

**EXH. DAD-4
DOCKETS UE-240004/UG-240005
2024 PSE GENERAL RATE CASE
WITNESS: DANIEL A. DOYLE**

**BEFORE THE
WASHINGTON UTILITIES AND TRANSPORTATION COMMISSION**

**WASHINGTON UTILITIES AND
TRANSPORTATION COMMISSION,**

Complainant,

v.

PUGET SOUND ENERGY,

Respondent.

**Docket UE-240004
Docket UG-240005**

**THIRD EXHIBIT (NONCONFIDENTIAL) TO THE
PREFILED DIRECT TESTIMONY OF**

DANIEL A. DOYLE

ON BEHALF OF PUGET SOUND ENERGY

FEBRUARY 15, 2024

1 **Q. What group of utilities did PSE consider for purposes of conducting this**
2 **analysis?**

3 A. For this analysis, PSE used the operating companies associated with the proxy
4 group presented in the Prefiled Direct Testimony of Ann E. Bulkley, Exh. AEB-
5 1T.

6 **Q. Has PSE prepared schedules to this Third Exhibit to the Prefiled Direct**
7 **Testimony of Daniel A. Doyle, Exh. DAD-4, that presents the methodology**
8 **and results of this analysis?**

9 A. Yes. PSE has prepared the following two schedules to this Third Exhibit to the
10 Prefiled Direct Testimony of Daniel A. Doyle, Exh. DAD-4, that presents the
11 results of this analysis:

12 **Schedule 1** – Schedule 1 to this Third Exhibit to the Prefiled Direct
13 Testimony of Daniel A. Doyle, Exh. DAD-4, provides the
14 results of the analysis of rate case decisions issued for
15 vertically-integrated electric utilities in the Bulkley proxy
16 group. Section D.1 of this Exhibit, describes the
17 methodology of this analysis and provides a guide for
18 following Schedule 1.
19

20 **Schedule 2** – Schedule 2 to this Third Exhibit to the Prefiled Direct
21 Testimony of Daniel A. Doyle, Exh. DAD-4, provides the
22 results of the analysis of rate case decisions issued for
23 natural gas distribution utilities in the Bulkley proxy
24 group. Section D.2 of this Exhibit, describes the
25 methodology of this analysis and provides a guide for
26 following Schedule 2.
27

1 **A. Authorized Returns on Equity**

2 **Q. What does PSE's analysis suggest regarding PSE's current authorized return**
3 **on equity of 9.40 percent?**

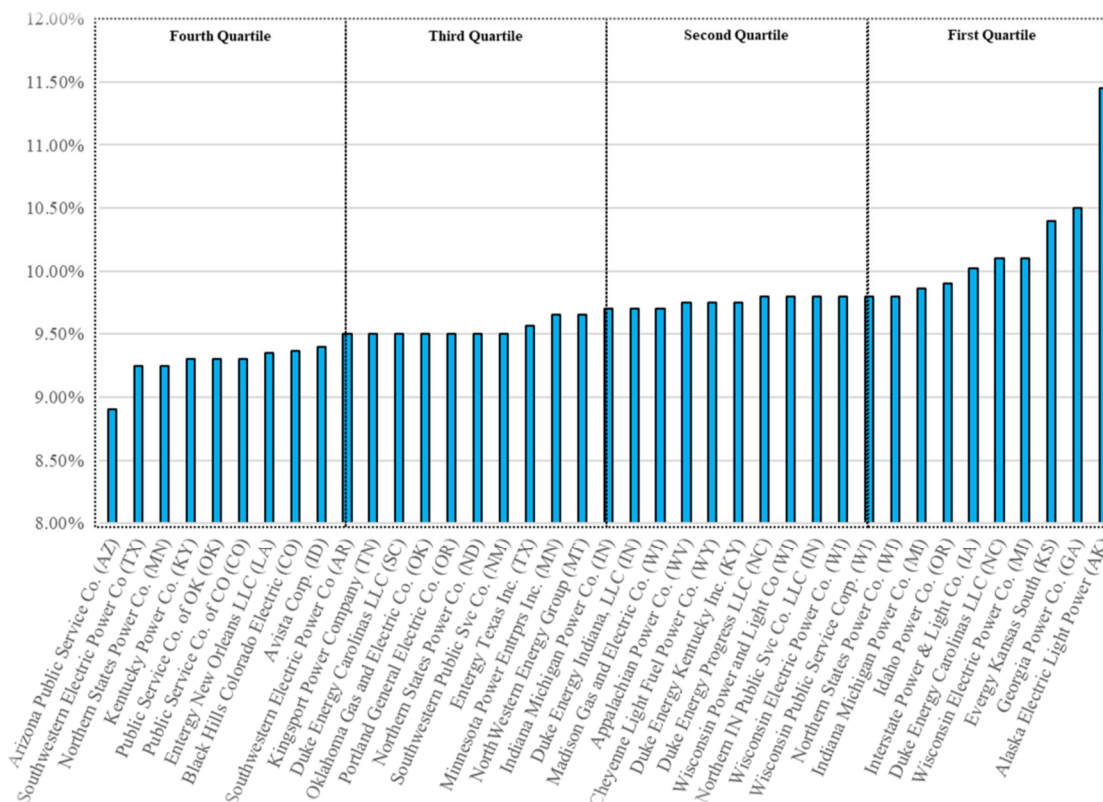
4 A. PSE's analysis in this Third Exhibit to the Prefiled Direct Testimony of Daniel
5 A. Doyle, Exh. DAD-4, demonstrates that PSE's current authorized return on
6 equity of 9.40 percent is well below average for the vertically-integrated electric
7 utilities and natural gas distribution utilities in the Bulkley proxy group and often
8 ranks in the fourth quartile against authorized returns on equity of utilities in the
9 Bulkley proxy group.

10 **Q. What are the authorized returns on equity of vertically-integrated electric**
11 **utilities in the Bulkley proxy group?**

12 A. As reported by Regulatory Research Associates, the vertically-integrated electric
13 utilities in the Bulkley proxy group have authorized returns on equity in a range
14 with a low of 8.90 percent and a high of 11.15 percent, a mean of 9.70 percent,
15 and a median of 9.70 percent. Figure 1 and Table 1 below show the authorized
16 returns on equity of vertically-integrated electric utilities in the Bulkley proxy
17 group.

1
2
3

**Figure 1. Vertically-Integrated Electric Utilities
in the Bulkley Proxy Group
Authorized Returns on Equity**



4
5
6
7

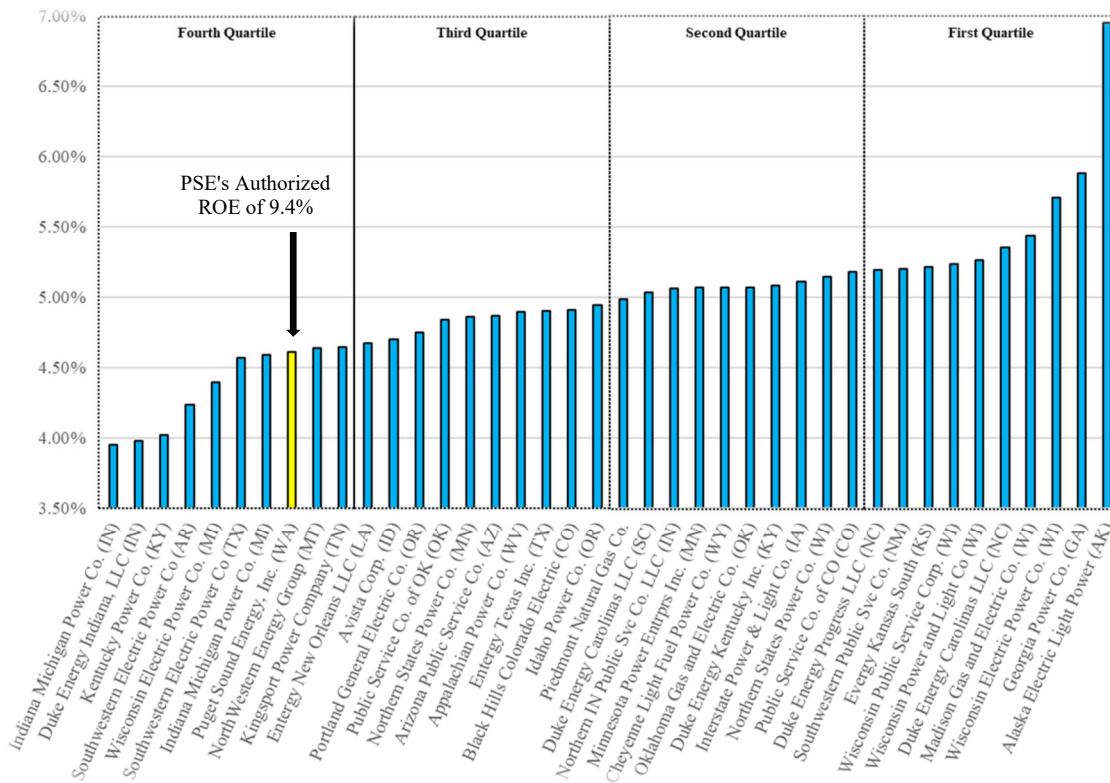
**Table 1. Vertically-Integrated Electric Utilities
in the Bulkley Proxy Group
Authorized Returns on Equity**

<i>Authorized Returns on Equity</i>		
Fourth Quartile	8.90%	9.50%
Third Quartile	9.50%	9.70%
Second Quartile	9.70%	9.80%
First Quartile	9.80%	11.45%
Mean	9.70%	

1 **Q. How would PSE’s current authorized return on equity of 9.40 percent**
 2 **compare with the authorized returns on equity of the vertically-integrated**
 3 **electric utilities in the Bulkley proxy group?**

4 **A. As shown in Figure 2 below, PSE’s current authorized return on equity of**
 5 **9.40 percent would fall in the fourth quartile of the vertically-integrated electric**
 6 **utilities in the Bulkley proxy group.**

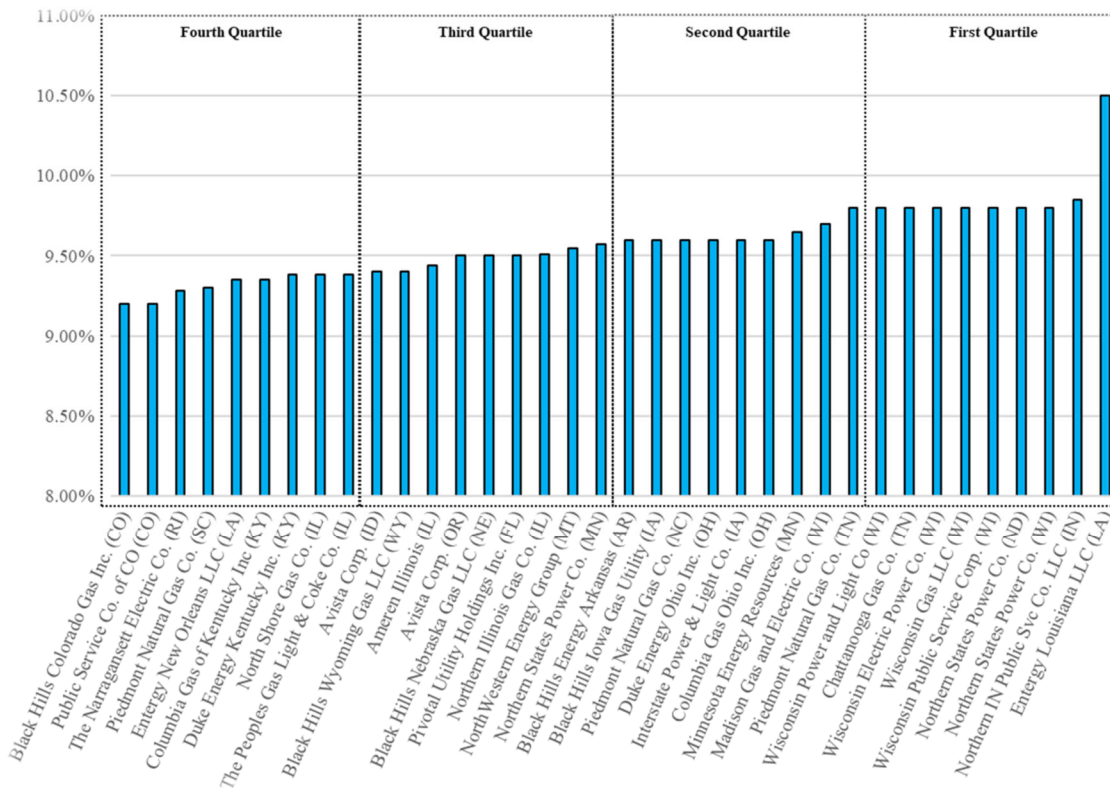
7 **Figure 2. Comparison of PSE with the Vertically-Integrated**
 8 **Electric Utilities in the Bulkley Proxy Group**
 9 **Authorized Returns on Equity**



Q. What are the authorized returns on equity of natural gas distribution utilities in the Bulkley proxy group?

A. As reported by Regulatory Research Associates, the natural gas distribution utilities in the Bulkley proxy group have authorized returns on equity in a range with a low of 8.90 percent and a high of 11.15 percent, a mean of 9.70 percent, and a median of 9.70 percent. Figure 3 and Table 2 below show the authorized returns on equity of natural gas distribution utilities in the Bulkley proxy group.

Figure 3. Natural Gas Distribution Utilities in the Bulkley Proxy Group Authorized Returns on Equity



1
2
3

**Table 2. Natural Gas Distribution Utilities
in the Bulkley Proxy Group
Authorized Returns on Equity**

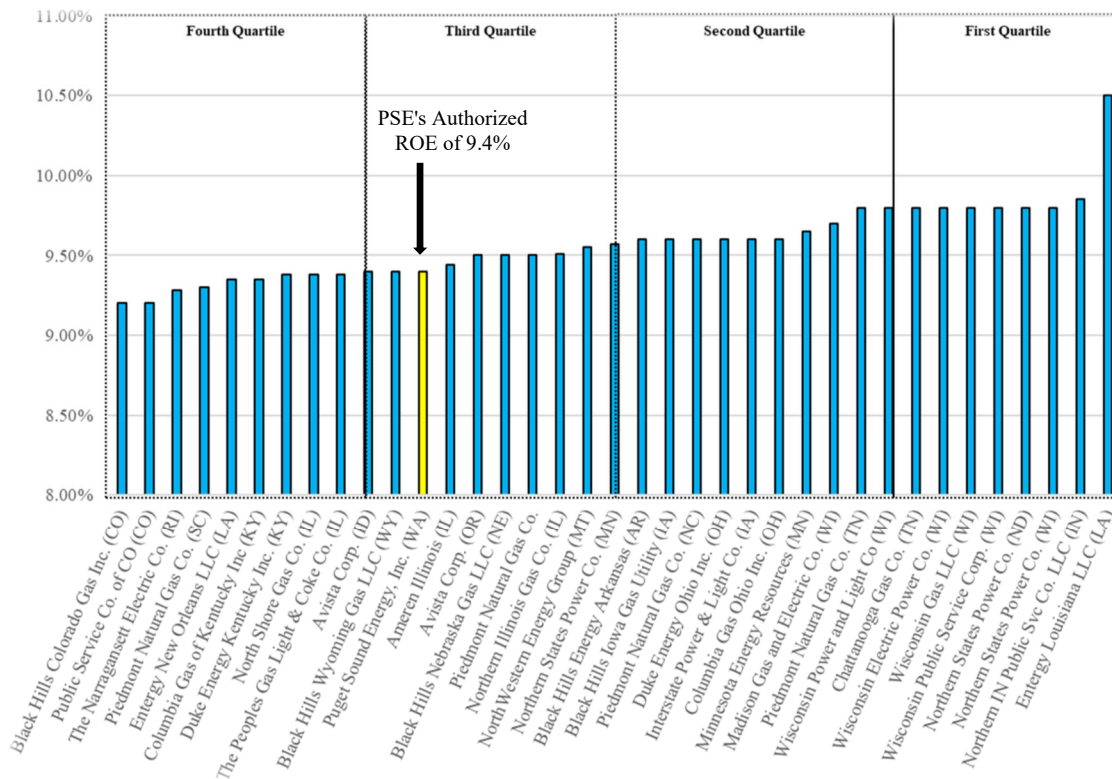
<i>Authorized Returns on Equity</i>		
Fourth Quartile	9.20%	9.40%
Third Quartile	9.40%	9.59%
Second Quartile	9.59%	9.80%
First Quartile	9.80%	10.50%
Mean	9.58%	

4
5
6
7
8
9

Q. How would PSE's current authorized return on equity of 9.40 percent compare with the authorized returns on equity of the natural gas distribution utilities in the Bulkley proxy group?

A. As shown in Figure 4 below, PSE's current authorized return on equity of 9.40 percent would fall in the third quartile of the natural gas distribution utilities in the Bulkley proxy group.

Figure 4. Comparison of PSE with the Natural Gas Distribution Utilities in the Bulkley Proxy Group Authorized Returns on Equity



B. Authorized Equity Ratios

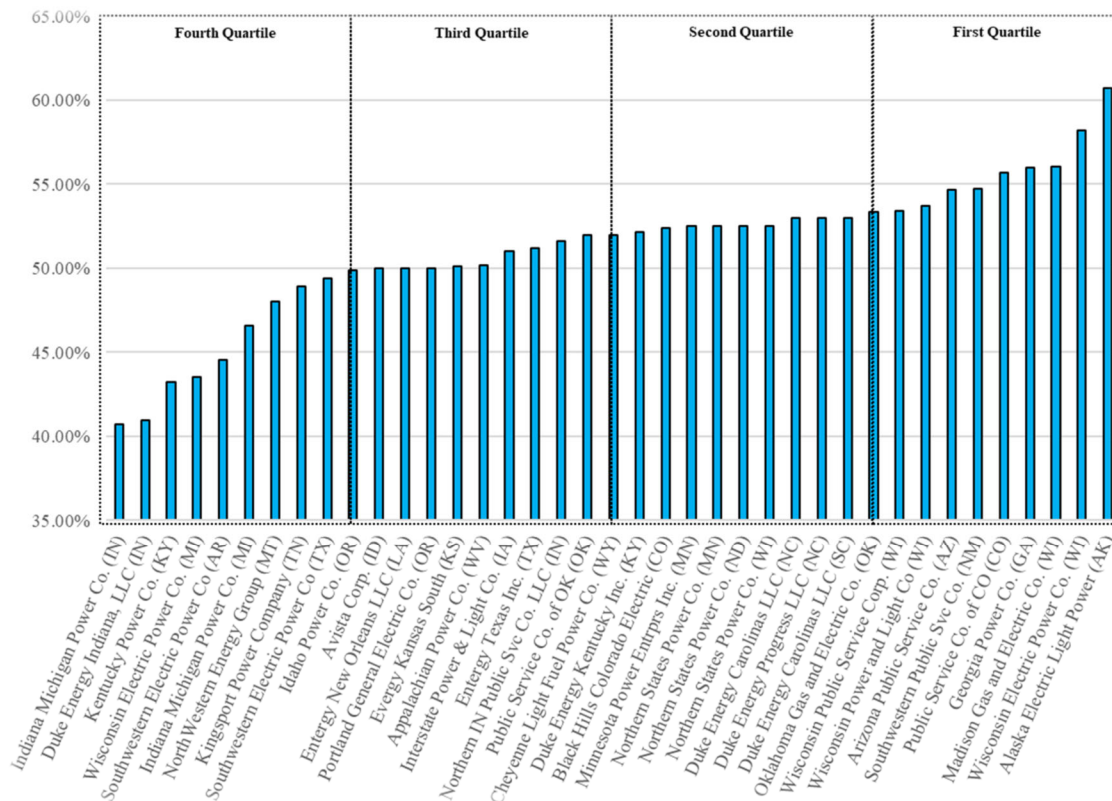
Q. What does PSE’s analysis suggest regarding PSE’s current authorized equity ratio of 49.0 percent?

A. PSE’s analysis in this Third Exhibit to the Prefiled Direct Testimony of Daniel A. Doyle, Exh. DAD-4, demonstrates that PSE’s current authorized equity ratio of 49.0 percent is well below average for the vertically-integrated electric utilities and natural gas distribution utilities in the Bulkley proxy group and often ranks in the fourth quartile against authorized equity ratios of utilities in the Bulkley proxy group.

Q. What are the authorized equity ratios of vertically-integrated electric utilities in the Bulkley proxy group?

A. As reported by Regulatory Research Associates, the vertically-integrated electric utilities in the Bulkley proxy group have authorized equity ratios in a range with a low of 40.70 percent and a high of 60.70 percent, a mean of 51.13 percent, and a median of 52.00 percent. Figure 5 and Table 3 below show the authorized equity ratios of vertically-integrated electric utilities in the Bulkley proxy group.

Figure 5. Vertically-Integrated Electric Utilities in the Bulkley Proxy Group Authorized Equity Ratios



1
2
3

**Table 3. Vertically-Integrated Electric Utilities
in the Bulkley Proxy Group
Authorized Equity Ratios**

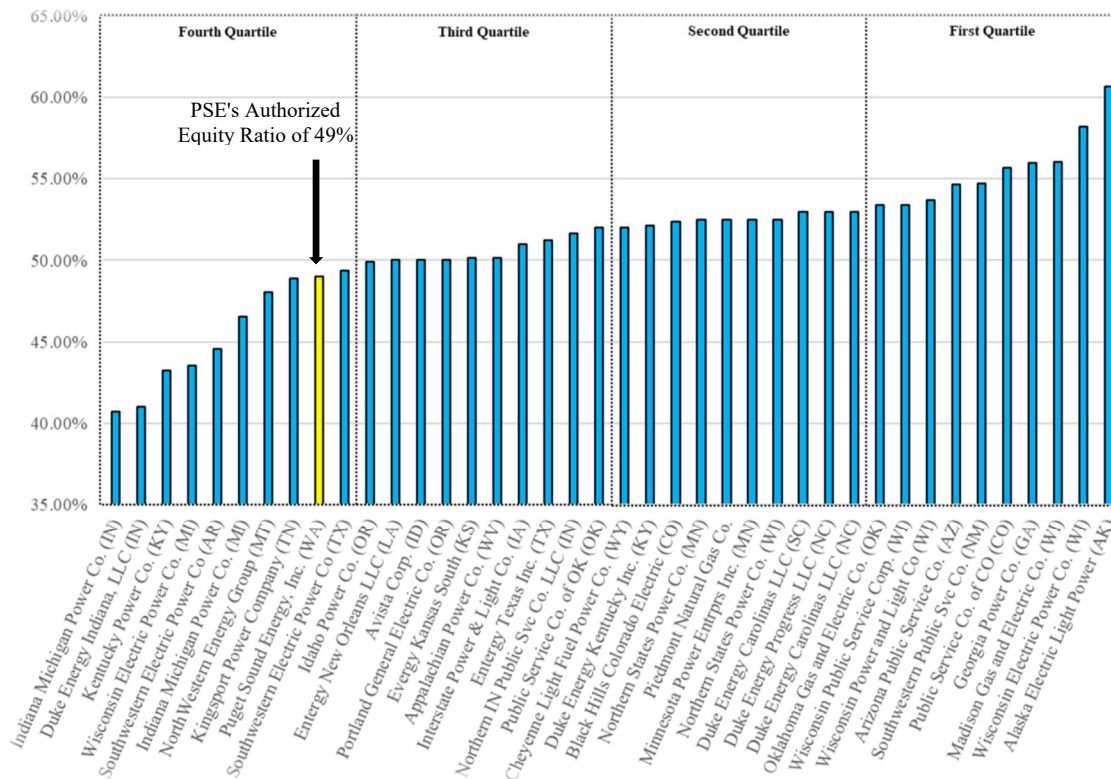
<i>Authorized Equity Ratios</i>		
Fourth Quartile	40.70%	49.95%
Third Quartile	49.95%	52.00%
Second Quartile	52.00%	53.19%
First Quartile	53.19%	60.70%
Mean	51.13%	

4
5
6
7
8
9

Q. How would PSE's current authorized equity ratio of 49.00 percent compare with the authorized returns on equity of the vertically-integrated electric utilities in the Bulkley proxy group?

A. As shown in Figure 6 below, PSE's current authorized equity ratio of 49.00 percent would fall in the fourth quartile of the vertically-integrated electric utilities in the Bulkley proxy group.

Figure 6. Comparison of PSE with the Vertically-Integrated Electric Utilities in the Bulkley Proxy Group Authorized Equity Ratios

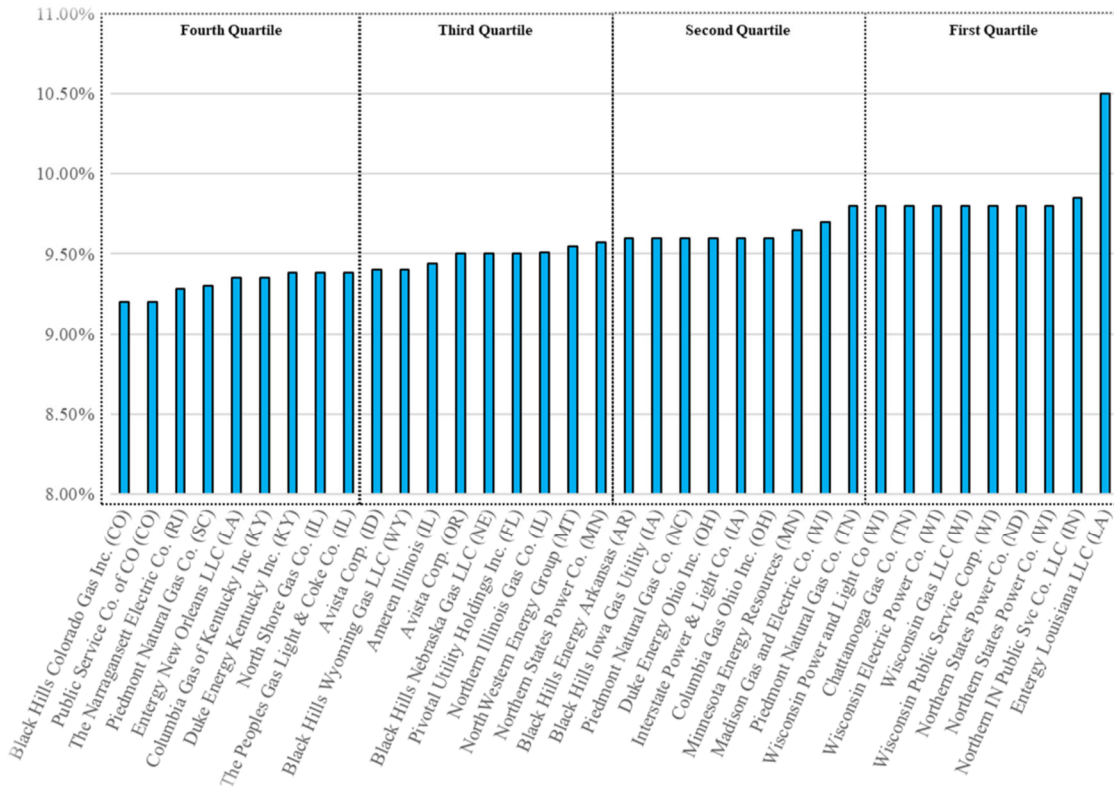


Q. What are the authorized equity ratios of natural gas distribution utilities in the Bulkley proxy group?

A. As reported by Regulatory Research Associates, the natural gas distribution utilities in the Bulkley proxy group have authorized equity ratios in a range with a low of 45.00 percent and a high of 59.60 percent, a mean of 51.52 percent, and a median of 50.98 percent. Figure 7 and Table 4 below show the authorized equity ratios of natural gas distribution utilities in the Bulkley proxy group. As shown below, PSE's current authorized return on equity of 49.00 percent falls in the fourth quartile of these authorized equity ratios.

1
2
3

**Figure 7. Natural Gas Distribution Utilities
in the Bulkley Proxy Group
Authorized Equity Ratios**



4
5
6
7

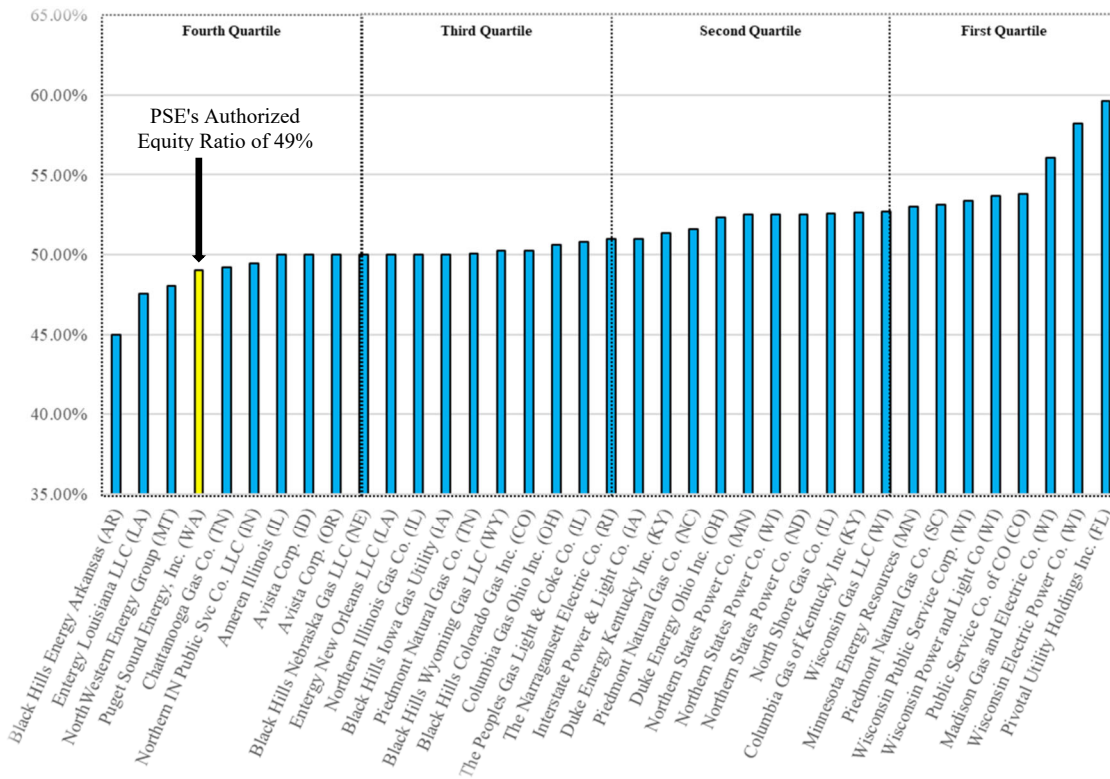
**Table 4. Natural Gas Distribution Utilities
in the Bulkley Proxy Group
Authorized Equity Ratios**

<i>Authorized Equity Ratios</i>		
Fourth Quartile	45.00%	50.00%
Third Quartile	50.00%	50.98%
Second Quartile	50.98%	52.66%
First Quartile	52.66%	59.60%
Mean	51.52%	

1 **Q. How would PSE’s current authorized equity ratio of 49.00 percent compare**
 2 **with the authorized returns on equity of the vertically-integrated electric**
 3 **utilities in the Bulkley proxy group?**

4 A. As shown in Figure 8 below, PSE’s current authorized equity ratio of
 5 49.00 percent would fall in the fourth quartile of the vertically-integrated electric
 6 utilities in the Bulkley proxy group.

7 **Figure 8. Comparison of PSE with the Natural Gas**
 8 **Distribution Utilities in the Bulkley Proxy Group**
 9 **Authorized Equity Ratios**



1 **C. Resulting Authorized Weighted-Average Costs of Equity**

2 **Q. What does PSE's analysis suggest regarding PSE's resulting authorized**
3 **weighted-average cost of equity of 4.61 percent?**

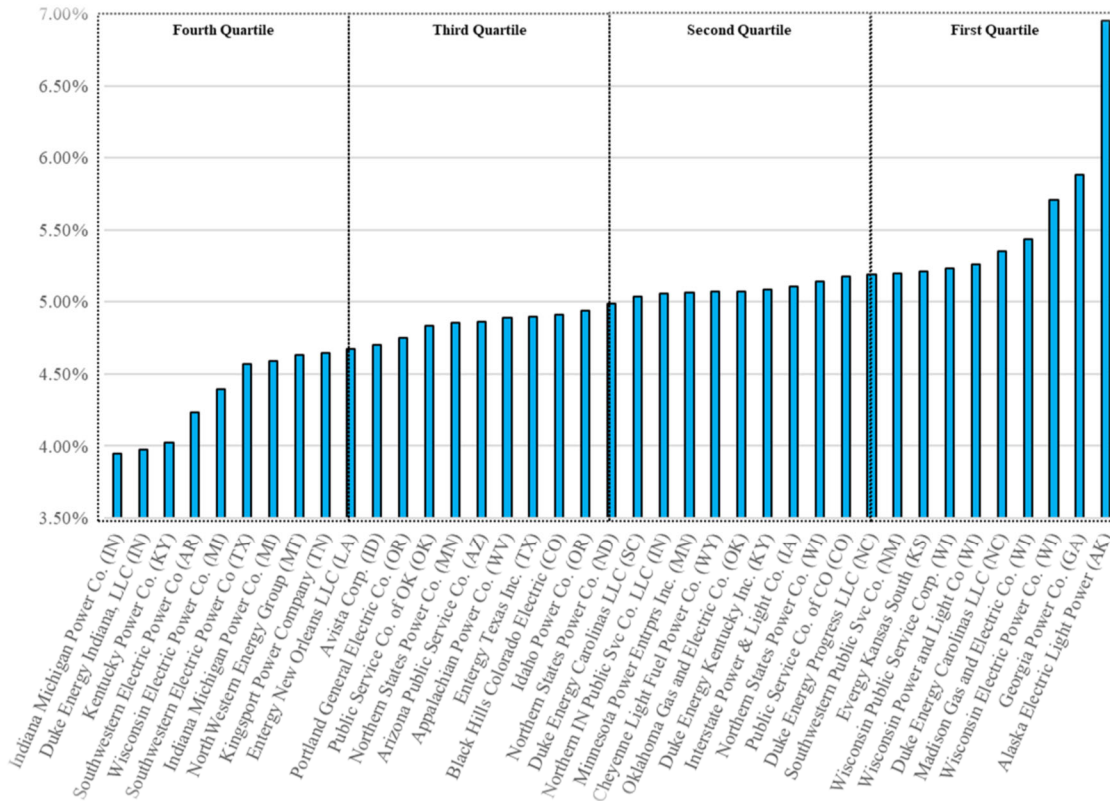
4 A. PSE's analysis in this Third Exhibit to the Prefiled Direct Testimony of
5 Daniel A. Doyle, Exh. DAD-4, demonstrates that PSE's resulting authorized
6 weighted-average cost of equity of 4.61 percent is well below average for the
7 vertically-integrated electric utilities and natural gas distribution utilities in the
8 Bulkley proxy group and often ranks in the fourth quartile against resulting
9 authorized weighted-average costs of equity of utilities in the Bulkley proxy
10 group.

11 **Q. What are the resulting authorized weighted-average costs of equity of**
12 **vertically-integrated electric utilities in the Bulkley proxy group?**

13 A. As reported by Regulatory Research Associates, the vertically-integrated electric
14 utilities in the Bulkley proxy group have resulting authorized weighted-average
15 costs of equity in a range with a low of 3.95 percent and a high of 6.95 percent, a
16 mean of 4.96 percent, and a median of 4.99 percent. Figure 9 and Table 5 below
17 show the resulting authorized weighted-average costs of equity of vertically-
18 integrated electric utilities in the Bulkley proxy group.

1
2
3

**Figure 9. Vertically-Integrated Electric Utilities
in the Bulkley Proxy Group
Resulting Authorized Weighted-Average Costs of Equity**



4
5
6
7

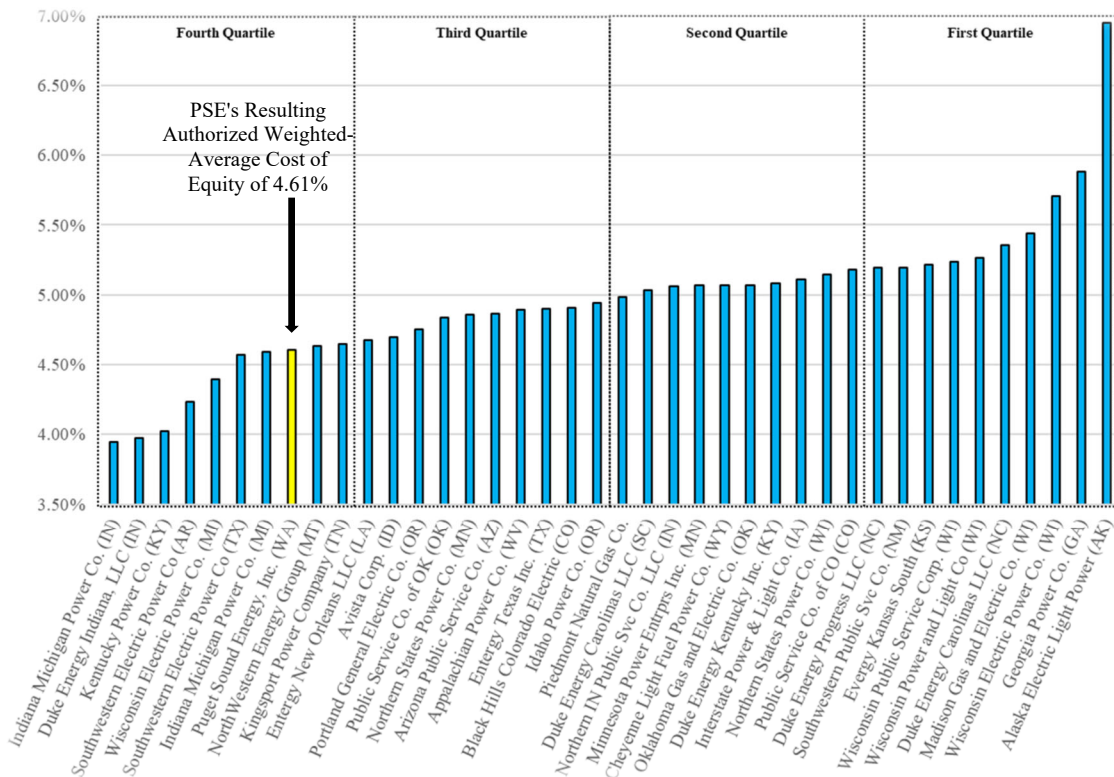
**Table 5. Vertically-Integrated Electric Utilities
in the Bulkley Proxy Group
Resulting Authorized Weighted-Average Costs of Equity**

<i>Resulting Authorized Weighted-Average Costs of Equity</i>		
Fourth Quartile	3.95%	4.69%
Third Quartile	4.69%	4.99%
Second Quartile	4.99%	5.19%
First Quartile	5.19%	6.95%
Mean	4.96%	

1 **Q. How would PSE’s resulting authorized weighted-average cost of equity of**
 2 **4.61 percent compare with the resulting authorized weighted-average costs of**
 3 **equity of the vertically-integrated electric utilities in the Bulkley proxy**
 4 **group?**

5 A. As shown in Figure 10 below, PSE’s resulting authorized weighted-average cost
 6 of equity of 4.61 percent falls in the fourth quartile of the resulting authorized
 7 weighted-average costs of equity of the vertically-integrated electric utilities in
 8 the Bulkley proxy group.

9 **Figure 10. Comparison of PSE with the Vertically-Integrated**
 10 **Electric Utilities in the Bulkley Proxy Group**
 11 **Resulting Authorized Weighted-Average Costs of Equity**

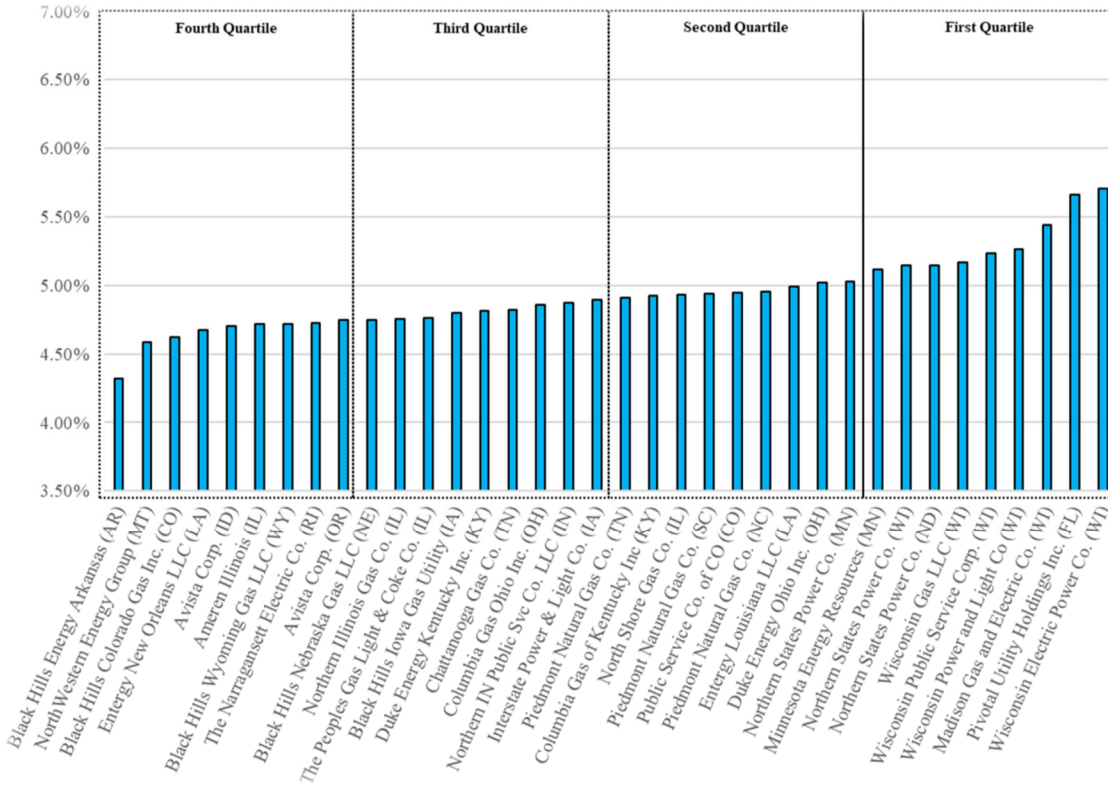


1 **Q. What are the resulting authorized weighted-average costs of equity of**
2 **natural gas distribution utilities in the Bulkley proxy group?**

3 A. As reported by Regulatory Research Associates, the natural gas distribution
4 utilities in the Bulkley proxy group have resulting authorized weighted-average
5 costs of equity in a range with a low of 4.32 percent and a high of 5.71 percent, a
6 mean of 4.94 percent, and a median of 4.90 percent. Figure 11 and Table 6 below
7 show the resulting authorized weighted-average costs of equity of natural gas
8 distribution utilities in the Bulkley proxy group. As shown below, PSE's resulting
9 authorized weighted-average cost of equity of 4.61 percent falls in the fourth
10 quartile of these resulting authorized weighted-average costs of equity.

1
2
3

**Figure 11. Natural Gas Distribution Utilities
in the Bulkley Proxy Group
Resulting Authorized Weighted-Average Costs of Equity**



4
5
6
7

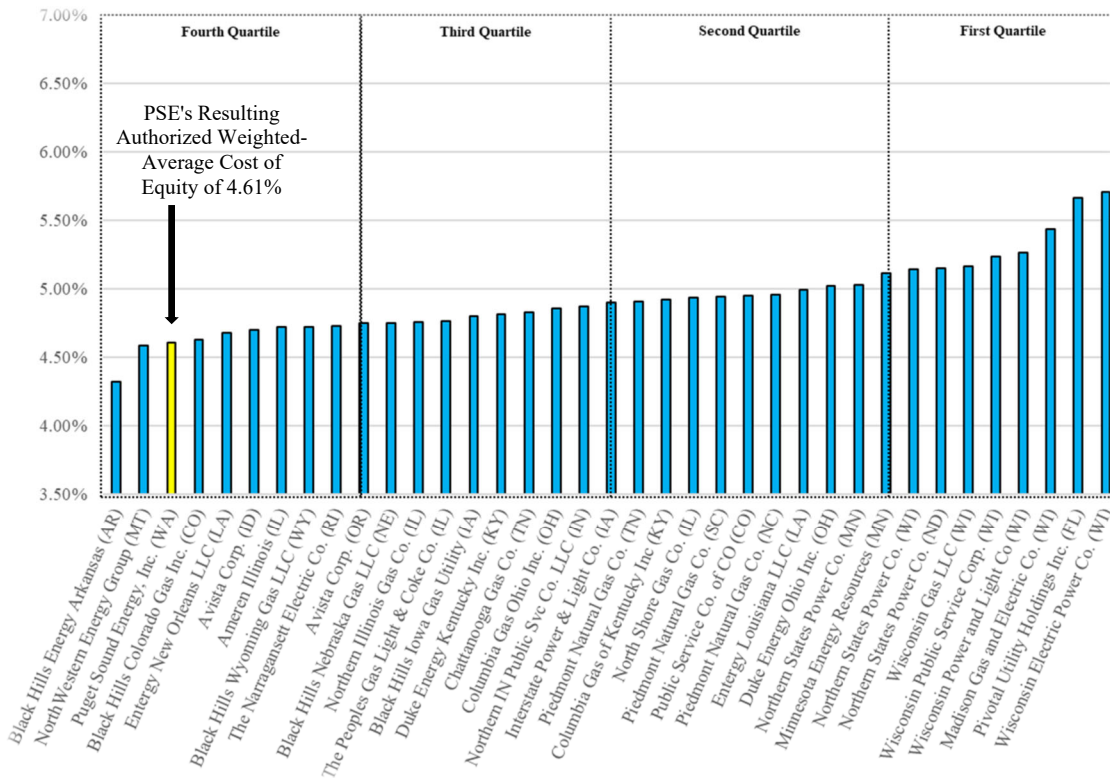
**Table 6. Natural Gas Distribution Utilities
in the Bulkley Proxy Group
Resulting Authorized Weighted-Average Costs of Equity**

<i>Resulting Authorized Weighted-Average Costs of Equity</i>		
Fourth Quartile	4.32%	4.75%
Third Quartile	4.75%	4.90%
Second Quartile	4.90%	5.05%
First Quartile	5.05%	5.71%
Mean	4.94%	

1 **Q. How would PSE’s resulting authorized weighted-average cost of equity of**
 2 **4.61 percent compare with the resulting authorized weighted-average costs of**
 3 **equity of the natural gas distribution utilities in the Bulkley proxy group?**

4 **A. As shown in Figure 12 below, PSE’s resulting authorized weighted-average cost**
 5 **of equity of 4.61 percent falls in the fourth quartile of the resulting authorized**
 6 **weighted-average costs of equity of the natural gas distribution utilities in the**
 7 **Bulkley proxy group.**

8 **Figure 12. Comparison of PSE with the Natural Gas**
 9 **Distribution Utilities in the Bulkley Proxy Group**
 10 **Resulting Authorized Weighted-Average Costs of Equity**



1 **D. Methodology**

2 **a. Methodology for Analysis of Authorized Returns on Equity,**
3 **Authorized Equity Ratios, and Associated Authorized Weighted-**
4 **Average Costs of Equity of Vertically-Integrated Electric Utilities in**
5 **the Bulkley Proxy Group**

6 **Q. How has PSE conducted its analysis of rate cases decisions issued for**
7 **vertically-integrated electric utilities in the Bulkley proxy group?**

8 A. To conduct the analysis of rate cases decisions issued for vertically-integrated
9 electric utilities in the Bulkley proxy group, PSE used the following methodology:

10 **Schedule 1.1** – First, PSE pulled all rate case decisions issued for electric
11 utilities in the Bulkley peer group and reported by Regulatory
12 Research Associates

13 There were 1,044 rate case decisions issued for electric
14 utilities in the Bulkley proxy group and reported by
15 Regulatory Research Associates.

16 Please see Schedule 1.1 to this Third Exhibit to the Prefiled
17 Direct Testimony of Daniel A. Doyle, Exh. DAD-4, for
18 the 1,044 rate case decisions issued for electric utilities in the
19 Bulkley proxy group and reported by Regulatory Research
20 Associates.

21 **Schedule 1.2** – Second, PSE pulled the most recent rate case decision issued for
22 each electric utility in Schedule 1.1.

23 There were seventy-five recent rate case decision issued for
24 electric utilities in the Bulkley proxy group and reported by
25 Regulatory Research Associates.

26 Please see Schedule 1.1 to this Third Exhibit to the Prefiled
27 Direct Testimony of Daniel A. Doyle, Exh. DAD-4, for the
28 seventy-five recent rate case decisions issued for electric
29 utilities in the Bulkley proxy group and reported by
30 Regulatory Research Associates.

31 **Schedule 1.3** – Third, PSE identified and removed rate case decisions in
32 Schedule 1.2 for electric utilities that no longer exist or no
33 longer provide the reported service.

1 Eight of the seventy-five decisions reported in Schedule 1.2
2 involved electric utilities that no longer exist or no longer
3 provide the reported service.

4 Please see Schedule 1.3 to this Third Exhibit to the Prefiled Direct
5 Testimony of Daniel A. Doyle, Exh. DAD-4, for the eight
6 decisions reported in Schedule 1.2 that involved electric utilities
7 that no longer exist or no longer provide the reported service.
8

9 **Schedule 1.4** – Fourth, PSE identified electric utilities remaining after the
10 removal of the eight electric utilities that no longer exist or no
11 longer provide the reported service (Schedule 1.3).

12 Sixty-seven of the seventy-five decisions reported in
13 Schedule 1.2 remained after removal of the eight electric
14 utilities that no longer exist or no longer provide the reported
15 service (Schedule 1.3).

16 Please see Schedule 1.4 to this Third Exhibit to the Prefiled
17 Direct Testimony of Daniel A. Doyle, Exh. DAD-4, for the
18 sixty-seven electric utilities remaining from Schedule 1.2
19 after the removal of the eight electric utilities that no longer
20 exist or no longer provide the reported service (Schedule 1.3).

21 **Schedule 1.5** – Fifth, PSE identified and removed all decisions involving
22 distribution-only electric utilities from the sixty-seven decisions
23 provided in Schedule 1.4.

24 Four of the sixty-seven decisions reported in Schedule 1.4
25 involved distribution-only electric utilities.

26 Please see Schedule 1.5 to this Third Exhibit to the Prefiled
27 Direct Testimony of Daniel A. Doyle, Exh. DAD-4, for the four
28 decisions in Schedule 1.4 that involved distribution-only
29 electric utilities.

30 **Schedule 1.6** – Sixth, PSE identified and removed all decisions involving
31 transmission-only electric utilities from the sixty-seven
32 decisions provided in Schedule 1.4.

33 One of the sixty-seven decisions reported in Schedule 1.4
34 involved a transmission-only electric utility.

35 Please see Schedule 1.6 to this Third Exhibit to the Prefiled
36 Direct Testimony of Daniel A. Doyle, Exh. DAD-4, for the one
37 decision in Schedule 1.4 that involved a transmission-only
38 electric utility.

1
2
3
4
5
6
7
8
9
10
11
12
13
14
15
16
17
18
19
20
21
22
23
24
25
26
27
28
29
30
31
32
33
34
35
36
37
38
39

Schedule 1.7 – Seventh, PSE identified and removed all decisions for vertically-integrated electric utilities that involved “black box” settlements for which one or both of the authorized return on equity or authorized equity ratio were not provided.

Twenty-three of the sixty-seven decisions reported in Schedule 1.3 involved “black box” settlements for which one or both of the authorized return on equity or authorized equity ratio were not provided.

Please see Schedule 1.7 to this Third Prefiled Direct Testimony of Daniel A. Doyle, Exh. DAD-4, for the twenty-three decisions in Schedule 1.4 involving “black box” settlements for which one or both of the authorized return on equity or authorized equity ratio were not provided.

Schedule 1.8– Eighth, PSE identified vertically-integrated electric utilities remaining after the removal of the decisions that (i) involved distribution-only electric utilities (Schedule 1.5), (ii) involved transmission-only electric utilities (Schedule 1.6), or (iii) did not specify one or both of the authorized return on equity or the authorized equity ratio (Schedule 1.7).

Thirty-nine decisions involving vertically-integrated electric utilities in Schedule 1.4 remained after the removal of the decisions that (i) involved distribution-only electric utilities (Schedule 1.5), (ii) involved transmission-only electric utilities (Schedule 1.6), or (iii) did not specify one or both of the authorized return on equity or the authorized equity ratio (Schedule 1.7).

Please see Schedule 1.8 to this Third Exhibit to the Prefiled Direct Testimony of Daniel A. Doyle, Exh. DAD-4, for the remaining thirty-nine decisions involving vertically-integrated electric utilities.

Schedule 1.9– Ninth, PSE prepared tables and charts of authorized returns on equity, authorized equity ratios, and resulting authorized weighted-average costs of equity in the thirty-nine remaining decisions for vertically-integrated electric utilities provided in Schedule 1.8.

Please see Schedule 1.9 to this Third Exhibit to the Prefiled Direct Testimony of Daniel A. Doyle, Exh. DAD-4, for the tables and charts of authorized returns on equity, authorized equity ratios, and resulting authorized weighted-average costs

1 of equity in the thirty-nine remaining decisions for vertically-
2 integrated electric utilities provided in Schedule 1.8.

3 **Schedule 1.10**– Finally, the authorized return on equity, authorized equity
4 ratio, and resulting authorized weighted-average cost of
5 equity for PSE was included in the charts and tables in
6 Schedule 1.9 for purposes of comparison only.

7 Please see Schedule 1.10 to this Third Exhibit to the Prefiled
8 Direct Testimony of Daniel A. Doyle, Exh. DAD-4, for the
9 inclusion of the authorized return on equity, authorized equity
10 ratio, and resulting authorized weighted-average cost of
11 equity for PSE in the charts and tables in Schedule 1.9 for
12 purposes of comparison only.

13 **b. Methodology for Analysis of Authorized Returns on Equity,**
14 **Authorized Equity Ratios, and Associated Authorized Weighted-**
15 **Average Costs of Equity of Natural Gas Distribution Utilities in the**
16 **Bulkley Proxy Group**

17 **Q. How has PSE conducted its analysis of rate cases decisions issued for natural**
18 **gas distribution utilities in the Bulkley proxy group?**

19 A. To conduct the analysis of rate cases decisions issued for natural gas distribution
20 utilities in the Bulkley proxy group, PSE used the following methodology:

21 **Schedule 2.1** – First, PSE pulled all rate case decisions issued for natural gas
22 distribution utilities in the Bulkley peer group and reported by
23 Regulatory Research Associates

24 There were 688 rate case decisions issued for natural gas
25 distribution utilities in the Bulkley proxy group and reported
26 by Regulatory Research Associates.

27 Please see Schedule 2.1 to this Third Exhibit to the Prefiled
28 Direct Testimony of Daniel A. Doyle, Exh. DAD-4, for
29 the 688 rate case decisions issued for natural gas distribution
30 utilities in the Bulkley proxy group and reported by
31 Regulatory Research Associates.

32 **Schedule 2.2** – Second, PSE pulled the most recent rate case decision issued for
33 natural gas distribution utilities in the Bulkley proxy group and
34 reported by Regulatory Research Associates.

1 There were fifty-five recent rate case decisions for natural gas
2 distribution utilities in the Bulkley proxy group and reported
3 by Regulatory Research Associates.

4 Please see Schedule 2.2 to this Third Exhibit to the Prefiled
5 Direct Testimony of Daniel A. Doyle, Exh. DAD-4, for the fifty-
6 five recent rate case decisions for natural gas distribution utilities
7 in the Bulkley proxy group and reported by
8 Regulatory Research Associates.

9 **Schedule 2.3** – Third, PSE identified and removed rate case decisions for natural
10 gas distribution utilities that no longer exist or no longer
11 provide the reported service from the fifty-five decisions
12 provided in Schedule 2.2.

13 Six of the fifty-five decisions reported in Schedule 2.2 were
14 natural gas distribution utilities that no longer exist or no longer
15 provide the reported service.

16 Please see Schedule 2.3 to this Third Exhibit to the Prefiled
17 Direct Testimony of Daniel A. Doyle, Exh. DAD-4, for the six
18 decisions reported in Schedule 2.2 for natural gas distribution
19 utilities that no longer exist or no longer provide the reported
20 service.

21 **Schedule 2.4** – Fourth, PSE identified natural gas distribution utilities
22 remaining after the removal of the six natural gas distribution
23 utilities that no longer exist or no longer provide the reported
24 service (Schedule 2.3).

25 Forty-nine of the fifty-five decisions reported in Schedule 2.2
26 remained after the removal of the six natural gas distribution
27 utilities that no longer exist or no longer provide the reported
28 service (Schedule 2.3).

29 Please see Schedule 2.4 to this Third Exhibit to the Prefiled
30 Direct Testimony of Daniel A. Doyle, Exh. DAD-4, for the
31 forty-nine electric utilities remaining after the removal of the
32 six natural gas distribution utilities that no longer exist or no
33 longer provide the reported service (Schedule 2.3)

34 **Schedule 2.5** – Fifth, PSE identified and removed all decisions involving
35 limited-issue rate proceedings (i.e., not general rate cases) from
36 the forty-nine decisions provided in Schedule 2.4.

37 One of the forty-nine decisions reported in Schedule 2.4
38 involved a limited-issue rate proceeding.

1 Please see Schedule 2.5 to this Third Exhibit to the Prefiled Direct
2 Testimony of Daniel A. Doyle, Exh. DAD-4, for the one decision
3 in Schedule 2.4 that involved a limited-issue rate proceeding.
4

5 **Schedule 2.6** – Sixth, PSE identified and removed all decisions for natural gas
6 distribution utilities that involved “black box” settlements for
7 which one or both of the authorized return on equity or
8 authorized equity ratio were not provided.

9 Twelve of the forty-nine decisions reported in Schedule 2.4
10 involved “black box” settlements for which one or both of the
11 authorized return on equity or authorized equity ratio were not
12 provided.

13 Please see Schedule 2.6 to this Third Exhibit to the Prefiled
14 Direct Testimony of Daniel A. Doyle, Exh. DAD-4, for the
15 twelve decisions in Schedule 2.4 involving “black box”
16 settlements for which one or both of the authorized return on
17 equity or authorized equity ratio were not provided.

18 **Schedule 2.7**– Seventh, PSE identified natural gas distribution utilities
19 remaining after the removal of the decisions that (i) involved
20 limited-issue rate proceedings (Schedule 2.5) or (ii) did not
21 specify one or both of the authorized return on equity or the
22 authorized equity ratio (Schedule 2.6).

23 Thirty-six decisions involving natural gas distribution utilities
24 in Schedule 2.4 remained after the removal of the decisions
25 that (i) involved limited-issue rate proceedings (Schedule 2.5)
26 or (ii) did not specify one or both of the authorized return on
27 equity or the authorized equity ratio (Schedule 2.6).

28 Please see Schedule 2.7 to this Third Exhibit to the Prefiled
29 Direct Testimony of Daniel A. Doyle, Exh. DAD-4, for the
30 remaining thirty-six decisions involving natural gas
31 distribution utilities.

32 **Schedule 2.8**– Eighth, PSE prepared tables and charts of authorized returns on
33 equity, authorized equity ratios, and resulting authorized
34 weighted-average costs of equity in the thirty-six remaining
35 decisions involving natural gas distribution utilities provided in
36 Schedule 2.7.

37 Please see Schedule 2.8 to this Third Exhibit to the Prefiled
38 Direct Testimony of Daniel A. Doyle, Exh. DAD-4, for the
39 tables and charts of authorized returns on equity, authorized
40 equity ratios, and resulting authorized weighted-average costs

1 of equity in the thirty-six remaining decisions for natural gas
2 distribution utilities provided in Schedule 2.7.

3 **Schedule 2.9**– Finally, the authorized return on equity, authorized equity
4 ratio, and resulting authorized weighted-average cost of
5 equity for PSE was included in the charts and tables in
6 Schedule 2.8 for purposes of comparison only.

7 Please see Schedule 2.9 to this Third Exhibit to the Prefiled
8 Direct Testimony of Daniel A. Doyle, Exh. DAD-4, for the
9 inclusion of the authorized return on equity, authorized equity
10 ratio, and resulting authorized weighted-average cost of
11 equity for PSE in the charts and tables in Schedule 2.8 for
12 purposes of comparison only.

Schedule 1

Schedule 1	Decisions for Vertically-Integrated Electric Utilities in the Bulkley Peer Group
Schedule 1.1	Identify all rate case decisions issued for electric utilities in the Bulkley peer group and reported by Regulatory Research Associates
Schedule 1.2	Identify the most recent rate case decisions issued for electric utilities in the Bulkley peer group and reported by Regulatory Research Associates
Schedule 1.3	Older decisions in the Regulatory Research Associates for utilities no longer provide the service or are no longer owned by holding companies or in the Bulkley Peer Group
Schedule 1.4	Decisions for electric utilities in the Bulkley Peer Group after removal of decisions listed in Schedule 1.3 from the list of decisions provided in Schedule 1.2
Schedule 1.5	Rate decisions issued for distribution-only electric utilities removed from the list of decisions provided in Schedule 1.4
Schedule 1.6	Rate decisions issued for transmission-only electric utilities removed from the list of decisions provided in Schedule 1.4
Schedule 1.7	Decisions for vertically-integrated electric utilities provided in Schedule 1.4 resulting from "black box" settlements in which one or both of an authorized return on equity or an authorized equity ratio was not specified and removed from the list of decisions provided in Schedule 1.4
Schedule 1.8	Decisions for vertically-integrated electric utilities in the Bulkley Peer Group after removal of decisions listed in Schedules 1.5, 1.6, and 1.7 from the list of decisions provided in Schedule 1.4
Schedule 1.9	Tables and charts of authorized returns on equity, authorized equity ratios, and resulting authorized weighted-average costs of equity in decisions for vertically-integrated electric utilities provided in Schedule 1.8
Schedule 1.10	Tables and charts in Schedule 1.9 with the authorized return on equity, authorized equity ratio, and resulting authorized weighted-average cost of equity for Puget Sound Energy, Inc. included for purposes of comparison

Rate Case History (Electric)
List: None
Company List: All
States: All
Years: All
Service Type: Electric

Line	Company	State	Parent Company Ticker	Docket	Rate Case Service Type	Case Type	Date	Decision Type	Rate Increase (\$M)	Phase-In?	Inertia Authorized?	Increase Authorized			Common Equity to Total Capital (%)	Rate Case Valuation (\$M)	Rate Case Base Valuation Method	Rate Case Duration (months)
												Return on Original Cost Rate (%)	Return on Equity (%)	Common Equity to Total Capital (%)				
1	Ameren Illinois	Illinois	AEE	D-23-0082	Electric	Distribution	12/14/2023	Fully Litigated	58.3	Yes	No	6.59	8.72	50.00	3,872.19	Average	10	
2	Ameren Illinois	Illinois	AEE	D-22-0297	Electric	Distribution	12/12/2022	Fully Litigated	63.1	No	No	5.90	7.85	50.00	3,890.34	Year-end	7	
3	Ameren Illinois	Illinois	AEE	D-21-0365	Electric	Distribution	12/13/2021	Fully Litigated	42.8	No	No	5.78	7.36	51.00	3,676.45	Year-end	8	
4	Ameren Illinois	Illinois	AEE	D-20-0381	Electric	Distribution	12/29/2020	Fully Litigated	(5.0)	No	No	6.39	8.38	50.00	3,413.09	Year-end	7	
5	Ameren Illinois	Illinois	AEE	D-19-0436	Electric	Distribution	12/16/2019	Fully Litigated	(3.0)	No	No	6.71	8.91	50.00	3,180.74	Year-end	8	
6	Ameren Illinois	Illinois	AEE	D-18-0807	Electric	Distribution	11/12/2018	Fully Litigated	73.7	No	No	6.99	8.69	50.00	2,951.88	Year-end	6	
7	Ameren Illinois	Illinois	AEE	D-17-0197	Electric	Distribution	12/6/2017	Fully Litigated	(16.4)	No	No	7.04	8.40	50.00	2,738.55	Year-end	7	
8	Ameren Illinois	Illinois	AEE	D-16-0262	Electric	Distribution	12/6/2016	Fully Litigated	(8.8)	No	No	7.28	8.64	50.00	2,555.71	Year-end	7	
9	Ameren Illinois	Illinois	AEE	D-15-0305	Electric	Distribution	12/9/2015	Fully Litigated	95.1	No	No	7.65	9.14	50.00	2,480.48	Year-end	7	
10	Ameren Illinois	Illinois	AEE	D-14-0317	Electric	Distribution	12/10/2014	Fully Litigated	200.6	No	No	8.08	9.25	51.00	2,260.71	Year-end	7	
11	Ameren Illinois	Illinois	AEE	D-13-0301	Electric	Distribution	12/29/2013	Fully Litigated	(44.7)	No	No	7.96	8.72	51.00	2,025.88	Year-end	7	
12	Ameren Illinois	Illinois	AEE	D-12-0293	Electric	Distribution	12/5/2012	Fully Litigated	(5.1)	No	No	8.66	9.71	51.00	1,973.63	Year-end	7	
13	Ameren Illinois	Illinois	AEE	D-12-0001	Electric	Distribution	9/19/2012	Fully Litigated	(48.1)	No	No	8.86	10.05	51.49	2,001.79	Year-end	8	
14	Piedmont Natural Gas Co.	Illinois	AEE	D-11-0279 (elec)	Electric	Distribution	1/5/2012	Fully Litigated	(8.1)	No	No	NA	NA	NA	NA	NA	10	
15	Ameren Illinois	Illinois	AEE	D-09-0306 (CILCO)	Electric	Distribution	4/29/2010	Fully Litigated	4.9	No	No	8.05	9.90	43.61	284.02	Year-end	10	
16	Ameren Illinois	Illinois	AEE	D-09-0307 (CIPS)	Electric	Distribution	4/29/2010	Fully Litigated	23.7	No	No	8.02	10.06	48.67	475.73	Year-end	10	
17	Ameren Illinois	Illinois	AEE	D-09-0308 (IP)	Electric	Distribution	4/29/2010	Fully Litigated	28.2	No	No	8.97	10.26	43.55	1,263.79	Year-end	10	
18	Ameren Illinois	Illinois	AEE	D-07-0585 (CILCO)	Electric	Distribution	9/24/2008	Fully Litigated	(2.8)	No	No	8.01	10.65	46.50	240.63	Year-end	10	
19	Ameren Illinois	Illinois	AEE	D-07-0586 (CIPS)	Electric	Distribution	9/24/2008	Fully Litigated	22.0	No	No	8.20	10.65	47.91	443.74	Year-end	10	
20	Ameren Illinois	Illinois	AEE	D-07-0587 (IP)	Electric	Distribution	9/24/2008	Fully Litigated	103.9	No	No	8.68	10.65	51.76	1,254.46	Year-end	10	
21	Ameren Illinois	Illinois	AEE	D-06-0072 (IP)	Electric	Distribution	11/21/2006	Fully Litigated	84.0	No	No	8.33	10.08	51.56	1,206.70	Year-end	10	
22	Ameren Illinois	Illinois	AEE	D-06-0071 (CIPS)	Electric	Distribution	11/21/2006	Fully Litigated	(6.9)	No	No	8.06	10.08	48.92	418.40	Year-end	10	
23	Ameren Illinois	Illinois	AEE	D-06-0070 (CIPS)	Electric	Distribution	11/21/2006	Fully Litigated	20.7	No	No	7.94	10.12	45.57	262.90	Year-end	10	
24	Ameren Illinois	Illinois	AEE	D-91-0193 (elec) (CIPS)	Electric	Vertically Integrated	3/18/1992	Fully Litigated	3.4	No	No	9.77	12.28	49.11	833.60	Average	10	
25	Ameren Illinois	Illinois	AEE	D-91-0147 (IP)	Electric	Vertically Integrated	2/11/1992	Fully Litigated	100.2	No	No	10.21	12.40	39.90	3,371.90	Average	10	
26	Ameren Illinois	Illinois	AEE	D-89-0276 (IP)	Electric	Vertically Integrated	6/6/1990	Fully Litigated	74.8	No	No	10.11	12.25	33.54	2,451.00	Year-end	10	
27	Ameren Illinois	Illinois	AEE	D-87-0695 (IP)	Electric	Vertically Integrated	3/30/1989	Fully Litigated	60.5	No	No	10.83	14.00	35.40	1,440.00	Year-end	16	
28	Ameren Illinois	Illinois	AEE	D-84-0480 (IP)	Electric	Vertically Integrated	8/7/1985	Fully Litigated	139.1	Yes	No	11.95	15.00	40.67	2,333.60	Average	11	
29	Ameren Illinois	Illinois	AEE	D-84-0189-0006 (CIPS)	Electric	Vertically Integrated	5/8/1985	Fully Litigated	56.0	Yes	No	11.84	15.62	37.01	413.30	Year-end	14	
30	Ameren Illinois	Illinois	AEE	D-82-0525 (CIPS)	Electric	Vertically Integrated	5/25/1983	Fully Litigated	8.8	No	No	11.90	15.50	37.46	193.40	Year-end	10	
31	Ameren Illinois	Illinois	AEE	D-82-0152 (IP-E)	Electric	Vertically Integrated	1/12/1983	Fully Litigated	69.9	No	No	11.98	15.50	42.82	NA	NA	10	
32	Ameren Illinois	Illinois	AEE	D-82-0039 (CIPS-E)	Electric	Vertically Integrated	11/23/1982	Fully Litigated	77.6	No	No	10.77	15.50	40.68	69/1981	NA	10	
33	Ameren Illinois	Illinois	AEE	D-81-0600 (CILCO-E)	Electric	Vertically Integrated	7/1/1982	Fully Litigated	32.6	No	No	11.06	16.00	41.29	534.90	Year-end	14	
34	Ameren Illinois	Illinois	AEE	D-80-0544 (IP-E)	Electric	Vertically Integrated	7/1/1981	Fully Litigated	104.0	No	No	11.47	15.50	39.87	NA	Year-end	10	
35	Ameren Illinois	Illinois	AEE	D-80-0370 (CIPS)	Electric	Vertically Integrated	4/15/1981	Fully Litigated	10.7	No	No	10.92	15.30	37.25	NA	Year-end	10	
36	Ameren Illinois	Illinois	AEE	D-80-0318 (CIPS-E)	Electric	Vertically Integrated	3/25/1981	Fully Litigated	30.2	No	No	10.20	15.30	37.60	NA	Year-end	10	
37	Ameren Illinois	Illinois	AEE	D-80-0157 (CILCO-E)	Electric	Vertically Integrated	1/7/1981	Fully Litigated	23.3	No	No	9.92	14.30	35.56	NA	Year-end	10	
38	Ameren Missouri	Missouri	AEE	C-ER-2022-0337	Electric	Vertically Integrated	6/16/2023	Settled	140.0	No	No	NA	NA	NA	NA	NA	10	
39	Ameren Missouri	Missouri	AEE	C-ER-2021-0240	Electric	Vertically Integrated	12/22/2021	Settled	220.0	No	No	NA	NA	NA	10,182.45	Year-end	8	
40	Ameren Missouri	Missouri	AEE	C-ER-2019-0335	Electric	Vertically Integrated	3/18/2020	Settled	(2.0)	No	No	NA	NA	NA	NA	NA	8	
41	Ameren Missouri	Missouri	AEE	C-ER-2016-0179	Electric	Vertically Integrated	3/8/2017	Settled	(9.0)	No	No	NA	NA	NA	NA	NA	8	
42	Ameren Missouri	Missouri	AEE	C-ER-2014-0258	Electric	Vertically Integrated	4/29/2015	Fully Litigated	121.5	No	No	7.60	9.53	51.76	6,976.28	Year-end	10	
43	Ameren Missouri	Missouri	AEE	C-ER-2012-0166	Electric	Vertically Integrated	12/12/2012	Fully Litigated	259.6	No	No	7.91	9.80	52.30	6,847.00	Year-end	10	
44	Ameren Missouri	Missouri	AEE	C-ER-2011-0028	Electric	Vertically Integrated	7/13/2011	Fully Litigated	173.2	No	No	8.13	10.20	52.24	6,620.00	Year-end	10	
45	Ameren Missouri	Missouri	AEE	C-ER-2010-0036	Electric	Vertically Integrated	5/28/2010	Fully Litigated	229.6	No	No	8.06	10.10	51.26	6,000.00	Year-end	10	
46	Ameren Missouri	Missouri	AEE	C-ER-2008-0318	Electric	Vertically Integrated	1/27/2009	Fully Litigated	161.7	No	No	8.34	10.76	52.01	5,786.79	Year-end	9	

Rate Case History (Electric)
List: None
Company List: All
States: All
Years: All
Service Type: Electric

Line	Company	State	Parent Company Ticker	Docket	Rate Case Service Type	Case Type	Date	Decision Type	Rate Increase (\$M)	Phase-In?	Interim Authorized?	Increase Authorized			Common Equity to Total Capital (%)	Rate Case Test Year End Date	Rate Base Valuation Method	Rate Case Duration (months)
												Return on Original Cost Rate (%)	Return on Equity (%)	Common Equity to Total Capital (%)				
47	Ameren Missouri	Missouri	AEE	C-ER-2007-0002	Electric	Vertically Integrated	5/22/2007	Fully Litigated	41.8	No	No	7.94	10.20	52.22	06/2006	Year-end	10	
48	Ameren Missouri	Missouri	AEE	C-EC-2002-1	Electric	Vertically Integrated	7/25/2002	Settled	(110.0)	No	No	NA	NA	NA	NA	NA	12	
49	Union Electric Co.	Missouri	AEE	C-ER-95-411	Electric	Vertically Integrated	7/21/1995	Settled	(30.0)	No	No	NA	NA	NA	NA	NA	1	
50	Union Electric Co.	Missouri	AEE	C-ER-87-114	Electric	Vertically Integrated	12/21/1987	Fully Litigated	5.6	No	No	9.94	12.01	36.78	12/1986	Year-end	8	
51	Union Electric Co.	Missouri	AEE	C-ER-85-160, EO-85-17	Electric	Vertically Integrated	3/29/1985	Fully Litigated	45.0	Yes	No	12.17	15.62	37.37	12/1984	Year-end	13	
52	Union Electric Co.	Missouri	AEE	C-ER-83-163	Electric	Vertically Integrated	7/6/1983	Settled	30.5	No	No	NA	NA	NA	06/1983	NA	7	
53	Union Electric Co.	Missouri	AEE	C-ER-82-180	Electric	Vertically Integrated	10/29/1982	Fully Litigated	5.6	No	No	10.56	15.54	39.95	09/1982	Year-end	9	
54	Union Electric Co.	Missouri	AEE	C-ER-82-52	Electric	Vertically Integrated	7/2/1982	Fully Litigated	65.2	No	No	11.71	15.62	35.46	10/1981	Year-end	10	
55	Union Electric Co.	Missouri	AEE	C-ER-81-304	Electric	Vertically Integrated	12/31/1981	Fully Litigated	6.7	No	No	NA	NA	NA	02/1982	NA	11	
56	Union Electric Co.	Missouri	AEE	C-ER-81-180	Electric	Vertically Integrated	7/13/1981	Fully Litigated	50.0	No	No	NA	NA	NA	06/1981	NA	7	
57	Union Electric Co.	Missouri	AEE	C-ER-80-286	Electric	Vertically Integrated	3/13/1981	Fully Litigated	6.2	No	No	9.39	13.02	36.70	09/1980	Year-end	10	
58	Union Electric Co.	Missouri	AEE	C-ER-80-17	Electric	Vertically Integrated	4/24/1980	Fully Litigated	20.5	No	No	NA	NA	NA	03/1980	NA	9	
59	Southwestern Electric Power Co	Arkansas	AEP	D-21-070-U	Electric	Vertically Integrated	5/25/2022	Fully Litigated	39.3	No	No	4.74	9.50	44.54	04/2021	Year-end	10	
60	Southwestern Electric Power Co	Arkansas	AEP	D-19-008-U	Electric	Vertically Integrated	12/20/2019	Settled	52.8	No	No	4.93	9.45	33.71	12/2018	Year-end	9	
61	Southwestern Electric Power Co	Arkansas	AEP	D-09-008-U	Electric	Vertically Integrated	11/24/2009	Settled	17.8	No	No	6.01	10.25	33.99	12/2008	Year-end	9	
62	Southwestern Electric Power Co	Arkansas	AEP	D-98-339-U	Electric	Vertically Integrated	9/23/1999	Settled	(5.4)	No	No	6.82	10.75	34.20	06/1998	Year-end	4	
63	Southwestern Electric Power Co	Arkansas	AEP	D-87-164-U	Electric	Vertically Integrated	11/19/1987	Fully Litigated	(4.5)	No	No	NA	13.00	NA	12/1986	NA	0	
64	Southwestern Electric Power Co	Arkansas	AEP	D-84-175-U	Electric	Vertically Integrated	5/29/1985	Settled	14.4	No	No	11.91	14.61	40.46	08/1984	Year-end	10	
65	Southwestern Electric Power Co	Arkansas	AEP	D-83-064-U	Electric	Vertically Integrated	1/18/1984	Fully Litigated	4.9	No	No	11.72	13.75	37.80	04/1983	Year-end	10	
66	Southwestern Electric Power Co	Arkansas	AEP	D-43-3136	Electric	Vertically Integrated	10/23/1983	Fully Litigated	8.9	No	No	11.41	16.00	40.70	06/1980	NA	10	
67	Indiana Michigan Power Co.	Indiana	AEP	Ca-45576	Electric	Vertically Integrated	2/23/2022	Settled	(94.7)	Yes	No	5.78	9.70	40.70	12/2022	5,125.56 Year-end	7	
68	Indiana Michigan Power Co.	Indiana	AEP	Ca-45255	Electric	Vertically Integrated	3/11/2020	Fully Litigated	77.1	Yes	No	5.61	9.70	37.55	12/2020	4,694.02 Year-end	10	
69	Indiana Michigan Power Co.	Indiana	AEP	Ca-44967	Electric	Vertically Integrated	5/30/2018	Settled	153.4	Yes	No	5.51	9.95	35.73	12/2018	4,206.64 Year-end	10	
70	Indiana Michigan Power Co.	Indiana	AEP	Ca-44075	Electric	Vertically Integrated	2/13/2013	Fully Litigated	85.0	No	No	6.97	10.20	42.67	03/2011	2,398.83 Year-end	16	
71	Indiana Michigan Power Co.	Indiana	AEP	Ca-43306	Electric	Vertically Integrated	3/4/2009	Settled	19.1	No	No	7.62	10.50	45.80	09/2007	2,000.89 Year-end	13	
72	Indiana Michigan Power Co.	Indiana	AEP	Ca-39314	Electric	Vertically Integrated	1/17/1993	Fully Litigated	34.7	No	No	8.78	12.00	35.29	12/1991	1,805.20 Year-end	18	
73	Indiana Michigan Power Co.	Indiana	AEP	Ca-38728	Electric	Vertically Integrated	8/24/1990	Fully Litigated	14.3	Yes	No	8.79	13.00	33.30	03/1989	1,861.60 Year-end	13	
74	Indiana Michigan Power Co.	Indiana	AEP	Ca-38063-51	Electric	Vertically Integrated	9/9/1987	Fully Litigated	0.0	No	No	NA	NA	NA	NA	NA	14	
75	Indiana Michigan Power Co.	Indiana	AEP	Ca-38063	Electric	Vertically Integrated	9/9/1987	Fully Litigated	5.0	No	No	NA	13.00	NA	03/1986	NA	16	
76	Indiana Michigan Power Co.	Indiana	AEP	Ca-37457	Electric	Vertically Integrated	12/3/1984	Settled	71.5	Yes	No	10.95	15.80	31.20	03/1984	NA	8	
77	Indiana Michigan Power Co.	Indiana	AEP	Ca-37251	Electric	Vertically Integrated	11/23/1983	Settled	28.5	No	No	11.22	16.00	30.70	03/1983	1,021.50 Year-end	2	
78	Indiana Michigan Power Co.	Indiana	AEP	Ca-36760	Electric	Vertically Integrated	12/22/1982	Fully Litigated	23.8	No	No	11.33	16.75	30.30	09/1981	1,053.90 Year-end	9	
79	Indiana Michigan Power Co.	Indiana	AEP	Ca-36150	Electric	Vertically Integrated	4/3/1981	Fully Litigated	45.2	No	No	11.45	19.10	30.30	12/1979	NA	8	
80	Kentucky Power Co.	Kentucky	AEP	C-2020-00174	Electric	Vertically Integrated	1/13/2021	Fully Litigated	52.4	No	No	6.19	9.30	43.25	03/2020	1,314.31 Year-end	6	
81	Kentucky Power Co.	Kentucky	AEP	C-2017-00179	Electric	Vertically Integrated	1/18/2018	Settled	12.3	No	No	6.44	9.70	41.68	02/2017	1,191.79 Year-end	6	
82	Kentucky Power Co.	Kentucky	AEP	C-2014-00396	Electric	Vertically Integrated	6/22/2015	Settled	(23.0)	No	No	NA	NA	NA	09/2014	NA	6	
83	Kentucky Power Co.	Kentucky	AEP	C-2013-00197	Electric	Vertically Integrated	11/22/2013	Fully Litigated	NA	No	No	NA	NA	NA	NA	NA	4	
84	Kentucky Power Co.	Kentucky	AEP	C-2009-00459	Electric	Vertically Integrated	6/28/2010	Settled	63.7	No	No	NA	10.50	NA	09/2009	NA	6	
85	Kentucky Power Co.	Kentucky	AEP	C-2005-00341	Electric	Vertically Integrated	3/14/2006	Settled	41.0	No	No	NA	NA	NA	NA	NA	5	
86	Kentucky Power Co.	Kentucky	AEP	C-9061	Electric	Vertically Integrated	12/4/1984	Fully Litigated	29.6	No	No	12.03	16.50	38.14	03/1984	396.80 Year-end	5	
87	Kentucky Power Co.	Kentucky	AEP	C-8734	Electric	Vertically Integrated	9/20/1983	Fully Litigated	4.2	No	No	12.49	16.50	36.23	12/1982	438.80 Year-end	6	
88	Kentucky Power Co.	Kentucky	AEP	C-8429	Electric	Vertically Integrated	6/18/1982	Fully Litigated	16.6	No	No	12.26	15.50	39.90	09/1981	394.30 Year-end	5	
89	Kentucky Power Co.	Kentucky	AEP	C-7900	Electric	Vertically Integrated	12/17/1980	Fully Litigated	11.5	No	No	10.82	13.25	42.72	03/1980	NA	5	
90	Kentucky Power Co.	Kentucky	AEP	C-7489	Electric	Vertically Integrated	4/11/1980	Fully Litigated	1.5	No	No	10.20	12.75	41.69	03/1979	NA	10	
91	Southwestern Electric Power Co	Louisiana	AEP	D-U-35441	Electric	Vertically Integrated	2/17/2023	Settled	27.0	No	No	NA	9.50	NA	NA	NA	38	
92	Southwestern Electric Power Co	Louisiana	AEP	D-U-32220	Electric	Vertically Integrated	2/27/2013	Settled	107.0	No	No	NA	10.00	NA	12/2011	NA	7	

Rate Case History (Electric)
List: None
Company List: All
States: All
Years: All
Service Type: Electric

Line	Company	State	Parent Company Ticker	Docket	Rate Case Service Type	Case Type	Date	Decision Type	Rate Increase (\$M)	Phase-In?	Interim Authorized?	Increase Authorized			Common Equity to Total Capital (%)	Rate Case Test Year End Date	Rate Base Valuation Method	Rate Case Duration (months)
												Return on Original Cost Rate (%)	Return on Equity (%)	Common Equity to Total Capital (%)				
93	Southwestern Electric Power Co	Louisiana	AEP	D-U-25029	Electric	Vertically Integrated	11/17/1999	Settled	(11.0)	Yes	No	NA	11.10	NA	NA	NA	23	
94	Southwestern Electric Power Co	Louisiana	AEP	D-U-15753	Electric	Vertically Integrated	4/17/1984	Fully Litigated	0.0	No	No	12.22	15.00	40.00	09/1983	Average	11	
95	Southwestern Electric Power Co	Louisiana	AEP	D-U-15180	Electric	Vertically Integrated	4/23/1982	Fully Litigated	21.0	No	No	12.38	15.75	38.00	10/1981	Average	9	
96	Southwestern Electric Power Co	Louisiana	AEP	D-U-14250	Electric	Vertically Integrated	5/19/1980	Fully Litigated	18.7	No	No	10.56	13.75	36.00	12/1979	Average	12	
97	Indiana Michigan Power Co.	Michigan	AEP	C-U-20359	Electric	Vertically Integrated	1/23/2020	Settled	36.4	No	No	6.08	9.86	46.56	12/2020	Average	7	
98	Indiana Michigan Power Co.	Michigan	AEP	C-U-18370	Electric	Vertically Integrated	4/12/2018	Fully Litigated	49.1	No	No	5.76	9.90	36.38	12/2018	Average	11	
99	Indiana Michigan Power Co.	Michigan	AEP	C-U-16801	Electric	Vertically Integrated	2/15/2012	Settled	14.6	No	Yes	6.84	10.20	42.07	12/2012	Average	7	
100	Indiana Michigan Power Co.	Michigan	AEP	C-U-16180	Electric	Vertically Integrated	10/14/2010	Settled	35.7	No	Yes	7.53	10.35	44.14	12/2010	Average	8	
101	Indiana Michigan Power Co.	Michigan	AEP	C-U-19656	Electric	Vertically Integrated	2/12/1991	Settled	10.4	Yes	No	NA	13.00	NA	NA	NA	7	
102	Indiana Michigan Power Co.	Michigan	AEP	C-U-17791	Electric	Vertically Integrated	9/26/1984	Settled	15.0	Yes	No	11.04	14.50	31.70	12/1985	NA	9	
103	Indiana Michigan Power Co.	Michigan	AEP	C-U-6927	Electric	Vertically Integrated	2/17/1982	Settled	10.5	No	No	10.98	15.00	29.97	12/1980	NA	7	
104	Indiana Michigan Power Co.	Michigan	AEP	C-U-6148	Electric	Vertically Integrated	5/12/1981	Fully Litigated	4.3	No	Yes	9.93	13.50	29.78	03/1979	NA	20	
105	Columbus Southern Power Co.	Ohio	AEP	C-1-0351-EL-AIR	Electric	Distribution	12/14/2011	Settled	0.0	No	No	7.78	10.00	50.64	05/2011	Date Certain	9	
106	Columbus Southern Power Co.	Ohio	AEP	C-94-1918-EL-AIR	Electric	Vertically Integrated	11/9/1995	Settled	6.0	No	No	9.73	12.36	45.34	06/1995	81.60	9	
107	Columbus Southern Power Co.	Ohio	AEP	C-91-1610-EL-AIR	Electric	Vertically Integrated	7/15/1992	Settled	3.3	No	No	9.93	NA	NA	12/1991	65.90	9	
108	Columbus Southern Power Co.	Ohio	AEP	C-85-1778-EL-AIR	Electric	Vertically Integrated	5/12/1992	Fully Litigated	123.0	Yes	No	10.33	12.46	43.09	12/1991	1,548.50	13	
109	Columbus Southern Power Co.	Ohio	AEP	C-81-418-EL-AIR	Electric	Vertically Integrated	12/16/1986	Settled	1.8	No	No	10.39	13.60	40.70	03/1986	NA	10	
110	Columbus Southern Power Co.	Ohio	AEP	C-83-3144-EL-AIR	Electric	Vertically Integrated	12/20/1983	Settled	30.8	No	No	11.67	14.69	34.39	12/1983	NA	8	
111	Columbus Southern Power Co.	Ohio	AEP	C-81-1058-EL-AIR	Electric	Vertically Integrated	11/5/1982	Fully Litigated	41.6	No	No	12.16	16.20	33.30	06/1982	1,029.00	10	
112	Ohio Power Co.	Ohio	AEP	C-20-0685-EL-AIR	Electric	Distribution	11/17/2021	Settled	294.7	No	No	7.28	9.70	54.43	11/2020	3,088.39	17	
113	Ohio Power Co.	Ohio	AEP	C-11-0352-EL-AIR	Electric	Distribution	12/14/2011	Settled	0.0	No	No	7.97	10.30	53.79	05/2011	1,003.67	9	
114	Ohio Power Co.	Ohio	AEP	C-94-996-EL-AIR	Electric	Vertically Integrated	3/23/1995	Settled	66.0	No	No	10.06	12.81	43.56	03/1995	NA	8	
115	Ohio Power Co.	Ohio	AEP	C-85-726-EL-AIR	Electric	Vertically Integrated	7/10/1986	Fully Litigated	11.8	No	No	11.65	14.34	37.66	03/1986	2,039.60	12	
116	Ohio Power Co.	Ohio	AEP	C-88-98-EL-AIR	Electric	Vertically Integrated	11/23/1983	Settled	74.5	No	No	11.35	NA	NA	NA	NA	8	
117	Ohio Power Co.	Ohio	AEP	C-80-367-EL-AIR	Electric	Vertically Integrated	7/14/1982	Fully Litigated	121.2	No	No	11.97	16.02	34.33	03/1982	2,108.70	9	
118	Ohio Power Co.	Ohio	AEP	C-80-367-EL-AIR	Electric	Vertically Integrated	4/1/1981	Fully Litigated	58.7	No	No	11.15	14.53	34.62	12/1980	1,956.80	9	
119	Public Service Co. of OK	Oklahoma	AEP	Ca-PUD2022-00093	Electric	Vertically Integrated	11/3/2023	Settled	131.2	No	Yes	6.69	9.30	52.00	06/2022	NA	11	
120	Public Service Co. of OK	Oklahoma	AEP	Ca-PUD202100055	Electric	Vertically Integrated	12/28/2021	Settled	153.4	No	No	6.74	9.40	NA	12/2020	NA	8	
121	Public Service Co. of OK	Oklahoma	AEP	Ca-PUD201800097	Electric	Vertically Integrated	3/14/2019	Settled	46.0	No	No	6.97	9.40	NA	03/2018	NA	5	
122	Public Service Co. of OK	Oklahoma	AEP	Ca-PUD201700151	Electric	Vertically Integrated	1/31/2018	Fully Litigated	75.5	No	No	6.88	9.30	48.51	12/2016	2,465.22	7	
123	Public Service Co. of OK	Oklahoma	AEP	Ca-PUD201500208	Electric	Vertically Integrated	11/10/2016	Fully Litigated	14.5	No	Yes	6.94	9.50	44.00	01/2015	2,024.77	16	
124	Public Service Co. of OK	Oklahoma	AEP	Ca-PUD201300217	Electric	Vertically Integrated	4/14/2015	Settled	(4.8)	No	Yes	7.63	NA	NA	07/2013	1,908.68	15	
125	Public Service Co. of OK	Oklahoma	AEP	Ca-PUD201000050	Electric	Vertically Integrated	1/5/2011	Settled	30.3	No	No	8.17	10.15	45.84	02/2010	1,706.27	6	
126	Public Service Co. of OK	Oklahoma	AEP	Ca-PUD-200800144	Electric	Vertically Integrated	1/4/2009	Fully Litigated	59.3	No	No	8.31	10.50	44.10	02/2008	1,467.29	6	
127	Public Service Co. of OK	Oklahoma	AEP	Ca-PUD-200600285	Electric	Vertically Integrated	10/9/2007	Fully Litigated	9.8	No	Yes	8.01	10.00	46.02	06/2006	1,117.23	10	
128	Public Service Co. of OK	Oklahoma	AEP	Ca-PUD-200300076	Electric	Vertically Integrated	5/2/2005	Settled	(6.9)	No	No	NA	NA	NA	12/2003	NA	18	
129	Public Service Co. of OK	Oklahoma	AEP	Ca-PUD-960000-214	Electric	Vertically Integrated	10/20/1997	Settled	(35.9)	No	No	NA	NA	NA	06/1996	NA	15	
130	Public Service Co. of OK	Oklahoma	AEP	Ca-PUD-920000-1342	Electric	Vertically Integrated	12/23/1995	Fully Litigated	14.4	No	No	NA	NA	NA	12/1992	NA	18	
131	Public Service Co. of OK	Oklahoma	AEP	Ca-28331	Electric	Vertically Integrated	4/29/1985	Fully Litigated	31.6	Yes	No	11.37	15.00	45.04	12/1983	799.50	23	
132	Public Service Co. of OK	Oklahoma	AEP	Ca-27068	Electric	Vertically Integrated	1/15/1982	Fully Litigated	79.1	No	No	12.31	16.50	41.96	10/1980	710.80	16	
133	Public Service Co. of OK	Oklahoma	AEP	Ca-26669	Electric	Vertically Integrated	5/7/1980	Fully Litigated	(15.1)	No	No	10.64	15.00	42.85	06/1979	NA	10	
134	Kingsport Power Company	Tennessee	AEP	D-21-00107	Electric	Vertically Integrated	10/25/2022	Settled	5.8	No	No	6.02	9.50	48.90	06/2021	134.54	11	
135	Kingsport Power Company	Tennessee	AEP	D-16-00001	Electric	Vertically Integrated	8/29/2016	Settled	8.6	No	No	6.18	9.85	40.25	12/2017	82.75	7	
136	Kingsport Power Company	Tennessee	AEP	D-15-00093	Electric	Vertically Integrated	12/15/2015	NA	NA	No	No	NA	NA	NA	NA	NA	2	
137	Kingsport Power Company	Tennessee	AEP	D-92-04425	Electric	Vertically Integrated	11/3/1992	Settled	4.6	No	No	10.70	12.00	NA	NA	NA	5	
138	Kingsport Power Company	Tennessee	AEP	D-U-82-7176	Electric	Vertically Integrated	12/30/1982	Fully Litigated	2.1	No	No	13.52	16.00	38.00	12/1981	NA	6	

Rate Case History (Electric)
List: None
Company List: All
States: All
Years: All
Service Type: Electric

Line	Company	State	Parent Company Ticker	Docket	Rate Case Service Type	Case Type	Date	Decision Type	Rate Increase (\$M)	Phase- In?	Interim Authorized?	Increase Authorized				Rate Case Valuation (\$M)	Rate Base Valuation Method	Rate Case Duration (months)	
												Return on Original Cost Rate (%)	Return on Equity (%)	Common Equity to Total Capital (%)	Rate Case Test Year End Date				
139	Kingsport Power Company	Tennessee	AEP	D-17-022	Electric	Vertically Integrated	8/21/1981	Fully Litigated	6.7	No	No	12.48	NA	NA	06/1980	NA	Average	7	
140	AEP Texas Central Co.	Texas	AEP	D-33310	Electric	Distribution	12/13/2007	Fully Litigated	40.8	No	No	7.50	40.00	NA	06/2006	1,566.50	Year-end	13	
141	AEP Texas Central Co.	Texas	AEP	D-28840	Electric	Distribution	8/15/2005	Settled	(6.8)	No	No	7.48	40.00	NA	06/2003	1,333.40	Year-end	21	
142	AEP Texas Central Co.	Texas	AEP	D-14965	Electric	Vertically Integrated	3/31/1997	Fully Litigated	(2.3)	Yes	Yes	8.73	10.02	45.39	NA	06/1995	2,905.40	Year-end	17
143	AEP Texas Central Co.	Texas	AEP	D-12820	Electric	Vertically Integrated	9/27/1995	Settled	12.00	No	No	9.69	11.75	46.40	NA	09/1993	NA	Year-end	19
144	AEP Texas Central Co.	Texas	AEP	D-9561	Electric	Vertically Integrated	12/19/1990	Settled	12.00	No	No	NA	NA	NA	12/1989	NA	Year-end	7	
145	AEP Texas Central Co.	Texas	AEP	D-8646	Electric	Vertically Integrated	10/19/1990	Settled	144.0	Yes	Yes	11.17	13.00	NA	09/1988	NA	Year-end	20	
146	AEP Texas Central Co.	Texas	AEP	D-6375	Electric	Vertically Integrated	3/5/1986	Settled	(43.1)	No	No	11.93	14.90	39.68	NA	12/1984	1,227.50	Year-end	7
147	AEP Texas Central Co.	Texas	AEP	D-4400	Electric	Vertically Integrated	7/29/1982	Fully Litigated	88.2	No	No	12.54	16.50	39.72	NA	12/1981	1,235.40	Year-end	4
148	AEP Texas Central Co.	Texas	AEP	D-2840	Electric	Vertically Integrated	1/23/1980	Fully Litigated	65.5	No	No	10.75	15.50	37.68	NA	06/1979	928.00	Year-end	3
149	AEP Texas Inc.	Texas	AEP	D-49494	Electric	Distribution	2/27/2020	Settled	0.7	No	No	6.45	9.40	42.50	NA	12/2018	2,403.99	Year-end	10
150	AEP Texas North Co.	Texas	AEP	D-33310	Electric	Distribution	5/24/2007	Settled	13.7	No	No	NA	NA	NA	06/2006	NA	NA	6	
151	AEP Texas North Co.	Texas	AEP	D-1336913969	Electric	Vertically Integrated	11/9/1995	Settled	(13.5)	Yes	Yes	NA	11.38	NA	06/1994	NA	Year-end	8	
152	AEP Texas North Co.	Texas	AEP	D-7195	Electric	Vertically Integrated	11/30/1987	Fully Litigated	28.0	No	No	10.90	12.00	45.93	NA	03/1987	482.60	Year-end	6
153	AEP Texas North Co.	Texas	AEP	D-5764	Electric	Vertically Integrated	11/9/1984	Settled	12.5	No	No	13.08	16.00	44.10	NA	03/1984	270.30	Year-end	4
154	AEP Texas North Co.	Texas	AEP	D-5204	Electric	Vertically Integrated	12/20/1983	Fully Litigated	12.0	No	No	12.83	16.25	42.74	NA	03/1983	242.30	Year-end	6
155	AEP Texas North Co.	Texas	AEP	D-4716	Electric	Vertically Integrated	1/22/1982	Settled	10.2	No	No	12.81	16.25	42.20	NA	06/1982	NA	Year-end	3
156	AEP Texas North Co.	Texas	AEP	D-4202	Electric	Vertically Integrated	2/11/1982	Fully Litigated	11.8	No	No	12.04	16.20	45.50	NA	09/1981	NA	Year-end	2
157	AEP Texas North Co.	Texas	AEP	D-3473	Electric	Vertically Integrated	12/9/1980	Settled	9.5	No	No	10.63	15.35	43.00	NA	06/1980	NA	Year-end	2
158	Southwestern Electric Power Co.	Texas	AEP	D-51415	Electric	Vertically Integrated	11/18/2021	Fully Litigated	55.4	No	No	6.69	9.25	49.37	NA	03/2020	1,794.99	Year-end	13
159	Southwestern Electric Power Co.	Texas	AEP	D-46449	Electric	Vertically Integrated	12/14/2017	Fully Litigated	86.9	No	Yes	7.18	9.60	48.46	NA	06/2016	1,492.17	Year-end	12
160	Southwestern Electric Power Co.	Texas	AEP	D-40443	Electric	Vertically Integrated	10/32/2013	Fully Litigated	52.4	No	No	7.77	9.65	49.10	NA	12/2011	1,173.93	Year-end	14
161	Southwestern Electric Power Co.	Texas	AEP	D-39708	Electric	Vertically Integrated	12/21/2011	Fully Litigated	NA	No	No	NA	NA	NA	NA	NA	NA	3	
162	Southwestern Electric Power Co.	Texas	AEP	D-37364	Electric	Vertically Integrated	4/16/2010	Settled	25.0	No	No	NA	NA	NA	03/2009	NA	NA	7	
163	Southwestern Electric Power Co.	Texas	AEP	D-5301	Electric	Vertically Integrated	2/15/1984	Settled	12.0	No	Yes	12.60	15.70	39.70	NA	03/1983	473.50	Year-end	6
164	Southwestern Electric Power Co.	Texas	AEP	D-4628	Electric	Vertically Integrated	11/4/1982	Settled	13.2	No	No	12.58	16.25	37.66	NA	03/1982	405.90	Year-end	3
165	Southwestern Electric Power Co.	Texas	AEP	D-3716	Electric	Vertically Integrated	6/18/1981	Fully Litigated	23.7	No	No	11.76	16.33	39.68	NA	09/1980	314.60	Year-end	4
166	Appalachian Power Co.	Virginia	AEP	C-PUR-2023-00002	Electric	Vertically Integrated	11/30/2023	Settled	127.3	No	No	NA	NA	NA	12/2022	NA	NA	8	
167	Appalachian Power Co.	Virginia	AEP	C-PUR-2023-00001 (RPS-RAC)	Electric	Limited-Issue Rider	9/7/2023	Fully Litigated	(15.7)	No	No	6.84	9.20	49.78	NA	09/2024	5.36	Average	5
168	Appalachian Power Co.	Virginia	AEP	C-PUR-2022-40150 (G-RAC)	Electric	Limited-Issue Rider	8/3/2023	Settled	6.8	No	No	6.84	9.20	48.78	NA	NA	NA	NA	8
169	Appalachian Power Co.	Virginia	AEP	C-PUR-2022-40020 (BC-RAC)	Electric	Limited-Issue Rider	11/29/2022	Fully Litigated	(6.5)	No	No	6.84	NA	49.78	NA	01/2024	26.53	Average	5
170	Appalachian Power Co.	Virginia	AEP	C-PUR-2022-00001 (E-RAC)	Electric	Limited-Issue Rider	11/21/2022	Fully Litigated	5.5	No	No	6.81	NA	48.29	NA	11/2023	95.31	Average	8
171	Appalachian Power Co.	Virginia	AEP	C-PUR-2021-00206 (RPS-RAC)	Electric	Limited-Issue Rider	7/15/2022	Fully Litigated	32.1	No	No	9.82	9.20	48.29	NA	07/2023	4.03	Average	6
172	Appalachian Power Co.	Virginia	AEP	C-PUR-2021-00236 (RAC-EE)	Electric	Limited-Issue Rider	7/15/2022	Fully Litigated	2.3	No	No	NA	NA	NA	08/2023	17.97	Year-end	7	
173	Appalachian Power Co.	Virginia	AEP	C-PUR-2021-00047 (GRAC)	Electric	Limited-Issue Rider	1/28/2022	Fully Litigated	(0.9)	No	No	6.82	9.20	48.29	NA	04/2023	173.04	Average	8
174	Appalachian Power Co.	Virginia	AEP	C-PUR-2020-00259 (BC-RAC)	Electric	Limited-Issue Rider	10/21/2021	Fully Litigated	4.8	No	No	7.07	9.20	50.32	NA	11/2022	21.52	Average	8
175	Appalachian Power Co.	Virginia	AEP	C-PUR-2020-00258 (E-RAC)	Electric	Limited-Issue Rider	8/23/2021	Fully Litigated	27.4	No	No	7.07	NA	50.32	NA	09/2022	55.69	Average	8
176	Appalachian Power Co.	Virginia	AEP	C-PUR-2020-00251 (RAC-EE)	Electric	Limited-Issue Rider	7/29/2021	Fully Litigated	5.9	No	No	NA	9.20	NA	06/2022	16.78	Year-end	8	
177	Appalachian Power Co.	Virginia	AEP	C-PUR-2020-00015	Electric	Vertically Integrated	11/24/2020	Fully Litigated	28.4	No	No	7.71	9.20	50.31	NA	12/2019	2,480.38	Year-end	7
178	Appalachian Power Co.	Virginia	AEP	C-PUR-2019-00122 (RAC-EE)	Electric	Limited-Issue Rider	5/21/2020	Fully Litigated	4.0	No	No	NA	NA	NA	06/2021	9.44	Year-end	7	
179	Appalachian Power Co.	Virginia	AEP	C-PUR-2019-00038 (G-RAC)	Electric	Limited-Issue Rider	2/25/2020	Fully Litigated	(6.3)	No	No	7.74	10.42	50.78	NA	04/2021	174.43	Average	9
180	Appalachian Power Co.	Virginia	AEP	C-PUR-2018-00118 (RAC-EE)	Electric	Limited-Issue Rider	5/2/2019	Fully Litigated	(0.0)	No	No	NA	9.42	NA	06/2020	NA	NA	7	
181	Appalachian Power Co.	Virginia	AEP	C-PUR-2018-00018 (G-RAC)	Electric	Limited-Issue Rider	1/2/2019	Settled	7.2	No	No	7.76	10.40	NA	02/2020	181.89	Average	9	
182	Appalachian Power Co.	Virginia	AEP	C-PUR-2017-00126 (RAC-EE)	Electric	Limited-Issue Rider	5/16/2018	Fully Litigated	1.0	No	No	NA	NA	NA	06/2019	NA	NA	7	
183	Appalachian Power Co.	Virginia	AEP	C-PUR-2017-00031 (Rider G)	Electric	Limited-Issue Rider	4/2/2018	Fully Litigated	NA	No	No	NA	NA	NA	NA	NA	NA	9	
184	Appalachian Power Co.	Virginia	AEP	C-PUE-2016-00090 (VM-RAC)	Electric	Limited-Issue Rider	7/17/2017	Fully Litigated	0.0	No	No	NA	NA	NA	NA	NA	NA	8	

Case Type: All
Rate Case History (Electric)
List: None
Company List: All
States: All
Years: All
Service Type: Electric

Line	Company	State	Parent Company Ticker	Docket	Rate Case Service Type	Case Type	Date	Decision Type	Rate Increase (\$M)	Phase-In?	Interim Authorized?	Increase Authorized				Rate Case Valuation (\$M)	Rate Base Valuation Method	Rate Case Duration (months)
												Return on Original Cost Rate (%)	Return on Equity (%)	Common Equity to Total Capital (%)	Rate Case Test Year End Date			
185	Appalachian Power Co.	Virginia	AEP	C-PUE-2016-00089 (RAC-EE)	Electric	Limited-Issue Rider	5/11/2017	Settled	4.7	No	No	NA	NA	NA	06/2018	16.30	Average	8
186	Appalachian Power Co.	Virginia	AEP	C-PUE-2016-00024 (G-RAC)	Electric	Limited-Issue Rider	12/30/2016	Settled	3.3	No	No	7.30	10.00	47.22	12/2017	164.01	Average	9
187	Appalachian Power Co.	Virginia	AEP	C-PUE-2016-00038	Electric	Limited-Issue Rider	10/6/2016	Fully Litigated	NA	No	No	NA	9.40	NA	NA	NA	NA	6
188	Appalachian Power Co.	Virginia	AEP	C-PUE-2014-00026	Electric	Vertically Integrated	11/26/2014	Fully Litigated	0.0	No	No	6.88	9.70	42.89	12/2013	NA	NA	8
189	Appalachian Power Co.	Virginia	AEP	PUE-2013-00009 (G-RAC)	Electric	Limited-Issue Rider	11/25/2013	Settled	37.7	No	No	7.88	11.40	44.28	12/2014	159.08	Average	8
190	Appalachian Power Co.	Virginia	AEP	PUE-2013-00010 (E-RAC)	Electric	Limited-Issue Rider	11/25/2013	Settled	37.7	No	No	7.88	11.40	44.28	12/2014	159.08	Average	8
191	Appalachian Power Co.	Virginia	AEP	PUE-2012-00036 (G-RAC)	Electric	Limited-Issue Rider	12/20/2012	Fully Litigated	0.0	No	No	NA	NA	NA	NA	849.04	Average	8
192	Appalachian Power Co.	Virginia	AEP	C-PUE-2011-00037	Electric	Vertically Integrated	11/30/2011	Fully Litigated	55.1	No	No	7.82	10.90	42.69	12/2010	2,172.00	Year-end	8
193	Appalachian Power Co.	Virginia	AEP	C-PUE-2011-00036 (G-RAC)	Electric	Limited-Issue Rider	11/30/2011	Fully Litigated	55.1	No	No	7.82	10.90	42.69	12/2010	2,172.00	Year-end	8
194	Appalachian Power Co.	Virginia	AEP	PUE-2011-00035 (E-RAC)	Electric	Limited-Issue Rider	11/30/2011	Fully Litigated	30.0	No	No	NA	NA	NA	02/2013	NA	NA	9
195	Appalachian Power Co.	Virginia	AEP	C-PUE-2009-00030	Electric	Vertically Integrated	7/15/2010	Fully Litigated	61.5	No	Yes	7.85	10.53	41.53	12/2008	2,096.00	Year-end	12
196	Appalachian Power Co.	Virginia	AEP	C-PUE-2008-00046	Electric	Vertically Integrated	11/17/2008	Settled	167.9	No	Yes	7.69	10.20	NA	12/2007	NA	NA	5
197	Appalachian Power Co.	Virginia	AEP	PUE-2008-00045 (Rider)	Electric	Limited-Issue Rider	10/15/2008	Settled	11.7	No	No	7.64	10.10	41.29	12/2007	633.40	Average	4
198	Appalachian Power Co.	Virginia	AEP	C-PUE-2009-00039 (Rider)	Electric	Limited-Issue Rider	1/14/2009	Settled	28.9	No	No	7.88	10.60	41.53	12/2008	NA	Year-end	8
199	Appalachian Power Co.	Virginia	AEP	C-PUE-2007-00069 (Rider)	Electric	Limited-Issue Rider	12/13/2007	Fully Litigated	27.6	No	No	7.58	9.90	44.28	09/2006	NA	Year-end	5
200	Appalachian Power Co.	Virginia	AEP	C-PUE-2006-00065	Electric	Vertically Integrated	5/15/2007	Fully Litigated	24.0	No	Yes	7.36	10.00	41.11	12/2005	2,021.70	Year-end	12
201	Appalachian Power Co.	Virginia	AEP	C-PUE-2005-00056 (Rider)	Electric	Limited-Issue Rider	11/20/2006	Fully Litigated	21.3	No	No	9.80	9.80	45.16	09/2005	NA	Year-end	16
202	Appalachian Power Co.	Virginia	AEP	C-PUE-9400631	Electric	Vertically Integrated	2/19/1999	Settled	(6.0)	No	No	NA	NA	NA	12/1996	NA	Average	20
203	Appalachian Power Co.	Virginia	AEP	C-PUE-9400633	Electric	Vertically Integrated	5/24/1996	Fully Litigated	0.0	No	Yes	NA	NA	NA	06/1994	NA	Average	20
204	Appalachian Power Co.	Virginia	AEP	C-PUE-920081	Electric	Vertically Integrated	6/27/1994	Fully Litigated	17.9	No	Yes	9.55	11.40	39.51	06/1992	999.60	Year-end	19
205	Appalachian Power Co.	Virginia	AEP	C-PUE-900026	Electric	Vertically Integrated	5/13/1991	Fully Litigated	25.5	No	Yes	10.77	13.25	43.67	12/1989	916.00	Year-end	13
206	Appalachian Power Co.	Virginia	AEP	C-PUE-870016	Electric	Vertically Integrated	12/18/1987	Settled	(13.8)	No	No	NA	13.50	NA	NA	NA	NA	9
207	Appalachian Power Co.	Virginia	AEP	C-PUE-860015	Electric	Vertically Integrated	4/16/1987	Fully Litigated	8.1	No	Yes	10.87	14.50	35.92	12/1985	995.00	Year-end	13
208	Appalachian Power Co.	Virginia	AEP	C-PUE-830037	Electric	Vertically Integrated	10/7/1983	Fully Litigated	29.9	No	No	11.67	16.00	32.55	12/1982	980.10	Year-end	5
209	Appalachian Power Co.	Virginia	AEP	C-PUE-820030	Electric	Vertically Integrated	2/23/1983	Fully Litigated	9.4	No	Yes	11.67	16.00	33.38	12/1981	NA	Year-end	9
210	Appalachian Power Co.	Virginia	AEP	C-PUE-810033	Electric	Vertically Integrated	9/15/1980	Fully Litigated	20.6	No	No	11.40	15.75	32.60	12/1980	NA	Year-end	4
211	Appalachian Power Co.	Virginia	AEP	C-PUE-800089	Electric	Vertically Integrated	9/15/1980	Fully Litigated	22.3	No	Yes	10.27	13.93	32.30	12/1979	NA	Year-end	2
212	Appalachian Power Co.	Virginia	AEP	C-PUE-790015	Electric	Vertically Integrated	1/17/1980	Fully Litigated	11.1	No	Yes	9.98	13.93	NA	08/1979	NA	Year-end	2
213	Appalachian Power Co.	West Virginia	AEP	C-22-0393-E-ENEC	Electric	Limited-Issue Rider	2/3/2023	Fully Litigated	0.0	No	No	NA	NA	NA	02/2022	NA	NA	9
214	Appalachian Power Co.	West Virginia	AEP	C-22-0304-E-P	Electric	Limited-Issue Rider	8/1/2022	Settled	12.3	No	No	NA	NA	NA	09/2021	NA	NA	4
215	Appalachian Power Co.	West Virginia	AEP	C-21-0339-E-ENEC	Electric	Limited-Issue Rider	9/2/2021	Fully Litigated	6.0	No	No	NA	NA	NA	02/2021	NA	NA	4
216	Appalachian Power Co.	West Virginia	AEP	C-20-1012-E-P	Electric	Limited-Issue Rider	6/30/2021	Fully Litigated	44.2	No	No	NA	9.25	NA	09/2020	NA	NA	6
217	Appalachian Power Co.	West Virginia	AEP	C-20-0262-E-ENEC	Electric	Limited-Issue Rider	6/26/2020	Settled	50.1	No	No	NA	NA	NA	12/2019	NA	NA	3
218	Appalachian Power Co.	West Virginia	AEP	C-18-0646-E-42T	Electric	Vertically Integrated	2/27/2019	Settled	44.2	No	No	7.28	9.75	50.16	12/2017	4,004.98	Average	9
219	Appalachian Power Co.	West Virginia	AEP	18-0503-E-ENEC	Electric	Limited-Issue Rider	8/31/2018	Settled	91.6	No	No	NA	NA	NA	12/2017	NA	NA	4
220	Appalachian Power Co.	West Virginia	AEP	C-16-0239-E-ENEC	Electric	Limited-Issue Rider	6/30/2016	Settled	55.1	No	No	NA	NA	NA	NA	NA	NA	4
221	Appalachian Power Co.	West Virginia	AEP	C-14-1152-E-42T	Electric	Vertically Integrated	5/26/2015	Fully Litigated	123.5	No	No	7.38	9.75	47.16	12/2013	3,700.12	Average	11
222	Appalachian Power Co.	West Virginia	AEP	C-10-0699-E-42T	Electric	Vertically Integrated	3/30/2011	Settled	119.1	No	No	7.36	10.00	42.20	12/2009	2,438.00	Average	10
223	Appalachian Power Co.	West Virginia	AEP	C-08-0278-E-P	Electric	Vertically Integrated	6/27/2008	Settled	106.1	Yes	No	7.65	10.50	41.54	12/2007	1,972.00	Average	3
224	Appalachian Power Co.	West Virginia	AEP	C-07-0248-E-GI	Electric	Vertically Integrated	6/22/2007	Settled	85.5	Yes	No	7.67	10.50	42.88	12/2006	1,817.40	Average	3
225	Appalachian Power Co.	West Virginia	AEP	C-05-1278-E-PC-PW-42T	Electric	Vertically Integrated	7/26/2006	Settled	43.7	Yes	No	7.60	10.50	NA	12/2004	1,657.50	Average	11
226	Appalachian Power Co.	West Virginia	AEP	C-09-0409-E-GI	Electric	Vertically Integrated	6/2/2000	Settled	0.0	No	No	NA	NA	NA	12/1999	NA	Average	12
227	Appalachian Power Co.	West Virginia	AEP	C-06-0458-E-GI	Electric	Vertically Integrated	12/27/1996	Settled	(5.0)	No	No	NA	NA	NA	12/1995	NA	Average	6
228	Appalachian Power Co.	West Virginia	AEP	C-91-026E-42T	Electric	Vertically Integrated	11/17/1991	Fully Litigated	(1.1)	No	No	10.14	12.00	42.88	12/1990	931.80	Average	10
229	Appalachian Power Co.	West Virginia	AEP	C-83-697-E-42T	Electric	Vertically Integrated	9/28/1984	Settled	37.2	No	No	11.90	15.00	36.00	12/1983	1,025.00	Average	9
230	Appalachian Power Co.	West Virginia	AEP	C-82-162-E-42T	Electric	Vertically Integrated	2/4/1983	Fully Litigated	24.0	No	No	11.46	14.00	36.00	09/1983	1,048.00	Average	10

Rate Case History (Electric) All
List: None
Company List: All
States: All
Years: All
Service Type: Electric

Line	Company	State	Parent Company Ticker	Docket	Rate Case Service Type	Case Type	Date	Decision Type	Rate Increase (\$M)	Phase-In?	Increase Authorized?	Increase Authorized			Rate Case Valuation (\$M)	Rate Base Valuation Method	Rate Case Duration (months)	
												Return on Original Cost Rate (%)	Return on Equity (%)	Common Equity to Total Capital (%)				
231	Appalachian Power Co.	West Virginia	AEP	C-80-273-E-42T	Electric	Vertically Integrated	5/8/1981	Fully Litigated	27.0	No	Yes	11.57	16.00	34.10	12/1979	NA	Average	10
232	Appalachian Power Co.	West Virginia	AEP	C-79-140-E-42T	Electric	Vertically Integrated	5/27/1980	Fully Litigated	37.7	No	Yes	10.60	13.62	33.00	03/1979	NA	Average	13
233	Wheeling Power Co.	West Virginia	AEP	C-82-334-E-42T	Electric	Vertically Integrated	5/9/1983	Settled	0.5	No	No	13.20	NA	NA	09/1983	NA	Average	9
234	Minnesota Power Enprps Inc.	Minnesota	ALE	D-E-015-GR-21-835	Electric	Vertically Integrated	1/25/2023	Fully Litigated	58.6	No	Yes	7.12	9.65	52.50	12/2022	2,022.00	Average	14
235	Minnesota Power Enprps Inc.	Minnesota	ALE	D-E-015-GR-19-442	Electric	Vertically Integrated	12/1/2020	NA	NA	No	Yes	NA	NA	NA	NA	NA	NA	13
236	Minnesota Power Enprps Inc.	Minnesota	ALE	D-E-015-GR-16-664	Electric	Vertically Integrated	3/12/2018	Fully Litigated	12.0	No	Yes	7.06	9.25	53.81	12/2017	2,048.92	Average	16
237	Minnesota Power Enprps Inc.	Minnesota	ALE	D-E-015-GR-09-151	Electric	Vertically Integrated	11/20/2010	Fully Litigated	67.5	No	Yes	8.18	10.38	54.29	12/2010	1,043.37	Average	12
238	Minnesota Power Enprps Inc.	Minnesota	ALE	D-E-015-GR-08-415	Electric	Vertically Integrated	5/4/2009	Fully Litigated	20.4	No	Yes	8.45	10.74	54.79	06/2009	703.00	Average	12
239	Minnesota Power Enprps Inc.	Minnesota	ALE	D-E-015-GR-04-1	Electric	Vertically Integrated	11/22/1994	Fully Litigated	19.0	No	Yes	9.33	11.60	48.61	12/1994	485.90	Average	10
240	Minnesota Power Enprps Inc.	Minnesota	ALE	D-E-015-GR-87-223	Electric	Vertically Integrated	3/1/1988	Fully Litigated	(8.5)	No	Yes	9.35	11.56	39.48	06/1988	543.10	Average	10
241	Minnesota Power Enprps Inc.	Minnesota	ALE	D-E-015-GR-81-250	Electric	Vertically Integrated	4/30/1982	Fully Litigated	25.6	No	Yes	10.54	14.70	36.43	06/1982	NA	NA	12
242	Minnesota Power Enprps Inc.	Minnesota	ALE	D-E-015-GR-80-76	Electric	Vertically Integrated	1/31/1981	Fully Litigated	61.4	No	Yes	9.91	13.47	33.76	04/1981	NA	NA	12
243	Alaska Electric Light Power	Alaska	AVA	D-U-22-078	Electric	Vertically Integrated	8/31/2023	Fully Litigated	2.1	No	Yes	8.79	11.45	60.70	12/2021	130.67	Average	13
244	Alaska Electric Light Power	Alaska	AVA	D-U-16-086	Electric	Vertically Integrated	11/15/2017	Settled	3.4	No	Yes	8.91	11.95	58.18	12/2015	123.03	Average	14
245	Alaska Electric Light Power	Alaska	AVA	D-U-10-029	Electric	Vertically Integrated	9/2/2011	Fully Litigated	6.7	No	No	9.38	12.88	53.80	12/2009	110.66	Average	16
246	Avista Corp.	Idaho	AVA	C-AVU-E-23-01	Electric	Vertically Integrated	8/31/2023	Settled	26.4	Yes	No	7.19	9.40	50.00	06/2022	1,034.88	Average	7
247	Avista Corp.	Idaho	AVA	C-AVU-E-21-01	Electric	Vertically Integrated	9/1/2021	Settled	18.6	Yes	No	7.05	9.40	50.00	12/2019	869.81	Average	7
248	Avista Corp.	Idaho	AVA	C-AVU-E-19-04	Electric	Vertically Integrated	11/29/2019	Settled	(7.2)	No	No	7.35	9.50	50.00	12/2018	827.75	Year-end	5
249	Avista Corp.	Idaho	AVA	C-AVU-E-17-01	Electric	Vertically Integrated	12/28/2017	Settled	17.4	Yes	No	7.61	9.30	50.00	12/2016	794.99	Year-end	6
250	Avista Corp.	Idaho	AVA	C-AVU-E-16-03	Electric	Vertically Integrated	12/28/2016	Settled	6.3	No	No	7.58	9.30	50.00	12/2015	754.00	Average	7
251	Avista Corp.	Idaho	AVA	C-AVU-E-15-05	Electric	Vertically Integrated	12/18/2015	Settled	1.7	No	No	7.42	9.50	50.00	12/2014	735.02	Average	6
252	Avista Corp.	Idaho	AVA	C-AVU-E-14-05	Electric	Vertically Integrated	9/18/2014	Settled	0.0	No	No	NA	NA	NA	NA	NA	NA	3
253	Avista Corp.	Idaho	AVA	C-AVU-E-12-08	Electric	Vertically Integrated	3/27/2013	Settled	7.8	No	No	7.91	9.80	50.00	06/2012	659.00	Average	5
254	Avista Corp.	Idaho	AVA	C-AVU-E-11-01	Electric	Vertically Integrated	9/30/2011	Settled	2.8	No	No	NA	NA	NA	12/2010	NA	NA	2
255	Avista Corp.	Idaho	AVA	C-AVU-E-09-01	Electric	Vertically Integrated	9/21/2010	Settled	21.3	No	No	NA	NA	NA	12/2009	NA	NA	6
256	Avista Corp.	Idaho	AVA	C-AVU-E-08-01	Electric	Vertically Integrated	7/17/2009	Settled	12.5	No	No	8.55	10.50	50.00	09/2008	576.29	Average	5
257	Avista Corp.	Idaho	AVA	C-AVU-E-08-01	Electric	Vertically Integrated	9/30/2008	Settled	23.2	No	No	8.45	10.20	47.94	12/2007	530.29	Average	6
258	Avista Corp.	Idaho	AVA	C-AVU-E-04-1	Electric	Vertically Integrated	9/9/2004	Fully Litigated	24.7	No	No	9.25	10.40	42.59	12/2002	424.10	Average	7
259	Avista Corp.	Idaho	AVA	C-WWP-E-98-11	Electric	Vertically Integrated	7/29/1999	Fully Litigated	9.3	No	No	8.98	10.75	37.42	12/1997	366.50	Average	7
260	Avista Corp.	Idaho	AVA	C-U-1008-256	Electric	Vertically Integrated	12/3/1986	Fully Litigated	3.7	No	No	12.90	14.40	NA	12/1985	NA	NA	5
261	Avista Corp.	Idaho	AVA	C-U-1008-234, 204	Electric	Vertically Integrated	2/14/1986	Fully Litigated	7.1	Yes	No	11.96	14.40	NA	12/1984	NA	NA	8
262	Avista Corp.	Idaho	AVA	C-U-1008-219	Electric	Vertically Integrated	1/30/1985	Fully Litigated	7.5	No	No	12.10	14.90	40.00	12/1983	257.10	Year-end	9
263	Avista Corp.	Idaho	AVA	C-U-1008-185	Electric	Vertically Integrated	2/6/1984	Fully Litigated	14.9	No	No	12.14	14.75	40.00	12/1982	227.90	NA	10
264	Avista Corp.	Idaho	AVA	C-U-1008-170	Electric	Vertically Integrated	9/17/1982	Fully Litigated	0.5	No	No	12.07	15.25	40.00	12/1981	158.00	Year-end	6
265	Avista Corp.	Idaho	AVA	C-U-1008-156	Electric	Vertically Integrated	10/20/1981	Fully Litigated	10.4	No	No	11.74	15.25	40.00	12/1980	NA	NA	7
266	Avista Corp.	Idaho	AVA	C-U-1008-144	Electric	Vertically Integrated	8/11/1980	Fully Litigated	8.1	No	No	10.74	14.85	36.62	12/1979	NA	NA	4
267	Avista Corp.	Washington	AVA	D-U-E-220053	Electric	Vertically Integrated	12/12/2022	Settled	38.0	Yes	No	7.03	NA	NA	NA	1,984.03	NA	10
268	Avista Corp.	Washington	AVA	D-U-E-200900	Electric	Vertically Integrated	9/27/2021	Settled	13.6	No	No	7.12	9.40	48.50	12/2019	1,854.12	Average	11
269	Avista Corp.	Washington	AVA	D-U-E-190334	Electric	Vertically Integrated	3/25/2020	Settled	28.5	No	No	7.21	9.40	48.50	12/2018	NA	NA	11
270	Avista Corp.	Washington	AVA	D-U-E-170485	Electric	Vertically Integrated	4/26/2018	Fully Litigated	10.8	No	No	7.50	9.50	48.50	12/2016	1,523.13	Average	11
271	Avista Corp.	Washington	AVA	D-U-E-160228	Electric	Vertically Integrated	12/15/2016	Fully Litigated	0.0	No	No	NA	NA	NA	NA	NA	NA	10
272	Avista Corp.	Washington	AVA	D-U-E-150204	Electric	Vertically Integrated	1/6/2016	Settled	(8.1)	No	No	9.30	48.50	48.50	09/2014	1,315.89	NA	11
273	Avista Corp.	Washington	AVA	D-U-E-140188	Electric	Vertically Integrated	11/23/2014	Settled	7.0	No	No	NA	NA	NA	06/2013	NA	NA	9
274	Avista Corp.	Washington	AVA	D-U-E-120436	Electric	Vertically Integrated	12/26/2012	Settled	27.7	Yes	No	7.64	9.80	47.00	12/2011	NA	NA	8
275	Avista Corp.	Washington	AVA	D-U-E-110876	Electric	Vertically Integrated	11/19/2011	Settled	20.0	No	No	NA	NA	NA	NA	NA	NA	7
276	Avista Corp.	Washington	AVA	D-U-E-100467	Electric	Vertically Integrated	11/19/2010	Settled	29.5	No	No	7.91	10.20	46.50	12/2009	1,056.08	Average	8

Case Type: All
Rate Case History (Electric)
List: None
Company List: All
States: All
Years: All
Service Type: Electric

Line	Company	State	Parent Company Ticker	Docket	Rate Case Service Type	Case Type	Date	Division Type	Rate Increase (\$M)	Phase-In?	Interim Authorized?	Increase Authorized			Common Equity to Total Capital (%)	Rate Case Test Year End Date	Rate Base Valuation (\$M)	Rate Case Duration (months)
												Return on Original Cost Rate (%)	Return on Equity (%)	Common Equity to Total Capital (%)				
277	Avista Corp.	Washington	AVA	D-UE-000134	Electric	Vertically Integrated	12/22/2009	Fully Litigated	12.1	No	No	8.25	10.20	46.50	09/2008	991.03	Average	11
278	Avista Corp.	Washington	AVA	D-UE-08-0416	Electric	Vertically Integrated	12/29/2008	Settled	32.5	No	No	8.22	10.20	46.30	12/2007	939.31	Average	10
279	Avista Corp.	Washington	AVA	D-UE-07-0804	Electric	Vertically Integrated	12/19/2007	Settled	30.2	No	No	8.20	10.20	46.00	12/2006	895.90	Average	7
280	Avista Corp.	Washington	AVA	D-UE-05-0482	Electric	Vertically Integrated	12/21/2005	Settled	22.1	No	No	9.11	10.40	40.00	12/2004	NA	Average	8
281	Avista Corp.	Washington	AVA	D-UE-01-1595	Electric	Vertically Integrated	6/18/2002	Settled	45.7	No	Yes	11.16	11.16	42.00	NA	NA	NA	6
282	Avista Corp.	Washington	AVA	D-UE-99-1606	Electric	Vertically Integrated	9/29/2000	Fully Litigated	(2.8)	No	No	9.03	11.16	42.00	12/1998	533.30	Average	11
283	Avista Corp.	Washington	AVA	Ca-UE-90-0093	Electric	Vertically Integrated	6/4/1990	Settled	3.8	No	No	10.67	12.90	37.39	06/1989	NA	Average	4
284	Avista Corp.	Washington	AVA	Ca-U-85-36	Electric	Vertically Integrated	4/4/1986	Fully Litigated	14.2	No	No	12.00	15.00	37.05	12/1984	543.40	Average	9
285	Avista Corp.	Washington	AVA	Ca-U-84-28	Electric	Vertically Integrated	1/10/1985	Fully Litigated	2.3	No	No	12.38	15.75	39.65	12/1983	442.50	Average	8
286	Avista Corp.	Washington	AVA	Ca-U-83-26	Electric	Vertically Integrated	1/19/1984	Fully Litigated	32.2	No	No	12.52	15.90	40.00	12/1982	450.00	Average	9
287	Avista Corp.	Washington	AVA	Ca-U-82-10	Electric	Vertically Integrated	12/29/1982	Fully Litigated	13.4	No	No	12.58	16.25	38.00	12/1981	305.30	Average	9
288	Avista Corp.	Washington	AVA	Ca-U-81-15	Electric	Vertically Integrated	11/25/1981	Fully Litigated	20.2	No	No	11.61	15.25	38.00	12/1980	268.10	Average	8
289	Avista Corp.	Washington	AVA	Ca-U-80-13	Electric	Vertically Integrated	1/26/1981	Fully Litigated	17.7	No	Yes	11.25	15.25	36.02	12/1979	NA	Average	10
290	Black Hills Colorado Electric	Colorado	BKH	D-16AL-0350E	Electric	Vertically Integrated	12/19/2016	Fully Litigated	0.6	No	No	7.43	9.37	52.39	12/2015	414.59	Average	7
291	Black Hills Colorado Electric	Colorado	BKH	D-14AL-0393E	Electric	Vertically Integrated	12/18/2014	Fully Litigated	9.2	No	No	7.55	9.83	49.83	12/2013	448.33	Average	7
292	Black Hills Colorado Electric	Colorado	BKH	D-11AL-387E	Electric	Vertically Integrated	12/22/2011	Fully Litigated	10.5	No	No	8.53	9.90	49.10	12/2010	405.75	Average	7
293	Black Hills Colorado Electric	Colorado	BKH	D-10AL-408E	Electric	Vertically Integrated	8/4/2010	Settled	17.9	No	No	9.32	10.50	52.00	07/2009	NA	NA	7
294	Black Hills Colorado Electric	Colorado	BKH	D-04S-035E	Electric	Vertically Integrated	8/25/2004	Settled	8.2	No	No	8.76	10.25	47.50	08/2003	122.50	Average	8
295	Black Hills Colorado Electric	Colorado	BKH	D-02S-594E	Electric	Vertically Integrated	6/25/2003	Settled	16.0	No	No	9.07	10.75	47.50	06/2002	110.00	Average	8
296	Black Hills Power Inc.	South Dakota	BKH	D-EL-14-026	Electric	Vertically Integrated	3/2/2015	Settled	6.9	No	Yes	7.76	NA	NA	09/2013	543.93	Average	11
297	Black Hills Power Inc.	South Dakota	BKH	D-EL-12-061	Electric	Vertically Integrated	9/17/2013	Settled	8.8	No	Yes	7.93	NA	NA	NA	NA	NA	9
298	Black Hills Power Inc.	South Dakota	BKH	D-EL-09-018	Electric	Vertically Integrated	7/7/2010	Settled	22.0	No	Yes	8.26	NA	NA	06/2009	380.53	Average	9
299	Black Hills Power Inc.	South Dakota	BKH	D-EL-06-019	Electric	Vertically Integrated	12/28/2006	Settled	7.9	No	No	NA	NA	NA	NA	NA	NA	6
300	Black Hills Power Inc.	South Dakota	BKH	D-EL-95-003	Electric	Vertically Integrated	6/30/1995	Settled	5.7	No	No	NA	NA	NA	09/1994	NA	Average	4
301	Black Hills Power Inc.	South Dakota	BKH	D-F-3389	Electric	Vertically Integrated	4/13/1982	Fully Litigated	4.6	No	No	11.12	14.50	47.90	06/1981	NA	Average	6
302	Black Hills Power Inc.	South Dakota	BKH	D-F-3354	Electric	Vertically Integrated	1/11/191980	Fully Litigated	1.8	No	No	10.26	13.00	45.23	12/1979	NA	Average	4
303	Black Hills Power Inc.	South Dakota	BKH	D-F-3325	Electric	Vertically Integrated	2/13/1980	Fully Litigated	4.0	No	No	10.12	12.80	44.37	04/1979	NA	Average	3
304	Cheyenne Light Fuel Power Co.	Wyoming	BKH	D-20003-214-ER-22	Electric	Vertically Integrated	1/26/2023	Settled	20.1	No	No	7.48	9.75	52.00	12/2021	464.66	Year-end	7
305	Cheyenne Light Fuel Power Co.	Wyoming	BKH	D-20003-132-ER-13	Electric	Vertically Integrated	7/31/2014	Settled	8.4	No	No	7.98	9.90	54.00	06/2013	376.82	Year-end	8
306	Cheyenne Light Fuel Power Co.	Wyoming	BKH	D-20003-114-ER-11 (elec)	Electric	Vertically Integrated	6/18/2012	Settled	2.7	No	No	7.99	9.60	54.00	08/2011	243.51	Year-end	6
307	Cheyenne Light Fuel Power Co.	Wyoming	BKH	D-20003-90-ER-7 (elec)	Electric	Vertically Integrated	1/29/2007	Settled	6.7	No	No	8.84	10.90	54.00	09/2006	249.45	Year-end	9
308	Cheyenne Light Fuel Power Co.	Wyoming	BKH	D-20003-ER-05-81 (elec)	Electric	Vertically Integrated	10/4/2005	Settled	2.8	No	No	8.13	10.75	49.80	05/2004	47.17	Year-end	5
309	Consumers Energy Co.	Michigan	CMS	C-U-21224	Electric	Vertically Integrated	1/19/2023	Settled	155.0	No	No	NA	NA	NA	12/2023	NA	Average	8
310	Consumers Energy Co.	Michigan	CMS	C-U-20963	Electric	Vertically Integrated	12/22/2021	Fully Litigated	27.1	No	No	5.62	9.90	41.84	12/2022	12,428.13	Average	9
311	Consumers Energy Co.	Michigan	CMS	C-U-20697	Electric	Vertically Integrated	12/17/2020	Fully Litigated	90.2	No	No	5.67	9.90	NA	12/2021	11,660.44	Average	9
312	Consumers Energy Co.	Michigan	CMS	C-U-20134	Electric	Vertically Integrated	1/9/2019	Settled	(24.0)	No	No	NA	NA	NA	12/2019	NA	Average	8
313	Consumers Energy Co.	Michigan	CMS	C-U-18322	Electric	Vertically Integrated	3/29/2018	Fully Litigated	77.3	No	Yes	5.89	10.00	40.89	09/2018	10,202.17	Average	12
314	Consumers Energy Co.	Michigan	CMS	C-U-17990	Electric	Vertically Integrated	2/28/2017	Fully Litigated	113.3	No	Yes	5.94	10.10	40.75	08/2017	10,159.17	Average	12
315	Consumers Energy Co.	Michigan	CMS	C-U-17735	Electric	Vertically Integrated	1/19/2015	Fully Litigated	126.4	Yes	Yes	6.18	10.30	41.50	05/2016	9,160.09	Average	11
316	Consumers Energy Co.	Michigan	CMS	C-U-17087	Electric	Vertically Integrated	5/15/2013	Settled	89.0	No	Yes	NA	10.30	NA	12/2013	NA	NA	7
317	Consumers Energy Co.	Michigan	CMS	C-U-16794	Electric	Vertically Integrated	6/7/2012	Fully Litigated	118.5	No	Yes	6.70	10.30	42.07	09/2012	7,403.53	Average	12
318	Consumers Energy Co.	Michigan	CMS	C-U-16191	Electric	Vertically Integrated	1/14/2010	Fully Litigated	145.7	No	Yes	6.98	10.70	41.59	06/2011	6,873.41	Average	9
319	Consumers Energy Co.	Michigan	CMS	C-U-15645	Electric	Vertically Integrated	1/22/2009	Fully Litigated	134.4	No	Yes	6.98	10.70	40.51	12/2009	6,102.71	Average	11
320	Consumers Energy Co.	Michigan	CMS	C-U-15245	Electric	Vertically Integrated	6/10/2008	Fully Litigated	221.0	No	No	6.93	10.70	41.75	12/2008	5,013.90	Average	14
321	Consumers Energy Co.	Michigan	CMS	C-U-14347	Electric	Vertically Integrated	12/22/2005	Fully Litigated	177.4	No	No	6.78	11.15	36.31	12/2003	4,838.30	Average	12
322	Consumers Energy Co.	Michigan	CMS	C-U-10685	Electric	Vertically Integrated	2/5/1996	Fully Litigated	46.5	No	No	8.05	12.25	29.79	12/1996	3,366.60	Average	15

Rate Case History (Electric)
List: None
Company List: All
States: All
Years: All
Service Type: Electric

Line	Company	State	Parent Company Ticker	Docket	Rate Case Service Type	Case Type	Date	Decision Type	Rate Increase (\$M)	Phase-In?	Interim Authorized?	Increase Authorized				Rate Case Base (\$M)	Rate Case Valuation Method	Rate Case Duration (months)
												Return on Original Cost Rate (%)	Return on Equity (%)	Common Equity to Total Capital (%)	Rate Case Test Year End Date			
323	Consumers Energy Co.	Michigan	CMS	C-U-10335	Electric	Vertically Integrated	5/10/1994	Fully Litigated	57.6	No	No	7.43	11.75	28.35	12/1994	3,168.40	Average	12
324	Consumers Energy Co.	Michigan	CMS	C-U-9346	Electric	Vertically Integrated	5/7/1991	Fully Litigated	(44.6)	No	No	8.99	13.50	24.50	12/1991	2,935.60	Average	19
325	Consumers Energy Co.	Michigan	CMS	C-U-7830-Step 2	Electric	Vertically Integrated	7/16/1987	Fully Litigated	115.2	Yes	Yes	11.27	15.00	29.33	12/1985	2,801.10	Average	44
326	Consumers Energy Co.	Michigan	CMS	C-U-6923	Electric	Vertically Integrated	5/18/1983	Fully Litigated	72.9	No	Yes	10.90	15.00	27.94	12/1982	5,137.50	Average	22
327	Consumers Energy Co.	Michigan	CMS	C-U-5979	Electric	Vertically Integrated	8/8/1980	Fully Litigated	100.3	No	No	9.23	13.50	30.54	12/1980	NA	NA	18
328	Duke Energy Florida LLC	Florida	DUK	D-20220145-EI	Electric	Vertically Integrated	10/6/2022	Settled	24.4	No	No	NA	10.10	NA	NA	NA	NA	1
329	Duke Energy Florida LLC	Florida	DUK	D-20210016-EI	Electric	Vertically Integrated	5/4/2021	Settled	195.4	Yes	No	6.14	9.85	44.84	12/2023	NA	Year-end	3
330	Duke Energy Florida LLC	Florida	DUK	D-20180149	Electric	Limited-Issue Rider	4/2/2019	Settled	29.2	No	No	NA	10.50	NA	NA	NA	NA	8
331	Duke Energy Florida LLC	Florida	DUK	D-20180084-EI	Electric	Limited-Issue Rider	7/10/2018	Settled	200.5	Yes	No	NA	NA	NA	NA	NA	NA	3
332	Duke Energy Florida LLC	Florida	DUK	D-20170183-EI	Electric	Vertically Integrated	10/25/2017	Settled	200.0	Yes	No	NA	NA	NA	NA	NA	NA	1
333	Duke Energy Florida LLC	Florida	DUK	D-120022-EI	Electric	Vertically Integrated	2/22/2012	Settled	150.0	No	No	NA	NA	NA	NA	NA	NA	1
334	Duke Energy Florida LLC	Florida	DUK	D-090079-EI	Electric	Vertically Integrated	3/5/2010	Settled	126.2	No	Yes	7.88	10.50	46.74	12/2010	6,302.28	Average	11
335	Duke Energy Florida LLC	Florida	DUK	D-910890-EI	Electric	Vertically Integrated	9/22/1992	Fully Litigated	85.8	Yes	Yes	8.37	12.00	37.62	12/1992	3,179.40	Average	7
336	Duke Energy Florida LLC	Florida	DUK	D-830470-EI	Electric	Vertically Integrated	8/31/1984	Fully Litigated	93.4	Yes	No	9.75	15.55	28.10	12/1984	NA	NA	7
337	Duke Energy Florida LLC	Florida	DUK	D-820100-EU	Electric	Vertically Integrated	1/25/1983	Fully Litigated	111.3	No	Yes	10.10	15.85	26.87	12/1982	1,971.50	Average	6
338	Duke Energy Florida LLC	Florida	DUK	D-800119-EU	Electric	Vertically Integrated	3/11/1981	Fully Litigated	57.1	No	Yes	9.20	15.40	28.69	12/1980	NA	NA	10
339	Duke Energy Indiana, LLC	Indiana	DUK	Ca-44720-TDS(C)-12	Electric	Limited-Issue Rider	10/31/2023	Fully Litigated	32.5	No	No	NA	NA	NA	12/2022	386.31	Year-end	6
340	Duke Energy Indiana, LLC	Indiana	DUK	Ca-44720-TDS(C)-11	Electric	Limited-Issue Rider	10/12/2022	Fully Litigated	(0.9)	No	No	NA	NA	NA	12/2021	1,70.24	Year-end	5
341	Duke Energy Indiana, LLC	Indiana	DUK	Ca-44720-TDS(C)-9	Electric	Limited-Issue Rider	10/13/2021	Fully Litigated	(2.8)	No	No	NA	NA	NA	12/2020	NA	NA	5
342	Duke Energy Indiana, LLC	Indiana	DUK	Ca-45253	Electric	Vertically Integrated	6/29/2020	Fully Litigated	145.9	Yes	No	5.71	9.70	40.98	12/2020	10,195.19	Year-end	12
343	Duke Energy Indiana, LLC	Indiana	DUK	Ca-44720-TDS(C)-6	Electric	Limited-Issue Rider	10/8/2019	Fully Litigated	23.5	No	No	NA	NA	NA	12/2018	393.50	Year-end	5
344	Duke Energy Indiana, LLC	Indiana	DUK	Ca-44720-TDS(C)-4	Electric	Limited-Issue Rider	10/9/2018	Fully Litigated	14.3	No	No	NA	NA	NA	12/2017	215.31	NA	5
345	Duke Energy Indiana, LLC	Indiana	DUK	Ca-44720-TDS(C)-2	Electric	Limited-Issue Rider	10/17/2017	Fully Litigated	9.6	No	No	NA	NA	NA	12/2016	62.69	NA	5
346	Duke Energy Indiana, LLC	Indiana	DUK	Ca-44720-TDS(C)-1	Electric	Limited-Issue Rider	3/22/2017	Fully Litigated	12.5	No	No	NA	NA	NA	06/2016	17.97	Year-end	4
347	Duke Energy Indiana, LLC	Indiana	DUK	Ca-42359	Electric	Vertically Integrated	5/18/2004	Fully Litigated	107.3	No	No	7.30	10.50	44.44	09/2002	3,662.40	Year-end	16
348	Duke Energy Indiana, LLC	Indiana	DUK	Ca-40003	Electric	Vertically Integrated	9/27/1996	Fully Litigated	73.9	No	No	8.21	11.00	41.35	12/1994	2,382.00	Year-end	16
349	Duke Energy Indiana, LLC	Indiana	DUK	Ca-39584,39584-S2	Electric	Vertically Integrated	2/17/1995	Settled	37.5	No	No	8.23	11.90	37.46	12/1992	1,957.90	Year-end	17
350	Duke Energy Indiana, LLC	Indiana	DUK	Ca-37809	Electric	Vertically Integrated	4/4/1990	Fully Litigated	(37.3)	No	No	9.97	15.76	33.36	12/1988	1,565.90	Year-end	12
351	Duke Energy Indiana, LLC	Indiana	DUK	Ca-37414	Electric	Vertically Integrated	3/7/1986	Settled	68.2	No	Yes	14.79	NA	NA	03/1984	1,603.50	Year-end	12
352	Duke Energy Indiana, LLC	Indiana	DUK	Ca-36818	Electric	Vertically Integrated	1/20/1983	Fully Litigated	81.2	No	No	11.75	17.75	35.77	12/1981	1,572.10	Year-end	10
353	Duke Energy Indiana, LLC	Indiana	DUK	Ca-36318	Electric	Vertically Integrated	6/10/1981	Fully Litigated	112.7	No	No	12.19	16.75	38.20	09/1980	NA	Year-end	6
354	Duke Energy Kentucky Inc.	Kentucky	DUK	C-2022-00372	Electric	Vertically Integrated	10/12/2023	Fully Litigated	47.5	No	No	NA	9.75	52.15	06/2024	1,115.44	Average	10
355	Duke Energy Kentucky Inc.	Kentucky	DUK	C-2019-00271	Electric	Vertically Integrated	4/27/2020	Fully Litigated	24.1	No	No	6.41	9.25	48.23	03/2021	881.00	Average	7
356	Duke Energy Kentucky Inc.	Kentucky	DUK	C-2017-00321	Electric	Vertically Integrated	4/13/2018	Fully Litigated	8.4	No	No	6.83	9.73	49.25	03/2019	647.81	Average	7
357	Duke Energy Kentucky Inc.	Kentucky	DUK	C-2006-00172	Electric	Vertically Integrated	1/22/2006	Settled	49.0	No	No	NA	NA	NA	NA	NA	NA	6
358	Duke Energy Kentucky Inc.	Kentucky	DUK	C-91-370	Electric	Vertically Integrated	5/5/1992	Fully Litigated	22.3	No	No	9.80	11.50	45.95	07/1991	91.80	Year-end	6
359	Duke Energy Kentucky Inc.	Kentucky	DUK	C-90-041(elec)	Electric	Vertically Integrated	10/2/1990	Fully Litigated	6.4	No	No	11.17	13.00	49.90	12/1989	79.70	Year-end	6
360	Duke Energy Kentucky Inc.	Kentucky	DUK	C-92299	Electric	Vertically Integrated	10/31/1985	Fully Litigated	3.5	No	No	11.81	15.25	37.28	12/1984	NA	Year-end	5
361	Duke Energy Carolinas LLC	North Carolina	DUK	D-E-7 Sub 1276	Electric	Vertically Integrated	12/15/2023	Fully Litigated	436.0	Yes	Yes	7.50	10.10	53.00	12/2021	19,500.00	Year-end	11
362	Duke Energy Carolinas LLC	North Carolina	DUK	D-E-7, Sub 1214	Electric	Vertically Integrated	3/31/2021	Settled	328.3	No	Yes	7.04	9.60	52.00	12/2018	17,042.99	Year-end	18
363	Duke Energy Carolinas LLC	North Carolina	DUK	D-E-7, Sub 1146	Electric	Vertically Integrated	6/22/2018	Settled	(13.0)	No	No	7.35	9.90	52.00	12/2016	13,500.00	Year-end	10
364	Duke Energy Carolinas LLC	North Carolina	DUK	D-E-7, Sub 1026	Electric	Vertically Integrated	9/24/2013	Settled	234.5	Yes	No	7.88	10.20	53.00	06/2012	11,512.63	Year-end	7
365	Duke Energy Carolinas LLC	North Carolina	DUK	D-E-7, Sub 989	Electric	Vertically Integrated	1/27/2012	Settled	368.0	No	No	8.11	10.50	53.00	12/2010	11,097.00	Year-end	7
366	Duke Energy Carolinas LLC	North Carolina	DUK	D-E-7, Sub 909	Electric	Vertically Integrated	12/7/2009	Settled	315.2	No	No	8.38	10.70	52.50	12/2008	9,533.30	Year-end	6
367	Duke Energy Carolinas LLC	North Carolina	DUK	D-E-7, Sub 828	Electric	Vertically Integrated	12/20/2007	Settled	(286.9)	No	No	8.57	11.00	53.00	12/2006	7,833.05	Year-end	6
368	Duke Energy Carolinas LLC	North Carolina	DUK	D-E-7, SUB487	Electric	Vertically Integrated	11/12/1991	Fully Litigated	100.1	No	No	10.44	12.50	49.82	12/1990	4,566.00	Year-end	7

Case Type: All
Rate Case History (Electric)
List: None
Company List: All
States: All
Years: All
Service Type: Electric

Line	Company	State	Parent Company Ticker	Docket	Rate Case Service Type	Case Type	Date	Decision Type	Rate Increase (\$M)	Phase-In?	Interim Authorized?	Increase Authorized			Common Equity to Total Capital (%)	Rate Case Test Year End Date	Rate Base (\$M)	Rate Case Valuation Method	Rate Case Duration (months)
												Return on Original Cost Rate (%)	Return on Equity (%)	Common Equity to Total Capital (%)					
369	Duke Energy Carolinas LLC	North Carolina	DUK	D-E-7, SUB 408	Electric	Vertically Integrated	10/3/1986	Fully Litigated	133.1	No	No	10.92	13.40	46.30	12/1985	3,374.10	Year-end	6	
370	Duke Energy Carolinas LLC	North Carolina	DUK	D-E-7, SUB 391	Electric	Vertically Integrated	9/17/1985	Fully Litigated	164.9	No	No	11.93	14.90	45.52	06/1984	3,080.80	Year-end	7	
371	Duke Energy Carolinas LLC	North Carolina	DUK	D-E-7, SUB 373	Electric	Vertically Integrated	6/13/1984	Fully Litigated	131.0	No	No	11.93	15.25	42.08	06/1983	2,950.50	Year-end	6	
372	Duke Energy Carolinas LLC	North Carolina	DUK	D-E-7, SUB 358	Electric	Vertically Integrated	9/30/1983	Fully Litigated	76.2	No	No	11.94	15.25	40.00	09/1982	2,548.60	Year-end	7	
373	Duke Energy Carolinas LLC	North Carolina	DUK	D-E-7, SUB 338	Electric	Vertically Integrated	11/1/1982	Fully Litigated	61.7	No	No	11.98	15.50	40.00	12/1981	2,512.50	Year-end	7	
374	Duke Energy Carolinas LLC	North Carolina	DUK	D-E-7, SUB 314	Electric	Vertically Integrated	12/17/1981	Fully Litigated	166.4	No	Yes	11.92	16.50	38.00	12/1980	NA	NA	9	
375	Duke Energy Carolinas LLC	North Carolina	DUK	D-E-7, SUB 289	Electric	Vertically Integrated	9/30/1980	Fully Litigated	57.5	No	No	10.88	14.10	38.00	12/1979	NA	NA	7	
376	Duke Energy Progress LLC	North Carolina	DUK	D-E-2, Sub 1300	Electric	Vertically Integrated	8/18/2023	Fully Litigated	148.2	Yes	Yes	7.07	9.80	53.00	12/2021	12,187.58	Year-end	10	
377	Duke Energy Progress LLC	North Carolina	DUK	D-E-2, Sub 1219	Electric	Vertically Integrated	4/16/2021	Settled	308.2	No	Yes	6.92	9.00	52.00	12/2018	10,720.98	Year-end	17	
378	Duke Energy Progress LLC	North Carolina	DUK	D-E-2, Sub 1142	Electric	Vertically Integrated	2/23/2018	Settled	194.0	No	No	7.09	9.90	52.00	12/2016	8,153.33	Year-end	8	
379	Duke Energy Progress LLC	North Carolina	DUK	D-E-2, Sub 1023	Electric	Vertically Integrated	5/30/2013	Settled	178.7	Yes	No	7.55	10.20	53.00	03/2012	6,701.45	Year-end	7	
380	Duke Energy Progress LLC	North Carolina	DUK	D-E-2, SUB 537	Electric	Vertically Integrated	8/5/1988	Fully Litigated	134.8	Yes	No	10.45	12.75	44.00	03/1987	3,677.20	Year-end	11	
381	Duke Energy Progress LLC	North Carolina	DUK	D-E-2, SUB 526	Electric	Vertically Integrated	8/26/1987	Fully Litigated	92.5	No	No	10.45	12.63	43.00	03/1986	2,882.50	Year-end	7	
382	Duke Energy Progress LLC	North Carolina	DUK	D-E-2, SUB 481	Electric	Vertically Integrated	11/20/1984	Fully Litigated	64.3	No	Yes	11.87	15.25	40.00	09/1983	2,346.80	Year-end	9	
383	Duke Energy Progress LLC	North Carolina	DUK	D-E-2, SUB 461	Electric	Vertically Integrated	9/19/1983	Fully Litigated	90.9	No	No	11.38	14.50	38.00	09/1982	2,222.10	Year-end	7	
384	Duke Energy Progress LLC	North Carolina	DUK	D-E-2, SUB 444	Electric	Vertically Integrated	9/24/1982	Fully Litigated	8.8	No	No	11.57	14.50	38.00	09/1981	1,827.50	Year-end	7	
385	Duke Energy Progress LLC	North Carolina	DUK	D-E-2, SUB 416	Electric	Vertically Integrated	12/15/1981	Fully Litigated	119.2	No	No	12.15	16.00	36.18	12/1980	NA	NA	7	
386	Duke Energy Progress LLC	North Carolina	DUK	D-E-2, SUB 391	Electric	Vertically Integrated	12/8/1980	Fully Litigated	71.8	No	No	10.80	14.15	36.00	09/1979	NA	NA	7	
387	Duke Energy Progress LLC	North Carolina	DUK	D-E-2, SUB 366	Electric	Vertically Integrated	4/22/1980	Fully Litigated	43.4	No	No	10.66	13.90	38.00	12/1978	NA	NA	7	
388	Duke Energy Ohio Inc.	Ohio	DUK	C-21-0887-EL-AIR	Electric	Distribution	12/14/2022	Settled	22.6	No	No	6.86	9.50	50.50	03/2022	2,037.89	Date Certain	14	
389	Duke Energy Ohio Inc.	Ohio	DUK	C-17-0032-EL-AIR	Electric	Distribution	12/19/2018	Settled	(19.2)	No	No	7.54	9.84	50.75	03/2017	1,302.47	Date Certain	21	
390	Duke Energy Ohio Inc.	Ohio	DUK	C-12-1682-EL-AIR	Electric	Distribution	5/1/2013	Settled	49.0	No	No	7.73	9.84	53.50	12/2012	1,064.51	Date Certain	9	
391	Duke Energy Ohio Inc.	Ohio	DUK	C-08-0709-EL-AIR	Electric	Distribution	7/8/2009	Settled	55.3	No	No	8.61	10.63	51.59	12/2008	963.79	Date Certain	11	
392	Duke Energy Ohio Inc.	Ohio	DUK	C-05-59-EL-AIR	Electric	Distribution	12/21/2005	Settled	51.5	No	No	8.24	10.29	47.53	06/2005	840.00	Date Certain	10	
393	Duke Energy Ohio Inc.	Ohio	DUK	C-92-1464-EL-AIR	Electric	Vertically Integrated	8/26/1993	Settled	41.1	No	No	NA	NA	NA	05/1992	NA	Date Certain	11	
394	Duke Energy Ohio Inc.	Ohio	DUK	C-91-1410-EL-AIR	Electric	Vertically Integrated	5/12/1992	Fully Litigated	114.6	Yes	No	10.42	11.87	45.40	12/1991	2,418.70	Date Certain	13	
395	Duke Energy Ohio Inc.	Ohio	DUK	C-83-1528-EL-AIR	Electric	Vertically Integrated	11/20/1984	Fully Litigated	37.9	No	No	12.10	15.92	37.80	09/1984	1,365.80	Date Certain	8	
396	Duke Energy Ohio Inc.	Ohio	DUK	C-82-485-EL-AIR	Electric	Vertically Integrated	3/30/1983	Settled	30.7	No	No	12.29	16.71	36.20	03/1983	NA	Date Certain	9	
397	Duke Energy Ohio Inc.	Ohio	DUK	C-81-66-EL-AIR	Electric	Vertically Integrated	12/7/1982	Fully Litigated	85.4	No	No	11.80	16.84	34.50	09/1981	NA	NA	9	
398	Duke Energy Ohio Inc.	Ohio	DUK	C-80-260-EL-AIR	Electric	Vertically Integrated	3/18/1981	Fully Litigated	50.5	No	No	11.28	16.19	34.44	10/1980	NA	NA	9	
399	Duke Energy Ohio Inc.	Ohio	DUK	C-79-11-EL-AIR	Electric	Vertically Integrated	1/7/1980	Fully Litigated	35.1	No	No	10.24	14.39	35.80	09/1979	NA	NA	9	
400	Duke Energy Carolinas LLC	South Carolina	DUK	D-2018-319-E	Electric	Vertically Integrated	5/1/2019	Fully Litigated	106.9	No	No	7.16	9.50	53.00	12/2017	5,445.67	Year-end	5	
401	Duke Energy Carolinas LLC	South Carolina	DUK	D-2013-59-E	Electric	Vertically Integrated	9/1/2013	Settled	118.6	Yes	No	7.89	10.20	53.00	06/2012	4,228.96	Year-end	5	
402	Duke Energy Carolinas LLC	South Carolina	DUK	D-2011-271-E	Electric	Vertically Integrated	1/25/2012	Settled	92.8	Yes	No	8.10	10.50	53.00	12/2010	3,963.06	Year-end	5	
403	Duke Energy Carolinas LLC	South Carolina	DUK	D-2009-226-E	Electric	Vertically Integrated	1/27/2010	Settled	74.1	No	No	8.41	10.70	53.00	12/2008	3,189.30	Year-end	6	
404	Duke Energy Carolinas LLC	South Carolina	DUK	D-91-216E	Electric	Vertically Integrated	11/5/1991	Fully Litigated	30.3	No	No	10.35	12.25	50.00	12/1990	1,835.10	Year-end	5	
405	Duke Energy Carolinas LLC	South Carolina	DUK	D-86-188E O-86-1116	Electric	Vertically Integrated	11/5/1986	Fully Litigated	79.1	No	No	10.66	13.00	46.43	12/1985	1,432.90	Year-end	6	
406	Duke Energy Carolinas LLC	South Carolina	DUK	D-85-78-E O-85-841	Electric	Vertically Integrated	10/21/1985	Fully Litigated	78.4	No	No	11.73	14.75	45.36	06/1984	1,338.40	Year-end	5	
407	Duke Energy Carolinas LLC	South Carolina	DUK	D-83-302-E O-84-108	Electric	Vertically Integrated	2/22/1984	Fully Litigated	122.7	No	No	11.61	14.75	41.66	04/1983	1,244.20	Year-end	5	
408	Duke Energy Carolinas LLC	South Carolina	DUK	D-82-50-E O-83-92	Electric	Vertically Integrated	3/15/1983	Fully Litigated	40.7	No	Yes	10.88	13.00	40.80	06/1982	1,545.70	Year-end	13	
409	Duke Energy Carolinas LLC	South Carolina	DUK	D-80-378-E O-82-2	Electric	Vertically Integrated	1/28/1982	Fully Litigated	57.0	No	Yes	10.57	13.00	37.98	12/1980	NA	NA	13	
410	Duke Energy Carolinas LLC	South Carolina	DUK	D-79-340-E O-80-474	Electric	Vertically Integrated	8/29/1980	Fully Litigated	23.4	No	Yes	10.21	12.50	35.37	06/1979	NA	NA	13	
411	Duke Energy Progress LLC	South Carolina	DUK	D-2022-254-E	Electric	Vertically Integrated	2/9/2023	Settled	52.3	No	No	6.83	9.60	52.43	12/2021	1,846.18	Year-end	5	
412	Duke Energy Progress LLC	South Carolina	DUK	D-2018-318-E	Electric	Vertically Integrated	5/8/2019	Fully Litigated	41.5	No	No	6.99	9.50	53.00	12/2017	1,477.36	Year-end	6	
413	Duke Energy Progress LLC	South Carolina	DUK	D-2016-222-E	Electric	Vertically Integrated	12/2/2016	Settled	56.2	Yes	No	7.21	10.10	53.00	12/2015	1,305.96	Year-end	5	
414	Duke Energy Progress LLC	South Carolina	DUK	D-88-11-E	Electric	Vertically Integrated	8/29/1988	Fully Litigated	25.0	No	No	10.48	12.75	44.72	09/1987	804.00	Year-end	6	

Rate Case History (Electric)
List: None
Company List: All
States: All
Years: All
Service Type: Electric

Line	Company	State	Parent Company Ticker	Docket	Rate Case Service Type	Case Type	Date	Decision Type	Rate Increase (\$M)	Phase-In?	Interim Authorized?	Increase Authorized			Common Equity to Total Capital (%)	Rate Case Test Year End Date	Rate Base (\$M)	Rate Case Valuation Method	Rate Case Duration (months)
												Return on Original Cost Rate (%)	Return on Equity (%)	Common Equity to Total Capital (%)					
415	Duke Energy Progress LLC	South Carolina	DUK	D-877-E-0-87-902	Electric	Vertically Integrated	8/26/1987	Fully Litigated	23.2	No	No	10.50	12.75	42.80	03/1986	655.40	Year-end	6	
416	Duke Energy Progress LLC	South Carolina	DUK	D-84-122-E-0-84-886	Electric	Vertically Integrated	10/31/1984	Fully Litigated	16.5	No	No	12.15	16.25	38.15	12/1983	512.70	Year-end	6	
417	Duke Energy Progress LLC	South Carolina	DUK	D-82-238-E-0-83-583	Electric	Vertically Integrated	9/28/1983	Fully Litigated	34.9	No	Yes	11.39	14.50	39.33	12/1982	465.50	Year-end	12	
418	Duke Energy Progress LLC	South Carolina	DUK	D-81-163-E-0-82-284	Electric	Vertically Integrated	6/10/1982	Fully Litigated	24.5	No	Yes	11.04	13.75	37.24	09/1981	596.60	Year-end	13	
419	Duke Energy Progress LLC	South Carolina	DUK	D-80-69-E-0-81-232	Electric	Vertically Integrated	4/10/1981	Fully Litigated	15.3	No	Yes	10.61	13.75	33.80	12/1979	NA	NA	13	
420	Energy Arkansas LLC	Arkansas	ETR	D-16-036-FR (2023 review)	Electric	Vertically Integrated	12/2/2023	Settled	87.7	No	No	5.02	NA	38.65	12/2024	10,127.65	Average	5	
421	Energy Arkansas LLC	Arkansas	ETR	D-16-036-FR (2022 review)	Electric	Vertically Integrated	12/2/2022	Settled	79.7	No	No	5.25	NA	37.77	12/2023	9,176.65	Average	4	
422	Energy Arkansas LLC	Arkansas	ETR	D-16-036-FR (2021 review)	Electric	Vertically Integrated	12/7/2021	Settled	72.1	No	No	5.17	9.65	37.75	12/2022	8,742.44	Average	5	
423	Energy Arkansas LLC	Arkansas	ETR	D-16-036-FR (2020 review)	Electric	Vertically Integrated	12/11/2020	Settled	39.8	No	No	5.10	NA	34.82	NA	NA	NA	5	
424	Energy Arkansas LLC	Arkansas	ETR	D-16-036-FR (2019 review)	Electric	Vertically Integrated	12/13/2019	Settled	10.1	No	No	5.23	NA	36.49	12/2020	7,960.90	Average	5	
425	Energy Arkansas LLC	Arkansas	ETR	16-036-FR (2018 Review)	Electric	Vertically Integrated	12/12/2018	Settled	189.7	No	No	5.26	NA	36.55	12/2019	7,546.59	Average	5	
426	Energy Arkansas LLC	Arkansas	ETR	D-16-036-FR (2017 Review)	Electric	Vertically Integrated	12/13/2017	Settled	113.4	No	No	4.64	NA	31.62	12/2018	7,094.57	Average	5	
427	Energy Arkansas LLC	Arkansas	ETR	D-16-036-FR	Electric	Vertically Integrated	12/6/2016	Settled	54.4	No	No	NA	NA	NA	12/2017	NA	NA	4	
428	Energy Arkansas LLC	Arkansas	ETR	D-15-015-U	Electric	Vertically Integrated	2/23/2016	Settled	219.7	No	No	4.52	9.75	28.46	03/2015	NA	NA	10	
429	Energy Arkansas LLC	Arkansas	ETR	D-13-028-U	Electric	Vertically Integrated	12/30/2013	Fully Litigated	86.0	No	No	4.35	9.50	28.64	12/2012	4,801.79	Year-end	10	
430	Energy Arkansas LLC	Arkansas	ETR	D-09-084-U	Electric	Vertically Integrated	5/28/2010	Settled	63.7	No	No	5.04	10.20	29.32	06/2009	3,995.61	Year-end	8	
431	Energy Arkansas LLC	Arkansas	ETR	D-06-101-U	Electric	Vertically Integrated	6/15/2007	Fully Litigated	(5.1)	No	No	5.58	9.90	32.19	06/2006	3,693.20	Year-end	10	
432	Energy Arkansas LLC	Arkansas	ETR	D-96-360-U	Electric	Vertically Integrated	12/12/1997	Settled	(16.9)	Yes	No	6.99	11.00	32.11	12/1995	NA	NA	13	
433	Energy Arkansas LLC	Arkansas	ETR	D-87-108-U	Electric	Vertically Integrated	7/27/1987	Fully Litigated	(26.3)	No	No	9.08	13.00	40.95	12/1986	NA	NA	0	
434	Energy Arkansas LLC	Arkansas	ETR	D-84-249-U	Electric	Vertically Integrated	9/9/1985	Settled	78.9	No	No	NA	14.90	NA	12/1984	NA	NA	10	
435	Energy Arkansas LLC	Arkansas	ETR	D-84-199-U	Electric	Vertically Integrated	4/3/1985	Fully Litigated	(10.4)	No	No	9.59	14.60	27.30	03/1984	2,419.00	Year-end	13	
436	Energy Arkansas LLC	Arkansas	ETR	D-83-314-U	Electric	Vertically Integrated	8/19/1983	Settled	39.8	No	No	11.72	15.00	31.77	12/1982	1,853.90	Year-end	9	
437	Energy Arkansas LLC	Arkansas	ETR	D-81-144-U	Electric	Vertically Integrated	3/1/1982	Fully Litigated	26.2	No	No	11.46	15.03	30.64	12/1980	NA	NA	10	
438	Energy Arkansas LLC	Arkansas	ETR	D-U-3114	Electric	Vertically Integrated	7/17/1981	Fully Litigated	5.7	No	No	11.99	15.00	34.00	04/1980	NA	NA	11	
439	Energy Arkansas LLC	Arkansas	ETR	D-U-3108	Electric	Vertically Integrated	5/27/1981	Fully Litigated	104.9	No	No	10.51	15.00	32.00	08/1979	NA	NA	12	
440	Energy Arkansas LLC	Arkansas	ETR	D-U-2972	Electric	Vertically Integrated	2/29/1980	Fully Litigated	14.7	No	No	9.95	13.75	33.00	06/1978	NA	NA	16	
441	Energy Gulf States LA LLC	Louisiana	ETR	D-U-32707	Electric	Vertically Integrated	12/16/2013	Settled	0.0	No	No	NA	9.95	NA	NA	NA	NA	10	
442	Energy Gulf States LA LLC	Louisiana	ETR	D-U-25687	Electric	Vertically Integrated	1/8/2003	Settled	(22.1)	No	No	NA	11.10	NA	NA	NA	NA	19	
443	Energy Gulf States LA LLC	Louisiana	ETR	D-U-22491	Electric	Vertically Integrated	3/22/2000	Settled	0.0	No	No	NA	NA	NA	12/1996	NA	Average	34	
444	Energy Gulf States LA LLC	Louisiana	ETR	D-U-22092	Electric	Vertically Integrated	9/10/1998	Fully Litigated	(36.6)	No	No	NA	NA	NA	12/1995	NA	Average	27	
445	Energy Gulf States LA LLC	Louisiana	ETR	D-U-21485	Electric	Vertically Integrated	9/24/1996	Fully Litigated	(20.0)	No	No	NA	NA	NA	12/1994	NA	Average	16	
446	Energy Gulf States LA LLC	Louisiana	ETR	D-U-19904	Electric	Vertically Integrated	12/14/1994	Fully Litigated	(4.4)	No	No	9.58	10.95	41.09	12/1993	NA	Average	7	
447	Energy Gulf States LA LLC	Louisiana	ETR	D-U-17282	Electric	Vertically Integrated	12/22/1987	Fully Litigated	63.0	Yes	Yes	11.30	12.00	40.00	06/1986	1,560.00	Average	17	
448	Energy Gulf States LA LLC	Louisiana	ETR	D-U-16950	Electric	Vertically Integrated	6/4/1986	Fully Litigated	0.0	No	No	NA	NA	NA	12/1984	NA	Average	8	
449	Energy Gulf States LA LLC	Louisiana	ETR	D-U-15641	Electric	Vertically Integrated	12/12/1983	Fully Litigated	(1.1)	No	No	12.60	14.50	38.00	12/1982	1,478.80	Average	12	
450	Energy Gulf States LA LLC	Louisiana	ETR	D-U-15271	Electric	Vertically Integrated	9/15/1982	Fully Litigated	97.3	No	No	13.44	16.25	38.00	12/1980	1,331.00	Average	10	
451	Energy Gulf States LA LLC	Louisiana	ETR	D-U-14495	Electric	Vertically Integrated	11/17/1980	Fully Litigated	77.3	No	No	10.77	14.00	35.70	12/1979	878.50	Average	11	
452	Energy Louisiana LLC	Louisiana	ETR	D-UD-13-01	Electric	Vertically Integrated	7/10/2014	Settled	9.3	Yes	No	NA	9.95	NA	NA	NA	NA	15	
453	Energy Louisiana LLC	Louisiana	ETR	D-U-32708	Electric	Vertically Integrated	12/16/2013	Settled	0.0	No	No	NA	9.95	NA	NA	NA	NA	10	
454	Energy Louisiana LLC	Louisiana	ETR	D-U-20925 (2004 RRF)	Electric	Vertically Integrated	5/18/2005	Settled	0.0	No	Yes	8.76	10.25	48.73	12/2002	NA	Average	16	
455	Energy Louisiana LLC	Louisiana	ETR	D-U-20925-D	Electric	Vertically Integrated	9/24/1997	Fully Litigated	(59.0)	No	No	NA	NA	NA	12/1996	NA	Average	3	
456	Energy Louisiana LLC	Louisiana	ETR	D-U-20925-E	Electric	Vertically Integrated	3/20/1998	Settled	(8.1)	No	No	NA	10.50	NA	NA	NA	NA	16	
457	Energy Louisiana LLC	Louisiana	ETR	D-U-20925-A&B	Electric	Vertically Integrated	11/12/1996	Fully Litigated	(16.5)	No	Yes	NA	NA	NA	12/1995	NA	Average	7	
458	Energy Louisiana LLC	Louisiana	ETR	D-U-20925	Electric	Vertically Integrated	5/25/1995	Fully Litigated	(49.4)	No	No	9.99	11.20	41.30	12/1993	NA	Average	9	
459	Energy Louisiana LLC	Louisiana	ETR	D-U-17906	Electric	Vertically Integrated	3/1/1989	Fully Litigated	45.9	No	No	11.07	12.76	37.00	12/1987	3,067.20	Average	12	
460	Energy Louisiana LLC	Louisiana	ETR	D-CD-86-11-CD-89-1	Electric	Vertically Integrated	7/6/1989	Settled	9.5	Yes	No	NA	NA	NA	12/1986	NA	Average	36	

Case Type: All
Rate Case History (Electric)
List: None
Company List: All
States: All
Years: All
Service Type: Electric

Line	Company	State	Parent Company Ticker	Docket	Rate Case Service Type	Case Type	Date	Decision Type	Rate Increase (\$M)	Phase-In?	Interim Authorized?	Increase Authorized			Common Equity to Total Capital (%)	Rate Case Test Year End Date	Rate Base (\$M)	Rate Base Valuation Method	Rate Case Duration (months)
												Return on Original Cost Rate (%)	Return on Equity (%)	Common Equity to Total Capital (%)					
461	Energy Louisiana LLC	Louisiana	ETR	D-U-16945	Electric	Vertically Integrated	11/19/1985	Settled	383.0	Yes	Yes	NA	NA	NA	06/1984	NA	Average	1	
462	Energy Louisiana LLC	Louisiana	ETR	D-U-16518	Electric	Vertically Integrated	7/30/1985	Fully Litigated	0.0	No	No	NA	NA	NA	NA	NA	NA	NA	2
463	Energy Louisiana LLC	Louisiana	ETR	D-U-16091	Electric	Vertically Integrated	3/5/1985	Fully Litigated	0.0	No	No	NA	NA	NA	06/1984	2,541.20	Average	10	
464	Energy Louisiana LLC	Louisiana	ETR	D-U-15684	Electric	Vertically Integrated	2/20/1984	Fully Litigated	60.0	No	No	12.45	37.00	37.00	06/1983	2,024.80	Average	13	
465	Energy Louisiana LLC	Louisiana	ETR	D-U-14690	Electric	Vertically Integrated	5/26/1984	Fully Litigated	156.4	No	No	11.78	14.90	37.00	12/1980	1,661.20	Average	12	
466	Energy New Orleans LLC	Louisiana	ETR	D-UD-18-07 (elec.)	Electric	Vertically Integrated	11/7/2019	Fully Litigated	(41.8)	No	No	7.09	9.35	50.00	NA	NA	NA	13	
467	Energy New Orleans LLC	Louisiana	ETR	D-UD-08-03 (elec.)	Electric	Vertically Integrated	4/2/2009	Settled	(24.7)	No	No	NA	NA	NA	12/2008	NA	Year-end	8	
468	Energy New Orleans LLC	Louisiana	ETR	D-UD-01-04 (elec.)	Electric	Vertically Integrated	5/15/2003	Settled	18.4	No	No	NA	NA	NA	NA	NA	NA	23	
469	Energy New Orleans LLC	Louisiana	ETR	D-UD-97-1 (elec.)	Electric	Vertically Integrated	11/5/1998	Settled	(43.4)	Yes	No	NA	NA	NA	12/1996	NA	Average	21	
470	Energy New Orleans LLC	Louisiana	ETR	D-CD-95-1 (elec.)	Electric	Vertically Integrated	3/25/1986	Settled	60.0	Yes	Yes	NA	NA	NA	06/1984	NA	Average	10	
471	Energy New Orleans LLC	Louisiana	ETR	D-U-16092 (elec.)	Electric	Vertically Integrated	3/5/1985	Fully Litigated	0.0	No	No	NA	NA	NA	06/1984	NA	Average	10	
472	Energy New Orleans LLC	Louisiana	ETR	D-U-15689 (elec.)	Electric	Vertically Integrated	2/20/1984	Fully Litigated	24.0	No	No	12.45	15.00	37.00	12/1983	NA	Average	12	
473	Energy New Orleans LLC	Louisiana	ETR	C-8-81-75 (elec.)	Electric	Vertically Integrated	4/9/1981	Fully Litigated	18.9	No	No	9.78	15.00	30.16	12/1980	NA	Average	11	
474	Energy Mississippi LLC	Mississippi	ETR	D-2014-UN-0132	Electric	Vertically Integrated	12/11/2014	Settled	177.7	No	No	7.51	10.07	NA	12/2015	2,014.33	Average	6	
475	Energy Mississippi LLC	Mississippi	ETR	D-02-UN-0626	Electric	Vertically Integrated	12/13/2002	Settled	48.2	No	No	9.09	11.75	44.99	12/2003	1,174.90	Average	3	
476	Energy Mississippi LLC	Mississippi	ETR	C-U-0301	Electric	Vertically Integrated	6/14/1985	Settled	(28.1)	No	No	9.92	11.00	41.00	06/1993	719.50	Average	4	
477	Energy Mississippi LLC	Mississippi	ETR	C-U-4620	Electric	Vertically Integrated	3/1/1985	Settled	48.7	No	Yes	11.85	15.50	31.89	02/1986	616.00	Average	7	
478	Energy Mississippi LLC	Mississippi	ETR	C-U-4224	Electric	Vertically Integrated	1/21/1983	Fully Litigated	47.5	No	No	11.75	15.00	34.70	08/1983	531.20	Average	5	
479	Energy Mississippi LLC	Mississippi	ETR	C-U-3850	Electric	Vertically Integrated	11/24/1980	Fully Litigated	48.3	No	No	9.88	14.00	34.80	06/1981	485.00	Average	6	
480	Energy Texas Inc.	Texas	ETR	D-53719	Electric	Vertically Integrated	8-3-2023	Settled	54.0	No	No	6.61	9.57	51.21	12-2023	NA	Year-end	13	
481	Energy Texas Inc.	Texas	ETR	D-48371	Electric	Vertically Integrated	12/20/2018	Settled	53.2	No	Yes	NA	NA	NA	12/2017	NA	NA	7	
482	Energy Texas Inc.	Texas	ETR	D-44704	Electric	Vertically Integrated	7/20/2015	NA	NA	NA	NA	NA	NA	NA	NA	NA	NA	1	
483	Energy Texas Inc.	Texas	ETR	D-41791	Electric	Vertically Integrated	5/16/2014	Settled	18.5	No	Yes	NA	NA	NA	03/2013	NA	NA	7	
484	Energy Texas Inc.	Texas	ETR	D-39896	Electric	Vertically Integrated	9/13/2012	Fully Litigated	27.7	No	No	8.27	9.80	49.92	06/2011	1,677.22	Year-end	9	
485	Energy Texas Inc.	Texas	ETR	D-37444	Electric	Vertically Integrated	12/1/2010	Settled	68.0	Yes	Yes	8.52	10.13	NA	06/2009	NA	NA	11	
486	Energy Texas Inc.	Texas	ETR	D-34800	Electric	Vertically Integrated	3/1/2009	Settled	30.5	No	Yes	NA	NA	NA	03/2007	NA	NA	17	
487	Energy Texas Inc.	Texas	ETR	D-30123	Electric	Vertically Integrated	9/30/2004	Fully Litigated	0.0	No	Yes	NA	NA	NA	NA	NA	NA	1	
488	Energy Texas Inc.	Texas	ETR	D-20150	Electric	Vertically Integrated	6/29/1999	Settled	38.0	No	Yes	9.67	NA	NA	06/1998	NA	Year-end	7	
489	Energy Texas Inc.	Texas	ETR	D-16705	Electric	Vertically Integrated	7/10/1998	Fully Litigated	(122.0)	No	No	9.76	11.40	43.26	06/1996	1,111.30	Year-end	19	
490	Energy Texas Inc.	Texas	ETR	D-12852	Electric	Vertically Integrated	3/20/1995	Fully Litigated	(52.9)	No	No	10.05	12.00	42.38	12/1993	1,292.00	Year-end	12	
491	Energy Texas Inc.	Texas	ETR	D-12823	Electric	Vertically Integrated	12/29/1993	Settled	(42.5)	No	No	NA	NA	NA	12/1993	NA	Year-end	3	
492	Energy Texas Inc.	Texas	ETR	D-8702	Electric	Vertically Integrated	3/22/1991	Settled	30.0	No	Yes	NA	NA	NA	09/1988	NA	Year-end	24	
493	Energy Texas Inc.	Texas	ETR	D-7195-6755	Electric	Vertically Integrated	5/16/1988	Settled	60.0	No	Yes	11.48	13.00	35.15	06/1986	1,955.80	Year-end	18	
494	Energy Texas Inc.	Texas	ETR	D-6525	Electric	Vertically Integrated	10/15/1986	Settled	(80.0)	No	No	NA	NA	NA	12/1985	NA	Year-end	12	
495	Energy Texas Inc.	Texas	ETR	D-5560	Electric	Vertically Integrated	7/13/1984	Fully Litigated	193.7	Yes	No	13.27	16.25	35.52	06/1983	1,039.00	Year-end	6	
496	Energy Texas Inc.	Texas	ETR	D-4510	Electric	Vertically Integrated	10/22/1982	Settled	57.5	No	No	13.40	17.15	33.06	12/1981	998.70	Year-end	4	
497	Energy Texas Inc.	Texas	ETR	D-3871	Electric	Vertically Integrated	9/17/1981	Fully Litigated	63.7	No	No	12.66	16.50	34.00	12/1980	850.70	Year-end	4	
498	Energy Texas Inc.	Texas	ETR	D-3298	Electric	Vertically Integrated	10/16/1980	Settled	44.0	No	No	11.24	16.10	30.34	12/1979	NA	Year-end	4	
499	Energy Kansas Central Inc.	Kansas	EVRG	D-23-EKCE-775-RTS (BKC/EKS)	Electric	Vertically Integrated	11/21/2023	Settled	148.8	No	No	NA	NA	NA	09/2022	NA	NA	7	
500	Energy Kansas Central Inc.	Kansas	EVRG	D-18-WSHEE-328-RTS	Electric	Vertically Integrated	9/27/2018	Settled	(50.3)	No	No	7.06	9.30	51.24	06/2017	NA	Year-end	7	
501	Energy Kansas Central Inc.	Kansas	EVRG	D-17-WSHEE-147-RTS	Electric	Vertically Integrated	6/8/2017	Settled	16.4	No	No	NA	NA	NA	09/2014	NA	NA	7	
502	Energy Kansas Central Inc.	Kansas	EVRG	D-15-WSHEE-115-RTS	Electric	Vertically Integrated	9/24/2015	Settled	185.3	No	No	NA	NA	NA	09/2014	NA	NA	6	
503	Energy Kansas Central Inc.	Kansas	EVRG	D-13-WSHEE-629-RTS	Electric	Vertically Integrated	11/21/2013	Settled	30.7	No	No	8.40	10.00	52.63	03/2011	NA	NA	7	
504	Energy Kansas Central Inc.	Kansas	EVRG	D-12-WSHEE-112-RTS	Electric	Vertically Integrated	4/18/2012	Settled	50.0	No	No	NA	NA	NA	03/2011	NA	NA	7	
505	Energy Kansas Central Inc.	Kansas	EVRG	D-09-WSHEE-925-RTS (WR)	Electric	Vertically Integrated	1/27/2010	Settled	8.6	No	No	8.49	10.40	50.13	NA	NA	NA	7	
506	Energy Kansas Central Inc.	Kansas	EVRG	D-08-WSHEE-1041-RTS (WR)	Electric	Vertically Integrated	1/21/2009	Settled	65.0	No	No	NA	NA	NA	NA	NA	NA	7	

Rate Case History (Electric)
List: None
Company List: All
States: All
Years: All
Service Type: Electric

Line	Company	State	Parent Company Ticker	Docket	Rate Case Service Type	Case Type	Date	Decision Type	Rate Increase (\$M)	Phase-In?	Interim Authorized?	Increase Authorized			Common Equity to Total Capital (%)	Rate Case Test Year End Date	Rate Base Valuation (\$M)	Rate Case Duration (months)
												Return on Original Cost Rate (%)	Return on Equity (%)	Common Equity to Total Capital (%)				
507	Evegy Kansas Central Inc.	Kansas	EVRG	D-05-WSRE-981-RTS (WR)	Electric	Vertically Integrated	12/28/2005	Fully Litigated	24.2	No	No	7.89	10.00	44.59	12/2004	1,022.20	Year-end	8
508	Evegy Kansas Central Inc.	Kansas	EVRG	D-01-WSRE-436-RTS (WR)	Electric	Vertically Integrated	7/25/2001	Fully Litigated	25.4	No	No	9.08	11.02	44.14	09/2000	1,057.20	Year-end	8
509	Evegy Kansas Central Inc.	Kansas	EVRG	D-193,307-U	Electric	Vertically Integrated	1/15/1997	Fully Litigated	(10.0)	No	No	NA	NA	NA	01/1995	NA	Year-end	17
510	Evegy Kansas Central Inc.	Kansas	EVRG	D-136,381-U	Electric	Vertically Integrated	7/31/1987	Fully Litigated	(40.7)	No	No	10.86	12.98	NA	NA	NA	Year-end	5
511	Evegy Kansas Central Inc.	Kansas	EVRG	D-127,609-U	Electric	Vertically Integrated	12/1/1981	Fully Litigated	50.3	No	No	9.98	16.25	36.25	12/1980	NA	Year-end	7
512	Evegy Kansas South	Kansas	EVRG	D-09-WSRE-925-RTS (KG&E)	Electric	Vertically Integrated	12/2/2010	Settled	8.6	No	No	8.49	10.40	50.13	NA	NA	NA	7
513	Evegy Kansas South	Kansas	EVRG	D-08-WSRE-1041-RTS (KG&E)	Electric	Vertically Integrated	12/2/2009	Settled	65.0	No	No	NA	NA	NA	NA	NA	NA	7
514	Evegy Kansas South	Kansas	EVRG	D-05-WSRE-981-RTS (KG&E)	Electric	Vertically Integrated	12/28/2005	Fully Litigated	(21.2)	No	No	7.89	10.00	44.59	12/2004	1,200.90	Year-end	8
515	Evegy Kansas South	Kansas	EVRG	D-01-WSRE-436-RTS (KG&E)	Electric	Vertically Integrated	7/25/2001	Fully Litigated	(65.0)	No	No	9.08	11.02	44.14	09/2000	1,191.30	Year-end	8
516	Evegy Kansas South	Kansas	EVRG	D-193,306-U	Electric	Vertically Integrated	1/15/1997	Fully Litigated	(65.0)	Yes	No	NA	NA	NA	01/1995	NA	Year-end	17
517	Evegy Kansas South	Kansas	EVRG	D-142,098-U	Electric	Vertically Integrated	9/27/1985	Fully Litigated	166.7	Yes	No	11.99	15.50	38.64	12/1985	994.80	Average	10
518	Evegy Kansas South	Kansas	EVRG	D-134,792-U	Electric	Vertically Integrated	4/8/1983	Fully Litigated	15.2	No	No	11.52	15.50	35.99	08/1982	594.30	Year-end	7
519	Evegy Kansas South	Kansas	EVRG	D-128,139-U	Electric	Vertically Integrated	12/31/1981	Fully Litigated	48.9	No	No	10.97	16.15	34.43	12/1980	NA	Year-end	7
520	Evegy Metro Inc	Kansas	EVRG	D-23-BKCE-775-RTS (EM)	Electric	Vertically Integrated	11/21/2023	Settled	(22.0)	No	No	NA	NA	NA	09/2023	NA	NA	7
521	Evegy Metro Inc	Kansas	EVRG	D-18-KCPE-480-RTS	Electric	Vertically Integrated	12/13/2018	Settled	(3.9)	No	No	7.07	9.30	49.09	09/2017	NA	NA	7
522	Evegy Metro Inc	Kansas	EVRG	D-17-KCPE-201-RTS	Electric	Vertically Integrated	6/6/2017	Settled	(3.6)	No	No	NA	NA	NA	06/2014	NA	NA	6
523	Evegy Metro Inc	Kansas	EVRG	D-15-KCPE-116-RTS	Electric	Vertically Integrated	9/10/2015	Fully Litigated	40.1	No	No	7.44	9.30	50.48	06/2014	2,115.96	Year-end	8
524	Evegy Metro Inc	Kansas	EVRG	D-14-KCPE-272-RTS	Electric	Vertically Integrated	7/17/2014	Settled	11.5	No	No	NA	NA	NA	12/2011	1,916.14	Year-end	7
525	Evegy Metro Inc	Kansas	EVRG	D-12-KCPE-764-RTS	Electric	Vertically Integrated	12/13/2012	Fully Litigated	33.2	No	No	8.01	9.50	51.82	12/2011	1,798.48	Year-end	7
526	Evegy Metro Inc	Kansas	EVRG	D-10-KCPE-415-RTS	Electric	Vertically Integrated	11/22/2010	Fully Litigated	21.8	No	No	8.37	10.00	49.66	09/2009	1,781.00	Year-end	11
527	Evegy Metro Inc	Kansas	EVRG	D-09-KCPE-246-RTS	Electric	Vertically Integrated	6/24/2009	Settled	59.0	No	No	NA	NA	NA	12/2007	NA	Year-end	9
528	Evegy Metro Inc	Kansas	EVRG	D-07-KCPE-905-RTS	Electric	Vertically Integrated	11/20/2007	Settled	28.0	No	No	NA	NA	NA	NA	NA	NA	8
529	Evegy Metro Inc	Kansas	EVRG	D-06-KCPE-828-RTS	Electric	Vertically Integrated	12/4/2006	Settled	29.0	No	No	NA	NA	NA	NA	NA	NA	10
530	Evegy Metro Inc	Kansas	EVRG	D-07-KCPE-661-RTS	Electric	Vertically Integrated	1/7/1998	Settled	(14.2)	No	No	NA	NA	NA	09/1996	NA	Year-end	4
531	Evegy Metro Inc	Kansas	EVRG	D-150,368-U	Electric	Vertically Integrated	7/8/1987	Fully Litigated	(14.7)	No	No	10.20	12.00	39.86	NA	NA	NA	3
532	Evegy Metro Inc	Kansas	EVRG	D-142,099-U	Electric	Distribution	9/27/1985	Fully Litigated	33.7	No	No	11.24	15.80	35.99	12/1985	410.00	Average	10
533	Evegy Metro Inc	Kansas	EVRG	D-127,486-U	Electric	Vertically Integrated	3/29/1983	Fully Litigated	16.1	No	No	10.66	15.50	32.75	06/1982	289.90	Year-end	7
534	Evegy Metro Inc	Kansas	EVRG	D-133,002-U	Electric	Vertically Integrated	12/1/1981	Fully Litigated	24.6	No	No	10.52	16.49	32.86	12/1980	NA	Year-end	7
535	Evegy Metro Inc	Missouri	EVRG	C-ER-2022-0129	Electric	Vertically Integrated	11/21/2022	Settled	35.0	No	No	NA	NA	NA	06/2021	NA	NA	10
536	Evegy Metro Inc	Missouri	EVRG	C-ER-2018-0145	Electric	Vertically Integrated	10/3/2018	Settled	(21.1)	No	No	NA	NA	NA	06/2017	NA	NA	9
537	Evegy Metro Inc	Missouri	EVRG	C-ER-2016-0285	Electric	Vertically Integrated	5/3/2017	Fully Litigated	32.5	No	No	7.43	9.50	49.20	12/2015	2,525.95	Year-end	10
538	Evegy Metro Inc	Missouri	EVRG	C-ER-2014-0370	Electric	Vertically Integrated	9/2/2015	Fully Litigated	89.7	No	No	7.53	9.50	50.09	03/2014	2,580.07	Year-end	10
539	Evegy Metro Inc	Missouri	EVRG	C-ER-2012-0174	Electric	Vertically Integrated	1/9/2013	Settled	67.4	No	No	8.13	9.70	52.30	09/2011	2,052.56	Year-end	10
540	Evegy Metro Inc	Missouri	EVRG	C-ER-2010-0355	Electric	Vertically Integrated	4/12/2011	Fully Litigated	34.8	No	No	8.58	10.00	46.30	12/2009	2,035.82	Year-end	10
541	Evegy Metro Inc	Missouri	EVRG	C-ER-2009-0089	Electric	Vertically Integrated	6/10/2009	Settled	95.0	No	No	NA	NA	NA	NA	NA	Year-end	9
542	Evegy Metro Inc	Missouri	EVRG	C-ER-2007-0291	Electric	Vertically Integrated	12/6/2007	Fully Litigated	35.3	No	No	8.68	10.75	57.62	12/2006	1,300.00	Year-end	10
543	Evegy Metro Inc	Missouri	EVRG	C-ER-2006-0314	Electric	Vertically Integrated	12/21/2006	Fully Litigated	50.6	No	No	8.89	11.25	53.69	12/2005	1,269.57	Year-end	10
544	Evegy Metro Inc	Missouri	EVRG	C-ER-99-313	Electric	Vertically Integrated	4/13/1999	Settled	(15.0)	No	No	NA	NA	NA	NA	NA	NA	2
545	Evegy Metro Inc	Missouri	EVRG	C-EO-94-199	Electric	Vertically Integrated	7/3/1996	Settled	(20.0)	Yes	No	NA	NA	NA	NA	NA	NA	1
546	Evegy Metro Inc	Missouri	EVRG	C-ER-85-128, EO-85-185	Electric	Vertically Integrated	4/23/1986	Fully Litigated	78.2	Yes	No	11.75	15.00	37.38	12/1984	1,257.90	Year-end	17
547	Evegy Metro Inc	Missouri	EVRG	C-ER-83-49	Electric	Vertically Integrated	7/8/1983	Fully Litigated	31.1	No	Yes	12.19	16.25	36.45	09/1982	523.10	Year-end	10
548	Evegy Metro Inc	Missouri	EVRG	C-ER-82-66	Electric	Vertically Integrated	7/14/1982	Fully Litigated	14.5	No	No	11.91	15.76	37.63	12/1981	552.60	Year-end	10
549	Evegy Metro Inc	Missouri	EVRG	C-ER-81-42	Electric	Vertically Integrated	6/17/1981	Fully Litigated	17.4	No	No	10.67	14.40	35.48	12/1980	NA	Year-end	10
550	Evegy Metro Inc	Missouri	EVRG	C-ER-80-48	Electric	Vertically Integrated	6/19/1980	Fully Litigated	45.7	No	No	10.16	13.40	34.28	12/1979	NA	Year-end	10
551	Evegy Missouri West	Missouri	EVRG	C-ER-2022-0130	Electric	Vertically Integrated	11/21/2022	Settled	30.1	No	No	NA	NA	NA	06/2021	NA	NA	10
552	Evegy Missouri West	Missouri	EVRG	C-ER-2018-0146	Electric	Vertically Integrated	10/3/2018	Settled	(24.0)	No	No	NA	NA	NA	06/2017	NA	NA	9

Case Type: All
Rate Case History (Electric)
List: None
Company List: All
States: All
Years: All
Service Type: Electric

Line	Company	State	Parent Company Ticker	Docket	Rate Case Service Type	Case Type	Date	Decision Type	Rate Increase (\$M)	Phase-In?	Interim Authorized?	Increase Authorized			Rate Base (\$M)	Rate Case Valuation Method	Rate Case Duration (months)
												Return on Original Cost Rate (%)	Return on Equity (%)	Common Equity to Total Capital (%)			
553	Evegy Missouri West	Missouri	EVRG	C-ER-2016-0156 (MPS/L&P)	Electric	Vertically Integrated	9/28/2016	Settled	3.0	No	No	NA	NA	NA	NA	7	
554	Evegy Missouri West	Missouri	EVRG	C-ER-2012-0175 (MPS)	Electric	Vertically Integrated	1/9/2013	Settled	26.2	No	No	9.70	8.13	52.30	1,364.00	Year-end	10
555	Evegy Missouri West	Missouri	EVRG	C-ER-2011-0175 (L&P)	Electric	Vertically Integrated	1/9/2013	Settled	21.7	No	No	9.70	8.13	52.30	465.80	Year-end	10
556	Evegy Missouri West	Missouri	EVRG	C-ER-2010-0356 (MPS)	Electric	Vertically Integrated	5/4/2011	Fully Litigated	35.7	No	No	10.00	8.41	46.58	1,337.00	Year-end	11
557	Evegy Missouri West	Missouri	EVRG	C-ER-2010-0356 (L&P)	Electric	Vertically Integrated	5/4/2011	Fully Litigated	29.8	No	No	10.00	8.41	46.58	422.00	Year-end	11
558	Evegy Missouri West	Missouri	EVRG	C-ER-2009-0090 (L&P)	Electric	Vertically Integrated	6/10/2009	Settled	15.0	No	No	NA	NA	NA	NA	Year-end	9
559	Evegy Missouri West	Missouri	EVRG	C-ER-2009-0090 (MPS)	Electric	Vertically Integrated	6/10/2009	Settled	48.0	No	No	NA	NA	NA	NA	Year-end	9
560	Evegy Missouri West	Missouri	EVRG	C-ER-2007-0004 (L&P)	Electric	Vertically Integrated	5/17/2007	Fully Litigated	13.6	No	No	10.25	8.93	48.17	186.80	Year-end	10
561	Evegy Missouri West	Missouri	EVRG	C-ER-2007-0004 (MPS)	Electric	Vertically Integrated	5/17/2007	Fully Litigated	45.2	No	No	10.25	8.39	48.17	918.48	Year-end	10
562	Evegy Missouri West	Missouri	EVRG	C-ER-2005-0436 (MPS)	Electric	Vertically Integrated	2/23/2006	Settled	22.4	No	No	NA	NA	NA	NA	Year-end	9
563	Evegy Missouri West	Missouri	EVRG	C-ER-2005-0436 (L&P)	Electric	Vertically Integrated	2/23/2006	Settled	3.9	No	No	NA	NA	NA	NA	Year-end	9
564	Evegy Missouri West	Missouri	EVRG	C-ER-2004-0034 (MPS)	Electric	Vertically Integrated	4/13/2004	Settled	14.5	No	No	NA	NA	NA	NA	Year-end	9
565	Evegy Missouri West	Missouri	EVRG	C-ER-2004-0034 (L&P)	Electric	Vertically Integrated	4/13/2004	Settled	3.3	No	No	NA	NA	NA	NA	Year-end	9
566	Evegy Missouri West	Missouri	EVRG	C-ER-2001-672,EC-2002-265	Electric	Vertically Integrated	2/21/2002	Settled	(4.3)	No	No	NA	NA	NA	NA	Year-end	8
567	Evegy Missouri West	Missouri	EVRG	C-ER-99-247	Electric	Vertically Integrated	8/17/1999	Settled	(2.5)	No	No	NA	NA	NA	NA	Year-end	8
568	Evegy Missouri West	Missouri	EVRG	C-ER-97-394	Electric	Vertically Integrated	3/6/1998	Settled	(16.9)	No	No	10.75	9.10	39.59	537.60	Year-end	11
569	Evegy Missouri West	Missouri	EVRG	C-ER-94-163	Electric	Vertically Integrated	6/3/1994	Settled	2.2	No	No	NA	NA	NA	NA	Year-end	6
570	Evegy Missouri West	Missouri	EVRG	C-ER-93-42	Electric	Vertically Integrated	6/25/1993	Fully Litigated	(0.9)	No	No	11.67	10.34	51.71	119.00	Year-end	10
571	Evegy Missouri West	Missouri	EVRG	C-ER-93-37	Electric	Vertically Integrated	6/18/1993	Settled	4.9	No	No	NA	NA	NA	NA	Year-end	10
572	Evegy Missouri West	Missouri	EVRG	C-ER-90-101	Electric	Vertically Integrated	10/5/1990	Fully Litigated	12.4	No	No	12.84	11.00	41.42	405.70	Year-end	10
573	Evegy Missouri West	Missouri	EVRG	C-ER-83-40	Electric	Vertically Integrated	7/1/1983	Fully Litigated	11.8	No	No	14.90	11.24	33.43	290.20	Year-end	10
574	Evegy Missouri West	Missouri	EVRG	C-ER-82-39	Electric	Vertically Integrated	6/21/1982	Fully Litigated	6.4	No	No	14.90	10.47	33.14	259.90	Year-end	10
575	Evegy Missouri West	Missouri	EVRG	C-ER-81-85	Electric	Vertically Integrated	5/27/1981	Fully Litigated	19.7	No	No	NA	NA	NA	NA	Year-end	8
576	Evegy Missouri West	Missouri	EVRG	C-ER-81-43	Electric	Vertically Integrated	6/9/1981	Fully Litigated	4.9	No	No	NA	NA	NA	NA	Year-end	10
577	Evegy Missouri West	Missouri	EVRG	C-ER-80-118	Electric	Vertically Integrated	8/25/1980	Fully Litigated	9.2	No	No	13.75	9.66	27.40	NA	Year-end	10
578	Evegy Missouri West	Missouri	EVRG	C-ER-80-33	Electric	Vertically Integrated	4/25/1980	Fully Litigated	9.8	No	No	NA	NA	NA	NA	Year-end	8
579	Idaho Power Co.	Idaho	IDA	C-IPC-E-21-17	Electric	Limited-Issue Rider	6/2/2022	Fully Litigated	18.8	No	No	NA	NA	NA	NA	Year-end	12
580	Idaho Power Co.	Idaho	IDA	C-IPC-E-16-24	Electric	Limited-Issue Rider	5/31/2017	Settled	13.3	No	No	NA	NA	NA	NA	Year-end	7
581	Idaho Power Co.	Idaho	IDA	C-IPC-E-12-14	Electric	Limited-Issue Rider	6/29/2012	Fully Litigated	58.1	No	No	NA	NA	NA	335.91	NA	3
582	Idaho Power Co.	Idaho	IDA	C-IPC-E-11-08	Electric	Vertically Integrated	12/30/2011	Settled	34.0	No	No	7.86	7.86	NA	2,355.91	NA	7
583	Idaho Power Co.	Idaho	IDA	C-IPC-E-09-07	Electric	Limited-Issue Rider	5/29/2009	Fully Litigated	10.5	No	No	10.50	8.18	49.27	NA	NA	2
584	Idaho Power Co.	Idaho	IDA	C-IPC-E-08-10	Electric	Vertically Integrated	1/30/2009	Fully Litigated	27.0	No	No	10.50	8.18	49.27	2,094.10	Year-end	7
585	Idaho Power Co.	Idaho	IDA	IPC-E-08-01	Electric	Limited-Issue Rider	5/30/2008	Fully Litigated	8.9	No	No	NA	NA	NA	NA	Year-end	2
586	Idaho Power Co.	Idaho	IDA	C-IPC-E-07-08	Electric	Vertically Integrated	2/28/2008	Settled	32.1	No	No	NA	NA	NA	NA	Year-end	8
587	Idaho Power Co.	Idaho	IDA	C-IPC-E-05-28	Electric	Vertically Integrated	5/12/2006	Settled	18.1	No	No	NA	NA	NA	NA	Year-end	6
588	Idaho Power Co.	Idaho	IDA	C-IPC-E-03-13	Electric	Vertically Integrated	5/25/2004	Fully Litigated	39.5	No	No	10.25	7.85	45.97	1,519.90	Average	7
589	Idaho Power Co.	Idaho	IDA	C-IPC-E-04-5	Electric	Vertically Integrated	1/31/1995	Fully Litigated	17.2	No	No	11.00	9.20	45.42	1,221.60	Average	7
590	Idaho Power Co.	Idaho	IDA	C-U-1006-365	Electric	Vertically Integrated	7/11/1986	Fully Litigated	1.0	No	No	12.75	10.10	40.00	1,109.00	Average	2
591	Idaho Power Co.	Idaho	IDA	C-U-1006-185	Electric	Vertically Integrated	8/20/1982	Fully Litigated	39.3	No	Yes	11.67	15.73	35.33	981.90	Average	7
592	Idaho Power Co.	Idaho	IDA	C-U-1006-173	Electric	Vertically Integrated	10/29/1981	Fully Litigated	33.9	No	No	11.19	14.75	35.14	NA	Year-end	7
593	Idaho Power Co.	Idaho	IDA	C-U-1006-159	Electric	Vertically Integrated	3/28/1980	Fully Litigated	47.2	No	No	14.50	9.42	33.83	12/1980	NA	3
594	Idaho Power Co.	Oregon	IDA	D-UE-248	Electric	Limited-Issue Rider	9/20/2012	Settled	3.0	No	No	NA	NA	NA	15.25	Average	6
595	Idaho Power Co.	Oregon	IDA	D-UE-233	Electric	Vertically Integrated	2/23/2012	Settled	1.8	No	No	9.90	7.76	49.90	105.10	Average	6
596	Idaho Power Co.	Oregon	IDA	D-UE-213	Electric	Vertically Integrated	2/24/2010	Settled	5.0	No	No	10.18	8.06	49.80	109.60	Average	6
597	Idaho Power Co.	Oregon	IDA	C-UE-43	Electric	Vertically Integrated	9/16/1986	Settled	2.4	No	No	10.10	12.75	40.00	NA	Year-end	12
598	Interstate Power & Light Co.	Iowa	LNT	D-RPU-2019-0001	Electric	Vertically Integrated	1/8/2020	Settled	127.0	Yes	Yes	10.02	7.23	51.00	6,126.71	Average	10

Rate Case History (Electric)
List: None
Company List: All
States: All
Years: All
Service Type: Electric

Line	Company	State	Parent Company Ticker	Docket	Rate Case Service Type	Case Type	Date	Decision Type	Rate Increase (\$M)	Phase-In?	Increase Authorized?	Increase Authorized				Rate Case Base (\$M)	Rate Case Valuation Method	Rate Case Duration (months)
												Return on Original Cost Rate (%)	Return on Equity (%)	Common Equity to Total Capital (%)	Rate Case Test Year End Date			
599	Interstate Power & Light Co.	Iowa	LNT	D-RPU-2017-0001	Electric	Vertically Integrated	2/2/2018	Settled	130.0	No	Yes	7.49	9.98	49.02	12/2016	4,231.16	Average	10
600	Interstate Power & Light Co.	Iowa	LNT	D-RPU-2010-0001	Electric	Vertically Integrated	12/15/2010	Fully Litigated	114.0	No	Yes	8.06	10.44	44.24	12/2009	2,389.65	Average	9
601	Interstate Power & Light Co.	Iowa	LNT	D-RPU-2009-0002	Electric	Vertically Integrated	1/4/2010	Fully Litigated	83.7	No	Yes	8.91	10.80	49.52	12/2008	1,820.88	Average	9
602	Interstate Power & Light Co.	Iowa	LNT	D-RPU-04-1	Electric	Vertically Integrated	12/1/2003	Settled	106.7	No	Yes	8.83	10.97	47.89	12/2002	1,974.90	Average	9
603	Interstate Power & Light Co.	Iowa	LNT	D-RPU-02-3	Electric	Vertically Integrated	4/15/2003	Fully Litigated	25.8	No	Yes	9.08	11.15	47.20	12/2001	1,394.20	Average	12
604	Interstate Power & Light Co.	Iowa	LNT	D-RPU-95-1	Electric	Vertically Integrated	12/4/1995	Settled	6.6	No	Yes	9.36	11.35	45.39	12/1994	NA	Average	8
605	Interstate Power & Light Co.	Iowa	LNT	D-RPU-94-2	Electric	Vertically Integrated	5/12/1995	Fully Litigated	(16.9)	No	No	9.83	11.63	49.12	12/1993	NA	Average	10
606	Interstate Power & Light Co.	Iowa	LNT	D-RPU-93-6	Electric	Vertically Integrated	6/3/1994	Fully Litigated	7.4	No	Yes	9.11	11.00	44.30	12/1992	285.90	Average	10
607	Interstate Power & Light Co.	Iowa	LNT	D-RPU-91-9	Electric	Vertically Integrated	8/3/1992	Fully Litigated	7.9	No	Yes	9.99	12.00	41.90	12/1990	553.00	Average	10
608	Interstate Power & Light Co.	Iowa	LNT	D-RPU-91-8	Electric	Vertically Integrated	7/13/1992	Settled	(4.5)	No	No	11.04	13.50	50.62	12/1990	190.40	Average	10
609	Interstate Power & Light Co.	Iowa	LNT	D-RPU-91-7	Electric	Vertically Integrated	7/13/1992	Fully Litigated	10.4	No	Yes	9.50	11.90	42.91	12/1990	292.60	Average	11
610	Interstate Power & Light Co.	Iowa	LNT	D-RPU-90-8	Electric	Vertically Integrated	2/22/1991	Settled	(3.7)	No	No	10.66	12.80	50.10	12/1989	199.40	Average	6
611	Interstate Power & Light Co.	Iowa	LNT	D-RPU-89-9	Electric	Vertically Integrated	10/23/1990	Fully Litigated	24.1	No	Yes	10.25	12.30	47.87	09/1989	505.70	Average	10
612	Interstate Power & Light Co.	Iowa	LNT	D-RPU-86-8	Electric	Vertically Integrated	3/21/1987	Fully Litigated	1.2	No	No	9.43	12.47	37.67	12/1985	299.60	Average	10
613	Interstate Power & Light Co.	Iowa	LNT	D-RPU-86-7	Electric	Vertically Integrated	3/4/1987	Fully Litigated	20.5	No	Yes	10.54	12.38	43.34	12/1985	453.00	Average	10
614	Interstate Power & Light Co.	Iowa	LNT	D-RPU-85-11	Electric	Vertically Integrated	3/31/1986	Fully Litigated	13.5	No	Yes	10.99	13.50	48.10	12/1984	199.20	Average	10
615	Interstate Power & Light Co.	Iowa	LNT	D-RPU-85-9	Electric	Vertically Integrated	2/10/1986	Fully Litigated	19.6	Yes	Yes	11.07	13.30	37.39	12/1984	142.30	Average	10
616	Interstate Power & Light Co.	Iowa	LNT	D-RPU-83-44	Electric	Vertically Integrated	2/8/1985	Fully Litigated	(5.3)	No	Yes	11.29	14.47	45.50	12/1983	201.70	Average	13
617	Interstate Power & Light Co.	Iowa	LNT	D-RPU-83-27	Electric	Vertically Integrated	5/16/1984	Fully Litigated	7.6	No	Yes	9.90	14.69	33.28	12/1982	297.90	Average	10
618	Interstate Power & Light Co.	Iowa	LNT	D-RPU-83-23	Electric	Vertically Integrated	3/26/1984	Fully Litigated	40.0	No	Yes	10.96	14.71	37.67	12/1982	NA	Average	10
619	Interstate Power & Light Co.	Iowa	LNT	D-RPU-83-14	Electric	Vertically Integrated	2/1/1984	Fully Litigated	2.0	No	No	11.30	14.80	NA	12/1982	NA	Average	9
620	Interstate Power & Light Co.	Iowa	LNT	D-RPU-81-24	Electric	Vertically Integrated	5/20/1982	Fully Litigated	7.2	No	No	9.86	15.10	30.93	12/1980	NA	Average	13
621	Interstate Power & Light Co.	Iowa	LNT	D-RPU-81-20	Electric	Vertically Integrated	3/22/1982	Fully Litigated	24.0	No	No	10.58	15.10	36.92	12/1980	NA	Average	11
622	Interstate Power & Light Co.	Iowa	LNT	D-RPU-80-45	Electric	Vertically Integrated	1/3/1981	Fully Litigated	15.2	No	No	11.12	15.17	36.76	12/1980	NA	Average	13
623	Interstate Power & Light Co.	Iowa	LNT	D-RPU-80-4	Electric	Vertically Integrated	4/27/1981	Fully Litigated	16.5	No	No	9.94	13.61	35.20	12/1980	NA	Average	15
624	Interstate Power & Light Co.	Iowa	LNT	D-RPU-79-32	Electric	Vertically Integrated	6/5/1981	Fully Litigated	14.4	No	No	9.08	13.00	30.79	06/1980	NA	Average	24
625	Interstate Power & Light Co.	Iowa	LNT	D-RPU-79-21	Electric	Vertically Integrated	5/8/1981	Fully Litigated	5.6	No	No	9.57	13.00	39.72	06/1980	NA	Average	24
626	Interstate Power & Light Co.	Iowa	LNT	D-RPU-79-10	Electric	Vertically Integrated	4/27/1981	Fully Litigated	11.4	No	No	9.37	12.50	34.35	04/1980	NA	Average	25
627	Interstate Power & Light Co.	Minnesota	LNT	D-E-001-GR-10-276	Electric	Vertically Integrated	8/12/2011	Fully Litigated	8.4	No	Yes	8.11	10.35	47.74	12/2009	125.79	Average	15
628	Interstate Power & Light Co.	Minnesota	LNT	D-E-001-GR-05-748	Electric	Vertically Integrated	3/3/2006	Settled	1.2	No	Yes	8.58	10.39	49.10	12/2004	135.80	Average	9
629	Interstate Power & Light Co.	Minnesota	LNT	D-E-001-GR-03-767	Electric	Vertically Integrated	4/5/2004	Fully Litigated	0.6	No	Yes	9.17	11.25	47.15	12/2002	107.70	Average	10
630	Interstate Power & Light Co.	Minnesota	LNT	D-E-001-GR-95-601	Electric	Vertically Integrated	4/8/1996	Fully Litigated	2.3	No	Yes	8.92	11.00	41.06	12/1994	73.10	Average	10
631	Interstate Power & Light Co.	Minnesota	LNT	D-E-001-GR-91-605	Electric	Vertically Integrated	6/12/1992	Fully Litigated	4.9	No	Yes	9.20	10.90	42.63	12/1990	78.80	Average	10
632	Interstate Power & Light Co.	Minnesota	LNT	D-E-001-GR-81-345	Electric	Vertically Integrated	6/24/1982	Fully Litigated	4.9	No	Yes	10.13	14.85	31.92	09/1980	NA	NA	11
633	Wisconsin Power and Light Co	Wisconsin	LNT	D-6680-UR-124 (Elec)	Electric	Vertically Integrated	1/19/2023	Fully Litigated	109.1	Yes	No	7.54	9.80	53.70	12/2025	5,774.14	Average	6
634	Wisconsin Power and Light Co	Wisconsin	LNT	D-6680-UR-123 (Elec)	Electric	Vertically Integrated	11/18/2021	Settled	70.3	Yes	No	7.48	10.00	52.50	12/2023	4,573.19	Average	6
635	Wisconsin Power and Light Co	Wisconsin	LNT	D-6680-UR-122 (Elec)	Electric	Vertically Integrated	12/23/2020	Fully Litigated	0.0	No	No	7.26	10.00	52.53	12/2021	4,167.09	Average	7
636	Wisconsin Power and Light Co	Wisconsin	LNT	D-6680-UR-121 (Elec)	Electric	Vertically Integrated	9/14/2018	Settled	0.0	No	No	7.08	10.00	52.00	12/2020	3,955.30	Average	3
637	Wisconsin Power and Light Co	Wisconsin	LNT	D-6680-UR-120 (Elec)	Electric	Vertically Integrated	1/1/8/2016	Settled	9.4	Yes	No	7.91	10.00	52.20	12/2018	2,851.38	Average	6
638	Wisconsin Power and Light Co	Wisconsin	LNT	D-6680-UR-119 (Elec)	Electric	Vertically Integrated	6/6/2014	Fully Litigated	0.0	No	No	NA	10.40	50.46	12/2015	2,329.11	Average	1
639	Wisconsin Power and Light Co	Wisconsin	LNT	D-6680-UR-118 (Elec)	Electric	Vertically Integrated	6/15/2012	Fully Litigated	0.0	No	No	NA	10.40	49.31	12/2013	2,104.54	Average	1
640	Wisconsin Power and Light Co	Wisconsin	LNT	D-6680-UR-117 (elec)	Electric	Vertically Integrated	12/18/2009	Fully Litigated	58.6	No	No	9.81	10.40	50.38	12/2010	1,381.21	Average	7
641	Wisconsin Power and Light Co	Wisconsin	LNT	6680-UR-116 (elec)	Electric	Vertically Integrated	12/30/2008	Settled	0.0	No	No	NA	NA	NA	12/2009	NA	NA	10
642	Wisconsin Power and Light Co	Wisconsin	LNT	D-6680-UR-115 (elec)	Electric	Vertically Integrated	1/19/2007	Fully Litigated	36.2	No	No	9.27	10.80	54.13	12/2007	1,051.50	Average	10
643	Wisconsin Power and Light Co	Wisconsin	LNT	D-6680-UR-114 (elec)	Electric	Vertically Integrated	7/19/2005	Fully Litigated	18.6	No	No	10.21	11.50	60.75	06/2006	964.00	Average	10
644	Wisconsin Power and Light Co	Wisconsin	LNT	D-6680-UR-113 (elec)	Electric	Vertically Integrated	12/19/2003	Fully Litigated	14.5	No	No	10.23	11.00	60.27	12/2004	920.10	Average	9

Rate Case History (Electric)
List: None
Company List: All
States: All
Years: All
Service Type: Electric

Line	Company	State	Parent Company Ticker	Docket	Rate Case Service Type	Case Type	Date	Decision Type	Rate Increase (\$M)	Phase-In?	Interim Authorized?	Increase Authorized			Common Equity to Total Capital (%)	Rate Case Test Year End Date	Rate Base (\$M)	Rate Case Valuation Method	Rate Case Duration (months)
												Return on Original Cost Rate (%)	Return on Equity (%)	Common Equity to Total Capital (%)					
645	Wisconsin Power and Light Co	Wisconsin	LNT	D-6680-UR-112 (elec)	Electric	Vertically Integrated	4/3/2003	Fully Litigated	77.1	No	No	10.22	12.00	51.72	12/2003	894.10	Average	11	
646	Wisconsin Power and Light Co	Wisconsin	LNT	D-6680-UR-111 (elec)	Electric	Vertically Integrated	9/12/2002	Fully Litigated	60.1	No	Yes	10.02	12.30	44.67	12/2002	840.40	Average	13	
647	Wisconsin Power and Light Co	Wisconsin	LNT	D-6680-UR-110 (elec)	Electric	Vertically Integrated	4/29/1997	Fully Litigated	(10.6)	No	No	9.46	11.70	52.00	12/1997	802.70	Average	13	
648	Wisconsin Power and Light Co	Wisconsin	LNT	D-6680-UR-109 (elec)	Electric	Vertically Integrated	8/28/1994	Fully Litigated	(12.3)	No	No	9.41	11.60	51.93	12/1994	795.40	Average	10	
649	Wisconsin Power and Light Co	Wisconsin	LNT	D-6680-UR-108 (elec)	Electric	Vertically Integrated	9/30/1993	Fully Litigated	(15.6)	No	No	9.56	11.50	50.31	07/1994	727.30	Average	8	
650	Wisconsin Power and Light Co	Wisconsin	LNT	D-6680-UR-107 (elec)	Electric	Vertically Integrated	12/22/1992	Fully Litigated	(0.8)	No	No	9.88	12.40	49.53	07/1993	703.00	Average	11	
651	Wisconsin Power and Light Co	Wisconsin	LNT	D-6680-UR-105 (elec)	Electric	Vertically Integrated	6/27/1990	Fully Litigated	(7.3)	No	No	10.27	12.90	50.16	07/1991	646.90	Average	6	
652	Wisconsin Power and Light Co	Wisconsin	LNT	D-6680-UR-104-E	Electric	Vertically Integrated	1/19/1989	Fully Litigated	3.7	No	No	10.21	13.00	49.50	07/1990	635.90	Average	10	
653	Wisconsin Power and Light Co	Wisconsin	LNT	D-6680-UR-103-E	Electric	Vertically Integrated	10/13/1988	Fully Litigated	4.1	No	No	10.34	13.10	49.52	07/1989	620.60	Average	7	
654	Wisconsin Power and Light Co	Wisconsin	LNT	D-6680-UR-102-E	Electric	Vertically Integrated	3/31/1987	Settled	(15.0)	No	No	10.64	13.00	48.85	07/1988	609.50	Average	2	
655	Wisconsin Power and Light Co	Wisconsin	LNT	D-6680-UR-101-E	Electric	Vertically Integrated	8/14/1986	Fully Litigated	(6.4)	No	No	10.94	13.50	46.78	07/1987	610.90	Average	7	
656	Wisconsin Power and Light Co	Wisconsin	LNT	D-6680-UR-100-E	Electric	Vertically Integrated	8/29/1985	Fully Litigated	17.4	Yes	No	11.46	14.50	46.94	06/1986	593.70	Average	8	
657	Wisconsin Power and Light Co	Wisconsin	LNT	D-6680-UR-13-E	Electric	Vertically Integrated	10/9/1984	Fully Litigated	(14.4)	No	No	11.33	14.75	45.27	06/1985	490.70	Average	9	
658	Wisconsin Power and Light Co	Wisconsin	LNT	D-6680-UR-13-E	Electric	Vertically Integrated	8/31/1983	Fully Litigated	5.7	No	No	12.94	14.75	45.50	06/1984	574.60	Average	7	
659	Wisconsin Power and Light Co	Wisconsin	LNT	D-6680-UR-11-E	Electric	Vertically Integrated	6/25/1981	Fully Litigated	36.9	No	Yes	NA	14.75	39.40	12/1981	NA	Average	24	
660	Wisconsin Power and Light Co	Wisconsin	LNT	D-6680-UR-5	Electric	Vertically Integrated	2/19/1980	Fully Litigated	21.8	No	Yes	NA	13.50	36.90	12/1978	NA	Average	31	
661	Madison Gas and Electric Co.	Wisconsin	MGEE	D-3270-UR-125 (Elec)	Electric	Vertically Integrated	11/3/2023	Fully Litigated	27.5	No	No	7.74	9.70	56.06	12/2025	1,241.50	Average	6	
662	Madison Gas and Electric Co.	Wisconsin	MGEE	D-3270-UR-124 (Elec)	Electric	Vertically Integrated	11/23/2021	Settled	35.0	No	No	7.18	9.80	55.00	12/2022	1,044.36	Average	6	
663	Madison Gas and Electric Co.	Wisconsin	MGEE	D-3270-UR-123 (Elec)	Electric	Vertically Integrated	11/24/2020	Settled	0.0	No	No	6.95	9.80	55.00	12/2021	1,019.08	Average	2	
664	Madison Gas and Electric Co.	Wisconsin	MGEE	D-3270-UR-122 (Elec)	Electric	Vertically Integrated	9/20/2018	Settled	(9.2)	No	No	7.10	9.80	56.06	12/2020	860.54	Average	2	
665	Madison Gas and Electric Co.	Wisconsin	MGEE	D-3270-UR-121 (Elec)	Electric	Vertically Integrated	11/9/2016	Fully Litigated	(3.3)	No	No	7.89	9.80	57.16	12/2017	570.78	Average	7	
666	Madison Gas and Electric Co.	Wisconsin	MGEE	D-3270-UR-120 (Elec)	Electric	Vertically Integrated	11/26/2014	Fully Litigated	15.4	No	No	7.96	10.20	58.96	12/2015	575.85	Average	7	
667	Madison Gas and Electric Co.	Wisconsin	MGEE	D-3270-UR-119 (Elec)	Electric	Vertically Integrated	7/26/2013	Settled	0.0	No	No	NA	NA	NA	12/2014	NA	NA	3	
668	Madison Gas and Electric Co.	Wisconsin	MGEE	D-3270-UR-118 (elec)	Electric	Vertically Integrated	11/9/2012	Fully Litigated	14.9	No	No	9.41	10.30	59.09	12/2013	417.85	Average	7	
669	Madison Gas and Electric Co.	Wisconsin	MGEE	D-3270-UR-117 (elec)	Electric	Vertically Integrated	1/12/2011	Fully Litigated	8.0	No	No	8.77	10.30	58.06	12/2011	425.09	Average	8	
670	Madison Gas and Electric Co.	Wisconsin	MGEE	D-3270-UR-116 (elec)	Electric	Vertically Integrated	12/22/2009	Fully Litigated	11.9	No	No	8.67	10.40	55.34	12/2010	420.22	Average	7	
671	Madison Gas and Electric Co.	Wisconsin	MGEE	D-3270-UR-115 (elec)	Electric	Vertically Integrated	12/14/2007	Fully Litigated	16.2	No	No	9.08	10.80	57.36	12/2008	421.10	Average	7	
672	Madison Gas and Electric Co.	Wisconsin	MGEE	D-3270-UR-114 (elec)	Electric	Vertically Integrated	12/12/2005	Fully Litigated	35.9	No	No	9.37	11.00	56.65	12/2006	328.90	Average	7	
673	Madison Gas and Electric Co.	Wisconsin	MGEE	D-3270-UR-113 (elec)	Electric	Vertically Integrated	12/22/2004	Fully Litigated	27.4	No	No	9.92	11.50	57.64	12/2005	301.40	Average	7	
674	Madison Gas and Electric Co.	Wisconsin	MGEE	D-3270-UR-112 (elec)	Electric	Vertically Integrated	1/13/2004	Fully Litigated	11.7	No	No	10.11	12.00	55.91	12/2004	292.50	Average	7	
675	Madison Gas and Electric Co.	Wisconsin	MGEE	D-3270-UR-111 (elec)	Electric	Vertically Integrated	2/28/2003	Fully Litigated	20.3	No	No	10.17	12.30	55.42	12/2003	280.90	Average	10	
676	Madison Gas and Electric Co.	Wisconsin	MGEE	D-3270-UR-110 (elec)	Electric	Vertically Integrated	11/28/2000	Fully Litigated	7.5	Yes	No	10.85	12.90	50.69	12/2001	296.40	Average	7	
677	Madison Gas and Electric Co.	Wisconsin	MGEE	D-3270-UR-109 (elec)	Electric	Vertically Integrated	12/10/1998	Fully Litigated	8.4	Yes	No	11.24	12.20	53.35	12/1999	246.60	Average	7	
678	Madison Gas and Electric Co.	Wisconsin	MGEE	D-3270-UR-108 (elec)	Electric	Vertically Integrated	7/17/1997	Fully Litigated	4.9	No	No	11.08	12.00	53.01	06/1998	225.30	Average	10	
679	Madison Gas and Electric Co.	Wisconsin	MGEE	D-3270-UR-107 (elec)	Electric	Vertically Integrated	12/8/1994	Fully Litigated	(4.2)	No	No	10.99	11.70	53.89	12/1995	223.80	Average	7	
680	Madison Gas and Electric Co.	Wisconsin	MGEE	D-3270-UR-106 (elec)	Electric	Vertically Integrated	6/31/1993	Fully Litigated	(4.4)	No	No	10.92	12.00	50.66	05/1994	230.20	Average	7	
681	Madison Gas and Electric Co.	Wisconsin	MGEE	D-3270-UR-104	Electric	Vertically Integrated	6/15/1990	Fully Litigated	3.1	No	No	11.34	13.20	51.37	05/1991	243.30	Average	8	
682	Madison Gas and Electric Co.	Wisconsin	MGEE	D-3270-UR-103-E	Electric	Vertically Integrated	6/8/1989	Fully Litigated	7.3	No	No	12.02	13.50	47.81	05/1990	234.20	Average	8	
683	Madison Gas and Electric Co.	Wisconsin	MGEE	D-3270-UR-102-E	Electric	Vertically Integrated	5/11/1988	Fully Litigated	1.2	No	No	11.30	13.50	48.09	04/1989	218.80	Average	7	
684	Madison Gas and Electric Co.	Wisconsin	MGEE	D-3270-UR-101-E	Electric	Vertically Integrated	5/28/1987	Fully Litigated	(8.8)	No	No	11.49	13.50	47.90	04/1988	206.40	Average	7	
685	Madison Gas and Electric Co.	Wisconsin	MGEE	D-3270-UR-100-E	Electric	Vertically Integrated	5/29/1986	Fully Litigated	(1.9)	No	No	11.71	13.90	49.00	04/1987	192.50	Average	7	
686	Madison Gas and Electric Co.	Wisconsin	MGEE	D-3270-UR-13-E	Electric	Vertically Integrated	7/26/1985	Fully Litigated	0.2	No	No	11.65	14.50	47.88	03/1986	191.70	Average	13	
687	Madison Gas and Electric Co.	Wisconsin	MGEE	D-3270-UR-12-E	Electric	Vertically Integrated	2/28/1984	Fully Litigated	3.2	No	No	11.15	14.50	45.50	12/1984	187.40	Average	9	
688	Madison Gas and Electric Co.	Wisconsin	MGEE	D-3270-UR-11-E	Electric	Vertically Integrated	6/21/1983	Fully Litigated	4.5	No	No	11.68	14.50	42.75	12/1983	190.10	Average	11	
689	Madison Gas and Electric Co.	Wisconsin	MGEE	D-3270-UR-10-E	Electric	Vertically Integrated	7/22/1982	Fully Litigated	13.9	No	No	12.21	14.50	41.20	12/1982	189.80	Average	10	
690	Madison Gas and Electric Co.	Wisconsin	MGEE	D-3270-UR-9-E	Electric	Vertically Integrated	2/14/1980	Fully Litigated	6.0	No	No	NA	13.00	40.00	12/1980	185.90	Average	8	

Rate Case History (Electric)
List: None
Company List: All
States: All
Years: All
Service Type: Electric

Line	Company	State	Parent Company Ticker	Docket	Rate Case Service Type	Case Type	Date	Decision Type	Rate Increase (\$M)	Phase-In?	Interim Authorized?	Increase Authorized			Common Equity to Total Capital (%)	Rate Case Test Year End Date	Rate Base (\$M)	Rate Case Valuation Method	Rate Case Duration (months)
												Return on Original Cost Rate (%)	Return on Equity (%)	Common Equity to Total Capital (%)					
691	Florida Power & Light Co.	Florida	NEE	20210015 - ROF trigger	Electric	Vertically Integrated	10/4/2022	Settled	0.0	No	No	NA	10.80	NA	12/2023	NA	NA	1	
692	Florida Power & Light Co.	Florida	NEE	D-240210015-EI	Electric	Vertically Integrated	10/26/2021	Settled	1,252.0	Yes	No	NA	10.60	NA	12/2023	NA	Year-end	9	
693	Florida Power & Light Co.	Florida	NEE	D-160021-EI	Electric	Vertically Integrated	11/29/2016	Settled	811.0	Yes	No	NA	10.55	NA	12/2018	NA	NA	8	
694	Florida Power & Light Co.	Florida	NEE	D-120015-EI	Electric	Vertically Integrated	12/1/2012	Settled	350.0	Yes	No	NA	10.50	NA	12/2010	NA	NA	8	
695	Florida Power & Light Co.	Florida	NEE	D-080677-EI	Electric	Vertically Integrated	3/17/2010	Settled	755.0	No	No	6.65	10.00	47.00	12/2010	16,787.43	Average	12	
696	Florida Power & Light Co.	Florida	NEE	D-890319-EI	Electric	Vertically Integrated	1/10/1990	Fully Litigated	0.0	No	No	NA	12.80	NA	NA	NA	NA	0	
697	Florida Power & Light Co.	Florida	NEE	D-830465-EI	Electric	Vertically Integrated	6/15/1984	Fully Litigated	196.5	Yes	No	10.40	15.60	32.07	12/1985	6,184.40	Average	6	
698	Florida Power & Light Co.	Florida	NEE	D-820097-EU	Electric	Vertically Integrated	1/23/1982	Fully Litigated	100.8	No	Yes	10.83	15.85	29.93	12/1982	4,476.00	Average	7	
699	Florida Power & Light Co.	Florida	NEE	D-810002-EU	Electric	Vertically Integrated	9/23/1981	Fully Litigated	257.0	No	Yes	10.44	15.85	29.93	12/1981	NA	NA	8	
700	Gulf Power Co.	Florida	NEE	D-160186-EI	Electric	Vertically Integrated	4/24/2017	Settled	62.0	No	No	NA	10.25	NA	12/2017	NA	NA	5	
701	Gulf Power Co.	Florida	NEE	D-130140-EI	Electric	Vertically Integrated	12/3/2013	Settled	55.0	Yes	No	NA	10.25	NA	12/2014	NA	NA	4	
702	Gulf Power Co.	Florida	NEE	D-110138-EI	Electric	Vertically Integrated	2/27/2012	Fully Litigated	68.1	Yes	Yes	6.39	10.25	38.50	12/2012	1,703.97	Average	7	
703	Gulf Power Co.	Florida	NEE	D-010949-EI	Electric	Vertically Integrated	6/10/2002	Fully Litigated	53.2	No	No	7.92	12.00	41.02	05/2003	1,199.70	Average	9	
704	Gulf Power Co.	Florida	NEE	D-891345-EI	Electric	Vertically Integrated	8/10/1990	Fully Litigated	14.1	Yes	Yes	8.10	12.55	30.76	12/1990	861.20	Average	7	
705	Gulf Power Co.	Florida	NEE	D-840086-EI	Electric	Vertically Integrated	11/7/1984	Fully Litigated	4.7	No	No	9.75	15.60	27.76	12/1984	625.60	Average	6	
706	Gulf Power Co.	Florida	NEE	D-820150-EU	Electric	Vertically Integrated	12/21/1982	Fully Litigated	3.4	No	No	9.69	15.85	26.58	12/1983	636.90	Average	6	
707	Gulf Power Co.	Florida	NEE	D-810136-EU	Electric	Vertically Integrated	2/1/1982	Fully Litigated	4.5	No	No	9.70	15.85	26.73	12/1981	NA	NA	8	
708	Gulf Power Co.	Florida	NEE	D-80001-EU	Electric	Vertically Integrated	11/10/1980	Fully Litigated	40.6	No	Yes	8.90	14.85	28.96	12/1979	NA	NA	8	
709	Lone Star Transmission LLC	Texas	NEE	D-51206	Electric	Transmission	9/24/2020	Settled	(5.3)	No	No	NA	NA	NA	NA	NA	NA	1	
710	Lone Star Transmission LLC	Texas	NEE	D-46585	Electric	Transmission	12/16/2016	Settled	(6.0)	No	No	NA	NA	NA	NA	NA	NA	1	
711	Lone Star Transmission LLC	Texas	NEE	D-42469	Electric	Transmission	9/11/2014	Settled	87.8	No	No	6.37	9.60	45.00	03/2014	693.86	Year-end	3	
712	Lone Star Transmission LLC	Texas	NEE	D-40020	Electric	Transmission	10/12/2012	Settled	14.7	Yes	Yes	6.81	9.60	45.00	03/2012	49.02	Year-end	9	
713	Northern IN Public Svc Co. LLC	Indiana	NI	Ca-4557-TDS(C-3)	Electric	Limited-Issue Rider	7/12/2023	Fully Litigated	45.6	No	No	NA	NA	NA	01/2023	682.10	Year-end	3	
714	Northern IN Public Svc Co. LLC	Indiana	NI	Ca-4557-TDS(C-2)	Electric	Limited-Issue Rider	1/25/2023	Fully Litigated	6.6	No	No	NA	NA	NA	07/2022	558.02	Year-end	4	
715	Northern IN Public Svc Co. LLC	Indiana	NI	Ca-4572	Electric	Vertically Integrated	8/2/2023	Settled	261.9	Yes	No	6.80	9.80	51.63	12/2023	5,925.01	Year-end	10	
716	Northern IN Public Svc Co. LLC	Indiana	NI	Ca-4557-TDS(C-1)	Electric	Limited-Issue Rider	7/27/2022	Fully Litigated	21.2	No	No	NA	NA	NA	01/2022	419.31	Year-end	3	
717	Northern IN Public Svc Co. LLC	Indiana	NI	Ca-44733-TDS(C-9)	Electric	Limited-Issue Rider	1/26/2022	Fully Litigated	10.8	No	No	NA	NA	NA	07/2021	274.64	Year-end	4	
718	Northern IN Public Svc Co. LLC	Indiana	NI	Ca-44733-TDS(C-8)	Electric	Limited-Issue Rider	7/28/2021	Fully Litigated	10.6	No	No	NA	NA	NA	01/2021	233.37	Year-end	4	
719	Northern IN Public Svc Co. LLC	Indiana	NI	Ca-44733-TDS(C-7)	Electric	Limited-Issue Rider	1/27/2021	Fully Litigated	12.5	No	No	NA	NA	NA	07/2020	160.95	Year-end	4	
720	Northern IN Public Svc Co. LLC	Indiana	NI	Ca-44733-TDS(C-6)	Electric	Limited-Issue Rider	12/18/2019	Fully Litigated	44.8	No	No	NA	NA	NA	06/2019	500.86	Year-end	3	
721	Northern IN Public Svc Co. LLC	Indiana	NI	Ca-44733-TDS(C-5)	Electric	Limited-Issue Rider	6/12/2019	Fully Litigated	16.7	No	No	NA	NA	NA	11/2018	375.16	Year-end	4	
722	Northern IN Public Svc Co. LLC	Indiana	NI	Ca-45159	Electric	Vertically Integrated	12/4/2019	Settled	42.7	Yes	No	6.52	9.75	47.86	12/2019	4,115.50	Year-end	13	
723	Northern IN Public Svc Co. LLC	Indiana	NI	Ca-44733-TDS(C-4)	Electric	Limited-Issue Rider	1/28/2018	Settled	14.8	No	No	NA	NA	NA	05/2018	319.93	Year-end	4	
724	Northern IN Public Svc Co. LLC	Indiana	NI	Ca-44733-TDS(C-3)	Electric	Limited-Issue Rider	5/30/2018	Fully Litigated	12.6	No	No	NA	NA	NA	11/2017	250.43	Year-end	4	
725	Northern IN Public Svc Co. LLC	Indiana	NI	Ca-44733-TDS(C-2)	Electric	Limited-Issue Rider	10/31/2017	Fully Litigated	14.6	No	No	NA	NA	NA	04/2017	NA	NA	4	
726	Northern IN Public Svc Co. LLC	Indiana	NI	Ca-44733-TDS(C-1)	Electric	Limited-Issue Rider	1/25/2017	Settled	1.9	No	No	NA	NA	NA	04/2016	45.54	Year-end	6	
727	Northern IN Public Svc Co. LLC	Indiana	NI	Ca-44688	Electric	Vertically Integrated	7/18/2016	Settled	72.5	No	No	6.74	9.98	47.42	03/2015	3,221.42	Year-end	9	
728	Northern IN Public Svc Co. LLC	Indiana	NI	Ca-44717-TDS(C-2)	Electric	Limited-Issue Rider	1/28/2016	NA	0.0	No	No	NA	NA	NA	NA	NA	NA	11	
729	Northern IN Public Svc Co. LLC	Indiana	NI	Ca-44717-TDS(C-1)	Electric	Limited-Issue Rider	11/23/2014	Fully Litigated	0.8	No	No	NA	NA	NA	06/2014	19.44	Year-end	2	
730	Northern IN Public Svc Co. LLC	Indiana	NI	Ca-43969	Electric	Vertically Integrated	12/21/2011	Settled	(48.9)	No	No	6.98	10.20	46.53	06/2010	2,765.91	Year-end	13	
731	Northern IN Public Svc Co. LLC	Indiana	NI	Ca-43526	Electric	Vertically Integrated	8/25/2010	Fully Litigated	(6.9)	No	No	7.29	9.90	49.95	12/2007	2,639.19	Year-end	24	
732	Northern IN Public Svc Co. LLC	Indiana	NI	Ca-41746	Electric	Vertically Integrated	9/23/2002	Settled	NA	No	No	NA	NA	NA	NA	NA	NA	20	
733	Northern IN Public Svc Co. LLC	Indiana	NI	Ca-38945	Electric	Vertically Integrated	7/15/1987	Fully Litigated	28.9	Yes	No	9.06	13.50	27.56	12/1985	2,077.70	Year-end	7	
734	Northern IN Public Svc Co. LLC	Indiana	NI	Ca-37023	Electric	Vertically Integrated	8/3/1983	Fully Litigated	161.7	No	No	10.39	16.50	30.07	09/1982	NA	Year-end	8	
735	Northern IN Public Svc Co. LLC	Indiana	NI	Ca-36889	Electric	Vertically Integrated	8/11/1982	Fully Litigated	63.3	No	No	10.66	17.50	32.74	09/1980	1,352.10	Year-end	8	
736	Northern IN Public Svc Co. LLC	Indiana	NI	Ca-36394	Electric	Vertically Integrated	9/16/1981	Fully Litigated	43.9	No	No	10.16	16.00	31.20	12/1980	NA	Year-end	6	

Rate Case History (Electric)
List: None
Company List: All
States: All
Years: All
Service Type: Electric

Line	Company	State	Parent Company Ticker	Docket	Rate Case Service Type	Case Type	Date	Decision Type	Rate Increase (\$M)	Phase- In?	Interim Authorized?	Increase Authorized			Common Equity to Total Capital (%)	Rate Case Test Year End Date	Rate Base Valuation Method	Rate Case Duration (months)
												Return on Original Cost Rate (%)	Return on Equity (%)	Common Equity to Total Capital (%)				
737	Northern IN Public Svc Co, LLC	Indiana	NI	Ca-36007	Electric	Vertically Integrated	8/27/1980	Fully Litigated	65.6	No	No	9.93	13.80	36.40	12/1979	NA	Year-end	6
738	NorthWestern Energy Group	Montana	NWE	D-2022-7-78 (elec)	Electric	Vertically Integrated	10/25/2023	Settled	6.74	No	Yes	6.72	9.65	48.02	12/2021	2,842.47	Average	14
739	NorthWestern Energy Group	Montana	NWE	D2018.2.12	Electric	Vertically Integrated	12/20/2019	Settled	6.5	No	Yes	6.92	9.65	49.38	NA	NA	NA	14
740	NorthWestern Energy Group	Montana	NWE	D-D2013.1.12.85	Electric	Limited-Issue Rider	9/25/2014	Fully Litigated	116.9	No	No	6.91	9.80	48.00	12/2014	839.42	Average	9
741	NorthWestern Energy Group	Montana	NWE	D-D2009.9.129 (elec)	Electric	Distribution	12/9/2010	Settled	7.0	No	Yes	7.92	10.25	48.00	12/2008	632.39	Average	13
742	NorthWestern Energy Group	Montana	NWE	D-D2008.8.9.95	Electric	Limited-Issue Rider	3/21/2012	Fully Litigated	39.1	Yes	Yes	NA	NA	NA	12/2011	172.68	Average	43
743	NorthWestern Energy Group	Montana	NWE	D-D2007.7.82 (elec)	Electric	Distribution	7/1/2008	Settled	10.0	No	Yes	NA	NA	NA	NA	NA	NA	11
744	NorthWestern Energy Group	Montana	NWE	D-D2000.8.113 (elec)	Electric	Distribution	5/8/2001	Fully Litigated	16.0	No	Yes	8.46	10.75	43.00	12/1999	579.96	Average	9
745	NorthWestern Energy Group	Montana	NWE	D-D2007.7.90	Electric	Distribution	1/31/2002	Settled	(16.7)	No	Yes	NA	NA	NA	NA	NA	NA	25
746	NorthWestern Energy Group	Montana	NWE	D-D95.9.128 (elec)	Electric	Vertically Integrated	5/13/1996	Settled	32.6	Yes	Yes	NA	11.00	NA	12/1994	NA	Year-end	7
747	NorthWestern Energy Group	Montana	NWE	D-94.8.30	Electric	Vertically Integrated	4/18/1995	Settled	13.9	No	Yes	NA	NA	NA	12/1993	NA	Year-end	7
748	NorthWestern Energy Group	Montana	NWE	D-D93.6.24 (elec)	Electric	Vertically Integrated	4/25/1994	Fully Litigated	7.6	No	Yes	9.09	11.00	44.12	12/1992	903.20	Year-end	10
749	NorthWestern Energy Group	Montana	NWE	D-D90.6.39 (elec)	Electric	Vertically Integrated	7/19/1991	Fully Litigated	39.8	No	Yes	10.24	12.10	44.78	12/1989	855.20	Average	12
750	NorthWestern Energy Group	Montana	NWE	D-88.6.15 (elec)	Electric	Vertically Integrated	8/14/1989	Fully Litigated	(16.5)	No	No	10.44	12.50	44.00	12/1987	838.50	Average	13
751	NorthWestern Energy Group	Montana	NWE	D-84.11.71	Electric	Vertically Integrated	8/28/1985	Fully Litigated	80.4	Yes	Yes	11.65	14.25	37.32	12/1983	834.20	Average	9
752	NorthWestern Energy Group	Montana	NWE	D-83.9.67	Electric	Vertically Integrated	8/3/1984	Fully Litigated	4.1	No	Yes	11.65	14.25	37.32	12/1982	476.80	Average	10
753	NorthWestern Energy Group	Montana	NWE	D-82.8.54	Electric	Vertically Integrated	5/12/1983	Fully Litigated	31.9	No	Yes	11.63	14.14	39.93	12/1981	468.60	Average	9
754	NorthWestern Energy Group	Montana	NWE	D-80.4.2.47.44A (elec)	Electric	Vertically Integrated	12/22/1980	Fully Litigated	21.7	No	No	10.34	13.45	38.71	09/1979	442.70	Average	8
755	NorthWestern Energy Group	South Dakota	NWE	D-E114-106	Electric	Vertically Integrated	10/29/2015	Settled	40.7	No	Yes	7.24	NA	NA	NA	NA	NA	10
756	NorthWestern Energy Group	South Dakota	NWE	D-45-3867	Electric	Vertically Integrated	4/17/1981	Fully Litigated	8.5	No	No	10.80	14.10	31.13	06/1980	NA	Average	5
757	NorthWestern Energy Group	South Dakota	NWE	D-43-359	Electric	Vertically Integrated	1/23/1981	Fully Litigated	3.1	No	No	10.01	13.10	32.76	04/1980	NA	Average	5
758	Oklahoma Gas and Electric Co.	Arkansas	OG&E	D-18-046-FR (2022 update)	Electric	Vertically Integrated	3.2.2023	Settled	9.6	No	No	5.33	NA	38.57	03/2022	744.66	Average	5
759	Oklahoma Gas and Electric Co.	Arkansas	OG&E	D-18-046-FR (2021 update)	Electric	Vertically Integrated	3/4/2022	Settled	4.2	No	No	5.23	NA	37.95	03/2021	NA	Average	5
760	Oklahoma Gas and Electric Co.	Arkansas	OG&E	D-18-046-FR (2020 update)	Electric	Vertically Integrated	3/9/2021	Settled	6.7	No	No	5.31	NA	37.92	03/2020	670.55	Average	5
761	Oklahoma Gas and Electric Co.	Arkansas	OG&E	D-18-046-FR (2019 update)	Electric	Vertically Integrated	2/28/2020	Settled	5.2	No	No	5.33	NA	37.92	03/2020	621.22	Average	5
762	Oklahoma Gas and Electric Co.	Arkansas	OG&E	D-18-046-FR	Electric	Vertically Integrated	3/6/2019	Settled	3.3	No	No	5.27	NA	37.31	03/2020	617.46	Year-end	5
763	Oklahoma Gas and Electric Co.	Arkansas	OG&E	D-16-032-U	Electric	Vertically Integrated	5/18/2017	Settled	7.1	No	No	5.42	9.50	36.38	06/2016	506.71	Year-end	8
764	Oklahoma Gas and Electric Co.	Arkansas	OG&E	D-16-067-U	Electric	Vertically Integrated	6/17/2011	Settled	8.8	No	No	5.93	9.95	34.90	12/2009	428.86	Year-end	8
765	Oklahoma Gas and Electric Co.	Arkansas	OG&E	D-08-103-U	Electric	Vertically Integrated	5/20/2009	Settled	13.3	Yes	No	6.43	10.25	36.04	12/2007	358.66	Year-end	8
766	Oklahoma Gas and Electric Co.	Arkansas	OG&E	D-06-070-U	Electric	Vertically Integrated	1/5/2007	Settled	5.4	No	No	5.36	10.00	32.33	12/2005	293.60	Year-end	5
767	Oklahoma Gas and Electric Co.	Arkansas	OG&E	D-83-179-U	Electric	Vertically Integrated	7/17/1984	Fully Litigated	8.3	No	No	10.76	14.14	43.55	09/1983	NA	NA	10
768	Oklahoma Gas and Electric Co.	Arkansas	OG&E	D-81-161-U	Electric	Vertically Integrated	12/18/1981	Fully Litigated	1.5	No	No	10.63	15.45	37.09	12/1980	NA	NA	7
769	Oklahoma Gas and Electric Co.	Arkansas	OG&E	D-U-3105	Electric	Vertically Integrated	5/18/1981	Fully Litigated	11.9	No	No	10.31	14.88	39.18	10/1979	NA	NA	12
770	Oklahoma Gas and Electric Co.	Oklahoma	OG&E	Ca-PUD202100164	Electric	Vertically Integrated	9/8/2022	Settled	30.0	No	No	NA	9.50	53.37	09/2021	NA	NA	8
771	Oklahoma Gas and Electric Co.	Oklahoma	OG&E	Ca-PUD201800140	Electric	Vertically Integrated	9/19/2019	Settled	0.0	No	No	NA	NA	NA	09/2018	NA	NA	8
772	Oklahoma Gas and Electric Co.	Oklahoma	OG&E	Ca-PUD201700496	Electric	Vertically Integrated	6/19/2018	Settled	(64.8)	No	No	NA	NA	NA	09/2017	NA	NA	5
773	Oklahoma Gas and Electric Co.	Oklahoma	OG&E	Ca-PUD201500273	Electric	Vertically Integrated	3/20/2017	Fully Litigated	8.8	Yes	Yes	7.69	9.50	53.31	06/2015	4,202.13	Year-end	15
774	Oklahoma Gas and Electric Co.	Oklahoma	OG&E	Ca-PUD201100087	Electric	Vertically Integrated	7/9/2012	Settled	4.3	No	No	NA	10.20	NA	12/2010	NA	Year-end	11
775	Oklahoma Gas and Electric Co.	Oklahoma	OG&E	Ca-PUD200800398	Electric	Vertically Integrated	7/24/2009	Settled	48.3	No	No	NA	NA	NA	09/2008	NA	Year-end	4
776	Oklahoma Gas and Electric Co.	Oklahoma	OG&E	Ca-PUD-200500151	Electric	Vertically Integrated	12/13/2005	Fully Litigated	42.3	No	No	8.66	10.75	55.69	12/2004	1,711.40	Year-end	6
777	Oklahoma Gas and Electric Co.	Oklahoma	OG&E	Ca-PUD-200100455	Electric	Vertically Integrated	12/4/2002	Settled	(25.0)	No	No	9.12	11.55	56.00	09/2000	1,560.60	Year-end	16
778	Oklahoma Gas and Electric Co.	Oklahoma	OG&E	Ca-PUD-96000116	Electric	Vertically Integrated	2/1/1997	Settled	(55.7)	Yes	No	NA	NA	NA	NA	NA	NA	7
779	Oklahoma Gas and Electric Co.	Oklahoma	OG&E	Ca-PUD-940000413	Electric	Vertically Integrated	10/26/1994	Settled	(15.0)	No	No	NA	NA	NA	NA	NA	NA	2
780	Oklahoma Gas and Electric Co.	Oklahoma	OG&E	Ca-PUD-90000898-etal	Electric	Vertically Integrated	2/25/1994	Fully Litigated	(16.9)	No	No	9.99	12.00	49.00	06/1991	1,534.40	Year-end	36
781	Oklahoma Gas and Electric Co.	Oklahoma	OG&E	Ca-400259	Electric	Vertically Integrated	10/31/1986	Fully Litigated	(17.4)	No	No	10.44	13.50	44.21	12/1986	NA	Year-end	0
782	Oklahoma Gas and Electric Co.	Oklahoma	OG&E	Ca-290525	Electric	Vertically Integrated	12/20/1985	Fully Litigated	85.6	No	No	11.18	14.50	46.22	12/1984	1,516.70	Year-end	10

Rate Case History (Electric)
List: None
Company List: All
States: All
Years: All
Service Type: Electric

Line	Company	State	Parent Company Ticker	Docket	Rate Case Service Type	Case Type	Date	Decision Type	Rate Increase (\$M)	Phase-In?	Interim Authorized?	Increase Authorized			Common Equity to Total Capital (%)	Rate Case Test Year End Date	Rate Base Valuation Base (\$M)	Rate Case Duration (months)
												Return on Original Cost Rate (%)	Return on Equity (%)	Common Equity to Total Capital (%)				
783	Oklahoma Gas and Electric Co.	Oklahoma	OGÉ	Ca-28123	Electric	Vertically Integrated	12/9/1983	Fully Litigated	34.7	No	No	10.95	14.75	41.94	12/1982	1,388.20	Year-end	10
784	Oklahoma Gas and Electric Co.	Oklahoma	OGÉ	Ca-27275	Electric	Vertically Integrated	10/16/1981	Fully Litigated	53.7	No	No	11.17	16.50	38.70	12/1980	NA	Year-end	6
785	Oklahoma Gas and Electric Co.	Oklahoma	OGÉ	Ca-26782	Electric	Vertically Integrated	1/19/1981	Fully Litigated	78.4	No	No	10.52	15.25	36.31	03/1980	NA	Year-end	12
786	Arizona Public Service Co.	Arizona	PNW	D-E-01345A-19-0236	Electric	Vertically Integrated	11/2/2021	Fully Litigated	(119.8)	No	No	6.72	8.90	54.67	06/2019	8,822.60	Year-end	24
787	Arizona Public Service Co.	Arizona	PNW	D-E-01345A-16-0036	Electric	Vertically Integrated	8/15/2017	Settled	362.6	Yes	No	7.85	10.00	55.80	12/2015	NA	Year-end	14
788	Arizona Public Service Co.	Arizona	PNW	D-E-01345A-11-0224 (Four Cms)	Electric	Limited-Issue Rider	12/18/2014	Fully Litigated	57.1	No	No	6.09	NA	NA	NA	225.93	NA	11
789	Arizona Public Service Co.	Arizona	PNW	D-E-01345A-11-0224	Electric	Vertically Integrated	5/15/2012	Settled	0.0	No	No	8.33	10.00	53.94	12/2010	5,663.00	Year-end	11
790	Arizona Public Service Co.	Arizona	PNW	D-E-01345A-08-0172	Electric	Vertically Integrated	12/16/2009	Settled	344.7	No	Yes	8.38	11.00	53.79	12/2007	5,582.14	Year-end	21
791	Arizona Public Service Co.	Arizona	PNW	D-E-01345A-05-0816	Electric	Vertically Integrated	6/28/2007	Fully Litigated	321.7	No	Yes	8.32	10.75	54.50	09/2005	4,403.50	Year-end	20
792	Arizona Public Service Co.	Arizona	PNW	D-U-1345A-03-0437	Electric	Vertically Integrated	4/7/2005	Settled	75.5	No	No	7.80	10.25	45.00	12/2002	3,800.00	Year-end	21
793	Arizona Public Service Co.	Arizona	PNW	D-U-1345-95-491	Electric	Vertically Integrated	4/24/1996	Settled	(48.5)	No	No	9.67	11.25	38.50	06/1995	NA	Year-end	4
794	Arizona Public Service Co.	Arizona	PNW	D-U-1345-94-120	Electric	Vertically Integrated	5/27/1994	Settled	(38.3)	No	No	NA	NA	NA	NA	NA	NA	1
795	Arizona Public Service Co.	Arizona	PNW	D-U-1345-90-407	Electric	Vertically Integrated	12/5/1991	Settled	66.5	No	Yes	8.38	NA	NA	12/1990	NA	Year-end	23
796	Arizona Public Service Co.	Arizona	PNW	D-U-1345-85-367	Electric	Vertically Integrated	4/1/1988	Fully Litigated	90.8	No	No	10.53	12.50	41.01	09/1986	3,298.10	Year-end	27
797	Arizona Public Service Co.	Arizona	PNW	D-U-1345-82-55228	Electric	Vertically Integrated	10/1/1986	Fully Litigated	1.6	No	No	11.40	14.00	39.58	12/1984	2,486.40	Year-end	16
798	Arizona Public Service Co.	Arizona	PNW	D-U-1345-80-54204/47	Electric	Vertically Integrated	11/28/1984	Fully Litigated	111.9	Yes	Yes	12.88	16.15	40.80	06/1983	NA	NA	17
799	Arizona Public Service Co.	Arizona	PNW	D-U-1345-80-53761-E	Electric	Vertically Integrated	9/30/1983	Fully Litigated	6.9	No	No	12.83	16.15	42.50	06/1982	NA	NA	13
800	Arizona Public Service Co.	Arizona	PNW	D-U-1345-80-52558-E	Electric	Vertically Integrated	10/29/1981	Fully Litigated	148.2	No	No	9.28	16.50	40.35	06/1981	NA	NA	11
801	Arizona Public Service Co.	Arizona	PNW	D-U-1345-80-51009-E	Electric	Vertically Integrated	5/29/1980	Fully Litigated	33.1	No	No	8.95	16.00	37.21	07/1979	NA	NA	6
802	Portland General Electric Co.	Oregon	POR	D-UE-416	Electric	Vertically Integrated	12/18/2023	Settled	385.9	No	No	6.99	9.30	50.00	12/2024	6,174.11	Year-end	10
803	Portland General Electric Co.	Oregon	POR	D-UE-394	Electric	Vertically Integrated	4/25/2022	Settled	10.0	No	No	6.81	9.50	50.00	12/2022	5,559.09	Average	9
804	Portland General Electric Co.	Oregon	POR	D-UE-335	Electric	Vertically Integrated	12/14/2018	Settled	8.6	No	No	7.30	9.50	50.00	12/2019	4,744.71	Year-end	10
805	Portland General Electric Co.	Oregon	POR	D-UE-319	Electric	Vertically Integrated	12/18/2017	Settled	15.9	No	No	7.35	9.50	50.00	12/2018	4,506.00	Year-end	9
806	Portland General Electric Co.	Oregon	POR	D-UE-294	Electric	Vertically Integrated	12/15/2015	Settled	70.4	Yes	No	7.51	9.60	50.00	12/2016	4,440.31	Year-end	10
807	Portland General Electric Co.	Oregon	POR	D-UE-283	Electric	Vertically Integrated	12/4/2014	Settled	44.3	No	No	7.56	9.68	50.00	12/2015	3,785.42	Year-end	9
808	Portland General Electric Co.	Oregon	POR	D-UE-262	Electric	Vertically Integrated	12/9/2013	Settled	63.4	No	No	7.65	9.75	50.00	12/2014	3,054.22	Average	9
809	Portland General Electric Co.	Oregon	POR	D-UE-215	Electric	Vertically Integrated	12/17/2010	Settled	100.2	No	No	8.03	10.00	50.00	12/2011	3,150.00	Average	10
810	Portland General Electric Co.	Oregon	POR	D-UE-204	Electric	Limited-Issue Rider	1/22/2010	Settled	9.8	No	No	NA	NA	NA	NA	NA	NA	15
811	Portland General Electric Co.	Oregon	POR	D-UE-197	Electric	Vertically Integrated	12/29/2008	Fully Litigated	120.0	No	No	8.28	10.00	50.00	12/2009	2,278.33	Average	10
812	Portland General Electric Co.	Oregon	POR	D-UE-180	Electric	Vertically Integrated	1/12/2007	Fully Litigated	20.5	No	No	8.29	10.10	50.00	12/2007	2,008.70	Average	10
813	Portland General Electric Co.	Oregon	POR	D-UE-115	Electric	Vertically Integrated	8/31/2001	Settled	440.0	No	No	9.08	10.50	52.16	12/2002	NA	Average	11
814	Portland General Electric Co.	Oregon	POR	D-UE-88	Electric	Vertically Integrated	3/29/1995	Fully Litigated	51.0	No	No	9.51	11.60	45.44	12/1991	1,573.50	Average	16
815	Portland General Electric Co.	Oregon	POR	D-UE-79	Electric	Vertically Integrated	2/4/1991	Settled	26.9	No	No	10.52	12.50	42.96	12/1991	1,573.50	Average	10
816	Portland General Electric Co.	Oregon	POR	C-UE-47-48	Electric	Vertically Integrated	9/30/1987	Settled	(20.9)	No	Yes	11.14	12.75	42.26	12/1987	NA	NA	19
817	Portland General Electric Co.	Oregon	POR	C-UE-1-6	Electric	Vertically Integrated	11/9/1983	Fully Litigated	35.7	Yes	Yes	12.58	14.90	40.00	06/1984	NA	NA	10
818	Portland General Electric Co.	Oregon	POR	C-UE-3796	Electric	Vertically Integrated	9/23/1982	Settled	51.6	No	Yes	13.37	17.17	36.91	12/1982	1,464.40	Average	7
819	Portland General Electric Co.	Oregon	POR	C-UE-3690	Electric	Vertically Integrated	5/7/1981	Fully Litigated	58.3	No	No	12.65	16.27	35.00	12/1981	NA	NA	1
820	Portland General Electric Co.	Oregon	POR	C-UE-3518	Electric	Vertically Integrated	1/14/1980	Fully Litigated	62.3	Yes	No	11.15	15.17	36.65	12/1980	NA	NA	7
821	Kentucky Utilities Co.	Virginia	PPL	C-PUR-2021-00171	Electric	Vertically Integrated	5/25/2022	Settled	6.5	No	No	NA	NA	NA	12/2020	NA	NA	8
822	Kentucky Utilities Co.	Virginia	PPL	C-PUR-2019-00060	Electric	Vertically Integrated	4/6/2020	Settled	9.0	No	No	NA	NA	NA	12/2018	NA	NA	8
823	Kentucky Utilities Co.	Virginia	PPL	C-PUR-2017-00106	Electric	Vertically Integrated	5/8/2018	Settled	1.8	No	No	NA	NA	NA	12/2016	NA	NA	7
824	Kentucky Utilities Co.	Virginia	PPL	C-PU-E-2015-00063	Electric	Vertically Integrated	2/2/2016	Settled	5.5	No	No	NA	NA	NA	12/2014	NA	NA	7
825	Kentucky Utilities Co.	Virginia	PPL	PU-E-2013-00013	Electric	Vertically Integrated	11/23/2013	Settled	4.7	No	No	NA	NA	NA	12/2012	NA	NA	7
826	Kentucky Utilities Co.	Virginia	PPL	PU-E-2011-00013	Electric	Vertically Integrated	10/12/2011	Settled	6.6	No	No	7.24	10.30	53.37	12/2010	188.65	Average	6
827	Kentucky Utilities Co.	Virginia	PPL	C-PU-E-2009-00029	Electric	Vertically Integrated	3/4/2010	Settled	10.6	No	Yes	7.85	10.50	53.62	12/2008	163.60	Average	9
828	Kentucky Utilities Co.	Virginia	PPL	C-PU-E-870018	Electric	Vertically Integrated	10/15/1987	Settled	(1.5)	No	No	NA	NA	NA	NA	NA	NA	7

Case Type: All
Rate Case History (Electric)
List: None
Company List: All
States: All
Years: All
Service Type: Electric

Line	Company	State	Parent Company Ticker	Docket	Rate Case Service Type	Case Type	Date	Decision Type	Rate Increase (\$M)	Phase-In?	Interim Authorized?	Increase Authorized			Common Equity to Total Capital (%)	Rate Case Test Year End Date	Rate Case Base Value (\$M)	Rate Case Duration (months)	
												Return on Original Cost Rate (%)	Return on Equity (%)	Common Equity to Total Capital (%)					
829	Kentucky Utilities Co.	Virginia	PPL	C-PUE-810074	Electric	Vertically Integrated	4/5/1982	Fully Litigated	5.4	No	No	9.85	15.50	NA	07/1981	NA	Year-end	5	
830	Alabama Power Company	Alabama	SO	D-18416	Electric	Vertically Integrated	10/12/1982	Fully Litigated	120.0	No	No	NA	NA	NA	NA	NA	NA	NA	7
831	Alabama Power Company	Alabama	SO	D-18117	Electric	Vertically Integrated	10/16/1981	Fully Litigated	186.0	No	No	NA	NA	NA	NA	NA	NA	NA	7
832	Alabama Power Company	Alabama	SO	D-17859	Electric	Vertically Integrated	8/14/1980	Settled	80.0	No	No	9.97	14.00	25.95	11/1979	NA	NA	NA	7
833	Georgia Power Co.	Georgia	SO	D-44280	Electric	Vertically Integrated	12/20/2022	Settled	995.5	Yes	No	7.43	10.50	56.00	07/2023	NA	Average	5	
834	Georgia Power Co.	Georgia	SO	D-48338	Electric	Limited-Issue Rider	11/22/2021	Settled	302.0	No	No	NA	NA	NA	11/2022	NA	NA	4	
835	Georgia Power Co.	Georgia	SO	D-42516	Electric	Vertically Integrated	12/17/2019	Fully Litigated	909.0	Yes	No	NA	10.50	56.00	NA	NA	NA	5	
836	Georgia Power Co.	Georgia	SO	D-32539 (2018 Update)	Electric	Limited-Issue Rider	3/20/2018	Fully Litigated	(50.0)	No	No	NA	NA	NA	12/2018	NA	NA	4	
837	Georgia Power Co.	Georgia	SO	D-32539 (2017 Update)	Electric	Limited-Issue Rider	12/20/2016	NA	NA	No	No	NA	NA	NA	12/2017	NA	NA	1	
838	Georgia Power Co.	Georgia	SO	D-32539 (2016 Update)	Electric	Limited-Issue Rider	12/22/2015	Fully Litigated	19.1	No	No	NA	NA	NA	12/2016	NA	NA	1	
839	Georgia Power Co.	Georgia	SO	D-32539 (2015 Update)	Electric	Limited-Issue Rider	12/18/2014	Fully Litigated	26.6	No	No	NA	NA	NA	12/2015	NA	NA	1	
840	Georgia Power Co.	Georgia	SO	D-32539 (2014 Update)	Electric	Limited-Issue Rider	12/23/2013	Fully Litigated	59.9	No	No	NA	NA	NA	12/2014	NA	NA	1	
841	Georgia Power Co.	Georgia	SO	D-36989	Electric	Vertically Integrated	12/17/2013	Settled	466.6	Yes	No	7.71	10.95	50.84	12/2016	NA	NA	5	
842	Georgia Power Co.	Georgia	SO	D-32539 (2013 Update)	Electric	Limited-Issue Rider	12/20/2012	Fully Litigated	50.2	No	No	NA	NA	NA	12/2013	NA	NA	1	
843	Georgia Power Co.	Georgia	SO	D-32539 (2012 Update)	Electric	Limited-Issue Rider	12/28/2011	Fully Litigated	35.6	No	No	NA	NA	NA	12/2012	NA	NA	1	
844	Georgia Power Co.	Georgia	SO	D-32539	Electric	Limited-Issue Rider	12/30/2010	Fully Litigated	223.0	No	No	NA	NA	NA	12/2011	NA	NA	3	
845	Georgia Power Co.	Georgia	SO	D-31958	Electric	Vertically Integrated	12/29/2010	Settled	562.3	Yes	No	NA	11.15	NA	NA	NA	NA	6	
846	Georgia Power Co.	Georgia	SO	D-25060-U	Electric	Vertically Integrated	12/31/2007	Settled	99.7	Yes	No	NA	11.25	NA	07/2008	NA	NA	6	
847	Georgia Power Co.	Georgia	SO	D-18300-U	Electric	Vertically Integrated	12/21/2004	Settled	194.1	No	No	NA	11.25	NA	07/2005	NA	NA	5	
848	Georgia Power Co.	Georgia	SO	D-14000-U	Electric	Vertically Integrated	12/20/2003	Fully Litigated	(117.7)	No	No	9.71	12.50	51.67	12/2002	NA	NA	5	
849	Georgia Power Co.	Georgia	SO	D-9355-U	Electric	Vertically Integrated	12/18/1998	Settled	(286.0)	Yes	No	NA	NA	NA	NA	NA	NA	6	
850	Georgia Power Co.	Georgia	SO	D-4007-U	Electric	Vertically Integrated	9/30/1991	Settled	117.0	No	No	10.70	12.25	42.60	04/1992	8,136.00	Average	6	
851	Georgia Power Co.	Georgia	SO	D-3804-U	Electric	Vertically Integrated	9/28/1989	Fully Litigated	218.1	Yes	No	10.80	12.25	37.49	04/1990	7,934.00	Average	5	
852	Georgia Power Co.	Georgia	SO	D-3673-U	Electric	Vertically Integrated	9/30/1987	Fully Litigated	464.1	Yes	No	11.03	13.00	37.05	09/1988	6,369.20	Average	6	
853	Georgia Power Co.	Georgia	SO	D-3397-U	Electric	Vertically Integrated	9/29/1983	Fully Litigated	195.4	No	No	12.23	15.50	34.50	03/1984	NA	NA	6	
854	Georgia Power Co.	Georgia	SO	D-3270-U	Electric	Vertically Integrated	11/24/1981	Fully Litigated	265.2	No	No	11.21	15.50	30.47	05/1982	NA	NA	6	
855	Savannah Electric & Power Co.	Georgia	SO	D-19758-U	Electric	Vertically Integrated	5/25/2005	Settled	9.6	No	No	NA	10.75	NA	NA	NA	NA	5	
856	Savannah Electric & Power Co.	Georgia	SO	D-3523-U	Electric	Vertically Integrated	9/23/1985	Fully Litigated	11.8	No	No	12.95	15.00	39.16	04/1986	NA	NA	5	
857	Savannah Electric & Power Co.	Georgia	SO	D-3360-U	Electric	Vertically Integrated	12/30/1982	Fully Litigated	20.6	No	No	12.80	16.35	31.10	07/1983	NA	NA	6	
858	Savannah Electric & Power Co.	Georgia	SO	D-3220-U	Electric	Vertically Integrated	1/23/1981	Fully Litigated	11.7	No	No	11.13	14.40	28.32	12/1980	NA	NA	6	
859	Mississippi Power Co.	Mississippi	SO	D-2019-UN-0219	Electric	Vertically Integrated	3/17/2020	Settled	(16.3)	No	No	7.57	NA	53.00	12/2020	2,363.90	Year-end	3	
860	Mississippi Power Co.	Mississippi	SO	D-2017-AD-0112	Electric	Limited-Issue Rider	2/6/2018	Settled	NA	No	No	6.62	8.58	50.45	12/2018	613.00	Average	7	
861	Mississippi Power Co.	Mississippi	SO	D-2015-UN-0080	Electric	Limited-Issue Rider	12/3/2015	Settled	126.1	No	Yes	6.68	9.23	49.73	05/2016	476.45	Average	6	
862	Mississippi Power Co.	Mississippi	SO	D-2013-UN-0014	Electric	Limited-Issue Rider	7/7/2015	Fully Litigated	0.0	No	No	NA	NA	NA	NA	NA	NA	29	
863	Mississippi Power Co.	Mississippi	SO	D-2011-UN-0135	Electric	Limited-Issue Rider	12/22/2012	Fully Litigated	NA	No	No	NA	NA	NA	NA	NA	NA	7	
864	Mississippi Power Co.	Mississippi	SO	D-01-UN-0548	Electric	Vertically Integrated	6/23/2001	Fully Litigated	39.0	No	No	9.90	12.88	53.68	12/2002	731.70	Average	4	
865	Mississippi Power Co.	Mississippi	SO	C-93-UA-0502	Electric	Vertically Integrated	1/4/1994	Settled	NA	No	No	NA	10.07	NA	09/1993	NA	NA	5	
866	Mississippi Power Co.	Mississippi	SO	C-90-UN-0287	Electric	Vertically Integrated	12/27/1990	Settled	6.1	No	No	NA	12.79	NA	09/1990	NA	NA	3	
867	Mississippi Power Co.	Mississippi	SO	C-U-4761	Electric	Vertically Integrated	8/7/1986	Fully Litigated	0.0	No	No	NA	NA	NA	NA	NA	NA	9	
868	Mississippi Power Co.	Mississippi	SO	C-U-4190	Electric	Vertically Integrated	10/1/1982	Fully Litigated	0.0	No	Yes	10.96	15.50	34.35	05/1983	NA	Average	5	
869	Mississippi Power Co.	Mississippi	SO	C-U-3929	Electric	Vertically Integrated	4/16/1981	Fully Litigated	10.9	No	No	9.76	13.50	31.96	11/1981	NA	Average	5	
870	Mississippi Power Co.	Mississippi	SO	C-U-3739	Electric	Vertically Integrated	3/7/1980	Fully Litigated	16.8	No	No	NA	12.70	33.81	10/1980	NA	Average	5	
871	Wisconsin Electric Power Co.	Michigan	WEC	C-U-16830	Electric	Vertically Integrated	6/26/2012	Fully Litigated	9.2	No	Yes	6.35	10.10	43.51	12/2012	354.89	Average	11	
872	Wisconsin Electric Power Co.	Michigan	WEC	C-U-15981	Electric	Vertically Integrated	7/1/2010	Fully Litigated	23.5	No	Yes	6.99	10.25	47.61	12/2010	324.37	Average	12	
873	Wisconsin Electric Power Co.	Michigan	WEC	C-U-15500	Electric	Vertically Integrated	11/13/2008	Settled	7.2	No	No	NA	10.55	NA	NA	NA	NA	9	
874	Wisconsin Electric Power Co.	Michigan	WEC	C-U-17091	Electric	Vertically Integrated	7/13/1982	Settled	3.2	No	No	9.48	14.00	34.69	12/1982	NA	NA	6	

Rate Case History (Electric)
List: None
Company List: All
States: All
Years: All
Service Type: Electric

Line	Company	State	Parent Company Ticker	Docket	Rate Case Service Type	Case Type	Date	Decision Type	Rate Increase (\$M)	Phase-In?	Interim Authorized?	Increase Authorized			Common Equity to Total Capital (%)	Rate Case Base (\$M)	Rate Case Valuation Method	Rate Case Duration (months)
												Return on Original Cost Rate (%)	Return on Equity (%)	Common Equity to Total Capital (%)				
875	Wisconsin Public Service Corp.	Michigan	WEC	C-U-17669	Electric	Vertically Integrated	4/23/2015	Settled	4.0	Yes	No	6.01	10.20	NA	NA	NA	6	
876	Wisconsin Electric Power Co.	Wisconsin	WEC	D-5-UR-110 (WEP-Elec)	Electric	Vertically Integrated	12/29/2022	Fully Litigated	280.5	No	No	8.77	9.80	58.22	5,442.29	Average	8	
877	Wisconsin Electric Power Co.	Wisconsin	WEC	D-5-AF-107 (WEP-Elec)	Electric	Vertically Integrated	8/11/2021	NA	0.0	No	No	NA	NA	NA	NA	NA	4	
878	Wisconsin Electric Power Co.	Wisconsin	WEC	D-05-UR-109 (WEP-Elec)	Electric	Vertically Integrated	10/31/2019	Settled	81.3	No	No	7.49	10.00	54.46	4,738.61	NA	7	
879	Wisconsin Electric Power Co.	Wisconsin	WEC	D-05-UR-108 (WEP-Elec)	Electric	Vertically Integrated	8/10/2017	Settled	81.3	Yes	No	NA	NA	NA	NA	NA	4	
880	Wisconsin Electric Power Co.	Wisconsin	WEC	D-05-UR-107 (WEP-Elec)	Electric	Vertically Integrated	11/14/2014	Fully Litigated	15.4	No	No	8.60	10.20	51.90	4,432.94	Average	5	
881	Wisconsin Electric Power Co.	Wisconsin	WEC	D-05-UR-106 (WEP-Elec)	Electric	Vertically Integrated	11/28/2012	Fully Litigated	205.7	Yes	No	9.15	10.40	52.09	3,928.42	Average	8	
882	Wisconsin Electric Power Co.	Wisconsin	WEC	D-5-UR-105 (WEP-EL)	Electric	Vertically Integrated	10/6/2011	Fully Litigated	0.0	No	No	NA	NA	NA	NA	NA	4	
883	Wisconsin Electric Power Co.	Wisconsin	WEC	D-5-UR-104 (WEP-EL)	Electric	Vertically Integrated	12/18/2009	Fully Litigated	85.8	No	No	8.96	10.40	53.02	3,181.90	Average	9	
884	Wisconsin Electric Power Co.	Wisconsin	WEC	D-5-UR-103 (WEP-EL)	Electric	Vertically Integrated	11/7/2008	Fully Litigated	148.4	Yes	No	9.26	10.75	54.36	3,018.47	Average	8	
885	Wisconsin Electric Power Co.	Wisconsin	WEC	D-05-UR-102 (WEP-EL)	Electric	Vertically Integrated	1/25/2006	Fully Litigated	229.7	No	No	NA	NA	NA	NA	NA	6	
886	Wisconsin Electric Power Co.	Wisconsin	WEC	D-05-UR-101 (elec. 2004)	Electric	Vertically Integrated	5/18/2005	Fully Litigated	59.7	No	No	NA	NA	NA	NA	NA	12	
887	Wisconsin Electric Power Co.	Wisconsin	WEC	D-05-UR-101 (elec. 2003)	Electric	Vertically Integrated	5/5/2004	Fully Litigated	59.0	No	No	NA	NA	NA	NA	NA	10	
888	Wisconsin Electric Power Co.	Wisconsin	WEC	D-6630-UR-111 (elec.)	Electric	Vertically Integrated	7/18/2000	Fully Litigated	64.0	Yes	Yes	10.52	12.20	53.45	2,709.60	Average	10	
889	Wisconsin Electric Power Co.	Wisconsin	WEC	D-6630-UR-110 (elec.)	Electric	Vertically Integrated	4/30/1998	Fully Litigated	160.2	No	Yes	10.46	12.20	53.14	2,513.20	Average	7	
890	Wisconsin Electric Power Co.	Wisconsin	WEC	D-6630-UR-109 (elec)	Electric	Vertically Integrated	2/13/1997	Fully Litigated	(7.4)	No	No	10.61	11.80	53.35	2,371.10	Average	13	
891	Wisconsin Electric Power Co.	Wisconsin	WEC	D-6630-UR-108	Electric	Vertically Integrated	9/11/1995	Fully Litigated	(33.8)	No	No	10.29	11.30	53.96	2,387.00	Average	5	
892	Wisconsin Electric Power Co.	Wisconsin	WEC	D-6630-UR-106	Electric	Vertically Integrated	2/15/1993	Fully Litigated	26.7	No	No	11.52	12.30	51.19	1,989.90	Average	9	
893	Wisconsin Electric Power Co.	Wisconsin	WEC	D-6630-UR-105	Electric	Vertically Integrated	1/9/1992	Fully Litigated	56.4	No	No	11.76	12.80	52.56	1,846.10	Average	8	
894	Wisconsin Electric Power Co.	Wisconsin	WEC	D-6630-UR-104	Electric	Vertically Integrated	1/2/1991	Fully Litigated	35.4	No	No	11.62	13.10	53.57	1,738.70	Average	8	
895	Wisconsin Electric Power Co.	Wisconsin	WEC	D-6630-UR-103	Electric	Vertically Integrated	1/11/1990	Fully Litigated	(29.7)	No	No	11.47	12.90	54.18	1,677.00	Average	8	
896	Wisconsin Electric Power Co.	Wisconsin	WEC	D-6630-UR-102	Electric	Vertically Integrated	12/28/1988	Fully Litigated	(28.8)	No	No	11.78	13.10	53.55	1,676.40	Average	8	
897	Wisconsin Electric Power Co.	Wisconsin	WEC	D-6630-UR-101-E	Electric	Vertically Integrated	12/22/1987	Settled	8.7	No	No	11.69	13.00	51.68	1,707.30	Average	7	
898	Wisconsin Electric Power Co.	Wisconsin	WEC	D-6630-UR-100	Electric	Vertically Integrated	12/30/1986	Fully Litigated	(28.8)	No	No	11.55	13.00	53.00	1,582.50	Average	10	
899	Wisconsin Electric Power Co.	Wisconsin	WEC	D-6630-ER-100	Electric	Vertically Integrated	12/20/1985	Fully Litigated	33.7	No	No	11.82	14.50	52.37	1,587.90	Average	9	
900	Wisconsin Electric Power Co.	Wisconsin	WEC	D-6630-ER-19	Electric	Vertically Integrated	1/3/1985	Fully Litigated	(26.5)	No	No	12.43	14.75	50.54	1,376.00	Average	11	
901	Wisconsin Electric Power Co.	Wisconsin	WEC	D-6630-ER-18	Electric	Vertically Integrated	12/22/1983	Fully Litigated	(21.5)	No	No	13.06	14.75	48.21	NA	Average	10	
902	Wisconsin Electric Power Co.	Wisconsin	WEC	D-6630-ER-16	Electric	Vertically Integrated	12/21/1982	Fully Litigated	30.2	No	No	12.60	14.75	44.17	1,355.90	Average	11	
903	Wisconsin Electric Power Co.	Wisconsin	WEC	D-6630-ER-14	Electric	Vertically Integrated	1/13/1982	Fully Litigated	63.1	No	No	13.16	14.75	41.43	1,311.20	Average	8	
904	Wisconsin Electric Power Co.	Wisconsin	WEC	D-6630-ER-12	Electric	Vertically Integrated	9/10/1981	Fully Litigated	129.4	No	Yes	NA	14.50	37.18	NA	Average	11	
905	Wisconsin Electric Power Co.	Wisconsin	WEC	D-6630-ER-10	Electric	Vertically Integrated	10/9/1980	Fully Litigated	71.0	No	Yes	NA	13.25	38.43	NA	Average	13	
906	Wisconsin Public Service Corp.	Wisconsin	WEC	D-6690-UR-127 (Elec)	Electric	Vertically Integrated	12/22/2022	Fully Litigated	113.2	No	No	7.52	9.80	53.40	3,294.03	Average	7	
907	Wisconsin Public Service Corp.	Wisconsin	WEC	D-5-AF-107 (Elec)	Electric	Vertically Integrated	8/1/2021	NA	0.0	No	No	NA	NA	NA	NA	NA	4	
908	Wisconsin Public Service Corp.	Wisconsin	WEC	D-6690-UR-126 (Elec)	Electric	Vertically Integrated	10/31/2019	Settled	38.6	No	No	7.22	10.00	51.96	2,569.52	NA	7	
909	Wisconsin Public Service Corp.	Wisconsin	WEC	D-6690-UR-125 (Elec)	Electric	Vertically Integrated	8/10/2017	Settled	0.0	Yes	No	NA	NA	NA	NA	NA	4	
910	Wisconsin Public Service Corp.	Wisconsin	WEC	D-6690-UR-124 (Elec)	Electric	Vertically Integrated	11/19/2015	Fully Litigated	(7.9)	No	No	8.24	10.00	50.47	1,745.69	Average	7	
911	Wisconsin Public Service Corp.	Wisconsin	WEC	D-6690-UR-123 (Elec)	Electric	Vertically Integrated	11/6/2014	Fully Litigated	24.6	No	No	8.39	10.20	50.28	1,549.92	Average	7	
912	Wisconsin Public Service Corp.	Wisconsin	WEC	D-6690-UR-122 (Elec)	Electric	Vertically Integrated	11/6/2013	Fully Litigated	9.8	No	No	8.68	10.20	50.14	1,462.71	Average	7	
913	Wisconsin Public Service Corp.	Wisconsin	WEC	D-6690-UR-121 (Elec)	Electric	Vertically Integrated	10/24/2012	Settled	28.5	No	No	NA	10.30	51.61	NA	NA	6	
914	Wisconsin Public Service Corp.	Wisconsin	WEC	D-6690-UR-120 (elec)	Electric	Vertically Integrated	11/13/2011	Fully Litigated	21.0	No	No	7.86	10.30	51.65	1,294.00	Average	9	
915	Wisconsin Public Service Corp.	Wisconsin	WEC	D-6690-UR-119 (elec)	Electric	Vertically Integrated	12/30/2008	Settled	48.0	No	No	NA	NA	53.41	NA	NA	9	
916	Wisconsin Public Service Corp.	Wisconsin	WEC	D-6690-UR-118 (elec)	Electric	Vertically Integrated	1/1/2007	Fully Litigated	56.7	No	No	12.93	10.90	57.46	844.50	Average	9	
917	Wisconsin Public Service Corp.	Wisconsin	WEC	D-6690-UR-117 (elec)	Electric	Vertically Integrated	12/22/2005	Fully Litigated	79.9	No	No	12.06	11.00	59.73	755.20	Average	8	
918	Wisconsin Public Service Corp.	Wisconsin	WEC	D-6690-UR-116 (elec)	Electric	Vertically Integrated	12/12/2004	Fully Litigated	60.7	No	No	11.57	11.50	57.35	840.90	Average	8	
919	Wisconsin Public Service Corp.	Wisconsin	WEC	D-6690-UR-115 (elec)	Electric	Vertically Integrated	12/19/2003	Fully Litigated	59.4	No	No	9.91	12.00	56.00	846.20	Average	8	
920	Wisconsin Public Service Corp.	Wisconsin	WEC	D-6690-UR-114 (elec)	Electric	Vertically Integrated	3/20/2003	Fully Litigated	21.4	No	No	9.61	12.00	55.00	810.00	Average	11	

Rate Case History (Electric)
List: None
Company List: All
States: All
Years: All
Service Type: Electric

Line	Company	State	Parent Company Ticker	Docket	Rate Case Service Type	Case Type	Date	Decision Type	Rate Increase (\$M)	Phase-In?	Interim Authorized?	Increase Authorized			Common Equity to Total Capital (%)	Rate Case Test Year End Date	Rate Base Valuation Method	Rate Case Duration (months)
												Return on Original Cost Rate (%)	Return on Equity (%)	Common Equity to Total Capital (%)				
921	Wisconsin Public Service Corp.	Wisconsin	WEC	D-6690-UR-113 (elec)	Electric	Vertically Integrated	6/20/2002	Fully Litigated	58.6	No	Yes	10.23	12.30	54.99	12/2002	793.70	Average	14
922	Wisconsin Public Service Corp.	Wisconsin	WEC	D-6690-UR-112 (elec)	Electric	Vertically Integrated	11/30/2000	Fully Litigated	27.2	No	No	10.28	12.10	54.28	12/2001	714.00	Average	8
923	Wisconsin Public Service Corp.	Wisconsin	WEC	D-6690-UR-111 (elec)	Electric	Vertically Integrated	12/17/1998	Fully Litigated	26.9	Yes	No	10.79	12.10	54.22	12/1999	604.10	Average	8
924	Wisconsin Public Service Corp.	Wisconsin	WEC	D-6690-UR-110 (elec)	Electric	Vertically Integrated	2/20/1997	Fully Litigated	(65.5)	No	No	10.72	11.80	54.80	12/1997	556.50	Average	10
925	Wisconsin Public Service Corp.	Wisconsin	WEC	D-6690-UR-109 (elec)	Electric	Vertically Integrated	12/19/1994	Fully Litigated	(17.4)	No	No	10.91	11.50	55.43	12/1995	573.40	Average	8
926	Wisconsin Public Service Corp.	Wisconsin	WEC	D-6690-UR-108 (elec)	Electric	Vertically Integrated	12/21/1993	Fully Litigated	(17.4)	No	No	10.72	11.30	55.61	12/1994	582.00	Average	8
927	Wisconsin Public Service Corp.	Wisconsin	WEC	D-6690-UR-107 (elec)	Electric	Vertically Integrated	12/22/1992	Fully Litigated	8.7	No	No	11.54	12.30	54.15	12/1993	577.50	Average	8
928	Wisconsin Public Service Corp.	Wisconsin	WEC	D-6690-UR-106 (elec)	Electric	Vertically Integrated	12/19/1991	Fully Litigated	5.7	No	No	11.46	12.80	52.97	12/1992	571.00	Average	8
929	Wisconsin Public Service Corp.	Wisconsin	WEC	D-6690-UR-105 (elec)	Electric	Vertically Integrated	12/18/1990	Fully Litigated	10.9	No	No	11.40	13.10	50.98	12/1991	545.60	Average	8
930	Wisconsin Public Service Corp.	Wisconsin	WEC	D-6690-UR-104-E	Electric	Vertically Integrated	12/21/1989	Fully Litigated	(7.3)	No	No	NA	12.90	53.60	12/1990	NA	Average	8
931	Wisconsin Public Service Corp.	Wisconsin	WEC	D-6690-UR-103-E	Electric	Vertically Integrated	12/27/1989	Fully Litigated	2.7	No	No	11.09	13.00	52.76	12/1989	512.90	Average	9
932	Wisconsin Public Service Corp.	Wisconsin	WEC	D-6690-UR-102-E	Electric	Vertically Integrated	1/29/1988	Fully Litigated	(13.9)	No	No	11.42	13.20	50.79	12/1988	500.70	Average	7
933	Wisconsin Public Service Corp.	Wisconsin	WEC	D-6690-UR-101-E	Electric	Vertically Integrated	7/10/1987	Fully Litigated	(1.3)	No	No	11.08	12.90	48.01	12/1987	510.60	Average	14
934	Wisconsin Public Service Corp.	Wisconsin	WEC	D-6690-UR-20-E	Electric	Vertically Integrated	1/31/1985	Fully Litigated	(11.6)	No	No	11.08	14.75	50.00	12/1985	512.10	Average	9
935	Wisconsin Public Service Corp.	Wisconsin	WEC	D-6690-UR-19-E	Electric	Vertically Integrated	3/24/1983	Fully Litigated	12.3	No	No	11.49	15.00	42.25	12/1983	532.70	Average	8
936	Wisconsin Public Service Corp.	Wisconsin	WEC	D-6690-UR-18-E	Electric	Vertically Integrated	4/27/1982	Fully Litigated	30.3	No	No	11.58	15.00	39.09	12/1982	547.70	Average	9
937	Wisconsin Public Service Corp.	Wisconsin	WEC	D-6690-UR-17-E	Electric	Vertically Integrated	5/21/1981	Fully Litigated	31.2	No	No	NA	14.00	38.20	12/1981	NA	Average	10
938	Public Service Co. of CO	Colorado	XEL	D-22AL-0530E	Electric	Vertically Integrated	9/6/2023	Settled	45.0	No	No	6.95	9.30	55.69	12/2022	10,560.09	Year-end	9
939	Public Service Co. of CO	Colorado	XEL	D-21AL-0317E	Electric	Vertically Integrated	3/16/2022	Settled	298.8	No	No	6.82	9.30	55.69	12/2021	9,756.34	Average	8
940	Public Service Co. of CO	Colorado	XEL	D-19AL-0208E	Electric	Vertically Integrated	2/1/2020	Fully Litigated	292.7	No	No	6.97	9.30	55.61	08/2019	8,138.51	Average	8
941	Public Service Co. of CO	Colorado	XEL	D-17AL-0649E	Electric	Vertically Integrated	4/26/2018	Fully Litigated	NA	No	No	NA	NA	NA	NA	NA	NA	6
942	Public Service Co. of CO	Colorado	XEL	D-14AL-0600E	Electric	Vertically Integrated	2/24/2015	Settled	(99.4)	No	Yes	7.55	9.83	56.00	12/2013	NA	Year-end	8
943	Public Service Co. of CO	Colorado	XEL	D-11AL-047E	Electric	Vertically Integrated	4/26/2012	Settled	234.4	Yes	No	8.08	10.00	56.00	NA	NA	NA	5
944	Public Service Co. of CO	Colorado	XEL	D-09AL-299E	Electric	Vertically Integrated	12/3/2009	Settled	237.3	Yes	No	8.72	10.50	58.56	12/2008	NA	NA	7
945	Public Service Co. of CO	Colorado	XEL	D-08S-230E	Electric	Vertically Integrated	5/27/2009	Settled	112.2	No	No	NA	NA	NA	NA	NA	NA	6
946	Public Service Co. of CO	Colorado	XEL	D-06S-234EG	Electric	Vertically Integrated	12/1/2006	Settled	107.0	No	No	8.85	10.50	60.00	NA	NA	NA	7
947	Public Service Co. of CO	Colorado	XEL	D-02S-31E	Electric	Vertically Integrated	6/26/2003	Settled	(21.1)	No	No	9.08	10.75	51.40	12/2001	2,770.50	Average	13
948	Public Service Co. of CO	Colorado	XEL	D-99A-377EG	Electric	Vertically Integrated	2/16/2000	Settled	(11.0)	No	No	NA	NA	NA	NA	NA	NA	6
949	Public Service Co. of CO	Colorado	XEL	D-95A-531EG	Electric	Vertically Integrated	11/29/1996	Settled	(18.0)	Yes	No	NA	NA	NA	06/1995	NA	Year-end	12
950	Public Service Co. of CO	Colorado	XEL	D-93S-001E	Electric	Vertically Integrated	11/26/1993	Fully Litigated	(13.1)	No	No	9.40	11.00	44.62	09/1992	1,730.40	Year-end	10
951	Public Service Co. of CO	Colorado	XEL	D-91S-091E	Electric	Vertically Integrated	7/3/1991	Settled	(36.0)	No	No	NA	NA	NA	NA	NA	NA	5
952	Public Service Co. of CO	Colorado	XEL	D-152S-De-C84-598 (Elec)	Electric	Vertically Integrated	5/22/1984	Fully Litigated	42.2	No	Yes	10.21	14.40	38.59	03/1983	1,654.40	Year-end	6
953	Public Service Co. of CO	Colorado	XEL	D-142S-De-C80-2346 (Elec)	Electric	Vertically Integrated	12/1/1981	Fully Litigated	100.1	No	No	10.75	15.70	39.09	12/1981	1,590.90	Year-end	6
954	Public Service Co. of CO	Colorado	XEL	D-142S-De-C80-2346 (Elec)	Electric	Vertically Integrated	12/1/1980	Fully Litigated	27.1	No	No	10.19	15.45	34.02	06/1980	NA	Year-end	7
955	Public Service Co. of CO	Colorado	XEL	D-1420-De-C80-1039 (Elec)	Electric	Vertically Integrated	5/27/1980	Fully Litigated	45.9	No	No	9.54	14.60	35.80	12/1979	NA	Year-end	2
956	Northern States Power Co.	Minnesota	XEL	D-E-002-GR-21-630	Electric	Vertically Integrated	6/1/2023	Fully Litigated	316.3	Yes	Yes	6.95	9.25	52.50	12/2022	11,885.26	Average	19
957	Northern States Power Co.	Minnesota	XEL	D-E-002-GR-20-723	Electric	Vertically Integrated	6/30/2021	NA	NA	No	No	NA	NA	NA	NA	NA	NA	8
958	Northern States Power Co.	Minnesota	XEL	D-E-002-GR-19-864	Electric	Vertically Integrated	4/7/2020	NA	NA	No	No	NA	NA	NA	NA	NA	NA	5
959	Northern States Power Co.	Minnesota	XEL	D-E-002-GR-15-826	Electric	Vertically Integrated	5/11/2017	Settled	244.7	Yes	Yes	7.08	9.20	52.50	12/2019	7,202.33	Average	18
960	Northern States Power Co.	Minnesota	XEL	D-E-002-GR-13-868	Electric	Vertically Integrated	3/26/2015	Fully Litigated	149.4	Yes	Yes	7.37	9.72	52.50	12/2014	6,988.29	Average	16
961	Northern States Power Co.	Minnesota	XEL	D-E-002-GR-12-961	Electric	Vertically Integrated	8/8/2013	Fully Litigated	102.8	No	Yes	7.45	9.83	52.56	12/2013	6,148.36	Average	9
962	Northern States Power Co.	Minnesota	XEL	D-E-002-GR-10-971	Electric	Vertically Integrated	3/29/2012	Settled	72.9	Yes	Yes	8.32	10.37	52.56	12/2011	5,653.98	Average	17
963	Northern States Power Co.	Minnesota	XEL	D-E-002-GR-08-1065	Electric	Vertically Integrated	10/23/2009	Fully Litigated	91.4	No	Yes	8.83	10.88	52.47	12/2009	4,070.42	Average	11
964	Northern States Power Co.	Minnesota	XEL	D-E-002-GR-05-1428	Electric	Vertically Integrated	9/1/2006	Fully Litigated	131.5	No	Yes	8.81	10.54	51.67	12/2006	3,240.60	Average	10
965	Northern States Power Co.	Minnesota	XEL	D-E-002-GR-02-1185	Electric	Vertically Integrated	9/29/1993	Fully Litigated	72.2	No	Yes	9.31	11.47	48.79	12/1993	2,373.30	Average	11
966	Northern States Power Co.	Minnesota	XEL	D-E-002-GR-91-1	Electric	Vertically Integrated	11/27/1991	Fully Litigated	53.5	No	Yes	10.05	12.10	47.75	12/1991	2,228.30	Average	10

Case Type: All
Rate Case History (Electric)
List: None
Company List: All
States: All
Years: All
Service Type: Electric

Line	Company	State	Parent Company Ticker	Docket	Rate Case Service Type	Case Type	Date	Decision Type	Rate Increase (\$M)	Phase-In?	Interim Authorized?	Increase Authorized				Rate Case Base (\$M)	Rate Case Valuation Method	Rate Case Duration (months)
												Return on Original Cost Rate (%)	Return on Equity (%)	Common Equity to Total Capital (%)	Rate Case Test Year End Date			
967	Northern States Power Co.	Minnesota	XEL	D-E-002-GR-89-865	Electric	Vertically Integrated	8/6/1990	Fully Litigated	0.0	No	Yes	NA	NA	NA	NA	NA	9	
968	Northern States Power Co.	Minnesota	XEL	D-E-002-GR-87-670	Electric	Vertically Integrated	8/23/1988	Settled	73.2	No	Yes	9.68	11.70	45.25	2,342.70	Average	9	
969	Northern States Power Co.	Minnesota	XEL	D-E-002-GR-85-558	Electric	Vertically Integrated	6/2/1986	Fully Litigated	37.0	No	Yes	10.20	12.81	45.00	2,194.00	Average	10	
970	Northern States Power Co.	Minnesota	XEL	D-E-002-GR-81-342	Electric	Vertically Integrated	6/25/1982	Fully Litigated	80.0	No	Yes	10.88	14.70	41.30	1,501.00	Average	11	
971	Northern States Power Co.	Minnesota	XEL	D-E-002-GR-80-316	Electric	Vertically Integrated	4/30/1981	Fully Litigated	56.2	No	Yes	9.73	13.50	42.20	07/1981	NA	12	
972	Northern States Power Co.	North Dakota	XEL	C-PU-20-441	Electric	Vertically Integrated	8/18/2021	Settled	27.2	No	Yes	6.97	9.50	52.50	12/2021	664.27	Average	9
973	Northern States Power Co.	North Dakota	XEL	C-PU-12-813	Electric	Vertically Integrated	2/26/2014	Settled	9.0	Yes	Yes	7.45	9.75	52.56	NA	NA	14	
974	Northern States Power Co.	North Dakota	XEL	C-PU-10-687	Electric	Vertically Integrated	2/29/2012	Settled	15.7	Yes	Yes	NA	10.40	NA	NA	NA	14	
975	Northern States Power Co.	North Dakota	XEL	C-PU-07-776	Electric	Vertically Integrated	12/31/2008	Settled	12.8	No	Yes	8.80	10.75	51.77	12/2008	244.00	Average	13
976	Northern States Power Co.	North Dakota	XEL	C-PU-00-92-399	Electric	Vertically Integrated	12/31/1992	Fully Litigated	2.8	No	No	9.30	11.00	48.52	12/1993	153.00	Average	7
977	Northern States Power Co.	North Dakota	XEL	C-PU-400-91-112	Electric	Vertically Integrated	10/31/1991	Fully Litigated	3.7	No	No	9.90	11.80	47.75	12/1991	143.20	Average	7
978	Northern States Power Co.	North Dakota	XEL	C-10, 979	Electric	Vertically Integrated	3/24/1988	Fully Litigated	(0.4)	No	No	9.48	11.24	45.25	12/1988	NA	Average	7
979	Northern States Power Co.	North Dakota	XEL	C-10, 233	Electric	Vertically Integrated	11/11/1982	Fully Litigated	10.2	No	No	10.71	14.30	41.40	12/1982	NA	Average	8
980	Northern States Power Co.	North Dakota	XEL	C-10, 097	Electric	Vertically Integrated	12/31/1980	Fully Litigated	3.3	No	No	9.75	13.39	43.68	12/1981	NA	Average	7
981	Southwestern Public Svc Co.	New Mexico	XEL	C-22-00286-UT	Electric	Vertically Integrated	10/19/2023	Settled	33.0	No	No	7.17	9.50	54.70	06/2024	2,396.79	Average	11
982	Southwestern Public Svc Co.	New Mexico	XEL	C-20-00238-UT	Electric	Vertically Integrated	2/16/2022	Settled	62.4	No	No	7.07	9.35	54.72	09/2020	1,839.47	Year-end	13
983	Southwestern Public Svc Co.	New Mexico	XEL	C-19-00170-UT	Electric	Vertically Integrated	5/20/2020	Settled	31.0	No	No	7.19	9.45	54.77	08/2019	1,270.95	Year-end	10
984	Southwestern Public Svc Co.	New Mexico	XEL	C-17-00255-UT	Electric	Vertically Integrated	9/5/2018	Fully Litigated	12.5	No	No	7.24	9.56	53.97	06/2017	870.33	Year-end	10
985	Southwestern Public Svc Co.	New Mexico	XEL	C-16-00269-UT	Electric	Vertically Integrated	4/19/2017	Fully Litigated	0.0	No	No	NA	NA	NA	NA	NA	5	
986	Southwestern Public Svc Co.	New Mexico	XEL	C-15-00296-UT	Electric	Vertically Integrated	8/10/2016	Settled	23.5	No	No	NA	NA	NA	NA	NA	9	
987	Southwestern Public Svc Co.	New Mexico	XEL	C-15-00139-UT	Electric	Vertically Integrated	6/24/2015	Fully Litigated	NA	No	No	NA	NA	NA	NA	NA	0	
988	Southwestern Public Svc Co.	New Mexico	XEL	C-12-00350-UT	Electric	Vertically Integrated	3/26/2014	Fully Litigated	12.7	No	No	8.26	9.96	53.89	12/2014	NA	Average	15
989	Southwestern Public Svc Co.	New Mexico	XEL	C-10-00395-UT	Electric	Vertically Integrated	12/28/2011	Settled	13.5	No	No	NA	NA	NA	NA	NA	10	
990	Southwestern Public Svc Co.	New Mexico	XEL	C-08-00354-UT	Electric	Vertically Integrated	7/14/2009	Settled	14.2	No	Yes	NA	NA	NA	NA	NA	6	
991	Southwestern Public Svc Co.	New Mexico	XEL	C-07-00319-UT	Electric	Vertically Integrated	8/26/2008	Fully Litigated	13.1	No	No	8.27	10.18	51.23	12/2006	284.33	Year-end	13
992	Southwestern Public Svc Co.	New Mexico	XEL	C-2798	Electric	Vertically Integrated	11/30/1998	Settled	(6.0)	No	No	NA	NA	NA	NA	NA	6	
993	Southwestern Public Svc Co.	New Mexico	XEL	C-2573	Electric	Vertically Integrated	9/6/1994	Settled	(4.0)	No	No	NA	NA	NA	NA	NA	6	
994	Southwestern Public Svc Co.	New Mexico	XEL	C-1957	Electric	Vertically Integrated	2/24/1986	Fully Litigated	10.0	No	No	11.72	14.50	45.42	12/1984	NA	Year-end	10
995	Southwestern Public Svc Co.	New Mexico	XEL	C-1727	Electric	Vertically Integrated	7/19/1982	Settled	10.0	No	No	11.68	16.50	37.31	08/1981	NA	Year-end	4
996	Southwestern Public Svc Co.	New Mexico	XEL	C-1567	Electric	Vertically Integrated	8/8/1980	Fully Litigated	6.2	No	No	10.49	15.45	34.92	08/1979	NA	Year-end	5
997	Northern States Power Co.	South Dakota	XEL	D-EL-22-017	Electric	Vertically Integrated	6/6/2023	Settled	44.6	No	Yes	6.82	NA	NA	12/2021	829.16	Average	11
998	Northern States Power Co.	South Dakota	XEL	D-EL-14-058	Electric	Vertically Integrated	6/15/2015	Settled	15.2	No	Yes	7.22	NA	NA	12/2013	412.44	Average	11
999	Northern States Power Co.	South Dakota	XEL	D-EL-12-046	Electric	Vertically Integrated	4/18/2013	Settled	11.6	No	Yes	7.78	NA	NA	12/2011	351.74	Average	9
1000	Northern States Power Co.	South Dakota	XEL	D-EL-11-019	Electric	Vertically Integrated	6/19/2012	Fully Litigated	8.0	No	Yes	7.79	9.25	53.04	12/2010	319.53	Average	11
1001	Northern States Power Co.	South Dakota	XEL	D-EL-09-009	Electric	Vertically Integrated	1/5/2010	Settled	10.9	No	No	8.32	NA	NA	NA	NA	6	
1002	Northern States Power Co.	South Dakota	XEL	D-EL-92-016	Electric	Vertically Integrated	12/15/1992	Settled	4.2	Yes	No	NA	NA	NA	NA	NA	5	
1003	Northern States Power Co.	South Dakota	XEL	D-EL-90-013	Electric	Vertically Integrated	12/19/1990	Settled	2.4	No	No	9.73	12.00	42.50	12/1989	NA	Average	5
1004	Northern States Power Co.	South Dakota	XEL	D-F-3422	Electric	Vertically Integrated	5/1/1983	Fully Litigated	3.9	No	No	10.42	14.50	40.00	06/1982	NA	Average	5
1005	Northern States Power Co.	South Dakota	XEL	D-F-3382	Electric	Vertically Integrated	12/14/1981	Fully Litigated	5.2	No	No	10.16	14.00	38.60	12/1980	NA	Average	6
1006	Northern States Power Co.	South Dakota	XEL	D-F-3353	Electric	Vertically Integrated	1/19/1980	Fully Litigated	2.4	No	No	NA	NA	NA	12/1979	NA	Average	4
1007	Southwestern Public Svc Co.	Texas	XEL	D-51802	Electric	Vertically Integrated	5/12/2022	Settled	88.5	No	No	NA	NA	NA	12/2020	NA	Year-end	15
1008	Southwestern Public Svc Co.	Texas	XEL	D-49831	Electric	Vertically Integrated	8/27/2020	Settled	88.0	No	Yes	7.13	9.45	54.62	06/2019	NA	Year-end	12
1009	Southwestern Public Svc Co.	Texas	XEL	D-47227	Electric	Vertically Integrated	12/7/2018	Settled	0.0	No	Yes	NA	NA	NA	06/2017	NA	NA	15
1010	Southwestern Public Svc Co.	Texas	XEL	D-45524	Electric	Vertically Integrated	1/26/2017	Settled	35.2	No	No	NA	NA	NA	09/2015	NA	Year-end	11
1011	Southwestern Public Svc Co.	Texas	XEL	D-43695	Electric	Vertically Integrated	12/17/2015	Fully Litigated	(4.0)	No	No	7.88	9.70	51.00	06/2014	1,394.57	Year-end	12
1012	Southwestern Public Svc Co.	Texas	XEL	D-42005	Electric	Vertically Integrated	12/18/2014	Settled	37.0	No	Yes	NA	NA	NA	06/2013	NA	NA	11

Case Type: All

Rate Case History (Electric)

List: None
Company List: All
States: All
Years: All
Service Type: Electric

Line	Company	State	Parent Company Ticker	Docket	Rate Case Service Type	Case Type	Date	Decision Type	Rate Increase (\$M)	Phase-In?	Increase Authorized?	Return on Original Cost Rate (%)	Return on Equity (%)	Common Equity to Total Capital (%)	Rate Case Test Year End Date	Rate Base Valuation Base (\$M)	Rate Case Duration (months)	
																		Increase Authorized
1013	Southwestern Public Svc Co.	Texas	XEL	D-40824	Electric	Vertically Integrated	6/6/2013	Settled	50.8	Yes	Yes	NA	NA	06/2012	NA	NA	6	
1014	Southwestern Public Svc Co.	Texas	XEL	D-38147	Electric	Vertically Integrated	3/25/2011	Settled	52.5	Yes	Yes	NA	NA	12/2009	NA	NA	10	
1015	Southwestern Public Svc Co.	Texas	XEL	D-35763	Electric	Vertically Integrated	6/2/2009	Settled	57.4	No	Yes	NA	NA	12/2007	NA	NA	11	
1016	Southwestern Public Svc Co.	Texas	XEL	D-32766	Electric	Vertically Integrated	7/27/2007	Settled	23.0	No	Yes	NA	NA	09/2005	NA	NA	14	
1017	Southwestern Public Svc Co.	Texas	XEL	D-6465	Electric	Vertically Integrated	2/19/1986	Settled	(4.4)	No	No	11.70	NA	06/1985	NA	Year-end	5	
1018	Southwestern Public Svc Co.	Texas	XEL	D-4387	Electric	Vertically Integrated	6/23/1982	Settled	33.7	No	No	11.56	16.17	08/1981	NA	Year-end	3	
1019	Southwestern Public Svc Co.	Texas	XEL	D-3111	Electric	Vertically Integrated	6/2/1980	Settled	31.9	No	No	10.76	15.63	08/1979	NA	Year-end	3	
1020	Northern States Power Co.	Wisconsin	XEL	D-4220-UR-126 (Elec)	Electric	Vertically Integrated	11/9/2023	Fully Litigated	1.1	No	No	7.38	9.80	12/2024	2,061.18	Average	6	
1021	Northern States Power Co.	Wisconsin	XEL	D-4220-UR-125 (Elec)	Electric	Vertically Integrated	11/18/2021	Settled	52.4	Yes	No	7.31	10.00	12/2023	1,976.18	Average	4	
1022	Northern States Power Co.	Wisconsin	XEL	D-4220-UR-124 (Elec)	Electric	Vertically Integrated	9/4/2019	Settled	0.7	Yes	No	7.74	10.00	12/2020	1,482.79	Average	3	
1023	Northern States Power Co.	Wisconsin	XEL	D-4220-UR-123 (Elec)	Electric	Vertically Integrated	12/7/2017	Fully Litigated	9.4	No	No	7.56	9.80	12/2018	1,194.76	Average	7	
1024	Northern States Power Co.	Wisconsin	XEL	D-4220-UR-122 (Elec)	Electric	Vertically Integrated	10/26/2016	Fully Litigated	24.5	No	No	NA	NA	12/2017	NA	NA	6	
1025	Northern States Power Co.	Wisconsin	XEL	D-4220-UR-121 (Elec)	Electric	Vertically Integrated	12/3/2015	Fully Litigated	7.6	No	No	7.81	10.00	12/2016	1,175.23	Average	6	
1026	Northern States Power Co.	Wisconsin	XEL	D-4220-UR-120 (Elec)	Electric	Vertically Integrated	12/1/2014	Fully Litigated	14.2	No	No	NA	NA	12/2015	NA	NA	6	
1027	Northern States Power Co.	Wisconsin	XEL	D-4220-UR-119 (Elec)	Electric	Vertically Integrated	12/5/2013	Fully Litigated	19.5	No	No	8.34	10.20	12/2014	896.15	Average	6	
1028	Northern States Power Co.	Wisconsin	XEL	D-4220-UR-118 (elec)	Electric	Vertically Integrated	12/1/2012	Fully Litigated	35.5	No	No	8.57	10.40	12/2013	788.60	Average	6	
1029	Northern States Power Co.	Wisconsin	XEL	D-4220-UR-117 (elec)	Electric	Vertically Integrated	12/2/2011	Fully Litigated	12.2	No	No	8.52	10.40	12/2012	717.91	Average	6	
1030	Northern States Power Co.	Wisconsin	XEL	D-4220-UR-116 (elec)	Electric	Vertically Integrated	12/22/2009	Fully Litigated	6.4	No	No	8.93	10.40	12/2010	644.03	Average	6	
1031	Northern States Power Co.	Wisconsin	XEL	D-4220-UR-115 (elec)	Electric	Vertically Integrated	1/8/2008	Fully Litigated	39.4	No	No	9.67	10.75	12/2008	552.10	Average	7	
1032	Northern States Power Co.	Wisconsin	XEL	D-4220-UR-114 (elec)	Electric	Vertically Integrated	1/5/2006	Fully Litigated	43.4	No	No	9.97	11.00	12/2006	551.00	Average	7	
1033	Northern States Power Co.	Wisconsin	XEL	D-4220-UR-110 (elec)	Electric	Vertically Integrated	9/15/1998	Fully Litigated	7.3	No	No	10.25	11.90	12/1998	453.00	Average	10	
1034	Northern States Power Co.	Wisconsin	XEL	D-4220-UR-109 (elec)	Electric	Vertically Integrated	11/26/1996	Fully Litigated	0.0	No	No	10.10	11.30	12/1997	449.20	Average	8	
1035	Northern States Power Co.	Wisconsin	XEL	D-4220-UR-108 (elec)	Electric	Vertically Integrated	9/27/1995	Fully Litigated	(4.8)	No	No	10.16	11.30	12/1996	NA	Average	3	
1036	Northern States Power Co.	Wisconsin	XEL	D-4220-UR-106 (elec)	Electric	Vertically Integrated	1/12/1993	Fully Litigated	8.0	No	No	10.92	12.00	12/1993	401.80	Average	7	
1037	Northern States Power Co.	Wisconsin	XEL	D-4220-UR-105 (elec)	Electric	Vertically Integrated	1/15/1991	Fully Litigated	7.1	No	No	11.59	12.60	12/1992	395.00	Average	6	
1038	Northern States Power Co.	Wisconsin	XEL	D-4220-UR-104	Electric	Vertically Integrated	1/15/1991	Fully Litigated	7.3	No	No	11.74	12.75	12/1991	389.20	Average	7	
1039	Northern States Power Co.	Wisconsin	XEL	D-4220-UR-103-E	Electric	Vertically Integrated	12/27/1989	Fully Litigated	8.0	No	No	11.42	12.50	12/1990	365.80	Average	6	
1040	Northern States Power Co.	Wisconsin	XEL	D-4220-UR-101-E	Electric	Vertically Integrated	12/22/1987	Fully Litigated	2.6	No	No	11.22	12.00	12/1988	287.10	Average	6	
1041	Northern States Power Co.	Wisconsin	XEL	D-4220-UR-100	Electric	Vertically Integrated	3/11/1986	Fully Litigated	7.7	No	No	11.88	14.50	12/1986	164.20	Average	9	
1042	Northern States Power Co.	Wisconsin	XEL	D-4220-UR-4-E	Electric	Vertically Integrated	7/19/1983	Fully Litigated	5.2	No	No	12.05	15.00	12/1983	162.30	Average	11	
1043	Northern States Power Co.	Wisconsin	XEL	D-4220-ER-15	Electric	Vertically Integrated	5/20/1982	Fully Litigated	10.2	No	No	12.68	15.00	12/1982	NA	Average	8	
1044	Northern States Power Co.	Wisconsin	XEL	D-4220-ER-14	Electric	Vertically Integrated	4/21/1981	Fully Litigated	21.2	No	Yes	NA	14.00	41.90	12/1981	NA	Average	13

Rate Case History (Electric)
List: None
Company List: All
States: All
Years: All
Service Type: Electric

Line	Company	State	Parent Company Ticker	Docket	Rate Case Service Type	Case Type	Date	Decision Type	Rate Increase (\$M)	Phase- In?	Interim Authorized?	Increase Authorized			Rate Case Base (\$M)	Rate Case Valuation Method	Rate Case Duration (months)
												Return on Original Cost Rate (%)	Return on Equity (%)	Common Equity to Total Capital (%)			
1	Ameren Illinois	Illinois	AEE	D-23-0082	Electric	Distribution	12/14/2023	Fully Litigated	58.3	Yes	No	6.59	8.72	50.00	3,872.19	Average	10
38	Ameren Missouri	Missouri	AEE	C-R-2022-00337	Electric	Vertically Integrated	6/14/2023	Settled	140.0	No	No	NA	NA	NA	NA	NA	10
59	Southwestern Electric Power Co	Arkansas	AEP	D-21-070-U	Electric	Vertically Integrated	5/23/2022	Fully Litigated	39.3	No	No	4.74	9.50	44.54	1,509.29	Year-end	10
67	Indiana Michigan Power Co.	Indiana	AEP	Ca-4576	Electric	Vertically Integrated	2/22/2022	Settled	(94.7)	Yes	No	5.78	9.70	40.70	5,125.56	Year-end	7
80	Kentucky Power Co.	Kentucky	AEP	C-2020-00174	Electric	Vertically Integrated	1/13/2021	Fully Litigated	52.4	No	No	6.19	9.30	43.25	1,314.31	Year-end	6
91	Southwestern Electric Power Co	Louisiana	AEP	D-U-58441	Electric	Vertically Integrated	2/17/2023	Settled	27.0	No	No	NA	9.50	NA	NA	NA	38
97	Indiana Michigan Power Co.	Michigan	AEP	C-U-20359	Electric	Vertically Integrated	1/23/2020	Settled	36.4	No	No	6.08	9.86	46.56	1,131.20	Average	7
105	Columbus Southern Power Co.	Ohio	AEP	C-1-0851-EL-AIR	Electric	Distribution	12/14/2011	Settled	0.0	No	No	7.78	10.00	50.64	908.00	Date Certain	9
112	Ohio Power Co.	Ohio	AEP	C-20-0685-EL-AIR	Electric	Distribution	11/17/2021	Settled	294.7	No	No	7.28	9.70	54.43	3,088.39	Date Certain	17
119	Public Service Co. of OK	Oklahoma	AEP	Ca-PUD2022-000093	Electric	Vertically Integrated	11/3/2023	Settled	131.2	Yes	Yes	6.69	9.30	52.00	NA	NA	11
134	Kingstport Power Company	Tennessee	AEP	D-21-00107	Electric	Vertically Integrated	10/25/2022	Settled	5.8	No	No	6.02	9.50	48.90	134.54	Average	11
140	AEP Texas Central Co.	Texas	AEP	D-33319	Electric	Distribution	12/13/2007	Fully Litigated	40.8	No	No	7.50	9.96	40.00	1,566.50	Year-end	13
149	AEP Texas Inc.	Texas	AEP	D-49494	Electric	Distribution	2/27/2020	Settled	0.7	No	No	6.45	9.40	42.50	2,403.99	Year-end	10
150	AEP Texas North Co.	Texas	AEP	D-33310	Electric	Distribution	5/24/2007	Settled	13.7	No	No	NA	NA	NA	NA	NA	6
158	Southwestern Electric Power Co	Texas	AEP	D-51415	Electric	Vertically Integrated	1/18/2021	Fully Litigated	55.4	No	No	6.69	9.25	49.37	1,794.99	Year-end	13
166	Appalachian Power Co.	Virginia	AEP	C-PUR-2023-00002	Electric	Vertically Integrated	11/30/2023	Settled	127.3	No	No	NA	NA	NA	NA	NA	8
218	Appalachian Power Co.	West Virginia	AEP	C-18-0646-E-42T	Electric	Vertically Integrated	2/27/2019	Settled	44.2	No	No	7.28	9.75	50.16	4,004.98	Average	9
233	Wheeling Power Co.	West Virginia	AEP	C-82-334-E-42T	Electric	Vertically Integrated	5/9/1983	Settled	0.5	No	No	13.20	NA	NA	NA	Average	9
234	Minnesota Power Entprs Inc.	Minnesota	ALE	D-E-015GR-21-355	Electric	Vertically Integrated	1/23/2023	Fully Litigated	58.6	Yes	Yes	7.12	9.65	52.50	2,022.00	Average	14
243	Alaska Electric Light Power	Alaska	AVA	D-U-22-078	Electric	Vertically Integrated	8/31/2023	Fully Litigated	2.1	Yes	Yes	8.79	11.45	60.70	130.67	Average	13
246	Avista Corp.	Idaho	AVA	C-AVU-E-23-01	Electric	Vertically Integrated	8/31/2023	Settled	26.4	Yes	No	7.19	9.40	50.00	1,034.88	Average	7
267	Avista Corp.	Washington	AVA	D-UE-220053	Electric	Vertically Integrated	12/12/2022	Settled	38.0	Yes	No	7.03	NA	NA	1,984.03	NA	10
290	Black Hills Colorado Electric	Colorado	BKH	D-16AL-0326E	Electric	Vertically Integrated	12/19/2016	Fully Litigated	0.6	No	No	7.43	9.37	52.39	12,201.5	Average	7
296	Black Hills Power Inc.	South Dakota	BKH	D-ELI-4026	Electric	Vertically Integrated	3/2/2015	Settled	6.9	No	Yes	7.76	NA	NA	543.93	Average	11
304	Cheyanne Light Fuel Power Co.	Wyoming	BKH	D-20003-214-ER-22	Electric	Vertically Integrated	1/26/2023	Settled	20.1	No	No	7.48	9.75	52.00	464.66	Year-end	7
309	Consumers Energy Co.	Michigan	CMS	C-U-21224	Electric	Vertically Integrated	1/19/2023	Settled	155.0	No	No	NA	9.90	NA	NA	Average	8
328	Duke Energy Florida LLC	Florida	DUK	D-20220143-EI	Electric	Vertically Integrated	10/4/2022	Settled	24.4	No	No	NA	10.10	NA	NA	NA	1
342	Duke Energy Indiana, LLC	Indiana	DUK	Ca-45253	Electric	Vertically Integrated	6/29/2020	Fully Litigated	145.9	Yes	No	5.71	9.70	40.98	10,195.19	Year-end	12
354	Duke Energy Kentucky Inc.	Kentucky	DUK	C-2022-00372	Electric	Vertically Integrated	10/12/2023	Fully Litigated	47.5	No	No	NA	9.75	52.15	1,115.44	Average	10
361	Duke Energy Carolinas LLC	North Carolina	DUK	D-E-7 Sub 1276	Electric	Vertically Integrated	12/15/2023	Fully Litigated	436.0	Yes	Yes	7.50	10.10	53.00	19,500.00	Year-end	11
376	Duke Energy Progress LLC	North Carolina	DUK	D-E-2 Sub 1300	Electric	Vertically Integrated	8/18/2023	Fully Litigated	148.2	Yes	Yes	7.07	9.80	53.00	12,187.58	Year-end	10
388	Duke Energy Ohio Inc.	Ohio	DUK	C-21-0887-EL-AIR	Electric	Distribution	12/14/2022	Settled	22.6	No	No	6.86	9.50	50.50	2,037.89	Date Certain	14
400	Duke Energy Carolinas LLC	South Carolina	DUK	D-2018-319-E	Electric	Vertically Integrated	5/1/2019	Fully Litigated	106.9	No	No	7.16	9.30	53.00	5,445.67	Year-end	5
420	Energy Arkansas LLC	Arkansas	ETR	D-16-036-FR (2023 review)	Electric	Vertically Integrated	12/4/2023	Settled	87.7	No	No	5.62	NA	38.65	10,127.65	Average	5
441	Energy Gulf States LA LLC	Louisiana	ETR	D-U-32707	Electric	Vertically Integrated	12/16/2013	Settled	0.0	No	No	NA	9.95	NA	NA	NA	10
452	Energy Louisiana LLC	Louisiana	ETR	D-UD-13-01	Electric	Vertically Integrated	7/10/2014	Settled	9.3	Yes	No	NA	NA	NA	NA	NA	15
466	Energy New Orleans LLC	Louisiana	ETR	D-UD-18-07 (elec.)	Electric	Vertically Integrated	11/7/2019	Fully Litigated	(41.8)	No	No	7.09	9.35	30.00	NA	NA	13
474	Energy Mississippi LLC	Mississippi	ETR	D-20-14-UN-0132	Electric	Vertically Integrated	12/1/2014	Settled	177.7	No	No	7.51	10.07	NA	2,014.33	Average	6
480	Energy Texas Inc.	Texas	ETR	D-53719	Electric	Vertically Integrated	8/3/2023	Settled	54.0	No	No	6.61	9.57	51.21	NA	Year-end	13
499	Energy Kansas Central Inc.	Kansas	EVRG	D-23-EKCE-775-RTS (BKCEKS)	Electric	Vertically Integrated	1/12/2023	Settled	148.8	No	No	NA	NA	NA	NA	NA	7
512	Energy Kansas South	Kansas	EVRG	D-09-WSEE-925-RTS (KG&E)	Electric	Vertically Integrated	1/27/2010	Settled	8.6	No	No	8.49	10.40	50.13	NA	NA	7
520	Energy Metro Inc	Kansas	EVRG	D-23-EKCE-775-RTS (EM)	Electric	Vertically Integrated	1/12/2023	Settled	(22.0)	No	No	NA	NA	NA	NA	NA	7
535	Energy Metro Inc	Missouri	EVRG	C-ER-2022-0129	Electric	Vertically Integrated	11/21/2022	Settled	25.0	No	No	NA	NA	NA	NA	NA	10
551	Energy Missouri West	Missouri	EVRG	C-ER-2022-0130	Electric	Vertically Integrated	1/12/2022	Settled	30.1	No	No	NA	NA	NA	NA	NA	10
582	Idaho Power Co.	Idaho	IDA	C-IPC-E-11-08	Electric	Vertically Integrated	12/30/2011	Settled	34.0	No	No	7.86	NA	NA	2,355.91	NA	7
595	Idaho Power Co.	Oregon	IDA	D-UE-233	Electric	Vertically Integrated	2/23/2012	Settled	1.8	No	No	7.76	9.90	49.90	105.10	Average	6

Rate Case History (Electric)
List: None
Company List: All
States: All
Years: All
Service Type: Electric

Line	Company	State	Parent Company Ticker	Docket	Rate Case Service Type	Case Type	Date	Decision Type	Rate Increase (\$M)	Phase- In?	Interim Authorized?	Increase Authorized			Common Equity to Total Capital (%)	Rate Case Test Year End Date	Rate Base (\$M)	Rate Base Valuation Method	Rate Case Duration (months)
												Return on Original Cost Rate (%)	Return on Equity (%)	Rate Case Test Year End Date					
598	Interstate Power & Light Co.	Iowa	LNT	D-RPU-2019-0001	Electric	Vertically Integrated	1/8/2020	Settled	127.0	No	No	7.23	10.02	51.00	12/2020	6,126.71	Average	10	
627	Interstate Power & Light Co.	Minnesota	LNT	D-E-01-GR-10-276	Electric	Vertically Integrated	8/12/2011	Fully Litigated	8.4	No	Yes	8.11	10.35	47.74	12/2009	125.79	Average	15	
631	Wisconsin Power and Light Co	Wisconsin	LNT	D-6680-UR-124 (Elec)	Electric	Vertically Integrated	11/9/2023	Fully Litigated	109.1	Yes	No	7.54	9.80	53.70	12/2025	5,774.14	Average	6	
661	Madison Gas and Electric Co.	Wisconsin	MGE	D-3270-UR-125 (Elec)	Electric	Vertically Integrated	11/3/2023	Fully Litigated	27.5	No	No	7.74	9.70	56.06	12/2025	1,241.50	Average	6	
692	Florida Power & Light Co.	Florida	NEE	D-20210015-EI	Electric	Vertically Integrated	10/26/2021	Settled	1,252.0	Yes	No	NA	10.60	NA	12/2023	NA	Year-end	9	
700	Gulf Power Co.	Florida	NEE	D-160186-EI	Electric	Vertically Integrated	4/4/2017	Settled	62.0	No	No	NA	10.25	NA	12/2017	NA	NA	5	
709	Lone Star Transmission LLC	Texas	NEE	D-51206	Electric	Transmission	9/24/2020	Settled	(5.3)	No	No	NA	NA	NA	NA	NA	NA	1	
715	Northern IN Public Svc Co, LLC	Indiana	NI	C-45772	Electric	Vertically Integrated	8/2/2023	Settled	261.9	Yes	No	6.80	9.80	51.63	12/2023	5,925.01	Year-end	10	
738	NorthWestern Energy Group	Montana	NWE	D-2022-7-78 (else)	Electric	Vertically Integrated	10/25/2023	Settled	67.4	No	Yes	6.72	9.65	48.02	12/2021	2,842.47	Average	14	
755	NorthWestern Energy Group	South Dakota	NWE	D-EL14-106	Electric	Vertically Integrated	10/29/2015	Settled	40.7	No	Yes	7.24	NA	NA	NA	NA	NA	10	
758	Oklahoma Gas and Electric Co.	Arkansas	OGF	D-18-046-FR (202 update)	Electric	Vertically Integrated	3/2/2023	Settled	9.6	No	No	5.33	NA	38.57	03/2022	744.66	Average	5	
770	Oklahoma Gas and Electric Co.	Oklahoma	OGF	C-PUD202100164	Electric	Vertically Integrated	9/8/2022	Settled	30.0	No	No	NA	9.50	53.37	09/2021	NA	NA	8	
786	Arizona Public Service Co.	Arizona	PNW	D-E-01345-A-19-0236	Electric	Vertically Integrated	11/2/2021	Fully Litigated	(119.8)	No	No	6.72	8.90	54.67	06/2019	8,822.60	Year-end	24	
802	Portland General Electric Co.	Oregon	POR	D-UE-416	Electric	Vertically Integrated	12/18/2023	Settled	385.9	No	No	6.99	9.50	50.00	12/2024	6,174.11	Year-end	10	
821	Kentucky Utilities Co.	Virginia	PPL	C-PUR-2021-00171	Electric	Vertically Integrated	5/25/2022	Settled	6.5	No	No	NA	NA	NA	12/2020	NA	NA	8	
830	Alabama Power Company	Alabama	SO	D-18416	Electric	Vertically Integrated	10/12/1982	Fully Litigated	120.0	No	No	NA	NA	NA	NA	NA	NA	7	
833	Georgia Power Co.	Georgia	SO	D-44280	Electric	Vertically Integrated	12/20/2022	Settled	995.5	Yes	No	7.43	10.50	56.00	07/2023	NA	Average	5	
855	Svanhild Electric & Power Co.	Georgia	SO	D-19788-UJ	Electric	Vertically Integrated	5/25/2005	Settled	9.6	No	No	NA	10.75	NA	NA	NA	NA	5	
859	Mississippi Power Co.	Mississippi	SO	D-2019-UN-0219	Electric	Vertically Integrated	3/17/2020	Settled	(16.7)	No	No	7.57	NA	53.00	12/2020	2,363.90	Year-end	3	
871	Wisconsin Electric Power Co.	Michigan	WEC	C-U-16830	Electric	Vertically Integrated	6/26/2012	Fully Litigated	9.2	No	Yes	6.35	10.10	43.51	12/2012	354.89	Average	11	
876	Wisconsin Electric Power Co.	Wisconsin	WEC	D-5-UR-110 (WEP-Elec)	Electric	Vertically Integrated	12/29/2022	Fully Litigated	280.5	No	No	8.77	9.80	58.22	12/2023	5,442.29	Average	8	
906	Wisconsin Public Service Corp.	Wisconsin	WEC	D-6690-UR-127 (Elec)	Electric	Vertically Integrated	12/22/2022	Fully Litigated	113.2	No	No	7.52	9.80	53.40	12/2023	3,294.03	Average	7	
938	Public Service Co. of CO	Colorado	XEL	D-22-AL-0530E	Electric	Vertically Integrated	9/6/2023	Settled	45.0	No	No	6.95	9.30	55.69	12/2022	10,560.09	Year-end	9	
956	Northern States Power Co.	Minnesota	XEL	D-E-002-GR-21-630	Electric	Vertically Integrated	6/1/2023	Fully Litigated	316.3	Yes	Yes	6.95	9.25	52.50	12/2024	11,885.26	Average	19	
972	Northern States Power Co.	North Dakota	XEL	C-PUL-20-441	Electric	Vertically Integrated	8/18/2021	Settled	27.2	No	Yes	6.97	9.50	52.50	12/2021	664.27	Average	9	
981	Southwestern Public Svc Co.	New Mexico	XEL	C-22-00286-UT	Electric	Vertically Integrated	10/19/2023	Settled	33.0	No	No	7.17	9.50	54.70	06/2024	2,396.79	Average	11	
997	Northern States Power Co.	South Dakota	XEL	D-EL22-017	Electric	Vertically Integrated	6/6/2023	Settled	44.6	No	Yes	6.82	NA	NA	12/2021	829.16	Average	11	
1007	Southwestern Public Svc Co.	Texas	XEL	D-51802	Electric	Vertically Integrated	5/12/2022	Settled	88.5	No	No	NA	NA	NA	12/2020	NA	Year-end	15	
1020	Northern States Power Co.	Wisconsin	XEL	D-4220-UR-126 (Elec)	Electric	Vertically Integrated	11/9/2023	Fully Litigated	1.1	No	No	7.58	9.80	52.50	12/2024	2,061.18	Average	6	

Case Type: All

Rate Case History (Electric)

List: None
Company List: All
States: All
Years: All
Service Type: Electric

Line	Company	State	Parent Company Ticker	Docket	Rate Case Service Type	Case Type	Date	Decision Type	Rate Increase (\$M)	Phys- In?	Interim Authorized?	Increase Authorized			Rate Base (\$M)	Rate Base Valuation Method	Rate Case Duration (months)
												Return on Original Cost Rate (%)	Return on Equity (%)	Common Equity to Total Capital (%)			
105	Columbus Southern Power Co.	Ohio	AEP	C-1-0351-EL-AIR	Electric	Distribution	12/14/2011	Settled	0.0	No	No	7.78	10.00	50.64	908.00	Date Certain	9
Columbus Southern merged into Ohio Power in In 2014.																	
140	AEP Texas Central Co.	Texas	AEP	D-33309	Electric	Distribution	12/13/2007	Fully Litigated	40.8	No	No	7.50	9.96	40.00	1,566.50	Year-end	13
AEP Texas North and AEP Texas Central merged into AEP Texas in 2016. In 2019, AEP Texas began consolidating changes from its North and Central Divisions into one rate. The new single tariff rate went into affect in May, 2020.																	
150	AEP Texas North Co.	Texas	AEP	D-33310	Electric	Distribution	5/24/2007	Settled	13.7	No	No	NA	NA	NA	NA	NA	6
AEP Texas North and AEP Texas Central merged into AEP Texas in 2016. In 2019, AEP Texas began consolidating changes from its North and Central Divisions into one rate. The new single tariff rate went into affect in May, 2020.																	
233	Whesling Power Co.	West Virginia	AEP	C-82-334-E-42T	Electric	Vertically Integrated	5/9/1983	Settled	0.5	No	No	13.20	NA	NA	NA	Average	9
Whesling Power Co. is now treated as part of Appalachian Power in West Virginia.																	
441	Energy Gulf States LA LLC	Louisiana	ETR	D-U-32707	Electric	Vertically Integrated	12/16/2013	Settled	0.0	No	No	NA	9.95	NA	NA	NA	10
Energy Gulf States Louisiana merged into Energy Louisiana in 2015.																	
627	Interstate Power & Light Co.	Minnesota	LNT	D-E-001GR-10-276	Electric	Vertically Integrated	8/12/2011	Fully Litigated	8.4	No	Yes	8.11	10.35	47.74	125.79	Average	15
Alliant Energy sold its Minnesota electric distribution assets to twelve members of Southern Minnesota Energy Cooperative in 2015.																	
700	Gulf Power Co.	Florida	NEE	D-160186-EI	Electric	Vertically Integrated	4/4/2017	Settled	62.0	No	No	NA	10.25	NA	NA	NA	5
Gulf Power Company merged into Florida Power & Light in January 2021.																	
855	Savannah Electric & Power Co.	Georgia	SO	D-197584-U	Electric	Vertically Integrated	5/25/2005	Settled	9.6	No	No	NA	10.75	NA	NA	NA	5
Savannah Electric & Power Company merged into Georgia Power in 2006.																	

Rate Case History (Electric)
List: None
Company List: All
States: All
Years: All
Service Type: Electric

Line	Company	State	Parent Company Ticker	Docket	Rate Case Service Type	Case Type	Date	Decision Type	Rate Increase (\$M)	Phase- In?	Interim Authorized?	Increase Authorized			Common Equity to Total Capital (%)	Rate Case Test Year End Date	Rate Base (\$M)	Rate Base Valuation Method	Rate Case Duration (months)
												Return on Original Cost Rate (%)	Return on Equity (%)	Common Equity to Total Capital (%)					
1	Ameren Illinois	Illinois	AEE	D-23-0082	Electric	Distribution	12/14/2023	Fully Litigated	58.3	Yes	No	6.59	8.72	50.00	12/2027	3,872.19	Average	10	
38	Ameren Missouri	Missouri	AEE	C-ER-2022-0337	Electric	Vertically Integrated	6/14/2023	Settled	140.0	No	No	NA	NA	NA	03/2022	NA	NA	10	
59	Southwestern Electric Power Co	Arkansas	AEP	D-21-070-U	Electric	Vertically Integrated	5/23/2022	Fully Litigated	39.3	No	No	4.74	9.50	44.54	04/2021	1,509.29	Year-end	10	
67	Indiana Michigan Power Co.	Indiana	AEP	Ca-4576	Electric	Vertically Integrated	2/23/2022	Settled	(94.7)	Yes	No	5.78	9.70	40.70	12/2022	5,125.56	Year-end	7	
80	Kentucky Power Co.	Kentucky	AEP	C-2020-00174	Electric	Vertically Integrated	1/13/2021	Fully Litigated	52.4	No	No	6.19	9.30	43.25	03/2020	1,314.31	Year-end	6	
91	Southwestern Electric Power Co	Louisiana	AEP	D-U-35441	Electric	Vertically Integrated	2/17/2023	Settled	27.0	No	No	NA	9.50	NA	NA	NA	NA	38	
97	Indiana Michigan Power Co.	Michigan	AEP	C-U-20359	Electric	Vertically Integrated	1/23/2020	Settled	36.4	No	No	6.08	9.86	46.56	12/2020	1,131.20	Average	7	
119	Ohio Power Co.	Ohio	AEP	C-20-0585-EL-AIR	Electric	Distribution	11/17/2021	Settled	294.7	No	No	7.28	9.70	54.43	11/2020	3,088.39	Date Certain	17	
112	Public Service Co. of OK	Oklahoma	AEP	Ca-PUD2022-00093	Electric	Vertically Integrated	11/3/2023	Settled	131.2	No	Yes	6.69	9.30	48.90	06/2021	NA	NA	11	
134	Kingsport Power Company	Tennessee	AEP	D-21-00107	Electric	Vertically Integrated	10/25/2022	Settled	5.8	No	No	6.02	9.50	48.90	06/2021	134.54	Average	11	
149	AEP Texas Inc.	Texas	AEP	D-49494	Electric	Distribution	2/27/2020	Settled	0.7	No	No	6.45	9.40	42.50	12/2018	2,403.99	Year-end	10	
158	Southwestern Electric Power Co	Texas	AEP	D-51415	Electric	Vertically Integrated	11/18/2021	Fully Litigated	55.4	No	No	6.69	9.25	49.37	03/2020	1,794.99	Year-end	13	
166	Appalachian Power Co.	Virginia	AEP	C-PUR-2023-00002	Electric	Vertically Integrated	11/30/2023	Settled	127.3	No	No	NA	NA	NA	12/2022	NA	NA	8	
218	Piedmont Natural Gas Co.	West Virginia	AEP	C-18-0646-E-42T	Electric	Vertically Integrated	2/27/2019	Settled	44.2	No	No	7.28	9.75	50.16	12/2017	4,004.98	Average	9	
234	Minnesota Power Entpr's Inc.	Minnesota	ALE	D-E-015GR-21-335	Electric	Vertically Integrated	1/23/2023	Fully Litigated	58.6	No	Yes	7.12	9.65	52.50	12/2022	2,022.00	Average	14	
243	Alaska Electric Light Power	Alaska	AVA	D-U-22-078	Electric	Vertically Integrated	8/31/2023	Fully Litigated	2.1	No	Yes	8.79	11.45	60.70	12/2021	130.67	Average	13	
246	Avista Corp.	Idaho	AVA	C-AVU-E-25401	Electric	Vertically Integrated	8/31/2023	Settled	26.4	Yes	No	7.19	9.40	50.00	06/2022	1,034.88	Average	7	
267	Avista Corp.	Washington	AVA	D-U-E-20063	Electric	Vertically Integrated	12/12/2022	Settled	38.0	Yes	No	7.03	NA	NA	NA	1,984.03	NA	10	
290	Black Hills Colorado Electric	Colorado	BKH	D-16AL-0336E	Electric	Vertically Integrated	12/19/2016	Fully Litigated	0.6	No	No	7.43	9.37	52.39	12/2015	414.59	Average	7	
296	Black Hills Power Inc.	South Dakota	BKH	D-EL-14-026	Electric	Vertically Integrated	3/2/2015	Settled	6.9	No	Yes	7.76	NA	NA	09/2013	545.93	Average	11	
304	Cheyenne Light Fuel Power Co.	Wyoming	BKH	D-20003-214-ER-22	Electric	Vertically Integrated	1/26/2023	Settled	20.1	No	No	7.48	9.75	52.00	12/2021	464.66	Year-end	7	
309	Consumers Energy Co.	Michigan	CMS	C-U-21224	Electric	Vertically Integrated	11/9/2023	Settled	155.0	No	No	NA	9.90	NA	NA	NA	Average	8	
328	Duke Energy Florida LLC	Florida	DUK	D-2020143-EL	Electric	Vertically Integrated	10/4/2022	Settled	24.4	No	No	NA	10.10	NA	NA	NA	NA	1	
342	Duke Energy Indiana, LLC	Indiana	DUK	Ca-45253	Electric	Vertically Integrated	6/29/2020	Fully Litigated	145.9	Yes	No	5.71	9.70	40.98	12/2020	10,195.19	Year-end	12	
354	Duke Energy Kentucky Inc.	Kentucky	DUK	C-2022-00372	Electric	Vertically Integrated	10/12/2023	Fully Litigated	47.5	No	No	NA	9.75	52.15	06/2024	1,115.44	Average	10	
361	Duke Energy Carolinas LLC	North Carolina	DUK	D-E-7 Sub 1276	Electric	Vertically Integrated	12/15/2023	Fully Litigated	436.0	Yes	Yes	7.50	10.10	53.00	12/2021	19,500.00	Year-end	11	
376	Duke Energy Progress LLC	North Carolina	DUK	D-E-2 Sub 1300	Electric	Vertically Integrated	8/18/2023	Fully Litigated	48.2	Yes	Yes	7.07	9.80	53.00	12/2021	12,187.58	Year-end	10	
388	Duke Energy Ohio Inc.	Ohio	DUK	C-21-0887-EL-AIR	Electric	Distribution	12/14/2022	Settled	22.6	No	No	6.86	9.50	50.50	03/2022	2,037.89	Date Certain	14	
400	Duke Energy Carolinas LLC	South Carolina	DUK	D-2018-319-E	Electric	Vertically Integrated	5/1/2019	Fully Litigated	106.9	No	No	7.16	9.50	53.00	12/2017	5,445.67	Year-end	5	
420	Energy Arkansas LLC	Arkansas	ETR	D-16-036-FR (2023 review)	Electric	Vertically Integrated	12/4/2023	Settled	87.7	No	No	5.62	NA	38.65	12/2024	10,127.65	Average	5	
452	Energy Louisiana LLC	Louisiana	ETR	D-UD-13-01	Electric	Vertically Integrated	7/10/2014	Settled	9.3	Yes	No	NA	9.95	NA	NA	NA	NA	15	
466	Energy New Orleans LLC	Louisiana	ETR	D-UD-18-07 (elec.)	Electric	Vertically Integrated	11/7/2019	Fully Litigated	(41.8)	No	No	7.09	9.35	50.00	NA	NA	NA	13	
474	Energy Mississippi LLC	Mississippi	ETR	D-20-14UN-0132	Electric	Vertically Integrated	12/11/2014	Settled	177.7	No	No	7.51	10.07	NA	12/2015	2,014.33	Average	6	
480	Energy Texas Inc.	Texas	ETR	D-53719	Electric	Vertically Integrated	8/3/2023	Settled	54.0	No	No	6.61	9.57	51.21	12/2023	NA	Year-end	13	
499	Energy Kansas Central Inc.	Kansas	EVRG	D-23-EKCE-775-RTS (EKCEKS)	Electric	Vertically Integrated	11/21/2023	Settled	148.8	No	No	NA	NA	NA	09/2022	NA	NA	7	
512	Energy Kansas South	Kansas	EVRG	D-09-WSEE-925-RTS (KG&E)	Electric	Vertically Integrated	1/27/2010	Settled	8.6	No	No	8.49	10.40	50.13	NA	NA	NA	7	
520	Energy Metro Inc	Kansas	EVRG	D-23-EKCE-775-RTS (EM)	Electric	Vertically Integrated	11/21/2023	Settled	(22.0)	No	No	NA	NA	NA	09/2023	NA	NA	7	
535	Energy Metro Inc	Missouri	EVRG	C-ER-2022-0129	Electric	Vertically Integrated	11/21/2022	Settled	25.0	No	No	NA	NA	NA	06/2021	NA	NA	10	
551	Energy Missouri West	Missouri	EVRG	C-ER-2022-0130	Electric	Vertically Integrated	11/21/2022	Settled	30.1	No	No	NA	NA	NA	06/2021	NA	NA	10	
582	Idaho Power Co.	Idaho	IDA	C-IPC-E-11-08	Electric	Vertically Integrated	12/30/2011	Settled	34.0	No	No	7.86	NA	NA	12/2011	2,355.91	NA	7	
595	Idaho Power Co.	Oregon	IDA	D-UJ-233	Electric	Vertically Integrated	2/23/2012	Settled	1.8	No	No	7.76	9.90	49.90	12/2011	105.10	Average	6	
598	Interstate Power & Light Co.	Iowa	LNT	D-RPU-2019-0001	Electric	Vertically Integrated	1/8/2020	Settled	127.0	No	Yes	7.23	10.02	51.00	12/2020	6,126.71	Average	10	
633	Wisconsin Power and Light Co	Wisconsin	LNT	D-6680-UR-124 (Elec)	Electric	Vertically Integrated	11/9/2023	Fully Litigated	109.1	Yes	No	7.54	9.80	53.70	12/2025	5,774.14	Average	6	
661	Madison Gas and Electric Co.	Wisconsin	MGE	D-3270-UR-125 (Elec)	Electric	Vertically Integrated	11/3/2023	Fully Litigated	27.5	No	No	7.74	9.70	56.06	12/2025	1,241.50	Average	6	
692	Florida Power & Light Co.	Florida	NEE	D-20210015-EI	Electric	Vertically Integrated	10/26/2021	Settled	1,352.0	Yes	No	NA	10.60	NA	12/2023	NA	Year-end	9	
709	Lone Star Transmission LLC	Texas	NEE	D-51236	Electric	Transmission	9/24/2020	Settled	(5.3)	No	No	NA	NA	NA	NA	NA	NA	1	

Case Type: All

Rate Case History (Electric)

List: None
Company List: All
States: All
Years: All
Service Type: Electric

Line	Company	State	Parent Company Ticker	Docket	Rate Case Service Type	Case Type	Date	Decision Type	Rate Increase (\$M)	Phase- In?	Interim Authorized?	Increase Authorized				Rate Case Base (\$M)	Rate Case Valuation Method	Rate Case Duration (months)
												Return on Original Cost Rate (%)	Return on Equity (%)	Common Equity to Total Capital (%)	Rate Case Test Year End Date			
715	Northern IN Public Svc Co, LLC	Indiana	NI	Ca-45772	Electric	Vertically Integrated	8/2/2023	Settled	261.9	Yes	No	6.80	9.80	51.63	12/2023	5,925.01	Year-end	10
738	NorthWestern Energy Group	Montana	NWE	D-2022-7-38 (else)	Electric	Vertically Integrated	10/25/2023	Settled	67.4	No	Yes	6.72	9.65	48.02	12/2021	2,842.47	Average	14
755	NorthWestern Energy Group	South Dakota	NWE	D-EL14-106	Electric	Vertically Integrated	10/29/2015	Settled	40.7	No	Yes	7.24	NA	NA	NA	NA	NA	10
770	Oklahoma Gas and Electric Co.	Arkansas	OGE	D-18-046-FR (2022 update)	Electric	Vertically Integrated	3/2/2023	Settled	9.6	No	No	5.33	NA	38.57	03/2022	744.66	Average	5
786	Oklahoma Gas and Electric Co.	Oklahoma	OGE	Ca-PUD202100164	Electric	Vertically Integrated	9/8/2022	Settled	30.0	No	No	NA	9.50	53.37	09/2021	NA	NA	8
802	Arizona Public Service Co.	Arizona	PNW	D-E-01345-K-19-0236	Electric	Vertically Integrated	11/2/2021	Fully Litigated	(119.8)	No	No	6.72	8.90	54.67	06/2019	8,822.60	Year-end	24
821	Portland General Electric Co.	Oregon	POR	D-UE-416	Electric	Vertically Integrated	12/18/2023	Settled	385.9	No	No	6.99	9.50	50.00	12/2024	6,174.11	Year-end	10
830	Kentucky Utilities Co.	Virginia	PPL	C-PUR-2021-00171	Electric	Vertically Integrated	5/25/2022	Settled	6.5	No	No	NA	NA	NA	12/2020	NA	NA	8
833	Alabama Power Company	Alabama	SO	D-18416	Electric	Vertically Integrated	10/12/1982	Fully Litigated	120.0	No	No	NA	NA	NA	NA	NA	NA	7
859	Georgia Power Co.	Georgia	SO	D-44280	Electric	Vertically Integrated	12/20/2022	Settled	995.5	Yes	No	7.43	10.50	56.00	07/2023	NA	Average	5
871	Mississippi Power Co.	Mississippi	SO	D-2019-UN-0219	Electric	Vertically Integrated	3/17/2020	Settled	(16.7)	No	No	7.57	NA	53.00	12/2020	2,363.90	Year-end	3
876	Wisconsin Electric Power Co.	Michigan	WEC	C-U-16830	Electric	Vertically Integrated	6/26/2012	Fully Litigated	9.2	No	Yes	6.35	10.10	43.51	12/2012	354.89	Average	11
906	Wisconsin Electric Power Co.	Wisconsin	WEC	D-5-UR-110 (WEP/Else)	Electric	Vertically Integrated	12/29/2022	Fully Litigated	280.5	No	No	8.77	9.80	58.22	12/2023	5,442.29	Average	8
938	Wisconsin Public Service Corp.	Wisconsin	WEC	D-6690-UR-127 (Else)	Electric	Vertically Integrated	12/22/2022	Fully Litigated	113.2	No	No	7.52	9.80	53.40	12/2023	3,294.03	Average	7
956	Public Service Co. of CO	Colorado	XEL	D-22-AL-0530E	Electric	Vertically Integrated	9/6/2023	Settled	45.0	No	No	6.95	9.30	55.69	12/2022	10,560.09	Year-end	9
972	Northern States Power Co.	Minnesota	XEL	D-E-002-GR-21-030	Electric	Vertically Integrated	6/1/2023	Fully Litigated	316.3	Yes	Yes	6.95	9.25	52.50	12/2024	11,885.26	Average	19
981	Southwestern Public Svc Co.	North Dakota	XEL	C-PU-20-441	Electric	Vertically Integrated	8/18/2021	Settled	27.2	No	Yes	6.97	9.50	52.50	12/2021	664.27	Average	9
997	Northern States Power Co.	New Mexico	XEL	C-22-00286-UT	Electric	Vertically Integrated	10/19/2023	Settled	33.0	No	No	7.17	9.50	54.70	06/2024	2,396.79	Average	11
1007	Southwestern Public Svc Co.	South Dakota	XEL	D-EL22-017	Electric	Vertically Integrated	6/6/2023	Settled	44.6	No	Yes	6.82	NA	NA	12/2021	829.16	Average	11
1020	Northern States Power Co.	Texas	XEL	D-51002	Electric	Vertically Integrated	5/12/2022	Settled	88.5	No	No	NA	NA	NA	12/2020	NA	Year-end	15
		Wisconsin	XEL	D-4220-UR-126 (Elec)	Electric	Vertically Integrated	11/9/2023	Fully Litigated	1.1	No	No	7.58	9.80	52.50	12/2024	2,061.18	Average	6

Rate Case History (Electric)
 List: None
 Company List: All
 States: All
 Years: All
 Service Type: Electric

Case Type: Distribution

Line	Company	State	Parent Company Ticker	Docket	Rate Case Service Type	Case Type	Date	Decision Type	Rate Increase (\$M)	Phase- In?	Interim Authorized?	Increase Authorized				Rate Base (\$M)	Rate Base Valuation Method	Rate Case Duration (months)
												Return on Original Cost Rate (%)	Return on Equity (%)	Common Equity to Total Capital (%)	Rate Case Test Year End Date			
1	Ameren Illinois	Illinois	AEE	D-23-0082	Electric	Distribution	12/14/2023	Fully Litigated	58.3	Yes	No	6.59	8.72	50.00	3,872.19	Average	10	
112	Ohio Power Co.	Ohio	AEP	C-20-0585-EL-AIR	Electric	Distribution	11/17/2021	Settled	294.7	No	No	7.28	9.70	54.43	3,088.39	Date Certain	17	
149	AEP Texas Inc.	Texas	AEP	D-49494	Electric	Distribution	2/27/2020	Settled	0.7	No	No	6.45	9.40	42.50	2,403.99	Year-end	10	
388	Duke Energy Ohio Inc.	Ohio	DUK	C-21-0887-EL-AIR	Electric	Distribution	12/14/2022	Settled	22.6	No	No	6.86	9.50	50.50	2,037.89	Date Certain	14	

Case Type: Transmission

Rate Case History (Electric)

List: None
Company List: All
States: All
Years: All
Service Type: Electric

Line	Company	State	Parent Company Ticker	Docket	Rate Case Service Type	Case Type	Date	Decision Type	Rate Increase (\$M)	Phys- In?	Interim Authorized?	Increase Authorized				Rate Base Valuation Method	Rate Case Duration (months)
												Return on Original Cost Rate (%)	Return on Equity (%)	Common Equity to Total Capital (%)	Rate Case Test Year End Date		
709	Lone Star Transmission LLC	Texas	NEE	D-51206	Electric	Transmission	9/24/2020	Settled	(5.3)	No	No	NA	NA	NA	NA	NA	1

Case Type: Vertically integrated

Rate Case History (Electric)
List: None
Company List: All
States: All
Years: All
Service Type: Electric

Line	Company	State	Parent Company Ticker	Docket	Rate Case Service Type	Case Type	Date	Decision Type	Rate Increase (\$M)	Phase- In?	Interim Authorized?	Increase Authorized				Rate Case Base (\$M)	Rate Case Valuation Method	Rate Case Duration (months)
												Return on Original Cost Rate (%)	Return on Equity (%)	Common Equity to Total Capital (%)	Rate Case Test Year End Date			
38	Ameren Missouri	Missouri	AEE	C-ER-2022-0337	Electric	Vertically Integrated	6/14/2023	Settled	140.0	No	No	NA	NA	08/2022	NA	NA	10	
91	Southwestern Electric Power Co	Louisiana	AEP	D-U-35441	Electric	Vertically Integrated	2/17/2023	Settled	27.0	No	No	NA	NA	NA	NA	NA	38	
166	Appalachian Power Co.	Virginia	AEP	C-PUR-2023-00002	Electric	Vertically Integrated	11/30/2023	Settled	127.3	No	No	NA	NA	12/2022	NA	NA	8	
207	Avista Corp.	Washington	AVA	D-UE-230053	Electric	Vertically Integrated	11/12/2022	Settled	38.0	Yes	No	7.03	NA	NA	1,984.03	NA	11	
296	Black Hills Power Inc.	South Dakota	BKH	D-EL14-026	Electric	Vertically Integrated	3/2/2015	Settled	6.9	Yes	Yes	7.76	NA	09/2013	543.93	Average	10	
309	Consumers Energy Co.	Michigan	CMS	C-U-21224	Electric	Vertically Integrated	1/19/2023	Settled	155.0	No	No	NA	NA	12/2023	NA	Average	8	
328	Duke Energy Florida LLC	Florida	DUK	D-2020143-EI	Electric	Vertically Integrated	10/4/2022	Settled	24.4	No	No	NA	NA	NA	NA	NA	1	
420	Energy Arkansas LLC	Arkansas	ETR	D-16-06-FR (2023 review)	Electric	Vertically Integrated	12/2/2023	Settled	87.7	No	No	5.62	NA	12/2024	10,127.65	Average	5	
432	Energy Louisiana LLC	Louisiana	ETR	D-2014-UN-0132	Electric	Vertically Integrated	7/10/2014	Settled	9.3	Yes	No	NA	NA	NA	NA	NA	15	
474	Energy Mississippi LLC	Mississippi	ETR	D-2014-UN-0132	Electric	Vertically Integrated	12/11/2014	Settled	177.7	No	No	7.51	NA	12/2015	2,014.33	Average	6	
499	Energy Kansas Central Inc.	Kansas	EVRG	D-23-EKCE-775-RTS (EKCEKS)	Electric	Vertically Integrated	11/21/2023	Settled	148.8	No	No	NA	NA	09/2022	NA	NA	7	
520	Evegy Metro Inc	Kansas	EVRG	D-23-EKCE-775-RTS (EM)	Electric	Vertically Integrated	11/21/2023	Settled	(22.0)	No	No	NA	NA	09/2023	NA	NA	7	
535	Evegy Metro Inc	Missouri	EVRG	C-ER-2022-0129	Electric	Vertically Integrated	11/21/2022	Settled	25.0	No	No	NA	NA	06/2021	NA	NA	10	
551	Piedmont Natural Gas Co.	Missouri	EVRG	C-ER-2022-0130	Electric	Vertically Integrated	11/21/2022	Settled	30.1	No	No	NA	NA	06/2021	NA	NA	10	
582	Idaho Power Co.	Idaho	IDA	C-IPC-E-11-08	Electric	Vertically Integrated	12/30/2011	Settled	34.0	No	No	7.86	NA	12/2011	2,355.91	NA	7	
692	Florida Power & Light Co.	Florida	NEE	D-20210015-EI	Electric	Vertically Integrated	10/26/2021	Settled	1,252.0	Yes	No	NA	NA	12/2023	NA	Year-end	9	
755	North Western Energy Group	South Dakota	NWE	D-EL14-106	Electric	Vertically Integrated	10/29/2015	Settled	40.7	No	Yes	7.24	NA	NA	NA	NA	10	
758	Oklahoma Gas and Electric Co.	Arkansas	OG&E	D-18-046-FR (2022 update)	Electric	Vertically Integrated	3/2/2023	Settled	9.6	No	No	5.33	NA	03/2022	744.66	Average	5	
821	Kentucky Utilities Co.	Virginia	PPL	C-PUR-2021-00171	Electric	Vertically Integrated	5/25/2022	Settled	6.5	No	No	NA	NA	12/2020	NA	NA	8	
830	Alabama Power Company	Alabama	SO	D-18416	Electric	Vertically Integrated	10/12/1982	Fully Litigated	120.0	No	No	NA	NA	NA	NA	NA	7	
859	Mississippi Power Co.	Mississippi	SO	D-2019-UN-0219	Electric	Vertically Integrated	3/17/2020	Settled	(16.7)	No	No	7.57	NA	12/2020	2,363.90	Year-end	3	
997	Northern States Power Co.	South Dakota	XEL	D-EL22-017	Electric	Vertically Integrated	6/6/2023	Settled	44.6	No	Yes	6.82	NA	12/2021	829.16	Average	11	
1007	Southwestern Public Svc Co.	Texas	XEL	D-51802	Electric	Vertically Integrated	5/12/2022	Settled	88.5	No	No	NA	NA	12/2020	NA	Year-end	15	

Rate Case History (Electric)
List: None
Company List: All
States: All
Years: All
Service Type: Electric

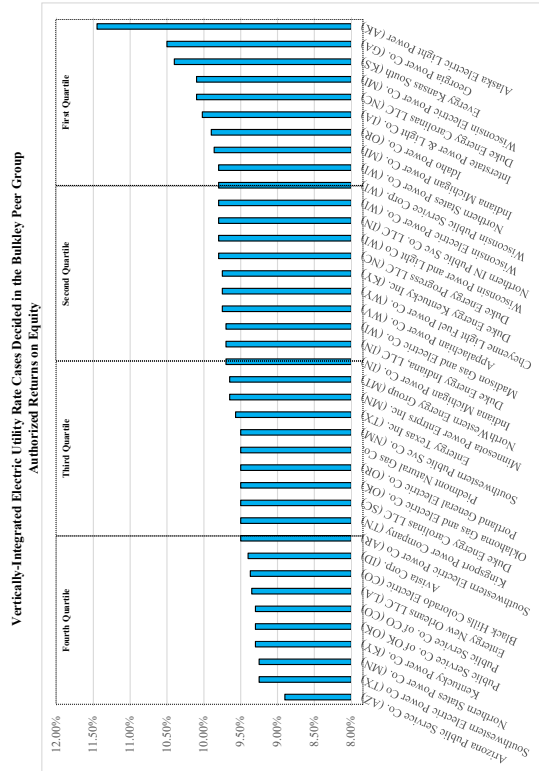
Case Type: Vertically Integrated

Line	Company	State	Parent Company Ticker	Docket	Rate Case Service Type	Case Type	Date	Decision Type	Rate Increase (\$M)	Phase- In?	Interim Authorized?	Increase Authorized			Common Equity to Total Capital (%)	Rate Case Test Year End Date	Rate Base (\$M)	Rate Case Valuation Method	Rate Case Duration (months)
												Return on Original Cost Rate (%)	Return on Equity (%)	Common Equity to Total Capital (%)					
59	Southwestern Electric Power Co	Arkansas	AEP	D-21-070-U	Electric	Vertically Integrated	5/23/2022	Fully Litigated	39.3	No	No	4.74	9.30	44.54	04/2021	1,509.29	Year-end	10	
67	Indiana Michigan Power Co.	Indiana	AEP	Ca-4576	Electric	Vertically Integrated	2/23/2022	Settled	(94.7)	Yes	No	5.78	9.70	40.70	12/2022	5,125.56	Year-end	7	
80	Kentucky Power Co.	Kentucky	AEP	C-2020-00174	Electric	Vertically Integrated	1/13/2021	Fully Litigated	52.4	No	No	6.19	9.30	43.25	03/2020	1,314.31	Year-end	6	
97	Indiana Michigan Power Co.	Michigan	AEP	C-U-2010359	Electric	Vertically Integrated	1/23/2020	Settled	36.4	No	No	6.08	9.86	46.56	12/2020	1,131.20	Average	7	
119	Public Service Co. of OK	Oklahoma	AEP	Ca-PUD2022-000093	Electric	Vertically Integrated	11/3/2023	Settled	131.2	No	Yes	6.69	9.30	52.00	06/2021	NA	NA	11	
134	Kingsport Power Company	Tennessee	AEP	D-21-00107	Electric	Vertically Integrated	10/23/2022	Settled	5.8	No	No	6.02	9.50	48.90	06/2021	134.54	Average	11	
158	Southwestern Electric Power Co	Texas	AEP	D-51415	Electric	Vertically Integrated	11/18/2021	Fully Litigated	55.4	No	No	6.69	9.25	49.37	03/2020	1,794.99	Year-end	13	
218	Appalachian Power Co.	West Virginia	AEP	C-18-0646-E-42T	Electric	Vertically Integrated	2/27/2019	Settled	44.2	No	No	7.28	9.75	50.16	12/2017	4,004.98	Average	9	
234	Minnesota Power Enrgy Inc.	Minnesota	ALE	D-E-015GR-21-335	Electric	Vertically Integrated	1/23/2023	Fully Litigated	58.6	No	Yes	7.12	9.65	52.50	12/2022	2,022.00	Average	14	
243	Alaska Electric Light Power	Alaska	AVA	D-U-22-078	Electric	Vertically Integrated	8/31/2023	Fully Litigated	2.1	No	Yes	8.79	11.48	60.70	12/2021	130.67	Average	13	
246	Avista Corp.	Idaho	AVA	C-AVU-E-23-01	Electric	Vertically Integrated	8/31/2023	Settled	26.4	Yes	No	7.19	9.40	50.00	06/2022	1,034.88	Average	7	
290	Black Hills Colorado Electric	Colorado	BRH	D-16AL-0326E	Electric	Vertically Integrated	12/19/2016	Fully Litigated	0.6	No	No	7.43	9.37	52.39	12/2015	414.59	Average	7	
304	Cheyanne Light Fuel Power Co.	Wyoming	BRH	D-20003-21-14-ER-22	Electric	Vertically Integrated	1/26/2023	Settled	20.1	No	No	7.48	9.75	52.00	12/2021	464.66	Year-end	7	
342	Piedmont Natural Gas Co.	Indiana	DUK	Ca-45253	Electric	Vertically Integrated	6/29/2020	Fully Litigated	145.9	Yes	No	5.71	9.70	40.98	12/2020	10,195.19	Year-end	12	
354	Duke Energy Kentucky Inc.	Kentucky	DUK	C-2022-00372	Electric	Vertically Integrated	10/12/2023	Fully Litigated	47.5	No	No	NA	9.75	52.15	06/2024	1,115.44	Average	10	
361	Duke Energy Carolinas LLC	North Carolina	DUK	D-E-2 Sub 1300	Electric	Vertically Integrated	12/15/2023	Fully Litigated	436.0	Yes	Yes	7.50	10.10	53.00	12/2021	19,500.00	Year-end	11	
376	Duke Energy Progress LLC	North Carolina	DUK	D-E-7 Sub 1276	Electric	Vertically Integrated	8/18/2023	Fully Litigated	148.2	Yes	Yes	7.07	9.80	53.00	12/2021	12,187.58	Year-end	10	
400	Duke Energy Carolinas LLC	South Carolina	DUK	D-2018-319-E	Electric	Vertically Integrated	5/1/2019	Fully Litigated	106.9	No	No	7.16	9.50	53.00	12/2017	5,445.67	Year-end	5	
466	Energy New Orleans LLC	Louisiana	ETR	D-UD-18-07 (elec.)	Electric	Vertically Integrated	11/7/2019	Fully Litigated	(41.8)	No	No	7.09	9.35	50.00	NA	NA	NA	13	
480	Energy Texas Inc.	Texas	ETR	D-53719	Electric	Vertically Integrated	8/3/2023	Settled	54.0	No	No	6.61	9.57	51.21	12/2023	NA	Year-end	13	
512	Evegy Kansas South	Kansas	EVRG	D-09-AWSEE-925-RTS (K&G&E)	Electric	Vertically Integrated	12/7/2010	Settled	8.6	No	No	8.49	10.40	50.13	NA	NA	NA	7	
595	Idaho Power Co.	Oregon	IDA	D-U-E-233	Electric	Vertically Integrated	2/23/2012	Settled	1.8	No	No	7.76	9.90	49.90	12/2011	105.10	Average	6	
598	Interstate Power & Light Co.	Iowa	LNT	D-RPU-2019-0001	Electric	Vertically Integrated	1/8/2020	Settled	127.0	No	Yes	7.23	10.02	51.00	12/2020	6,126.71	Average	10	
633	Wisconsin Power and Light Co	Wisconsin	LNT	D-6680-UR-124 (Elec)	Electric	Vertically Integrated	11/9/2023	Fully Litigated	109.1	Yes	No	7.54	9.80	53.70	12/2025	5,774.14	Average	6	
661	Madison Gas and Electric Co.	Wisconsin	MGEE	D-3270-UR-125 (Elec)	Electric	Vertically Integrated	11/3/2023	Fully Litigated	27.5	No	No	7.74	9.70	56.06	12/2025	1,241.50	Average	6	
715	Northern IN Public Svc Co, LLC	Indiana	NI	Ca-45772	Electric	Vertically Integrated	8/2/2023	Settled	261.9	Yes	No	6.80	9.80	51.63	12/2023	5,925.01	Year-end	10	
738	NorthWestern Energy Group	Montana	NWE	D-2022-7-38 (elec)	Electric	Vertically Integrated	10/25/2023	Settled	67.4	No	Yes	6.72	9.65	48.02	12/2021	2,842.47	Average	14	
770	Oklahoma Gas and Electric Co.	Oklahoma	OGE	Ca-PUD202100164	Electric	Vertically Integrated	9/8/2022	Settled	30.0	No	No	NA	9.50	53.37	09/2021	NA	NA	8	
786	Arizona Public Service Co.	Arizona	PNW	D-E-01345A-19-0236	Electric	Vertically Integrated	11/22/2021	Fully Litigated	(119.8)	No	No	6.72	8.90	54.67	06/2019	8,832.60	Year-end	24	
802	Portland General Electric Co.	Oregon	POR	D-U-E-416	Electric	Vertically Integrated	12/18/2023	Settled	385.9	No	No	6.99	9.50	50.00	12/2024	6,174.11	Year-end	10	
833	Georgia Power Co.	Georgia	SO	D-44280	Electric	Vertically Integrated	12/20/2022	Settled	995.5	Yes	No	7.43	10.50	56.00	07/2023	NA	Average	5	
871	Wisconsin Electric Power Co.	Michigan	WEC	C-U-10830	Electric	Vertically Integrated	6/26/2012	Fully Litigated	9.2	No	Yes	6.35	10.10	43.51	12/2012	354.89	Average	11	
876	Wisconsin Electric Power Co.	Wisconsin	WEC	D-5-UR-110 (WEP-Elec)	Electric	Vertically Integrated	12/29/2022	Fully Litigated	280.5	No	No	8.77	9.80	58.22	12/2023	5,442.29	Average	8	
906	Wisconsin Public Service Corp.	Wisconsin	WEC	D-690-UR-127 (Elec)	Electric	Vertically Integrated	12/22/2022	Fully Litigated	113.2	No	No	7.52	9.80	53.40	12/2023	3,294.03	Average	7	
938	Public Service Co. of CO	Colorado	XEL	D-22AL-0530E	Electric	Vertically Integrated	9/6/2023	Settled	45.0	No	No	6.95	9.30	55.69	12/2022	10,560.09	Year-end	9	
956	Northem States Power Co.	Minnesota	XEL	D-E-002GR-21-630	Electric	Vertically Integrated	6/1/2023	Fully Litigated	316.3	Yes	Yes	6.95	9.25	52.50	12/2024	11,885.26	Average	19	
972	Northem States Power Co.	North Dakota	XEL	C-PU-20-441	Electric	Vertically Integrated	8/18/2021	Settled	27.2	No	Yes	6.97	9.50	52.50	12/2021	664.27	Average	9	
981	Southwestern Public Svc Co.	New Mexico	XEL	C-22-00286-UT	Electric	Vertically Integrated	10/19/2023	Settled	33.0	No	No	7.17	9.50	54.70	06/2024	2,396.79	Average	11	
1020	Northem States Power Co.	Wisconsin	XEL	D-4220-UR-126 (Elec)	Electric	Vertically Integrated	11/9/2023	Fully Litigated	1.1	No	No	7.58	9.80	52.50	12/2024	2,061.18	Average	6	

Rate Case History (Electric)
List: None
Company List: All
States: All
Years: All
Service Type: Electric

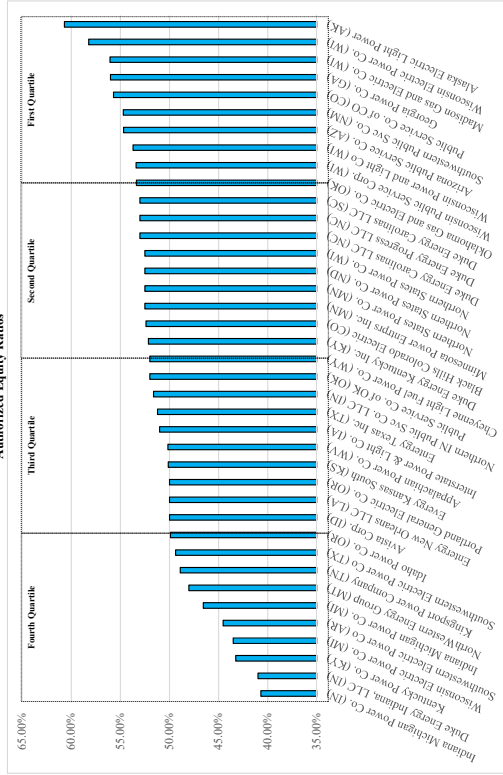
Case Type: Vertically Integrated

Line	Company	State	Parent Company Ticker	Docket	Returns on Equity	Common Equity to Total Capital	W/ACE
786	Arizona Public Service Co. (AZ)	Arizona	PNW	D-E-01345A-19-0236	8.90%	54.67%	4.87%
158	Southwestern Electric Power Co (TX)	Texas	AEP	D-51415	9.25%	49.37%	4.57%
956	Northern States Power Co. (MN)	Minnesota	XEL	D-E-002GR-21-650	9.25%	52.50%	4.86%
80	Kentucky Power Co. (KY)	Kentucky	XEL	C-2020-00174	9.30%	43.25%	4.02%
119	Public Service Co. of OK (OK)	Oklahoma	AEP	Cs-PUD202-000093	9.30%	52.00%	4.84%
938	Public Service Co. of CO (CO)	Colorado	XEL	D-22AL-0530E	9.20%	55.69%	5.18%
466	Energy New Orleans LLC (LA)	Louisiana	ETR	D-UD-18-07 (elec.)	9.35%	50.00%	4.68%
290	Black Hills Colorado Electric (CO)	Colorado	BKH	D-16AL-0326E	9.37%	52.39%	4.91%
246	Avista Corp. (ID)	Idaho	AVA	C-AV-U-23-01	9.40%	50.00%	4.70%
59	Southwestern Electric Power Co (AR)	Arkansas	AEP	D-21-070-U	9.50%	44.54%	4.23%
134	Kingsport Power Company (TN)	Tennessee	AEP	D-21-00107	9.50%	48.90%	4.65%
400	Duke Energy Carolinas LLC (SC)	South Carolina	DUK	D-2018-319-E	9.50%	53.00%	5.04%
770	Oklahoma Gas and Electric Co. (OK)	Oklahoma	OGE	Cs-PUD202100164	9.50%	53.37%	5.07%
802	Portland General Electric Co. (OR)	Oregon	POR	D-UE-416	9.50%	50.00%	4.75%
972	Piedmont Natural Gas Co.	North Dakota	XEL	C-PU-20-441	9.50%	52.50%	4.99%
981	Southwestern Public Svc Co. (NM)	New Mexico	XEL	C-22-00286-UT	9.50%	54.70%	5.20%
480	Energy Texas Inc. (TX)	Texas	ETR	D-53719	9.57%	51.21%	4.90%
234	Minnesota Power Entrpr's Inc. (MN)	Minnesota	ALE	D-E-015GR-21-335	9.65%	52.50%	5.07%
738	North Western Energy Group (MT)	Montana	NWE	D-2022-7-78 (elec)	9.65%	48.02%	4.63%
67	Indiana Michigan Power Co. (IN)	Indiana	AEP	Cs-45776	9.70%	40.70%	3.95%
342	Duke Energy Indiana, LLC (IN)	Indiana	DUK	Cs-45253	9.70%	40.98%	3.98%
661	Madison Gas and Electric Co. (WI)	Wisconsin	MGHE	D-32704-UR-125 (Elec)	9.70%	56.06%	5.44%
218	Appalachian Power Co. (WV)	West Virginia	AEP	C-18-0646-E-42T	9.75%	50.16%	4.89%
304	Cheyanne Light Fuel Power Co. (WY)	Wyoming	BKH	D-2003-214-ER-22	9.75%	52.00%	5.07%
354	Duke Energy Kentucky Inc. (KY)	Kentucky	DUK	C-2022-00372	9.75%	52.15%	5.08%
376	Duke Energy Progress LLC (NC)	North Carolina	DUK	D-E-2 Sub 1300	9.80%	53.00%	5.19%
633	Wisconsin Power and Light Co (WI)	Wisconsin	LNT	D-66804-UR-124 (Elec)	9.80%	53.70%	5.26%
715	Northern IN Public Svc Co. LLC (IN)	Indiana	NI	Cs-45772	9.80%	51.63%	5.06%
876	Wisconsin Electric Power Co. (WI)	Wisconsin	WEC	D-5-UR-110 (WEP-Elec)	9.80%	58.22%	5.71%
906	Wisconsin Public Service Corp. (WI)	Wisconsin	WEC	D-66904-UR-127 (Elec)	9.80%	53.40%	5.23%
1020	Northern States Power Co. (WI)	Wisconsin	XEL	D-42204-UR-126 (Elec)	9.80%	52.50%	5.15%
97	Indiana Michigan Power Co. (MI)	Michigan	AEP	C-U-20359	9.86%	46.56%	4.59%
595	Idaho Power Co. (OR)	Oregon	IDA	D-UE-233	9.90%	49.90%	4.94%
598	Interstate Power & Light Co. (IA)	Iowa	LNT	D-RPU-2019-0001	10.02%	51.00%	5.11%
361	Duke Energy Carolinas LLC (NC)	North Carolina	DUK	D-E-7 Sub 1276	10.10%	53.00%	5.35%
871	Wisconsin Electric Power Co. (MI)	Michigan	WEC	C-U-16830	10.10%	43.51%	4.39%
512	Energy Kansas South (KS)	Kansas	EVRG	-09-WISE-925-RTS (KG&G)	10.40%	50.13%	5.21%
833	Georgia Power Co. (GA)	Georgia	SO	D-44280	10.50%	56.00%	5.88%
243	Alaska Electric Light Power (AK)	Alaska	AVA	D-U-22-078	11.45%	60.70%	6.95%



Authorized Returns on Equity	
Fourth Quartile	9.50%
Third Quartile	9.70%
Second Quartile	9.80%
First Quartile	11.45%
Mean	9.70%

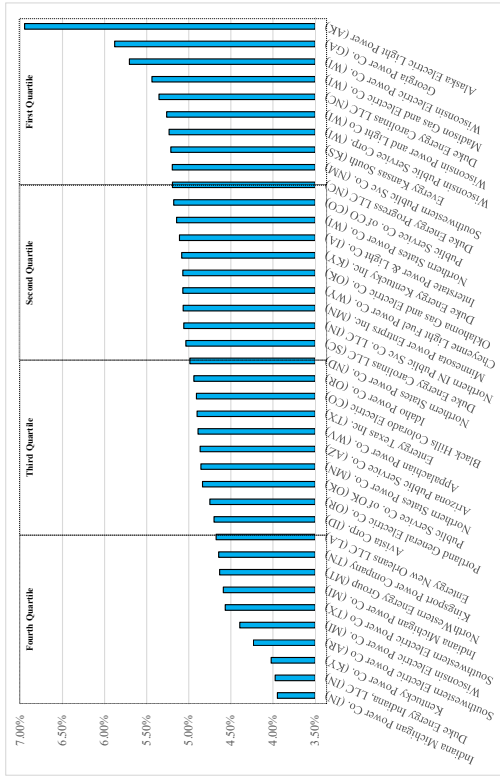
Vertically-Integrated Electric Utility Rate Cases Decided in the Bulkley Peer Group
Authorized Equity Ratios



Authorized Equity Ratios	
Fourth Quartile	40.70%
Third Quartile	49.95%
Second Quartile	52.00%
First Quartile	53.19%
Mean	51.13%

Line	Company	State	Parent Company Ticker	Docket	Returns on Equity	Common Equity to Total Capital	WACC
67	Indiana Michigan Power Co. (IN)	Indiana	AEP	Cu-45716	9.70%	40.70%	3.95%
342	Duke Energy Indiana, LLC (IN)	Indiana	DUK	Cu-45253	9.70%	40.98%	3.98%
80	Kentucky Power Co. (KY)	Kentucky	AEP	C-2020-00174	9.30%	43.25%	4.02%
871	Wisconsin Electric Power Co. (WI)	Michigan	WEC	C-U-16850	10.10%	43.51%	4.39%
59	Southwestern Electric Power Co. (AR)	Arkansas	AEP	D-21-470-U	9.50%	44.54%	4.23%
97	Indiana Michigan Power Co. (MI)	Michigan	AEP	C-U-20359	9.86%	46.56%	4.59%
738	NorthWestern Energy Group (MT)	Montana	NWE	D-2022-7-78 (e)ec	9.65%	48.02%	4.63%
134	Kingsport Power Company (TN)	Tennessee	AEP	D-21-00107	9.50%	48.90%	4.65%
158	Southwestern Electric Power Co. (TX)	Texas	AEP	D-51415	9.25%	49.37%	4.57%
595	Idaho Power Co. (OR)	Oregon	IDA	D-U-E-233	9.90%	49.90%	4.94%
246	Avista Corp. (ID)	Idaho	AVA	C-AV-U-E-23-01	9.40%	50.00%	4.70%
466	Energy New Orleans LLC (LA)	Louisiana	ETR	D-UD-18-07 (e)ec	9.35%	50.00%	4.68%
802	Portland General Electric Co. (OR)	Oregon	POR	D-U-E-116	9.50%	50.00%	4.75%
512	Energy Kansas South (KS)	Kansas	EVRG	09-WSE-E-925-RTS (KG&E)	10.40%	50.13%	5.21%
218	Appalachian Power Co. (WV)	West Virginia	AEP	C-18-0646-E-42T	9.75%	50.16%	4.89%
598	Interstate Power & Light Co. (IA)	Iowa	LNT	D-RPU-2019-0001	10.02%	51.00%	5.11%
480	Energy Texas Inc. (TX)	Texas	ETR	D-53719	9.57%	51.21%	4.90%
715	Northern IN Public Svc Co. LLC (IN)	Indiana	NI	Cu-45772	9.80%	51.63%	5.06%
119	Public Service Co. of OK (OK)	Oklahoma	AEP	Cu-PUD2022-000093	9.30%	52.00%	4.84%
304	Cheyanne Light Fuel Power Co. (WY)	Wyoming	BKH	D-2003-2-14-HER-22	9.75%	52.00%	5.07%
354	Duke Energy Kentucky Inc. (KY)	Kentucky	DUK	C-2022-00372	9.75%	52.15%	5.08%
290	Black Hills Colorado Electric (CO)	Colorado	BKH	D-16AL-0326E	9.37%	52.39%	4.91%
234	Minnesota Power Empira Inc. (MN)	Minnesota	ALE	D-E-015-GR-21-335	9.65%	52.50%	5.07%
956	Northern States Power Co. (MN)	Minnesota	XEL	D-E-002-GR-21-630	9.25%	52.50%	4.86%
972	Northern States Power Co. (ND)	North Dakota	XEL	C-PU-20-441	9.50%	52.50%	4.99%
1020	Northern States Power Co. (WI)	Wisconsin	XEL	D-4220-UR-126 (E)ec	9.80%	52.50%	5.15%
361	Duke Energy Carolinas LLC (NC)	North Carolina	DUK	D-E-7 Sub 1276	10.10%	53.00%	5.35%
376	Duke Energy Progress LLC (NC)	North Carolina	DUK	D-E-2 Sub 1300	9.80%	53.00%	5.19%
400	Duke Energy Carolinas LLC (SC)	South Carolina	DUK	D-2018-319-E	9.50%	53.00%	5.04%
770	Oklahoma Gas and Electric Co. (OK)	Oklahoma	OGE	Cu-PUD202100164	9.50%	53.37%	5.07%
906	Wisconsin Public Service Corp. (WI)	Wisconsin	WEC	D-6690-UR-127 (E)ec	9.80%	53.40%	5.23%
633	Wisconsin Power and Light Co. (WI)	Wisconsin	LNT	D-6680-UR-124 (E)ec	9.80%	53.70%	5.26%
786	Arizona Public Service Co. (AZ)	Arizona	PNW	D-E-01345A-19-0236	8.90%	54.67%	4.87%
981	Southwestern Public Svc Co. (NM)	New Mexico	XEL	C-22-00286e-UT	9.50%	54.70%	5.20%
938	Public Service Co. of CO (CO)	Colorado	XEL	D-22AL-0530E	9.30%	55.69%	5.18%
833	Georgia Power Co. (GA)	Georgia	SO	D-44280	10.50%	56.00%	5.88%
661	Madison Gas and Electric Co. (WI)	Wisconsin	MGEE	D-3270-UR-125 (E)ec	9.70%	56.06%	5.44%
876	Wisconsin Electric Power Co. (WI)	Wisconsin	WEC	D-5-UR-110 (WEP-E)ec	9.80%	58.22%	5.71%
243	Alaska Electric Light Power (AK)	Alaska	AVA	D-U-22-078	11.45%	60.70%	6.95%

Vertically-Integrated Electric Utility Rate Cases Decided in the Bulkley Peer Group
Authorized Weighted-Average Costs of Equity



Authorized Weighted-Average Costs of Equity	
Fourth Quartile	3.95%
Third Quartile	4.69%
Second Quartile	4.99%
First Quartile	5.19%
Mean	4.96%

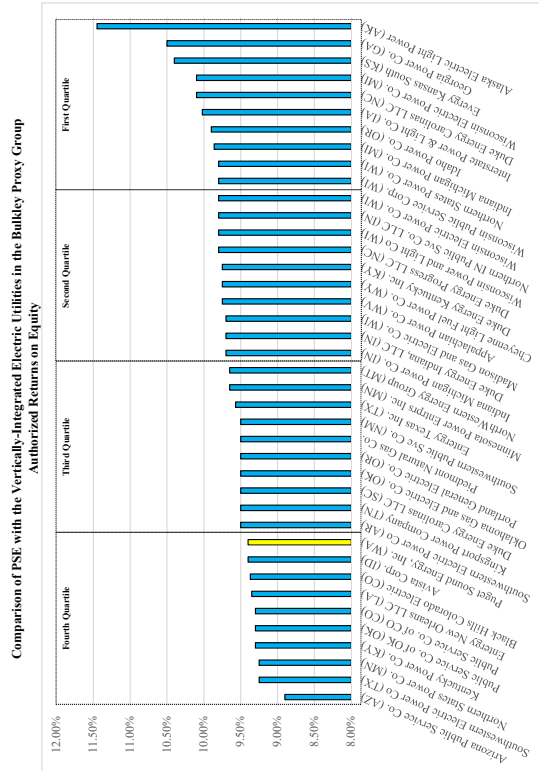
Line	Company	State	Parent Company Ticker	Docket	Returns on Equity	Common Equity to Total Capital	WACC
67	Indiana Michigan Power Co. (IN)	Indiana	AEP	Cu-45716	9.70%	40.70%	3.95%
342	Duke Energy Indiana, LLC (IN)	Indiana	DUK	Cu-45253	9.70%	40.98%	3.98%
80	Kentucky Power Co. (KY)	Kentucky	AEP	C-2020-00174	9.30%	43.25%	4.02%
59	Southwestern Electric Power Co (AR)	Arkansas	AEP	D-21-070-U	9.50%	44.54%	4.23%
871	Wisconsin Electric Power Co. (WI)	Wisconsin	WEC	C-U-16830	10.10%	43.31%	4.39%
158	Southwestern Electric Power Co (TX)	Texas	AEP	D-51415	9.25%	49.37%	4.57%
97	Indiana Michigan Power Co. (MI)	Michigan	AEP	C-U-20359	9.86%	46.56%	4.59%
738	North Western Energy Group (MT)	Montana	NWE	D-2022-7-78 (elec)	9.65%	48.02%	4.63%
134	Kingsport Power Company (TN)	Tennessee	AEP	D-21-00107	9.50%	48.90%	4.65%
466	Energy New Orleans LLC (LA)	Louisiana	ETR	D-UD-18-07 (elec.)	9.35%	50.00%	4.68%
246	Avista Corp. (ID)	Idaho	AVA	C-AVU-E-23-01	9.40%	50.00%	4.70%
802	Portland General Electric Co. (OR)	Oregon	POR	D-U-E-416	9.50%	50.00%	4.75%
119	Public Service Co. of OK (OK)	Oklahoma	AEP	Cu-PUD2022-000693	9.30%	52.00%	4.84%
956	Northern States Power Co. (MN)	Minnesota	XEL	D-E-002/GR-21-630	9.25%	52.50%	4.86%
786	Arizona Public Service Co. (AZ)	Arizona	PNW	D-E-01345-A-19-0236	8.90%	54.67%	4.87%
218	Appalachian Power Co. (WV)	West Virginia	AEP	C-18-0646-E-4ET	9.75%	50.16%	4.89%
480	Energy Texas Inc. (TX)	Texas	ETR	D-53719	9.57%	51.21%	4.90%
290	Black Hills Colorado Electric (CO)	Colorado	BKH	D-16-AL-0326E	9.37%	52.39%	4.91%
595	Idaho Power Co. (OR)	Oregon	IDA	D-U-E-233	9.90%	49.90%	4.94%
972	Northern States Power Co. (ND)	North Dakota	XEL	C-P-U-20-441	9.50%	52.50%	4.99%
400	Duke Energy Carolinas LLC (SC)	South Carolina	DUK	D-2018-319-E	9.50%	53.00%	5.04%
715	Northern IN Public Svc Co. LLC (IN)	Indiana	NI	Cu-45772	9.80%	51.63%	5.06%
234	Minnesota Power Entpr Inc. (MN)	Minnesota	ALE	D-E-015/GR-21-335	9.65%	52.50%	5.07%
304	Cheyanne Light Fuel Power Co. (WY)	Wyoming	BKH	D-2005-214-ER-22	9.75%	52.00%	5.07%
770	Oklahoma Gas and Electric Co. (OK)	Oklahoma	OGEE	Cu-PUD202100164	9.50%	53.37%	5.07%
354	Duke Energy Kentucky Inc. (KY)	Kentucky	DUK	C-2022-00372	9.75%	52.15%	5.08%
598	Interstate Power & Light Co. (IA)	Iowa	LNT	D-RPU-2019-0001	10.02%	51.00%	5.11%
1020	Northern States Power Co. (WI)	Wisconsin	XEL	D-4220-UR-126 (Elec)	9.80%	52.50%	5.15%
938	Public Service Co. of CO (CO)	Colorado	XEL	D-22-AL-0530E	9.30%	55.69%	5.18%
376	Duke Energy Progress LLC (NC)	North Carolina	DUK	D-E-2 Sub 1300	9.80%	53.00%	5.19%
981	Southwestern Public Svc Co. (NM)	New Mexico	XEL	C-22-00286-UT	9.50%	54.70%	5.20%
512	Energy Kansas South (KS)	Kansas	EVRG	09-WSEE-925-RTS (KG&E)	10.40%	50.13%	5.21%
906	Wisconsin Public Service Corp. (WI)	Wisconsin	WEC	D-6690-UR-127 (Elec)	9.80%	53.40%	5.23%
633	Wisconsin Power and Light Co (WI)	Wisconsin	LNT	D-6680-UR-124 (Elec)	9.80%	53.70%	5.26%
361	Duke Energy Carolinas LLC (NC)	North Carolina	DUK	D-E-7 Sub 1276	10.10%	53.00%	5.35%
661	Madison Gas and Electric Co. (WI)	Wisconsin	MGEE	D-3270-UR-125 (Elec)	9.70%	56.06%	5.44%
876	Wisconsin Electric Power Co. (WI)	Wisconsin	WEC	D-5-UR-110 (WEP-Elec)	9.80%	58.22%	5.71%
833	Georgia Power Co. (GA)	Georgia	SO	D-44280	10.50%	56.00%	5.88%
243	Alaska Electric Light Power (AK)	Alaska	AVA	D-U-22-078	11.45%	60.70%	6.95%

Rate Case History (Electric)
List: None
Company List: All
States: All
Years: All
Service Type: Electric

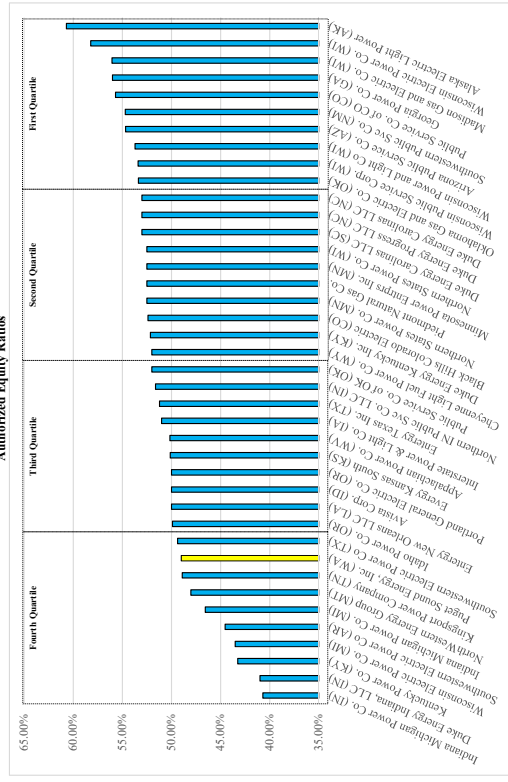
Case Type: Vertically Integrated

Rate Case History (Electric)
List: None
Company List: All
States: All
Years: All
Service Type: Electric

Line	Company	State	Parent Company Ticker	Docket	Returns on Equity	Common Equity to Total Capital	W/ACE
786	Arizona Public Service Co. (AZ)	Arizona	PNW	D-E-11345A-19-0236	8.90%	54.67%	4.87%
158	Southwestern Electric Power Co (TX)	Texas	AEP	D-51415	9.25%	49.37%	4.57%
956	Northern States Power Co. (MN)	Minnesota	XEL	D-E-002GR-21-650	9.25%	52.50%	4.86%
80	Kentucky Power Co. (KY)	Kentucky	XEL	C-2020-00174	9.30%	43.25%	4.02%
80	Kentucky Power Co. (KY)	Kentucky	AEP	C-PUD202-000093	9.30%	52.00%	4.84%
938	Public Service Co. of OK (OK)	Colorado	XEL	D-22AL-0530E	9.20%	55.69%	5.18%
466	Energy New Orleans LLC (LA)	Louisiana	ETR	D-UD-18-07 (elec.)	9.35%	50.00%	4.68%
290	Black Hills Colorado Electric (CO)	Colorado	BKH	D-16AL-0326E	9.37%	52.39%	4.91%
246	Avista Corp. (ID)	Idaho	AVA	C-AV-U-E-23-01	9.40%	50.00%	4.70%
	Puget Sound Energy, Inc. (WA)	Washington		UE-220066	9.40%	49.00%	4.61%
59	Southwestern Electric Power Co (AR)	Arkansas	AEP	D-21-070-U	9.50%	44.54%	4.23%
134	Kingsport Power Company (TN)	Tennessee	AEP	D-21-00107	9.50%	48.90%	4.65%
400	Duke Energy Carolinas LLC (SC)	South Carolina	DUK	D-2018-3194E	9.50%	53.00%	5.04%
770	Oklahoma Gas and Electric Co. (OK)	Oklahoma	OGE	C-PUD202100164	9.50%	53.37%	5.07%
802	Portland General Electric Co. (OR)	Oregon	POR	D-UE-116	9.50%	50.00%	4.75%
972	Piedmont Natural Gas Co.	North Dakota	XEL	C-P-U-20-441	9.50%	52.50%	4.99%
981	Southwestern Public Svc Co. (NM)	New Mexico	XEL	C-22-00286-UT	9.50%	54.70%	5.20%
480	Energy Texas Inc. (TX)	Texas	ETR	D-53719	9.57%	51.21%	4.90%
234	Minnesota Power Entpr's Inc. (MN)	Minnesota	ALE	D-E-015GR-21-335	9.65%	52.50%	5.07%
738	NorthWestern Energy Group (MT)	Montana	NWE	D-2022-7-78 (elec)	9.65%	48.02%	4.63%
67	Indiana Michigan Power Co. (IN)	Indiana	AEP	Cu-45776	9.70%	40.70%	3.95%
342	Duke Energy Indiana, LLC (IN)	Indiana	DUK	Cu-45253	9.70%	40.98%	3.98%
661	Madison Gas and Electric Co. (WI)	Wisconsin	MGEE	D-3270-UR-125 (Elec)	9.70%	56.06%	5.44%
218	Appalachian Power Co. (WV)	West Virginia	AEP	C-18-0646-E-42T	9.75%	50.16%	4.89%
304	Cheylene Light Fuel Power Co. (WY)	Wyoming	BKH	D-2003-214-ER-22	9.75%	52.00%	5.07%
354	Duke Energy Kentucky Inc. (KY)	Kentucky	DUK	C-2022-00372	9.75%	52.15%	5.08%
376	Duke Energy Progress LLC (NC)	North Carolina	DUK	D-E-2 Sub 1300	9.80%	53.00%	5.19%
633	Wisconsin Power and Light Co (WI)	Wisconsin	LNT	D-6680-UR-124 (Elec)	9.80%	53.70%	5.26%
715	Northern IN Public Svc Co. LLC (IN)	Indiana	NI	Cu-45772	9.80%	51.63%	5.06%
876	Wisconsin Electric Power Co. (WI)	Wisconsin	WEC	D-5-UR-110 (WEP-Elec)	9.80%	58.22%	5.71%
906	Wisconsin Public Service Corp. (WI)	Wisconsin	WEC	D-6690-UR-127 (Elec)	9.80%	53.40%	5.27%
1020	Northern States Power Co. (WI)	Wisconsin	XEL	D-4220-UR-126 (Elec)	9.80%	52.50%	5.15%
97	Indiana Michigan Power Co. (MI)	Michigan	AEP	C-U-20359	9.86%	46.56%	4.59%
595	Idaho Power Co. (OR)	Oregon	IDA	D-UE-233	9.90%	49.90%	4.94%
598	Interstate Power & Light Co. (IA)	Iowa	LNT	D-RPU-2019-0001	10.02%	51.00%	5.11%
361	Duke Energy Carolinas LLC (NC)	North Carolina	DUK	D-E-7 Sub 1276	10.10%	53.00%	5.35%
871	Wisconsin Electric Power Co. (MI)	Michigan	WEC	C-U-16830	10.10%	43.51%	4.39%
512	Energy Kansas South (KS)	Kansas	EVRG	09-WSE-E-25-RTS (KG68)	10.40%	50.13%	5.21%
833	Georgia Power Co. (GA)	Georgia	SO	D-44280	10.50%	56.00%	5.88%
243	Alaska Electric Light Power (AK)	Alaska	AVA	D-U-22-078	11.45%	60.70%	6.95%

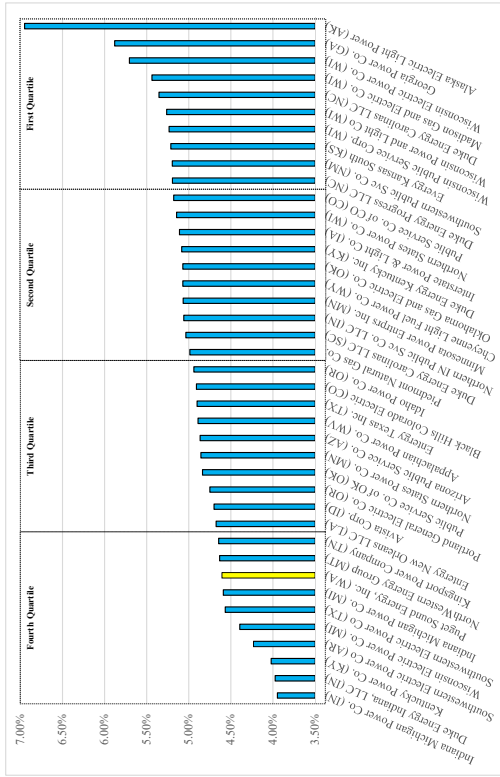


Comparison of PSE with the Vertically-Integrated Electric Utilities in the Bulkley Proxy Group
Authorized Equity Ratios



Line	Company	State	Parent Company Ticker	Docker	Returns on Equity	Common Equity to Total Capital	WACC
67	Indiana Michigan Power Co. (IN)	Indiana	AEP	Cu-45716	9.70%	40.70%	3.95%
342	Duke Energy Indiana, LLC (IN)	Indiana	DUK	Cu-45253	9.70%	40.98%	3.98%
80	Kentucky Power Co. (KY)	Kentucky	AEP	C-2020-00174	9.30%	43.25%	4.02%
871	Wisconsin Electric Power Co. (WI)	Michigan	WEC	C-U-16850	10.10%	43.51%	4.39%
59	Southwestern Electric Power Co. (AR)	Arkansas	AEP	D-21-170-U	9.50%	44.54%	4.23%
97	Indiana Michigan Power Co. (MI)	Michigan	AEP	C-U-20359	9.86%	46.56%	4.59%
738	NorthWestern Energy Group (MT)	Montana	NWE	D-2022-7-78 (ebs)	9.65%	48.02%	4.63%
134	Kingsport Power Company (TN)	Tennessee	AEP	D-21-00107	9.50%	48.90%	4.65%
	Puget Sound Energy, Inc. (WA)	Washington		UE-2200066	9.40%	49.00%	4.61%
158	Southwestern Electric Power Co (TX)	Texas	AEP	D-51415	9.25%	49.37%	4.57%
595	Idaho Power Co. (OR)	Oregon	IDA	D-UE-233	9.90%	49.90%	4.94%
466	Energy New Orleans LLC (LA)	Louisiana	ETR	D-UD-18-07 (ebs)	9.35%	50.00%	4.68%
246	Avista Corp. (ID)	Idaho	AVA	C-AVU-E23-01	9.40%	50.00%	4.70%
802	Portland General Electric Co. (OR)	Oregon	POR	D-UE-416	9.50%	50.00%	4.75%
512	Evergy Kansas South (KS)	Kansas	EVRG	-09-WISEE-925-RTS (KG&G)	10.40%	50.13%	5.21%
218	Appalachian Power Co. (WV)	West Virginia	AEP	C-18-0646-E-42T	9.75%	50.16%	4.89%
598	Interstate Power & Light Co. (IA)	Iowa	LNT	D-RPU-2019-0001	10.02%	51.00%	5.11%
480	Energy Texas Inc. (TX)	Texas	ETR	D-53719	9.57%	51.21%	4.90%
715	Northern IN Public Svc Co, LLC (IN)	Indiana	NI	Cu-45772	9.80%	51.63%	5.06%
119	Public Service Co. of OK (OK)	Oklahoma	AEP	Cu-PUD2022-000893	9.30%	52.00%	4.84%
304	Cheylene Light Fuel Power Co. (WY)	Wyoming	BKH	D-E-015GR-21-335	9.65%	52.50%	5.07%
354	Duke Energy Kentucky Inc. (KY)	Kentucky	DUK	D-2003-214-ER-22	9.75%	52.00%	5.07%
290	Black Hills Colorado Electric (CO)	Colorado	BKH	D-16AL-0326E	9.37%	52.39%	4.91%
956	Northem States Power Co. (MN)	Minnesota	XEL	D-E-002GR-21-630	9.25%	52.50%	4.86%
972	Piedmont Natural Gas Co.	North Dakota	XEL	C-PU-20-441	9.50%	52.50%	4.99%
234	Minnesota Power Entpr Inc. (MN)	Minnesota	ALE	D-E-015GR-21-335	9.65%	52.50%	5.07%
1020	Northem States Power Co. (WI)	Wisconsin	XEL	D-4220-UR-126 (Eite)	9.80%	52.50%	5.15%
400	Duke Energy Carolinas LLC (SC)	South Carolina	DUK	D-2018-319-E	9.50%	53.00%	5.04%
376	Duke Energy Progress, LLC (NC)	North Carolina	DUK	D-E-2 Sub 1300	9.80%	53.00%	5.19%
361	Duke Energy Carolinas LLC (NC)	North Carolina	DUK	D-E-7 Sub 1276	10.10%	53.00%	5.35%
770	Oklahoma Gas and Electric Co. (OK)	Oklahoma	OGE	Cu-PUD202100164	9.50%	53.37%	5.07%
906	Wisconsin Public Service Corp. (WI)	Wisconsin	WEC	D-6690-UR-127 (Eite)	9.80%	53.40%	5.23%
633	Wisconsin Public Service Corp. (WI)	Wisconsin	LNT	D-6680-UR-124 (Eite)	9.80%	53.70%	5.26%
786	Arizona Public Service Co. (AZ)	Arizona	PNW	D-E-01345A-19-0236	8.90%	54.67%	4.87%
981	Southwestern Public Svc Co. (NM)	New Mexico	XEL	C-22-00286-UT	9.50%	54.70%	5.20%
938	Public Service Co. of CO (CO)	Colorado	XEL	D-22AL-0530E	9.30%	55.69%	5.18%
833	Georgia Power Co. (GA)	Georgia	SO	D-44280	10.50%	56.00%	5.88%
661	Madison Gas and Electric Co. (WI)	Wisconsin	MGEE	D-327U-UR-125 (Eite)	9.70%	56.06%	5.44%
876	Wisconsin Electric Power Co. (WI)	Wisconsin	WEC	D-5-UR-110 (WEP-Eite)	9.80%	58.22%	5.71%
243	Alaska Electric Light Power (AK)	Alaska	AVA	D-U-22-078	11.45%	60.70%	6.95%

Comparison of PSE with the Vertically-Integrated Electric Utilities in the Bulkley Proxy Group
Resulting Authorized Weighted-Average Costs of Equity



Line	Company	State	Parent Company Ticker	Decker	Returns on Equity	Common Equity to Total Capital	WACC
67	Indiana Michigan Power Co. (IN)	Indiana	AEP	Cs-45716	9.70%	40.70%	3.95%
342	Duke Energy Indiana, LLC (IN)	Indiana	DUK	Cs-45253	9.70%	40.98%	3.98%
80	Kentucky Power Co. (KY)	Kentucky	AEP	C-2020-00174	9.30%	43.25%	4.02%
59	Southwestern Electric Power Co (AR)	Arkansas	AEP	D-21-070-U	9.50%	44.54%	4.23%
871	Wisconsin Electric Power Co. (WI)	Wisconsin	WEC	C-U-16830	10.10%	43.51%	4.39%
158	Southwestern Electric Power Co (TX)	Texas	AEP	D-51415	9.25%	49.37%	4.57%
97	Indiana Michigan Power Co. (MI)	Michigan	AEP	C-U-20359	9.86%	46.56%	4.59%
	Puget Sound Energy, Inc. (WA)	Washington		UE-220066	9.40%	49.00%	4.61%
738	NorthWestern Energy Group (MT)	Montana	NWE	D-2022-7-78 (elec)	9.65%	48.02%	4.63%
134	Kingsport Power Company (TN)	Tennessee	AEP	D-21-00107	9.50%	48.90%	4.65%
466	Energy New Orleans LLC (LA)	Louisiana	ETR	D-UD-18-07 (elec.)	9.35%	50.00%	4.68%
246	Avista Corp. (ID)	Idaho	AVA	C-AV-UE-23-01	9.40%	50.00%	4.70%
802	Portland General Electric Co. (OR)	Oregon	POR	D-UE-416	9.50%	50.00%	4.75%
119	Public Service Co. of OK (OK)	Oklahoma	AEP	Cs-PUD2022-000093	9.30%	52.00%	4.84%
956	Northern States Power Co. (MN)	Minnesota	XEL	D-E-002-GR-21-630	9.25%	52.50%	4.86%
786	Arizona Public Service Co. (AZ)	Arizona	PNW	D-E-01345-A-19-0236	8.90%	54.67%	4.87%
218	Appalachian Power Co. (WV)	West Virginia	AEP	C-18-0646-E-42T	9.75%	50.16%	4.89%
480	Energy Texas Inc. (TX)	Texas	ETR	D-53719	9.57%	51.21%	4.90%
290	Black Hills Colorado Electric (CO)	Colorado	BKH	D-16-AL-0324E	9.37%	52.39%	4.91%
595	Idaho Power Co. (OR)	Oregon	IDA	D-UE-233	9.90%	49.90%	4.94%
972	Piedmont Natural Gas Co.	North Dakota	XEL	C-PU-20-441	9.50%	52.50%	4.99%
400	Duke Energy Carolinas LLC (SC)	South Carolina	DUK	D-2018-319-E	9.50%	53.00%	5.04%
715	Northern IN Public Svc Co. LLC (IN)	Indiana	NI	Cs-45772	9.80%	51.63%	5.06%
234	Minnesota Power Entprps Inc. (MN)	Minnesota	ALE	D-E-015-GR-21-335	9.65%	52.50%	5.07%
304	Cheyanne Light Fuel Power Co. (WY)	Wyoming	BKH	D-20035-214-ER-22	9.75%	52.00%	5.07%
770	Oklahoma Gas and Electric Co. (OK)	Oklahoma	OGE	Cs-PUD202100164	9.50%	53.37%	5.07%
354	Duke Energy Kentucky Inc. (KY)	Kentucky	DUK	C-2022-00372	9.75%	52.15%	5.08%
598	Interstate Power & Light Co. (IA)	Iowa	LNT	D-RPU-2019-0001	10.02%	51.00%	5.11%
1020	Northern States Power Co. (WI)	Wisconsin	XEL	D-4220-UR-126 (Elec)	9.80%	52.50%	5.15%
938	Public Service Co. of CO (CO)	Colorado	XEL	D-22-AL-0530E	9.30%	55.69%	5.18%
376	Duke Energy Progress LLC (NC)	North Carolina	DUK	D-E-2 Sub 1300	9.80%	53.00%	5.19%
981	Southwestern Public Svc Co. (NM)	New Mexico	XEL	C-22-002866-JT	9.50%	54.70%	5.20%
512	Evergy Kansas South (KS)	Kansas	EVRG	09-WSEE-925-RTS (KG&G)	10.40%	50.13%	5.21%
906	Wisconsin Public Service Corp. (WI)	Wisconsin	WEC	D-660-UR-127 (Elec)	9.80%	53.40%	5.23%
633	Wisconsin Power and Light Co (WI)	Wisconsin	LNT	D-6680-UR-124 (Elec)	9.80%	53.70%	5.26%
361	Duke Energy Carolinas LLC (NC)	North Carolina	DUK	D-E-7 Sub 1276	10.10%	53.00%	5.35%
661	Madison Gas and Electric Co. (WI)	Wisconsin	MGHE	D-3270-UR-125 (Elec)	9.70%	56.06%	5.44%
876	Wisconsin Electric Power Co. (WI)	Wisconsin	WEC	D-5-UR-110 (WEP-Elec)	9.80%	58.22%	5.71%
833	Georgia Power Co. (GA)	Georgia	SO	D-44280	10.50%	56.00%	5.88%
243	Alaska Electric Light Power (AK)	Alaska	AVA	D-U-22-078	11.45%	60.70%	6.95%

Schedule 2

Schedule 2	Decisions for Natural Gas Distribution Utilities in the Bulkley Peer Group
Schedule 2.1	List of all rate case decisions issued for natural gas distribution utilities in the Bulkley peer group and reported by Regulatory Research Associates
Schedule 2.2	List of most recent rate case decisions issued for natural gas distribution utilities in the Bulkley peer group and reported by Regulatory Research Associates
Schedule 2.3	Older decisions in the Regulatory Research Associates for utilities no longer provide the service or are no longer owned by holding companies or in the Bulkley Peer Group
Schedule 2.4	Decisions for natural gas distribution utilities in the Bulkley Peer Group after removal of decisions listed in Schedule 2.3 from the list of decisions provided in Schedule 2.2
Schedule 2.5	Rate decisions issued for limited issue rate proceedings of natural gas distribution utilities (i.e., not general rate proceedings) removed from the list of decisions provided in Schedule 2.4
Schedule 2.6	Decisions for natural gas distribution utilities provided in Schedule 2.4 resulting from "black box" settlements in which one or both of an authorized return on equity or an authorized equity ratio was not specified and removed from the list of decisions provided in Schedule 2.4
Schedule 2.7	Decisions for natural gas distribution utilities in the Bulkley Peer Group after removal of decisions listed in Schedules 2.5 and 2.6 from the list of decisions provided in Schedule 2.4
Schedule 2.8	Tables and charts of authorized returns on equity, authorized equity ratios, and resulting authorized weighted-average costs of equity in decisions for natural gas distribution utilities provided in Schedule 2.7
Schedule 2.9	Tables and charts in Schedule 2.8 with the authorized return on equity, authorized equity ratio, and resulting authorized weighted-average cost of equity for Puget Sound Energy, Inc. included for purposes of comparison

Rate Case History (Gas)
List: None
Company List: All
States: All
Years: All
Service Type: Electric

Case Type: All

Line	Company	State	Parent Company Ticker	Docket	Rate Case Service Type	Case Type	Date	Decision Type	Rate Increase (\$M)	Phases In?	Inertion Authorized?	Increase Authorized			Common Equity to Total Capital (%)	Rate Case Test Year End Date	Rate Base (\$M)	Rate Case Valuation Method	Rate Case Duration (months)
												Return on Original Cost Rate (%)	Return on Equity (%)	Common Equity to Total Capital (%)					
1	Ameren Illinois	Illinois	AEE	D-23-0667	Natural Gas	Distribution	11/16/2023	Fully Litigated	111.8	No	No	6.85	9.44	50	12/2024	2841.675	Average	10	
2	Ameren Illinois	Illinois	AEE	D-20-0308	Natural Gas	Distribution	1/13/2021	Fully Litigated	76.129	No	No	7.14	9.67	52	12/2021	2096.105	Average	10	
3	Ameren Illinois	Illinois	AEE	D-18-0463	Natural Gas	Distribution	11/17/2018	Settled	31.738	No	No	7.14	9.87	50	12/2019	1588.063	Average	9	
4	Ameren Illinois	Illinois	AEE	D-15-0142	Natural Gas	Distribution	12/29/2015	Settled	44.506	No	No	7.65	9.6	50	12/2016	1187.365	Average	10	
5	Ameren Illinois	Illinois	AEE	D-13-0192	Natural Gas	Distribution	12/18/2013	Fully Litigated	32.22	No	No	8.33	9.06	53.27	12/2012	1056.362	Average	10	
6	Ameren Illinois	Illinois	AEE	D-11-0282 (gas)	Natural Gas	Distribution	1/10/2012	Fully Litigated	32.22	No	No	8.33	9.06	53.27	12/2012	952.276	Average	10	
7	Ameren Illinois	Illinois	AEE	D-09-0309 (CILCO)	Natural Gas	Distribution	4/29/2010	Fully Litigated	-5.749	No	No	7.83	9.4	43.61	12/2008	181.278	Year-end	10	
8	Ameren Illinois	Illinois	AEE	D-09-0310 (CIPS)	Natural Gas	Distribution	4/29/2010	Fully Litigated	0.28	No	No	7.59	9.19	48.67	12/2008	187.018	Year-end	10	
9	Ameren Illinois	Illinois	AEE	D-09-0311 (IP)	Natural Gas	Distribution	4/29/2010	Fully Litigated	-7.433	No	No	8.59	9.4	43.55	12/2008	486.23	Year-end	10	
10	Ameren Illinois	Illinois	AEE	D-07-0588 (CILCO)	Natural Gas	Distribution	9/24/2008	Fully Litigated	-9.234	No	No	8.03	10.68	46.5	12/2006	183.734	Year-end	10	
11	Ameren Illinois	Illinois	AEE	D-07-0589 (CIPS)	Natural Gas	Distribution	9/24/2008	Fully Litigated	7.659	No	No	8.22	10.68	47.91	12/2006	181.735	Year-end	10	
12	Ameren Illinois	Illinois	AEE	D-07-0590 (IP)	Natural Gas	Distribution	9/24/2008	Fully Litigated	39.792	No	No	8.7	10.68	51.76	12/2006	518.857	Year-end	10	
13	Ameren Illinois	Illinois	AEE	D-04-0476 (IP)	Natural Gas	Distribution	5/17/2005	Settled	11.3	No	No	8.18	10	53.09	12/2005	466.8	Year-end	10	
14	Piedmont Natural Gas Co.	Illinois	AEE	D-03-0009 (CIPS)	Natural Gas	Distribution	10/22/2003	Fully Litigated	1.9	No	No	8.24	10.46	52.7	06/2002	14.9	Year-end	10	
15	Ameren Illinois	Illinois	AEE	D-03-0008 (CIPS)	Natural Gas	Distribution	10/22/2003	Fully Litigated	7.2	No	No	8.33	10.71	44.44	06/2002	168.4	Year-end	10	
16	Ameren Illinois	Illinois	AEE	D-02-0837 (CILCO)	Natural Gas	Distribution	10/17/2003	Fully Litigated	9.1	No	No	8.16	10.54	48.54	12/2001	192.4	Year-end	10	
17	Ameren Illinois	Illinois	AEE	D-98-0546 (CIPS)	Natural Gas	Distribution	3/1/1999	Fully Litigated	1.6	No	No	8.99	10.65	55.66	12/1997	NA	Year-end	8	
18	Ameren Illinois	Illinois	AEE	D-98-0545 (CIPS)	Natural Gas	Distribution	3/1/1999	Fully Litigated	7.9	No	No	8.51	10.65	45.81	12/1997	142.2	Year-end	8	
19	Ameren Illinois	Illinois	AEE	D-94-0040 (CILCO)	Natural Gas	Distribution	12/12/1994	Fully Litigated	10.6	No	No	9.24	11.82	47.9	12/1995	193.1	Average	11	
20	Ameren Illinois	Illinois	AEE	D-93-0183 (IP)	Natural Gas	Distribution	4/6/1994	Fully Litigated	18.9	No	No	9.29	11.24	40.63	12/1994	371.7	Average	10	
21	Ameren Illinois	Illinois	AEE	D-91-0193 (gas) (CIPS)	Natural Gas	Distribution	3/18/1992	Fully Litigated	8.2	No	No	9.88	12.5	49.11	12/1992	99.2	Average	10	
22	Ameren Illinois	Illinois	AEE	D-90-0127 (CILCO)	Natural Gas	Distribution	1/16/1991	Fully Litigated	12.9	No	No	10.35	13.25	46.52	12/1991	139.3	Average	10	
23	Ameren Illinois	Illinois	AEE	D-90-0072 (CIPS)	Natural Gas	Distribution	1/12/81/1990	Fully Litigated	8.5	No	No	10.13	12.75	48.76	12/1990	82.1	Average	10	
24	Ameren Illinois	Illinois	AEE	D-82-0152 (IP-G)	Natural Gas	Distribution	1/12/1983	Fully Litigated	36.1	No	No	11.98	15.5	42.82	12/1983	NA	Average	10	
25	Ameren Illinois	Illinois	AEE	D-82-0039 (CIPS-G)	Natural Gas	Distribution	11/23/1982	Fully Litigated	6	No	No	10.77	15.5	40.68	09/1981	NA	Year-end	10	
26	Ameren Illinois	Illinois	AEE	D-81-0609 (CILCO-G)	Natural Gas	Distribution	7/25/1981	Fully Litigated	11	No	No	11.06	16	41.29	12/1982	NA	Year-end	14	
27	Ameren Illinois	Illinois	AEE	D-80-0318 (CIPS-G)	Natural Gas	Distribution	3/25/1981	Fully Litigated	4.4	No	No	10.2	15.3	37.6	12/1979	NA	Year-end	10	
28	Ameren Illinois	Illinois	AEE	D-80-0157 (CILCO-G)	Natural Gas	Distribution	1/7/1981	Fully Litigated	7.7	No	No	9.92	14.3	35.56	12/1980	NA	Year-end	10	
29	Ameren Missouri	Missouri	AEE	C-GR-2021-0241	Natural Gas	Distribution	12/22/2021	Settled	5	No	No	NA	NA	NA	12/2020	313	Year-end	8	
30	Ameren Missouri	Missouri	AEE	C-GR-2019-0077	Natural Gas	Distribution	8/21/2019	Settled	-1	No	Yes	NA	NA	NA	06/2018	NA	NA	8	
31	Ameren Missouri	Missouri	AEE	C-GO-2014-0015 (BRS)	Natural Gas	Limited-Issue Rider	10/3/2013	Fully Litigated	1,266,546	No	No	NA	NA	NA	05/2013	NA	NA	2	
32	Ameren Missouri	Missouri	AEE	C-GR-2010-0363	Natural Gas	Distribution	1/19/2011	Settled	9	No	No	NA	NA	NA	12/2009	NA	NA	7	
33	Ameren Missouri	Missouri	AEE	C-GR-2007-0003	Natural Gas	Distribution	3/15/2007	Settled	6	No	No	NA	NA	NA	06/2006	NA	NA	8	
34	Ameren Missouri	Missouri	AEE	C-GR-2003-0517	Natural Gas	Distribution	1/13/2004	Settled	13	No	No	NA	NA	NA	NA	NA	NA	7	
35	Ameren Missouri	Missouri	AEE	C-GR-2000-512	Natural Gas	Distribution	10/17/2000	Settled	4.2	No	No	NA	NA	NA	NA	NA	NA	8	
36	Ameren Missouri	Missouri	AEE	C-GR-97-393	Natural Gas	Distribution	12/10/1997	Settled	11.5	No	No	NA	NA	NA	NA	NA	NA	8	
37	Avista Corp.	Idaho	AVA	C-AVU-G-23-01	Natural Gas	Distribution	8/31/2023	Settled	1,255	Yes	No	7.19	9.4	50	06/2022	206,562	Average	7	
38	Avista Corp.	Idaho	AVA	C-AVU-G-21-01	Natural Gas	Distribution	9/1/2021	Settled	-0.7	Yes	No	7.05	9.4	50	12/2019	172,311	Average	7	
39	Avista Corp.	Idaho	AVA	C-AVU-G-17-01	Natural Gas	Distribution	12/28/2017	Settled	2,312	Yes	No	7.61	9.5	50	12/2016	145,94	Year-end	6	
40	Avista Corp.	Idaho	AVA	C-AVU-G-15-01	Natural Gas	Distribution	12/18/2015	Settled	2.5	No	No	7.42	9.5	50	12/2014	131,925	Average	6	
41	Avista Corp.	Idaho	AVA	C-AVU-G-14-01	Natural Gas	Distribution	9/18/2014	Settled	0	No	No	NA	NA	NA	NA	NA	NA	3	
42	Avista Corp.	Idaho	AVA	C-AVU-G-12-07	Natural Gas	Distribution	3/27/2013	Settled	4.4	Yes	No	7.91	9.8	50	06/2012	116.1	Average	5	
43	Avista Corp.	Idaho	AVA	C-AVU-G-11-01	Natural Gas	Distribution	9/30/2011	Settled	1.1	No	No	NA	NA	NA	12/2010	NA	NA	2	
44	Avista Corp.	Idaho	AVA	C-AVU-G-10-01	Natural Gas	Distribution	9/21/2010	Settled	1.9	No	No	NA	NA	NA	12/2009	NA	NA	6	
45	Avista Corp.	Idaho	AVA	C-AVU-G-09-01	Natural Gas	Distribution	7/17/2009	Settled	1,939	No	No	8.55	10.5	50	09/2008	90,028	Average	5	
46	Avista Corp.	Idaho	AVA	C-AVU-G-08-01	Natural Gas	Distribution	9/30/2008	Settled	3.9	No	No	8.45	10.2	47.94	12/2007	85,159	Average	6	

Case Type: All
Rate Case History (Gas)
List: None
Company List: All
Years: All
Service Type: Electric

Line	Company	State	Parent Company Ticker	Docket	Rate Case Service Type	Case Type	Date	Division Type	Rate Increase (\$M)	Phase-In?	Interim Authorized?	Increase Authorized			Common Equity to Total Capital (%)	Rate Case Test Year End Date	Rate Base (\$M)	Rate Case Valuation Method	Rate Case Duration (months)
												Return on Original Cost Rate (%)	Return on Equity (%)	Common Equity to Total Capital (%)					
47	Avista Corp.	Idaho	AVA	C-AVU-Gr-04-1	Natural Gas	Distribution	9/9/2004	Fully Litigated	3.3	No	No	9.25	10.4	42.59	12/2002	59.6	Average	7	
48	Avista Corp.	Idaho	AVA	C-U-1008-171	Natural Gas	Distribution	9/17/1982	Fully Litigated	1.7	No	No	12.07	15.25	40	12/1981	NA	NA	6	
49	Avista Corp.	Idaho	AVA	C-U-1008-155	Natural Gas	Distribution	10/20/1981	Fully Litigated	0.8	No	No	11.74	15.25	40	12/1980	NA	NA	7	
50	Avista Corp.	Idaho	AVA	C-U-1008-145	Natural Gas	Distribution	8/11/1980	Fully Litigated	0.4	No	No	10.74	14.85	36.62	12/1979	NA	NA	4	
51	Avista Corp.	Oregon	AVA	D-UG-461	Natural Gas	Distribution	10/26/2023	Settled	7.16	No	No	7.24	9.5	50	12/2024	340,336	Average	7	
52	Avista Corp.	Oregon	AVA	D-UG-433	Natural Gas	Distribution	8/2/2022	Settled	1.6	No	No	7.05	9.4	50	08/2023	315,957	Average	9	
53	Avista Corp.	Oregon	AVA	D-UG-389	Natural Gas	Distribution	12/10/2020	Settled	4.367	No	No	7.24	9.4	50	12/2021	305,026	Year-end	8	
54	Avista Corp.	Oregon	AVA	D-UG-366	Natural Gas	Distribution	10/8/2019	Settled	3.616	No	No	7.24	9.4	50	12/2020	283,14	Year-end	6	
55	Avista Corp.	Oregon	AVA	D-UG-325	Natural Gas	Distribution	9/13/2017	Settled	3.5	No	No	7.35	9.4	50	09/2018	229,932	Average	9	
56	Avista Corp.	Oregon	AVA	D-UG-288	Natural Gas	Distribution	2/29/2016	Fully Litigated	4.46	No	No	7.46	9.4	50	12/2016	NA	Average	10	
57	Avista Corp.	Oregon	AVA	D-UG-284	Natural Gas	Distribution	4/9/2015	Settled	5.262	No	No	7.52	9.5	51	12/2015	189,376	Average	7	
58	Avista Corp.	Oregon	AVA	D-UG-246	Natural Gas	Distribution	1/21/2014	Settled	4.3	Yes	No	7.47	9.65	48	12/2014	159.4	Average	5	
59	Avista Corp.	Oregon	AVA	D-UG-201	Natural Gas	Distribution	3/10/2011	Settled	2.975	Yes	No	8	10.1	50	12/2011	137,199	Average	5	
60	Avista Corp.	Oregon	AVA	D-UG-186	Natural Gas	Distribution	10/26/2009	Settled	8.75	No	No	8.19	10.1	50	12/2010	133,415	Average	4	
61	Avista Corp.	Oregon	AVA	D-UG-181	Natural Gas	Distribution	3/31/2008	Settled	2.283655	Yes	No	8.21	10	50	12/2006	99,119459	Average	5	
62	Avista Corp.	Oregon	AVA	D-UG-153	Natural Gas	Distribution	9/25/2003	Settled	6.3	No	No	8.88	10.25	48.25	12/2002	70.6	Average	5	
63	Avista Corp.	Washington	AVA	D-UG-220064	Natural Gas	Distribution	12/12/2022	Settled	7.5	Yes	No	7.03	NA	NA	NA	510,148	NA	10	
64	Avista Corp.	Washington	AVA	D-UG-200901	Natural Gas	Distribution	9/27/2021	Settled	8.078	No	No	7.12	9.4	48.5	12/2019	441,923	Average	11	
65	Avista Corp.	Washington	AVA	D-UG-190335	Natural Gas	Distribution	3/25/2020	Settled	8	No	No	7.21	9.4	48.5	12/2018	NA	NA	11	
66	Avista Corp.	Washington	AVA	D-UG-170486	Natural Gas	Distribution	4/26/2018	Fully Litigated	-2.1	No	No	7.5	9.5	48.5	12/2016	310,099	Average	11	
67	Avista Corp.	Washington	AVA	D-UG-160229	Natural Gas	Distribution	12/15/2016	Fully Litigated	0	No	No	NA	NA	NA	NA	NA	NA	10	
68	Avista Corp.	Washington	AVA	D-UG-130205	Natural Gas	Distribution	1/6/2016	Settled	10.824	No	No	7.29	9.5	48.5	09/2014	263,655	NA	11	
69	Avista Corp.	Washington	AVA	D-UG-140189	Natural Gas	Distribution	11/25/2014	Settled	8.5	No	No	NA	NA	NA	06/2013	NA	NA	9	
70	Avista Corp.	Washington	AVA	D-UG-120437	Natural Gas	Distribution	12/26/2012	Settled	6.7	Yes	No	7.64	9.8	47	12/2011	NA	NA	8	
71	Avista Corp.	Washington	AVA	D-UG-108877	Natural Gas	Distribution	12/16/2011	Settled	3.8	No	No	NA	NA	NA	NA	NA	NA	7	
72	Avista Corp.	Washington	AVA	D-UG-100468	Natural Gas	Distribution	1/19/2010	Settled	4.554	No	No	7.91	10.2	46.5	12/2009	184,963	Average	8	
73	Avista Corp.	Washington	AVA	D-UG-090135	Natural Gas	Distribution	12/22/2009	Fully Litigated	0.557	No	No	8.25	10.2	46.5	09/2008	169,582	Average	11	
74	Avista Corp.	Washington	AVA	D-UG-08-0417	Natural Gas	Distribution	12/29/2008	Settled	4.768	No	No	8.22	10.2	46.3	12/2007	169,203	Average	10	
75	Avista Corp.	Washington	AVA	D-UG-07-0805	Natural Gas	Distribution	12/19/2007	Settled	3.3	No	No	8.2	10.2	46	12/2006	148.4	Average	7	
76	Avista Corp.	Washington	AVA	D-UG-05-0483	Natural Gas	Distribution	12/21/2005	Settled	1	No	No	9.11	10.4	40	12/2004	NA	Average	8	
77	Avista Corp.	Washington	AVA	D-UG-04-1515	Natural Gas	Distribution	1/5/2005	Settled	5.4	No	No	8.68	NA	NA	NA	NA	NA	4	
78	Avista Corp.	Washington	AVA	D-UE-99-1607	Natural Gas	Distribution	9/29/2000	Fully Litigated	1.8	No	No	9.03	11.16	42	12/1998	NA	Average	11	
79	Avista Corp.	Washington	AVA	Ca-UG-97-1071	Natural Gas	Distribution	12/24/1997	Settled	5	No	No	9.11	10.75	41.25	12/1996	NA	Average	6	
80	Avista Corp.	Washington	AVA	Ca-U-88-2380	Natural Gas	Distribution	10/20/1989	Settled	-5.9	No	No	10.67	12.9	37.39	12/1987	NA	Average	13	
81	Avista Corp.	Washington	AVA	Ca-U-82-11	Natural Gas	Distribution	12/29/1982	Fully Litigated	4.4	No	No	12.58	16.25	38	12/1981	NA	Average	9	
82	Avista Corp.	Washington	AVA	Ca-U-81-16	Natural Gas	Distribution	11/25/1981	Fully Litigated	2.7	No	No	11.61	15.25	38	12/1980	NA	Average	8	
83	Avista Corp.	Washington	AVA	Ca-U-80-14	Natural Gas	Distribution	1/26/1981	Fully Litigated	2.3	No	No	11.25	15.25	36.02	12/1979	NA	Average	10	
84	Black Hills Energy Arkansas	Arkansas	BKH	D-21-097-U	Natural Gas	Distribution	10/10/2022	Fully Litigated	18.8375	No	No	5.32	9.6	45	12/2021	799,98172	Year-end	10	
85	Black Hills Energy Arkansas	Arkansas	BKH	D-17-071-U	Natural Gas	Distribution	10/5/2018	Settled	22.56398	No	No	5.62	9.61	40.43	12/2017	546,15711	Year-end	9	
86	Black Hills Energy Arkansas	Arkansas	BKH	D-15-011-U	Natural Gas	Distribution	1/28/2016	Settled	8,014,807	No	No	5.33	9.4	39.46	03/2015	374,18358	Year-end	10	
87	Black Hills Energy Arkansas	Arkansas	BKH	D-13-079-U	Natural Gas	Distribution	7/7/2014	Settled	13,80647	No	No	5.71	9.3	41.6	09/2013	273,66413	Year-end	10	
88	Black Hills Energy Arkansas	Arkansas	BKH	D-06-124-U	Natural Gas	Distribution	7/13/2007	Settled	5,795,246	No	No	6.06	9.5	34.29	10/2006	189,16271	Year-end	9	
89	Black Hills Energy Arkansas	Arkansas	BKH	D-04-176-U	Natural Gas	Distribution	11/22/2005	Fully Litigated	4.6	No	No	5.93	9.7	33.03	01/2005	161.9	Year-end	10	
90	Black Hills Energy Arkansas	Arkansas	BKH	D-02-227-U	Natural Gas	Distribution	9/17/2003	Settled	4.1	No	No	6.74	9.9	35.2	06/2002	146.6	Year-end	10	
91	Black Hills Energy Arkansas	Arkansas	BKH	D-96-030-U	Natural Gas	Distribution	11/27/1996	Fully Litigated	5.1	No	No	8.16	11.3	41.29	08/1995	NA	Year-end	10	
92	Black Hills Energy Arkansas	Arkansas	BKH	D-90-004-U	Natural Gas	Distribution	2/18/1991	Settled	6.6	No	No	NA	NA	NA	NA	NA	NA	12	

Rate Case History (Gas)
List: None
Company List: All
States: All
Years: All
Service Type: Electric

Line	Company	State	Parent Company Ticker	Docket	Rate Case Service Type	Case Type	Date	Decision Type	Rate Increase (\$M)	Phase-In?	Interim Authorized?	Increase Authorized			Common Equity to Total Capital (%)	Rate Case Test Year End Date	Rate Base Valuation (\$M)	Rate Case Duration (months)	
												Return on Original Cost Rate (%)	Return on Equity (%)	Common Equity to Total Capital (%)					
93	Black Hills Energy Arkansas	Arkansas	BKH	D-13-3144	Natural Gas	Distribution	7/2/1981	Fully Litigated	3.3	No	No	13.06	15.78	54	09/1980	NA	NA	7	
94	Black Hills Colorado Gas Inc.	Colorado	BKH	D-21-AL-02366	Natural Gas	Distribution	12/13/2021	Settled	6,498,819	No	No	6.56	9.2	50.26	12/2020	303,877.79	Average	6	
95	Black Hills Colorado Gas Inc.	Colorado	BKH	D-20-AL-03800	Natural Gas	Distribution	1/6/2021	Fully Litigated	NA	No	No	NA	NA	NA	NA	NA	NA	3	
96	Black Hills Colorado Gas Inc.	Colorado	BKH	D-19-AL-00750	Natural Gas	Distribution	5/19/2020	Fully Litigated	2,283,861	No	No	6.76	9.2	50.15	06/2018	231,324.41	Average	15	
97	Black Hills Gas Distribution	Colorado	BKH	D-10-AL-4550	Natural Gas	Distribution	12/1/2010	Settled	2,814,865	No	No	8.02	10	50.48	12/2009	127,099.05	Average	5	
98	Black Hills Gas Distribution	Colorado	BKH	D-08S-108G	Natural Gas	Distribution	8/27/2008	Settled	14,869,977	No	No	8.26	10.25	53.13	08/2007	114,168.13	Average	5	
99	Black Hills Iowa Gas Utility	Iowa	BKH	D-RPU-2021-0002	Natural Gas	Distribution	12/28/2021	Settled	5,906,651.9	No	Yes	6.75	9.6	50.01	12/2020	300,922,779	NA	7	
100	Black Hills Iowa Gas Utility	Iowa	BKH	D-RPU-2010-0002	Natural Gas	Distribution	2/10/2011	Settled	3.7	No	Yes	NA	NA	NA	NA	NA	NA	8	
101	Black Hills Iowa Gas Utility	Iowa	BKH	D-RPU-08-3	Natural Gas	Distribution	6/3/2009	Settled	10,391.13	No	Yes	8.71	10.1	51.38	12/2007	87,577,563	Average	12	
102	Black Hills Iowa Gas Utility	Iowa	BKH	D-RPU-05-2	Natural Gas	Distribution	3/1/2006	Settled	2.6	Yes	Yes	8.88	NA	NA	51.39	12/2004	69.1	Average	10
103	Black Hills Iowa Gas Utility	Iowa	BKH	D-RPU-02-5	Natural Gas	Distribution	2/18/2003	Settled	4.3	No	Yes	NA	NA	NA	NA	NA	Average	8	
104	Black Hills Iowa Gas Utility	Iowa	BKH	D-RPU-92-6	Natural Gas	Distribution	11/25/1992	Fully Litigated	3.3	No	No	10.85	12	40.2	12/1991	NA	Average	6	
105	Black Hills Iowa Gas Utility	Iowa	BKH	D-RPU-86-11	Natural Gas	Distribution	3/30/1987	Fully Litigated	-0.3	No	Yes	10.33	12.2	37.12	12/1985	41.8	Average	10	
106	Black Hills Kansas Gas Utility	Kansas	BKH	D-23-BHCG-800-TAR (GSR)	Natural Gas	Limited-Issue Rider	7/20/2023	Fully Litigated	1,457,527	No	No	NA	NA	NA	NA	NA	NA	2	
107	Black Hills Kansas Gas Utility	Kansas	BKH	D-22-BHCG-503-TAR (GSR)	Natural Gas	Limited-Issue Rider	7/28/2022	Fully Litigated	1,374,409	No	No	NA	NA	NA	NA	03/2022	13,952,147	Year-end	2
108	Black Hills Kansas Gas Utility	Kansas	BKH	D-21-BHCG-434-TAR (GSR)	Natural Gas	Limited-Issue Rider	7/29/2021	Fully Litigated	1,823,757	No	No	NA	NA	NA	12/2020	68,638.78	Year-end	2	
109	Black Hills Kansas Gas Utility	Kansas	BKH	D-21-BHCG-418-RTS	Natural Gas	Distribution	12/30/2021	Settled	6,610,982	No	No	NA	NA	NA	12/2020	NA	NA	7	
110	Black Hills Kansas Gas Utility	Kansas	BKH	D-20-BHCG-389-TAR (GSR)	Natural Gas	Limited-Issue Rider	6/23/2020	Fully Litigated	1,631,692	No	No	NA	NA	NA	01/2020	49,161,289	Year-end	3	
111	Black Hills Kansas Gas Utility	Kansas	BKH	D-19-BHCG-400-TAR (GSR)	Natural Gas	Limited-Issue Rider	6/25/2019	Fully Litigated	1,442,503	No	No	NA	NA	NA	02/2019	33,085,262	Year-end	2	
112	Black Hills Kansas Gas Utility	Kansas	BKH	D-18-BHCG-423-TAR (GSR)	Natural Gas	Limited-Issue Rider	6/19/2018	Fully Litigated	0,638,839	No	No	NA	NA	NA	02/2018	18,038,998	Year-end	2	
113	Black Hills Kansas Gas Utility	Kansas	BKH	D-17-BHCG-389-TAR (GSR)	Natural Gas	Limited-Issue Rider	5/23/2017	Fully Litigated	0,380,668	No	No	NA	NA	NA	12/2016	11,491,526	Year-end	3	
114	Black Hills Kansas Gas Utility	Kansas	BKH	D-16-BHCG-377-TAR (GSR)	Natural Gas	Distribution	2/25/2016	Fully Litigated	0,806,778	No	No	NA	NA	NA	10/2015	7,042,942	Year-end	2	
115	Black Hills Kansas Gas Utility	Kansas	BKH	D-14-BHCG-293-TAR (GSR)	Natural Gas	Limited-Issue Rider	10/7/2014	Fully Litigated	0,640,637	No	No	NA	NA	NA	04/2014	23,036,248	Year-end	3	
116	Black Hills Kansas Gas Utility	Kansas	BKH	D-14-BHCG-502-RTS	Natural Gas	Distribution	12/16/2014	Settled	5,234,416	No	No	NA	NA	NA	12/2013	NA	NA	7	
117	Black Hills Kansas Gas Utility	Kansas	BKH	D-13-BHCG-404-TAR (GSR)	Natural Gas	Limited-Issue Rider	2/8/2013	Fully Litigated	0,651,114	No	No	NA	NA	NA	10/2012	18,526,654	Year-end	1	
118	Black Hills Kansas Gas Utility	Kansas	BKH	D-07-AQLG-431-RTS	Natural Gas	Distribution	5/16/2007	Settled	5.1	No	No	NA	NA	NA	NA	NA	NA	6	
119	Black Hills Kansas Gas Utility	Kansas	BKH	D-05-AQLG-367-RTS	Natural Gas	Distribution	5/4/2005	Settled	2.7	No	No	NA	NA	NA	NA	NA	NA	6	
120	Black Hills Kansas Gas Utility	Kansas	BKH	D-00-UJTCG-336-RTS	Natural Gas	Distribution	6/22/2000	Settled	4.7	No	No	NA	NA	40.09	NA	NA	NA	7	
121	Black Hills Kansas Gas Utility	Kansas	BKH	D-193-787-U	Natural Gas	Distribution	11/21/1996	Settled	3.4	No	No	NA	NA	NA	12/1994	NA	Year-end	11	
122	Black Hills Gas Distribution	Nebraska	BKH	D-NG-0067	Natural Gas	Distribution	5/22/2012	Fully Litigated	4.96	No	Yes	7.67	9.6	51.16	03/2011	69.76	Year-end	7	
123	Black Hills Gas Distribution	Nebraska	BKH	D-NG-0060	Natural Gas	Distribution	3/9/2010	Fully Litigated	1,632,216	No	Yes	7.8	9.6	49.96	12/2008	86,147,304	Year-end	8	
124	Black Hills Gas Distribution	Nebraska	BKH	D-NG-0036	Natural Gas	Distribution	12/27/2006	Settled	8.3	No	Yes	NA	NA	NA	NA	NA	NA	6	
125	Black Hills Nebraska Gas LLC	Nebraska	BKH	D-NG-109	Natural Gas	Distribution	1/26/2021	Settled	10,688.54	No	Yes	6.71	9.5	50	12/2019	502,652.42	Year-end	7	
126	Black Hills Nebraska Gas LLC	Nebraska	BKH	D-NG-0061	Natural Gas	Distribution	8/17/2010	Fully Litigated	8.3	No	Yes	9.11	10.1	52	07/2009	161,288.89	Year-end	8	
127	Black Hills Nebraska Gas LLC	Nebraska	BKH	D-NG-0004	Natural Gas	Distribution	7/24/2007	Fully Litigated	9.2	No	Yes	8.8	10.4	51	06/2006	121,395.82	Year-end	8	
128	Black Hills Nebraska Gas LLC	Nebraska	BKH	D-NG-0001.2.3	Natural Gas	Distribution	1/21/2004	Settled	6.2	No	Yes	NA	NA	NA	NA	NA	NA	6	
129	Black Hills Gas Distribution	Wyoming	BKH	D-30022-192-GH-12	Natural Gas	Distribution	3/5/2013	Settled	0	No	No	NA	NA	NA	NA	NA	NA	5	
130	Black Hills Gas Distribution	Wyoming	BKH	D-30022-148-GR-10	Natural Gas	Distribution	12/23/2010	Fully Litigated	4.3	No	No	7.98	9.92	50.34	08/2009	100.5	Year-end	10	
131	Black Hills Gas Distribution	Wyoming	BKH	D-30022-73-GR-06	Natural Gas	Distribution	9/20/2006	Settled	6.5	No	No	8.36	11	43.56	06/2006	85.1	Year-end	6	
132	Black Hills Gas Distribution	Wyoming	BKH	D-9343, SUB 68, 70	Natural Gas	Distribution	9/18/1985	Fully Litigated	-2.5	No	No	11.92	NA	NA	12/1984	NA	Year-end	4	
133	Black Hills Northwest Wyoming	Wyoming	BKH	D-3001-197-GR-17	Natural Gas	Distribution	7/16/2018	Settled	0,968.21	No	No	7.75	9.6	54	06/2017	12,905.13	Year-end	8	
134	Black Hills Wyoming Gas LLC	Wyoming	BKH	D-30005-2-GR-19	Natural Gas	Distribution	12/1/2019	Settled	13,203.87	No	No	6.98	9.4	50.23	12/2018	354,363.4	Year-end	6	
135	Cheyenne Light Fuel Power Co.	Wyoming	BKH	D-30005-182-GR-13	Natural Gas	Distribution	7/31/2014	Settled	0,815,739	No	No	7.98	9.9	54	06/2013	59,570,349	Year-end	8	
136	Cheyenne Light Fuel Power Co.	Wyoming	BKH	D-30005-157-GR-11 (gas)	Natural Gas	Distribution	6/18/2012	Settled	1,639,521	No	No	7.99	9.6	54	08/2011	43,586.14	Year-end	6	
137	Cheyenne Light Fuel Power Co.	Wyoming	BKH	D-30005-112-GR-7 (gas)	Natural Gas	Distribution	11/29/2007	Settled	4,443,646	No	No	8.84	10.9	54	09/2006	37,378.12	Year-end	9	
138	Cheyenne Light Fuel Power Co.	Wyoming	BKH	D-30005-61R-05 (gas)	Natural Gas	Distribution	10/4/2005	Settled	1,951,606	No	No	8.13	10.75	49.8	05/2004	29,641,949	Year-end	5	

Case Type: All
Rate Case History (Gas)
List: None
Company List: All
States: All
Years: All
Service Type: Electric

Line	Company	State	Parent Company Ticker	Docket	Rate Case Service Type	Case Type	Date	Decision Type	Rate Increase (\$M)	Phase-In?	Interim Authorized?	Increase Authorized			Common Equity to Total Capital (%)	Rate Case Test Year End Date	Rate Base (\$M)	Rate Base Valuation Method	Rate Case Duration (months)
												Return on Original Cost Rate (%)	Return on Equity (%)	Common Equity to Total Capital (%)					
139	Consumers Energy Co.	Michigan	CMS	C-U-21308	Natural Gas	Distribution	8/30/2023	Settled	95	No	No	NA	NA	9.9	NA	NA	NA	8	
140	Consumers Energy Co.	Michigan	CMS	C-U-21148	Natural Gas	Distribution	7/7/2022	Settled	170	No	No	NA	NA	9.9	NA	NA	Average	7	
141	Consumers Energy Co.	Michigan	CMS	C-U-20650	Natural Gas	Distribution	9/10/2020	Settled	144	No	No	NA	NA	9.9	NA	NA	Average	8	
142	Consumers Energy Co.	Michigan	CMS	C-U-20322	Natural Gas	Distribution	9/26/2019	Fully Litigated	143,531	No	No	5.84	NA	9.9	41.78	6428,666	Average	10	
143	Consumers Energy Co.	Michigan	CMS	C-U-18424	Natural Gas	Distribution	8/28/2018	Settled	10.6	No	No	5.86	NA	10	40.91	NA	Average	10	
144	Consumers Energy Co.	Michigan	CMS	C-U-18124	Natural Gas	Distribution	7/31/2017	Fully Litigated	29,211	No	Yes	5.97	NA	10.1	41.27	4304,494	Average	12	
145	Consumers Energy Co.	Michigan	CMS	C-U-17882	Natural Gas	Distribution	4/21/2016	Settled	40	No	Yes	NA	NA	NA	NA	NA	NA	9	
146	Consumers Energy Co.	Michigan	CMS	C-U-17643	Natural Gas	Distribution	1/13/2015	Settled	45	No	Yes	NA	NA	10.3	NA	NA	NA	6	
147	Consumers Energy Co.	Michigan	CMS	C-U-17197	Natural Gas	Distribution	12/6/2013	Fully Litigated	NA	No	No	NA	NA	NA	NA	NA	NA	10	
148	Consumers Energy Co.	Michigan	CMS	C-U-16855	Natural Gas	Distribution	6/7/2012	Settled	16	No	Yes	NA	NA	10.3	NA	NA	NA	9	
149	Consumers Energy Co.	Michigan	CMS	C-U-16418	Natural Gas	Distribution	5/26/2011	Settled	31,364	No	No	NA	NA	10.5	NA	NA	NA	9	
150	Consumers Energy Co.	Michigan	CMS	C-U-15986	Natural Gas	Distribution	5/17/2010	Fully Litigated	65,893	No	Yes	7.02	NA	10.55	40.78	2736,211	Average	12	
151	Consumers Energy Co.	Michigan	CMS	C-U-15506	Natural Gas	Distribution	12/23/2008	Settled	22.4	No	No	NA	NA	NA	NA	NA	NA	10	
152	Consumers Energy Co.	Michigan	CMS	C-U-15190	Natural Gas	Distribution	8/21/2007	Settled	49.8	No	No	NA	NA	NA	NA	NA	NA	6	
153	Consumers Energy Co.	Michigan	CMS	C-U-14547	Natural Gas	Distribution	11/21/2006	Fully Litigated	80.8	No	Yes	6.69	NA	11	35.06	2250.6	Average	16	
154	Consumers Energy Co.	Michigan	CMS	C-U-13730	Natural Gas	Distribution	10/14/2004	Fully Litigated	NA	No	Yes	NA	NA	NA	NA	NA	NA	19	
155	Consumers Energy Co.	Michigan	CMS	C-U-13000	Natural Gas	Distribution	11/7/2002	Fully Litigated	55.7	No	Yes	7.45	NA	11.4	34.59	1378.3	Average	16	
156	Consumers Energy Co.	Michigan	CMS	C-U-10755	Natural Gas	Distribution	3/11/1996	Fully Litigated	-11.7	No	No	7.83	NA	29.71	121,996	945.2	Average	14	
157	Consumers Energy Co.	Michigan	CMS	C-U-8924	Natural Gas	Distribution	12/7/1989	Fully Litigated	-28.4	No	No	8.98	NA	13.25	121,989	877.1	Average	25	
158	Consumers Energy Co.	Michigan	CMS	C-U-7650	Natural Gas	Distribution	8/17/1984	Fully Litigated	114.8	No	Yes	11.18	NA	14.82	29.24	946.7	Year-end	15	
159	Consumers Energy Co.	Michigan	CMS	C-U-5732	Natural Gas	Distribution	4/12/1983	Fully Litigated	93	No	Yes	9.52	NA	13.25	28.42	121,981	NA	35	
160	Duke Energy Kentucky Inc.	Kentucky	DUK	C-2011-00190	Natural Gas	Distribution	12/28/2021	Settled	9,7088	No	No	6.54	NA	9.38	51.34	466,4866	Average	7	
161	Duke Energy Kentucky Inc.	Kentucky	DUK	C-2018-00261	Natural Gas	Distribution	3/27/2019	Settled	7,364074	No	No	7.07	NA	9.7	50.76	313,42358	Average	6	
162	Duke Energy Kentucky Inc.	Kentucky	DUK	C-2009-00202	Natural Gas	Distribution	12/29/2009	Settled	13	No	No	NA	NA	10.38	49.9	NA	NA	6	
163	Duke Energy Kentucky Inc.	Kentucky	DUK	C-2005-00042	Natural Gas	Distribution	12/22/2005	Fully Litigated	8.1	No	Yes	7.63	NA	10.2	54.45	69,2006	171.5	Average	10
164	Duke Energy Kentucky Inc.	Kentucky	DUK	C-2001-00092	Natural Gas	Distribution	1/31/2002	Fully Litigated	2.7	No	No	8.74	NA	11	52.73	69,2000	102.8	Year-end	10
165	Duke Energy Kentucky Inc.	Kentucky	DUK	C-92-346	Natural Gas	Distribution	7/23/1993	Fully Litigated	3.9	No	No	9.96	NA	11.5	46.8	84	Year-end	10	
166	Duke Energy Kentucky Inc.	Kentucky	DUK	C-90-041 (gas)	Natural Gas	Distribution	10/2/1990	Fully Litigated	5.8	No	No	11.17	NA	13	49.9	61.8	Year-end	6	
167	Duke Energy Kentucky Inc.	Kentucky	DUK	C-90-29	Natural Gas	Distribution	10/24/1984	Fully Litigated	4.8	No	No	11.87	NA	15.5	36	121,983	NA	5	
168	NC Natural Gas Corp.	North Carolina	DUK	D-G-21-SUB442	Natural Gas	Distribution	10/30/2003	Settled	21	No	No	9.27	NA	11	51.14	394	Year-end	7	
169	NC Natural Gas Corp.	North Carolina	DUK	D-G-21-SUB431	Natural Gas	Distribution	9/23/2002	Settled	4.1	No	No	NA	NA	NA	NA	NA	NA	7	
170	NC Natural Gas Corp.	North Carolina	DUK	D-G-21-SUB334	Natural Gas	Distribution	10/27/1995	Settled	4.2	No	No	10.09	NA	NA	NA	NA	NA	5	
171	NC Natural Gas Corp.	North Carolina	DUK	D-G-21-SUB295	Natural Gas	Distribution	12/6/1991	Fully Litigated	2.6	No	No	11.16	NA	12.7	49	69,1990	114.7	Year-end	7
172	NC Natural Gas Corp.	North Carolina	DUK	D-G-21, SUB 255	Natural Gas	Distribution	11/10/1986	Fully Litigated	6	No	No	11.93	NA	14	43.59	69,1985	NA	7	
173	NC Natural Gas Corp.	North Carolina	DUK	D-G-21, SUB 235	Natural Gas	Distribution	12/12/1983	Fully Litigated	1.1	No	No	13.08	NA	15.5	55	121,982	NA	7	
174	Piedmont Natural Gas Co.	North Carolina	DUK	D-G-9, Sub 781	Natural Gas	Distribution	1/6/2022	Settled	74,24542	No	Yes	6.9	NA	9.6	51.6	4731,1443	Year-end	9	
175	Piedmont Natural Gas Co.	North Carolina	DUK	D-G-9, Sub 743	Natural Gas	Distribution	10/31/2019	Settled	82,82009	No	No	7.14	NA	9.7	52	12,2018	3450,611	Year-end	7
176	Piedmont Natural Gas Co.	North Carolina	DUK	D-G-9, Sub 611, 642 (IMR)	Natural Gas	Limited-Issue Rider	12/12/2015	Fully Litigated	16.5	No	No	NA	NA	NA	NA	NA	NA	0	
177	Piedmont Natural Gas Co.	North Carolina	DUK	D-G-9, Sub 642, 659 (IMR)	Natural Gas	Limited-Issue Rider	1/26/2015	Fully Litigated	26.6	No	No	NA	NA	NA	NA	NA	NA	1	
178	Piedmont Natural Gas Co.	North Carolina	DUK	D-G-9, Sub 631	Natural Gas	Distribution	12/17/2013	Settled	30,65831	No	No	7.51	NA	10	50.66	1822,4336	Year-end	6	
179	Piedmont Natural Gas Co.	North Carolina	DUK	D-G-9, Sub 550	Natural Gas	Distribution	10/24/2008	Settled	15,68074	No	No	8.55	NA	10.6	51	12,2007	1255,6719	Year-end	6
180	Piedmont Natural Gas Co.	North Carolina	DUK	D-G-9-SUB499	Natural Gas	Distribution	11/32/005	Settled	8.5	No	No	9.04	NA	NA	NA	1040.9	Year-end	7	
181	Piedmont Natural Gas Co.	North Carolina	DUK	D-G-9-SUB461	Natural Gas	Distribution	10/28/2002	Settled	13.9	No	No	9.44	NA	11.3	52.06	11,2001	NA	7	
182	Piedmont Natural Gas Co.	North Carolina	DUK	D-G-9, SUB 428	Natural Gas	Distribution	10/23/1996	Settled	6	No	No	9.7	NA	11.3	52.71	12,1999	NA	6	
183	Piedmont Natural Gas Co.	North Carolina	DUK	D-G-9-SUB382	Natural Gas	Distribution	10/23/1996	Settled	3.1	No	No	10.1	NA	NA	NA	01/1996	NA	5	
184	Piedmont Natural Gas Co.	North Carolina	DUK	D-G-9-SUB351	Natural Gas	Distribution	10/19/1994	Settled	5.2	No	No	10.15	NA	NA	NA	12/1993	NA	6	

Case Type: All
Rate Case History (Gas)
List: None
Company List: All
States: All
Years: All
Service Type: Electric

Line	Company	State	Parent Company Ticker	Docket	Rate Case Service Type	Case Type	Date	Decision Type	Rate Increase (\$M)	Phase-In?	Interim Authorized?	Increase Authorized				Rate Case Base (\$M)	Rate Case Test Year End Date	Rate Base Valuation Method	Rate Case Duration (months)
												Return on Original Cost Rate (%)	Return on Equity (%)	Common Equity to Total Capital (%)	Rate Case Test Year End Date				
185	Piedmont Natural Gas Co.	North Carolina	DUK	D-G-9-SUB340	Natural Gas	Distribution	2/10/1994	Settled	1.2	No	No	10.06	NA	NA	03/1993	NA	Year-end	5	
186	Piedmont Natural Gas Co.	North Carolina	DUK	D-G-9-SUB309	Natural Gas	Distribution	7/22/1991	Settled	9.7	No	No	11.43	12.9	52	10/1990	NA	Year-end	7	
187	Piedmont Natural Gas Co.	North Carolina	DUK	D-G-9-SUB 278	Natural Gas	Distribution	2/8/1989	Fully Litigated	6.2	No	Yes	11.63	13.37	49.81	01/1988	211.7	Year-end	9	
188	Piedmont Natural Gas Co.	North Carolina	DUK	D-G-9-SUB 251	Natural Gas	Distribution	12/11/1985	Fully Litigated	8.4	No	No	12.4	14.9	46.04	01/1985	NA	NA	7	
189	Piedmont Natural Gas Co.	North Carolina	DUK	D-G-9-SUB 219	Natural Gas	Distribution	11/30/1982	Fully Litigated	4.6	No	No	11.87	15.65	53.17	12/1981	NA	NA	7	
190	Piedmont Natural Gas Co.	North Carolina	DUK	D-G-9-SUB 212	Natural Gas	Distribution	2/2/1982	Fully Litigated	9.2	No	No	11.96	16.24	50.81	03/1981	NA	NA	7	
191	Duke Energy Ohio Inc.	Ohio	DUK	C-22-0507-GA-AIR	Natural Gas	Distribution	11/1/2023	Settled	31,689.74	No	No	6.96	9.6	52.32	12/2022	1897,600.9	Date Certain	16	
192	Duke Energy Ohio Inc.	Ohio	DUK	C-12-1685-GA-AIR	Natural Gas	Distribution	11/13/2013	Settled	0	No	No	7.73	9.84	53.3	12/2012	882,242.44	Date Certain	16	
193	Duke Energy Ohio Inc.	Ohio	DUK	C-07-0589-GA-AIR	Natural Gas	Distribution	5/28/2008	Settled	18,217.57	No	No	8.45	10.5	55.76	12/2007	649,964.87	Date Certain	10	
194	Duke Energy Ohio Inc.	Ohio	DUK	C-01-1228-GA-AIR	Natural Gas	Distribution	6/11/2002	Settled	15.1	No	No	9.27	11.77	47.01	12/2001	415.8	Date Certain	10	
195	Duke Energy Ohio Inc.	Ohio	DUK	C-95-656-GA-AIR	Natural Gas	Distribution	12/12/1996	Fully Litigated	9.3	No	No	9.67	11.96	47.98	06/1996	364.8	Date Certain	11	
196	Duke Energy Ohio Inc.	Ohio	DUK	C-92-1463-GA-AIR	Natural Gas	Distribution	8/26/1993	Settled	19.1	No	No	NA	NA	NA	05/1992	NA	Date Certain	11	
197	Duke Energy Ohio Inc.	Ohio	DUK	C-90-390-GA-AIR	Natural Gas	Distribution	1/3/1991	Settled	39.3	No	No	10.91	13.02	43.84	12/1990	246.2	Date Certain	9	
198	Duke Energy Ohio Inc.	Ohio	DUK	C-83-1529-GA-AIR	Natural Gas	Distribution	11/20/1984	Fully Litigated	19.1	No	No	12.1	15.92	37.8	09/1984	156.7	Date Certain	8	
199	Duke Energy Ohio Inc.	Ohio	DUK	C-81-67-GA-AIR	Natural Gas	Distribution	12/7/1982	Fully Litigated	19.4	No	No	11.8	16.84	34.5	09/1981	NA	NA	9	
200	Piedmont Natural Gas Co.	South Carolina	DUK	D-2022-7-G	Natural Gas	Distribution	10/5/2023	Settled	12,939.99	No	No	6.9	9.3	53.13	03/2023	558,882.61	Year-end	3	
201	Piedmont Natural Gas Co.	South Carolina	DUK	D-2022-89-G	Natural Gas	Distribution	9/15/2022	Settled	1,659.14	No	No	6.8	9.3	52.2	12/2021	501,322.06	Year-end	5	
202	Piedmont Natural Gas Co.	South Carolina	DUK	D-2021-7-G	Natural Gas	Distribution	9/29/2021	Settled	7,441.962	No	No	7.07	9.8	52.2	03/2021	452,655.59	Year-end	3	
203	Piedmont Natural Gas Co.	South Carolina	DUK	D-2020-7-G	Natural Gas	Distribution	10/4/2020	Settled	7,084.535	No	No	7.23	9.8	52.31	03/2020	407,612.05	Year-end	3	
204	Piedmont Natural Gas Co.	South Carolina	DUK	D-2019-7-G	Natural Gas	Distribution	10/22/2019	Settled	6,102.317	No	No	7.57	9.9	55.35	03/2019	365,709.41	Year-end	3	
205	Piedmont Natural Gas Co.	South Carolina	DUK	D-2018-7-G	Natural Gas	Distribution	9/26/2018	Settled	-13,855.62	No	No	7.6	10.2	53	03/2018	341,418.48	Year-end	3	
206	Piedmont Natural Gas Co.	South Carolina	DUK	D-2017-7-G	Natural Gas	Distribution	9/27/2017	Settled	5.5	No	No	7.6	10.2	53	03/2017	304,077.19	Year-end	3	
207	Piedmont Natural Gas Co.	South Carolina	DUK	D-2016-7-G	Natural Gas	Distribution	10/13/2016	Settled	8.3	No	No	7.68	10.2	53	03/2016	246,085.58	Year-end	4	
208	Piedmont Natural Gas Co.	South Carolina	DUK	D-2002-63-G	Natural Gas	Distribution	11/1/2002	Fully Litigated	8,381.22	No	No	10.39	12.6	54.9	01/2002	184,083.96	Year-end	6	
209	Piedmont Natural Gas Co.	South Carolina	DUK	D-95-715-G	Natural Gas	Distribution	11/7/1995	Fully Litigated	7.8	No	No	10.77	12.5	54.19	01/1995	129.9	Year-end	6	
210	Piedmont Natural Gas Co.	South Carolina	DUK	D-81-252-G	Natural Gas	Distribution	10/21/1981	Fully Litigated	2.9	No	Yes	11.91	16.25	50.14	03/1981	NA	NA	2	
211	Piedmont Natural Gas Co.	Tennessee	DUK	D-23-00035	Natural Gas	Distribution	12/4/2023	Settled	40,208.69	No	No	6.95	9.8	50.09	12/2022	1,140,671.3	Average	6	
212	Piedmont Natural Gas Co.	Tennessee	DUK	D-20-00086	Natural Gas	Distribution	2/16/2021	Settled	16.25	No	Yes	6.85	9.8	50.5	12/2021	897,267.15	Average	7	
213	Piedmont Natural Gas Co.	Tennessee	DUK	D-11-00144	Natural Gas	Distribution	1/23/2012	Settled	11.9	No	No	7.98	10.2	52.71	02/2012	348,872.82	Average	4	
214	Piedmont Natural Gas Co.	Tennessee	DUK	D-03-00313	Natural Gas	Distribution	9/22/2003	Settled	10.3	No	No	8.42	NA	NA	10/2004	259,859.93	NA	NA	
215	Piedmont Natural Gas Co.	Tennessee	DUK	D-99-00994	Natural Gas	Distribution	6/5/2000	Settled	4.9	No	No	9.56	NA	NA	NA	NA	NA	5	
216	Piedmont Natural Gas Co.	Tennessee	DUK	D-96-00977	Natural Gas	Distribution	12/17/1996	Fully Litigated	4.4	No	No	9.85	11.5	49.6	12/1995	200.7	Average	6	
217	Piedmont Natural Gas Co.	Tennessee	DUK	D-94-01054	Natural Gas	Distribution	10/20/1994	Settled	6.8	No	No	10.22	NA	NA	12/1993	168.4	Average	5	
218	Piedmont Natural Gas Co.	Tennessee	DUK	D-91-02636	Natural Gas	Distribution	9/27/1991	Settled	5.2	No	No	11.06	12.5	50.5	12/1990	126.5	Average	6	
219	Piedmont Natural Gas Co.	Tennessee	DUK	D-U-89-10491	Natural Gas	Distribution	11/3/1989	Settled	7.9	No	No	11.33	12.93	46.28	04/1989	107.1	Average	4	
220	Piedmont Natural Gas Co.	Tennessee	DUK	D-U-87-7499	Natural Gas	Distribution	11/13/1987	Settled	2.1	No	No	11.04	12.75	48.76	10/1988	NA	Average	6	
221	Piedmont Natural Gas Co.	Tennessee	DUK	D-U-85-7385	Natural Gas	Distribution	10/25/1985	Fully Litigated	3.1	No	No	12.05	15.25	41.41	01/1985	NA	Average	6	
222	Piedmont Natural Gas Co.	Tennessee	DUK	D-U-82-7190	Natural Gas	Distribution	3/16/1983	Fully Litigated	4.9	No	No	14.35	16	57.44	05/1982	NA	Average	6	
223	Energy Louisiana LLC	Louisiana	ETR	D-U-28035	Natural Gas	Distribution	7/6/2005	Settled	5.8	No	No	8.11	10.5	47.52	09/2003	26.3	Average	12	
224	Energy Gulf States LA LLC	Louisiana	ETR	D-U-15640	Natural Gas	Distribution	12/12/1983	Fully Litigated	1.5	No	No	12.6	14.5	38	12/1982	NA	Average	12	
225	Energy Gulf States LA LLC	Louisiana	ETR	D-U-14444	Natural Gas	Distribution	11/17/1980	Fully Litigated	3.4	No	No	10.66	15.5	38.66	12/1979	NA	Average	12	
226	Energy New Orleans LLC	Louisiana	ETR	D-UD-18-07 (gas)	Natural Gas	Distribution	11/7/2019	Fully Litigated	-2.5	No	No	7.09	9.35	50	NA	NA	NA	13	
227	Energy New Orleans LLC	Louisiana	ETR	D-UD-08-03 (gas)	Natural Gas	Distribution	4/2/2009	Settled	4.95	No	No	NA	10.75	NA	12/2008	NA	Year-end	8	
228	Energy New Orleans LLC	Louisiana	ETR	D-UD-01-04 (gas)	Natural Gas	Distribution	5/15/2003	Settled	11.8	No	No	NA	NA	NA	NA	NA	NA	23	
229	Energy New Orleans LLC	Louisiana	ETR	D-UD-97-1 (gas)	Natural Gas	Distribution	11/5/1998	Settled	-2.9	Yes	No	NA	NA	NA	12/1996	NA	Average	21	
230	Energy New Orleans LLC	Louisiana	ETR	D-UD-91-1 (gas)	Natural Gas	Distribution	5/21/1992	Settled	6.8	Yes	No	NA	NA	NA	06/1990	NA	Average	6	

Case Type: All
Rate Case History (Gas)
List: None
Company List: All
States: All
Years: All
Service Type: Electric

Line	Company	State	Parent Company Ticker	Docket	Rate Case Service Type	Case Type	Date	Decision Type	Rate Increase (\$M)	Phase-In?	Interim Authorized?	Increase Authorized				Common Equity to Total Capital (%)	Rate Case Base (\$M)	Rate Case Valuation Method	Rate Case Duration (months)
												Return on Original Cost Rate (%)	Return on Equity (%)	Common Equity to Total Capital (%)	Rate Case Base (\$M)				
231	Energy New Orleans LLC	Louisiana	ETR	D-L-15116 (gas)	Natural Gas	Distribution	6/24/1983	Fully Litigated	0	No	No	NA	NA	NA	NA	NA	NA	NA	11
232	Energy New Orleans LLC	Louisiana	ETR	C-R-81-73 (gas)	Natural Gas	Distribution	4/9/1981	Fully Litigated	8	No	No	9.78	15	30.16	12/1980	NA	Average	11	
233	Interstate Power & Light Co.	Iowa	LNT	D-RPU-2019-0002	Natural Gas	Distribution	12/18/2019	Settled	11.8	No	No	7.02	9.6	51	12/2020	557.39665	Average	9	
234	Interstate Power & Light Co.	Iowa	LNT	D-RPU-2018-0002	Natural Gas	Distribution	12/12/2018	Settled	13.94681	No	Yes	7.29	9.6	51	12/2017	491.44558	Average	7	
235	Interstate Power & Light Co.	Iowa	LNT	D-RPU-2012-0002	Natural Gas	Distribution	11/26/2012	Settled	10.5	Yes	Yes	7.76	10	45.03	12/2011	254.78175	Average	6	
236	Interstate Power & Light Co.	Iowa	LNT	D-RPU-05-1	Natural Gas	Distribution	10/14/2005	Settled	14	No	Yes	8.68	10.4	49.35	12/2004	211.9	Average	6	
237	Interstate Power & Light Co.	Iowa	LNT	D-RPU-02-7	Natural Gas	Distribution	5/15/2003	Fully Litigated	13.3	No	Yes	9.03	11.05	47.84	12/2001	172.3	Average	10	
238	Interstate Power & Light Co.	Iowa	LNT	D-RPU-92-11	Natural Gas	Distribution	9/1/1993	Fully Litigated	3.3	No	No	9.33	11.25	44.26	12/1991	NA	Average	9	
239	Interstate Power & Light Co.	Iowa	LNT	D-RPU-92-9	Natural Gas	Distribution	5/3/1993	Settled	5.5	No	Yes	9.9	11.75	43.59	12/1991	66.4	Average	10	
240	Interstate Power & Light Co.	Iowa	LNT	D-RPU-90-7	Natural Gas	Distribution	4/30/1991	Settled	4.4	No	No	10.32	12.45	47.67	12/1989	NA	Average	8	
241	Interstate Power & Light Co.	Iowa	LNT	D-RPU-89-3	Natural Gas	Distribution	4/30/1990	Fully Litigated	3.6	No	No	10.34	12.45	48.81	12/1988	NA	Average	10	
242	Interstate Power & Light Co.	Iowa	LNT	D-RPU-81-44	Natural Gas	Distribution	7/2/1982	Fully Litigated	4.6	No	No	10.96	15.1	36.08	12/1981	NA	Average	9	
243	Interstate Power & Light Co.	Iowa	LNT	D-RPU-80-42	Natural Gas	Distribution	4/30/1981	Fully Litigated	3.8	No	No	9.89	13.6	34.56	12/1979	NA	Average	7	
244	Wisconsin Power and Light Co.	Wisconsin	LNT	D-6680-UR-124 (Gas)	Natural Gas	Distribution	11/9/2023	Fully Litigated	12.702	Yes	No	7.42	9.8	53.7	12/2025	532.232	Average	6	
245	Wisconsin Power and Light Co.	Wisconsin	LNT	D-6680-UR-123 (Gas)	Natural Gas	Distribution	11/18/2021	Settled	15.397	Yes	No	7.44	10	52.5	12/2023	488.656	Average	6	
246	Wisconsin Power and Light Co.	Wisconsin	LNT	D-6680-UR-122 (Gas)	Natural Gas	Distribution	12/23/2020	Fully Litigated	0	No	No	7.14	10	52.53	12/2021	480.947	Average	7	
247	Wisconsin Power and Light Co.	Wisconsin	LNT	D-6680-UR-121 (Gas)	Natural Gas	Distribution	9/14/2018	Settled	0	No	No	6.97	10	52	12/2020	386.922	Average	3	
248	Wisconsin Power and Light Co.	Wisconsin	LNT	D-6680-UR-120 (Gas)	Natural Gas	Distribution	11/18/2016	Settled	9.378	Yes	No	7.84	10	52.2	12/2018	284.26	Average	6	
249	Wisconsin Power and Light Co.	Wisconsin	LNT	D-6680-UR-119 (Gas)	Natural Gas	Distribution	6/6/2014	Fully Litigated	-5	No	No	NA	10.4	50.46	12/2015	201.44	Average	1	
250	Wisconsin Power and Light Co.	Wisconsin	LNT	D-6680-UR-118 (gas)	Natural Gas	Distribution	6/15/2012	Fully Litigated	-13.1	No	No	NA	10.4	49.31	12/2013	196.169	Average	1	
251	Wisconsin Power and Light Co.	Wisconsin	LNT	D-6680-UR-117 (gas)	Natural Gas	Distribution	12/18/2009	Fully Litigated	5.564	No	No	8.84	10.4	50.38	12/2010	214.915	Average	7	
252	Wisconsin Power and Light Co.	Wisconsin	LNT	6680-UR-116 (gas)	Natural Gas	Distribution	12/30/2008	Settled	-3.884	No	No	NA	NA	NA	12/2009	NA	NA	10	
253	Wisconsin Power and Light Co.	Wisconsin	LNT	D-6680-UR-115 (gas)	Natural Gas	Distribution	1/19/2007	Fully Litigated	-1.9	No	No	9.15	10.8	54.13	12/2007	196.5	Average	10	
254	Wisconsin Power and Light Co.	Wisconsin	LNT	D-6680-UR-114 (gas)	Natural Gas	Distribution	7/19/2005	Fully Litigated	2	No	No	10.08	11.5	61.75	06/2006	175.8	Average	10	
255	Wisconsin Power and Light Co.	Wisconsin	LNT	D-6680-UR-113 (gas)	Natural Gas	Distribution	12/12/2003	Fully Litigated	-0.4	No	No	10.15	12	60.27	12/2004	150.5	Average	9	
256	Wisconsin Power and Light Co.	Wisconsin	LNT	D-6680-UR-112 (gas)	Natural Gas	Distribution	4/3/2003	Fully Litigated	3.6	No	No	10.2	12	51.72	12/2003	NA	Average	11	
257	Wisconsin Power and Light Co.	Wisconsin	LNT	D-6680-UR-111 (gas)	Natural Gas	Distribution	9/12/2002	Fully Litigated	21.5	No	Yes	9.93	12.3	44.67	12/2002	NA	Average	13	
258	Wisconsin Power and Light Co.	Wisconsin	LNT	D-6680-UR-110 (gas)	Natural Gas	Distribution	4/29/1997	Fully Litigated	-1.2	No	No	9.38	11.7	52	12/1997	NA	Average	13	
259	Wisconsin Power and Light Co.	Wisconsin	LNT	D-6680-UR-109 (gas)	Natural Gas	Distribution	12/8/1994	Fully Litigated	0.7	No	No	9.28	11.5	51.93	12/1995	NA	Average	10	
260	Wisconsin Power and Light Co.	Wisconsin	LNT	D-6680-UR-108 (gas)	Natural Gas	Distribution	9/30/1993	Fully Litigated	1.8	No	No	NA	11.6	50.31	07/1994	NA	Average	8	
261	Wisconsin Power and Light Co.	Wisconsin	LNT	D-6680-UR-107 (gas)	Natural Gas	Distribution	12/22/1992	Fully Litigated	-0.3	No	No	9.68	12.4	49.53	07/1993	NA	Average	11	
262	Wisconsin Power and Light Co.	Wisconsin	LNT	D-6680-UR-105 (gas)	Natural Gas	Distribution	6/27/1990	Fully Litigated	-3.1	No	No	10.27	12.9	50.16	07/1991	NA	Average	6	
263	Wisconsin Power and Light Co.	Wisconsin	LNT	D-6680-UR-104-G	Natural Gas	Distribution	11/9/1989	Fully Litigated	1.7	No	No	NA	13	49.5	07/1990	NA	Average	10	
264	Wisconsin Power and Light Co.	Wisconsin	LNT	D-6680-UR-103-G	Natural Gas	Distribution	10/13/1988	Fully Litigated	1.6	No	No	10.34	13.1	49.52	07/1989	NA	Average	7	
265	Wisconsin Power and Light Co.	Wisconsin	LNT	D-6680-UR-102-G	Natural Gas	Distribution	3/31/1987	Settled	-1.3	No	No	10.94	13.5	46.78	07/1988	NA	Average	2	
266	Wisconsin Power and Light Co.	Wisconsin	LNT	D-6680-UR-101-G	Natural Gas	Distribution	8/14/1986	Fully Litigated	0.6	No	No	10.94	13.5	46.78	07/1987	NA	Average	7	
267	Wisconsin Power and Light Co.	Wisconsin	LNT	D-6680-UR-100-G	Natural Gas	Distribution	8/29/1985	Fully Litigated	0.6	No	No	11.46	14.5	46.94	06/1986	NA	Average	8	
268	Wisconsin Power and Light Co.	Wisconsin	LNT	D-6680-UR-14-G	Natural Gas	Distribution	10/9/1984	Fully Litigated	1.8	No	No	11.06	14.75	45.27	06/1985	NA	Average	9	
269	Wisconsin Power and Light Co.	Wisconsin	LNT	D-6680-UR-13-G	Natural Gas	Distribution	8/31/1983	Fully Litigated	2.1	No	No	10.89	14.75	45.5	06/1984	NA	Average	7	
270	Wisconsin Power and Light Co.	Wisconsin	LNT	D-6680-UR-11-G	Natural Gas	Distribution	6/25/1981	Fully Litigated	4.3	No	Yes	NA	14.75	39.4	12/1981	NA	Average	24	
271	Madison Gas and Electric Co.	Wisconsin	MGEE	D-3270-UR-124 (Gas)	Natural Gas	Distribution	11/3/2023	Fully Litigated	8.586	No	No	7.8	9.7	56.06	12/2025	341.369	Average	6	
272	Madison Gas and Electric Co.	Wisconsin	MGEE	D-3270-UR-124 (Gas)	Natural Gas	Distribution	11/23/2021	Settled	4.155	Yes	No	NA	9.8	55	12/2022	NA	Average	6	
273	Madison Gas and Electric Co.	Wisconsin	MGEE	D-3270-UR-123 (Gas)	Natural Gas	Distribution	11/24/2020	Settled	6.67	No	No	7.07	9.8	55	12/2021	282.36	Average	2	
274	Madison Gas and Electric Co.	Wisconsin	MGEE	D-3270-UR-122 (Gas)	Natural Gas	Distribution	9/20/2018	Settled	4.078	Yes	No	7.1	9.8	56.06	12/2020	250.743	Average	2	
275	Madison Gas and Electric Co.	Wisconsin	MGEE	D-3270-UR-121 (Gas)	Natural Gas	Distribution	11/9/2016	Fully Litigated	3.083	No	No	7.88	9.8	57.16	12/2017	175.781	Average	7	
276	Madison Gas and Electric Co.	Wisconsin	MGEE	D-3270-UR-120 (Gas)	Natural Gas	Distribution	11/26/2014	Fully Litigated	-3.788	No	No	7.98	10.2	58.96	12/2015	158.054	Average	7	

Rate Case History (Gas)
List: None
Company List: All
States: All
Years: All
Service Type: Electric

Line	Company	State	Parent Company Ticker	Docket	Rate Case Service Type	Case Type	Date	Decision Type	Rate Increase (\$M)	Phase-In?	Interim Authorized?	Increase Authorized				Rate Case Valuation (\$M)	Rate Base Valuation Method	Rate Case Duration (months)
												Return on Original Cost Rate (%)	Return on Equity (%)	Common Equity to Total Capital (%)	Rate Case Test Year End Date			
277	Madison Gas and Electric Co.	Wisconsin	MGEE	D-3270-UR-119 (gas)	Natural Gas	Distribution	7/20/2013	Settled	0	No	No	NA	NA	NA	NA	NA	3	
278	Madison Gas and Electric Co.	Wisconsin	MGEE	D-3270-UR-118 (gas)	Natural Gas	Distribution	11/9/2012	Fully Litigated	1.646	No	No	8.44	10.3	59.09	12/2013	136,126	Average	7
279	Madison Gas and Electric Co.	Wisconsin	MGEE	D-3270-UR-117 (gas)	Natural Gas	Distribution	12/1/2011	Fully Litigated	1.949	No	No	8.8	10.3	58.06	12/2011	128,291	Average	8
280	Madison Gas and Electric Co.	Wisconsin	MGEE	D-3270-UR-116 (gas)	Natural Gas	Distribution	12/22/2009	Fully Litigated	-1.497	No	No	8.86	10.4	55.34	12/2010	122.69	Average	7
281	Madison Gas and Electric Co.	Wisconsin	MGEE	D-3270-UR-115 (gas)	Natural Gas	Distribution	12/14/2007	Fully Litigated	7.8	No	No	9.09	10.8	57.36	12/2008	126.2	Average	7
282	Madison Gas and Electric Co.	Wisconsin	MGEE	D-3270-UR-114 (gas)	Natural Gas	Distribution	12/12/2005	Fully Litigated	3.8	No	No	9.58	11	56.65	12/2006	112.3	Average	7
283	Madison Gas and Electric Co.	Wisconsin	MGEE	D-3270-UR-113 (gas)	Natural Gas	Distribution	12/22/2004	Fully Litigated	-4.2	No	No	9.94	11.5	57.64	12/2005	104.8	Average	7
284	Madison Gas and Electric Co.	Wisconsin	MGEE	D-3270-UR-112 (gas)	Natural Gas	Distribution	1/13/2004	Fully Litigated	1	No	No	10.23	12	55.91	12/2004	98.7	Average	7
285	Madison Gas and Electric Co.	Wisconsin	MGEE	D-3270-UR-111 (gas)	Natural Gas	Distribution	2/28/2003	Fully Litigated	6.8	No	No	10.32	12.3	55.42	12/2003	NA	Average	10
286	Madison Gas and Electric Co.	Wisconsin	MGEE	D-3270-UR-110 (gas)	Natural Gas	Distribution	11/28/2000	Fully Litigated	3.4	No	No	11.01	12.9	50.69	12/2001	NA	Average	7
287	Madison Gas and Electric Co.	Wisconsin	MGEE	D-3270-UR-109 (gas)	Natural Gas	Distribution	12/10/1998	Fully Litigated	0.7	No	No	11.01	12.2	53.35	12/1999	NA	Average	7
288	Madison Gas and Electric Co.	Wisconsin	MGEE	D-3270-UR-108 (gas)	Natural Gas	Distribution	7/17/1997	Fully Litigated	3.5	No	No	11.35	12	53.01	06/1998	NA	Average	10
289	Madison Gas and Electric Co.	Wisconsin	MGEE	D-3270-UR-107 (gas)	Natural Gas	Distribution	12/8/1994	Fully Litigated	0	No	No	11.31	11.7	53.89	12/1995	NA	Average	7
290	Madison Gas and Electric Co.	Wisconsin	MGEE	D-3270-UR-106 (gas)	Natural Gas	Distribution	6/3/1993	Fully Litigated	-1.4	No	No	11.31	12	50.66	05/1994	NA	Average	7
291	Madison Gas and Electric Co.	Wisconsin	MGEE	D-3270-UR-104 (gas)	Natural Gas	Distribution	6/15/1990	Fully Litigated	-0.9	No	No	11.42	13.2	51.37	05/1991	NA	Average	8
292	Madison Gas and Electric Co.	Wisconsin	MGEE	D-3270-UR-103-G	Natural Gas	Distribution	6/8/1989	Fully Litigated	1.4	No	No	11.99	13.5	47.81	05/1990	NA	Average	8
293	Madison Gas and Electric Co.	Wisconsin	MGEE	D-3270-UR-102-G	Natural Gas	Distribution	6/14/1988	Fully Litigated	0.9	No	No	11.3	13.5	48.09	04/1989	NA	Average	8
294	Madison Gas and Electric Co.	Wisconsin	MGEE	D-3270-UR-101-G	Natural Gas	Distribution	5/28/1987	Fully Litigated	8.2	No	No	NA	NA	47.9	04/1988	NA	Average	7
295	Madison Gas and Electric Co.	Wisconsin	MGEE	D-3270-UR-100-G	Natural Gas	Distribution	5/29/1986	Fully Litigated	1.4	No	No	11.71	13.9	49	04/1987	NA	Average	7
296	Madison Gas and Electric Co.	Wisconsin	MGEE	D-3270-UR-13-G	Natural Gas	Distribution	7/26/1985	Fully Litigated	0.1	No	No	11.65	14.5	47.88	03/1986	NA	Average	13
297	Madison Gas and Electric Co.	Wisconsin	MGEE	D-3270-UR-12-G	Natural Gas	Distribution	2/28/1984	Fully Litigated	-0.3	No	No	11.15	14.5	45.5	12/1984	NA	Average	9
298	Madison Gas and Electric Co.	Wisconsin	MGEE	D-3270-UR-11-G	Natural Gas	Distribution	6/22/1983	Fully Litigated	1.8	No	No	11.7	14.5	42.75	12/1983	60.6	Average	11
299	Madison Gas and Electric Co.	Wisconsin	MGEE	D-3270-UR-10-G	Natural Gas	Distribution	7/22/1982	Fully Litigated	8.8	No	No	12.26	14.5	41.2	12/1982	56.1	Average	10
300	Madison Gas and Electric Co.	Wisconsin	MGEE	D-3270-UR-9-G	Natural Gas	Distribution	2/14/1980	Fully Litigated	3	No	No	NA	13	40	12/1980	NA	Average	8
301	Pivotal Utility Holdings Inc.	Florida	NEE	20220069-GU	Natural Gas	Distribution	3/28/2023	Fully Litigated	23,30897	No	No	6.44	9.5	59.6	12/2023	487,25788	Average	10
302	Pivotal Utility Holdings Inc.	Florida	NEE	20170179-GU	Natural Gas	Distribution	3/26/2018	Settled	15.3	Yes	Yes	NA	10.19	48	12/2018	NA	NA	5
303	Pivotal Utility Holdings Inc.	Florida	NEE	D-080569-GU	Natural Gas	Distribution	2/9/2004	Fully Litigated	6.7	No	Yes	7.36	11.25	36.77	09/2004	119.9	Average	5
304	Pivotal Utility Holdings Inc.	Florida	NEE	D-000768-GU	Natural Gas	Distribution	2/5/2001	Fully Litigated	5.1	No	Yes	7.88	11.5	37.39	09/2001	120.9	Average	5
305	Pivotal Utility Holdings Inc.	Florida	NEE	D-960602-GU	Natural Gas	Distribution	10/29/1996	Fully Litigated	3.8	No	Yes	7.87	11.3	35.04	09/1997	92,085	Average	4
306	Pivotal Utility Holdings Inc.	Florida	NEE	D-940276-GU	Natural Gas	Distribution	11/29/1994	Settled	1.6	No	Yes	7.26	11.3	29.33	09/1995	82,638	Average	6
307	Pivotal Utility Holdings Inc.	Florida	NEE	D-891175-GU	Natural Gas	Distribution	12/21/1990	Fully Litigated	3.1	No	Yes	9.47	13	50.75	09/1991	62.57	Average	7
308	Northern IN Public Svc Co, LLC	Indiana	NI	Ca-43330-TDSIC-6	Natural Gas	Limited-Issue Rider	8/23/2023	Fully Litigated	5,35638	No	No	NA	NA	NA	02/2023	235,08451	Year-end	3
309	Northern IN Public Svc Co, LLC	Indiana	NI	Ca-4403-TDSIC-4	Natural Gas	Limited-Issue Rider	6/15/2022	Fully Litigated	17,48029	No	No	NA	NA	NA	12/2021	270,6527	Year-end	3
310	Northern IN Public Svc Co, LLC	Indiana	NI	Ca-45621	Natural Gas	Distribution	7/27/2022	Settled	71,80028	Yes	No	6.55	9.85	49.47	12/2022	241,86691	Year-end	10
311	Northern IN Public Svc Co, LLC	Indiana	NI	Ca-43330-TDSIC-3	Natural Gas	Limited-Issue Rider	12/22/2021	Fully Litigated	0,286117	No	No	NA	NA	NA	06/2021	194,54158	Year-end	4
312	Northern IN Public Svc Co, LLC	Indiana	NI	Ca-43300-TDSIC-2	Natural Gas	Limited-Issue Rider	6/16/2021	Fully Litigated	1,068267	No	No	NA	NA	NA	12/2020	142,89973	Year-end	3
313	Northern IN Public Svc Co, LLC	Indiana	NI	Ca-43300-TDSIC-1	Natural Gas	Limited-Issue Rider	12/23/2020	Fully Litigated	3,193468	No	No	NA	NA	NA	06/2020	91,2464	Year-end	4
314	Northern IN Public Svc Co, LLC	Indiana	NI	Ca-4403-TDSIC-11	Natural Gas	Limited-Issue Rider	6/24/2020	Fully Litigated	4,486203	No	No	NA	NA	NA	12/2019	65,728565	Year-end	4
315	Northern IN Public Svc Co, LLC	Indiana	NI	Ca-4403-TDSIC-10	Natural Gas	Limited-Issue Rider	10/16/2019	Fully Litigated	7,3359	No	No	NA	NA	NA	04/2019	27,355711	Year-end	3
316	Northern IN Public Svc Co, LLC	Indiana	NI	Ca-4403-TDSIC-9	Natural Gas	Limited-Issue Rider	12/27/2018	Settled	4,675808	No	No	NA	NA	NA	06/2018	NA	NA	4
317	Northern IN Public Svc Co, LLC	Indiana	NI	Ca-4403-TDSIC-8	Natural Gas	Limited-Issue Rider	8/22/2018	Fully Litigated	14,24229	No	No	NA	NA	NA	12/2017	381,65946	Year-end	5
318	Northern IN Public Svc Co, LLC	Indiana	NI	Ca-44988	Natural Gas	Distribution	9/19/2018	Settled	107.3	Yes	No	6.5	9.85	46.88	12/2018	1520,2097	Year-end	11
319	Northern IN Public Svc Co, LLC	Indiana	NI	Ca-4403-TDSIC-7	Natural Gas	Limited-Issue Rider	12/28/2017	Fully Litigated	14,6117	No	No	NA	NA	NA	06/2017	328,93535	Year-end	3
320	Northern IN Public Svc Co, LLC	Indiana	NI	Ca-4403-TDSIC-6	Natural Gas	Limited-Issue Rider	6/28/2017	Fully Litigated	11,08479	No	No	NA	NA	NA	12/2016	271,26284	Year-end	4
321	Northern IN Public Svc Co, LLC	Indiana	NI	Ca-4403-TDSIC-5	Natural Gas	Limited-Issue Rider	12/28/2016	Fully Litigated	11,94218	NA	NA	NA	NA	NA	NA	211,6138	Year-end	3
322	Northern IN Public Svc Co, LLC	Indiana	NI	Ca-4403-TDSIC-4	Natural Gas	Limited-Issue Rider	6/22/2016	Fully Litigated	6,679044	No	No	NA	NA	NA	12/2015	146,73324	Year-end	3

Rate Case History (Gas)
List: None
Company List: All
States: All
Years: All
Service Type: Electric

Line	Company	State	Parent Company Ticker	Docket	Rate Case Service Type	Case Type	Date	Decision Type	Rate Increase (\$M)	Phase-In?	Interim Authorized?	Increase Authorized				Rate Case Valuation (\$M)	Rate Base Valuation Method	Rate Case Duration (months)
												Return on Original Cost Rate (%)	Return on Equity (%)	Common Equity to Total Capital (%)	Rate Case Test Year End Date			
323	Northern IN Public Svc Co, LLC	Indiana	NI	Ca-44403-TDSC-3	Natural Gas	Limited-Issue Rider	3/30/2016	Fully Litigated	7,577,382	No	No	NA	NA	NA	NA	Year-end	7	
324	Northern IN Public Svc Co, LLC	Indiana	NI	Ca-44403-TDSC-1	Natural Gas	Limited-Issue Rider	1/28/2015	Fully Litigated	0,341,101	No	No	NA	NA	NA	4,448,773	Year-end	5	
325	Northern IN Public Svc Co, LLC	Indiana	NI	Ca-43894	Natural Gas	Distribution	11/4/2010	Settled	-14,813,933	No	No	NA	NA	NA	NA	Year-end	6	
326	Northern IN Public Svc Co, LLC	Indiana	NI	Ca-38380	Natural Gas	Distribution	10/26/1988	Fully Litigated	39.2	No	No	8.79	28.46	716.8	Year-end	11		
327	Northern IN Public Svc Co, LLC	Indiana	NI	Ca-36690	Natural Gas	Distribution	8/11/1982	Fully Litigated	39.6	No	No	10.52	32.74	565.7	Year-end	8		
328	Columbia Gas of Kentucky Inc	Kentucky	NI	C-2021-00183	Natural Gas	Distribution	12/28/2021	Settled	18,311.4	No	No	6.89	52.64	43,114,007	Average	7		
329	Columbia Gas of Kentucky Inc	Kentucky	NI	C-2019-00383 (AMRP)	Natural Gas	Limited-Issue Rider	12/20/2019	Fully Litigated	4,166,007	No	No	7.62	52.42	100,414,89	Year-end	2		
330	Columbia Gas of Kentucky Inc	Kentucky	NI	C-2018-00341 (AMRP)	Natural Gas	Limited-Issue Rider	12/5/2018	Fully Litigated	3,562,093	No	No	7.62	52.42	64,921,874	Year-end	1		
331	Columbia Gas of Kentucky Inc	Kentucky	NI	C-2017-00413 (AMRP)	Natural Gas	Limited-Issue Rider	12/22/2017	Fully Litigated	4,473,892	No	No	7.62	52.42	32,836,664	Year-end	2		
332	Columbia Gas of Kentucky Inc	Kentucky	NI	C-2016-00162	Natural Gas	Distribution	12/22/2016	Settled	18,036	No	No	NA	NA	NA	NA	NA	6	
333	Columbia Gas of Kentucky Inc	Kentucky	NI	C-2013-00167	Natural Gas	Distribution	12/13/2013	Settled	7,659,905	No	No	NA	NA	NA	NA	NA	6	
334	Columbia Gas of Kentucky Inc	Kentucky	NI	C-2013-00087 (AMRP)	Natural Gas	Limited-Issue Rider	5/30/2013	Fully Litigated	1,473,618	No	No	NA	NA	28,009,441	Year-end	3		
335	Columbia Gas of Kentucky Inc	Kentucky	NI	C-2009-00141	Natural Gas	Distribution	10/26/2009	Settled	6,125	No	No	NA	NA	NA	NA	NA	5	
336	Columbia Gas of Kentucky Inc	Kentucky	NI	C-2007-00008	Natural Gas	Distribution	8/29/2007	Settled	7.25	No	No	10.5	NA	NA	NA	NA	6	
337	Columbia Gas of Kentucky Inc	Kentucky	NI	C-2002-00145	Natural Gas	Distribution	12/13/2002	Settled	-7.8	No	No	NA	NA	NA	NA	NA	7	
338	Columbia Gas of Kentucky Inc	Kentucky	NI	C-94-179	Natural Gas	Distribution	11/1/1994	Fully Litigated	9.8	Yes	No	NA	NA	NA	NA	NA	5	
339	Columbia Gas of Kentucky Inc	Kentucky	NI	C-90-063	Natural Gas	Distribution	10/10/1990	Settled	6.8	No	No	NA	NA	NA	NA	NA	2	
340	Columbia Gas of Kentucky Inc	Kentucky	NI	C-10498	Natural Gas	Distribution	10/6/1989	Fully Litigated	1.3	No	No	10.8	47.24	68.1	Year-end	8		
341	Columbia Gas of Kentucky Inc	Kentucky	NI	C-10201	Natural Gas	Distribution	10/21/1988	Fully Litigated	2.3	No	No	10.7	48.43	60.2	Year-end	9		
342	Columbia Gas of Kentucky Inc	Kentucky	NI	C-9554	Natural Gas	Distribution	11/14/1986	Settled	3.9	No	No	NA	NA	NA	NA	Year-end	5	
343	Columbia Gas of Kentucky Inc	Kentucky	NI	C-9003	Natural Gas	Distribution	10/18/1984	Fully Litigated	7.4	No	No	11.98	45.77	NA	Year-end	5		
344	Columbia Gas of Kentucky Inc	Kentucky	NI	C-8738	Natural Gas	Distribution	7/5/1983	Fully Litigated	2.1	No	No	11.88	43.06	NA	Year-end	5		
345	Columbia Gas of Maryland Inc	Maryland	NI	C-9709 (IRIS 3)	Natural Gas	Distribution	12/20/2023	Fully Litigated	0	NA	No	NA	NA	NA	NA	6		
346	Columbia Gas of Maryland Inc	Maryland	NI	C-9701	Natural Gas	Distribution	10/26/2023	Settled	5.2	No	No	NA	NA	NA	NA	NA	5	
347	Columbia Gas of Maryland Inc	Maryland	NI	C-9680	Natural Gas	Distribution	11/7/2022	Settled	4,808,883	No	No	7.11	52.97	NA	NA	6		
348	Columbia Gas of Maryland Inc	Maryland	NI	C-9664	Natural Gas	Distribution	12/3/2021	Fully Litigated	2,425	No	No	7.06	52.95	187,14412	Average	6		
349	Columbia Gas of Maryland Inc	Maryland	NI	C-9644	Natural Gas	Distribution	11/7/2020	Settled	3,299,918	No	No	7.16	52.63	NA	Average	5		
350	Columbia Gas of Maryland Inc	Maryland	NI	C-9609	Natural Gas	Distribution	12/18/2019	Fully Litigated	0,951,401	No	No	7.26	52.9	137,53135	Average	7		
351	Columbia Gas of Maryland Inc	Maryland	NI	C-9480	Natural Gas	Distribution	11/21/2018	Settled	3,739,277	No	No	NA	NA	NA	NA	NA	7	
352	Columbia Gas of Maryland Inc	Maryland	NI	C-9479 (IRIS)	Natural Gas	Limited-Issue Rider	9/28/2018	Settled	2,026,883	No	No	7.35	NA	20,30366	Average	5		
353	Columbia Gas of Maryland Inc	Maryland	NI	C-9447	Natural Gas	Distribution	9/19/2017	Settled	2.4	No	No	9.7	NA	NA	NA	NA	5	
354	Columbia Gas of Maryland Inc	Maryland	NI	C-9332 Phase 3 (IRIS)	Natural Gas	Limited-Issue Rider	12/14/2016	Fully Litigated	1,178,277	No	No	7.53	54.29	8,272445	Average	1		
355	Columbia Gas of Maryland Inc	Maryland	NI	C-9417	Natural Gas	Distribution	10/27/2016	Settled	3.7	No	No	NA	NA	NA	NA	NA	6	
356	Columbia Gas of Maryland Inc	Maryland	NI	C-9332 Phase 2 (IRIS)	Natural Gas	Limited-Issue Rider	8/18/2014	Fully Litigated	0,437,136	No	No	NA	NA	3,274483	NA	4		
357	Columbia Gas of Maryland Inc	Maryland	NI	C-9332 (STRIDE Rider)	Natural Gas	Limited-Issue Rider	1/31/2014	Fully Litigated	NA	No	No	NA	NA	NA	NA	NA	5	
358	Columbia Gas of Maryland Inc	Maryland	NI	C-9316	Natural Gas	Distribution	9/23/2013	Fully Litigated	3,591,272	No	No	7.53	53.84	60,542196	Average	6		
359	Columbia Gas Ohio Inc.	Ohio	NI	C-21-0637-GA-AIR	Natural Gas	Distribution	1/26/2023	Settled	68,192	No	No	7.08	50.6	35,054,91	Date Certain	19		
360	Columbia Gas Ohio Inc.	Ohio	NI	C-08-0072-GA-AIR	Natural Gas	Distribution	12/5/2008	Settled	47,1431	No	No	8.12	10.39	1026,445	Date Certain	9		
361	Columbia Gas Ohio Inc.	Ohio	NI	C-94-987-GA-AIR	Natural Gas	Distribution	9/29/1994	Settled	47.5	No	No	9.93	NA	NA	NA	Date Certain	3	
362	Columbia Gas Ohio Inc.	Ohio	NI	C-91-195-GA-AIR	Natural Gas	Distribution	11/27/1991	Settled	17	No	No	11.08	12.7	612	Date Certain	8		
363	Columbia Gas Ohio Inc.	Ohio	NI	C-89-616,620-GA-AIR	Natural Gas	Distribution	4/5/1990	Fully Litigated	11.4	No	Yes	10.55	52.68	01/1990	Date Certain	10		
364	Columbia Gas Ohio Inc.	Ohio	NI	C-88-716, 720-GA-AIR	Natural Gas	Distribution	10/17/1989	Fully Litigated	14.9	No	No	10.61	52.48	467.9	Date Certain	15		
365	Columbia Gas Ohio Inc.	Ohio	NI	C-84-1102-GA-AIR	Natural Gas	Distribution	11/12/1985	Fully Litigated	2.8	No	No	12.04	NA	NA	NA	NA	10	
366	Columbia Gas Ohio Inc.	Ohio	NI	C-84-754-GA-AIR	Natural Gas	Distribution	10/17/1985	Fully Litigated	1.1	No	No	12.04	NA	NA	NA	NA	11	
367	Columbia Gas Ohio Inc.	Ohio	NI	C-84-552-GA-AIR	Natural Gas	Distribution	8/6/1985	Fully Litigated	1.8	No	No	12.04	NA	NA	NA	NA	13	
368	Columbia Gas Ohio Inc.	Ohio	NI	C-84-67-GA-AIR	Natural Gas	Distribution	5/21/1985	Settled	5	No	No	12.04	NA	NA	NA	NA	15	

Rate Case History (Gas)
List: None
Company List: All
States: All
Years: All
Service Type: Electric

Line	Company	State	Parent Company Ticker	Docket	Rate Case Service Type	Case Type	Date	Decision Type	Rate Increase (\$M)	Phase-In?	Inertia Authorized?	Increase Authorized			Rate Case Base (\$M)	Rate Case Base End Date	Rate Case Valuation Method	Rate Case Duration (months)
												Return on Original Cost Rate (%)	Return on Equity (%)	Common Equity to Total Capital (%)				
369	Columbia Gas Ohio Inc.	Ohio	NI	C-83-1519-GA-AIR	Natural Gas	Distribution	6/26/1985	Fully Litigated	1.3	No	No	12.04	NA	06/1984	NA	NA	18	
370	Columbia Gas Ohio Inc.	Ohio	NI	C-83-392-GA-AIR	Natural Gas	Distribution	4/3/1984	Fully Litigated	3	No	No	12.02	NA	12/1983	NA	NA	8	
371	Columbia Gas Ohio Inc.	Ohio	NI	C-82-1174-GA-AIR	Natural Gas	Distribution	11/9/1983	Fully Litigated	5.8	No	No	12.78	16.51	06/1983	NA	Date Certain	10	
372	Columbia Gas Ohio Inc.	Ohio	NI	C-82-1151-GA-AIR	Natural Gas	Distribution	11/9/1983	Fully Litigated	7.8	No	No	12.78	16.51	06/1983	NA	Date Certain	11	
373	Columbia Gas Ohio Inc.	Ohio	NI	C-81-1025-GA-AIR	Natural Gas	Distribution	9/15/1982	Fully Litigated	6.3	No	No	12.91	16.04	03/1982	NA	Date Certain	8	
374	Columbia Gas Ohio Inc.	Ohio	NI	C-81-1024-GA-AIR	Natural Gas	Distribution	9/9/1982	Fully Litigated	8.6	No	No	12.91	16.04	03/1982	NA	Date Certain	8	
375	Columbia Gas Ohio Inc.	Ohio	NI	C-80-777-GA-AIR	Natural Gas	Distribution	8/12/1981	Fully Litigated	5.6	No	No	11.01	13.72	06/1980	NA	NA	9	
376	Columbia Gas Ohio Inc.	Ohio	NI	C-80-715-GA-AIR	Natural Gas	Distribution	8/12/1981	Fully Litigated	5.9	No	No	11.01	13.72	06/1980	NA	NA	9	
377	Columbia Gas of Pennsylvania	Pennsylvania	NI	D-R-2022-3031211	Natural Gas	Distribution	12/8/2022	Settled	44.5	No	No	NA	NA	12/2023	NA	NA	8	
378	Columbia Gas of Pennsylvania	Pennsylvania	NI	D-R-2021-3024296	Natural Gas	Distribution	12/16/2021	Settled	58.5	No	No	NA	NA	12/2022	NA	NA	8	
379	Columbia Gas of Pennsylvania	Pennsylvania	NI	D-R-2020-3018885	Natural Gas	Distribution	2/19/2021	Fully Litigated	63.54891	No	No	7.41	9.86	12/2021	2329.124	Year-end	10	
380	Columbia Gas of Pennsylvania	Pennsylvania	NI	D-R-2018-2647577	Natural Gas	Distribution	12/6/2018	Settled	26	No	No	NA	NA	12/2019	NA	NA	8	
381	Columbia Gas of Pennsylvania	Pennsylvania	NI	D-R-2016-2529660	Natural Gas	Distribution	10/27/2016	Settled	35	No	No	NA	NA	12/2017	NA	NA	7	
382	Columbia Gas of Pennsylvania	Pennsylvania	NI	D-R-2015-2468056	Natural Gas	Distribution	12/3/2015	Settled	28	No	No	NA	NA	12/2016	NA	NA	8	
383	Columbia Gas of Pennsylvania	Pennsylvania	NI	D-R-2014-2406274	Natural Gas	Distribution	11/13/2014	Settled	32.5	No	No	NA	NA	NA	NA	NA	7	
384	Columbia Gas of Pennsylvania	Pennsylvania	NI	D-R-2012-2321748	Natural Gas	Distribution	5/23/2013	Settled	55.25	No	No	NA	NA	NA	NA	NA	7	
385	Columbia Gas of Pennsylvania	Pennsylvania	NI	D-R-2010-2215623	Natural Gas	Distribution	10/14/2011	Settled	17	No	No	NA	NA	09/2011	NA	NA	9	
386	Columbia Gas of Pennsylvania	Pennsylvania	NI	C-R-2009-2149262	Natural Gas	Distribution	8/18/2010	Settled	12	No	No	NA	NA	09/2009	NA	NA	6	
387	Columbia Gas of Pennsylvania	Pennsylvania	NI	C-R-2008-2011621	Natural Gas	Distribution	10/23/2008	Settled	41.5	No	No	NA	NA	09/2007	NA	NA	8	
388	Columbia Gas of Pennsylvania	Pennsylvania	NI	C-R-953460	Natural Gas	Distribution	1/12/1996	Settled	12.5	No	No	NA	NA	04/1996	NA	Year-end	3	
389	Columbia Gas of Pennsylvania	Pennsylvania	NI	C-R-943001	Natural Gas	Distribution	7/22/1994	Settled	16.6	No	No	NA	NA	09/1994	NA	Year-end	5	
390	Columbia Gas of Pennsylvania	Pennsylvania	NI	C-R-901873	Natural Gas	Distribution	10/31/1991	Settled	11.2	No	No	NA	NA	10/1991	NA	Year-end	9	
391	Columbia Gas of Pennsylvania	Pennsylvania	NI	C-R-891469	Natural Gas	Distribution	9/20/1990	Fully Litigated	13.4	No	No	10.83	12.5	07/1990	298.5	Year-end	8	
392	Columbia Gas of Pennsylvania	Pennsylvania	NI	C-R-870832	Natural Gas	Distribution	5/26/1988	Settled	11	No	No	NA	NA	07/1988	NA	Year-end	6	
393	Columbia Gas of Pennsylvania	Pennsylvania	NI	C-R-860527	Natural Gas	Distribution	4/24/1987	Settled	7	No	No	NA	NA	07/1987	NA	Year-end	4	
394	Columbia Gas of Pennsylvania	Pennsylvania	NI	C-R-832493	Natural Gas	Distribution	8/27/1984	Fully Litigated	9.4	No	No	12.18	14.52	07/1984	224.2	Year-end	9	
395	Columbia Gas of Pennsylvania	Pennsylvania	NI	C-R-822042	Natural Gas	Distribution	1/7/1983	Settled	21.5	No	No	NA	NA	NA	NA	NA	5	
396	Columbia Gas of Pennsylvania	Pennsylvania	NI	C-R-811627	Natural Gas	Distribution	1/14/1982	Settled	16.2	No	No	10.53	11.95	03/1982	NA	Year-end	5	
397	Columbia Gas of Pennsylvania	Pennsylvania	NI	C-R-8003129	Natural Gas	Distribution	8/28/1980	Settled	13.8	No	No	10.94	13.61	11/1980	NA	Year-end	5	
398	Columbia Gas of Virginia Inc	Virginia	NI	C-PUR-2023-001119 (SAVE)	Natural Gas	Limited-Issue Rider	12/6/2023	Fully Litigated	7.854943	No	No	6.69	9.7	12/2024	112.93381	Average	3	
399	Columbia Gas of Virginia Inc	Virginia	NI	C-PUR-2022-00126 (SAVE)	Natural Gas	Limited-Issue Rider	11/1/2022	Fully Litigated	4.029074	No	No	NA	NA	NA	41.125775	Average	2	
400	Columbia Gas of Virginia Inc	Virginia	NI	C-PUR-2022-000536	Natural Gas	Distribution	5/15/2023	Settled	40.3	No	Yes	NA	NA	09/2023	NA	NA	12	
401	Columbia Gas of Virginia Inc	Virginia	NI	C-PUR-2021-00145 (SAVE)	Natural Gas	Limited-Issue Rider	12/6/2021	Fully Litigated	27.14757	No	No	NA	NA	12/2022	147.60063	Average	3	
402	Columbia Gas of Virginia Inc	Virginia	NI	C-PUR-2020-00138 (SAVE)	Natural Gas	Limited-Issue Rider	11/18/2020	Fully Litigated	6.7384	No	No	NA	NA	12/2021	104.0098	Average	3	
403	Columbia Gas of Virginia Inc	Virginia	NI	C-PUR-2019-00132 (SAVE)	Natural Gas	Limited-Issue Rider	12/6/2019	Fully Litigated	6.11754	No	No	6.68	9.7	12/2020	59.419751	Average	3	
404	Columbia Gas of Virginia Inc	Virginia	NI	C-PUR-2018-00131	Natural Gas	Distribution	6/12/2019	Settled	9.5	No	Yes	NA	NA	12/2017	NA	NA	9	
405	Columbia Gas of Virginia Inc	Virginia	NI	C-PUR-2018-00132 (SAVE)	Natural Gas	Limited-Issue Rider	10/26/2018	Fully Litigated	2.143654	No	No	7.47	NA	12/2019	21.054622	Average	2	
406	Columbia Gas of Virginia Inc	Virginia	NI	C-PUR-2017-00095 (SAVE)	Natural Gas	Limited-Issue Rider	12/13/2017	Settled	3.183996	No	No	NA	NA	12/2018	NA	NA	4	
407	Columbia Gas of Virginia Inc	Virginia	NI	C-PUE-2016-00087 (SAVE)	Natural Gas	Limited-Issue Rider	12/20/2016	Fully Litigated	13.18178	No	No	NA	NA	12/2017	20.499336	Average	6	
408	Columbia Gas of Virginia Inc	Virginia	NI	C-PUE-2016-00033	Natural Gas	Distribution	3/17/2017	Settled	28.5	No	Yes	NA	NA	12/2015	NA	NA	10	
409	Columbia Gas of Virginia Inc	Virginia	NI	C-PUE-2014-00020	Natural Gas	Distribution	8/21/2015	Settled	25.2	No	Yes	7.35	9.75	12/2013	NA	NA	15	
410	Columbia Gas of Virginia Inc	Virginia	NI	C-PUE-2011-00049	Natural Gas	Limited-Issue Rider	11/28/2011	Fully Litigated	11.1	Yes	No	NA	NA	12/2016	81.991091	Average	6	
411	Columbia Gas of Virginia Inc	Virginia	NI	C-PUE-2010-00017	Natural Gas	Distribution	12/17/2010	Settled	4.865625	No	No	7.92	10.1	12/2009	NA	NA	7	
412	Columbia Gas of Virginia Inc	Virginia	NI	C-PUE-2005-00100	Natural Gas	Distribution	12/28/2006	Fully Litigated	0	No	No	NA	NA	09/2006	NA	NA	1	
413	Columbia Gas of Virginia Inc	Virginia	NI	C-PUE-980287	Natural Gas	Distribution	12/23/1999	Settled	3.9	No	No	NA	NA	12/1997	NA	Year-end	19	
414	Columbia Gas of Virginia Inc	Virginia	NI	C-PUE-970455	Natural Gas	Distribution	2/19/1999	Fully Litigated	4.6	Yes	Yes	8.96	11.15	12/1996	240.7	Year-end	21	

Rate Case History (Gas)
List: None
Company List: All
States: All
Years: All
Service Type: Electric

Line	Company	State	Parent Company Ticker	Docket	Rate Case Service Type	Case Type	Date	Decision Type	Rate Increase (\$M)	Phase-In?	Interim Authorized?	Return on Original Cost Rate (%)	Return on Equity (%)	Common Equity to Total Capital (%)	Rate Case Test Year End Date	Rate Base (\$M)	Rate Case Valuation Method	Rate Case Duration (months)
415	Columbia Gas of Virginia Inc	Virginia	NI	C-PU-E-950033	Natural Gas	Distribution	4/26/1996	Settled	6.3	No	Yes	9.55	10.6	52.49	NA	Year-end	11	
416	Columbia Gas of Virginia Inc	Virginia	NI	C-PU-E-930053	Natural Gas	Distribution	6/23/1994	Settled	3.5	No	No	9.27	10.6	50.56	NA	Year-end	13	
417	Columbia Gas of Virginia Inc	Virginia	NI	C-PU-E-920037	Natural Gas	Distribution	10/15/1993	Fully Litigated	5.6	No	Yes	9.73	11.75	46.31	136	Year-end	17	
418	Columbia Gas of Virginia Inc	Virginia	NI	C-PU-E-900084	Natural Gas	Distribution	11/29/1990	Fully Litigated	7.4	No	No	10.76	12.75	44.2	NA	Year-end	7	
419	North Western Energy Group	Montana	NWE	D-2022-7-78 (gas)	Natural Gas	Distribution	10/25/2023	Settled	14,060.43	No	Yes	6.67	9.55	48.02	582.81883	Average	14	
420	North Western Energy Group	Montana	NWE	D-D2016.9.68	Natural Gas	Distribution	7/20/2017	Settled	5,154.74	No	No	6.96	9.55	46.79	NA	Average	9	
421	North Western Energy Group	Montana	NWE	D-D2012.9.94	Natural Gas	Distribution	4/23/2013	Settled	11.5	No	Yes	NA	9.8	NA	NA	NA	NA	6
422	North Western Energy Group	Montana	NWE	D-D2009.9.129 (gas)	Natural Gas	Distribution	12/9/2010	Settled	40,988.963	No	Yes	7.92	10.25	48	256,705.73	Average	13	
423	North Western Energy Group	Montana	NWE	D-D2007.7.82 (gas)	Natural Gas	Distribution	7/1/2008	Settled	5	No	Yes	NA	NA	NA	NA	NA	NA	11
424	North Western Energy Group	Montana	NWE	D-D2000.8.113 (gas)	Natural Gas	Distribution	5/8/2001	Fully Litigated	4,268.652	No	Yes	8.82	10.75	45	255,983.53	Average	9	
425	North Western Energy Group	Montana	NWE	D-D998.1.176	Natural Gas	Distribution	3/28/2000	Settled	10.4	No	Yes	NA	NA	NA	NA	NA	Year-end	7
426	North Western Energy Group	Montana	NWE	D-D96.2.22	Natural Gas	Distribution	10/31/1997	Settled	0.9	No	No	NA	11.25	NA	NA	NA	Year-end	15
427	North Western Energy Group	Montana	NWE	D-D95.9.128 (gas)	Natural Gas	Distribution	5/13/1996	Settled	6.7	No	Yes	NA	11.25	NA	NA	NA	Year-end	7
428	North Western Energy Group	Montana	NWE	D-D93.6.24 (gas)	Natural Gas	Distribution	4/25/1994	Fully Litigated	5.8	No	Yes	9.49	11	44.12	NA	Year-end	10	
429	North Western Energy Group	Montana	NWE	D-D90.6.39 (gas)	Natural Gas	Distribution	7/19/1991	Fully Litigated	6.2	No	Yes	10.41	12.1	44.78	NA	Average	12	
430	North Western Energy Group	Montana	NWE	D-88.6.15 (gas)	Natural Gas	Distribution	8/14/1989	Fully Litigated	6.3	No	Yes	10.62	12.5	44	12/1987	NA	Average	13
431	North Western Energy Group	Montana	NWE	D-81.6.57	Natural Gas	Distribution	5/10/1982	Fully Litigated	19.9	No	Yes	10.98	14.57	38.09	09/1981	NA	Average	10
432	North Western Energy Group	Montana	NWE	D-80.4.27.14A (gas)	Natural Gas	Distribution	12/22/1980	Fully Litigated	28.6	No	No	10.54	13.45	39.46	09/1979	NA	Average	8
433	North Western Energy Group	Nebraska	NWE	D-NG-0048	Natural Gas	Distribution	12/18/2007	Settled	1.5	No	Yes	NA	10.4	NA	NA	NA	NA	6
434	North Western Energy Group	South Dakota	NWE	D-NG-07-013	Natural Gas	Distribution	12/18/2007	Settled	3,075.43	No	No	7.96	NA	NA	51,142,682	Average	6	
435	Arizona Public Service Co.	Arizona	PNW	D-L-1345 Des-52558-G	Natural Gas	Distribution	10/29/1981	Fully Litigated	10.2	No	No	6.04	16.5	40.35	06/1981	NA	NA	11
436	Arizona Public Service Co.	Arizona	PNW	D-L-1345 Des-51009-G	Natural Gas	Distribution	5/29/1980	Fully Litigated	4.4	No	No	6.51	16	37.21	NA	NA	NA	6
437	Louisville Gas & Electric Co.	Kentucky	PPL	C-2020-00350 (gas)	Natural Gas	Distribution	6/30/2021	Settled	20.36	No	No	NA	9.43	NA	06/2022	NA	NA	7
438	Louisville Gas & Electric Co.	Kentucky	PPL	C-2018-00295 (gas)	Natural Gas	Distribution	4/30/2019	Settled	18.64	No	No	NA	9.73	NA	04/2020	NA	NA	7
439	Louisville Gas & Electric Co.	Kentucky	PPL	C-2016-00371 (gas)	Natural Gas	Distribution	6/22/2017	Settled	6,784.246	No	No	NA	9.7	NA	NA	NA	NA	7
440	Louisville Gas & Electric Co.	Kentucky	PPL	C-2014-00372 (gas)	Natural Gas	Distribution	6/30/2015	Settled	7	No	No	NA	NA	NA	06/2016	NA	NA	7
441	Louisville Gas & Electric Co.	Kentucky	PPL	C-2012-00222 (gas)	Natural Gas	Distribution	12/20/2012	Settled	15	No	No	NA	10.25	NA	03/2012	NA	NA	5
442	Louisville Gas & Electric Co.	Kentucky	PPL	C-2009-00549 (gas)	Natural Gas	Distribution	7/30/2010	Settled	16,999.32	No	No	NA	NA	NA	10/2009	NA	Year-end	6
443	Louisville Gas & Electric Co.	Kentucky	PPL	C-2008-00252 (gas)	Natural Gas	Distribution	2/5/2009	Settled	22	No	No	NA	NA	NA	NA	NA	NA	6
444	Louisville Gas & Electric Co.	Kentucky	PPL	C-2003-00433 (gas)	Natural Gas	Distribution	6/30/2004	Settled	11.9	No	No	NA	NA	NA	09/2003	NA	Year-end	6
445	Louisville Gas & Electric Co.	Kentucky	PPL	C-2000-080	Natural Gas	Distribution	9/27/2000	Fully Litigated	20.2	No	No	7.66	11.25	44.79	285.6	Year-end	7	
446	Louisville Gas & Electric Co.	Kentucky	PPL	C-90-158 (gas)	Natural Gas	Distribution	12/21/1990	Fully Litigated	0.7	No	No	9.52	12.5	44	04/1990	138	Year-end	5
447	Louisville Gas & Electric Co.	Kentucky	PPL	C-10664 (gas)	Natural Gas	Distribution	7/1/1988	Fully Litigated	9.2	No	No	9.98	12.75	44.43	08/1987	NA	Year-end	7
448	Louisville Gas & Electric Co.	Kentucky	PPL	C-8924 (gas)	Natural Gas	Distribution	5/16/1984	Fully Litigated	5.2	No	No	10.66	15	40.13	08/1983	NA	Year-end	5
449	Louisville Gas & Electric Co.	Kentucky	PPL	C-8616 (gas)	Natural Gas	Distribution	3/2/1983	Fully Litigated	6.7	No	No	10.9	15.25	39.46	06/1982	NA	Year-end	5
450	Louisville Gas & Electric Co.	Kentucky	PPL	C-8284 (gas)	Natural Gas	Distribution	1/4/1982	Fully Litigated	4.7	No	No	10.56	15.5	38.6	04/1981	NA	Year-end	6
451	Louisville Gas & Electric Co.	Kentucky	PPL	C-7799 (gas)	Natural Gas	Distribution	9/24/1980	Fully Litigated	4	No	No	10.14	15	36.43	01/1980	NA	Year-end	5
452	The Narragansett Electric Co.	Rhode Island	PPL	D-4770 (gas)	Natural Gas	Distribution	8/24/2018	Settled	17.4	Yes	No	7.15	9.28	50.95	06/2017	788,666.88	Average	9
453	The Narragansett Electric Co.	Rhode Island	PPL	D-4323 (gas)	Natural Gas	Distribution	12/20/2012	Settled	10,898.62	No	No	7.54	9.5	49.14	12/2011	372,661.6	Average	7
454	The Narragansett Electric Co.	Rhode Island	PPL	D-3943	Natural Gas	Distribution	11/24/2008	Fully Litigated	13.7	No	No	8.71	10.5	47.71	09/2007	285,241.46	Average	7
455	The Narragansett Electric Co.	Rhode Island	PPL	D-2286	Natural Gas	Distribution	11/17/1995	Fully Litigated	4	No	No	9.21	10.9	43.13	09/1996	149.8	Average	9
456	The Narragansett Electric Co.	Rhode Island	PPL	D-2082	Natural Gas	Distribution	10/14/1993	Fully Litigated	0.7	No	No	9.32	11.2	43.09	09/1994	132.4	Average	9
457	The Narragansett Electric Co.	Rhode Island	PPL	D-1971	Natural Gas	Distribution	2/15/1991	Fully Litigated	9.2	No	No	11.03	12.8	41.02	02/1992	120.7	Average	9
458	The Narragansett Electric Co.	Rhode Island	PPL	D-1914	Natural Gas	Distribution	5/4/1989	Fully Litigated	4.9	No	No	11.45	13	49.35	05/1990	97.9	Average	9
459	The Narragansett Electric Co.	Rhode Island	PPL	D-1880	Natural Gas	Distribution	7/27/1987	Settled	-3.5	No	No	11.5	13.5	NA	NA	NA	NA	6
460	The Narragansett Electric Co.	Rhode Island	PPL	D-1741	Natural Gas	Distribution	11/30/1984	Fully Litigated	5.6	No	No	13.41	15.5	48.07	09/1983	72.3	Year-end	9

Rate Case History (Gas)
List: None
Company List: All
States: All
Years: All
Service Type: Electric

Case Type: All

Line	Company	State	Parent Company Ticker	Docket	Rate Case Service Type	Case Type	Date	Decision Type	Rate Increase (\$M)	Phase-In?	Interim Authorized?	Increase Authorized			Common Equity to Total Capital (%)	Rate Case Test Year End Date	Rate Base (\$M)	Rate Base Valuation Method	Rate Case Duration (months)
												Return on Original Cost Rate (%)	Return on Equity (%)	Common Equity to Total Capital (%)					
461	The Narragansett Electric Co.	Rhode Island	PPL	D-1612	Natural Gas	Distribution	6/23/1982	Fully Litigated	10	No	No	13.7	15.5	42.2	06/1981	62.3	Average	8	
462	Atlanta Gas Light Co.	Georgia	SO	D-42315 (2021 review)	Natural Gas	Distribution	11/18/2021	Settled	50,617.33	No	No	NA	NA	56	12/2022	3874,844.7	Average	4	
463	Atlanta Gas Light Co.	Georgia	SO	D-42315 (2020 review)	Natural Gas	Distribution	11/20/21	Fully Litigated	37,622.69	No	No	7.72	10.25	56	12/2021	3,608.7102	Average	6	
464	Atlanta Gas Light Co.	Georgia	SO	D-42315	Natural Gas	Distribution	12/19/2019	Fully Litigated	65.3	No	No	7.72	10.25	56	07/2020	NA	Average	6	
465	Atlanta Gas Light Co.	Georgia	SO	D-40828 (2018 Review)	Natural Gas	Distribution	5/15/2018	Settled	-15,958.72	No	No	NA	NA	55	12/2018	2,677,948.2	NA	5	
466	Atlanta Gas Light Co.	Georgia	SO	D-40828	Natural Gas	Distribution	2/21/2017	Settled	20,370.02	No	No	NA	10.55	51	NA	1,973,025.6	NA	2	
467	Atlanta Gas Light Co.	Georgia	SO	D-31647	Natural Gas	Distribution	11/3/2010	Fully Litigated	26,552.22	No	No	8.1	10.75	51	05/2011	13,12,822.9	Average	6	
468	Atlanta Gas Light Co.	Georgia	SO	D-18638-U	Natural Gas	Distribution	6/10/2005	Settled	0	No	No	8.53	10.9	NA	11/2005	1,187.7	Average	12	
469	Atlanta Gas Light Co.	Georgia	SO	D-14311-U	Natural Gas	Distribution	4/29/2002	Fully Litigated	-10	No	No	9.16	11	47	04/2003	NA	NA	8	
470	Atlanta Gas Light Co.	Georgia	SO	D-8390-U	Natural Gas	Distribution	6/30/1998	Fully Litigated	-7.4	No	No	9.11	11	43.88	05/1999	1,135.5	Average	7	
471	Atlanta Gas Light Co.	Georgia	SO	D-4451-U	Natural Gas	Distribution	9/29/1993	Fully Litigated	11.2	No	No	9.32	11	42.97	09/1994	1,102	Average	6	
472	Atlanta Gas Light Co.	Georgia	SO	D-4177-U	Natural Gas	Distribution	9/30/1992	Fully Litigated	13	No	No	9.93	11.6	44.2	09/1993	1,005.8	Average	6	
473	Atlanta Gas Light Co.	Georgia	SO	D-4011-U	Natural Gas	Distribution	11/26/1991	Fully Litigated	4.9	No	No	10.3	12	44.25	11/1992	987.6	Average	5	
474	Atlanta Gas Light Co.	Georgia	SO	D-3923-U	Natural Gas	Distribution	9/18/1990	Fully Litigated	19.8	No	No	11.32	12.75	48.96	09/1990	902.2	Year-end	5	
475	Atlanta Gas Light Co.	Georgia	SO	D-3855-U	Natural Gas	Distribution	7/31/1989	Settled	17.8	No	No	11.44	13	45.87	09/1989	NA	Year-end	4	
476	Atlanta Gas Light Co.	Georgia	SO	D-3780-U	Natural Gas	Distribution	11/29/1988	Fully Litigated	10.5	No	No	11.26	12.75	47.36	09/1988	798.8	Year-end	18	
477	Atlanta Gas Light Co.	Georgia	SO	D-3676-U	Natural Gas	Distribution	6/30/1987	Settled	1.4	No	No	NA	NA	NA	09/1987	NA	Year-end	3	
478	Atlanta Gas Light Co.	Georgia	SO	D-3582-U	Natural Gas	Distribution	9/23/1986	Fully Litigated	11.4	No	No	11.75	12.75	45.47	09/1986	647.2	Year-end	6	
479	Atlanta Gas Light Co.	Georgia	SO	D-3524-U	Natural Gas	Distribution	9/23/1985	Fully Litigated	19.7	No	No	12.97	15.3	43.06	09/1985	550.8	Year-end	5	
480	Atlanta Gas Light Co.	Georgia	SO	D-3467-U	Natural Gas	Distribution	9/25/1984	Fully Litigated	20.6	No	No	13.24	16.25	41.52	09/1984	NA	NA	5	
481	Atlanta Gas Light Co.	Georgia	SO	D-3402-U	Natural Gas	Distribution	9/30/1983	Fully Litigated	30.6	No	No	12.67	16.25	34.41	09/1983	429.9	Year-end	6	
482	Atlanta Gas Light Co.	Georgia	SO	D-3333-U	Natural Gas	Distribution	9/30/1982	Fully Litigated	2.2	No	No	12.89	16.7	33.8	03/1982	377.9	Year-end	6	
483	Atlanta Gas Light Co.	Georgia	SO	D-3288-U	Natural Gas	Distribution	12/22/1981	Fully Litigated	26.5	No	No	11.6	16	38.37	09/1981	NA	NA	5	
484	Atlanta Gas Light Co.	Georgia	SO	D-3167-U	Natural Gas	Distribution	1/18/1980	Fully Litigated	13.1	No	No	10.57	14	35.09	09/1979	NA	NA	6	
485	Northern Illinois Gas Co.	Illinois	SO	D-23-0066	Natural Gas	Distribution	11/16/2023	Fully Litigated	223,033	No	No	6.68	9.51	50	12/2024	5971,923	Average	10	
486	Northern Illinois Gas Co.	Illinois	SO	D-21-0098	Natural Gas	Distribution	11/18/2021	Fully Litigated	240,224	No	No	6.96	9.75	54.46	12/2022	4,652.13	Average	10	
487	Northern Illinois Gas Co.	Illinois	SO	D-18-1775	Natural Gas	Distribution	10/2/2019	Fully Litigated	167,739	No	No	7.2	9.73	54.2	09/2020	3,446.88	Average	10	
488	Northern Illinois Gas Co.	Illinois	SO	D-17-0124	Natural Gas	Distribution	1/31/2018	Fully Litigated	93.48	No	No	7.26	9.8	52	12/2018	2,422.25	Average	10	
489	Northern Illinois Gas Co.	Illinois	SO	D-08-0863	Natural Gas	Distribution	3/25/2009	Fully Litigated	80,239	No	No	8.09	10.17	51.07	12/2009	1,336,554	Average	11	
490	Northern Illinois Gas Co.	Illinois	SO	D-04-0779	Natural Gas	Distribution	9/30/2005	Fully Litigated	54.2	No	No	8.85	10.51	56.37	12/2005	1,233.5	Average	11	
491	Northern Illinois Gas Co.	Illinois	SO	D-95-0219	Natural Gas	Distribution	4/3/1996	Fully Litigated	33.4	No	No	9.67	11.13	58.08	12/1996	1,372.8	Average	11	
492	Northern Illinois Gas Co.	Illinois	SO	D-87-0032	Natural Gas	Distribution	1/20/1988	Fully Litigated	-14.3	No	No	11.18	12.75	59.18	12/1988	1,026.6	Average	11	
493	Northern Illinois Gas Co.	Illinois	SO	D-81-0609	Natural Gas	Distribution	7/1/1982	Fully Litigated	114.4	No	No	12.09	15.55	55.59	03/1982	958.8	Year-end	10	
494	Northern Illinois Gas Co.	Illinois	SO	D-79-0133	Natural Gas	Distribution	1/3/1980	Fully Litigated	3.7	No	No	10	12.55	51.81	12/1979	NA	Year-end	10	
495	Chattanooga Gas Co.	Tennessee	SO	D-25-00229	Natural Gas	Distribution	10/6/2023	Settled	11,936.66	No	No	7.12	9.8	49.23	12/2022	NA	NA	5	
496	Chattanooga Gas Co.	Tennessee	SO	D-22-00032	Natural Gas	Distribution	10/28/2022	Fully Litigated	7,911.964	No	No	NA	NA	NA	12/2021	2,100,827	Average	6	
497	Chattanooga Gas Co.	Tennessee	SO	D-21-00048	Natural Gas	Distribution	11/1/2021	Settled	11,545.44	No	No	NA	NA	NA	12/2020	1,90,129.26	Average	6	
498	Chattanooga Gas Co.	Tennessee	SO	D-20-00049	Natural Gas	Distribution	9/14/2020	Fully Litigated	4,788.76	No	No	7.12	9.8	49.23	12/2019	1,63,796.8	Average	3	
499	Chattanooga Gas Co.	Tennessee	SO	D-18-00017	Natural Gas	Distribution	10/15/2018	Fully Litigated	1,390.47	NA	NA	7.12	9.8	49.23	06/2019	149,739.72	Average	8	
500	Chattanooga Gas Co.	Tennessee	SO	D-09-00183	Natural Gas	Distribution	5/24/2010	Fully Litigated	0,600.668	No	No	7.41	10.05	44.06	04/2011	93,818.04	Average	6	
501	Chattanooga Gas Co.	Tennessee	SO	D-06-00175	Natural Gas	Distribution	12/5/2006	Settled	2,754.641	No	No	7.89	10.2	44.8	03/2006	106,361.54	Average	5	
502	Chattanooga Gas Co.	Tennessee	SO	D-04-00034	Natural Gas	Distribution	10/20/2004	Fully Litigated	0.6	No	No	7.43	10.2	35.5	09/2003	95.3	Year-end	8	
503	Chattanooga Gas Co.	Tennessee	SO	D-97-00982	Natural Gas	Distribution	10/7/1998	Fully Litigated	-1.2	No	No	9.08	11.06	44.16	09/1996	NA	Average	17	
504	Chattanooga Gas Co.	Tennessee	SO	D-95-02116	Natural Gas	Distribution	10/11/1995	Settled	2.5	No	No	NA	NA	NA	NA	NA	NA	5	
505	Chattanooga Gas Co.	Tennessee	SO	D-93-00946	Natural Gas	Distribution	1/25/1994	Settled	3.5	No	No	9.82	12	43.82	06/1993	78.9	Average	5	
506	Chattanooga Gas Co.	Tennessee	SO	D-U-85-7382	Natural Gas	Distribution	2/12/1986	Fully Litigated	2	No	No	12.92	15.2	51.5	12/1986	NA	Average	6	

Case Type: All
Rate Case History (Gas)
List: None
Company List: All
States: All
Years: All
Service Type: Electric

Line	Company	State	Parent Company Ticker	Docket	Rate Case Service Type	Case Type	Date	Decision Type	Rate Increase (\$M)	Phase-In?	Interim Authorized?	Increase Authorized				Rate Case Valuation (\$M)	Rate Base Valuation Method	Rate Case Duration (months)
												Return on Original Cost Rate (%)	Return on Equity (%)	Common Equity to Total Capital (%)	Rate Case Test Year End Date			
507	Chattanooga Gas Co.	Tennessee	SO	D-U-82-7175	Natural Gas	Distribution	12/13/1982	Fully Litigated	3.4	No	No	12.45	16	49.72	106,641.18	Average	2	
508	Virginia Natural Gas Inc.	Virginia	SO	C-PUR-2022-00180 (SAVE)	Natural Gas	Limited-Issue Rider	12/12/2023	Fully Litigated	6,488,451	No	No	6.89	9.7	49.06	106,641.18	Average	2	
509	Virginia Natural Gas Inc.	Virginia	SO	C-PUR-2022-00052	Natural Gas	Distribution	8/28/2023	Settled	48	No	No	NA	NA	NA	NA	NA	13	
510	Virginia Natural Gas Inc.	Virginia	SO	C-PUR-2022-00115 (SAVE)	Natural Gas	Limited-Issue Rider	10/17/2022	Fully Litigated	4,195,468	No	No	NA	NA	NA	31,896,734	Average	2	
511	Virginia Natural Gas Inc.	Virginia	SO	C-PUR-2021-00157 (SAVE)	Natural Gas	Limited-Issue Rider	10/25/2021	Fully Litigated	8,021,916	No	No	NA	NA	NA	81,501,882	Average	2	
512	Virginia Natural Gas Inc.	Virginia	SO	C-PUR-2020-00105 (SAVE)	Natural Gas	Limited-Issue Rider	8/27/2020	Fully Litigated	2,991,392	No	No	NA	NA	NA	24,563,599	Average	2	
513	Virginia Natural Gas Inc.	Virginia	SO	C-PUR-2020-00095	Natural Gas	Distribution	9/14/2021	Settled	43	No	Yes	7.05	9.5	51.89	NA	NA	15	
514	Virginia Natural Gas Inc.	Virginia	SO	C-PUR-2019-00095 (SAVE)	Natural Gas	Limited-Issue Rider	8/29/2019	Fully Litigated	4,926,633	No	No	6.86	9.5	48.74	66,919,741	Average	2	
515	Virginia Natural Gas Inc.	Virginia	SO	C-PUR-2018-00079 (SAVE)	Natural Gas	Limited-Issue Rider	8/15/2018	Fully Litigated	3,249,063	No	No	6.86	9.5	48.74	51,813,062	Average	2	
516	Virginia Natural Gas Inc.	Virginia	SO	C-PUR-2017-00052 (SAVE)	Natural Gas	Limited-Issue Rider	8/21/2017	Fully Litigated	2,904,278	No	No	NA	NA	NA	15,130,209	Average	3	
517	Virginia Natural Gas Inc.	Virginia	SO	C-PUE-2016-00143	Natural Gas	Distribution	12/21/2017	Settled	34.1	No	Yes	NA	NA	NA	NA	NA	8	
518	Virginia Natural Gas Inc.	Virginia	SO	C-PUE-2010-00142	Natural Gas	Distribution	12/20/2011	Settled	15,395,599	No	Yes	7.38	10	45.36	69,201,010	NA	10	
519	Virginia Natural Gas Inc.	Virginia	SO	C-PUE-2005-00057	Natural Gas	Distribution	7/24/2006	Fully Litigated	-9.8	No	No	7.83	10	44.96	358.2	Average	12	
520	Virginia Natural Gas Inc.	Virginia	SO	C-PUE-960227	Natural Gas	Distribution	4/28/1998	Fully Litigated	7.2	No	Yes	9.24	10.9	54.94	257.1	Year-end	19	
521	Virginia Natural Gas Inc.	Virginia	SO	C-PUE-940054	Natural Gas	Distribution	1/31/1996	Fully Litigated	6.1	No	Yes	9.64	11.3	59.16	194.4	Year-end	17	
522	Virginia Natural Gas Inc.	Virginia	SO	C-PUE-920031	Natural Gas	Distribution	6/22/1993	Fully Litigated	10.4	No	Yes	9.97	11.75	56.79	175.8	Year-end	14	
523	Virginia Natural Gas Inc.	Virginia	SO	C-PUE-900028	Natural Gas	Distribution	8/15/1991	Fully Litigated	4.7	No	Yes	10.82	12.25	60.34	126.5	Year-end	16	
524	Virginia Natural Gas Inc.	Virginia	SO	C-PUE-840032	Natural Gas	Distribution	12/18/1984	Fully Litigated	7.3	No	Yes	11.25	15	35.89	NA	Year-end	6	
525	Virginia Natural Gas Inc.	Virginia	SO	C-PUE-820047	Natural Gas	Distribution	12/20/1982	Fully Litigated	3.7	No	No	11.45	15	35.6	NA	Year-end	5	
526	North Shore Gas Co.	Illinois	WEC	D-23-0068	Natural Gas	Distribution	11/16/2023	Fully Litigated	11,012	No	No	6.96	9.38	52.58	422,113	Average	10	
527	North Shore Gas Co.	Illinois	WEC	D-20-0810	Natural Gas	Distribution	9/8/2021	Fully Litigated	4,084	No	No	6.63	9.67	51.58	353,391	Average	10	
528	North Shore Gas Co.	Illinois	WEC	D-14-0224	Natural Gas	Distribution	12/12/2015	Fully Litigated	3,513	No	No	6.26	9.05	50.48	217,184	Average	10	
529	North Shore Gas Co.	Illinois	WEC	D-12-0511	Natural Gas	Distribution	6/18/2013	Fully Litigated	6,594	No	No	6.72	9.28	50.32	122,013	Average	10	
530	North Shore Gas Co.	Illinois	WEC	D-11-0280	Natural Gas	Distribution	1/10/2012	Fully Litigated	1,932	No	No	7.43	9.45	50	187.53	Average	10	
531	North Shore Gas Co.	Illinois	WEC	D-09-0166	Natural Gas	Distribution	12/12/2010	Fully Litigated	13,867	No	No	8.19	10.33	56	183,103	Average	11	
532	North Shore Gas Co.	Illinois	WEC	D-07-0241	Natural Gas	Distribution	2/5/2008	Fully Litigated	-0.213	No	No	7.96	9.99	56	182,033	Year-end	11	
533	North Shore Gas Co.	Illinois	WEC	D-95-0031	Natural Gas	Distribution	11/8/1995	Fully Litigated	5.6	No	No	9.75	11.3	57.04	178.1	Average	10	
534	North Shore Gas Co.	Illinois	WEC	D-91-0010	Natural Gas	Distribution	11/8/1991	Fully Litigated	5.3	No	No	11.39	12.75	53.63	149.1	Average	10	
535	North Shore Gas Co.	Illinois	WEC	D-83-0630	Natural Gas	Distribution	9/12/1984	Fully Litigated	7.1	No	No	12.74	15.6	45.96	NA	Average	10	
536	North Shore Gas Co.	Illinois	WEC	D-82-0189	Natural Gas	Distribution	12/28/1982	Fully Litigated	3.1	No	No	11.84	15.25	42.41	NA	Average	9	
537	North Shore Gas Co.	Illinois	WEC	D-80-0089	Natural Gas	Distribution	12/17/1980	Fully Litigated	6.4	No	No	11.24	14.4	39.5	NA	Year-end	11	
538	The Peoples Gas Light & Coke C	Illinois	WEC	D-23-0069	Natural Gas	Distribution	11/16/2023	Fully Litigated	302,794	No	No	6.65	9.38	50.79	4193,982	Average	10	
539	The Peoples Gas Light & Coke C	Illinois	WEC	D-14-0225	Natural Gas	Distribution	12/12/2015	Fully Litigated	71,141	No	No	6.56	9.05	50.33	1669,698	Average	10	
540	The Peoples Gas Light & Coke C	Illinois	WEC	D-12-0512	Natural Gas	Distribution	6/18/2013	Fully Litigated	57,238	No	No	6.67	9.28	50.43	1470,201	Average	10	
541	The Peoples Gas Light & Coke C	Illinois	WEC	D-11-0281	Natural Gas	Distribution	1/10/2012	Fully Litigated	57,813	No	No	6.94	9.28	49	1359,084	Average	10	
542	The Peoples Gas Light & Coke C	Illinois	WEC	D-09-0167	Natural Gas	Distribution	12/12/2010	Fully Litigated	69,803	No	No	8.05	10.23	56	1201,426	Average	11	
543	The Peoples Gas Light & Coke C	Illinois	WEC	D-07-0242	Natural Gas	Distribution	2/5/2008	Fully Litigated	71,191	No	No	7.76	10.19	56	1212,274	Year-end	11	
544	The Peoples Gas Light & Coke C	Illinois	WEC	D-95-0032	Natural Gas	Distribution	11/8/1995	Fully Litigated	30.8	No	No	9.19	11.1	51.08	1070.9	Average	10	
545	The Peoples Gas Light & Coke C	Illinois	WEC	D-91-0568	Natural Gas	Distribution	10/6/1992	Fully Litigated	30.6	No	No	10.4	12.25	53.08	1016.7	Average	10	
546	The Peoples Gas Light & Coke C	Illinois	WEC	D-90-0007	Natural Gas	Distribution	11/9/1990	Fully Litigated	27.5	No	No	10.56	13.25	47.76	954.8	Average	10	
547	The Peoples Gas Light & Coke C	Illinois	WEC	D-83-0580	Natural Gas	Distribution	8/30/1984	Fully Litigated	62.6	No	No	11.58	15.6	44.1	784.5	Average	10	
548	The Peoples Gas Light & Coke C	Illinois	WEC	D-82-0082	Natural Gas	Distribution	12/28/1982	Fully Litigated	64.6	No	No	11.02	15.25	42.75	742.6	Average	10	
549	The Peoples Gas Light & Coke C	Illinois	WEC	D-80-0090	Natural Gas	Distribution	12/17/1980	Fully Litigated	48.1	No	No	10.44	14.2	40.02	NA	Year-end	11	
550	Michigan Gas Utilities Corp.	Michigan	WEC	C-U-21366	Natural Gas	Distribution	8/30/2023	Settled	9.9	No	No	NA	NA	NA	NA	Average	6	
551	Michigan Gas Utilities Corp.	Michigan	WEC	C-U-20718	Natural Gas	Distribution	9/9/2021	Settled	9.25	No	No	NA	NA	NA	NA	NA	NA	5
552	Michigan Gas Utilities Corp.	Michigan	WEC	C-U-17880	Natural Gas	Distribution	12/11/2015	Settled	3.4	No	No	5.51	9.9	52	NA	NA	5	

Rate Case History (Gas)
List: None
Company List: All
States: All
Years: All
Service Type: Electric

Line	Company	State	Parent Company Ticker	Docket	Rate Case Service Type	Case Type	Date	Decision Type	Rate Increase (\$M)	Phase-In?	Intervenor Authorized?	Increase Authorized			Common Equity to Total Capital (%)	Rate Case Test Year End Date	Rate Base (\$M)	Rate Case Valuation Method	Rate Case Duration (months)
												Return on Original Cost Rate (%)	Return on Equity (%)	Common Equity to Total Capital (%)					
553	Michigan Gas Utilities Corp.	Michigan	WEC	C-U-17273	Natural Gas	Distribution	11/14/2013	Settled	4,899,999	No	No	6.15	10.25	40.03	12/2014	NA	NA	5	
554	Michigan Gas Utilities Corp.	Michigan	WEC	C-U-15990	Natural Gas	Distribution	12/16/2009	Settled	3,500,911	No	No	7.16	10.75	47.27	12/2010	NA	NA	5	
555	Michigan Gas Utilities Corp.	Michigan	WEC	C-U-15549	Natural Gas	Distribution	11/13/2009	Settled	6	No	No	7.6	10.45	46.49	12/2009	NA	NA	8	
556	Michigan Gas Utilities Corp.	Michigan	WEC	C-U-13470	Natural Gas	Distribution	3/12/2003	Settled	8.4	No	No	NA	11.4	NA	12/2003	NA	NA	7	
557	Michigan Gas Utilities Corp.	Michigan	WEC	C-U-10960	Natural Gas	Distribution	3/27/1997	Fully Litigated	1.7	No	No	8.42	10.75	42.44	05/1997	132.9	Average	17	
558	Michigan Gas Utilities Corp.	Michigan	WEC	C-U-9781	Natural Gas	Distribution	4/30/1991	Settled	2.4	Yes	No	9.5	13	NA	NA	NA	NA	4	
559	Michigan Gas Utilities Corp.	Michigan	WEC	C-U-7976	Natural Gas	Distribution	3/11/1986	Fully Litigated	0.1	No	No	10.55	14	33.14	12/1985	NA	NA	20	
560	Michigan Gas Utilities Corp.	Michigan	WEC	C-U-7732	Natural Gas	Distribution	2/14/1984	Settled	3.6	No	No	10.55	14.25	30.4	12/1982	NA	NA	6	
561	Minnesota Energy Resources	Minnesota	WEC	D-G-011-GR-22-504	Natural Gas	Distribution	10/26/2023	Settled	28,804	No	Yes	6.72	9.65	53	12/2023	470,073	Average	11	
562	Minnesota Energy Resources	Minnesota	WEC	D-G-011-GR-17-563	Natural Gas	Distribution	11/8/2018	Fully Litigated	3,100,635	No	Yes	6.7	9.7	50.9	12/2018	284,298,23	Average	13	
563	Minnesota Energy Resources	Minnesota	WEC	D-G-011-GR-15-736	Natural Gas	Distribution	9/29/2016	Fully Litigated	6,775,462	No	Yes	6.88	9.11	50.32	12/2016	234,995,22	Average	12	
564	Minnesota Energy Resources	Minnesota	WEC	D-G-011-GR-13-617	Natural Gas	Distribution	9/24/2014	Fully Litigated	7,580,774	No	Yes	7.3	9.35	50.31	12/2014	189,725,21	Average	11	
565	Minnesota Energy Resources	Minnesota	WEC	D-G-007-011-GR-10-977	Natural Gas	Distribution	5/24/2012	Fully Litigated	11,047,31	No	Yes	7.83	9.7	50.48	12/2011	189,808,63	Average	18	
566	Minnesota Energy Resources	Minnesota	WEC	D-G-007-011-GR-08-835	Natural Gas	Distribution	6/29/2009	Fully Litigated	15.4	No	Yes	7.98	10.21	48.77	12/2008	189.4	Average	11	
567	Minnesota Energy Resources	Minnesota	WEC	D-G-007-011-GR-00-951	Natural Gas	Distribution	7/29/2003	Settled	5	No	Yes	9.93	11.71	49.99	12/2000	83.1	Average	39	
568	Minnesota Energy Resources	Minnesota	WEC	D-G-011-GR-92-132	Natural Gas	Distribution	2/22/1993	Settled	5	No	Yes	10.67	11.6	50.66	12/1992	69.1	Average	11	
569	Minnesota Energy Resources	Minnesota	WEC	D-G-011-GR-86-144	Natural Gas	Distribution	1/20/1987	Fully Litigated	2.9	No	Yes	10.52	12.75	37.8	04/1987	NA	NA	10	
570	Minnesota Energy Resources	Minnesota	WEC	D-G-011-GR-82-65	Natural Gas	Distribution	1/28/1983	Fully Litigated	5.1	No	Yes	13.53	14.9	49.9	04/1983	NA	NA	12	
571	Wisconsin Electric Power Co.	Wisconsin	WEC	D-5-UR-110 (WEP-Gas)	Natural Gas	Distribution	12/29/2022	Fully Litigated	46,079	No	No	8.29	9.8	58.22	12/2023	1065,821	Average	8	
572	Wisconsin Electric Power Co.	Wisconsin	WEC	D-5-AE-107 (WEP-Gas)	Natural Gas	Distribution	8/1/2021	NA	0	No	No	NA	NA	NA	12/2022	NA	NA	4	
573	Wisconsin Electric Power Co.	Wisconsin	WEC	D-05-UR-109 (WEP-Gas)	Natural Gas	Distribution	10/31/2019	Settled	15,711	No	No	7.49	10	54.46	12/2020	722,392	NA	7	
574	Wisconsin Electric Power Co.	Wisconsin	WEC	D-5-UR-108 (WEP-Gas)	Natural Gas	Distribution	8/10/2017	Settled	0	Yes	No	NA	NA	NA	12/2019	NA	NA	4	
575	Wisconsin Electric Power Co.	Wisconsin	WEC	D-05-UR-107 (WEP-Gas)	Natural Gas	Distribution	11/14/2014	Fully Litigated	-10.66	No	No	8.6	10.2	51.9	12/2015	435,187	Average	5	
576	Wisconsin Electric Power Co.	Wisconsin	WEC	D-05-UR-106 (WEP-Gas)	Natural Gas	Distribution	11/28/2012	Fully Litigated	-8.052	No	No	9.15	10.4	52.09	12/2013	370,965	Average	8	
577	Wisconsin Electric Power Co.	Wisconsin	WEC	D-5-UR-105 (WEP-GAS)	Natural Gas	Distribution	10/6/2011	Fully Litigated	0	No	No	NA	NA	NA	12/2012	NA	NA	4	
578	Wisconsin Electric Power Co.	Wisconsin	WEC	D-5-UR-104 (WEP-GAS)	Natural Gas	Distribution	12/18/2009	Fully Litigated	-2.027	No	No	8.85	10.4	53.02	12/2010	402,028	Average	9	
579	Wisconsin Electric Power Co.	Wisconsin	WEC	D-5-UR-103 (WEP-GAS)	Natural Gas	Distribution	11/7/2008	Fully Litigated	3,973	No	No	9.15	10.75	54.36	12/2008	395,447	Average	8	
580	Wisconsin Electric Power Co.	Wisconsin	WEC	D-05-UR-102 (WEP-GAS)	Natural Gas	Distribution	1/25/2006	Fully Litigated	21.4	No	No	8.94	11.2	56.34	12/2006	418.3	Average	7	
581	Wisconsin Electric Power Co.	Wisconsin	WEC	D-05-UR-101 (gas 2003)	Natural Gas	Distribution	5/5/2004	Fully Litigated	26	No	No	NA	NA	NA	12/2004	NA	Average	10	
582	Wisconsin Electric Power Co.	Wisconsin	WEC	D-6630-UR-111 (gas)	Natural Gas	Distribution	7/20/2000	Fully Litigated	8	No	Yes	10.28	12.2	53.45	12/2000	NA	Average	10	
583	Wisconsin Electric Power Co.	Wisconsin	WEC	D-6630-UR-110 (gas)	Natural Gas	Distribution	4/30/1998	Fully Litigated	18.5	No	Yes	10.32	12.2	53.14	12/1998	NA	Average	7	
584	Wisconsin Gas LLC	Wisconsin	WEC	D-5-UR-110	Natural Gas	Distribution	12/29/2022	Fully Litigated	46,487	No	No	8.03	9.8	52.7	12/2023	1626,876	Average	8	
585	Wisconsin Gas LLC	Wisconsin	WEC	D-5-AE-107	Natural Gas	Distribution	8/1/2021	NA	0	No	No	NA	NA	NA	12/2022	NA	NA	4	
586	Wisconsin Gas LLC	Wisconsin	WEC	D-05-UR-109	Natural Gas	Distribution	10/31/2019	Settled	1,618	No	No	7.32	10.2	52.02	12/2020	1404,705	NA	7	
587	Wisconsin Gas LLC	Wisconsin	WEC	D-05-UR-108 (WG)	Natural Gas	Distribution	8/10/2017	Settled	0	Yes	No	NA	NA	NA	12/2019	NA	NA	4	
588	Wisconsin Gas LLC	Wisconsin	WEC	D-05-UR-107 (WG)	Natural Gas	Distribution	11/14/2014	Fully Litigated	38,497	Yes	No	8.36	10.3	48.91	12/2015	875,941	Average	5	
589	Wisconsin Gas LLC	Wisconsin	WEC	D-05-UR-106 (WG)	Natural Gas	Distribution	11/28/2012	Fully Litigated	-34,281	No	No	8.96	10.5	46.75	12/2013	664,799	Average	8	
590	Wisconsin Gas LLC	Wisconsin	WEC	D-5-UR-105 (WG)	Natural Gas	Distribution	10/6/2011	Fully Litigated	0	No	No	NA	NA	NA	12/2012	NA	NA	4	
591	Wisconsin Gas LLC	Wisconsin	WEC	D-5-UR-104 (WG)	Natural Gas	Distribution	12/18/2009	Fully Litigated	5,682	No	No	9.09	10.5	46.62	12/2010	592,392	Average	9	
592	Wisconsin Gas LLC	Wisconsin	WEC	D-5-UR-103 (WG)	Natural Gas	Distribution	11/7/2008	Fully Litigated	20,132	No	No	10.91	10.75	46.64	12/2008	506,799	Average	8	
593	Wisconsin Gas LLC	Wisconsin	WEC	D-05-UR-102 (WG)	Natural Gas	Distribution	1/25/2006	Fully Litigated	38.7	No	No	11.38	11.2	50.2	12/2006	578.2	Average	7	
594	Wisconsin Gas LLC	Wisconsin	WEC	D-6650-GR-111	Natural Gas	Distribution	11/12/1993	Fully Litigated	12.3	No	No	10.48	11.8	48.43	10/1994	338.6	Average	7	
595	Wisconsin Gas LLC	Wisconsin	WEC	D-6650-GR-110	Natural Gas	Distribution	10/29/1992	Fully Litigated	8.4	No	No	12.92	12.75	49.45	10/1993	274.7	Average	7	
596	Wisconsin Gas LLC	Wisconsin	WEC	D-6650-GR-109	Natural Gas	Distribution	10/15/1991	Fully Litigated	3.9	No	No	13.07	13.4	49.09	09/1992	256	Average	6	
597	Wisconsin Gas LLC	Wisconsin	WEC	D-6650-GR-107	Natural Gas	Distribution	7/31/1989	Fully Litigated	-1.9	No	No	NA	NA	NA	NA	NA	NA	3	
598	Wisconsin Gas LLC	Wisconsin	WEC	D-6650-GR-106	Natural Gas	Distribution	10/31/1980	Fully Litigated	1.11	No	No	13.53	13.6	49.41	09/1990	235.4	Average	6	

Rate Case History (Gas)
List: None
Company List: All
States: All
Years: All
Service Type: Electric

Line	Company	State	Parent Company Ticker	Docket	Rate Case Service Type	Case Type	Date	Decision Type	Rate Increase (\$M)	Phase-In?	Interim Authorized?	Increase Authorized			Common Equity to Total Capital (%)	Rate Case Test Year End Date	Rate Base Valuation Method	Rate Case Duration (months)
												Return on Original Cost Rate (%)	Return on Equity (%)	Common Equity to Total Capital (%)				
599	Wisconsin Gas LLC	Wisconsin	WEC	D-6650-GR-102	Natural Gas	Distribution	12/30/1986	Fully Litigated	-6.7	No	No	13.43	13.9	45.86	12/1987	NA	Average	6
600	Wisconsin Gas LLC	Wisconsin	WEC	D-6650-GR-100	Natural Gas	Distribution	12/20/1985	Fully Litigated	10.8	No	No	14.42	15	43.75	12/1986	214.3	Average	5
601	Wisconsin Gas LLC	Wisconsin	WEC	D-6650-GR-19	Natural Gas	Distribution	12/20/1984	Fully Litigated	-1.3	No	No	14.09	15	45.49	12/1985	209.1	Average	5
602	Wisconsin Gas LLC	Wisconsin	WEC	D-6650-GR-18	Natural Gas	Distribution	12/29/1983	Fully Litigated	10.3	No	No	13.39	15	44.27	12/1984	NA	Average	6
603	Wisconsin Gas LLC	Wisconsin	WEC	D-6650-GR-17	Natural Gas	Distribution	1/18/1983	Fully Litigated	11.5	No	No	13.36	15	43.07	12/1983	NA	Average	6
604	Wisconsin Gas LLC	Wisconsin	WEC	D-6650-GR-15	Natural Gas	Distribution	4/6/1982	Fully Litigated	23.4	No	No	NA	15	41.11	12/1982	NA	Average	8
605	Wisconsin Gas LLC	Wisconsin	WEC	D-6650-GR-13	Natural Gas	Distribution	12/18/1980	Fully Litigated	22.9	No	No	NA	14	42.2	12/1981	NA	Average	7
606	Wisconsin Gas LLC	Wisconsin	WEC	D-6650-GR-6	Natural Gas	Distribution	2/15/1980	Fully Litigated	8.1	No	Yes	NA	13	41.2	12/1978	NA	Average	23
607	Wisconsin Public Service Corp.	Wisconsin	WEC	D-6690-UR-127 (gas)	Natural Gas	Distribution	12/22/2022	Fully Litigated	26.382	No	No	7.54	9.8	53.4	12/2023	773.034	Average	7
608	Wisconsin Public Service Corp.	Wisconsin	WEC	D-5-AF-107 (Gas)	Natural Gas	Distribution	8/11/2021	NA	0	No	No	NA	NA	NA	12/2022	NA	NA	4
609	Wisconsin Public Service Corp.	Wisconsin	WEC	D-6690-UR-126 (Gas)	Natural Gas	Distribution	10/31/2019	Settled	9.594	No	No	7.22	10	51.96	12/2020	581.525	NA	7
610	Wisconsin Public Service Corp.	Wisconsin	WEC	D-6690-UR-125 (Gas)	Natural Gas	Distribution	8/10/2017	Settled	0	Yes	No	NA	NA	NA	12/2019	NA	NA	4
611	Wisconsin Public Service Corp.	Wisconsin	WEC	D-6690-UR-124 (Gas)	Natural Gas	Distribution	11/19/2015	Fully Litigated	-6.225	No	No	7.8	10	50.47	12/2016	368.902	Average	7
612	Wisconsin Public Service Corp.	Wisconsin	WEC	D-6690-UR-123 (Gas)	Natural Gas	Distribution	11/6/2014	Fully Litigated	-15.363	No	No	7.95	10.2	50.28	12/2015	356.382	Average	7
613	Wisconsin Public Service Corp.	Wisconsin	WEC	D-6690-UR-122 (Gas)	Natural Gas	Distribution	11/6/2013	Fully Litigated	-3.881	No	No	8.13	10.2	50.14	12/2014	342.028	Average	7
614	Wisconsin Public Service Corp.	Wisconsin	WEC	D-6690-UR-121 (Gas)	Natural Gas	Distribution	10/24/2012	Settled	-1	No	No	NA	10.3	51.61	12/2013	NA	NA	6
615	Wisconsin Public Service Corp.	Wisconsin	WEC	D-6690-UR-120 (gas)	Natural Gas	Distribution	1/13/2011	Fully Litigated	-8.275	No	No	7.72	10.3	51.65	12/2011	346.671	Average	9
616	Wisconsin Public Service Corp.	Wisconsin	WEC	D-6690-UR-119 (gas)	Natural Gas	Distribution	12/30/2008	Settled	-3	No	No	NA	NA	53.41	12/2009	NA	NA	9
617	Wisconsin Public Service Corp.	Wisconsin	WEC	D-6690-UR-118 (gas)	Natural Gas	Distribution	1/11/2007	Fully Litigated	18.9	No	No	8.62	10.9	57.46	12/2007	351	Average	9
618	Wisconsin Public Service Corp.	Wisconsin	WEC	D-6690-UR-117 (gas)	Natural Gas	Distribution	12/22/2005	Fully Litigated	7.2	No	No	8.85	11	59.73	12/2006	316.6	Average	8
619	Wisconsin Public Service Corp.	Wisconsin	WEC	D-6690-UR-116 (gas)	Natural Gas	Distribution	12/1/2004	Fully Litigated	5.6	No	No	9.33	11.5	57.35	12/2005	287.6	Average	8
620	Wisconsin Public Service Corp.	Wisconsin	WEC	D-6690-UR-115 (gas)	Natural Gas	Distribution	12/19/2003	Fully Litigated	8.9	No	No	9.28	12	55	12/2004	NA	Average	8
621	Wisconsin Public Service Corp.	Wisconsin	WEC	D-6690-UR-114 (gas)	Natural Gas	Distribution	3/20/2003	Fully Litigated	-1.2	No	No	9.59	12	55	12/2003	NA	Average	11
622	Wisconsin Public Service Corp.	Wisconsin	WEC	D-6690-UR-113 (gas)	Natural Gas	Distribution	6/20/2002	Fully Litigated	10.6	No	Yes	10.24	12.3	54.99	12/2002	NA	Average	14
623	Wisconsin Public Service Corp.	Wisconsin	WEC	D-6690-UR-112 (gas)	Natural Gas	Distribution	11/30/2000	Fully Litigated	4.3	No	No	10.28	12.1	54.28	12/2001	NA	Average	8
624	Wisconsin Public Service Corp.	Wisconsin	WEC	D-6690-UR-111 (gas)	Natural Gas	Distribution	12/17/1998	Fully Litigated	10.3	No	No	10.82	12.1	54.22	12/1999	NA	Average	8
625	Wisconsin Public Service Corp.	Wisconsin	WEC	D-6690-UR-110 (gas)	Natural Gas	Distribution	2/20/1997	Fully Litigated	5.7	No	No	10.84	11.8	54.8	12/1997	NA	Average	10
626	Wisconsin Public Service Corp.	Wisconsin	WEC	D-6690-UR-109 (gas)	Natural Gas	Distribution	12/19/1994	Fully Litigated	0	No	No	11.04	11.5	55.43	12/1995	NA	Average	8
627	Wisconsin Public Service Corp.	Wisconsin	WEC	D-6690-UR-108 (gas)	Natural Gas	Distribution	12/21/1992	Fully Litigated	1	No	No	10.82	11.3	55.61	12/1994	NA	Average	8
628	Wisconsin Public Service Corp.	Wisconsin	WEC	D-6690-UR-107 (gas)	Natural Gas	Distribution	12/22/1992	Fully Litigated	3.8	No	No	11.48	12.3	54.15	12/1993	NA	Average	8
629	Wisconsin Public Service Corp.	Wisconsin	WEC	D-6690-UR-106 (gas)	Natural Gas	Distribution	12/19/1991	Fully Litigated	0	No	No	11.4	12.8	52.97	12/1992	NA	Average	8
630	Wisconsin Public Service Corp.	Wisconsin	WEC	D-6690-UR-105 (gas)	Natural Gas	Distribution	12/18/1990	Fully Litigated	2	No	No	11.52	13.1	50.98	12/1991	NA	Average	8
631	Wisconsin Public Service Corp.	Wisconsin	WEC	D-6690-UR-104-G	Natural Gas	Distribution	12/21/1989	Fully Litigated	1	No	No	NA	12.9	53.6	12/1990	NA	Average	8
632	Wisconsin Public Service Corp.	Wisconsin	WEC	D-6690-UR-103-G	Natural Gas	Distribution	1/27/1989	Fully Litigated	-1.1	No	No	NA	13	52.76	12/1989	NA	Average	9
633	Wisconsin Public Service Corp.	Wisconsin	WEC	D-6690-UR-102-G	Natural Gas	Distribution	1/29/1988	Fully Litigated	1	No	No	NA	13.2	50.79	12/1988	NA	Average	7
634	Wisconsin Public Service Corp.	Wisconsin	WEC	D-6690-UR-101-G	Natural Gas	Distribution	7/10/1987	Fully Litigated	1	No	No	NA	12.9	48.01	12/1987	NA	Average	14
635	Wisconsin Public Service Corp.	Wisconsin	WEC	D-6690-UR-20-G	Natural Gas	Distribution	1/31/1985	Fully Litigated	1.3	No	No	11.08	14.75	50	12/1985	NA	Average	9
636	Wisconsin Public Service Corp.	Wisconsin	WEC	D-6690-UR-19-G	Natural Gas	Distribution	3/24/1983	Fully Litigated	6.4	No	No	11.39	15	42.5	12/1983	NA	Average	8
637	Wisconsin Public Service Corp.	Wisconsin	WEC	D-6690-UR-18-G	Natural Gas	Distribution	4/27/1982	Fully Litigated	3.3	No	No	NA	15	39.09	12/1982	NA	Average	9
638	Wisconsin Public Service Corp.	Wisconsin	WEC	D-6690-UR-17-G	Natural Gas	Distribution	5/21/1981	Fully Litigated	4.2	No	No	NA	14	38.2	12/1981	NA	Average	10
639	Public Service Co. of CO	Colorado	XEL	D-22AL-0046G	Natural Gas	Distribution	10/23/2022	Fully Litigated	171.7674	No	No	6.7	9.2	53.78	12/2021	3396.2976	Year-end	9
640	Public Service Co. of CO	Colorado	XEL	D-20AL-0049G	Natural Gas	Distribution	10/12/2020	Settled	94.15948	No	No	6.84	9.2	55.62	09/2019	2016.9011	Year-end	8
641	Public Service Co. of CO	Colorado	XEL	D-17AL-01863G	Natural Gas	Distribution	12/21/2018	Fully Litigated	21.98298	No	Yes	7.12	9.35	54.6	12/2016	1527.0108	Average	18
642	Public Service Co. of CO	Colorado	XEL	D-15AL-0135G	Natural Gas	Distribution	2/16/2016	Fully Litigated	39.1669	Yes	Yes	7.33	9.5	56.51	12/2014	1416.47	Average	11
643	Public Service Co. of CO	Colorado	XEL	D-12AL-1208G	Natural Gas	Distribution	12/23/2013	Fully Litigated	65.8	No	Yes	7.53	9.72	56.06	09/2012	1147.7069	Year-end	12
644	Public Service Co. of CO	Colorado	XEL	D-10AL-963G	Natural Gas	Distribution	9/1/2011	Settled	12.76245	No	No	8.24	10.1	56	12/2010	NA	Average	8

Case Type: All
Rate Case History (Gas)
List: None
Company List: All
States: All
Years: All
Service Type: Electric

Line	Company	State	Parent Company Ticker	Docket	Rate Case Service Type	Case Type	Date	Decision Type	Rate Increase (\$M)	Phase-In?	Interim Authorized?	Increase Authorized			Common Equity to Total Capital (%)	Rate Case Test Year End Date	Rate Base Valuation (\$M)	Rate Base Method	Rate Case Duration (months)
												Return on Original Cost Rate (%)	Return on Equity (%)	Common Equity to Total Capital (%)					
645	Public Service Co. of CO	Colorado	XEL	D-06S-656G	Natural Gas	Distribution	7/3/2007	Settled	32.33177	No	No	8.67	10.25	60.17	06/2006	1111.8368	Average	7	
646	Public Service Co. of CO	Colorado	XEL	D-05S-264G	Natural Gas	Distribution	2/3/2006	Settled	22.5	No	No	8.7	10.5	55.49	12/2004	1004.2	Average	8	
647	Public Service Co. of CO	Colorado	XEL	D-02S-315G	Natural Gas	Distribution	6/26/2003	Settled	-17.8	No	No	9.2	11	51.4	12/2001	850.6	Average	13	
648	Public Service Co. of CO	Colorado	XEL	D-08S-422G	Natural Gas	Distribution	3/15/2001	Fully Litigated	14.2	No	No	9.33	11.25	50.4	12/1999	827.1	Year-end	8	
649	Public Service Co. of CO	Colorado	XEL	D-98S-518G	Natural Gas	Distribution	6/8/1999	Fully Litigated	14.8	No	No	9.43	11.25	52.36	06/1998	730	Year-end	7	
650	Public Service Co. of CO	Colorado	XEL	D-96S-290G	Natural Gas	Distribution	13/11/997	Fully Litigated	18.6	No	No	9.48	11.25	52.79	12/1995	605.9	Year-end	8	
651	Public Service Co. of CO	Colorado	XEL	D-93S-001G	Natural Gas	Distribution	11/26/1993	Fully Litigated	7.1	No	No	9.4	11	44.62	09/1992	420.2	Year-end	10	
652	Public Service Co. of CO	Colorado	XEL	D-91S-091G	Natural Gas	Distribution	7/3/1991	Settled	0	No	No	NA	NA	NA	NA	NA	NA	5	
653	Public Service Co. of CO	Colorado	XEL	D-140D-De-C84-598 (Gas)	Natural Gas	Distribution	5/22/1984	Fully Litigated	17.3	No	Yes	10.21	14.4	38.59	03/1983	258.1	Year-end	6	
654	Public Service Co. of CO	Colorado	XEL	D-152S-De-C81-1999 (Gas)	Natural Gas	Distribution	12/1/1981	Fully Litigated	20	No	No	10.75	15.7	39.09	12/1981	250.8	Year-end	6	
655	Public Service Co. of CO	Colorado	XEL	D-142S-De-C80-2346 (Gas)	Natural Gas	Distribution	12/12/1980	Fully Litigated	0.8	No	No	10.19	15.45	34.62	06/1980	NA	Year-end	7	
656	Public Service Co. of CO	Colorado	XEL	D-1420-De-C80-1039 (Gas)	Natural Gas	Distribution	5/27/1980	Fully Litigated	9.9	No	No	9.77	14.6	35.8	12/1979	NA	Year-end	2	
657	Northern States Power Co.	Minnesota	XEL	D-G-002-GR-31-678	Natural Gas	Distribution	3/23/2023	Settled	20.888	No	Yes	6.97	9.57	52.5	12/2022	927.761	Average	16	
658	Northern States Power Co.	Minnesota	XEL	D-G-002M-14-336 (GUC Rider)	Natural Gas	Limited-Issue Rider	1/27/2015	Fully Litigated	14,700.49	No	No	NA	NA	NA	12/2015	NA	NA	5	
659	Northern States Power Co.	Minnesota	XEL	D-G-002-GR-091-153	Natural Gas	Distribution	12/6/2010	Fully Litigated	7.291	No	Yes	8.28	10.09	52.46	12/2010	438.315	Average	12	
660	Northern States Power Co.	Minnesota	XEL	D-G-002-GR-06-1429	Natural Gas	Distribution	9/10/2007	Fully Litigated	14.4	No	Yes	8.37	9.71	51.98	12/2007	438.3	Average	10	
661	Northern States Power Co.	Minnesota	XEL	D-G-002-GR-04-1511	Natural Gas	Distribution	8/1/2005	Settled	5.8	No	Yes	8.76	10.4	50.24	12/2004	402.6	Average	10	
662	Northern States Power Co.	Minnesota	XEL	D-G-002-GR-97-1006	Natural Gas	Distribution	9/3/1998	Settled	13.4	No	Yes	8.85	11.4	45.86	12/1998	310.3	Average	9	
663	Northern States Power Co.	Minnesota	XEL	D-G-002-GR-92-1186	Natural Gas	Distribution	9/1/1993	Fully Litigated	8.3	No	Yes	9.31	11.47	48.39	12/1993	NA	NA	10	
664	Northern States Power Co.	Minnesota	XEL	D-E-002-GR-86-160	Natural Gas	Distribution	12/27/1987	Fully Litigated	12.7	No	Yes	9.82	12.16	45	08/1987	156	Average	10	
665	Northern States Power Co.	Minnesota	XEL	D-E-002-GR-85-108	Natural Gas	Distribution	12/31/1985	Fully Litigated	15.4	No	Yes	10.76	14	45.56	04/1986	NA	NA	10	
666	Northern States Power Co.	Minnesota	XEL	D-E-002-GR-81-508	Natural Gas	Distribution	9/30/1982	Fully Litigated	13.5	No	Yes	10.77	14.74	41.75	12/1982	NA	NA	12	
667	Northern States Power Co.	Minnesota	XEL	D-E-002-GR-80-556	Natural Gas	Distribution	7/27/1981	Fully Litigated	9	No	Yes	10.03	13.77	41.46	09/1981	NA	NA	12	
668	Northern States Power Co.	North Dakota	XEL	C-PU-21-381	Natural Gas	Distribution	10/27/2022	Settled	6.324	No	Yes	NA	NA	52.54	12/2022	NA	NA	14	
669	Northern States Power Co.	North Dakota	XEL	C-PU-06-525	Natural Gas	Distribution	6/13/2007	Settled	2.168	No	No	8.96	10.75	51.59	12/2007	45.027	Average	6	
670	Northern States Power Co.	Wisconsin	XEL	D-4220-UR-126 (Gas)	Natural Gas	Distribution	11/9/2023	Fully Litigated	5,393.601	No	No	7.58	9.8	52.5	12/2023	265.49111	Average	6	
671	Northern States Power Co.	Wisconsin	XEL	D-4220-UR-124 (Gas)	Natural Gas	Distribution	11/18/2021	Settled	12,957.65	Yes	No	7.31	10	52.5	12/2021	223,259.58	Average	4	
672	Northern States Power Co.	Wisconsin	XEL	D-4220-UR-124 (Gas)	Natural Gas	Distribution	9/4/2019	Settled	1,079.829	Yes	No	7.74	10	52.52	12/2019	160,914.7	Average	3	
673	Northern States Power Co.	Wisconsin	XEL	D-4220-UR-123 (Gas)	Natural Gas	Distribution	12/7/2017	Fully Litigated	9,912	No	No	7.56	9.8	51.45	12/2017	137.66	Average	7	
674	Northern States Power Co.	Wisconsin	XEL	D-4220-UR-122 (Gas)	Natural Gas	Distribution	10/26/2016	Fully Litigated	4,773	No	No	NA	NA	NA	NA	NA	NA	6	
675	Northern States Power Co.	Wisconsin	XEL	D-4220-UR-121 (Gas)	Natural Gas	Distribution	12/3/2015	Fully Litigated	4,227	No	No	7.81	10	52.49	12/2015	141,157	Average	6	
676	Northern States Power Co.	Wisconsin	XEL	D-4220-UR-119 (Gas)	Natural Gas	Distribution	12/5/2013	Fully Litigated	2,717	No	No	8.34	10.2	52.54	12/2013	90.02	Average	6	
677	Northern States Power Co.	Wisconsin	XEL	D-4220-UR-118 (Gas)	Natural Gas	Limited-Issue Rider	12/14/2012	Fully Litigated	2,924	No	No	NA	NA	NA	NA	NA	NA	6	
678	Northern States Power Co.	Wisconsin	XEL	D-4220-UR-117 (Gas)	Natural Gas	Distribution	12/22/2011	Fully Litigated	2,924	No	No	8.52	10.4	52.59	12/2011	84,126	Average	6	
679	Northern States Power Co.	Wisconsin	XEL	D-4220-UR-115 (Gas)	Natural Gas	Distribution	1/8/2008	Fully Litigated	5.3	No	No	9.67	10.75	52.51	12/2008	78.5	Average	7	
680	Northern States Power Co.	Wisconsin	XEL	D-4220-UR-114 (Gas)	Natural Gas	Distribution	1/5/2006	Fully Litigated	3.9	Yes	Yes	9.97	11	53.66	12/2006	81.1	Average	7	
681	Northern States Power Co.	Wisconsin	XEL	D-4220-UR-110 (Gas)	Natural Gas	Distribution	9/15/1998	Fully Litigated	-1.9	No	No	10.52	11.9	55	12/1998	NA	Average	10	
682	Northern States Power Co.	Wisconsin	XEL	D-4220-UR-109 (Gas)	Natural Gas	Distribution	11/26/1996	Fully Litigated	0	No	No	10.63	11.3	55	12/1997	NA	Average	8	
683	Northern States Power Co.	Wisconsin	XEL	D-4220-UR-108 (Gas)	Natural Gas	Distribution	12/14/1995	Fully Litigated	2.5	No	No	10.72	11.3	54.99	12/1996	NA	Average	6	
684	Northern States Power Co.	Wisconsin	XEL	D-4220-UR-106 (Gas)	Natural Gas	Distribution	1/12/1993	Fully Litigated	1.1	No	No	11	12	56.94	12/1993	NA	Average	7	
685	Northern States Power Co.	Wisconsin	XEL	D-4220-UR-105 (Gas)	Natural Gas	Distribution	12/19/1991	Fully Litigated	1.4	No	No	11.65	12.6	57.08	12/1992	NA	Average	6	
686	Northern States Power Co.	Wisconsin	XEL	D-4220-UR-103-G	Natural Gas	Distribution	12/27/1989	Fully Litigated	-0.5	No	No	NA	NA	56.61	12/1990	NA	Average	4	
687	Northern States Power Co.	Wisconsin	XEL	D-4220-UR-101-G	Natural Gas	Distribution	12/22/1987	Fully Litigated	0.3	No	No	11.4	12	58.57	12/1988	NA	Average	6	
688	Northern States Power Co.	Wisconsin	XEL	D-4220-UR-4-G	Natural Gas	Distribution	7/19/1983	Fully Litigated	1.7	No	No	11.75	15	43.7	12/1983	NA	Average	11	

Rate Case History (Natural Gas)
List: None
Company List: All
States: All
Years: All
Service Type: Natural Gas

Line	Company	State	Parent Company Ticker	Docket	Rate Case Service Type	Case Type	Date	Decision Type	Rate Increase (\$M)	Phase- In?	Interim Authorized?	Return on Increase Authorized		Common Equity to Total Capital (%)	Rate Case Test Year End Date	Rate Case Base (\$M)	Rate Case Valuation Method	Rate Case Duration (months)
												Original Cost Rate (%)	Return on Equity (%)					
1	Ameren Illinois	Illinois	AEE	D-23-0667	Natural Gas	Distribution	11/16/2023	Fully Litigated	11.8	No	No	6.85	9.44	50	12/2024	2841.675	Average	10
29	Ameren Missouri	Missouri	AEE	C-GR-2021-0241	Natural Gas	Distribution	12/22/2021	Settled	5	No	No	NA	NA	NA	12/2020	313	Year-end	8
37	Avista Corp.	Idaho	AVA	C-AVU-G-23-01	Natural Gas	Distribution	8/31/2023	Settled	1.255	Yes	No	7.19	9.4	50	06/2022	206.562	Average	7
51	Avista Corp.	Oregon	AVA	D-UG-461	Natural Gas	Distribution	10/26/2022	Settled	7.16	No	No	7.24	9.5	50	12/2024	340.336	Average	7
63	Avista Corp.	Washington	AVA	D-LUG-220054	Natural Gas	Distribution	12/1/2022	Settled	7.5	Yes	No	7.03	NA	NA	12/2024	510.148	NA	10
84	Black Hills Energy Arkansas	Arkansas	BKH	D-21-497-U	Natural Gas	Distribution	10/10/2022	Fully Litigated	18.875	No	No	5.32	9.6	45	12/2021	799.98172	Year-end	10
94	Black Hills Colorado Gas Inc.	Colorado	BKH	D-21-AL-0236G	Natural Gas	Distribution	12/13/2021	Settled	6.498189	No	No	6.56	9.2	50.26	12/2020	303.18779	Average	6
99	Black Hills Iowa Gas Utility	Iowa	BKH	D-RPU-2021-0002	Natural Gas	Distribution	12/28/2021	Settled	5.906519	No	Yes	6.75	9.6	50.01	12/2020	300.92279	NA	7
109	Black Hills Kansas Gas Utility	Kansas	BKH	D-21-BHCG-418-RTS	Natural Gas	Distribution	12/30/2021	Settled	6.610982	No	No	NA	NA	NA	12/2020	NA	NA	7
122	Black Hills Gas Distribution	Nebraska	BKH	D-NG-0067	Natural Gas	Distribution	5/22/2012	Fully Litigated	4.96	No	Yes	7.67	9.6	51.16	03/2011	69.76	Year-end	7
125	Black Hills Nebraska Gas LLC	Nebraska	BKH	D-NG-109	Natural Gas	Distribution	1/26/2021	Settled	10.68834	No	Yes	6.71	9.5	50	12/2019	502.65242	Year-end	7
129	Black Hills Gas Distribution	Wyoming	BKH	D-3002-192-GH-12	Natural Gas	Distribution	3/5/2013	Settled	0	No	No	NA	NA	NA	NA	NA	NA	5
133	Black Hills Northwest Wyoming	Wyoming	BKH	D-3001-197-GR-17	Natural Gas	Distribution	7/16/2018	Settled	0.96821	No	No	7.75	9.6	54	06/2017	12.905113	Year-end	8
134	Piedmont Natural Gas Co.	Wyoming	BKH	D-3002-6-GR-19	Natural Gas	Distribution	12/11/2019	Settled	13.20387	No	No	6.98	9.4	50.23	12/2018	354.3634	Year-end	6
135	Chycenne Light Fuel Power Co.	Wyoming	BKH	D-3005-182-GR-13	Natural Gas	Distribution	7/31/2014	Settled	0.815789	No	No	7.98	9.9	54	06/2013	59.570349	Year-end	8
139	Consumers Energy Co.	Michigan	CMS	C-U-21308	Natural Gas	Distribution	8/30/2023	Settled	95	No	No	NA	9.9	NA	NA	NA	NA	8
160	Duke Energy Kentucky Inc.	Kentucky	DUK	C-2021-00190	Natural Gas	Distribution	12/28/2021	Settled	9.17088	No	No	6.54	9.38	51.34	12/2022	466.4866	Average	7
168	NC Natural Gas Corp.	North Carolina	DUK	D-G-21-SU18442	Natural Gas	Distribution	10/30/2003	Settled	21	No	No	9.27	11	51.14	09/2002	394	Year-end	7
174	Piedmont Natural Gas Co.	North Carolina	DUK	D-G-9, Sub 781	Natural Gas	Distribution	1/6/2022	Settled	74.24542	No	Yes	6.9	9.6	51.6	12/2020	4731.1443	Year-end	9
191	Duke Energy Ohio Inc.	Ohio	DUK	C-22-0807-GA-AIR	Natural Gas	Distribution	11/1/2023	Settled	31.68974	No	No	6.96	9.6	52.32	12/2022	1897.6009	Date Certain	16
200	Piedmont Natural Gas Co.	South Carolina	DUK	D-2023-7-G	Natural Gas	Distribution	10/5/2023	Settled	12.9399	No	No	6.9	9.3	53.13	03/2023	558.88261	Year-end	3
211	Piedmont Natural Gas Co.	Tennessee	DUK	D-23-00035	Natural Gas	Distribution	12/4/2023	Settled	40.20869	No	No	6.95	9.8	50.09	12/2022	1140.6713	Average	6
223	Energy Louisiana LLC	Louisiana	ETR	D-U-28035	Natural Gas	Distribution	7/6/2005	Settled	5.8	No	No	8.11	10.5	47.52	09/2003	26.3	Average	12
226	Energy New Orleans LLC	Louisiana	ETR	D-UD-18-07 (gas)	Natural Gas	Distribution	11/7/2019	Fully Litigated	-2.5	No	No	7.09	9.35	50	NA	NA	NA	13
233	Interstate Power & Light Co.	Iowa	LNT	D-RPU-2019-0002	Natural Gas	Distribution	12/18/2019	Settled	11.8	No	No	7.02	9.6	51	12/2020	557.39665	Average	9
244	Wisconsin Power and Light Co	Wisconsin	LNT	D-6680-IR-124 (Gas)	Natural Gas	Distribution	11/9/2023	Fully Litigated	12.702	Yes	No	7.42	9.8	53.7	12/2025	532.232	Average	6
271	Madison Gas and Electric Co.	Wisconsin	MGEE	D-3270-UR-125 (gas)	Natural Gas	Distribution	11/3/2023	Fully Litigated	8.586	No	No	7.8	9.7	56.06	12/2025	341.369	Average	6
301	Pivotal Utility Holdings Inc.	Florida	NEE	20220069-GU	Natural Gas	Distribution	3/28/2023	Fully Litigated	23.30807	No	No	6.44	9.5	59.6	12/2023	487.25788	Average	10
310	Northern IN Public Svc Co LLC	Indiana	NI	Ca-45621	Natural Gas	Distribution	7/27/2022	Settled	71.80028	Yes	No	6.55	9.85	49.47	12/2022	2418.6691	Year-end	10
328	Columbar Gas of Kentucky Inc	Kentucky	NI	C-2021-00183	Natural Gas	Distribution	12/28/2021	Settled	18.3114	No	No	6.89	9.35	52.64	12/2022	431.14007	Year-end	7
345	Columbar Gas of Maryland Inc	Maryland	NI	C-9709 (IRIS 3)	Natural Gas	Distribution	12/20/2023	Fully Litigated	0	NA	No	NA	NA	NA	12/2024	NA	NA	6
359	Columbar Gas Ohio Inc.	Ohio	NI	C-21-0637-GA-AIR	Natural Gas	Distribution	1/26/2023	Settled	68.192	No	No	7.08	9.6	50.6	12/2021	3505.491	Date Certain	19
377	Columbar Gas of Pennsylvania	Pennsylvania	NI	D-R-2022-3031211	Natural Gas	Distribution	12/8/2022	Settled	44.5	No	No	NA	NA	NA	12/2023	NA	NA	8
400	Columbar Gas of Virginia Inc.	Virginia	NI	C-PUR-2022-00036	Natural Gas	Distribution	5/15/2023	Settled	40.3	No	Yes	NA	NA	NA	09/2023	NA	NA	12
419	NorthWestern Energy Group	Montana	NWE	D-2022-7-78 (gas)	Natural Gas	Distribution	10/25/2023	Settled	14.06043	No	Yes	6.67	9.55	48.02	12/2021	582.81883	Average	14
433	NorthWestern Energy Group	Nebraska	NWE	D-NG-0048	Natural Gas	Distribution	12/18/2007	Settled	1.5	No	Yes	NA	10.4	NA	NA	NA	NA	6
434	NorthWestern Energy Group	South Dakota	NWE	D-NG-007-013	Natural Gas	Distribution	12/18/2007	Settled	3.07543	No	No	7.96	NA	NA	12/2006	51.142682	Average	6
435	Arizona Public Service Co.	Arizona	PNW	D-U-1845-De-5258-G	Natural Gas	Distribution	10/29/1981	Fully Litigated	10.2	No	No	6.04	16.5	40.35	06/1981	NA	NA	11
437	Louisville Gas & Electric Co.	Kentucky	PPL	C-2020-00350 (gas)	Natural Gas	Distribution	6/30/2021	Settled	20.36	No	No	NA	9.43	NA	06/2022	NA	NA	7
452	The Narragansett Electric Co.	Rhode Island	PPL	D-4770 (gas)	Natural Gas	Distribution	8/24/2018	Settled	17.4	Yes	No	7.15	9.28	50.95	06/2017	788.06888	Average	9
462	Atlanta Gas Light Co.	Georgia	SO	D-42315 (2021 review)	Natural Gas	Distribution	11/18/2021	Settled	50.61733	No	No	NA	NA	56	12/2022	3874.8447	Average	4
485	Northern Illinois Gas Co.	Illinois	SO	D-23-0066	Natural Gas	Distribution	11/16/2023	Fully Litigated	223.033	No	No	6.68	9.51	50	12/2024	5971.923	Average	10
495	Chattanooga Gas Co.	Tennessee	SO	D-23-00029	Natural Gas	Distribution	10/6/2023	Settled	11.94566	No	No	7.12	9.8	49.23	12/2022	NA	NA	5
508	Virginia Natural Gas Inc.	Virginia	SO	C-PUR-2023-00180 (SAVE)	Natural Gas	Limited-Issue Rider	12/1/2023	Fully Litigated	6.888451	No	No	6.89	9.7	49.06	12/2024	106.64118	Average	2
526	North Shore Gas Co.	Illinois	WEC	D-23-0068	Natural Gas	Distribution	11/16/2023	Fully Litigated	11.012	No	No	6.96	9.38	52.58	12/2024	422.113	Average	10
538	The Peoples Gas Light & Coke C	Illinois	WEC	D-23-0069	Natural Gas	Distribution	11/16/2023	Fully Litigated	302.794	No	No	6.65	9.38	50.79	12/2024	4193.982	Average	10

Case Type: All

Rate Case History (Natural Gas)

List: None
Company List: All
States: All
Years: All
Service Type: Natural Gas

Line	Company	State	Parent Company Ticker	Docket	Rate Case Service Type	Case Type	Date	Decision Type	Rate Increase (\$M)	Phase- In?	Interim Authorized?	Increase Authorized				Rate Base (\$M)	Rate Base Valuation Method	Rate Case Duration (months)
												Return on Original Cost Rate (%)	Return on Equity (%)	Common Equity to Total Capital (%)	Rate Case Test Year End Date			
550	Michigan Gas Utilities Corp.	Michigan	WEC	C-U-21366	Natural Gas	Distribution	8/30/2023	Settled	9.9	No	No	NA	9.8	NA	12/2024	NA	Average	6
561	Minnesota Energy Resources	Minnesota	WEC	D-G-011/GR-22-504	Natural Gas	Distribution	10/26/2023	Settled	28.804	No	Yes	6.72	9.65	470.073	12/2023	470.073	Average	11
571	Wisconsin Electric Power Co.	Wisconsin	WEC	D-5-UR-110 (WEP-Gas)	Natural Gas	Distribution	12/29/2022	Fully Litigated	46.079	No	No	8.29	9.8	1065.821	12/2023	1065.821	Average	8
584	Wisconsin Gas LLC	Wisconsin	WEC	D-5-UR-110	Natural Gas	Distribution	12/29/2022	Fully Litigated	46.487	No	No	8.03	9.8	1626.876	12/2023	1626.876	Average	8
607	Wisconsin Public Service Corp.	Wisconsin	WEC	D-669D-LIR-127 (Gas)	Natural Gas	Distribution	12/22/2022	Fully Litigated	26.382	No	No	7.54	9.8	773.034	12/2023	773.034	Average	7
639	Public Service Co. of CO	Colorado	XEL	D-22AL-00046G	Natural Gas	Distribution	10/25/2022	Fully Litigated	171.7674	No	No	6.7	9.2	3396.2976	12/2021	3396.2976	Year-end	9
657	Northern States Power Co.	Minnesota	XEL	D-G-002/GR-21-678	Natural Gas	Distribution	3/23/2023	Settled	20.888	No	Yes	6.97	9.57	927.761	12/2022	927.761	Average	16
668	Northern States Power Co.	North Dakota	XEL	C-P-U-21-381	Natural Gas	Distribution	10/27/2022	Settled	6.324	No	Yes	NA	9.8	NA	12/2022	NA	NA	14
670	Northern States Power Co.	Wisconsin	XEL	D-422D-LIR-126 (Gas)	Natural Gas	Distribution	11/9/2023	Fully Litigated	5.393601	No	No	7.58	9.8	265.49111	12/2024	265.49111	Average	6

Case Type: All

Rate Case History (Natural Gas)

List: None
Company List: All
States: All
Years: All
Service Type: Natural Gas

Line	Company	State	Parent Company Ticker	Docket	Rate Case Service Type	Case Type	Date	Decision Type	Rate Increase (\$M)	Phase-In?	Increase Authorized				Rate Case Test Year End Date	Rate Base Valuation Method	Rate Case Duration (months)	
											Interim Authorized?	Return on Original Cost Rate (%)	Return on Equity (%)	Common Equity to Total Capital (%)				
122	Black Hills Gas Distribution	Nebraska	BKH	D-NG-0067	Natural Gas	Distribution	5/22/2012	Fully Litigated	4.96	No	7.67	9.6	51.16	03/2011	69.76	Year-end	7	
Black Hills Gas Distribution, LLC and Black Hills/Newsater Gas Utility Company, LLC consolidated into Black Hills Nebraska Gas, LLC in 2021.																		
129	Black Hills Gas Distribution	Wyoming	BKH	D-30022-192-G1-12	Natural Gas	Distribution	3/5/2013	Settled	0	No	NA	NA	NA	06/2017	12,905.113	Year-end	5	
Cheyenne Light, Fuel and Power Company, Black Hills Energy, Black Hills Northwest Wyoming Gas Utility Company, and Black Hills Gas Distribution consolidated into Black Hills Wyoming Gas.																		
133	Black Hills Northwest Wyoming	Wyoming	BKH	D-30015-197-G1-17	Natural Gas	Distribution	7/16/2018	Settled	0.96821	No	7.75	9.6	54	06/2013	59,570.349	Year-end	8	
Cheyenne Light, Fuel and Power Company, Black Hills Energy, Black Hills Northwest Wyoming Gas Utility Company, and Black Hills Gas Distribution consolidated into Black Hills Wyoming Gas.																		
135	Cheyenne Light Fuel Power Co.	Wyoming	BKH	D-30005-182-G1-13	Natural Gas	Distribution	7/31/2014	Settled	0.815789	No	7.98	9.9	54	06/2013	59,570.349	Year-end	8	
Cheyenne Light, Fuel and Power Company, Black Hills Energy, Black Hills Northwest Wyoming Gas Utility Company, and Black Hills Gas Distribution consolidated into Black Hills Wyoming Gas.																		
168	NC Natural Gas Corp.	North Carolina	DUK	D-G-21,SUB442	Natural Gas	Distribution	10/30/2003	Settled	21	No	9.27	11	51.14	09/2002	394	Year-end	7	
North Carolina Natural Gas Corp. was purchased by Piedmont Natural Gas Company in 2003.																		
435	Arizona Public Service Co.	Arizona	PNW	D-L-1345-De-52558-G	Natural Gas	Distribution	10/29/1981	Fully Litigated	10.2	No	6.04	16.5	40.35	06/1981	NA	NA	11	
Arizona Public Service Co. sold its distribution facilities to Southwest Gas Corp. in 1984.																		

Rate Case History (Natural Gas)
List: None
Company List: All
States: All
Years: All
Service Type: Natural Gas

Line	Company	State	Parent Company Ticker	Docket	Rate Case Service Type	Case Type	Date	Decision Type	Rate Increase (\$M)	Phase- In?	Interim Authorized?	Increase Authorized			Common Equity to Total Capital (%)	Rate Case Test Year End Date	Rate Base (\$M)	Rate Case Valuation Method	Rate Case Duration (months)
												Return on Original Cost Rate (%)	Return on Equity (%)	Common Equity to Total Capital (%)					
1	Ameren Illinois	Illinois	AEE	D-23-0667	Natural Gas	Distribution	11/02/2023	Fully Litigated	11.8	No	No	6.85	9.44	50	12/2024	2841.675	Average	10	
29	Ameren Missouri	Missouri	AEE	C-GR-2021-0241	Natural Gas	Distribution	12/22/2021	Settled	5	No	No	NA	NA	NA	12/2020	313	Year-end	8	
37	Avista Corp.	Idaho	AVA	C-AVU-G-23-01	Natural Gas	Distribution	8/31/2023	Settled	1.255	Yes	No	7.19	9.4	50	06/2022	206.562	Average	7	
51	Avista Corp.	Oregon	AVA	D-UG-461	Natural Gas	Distribution	10/26/2022	Settled	7.16	No	No	7.04	9.5	50	12/2024	340.336	Average	7	
63	Avista Corp.	Washington	AVA	D-LUC-220054	Natural Gas	Distribution	12/1/2022	Settled	7.5	Yes	No	7.03	NA	NA	12/2024	510.148	NA	10	
84	Black Hills Energy Arkansas	Arkansas	BKH	D-21-497-U	Natural Gas	Distribution	10/10/2022	Fully Litigated	18.8375	No	No	5.32	9.6	45	12/2021	799.98172	Year-end	10	
94	Black Hills Colorado Gas Inc.	Colorado	BKH	D-21-AL-0226G	Natural Gas	Distribution	12/13/2021	Settled	6.498189	No	No	6.56	9.2	50.26	12/2020	303.18779	Average	6	
99	Black Hills Iowa Gas Utility	Iowa	BKH	D-RPU-2021-0002	Natural Gas	Distribution	12/28/2021	Settled	5.906519	No	Yes	6.75	9.6	50.01	12/2020	300.92279	NA	7	
109	Black Hills Kansas Gas Utility	Kansas	BKH	D-21-BHCG-418-RTS	Natural Gas	Distribution	12/30/2021	Settled	6.610982	No	No	NA	NA	NA	12/2020	NA	NA	7	
125	Black Hills Nebraska Gas LLC	Nebraska	BKH	D-NG-109	Natural Gas	Distribution	1/26/2021	Settled	10.68834	No	Yes	6.71	9.5	50	12/2019	502.65242	Year-end	7	
134	Black Hills Wyoming Gas LLC	Wyoming	BKH	D-30026-2-GR-19	Natural Gas	Distribution	12/11/2019	Settled	13.20387	No	No	6.98	9.4	50.23	12/2018	354.3684	Year-end	6	
139	Consumers Energy Co.	Michigan	CMS	C-U-21308	Natural Gas	Distribution	8/30/2023	Settled	95	No	No	NA	9.9	NA	NA	NA	NA	8	
140	Duke Energy Kentucky Inc.	Kentucky	DUK	C-2021-00190	Natural Gas	Distribution	12/28/2021	Settled	91.7088	No	No	6.54	9.38	51.34	12/2022	466.4866	Average	7	
174	Piedmont Natural Gas Co.	North Carolina	DUK	D-G-9, Sub 781	Natural Gas	Distribution	1/6/2022	Settled	74.24542	No	Yes	6.9	9.6	51.6	12/2020	4731.1443	Year-end	9	
191	Duke Energy Ohio Inc.	Ohio	DUK	C-22-0507-GA-AIR	Natural Gas	Distribution	11/1/2023	Settled	31.68974	No	No	6.96	9.6	52.32	12/2022	1897.6009	Date Certain	16	
200	Piedmont Natural Gas Co.	South Carolina	DUK	D-2023-7-G	Natural Gas	Distribution	10/5/2023	Settled	12.9399	No	No	6.9	9.3	53.13	03/2023	558.58261	Year-end	3	
211	Piedmont Natural Gas Co.	Tennessee	DUK	D-23-00035	Natural Gas	Distribution	12/4/2023	Settled	40.20869	No	No	6.95	9.8	50.09	12/2022	1140.6713	Average	6	
223	Energy Louisiana LLC	Louisiana	ETR	D-U-28035	Natural Gas	Distribution	7/6/2005	Settled	5.8	No	No	8.11	10.5	47.52	09/2003	26.3	Average	12	
226	Energy New Orleans LLC	Louisiana	ETR	D-UD-18-07 (gas)	Natural Gas	Distribution	11/7/2019	Fully Litigated	-2.5	No	No	7.09	9.35	50	NA	NA	NA	13	
233	Interstate Power & Light Co.	Iowa	LNT	D-RPU-2019-0002	Natural Gas	Distribution	12/18/2019	Settled	11.8	No	No	7.02	9.6	51	12/2020	557.99665	Average	9	
244	Wisconsin Power and Light Co	Wisconsin	LNT	D-680D-UR-124 (Gas)	Natural Gas	Distribution	11/9/2023	Fully Litigated	12.702	Yes	No	7.42	9.8	53.7	12/2025	532.232	Average	6	
271	Madison Gas and Electric Co.	Wisconsin	MGEE	D-3270-UR-125 (gas)	Natural Gas	Distribution	11/3/2023	Fully Litigated	8.886	No	No	7.8	9.7	56.06	12/2023	341.369	Average	6	
301	Pivotal Utility Holdings Inc.	Florida	NEE	20230069-GU	Natural Gas	Distribution	3/28/2023	Fully Litigated	23.30807	No	No	6.44	9.5	59.6	12/2023	487.25788	Average	10	
310	Northern IN Public Svc Co. LLC	Indiana	NI	Cu-45621	Natural Gas	Distribution	7/27/2022	Settled	71.80028	Yes	No	6.55	9.85	49.47	12/2022	2418.6691	Year-end	10	
328	Columbia Gas of Kentucky Inc	Kentucky	NI	C-2021-00083	Natural Gas	Distribution	12/28/2021	Settled	18.3114	No	No	6.89	9.35	52.64	12/2022	431.14007	Average	7	
345	Columbia Gas of Maryland Inc	Maryland	NI	C-9709 (IRIS 3)	Natural Gas	Distribution	12/20/2023	Fully Litigated	0	NA	NA	NA	NA	NA	12/2024	NA	NA	6	
359	Columbia Gas of Ohio Inc.	Ohio	NI	C-21-0637-GA-AIR	Natural Gas	Distribution	1/26/2023	Settled	68.192	No	No	7.08	9.6	50.6	12/2021	3505.491	Date Certain	19	
377	Columbia Gas of Pennsylvania	Pennsylvania	NI	D-R-2022-3031211	Natural Gas	Distribution	12/8/2022	Settled	44.5	No	No	NA	NA	NA	12/2023	NA	NA	8	
400	Columbia Gas of Virginia Inc	Virginia	NI	C-PR-2022-00036	Natural Gas	Distribution	5/15/2023	Settled	40.3	No	Yes	NA	NA	NA	09/2023	NA	NA	12	
419	North Western Energy Group	Montana	NWE	D-2022-7-78 (gas)	Natural Gas	Distribution	10/25/2023	Settled	14.06043	No	Yes	6.67	9.55	48.02	12/2021	582.81883	Average	14	
433	North Western Energy Group	Nebraska	NWE	D-NG-0048	Natural Gas	Distribution	12/18/2007	Settled	1.5	No	Yes	NA	10.4	NA	12/2006	NA	NA	6	
434	North Western Energy Group	South Dakota	NWE	D-NG07-013	Natural Gas	Distribution	12/18/2007	Settled	3.077543	No	No	7.96	NA	NA	12/2006	51.142682	Average	6	
437	Louisville Gas & Electric Co.	Kentucky	PPL	C-2020-00350 (gas)	Natural Gas	Distribution	6/30/2021	Settled	20.36	No	No	NA	9.43	NA	06/2022	NA	NA	7	
452	The Narragansett Electric Co.	Rhode Island	PPL	D-4770 (gas)	Natural Gas	Distribution	8/24/2018	Settled	17.4	Yes	No	7.15	9.28	50.95	06/2017	788.68688	Average	9	
462	Atlanta Gas Light Co.	Georgia	SO	D-42315 (2021 review)	Natural Gas	Distribution	11/18/2021	Settled	30.61733	No	No	NA	NA	56	12/2022	3874.8447	Average	4	
465	Northern Illinois Gas Co.	Illinois	SO	D-23-0066	Natural Gas	Distribution	11/16/2023	Fully Litigated	223.033	No	No	6.68	9.51	50	12/2024	5971.923	Average	10	
485	Chattanooga Gas Co.	Tennessee	SO	D-23-00029	Natural Gas	Distribution	10/6/2023	Settled	11.93656	No	No	7.12	9.8	49.23	12/2022	NA	NA	5	
508	Virginia Natural Gas Inc.	Virginia	SO	C-PU-2023-00180 (SAVE)	Natural Gas	Limited-Issue Rider	12/12/2023	Fully Litigated	6.488451	No	No	6.89	9.7	49.06	12/2024	106.64118	Average	2	
526	North Shore Gas Co.	Illinois	WEC	D-23-0068	Natural Gas	Distribution	11/16/2023	Fully Litigated	11.012	No	No	6.96	9.38	52.58	12/2024	422.113	Average	10	
538	The Peoples Gas Light & Coke C	Illinois	WEC	D-23-0069	Natural Gas	Distribution	11/16/2023	Fully Litigated	302.794	No	No	6.65	9.38	50.79	12/2024	4193.982	Average	10	
550	Michigan Gas Utilities Corp.	Michigan	WEC	C-U-21366	Natural Gas	Distribution	8/30/2023	Settled	9.9	No	No	NA	NA	NA	12/2024	NA	Average	6	
561	Minnesota Energy Resources	Minnesota	WEC	D-G-01/17GR-22-504	Natural Gas	Distribution	10/26/2023	Settled	28.804	No	Yes	6.72	9.65	53	12/2023	470.073	Average	11	
571	Wisconsin Electric Power Co.	Wisconsin	WEC	D-5-UR-110 (WEP-Gas)	Natural Gas	Distribution	12/29/2022	Fully Litigated	46.079	No	No	8.29	9.8	58.22	12/2023	1065.821	Average	8	
584	Wisconsin Gas LLC	Wisconsin	WEC	D-5-UR-110	Natural Gas	Distribution	12/29/2022	Fully Litigated	46.487	No	No	8.03	9.8	52.7	12/2023	1626.876	Average	8	
607	Wisconsin Public Service Corp.	Wisconsin	WEC	D-609D-UR-127 (Gas)	Natural Gas	Distribution	12/22/2022	Fully Litigated	26.382	No	No	7.54	9.8	53.4	12/2023	773.034	Average	7	
639	Public Service Co. of CO	Colorado	XEL	D-22-AL-0046G	Natural Gas	Distribution	10/25/2022	Fully Litigated	171.7674	No	No	6.7	9.2	53.78	12/2021	3396.2976	Year-end	9	

Rate Case History (Natural Gas) Case Type: All
 List: None
 Company List: All
 States: All
 Years: All
 Service Type: Natural Gas

Line	Company	State	Parent Company Ticker	Docket	Rate Case Service Type	Case Type	Date	Decision Type	Rate Increase (\$M)	Phase-In?	Increase Authorized				Common Equity to Total Capital (%)	Rate Case Test Year End Date	Rate Base (\$M)	Rate Base Valuation Method	Rate Case Duration (months)
											Interim Authorized?	Return on Original Cost Rate (%)	Return on Equity (%)	Rate Case Test Year End Date					
657	Northern States Power Co.	Minnesota	XEL	D-G-002/GR-21-678	Natural Gas	Distribution	3/23/2023	Settled	20,888	No	Yes	6.97	9.57	52.5	12/2022	927,761	Average	16	
668	Northern States Power Co.	North Dakota	XEL	C-PL-21-381	Natural Gas	Distribution	10/27/2022	Settled	6,324	No	Yes	NA	9.8	52.54	12/2022	NA	NA	14	
670	Northern States Power Co.	Wisconsin	XEL	D-4220-LIR-126 (Gas)	Natural Gas	Distribution	11/9/2023	Fully Litigated	5,393,601	No	No	7.58	9.8	52.5	12/2024	265,49111	Average	6	

Rate Case History (Natural Gas) Case Type: Limited-Issue Rider

List: None

Company List: All

States: All

Years: All

Service Type: Natural Gas

Line	Company	State	Parent Company Ticker	Docket	Rate Case Service Type	Case Type	Date	Decision Type	Rate Increase (\$M)	Phys- In?	Increase Authorized				Rate Base Valuation Method	Rate Case Duration (months)		
											Interim Authorized?	Return on Original Cost Rate (%)	Return on Equity (%)	Common Equity to Total Capital (%)			Rate Case Test Year End Date	Rate Base (\$M)
508	Virginia Natural Gas Inc.	Virginia	SO	C-PUR-2023-00180 (SAVE)	Natural Gas	Limited-Issue Rider	12/12/2023	Fully Litigated	6,488,451	No	No	6,89	9,7	49,06	12/2024	106,64118	Average	2

Rate Case History (Natural Gas) Case Type: Distribution
 List: None
 Company List: All
 States: All
 Years: All
 Service Type: Natural Gas

Line	Company	State	Parent Company Ticker	Docket	Rate Case Service Type	Case Type	Date	Decision Type	Rate Increase (\$M)	Phase- In?	Interim Authorized?	Increase Authorized				Rate Case Base (\$M)	Rate Case Valuation Method	Rate Case Duration (months)
												Return on Original Cost Rate (%)	Return on Equity (%)	Common Equity to Total Capital (%)	Rate Case Test Year End Date			
29	Ameren Missouri	Missouri	AEE	C-GR-2021-0241	Natural Gas	Distribution	12/22/2021	Settled	5	No	No	NA	NA	NA	313	Year-end	8	
63	Avista Corp.	Washington	AVA	D-UG-220054	Natural Gas	Distribution	12/12/2022	Settled	7.5	Yes	No	7.03	NA	NA	510,148	NA	10	
109	Black Hills Kansas Gas Utility	Kansas	BKH	D-21-BHCG-418-RTS	Natural Gas	Distribution	12/30/2021	Settled	6,610,982	No	No	NA	NA	NA	NA	NA	7	
139	Consumers Energy Co.	Michigan	CMS	C-U-21308	Natural Gas	Distribution	8/30/2023	Settled	95	No	No	NA	NA	NA	NA	NA	8	
345	Columbia Gas of Maryland Inc	Maryland	NI	C-9709 (URIS 3)	Natural Gas	Distribution	12/20/2023	Fully Litigated	0	NA	No	NA	NA	NA	NA	NA	6	
377	Columbia Gas of Pennsylvania	Pennsylvania	NI	D-R-2022-3031211	Natural Gas	Distribution	12/8/2022	Settled	44.5	No	No	NA	NA	NA	NA	NA	8	
400	Columbia Gas of Virginia Inc	Virginia	NI	C-PUR-2022-00036	Natural Gas	Distribution	5/15/2023	Settled	40.3	No	Yes	NA	NA	NA	NA	NA	12	
433	North Western Energy Group	Nebraska	NWE	D-NG-0048	Natural Gas	Distribution	12/18/2007	Settled	1.5	No	Yes	NA	NA	NA	NA	NA	6	
434	North Western Energy Group	South Dakota	NWE	D-NG07-013	Natural Gas	Distribution	12/18/2007	Settled	3,077,543	No	No	7.96	NA	NA	51,142,682	Average	6	
437	Louisville Gas & Electric Co.	Kentucky	PPL	C-2020-00350 (gas)	Natural Gas	Distribution	6/30/2021	Settled	20.36	No	No	NA	NA	NA	NA	NA	7	
462	Atlanta Gas Light Co.	Georgia	SO	D-42315 (2021 review)	Natural Gas	Distribution	11/18/2021	Settled	50,617,333	No	No	NA	NA	NA	3874,8447	Average	4	
550	Michigan Gas Utilities Corp.	Michigan	WEC	C-U-21366	Natural Gas	Distribution	8/30/2023	Settled	9.9	No	No	NA	9.8	NA	NA	Average	6	

Piedmont Natural Gas Co.

Case Type: Distribution

Rate Case History (Natural Gas)

List: None
Company List: All
States: All
Years: All
Service Type: Natural Gas

Line	Company	State	Parent Company Ticker	Docket	Rate Case Service Type	Case Type	Date	Decision Type	Rate Increase (\$M)	Phase- In?	Interim Authorized?	Increase Authorized			Common Equity to Total Capital (%)	Rate Case Test Year End Date	Rate Base (\$M)	Rate Case Valuation Method	Rate Case Duration (months)
												Return on Original Cost Rate (%)	Return on Equity (%)	Rate Base (\$M)					
1	Ameren Illinois	Illinois	AEE	D-23-0067	Natural Gas	Distribution	11/02/2023	Fully Litigated	111.8	No	No	6.85	9.44	50	12/2024	2841.675	Average	10	
37	Avista Corp.	Idaho	AVA	C-AVL-G-23-01	Natural Gas	Distribution	8/31/2023	Settled	1.255	Yes	No	7.19	9.4	50	06/2022	206.562	Average	7	
51	Avista Corp.	Oregon	AVA	D-UG-461	Natural Gas	Distribution	10/26/2023	Settled	7.16	No	No	7.24	9.5	50	12/2024	340.336	Average	7	
84	Black Hills Energy Arkansas	Arkansas	BKH	D-21-097-U	Natural Gas	Distribution	10/02/2022	Fully Litigated	18.8375	No	No	5.32	9.6	45	12/2021	799.88172	Year-end	10	
94	Black Hills Colorado Gas Inc.	Colorado	BKH	D-21AL-0226G	Natural Gas	Distribution	12/13/2021	Settled	6.498189	No	No	6.56	9.2	50.26	12/2020	303.18779	Average	6	
99	Black Hills Iowa Gas Utility	Iowa	BKH	D-RPU-2021-0002	Natural Gas	Distribution	12/28/2021	Settled	5.906519	No	Yes	6.75	9.6	50.01	12/2020	300.92279	NA	7	
125	Black Hills Nebraska Gas LLC	Nebraska	BKH	D-NG-109	Natural Gas	Distribution	1/26/2021	Settled	10.68834	No	Yes	6.71	9.5	50	12/2019	502.65242	Year-end	7	
134	Black Hills Wyoming Gas LLC	Wyoming	BKH	D-30026-2-GR-19	Natural Gas	Distribution	12/11/2019	Settled	13.20387	No	No	6.98	9.4	50.23	12/2018	354.3634	Year-end	6	
160	Duke Energy Kentucky Inc.	Kentucky	DUK	C-2021-00190	Natural Gas	Distribution	1/6/2022	Settled	9.17088	No	No	6.54	9.38	51.34	12/2022	466.4866	Average	7	
174	Piedmont Natural Gas Co.	North Carolina	DUK	D-G-9, Sub 781	Natural Gas	Distribution	1/6/2022	Settled	74.24542	No	Yes	6.9	9.6	51.6	12/2020	4731.1443	Year-end	9	
191	Duke Energy Ohio Inc.	Ohio	DUK	C-22-0507-GA-AIR	Natural Gas	Distribution	11/12/2023	Settled	31.68974	No	No	6.96	9.6	52.32	12/2022	1897.6009	Date Certain	16	
200	Piedmont Natural Gas Co.	South Carolina	DUK	D-2023-7-G	Natural Gas	Distribution	10/5/2023	Settled	12.9399	No	No	6.9	9.3	53.13	08/2023	558.88261	Year-end	3	
211	Piedmont Natural Gas Co.	Tennessee	DUK	D-23-00035	Natural Gas	Distribution	12/4/2023	Settled	40.20869	No	No	6.95	9.8	50.09	12/2022	1140.6713	Average	12	
223	Piedmont Natural Gas Co.	Louisiana	ETR	D-U-28035	Natural Gas	Distribution	7/6/2005	Settled	5.8	No	No	8.11	10.5	47.52	09/2003	26.3	Average	6	
226	Energy New Orleans LLC	Louisiana	ETR	D-UD-18-07 (gas)	Natural Gas	Distribution	11/7/2019	Fully Litigated	-2.5	No	No	7.09	9.35	50	NA	NA	NA	13	
233	Interstate Power & Light Co.	Iowa	LNT	D-RPU-2019-0002	Natural Gas	Distribution	12/18/2019	Settled	11.8	No	No	7.02	9.6	51	12/2020	557.39665	Average	9	
244	Wisconsin Power and Light Co.	Wisconsin	LNT	D-6680-UR-124 (Gas)	Natural Gas	Distribution	11/9/2023	Fully Litigated	12.702	Yes	No	7.42	9.8	53.7	12/2025	532.232	Average	6	
271	Madison Gas and Electric Co.	Wisconsin	MGEE	D-3270-UR-125 (gas)	Natural Gas	Distribution	11/3/2023	Fully Litigated	8.586	No	No	7.8	9.7	56.06	12/2025	341.369	Average	6	
301	Pivotal Utility Holdings Inc.	Florida	NEE	20220069-GU	Natural Gas	Distribution	3/28/2023	Fully Litigated	23.30807	No	No	6.44	9.5	59.6	12/2023	487.25788	Average	10	
310	Northern IN Public Svc Co LLC	Indiana	NI	C-45621	Natural Gas	Distribution	7/27/2022	Settled	71.80628	Yes	No	6.55	9.85	49.47	12/2022	2418.6691	Year-end	10	
328	Columbia Gas of Kentucky Inc	Kentucky	NI	C-2021-00183	Natural Gas	Distribution	12/28/2021	Settled	18.3114	No	No	6.89	9.35	52.64	12/2022	431.14007	Average	7	
359	Columbia Gas Ohio Inc.	Ohio	NI	C-21-0637-GA-AIR	Natural Gas	Distribution	1/26/2023	Settled	68.192	No	No	7.08	9.6	50.6	12/2021	3505.491	Date Certain	19	
419	North Western Energy Group	Montana	NWE	D-2022-7-78 (gas)	Natural Gas	Distribution	10/25/2023	Settled	14.06443	No	Yes	6.67	9.55	48.02	12/2021	582.81883	Average	14	
452	The Narragansett Electric Co.	Rhode Island	PPL	D-4770 (gas)	Natural Gas	Distribution	8/24/2018	Settled	17.4	Yes	No	7.15	9.28	50.95	06/2017	788.06888	Average	9	
485	Northern Illinois Gas Co.	Illinois	SO	D-23-0066	Natural Gas	Distribution	11/16/2023	Fully Litigated	223.033	No	No	6.68	9.51	50	12/2024	5971.923	Average	10	
495	Chattanooga Gas Co.	Tennessee	SO	D-23-00029	Natural Gas	Distribution	10/6/2023	Settled	11.93656	No	No	7.12	9.8	49.23	12/2022	NA	NA	5	
526	North Shore Gas Co.	Illinois	WEC	D-23-0068	Natural Gas	Distribution	11/16/2023	Fully Litigated	302.794	No	No	6.96	9.38	52.58	12/2024	4193.982	Average	10	
538	The Peoples Gas Light & Coke C	Illinois	WEC	D-23-0069	Natural Gas	Distribution	11/16/2023	Fully Litigated	110.012	No	No	6.65	9.38	50.79	12/2024	422.113	Average	10	
561	Minnesota Energy Resources	Minnesota	WEC	D-G-011-GR-22-504	Natural Gas	Distribution	10/26/2022	Settled	28.804	No	Yes	6.72	9.65	53	12/2023	470.073	Average	11	
571	Wisconsin Electric Power Co.	Wisconsin	WEC	D-5-UR-110 (WEP-Gas)	Natural Gas	Distribution	12/29/2022	Fully Litigated	46.079	No	No	8.29	9.8	58.22	12/2023	1065.821	Average	8	
584	Wisconsin Gas LLC	Wisconsin	WEC	D-5-UR-110	Natural Gas	Distribution	12/29/2022	Fully Litigated	46.487	No	No	8.03	9.8	53.7	12/2023	1626.876	Average	8	
607	Wisconsin Public Service Corp.	Wisconsin	WEC	D-669D-UR-127 (Gas)	Natural Gas	Distribution	12/22/2022	Fully Litigated	26.382	No	No	7.54	9.8	53.4	12/2023	773.034	Average	7	
639	Public Service Co. of CO	Colorado	XEL	D-22AL-0046G	Natural Gas	Distribution	10/25/2022	Fully Litigated	171.7674	No	No	6.7	9.2	53.78	12/2021	3396.2976	Year-end	9	
657	Northern States Power Co.	Minnesota	XEL	D-G-002-GR-21-078	Natural Gas	Distribution	3/23/2023	Settled	20.888	No	Yes	6.97	9.57	52.5	12/2022	927.761	Average	16	
668	Northern States Power Co.	North Dakota	XEL	C-PUL-2-1-381	Natural Gas	Distribution	10/27/2022	Settled	6.324	No	Yes	NA	9.8	52.54	12/2022	NA	NA	14	
670	Northern States Power Co.	Wisconsin	XEL	D-4220-UR-126 (Gas)	Natural Gas	Distribution	11/9/2023	Fully Litigated	5.393601	No	No	7.58	9.8	52.5	12/2024	265.49111	Average	6	

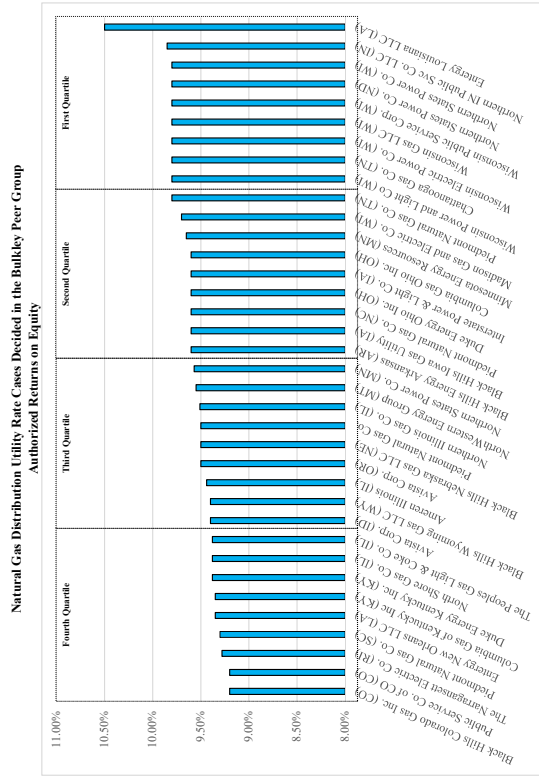
Rate Case History (Natural Gas)
List: None
Company List: All
States: All
Years: All
Service Type: Natural Gas

Case Type: Distribution
Distribution

Line	Company	State	Parent Company Ticker	Docket	Returns on Equity	Common Equity to Total Capital	W/ACE
94	Black Hills Colorado Gas Inc. (CO)	Colorado	BKH	D-21-AL-0236G	9.20%	50.26%	4.62%
639	Public Service Co. of CO (CO)	Colorado	XEL	D-22-AL-0046G	9.20%	53.78%	4.95%
452	The Narragansett Electric Co. (RI)	Rhode Island	PPL	D-4-770 (gas)	9.28%	50.95%	4.73%
200	Piedmont Natural Gas Co. (SC)	South Carolina	DUK	D-2023-7-G	9.30%	53.13%	4.94%
226	Energy New Orleans LLC (LA)	Louisiana	ETR	D-UD-18-407 (gas)	9.35%	50.00%	4.68%
328	Columbia Gas of Kentucky Inc. (KY)	Kentucky	NI	C-2021-00183	9.35%	52.64%	4.92%
160	Duke Energy Kentucky Inc. (KY)	Kentucky	DUK	C-2021-00190	9.38%	51.34%	4.82%
526	North Shore Gas Co. (IL)	Illinois	WEC	D-23-0068	9.38%	52.58%	4.93%
538	The Peoples Gas Light & Coke Co. (IL)	Illinois	WEC	D-23-0069	9.38%	50.79%	4.76%
37	Avista Corp. (ID)	Idaho	AVA	C-AVU-G-23-01	9.40%	50.00%	4.70%
134	Black Hills Wyoming Gas LLC (WY)	Wyoming	BKH	D-30026-2-GR-19	9.40%	50.23%	4.72%
1	Ameren Illinois (IL)	Illinois	AEE	D-23-0067	9.44%	50.00%	4.72%
51	Avista Corp. (OR)	Oregon	AVA	D-4UG-461	9.50%	50.00%	4.75%
125	Black Hills Nebraska Gas LLC (NE)	Nebraska	BKH	D-NG-109	9.50%	50.00%	4.75%
301	Piedmont Natural Gas Co.	Florida	NEE	20220069-GU	9.50%	59.60%	5.60%
485	Northern Illinois Gas Co. (IL)	Illinois	SO	D-23-0066	9.51%	50.00%	4.76%
419	North Western Energy Group (MT)	Montana	NWE	D-2022-7-78 (gas)	9.52%	48.02%	4.59%
657	Northern States Power Co. (MN)	Minnesota	XEL	D-G-002/GR-21-678	9.57%	52.50%	5.02%
84	Black Hills Energy Arkansas (AR)	Arkansas	BKH	D-21-097-U	9.60%	45.00%	4.32%
99	Black Hills Iowa Gas Utility (IA)	Iowa	BKH	D-RPU-2021-4002	9.60%	50.01%	4.80%
174	Piedmont Natural Gas Co. (NC)	North Carolina	DUK	D-G-9, Sub 781	9.60%	51.60%	4.95%
191	Duke Energy Ohio Inc. (OH)	Ohio	DUK	C-22-0507-GA-AIR	9.60%	52.32%	5.02%
233	Interstate Power & Light Co. (IA)	Iowa	LNT	D-RPU-2019-4002	9.60%	51.00%	4.90%
359	Columbia Gas Ohio Inc. (OH)	Ohio	NI	C-21-0637-GA-AIR	9.60%	50.60%	4.86%
561	Minnesota Energy Resources (MN)	Minnesota	WEC	D-G-011/GR-22-504	9.65%	53.00%	5.11%
271	Madison Gas and Electric Co. (WI)	Wisconsin	MGEE	D-3270-UR-125 (Gas)	9.70%	56.06%	5.44%
211	Piedmont Natural Gas Co. (TN)	Tennessee	DUK	D-23-00035	9.80%	50.09%	4.91%
244	Wisconsin Power and Light Co (WI)	Wisconsin	LNT	D-6680-UR-124 (Gas)	9.80%	53.70%	5.26%
495	Chattanooga Gas Co. (TN)	Tennessee	SO	D-23-00029	9.80%	49.23%	4.82%
571	Wisconsin Electric Power Co. (WI)	Wisconsin	WEC	D-5-UR-110 (WEP-Gas)	9.80%	58.22%	5.71%
584	Wisconsin Gas LLC (WI)	Wisconsin	WEC	D-5-UR-110	9.80%	52.70%	5.16%
607	Wisconsin Public Service Corp. (WI)	Wisconsin	WEC	D-6690-UR-127 (Gas)	9.80%	53.40%	5.23%
668	Northern States Power Co. (ND)	North Dakota	XEL	C-PU-21-381	9.80%	52.54%	5.15%
670	Northern States Power Co. (WI)	Wisconsin	XEL	D-4220-UR-126 (Gas)	9.80%	52.50%	5.15%
310	Northern IN Public Svc Co. LLC (IN)	Indiana	NI	Cu-45621	9.85%	49.47%	4.87%
223	Energy Louisiana LLC (LA)	Louisiana	ETR	D-U-28035	10.50%	47.52%	4.99%

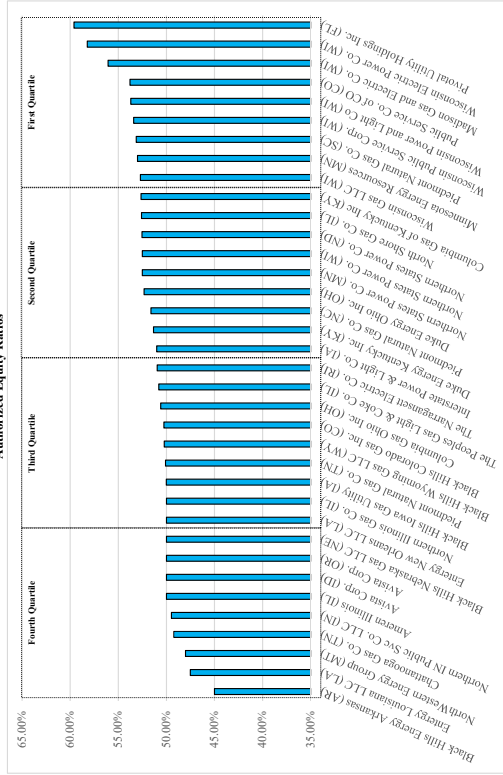
Rate Case History (Natural Gas)
List: None
Company List: All
States: All
Years: All
Service Type: Natural Gas

Case Type: Distribution
Distribution



Authorized Returns on Equity	
Fourth Quartile	9.40%
Third Quartile	9.59%
Second Quartile	9.80%
First Quartile	10.50%
Mean	9.58%

Natural Gas Distribution Utility Rate Cases Decided in the Bulkley Peer Group
Authorized Equity Ratios



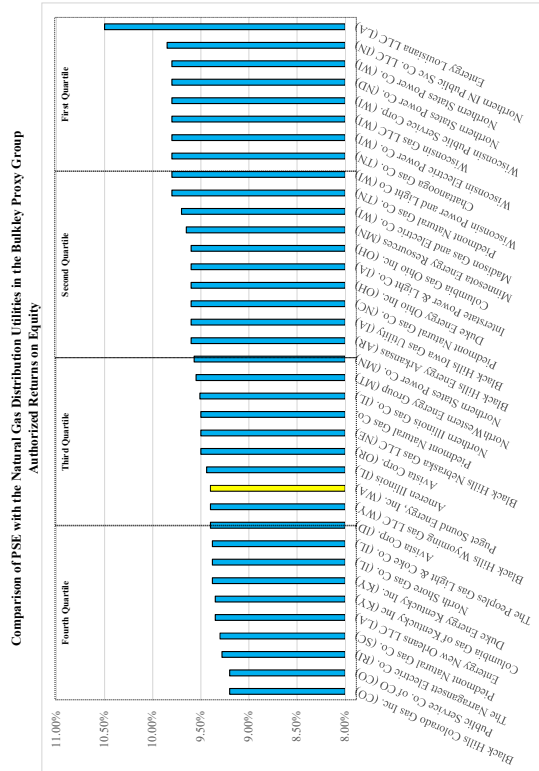
Authorized Equity Ratios	
Fourth Quartile	45.00%
Third Quartile	50.00%
Second Quartile	50.98%
First Quartile	52.66%
Mean	51.52%

Line	Company	State	Parent Company Ticker	Docket	Returns on Equity	Common Equity to Total Capital	WACC
84	Black Hills Energy Arkansas (AR)	Arkansas	BKH	D-21-097-U	9.60%	45.00%	4.32%
223	Energy Louisiana LLC (LA)	Louisiana	ETR	D-11-28035	10.50%	47.52%	4.99%
419	NorthWestern Energy Group (MT)	Montana	NWE	D-2022-7-78 (gas)	9.55%	48.02%	4.59%
495	Chattanooga Gas Co. (TN)	Tennessee	SO	D-23-00029	9.80%	49.23%	4.82%
310	Northern IN Public Svc Co. LLC (IN)	Indiana	NI	Cu-4-921	9.85%	49.47%	4.87%
1	Ameren Illinois (IL)	Illinois	AEE	D-23-0067	9.44%	50.00%	4.72%
37	Avista Corp. (ID)	Idaho	AVA	C-AVI-03-23-01	9.40%	50.00%	4.70%
51	Avista Corp. (OR)	Oregon	AVA	D-LG-461	9.50%	50.00%	4.75%
125	Black Hills Nebraska Gas LLC (NE)	Nebraska	BKH	D-SNG-109	9.50%	50.00%	4.75%
226	Energy New Orleans LLC (LA)	Louisiana	ETR	D-UD-18-07 (gas)	9.35%	50.00%	4.68%
485	Northern Illinois Gas Co. (IL)	Illinois	SO	D-23-0066	9.51%	50.00%	4.76%
99	Black Hills Iowa Gas Utility (IA)	Iowa	BKH	D-RPU-2021-0002	9.60%	50.01%	4.80%
211	Piedmont Natural Gas Co. (TN)	Tennessee	DUK	D-23-00035	9.80%	50.09%	4.91%
134	Black Hills Wyoming Gas LLC (WY)	Wyoming	BKH	D-30026-2-GR-19	9.40%	50.23%	4.72%
94	Black Hills Colorado Gas Inc. (CO)	Colorado	BKH	D-21-AL-0236G	9.20%	50.26%	4.62%
359	Columbia Gas Ohio Inc. (OH)	Ohio	NI	C-21-0637-GA-AIR	9.60%	50.60%	4.86%
538	The Peoples Gas Light & Coke Co. (IL)	Illinois	WEC	D-23-0069	9.38%	50.79%	4.76%
452	The Narragansett Electric Co. (RI)	Rhode Island	PPL	D-4770 (gas)	9.28%	50.95%	4.73%
233	Interstate Power & Light Co. (IA)	Iowa	LNT	D-RPU-2019-0002	9.60%	51.00%	4.90%
160	Duke Energy Kentucky Inc. (KY)	Kentucky	DUK	C-2021-00190	9.38%	51.34%	4.82%
174	Piedmont Natural Gas Co. (NC)	North Carolina	DUK	D-G-9, Sub 781	9.60%	51.60%	4.95%
191	Duke Energy Ohio Inc. (OH)	Ohio	DUK	C-22-0307-GA-AIR	9.60%	52.32%	5.02%
657	Northern States Power Co. (MN)	Minnesota	XEL	D-G-002-GR-21-678	9.57%	52.50%	5.02%
670	Northern States Power Co. (WI)	Wisconsin	XEL	D-4220-UR-126 (Gas)	9.80%	52.50%	5.15%
668	Northern States Power Co. (ND)	North Dakota	XEL	C-PU-21-381	9.80%	52.54%	5.15%
526	North Shore Gas Co. (IL)	Illinois	WEC	D-23-0068	9.38%	52.58%	4.93%
328	Columbia Gas of Kentucky Inc. (KY)	Kentucky	NI	C-2021-00183	9.35%	52.64%	4.92%
584	Wisconsin Gas LLC (WI)	Wisconsin	WEC	D-5-UR-110	9.80%	52.70%	5.16%
561	Minnesota Energy Resources (MN)	Minnesota	WEC	D-G-011/GR-22-504	9.65%	53.00%	5.11%
200	Piedmont Natural Gas Co. (SC)	South Carolina	DUK	D-2023-7-G	9.30%	53.13%	4.94%
607	Wisconsin Public Service Corp. (WI)	Wisconsin	WEC	D-6690-UR-127 (Gas)	9.80%	53.40%	5.23%
244	Wisconsin Power and Light Co (WI)	Wisconsin	LNT	D-6680-UR-124 (Gas)	9.80%	53.70%	5.26%
639	Public Service Co. of CO (CO)	Colorado	XEL	D-22-AL-0046G	9.20%	53.78%	4.95%
271	Madison Gas and Electric Co. (WI)	Wisconsin	MGEE	D-3270-UR-125 (Gas)	9.70%	56.06%	5.44%
571	Wisconsin Electric Power Co. (WI)	Wisconsin	WEC	D-5-UR-110 (WEP-Gas)	9.80%	58.22%	5.71%
301	Pivotal Utility Holdings Inc. (FL)	Florida	NEE	20220069-GU	9.50%	59.60%	5.66%

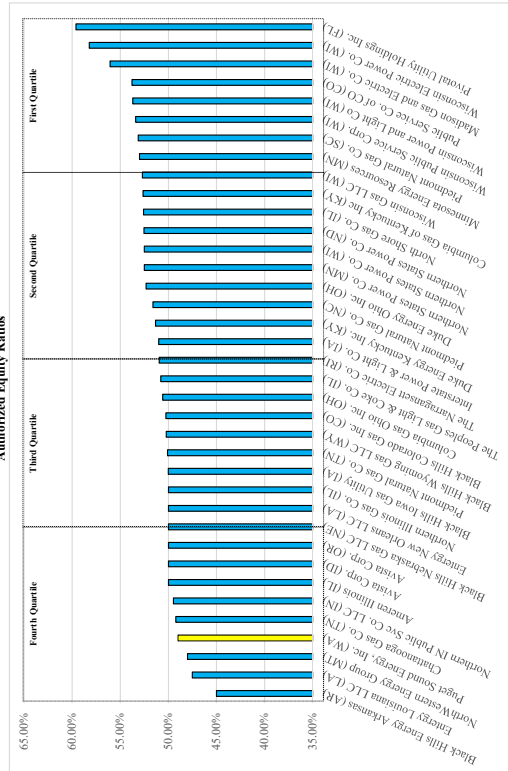
Rate Case History (Natural Gas) Distribution
 List: None
 Company List: All
 States: All
 Years: All
 Service Type: Natural Gas

Case Type: Distribution
Rate Case History (Natural Gas)
 List: None
 Company List: All
 States: All
 Years: All
 Service Type: Natural Gas

Line	Company	State	Parent Company Ticker	Docket	Return on Equity	Common Equity to Total Capital	W/ACE
94	Black Hills Colorado Gas Inc. (CO)	Colorado	BKH	D-21-AL-0236G	9.20%	50.26%	4.62%
639	Public Service Co. of CO (CO)	Colorado	XEL	D-22-AL-0046G	9.20%	53.78%	4.95%
452	The Narmangest Electric Co. (RI)	Rhode Island	PPL	D-4-770 (gas)	9.28%	50.95%	4.73%
200	Piedmont Natural Gas Co. (SC)	South Carolina	DUK	D-2023-7-G	9.30%	53.13%	4.94%
226	Energy New Orleans LLC (LA)	Louisiana	ETR	D-UD-18-07 (gas)	9.35%	50.00%	4.68%
328	Columbia Gas of Kentucky Inc. (KY)	Kentucky	NI	C-2021-00183	9.35%	52.64%	4.92%
160	Duke Energy Kentucky Inc. (KY)	Kentucky	DUK	C-2021-00190	9.38%	51.34%	4.82%
536	North Shore Gas Co. (IL)	Illinois	WEC	D-23-0068	9.38%	52.58%	4.93%
538	The Peoples Gas Light & Coke Co. (IL)	Illinois	WEC	D-23-0069	9.38%	50.79%	4.76%
37	Avista Corp. (ID)	Idaho	AVA	C-AVU-6-23-01	9.40%	50.00%	4.70%
134	Black Hills Wyoming Gas LLC (WY)	Wyoming	BKH	D-30026-2-GR-19	9.40%	50.23%	4.72%
	Puget Sound Energy, Inc. (WA)	Washington		UG-220067	9.40%	49.00%	4.61%
1	Ameren Illinois (IL)	Illinois	AEE	D-23-0067	9.44%	50.00%	4.72%
51	Avista Corp. (OR)	Oregon	AVA	D-LG-461	9.50%	50.00%	4.75%
125	Black Hills Nebraska Gas LLC (NE)	Nebraska	BKH	D-NG-109	9.50%	50.00%	4.75%
301	Piedmont Natural Gas Co.	Florida	NEE	20220069-GU	9.50%	59.60%	5.66%
485	Northwestern Illinois Gas Co. (IL)	Illinois	SO	D-23-0066	9.51%	50.00%	4.79%
419	Northwestern Energy Group (MT)	Montana	NWE	D-2022-7-78 (gas)	9.55%	48.02%	4.59%
657	Northern States Power Co. (MN)	Minnesota	XEL	D-G-002-GR-21-678	9.57%	52.50%	5.02%
84	Black Hills Energy Arkansas (AR)	Arkansas	BKH	D-21-007-U	9.60%	45.00%	4.32%
99	Black Hills Iowa Gas Utility (IA)	Iowa	BKH	D-RPU-2021-0002	9.60%	50.01%	4.80%
174	Piedmont Natural Gas Co. (NC)	North Carolina	DUK	D-G-9, Sub 781	9.60%	51.60%	4.95%
191	Duke Energy Ohio Inc. (OH)	Ohio	DUK	C-22-0307-GA-AIR	9.60%	52.32%	5.02%
233	Interstate Power & Light Co. (IA)	Iowa	LNT	D-RPU-2019-0002	9.60%	51.00%	4.90%
359	Columbus Gas Ohio Inc. (OH)	Ohio	NI	C-21-0637-GA-AIR	9.60%	50.60%	4.86%
561	Minnesota Energy Resources (MN)	Minnesota	WEC	D-G-011-GR-22-504	9.65%	53.00%	5.11%
271	Madison Gas and Electric Co. (WI)	Wisconsin	MGEE	D-3270-UR-125 (Gas)	9.70%	56.06%	5.44%
211	Piedmont Natural Gas Co. (TN)	Tennessee	DUK	D-23-00035	9.80%	50.09%	4.91%
244	Wisconsin Power and Light Co (WI)	Wisconsin	LNT	D-6680-UR-124 (Gas)	9.80%	53.70%	5.26%
495	Chattanooga Gas Co. (TN)	Tennessee	SO	D-23-00029	9.80%	49.23%	4.82%
571	Wisconsin Electric Power Co. (WI)	Wisconsin	WEC	D-5-UR-110 (WEP-Gas)	9.80%	58.22%	5.71%
584	Wisconsin Gas LLC (WI)	Wisconsin	WEC	D-5-UR-110	9.80%	52.70%	5.16%
607	Wisconsin Public Service Corp. (WI)	Wisconsin	WEC	D-6600-UR-127 (Gas)	9.80%	53.40%	5.23%
668	Northern States Power Co. (ND)	North Dakota	XEL	C-PU-21-381	9.80%	52.54%	5.15%
670	Northern States Power Co. (WI)	Wisconsin	XEL	D-4220-UR-126 (Gas)	9.80%	52.50%	5.15%
310	Northern IN Public Svc Co. LLC (IN)	Indiana	NI	Cu-49621	9.85%	49.47%	4.87%
223	Energy Louisiana LLC (LA)	Louisiana	ETR	D-LU-28035	10.50%	47.52%	4.99%

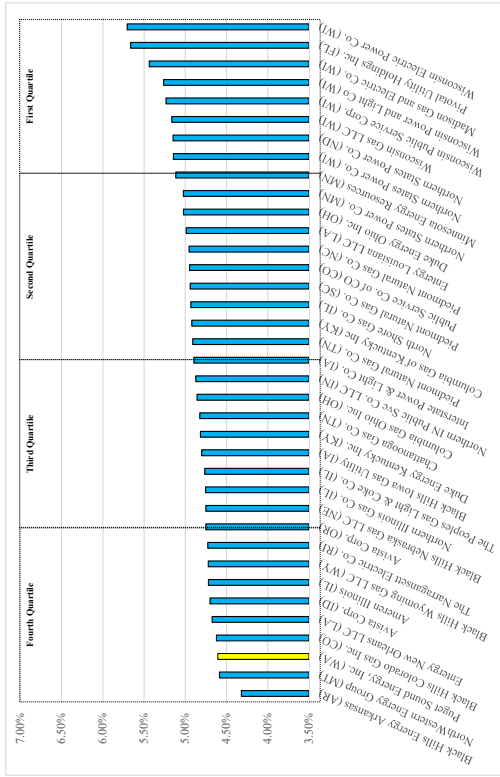


Comparison of FPSE with the Natural Gas Distribution Utilities in the Bulkley Proxy Group
Authorized Equity Ratios



Line	Company	State	Parent Company Ticker	Docket	Return on Equity	Common Equity to Total Capital	WACC
84	Black Hills Energy Arkansas (AR)	Arkansas	BKH	D-21-097-U	9.60%	45.00%	4.32%
223	Energy Louisiana LLC (LA)	Louisiana	ETR	D-16-28035	10.50%	47.52%	4.99%
419	North Western Energy Group (MT)	Montana	NWE	D-2022-7-78 (gas)	9.55%	48.02%	4.59%
495	Puget Sound Energy, Inc. (WA)	Washington	SO	UG-220067	9.40%	49.00%	4.61%
310	Northern IN Public Svc Co. LLC (IN)	Indiana	NI	D-23-0029	9.80%	49.23%	4.82%
1	Ameren Illinois (IL)	Illinois	AEE	D-23-0067	9.44%	50.00%	4.72%
37	Avista Corp. (ID)	Idaho	AVA	C-AVI-UG-23-01	9.40%	50.00%	4.70%
51	Avista Corp. (OR)	Oregon	AVA	D-LG-461	9.50%	50.00%	4.75%
125	Black Hills Nebraska Gas LLC (NE)	Nebraska	BKH	D-NG-109	9.50%	50.00%	4.75%
226	Energy New Orleans LLC (LA)	Louisiana	ETR	D-UD-18-07 (gas)	9.35%	50.00%	4.68%
485	Northern Illinois Gas Co. (IL)	Illinois	SO	D-23-0066	9.51%	50.00%	4.76%
99	Black Hills Iowa Gas Utility (IA)	Iowa	BKH	D-RPU-2021-0002	9.60%	50.01%	4.80%
211	Piedmont Natural Gas Co. (TN)	Tennessee	DUK	D-23-00035	9.80%	50.09%	4.91%
134	Black Hills Wyoming Gas LLC (WY)	Wyoming	BKH	D-30026-2-GR-19	9.40%	50.23%	4.72%
94	Black Hills Colorado Gas Inc. (CO)	Colorado	BKH	D-21-AL-02346	9.20%	50.26%	4.62%
359	Columbia Gas Ohio Inc. (OH)	Ohio	NI	C-21-0637-GA-AIR	9.60%	50.60%	4.86%
558	The Peoples Gas Light & Coke Co. (IL)	Illinois	WEC	D-23-0069	9.38%	50.79%	4.76%
452	The Narragansett Electric Co. (RI)	Rhode Island	PPL	D-4770 (gas)	9.28%	50.95%	4.73%
233	Interstate Power & Light Co. (IA)	Iowa	LNT	D-RPU-2019-0002	9.60%	51.00%	4.90%
174	Duke Energy Kentucky Inc. (KY)	Kentucky	DUK	C-2021-00190	9.38%	51.34%	4.82%
191	Duke Energy Ohio Inc. (OH)	North Carolina	DUK	D-G-9, Sub 781	9.60%	51.60%	4.95%
657	Northern States Power Co. (MN)	Ohio	DUK	C-22-0507-GA-AIR	9.60%	52.32%	5.02%
670	Northern States Power Co. (WI)	Minnesota	XEL	D-G-002-GR-21-678	9.57%	52.50%	5.02%
526	North Shore Gas Co. (IL)	Wisconsin	XEL	D-4220-UR-126 (Gas)	9.80%	52.50%	5.15%
328	Columbia Gas of Kentucky Inc. (KY)	North Dakota	XEL	C-PU-21-381	9.80%	52.54%	5.15%
584	Wisconsin Gas LLC (WI)	Illinois	WEC	D-23-0068	9.38%	52.58%	4.93%
561	Minnesota Energy Resources (MN)	Kentucky	NI	D-5-UR-110	9.80%	52.70%	5.16%
200	Piedmont Natural Gas Co. (SC)	Minnesota	WEC	D-G-011/GR-22-504	9.65%	53.00%	5.11%
607	Wisconsin Public Service Corp. (WI)	South Carolina	DUK	D-6690-UR-127 (Gas)	9.80%	53.13%	4.94%
244	Wisconsin Public Service Corp. (WI)	Wisconsin	WEC	D-6690-UR-124 (Gas)	9.80%	53.40%	5.25%
639	Public Service Co. of CO (CO)	Wisconsin	LNT	D-6680-UR-124 (Gas)	9.80%	53.70%	5.26%
271	Madison Gas and Electric Co. (WI)	Colorado	XEL	D-22-AL-0046G	9.20%	53.78%	4.95%
571	Wisconsin Electric Power Co. (WI)	Wisconsin	MGEE	D-3270-UR-125 (Gas)	9.70%	56.06%	5.44%
301	Pivotal Utility Holdings Inc. (FL)	Wisconsin	WEC	D-5-UR-110 (WEP-Gas)	9.80%	58.22%	5.71%
		Florida	NEE	20220069-GU	9.50%	59.60%	5.66%

Comparison of PSE with the Natural Gas Distribution Utilities in the Bulkley Proxy Group
Resulting Authorized Weighted-Average Costs of Equity



Line	Company	State	Parent Company Ticker	Decker	Return on Equity	Common Equity to Total Capital	WACC
84	Black Hills Energy Arkansas (AR)	Arkansas	BKH	D-21-097-U	9.60%	45.00%	4.32%
419	North Western Energy Group (MT)	Montana	NWE	D-2022-7-78 (gas)	9.55%	48.02%	4.59%
	Puget Sound Energy, Inc. (WA)	Washington		UG-220067	9.40%	49.00%	4.61%
94	Black Hills Colorado Gas Inc. (CO)	Colorado	BKH	D-21-AL-0236G	9.20%	50.26%	4.62%
226	Energy New Orleans LLC (LA)	Louisiana	ETR	D-UD-18-07 (gas)	9.35%	50.00%	4.68%
37	Avista Corp. (ID)	Idaho	AVA	C-AVI-G-23-01	9.40%	50.00%	4.70%
1	Ameren Illinois (IL)	Illinois	AIE	D-23-0067	9.44%	50.00%	4.72%
134	Black Hills Wyoming Gas LLC (WY)	Wyoming	BKH	D-30026-2-GR-19	9.40%	50.23%	4.72%
452	The Narragansett Electric Co. (RI)	Rhode Island	PPL	D-4770 (gas)	9.28%	50.95%	4.73%
51	Avista Corp. (OR)	Oregon	AVA	D-LUG-461	9.50%	50.00%	4.75%
125	Black Hills Nebraska Gas LLC (NE)	Nebraska	BKH	D-NG-1-09	9.50%	50.00%	4.75%
485	Northern Illinois Gas Co. (IL)	Illinois	SO	D-23-0066	9.51%	50.00%	4.76%
538	The Peoples Gas Light & Coke Co. (IL)	Illinois	WEC	D-23-0069	9.38%	50.79%	4.76%
99	Black Hills Iowa Gas Utility (IA)	Iowa	BKH	D-RPU-2021-0002	9.60%	50.01%	4.80%
160	Duke Energy Kentucky Inc. (KY)	Kentucky	DUK	C-2021-00190	9.38%	51.34%	4.82%
495	Chattanooga Gas Co. (TN)	Tennessee	SO	D-23-00029	9.80%	49.23%	4.82%
359	Columbia Gas Ohio Inc. (OH)	Ohio	NI	C-21-0637-GA-AIR	9.60%	50.60%	4.86%
310	Northern IN Public Svc Co. LLC (IN)	Indiana	NI	Ca-45621	9.85%	49.47%	4.87%
233	Interstate Power & Light Co. (IA)	Iowa	LNT	D-RPU-2019-0002	9.60%	51.00%	4.90%
211	Piedmont Natural Gas Co. (TN)	Tennessee	DUK	D-23-00035	9.80%	50.09%	4.91%
328	Columbia Gas of Kentucky Inc. (KY)	Kentucky	NI	C-2021-00183	9.35%	52.64%	4.92%
526	North Shore Gas Co. (IL)	Illinois	WEC	D-23-0068	9.38%	52.58%	4.93%
200	Piedmont Natural Gas Co. (SC)	South Carolina	DUK	D-2023-7-6	9.30%	53.13%	4.94%
639	Public Service Co. of CO (CO)	Colorado	XEL	D-22-AL-0046G	9.20%	53.78%	4.95%
174	Piedmont Natural Gas Co. (NC)	North Carolina	DUK	D-G-9, Sub 781	9.60%	51.60%	4.95%
223	Energy Louisiana LLC (LA)	Louisiana	ETR	D-U-28035	10.50%	47.52%	4.99%
191	Duke Energy Ohio Inc. (OH)	Ohio	DUK	C-22-0507-GA-AIR	9.60%	52.32%	5.02%
657	Northern States Power Co. (MN)	Minnesota	XEL	D-G-011GR-22-504	9.57%	52.50%	5.02%
561	Minnesota Energy Resources (MN)	Minnesota	WEC	D-G-011GR-22-504	9.65%	53.00%	5.11%
670	Northern States Power Co. (WI)	Wisconsin	XEL	D-42204UR-126 (Gas)	9.80%	52.50%	5.15%
668	Northern States Power Co. (ND)	North Dakota	XEL	C-PU-21-381	9.80%	52.54%	5.15%
584	Wisconsin Gas LLC (WI)	Wisconsin	WEC	D-5-UR-110	9.80%	52.70%	5.16%
607	Wisconsin Public Service Corp. (WI)	Wisconsin	WEC	D-6690-UR-127 (Gas)	9.80%	53.40%	5.23%
244	Wisconsin Power and Light Co. (WI)	Wisconsin	LNT	D-6680-UR-124 (Gas)	9.80%	53.70%	5.26%
271	Madison Gas and Electric Co. (WI)	Wisconsin	MGHE	D-3270-UR-125 (Gas)	9.70%	56.06%	5.44%
301	Pivotal Utility Holdings Inc. (FL)	Florida	NEE	20220069-GU	9.50%	59.60%	5.66%
571	Wisconsin Electric Power Co. (WI)	Wisconsin	WEC	D-5-UR-110 (WEP-Gas)	9.80%	58.22%	5.71%