

**AFFILIATED INTEREST AND SUBSIDIARY TRANSACTIONS REPORT
VERIZON NORTHWEST INC. (WASHINGTON)
AND ITS SUBSIDIARY VERIZON WEST COAST
UNDER WAC 480-120-395**

2009 REPORT YEAR

1. By June 1 of each year, each telecommunications company subject to the provisions of chapter 80.16 RCW must file a report summarizing all transactions, except for transactions provided at tariff rates, that occurred between the company and its affiliated interests, and the company and its subsidiaries, during the period January 1 through December 31 of the preceding year.
2. The information required in this subsection must be for total company, total state of Washington, and Washington intrastate. The report must include a corporate organization chart of the company and its affiliated interests and subsidiaries.

ANSWER: See attached Exhibit 2 for an organization chart.

3. When total company transactions with an affiliated interest or a subsidiary are less than \$100,000 for the reporting period, the company must provide the name of the affiliated interest or subsidiary participating in the transactions and the total dollar amounts of the transactions.

ANSWER:

- Contel of the South Inc. – Northwest dollar transactions = \$37,962.00;
Washington transactions = \$30,391.00.
- Verizon Avenue Corp. – Northwest dollar transactions = \$5,520.00;
Washington transactions = \$5,080.00.
- Verizon Communications Inc. – Northwest dollar transactions = \$3,824.00;
Washington transactions = \$285.00.
- Verizon Delaware LLC – Northwest dollar transactions = \$5,845.00;
Washington transactions = \$3,256.00.
- Verizon Washington, DC Inc. – Northwest dollar transactions = \$16,178.00;
Washington transactions = \$8,675.00.
- Verizon Network Integration Corp. – Northwest dollar transactions = \$48,285.00;
Washington transactions = \$47,024.00.
- Verizon New England Inc. – Northwest dollar transactions = \$57,629.00;
Washington transactions = \$31,043.00.
- Verizon New Jersey Inc. – Northwest dollar transactions = \$98,012.00;
Washington transactions = \$43,834.00.
- Verizon Pennsylvania Inc. – Northwest dollar transactions = \$(47,816.00);
Washington transactions = \$(40,617.00).
- Verizon Teleproducts Corp. – Northwest dollar transactions = \$159.00;
Washington transactions = \$76.00.
- Verizon Virginia Inc. – Northwest dollar transactions = \$51,067.00;
Washington transactions = \$19,033.00.

**AFFILIATED INTEREST AND SUBSIDIARY TRANSACTIONS REPORT
VERIZON NORTHWEST INC. (WASHINGTON)
AND ITS SUBSIDIARY VERIZON WEST COAST
UNDER WAC 480-120-395**

2009 REPORT YEAR

4. When total company transactions with an affiliated interest or subsidiary equal or exceed \$100,000 for the reporting period, the company must provide:
- a. A balance sheet and income statement for such affiliated interest;

ANSWER:

The balance sheets and income statements for GTE Southwest Incorporated dba Verizon Southwest, Verizon California Inc., Verizon Florida LLC, Verizon North Inc., Verizon Maryland Inc., Verizon New York Inc., Verizon West Virginia Inc., and Celco Partnership dba Verizon Wireless are attached as Exhibit 3.a.

**The following Income Statements and Balance Sheets are filed
CONFIDENTIAL PER WAC 480-07-160:**

For Verizon Long Distance LLC, Verizon Online LLC, Verizon Business Global LLC, Verizon Corporate Services Corp., Verizon Corporate Services Group Inc., Verizon Data Services Inc., Verizon Global Networks Inc., Verizon Select Services Inc., Verizon Services Corp., Verizon Services Operations Inc., Verizon Services Organization Inc., Verizon South Inc., Verizon Corporate Resources Group LLC, and Verizon West Coast Inc. – see Exhibit 3.a.

- b. A description of the products or services provided to or from the company and each such affiliated interest or subsidiary;

ANSWER:

- Verizon Long Distance LLC provided long distance services to Verizon Northwest Inc.
- Verizon Northwest Inc. provided data sharing in order to perform credit screening and treatment and collection activities, general services, call management signaling service, marketing and sales, national directory assistance, intranet website access, operator services, access, services, billing services, voicemail interface services, conference connections, intraLATA toll resale, wholesale marketing and sales, operational readiness testing services, vendor services, tariff telephone services, SS7 offnet services, retail PIC management, customer account record exchange products and services, software license, centrex services to Verizon Long Distance LLC.

**AFFILIATED INTEREST AND SUBSIDIARY TRANSACTIONS REPORT
VERIZON NORTHWEST INC. (WASHINGTON)
AND ITS SUBSIDIARY VERIZON WEST COAST
UNDER WAC 480-120-395**

2009 REPORT YEAR

- Cellco Partnership dba Verizon Wireless provided a variety of wireless telecommunications products and services to Verizon Northwest Inc.
- Verizon Northwest Inc. provided services including, but not limited to, special construction/ DSR service/Wireless-IOTS full ring/Wireless-IBT/SONET TBR/Custom Connect, national agent for selling products/services, marketing and sales, and remittance processing to Cellco Partnership dba Verizon Wireless.
- GTE Southwest Incorporated dba Verizon Southwest provided general, administrative, network, and operational functions to Verizon Northwest Inc.
- Verizon Northwest Inc. provided general administrative, network, and operational functions to GTE Southwest Incorporated dba Verizon Southwest.
- Verizon Online LLC provided internet access services (including dial-up, DSL and FTTP) and internet support services to Verizon Northwest Inc.
- Verizon Northwest Inc. provided private carriage, data sharing, and services including, but not limited to, dedicated SONET ring/frame relay/ATM/IntelliLight broadband transport/transparent LAN, InfoSpeed DSL solutions service, DSL premise services, private carriage, wholesale sales and marketing, billing services, remittance processing, technical support and house equipment used in the provision of Wi-Fi services in Verizon payphone enclosures to Verizon Online LLC.
- Verizon California Inc. provided general administrative, network, and operational functions to Verizon Northwest Inc.
- Verizon Northwest Inc. provided general administrative, network, and operational functions to Verizon California Inc.
- Verizon Corporate Services Group Inc. is an administrative corporate headquarters organization which provides real estate operations, sourcing, logistics, electronic repair services, supply chain systems and processing, fraud, accounts payable, payroll and billing services for Verizon affiliates, including the Verizon domestic telephone companies which includes Verizon Northwest Inc.
- Verizon Northwest Inc. provided no products or services to Verizon Corporate Services Group Inc.
- Verizon Corporate Services Corp. is an administrative corporate headquarters organization which provides real estate operations, sourcing, logistics, electronic repair services, supply chain systems and processing, fraud, accounts payable, payroll and billing services for Verizon affiliates, including the Verizon domestic telephone companies which includes Verizon Northwest Inc.

**AFFILIATED INTEREST AND SUBSIDIARY TRANSACTIONS REPORT
VERIZON NORTHWEST INC. (WASHINGTON)
AND ITS SUBSIDIARY VERIZON WEST COAST
UNDER WAC 480-120-395**

2009 REPORT YEAR

- Verizon Northwest Inc. provided no products or services to Verizon Corporate Services Corp.
- Verizon Corporate Resources Group LLC is an administrative corporate headquarters organization which provides certain human resources, finance, legal, public policy and external affairs, security, strategic planning, and public affairs services for Verizon affiliates, including the Verizon domestic telephone companies which includes Verizon Northwest Inc.
- Verizon Northwest Inc. provided no products or services to Verizon Corporate Resources Group LLC.
- Verizon Data Services LLC provided a variety of professional and computer processing services to Verizon Northwest Inc.
- Verizon Northwest Inc. provided no products or services to Verizon Data Services LLC.
- Verizon Florida LLC provided general administrative, network, and operational functions to Verizon Northwest Inc.
- Verizon Northwest Inc. provided general administrative, network, and operational functions to Verizon Florida LLC.
- Verizon Maryland Inc. provided general administrative, network, and operational functions to Verizon Northwest Inc.
- Verizon Northwest Inc. provided general administrative, network, and operational functions to Verizon Maryland Inc.
- Verizon New York Inc. provided general administrative, network, and operational functions to Verizon Northwest Inc.
- Verizon Northwest Inc. provided general administrative, network, and operational functions to Verizon New York Inc.
- Verizon North Inc. provided general administrative, network, and operational functions to Verizon Northwest Inc.
- Verizon Northwest Inc. provided general administrative, network, and operational functions to Verizon North Inc.
- Verizon Services Corp. provided managerial and centralized functions to Verizon affiliates, including Verizon Northwest Inc.
- Verizon Northwest Inc. provided building, testing, general administrative and customer service to Verizon Services Corp.
- Verizon South Inc. provided general administrative, network, and operator and customer services to Verizon Northwest Inc.
- Verizon Northwest Inc. provided general administrative, network, and operational functions to Verizon South Inc.
- Verizon Select Services Inc. provided network administrative services to Verizon Northwest Inc.

**AFFILIATED INTEREST AND SUBSIDIARY TRANSACTIONS REPORT
VERIZON NORTHWEST INC. (WASHINGTON)
AND ITS SUBSIDIARY VERIZON WEST COAST
UNDER WAC 480-120-395**

2009 REPORT YEAR

- Verizon Northwest Inc. provided on-site support services, advertising, call managing signaling services, national directory assistance, intranet website services, operator services, billing services, access services, access to internal LAN and internal WAN and internal employee directory, professional ordering writing service, voicemail interface services, sales, marketing and customer care, technical support, intraLATA toll resale, call and trouble ticket management, advertising, network communications mediums service, maintenance of CPE, telecommunication services, warm transfer, routing and rating database maintenance, software licenses, retail PIC management, project management services, conference connection, managed network services, help desk services, center services (NOC), and SS7 offnet services to Verizon Select Services Inc.
- Verizon Business Global LLC provided advanced communications and information technology solutions to Verizon Northwest Inc.
- Verizon Northwest Inc. provided marketing and sales, IntelliLight entrance facilities, transparent LAN Your Ethernet Solution (YES), accept data feed of porting information, pole and conduit, transparent LAN service, frame relay service, partial ring SONET, SONET, ATM, optical network/Ethernet private line, combined volumes for embedded base, bill print and distribution, wholesale services, exchange of business information, billing services, professional order writing service, exchange of internal directory information, and voice messaging services to Verizon Business Global LLC.
- Verizon West Coast Inc. provided general administrative, network, and operational functions to Verizon Northwest Inc.
- Verizon Northwest Inc. provided general administrative, network, and operational functions to Verizon West Coast Inc.
- Verizon Services Operations Inc. is a managerial and centralized administrative organization which support Verizon affiliates for other Verizon affiliates including Verizon Northwest.
- Verizon Northwest Inc. provided no products or services to Verizon Services Operations Inc.
- Verizon Services Organization Inc. is an administrative corporate headquarters organization which provides certain human resources, finance, legal, public policy and external affairs, security, strategic planning, and public affairs services for Verizon affiliates, including the Verizon domestic telephone companies which includes Verizon Northwest Inc.
- Verizon Northwest Inc. provided building services to Verizon Services Organization Inc.

**AFFILIATED INTEREST AND SUBSIDIARY TRANSACTIONS REPORT
VERIZON NORTHWEST INC. (WASHINGTON)
AND ITS SUBSIDIARY VERIZON WEST COAST
UNDER WAC 480-120-395**

2009 REPORT YEAR

- Verizon Global Networks Inc. provided no products or services to Verizon Northwest Inc.
 - Verizon Northwest Inc. provided carrier billing and collection services to Verizon Global Networks Inc.
 - Verizon West Virginia Inc. provided general administrative, network, and operational functions to Verizon Northwest Inc.
 - Verizon Northwest Inc. provided general administrative, network, and operational functions to Verizon West Virginia Inc.
- c. A description of the pricing basis or costing method, and procedures for allocating costs for such products or services, and the amount and accounts charged during the year;

ANSWER:

Pricing basis or costing method: The pricing basis or costing method for affiliate transactions provided to, or received from, Verizon Northwest may be found in Exhibit 3.c.

Procedures for allocating costs for such products or services: Verizon Northwest Inc. accounts for costs according to the Uniform System of Accounts (USOA) reflected in FCC Part 32 that includes rules related to accounting for affiliate transactions. Verizon Northwest Inc. also accounts for transactions in accordance with FCC Part 64.

The amount and accounts charged during the year: See attached Exhibit 3.c.

- d. A description of the terms of any loans between the company and each such affiliated interest or subsidiary and a listing of the year-end loan amounts and maximum loan amounts outstanding during the year;

ANSWER:

Verizon Northwest Inc.: During 2009 all inter-company loans were on a short term basis between Verizon Northwest and Verizon Network Funding Corp.

Year end loan amount = \$675,012,550.99

Maximum loan amount outstanding during the year = \$680,888,543.15

**AFFILIATED INTEREST AND SUBSIDIARY TRANSACTIONS REPORT
VERIZON NORTHWEST INC. (WASHINGTON)
AND ITS SUBSIDIARY VERIZON WEST COAST
UNDER WAC 480-120-395**

2009 REPORT YEAR

- e. A description of the terms and total amount of any obligation or liability assumed by the company for each such affiliated interest or subsidiary;

ANSWER: None.

- f. A description of the activities of each such affiliated interest or subsidiary with which the company has transactions; and

ANSWER:

- Verizon Long Distance LLC provides long distance telephone services.
- Cellco Partnership dba Verizon Wireless provides a variety of wireless telecommunications products and services.
- Verizon Online LLC provides internet access services and internet support services.
- Verizon Corporate Services Group Inc. is an administrative corporate headquarters organization which provides real estate operations, sourcing, logistics, electronic repair services, supply chain systems and processing, fraud, accounts payable, payroll and billing services for other Verizon affiliates including the Verizon domestic telephone companies.
- Verizon Corporate Resources Group LLC is an administrative corporate headquarters organization which provides certain human resources, finance, legal, public policy and external affairs, security, strategic planning, and public affairs services for other Verizon affiliates including the Verizon domestic telephone companies.
- Verizon Data Services LLC provides a variety of professional and computer processing services to Verizon affiliates.
- Verizon Select Services Inc. provides packaged telecommunications services including local, long-distance, wireless, paging, internet access and data communications.
- Verizon Services Corp. is a managerial and centralized administrative organization which support Verizon affiliates.
- Verizon Corporate Services Corp. is an administrative corporate headquarters organization which provides real estate operations, sourcing, logistics, electronic repair services, supply chain systems and processing, fraud, accounts payable, payroll and billing services for other Verizon affiliates including the Verizon domestic telephone companies.
- Verizon Global Networks Inc. primarily provides construction of an in-region long distance network.
- Verizon Business Global LLC delivers advanced IP, data, voice, and wireless solutions to large business and government customers.

**AFFILIATED INTEREST AND SUBSIDIARY TRANSACTIONS REPORT
VERIZON NORTHWEST INC. (WASHINGTON)
AND ITS SUBSIDIARY VERIZON WEST COAST
UNDER WAC 480-120-395**

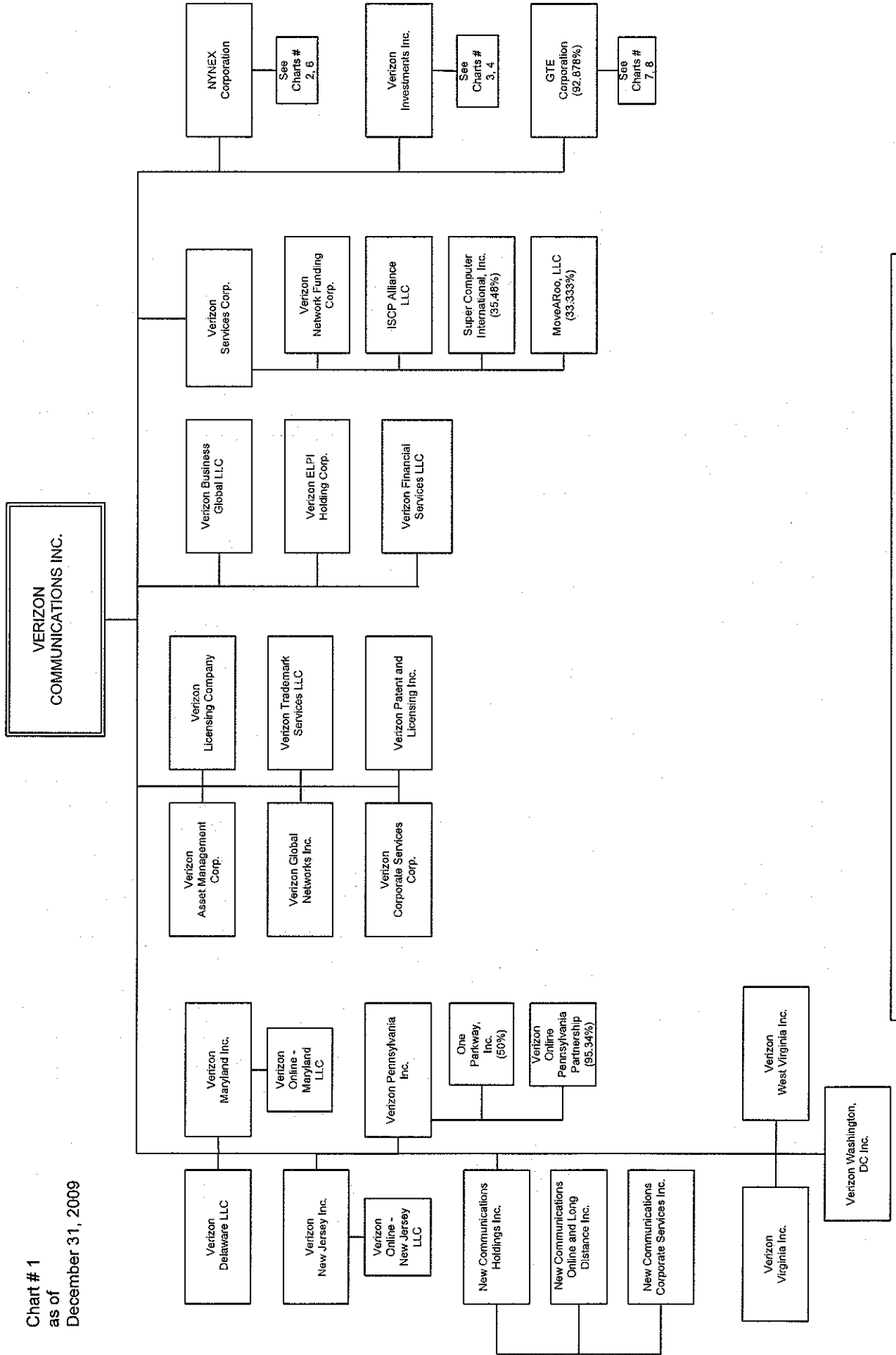
2009 REPORT YEAR

- GTE Southwest Incorporated dba Verizon Southwest's principal activity is to provide voice and data services to a territory of nine Local Access and Transport Areas located in the state of Texas.
 - Verizon California Inc. principal activity is to provide voice and data services in the states of California, Nevada and Arizona.
 - Verizon Florida LLC principal activity is to provide voice and data services to a 5,000 square mile area consisting of three Metropolitan Statistical Areas, Tampa-Clearwater-St. Petersburg to the west, Bradenton-Sarasota to the south, and Lakeland- Winter Haven to the east.
 - Verizon North Inc. principal activity is to provide voice and data services in Illinois, Indiana, Michigan, Ohio, Pennsylvania, and Wisconsin.
 - Verizon South Inc. principal activity is to provide voice and data services in North Carolina, South Carolina and Virginia.
 - Verizon West Coast Inc. principal activity is to provide voice and data services in Northern California.
 - Verizon Maryland Inc. principal activity is to provide voice and data services in the states of Maryland.
 - Verizon New York Inc. principal activity is to provide voice and data services in the states of New York.
 - Verizon West Virginia Inc. principal activity is to provide voice and data services in the states of West Virginia.
 - Verizon Services Operations Inc. is an administrative corporate organization which provides certain corporate real estate, corporate purchasing, logistics, electronic repair services, supply chain systems and processes, supplier quality, supplier diversity, and fraud services for other Verizon affiliates including the Verizon domestic telephone companies.
 - Verizon Services Organization Inc. is a managerial and centralized administrative organization which support Verizon affiliates.
- g. A list of all common officers and directors between the company and each such affiliated interest or subsidiary, along with their titles in each organization.

ANSWER: See attached Exhibit 3.g.



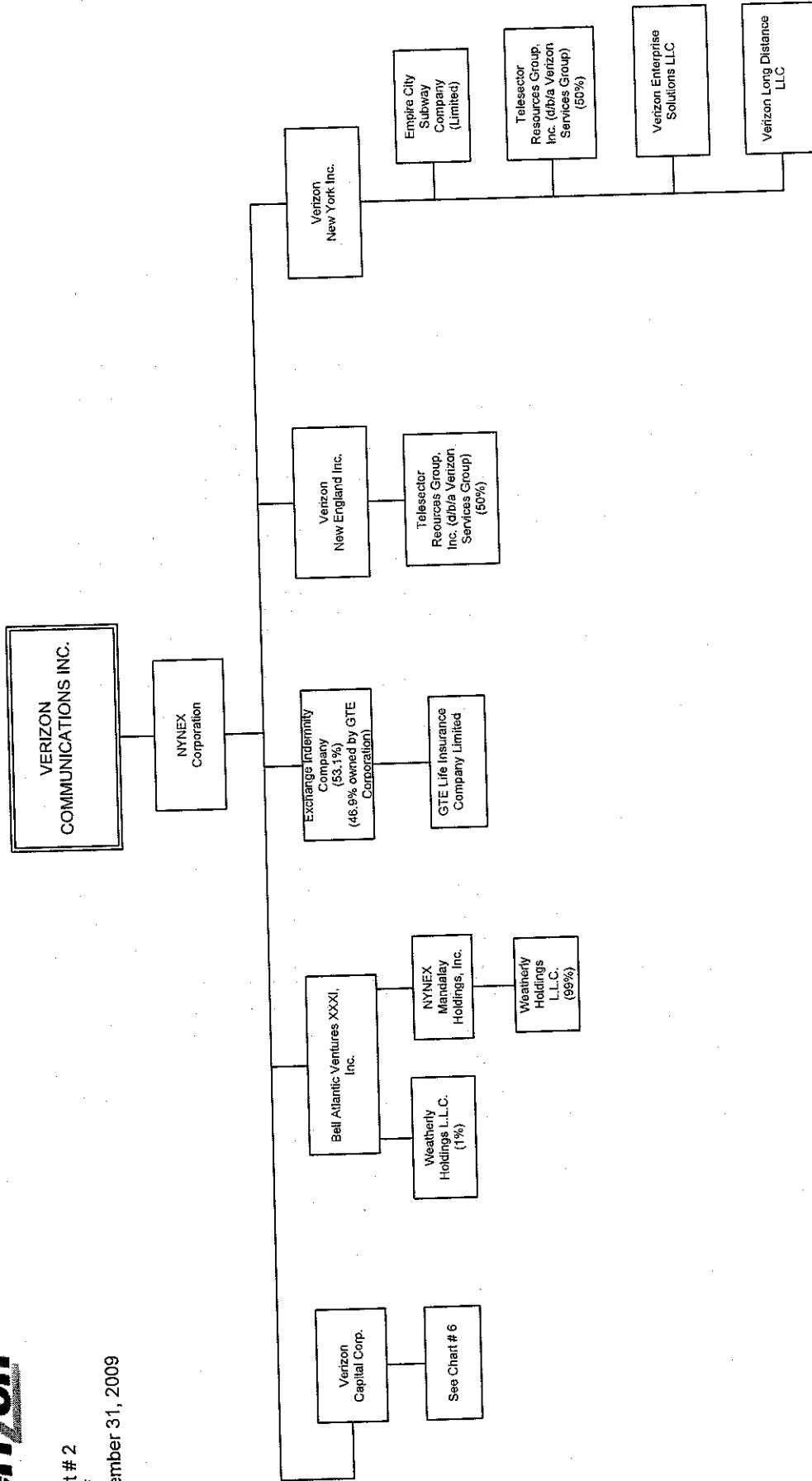
Chart # 1
as of
December 31, 2009



Confidential and Proprietary Information Not for disclosure outside Verizon except by written agreement.



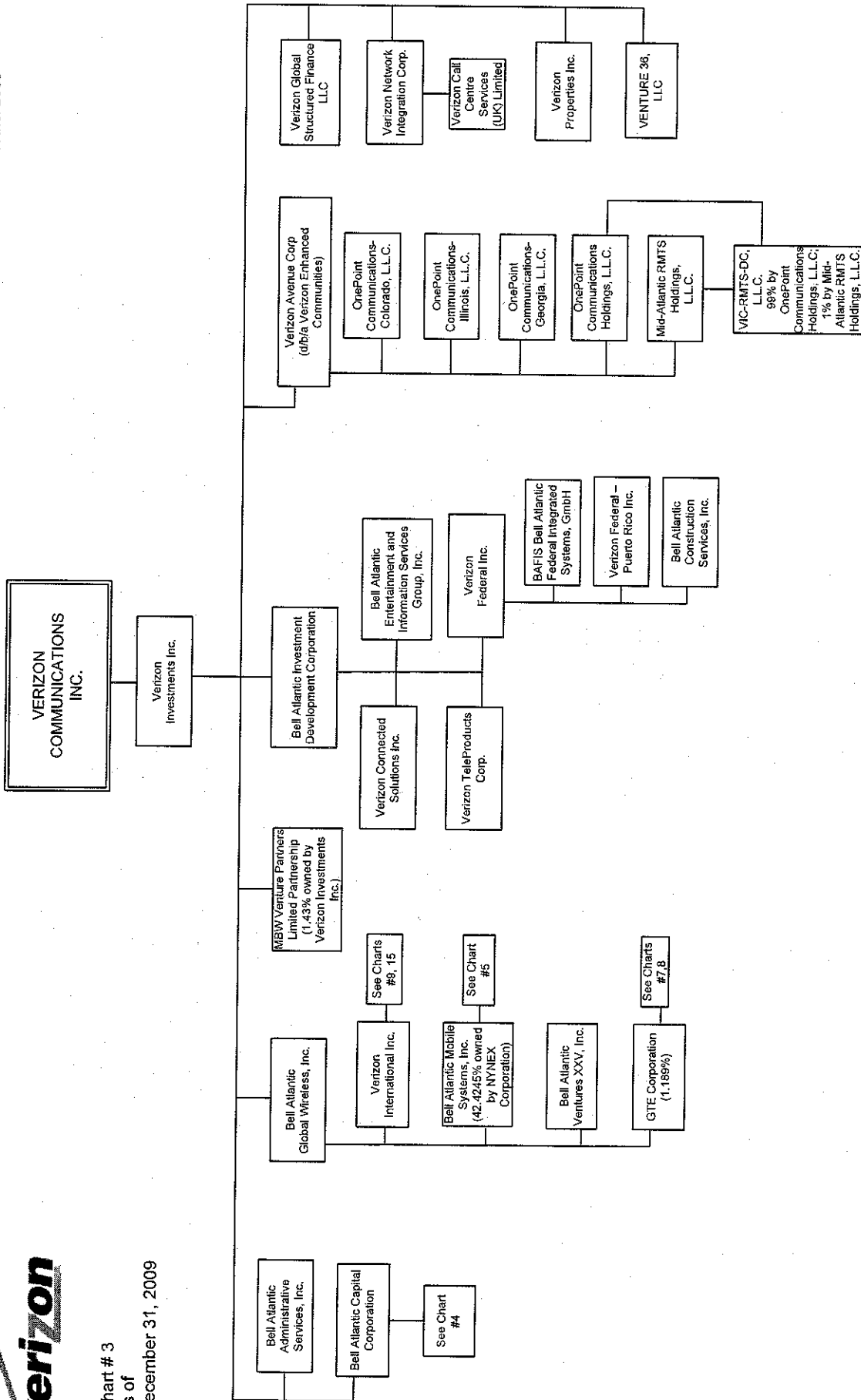
Chart # 2
as of
December 31, 2009



Confidential and Proprietary Information Not for disclosure outside Verizon except by written agreement.



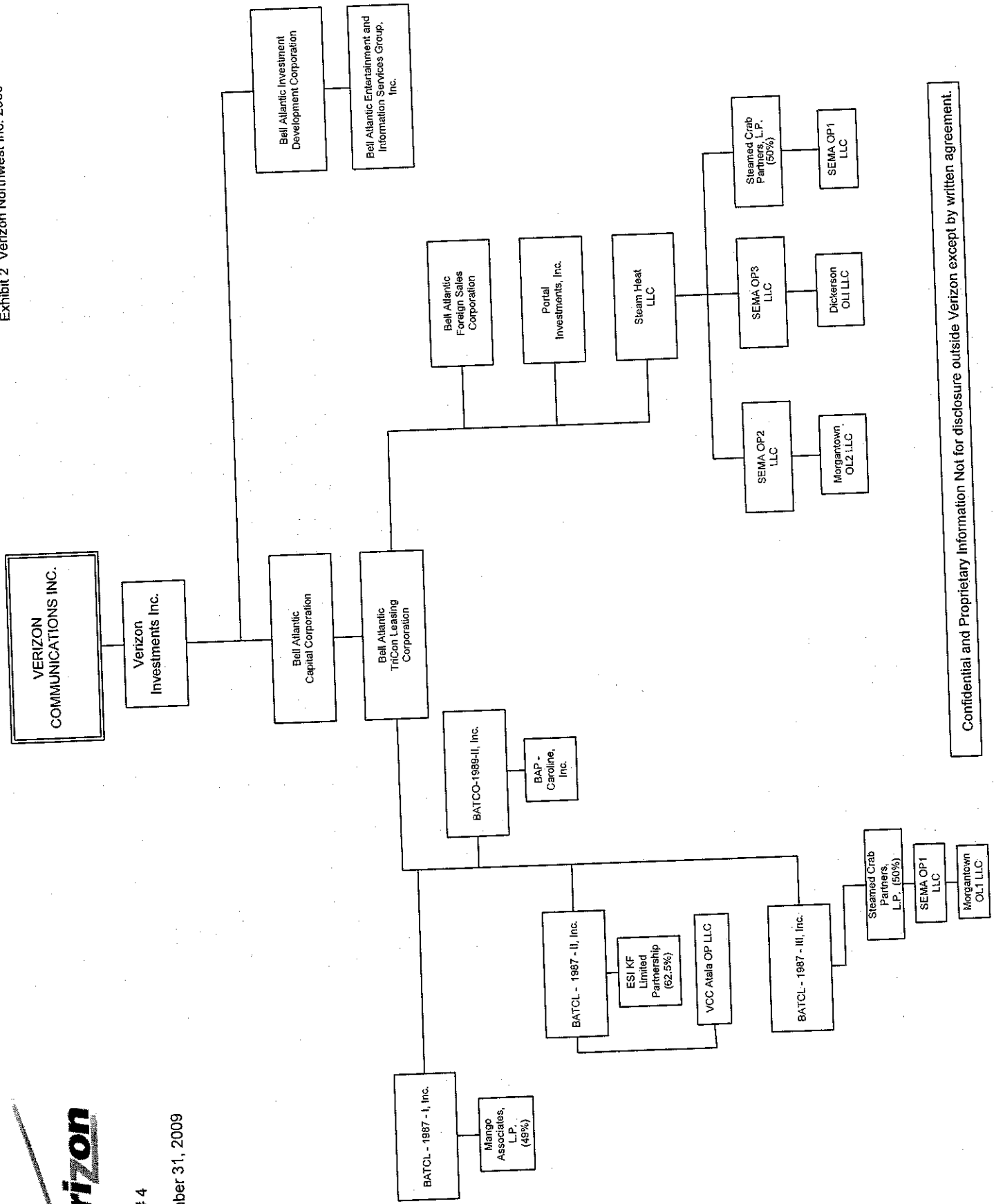
Chart # 3
as of
December 31, 2009



Confidential and Proprietary Information Not for disclosure outside Verizon except by written agreement.



Chart # 4
as of
December 31, 2009

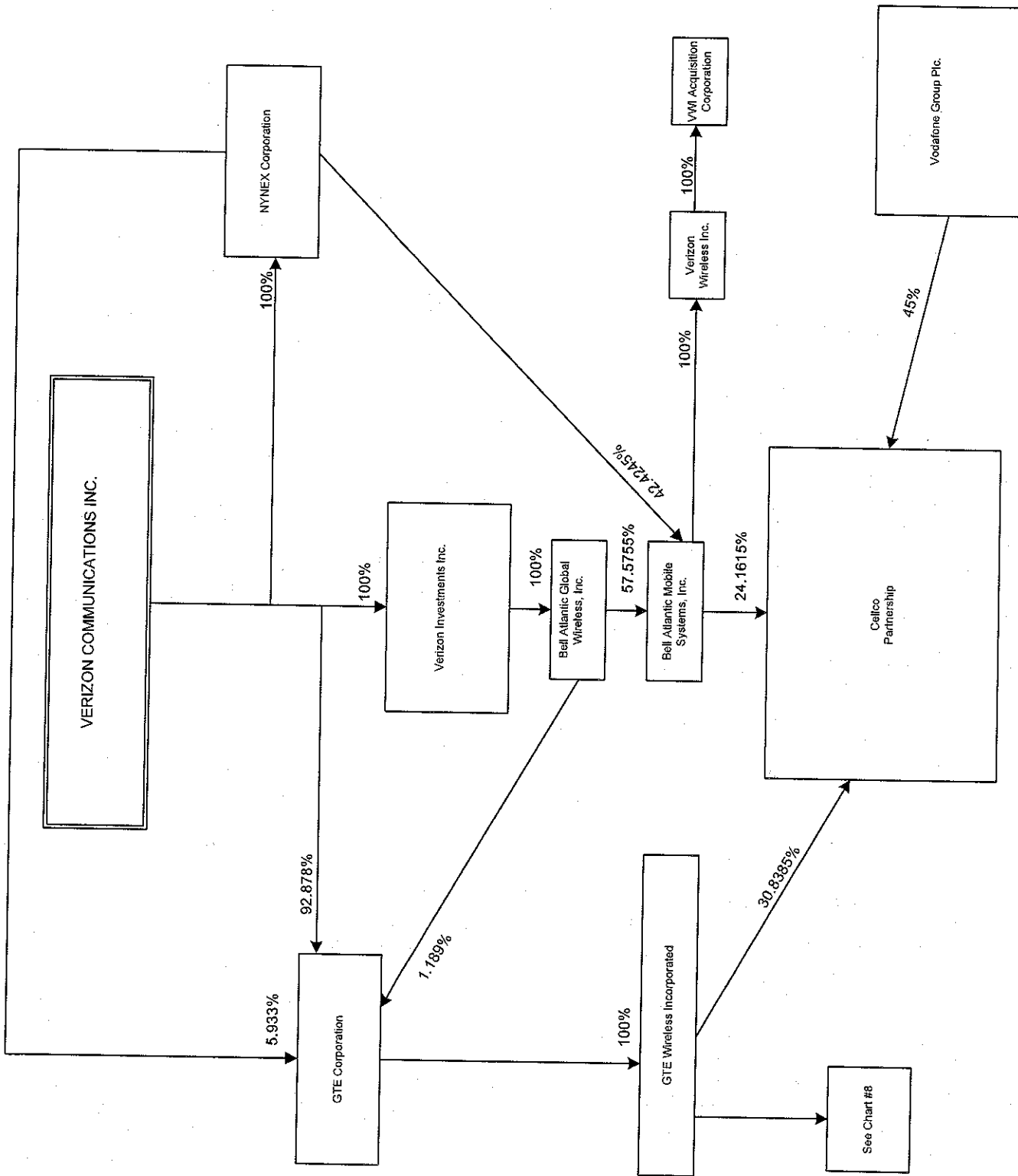


Confidential and Proprietary Information Not for disclosure outside Verizon except by written agreement.



Chart # 5
as of December 31, 2009

Exhibit 2 Verizon Northwest Inc. 2009



VERIZON COMMUNICATIONS INC.

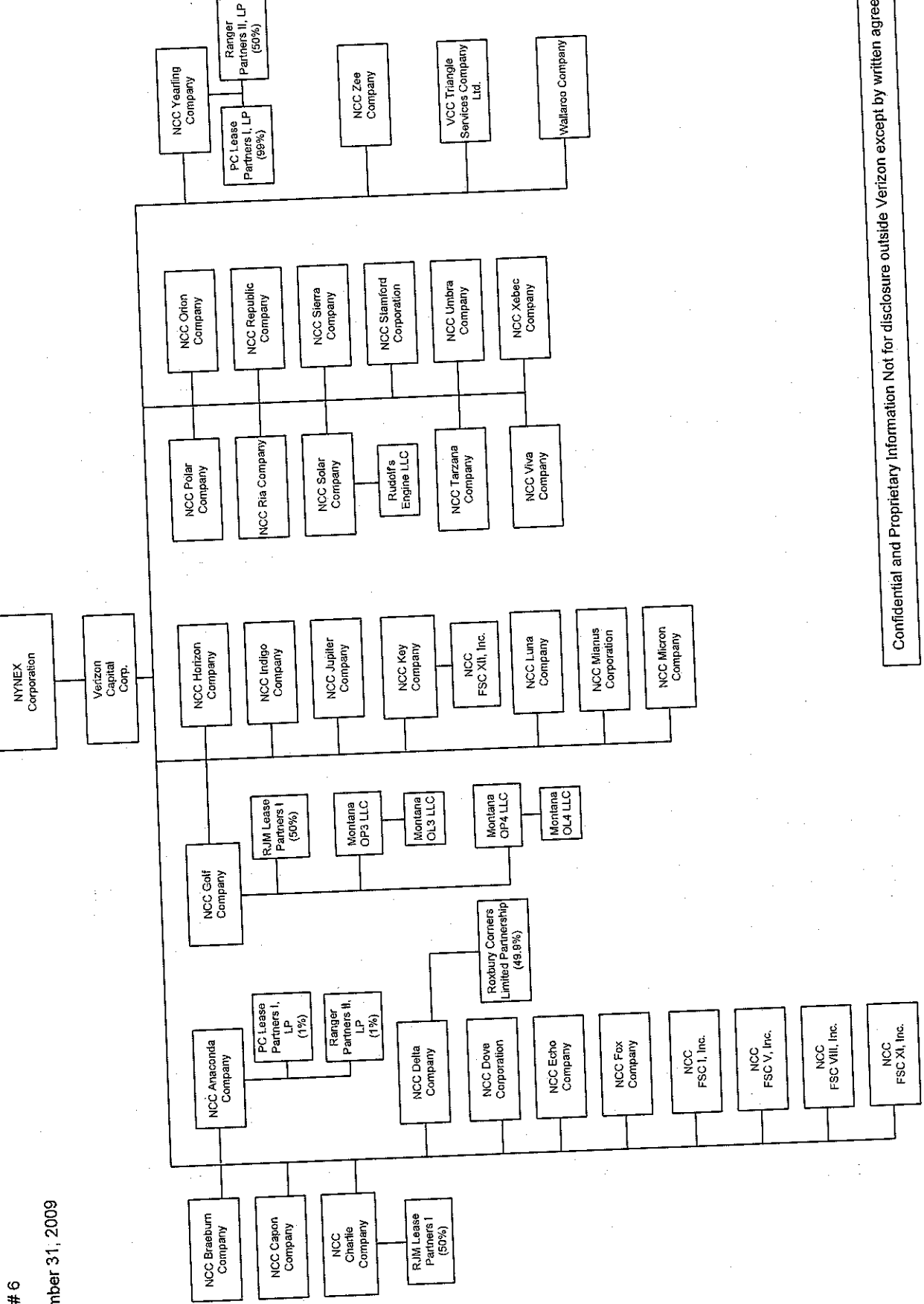


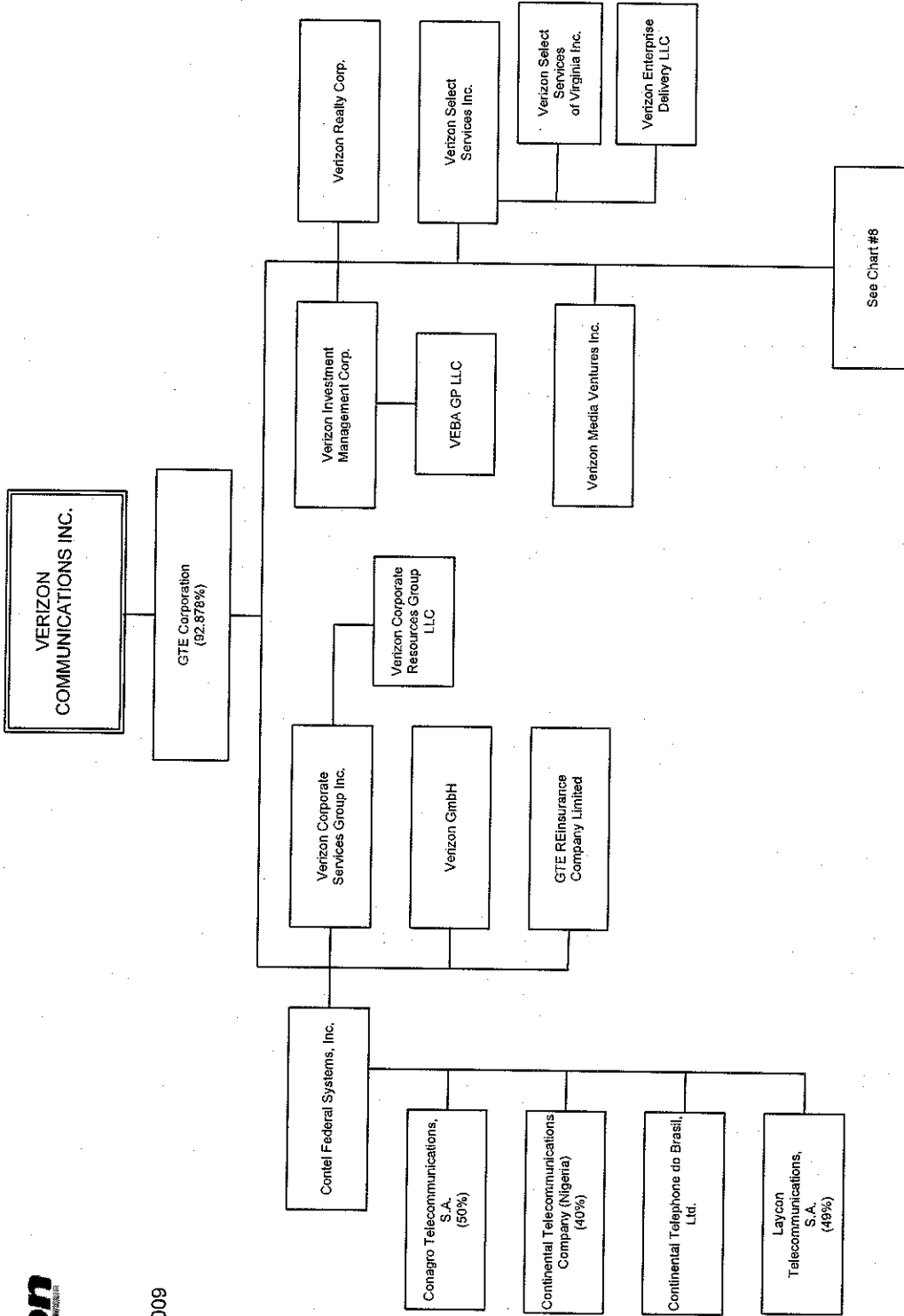
Chart # 6
as of
December 31, 2009

Confidential and Proprietary Information Not for disclosure outside Verizon except by written agreement.





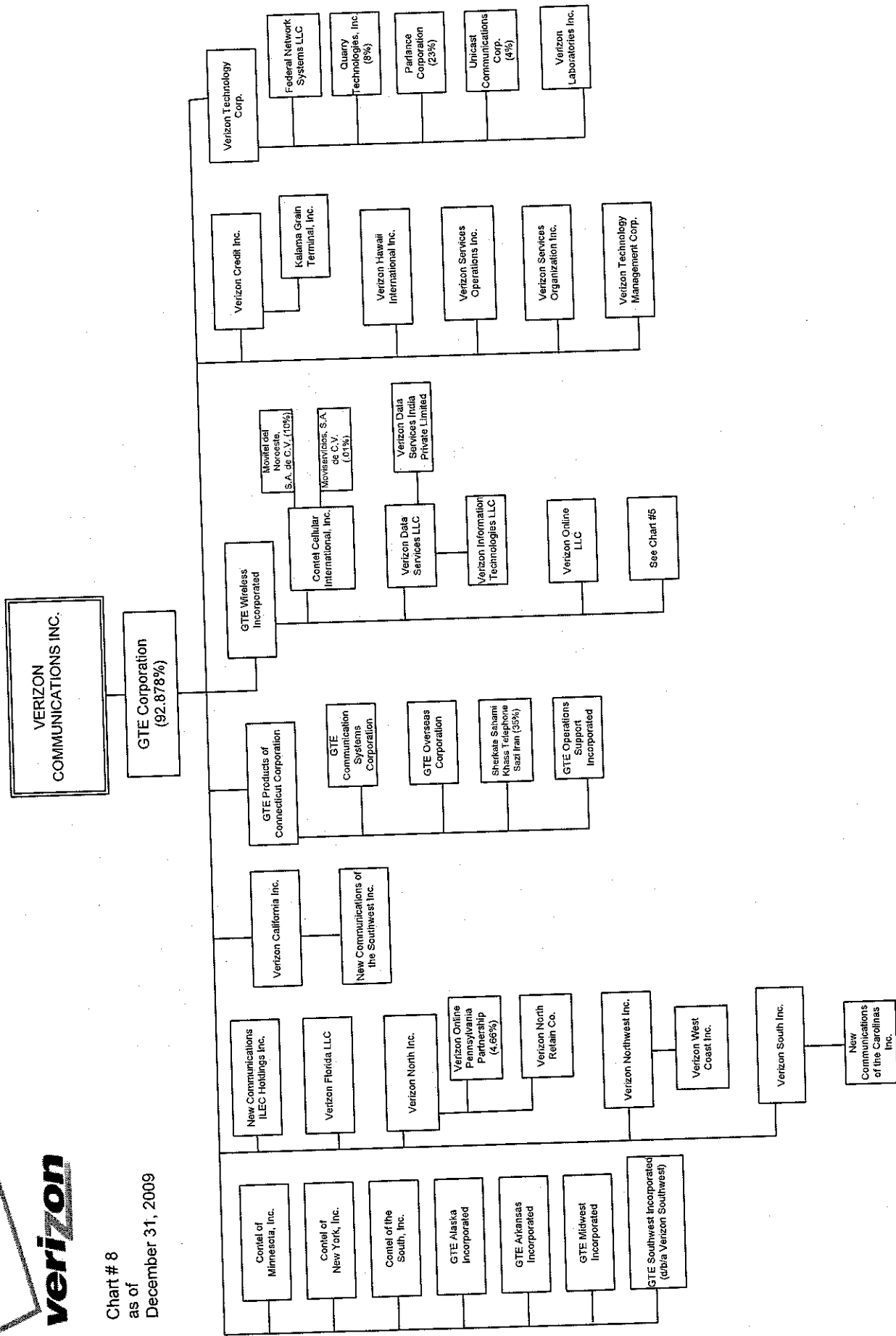
Chart # 7
as of
December 31, 2009



Confidential and Proprietary Information Not for disclosure outside Verizon except by written agreement.



Chart # 8
as of
December 31, 2009



Confidential and Proprietary Information Not for disclosure outside Verizon except by written agreement.

(1) 1% owned by GTE Wireless Incorporated

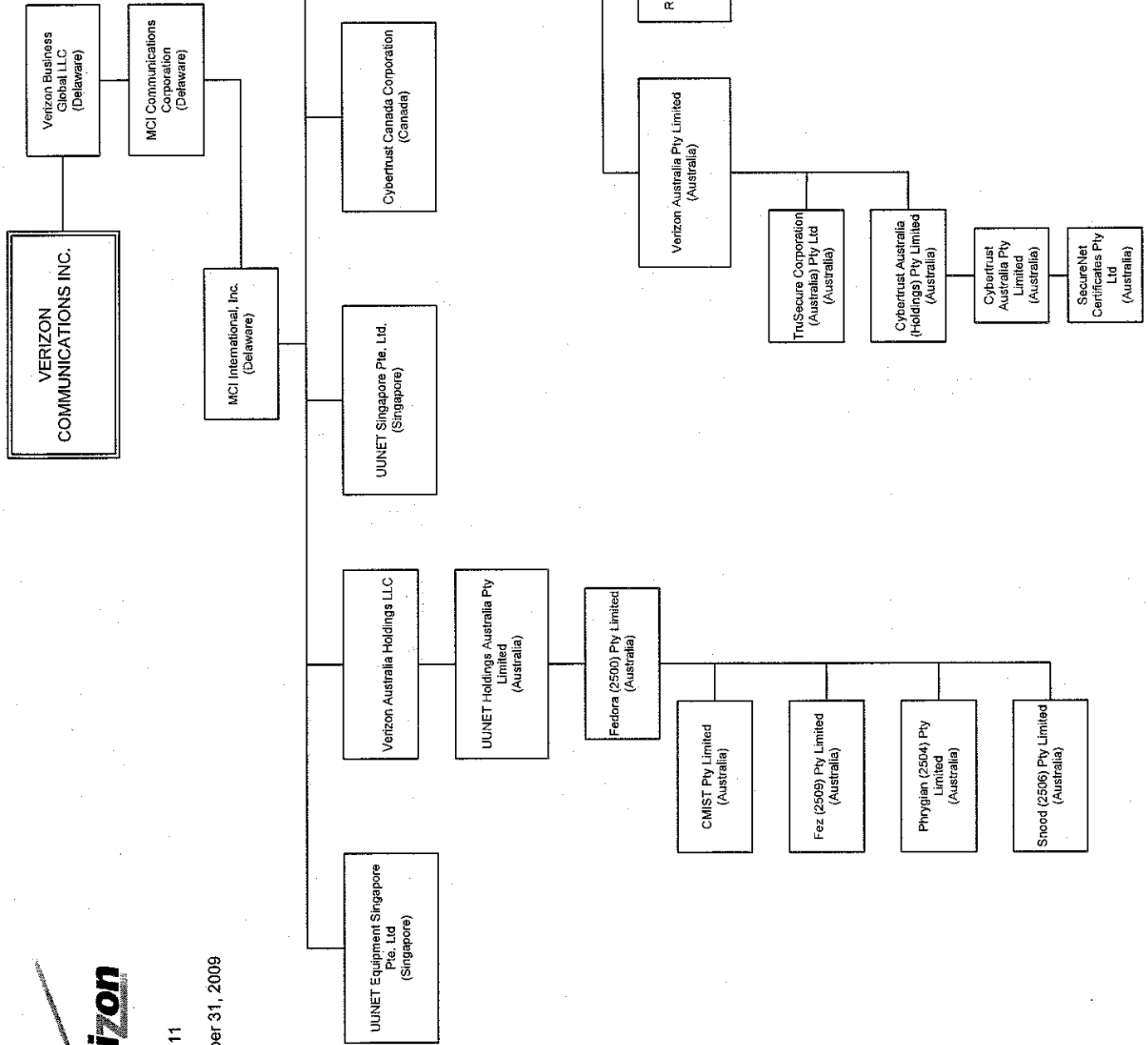


Chart # 11
as of
December 31, 2009



**VERIZON
COMMUNICATIONS INC.**

Chart # 12
as of
December 31, 2009

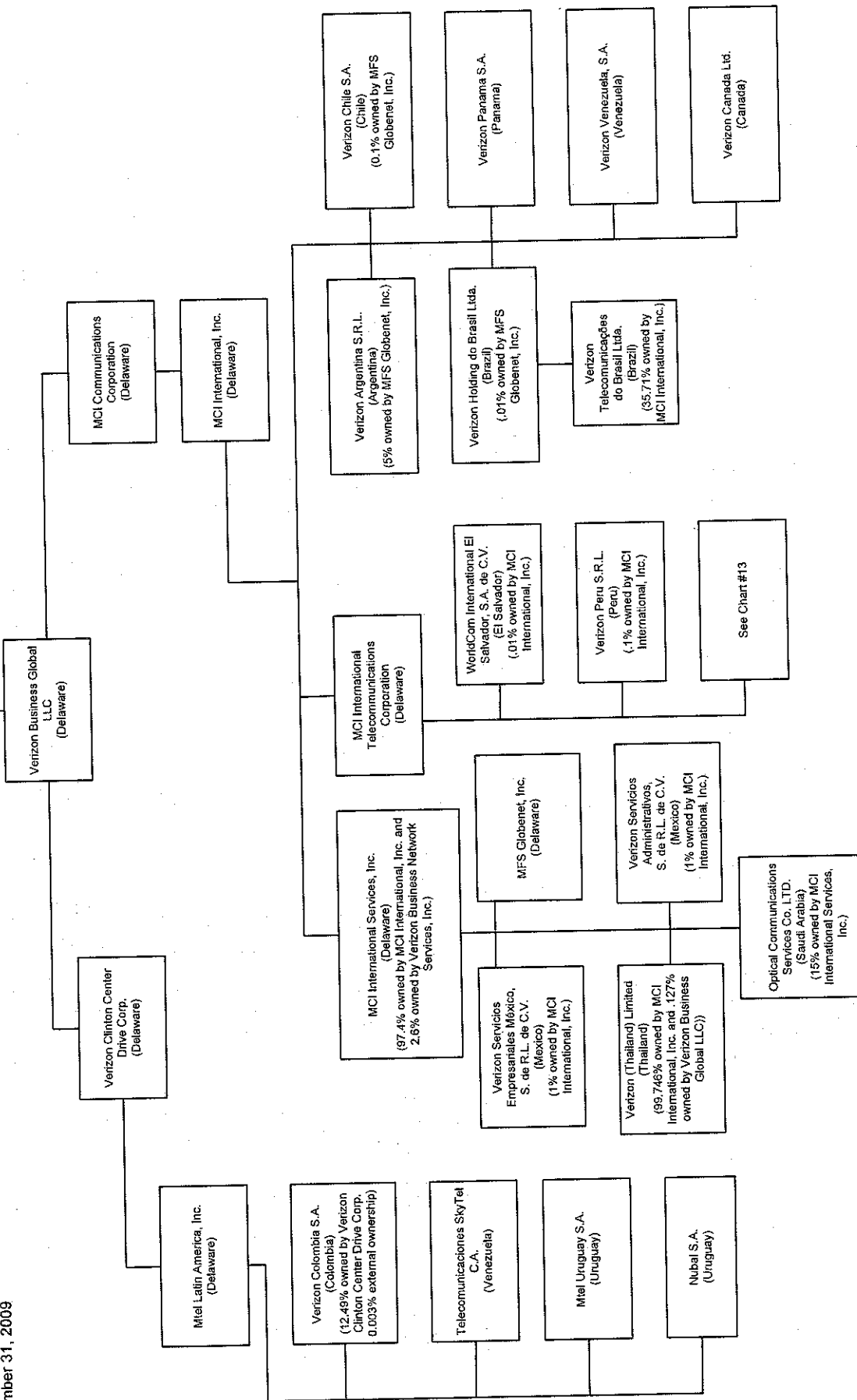
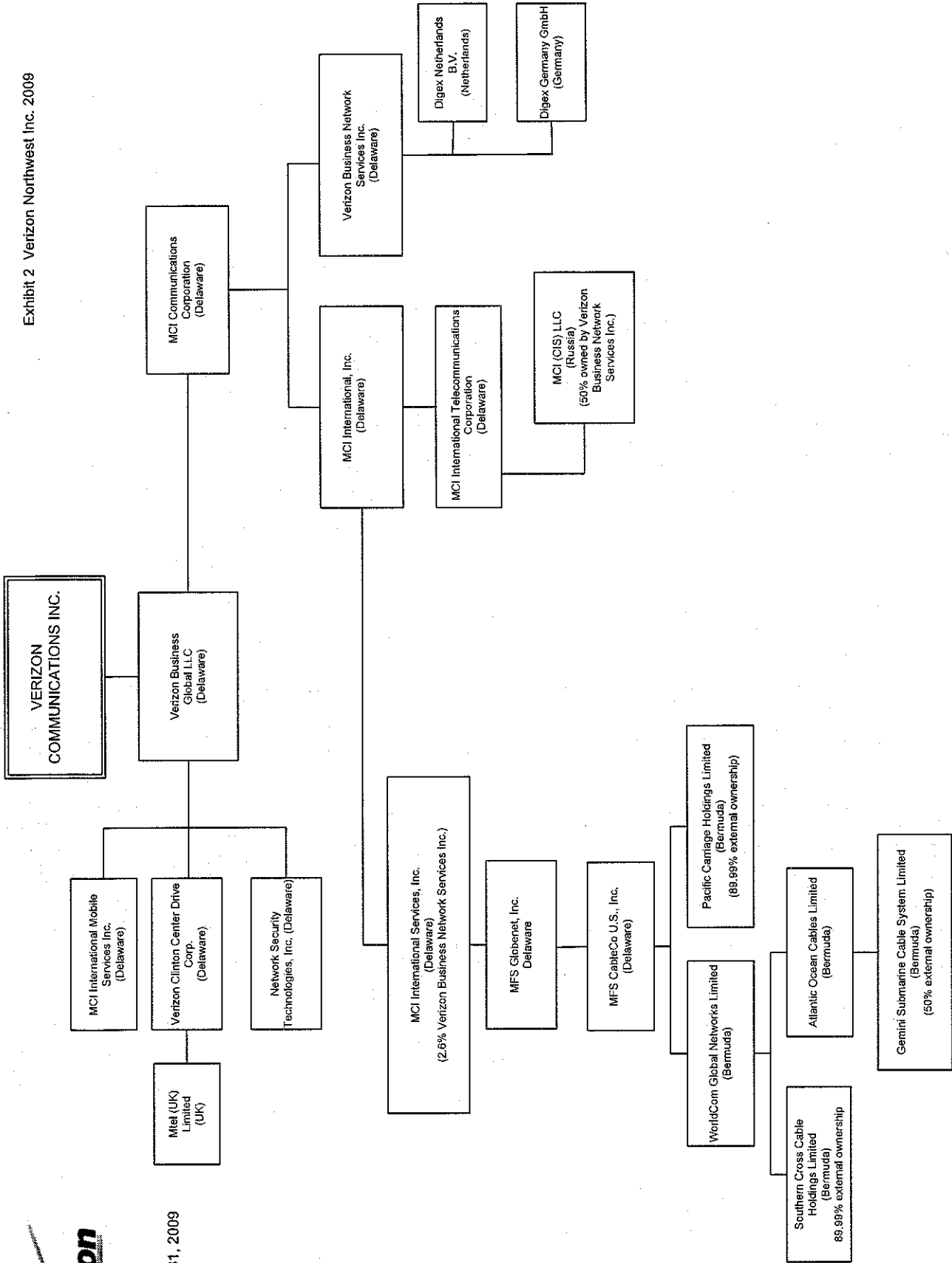




Chart # 13
as of
December 31, 2009

Exhibit 2 Verizon Northwest Inc. 2009



Confidential and Proprietary Information Not for disclosure outside Verizon except by written agreement.



Chart # 14
as of
December 31, 2009

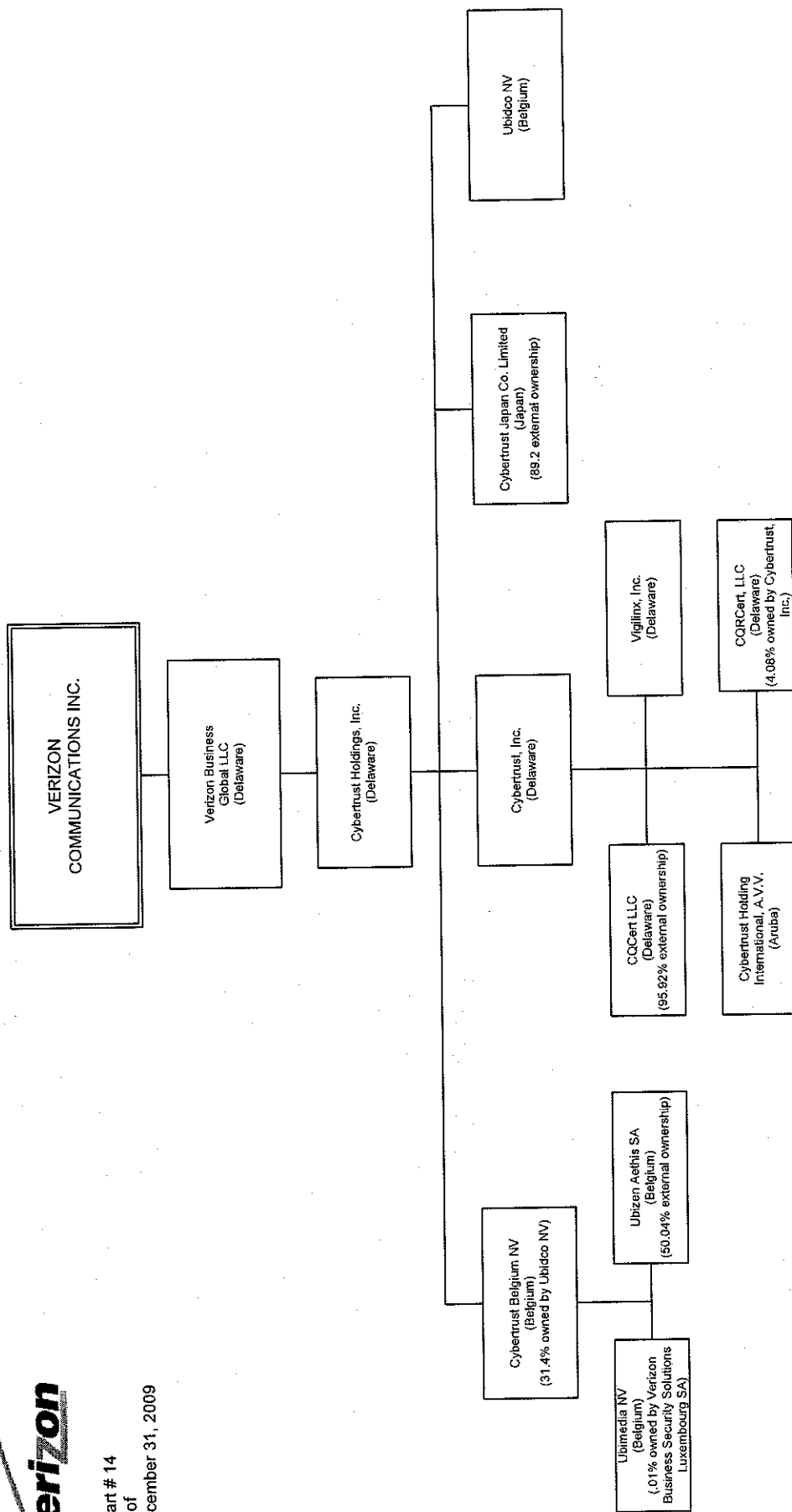
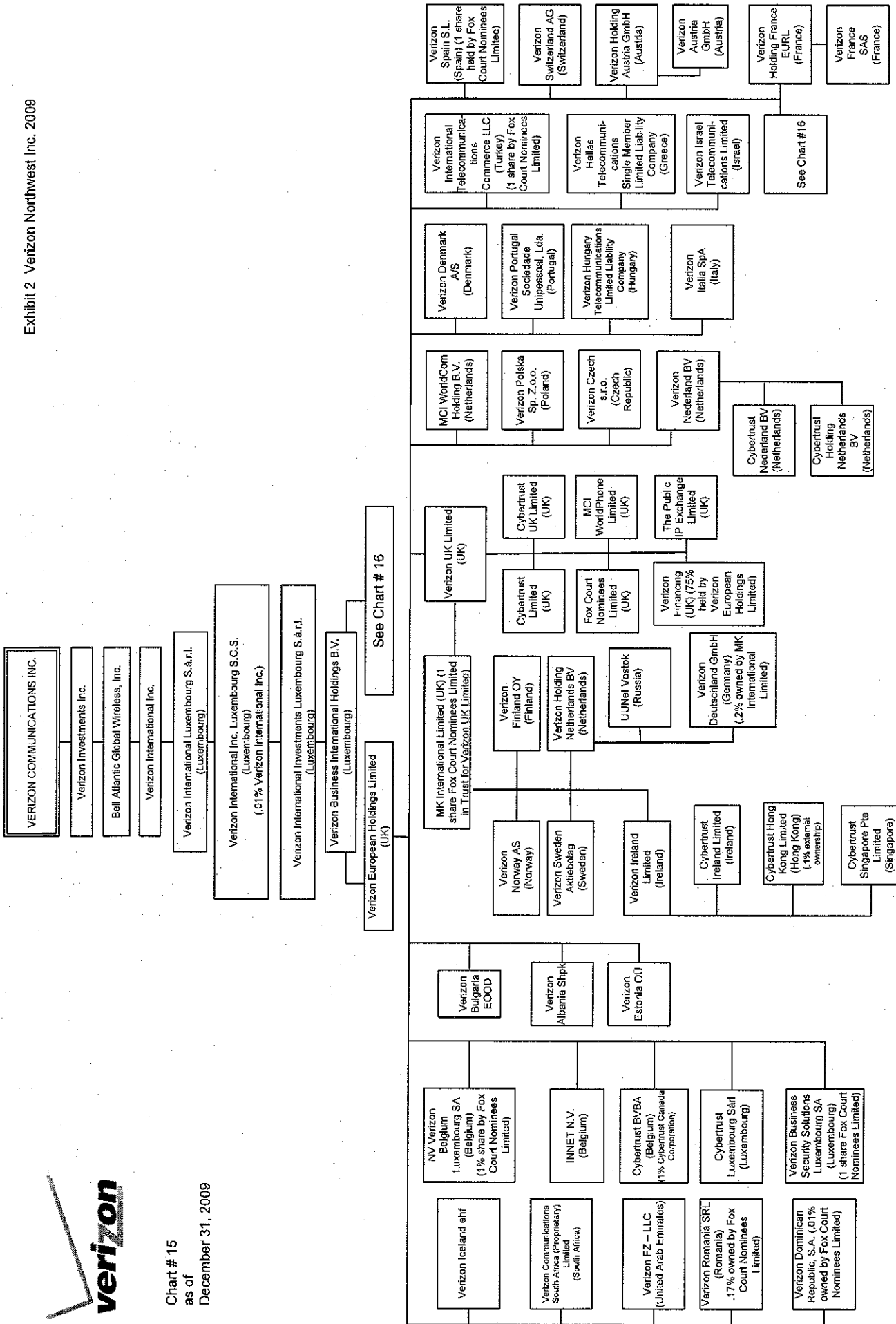




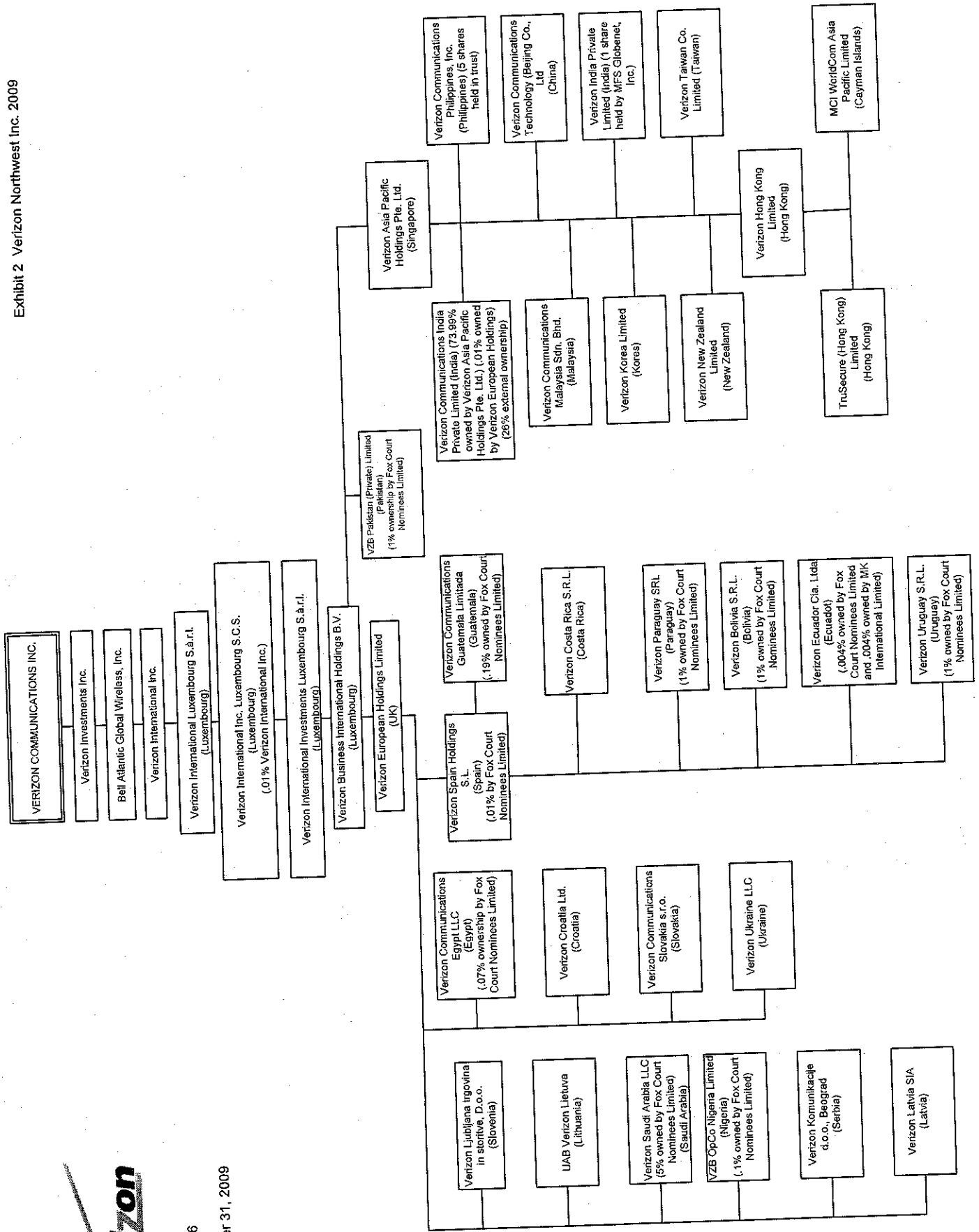
Chart # 15
as of
December 31, 2009



Confidential and Proprietary Information Not for disclosure outside Verizon except by written agreement.



Chart # 16
as of
December 31, 2009



Confidential and Proprietary Information Not for disclosure outside Verizon except by written agreement.

STATEMENTS OF OPERATIONS

At December 31,	(dollars in millions)	
	2009	2008
Operating Revenues	\$ 1,248	\$ 1,300
Operating Expenses		
Cost of services and sales (exclusive of items shown below)	582	493
Selling, general and administrative expense	386	402
Depreciation and amortization expense	303	295
Total Operating Expenses	1,271	1,190
Operating Income (Loss)	(23)	110
Other income (expense), net	---	1
Interest expense	(16)	(37)
Income (Loss) Before Income Taxes	(39)	74
Income tax benefit (provision)	15	(29)
Net Income (Loss)	\$ (24)	\$ 45

GTE Southwest Inc.

BALANCE SHEETS

At December 31,	(dollars in millions)	
	2009	2008
Assets		
Current assets		
Short-term investments	\$ —	\$ 13
Accounts receivable:		
Trade and other, net of allowances for uncollectibles of \$13 and \$17	143	145
Affiliates	27	23
Material and supplies	9	13
Prepaid expenses	1	1
Deferred income taxes	8	11
Deferred charges and other	22	29
Total current assets	<u>210</u>	<u>235</u>
Plant, property and equipment	6,228	6,145
Less accumulated depreciation	4,096	3,915
	<u>2,132</u>	<u>2,230</u>
Intangible assets, net	4	2
Prepaid pension assets	502	544
Other assets	22	18
Total assets	<u>\$ 2,870</u>	<u>\$ 3,029</u>
Liabilities and Shareowner's Investment		
Current liabilities		
Debt maturing within one year:		
Notes payable to affiliates	\$ 870	\$ 820
Other	1	1
Accounts payable and accrued liabilities:		
Affiliates	65	90
Other	86	97
Other current liabilities	63	85
Total current liabilities	<u>1,085</u>	<u>1,093</u>
Long-term debt	102	102
Employee benefit obligations	588	506
Deferred credits and other liabilities:		
Deferred income taxes	274	245
Other	45	53
	<u>319</u>	<u>298</u>
Shareowner's investment		
Common stock - one share, without par value	650	650
Contributed capital	200	391
Accumulated deficit	(74)	(11)
Total shareowner's investment	<u>776</u>	<u>1,030</u>
Total liabilities and shareowner's investment	<u>\$ 2,870</u>	<u>\$ 3,029</u>

STATEMENTS OF INCOME

Years Ended December 31,	(dollars in millions)	
	2009	2008
Operating Revenues	\$ 2,961	\$ 3,028
Operating Expenses		
Cost of services and sales (exclusive of items shown below)	978	805
Selling, general and administrative expense	819	669
Depreciation and amortization expense	519	527
Total Operating Expenses	<u>2,316</u>	<u>2,001</u>
Operating Income	645	1,027
Other income (expense), net	1	2
Interest expense	(74)	(93)
Income Before Provision for Income Taxes	<u>572</u>	<u>936</u>
Provision for income taxes	(216)	(370)
Net Income	<u>\$ 356</u>	<u>\$ 566</u>

Verizon California Inc.

BALANCE SHEETS

At December 31,	(dollars in millions)	
	2009	2008
Assets		
Current assets		
Short-term investments	\$ ---	\$ 11
Accounts receivable:		
Trade and other, net of allowances for uncollectibles of \$33 and \$34	366	366
Affiliates	70	28
Material and supplies	18	30
Deferred income taxes	48	60
Deferred charges and other	68	93
Total current assets	<u>570</u>	<u>588</u>
Plant, property and equipment	13,846	13,492
Less accumulated depreciation	<u>9,410</u>	<u>9,112</u>
	<u>4,436</u>	<u>4,380</u>
Prepaid pension asset	2,535	2,655
Other assets	64	57
Total assets	<u>\$ 7,605</u>	<u>\$ 7,680</u>
Liabilities and Shareowner's Investment		
Current liabilities		
Debt maturing within one year:		
Notes payable to affiliates	\$ 1,895	\$ 1,592
Other	---	525
Accounts payable and accrued liabilities:		
Affiliates	155	209
Other	166	220
Other current liabilities	186	230
Total current liabilities	<u>2,402</u>	<u>2,776</u>
Long-term debt	1,201	201
Employee benefit obligations	802	720
Deferred credits and other liabilities:		
Deferred income taxes	1,355	1,301
Other	108	114
	<u>1,463</u>	<u>1,415</u>
Shareowner's investment		
Common stock - one share, without par value	1,400	1,400
Contributed capital	177	177
Reinvested earnings	160	991
Total shareowner's investment	<u>1,737</u>	<u>2,568</u>
Total liabilities and shareowner's investment	<u>\$ 7,605</u>	<u>\$ 7,680</u>

STATEMENTS OF OPERATIONS

Years Ended December 31,	(dollars in millions)	
	2009	2008
Operating Revenues	\$ 1,356	\$ 1,472
Operating Expenses		
Cost of services and sales (exclusive of items shown below)	692	612
Selling, general and administrative expense	455	393
Depreciation and amortization expense	359	339
Total Operating Expenses	1,506	1,344
Operating Income (Loss)	(150)	128
Other income (expense), net	---	2
Interest expense	(47)	(60)
Income (Loss) Before Income Taxes	(197)	70
Income tax benefit (provision)	84	(21)
Net Income (Loss)	\$ (113)	\$ 49

Verizon Florida LLC

BALANCE SHEETS

(dollars in millions)

At December 31,	2009	2008
Assets		
Current assets		
Short-term investments	\$ ---	\$ 11
Accounts receivable:		
Trade and other, net of allowances for uncollectables of \$22 and \$22	148	165
Affiliates	37	39
Material and supplies	10	21
Prepayments	5	---
Deferred income taxes	21	18
Deferred charges and other	29	40
Total current assets	<u>250</u>	<u>294</u>
Plant, property and equipment	7,578	7,387
Less accumulated depreciation	<u>4,633</u>	<u>4,387</u>
	<u>2,945</u>	<u>3,000</u>
Intangible assets, net	4	3
Prepaid pension assets	342	359
Other assets	35	23
Total assets	<u>\$ 3,576</u>	<u>\$ 3,679</u>
Liabilities and Shareowner's Investment		
Current liabilities		
Debt maturing within one year - affiliates	\$ 532	\$ 608
Accounts payable and accrued liabilities:		
Affiliates	64	108
Other	103	119
Other current liabilities	83	109
Total current liabilities	<u>782</u>	<u>944</u>
Long-term debt	643	642
Employee benefit obligations	630	500
Deferred credits and other liabilities:		
Deferred income taxes	359	315
Other	55	58
	<u>414</u>	<u>373</u>
Member's investment		
Member share (one share, without par value)	585	585
Contributed capital	115	115
Reinvested earnings	407	520
Total member's investment	<u>1,107</u>	<u>1,220</u>
Total liabilities and member's investment	<u>\$ 3,576</u>	<u>\$ 3,679</u>

STATEMENTS OF INCOME

Years Ended December 31,	(dollars in millions)	
	2009	2008
Operating Revenues	\$ 2,815	\$ 3,126
Operating Expenses		
Cost of services and sales (exclusive of items shown below)	672	683
Selling, general and administrative expense	724	594
Depreciation and amortization expense	975	1,035
Total Operating Expenses	2,371	2,312
Operating Income	444	814
Other income (expense), net	2	2
Interest expense	(52)	(101)
Income Before Provision for Income Taxes	394	715
Provision for income taxes	(131)	(257)
Net Income	\$ 263	\$ 458

Verizon North Inc.

BALANCE SHEETS

(dollars in millions)

At December 31,	2009	2008
Assets		
Current assets		
Short-term investments	\$ ---	\$ 20
Accounts receivable:		
Trade and other, net of allowances for uncollectibles of \$25 and \$28	204	237
Affiliates	174	176
Material and supplies	9	12
Prepaid expenses	6	8
Deferred income taxes	29	38
Deferred charges and other	32	48
Total current assets	<u>454</u>	<u>539</u>
Plant, property and equipment	11,286	11,259
Less accumulated depreciation	<u>8,629</u>	<u>8,373</u>
	<u>2,657</u>	<u>2,886</u>
Intangible assets, net	1,163	1,686
Prepaid pension asset	2,244	2,456
Other assets	52	30
Total assets	<u>\$ 6,570</u>	<u>\$ 7,597</u>
Liabilities and Shareowner's Investment		
Current liabilities		
Debt maturing within one year:		
Notes payable to affiliates	\$ 2,184	\$ 1,979
Other	200	---
Accounts payable and accrued liabilities:		
Affiliates	194	260
Other	148	223
Other current liabilities	112	188
Total current liabilities	<u>2,838</u>	<u>2,650</u>
Long-term debt	200	397
Employee benefit obligations	1,072	1,021
Deferred credits and other liabilities:		
Deferred income taxes	1,334	1,564
Other	149	104
	<u>1,483</u>	<u>1,668</u>
Shareowner's investment		
Common stock - one share, without par value	978	978
Contributed capital	14	838
Reinvested earnings (Accumulated Deficit)	(15)	45
Total shareowner's investment	<u>977</u>	<u>1,861</u>
Total liabilities and shareowner's investment	<u>\$ 6,570</u>	<u>\$ 7,597</u>

CONSOLIDATED STATEMENTS OF OPERATIONS

Years Ended December 31,	(dollars in millions)	
	2009	2008
Operating Revenues	\$ 2,395	\$ 2,380
Operating Expenses		
Cost of services and sales (exclusive of items shown below)	963	782
Selling, general and administrative expense	865	764
Depreciation and amortization expense	482	461
Total Operating Expenses	<u>2,310</u>	<u>2,007</u>
Operating Income	85	373
Other income (expense), net	7	20
Interest expense	(137)	(116)
Income (Loss) Before Income Taxes	<u>(45)</u>	<u>277</u>
Income tax benefit (provision)	30	(105)
Net Income (Loss)	<u>\$ (15)</u>	<u>\$ 172</u>

CONSOLIDATED BALANCE SHEETS

(dollars in millions)

At December 31,	2009	2008
Assets		
Current assets		
Short-term investments	\$ ---	\$ 11
Notes receivable from affiliate	615	780
Accounts receivable:		
Trade and other, net of allowances for uncollectibles of \$27 and \$33	325	298
Affiliates	109	42
Material and supplies	17	33
Deferred charges and other	53	47
Total current assets	<u>1,119</u>	<u>1,211</u>
Plant, property and equipment	10,211	9,781
Less accumulated depreciation	6,492	6,264
	<u>3,719</u>	<u>3,517</u>
Intangible assets, net	6	4
Prepaid pension assets	247	322
Other assets	48	44
Total assets	<u>\$ 5,139</u>	<u>\$ 5,098</u>
Liabilities and Shareowner's Investment		
Current liabilities		
Debt maturing within one year:		
Note payable to affiliate	\$ 1,232	\$ 910
Other	2	1
Accounts payable and accrued liabilities:		
Affiliates	222	185
Other	130	176
Other current liabilities	129	140
Total current liabilities	<u>1,715</u>	<u>1,412</u>
Long-term debt	1,243	1,244
Employee benefit obligations	798	695
Deferred credits and other liabilities		
Deferred income taxes	414	362
Unamortized investment tax credit	5	5
Other	81	77
	<u>500</u>	<u>444</u>
Shareowner's investment		
Common stock - one share, without par value	735	735
Contributed capital	143	143
Reinvested earnings	5	425
Total shareowner's investment	<u>883</u>	<u>1,303</u>
Total liabilities and shareowner's investment	<u>\$ 5,139</u>	<u>\$ 5,098</u>

CONSOLIDATED STATEMENTS OF OPERATIONS

Years Ended December 31,	(dollars in millions)	
	2009	2008
Operating Revenues	\$ 7,840	\$ 8,225
Operating Expenses		
Cost of services and sales (exclusive of items shown below)	4,344	4,287
Selling, general and administrative expense	2,949	2,885
Depreciation and amortization expense	1,242	1,347
Total Operating Expenses	<u>8,535</u>	<u>8,519</u>
Operating Loss	(695)	(294)
Other income (expense), net	4	47
Interest expense	(280)	(281)
Loss Before Income Tax Benefit	<u>(971)</u>	<u>(528)</u>
Income tax benefit	379	178
Net Loss	<u>\$ (592)</u>	<u>\$ (350)</u>

Verizon New York Inc.

CONSOLIDATED BALANCE SHEETS

(dollars in millions)

At December 31,	2009	2008
Assets		
Current assets	\$	\$
Short-term investments	168	113
Notes receivable from affiliate		
Accounts receivable:	745	801
Trade and other, net of allowances for uncollectibles of \$103 and \$121	342	649
Affiliates	44	90
Material and supplies	83	64
Prepaid expenses	101	120
Deferred income taxes	88	118
Deferred charges and other	1,571	1,956
Total current assets	31,674	30,909
Plant, property and equipment	20,969	20,339
Less accumulated depreciation	10,705	10,570
	51	48
Intangible assets, net	436	471
Prepaid pension assets	12	11
Deferred income tax assets	364	361
Other assets	\$	\$
Total assets	13,139	13,417
Liabilities and Shareowner's Investment		
Current liabilities		
Debt maturing within one year:	\$	\$
Notes payable to affiliates	3,402	2,928
Other	400	1
Accounts payable and accrued liabilities:		
Affiliates	494	795
Other	450	587
Other current liabilities	422	426
Total current liabilities	5,168	4,737
	2,251	2,650
Long-term debt	4,440	4,155
Employee benefit obligations		
Deferred credits and other liabilities:		
Deferred income taxes	239	133
Unamortized investment tax credits	20	22
Other	335	442
	594	597
Shareowner's investments	1	1
Common stock - one share, without par value	4,413	4,413
Contributed capital	(3,728)	(3,136)
Accumulated deficit	686	1,278
Total shareowner's investment	\$	\$
Total liabilities and shareowner's investment	13,139	13,417

STATEMENTS OF INCOME

Years Ended December 31,	(dollars in thousands)	
	2009	2008
Operating Revenues	\$ 525,751	\$ 563,195
Operating Expenses		
Cost of services and sales (exclusive of items shown below)	205,893	184,093
Selling, general and administrative expense	120,575	122,867
Depreciation and amortization expense	86,767	84,849
Total Operating Expenses	<u>413,235</u>	<u>391,809</u>
Operating Income	112,516	171,386
Other income (expense), net	(89)	319
Interest expense	(4,810)	(8,558)
Income Before Provision for Income Taxes	<u>107,617</u>	<u>163,147</u>
Provision for income taxes	(41,638)	(64,971)
Net Income	<u>\$ 65,979</u>	<u>\$ 98,176</u>

Verizon West Virginia Inc.

BALANCE SHEETS

	(dollars in thousands)	
At December 31,	2009	2008
Assets		
Current assets	\$ 9	\$ 1,576
Short-term investments		
Accounts receivable:	66,239	65,812
Trade and other, net of allowances for uncollectibles of \$6,495 and \$7,816	9,749	3,165
Affiliates	1,398	988
Material and supplies	1,885	9
Prepaid expenses	9,620	12,245
Deferred charges and other	88,900	83,795
Total current assets	2,358,103	2,316,516
Plant, property and equipment	1,753,338	1,704,963
Less accumulated depreciation	604,765	611,553
Intangible assets, net	---	142
Prepaid pension asset	96,326	101,953
Other assets	8,115	6,401
Total assets	\$ 798,106	\$ 803,844
Liabilities and Shareowner's Investment		
Current liabilities		
Debt maturing within one year:	\$ 192,016	\$ 173,757
Notes payable to affiliates	44	41
Other		
Accounts payable and accrued liabilities:	20,167	18,760
Affiliates	27,765	38,220
Other	26,502	29,022
Other current liabilities	266,494	259,800
Total current liabilities	49,977	50,020
Long-term debt	205,562	198,339
Employee benefit obligations		
Deferred credits and other liabilities:	61,802	58,059
Deferred income taxes	1,297	1,441
Unamortized investment tax credits	15,609	14,799
Other	78,708	74,299
Shareowner's investment	192,158	208,979
Common stock - one share, without par value	---	2
Contributed capital	5,207	12,405
Reinvested earnings	197,365	221,386
Total shareowner's investment	\$ 798,106	\$ 803,844
Total liabilities and shareowner's investment		

Consolidated Statements of Income
Cellco Partnership (d/b/a Verizon Wireless)

(Dollars in Millions)

2009

Operating Revenue (including \$102, \$106 and \$105 from affiliates)	
Service revenue	\$ 53,497
Equipment and other	8,634
Total operating revenue	62,131
Operating Costs and Expenses (including \$1,651, \$1,541 and \$1,304 from affiliates)	
Cost of service (exclusive of items shown below)	7,722
Cost of equipment	12,222
Selling, general and administrative	18,289
Depreciation and amortization	7,347
Total operating costs and expenses	45,580
Operating Income	16,551
Other Income (Expenses)	
Interest expense, net (see Note 11)	(1,141)
Interest income and other, net	71
Income Before Provision for Income Taxes	15,481
Provision for income taxes	(797)
Net Income	\$ 14,684
Net income attributable to noncontrolling interest	286
Net income attributable to Cellco Partnership	14,398
Net Income	\$ 14,684

Consolidated Balance Sheets
Cellco Partnership (d/b/a Verizon Wireless)

(Dollars in Millions)	2009
Assets	
Current assets	
Cash and cash equivalents	\$ 607
Receivables, net of allowances of \$356 and \$244	5,721
Due from affiliates, net	58
Inventories, net	1,373
Prepaid expenses and other current assets	3,335
Total current assets	11,094
Plant, property and equipment, net	30,850
Wireless licenses	72,005
Goodwill	17,303
Investment in debt obligations, net	-
Deferred charges and other assets, net	3,100
Total assets	\$ 134,352
Liabilities and Partners' Capital	
Current liabilities	
Short-term debt, including current maturities	\$ 2,998
Due to affiliates	5,003
Accounts payable and accrued liabilities	6,123
Advance billings	1,695
Other current liabilities	415
Total current liabilities	16,234
Long-term debt	18,661
Due to affiliates	-
Deferred tax liabilities, net	10,593
Other non-current liabilities	1,877
Total liabilities	47,365
Commitments and contingencies (see Note 13)	-
Partners' capital	
Capital	84,886
Accumulated other comprehensive income (loss)	113
Noncontrolling interest	1,988
Total partners' capital	86,987
Total liabilities and partners' capital	\$ 134,352

Verizon Long Distance LLC
 BALANCE SHEET
 As Of: 12/31/09

ACTUAL

ASSETS

CURRENT ASSETS	
CASH & CASH EQUIVALENTS	
CASH & CASH EQUIVALENTS	
ACCOUNTS RECEIVABLE	111000
A/R AFFILIATE	
ACCRUED REVENUE	111032
ACCTS REC - TRADE	111035
OTHER ACCTS REC	111050
EMPLOYEE ADVANCES	111899
UNBILLED REVENUE	111320
BAD DEBT ALLOWANCE	111900
TOTAL ACCOUNTS RECEIVABLE	
INTEREST RECEIVABLE	112000
INTEREST RECEIVABLE AFFILIATE	
INTEREST RECEIVABLE O/S	
TOTAL INTEREST RECEIVABLE	113999
PREPAIDS	
CURR PORTION NOTES REC	114000
ADVANCE DUE FROM AFFILIATE	
CURR PORTION MTN N/R AFFILIATE	
CURR NOTE RECEIVABLE O/S	
TOTAL CUR PORTION NOTES REC	
CURRENT TAX ASSETS	
CURRENT FIT BENEFIT	272201
FIN48 TAX ACCTS	272401
CURRENT SIT BENEFIT	
CURRENT FOREIGN TAX BENEFIT	
DEFERRED FIT BENEFIT	115060
DEFERRED SIT BENEFIT	
TOTAL CURR TAX ASSETS	
OTHER CURRENT ASSETS	
TOTAL CURRENT ASSETS	
NON-CURRENT ASSETS	
INVENTORY	120010
NC PREPAIDS	
NON-CURRENT NOTES REC	
NOTE RECEIVABLE AFFIL - LT	
LT NOTES RECEIVABLE O/S	
TOTAL NON-CUR NOTES REC	
	131000
	131020
	131055
	131100
	131120
	131130
	131160
	131190
	131200
	195201
FIXED ASSETS	
	132020
	132055
	132100
	132120
	132130
	132180
	132190
	132200
	195202
ACCUM DEPRECIATION-FIXED ASSET	
FIN LSE REC	
INVESTMENTS	
INVEST IN CONSOL SUBS	
INVEST IN UNCONS SUBS	
OTHER INVESTMENTS	
TOTAL INVESTMENTS	
DEFERRED TAX ASSETS	
NC DEFERRED FIT BENEFIT	142030
NC DEFERRED SIT BENEFIT	
TOTAL DEFERRED TAX ASSETS	
NON-CURR ASSETS - OTHER	
DEFERRED COSTS	
GOODWILL	
ACC AMORT-GOODWILL	
OTHER NC ASSETS	
TOTAL NON-CUR ASSETS-OTH	
TOTAL NON-CURR ASSETS	
TOTAL ASSETS	

REDACTED

Verizon Long Distance LLC
 BALANCE SHEET
 As Of: 12/31/09

LIABILITIES	ACTUAL
CURRENT LIABILITIES	
ACCOUNTS PAYABLE	
DUE TO AFFILIATE	210000
	210032
	210033
	210035
	210046
	221521
	221523
ACCOUNTS PAYABLE OTHER	211000
INTEREST PAYABLE	
TOTAL ACCOUNTS PAYABLE	
	212000
	212230
	212231
	212250
	212290
	212380
	212460
ACCRUED EXPENSE	241401
PAYROLL LIABILITIES	
CURR PORTION NOTES PAYABLE	
NOTE PAY AFFILATE ST	
ADVANCE DUE TO AFFILIATE	
CURRENT PORTION NOTES PAY O/S	
TOTAL CURR NOTES PAYABLE	
CURRENT TAX LIABILITY	218800
CURRENT FIT LIABILITY	218860
CURRENT SIT LIABILITY	
CURRENT FOREIGN TAX LIAB	218720
DEFERRED FIT LIABILITY	218780
DEFERRED SIT LIABILITY	
TOTAL CURR TAX LIABILITY	
DIVIDENDS PAYABLE	219000
	219010
	219201
	219301
	219501
	219503
	219504
	219505
	219506
	219507
	219508
	219509
	219511
	219514
	219501
	219503
	219505
OTHER CURRENT LIABILITY	
TOTAL CURRENT LIABILITIES	
NON-CURRENT LIABILITIES	
LONG TERM NOTES PAYABLE	
NOTES PAY AFFILIATE LT	
LONG TERM NOTE PAY - O/S	
LONG TERM LESOP DEBT	
TOTAL LT NOTES PAYABLE	
NON-CURR TAX LIABILITY	221000
N/C DEFERRED FIT LIABILITY	221020
N/C DEFERRED SIT LIABILITY	
TOTAL NON CUR TAX LIAB	
	222017
	222025
	222070
	222080
	261403
	261751
	261762
LT EMPLOYEE PAYROLL LIAB	
ACCRUED RESERVES	
OTHER NON-CURRENT LIABILITIES	
TOTAL NON-CURR LIABILITIES	
TOTAL LIABILITIES	
MINORITY INTEREST	
PREFERRED STOCK	

REDACTED

Verizon Long Distance LLC
 BALANCE SHEET
 As Of: 12/31/09

<u>EQUITY</u>	ACTUAL
	300000
CAPITAL STOCK	
TREASURY STOCK - COMMON	
CONTRIB CAP-TREASURY SHARES	302000
	302005
ADDTL PAID IN CAPITAL	
RETAINED EARNINGS	310000
	419001
	443050
	443100
	443150
	443200
	443250
	443300
	443500
	443550
	501941
	511941
	600230
	602000
	602055
	602090
	602110
	602190
	602200
	602290
	603941
	605020
	605021
	605057
	605058
	605081
	605232
	606400
	606401
	606405
	606485
	606486
	606499
	606571
	606700
	606705
	606715
	606735
	606745
	606765
	606785
	606795
	606800
	606830
	606480
	606800
	606830
	606860
	606890
	606999
	607030
	607038
	607060
	607240
	607477
	607478
	607492
	607487
	607488
	607659
	608000
	608214
	608215
	608660
	608930
	609690
	609999
	611120
	611481
	613000
	613017
	613120
	615000
	618070
	618075
	618420
	618600
	618801
	619041
	619042
	619052
	637000
	651941
	665941
	673841
	721941
	745102
	745201
	745206
	745210
	745215
	745216

REDACTED

Verizon Long Distance LLC
BALANCE SHEET
As Of: 12/31/09

ACTUAL

	745230
	752403
	774000
	775000
	775010
	775020
	775030
	775050
	775051
	778030
	796101
	812000
	812400
	814000
	814020
	814100
	814101
	814120
	814121
	815000
	815020
	815040
	816050
	815900
	815999
	911102
	923401
PROFIT/LOSS ACCTS	
MISC CREDITS TO RETAIN EARN	
MISC DEBITS TO RETAIN EARN	
	321901
CUM TRANSLATION ADJUSTMENT	
GUARENTEED LESOP OBLIGATION	
	330002
DIVIDENDS DECL COMMON STOCK	
MINIMUM PENSION LIABILITY	
TOTAL EQUITY	
TOTAL LIAB & EQUITY	

REDACTED

VERIZON LONG DISTANCE INC.
INCOME STATEMENT AS OF DECEMBER 2009

		<u>YEAR-TO-DATE</u>
		ACTUAL
SALES	Revenues	
OPERATIONS	Capacity	
	Billing & Collections	
	Credit Verification	
	Fraud Management	
	Provisioning	
	Repair	
	Back Office	
	Fulfillment - Operations	
	Systems - Operations	
	Replenishment	
	Uncollectibles	
	Operating Expenses	<hr/> <hr/>
MARKETING ADMINISTRATION	Marketing Acquisition Costs	
	Advertising	
	Fulfillment - Creative	
	Retention/Winback	
	Marketing Expenses	<hr/> <hr/>
SALES & SERVICE	Affiliated Care	
	Non-Affiliated Care	
	Total Customer Care	<hr/> <hr/>
	Affiliated Channel Installs	
	Non-Affiliated Channel Installs	
	Total Sales	<hr/> <hr/>
	Grand Total Sales & Service Expenses	<hr/> <hr/>
DDD	Systems Development	
	Trigger Costs	
	DDD Expenses	<hr/> <hr/>
GENERAL & ADMINISTRATIVE	Salaries & Incentives	
	Benefits & Payroll Taxes	
	Employee Expenses	
	Office Expense	
	Professional Services	
	Administrative Services	
	NSI Allocation	
	Miscellaneous	
	Depreciation/Amortization	
	G&A Expenses	<hr/> <hr/>
	Operating Profit	<hr/> <hr/>
OTHER INCOME/(EXPENSE)	Interest Income/(Expense)	
	Misc Other Income/(Expense)	
	Taxes Other Than Income	
	Total Other Inc./(Exp.)	<hr/> <hr/>
TAXES	State Income Tax	
	Federal Income Tax	
	State UTB	
	Federal UTB	
	Foreign UTB	
	UTB Interest	
	Total Income Taxes	<hr/> <hr/>
	NET INCOME	<hr/> <hr/>

REDACTED

Verizon Online LLC
Balance Sheet
 12/31/2009

	<u>Current Month</u>
<u>ASSETS</u>	
Current Assets	
Cash & Cash Equivalents	
A/R Affiliates	
A/R Other	
Prepayments	
Advances to Affiliates	
Notes Receivable Affiliate	
Notes Receivable Current	
Current Tax Assets	
Other Current Assets	
Total Current Assets	
Non-Current Assets	
Fixed Assets	
Accumulated Depreciation	
Net Fixed Assets	
Investment in Affiliates	
Investment Unconsolidated Subs	
N/R Affiliate Non Current	
Notes Receivable Non Current	
Deferred Costs/Charges	
Intangible Assets	
Non Current Tax Assets	
Other Non Current Assets	
Total Non-Current Assets	
TOTAL ASSETS	
<u>LIABILITIES</u>	
Current Liabilities	
Accounts Payable	
Accrued Expenses/Payables	
Accounts Payable Affiliate	
Debt Maturing in One Year	
Notes Payable Affiliate	
Advances from Affiliates	
Current Tax Liabilities	
Other Current Liabilities	
Total Current Liabilities	
Non-Current Liabilities	
Long Term Debt	
N/P Affiliate Non Current	
Non Current Tax Liabilities	
Other Non Current Liabilities	
Total Non Current Liabilities	
TOTAL LIABILITIES	
<u>STOCKHOLDER'S EQUITY</u>	
Capital Stock	
Treasury Stock	
Additional Paid in Capital	
Currency Translation Adjustmen	
Unrealized Gains & Losses	
Retained Earnings	
TOTAL STOCKHOLDER'S EQUITY	
TOTAL LIABILITIES & EQUITY	

REDACTED

Verizon Online LLC
Income Statement
 12/31/09

	Year to Date Actual
Revenue	
Affiliate Revenue	
Other Revenue	
Total Revenue	
Expenses	
Payroll Expenses	
Salaries & Wages	
Benefits Expense	
Payroll Tax Expense	
Data Processing	
Office Expense	
Professional Services	
Rent Expense	
Depreciation/Amortization	
Contributions	
Other Operating Expense	
Total Operating Expense	
Other Income & Expense	
(Income)/Loss on LT Investments	
Interest (Income)	
Interest Expense	
Other (Gains)/Losses	
Total Other (Income) & Expense	
Allocations In	
Allocations (Out)	
Net Income/(Loss) Before Taxes	
Corporate Income Taxes	
Federal Income Tax	
State Income Tax	
Foreign Income Tax	
Federal UTB	
State UTB	
Foreign UTB	
UTB Interest	
Total Income Taxes	
Net Income/(Loss)	

REDACTED

Verizon Bus Global LLC
Balance Sheet
December 31, 2009

Balance Sheet	December-09
Cash and Cash Equivalents_11100_VZ	
Short Term Investments_11200_VZ	
Accounts Receivable - Net_12000_VZ	
Dividends Receivable - Affiliated_12320_VZ	
Interest Receivable - Affiliated_12420_VZ	
Inventories_13100_VZ	
Deferred Income Tax Benefit_14100_VZ	
Total Prepayments_15100_VZ	
Assets Held for Sale_15200_VZ	
Total Current Notes Receivable_17100_VZ	
Total Other Current Assets_19900_VZ	
TOTAL CURRENT ASSETS_10000_VZ	
Property, Plant & Equipment, net_21000_VZ	
Licenses Goodwill & Other Intangibles_22100_VZ	
Investments in Unconsolidated Businesses_23100_VZ	
Pensions_24100_VZ	
Noncurrent Deferred Income Tax Benefits_25100_VZ	
Total Noncurrent Deferred Charges_27000_VZ	
Total Other Noncurrent Assets_28000_VZ	
TOTAL LONG TERM ASSETS_29000_VZ	
TOTAL ASSETS_20000_VZ	
Total Short Term Debt_31000_VZ	
Total Accts Pay and Accrued Liabilities_33000_VZ	
Current Deferred Income Taxes_35000_VZ	
Total Current Unrecog Tax Benefit FIN 48_35100_VZ	
Total Other Current Liabilities_36000_VZ	
TOTAL CURRENT LIABILITIES_30000_VZ	
Long Term Debt, Net_42300_VZ	
Employee Benefit Obligations_42400_VZ	
Deferred Income Tax Liabilities_42500_VZ	
Non-Current Unrecog Tax Benefits FIN 48_42700_VZ	
Other Noncurrent Liabilities_43100_VZ	
TOTAL NONCURRENT LIABILITIES_44000_VZ	
Minority Interest_45100_VZ	
Preferred Securities_46100_VZ	
Common Stock_46200_VZ	
Contributed Capital - Ending Balance_46300_VZ	
Retained Earnings - Ending Balance_46400_VZ	
Accumulated Other Comp Income_46500_VZ	
Deferred Compensation_46600_VZ	
Treasury stock_46700_VZ	
TOTAL COMMON EQUITY_49000_VZ	
Liability_Unmapped	
TOTAL LIABILITIES AND EQUITY_40000_VZ	

REDACTED

Verizon Business Global LLC
Income Statement

December 31, 2009

	YTD December 09
Total Revenue	
Affiliate COS - Expenses	
Other Cost of Services and Sales	
COSP - Resale Equipment	
Total Cost of Services and Sales	
Gross Profit	
Net Selling, General, & Administrative	
EBITDA	
Interest Expense	
Foreign Currency Translation	
New Non-Revenue Accounts	
Intercompany Interest - Net	
Procurement Company Fees/Revenue	
Procurement Company COGS	
Transfer Pricing - Routine Profit	
Transfer Pricing - Residual Profit	
Discounts Earned	
Gains/losses	
Finance Charges, Net	
Miscellaneous Income	
Other Income and Expense - Net	
Total Depreciation and Amortization	
Total Interest Income	
Net Income Before Taxes	
Income Taxes	
Net Income Before Special Items	
Extraordinary Items	
Discontinued Operations Accounts	
Cumulative Effect of Accounting Change	
Total Net Income (Loss)	

REDACTED

Verizon Corporate Services Corp.
Balance Sheet

\$ In Thousands

	December 2009
11100 Cash and Cash Equivalents	
11200 Short Term Investments	
12105 Accounts Receivable - Nonaffiliate	
12110 Accounts Receivable - Affiliate	
12200 Allowance for Doubtful Accounts	
12000 Accounts Receivable - Net	
13100 Dividends Receivable - Affiliate	
13200 Interest Receivable - Affiliate	
14100 Total Inventories	
14200 Total Current Deferred Income Tax Assets	
15100 Total Prepayments	
15200 Assets Held for Sale	
16000 Total Other Current Assets	
16900 TOTAL CURRENT ASSETS	
17000 Property, Plant & Equipment	
17000 Accumulated Depreciation	
17000 Property, Plant & Equipment, net	
18000 Licenses Goodwill & Other Intangibles	
19100 Investments in Unconsolidated Businesses	
19200 Pensions	
19300 Total Noncurrent Deferred income Tax Assets	
19400 Long Term Investments	
19500 Total Noncurrent Deferred Charges	
19600 Total Other Noncurrent Assets	
19900 TOTAL LONG TERM ASSETS	
10000 TOTAL ASSETS	
21000 Total Short Term Debt	
22100 Accounts Payable	
22205 Accrued Payroll and Related Benefits	
22210 Total Accrued General Taxes	
22215 Total Accrued Income Taxes	
22220 Accrued Interest - Nonaffiliate	
22225 Accrued Interest - Affiliate	
22230 Accrued Liabilities	
22200 Total Accrued Liabilities	
22000 Total Accts Pay and Accrued Liabilities	
23100 Total Current Unrecog Tax Benefit FIN 48	
23200 Total Current Deferred Income Tax Liab	
24000 Total Other Current Liabilities	
25000 TOTAL CURRENT LIABILITIES	
26100 Total Long Term Debt	
26200 Discount on Long Term Debt -Nonaffiliate	
26300 Premium on Long Term Debt -Nonaffiliate	
26000 Long Term Debt, Net	
27000 Employee Benefit Obligations	
28100 Total Noncurrent Def Income Tax Liab	
28200 Deferred Investment Tax Credits	
28300 Total Non-Current UTB FIN 48	
28400 Total Other Noncurrent Liabilities	
28000 TOTAL NONCURRENT LIABILITIES	
31000 Preferred Securities	
32100 Common Stock	
32200 Contributed Capital - Ending Balance	
32300 Retained Earnings - Ending Balance	
32405 Accumulated Other Comp Income	
32500 Total Deferred Compensation	
32600 Treasury stock	
32000 TOTAL COMMON EQUITY	
30000 TOTAL LIABILITIES AND EQUITY	

REDACTED

Income Statement	
\$ in Thousands	12/31/2009 YTD
Revenues	
Total Revenues	
Taxes Other Than Income Expense	
Depreciation & Amortization Expense	
Selling, General and Administrative Expense	
Interest Income	
Allocation billed	
Other Income (Loss)	
Income (Loss) Before Income Taxes	<u> </u>
Total Current Income Tax	
Total Deferred Income Tax	
Total Income Tax Expense (Benefit)	<u> </u>
Net Income (Loss)	<u> </u>

REDACTED

Verizon Corporate Services Group Inc.
Balance Sheet

\$ In Thousands

	December 2009
11100 Cash and Cash Equivalents	
11200 Short Term Investments	
12105 Accounts Receivable - Nonaffiliate	
12110 Accounts Receivable - Affiliate	
12200 Allowance for Doubtful Accounts	
12000 Accounts Receivable - Net	
13100 Dividends Receivable - Affiliate	
13200 Interest Receivable - Affiliate	
14100 Total Inventories	
14200 Total Current Deferred Income Tax Assets	
15100 Total Prepayments	
15200 Assets Held for Sale	
16000 Total Other Current Assets	
16900 TOTAL CURRENT ASSETS	
17000 Property, Plant & Equipment	
17000 Accumulated Depreciation	
17000 Property, Plant & Equipment, net	
18000 Licenses Goodwill & Other Intangibles	
19100 Investments in Unconsolidated Businesses	
19200 Pensions	
19300 Total Noncurrent Deferred Income Tax Assets	
19400 Long Term Investments	
19500 Total Noncurrent Deferred Charges	
19600 Total Other Noncurrent Assets	
19900 TOTAL LONG TERM ASSETS	
10000 TOTAL ASSETS	
21000 Total Short Term Debt	
22100 Accounts Payable	
22205 Accrued Payroll and Related Benefits	
22210 Total Accrued General Taxes	
22215 Total Accrued Income Taxes	
22220 Accrued Interest - Nonaffiliate	
22225 Accrued Interest - Affiliate	
22230 Accrued Liabilities	
22200 Total Accrued Liabilities	
22000 Total Accts Pay and Accrued Liabilities	
23100 Total Current Unrecog Tax Benefit FIN 48	
23200 Total Current Deferred Income Tax Liab	
24000 Total Other Current Liabilities	
25000 TOTAL CURRENT LIABILITIES	
26100 Total Long Term Debt	
26200 Discount on Long Term Debt -Nonaffiliate	
26300 Premium on Long Term Debt -Nonaffiliate	
26000 Long Term Debt, Net	
27000 Employee Benefit Obligations	
28100 Total Noncurrent Def Income Tax Liabs	
28200 Deferred Investment Tax Credits	
28300 Total Non-Current UTB FIN 48	
28400 Total Other Noncurrent Liabilities	
28000 TOTAL NONCURRENT LIABILITIES	
31000 Preferred Securities	
32100 Common Stock	
32200 Contributed Capital - Ending Balance	
32300 Retained Earnings - Ending Balance	
32405 Accumulated Other Comp Income	
32500 Total Deferred Compensation	
32600 Treasury stock	
32000 TOTAL COMMON EQUITY	
30000 TOTAL LIABILITIES AND EQUITY	

REDACTED

Income Statement	
\$ in Thousands	12/31/2009 YTD
Revenues	
Total Revenues	
Taxes Other Than Income Expense	
Depreciation & Amortization Expense	
Selling, General and Administrative Expense	
Interest Expense	
Allocation billed	
Other Income (Loss)	
Income (Loss) Before Income Taxes	<u> </u>
Total Current Income Tax	<u> </u>
Total Deferred Income Tax	<u> </u>
Total Income Tax Expense (Benefit)	<u> </u>
Net Income (Loss)	<u> </u>

REDACTED

Verizon Data Services LLC
Balance Sheet
For the period ending December 31, 2009

ASSETS:

Current Assets:

11000 Cash & Short Term Investments
 12000 Account Receivable Net
 16000 Total Other Current Assets

Total Current Assets

Non-Current Assets:

17000 Property, Plant & Equipment, net
 19000 Total Other NonCurrent Assets
 19900 **Total Long Term Assets**

TOTAL ASSETS

LIABILITIES:

Current Liabilities:

21000 Total Short Term Debt
 22000 - Total A/P & Accrued Liabilities
 TOTAL Current Tax & Other Liabilities

25000 - Total Current Liabilities

Long Term Liabilities:

26000 Long Term Debt, Net
 28000 Total Non Current Liabilities

Total Long Term Liabilities

TOTAL LIABILITIES

EQUITY:

39000 Total Shareholder Equity

TOTAL LIABILITIES & Owners Equity

REDACTED

**Verizon Data Services LLC
Income Statement Variance
For the Period Ending December 31, 2009**

Total Revenue

Operating Expenses:

Cost of Services and Sales

Selling, General and Administrative Expenses:

Salary & Wages

Pension & Benefits

Contract Service

Employee Related

Materials

Advertising

All Other Expense

Rents (Expense)

Uncollectibles

Property, Cap. Stock, Other Taxes

Total Selling, General & Admin. Expenses _____

Depreciation _____

Total Operating Expenses _____

Interest and Other (Income) Deductions:

Interest Expense

Other Income/Expense

Intercompany Billing _____

Total Expenses before Taxes

Income Before Income Taxes

Income Tax Expense _____

Net Income _____

REDACTED

**Verizon Global Network Inc.
Balance Sheet**

(IN THOUSANDS)

	December 2009
12000 - Accounts Receivable-Net	
15100 - Total Prepayments	
16900 - Total Current Assets	
Property, Plant & Equip - Cost:	
17005 - Land	
17010 - Buildings and Building Equipment	
17015 - Machinery, Equipment and Tools	
17020 - Network Equipment	
17025 - Outside Communications Plant	
17030 - Data Processing Equipment	
17035 - Furniture and Fixtures	
17040 - Leasehold Improvements	
17045 - Work in Progress	
17050 - Vehicles	
17099 - Other Plant	
Total Property, Plant & Equip - Cost:	
Property, Plant & Equip - Accumulated Depreciation	
17010 - Buildings and Building Equipment	
17015 - Machinery, Equipment and Tools	
17020 - Network Equipment	
17025 - Outside Communications Plant	
17030 - Data Processing Equipment	
17035 - Furniture and Fixtures	
17040 - Leasehold Improvements	
17050 - Vehicles	
17099 - Other Plant	
Total Prop, Plant & Equip - Accumulated Depreciation	
Property, Plant & Equipment - Net	
Licenses, Goodwill & Oth Intangibles - Cost:	
18015 - Capitalized Non-Network Software Fees	
Total Licenses, Goodwill & Oth Intangibles - Cost:	
Licenses, Goodwill & Oth Intang - Accum Amortization:	
18015 - Capitalized Non-Network Software Fees	
Total Licenses, Goodwill & Oth Intang - Accum Amort:	
Licenses, Goodwill & Oth Intangibles - Net	
19500 - Total Noncurrent Deferred Charges	
19600 - Total Other Noncurrent Assets	
19900 - Total Long Term Assets	
10000 - Total Assets	

**Verizon Global Network Inc.
Balance Sheet**

(IN THOUSANDS)

	December 2009
21015 - Curr Maturities-Lease Obligations-Nonaffil	
210201 - Notes Payable Derivatives-Affiliate	
210202 - Notes Payable-Affiliate	
21020 - Total Short Term Notes Payable-Affiliate	
21000 - Total Short Term Debt	
22105 - Accounts Payable-Nonaffiliate	
22110 - Accounts Payable-Affiliate	
22100 - Accounts Payable	
22210 - Total Accrued General Taxes	
22215 - Accrued Income Taxes - Federa	
22215 - Accrued Income Taxes - State and Local	
22215 - Total Accrued Income Taxes	
22220 - Accrued Interest-Nonaffiliate	
22225 - Accrued Interest-Affiliate	
222304 - Accrued Vendor Accruals	
22230 - Accrued Liabilities	
22200 - Total Accrued Liabilities	
22000 - Total Accounts Payable and Accrued Liabilities	
23200 - Current Def Inc Tax Liab - Federal	
23200 - Current Def Inc Tax Liab - State and Local	
23200 - Total Current Deferred Income Tax Liability	
25000 - Total Current Liabilities	

REDACTED

**Verizon Global Network Inc.
Balance Sheet**

(IN THOUSANDS)

	December 2009
26110 - Long Term Lease Obligations-Nonaffiliate	
26100 - Total Long Term Debt	
271001 - Qualified Pension Liabilities	
271002 - Non-Qualified Pension Liabilities	
27100 - Total Pension Liabilities	
2720019 - OPEB Liabilities Before Medicare	
272001 - OPEB Liabilities	
27200 - Total OPEB Liabilities	
273001 - Long-Term Disability Liabilities	
273003 - Severance Liabilities	
27300 - Total Other Post Employment Liabilities	
274005 - Stock Option Liability	
274006 - EDP Deferred Compensation	
27400 - Total Long Term Compensation Plans	
27000 - Employee Benefit Obligations	
28100 - Noncurrent Def Inc Tax Liab - Federal	
28100 - Noncurrent Def Inc Tax Liab - State and Local	
28100 - Total Noncurrent Def Income Tax Liabilities	
28300 - Total Noncurrent UTB/Int/Pen - Federal	
28300 - Total Noncurrent UTB/Int/Pen - Interest/Penalties	
28300 - Total Noncurrent UTB/Int/Pen	
28000 - Total Noncurrent Liabilities	
29000 - Total Liabilities	

REDACTED

**Verizon Global Network Inc.
Balance Sheet**

(IN THOUSANDS)

	December 2009
322051 - Contributed Capital-Beginning Bal-Affiliate	
322052 - Contributed Capital-Beginning Bal-Nonaffil	
32205 - Contributed Capital-Beginning Balance	
32210 - Contributed Capital-Activity-Affiliate	
32215 - Contributed Capital-Activity-Nonaffiliate	
32200 - Contributed Capital-Ending Balance	
323051 - Retained Earnings-Beginning Bal-Affiliate	
323052 - Retained Earnings-Beginning Bal-Nonaffil	
32305 - Retained Earnings-Beginning Balance	
323101 - Cash Dividends Declared to Common-Affiliate	
323102 - Tax Benefit from ESOP Plans-Affiliate	
323103 - Earnings of Subs of Holding Companies-Affiliate	
323104 - Ret Earnings-Affil-Transfer to/fm Affiliate	
323105 - Reclass to/from Other Equity Accts-Affil	
323109 - Other Retained Earnings-Affiliate	
32310 - Retained Earnings-Activity-Affiliate	
323151 - Net Income Available to Common	
323152 - Cash Dividends Declared to Common	
323153 - Tax Benefit from ESOP Plans	
323154 - Earnings of Subs of Holding Companies	
323155 - Ret Earnings-Nonaffil-Transfer to/fm Affil	
323156 - Reclass to/from Other Equity Accts-Nonaffil	
323157 - Ret Earnings Adj/Reversal Beginning Bal	
323159 - Other Retained Earnings	
32315 - Retained Earnings-Activity-Nonaffiliate	
32300 - Retained Earnings-Ending Balance	
32000 - Total Common Equity	
33000 - Noncontrolling Interests	
39000 - Total Equity	
30000 - Total Liabilities and Equity	

REDACTED

**Verizon Global Networks Inc.
Income Statement**

(IN THOUSANDS)

	December YTD 2009
REVENUES:	
<u>Verizon Business Revenue:</u>	
412151 - Other Revenue	
412152 - Total Other Revenue-Affiliate	
41200 - Total Verizon Business Revenue	
41000 - Total Wireline Revenue	
40000 - Total Revenue	
OPERATING EXPENSES:	
Cost of Services and Sales:	
51099 - Other Cost of Services and Sales	
52000 - Total Affiliate Cost of Services and Sales	
50000 - Total Cost of Services and Sales	
Selling, General and Administrative Expenses:	
61010 - Taxes Other Than Income	
61020 - (Gain)/loss on Sale of Operating Assets	
61099 - Other Selling, General and Admin Expenses	
62000 - Total Affiliate SGA Expenses	
66000 - Total Selling, General and Admin Expenses	
67100 - Depreciation Expense	
67205 - Software	
67200 - Total Amortization	
67000 - Total Depreciation and Amortization	
68100 - Sales of Assets, net	
69000 - Total Operating Expenses	
60000 - Total Operating Income	
Interest and Other (Income) Deductions:	
71105 - Interest Expense	
71110 - Interest Expense-Affiliate	
71115 - Interest During Construction	
71100 - Total Interest Expense	
71405 - Interest Income	
71410 - Interest Income-Affiliate	
72900 - Other (Income)/Loss	
74000 - Income Before Income Taxes	
Income Taxes:	
75105 - Current Income Tax-Return	
75110 - Current Income Tax-UTB	
75100 - Total Current Income Tax	
75200 - Total Deferred Income Tax	
75000 - Income Tax Expense/(Benefit)	
76000 - Net Income Before Special Items	
77000 - Total Special Items	
78000 - Net Income	

REDACTED

**Verizon Selected Services
Balance Sheet
12/31/2009**

		<u>Ending Balance</u>
Trade Receivables	110010	
A/R Clearing	110110	
AR Clearing - Cash Pool	110120	
A/R - Other Billing Transfer	110220	
AR - Due from Vendor Returns	110350	
A/R-USF School & Library Disc	110450	
Allow for Doubtful Acct	111010	
Intercompany A/R	112010	
Due To / From - BANI	114100	
Unbilled Revenue	120010	
Inventory - PBX	125004	
Inventory - Key Sys	125005	
Inventory - Data Equipment	125006	
Inventory - M&S PBX	125007	
Inventory - M&S Key	125008	
Inventory - M&S Data	125009	
Inventory	125010	
Work In Progress	125020	
WIP - Subs	125025	
WIP - Hardware	125030	
Inventory Peripherals - New	125107	
Inventory Peripherals - Used	125207	
Reserve Inventory M&S Data	126009	
Reserve for Obsolescence	126010	
Prepaid Hardware	130010	
Prepaid Subcontractors	130020	
Prepaid - Leasing	130255	
Prepaid Other	130299	
Deferred State Tax Bene - Cur	135020	
Other Current Assets	137010	
Acquisition Clearing	150000	
Cap Spares	151510	
Acc Depr-Cap Spares	161510	
Deferred Fed Tax Bene-N/C	181010	
Federal Valuation Allow-N/C	181015	
Deferred State Tax Bene-N/C	181020	
State Valuation Allow - N/C	181030	
Total Assets		<hr/> <hr/>
Reserve for Contract	121200	
Interco Notes Payable	200010	
Interco Interest Payable	201010	
Trades Payables	210010	
Interco Payable - National Ops	210014	
A/P - 3rd Party Billing	210015	
A/P Other	210020	
Intercompany Payables	211010	
Interco Payable - National Ops	211014	
A/P Checks O/S - Fleet Bank	213010	
Escheated Checks	213040	
Accrued State Inc Tax	222020	
Accrued Gross Receipts Tax	222040	
Accrued Federal Income Tax	222060	
Sales Tax Payable	222110	
Use Tax Payable	222120	
Accrued Hdw	223010	
Accrued Sub Labor	223020	
Accrued Maintenance	223040	
Warranty Reserve	223050	
Deferred Fed Tax Liab-Cur	230010	
Deferred Revenue	231010	
Interco FIT Payable	234010	
Other Current Liabilities	235010	
Deferred Fed Tax Liab-N/C	260010	
Total Liabilities		<hr/> <hr/>
Paid in Capital	291010	
Retained Earnings	294010	
Total Equity		<hr/> <hr/>

REDACTED

**Verizon Selected Services
Income Statement
12/31/2009**

Hardware	300100
Hardware - Dropships	300300
Affiliate - Hardware&Materials	300950
Affiliate Non Tel - Hdw & Mat	300960
Fiduciary Hdw Rev	300970
Service - Installation	340100
Contract Services	340200
Subcontracted Services	340250
Affiliate - Maintenance	340960
Affiliate Non Tel - Maint	340970
Affiliate Non Tel - Subs & Lab	340990
Affiliate - Subs & Labor	340999
Maintenance - Verizon	345100
Maintenance - 3rd Party	345200
MNS - Site Watch	346100
Reimbursable Expenses	395100
Credit / Adjustment Rev	395300
Misc Revenue	395350
3rd Party Warranty Revenue	395400
Total Revenue	

Hardware Expense	400100
Shipping & Freight	400150
Hardware Exp - Dropships	400300
Fiduciary Hdw Exp	400970
Material Exp	401000
Minor Materials	401100
Subcontractor expense	430100
Warehouse Management Fee	430250
Subcontracted Mnt-Comm Eqp	430400
Vendor Maintenance	430450
Vendor Support Fees	430500
National Ops Labor - Sub Exp	430620
Nat'l Ops Labor Premium - Subs	430630
NTS - Sub Exp	430635
Reimbursable Expense	490150
Warranty Expense	490300
Spares Reserve	490900
Salaries & Wages	600100
Nat Ops Labor - GSA/SMA S&V	600500
Bonus	603100
Fringe	605100
Nat Ops Labor - GSA/SMA P&B	605500
Nat'l Ops Labor - Rent Inc Off	611000
Storage	612100
Sales and Use Tax Expense	630100
Gross Receipts Tax	640500
Nat'l Ops Labor - GSA/SMA Pro	640610
Deprec-Capital Spares	650510
Insurance	660100
Expensed Equipment	662710
Licenses & Fees	662900
Processing Charges - Vendor	665550
Taxable Mileage	680105
Lodging	680200
Business Meals	680300
Other Travel & Ent	680999
Bank Charges	690100
Other Income / Expense	690300
Miscellaneous	690400
Bad Debt Expense	690700
Fiduciary Other	690820
Warranty Exp - Fiduciary Other	690830
Nat'l Ops Labor - GSA/SMA Otr	690860
Interest Exp - Intercompany	801200
Federal Income TaxCur	810100
Current SIT Expense	812100
Federal Income TaxDef - Cur	820100
Deferred SIT Expense	822100
Fed Inc Tax Def - Non Cur	830100
State Inc tax Def - Non Cur	832100
Total Expenses	

REDACTED

Verizon Service Corp.
Balance Sheet

Dollars in thousands

		December 2009
		<u> </u>
Assets		
	Current Assets	
	Cash and cash equivalents	
	Short-term investments	
	Accounts receivable, net	
	Inventories	
	Assets held for sale	
	Prepaid expenses and other	
	<u>Total current assets</u>	<u> </u>
	Property, plant and equipment - Cost	
	Less: accumulated depreciation	
	Property, plant and equipment - Net	<u> </u>
	Investments in unconsolidated businesses	
	Intangibles - Cost	
	Less: accumulated amortization	
	<u> </u>	<u> </u>
	Other assets	<u> </u>
Total Assets		<u> </u>
Liabilities and Shareowners' Investment		
	Current Liabilities	
	Debt maturing within one year	
	Accounts payable and accrued liabilities	
	Liabilities related to assets held for sale	
	Other	
	<u>Total current liabilities</u>	<u> </u>
	Long-term debt	<u> </u>
	Employee benefit obligation	
	Deferred income taxes	
	Other liabilities	
	Shareowners' investment	
	Common stock	
	Contributed capital	
	Reinvested earnings	
	Total Accumulated Other Comprehensive Income	
	Total Deferred Compensation	
	Treasury stock	
	<u>Total Common Equity</u>	<u> </u>
	Noncontrolling interest	<u> </u>
	<u>Total Equity</u>	<u> </u>
Total Liabilities and Shareowners' Investment		<u> </u>

REDACTED

**Verizon Service Corp.
Income Statement**

(IN THOUSANDS)

	<u>YTD 2009 Dec</u>
Total Revenue	
Cost of Sales and Service	
Salaries and Wages (excluding overtime)	
Overtime Pay	
Pension and Benefits	
Total COS Employee Cost	<hr/>
Employee Related	
Contracted Services - Labor	
Contracted Services - Other	
Materials	
Rent	
All Other	
Subtotal Non Employee COS	<hr/>
Total Cost of Sales and Service	<hr/>
Selling, General & Administrative	
Salaries and Wages (excluding overtime)	
Overtime Pay	
Pension and Benefits	
Total SG&A Employee Cost	<hr/>
Employee Related	
Contracted Services - Labor	
Contracted Services - Other	
Advertising	
Materials	
Rent	
All Other	
Taxes Other Than Income	
Uncollectibles	
(Gain)/loss on Sale of Operating Assets	
Subtotal Non Employee SG&A Expense	<hr/>
Total SG&A Expense	<hr/>
Total COS and SG&A	
Depreciation and Amortization	
Depreciation Expense	
Total Amortization	
Total Depreciation and Amortization	<hr/>
Total Operating Income	
Other income / (Expense)	
Income from Unconsolidated Business	
Equity (Income)/Loss-Affiliate	
Interest Income	
Interest Income-Affiliate	
Other Income and Expense, Net	
Less:	
Total Interest Expense	
Income Tax Expense/(Benefit)	
Net Income Before Special Items	

REDACTED

Verizon Services Operations Inc.
Balance Sheet

Exhibit 3.a

\$ In Thousands

	<u>December</u> <u>2009</u>
11100 Cash and Cash Equivalents	
11200 Short Term Investments	
12105 Accounts Receivable - Nonaffiliate	
12110 Accounts Receivable - Affiliate	
12200 Allowance for Doubtful Accounts	
12000 Accounts Receivable - Net	<u> </u>
13100 Dividends Receivable - Affiliate	
13200 Interest Receivable - Affiliate	
14100 Total Inventories	
14200 Total Current Deferred Income Tax Assets	
15100 Total Prepayments	
15200 Assets Held for Sale	
16000 Total Other Current Assets	<u> </u>
16900 TOTAL CURRENT ASSETS	<u> </u>
17000 Property, Plant & Equipment	
17000 Accumulated Depreciation	<u> </u>
17000 Property, Plant & Equipment, net	
18000 Licenses Goodwill & Other Intangibles	
19100 Investments in Unconsolidated Businesses	
19200 Pensions	
19300 Total Noncurrent Deferred Income Tax Assets	
19400 Long Term Investments	
19500 Total Noncurrent Deferred Charges	
19600 Total Other Noncurrent Assets	<u> </u>
19900 TOTAL LONG TERM ASSETS	<u> </u>
20000 TOTAL ASSETS	<u> </u>
21000 Total Short Term Debt	<u> </u>
22100 Accounts Payable	<u> </u>
22205 Accrued Payroll and Related Benefits	
22210 Total Accrued General Taxes	
22215 Total Accrued Income Taxes	
22220 Accrued Interest - Nonaffiliate	
22225 Accrued Interest - Affiliate	
22230 Accrued Liabilities	<u> </u>
22200 Total Accrued Liabilities	<u> </u>
22000 Total Accts Pay and Accrued Liabilities	<u> </u>
23100 Total Current Unrecog Tax Benefit FIN 48	
23200 Total Current Deferred Income Tax Liab	
24000 Total Other Current Liabilities	
25000 TOTAL CURRENT LIABILITIES	<u> </u>
26000 Long Term Debt, Net	
27000 Employee Benefit Obligations	
28100 Total Noncurrent Def Income Tax Liabs	
28200 Deferred Investment Tax Credits	
28300 Total Non-Current UTB FIN 48	
28400 Total Other Noncurrent Liabilities	<u> </u>
28000 TOTAL NONCURRENT LIABILITIES	<u> </u>
31000 Preferred Securities	
32100 Common Stock	
32200 Contributed Capital - Ending Balance	
32300 Retained Earnings - Ending Balance	
32405 Accumulated Other Comp Income	
32500 Total Deferred Compensation	
32600 Treasury stock	<u> </u>
32000 TOTAL COMMON EQUITY	<u> </u>
30000 TOTAL LIABILITIES AND EQUITY	<u> </u>

REDACTED

Verizon Services Organization

Balance Sheet

Period 12 - 2009-12-01, 2009

Print Balance Sheet

Dollars in Thousands

Print Proof

Regulatory Account Description	Balance
<u>Current Assets</u>	
Cash and Cash Equivalents	
Short Term Investments	
Cash and Equivalents	
Accounts receivable	
Accts. receivable allow.	
Notes receivable	
Notes receivable allowance	
Interest and dividend rec.	
Accounts Receivable - Net	
Inventories	
Total Noncash Current	
Prepaid rents	
Prepaid taxes	
Prepaid insurance	
Other prepayments	
Prepayments	
Other Current Assets	
Total Current Assets	
<u>Noncurrent Assets</u>	
Investments in affil. cos.	
Invest. in nonaffil. cos.	
Nonregulated invest.	
Unamort. debt issuance exp.	
Other noncurrent assets	
Deferred tax regulated assets	
Deferred charges	
Susp/Clear Debit Balances	
Deferred Charges - Total	
Other jurisdictional assets (Net)	
Total Noncurrent Assets	
Tele. plant in service (TPIS)	
Prop. held for future use	
Tele. plant under constr.-TPUC	
Tele. plant adjustment	
Nonoperating plant	
Goodwill	
Total Plant	

REDACTED

Verizon Services Organization

Balance Sheet

Period 12 - 2009-12-01, 2009

Print Balance Sheet

Dollars in Thousands

Print Proof

Regulatory Account Description	Balance
Land	
Motor vehicles	
Aircraft	
Tools and other work equipment	
Buildings	
Furniture	
Office equipment	
General purpose computers	
Land and Support	
Analog electronic switching	
Digital electronic switching	
Central Office - Switching	
Operator Systems	
Other radio facilities	
Radio Systems	
Circuit equipment	
Central Office - Transmission	
Public tele. terminal equip.	
Other terminal equipment	
Information Origination / Transmission	
Poles	
Aerial cable	
Underground cable	
Buried cable	
Submarine cable	
Intrabuilding network cable	
Conduit systems	
Cable and Wire	
Total TPIS (Before Amortizable Assets)	
Capital leases	
Leasehold improvements	
Amortizable Tangibles	
Intangibles - Other	
Intangibles - Non-Network Software	
Intangibles - Total	
Total TPIS	
Total TPIS, less Non-Network Software	

REDACTED

Verizon Services Organization

Balance Sheet

Period 12 - 2009-12-01, 2009

Print Balance Sheet

Dollars in Thousands

Print Proof

Regulatory Account Description	Balance
<u>Accumulated Depreciation and Amortization</u>	
Accumulated depreciation	
Accumulated depr. - PHFTU	
accumulated depr. - nonoper.	
Accum. amortization - nonoper.	
Accum. amort.- Leasehold imp.	
Accumulated amort. - Tangibles	
Accumulated amort - Intangibles Other	
Accumulated amort - Intangibles NonNwk SW	
Accum. amort. - Intangibles	
Accumulated Amortization - Other	
Total Accum. Depr. and Amort.	
Net Plant	
Net Plant, excluding Non-Network Software	
Total Assets	
<u>Current Liabilities</u>	
Accounts payable - Affiliate	
Accounts payable - Non Affiliate	
Notes payable	
Advanced Billing and payments	
Customer's deposits	
Current maturities - LTD	
Current maturities Cap. leases	
Income taxes - accrued	
Other taxes - accrued	
UTB FIN 48 - Current	
Net Curr. Def. Op. Inc. Taxes	
Net Curr. Def. Non-Op Inc. tax	
Other accrued liabilities	
Other current liabilities	
Total Current Liabilities	
<u>Long Term Debt</u>	
Funded debt	
Discount on long-term debt	
Obligations under cap. leases	
Adv. from affiliated companies	
Other long-term debt	
Total Long Term Debt	

REDACTED

Verizon Services Organization

Balance Sheet

Period 12 - 2009-12-01, 2009

Print Balance Sheet

Dollars in Thousands

Print Proof

Regulatory Account Description	Balance
<u>Other Liabilities and Deferred Credits</u>	
Other long-term liabilities	
Unamortizes Oper. ITC - net	
Net noncurrent Def. Oper. Inc.	
Net def. tax liab. adjustment	
Net noncurr. def.nonop. inc.tx	
Other deferred credits	
Other Deferred Credits - Total	
Def tax regulatory liability	
UTB FIN 48 - NonCurrent	
Other JD liab./def cr - net	
Total Other Liabilities and Deferred Credits	
<u>Stockholder's Equity</u>	
Capital stock	
Additional paid-in capital	
Treasury stock	
Other capital	
Retained Earnings	
Total Stockholder's Equity	
Total Liabilities and Stockholder's Equity	

**Verizon South Inc.
Balance Sheet**

Dollars in thousands

	December 2009
Assets	
Current Assets	
Cash and cash equivalents	
Short-term investments	
Accounts receivable, net	
Inventories	
Assets held for sale	
Prepaid expenses and other	
Total current assets	
Property, plant and equipment - Cost	
Less: accumulated depreciation	
Property, plant and equipment - Net	
Investments in unconsolidated businesses	
Intangibles - Cost	
Less: accumulated amortization	
Other assets	
Total Assets	
Liabilities and Shareowners' Investment	
Current Liabilities	
Debt maturing within one year	
Accounts payable and accrued liabilities	
Liabilities related to assets held for sale	
Other	
Total current liabilities	
Long-term debt	
Employee benefit obligation	
Deferred income taxes	
Other liabilities	
Shareowners' investment	
Common stock	
Contributed capital	
Reinvested earnings	
Total Accumulated Other Comprehensive Income	
Total Deferred Compensation	
Treasury stock	
Total Common Equity	
Noncontrolling interest	
Total Equity	
Total Liabilities and Shareowners' Investment	

**Verizon South Inc.
Income Statement**

(IN THOUSANDS)

	YTD 2009 Dec
	<hr/>
Total Revenue	
Cost of Sales and Service	
Salaries and Wages (excluding overtime)	
Overtime Pay	
Pension and Benefits	
	<hr/>
Total COS Employee Cost	
Employee Related	
Contracted Services - Labor	
Contracted Services - Other	
Materials	
Rent	
All Other	
	<hr/>
Subtotal Non Employee COS	
	<hr/>
Total Cost of Sales and Service	
	<hr/>
Selling, General & Administrative	
Salaries and Wages (excluding overtime)	
Overtime Pay	
Pension and Benefits	
	<hr/>
Total SG&A Employee Cost	
Employee Related	
Contracted Services - Labor	
Contracted Services - Other	
Advertising	
Materials	
Rent	
All Other	
Taxes Other Than Income	
Uncollectibles	
(Gain)/loss on Sale of Operating Assets	
	<hr/>
Subtotal Non Employee SG&A Expense	
	<hr/>
Total SG&A Expense	
	<hr/>
Total COS and SG&A	
	<hr/>
Depreciation and Amortization	
Depreciation Expense	
Total Amortization	
	<hr/>
Total Depreciation and Amortization	
	<hr/>
Total Operating Income	
Other income / (Expense)	
Income from Unconsolidated Business	
Equity (Income)/Loss-Affiliate	
Interest Income	
Interest Income-Affiliate	
Other Income and Expense, Net	
Less:	
Total Interest Expense	
Income Tax Expense/(Benefit)	
Net Income Before Special Items	

REDACTED

Verizon Corp
Verizon Corporate Resources Group LLC
Balance Sheet
12/31/2009

Exhibit 3.a

	<u>Current Month</u>
ASSETS	
Current Assets	
11100 - Cash & Cash Equivalents	
11200 - Short Term Investments	
Cash & Short Term Investments	
12105 - Accounts Receivable - Non Affiliate	
12110 - Accounts Receivable - Affiliate	
12200 - Allowance for Doubtful Accounts	
Account Receivable Net	
13100 - Dividends Receivable - Affiliate	
13200 - Interest Receivable - Affiliate	
14100 - Inventories	
14200 - Current Deferred Income Tax Asset	
15100 - Prepayments	
15200 - Assets Held for Sale	
16100 - Current Notes Receivable	
16210 - Other Current Deferred Charges	
16300 - Other Current Assets	
Total Other Current Assets	
Total Current Assets	
Non-Current Assets	
17000 - Property, Plant & Equipment	
17000 - Accumulated Depreciation	
Property Plant & Equipment, net	
18000 - Licenses Goodwill & Other Intangibles	
19100 - Investment in Unconsolidated Business	
19205 - Pensions	
19299 - Other - Noncurrent Pension FAS158	
19300 - Noncurrent Deferred Income Tax Assets	
19400 - Long Term Investments	
19500 - NonCurrent Deferred Charges	
19600 - Other NonCurrent Assets	
Total Non-Current Assets	
TOTAL ASSETS	

Verizon Corp
 Verizon Corporate Resources Group LLC
 Balance Sheet
 12/31/2009

Exhibit 3.a

Current Month

LIABILITIES

Current Liabilities

21005 - Short Term Debt - Non Affiliate
 21010 - Current Maturities of LTD - Non Affiliate
 21015 - Current Maturities Lease Oblig. - Non Affiliate
 21020 - Short Term Notes Payable - Affiliate
 21025 - Current Maturities of LTD-Non Affiliate
 21030 - Current Maturities Lease Obligation-Affiliate
21000 - Total Short Term Debt

22100 - Accounts Payable

22205 - Accrued Payroll & Related Benefits
 22210 - Accrued General Taxes
 22215 - Accrued Income Taxes
 22220 - Accrued Interest - Non Affiliate
 22225 - Accrued Interest - Affiliate
 22230 - Accrued Liabilities

22200 - Total Accrued Liabilities

22000 - Total A/P & Accrued Liabilities

23200 - Current Deferred Income Taxes Liabilities
 23100 - Current Unrecognized Tax Benefit FIN 48
 24000 - Other Current Liabilities

25000 - Total Current Liabilities

Non-Current Liabilities

26100 - Long Term Debt
 26200 - Discounts on Long Term Debt-Non Affiliate
 26300 - Premium on Long Term Debt - Non Affiliate
26000 - Long Term Debt, net

27000 - Employee Benefit Obligations
 28100 - Noncurrent Deferred Income Tax Liabilities
 28200 - Deferred Investment Tax Credits
 28300 - Noncurrent Unrecognized Tax Benefit FIN 48
 28400 - Other Noncurrent Liabilities

28000 - Total Non Current Liabilities

TOTAL LIABILITIES

Check Figure

EQUITY

31010 - Preferred Securities - Affiliate
 32100 - Common Stock
 32200 - Contributed Capital - Ending Balance
 32305 - Retained Earnings - Beginning Balance
 323151 - Net Income Available to Common
 32400 - Total Accumulated Other Comp Income
 32500 - Total Deferred Compensation
 32600 - Treasury Stock
 32700 - Noncontrolling Interests

39000 - TOTAL EQUITY

TOTAL LIABILITIES & EQUITY

REDACTED

Verizon Corp
 Verizon Corporate Resources Group LLC
 Income Statement
 12/31/09

Exhibit 3.a

	Total
	YTD
Revenue	
43100 - Other Services	
43205 - Other Services Affiliate COS	
43210 - Other Services Affil S, G & A	
43000 - Total Other Services Revenue	
40000 - Total Revenue	
Operating Expenses	
51099 - Other Cost of Services and Sales	
Selling, General & Admin Expenses:	
Salary & Wages	
Pension & Benefits	
61005 - Uncollectibles	
61010 - Taxes Other Than Income	
62000- Affiliate S,G&A	
Other Operating Costs	
66000 - Selling, General & Admin Expenses	
67000 - Depreciation and Amortization	
69000 - Total Operating Expense	
60000 - Total Operating Income	
Interest and Other (Income) Deductions:	
71100 - Interest Expense	
71200 - Income from Unconsolidated Business	
71300 - Equity (Income)/Loss Affiliate	
71405 - Interest Income	
71410 - Interest Income - Affiliate	
70000 - Interest and Other (Income) Deductions	
Other, Net:	
72100 - Foreign Currency Translation	
72900 - Other (Income)/Loss	
72000 - Other Income and Expense, net	
74000 - Income Before Income Taxes	
Corporate Income Taxes	
75100 - Current Income Tax	
75200 - Deferred Income Tax	
75000 - Income Tax Expense/(Benefit)	
76000 - Net Income Before Special Items	
77100 - Discontinued Ops, net of tax	
77200 - Extraordinary Items, net of tax	
77300 - Cumulative Effect of Accounting Change, net	
78000 - Net Income	
Less: Net Income Attributable to Noncontrolling Interest	
80000 - Net Income Attributable to Verizon	
81000 - Adjustment Net Income EPS	
Net Income/(Loss)	

REDACTED

Verizon West Coast Inc.
Balance Sheet
12/31/2009

Exhibit 3.a

Assets **Balance**

Cash & Cash Equivalents

Accts & Notes Receivable
Allow for Doubt Accts
Receivables - External

Accts Receivable - Affil
Receivables - Affiliate

Receivables - Net

Inventory & Supplies
Current Deferred Tax Benefit
Prepaid Expense
Other Current Assets
Total Current Assets

Prop, Plant & Equip
Accumulated Depreciation
Total Prop, Plnt & Equip
Prepaid Pension Expense
Deferred Charges
Total Invest & Other Assets

Total Assets

Liabilities

Short Term Debt-Affil
Accounts Payable
Accounts Payable-Affil
Pay & Related Ben Pay
Accrued Income Taxes
Accrued General Taxes
Advance Billings
Accrued Interest
Accrued Interest-Affil
Def Income Tax Liab
Other Current Liabilities
Total Current Liabilities
Total Long Term Debt

Def Income Tax Liab
Def Emp Benefit Oblig
Resrv & Oth Def Credits
Total Resrvs & Def Credits

Total Liabilities
Total Minority Interest

Common Stock
Additional Paid in Capital
Retained Earnings
Total Shareholders Equity

Total Liabilities & Equity

REDACTED

**Verizon West Coast Inc.
Income Statement
For the Year Ended 12/31/2009**

Exhibit 3.a

Item	Year-to-Date
Local Network	
Interstate Access	
Intrastate Access	
Total Access	
Long Distance Network	
Miscellaneous	
Uncollectibles	
Total Regulated Revenues	
Plant Specific	
General Plant	
Customer	
Corporate	
Other Oper Inc & Exp	
Depreciation & Amort	
Oper Taxes Oth than Inc	
Total Oper Exp/Oth Taxes	
Earnings Before Inc Taxes	
Operating Income Taxes	
Net Operating Income	
Nonoperating Income-Net	
Nonregulated Income-Net	
Income Avail for Fixed Charges	
Interest Expense	
Net Income	

REDACTED

Verizon Northwest Inc. (Washington) Annual Report
Pricing Basis or Costing Method

Tariffed Rate	Assets / Services Provided	Services Sold to the Affiliate	Services Purchased from the Affiliate	Description
Intralata Toll		✓		Provides long distance message services within the Local Access and Transport Area (LATA) and includes resale of intralata toll.
Local Dir. Assist. (DA) & Call Completion		✓		Local directory assistance, Pittsburgh Region, and call completion.
Operator Assistance		✓		Includes, but not limited to, toll assistance and directory assistance.
Pole and Conduit Leases		✓		Lease of space on poles and in conduits.
Rental of Underground Conduit			✓	Rental of underground conduit.
Special Access		✓		Provides transmission path to connect customer designated location for telecom.
Special Customer Arrangements			✓	Customized arrangements of dedicated and switched services supplemented by telecom services to meet customer requirements. Tariff components of these arrangements are provided pursuant to the tariffs governing these services.
Switched Access		✓		Provides exchange access service to an interexchange carrier or to an end user of telecommunications service.
Telephone Services		✓		Includes, but not limited to, basic local telecommunications, extended area services, custom calling features and other local exchange voice and data services.
Publicly Filed Agreements Interconnection and Local Resale		✓		Arrangements that allow call completion between service providers including, but not limited to, arrangements using unbundled network elements and resale at discounts.
Prevailing Price Affiliate Vendor Financing			✓	Provides competitive financial services supporting sale of products and services by Verizon vendor affiliates to commercial and municipal customers.
Basic Installation and Maintenance Services			✓	Basic installation and maintenance services.
Call Center Management, Customer Relationship Management and Administration Services		✓		Includes, but not limited to, customer care (including call receipt and call-handling services, trouble ticket management, inquiry investigation and response), network administration (including management of network element and circuit inventory databases), network monitoring and performance reporting, project management and coordination for service implementation or trouble resolution. Includes management and operation of the repair IVRU, training and consultation on various call center systems and associated data collection and reporting.
Capacity Services		✓		Agreements with carriers and service providers for transport, switching and related services including, but not limited to, provision of high capacity data, local circuit switched data, and packet and SONET transport services.
Cellular Mobile Service			✓	Cellular radio technology furnished to provide telecommunications in conjunction with the use of cellular telephones and other products required for service.
CPE, FAX, Machines, and Telephone Accessories			✓	Provides CPE, FAX machines, and telephone accessories.
Database and System Access and Data Transmission		✓		Includes, but not limited to, transmission service; database access and database conversion; operational readiness testing; support related to product development, deployment and testing; and interface services which permit the exchange of information and instructions for services purchased.
Disposition of Leased Assets			✓	Regular or early termination of leased assets.
Enhanced Directory Assistance		✓		Provides enhanced directory assistance and call completion to wireless carriers.
Equipment and Supply Sales and Leasing			✓	Sale of telecommunications materials and supplies including cable and other outside plant, transmission equipment, prepaid calling cards, premises distribution systems, data equipment, video routers and central office minor tools and repair parts.
Installation and Maintenance Services		✓		Includes, but not limited to, completion of new installation and repair work orders; coordination with dispatchers in closing out jobs; provision of repair, preventive maintenance, and testing of the network; installation, repair, testing and retrieval of equipment; technical support for data, voice, and video equipment; and related data collection and reporting for these activities.

Verizon Northwest Inc. (Washington) Annual Report
Pricing Basis or Costing Method

Assets / Services Provided	Services Sold to the Affiliate	Services Purchased from the Affiliate	Description
Lease Financing of Assets		✓	Financing of leased assets.
Marketing and Selling	✓		Marketing and selling of products and services. May also include, but not limited to, advertising, sales negotiation, account planning, sales strategy, solutions design, custom bid development and presentation, presales, ordering and customer information exchange, day-to-day order entry, billing support and development of process and product procedures/job aids and training, customer inquiry, service order processing, verification of product availability, error correction for orders, operational performance reports, sales retention, systems sales support, wholesale marketing, use of credit information, post sale customer care support services and sales quality control observations.
Network Management		✓	Includes, but not limited to, management of a DS-3 based nationwide network for the provision of private line access, tier one help desk support services, communications medium services and network support.
Non-Regulated Retail Services	✓		Includes, but not limited to, retail voice messaging, CPE rentals, and inside wire maintenance and repair.
Official Company Long Distance		✓	Provision of long distance services.
Pole and Conduit Leases	✓	✓	Lease of space on poles and in conduits.
Prov. of Network Integration Svcs/Equipment		✓	Includes design, consulting, sales, installation and maintenance and related customer training.
Real Estate and Other Support Asset Services	✓		Includes, but not limited to, lease of land, buildings, office space, furniture, computers, Local Area Networks (LANs) and related office equipment and services; and real estate property management including building maintenance, interior space management, site administration, building security monitoring, fleet maintenance and use of support assets.
Real Estate Services		✓	Lease of office space and other related services.
Software Development and Maintenance		✓	Includes, but not limited to, installation of call center services software applications.
Special Customer Arrangements	✓	✓	Customized arrangements of dedicated and switched services supplemented by telecom services to meet customer requirements. Tariff components of these arrangements are provided pursuant to the tariffs governing these services.
Telecommunications Services		✓	Provision of full range of voice and data products and services including, but not limited to, transport services, toll free services, private line services, internet services, calling card services, SS7 3rd Party & Direct services, Frame Relay, Directory Assistance and other exchange/operator services.
Assets – Higher of FMV & Net Book Value			
Computer Equipment	✓		Includes computer and other ancillary equipment.
Disposal of Scrap Material	✓		Provides the disposal of scrap material.
Furniture & Office Equipment	✓		Includes but not limited to, desks, chairs, partitions, file cabinets and other office equipment.
Tools	✓		Includes simulators, testers, and other ancillary equipment.
Vehicles/Trailers	✓		Includes, but not limited to, sedans, vans, pick-up trucks, large trucks and trailers.
Assets – Lower of FMV and Net Book Value			
Computer Equipment		✓	Includes computer and other ancillary equipment.
Telecommunications Equipment		✓	Includes, but not limited to, customer premise equipment.
Vehicles/Trailers		✓	Includes, but not limited to, sedans, vans, pick-up trucks, large trucks and trailers.
Warehouse Equipment		✓	Sale of warehouse equipment.

Verizon Northwest Inc. (Washington) Annual Report
Pricing Basis or Costing Method

Assets / Services Provided	Services Sold to the Affiliate	Services Purchased from the Affiliate	Description
Services - Higher of FMV and FDC Billing and Collection Services	✓		Includes, but not limited to billing, remittance, inquiry, rating and editing messages; investigations of billing, credit and collections matters; and fraud maintenance.
Call Center Management, Customer Relationship Management and Administration Services	✓		Includes, but not limited to, customer care (including call receipt and call-handling services, trouble ticket management, inquiry investigation and response), network administration (including management of network element and circuit inventory databases), network monitoring and performance reporting, project management and coordination for service implementation or trouble resolution. Includes management and operation of the repair IVRU, training and consultation on various call center systems and associated data collection and reporting.
Capacity Services	✓		Agreements with carriers and service providers for transport, switching and related services including, but not limited to, provision of high capacity data, local circuit switched dialtone, and packet and SONET transport services.
Database and System Access and Data Transmission	✓		Includes, but not limited to, transmission service; database access and database conversion; operational readiness testing; support related to product development, deployment and testing; and interface services which permit the exchange of information and instructions for services purchased.
Equipment Repair	✓		Repair logistics including the repair and return of printed circuit boards and test equipment, spare inventory management as well as vendor management and quality monitoring. Also provides product life cycle support functions and calibration services.
General and Administrative Services	✓		Includes, but not limited to, accounts payable processing, payroll processing, records management, human resource services, revenue and receivable processing, depreciation costs, regulatory policy, employee directory and related information exchanges, temporary support, training, one-time transactions, other consultations, public affairs services and service company access to official communications services.
Installation and Maintenance Services	✓		Includes, but not limited to, completion of new installation and repair work orders; coordination with dispatchers in closing out jobs; provision of repair; preventive maintenance, and testing of the network; installation, repair, testing and retrieval of equipment; technical support for data, voice, and video equipment; and related data collection and reporting for these activities.
Marketing and Selling	✓		Marketing and selling of products and services. May also include, but not limited to, advertising, sales negotiation, account planning, sales strategy solutions design, custom bid development and presentation, presales, ordering and customer information exchange, day-to-day order entry, billing support and development of process and product procedures/job aids and training, customer inquiry, service order processing, verification of product availability, error correction for orders, operational performance reports, sales retention, systems sales support, wholesale marketing, use of credit information, post sale customer care support services and sales quality control observations.
National Directory Assistance	✓		Includes, but not limited to, providing affiliate end user customers with telephone number listings and related or supplemental services such as call completion anywhere within the United States.
Operator Assistance	✓		Includes, but not limited to, toll assistance and directory assistance.
Per Call Compensation	✓		Provides compensation for Dial-A-Round calls from payphones consistent with FCC directives.
Real Estate and Other Support Asset Services	✓		Includes, but not limited to, lease of land, buildings, office space, furniture, computers, Local Area Networks (LANs) and related office equipment and services; and real estate property management including building maintenance, interior space management, site administration, building security monitoring, fleet maintenance and use of support assets.
Receivables Management	✓		Investigate billing, credit, and collections matters and analyzing customer accounts.
Subscriber Listing License Agreements	✓		Covers the sale of subscriber listed data including name, address (including zip code), telephone number, primary advertising classification and Emergency Notification Service for Non-Published Telephone Numbers.
Telephone Services	✓		Includes, but not limited to, basic local telecommunications, extended area services, custom calling features and other local exchange voice and data services.
Transition Services	✓		Services provided to a non-regulated affiliate in support of the sale of property.

Assets / Services Provided	Services Sold to the Affiliate	Services Purchased from the Affiliate	Description
Services – Lower of FMV and FDC			
Account Collections, Reconciliations and Investigation		✓	Includes, but not limited to, handling of accounts in collection status, reviewing unbillables, updating customer records, researching and investigating accounts.
Administrative		✓	Includes, but not limited to, real estate services, motor vehicles/fleet, mail and transportation services, general security, use of corporate aircraft, and other administrative services.
Basic Installation and Maintenance Services		✓	Basic installation and maintenance services.
Bill Reformatting		✓	Includes, but not limited to, reformatting of customer billing records to perform installment billing functions.
Billing and Collection Services		✓	Includes, but not limited to billing; remittance; inquiry; rating and editing messages; investigations of billing, credit and collections matters; and fraud maintenance.
Call Center Management, Customer Relationship Management and Administration Services		✓	Includes, but not limited to, customer care (including call receipt and call-handling services, trouble ticket management, inquiry investigation and response), network administration (including management of network element and circuit inventory databases), network monitoring and performance reporting, project management and coordination for service implementation or trouble resolution. Includes management and operation of the repair IVRU, training and consultation on various call center systems and associated data collection and reporting.
Database and System Access and Data Transmission		✓	Includes, but not limited to, transmission service; database access and database conversion; operational readiness testing; support related to product development, deployment and testing; and interface services which permit the exchange of information and instructions for services purchased.
Equipment and Supply Sales and Leasing		✓	Sale of telecommunications materials and supplies including cable and other outside plant, transmission equipment, prepaid calling cards, premises distribution systems, data equipment, video routers and central office minor tools and repair parts.
Equipment Repair		✓	Repair logistics including the repair and return of printed circuit boards and test equipment, spare inventory management as well as vendor management and quality monitoring. Also provides product life cycle support functions and calibration services.
Insurance		✓	Includes, but not limited to, coverage for worker's compensation, primary liability, transmission and distribution insurance, general and auto liabilities.
Labor, Consulting Services, Construction and Custom Work		✓	Includes, but not limited to, consulting services in connection with the installation of underground conduit and other construction and custom work.
Management Svcs-Logistics		✓	Provisioning and procurement functions. Including, but not limited to, order processing, materials management, coordination of the VTC's material requirements, administration of the storage of all materials, staging of materials for distribution and administration of business plans for procurement and use of materials.
Marketing & Customer Services		✓	Includes, but not limited to, marketing and advertising activities to stimulate the sale of products and services and all associated customer support services.
National Directory Assistance		✓	Includes, but not limited to, providing affiliate and user customers with telephone number listings and related or supplemental services such as call completion anywhere within the United States.
Network Management		✓	Includes, but not limited to, management of a DS-3 based nationwide network for the provision of private line access, tier one help desk support services, communications medium services and network support.
Quality Assurance Testing		✓	Services include planning, test case development, preparation and execution of the testing and providing reports.
Real Estate Services		✓	Lease of office space and other related services.
Retail PIC Management		✓	Provision of PIC information processing and management, consisting of tracking and activating an Intra LATA long distance service.
Sales Agency		✓	Provides for the marketing and selling of products and services including sales agent services and customer referrals.
Telecommunications Services		✓	Provision of full range of voice and data products and services including, but not limited to, transport services, toll free services, private line services, internet services, calling card services, SS7 3rd Party & Direct services, Frame Relay, Directory Assistance and other exchange/operator services.

Verizon Northwest Inc. (Washington) Annual Report
Pricing Basis or Costing Method

Assets / Services Provided	Services Sold to the Affiliate	Services Purchased from the Affiliate	Description
Fully Distributed Cost - (FDC) Administrative		✓	Includes, but not limited to, real estate services, motor vehicles/fleet, mail and transportation services, general security, use of corporate aircraft, and other administrative services.
Advertising		✓	Includes, but not limited to, management and administration of advertising strategies and programs.
Cash Management Services		✓	Includes managing short, immediate, and long-term financing, trustee and bondholder relations, and rating agency programs.
Computer Processing Services		✓	Use of computer hardware, associated equipment, and supplies to process data.
Corporate Sourcing and Logistics		✓	Includes, but not limited to, procurement and provisioning services, equipment sales and repair.
Engineering & Operation Services		✓	Includes, but not limited to, planning and managing of telecommunications facilities, operations support systems, other systems, and centralized staff support for the line engineering and plant labor forces.
Executive & Planning		✓	Includes formulating corporate policy, providing overall administration and management and developing & evaluating long term courses of action.
External Affairs, Corporate Communications and Government Relations		✓	Includes, but not limited to, maintaining relations with government, regulators, other companies, and the general public, management of multi-media communications projects, corporate image advertising and providing overall regulatory support related to government and legislative issues.
Finance and Treasury Services		✓	Includes but not limited to, corporate accounting, service costs, financial planning and analysis, auditing, risk management, investor relations, finance operations, investment/trust management, banking operations and cash management.
Human Resources Services		✓	Includes, but not limited to, personnel related support functions, labor relations, employee benefits and compensation administration, safety programs, medical services administration, training services, ethics and compliance.
Information Systems Services		✓	Includes, but not limited to, programming services, planning, developing, testing, implementing and maintenance of the computer hardware and software necessary to support the operations, customer, employee, and financial requirements of the business. Also includes services associated with the support and maintenance of financial systems.
Insurance		✓	Includes, but not limited to, coverage for worker's compensation, primary liability, transmission and distribution insurance, general and auto liabilities.
Legal		✓	Includes, but not limited to, the provision of legal services such as litigation, regulatory and legislative issues, labor matters, and other corporate transactions.
Marketing & Customer Services		✓	Includes, but not limited to, marketing and advertising activities to stimulate the sale of products and services and all associated customer support services.
Network Management		✓	Includes, but not limited to, management of a DS-3 based nationwide network for the provision of private line access, tier one help desk support services, communications medium services and network support.
Operator Services		✓	Includes, but not limited to, providing customer numbers and classified listing and call completion services.
Other Services		✓	Other services may include, but are not limited to, training, administrative, documentation, leasing of office space, land and equipment.
Professional and Information Services		✓	Development and maintenance of computer software, related activities and associated data requirements.
Public Coin Telephone Support		✓	Includes, but not limited to, strategic and product planning support, developing methods and managing the facilities, equipment and forces devoted to public telephone operations.

**AMOUNTS CHARGED BY
 VERIZON BUSINESS GLOBAL LLC
 TO VERIZON NORTHWEST INC.**
 (Whole Dollars)

FCC Acct No.	Account Description	Total Company	Total Washington	Washington Intrastate
6121	Land And Building Expense	338	169	117
6362	Other Terminal Equipment Expense	142,128	142,128	18,828
6411	Poles Expense	429	-	-
6534	Plant Operations Administration Expense	501	-	-
6612	Sales	460	-	-
6622	Number Services	16	8	5
6623	Customer Services	10,740	60	45
6720	General And Administrative	140,474	77,153	51,952
6724	Information Management	72	36	24
6728	Other General And Administrative	229,171	20,890	14,067
B000	Nonregulated Expense	217,814	108,907	-
		<u>742,143</u>	<u>349,351</u>	<u>85,038</u>

**AMOUNTS CHARGED BY VERIZON NORTHWEST INC. TO
 VERIZON BUSINESS GLOBAL LLC**
 (Whole Dollars)

FCC Acct No.	Account Description	Total Company	Total Washington	Washington Intrastate
5200	Miscellaneous Revenue	1,430,187	821,876	326,093
5230	Directory Revenue	6,774	2,484	2,484
5280	Nonregulated Operating Revenue	157,563	68,057	-
		<u>1,594,524</u>	<u>892,417</u>	<u>328,577</u>

Verizon Northwest Inc. - Washington Operations
 Affiliated Interest Transactions
 For 12 Months Ending December 31, 2009

Attachment 3.c
 Page 2 of 29

AMOUNTS CHARGED BY
 VERIZON CALIFORNIA INC.
 TO VERIZON NORTHWEST INC.
 (Whole Dollars)

FCC Acct No.	Account Description	Total Company	Total Washington	Washington Intrastate
1438	Deferred Maintenance And Retirements	19,845	13,700	-
2003	Telecommunications Plant Under Construction	527,320	345,035	198,893
2124	General Purpose Computers	654	(371)	(282)
2212	Digital Electronic Switching	176,171	144,611	123,558
2220	Operator Systems	(3,237)	(2,230)	(2,200)
2231	Radio Systems	(1,448)	(855)	(499)
2232	Circuit Equipment	3,057,665	1,861,582	1,089,620
2351	Public Telephone Terminal Equipment	70	61	-
2362	Other Terminal Equipment	305,762	187,858	132,707
2411	Poles	46,956	22,555	16,093
2421	Aerial Cable	1,031,531	629,906	449,950
2422	Underground Cable	1,494,485	932,883	664,436
2423	Buried Cable	1,917,536	1,108,064	790,575
2426	Intrabuilding Network Cable	1,258	872	620
2441	Conduit Systems	74,043	48,993	34,913
2690	Intangibles	212	761	561
6112	Motor Vehicle Expense	9,893	5,452	3,233
6121	Land And Building Expense	272	(4,735)	(3,265)
6122	Furniture And Artworks Expense	(33)	2	1
6123	Office Equipment Expense	4,462	2,855	1,960
6124	General Purpose Computers Expense	5,770	8,018	5,520
6212	Digital Electronic Expense	2,399,252	1,576,745	1,145,723
6220	Operator Systems Expense	3,186	2,133	1,549
6231	Radio Systems Expense	28,511	19,300	13,902
6232	Circuit Equipment Expense	1,636,490	1,036,920	744,386
6311	Station Apparatus Expense	2,618	1,326	-
6341	Large Private Branch Exchange Expense	3,239	1,821	-
6351	Public Telephone Terminal Equipment Expense	9,209	7,035	-
6362	Other Terminal Equipment Expense	337,245	71,435	9,463
6411	Poles Expense	23,794	10,914	8,274
6421	Aerial Cable Expense	660,690	358,329	271,031
6422	Underground Cable Expense	333,657	181,790	137,601
6423	Buried Cable Expense	749,667	410,150	310,256
6424	Submarine Cable Expense	1,011	651	493
6426	Intrabuilding Network Cable Expense	9,751	5,320	3,882
6441	Conduit Systems Expense	2,535	1,742	1,317
6531	Power Expense	(9,285)	(4,660)	(2,974)
6532	Network Administration Expense	346,489	208,530	133,274
6533	Testing Expense	308,445	362,902	230,907
6534	Plant Operations Administration Expense	2,318,491	1,294,177	820,819
6535	Engineering Expense	137,509	115,926	73,885
6611	Product Management	1,607,463	909,484	576,223
6612	Sales	592	296	188
6621	Call Completion Services	591,512	320,547	207,533
6622	Number Services	3,302,274	1,825,193	1,187,204
6623	Customer Services	1,121,857	463,672	349,517
6720	General And Administrative	186,242	68,034	45,812
6726	Procurement	(1,719)	(897)	(604)
6728	Other General And Administrative	29	-	-
7240	Operating Other Taxes	1,763	799	474
7500	Interest And Related Items	2	-	-
		<u>24,781,706</u>	<u>14,554,631</u>	<u>9,776,529</u>

AMOUNTS CHARGED BY VERIZON NORTHWEST INC. TO
 VERIZON CALIFORNIA INC.

(Whole Dollars)

FCC Acct No.	Account Description	Total Company	Total Washington	Washington Intrastate
1438	Deferred Maintenance And Retirements	27,016	10,682	-
2003	Telecommunications Plant Under Construction	1,954,640	1,358,521	783,110
2121	Buildings	19	3	2
2124	General Purpose Computers	3,558	2,365	1,797
2212	Digital Electronic Switching	263,961	147,692	126,191
2220	Operator Systems	32	-	-
2231	Radio Systems	72	72	42
2232	Circuit Equipment	1,634,280	1,032,147	604,136
2362	Other Terminal Equipment	78,482	52,641	37,187
2411	Poles	138,760	108,780	77,613
2421	Aerial Cable	819,784	561,868	401,350
2422	Underground Cable	1,649,176	921,604	656,403
2423	Buried Cable	1,146,459	543,015	387,427
2441	Conduit Systems	57,971	29,808	21,242
5240	Rent Revenue	217,534	161,459	64,062
6112	Motor Vehicle Expense	34,202	26,168	15,515
6114	Tools and Other Work Equipment Expense	(2,253)	(1,525)	(925)
6121	Land And Building Expense	(76,627)	(28,914)	(19,937)
6122	Furniture And Artworks Expense	(3,220)	(1,489)	(1,032)
6123	Office Equipment Expense	(10,798)	(7,523)	(5,165)
6124	General Purpose Computers Expense	9,271	7,072	4,869
6212	Digital Electronic Expense	2,369,463	1,473,632	1,070,797
6220	Operator Systems Expense	594	251	182
6231	Radio Systems Expense	41,304	10,323	7,436
6232	Circuit Equipment Expense	1,516,440	1,042,019	748,047
6311	Station Apparatus Expense	5,808	1,270	-
6341	Large Private Branch Exchange Expense	9,692	4,522	-
6351	Public Telephone Terminal Equipment Expense	5,385	4,606	-
6362	Other Terminal Equipment Expense	1,740,758	844,694	111,900
6411	Poles Expense	20,670	9,450	7,164
6421	Aerial Cable Expense	573,599	281,289	212,760
6422	Underground Cable Expense	232,191	130,485	98,767
6423	Buried Cable Expense	771,074	392,382	296,816
6424	Submarine Cable Expense	316	134	101
6426	Intrabuilding Network Cable Expense	11,133	949	693
6441	Conduit Systems Expense	3,568	1,091	825
6532	Network Administration Expense	47,234	11,823	7,556
6533	Testing Expense	102,707	60,055	38,212
6534	Plant Operations Administration Expense	631,284	343,352	217,768
6535	Engineering Expense	42,932	34,353	21,895
6611	Product Management	1,250	734	465
6623	Customer Services	3,377	2,301	1,735
7240	Operating Other Taxes	(7,035)	(5,387)	(3,197)
		<u>16,066,063</u>	<u>9,568,774</u>	<u>5,993,805</u>

**AMOUNTS CHARGED BY
 VERIZON CORPORATE RESOURCES GROUP LLC
 TO VERIZON NORTHWEST INC.**
 (Whole Dollars)

FCC Acct No.	Account Description	Total Company	Total Washington	Washington Intrastate
6112	Motor Vehicle Expense	403,933	402,891	238,879
6121	Land And Building Expense	1,818,541	1,019,189	702,770
6124	General Purpose Computers Expense	3,072	1,722	1,186
6532	Network Administration Expense	1,391,972	780,311	498,705
6611	Product Management	682,333	382,599	242,404
6623	Customer Services	(74,719)	(42,054)	(31,700)
6720	General And Administrative	19,021,143	10,668,073	7,183,536
		<u>23,246,275</u>	<u>13,212,731</u>	<u>8,835,779</u>

**AMOUNTS CHARGED BY VERIZON NORTHWEST INC. TO
 VERIZON CORPORATE RESOURCES GROUP LLC**

FCC Acct No.	Account Description	Total Company	Total Washington	Washington Intrastate
		-	-	-

**AMOUNTS CHARGED BY
 VERIZON CORPORATE SERVICES CORP.
 TO VERIZON NORTHWEST INC.**
 (Whole Dollars)

FCC Acct No.	Account Description	Total Company	Total Washington	Washington Intrastate
6112	Motor Vehicle Expense	1,077,211	580,283	344,057
6113	Aircraft Expense	50,537	28,429	17,097
6114	Tools and Other Work Equipment Expense	25,953	905	549
6121	Land And Building Expense	3,036,678	1,682,119	1,159,885
6122	Furniture And Artworks Expense	22,300	5,372	3,725
6123	Office Equipment Expense	94,923	51,209	35,159
6124	General Purpose Computers Expense	32,234	17,790	12,248
6212	Digital Electronic Expense	139,928	76,182	55,357
6232	Circuit Equipment Expense	126,876	65,745	47,197
6362	Other Terminal Equipment Expense	453,136	246,601	32,668
6421	Aerial Cable Expense	590,015	321,085	242,860
6422	Underground Cable Expense	136,583	74,337	56,267
6423	Buried Cable Expense	369,690	201,220	152,212
6512	Provisioning Expense	1,591,326	865,729	187,300
6531	Power Expense	1,413,696	783,181	499,848
6534	Plant Operations Administration Expense	328,935	182,891	115,997
6535	Engineering Expense	1,231	738	470
6611	Product Management	24,262	13,537	8,577
6622	Number Services	399	222	144
6623	Customer Services	3,387,280	1,893,978	1,427,686
6720	General And Administrative	3,428,837	1,898,130	1,278,139
6726	Procurement	275,586	151,307	101,885
		<u>16,607,616</u>	<u>9,140,990</u>	<u>5,779,328</u>

**AMOUNTS CHARGED BY VERIZON NORTHWEST INC. TO
 VERIZON CORPORATE SERVICES CORP.**

FCC Acct No.	Account Description	Total Company	Total Washington	Washington Intrastate
		-	-	-

**AMOUNTS CHARGED BY
 VERIZON CORPORATE SERVICES GROUP INC.
 TO VERIZON NORTHWEST INC.**
 (Whole Dollars)

FCC Acct No.	Account Description	Total Company	Total Washington	Washington Intrastate
6112	Motor Vehicle Expense	1,360,216	721,434	427,747
6113	Aircraft Expense	63,682	35,351	21,260
6114	Tools and Other Work Equipment Expense	36,186	1,126	683
6121	Land And Building Expense	3,827,582	2,091,641	1,442,266
6122	Furniture And Artworks Expense	29,907	6,680	4,632
6123	Office Equipment Expense	119,699	63,656	43,705
6124	General Purpose Computers Expense	40,656	22,121	15,230
6212	Digital Electronic Expense	176,254	94,698	68,811
6232	Circuit Equipment Expense	160,709	81,726	58,670
6362	Other Terminal Equipment Expense	570,764	306,536	40,608
6421	Aerial Cable Expense	743,205	399,124	301,887
6422	Underground Cable Expense	172,038	92,404	69,943
6423	Buried Cable Expense	465,693	250,128	189,208
6512	Provisioning Expense	2,005,363	1,076,212	232,837
6531	Power Expense	1,781,888	973,851	621,539
6534	Plant Operations Administration Expense	414,374	227,414	144,235
6535	Engineering Expense	1,532	917	584
6611	Product Management	30,561	16,832	10,664
6622	Number Services	503	276	180
6623	Customer Services	4,261,179	2,354,675	1,774,960
6720	General And Administrative	4,322,837	2,360,192	1,589,277
6726	Procurement	347,399	188,111	126,668
		<u>20,932,227</u>	<u>11,365,105</u>	<u>7,185,594</u>

**AMOUNTS CHARGED BY VERIZON NORTHWEST INC. TO
 VERIZON CORPORATE SERVICES GROUP INC.**

FCC Acct No.	Account Description	Total Company	Total Washington	Washington Intrastate

**AMOUNTS CHARGED BY
 VERIZON DATA SYSTEMS LLC
 TO VERIZON NORTHWEST INC.**
 (Whole Dollars)

FCC Acct No.	Account Description	Total Company	Total Washington	Washington Intrastate
1438	Deferred Maintenance And Retirements	(8,199)	265	-
6121	Land And Building Expense	5,650	3,171	2,187
6124	General Purpose Computers Expense	19,529,472	11,006,483	7,577,792
6623	Customer Services	154,334	87,706	66,113
6720	General And Administrative	14,210,357	8,150,283	5,488,137
		<u>33,891,614</u>	<u>19,247,908</u>	<u>13,134,229</u>

**AMOUNTS CHARGED BY VERIZON NORTHWEST INC. TO
 VERIZON DATA SYSTEMS LLC**

FCC Acct No.	Account Description	Total Company	Total Washington	Washington Intrastate
		-	-	-

**AMOUNTS CHARGED BY
 VERIZON FLORIDA LLC
 TO VERIZON NORTHWEST INC.**
 (Whole Dollars)

FCC Acct No.	Account Description	Total Company	Total Washington	Washington Intrastate
1438	Deferred Maintenance And Retirements	969	951	-
2003	Telecommunications Plant Under Construction	44,843	27,075	15,607
2212	Digital Electronic Switching	2,544	2,574	2,199
2220	Operator Systems	(7)	(7)	(7)
2232	Circuit Equipment	16,305	10,190	5,964
2411	Poles	10	10	7
2421	Aerial Cable	2,703	1,074	767
2422	Underground Cable	10,602	5,744	4,091
2423	Buried Cable	519,234	212,317	151,483
2426	Intrabuilding Network Cable	6,426	1,679	1,194
2441	Conduit Systems	854	830	591
6112	Motor Vehicle Expense	108	116	69
6114	Tools and Other Work Equipment Expense	56	61	37
6121	Land And Building Expense	5,751	(159)	(110)
6122	Furniture And Artworks Expense	3,108	1,670	1,158
6123	Office Equipment Expense	453	247	170
6124	General Purpose Computers Expense	5,724	3,042	2,094
6212	Digital Electronic Expense	333	133	97
6232	Circuit Equipment Expense	4,467	686	492
6341	Large Private Branch Exchange Expense	1	1	-
6351	Public Telephone Terminal Equipment Expense	4,780	3,891	-
6362	Other Terminal Equipment Expense	187,788	27,701	3,670
6421	Aerial Cable Expense	695	169	128
6422	Underground Cable Expense	288	219	166
6423	Buried Cable Expense	27,697	17,980	13,601
6426	Intrabuilding Network Cable Expense	10	-	-
6512	Provisioning Expense	150	67	14
6532	Network Administration Expense	161,952	114,302	73,052
6533	Testing Expense	(100,227)	32,387	20,607
6534	Plant Operations Administration Expense	193,220	77,536	49,176
6535	Engineering Expense	26,224	23,252	14,820
6611	Product Management	(207,407)	(131,461)	(83,290)
6621	Call Completion Services	(241,138)	24,964	16,163
6622	Number Services	(33,913)	-	-
6623	Customer Services	1,603,977	524,638	395,474
6720	General And Administrative	(60,878)	(27,245)	(18,346)
6726	Procurement	-	-	-
7240	Operating Other Taxes	2,559	855	507
		<u>2,190,261</u>	<u>957,489</u>	<u>671,645</u>

AMOUNTS CHARGED BY VERIZON NORTHWEST INC. TO
 VERIZON FLORIDA LLC
 (Whole Dollars)

FCC Acct No.	Account Description	Total Company	Total Washington	Washington Intrastate
1350	Other Current Assets	(8,098)	-	-
1438	Deferred Maintenance And Retirements	734	540	-
2003	Telecommunications Plant Under Construction	7,326	958	552
2121	Buildings	9	-	-
2212	Digital Electronic Switching	(35,033)	(35,142)	(30,026)
2220	Operator Systems	6	-	-
2232	Circuit Equipment	14,875	6,543	3,830
2411	Poles	1,274	47	34
2421	Aerial Cable	14,957	8,715	6,225
2422	Underground Cable	6,076	3,215	2,290
2423	Buried Cable	388,315	103,413	73,783
2441	Conduit Systems	216	111	79
5240	Rent Revenue	104,057	74,091	29,397
6112	Motor Vehicle Expense	(4,221)	(3,231)	(1,916)
6114	Tools and Other Work Equipment Expense	(1,081)	(700)	(424)
6121	Land And Building Expense	(40,323)	(14,046)	(9,685)
6122	Furniture And Artworks Expense	(1,589)	(685)	(475)
6123	Office Equipment Expense	(5,219)	(3,412)	(2,343)
6212	Digital Electronic Expense	7,973	5,419	3,938
6231	Radio Systems Expense	3	-	-
6232	Circuit Equipment Expense	5,170	4,011	2,879
6311	Station Apparatus Expense	2,648	47	-
6341	Large Private Branch Exchange Expense	5,852	2,420	-
6351	Public Telephone Terminal Equipment Expense	2,541	2,152	-
6362	Other Terminal Equipment Expense	16,030	7,417	983
6411	Poles Expense	2	-	-
6421	Aerial Cable Expense	1,807	305	231
6422	Underground Cable Expense	10,931	1,333	1,009
6423	Buried Cable Expense	3,520	722	546
6441	Conduit Systems Expense	1	-	-
6532	Network Administration Expense	172	29	19
6533	Testing Expense	3	3	2
6534	Plant Operations Administration Expense	46,679	38,477	24,404
6535	Engineering Expense	5,891	5,139	3,275
6611	Product Management	13	13	8
6623	Customer Services	1,061	785	592
7240	Operating Other Taxes	(3,330)	(2,472)	(1,467)
		<u>549,248</u>	<u>206,217</u>	<u>107,738</u>

AMOUNTS CHARGED BY
 VERIZON GLOBAL NETWORKS INC.
 TO VERIZON NORTHWEST INC.

FCC Acct No.	Account Description	Total Company	Total Washington Washington	Washington Intrastate
		-	-	-

AMOUNTS CHARGED BY VERIZON NORTHWEST INC. TO
 VERIZON GLOBAL NETWORKS INC.

(Whole Dollars)

FCC Acct No.	Account Description	Total Company	Total Washington Washington	Washington Intrastate
5200		3,063	(96)	(38)
5280	Nonregulated Operating Revenue	230,126	116,748	-
		233,189	116,652	(38)

**AMOUNTS CHARGED BY
 VERIZON ONLINE LLC
 TO VERIZON NORTHWEST INC.**
 (Whole Dollars)

FCC Acct No.	Account Description	Total Company	Total Washington	Washington Intrastate
1220	Inventories	624	-	-
1438	Deferred Maintenance And Retirements	80	80	-
6533	Testing Expense	360	-	-
6534	Plant Operations Administration Expense	2,633	1,039	659
		<u>3,697</u>	<u>1,119</u>	<u>659</u>

**AMOUNTS CHARGED BY VERIZON NORTHWEST INC. TO
 VERIZON ONLINE LLC**
 (Whole Dollars)

FCC Acct No.	Account Description	Total Company	Total Washington	Washington Intrastate
5240	Rent Revenue	230,219	228,222	90,551
5264	Other Incidental Regulated Revenue	7,564	7,378	2,927
5280	Nonregulated Operating Revenue	22,977,753	10,384,820	-
6121	Land And Building Expense	(126,633)	(111,959)	(77,200)
6611	Product Management	(25,500)	(13,057)	(8,273)
6612	Sales	(24,618)	(12,390)	(7,850)
6623	Customer Services	(2,229,476)	(1,236,730)	(932,250)
6711	Executive	(45)	(22)	(15)
6712	Planning	(8)	(4)	(3)
6721	Accounting And Finance	(123)	(61)	(41)
6722	External Relations	(99)	(49)	(33)
6723	Human Resources	(85)	(42)	(28)
6724	Information Management	(435)	(215)	(145)
6725	Legal	(22)	(11)	(7)
6726	Procurement	(10)	(5)	(3)
6728	Other General And Administrative	(1,005,357)	(570,553)	(384,192)
7240	Operating Other Taxes	(7,028)	(1,319)	(783)
		<u>19,796,097</u>	<u>8,674,003</u>	<u>(1,317,345)</u>

Verizon Northwest Inc. - Washington Operations
 Affiliated Interest Transactions
 For 12 Months Ending December 31, 2009

AMOUNTS CHARGED BY
 VERIZON LONG DISTANCE LLC
 TO VERIZON NORTHWEST INC.
 (Whole Dollars)

FCC Acct No.	Account Description	Total Company	Total Washington	Washington Intrastate
6611	Product Management	5,655	-	-
6623	Customer Services	3,308	1,654	1,247
		<u>8,963</u>	<u>1,654</u>	<u>1,247</u>

AMOUNTS CHARGED BY VERIZON NORTHWEST INC. TO
 VERIZON LONG DISTANCE LLC
 (Whole Dollars)

FCC Acct No.	Account Description	Total Company	Total Washington	Washington Intrastate
5200	Miscellaneous Revenue	9,649,998	5,382,597	2,135,635
5240	Rent Revenue	94,155	94,095	37,334
5264	Other Incidental Regulated Revenue	3,489	3,487	1,384
6121	Land And Building Expense	(50,698)	(34,822)	(24,011)
6612	Sales	(1,593)	(846)	(583)
6623	Customer Services	(1,207,238)	(801,538)	(604,202)
6711	Executive	(5,311)	(952)	(641)
6712	Planning	(988)	(180)	(121)
6721	Accounting And Finance	(12,782)	(2,610)	(1,757)
6722	External Relations	(8,858)	(2,073)	(1,396)
6723	Human Resources	(11,018)	(1,811)	(1,219)
6724	Information Management	(36,949)	(9,180)	(6,182)
6725	Legal	(6,783)	(486)	(327)
6726	Procurement	(1,824)	(210)	(141)
6728	Other General And Administrative	(508,549)	(404,421)	(272,324)
7240	Operating Other Taxes	(5,429)	(3,730)	(2,213)
		<u>7,889,622</u>	<u>4,217,320</u>	<u>1,259,234</u>

**AMOUNTS CHARGED BY
 VERIZON MARYLAND INC.
 TO VERIZON NORTHWEST INC.**
 (Whole Dollars)

FCC Acct No.	Account Description	Total Company	Total Washington	Washington Intrastate
6121	Land And Building Expense	38	21	14
6123	Office Equipment Expense	(1,720)	(939)	(645)
6124	General Purpose Computers Expense	663	378	260
6212	Digital Electronic Expense	197	115	84
6220	Operator Systems Expense	703	411	298
6232	Circuit Equipment Expense	32,153	18,781	13,483
6362	Other Terminal Equipment Expense	140,762	140,854	18,659
6535	Engineering Expense	2	1	1
6611	Product Management	233	128	81
6720	General And Administrative	(6,877)	(3,791)	(2,553)
6728	Other General And Administrative	1,212	-	-
B000	Nonregulated Expense	262,855	-	-
		<u>430,221</u>	<u>155,959</u>	<u>29,683</u>

**AMOUNTS CHARGED BY VERIZON NORTHWEST INC. TO
 VERIZON MARYLAND INC.**
 (Whole Dollars)

FCC Acct No.	Account Description	Total Company	Total Washington	Washington Intrastate
1438	Deferred Maintenance And Retirements	13,265	6,852	-
2003	Telecommunications Plant Under Construction	23,128	4,047	2,333
2121	Buildings	3	-	-
2212	Digital Electronic Switching	(60,698)	(66,710)	(56,998)
2232	Circuit Equipment	15,355	1,926	1,127
2411	Poles	256	168	120
2421	Aerial Cable	2,635	2,238	1,599
2422	Underground Cable	4,167	3,195	2,276
2423	Buried Cable	8,443	6,409	4,573
2441	Conduit Systems	263	160	114
5240	Rent Revenue	12,312	4,392	1,743
6112	Motor Vehicle Expense	(576)	(193)	(114)
6114	Tools and Other Work Equipment Expense	(144)	(42)	(25)
6121	Land And Building Expense	(7,695)	(837)	(577)
6122	Furniture And Artworks Expense	(283)	(41)	(28)
6123	Office Equipment Expense	(761)	(255)	(175)
6212	Digital Electronic Expense	2,039	2,039	1,482
6232	Circuit Equipment Expense	320	133	95
6351	Public Telephone Terminal Equipment Expense	12,252	10,171	-
6362	Other Terminal Equipment Expense	15	-	-
6411	Poles Expense	38	30	23
6421	Aerial Cable Expense	99	67	51
6422	Underground Cable Expense	77	59	45
6423	Buried Cable Expense	120	101	76
6441	Conduit Systems Expense	3	3	2
6532	Network Administration Expense	2	-	-
6534	Plant Operations Administration Expense	(723)	(1,162)	(737)
6535	Engineering Expense	308	106	68
6623	Customer Services	5,311	4,053	3,055
7240	Operating Other Taxes	(376)	(146)	(87)
		<u>29,155.00</u>	<u>(23,237.00)</u>	<u>(39,962.30)</u>

**AMOUNTS CHARGED BY
 VERIZON NEW YORK INC.
 TO VERIZON NORTHWEST INC.**
 (Whole Dollars)

FCC Acct No.	Account Description	Total Company	Total Washington	Washington Intrastate
6121	Land And Building Expense	(3)	(2)	(1)
6123	Office Equipment Expense	74	43	30
6124	General Purpose Computers Expense	22	10	7
6220	Operator Systems Expense	69	39	28
6232	Circuit Equipment Expense	459	-	-
6351	Public Telephone Terminal Equipment Expense	463	266	-
6362	Other Terminal Equipment Expense	3	2	0
6611	Product Management	619	339	215
6720	General And Administrative	(7,043)	(3,836)	(2,583)
		<u>(5,337)</u>	<u>(3,139)</u>	<u>(2,305)</u>

**AMOUNTS CHARGED BY VERIZON NORTHWEST INC. TO
 VERIZON NEW YORK INC.**
 (Whole Dollars)

FCC Acct No.	Account Description	Total Company	Total Washington	Washington Intrastate
1438	Deferred Maintenance And Retirements	3,933	1,713	-
2003	Telecommunications Plant Under Construction	37,482	5,774	3,328
2121	Buildings	18	3	2
2212	Digital Electronic Switching	(88,132)	(93,698)	(80,057)
2232	Circuit Equipment	4,885	(161)	(94)
2411	Poles	9	9	6
2421	Aerial Cable	8,519	8,487	6,062
2422	Underground Cable	6,930	5,942	4,232
2423	Buried Cable	39,660	33,799	24,115
2441	Conduit Systems	750	713	508
5240	Rent Revenue	41,066	14,641	5,809
6112	Motor Vehicle Expense	(1,919)	(643)	(381)
6114	Tools and Other Work Equipment Expense	(480)	(139)	(84)
6121	Land And Building Expense	(25,678)	(2,790)	(1,924)
6122	Furniture And Artworks Expense	(945)	(136)	(94)
6123	Office Equipment Expense	(2,538)	(849)	(583)
6212	Digital Electronic Expense	1,137	1,125	817
6232	Circuit Equipment Expense	552	244	175
6311	Station Apparatus Expense	1	-	-
6341	Large Private Branch Exchange Expense	2	1	-
6351	Public Telephone Terminal Equipment Expense	58,570	48,630	-
6362	Other Terminal Equipment Expense	59	9	1
6411	Poles Expense	22	-	-
6421	Aerial Cable Expense	15	-	-
6532	Network Administration Expense	6	-	-
6534	Plant Operations Administration Expense	(1,035)	(2,746)	(1,742)
6535	Engineering Expense	1,299	1,250	797
6623	Customer Services	26,394	19,780	14,910
7240	Operating Other Taxes	(1,256)	(488)	(290)
		<u>109,326</u>	<u>40,470</u>	<u>(24,485)</u>

**AMOUNTS CHARGED BY
 VERIZON NORTH INC.
 TO VERIZON NORTHWEST INC.**
 (Whole Dollars)

FCC Acct No.	Account Description	Total Company	Total Washington	Washington Intrastate
1220	Inventories	140,158	48,424	68,713
1438	Deferred Maintenance And Retirements	234,164	163,020	-
2003	Telecommunications Plant Under Construction	92,649	79,470	45,810
2124	General Purpose Computers	120	120	91
2212	Digital Electronic Switching	181,189	160,352	137,008
2220	Operator Systems	1,266	1,110	1,095
2231	Radio Systems	3,487	3,074	1,795
2232	Circuit Equipment	1,226,207	916,553	536,476
2362	Other Terminal Equipment	14,476	10,153	7,172
2411	Poles	58,342	46,512	33,186
2421	Aerial Cable	69,820	53,311	38,081
2422	Underground Cable	45,070	39,823	28,364
2423	Buried Cable	580,251	491,375	350,583
2441	Conduit Systems	30,952	28,315	20,178
2690	Intangibles	1,922	1,751	1,291
6112	Motor Vehicle Expense	18,087	22,785	13,510
6114	Tools and Other Work Equipment Expense	(41)	(19)	(12)
6121	Land And Building Expense	588,588	402,194	277,328
6122	Furniture And Artworks Expense	(15,968)	(8,656)	(6,002)
6123	Office Equipment Expense	(19,159)	(6,667)	(4,577)
6124	General Purpose Computers Expense	(68,389)	(36,541)	(25,158)
6212	Digital Electronic Expense	921,325	642,352	466,757
6220	Operator Systems Expense	131	115	84
6231	Radio Systems Expense	1,000	350	252
6232	Circuit Equipment Expense	347,825	243,222	174,605
6311	Station Apparatus Expense	138,911	69,372	-
6341	Large Private Branch Exchange Expense	670,193	378,551	-
6351	Public Telephone Terminal Equipment Expense	1,319	1,074	-
6362	Other Terminal Equipment Expense	(110,793)	(96,725)	(12,814)
6411	Poles Expense	7,962	5,958	4,517
6421	Aerial Cable Expense	566,786	316,704	239,547
6422	Underground Cable Expense	27,821	17,903	13,551
6423	Buried Cable Expense	85,038	62,842	47,537
6426	Intrabuilding Network Cable Expense	31,716	18,589	13,565
6441	Conduit Systems Expense	1,088	1,064	804
6512	Provisioning Expense	36,688	5,457	1,181
6532	Network Administration Expense	325,842	156,775	100,197
6533	Testing Expense	(146,483)	37,668	23,967
6534	Plant Operations Administration Expense	802,398	419,395	265,997
6535	Engineering Expense	1,260,375	520,261	331,585
6611	Product Management	1,461,422	603,575	382,408
6621	Call Completion Services	(2,958,275)	(66,334)	(42,947)
6622	Number Services	397,405	409,967	266,665
6623	Customer Services	7,074,391	2,542,366	1,916,442
6720	General And Administrative	33,372,526	9,777,484	6,583,842
6726	Procurement	(2,491)	(1,101)	(741)
7240	Operating Other Taxes	170,458	(23,007)	(13,653)
7300	Nonoperating Income And Expense	(1,011,786)	(137,122)	(17,918)
7500	Interest And Related Items	7,564	3,128	2,259
		<u>46,663,547</u>	<u>18,326,342</u>	<u>12,272,620</u>

AMOUNTS CHARGED BY VERIZON NORTHWEST INC. TO
 VERIZON NORTH INC.

(Whole Dollars)

FCC Acct No.	Account Description	Total Company	Total Washington	Washington Intrastate
1350	Other Current Assets	1,407	-	-
1438	Deferred Maintenance And Retirements	287,981	179,992	-
2003	Telecommunications Plant Under Construction	172,994	176,712	101,864
2124	General Purpose Computers	12	12	9
2212	Digital Electronic Switching	146,715	100,355	85,745
2220	Operator Systems	1,683	-	-
2231	Radio Systems	33	33	19
2232	Circuit Equipment	1,227,941	779,967	456,530
2362	Other Terminal Equipment	1,025	778	550
2411	Poles	24,547	11,882	8,478
2421	Aerial Cable	125,052	62,985	44,991
2422	Underground Cable	381,947	236,451	168,410
2423	Buried Cable	290,700	135,520	96,690
2441	Conduit Systems	63,275	42,833	30,523
2690	Intangibles	1,191	1,191	878
5200	Miscellaneous Revenue	129,023	88,030	34,927
6112	Motor Vehicle Expense	12,271	2,182	1,294
6114	Tools and Other Work Equipment Expense	(1,339)	(820)	(497)
6121	Land And Building Expense	(52,621)	(16,152)	(11,137)
6122	Furniture And Artworks Expense	(2,037)	(803)	(557)
6123	Office Equipment Expense	109,881	72,749	49,948
6124	General Purpose Computers Expense	(264,566)	(263,688)	(181,545)
6212	Digital Electronic Expense	650,314	411,060	298,692
6220	Operator Systems Expense	179	170	123
6231	Radio Systems Expense	7,041	540	389
6232	Circuit Equipment Expense	44,321	101,290	72,714
6311	Station Apparatus Expense	157,544	20,921	-
6341	Large Private Branch Exchange Expense	379,946	165,370	-
6351	Public Telephone Terminal Equipment Expense	3,029	2,440	-
6362	Other Terminal Equipment Expense	1,566,402	1,508,915	199,892
6411	Poles Expense	18,133	1,336	1,013
6421	Aerial Cable Expense	251,347	190,390	144,006
6422	Underground Cable Expense	21,424	9,618	7,280
6423	Buried Cable Expense	61,942	9,447	7,146
6426	Intrabuilding Network Cable Expense	4,107	4,107	2,997
6441	Conduit Systems Expense	782	216	163
6532	Network Administration Expense	(1,179,657)	(1,186,935)	(758,583)
6533	Testing Expense	(992,672)	(997,038)	(634,393)
6534	Plant Operations Administration Expense	(633,484)	(718,005)	(455,388)
6535	Engineering Expense	(414,168)	(465,400)	(296,620)
6611	Product Management	(189,088)	(186,039)	(117,869)
6621	Call Completion Services	(1,041,509)	(682,445)	(441,838)
6623	Customer Services	(342,477)	(609,293)	(459,287)
6720	General And Administrative	(634,475)	(503,636)	(339,132)
6726	Procurement	492	(147)	(99)
7240	Operating Other Taxes	(15,964)	(14,795)	(8,780)
7300	Nonoperating Income And Expense	(4,605)	(4,580)	(598)
7500	Interest And Related Items	(1,191)	-	-
		<u>374,828</u>	<u>(1,332,284)</u>	<u>(1,891,050)</u>

**AMOUNTS CHARGED BY
 VERIZON SELECT SERVICES INC.
 TO VERIZON NORTHWEST INC.**
 (Whole Dollars)

FCC Acct No.	Account Description	Total Company	Total Washington	Washington Intrastate
1220	Inventories	582	-	-
6532	Network Administration Expense	13,033	13,033	8,330
6611	Product Management	1,564	1,564	991
		<u>15,179</u>	<u>14,597</u>	<u>9,320</u>

**AMOUNTS CHARGED BY VERIZON NORTHWEST INC. TO
 VERIZON SELECT SERVICES INC.**
 (Whole Dollars)

FCC Acct No.	Account Description	Total Company	Total Washington	Washington Intrastate
5200	Miscellaneous Revenue	165,537	115,975	46,015
5240	Rent Revenue	36,480	36,480	14,474
5280	Nonregulated Operating Revenue	54,036	14,083	-
		<u>256,053</u>	<u>166,538</u>	<u>60,489</u>

**AMOUNTS CHARGED BY
 VERIZON SERVICES ORGANIZATION INC.
 TO VERIZON NORTHWEST INC.**

(Whole Dollars)

FCC Acct No.	Account Description	Total Company	Total Washington	Washington Intrastate
6112	Motor Vehicle Expense	13,766	7,818	4,635
6114	Tools and Other Work Equipment Expense	4,860	2,777	1,684
6121	Land And Building Expense	569,872	320,468	220,975
6122	Furniture And Artworks Expense	7,267	4,139	2,870
6123	Office Equipment Expense	100,505	55,996	38,446
6124	General Purpose Computers Expense	49,859	28,439	19,580
6212	Digital Electronic Expense	2	1	1
6232	Circuit Equipment Expense	(59)	(33)	(24)
6362	Other Terminal Equipment Expense	51	29	4
6421	Aerial Cable Expense	677,055	363,981	275,306
6422	Underground Cable Expense	1,230	732	554
6423	Buried Cable Expense	885	513	388
6512	Provisioning Expense	22,903	10,961	2,371
6532	Network Administration Expense	47,761	23,671	15,128
6533	Testing Expense	31,487	18,007	11,457
6534	Plant Operations Administration Expense	1,107,718	612,187	388,274
6535	Engineering Expense	140,799	77,772	49,567
6540	Access Expense	10,106	5,601	2,277
6611	Product Management	2,925,342	1,683,459	1,066,591
6613	Product Advertising	137,530	77,229	48,933
6621	Call Completion Services	250	144	93
6622	Number Services	287,870	165,457	107,622
6623	Customer Services	561,773	323,791	244,075
6720	General And Administrative	7,413,082	4,129,292	2,780,532
6727	Research And Development	1,972	1,176	792
7240	Operating Other Taxes	26,499	15,080	8,949
		<u>14,140,385</u>	<u>7,928,687</u>	<u>5,291,080</u>

**AMOUNTS CHARGED BY VERIZON NORTHWEST INC. TO
 VERIZON SERVICES ORGANIZATION INC.**

(Whole Dollars)

FCC Acct No.	Account Description	Total Company	Total Washington	Washington Intrastate
5200	Miscellaneous Revenue	482,317	433,658	172,061
6112	Motor Vehicle Expense	(6,562)	(5,485)	(3,252)
6114	Tools and Other Work Equipment Expense	(5,460)	(3,434)	(2,082)
6121	Land And Building Expense	(163,355)	(92,060)	(63,479)
6122	Furniture And Artworks Expense	(15,503)	(5,164)	(3,580)
6123	Office Equipment Expense	(36,345)	(32,125)	(22,056)
7240	Operating Other Taxes	(17,703)	(15,275)	(9,065)
		<u>237,389</u>	<u>280,115</u>	<u>68,547</u>

Verizon Northwest Inc. - Washington Operations
 Affiliated Interest Transactions
 For 12 Months Ending December 31, 2009

AMOUNTS CHARGED BY
 VERIZON SERVICES CORP.
 TO VERIZON NORTHWEST INC.
 (Whole Dollars)

FCC Acct No.	Account Description	Total Company	Total Washington	Washington Intrastate
1220	Inventories	247,066	79,261	112,470
5200	Miscellaneous Revenue	(5,383)	(2,955)	(1,172)
5280	Nonregulated Operating Revenue	83,168	46,100	-
6112	Motor Vehicle Expense	10	6	4
6113	Aircraft Expense	2	1	1
6114	Tools and Other Work Equipment Expense	33,447	19,113	11,587
6121	Land And Building Expense	2,847,430	1,569,597	1,082,297
6122	Furniture And Artworks Expense	63,264	34,426	23,869
6123	Office Equipment Expense	193,742	107,967	74,128
6124	General Purpose Computers Expense	1,850,425	1,068,281	735,495
6232	Circuit Equipment Expense	174,058	64,057	45,985
6351	Public Telephone Terminal Equipment Expense	946	542	-
6362	Other Terminal Equipment Expense	22,275,480	7,333,577	971,508
6411	Poles Expense	69	39	30
6421	Aerial Cable Expense	4,860,241	2,615,109	1,977,999
6512	Provisioning Expense	(9,276)	(12,880)	(2,787)
6532	Network Administration Expense	1,660,973	927,472	592,757
6533	Testing Expense	668	374	238
6534	Plant Operations Administration Expense	5,800,886	2,984,060	1,892,611
6535	Engineering Expense	1,540,245	718,243	457,768
6611	Product Management	14,073,896	7,860,473	4,980,170
6613	Product Advertising	13,428,821	6,860,487	4,346,854
6621	Call Completion Services	623,799	356,835	231,027
6622	Number Services	819,644	468,965	305,040
6623	Customer Services	3,501,612	1,999,197	1,507,000
6720	General And Administrative	35,214,154	19,565,658	13,174,882
6726	Procurement	(359,663)	(194,040)	(130,660)
6727	Research And Development	7,706	4,580	3,084
6728	Other General And Administrative	18,128	-	-
7100	Other Operating Income And Expenses	545	282	205
7240	Operating Other Taxes	51,109	27,805	16,500
7300	Nonoperating Income And Expense	384	221	29
		<u>108,997,596</u>	<u>54,502,853</u>	<u>32,408,919</u>

**AMOUNTS CHARGED BY VERIZON NORTHWEST INC. TO
 VERIZON SERVICES CORP.**
 (Whole Dollars)

FCC Acct No.	Account Description	Total Company	Total Washington	Washington Intrastate
5200	Miscellaneous Revenue	855,425	492,776	195,517
5264	Other Incidental Regulated Revenue	12,688	3,292	1,306
6112	Motor Vehicle Expense	(44,679)	(21,369)	(12,670)
6114	Tools and Other Work Equipment Expense	(9,960)	(4,494)	(2,724)
6121	Land And Building Expense	(335,198)	(201,703)	(139,082)
6122	Furniture And Artworks Expense	(15,845)	(4,724)	(3,275)
6123	Office Equipment Expense	(47,958)	(28,617)	(19,648)
6533	Testing Expense	(488,095)	(488,095)	(310,564)
6623	Customer Services	(2,334,847)	-	-
6728	Other General And Administrative	(452,185)	-	-
7240	Operating Other Taxes	(30,182)	(16,306)	(9,676)
B000	Nonregulated Expense	(1,440,423)	(313,111)	-
		<u>(4,331,259)</u>	<u>(582,351)</u>	<u>(300,817)</u>

**AMOUNTS CHARGED BY
 VERIZON SERVICES OPERATIONS INC.
 TO VERIZON NORTHWEST INC.**
 (Whole Dollars)

FCC Acct No.	Account Description	Total Company	Total Washington	Washington Intrastate
6112	Motor Vehicle Expense	28,303	12,954	7,681
6113	Aircraft Expense	3,436	1,889	1,136
6114	Tools and Other Work Equipment Expense	6,522	-	-
6121	Land And Building Expense	32,300	17,752	12,241
6122	Furniture And Artworks Expense	169	8	6
6124	General Purpose Computers Expense	17,993	9,930	6,837
6212	Digital Electronic Expense	(397)	(218)	(158)
6232	Circuit Equipment Expense	(248)	(178)	(128)
6362	Other Terminal Equipment Expense	(1,327)	(729)	(97)
6421	Aerial Cable Expense	(1,545)	(850)	(643)
6422	Underground Cable Expense	(398)	(219)	(166)
6423	Buried Cable Expense	(867)	(478)	(362)
6512	Provisioning Expense	37,878	20,787	4,497
6531	Power Expense	19,590	10,770	6,874
6534	Plant Operations Administration Expense	6,711	3,692	2,342
6611	Product Management	278	153	97
6623	Customer Services	857,700	474,465	357,653
6720	General And Administrative	626,637	347,575	234,046
6726	Procurement	142,436	78,345	52,755
		<u>1,775,171</u>	<u>975,648</u>	<u>684,610</u>

**AMOUNTS CHARGED BY VERIZON NORTHWEST INC. TO
 VERIZON SERVICES OPERATIONS INC.**

FCC Acct No.	Account Description	Total Company	Total Washington	Washington Intrastate
		-	-	-

AMOUNTS CHARGED BY
 VERIZON SOUTH INC.
 TO VERIZON NORTHWEST INC.
 (Whole Dollars)

FCC Acct No.	Account Description	Total Company	Total Washington	Washington Intrastate
1438	Deferred Maintenance And Retirements	10,093	8,710	-
2003	Telecommunications Plant Under Construction	(42,893)	(36,594)	(21,094)
2124	General Purpose Computers	33	33	25
2212	Digital Electronic Switching	1,161	(832)	(711)
2220	Operator Systems	1,678	1,444	1,425
2232	Circuit Equipment	198,877	162,831	95,308
2362	Other Terminal Equipment	3	3	2
2411	Poles	6,881	6,637	4,735
2421	Aerial Cable	22,469	21,137	15,098
2422	Underground Cable	23,680	22,076	15,723
2423	Buried Cable	432,510	416,618	297,246
2441	Conduit Systems	6,731	6,436	4,586
2690	Intangibles	30	30	22
6112	Motor Vehicle Expense	497	404	240
6121	Land And Building Expense	229	72	50
6123	Office Equipment Expense	1,544	720	494
6124	General Purpose Computers Expense	2,087	1,069	736
6212	Digital Electronic Expense	189,732	132,312	96,143
6220	Operator Systems Expense	164	121	88
6232	Circuit Equipment Expense	59,459	41,746	29,969
6311	Station Apparatus Expense	43,071	24,419	-
6341	Large Private Branch Exchange Expense	48,986	26,092	-
6351	Public Telephone Terminal Equipment Expense	443	362	-
6362	Other Terminal Equipment Expense	(18,219)	(20,778)	(2,753)
6411	Poles Expense	682	673	510
6421	Aerial Cable Expense	2,117	1,891	1,430
6422	Underground Cable Expense	248	172	130
6423	Buried Cable Expense	25,483	15,567	11,776
6532	Network Administration Expense	91,702	23,840	15,236
6533	Testing Expense	(5,567)	21,399	13,616
6534	Plant Operations Administration Expense	367,662	116,351	73,794
6535	Engineering Expense	36,174	16,524	10,531
6611	Product Management	12,237	4,455	2,823
6621	Call Completion Services	(127,073)	7,766	5,028
6622	Number Services	253,335	64,909	42,220
6623	Customer Services	422,866	205,035	154,556
6720	General And Administrative	40,906	14,945	10,063
6726	Procurement	7	-	-
7240	Operating Other Taxes	583	307	182
		<u>2,110,608</u>	<u>1,308,902</u>	<u>879,230</u>

**AMOUNTS CHARGED BY VERIZON NORTHWEST INC. TO
 VERIZON SOUTH INC.**

(Whole Dollars)

FCC Acct No.	Account Description	Total Company	Total Washington	Washington Intrastate
1350	Other Current Assets	(145,707)	-	-
1438	Deferred Maintenance And Retirements	48,314	30,257	-
2003	Telecommunications Plant Under Construction	16,415	21,132	12,181
2121	Buildings	5	-	-
2124	General Purpose Computers	5	5	4
2212	Digital Electronic Switching	18,511	12,851	10,980
2220	Operator Systems	261	-	-
2231	Radio Systems	9	9	5
2232	Circuit Equipment	176,766	112,463	65,827
2362	Other Terminal Equipment	122	97	69
2411	Poles	3,856	1,985	1,416
2421	Aerial Cable	16,447	7,166	5,119
2422	Underground Cable	61,026	40,093	28,556
2423	Buried Cable	30,819	10,433	7,444
2441	Conduit Systems	8,907	6,220	4,432
2690	Intangibles	123	123	91
5240	Rent Revenue	32,610	18,598	7,379
6112	Motor Vehicle Expense	560	(568)	(337)
6114	Tools and Other Work Equipment Expense	(349)	(173)	(105)
6121	Land And Building Expense	(15,759)	(3,475)	(2,396)
6122	Furniture And Artworks Expense	(593)	(170)	(118)
6123	Office Equipment Expense	15,362	12,780	8,774
6124	General Purpose Computers Expense	700	697	480
6212	Digital Electronic Switching	121,620	78,830	57,281
6220	Operator Systems Expense	23	23	17
6231	Radio Systems Expense	1,137	75	54
6232	Circuit Equipment Expense	87,341	66,930	48,048
6311	Station Apparatus Expense	29,974	3,024	-
6341	Large Private Branch Exchange Expense	61,858	26,439	-
6351	Public Telephone Terminal Equipment Expense	1,871	1,518	-
6362	Other Terminal Equipment Expense	41,000	31,099	4,120
6411	Poles Expense	328	257	195
6421	Aerial Cable Expense	1,270	712	539
6422	Underground Cable Expense	2,362	1,533	1,160
6423	Buried Cable Expense	2,267	1,407	1,064
6426	Intrabuilding Network Cable Expense	633	633	462
6441	Conduit Systems Expense	36	36	27
6532	Network Administration Expense	3,334	1,602	1,024
6533	Testing Expense	1,461	1,021	650
6534	Plant Operations Administration Expense	50,551	39,323	24,940
6535	Engineering Expense	19,134	14,443	9,205
6611	Product Management	773	623	395
6623	Customer Services	1,025	723	545
7240	Operating Other Taxes	(1,021)	(619)	(367)
		<u>695,387</u>	<u>540,155</u>	<u>299,159</u>

**AMOUNTS CHARGED BY
 GTE SOUTHWEST INCORPORATED
 TO VERIZON NORTHWEST INC.**
 (Whole Dollars)

FCC Acct No.	Account Description	Total Company	Total Washington	Washington Intrastate
1220	Inventories	5,478	1,294	1,836
1438	Deferred Maintenance And Retirements	2,598	2,712	-
2003	Telecommunications Plant Under Construction	334	(177)	(102)
2124	General Purpose Computers	1,733	1,087	826
2212	Digital Electronic Switching	8,795	6,124	5,232
2220	Operator Systems	3,742	3,170	3,128
2231	Radio Systems	2,974	1,838	1,074
2232	Circuit Equipment	348,392	209,776	122,786
2362	Other Terminal Equipment	19,183	10,245	7,237
2411	Poles	(106)	(106)	(76)
2421	Aerial Cable	1,091	113	81
2422	Underground Cable	(43)	(147)	(105)
2423	Buried Cable	314,965	90,981	64,913
2441	Conduit Systems	(450)	(450)	(321)
2690	Intangibles	16	10	7
6121	Land And Building Expense	6,932	319	220
6123	Office Equipment Expense	1,482	838	575
6124	General Purpose Computers Expense	1,228	2,718	1,871
6212	Digital Electronic Expense	399,996	276,456	200,883
6220	Operator Systems Expense	16	13	9
6231	Radio Systems Expense	3	3	2
6232	Circuit Equipment Expense	204,139	139,524	100,162
6311	Station Apparatus Expense	205	47	-
6341	Large Private Branch Exchange Expense	15	9	-
6351	Public Telephone Terminal Equipment Expense	2,138	1,741	-
6362	Other Terminal Equipment Expense	577,037	93,095	12,333
6421	Aerial Cable Expense	7,182	1,219	922
6422	Underground Cable Expense	676	336	254
6423	Buried Cable Expense	36,214	9,367	7,086
6531	Power Expense	13,205	1	1
6532	Network Administration Expense	26,722	221,502	141,564
6533	Testing Expense	(41,384)	49,046	31,207
6534	Plant Operations Administration Expense	813,537	270,163	171,348
6535	Engineering Expense	96,012	40,037	25,517
6611	Product Management	42,296	22,240	14,091
6621	Call Completion Services	(192,951)	16,449	10,650
6622	Number Services	(360,155)	-	-
6623	Customer Services	613,939	92,856	69,995
6720	General And Administrative	(150,115)	(95,958)	(64,615)
6726	Procurement	(81)	33	22
7240	Operating Other Taxes	6,997	3,099	1,839
B000	Nonregulated Expense	16,028	6,608	-
		<u>2,830,015</u>	<u>1,478,231</u>	<u>932,454</u>

**AMOUNTS CHARGED BY VERIZON NORTHWEST INC. TO
 GTE SOUTHWEST INCORPORATED**
 (Whole Dollars)

FCC Acct No.	Account Description	Total Company	Total Washington	Washington Intrastate
1350	Other Current Assets	(25,474)	-	-
1438	Deferred Maintenance And Retirements	1,739	1,242	-
2003	Telecommunications Plant Under Construction	34,990	19,675	11,342
2121	Buildings	8	-	-
2212	Digital Electronic Switching	8,378	(3,497)	(2,988)
2220	Operator Systems	7	-	-
2232	Circuit Equipment	232,153	169,585	99,261
2362	Other Terminal Equipment	329	257	182
2411	Poles	244	111	79
2421	Aerial Cable	7,299	4,466	3,190
2422	Underground Cable	8,284	4,996	3,558
2423	Buried Cable	269,103	58,085	41,442
2441	Conduit Systems	807	285	203
5200	Miscellaneous Revenue	229,880	194,293	77,089
6112	Motor Vehicle Expense	(10,509)	(8,445)	(5,007)
6114	Tools and Other Work Equipment Expense	(2,370)	(1,843)	(1,117)
6121	Land And Building Expense	(63,990)	(36,922)	(25,459)
6122	Furniture And Artworks Expense	(3,061)	(1,805)	(1,251)
6123	Office Equipment Expense	(12,946)	(11,074)	(7,603)
6212	Digital Electronic Expense	212,952	130,645	94,932
6220	Operator Systems Expense	73	69	50
6231	Radio Systems Expense	2,957	268	193
6232	Circuit Equipment Expense	161,775	125,948	90,416
6311	Station Apparatus Expense	569	-	-
6341	Large Private Branch Exchange Expense	1,518	603	-
6351	Public Telephone Terminal Equipment Expense	1,599	1,352	-
6362	Other Terminal Equipment Expense	5,548	358	47
6411	Poles Expense	15	-	-
6421	Aerial Cable Expense	571	26	20
6422	Underground Cable Expense	147	37	28
6423	Buried Cable Expense	843	201	152
6426	Intrabuilding Network Cable Expense	1,546	1,546	1,128
6532	Network Administration Expense	714	36	23
6533	Testing Expense	3,617	2,423	1,542
6534	Plant Operations Administration Expense	48,070	28,927	18,347
6535	Engineering Expense	4,176	816	520
6611	Product Management	21	21	13
6623	Customer Services	674	497	375
7240	Operating Other Taxes	(7,657)	(6,480)	(3,845)
		<u>1,114,599</u>	<u>676,702</u>	<u>396,860</u>

**AMOUNTS CHARGED BY
 VERIZON WEST COAST INC.
 TO VERIZON NORTHWEST INC.**
 (Whole Dollars)

FCC Acct No.	Account Description	Total Company	Total Washington	Washington Intrastate
6121	Land And Building Expense	3,567	(14,276)	(9,844)
6123	Office Equipment Expense	-	45	31
6124	General Purpose Computers Expense	(105)	70,928	48,833
6232	Circuit Equipment Expense	(1)	12,624	9,063
6351	Public Telephone Terminal Equipment Expense	7,799	7,799	-
6362	Other Terminal Equipment Expense	1,789,571	1,360,741	180,263
6531	Power Expense	9,364	247	158
6532	Network Administration Expense	(39,597)	458,284	292,894
6533	Testing Expense	1,954	169,368	107,765
6534	Plant Operations Administration Expense	(6,571)	263,405	167,062
6535	Engineering Expense	1,087	35,133	22,392
6611	Product Management	37,740	62,843	39,816
6612	Sales	512	256	162
6621	Call Completion Services	(130,809)	20,928	13,549
6622	Number Services	(259,983)	190	124
6623	Customer Services	41,335	1,793,998	1,352,321
6720	General And Administrative	67,096	162,094	109,149
6724	Information Management	21,362	7,455	5,020
6726	Procurement	(9)	14,540	9,791
6728	Other General And Administrative	165,357	57,660	38,826
7240	Operating Other Taxes	614	(3,653)	(2,168)
7500	Interest And Related Items	1	3,000,042	2,166,259
B000	Nonregulated Expense	990,182	723	-
		<u>2,700,466</u>	<u>7,481,374</u>	<u>4,551,464</u>

**AMOUNTS CHARGED BY VERIZON NORTHWEST INC. TO
 VERIZON WEST COAST INC.**

(Whole Dollars)

FCC Acct No.	Account Description	Total Company	Total Washington	Washington Intrastate
1438	Deferred Maintenance And Retirements	(10,252)	(10,442)	-
2003	Telecommunications Plant Under Construction	19,232	4,465	2,574
2124	General Purpose Computers	39	39	30
2212	Digital Electronic Switching	3,028	244	208
2232	Circuit Equipment	14,815	3,098	1,813
2362	Other Terminal Equipment	1,680	(91)	(64)
2411	Poles	25,610	2,656	1,895
2421	Aerial Cable	43,728	8,412	6,009
2422	Underground Cable	63,870	15,428	10,988
2423	Buried Cable	52,325	4,859	3,467
2441	Conduit Systems	4,794	2,751	1,960
5200	Miscellaneous Revenue	3,812	3,812	1,512
5240	Rent Revenue	5,035	3,246	1,288
6112	Motor Vehicle Expense	13,879	(23,799)	(14,111)
6114	Tools and Other Work Equipment Expense	34,684	274	166
6121	Land And Building Expense	(110,612)	(577,208)	(398,007)
6122	Furniture And Artworks Expense	(18,747)	(23,060)	(15,989)
6123	Office Equipment Expense	(55,373)	(94,811)	(65,095)
6124	General Purpose Computers Expense	(86,052)	(103,937)	(71,559)
6212	Digital Electronic Expense	(203,703)	(274,177)	(199,227)
6220	Operator Systems Expense	12,664	1,872	1,359
6231	Radio Systems Expense	1,950	-	-
6232	Circuit Equipment Expense	83,646	1,478	1,061
6311	Station Apparatus Expense	57	6	-
6341	Large Private Branch Exchange Expense	120	3	-
6362	Other Terminal Equipment Expense	33,818	5,825	772
6411	Poles Expense	3,250	406	308
6421	Aerial Cable Expense	99,136	10,831	8,192
6422	Underground Cable Expense	12,985	2,548	1,929
6423	Buried Cable Expense	66,874	20,813	15,744
6424	Submarine Cable Expense	16	-	-
6426	Intrabuilding Network Cable Expense	894	6	4
6441	Conduit Systems Expense	39	9	7
6532	Network Administration Expense	18,184	462	295
6533	Testing Expense	5,346	379	241
6534	Plant Operations Administration Expense	8,157	(3,611)	(2,290)
6535	Engineering Expense	1,155	-	-
6611	Product Management	44	-	-
6728	Other General And Administrative	314,301	(325,986)	(219,508)
7240	Operating Other Taxes	(2,828)	(32,694)	(19,401)
B000		32,580	160	-
		<u>494,180</u>	<u>(1,375,734)</u>	<u>(943,429)</u>

**AMOUNTS CHARGED BY
 VERIZON WEST VIRGINIA INC.
 TO VERIZON NORTHWEST INC.**
 (Whole Dollars)

FCC Acct No.	Account Description	Total Company	Total Washington	Washington Intrastate
6121	Land And Building Expense	7	4	3
6123	Office Equipment Expense	(20)	(11)	(8)
6212	Digital Electronic Expense	375	219	159
6232	Circuit Equipment Expense	15,405	8,999	6,460
6611	Product Management	41	22	14
6720	General And Administrative	(1,323)	(726)	(489)
		<u>14,485</u>	<u>8,507</u>	<u>6,140</u>

**AMOUNTS CHARGED BY VERIZON NORTHWEST INC. TO
 VERIZON WEST VIRGINIA INC.**
 (Whole Dollars)

FCC Acct No.	Account Description	Total Company	Total Washington	Washington Intrastate
1438	Deferred Maintenance And Retirements	46,684	27,679	-
2003	Telecommunications Plant Under Construction	13,691	14,991	8,641
2121	Buildings	1	-	-
2212	Digital Electronic Switching	1,172	825	705
2220	Operator Systems	7	-	-
2232	Circuit Equipment	48,379	37,269	21,814
2411	Poles	8,276	5,182	3,697
2421	Aerial Cable	22,006	9,127	6,520
2422	Underground Cable	84,008	56,263	40,073
2423	Buried Cable	43,708	13,770	9,825
2441	Conduit Systems	9,739	6,379	4,546
2690	Intangibles	5	5	4
5200	Miscellaneous Revenue	2,844	976	387
6112	Motor Vehicle Expense	(133)	(43)	(25)
6114	Tools and Other Work Equipment Expense	(33)	(9)	(5)
6121	Land And Building Expense	(1,804)	(186)	(128)
6122	Furniture And Artworks Expense	(66)	(9)	(6)
6123	Office Equipment Expense	(176)	(57)	(39)
6212	Digital Electronic Expense	5	3	2
6232	Circuit Equipment Expense	52	38	27
6351	Public Telephone Terminal Equipment Expense	2,269	1,860	-
6411	Poles Expense	754	683	518
6421	Aerial Cable Expense	3,055	1,938	1,466
6422	Underground Cable Expense	2,695	1,593	1,206
6423	Buried Cable Expense	3,978	2,807	2,123
6426	Intrabuilding Network Cable Expense	7	7	5
6441	Conduit Systems Expense	121	118	89
6532	Network Administration Expense	66	66	42
6534	Plant Operations Administration Expense	(61)	(143)	(91)
6535	Engineering Expense	4,046	2,651	1,690
6623	Customer Services	1,082	781	589
7240	Operating Other Taxes	(85)	(32)	(19)
		<u>296,292</u>	<u>184,532</u>	<u>103,654</u>

**AMOUNTS CHARGED BY
 CELCO PARTNERSHIP
 TO VERIZON NORTHWEST INC.**
 (Whole Dollars)

FCC Acct No.	Account Description	Total Company	Total Washington	Washington Intrastate
6123	Office Equipment Expense	1,988	808	555
6512	Provisioning Expense	5,747	4,481	969
6533	Testing Expense	2,896	953	606
6534	Plant Operations Administration Expense	71,936	41,722	26,462
6535	Engineering Expense	2,501	2,501	1,594
6540	Access Expense	11,885	9,040	3,675
6623	Customer Services	670	135	102
6720	General And Administrative	167,248	69,613	46,875
		<u>264,871</u>	<u>129,253</u>	<u>80,838</u>

**AMOUNTS CHARGED BY VERIZON NORTHWEST INC. TO
 CELCO PARTNERSHIP**
 (Whole Dollars)

FCC Acct No.	Account Description	Total Company	Total Washington	Washington Intrastate
5200	Miscellaneous Revenue	860,377	439,301	174,300
5240	Rent Revenue	26,721	13,953	5,536
5264	Other Incidental Regulated Revenue	908	475	188
5280	Nonregulated Operating Revenue	2,904,041	1,679,661	-
6121	Land And Building Expense	(299)	-	-
6611	Product Management	(290)	(290)	(184)
6612	Sales	(21,031)	(9,927)	(6,289)
6623	Customer Services	(29,768)	(29,755)	(22,429)
6711	Executive	(49)	(49)	(33)
6712	Planning	(9)	(9)	(6)
6721	Accounting And Finance	(135)	(135)	(91)
6722	External Relations	(107)	(107)	(72)
6723	Human Resources	(93)	(93)	(63)
6724	Information Management	(475)	(475)	(320)
6725	Legal	(25)	(25)	(17)
6726	Procurement	(11)	(11)	(7)
6728	Other General And Administrative	(28,599)	(23,765)	(16,003)
7240	Operating Other Taxes	(122)	(58)	(34)
		<u>3,711,034</u>	<u>2,068,691</u>	<u>134,476</u>

Verizon Northwest Inc.
Common Officers and Directors
As of December 31, 2009

Cellco Partnership (d/b/a Verizon Wireless)

Officers - None

GTE Southwest Incorporated (d/b/a Verizon Southwest)

Directors

Trinidad Aguirre Director

Effective: 7/1/2006

End Date:

Francis J. Shammo Director

Effective: 10/7/2009

End Date:

Officers

Trinidad Aguirre President

Effective: 9/1/2007

End Date:

Sandra Anderson Assistant Controller

Effective: 1/20/2009

End Date:

Robert J. Burden Vice President-Taxes

Effective: 9/1/2008

End Date:

Rosalynn Christian Assistant Secretary

Effective: 9/28/1998

End Date:

Scott L. Cordy Vice President-Taxes

Effective: 10/31/2008

End Date:

Verizon Northwest Inc.
Common Officers and Directors
As of December 31, 2009

GTE Southwest Incorporated (d/b/a Verizon Southwest) (cont)

Janet M. Garrity

Assistant Treasurer

Effective: 8/1/2001

End Date:

Holyce E. Hess Groos

**Senior Vice President-Finance and Assistant
Treasurer**

Effective: 11/6/2009

End Date:

Richard P. Jankun

Vice President-Taxes

Effective: 9/1/2001

End Date:

David S. Kauffman

Assistant Secretary

Effective: 12/4/1997

End Date:

Mark F.A. Kearns

Controller

Effective: 11/14/2008

End Date: 3/14/2010

Gary Leake

Vice President-Taxes

Effective: 5/1/2009

End Date:

Richard R. Masching

Vice President-Taxes

Effective: 9/1/2001

End Date:

Neil D. Olson

Treasurer

Effective: 8/1/2001

End Date:

Jane A. Schapker

Assistant Secretary

Effective: 4/21/2004

End Date:

Verizon Northwest Inc.
Common Officers and Directors
As of December 31, 2009

GTE Southwest Incorporated (d/b/a Verizon Southwest) (cont)

Francis J. Shammo **Chief Executive Officer**

Effective: 10/7/2009

End Date:

Michael T. Stefanski **Chief Financial Officer**

Effective: 3/9/2009

End Date:

Verizon Business Global LLC

Directors

Francis J. Shammo **Director**

Effective: 3/1/2009

End Date:

Michael T. Stefanski **Director**

Effective: 11/10/2009

End Date:

Officers

Robert J. Burden **Vice President - Taxes**

Effective: 11/1/2008

End Date:

Scott L. Cordy **Vice President - Taxes**

Effective: 11/10/2009

End Date:

Janet M. Garrity **Assistant Treasurer**

Effective: 11/1/2008

End Date:

Holyce E. Hess Groos **Treasurer**

Effective: 11/10/2009

End Date:

Verizon Northwest Inc.
Common Officers and Directors
As of December 31, 2009

Verizon Business Global LLC (cont)

Richard P. Jankun

Vice President - Taxes

Effective: 11/1/2008
End Date:

Neil D. Olson

Assistant Treasurer

Effective: 1/6/2006
End Date:

Jane A. Schapker **Assistant Secretary**

Effective: 11/1/2008
End Date:

Francis J. Shammo

President

Effective: 3/1/2009
End Date:

Michael T. Stefanski

Senior Vice President and Chief Financial Officer

Effective: 11/10/2009
End Date:

Verizon California Inc.

Directors

Trinidad Aguirre

Director

Effective: 10/31/2008
End Date:

Timothy J. McCallion

Director

Effective: 10/31/2000
End Date:

Francis J. Shammo

Director

Effective: 10/7/2009
End Date:

Verizon Northwest Inc.
Common Officers and Directors
As of December 31, 2009

Verizon California Inc. (cont)

Officers

Trinidad Aguirre

Effective: 5/1/2009
End Date:

Area President - Regional Operations

Sandra Anderson

Effective: 1/20/2009
End Date:

Assistant Controller

Robert J. Burden

Effective: 9/1/2008
End Date:

Vice President-Taxes

Rosalynn Christian

Effective: 9/28/1998
End Date:

Assistant Secretary

Scott L. Cordy

Effective: 10/31/2008
End Date:

Vice President-Taxes

Janet M. Garrity

Effective: 8/1/2001
End Date:

Assistant Treasurer

Holyce E. Hess Groos

Effective: 11/6/2009
End Date:

Senior Vice President-Finance and Assistant Treasurer

Richard P. Jankun

Effective: 9/1/2001
End Date:

Vice President-Taxes

David S. Kauffman

Effective: 9/1/1997
End Date:

Assistant Secretary

Verizon Northwest Inc.
Common Officers and Directors
As of December 31, 2009

Verizon California Inc. (cont)

Mark F.A. Kearns

Controller

Effective: 11/14/2008
End Date: 3/14/2010

Gary Leake Vice President-Taxes

Effective: 5/1/2009
End Date:

Richard R. Masching

Vice President-Taxes

Effective: 9/1/2001
End Date:

Timothy J. McCallion

President

Effective: 9/1/2000
End Date:

Neil D. Olson

Treasurer

Effective: 8/1/2001
End Date:

Jane A. Schapker

Assistant Secretary

Effective: 5/16/2004
End Date:

Margaret Serjak

Vice President-California Region

Effective: 12/6/2004
End Date:

Francis J. Shammo

Chief Executive Officer

Effective: 10/7/2009
End Date:

Michael T. Stefanski

Chief Financial Officer

Effective: 3/9/2009
End Date:

Verizon Northwest Inc.
Common Officers and Directors
As of December 31, 2009

Verizon Corporate Resources Group LLC

Directors - None

Officers

Rosalynn Christian

Effective: 6/16/2008

End Date:

Assistant Secretary

Scott L. Cordy

Effective: 9/18/2009

End Date:

Vice President - Taxes

Janet M. Garrity

Effective: 6/16/2008

End Date:

Treasurer

Richard P. Jankun

Effective: 6/16/2008

End Date:

Vice President - Taxes

Richard R. Masching

Effective: 6/16/2008

End Date:

Vice President - Taxes

Neil D. Olson

Effective: 6/16/2008

End Date:

Assistant Treasurer

Jane A. Schapker

Effective: 6/16/2008

End Date:

Assistant Secretary

Verizon Northwest Inc.
Common Officers and Directors
As of December 31, 2009

Verizon Corporate Services Corp.

Directors - None

Officers

Robert J. Burden

Effective: 9/29/2008

End Date:

Vice President - Taxes

Rosalynn Christian

Effective: 11/22/2003

End Date:

Assistant Secretary

Scott L. Cordy

Effective: 9/29/2008

End Date:

Vice President - Taxes

Janet M. Garrity

Effective: 8/12/2002

End Date:

Treasurer

Richard P. Jankun

Effective: 12/31/2001

End Date:

Vice President - Taxes

Richard R. Masching

Effective: 12/31/2001

End Date:

Vice President - Taxes

Neil D. Olson

Effective: 8/12/2002

End Date:

Assistant Treasurer

Jane A. Schapker

Effective: 3/4/2004

Assistant Secretary

Verizon Northwest Inc.
Common Officers and Directors
As of December 31, 2009

End Date:

Verizon Corporate Services Group Inc.

Directors - None

Officers

Robert J. Burden		Vice President-Taxes
Effective:	9/1/2008	
End Date:		
Rosalynn Christian		Assistant Secretary
Effective:	11/22/2003	
End Date:		
Scott L. Cordy		Vice President - Taxes
Effective:	12/3/2009	
End Date:		
Janet M. Garrity		Treasurer
Effective:	11/26/2001	
End Date:		
Richard P. Jankun		Vice President-Taxes
Effective:	9/1/2001	
End Date:		
Richard R. Masching		Vice President-Taxes
Effective:	9/1/2001	
End Date:		
Neil D. Olson		Assistant Treasurer
Effective:	4/13/2001	
End Date:		
Jane A. Schapker		Assistant Secretary
Effective:	3/4/2004	
End Date:		

Verizon Northwest Inc.
Common Officers and Directors
As of December 31, 2009

Verizon Data Services LLC

Directors - None

Officers

Robert J. Burden

Effective: 9/1/2008
End Date:

Vice President-Taxes

Scott L. Cordy

Effective: 3/16/2009
End Date:

Vice President-Taxes

Janet M. Garrity

Effective: 9/25/2001
End Date:

Treasurer

Richard P. Jankun

Effective: 10/2/2006
End Date:

Vice President-Taxes

Gary Leake

Effective: 4/20/2009
End Date:

Vice President-Taxes

Richard R. Masching

Effective: 6/10/2002
End Date:

Vice President-Taxes

Neil D. Olson

Effective: 9/25/2001
End Date:

Assistant Treasurer

Jane A. Schapker

Effective: 9/21/2009
End Date:

Secretary

Verizon Northwest Inc.
Common Officers and Directors
As of December 31, 2009

Verizon Florida LLC

Directors

Trinidad Aguirre

Effective: 10/31/2008
End Date:

Manager

Francis J. Shammo

Effective: 10/7/2009
End Date:

Manager

Officers

Trinidad Aguirre

Effective: 5/1/2009
End Date:

Area President - Regional Operations

Sandra Anderson

Effective: 1/20/2009
End Date:

Assistant Controller

Robert J. Burden

Effective: 9/1/2008
End Date:

Vice President-Taxes

Rosalynn Christian

Effective: 9/28/1998
End Date:

Assistant Secretary

Scott L. Cordy

Effective: 10/31/2008
End Date:

Vice President-Taxes

Janet M. Garrity

Effective: 8/1/2001
End Date:

Assistant Treasurer

Holyce E. Hess Groos

Effective: 11/6/2009
End Date:

Senior Vice President-Finance and Assistant Treasurer

Verizon Northwest Inc.
Common Officers and Directors
As of December 31, 2009

Verizon Florida LLC (cont)

Richard P. Jankun

Effective: 9/1/2001
End Date:

Vice President-Taxes

David S. Kauffman

Effective: 12/4/1997
End Date:

Assistant Secretary

Mark F.A. Kearns

Effective: 11/14/2008
End Date: 3/14/2010

Controller

Gary Leake

Effective: 5/1/2009
End Date:

Vice President-Taxes

Richard R. Masching

Effective: 9/1/2001
End Date:

Vice President-Taxes

Neil D. Olson

Effective: 8/1/2001
End Date:

Treasurer

Jane A. Schapker

Effective: 4/15/2004
End Date:

Assistant Secretary

Francis J. Shammo

Effective: 10/7/2009
End Date:

Chief Executive Officer and President

Michael T. Stefanski

Effective: 3/9/2009
End Date:

Chief Financial Officer

Verizon Northwest Inc.
Common Officers and Directors
As of December 31, 2009

Verizon Global Networks Inc.

Directors - None

Officers

Robert J. Burden

Effective: 9/12/2008

End Date:

Vice President - Taxes

Richard P. Jankun

Effective: 9/12/2008

End Date:

Vice President - Taxes

Verizon Northwest Inc.
Common Officers and Directors
As of December 31, 2009

Verizon Long Distance LLC

Directors - None

Officers

Sandra Anderson

Effective: 8/21/2009
End Date:

Vice President

Robert J. Burden

Effective: 9/1/2008
End Date:

Vice President - Taxes

Scott L. Cordy

Effective: 12/7/2009
End Date:

Vice President - Taxes

Janet M. Garrity

Effective: 7/11/2008
End Date:

Treasurer

Richard P. Jankun

Effective: 9/1/2008
End Date:

Vice President - Taxes

Neil D. Olson

Effective: 7/11/2008
End Date:

Assistant Treasurer

Verizon Northwest Inc.
Common Officers and Directors
As of December 31, 2009

Verizon Maryland Inc.

Directors

Francis J. Shammo

Director

Effective: 10/7/2009

End Date:

Officers

Sandra Anderson

Assistant Controller

Effective: 1/19/2009

End Date:

Robert J. Burden

Vice President - Taxes

Effective: 9/1/2008

End Date:

Scott L. Cordy

Vice President - Taxes

Effective: 10/31/2008

End Date:

Janet M. Garrity

Assistant Treasurer

Effective: 9/1/1994

End Date:

Holyce E. Hess Groos

**Senior Vice President - Finance and Assistant
Treasurer**

Effective: 11/6/2009

End Date:

Richard P. Jankun

Vice President - Taxes

Effective: 12/31/2001

End Date:

David S. Kauffman

Assistant Secretary

Effective: 8/15/2001

End Date:

Verizon Northwest Inc.
Common Officers and Directors
As of December 31, 2009

Verizon Maryland Inc. (cont)

Mark F.A. Kearns

Effective: 11/14/2008
End Date: 3/14/2010

Controller

Richard R. Masching

Effective: 12/31/2001
End Date:

Vice President - Taxes

Neil D. Olson

Effective: 5/1/2003
End Date:

Vice President and Treasurer

Francis J. Shammo

Effective: 10/7/2009
End Date:

Chief Executive Officer

Michael T. Stefanski

Effective: 3/9/2009
End Date:

Chief Financial Officer

Verizon Northwest Inc.
Common Officers and Directors
As of December 31, 2009

Verizon New York Inc.

Directors

Francis J. Shammo

Director

Effective: 10/7/2009

End Date:

Michael T. Stefanski

Director

Effective: 3/9/2009

End Date:

Officers

Sandra Anderson

Assistant Controller

Effective: 1/19/2009

End Date:

Robert J. Burden

Vice President - Taxes

Effective: 9/1/2008

End Date:

Scott L. Cordy

Vice President-Taxes

Effective: 10/31/2008

End Date:

Janet M. Garrity

Assistant Treasurer

Effective: 1/28/1998

End Date:

Holyce E. Hess Groos

Senior Vice President - Finance and Treasurer

Effective: 11/6/2009

End Date:

Richard P. Jankun

Vice President - Taxes

Effective: 12/5/2002

End Date:

Verizon Northwest Inc.
Common Officers and Directors
As of December 31, 2009

Verizon New York Inc. (cont)

David S. Kauffman

Assistant Secretary

Effective: 8/15/2001

End Date:

Mark F.A. Kearns

Controller

Effective: 11/14/2008

End Date: 3/14/2010

Richard R. Masching

Vice President - Taxes

Effective: 12/5/2002

End Date:

Neil D. Olson

Assistant Treasurer

Effective: 1/28/1998

End Date:

Jane A. Schapker

Assistant Secretary

Effective: 2/25/2004

End Date:

Francis J. Shammo

Chief Executive Officer

Effective: 10/7/2009

End Date:

Michael T. Stefanski

Chief Financial Officer

Effective: 3/9/2009

End Date:

Verizon Northwest Inc.
Common Officers and Directors
As of December 31, 2009

Verizon North Inc.

Directors

Trinidad Aguirre

Director

Effective: 12/19/2007
End Date:

Francis J. Shammo

Director

Effective: 10/7/2009
End Date:

Officers

Trinidad Aguirre

Area President - Regional Operations

Effective: 5/1/2009
End Date:

Sandra Anderson

Assistant Controller

Effective: 1/20/2009
End Date:

Robert J. Burden

Vice President-Taxes

Effective: 9/1/2008
End Date:

Rosalynn Christian

Assistant Secretary

Effective: 9/28/1998
End Date:

Scott L. Cordy

Vice President-Taxes

Effective: 10/31/2008
End Date:

Janet M. Garrity

Assistant Treasurer

Effective: 8/1/2001
End Date:

Verizon Northwest Inc.
Common Officers and Directors
As of December 31, 2009

Verizon North Inc. (cont)

Holyce E. Hess Groos

Effective: 11/6/2009

End Date:

**Senior Vice President-Finance and Assistant
Treasurer**

Richard P. Jankun

Effective: 9/1/2001

End Date:

Vice President-Taxes

David S. Kauffman

Effective: 10/16/1997

End Date:

Assistant Secretary

Mark F.A. Kearns

Effective: 11/14/2008

End Date: 3/14/2010

Controller

Gary Leake

Effective: 5/1/2009

End Date:

Vice President-Taxes

Richard R. Masching

Effective: 9/1/2001

End Date:

Vice President-Taxes

Neil D. Olson

Effective: 8/1/2001

Treasurer

Jane A. Schapker

Effective: 4/15/2004

End Date:

Assistant Secretary

Francis J. Shammo

Effective: 10/7/2009

End Date:

Chief Executive Officer

Michael T. Stefanski

Effective: 3/9/2009

End Date:

Chief Financial Officer

Verizon Northwest Inc.
Common Officers and Directors
As of December 31, 2009

Verizon Online LLC

Directors - None

Officers

Robert J. Burden

Effective: 9/1/2008
End Date:

Vice President - Taxes

Rosalynn Christian

Effective: 1/1/2009
End Date:

Assistant Secretary

Scott L. Cordy

Effective: 1/1/2009
End Date:

Vice President-Taxes

Janet M. Garrity

Effective: 1/23/2004
End Date:

Treasurer

Richard P. Jankun

Effective: 12/31/2001
End Date:

Vice President - Taxes

Gary Leake

Effective: 5/20/2009
End Date:

Vice President - Taxes

Richard R. Masching

Effective: 12/31/2001
End Date:

Vice President - Taxes

Verizon Northwest Inc.
Common Officers and Directors
As of December 31, 2009

Verizon Select Services Inc.

Directors - None

Officers

Sandra Anderson

Effective: 8/24/2009

End Date:

Vice President

Robert J. Burden

Effective: 9/1/2008

End Date:

Vice President-Taxes

Scott L. Cordy

Effective: 12/1/2009

End Date:

Vice President - Taxes

Richard P. Jankun

Effective: 9/1/2008

End Date:

Vice President-Taxes

Jane A. Schapker

Effective: 1/16/2009

End Date:

Secretary

Verizon Northwest Inc.
Common Officers and Directors
As of December 31, 2009

Verizon Services Corp.

Directors

Mark F.A. Kearns

Director

Effective: 1/14/2009
End Date: 1/19/2010

Francis J. Shammo

Director

Effective: 10/7/2009
End Date:

Officers

Robert J. Burden

Vice President - Taxes

Effective: 1/15/2009
End Date:

Scott L. Cordy

Vice President - Taxes

Effective: 1/15/2009
End Date:

Janet M. Garrity

Assistant Treasurer

Effective: 12/15/1995
End Date:

Holyce E. Hess Groos

**Senior Vice President - Finance and Assistant
Treasurer**

Effective: 11/6/2009
End Date:

Richard P. Jankun

Vice President - Taxes

Effective: 12/31/2001
End Date:

Mark F.A. Kearns

Controller

Effective: 1/15/2009
End Date: 1/19/2010

Verizon Northwest Inc.
Common Officers and Directors
As of December 31, 2009

Verizon Services Corp. (cont)

Richard R. Masching

Vice President - Taxes

Effective: 12/31/2001

End Date:

Neil D. Olson Treasurer

Effective: 1/19/2001

End Date:

Jane A. Schapker

Secretary

Effective: 3/3/2004

End Date:

Francis J. Shammo

President and Chief Executive Officer

Effective: 10/7/2009

End Date:

Verizon Northwest Inc.
Common Officers and Directors
As of December 31, 2009

Verizon Services Operations Inc.

Directors - None

Officers

Robert J. Burden

Effective: 10/13/2008

End Date:

Vice President - Taxes

Scott L. Cordy

Effective: 10/13/2008

End Date:

Vice President - Taxes

Janet M. Garrity

Effective: 8/25/2006

End Date:

Treasurer

Richard P. Jankun

Effective: 8/25/2006

End Date:

Vice President - Taxes

Richard R. Masching

Effective: 8/25/2006

End Date:

Vice President - Taxes

Neil D. Olson

Effective: 8/25/2006

End Date:

Assistant Treasurer

Jane A. Schapker

Effective: 8/25/2006

End Date:

Secretary

Verizon Northwest Inc.
Common Officers and Directors
As of December 31, 2009

Verizon Services Organization Inc.

Directors - None

Mark F.A. Kearns

Director

Effective: 11/14/2008

End Date: 2/23/2010

Officers

Robert J. Burden

Vice President-Taxes

Effective: 9/1/2008

End Date:

Scott L. Cordy

Vice President-Taxes

Effective: 3/16/2009

End Date:

Janet M. Garrity

Treasurer

Effective: 5/14/2002

End Date:

Richard P. Jankun

Vice President-Taxes

Effective: 9/1/2001

End Date:

Gary Leake

Vice President-Taxes

Effective: 4/20/2009

End Date:

Richard R. Masching

Vice President-Taxes

Effective: 9/1/2001

End Date:

Neil D. Olson

Assistant Treasurer

Effective: 5/14/2002

End Date:

Verizon Northwest Inc.
Common Officers and Directors
As of December 31, 2009

Verizon South Inc.

Directors

Trinidad Aguirre

Director

Effective: 10/31/2008

End Date:

Francis J. Shammo Director

Effective: 10/7/2009

End Date:

Officers

Trinidad Aguirre

Area President - Regional Operations

Effective: 5/1/2009

End Date:

Sandra Anderson

Assistant Controller

Effective: 1/20/2009

End Date:

Robert J. Burden

Vice President-Taxes

Effective: 9/1/2008

End Date:

Rosalynn Christian

Assistant Secretary

Effective: 9/28/1998

End Date:

Scott L. Cordy

Vice President-Taxes

Effective: 10/31/2008

End Date:

Janet M. Garrity

Assistant Treasurer

Effective: 8/1/2001

End Date:

Holyce E. Hess Groos

**Senior Vice President-Finance and Assistant
Treasurer**

Effective: 11/6/2009

End Date:

Verizon Northwest Inc.
Common Officers and Directors
As of December 31, 2009

Verizon South Inc. (cont)

Richard P. Jankun

Effective: 9/1/2001
End Date:

Vice President-Taxes

David S. Kauffman

Effective: 5/1/1998
End Date:

Assistant Secretary

Mark F.A. Kearns

Effective: 11/14/2008
End Date: 3/14/2010

Controller

Gary Leake

Effective: 5/1/2009
End Date:

Vice President-Taxes

Richard R. Masching

Effective: 9/1/2001
End Date:

Vice President-Taxes

Neil D. Olson

Effective: 8/1/2001
End Date:

Treasurer

Jane A. Schapker

Effective: 5/16/2004
End Date:

Assistant Secretary

Francis J. Shammo

Effective: 10/7/2009
End Date:

Chief Executive Officer and President

Michael T. Stefanski

Effective: 3/9/2009
End Date:

Chief Financial Officer

Verizon Northwest Inc.
Common Officers and Directors
As of December 31, 2009

Verizon West Coast Inc.

Directors

Trinidad Aguirre

Director

Effective: 10/31/2008

End Date:

Timothy J. McCallion

Director

Effective: 5/22/2006

End Date:

Francis J. Shammo

Director

Effective: 10/7/2009

End Date:

Officers

Trinidad Aguirre

Area President - Regional Operations

Effective: 5/1/2009

End Date:

Sandra Anderson

Assistant Controller

Effective: 1/20/2009

End Date:

Robert J. Burden

Vice President-Taxes

Effective: 9/1/2008

End Date:

Rosalynn Christian

Assistant Secretary

Effective: 9/28/1998

End Date:

Scott L. Cordy

Vice President-Taxes

Effective: 10/31/2008

End Date:

Janet M. Garrity

Assistant Treasurer

Effective: 8/1/2001

End Date:

Verizon Northwest Inc.
Common Officers and Directors
As of December 31, 2009

Verizon West Coast Inc. (cont)

Richard P. Jankun

Effective: 9/1/2001
End Date:

Vice President-Taxes

Mark F.A. Kearns

Effective: 11/14/2008
End Date: 3/14/2010

Controller

Gary Leake

Effective: 5/1/2009
End Date:

Vice President-Taxes

Richard R. Masching

Effective: 9/1/2001
End Date:

Vice President-Taxes

Timothy J. McCallion

Effective: 5/22/2006
End Date:

President

Neil D. Olson

Effective: 8/1/2001
End Date:

Treasurer

Richard E. Potter

Effective: 3/23/1989
End Date:

Assistant Secretary

Jane A. Schapker

Effective: 4/15/2004
End Date:

Assistant Secretary

Margaret Serjak

Effective: 12/6/2004
End Date:

Vice President-California Region

Francis J. Shammo

Effective: 10/7/2009
End Date:

Chief Executive Officer

Verizon Northwest Inc.
Common Officers and Directors
As of December 31, 2009

Verizon West Coast Inc. (cont)

Michael T. Stefanski

Chief Financial Officer

Effective: 3/9/2009

End Date:

Verizon Northwest Inc.
Common Officers and Directors
As of December 31, 2009

Verizon West Virginia Inc.

Directors

Francis J. Shammo

Effective: 10/7/2009
End Date:

Director

Officers

Sandra Anderson

Effective: 1/19/2009
End Date:

Assistant Controller

Robert J. Burden

Effective: 9/1/2008
End Date:

Vice President - Taxes

Scott L. Cordy

Effective: 10/31/2008
End Date:

Vice President-Taxes

Janet M. Garrity

Effective: 9/1/1994
End Date:

Assistant Treasurer

Holyce E. Hess Groos

Effective: 11/6/2009
End Date:

Senior Vice President - Finance and Assistant Treasurer

Richard P. Jankun

Effective: 12/31/2001
End Date:

Vice President - Taxes

David S. Kauffman

Effective: 9/25/2001
End Date:

Assistant Secretary

Mark F.A. Kearns

Effective: 11/14/2008
End Date: 3/14/2010

Controller

Verizon Northwest Inc.
Common Officers and Directors
As of December 31, 2009

Richard R. Masching

Effective: 12/31/2001
End Date:

Vice President - Taxes

Neil D. Olson

Effective: 5/1/2003
End Date:

Vice President and Treasurer

Francis J. Shammo

Effective: 10/7/2009
End Date:

Chief Executive Officer

Michael T. Stefanski

Effective: 3/9/2009
End Date:

Chief Financial Officer

