

**AFFILIATED INTEREST AND SUBSIDIARY TRANSACTIONS REPORT
VERIZON NORTHWEST INC. (WASHINGTON)
AND ITS SUBSIDIARY VERIZON WEST COAST
UNDER WAC 480-120-395**

2007 REPORT YEAR

1. By June 1 of each year, each telecommunications company subject to the provisions of chapter 80.16 RCW must file a report summarizing all transactions, except for transactions provided at tariff rates, that occurred between the company and its affiliated interests, and the company and its subsidiaries, during the period January 1 through December 31 of the preceding year.
2. The information required in this subsection must be for total company, total state of Washington, and Washington intrastate. The report must include a corporate organization chart of the company and its affiliated interests and subsidiaries.

ANSWER: See attached Exhibit 2 for an organization chart.

3. When total company transactions with an affiliated interest or a subsidiary are less than \$100,000 for the reporting period, the company must provide the name of the affiliated interest or subsidiary participating in the transactions and the total dollar amounts of the transactions.

ANSWER:

Contel of the South Inc. – Northwest dollar transactions = \$6,711.00; Washington transactions = \$3,938.00.

Verizon Avenue Corp. – Northwest dollar transactions = \$(261.00); Washington transactions = \$(238.00).

Verizon Internet Services Inc. – Northwest dollar transactions = \$99.00; Washington transactions = \$-0-.

Verizon TeleProducts Corp. – Northwest dollar transactions = \$1.00; Washington transactions = \$1.00.

Verizon Global Networks Inc. – Northwest dollar transactions = \$13,941.00; Washington transactions = \$-0-.

When total company transactions with an affiliated interest or subsidiary equal or exceed \$100,000 for the reporting period, the company must provide:

- a. A balance sheet and income statement for such affiliated interest;

ANSWER:

The balance sheets and income statements for GTE Southwest Inc. dba Verizon Southwest, Verizon California Inc., Verizon Florida LLC, Verizon North Inc, and Verizon South Inc. are in Exhibit 3.a.

**AFFILIATED INTEREST AND SUBSIDIARY TRANSACTIONS REPORT
VERIZON NORTHWEST INC. (WASHINGTON)
AND ITS SUBSIDIARY VERIZON WEST COAST
UNDER WAC 480-120-395**

2007 REPORT YEAR

The following Income Statements and Balance Sheets are filed REDACTED PER WAC 480-07-160:

For Bell Atlantic Communications, Inc. dba Verizon Long Distance, Cellco Partnership dba Verizon Wireless, Verizon Credit Inc., GTE.Net LLC, Verizon Corporate Services Group Inc., Verizon Data Services Inc., GTE Communication Systems Corporation, Verizon Services Corp., Verizon Select Services Inc., Verizon Business Global LLC¹, Verizon Services Operations Inc., and Verizon West Coast Inc. – see Exhibit 3.a.

- b. A description of the products or services provided to or from the company and each such affiliated interest or subsidiary;

ANSWER: Bell Atlantic Communications, Inc. dba Verizon Long Distance provided long distance services to Verizon Northwest Inc.

Verizon Northwest Inc. provided data sharing in order to perform credit screening and treatment and collection activities, general services, call management signaling service, marketing and sales, national directory assistance, intranet website access, operator services, access, services, billing services, voicemail interface services, conference connections, intraLATA toll resale, wholesale marketing and sales, operational readiness testing services, vendor services, tariff telephone services, SS7 offnet services, retail PIC management, customer account record exchange products and services, software license, centrex services to Bell Atlantic Communications, Inc. dba Verizon Long Distance.

CELLCO Partnership dba Verizon Wireless provided a variety of wireless telecommunications products and services to Verizon Northwest Inc.

Verizon Northwest Inc. provided services including, but not limited to, special construction/ DSR service/Wireless-IOTS full ring/Wireless-IBT/SONET TBR/Custom Connect, national agent for selling products/services, marketing and sales, and remittance processing to CELLCO Partnership dba Verizon Wireless.

¹ Includes Verizon Business Network Services Inc., MCImetro Access Transmission Services of Virginia, Inc., MCImetro Access Transmission Services of Massachusetts, Inc., MCI Communications Services, Inc., Metropolitan Fiber Systems of New York, Teleconnect Long Distance Services & Systems Company, MCI International Inc., MCI International Services, Inc., TTI National Inc., MCI International Mobile Services Inc., Verizon Clinton Center Drive Corp. (fka SkyTel Corporation), Verizon Business Financial Management Corp., Telecom*USA Inc. See Organization Chart, Exhibit 2, Charts 10-14.

**AFFILIATED INTEREST AND SUBSIDIARY TRANSACTIONS REPORT
VERIZON NORTHWEST INC. (WASHINGTON)
AND ITS SUBSIDIARY VERIZON WEST COAST
UNDER WAC 480-120-395**

2007 REPORT YEAR

GTE Southwest Inc. dba Verizon Southwest provided general, administrative, network, and operational functions to Verizon Northwest Inc.

Verizon Northwest Inc. provided general, administrative, network, and operational functions to GTE Southwest Inc. dba Verizon Southwest.

GTE.Net LLC provided internet access services (including dial-up, DSL and FTTP) and internet support services to Verizon Northwest Inc.

Verizon Northwest Inc. provided private carriage, data sharing, and services including, but not limited to, dedicated SONET ring/frame relay/ATM/IntelliLight broadband transport/transparent LAN, InfoSpeed DSL solutions service, DSL premise services, private carriage, wholesale sales and marketing, billing services, remittance processing, technical support and house equipment used in the provision of Wi-Fi services in Verizon payphone enclosures to GTE.NET LLC.

Verizon California Inc. provided general, administrative, network, and operational functions to Verizon Northwest Inc.

Verizon Northwest Inc. provided general, administrative, network, and operational functions to Verizon California Inc.

Verizon Corporate Services Group Inc. is an administrative corporate headquarters organization which provides certain human resources, finance, legal, public policy and external affairs, security, strategic planning, and public affairs services for Verizon affiliates, including the Verizon domestic telephone companies which includes Verizon Northwest Inc.

Verizon Northwest Inc. provided marketing of pre-paid services, house equipment used in the provision of Wi-Fi services in Verizon payphone enclosures, wholesale marketing and sales, user acceptance testing, and services including, but not limited to, installation, maintenance, cabling, and CPE to Verizon Corporate Services Group Inc.

Verizon Data Services Inc. provided a variety of professional and computer processing services to Verizon Northwest Inc.

Verizon Northwest Inc. provided no products or services to Verizon Data Services Inc.

**AFFILIATED INTEREST AND SUBSIDIARY TRANSACTIONS REPORT
VERIZON NORTHWEST INC. (WASHINGTON)
AND ITS SUBSIDIARY VERIZON WEST COAST
UNDER WAC 480-120-395**

2007 REPORT YEAR

Verizon Florida LLC provided general, administrative, network, and operational functions to Verizon Northwest Inc.

Verizon Northwest Inc. provided general, administrative, network, and operational functions to Verizon Florida LLC.

GTE Communication Systems Corporation provided services such as sales of telephone and data related material and supplies, logistics management and equipment repair to Verizon Northwest Inc.

Verizon Northwest Inc. provided no products or services to GTE Communication Systems Corporation.

Verizon North Inc. provided general, administrative, network, and operational functions to Verizon Northwest Inc.

Verizon Northwest Inc. provided general, administrative, network, and operational functions to Verizon North Inc.

Verizon Services Corp. provided managerial and centralized functions to Verizon affiliates, including Verizon Northwest Inc.

Verizon Northwest Inc. provided sales, marketing, and customer care, marketing of VSSI pre-paid services, wholesale marketing and sales, project management services, including, but not limited to, installation and maintenance of wiring, cabling and CPE, automated and live operator services, wireless-wireline number portability, and centrex services to Verizon Services Corp.

Verizon South Inc. provided general, administrative, network, and operational functions to Verizon Northwest Inc.

Verizon Northwest Inc. provided general, administrative, network, and operational functions to Verizon South Inc.

Verizon Select Services Inc. provided no products or services to Verizon Northwest Inc.

**AFFILIATED INTEREST AND SUBSIDIARY TRANSACTIONS REPORT
VERIZON NORTHWEST INC. (WASHINGTON)
AND ITS SUBSIDIARY VERIZON WEST COAST
UNDER WAC 480-120-395**

2007 REPORT YEAR

Verizon Northwest Inc. provided on-site support services, advertising, call managing signaling services, national directory assistance, intranet website services, operator services, billing services, access services, access to internal LAN and internal WAN and internal employee directory, professional ordering writing service, voicemail interface services, sales, marketing and customer care, technical support, intraLATA toll resale, call and trouble ticket management, advertising, network communications mediums service, maintenance of CPE, telecommunication services, warm transfer, routing and rating database maintenance, tariffed telephone services, tariffed special access service, software licenses, retail PIC management, project management services, conference connection, managed network services, help desk services, center services (NOC), and SS7 offnet services to Verizon Select Services Inc.

Verizon Business Global LLC (see Footnote 1) provided advanced communications and information technology solutions to Verizon Northwest Inc.

Verizon Northwest Inc. provided marketing and sales, IntelliLight entrance facilities, transparent LAN Your Ethernet Solution (YES), accept data feed of porting information, pole and conduit, transparent LAN service, frame relay service, partial ring SONET, SONET, ATM, optical network/Ethernet private line, combined volumes for embedded base, bill print and distribution, wholesale services, exchange of business information, billing services, professional order writing service, exchange of internal directory information, and voice messaging services to Verizon Business Global LLC (see Footnote 1).

Verizon West Coast Inc. provided general, administrative, network, and operational functions to Verizon Northwest Inc.

Verizon Northwest Inc. provided general, administrative, network, and operational functions to Verizon West Coast Inc.

Verizon Services Operations Inc. is an administrative corporate organization which provides certain corporate real estate, corporate purchasing, logistics, electronic repair services, supply chain systems and processes, supplier quality, supplier diversity, and fraud services for other Verizon affiliates including Verizon Northwest.

Verizon Northwest Inc. provided no products or services to Verizon Services Operations Inc.

**AFFILIATED INTEREST AND SUBSIDIARY TRANSACTIONS REPORT
VERIZON NORTHWEST INC. (WASHINGTON)
AND ITS SUBSIDIARY VERIZON WEST COAST
UNDER WAC 480-120-395**

2007 REPORT YEAR

Verizon Credit Inc. provided vehicle management, leasing, and lease administration services, and master lease of certain assets from GTE Leasing to Verizon Northwest Inc.

Verizon Northwest Inc. provided no products or services to Verizon Credit Inc.

- c. A description of the pricing basis or costing method, and procedures for allocating costs for such products or services, and the amount and accounts charged during the year;

ANSWER:

Pricing basis or costing method: The pricing basis or costing method for affiliate transactions provided to, or received from, Verizon Northwest may be found in Exhibit 3.c.

Procedures for allocating costs for such products or services: Verizon Northwest Inc. accounts for costs according to the Uniform System of Accounts (USOA) reflected in FCC Part 32 that includes rules related to accounting for affiliate transactions. Verizon Northwest Inc. also accounts for transactions in accordance with FCC Part 64.

The amount and accounts charged during the year: See attached Exhibit 3.c.

- d. A description of the terms of any loans between the company and each such affiliated interest or subsidiary and a listing of the year-end loan amounts and maximum loan amounts outstanding during the year;

ANSWER:

Verizon Northwest Inc.: During 2007 all inter-company loans were on a short term basis between Verizon Northwest and Verizon Network Funding Corp.

Year end loan amount = \$328,311,887.83

Maximum loan amount outstanding during the year = \$342,674,665.48

- e. A description of the terms and total amount of any obligation or liability assumed by the company for each such affiliated interest or subsidiary;

ANSWER: None.

**AFFILIATED INTEREST AND SUBSIDIARY TRANSACTIONS REPORT
VERIZON NORTHWEST INC. (WASHINGTON)
AND ITS SUBSIDIARY VERIZON WEST COAST
UNDER WAC 480-120-395**

2007 REPORT YEAR

- f. A description of the activities of each such affiliated interest or subsidiary with which the company has transactions; and

ANSWER:

Bell Atlantic Communications, Inc. dba Verizon Long Distance provides long distance telephone services.

Cellco Partnership dba Verizon Wireless provides a variety of wireless telecommunications products and services.

GTE.Net LLC dba Verizon Internet Solutions provides internet access services and internet support services.

Verizon Corporate Services Group Inc. is an administrative corporate headquarters organization which provides certain human resources, finance, legal, public policy and external affairs, security, strategic planning, and public affairs services for other Verizon affiliates including the Verizon domestic telephone companies.

Verizon Data Services Inc. provides a variety of professional and computer processing services to Verizon affiliates.

GTE Communication Systems Corp., through Verizon Logistics, operates as an international distributor of telecommunications and data communications products and services.

Verizon Select Services Inc. provides packaged telecommunications services including local, long-distance, wireless, paging, internet access and data communications.

Verizon Services Corp. primarily provides managerial and centralized functions to Verizon affiliates.

Verizon Business Global LLC (see Footnote 1) delivers advanced IP, data, voice, and wireless solutions to large business and government customers.

GTE Southwest Inc. dba Verizon Southwest's principal activity is to provide voice and data services to a territory of nine Local Access and Transport Areas located in the state of Texas.

Verizon California Inc.'s principal activity is to provide voice and data services in the states of California, Nevada and Arizona.

Verizon Florida LLC's principal activity is to provide voice and data services to a 5,000 square mile area consisting of three Metropolitan Statistical Areas, Tampa-Clearwater-St. Petersburg to the west, Bradenton-Sarasota to the south, and Lakeland-Winter Haven to the east.

Verizon North Inc.'s principal activity is to provide voice and data services in Illinois, Indiana, Michigan, Ohio, Pennsylvania, and Wisconsin.

Verizon South Inc.'s principal activity is to provide voice and data services in Alabama, Kentucky, North Carolina, South Carolina and Virginia.

**AFFILIATED INTEREST AND SUBSIDIARY TRANSACTIONS REPORT
VERIZON NORTHWEST INC. (WASHINGTON)
AND ITS SUBSIDIARY VERIZON WEST COAST
UNDER WAC 480-120-395**

2007 REPORT YEAR

Verizon West Coast Inc.'s principal activity is to provide voice and data services in Northern California.

Verizon Services Operations Inc. is an administrative corporate organization which provides certain corporate real estate, corporate purchasing, logistics, electronic repair services, supply chain systems and processes, supplier quality, supplier diversity, and fraud services for other Verizon affiliates including the Verizon domestic telephone companies.

Verizon Credit Inc. provides competitive financial services supporting sale of products and services by Verizon vendor affiliates to commercial and municipal customers.

- g. A list of all common officers and directors between the company and each such affiliated interest or subsidiary, along with their titles in each organization.

ANSWER: See attached Exhibit 3.g.



Chart # 1
as of
December 31, 2007

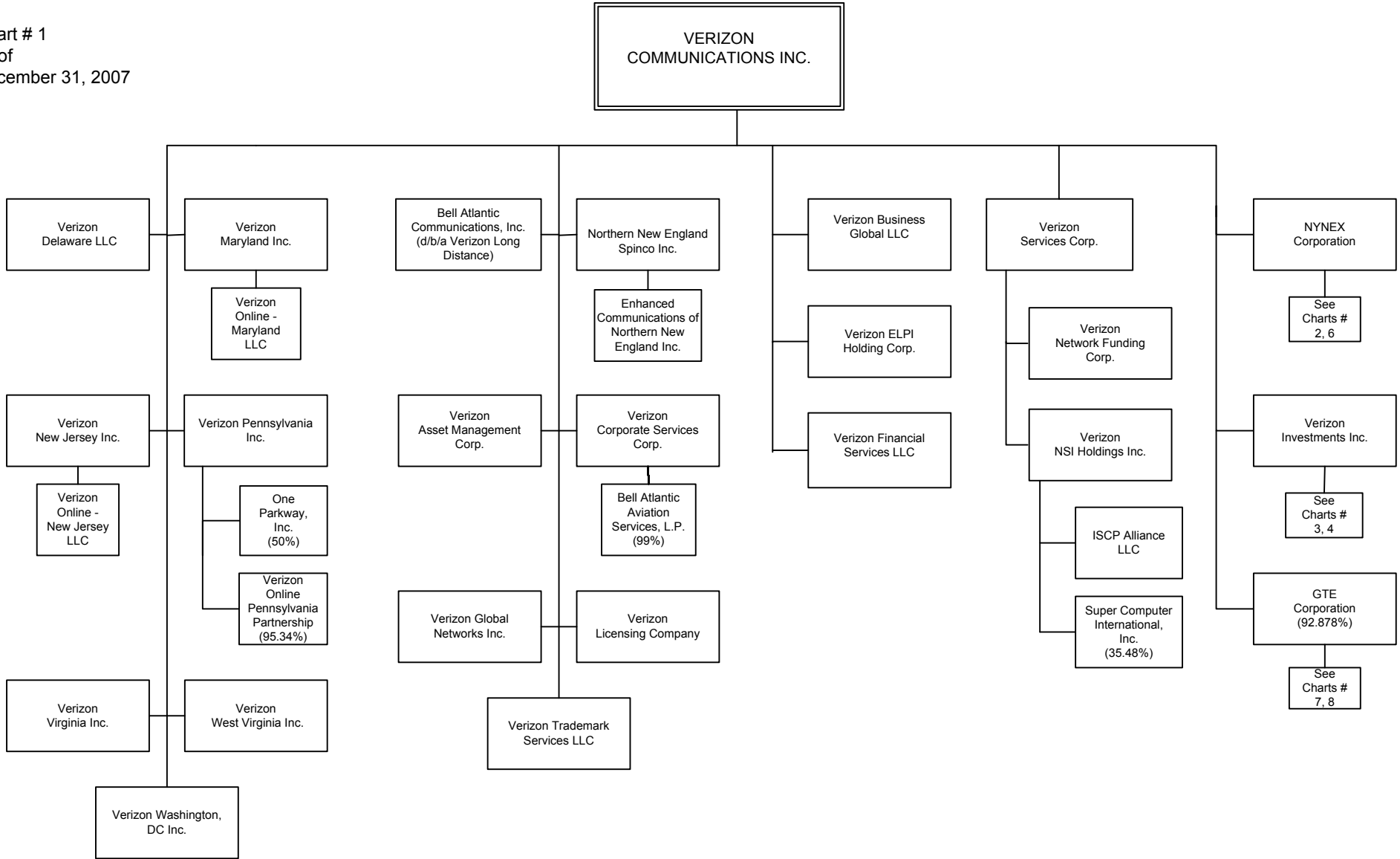




Chart # 2
as of
December 31, 2007

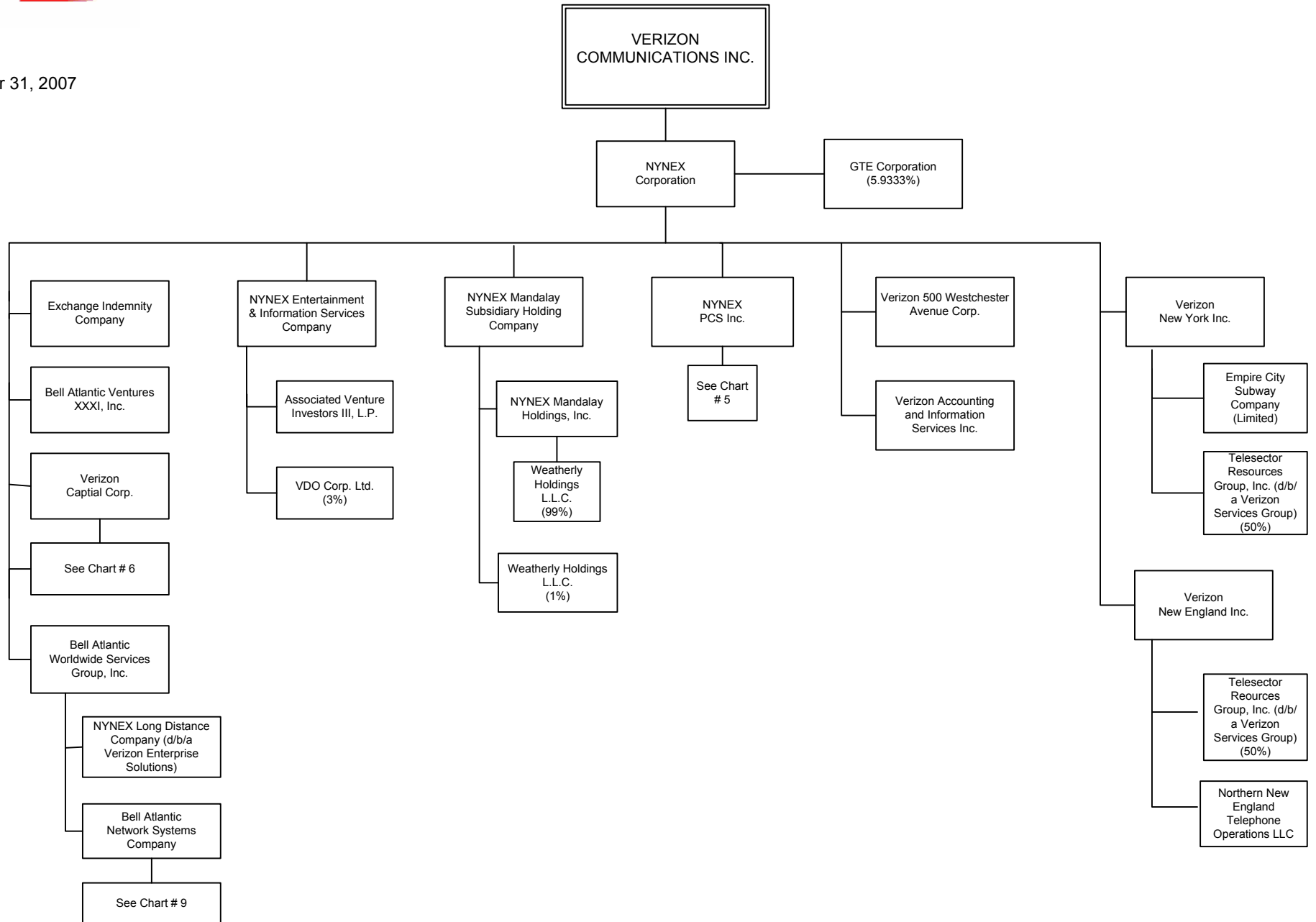




Chart # 3
as of
December 31, 2007

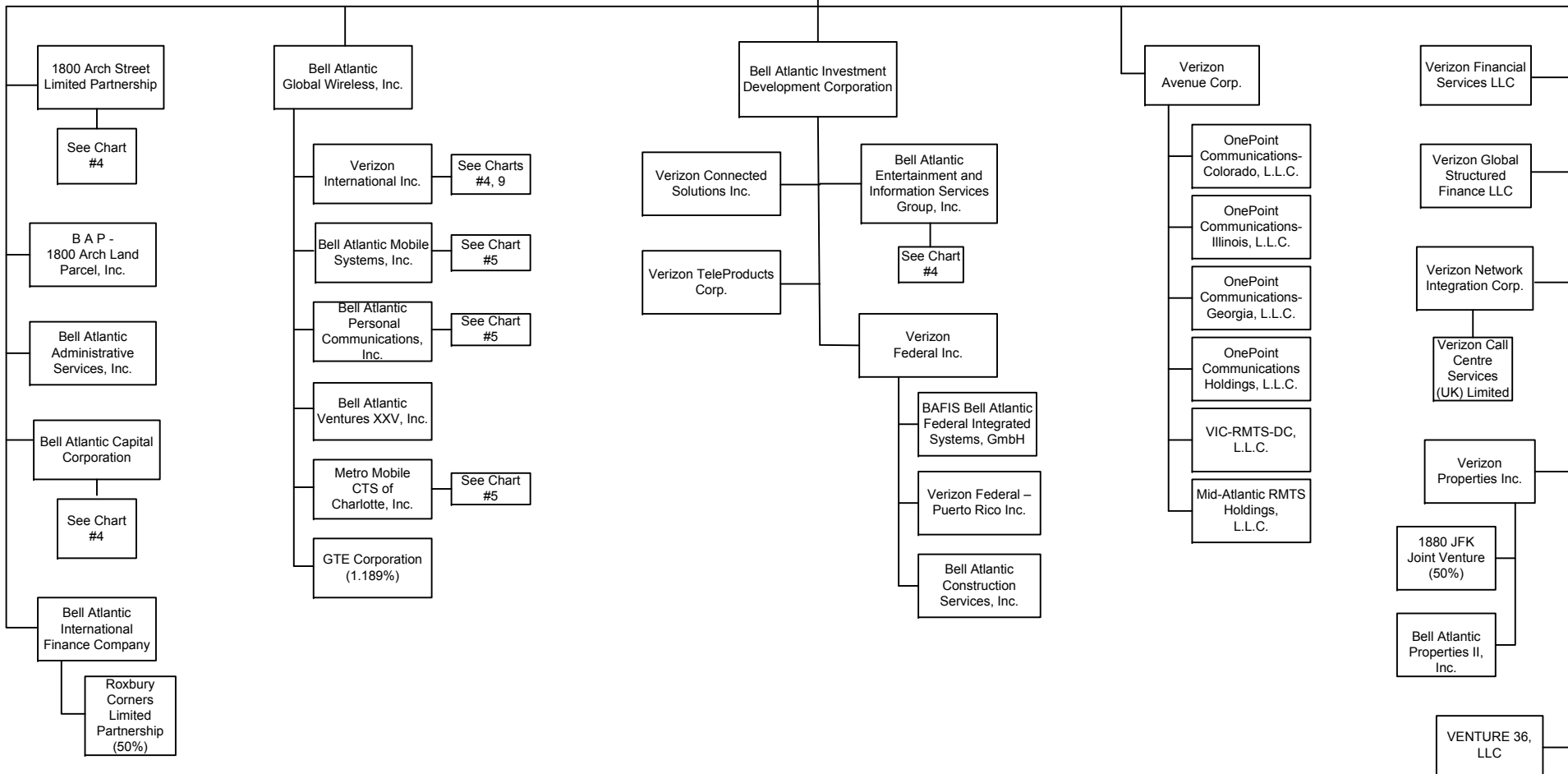





Chart # 4
as of
December 31, 2007

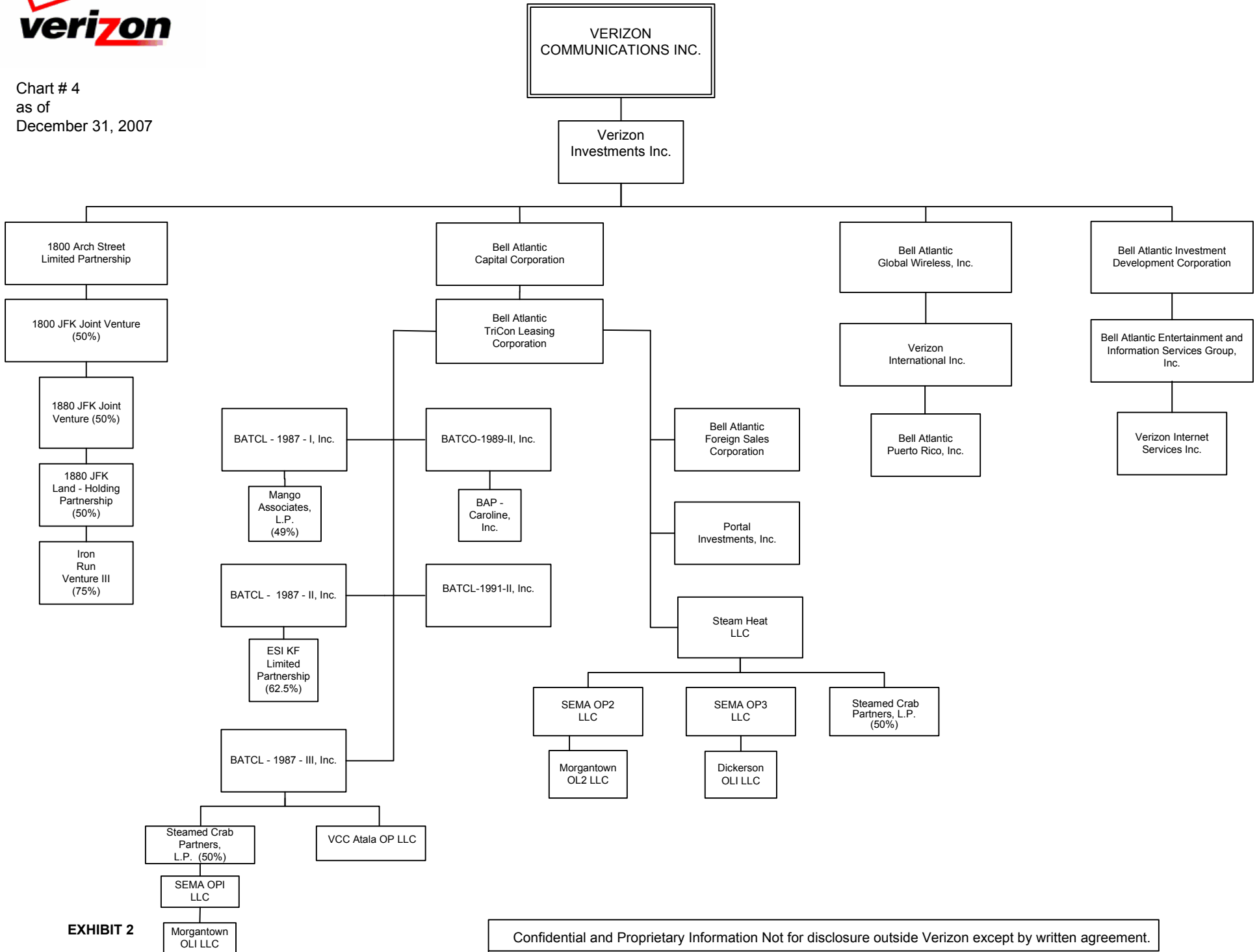


EXHIBIT 2

Confidential and Proprietary Information Not for disclosure outside Verizon except by written agreement.



Chart # 5
as of December 31, 2007

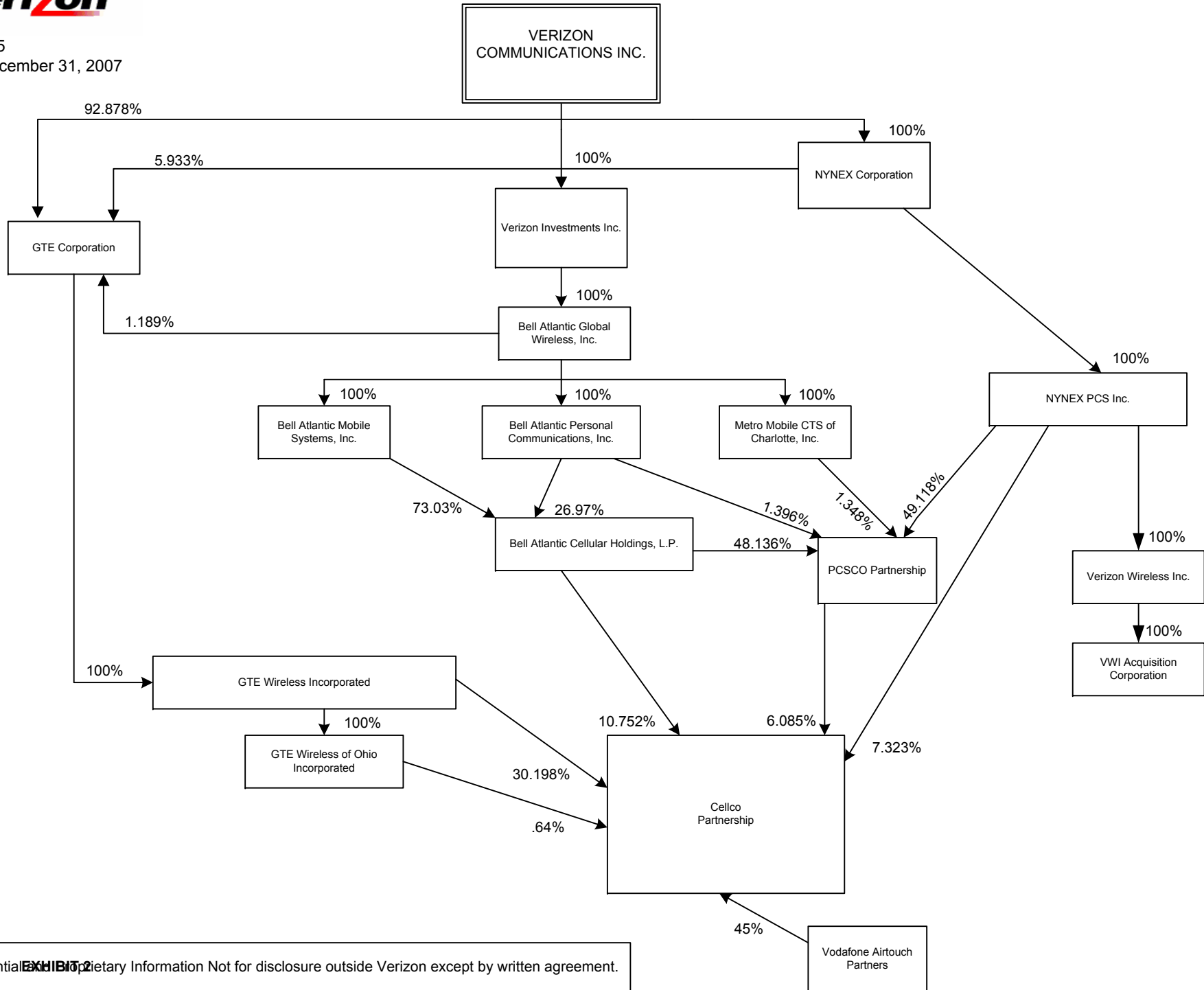




Chart # 6
as of
December 31, 2007

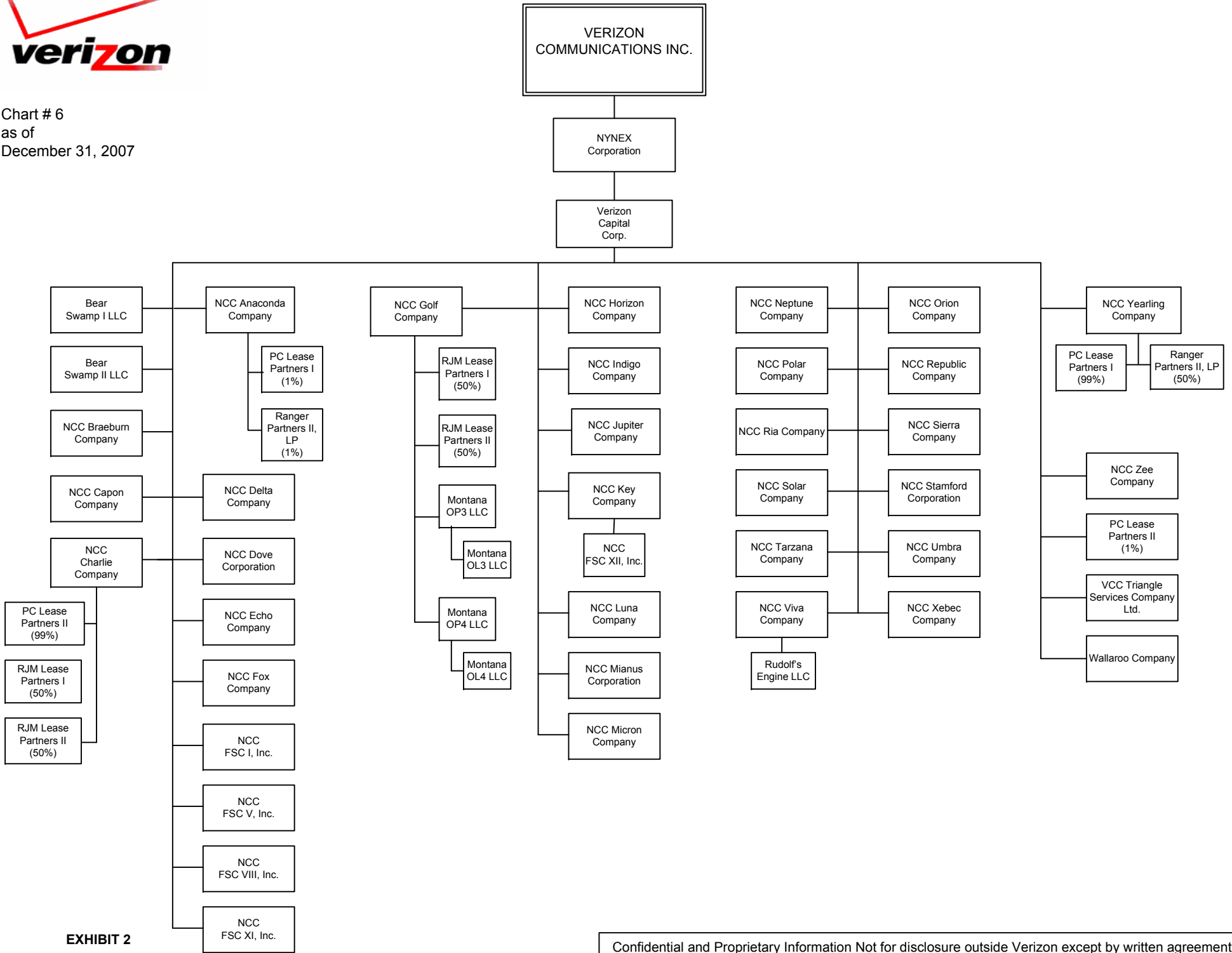


EXHIBIT 2

Confidential and Proprietary Information Not for disclosure outside Verizon except by written agreement.



Chart # 7
as of
December 31, 2007

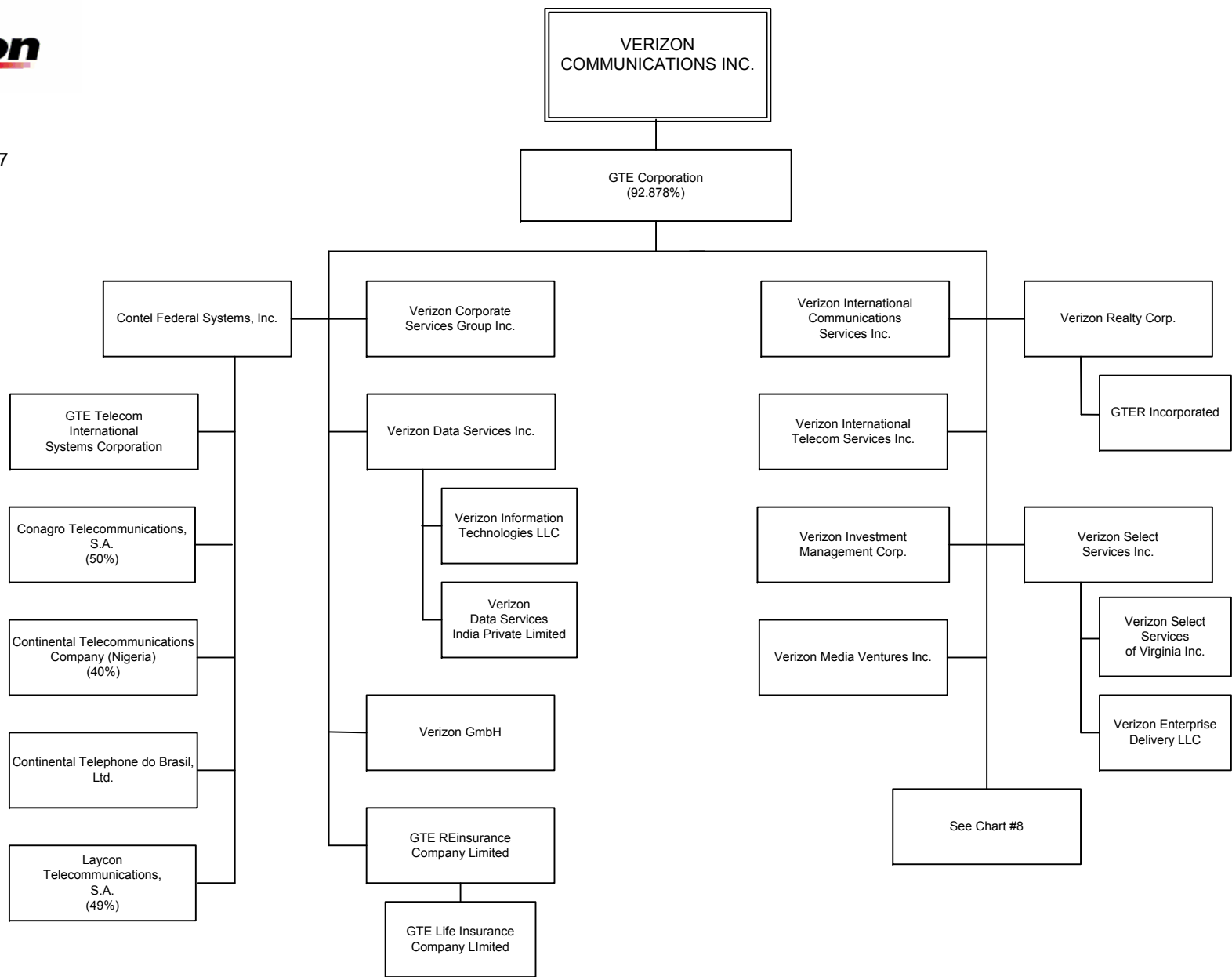




Chart # 8
as of
December 31, 2007

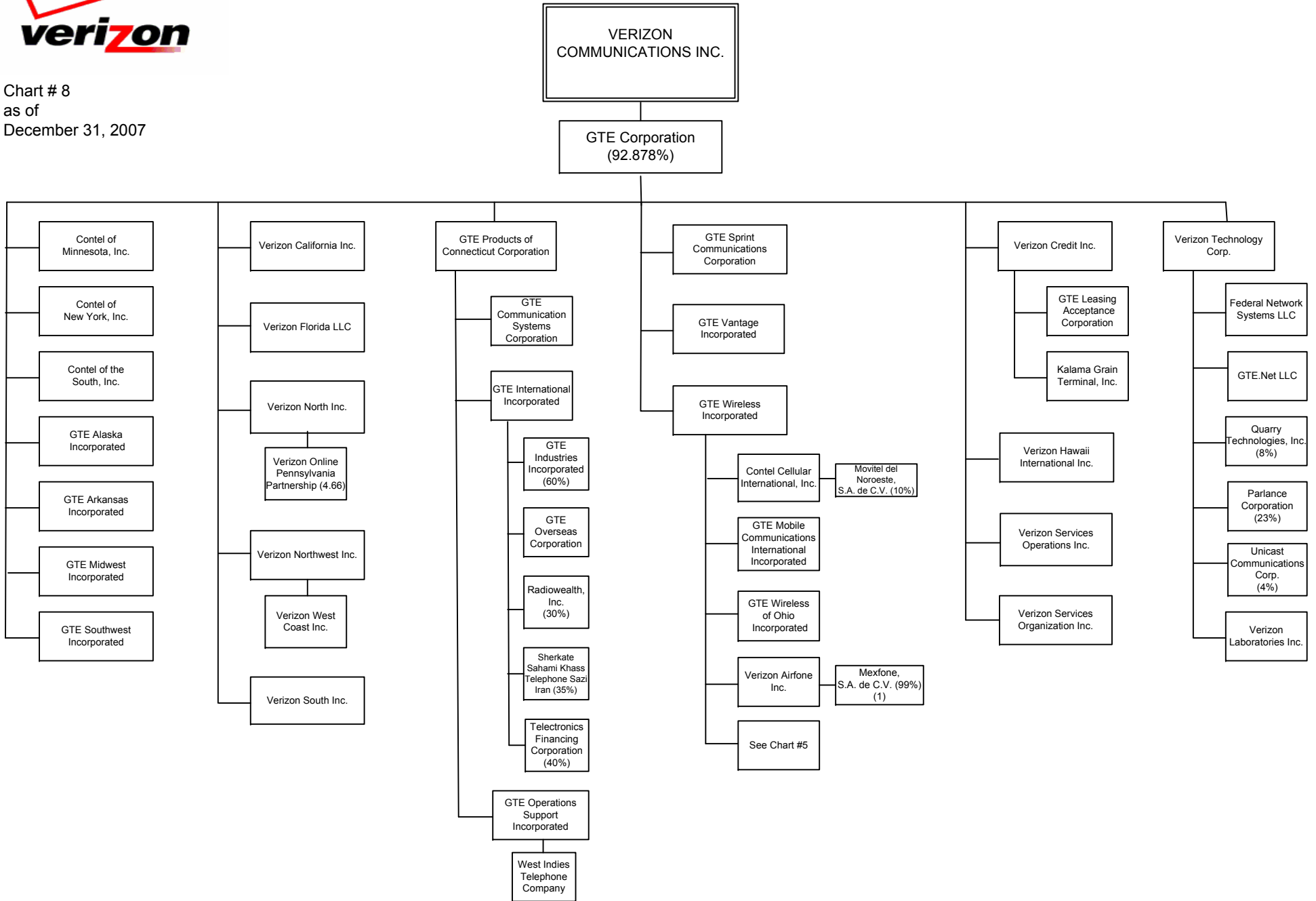


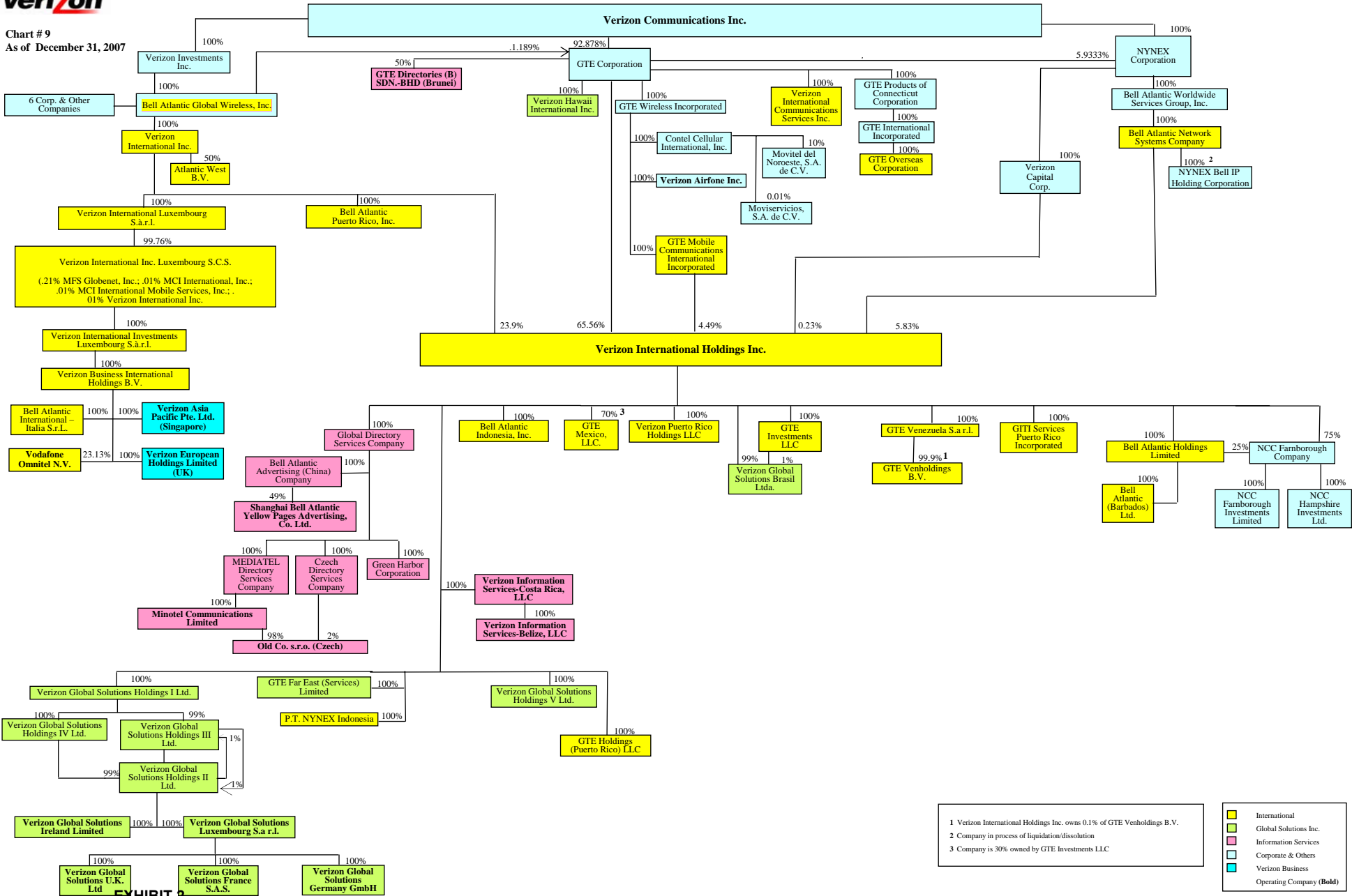
EXHIBIT 2
(1) 1% owned by GTE Wireless Incorporated



Verizon International Telecom and Information Services

NOT TO BE USED AS A SOURCE OF LEGAL COMPANY NAMES

Chart # 9
As of December 31, 2007



¹ Verizon International Holdings Inc. owns 0.1% of GTE Venholdings B.V.
² Company in process of liquidation/dissolution
³ Company is 30% owned by GTE Investments LLC

- International
- Global Solutions Inc.
- Information Services
- Corporate & Others
- Verizon Business
- Operating Company (**Bold**)

EXHIBIT 2



Chart # 10
as of
December 31, 2007

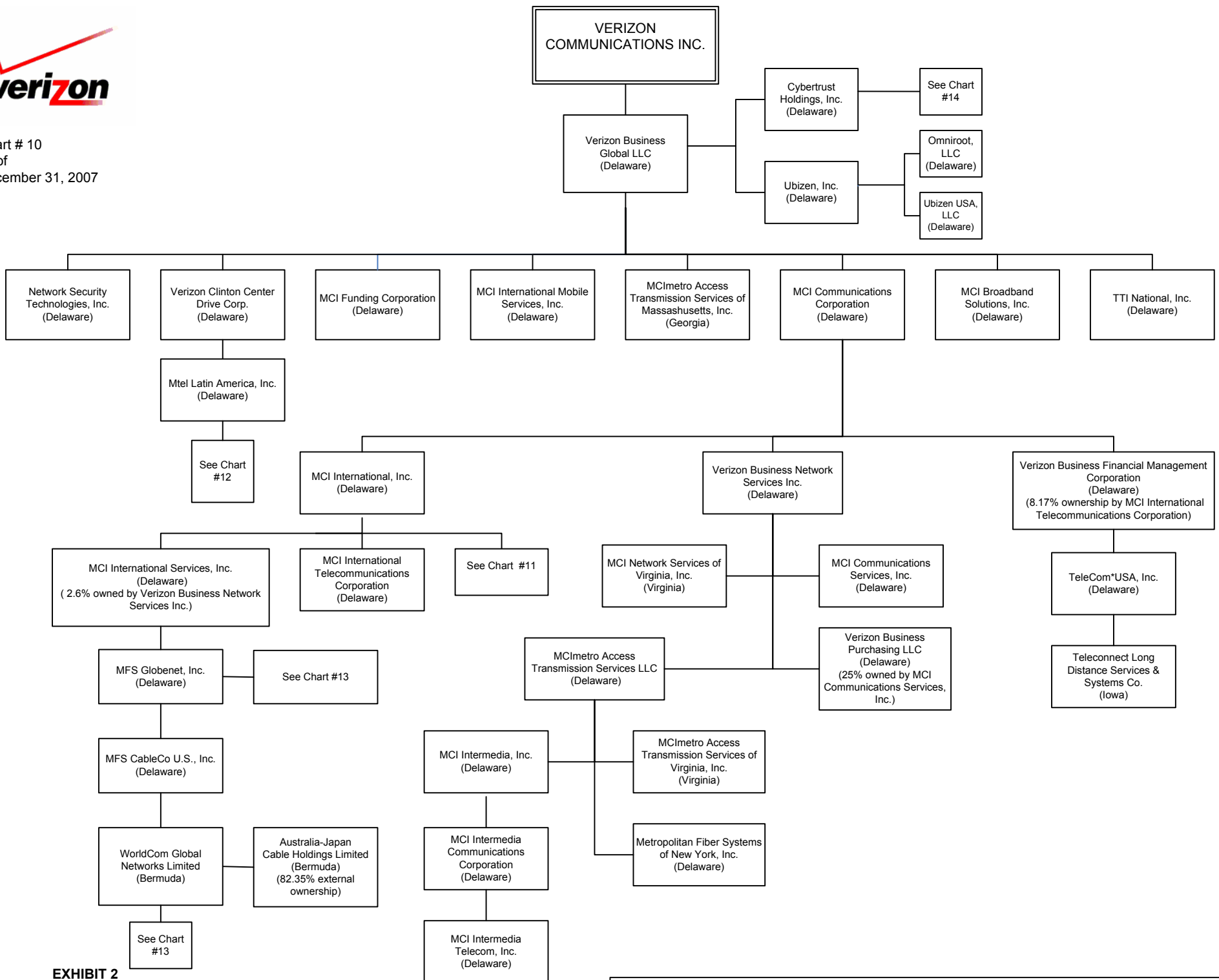


EXHIBIT 2

Confidential and Proprietary Information Not for disclosure outside Verizon except by written agreement.



Chart # 11
as of
December 31, 2007

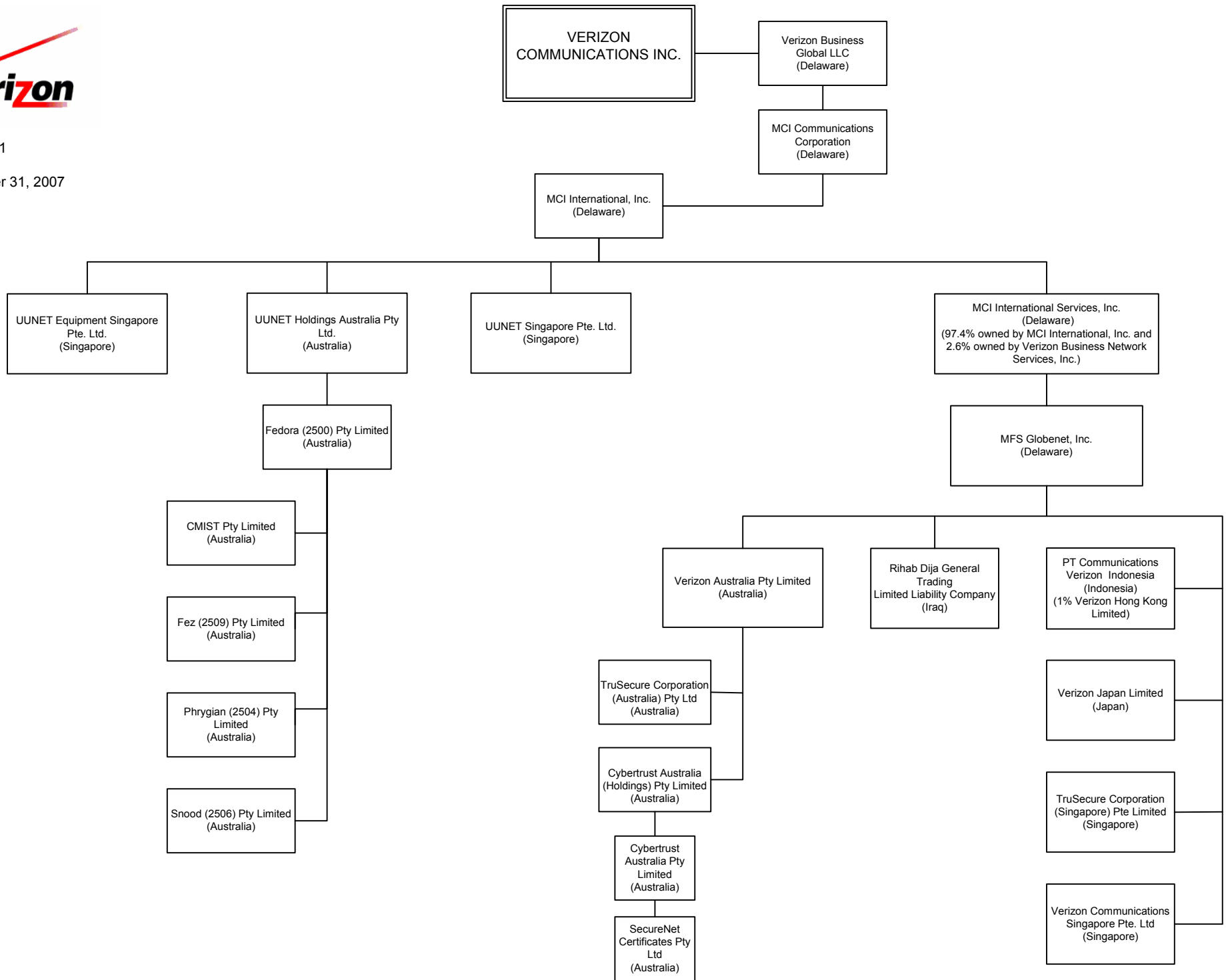


EXHIBIT 2

Confidential and Proprietary Information Not for disclosure outside Verizon except by written agreement.



Chart # 12
as of
December 31, 2007

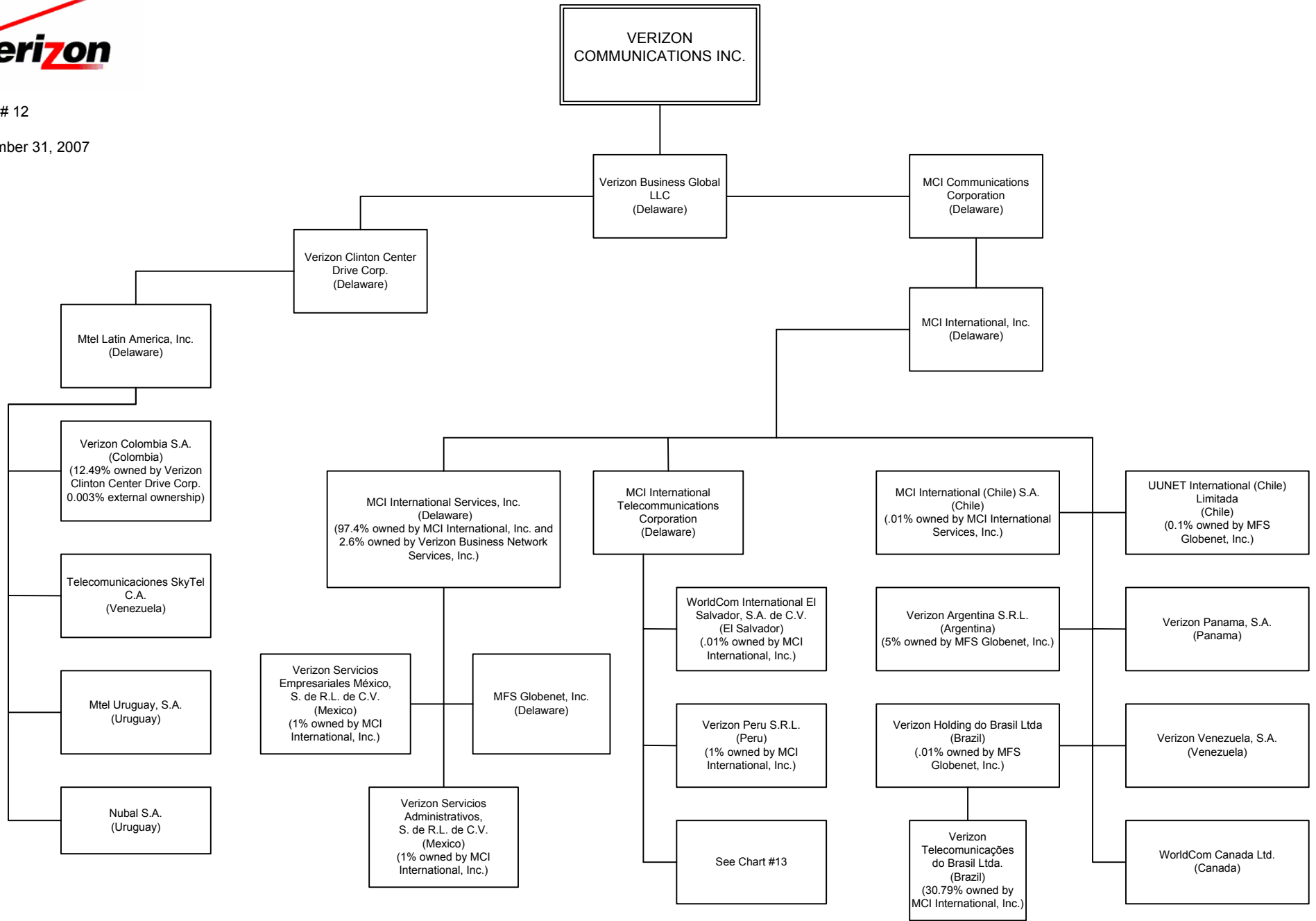




Chart # 13
as of
December 31, 2007

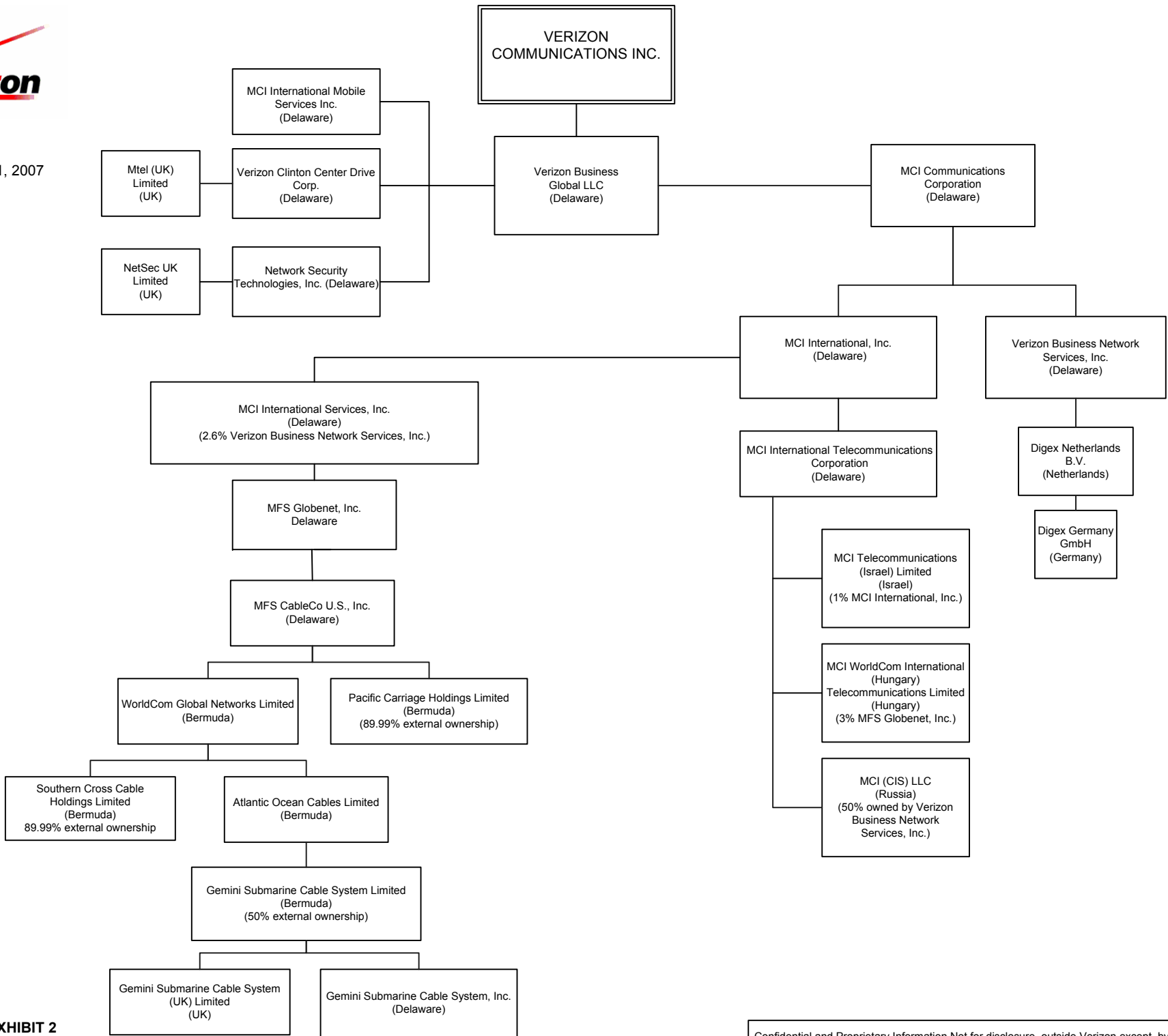




Chart # 14
as of
December 31, 2007

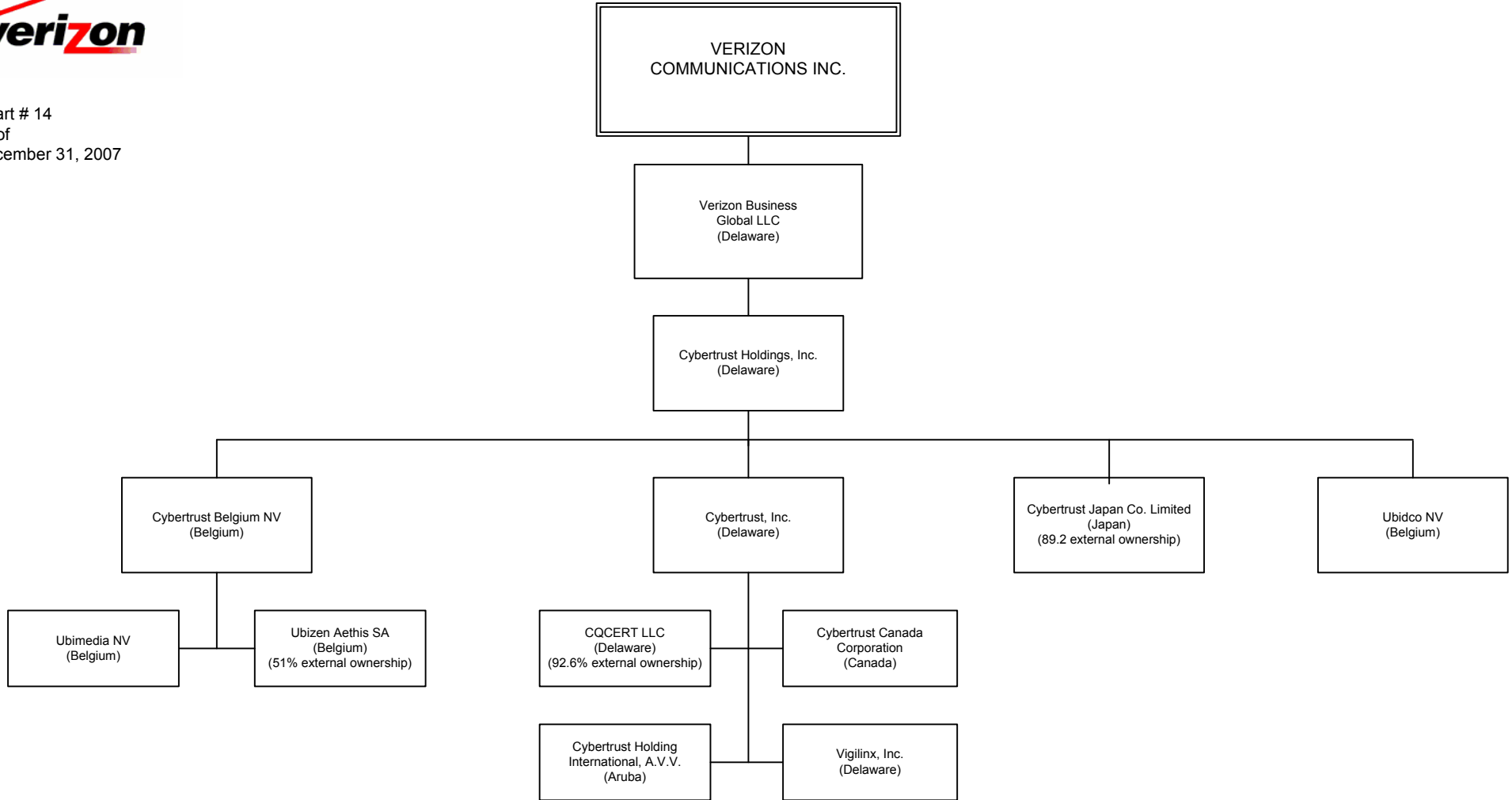


EXHIBIT 2

Confidential and Proprietary Information Not for disclosure outside Verizon except by written agreement.



Chart # 15
as of
December 31, 2007

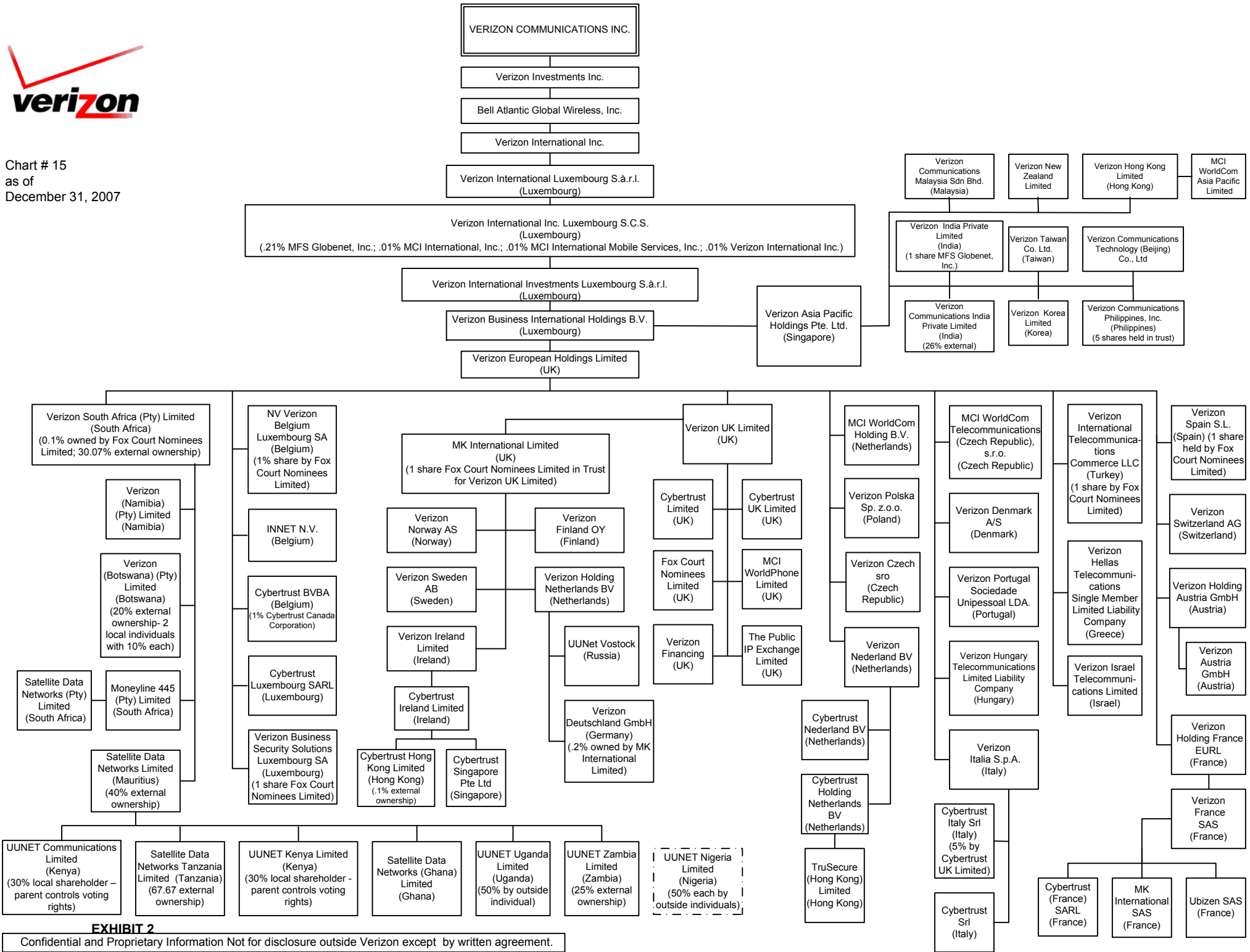


EXHIBIT 2
Confidential and Proprietary Information Not for disclosure outside Verizon except by written agreement.

GTE OF THE SOUTHWEST, INC. DBA
COMPANY: VERIZON SOUTHWEST
STUDY AREA: N/A
PERIOD: From: Jan 2007 To: Dec 2007
COSA: GTSW

Unrestricted Version
SUBMISSION 01
TABLE B-1

TABLE B-1 - BALANCE SHEET ACCOUNTS
(Dollars in thousands)

Row/ Acct. No.	Account Title (a)	Amount (b)
Current Assets		
1120	Cash and equivalents	78,286
1170	Receivables	217,001
1171	Allowance for doubtful accounts	13,948
1220	Inventories	19,260
120	Total Noncash Current Assets	222,313
1280	Prepayments	982
1350	Other current assets	31,449
130	Total Current Assets	333,029
Noncurrent Assets		
1406	Nonregulated investments	0
1410	Other noncurrent assets	564,984
1438	Deferred maintenance, retirements and other deferred charges	29,018
1500	Other jurisdictional assets-net	2,935
150	Total Noncurrent Assets	596,936

Row/ Acct. No.	Account Title (aa)	Beginning Balance (ab)	Additions (ac)	Retirements (ad)

Plant

2001	Telecommunications plant in service (TPIS)	5,741,053	323,290	161,445
2002	Property held for future telecom. use (PHFTU)	0	0	0
2003	Telecommunications plant under construction (TPUC)	13,871	39,444	0
2005	Telecommunications plant adjustment	0	0	0
2006	Nonoperating plant	811	0	0
2007	Goodwill	0	0	0
210	Total Plant	5,755,735	362,735	161,445

TPIS - General Support

2111	Land	11,739	0	0
2112	Motor vehicles	35,598	474	1,742
2113	Aircraft	0	0	0
2114	Tools and other work equipment	46,398	1,872	992
2121	Buildings	338,957	2,597	32,420
2122	Furniture	2,620	0	932
2123	Office equipment	31,858	41	3,155
2124	General purpose computers	41,082	4,693	26,912
2110	Land and Support Assets	508,253	9,677	66,152

TPIS - Central Office

2211	Non-digital switching	0	0	0
2212.1	Circuit switching	975,424	8,790	16,288
2212.2	Packet switching	23,063	1,700	1,171
2212	Digital electronic switching	998,488	10,490	17,459
2210	Central Office-Switching	998,488	10,490	17,459
2220	Operator Systems	3,878	33	3
2231	Radio systems	4,601	3	140
2232.1	Electronic circuit	1,071,548	112,836	48,504
2232.2	Optical circuit	0	0	0
2232	Circuit equipment	1,071,548	112,836	48,504
2230	Central Office-Transmission	1,076,148	112,840	48,644

TPIS - Information Origination/Termination

2311	Station apparatus	0	0	0
2321	Customer premises wiring	0	0	0
2341	Large private branch exchanges	0	0	0
2351	Public telephone terminal equipment	393	0	0
2362	Other terminal equipment	71,347	3,238	3,880
2310	Information Origination/Termination	71,740	3,238	3,880

TPIS - Cable & Wire

2411	Poles	75,491	2,436	643
2421	Aerial cable	445,121	7,690	2,644
2422	Underground cable	430,820	16,003	1,751

2423	Buried cable	1,906,761	151,469	8,519
2424	Submarine and deep sea cable	758	0	0
2426	Intrabuilding network cable	2,602	0	61
2431	Aerial wire	164	1	9
2441	Conduit systems	203,302	3,563	585
2410	Cable and Wire Facilities	3,065,018	181,162	14,212
240	Total TPIS (before amortizable assets)	5,723,525	317,440	150,351

TPIS - Amortizable Assets

2681	Capital leases	5,520	0	0
2682	Leasehold Improvements	2,405	958	65
2680	Amortizable Tangible Assets	7,924	958	65
2690.1	Network software	9,604	4,893	11,029
2690.2	General purpose computer software	0	0	0
2690	Intangibles	9,604	4,893	11,029
260	Total TPIS	5,741,053	323,290	161,445

Row/ Acct. No.	Account Title (a)	Amount (b)

Depreciation and Amortization

3100	Accumulated depreciation	3,935,075
3200	Accumulated depreciation - PHFTU	0
3300	Accumulated depreciation - nonoperating	173
3410	Accumulated amortization - capitalized leases	3,086
340	Total Depreciation and Amortization	3,938,334
350	Net Plant	2,042,174
360	Total Assets	2,972,140

Current Liabilities

4000	Current accounts and notes payable	1,132,788
4040	Customer's deposits	43
4070	Income taxes - accrued	11,951
4080	Other taxes - accrued	33,930
4100	Net current deferred operating income taxes	12,225
4110	Net current deferred nonoperating income taxes	0
4130	Other current liabilities	135,416

410	Total Current Liabilities	1,326,353
4200	Long-term debt and funded debt	102,238
Other Liabilities and Deferred Credits		
4300	Other long-term liabilities and deferred credits	542,823
4320	Unamortized operating investment tax credits - net	0
4330	Unamortized nonoperating investment tax credits-net	0
4340	Net noncurrent deferred operating income taxes	156,074
4341	Net deferred tax liability adjustments	-1,661
4350	Net noncurrent deferred nonoperating income taxes	0
4361	Deferred tax regulatory adjustment - net	1,661
4370	Other jurisdictional liabilities/deferred credits-net	-10,555
430	Total Other Liabilities and Deferred Credits	688,341
Stockholders' Equity		
4510	Capital stock	650,000
4520	Additional paid-in capital	384,747
4530	Treasury stock	0
4540	Other capital	6,249
4550	Retained earnings	-185,789
440	Total Stockholders' Equity	855,207
450	Total Liabilities and Stockholders' Equity	2,972,140
460	Retained Earnings (Beginning of Year)	-257,855
465	Net Income	74,757
470	Dividends Declared	0
475	Miscellaneous Debits	-4,868
480	Miscellaneous Credits	-7,559
490	Retained Earnings (End of Year)	-185,789

There are no footnotes available for this table.

Transfers/ Adjustments (ae)	Ending Balance (af)
-----------------------------------	---------------------------

66,605	5,969,503
0	0
-42,632	10,683
0	0
-489	322
0	0
23,483	5,980,508

-885	10,854
8	34,338
0	0
-6	47,272
-66	309,068
0	1,688
0	28,745
-260	18,604
-1,208	450,569

0	0
15,221	983,148
-2,417	21,176
12,805	1,004,324
12,805	1,004,324
-1	3,907
-73	4,391
18,115	1,153,995
0	0
18,115	1,153,995
18,042	1,158,386

0	0
0	0
0	0
0	393
0	70,704
0	71,097

71	77,356
305	450,473
2,913	447,985

27,962	2,077,673
0	758
0	2,541
0	155
293	206,573
31,544	3,263,512
61,182	5,951,796

0	5,520
-477	2,820
-477	8,340
5,900	9,367
0	0
5,900	9,367
66,605	5,969,503

GTE OF THE SOUTHWEST, INC. DBA
COMPANY: VERIZON SOUTHWEST Unrestricted Version
STUDY AREA: N/A SUBMISSION 01
PERIOD: From: Jan 2007 To: Dec 2007 TABLE I-1
COSA: GTSW

TABLE I-1 - INCOME STATEMENT ACCOUNTS
(Dollars in thousands)

Row/ Acct. No.	Account Title (a)	Amount (b)
REVENUE ACCOUNTS		
Local Network Services Revenues		
5001	Basic area revenue	316,045
5040	Private line revenue	3,552
5060	Other basic area revenue	248,404
520	Local Network Services Revenues	568,001
Network Access Services Revenues		
5081	End user revenue	120,105
5082	Switched access revenue	84,662
5083	Special access revenue	270,295
522	Network Access Services Revenues	475,061
5100	Long distance message revenue	30,638
Miscellaneous Revenues		
5230	Directory revenue	10,125
526	Miscellaneous revenue	75,072
527	Total Miscellaneous Revenue	85,198
5280	Nonregulated operating revenue	178,350
5300	Uncollectible revenue	11,175
530	Total Operating Revenues	1,326,073
EXPENSE ACCOUNTS		
Plant Specific Operations		
615	Account 6112 - Motor vehicles expense	2,621
625	Account 6113 - Aircraft expense	248

635	Account 6114 - Tools and other work equipment expense	594
6110	Network Support Expenses	3,463

6121	Land & building expense	40,597
6122	Furniture & artworks expense	547
6123	Office equipment expense	1,524
6124	General purpose computers expense	27,857
6120	General Support Expenses	70,525

6211	Non-digital switching expense	0
6212.1	Circuit switching expense	22,193
6212.2	Packet switching expense	3
6212	Digital electronic switching expense	22,196
6210	Central Office Switching Expenses	22,196

6220	Operator systems expense	132
------	--------------------------	-----

6231	Radio systems expense	42
6232.1	Electronic circuit expense	15,919
6232.2	Optical circuit expense	232
6232	Circuit equipment expense	16,151
6230	Central Office Transmission Expenses	16,193

6311	Station apparatus expense	42,508
6341	Large private branch exchanges expense	3,859
6351	Public telephone terminal equipment expense	575
6362	Other terminal equipment expense	59,584
6310	Information Origination/Termination Expenses	106,527

6411	Poles expense	5,117
6421	Aerial cable expense	24,374
6422	Underground cable expense	5,558
6423	Buried cable expense	42,403
6424	Submarine and deep sea cable expense	2
6426	Intrabuilding network cable expense	1,158
6431	Aerial wire expense	17
6441	Conduit systems expense	74
6410	Cable and Wire Facilities Expenses	78,702

650	Total Plant Specific Operations Expenses	297,739
-----	--	---------

Plant Nonspecific Operations

6511	PHFTU expense	0
665	Account 6512 - Provisioning expense	624
6510	Other Property, Plant and Equipment Expenses	624
6531	Power expense	6,478
6532	Network administration expense	9,486
6533	Testing expense	22,116
675	Account 6534 - Plant operating administration expense	50,329
685	Account 6535 - Engineering expense	10,917
6530	Network Operations Expenses	99,326
6540	Access expense	35,819
6561	Depreciation-TPIS expense	401,014
6562	Depreciation-PHFTU expense	0
6563	Amortization-tangible expense	1,849
6564	Amortization-intangible expense	6,287
6565	Amortization-other expense	0
6560	Depreciation & Amortization Expense	409,150
690	Total Plant Nonspecific Operations Expenses	544,919

Customer Operations

6611	Product management and sales expense	49,888
6613	Product advertising expense	29,858
6610	Marketing Expenses	79,746

6621	Call completion expense	3,452
6622	Number services expense	14,684
6623	Customer services expense	71,347
6620	Service Expense	89,483
700	Total Customer Operations Expenses	169,229

6720	General & Administrative	192,809
6790	Provision for uncollectible notes receivable	0
710	Total Corporate Operations Expenses	192,809

720	Total Operating Expenses	1,204,696
-----	--------------------------	-----------

730	Income Before Other Operating Items and Taxes	121,377
-----	--	---------

7100	Other operating income and expenses	1,507
------	-------------------------------------	-------

Operating Taxes

7210	Operating investment tax credits-net	0
7220	Operating federal income taxes	44,171
7230	Operating state and local income taxes	8,895
7240	Operating other taxes	25,848
7250	Provision for deferred operating income taxes-net	-48,235
7200	Operating Taxes	30,679

7300	Nonoperating income and expense	10,197
7400	Nonoperating taxes	3,574
7500	Interest and related items	68,069
7600	Extraordinary items	0
7910	Income effects of jurisdictional ratemaking differences-net	43,997
7990	Nonregulated net income	0
790	Net Income	74,757

830	Total number of employees at the end of the year	4,780
-----	---	-------

840	Number of full-time employees	4,729
-----	-------------------------------	-------

850	Number of part-time employees	51
-----	-------------------------------	----

860	Total Compensation for the year	384,768
-----	---------------------------------	---------

Table	Row	Col	FN#	Footnote
I1	5280	B	1	VERIZON I OPERATIC INTO ITS II IMPUTATIK
	860	B	2	TOTAL CO CAPITALIZ

FOOTNOTE TABLE

HAS NOT INTEGRATED ITS IN-REGION LONG DISTANCE
ONS, PURSUANT TO COMMISSION ORDER FCC 07-159,
LEC ENTITIES. ACCORDINGLY, THERE IS NO
ON FOR LONG DISTANCE COSTS.
MPENSATION INCLUDES BOTH EXPENSES AND
ED SALARY, WAGES AND BENEFITS.

COMPANY: VERIZON CALIFORNIA
 STUDY AREA: N/A
 PERIOD: From: Jan 2007 To: Dec 2007
 COSA: GTGC

TABLE B-1 - BALANCE SHEET ACCOUNTS
 (Dollars in thousands)

Row/ Acct. No.	Account Title (a)	Amount (b)
Current Assets		
1120	Cash and equivalents	116,871
1170	Receivables	493,664
1171	Allowance for doubtful accounts	25,835
1220	Inventories	23,453
120	Total Noncash Current Assets	491,282
1280	Prepayments	48
1350	Other current assets	86,783
130	Total Current Assets	694,984
Noncurrent Assets		
1406	Nonregulated investments	0
1410	Other noncurrent assets	2,556,497
1438	Deferred maintenance, retirements and other deferred charges	69,797
1500	Other jurisdictional assets-net	3,486
150	Total Noncurrent Assets	2,629,779

Row/ Acct. No.	Account Title (aa)	Beginning Balance (ab)	Additions (ac)	Retirements (ad)

Plant

2001	Telecommunications plant in service (TPIS)	12,512,808	534,575	300,398
2002	Property held for future telecom. use (PHFTU)	0	0	0
2003	Telecommunications plant under construction (TPUC)	82,965	104,331	0
2005	Telecommunications plant adjustment	0	0	0
2006	Nonoperating plant	6,240	0	0
2007	Goodwill	0	0	0
210	Total Plant	12,602,014	638,907	300,398

TPIS - General Support

2111	Land	48,193	412	0
2112	Motor vehicles	93,258	1,072	7,687
2113	Aircraft	0	0	0
2114	Tools and other work equipment	89,090	4,080	3,422
2121	Buildings	845,971	4,506	64,793
2122	Furniture	6,491	83	944
2123	Office equipment	57,336	221	7,313
2124	General purpose computers	70,199	4,123	42,398
2110	Land and Support Assets	1,210,538	14,497	126,557

TPIS - Central Office

2211	Non-digital switching	0	0	0
2212.1	Circuit switching	2,112,556	18,429	45,377
2212.2	Packet switching	72,233	1,601	3,150
2212	Digital electronic switching	2,184,789	20,030	48,527
2210	Central Office-Switching	2,184,789	20,030	48,527
2220	Operator Systems	29,473	273	721
2231	Radio systems	45,358	9	1,445
2232.1	Electronic circuit	2,604,544	171,883	85,932
2232.2	Optical circuit	0	0	0
2232	Circuit equipment	2,604,544	171,883	85,932
2230	Central Office-Transmission	2,649,902	171,892	87,377

TPIS - Information Origination/Termination

2311	Station apparatus	10	0	0
2321	Customer premises wiring	0	0	0
2341	Large private branch exchanges	0	0	0
2351	Public telephone terminal equipment	2,355	9	150
2362	Other terminal equipment	74,388	6,817	5,888
2310	Information Origination/Termination	76,752	6,826	6,037

TPIS - Cable & Wire

2411	Poles	232,674	13,008	1,435
2421	Aerial cable	1,333,903	47,733	5,491
2422	Underground cable	2,188,897	84,022	1,297
2423	Buried cable	1,457,632	149,521	3,178

2424	Submarine and deep sea cable	977	1	0
2426	Intrabuilding network cable	0	0	0
2431	Aerial wire	12,901	100	5
2441	Conduit systems	1,102,896	18,695	740
2410	Cable and Wire Facilities	6,329,880	313,080	12,146
240	Total TPIS (before amortizable assets)	12,481,335	526,597	281,365

TPIS - Amortizable Assets

2681	Capital leases	8,137	0	0
2682	Leasehold Improvements	9,118	754	104
2680	Amortizable Tangible Assets	17,256	754	104
2690.1	Network software	14,218	7,224	18,928
2690.2	General purpose computer software	0	0	0
2690	Intangibles	14,218	7,224	18,928
260	Total TPIS	12,512,808	534,575	300,398

Row/ Acct. No.	Account Title (a)	Amount (b)
----------------------	----------------------	---------------

Depreciation and Amortization

3100	Accumulated depreciation	9,492,461
3200	Accumulated depreciation - PHFTU	0
3300	Accumulated depreciation - nonoperating	1,046
3410	Accumulated amortization - capitalized leases	6,925
340	Total Depreciation and Amortization	9,500,433
350	Net Plant	3,494,329
360	Total Assets	6,819,092

Current Liabilities

4000	Current accounts and notes payable	1,717,158
4040	Customer's deposits	54
4070	Income taxes - accrued	54,219
4080	Other taxes - accrued	39,021
4100	Net current deferred operating income taxes	-25,866
4110	Net current deferred nonoperating income taxes	0
4130	Other current liabilities	485,617
410	Total Current Liabilities	2,270,203

4200	Long-term debt and funded debt	725,436
Other Liabilities and Deferred Credits		
4300	Other long-term liabilities and deferred credits	826,372
4320	Unamortized operating investment tax credits - net	0
4330	Unamortized nonoperating investment tax credits-net	0
4340	Net noncurrent deferred operating income taxes	891,669
4341	Net deferred tax liability adjustments	73
4350	Net noncurrent deferred nonoperating income taxes	0
4361	Deferred tax regulatory adjustment - net	-73
4370	Other jurisdictional liabilities/deferred credits-net	-52,096
430	Total Other Liabilities and Deferred Credits	1,665,945
Stockholders' Equity		
4510	Capital stock	1,400,000
4520	Additional paid-in capital	163,628
4530	Treasury stock	0
4540	Other capital	13,930
4550	Retained earnings	579,949
440	Total Stockholders' Equity	2,157,508
450	Total Liabilities and Stockholders' Equity	6,819,092
460	Retained Earnings (Beginning of Year)	336,310
465	Net Income	532,976
470	Dividends Declared	299,000
475	Miscellaneous Debits	1,500
480	Miscellaneous Credits	11,163
490	Retained Earnings (End of Year)	579,949

There are no footnotes available for this table.

Approved by OMB
3060-0395
Edition Date: 12/2007
Unrestricted Version
SUBMISSION 01
TABLE B-1

Transfers/ Adjustments (ae)	Ending Balance (af)
-----------------------------------	---------------------------

191,745	12,938,731
0	0
-136,000	51,297
0	0
-1,506	4,734
0	0
54,239	12,994,762

-10,527	38,078
6	86,650
0	0
27	89,775
23,709	809,393
0	5,629
0	50,243
-371	31,553
12,844	1,111,321

0	0
59,498	2,145,106
255	70,939
59,753	2,216,045
59,753	2,216,045
136	29,161
843	44,766
37,089	2,727,584
0	0
37,089	2,727,584
37,932	2,772,350

0	10
0	0
0	0
-12	2,202
52	75,369
40	77,580

73	244,320
13,053	1,389,198
13,746	2,285,368
40,523	1,644,498

0	978
0	0
0	12,996
2,647	1,123,499
70,043	6,700,857
180,748	12,907,315

0	8,137
-2,063	7,706
-2,063	15,843
13,060	15,573
0	0
13,060	15,573
191,745	12,938,731

FCC Paper Report 43-02
 ARMIS USOA Report

COMPANY: VERIZON CALIFORNIA
 STUDY AREA: N/A
 PERIOD: From: Jan 2007 To: Dec 2007
 COSA: GTGC

TABLE I-1 - INCOME STATEMENT ACCOUNTS
 (Dollars in thousands)

Row/ Acct. No.	Account Title (a)	Amount (b)
REVENUE ACCOUNTS		
Local Network Services Revenues		
5001	Basic area revenue	936,273
5040	Private line revenue	16,555
5060	Other basic area revenue	254,471
520	Local Network Services Revenues	1,207,299
Network Access Services Revenues		
5081	End user revenue	323,242
5082	Switched access revenue	207,092
5083	Special access revenue	710,911
522	Network Access Services Revenues	1,241,246
5100	Long distance message revenue	110,624
Miscellaneous Revenues		
5230	Directory revenue	20,948
526	Miscellaneous revenue	227,881
527	Total Miscellaneous Revenue	248,829
5280	Nonregulated operating revenue	289,174
5300	Uncollectible revenue	48,703
530	Total Operating Revenues	3,048,470
EXPENSE ACCOUNTS		
Plant Specific Operations		
615	Account 6112 - Motor vehicles expense	5,169
625	Account 6113 - Aircraft expense	488

635	Account 6114 - Tools and other work equipment expense	1,070
6110	Network Support Expenses	6,728

6121	Land & building expense	82,855
6122	Furniture & artworks expense	961
6123	Office equipment expense	3,021
6124	General purpose computers expense	61,600
6120	General Support Expenses	148,437

6211	Non-digital switching expense	0
6212.1	Circuit switching expense	49,749
6212.2	Packet switching expense	40
6212	Digital electronic switching expense	49,789
6210	Central Office Switching Expenses	49,789

6220	Operator systems expense	434
------	--------------------------	-----

6231	Radio systems expense	553
6232.1	Electronic circuit expense	45,868
6232.2	Optical circuit expense	469
6232	Circuit equipment expense	46,338
6230	Central Office Transmission Expenses	46,891

6311	Station apparatus expense	43,438
6341	Large private branch exchanges expense	4,619
6351	Public telephone terminal equipment expense	3,498
6362	Other terminal equipment expense	58,462
6310	Information Origination/Termination Expenses	110,016

6411	Poles expense	918
6421	Aerial cable expense	51,883
6422	Underground cable expense	20,679
6423	Buried cable expense	50,544
6424	Submarine and deep sea cable expense	22
6426	Intrabuilding network cable expense	482
6431	Aerial wire expense	86
6441	Conduit systems expense	2,099
6410	Cable and Wire Facilities Expenses	126,715

650	Total Plant Specific Operations Expenses	489,010
-----	--	---------

Plant Nonspecific Operations

6511	PHFTU expense	0
665	Account 6512 - Provisioning expense	1,288
6510	Other Property, Plant and Equipment Expenses	1,288
6531	Power expense	14,310
6532	Network administration expense	25,902
6533	Testing expense	38,395
675	Account 6534 - Plant operating administration expense	67,483
685	Account 6535 - Engineering expense	19,226
6530	Network Operations Expenses	165,316
6540	Access expense	44,392
6561	Depreciation-TPIS expense	665,811
6562	Depreciation-PHFTU expense	0
6563	Amortization-tangible expense	3,057
6564	Amortization-intangible expense	10,361
6565	Amortization-other expense	0
6560	Depreciation & Amortization Expense	679,229
690	Total Plant Nonspecific Operations Expenses	890,225

Customer Operations

6611	Product management and sales expense	86,854
6613	Product advertising expense	47,701
6610	Marketing Expenses	134,555

6621	Call completion expense	7,978
6622	Number services expense	40,772
6623	Customer services expense	164,661
6620	Service Expense	213,411
700	Total Customer Operations Expenses	347,966

6720	General & Administrative	338,626
6790	Provision for uncollectible notes receivable	0
710	Total Corporate Operations Expenses	338,626

720	Total Operating Expenses	2,065,827
-----	--------------------------	-----------

730	Income Before Other Operating Items and Taxes	982,642
-----	---	---------

7100	Other operating income and expenses	64,457
------	-------------------------------------	--------

Operating Taxes

7210	Operating investment tax credits-net	0
7220	Operating federal income taxes	339,415
7230	Operating state and local income taxes	78,284
7240	Operating other taxes	47,913
7250	Provision for deferred operating income taxes-net	-76,374
7200	Operating Taxes	389,238

7300	Nonoperating income and expense	13,679
7400	Nonoperating taxes	5,618
7500	Interest and related items	141,777
7600	Extraordinary items	0
7910	Income effects of jurisdictional ratemaking differences-net	8,831
7990	Nonregulated net income	0
790	Net Income	532,976

830	Total number of employees at the end of the year	8,157
-----	--	-------

840	Number of full-time employees	8,069
-----	-------------------------------	-------

850	Number of part-time employees	88
-----	-------------------------------	----

860	Total Compensation for the year	677,037
-----	---------------------------------	---------

Table	Row	Col	FN#	Footnote
I1	5280	B	2	VERIZON HAS NOT IN OPERATIONS, PURSI INTO ITS ILEC ENTITI IMPUTATION FOR LC
	860	B	3	TOTAL COMPENSATI CAPITALIZED SALAR

Approved by OMB
3060-0395
Edition Date: 12/2007
Unrestricted Version
SUBMISSION 01
TABLE I-1

FOOTNOTE TABLE

INTEGRATED ITS IN-REGION LONG DISTANCE
QUANT TO COMMISSION ORDER FCC 07-159,
LINES. ACCORDINGLY, THERE IS NO
LONG DISTANCE COSTS.
OPERATION INCLUDES BOTH EXPENSES AND
SALARIES, WAGES AND BENEFITS.

FCC Paper Report 43-02
 ARMIS USOA Report

COMPANY: VERIZON FLORIDA
 STUDY AREA: FLORIDA
 PERIOD: From: Jan 2007 To: Dec 2007
 COSA: GTFL

TABLE B-1 - BALANCE SHEET ACCOUNTS
 (Dollars in thousands)

Row/ Acct. No.	Account Title (a)	Amount (b)
Current Assets		
1120	Cash and equivalents	69,057
1170	Receivables	243,889
1171	Allowance for doubtful accounts	16,597
1220	Inventories	23,632
120	Total Noncash Current Assets	250,924
1280	Prepayments	47
1350	Other current assets	45,048
130	Total Current Assets	365,076
Noncurrent Assets		
1406	Nonregulated investments	0
1410	Other noncurrent assets	356,644
1438	Deferred maintenance, retirements and other deferred charges	35,180
1500	Other jurisdictional assets-net	854
150	Total Noncurrent Assets	392,678

Row/ Acct. No.	Account Title (aa)	Beginning Balance (ab)	Additions (ac)	Retirements (ad)	Transfers/ Adjustments (ae)

Plant

2001	Telecommunications plant in service (TPIS)	6,367,509	505,357	180,035	174,058
2002	Property held for future telecom. use (PHFTU)	0	0	0	0
2003	Telecommunications plant under construction (TPUC)	34,344	131,362	0	-133,154
2005	Telecommunications plant adjustment	0	0	0	0
2006	Nonoperating plant	220	0	0	0
2007	Goodwill	0	0	0	0
210	Total Plant	6,402,074	636,718	180,035	40,905

TPIS - General Support

2111	Land	19,479	0	0	-623
2112	Motor vehicles	36,213	566	1,985	9
2113	Aircraft	0	0	0	0
2114	Tools and other work equipment	55,755	6,616	1,787	285
2121	Buildings	283,609	2,259	11,571	535
2122	Furniture	2,538	0	79	-124
2123	Office equipment	40,771	5	6,367	0
2124	General purpose computers	47,636	1,089	34,474	-143
2110	Land and Support Assets	486,001	10,535	56,262	-61

TPIS - Central Office

2211	Non-digital switching	0	0	0	0
2212.1	Circuit switching	1,028,873	30,835	22,351	15,301
2212.2	Packet switching	30,767	478	1,257	1,146
2212	Digital electronic switching	1,059,641	31,312	23,609	16,447
2210	Central Office-Switching	1,059,641	31,312	23,609	16,447
2220	Operator Systems	16,114	118	1,253	-348
2231	Radio systems	822	0	158	9
2232.1	Electronic circuit	1,271,425	158,987	59,054	21,957
2232.2	Optical circuit	0	0	0	0
2232	Circuit equipment	1,271,425	158,987	59,054	21,957
2230	Central Office-Transmission	1,272,247	158,987	59,212	21,966

TPIS - Information Origination/Termination

2311	Station apparatus	0	0	0	0
2321	Customer premises wiring	0	0	0	0
2341	Large private branch exchanges	0	0	0	0
2351	Public telephone terminal equipment	1,689	0	0	-1
2362	Other terminal equipment	51,133	6,640	1,899	0
2310	Information Origination/Termination	52,822	6,640	1,899	-1

TPIS - Cable & Wire

2411	Poles	31,504	1,488	770	-61
2421	Aerial cable	231,494	2,840	2,517	126
2422	Underground cable	659,911	32,774	4,435	7,978
2423	Buried cable	2,148,998	241,283	14,424	110,165

2424	Submarine and deep sea cable	2,356	5	65	0
2426	Intrabuilding network cable	963	0	6	0
2431	Aerial wire	3,258	743	72	0
2441	Conduit systems	393,480	13,022	2,404	9,545
2410	Cable and Wire Facilities	3,471,964	292,154	24,694	127,752
240	Total TPIS (before amortizable assets)	6,358,788	499,748	166,928	165,756

TPIS - Amortizable Assets

2681	Capital leases	0	0	0	0
2682	Leasehold Improvements	580	896	0	41
2680	Amortizable Tangible Assets	580	896	0	41
2690.1	Network software	8,141	4,713	13,106	7,373
2690.2	General purpose computer software	0	0	0	889
2690	Intangibles	8,141	4,713	13,106	8,261
260	Total TPIS	6,367,509	505,357	180,035	174,058

Row/ Acct. No.	Account Title (a)	Amount (b)
----------------------	----------------------	---------------

Depreciation and Amortization

3100	Accumulated depreciation	4,618,177
3200	Accumulated depreciation - PHFTU	0
3300	Accumulated depreciation - nonoperating	0
3410	Accumulated amortization - capitalized leases	0
340	Total Depreciation and Amortization	4,618,177
350	Net Plant	2,281,485
360	Total Assets	3,039,239

Current Liabilities

4000	Current accounts and notes payable	709,887
4040	Customer's deposits	299
4070	Income taxes - accrued	-9,246
4080	Other taxes - accrued	1,397
4100	Net current deferred operating income taxes	7,098
4110	Net current deferred nonoperating income taxes	0
4130	Other current liabilities	192,585
410	Total Current Liabilities	902,020

4200	Long-term debt and funded debt	641,545
Other Liabilities and Deferred Credits		
4300	Other long-term liabilities and deferred credits	539,845
4320	Unamortized operating investment tax credits - net	0
4330	Unamortized nonoperating investment tax credits-net	0
4340	Net noncurrent deferred operating income taxes	64,922
4341	Net deferred tax liability adjustments	-3,287
4350	Net noncurrent deferred nonoperating income taxes	0
4361	Deferred tax regulatory adjustment - net	3,287
4370	Other jurisdictional liabilities/deferred credits-net	-174,309
430	Total Other Liabilities and Deferred Credits	430,458
Stockholders' Equity		
4510	Capital stock	585,000
4520	Additional paid-in capital	106,172
4530	Treasury stock	0
4540	Other capital	9,138
4550	Retained earnings	364,907
440	Total Stockholders' Equity	1,065,217
450	Total Liabilities and Stockholders' Equity	3,039,239
460	Retained Earnings (Beginning of Year)	263,595
465	Net Income	103,392
470	Dividends Declared	0
475	Miscellaneous Debits	0
480	Miscellaneous Credits	-2,080
490	Retained Earnings (End of Year)	364,907

There are no footnotes available for this table.

Approved by OMB
3060-0395
Edition Date: 12/2007
Unrestricted Version
SUBMISSION 01
TABLE B-1

Ending Balance (af)

6,866,890
0
32,552
0
220
0
6,899,662

18,856
34,802
0
60,869
274,832
2,335
34,409
14,108
440,214

0
1,052,657
31,134
1,083,791
1,083,791
14,631
673
1,393,315
0
1,393,315
1,393,989

0
0
0
1,688
55,874
57,562

32,161
231,942
696,228
2,486,021

2,295
957
3,929
413,642
3,867,177
6,857,363

0
1,517
1,517
7,120
889
8,009
6,866,890

FCC Paper Report 43-02
 ARMIS USOA Report

COMPANY: VERIZON FLORIDA
 STUDY AREA: FLORIDA
 PERIOD: From: Jan 2007 To: Dec 2007
 COSA: GTFL

TABLE I-1 - INCOME STATEMENT ACCOUNTS
 (Dollars in thousands)

Row/ Acct. No.	Account Title (a)	Amount (b)
----------------------	----------------------	---------------

REVENUE ACCOUNTS

Local Network Services Revenues

5001	Basic area revenue	417,895
5040	Private line revenue	15,877
5060	Other basic area revenue	142,893
520	Local Network Services Revenues	576,665

Network Access Services Revenues

5081	End user revenue	143,772
5082	Switched access revenue	133,066
5083	Special access revenue	337,209
522	Network Access Services Revenues	614,048

5100	Long distance message revenue	32,632
------	-------------------------------	--------

Miscellaneous Revenues

5230	Directory revenue	17,381
526	Miscellaneous revenue	89,680
527	Total Miscellaneous Revenue	107,061

5280	Nonregulated operating revenue	224,234
5300	Uncollectible revenue	14,579
530	Total Operating Revenues	1,540,061

EXPENSE ACCOUNTS

Plant Specific Operations

615	Account 6112 - Motor vehicles expense	2,318
625	Account 6113 - Aircraft expense	263

635	Account 6114 - Tools and other work equipment expense	654
6110	Network Support Expenses	3,236

6121	Land & building expense	34,054
6122	Furniture & artworks expense	887
6123	Office equipment expense	1,978
6124	General purpose computers expense	31,152
6120	General Support Expenses	68,071

6211	Non-digital switching expense	0
6212.1	Circuit switching expense	24,624
6212.2	Packet switching expense	18
6212	Digital electronic switching expense	24,643
6210	Central Office Switching Expenses	24,643

6220	Operator systems expense	220
------	--------------------------	-----

6231	Radio systems expense	14
6232.1	Electronic circuit expense	25,990
6232.2	Optical circuit expense	280
6232	Circuit equipment expense	26,270
6230	Central Office Transmission Expenses	26,284

6311	Station apparatus expense	54,802
6341	Large private branch exchanges expense	4,952
6351	Public telephone terminal equipment expense	1,448
6362	Other terminal equipment expense	64,013
6310	Information Origination/Termination Expenses	125,215

6411	Poles expense	10,630
6421	Aerial cable expense	18,420
6422	Underground cable expense	2,223
6423	Buried cable expense	68,787
6424	Submarine and deep sea cable expense	5
6426	Intrabuilding network cable expense	276
6431	Aerial wire expense	134
6441	Conduit systems expense	477
6410	Cable and Wire Facilities Expenses	100,952

650	Total Plant Specific Operations Expenses	348,621
-----	--	---------

Plant Nonspecific Operations

6511	PHFTU expense	0
665	Account 6512 - Provisioning expense	1,404
6510	Other Property, Plant and Equipment Expenses	1,404
6531	Power expense	16,648
6532	Network administration expense	17,781
6533	Testing expense	33,967
675	Account 6534 - Plant operating administration expense	36,524
685	Account 6535 - Engineering expense	17,002
6530	Network Operations Expenses	121,923
6540	Access expense	24,458
6561	Depreciation-TPIS expense	515,776
6562	Depreciation-PHFTU expense	0
6563	Amortization-tangible expense	184
6564	Amortization-intangible expense	6,490
6565	Amortization-other expense	0
6560	Depreciation & Amortization Expense	522,450
690	Total Plant Nonspecific Operations Expenses	670,234

Customer Operations

6611	Product management and sales expense	62,745
6613	Product advertising expense	31,188
6610	Marketing Expenses	93,933

6621	Call completion expense	5,192
6622	Number services expense	21,331
6623	Customer services expense	91,799
6620	Service Expense	118,322
700	Total Customer Operations Expenses	212,254

6720	General & Administrative	198,152
6790	Provision for uncollectible notes receivable	0
710	Total Corporate Operations Expenses	198,152

720	Total Operating Expenses	1,429,262
-----	--------------------------	-----------

730	Income Before Other Operating Items and Taxes	110,799
-----	--	---------

7100	Other operating income and expenses	6,003
------	-------------------------------------	-------

Operating Taxes

7210	Operating investment tax credits-net	0
7220	Operating federal income taxes	86,773
7230	Operating state and local income taxes	11,414
7240	Operating other taxes	38,093
7250	Provision for deferred operating income taxes-net	-97,618
7200	Operating Taxes	38,662

7300	Nonoperating income and expense	4,816
7400	Nonoperating taxes	1,859
7500	Interest and related items	67,784
7600	Extraordinary items	0
7910	Income effects of jurisdictional ratemaking differences-net	90,078
7990	Nonregulated net income	0
790	Net Income	103,392

830	Total number of employees at the end of the year	5,098
-----	---	-------

840	Number of full-time employees	5,090
-----	-------------------------------	-------

850	Number of part-time employees	8
-----	-------------------------------	---

860	Total Compensation for the year	487,137
-----	---------------------------------	---------

Table	Row	Col	FN#	Footnote
I1	5280	B	1	VERIZON HAS NOT IN OPERATIONS, PURSI INTO ITS ILEC ENTITI IMPUTATION FOR LC
	860	B	2	TOTAL COMPENSATI CAPITALIZED SALAR

Approved by OMB
3060-0395
Edition Date: 12/2007
Unrestricted Version
SUBMISSION 01
TABLE I-1

FOOTNOTE TABLE

INTEGRATED ITS IN-REGION LONG DISTANCE
EQUANT TO COMMISSION ORDER FCC 07-159,
SERVICES. ACCORDINGLY, THERE IS NO
IN-REGION LONG DISTANCE COSTS.
EQUANT INCLUDES BOTH EXPENSES AND
EQUANT, WAGES AND BENEFITS.

FCC Paper Report 43-02
 ARMIS USOA Report

COMPANY: VERIZON NORTH, INC.
 STUDY AREA: N/A
 PERIOD: From: Jan 2007 To: Dec 2007
 COSA: GTMW

TABLE B-1 - BALANCE SHEET ACCOUNTS
 (Dollars in thousands)

Row/ Acct. No.	Account Title (a)	Amount (b)
Current Assets		
1120	Cash and equivalents	128,202
1170	Receivables	470,062
1171	Allowance for doubtful accounts	28,081
1220	Inventories	12,020
120	Total Noncash Current Assets	454,001
1280	Prepayments	8,241
1350	Other current assets	59,693
130	Total Current Assets	650,138
Noncurrent Assets		
1406	Nonregulated investments	0
1410	Other noncurrent assets	2,405,969
1438	Deferred maintenance, retirements and other deferred charges	46,746
1500	Other jurisdictional assets-net	-3,019
150	Total Noncurrent Assets	2,449,696

Row/ Acct. No.	Account Title (aa)	Beginning Balance (ab)	Additions (ac)	Retirements (ad)

Plant

2001	Telecommunications plant in service (TPIS)	13,101,635	927,253	582,543
2002	Property held for future telecom. use (PHFTU)	0	0	0
2003	Telecommunications plant under construction (TPUC)	16,634	18,823	0
2005	Telecommunications plant adjustment	0	0	0
2006	Nonoperating plant	535	0	0
2007	Goodwill	0	0	0
210	Total Plant	13,118,805	946,076	582,543

TPIS - General Support

2111	Land	28,444	0	0
2112	Motor vehicles	86,488	2,680	7,328
2113	Aircraft	0	0	0
2114	Tools and other work equipment	89,821	3,225	5,146
2121	Buildings	648,407	3,623	21,161
2122	Furniture	29,122	0	310
2123	Office equipment	54,917	134	8,795
2124	General purpose computers	150,793	4,620	113,063
2110	Land and Support Assets	1,087,992	14,282	155,804

TPIS - Central Office

2211	Non-digital switching	0	0	0
2212.1	Circuit switching	2,037,980	17,788	30,214
2212.2	Packet switching	44,873	6,529	1,080
2212	Digital electronic switching	2,082,853	24,318	31,294
2210	Central Office-Switching	2,082,853	24,318	31,294
2220	Operator Systems	23,227	563	3,358
2231	Radio systems	5,211	1	183
2232.1	Electronic circuit	1,967,271	119,466	68,813
2232.2	Optical circuit	0	0	0
2232	Circuit equipment	1,967,271	119,466	68,813
2230	Central Office-Transmission	1,972,482	119,467	68,996

TPIS - Information Origination/Termination

2311	Station apparatus	0	0	0
2321	Customer premises wiring	0	0	0
2341	Large private branch exchanges	0	0	0
2351	Public telephone terminal equipment	2,220	0	0
2362	Other terminal equipment	140,328	4,912	5,964
2310	Information Origination/Termination	142,548	4,912	5,964

TPIS - Cable & Wire

2411	Poles	288,662	5,982	2,306
2421	Aerial cable	1,313,752	21,623	5,921
2422	Underground cable	484,430	8,697	2,274
2423	Buried cable	3,316,184	87,956	14,453

2424	Submarine and deep sea cable	916	0	0
2426	Intrabuilding network cable	4,058	0	74
2431	Aerial wire	25,584	413	170
2441	Conduit systems	244,717	1,943	509
2410	Cable and Wire Facilities	5,678,304	126,615	25,707
240	Total TPIS (before amortizable assets)	10,987,406	290,156	291,123

TPIS - Amortizable Assets

2681	Capital leases	11,924	0	0
2682	Leasehold Improvements	6,992	482	18
2680	Amortizable Tangible Assets	18,916	482	18
2690.1	Network software	68,112	1,630	74,148
2690.2	General purpose computer software	2,027,202	634,985	217,254
2690	Intangibles	2,095,314	636,615	291,402
260	Total TPIS	13,101,635	927,253	582,543

Row/ Acct. No.	Account Title (a)	Amount (b)
----------------------	----------------------	---------------

Depreciation and Amortization

3100	Accumulated depreciation	8,108,476
3200	Accumulated depreciation - PHFTU	0
3300	Accumulated depreciation - nonoperating	44
3410	Accumulated amortization - capitalized leases	10,813
340	Total Depreciation and Amortization	8,119,333
350	Net Plant	5,092,362
360	Total Assets	8,192,196

Current Liabilities

4000	Current accounts and notes payable	1,123,051
4040	Customer's deposits	68
4070	Income taxes - accrued	9,505
4080	Other taxes - accrued	54,761
4100	Net current deferred operating income taxes	-5,114
4110	Net current deferred nonoperating income taxes	0
4130	Other current liabilities	792,688
410	Total Current Liabilities	1,974,959

4200	Long-term debt and funded debt	394,652
Other Liabilities and Deferred Credits		
4300	Other long-term liabilities and deferred credits	1,115,299
4320	Unamortized operating investment tax credits - net	0
4330	Unamortized nonoperating investment tax credits-net	0
4340	Net noncurrent deferred operating income taxes	1,750,701
4341	Net deferred tax liability adjustments	7,984
4350	Net noncurrent deferred nonoperating income taxes	0
4361	Deferred tax regulatory adjustment - net	-7,984
4370	Other jurisdictional liabilities/deferred credits-net	341,299
430	Total Other Liabilities and Deferred Credits	3,207,299
Stockholders' Equity		
4510	Capital stock	978,354
4520	Additional paid-in capital	1,010,464
4530	Treasury stock	0
4540	Other capital	30,490
4550	Retained earnings	595,979
440	Total Stockholders' Equity	2,615,286
450	Total Liabilities and Stockholders' Equity	8,192,196
460	Retained Earnings (Beginning of Year)	810,594
465	Net Income	476,232
470	Dividends Declared	752,000
475	Miscellaneous Debits	940,056
480	Miscellaneous Credits	1,001,209
490	Retained Earnings (End of Year)	595,979

There are no footnotes available for this table.

Approved by OMB
3060-0395
Edition Date: 12/2007
Unrestricted Version
SUBMISSION 01
TABLE B-1

Transfers/ Adjustments (ae)	Ending Balance (af)
-----------------------------------	---------------------------

-244,427	13,201,918
0	0
-26,127	9,330
0	0
-88	447
0	0
-270,643	13,211,695

-916	27,529
0	81,839
0	0
50	87,950
4,775	635,644
16	28,828
-44	46,210
-875	41,476
3,006	949,477

0	0
26,390	2,051,945
285	50,608
26,676	2,102,553
26,676	2,102,553
1,837	22,269
-49	4,980
25,765	2,043,689
0	0
25,765	2,043,689
25,716	2,048,668

0	0
0	0
0	0
-6	2,215
3	139,278
-3	141,493

752	293,091
3,739	1,333,194
1,260	492,113
3,848	3,393,535

-1	915
0	3,984
6	25,833
625	246,777
10,230	5,789,442
67,462	11,053,902

-20	11,904
-1,707	5,749
-1,727	17,653
43,410	39,004
-353,572	2,091,360
-310,162	2,130,364
-244,427	13,201,918

FCC Paper Report 43-02
 ARMIS USOA Report

COMPANY: VERIZON NORTH, INC.
 STUDY AREA: N/A
 PERIOD: From: Jan 2007 To: Dec 2007
 COSA: GTMW

TABLE I-1 - INCOME STATEMENT ACCOUNTS
 (Dollars in thousands)

Row/ Acct. No.	Account Title (a)	Amount (b)
----------------------	----------------------	---------------

REVENUE ACCOUNTS

Local Network Services Revenues

5001	Basic area revenue	828,970
5040	Private line revenue	10,983
5060	Other basic area revenue	228,836
520	Local Network Services Revenues	1,068,789

Network Access Services Revenues

5081	End user revenue	335,918
5082	Switched access revenue	197,634
5083	Special access revenue	463,695
522	Network Access Services Revenues	997,247

5100	Long distance message revenue	96,639
------	-------------------------------	--------

Miscellaneous Revenues

5230	Directory revenue	21,992
526	Miscellaneous revenue	916,480
527	Total Miscellaneous Revenue	938,473

5280	Nonregulated operating revenue	167,335
5300	Uncollectible revenue	32,217
530	Total Operating Revenues	3,236,265

EXPENSE ACCOUNTS

Plant Specific Operations

615	Account 6112 - Motor vehicles expense	5,197
625	Account 6113 - Aircraft expense	419

635	Account 6114 - Tools and other work equipment expense	885
6110	Network Support Expenses	6,501

6121	Land & building expense	50,819
6122	Furniture & artworks expense	783
6123	Office equipment expense	3,435
6124	General purpose computers expense	50,463
6120	General Support Expenses	105,500

6211	Non-digital switching expense	0
6212.1	Circuit switching expense	58,430
6212.2	Packet switching expense	53
6212	Digital electronic switching expense	58,483
6210	Central Office Switching Expenses	58,483

6220	Operator systems expense	46
------	--------------------------	----

6231	Radio systems expense	41
6232.1	Electronic circuit expense	24,843
6232.2	Optical circuit expense	85
6232	Circuit equipment expense	24,927
6230	Central Office Transmission Expenses	24,968

6311	Station apparatus expense	20,355
6341	Large private branch exchanges expense	8,690
6351	Public telephone terminal equipment expense	1,266
6362	Other terminal equipment expense	26,886
6310	Information Origination/Termination Expenses	57,196

6411	Poles expense	10,935
6421	Aerial cable expense	52,503
6422	Underground cable expense	4,597
6423	Buried cable expense	67,931
6424	Submarine and deep sea cable expense	21
6426	Intrabuilding network cable expense	517
6431	Aerial wire expense	118
6441	Conduit systems expense	656
6410	Cable and Wire Facilities Expenses	137,278

650	Total Plant Specific Operations Expenses	389,971
-----	--	---------

Plant Nonspecific Operations

6511	PHFTU expense	0
665	Account 6512 - Provisioning expense	1,569
6510	Other Property, Plant and Equipment Expenses	1,569
6531	Power expense	17,176
6532	Network administration expense	16,090
6533	Testing expense	40,598
675	Account 6534 - Plant operating administration expense	44,554
685	Account 6535 - Engineering expense	12,623
6530	Network Operations Expenses	131,040
6540	Access expense	83,451
6561	Depreciation-TPIS expense	697,410
6562	Depreciation-PHFTU expense	0
6563	Amortization-tangible expense	3,878
6564	Amortization-intangible expense	601,940
6565	Amortization-other expense	0
6560	Depreciation & Amortization Expense	1,303,227
690	Total Plant Nonspecific Operations Expenses	1,519,287

Customer Operations

6611	Product management and sales expense	72,745
6613	Product advertising expense	23,792
6610	Marketing Expenses	96,538

6621	Call completion expense	9,932
6622	Number services expense	29,769
6623	Customer services expense	122,285
6620	Service Expense	161,986
700	Total Customer Operations Expenses	258,523

6720	General & Administrative	304,867
6790	Provision for uncollectible notes receivable	0
710	Total Corporate Operations Expenses	304,867

720	Total Operating Expenses	2,472,648
-----	--------------------------	-----------

730	Income Before Other Operating Items and Taxes	763,617
-----	--	---------

7100	Other operating income and expenses	2,979
------	-------------------------------------	-------

Operating Taxes

7210	Operating investment tax credits-net	0
7220	Operating federal income taxes	309,912
7230	Operating state and local income taxes	53,781
7240	Operating other taxes	64,285
7250	Provision for deferred operating income taxes-net	-130,506
7200	Operating Taxes	297,472

7300	Nonoperating income and expense	9,211
7400	Nonoperating taxes	-2,320
7500	Interest and related items	95,815
7600	Extraordinary items	0
7910	Income effects of jurisdictional ratemaking differences-net	91,393
7990	Nonregulated net income	0
790	Net Income	476,232

830	Total number of employees at the end of the year	8,228
-----	---	-------

840	Number of full-time employees	8,175
-----	-------------------------------	-------

850	Number of part-time employees	53
-----	-------------------------------	----

860	Total Compensation for the year	644,743
-----	---------------------------------	---------

Table	Row	Col	FN#	Footnote
I1	5280	B	1	VERIZON HAS NOT IN OPERATIONS, PURSI INTO ITS ILEC ENTITI IMPUTATION FOR LC
	860	B	2	TOTAL COMPENSATI CAPITALIZED SALAR

Approved by OMB
3060-0395
Edition Date: 12/2007
Unrestricted Version
SUBMISSION 01
TABLE I-1

FOOTNOTE TABLE

INTEGRATED ITS IN-REGION LONG DISTANCE
EQUANT TO COMMISSION ORDER FCC 07-159,
SERVICES. ACCORDINGLY, THERE IS NO
IN-REGION LONG DISTANCE COSTS.
EQUANT INCLUDES BOTH EXPENSES AND
EQUANT, WAGES AND BENEFITS.

FCC Paper Report 43-02
 ARMIS USOA Report

COMPANY: VERIZON SOUTH, INC.
 STUDY AREA: N/A
 PERIOD: From: Jan 2007 To: Dec 2007
 COSA: GTSO

TABLE B-1 - BALANCE SHEET ACCOUNTS
 (Dollars in thousands)

Row/ Acct. No.	Account Title (a)	Amount (b)
Current Assets		
1120	Cash and equivalents	23,817
1170	Receivables	145,069
1171	Allowance for doubtful accounts	12,534
1220	Inventories	4,223
120	Total Noncash Current Assets	136,759
1280	Prepayments	-1,536
1350	Other current assets	18,168
130	Total Current Assets	177,208
Noncurrent Assets		
1406	Nonregulated investments	0
1410	Other noncurrent assets	378,215
1438	Deferred maintenance, retirements and other deferred charges	13,046
1500	Other jurisdictional assets-net	961
150	Total Noncurrent Assets	392,222

Row/ Acct. No.	Account Title (aa)	Beginning Balance (ab)	Additions (ac)	Retirements (ad)	Transfers/ Adjustments (ae)

Plant

2001	Telecommunications plant in service (TPIS)	3,450,948	153,094	86,869	28,852
2002	Property held for future telecom. use (PHFTU)	0	0	0	0
2003	Telecommunications plant under construction (TPUC)	6,275	14,487	0	-13,830
2005	Telecommunications plant adjustment	18,423	0	0	-664
2006	Nonoperating plant	144	53	0	397
2007	Goodwill	0	0	0	0
210	Total Plant	3,475,790	167,634	86,869	14,754

TPIS - General Support

2111	Land	14,777	0	0	-4
2112	Motor vehicles	17,132	907	1,790	2
2113	Aircraft	0	0	0	0
2114	Tools and other work equipment	23,142	9,174	1,444	0
2121	Buildings	182,912	1,040	1,392	-336
2122	Furniture	4,508	0	546	-16
2123	Office equipment	22,661	0	2,461	-190
2124	General purpose computers	20,557	643	15,660	-612
2110	Land and Support Assets	285,688	11,763	23,292	-1,156

TPIS - Central Office

2211	Non-digital switching	0	0	0	0
2212.1	Circuit switching	628,308	5,305	12,891	8,537
2212.2	Packet switching	21,503	1,071	1,375	339
2212	Digital electronic switching	649,810	6,375	14,266	8,877
2210	Central Office-Switching	649,810	6,375	14,266	8,877
2220	Operator Systems	2,256	50	1,003	-894
2231	Radio systems	1,053	0	0	-14
2232.1	Electronic circuit	610,133	43,481	26,656	9,567
2232.2	Optical circuit	0	0	0	0
2232	Circuit equipment	610,133	43,481	26,656	9,567
2230	Central Office-Transmission	611,186	43,481	26,656	9,553

TPIS - Information Origination/Termination

2311	Station apparatus	10	0	10	0
2321	Customer premises wiring	0	0	0	0
2341	Large private branch exchanges	0	0	0	0
2351	Public telephone terminal equipment	81	0	0	-1
2362	Other terminal equipment	24,225	1,329	1,905	-8
2310	Information Origination/Termination	24,316	1,329	1,915	-9

TPIS - Cable & Wire

2411	Poles	66,044	1,887	604	65
2421	Aerial cable	401,272	7,737	3,956	62
2422	Underground cable	102,480	3,549	1,059	1,388
2423	Buried cable	1,254,525	75,059	6,389	6,385

2424	Submarine and deep sea cable	31	10	0	0
2426	Intrabuilding network cable	1	0	0	0
2431	Aerial wire	694	170	8	1
2441	Conduit systems	45,697	574	98	906
2410	Cable and Wire Facilities	1,870,743	88,987	12,113	8,809
240	Total TPIS (before amortizable assets)	3,444,000	151,986	79,246	25,180

TPIS - Amortizable Assets

2681	Capital leases	110	259	0	0
2682	Leasehold Improvements	2,106	272	6	-1,395
2680	Amortizable Tangible Assets	2,216	531	6	-1,395
2690.1	Network software	4,732	578	7,617	5,067
2690.2	General purpose computer software	0	0	0	0
2690	Intangibles	4,732	578	7,617	5,067
260	Total TPIS	3,450,948	153,094	86,869	28,852

Row/ Acct. No.	Account Title (a)	Amount (b)
----------------------	----------------------	---------------

Depreciation and Amortization

3100	Accumulated depreciation	2,655,299
3200	Accumulated depreciation - PHFTU	0
3300	Accumulated depreciation - nonoperating	71
3410	Accumulated amortization - capitalized leases	44
340	Total Depreciation and Amortization	2,655,414
350	Net Plant	915,896
360	Total Assets	1,485,325

Current Liabilities

4000	Current accounts and notes payable	589,005
4040	Customer's deposits	342
4070	Income taxes - accrued	5,196
4080	Other taxes - accrued	10,732
4100	Net current deferred operating income taxes	13,893
4110	Net current deferred nonoperating income taxes	0
4130	Other current liabilities	157,668
410	Total Current Liabilities	776,835

4200	Long-term debt and funded debt	-574
Other Liabilities and Deferred Credits		
4300	Other long-term liabilities and deferred credits	303,680
4320	Unamortized operating investment tax credits - net	0
4330	Unamortized nonoperating investment tax credits-net	0
4340	Net noncurrent deferred operating income taxes	88,606
4341	Net deferred tax liability adjustments	-1,210
4350	Net noncurrent deferred nonoperating income taxes	0
4361	Deferred tax regulatory adjustment - net	1,210
4370	Other jurisdictional liabilities/deferred credits-net	-44,481
430	Total Other Liabilities and Deferred Credits	347,805
Stockholders' Equity		
4510	Capital stock	358,275
4520	Additional paid-in capital	-5,588
4530	Treasury stock	0
4540	Other capital	6,264
4550	Retained earnings	2,309
440	Total Stockholders' Equity	361,259
450	Total Liabilities and Stockholders' Equity	1,485,325
460	Retained Earnings (Beginning of Year)	-69,294
465	Net Income	113,149
470	Dividends Declared	38,000
475	Miscellaneous Debits	203,212
480	Miscellaneous Credits	199,665
490	Retained Earnings (End of Year)	2,309

There are no footnotes available for this table.

Approved by OMB
3060-0395
Edition Date: 12/2007
Unrestricted Version
SUBMISSION 01
TABLE B-1

Ending Balance (af)

3,546,025
0
6,932
17,759
594
0
3,571,310

14,774
16,251
0
30,872
182,224
3,946
20,010
4,928
273,003

0
629,259
21,538
650,797
650,797
408
1,038
636,526
0
636,526
637,564

0
0
0
80
23,641
23,721

67,392
405,116
106,358
1,329,581

40
1
858
47,080
1,956,426
3,541,920

369
977
1,346
2,760
0
2,760
3,546,025

FCC Paper Report 43-02
 ARMIS USOA Report

COMPANY: VERIZON SOUTH, INC.
 STUDY AREA: N/A
 PERIOD: From: Jan 2007 To: Dec 2007
 COSA: GTSO

TABLE I-1 - INCOME STATEMENT ACCOUNTS
 (Dollars in thousands)

Row/ Acct. No.	Account Title (a)	Amount (b)
----------------------	----------------------	---------------

REVENUE ACCOUNTS

Local Network Services Revenues

5001	Basic area revenue	267,915
5040	Private line revenue	3,487
5060	Other basic area revenue	88,221
520	Local Network Services Revenues	359,623

Network Access Services Revenues

5081	End user revenue	93,017
5082	Switched access revenue	115,913
5083	Special access revenue	145,089
522	Network Access Services Revenues	354,019

5100	Long distance message revenue	29,149
------	-------------------------------	--------

Miscellaneous Revenues

5230	Directory revenue	5,441
526	Miscellaneous revenue	45,312
527	Total Miscellaneous Revenue	50,754

5280	Nonregulated operating revenue	48,888
5300	Uncollectible revenue	-982
530	Total Operating Revenues	843,414

EXPENSE ACCOUNTS

Plant Specific Operations

615	Account 6112 - Motor vehicles expense	1,749
625	Account 6113 - Aircraft expense	140

635	Account 6114 - Tools and other work equipment expense	391
6110	Network Support Expenses	2,281

6121	Land & building expense	16,515
6122	Furniture & artworks expense	238
6123	Office equipment expense	520
6124	General purpose computers expense	16,266
6120	General Support Expenses	33,539

6211	Non-digital switching expense	0
6212.1	Circuit switching expense	18,825
6212.2	Packet switching expense	5
6212	Digital electronic switching expense	18,830
6210	Central Office Switching Expenses	18,830

6220	Operator systems expense	113
------	--------------------------	-----

6231	Radio systems expense	4
6232.1	Electronic circuit expense	7,513
6232.2	Optical circuit expense	69
6232	Circuit equipment expense	7,582
6230	Central Office Transmission Expenses	7,585

6311	Station apparatus expense	3,045
6341	Large private branch exchanges expense	2,461
6351	Public telephone terminal equipment expense	335
6362	Other terminal equipment expense	8,967
6310	Information Origination/Termination Expenses	14,808

6411	Poles expense	7,205
6421	Aerial cable expense	16,034
6422	Underground cable expense	954
6423	Buried cable expense	30,317
6424	Submarine and deep sea cable expense	42
6426	Intrabuilding network cable expense	27
6431	Aerial wire expense	7
6441	Conduit systems expense	146
6410	Cable and Wire Facilities Expenses	54,733

650	Total Plant Specific Operations Expenses	131,889
-----	--	---------

Plant Nonspecific Operations

6511	PHFTU expense	0
665	Account 6512 - Provisioning expense	661
6510	Other Property, Plant and Equipment Expenses	661
6531	Power expense	4,589
6532	Network administration expense	5,020
6533	Testing expense	11,200
675	Account 6534 - Plant operating administration expense	14,406
685	Account 6535 - Engineering expense	4,236
6530	Network Operations Expenses	39,451
6540	Access expense	28,198
6561	Depreciation-TPIS expense	262,136
6562	Depreciation-PHFTU expense	0
6563	Amortization-tangible expense	909
6564	Amortization-intangible expense	3,262
6565	Amortization-other expense	0
6560	Depreciation & Amortization Expense	266,307
690	Total Plant Nonspecific Operations Expenses	334,618

Customer Operations

6611	Product management and sales expense	24,293
6613	Product advertising expense	9,516
6610	Marketing Expenses	33,808

6621	Call completion expense	3,272
6622	Number services expense	11,964
6623	Customer services expense	38,355
6620	Service Expense	53,592
700	Total Customer Operations Expenses	87,400

6720	General & Administrative	119,136
6790	Provision for uncollectible notes receivable	0
710	Total Corporate Operations Expenses	119,136

720	Total Operating Expenses	673,042
-----	--------------------------	---------

730	Income Before Other Operating Items and Taxes	170,372
-----	---	---------

7100	Other operating income and expenses	934
------	-------------------------------------	-----

Operating Taxes

7210	Operating investment tax credits-net	0
7220	Operating federal income taxes	84,160
7230	Operating state and local income taxes	13,497
7240	Operating other taxes	19,456
7250	Provision for deferred operating income taxes-net	-54,750
7200	Operating Taxes	62,362

7300	Nonoperating income and expense	-7,429
7400	Nonoperating taxes	-2,888
7500	Interest and related items	39,246
7600	Extraordinary items	0
7910	Income effects of jurisdictional ratemaking differences-net	47,993
7990	Nonregulated net income	0
790	Net Income	113,149

830	Total number of employees at the end of the year	1,623
-----	--	-------

840	Number of full-time employees	1,618
-----	-------------------------------	-------

850	Number of part-time employees	5
-----	-------------------------------	---

860	Total Compensation for the year	209,059
-----	---------------------------------	---------

FOO

Table	Row	Col	FN#	Footnote
I1	5280	B	1	VERIZON HAS NOT INTEGRATE OPERATIONS, PURSUANT TO C INTO ITS ILEC ENTITIES. ACCOI IMPUTATION FOR LONG DISTAI
	860	B	2	TOTAL COMPENSATION INCLUDI CAPITALIZED SALARY, WAGES

Approved by OMB
3060-0395
Edition Date: 12/2007
Unrestricted Version
SUBMISSION 01
TABLE I-1

NOTE TABLE

IN ITS IN-REGION LONG DISTANCE
COMMISSION ORDER FCC 07-159,
ORDINGLY, THERE IS NO
NCE COSTS.
DES BOTH EXPENSES AND
AND BENEFITS.

REPT ID: BALSHTBU
LAYOUT: AO_BALSHTBU

BCIX Verizon Long Distance
BALANCE SHEET
As Of: 12/31/07

RUN: April 17,2008 at 09:10

	ACCOUNT	ACTUAL	PLAN	VARIANCE	CHANGE FROM PRIOR PERIOD	ACTUAL
ASSETS						
CURRENT ASSETS						
CASH & CASH EQUIVALENTS						
CASH & CASH EQUIVALENTS						
ACCOUNTS RECEIVABLE						
A/R AFFILIATE						
ACCRUED REVENUE						
ACCTS REC - TRADE						
OTHER ACCTS REC						
EMPLOYEE ADVANCES						
UNBILLED REVENUE						
BAD DEBT ALLOWANCE						
TOTAL ACCOUNTS RECEIVABLE						
INTEREST RECEIVABLE						
INTEREST RECEIVABLE AFFILATE						
INTEREST RECEIVABLE O/S						
TOTAL INTEREST RECEIVABLE						
PREPAIDS						
CURR PORTION NOTES REC						
ADVANCE DUE FROM AFFILIATE						
CURR PORTION MTN N/R AFFILIATE						
CURR NOTE RECEIVABLE O/S						
TOTAL CUR PORTION NOTES REC						
CURRENT TAX ASSETS						
CURRENT FIT BENEFIT						
FIN48 TAX ACCTS						
CURRENT SIT BENEFIT						
CURRENT FOREIGN TAX BENEFIT						
DEFERRED FIT BENEFIT						
DEFERRED SIT BENEFIT						
TOTAL CURR TAX ASSETS						
OTHER CURRENT ASSETS						
TOTAL CURRENT ASSETS						
NON CURRENT ASSETS						
INVENTORY						
NC PREPAIDS						
NON CURRENT NOTES REC						
NOTE RECEIVABLE AFFIL - L/T						
L/T NOTES RECEIVABLE O/S						
TOTAL NON CUR NOTES REC						
FIXED ASSETS						
ACCUM DEPRECIATION-FIXED ASSET						
FIN LSE REC						
INVESTMENTS						
INVEST IN CONSOL SUBS						
INVEST IN UNCONS SUBS						
OTHER INVESTMENTS						
TOTAL INVESTMENTS						
DEFERRED TAX ASSETS						
NC DEFFERRED FIT BENEFIT						
NC DEFERRED SIT BENEFIT						
TOTAL DEFERRED TAX ASSETS						
NON CURR ASSETS - OTHER						
DEFERRED COSTS						
GOODWILL						
ACC AMORT-GOODWILL						
OTHER NC ASSETS						
TOTAL NON-CUR ASSETS-OTH						
TOTAL NON-CURR ASSETS						
TOTAL ASSETS						
LIABILITIES						
CURRENT LIABILITIES						
ACCOUNTS PAYABLE						
DUE TO AFFILIATE						

REPT ID: BALSHTBU
LAYOUT: AO_BALSHTBU

BCIX Verizon Long Distance
BALANCE SHEET
As Of: 12/31/07

RUN: April 17,2008 at 09:10

ACCOUNT	ACTUAL	PLAN	VARIANCE	CHANGE FROM PRIOR PERIOD	ACTUAL
ACCOUNTS PAYABLE OTHER					
INTEREST PAYABLE					
TOTAL ACCOUNTS PAYABLE					
ACCRUED EXPENSE					
PAYROLL LIABILITIES					
<i>CURR PORTION NOTES PAYABLE</i>					
NOTE PAY AFFILAITE ST					
ADVANCE DUE TO AFFILIATE					
CURRENT PORTION NOTES PAY O/S					
TOTAL CURR NOTES PAYABLE					
<i>CURRENT TAX LIABILITY</i>					
CURRENT FIT LIABILITY					
CURRENT SIT LIABILITY					
CURRENT FOREIGN TAX LIAB					
DEFERRED FIT LIABILITY					
DEFERRED SIT LIABILITY					
TOTAL CURR TAX LIABILITY					
DIVIDENDS PAYABLE					
OTHER CURRENT LIABILITY					
TOTAL CURRENT LIABILITIES					
NON CURRENT LIABILITIES					
<i>LONG TERM NOTES PAYABLE</i>					
NOTES PAY AFFILIATE L/T					
LONG TERM NOTE PAY - O/S					
LONG TERM LESOP DEBT					
TOTAL LT NOTES PAYABLE					
<i>NON-CURR TAX LIABILITY</i>					
N/C DEFERRED FIT LIABILITY					
N/C DEFERRED SIT LIABILITY					
TOTAL NON CUR TAX LIAB					
LT EMPLOYEE PAYROLL LIAB					
ACCRUED RESERVES					
OTHER NON-CURRENT LIABILITIES					
TOTAL NON-CURR LIABILITIES					
TOTAL LIABILITIES					
MINORITY INTEREST					
PREFERRED STOCK					
<u>EQUITY</u>					
CAPITAL STOCK					
TREASURY STOCK - COMMON					
CONTRIB CAP-TREASURY SHARES					
ADDTL PAID IN CAPITAL					
RETAINED EARNINGS					
PROFIT/LOSS ACCTS					
MISC CREDITS TO RETAIN EARN					
MISC DEBITS TO RETAIN EARN					
CUM TRANSLATION ADJUSTMENT					
GUARENTEED LESOP OBLIGATION					
DIVIDENDS DECL COMMON STOCK					
MINIMUM PENSION LIABILITY					
TOTAL EQUITY					
TOTAL LIAB & EQUITY					
Audit Check					

VERIZON LONG DISTANCE INC.
 Income Statement as of December 31, 2007

BCIX

	CURRENT MONTH			PRIOR MONTH				YEAR-TO-DATE				
	ACTUAL	NORMALIZED ADJUSTMENT	NORMALIZED ACTUAL	ACTUAL	NORMALIZED ADJUSTMENT	NORMALIZED ACTUAL	FAV/(UNFAV) % DIFF.	ACTUAL	NORMALIZED ADJUSTMENT	NORMALIZED ACTUAL	PRIOR YTD ACTUAL	FAV/(UNFAV)
SALES												
Revenues												
OPERATIONS												
Capacity												
Billing & Collections												
Credit Verification												
Fraud Management												
Provisioning												
Repair												
Back Office												
Fulfillment - Operations												
Systems - Operations												
Replenishment												
Uncollectibles												
Operating Expenses												
MARKETING ADMINISTRATION												
Marketing Acquisition Costs												
Advertising												
Fulfillment - Creative												
Retention/Winback												
Marketing Expenses												
SALES & SERVICE												
Affiliated Care												
Non-Affiliated Care												
Total Customer Care												
Affiliated Channel Installs												
Non-Affiliated Channel Installs												
Total Sales												
Grand Total Sales & Service Expenses												
DDD												
Systems Development												
Trigger Costs												
DDD Expenses												
GENERAL & ADMINISTRATIVE												
Salaries & Incentives												
Benefits & Payroll Taxes												
Employee Expenses												
Office Expense												
Professional Services												
Administrative Services												
NSI Allocation												
Miscellaneous												
Depreciation/Amortization												
G&A Expenses												
Operating Profit												
OTHER INCOME/(EXPENSE)												
Interest Income/(Expense)												
Misc Other Income/(Expense)												
Taxes Other Than Income												
Total Other Inc./(Exp.)												
TAXES												
State Income Tax												
Federal Income Tax												
State UTB												
Federal UTB												
Foreign UTB												
UTB Interest												
Total Income Taxes												
NET INCOME												

CELLCO PARTNERSHIP
(d/b/a Verizon Wireless)
Consolidated Statements of Operations and
Comprehensive Income
(in Millions)

FOR THE YEAR ENDED DECEMBER 31,

2007

OPERATING REVENUE

Service revenue	\$
Equipment and other	
<hr/>	
Total operating revenue	

OPERATING COSTS AND EXPENSES

Cost of service (excluding depreciation and amortization related to network assets included below)	
Cost of equipment	
Selling, general and administrative	
Depreciation and amortization	
<hr/>	
Total operating costs and expenses	

Operating income

OTHER INCOME (EXPENSES)

Interest expense, net	
Minority interests	
Other, net	

Income before provision for income taxes

Provision for income taxes

INCOME BEFORE CUMULATIVE EFFECT OF ACCOUNTING CHANGE

Cumulative effect of accounting change

NET INCOME

OTHER COMPREHENSIVE INCOME (LOSS)

Defined benefit pension and postretirement plans, net

COMPREHENSIVE INCOME	\$
-----------------------------	-----------

CELLCO PARTNERSHIP
(d/b/a Verizon Wireless)
Consolidated Balance Sheets
(in Millions)

AS OF DECEMBER 31,

2007

ASSETS

Current assets

Cash	\$
Receivables	
Due from affiliates, net	
Unbilled revenue	
Inventories, net	
Prepaid expenses and other current assets	

Total current assets

Property, plant and equipment, net

Wireless licenses, net

Other intangibles, net

Deferred charges and other assets, net

Total assets

\$

LIABILITIES AND PARTNERS' CAPITAL

Current liabilities

Due to affiliate	\$
Accounts payable and accrued liabilities	
Advance billings	
Other current liabilities	

Total current liabilities

Due to affiliate

Deferred tax liabilities, net

Other non-current liabilities

Total liabilities

Minority interests in consolidated entities

Partner's capital subject to redemption

Commitments and contingencies

Partners' capital

Capital

Accumulated other comprehensive loss

Total partners' capital**Total liabilities and partners' capital**

\$

Verizon Credit Inc.
Balance Sheet - Summary
12/31/2007

	Current Month 1	Previous Month 2	Increase (Decrease) (1-2)	JAN 1 Year 4	This	Increase (Decrease) (1-4)	Same Month Last Year 6	Increase (Decrease) (1-6)
Assets								
Finance Assets								
Unearned and Deferred Income								
Allowance for Losses								
Net Investments in Finance Assets								
Investments in Partnerships								
Income Tax Receivable								
Cash								
Operating Lease Investment								
Other Assets and Receivables								
Total Assets								
Liabilities and Shareowner's Equity								
Liabilities								
A/P, Accrued and Other Liabs								
Deferred Investments								
Payable to Affiliates								
Advances From Affiliates								
Long Term Debt								
Deferred Income Taxes								
Total Liabilities								
Shareowners Equity								
Total Liabilities and Shareowner's Equity								

Verizon Credit Inc.
Income Statement Budget vs Actual - Month to Date/Year to Date Summary
12/31/2007

	Current Month Budget	Current Month Actuals	\$ Variance	% Variance	Year to Date Budget	Year to Date Actuals	\$ Variance	% Variance
Leveraged Lease Revenue								
Operating Lease Revenue								
Single Investor Lease Revenue								
Fleet Lease Revenue								
Other Operating Revenue								
Total Revenue								
Salaries								
Benefits								
Payroll Taxes								
Rent								
Telecommunications								
Data Processing								
Financial Services								
Consultants								
Office, Supplies, Postage								
Depreciation & Amortization								
Reserve For Bad Debt								
Allocations								
Taxes Other Than Income								
Other General & Administrative								
Total General & Administrative								
Operating Income								
Other Income & Expense								
Partnership Income								
Interest Expense								
Income Before Taxes								
Federal Taxes								
Tax Credits								
Foreign & State Taxes								
Total Taxes								
NET INCOME								

GTE Net, Lic.
Balance Sheet
12/31/2007

VOLW BS 20081.xls
04-16-2008 17:19
M:\FPRD\IN\VISION\INSTANCE
WA_BALSHT - CONTROL BS NEW

	<u>Current Month</u>	<u>Previous Month</u>	<u>Increase (Decrease)</u>	<u>1-Jan This Year</u>	<u>Increase (Decrease)</u>
ASSETS					
Current Assets					
Cash & Cash Equivalents					
A/R Affiliates					
A/R Other					
Prepayments					
Advances to Affiliates					
Notes Receivable Affiliate					
Notes Receivable Current					
Current Tax Assets					
Other Current Assets					
Total Current Assets	_____	_____	_____	_____	_____
Non-Current Assets					
Fixed Assets					
Accumulated Depreciation					
Net Fixed Assets	_____	_____	_____	_____	_____
Investment in Affiliates					
Investment Unconsolidated Subs					
N/R Affiliate Non Current					
Notes Receivable Non Current					
Deferred Costs/Charges					
Intangible Assets					
Non Current Tax Assets					
Other Non Current Assets					
Total Non-Current Assets	_____	_____	_____	_____	_____
TOTAL ASSETS	=====	=====	=====	=====	=====
LIABILITIES					
Current Liabilities					
Accounts Payable					
Accrued Expenses/Payables					
Accounts Payable Affiliate					
Debt Maturing in One Year					
Notes Payable Affiliate					
Advances from Affiliates					
Current Tax Liabilities					
Other Current Liabilities					
Total Current Liabilities	_____	_____	_____	_____	_____
Non-Current Liabilities					
Long Term Debt					
N/P Affiliate Non Current					
Non Current Tax Liabilities					
Other Non Current Liabilities					
Total Non Current Liabilities	_____	_____	_____	_____	_____
TOTAL LIABILITIES	=====	=====	=====	=====	=====
STOCKHOLDER'S EQUITY					
Capital Stock					
Treasury Stock					
Additional Paid in Capital					
Currency Translation Adjustmen					
Unrealized Gains & Losses					
Retained Earnings					
TOTAL STOCKHOLDER'S EQUITY	_____	_____	_____	_____	_____
TOTAL LIABILITIES & EQUITY	=====	=====	=====	=====	=====

**GTE Net, Lic.
Income Statement
12/31/2007**

	Current Period			Prior Period		Year to Date			Prior YTD	Inc(Dec)
	Actual	Plan	Fav(Unfav)	Actual	Inc(Dec)	Actual	Plan	Fav(Unfav)		
Revenue										
Affiliate Revenue										
Other Revenue										
Total Revenue										
Expenses										
Payroll Expenses										
Salaries & Wages										
Benefits Expense										
Payroll Tax Expense										
Data Processing										
Office Expense										
Professional Services										
Rent Expense										
Depreciation/Amortization										
Contributions										
Other Operating Expense										
Total Operating Expense										
Other Income & Expense										
(Income)/Loss on LT Investments										
Interest (Income)										
Interest Expense										
Other (Gains)/Losses										
Total Other (Income) & Expense										
Allocations In										
Allocations (Out)										
Net Income/(Loss) Before Taxes										
Corporate Income Taxes										
Federal Income Tax										
State Income Tax										
Foreign Income Tax										
Federal UTB										
State UTB										
Foreign UTB										
UTB Interest										
Total Income Taxes										
Net Income/(Loss)										

Report: ZSECBS
Library: FI1
Report Grp: VERIZON CORPORATE SERVICES GROUP

GTE TELEPHONE OPERATIONS
SEC Format Balance Sheet

Date Prepared: 1/24/2008
Time Prepared: 13:12:06

December-07
9034..9035
JUR-ALL.ZZGT

Assets	Actual Balance	Prior Month	Last Dec 31
1001002800 CASH-SERV COR-NY-CON			
Cash in Bank-Concent 1001			
1002005600 CSH-BDI-FLEET-A/P			
1002005700 CSH-SC2-FLEET-A/P			
1002006800 CSH-SRV CRP-SHWMT AP			
1002007000 CSH-SRV CRP-SHWMT AP			
Cash in Bank-Disburs A/P 1002			
1003005100 CSH-SC2-FLEET-P/R			
1003006400 CSH-SVCCORP-NQ SERP			
1003006800 CASH-SRV-CRP-DEF-EIP			
Cash in Bank-Disburs PR 1003			
1004001800 CASH-SRV-CRP RET PRE			
Cash in Bank-Rec Lockbox 1004			
1006010000 CSH-1ST NATL BK BROK			
Cash in Bank-Field 1006			
1008003600 CASH-SERV COR-CITIBK			
Cash in Bank-Other 1008			
1009002500 CSH-SC2-CHASE-IMP			
1009003800 CSH-SVCCORP-CHK CASH			
1009003900 CASH-SRV CRP-GTEAMS			
1009004000 CASH-SRV-CRP-MAN CKS			
1009004100 CASH-SRV-CRP-INS MMP			
1009004200 CASH-SRV-CRP-DIR CHG			
Imprest Cash 1009			
1010000700 TEMPORARY ADVANCE			
1010001000 PETTY CASH FUNDS			
1010001200 ADVANCES PYRL CORR			
Petty Cash 1010			

Cash & Cash Equivalents 1000

1101000100 A/R-MISCELLANEOUS BILLING
1101000300 A/R-EU RTND BAD CHCK
1101000900 CXR BILLNG-CABS-FINL
1101001900 A/R-MISC CONV
Accounts Rec - Trade 1101
1102000400 BILLING ADJUSTMENTS
1102002500 ANCILLARY BILLING ACCRUALS
Accounts Rec - Unbilled 1102
1103000100 A/R-UNDISTR CASH-EU
1103000200 A/R-TOT CASH COLL-EU
1103000500 CXR BILL CASH COLLEC
1103000700 A/R-CASH RCPT-MARS
1103001200 OTHER ACCTS RECEIVAB
1103001400 A/R-UNDISTR CASH
Unapplied Cash 1103
1104000900 A/R-MISC -ER
1104001000 A/R PCH RETURNS
1104001600 A/R TAX REFUNDS
1104002500 OTHER ACCTS RECEIVAB
1104003400 OTHER ACCTS RECEIVAB
1104003600 OTHER ACCTS RECEIVAB
1104004100 OTH A/R-METLIFE REIM
Accounts Rec - Other 1104
1105000100 NOTES RECEIVABLE-OTHER
Notes Receivable 1105
1106000200 A/R EMPLOYEE ADVANCE
1106000300 A/R-EMPLOYEE STORE
1106000500 A/R-MISC-PAYROLL
1106000800 A/R-INTL EMPLOYEES
Receivables - Employees 1106
Accts & Notes Receivable 1100
1190002100 RECOVERIES-EU BILLS
1190002400 RECOURSED UNCOLL W/O
Allow for Doubt Accts 1190

Receivables - External

1201000000 AFFILIATED ACCTS REC
 1201000300 AFFIL A/R-ASSET TRF
 1201000500 AFF A/R-UND CASH
 Accounts Rec - Affiliate 1201
 Accts Receivable - Affil 120A
 1203709000 AF N/R-VZ FN SVC LLC
 1203900000 AF N/R-GTE CORP
 Notes Rec - Affiliate 1203
 1204900000 AF INT REC GTE CORP
 Interest Rec - Affiliate 1204
 Notes & Int Recv-Affil 120B
 1205702000 AFFL DIV REC-VZ GBL
 Dividends Rec - Affiliate 1205
 Receivables - Affiliate

Receivables - Net

1401000100 CUR DEF BEN OP FIT
 Cur Def Inc Tax Ben-Fed 1401
 Cur Deferred Tax Benefit 1400
 1501000000 PREPAID RENTS
 Prepaid Rent 1501
 1502000300 PPD-REG COMM FEES
 1502000400 PREPAID TAXES-PROPERTY
 Prepaid Taxes 1502
 1503000100 PPD INS FIRE&CSLT
 1503000200 PPD INS WRK COMP
 1503000300 PPD INS PBLIC LIAB
 1503000400 PPD INS MTR VEH
 1503000800 PPD INS STD NON-BRGN
 Prepaid Insurance 1503
 1505000000 OTH PREPAY-POSTAGE
 Prepaid Postage 1505
 1590000100 OTHER PREPAYMENTS
 1590000200 OTH PPD VEH REGIS

1590000500 OTHER PREPAY - RELOCATION
Other Prepaid Expense 1590
Prepaid Expense 1500
1602000000 UNCLR CLNG BAL
Clearing Accounts 1602
1690001600 DIR MER & ENT BEL AT
1690001700 MERG COST-ORG, STAFF
1690001800 MERG COST-REENGINEER
1690001900 TELECOM REPOS COSTS
Other Current Assets 1690
Other Current Assets 1600
Total Current Assets

2002000000 BUILDINGS
2002000100 BUILDINGS-HISTORY LOAD
Buildings 2002
2004000000 OTH MACHIN & EQUIP
2004000100 OTH MACH & EQUIP-HL
Other Machinery and Equip 2004
2005000000 DATA PROCESSING EQUIPMENT
2005000100 DATA PROC EQUIP-HL
Data Processing Equip 2005
2006000000 VEHICLES
2006000100 VEHICLES-HISTORY LOAD
Vehicles 2006
2007000000 AIRCRAFT
2007000100 AIRCRAFT-HISTORY LOAD
Aircraft 2007
2008000000 FURNITURE AND FIXTURES
2008000100 FURN & FIXTURES-HL
Furniture and Fixtures 2008
2009000000 LEAS IMPRVMNTS-OTH
2009000100 LEAS IMPROVEMENTS-HL
Leasehold Improvements 2009
2012000100 PLT HELD FUT USE-HL
Plant Held For Future Use 2012
2090000100 COMMON INTANGIBLES

2090010100 TEL PLT-INTAN CMN-HL
 Other 2090
 Prop, Plant & Equip 2000
 2102000000 ACCUM DEPR-BLDG
 2102000100 ACC DEPR-BLDG-HL
 Accum Depr-Buildings 2102
 2104000000 ACCUM DEPR-OTH MACH
 2104000100 ACC DEPR-OTH MACH-HL
 Accum Depr-Oth Mach & Eq 2104
 2105000000 ACCUM DEPR-DATA PROC
 2105000100 ACC DEPR-DAT PROC-HL
 Accum Depr-Data Proc Eq 2105
 2106000000 ACCUM DEPR-VEHICLES
 2106000100 ACC DEPR-VEHICLES-HL
 Accum Depr-Vehicles 2106
 2107000000 ACCUM DEPR-AIRCRAFT
 2107000100 ACC DEPR-AIRCRAFT-HL
 Accum Depr-Aircraft 2107
 2108000000 ACCUM DEPR-FRN & FIX
 2108000100 ACC DEP-FRN & FIX-HL
 Accum Depr-Furn & Fixt 2108
 2109000000 ACC AMRT LEASHLD-OTH
 2109000100 ACC AMRT LSHOLD-HL
 Accum Depr-Leasehold Imp 2109
 2190000100 ACCUM AMORT-INTANGIBLES
 2190040100 AC AMR-INTANG - HL
 Accum Depr-Other 2190
 Accumulated Depreciation 2100
 Total Prop, Plnt & Equip

 2203000000 INTGBL-CAP NNTWRK SW
 Cap Non-Network Software - Intangibles
 2253000000 AC AMRT INT CAP NNWK
 Accum Amort-Int-Cap Non-Network Softwa
 Frnchs,Goodwill & Oth Int 2200
 2451010000 UNAMRT DEBT ISSUE
 Unamort Debt 2451

2454000100 RDM/PR RPTG ERR
2454000200 GOS RPTG ERR
2454030000 A/P REPORTING ERRORS
2454050000 UNINVOICED RECEIPTS ERRORS
2454060000 HL REP ERRORS
System Suspense 2454
2456010000 DEFERRED CHARGE-MISC
2456120000 DEF CHG-SALE&USE TAX
2456310000 DEF INTL CHARGES
2456390000 DEF CHGS-PROPERTY SALES
2456510000 CMN COST ALLOC DEFR
2456550000 DEFERRED CHARGES-AIRCRAFT
2456570000 DEF CHG-VZ CNTR CAP
2456580000 DEF CHG-VZ CNTR-EXP
Other Deferred Charges 2456
Deferred Charges 2450
2501000100 NC DEF BEN OP FIT
NonCur Def Inc Tx Ben-Fed 2501
2511000100 VAL ALLOW-NONOP FIT
Valuation Allowance - FIT - 2511
2502000300 NC DEF INC-TXB SIT
Non Cur Def Inc Tax Ben 2502
2512000100 VAL ALLOW-NONOP SIT
Valuation Allowance - SIT - 2512
Def Inc Tax Ben-NonCur 2500
2705000000 EXECUTIVE LIFE INSURANCE
Executive Life Ins 2705
2711920000 OTHER NONCURRENT ASSETS
Other Assets 2711
Other Assets 2700
Total Invest & Other Assets

Total Assets

Liabilities	Actual Balance	Prior Month	Dec 31 Bal
3051000200 AF N/P-CLR GLBL FD			

3051702200 AF N/P-VZ GLOBAL FND
 Notes Payable Affiliate 3051
 Short Term Debt-Affil 3050
 3101000100 A/P-O/S CKS-CUST-ESC
 3101000300 A/P IXC TX BLLD ST
 3101000500 A/P SURCH BLLD OTH
 3101000600 A/P-O/S CKS-PAY-ESCH
 3101000800 A/P-UNBILLED RCPTS
 3101001000 AP - WIRE ACCRUAL
 3101001100 AP-WIRE TSFR-P/R DED
 3101001200 ACCOUNTS PAYABLE - EDI
 3101004800 A/P-EU CUST REFUND
 3101005000 A/P 3RD PARTY
 3101005100 NR A/P-UNBILLED RCPT
 3101005400 ACCOUNTS PAYABLE-ACCRUALS
 3101005500 A/P-O/S CKS-A/P-ESCH
 3101005700 NR REFUNDS-VOUCHER
 3101005800 AP AUD VOUCH PAYAB
 3101005900 AP - CORPORATE CARD DIRECT
 3101006100 A/P-DEFERRED REVENUE ENTRY
 3101006300 AP DEF NR REV
 3101008100 A/P CUST CSH REF-VSP
 3101009000 A/P Affil Conversion
 3101009100 A/P - OUTSTANDING CHECKS
 3101009200 A/P-O/S KS PAYROLL
 3101009400 A/P-O/S CKS CUST REF
 Accounts Payable-Trade 3101
 3101009500 A/P PR CKS O/S-TRECS
 3101009700 A/P-O/S CKS-TRECS
 Accounts Payable-Negative Cash
 3104000100 A/P TAXES-MUNI-UTI
 3104003000 A/P - DIGITAL DIVIDE FUND
 A/P Bill & Collect-Other 3104
 Accounts Payable 3100
 3151000000 A/P AFFILIATE
 3151000300 A/P AFFIL-ASSET TRF
 Accounts Payable-Affil 3151

Accounts Payable-Affil 3150
3201000000 ACCRUED PAYROLL
Accrued Payroll 3201
3202000000 ACCRUED SALES COMMISSIONS
Accrued Emp Sales Comm 3202
3203000000 ACCRUED SEPARATION PAY
3203000100 ACCRUED SEVERANCE COSTS
Accrued Severance 3203
3204000000 ACCRUED VACATION - MGNT
3204000100 ACCRUED VACATION - ASSOC
Accrued Vacation 3204
3205000000 ACCRD BANKD VAC-MGN
Accrued Banked Vacation 3205
3206000000 ACCRUED COMPENSATION-STIP
3206000400 ACCR EX INCENT SVIP
Accrued Exec Incent Plan 3206
3206000100 ACCRUED COMP LTIP
Accrued Compensation - LTIP
3207000000 ACCR INCENT PLAN-VIP
3207000100 ACCR INCENT PLAN-TPA
3207000400 ACCR EXEC INCEN COMP
Accrued Emp Incent Plan 3207
3209000000 A/P PAYROLL DEDUCTS
3209000500 A/P PR DED CTLG
3209000600 A/P-PAYROLL DEDUCTION FIT
3209000700 A/P-PAYROLL DEDUCTION FICA
3209000900 A/P PR DED OTHER
3209001000 A/P PR DED EMP HLTH
3209001100 A/P PR DED S&I EMP
3209001400 A/P PR DED STA WH
3209001500 A/P-P/R DEDS LOCAL TAXES
3209001600 A/P PR DED CNTY IT
3209001700 A/P-P/R DEDS OTHER TAXES
3209001800 A/P PR DED OTH INS
3209001900 A/P PR DED GUL
3209002000 A/P-P/R DEDS GTE GOOD GOV'T
3209002100 A/P PR DED BEN INS

3209002200 A/P PR DED GRP LIFE
 3209002400 A/P-P/R DEDS UNION DUES
 3209002500 A/P PR DED SV BNDS
 3209002700 A/P PR DED UN WAY
 3209002900 A/P-P/R DEDS GARNISHMENT
 3209003100 A/P PR DED FLX REIM
 3209003300 A/P PR DED FIN ASST
 3209003400 A/P PR DED EMP ACTV
 3209003500 A/P PR DED DEF INC
 3209003600 A/P-P/R DEDS COPE
 3209003700 A/P PR DED VEBA-FUND
 Withholdings from Empl 3209
 3210000000 ACCRUED FICA TAXES
 Accrued Pay Tax-FICA 3210
 3211000000 ACCR FD UNEMPLMT TAX
 Accrued Unempl Tax-Fed 3211
 3212000000 ACCR ST UNEMPLMT TAX
 Accrued Unempl Tax-State 3212
 3213000000 S & I PLAN-CPY CONTR
 3213000100 OCL-SAV PLN-CM DISC
 Accrued Sav & Invest Plan 3213
 3214000000 OTH CURRENT LIAB-MED
 3214000100 VEBA-MASTER TRUST
 3214000200 VEBA-BARGAINED
 3214000300 VEBA-GOVERNMENT SYSTEMS
 3214000400 VEBA-CONTEL
 3214000500 VEBA-NTWK A-UNION
 3214000600 VEBA-NTWK NON-BAR
 3214000700 VEBA-COBRA PAYMENTS
 3214001000 GROUP INS-LIFE, AD&D
 3214001100 GROUP INS-FLEX REIMB
 3214001200 GRP-INS-FEES & ADMIN
 3214001300 GROUP INS-CLAIMS
 Accrued Medical Ins 3214
 3240000000 OTH ACCR EMP BEN
 Other Accrued Emp Ben 3240
 Pay & Related Ben Pay 3200

3251000100 FIT ACCRUAL PRIOR YR
 3251000200 FIT ACCRUAL CURR YR
 3251000300 NR FIT ACC PRIOR YR
 Accrued Fed Income Tax 3251
 3252000100 ACCR L&SIT-CURR
 3252000200 ACCR L&SIT-PRIOR
 3252000300 NR ACCR L&SIT-PRIOR
 Accrued St & Loc Inc Tax 3252
 Accrued Income Taxes 3250
 3301000100 A/P TAXES - ST SALES
 3301000300 A/P TAXES - CITY SALES TAX
 3301000700 A/P TAXES - STATE USE TAX
 3301000900 A/P TAXES - COUNTY USE TAX
 3301001000 A/P TAXES - MTA USE TAX
 Accrued Other Tax 3301
 3302000100 ACCR PROP TAX-CURR
 Accrued Prop Tax-Personal 3302
 3304000000 ACCR FRANCH TAX-CAP
 Accrued Franch Tax-Cap 3304
 3307000100 A/P TAXES - EXCISE TAX
 Accrued Excise Taxes 3307
 3340001300 ACCR OTHER OPERATING
 Accrued Other Taxes 3340
 Accrued General Taxes 3300
 3912060000 CUSTOMER DEPOSITS
 Customer Deposits 3912
 Advance Billings 3350
 3551705600 ACC INT AF-VZN NW FD
 3551709000 ACR/INT AF-VZ FN SVC
 3551900000 ACC INT AF-GTE CORPORATION
 3551915000 ACC INT AF-GTE LEASE
 Accrued Interest-Affil 3551
 Accrued Interest-Affil 3550
 3908000000 ST-RESRV LITIG
 Reserve for Litigation 3908
 3908000500 RSVE - SALES TAX AUD
 Sales Tax Audit Reserves

3921000400 OTH CUR LIAB OTH RES
Oth Reserves & Conting 3921
3921000100 OP TAX AUDIT RES/CON
Oper Tax Audit Reserve & Contingency
3990000800 OTH CUR LIAB INS EXP
3990003000 PR INTRCO BILL-INTER
3990010000 ACCRUED LIAB-OTHER
3990060000 CONTRACTOR RETAINAGE
3990100000 OTHER CL'S-MISCELLANEOUS
Oth Current Liabilities 3990
Other Current Liabilities 3900
Total Current Liabilities
Total Long Term Debt

4151111100 D-INC INC TAX-FED NC
NonCur Def Inc Tax-Fed 4151
Deferred Income Tax Liab 4150
4171000100 UR TAX BEN-FED NCUR
4171 Unrecogn Tax Ben - NCurr Federal
4174000100 UR TAX BEN-INT NCUR
4174 Unrecogn Tax Ben - NCurr Interest
Unrecognized Tax Benefit 4170
4201010000 O-LT-LIAB-FS106-OPEB
Other Post Retire Ben Obl 4201
4202010000 O-LT-LIAB-FS112-PEB
Other Long-Term Liab-FAS112 Post Empl
4202030000 DEF-FS112-B-COST-OG
Deferred FAS 112 Benefit Costs
4203000200 O-LT-LIAB-PEN-SFAS88
Accrued Pension 4203
4205000100 DEFERRED COMP- EIP
4205000200 DEF COMP-DIRECTORS
4205000300 DEF COMP-PSP
Def Compensation Plans 4205
4205000700 DEF EQTY PART PG-EPP
Deferred Equity Participation Program
4206000100 SUPPL EXEC RETIREMNT

Acc Supp Exec Retire Plan 4206
4206000200 NQ PEN-IND DEF PLN
Nonqualified Pen - Income Deferral Pla
4207000200 DEF COMP-LTIP DEFERD
4207000400 OTH LT LIAB STK GAIN
4207000600 DEF EXEC EMP CNTRACT
4207000700 DEF EXEC -RET CNTR
Long Term Exec Inc Plan 4207
4207000800 OLT LIAB-DEF COMP
Deferred Compensation EDP
4208000000 Def Comp-Stock Options
Def Comp-Stock Options
4207000500 DEF COMP-LTIP SOE
Deferred Compensation LTIP SOE
4207000300 Def Comp LTIP - RSU
DEF COMP LTIP - RSU
4207000100 DEF CMP STK A-R-SAR
Deferred Comp SAR
4240000100 DEF COMP-NESDP
Oth Def Emp Obligations 4240
Def Emp Benefit Oblig 4200
4304000000 DEF-ENVRNMNTL REMED
Environmental Liabilities 4304
4340000400 OLT LIAB-DEF OP LEAS
4340100000 OTH DEF CREDITS-MISC
4340100100 REPO RESERVE-L/T
4340400000 DFRD CHGS DMG CL FEE
4340410000 DFRD CHGS LOU DMG CL
Oth Resrv & Def Credits 4340
Resrv & Oth Def Credits 4300
Total Resrvs & Def Credits

Total Liabilities
Total Minority Interest

4801000000 COMMON STOCK

Common Stock 4801
Common Stock 4800
4811010000 ADDITIONAL PAID IN CAPITAL
4811040000 PAID IN CAP STK OPT
Add Paid in Capital 4811
Add Paid in Capital 4810
4821010000 RETAINED EARNINGS-RESERVED
4821020000 RET EARN-UNAP
4821050000 RET EARN-MISC CRS
4837000100 MN PEN LIAB ADJ-SERP
Retained Earnings 4821
5006005400 RENT REVENUE-OTHER
5804000200 NONREG REVENUE
6001000000 MGMT EXEMPT/NONEXEMP
6001000100 SUM-COM COST LABOR
6001000300 LBR BILLED TO NR AFF
6002000000 HOURLY-PRODUCTIVE
6002000100 HOURLY-NON PRODUCTIV
6003000000 Premiums Pay
6004000000 Overtime Pay
6005000000 Salary Continuation Pay
6006000000 ACCR SAL EXP-MGMNT
6007000000 ACCRUED VACATION EXPENSE
6008000000 ACCRUED VIP EXPENSE
6008000100 ACCRUED TPA EXPENSE
6009000000 ACCRUED STIP EXPENSE
6009000100 EXEC INCEN COMP SVIP
6051000000 Sales Incentive Comp
6052000000 MGT EMP AWRDS-DISCR
6052000100 HRLY EMP AWRDS-DISCR
6053000000 MGT EMP AWRDS-OTH
6053000100 HRLY EMP AWRDS-OTH
6054000000 STOCK COMPENSATION EXPENSE
6054000100 STK COMP EXP-OTH
6055000000 EXEC DEF PLAN EXP
6101000000 Payroll Taxes
6101000100 LT DISABILITY INSUR

6101000300 BEN BLD TO NR AFFL
 6102000000 Medical Insurance
 6103000000 Dental Insurance
 6104000000 Life Insurance
 6105000000 Disability Insurance
 6107000000 Pension Expense
 6108000000 OPEB Expense
 6109000000 Serp Expense
 6110000000 Savings & Investment
 6110000100 BSP-COMP-DISC-MGT
 6111000000 Tuition Reimbursement
 6112000000 Workman's Compensation
 6115000000 ST DISABILITY INSUR
 6140000000 Other Employee Benefits
 6153000000 Performance Compensation
 6201000000 Travel Expenses
 6201000100 SUM-COM COST-OTHER
 6202000100 MEALS & ENT-100% DED
 6202000200 MEALS & ENT-50% DED
 6203000000 Spousal Travel
 6251000000 Employee Relocation
 6301000000 Employee Training
 6351000000 Other Employee Expenses
 6351001100 SUM COST ALL-EMPL
 6351001200 VZ-SC-CCA EMP REL
 6352000000 Recrtg&OthPreEmp Exp
 6401000000 Mat'ls&Supplies Dir
 6401000500 M&S DIRECT-OFFICE SUPPLIES
 6401001100 SUM COST ALLOC-MAT
 6401001200 VZ SC-CCA-MATR
 6404000000 COS-Inv Relief
 6405000000 Freight
 6406000000 Sales and Use Taxes
 6451000000 Software
 6452000100 RTU Fees Oper App
 6452000200 RTU Fees Cont Lic
 6501000000 CONTRACTOR-GEN SVC

6501000100 SUM COST ALLOC-CNTR
6501000200 VZ SC-CCA-CNTR SVC
6501010000 CONTRACTOR-EQUIPMENT
6501020000 CONTRACTOR-MATERIALS
6501030000 CONTR PROV MAJOR MAT
6502000000 Contractor-Occ Lbr
6502010000 Contract-Occ Lbr Hr
6502020000 Contract-Occ Lbr Un
6502030000 Contract-Occ Lbr Lmp
6503000500 CONSULTING - TAX
6503000600 CONSULTING - MANAGEMENT
6503000700 CONSLTNG-SYS-TECH
6503000800 CONSULTING - OTHER
6503000900 AUDIT FEES
6503002000 CONTR-PROF SVCS
6504000000 GTE PRORATE&SHR SVC
6505000000 Contractor-Data Proc
6505010000 Contractor-DP SFWR M
6505020000 Contractor-DP EQU
6551000000 External Commissions
6576000000 UTILITIES
6576000100 UTILITIES - NATURAL GAS
6576000400 UTILITIES-W-S-G
6601000000 POSTAGE
6626000000 National Advertising
6626000100 SUM COST ALLOC-ADV
6626000200 VZ SC-CCS-ADVERT
6627000000 LOCAL ADV&PROMOTIONS
6651000000 FACILITIES LEASE EXPENSE
6651000100 SUM-COM COST RENTS
6651000300 RENTS BLD TO NR AFFL
6652000000 EQUIPMENT RENT EXPENSE
6676000000 PROPERTY&OTHER INS
6701000000 Data Processing - End User
6702000000 DP-Maintenance
6726000000 INTERNAL TELECOM
6726000100 INTERN TEL-MSG TOLL

6726000200 INTERN TEL-IN/OUT FR
 6726000300 INTER TEL-800 SERV
 6726000400 INTERN TEL-CELLULAR
 6726000500 INTERN TEL-PRI LINE
 6726000600 INTERN TEL-ELECTRON
 6726000700 INTERN TEL-AUDIOCONF
 6726000800 INTERN TEL-VIDEO CON
 6727000000 Leased Comm Svc
 6751000000 CHARITABLE DONATIONS
 6753000000 MTG,CONF&CONV-NONLBR
 6754000000 SERVICES CHARGES/LATE PAY
 6755000000 Fines and Penalties
 6756000000 Lobbying Exp-NonLbr
 6757000000 CLUB AND MEMBERSHIP DUES
 6757000100 TRADE/PROF/TECH DUES
 6757000200 SUBSCRIPTIONS
 6758000000 License Fees
 6759000000 Operat'l Asset Disp
 6790000000 OTHER COSTS
 6790006100 SUMMARY CCA - OTHER
 6790006300 OTH EXP BLD NR AFFL
 6790006900 VZ DS INC-ALLOC A/OT
 6801010000 PROP TX GNL SUPP PLT
 6803010000 GROSS RECEIPTS TAXES
 6805010000 FRANCHISE TAXES - CAPITAL
 6820040000 OTH ST & LOC TAX
 6820100000 LOCAL BUSINESS LICENSE
 6820130000 REGULATORY COMMISSION FEES
 6826000100 DEPRECIATION EXPENSE
 6826000400 NONREG DEPRECIATION
 6827000400 NR AMORT-NNTWRK SW
 6901000400 SETTLEMENTS - OTHER
 6901000500 SETTLEMENTS - MATERIAL
 6901002600 SETTLE-CONTR SVC
 7001001200 S-T DEBT INTEREST
 7002709000 INT-FD-VZ FN SVC LLC
 7051000100 INTEREST INC-NON AF

7052107200 AFF INT INC GTE FUND
7052705600 AFF INT INC VZN NW F
7052709000 AF I/I-VZ FN SVC LLC
7151020000 GAIN/L NR RET
7351000200 OT NONOP INC OTH INC
7351000900 OT NREG OP INC
7901010000 OPER FEDERAL INCOME TAX
7901080000 INC TAX EXP-FED CUR
7902010000 OPER SIT
7911110000 NCUR OP DEF FIT-NPRO
7911170000 NC NOP DEF FIT-NPROP
7911210000 D-INC TAX EXP-FED NC
7914020000 INT EXP NCUR-UTB-F48
Ret Earnings-CM Net Inc 4822
4821040000 R/E-PR PRD-FIN48 AFF
Ret Earnings - Prior Period Adjustment
Retained Earnings 4820
Total Shareholders Equity

Report: ZINCSTMT
Library: FRL
VERIZON CORPORATE
Report Grp: SERVICES GROUP

GTE TELEPHONE OPERATIONS
SEC Income Statement

Date Prepared: 1/24/2008
Time Prepared: 13:07:09

December-07
9034..9035

Line Item	Current Month	Prior Month	Variance	YTD Actual
Total Network Access				
5006005400 RENT REVENUE-OTHER				
Misc Regulated Revenues				
5804000200 NONREG REVENUE				
Nonreg Revenues				
Other Service Revenue				
Total Revenue				
611210 MOTOR VEHICLE EXPENSES				
611410 SPECIAL PURPOSE VEHICLE E				
611510 GARAGE WORK EQUIPMENT EXP				
611610 OTHER WORK EQUIPMENT EXPE				
612105 COMMON BUILDING SERVICES				
612106 COMMON BUILDING SERVICES				
612107 COMMON BUILDING SERVICES				
612108 COMMON BUILDING SERVICES				
612109 COMMON BUILDING SERVICES				
612110 COMMON BLDG SVCS - JANITO				
612111 COMMON BUILDING RENTS				
612117 REGULATED BUILDING RENTS				
612120 BUILDING MOVES AND CHANGE				
612130 LAND & BUILDING EXP-REPAI				
612411 COMPUTER SERVICES EXPENSE				
612413 COMPUTER SERVICES EXPENSE				
612416 COMPUTER SERVICES EXPENSE				

612417 REGULATED OTHER GENERAL P
612418 COMPUTER SERVICES EXPENSE
612419 COMPUTER SERVICES EXPENSE
612420 DATA ENTRY AND CONTROL EX
612430 COMPUTER SRVCS EXP-GEN PU
612490 OTHER GENERAL PURPOSE COM
621210 DIGITAL ELECTRONIC SWITCH
622010 MANUAL OPERATOR SYSTEMS E
623210 ANALOG CIRCUIT EQUIPMENT
636219 COMMON TERM EQ EXP - NO A
636220 COMBINATION TRAVEL TIME E
642110 AERIAL-METALLIC CABLE EXP
651210 PROVISIONING EXPENSE
653100 POWER EXPENSE
653325 CUSTOMER CARE CENTER - CO
653410 INDIRECT PLANT-SUPERVISIO
653490 COMMON OTHER PLANT OPERAT
653497 REGULATED OTHER PLANT OPE
653510 INDIRECT ENGINEERING-SUPE
653590 COMMON OTHER ENGINEERING
662210 DIRECTORY ASSISTANCE ADMI
662310 CUSTOMER ACCOUNTING
662311 TOLL INVESTIGATION
662312 BILL HANDLING & MAILING
662317 REGULATED CUSTOMER ACCOUN
662319 MAIL SERVICES EXPENSE
662320 REGULATED PHONE MART OPER
662321 COMMON CASHIERING OPERATI
662330 COMMON CUSTOMER SERVICE A
662341 COMMON BUSINESS SERVICE O
662342 COMMON RESIDENTIAL SVC OR
662344 COMMON-END USER BILLING I
662345 COMMON CUSTOMER ACCOUNT T
662348 IXC SERVICES-BILLNG INQUI
662395 MISCELLANEOUS CUSTOMER SE
672700 RESEARCH AND DEVELOPMENT
716020 OTHER OPERATING GAIN/LOSS

B12110 LAND AND BUILDING EXPENSE
B12490 GENERAL PURPOSE COMPUTER
B62315 CUSTOMER SERVICE-INTERNAL
B62354 OTHER BILL PROCESSING
B62390 MISCELLANEOUS CUSTOMER SE
Cost of Sales COS
Other Cost of Sales
Cost of Sales COS

Margin Contribution

661110 MARKETING ADMINISTRATION
661117 REGULATED MARKETING
661120 MARKETING PLANNING
661130 PRODUCT MANAGEMENT
661219 COMMON SALES ADMIN EXP
661229 REGULATED SALES ADMIN EXP
661259 COMMON SALES PROMO EXP
661310 PRODUCT ADVERTISING ADMIN
661317 REGULATED PRODUCT ADVERTI
Selling Expenses SEL
611310 AIRCRAFT EXPENSES
612210 FURNITURE EXPENSE
612220 ARTWORK EXPENSES
612310 OFFICE EQUIPMENT EXPENSE-
612321 COMPANY COMMUNICATIONS EQ
612322 COMPANY COMMUNICATIONS EQ
671110 EXECUTIVE OFFICERS EXPENS
671117 EXECUTIVE OFFICERS EXPENS
671120 BOARD OF DIRECTORS EXPENS
671210 PLANNING
671217 REGULATED PLANNING
672110 ACCOUNTING
672117 REGULATED ACCOUNTING & AC
672120 BUDGETS
672130 COMMON TREASURY
672140 AUDITING

672210 COMMON PUBLIC RELATIONS
 672217 REGULATED PUBLIC RELATION
 672220 COMMON REGULATORY MATTERS
 672230 COMMON GOVERNMENT AFFAIRS
 672310 COMMON STAFFING, DEVELOPM
 672330 HEALTH SERVICES
 672340 COMMON BENEFIT ADMINISTRA
 672350 COMMON EDUCATION & TRAINI
 672357 EDUCATION & TRAINING
 672360 SAFETY
 672370 LABOR RELATIONS
 672410 IM PLANNING & ADMINISTRAT
 672421 SYSTEMS & PROGRAMMING-CUS
 672423 SYSTEMS & PROGRAMMING-EMP
 672424 SYSTEMS & PROGRAMMING-GEN
 672426 SYSTEMS & PROGRAMMING-SER
 672428 SYSTEMS & PROGRAMMING-ACC
 672429 SYSTEMS & PROGRAMMING-OTH
 672430 SOFTWARE-MAINTENANCE/DATA
 672432 SOFTWARE PURCHASES/UPGRAG
 672510 LEGAL
 672517 REGULATED LEGAL
 672610 PROCUREMENT
 672617 PROCUREMENT
 672810 COMMON GENERAL ADMINISTRA
 672830 COMMON GENERAL SECURITY
 672840 INSURANCE
 672860 COMMON UNDISTRIBUTED BENE
 672871 LOCAL LOBBYING CHRGS (TAX
 672872 STATE & FED LOBBY CHGS (N
 672873 PAC ADMIN CHGS (NON-TAX D
 672874 VERIZON EAST LOBBY EXP CL
 672895 OTHER MISCELLANEOUS GEN &
 724011 PROPERTY TAXES - GENERAL
 724020 GROSS RECEIPTS TAXES
 724050 FRANCHISE TAXES - CAPITAL
 724060 OTHER STATE AND LOCAL TAX

724065 STATE BUSINESS LICENSE
735001 GAIN/LOSS ON NONREG RETIR
736010 OTHER NONOPERATING INCOME
737010 SPECIAL CHARGES-CONTRIBUT
737020 SPECIAL CHARGES-MEMBERSHI
737030 SPECIAL CHARGES-PENALTIES
737050 SPECIAL CHARGES-LOBBYING
737090 SPECIAL CHARGES-OTHER
B72100 ACCOUNTING/FINANCE
B72800 OTHER GENERAL & ADMINISTR
B87000 SPECIAL CHARGES
Gen & Admin Expenses GNA
Total Selling, Gen and Admin

656111 DEPRECIATION - GENERAL SU
656112 DEPRECIATION - COE SWITCH
656302 AMORT EXP-LEASEHOLD IMPRO
656400 DEPPRECIATION EXP-INTANGI
685610 NONREG DEPRECIATION EXPEN
685620 NONREG AMORT EXP - NON-NE
Depreciation Expense DPR
Total Cost and Expenses

Operating Income

754035 INT ON FUNDED DEBT-VERIZO
Interest Expense-Affil AFI
754090 INTEREST-OTHER SHORT TERM
Interest Exp-Non-Affil INT
732001 AFFIL INTEREST INCOME-GTE
732035 AFFIL INT INC-VERIZON FIN
732052 AFFIL INTEREST INCOME-VER
732056 AFFIL INTEREST INCOME - V
Interest Income-Affil INI
732020 INTEREST INCOME-NON AFFIL
Interest Income-Non-Affil INN
Total Interest

Total Other Inc/Loss

Pretax Income

722010 OPER FEDERAL INCOME TAX
722030 INCOME TAX EXPENSE - FEDE
723020 OPERATING STATE/LOCAL INC
725013 DEFERRED INCOME TAX EXP -
725016 NONCURRENT OPERATING DEFE
725030 INTEREST EXPENSE NONCURRE
Income Taxes TAX

Net Income before Ext & Sp Chg
Special Charge net of Tax

Net Income bef Extraordinary

Net Income to GTE

Verizon Data Services Inc.

12/31/2007

Balance Sheet

Assets:	Actual Balance
** Cash & Cash Equivalents 1000	
** Accts & Notes Receivable 1100	
* Allow for Doubt Accts 1190	
*** Receivables - External	
** Accts Receivable - Affil 120A	
** Notes & Int Recv-Affil 120B	
*** Receivables - Affiliate	
** Def Income Tax Benefits 1400	
** Prepaid Expense 1500	
** Other Current Assets 1600	
**** Total Current Assets	
** Prop, Plant & Equip 2000	
** Accumulated Depreciation 2100	
*** Total Prop, Plnt & Equip	
** Frnchs,Goodwill & Oth Int 2200	
** Investment in Affiliates 2350	
** Deferred Charges 2450	
** Def Inc Tax Ben-Noncur 2500	
** Other Assets 2700	
*** Total Invest & Other Assets	
***** Total Assets	

Liabilities:	Actual Balance
* Notes Payable Affiliate 3051	
* Cur Mat-Cap Lease Affil 3053	
* Accounts Payable-Trade 3101	
* Accounts Payable-Affil 3151	
** Pay & Related Ben Payable 3200	
* Accrued Fed Income Tax 3251	
* Accrued St & Loc Inc Tax 3252	
* Unrecognized Tax Benefit 3260	
* Accrued Other Tax 3301	
* Accrued Prop Tax-Personal 3302	
* Accrued Franch Tax-Cap 3304	
* Accrued Other Taxes 3340	
* Accrued Interest-Affil 3551	
* Cur Def Inc Tax Liab-Fed 3601	
* Cur Def Inc Tax Liab-St 3602	
* Deferred Revenues 3913	
* Oth Current Liabilities 3990	
*** Total Current Liabilities	
* Capital Lease Oblig-Affil 4051	

***	Total Long Term Debt	
*	NonCur Def Inc Tax-Fed	4151
*	NonCur Def Inc Tax-State	4152
*	Unrecognized Tax Benefit	4170
**	Def Emp Benefit Oblig	4200
**	Resrv & Oth Def Credits	4300
***	Total Reserve & Def Credits	<hr/>
****	Total Liabilities	<hr/>
**	Common Stock	4800
**	Add Paid in Capital	4810
*	Retained Earnings	4821
*	Ret Earnings-CM Net Inc	4822
**	Foreign Curr Transl Adj	4830
***	Total Shareholders Equity	<hr/>
	Total Liabilities & Equity	<hr/> <hr/>

Verizon Data Services Inc.
 Income Statement
 For the Year ending Dec. 31, 2007

	<u>YTD Actual</u>
Total Revenue	
Cost of Sales	
Gross Margin from Sales	
General & Administrative	
Depreciation/ Amortization	
Total Period Costs	
**** Operating Income/Loss	
* Non-Affiliate Interest Income(Expense)	
* Affiliate Interest Income (Expense)	
* Other Income (Expense)	
** Total Other Income/Loss	
***** Income Before Tax/Extraordinary Items	
* Income Taxes	
***** Net Income	

GTE COMMUNICATION SYSTEMS CORP.
Balance Sheet
as of December 31, 2007

Assets:

Cash

Receivables - external

Receivables - affiliate

Allowance for doubtful accounts

Net receivables

Inventory

Prepaid & other current assets

Total Current Assets

Property, plant & equipment

Accumulated depreciation

Net property, plant & equipment

Other long-term assets

Total assets:

Liabilities & Invested Capital:

Accounts payable

Accrued income, sales, & property taxes

Accrued & other current liabilities

Long-term & deferred liabilities

Total liabilities

Invested Capital

Total Liabilities & Invested Capital

GTE COMMUNICATION SYSTEMS CORP.
Income Statement
for the year ended December 31, 2007

Sales:

Material revenue
Sale of services & other
Contra Revenue (COGS)

Total sales

Cost of sales - materials
Cost of sales - service

Total cost of sales

Contra Expense - sale of service
Contra Expense - contract services

Total contra expense

Operating margin

Other direct costs
Period costs
Corporate allocations
Other (income)/expense
Total period/direct expense

Earnings before interest & taxes

Interest expense/(income)
Taxes
Total interest expense/(income) & taxes

Net Income

Summary Balance Sheet

Verizon Services Corp - NSI

Period 12 - 2007-12-01, 2007

GAAP Basis

Dollars & Cents

Not for Disclosure Outside Verizon

GAAP BASIS

Last update:

Date

Time

S_ACTUALS

01/09/2008

20:35

S_USOA

01/09/2008

20:35

S_STATE

01/09/2008

20:35

Final

Run Date: Jan 10, 2008

Regulatory Accounts	At End of Period 12 - 2007-12-01	Increase Over Last Month	Increase Over Prior Dec 31	% Increase Over Prior Dec 31
Cash & Equivalents				
Net Receivables				
Inventories				
Prepaid Accounts				
Other Current Assets				
Total Current Assets (L1 TO L5)				
NonCurrent Assets:				
Investments				
Other NonCurrent Assets				
Deferred Charges				
Clearance and Suspense 1439.7				
Deferred Charges (L10+11)				
Other Jurisdictional Assets - NET				
Total NonCurrent Assets (L8+L9+L12+L13)				
Property, Plant and Equipment				
Telecomm Plant In Service				
Property Held for Future Telecom Use				
Tel Plant Under Construction				
Telecomm Plant Adjustment				
Non-Operating Plant				
Total Plant (L15 TO L19)				
Accumulated Depreciation & Amortization				
Total Property, Plant and Equipmt (L20-L21)				
Total Assets (L6+L14+L22)				
Current Liabilities:				
Accounts & Notes Payable				
Current Maturities				
Current Taxes				
Other Current & Accrued Liabilities				
Total Current Liabilities (L24 TO L27)				
Long-Term Debt:				
Funded Debt				
Other Long-Term Debt				
Total Long-Term Debt (L29+L30)				
Other Liability & Deferred Credits:				
Other Liability & Deferred Credit				
Clearance and Suspense 4360.1				
Other Liability & Deferred Credit (L32+L33)				
NonCurrent Taxes				
Other Jurisdictional Liability & Def Credit - NET				
Total Other Liab & Def Credit (L34+L35+L36)				
Stockholder's Equity (Capital):				
Capital Stock				
Additional Paid In Capital				
Treasury Stock and Other Capital				
Retained Earnings:				
Appropr & Unapprop R/E				
Net Income				
Retained Earnings (L41+42)				
Jurisdictional Difference - R/E				
Total Retained Earnings (L43+L44)				
Total Stockholder's Equity (L38+L39+L40+L45)				
Total Liabilites & Capital (L28+L31+L37+L46)				

Verizon Services Corp - NSI Summary Income Statement Period 12 - 2007-12-01, 2007 GAAP Basis Dollars & Cents Not for Disclosure Outside Verizon		Last update: Date Time S_ACTUALS 01/09/2008 20:35 S_USOA 01/09/2008 20:35 S_STATE 01/09/2008 20:35			GAAP BASIS Final Run Date: Jan 10, 2	
		This Month	Increase Over Last Month	This Year To Date	Increase Over YTD Last Year	% Increase Over YTD Last Year
	Regulatory Account Description					
	Operating Revenues:					
1	Local Service Revenue					
2	Network Access Revenues					
3	Long Distance Network Revenue					
4	Miscellaneous Revenue					
5	Less-Uncollectible Revenue					
6	Total Operating Revenue (L1 TO L5)					
	Operating Expenses:					
7	Plant Specific Operating Expenses					
8	Plant NonSpecific Exp Excluding					
9	Depreciation & Amortization Exp					
10	Marketing Expense					
11	Services Expense					
12	Exec & Plan Expense					
13	General & Admin Expense					
14	Prov for Uncollectible N/R					
15	Total Operating Expense (L7 TO L14)					
16	Net Operating Revenue (L6-L15)					
	Other Income, Expenses, & Taxes:					
17	Other Operating (Income) & Expense					
18	Operating Inc Before Taxes (L16+L17)					
19	Operating Tax - Federal					
20	Operating Tax - S/L/O					
21	Total Operating Taxes (L19+L20)					
22	Operating Income (L18-L21)					
23	N-Operating - (Inc), Exp, & Taxes Items					
24	Income Before Interest & Rel (L22+L23)					
25	Interest & Rel Items					
26	Income After Int & Rel Items (L24-L25)					
27	Extraordinary Items					
28	Income Bef Jur Difference (L26+L27)					
29	Jurisdictional Difference					
30	Net Income (L28+L29)					

INCOME STATEMENT

REDACTED

	VSSI Y/E 2007 Dec	CARD Y/E 2007 Dec	GSI Y/E 2007 Dec	Total Y/E 2007 Dec	VSSI Y/E 2006 Dec	CARD Y/E 2006 Dec	GSI Y/E 2006 Dec	Total Y/E 2006 Dec
Operating Revenue								
Total Access								
Total Long Distance								
Total Ancillary Services								
Total Revenue								
=*Operating Cost & Expenses								
"								
Total Cost of Services and Sales								
Provision for Uncollectibles								
Total Taxes Other Than Income								
=*Total Other S,G&A								
"								
Total Selling, General & Admin. Expenses								
Total Depreciation and Amortization								
Total Operating Expense								
OPERATING INCOME								
INTEREST AND OTHER EXPENSE								
Total Interest Expense								
Interest Income-Non Affiliate								
Total Interest Income-Affiliate								
=*Interest (Inc)/Exp								
"								
Other, Net								
(Inc)/Exp								
Total Other, Net Inc/(Exp)								
Total Interest and Other Expense								
Income Before Income Taxes								
Current Income Tax								
Deferred Income Tax								
Total Provision for Income Taxes								
Net Income Before Special Items								
Net Income-Loss								

REDACTED

BALANCE SHEET

REDACTED

	VSSI	CARD	GSI	Total	VSSI	CARD	GSI	Total
	Y/E	Y/E	Y/E	Y/E	Y/E	Y/E	Y/E	Y/E
	2007	2007	2007	2007	2006	2006	2006	2006
	Dec	Dec	Dec	Dec	Dec	Dec	Dec	Dec
CURRENT ASSETS								
Short- Term Investment								
Cash and Short-term Investments								
Accounts Receivable-Non Affiliate								
Allowance for Doubtful Accounts								
Accounts Receivable-Affiliate								
Total Accounts Receivable-Net								
Inventories								
Prepayments								
Current Deferred Income Tax Assets								
Total Notes Receivable, Net								
Total Interest Receivable								
Other Current Assets								
Total Current Assets								
NONCURRENT ASSETS								
Plant, Property and Equipment								
Accumulated Depreciation								
Total Property, Plant and Equipment, Net								
Prepaid Pension Assets								
Noncurrent Deferred Income Tax Assets								
Intangibles								
=Other Noncurrent Assets								
"								
Total Assets								
CURRENT LIABILITIES								
Debt Maturing within One Year-Affiliate								
Total Debt Maturing within One Year								
Total Accounts Payable								
Accrued Payroll and Related Benefits								
Accrued Expenses								

REDACTED

BALANCE SHEET

REDACTED

	VSSI	CARD	GSI	Total	VSSI	CARD	GSI	Total
	Y/E	Y/E	Y/E	Y/E	Y/E	Y/E	Y/E	Y/E
	2007	2007	2007	2007	2006	2006	2006	2006
	Dec	Dec	Dec	Dec	Dec	Dec	Dec	Dec
Total Interest Payable								
Total Accrued Taxes								
Total Current Unreg Tax Benefits FIN48								
Advance Billings and Customer Deposits								
Current Deferred Income Tax Liabilities								
Other Current Liabilities								
Total Current Liabilities								
NONCURRENT LIABILITIES								
Total LT Notes and LT Debt-Affiliate								
Total Long Term Debt								
Employee Benefit Obligations								
Total Deferred Credits and Other Liab								
Total Noncurrent Liabilities								
Total Liabilities								
Total Common Stock								
Contributed Capital-Ending Balance								
Total Reinvested Earnings-Ending Balance								
Other								
Total Shareowner's Equity								
Total Liab and Shareowner's Equity								

Verizon Business Global LLC
Income Statement
YTD 12/31/07 (In Thousands)

	<u>December</u> <u>2007</u>
Total Revenue	
OPERATING EXPENSES:	
Total Cost of Services and Sales	
Total Selling, General & Admin. Expenses	
Total Depreciation and Amortization	
Total Operating Expense	<u> </u>
Total Operating Income	
Interest and Other (Income) Deductions:	
Interest Expense	
Interest Income	
Other Income and Expense - Net	
Income Before Income Taxes	<u> </u>
Income Tax Expense / (Benefit)	<u> </u>
Net Income Before Special Items	<u> </u>
Net Income	<u> </u>

Verizon Business Global LLC
 Balance Sheet
 YTD 12/31/07 (In Thousands)

	December 2007
Cash and Cash Equivalents	
Short Term Investments	
Accounts Receivable - Net of Allowance of \$195	
Current Deferred Income Taxes	
Total Prepayments	
Other Current Assets	
TOTAL CURRENT ASSETS	
Property, Plant & Equipment, Net of Accum Depr \$886	
Licenses Goodwill & Other Intangibles	
Investments in Unconsolidated Businesses	
Total Noncurrent Defer Income Tax Assets	
Other Noncurrent Assets	
TOTAL ASSETS	
Total Short Debt	
Accounts Payable	
Total Accrued Liabilities	
Total Accts Pay and Accrued Liabilities	
Total Current Deferred Income Tax Liab	
Total Other Current Liabilities	
TOTAL CURRENT LIABILITIES	
Long Term Debt, Net	
Employee Benefit Obligations	
Other Noncurrent Liabilities	
TOTAL NONCURRENT LIABILITIES	
Minority Interest	
Capital Paid in Excess of Par - Affil	
Retained Earnings - Ending Balance	
Accumulated Other Comp Income	
TOTAL COMMON EQUITY	
TOTAL LIABILITIES AND EQUITY	

VERIZON COMMUNICATIONS AND SUBSIDIARIES
 REPORT: Balance Sheet Report - Trended - Summary - External
 COMPANY NAME: CO4140.CO4141 - Verizon Services Operations
 Inc.

In Thousands

	December 2007
11100 Cash and Cash Equivalents	
11200 Short Term Investments	
12110 Accounts Receivable - Nonaffiliated	
12120 Accounts Receivable - Affiliated	
12200 Allowance for Doubtful Accounts	
12000 Accounts Receivable - Net	<hr/> <hr/>
12320 Dividends Receivable - Affiliated	
12420 Interest Receivable - Affiliated	
13100 Inventories	
14100 Total Current Deferred Income Tax Assets	
15100 Total Prepayments	
15200 Assets Held for Sale	
19900 Total Other Current Assets	
10000 TOTAL CURRENT ASSETS	<hr/> <hr/>
21100 Property, Plant & Equipment	
21500 Accumulated Depreciation	
21000 Property, Plant & Equipment, net	<hr/>
22100 Licenses Goodwill & Other Intangibles	
23100 Investments in Unconsolidated Businesses	
24000 Pensions	
25100 Total Noncurrent Defer Income Tax Assets	
26100 Bonds at Market	
27000 Total Noncurrent Deferred Charges	
28000 Total Other Noncurrent Assets	
29000 TOTAL LONG TERM ASSETS	<hr/> <hr/>
20000 TOTAL ASSETS	<hr/> <hr/>
31000 Total Short Term Debt	<hr/>

32100 Accounts Payable	_____
32300 Accrued Payroll and Related Benefits	
32400 Accrued General Taxes	
32500 Total Accrued Income Taxes	
32610 Accrued Interest - Nonaffiliate	
32620 Accrued Interest - Affiliate	
32700 Accrued Liabilities	_____
32000 Total Accrued Liabilities	_____
33000 Total Accts Pay and Accrued Liabilities	_____
35100 Total Current Unrecog Tax Benefit FIN 48	
35000 Total Current Deferred Income Tax Liab	
36000 Total Other Current Liabilities	_____
30000 TOTAL CURRENT LIABILITIES	_____
41000 Total Long Term Debt	
42100 Discount on Long Term Debt -Nonaffiliate	
42200 Premium on Long Term Debt -Nonaffiliate	_____
42300 Long Term Debt, Net	
42400 Employee Benefit Obligations	
42500 Total Noncurrent Def Income Tax Liabs	
42600 Deferred Investment Tax Credits	
42700 Total Non-Current UTB FIN 48	
43100 Other Noncurrent Liabilities	_____
44000 TOTAL NONCURRENT LIABILITIES	_____
45100 Minority Interest	
46100 Preferred Securities	
46200 Common Stock	
46300 Contributed Capital - Ending Balance	
46400 Retained Earnings - Ending Balance	
46500 Accumulated Other Comp Income	
46600 Deferred Compensation	
46700 Treasury stock	_____
49000 TOTAL COMMON EQUITY	_____
40000 TOTAL LIABILITIES AND EQUITY	=====

VERIZON COMMUNICATIONS AND SUBSIDIARIES
 REPORT: Income Statement - Monthly Trend Summary -
 COMPANY NAME: CO4140.CO4141 - Verizon Services
 Operations, Inc.

In Thousands

	<u>December</u> <u>2007</u>
REVENUES:	
51100 Total Local	
51200 Total Access	
51300 Total Long Distance	
51400 Total Ancillary Services	
51000 Total Wireline	<hr/> <hr/>
52100 Total Wireless Service Revenue	
52220 Wireless Equipment Revenue	
52230 Wireless Other Revenue	
52240 Wireless Other Rev - Total Affiliate	
52000 Total Wireless	<hr/> <hr/>
55100 Total Directory Services	
56100 Total Other Services	
50000 Total Revenue	<hr/> <hr/>
Operating Cost & Expenses:	
61000 Total Cost of Services and Sales	
65010 Uncollectibles	
65011 Taxes Other Than Income	
65130 Total Other S,G&A	
65000 Total Selling, General & Admin. Expenses	<hr/>
67000 Total Depreciation and Amortization	
68100 Sales of Assets, net	
69000 Total Operating Expense	<hr/> <hr/>
60000 Total Operating Income	<hr/> <hr/>
Interest and Other (Income) Deductions:	
71000 Interest Expense	
7210001 Equity (Income) Loss from Unconsol Bus	
7210002 Other Unconsol Bus (Income) Loss (Cost)	

7210003 Income from Unconsol Business (History) _____
 72100 Income from Unconsolidated Business

72120 Equity (Income)/Loss Affiliate
 72210 Interest Income
 72220 Interest Income - Affiliate

Other, Net:

73100 Minority Interest
 73200 Foreign Currency Translation
 73300 Preferred Stock Dividends
 73400 (Gain)/Loss on Sale of Assets
 73600 Market-to-Market Adj Exchangeable Note
 73700 Other (Income)/Loss

73000 Other Income and Expense - Net _____

74000 Income Before Income Taxes

75100 Total Current Income Tax
 75200 Total Deferred Income Tax

75000 Income Tax Expense / (Benefit) _____

76000 Net Income Before Special Items

81100 Discontinued Ops, Net of Tax
 83400 Total Special Items

83500 Net Income

84100 Adjustments to Net Income for EPS Calc _____
 90000 Net Income Adjusted for EPS Calc
 91000 Adjustments for Diluted EPS _____
95000 Net Income for Diluted EPS _____

Verizon West Coast Inc.
Balance Sheet
12/31/2007

REDACTED

Assets **Balance**

Cash & Cash Equivalents

Accts & Notes Receivable
Allow for Doubt Accts
Receivables - External

Accts Receivable - Affil
Receivables - Affiliate

Receivables - Net

Inventory & Supplies
Current Deferred Tax Benefit
Prepaid Expense
Other Current Assets
Total Current Assets

Prop, Plant & Equip
Accumulated Depreciation
Total Prop, Plnt & Equip
Prepaid Pension Expense
Deferred Charges
Total Invest & Other Assets

Total Assets

Liabilities

Short Term Debt-Affil
Accounts Payable
Accounts Payable-Affil
Pay & Related Ben Pay
Accrued Income Taxes
Accrued General Taxes
Advance Billings
Accrued Interest
Accrued Interest-Affil
Def Income Tax Liab
Other Current Liabilities
Total Current Liabilities
Total Long Term Debt

Def Income Tax Liab
Def Emp Benefit Oblig
Resrv & Oth Def Credits
Total Resrvs & Def Credits

Total Liabilities
Total Minority Interest

Common Stock
Additional Paid in Capital
Retained Earnings
Total Shareholders Equity

Total Liabilities & Equity

**Verizon West Coast Inc.
Income Statement
For the Year Ended 12/31/2007**

Item	Month	Year-to-Date
Local Network		
Interstate Access		
Intrastate Access		
Total Access		
Long Distance Network		
Miscellaneous		
Uncollectibles		
Total Regulated Revenues		
Plant Specific		
General Plant		
Customer		
Corporate		
Other Oper Inc & Exp		
Depreciation & Amort		
Oper Taxes Oth than Inc		
Total Oper Exp/Oth Taxes		
Earnings Before Inc Taxes		
Operating Income Taxes		
Net Operating Income		
Nonoperating Income-Net		
Nonregulated Income-Net		
Income Avail for Fixed Charges		
Interest Expense		
Net Income		

Assets / Services Provided	Outbound from the ILEC	Inbound to the ILEC	Description
Tariffed Rate			
Intralata Toll	✓		Provides long distance message services within the Local Access and Transport Area (LATA) and includes resale of intralata toll.
Local Dir. Assist. (DA) & Call Completion	✓		Local directory assistance, Pittsburgh Region, and call completion.
Operator Assistance	✓		Includes, but not limited to, toll assistance and directory assistance.
Pole and Conduit Leases	✓		Lease of space on poles and in conduits.
Rental of Underground Conduit		✓	Rental of underground conduit.
Special Access	✓		Provides transmission path to connect customer designated location for telecom.
Special Customer Arrangements		✓	Customized arrangements of dedicated and switched services supplemented by telecom services to meet customer requirements. Tariff components of these arrangements are provided pursuant to the tariffs governing these services.
Switched Access	✓		Provides exchange access service to an interexchange carrier or to an end user of telecommunications service.
Telephone Services	✓		Includes, but not limited to, basic local telecommunications, extended area services, custom calling features and other local exchange services.
Publicly Filed Agreements			
Interconnection and Local Resale	✓	✓	Arrangements that allow call completion between service providers including, but not limited to, arrangements using unbundled network elements and resale at discounts.
Prevailing Price			
Affiliate Vendor Financing		✓	Provides competitive financial services supporting sale of products and services by Verizon vendor affiliates to commercial and municipal customers.
Basic Installation and Maintenance Services		✓	Basic installation and maintenance services.
Call Center Management, Customer Relationship Management and Administration Services	✓		Includes, but not limited to, customer care (including call receipt and call-handling services, trouble ticket management, inquiry investigation and response), network administration (including management of network element and circuit inventory databases), network monitoring and performance reporting, project management and coordination for service implementation or trouble resolution. Includes management and operation of the repair IVRU, training and consultation on various call center systems and associated data collection and reporting.
Capacity Services	✓		Agreements with carriers and service providers for transport, switching and related services including, but not limited to, provision of high capacity data, local circuit switched dialtone, and packet and SONET transport services.
Cellular Mobile Service		✓	Cellular radio technology furnished to provide telecommunications in conjunction with the use of cellular telephones and other products required for service.
CPE, FAX Machines, and Telephone Accessories		✓	Provides CPE, FAX machines, and telephone accessories.
Database and System Access and Data Transmission	✓		Includes, but not limited to, transmission service; database access and database conversion; operational readiness testing; support related to product development, deployment and testing; and interface services which permit the exchange of information and instructions for services purchased.
Disposition of Leased Assets		✓	Regular or early termination of leased assets.
Enhanced Directory Assistance	✓		Provides enhanced directory assistance and call completion to wireless carriers.
Equipment and Supply Sales and Leasing		✓	Sale of telecommunications materials and supplies including cable and other outside plant, transmission equipment, prepaid calling cards, premises distribution systems, data equipment, video routers and central office minor tools and repair parts.
Installation and Maintenance Services	✓		Includes, but not limited to, completion of new installation and repair work orders; coordination with dispatchers in closing out jobs; provision of repair, preventive maintenance, and testing of the network; installation, repair, testing and retrieval of equipment; technical support for data, voice, and video equipment; and related data collection and reporting for these activities.
Lease Financing of Assets		✓	Financing of leased assets.

Assets / Services Provided	Outbound from the ILEC	Inbound to the ILEC	Description
Marketing and Selling	✓		Marketing and selling of products and services. May also include, but not limited to, advertising, sales negotiation, account planning, sales strategy, solutions design, custom bid development and presentation, presales, ordering and customer information exchange, day-to-day order entry, billing support and development of process and product procedures/job aids and training, customer inquiry, service order processing, verification of product availability, error correction for orders, operational performance reports, sales retention, systems sales support, wholesale marketing, use of credit information, post sale customer care support services and sales quality control observations.
Network Management		✓	Includes, but not limited to, management of a DS-3 based nationwide network for the provision of private line access, tier one help desk support services, communications medium services and network support.
Non-Regulated Retail Services	✓		Includes, but not limited to, retail voice messaging, CPE rentals, and inside wire maintenance and repair.
Official Company Long Distance		✓	Provision of long distance services.
Pole and Conduit Leases	✓	✓	Lease of space on poles and in conduits.
Prov. of Network Integration Svcs/Equipment		✓	Includes design, consulting, sales, installation and maintenance and related customer training.
Real Estate and Other Support Asset Services	✓		Includes, but not limited to, lease of land, buildings, office space, furniture, computers, Local Area Networks (LANs) and related office equipment and services; and real estate property management including building maintenance, interior space management, site administration, building security monitoring, fleet maintenance and use of support assets.
Real Estate Services		✓	Lease of office space and other related services.
Software Development and Maintenance		✓	Includes, but not limited to, installation of call center services software applications.
Special Customer Arrangements		✓	Customized arrangements of dedicated and switched services supplemented by telecom services to meet customer requirements. Tariff components of these arrangements are provided pursuant to the tariffs governing these services.
Telecommunications Services		✓	Provision of full range of voice and data products and services including, but not limited to, transport services, toll free services, private line services, internet services, calling card services, SS7 3rd Party & Direct services, Frame Relay, Directory Assistance and other exchange/operator services.
Assets – Higher of FMV & Net Book Value			
Computer Equipment	✓		Includes computer and other ancillary equipment.
Disposal of Scrap Material	✓		Provides the disposal of scrap material.
Furniture & Office Equipment	✓		Includes but not limited to, desks, chairs, partitions, file cabinets and other office equipment.
Tools	✓		Includes simulators, testers, and other ancillary equipment.
Vehicles/Trailers	✓		Includes, but not limited to, sedans, vans, pick-up trucks, large trucks and trailers.

Assets / Services Provided	Outbound from the ILEC	Inbound to the ILEC	Description
Assets – Lower of FMV and Net Book Value			
Computer Equipment		✓	Includes computer and other ancillary equipment.
Telecommunications Equipment		✓	Includes, but not limited to, customer premise equipment.
Vehicles/Trailers		✓	Includes, but not limited to, sedans, vans, pick-up trucks, large trucks and trailers.
Warehouse Equipment		✓	Sale of warehouse equipment.
Services - Higher of FMV and FDC			
Billing and Collection Services	✓		Includes, but not limited to billing; remittance; inquiry; rating and editing messages; investigations of billing, credit and collections matters; and fraud maintenance.
Call Center Management, Customer Relationship Management and Administration Services	✓		Includes, but not limited to, customer care (including call receipt and call-handling services, trouble ticket management, inquiry investigation and response), network administration (including management of network element and circuit inventory databases), network monitoring and performance reporting, project management and coordination for service implementation or trouble resolution. Includes management and operation of the repair IVRU, training and consultation on various call center systems and associated data collection and reporting.
Capacity Services	✓		Agreements with carriers and service providers for transport, switching and related services including, but not limited to, provision of high capacity data, local circuit switched dialtone, and packet and SONET transport services.
Database and System Access and Data Transmission	✓		Includes, but not limited to, transmission service; database access and database conversion; operational readiness testing; support related to product development, deployment and testing; and interface services which permit the exchange of information and instructions for services purchased.
Equipment Repair	✓		Repair logistics including the repair and return of printed circuit boards and test equipment, spare inventory management as well as vendor management and quality monitoring. Also provides product life cycle support functions and calibration services.
General and Administrative Services	✓		Includes, but not limited to, accounts payable processing, payroll processing, records management, human resource services, revenue and receivable processing, depreciation costs, regulatory policy, employee directory and related information exchanges, temporary support, training, one-time transactions, other consultations, public affairs services and service company access to official communications services.
Installation and Maintenance Services	✓		Includes, but not limited to, completion of new installation and repair work orders; coordination with dispatchers in closing out jobs; provision of repair, preventive maintenance, and testing of the network; installation, repair, testing and retrieval of equipment; technical support for data, voice, and video equipment; and related data collection and reporting for these activities.
Marketing and Selling	✓		Marketing and selling of products and services. May also include, but not limited to, advertising, sales negotiation, account planning, sales strategy, solutions design, custom bid development and presentation, presales, ordering and customer information exchange, day-to-day order entry, billing support and development of process and product procedures/job aids and training, customer inquiry, service order processing, verification of product availability, error correction for orders, operational performance reports, sales retention, systems sales support, wholesale marketing, use of credit information, post sale customer care support services and sales quality control observations.
National Directory Assistance	✓		Includes, but not limited to, providing affiliate end user customers with telephone number listings and related or supplemental services such as call completion anywhere within the United States.
Operator Assistance	✓		Includes, but not limited to, toll assistance and directory assistance.
Per Call Compensation	✓		Provides compensation for Dial-A-Round calls from payphones consistent with FCC directives.
Real Estate and Other Support Asset Services	✓		Includes, but not limited to, lease of land, buildings, office space, furniture, computers, Local Area Networks (LANs) and related office equipment and services; and real estate property management including building maintenance, interior space management, site administration, building security monitoring, fleet maintenance and use of support assets.
Receivables Management	✓		Investigate billing, credit, and collections matters and analyzing customer accounts.
Subscriber Listing License Agreements	✓		Covers the sale of subscriber listed data including name, address (including zip code), telephone number, primary advertising classification and Emergency Notification Service for Non-Published Telephone Numbers.
Transition Services	✓		Services provided to a non-regulated affiliate in support of the sale of property.
Services – Lower of FMV and FDC			

Assets / Services Provided	Outbound from the ILEC	Inbound to the ILEC	Description
Account Collections, Reconciliations and Investigation		✓	Includes, but not limited to, handling of accounts in collection status, reviewing unbillables, updating customer records, researching and investigating accounts.
Administrative		✓	Includes, but not limited to, real estate services, motor vehicles/fleet, mail and transportation services, general security, use of corporate aircraft, and other administrative services.
Basic Installation and Maintenance Services		✓	Basic installation and maintenance services.
Bill Reformatting		✓	Includes, but not limited to, reformatting of customer billing records to perform installment billing functions.
Call Center Management, Customer Relationship Management and Administration Services		✓	Includes, but not limited to, customer care (including call receipt and call-handling services, trouble ticket management, inquiry investigation and response), network administration (including management of network element and circuit inventory databases), network monitoring and performance reporting, project management and coordination for service implementation or trouble resolution. Includes management and operation of the repair IVRU, training and consultation on various call center systems and associated data collection and reporting.
Database and System Access and Data Transmission		✓	Includes, but not limited to, transmission service; database access and database conversion; operational readiness testing; support related to product development, deployment and testing; and interface services which permit the exchange of information and instructions for services purchased.
Equipment and Supply Sales and Leasing		✓	Sale of telecommunications materials and supplies including cable and other outside plant, transmission equipment, prepaid calling cards, premises distribution systems, data equipment, video routers and central office minor tools and repair parts.
Equipment Repair		✓	Repair logistics including the repair and return of printed circuit boards and test equipment, spare inventory management as well as vendor management and quality monitoring. Also provides product life cycle support functions and calibration services.
Insurance		✓	Includes, but not limited to, coverage for worker's compensation, primary liability, transmission and distribution insurance, general and auto liabilities.
Labor, Consulting Services, Construction and Custom Work		✓	Includes, but not limited to, consulting services in connection with the installation of underground conduit and other construction and custom work.
Management Svcs-Logistics		✓	Provisioning and procurement functions. Including, but not limited to, order processing, materials management, coordination of the VTC's material requirements, administration of the storage of all materials, staging of materials for distribution and administration of business plans for procurement and use of materials.
Marketing & Customer Services		✓	Includes, but not limited to, marketing and advertising activities to stimulate the sale of products and services and all associated customer support services.
National Directory Assistance		✓	Includes, but not limited to, providing affiliate end user customers with telephone number listings and related or supplemental services such as call completion anywhere within the United States.
Quality Assurance Testing		✓	Services include planning, test case development, preparation and execution of the testing and providing reports.
Real Estate Services		✓	Lease of office space and other related services.
Retail PIC Management		✓	Provision of PIC information processing and management, consisting of tracking and activating an Intra LATA long distance service.
Sales Agency		✓	Provides for the marketing and selling of products and services including sales agent services and customer referrals.

Assets / Services Provided	Outbound from the ILEC	Inbound to the ILEC	Description
Fully Distributed Cost - (FDC)			
Administrative		✓	Includes, but not limited to, real estate services, motor vehicles/fleet, mail and transportation services, general security, use of corporate aircraft, and other administrative services.
Advertising		✓	Includes, but not limited to, management and administration of advertising strategies and programs.
Cash Management Services		✓	Includes managing short, immediate, and long-term financing, trustee and bondholder relations, and rating agency programs.
Computer Processing Services		✓	Use of computer hardware, associated equipment, and supplies to process data.
Corporate Sourcing and Logistics		✓	Includes, but not limited to, procurement and provisioning services, equipment sales and repair.
Engineering & Operation Services		✓	Includes, but not limited to, planning and managing of telecommunications facilities, operations support systems, other systems, and centralized staff support for the line engineering and plant labor forces.
Executive & Planning		✓	Includes formulating corporate policy, providing overall administration and management and developing & evaluating long term courses of action.
External Affairs, Corporate Communications and Government Relations		✓	Includes, but not limited to, maintaining relations with government, regulators, other companies, and the general public, management of multi-media communications projects, corporate image advertising and providing overall regulatory support related to government and legislative issues.
Finance and Treasury Services		✓	Includes but not limited to, corporate accounting, service costs, financial planning and analysis, auditing, risk management, investor relations, finance operations, investment/trust management, banking operations and cash management.
Human Resources Services		✓	Includes, but not limited to, personnel related support functions, labor relations, employee benefits and compensation administration, safety programs, medical services administration, training services, ethics and compliance.
Information Systems Services		✓	Includes, but not limited to, programming services, planning, developing, testing, implementing and maintenance of the computer hardware and software necessary to support the operations, customer, employee, and financial requirements of the business. Also includes services associated with the support and maintenance of financial systems.
Insurance		✓	Includes, but not limited to, coverage for worker's compensation, primary liability, transmission and distribution insurance, general and auto liabilities.
Legal		✓	Includes, but not limited to, the provision of legal services such as litigation, regulatory and legislative issues, labor matters, and other corporate transactions.
Marketing & Customer Services		✓	Includes, but not limited to, marketing and advertising activities to stimulate the sale of products and services and all associated customer support services.
Network Management		✓	Includes, but not limited to, management of a DS-3 based nationwide network for the provision of private line access, tier one help desk support services, communications medium services and network support.
Operator Services		✓	Includes, but not limited to, providing customer numbers and classified listing and call completion services.
Other Services		✓	Other services may include, but are not limited to, training, administrative, documentation, leasing of office space, land and equipment.
Professional and Information Services		✓	Development and maintenance of computer software, related activities and associated data requirements.
Public Coin Telephone Support		✓	Includes, but not limited to, strategic and product planning support, developing methods and managing the facilities, equipment and forces devoted to public telephone operations.

Verizon Northwest Inc. - Washington Operations
 Affiliated Interests Transactions
 For 12 Months Ending December 31, 2007

**AMOUNTS CHARGED BY
 BELL ATLANTIC COMMUNICATIONS, INC d/b/a VERIZON LONG DISTANCE
 TO VERIZON NORTHWEST INC.**

FCC Acct. No.	Account Description	Total Company	Total Washington	Washington Intrastate
6121	Land And Building Expense	1,731	1,537	1,155
6423	Buried Cable Expense	33	33	25
6611	Product Management	177	177	140
6612	Sales	642	639	503
6623	Customer Services	7,537	7,537	5,938
6724	Information Management	687	398	304
6728	Other General And Administrative	(5,833)	(3,028)	(2,313)
		<u>4,975</u>	<u>7,293</u>	<u>5,752</u>

**AMOUNTS CHARGED BY VERIZON NORTHWEST INC. TO
 BELL ATLANTIC COMMUNICATIONS, INC d/b/a VERIZON LONG DISTANCE**

FCC Acct. No.	Account Description	Total Company	Total Washington	Washington Intrastate
5240	Rent Revenues	68,914	68,329	52,245
5264	Other Incidental Regulated Revenue	2,267	2,248	1,239
5270	Carrier Billing and Collection Revenue - Intrastate	9,049,099	4,480,238	4,480,238
5270	Carrier Billing and Collection Revenue - Interstate	4,027,350	3,283,648	0
6121	Land and Building Expense	37,108	552	415
6612	Sales	20,622	13,009	10,249
6623	Customer Services	1,605,062	435,975	343,497
6711	Executive	9,948	120	92
6712	Planning	1,959	31	24
6721	Accounting and Finance	23,167	276	211
6722	External Relations	16,027	229	175
6723	Human Resources	21,972	329	251
6724	Information Management	63,136	746	570
6725	Legal	14,086	151	116
6726	Procurement	3,650	42	32
6728	Other General and Administrative	246,983	3,626	2,770
7240	Other Operating Taxes	3,976	59	37
		<u>15,215,326</u>	<u>8,289,608</u>	<u>4,892,159</u>

Verizon Northwest Inc. - Washington Operations
 Affiliated Interests Transactions
 For 12 Months Ending December 31, 2007

**AMOUNTS CHARGED BY
 CELLCO PARTNERSHIP d/b/a VERIZON WIRELESS
 TO VERIZON NORTHWEST INC.**

FCC Acct. No.	Account Description	Total Company	Total Washington	Washington Intrastate
6123	Office Equipment Expense	11,462	4,656	3,499
6533	Testing Expense	1,029	1,029	765
6534	Plant Operations Administration Expense	4,742	783	582
6612	Sales	1,526	1,526	1,202
6623	Customer Services	1,999	0	0
6711	Executive	416	416	318
6728	Other General and Administrative	4,561	4,561	3,484
7540	Other General and Administrative	16	0	0
		<u>25,750</u>	<u>12,970</u>	<u>9,849</u>

**AMOUNTS CHARGED BY VERIZON NORTHWEST INC. TO
 CELLCO PARTNERSHIP d/b/a VERIZON WIRELESS**

FCC Acct. No.	Account Description	Total Company	Total Washington	Washington Intrastate
5240	Rental Revenue	11,700	11,623	8,887
5264	Other Incidental Regulated Revenue	4,863	4,657	2,566
5270	Carrier Billing and Collection Revenue - Interstate	1,620,821	902,811	0
6121	Land and Building Expense	6,300	160	120
6612	Sales	4,642	2,984	2,351
6623	Customer services	112,596	0	0
6711	Executive	1,009	26	20
6712	Planning	263	7	5
6721	Accounting and Finance	2,326	59	45
6722	External Relations	1,931	49	38
6723	Human Resources	2,765	70	54
6724	Information Management	6,276	160	122
6725	Legal	1,273	32	25
6726	Procurement	351	9	7
6728	Other General and Administrative	31,519	802	612
7240	Other Operating Taxes	675	17	11
7370	Special Charges	(39,741)	(19,638)	(14,467)
		<u>1,769,571</u>	<u>903,829</u>	<u>395</u>

Verizon Northwest Inc. - Washington Operations
 Affiliated Interests Transactions
 For 12 Months Ending December 31, 2007

**AMOUNTS CHARGED BY
 GTE SOUTHWEST INCORPORATED d/b/a VERIZON SOUTHWEST INC.
 TO VERIZON NORTHWEST INC.**

FCC Acct. No.	Account Description	Total Company	Total Washington	Washington Intrastate
1220	Inventories	485,814	407,891	309,053
2121	Buildings	10,757	4,819	3,595
2212	Digital Electronic Switching	16,442	9,608	7,168
2231	Radio Systems	240	0	0
2232	Circuit Equipment	152,308	81,519	60,818
2362	Other Terminal Equipment	2,069	1,439	1,074
2411	Poles	2,055	1,320	985
2421	Aerial Cable	24,295	13,390	9,990
2422	Underground Cable	53,390	25,766	19,223
2423	Buried Cable	101,849	20,372	15,199
2431	Aerial Wire	48	0	0
2441	Conduit Systems	5,338	1,774	1,323
6116	Other Work Equipment Expense	16,357	8,679	6,521
6121	Land and Building Expense	2,021	1,332	1,001
6122	Furniture and Artworks Expense	2	2	2
6123	Office Equipment Expense	28	19	14
6124	General Purpose Computers Expense	971	625	470
6212	Digital Electronic Expense	194,398	114,164	85,776
6220	Operator Systems Expense	3	0	0
6231	Radio Systems Expense	3,080	317	238
6232	Circuit Equipment Expense	92,290	59,000	44,329
6362	Other Terminal Equipment Expense	9,461	5,039	3,786
6411	Pole Expense	8,268	291	219
6421	Aerial Cable Expense	16,171	8,847	6,647
6422	Underground Cable Expense	4,353	2,738	2,057
6423	Buried Cable Expense	37,057	19,118	14,364
6424	Submarine Cable Expense	7	0	0
6426	Intrabuilding Network Cable Expense	2,912	1,537	1,155
6431	Aerial Wire Expense	9	3	2
6441	Conduit Systems Expense	139	36	27
6532	Network Administration Expense	31	11	8
6533	Testing Expense	1	0	0
6534	Plant Operations Administration Expense	20,140	12,590	9,362
6535	Engineering Expense	3,843	3,697	2,749
6622	Number Services	284	254	200
E000	Telephone Plant Under Construction-Short Term	241,086	149,420	111,333
X000	Accumulated Depreciation	29,946	17,638	13,179
		<u>1,537,461</u>	<u>973,256</u>	<u>731,867</u>

**AMOUNTS CHARGED BY VERIZON NORTHWEST INC. TO
 GTE SOUTHWEST INCORPORATED d/b/a VERIZON SOUTHWEST INC.**

FCC Acct. No.	Account Description	Total Company	Total Washington	Washington Intrastate
2116	Other Work Equipment	135	79	59
2121	Buildings	7,925	4,650	3,469
2124	General Purpose Computers	1,844	1,082	807
2212	Digital Electronic Switching	18,126	10,635	7,934
2220	Operator Systems	60	35	26
2231	Radio Systems	4	2	2
2232	Circuit Equipment	104,958	61,579	45,942
2362	Other Terminal Equipment	1,573	923	689
2411	Poles	1,070	628	468
2421	Aerial Cable	5,778	3,390	2,529
2422	Underground Cable	15,699	9,210	6,872
2423	Buried Cable	211,388	124,021	92,528
2441	Conduit Systems	3,193	1,873	1,398
2690	Intangibles	48	28	21
6116	Other Work Equipment Expense	18,874	11,074	8,320
6121	Land and Building Expense	932	547	411
6212	Digital Electronic Expense	23,102	13,554	10,183
6232	Circuit Equipment Expense	12,898	7,567	5,685
6362	Other Terminal Equipment Expense	9,726	5,706	4,287
6411	Poles Expense	97	57	43
6421	Aerial Cable Expense	25,957	15,229	11,442
6422	Underground Cable Expense	10,058	5,901	4,434
6423	Buried Cable Expense	48,858	28,665	21,537
6426	Intrabuilding Network Cable Expense	39	23	17
6441	Conduit Systems Expense	102	60	45
6534	Plant Operations Administration Expense	1,144	671	499
6535	Engineering Expense	10,111	5,932	4,411
E000	Telephone Plant Under Construction-Short Term	67,872	39,820	29,670
X000	Accumulated Depreciation	7,072	4,149	3,100
		<u>608,642</u>	<u>357,090</u>	<u>266,828</u>

Verizon Northwest Inc. - Washington Operations
 Affiliated Interests Transactions
 For 12 Months Ending December 31, 2007

**AMOUNTS CHARGED BY
 GTE.Net LLC
 TO VERIZON NORTHWEST INC**

FCC Acct. No.	Account Description	Total Company	Total Washington	Washington Intrastate
6123	Office Equipment Expense	100	0	0
		<u>100</u>	<u>0</u>	<u>0</u>

**AMOUNTS CHARGED BY VERIZON NORTHWEST INC TO
 GTE.Net LLC**

FCC Acct. No.	Account Description	Total Company	Total Washington	Washington Intrastate
5240	Rent Revenue	202,376	198,862	152,050
5264	Other Incidental Regulated Revenue	138,295	103,105	56,800
5270	Carrier Billing and Collection Revenue - Interstate	(500)	(309)	0
6121	Land and Building Expense	108,972	2,948	2,215
6612	Sales	135,446	73,299	57,751
6623	Customer services	2,339,381	226,586	178,524
6711	Executive	21,607	756	577
6712	Planning	5,637	197	151
6721	Accounting and Finance	49,790	1,742	1,330
6722	External Relations	41,335	1,446	1,105
6723	Human Resources	59,184	2,070	1,581
6724	Information Management	134,338	4,699	3,590
6725	Legal	27,243	953	728
6726	Procurement	7,515	263	201
6728	Other General and Administrative	658,940	22,525	17,207
7240	Operating Other Taxes	11,676	316	197
		<u>3,941,234</u>	<u>639,458</u>	<u>474,006</u>

Verizon Northwest Inc. - Washington Operations
 Affiliated Interests Transactions
 For 12 Months Ending December 31, 2007

**AMOUNTS CHARGED BY
 VERIZON CALIFORNIA INC.
 TO VERIZON NORTHWEST INC**

FCC Acct. No.	Account Description	Total Company	Total Washington	Washington Intrastate
1220	Inventories	119,685	73,024	55,329
2112	Motor Vehicles	30,933	25,222	18,817
2116	Other Work Equipment	18,149	324	242
2121	Buildings	7,058	3,720	2,775
2124	General Purpose Computers	851	851	635
2212	Digital Electronic Switching	1,377,186	725,198	541,044
2231	Radio Systems	7,224	0	0
2232	Circuit Equipment	4,857,965	2,709,760	2,021,654
2362	Other Terminal Equipment	26,988	18,611	13,885
2411	Poles	41,311	25,557	19,067
2421	Aerial Cable	393,986	238,195	177,709
2422	Underground Cable	1,346,053	681,122	508,161
2423	Buried Cable	2,290,381	805,751	601,142
2424	Submarine Cable	28	0	0
2431	Aerial Wire	1,396	137	102
2441	Conduit Systems	116,516	40,249	30,028
2690	Intangibles	124	56	41
6116	Other Work Equipment Expense	30,856	17,641	13,254
6121	Land and Building Expense	292,592	141,285	106,153
6122	Furniture & Artworks Expense	47	12	9
6123	Office Equipment Expense	101	96	72
6124	General Purpose Computers Expense	3,954	2,506	1,883
6212	Digital Electronic Expense	722,706	422,572	317,494
6220	Operator Systems Expense	12	2	2
6231	Radio Systems Expense	11,979	1,152	865
6232	Circuit Equipment Expense	422,142	252,877	189,996
6362	Other Terminal Equipment Expense	43,263	23,357	17,549
6411	Pole Expense	36,623	7,893	5,930
6421	Aerial Cable Expense	213,343	138,521	104,076
6422	Underground Cable Expense	525,864	381,858	286,904
6423	Buried Cable Expense	274,404	88,865	66,768
6424	Submarine Cable Expense	441	414	311
6426	Intrabuilding Network Cable Expense	10,139	5,026	3,776
6431	Aerial Wire Expense	164	8	6
6441	Conduit Systems Expense	7,960	2,361	1,774
6532	Network Administration Expense	1,771	1,314	977
6533	Testing Expense	1,713	1,296	964
6534	Plant Operations Administration Expense	156,286	88,172	65,564
6535	Engineering Expense	156,485	147,084	109,371
6612	Sales	3,862	3,862	3,043
6622	Number Services	6,763	5,321	4,193
6623	Customer Services	309	296	233
6723	Human Resources	1,002	735	562
6728	Other General and Administrative	108	0	0
E000	Telephone Plant Under Construction-Short Term	2,043,427	1,296,569	966,074
X000	Accumulated Depreciation	2,377,046	1,503,611	1,123,498
		<u>17,981,195</u>	<u>9,882,485</u>	<u>7,381,933</u>

**AMOUNTS CHARGED BY VERIZON NORTHWEST INC TO
 VERIZON CALIFORNIA INC.**

FCC Acct. No.	Account Description	Total Company	Total Washington	Washington Intrastate
1220	Inventories	63,673	42,271	32,028
2112	Motor Vehicles	62,092	0	0
2116	Other Work Equipment	689	404	302
2121	Buildings	403	236	176
2124	General Purpose Computers	21,525	11,385	8,494
2212	Digital Electronic Switching	622,101	352,109	262,696
2220	Operator Systems	833	489	365
2231	Radio Systems	1,081	634	473
2232	Circuit Equipment	2,723,704	1,606,004	1,198,182
2362	Other Terminal Equipment	47,587	27,919	20,830
2411	Poles	20,838	12,226	9,121
2421	Aerial Cable	418,206	245,361	183,055
2422	Underground Cable	1,476,400	866,204	646,244
2423	Buried Cable	1,538,485	902,629	673,419
2431	Aerial Wire	670	393	293
2441	Conduit Systems	278,798	163,571	122,034
2690	Intangibles	224	132	98
6116	Other Work Equipment Expense	48,404	28,399	21,337
6121	Land and Building Expense	408,451	239,638	180,049
6123	Office Equipment Expense	21	12	9
6124	General Purpose Computers Expense	2,391	1,403	1,054
6212	Digital Electronic Expense	979,603	574,733	431,818
6220	Operator Systems Expense	1,210	710	533
6231	Radio Systems Expense	14,589	8,560	6,431
6232	Circuit Equipment Expense	643,101	377,307	283,485
6362	Other Terminal Equipment Expense	59,870	35,126	26,391
6411	Pole Expense	5,177	3,037	2,282
6421	Aerial Cable Expense	177,086	103,896	78,061
6422	Underground Cable Expense	749,842	439,932	330,537
6423	Buried Cable Expense	157,319	92,299	69,348
6424	Submarine Cable Expense	50	29	22
6426	Intrabuilding Network Cable Expense	1,626	954	717
6431	Aerial Wire Expense	287	168	126
6441	Conduit Systems Expense	35,302	20,712	15,562
6532	Network Administration Expense	1,641	963	716
6533	Testing Expense	201	118	88
6534	Plant Operations Administration Expense	211,764	124,242	92,385
6535	Engineering Expense	31,224	18,319	13,622
6612	Sales	30	18	14
6622	Number Services	647	380	299
6623	Customer Services	520	305	241
E000	Telephone Plant Under Construction-Short Term	1,945,914	1,141,668	850,657
X000	Accumulated Depreciation	4,308,527	2,537,206	1,895,800
		<u>17,062,106</u>	<u>9,982,100</u>	<u>7,459,394</u>

Verizon Northwest Inc. - Washington Operations
 Affiliated Interests Transactions
 For 12 Months Ending December 31, 2007

**AMOUNTS CHARGED BY
 VERIZON CORPORATE SERVICES GROUP INC
 TO VERIZON NORTHWEST INC.**

FCC Acct. No.	Account Description	Total Company	Total Washington	Washington Intrastate
6112	Motor Vehicle Expense	22,970	12,409	9,323
6113	Aircraft Expense	162,448	87,678	65,876
6114	Tools and Other Work Equipment Expen	276	149	112
6115	Garage Work Equipment Expenses	365	198	148
6116	Other Work Equipment Expenses	5,584	3,020	2,269
6121	Land and Building Expense	1,652,484	889,595	668,386
6122	Furniture and Artworks Expense	52,438	28,266	21,237
6123	Office Equipment Expense	168,824	90,906	68,301
6124	General Purpose Computers Expense	195,038	104,695	78,661
6212	Digital Electronic Expense	61	33	25
6232	Circuit Equipment Expense	16	9	6
6362	Other Terminal Equipment Expense	211	113	85
6421	Aerial Cable Expense	149	80	60
6512	Provisioning Expense	29,835	16,068	11,948
6531	Power Expense	1,501	811	603
6533	Testing Expense	1,696	916	681
6534	Plant Operations Administration Expens	139,854	75,459	56,111
6535	Engineering Expense	115,834	62,185	46,240
6611	Product Management	70,228	41,951	33,053
6612	Sales	297	159	125
6613	Product Advertising	4,788	2,592	2,042
6623	Customer Services	6,923,812	3,728,695	2,937,776
6711	Executive	801,364	429,502	328,097
6712	Planning	114,604	61,771	47,187
6721	Accounting and Finance	3,090,396	1,690,495	1,291,372
6722	External Relations	3,349,383	1,866,853	1,426,092
6723	Human Resources	213,625	114,816	87,708
6724	Information Management	331,749	179,420	137,059
6725	Legal	2,726,182	1,468,030	1,121,430
6726	Procurement	476,809	256,388	195,855
6727	Research and Development	24	13	10
6728	Other General and Administrative	10,776,569	5,795,365	4,427,089
7160	Other Operating Gains and Losses	(1,527)	(818)	(609)
7240	Operating Other Taxes	97,341	52,258	32,567
7320	Interest Income	(525,672)	(281,515)	(207,392)
7350	Gains or Losses from the Disposition of I	176	94	70
7360	Other Nonoperating Income	20	11	8
7370	Special charges	374,767	208,606	153,680
7540	Other Interest Deductions	2,719	1,468	1,092
		<u>31,377,238</u>	<u>16,988,742</u>	<u>13,044,386</u>

**AMOUNTS CHARGED BY VERIZON NORTHWEST INC. TO
 VERIZON CORPORATE SERVICES GROUP INC**

FCC Acct. No.	Account Description	Total Company	Total Washington	Washington Intrastate
5240	Rent Revenues	580,944	575,520	440,043
6112	Motor Vehicle Expense	5,784	5,268	3,958
6115	Garage Work Equipment Expenses	312	312	234
6116	Other Work Equipment Expenses	10,188	10,092	7,582
6121	Land and Building Expense	138,240	94,116	70,713
6122	Furniture and Artworks Expense	15,972	15,972	12,000
6123	Office Equipment Expense	39,264	38,400	28,851
7240	Operating Other Taxes	21,288	21,120	13,162
		<u>811,992</u>	<u>760,800</u>	<u>576,544</u>

Verizon Northwest Inc. - Washington Operations
 Affiliated Interests Transactions
 For 12 Months Ending December 31, 2007

**AMOUNTS CHARGED BY
 VERIZON DATA SERVICES INC.
 TO VERIZON NORTHWEST INC.**

FCC Acct. No.	Account Description	Total Company	Total Washington	Washington Intrastate
1439	Deferred Charges	(4,174)	0	0
6124	General Purpose Computers Expense	12,210,080	7,073,346	5,314,468
6623	Customer Services	188,030	108,739	85,674
6724	Information Management	13,953,440	8,118,486	6,201,725
		<u>26,347,376</u>	<u>15,300,571</u>	<u>11,601,867</u>

**AMOUNTS CHARGED BY VERIZON NORTHWEST INC TO
 VERIZON DATA SERVICES INC.**

FCC Acct. No.	Account Description	Total Company	Total Washington	Washington Intrastate
2124	General Purpose Computers	593	593	442
		<u>593</u>	<u>593</u>	<u>442</u>

Verizon Northwest Inc - Washington Operations
 Affiliated Interests Transactions
 For 12 Months Ending December 31, 2007

**AMOUNTS CHARGED BY
 VERIZON CREDIT INC
 TO VERIZON NORTHWEST INC**

FCC Acct. No.	Account Description	Total Company	Total Washington	Washington Intrastate
2112	Special Purpose Vehicles Exp	216,944	216,944	161,854
		<u>216,944</u>	<u>216,944</u>	<u>161,854</u>

**AMOUNTS CHARGED BY VERIZON NORTHWEST INC TO
 VERIZON CREDIT INC**

FCC Acct. No.	Account Description	Total Company	Total Washington	Washington Intrastate
		0	0	0
		<u>0</u>	<u>0</u>	<u>0</u>

Verizon Northwest Inc. - Washington Operations
 Affiliated Interests Transactions
 For 12 Months Ending December 31, 2007

**AMOUNTS CHARGED BY
 VERIZON FLORIDA LLC
 TO VERIZON NORTHWEST INC.**

FCC Acct. No.	Account Description	Total Company	Total Washington	Washington Intrastate
1220	Inventories	55,953	55,559	42,096
2121	Buildings	3,933	2,121	1,582
2212	Digital Electronic Switching	10,333	5,898	4,400
2231	Radio Systems	167	0	0
2232	Circuit Equipment	67,516	38,307	28,580
2362	Other Terminal Equipment	3,779	2,682	2,001
2411	Poles	2,621	1,831	1,366
2421	Aerial Cable	18,556	10,104	7,538
2422	Underground Cable	65,248	26,681	19,906
2423	Buried Cable	114,265	23,190	17,301
2431	Aerial Wire	58	8	6
2441	Conduit Systems	13,582	5,057	3,773
6116	Other Work Equipment Expenses	7,361	3,887	2,921
6121	Land And Building Expense	5,484	5,057	3,799
6123	Office Equipment Expense	7	7	5
6124	General Purpose Computers Expense	1,676	1,162	873
6212	Digital Electronic Expense	20,814	11,489	8,632
6231	Radio Systems Expense	143	3	2
6232	Circuit Equipment Expense	23,743	15,026	11,289
6362	Other Terminal Equipment Expense	18,085	9,721	7,303
6411	Poles Expense	827	483	363
6421	Aerial Cable Expense	29,519	16,656	12,514
6422	Underground Cable Expense	6,845	4,357	3,274
6423	Buried Cable Expense	52,410	28,891	21,707
6424	Submarine Cable Expense	8	0	0
6426	Intrabuilding Network Cable Expense	877	226	170
6441	Conduit Systems Expense	486	330	248
6532	Network Administration Expense	350	162	120
6533	Testing Expense	2,262	923	686
6534	Plant Operations Administration Expense	18,465	10,504	7,810
6535	Engineering Expense	2,362	2,283	1,698
6622	Number Services	186	181	142
E000	Telephone Plant Under Construction-Short Term	93,063	49,876	37,163
X000	Accumulated Depreciation	17,562	12,541	9,371
		<u>658,545</u>	<u>345,201</u>	<u>258,640</u>

**AMOUNTS CHARGED BY VERIZON NORTHWEST INC. TO
 VERIZON FLORIDA LLC**

FCC Acct. No.	Account Description	Total Company	Total Washington	Washington Intrastate
2121	Buildings	680	399	298
2124	General Purpose Computers	446	262	195
2212	Digital Electronic Switching	35,333	20,730	15,466
2220	Operator Systems	353	207	154
2232	Circuit Equipment	45,565	26,733	19,945
2362	Other Terminal Equipment	5,778	3,390	2,529
2411	Poles	238	140	104
2421	Aerial Cable	614	360	269
2422	Underground Cable	10,728	6,294	4,696
2423	Buried Cable	119,572	70,153	52,338
2424	Submarine Cable	9	5	4
2431	Aerial Wire	3,176	1,863	1,390
2441	Conduit Systems	28,326	16,619	12,399
6116	Other Work Equipment Expenses	21,185	12,429	9,339
6121	Land And Building Expense	14,336	8,411	6,319
6123	Office Equipment Expense	424	249	187
6124	General Purpose Computers Expense	154	90	68
6212	Digital Electronic Expense	23,208	13,616	10,230
6220	Operator Systems Expense	2	1	1
6232	Circuit Equipment Expense	22,637	13,281	9,979
6362	Other Terminal Equipment Expense	21,152	12,410	9,324
6411	Poles Expense	729	427	321
6421	Aerial Cable Expense	16,299	9,563	7,185
6422	Underground Cable Expense	1,861	1,092	820
6423	Buried Cable Expense	97,981	57,485	43,191
6426	Intrabuilding Network Cable Expense	279	164	123
6431	Aerial Wire Expense	131	77	58
6441	Conduit Systems Expense	800	469	352
6532	Network Administration Expense	1,943	1,140	848
6533	Testing Expense	266,138	156,143	116,107
6534	Plant Operations Administration Expense	22,043	12,933	9,617
6535	Engineering Expense	4,575	2,684	1,996
6623	Customer Services	11,966	7,021	5,532
E000	Telephone Plant Under Construction-Short Term	155,322	91,128	67,899
X000	Accumulated Depreciation	12,783	7,500	5,604
		<u>946,767</u>	<u>555,468</u>	<u>414,886</u>

Verizon Northwest Inc. - Washington Operations
 Affiliated Interests Transactions
 For 12 Months Ending December 31, 2007

**AMOUNTS CHARGED BY
 GTE COMMUNICATION SYSTEMS CORPORATION
 TO VERIZON NORTHWEST INC.**

FCC Acct. No.	Account Description	Total Company	Total Washington	Washington Intrastate
1220	Inventories	4,635,205	4,230,934	3,205,715
1225	Allowance For Inventory Obsolescence And Shrinkage	3,605	3,605	2,731
2124	General Purpose Computers	12,456	12,456	9,293
2212	Digital Electronic Switching	78,363	78,297	58,414
2232	Circuit Equipment	620,841	618,184	461,205
2362	Other Terminal Equipment	20,419	20,419	15,234
2411	Poles	46,341	46,278	34,527
2421	Aerial Cable	192,924	192,865	143,889
2422	Underground Cable	363,216	358,417	267,402
2423	Buried Cable	129,219	129,180	96,377
2441	Conduit Systems	5,158	5,158	3,848
6112	Motor Vehicle Expense	13,074	13,074	9,823
6116	Other Work Equipment Expenses	23,100	22,923	17,223
6121	Land And Building Expense	821	821	617
6122	Furniture And Artworks Expense	29	29	22
6123	Office Equipment Expense	6,953	6,950	5,222
6124	General Purpose Computers Expense	54,230	9,258	6,956
6212	Digital Electronic Expense	258,826	257,872	193,749
6231	Radio Systems Expense	149	54	41
6232	Circuit Equipment Expense	150,153	46,414	34,873
6362	Other Terminal Equipment Expense	16,573	16,573	12,452
6411	Poles Expense	1,172	1,172	881
6421	Aerial Cable Expense	29,197	28,334	21,289
6422	Underground Cable Expense	11,106	11,106	8,344
6423	Buried Cable Expense	69,189	68,594	51,537
6426	Intrabuilding Network Cable Expense	135	135	101
6431	Aerial Wire Expense	5	5	4
6441	Conduit Systems Expense	145	145	109
6534	Plant Operations Administration Expense	13	11	8
6623	Customer Services	882	882	695
6723	Human Resources	595	595	454
6726	Procurement	330,606	0	0
6728	Other General And Administrative	58,819	58,819	44,932
E000	Telephone Plant Under Construction-Short Term	358,003	357,977	266,729
X000	Accumulated Depreciation	21,742	21,679	16,199
		<u>7,513,264</u>	<u>6,619,218</u>	<u>4,990,895</u>

**AMOUNTS CHARGED BY VERIZON NORTHWEST INC. TO
 GTE COMMUNICATION SYSTEMS CORPORATION**

FCC Acct. No.	Account Description	Total Company	Total Washington	Washington Intrastate
		<u>0</u>	<u>0</u>	<u>0</u>

Verizon Northwest Inc. - Washington Operations
 Affiliated Interests Transactions
 For 12 Months Ending December 31, 2007

**AMOUNTS CHARGED BY
 VERIZON NORTH INC.
 TO VERIZON NORTHWEST INC.**

FCC Acct. No.	Account Description	Total Company	Total Washington	Washington Intrastate
1220	Inventories	67,297	53,791	40,757
2121	Buildings	6,959	4,756	3,549
2124	General Purpose Computers	467	0	0
2212	Digital Electronic Switching	52,730	28,770	21,465
2231	Radio Systems	760	0	0
2232	Circuit Equipment	221,001	110,339	82,320
2362	Other Terminal Equipment	2,045	1,408	1,050
2411	Poles	7,104	4,444	3,315
2421	Aerial Cable	94,983	36,869	27,507
2422	Underground Cable	163,327	83,902	62,596
2423	Buried Cable	356,122	68,253	50,921
2431	Aerial Wire	148	15	11
2441	Conduit Systems	33,543	11,016	8,219
6112	Motor Vehicle Expense	416,749	235,087	176,630
6114	Tools and Other Work Equipment Expense	552	312	234
6115	Garage Work Equipment Expenses	16,826	9,467	7,113
6116	Other Work Equipment Expenses	372,560	209,387	157,320
6121	Land And Building Expense	6,238,578	3,498,093	2,628,247
6122	Furniture And Artworks Expense	142,283	80,782	60,694
6123	Office Equipment Expense	403,290	231,465	173,908
6124	General Purpose Computers Expense	714,942	447,126	335,943
6212	Digital Electronic Expense	438,384	253,708	190,620
6220	Operator Systems Expense	84,180	49,332	37,065
6231	Radio Systems Expense	3,280	388	291
6232	Circuit Equipment Expense	746,543	565,347	424,766
6362	Other Terminal Equipment Expense	156,779	92,966	69,849
6411	Poles Expense	7,778	536	403
6421	Aerial Cable Expense	28,197	14,101	10,595
6422	Underground Cable Expense	10,217	5,375	4,038
6423	Buried Cable Expense	39,163	19,203	14,428
6424	Submarine Cable Expense	7	0	0
6426	Intrabuilding Network Cable Expense	3,788	2,070	1,555
6431	Aerial Wire Expense	14	3	2
6441	Conduit Systems Expense	975	265	199
6512	Provisioning Expense	(16,403)	(9,078)	(6,750)
6531	Power Expense	4,702,088	2,637,810	1,961,452
6532	Network Administration Expense	4,639,776	2,750,236	2,045,051
6533	Testing Expense	4,430,298	2,766,061	2,056,819
6534	Plant Operations Administration Expense	4,657,187	2,778,879	2,066,350
6535	Engineering Expense	1,772,106	860,276	639,693
6564	Amortization Expense--Intangible	(3)	(2)	(2)
6611	Product Management	412,039	237,998	187,515
6612	Sales	2,410,957	1,385,711	1,091,778
6613	Product Advertising	(2,000)	(1,131)	(891)
6621	Call Completion Services	1,855,644	1,088,799	857,847
6622	Number Services	9,021,006	5,300,566	4,176,227
6623	Customer Services	26,112,025	15,086,988	11,886,786
6711	Executive	80,633	47,998	36,665
6712	Planning	13,661	8,305	6,344
6721	Accounting And Finance	(99,380)	(53,658)	(40,989)
6722	External Relations	(100,919)	(56,106)	(42,859)
6723	Human Resources	34,869	35,892	27,418
6724	Information Management	38,805	6,091	4,653
6725	Legal	(89,687)	(51,682)	(39,480)
6726	Procurement	304,039	181,222	138,436
6728	Other General And Administrative	31,908,602	18,556,342	14,175,221
7160	Other Operating Gains And Losses	1,494	847	631
7240	Operating Other Taxes	430,804	240,734	150,026
7320	Interest Income	(14,041)	(8,269)	(6,091)
7340	Allowance For Funds Used During Construction	(172)	(97)	(73)
7360	Other Nonoperating Income	380	197	145
7370	Special Charges	9,721	5,639	4,154
7510	Interest On Funded Debt	40,558,710	24,090,956	17,918,853
7530	Amortization Of Debt Issuance Expense	193,226	114,815	85,399
7540	Other Interest Deductions	(119)	(33)	(25)
E000	Telephone Plant Under Construction - Short Term	693,413	395,341	294,569
X000	Accumulated Depreciation	62,793	37,556	28,062
		<u>144,853,122</u>	<u>84,553,782</u>	<u>64,298,545</u>

**AMOUNTS CHARGED BY VERIZON NORTHWEST INC TO
 VERIZON NORTH INC.**

FCC Acct. No.	Account Description	Total Company	Total Washington	Washington Intrastate
1350	Other Current Assets	85,416	0	0
2121	Buildings	1,250	733	547
2123	Office Equipment	5,189	3,044	2,271
2124	General Purpose Computers	4,977	4,753	3,546
2212	Digital Electronic Switching	16,123	9,459	7,057
2220	Operator Systems	267	157	117
2232	Circuit Equipment	39,460	23,151	17,272
2362	Other Terminal Equipment	764	448	335
2411	Poles	1,370	804	600
2421	Aerial Cable	9,297	5,455	4,069
2422	Underground Cable	9,411	5,521	4,119
2423	Buried Cable	73,576	43,167	32,206
2431	Aerial Wire	25	15	11
2441	Conduit Systems	2,994	1,756	1,310
2682	Leasehold Improvements	5	3	2
6112	Motor Vehicle Expense	414,180	319,200	239,827
6114	Tools and Other Work Equipment Expense	1,092	0	0
6115	Garage Work Equipment Expenses	10,668	7,344	5,518
6116	Other Work Equipment Expenses	268,431	216,426	162,609
6121	Land And Building Expense	3,778,096	2,624,299	1,971,733
6122	Furniture And Artworks Expense	118,464	106,464	79,990
6123	Office Equipment Expense	306,579	248,706	186,862
6124	General Purpose Computers Expense	764,814	592,654	445,283
6212	Digital Electronic Expense	268,042	234,388	176,105
6232	Circuit Equipment Expense	638,898	432,348	324,839
6362	Other Terminal Equipment Expense	274,467	130,895	98,346
6411	Poles Expense	79	46	35
6421	Aerial Cable Expense	44,859	26,319	19,774
6422	Underground Cable Expense	4,633	2,718	2,042
6423	Buried Cable Expense	59,711	35,032	26,321
6426	Intrabuilding Network Cable Expense	461	270	203
6431	Aerial Wire Expense	32	19	14
6441	Conduit Systems Expense	535	314	236
6531	Power Expense	4,129,749	2,811,644	2,090,714
6532	Network Administration Expense	5,734,560	4,464,997	3,320,132
6533	Testing Expense	5,705,668	3,867,378	2,875,748
6534	Plant Operations Administration Expense	1,916,382	1,167,518	868,156
6535	Engineering Expense	756,075	716,169	532,537
6611	Product Management	11,752	3,892	3,066
6612	Sales	482,273	321,196	253,065
6621	Call Completion Services	2,732,958	1,826,719	1,439,241
6622	Number Services	289	288	227
6623	Customer Services	14,942,089	12,269,876	9,667,231
6711	Executive	16,070	16,070	12,276
6712	Planning	(8,272)	(8,272)	(6,319)
6721	Accounting And Finance	(31,663)	(43,177)	(32,983)
6722	External Relations	(61,841)	(61,841)	(47,241)
6723	Human Resources	132,695	73,600	56,223
6724	Information Management	(175,183)	(193,937)	(148,149)
6725	Legal	5,450	(44,550)	(34,032)
6726	Procurement	320,626	320,627	244,927
6728	Other General And Administrative	6,280,956	4,578,159	3,497,263
7240	Operating Other Taxes	212,896	172,960	107,789
7320	Interest Income	(2,074)	(2,074)	(1,528)
7360	Other Nonoperating Income	1,414	1,187	874
7370	Special Charges	9,963	541	398
7510	Interest On Funded Debt	39,114,073	39,114,073	29,093,047
7530	Amortization Of Debt Issuance Expense	193,226	193,226	143,722
7540	Other Interest Deductions	(629)	(751)	(559)
E000	Telephone Plant Under Construction-Short Term	9,013	5,288	3,940
X000	Accumulated Depreciation	18,061	10,596	7,918
		<u>89,650,740</u>	<u>76,657,311</u>	<u>57,760,885</u>

**AMOUNTS CHARGED BY
 VERIZON SERVICES CORP
 TO VERIZON NORTHWEST INC.**

FCC Acct. No.	Account Description	Total Company	Total Washington	Washington Intrastate
1220	Inventories	1,613,945	1,025,390	776,923
2121	Buildings	3,905	1,777	1,326
2124	General Purpose Computers	402	402	300
2212	Digital Electronic Switching	33,314	0	0
2232	Circuit Equipment	2,004,761	10,891	8,125
2362	Other Terminal Equipment	200,883	0	0
2422	Underground Cable	(21)	0	0
5240	Rent Revenue	(1,805)	(1,042)	(797)
5261	Special Billing Arrangements Revenue	(6)	(3)	(2)
5264	Other Incidental Regulated Revenue	(115)	(69)	(38)
6112	Motor Vehicle Expense	512,639	294,177	221,026
6113	Aircraft Expense	2,138	1,220	917
6114	Special Purpose Vehicles Expense	28,846	16,189	12,163
6121	Land and Building Expense	4,876,045	2,757,356	2,071,704
6122	Furniture and Artworks Expense	228,092	129,044	96,955
6123	Office Equipment Expense	287,780	193,819	145,624
6124	General Purpose Computers Expense	5,886,743	3,444,608	2,588,062
6212	Digital Electronic Expense	15,788	9,311	6,996
6220	Operator Systems Expense	(218)	(124)	(93)
6231	Radio Systems Expense	887	525	394
6232	Circuit Equipment Expense	120,650	71,875	54,002
6362	Other Terminal Equipment Expense	(42,269)	(24,257)	(18,225)
6421	Aerial Cable Expense	(541)	(319)	(240)
6423	Buried Cable Expense	4,475	2,642	1,985
6441	Conduit Systems Expense	3,782	2,101	1,578
6512	Provisioning Expense	151,128	90,369	67,198
6531	Power Expense	(794)	(468)	(348)
6532	Network Administration Expense	1,345,909	785,330	583,964
6533	Testing Expense	1,014,850	593,626	441,415
6534	Plant Operations Administration Expense	11,313,319	5,949,799	4,424,217
6535	Engineering Expense	2,883,972	1,668,843	1,240,937
6611	Product Management Expense	15,162,581	8,628,583	6,798,317
6612	Sales	8,604,550	4,920,937	3,877,124
6613	Product Advertising	14,046,572	7,971,815	6,280,860
6621	Call Completion Services	445,170	260,212	205,016
6622	Number Services	789,047	460,726	362,999
6623	Customer Services	8,897,514	5,142,331	4,051,556
6711	Executive	1,403,822	802,883	613,324
6712	Planning	362,251	212,397	162,251
6721	Accounting and Finance	3,645,252	2,076,343	1,586,122
6722	External Relations	2,909,920	1,700,052	1,298,672
6723	Human Resources	4,197,098	2,335,502	1,784,094
6724	Information Management	6,510,913	3,849,309	2,940,494
6725	Legal	193,549	108,701	83,037
6726	Procurement	485,666	276,018	210,851
6727	Research and Development	587,673	345,871	264,211
6728	Other General and Administrative	16,768,967	9,229,863	7,050,708
7160	Other Operating Gains and Losses	(3,262)	(1,870)	(1,392)
7240	Operating Other Taxes	342,627	194,498	121,211
7360	Other Nonoperating Income	(211)	(121)	(89)
7370	Special Charges	45,974	28,010	20,635
E000	Telephone Plant Under Construction-Short Term	12,925	3,123	2,327
X000	Accumulated Depreciation	513	497	371
		<u>117,897,594</u>	<u>65,568,688</u>	<u>50,438,766</u>

**AMOUNTS CHARGED BY VERIZON NORTHWEST INC. TO
 VERIZON SERVICES CORP**

FCC Acct. No.	Account Description	Total Company	Total Washington	Washington Intrastate
1220	Inventories	8,656	8,656	6,559
5240	Rent Revenues	208,224	190,572	145,711
6112	Motor Vehicle Expense	888	744	559
6115	Garage Work Equipment Expenses	24	24	18
6116	Other Work Equipment Expenses	3,768	2,532	1,902
6121	Land and Building Expense	42,924	30,924	23,234
6122	Furniture and Artworks Expense	8,161	7,023	5,276
6123	Office Equipment Expense	16,176	13,846	10,403
6533	Testing Expense	31,547	18,509	13,763
6611	Product Management	16,970	9,956	7,844
6623	Customer Services	159,760	93,731	73,849
7240	Operating Other Taxes	8,004	6,996	4,360
		<u>505,101</u>	<u>383,512</u>	<u>293,479</u>

Verizon Northwest Inc. - Washington Operations
 Affiliated Interests Transactions
 For 12 Months Ending December 31, 2007

**AMOUNTS CHARGED BY
 VERIZON SERVICES OPERATIONS INC.
 TO VERIZON NORTHWEST INC.**

FCC Acct. No.	Account Description	Total Company	Total Washington	Washington Intrastate
6623	Customer Services	46,294	26,745	21,072
6721	Accounting and Finance	267,650	154,337	117,899
6724	Information Management	224	128	98
6728	Other General and Administrative	31,573	18,042	13,782
		<u>345,741</u>	<u>199,252</u>	<u>152,850</u>

**AMOUNTS CHARGED BY VERIZON NORTHWEST INC. TO
 VERIZON SERVICES OPERATIONS INC.**

FCC Acct. No.	Account Description	Total Company	Total Washington	Washington Intrastate
		<u>0</u>	<u>0</u>	<u>0</u>

**AMOUNTS CHARGED BY
 VERIZON SOUTH INC.
 TO VERIZON NORTHWEST INC.**

FCC Acct. No.	Account Description	Total Company	Total Washington	Washington Intrastate
2212	Digital Electronic Switching	5,963	3,992	2,978
2231	Radio Systems	65	0	0
2232	Circuit Equipment	23,665	12,807	9,554
2362	Other Terminal Equipment	507	341	254
2411	Poles	1,014	648	483
2421	Aerial Cable	6,665	3,953	2,949
2422	Underground Cable	27,062	13,353	9,962
2423	Buried Cable	36,260	8,997	6,712
2431	Aerial Wire	17	4	3
2441	Conduit Systems	7,010	2,150	1,604
6116	Other Work Equipment Expenses	4,930	2,569	1,930
6123	Office Equipment Expense	5	5	4
6124	General Purpose Computers Expense	279	184	138
6212	Digital Electronic Expense	9,348	5,378	4,041
6231	Radio Systems Expense	83	2	2
6232	Circuit Equipment Expense	5,912	3,666	2,755
6362	Other Terminal Equipment Expense	2,886	1,530	1,149
6411	Poles Expense	288	163	122
6421	Aerial Cable Expense	6,584	3,391	2,548
6422	Underground Cable Expense	2,103	1,176	883
6423	Buried Cable Expense	11,592	5,785	4,347
6424	Submarine Cable Expense	3	0	0
6426	Intrabuilding Network Cable Expense	114	0	0
6441	Conduit Systems Expense	173	45	34
6534	Plant Operations Administration Expense	2,148	1,178	876
6535	Engineering Expense	2,715	2,686	1,998
6622	Number Services	152	147	116
6623	Customer Services	6	6	4
E000	Telephone Plant Under Construction - Short Term	22,263	13,355	9,951
X000	Accumulated Depreciation	7,525	4,958	3,704
		<u>187,336</u>	<u>92,467</u>	<u>69,102</u>

Verizon Northwest Inc. - Washington Operations
 Affiliated Interests Transactions
 For 12 Months Ending December 31, 2007

**AMOUNTS CHARGED BY VERIZON NORTHWEST INC. TO
 VERIZON SOUTH INC.**

FCC Acct. No.	Account Description	Total Company	Total Washington	Washington Intrastate
2121	Buildings	1,852	1,086	811
2124	General Purpose Computers	370	217	162
2212	Digital Electronic Switching	2,502	1,468	1,095
2220	Operator Systems	73	43	32
2232	Circuit Equipment	6,695	3,928	2,930
2362	Other Terminal Equipment	366	215	160
2411	Poles	3,999	2,346	1,750
2421	Aerial Cable	18,456	10,828	8,078
2422	Underground Cable	2,390	1,402	1,046
2423	Buried Cable	69,799	40,951	30,552
2431	Aerial Wire	65	38	28
2441	Conduit Systems	453	266	198
2682	Leasehold Improvements	344	202	151
2690	Intangibles	7	4	3
6116	Other Work Equipment Expenses	5,438	3,190	2,397
6121	Land And Building Expense	257	151	113
6212	Digital Electronic Expense	18,789	11,023	8,282
6220	Operator Systems Expense	5	3	2
6232	Circuit Equipment Expense	4,654	2,730	2,051
6362	Other Terminal Equipment Expense	3,848	2,257	1,696
6411	Poles Expense	1,156	678	509
6421	Aerial Cable Expense	13,352	7,834	5,886
6422	Underground Cable Expense	1,378	809	608
6423	Buried Cable Expense	24,643	14,458	10,863
6441	Conduit Systems Expense	430	252	189
6534	Plant Operations Administration Expense	615	361	268
6535	Engineering Expense	717	421	313
E000	Telephone Plant Under Construction-Short Term	9,878	5,795	4,318
X000	Accumulated Depreciation	8,494	4,984	3,724
		<u>201,025</u>	<u>117,941</u>	<u>88,219</u>

Verizon Northwest Inc. - Washington Operations
 Affiliated Interests Transactions
 For 12 Months Ending December 31, 2007

**AMOUNTS CHARGED BY
 VERIZON SELECT SERVICES INC.
 TO VERIZON NORTHWEST INC.**

FCC Acct. No.	Account Description	Total Company	Total Washington	Washington Intrastate
		0	0	0

**AMOUNTS CHARGED BY VERIZON NORTHWEST INC. TO
 VERIZON SELECT SERVICES INC.**

FCC Acct. No.	Account Description	Total Company	Total Washington	Washington Intrastate
5240	Rent Revenue	56,075	56,075	42,875
5264	Other Incidental Regulated Revenue	5,317	5,317	2,929
6121	Land And Building Expense	11,076	0	0
6533	Testing Expense	270	0	0
6612	Sales	-404,056	-538,623	-424,372
6711	Executive	3,025	0	0
6712	Planning	789	0	0
6721	Accounting And Finance	6,971	0	0
6722	External Relations	5,788	0	0
6723	Human Resources	8,287	8,280	6,325
6724	Information Management	18,810	0	0
6725	Legal	3,815	0	0
6726	Procurement	1,052	0	0
6728	Other General And Administrative	89,724	0	0
7240	Operating Other Taxes	1,187	0	0
		<u>-191,870</u>	<u>-468,951</u>	<u>-372,243</u>

Verizon Northwest Inc. - Washington Operations
 Affiliated Interests Transactions
 For 12 Months Ending December 31, 2007

**AMOUNTS CHARGED BY
 Verizon Business Global LLC
 TO VERIZON NORTHWEST INC.**

FCC Acct. No.	Account Description	Total Company	Total Washington	Washington Intrastate
2422	Underground Cable	5,255	0	0
6121	Land and Building Expense	904	904	679
6423	Buried Cable Expense	3	3	2
6532	Network Administration Expense	27	27	20
6611	Product Management	0	0	0
6612	Sales	340	0	0
6622	Number Services	30	30	23
6623	Customer Services	1,877	1,877	1,479
6724	Information Management	389	389	297
6728	Other General and Administrative	146,138	66,929	51,127
E000	Telephone Plant Under Construction-Short Term	0	0	0
		<u>149,707</u>	<u>70,158</u>	<u>53,628</u>

**AMOUNTS CHARGED BY VERIZON NORTHWEST INC. TO
 Verizon Business Global LLC**

FCC Acct. No.	Account Description	Total Company	Total Washington	Washington Intrastate
2124	General Purpose Computers	10,527	1,724	1,286
5230	Directory Revenue	11,099	3,237	3,237
5240	Rent Revenue	2,184,516	1,003,572	767,331
5263	Plant Operations Revenue	375,956	159,385	118,710
5264	Other Incidental Regulated Revenue	0	0	0
5270	Carrier Billing and Collection Revenue - Intrastate	11,494	6,987	6,987
5270	Carrier Billing and Collection Revenue - Interstate	0	0	0
6721	Accounting and Finance	0	0	0
6722	External Relations	0	0	0
6723	Human Resources	0	0	0
6724	Information Management	0	0	0
6725	Legal	0	0	0
6726	Procurement	0	0	0
6728	Other General and Administrative	0	0	0
7240	Operating Other Taxes	0	0	0
7370	Special Charges	-33,518	-19,622	-14,455
		<u>2,560,074</u>	<u>1,155,283</u>	<u>883,096</u>

Verizon Northwest Inc. - Washington Operations
 Affiliated Interests Transactions
 For 12 Months Ending December 31, 2007

**AMOUNTS CHARGED BY
 VERIZON WEST COAST INC.
 TO VERIZON NORTHWEST INC.**

FCC Acct. No.	Account Description	Total Company	Total Washington	Washington Intrastate
1220	Inventories	336	356	270
2112	Motor Vehicles	2,138	2,138	1,600
2212	Digital Electronic Switching	239	22	17
2232	Circuit Equipment	92,735	6,305	4,719
2362	Other Terminal Equipment	18,128	3,506	2,624
2411	Poles	14,038	1,221	914
2421	Aerial Cable	45,820	4,585	3,432
2422	Underground Cable	139,564	14,266	10,676
2423	Buried Cable	43,648	8,528	6,383
2431	Aerial Wire	2,428	83	62
2441	Conduit Systems	2,829	217	162
6116	Other Work Equipment Expenses	497	52	39
6121	Land And Building Expense	377	0	0
6122	Furniture And Artworks Expense	11	0	0
6124	General Purpose Computers Expense	8,977	2,031	1,526
6212	Digital Electronic Expense	165,304	17,991	13,517
6220	Operator Systems Expense	6	0	0
6231	Radio Systems Expense	4,049	65	49
6232	Circuit Equipment Expense	101,770	17,359	13,043
6362	Other Terminal Equipment Expense	83,597	13,322	10,009
6411	Poles Expense	4,236	331	248
6421	Aerial Cable Expense	186,984	41,976	31,538
6422	Underground Cable Expense	29,698	3,713	2,790
6423	Buried Cable Expense	192,010	44,759	33,629
6424	Submarine Cable Expense	95	3	2
6426	Intrabuilding Network Cable Expense	8,064	84	63
6431	Aerial Wire Expense	789	57	43
6441	Conduit Systems Expense	433	0	0
6532	Network Administration Expense	11,780	1,814	1,349
6533	Testing Expense	47,555	8,856	6,585
6534	Plant Operations Administration Expense	37,380	5,917	4,400
6535	Engineering Expense	57	0	0
6623	Customer Services	227	0	0
6723	Human Resources	20	0	0
B000	Nonregulated Expense	54,369	0	0
E000	Telephone Plant Under Construction - Short Term	4,219	3,201	2,385
N000	Nonregulated Plant	43	0	0
X000	Accumulated Depreciation	33,221	1,791	1,338
		<u>1,337,672</u>	<u>204,552</u>	<u>153,414</u>

**AMOUNTS CHARGED BY VERIZON NORTHWEST INC. TO
 VERIZON WEST COAST INC.**

FCC Acct. No.	Account Description	Total Company	Total Washington	Washington Intrastate
1220	Inventories	18,075	44,612	33,802
2112	Motor Vehicles	50,566	0	0
2212	Digital Electronic Switching	28,693	6,559	4,893
2232	Circuit Equipment	24,275	10,690	7,975
2362	Other Terminal Equipment	7,162	4,202	3,135
2411	Poles	28,414	16,670	12,437
2421	Aerial Cable	94,248	34,037	25,394
2422	Underground Cable	114,179	52,015	38,807
2423	Buried Cable	66,783	38,206	28,504
2431	Aerial Wire	330	194	145
2441	Conduit Systems	2,454	1,440	1,074
2690	Intangibles	2	1	1
6116	Other Work Equipment Expenses	506	297	223
6121	Land And Building Expense	2,356	1,349	1,014
6122	Furniture And Artworks Expense	28	16	12
6124	General Purpose Computers Expense	5,359	3,065	2,302
6212	Digital Electronic Expense	171,694	100,733	75,684
6231	Radio Systems Expense	33,094	19,416	14,588
6232	Circuit Equipment Expense	89,178	52,321	39,310
6362	Other Terminal Equipment Expense	20,814	12,212	9,175
6411	Poles Expense	8,232	4,830	3,629
6421	Aerial Cable Expense	201,527	118,236	88,835
6422	Underground Cable Expense	7,544	4,426	3,326
6423	Buried Cable Expense	135,908	79,737	59,910
6426	Intrabuilding Network Cable Expense	592	347	261
6431	Aerial Wire Expense	1,225	719	540
6532	Network Administration Expense	14,110	8,278	6,156
6533	Testing Expense	30,787	18,063	13,431
6534	Plant Operations Administration Expense	35,720	20,957	15,584
6535	Engineering Expense	1,362	799	594
6623	Customer Services	204	120	94
6723	Human Resources	474	0	0
6728	Other General And Administrative	242	0	0
B000	Nonregulated Expense	67,468	39,583	0
E000	Telephone Plant Under Construction-Short Term	56,237	32,994	24,584
X000	Accumulated Depreciation	67,907	39,841	29,769
		<u>1,387,749</u>	<u>766,964</u>	<u>545,188</u>

**Verizon Northwest Inc.
Common Officers and Directors with Affiliates**

Affiliate	Common Officers/Directors	Verizon Northwest Title	Verizon Affiliate Title
Bell Atlantic Communications, Inc. dba Verizon Long Distance	None	NA	NA
Cellco Partnership dba Verizon Wireless	None	NA	NA
GTE Communication Systems Corporation	G.L. Conner M. Drost J.M. Garrity R.P. Jankun R.R. Masching N.D. Olson	Vice President -Taxes Secretary Assistant Treasurer Vice President - Taxes Vice President -Taxes Treasurer	Vice President - Taxes Secretary Treasurer Vice President - Taxes Vice President - Taxes Assistant Treasurer
GTE.Net LLC dba Verizon Online	R. Christian G.L. Conner M. Drost J.M. Garrity R.P. Jankun R.R. Masching N.D. Olson	Assistant Secretary Vice President -Taxes Secretary Assistant Treasurer Vice President -Taxes Vice President -Taxes Treasurer	Assistant Secretary Vice President - Taxes Manager and Secretary Treasurer Vice President - Taxes Vice President - Taxes Assistant Treasurer
GTE Southwest Incorporated dba Verizon Southwest	R. Christian G.L. Conner M. Drost J.M. Garrity E.F. Hall R.P. Jankun K.E. McNew R.R. Masching N.D. Olson V.P. Ruesterholz J.A. Schapker C.T. Webster	Assistant Secretary Vice President - Taxes Secretary Assistant Treasurer Controller Vice President-Taxes Assistant Controller Vice President - Taxes Treasurer Director & Chief Executive Officer Assistant Secretary Senior Vice President - Finance and Treasurer	Assistant Secretary Vice President - Taxes Secretary Assistant Treasurer Controller Vice President - Taxes Assistant Controller Vice President - Taxes Treasurer Director Assistant Secretary Senior Vice President - Finance and Assistant Treasurer
Verizon Business Global LLC	J.M. Garrity N.D. Olson J.A. Schapker C.T. Webster	Assistant Treasurer Treasurer Assistant Secretary Sr. Vice President - Finance and Assistant Treasurer	Assistant Treasurer Assistant Treasurer Assistant Secretary Treasurer

**Verizon Northwest Inc.
Common Officers and Directors with Affiliates**

Affiliate	Common Officers/Directors	Verizon Northwest Title	Verizon Affiliate Title
Verizon California Inc.	R.J. Barish	Chief Financial Officer	Chief Financial Officer
	R. Christian	Assistant Secretary	Assistant Secretary
	G.L. Conner	Vice President - Taxes	Vice President - Taxes
	M. Drost	Secretary	Secretary
	J.M. Garrity	Assistant Treasurer	Assistant Treasurer
	E.F. Hall	Controller	Controller
	R.P. Jankun	Vice President - Taxes	Vice President - Taxes
	D. S. Kauffman	Assistant Secretary	Assistant Secretary
	K. Koelle	Director & Sr. V.P. & General Manager	Director & Sr. V.P. & General Manager
	T. McCallion	Director & President	Director & President
	K. McNew	Assistant Controller	Assistant Controller
	R.R. Masching	Vice President - Taxes	Vice President - Taxes
	N.D. Olson	Treasurer	Treasurer
	V. P. Ruesterholz	Director & Chief Executive Officer	Director & Chief Executive Officer
	J.A. Schapker	Assistant Secretary	Assistant Secretary
M. Serjak	Director and Vice President - California Region	Director and Vice President - California Region	
C.T. Webster	Senior Vice President - Finance and Assistant Treasurer	Senior Vice President - Finance and Assistant Treasurer	
Verizon Corporate Services Group Inc.	R. Christian	Assistant Secretary	Assistant Secretary
	M. Drost	Secretary	Secretary, Vice President & Secretary
	J.M. Garrity	Assistant Treasurer	Treasurer
	R.P. Jankun	Vice President - Taxes	Vice President - Taxes
	R.R. Masching	Vice President - Taxes	Vice President - Taxes
	N.D. Olson	Treasurer	Assistant Treasurer
	J.A. Schapker	Assistant Secretary	Assistant Secretary
Verizon Data Services Inc.	G.L. Conner	Vice President - Taxes	Vice President - Taxes
	M. Drost	Secretary	Secretary
	J.M. Garrity	Assistant Treasurer	Treasurer
	E.F. Hall	Controller	Director
	R.P. Jankun	Vice President - Taxes	Vice President - Taxes
	R.R. Masching	Vice President - Taxes	Vice President - Taxes
	N.D. Olson	Treasurer	Assistant Treasurer

**Verizon Northwest Inc.
Common Officers and Directors with Affiliates**

Affiliate	Common Officers/Directors	Verizon Northwest Title	Verizon Affiliate Title
Verizon Florida LLC	R.J. Barish	Chief Financial Officer	Chief Financial Officer
	R. Christian	Assistant Secretary	Assistant Secretary
	G.L. Conner	Vice President - Taxes	Vice President - Taxes
	M. Drost	Secretary	Secretary
	J.M. Garrity	Assistant Treasurer	Assistant Treasurer
	E.F. Hall	Controller	Controller
	R.P. Jankun	Vice President - Taxes	Vice President - Taxes
	D. S. Kauffman	Assistant Secretary	Assistant Secretary
	J.F. Killian	Chief Financial Officer	Chief Financial Officer
	K. E. McNew	Assistant Controller	Assistant Controller
	N.D. Olson	Treasurer	Treasurer
	V.P. Ruesterholz	Director & Chief Executive Officer	Director & Chief Executive Officer
	J.A. Schapker	Assistant Secretary	Assistant Secretary
C.T. Webster	Senior Vice President - Finance and Treasurer	Senior Vice President - Finance and Assistant Treasurer	
Verizon North Inc.	R.J. Barish	Chief Financial Officer	Chief Financial Officer
	R. Christian	Assistant Secretary	Assistant Secretary
	G.L. Conner	Vice President - Taxes	Vice President - Taxes
	M. Drost	Secretary	Secretary
	J.M. Garrity	Assistant Treasurer	Assistant Treasurer
	E.F. Hall	Controller	Controller
	R.P. Jankun	Vice President - Taxes	Vice President - Taxes
	D. S. Kauffman	Assistant Secretary	Assistant Secretary
	K.E. McNew	Assistant Controller	Assistant Controller
	R.R. Masching	Vice President - Taxes	Vice President - Taxes
	N.D. Olson	Treasurer	Treasurer and Vice President
	V.P. Ruesterholz	Director & Chief Executive Officer	Director & Chief Executive Officer
	J.A. Schapker	Assistant Secretary	Assistant Secretary
C.T. Webster	Senior Vice President - Finance and Treasurer	Senior Vice President - Finance and Assistant Treasurer	
Verizon Select Services Inc.	None	N/A	N/A

**Verizon Northwest Inc.
Common Officers and Directors with Affiliates**

Affiliate	Common Officers/Directors	Verizon Northwest Title	Verizon Affiliate Title
Verizon Services Corp.	J.M. Garrity	Assistant Treasurer	Assistant Treasurer
	E.F. Hall	Controller	Director and Controller
	R.P. Jankun	Vice President - Taxes	Vice President - Taxes
	R.R. Masching	Vice President - Taxes	Vice President - Taxes
	N.D. Olson	Treasurer	Treasurer
	J.A. Schapker	Assistant Secretary	Secretary
Verizon South Inc.	R.J. Barish	Chief Financial Officer	Chief Financial Officer
	R. Christian	Assistant Secretary	Assistant Secretary
	G.L. Conner	Vice President - Taxes	Vice President - Taxes
	M. Drost	Secretary	Secretary
	J.M. Garrity	Assistant Treasurer	Assistant Treasurer
	E.F. Hall	Controller	Controller
	R.P. Jankun	Vice President - Taxes	Vice President - Taxes
	D. S. Kauffman	Assistant Secretary	Assistant Secretary
	K.E. McNew	Assistant Controller	Assistant Controller
	R.R. Masching	Vice President - Taxes	Vice President - Taxes
	N.D. Olson	Treasurer	Treasurer
	V.P. Ruesterholz	Director & Chief Executive Officer	Director & Chief Executive Officer
	J.A. Schapker	Assistant Secretary	Assistant Secretary
	C.T. Webster	Senior Vice President - Finance and Treasurer	Senior Vice President - Finance and Assistant Treasurer
Verizon West Coast Inc.	R. Christian	Assistant Secretary	Assistant Secretary
	G.L. Conner	Vice President - Taxes	Vice President - Taxes
	M. Drost	Secretary	Secretary
	J.M. Garrity	Assistant Treasurer	Assistant Treasurer
	E.F. Hall	Controller	Controller
	R.P. Jankun	Vice President - Taxes	Vice President - Taxes
	K. Koelle	Director, Sr. Vice President - General Manager	Director, Sr. Vice President - General Manager
	T.J. McCallion	President	Director & President
	R.R. Masching	Vice President - Taxes	Vice President - Taxes
	K.E. McNew	Assistant Controller	Assistant Controller
	N.D. Olson	Treasurer	Treasurer
	R.E. Potter	Assistant Secretary	Assistant Secretary
	J.A. Schapker	Assistant Secretary	Assistant Secretary
	M. Serjak	Vice President - California Region	Vice President - California Region
Verizon Credit Inc.	J.M. Garrity	Assistant Treasurer	Treasurer
	R. P. Jankun	Vice President - Taxes	Vice President-Taxes
	R. R. Masching	Vice President-Taxes	Vice President-Taxes
	J.A. Schapker	Assistant Secretary	Secretary
Verizon Services Operations Inc.	J.M. Garrity	Assistant Treasurer	Treasurer
	R. P. Jankun	Vice President-Taxes	Vice President-Taxes
	R.R. Masching	Vice President-Taxes	Vice President-Taxes
	N.D. Olson	Treasurer	Assistant Treasurer
	J.A. Schapker	Assistant Secretary	Secretary
	C.A. Webster	Sr. V.P.-Finance & Asst. Treasurer	Assistant Treasurer