Apex Laboratories, LLC
6700 SW Sandburg St. Tigard, Oregon 97223
503.718.2323

Level IV Data Package for

Anchor QEA, LLC

Gasco PreRD_DG 2019 – 4a-b. DOC-CAP Testing Cores

Apex Laboratories Work Order #:

A9J0095

The information contained in this Data Package is intended solely for the purpose of validating client sample results submitted under the associated Chain of Custody(ies). An effort has been made to remove all traceable non-client data. Any incidental inclusion of non-client data is considered privileged and confidential information. The use of this information for any purpose other than data validation is strictly prohibited, and constitutes a breach of contract.

APEX LABORATORIES, LLC
6700 SW Sandburg St. Tigard, OR 97223 phone 503-718-2323

Table of Contents
A9J0095

Analytical Case Narrative
Analytical Report
Sample Receipt Documentation
(Work orders, Chain of Custody & Cooler Receipt Forms)
CLP-Like Forms
Raw Data

Polychlorinated Biphenyls by EPA 8082A
Benchsheet & Analysis Sequence Data
Batch 9120536
Sequence 9L10023 (A9J0095-32,33)

Batch 9120609
Sequence 9L16016 (A9J0095-02,03,15)
Sequence 0A07022 (A9J0095-14RE1)
Sequence 9L16015 (QC Only)

Calibration Data
Sequence 9J25014 (Cal ID A9J2803) DUALECD2R
Sequence 9L03052 (Cal ID A9L0407) DUALECD2F

Organochloride Pesticides by EPA 8081B
Benchsheet & Analysis Sequence Data
Batch 9120780
Sequence 9L12029 (A9J0095-02RE1,03RE1,14RE1,15RE1,33RE1)
Sequence 9L13033 (A9J0095-32RE1)

Calibration Data
Sequence 9H23034 (Cal ID A9H2608) DualECD5

Semivolatile Organic Compounds (PAHs) by EPA 8270D
Benchsheet & Analysis Sequence Data
Batch 9120480
Sequence 9L04042 (A9J0095-02,03,14,15,32,33)
Sequence 9L05024 (A9J0095-33RE1)

Calibration Data
Sequence 9I06028 (Cal ID A9I1001) SV-GCMS14

APEX LABORATORIES, LLC
6700 SW Sandburg St. Tigard, OR 97223 phone 503-718-2323

Table of Contents
A9J0095

Conventional Chemistry Parameters
Benchsheet & Analysis Sequence Data

Total Organic Carbon- Soil (5310 B)
Batch 9120591
Sequence 9L12028 (A9J0095-02RE1,03,14)
Sequence 9L13026 (A9J0095-15,32,33)

Calibration Data
Sequence 8B02022 (Cal ID A8B0203) TOC

Total Solids by SM2540/PSEP
Benchsheet Data
Batch 9120502 (A9J0095-02,03,14,15,32,33)

Balance Checksheets
Extractions November 2019
Extractions December 2019
Wet Chem November 2019
Wet Chem December 2019

APEX LABORATORIES, LLC
6700 SW Sandburg St. Tigard OR 97223 phone 503-718-2323

Analytical Case Narrative

APEX LABORATORIES, LLC
6700 SW Sandburg St Tigard, OR 97223 phone 503-718-2323

Analytical Case Narrative

Client: Anchor QEA, LLC Date: 01/29/2020
Project: Gasco PreRD_DG 2019 – 4a-b. DOC-CAP Testing Cores
Apex Work Order Number: A9J0095

This data package contains data associated with analysis of samples for the above referenced Apex work order numbers. The data package Table of Contents, along with the PDF bookmarks, allow for ease of navigation and location of items within the data deliverable.

The Sample Receipt Documentation section of this package contains sample receipt information, including sample temperature and condition of receipt documented on Cooler Receipt Form(s). Apex analyzed the samples by the methods indicated on the Chain of Custody. Any additional analyses requested are indicated on the Apex Work Order.

If any anomalies were encountered during analysis that could potentially impact data quality, sample results are qualified and/or a separate Case Narrative is included in the Analytical Report. Please refer to the Notes and Definition section of the Analytical Report(s) for Qualifier explanations, Conventions, and the Blank Policy.

Data represented in this package are in compliance with the referenced method(s), both technically and for completeness, for all conditions other than those stated above and/or noted by qualification of the reported data. The signature below verifies that the Laboratory Director or his designee has authorized release of this data package.

Estella Rieben,
Quality Systems Manager
Apex Laboratories, LLC

APEX LABORATORIES, LLC
6700 SW Sandburg St. Tigard OR 97223 phone 503-718-2323

Analytical Report

Apex Laboratories, LLC

6700 S.W. Sandburg Street
Tigard, OR 97223
503-718-2323
EPA ID: OR01039

Thursday, January 9, 2020

Ryan Barth
Anchor QEA, LLC
6720 SW Macadam Ave. Suite 125
Portland, OR 97219

RE: A9J0095 - Gasco PreRD_DG 2019 - 4a-b. DOC-CAP Testing Cores - [none]

Thank you for using Apex Laboratories. We greatly appreciate your business and strive to provide the highest quality services to the environmental industry.

Enclosed are the results of analyses for work order A9J0095, which was received by the laboratory on 10/2/2019 at 11:23:00AM.

If you have any questions concerning this report or the services we offer, please feel free to contact me by email at: dthomas@apex-labs.com, or by phone at 503-718-2323.

Please note: All samples will be disposed of within 30 days of sample receipt, unless prior arrangements have been made.

Cooler Receipt Information

(See Cooler Receipt Form for details)

Cooler #1	4.4 degC	Cooler #2	3.0 degC
Cooler #3	4.2 degC		

This Final Report is the official version of the data results for this sample submission, unless superseded by a subsequent, labeled amended report.
All other deliverables derived from this data, including Electronic Data Deliverables (EDDs), CLP-like forms, client requested summary sheets, and all other products are considered secondary to this report.

Apex Laboratories

The results in this report apply to the samples analyzed in accordance with the chain of custody document. This analytical report must be reproduced in its entirety.

Darwin Thomas, Business Development Director

Apex Laboratories, LLC

6700 S.W. Sandburg Street
Tigard, OR 97223
503-718-2323
EPA ID: OR01039

Anchor QEA, LLC	Project: **Gasco PreRD DG 2019 - 4a-b. DOC-CAP Testing Cores**	
6720 SW Macadam Ave. Suite 125	Project Number: **[none]**	**Report ID:**
Portland, OR 97219	Project Manager: **Ryan Barth**	**A9J0095 - 01 09 20 1410**

ANALYTICAL REPORT FOR SAMPLES

SAMPLE INFORMATION

Client Sample ID	Laboratory ID	Matrix	Date Sampled	Date Received
PDI-046SC-A-01-02-191001	A9J0095-02	Sediment	10/01/19 08:38	10/02/19 11:23
PDI-046SC-A-02-03-191001	A9J0095-03	Sediment	10/01/19 08:38	10/02/19 11:23
PDI-047SC-A-01-02-191001	A9J0095-14	Sediment	10/01/19 10:32	10/02/19 11:23
PDI-047SC-A-02-03-191001	A9J0095-15	Sediment	10/01/19 10:32	10/02/19 11:23
PDI-071SC-A-08-09-191001	A9J0095-32	Sediment	10/01/19 13:56	10/02/19 11:23
PDI-071SC-A-09-10-191001	A9J0095-33	Sediment	10/01/19 13:56	10/02/19 11:23

Apex Laboratories

The results in this report apply to the samples analyzed in accordance with the chain of custody document. This analytical report must be reproduced in its entirety.

Darwin Thomas, Business Development Director

Apex Laboratories, LLC

6700 S.W. Sandburg Street
Tigard, OR 97223
503-718-2323
EPA ID: OR01039

Anchor QEA, LLC	Project: **Gasco PreRD DG 2019 - 4a-b. DOC-CAP Testing Cores**	
6720 SW Macadam Ave. Suite 125	Project Number: **[none]**	**Report ID:**
Portland, OR 97219	Project Manager: **Ryan Barth**	**A9J0095 - 01 09 20 1410**

ANALYTICAL SAMPLE RESULTS

Polychlorinated Biphenyls by EPA 8082A

Analyte	Sample Result	Detection Limit	Reporting Limit	Units	Dilution	Date Analyzed	Method Ref.	Notes
PDI-046SC-A-01-02-191001 (A9J0095-02)				**Matrix: Sediment**		**Batch: 9120609**		**C-07**
Aroclor 1016	ND	0.871	1.73	ug/kg dry	1	12/16/19 10:01	EPA 8082A	
Aroclor 1221	ND	0.871	1.73	ug/kg dry	1	12/16/19 10:01	EPA 8082A	
Aroclor 1232	ND	0.871	1.73	ug/kg dry	1	12/16/19 10:01	EPA 8082A	
Aroclor 1242	**4.72**	0.871	1.73	ug/kg dry	1	12/16/19 10:01	EPA 8082A	**P-10**
Aroclor 1248	ND	0.871	1.73	ug/kg dry	1	12/16/19 10:01	EPA 8082A	
Aroclor 1254	ND	0.871	1.73	ug/kg dry	1	12/16/19 10:01	EPA 8082A	
Aroclor 1260	**9.70**	0.871	1.73	ug/kg dry	1	12/16/19 10:01	EPA 8082A	**P-10**
Aroclor 1262	ND	0.871	1.73	ug/kg dry	1	12/16/19 10:01	EPA 8082A	
Aroclor 1268	ND	0.871	1.73	ug/kg dry	1	12/16/19 10:01	EPA 8082A	
Surrogate: Decachlorobiphenyl (Surr)		*Recovery: 58 %*		*Limits: 43-120 %*	*1*	*12/16/19 10:01*	*EPA 8082A*	
PDI-046SC-A-02-03-191001 (A9J0095-03)				**Matrix: Sediment**		**Batch: 9120609**		**C-07**
Aroclor 1016	ND	0.856	1.70	ug/kg dry	1	12/16/19 10:36	EPA 8082A	
Aroclor 1221	ND	0.856	1.70	ug/kg dry	1	12/16/19 10:36	EPA 8082A	
Aroclor 1232	ND	0.856	1.70	ug/kg dry	1	12/16/19 10:36	EPA 8082A	
Aroclor 1242	**0.968**	0.856	1.70	ug/kg dry	1	12/16/19 10:36	EPA 8082A	**J**
Aroclor 1248	ND	0.856	1.70	ug/kg dry	1	12/16/19 10:36	EPA 8082A	
Aroclor 1254	ND	0.856	1.70	ug/kg dry	1	12/16/19 10:36	EPA 8082A	
Aroclor 1260	ND	0.856	1.70	ug/kg dry	1	12/16/19 10:36	EPA 8082A	
Aroclor 1262	ND	0.856	1.70	ug/kg dry	1	12/16/19 10:36	EPA 8082A	
Aroclor 1268	ND	0.856	1.70	ug/kg dry	1	12/16/19 10:36	EPA 8082A	
Surrogate: Decachlorobiphenyl (Surr)		*Recovery: 80 %*		*Limits: 43-120 %*	*1*	*12/16/19 10:36*	*EPA 8082A*	
PDI-047SC-A-01-02-191001 (A9J0095-14RE1)				**Matrix: Sediment**		**Batch: 9120609**		**C-07**
Aroclor 1016	ND	5.51	10.9	ug/kg dry	5	01/07/20 09:57	EPA 8082A	
Aroclor 1221	ND	5.51	10.9	ug/kg dry	5	01/07/20 09:57	EPA 8082A	
Aroclor 1232	ND	5.51	10.9	ug/kg dry	5	01/07/20 09:57	EPA 8082A	
Aroclor 1242	**17.5**	5.51	10.9	ug/kg dry	5	01/07/20 09:57	EPA 8082A	**P-10**
Aroclor 1248	ND	5.51	10.9	ug/kg dry	5	01/07/20 09:57	EPA 8082A	
Aroclor 1254	ND	74.1	74.1	ug/kg dry	5	01/07/20 09:57	EPA 8082A	R-02
Aroclor 1260	**18.7**	5.51	10.9	ug/kg dry	5	01/07/20 09:57	EPA 8082A	**P-10**
Aroclor 1262	ND	5.51	10.9	ug/kg dry	5	01/07/20 09:57	EPA 8082A	
Aroclor 1268	ND	5.51	10.9	ug/kg dry	5	01/07/20 09:57	EPA 8082A	

Apex Laboratories

The results in this report apply to the samples analyzed in accordance with the chain of custody document. This analytical report must be reproduced in its entirety.

Darwin Thomas, Business Development Director

Apex Laboratories, LLC

6700 S.W. Sandburg Street
Tigard, OR 97223
503-718-2323
EPA ID: OR01039

Anchor QEA, LLC	Project: **Gasco PreRD DG 2019 - 4a-b. DOC-CAP Testing Cores**	
6720 SW Macadam Ave. Suite 125	Project Number: **[none]**	**Report ID:**
Portland, OR 97219	Project Manager: **Ryan Barth**	**A9J0095 - 01 09 20 1410**

ANALYTICAL SAMPLE RESULTS

Polychlorinated Biphenyls by EPA 8082A

Analyte	Sample Result	Detection Limit	Reporting Limit	Units	Dilution	Date Analyzed	Method Ref.	Notes
PDI-047SC-A-01-02-191001 (A9J0095-14RE1)				**Matrix: Sediment**		**Batch: 9120609**		**C-07**
Surrogate: Decachlorobiphenyl (Surr)		*Recovery: 66 %*		*Limits: 43-120 %*	*5*	*01/07/20 09:57*	*EPA 8082A*	
PDI-047SC-A-02-03-191001 (A9J0095-15)				**Matrix: Sediment**		**Batch: 9120609**		**C-07**
Aroclor 1016	ND	9.39	9.39	ug/kg dry	1	12/16/19 11:47	EPA 8082A	R-02
Aroclor 1221	ND	2.48	2.48	ug/kg dry	1	12/16/19 11:47	EPA 8082A	R-02
Aroclor 1232	ND	9.13	9.13	ug/kg dry	1	12/16/19 11:47	EPA 8082A	R-02
Aroclor 1242	ND	12.5	12.5	ug/kg dry	1	12/16/19 11:47	EPA 8082A	R-02
Aroclor 1248	ND	9.13	9.13	ug/kg dry	1	12/16/19 11:47	EPA 8082A	R-02
Aroclor 1254	ND	13.7	13.7	ug/kg dry	1	12/16/19 11:47	EPA 8082A	R-02
Aroclor 1260	**7.07**	0.874	1.73	ug/kg dry	1	12/16/19 11:47	EPA 8082A	**P-10**
Aroclor 1262	ND	0.874	1.73	ug/kg dry	1	12/16/19 11:47	EPA 8082A	
Aroclor 1268	ND	0.874	1.73	ug/kg dry	1	12/16/19 11:47	EPA 8082A	
Surrogate: Decachlorobiphenyl (Surr)		*Recovery: 75 %*		*Limits: 43-120 %*	*1*	*12/16/19 11:47*	*EPA 8082A*	
PDI-071SC-A-08-09-191001 (A9J0095-32)				**Matrix: Sediment**		**Batch: 9120536**		**C-07**
Aroclor 1016	ND	0.899	1.78	ug/kg dry	1	12/10/19 09:15	EPA 8082A	
Aroclor 1221	ND	0.899	1.78	ug/kg dry	1	12/10/19 09:15	EPA 8082A	
Aroclor 1232	ND	1.78	1.78	ug/kg dry	1	12/10/19 09:15	EPA 8082A	
Aroclor 1242	ND	0.899	1.78	ug/kg dry	1	12/10/19 09:15	EPA 8082A	
Aroclor 1248	ND	0.899	1.78	ug/kg dry	1	12/10/19 09:15	EPA 8082A	
Aroclor 1254	ND	0.899	1.78	ug/kg dry	1	12/10/19 09:15	EPA 8082A	
Aroclor 1260	ND	0.899	1.78	ug/kg dry	1	12/10/19 09:15	EPA 8082A	
Aroclor 1262	ND	0.899	1.78	ug/kg dry	1	12/10/19 09:15	EPA 8082A	
Aroclor 1268	ND	0.899	1.78	ug/kg dry	1	12/10/19 09:15	EPA 8082A	
Surrogate: Decachlorobiphenyl (Surr)		*Recovery: 43 %*		*Limits: 43-120 %*	*1*	*12/10/19 09:15*	*EPA 8082A*	
PDI-071SC-A-09-10-191001 (A9J0095-33)				**Matrix: Sediment**		**Batch: 9120536**		**C-07**
Aroclor 1016	ND	1.06	2.10	ug/kg dry	1	12/10/19 09:50	EPA 8082A	
Aroclor 1221	ND	1.06	2.10	ug/kg dry	1	12/10/19 09:50	EPA 8082A	
Aroclor 1232	ND	1.06	2.10	ug/kg dry	1	12/10/19 09:50	EPA 8082A	
Aroclor 1242	ND	1.06	2.10	ug/kg dry	1	12/10/19 09:50	EPA 8082A	
Aroclor 1248	ND	1.06	2.10	ug/kg dry	1	12/10/19 09:50	EPA 8082A	
Aroclor 1254	ND	1.06	2.10	ug/kg dry	1	12/10/19 09:50	EPA 8082A	
Aroclor 1260	ND	1.06	2.10	ug/kg dry	1	12/10/19 09:50	EPA 8082A	

Apex Laboratories

The results in this report apply to the samples analyzed in accordance with the chain of custody document. This analytical report must be reproduced in its entirety.

Darwin Thomas, Business Development Director

Apex Laboratories, LLC

6700 S.W. Sandburg Street
Tigard, OR 97223
503-718-2323
EPA ID: OR01039

Anchor QEA, LLC	Project: **Gasco PreRD DG 2019 - 4a-b. DOC-CAP Testing Cores**	
6720 SW Macadam Ave. Suite 125	Project Number: **[none]**	**Report ID:**
Portland, OR 97219	Project Manager: **Ryan Barth**	**A9J0095 - 01 09 20 1410**

ANALYTICAL SAMPLE RESULTS

Polychlorinated Biphenyls by EPA 8082A

Analyte	Sample Result	Detection Limit	Reporting Limit	Units	Dilution	Date Analyzed	Method Ref.	Notes
PDI-071SC-A-09-10-191001 (A9J0095-33)				**Matrix: Sediment**		**Batch: 9120536**		**C-07**
Aroclor 1262	ND	1.06	2.10	ug/kg dry	1	12/10/19 09:50	EPA 8082A	
Aroclor 1268	ND	1.06	2.10	ug/kg dry	1	12/10/19 09:50	EPA 8082A	
Surrogate: Decachlorobiphenyl (Surr)		*Recovery: 66 %*		*Limits: 43-120 %*	*1*	*12/10/19 09:50*	*EPA 8082A*	

Apex Laboratories

The results in this report apply to the samples analyzed in accordance with the chain of custody document. This analytical report must be reproduced in its entirety.

Darwin Thomas, Business Development Director

Apex Laboratories, LLC

6700 S.W. Sandburg Street
Tigard, OR 97223
503-718-2323
EPA ID: OR01039

Anchor QEA, LLC	Project: **Gasco PreRD DG 2019 - 4a-b. DOC-CAP Testing Cores**	
6720 SW Macadam Ave. Suite 125	Project Number: **[none]**	**Report ID:**
Portland, OR 97219	Project Manager: **Ryan Barth**	**A9J0095 - 01 09 20 1410**

ANALYTICAL SAMPLE RESULTS

Organochlorine Pesticides by EPA 8081B

Analyte	Sample Result	Detection Limit	Reporting Limit	Units	Dilution	Date Analyzed	Method Ref.	Notes
PDI-046SC-A-01-02-191001 (A9J0095-02RE1)				**Matrix: Sediment**		**Batch: 9120780**		**C-05, H-08**
2,4'-DDD	ND	9.50	9.50	ug/kg dry	1	12/12/19 21:38	EPA 8081B	R-02
2,4'-DDE	ND	14.6	14.6	ug/kg dry	1	12/12/19 21:38	EPA 8081B	R-02
2,4'-DDT	ND	7.03	7.03	ug/kg dry	1	12/12/19 21:38	EPA 8081B	R-02
4,4'-DDD	**20.4**	1.30	2.60	ug/kg dry	1	12/12/19 21:38	EPA 8081B	
4,4'-DDE	ND	6.37	6.37	ug/kg dry	1	12/12/19 21:38	EPA 8081B	R-02
4,4'-DDT	ND	6.90	6.90	ug/kg dry	1	12/12/19 21:38	EPA 8081B	R-02
Surrogate: 2,4,5,6-TCMX (Surr)			*Recovery: 93 %*	*Limits: 42-129 %*	*1*	*12/12/19 21:38*	*EPA 8081B*	
Decachlorobiphenyl (Surr)			*106 %*	*55-130 %*	*1*	*12/12/19 21:38*	*EPA 8081B*	
PDI-046SC-A-02-03-191001 (A9J0095-03RE1)				**Matrix: Sediment**		**Batch: 9120780**		**C-05, H-08**
2,4'-DDD	ND	2.52	2.52	ug/kg dry	1	12/12/19 19:07	EPA 8081B	
2,4'-DDE	ND	2.52	2.52	ug/kg dry	1	12/12/19 19:07	EPA 8081B	
2,4'-DDT	ND	2.52	2.52	ug/kg dry	1	12/12/19 19:07	EPA 8081B	
4,4'-DDD	**3.94**	1.26	2.52	ug/kg dry	1	12/12/19 19:07	EPA 8081B	
4,4'-DDE	ND	1.26	2.52	ug/kg dry	1	12/12/19 19:07	EPA 8081B	
4,4'-DDT	ND	1.26	2.52	ug/kg dry	1	12/12/19 19:07	EPA 8081B	
Surrogate: 2,4,5,6-TCMX (Surr)			*Recovery: 75 %*	*Limits: 42-129 %*	*1*	*12/12/19 19:07*	*EPA 8081B*	
Decachlorobiphenyl (Surr)			*112 %*	*55-130 %*	*1*	*12/12/19 19:07*	*EPA 8081B*	
PDI-047SC-A-01-02-191001 (A9J0095-14RE1)				**Matrix: Sediment**		**Batch: 9120780**		**C-05, H-08**
2,4'-DDD	**116**	1.68	3.36	ug/kg dry	1	12/12/19 21:00	EPA 8081B	
2,4'-DDE	**52.0**	1.68	3.36	ug/kg dry	1	12/12/19 21:00	EPA 8081B	
2,4'-DDT	**36.9**	1.68	3.36	ug/kg dry	1	12/12/19 21:00	EPA 8081B	
4,4'-DDD	**253**	1.68	3.36	ug/kg dry	1	12/12/19 21:00	EPA 8081B	
4,4'-DDE	**34.3**	1.68	3.36	ug/kg dry	1	12/12/19 21:00	EPA 8081B	**P-11**
4,4'-DDT	**290**	1.68	3.36	ug/kg dry	1	12/12/19 21:00	EPA 8081B	
Surrogate: 2,4,5,6-TCMX (Surr)			*Recovery: 106 %*	*Limits: 42-129 %*	*1*	*12/12/19 21:00*	*EPA 8081B*	
Decachlorobiphenyl (Surr)			*102 %*	*55-130 %*	*1*	*12/12/19 21:00*	*EPA 8081B*	
PDI-047SC-A-02-03-191001 (A9J0095-15RE1)				**Matrix: Sediment**		**Batch: 9120780**		**C-05, H-08**
2,4'-DDD	**38.3**	1.30	2.59	ug/kg dry	1	12/12/19 19:45	EPA 8081B	
2,4'-DDE	**14.3**	1.30	2.59	ug/kg dry	1	12/12/19 19:45	EPA 8081B	
2,4'-DDT	**7.55**	1.30	2.59	ug/kg dry	1	12/12/19 19:45	EPA 8081B	
4,4'-DDD	**92.1**	1.30	2.59	ug/kg dry	1	12/12/19 19:45	EPA 8081B	

Apex Laboratories

The results in this report apply to the samples analyzed in accordance with the chain of custody document. This analytical report must be reproduced in its entirety.

Darwin Thomas, Business Development Director

Apex Laboratories, LLC

6700 S.W. Sandburg Street
Tigard, OR 97223
503-718-2323
EPA ID: OR01039

Anchor QEA, LLC	Project: **Gasco PreRD DG 2019 - 4a-b. DOC-CAP Testing Cores**	
6720 SW Macadam Ave. Suite 125	Project Number: **[none]**	**Report ID:**
Portland, OR 97219	Project Manager: **Ryan Barth**	**A9J0095 - 01 09 20 1410**

ANALYTICAL SAMPLE RESULTS

Organochlorine Pesticides by EPA 8081B

Analyte	Sample Result	Detection Limit	Reporting Limit	Units	Dilution	Date Analyzed	Method Ref.	Notes
PDI-047SC-A-02-03-191001 (A9J0095-15RE1)				**Matrix: Sediment**		**Batch: 9120780**		**C-05, H-08**
4,4'-DDE	**10.6**	1.30	2.59	ug/kg dry	1	12/12/19 19:45	EPA 8081B	**P-11**
4,4'-DDT	**122**	1.30	2.59	ug/kg dry	1	12/12/19 19:45	EPA 8081B	
Surrogate: 2,4,5,6-TCMX (Surr)		*Recovery: 88 %*		*Limits: 42-129 %*	*1*	*12/12/19 19:45*	*EPA 8081B*	
Decachlorobiphenyl (Surr)			*112 %*	*55-130 %*	*1*	*12/12/19 19:45*	*EPA 8081B*	
PDI-071SC-A-08-09-191001 (A9J0095-32RE1)				**Matrix: Sediment**		**Batch: 9120780**		**H-08, R-04, C-05**
2,4'-DDD	ND	27.4	27.4	ug/kg dry	5	12/13/19 16:51	EPA 8081B	R-02
2,4'-DDE	ND	43.3	43.3	ug/kg dry	5	12/13/19 16:51	EPA 8081B	R-02
2,4'-DDT	ND	50.3	50.3	ug/kg dry	5	12/13/19 16:51	EPA 8081B	R-02
4,4'-DDD	ND	41.4	41.4	ug/kg dry	5	12/13/19 16:51	EPA 8081B	R-02
4,4'-DDE	ND	26.1	26.1	ug/kg dry	5	12/13/19 16:51	EPA 8081B	R-02
4,4'-DDT	ND	601	601	ug/kg dry	5	12/13/19 16:51	EPA 8081B	R-02
Surrogate: 2,4,5,6-TCMX (Surr)		*Recovery: 103 %*		*Limits: 42-129 %*	*5*	*12/13/19 16:51*	*EPA 8081B*	
Decachlorobiphenyl (Surr)			*241 %*	*55-130 %*	*5*	*12/13/19 16:51*	*EPA 8081B*	*S-04*
PDI-071SC-A-09-10-191001 (A9J0095-33RE1)				**Matrix: Sediment**		**Batch: 9120780**		**C-05, H-08**
2,4'-DDD	ND	1.51	3.02	ug/kg dry	1	12/12/19 20:22	EPA 8081B	
2,4'-DDE	ND	1.51	3.02	ug/kg dry	1	12/12/19 20:22	EPA 8081B	
2,4'-DDT	ND	1.51	3.02	ug/kg dry	1	12/12/19 20:22	EPA 8081B	
4,4'-DDD	ND	1.51	3.02	ug/kg dry	1	12/12/19 20:22	EPA 8081B	
4,4'-DDE	ND	1.51	3.02	ug/kg dry	1	12/12/19 20:22	EPA 8081B	
4,4'-DDT	ND	1.51	3.02	ug/kg dry	1	12/12/19 20:22	EPA 8081B	
Surrogate: 2,4,5,6-TCMX (Surr)		*Recovery: 60 %*		*Limits: 42-129 %*	*1*	*12/12/19 20:22*	*EPA 8081B*	
Decachlorobiphenyl (Surr)			*85 %*	*55-130 %*	*1*	*12/12/19 20:22*	*EPA 8081B*	

Apex Laboratories

The results in this report apply to the samples analyzed in accordance with the chain of custody document. This analytical report must be reproduced in its entirety.

Darwin Thomas, Business Development Director

Apex Laboratories, LLC

6700 S.W. Sandburg Street
Tigard, OR 97223
503-718-2323
EPA ID: OR01039

Anchor QEA, LLC	Project: **Gasco PreRD DG 2019 - 4a-b. DOC-CAP Testing Cores**	
6720 SW Macadam Ave. Suite 125	Project Number: **[none]**	**Report ID:**
Portland, OR 97219	Project Manager: **Ryan Barth**	**A9J0095 - 01 09 20 1410**

ANALYTICAL SAMPLE RESULTS

Polyaromatic Hydrocarbons (PAHs) by EPA 8270D

Analyte	Sample Result	Detection Limit	Reporting Limit	Units	Dilution	Date Analyzed	Method Ref.	Notes
PDI-046SC-A-01-02-191001 (A9J0095-02)				**Matrix: Sediment**		**Batch: 9120480**		**H-08**
Acenaphthene	**20100**	1540	3080	ug/kg dry	1000	12/04/19 19:40	EPA 8270D	
Acenaphthylene	**3040**	1540	3080	ug/kg dry	1000	12/04/19 19:40	EPA 8270D	**J**
Anthracene	**17000**	1540	3080	ug/kg dry	1000	12/04/19 19:40	EPA 8270D	
Benz(a)anthracene	**12100**	1540	3080	ug/kg dry	1000	12/04/19 19:40	EPA 8270D	
Benzo(a)pyrene	**14200**	1540	3080	ug/kg dry	1000	12/04/19 19:40	EPA 8270D	
Benzo(b)fluoranthene	**12200**	1540	3080	ug/kg dry	1000	12/04/19 19:40	EPA 8270D	
Benzo(k)fluoranthene	**3850**	1540	3080	ug/kg dry	1000	12/04/19 19:40	EPA 8270D	**M-05**
Benzo(g,h,i)perylene	**9730**	1540	3080	ug/kg dry	1000	12/04/19 19:40	EPA 8270D	
Chrysene	**16000**	1540	3080	ug/kg dry	1000	12/04/19 19:40	EPA 8270D	
Dibenz(a,h)anthracene	ND	1540	3080	ug/kg dry	1000	12/04/19 19:40	EPA 8270D	
Fluoranthene	**42400**	1540	3080	ug/kg dry	1000	12/04/19 19:40	EPA 8270D	
Fluorene	**12000**	1540	3080	ug/kg dry	1000	12/04/19 19:40	EPA 8270D	
Indeno(1,2,3-cd)pyrene	**8690**	1540	3080	ug/kg dry	1000	12/04/19 19:40	EPA 8270D	
2-Methylnaphthalene	**11700**	1540	3080	ug/kg dry	1000	12/04/19 19:40	EPA 8270D	
Naphthalene	**3120**	1540	3080	ug/kg dry	1000	12/04/19 19:40	EPA 8270D	
Phenanthrene	**84500**	1540	3080	ug/kg dry	1000	12/04/19 19:40	EPA 8270D	
Pyrene	**53200**	1540	3080	ug/kg dry	1000	12/04/19 19:40	EPA 8270D	
Surrogate: 2-Fluorobiphenyl (Surr)		*Recovery:*	*118 %*	*Limits:*	*44-115 %*	*1000*	*12/04/19 19:40*	*EPA 8270D*	*S-05*
p-Terphenyl-d14 (Surr)			*151 %*		*54-127 %*	*1000*	*12/04/19 19:40*	*EPA 8270D*	*S-05*
PDI-046SC-A-02-03-191001 (A9J0095-03)				**Matrix: Sediment**		**Batch: 9120480**		**H-08**
Acenaphthene	**666**	151	301	ug/kg dry	100	12/04/19 20:12	EPA 8270D	
Acenaphthylene	**258**	151	301	ug/kg dry	100	12/04/19 20:12	EPA 8270D	**J**
Anthracene	**680**	151	301	ug/kg dry	100	12/04/19 20:12	EPA 8270D	
Benz(a)anthracene	**1290**	151	301	ug/kg dry	100	12/04/19 20:12	EPA 8270D	
Benzo(a)pyrene	**1570**	151	301	ug/kg dry	100	12/04/19 20:12	EPA 8270D	
Benzo(b)fluoranthene	**1340**	151	301	ug/kg dry	100	12/04/19 20:12	EPA 8270D	
Benzo(k)fluoranthene	**438**	151	301	ug/kg dry	100	12/04/19 20:12	EPA 8270D	**M-05**
Benzo(g,h,i)perylene	**1110**	151	301	ug/kg dry	100	12/04/19 20:12	EPA 8270D	
Chrysene	**1640**	151	301	ug/kg dry	100	12/04/19 20:12	EPA 8270D	
Dibenz(a,h)anthracene	ND	151	301	ug/kg dry	100	12/04/19 20:12	EPA 8270D	
Fluoranthene	**3840**	151	301	ug/kg dry	100	12/04/19 20:12	EPA 8270D	
Fluorene	**429**	151	301	ug/kg dry	100	12/04/19 20:12	EPA 8270D	

Apex Laboratories

The results in this report apply to the samples analyzed in accordance with the chain of custody document. This analytical report must be reproduced in its entirety.

Darwin Thomas, Business Development Director

Apex Laboratories, LLC

6700 S.W. Sandburg Street
Tigard, OR 97223
503-718-2323
EPA ID: OR01039

Anchor QEA, LLC	Project: **Gasco PreRD DG 2019 - 4a-b. DOC-CAP Testing Cores**	
6720 SW Macadam Ave. Suite 125	Project Number: **[none]**	**Report ID:**
Portland, OR 97219	Project Manager: **Ryan Barth**	**A9J0095 - 01 09 20 1410**

ANALYTICAL SAMPLE RESULTS

Polyaromatic Hydrocarbons (PAHs) by EPA 8270D

Analyte	Sample Result	Detection Limit	Reporting Limit	Units	Dilution	Date Analyzed	Method Ref.	Notes
PDI-046SC-A-02-03-191001 (A9J0095-03)				**Matrix: Sediment**		**Batch: 9120480**		**H-08**
Indeno(1,2,3-cd)pyrene	**975**	151	301	ug/kg dry	100	12/04/19 20:12	EPA 8270D	
2-Methylnaphthalene	**289**	151	301	ug/kg dry	100	12/04/19 20:12	EPA 8270D	**J**
Naphthalene	**167**	151	301	ug/kg dry	100	12/04/19 20:12	EPA 8270D	**J**
Phenanthrene	**3130**	151	301	ug/kg dry	100	12/04/19 20:12	EPA 8270D	
Pyrene	**4820**	151	301	ug/kg dry	100	12/04/19 20:12	EPA 8270D	
Surrogate: 2-Fluorobiphenyl (Surr)			*Recovery: 88 %*	*Limits: 44-115 %*	*100*	*12/04/19 20:12*	*EPA 8270D*	*S-05*
p-Terphenyl-d14 (Surr)			*97 %*	*54-127 %*	*100*	*12/04/19 20:12*	*EPA 8270D*	*S-05*
PDI-047SC-A-01-02-191001 (A9J0095-14)				**Matrix: Sediment**		**Batch: 9120480**		**H-08**
Acenaphthene	**5090**	2030	4070	ug/kg dry	1000	12/04/19 20:45	EPA 8270D	
Acenaphthylene	ND	2030	4070	ug/kg dry	1000	12/04/19 20:45	EPA 8270D	
Anthracene	**2620**	2030	4070	ug/kg dry	1000	12/04/19 20:45	EPA 8270D	**J**
Benz(a)anthracene	**5460**	2030	4070	ug/kg dry	1000	12/04/19 20:45	EPA 8270D	
Benzo(a)pyrene	**6630**	2030	4070	ug/kg dry	1000	12/04/19 20:45	EPA 8270D	
Benzo(b)fluoranthene	**5830**	2030	4070	ug/kg dry	1000	12/04/19 20:45	EPA 8270D	
Benzo(k)fluoranthene	ND	2030	4070	ug/kg dry	1000	12/04/19 20:45	EPA 8270D	
Benzo(g,h,i)perylene	**4950**	2030	4070	ug/kg dry	1000	12/04/19 20:45	EPA 8270D	
Chrysene	**7290**	2030	4070	ug/kg dry	1000	12/04/19 20:45	EPA 8270D	
Dibenz(a,h)anthracene	ND	2030	4070	ug/kg dry	1000	12/04/19 20:45	EPA 8270D	
Fluoranthene	**18400**	2030	4070	ug/kg dry	1000	12/04/19 20:45	EPA 8270D	
Fluorene	**3280**	2030	4070	ug/kg dry	1000	12/04/19 20:45	EPA 8270D	**J**
Indeno(1,2,3-cd)pyrene	**4450**	2030	4070	ug/kg dry	1000	12/04/19 20:45	EPA 8270D	
2-Methylnaphthalene	ND	2030	4070	ug/kg dry	1000	12/04/19 20:45	EPA 8270D	
Naphthalene	**3090**	2030	4070	ug/kg dry	1000	12/04/19 20:45	EPA 8270D	**J**
Phenanthrene	**30600**	2030	4070	ug/kg dry	1000	12/04/19 20:45	EPA 8270D	
Pyrene	**21800**	2030	4070	ug/kg dry	1000	12/04/19 20:45	EPA 8270D	
Surrogate: 2-Fluorobiphenyl (Surr)			*Recovery: 91 %*	*Limits: 44-115 %*	*1000*	*12/04/19 20:45*	*EPA 8270D*	*S-05*
p-Terphenyl-d14 (Surr)			*108 %*	*54-127 %*	*1000*	*12/04/19 20:45*	*EPA 8270D*	*S-05*
PDI-047SC-A-02-03-191001 (A9J0095-15)				**Matrix: Sediment**		**Batch: 9120480**		**H-08**
Acenaphthene	**581**	60.9	122	ug/kg dry	40	12/04/19 21:17	EPA 8270D	
Acenaphthylene	**85.2**	60.9	122	ug/kg dry	40	12/04/19 21:17	EPA 8270D	**J**
Anthracene	**203**	60.9	122	ug/kg dry	40	12/04/19 21:17	EPA 8270D	

Apex Laboratories

The results in this report apply to the samples analyzed in accordance with the chain of custody document. This analytical report must be reproduced in its entirety.

Darwin Thomas, Business Development Director

Apex Laboratories, LLC

6700 S.W. Sandburg Street
Tigard, OR 97223
503-718-2323
EPA ID: OR01039

Anchor QEA, LLC	Project: **Gasco PreRD DG 2019 - 4a-b. DOC-CAP Testing Cores**	
6720 SW Macadam Ave. Suite 125	Project Number: **[none]**	**Report ID:**
Portland, OR 97219	Project Manager: **Ryan Barth**	**A9J0095 - 01 09 20 1410**

ANALYTICAL SAMPLE RESULTS

Polyaromatic Hydrocarbons (PAHs) by EPA 8270D

Analyte	Sample Result	Detection Limit	Reporting Limit	Units	Dilution	Date Analyzed	Method Ref.	Notes
PDI-047SC-A-02-03-191001 (A9J0095-15)				**Matrix: Sediment**		**Batch: 9120480**		**H-08**
Benz(a)anthracene	**478**	60.9	122	ug/kg dry	40	12/04/19 21:17	EPA 8270D	
Benzo(a)pyrene	**582**	60.9	122	ug/kg dry	40	12/04/19 21:17	EPA 8270D	
Benzo(b)fluoranthene	**521**	60.9	122	ug/kg dry	40	12/04/19 21:17	EPA 8270D	
Benzo(k)fluoranthene	**184**	60.9	122	ug/kg dry	40	12/04/19 21:17	EPA 8270D	**M-05**
Benzo(g,h,i)perylene	**464**	60.9	122	ug/kg dry	40	12/04/19 21:17	EPA 8270D	
Chrysene	**631**	60.9	122	ug/kg dry	40	12/04/19 21:17	EPA 8270D	
Dibenz(a,h)anthracene	ND	60.9	122	ug/kg dry	40	12/04/19 21:17	EPA 8270D	
Fluoranthene	**1920**	60.9	122	ug/kg dry	40	12/04/19 21:17	EPA 8270D	
Fluorene	**322**	60.9	122	ug/kg dry	40	12/04/19 21:17	EPA 8270D	
Indeno(1,2,3-cd)pyrene	**383**	60.9	122	ug/kg dry	40	12/04/19 21:17	EPA 8270D	
2-Methylnaphthalene	**128**	60.9	122	ug/kg dry	40	12/04/19 21:17	EPA 8270D	
Naphthalene	**392**	60.9	122	ug/kg dry	40	12/04/19 21:17	EPA 8270D	
Phenanthrene	**2570**	60.9	122	ug/kg dry	40	12/04/19 21:17	EPA 8270D	
Pyrene	**2160**	60.9	122	ug/kg dry	40	12/04/19 21:17	EPA 8270D	
Surrogate: 2-Fluorobiphenyl (Surr)		*Recovery:*	*85 %*	*Limits: 44-115 %*	*40*	*12/04/19 21:17*	*EPA 8270D*	*S-05*
p-Terphenyl-d14 (Surr)			*85 %*	*54-127 %*	*40*	*12/04/19 21:17*	*EPA 8270D*	*S-05*
PDI-071SC-A-08-09-191001 (A9J0095-32)				**Matrix: Sediment**		**Batch: 9120480**		**H-08**
Acenaphthene	**219000**	16300	32600	ug/kg dry	10000	12/04/19 21:49	EPA 8270D	
Acenaphthylene	**182000**	16300	32600	ug/kg dry	10000	12/04/19 21:49	EPA 8270D	
Anthracene	**180000**	16300	32600	ug/kg dry	10000	12/04/19 21:49	EPA 8270D	
Benz(a)anthracene	**145000**	16300	32600	ug/kg dry	10000	12/04/19 21:49	EPA 8270D	
Benzo(a)pyrene	**226000**	16300	32600	ug/kg dry	10000	12/04/19 21:49	EPA 8270D	
Benzo(b)fluoranthene	**194000**	16300	32600	ug/kg dry	10000	12/04/19 21:49	EPA 8270D	
Benzo(k)fluoranthene	**58400**	16300	32600	ug/kg dry	10000	12/04/19 21:49	EPA 8270D	**M-05**
Benzo(g,h,i)perylene	**181000**	16300	32600	ug/kg dry	10000	12/04/19 21:49	EPA 8270D	
Chrysene	**195000**	16300	32600	ug/kg dry	10000	12/04/19 21:49	EPA 8270D	
Dibenz(a,h)anthracene	ND	16300	32600	ug/kg dry	10000	12/04/19 21:49	EPA 8270D	
Fluoranthene	**752000**	16300	32600	ug/kg dry	10000	12/04/19 21:49	EPA 8270D	
Fluorene	**164000**	16300	32600	ug/kg dry	10000	12/04/19 21:49	EPA 8270D	
Indeno(1,2,3-cd)pyrene	**150000**	16300	32600	ug/kg dry	10000	12/04/19 21:49	EPA 8270D	
2-Methylnaphthalene	**174000**	16300	32600	ug/kg dry	10000	12/04/19 21:49	EPA 8270D	
Naphthalene	**2330000**	16300	32600	ug/kg dry	10000	12/04/19 21:49	EPA 8270D	

Apex Laboratories

The results in this report apply to the samples analyzed in accordance with the chain of custody document. This analytical report must be reproduced in its entirety.

Darwin Thomas, Business Development Director

Apex Laboratories, LLC

6700 S.W. Sandburg Street
Tigard, OR 97223
503-718-2323
EPA ID: OR01039

Anchor QEA, LLC	Project: **Gasco PreRD DG 2019 - 4a-b. DOC-CAP Testing Cores**	
6720 SW Macadam Ave. Suite 125	Project Number: **[none]**	**Report ID:**
Portland, OR 97219	Project Manager: **Ryan Barth**	**A9J0095 - 01 09 20 1410**

ANALYTICAL SAMPLE RESULTS

Polyaromatic Hydrocarbons (PAHs) by EPA 8270D

Analyte	Sample Result	Detection Limit	Reporting Limit	Units	Dilution	Date Analyzed	Method Ref.	Notes
PDI-071SC-A-08-09-191001 (A9J0095-32)				**Matrix: Sediment**		**Batch: 9120480**		**H-08**
Phenanthrene	**1150000**	16300	32600	ug/kg dry	10000	12/04/19 21:49	EPA 8270D	
Pyrene	**873000**	16300	32600	ug/kg dry	10000	12/04/19 21:49	EPA 8270D	
Surrogate: 2-Fluorobiphenyl (Surr)		*Recovery: %*	*Limits: 44-115 %*		*10000*	*12/04/19 21:49*	*EPA 8270D*	*S-01*
p-Terphenyl-d14 (Surr)		*%*	*54-127 %*		*10000*	*12/04/19 21:49*	*EPA 8270D*	*S-01*
PDI-071SC-A-09-10-191001 (A9J0095-33RE1)				**Matrix: Sediment**		**Batch: 9120480**		**H-08**
Acenaphthene	**89.5**	19.5	38.9	ug/kg dry	10	12/05/19 11:29	EPA 8270D	
Acenaphthylene	**33.1**	19.5	38.9	ug/kg dry	10	12/05/19 11:29	EPA 8270D	**J**
Anthracene	**23.7**	19.5	38.9	ug/kg dry	10	12/05/19 11:29	EPA 8270D	**J**
Benz(a)anthracene	**27.0**	19.5	38.9	ug/kg dry	10	12/05/19 11:29	EPA 8270D	**J**
Benzo(a)pyrene	**34.9**	19.5	38.9	ug/kg dry	10	12/05/19 11:29	EPA 8270D	**J**
Benzo(b)fluoranthene	**29.7**	19.5	38.9	ug/kg dry	10	12/05/19 11:29	EPA 8270D	**J**
Benzo(k)fluoranthene	ND	19.5	38.9	ug/kg dry	10	12/05/19 11:29	EPA 8270D	
Benzo(g,h,i)perylene	**26.9**	19.5	38.9	ug/kg dry	10	12/05/19 11:29	EPA 8270D	**J**
Chrysene	**24.6**	19.5	38.9	ug/kg dry	10	12/05/19 11:29	EPA 8270D	**J**
Dibenz(a,h)anthracene	ND	19.5	38.9	ug/kg dry	10	12/05/19 11:29	EPA 8270D	
Fluoranthene	**113**	19.5	38.9	ug/kg dry	10	12/05/19 11:29	EPA 8270D	
Fluorene	**34.4**	19.5	38.9	ug/kg dry	10	12/05/19 11:29	EPA 8270D	**J**
Indeno(1,2,3-cd)pyrene	**25.3**	19.5	38.9	ug/kg dry	10	12/05/19 11:29	EPA 8270D	**J**
2-Methylnaphthalene	**97.7**	19.5	38.9	ug/kg dry	10	12/05/19 11:29	EPA 8270D	
Naphthalene	**2260**	19.5	38.9	ug/kg dry	10	12/05/19 11:29	EPA 8270D	
Phenanthrene	**84.9**	19.5	38.9	ug/kg dry	10	12/05/19 11:29	EPA 8270D	
Pyrene	**115**	19.5	38.9	ug/kg dry	10	12/05/19 11:29	EPA 8270D	
Surrogate: 2-Fluorobiphenyl (Surr)		*Recovery: 78 %*	*Limits: 44-115 %*		*10*	*12/05/19 11:29*	*EPA 8270D*	
p-Terphenyl-d14 (Surr)		*74 %*	*54-127 %*		*10*	*12/05/19 11:29*	*EPA 8270D*	

Apex Laboratories

The results in this report apply to the samples analyzed in accordance with the chain of custody document. This analytical report must be reproduced in its entirety.

Darwin Thomas, Business Development Director

Apex Laboratories, LLC

6700 S.W. Sandburg Street
Tigard, OR 97223
503-718-2323
EPA ID: OR01039

Anchor QEA, LLC	Project: **Gasco PreRD DG 2019 - 4a-b. DOC-CAP Testing Cores**	
6720 SW Macadam Ave. Suite 125	Project Number: **[none]**	**Report ID:**
Portland, OR 97219	Project Manager: **Ryan Barth**	**A9J0095 - 01 09 20 1410**

ANALYTICAL SAMPLE RESULTS

Demand Parameters

Analyte	Sample Result	Detection Limit	Reporting Limit	Units	Dilution	Date Analyzed	Method Ref.	Notes
PDI-046SC-A-01-02-191001 (A9J0095-02RE1)				**Matrix: Sediment**				
Batch: 9120591								
Total Organic Carbon	**0.18**	---	0.020	% by Weight	1	12/12/19 18:20	SM 5310 B MOD	**H-08**
PDI-046SC-A-02-03-191001 (A9J0095-03)				**Matrix: Sediment**				
Batch: 9120591								
Total Organic Carbon	**0.056**	---	0.020	% by Weight	1	12/12/19 18:44	SM 5310 B MOD	**H-08**
PDI-047SC-A-01-02-191001 (A9J0095-14)				**Matrix: Sediment**				
Batch: 9120591								
Total Organic Carbon	**1.8**	---	0.020	% by Weight	1	12/12/19 19:10	SM 5310 B MOD	**H-08**
PDI-047SC-A-02-03-191001 (A9J0095-15)				**Matrix: Sediment**				
Batch: 9120591								
Total Organic Carbon	**0.43**	---	0.020	% by Weight	1	12/13/19 09:29	SM 5310 B MOD	**H-08**
PDI-071SC-A-08-09-191001 (A9J0095-32)				**Matrix: Sediment**				
Batch: 9120591								
Total Organic Carbon	**5.1**	---	0.020	% by Weight	1	12/13/19 10:16	SM 5310 B MOD	**H-08**
PDI-071SC-A-09-10-191001 (A9J0095-33)				**Matrix: Sediment**				
Batch: 9120591								
Total Organic Carbon	**1.2**	---	0.020	% by Weight	1	12/13/19 11:16	SM 5310 B MOD	**H-08**

Apex Laboratories

The results in this report apply to the samples analyzed in accordance with the chain of custody document. This analytical report must be reproduced in its entirety.

Darwin Thomas, Business Development Director

Apex Laboratories, LLC

6700 S.W. Sandburg Street
Tigard, OR 97223
503-718-2323
EPA ID: OR01039

Anchor QEA, LLC	Project: **Gasco PreRD DG 2019 - 4a-b. DOC-CAP Testing Cores**	
6720 SW Macadam Ave. Suite 125	Project Number: **[none]**	**Report ID:**
Portland, OR 97219	Project Manager: **Ryan Barth**	**A9J0095 - 01 09 20 1410**

ANALYTICAL SAMPLE RESULTS

Solid and Moisture Determinations

Analyte	Sample Result	Detection Limit	Reporting Limit	Units	Dilution	Date Analyzed	Method Ref.	Notes
PDI-046SC-A-01-02-191001 (A9J0095-02)				**Matrix: Sediment**				
Batch: 9120502								
Total Solids	**76.5**	1.00	1.00	% by Weight	1	12/09/19 17:14	SM 2540 G	
PDI-046SC-A-02-03-191001 (A9J0095-03)				**Matrix: Sediment**				
Batch: 9120502								
Total Solids	**76.9**	1.00	1.00	% by Weight	1	12/09/19 17:14	SM 2540 G	
PDI-047SC-A-01-02-191001 (A9J0095-14)				**Matrix: Sediment**				
Batch: 9120502								
Total Solids	**59.1**	1.00	1.00	% by Weight	1	12/09/19 17:14	SM 2540 G	
PDI-047SC-A-02-03-191001 (A9J0095-15)				**Matrix: Sediment**				
Batch: 9120502								
Total Solids	**75.0**	1.00	1.00	% by Weight	1	12/09/19 17:14	SM 2540 G	
PDI-071SC-A-08-09-191001 (A9J0095-32)				**Matrix: Sediment**				
Batch: 9120502								
Total Solids	**72.8**	1.00	1.00	% by Weight	1	12/09/19 17:14	SM 2540 G	
PDI-071SC-A-09-10-191001 (A9J0095-33)				**Matrix: Sediment**				
Batch: 9120502								
Total Solids	**62.5**	1.00	1.00	% by Weight	1	12/09/19 17:14	SM 2540 G	

Apex Laboratories

The results in this report apply to the samples analyzed in accordance with the chain of custody document. This analytical report must be reproduced in its entirety.

Darwin Thomas, Business Development Director

Apex Laboratories, LLC

6700 S.W. Sandburg Street
Tigard, OR 97223
503-718-2323
EPA ID: OR01039

Anchor QEA, LLC	Project: **Gasco PreRD DG 2019 - 4a-b. DOC-CAP Testing Cores**	
6720 SW Macadam Ave. Suite 125	Project Number: **[none]**	**Report ID:**
Portland, OR 97219	Project Manager: **Ryan Barth**	**A9J0095 - 01 09 20 1410**

QUALITY CONTROL (QC) SAMPLE RESULTS

Polychlorinated Biphenyls by EPA 8082A

Analyte	Result	Detection Limit	Reporting Limit	Units	Dilution	Spike Amount	Source Result	% REC	% REC Limits	RPD	RPD Limit	Notes
Batch 9120536 - EPA 3546							**Soil**					
Blank (9120536-BLK1)			Prepared: 12/05/19 07:06	Analyzed: 12/10/19 08:40								**C-07**
EPA 8082A												
Aroclor 1016	ND	0.648	1.29	ug/kg wet	1	---	---	---	---	---	---	
Aroclor 1221	ND	0.648	1.29	ug/kg wet	1	---	---	---	---	---	---	
Aroclor 1232	ND	0.648	1.29	ug/kg wet	1	---	---	---	---	---	---	
Aroclor 1242	ND	0.648	1.29	ug/kg wet	1	---	---	---	---	---	---	
Aroclor 1248	ND	0.648	1.29	ug/kg wet	1	---	---	---	---	---	---	
Aroclor 1254	ND	0.648	1.29	ug/kg wet	1	---	---	---	---	---	---	
Aroclor 1260	ND	0.648	1.29	ug/kg wet	1	---	---	---	---	---	---	
Aroclor 1262	ND	0.648	1.29	ug/kg wet	1	---	---	---	---	---	---	
Aroclor 1268	ND	0.648	1.29	ug/kg wet	1	---	---	---	---	---	---	
Surr: Decachlorobiphenyl (Surr)			*Recovery: 93 %*	*Limits: 43-120 %*			*Dilution: 1x*					
LCS (9120536-BS1)			Prepared: 12/05/19 07:06	Analyzed: 12/10/19 08:57								**C-07**
EPA 8082A												
Aroclor 1016	48.8	0.670	1.33	ug/kg wet	1	83.3	---	59	47-134%	---	---	
Aroclor 1260	63.7	0.670	1.33	ug/kg wet	1	83.3	---	76	53-140%	---	---	
Surr: Decachlorobiphenyl (Surr)			*Recovery: 93 %*	*Limits: 43-120 %*			*Dilution: 1x*					
Matrix Spike (9120536-MS1)			Prepared: 12/05/19 07:06	Analyzed: 12/12/19 09:54								**C-07**
QC Source Sample: Non-SDG (A9J0514-18)												
EPA 8082A												
Aroclor 1016	67.4	1.14	2.26	ug/kg dry	1	141	ND	48	47-134%	---	---	
Aroclor 1260	87.0	1.14	2.26	ug/kg dry	1	141	8.22	56	53-140%	---	---	
Surr: Decachlorobiphenyl (Surr)			*Recovery: 69 %*	*Limits: 43-120 %*			*Dilution: 1x*					
Matrix Spike Dup (9120536-MSD1)			Prepared: 12/05/19 07:07	Analyzed: 12/12/19 10:29								**C-07**
QC Source Sample: Non-SDG (A9J0514-18)												
Aroclor 1016	60.0	1.14	2.26	ug/kg dry	1	142	ND	**42**	**47-134%**	12	30%	Q-01
Aroclor 1260	78.7	1.14	2.26	ug/kg dry	1	142	8.22	**50**	**53-140%**	10	30%	Q-01
Surr: Decachlorobiphenyl (Surr)			*Recovery: 65 %*	*Limits: 43-120 %*			*Dilution: 1x*					
Batch 9120609 - EPA 3546							**Soil**					

Apex Laboratories

The results in this report apply to the samples analyzed in accordance with the chain of custody document. This analytical report must be reproduced in its entirety.

Darwin Thomas, Business Development Director

Apex Laboratories, LLC

6700 S.W. Sandburg Street
Tigard, OR 97223
503-718-2323
EPA ID: OR01039

Anchor QEA, LLC	Project: **Gasco PreRD DG 2019 - 4a-b. DOC-CAP Testing Cores**	
6720 SW Macadam Ave. Suite 125	Project Number: **[none]**	**Report ID:**
Portland, OR 97219	Project Manager: **Ryan Barth**	**A9J0095 - 01 09 20 1410**

QUALITY CONTROL (QC) SAMPLE RESULTS

Polychlorinated Biphenyls by EPA 8082A

Analyte	Result	Detection Limit	Reporting Limit	Units	Dilution	Spike Amount	Source Result	% REC	% REC Limits	RPD	RPD Limit	Notes
Batch 9120609 - EPA 3546							**Soil**					
Blank (9120609-BLK1)			Prepared: 12/06/19 10:18		Analyzed: 12/16/19 08:51							**C-07**
EPA 8082A												
Aroclor 1016	ND	0.648	1.29	ug/kg wet	1	---	---	---	---	---	---	
Aroclor 1221	ND	0.648	1.29	ug/kg wet	1	---	---	---	---	---	---	
Aroclor 1232	ND	0.648	1.29	ug/kg wet	1	---	---	---	---	---	---	
Aroclor 1242	ND	0.648	1.29	ug/kg wet	1	---	---	---	---	---	---	
Aroclor 1248	ND	0.648	1.29	ug/kg wet	1	---	---	---	---	---	---	
Aroclor 1254	ND	0.648	1.29	ug/kg wet	1	---	---	---	---	---	---	
Aroclor 1260	ND	0.648	1.29	ug/kg wet	1	---	---	---	---	---	---	
Aroclor 1262	ND	0.648	1.29	ug/kg wet	1	---	---	---	---	---	---	
Aroclor 1268	ND	0.648	1.29	ug/kg wet	1	---	---	---	---	---	---	
Surr: Decachlorobiphenyl (Surr)			*Recovery: 99 %*		*Limits: 43-120 %*			*Dilution: 1x*				
LCS (9120609-BS1)			Prepared: 12/06/19 10:18		Analyzed: 12/16/19 09:08							**C-07**
EPA 8082A												
Aroclor 1016	55.4	0.670	1.33	ug/kg wet	1	83.3	---	66	47-134%	---	---	
Aroclor 1260	71.2	0.670	1.33	ug/kg wet	1	83.3	---	85	53-140%	---	---	
Surr: Decachlorobiphenyl (Surr)			*Recovery: 105 %*		*Limits: 43-120 %*			*Dilution: 1x*				
Matrix Spike (9120609-MS1)			Prepared: 12/06/19 10:18		Analyzed: 12/16/19 10:01							**C-07**
QC Source Sample: Non-SDG (A9I0890-17)												
EPA 8082A												
Aroclor 1016	68.7	1.22	2.42	ug/kg dry	1	152	ND	**45**	**47-134%**	---	---	Q-01
Aroclor 1260	94.9	1.22	2.42	ug/kg dry	1	152	28.4	**44**	**53-140%**	---	---	Q-01
Surr: Decachlorobiphenyl (Surr)			*Recovery: 62 %*		*Limits: 43-120 %*			*Dilution: 1x*				
Matrix Spike Dup (9120609-MSD1)			Prepared: 12/06/19 10:18		Analyzed: 12/16/19 10:36							**C-07**
QC Source Sample: Non-SDG (A9I0890-17)												
Aroclor 1016	59.1	1.22	2.43	ug/kg dry	1	152	ND	**39**	**47-134%**	15	30%	Q-01
Aroclor 1260	84.9	1.22	2.43	ug/kg dry	1	152	28.4	**37**	**53-140%**	11	30%	Q-01
Surr: Decachlorobiphenyl (Surr)			*Recovery: 55 %*		*Limits: 43-120 %*			*Dilution: 1x*				

Apex Laboratories

The results in this report apply to the samples analyzed in accordance with the chain of custody document. This analytical report must be reproduced in its entirety.

Darwin Thomas, Business Development Director

Apex Laboratories, LLC

6700 S.W. Sandburg Street
Tigard, OR 97223
503-718-2323
EPA ID: OR01039

Anchor QEA, LLC	Project: **Gasco PreRD DG 2019 - 4a-b. DOC-CAP Testing Cores**	
6720 SW Macadam Ave. Suite 125	Project Number: **[none]**	**Report ID:**
Portland, OR 97219	Project Manager: **Ryan Barth**	**A9J0095 - 01 09 20 1410**

QUALITY CONTROL (QC) SAMPLE RESULTS

Organochlorine Pesticides by EPA 8081B

Analyte	Result	Detection Limit	Reporting Limit	Units	Dilution	Spike Amount	Source Result	% REC	% REC Limits	RPD	RPD Limit	Notes
Batch 9120780 - EPA 3546/3640A (GPC)							**Sediment**					
Blank (9120780-BLK1)			Prepared: 12/05/19 08:35	Analyzed: 12/12/19 18:32								**C-05**
EPA 8081B												
2,4'-DDD	ND	0.909	1.82	ug/kg wet	1	---	---	---	---	---	---	
2,4'-DDE	ND	0.909	1.82	ug/kg wet	1	---	---	---	---	---	---	
2,4'-DDT	ND	0.909	1.82	ug/kg wet	1	---	---	---	---	---	---	
4,4'-DDD	ND	0.909	1.82	ug/kg wet	1	---	---	---	---	---	---	
4,4'-DDE	ND	0.909	1.82	ug/kg wet	1	---	---	---	---	---	---	
4,4'-DDT	ND	0.909	1.82	ug/kg wet	1	---	---	---	---	---	---	
Surr: 2,4,5,6-TCMX (Surr)			*Recovery: 61 %*	*Limits: 42-129 %*			*Dilution: 1x*					
Decachlorobiphenyl (Surr)			*105 %*	*55-130 %*			*"*					
LCS (9120780-BS1)			Prepared: 12/05/19 08:35	Analyzed: 12/12/19 18:50								**C-05**
EPA 8081B												
2,4'-DDD	46.8	1.00	2.00	ug/kg wet	1	50.0	---	94	50-150%	---	---	
2,4'-DDE	43.7	1.00	2.00	ug/kg wet	1	50.0	---	87	50-150%	---	---	
2,4'-DDT	51.4	1.00	2.00	ug/kg wet	1	50.0	---	103	50-150%	---	---	
4,4'-DDD	49.3	1.00	2.00	ug/kg wet	1	50.0	---	99	50-150%	---	---	
4,4'-DDE	48.4	1.00	2.00	ug/kg wet	1	50.0	---	97	50-150%	---	---	
4,4'-DDT	59.9	1.00	2.00	ug/kg wet	1	50.0	---	120	50-150%	---	---	
Surr: 2,4,5,6-TCMX (Surr)			*Recovery: 82 %*	*Limits: 42-129 %*			*Dilution: 1x*					
Decachlorobiphenyl (Surr)			*113 %*	*55-130 %*			*"*					
Matrix Spike (9120780-MS1)			Prepared: 12/05/19 08:35	Analyzed: 12/13/19 13:41								**C-05, H-08, R-04**
QC Source Sample: Non-SDG (A9I0890-17RE1)												
EPA 8081B												
2,4'-DDD	88.7	18.1	18.1	ug/kg dry	5	90.5	ND	98	50-150%	---	---	
2,4'-DDE	107	18.1	18.1	ug/kg dry	5	90.5	ND	118	50-150%	---	---	
2,4'-DDT	127	27.1	27.1	ug/kg dry	5	90.5	ND	141	50-150%	---	---	R-02
4,4'-DDD	91.2	9.05	18.1	ug/kg dry	5	90.5	ND	101	50-150%	---	---	
4,4'-DDE	107	9.05	18.1	ug/kg dry	5	90.5	ND	119	50-150%	---	---	
4,4'-DDT	129	25.3	25.3	ug/kg dry	5	90.5	ND	142	50-150%	---	---	R-02
Surr: 2,4,5,6-TCMX (Surr)			*Recovery: 114 %*	*Limits: 42-129 %*			*Dilution: 5x*					
Decachlorobiphenyl (Surr)			*138 %*	*55-130 %*			*"*					S-04

Apex Laboratories

The results in this report apply to the samples analyzed in accordance with the chain of custody document. This analytical report must be reproduced in its entirety.

Darwin Thomas, Business Development Director

Apex Laboratories, LLC

6700 S.W. Sandburg Street
Tigard, OR 97223
503-718-2323
EPA ID: OR01039

Anchor QEA, LLC	Project: **Gasco PreRD DG 2019 - 4a-b. DOC-CAP Testing Cores**	
6720 SW Macadam Ave. Suite 125	Project Number: **[none]**	**Report ID:**
Portland, OR 97219	Project Manager: **Ryan Barth**	**A9J0095 - 01 09 20 1410**

QUALITY CONTROL (QC) SAMPLE RESULTS

Organochlorine Pesticides by EPA 8081B

Analyte	Result	Detection Limit	Reporting Limit	Units	Dilution	Spike Amount	Source Result	% REC	% REC Limits	RPD	RPD Limit	Notes
Batch 9120780 - EPA 3546/3640A (GPC)							**Sediment**					
Matrix Spike Dup (9120780-MSD1)			Prepared: 12/05/19 08:36		Analyzed: 12/13/19 14:19							**C-05, H-08, R-04**
QC Source Sample: Non-SDG (A9I0890-17RE1)												
2,4'-DDD	83.5	18.2	18.2	ug/kg dry	5	91.1	ND	92	50-150%	6	35%	
2,4'-DDE	105	18.2	18.2	ug/kg dry	5	91.1	ND	115	50-150%	2	35%	
2,4'-DDT	123	27.3	27.3	ug/kg dry	5	91.1	ND	135	50-150%	3	35%	R-02
4,4'-DDD	88.2	9.11	18.2	ug/kg dry	5	91.1	ND	97	50-150%	3	30%	
4,4'-DDE	101	9.11	18.2	ug/kg dry	5	91.1	ND	111	50-150%	6	30%	
4,4'-DDT	118	25.5	25.5	ug/kg dry	5	91.1	ND	130	50-150%	8	30%	R-02
Surr: 2,4,5,6-TCMX (Surr)			*Recovery: 108 %*		*Limits: 42-129 %*				*Dilution: 5x*			
Decachlorobiphenyl (Surr)			*124 %*		*55-130 %*				*"*			

Apex Laboratories

The results in this report apply to the samples analyzed in accordance with the chain of custody document. This analytical report must be reproduced in its entirety.

Darwin Thomas, Business Development Director

Apex Laboratories, LLC

6700 S.W. Sandburg Street
Tigard, OR 97223
503-718-2323
EPA ID: OR01039

Anchor QEA, LLC	Project:	**Gasco PreRD DG 2019 - 4a-b. DOC-CAP Testing Cores**
6720 SW Macadam Ave. Suite 125	Project Number:	**[none]**
Portland, OR 97219	Project Manager:	**Ryan Barth**

Report ID:
A9J0095 - 01 09 20 1410

QUALITY CONTROL (QC) SAMPLE RESULTS

Polyaromatic Hydrocarbons (PAHs) by EPA 8270D

Analyte	Result	Detection Limit	Reporting Limit	Units	Dilution	Spike Amount	Source Result	% REC	% REC Limits	RPD	RPD Limit	Notes
Batch 9120480 - EPA 3546							**Sediment**					
Blank (9120480-BLK1)			Prepared: 12/04/19 10:11		Analyzed: 12/04/19 15:21							
EPA 8270D												
Acenaphthene	ND	1.14	2.27	ug/kg wet	1	---	---	---	---	---	---	
Acenaphthylene	ND	1.14	2.27	ug/kg wet	1	---	---	---	---	---	---	
Anthracene	ND	1.14	2.27	ug/kg wet	1	---	---	---	---	---	---	
Benz(a)anthracene	ND	1.14	2.27	ug/kg wet	1	---	---	---	---	---	---	
Benzo(a)pyrene	ND	1.14	2.27	ug/kg wet	1	---	---	---	---	---	---	
Benzo(b)fluoranthene	ND	1.14	2.27	ug/kg wet	1	---	---	---	---	---	---	
Benzo(k)fluoranthene	ND	1.14	2.27	ug/kg wet	1	---	---	---	---	---	---	
Benzo(g,h,i)perylene	ND	1.14	2.27	ug/kg wet	1	---	---	---	---	---	---	
Chrysene	ND	1.14	2.27	ug/kg wet	1	---	---	---	---	---	---	
Dibenz(a,h)anthracene	ND	1.14	2.27	ug/kg wet	1	---	---	---	---	---	---	
Fluoranthene	ND	1.14	2.27	ug/kg wet	1	---	---	---	---	---	---	
Fluorene	ND	1.14	2.27	ug/kg wet	1	---	---	---	---	---	---	
Indeno(1,2,3-cd)pyrene	ND	1.14	2.27	ug/kg wet	1	---	---	---	---	---	---	
2-Methylnaphthalene	ND	1.14	2.27	ug/kg wet	1	---	---	---	---	---	---	
Naphthalene	ND	1.14	2.27	ug/kg wet	1	---	---	---	---	---	---	
Phenanthrene	ND	1.14	2.27	ug/kg wet	1	---	---	---	---	---	---	
Pyrene	ND	1.14	2.27	ug/kg wet	1	---	---	---	---	---	---	
Surr: 2-Fluorobiphenyl (Surr)			*Recovery: 87 %*		*Limits: 44-115 %*			*Dilution: 1x*				
p-Terphenyl-d14 (Surr)			*95 %*		*54-127 %*			*"*				
LCS (9120480-BS1)			Prepared: 12/04/19 10:11		Analyzed: 12/04/19 15:53							
EPA 8270D												
Acenaphthene	16.8	1.25	2.50	ug/kg wet	1	20.0	---	84	40-122%	---	---	
Acenaphthylene	15.9	1.25	2.50	ug/kg wet	1	20.0	---	80	32-132%	---	---	
Anthracene	16.6	1.25	2.50	ug/kg wet	1	20.0	---	83	47-123%	---	---	
Benz(a)anthracene	16.7	1.25	2.50	ug/kg wet	1	20.0	---	84	49-126%	---	---	
Benzo(a)pyrene	18.2	1.25	2.50	ug/kg wet	1	20.0	---	91	45-129%	---	---	
Benzo(b)fluoranthene	18.0	1.25	2.50	ug/kg wet	1	20.0	---	90	45-132%	---	---	
Benzo(k)fluoranthene	17.7	1.25	2.50	ug/kg wet	1	20.0	---	88	47-132%	---	---	
Benzo(g,h,i)perylene	16.5	1.25	2.50	ug/kg wet	1	20.0	---	83	43-134%	---	---	
Chrysene	17.6	1.25	2.50	ug/kg wet	1	20.0	---	88	50-124%	---	---	
Dibenz(a,h)anthracene	17.0	1.25	2.50	ug/kg wet	1	20.0	---	85	45-134%	---	---	
Fluoranthene	17.7	1.25	2.50	ug/kg wet	1	20.0	---	89	50-127%	---	---	

Apex Laboratories

The results in this report apply to the samples analyzed in accordance with the chain of custody document. This analytical report must be reproduced in its entirety.

Darwin Thomas, Business Development Director

Apex Laboratories, LLC

6700 S.W. Sandburg Street
Tigard, OR 97223
503-718-2323
EPA ID: OR01039

Anchor QEA, LLC	Project: **Gasco PreRD DG 2019 - 4a-b. DOC-CAP Testing Cores**	
6720 SW Macadam Ave. Suite 125	Project Number: **[none]**	**Report ID:**
Portland, OR 97219	Project Manager: **Ryan Barth**	**A9J0095 - 01 09 20 1410**

QUALITY CONTROL (QC) SAMPLE RESULTS

Polyaromatic Hydrocarbons (PAHs) by EPA 8270D

Analyte	Result	Detection Limit	Reporting Limit	Units	Dilution	Spike Amount	Source Result	% REC	% REC Limits	RPD	RPD Limit	Notes
Batch 9120480 - EPA 3546							**Sediment**					
LCS (9120480-BS1)			Prepared: 12/04/19 10:11		Analyzed: 12/04/19 15:53							
Fluorene	16.1	1.25	2.50	ug/kg wet	1	20.0	---	81	43-125%	---	---	
Indeno(1,2,3-cd)pyrene	16.4	1.25	2.50	ug/kg wet	1	20.0	---	82	45-133%	---	---	
2-Methylnaphthalene	15.4	1.25	2.50	ug/kg wet	1	20.0	---	77	38-122%	---	---	
Naphthalene	17.5	1.25	2.50	ug/kg wet	1	20.0	---	87	35-123%	---	---	
Phenanthrene	17.4	1.25	2.50	ug/kg wet	1	20.0	---	87	50-121%	---	---	
Pyrene	16.9	1.25	2.50	ug/kg wet	1	20.0	---	84	47-127%	---	---	
Surr: 2-Fluorobiphenyl (Surr)			*Recovery: 90 %*		*Limits: 44-115 %*			*Dilution: 1x*				
p-Terphenyl-d14 (Surr)			*90 %*		*54-127 %*			*"*				
Matrix Spike (9120480-MS1)			Prepared: 12/04/19 10:11		Analyzed: 12/04/19 16:58							**H-08**
QC Source Sample: Non-SDG (A9I0890-17)												
EPA 8270D												
Acenaphthene	45600	2220	4440	ug/kg dry	1000	35.5	51300	**-15800**	**40-122%**	---	---	Q-11
Acenaphthylene	6170	2220	4440	ug/kg dry	1000	35.5	8710	**-7160**	**32-132%**	---	---	Q-11
Anthracene	40700	2220	4440	ug/kg dry	1000	35.5	45600	**-13600**	**47-123%**	---	---	Q-11
Benz(a)anthracene	38000	2220	4440	ug/kg dry	1000	35.5	44600	**-18400**	**49-126%**	---	---	Q-11
Benzo(a)pyrene	59000	2220	4440	ug/kg dry	1000	35.5	67300	**-23300**	**45-129%**	---	---	Q-11
Benzo(b)fluoranthene	49800	2220	4440	ug/kg dry	1000	35.5	58600	**-24900**	**45-132%**	---	---	Q-11
Benzo(k)fluoranthene	16900	2220	4440	ug/kg dry	1000	35.5	19600	**-7870**	**47-132%**	---	---	Q-11
Benzo(g,h,i)perylene	45900	2220	4440	ug/kg dry	1000	35.5	53200	**-20600**	**43-134%**	---	---	Q-11
Chrysene	50700	2220	4440	ug/kg dry	1000	35.5	58000	**-20600**	**50-124%**	---	---	Q-11
Dibenz(a,h)anthracene	4900	2220	4440	ug/kg dry	1000	35.5	5540	**-1780**	**45-134%**	---	---	Q-11
Fluoranthene	154000	2220	4440	ug/kg dry	1000	35.5	180000	**-73900**	**50-127%**	---	---	Q-11
Fluorene	28300	2220	4440	ug/kg dry	1000	35.5	31500	**-9020**	**43-125%**	---	---	Q-11
Indeno(1,2,3-cd)pyrene	39200	2220	4440	ug/kg dry	1000	35.5	45100	**-16500**	**45-133%**	---	---	Q-11
2-Methylnaphthalene	44200	2220	4440	ug/kg dry	1000	35.5	46900	**-7750**	**38-122%**	---	---	Q-11
Naphthalene	20000	2220	4440	ug/kg dry	1000	35.5	23600	**-10300**	**35-123%**	---	---	Q-11
Phenanthrene	211000	2220	4440	ug/kg dry	1000	35.5	243000	**-92100**	**50-121%**	---	---	Q-11
Pyrene	166000	2220	4440	ug/kg dry	1000	35.5	215000	**-136000**	**47-127%**	---	---	Q-11
Surr: 2-Fluorobiphenyl (Surr)			*Recovery: 125 %*		*Limits: 44-115 %*			*Dilution: 1000x*				S-05
p-Terphenyl-d14 (Surr)			*194 %*		*54-127 %*			*"*				S-05
Matrix Spike Dup (9120480-MSD1)			Prepared: 12/04/19 10:11		Analyzed: 12/04/19 17:31							**H-08**

Apex Laboratories

The results in this report apply to the samples analyzed in accordance with the chain of custody document. This analytical report must be reproduced in its entirety.

Darwin Thomas, Business Development Director

Apex Laboratories, LLC

6700 S.W. Sandburg Street
Tigard, OR 97223
503-718-2323
EPA ID: OR01039

Anchor QEA, LLC	Project:	**Gasco PreRD DG 2019 - 4a-b. DOC-CAP Testing Cores**
6720 SW Macadam Ave. Suite 125	Project Number:	**[none]**
Portland, OR 97219	Project Manager:	**Ryan Barth**

Report ID:
A9J0095 - 01 09 20 1410

QUALITY CONTROL (QC) SAMPLE RESULTS

Polyaromatic Hydrocarbons (PAHs) by EPA 8270D

Analyte	Result	Detection Limit	Reporting Limit	Units	Dilution	Spike Amount	Source Result	% REC	% REC Limits	RPD	RPD Limit	Notes
Batch 9120480 - EPA 3546							**Sediment**					
Matrix Spike Dup (9120480-MSD1)			Prepared: 12/04/19 10:11		Analyzed: 12/04/19 17:31							**H-08**
QC Source Sample: Non-SDG (A9I0890-17)												
Acenaphthene	51500	2210	4420	ug/kg dry	1000	35.4	51300	**690**	**40-122%**	12	30%	Q-11
Acenaphthylene	5910	2210	4420	ug/kg dry	1000	35.4	8710	**-7930**	**32-132%**	4	30%	Q-11
Anthracene	41400	2210	4420	ug/kg dry	1000	35.4	45600	**-11600**	**47-123%**	2	30%	Q-11
Benz(a)anthracene	38900	2210	4420	ug/kg dry	1000	35.4	44600	**-16000**	**49-126%**	2	30%	Q-11
Benzo(a)pyrene	59300	2210	4420	ug/kg dry	1000	35.4	67300	**-22600**	**45-129%**	0.5	30%	Q-11
Benzo(b)fluoranthene	50700	2210	4420	ug/kg dry	1000	35.4	58600	**-22300**	**45-132%**	2	30%	Q-11
Benzo(k)fluoranthene	17300	2210	4420	ug/kg dry	1000	35.4	19600	**-6690**	**47-132%**	3	30%	Q-11
Benzo(g,h,i)perylene	46500	2210	4420	ug/kg dry	1000	35.4	53200	**-19000**	**43-134%**	1	30%	Q-11
Chrysene	51600	2210	4420	ug/kg dry	1000	35.4	58000	**-18000**	**50-124%**	2	30%	Q-11
Dibenz(a,h)anthracene	4720	2210	4420	ug/kg dry	1000	35.4	5540	**-2300**	**45-134%**	4	30%	Q-11
Fluoranthene	159000	2210	4420	ug/kg dry	1000	35.4	180000	**-59100**	**50-127%**	3	30%	Q-11
Fluorene	31200	2210	4420	ug/kg dry	1000	35.4	31500	**-901**	**43-125%**	10	30%	Q-11
Indeno(1,2,3-cd)pyrene	39800	2210	4420	ug/kg dry	1000	35.4	45100	**-15000**	**45-133%**	1	30%	Q-11
2-Methylnaphthalene	51600	2210	4420	ug/kg dry	1000	35.4	46900	**13100**	**38-122%**	15	30%	Q-11
Naphthalene	23100	2210	4420	ug/kg dry	1000	35.4	23600	**-1370**	**35-123%**	15	30%	Q-11
Phenanthrene	222000	2210	4420	ug/kg dry	1000	35.4	243000	**-59900**	**50-121%**	5	30%	Q-11
Pyrene	180000	2210	4420	ug/kg dry	1000	35.4	215000	**-97200**	**47-127%**	8	30%	Q-11
Surr: 2-Fluorobiphenyl (Surr)			*Recovery: 145 %*		*Limits: 44-115 %*			*Dilution: 1000x*				S-05
p-Terphenyl-d14 (Surr)			*182 %*		*54-127 %*			*"*				S-05

Apex Laboratories

The results in this report apply to the samples analyzed in accordance with the chain of custody document. This analytical report must be reproduced in its entirety.

Darwin Thomas, Business Development Director

Apex Laboratories, LLC

6700 S.W. Sandburg Street
Tigard, OR 97223
503-718-2323
EPA ID: OR01039

Anchor QEA, LLC	Project: **Gasco PreRD DG 2019 - 4a-b. DOC-CAP Testing Cores**	
6720 SW Macadam Ave. Suite 125	Project Number: **[none]**	**Report ID:**
Portland, OR 97219	Project Manager: **Ryan Barth**	**A9J0095 - 01 09 20 1410**

QUALITY CONTROL (QC) SAMPLE RESULTS

Demand Parameters

Analyte	Result	Detection Limit	Reporting Limit	Units	Dilution	Spike Amount	Source Result	% REC	% REC Limits	RPD	RPD Limit	Notes
Batch 9120591 - PSEP-5310B TOC							**Soil**					
Blank (9120591-BLK1)			Prepared: 12/05/19 11:39		Analyzed: 12/12/19 10:51							
SM 5310 B MOD												
Total Organic Carbon	ND	---	0.020	% by Weight	1	---	---	---	---	---	---	
LCS (9120591-BS1)			Prepared: 12/05/19 11:39		Analyzed: 12/12/19 10:59							
SM 5310 B MOD												
Total Organic Carbon	10000	---		mg/kg	1	10000	---	104	90-110%	---	---	
Duplicate (9120591-DUP1)			Prepared: 12/05/19 11:39		Analyzed: 12/12/19 12:38							
QC Source Sample: Non-SDG (A9I0890-17)												
Total Organic Carbon	**5.8**	---	0.020	% by Weight	1	---	5.6	---	---	3	20%	
Duplicate (9120591-DUP2)			Prepared: 12/05/19 11:39		Analyzed: 12/12/19 16:38							
QC Source Sample: Non-SDG (A9J0033-50)												
Total Organic Carbon	**3.3**	---	0.020	% by Weight	1	---	3.5	---	---	6	20%	
Duplicate (9120591-DUP3)			Prepared: 12/05/19 11:39		Analyzed: 12/12/19 18:00							
QC Source Sample: PDI-046SC-A-01-02-191001 (A9J0095-02)												
SM 5310 B MOD												
Total Organic Carbon	**0.13**	---	0.020	% by Weight	1	---	0.23	---	---	**56**	**20%**	Q-17
Duplicate (9120591-DUP4)			Prepared: 12/05/19 11:39		Analyzed: 12/13/19 12:00							
QC Source Sample: Non-SDG (A9J0096-23)												
Total Organic Carbon	**0.40**	---	0.020	% by Weight	1	---	0.34	---	---	17	20%	
Duplicate (9120591-DUP5)			Prepared: 12/05/19 11:39		Analyzed: 12/13/19 14:12							
QC Source Sample: Non-SDG (A9J0353-41RE1)												
Total Organic Carbon	**0.30**	---	0.020	% by Weight	1	---	0.18	---	---	**50**	**20%**	Q-04
Duplicate (9120591-DUP6)			Prepared: 12/05/19 11:39		Analyzed: 12/13/19 16:50							
QC Source Sample: Non-SDG (A9J0463-39)												
Total Organic Carbon	**0.58**	---	0.020	% by Weight	1	---	0.56	---	---	4	20%	

Apex Laboratories

The results in this report apply to the samples analyzed in accordance with the chain of custody document. This analytical report must be reproduced in its entirety.

Darwin Thomas, Business Development Director

Apex Laboratories, LLC

6700 S.W. Sandburg Street
Tigard, OR 97223
503-718-2323
EPA ID: OR01039

Anchor QEA, LLC	Project: **Gasco PreRD DG 2019 - 4a-b. DOC-CAP Testing Cores**	
6720 SW Macadam Ave. Suite 125	Project Number: **[none]**	**Report ID:**
Portland, OR 97219	Project Manager: **Ryan Barth**	**A9J0095 - 01 09 20 1410**

QUALITY CONTROL (QC) SAMPLE RESULTS

Solid and Moisture Determinations

Analyte	Result	Detection Limit	Reporting Limit	Units	Dilution	Spike Amount	Source Result	% REC	% REC Limits	RPD	RPD Limit	Notes
Batch 9120502 - Total Solids (SM2540G/PSEP)							**Sediment**					
Duplicate (9120502-DUP1)			Prepared: 12/06/19 17:00		Analyzed: 12/09/19 17:14							
QC Source Sample: PDI-046SC-A-01-02-191001 (A9J0095-02)												
SM 2540 G												
Total Solids	**76.2**	1.00	1.00	% by Weight	1	---	76.5	---	---	0.4	10%	

Apex Laboratories

The results in this report apply to the samples analyzed in accordance with the chain of custody document. This analytical report must be reproduced in its entirety.

Darwin Thomas, Business Development Director

Apex Laboratories, LLC

6700 S.W. Sandburg Street
Tigard, OR 97223
503-718-2323
EPA ID: OR01039

Anchor QEA, LLC	Project: **Gasco PreRD DG 2019 - 4a-b. DOC-CAP Testing Cores**	
6720 SW Macadam Ave. Suite 125	Project Number: **[none]**	**Report ID:**
Portland, OR 97219	Project Manager: **Ryan Barth**	**A9J0095 - 01 09 20 1410**

SAMPLE PREPARATION INFORMATION

Polychlorinated Biphenyls by EPA 8082A

Prep: EPA 3546

Lab Number	Matrix	Method	Sampled	Prepared	Sample Initial/Final	Default Initial/Final	RL Prep Factor
Batch: 9120536							
A9J0095-32	Sediment	EPA 8082A	10/01/19 13:56	12/05/19 07:06	30.7g/2mL	30g/2mL	0.98
A9J0095-33	Sediment	EPA 8082A	10/01/19 13:56	12/05/19 07:06	30.37g/2mL	30g/2mL	0.99
Batch: 9120609							
A9J0095-02	Sediment	EPA 8082A	10/01/19 08:38	12/06/19 10:18	30.17g/2mL	30g/2mL	0.99
A9J0095-03	Sediment	EPA 8082A	10/01/19 08:38	12/06/19 10:18	30.54g/2mL	30g/2mL	0.98
A9J0095-14RE1	Sediment	EPA 8082A	10/01/19 10:32	12/06/19 10:18	30.86g/2mL	30g/2mL	0.97
A9J0095-15	Sediment	EPA 8082A	10/01/19 10:32	12/06/19 10:18	30.66g/2mL	30g/2mL	0.98

Organochlorine Pesticides by EPA 8081B

Prep: EPA 3546/3640A (GPC)

Lab Number	Matrix	Method	Sampled	Prepared	Sample Initial/Final	Default Initial/Final	RL Prep Factor
Batch: 9120780							
A9J0095-02RE1	Sediment	EPA 8081B	10/01/19 08:38	12/05/19 08:35	10.05g/10mL	10g/5mL	1.99
A9J0095-03RE1	Sediment	EPA 8081B	10/01/19 08:38	12/05/19 08:35	10.32g/10mL	10g/5mL	1.94
A9J0095-14RE1	Sediment	EPA 8081B	10/01/19 10:32	12/05/19 08:35	10.07g/10mL	10g/5mL	1.99
A9J0095-15RE1	Sediment	EPA 8081B	10/01/19 10:32	12/05/19 08:35	10.29g/10mL	10g/5mL	1.94
A9J0095-32RE1	Sediment	EPA 8081B	10/01/19 13:56	12/05/19 08:35	10.79g/10mL	10g/5mL	1.85
A9J0095-33RE1	Sediment	EPA 8081B	10/01/19 13:56	12/05/19 08:35	10.61g/10mL	10g/5mL	1.89

Polyaromatic Hydrocarbons (PAHs) by EPA 8270D

Prep: EPA 3546

Lab Number	Matrix	Method	Sampled	Prepared	Sample Initial/Final	Default Initial/Final	RL Prep Factor
Batch: 9120480							
A9J0095-02	Sediment	EPA 8270D	10/01/19 08:38	12/04/19 10:11	10.61g/5mL	10g/5mL	0.94
A9J0095-03	Sediment	EPA 8270D	10/01/19 08:38	12/04/19 10:11	10.79g/5mL	10g/5mL	0.93
A9J0095-14	Sediment	EPA 8270D	10/01/19 10:32	12/04/19 10:11	10.41g/5mL	10g/5mL	0.96
A9J0095-15	Sediment	EPA 8270D	10/01/19 10:32	12/04/19 10:11	10.95g/5mL	10g/5mL	0.91
A9J0095-32	Sediment	EPA 8270D	10/01/19 13:56	12/04/19 10:11	10.53g/5mL	10g/5mL	0.95
A9J0095-33RE1	Sediment	EPA 8270D	10/01/19 13:56	12/04/19 10:11	10.28g/5mL	10g/5mL	0.97

Demand Parameters

Prep: PSEP-5310B TOC

Lab Number	Matrix	Method	Sampled	Prepared	Sample Initial/Final	Default Initial/Final	RL Prep Factor

Apex Laboratories

The results in this report apply to the samples analyzed in accordance with the chain of custody document. This analytical report must be reproduced in its entirety.

Darwin Thomas, Business Development Director

Apex Laboratories, LLC

6700 S.W. Sandburg Street
Tigard, OR 97223
503-718-2323
EPA ID: OR01039

Anchor QEA, LLC	Project: **Gasco PreRD DG 2019 - 4a-b. DOC-CAP Testing Cores**	
6720 SW Macadam Ave. Suite 125	Project Number: **[none]**	**Report ID:**
Portland, OR 97219	Project Manager: **Ryan Barth**	**A9J0095 - 01 09 20 1410**

SAMPLE PREPARATION INFORMATION

Demand Parameters

Prep: PSEP-5310B TOC

Lab Number	Matrix	Method	Sampled	Prepared	Sample Initial/Final	Default Initial/Final	RL Prep Factor
Batch: 9120591							
A9J0095-02RE1	Sediment	SM 5310 B MOD	10/01/19 08:38	12/05/19 11:39			NA
A9J0095-03	Sediment	SM 5310 B MOD	10/01/19 08:38	12/05/19 11:39			NA
A9J0095-14	Sediment	SM 5310 B MOD	10/01/19 10:32	12/05/19 11:39			NA
A9J0095-15	Sediment	SM 5310 B MOD	10/01/19 10:32	12/05/19 11:39			NA
A9J0095-32	Sediment	SM 5310 B MOD	10/01/19 13:56	12/05/19 11:39			NA
A9J0095-33	Sediment	SM 5310 B MOD	10/01/19 13:56	12/05/19 11:39			NA

Solid and Moisture Determinations

Prep: Total Solids (SM2540G/PSEP)

Lab Number	Matrix	Method	Sampled	Prepared	Sample Initial/Final	Default Initial/Final	RL Prep Factor
Batch: 9120502							
A9J0095-02	Sediment	SM 2540 G	10/01/19 08:38	12/06/19 17:00			NA
A9J0095-03	Sediment	SM 2540 G	10/01/19 08:38	12/06/19 17:00			NA
A9J0095-14	Sediment	SM 2540 G	10/01/19 10:32	12/06/19 17:00			NA
A9J0095-15	Sediment	SM 2540 G	10/01/19 10:32	12/06/19 17:00			NA
A9J0095-32	Sediment	SM 2540 G	10/01/19 13:56	12/06/19 17:00			NA
A9J0095-33	Sediment	SM 2540 G	10/01/19 13:56	12/06/19 17:00			NA

Apex Laboratories

The results in this report apply to the samples analyzed in accordance with the chain of custody document. This analytical report must be reproduced in its entirety.

Darwin Thomas, Business Development Director

Apex Laboratories, LLC

6700 S.W. Sandburg Street
Tigard, OR 97223
503-718-2323
EPA ID: OR01039

Anchor QEA, LLC	Project: **Gasco PreRD DG 2019 - 4a-b. DOC-CAP Testing Cores**	
6720 SW Macadam Ave. Suite 125	Project Number: **[none]**	**Report ID:**
Portland, OR 97219	Project Manager: **Ryan Barth**	**A9J0095 - 01 09 20 1410**

QUALIFIER DEFINITIONS

Client Sample and Quality Control (QC) Sample Qualifier Definitions:

Apex Laboratories

C-05	Extract has undergone a GPC (Gel-Permeation Chromatography) cleanup per EPA 3640A. Reporting levels may be raised due to dilution necessary for cleanup. Sample Final Volume includes the GPC dilution factor, see the Prep page for details.
C-07	Extract has undergone Sulfuric Acid Cleanup by EPA 3665A, Sulfur Cleanup by EPA 3660B, and Florisil Cleanup by EPA 3620B in order to minimize matrix interference.
H-08	Sample hold time extended by freezing at -18 degrees C. Total time at 4 degrees C was less than the standard hold time.
J	Estimated Result. Result detected below the lowest point of the calibration curve, but above the specified MDL.
M-05	Estimated results. Peak separation for structural isomers is insufficient for accurate quantification.
P-10	Result estimated due to the presence of multiple PCB Aroclors and/or matrix interference.
P-11	Result estimated. Secondary column confirmation does not meet method criteria due to matrix interference.
Q-01	Spike recovery and/or RPD is outside acceptance limits.
Q-04	Spike recovery and/or RPD is outside control limits due to a non-homogeneous sample matrix.
Q-11	Spike recovery cannot be accurately quantified due to sample dilution required for high analyte concentration and/or matrix interference.
Q-17	RPD between original and duplicate sample is outside of established control limits.
R-02	The Reporting Limit for this analyte has been raised to account for interference from coeluting organic compounds present in the sample.
R-04	Reporting levels elevated due to preparation and/or analytical dilution necessary for analysis.
S-01	Surrogate recovery for this sample is not available due to sample dilution required from high analyte concentration and/or matrix interference.
S-04	Surrogate recovery is outside of established control limits due to a sample matrix effect.
S-05	Surrogate recovery is estimated due to sample dilution required for high analyte concentration and/or matrix interference.

Apex Laboratories

The results in this report apply to the samples analyzed in accordance with the chain of custody document. This analytical report must be reproduced in its entirety.

Darwin Thomas, Business Development Director

Apex Laboratories, LLC

6700 S.W. Sandburg Street
Tigard, OR 97223
503-718-2323
EPA ID: OR01039

Anchor QEA, LLC	Project: **Gasco PreRD DG 2019 - 4a-b. DOC-CAP Testing Cores**	
6720 SW Macadam Ave. Suite 125	Project Number: **[none]**	**Report ID:**
Portland, OR 97219	Project Manager: **Ryan Barth**	**A9J0095 - 01 09 20 1410**

REPORTING NOTES AND CONVENTIONS:

Abbreviations:

DET Analyte DETECTED at or above the detection or reporting limit.

ND Analyte NOT DETECTED at or above the detection or reporting limit.

NR Result Not Reported

RPD Relative Percent Difference. RPDs for Matrix Spikes and Matrix Spike Duplicates are based on concentration, not recovery.

Detection Limits: Limit of Detection (LOD)

Limits of Detection (LODs) are normally set at a level of one half the validated Limit of Quantitation (LOQ).
If no value is listed ('-----'), then the data has not been evaluated below the Reporting Limit.

Reporting Limits: Limit of Quantitation (LOQ)

Validated Limits of Quantitation (LOQs) are reported as the Reporting Limits for all analyses where the LOQ, MRL, PQL or CRL are requested. The LOQ represents a level at or above the low point of the calibration curve, that has been validated according to Apex Laboratories' comprehensive LOQ policies and procedures.

Reporting Conventions:

Basis: Results for soil samples are generally reported on a 100% dry weight basis.
The Result Basis is listed following the units as " dry", " wet", or " " (blank) designation.

" dry" Sample results and Reporting Limits are reported on a dry weight basis. (i.e. "ug/kg dry")
See Percent Solids section for details of dry weight analysis.

" wet" Sample results and Reporting Limits for this analysis are normally dry weight corrected, but have not been modified in this case.

" " Results without 'wet' or 'dry' designation are not normally dry weight corrected. These results are considered 'As Received'.

QC Source:

In cases where there is insufficient sample provided for Sample Duplicates and/or Matrix Spikes, a Lab Control Sample Duplicate (LCS Dup) may be analyzed to demonstrate accuracy and precision of the extraction batch.

Non-Client Batch QC Samples (Duplicates and Matrix Spike/Duplicates) may not be included in this report. Please request a Full QC report if this data is required.

Miscellaneous Notes:

" --- " QC results are not applicable. For example, % Recoveries for Blanks and Duplicates, % RPD for Blanks, Blank Spikes and Matrix Spikes, etc.

" *** " Used to indicate a possible discrepancy with the Sample and Sample Duplicate results when the %RPD is not available. In this case, either the Sample or the Sample Duplicate has a reportable result for this analyte, while the other is Non Detect (ND).

Blanks:

Standard practice is to evaluate the results from Blank QC Samples down to a level equal to ½ the Reporting Limit (RL).
-For Blank hits falling between ½ the RL and the RL (J flagged hits), the associated sample and QC data will receive a 'B-02' qualifier.
-For Blank hits above the RL, the associated sample and QC data will receive a 'B' qualifier, per Apex Laboratories' Blank Policy.
For further details, please request a copy of this document.

Apex Laboratories

The results in this report apply to the samples analyzed in accordance with the chain of custody document. This analytical report must be reproduced in its entirety.

Darwin Thomas, Business Development Director

Apex Laboratories, LLC

6700 S.W. Sandburg Street
Tigard, OR 97223
503-718-2323
EPA ID: OR01039

Anchor QEA, LLC	Project: **Gasco PreRD DG 2019 - 4a-b. DOC-CAP Testing Cores**	
6720 SW Macadam Ave. Suite 125	Project Number: **[none]**	**Report ID:**
Portland, OR 97219	Project Manager: **Ryan Barth**	**A9J0095 - 01 09 20 1410**

REPORTING NOTES AND CONVENTIONS (Cont.):

Blanks (Cont.):

Sample results flagged with a 'B' or 'B-02' qualifier are potentially biased high if the sample results are less than ten times the level found in the blank for inorganic analyses, or less than five times the level found in the blank for organic analyses.

'B' and 'B-02' qualifications are only applied to sample results detected above the Reporting Level.

Preparation Notes:

Mixed Matrix Samples:

Water Samples:

Water samples containing significant amounts of sediment are decanted or separated prior to extraction, and only the water portion analyzed, unless otherwise directed by the client.

Soil and Sediment Samples:

Soil and Sediment samples containing significant amounts of water are decanted prior to extraction, and only the solid portion analyzed, unless otherwise directed by the client.

Sampling and Preservation Notes:

Certain regulatory programs, such as National Pollutant Discharge Elimination System (NPDES), require that activities such as sample filtration (for dissolved metals, orthophosphate, hexavalent chromium, etc.) and testing of short hold analytes (pH, Dissolved Oxygen, etc.) be performed in the field (on-site) within a short time window. In addition, sample matrix spikes are required for some analyses, and sufficient volume must be provided, and billable site specific QC requested, if this is required. All regulatory permits should be reviewed to ensure that these requirements are being met.

Data users should be aware of which regulations pertain to the samples they submit for testing. If related sample collection activities are not approved for a particular regulatory program, results should be considered estimates. Apex Laboratories will qualify these analytes according to the most stringent requirements, however results for samples that are for non-regulatory purposes may be acceptable.

Samples that have been filtered and preserved at Apex Laboratories per client request are listed in the preparation section of the report with the date and time of filtration listed.

Apex Laboratories maintains detailed records on sample receipt, including client label verification, cooler temperature, sample preservation, hold time compliance and field filtration. Data is qualified as necessary, and the lack of qualification indicates compliance with required parameters.

Apex Laboratories

The results in this report apply to the samples analyzed in accordance with the chain of custody document. This analytical report must be reproduced in its entirety.

Darwin Thomas, Business Development Director

Apex Laboratories, LLC

6700 S.W. Sandburg Street
Tigard, OR 97223
503-718-2323
EPA ID: OR01039

Anchor QEA, LLC	Project: **Gasco PreRD DG 2019 - 4a-b. DOC-CAP Testing Cores**	
6720 SW Macadam Ave. Suite 125	Project Number: **[none]**	**Report ID:**
Portland, OR 97219	Project Manager: **Ryan Barth**	**A9J0095 - 01 09 20 1410**

LABORATORY ACCREDITATION INFORMATION

TNI Certification ID: OR100062 (Primary Accreditation) - EPA ID: OR01039

All methods and analytes reported from work performed at Apex Laboratories are included on Apex Laboratories' ORELAP Scope of Certification, with the exception of any analyte(s) listed below:

Apex Laboratories

Matrix	Analysis	TNI_ID	Analyte	TNI_ID	Accreditation

All reported analytes are included in Apex Laboratories' current ORELAP scope.

Secondary Accreditations

Apex Laboratories also maintains reciprocal accreditation with non-TNI states (Washington DOE), as well as other state specific accreditations not listed here.

Subcontract Laboratory Accreditations

Subcontracted data falls outside of Apex Laboratories' Scope of Accreditation.
Please see the Subcontract Laboratory report for full details, or contact your Project Manager for more information.

Field Testing Parameters

Results for Field Tested data are provded by the client or sampler, and fall outside of Apex Laboratories' Scope of Accreditation.

Apex Laboratories

The results in this report apply to the samples analyzed in accordance with the chain of custody document. This analytical report must be reproduced in its entirety.

Darwin Thomas, Business Development Director

Apex Laboratories, LLC

6700 S.W. Sandburg Street
Tigard, OR 97223
503-718-2323
EPA ID: OR01039

Anchor QEA, LLC	Project: **Gasco PreRD DG 2019 - 4a-b. DOC-CAP Testing Cores**	
6720 SW Macadam Ave. Suite 125	Project Number: **[none]**	**Report ID:**
Portland, OR 97219	Project Manager: **Ryan Barth**	**A9J0095 - 01 09 20 1410**

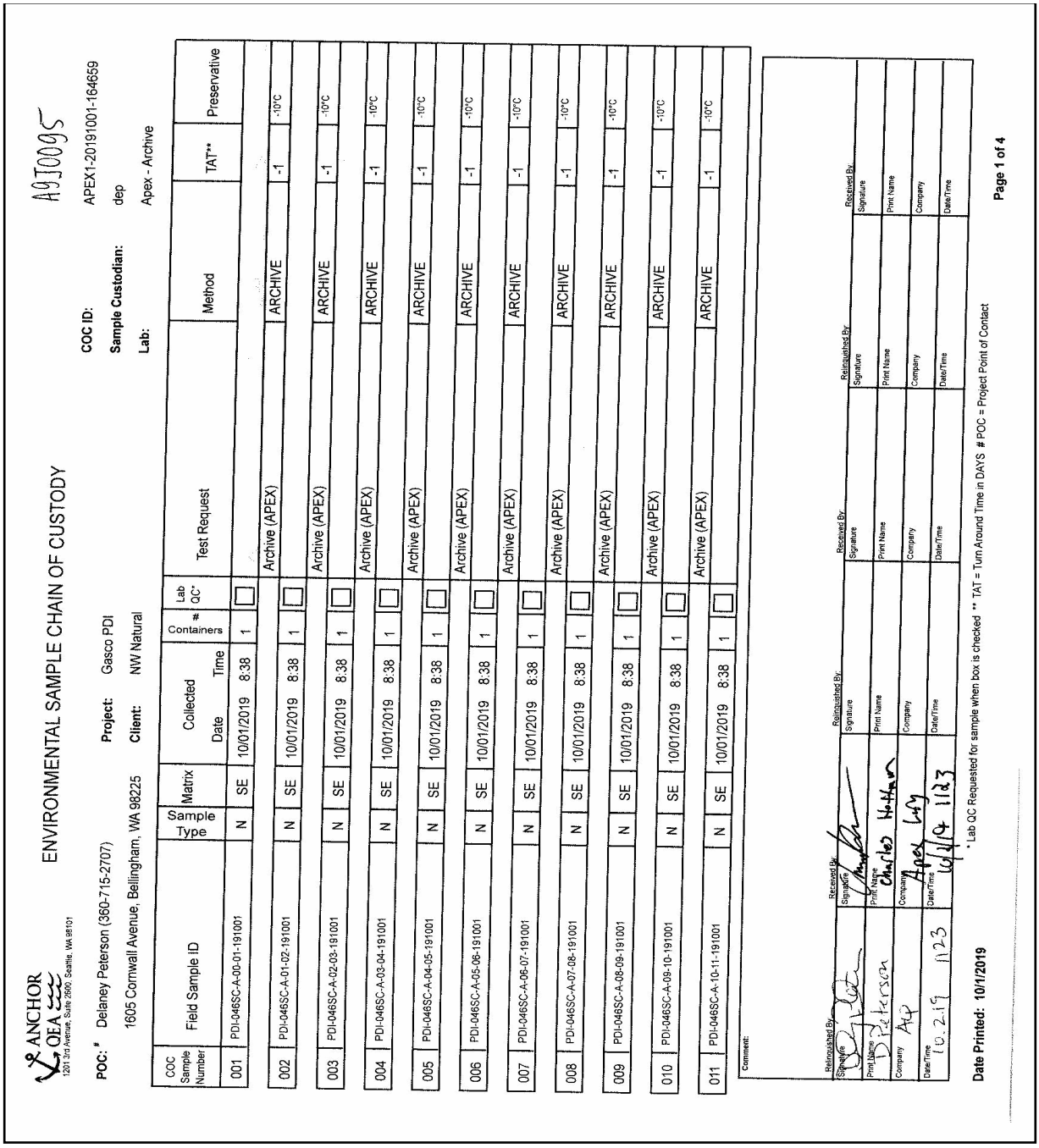

ENVIRONMENTAL SAMPLE CHAIN OF CUSTODY

A9J0095

ANCHOR QEA
1201 3rd Avenue, Suite 2500, Seattle, WA 98101

POC:* Delaney Peterson (360-715-2707)
1605 Cornwall Avenue, Bellingham, WA 98225

Project: Gasco PDI
Client: NW Natural

COC ID: APEX1-20191001-164659
Sample Custodian: dep
Lab: Apex - Archive

COC Sample Number	Field Sample ID	Sample Type	Matrix	Collected Date	Collected Time	Containers #	Lab QC*	Test Request	Method	TAT**	Preservative
001	PDI-046SC-A-00-01-191001	N	SE	10/01/2019	8:38	1	☐	Archive (APEX)	ARCHIVE	-1	-10°C
002	PDI-046SC-A-01-02-191001	N	SE	10/01/2019	8:38	1	☐	Archive (APEX)	ARCHIVE	-1	-10°C
003	PDI-046SC-A-02-03-191001	N	SE	10/01/2019	8:38	1	☐	Archive (APEX)	ARCHIVE	-1	-10°C
004	PDI-046SC-A-03-04-191001	N	SE	10/01/2019	8:38	1	☐	Archive (APEX)	ARCHIVE	-1	-10°C
005	PDI-046SC-A-04-05-191001	N	SE	10/01/2019	8:38	1	☐	Archive (APEX)	ARCHIVE	-1	-10°C
006	PDI-046SC-A-05-06-191001	N	SE	10/01/2019	8:38	1	☐	Archive (APEX)	ARCHIVE	-1	-10°C
007	PDI-046SC-A-06-07-191001	N	SE	10/01/2019	8:38	1	☐	Archive (APEX)	ARCHIVE	-1	-10°C
008	PDI-046SC-A-07-08-191001	N	SE	10/01/2019	8:38	1	☐	Archive (APEX)	ARCHIVE	-1	-10°C
009	PDI-046SC-A-08-09-191001	N	SE	10/01/2019	8:38	1	☐	Archive (APEX)	ARCHIVE	-1	-10°C
010	PDI-046SC-A-09-10-191001	N	SE	10/01/2019	8:38	1	☐	Archive (APEX)	ARCHIVE	-1	-10°C
011	PDI-046SC-A-10-11-191001	N	SE	10/01/2019	8:38	1	☐	Archive (APEX)	ARCHIVE	-1	-10°C

Comment:

Relinquished By	Received By	Relinquished By	Received By	Relinquished By	Received By
Signature	Signature	Signature	Signature	Signature	Signature
Print Name D Peterson	Print Name Charles Hathaway	Print Name	Print Name	Print Name	Print Name
Company AQ	Company Apex Lab	Company	Company	Company	Company
Date/Time 10.2.19 1123	Date/Time 10/1/19 1123	Date/Time	Date/Time	Date/Time	Date/Time

* Lab QC Requested for sample when box is checked ** TAT = Turn Around Time in DAYS # POC = Project Point of Contact

Date Printed: 10/1/2019

Page 1 of 4

Apex Laboratories

The results in this report apply to the samples analyzed in accordance with the chain of custody document. This analytical report must be reproduced in its entirety.

Darwin Thomas, Business Development Director

Apex Laboratories, LLC

6700 S.W. Sandburg Street
Tigard, OR 97223
503-718-2323
EPA ID: OR01039

Anchor QEA, LLC	Project: **Gasco PreRD DG 2019 - 4a-b. DOC-CAP Testing Cores**	
6720 SW Macadam Ave. Suite 125	Project Number: **[none]**	**Report ID:**
Portland, OR 97219	Project Manager: **Ryan Barth**	**A9J0095 - 01 09 20 1410**

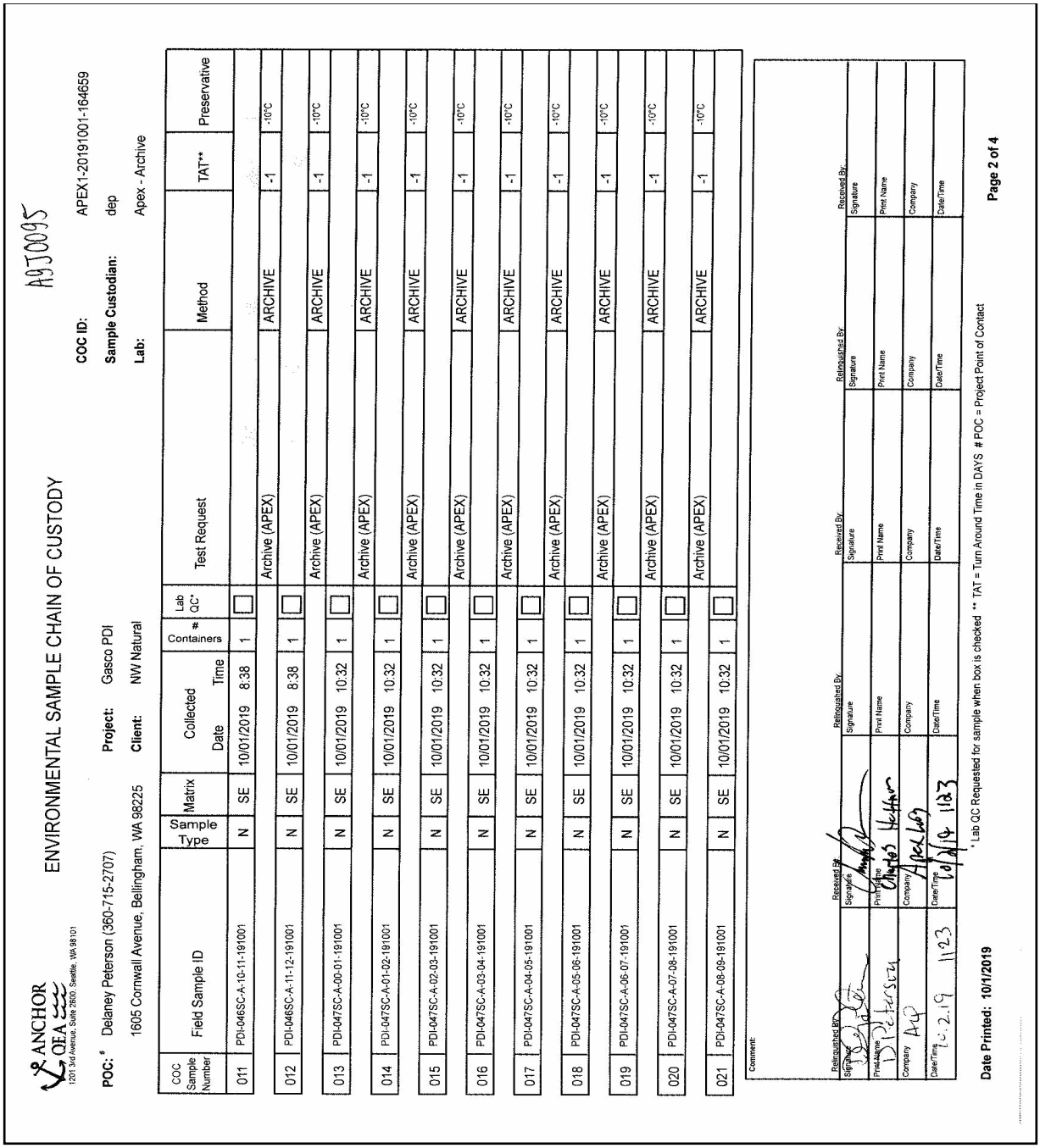

ENVIRONMENTAL SAMPLE CHAIN OF CUSTODY

A9J0095

ANCHOR QEA
1201 3rd Avenue, Suite 2600, Seattle, WA 98101

COC ID: APEX1-20191001-164659
Sample Custodian: dep
Lab: Apex - Archive

POC: # Delaney Peterson (360-715-2707)
Project: Gasco PDI
Client: NW Natural
1605 Cornwall Avenue, Bellingham, WA 98225

COC Sample Number	Field Sample ID	Sample Type	Matrix	Collected Date	Collected Time	# Containers	Lab QC*	Test Request	Method	TAT**	Preservative
011	PDI-046SC-A-10-11-191001	N	SE	10/01/2019	8:38	1	☐	Archive (APEX)	ARCHIVE	-1	-10°C
012	PDI-046SC-A-11-12-191001	N	SE	10/01/2019	8:38	1	☐	Archive (APEX)	ARCHIVE	-1	-10°C
013	PDI-047SC-A-00-01-191001	N	SE	10/01/2019	10:32	1	☐	Archive (APEX)	ARCHIVE	-1	-10°C
014	PDI-047SC-A-01-02-191001	N	SE	10/01/2019	10:32	1	☐	Archive (APEX)	ARCHIVE	-1	-10°C
015	PDI-047SC-A-02-03-191001	N	SE	10/01/2019	10:32	1	☐	Archive (APEX)	ARCHIVE	-1	-10°C
016	PDI-047SC-A-03-04-191001	N	SE	10/01/2019	10:32	1	☐	Archive (APEX)	ARCHIVE	-1	-10°C
017	PDI-047SC-A-04-05-191001	N	SE	10/01/2019	10:32	1	☐	Archive (APEX)	ARCHIVE	-1	-10°C
018	PDI-047SC-A-05-06-191001	N	SE	10/01/2019	10:32	1	☐	Archive (APEX)	ARCHIVE	-1	-10°C
019	PDI-047SC-A-06-07-191001	N	SE	10/01/2019	10:32	1	☐	Archive (APEX)	ARCHIVE	-1	-10°C
020	PDI-047SC-A-07-08-191001	N	SE	10/01/2019	10:32	1	☐	Archive (APEX)	ARCHIVE	-1	-10°C
021	PDI-047SC-A-08-09-191001	N	SE	10/01/2019	10:32	1	☐	Archive (APEX)	ARCHIVE	-1	-10°C

Comment:

Relinquished By:	Received By:	Relinquished By:	Received By:	Relinquished By:	Received By:
Signature	Signature	Signature	Signature	Signature	Signature
Print Name	Print Name	Print Name	Print Name	Print Name	Print Name
Company	Company	Company	Company	Company	Company
Date/Time	Date/Time	Date/Time	Date/Time	Date/Time	Date/Time

Date Printed: 10/1/2019

* Lab QC Requested for sample when box is checked ** TAT = Turn Around Time in DAYS # POC = Project Point of Contact

Page 2 of 4

Apex Laboratories

The results in this report apply to the samples analyzed in accordance with the chain of custody document. This analytical report must be reproduced in its entirety.

Darwin Thomas, Business Development Director

Apex Laboratories, LLC

6700 S.W. Sandburg Street
Tigard, OR 97223
503-718-2323
EPA ID: OR01039

Anchor QEA, LLC	Project:	**Gasco PreRD DG 2019 - 4a-b. DOC-CAP Testing Cores**
6720 SW Macadam Ave. Suite 125	Project Number:	**[none]**
Portland, OR 97219	Project Manager:	**Ryan Barth**

Report ID:
A9J0095 - 01 09 20 1410

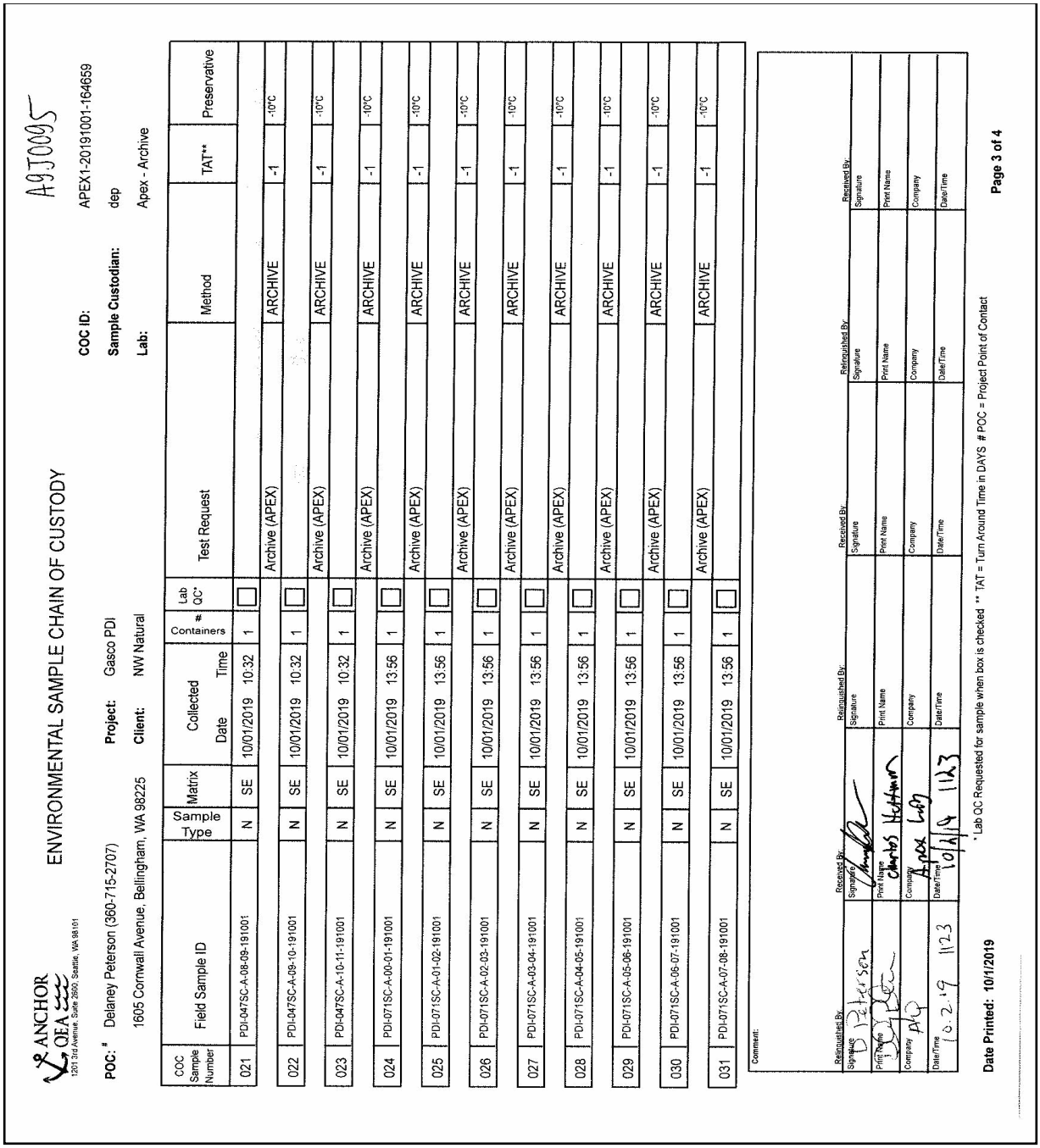

ENVIRONMENTAL SAMPLE CHAIN OF CUSTODY

ANCHOR QEA
1201 3rd Avenue, Suite 2600, Seattle, WA 98101

A9J0095

POC: # Delaney Peterson (360-715-2707)
1605 Cornwall Avenue, Bellingham, WA 98225
Project: Gasco PDI
Client: NW Natural
COC ID: APEX1-20191001-164659
Sample Custodian: dep
Lab: Apex - Archive

COC Sample Number	Field Sample ID	Sample Type	Matrix	Collected Date	Collected Time	# Containers	Lab QC*	Test Request	Method	TAT**	Preservative
021	PDI-047SC-A-08-09-191001	N	SE	10/01/2019	10:32	1	☐	Archive (APEX)	ARCHIVE	-1	-10°C
022	PDI-047SC-A-09-10-191001	N	SE	10/01/2019	10:32	1	☐	Archive (APEX)	ARCHIVE	-1	-10°C
023	PDI-047SC-A-10-11-191001	N	SE	10/01/2019	10:32	1	☐	Archive (APEX)	ARCHIVE	-1	-10°C
024	PDI-071SC-A-00-01-191001	N	SE	10/01/2019	13:56	1	☐	Archive (APEX)	ARCHIVE	-1	-10°C
025	PDI-071SC-A-01-02-191001	N	SE	10/01/2019	13:56	1	☐	Archive (APEX)	ARCHIVE	-1	-10°C
026	PDI-071SC-A-02-03-191001	N	SE	10/01/2019	13:56	1	☐	Archive (APEX)	ARCHIVE	-1	-10°C
027	PDI-071SC-A-03-04-191001	N	SE	10/01/2019	13:56	1	☐	Archive (APEX)	ARCHIVE	-1	-10°C
028	PDI-071SC-A-04-05-191001	N	SE	10/01/2019	13:56	1	☐	Archive (APEX)	ARCHIVE	-1	-10°C
029	PDI-071SC-A-05-06-191001	N	SE	10/01/2019	13:56	1	☐	Archive (APEX)	ARCHIVE	-1	-10°C
030	PDI-071SC-A-06-07-191001	N	SE	10/01/2019	13:56	1	☐	Archive (APEX)	ARCHIVE	-1	-10°C
031	PDI-071SC-A-07-08-191001	N	SE	10/01/2019	13:56	1	☐	Archive (APEX)	ARCHIVE	-1	-10°C

Comment:

Relinquished By:	Received By:	Relinquished By:	Received By:	Relinquished By:	Received By:
Signature: D Peterson	Signature:	Signature:	Signature:	Signature:	Signature:
Print Name: D Peterson	Print Name: Charles Hoffman	Print Name:	Print Name:	Print Name:	Print Name:
Company: AQ	Company: Apex Lab	Company:	Company:	Company:	Company:
Date/Time: 10.2.19 1123	Date/Time: 10/4/19 1123	Date/Time:	Date/Time:	Date/Time:	Date/Time:

* Lab QC Requested for sample when box is checked ** TAT = Turn Around Time in DAYS # POC = Project Point of Contact

Date Printed: 10/1/2019

Page 3 of 4

Apex Laboratories

The results in this report apply to the samples analyzed in accordance with the chain of custody document. This analytical report must be reproduced in its entirety.

Darwin Thomas, Business Development Director

Apex Laboratories, LLC

6700 S.W. Sandburg Street
Tigard, OR 97223
503-718-2323
EPA ID: OR01039

Anchor QEA, LLC	Project: **Gasco PreRD DG 2019 - 4a-b. DOC-CAP Testing Cores**	
6720 SW Macadam Ave. Suite 125	Project Number: **[none]**	**Report ID:**
Portland, OR 97219	Project Manager: **Ryan Barth**	**A9J0095 - 01 09 20 1410**

ANCHOR QEA
1201 3rd Avenue, Suite 2600, Seattle, WA 98101

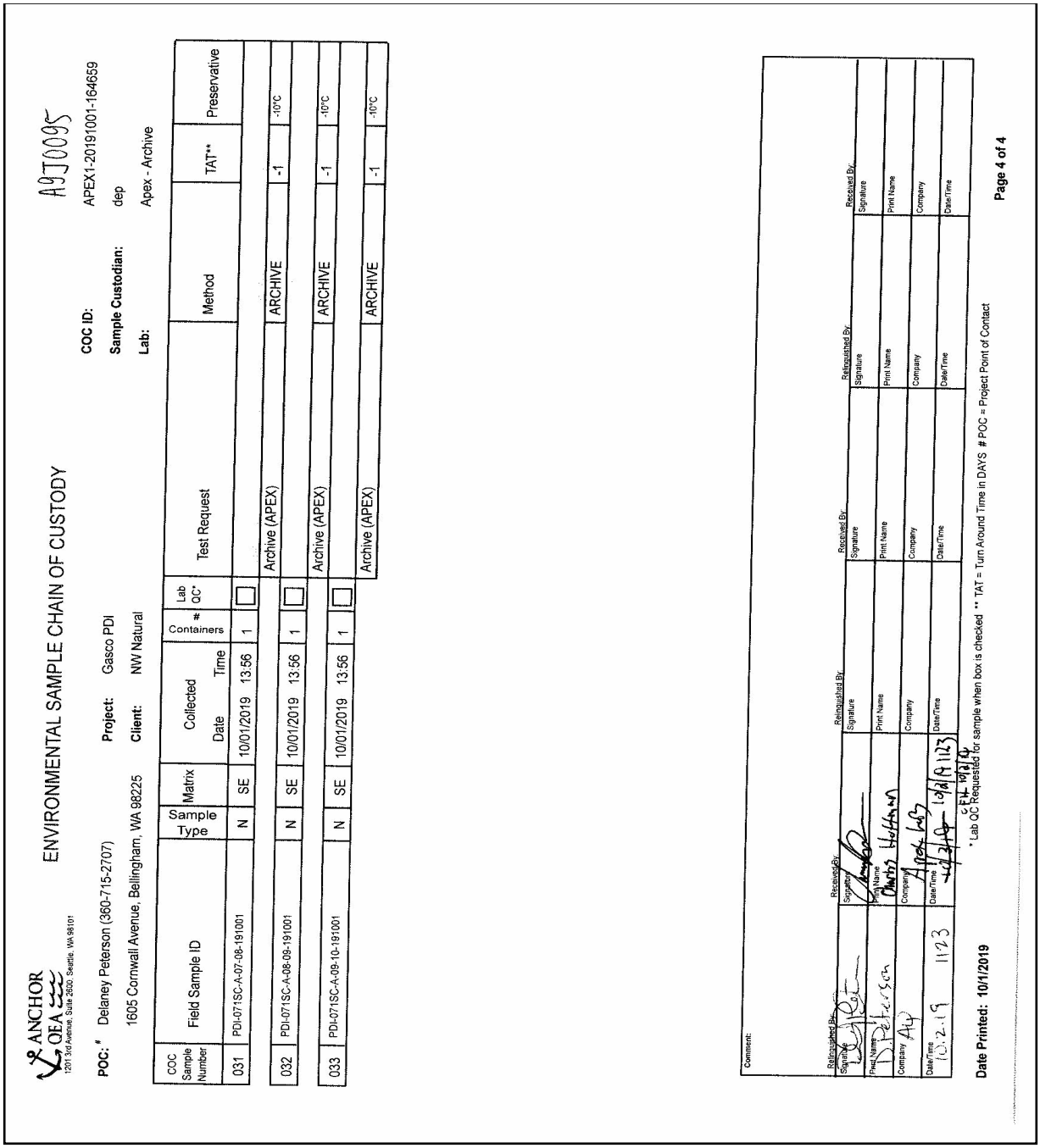

ENVIRONMENTAL SAMPLE CHAIN OF CUSTODY

A9J0095

POC: * Delaney Peterson (360-715-2707)
1605 Cornwall Avenue, Bellingham, WA 98225

Project: Gasco PDI
Client: NW Natural

COC ID: APEX1-20191001-164659
Sample Custodian: dep
Lab: Apex - Archive

COC Sample Number	Field Sample ID	Sample Type	Matrix	Collected Date	Collected Time	# Containers	Lab QC*	Test Request	Method	TAT**	Preservative
031	PDI-071SC-A-07-08-191001	N	SE	10/01/2019	13:56	1	☐				
								Archive (APEX)	ARCHIVE	-1	-10°C
032	PDI-071SC-A-08-09-191001	N	SE	10/01/2019	13:56	1	☐				
								Archive (APEX)	ARCHIVE	-1	-10°C
033	PDI-071SC-A-09-10-191001	N	SE	10/01/2019	13:56	1	☐				
								Archive (APEX)	ARCHIVE	-1	-10°C

Comment:

Relinquished By:	Received By:	Relinquished By:	Received By:	Relinquished By:	Received By:
Signature: [signature]	Signature: [signature]	Signature	Signature	Signature	Signature
Print Name: D. Peterson	Print Name: Charles Hoffman	Print Name	Print Name	Print Name	Print Name
Company: AQ	Company: Apex Labs	Company	Company	Company	Company
Date/Time: 10.2.19 1123	Date/Time: 10/3/19 10/2/19 1123	Date/Time	Date/Time	Date/Time	Date/Time

CEH 10/2/19

*Lab QC Requested for sample when box is checked ** TAT = Turn Around Time in DAYS # POC = Project Point of Contact

Date Printed: 10/1/2019

Page 4 of 4

Apex Laboratories

The results in this report apply to the samples analyzed in accordance with the chain of custody document. This analytical report must be reproduced in its entirety.

Darwin Thomas, Business Development Director

Apex Laboratories, LLC

6700 S.W. Sandburg Street
Tigard, OR 97223
503-718-2323
EPA ID: OR01039

Anchor QEA, LLC	Project: **Gasco PreRD DG 2019 - 4a-b. DOC-CAP Testing Cores**	
6720 SW Macadam Ave. Suite 125	Project Number: **[none]**	**Report ID:**
Portland, OR 97219	Project Manager: **Ryan Barth**	**A9J0095 - 01 09 20 1410**

APEX LABS COOLER RECEIPT FORM

Client: Anchor Element WO#: A9J0095

Project/Project #: Gasco POT

Delivery Info:

Date/time received: 10/2/19 @ 1123 By: CF H

Delivered by: Apex X Client ___ ESS ___ FedEx ___ UPS ___ Swift ___ Senvoy ___ SDS ___ Other ___

Cooler Inspection Date/time inspected: 10/2/19 @ 1249 By: CF H

Chain of Custody included? Yes X No ___ Custody seals? Yes ___ No X

Signed/dated by client? Yes X No ___

Signed/dated by Apex? Yes X No ___

	Cooler #1	Cooler #2	Cooler #3	Cooler #4	Cooler #5	Cooler #6	Cooler #7
Temperature (°C)	4.4	3.0	4.2				
Received on ice? (Y/N)	Y	Y	Y				
Temp. blanks? (Y/N)	N	Y	N				
Ice type: (Gel/Real/Other)	Real	Real	Real				
Condition:	Good	Good	Good				

Cooler out of temp? (Y/N) Possible reason why:

If some coolers are in temp and some out, were green dots applied to out of temperature samples? Yes/No/NA

Out of temperature samples form initiated? Yes/No/NA

Samples Inspection: Date/time inspected: 10/3/19 @ 1100 By: [illegible]

All samples intact? Yes X No ___ Comments:

Bottle labels/COCs agree? Yes X No ___ Comments:

COC/container discrepancies form initiated? Yes ___ No ___ NA X

Containers/volumes received appropriate for analysis? Yes X No ___ Comments:

Do VOA vials have visible headspace? Yes ___ No ___ NA X

Comments

Water samples: pH checked: Yes ___ No ___ NA X pH appropriate? Yes ___ No ___ NA X

Comments:

Additional information:

Labeled by: [illegible] Witness: [illegible] Cooler Inspected by: COB See Project Contact Form: Y

Apex Laboratories

The results in this report apply to the samples analyzed in accordance with the chain of custody document. This analytical report must be reproduced in its entirety.

Darwin Thomas, Business Development Director

APEX LABORATORIES, LLC
6700 SW Sandburg St. Tigard OR 97223 phone 503-718-2323

Sample Receipt Documentation
(Work orders, Chain of Custody & Cooler Receipt Forms)

A9J0095

Apex Laboratories

Client: Anchor QEA, LLC
Project: Gasco PreRD_DG 2019 - 4a-b. DOC-CAP Testing Cores
Project Manager: Darwin Thomas
Project Number: [none]

Report To:
Anchor QEA, LLC
Ryan Barth
6720 SW Macadam Ave. Suite 125
Portland, OR 97219
Phone: (503) 670-1108
Fax: na

Invoice To:
Anchor QEA, LLC Seattle
Accounts Payable
1201 3rd Avenue, Suite 2600
Seattle, WA 98101
Phone :(206) 287-9130
Fax: (206) 287-9131

Date Due: 02/03/20 17:00 (83 day TAT)
Received By: Charles F. Hoffman
Date Received: 10/02/19 11:23
Logged In By: Susan L. Treat
Date Logged In: 10/02/19 20:52

Cooler #1 received at 4.4°C

Custody Seals	No	Containers Intact	Yes	COC/Labels Agree	Yes	PH Confirmed	No	Received On Ice	Yes
Temperature OK	Yes								

Cooler #2 received at 3.0°C

Custody Seals	No	Containers Intact	Yes	COC/Labels Agree	Yes	PH Confirmed	No	Received On Ice	Yes
Temperature OK	Yes								

Cooler #3 received at 4.2°C

Custody Seals	No	Containers Intact	Yes	COC/Labels Agree	Yes	PH Confirmed	No	Received On Ice	Yes
Temperature OK	Yes								

Analysis	Due	TAT	Expires	Comments
A9J0095-01 PDI-046SC-A-00-01-191001 [Sediment] Sampled 10/01/19 08:38 (GMT-08:00) Pacific Time (US & Canada) 1 Containers				
Sample Control				
Archive Samples - Frozen	01/03/20 17:00	1	10/02/19 08:38	3 months
A9J0095-02 PDI-046SC-A-01-02-191001 [Sediment] Sampled 10/01/19 08:38 (GMT-08:00) Pacific Time (US & Canada) 1 Containers				
Dry Weight				
Dry Weight	12/16/19 17:00	3	03/29/20 08:38	Use Results from TS.. Make NR once completed.
Project Mgmt				
Data Package	01/30/20 17:00	20	01/08/20 08:38	
Sample Control				
Archive Samples - Frozen	01/03/20 17:00	1	10/02/19 08:38	3 months
Semivols (ECD)				
8081B 2,4+4,4-DDx Only (+Add)	12/16/19 17:00	10	10/15/19 08:38	MDL. Use Custom Spike.
8082 PCBs - Low Level (30g/2mL)	12/16/19 17:00	10	09/30/20 08:38	+1262,1268
Semivols (Scan)				
8270D LL PAH Only (Scan)	12/16/19 17:00	10	10/15/19 08:38	
Wet Chem				
Solids, Total (SM 2540 G,B)	12/16/19 17:00	10	03/29/20 08:38	Use Results for Dry Weight (Not for Waters)
Total Organic Carbon - Soil (5310 B)	12/16/19 17:00	10	10/29/19 08:38	

A9J0095

Apex Laboratories

Client:	**Anchor QEA, LLC**	**Project Manager:**	**Darwin Thomas**
Project:	**Gasco PreRD_DG 2019 - 4a-b. DOC-CAP Testing Cores**	**Project Number:**	**[none]**

Analysis	Due	TAT	Expires	Comments
Analysis	**Due**	**TAT**	**Expires**	**Comments**
A9J0095-03 PDI-046SC-A-02-03-191001 [Sediment] Sampled 10/01/19 08:38 (GMT-08:00) Pacific Time (US & Canada) 1 Containers				
Dry Weight				
Dry Weight	12/16/19 17:00	3	03/29/20 08:38	Use Results from TS.. Make NR once completed.
Sample Control				
Archive Samples - Frozen	01/03/20 17:00	1	10/02/19 08:38	3 months
Semivols (ECD)				
8081B 2,4+4,4-DDx Only (+Add)	12/16/19 17:00	10	10/15/19 08:38	MDL. Use Custom Spike.
8082 PCBs - Low Level (30g/2mL)	12/16/19 17:00	10	09/30/20 08:38	+1262,1268
Semivols (Scan)				
8270D LL PAH Only (Scan)	12/16/19 17:00	10	10/15/19 08:38	
Wet Chem				
Solids, Total (SM 2540 G,B)	12/16/19 17:00	10	03/29/20 08:38	Use Results for Dry Weight (Not for Waters)
Total Organic Carbon - Soil (5310 B)	12/16/19 17:00	10	10/29/19 08:38	
A9J0095-04 PDI-046SC-A-03-04-191001 [Sediment] Sampled 10/01/19 08:38 (GMT-08:00) Pacific Time (US & Canada) 1 Containers				**Relogged as A0A0637-01**
Sample Control				
Archive Samples - Frozen	01/03/20 17:00	1	10/02/19 08:38	3 months
A9J0095-05 PDI-046SC-A-04-05-191001 [Sediment] Sampled 10/01/19 08:38 (GMT-08:00) Pacific Time (US & Canada) 1 Containers				
Sample Control				
Archive Samples - Frozen	01/03/20 17:00	1	10/02/19 08:38	3 months
A9J0095-06 PDI-046SC-A-05-06-191001 [Sediment] Sampled 10/01/19 08:38 (GMT-08:00) Pacific Time (US & Canada) 1 Containers				
Sample Control				
Archive Samples - Frozen	01/03/20 17:00	1	10/02/19 08:38	3 months
A9J0095-07 PDI-046SC-A-06-07-191001 [Sediment] Sampled 10/01/19 08:38 (GMT-08:00) Pacific Time (US & Canada) 1 Containers				
Sample Control				
Archive Samples - Frozen	01/03/20 17:00	1	10/02/19 08:38	3 months
A9J0095-08 PDI-046SC-A-07-08-191001 [Sediment] Sampled 10/01/19 08:38 (GMT-08:00) Pacific Time (US & Canada) 1 Containers				
Sample Control				
Archive Samples - Frozen	01/03/20 17:00	1	10/02/19 08:38	3 months

A9J0095

Apex Laboratories

Client:	**Anchor QEA, LLC**	**Project Manager:**	**Darwin Thomas**
Project:	**Gasco PreRD_DG 2019 - 4a-b. DOC-CAP Testing Cores**	**Project Number:**	**[none]**

Analysis	Due	TAT	Expires	Comments
Analysis	**Due**	**TAT**	**Expires**	**Comments**
A9J0095-09 PDI-046SC-A-08-09-191001 [Sediment] Sampled 10/01/19 08:38 (GMT-08:00) Pacific Time (US & Canada) 1 Containers				
Sample Control				
Archive Samples - Frozen	01/03/20 17:00	1	10/02/19 08:38	3 months
A9J0095-10 PDI-046SC-A-09-10-191001 [Sediment] Sampled 10/01/19 08:38 (GMT-08:00) Pacific Time (US & Canada) 1 Containers				
Sample Control				
Archive Samples - Frozen	01/03/20 17:00	1	10/02/19 08:38	3 months
A9J0095-11 PDI-046SC-A-10-11-191001 [Sediment] Sampled 10/01/19 08:38 (GMT-08:00) Pacific Time (US & Canada) 1 Containers				
Sample Control				
Archive Samples - Frozen	01/03/20 17:00	1	10/02/19 08:38	3 months
A9J0095-12 PDI-046SC-A-11-12-191001 [Sediment] Sampled 10/01/19 08:38 (GMT-08:00) Pacific Time (US & Canada) 1 Containers				
Sample Control				
Archive Samples - Frozen	01/03/20 17:00	1	10/02/19 08:38	3 months
A9J0095-13 PDI-047SC-A-00-01-191001 [Sediment] Sampled 10/01/19 10:32 (GMT-08:00) Pacific Time (US & Canada) 1 Containers				
Sample Control				
Archive Samples - Frozen	01/03/20 17:00	1	10/02/19 10:32	3 months
A9J0095-14 PDI-047SC-A-01-02-191001 [Sediment] Sampled 10/01/19 10:32 (GMT-08:00) Pacific Time (US & Canada) 1 Containers				
Dry Weight				
Dry Weight	12/16/19 17:00	3	03/29/20 10:32	Use Results from TS.. Make NR once completed.
Sample Control				
Archive Samples - Frozen	01/03/20 17:00	1	10/02/19 10:32	3 months
Semivols (ECD)				
8081B 2,4+4,4-DDx Only (+Add)	12/16/19 17:00	10	10/15/19 10:32	MDL. Use Custom Spike.
8082 PCBs - Low Level (30g/2mL)	12/16/19 17:00	10	09/30/20 10:32	+1262,1268
Semivols (Scan)				
8270D LL PAH Only (Scan)	12/16/19 17:00	10	10/15/19 10:32	
Wet Chem				
Solids, Total (SM 2540 G,B)	12/16/19 17:00	10	03/29/20 10:32	Use Results for Dry Weight (Not for Waters)
Total Organic Carbon - Soil (5310 B)	12/16/19 17:00	10	10/29/19 10:32	

A9J0095

Apex Laboratories

Client:	**Anchor QEA, LLC**	**Project Manager:**	**Darwin Thomas**
Project:	**Gasco PreRD_DG 2019 - 4a-b. DOC-CAP Testing Cores**	**Project Number:**	**[none]**

Analysis	Due	TAT	Expires	Comments
Analysis	**Due**	**TAT**	**Expires**	**Comments**
A9J0095-15 PDI-047SC-A-02-03-191001 [Sediment] Sampled 10/01/19 10:32 (GMT-08:00) Pacific Time (US & Canada) 1 Containers				
Dry Weight				
Dry Weight	12/16/19 17:00	3	03/29/20 10:32	Use Results from TS.. Make NR once completed.
Sample Control				
Archive Samples - Frozen	01/03/20 17:00	1	10/02/19 10:32	3 months
Semivols (ECD)				
8081B 2,4+4,4-DDx Only (+Add)	12/16/19 17:00	10	10/15/19 10:32	MDL. Use Custom Spike.
8082 PCBs - Low Level (30g/2mL)	12/16/19 17:00	10	09/30/20 10:32	+1262,1268
Semivols (Scan)				
8270D LL PAH Only (Scan)	12/16/19 17:00	10	10/15/19 10:32	
Wet Chem				
Solids, Total (SM 2540 G,B)	12/16/19 17:00	10	03/29/20 10:32	Use Results for Dry Weight (Not for Waters)
Total Organic Carbon - Soil (5310 B)	12/16/19 17:00	10	10/29/19 10:32	
A9J0095-16 PDI-047SC-A-03-04-191001 [Sediment] Sampled 10/01/19 10:32 (GMT-08:00) Pacific Time (US & Canada) 1 Containers				**Relogged as A0A0637-02**
Sample Control				
Archive Samples - Frozen	01/03/20 17:00	1	10/02/19 10:32	3 months
A9J0095-17 PDI-047SC-A-04-05-191001 [Sediment] Sampled 10/01/19 10:32 (GMT-08:00) Pacific Time (US & Canada) 1 Containers				
Sample Control				
Archive Samples - Frozen	01/03/20 17:00	1	10/02/19 10:32	3 months
A9J0095-18 PDI-047SC-A-05-06-191001 [Sediment] Sampled 10/01/19 10:32 (GMT-08:00) Pacific Time (US & Canada) 1 Containers				
Sample Control				
Archive Samples - Frozen	01/03/20 17:00	1	10/02/19 10:32	3 months
A9J0095-19 PDI-047SC-A-06-07-191001 [Sediment] Sampled 10/01/19 10:32 (GMT-08:00) Pacific Time (US & Canada) 1 Containers				
Sample Control				
Archive Samples - Frozen	01/03/20 17:00	1	10/02/19 10:32	3 months
A9J0095-20 PDI-047SC-A-07-08-191001 [Sediment] Sampled 10/01/19 10:32 (GMT-08:00) Pacific Time (US & Canada) 1 Containers				
Sample Control				
Archive Samples - Frozen	01/03/20 17:00	1	10/02/19 10:32	3 months

A9J0095

Apex Laboratories

Client:	**Anchor QEA, LLC**	**Project Manager:**	**Darwin Thomas**
Project:	**Gasco PreRD_DG 2019 - 4a-b. DOC-CAP Testing Cores**	**Project Number:**	**[none]**

Analysis	Due	TAT	Expires	Comments
Analysis	**Due**	**TAT**	**Expires**	**Comments**

A9J0095-21 PDI-047SC-A-08-09-191001 [Sediment] Sampled 10/01/19 10:32 (GMT-08:00) Pacific Time (US & Canada) 1 Containers

Sample Control

Archive Samples - Frozen	01/03/20 17:00	1	10/02/19 10:32	3 months

A9J0095-22 PDI-047SC-A-09-10-191001 [Sediment] Sampled 10/01/19 10:32 (GMT-08:00) Pacific Time (US & Canada) 1 Containers

Sample Control

Archive Samples - Frozen	01/03/20 17:00	1	10/02/19 10:32	3 months

A9J0095-23 PDI-047SC-A-10-11-191001 [Sediment] Sampled 10/01/19 10:32 (GMT-08:00) Pacific Time (US & Canada) 1 Containers

Sample Control

Archive Samples - Frozen	01/03/20 17:00	1	10/02/19 10:32	3 months

A9J0095-24 PDI-071SC-A-00-01-191001 [Sediment] Sampled 10/01/19 13:56 (GMT-08:00) Pacific Time (US & Canada) 1 Containers

Sample Control

Archive Samples - Frozen	01/03/20 17:00	1	10/02/19 13:56	3 months

A9J0095-25 PDI-071SC-A-01-02-191001 [Sediment] Sampled 10/01/19 13:56 (GMT-08:00) Pacific Time (US & Canada) 1 Containers

Sample Control

Archive Samples - Frozen	01/03/20 17:00	1	10/02/19 13:56	3 months

A9J0095-26 PDI-071SC-A-02-03-191001 [Sediment] Sampled 10/01/19 13:56 (GMT-08:00) Pacific Time (US & Canada) 1 Containers

Sample Control

Archive Samples - Frozen	01/03/20 17:00	1	10/02/19 13:56	3 months

A9J0095-27 PDI-071SC-A-03-04-191001 [Sediment] Sampled 10/01/19 13:56 (GMT-08:00) Pacific Time (US & Canada) 1 Containers

Sample Control

Archive Samples - Frozen	01/03/20 17:00	1	10/02/19 13:56	3 months

A9J0095-28 PDI-071SC-A-04-05-191001 [Sediment] Sampled 10/01/19 13:56 (GMT-08:00) Pacific Time (US & Canada) 1 Containers

Sample Control

Archive Samples - Frozen	01/03/20 17:00	1	10/02/19 13:56	3 months

A9J0095-29 PDI-071SC-A-05-06-191001 [Sediment] Sampled 10/01/19 13:56 (GMT-08:00) Pacific Time (US & Canada) 1 Containers

Sample Control

Archive Samples - Frozen	01/03/20 17:00	1	10/02/19 13:56	3 months

A9J0095

Apex Laboratories

Client:	**Anchor QEA, LLC**	**Project Manager:**	**Darwin Thomas**
Project:	**Gasco PreRD_DG 2019 - 4a-b. DOC-CAP Testing Cores**	**Project Number:**	**[none]**

Analysis	Due	TAT	Expires	Comments
Analysis	**Due**	**TAT**	**Expires**	**Comments**
A9J0095-30 PDI-071SC-A-06-07-191001 [Sediment] Sampled 10/01/19 13:56 (GMT-08:00) Pacific Time (US & Canada) 1 Containers				
Sample Control				
Archive Samples - Frozen	01/03/20 17:00	1	10/02/19 13:56	3 months
A9J0095-31 PDI-071SC-A-07-08-191001 [Sediment] Sampled 10/01/19 13:56 (GMT-08:00) Pacific Time (US & Canada) 1 Containers				
Sample Control				
Archive Samples - Frozen	01/03/20 17:00	1	10/02/19 13:56	3 months
A9J0095-32 PDI-071SC-A-08-09-191001 [Sediment] Sampled 10/01/19 13:56 (GMT-08:00) Pacific Time (US & Canada) 1 Containers				
Dry Weight				
Dry Weight	12/16/19 17:00	3	03/29/20 13:56	Use Results from TS.. Make NR once completed.
Sample Control				
Archive Samples - Frozen	01/03/20 17:00	1	10/02/19 13:56	3 months
Semivols (ECD)				
8081B 2,4+4,4-DDx Only (+Add)	12/16/19 17:00	10	10/15/19 13:56	MDL. Use Custom Spike.
8082 PCBs - Low Level (30g/2mL)	12/16/19 17:00	10	09/30/20 13:56	+1262,1268
Semivols (Scan)				
8270D LL PAH Only (Scan)	12/16/19 17:00	10	10/15/19 13:56	
Wet Chem				
Solids, Total (SM 2540 G,B)	12/16/19 17:00	10	03/29/20 13:56	Use Results for Dry Weight (Not for Waters)
Total Organic Carbon - Soil (5310 B)	12/16/19 17:00	10	10/29/19 13:56	
A9J0095-33 PDI-071SC-A-09-10-191001 [Sediment] Sampled 10/01/19 13:56 (GMT-08:00) Pacific Time (US & Canada) 1 Containers				
Dry Weight				
Dry Weight	12/16/19 17:00	3	03/29/20 13:56	Use Results from TS.. Make NR once completed.
Sample Control				
Archive Samples - Frozen	01/03/20 17:00	1	10/02/19 13:56	3 months
Semivols (ECD)				
8081B 2,4+4,4-DDx Only (+Add)	12/16/19 17:00	10	10/15/19 13:56	MDL. Use Custom Spike.
8082 PCBs - Low Level (30g/2mL)	12/16/19 17:00	10	09/30/20 13:56	+1262,1268
Semivols (Scan)				
8270D LL PAH Only (Scan)	12/16/19 17:00	10	10/15/19 13:56	
Wet Chem				
Solids, Total (SM 2540 G,B)	12/16/19 17:00	10	03/29/20 13:56	Use Results for Dry Weight (Not for Waters)
Total Organic Carbon - Soil (5310 B)	12/16/19 17:00	10	10/29/19 13:56	

Reviewed By

Date

A9J0095

Apex Laboratories

Client:	**Anchor QEA, LLC**	**Project Manager:**	**Darwin Thomas**
Project:	**Gasco PreRD_DG 2019 - 4a-b. DOC-CAP Testing Cores**	**Project Number:**	**[none]**

Reviewed By

Date

ANCHOR QEA
1201 3rd Avenue, Suite 2600, Seattle, WA 98101

ENVIRONMENTAL SAMPLE CHAIN OF CUSTODY

A9J0095

POC: # Delaney Peterson (360-715-2707)
1605 Cornwall Avenue, Bellingham, WA 98225

Project: Gasco PDI
Client: NW Natural

COC ID: APEX1-20191001-164659
Sample Custodian: dep
Lab: Apex - Archive

COC Sample Number	Field Sample ID	Sample Type	Matrix	Collected Date	Collected Time	Containers #	Lab QC*	Test Request	Method	TAT**	Preservative
001	PDI-046SC-A-00-01-191001	N	SE	10/01/2019	8:38	1	☐	Archive (APEX)	ARCHIVE	-1	-10°C
002	PDI-046SC-A-01-02-191001	N	SE	10/01/2019	8:38	1	☐	Archive (APEX)	ARCHIVE	-1	-10°C
003	PDI-046SC-A-02-03-191001	N	SE	10/01/2019	8:38	1	☐	Archive (APEX)	ARCHIVE	-1	-10°C
004	PDI-046SC-A-03-04-191001	N	SE	10/01/2019	8:38	1	☐	Archive (APEX)	ARCHIVE	-1	-10°C
005	PDI-046SC-A-04-05-191001	N	SE	10/01/2019	8:38	1	☐	Archive (APEX)	ARCHIVE	-1	-10°C
006	PDI-046SC-A-05-06-191001	N	SE	10/01/2019	8:38	1	☐	Archive (APEX)	ARCHIVE	-1	-10°C
007	PDI-046SC-A-06-07-191001	N	SE	10/01/2019	8:38	1	☐	Archive (APEX)	ARCHIVE	-1	-10°C
008	PDI-046SC-A-07-08-191001	N	SE	10/01/2019	8:38	1	☐	Archive (APEX)	ARCHIVE	-1	-10°C
009	PDI-046SC-A-08-09-191001	N	SE	10/01/2019	8:38	1	☐	Archive (APEX)	ARCHIVE	-1	-10°C
010	PDI-046SC-A-09-10-191001	N	SE	10/01/2019	8:38	1	☐	Archive (APEX)	ARCHIVE	-1	-10°C
011	PDI-046SC-A-10-11-191001	N	SE	10/01/2019	8:38	1	☐	Archive (APEX)	ARCHIVE	-1	-10°C

Comment:

Relinquished By:	Received By:	Relinquished By:	Received By:	Relinquished By:	Received By:
Signature: [signature]	Signature: [signature]	Signature	Signature	Signature	Signature
Print Name: D Peterson	Print Name: Charles Hoffman	Print Name	Print Name	Print Name	Print Name
Company: AQ	Company: Apex Labs	Company	Company	Company	Company
Date/Time: 10.2.19 1123	Date/Time: 10/2/19 1123	Date/Time	Date/Time	Date/Time	Date/Time

Date Printed: 10/1/2019

* Lab QC Requested for sample when box is checked ** TAT = Turn Around Time in DAYS # POC = Project Point of Contact

ANCHOR QEA
1201 3rd Avenue, Suite 2600, Seattle, WA 98101

ENVIRONMENTAL SAMPLE CHAIN OF CUSTODY

A9J0095

COC ID: APEX1-20191001-164659

POC: # Delaney Peterson (360-715-2707)
1605 Cornwall Avenue, Bellingham, WA 98225

Project: Gasco PDI
Client: NW Natural

Sample Custodian: dep
Lab: Apex - Archive

COC Sample Number	Field Sample ID	Sample Type	Matrix	Collected Date	Collected Time	Containers #	Lab QC*	Test Request	Method	TAT**	Preservative
011	PDI-046SC-A-10-11-191001	N	SE	10/01/2019	8:38	1	☐	Archive (APEX)	ARCHIVE	-1	-10°C
012	PDI-046SC-A-11-12-191001	N	SE	10/01/2019	8:38	1	☐	Archive (APEX)	ARCHIVE	-1	-10°C
013	PDI-047SC-A-00-01-191001	N	SE	10/01/2019	10:32	1	☐	Archive (APEX)	ARCHIVE	-1	-10°C
014	PDI-047SC-A-01-02-191001	N	SE	10/01/2019	10:32	1	☐	Archive (APEX)	ARCHIVE	-1	-10°C
015	PDI-047SC-A-02-03-191001	N	SE	10/01/2019	10:32	1	☐	Archive (APEX)	ARCHIVE	-1	-10°C
016	PDI-047SC-A-03-04-191001	N	SE	10/01/2019	10:32	1	☐	Archive (APEX)	ARCHIVE	-1	-10°C
017	PDI-047SC-A-04-05-191001	N	SE	10/01/2019	10:32	1	☐	Archive (APEX)	ARCHIVE	-1	-10°C
018	PDI-047SC-A-05-06-191001	N	SE	10/01/2019	10:32	1	☐	Archive (APEX)	ARCHIVE	-1	-10°C
019	PDI-047SC-A-06-07-191001	N	SE	10/01/2019	10:32	1	☐	Archive (APEX)	ARCHIVE	-1	-10°C
020	PDI-047SC-A-07-08-191001	N	SE	10/01/2019	10:32	1	☐	Archive (APEX)	ARCHIVE	-1	-10°C
021	PDI-047SC-A-08-09-191001	N	SE	10/01/2019	10:32	1	☐	Archive (APEX)	ARCHIVE	-1	-10°C

Comment:

Relinquished By:	Received By:	Relinquished By:	Received By:	Relinquished By:	Received By:
Signature	Signature	Signature	Signature	Signature	Signature
Print Name: D Peterson	Print Name: Charles Heffner	Print Name	Print Name	Print Name	Print Name
Company: AP	Company: Apex Labs	Company	Company	Company	Company
Date/Time: 10.2.19 1123	Date/Time: 10/2/19 1123	Date/Time	Date/Time	Date/Time	Date/Time

Date Printed: 10/1/2019

* Lab QC Requested for sample when box is checked ** TAT = Turn Around Time in DAYS # POC = Project Point of Contact

ANCHOR QEA
1201 3rd Avenue, Suite 2600, Seattle, WA 98101

ENVIRONMENTAL SAMPLE CHAIN OF CUSTODY

A9J0095

COC ID: APEX1-20191001-164659

POC: # Delaney Peterson (360-715-2707)
1605 Cornwall Avenue, Bellingham, WA 98225

Project: Gasco PDI
Client: NW Natural

Sample Custodian: dep
Lab: Apex - Archive

COC Sample Number	Field Sample ID	Sample Type	Matrix	Collected Date	Collected Time	Containers #	Lab QC*	Test Request	Method	TAT**	Preservative
021	PDI-047SC-A-08-09-191001	N	SE	10/01/2019	10:32	1	☐	Archive (APEX)	ARCHIVE	-1	-10°C
022	PDI-047SC-A-09-10-191001	N	SE	10/01/2019	10:32	1	☐	Archive (APEX)	ARCHIVE	-1	-10°C
023	PDI-047SC-A-10-11-191001	N	SE	10/01/2019	10:32	1	☐	Archive (APEX)	ARCHIVE	-1	-10°C
024	PDI-071SC-A-00-01-191001	N	SE	10/01/2019	13:56	1	☐	Archive (APEX)	ARCHIVE	-1	-10°C
025	PDI-071SC-A-01-02-191001	N	SE	10/01/2019	13:56	1	☐	Archive (APEX)	ARCHIVE	-1	-10°C
026	PDI-071SC-A-02-03-191001	N	SE	10/01/2019	13:56	1	☐	Archive (APEX)	ARCHIVE	-1	-10°C
027	PDI-071SC-A-03-04-191001	N	SE	10/01/2019	13:56	1	☐	Archive (APEX)	ARCHIVE	-1	-10°C
028	PDI-071SC-A-04-05-191001	N	SE	10/01/2019	13:56	1	☐	Archive (APEX)	ARCHIVE	-1	-10°C
029	PDI-071SC-A-05-06-191001	N	SE	10/01/2019	13:56	1	☐	Archive (APEX)	ARCHIVE	-1	-10°C
030	PDI-071SC-A-06-07-191001	N	SE	10/01/2019	13:56	1	☐	Archive (APEX)	ARCHIVE	-1	-10°C
031	PDI-071SC-A-07-08-191001	N	SE	10/01/2019	13:56	1	☐	Archive (APEX)	ARCHIVE	-1	-10°C

Comment:

Relinquished By:	Received By:	Relinquished By:	Received By:	Relinquished By:	Received By:
Signature: D Peterson	Signature:	Signature:	Signature:	Signature:	Signature:
Print Name:	Print Name: Charles Hoffman	Print Name:	Print Name:	Print Name:	Print Name:
Company: AQ	Company: Apex Lab	Company:	Company:	Company:	Company:
Date/Time: 10.2.19 1123	Date/Time: 10/2/19 1123	Date/Time:	Date/Time:	Date/Time:	Date/Time:

Date Printed: 10/1/2019

* Lab QC Requested for sample when box is checked ** TAT = Turn Around Time in DAYS # POC = Project Point of Contact

ANCHOR QEA

1201 3rd Avenue, Suite 2600, Seattle, WA 98101

ENVIRONMENTAL SAMPLE CHAIN OF CUSTODY

A9J0095

POC: # Delaney Peterson (360-715-2707)
1605 Cornwall Avenue, Bellingham, WA 98225

Project: Gasco PDI
Client: NW Natural

COC ID: APEX1-20191001-164659
Sample Custodian: dep
Lab: Apex - Archive

COC Sample Number	Field Sample ID	Sample Type	Matrix	Collected Date	Collected Time	Containers #	Lab QC*	Test Request	Method	TAT**	Preservative
031	PDI-071SC-A-07-08-191001	N	SE	10/01/2019	13:56	1	☐	Archive (APEX)	ARCHIVE	-1	-10°C
032	PDI-071SC-A-08-09-191001	N	SE	10/01/2019	13:56	1	☐	Archive (APEX)	ARCHIVE	-1	-10°C
033	PDI-071SC-A-09-10-191001	N	SE	10/01/2019	13:56	1	☐	Archive (APEX)	ARCHIVE	-1	-10°C

Comment:

Relinquished By:	Received By:	Relinquished By:	Received By:	Relinquished By:	Received By:
Signature	Signature	Signature	Signature	Signature	Signature
Print Name D. Peterson	Print Name Charles Hoffman	Print Name	Print Name	Print Name	Print Name
Company AQ	Company Apex Labs	Company	Company	Company	Company
Date/Time 10.2.19 1123	Date/Time 10/2/19 1123 CFH 10/2/19	Date/Time	Date/Time	Date/Time	Date/Time

Date Printed: 10/1/2019

* Lab QC Requested for sample when box is checked ** TAT = Turn Around Time in DAYS # POC = Project Point of Contact

APEX LABS COOLER RECEIPT FORM

Client: Anchor Element WO#: A9 J0095

Project/Project #: Gasco POI

Delivery Info:

Date/time received: 10/2/19 @ 1123 By: CFH

Delivered by: Apex X Client ___ ESS ___ FedEx ___ UPS ___ Swift ___ Senvoy ___ SDS ___ Other ___

Cooler Inspection Date/time inspected: 10/2/19 @ 1249 By: CFH

Chain of Custody included? Yes X No ___ Custody seals? Yes ___ No X

Signed/dated by client? Yes X No ___

Signed/dated by Apex? Yes X No ___

	Cooler #1	Cooler #2	Cooler #3	Cooler #4	Cooler #5	Cooler #6	Cooler #7
Temperature (°C)	4.4	3.0	4.2				
Received on ice? (Y/N)	Y	Y	Y				
Temp. blanks? (Y/N)	N	Y	N				
Ice type: (Gel/Real/Other)	Real	Real	Real				
Condition:	Good	Good	Good				

Cooler out of temp? (Y/N) Possible reason why:

If some coolers are in temp and some out, were green dots applied to out of temperature samples? Yes/No/NA

Out of temperature samples form initiated? Yes/No/NA

Samples Inspection: Date/time inspected: 10/3/19 @ 1111 900 By: EC

All samples intact? Yes X No ___ Comments:

Bottle labels/COCs agree? Yes X No ___ Comments:

COC/container discrepancies form initiated? Yes ___ No ___ NA X

Containers/volumes received appropriate for analysis? Yes X No ___ Comments:

Do VOA vials have visible headspace? Yes ___ No ___ NA X

Comments

Water samples: pH checked: Yes ___ No ___ NA X pH appropriate? Yes ___ No ___ NA X

Comments:

Additional information:

Labeled by: EC Witness: CM Cooler Inspected by: COB See Project Contact Form: Y

APEX LABORATORIES, LLC
6700 SW Sandburg St. Tigard OR 97223 phone 503-718-2323

CLP-Like Forms

Apex Laboratories

SDG: Gasco PreRD_DG 2019

CLASS: GC

METHOD: EPA 8082A

ANALYSES DATA PACKAGE COVER PAGE

EPA 8082A

Laboratory: Apex Laboratories

Client: Anchor QEA, LLC

SDG: Gasco PreRD_DG 2019

Project: Gasco PreRD_DG 2019 - 4a-b. DOC-CAP Testing C

Client Sample Id:	Lab Sample Id:	Matrix
PDI-046SC-A-01-02-191001	A9J0095-02	Sediment
PDI-046SC-A-02-03-191001	A9J0095-03	Sediment
PDI-047SC-A-01-02-191001	A9J0095-14	Sediment
PDI-047SC-A-02-03-191001	A9J0095-15	Sediment
PDI-071SC-A-08-09-191001	A9J0095-32	Sediment
PDI-071SC-A-09-10-191001	A9J0095-33	Sediment

I certify that this data package is in compliance with the terms and conditions of the contract, both technically and for completeness, for other than the conditions detailed above. Release of the data contained in this hardcopy data package and in computer-readable data submitted on diskette has been autorized by the Laboratory Manager or the Manager's designee, as verified by the following signatures.

Signature:

Name: David G. Jack

Forms Created: 1/21/2020 5:18PM

Title: Technical Manager

METHOD DETECTION AND REPORTING LIMITS

EPA 8082A

Laboratory: Apex Laboratories

SDG: Gasco_PreRD_DG 2019

Client: Anchor QEA, LLC

Project: Gasco_PreRD_DG 2019 - 4a-b. DOC-CAP

Batch Matrix: Sediment

Analyte	MDL	MRL	Units
Aroclor 1016	0.670	1.33	ug/kg
Aroclor 1221	0.670	1.33	ug/kg
Aroclor 1232	0.670	1.33	ug/kg
Aroclor 1242	0.670	1.33	ug/kg
Aroclor 1248	0.670	1.33	ug/kg
Aroclor 1254	0.670	1.33	ug/kg
Aroclor 1260	0.670	1.33	ug/kg
Aroclor 1262	0.670	1.33	ug/kg
Aroclor 1268	0.670	1.33	ug/kg

Note: MDLs are listed only if the corresponding analyte was evalutated to the MDL in this report .

METHOD DETECTION AND REPORTING LIMITS

EPA 8082A

Laboratory: Apex Laboratories **SDG:** Gasco_PreRD_DG 2019

Client: Anchor QEA, LLC **Project:** Gasco_PreRD_DG 2019 - 4a-b. DOC-CAP

Batch Matrix: Soil

Analyte	MDL	MRL	Units
Aroclor 1016	0.670	1.33	ug/kg
Aroclor 1221	0.670	1.33	ug/kg
Aroclor 1232	0.670	1.33	ug/kg
Aroclor 1242	0.670	1.33	ug/kg
Aroclor 1248	0.670	1.33	ug/kg
Aroclor 1254	0.670	1.33	ug/kg
Aroclor 1260	0.670	1.33	ug/kg
Aroclor 1262	0.670	1.33	ug/kg
Aroclor 1268	0.670	1.33	ug/kg

Note: MDLs are listed only if the corresponding analyte was evalutated to the MDL in this report .

ORGANIC ANALYSIS DATA SHEET

EPA 8082A

PDI-046SC-A-01-02-191001

Laboratory:	Apex Laboratories			SDG:	Gasco_PreRD_DG 2019
Client:	Anchor QEA, LLC			Project:	Gasco_PreRD_DG 2019 - 4a-b. DOC-CAP Testing Co
Matrix:	Sediment	Laboratory ID:	A9J0095-02	File ID:	ECD2R009.D
Sampled:	10/01/19 08:38	Prepared:	12/06/19 10:18	Analyzed:	12/16/19 10:01
Solids:	76.48	Preparation:	EPA 3546	Initial/Final:	30.17 g / 2 mL
Batch:	9120609	Sequence:	9L16016	Calibration:	A9J2803
Instrument:	DUALECD2R				

CAS NO.	COMPOUND	DILUTION	CONC. (ug/kg dry)	Q
12674-11-2	Aroclor 1016	1	0.871	U
11104-28-2	Aroclor 1221	1	0.871	U
11141-16-5	Aroclor 1232	1	0.871	U
53469-21-9	Aroclor 1242	1	4.72	
12672-29-6	Aroclor 1248	1	0.871	U
11097-69-1	Aroclor 1254	1	0.871	U
11096-82-5	Aroclor 1260	1	9.70	
37324-23-5	Aroclor 1262	1	0.871	U
11100-14-4	Aroclor 1268	1	0.871	U

SYSTEM MONITORING COMPOUND	ADDED (ug/kg dry)	CONC (ug/kg dry)	% REC	QC LIMITS	Q
Decachlorobiphenyl (Surr)	21.7	12.5	58	43 - 120	

* Values outside of QC limits

ORGANIC ANALYSIS DATA SHEET

EPA 8082A

PDI-046SC-A-02-03-191001

Laboratory:	Apex Laboratories			SDG:	Gasco_PreRD_DG 2019
Client:	Anchor QEA, LLC			Project:	Gasco_PreRD_DG 2019 - 4a-b. DOC-CAP Testing Co
Matrix:	Sediment	Laboratory ID:	A9J0095-03	File ID:	ECD2R011.D
Sampled:	10/01/19 08:38	Prepared:	12/06/19 10:18	Analyzed:	12/16/19 10:36
Solids:	76.90	Preparation:	EPA 3546	Initial/Final:	30.54 g / 2 mL
Batch:	9120609	Sequence:	9L16016	Calibration:	A9J2803
Instrument:	DUALECD2R				

CAS NO.	COMPOUND	DILUTION	CONC. (ug/kg dry)	Q
12674-11-2	Aroclor 1016	1	0.856	U
11104-28-2	Aroclor 1221	1	0.856	U
11141-16-5	Aroclor 1232	1	0.856	U
53469-21-9	Aroclor 1242	1	0.968	J
12672-29-6	Aroclor 1248	1	0.856	U
11097-69-1	Aroclor 1254	1	0.856	U
11096-82-5	Aroclor 1260	1	0.856	U
37324-23-5	Aroclor 1262	1	0.856	U
11100-14-4	Aroclor 1268	1	0.856	U

SYSTEM MONITORING COMPOUND	ADDED (ug/kg dry)	CONC (ug/kg dry)	% REC	QC LIMITS	Q
Decachlorobiphenyl (Surr)	21.3	17.0	80	43 - 120	

* Values outside of QC limits

ORGANIC ANALYSIS DATA SHEET

EPA 8082A

PDI-047SC-A-01-02-191001

Laboratory:	Apex Laboratories			SDG:	Gasco_PreRD_DG 2019
Client:	Anchor QEA, LLC			Project:	Gasco_PreRD_DG 2019 - 4a-b. DOC-CAP Testing Co
Matrix:	Sediment	Laboratory ID:	A9J0095-14RE1	File ID:	ECD2F007.D
Sampled:	10/01/19 10:32	Prepared:	12/06/19 10:18	Analyzed:	01/07/20 09:57
Solids:	59.07	Preparation:	EPA 3546	Initial/Final:	30.86 g / 2 mL
Batch:	9120609	Sequence:	0A07022	Calibration:	A9L0407
Instrument:	DUALECD2F				

CAS NO.	COMPOUND	DILUTION	CONC. (ug/kg dry)	Q
12674-11-2	Aroclor 1016	5	5.51	U
11104-28-2	Aroclor 1221	5	5.51	U
11141-16-5	Aroclor 1232	5	5.51	U
53469-21-9	Aroclor 1242	5	17.5	D
12672-29-6	Aroclor 1248	5	5.51	U
11097-69-1	Aroclor 1254	5	74.1	U
11096-82-5	Aroclor 1260	5	18.7	D
37324-23-5	Aroclor 1262	5	5.51	U
11100-14-4	Aroclor 1268	5	5.51	U

SYSTEM MONITORING COMPOUND	ADDED (ug/kg dry)	CONC (ug/kg dry)	% REC	QC LIMITS	Q
Decachlorobiphenyl (Surr)	27.4	18.2	66	43 - 120	

* Values outside of QC limits

ORGANIC ANALYSIS DATA SHEET

EPA 8082A

PDI-047SC-A-02-03-191001

Laboratory:	Apex Laboratories			SDG:	Gasco_PreRD_DG 2019
Client:	Anchor QEA, LLC			Project:	Gasco_PreRD_DG 2019 - 4a-b. DOC-CAP Testing Co
Matrix:	Sediment	Laboratory ID:	A9J0095-15	File ID:	ECD2R015.D
Sampled:	10/01/19 10:32	Prepared:	12/06/19 10:18	Analyzed:	12/16/19 11:47
Solids:	75.04	Preparation:	EPA 3546	Initial/Final:	30.66 g / 2 mL
Batch:	9120609	Sequence:	9L16016	Calibration:	A9J2803
Instrument:	DUALECD2R				

CAS NO.	COMPOUND	DILUTION	CONC. (ug/kg dry)	Q
12674-11-2	Aroclor 1016	1	9.39	U
11104-28-2	Aroclor 1221	1	2.48	U
11141-16-5	Aroclor 1232	1	9.13	U
53469-21-9	Aroclor 1242	1	12.5	U
12672-29-6	Aroclor 1248	1	9.13	U
11097-69-1	Aroclor 1254	1	13.7	U
11096-82-5	Aroclor 1260	1	7.07	
37324-23-5	Aroclor 1262	1	0.874	U
11100-14-4	Aroclor 1268	1	0.874	U

SYSTEM MONITORING COMPOUND	ADDED (ug/kg dry)	CONC (ug/kg dry)	% REC	QC LIMITS	Q
Decachlorobiphenyl (Surr)	21.7	16.3	75	43 - 120	

* Values outside of QC limits

ORGANIC ANALYSIS DATA SHEET

EPA 8082A

PDI-071SC-A-08-09-191001

Laboratory:	Apex Laboratories			SDG:	Gasco_PreRD_DG 2019
Client:	Anchor QEA, LLC			Project:	Gasco_PreRD_DG 2019 - 4a-b. DOC-CAP Testing Co
Matrix:	Sediment	Laboratory ID:	A9J0095-32	File ID:	ECD2F007.D
Sampled:	10/01/19 13:56	Prepared:	12/05/19 07:06	Analyzed:	12/10/19 09:15
Solids:	72.84	Preparation:	EPA 3546	Initial/Final:	30.7 g / 2 mL
Batch:	9120536	Sequence:	9L10023	Calibration:	A9L0407
Instrument:	DUALECD2F				

CAS NO.	COMPOUND	DILUTION	CONC. (ug/kg dry)	Q
12674-11-2	Aroclor 1016	1	0.899	U
11104-28-2	Aroclor 1221	1	0.899	U
11141-16-5	Aroclor 1232	1	1.78	U
53469-21-9	Aroclor 1242	1	0.899	U
12672-29-6	Aroclor 1248	1	0.899	U
11097-69-1	Aroclor 1254	1	0.899	U
11096-82-5	Aroclor 1260	1	0.899	U
37324-23-5	Aroclor 1262	1	0.899	U
11100-14-4	Aroclor 1268	1	0.899	U

SYSTEM MONITORING COMPOUND	ADDED (ug/kg dry)	CONC (ug/kg dry)	% REC	QC LIMITS	Q
Decachlorobiphenyl (Surr)	22.4	9.72	43	43 - 120	

* Values outside of QC limits

ORGANIC ANALYSIS DATA SHEET

EPA 8082A

PDI-071SC-A-09-10-191001

Laboratory:	Apex Laboratories			SDG:	Gasco_PreRD_DG 2019
Client:	Anchor QEA, LLC			Project:	Gasco_PreRD_DG 2019 - 4a-b. DOC-CAP Testing Co
Matrix:	Sediment	Laboratory ID:	A9J0095-33	File ID:	ECD2F009.D
Sampled:	10/01/19 13:56	Prepared:	12/05/19 07:06	Analyzed:	12/10/19 09:50
Solids:	62.47	Preparation:	EPA 3546	Initial/Final:	30.37 g / 2 mL
Batch:	9120536	Sequence:	9L10023	Calibration:	A9L0407
Instrument:	DUALECD2F				

CAS NO.	COMPOUND	DILUTION	CONC. (ug/kg dry)	Q
12674-11-2	Aroclor 1016	1	1.06	U
11104-28-2	Aroclor 1221	1	1.06	U
11141-16-5	Aroclor 1232	1	1.06	U
53469-21-9	Aroclor 1242	1	1.06	U
12672-29-6	Aroclor 1248	1	1.06	U
11097-69-1	Aroclor 1254	1	1.06	U
11096-82-5	Aroclor 1260	1	1.06	U
37324-23-5	Aroclor 1262	1	1.06	U
11100-14-4	Aroclor 1268	1	1.06	U

SYSTEM MONITORING COMPOUND	ADDED (ug/kg dry)	CONC (ug/kg dry)	% REC	QC LIMITS	Q
Decachlorobiphenyl (Surr)	26.4	17.4	66	43 - 120	

* Values outside of QC limits

PREPARATION BATCH SUMMARY

EPA 8082A

Laboratory: Apex Laboratories
SDG: Gasco_PreRD_DG 2019
Client: Anchor QEA, LLC
Project: Gasco_PreRD_DG 2019 - 4a-b. DOC-CAP Testing Cc
Batch: 9120536 Batch Matrix: Soil
Preparation: EPA 3546

SAMPLE NAME	LAB SAMPLE ID	LAB FILE ID	DATE PREPARED	OBSERVATIONS
Blank	9120536-BLK1	ECD2F005.D	12/05/19 07:06	
LCS	9120536-BS1	ECD2F006.D	12/05/19 07:06	
PDI-071SC-A-08-09-191001	A9J0095-32	ECD2F007.D	12/05/19 07:06	
PDI-071SC-A-09-10-191001	A9J0095-33	ECD2F009.D	12/05/19 07:06	

Note: Client samples are listed only if they are included in this report.
Duplicates and Matrix Spike/Duplicates QC Samples are only listed if sourced from a sample included in this report.

PREPARATION BATCH SUMMARY

EPA 8082A

Laboratory: Apex Laboratories
SDG: Gasco_PreRD_DG 2019
Client: Anchor QEA, LLC
Project: Gasco_PreRD_DG 2019 - 4a-b. DOC-CAP Testing Cc
Batch: 9120609 Batch Matrix: Soil
Preparation: EPA 3546

SAMPLE NAME	LAB SAMPLE ID	LAB FILE ID	DATE PREPARED	OBSERVATIONS
Blank	9120609-BLK1	ECD2F005.D	12/06/19 10:18	
LCS	9120609-BS1	ECD2F006.D	12/06/19 10:18	
PDI-046SC-A-01-02-191001	A9J0095-02	ECD2R009.D	12/06/19 10:18	
PDI-046SC-A-02-03-191001	A9J0095-03	ECD2R011.D	12/06/19 10:18	
PDI-047SC-A-01-02-191001	A9J0095-14RE1	ECD2F007.D	12/06/19 10:18	
PDI-047SC-A-02-03-191001	A9J0095-15	ECD2R015.D	12/06/19 10:18	

Note: Client samples are listed only if they are included in this report.
Duplicates and Matrix Spike/Duplicates QC Samples are only listed if sourced from a sample included in this report.

METHOD BLANK DATA SHEET

EPA 8082A

Laboratory:	Apex Laboratories			SDG:	Gasco_PreRD_DG 2019
Client:	Anchor QEA, LLC			Project:	Gasco_PreRD_DG 2019 - 4a-b. DOC-CAP Testing C
Matrix:	Soil	Laboratory ID:	9120536-BLK1	File ID:	ECD2F005.D
Prepared:	12/05/19 07:06	Preparation:	EPA 3546	Initial/Final:	31 g / 2 mL
Analyzed:	12/10/19 08:40	Instrument:	DUALECD2F		
Batch:	9120536	Sequence:	9L10023	Calibration:	A9L0407

CAS NO.	COMPOUND	CONC. (ug/kg wet)	Q
12674-11-2	Aroclor 1016	0.648	U
11104-28-2	Aroclor 1221	0.648	U
11141-16-5	Aroclor 1232	0.648	U
53469-21-9	Aroclor 1242	0.648	U
12672-29-6	Aroclor 1248	0.648	U
11097-69-1	Aroclor 1254	0.648	U
11096-82-5	Aroclor 1260	0.648	U
37324-23-5	Aroclor 1262	0.648	U
11100-14-4	Aroclor 1268	0.648	U

SYSTEM MONITORING COMPOUND	ADDED (ug/kg wet)	CONC (ug/kg wet)	% REC	QC LIMITS	Q
Decachlorobiphenyl (Surr)	16.1	15.0	93	43 - 120	

METHOD BLANK DATA SHEET

EPA 8082A

Laboratory:	Apex Laboratories			SDG:	Gasco_PreRD_DG 2019
Client:	Anchor QEA, LLC			Project:	Gasco_PreRD_DG 2019 - 4a-b. DOC-CAP Testing C
Matrix:	Soil	Laboratory ID:	9120609-BLK1	File ID:	ECD2F005.D
Prepared:	12/06/19 10:18	Preparation:	EPA 3546	Initial/Final:	31 g / 2 mL
Analyzed:	12/16/19 08:51	Instrument:	DUALECD2F		
Batch:	9120609	Sequence:	9L16015	Calibration:	A9L0407

CAS NO.	COMPOUND	CONC. (ug/kg wet)	Q
12674-11-2	Aroclor 1016	0.648	U
11104-28-2	Aroclor 1221	0.648	U
11141-16-5	Aroclor 1232	0.648	U
53469-21-9	Aroclor 1242	0.648	U
12672-29-6	Aroclor 1248	0.648	U
11097-69-1	Aroclor 1254	0.648	U
11096-82-5	Aroclor 1260	0.648	U
37324-23-5	Aroclor 1262	0.648	U
11100-14-4	Aroclor 1268	0.648	U

SYSTEM MONITORING COMPOUND	ADDED (ug/kg wet)	CONC (ug/kg wet)	% REC	QC LIMITS	Q
Decachlorobiphenyl (Surr)	16.1	16.0	99	43 - 120	

LCS / LCS DUPLICATE RECOVERY

EPA 8082A

Laboratory:	Apex Laboratories	SDG:	Gasco_PreRD_DG 2019
Client:	Anchor QEA, LLC	Project:	Gasco_PreRD_DG 2019 - 4a-b. DOC-CAP Testing Co
Matrix:	Soil		
Batch:	9120536	Laboratory ID:	9120536-BS1
Preparation:	EPA 3546	Initial/Final:	30 g / 2 mL

COMPOUND	SPIKE ADDED (ug/kg wet)	LCS CONCENTRATION (ug/kg wet)	LCS % REC. (*=Out)	QC LIMITS REC.
Aroclor 1016	83.3	48.8	59	47 - 134
Aroclor 1260	83.3	63.7	76	53 - 140

* = Values outside of QC limits

LCS / LCS DUPLICATE RECOVERY

EPA 8082A

Laboratory:	Apex Laboratories	SDG:	Gasco_PreRD_DG 2019
Client:	Anchor QEA, LLC	Project:	Gasco_PreRD_DG 2019 - 4a-b. DOC-CAP Testing Co
Matrix:	Soil		
Batch:	9120609	Laboratory ID:	9120609-BS1
Preparation:	EPA 3546	Initial/Final:	30 g / 2 mL

COMPOUND	SPIKE ADDED (ug/kg wet)	LCS CONCENTRATION (ug/kg wet)	LCS % REC. (*=Out)	QC LIMITS REC.
Aroclor 1016	83.3	55.4	66	47 - 134
Aroclor 1260	83.3	71.2	85	53 - 140

* = Values outside of QC limits

ANALYSIS BATCH (SEQUENCE) SUMMARY

EPA 8082A

Laboratory:	Apex Laboratories	SDG:	Gasco_PreRD_DG 2019
Client:	Anchor QEA, LLC	Project:	Gasco_PreRD_DG 2019 - 4a-b. DOC-CAP Testing C
Sequence:	0A07022	Instrument:	DUALECD2F
Matrix:	Soil	Calibration:	A9L0407

Sample Name	Lab Sample ID	Lab File ID	Analysis Date/Time
Calibration Check	0A07022-CCV1	ECD2F003.D	01/07/20 08:31
Calibration Blank	0A07022-CCB1	ECD2F004.D	01/07/20 08:55
PDI-047SC-A-01-02-191001	A9J0095-14RE1	ECD2F007.D	01/07/20 09:57
Calibration Check	0A07022-CCV2	ECD2F013.D	01/07/20 11:43
Calibration Blank	0A07022-CCB2	ECD2F014.D	01/07/20 12:00
Calibration Check	0A07022-CCV3	ECD2F029.D	01/07/20 16:25
Calibration Blank	0A07022-CCB3	ECD2F030.D	01/07/20 16:43

Note: Client samples are listed only if they are included in this report.
Duplicates and Matrix Spike/Duplicates QC Samples are only listed if sourced from a sample included in this report.

ANALYSIS BATCH (SEQUENCE) SUMMARY

EPA 8082A

Laboratory:	Apex Laboratories	SDG:	Gasco_PreRD_DG 2019
Client:	Anchor QEA, LLC	Project:	Gasco_PreRD_DG 2019 - 4a-b. DOC-CAP Testing C
Sequence:	9J25014	Instrument:	DUALECD2R
Matrix:	Sediment	Calibration:	A9J2803

Sample Name	Lab Sample ID	Lab File ID	Analysis Date/Time
Initial Cal Blank	9J25014-ICB1	ECD2R003.D	10/25/19 08:01
Cal Standard	9J25014-CAL1	ECD2R004.D	10/25/19 08:19
Cal Standard	9J25014-CAL2	ECD2R005.D	10/25/19 08:37
Cal Standard	9J25014-CAL3	ECD2R006.D	10/25/19 08:54
Cal Standard	9J25014-CAL4	ECD2R007.D	10/25/19 09:12
Cal Standard	9J25014-CAL5	ECD2R008.D	10/25/19 09:29
Cal Standard	9J25014-CAL6	ECD2R009.D	10/25/19 09:47
Cal Standard	9J25014-CAL7	ECD2R010.D	10/25/19 10:05
Initial Cal Check	9J25014-ICV1	ECD2R012.D	10/25/19 10:40
Cal Standard	9J25014-CAL8	ECD2R013.D	10/25/19 10:58
Cal Standard	9J25014-CAL9	ECD2R014.D	10/25/19 11:15
Cal Standard	9J25014-CALA	ECD2R015.D	10/25/19 11:33
Cal Standard	9J25014-CALB	ECD2R016.D	10/25/19 11:50
Cal Standard	9J25014-CALC	ECD2R017.D	10/25/19 12:08
Cal Standard	9J25014-CALD	ECD2R018.D	10/25/19 12:26
Cal Standard	9J25014-CALE	ECD2R019.D	10/25/19 12:43
Initial Cal Check	9J25014-ICV2	ECD2R020.D	10/25/19 13:02
Initial Cal Check	9J25014-ICV3	ECD2R021.D	10/25/19 13:20
Initial Cal Check	9J25014-ICV4	ECD2R022.D	10/25/19 13:37
Initial Cal Check	9J25014-ICV5	ECD2R023.D	10/25/19 13:55

Note: Client samples are listed only if they are included in this report.
Duplicates and Matrix Spike/Duplicates QC Samples are only listed if sourced from a sample included in this report.

ANALYSIS BATCH (SEQUENCE) SUMMARY

EPA 8082A

Laboratory:	Apex Laboratories	SDG:	Gasco_PreRD_DG 2019
Client:	Anchor QEA, LLC	Project:	Gasco_PreRD_DG 2019 - 4a-b. DOC-CAP Testing C
Sequence:	9L03052	Instrument:	DUALECD2F
Matrix:	Sediment	Calibration:	A9L0407

Sample Name	Lab Sample ID	Lab File ID	Analysis Date/Time
Initial Cal Blank	9L03052-ICB1	ECD2F002.D	12/03/19 16:47
Cal Standard	9L03052-CAL1	ECD2F003.D	12/03/19 17:04
Cal Standard	9L03052-CAL2	ECD2F004.D	12/03/19 17:22
Cal Standard	9L03052-CAL3	ECD2F005.D	12/03/19 17:40
Cal Standard	9L03052-CAL4	ECD2F006.D	12/03/19 17:57
Cal Standard	9L03052-CAL5	ECD2F007.D	12/03/19 18:15
Cal Standard	9L03052-CAL6	ECD2F008.D	12/03/19 18:32
Cal Standard	9L03052-CAL7	ECD2F009.D	12/03/19 18:50
Initial Cal Check	9L03052-ICV1	ECD2F011.D	12/03/19 19:25
Cal Standard	9L03052-CAL8	ECD2F012.D	12/03/19 19:43
Cal Standard	9L03052-CAL9	ECD2F013.D	12/03/19 20:01
Cal Standard	9L03052-CALA	ECD2F014.D	12/03/19 20:18
Cal Standard	9L03052-CALB	ECD2F015.D	12/03/19 20:36
Cal Standard	9L03052-CALC	ECD2F016.D	12/03/19 20:53
Cal Standard	9L03052-CALD	ECD2F017.D	12/03/19 21:11
Cal Standard	9L03052-CALE	ECD2F018.D	12/03/19 21:29
Initial Cal Check	9L03052-ICV2	ECD2F019.D	12/03/19 21:46
Initial Cal Check	9L03052-ICV3	ECD2F020.D	12/03/19 22:04
Initial Cal Check	9L03052-ICV4	ECD2F021.D	12/03/19 22:21
Initial Cal Check	9L03052-ICV5	ECD2F022.D	12/03/19 22:39

Note: Client samples are listed only if they are included in this report.
Duplicates and Matrix Spike/Duplicates QC Samples are only listed if sourced from a sample included in this report.

ANALYSIS BATCH (SEQUENCE) SUMMARY

EPA 8082A

Laboratory:	Apex Laboratories	SDG:	Gasco_PreRD_DG 2019
Client:	Anchor QEA, LLC	Project:	Gasco_PreRD_DG 2019 - 4a-b. DOC-CAP Testing C
Sequence:	9L10023	Instrument:	DUALECD2F
Matrix:	Soil	Calibration:	A9L0407

Sample Name	Lab Sample ID	Lab File ID	Analysis Date/Time
Calibration Check	9L10023-CCV1	ECD2F003.D	12/10/19 08:04
Calibration Blank	9L10023-CCB1	ECD2F004.D	12/10/19 08:22
Blank	9120536-BLK1	ECD2F005.D	12/10/19 08:40
LCS	9120536-BS1	ECD2F006.D	12/10/19 08:57
PDI-071SC-A-08-09-191001	A9J0095-32	ECD2F007.D	12/10/19 09:15
PDI-071SC-A-09-10-191001	A9J0095-33	ECD2F009.D	12/10/19 09:50
Calibration Check	9L10023-CCV2	ECD2F017.D	12/10/19 12:11
Calibration Blank	9L10023-CCB2	ECD2F018.D	12/10/19 12:29

Note: Client samples are listed only if they are included in this report.
Duplicates and Matrix Spike/Duplicates QC Samples are only listed if sourced from a sample included in this report.

ANALYSIS BATCH (SEQUENCE) SUMMARY

EPA 8082A

Laboratory:	Apex Laboratories	SDG:	Gasco_PreRD_DG 2019
Client:	Anchor QEA, LLC	Project:	Gasco_PreRD_DG 2019 - 4a-b. DOC-CAP Testing C
Sequence:	9L16015	Instrument:	DUALECD2F
Matrix:	Soil	Calibration:	A9L0407

Sample Name	Lab Sample ID	Lab File ID	Analysis Date/Time
Calibration Check	9L16015-CCV1	ECD2F003.D	12/16/19 08:14
Calibration Blank	9L16015-CCB1	ECD2F004.D	12/16/19 08:32
Blank	9120609-BLK1	ECD2F005.D	12/16/19 08:51
LCS	9120609-BS1	ECD2F006.D	12/16/19 09:08
Calibration Check	9L16015-CCV2	ECD2F015.D	12/16/19 11:47
Calibration Blank	9L16015-CCB2	ECD2F016.D	12/16/19 12:04

Note: Client samples are listed only if they are included in this report.
Duplicates and Matrix Spike/Duplicates QC Samples are only listed if sourced from a sample included in this report.

ANALYSIS BATCH (SEQUENCE) SUMMARY

EPA 8082A

Laboratory:	Apex Laboratories	SDG:	Gasco_PreRD_DG 2019
Client:	Anchor QEA, LLC	Project:	Gasco_PreRD_DG 2019 - 4a-b. DOC-CAP Testing C
Sequence:	9L16016	Instrument:	DUALECD2R
Matrix:	Soil	Calibration:	A9J2803

Sample Name	Lab Sample ID	Lab File ID	Analysis Date/Time
Calibration Check	9L16016-CCV1	ECD2R003.D	12/16/19 08:14
Calibration Blank	9L16016-CCB1	ECD2R004.D	12/16/19 08:32
PDI-046SC-A-01-02-191001	A9J0095-02	ECD2R009.D	12/16/19 10:01
PDI-046SC-A-02-03-191001	A9J0095-03	ECD2R011.D	12/16/19 10:36
PDI-047SC-A-02-03-191001	A9J0095-15	ECD2R015.D	12/16/19 11:47
Calibration Check	9L16016-CCV2	ECD2R017.D	12/16/19 12:22
Calibration Blank	9L16016-CCB2	ECD2R018.D	12/16/19 12:40

Note: Client samples are listed only if they are included in this report.
Duplicates and Matrix Spike/Duplicates QC Samples are only listed if sourced from a sample included in this report.

INITIAL CALIBRATION DATA (Summary)

EPA 8082A

Laboratory: Apex Laboratories SDG: Gasco_PreRD_DG 2019

Client: Anchor QEA, LLC Project: Gasco_PreRD_DG 2019 - 4a-b. DOC-CAP Testing

Calibration: A9J2803 Date: 10/28/19 10:35 Instrument: DUALECD2R

Compound	Mean RF	FIT	RF RSD	Mean RT	RT RSD	Linear r	Quad COD	LIMIT	Q
Aroclor 1016		Ave						20	
Aroclor 1221		Ave						20	
Aroclor 1232		Ave						20	
Aroclor 1242		Ave						20	
Aroclor 1248		Ave						20	
Aroclor 1254		Ave						20	
Aroclor 1260		Ave						20	
Aroclor 1262		Ave						20	
Aroclor 1268		Ave						20	
Decachlorobiphenyl (Surr)	146790.4	Ave	11.13687	10.701	1.830451E-02			20	

Note: ** Quad COD may be incorrect if weighting (1/a) or (1/a2) used. Weighting not shown here. Please see instrument calibration printouts for validation.

INITIAL CALIBRATION DATA

EPA 8082A

Laboratory: Apex Laboratories

Client: Anchor QEA, LLC

Calibration: A9J2803

SDG: Gasco_PreRD_DG 2019

Project: Gasco_PreRD_DG 2019 - 4a-b. DOC-CAP Te

Instrument: DUALECD2R

Calibration Date: 10/28/19 10:35

Compound	Level 01		Level 02		Level 03		Level 04		Level 05		Level 06	
	ng/mL	RF	ng/mL	RF	ng/mL	RF	ng/mL	RF	ng/mL	RF	ng/mL	RF
1016 (1)	20	10151.75	50	9873.36	100	9252.01	200	8409.495	500	8085.348	1000	8009.226
1016 (2)	20	17127.45	50	17019.64	100	16922.74	200	14752.13	500	16080.45	1000	15600.02
1016 (3)	20	8502.2	50	7706.02	100	7552.46	200	6698.305	500	7013.236	1000	6715.654
1016 (4)	20	8857.6	50	8177.26	100	7725.78	200	6856.835	500	6887.656	1000	6545.978
1016 (5)	20	9451.25	50	9136.26	100	8479.32	200	7726.305	500	7875.734	1000	7260.053
1016 (6)	20	9586.85	50	9057.04	100	8470.87	200	7444.98	500	7904.344	1000	7304.27
Aroclor 1016	20	~~0~~	50	~~0~~	100	~~0~~	200	~~0~~	500	~~0~~	1000	~~0~~
1260 (1)	20	16856.95	50	16484.42	100	15672.69	200	14707.76	500	15695	1000	14942.24
1260 (2)	20	20667.25	50	20515.12	100	19956.6	200	17709.33	500	20277.4	1000	17867.44
1260 (3)	20	20916.7	50	21060.16	100	19854.47	200	19120.24	500	20134.36	1000	19036.7
1260 (4)	20	30933.1	50	30992.52	100	30699.8	200	28633.93	500	29992.72	1000	31228.51
1260 (5)	20	18057.85	50	18606.18	100	17472.57	200	16459	500	17949.59	1000	17681.7
1260 (6)	20	7430.6	50	7501.98	100	6942.4	200	6147.22	500	6473.054	1000	6505.242
Aroclor 1260	20	~~0~~	50	~~0~~	100	~~0~~	200	~~0~~	500	~~0~~	1000	~~0~~
Decachlorobiphenyl (Surr)	10	131865.9	25	140307.6	50	137335.2	100	135426.9	250	151305.7	500	151703.6

INITIAL CALIBRATION DATA (Continued)

EPA 8082A

Laboratory: Apex Laboratories
SDG: Gasco_PreRD_DG 2019
Client: Anchor QEA, LLC
Project: Gasco_PreRD_DG 2019 - 4a-b. DOC-CAP Te
Calibration: A9J2803
Instrument: DUALECD2R
Matrix:
Calibration Date: 10/28/19 10:35

Compound	Level 07		Level 08		Level 09		Level 10		Level 11		Level 12	
	ng/mL	RF	ng/mL	RF	ng/mL	RF	ng/mL	RF	ng/mL	RF	ng/mL	RF
1016 (1)	1500	8400.486										
1016 (2)	1500	17040.45										
1016 (3)	1500	7372.987										
1016 (4)	1500	7150.067										
1016 (5)	1500	7828.54										
1016 (6)	1500	7849.247										
Aroclor 1016	1500	0										
1254 (1)											500	12925.06
1254 (2)											500	20247.58
1254 (3)											500	21427.7
1254 (4)											500	16516.58
1254 (5)											500	15693.16
1254 (6)											500	4890.148
Aroclor 1254											500	0
1260 (1)	1500	16121.04										
1260 (2)	1500	20022.96										
1260 (3)	1500	20802.53										
1260 (4)	1500	34142.69										
1260 (5)	1500	19053.46										
1260 (6)	1500	7289.34										
Aroclor 1260	1500	0										
Decachlorobiphenyl (Surr)	800	179588.1	200	0	200	0	200	0	200	0	200	0

INITIAL CALIBRATION DATA (Continued)

EPA 8082A

Laboratory:	Apex Laboratories	SDG:	Gasco_PreRD_DG 2019
Client:	Anchor QEA, LLC	Project:	Gasco_PreRD_DG 2019 - 4a-b. DOC-CAP Te
Calibration:	A9J2803	Instrument:	DUALECD2R
Matrix:		Calibration Date:	10/28/19 10:35

Compound	Level 13		Level 14		Level 15		Level 16		Level 17		Level 18	
	ng/mL	RF	ng/mL	RF	ng/mL	RF	ng/mL	RF	ng/mL	RF	ng/mL	RF
1262 (1)	500	15133.52										
1262 (2)	500	21154.26										
1262 (3)	500	17468.28										
1262 (4)	500	35809.34										
1262 (5)	500	21964.82										
1262 (6)	500	9700.53										
Aroclor 1262	500	~~0~~										
Decachlorobiphenyl (Surr)	200	~~0~~	200	~~0~~								

INITIAL CALIBRATION DATA (Summary)

EPA 8082A

Laboratory: Apex Laboratories SDG: Gasco_PreRD_DG 2019

Client: Anchor QEA, LLC Project: Gasco_PreRD_DG 2019 - 4a-b. DOC-CAP Testing

Calibration: A9L0407 Date: 12/04/19 16:35 Instrument: DUALECD2F

Compound	Mean RF	FIT	RF RSD	Mean RT	RT RSD	Linear r	Quad COD	LIMIT	Q
Aroclor 1016		Ave						20	
Aroclor 1221		Ave						20	
Aroclor 1232		Ave						20	
Aroclor 1242		Ave						20	
Aroclor 1248		Ave						20	
Aroclor 1254		Ave						20	
Aroclor 1260		Ave						20	
Aroclor 1262		Ave						20	
Aroclor 1268		Ave						20	
Decachlorobiphenyl (Surr)	111675.2	Ave	5.500462	9.577571	1.534808E-02			20	

Note: ** Quad COD may be incorrect if weighting (1/a) or (1/a2) used. Weighting not shown here. Please see instrument calibration printouts for validation.

INITIAL CALIBRATION DATA

EPA 8082A

Laboratory: Apex Laboratories

Client: Anchor QEA, LLC

Calibration: A9L0407

SDG: Gasco_PreRD_DG 2019

Project: Gasco_PreRD_DG 2019 - 4a-b. DOC-CAP Te

Instrument: DUALECD2F

Calibration Date: 12/04/19 16:35

Compound	Level 01		Level 02		Level 03		Level 04		Level 05		Level 06	
	ng/mL	RF	ng/mL	RF	ng/mL	RF	ng/mL	RF	ng/mL	RF	ng/mL	RF
1016 (1)	20	4495.2	50	3868.58	100	3742.24	200	3518.675	500	3742.964	1000	3364.096
1016 (2)	20	8055.7	50	7041.6	100	7109.24	200	6629.815	500	7719.472	1000	6834.377
1016 (3)	20	4743.3	50	3989.8	100	3902.73	200	3716.885	500	4044.31	1000	3751.237
1016 (4)	20	4367.6	50	3817.86	100	3564.25	200	3253.31	500	3640.01	1000	3257.104
1016 (5)	20	4872.4	50	4418.04	100	4040.11	200	3837.1	500	4384.308	1000	3740.486
1016 (6)	20	3414.35	50	3075.66	100	2907.89	200	2718.155	500	2968.966	1000	2774.363
Aroclor 1016	20	ϴ	50	ϴ	100	ϴ	200	ϴ	500	ϴ	1000	ϴ
1260 (1)	20	9305.95	50	8378.72	100	8424.4	200	7900.825	500	8847.398	1000	7808.345
1260 (2)	20	11265.7	50	10133.76	100	10128.79	200	9613.795	500	10650.27	1000	9589.273
1260 (3)	20	8938.8	50	8042.48	100	8021.99	200	7279.085	500	7995.658	1000	7355.01
1260 (4)	20	18701.5	50	18890.76	100	18328.8	200	18081.26	500	20178.5	1000	17708.5
1260 (5)	20	12705.3	50	12305.94	100	12216.37	200	11356.71	500	12577.89	1000	11580.15
1260 (6)	20	5766.1	50	5178.38	100	5114.87	200	4648.95	500	5398.078	1000	4725.786
Aroclor 1260	20	ϴ	50	ϴ	100	ϴ	200	ϴ	500	ϴ	1000	ϴ
Decachlorobiphenyl (Surr)	10	108539.5	25	107985.3	50	113778.6	100	105778.6	250	124333.5	500	109807.6

INITIAL CALIBRATION DATA (Continued)

EPA 8082A

Laboratory: Apex Laboratories
SDG: Gasco_PreRD_DG 2019
Client: Anchor QEA, LLC
Project: Gasco_PreRD_DG 2019 - 4a-b. DOC-CAP Te
Calibration: A9L0407
Instrument: DUALECD2F
Matrix:
Calibration Date: 12/04/19 16:35

Compound	Level 07		Level 08		Level 09		Level 10		Level 11		Level 12	
	ng/mL	RF	ng/mL	RF	ng/mL	RF	ng/mL	RF	ng/mL	RF	ng/mL	RF
1016 (1)	1500	3433.924										
1016 (2)	1500	6967.146										
1016 (3)	1500	3662.205										
1016 (4)	1500	3141.323										
1016 (5)	1500	3767.969										
1016 (6)	1500	2673.243										
Aroclor 1016	1500	0										
1254 (1)											500	5998.118
1254 (2)											500	7287.568
1254 (3)											500	11209.97
1254 (4)											500	7130.028
1254 (5)											500	7658.99
1254 (6)											500	2493.888
Aroclor 1254											500	0
1260 (1)	1500	7628.894										
1260 (2)	1500	10035.16										
1260 (3)	1500	7423.086										
1260 (4)	1500	18439.97										
1260 (5)	1500	11929.48										
1260 (6)	1500	4970.047										
Aroclor 1260	1500	0										
Decachlorobiphenyl (Surr)	800	111502.9	200	0	200	0	200	0	200	0	200	0

INITIAL CALIBRATION DATA (Continued)

EPA 8082A

Laboratory: Apex Laboratories
SDG: Gasco_PreRD_DG 2019
Client: Anchor QEA, LLC
Project: Gasco_PreRD_DG 2019 - 4a-b. DOC-CAP Te
Calibration: A9L0407
Instrument: DUALECD2F
Matrix:
Calibration Date: 12/04/19 16:35

Compound	Level 13		Level 14		Level 15		Level 16		Level 17		Level 18	
	ng/mL	RF	ng/mL	RF	ng/mL	RF	ng/mL	RF	ng/mL	RF	ng/mL	RF
1262 (1)	500	8046.414										
1262 (2)	500	11225.07										
1262 (3)	500	9704.932										
1262 (4)	500	20660.1										
1262 (5)	500	13082.36										
1262 (6)	500	6676.638										
Aroclor 1262	500	~~0~~										
Decachlorobiphenyl (Surr)	200	~~0~~	200	~~0~~								

SECOND-SOURCE CALIBRATION VERIFICATION

EPA 8082A

Laboratory:	Apex Laboratories	SDG:	Gasco_PreRD_DG 2019
Client:	Anchor QEA, LLC	Project:	Gasco_PreRD_DG 2019 - 4a-b. DOC-CAP
Instrument ID:	DUALECD2R	Calibration:	A9J2803
Lab File ID:	ECD2R012.D		
Sequence:	9J25014	Inject Date:	10/25/19
Lab Sample ID:	9J25014-ICV1	Inject Time:	10:40

ANALYTE	EXPECTED (ng/mL)	FOUND (ng/mL)	% DRIFT	QC LIMIT
Aroclor 1016	500	461	-7.8	70 - 130
Aroclor 1260	500	489	-2.3	70 - 130
Decachlorobiphenyl (Surr)	200	192	-4.1	70 - 130

SECOND-SOURCE CALIBRATION VERIFICATION

EPA 8082A

Laboratory:	Apex Laboratories	SDG:	Gasco_PreRD_DG 2019
Client:	Anchor QEA, LLC	Project:	Gasco_PreRD_DG 2019 - 4a-b. DOC-CAP T
Instrument ID:	DUALECD2R	Calibration:	A9J2803
Lab File ID:	ECD2R020.D		
Sequence:	9J25014	Inject Date:	10/25/19
Lab Sample ID:	9J25014-ICV2	Inject Time:	13:02

ANALYTE	EXPECTED (ng/mL)	FOUND (ng/mL)	% DRIFT	QC LIMIT
Aroclor 1221	1000	1010	0.8	70 - 130
Aroclor 1254	500	516	3.3	70 - 130
Decachlorobiphenyl (Surr)	80.0	85.8	7.3	70 - 130

SECOND-SOURCE CALIBRATION VERIFICATION

EPA 8082A

Laboratory:	Apex Laboratories	SDG:	Gasco_PreRD_DG 2019
Client:	Anchor QEA, LLC	Project:	Gasco_PreRD_DG 2019 - 4a-b. DOC-CAP T
Instrument ID:	DUALECD2R	Calibration:	A9J2803
Lab File ID:	ECD2R021.D		
Sequence:	9J25014	Inject Date:	10/25/19
Lab Sample ID:	9J25014-ICV3	Inject Time:	13:20

ANALYTE	EXPECTED (ng/mL)	FOUND (ng/mL)	% DRIFT	QC LIMIT
Aroclor 1232	500	544	8.8	70 - 130
Aroclor 1262	500	486	-2.8	70 - 130
Decachlorobiphenyl (Surr)	80.0	89.0	11.3	70 - 130

SECOND-SOURCE CALIBRATION VERIFICATION

EPA 8082A

Laboratory:	Apex Laboratories	SDG:	Gasco_PreRD_DG 2019
Client:	Anchor QEA, LLC	Project:	Gasco_PreRD_DG 2019 - 4a-b. DOC-CAP
Instrument ID:	DUALECD2R	Calibration:	A9J2803
Lab File ID:	ECD2R022.D		
Sequence:	9J25014	Inject Date:	10/25/19
Lab Sample ID:	9J25014-ICV4	Inject Time:	13:37

ANALYTE	EXPECTED (ng/mL)	FOUND (ng/mL)	% DRIFT	QC LIMIT
Aroclor 1242	500	541	8.2	70 - 130
Aroclor 1268	500	509	1.9	70 - 130

SECOND-SOURCE CALIBRATION VERIFICATION

EPA 8082A

Laboratory:	Apex Laboratories	SDG:	Gasco_PreRD_DG 2019
Client:	Anchor QEA, LLC	Project:	Gasco_PreRD_DG 2019 - 4a-b. DOC-CAP T
Instrument ID:	DUALECD2R	Calibration:	A9J2803
Lab File ID:	ECD2R023.D		
Sequence:	9J25014	Inject Date:	10/25/19
Lab Sample ID:	9J25014-ICV5	Inject Time:	13:55

ANALYTE	EXPECTED (ng/mL)	FOUND (ng/mL)	% DRIFT	QC LIMIT
Aroclor 1248	500	575	15.0	70 - 130

SECOND-SOURCE CALIBRATION VERIFICATION

EPA 8082A

Laboratory:	Apex Laboratories	SDG:	Gasco_PreRD_DG 2019
Client:	Anchor QEA, LLC	Project:	Gasco_PreRD_DG 2019 - 4a-b. DOC-CAP
Instrument ID:	DUALECD2F	Calibration:	A9L0407
Lab File ID:	ECD2F011.D		
Sequence:	9L03052	Inject Date:	12/03/19
Lab Sample ID:	9L03052-ICV1	Inject Time:	19:25

ANALYTE	EXPECTED (ng/mL)	FOUND (ng/mL)	% DRIFT	QC LIMIT
Aroclor 1016	500	434	-13.1	70 - 130
Aroclor 1260	500	429	-14.1	70 - 130
Decachlorobiphenyl (Surr)	200	184	-7.8	70 - 130

SECOND-SOURCE CALIBRATION VERIFICATION

EPA 8082A

Laboratory:	Apex Laboratories	SDG:	Gasco_PreRD_DG 2019
Client:	Anchor QEA, LLC	Project:	Gasco_PreRD_DG 2019 - 4a-b. DOC-CAP T
Instrument ID:	DUALECD2F	Calibration:	A9L0407
Lab File ID:	ECD2F019.D		
Sequence:	9L03052	Inject Date:	12/03/19
Lab Sample ID:	9L03052-ICV2	Inject Time:	21:46

ANALYTE	EXPECTED (ng/mL)	FOUND (ng/mL)	% DRIFT	QC LIMIT
Aroclor 1221	1000	923	-7.7	70 - 130
Aroclor 1254	500	507	1.3	70 - 130
Decachlorobiphenyl (Surr)	80.0	81.5	1.8	70 - 130

SECOND-SOURCE CALIBRATION VERIFICATION

EPA 8082A

Laboratory:	Apex Laboratories	SDG:	Gasco_PreRD_DG 2019
Client:	Anchor QEA, LLC	Project:	Gasco_PreRD_DG 2019 - 4a-b. DOC-CAP
Instrument ID:	DUALECD2F	Calibration:	A9L0407
Lab File ID:	ECD2F020.D		
Sequence:	9L03052	Inject Date:	12/03/19
Lab Sample ID:	9L03052-ICV3	Inject Time:	22:04

ANALYTE	EXPECTED (ng/mL)	FOUND (ng/mL)	% DRIFT	QC LIMIT
Aroclor 1232	500	541	8.2	70 - 130
Aroclor 1262	500	492	-1.6	70 - 130
Decachlorobiphenyl (Surr)	80.0	83.5	4.4	70 - 130

SECOND-SOURCE CALIBRATION VERIFICATION

EPA 8082A

Laboratory:	Apex Laboratories	SDG:	Gasco_PreRD_DG 2019
Client:	Anchor QEA, LLC	Project:	Gasco_PreRD_DG 2019 - 4a-b. DOC-CAP
Instrument ID:	DUALECD2F	Calibration:	A9L0407
Lab File ID:	ECD2F021.D		
Sequence:	9L03052	Inject Date:	12/03/19
Lab Sample ID:	9L03052-ICV4	Inject Time:	22:21

ANALYTE	EXPECTED (ng/mL)	FOUND (ng/mL)	% DRIFT	QC LIMIT
Aroclor 1242	500	523	4.6	70 - 130
Aroclor 1268	500	490	-1.9	70 - 130

SECOND-SOURCE CALIBRATION VERIFICATION

EPA 8082A

Laboratory:	Apex Laboratories	SDG:	Gasco_PreRD_DG 2019
Client:	Anchor QEA, LLC	Project:	Gasco_PreRD_DG 2019 - 4a-b. DOC-CAP T
Instrument ID:	DUALECD2F	Calibration:	A9L0407
Lab File ID:	ECD2F022.D		
Sequence:	9L03052	Inject Date:	12/03/19
Lab Sample ID:	9L03052-ICV5	Inject Time:	22:39

ANALYTE	EXPECTED (ng/mL)	FOUND (ng/mL)	% DRIFT	QC LIMIT
Aroclor 1248	500	544	8.7	70 - 130

CONTINUING CALIBRATION CHECK

EPA 8082A

Laboratory:	Apex Laboratories	SDG:	Gasco_PreRD_DG 2019
Client:	Anchor QEA, LLC	Project:	Gasco_PreRD_DG 2019 - 4a-b. DOC-CAP Testing C
Instrument ID:	DUALECD2F	Calibration:	A9L0407
Lab File ID:	ECD2F003.D	Calibration Date:	12/04/19 16:35
Sequence:	0A07022	Injection Date:	01/07/20
Lab Sample ID:	0A07022-CCV1	Injection Time:	08:31

COMPOUND	Curve Fit	Calculated Concentration (ng/mL) [L/Q Fits]			Response Factors [Ave RF]			Limit
		STD	CCV	% DIFF	ICAL	CCV	% Drift	
Aroclor 1016	Ave	500	519				3.7	20
Aroclor 1260	Ave	500	520				4.0	20

** Quadratic Curve fit may be weighted (1/a or 1/a2).

* = Values outside of QC limits

CONTINUING CALIBRATION CHECK

EPA 8082A

Laboratory:	Apex Laboratories	SDG:	Gasco_PreRD_DG 2019
Client:	Anchor QEA, LLC	Project:	Gasco_PreRD_DG 2019 - 4a-b. DOC-CAP Testing C
Instrument ID:	DUALECD2F	Calibration:	A9L0407
Lab File ID:	ECD2F013.D	Calibration Date:	12/04/19 16:35
Sequence:	0A07022	Injection Date:	01/07/20
Lab Sample ID:	0A07022-CCV2	Injection Time:	11:43

COMPOUND	Curve Fit	Calculated Concentration (ng/mL) [L/Q Fits]			Response Factors [Ave RF]			Limit
		STD	CCV	% DIFF	ICAL	CCV	% Drift	
Aroclor 1016	Ave	500	492				-1.6	20
Aroclor 1260	Ave	500	518				3.5	20

** Quadratic Curve fit may be weighted (1/a or 1/a2).

* = Values outside of QC limits

CONTINUING CALIBRATION CHECK

EPA 8082A

Laboratory:	Apex Laboratories	SDG:	Gasco_PreRD_DG 2019
Client:	Anchor QEA, LLC	Project:	Gasco_PreRD_DG 2019 - 4a-b. DOC-CAP Testing C
Instrument ID:	DUALECD2F	Calibration:	A9L0407
Lab File ID:	ECD2F029.D	Calibration Date:	12/04/19 16:35
Sequence:	0A07022	Injection Date:	01/07/20
Lab Sample ID:	0A07022-CCV3	Injection Time:	16:25

COMPOUND	Curve Fit	Calculated Concentration (ng/mL) [L/Q Fits]			Response Factors [Ave RF]			Limit
		STD	CCV	% DIFF	ICAL	CCV	% Drift	
Aroclor 1016	Ave	500	479				-4.1	20
Aroclor 1260	Ave	500	471				-5.8	20

** Quadratic Curve fit may be weighted (1/a or 1/a2).

* = Values outside of QC limits

CONTINUING CALIBRATION CHECK

EPA 8082A

Laboratory:	Apex Laboratories	SDG:	Gasco_PreRD_DG 2019
Client:	Anchor QEA, LLC	Project:	Gasco_PreRD_DG 2019 - 4a-b. DOC-CAP Testing C
Instrument ID:	DUALECD2F	Calibration:	A9L0407
Lab File ID:	ECD2F003.D	Calibration Date:	12/04/19 16:35
Sequence:	9L10023	Injection Date:	12/10/19
Lab Sample ID:	9L10023-CCV1	Injection Time:	08:04

COMPOUND	Curve Fit	Calculated Concentration (ng/mL) [L/Q Fits]			Response Factors [Ave RF]			Limit
		STD	CCV	% DIFF	ICAL	CCV	% Drift	
Aroclor 1016	Ave	500	462				-7.7	20
Aroclor 1260	Ave	500	502				0.4	20

** Quadratic Curve fit may be weighted (1/a or 1/a2).

* = Values outside of QC limits

CONTINUING CALIBRATION CHECK

EPA 8082A

Laboratory:	Apex Laboratories	SDG:	Gasco_PreRD_DG 2019
Client:	Anchor QEA, LLC	Project:	Gasco_PreRD_DG 2019 - 4a-b. DOC-CAP Testing C
Instrument ID:	DUALECD2F	Calibration:	A9L0407
Lab File ID:	ECD2F017.D	Calibration Date:	12/04/19 16:35
Sequence:	9L10023	Injection Date:	12/10/19
Lab Sample ID:	9L10023-CCV2	Injection Time:	12:11

COMPOUND	Curve Fit	Calculated Concentration (ng/mL) [L/Q Fits]			Response Factors [Ave RF]			Limit
		STD	CCV	% DIFF	ICAL	CCV	% Drift	
Aroclor 1016	Ave	500	473				-5.4	20
Aroclor 1260	Ave	500	513				2.5	20

** Quadratic Curve fit may be weighted (1/a or 1/a2).

* = Values outside of QC limits

CONTINUING CALIBRATION CHECK

EPA 8082A

Laboratory:	Apex Laboratories	SDG:	Gasco_PreRD_DG 2019
Client:	Anchor QEA, LLC	Project:	Gasco_PreRD_DG 2019 - 4a-b. DOC-CAP Testing C
Instrument ID:	DUALECD2F	Calibration:	A9L0407
Lab File ID:	ECD2F003.D	Calibration Date:	12/04/19 16:35
Sequence:	9L16015	Injection Date:	12/16/19
Lab Sample ID:	9L16015-CCV1	Injection Time:	08:14

COMPOUND	Curve Fit	Calculated Concentration (ng/mL) [L/Q Fits]			Response Factors [Ave RF]			Limit
		STD	CCV	% DIFF	ICAL	CCV	% Drift	
Aroclor 1016	Ave	500	466				-6.9	20
Aroclor 1260	Ave	500	511				2.3	20

** Quadratic Curve fit may be weighted (1/a or 1/a2).

* = Values outside of QC limits

CONTINUING CALIBRATION CHECK

EPA 8082A

Laboratory:	Apex Laboratories	SDG:	Gasco_PreRD_DG 2019
Client:	Anchor QEA, LLC	Project:	Gasco_PreRD_DG 2019 - 4a-b. DOC-CAP Testing C
Instrument ID:	DUALECD2F	Calibration:	A9L0407
Lab File ID:	ECD2F015.D	Calibration Date:	12/04/19 16:35
Sequence:	9L16015	Injection Date:	12/16/19
Lab Sample ID:	9L16015-CCV2	Injection Time:	11:47

COMPOUND	Curve Fit	Calculated Concentration (ng/mL) [L/Q Fits]			Response Factors [Ave RF]			Limit
		STD	CCV	% DIFF	ICAL	CCV	% Drift	
Aroclor 1016	Ave	500	466				-6.8	20
Aroclor 1260	Ave	500	484				-3.2	20

** Quadratic Curve fit may be weighted (1/a or 1/a2).

* = Values outside of QC limits

CONTINUING CALIBRATION CHECK

EPA 8082A

Laboratory:	Apex Laboratories	SDG:	Gasco_PreRD_DG 2019
Client:	Anchor QEA, LLC	Project:	Gasco_PreRD_DG 2019 - 4a-b. DOC-CAP Testing C
Instrument ID:	DUALECD2R	Calibration:	A9J2803
Lab File ID:	ECD2R003.D	Calibration Date:	10/28/19 10:35
Sequence:	9L16016	Injection Date:	12/16/19
Lab Sample ID:	9L16016-CCV1	Injection Time:	08:14

COMPOUND	Curve Fit	Calculated Concentration (ng/mL) [L/Q Fits]			Response Factors [Ave RF]			Limit
		STD	CCV	% DIFF	ICAL	CCV	% Drift	
Aroclor 1016	Ave	500	439				-12.2	20
Aroclor 1260	Ave	500	491				-1.7	20

** Quadratic Curve fit may be weighted (1/a or 1/a2).

* = Values outside of QC limits

CONTINUING CALIBRATION CHECK

EPA 8082A

Laboratory:	Apex Laboratories	SDG:	Gasco_PreRD_DG 2019
Client:	Anchor QEA, LLC	Project:	Gasco_PreRD_DG 2019 - 4a-b. DOC-CAP Testing C
Instrument ID:	DUALECD2R	Calibration:	A9J2803
Lab File ID:	ECD2R017.D	Calibration Date:	10/28/19 10:35
Sequence:	9L16016	Injection Date:	12/16/19
Lab Sample ID:	9L16016-CCV2	Injection Time:	12:22

COMPOUND	Curve Fit	Calculated Concentration (ng/mL) [L/Q Fits]			Response Factors [Ave RF]			Limit
		STD	CCV	% DIFF	ICAL	CCV	% Drift	
Aroclor 1016	Ave	500	456				-8.7	20
Aroclor 1260	Ave	500	502				0.3	20

** Quadratic Curve fit may be weighted (1/a or 1/a2).

* = Values outside of QC limits

SURROGATE STANDARD RECOVERY AND RT SUMMARY

EPA 8082A

Laboratory:	Apex Laboratories	SDG:	Gasco_PreRD_DG 2019
Client:	Anchor QEA, LLC	Project:	Gasco_PreRD_DG 2019 - 4a-b. DOC-CAP Testing C
Sequence:	0A07022	Instrument:	DUALECD2F
Matrix:	Soil	Calibration:	A9L0407

Surrogate Compound	Spike Level ng/mL	% Recovery	Recovery Limits	RT	Calibration Mean RT	RT Diff	RT Diff Limit	Q
Calibration Check (0A07022-CCV1)			Lab File ID: ECD2F003.D		Analyzed: 01/07/20 08:31			
Decachlorobiphenyl (Surr)	250	106	80 - 120	9.572	9.577571	-0.0056	+/-1.0	
Calibration Blank (0A07022-CCB1)			Lab File ID: ECD2F004.D		Analyzed: 01/07/20 08:55			
Decachlorobiphenyl (Surr)	100	98	43 - 120	9.575	9.577571	-0.0026	+/-1.0	
PDI-047SC-A-01-02-191001 (A9J0095-14RE1)			Lab File ID: ECD2F007.D		Analyzed: 01/07/20 09:57			
Decachlorobiphenyl (Surr)	27.4	66	43 - 120	9.57	9.577571	-0.0076	+/-1.0	
Calibration Check (0A07022-CCV2)			Lab File ID: ECD2F013.D		Analyzed: 01/07/20 11:43			
Decachlorobiphenyl (Surr)	250	104	80 - 120	9.571	9.577571	-0.0066	+/-1.0	
Calibration Blank (0A07022-CCB2)			Lab File ID: ECD2F014.D		Analyzed: 01/07/20 12:00			
Decachlorobiphenyl (Surr)	100	107	43 - 120	9.571	9.577571	-0.0066	+/-1.0	
Calibration Check (0A07022-CCV3)			Lab File ID: ECD2F029.D		Analyzed: 01/07/20 16:25			
Decachlorobiphenyl (Surr)	250	99	80 - 120	9.572	9.577571	-0.0056	+/-1.0	
Calibration Blank (0A07022-CCB3)			Lab File ID: ECD2F030.D		Analyzed: 01/07/20 16:43			
Decachlorobiphenyl (Surr)	100	93	43 - 120	9.572	9.577571	-0.0056	+/-1.0	

SURROGATE STANDARD RECOVERY AND RT SUMMARY

EPA 8082A

Laboratory:	Apex Laboratories	SDG:	Gasco_PreRD_DG 2019
Client:	Anchor QEA, LLC	Project:	Gasco_PreRD_DG 2019 - 4a-b. DOC-CAP Testing C
Sequence:	9J25014	Instrument:	DUALECD2R
Matrix:	Sediment	Calibration:	A9J2803

Surrogate Compound	Spike Level ng/mL	% Recovery	Recovery Limits	RT	Calibration Mean RT	RT Diff	RT Diff Limit	Q
Initial Cal Check (9J25014-ICV1)			Lab File ID: ECD2R012.D		Analyzed: 10/25/19 10:40			
Decachlorobiphenyl (Surr)	200	96	70 - 130	10.701	10.701	0.0000	+/-1.0	
Initial Cal Check (9J25014-ICV2)			Lab File ID: ECD2R020.D		Analyzed: 10/25/19 13:02			
Decachlorobiphenyl (Surr)	80.0	107	70 - 130	10.701	10.701	0.0000	+/-1.0	
Initial Cal Check (9J25014-ICV3)			Lab File ID: ECD2R021.D		Analyzed: 10/25/19 13:20			
Decachlorobiphenyl (Surr)	80.0	111	70 - 130	10.699	10.701	-0.0020	+/-1.0	

SURROGATE STANDARD RECOVERY AND RT SUMMARY

EPA 8082A

Laboratory:	Apex Laboratories	SDG:	Gasco_PreRD_DG 2019
Client:	Anchor QEA, LLC	Project:	Gasco_PreRD_DG 2019 - 4a-b. DOC-CAP Testing C
Sequence:	9L03052	Instrument:	DUALECD2F
Matrix:	Sediment	Calibration:	A9L0407

Surrogate Compound	Spike Level ng/mL	% Recovery	Recovery Limits	RT	Calibration Mean RT	RT Diff	RT Diff Limit	Q
Initial Cal Check (9L03052-ICV1)			Lab File ID: ECD2F011.D		Analyzed: 12/03/19 19:25			
Decachlorobiphenyl (Surr)	200	92	70 - 130	9.577	9.577571	-0.0006	+/-1.0	
Initial Cal Check (9L03052-ICV2)			Lab File ID: ECD2F019.D		Analyzed: 12/03/19 21:46			
Decachlorobiphenyl (Surr)	80.0	102	70 - 130	9.576	9.577571	-0.0016	+/-1.0	
Initial Cal Check (9L03052-ICV3)			Lab File ID: ECD2F020.D		Analyzed: 12/03/19 22:04			
Decachlorobiphenyl (Surr)	80.0	104	70 - 130	9.577	9.577571	-0.0006	+/-1.0	

SURROGATE STANDARD RECOVERY AND RT SUMMARY

EPA 8082A

Laboratory:	Apex Laboratories	SDG:	Gasco_PreRD_DG 2019
Client:	Anchor QEA, LLC	Project:	Gasco_PreRD_DG 2019 - 4a-b. DOC-CAP Testing C
Sequence:	9L10023	Instrument:	DUALECD2F
Matrix:	Soil	Calibration:	A9L0407

Surrogate Compound	Spike Level ng/mL	% Recovery	Recovery Limits	RT	Calibration Mean RT	RT Diff	RT Diff Limit	Q
Calibration Check (9L10023-CCV1)			Lab File ID: ECD2F003.D		Analyzed: 12/10/19 08:04			
Decachlorobiphenyl (Surr)	250	108	80 - 120	9.577	9.577571	-0.0006	+/-1.0	
Calibration Blank (9L10023-CCB1)			Lab File ID: ECD2F004.D		Analyzed: 12/10/19 08:22			
Decachlorobiphenyl (Surr)	100	103	43 - 120	9.576	9.577571	-0.0016	+/-1.0	
Blank (9120536-BLK1)			Lab File ID: ECD2F005.D		Analyzed: 12/10/19 08:40			
Decachlorobiphenyl (Surr)	16.1	93	43 - 120	9.576	9.577571	-0.0016	+/-1.0	
LCS (9120536-BS1)			Lab File ID: ECD2F006.D		Analyzed: 12/10/19 08:57			
Decachlorobiphenyl (Surr)	16.7	93	43 - 120	9.576	9.577571	-0.0016	+/-1.0	
PDI-071SC-A-08-09-191001 (A9J0095-32)			Lab File ID: ECD2F007.D		Analyzed: 12/10/19 09:15			
Decachlorobiphenyl (Surr)	22.4	43	43 - 120	9.577	9.577571	-0.0006	+/-1.0	
PDI-071SC-A-09-10-191001 (A9J0095-33)			Lab File ID: ECD2F009.D		Analyzed: 12/10/19 09:50			
Decachlorobiphenyl (Surr)	26.4	66	43 - 120	9.575	9.577571	-0.0026	+/-1.0	
Calibration Check (9L10023-CCV2)			Lab File ID: ECD2F017.D		Analyzed: 12/10/19 12:11			
Decachlorobiphenyl (Surr)	250	109	80 - 120	9.576	9.577571	-0.0016	+/-1.0	
Calibration Blank (9L10023-CCB2)			Lab File ID: ECD2F018.D		Analyzed: 12/10/19 12:29			
Decachlorobiphenyl (Surr)	100	107	43 - 120	9.576	9.577571	-0.0016	+/-1.0	

SURROGATE STANDARD RECOVERY AND RT SUMMARY

EPA 8082A

Laboratory:	Apex Laboratories	SDG:	Gasco_PreRD_DG 2019
Client:	Anchor QEA, LLC	Project:	Gasco_PreRD_DG 2019 - 4a-b. DOC-CAP Testing C
Sequence:	9L16015	Instrument:	DUALECD2F
Matrix:	Soil	Calibration:	A9L0407

Surrogate Compound	Spike Level ng/mL	% Recovery	Recovery Limits	RT	Calibration Mean RT	RT Diff	RT Diff Limit	Q
Calibration Check (9L16015-CCV1)			Lab File ID: ECD2F003.D		Analyzed: 12/16/19 08:14			
Decachlorobiphenyl (Surr)	250	109	80 - 120	9.582	9.577571	0.0044	+/-1.0	
Calibration Blank (9L16015-CCB1)			Lab File ID: ECD2F004.D		Analyzed: 12/16/19 08:32			
Decachlorobiphenyl (Surr)	100	112	43 - 120	9.581	9.577571	0.0034	+/-1.0	
Blank (9120609-BLK1)			Lab File ID: ECD2F005.D		Analyzed: 12/16/19 08:51			
Decachlorobiphenyl (Surr)	16.1	99	43 - 120	9.582	9.577571	0.0044	+/-1.0	
LCS (9120609-BS1)			Lab File ID: ECD2F006.D		Analyzed: 12/16/19 09:08			
Decachlorobiphenyl (Surr)	16.7	105	43 - 120	9.582	9.577571	0.0044	+/-1.0	
Calibration Check (9L16015-CCV2)			Lab File ID: ECD2F015.D		Analyzed: 12/16/19 11:47			
Decachlorobiphenyl (Surr)	250	110	80 - 120	9.579	9.577571	0.0014	+/-1.0	
Calibration Blank (9L16015-CCB2)			Lab File ID: ECD2F016.D		Analyzed: 12/16/19 12:04			
Decachlorobiphenyl (Surr)	100	110	43 - 120	9.578	9.577571	0.0004	+/-1.0	

SURROGATE STANDARD RECOVERY AND RT SUMMARY

EPA 8082A

Laboratory:	Apex Laboratories	SDG:	Gasco_PreRD_DG 2019
Client:	Anchor QEA, LLC	Project:	Gasco_PreRD_DG 2019 - 4a-b. DOC-CAP Testing C
Sequence:	9L16016	Instrument:	DUALECD2R
Matrix:	Soil	Calibration:	A9J2803

Surrogate Compound	Spike Level ng/mL	% Recovery	Recovery Limits	RT	Calibration Mean RT	RT Diff	RT Diff Limit	Q
Calibration Check (9L16016-CCV1)			Lab File ID: ECD2R003.D		Analyzed: 12/16/19 08:14			
Decachlorobiphenyl (Surr)	250	107	80 - 120	10.695	10.701	-0.0060	+/-1.0	
Calibration Blank (9L16016-CCB1)			Lab File ID: ECD2R004.D		Analyzed: 12/16/19 08:32			
Decachlorobiphenyl (Surr)	100	105	43 - 120	10.693	10.701	-0.0080	+/-1.0	
PDI-046SC-A-01-02-191001 (A9J0095-02)			Lab File ID: ECD2R009.D		Analyzed: 12/16/19 10:01			
Decachlorobiphenyl (Surr)	21.7	58	43 - 120	10.693	10.701	-0.0080	+/-1.0	
PDI-046SC-A-02-03-191001 (A9J0095-03)			Lab File ID: ECD2R011.D		Analyzed: 12/16/19 10:36			
Decachlorobiphenyl (Surr)	21.3	80	43 - 120	10.692	10.701	-0.0090	+/-1.0	
PDI-047SC-A-02-03-191001 (A9J0095-15)			Lab File ID: ECD2R015.D		Analyzed: 12/16/19 11:47			
Decachlorobiphenyl (Surr)	21.7	75	43 - 120	10.692	10.701	-0.0090	+/-1.0	
Calibration Check (9L16016-CCV2)			Lab File ID: ECD2R017.D		Analyzed: 12/16/19 12:22			
Decachlorobiphenyl (Surr)	250	111	80 - 120	10.692	10.701	-0.0090	+/-1.0	
Calibration Blank (9L16016-CCB2)			Lab File ID: ECD2R018.D		Analyzed: 12/16/19 12:40			
Decachlorobiphenyl (Surr)	100	116	43 - 120	10.691	10.701	-0.0100	+/-1.0	

HOLDING TIME SUMMARY

EPA 8082A

Laboratory: Apex Laboratories

SDG: Gasco_PreRD_DG 2019

Client: Anchor QEA, LLC

Project: Gasco_PreRD_DG 2019 - 4a-b. DOC-CAP Testing C

Sample Name	Date Collected	Date Received	Date Prepared	Days to Prep	Max Days to Prep	Date Analyzed	Days to Analysis	Max Days to Analysis	Q
PDI-046SC-A-01-02-191001	10/01/19 08:38	10/02/19 11:23	12/06/19 10:18	66.07	365.00	12/16/19 10:01	9.99	40.00	
PDI-046SC-A-02-03-191001	10/01/19 08:38	10/02/19 11:23	12/06/19 10:18	66.07	365.00	12/16/19 10:36	10.01	40.00	
PDI-047SC-A-01-02-191001	10/01/19 10:32	10/02/19 11:23	12/06/19 10:18	65.99	365.00	01/07/20 09:57	31.99	40.00	
PDI-047SC-A-02-03-191001	10/01/19 10:32	10/02/19 11:23	12/06/19 10:18	65.99	365.00	12/16/19 11:47	10.06	40.00	
PDI-071SC-A-08-09-191001	10/01/19 13:56	10/02/19 11:23	12/05/19 07:06	64.72	365.00	12/10/19 09:15	5.09	40.00	
PDI-071SC-A-09-10-191001	10/01/19 13:56	10/02/19 11:23	12/05/19 07:06	64.72	365.00	12/10/19 09:50	5.11	40.00	

Apex Laboratories

SDG: Gasco PreRD_DG 2019

CLASS: GC

METHOD: EPA 8081B

ANALYSES DATA PACKAGE COVER PAGE

EPA 8081B

Laboratory: Apex Laboratories
Client: Anchor QEA, LLC
SDG: Gasco PreRD_DG 2019
Project: Gasco PreRD_DG 2019 - 4a-b. DOC-CAP Testing C

Client Sample Id:	Lab Sample Id:	Matrix
PDI-046SC-A-01-02-191001	A9J0095-02	Sediment
PDI-046SC-A-02-03-191001	A9J0095-03	Sediment
PDI-047SC-A-01-02-191001	A9J0095-14	Sediment
PDI-047SC-A-02-03-191001	A9J0095-15	Sediment
PDI-071SC-A-08-09-191001	A9J0095-32	Sediment
PDI-071SC-A-09-10-191001	A9J0095-33	Sediment

I certify that this data package is in compliance with the terms and conditions of the contract, both technically and for completeness, for other than the conditions detailed above. Release of the data contained in this hardcopy data package and in computer-readable data submitted on diskette has been autorized by the Laboratory Manager or the Manager's designee, as verified by the following signatures.

Signature:
Name: David G. Jack

Forms Created: 1/21/2020 5:18PM
Title: Technical Manager

METHOD DETECTION AND REPORTING LIMITS

EPA 8081B

Laboratory: Apex Laboratories

SDG: Gasco_PreRD_DG 2019

Client: Anchor QEA, LLC

Project: Gasco_PreRD_DG 2019 - 4a-b. DOC-CAP

Batch Matrix: Sediment

Analyte	MDL	MRL	Units
2,4'-DDD	0.500	1.00	ug/kg
2,4'-DDD [2C]	0.500	1.00	ug/kg
2,4'-DDE	0.500	1.00	ug/kg
2,4'-DDE [2C]	0.500	1.00	ug/kg
2,4'-DDT [2C]	0.500	1.00	ug/kg
4,4'-DDD	0.500	1.00	ug/kg
4,4'-DDD [2C]	0.500	1.00	ug/kg
4,4'-DDE	0.500	1.00	ug/kg
4,4'-DDE [2C]	0.500	1.00	ug/kg
4,4'-DDT [2C]	0.500	1.00	ug/kg

Note: MDLs are listed only if the corresponding analyte was evalutated to the MDL in this report .

ORGANIC ANALYSIS DATA SHEET

EPA 8081B

PDI-046SC-A-01-02-191001

Laboratory:	Apex Laboratories			SDG:	Gasco_PreRD_DG 2019
Client:	Anchor QEA, LLC			Project:	Gasco_PreRD_DG 2019 - 4a-b. DOC-CAP Testing Co
Matrix:	Sediment	Laboratory ID:	A9J0095-02RE1	File ID:	ECD5-12121935.D
Sampled:	10/01/19 08:38	Prepared:	12/05/19 08:35	Analyzed:	12/12/19 21:38
Solids:	76.48	Preparation:	EPA 3546/3640A (GPC)	Initial/Final:	10.05 g / 10 mL
Batch:	9120780	Sequence:	9L12029	Calibration:	A9H2608
Instrument:	DUALECD5				

CAS NO.	COMPOUND	DILUTION	CONC. (ug/kg dry)	Q
53-19-0	2,4'-DDD [2C]	1	9.50	U
3424-82-6	2,4'-DDE [2C]	1	14.6	U
789-02-6	2,4'-DDT [2C]	1	7.03	U
72-54-8	4,4'-DDD [2C]	1	20.4	
72-55-9	4,4'-DDE	1	6.37	U
50-29-3	4,4'-DDT [2C]	1	6.90	U

SYSTEM MONITORING COMPOUND	ADDED (ug/kg dry)	CONC (ug/kg dry)	% REC	QC LIMITS	Q
2,4,5,6-TCMX (Surr) [2C]	65.1	60.8	93	42 - 129	
Decachlorobiphenyl (Surr)	65.1	68.7	106	55 - 130	

* Values outside of QC limits

ORGANIC ANALYSIS DATA SHEET

EPA 8081B

PDI-046SC-A-02-03-191001

Laboratory:	Apex Laboratories			SDG:	Gasco_PreRD_DG 2019
Client:	Anchor QEA, LLC			Project:	Gasco_PreRD_DG 2019 - 4a-b. DOC-CAP Testing Co
Matrix:	Sediment	Laboratory ID:	A9J0095-03RE1	File ID:	ECD5-12121927.D
Sampled:	10/01/19 08:38	Prepared:	12/05/19 08:35	Analyzed:	12/12/19 19:07
Solids:	76.90	Preparation:	EPA 3546/3640A (GPC)	Initial/Final:	10.32 g / 10 mL
Batch:	9120780	Sequence:	9L12029	Calibration:	A9H2608
Instrument:	DUALECD5				

CAS NO.	COMPOUND	DILUTION	CONC. (ug/kg dry)	Q
53-19-0	2,4'-DDD [2C]	1	2.52	U
3424-82-6	2,4'-DDE [2C]	1	2.52	U
789-02-6	2,4'-DDT [2C]	1	2.52	U
72-54-8	4,4'-DDD [2C]	1	3.94	
72-55-9	4,4'-DDE	1	1.26	U
50-29-3	4,4'-DDT [2C]	1	1.26	U

SYSTEM MONITORING COMPOUND	ADDED (ug/kg dry)	CONC (ug/kg dry)	% REC	QC LIMITS	Q
2,4,5,6-TCMX (Surr) [2C]	63.0	47.4	75	42 - 129	
Decachlorobiphenyl (Surr) [2C]	63.0	70.5	112	55 - 130	

* Values outside of QC limits

ORGANIC ANALYSIS DATA SHEET

EPA 8081B

PDI-047SC-A-01-02-191001

Laboratory:	Apex Laboratories			SDG:	Gasco_PreRD_DG 2019
Client:	Anchor QEA, LLC			Project:	Gasco_PreRD_DG 2019 - 4a-b. DOC-CAP Testing Co
Matrix:	Sediment	Laboratory ID:	A9J0095-14RE1	File ID:	ECD5-12121933.D
Sampled:	10/01/19 10:32	Prepared:	12/05/19 08:35	Analyzed:	12/12/19 21:00
Solids:	59.07	Preparation:	EPA 3546/3640A (GPC)	Initial/Final:	10.07 g / 10 mL
Batch:	9120780	Sequence:	9L12029	Calibration:	A9H2608
Instrument:	DUALECD5				

CAS NO.	COMPOUND	DILUTION	CONC. (ug/kg dry)	Q
53-19-0	2,4'-DDD [2C]	1	116	
3424-82-6	2,4'-DDE [2C]	1	52.0	
789-02-6	2,4'-DDT [2C]	1	36.9	
72-54-8	4,4'-DDD	1	253	
72-55-9	4,4'-DDE	1	34.3	
50-29-3	4,4'-DDT [2C]	1	290	

SYSTEM MONITORING COMPOUND	ADDED (ug/kg dry)	CONC (ug/kg dry)	% REC	QC LIMITS	Q
2,4,5,6-TCMX (Surr) [2C]	84.1	89.2	106	42 - 129	
Decachlorobiphenyl (Surr)	84.1	85.9	102	55 - 130	

* Values outside of QC limits

ORGANIC ANALYSIS DATA SHEET

EPA 8081B

PDI-047SC-A-02-03-191001

Laboratory:	Apex Laboratories			SDG:	Gasco_PreRD_DG 2019
Client:	Anchor QEA, LLC			Project:	Gasco_PreRD_DG 2019 - 4a-b. DOC-CAP Testing Co
Matrix:	Sediment	Laboratory ID:	A9J0095-15RE1	File ID:	ECD5-12121929.D
Sampled:	10/01/19 10:32	Prepared:	12/05/19 08:35	Analyzed:	12/12/19 19:45
Solids:	75.04	Preparation:	EPA 3546/3640A (GPC)	Initial/Final:	10.29 g / 10 mL
Batch:	9120780	Sequence:	9L12029	Calibration:	A9H2608
Instrument:	DUALECD5				

CAS NO.	COMPOUND	DILUTION	CONC. (ug/kg dry)	Q
53-19-0	2,4'-DDD [2C]	1	38.3	
3424-82-6	2,4'-DDE [2C]	1	14.3	
789-02-6	2,4'-DDT [2C]	1	7.55	
72-54-8	4,4'-DDD	1	92.1	
72-55-9	4,4'-DDE	1	10.6	
50-29-3	4,4'-DDT [2C]	1	122	

SYSTEM MONITORING COMPOUND	ADDED (ug/kg dry)	CONC (ug/kg dry)	% REC	QC LIMITS	Q
2,4,5,6-TCMX (Surr) [2C]	64.8	56.7	88	42 - 129	
Decachlorobiphenyl (Surr) [2C]	64.8	72.4	112	55 - 130	

* Values outside of QC limits

ORGANIC ANALYSIS DATA SHEET

EPA 8081B

PDI-071SC-A-08-09-191001

Laboratory:	Apex Laboratories			SDG:	Gasco_PreRD_DG 2019
Client:	Anchor QEA, LLC			Project:	Gasco_PreRD_DG 2019 - 4a-b. DOC-CAP Testing Co
Matrix:	Sediment	Laboratory ID:	A9J0095-32RE1	File ID:	ECD5-12131919.D
Sampled:	10/01/19 13:56	Prepared:	12/05/19 08:35	Analyzed:	12/13/19 16:51
Solids:	72.84	Preparation:	EPA 3546/3640A (GPC)	Initial/Final:	10.79 g / 10 mL
Batch:	9120780	Sequence:	9L13033	Calibration:	A9H2608
Instrument:	DUALECD5				

CAS NO.	COMPOUND	DILUTION	CONC. (ug/kg dry)	Q
53-19-0	2,4'-DDD [2C]	5	27.4	U
3424-82-6	2,4'-DDE	5	43.3	U
789-02-6	2,4'-DDT [2C]	5	50.3	U
72-54-8	4,4'-DDD	5	41.4	U
72-55-9	4,4'-DDE	5	26.1	U
50-29-3	4,4'-DDT [2C]	5	601	U

SYSTEM MONITORING COMPOUND	ADDED (ug/kg dry)	CONC (ug/kg dry)	% REC	QC LIMITS	Q
2,4,5,6-TCMX (Surr)	63.6	65.7	103	42 - 129	
Decachlorobiphenyl (Surr)	63.6	153	241	55 - 130	*

* Values outside of QC limits

ORGANIC ANALYSIS DATA SHEET

EPA 8081B

PDI-071SC-A-09-10-191001

Laboratory:	Apex Laboratories			SDG:	Gasco_PreRD_DG 2019
Client:	Anchor QEA, LLC			Project:	Gasco_PreRD_DG 2019 - 4a-b. DOC-CAP Testing Co
Matrix:	Sediment	Laboratory ID:	A9J0095-33RE1	File ID:	ECD5-12121931.D
Sampled:	10/01/19 13:56	Prepared:	12/05/19 08:35	Analyzed:	12/12/19 20:22
Solids:	62.47	Preparation:	EPA 3546/3640A (GPC)	Initial/Final:	10.61 g / 10 mL
Batch:	9120780	Sequence:	9L12029	Calibration:	A9H2608
Instrument:	DUALECD5				

CAS NO.	COMPOUND	DILUTION	CONC. (ug/kg dry)	Q
53-19-0	2,4'-DDD	1	1.51	U
3424-82-6	2,4'-DDE [2C]	1	1.51	U
789-02-6	2,4'-DDT [2C]	1	1.51	U
72-54-8	4,4'-DDD [2C]	1	1.51	U
72-55-9	4,4'-DDE [2C]	1	1.51	U
50-29-3	4,4'-DDT [2C]	1	1.51	U

SYSTEM MONITORING COMPOUND	ADDED (ug/kg dry)	CONC (ug/kg dry)	% REC	QC LIMITS	Q
2,4,5,6-TCMX (Surr) [2C]	75.4	45.3	60	42 - 129	
Decachlorobiphenyl (Surr) [2C]	75.4	63.8	85	55 - 130	

* Values outside of QC limits

PREPARATION BATCH SUMMARY

EPA 8081B

Laboratory: Apex Laboratories
SDG: Gasco_PreRD_DG 2019
Client: Anchor QEA, LLC
Project: Gasco_PreRD_DG 2019 - 4a-b. DOC-CAP Testing Cc
Batch: 9120780 Batch Matrix: Sediment Preparation: EPA 3546/3640A (GPC)

SAMPLE NAME	LAB SAMPLE ID	LAB FILE ID	DATE PREPARED	OBSERVATIONS
Blank	9120780-BLK1	ECD5-12121925.D	12/05/19 08:35	
LCS	9120780-BS1	ECD5-12121926.D	12/05/19 08:35	
PDI-046SC-A-01-02-191001	A9J0095-02RE1	ECD5-12121935.D	12/05/19 08:35	
PDI-046SC-A-02-03-191001	A9J0095-03RE1	ECD5-12121927.D	12/05/19 08:35	
PDI-047SC-A-01-02-191001	A9J0095-14RE1	ECD5-12121933.D	12/05/19 08:35	
PDI-047SC-A-02-03-191001	A9J0095-15RE1	ECD5-12121929.D	12/05/19 08:35	
PDI-071SC-A-08-09-191001	A9J0095-32RE1	ECD5-12131919.D	12/05/19 08:35	
PDI-071SC-A-09-10-191001	A9J0095-33RE1	ECD5-12121931.D	12/05/19 08:35	

Note: Client samples are listed only if they are included in this report.
Duplicates and Matrix Spike/Duplicates QC Samples are only listed if sourced from a sample included in this report.

METHOD BLANK DATA SHEET
EPA 8081B

Laboratory:	Apex Laboratories			SDG:	Gasco_PreRD_DG 2019
Client:	Anchor QEA, LLC			Project:	Gasco_PreRD_DG 2019 - 4a-b. DOC-CAP Testing C
Matrix:	Sediment	Laboratory ID:	9120780-BLK1	File ID:	ECD5-12121925.D
Prepared:	12/05/19 08:35	Preparation:	EPA 3546/3640A (GPC)	Initial/Final:	11 g / 10 mL
Analyzed:	12/12/19 18:32	Instrument:	DUALECD5		
Batch:	9120780	Sequence:	9L12029	Calibration:	A9H2608

CAS NO.	COMPOUND	CONC. (ug/kg wet)	Q
53-19-0	2,4'-DDD [2C]	0.909	U
3424-82-6	2,4'-DDE [2C]	0.909	U
789-02-6	2,4'-DDT [2C]	0.909	U
72-54-8	4,4'-DDD [2C]	0.909	U
72-55-9	4,4'-DDE [2C]	0.909	U
50-29-3	4,4'-DDT [2C]	0.909	U

SYSTEM MONITORING COMPOUND	ADDED (ug/kg wet)	CONC (ug/kg wet)	% REC	QC LIMITS	Q
2,4,5,6-TCMX (Surr) [2C]	45.5	27.8	61	42 - 129	
Decachlorobiphenyl (Surr) [2C]	45.5	47.6	105	55 - 130	

LCS / LCS DUPLICATE RECOVERY

EPA 8081B

Laboratory:	Apex Laboratories	SDG:	Gasco_PreRD_DG 2019
Client:	Anchor QEA, LLC	Project:	Gasco_PreRD_DG 2019 - 4a-b. DOC-CAP Testing Co
Matrix:	Sediment		
Batch:	9120780	Laboratory ID:	9120780-BS1
Preparation:	EPA 3546/3640A (GPC)	Initial/Final:	10 g / 10 mL

COMPOUND	SPIKE ADDED (ug/kg wet)	LCS CONCENTRATION (ug/kg wet)	LCS % REC. (*=Out)	QC LIMITS REC.
2,4'-DDD [2C]	50.0	46.8	94	50 - 150
2,4'-DDE [2C]	50.0	43.7	87	50 - 150
2,4'-DDT [2C]	50.0	51.4	103	50 - 150
4,4'-DDD [2C]	50.0	49.3	99	50 - 150
4,4'-DDE [2C]	50.0	48.4	97	50 - 150
4,4'-DDT [2C]	50.0	59.9	120	50 - 150

* = Values outside of QC limits

ANALYSIS BATCH (SEQUENCE) SUMMARY

EPA 8081B

Laboratory:	Apex Laboratories	SDG:	Gasco_PreRD_DG 2019
Client:	Anchor QEA, LLC	Project:	Gasco_PreRD_DG 2019 - 4a-b. DOC-CAP Testing C
Sequence:	9H23034	Instrument:	DUALECD5
Matrix:	Sediment	Calibration:	A9H2608

Sample Name	Lab Sample ID	Lab File ID	Analysis Date/Time
Initial Cal Blank	9H23034-ICB1	ECD5-08231907.D	08/23/19 13:33
Cal Standard	9H23034-CAL1	ECD5-08231908.D	08/23/19 13:51
Cal Standard	9H23034-CAL2	ECD5-08231909.D	08/23/19 14:08
Cal Standard	9H23034-CAL3	ECD5-08231910.D	08/23/19 14:25
Cal Standard	9H23034-CAL4	ECD5-08231911.D	08/23/19 14:42
Cal Standard	9H23034-CAL5	ECD5-08231912.D	08/23/19 15:00
Cal Standard	9H23034-CAL6	ECD5-08231913.D	08/23/19 15:17
Cal Standard	9H23034-CAL7	ECD5-08231914.D	08/23/19 15:34
Cal Standard	9H23034-CAL8	ECD5-08231915.D	08/23/19 15:52
Initial Cal Check	9H23034-ICV1	ECD5-08231917.D	08/23/19 16:26
Cal Standard	9H23034-CAL9	ECD5-08231918.D	08/23/19 16:44
Cal Standard	9H23034-CALA	ECD5-08231919.D	08/23/19 17:01
Cal Standard	9H23034-CALB	ECD5-08231920.D	08/23/19 17:18
Cal Standard	9H23034-CALC	ECD5-08231921.D	08/23/19 17:35
Cal Standard	9H23034-CALD	ECD5-08231922.D	08/23/19 17:53
Cal Standard	9H23034-CALE	ECD5-08231923.D	08/23/19 18:10
Cal Standard	9H23034-CALF	ECD5-08231924.D	08/23/19 18:27
Cal Standard	9H23034-CALG	ECD5-08231925.D	08/23/19 18:45
Initial Cal Check	9H23034-ICV2	ECD5-08231927.D	08/23/19 19:19

Note: Client samples are listed only if they are included in this report.
Duplicates and Matrix Spike/Duplicates QC Samples are only listed if sourced from a sample included in this report.

ANALYSIS BATCH (SEQUENCE) SUMMARY

EPA 8081B

Laboratory:	Apex Laboratories	SDG:	Gasco_PreRD_DG 2019
Client:	Anchor QEA, LLC	Project:	Gasco_PreRD_DG 2019 - 4a-b. DOC-CAP Testing C
Sequence:	9L12029	Instrument:	DUALECD5
Matrix:	Sediment	Calibration:	A9H2608

Sample Name	Lab Sample ID	Lab File ID	Analysis Date/Time
Calibration Check	9L12029-CCV3	ECD5-12121916.D	12/12/19 15:42
Calibration Check	9L12029-CCV4	ECD5-12121917.D	12/12/19 15:59
Calibration Blank	9L12029-CCB3	ECD5-12121918.D	12/12/19 16:16
Blank	9120780-BLK1	ECD5-12121925.D	12/12/19 18:32
LCS	9120780-BS1	ECD5-12121926.D	12/12/19 18:50
PDI-046SC-A-02-03-191001	A9J0095-03RE1	ECD5-12121927.D	12/12/19 19:07
PDI-047SC-A-02-03-191001	A9J0095-15RE1	ECD5-12121929.D	12/12/19 19:45
PDI-071SC-A-09-10-191001	A9J0095-33RE1	ECD5-12121931.D	12/12/19 20:22
PDI-047SC-A-01-02-191001	A9J0095-14RE1	ECD5-12121933.D	12/12/19 21:00
PDI-046SC-A-01-02-191001	A9J0095-02RE1	ECD5-12121935.D	12/12/19 21:38
Calibration Check	9L12029-CCV5	ECD5-12121937.D	12/12/19 22:16
Calibration Check	9L12029-CCV6	ECD5-12121938.D	12/12/19 22:33
Calibration Blank	9L12029-CCB4	ECD5-12121939.D	12/12/19 22:50

Note: Client samples are listed only if they are included in this report.
Duplicates and Matrix Spike/Duplicates QC Samples are only listed if sourced from a sample included in this report.

ANALYSIS BATCH (SEQUENCE) SUMMARY

EPA 8081B

Laboratory:	Apex Laboratories	SDG:	Gasco_PreRD_DG 2019
Client:	Anchor QEA, LLC	Project:	Gasco_PreRD_DG 2019 - 4a-b. DOC-CAP Testing C
Sequence:	9L13033	Instrument:	DUALECD5
Matrix:	Sediment	Calibration:	A9H2608

Sample Name	Lab Sample ID	Lab File ID	Analysis Date/Time
Calibration Check	9L13033-CCV1	ECD5-12131904.D	12/13/19 12:12
Calibration Check	9L13033-CCV2	ECD5-12131905.D	12/13/19 12:29
Calibration Blank	9L13033-CCB1	ECD5-12131906.D	12/13/19 12:46
PDI-071SC-A-08-09-191001	A9J0095-32RE1	ECD5-12131919.D	12/13/19 16:51
Calibration Check	9L13033-CCV3	ECD5-12131924.D	12/13/19 18:20
Calibration Check	9L13033-CCV4	ECD5-12131925.D	12/13/19 18:37
Calibration Blank	9L13033-CCB2	ECD5-12131926.D	12/13/19 18:55
Calibration Check	9L13033-CCV5	ECD5-12131938.D	12/13/19 22:34
Calibration Check	9L13033-CCV6	ECD5-12131939.D	12/13/19 22:51
Calibration Blank	9L13033-CCB3	ECD5-12131940.D	12/13/19 23:08

Note: Client samples are listed only if they are included in this report.
Duplicates and Matrix Spike/Duplicates QC Samples are only listed if sourced from a sample included in this report.

INITIAL CALIBRATION DATA (Summary)

EPA 8081B

Laboratory: Apex Laboratories SDG: Gasco_PreRD_DG 2019

Client: Anchor QEA, LLC Project: Gasco_PreRD_DG 2019 - 4a-b. DOC-CAP Testing

Calibration: A9H2608 Date: 08/26/19 15:54 Instrument: DUALECD5

Compound	Mean RF	FIT	RF RSD	Mean RT	RT RSD	Linear r	Quad COD	LIMIT	Q
2,4'-DDD	114125.1	Ave	3.654995	7.70525	1.493266E-02			20	
2,4'-DDD [2C]	188863.5	Ave	5.468165	8.495	9.988916E-03			20	
2,4'-DDE	128261.1	Ave	4.012395	7.333375	2.067566E-02			20	
2,4'-DDT	109687.6	Ave	4.881428	7.888375	4.012057E-03			20	
4,4'-DDD	157140.6	Ave	3.110384	8.004875	2.289486E-02			20	
4,4'-DDD [2C]	256213.9	Ave	7.371719	8.758875	1.283137E-02			20	
4,4'-DDE	188529.8	Ave	2.915791	7.584	2.433162E-02			20	
4,4'-DDT [2C]	189158.9	XXX	11.87705	8.98525	9.169041E-03				
2,4,5,6-TCMX (Surr)	165975.6	Ave	3.999025	5.39525	2.207219E-02			20	
Decachlorobiphenyl (Surr)	141098.6	Ave	8.332442	9.5925	1.576214E-03			20	

Note: ** Quad COD may be incorrect if weighting (1/a) or (1/a2) used. Weighting not shown here. Please see instrument calibration printouts for validation.

INITIAL CALIBRATION DATA

EPA 8081B

Laboratory: Apex Laboratories

Client: Anchor QEA, LLC

Calibration: A9H2608

SDG: Gasco_PreRD_DG 2019

Project: Gasco_PreRD_DG 2019 - 4a-b. DOC-CAP Te

Instrument: DUALECD5

Calibration Date: 08/26/19 15:54

Compound	Level 01		Level 02		Level 03		Level 04		Level 05		Level 06	
	ng/mL	RF	ng/mL	RF	ng/mL	RF	ng/mL	RF	ng/mL	RF	ng/mL	RF
4,4'-DDD	1	164956	2	157311	5	158099.6	10	156597.4	25	149081.4	50	154523.9
4,4'-DDD [2C]	1	251549	2	244060	5	241728.4	10	242549.6	25	245858.8	50	263189
4,4'-DDE	1	193435	2	194309	5	190670.2	10	189093.1	25	182842.6	50	183547.8
4,4'-DDE [2C]	1	298463	2	299033	5	297599.8	10	304979.2	25	300041.9	50	311094.2
4,4'-DDT	1	113897	2	109095	5	110601.8	10	114655.6	25	116978.7	50	124107.4
4,4'-DDT [2C]	1	179700	2	170891	5	174730.6	10	184111.9	25	179215.5	50	185709.8
2,4,5,6-TCMX (Surr)	1	176748	2	174986	5	166841.2	10	164444.7	25	160633.3	50	161429.6
2,4,5,6-TCMX (Surr) [2C]	1	300053	2	300383	5	287575.2	10	286585.4	25	282916.9	50	283935
Decachlorobiphenyl (Surr)	1	163865	2	154952	5	140210	10	133546.8	25	133705.4	50	133579.8
Decachlorobiphenyl (Surr) [2C]	1	191572	2	195003	5	174184.2	10	167872.8	25	166529.2	50	174613.8

INITIAL CALIBRATION DATA (Continued)

EPA 8081B

Laboratory:	Apex Laboratories	SDG:	Gasco_PreRD_DG 2019
Client:	Anchor QEA, LLC	Project:	Gasco_PreRD_DG 2019 - 4a-b. DOC-CAP Te
Calibration:	A9H2608	Instrument:	DUALECD5
Matrix:		Calibration Date:	08/26/19 15:54

Compound	Level 07		Level 08		Level 09		Level 10		Level 11		Level 12	
	ng/mL	RF	ng/mL	RF	ng/mL	RF	ng/mL	RF	ng/mL	RF	ng/mL	RF
2,4'-DDD					1	120240	2	116544.5	5	112188.4	10	110358.7
2,4'-DDD [2C]					1	192040	2	186798	5	179739.4	10	177879
2,4'-DDE					1	137947	2	132606	5	126633.6	10	124526.5
2,4'-DDE [2C]					1	219164	2	205906	5	205937.4	10	201833.1
2,4'-DDT					1	107110	2	102104.5	5	107393.4	10	105156.5
2,4'-DDT [2C]					1	173338	2	166085	5	174614.8	10	170256.8
4,4'-DDD	100	154371.5	200	162184								
4,4'-DDD [2C]	100	262974.8	200	297801.4								
4,4'-DDE	100	180525.5	200	193815.4								
4,4'-DDE [2C]	100	324996	200	349211.8								
4,4'-DDT	100	121769.6	200	145376.1								
4,4'-DDT [2C]	100	197895	200	241017.2								
2,4,5,6-TCMX (Surr)	100	158509.2	200	164212.7								
2,4,5,6-TCMX (Surr) [2C]	100	292563.3	200	312922.3								
Decachlorobiphenyl (Surr)	100	134054	200	134876.2								
Decachlorobiphenyl (Surr) [2C]	100	177840.7	200	190488.9								

INITIAL CALIBRATION DATA (Continued)

EPA 8081B

Laboratory:	Apex Laboratories	SDG:	Gasco_PreRD_DG 2019
Client:	Anchor QEA, LLC	Project:	Gasco_PreRD_DG 2019 - 4a-b. DOC-CAP Te
Calibration:	A9H2608	Instrument:	DUALECD5
Matrix:		Calibration Date:	08/26/19 15:54

Compound	Level 13		Level 14		Level 15		Level 16		Level 17		Level 18	
	ng/mL	RF	ng/mL	RF	ng/mL	RF	ng/mL	RF	ng/mL	RF	ng/mL	RF
2,4'-DDD	25	109807.1	50	118401.9	100	115875.5	200	109584.8				
2,4'-DDD [2C]	25	175567.4	50	198498.7	100	201189.2	200	199196.5				
2,4'-DDE	25	122376.8	50	130211.8	100	127690.7	200	124096				
2,4'-DDE [2C]	25	199969.3	50	220128	100	221644	200	222523				
2,4'-DDT	25	109151.8	50	113746.5	100	117713.5	200	115124.8				
2,4'-DDT [2C]	25	176222.2	50	176211.8	100	189989.7	200	199996.2				

SECOND-SOURCE CALIBRATION VERIFICATION

EPA 8081B

Laboratory:	Apex Laboratories	SDG:	Gasco_PreRD_DG 2019
Client:	Anchor QEA, LLC	Project:	Gasco_PreRD_DG 2019 - 4a-b. DOC-CAP T
Instrument ID:	DUALECD5	Calibration:	A9H2608
Lab File ID:	ECD5-08231917.D		
Sequence:	9H23034	Inject Date:	08/23/19
Lab Sample ID:	9H23034-ICV1	Inject Time:	16:26

ANALYTE	EXPECTED (ng/mL)	FOUND (ng/mL)	% DRIFT	QC LIMIT
4,4'-DDD	50.0	51.2	2.4	70 - 130
4,4'-DDD [2C]	50.0	55.1	10.2	70 - 130
4,4'-DDE	50.0	51.3	2.6	70 - 130
4,4'-DDE [2C]	50.0	52.7	5.3	70 - 130
4,4'-DDT	50.0	53.8	7.5	70 - 130
4,4'-DDT [2C]	50.0	54.1	8.2	70 - 130
2,4,5,6-TCMX (Surr)	50.0	49.5	-1.1	70 - 130
2,4,5,6-TCMX (Surr) [2C]	50.0	49.3	-1.4	70 - 130
Decachlorobiphenyl (Surr)	50.0	49.1	-1.8	70 - 130
Decachlorobiphenyl (Surr) [2C]	50.0	48.2	-3.6	70 - 130

SECOND-SOURCE CALIBRATION VERIFICATION

EPA 8081B

Laboratory:	Apex Laboratories	SDG:	Gasco_PreRD_DG 2019
Client:	Anchor QEA, LLC	Project:	Gasco_PreRD_DG 2019 - 4a-b. DOC-CAP T
Instrument ID:	DUALECD5	Calibration:	A9H2608
Lab File ID:	ECD5-08231927.D		
Sequence:	9H23034	Inject Date:	08/23/19
Lab Sample ID:	9H23034-ICV2	Inject Time:	19:19

ANALYTE	EXPECTED (ng/mL)	FOUND (ng/mL)	% DRIFT	QC LIMIT
2,4'-DDD	50.0	47.7	-4.7	70 - 130
2,4'-DDD [2C]	50.0	48.8	-2.4	70 - 130
2,4'-DDE	50.0	47.1	-5.7	70 - 130
2,4'-DDE [2C]	50.0	47.9	-4.3	70 - 130
2,4'-DDT	50.0	48.6	-2.8	70 - 130
2,4'-DDT [2C]	50.0	47.1	-5.8	70 - 130

CONTINUING CALIBRATION CHECK

EPA 8081B

Laboratory:	Apex Laboratories	SDG:	Gasco_PreRD_DG 2019
Client:	Anchor QEA, LLC	Project:	Gasco_PreRD_DG 2019 - 4a-b. DOC-CAP Testing C
Instrument ID:	DUALECD5	Calibration:	A9H2608
Lab File ID:	ECD5-12121916.D	Calibration Date:	08/26/19 15:54
Sequence:	9L12029	Injection Date:	12/12/19
Lab Sample ID:	9L12029-CCV3	Injection Time:	15:42

COMPOUND	Curve Fit	Calculated Concentration (ng/mL) [L/Q Fits]			Response Factors [Ave RF]			Limit
		STD	CCV	% DIFF	ICAL	CCV	% Drift	
4,4'-DDD	Ave	100	110		157140.6	172633.1	9.9	20
4,4'-DDD [2C]	Ave	100	108		256213.9	277532.6	8.3	20
4,4'-DDE	Ave	100	106		188529.8	199887.6	6.0	20
4,4'-DDE [2C]	Ave	100	109		310677.4	340133.3	9.5	20
4,4'-DDT	Ave	100	110		119560.1	132056.8	10.5	20
4,4'-DDT [2C]	XXX	100	96.1	-3.9				20

** Quadratic Curve fit may be weighted (1/a or 1/a2).

* = Values outside of QC limits

CONTINUING CALIBRATION CHECK

EPA 8081B

Laboratory:	Apex Laboratories	SDG:	Gasco_PreRD_DG 2019
Client:	Anchor QEA, LLC	Project:	Gasco_PreRD_DG 2019 - 4a-b. DOC-CAP Testing C
Instrument ID:	DUALECD5	Calibration:	A9H2608
Lab File ID:	ECD5-12121917.D	Calibration Date:	08/26/19 15:54
Sequence:	9L12029	Injection Date:	12/12/19
Lab Sample ID:	9L12029-CCV4	Injection Time:	15:59

COMPOUND	Curve Fit	Calculated Concentration (ng/mL) [L/Q Fits]			Response Factors [Ave RF]			Limit
		STD	CCV	% DIFF	ICAL	CCV	% Drift	
2,4'-DDD	Ave	100	101		114125.1	115768.7	1.4	20
2,4'-DDD [2C]	Ave	100	101		188863.5	191323.6	1.3	20
2,4'-DDE	Ave	100	100		128261.1	128432.6	0.1	20
2,4'-DDE [2C]	Ave	100	105		212138.1	223482.8	5.3	20
2,4'-DDT	Ave	100	102		109687.6	112087.2	2.2	20
2,4'-DDT [2C]	Ave	100	96.2		178339.3	171536.9	-3.8	20

** Quadratic Curve fit may be weighted (1/a or 1/a2).

* = Values outside of QC limits

CONTINUING CALIBRATION CHECK

EPA 8081B

Laboratory:	Apex Laboratories	SDG:	Gasco_PreRD_DG 2019
Client:	Anchor QEA, LLC	Project:	Gasco_PreRD_DG 2019 - 4a-b. DOC-CAP Testing C
Instrument ID:	DUALECD5	Calibration:	A9H2608
Lab File ID:	ECD5-12121937.D	Calibration Date:	08/26/19 15:54
Sequence:	9L12029	Injection Date:	12/12/19
Lab Sample ID:	9L12029-CCV5	Injection Time:	22:16

COMPOUND	Curve Fit	Calculated Concentration (ng/mL) [L/Q Fits]			Response Factors [Ave RF]			Limit
		STD	CCV	% DIFF	ICAL	CCV	% Drift	
4,4'-DDD	Ave	50.0	40.9		157140.6	128461.9	-18.3	20
4,4'-DDD [2C]	Ave	50.0	43.5		256213.9	222876.4	-13.0	20
4,4'-DDE	Ave	50.0	41.9		188529.8	157952.9	-16.2	20
4,4'-DDE [2C]	Ave	50.0	42.6		310677.4	264521.2	-14.9	20
4,4'-DDT	Ave	50.0	51.0		119560.1	122040.9	2.1	20
4,4'-DDT [2C]	XXX	50.0	45.8	-8.4				20

** Quadratic Curve fit may be weighted (1/a or 1/a2). * = Values outside of QC limits

CONTINUING CALIBRATION CHECK

EPA 8081B

Laboratory:	Apex Laboratories	SDG:	Gasco_PreRD_DG 2019
Client:	Anchor QEA, LLC	Project:	Gasco_PreRD_DG 2019 - 4a-b. DOC-CAP Testing C
Instrument ID:	DUALECD5	Calibration:	A9H2608
Lab File ID:	ECD5-12121938.D	Calibration Date:	08/26/19 15:54
Sequence:	9L12029	Injection Date:	12/12/19
Lab Sample ID:	9L12029-CCV6	Injection Time:	22:33

COMPOUND	Curve Fit	Calculated Concentration (ng/mL) [L/Q Fits]			Response Factors [Ave RF]			Limit
		STD	CCV	% DIFF	ICAL	CCV	% Drift	
2,4'-DDD	Ave	50.0	40.9		114125.1	93359.18	-18.2	20
2,4'-DDD [2C]	Ave	50.0	41.3		188863.5	155878.8	-17.5	20
2,4'-DDE	Ave	50.0	39.7		128261.1	101941.5	-20.5*	20
2,4'-DDE [2C]	Ave	50.0	42.6		212138.1	180737.4	-14.8	20
2,4'-DDT	Ave	50.0	47.5		109687.6	104098.2	-5.1	20
2,4'-DDT [2C]	Ave	50.0	44.2		178339.3	157472.6	-11.7	20

** Quadratic Curve fit may be weighted (1/a or 1/a2).

* = Values outside of QC limits

CONTINUING CALIBRATION CHECK

EPA 8081B

Laboratory:	Apex Laboratories	SDG:	Gasco_PreRD_DG 2019
Client:	Anchor QEA, LLC	Project:	Gasco_PreRD_DG 2019 - 4a-b. DOC-CAP Testing C
Instrument ID:	DUALECD5	Calibration:	A9H2608
Lab File ID:	ECD5-12131904.D	Calibration Date:	08/26/19 15:54
Sequence:	9L13033	Injection Date:	12/13/19
Lab Sample ID:	9L13033-CCV1	Injection Time:	12:12

COMPOUND	Curve Fit	Calculated Concentration (ng/mL) [L/Q Fits]			Response Factors [Ave RF]			Limit
		STD	CCV	% DIFF	ICAL	CCV	% Drift	
4,4'-DDD	Ave	50.0	42.6		157140.6	134009.9	-14.7	20
4,4'-DDD [2C]	Ave	50.0	43.3		256213.9	222032.6	-13.3	20
4,4'-DDE	Ave	50.0	43.6		188529.8	164283.3	-12.9	20
4,4'-DDE [2C]	Ave	50.0	44.4		310677.4	275856.2	-11.2	20
4,4'-DDT	Ave	50.0	52.0		119560.1	124356.4	4.0	20
4,4'-DDT [2C]	XXX	50.0	46.7	-6.6				20

** Quadratic Curve fit may be weighted (1/a or 1/a2).

* = Values outside of QC limits

CONTINUING CALIBRATION CHECK

EPA 8081B

Laboratory:	Apex Laboratories	SDG:	Gasco_PreRD_DG 2019
Client:	Anchor QEA, LLC	Project:	Gasco_PreRD_DG 2019 - 4a-b. DOC-CAP Testing C
Instrument ID:	DUALECD5	Calibration:	A9H2608
Lab File ID:	ECD5-12131905.D	Calibration Date:	08/26/19 15:54
Sequence:	9L13033	Injection Date:	12/13/19
Lab Sample ID:	9L13033-CCV2	Injection Time:	12:29

COMPOUND	Curve Fit	Calculated Concentration (ng/mL) [L/Q Fits]			Response Factors [Ave RF]			Limit
		STD	CCV	% DIFF	ICAL	CCV	% Drift	
2,4'-DDD	Ave	50.0	41.7		114125.1	95289.6	-16.5	20
2,4'-DDD [2C]	Ave	50.0	42.5		188863.5	160642.8	-14.9	20
2,4'-DDE	Ave	50.0	40.7		128261.1	104503.4	-18.5	20
2,4'-DDE [2C]	Ave	50.0	44.5		212138.1	188775	-11.0	20
2,4'-DDT	Ave	50.0	47.4		109687.6	104061.7	-5.1	20
2,4'-DDT [2C]	Ave	50.0	43.8		178339.3	156055.2	-12.5	20

** Quadratic Curve fit may be weighted (1/a or 1/a2).

* = Values outside of QC limits

CONTINUING CALIBRATION CHECK

EPA 8081B

Laboratory:	Apex Laboratories	SDG:	Gasco_PreRD_DG 2019
Client:	Anchor QEA, LLC	Project:	Gasco_PreRD_DG 2019 - 4a-b. DOC-CAP Testing C
Instrument ID:	DUALECD5	Calibration:	A9H2608
Lab File ID:	ECD5-12131924.D	Calibration Date:	08/26/19 15:54
Sequence:	9L13033	Injection Date:	12/13/19
Lab Sample ID:	9L13033-CCV3	Injection Time:	18:20

COMPOUND	Curve Fit	Calculated Concentration (ng/mL) [L/Q Fits]			Response Factors [Ave RF]			Limit
		STD	CCV	% DIFF	ICAL	CCV	% Drift	
4,4'-DDD	Ave	100	87.0		157140.6	136636.9	-13.0	20
4,4'-DDD [2C]	Ave	100	96.2		256213.9	246471.6	-3.8	20
4,4'-DDE	Ave	100	88.6		188529.8	167059.2	-11.4	20
4,4'-DDE [2C]	Ave	100	93.4		310677.4	290064.9	-6.6	20
4,4'-DDT	Ave	100	113		119560.1	135679.1	13.5	20
4,4'-DDT [2C]	XXX	100	106	6.2				20

** Quadratic Curve fit may be weighted (1/a or 1/a2). * = Values outside of QC limits

CONTINUING CALIBRATION CHECK

EPA 8081B

Laboratory:	Apex Laboratories	SDG:	Gasco_PreRD_DG 2019
Client:	Anchor QEA, LLC	Project:	Gasco_PreRD_DG 2019 - 4a-b. DOC-CAP Testing C
Instrument ID:	DUALECD5	Calibration:	A9H2608
Lab File ID:	ECD5-12131925.D	Calibration Date:	08/26/19 15:54
Sequence:	9L13033	Injection Date:	12/13/19
Lab Sample ID:	9L13033-CCV4	Injection Time:	18:37

COMPOUND	Curve Fit	Calculated Concentration (ng/mL) [L/Q Fits]			Response Factors [Ave RF]			Limit
		STD	CCV	% DIFF	ICAL	CCV	% Drift	
2,4'-DDD	Ave	100	85.6		114125.1	97741.75	-14.4	20
2,4'-DDD [2C]	Ave	100	91.1		188863.5	172066.4	-8.9	20
2,4'-DDE	Ave	100	84.3		128261.1	108143.4	-15.7	20
2,4'-DDE [2C]	Ave	100	92.3		212138.1	195830.7	-7.7	20
2,4'-DDT	Ave	100	109		109687.6	119680.4	9.1	20
2,4'-DDT [2C]	Ave	100	107		178339.3	190263.9	6.7	20

** Quadratic Curve fit may be weighted (1/a or 1/a2).

* = Values outside of QC limits

CONTINUING CALIBRATION CHECK

EPA 8081B

Laboratory:	Apex Laboratories	SDG:	Gasco_PreRD_DG 2019
Client:	Anchor QEA, LLC	Project:	Gasco_PreRD_DG 2019 - 4a-b. DOC-CAP Testing C
Instrument ID:	DUALECD5	Calibration:	A9H2608
Lab File ID:	ECD5-12131938.D	Calibration Date:	08/26/19 15:54
Sequence:	9L13033	Injection Date:	12/13/19
Lab Sample ID:	9L13033-CCV5	Injection Time:	22:34

COMPOUND	Curve Fit	Calculated Concentration (ng/mL) [L/Q Fits]			Response Factors [Ave RF]			Limit
		STD	CCV	% DIFF	ICAL	CCV	% Drift	
4,4'-DDD	Ave	50.0	38.1		157140.6	119823.7	-23.7*	20
4,4'-DDD [2C]	Ave	50.0	41.2		256213.9	210913.2	-17.7	20
4,4'-DDE	Ave	50.0	39.0		188529.8	146884.7	-22.1*	20
4,4'-DDE [2C]	Ave	50.0	39.0		310677.4	242321.8	-22.0*	20
4,4'-DDT	Ave	50.0	46.4		119560.1	110844.8	-7.3	20
4,4'-DDT [2C]	XXX	50.0	43.6	-12.9				20

** Quadratic Curve fit may be weighted (1/a or 1/a2).

* = Values outside of QC limits

CONTINUING CALIBRATION CHECK

EPA 8081B

Laboratory:	Apex Laboratories	SDG:	Gasco_PreRD_DG 2019
Client:	Anchor QEA, LLC	Project:	Gasco_PreRD_DG 2019 - 4a-b. DOC-CAP Testing C
Instrument ID:	DUALECD5	Calibration:	A9H2608
Lab File ID:	ECD5-12131939.D	Calibration Date:	08/26/19 15:54
Sequence:	9L13033	Injection Date:	12/13/19
Lab Sample ID:	9L13033-CCV6	Injection Time:	22:51

COMPOUND	Curve Fit	Calculated Concentration (ng/mL) [L/Q Fits]			Response Factors [Ave RF]			Limit
		STD	CCV	% DIFF	ICAL	CCV	% Drift	
2,4'-DDD	Ave	50.0	36.6		114125.1	83536	-26.8*	20
2,4'-DDD [2C]	Ave	50.0	39.5		188863.5	149036.8	-21.1*	20
2,4'-DDE	Ave	50.0	37.5		128261.1	96270.3	-24.9*	20
2,4'-DDE [2C]	Ave	50.0	40.7		212138.1	172858.4	-18.5	20
2,4'-DDT	Ave	50.0	45.2		109687.6	99265.58	-9.5	20
2,4'-DDT [2C]	Ave	50.0	44.1		178339.3	157238.1	-11.8	20

** Quadratic Curve fit may be weighted (1/a or 1/a2).

* = Values outside of QC limits

SURROGATE STANDARD RECOVERY AND RT SUMMARY

EPA 8081B

Laboratory:	Apex Laboratories	SDG:	Gasco_PreRD_DG 2019
Client:	Anchor QEA, LLC	Project:	Gasco_PreRD_DG 2019 - 4a-b. DOC-CAP Testing C
Sequence:	9H23034	Instrument:	DUALECD5
Matrix:	Sediment	Calibration:	A9H2608

Surrogate Compound	Spike Level ng/mL	% Recovery	Recovery Limits	RT	Calibration Mean RT	RT Diff	RT Diff Limit	Q
Initial Cal Check (9H23034-ICV1)				Lab File ID: ECD5-08231917.D		Analyzed: 08/23/19 16:26		
2,4,5,6-TCMX (Surr)	50.0	99	70 - 130	5.395	5.39525	-0.0003	+/-1.0	
2,4,5,6-TCMX (Surr) [2C]	50.0	99	70 - 130	5.989	5.98975	-0.0008	+/-1.0	
Decachlorobiphenyl (Surr)	50.0	98	70 - 130	9.589	9.5925	-0.0035	+/-1.0	
Decachlorobiphenyl (Surr) [2C]	50.0	96	70 - 130	10.539	10.54062	-0.0016	+/-1.0	

SURROGATE STANDARD RECOVERY AND RT SUMMARY

EPA 8081B

Laboratory:	Apex Laboratories	SDG:	Gasco_PreRD_DG 2019
Client:	Anchor QEA, LLC	Project:	Gasco_PreRD_DG 2019 - 4a-b. DOC-CAP Testing C
Sequence:	9L12029	Instrument:	DUALECD5
Matrix:	Sediment	Calibration:	A9H2608

Surrogate Compound	Spike Level ng/mL	% Recovery	Recovery Limits	RT	Calibration Mean RT	RT Diff	RT Diff Limit	Q
Calibration Check (9L12029-CCV3)				Lab File ID: ECD5-12121916.D		Analyzed: 12/12/19 15:42		
2,4,5,6-TCMX (Surr)	100	107	80 - 120	5.157	5.39525	-0.2383	+/-1.0	
2,4,5,6-TCMX (Surr) [2C]	100	106	80 - 120	5.743	5.98975	-0.2468	+/-1.0	
Decachlorobiphenyl (Surr)	100	96	80 - 120	9.341	9.5925	-0.2515	+/-1.0	
Decachlorobiphenyl (Surr) [2C]	100	115	80 - 120	10.246	10.54062	-0.2946	+/-1.0	
Calibration Blank (9L12029-CCB3)				Lab File ID: ECD5-12121918.D		Analyzed: 12/12/19 16:16		
2,4,5,6-TCMX (Surr) [2C]	100	111	25 - 140	5.744	5.98975	-0.2458	+/-1.0	
Decachlorobiphenyl (Surr) [2C]	100	116	30 - 135	10.245	10.54062	-0.2956	+/-1.0	
Blank (9120780-BLK1)				Lab File ID: ECD5-12121925.D		Analyzed: 12/12/19 18:32		
2,4,5,6-TCMX (Surr) [2C]	45.5	61	42 - 129	5.742	5.98975	-0.2478	+/-1.0	
Decachlorobiphenyl (Surr) [2C]	45.5	105	55 - 130	10.243	10.54062	-0.2976	+/-1.0	
LCS (9120780-BS1)				Lab File ID: ECD5-12121926.D		Analyzed: 12/12/19 18:50		
2,4,5,6-TCMX (Surr) [2C]	50.0	82	42 - 129	5.741	5.98975	-0.2488	+/-1.0	
Decachlorobiphenyl (Surr) [2C]	50.0	113	55 - 130	10.243	10.54062	-0.2976	+/-1.0	
PDI-046SC-A-02-03-191001 (A9J0095-03RE1)				Lab File ID: ECD5-12121927.D		Analyzed: 12/12/19 19:07		
2,4,5,6-TCMX (Surr) [2C]	63.0	75	42 - 129	5.741	5.98975	-0.2488	+/-1.0	
Decachlorobiphenyl (Surr) [2C]	63.0	112	55 - 130	10.243	10.54062	-0.2976	+/-1.0	
PDI-047SC-A-02-03-191001 (A9J0095-15RE1)				Lab File ID: ECD5-12121929.D		Analyzed: 12/12/19 19:45		
2,4,5,6-TCMX (Surr) [2C]	64.8	88	42 - 129	5.742	5.98975	-0.2478	+/-1.0	
Decachlorobiphenyl (Surr) [2C]	64.8	112	55 - 130	10.243	10.54062	-0.2976	+/-1.0	
PDI-071SC-A-09-10-191001 (A9J0095-33RE1)				Lab File ID: ECD5-12121931.D		Analyzed: 12/12/19 20:22		
2,4,5,6-TCMX (Surr) [2C]	75.4	60	42 - 129	5.741	5.98975	-0.2488	+/-1.0	
Decachlorobiphenyl (Surr) [2C]	75.4	85	55 - 130	10.242	10.54062	-0.2986	+/-1.0	
PDI-047SC-A-01-02-191001 (A9J0095-14RE1)				Lab File ID: ECD5-12121933.D		Analyzed: 12/12/19 21:00		
2,4,5,6-TCMX (Surr) [2C]	84.1	106	42 - 129	5.742	5.98975	-0.2478	+/-1.0	
Decachlorobiphenyl (Surr)	84.1	102	55 - 130	9.338	9.5925	-0.2545	+/-1.0	
PDI-046SC-A-01-02-191001 (A9J0095-02RE1)				Lab File ID: ECD5-12121935.D		Analyzed: 12/12/19 21:38		
2,4,5,6-TCMX (Surr) [2C]	65.1	93	42 - 129	5.741	5.98975	-0.2488	+/-1.0	
Decachlorobiphenyl (Surr)	65.1	106	55 - 130	9.337	9.5925	-0.2555	+/-1.0	
Calibration Check (9L12029-CCV5)				Lab File ID: ECD5-12121937.D		Analyzed: 12/12/19 22:16		
2,4,5,6-TCMX (Surr)	50.0	99	80 - 120	5.154	5.39525	-0.2413	+/-1.0	
2,4,5,6-TCMX (Surr) [2C]	50.0	87	80 - 120	5.741	5.98975	-0.2488	+/-1.0	
Decachlorobiphenyl (Surr)	50.0	96	80 - 120	9.338	9.5925	-0.2545	+/-1.0	
Decachlorobiphenyl (Surr) [2C]	50.0	110	80 - 120	10.242	10.54062	-0.2986	+/-1.0	

SURROGATE STANDARD RECOVERY AND RT SUMMARY

EPA 8081B

Laboratory:	Apex Laboratories	SDG:	Gasco_PreRD_DG 2019
Client:	Anchor QEA, LLC	Project:	Gasco_PreRD_DG 2019 - 4a-b. DOC-CAP Testing C
Sequence:	9L12029	Instrument:	DUALECD5
Matrix:	Sediment	Calibration:	A9H2608

Surrogate Compound	Spike Level ng/mL	% Recovery	Recovery Limits	RT	Calibration Mean RT	RT Diff	RT Diff Limit	Q
Calibration Blank (9L12029-CCB4)				Lab File ID: ECD5-12121939.D		Analyzed: 12/12/19 22:50		
2,4,5,6-TCMX (Surr) [2C]	100	103	25 - 140	5.74	5.98975	-0.2498	+/-1.0	
Decachlorobiphenyl (Surr) [2C]	100	118	30 - 135	10.243	10.54062	-0.2976	+/-1.0	

SURROGATE STANDARD RECOVERY AND RT SUMMARY

EPA 8081B

Laboratory:	Apex Laboratories	SDG:	Gasco_PreRD_DG 2019
Client:	Anchor QEA, LLC	Project:	Gasco_PreRD_DG 2019 - 4a-b. DOC-CAP Testing C
Sequence:	9L13033	Instrument:	DUALECD5
Matrix:	Sediment	Calibration:	A9H2608

Surrogate Compound	Spike Level ng/mL	% Recovery	Recovery Limits	RT	Calibration Mean RT	RT Diff	RT Diff Limit	Q
Calibration Check (9L13033-CCV1)			Lab File ID: ECD5-12131904.D		Analyzed: 12/13/19 12:12			
2,4,5,6-TCMX (Surr)	50.0	100	80 - 120	5.156	5.39525	-0.2393	+/-1.0	
2,4,5,6-TCMX (Surr) [2C]	50.0	96	80 - 120	5.743	5.98975	-0.2468	+/-1.0	
Decachlorobiphenyl (Surr)	50.0	95	80 - 120	9.341	9.5925	-0.2515	+/-1.0	
Decachlorobiphenyl (Surr) [2C]	50.0	108	80 - 120	10.244	10.54062	-0.2966	+/-1.0	
Calibration Blank (9L13033-CCB1)			Lab File ID: ECD5-12131906.D		Analyzed: 12/13/19 12:46			
2,4,5,6-TCMX (Surr) [2C]	100	102	42 - 129	5.741	5.98975	-0.2488	+/-1.0	
Decachlorobiphenyl (Surr) [2C]	100	116	55 - 130	10.242	10.54062	-0.2986	+/-1.0	
PDI-071SC-A-08-09-191001 (A9J0095-32RE1)			Lab File ID: ECD5-12131919.D		Analyzed: 12/13/19 16:51			
2,4,5,6-TCMX (Surr)	63.6	103	42 - 129	5.155	5.39525	-0.2403	+/-1.0	
Decachlorobiphenyl (Surr)	63.6	241	55 - 130	9.338	9.5925	-0.2545	+/-1.0	*
Calibration Check (9L13033-CCV3)			Lab File ID: ECD5-12131924.D		Analyzed: 12/13/19 18:20			
2,4,5,6-TCMX (Surr)	100	101	80 - 120	5.152	5.39525	-0.2433	+/-1.0	
2,4,5,6-TCMX (Surr) [2C]	100	96	80 - 120	5.739	5.98975	-0.2508	+/-1.0	
Decachlorobiphenyl (Surr)	100	101	80 - 120	9.338	9.5925	-0.2545	+/-1.0	
Decachlorobiphenyl (Surr) [2C]	100	113	80 - 120	10.24	10.54062	-0.3006	+/-1.0	
Calibration Blank (9L13033-CCB2)			Lab File ID: ECD5-12131926.D		Analyzed: 12/13/19 18:55			
2,4,5,6-TCMX (Surr) [2C]	100	99	42 - 129	5.739	5.98975	-0.2508	+/-1.0	
Decachlorobiphenyl (Surr) [2C]	100	121	55 - 130	10.241	10.54062	-0.2996	+/-1.0	
Calibration Check (9L13033-CCV5)			Lab File ID: ECD5-12131938.D		Analyzed: 12/13/19 22:34			
2,4,5,6-TCMX (Surr)	50.0	94	80 - 120	5.152	5.39525	-0.2433	+/-1.0	
2,4,5,6-TCMX (Surr) [2C]	50.0	81	80 - 120	5.739	5.98975	-0.2508	+/-1.0	
Decachlorobiphenyl (Surr)	50.0	94	80 - 120	9.336	9.5925	-0.2565	+/-1.0	
Decachlorobiphenyl (Surr) [2C]	50.0	109	80 - 120	10.238	10.54062	-0.3026	+/-1.0	
Calibration Blank (9L13033-CCB3)			Lab File ID: ECD5-12131940.D		Analyzed: 12/13/19 23:08			
2,4,5,6-TCMX (Surr) [2C]	100	94	42 - 129	5.737	5.98975	-0.2528	+/-1.0	
Decachlorobiphenyl (Surr) [2C]	100	115	55 - 130	10.239	10.54062	-0.3016	+/-1.0	

HOLDING TIME SUMMARY

EPA 8081B

Laboratory: Apex Laboratories

SDG: Gasco_PreRD_DG 2019

Client: Anchor QEA, LLC

Project: Gasco_PreRD_DG 2019 - 4a-b. DOC-CAP Testing C

Sample Name	Date Collected	Date Received	Date Prepared	Days to Prep	Max Days to Prep	Date Analyzed	Days to Analysis	Max Days to Analysis	Q
PDI-046SC-A-01-02-191001	10/01/19 08:38	10/02/19 11:23	12/05/19 08:35	65.00	14.00	12/12/19 21:38	7.54	40.00	*
PDI-046SC-A-02-03-191001	10/01/19 08:38	10/02/19 11:23	12/05/19 08:35	65.00	14.00	12/12/19 19:07	7.44	40.00	*
PDI-047SC-A-01-02-191001	10/01/19 10:32	10/02/19 11:23	12/05/19 08:35	64.92	14.00	12/12/19 21:00	7.52	40.00	*
PDI-047SC-A-02-03-191001	10/01/19 10:32	10/02/19 11:23	12/05/19 08:35	64.92	14.00	12/12/19 19:45	7.47	40.00	*
PDI-071SC-A-08-09-191001	10/01/19 13:56	10/02/19 11:23	12/05/19 08:35	64.78	14.00	12/13/19 16:51	8.34	40.00	*
PDI-071SC-A-09-10-191001	10/01/19 13:56	10/02/19 11:23	12/05/19 08:35	64.78	14.00	12/12/19 20:22	7.49	40.00	*

Apex Laboratories

SDG: Gasco PreRD_DG 2019

CLASS: GCMS

METHOD: EPA 8270D

ANALYSES DATA PACKAGE COVER PAGE

EPA 8270D

Laboratory: Apex Laboratories

Client: Anchor QEA, LLC

SDG: Gasco PreRD_DG 2019

Project: Gasco PreRD_DG 2019 - 4a-b. DOC-CAP Testing C

Client Sample Id:	Lab Sample Id:	Matrix
PDI-046SC-A-01-02-191001	A9J0095-02	Sediment
PDI-046SC-A-02-03-191001	A9J0095-03	Sediment
PDI-047SC-A-01-02-191001	A9J0095-14	Sediment
PDI-047SC-A-02-03-191001	A9J0095-15	Sediment
PDI-071SC-A-08-09-191001	A9J0095-32	Sediment
PDI-071SC-A-09-10-191001	A9J0095-33	Sediment

I certify that this data package is in compliance with the terms and conditions of the contract, both technically and for completeness, for other than the conditions detailed above. Release of the data contained in this hardcopy data package and in computer-readable data submitted on diskette has been autorized by the Laboratory Manager or the Manager's designee, as verified by the following signatures.

Signature:

Name: David G. Jack

Forms Created: 1/21/2020 5:18PM

Title: Technical Manager

METHOD DETECTION AND REPORTING LIMITS

EPA 8270D

Laboratory: Apex Laboratories **SDG:** Gasco_PreRD_DG 2019

Client: Anchor QEA, LLC **Project:** Gasco_PreRD_DG 2019 - 4a-b. DOC-CAP

Batch Matrix: Sediment

Analyte	MDL	MRL	Units
Acenaphthene	1.25	2.50	ug/kg
Acenaphthylene	1.25	2.50	ug/kg
Anthracene	1.25	2.50	ug/kg
Benz(a)anthracene	1.25	2.50	ug/kg
Benzo(a)pyrene	1.25	2.50	ug/kg
Benzo(b)fluoranthene	1.25	2.50	ug/kg
Benzo(k)fluoranthene	1.25	2.50	ug/kg
Benzo(g,h,i)perylene	1.25	2.50	ug/kg
Chrysene	1.25	2.50	ug/kg
Dibenz(a,h)anthracene	1.25	2.50	ug/kg
Fluoranthene	1.25	2.50	ug/kg
Fluorene	1.25	2.50	ug/kg
Indeno(1,2,3-cd)pyrene	1.25	2.50	ug/kg
2-Methylnaphthalene	1.25	2.50	ug/kg
Naphthalene	1.25	2.50	ug/kg
Phenanthrene	1.25	2.50	ug/kg
Pyrene	1.25	2.50	ug/kg

Note: MDLs are listed only if the corresponding analyte was evalutated to the MDL in this report .

ORGANIC ANALYSIS DATA SHEET

EPA 8270D

PDI-046SC-A-01-02-191001

Laboratory:	Apex Laboratories			SDG:	Gasco_PreRD_DG 2019
Client:	Anchor QEA, LLC			Project:	Gasco_PreRD_DG 2019 - 4a-b. DOC-CAP Testing Co
Matrix:	Sediment	Laboratory ID:	A9J0095-02	File ID:	N12041912.D
Sampled:	10/01/19 08:38	Prepared:	12/04/19 10:11	Analyzed:	12/04/19 19:40
Solids:	76.48	Preparation:	EPA 3546	Initial/Final:	10.61 g / 5 mL
Batch:	9120480	Sequence:	9L04042	Calibration:	A9I1001
Instrument:	SV-GCMS14				

CAS NO.	COMPOUND	DILUTION	CONC. (ug/kg dry)	Q
83-32-9	Acenaphthene	1000	20100	D
208-96-8	Acenaphthylene	1000	3040	JD
120-12-7	Anthracene	1000	17000	D
56-55-3	Benz(a)anthracene	1000	12100	D
50-32-8	Benzo(a)pyrene	1000	14200	D
205-99-2	Benzo(b)fluoranthene	1000	12200	D
207-08-9	Benzo(k)fluoranthene	1000	3850	D
191-24-2	Benzo(g,h,i)perylene	1000	9730	D
218-01-9	Chrysene	1000	16000	D
53-70-3	Dibenz(a,h)anthracene	1000	1540	U
206-44-0	Fluoranthene	1000	42400	D
86-73-7	Fluorene	1000	12000	D
193-39-5	Indeno(1,2,3-cd)pyrene	1000	8690	D
91-57-6	2-Methylnaphthalene	1000	11700	D
91-20-3	Naphthalene	1000	3120	D
85-01-8	Phenanthrene	1000	84500	D
129-00-0	Pyrene	1000	53200	D

SYSTEM MONITORING COMPOUND	ADDED (ug/kg dry)	CONC (ug/kg dry)	% REC	QC LIMITS	Q
2-Fluorobiphenyl (Surr)	61.6	72.7	118	44 - 115	D
p-Terphenyl-d14 (Surr)	61.6	93.0	151	54 - 127	D

INTERNAL STANDARD	AREA	RT	REF AREA	REF RT	Q
Naphthalene-d8 (ISTD)	176516	7.784	178988	7.784	
Acenaphthene-d10 (ISTD)	111704	9.538	112457	9.538	
Phenanthrene-d10 (ISTD)	179647	11.042	202757	11.048	
Chrysene-d12 (ISTD)	139168	14.726	179678	14.732	
Perylene-d12 (ISTD)	130437	18.194	175627	18.2	
Dibenz(a,h)anthracene-d14 (ISTD)	109941	20.578	152999	20.59	

* Values outside of QC limits

ORGANIC ANALYSIS DATA SHEET

EPA 8270D

PDI-046SC-A-02-03-191001

Laboratory:	Apex Laboratories			SDG:	Gasco_PreRD_DG 2019
Client:	Anchor QEA, LLC			Project:	Gasco_PreRD_DG 2019 - 4a-b. DOC-CAP Testing Co
Matrix:	Sediment	Laboratory ID:	A9J0095-03	File ID:	N12041913.D
Sampled:	10/01/19 08:38	Prepared:	12/04/19 10:11	Analyzed:	12/04/19 20:12
Solids:	76.90	Preparation:	EPA 3546	Initial/Final:	10.79 g / 5 mL
Batch:	9120480	Sequence:	9L04042	Calibration:	A9I1001
Instrument:	SV-GCMS14				

CAS NO.	COMPOUND	DILUTION	CONC. (ug/kg dry)	Q
83-32-9	Acenaphthene	100	666	D
208-96-8	Acenaphthylene	100	258	JD
120-12-7	Anthracene	100	680	D
56-55-3	Benz(a)anthracene	100	1290	D
50-32-8	Benzo(a)pyrene	100	1570	D
205-99-2	Benzo(b)fluoranthene	100	1340	D
207-08-9	Benzo(k)fluoranthene	100	438	D
191-24-2	Benzo(g,h,i)perylene	100	1110	D
218-01-9	Chrysene	100	1640	D
53-70-3	Dibenz(a,h)anthracene	100	151	U
206-44-0	Fluoranthene	100	3840	D
86-73-7	Fluorene	100	429	D
193-39-5	Indeno(1,2,3-cd)pyrene	100	975	D
91-57-6	2-Methylnaphthalene	100	289	JD
91-20-3	Naphthalene	100	167	JD
85-01-8	Phenanthrene	100	3130	D
129-00-0	Pyrene	100	4820	D

SYSTEM MONITORING COMPOUND	ADDED (ug/kg dry)	CONC (ug/kg dry)	% REC	QC LIMITS	Q
2-Fluorobiphenyl (Surr)	60.3	53.1	88	44 - 115	D
p-Terphenyl-d14 (Surr)	60.3	58.4	97	54 - 127	D

INTERNAL STANDARD	AREA	RT	REF AREA	REF RT	Q
Naphthalene-d8 (ISTD)	174627	7.784	178988	7.784	
Acenaphthene-d10 (ISTD)	109684	9.539	112457	9.538	
Phenanthrene-d10 (ISTD)	175545	11.042	202757	11.048	
Chrysene-d12 (ISTD)	140661	14.726	179678	14.732	
Perylene-d12 (ISTD)	135178	18.194	175627	18.2	
Dibenz(a,h)anthracene-d14 (ISTD)	112932	20.578	152999	20.59	

* Values outside of QC limits

ORGANIC ANALYSIS DATA SHEET

EPA 8270D

PDI-047SC-A-01-02-191001

Laboratory:	Apex Laboratories			SDG:	Gasco_PreRD_DG 2019
Client:	Anchor QEA, LLC			Project:	Gasco_PreRD_DG 2019 - 4a-b. DOC-CAP Testing Co
Matrix:	Sediment	Laboratory ID:	A9J0095-14	File ID:	N12041914.D
Sampled:	10/01/19 10:32	Prepared:	12/04/19 10:11	Analyzed:	12/04/19 20:45
Solids:	59.07	Preparation:	EPA 3546	Initial/Final:	10.41 g / 5 mL
Batch:	9120480	Sequence:	9L04042	Calibration:	A9I1001
Instrument:	SV-GCMS14				

CAS NO.	COMPOUND	DILUTION	CONC. (ug/kg dry)	Q
83-32-9	Acenaphthene	1000	5090	D
208-96-8	Acenaphthylene	1000	2030	U
120-12-7	Anthracene	1000	2620	JD
56-55-3	Benz(a)anthracene	1000	5460	D
50-32-8	Benzo(a)pyrene	1000	6630	D
205-99-2	Benzo(b)fluoranthene	1000	5830	D
207-08-9	Benzo(k)fluoranthene	1000	2030	U
191-24-2	Benzo(g,h,i)perylene	1000	4950	D
218-01-9	Chrysene	1000	7290	D
53-70-3	Dibenz(a,h)anthracene	1000	2030	U
206-44-0	Fluoranthene	1000	18400	D
86-73-7	Fluorene	1000	3280	JD
193-39-5	Indeno(1,2,3-cd)pyrene	1000	4450	D
91-57-6	2-Methylnaphthalene	1000	2030	U
91-20-3	Naphthalene	1000	3090	JD
85-01-8	Phenanthrene	1000	30600	D
129-00-0	Pyrene	1000	21800	D

SYSTEM MONITORING COMPOUND	ADDED (ug/kg dry)	CONC (ug/kg dry)	% REC	QC LIMITS	Q
2-Fluorobiphenyl (Surr)	81.3	74.0	91	44 - 115	D
p-Terphenyl-d14 (Surr)	81.3	87.8	108	54 - 127	D

INTERNAL STANDARD	AREA	RT	REF AREA	REF RT	Q
Naphthalene-d8 (ISTD)	171115	7.784	178988	7.784	
Acenaphthene-d10 (ISTD)	106270	9.539	112457	9.538	
Phenanthrene-d10 (ISTD)	167997	11.042	202757	11.048	
Chrysene-d12 (ISTD)	137950	14.726	179678	14.732	
Perylene-d12 (ISTD)	131949	18.194	175627	18.2	
Dibenz(a,h)anthracene-d14 (ISTD)	111285	20.578	152999	20.59	

* Values outside of QC limits

ORGANIC ANALYSIS DATA SHEET

EPA 8270D

PDI-047SC-A-02-03-191001

Laboratory:	Apex Laboratories			SDG:	Gasco_PreRD_DG 2019
Client:	Anchor QEA, LLC			Project:	Gasco_PreRD_DG 2019 - 4a-b. DOC-CAP Testing Co
Matrix:	Sediment	Laboratory ID:	A9J0095-15	File ID:	N12041915.D
Sampled:	10/01/19 10:32	Prepared:	12/04/19 10:11	Analyzed:	12/04/19 21:17
Solids:	75.04	Preparation:	EPA 3546	Initial/Final:	10.95 g / 5 mL
Batch:	9120480	Sequence:	9L04042	Calibration:	A9I1001 Instrument: SV-GCMS14

CAS NO.	COMPOUND	DILUTION	CONC. (ug/kg dry)	Q
83-32-9	Acenaphthene	40	581	D
208-96-8	Acenaphthylene	40	85.2	JD
120-12-7	Anthracene	40	203	D
56-55-3	Benz(a)anthracene	40	478	D
50-32-8	Benzo(a)pyrene	40	582	D
205-99-2	Benzo(b)fluoranthene	40	521	D
207-08-9	Benzo(k)fluoranthene	40	184	D
191-24-2	Benzo(g,h,i)perylene	40	464	D
218-01-9	Chrysene	40	631	D
53-70-3	Dibenz(a,h)anthracene	40	60.9	U
206-44-0	Fluoranthene	40	1920	D
86-73-7	Fluorene	40	322	D
193-39-5	Indeno(1,2,3-cd)pyrene	40	383	D
91-57-6	2-Methylnaphthalene	40	128	D
91-20-3	Naphthalene	40	392	D
85-01-8	Phenanthrene	40	2570	D
129-00-0	Pyrene	40	2160	D

SYSTEM MONITORING COMPOUND	ADDED (ug/kg dry)	CONC (ug/kg dry)	% REC	QC LIMITS	Q
2-Fluorobiphenyl (Surr)	60.9	51.7	85	44 - 115	D
p-Terphenyl-d14 (Surr)	60.9	51.7	85	54 - 127	D

INTERNAL STANDARD	AREA	RT	REF AREA	REF RT	Q
Naphthalene-d8 (ISTD)	184841	7.778	178988	7.784	
Acenaphthene-d10 (ISTD)	113516	9.533	112457	9.538	
Phenanthrene-d10 (ISTD)	188351	11.042	202757	11.048	
Chrysene-d12 (ISTD)	162289	14.726	179678	14.732	
Perylene-d12 (ISTD)	162695	18.188	175627	18.2	
Dibenz(a,h)anthracene-d14 (ISTD)	132329	20.578	152999	20.59	

* Values outside of QC limits

ORGANIC ANALYSIS DATA SHEET

EPA 8270D

PDI-071SC-A-08-09-191001

Laboratory:	Apex Laboratories			SDG:	Gasco_PreRD_DG 2019
Client:	Anchor QEA, LLC			Project:	Gasco_PreRD_DG 2019 - 4a-b. DOC-CAP Testing Co
Matrix:	Sediment	Laboratory ID:	A9J0095-32	File ID:	N12041916.D
Sampled:	10/01/19 13:56	Prepared:	12/04/19 10:11	Analyzed:	12/04/19 21:49
Solids:	72.84	Preparation:	EPA 3546	Initial/Final:	10.53 g / 5 mL
Batch:	9120480	Sequence:	9L04042	Calibration:	A9I1001
Instrument:	SV-GCMS14				

CAS NO.	COMPOUND	DILUTION	CONC. (ug/kg dry)	Q
83-32-9	Acenaphthene	10000	219000	D
208-96-8	Acenaphthylene	10000	182000	D
120-12-7	Anthracene	10000	180000	D
56-55-3	Benz(a)anthracene	10000	145000	D
50-32-8	Benzo(a)pyrene	10000	226000	D
205-99-2	Benzo(b)fluoranthene	10000	194000	D
207-08-9	Benzo(k)fluoranthene	10000	58400	D
191-24-2	Benzo(g,h,i)perylene	10000	181000	D
218-01-9	Chrysene	10000	195000	D
53-70-3	Dibenz(a,h)anthracene	10000	16300	U
206-44-0	Fluoranthene	10000	752000	D
86-73-7	Fluorene	10000	164000	D
193-39-5	Indeno(1,2,3-cd)pyrene	10000	150000	D
91-57-6	2-Methylnaphthalene	10000	174000	D
91-20-3	Naphthalene	10000	2330000	D
85-01-8	Phenanthrene	10000	1150000	D
129-00-0	Pyrene	10000	873000	D

SYSTEM MONITORING COMPOUND	ADDED (ug/kg dry)	CONC (ug/kg dry)	% REC	QC LIMITS	Q
2-Fluorobiphenyl (Surr)	65.2	0.00		44 - 115	D
p-Terphenyl-d14 (Surr)	65.2	0.00		54 - 127	D

INTERNAL STANDARD	AREA	RT	REF AREA	REF RT	Q
Naphthalene-d8 (ISTD)	172205	7.784	178988	7.784	
Acenaphthene-d10 (ISTD)	112664	9.533	112457	9.538	
Phenanthrene-d10 (ISTD)	186522	11.042	202757	11.048	
Chrysene-d12 (ISTD)	151032	14.726	179678	14.732	
Perylene-d12 (ISTD)	145757	18.194	175627	18.2	
Dibenz(a,h)anthracene-d14 (ISTD)	121041	20.578	152999	20.59	

* Values outside of QC limits

ORGANIC ANALYSIS DATA SHEET

EPA 8270D

PDI-071SC-A-09-10-191001

Laboratory:	Apex Laboratories			SDG:	Gasco_PreRD_DG 2019
Client:	Anchor QEA, LLC			Project:	Gasco_PreRD_DG 2019 - 4a-b. DOC-CAP Testing Co
Matrix:	Sediment	Laboratory ID:	A9J0095-33RE1	File ID:	N12051907.D
Sampled:	10/01/19 13:56	Prepared:	12/04/19 10:11	Analyzed:	12/05/19 11:29
Solids:	62.47	Preparation:	EPA 3546	Initial/Final:	10.28 g / 5 mL
Batch:	9120480	Sequence:	9L05024	Calibration:	A9I1001
Instrument:	SV-GCMS14				

CAS NO.	COMPOUND	DILUTION	CONC. (ug/kg dry)	Q
83-32-9	Acenaphthene	10	89.5	D
208-96-8	Acenaphthylene	10	33.1	JD
120-12-7	Anthracene	10	23.7	JD
56-55-3	Benz(a)anthracene	10	27.0	JD
50-32-8	Benzo(a)pyrene	10	34.9	JD
205-99-2	Benzo(b)fluoranthene	10	29.7	JD
207-08-9	Benzo(k)fluoranthene	10	19.5	U
191-24-2	Benzo(g,h,i)perylene	10	26.9	JD
218-01-9	Chrysene	10	24.6	JD
53-70-3	Dibenz(a,h)anthracene	10	19.5	U
206-44-0	Fluoranthene	10	113	D
86-73-7	Fluorene	10	34.4	JD
193-39-5	Indeno(1,2,3-cd)pyrene	10	25.3	JD
91-57-6	2-Methylnaphthalene	10	97.7	D
91-20-3	Naphthalene	10	2260	D
85-01-8	Phenanthrene	10	84.9	D
129-00-0	Pyrene	10	115	D

SYSTEM MONITORING COMPOUND	ADDED (ug/kg dry)	CONC (ug/kg dry)	% REC	QC LIMITS	Q
2-Fluorobiphenyl (Surr)	77.9	60.7	78	44 - 115	
p-Terphenyl-d14 (Surr)	77.9	57.4	74	54 - 127	

INTERNAL STANDARD	AREA	RT	REF AREA	REF RT	Q
Naphthalene-d8 (ISTD)	178219	7.796	170379	7.778	
Acenaphthene-d10 (ISTD)	112614	9.544	103502	9.533	
Phenanthrene-d10 (ISTD)	196165	11.054	167356	11.042	
Chrysene-d12 (ISTD)	182308	14.738	137262	14.726	
Perylene-d12 (ISTD)	185392	18.206	130320	18.188	
Dibenz(a,h)anthracene-d14 (ISTD)	159750	20.596	108393	20.578	

* Values outside of QC limits

PREPARATION BATCH SUMMARY

EPA 8270D

Laboratory: Apex Laboratories
SDG: Gasco_PreRD_DG 2019
Client: Anchor QEA, LLC
Project: Gasco_PreRD_DG 2019 - 4a-b. DOC-CAP Testing Cc
Batch: 9120480 Batch Matrix: Sediment Preparation: EPA 3546

SAMPLE NAME	LAB SAMPLE ID	LAB FILE ID	DATE PREPARED	OBSERVATIONS
Blank	9120480-BLK1	N12041904.D	12/04/19 10:11	
LCS	9120480-BS1	N12041905.D	12/04/19 10:11	
PDI-046SC-A-01-02-191001	A9J0095-02	N12041912.D	12/04/19 10:11	
PDI-046SC-A-02-03-191001	A9J0095-03	N12041913.D	12/04/19 10:11	
PDI-047SC-A-01-02-191001	A9J0095-14	N12041914.D	12/04/19 10:11	
PDI-047SC-A-02-03-191001	A9J0095-15	N12041915.D	12/04/19 10:11	
PDI-071SC-A-08-09-191001	A9J0095-32	N12041916.D	12/04/19 10:11	
PDI-071SC-A-09-10-191001	A9J0095-33RE1	N12051907.D	12/04/19 10:11	

Note: Client samples are listed only if they are included in this report.
Duplicates and Matrix Spike/Duplicates QC Samples are only listed if sourced from a sample included in this report.

METHOD BLANK DATA SHEET

EPA 8270D

Laboratory:	Apex Laboratories			SDG:	Gasco_PreRD_DG 2019
Client:	Anchor QEA, LLC			Project:	Gasco_PreRD_DG 2019 - 4a-b. DOC-CAP Testing C
Matrix:	Sediment	Laboratory ID:	9120480-BLK1	File ID:	N12041904.D
Prepared:	12/04/19 10:11	Preparation:	EPA 3546	Initial/Final:	11 g / 5 mL
Analyzed:	12/04/19 15:21	Instrument:	SV-GCMS14		
Batch:	9120480	Sequence:	9L04042	Calibration:	A9I1001

CAS NO.	COMPOUND	CONC. (ug/kg wet)	Q
83-32-9	Acenaphthene	1.14	U
208-96-8	Acenaphthylene	1.14	U
120-12-7	Anthracene	1.14	U
56-55-3	Benz(a)anthracene	1.14	U
50-32-8	Benzo(a)pyrene	1.14	U
205-99-2	Benzo(b)fluoranthene	1.14	U
207-08-9	Benzo(k)fluoranthene	1.14	U
191-24-2	Benzo(g,h,i)perylene	1.14	U
218-01-9	Chrysene	1.14	U
53-70-3	Dibenz(a,h)anthracene	1.14	U
206-44-0	Fluoranthene	1.14	U
86-73-7	Fluorene	1.14	U
193-39-5	Indeno(1,2,3-cd)pyrene	1.14	U
91-57-6	2-Methylnaphthalene	1.14	U
91-20-3	Naphthalene	1.14	U
85-01-8	Phenanthrene	1.14	U
129-00-0	Pyrene	1.14	U

SYSTEM MONITORING COMPOUND	ADDED (ug/kg wet)	CONC (ug/kg wet)	% REC	QC LIMITS	Q
2-Fluorobiphenyl (Surr)	45.5	39.5	87	44 - 115	
p-Terphenyl-d14 (Surr)	45.5	43.1	95	54 - 127	

INTERNAL STANDARD	AREA	RT	REF AREA	REF RT	Q
Naphthalene-d8 (ISTD)	169208	7.784	178988	7.784	
Acenaphthene-d10 (ISTD)	103829	9.538	112457	9.538	
Phenanthrene-d10 (ISTD)	160887	11.042	202757	11.048	
Chrysene-d12 (ISTD)	124248	14.726	179678	14.732	
Perylene-d12 (ISTD)	114157	18.194	175627	18.2	
Dibenz(a,h)anthracene-d14 (ISTD)	100580	20.584	152999	20.59	

LCS / LCS DUPLICATE RECOVERY

EPA 8270D

Laboratory:	Apex Laboratories	SDG:	Gasco_PreRD_DG 2019
Client:	Anchor QEA, LLC	Project:	Gasco_PreRD_DG 2019 - 4a-b. DOC-CAP Testing Co
Matrix:	Sediment		
Batch:	9120480	Laboratory ID:	9120480-BS1
Preparation:	EPA 3546	Initial/Final:	10 g / 5 mL

COMPOUND	SPIKE ADDED (ug/kg wet)	LCS CONCENTRATION (ug/kg wet)	LCS % REC. (*=Out)	QC LIMITS REC.
Acenaphthene	20.0	16.8	84	40 - 122
Acenaphthylene	20.0	15.9	80	32 - 132
Anthracene	20.0	16.6	83	47 - 123
Benz(a)anthracene	20.0	16.7	84	49 - 126
Benzo(a)pyrene	20.0	18.2	91	45 - 129
Benzo(b)fluoranthene	20.0	18.0	90	45 - 132
Benzo(k)fluoranthene	20.0	17.7	88	47 - 132
Benzo(g,h,i)perylene	20.0	16.5	83	43 - 134
Chrysene	20.0	17.6	88	50 - 124
Dibenz(a,h)anthracene	20.0	17.0	85	45 - 134
Fluoranthene	20.0	17.7	89	50 - 127
Fluorene	20.0	16.1	81	43 - 125
Indeno(1,2,3-cd)pyrene	20.0	16.4	82	45 - 133
2-Methylnaphthalene	20.0	15.4	77	38 - 122
Naphthalene	20.0	17.5	87	35 - 123
Phenanthrene	20.0	17.4	87	50 - 121
Pyrene	20.0	16.9	84	47 - 127

* = Values outside of QC limits

ANALYSIS BATCH (SEQUENCE) SUMMARY

EPA 8270D

Laboratory:	Apex Laboratories	SDG:	Gasco_PreRD_DG 2019
Client:	Anchor QEA, LLC	Project:	Gasco_PreRD_DG 2019 - 4a-b. DOC-CAP Testing C
Sequence:	9I06028	Instrument:	SV-GCMS14
Matrix:	Sediment	Calibration:	A9I1001

Sample Name	Lab Sample ID	Lab File ID	Analysis Date/Time
MS Tune	9I06028-TUN1	N09061911.D	09/06/19 15:51
Initial Cal Blank	9I06028-ICB1	N09061912.D	09/06/19 16:18
Cal Standard	9I06028-CAL1	N09061913.D	09/06/19 16:51
Cal Standard	9I06028-CAL2	N09061914.D	09/06/19 17:23
Cal Standard	9I06028-CAL3	N09061915.D	09/06/19 17:55
Cal Standard	9I06028-CAL4	N09061916.D	09/06/19 18:27
Cal Standard	9I06028-CAL5	N09061917.D	09/06/19 19:00
Cal Standard	9I06028-CAL6	N09061918.D	09/06/19 19:32
Cal Standard	9I06028-CAL7	N09061919.D	09/06/19 20:04
Cal Standard	9I06028-CAL8	N09061920.D	09/06/19 20:37
Cal Standard	9I06028-CAL9	N09061921.D	09/06/19 21:09
Cal Standard	9I06028-CALA	N09061922.D	09/06/19 21:41
Initial Cal Check	9I06028-ICV1	N09061924.D	09/06/19 22:45

Note: Client samples are listed only if they are included in this report.
Duplicates and Matrix Spike/Duplicates QC Samples are only listed if sourced from a sample included in this report.

ANALYSIS BATCH (SEQUENCE) SUMMARY

EPA 8270D

Laboratory:	Apex Laboratories	SDG:	Gasco_PreRD_DG 2019
Client:	Anchor QEA, LLC	Project:	Gasco_PreRD_DG 2019 - 4a-b. DOC-CAP Testing C
Sequence:	9L04042	Instrument:	SV-GCMS14
Matrix:	Sediment	Calibration:	A9I1001

Sample Name	Lab Sample ID	Lab File ID	Analysis Date/Time
MS Tune	9L04042-TUN1	N12041901.D	12/04/19 13:48
Calibration Check	9L04042-CCV1	N12041902.D	12/04/19 14:16
Calibration Blank	9L04042-CCB1	N12041903.D	12/04/19 14:48
Blank	9120480-BLK1	N12041904.D	12/04/19 15:21
LCS	9120480-BS1	N12041905.D	12/04/19 15:53
PDI-046SC-A-01-02-191001	A9J0095-02	N12041912.D	12/04/19 19:40
PDI-046SC-A-02-03-191001	A9J0095-03	N12041913.D	12/04/19 20:12
PDI-047SC-A-01-02-191001	A9J0095-14	N12041914.D	12/04/19 20:45
PDI-047SC-A-02-03-191001	A9J0095-15	N12041915.D	12/04/19 21:17
PDI-071SC-A-08-09-191001	A9J0095-32	N12041916.D	12/04/19 21:49

Note: Client samples are listed only if they are included in this report.
Duplicates and Matrix Spike/Duplicates QC Samples are only listed if sourced from a sample included in this report.

ANALYSIS BATCH (SEQUENCE) SUMMARY

EPA 8270D

Laboratory:	Apex Laboratories	SDG:	Gasco_PreRD_DG 2019
Client:	Anchor QEA, LLC	Project:	Gasco_PreRD_DG 2019 - 4a-b. DOC-CAP Testing C
Sequence:	9L05024	Instrument:	SV-GCMS14
Matrix:	Sediment	Calibration:	A9I1001

Sample Name	Lab Sample ID	Lab File ID	Analysis Date/Time
MS Tune	9L05024-TUN1	N12051901.D	12/05/19 08:18
Calibration Check	9L05024-CCV1	N12051902.D	12/05/19 08:46
Calibration Blank	9L05024-CCB1	N12051903.D	12/05/19 09:18
PDI-071SC-A-09-10-191001	A9J0095-33RE1	N12051907.D	12/05/19 11:29

Note: Client samples are listed only if they are included in this report.
Duplicates and Matrix Spike/Duplicates QC Samples are only listed if sourced from a sample included in this report.

MASS SPECTROMETER INSTRUMENT PERFORMANCE CHECK

EPA 8270D

Laboratory:	Apex Laboratories	SDG:	Gasco_PreRD_DG 2019
Client:	Anchor QEA, LLC	Project:	Gasco_PreRD_DG 2019 - 4a-b. DOC-CAP Testing C
Lab File ID:	N09061911.D	Injection Date:	09/06/19
Instrument ID:	SV-GCMS14	Injection Time:	15:51
Sequence:	9I06028	Lab Sample ID:	9I06028-TUN1

m/z	ION ABUNDANCE CRITERIA	% RELATIVE ABUNDANCE	
m/z 68	Less than 2% of m/z 69	1.53	PASS
m/z 69	Base peak, 100% relative abundance	100.00	PASS
m/z 70	Less than 2% of m/z 69	0.47	PASS
m/z 197	Less than 2% of m/z 198	0.48	PASS
m/z 198	Base peak, 100% relative abundance	100.00	PASS
m/z 199	5 - 9% of m/z 198	6.86	PASS
m/z 365	1 - 100% of m/z 198	3.62	PASS
m/z 441	Less than 150% of m/z 443	78.02	PASS
m/z 442	0.1 - 200% of m/z 198	93.14	PASS
m/z 443	15 - 24% of m/z 442	19.59	PASS

MASS SPECTROMETER INSTRUMENT PERFORMANCE CHECK

EPA 8270D

Laboratory:	Apex Laboratories	SDG:	Gasco_PreRD_DG 2019
Client:	Anchor QEA, LLC	Project:	Gasco_PreRD_DG 2019 - 4a-b. DOC-CAP Testing C
Lab File ID:	N12041901.D	Injection Date:	12/04/19
Instrument ID:	SV-GCMS14	Injection Time:	13:48
Sequence:	9L04042	Lab Sample ID:	9L04042-TUN1

m/z	ION ABUNDANCE CRITERIA	% RELATIVE ABUNDANCE	
m/z 68	Less than 2% of m/z 69	1.83	PASS
m/z 69	Base peak, 100% relative abundance	100.00	PASS
m/z 70	Less than 2% of m/z 69	0.53	PASS
m/z 197	Less than 2% of m/z 198	0.00	PASS
m/z 198	Base peak, 100% relative abundance	100.00	PASS
m/z 199	5 - 9% of m/z 198	6.77	PASS
m/z 365	1 - 100% of m/z 198	4.09	PASS
m/z 441	Less than 150% of m/z 443	77.71	PASS
m/z 442	0.1 - 200% of m/z 198	137.86	PASS
m/z 443	15 - 24% of m/z 442	19.36	PASS

MASS SPECTROMETER INSTRUMENT PERFORMANCE CHECK

EPA 8270D

Laboratory:	Apex Laboratories	SDG:	Gasco_PreRD_DG 2019
Client:	Anchor QEA, LLC	Project:	Gasco_PreRD_DG 2019 - 4a-b. DOC-CAP Testing C
Lab File ID:	N12051901.D	Injection Date:	12/05/19
Instrument ID:	SV-GCMS14	Injection Time:	08:18
Sequence:	9L05024	Lab Sample ID:	9L05024-TUN1

m/z	ION ABUNDANCE CRITERIA	% RELATIVE ABUNDANCE	
m/z 68	Less than 2% of m/z 69	1.69	PASS
m/z 69	Base peak, 100% relative abundance	100.00	PASS
m/z 70	Less than 2% of m/z 69	0.46	PASS
m/z 197	Less than 2% of m/z 198	0.00	PASS
m/z 198	Base peak, 100% relative abundance	100.00	PASS
m/z 199	5 - 9% of m/z 198	6.77	PASS
m/z 365	1 - 100% of m/z 198	3.88	PASS
m/z 441	Less than 150% of m/z 443	76.59	PASS
m/z 442	0.1 - 200% of m/z 198	121.98	PASS
m/z 443	15 - 24% of m/z 442	19.49	PASS

INITIAL CALIBRATION DATA (Summary)

EPA 8270D

Laboratory: Apex Laboratories SDG: Gasco_PreRD_DG 2019

Client: Anchor QEA, LLC Project: Gasco_PreRD_DG 2019 - 4a-b. DOC-CAP Testing

Calibration: A9I1001 Date: 09/10/19 10:37 Instrument: SV-GCMS14

Compound	Mean RF	FIT	RF RSD	Mean RT	RT RSD	Linear r	Quad COD	LIMIT	Q
Acenaphthene	1.421956	Ave	2.101464	9.6727	1.195025E-02			20	
Acenaphthylene	2.170985	Ave	2.552096	9.498	1.184114E-02			20	
Anthracene	1.088444	Ave	2.157422	11.223	6.057048E-03			20	
Benz(a)anthracene	1.161023	Ave	7.869327	14.886	2.183092E-02			20	
Benzo(a)pyrene	0.9876419	Ave	9.000056	18.2396	6.304434E-02			20	
Benzo(b)fluoranthene	1.153887	Ave	5.67895	17.4697	5.010002E-02			20	
Benzo(k)fluoranthene	1.136093	Ave	6.126	17.5355	5.121218E-02			20	
Benzo(g,h,i)perylene	1.308305	Ave	5.850826	21.3008	4.687611E-02			20	
Chrysene	1.098706	Ave	1.523471	14.9673	0.0413593			20	
Dibenz(a,h)anthracene	1.158853	Ave	3.005339	20.8333	3.856247E-02			20	
Fluoranthene	1.178979	Ave	4.301023	12.435	3.109609E-02			20	
Fluorene	1.455085	Ave	3.852542	10.1928	3.089686E-02			20	
Indeno(1,2,3-cd)pyrene	1.233305	Ave	3.076119	20.7652	4.855178E-02			20	
2-Methylnaphthalene	0.9346173	Ave	5.160882	8.5884	7.334806E-03			20	
Naphthalene	1.102926	Ave	2.419226	7.9059	1.784269E-02			20	
Phenanthrene	1.170171	Ave	3.845982	11.1707	1.240085E-02			20	
Pyrene	1.562337	Ave	6.478501	12.7234	2.554012E-02			20	
2-Fluorobiphenyl (Surr)	1.491847	Ave	2.25656	8.9523	3.166423E-02			20	
p-Terphenyl-d14 (Surr)	1.051726	Ave	4.2222	12.9315	1.002441E-02			20	

Note: ** Quad COD may be incorrect if weighting (1/a) or (1/a2) used. Weighting not shown here. Please see instrument calibration printouts for validation.

INITIAL CALIBRATION DATA

EPA 8270D

Laboratory: Apex Laboratories

Client: Anchor QEA, LLC

Calibration: A9I1001

SDG: Gasco_PreRD_DG 2019

Project: Gasco_PreRD_DG 2019 - 4a-b. DOC-CAP Te

Instrument: SV-GCMS14

Calibration Date: 09/10/19 10:37

	Level 01		Level 02		Level 03		Level 04		Level 05		Level 06	
Compound	ng/mL	RF	ng/mL	RF	ng/mL	RF	ng/mL	RF	ng/mL	RF	ng/mL	RF
Acenaphthene	1	1.438843	2.5	1.487282	5	1.404065	10	1.417353	25	1.419193	50	1.394003
Acenaphthylene	1	2.050122	2.5	2.174081	5	2.138587	10	2.170914	25	2.195113	50	2.171664
Anthracene	1	1.097223	2.5	1.089279	5	1.048542	10	1.062312	25	1.06872	50	1.076085
Benz(a)anthracene	1	1.393885	2.5	1.220902	5	1.088043	10	1.09326	25	1.113653	50	1.097579
Benzo(a)pyrene	1	0.9831077	2.5	0.860229	5	0.8587498	10	0.9020412	25	0.976879	50	1.004382
Benzo(b)fluoranthene	1	1.117055	2.5	1.085157	5	1.064599	10	1.091936	25	1.128411	50	1.163732
Benzo(k)fluoranthene	1	1.067445	2.5	1.081921	5	1.086293	10	1.035921	25	1.12827	50	1.118386
Benzo(b+k)fluoranthene(s)	2	1.112094	5	1.118006	10	1.116503	20	1.114938	50	1.172148	100	1.178575
Benzo(g,h,i)perylene	1	1.244973	2.5	1.184733	5	1.240673	10	1.251188	25	1.288531	50	1.327508
Chrysene	1	1.134167	2.5	1.107207	5	1.086845	10	1.086606	25	1.097682	50	1.081788
Dibenz(a,h)anthracene	1	1.172765	2.5	1.143563	5	1.121188	10	1.116162	25	1.120297	50	1.14373
Fluoranthene	1	1.194051	2.5	1.126776	5	1.104079	10	1.123912	25	1.161779	50	1.170777
Fluorene	1	1.368696	2.5	1.404786	5	1.408744	10	1.421664	25	1.460973	50	1.446685
Indeno(1,2,3-cd)pyrene	1	1.207624	2.5	1.279667	5	1.185249	10	1.191109	25	1.192038	50	1.22331
1-Methylnaphthalene	1	0.8213813	2.5	0.8752222	5	0.8374479	10	0.9164978	25	0.9229373	50	0.9636201
2-Methylnaphthalene	1	0.8933817	2.5	0.9068991	5	0.8805457	10	0.8856102	25	0.8950085	50	0.9411598
Naphthalene	1	1.158343	2.5	1.134973	5	1.097604	10	1.122705	25	1.090082	50	1.082918
Phenanthrene	1	1.287154	2.5	1.193603	5	1.137078	10	1.164716	25	1.154027	50	1.151784
Pyrene	1	1.63414	2.5	1.742266	5	1.585271	10	1.635519	25	1.580246	50	1.570799
Carbazole	1	0.8723786	2.5	0.8303246	5	0.809563	10	0.8178062	25	0.8662439	50	0.8707417
Dibenzofuran	1	1.760349	2.5	1.772666	5	1.736411	10	1.780314	25	1.790475	50	1.776721
2-Fluorobiphenyl (Surr)	1	1.423811	2.5	1.562065	5	1.481173	10	1.49926	25	1.499776	50	1.48226
p-Terphenyl-d14 (Surr)	1	1.150274	2.5	1.092469	5	1.036656	10	1.057709	25	1.06012	50	1.045507

INITIAL CALIBRATION DATA (Continued)

EPA 8270D

Laboratory: Apex Laboratories
SDG: Gasco_PreRD_DG 2019
Client: Anchor QEA, LLC
Project: Gasco_PreRD_DG 2019 - 4a-b. DOC-CAP Te
Calibration: A9I1001
Instrument: SV-GCMS14
Matrix:
Calibration Date: 09/10/19 10:37

Compound	Level 07		Level 08		Level 09		Level 10		Level 11		Level 12	
	ng/mL	RF	ng/mL	RF	ng/mL	RF	ng/mL	RF	ng/mL	RF	ng/mL	RF
Acenaphthene	100	1.443403	200	1.431066	300	1.387896	400	1.396451				
Acenaphthylene	100	2.247844	200	2.243032	300	2.16069	400	2.157799				
Anthracene	100	1.109829	200	1.115327	300	1.102277	400	1.114841				
Benz(a)anthracene	100	1.142091	200	1.148716	300	1.139155	400	1.17295				
Benzo(a)pyrene	100	1.043258	200	1.084563	300	1.067927	400	1.095282				
Benzo(b)fluoranthene	100	1.194311	200	1.23063	300	1.216813	400	1.246224				
Benzo(k)fluoranthene	100	1.195543	200	1.221498	300	1.197767	400	1.227883				
Benzo(b+k)fluoranthene(s)	200	1.228745	400	1.259094	600	1.236491	800	1.266041				
Benzo(g,h,i)perylene	100	1.387838	200	1.395223	300	1.36793	400	1.394456				
Chrysene	100	1.095048	200	1.103107	300	1.080265	400	1.114348				
Dibenz(a,h)anthracene	100	1.178156	200	1.193501	300	1.181668	400	1.217496				
Fluoranthene	100	1.201514	200	1.227472	300	1.217957	400	1.261473				
Fluorene	100	1.525529	200	1.545124	300	1.492702	400	1.475951				
Indeno(1,2,3-cd)pyrene	100	1.260309	200	1.262162	300	1.248776	400	1.282806				
1-Methylnaphthalene	100	0.9858109	200	1.024788	300	1.01574	400	0.9810225				
2-Methylnaphthalene	100	0.9654102	200	1.001432	300	1.001474	400	0.9752517				
Naphthalene	100	1.082489	200	1.091885	300	1.077863	400	1.090395				
Phenanthrene	100	1.157739	200	1.178493	300	1.133633	400	1.143483				
Pyrene	100	1.559688	200	1.478103	300	1.415905	400	1.421434				
Carbazole	100	0.9049028	200	0.9454096	300	0.9401746	400	0.949796				
Dibenzofuran	100	1.831193	200	1.826652	300	1.770993	400	1.764878				
2-Fluorobiphenyl (Surr)	100	1.499049	200	1.496115	300	1.47728	400	1.49768				
p-Terphenyl-d14 (Surr)	100	1.048827	200	1.020622	300	0.9928344	400	1.012238				

SECOND-SOURCE CALIBRATION VERIFICATION

EPA 8270D

Laboratory:	Apex Laboratories	SDG:	Gasco_PreRD_DG 2019
Client:	Anchor QEA, LLC	Project:	Gasco_PreRD_DG 2019 - 4a-b. DOC-CAP
Instrument ID:	SV-GCMS14	Calibration:	A9I1001
Lab File ID:	N09061924.D		
Sequence:	9I06028	Inject Date:	09/06/19
Lab Sample ID:	9I06028-ICV1	Inject Time:	22:45

ANALYTE	EXPECTED (ng/mL)	FOUND (ng/mL)	% DRIFT	QC LIMIT
Acenaphthene	50.0	50.3	0.7	70 - 130
Acenaphthylene	50.0	51.9	3.9	70 - 130
Anthracene	50.0	51.8	3.6	70 - 130
Benz(a)anthracene	50.0	48.5	-3.0	70 - 130
Benzo(a)pyrene	50.0	51.2	2.4	70 - 130
Benzo(b)fluoranthene	50.0	50.6	1.2	70 - 130
Benzo(k)fluoranthene	50.0	50.0	-0.06	70 - 130
Benzo(g,h,i)perylene	50.0	53.6	7.2	70 - 130
Chrysene	50.0	52.4	4.8	70 - 130
Dibenz(a,h)anthracene	50.0	49.3	-1.3	70 - 130
Fluoranthene	50.0	50.6	1.1	70 - 130
Fluorene	50.0	50.9	1.7	70 - 130
Indeno(1,2,3-cd)pyrene	50.0	50.0	-0.05	70 - 130
2-Methylnaphthalene	50.0	46.8	-6.3	70 - 130
Naphthalene	50.0	49.9	-0.1	70 - 130
Phenanthrene	50.0	50.4	0.8	70 - 130
Pyrene	50.0	50.6	1.2	70 - 130
2-Fluorobiphenyl (Surr)	50.0	49.7	-0.7	70 - 130
p-Terphenyl-d14 (Surr)	50.0	48.7	-2.6	70 - 130

CONTINUING CALIBRATION CHECK

EPA 8270D

Laboratory:	Apex Laboratories	SDG:	Gasco_PreRD_DG 2019
Client:	Anchor QEA, LLC	Project:	Gasco_PreRD_DG 2019 - 4a-b. DOC-CAP Testing C
Instrument ID:	SV-GCMS14	Calibration:	A9I1001
Lab File ID:	N12041902.D	Calibration Date:	09/10/19 10:37
Sequence:	9L04042	Injection Date:	12/04/19
Lab Sample ID:	9L04042-CCV1	Injection Time:	14:16

COMPOUND	Curve Fit	Calculated Concentration (ng/mL) [L/Q Fits]			Response Factors [Ave RF]			Limit
		STD	CCV	% DIFF	ICAL	CCV	% Drift	
Acenaphthene	Ave	50.0	47.9		1.421956	1.361391	-4.3	20
Acenaphthylene	Ave	50.0	46.7		2.170985	2.027299	-6.6	20
Anthracene	Ave	50.0	47.7		1.088444	1.037981	-4.6	20
Benz(a)anthracene	Ave	50.0	46.1		1.161023	1.069435	-7.9	20
Benzo(a)pyrene	Ave	50.0	50.3		0.9876419	0.9930933	0.6	20
Benzo(b)fluoranthene	Ave	50.0	48.9		1.153887	1.129473	-2.1	20
Benzo(k)fluoranthene	Ave	50.0	48.3		1.136093	1.096346	-3.5	20
Benzo(g,h,i)perylene	Ave	50.0	45.2		1.308305	1.18321	-9.6	20
Chrysene	Ave	50.0	46.1		1.098706	1.012934	-7.8	20
Dibenz(a,h)anthracene	Ave	50.0	49.7		1.158853	1.151916	-0.6	20
Fluoranthene	Ave	50.0	49.9		1.178979	1.177104	-0.2	20
Fluorene	Ave	50.0	48.6		1.455085	1.41487	-2.8	20
Indeno(1,2,3-cd)pyrene	Ave	50.0	45.9		1.233305	1.130975	-8.3	20
2-Methylnaphthalene	Ave	50.0	42.9		0.9346173	0.8026683	-14.1	20
Naphthalene	Ave	50.0	48.6		1.102926	1.072318	-2.8	20
Phenanthrene	Ave	50.0	47.8		1.170171	1.119005	-4.4	20
Pyrene	Ave	50.0	43.9		1.562337	1.372099	-12.2	20

** Quadratic Curve fit may be weighted (1/a or 1/a2).

* = Values outside of QC limits

CONTINUING CALIBRATION CHECK

EPA 8270D

Laboratory:	Apex Laboratories	SDG:	Gasco_PreRD_DG 2019
Client:	Anchor QEA, LLC	Project:	Gasco_PreRD_DG 2019 - 4a-b. DOC-CAP Testing C
Instrument ID:	SV-GCMS14	Calibration:	A9I1001
Lab File ID:	N12051902.D	Calibration Date:	09/10/19 10:37
Sequence:	9L05024	Injection Date:	12/05/19
Lab Sample ID:	9L05024-CCV1	Injection Time:	08:46

COMPOUND	Curve Fit	Calculated Concentration (ng/mL) [L/Q Fits]			Response Factors [Ave RF]			Limit
		STD	CCV	% DIFF	ICAL	CCV	% Drift	
Acenaphthene	Ave	50.0	46.4		1.421956	1.318641	-7.3	20
Acenaphthylene	Ave	50.0	44.7		2.170985	1.939537	-10.7	20
Anthracene	Ave	50.0	44.6		1.088444	0.9707809	-10.8	20
Benz(a)anthracene	Ave	50.0	43.9		1.161023	1.020239	-12.1	20
Benzo(a)pyrene	Ave	50.0	48.0		0.9876419	0.9483272	-4.0	20
Benzo(b)fluoranthene	Ave	50.0	46.7		1.153887	1.07678	-6.7	20
Benzo(k)fluoranthene	Ave	50.0	48.2		1.136093	1.096194	-3.5	20
Benzo(g,h,i)perylene	Ave	50.0	45.5		1.308305	1.189431	-9.1	20
Chrysene	Ave	50.0	46.9		1.098706	1.030526	-6.2	20
Dibenz(a,h)anthracene	Ave	50.0	47.9		1.158853	1.109223	-4.3	20
Fluoranthene	Ave	50.0	47.9		1.178979	1.129425	-4.2	20
Fluorene	Ave	50.0	43.3		1.455085	1.261077	-13.3	20
Indeno(1,2,3-cd)pyrene	Ave	50.0	46.0		1.233305	1.135184	-8.0	20
2-Methylnaphthalene	Ave	50.0	40.2		0.9346173	0.7509024	-19.7	20
Naphthalene	Ave	50.0	48.3		1.102926	1.06458	-3.5	20
Phenanthrene	Ave	50.0	48.1		1.170171	1.126031	-3.8	20
Pyrene	Ave	50.0	46.2		1.562337	1.444624	-7.5	20

** Quadratic Curve fit may be weighted (1/a or 1/a2).

* = Values outside of QC limits

SURROGATE STANDARD RECOVERY AND RT SUMMARY

EPA 8270D

Laboratory:	Apex Laboratories	SDG:	Gasco_PreRD_DG 2019
Client:	Anchor QEA, LLC	Project:	Gasco_PreRD_DG 2019 - 4a-b. DOC-CAP Testing C
Sequence:	9I06028	Instrument:	SV-GCMS14
Matrix:	Sediment	Calibration:	A9I1001

Surrogate Compound	Spike Level ng/mL	% Recovery	Recovery Limits	RT	Calibration Mean RT	RT Diff	RT Diff Limit	Q
Initial Cal Check (9I06028-ICV1)			Lab File ID: N09061924.D		Analyzed: 09/06/19 22:45			
2-Fluorobiphenyl (Surr)	50.0	99	70 - 130	8.95	8.9523	-0.0023	+/-1.0	
p-Terphenyl-d14 (Surr)	50.0	97	70 - 130	12.925	12.9315	-0.0065	+/-1.0	

SURROGATE STANDARD RECOVERY AND RT SUMMARY

EPA 8270D

Laboratory:	Apex Laboratories	SDG:	Gasco_PreRD_DG 2019
Client:	Anchor QEA, LLC	Project:	Gasco_PreRD_DG 2019 - 4a-b. DOC-CAP Testing C
Sequence:	9L04042	Instrument:	SV-GCMS14
Matrix:	Sediment	Calibration:	A9I1001

Surrogate Compound	Spike Level ng/mL	% Recovery	Recovery Limits	RT	Calibration Mean RT	RT Diff	RT Diff Limit	Q
Calibration Check (9L04042-CCV1)			Lab File ID: N12041902.D		Analyzed: 12/04/19 14:16			
2-Fluorobiphenyl (Surr)	50.0	104	80 - 120	8.851	8.9523	-0.1013	+/-1.0	
p-Terphenyl-d14 (Surr)	50.0	94	80 - 120	12.797	12.9315	-0.1345	+/-1.0	
Calibration Blank (9L04042-CCB1)			Lab File ID: N12041903.D		Analyzed: 12/04/19 14:48			
2-Fluorobiphenyl (Surr)			44 - 115	0	8.9523	-8.9523	+/-1.0	
p-Terphenyl-d14 (Surr)			54 - 127	0	12.9315	-12.9315	+/-1.0	
Blank (9120480-BLK1)			Lab File ID: N12041904.D		Analyzed: 12/04/19 15:21			
2-Fluorobiphenyl (Surr)	45.5	87	44 - 115	8.851	8.9523	-0.1013	+/-1.0	
p-Terphenyl-d14 (Surr)	45.5	95	54 - 127	12.797	12.9315	-0.1345	+/-1.0	
LCS (9120480-BS1)			Lab File ID: N12041905.D		Analyzed: 12/04/19 15:53			
2-Fluorobiphenyl (Surr)	50.0	90	44 - 115	8.851	8.9523	-0.1013	+/-1.0	
p-Terphenyl-d14 (Surr)	50.0	90	54 - 127	12.797	12.9315	-0.1345	+/-1.0	
PDI-046SC-A-01-02-191001 (A9J0095-02)			Lab File ID: N12041912.D		Analyzed: 12/04/19 19:40			
2-Fluorobiphenyl (Surr)	61.6	118	44 - 115	8.851	8.9523	-0.1013	+/-1.0	*
p-Terphenyl-d14 (Surr)	61.6	151	54 - 127	12.797	12.9315	-0.1345	+/-1.0	*
PDI-046SC-A-02-03-191001 (A9J0095-03)			Lab File ID: N12041913.D		Analyzed: 12/04/19 20:12			
2-Fluorobiphenyl (Surr)	60.3	88	44 - 115	8.851	8.9523	-0.1013	+/-1.0	
p-Terphenyl-d14 (Surr)	60.3	97	54 - 127	12.797	12.9315	-0.1345	+/-1.0	
PDI-047SC-A-01-02-191001 (A9J0095-14)			Lab File ID: N12041914.D		Analyzed: 12/04/19 20:45			
2-Fluorobiphenyl (Surr)	81.3	91	44 - 115	8.851	8.9523	-0.1013	+/-1.0	
p-Terphenyl-d14 (Surr)	81.3	108	54 - 127	12.797	12.9315	-0.1345	+/-1.0	
PDI-047SC-A-02-03-191001 (A9J0095-15)			Lab File ID: N12041915.D		Analyzed: 12/04/19 21:17			
2-Fluorobiphenyl (Surr)	60.9	85	44 - 115	8.851	8.9523	-0.1013	+/-1.0	
p-Terphenyl-d14 (Surr)	60.9	85	54 - 127	12.791	12.9315	-0.1405	+/-1.0	
PDI-071SC-A-08-09-191001 (A9J0095-32)			Lab File ID: N12041916.D		Analyzed: 12/04/19 21:49			
2-Fluorobiphenyl (Surr)	65.2		44 - 115	0	8.9523	-8.9523	+/-1.0	*
p-Terphenyl-d14 (Surr)	65.2		54 - 127	0	12.9315	-12.9315	+/-1.0	*

SURROGATE STANDARD RECOVERY AND RT SUMMARY

EPA 8270D

Laboratory:	Apex Laboratories	SDG:	Gasco_PreRD_DG 2019
Client:	Anchor QEA, LLC	Project:	Gasco_PreRD_DG 2019 - 4a-b. DOC-CAP Testing C
Sequence:	9L05024	Instrument:	SV-GCMS14
Matrix:	Sediment	Calibration:	A9I1001

Surrogate Compound	Spike Level ng/mL	% Recovery	Recovery Limits	RT	Calibration Mean RT	RT Diff	RT Diff Limit	Q
Calibration Check (9L05024-CCV1)			Lab File ID: N12051902.D		Analyzed: 12/05/19 08:46			
2-Fluorobiphenyl (Surr)	50.0	104	80 - 120	8.845	8.9523	-0.1073	+/-1.0	
p-Terphenyl-d14 (Surr)	50.0	93	80 - 120	12.791	12.9315	-0.1405	+/-1.0	
Calibration Blank (9L05024-CCB1)			Lab File ID: N12051903.D		Analyzed: 12/05/19 09:18			
2-Fluorobiphenyl (Surr)			44 - 115	0	8.9523	-8.9523	+/-1.0	
p-Terphenyl-d14 (Surr)			54 - 127	0	12.9315	-12.9315	+/-1.0	
PDI-071SC-A-09-10-191001 (A9J0095-33RE1)			Lab File ID: N12051907.D		Analyzed: 12/05/19 11:29			
2-Fluorobiphenyl (Surr)	77.9	78	44 - 115	8.857	8.9523	-0.0953	+/-1.0	
p-Terphenyl-d14 (Surr)	77.9	74	54 - 127	12.803	12.9315	-0.1285	+/-1.0	

INTERNAL STANDARD AREA AND RT SUMMARY
EPA 8270D

Laboratory:	Apex Laboratories	SDG:	Gasco_PreRD_DG 2019
Client:	Anchor QEA, LLC	Project:	Gasco_PreRD_DG 2019 - 4a-b. DOC-CAP Testing C
Sequence:	9L04042	Instrument:	SV-GCMS14
Matrix:	Sediment	Calibration:	A9I1001

Internal Standard	Response	RT	Reference Response	Reference RT	Area %	Area % Limits	RT Diff	RT Diff Limit	Q
Calibration Check (9L04042-CCV1)			Lab File ID: N12041902.D			Analyzed: 12/04/19 14:16			
Naphthalene-d8 (ISTD)	178988	7.784	148351	7.883	121	50 - 200	-0.0990	+/-0.50	
Acenaphthene-d10 (ISTD)	112457	9.538	117951	9.638	95	50 - 200	-0.1000	+/-0.50	
Phenanthrene-d10 (ISTD)	202757	11.048	219661	11.147	92	50 - 200	-0.0990	+/-0.50	
Chrysene-d12 (ISTD)	179678	14.732	169841	14.907	106	50 - 200	-0.1750	+/-0.50	
Perylene-d12 (ISTD)	175627	18.2	142416	18.375	123	50 - 200	-0.1750	+/-0.50	
Dibenz(a,h)anthracene-d14 (ISTD)	152999	20.59	93265	20.765	164	50 - 200	-0.1750	+/-0.50	
Calibration Blank (9L04042-CCB1)			Lab File ID: N12041903.D			Analyzed: 12/04/19 14:48			
Naphthalene-d8 (ISTD)	175268	7.784	178988	7.784	98	50 - 200	0.0000	+/-0.50	
Acenaphthene-d10 (ISTD)	100979	9.539	112457	9.538	90	50 - 200	0.0010	+/-0.50	
Phenanthrene-d10 (ISTD)	142533	11.042	202757	11.048	70	50 - 200	-0.0060	+/-0.50	
Chrysene-d12 (ISTD)	98609	14.726	179678	14.732	55	50 - 200	-0.0060	+/-0.50	
Perylene-d12 (ISTD)	94371	18.194	175627	18.2	54	50 - 200	-0.0060	+/-0.50	
Dibenz(a,h)anthracene-d14 (ISTD)	81259	20.584	152999	20.59	53	50 - 200	-0.0060	+/-0.50	
Blank (9120480-BLK1)			Lab File ID: N12041904.D			Analyzed: 12/04/19 15:21			
Naphthalene-d8 (ISTD)	169208	7.784	178988	7.784	95	50 - 200	0.0000	+/-0.50	
Acenaphthene-d10 (ISTD)	103829	9.538	112457	9.538	92	50 - 200	0.0000	+/-0.50	
Phenanthrene-d10 (ISTD)	160887	11.042	202757	11.048	79	50 - 200	-0.0060	+/-0.50	
Chrysene-d12 (ISTD)	124248	14.726	179678	14.732	69	50 - 200	-0.0060	+/-0.50	
Perylene-d12 (ISTD)	114157	18.194	175627	18.2	65	50 - 200	-0.0060	+/-0.50	
Dibenz(a,h)anthracene-d14 (ISTD)	100580	20.584	152999	20.59	66	50 - 200	-0.0060	+/-0.50	
LCS (9120480-BS1)			Lab File ID: N12041905.D			Analyzed: 12/04/19 15:53			
Naphthalene-d8 (ISTD)	173408	7.784	178988	7.784	97	50 - 200	0.0000	+/-0.50	
Acenaphthene-d10 (ISTD)	112058	9.539	112457	9.538	100	50 - 200	0.0010	+/-0.50	
Phenanthrene-d10 (ISTD)	186301	11.042	202757	11.048	92	50 - 200	-0.0060	+/-0.50	
Chrysene-d12 (ISTD)	153877	14.732	179678	14.732	86	50 - 200	0.0000	+/-0.50	
Perylene-d12 (ISTD)	145524	18.194	175627	18.2	83	50 - 200	-0.0060	+/-0.50	
Dibenz(a,h)anthracene-d14 (ISTD)	130668	20.584	152999	20.59	85	50 - 200	-0.0060	+/-0.50	
Matrix Spike (9120480-MS1)			Lab File ID: N12041907.D			Analyzed: 12/04/19 16:58			
Naphthalene-d8 (ISTD)	177180	7.784	178988	7.784	99	50 - 200	0.0000	+/-0.50	
Acenaphthene-d10 (ISTD)	114467	9.538	112457	9.538	102	50 - 200	0.0000	+/-0.50	
Phenanthrene-d10 (ISTD)	192148	11.042	202757	11.048	95	50 - 200	-0.0060	+/-0.50	
Chrysene-d12 (ISTD)	160110	14.726	179678	14.732	89	50 - 200	-0.0060	+/-0.50	
Perylene-d12 (ISTD)	153458	18.194	175627	18.2	87	50 - 200	-0.0060	+/-0.50	
Dibenz(a,h)anthracene-d14 (ISTD)	128085	20.584	152999	20.59	84	50 - 200	-0.0060	+/-0.50	

INTERNAL STANDARD AREA AND RT SUMMARY
EPA 8270D

Laboratory:	Apex Laboratories	SDG:	Gasco_PreRD_DG 2019
Client:	Anchor QEA, LLC	Project:	Gasco_PreRD_DG 2019 - 4a-b. DOC-CAP Testing Co
Sequence:	9L04042	Instrument:	SV-GCMS14
Matrix:	Sediment	Calibration:	A9I1001

Internal Standard	Response	RT	Reference Response	Reference RT	Area %	Area % Limits	RT Diff	RT Diff Limit	Q
Matrix Spike Dup (9120480-MSD1)			Lab File ID: N12041908.D			Analyzed: 12/04/19 17:31			
Naphthalene-d8 (ISTD)	173743	7.784	178988	7.784	97	50 - 200	0.0000	+/-0.50	
Acenaphthene-d10 (ISTD)	114557	9.538	112457	9.538	102	50 - 200	0.0000	+/-0.50	
Phenanthrene-d10 (ISTD)	196250	11.042	202757	11.048	97	50 - 200	-0.0060	+/-0.50	
Chrysene-d12 (ISTD)	157855	14.726	179678	14.732	88	50 - 200	-0.0060	+/-0.50	
Perylene-d12 (ISTD)	151917	18.194	175627	18.2	86	50 - 200	-0.0060	+/-0.50	
Dibenz(a,h)anthracene-d14 (ISTD)	124987	20.584	152999	20.59	82	50 - 200	-0.0060	+/-0.50	
PDI-046SC-A-01-02-191001 (A9J0095-02)			Lab File ID: N12041912.D			Analyzed: 12/04/19 19:40			
Naphthalene-d8 (ISTD)	176516	7.784	178988	7.784	99	50 - 200	0.0000	+/-0.50	
Acenaphthene-d10 (ISTD)	111704	9.538	112457	9.538	99	50 - 200	0.0000	+/-0.50	
Phenanthrene-d10 (ISTD)	179647	11.042	202757	11.048	89	50 - 200	-0.0060	+/-0.50	
Chrysene-d12 (ISTD)	139168	14.726	179678	14.732	77	50 - 200	-0.0060	+/-0.50	
Perylene-d12 (ISTD)	130437	18.194	175627	18.2	74	50 - 200	-0.0060	+/-0.50	
Dibenz(a,h)anthracene-d14 (ISTD)	109941	20.578	152999	20.59	72	50 - 200	-0.0120	+/-0.50	
PDI-046SC-A-02-03-191001 (A9J0095-03)			Lab File ID: N12041913.D			Analyzed: 12/04/19 20:12			
Naphthalene-d8 (ISTD)	174627	7.784	178988	7.784	98	50 - 200	0.0000	+/-0.50	
Acenaphthene-d10 (ISTD)	109684	9.539	112457	9.538	98	50 - 200	0.0010	+/-0.50	
Phenanthrene-d10 (ISTD)	175545	11.042	202757	11.048	87	50 - 200	-0.0060	+/-0.50	
Chrysene-d12 (ISTD)	140661	14.726	179678	14.732	78	50 - 200	-0.0060	+/-0.50	
Perylene-d12 (ISTD)	135178	18.194	175627	18.2	77	50 - 200	-0.0060	+/-0.50	
Dibenz(a,h)anthracene-d14 (ISTD)	112932	20.578	152999	20.59	74	50 - 200	-0.0120	+/-0.50	
PDI-047SC-A-01-02-191001 (A9J0095-14)			Lab File ID: N12041914.D			Analyzed: 12/04/19 20:45			
Naphthalene-d8 (ISTD)	171115	7.784	178988	7.784	96	50 - 200	0.0000	+/-0.50	
Acenaphthene-d10 (ISTD)	106270	9.539	112457	9.538	94	50 - 200	0.0010	+/-0.50	
Phenanthrene-d10 (ISTD)	167997	11.042	202757	11.048	83	50 - 200	-0.0060	+/-0.50	
Chrysene-d12 (ISTD)	137950	14.726	179678	14.732	77	50 - 200	-0.0060	+/-0.50	
Perylene-d12 (ISTD)	131949	18.194	175627	18.2	75	50 - 200	-0.0060	+/-0.50	
Dibenz(a,h)anthracene-d14 (ISTD)	111285	20.578	152999	20.59	73	50 - 200	-0.0120	+/-0.50	
PDI-047SC-A-02-03-191001 (A9J0095-15)			Lab File ID: N12041915.D			Analyzed: 12/04/19 21:17			
Naphthalene-d8 (ISTD)	184841	7.778	178988	7.784	103	50 - 200	-0.0060	+/-0.50	
Acenaphthene-d10 (ISTD)	113516	9.533	112457	9.538	101	50 - 200	-0.0050	+/-0.50	
Phenanthrene-d10 (ISTD)	188351	11.042	202757	11.048	93	50 - 200	-0.0060	+/-0.50	
Chrysene-d12 (ISTD)	162289	14.726	179678	14.732	90	50 - 200	-0.0060	+/-0.50	
Perylene-d12 (ISTD)	162695	18.188	175627	18.2	93	50 - 200	-0.0120	+/-0.50	
Dibenz(a,h)anthracene-d14 (ISTD)	132329	20.578	152999	20.59	86	50 - 200	-0.0120	+/-0.50	

INTERNAL STANDARD AREA AND RT SUMMARY
EPA 8270D

Laboratory:	Apex Laboratories	SDG:	Gasco_PreRD_DG 2019
Client:	Anchor QEA, LLC	Project:	Gasco_PreRD_DG 2019 - 4a-b. DOC-CAP Testing Co
Sequence:	9L04042	Instrument:	SV-GCMS14
Matrix:	Sediment	Calibration:	A9I1001

Internal Standard	Response	RT	Reference Response	Reference RT	Area %	Area % Limits	RT Diff	RT Diff Limit	Q
PDI-071SC-A-08-09-191001 (A9J0095-32)			Lab File ID: N12041916.D			Analyzed: 12/04/19 21:49			
Naphthalene-d8 (ISTD)	172205	7.784	178988	7.784	96	50 - 200	0.0000	+/-0.50	
Acenaphthene-d10 (ISTD)	112664	9.533	112457	9.538	100	50 - 200	-0.0050	+/-0.50	
Phenanthrene-d10 (ISTD)	186522	11.042	202757	11.048	92	50 - 200	-0.0060	+/-0.50	
Chrysene-d12 (ISTD)	151032	14.726	179678	14.732	84	50 - 200	-0.0060	+/-0.50	
Perylene-d12 (ISTD)	145757	18.194	175627	18.2	83	50 - 200	-0.0060	+/-0.50	
Dibenz(a,h)anthracene-d14 (ISTD)	121041	20.578	152999	20.59	79	50 - 200	-0.0120	+/-0.50	

INTERNAL STANDARD AREA AND RT SUMMARY
EPA 8270D

Laboratory:	Apex Laboratories	SDG:	Gasco_PreRD_DG 2019
Client:	Anchor QEA, LLC	Project:	Gasco_PreRD_DG 2019 - 4a-b. DOC-CAP Testing C
Sequence:	9L05024	Instrument:	SV-GCMS14
Matrix:	Sediment	Calibration:	A9I1001

Internal Standard	Response	RT	Reference Response	Reference RT	Area %	Area % Limits	RT Diff	RT Diff Limit	Q
Calibration Check (9L05024-CCV1)			Lab File ID: N12051902.D			Analyzed: 12/05/19 08:46			
Naphthalene-d8 (ISTD)	170379	7.778	148351	7.883	115	50 - 200	-0.1050	+/-0.50	
Acenaphthene-d10 (ISTD)	103502	9.533	117951	9.638	88	50 - 200	-0.1050	+/-0.50	
Phenanthrene-d10 (ISTD)	167356	11.042	219661	11.147	76	50 - 200	-0.1050	+/-0.50	
Chrysene-d12 (ISTD)	137262	14.726	169841	14.907	81	50 - 200	-0.1810	+/-0.50	
Perylene-d12 (ISTD)	130320	18.188	142416	18.375	92	50 - 200	-0.1870	+/-0.50	
Dibenz(a,h)anthracene-d14 (ISTD)	108393	20.578	93265	20.765	116	50 - 200	-0.1870	+/-0.50	
Calibration Blank (9L05024-CCB1)			Lab File ID: N12051903.D			Analyzed: 12/05/19 09:18			
Naphthalene-d8 (ISTD)	178476	7.784	170379	7.778	105	50 - 200	0.0060	+/-0.50	
Acenaphthene-d10 (ISTD)	105435	9.533	103502	9.533	102	50 - 200	0.0000	+/-0.50	
Phenanthrene-d10 (ISTD)	173972	11.042	167356	11.042	104	50 - 200	0.0000	+/-0.50	
Chrysene-d12 (ISTD)	154390	14.726	137262	14.726	112	50 - 200	0.0000	+/-0.50	
Perylene-d12 (ISTD)	149072	18.188	130320	18.188	114	50 - 200	0.0000	+/-0.50	
Dibenz(a,h)anthracene-d14 (ISTD)	127372	20.578	108393	20.578	118	50 - 200	0.0000	+/-0.50	
PDI-071SC-A-09-10-191001 (A9J0095-33RE1)			Lab File ID: N12051907.D			Analyzed: 12/05/19 11:29			
Naphthalene-d8 (ISTD)	178219	7.796	170379	7.778	105	50 - 200	0.0180	+/-0.50	
Acenaphthene-d10 (ISTD)	112614	9.544	103502	9.533	109	50 - 200	0.0110	+/-0.50	
Phenanthrene-d10 (ISTD)	196165	11.054	167356	11.042	117	50 - 200	0.0120	+/-0.50	
Chrysene-d12 (ISTD)	182308	14.738	137262	14.726	133	50 - 200	0.0120	+/-0.50	
Perylene-d12 (ISTD)	185392	18.206	130320	18.188	142	50 - 200	0.0180	+/-0.50	
Dibenz(a,h)anthracene-d14 (ISTD)	159750	20.596	108393	20.578	147	50 - 200	0.0180	+/-0.50	

HOLDING TIME SUMMARY

EPA 8270D

Laboratory: Apex Laboratories

SDG: Gasco_PreRD_DG 2019

Client: Anchor QEA, LLC

Project: Gasco_PreRD_DG 2019 - 4a-b. DOC-CAP Testing C

Sample Name	Date Collected	Date Received	Date Prepared	Days to Prep	Max Days to Prep	Date Analyzed	Days to Analysis	Max Days to Analysis	Q
PDI-046SC-A-01-02-191001	10/01/19 08:38	10/02/19 11:23	12/04/19 10:11	64.06	14.00	12/04/19 19:40	0.40	40.00	*
PDI-046SC-A-02-03-191001	10/01/19 08:38	10/02/19 11:23	12/04/19 10:11	64.06	14.00	12/04/19 20:12	0.42	40.00	*
PDI-047SC-A-01-02-191001	10/01/19 10:32	10/02/19 11:23	12/04/19 10:11	63.99	14.00	12/04/19 20:45	0.44	40.00	*
PDI-047SC-A-02-03-191001	10/01/19 10:32	10/02/19 11:23	12/04/19 10:11	63.99	14.00	12/04/19 21:17	0.46	40.00	*
PDI-071SC-A-08-09-191001	10/01/19 13:56	10/02/19 11:23	12/04/19 10:11	63.84	14.00	12/04/19 21:49	0.48	40.00	*
PDI-071SC-A-09-10-191001	10/01/19 13:56	10/02/19 11:23	12/04/19 10:11	63.84	14.00	12/05/19 11:29	1.05	40.00	*

Apex Laboratories

SDG: Gasco PreRD_DG 2019

CLASS: WET

METHOD: SM 5310 B MOD

ANALYSES DATA PACKAGE COVER PAGE

SM 5310 B MOD

Laboratory: Apex Laboratories

Client: Anchor QEA, LLC

SDG: Gasco PreRD_DG 2019

Project: Gasco PreRD_DG 2019 - 4a-b. DOC-CAP Testing C

Client Sample Id:	Lab Sample Id:	Matrix
PDI-046SC-A-01-02-191001	A9J0095-02	Sediment
PDI-046SC-A-02-03-191001	A9J0095-03	Sediment
PDI-047SC-A-01-02-191001	A9J0095-14	Sediment
PDI-047SC-A-02-03-191001	A9J0095-15	Sediment
PDI-071SC-A-08-09-191001	A9J0095-32	Sediment
PDI-071SC-A-09-10-191001	A9J0095-33	Sediment

I certify that this data package is in compliance with the terms and conditions of the contract, both technically and for completeness, for other than the conditions detailed above. Release of the data contained in this hardcopy data package and in computer-readable data submitted on diskette has been autorized by the Laboratory Manager or the Manager's designee, as verified by the following signatures.

Signature:

Name: David G. Jack

Forms Created: 1/21/2020 5:18PM

Title: Technical Manager

METHOD DETECTION AND REPORTING LIMITS

SM 5310 B MOD

Laboratory: Apex Laboratories

SDG: Gasco_PreRD_DG 2019

Client: Anchor QEA, LLC

Project: Gasco_PreRD_DG 2019 - 4a-b. DOC-CAP

Batch Matrix: Sediment

Analyte	MDL	MRL	Units
Total Organic Carbon	200	200	mg/kg

Note: MDLs are listed only if the corresponding analyte was evalutated to the MDL in this report .

METHOD DETECTION AND REPORTING LIMITS

SM 5310 B MOD

Laboratory: Apex Laboratories

SDG: Gasco_PreRD_DG 2019

Client: Anchor QEA, LLC

Project: Gasco_PreRD_DG 2019 - 4a-b. DOC-CAP

Batch Matrix: Soil

Analyte	MDL	MRL	Units
Total Organic Carbon	0.020	0.020	% by Weight

Note: MDLs are listed only if the corresponding analyte was evalutated to the MDL in this report .

INORGANIC ANALYSIS DATA SHEET

SM 5310 B MOD

PDI-046SC-A-01-02-191001

Laboratory: Apex Laboratories
SDG: Gasco_PreRD_DG 2019
Client: Anchor QEA, LLC
Project: Gasco_PreRD_DG 2019 - 4a-b. DOC-CAP Testing Cores
Matrix: Sediment
Laboratory ID: A9J0095-02RE1
Sampled: 10/01/19 08:38
Prepared: 12/05/19 11:39
Analyzed: 12/12/19 18:20
Solids: 76.48
Preparation: PSEP-5310B TOC
Initial/Final: 5 N/A / 5 N/A
Batch: 9120591
Sequence: 9L12028
Calibration: A8B0203
Instrument: TOC

CAS NO.	Analyte	Concentration (% by Weight)	Dilution Factor	Q	Method
TOC	Total Organic Carbon	0.18	1		SM 5310 B MOD

INORGANIC ANALYSIS DATA SHEET

SM 5310 B MOD

PDI-046SC-A-02-03-191001

Laboratory: Apex Laboratories
SDG: Gasco_PreRD_DG 2019
Client: Anchor QEA, LLC
Project: Gasco_PreRD_DG 2019 - 4a-b. DOC-CAP Testing Cores
Matrix: Sediment
Laboratory ID: A9J0095-03
Sampled: 10/01/19 08:38
Prepared: 12/05/19 11:39
Analyzed: 12/12/19 18:44
Solids: 76.90
Preparation: PSEP-5310B TOC
Initial/Final: 5 N/A / 5 N/A
Batch: 9120591
Sequence: 9L12028
Calibration: A8B0203
Instrument: TOC

CAS NO.	Analyte	Concentration (% by Weight)	Dilution Factor	Q	Method
TOC	Total Organic Carbon	0.056	1		SM 5310 B MOD

INORGANIC ANALYSIS DATA SHEET

SM 5310 B MOD

PDI-047SC-A-01-02-191001

Laboratory: Apex Laboratories
SDG: Gasco_PreRD_DG 2019
Client: Anchor QEA, LLC
Project: Gasco_PreRD_DG 2019 - 4a-b. DOC-CAP Testing Cores
Matrix: Sediment
Laboratory ID: A9J0095-14
Sampled: 10/01/19 10:32
Prepared: 12/05/19 11:39
Analyzed: 12/12/19 19:10
Solids: 59.07
Preparation: PSEP-5310B TOC
Initial/Final: 5 N/A / 5 N/A
Batch: 9120591
Sequence: 9L12028
Calibration: A8B0203
Instrument: TOC

CAS NO.	Analyte	Concentration (% by Weight)	Dilution Factor	Q	Method
TOC	Total Organic Carbon	1.8	1		SM 5310 B MOD

INORGANIC ANALYSIS DATA SHEET

SM 5310 B MOD

PDI-047SC-A-02-03-191001

Laboratory: Apex Laboratories
SDG: Gasco_PreRD_DG 2019
Client: Anchor QEA, LLC
Project: Gasco_PreRD_DG 2019 - 4a-b. DOC-CAP Testing Cores
Matrix: Sediment
Laboratory ID: A9J0095-15
Sampled: 10/01/19 10:32
Prepared: 12/05/19 11:39
Analyzed: 12/13/19 09:29
Solids: 75.04
Preparation: PSEP-5310B TOC
Initial/Final: 5 N/A / 5 N/A
Batch: 9120591
Sequence: 9L13026
Calibration: A8B0203
Instrument: TOC

CAS NO.	Analyte	Concentration (% by Weight)	Dilution Factor	Q	Method
TOC	Total Organic Carbon	0.43	1		SM 5310 B MOD

INORGANIC ANALYSIS DATA SHEET

SM 5310 B MOD

PDI-071SC-A-08-09-191001

Laboratory: Apex Laboratories
SDG: Gasco_PreRD_DG 2019
Client: Anchor QEA, LLC
Project: Gasco_PreRD_DG 2019 - 4a-b. DOC-CAP Testing Cores
Matrix: Sediment
Laboratory ID: A9J0095-32
Sampled: 10/01/19 13:56
Prepared: 12/05/19 11:39
Analyzed: 12/13/19 10:16
Solids: 72.84
Preparation: PSEP-5310B TOC
Initial/Final: 5 N/A / 5 N/A
Batch: 9120591
Sequence: 9L13026
Calibration: A8B0203
Instrument: TOC

CAS NO.	Analyte	Concentration (% by Weight)	Dilution Factor	Q	Method
TOC	Total Organic Carbon	5.1	1	E	SM 5310 B MOD

INORGANIC ANALYSIS DATA SHEET

SM 5310 B MOD

PDI-071SC-A-09-10-191001

Laboratory: Apex Laboratories
SDG: Gasco_PreRD_DG 2019
Client: Anchor QEA, LLC
Project: Gasco_PreRD_DG 2019 - 4a-b. DOC-CAP Testing Cores
Matrix: Sediment
Laboratory ID: A9J0095-33
Sampled: 10/01/19 13:56
Prepared: 12/05/19 11:39
Analyzed: 12/13/19 11:16
Solids: 62.47
Preparation: PSEP-5310B TOC
Initial/Final: 5 N/A / 5 N/A
Batch: 9120591
Sequence: 9L13026
Calibration: A8B0203
Instrument: TOC

CAS NO.	Analyte	Concentration (% by Weight)	Dilution Factor	Q	Method
TOC	Total Organic Carbon	1.2	1		SM 5310 B MOD

PREPARATION BATCH SUMMARY

SM 5310 B MOD

Laboratory: Apex Laboratories
SDG: Gasco_PreRD_DG 2019
Client: Anchor QEA, LLC
Project: Gasco_PreRD_DG 2019 - 4a-b. DOC-CAP Testing Cc
Batch: 9120591 Batch Matrix: Soil
Preparation: PSEP-5310B TOC

SAMPLE NAME	LAB SAMPLE ID	LAB FILE ID	DATE PREPARED	OBSERVATIONS
Blank	9120591-BLK1		12/05/19 11:39	
LCS	9120591-BS1		12/05/19 11:39	
PDI-046SC-A-01-02-191001 (Dup)	9120591-DUP3		12/05/19 11:39	
PDI-046SC-A-01-02-191001	A9J0095-02RE1		12/05/19 11:39	
PDI-046SC-A-02-03-191001	A9J0095-03		12/05/19 11:39	
PDI-047SC-A-01-02-191001	A9J0095-14		12/05/19 11:39	
PDI-047SC-A-02-03-191001	A9J0095-15		12/05/19 11:39	
PDI-071SC-A-08-09-191001	A9J0095-32		12/05/19 11:39	
PDI-071SC-A-09-10-191001	A9J0095-33		12/05/19 11:39	

Note: Client samples are listed only if they are included in this report.
Duplicates and Matrix Spike/Duplicates QC Samples are only listed if sourced from a sample included in this report.

METHOD BLANK DATA SHEET
SM 5310 B MOD

Laboratory:	Apex Laboratories			SDG:	Gasco_PreRD_DG 2019
Client:	Anchor QEA, LLC			Project:	Gasco_PreRD_DG 2019 - 4a-b. DOC-CAP Testing C
Matrix:	Soil	Laboratory ID:	9120591-BLK1	File ID:	
Prepared:	12/05/19 11:39	Preparation:	PSEP-5310B TOC	Initial/Final:	5 N/A / 5 N/A
Analyzed:	12/12/19 10:51	Instrument:	TOC		
Batch:	9120591	Sequence:	9L12028	Calibration:	A8B0203

CAS NO.	COMPOUND	CONC. (% by Weight)	Q
TOC	Total Organic Carbon	0.020	U

LCS / LCS DUPLICATE RECOVERY

SM 5310 B MOD

Laboratory:	Apex Laboratories	SDG:	Gasco_PreRD_DG 2019
Client:	Anchor QEA, LLC	Project:	Gasco_PreRD_DG 2019 - 4a-b. DOC-CAP Testing Co
Matrix:	Soil		
Batch:	9120591	Laboratory ID:	9120591-BS1
Preparation:	PSEP-5310B TOC	Initial/Final:	5 N/A / 5 N/A

COMPOUND	SPIKE ADDED (mg/kg)	LCS CONCENTRATION (mg/kg)	LCS % REC. (*=Out)	QC LIMITS REC.
Total Organic Carbon	10000	10000	104	90 - 110

* = Values outside of QC limits

PDI-046SC-A-01-02-191001

DUPLICATES

SM 5310 B MOD

Laboratory: Apex Laboratories
Client: Anchor QEA, LLC
Matrix: Soil
Batch: 9120591
Preparation: PSEP-5310B TOC
Source Sample Name: PDI-046SC-A-01-02-191001

SDG: Gasco_PreRD_DG 2019
Project: Gasco_PreRD_DG 2019 - 4a-b. DOC-CAP T
Laboratory ID: 9120591-DUP3
Lab Source ID: A9J0095-02
Initial/Final: 5 N/A / 5 N/A
% Solids: 76.48

ANALYTE	CONTROL LIMIT	SAMPLE CONCENTRATION (% by Weight)	C	DUPLICATE CONCENTRATION (% by Weight)	C	RPD %	Q	METHOD
Total Organic Carbon	20	0.23		0.13		56	*	SM 5310 B MOD

* Values outside of QC limits

ANALYSIS BATCH (SEQUENCE) SUMMARY
SM 5310 B MOD

Laboratory:	Apex Laboratories	SDG:	Gasco_PreRD_DG 2019
Client:	Anchor QEA, LLC	Project:	Gasco_PreRD_DG 2019 - 4a-b. DOC-CAP Testing C
Sequence:	8B02022	Instrument:	TOC
Matrix:	Sediment	Calibration:	A8B0203

Sample Name	Lab Sample ID	Lab File ID	Analysis Date/Time
Cal Standard	8B02022-CAL2		02/02/18 17:35
Cal Standard	8B02022-CAL3		02/02/18 17:35
Cal Standard	8B02022-CAL4		02/02/18 17:35
Cal Standard	8B02022-CAL5		02/02/18 17:35
Cal Standard	8B02022-CAL6		02/02/18 17:35
Cal Standard	8B02022-CAL7		02/02/18 17:35
Cal Standard	8B02022-CAL8		02/02/18 17:35
Cal Standard	8B02022-CAL9		02/02/18 17:35
Cal Standard	8B02022-CALA		02/02/18 17:35
Cal Standard	8B02022-CALB		02/02/18 17:35
Initial Cal Check	8B02022-ICV2		02/02/18 17:35
Initial Cal Blank	8B02022-ICB2		02/02/18 17:35

Note: Client samples are listed only if they are included in this report.
Duplicates and Matrix Spike/Duplicates QC Samples are only listed if sourced from a sample included in this report.

ANALYSIS BATCH (SEQUENCE) SUMMARY
SM 5310 B MOD

Laboratory:	Apex Laboratories	SDG:	Gasco_PreRD_DG 2019
Client:	Anchor QEA, LLC	Project:	Gasco_PreRD_DG 2019 - 4a-b. DOC-CAP Testing C
Sequence:	9L12028	Instrument:	TOC
Matrix:	Soil	Calibration:	A8B0203

Sample Name	Lab Sample ID	Lab File ID	Analysis Date/Time
Calibration Check	9L12028-CCV1		12/12/19 10:30
Calibration Blank	9L12028-CCB1		12/12/19 10:41
Blank	9120591-BLK1		12/12/19 10:51
LCS	9120591-BS1		12/12/19 10:59
Calibration Check	9L12028-CCV2		12/12/19 13:52
Calibration Blank	9L12028-CCB2		12/12/19 14:13
Calibration Check	9L12028-CCV3		12/12/19 15:40
Calibration Blank	9L12028-CCB3		12/12/19 15:58
PDI-046SC-A-01-02-191001 (Dup)	9120591-DUP3		12/12/19 18:00
PDI-046SC-A-01-02-191001	A9J0095-02RE1		12/12/19 18:20
PDI-046SC-A-02-03-191001	A9J0095-03		12/12/19 18:44
PDI-047SC-A-01-02-191001	A9J0095-14		12/12/19 19:10
Calibration Check	9L12028-CCV4		12/12/19 19:39
Calibration Blank	9L12028-CCB4		12/12/19 20:01

Note: Client samples are listed only if they are included in this report.
Duplicates and Matrix Spike/Duplicates QC Samples are only listed if sourced from a sample included in this report.

ANALYSIS BATCH (SEQUENCE) SUMMARY
SM 5310 B MOD

Laboratory:	Apex Laboratories	SDG:	Gasco_PreRD_DG 2019
Client:	Anchor QEA, LLC	Project:	Gasco_PreRD_DG 2019 - 4a-b. DOC-CAP Testing C
Sequence:	9L13026	Instrument:	TOC
Matrix:	Soil	Calibration:	A8B0203

Sample Name	Lab Sample ID	Lab File ID	Analysis Date/Time
Calibration Check	9L13026-CCV1		12/13/19 09:00
Calibration Blank	9L13026-CCB1		12/13/19 09:19
PDI-047SC-A-02-03-191001	A9J0095-15		12/13/19 09:29
PDI-071SC-A-08-09-191001	A9J0095-32		12/13/19 10:16
PDI-071SC-A-09-10-191001	A9J0095-33		12/13/19 11:16
Calibration Check	9L13026-CCV2		12/13/19 14:33
Calibration Blank	9L13026-CCB2		12/13/19 15:00
Calibration Check	9L13026-CCV3		12/13/19 18:34
Calibration Blank	9L13026-CCB3		12/13/19 19:06

Note: Client samples are listed only if they are included in this report.
Duplicates and Matrix Spike/Duplicates QC Samples are only listed if sourced from a sample included in this report.

INITIAL CALIBRATION DATA (Summary)

SM 5310 B MOD

Laboratory: Apex Laboratories
SDG: Gasco_PreRD_DG 2019
Client: Anchor QEA, LLC
Project: Gasco_PreRD_DG 2019 - 4a-b. DOC-CAP Testing
Calibration: A8B0203
Date: 02/02/18 15:56
Instrument: TOC

Compound	Mean RF	FIT	RF RSD	Mean RT	RT RSD	Linear r	Quad COD	LIMIT	Q
Total Organic Carbon		Lin				0.00000			

Note: ** Quad COD may be incorrect if weighting (1/a) or (1/a2) used. Weighting not shown here. Please see instrument calibration printouts for validation.

INITIAL CALIBRATION DATA

SM 5310 B MOD

Laboratory:	Apex Laboratories	SDG:	Gasco_PreRD_DG 2019
Client:	Anchor QEA, LLC	Project:	Gasco_PreRD_DG 2019 - 4a-b. DOC-CAP Te
Calibration:	A8B0203	Instrument:	TOC
		Calibration Date:	02/02/18 15:56

Compound	Level 01		Level 02		Level 03		Level 04		Level 05		Level 06	
	mg/kg	RF	mg/kg	RF	mg/kg	RF	mg/kg	RF	mg/kg	RF	mg/kg	RF
Total Organic Carbon	1000		2500		5000		10000		15000		20000	

INITIAL CALIBRATION DATA (Continued)

SM 5310 B MOD

Laboratory:	Apex Laboratories	SDG:	Gasco_PreRD_DG 2019
Client:	Anchor QEA, LLC	Project:	Gasco_PreRD_DG 2019 - 4a-b. DOC-CAP Te
Calibration:	A8B0203	Instrument:	TOC
Matrix:		Calibration Date:	02/02/18 15:56

Compound	Level 07		Level 08		Level 09		Level 10		Level 11		Level 12	
	mg/kg	RF	mg/kg	RF	mg/kg	RF	mg/kg	RF	mg/kg	RF	mg/kg	RF
Total Organic Carbon	25000		30000		35000		40000					

INITIAL AND CONTINUING CALIBRATION CHECK

SM 5310 B MOD

Laboratory: Apex Laboratories
SDG: Gasco_PreRD_DG 2019
Client: Anchor QEA, LLC
Project: Gasco_PreRD_DG 2019 - 4a-b. DOC-CAP Testing Co
Instrument ID: TOC
Calibration: A8B0203
Control Limt: +/- 10.00%
Sequence: 8B02022

Lab Sample ID	Analyte	True	Found	%R	Units	Method
8B02022-ICV2	Total Organic Carbon	10000	10000	104	mg/kg	SM 5310 B MOD

* Values outside of QC limits

INITIAL AND CONTINUING CALIBRATION CHECK

SM 5310 B MOD

Laboratory: Apex Laboratories
SDG: Gasco_PreRD_DG 2019
Client: Anchor QEA, LLC
Project: Gasco_PreRD_DG 2019 - 4a-b. DOC-CAP Testing Co
Instrument ID: TOC
Calibration: A8B0203
Control Limt: +/- 10.00%
Sequence: 9L12028

Lab Sample ID	Analyte	True	Found	%R	Units	Method
9L12028-CCV1	Total Organic Carbon	10000	10000	101	mg/kg	SM 5310 B MOD
9L12028-CCV2	Total Organic Carbon	10000	10000	102	mg/kg	SM 5310 B MOD
9L12028-CCV3	Total Organic Carbon	10000	10000	103	mg/kg	SM 5310 B MOD
9L12028-CCV4	Total Organic Carbon	10000	9100	91	mg/kg	SM 5310 B MOD

* Values outside of QC limits

INITIAL AND CONTINUING CALIBRATION CHECK

SM 5310 B MOD

Laboratory: Apex Laboratories
SDG: Gasco_PreRD_DG 2019
Client: Anchor QEA, LLC
Project: Gasco_PreRD_DG 2019 - 4a-b. DOC-CAP Testing Co
Instrument ID: TOC
Calibration: A8B0203
Control Limt: +/- 10.00%
Sequence: 9L13026

Lab Sample ID	Analyte	True	Found	%R	Units	Method
9L13026-CCV1	Total Organic Carbon	10000	9200	92	mg/kg	SM 5310 B MOD
9L13026-CCV2	Total Organic Carbon	10000	9100	91	mg/kg	SM 5310 B MOD
9L13026-CCV3	Total Organic Carbon	10000	9200	92	mg/kg	SM 5310 B MOD

* Values outside of QC limits

INSTRUMENT BLANKS
SM 5310 B MOD

Laboratory: Apex Laboratories
SDG: Gasco_PreRD_DG 2019
Client: Anchor QEA, LLC
Instrument ID: TOC
Project: Gasco_PreRD_DG 2019 - 4a-b. DOC-CAP Testing Cores
Sequence: 8B02022
Calibration: A8B0203

Lab Sample ID	Analyte	Found	RL	Units	C	Method
8B02022-ICB2	Total Organic Carbon	260	200 (Inst)	mg/kg	*	SM 5310 B MOD

(Inst) indicates on-Instrument Result and Reporting Level. Used for non-digested Instrument Blanks.

INSTRUMENT BLANKS
SM 5310 B MOD

Laboratory: Apex Laboratories
SDG: Gasco_PreRD_DG 2019
Client: Anchor QEA, LLC
Instrument ID: TOC
Project: Gasco_PreRD_DG 2019 - 4a-b. DOC-CAP Testing Cores
Sequence: 9L12028
Calibration: A8B0203

Lab Sample ID	Analyte	Found	RL	Units	C	Method
9L12028-CCB1	Total Organic Carbon	ND	200 (Inst)	mg/kg		SM 5310 B MOD
9L12028-CCB2	Total Organic Carbon	ND	200 (Inst)	mg/kg		SM 5310 B MOD
9L12028-CCB3	Total Organic Carbon	ND	200 (Inst)	mg/kg		SM 5310 B MOD
9L12028-CCB4	Total Organic Carbon	ND	200 (Inst)	mg/kg		SM 5310 B MOD

(Inst) indicates on-Instrument Result and Reporting Level. Used for non-digested Instrument Blanks.

INSTRUMENT BLANKS
SM 5310 B MOD

Laboratory: Apex Laboratories
SDG: Gasco_PreRD_DG 2019
Client: Anchor QEA, LLC
Instrument ID: TOC
Project: Gasco_PreRD_DG 2019 - 4a-b. DOC-CAP Testing Cores
Sequence: 9L13026
Calibration: A8B0203

Lab Sample ID	Analyte	Found	RL	Units	C	Method
9L13026-CCB1	Total Organic Carbon	ND	200 (Inst)	mg/kg		SM 5310 B MOD
9L13026-CCB2	Total Organic Carbon	ND	200 (Inst)	mg/kg		SM 5310 B MOD
9L13026-CCB3	Total Organic Carbon	ND	200 (Inst)	mg/kg		SM 5310 B MOD

(Inst) indicates on-Instrument Result and Reporting Level. Used for non-digested Instrument Blanks.

HOLDING TIME SUMMARY

SM 5310 B MOD

Laboratory: Apex Laboratories

SDG: Gasco_PreRD_DG 2019

Client: Anchor QEA, LLC

Project: Gasco_PreRD_DG 2019 - 4a-b. DOC-CAP Testing C

Sample Name	Date Collected	Date Received	Date Prepared	Days to Prep	Max Days to Prep	Date Analyzed	Days to Analysis	Max Days to Analysis	Q
PDI-046SC-A-01-02-191001	10/01/19 08:38	10/02/19 11:23	12/05/19 11:39	65.13	28.00	12/12/19 18:20	72.40	28.00	*
PDI-046SC-A-02-03-191001	10/01/19 08:38	10/02/19 11:23	12/05/19 11:39	65.13	28.00	12/12/19 18:44	72.42	28.00	*
PDI-047SC-A-01-02-191001	10/01/19 10:32	10/02/19 11:23	12/05/19 11:39	65.05	28.00	12/12/19 19:10	72.36	28.00	*
PDI-047SC-A-02-03-191001	10/01/19 10:32	10/02/19 11:23	12/05/19 11:39	65.05	28.00	12/13/19 09:29	72.96	28.00	*
PDI-071SC-A-08-09-191001	10/01/19 13:56	10/02/19 11:23	12/05/19 11:39	64.90	28.00	12/13/19 10:16	72.85	28.00	*
PDI-071SC-A-09-10-191001	10/01/19 13:56	10/02/19 11:23	12/05/19 11:39	64.90	28.00	12/13/19 11:16	72.89	28.00	*

Apex Laboratories

SDG: Gasco PreRD_DG 2019

CLASS: WET

METHOD: SM 2540 G

ANALYSES DATA PACKAGE COVER PAGE

SM 2540 G

Laboratory: Apex Laboratories

Client: Anchor QEA, LLC

SDG: Gasco PreRD_DG 2019

Project: Gasco PreRD_DG 2019 - 4a-b. DOC-CAP Testing C

Client Sample Id:	Lab Sample Id:	Matrix
PDI-046SC-A-01-02-191001	A9J0095-02	Sediment
PDI-046SC-A-02-03-191001	A9J0095-03	Sediment
PDI-047SC-A-01-02-191001	A9J0095-14	Sediment
PDI-047SC-A-02-03-191001	A9J0095-15	Sediment
PDI-071SC-A-08-09-191001	A9J0095-32	Sediment
PDI-071SC-A-09-10-191001	A9J0095-33	Sediment

I certify that this data package is in compliance with the terms and conditions of the contract, both technically and for completeness, for other than the conditions detailed above. Release of the data contained in this hardcopy data package and in computer-readable data submitted on diskette has been autorized by the Laboratory Manager or the Manager's designee, as verified by the following signatures.

Signature: 

Name: David G. Jack

Forms Created: 1/21/2020 5:18PM

Title: Technical Manager

METHOD DETECTION AND REPORTING LIMITS

SM 2540 G

Laboratory: Apex Laboratories

SDG: Gasco_PreRD_DG 2019

Client: Anchor QEA, LLC

Project: Gasco_PreRD_DG 2019 - 4a-b. DOC-CAP

Batch Matrix: Sediment

Analyte	MDL	MRL	Units
Total Solids	1.00	1.00	% by Weight

Note: MDLs are listed only if the corresponding analyte was evalutated to the MDL in this report .

INORGANIC ANALYSIS DATA SHEET

SM 2540 G

PDI-046SC-A-01-02-191001

Laboratory: Apex Laboratories
SDG: Gasco_PreRD_DG 2019
Client: Anchor QEA, LLC
Project: Gasco_PreRD_DG 2019 - 4a-b. DOC-CAP Testing Cores
Matrix: Sediment
Laboratory ID: A9J0095-02
Sampled: 10/01/19 08:38
Prepared: 12/06/19 17:00
Analyzed: 12/09/19 17:14
Solids: 76.48
Preparation: Total Solids (SM2540G/PSEP)
Initial/Final: 1 N/A / 1 N/A
Batch: 9120502
Calibration:
Instrument: Inst

CAS NO.	Analyte	Concentration (% by Weight)	Dilution Factor	Q	Method
TS	Total Solids	76.5	1		SM 2540 G

INORGANIC ANALYSIS DATA SHEET

SM 2540 G

PDI-046SC-A-02-03-191001

Laboratory: Apex Laboratories
SDG: Gasco_PreRD_DG 2019
Client: Anchor QEA, LLC
Project: Gasco_PreRD_DG 2019 - 4a-b. DOC-CAP Testing Cores
Matrix: Sediment
Laboratory ID: A9J0095-03
Sampled: 10/01/19 08:38
Prepared: 12/06/19 17:00
Analyzed: 12/09/19 17:14
Solids: 76.90
Preparation: Total Solids (SM2540G/PSEP)
Initial/Final: 1 N/A / 1 N/A
Batch: 9120502
Calibration:
Instrument: Inst

CAS NO.	Analyte	Concentration (% by Weight)	Dilution Factor	Q	Method
TS	Total Solids	76.9	1		SM 2540 G

INORGANIC ANALYSIS DATA SHEET

SM 2540 G

PDI-047SC-A-01-02-191001

Laboratory: Apex Laboratories
SDG: Gasco_PreRD_DG 2019
Client: Anchor QEA, LLC
Project: Gasco_PreRD_DG 2019 - 4a-b. DOC-CAP Testing Cores
Matrix: Sediment
Laboratory ID: A9J0095-14
Sampled: 10/01/19 10:32
Prepared: 12/06/19 17:00
Analyzed: 12/09/19 17:14
Solids: 59.07
Preparation: Total Solids (SM2540G/PSEP)
Initial/Final: 1 N/A / 1 N/A
Batch: 9120502
Calibration:
Instrument: Inst

CAS NO.	Analyte	Concentration (% by Weight)	Dilution Factor	Q	Method
TS	Total Solids	59.1	1		SM 2540 G

INORGANIC ANALYSIS DATA SHEET

SM 2540 G

PDI-047SC-A-02-03-191001

Laboratory: Apex Laboratories
SDG: Gasco_PreRD_DG 2019
Client: Anchor QEA, LLC
Project: Gasco_PreRD_DG 2019 - 4a-b. DOC-CAP Testing Cores
Matrix: Sediment
Laboratory ID: A9J0095-15
Sampled: 10/01/19 10:32
Prepared: 12/06/19 17:00
Analyzed: 12/09/19 17:14
Solids: 75.04
Preparation: Total Solids (SM2540G/PSEP)
Initial/Final: 1 N/A / 1 N/A
Batch: 9120502
Calibration:
Instrument: Inst

CAS NO.	Analyte	Concentration (% by Weight)	Dilution Factor	Q	Method
TS	Total Solids	75.0	1		SM 2540 G

INORGANIC ANALYSIS DATA SHEET

SM 2540 G

PDI-071SC-A-08-09-191001

Laboratory: Apex Laboratories
SDG: Gasco_PreRD_DG 2019
Client: Anchor QEA, LLC
Project: Gasco_PreRD_DG 2019 - 4a-b. DOC-CAP Testing Cores
Matrix: Sediment
Laboratory ID: A9J0095-32
Sampled: 10/01/19 13:56
Prepared: 12/06/19 17:00
Analyzed: 12/09/19 17:14
Solids: 72.84
Preparation: Total Solids (SM2540G/PSEP)
Initial/Final: 1 N/A / 1 N/A
Batch: 9120502
Calibration:
Instrument: Inst

CAS NO.	Analyte	Concentration (% by Weight)	Dilution Factor	Q	Method
TS	Total Solids	72.8	1		SM 2540 G

INORGANIC ANALYSIS DATA SHEET

SM 2540 G

PDI-071SC-A-09-10-191001

Laboratory: Apex Laboratories
SDG: Gasco_PreRD_DG 2019
Client: Anchor QEA, LLC
Project: Gasco_PreRD_DG 2019 - 4a-b. DOC-CAP Testing Cores
Matrix: Sediment
Laboratory ID: A9J0095-33
Sampled: 10/01/19 13:56
Prepared: 12/06/19 17:00
Analyzed: 12/09/19 17:14
Solids: 62.47
Preparation: Total Solids (SM2540G/PSEP)
Initial/Final: 1 N/A / 1 N/A
Batch: 9120502
Calibration:
Instrument: Inst

CAS NO.	Analyte	Concentration (% by Weight)	Dilution Factor	Q	Method
TS	Total Solids	62.5	1		SM 2540 G

PREPARATION BATCH SUMMARY

SM 2540 G

Laboratory: Apex Laboratories
SDG: Gasco_PreRD_DG 2019
Client: Anchor QEA, LLC
Project: Gasco_PreRD_DG 2019 - 4a-b. DOC-CAP Testing Cc
Batch: 9120502 Batch Matrix: Sediment Preparation: Total Solids (SM2540G/PSEP)

SAMPLE NAME	LAB SAMPLE ID	LAB FILE ID	DATE PREPARED	OBSERVATIONS
PDI-046SC-A-01-02-191001 (Dup)	9120502-DUP1		12/06/19 17:00	
PDI-046SC-A-01-02-191001	A9J0095-02		12/06/19 17:00	
PDI-046SC-A-02-03-191001	A9J0095-03		12/06/19 17:00	
PDI-047SC-A-01-02-191001	A9J0095-14		12/06/19 17:00	
PDI-047SC-A-02-03-191001	A9J0095-15		12/06/19 17:00	
PDI-071SC-A-08-09-191001	A9J0095-32		12/06/19 17:00	
PDI-071SC-A-09-10-191001	A9J0095-33		12/06/19 17:00	

Note: Client samples are listed only if they are included in this report.
Duplicates and Matrix Spike/Duplicates QC Samples are only listed if sourced from a sample included in this report.

DUPLICATES

SM 2540 G

PDI-046SC-A-01-02-191001

Laboratory: Apex Laboratories
Client: Anchor QEA, LLC
Matrix: Sediment
Batch: 9120502
Preparation: Total Solids (SM2540G/PSEP)
Source Sample Name: PDI-046SC-A-01-02-191001

SDG: Gasco_PreRD_DG 2019
Project: Gasco_PreRD_DG 2019 - 4a-b. DOC-CAP
Laboratory ID: 9120502-DUP1
Lab Source ID: A9J0095-02
Initial/Final: 1 N/A / 1 N/A
% Solids: 76.48

ANALYTE	CONTROL LIMIT	SAMPLE CONCENTRATION (% by Weight)	C	DUPLICATE CONCENTRATION (% by Weight)	C	RPD %	Q	METHOD
Total Solids	10	76.5		76.2		0.4		SM 2540 G

* Values outside of QC limits

HOLDING TIME SUMMARY

SM 2540 G

Laboratory: Apex Laboratories

SDG: Gasco_PreRD_DG 2019

Client: Anchor QEA, LLC

Project: Gasco_PreRD_DG 2019 - 4a-b. DOC-CAP Testing C

Sample Name	Date Collected	Date Received	Date Prepared	Days to Prep	Max Days to Prep	Date Analyzed	Days to Analysis	Max Days to Analysis	Q
PDI-046SC-A-01-02-191001	10/01/19 08:38	10/02/19 11:23	12/06/19 17:00	66.35	180.00	12/09/19 17:14	3.01		
PDI-046SC-A-02-03-191001	10/01/19 08:38	10/02/19 11:23	12/06/19 17:00	66.35	180.00	12/09/19 17:14	3.01		
PDI-047SC-A-01-02-191001	10/01/19 10:32	10/02/19 11:23	12/06/19 17:00	66.27	180.00	12/09/19 17:14	3.01		
PDI-047SC-A-02-03-191001	10/01/19 10:32	10/02/19 11:23	12/06/19 17:00	66.27	180.00	12/09/19 17:14	3.01		
PDI-071SC-A-08-09-191001	10/01/19 13:56	10/02/19 11:23	12/06/19 17:00	66.13	180.00	12/09/19 17:14	3.01		
PDI-071SC-A-09-10-191001	10/01/19 13:56	10/02/19 11:23	12/06/19 17:00	66.13	180.00	12/09/19 17:14	3.01		

APEX LABORATORIES, LLC
6700 SW Sandburg St. Tigard OR 97223 phone 503-718-2323

Raw Data

APEX LABORATORIES, LLC
6700 SW Sandburg St. Tigard OR 97223 phone 503-718-2323

Polychlorinated Biphenyls by EPA 8082A
Benchsheet & Analysis Sequence Data

Batch 9120536
Sequence 9L10023 (A9J0095-32,33)

Apex Laboratories

PREPARATION BENCH SHEET

BATCH #: 9120536 (Soil)

Prep Method: EPA 3546

#	Lab Number		Analysis	Prepared	Initial (g)	Final (mL)	Spike ID	Source ID	ul Spike	ul Surr.	Sample ID	Extraction Comments	pH <2	pH Other	pH >11
	9120536-BLK1		QC	12/05/19 07:06	31	2				100					
	9120536-BS1		QC	12/05/19 07:06	30	2	A19K318		100	100					
	A9J0095-32	A	8082 PCBs - Low Level (30g/2mL)	12/05/19 07:06	30.7	2				100	PDI-071SC-A-08-09-191001	+1262,1268			
	A9J0095-33	A	8082 PCBs - Low Level (30g/2mL)	12/05/19 07:06	30.37	2				100	PDI-071SC-A-09-10-191001	+1262,1268			
	A9J0096-23	A	8082 PCBs - Low Level (30g/2mL)	12/05/19 07:06	30.69	2				100	PDI-042SC-A-01-02-190930	+1262,1268			
	A9J0096-24	A	8082 PCBs - Low Level (30g/2mL)	12/05/19 07:06	30.66	2				100	PDI-042SC-A-02-03-190930	+1262,1268			
	A9J0096-34	A	8082 PCBs - Low Level (30g/2mL)	12/05/19 07:06	30.15	2				100	PDI-044SC-A-00-01-190930	+1262,1268			
	A9J0096-35	A	8082 PCBs - Low Level (30g/2mL)	12/05/19 07:06	30.16	2				100	PDI-044SC-A-01-02-190930	+1262,1268			
	A9J0353-41	A	8082 PCBs - Low Level (30g/2mL)	12/05/19 07:06	30.15	2				100	PDI-043SC-A-02-03-191008	+1262,1268			
	A9J0353-42	A	8082 PCBs - Low Level (30g/2mL)	12/05/19 07:06	30.07	2				100	PDI-043SC-A-03-04-191008	+1262,1268			
	A9J0463-39	A	8082 PCBs - Low Level (30g/2mL)	12/05/19 07:06	30.45	2				100	PDI-045SC-A-02-03-191010	+1262,1268			
	A9J0463-39RE1	A	8082 PCBs - Low Level (30g/2mL)	12/05/19 07:06	30.45	2				100	PDI-045SC-A-02-03-191010	Front Column, Added 12/12/2019 By KAK			
	A9J0463-40	A	8082 PCBs - Low Level (30g/2mL)	12/05/19 07:06	30.09	2				100	PDI-045SC-A-03-04-191010	+1262,1268			
	A9J0463-40RE1	A	8082 PCBs - Low Level (30g/2mL)	12/05/19 07:06	30.09	2				100	PDI-045SC-A-03-04-191010	Front Column, Added 12/12/2019 By KAK			
	A9J0463-57	A	8082 PCBs - Low Level (30g/2mL)	12/05/19 07:06	30.45	2				100	PDI-067SC-A-04-05-191010	+1262,1268			
	A9J0463-58	A	8082 PCBs - Low Level (30g/2mL)	12/05/19 07:06	30.46	2				100	PDI-067SC-A-05-06-191010	+1262,1268			
	A9J0514-18	A	8082 PCBs - Low Level (30g/2mL)	12/05/19 07:06	30.53	2				100	PDI-066SC-A-05-06-191011	MS/MSD, +1262,1268			
	9120536-MS1		QC	12/05/19 07:06	30.6	2	A19K318	A9J0514-18	100	100					
	9120536-MSD1		QC	12/05/19 07:07	30.56	2	A19K318	A9J0514-18	100	100					
	A9J0514-18RE1	A	8082 PCBs - Low Level (30g/2mL)	12/05/19 07:06	30.53	2				100	PDI-066SC-A-05-06-191011	Added 12/26/2019 by KAK			

Prepared By: _____ Date _____

Reviewed By: _____ Date 1/7/20

Apex Laboratories

PREPARATION BENCH SHEET

BATCH #: 9120536 (Soil)

Prep Method: EPA 3546

#	Lab Number		Analysis	Prepared	Initial (g)	Final (mL)	Spike ID	Source ID	ul Spike	ul Surr.	Sample ID	Extraction Comments	pH ≤2	pH 8-10	pH >11
	A9J0514-19	A	8082 PCBs - Low Level (30g/2mL)	12/05/19 07:06	30.33	2				100	PDI-066SC-A-06 -07-191011	+1262,1268			
	A9J0514-19RE1	A	8082 PCBs - Low Level (30g/2mL)	12/05/19 07:06	30.33	2				100	PDI-066SC-A-06 -07-191011	Added 12/26/2019 by KAK			
	A9J0553-36	A	8082 PCBs - Low Level (30g/2mL)	12/05/19 07:06	30.38	2				100	PDI-074SC-A-08 -09-191012	+1262,1268			
	A9J0553-37	A	8082 PCBs - Low Level (30g/2mL)	12/05/19 07:06	30.09	2				100	PDI-074SC-A-09 -10-191012	+1262,1268			
	A9J0558-38	A	8082 PCBs - Low Level (30g/2mL)	12/05/19 07:06	30.03	2				100	PDI-076SC-A-04 -05-191013	+1262,1268			
	A9J0558-39	A	8082 PCBs - Low Level (30g/2mL)	12/05/19 07:06	30.34	2				100	PDI-076SC-A-05 -06-191013	+1262,1268			
	A9J0558-39RE1	A	8082 PCBs - Low Level (30g/2mL)	12/05/19 07:06	30.34	2				100	PDI-076SC-A-05 -06-191013	Front ColumnAdded 12/16/2019 By KAK			
	A9J0594-16	A	8082 PCBs - Low Level (30g/2mL)	12/05/19 07:06	30.06	2				100	PDI-077SC-A-00 -01-191014	+1262,1268			
	A9J0594-17	A	8082 PCBs - Low Level (30g/2mL)	12/05/19 07:06	30.55	2				100	PDI-077SC-A-01 -02-191014	+1262,1268			

Standards/Reagents

Reagent(s)

Std ID	Exp. Date	Description
A13L219	11/30/23	Extractions Balance
A18K311	12/31/20	Glass Wool
A19C104	09/03/23	Florisil Lot 817211-CM
A19G280	01/18/20	Sulfuric Acid
A19H411	08/31/21	n-Hexane Lot# 192712
A19I211	05/07/22	Copper, Granular Lot# J260003
A19I263	03/18/20	DCM CHEM PROD. 194934
A19K010	10/29/25	Sodium Sulfate Lot # 188777

Analyte Spike(s)

Std ID	Exp. Date	Description
A19K318	02/28/20	8082 PCB Matrix Spike

Surrogate(s)

Std ID	Exp. Date	Description
A19K319	05/07/20	8082 PCB Surrogate Spike

Method 3546 digestion time and temperture achieved.
Initial:

Witness:_____

Prepared By: Date

Reviewed By: Date

APEX LABORATORIES

Apex Laboratories

PREPARATION BENCH SHEET

BATCH #: 9120536 (Soil)

Prep Method: EPA 3546

#	Lab Number		Analysis	Prepared	Initial (g)	Final (mL)	Spike ID	Source ID	ul Spike	ul Surr.	Sample ID	Extraction Comments	pH <2	pH Other	pH >11
	9120536-BLK1		QC	12/05/19 07:06	30 31.00	2				100					
	9120536-BS1		QC	12/05/19 07:06	30	2	A19K318		100	100					
	A9J0095-32	A	8082 PCBs - Low Level (30g/2mL)	12/05/19 07:06	30 30.70	2				100	PDI-071SC-A-08-09-191001	+1262,1268 sediment/mud, odor			
	A9J0095-33	A	8082 PCBs - Low Level (30g/2mL)	12/05/19 07:06	30 30.37	2				100	PDI-071SC-A-09-10-191001	+1262,1268 mud			
	A9J0096-23	A	8082 PCBs - Low Level (30g/2mL)	12/05/19 07:06	30 30.69	2				100	PDI-042SC-A-01-02-190930	+1262,1268 soil, rocks			
	A9J0096-24	A	8082 PCBs - Low Level (30g/2mL)	12/05/19 07:06	30 30.66	2				100	PDI-042SC-A-02-03-190930	+1262,1268			
	A9J0096-34	A	8082 PCBs - Low Level (30g/2mL)	12/05/19 07:06	30 30.15	2				100	PDI-044SC-A-00-01-190930	+1262,1268 mud, org			
	A9J0096-35	A	8082 PCBs - Low Level (30g/2mL)	12/05/19 07:06	30 30.16	2				100	PDI-044SC-A-01-02-190930	+1262,1268 mud/sand, org			
	A9J0353-41	A	8082 PCBs - Low Level (30g/2mL)	12/05/19 07:06	30 30.15	2				100	PDI-043SC-A-02-03-191008	+1262,1268 mud, org, odor			
	A9J0353-42	A	8082 PCBs - Low Level (30g/2mL)	12/05/19 07:06	30 30.07	2				100	PDI-043SC-A-03-04-191008	+1262,1268			
	A9J0463-39	A	8082 PCBs - Low Level (30g/2mL)	12/05/19 07:06	30 30.45	2				100	PDI-045SC-A-02-03-191010	+1262,1268 mud, org			
	A9J0463-40	A	8082 PCBs - Low Level (30g/2mL)	12/05/19 07:06	30 30.09	2				100	PDI-045SC-A-03-04-191010	+1262,1268 mud, org			
	A9J0463-57	A	8082 PCBs - Low Level (30g/2mL)	12/05/19 07:06	30 30.45	2				100	PDI-067SC-A-04-05-191010	+1262,1268 S			
	A9J0463-58	A	8082 PCBs - Low Level (30g/2mL)	12/05/19 07:06	30 30.46	2				100	PDI-067SC-A-05-06-191010	+1262,1268 S			
	A9J0514-18	A	8082 PCBs - Low Level (30g/2mL)	12/05/19 07:06	30 30.53	2				100	PDI-066SC-A-05-06-191011	MS/MSD, +1262,1268 mud, org, odor S			
	9120536-MS1		QC	12/05/19 07:06	30 30.60	2	A19K318	A9J0514-18	100	100		S			
	9120536-MSD1		QC	12/05/19 07:07	30 30.54	2	A19K318	A9J0514-18	100	100		S			
	A9J0514-19	A	8082 PCBs - Low Level (30g/2mL)	12/05/19 07:06	30 30.33	2				100	PDI-066SC-A-06-07-191011	+1262,1268 mud, org S			
	A9J0553-36	A	8082 PCBs - Low Level (30g/2mL)	12/05/19 07:06	30 30.38	2				100	PDI-074SC-A-08-09-191012	+1262,1268 sand, mud S			
	A9J0553-37	A	8082 PCBs - Low Level (30g/2mL)	12/05/19 07:06	30 30.09	2				100	PDI-074SC-A-09-10-191012	+1262,1268 sand S			

Prepared By: JAG — Date: 12/5/19

Reviewed By: CAH — Date: 12/5/19

Apex Laboratories

PREPARATION BENCH SHEET

BATCH #: 9120536 (Soil)

Prep Method: EPA 3546

#	Lab Number		Analysis	Prepared	Initial (g)	Final (mL)	Spike ID	Source ID	ul Spike	ul Surr.	Sample ID	Extraction Comments	pH <2	pH Other	pH >11
42	A9J0558-38	A	8082 PCBs - Low Level (30g/2mL)	12/05/19 07:06	30 30.03	2				100	PDI-076SC-A-04-05-191013	+1262,1268 mud S			
44	A9J0558-39	A	8082 PCBs - Low Level (30g/2mL)	12/05/19 07:06	30 30.34	2				100	PDI-076SC-A-05-06-191013	+1262,1268 S			
46	A9J0594-16	A	8082 PCBs - Low Level (30g/2mL)	12/05/19 07:06	30 30.06	2				100	PDI-077SC-A-00-01-191014	+1262,1268 S			
40	A9J0594-17	A	8082 PCBs - Low Level (30g/2mL)	12/05/19 07:06	30 30.55	2				100	PDI-077SC-A-01-02-191014	+1262,1268 S			

Standards/Reagents

Reagent(s)

Std ID	Exp. Date	Description
A13L219	11/30/23	Extractions Balance
A18K311	12/31/20	Glass Wool
A19C104	09/03/23	Florisil Lot 817211-CM
A19G280	01/18/20	Sulfuric Acid
A19H411	08/31/21	n-Hexane Lot# 192712
A19I211	05/07/22	Copper, Granular Lot# J260003
A19I263	03/18/20	DCM CHEM PROD. 194934
A19K010	10/29/25	Sodium Sulfate Lot # 188777

Analyte Spike(s)

Std ID	Exp. Date	Description
A19K318	02/28/20	8082 PCB Matrix Spike

Surrogate(s)

Std ID	Exp. Date	Description
A19K319	05/07/20	8082 PCB Surrogate Spike

S- Stained TurboVap

Method 3546 digestion time and temperture achieved. yes
Initial: MM

Witness: JAG 12/5/19

MM 12/5/19
Prepared By: Date

Reviewed By: Date

ELEMENT SEQUENCE LOG

Apex Laboratories

Sequence: **9L10023** Instrument: **DUALECD2F**

Date: **12/10/19 07:15** Calibration: **A9L0407**

#	Lab Number	Matrix	Analysis	Client	Due	Batch	ISTD ID	STD ID
1	9L10023-CCV1	Soil	QC	QC				A19K315
2	9L10023-CCB1	Soil	QC	QC				A19L018
3	9120536-BLK1	Soil	QC	QC		9120536		
4	9120536-BS1	Soil	QC	QC		9120536		
5	A9J0095-32	Soil	8082 PCBs - Low Level (30g/2mL)	Anchor QEA, LLC	12/16/19	9120536		
6	9L10023-IBL1	Soil	QC	QC				
7	A9J0095-33	Soil	8082 PCBs - Low Level (30g/2mL)	Anchor QEA, LLC	12/16/19	9120536		
8	9L10023-IBL2	Soil	QC	QC				
9	A9J0096-23	Soil	8082 PCBs - Low Level (30g/2mL)	Anchor QEA, LLC	12/16/19	9120536		
10	9L10023-IBL3	Soil	QC	QC				
11	A9J0096-24	Soil	8082 PCBs - Low Level (30g/2mL)	Anchor QEA, LLC	12/16/19	9120536		
12	9L10023-IBL4	Soil	QC	QC				
13	A9J0096-34	Soil	8082 PCBs - Low Level (30g/2mL)	Anchor QEA, LLC	12/16/19	9120536		
14	9L10023-IBL5	Soil	QC	QC				
15	9L10023-CCV2	Soil	QC	QC				A19K315
16	9L10023-CCB2	Soil	QC	QC				A19L018

Comments:

Data Entered By: 12/12/19

Data Reviewed By: MJB 12/12/19

TOTAL AROCLOR AVERAGE RESULTS

The average result for the 1016 and 1260 selected peaks are reported here to facilitate data entry and review. Averages are done on all individual peaks and must be for matrix spikes if all peaks are not used in the average.

9L10023-CCV1

Aroclor 1016

Peak	Initial Res
1016 (1)	446.57
1016 (2)	468.93
1016 (3)	462.56
1016 (4)	455.25
1016 (5)	466.07
1016 (6)	470.99
Average:	**461.73**

Aroclor 1260

Peak	Initial Res
1260 (1)	490.02
1260 (2)	505.59
1260 (3)	488.41
1260 (4)	521.38
1260 (5)	515.27
1260 (6)	492.10
Average:	**502.13**

9120536-BS1

Aroclor 1016

Peak	Initial Res
1016 (1)	669.17
1016 (2)	792.39
1016 (3)	713.93
1016 (4)	786.20
1016 (5)	735.95
1016 (6)	697.78
Average:	**732.57**

Aroclor 1260

Peak	Initial Res
1260 (1)	879.11
1260 (2)	967.79
1260 (3)	910.65
1260 (4)	1,015.80
1260 (5)	959.60
1260 (6)	996.23
Average:	**954.86**

TOTAL AROCLOR AVERAGE RESULTS

The average result for the 1016 and 1260 selected peaks are reported here to facilitate data entry and review. Averages are done on all individual peaks and must be for matrix spikes if all peaks are not used in the average.

9L10023-CCV2

Aroclor 1016

Peak	Initial Res
1016 (1)	450.77
1016 (2)	489.79
1016 (3)	477.35
1016 (4)	480.89
1016 (5)	468.64
1016 (6)	470.48
Average:	**472.99**

Aroclor 1260

Peak	Initial Res
1260 (1)	491.65
1260 (2)	524.00
1260 (3)	489.82
1260 (4)	522.37
1260 (5)	543.91
1260 (6)	503.66
Average:	**512.57**

Quantitation Report (Not Reviewed)

Data Path : K:\DATA\9L10023\
Data File : ECD2F003.D
Signal(s) : ECD1A.CH
Acq On : 10 Dec 2019 8:04
Operator : MJB / KAK
Sample : 9L10023-CCV1
Misc :
ALS Vial : 2 Sample Multiplier: 1

Integration File: PCB1.e
Quant Time: Dec 11 08:33:58 2019
Quant Method : K:\METHODS\FECD2_QUANTPCB_191203.M
Quant Title : PCB Data Analysis
QLast Update : Wed Dec 04 15:29:22 2019
Response via : Initial Calibration
Integrator: ChemStation 6890 Scale Mode: Small noise peaks clipped

12/12/19

	Compound	R.T.	Response	Conc	Units	
	System Monitoring Compounds					
1)	S TCMX (S)	4.812	16110485	241.944	ng/ml	
62)	S DCBP (S)	9.577	30057063	269.147	ng/ml	
	Target Compounds					
2)	Aroclor 1016 (1)	5.731	1669243	446.565	ng/ml	461.73
3)	Aroclor 1016 (2)	6.144	3373423	468.928	ng/ml	
4)	Aroclor 1016 (3)	6.227	1837717	462.560	ng/ml	
5)	Aroclor 1016 (4)	6.383	1628575	455.246	ng/ml	
6)	Aroclor 1016 (5)	6.605	1934891	466.072	ng/ml	
7)	Aroclor 1016 (6)	6.731	1381524	470.991	ng/ml	
8)	Aroclor 1016 - AVE	0.000	0	N.D.	ng/ml	
9)	Aroclor 1221 (1)	5.169	160850	148.600	ng/ml	
10)	Aroclor 1221 (2)	5.288	177099	246.805	ng/ml	
11)	Aroclor 1221 (3)	5.369	761598	325.454	ng/ml	
12)	Aroclor 1221 - AVE	0.000	0	N.D.	ng/ml	
13)	Aroclor 1232 (1)	5.369	761598	428.786	ng/ml	
14)	Aroclor 1232 (2)	6.144	3373423	1213.382	ng/ml	
15)	Aroclor 1232 (3)	6.227	1837717	1252.754	ng/ml	
16)	Aroclor 1232 (4)	6.383	1628575	1429.371	ng/ml	
17)	Aroclor 1232 (5)	6.605	1934891	1347.436	ng/ml	
18)	Aroclor 1232 (6)	6.731	1381524	1153.075	ng/ml	
19)	Aroclor 1232 - AVE	0.000	0	N.D.	ng/ml	
20)	Aroclor 1242 (1)	5.731	1669243	628.474	ng/ml	
21)	Aroclor 1242 (2)	6.144	3373423	650.351	ng/ml	
22)	Aroclor 1242 (3)	6.227	1837717	651.633	ng/ml	
23)	Aroclor 1242 (4)	6.383	1628575	711.423	ng/ml	
24)	Aroclor 1242 (5)	6.605	1934891	648.268	ng/ml	
25)	Aroclor 1242 (6)	6.731	1381524	550.579	ng/ml	
26)	Aroclor 1242 - AVE	0.000	0	N.D.	ng/ml	
27)	Aroclor 1248 (1)	6.144	3373423	991.223	ng/ml	
28)	Aroclor 1248 (2)	6.383	1628575	360.686	ng/ml	
29)	Aroclor 1248 (3)	6.605	1934891	370.750	ng/ml	
30)	Aroclor 1248 (4)	6.898	376370	64.834	ng/ml	
31)	Aroclor 1248 (5)	6.932	1305541	211.962	ng/ml	
32)	Aroclor 1248 (6)	7.419	3048540	892.059	ng/ml	
33)	Aroclor 1248 - AVE	0.000	0	N.D.	ng/ml	
34)	Aroclor 1254 (1)	6.932	1305541	217.658	ng/ml	
35)	Aroclor 1254 (2)	7.042	1441074	197.744	ng/ml	
36)	Aroclor 1254 (3)	7.419	3048540	271.949	ng/ml	
37)	Aroclor 1254 (4)	7.579	430793	60.420	ng/ml	
38)	Aroclor 1254 (5)	7.958	3828712	499.898	ng/ml	
39)	Aroclor 1254 (6)	8.251	438314	175.755	ng/ml	
40)	Aroclor 1254 - AVE	0.000	0	N.D.	ng/ml	
41)	Aroclor 1260 (1)	7.531	4080768	490.018	ng/ml	502.13
42)	Aroclor 1260 (2)	7.665	5158222	505.589	ng/ml	
43)	Aroclor 1260 (3)	8.221	3841424	488.410	ng/ml	
44)	Aroclor 1260 (4)	8.391	9707378	521.384	ng/ml	
45)	Aroclor 1260 (5)	8.690	6232697	515.270	ng/ml	
46)	Aroclor 1260 (6)	9.081	2516886	492.098	ng/ml	
47)	Aroclor 1260 - AVE	0.000	0	N.D.	ng/ml	

Quantitation Report (Not Reviewed)

Data Path : K:\DATA\9L10023\
Data File : ECD2F003.D
Signal(s) : ECD1A.CH
Acq On : 10 Dec 2019 8:04
Operator : MJB / KAK
Sample : 9L10023-CCV1
Misc :
ALS Vial : 2 Sample Multiplier: 1

Integration File: PCB1.e
Quant Time: Dec 11 08:33:58 2019
Quant Method : K:\METHODS\FECD2_QUANTPCB_191203.M
Quant Title : PCB Data Analysis
QLast Update : Wed Dec 04 15:29:22 2019
Response via : Initial Calibration
Integrator: ChemStation 6890 Scale Mode: Small noise peaks clipped

	Compound	R.T.	Response	Conc Units
48)	Aroclor 1262 (1)	7.665	5158222	641.059 ng/ml
49)	Aroclor 1262 (2)	7.989	4011060	357.330 ng/ml
50)	Aroclor 1262 (3)	8.221	3841424	395.822 ng/ml
51)	Aroclor 1262 (4)	8.391	9707378	469.861 ng/ml
52)	Aroclor 1262 (5)	8.690	6232697	476.420 ng/ml
53)	Aroclor 1262 (6)	9.081	2516886	376.969 ng/ml
54)	Aroclor 1262 - AVE	0.000	0	N.D. ng/ml
55)	Aroclor 1268 (1)	8.221	3841424	752.595 ng/ml
56)	Aroclor 1268 (2)	8.638	2206623	89.972 ng/ml
57)	Aroclor 1268 (3)	8.690	6232697	305.312 ng/ml
58)	Aroclor 1268 (4)	8.865	217947	11.379 ng/ml
59)	Aroclor 1268 (5)	9.081	2516886	324.771 ng/ml
60)	Aroclor 1268 (6)	9.341	620554	11.869 ng/ml
61)	Aroclor 1268 - AVE	0.000	0	N.D. ng/ml

(f)=RT Delta > 1/2 Window (m)=manual int.

Quantitation Report (Not Reviewed)

Data Path : K:\DATA\9L10023\
Data File : ECD2F003.D
Signal(s) : ECD1A.CH
Acq On : 10 Dec 2019 8:04
Operator : MJB / KAK
Sample : 9L10023-CCV1
Misc :
ALS Vial : 2 Sample Multiplier: 1

Integration File: PCB1.e
Quant Time: Dec 11 08:33:58 2019
Quant Method : K:\METHODS\FECD2_QUANTPCB_191203.M
Quant Title : PCB Data Analysis
QLast Update : Wed Dec 04 15:29:22 2019
Response via : Initial Calibration
Integrator: ChemStation 6890 Scale Mode: Small noise peaks clipped

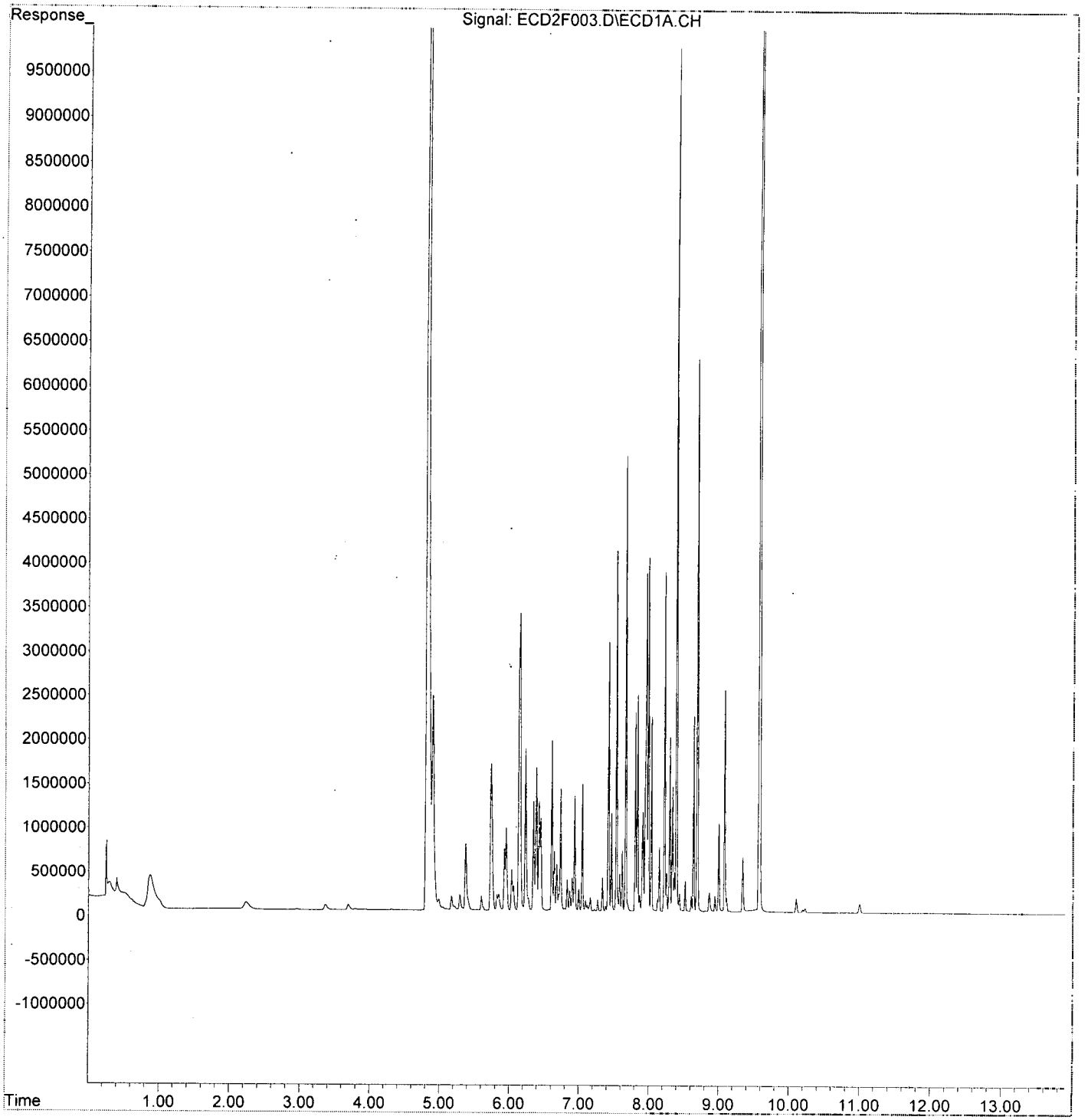

Quantitation Report (Not Reviewed)

Data Path : K:\DATA\9L10023\
Data File : ECD2F004.D
Signal(s) : ECD1A.CH
Acq On : 10 Dec 2019 8:22
Operator : MJB / KAK
Sample : 9L10023-CCB1
Misc :
ALS Vial : 3 Sample Multiplier: 1

Integration File: PCB1.e
Quant Time: Dec 11 08:34:16 2019
Quant Method : K:\METHODS\FECD2_QUANTPCB_191203.M
Quant Title : PCB Data Analysis
QLast Update : Wed Dec 04 15:29:22 2019
Response via : Initial Calibration
Integrator: ChemStation 6890 Scale Mode: Small noise peaks clipped

12/12/19

clear

	Compound	R.T.	Response	Conc Units
	System Monitoring Compounds			
1) S	TCMX (S)	4.813	6183016	92.855 ng/ml
62) S	DCBP (S)	9.576	11517566	103.135 ng/ml
	Target Compounds			
2)	Aroclor 1016 (1)	5.719	2572	0.688 ng/ml
3)	Aroclor 1016 (2)	6.149	3740	0.520 ng/ml
4)	Aroclor 1016 (3)	6.215	916	0.231 ng/ml
5)	Aroclor 1016 (4)	6.390	1649	0.461 ng/ml
6)	Aroclor 1016 (5)	6.612	2321	0.559 ng/ml
7)	Aroclor 1016 (6)	6.737	1743	0.594 ng/ml
8)	Aroclor 1016 - AVE	0.000	0	N.D. ng/ml
9)	Aroclor 1221 (1)	5.170	8267	7.637 ng/ml
10)	Aroclor 1221 (2)	5.298	7265	10.124 ng/ml
11)	Aroclor 1221 (3)	5.367	6555	2.801 ng/ml
12)	Aroclor 1221 - AVE	0.000	0	N.D. ng/ml
13)	Aroclor 1232 (1)	5.367	6555	3.691 ng/ml
14)	Aroclor 1232 (2)	6.149	3740	1.345 ng/ml
15)	Aroclor 1232 (3)	6.215	916	0.625 ng/ml
16)	Aroclor 1232 (4)	6.390	1649	1.448 ng/ml
17)	Aroclor 1232 (5)	6.612	2321	1.617 ng/ml
18)	Aroclor 1232 (6)	6.737	1743	1.455 ng/ml
19)	Aroclor 1232 - AVE	0.000	0	N.D. ng/ml
20)	Aroclor 1242 (1)	5.719	2572	0.969 ng/ml
21)	Aroclor 1242 (2)	6.149	3740	0.721 ng/ml
22)	Aroclor 1242 (3)	6.215	916	0.325 ng/ml
23)	Aroclor 1242 (4)	6.390	1649	0.721 ng/ml
24)	Aroclor 1242 (5)	6.612	2321	0.778 ng/ml
25)	Aroclor 1242 (6)	6.737	1743	0.695 ng/ml
26)	Aroclor 1242 - AVE	0.000	0	N.D. ng/ml
27)	Aroclor 1248 (1)	6.119	919	0.270 ng/ml
28)	Aroclor 1248 (2)	6.390	1649	0.365 ng/ml
29)	Aroclor 1248 (3)	6.612	2321	0.445 ng/ml
30)	Aroclor 1248 (4)	6.904	909	0.157 ng/ml
31)	Aroclor 1248 (5)	6.934	996	0.162 ng/ml
32)	Aroclor 1248 (6)	7.417	2265	0.663 ng/ml
33)	Aroclor 1248 - AVE	0.000	0	N.D. ng/ml
34)	Aroclor 1254 (1)	6.934	996	0.166 ng/ml
35)	Aroclor 1254 (2)	7.048	1188	0.163 ng/ml
36)	Aroclor 1254 (3)	7.417	2265	0.202 ng/ml
37)	Aroclor 1254 (4)	7.579	1696	0.238 ng/ml
38)	Aroclor 1254 (5)	7.963	3794	0.495 ng/ml
39)	Aroclor 1254 (6)	8.252	572	0.229 ng/ml
40)	Aroclor 1254 - AVE	0.000	0	N.D. ng/ml
41)	Aroclor 1260 (1)	7.533	2514	0.302 ng/ml
42)	Aroclor 1260 (2)	7.666	4449	0.436 ng/ml
43)	Aroclor 1260 (3)	8.221	1454	0.185 ng/ml
44)	Aroclor 1260 (4)	8.393	8445	0.454 ng/ml
45)	Aroclor 1260 (5)	8.691	3616	0.299 ng/ml
46)	Aroclor 1260 (6)	9.081	3384	0.662 ng/ml
47)	Aroclor 1260 - AVE	0.000	0	N.D. ng/ml

Quantitation Report (Not Reviewed)

Data Path : K:\DATA\9L10023\
Data File : ECD2F004.D
Signal(s) : ECD1A.CH
Acq On : 10 Dec 2019 8:22
Operator : MJB / KAK
Sample : 9L10023-CCB1
Misc :
ALS Vial : 3 Sample Multiplier: 1

Integration File: PCB1.e
Quant Time: Dec 11 08:34:16 2019
Quant Method : K:\METHODS\FECD2_QUANTPCB_191203.M
Quant Title : PCB Data Analysis
QLast Update : Wed Dec 04 15:29:22 2019
Response via : Initial Calibration
Integrator: ChemStation 6890 Scale Mode: Small noise peaks clipped

	Compound	R.T.	Response	Conc Units
48)	Aroclor 1262 (1)	7.666	4449	0.553 ng/ml
49)	Aroclor 1262 (2)	7.987	2437	0.217 ng/ml
50)	Aroclor 1262 (3)	8.221	1454	0.150 ng/ml
51)	Aroclor 1262 (4)	8.393	8445	0.409 ng/ml
52)	Aroclor 1262 (5)	8.691	3616	0.276 ng/ml
53)	Aroclor 1262 (6)	9.081	3384	0.507 ng/ml
54)	Aroclor 1262 - AVE	0.000	0	N.D. ng/ml
55)	Aroclor 1268 (1)	8.221	1454	0.285 ng/ml
56)	Aroclor 1268 (2)	8.639	1961	0.080 ng/ml
57)	Aroclor 1268 (3)	8.691	3616	0.177 ng/ml
58)	Aroclor 1268 (4)	8.870	49705	2.595 ng/ml
59)	Aroclor 1268 (5)	9.081	3384	0.437 ng/ml
60)	Aroclor 1268 (6)	9.343	54618	1.045 ng/ml
61)	Aroclor 1268 - AVE	0.000	0	N.D. ng/ml

(f)=RT Delta > 1/2 Window (m)=manual int.

Quantitation Report (Not Reviewed)

Data Path : K:\DATA\9L10023\
Data File : ECD2F004.D
Signal(s) : ECD1A.CH
Acq On : 10 Dec 2019 8:22
Operator : MJB / KAK
Sample : 9L10023-CCB1
Misc :
ALS Vial : 3 Sample Multiplier: 1

Integration File: PCB1.e
Quant Time: Dec 11 08:34:16 2019
Quant Method : K:\METHODS\FECD2_QUANTPCB_191203.M
Quant Title : PCB Data Analysis
QLast Update : Wed Dec 04 15:29:22 2019
Response via : Initial Calibration
Integrator: ChemStation 6890 Scale Mode: Small noise peaks clipped

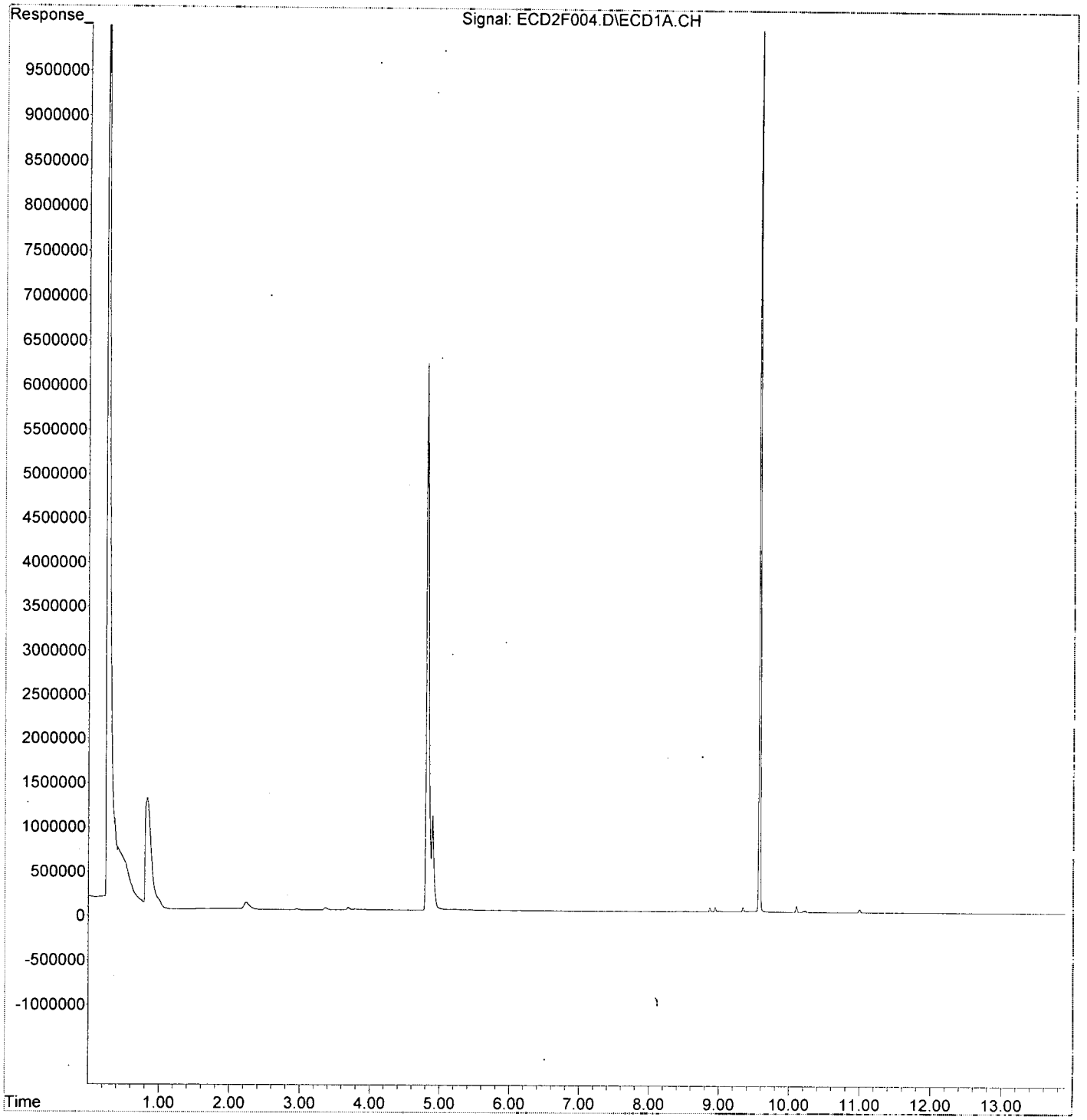

Quantitation Report (Not Reviewed)

Data Path : K:\DATA\9L10023\
Data File : ECD2F005.D
Signal(s) : ECD1A.CH
Acq On : 10 Dec 2019 8:40
Operator : MJB / KAK
Sample : 9120536-BLK1
Misc :
ALS Vial : 4 Sample Multiplier: 1

Integration File: PCB1.e
Quant Time: Dec 11 08:34:36 2019
Quant Method : K:\METHODS\FECD2_QUANTPCB_191203.M
Quant Title : PCB Data Analysis
QLast Update : Wed Dec 04 15:29:22 2019
Response via : Initial Calibration
Integrator: ChemStation 6890 Scale Mode: Small noise peaks clipped

12/12/19

	Compound	R.T.	Response	Conc Units
	System Monitoring Compounds			
1) S	TCMX (S)	4.811	10049017	150.914 ng/ml
62) S	DCBP (S)	9.576	25968426	232.535 ng/ml
	Target Compounds			
2)	Aroclor 1016 (1)	5.725	2105	0.563 ng/ml
3)	Aroclor 1016 (2)	6.146	1661	0.231 ng/ml
4)	Aroclor 1016 (3)	6.240	868	0.218 ng/ml
5)	Aroclor 1016 (4)	6.382	4501	1.258 ng/ml
6)	Aroclor 1016 (5)	6.604	3945	0.950 ng/ml
7)	Aroclor 1016 (6)	6.730	2354	0.802 ng/ml
8)	Aroclor 1016 - AVE	0.000	0	N.D. ng/ml
9)	Aroclor 1221 (1)	5.163	7151	6.606 ng/ml
10)	Aroclor 1221 (2)	5.307	5115	7.128 ng/ml
11)	Aroclor 1221 (3)	5.359	9057	3.870 ng/ml
12)	Aroclor 1221 - AVE	0.000	0	N.D. ng/ml
13)	Aroclor 1232 (1)	5.359	9057	5.099 ng/ml
14)	Aroclor 1232 (2)	6.146	1661	0.597 ng/ml
15)	Aroclor 1232 (3)	6.240	868	0.591 ng/ml
16)	Aroclor 1232 (4)	6.382	4501	3.951 ng/ml
17)	Aroclor 1232 (5)	6.604	3945	2.747 ng/ml
18)	Aroclor 1232 (6)	6.730	2354	1.965 ng/ml
19)	Aroclor 1232 - AVE	0.000	0	N.D. ng/ml
20)	Aroclor 1242 (1)	5.725	2105	0.793 ng/ml
21)	Aroclor 1242 (2)	6.146	1661	0.320 ng/ml
22)	Aroclor 1242 (3)	6.208	541	0.192 ng/ml
23)	Aroclor 1242 (4)	6.382	4501	1.966 ng/ml
24)	Aroclor 1242 (5)	6.604	3945	1.322 ng/ml
25)	Aroclor 1242 (6)	6.730	2354	0.938 ng/ml
26)	Aroclor 1242 - AVE	0.000	0	N.D. ng/ml
27)	Aroclor 1248 (1)	6.119	486	0.143 ng/ml
28)	Aroclor 1248 (2)	6.382	4501	0.997 ng/ml
29)	Aroclor 1248 (3)	6.604	3945	0.756 ng/ml
30)	Aroclor 1248 (4)	6.897	14786	2.547 ng/ml
31)	Aroclor 1248 (5)	6.931	22488	3.651 ng/ml
32)	Aroclor 1248 (6)	7.412	73489	21.504 ng/ml
33)	Aroclor 1248 - AVE	0.000	0	N.D. ng/ml
34)	Aroclor 1254 (1)	6.931	22488	3.749 ng/ml
35)	Aroclor 1254 (2)	7.041	46131	6.330 ng/ml
36)	Aroclor 1254 (3)	7.412	73489	6.556 ng/ml
37)	Aroclor 1254 (4)	7.578	69736	9.781 ng/ml
38)	Aroclor 1254 (5)	7.958	70275	9.176 ng/ml
39)	Aroclor 1254 (6)	8.249	23252	9.324 ng/ml
40)	Aroclor 1254 - AVE	0.000	0	N.D. ng/ml
41)	Aroclor 1260 (1)	7.531	33974	4.080 ng/ml
42)	Aroclor 1260 (2)	7.663	47374	4.643 ng/ml
43)	Aroclor 1260 (3)	8.219	6488	0.825 ng/ml
44)	Aroclor 1260 (4)	8.389	26089	1.401 ng/ml
45)	Aroclor 1260 (5)	8.689	16295	1.347 ng/ml
46)	Aroclor 1260 (6)	9.080	7078	1.384 ng/ml
47)	Aroclor 1260 - AVE	0.000	0	N.D. ng/ml

✓

< MDL

Quantitation Report (Not Reviewed)

Data Path : K:\DATA\9L10023\
Data File : ECD2F005.D
Signal(s) : ECD1A.CH
Acq On : 10 Dec 2019 8:40
Operator : MJB / KAK
Sample : 9120536-BLK1
Misc :
ALS Vial : 4 Sample Multiplier: 1

Integration File: PCB1.e
Quant Time: Dec 11 08:34:36 2019
Quant Method : K:\METHODS\FECD2_QUANTPCB_191203.M
Quant Title : PCB Data Analysis
QLast Update : Wed Dec 04 15:29:22 2019
Response via : Initial Calibration
Integrator: ChemStation 6890 Scale Mode: Small noise peaks clipped

	Compound	R.T.	Response	Conc Units
48)	Aroclor 1262 (1)	7.663	47374	5.888 ng/ml
49)	Aroclor 1262 (2)	7.988	8828	0.786 ng/ml
50)	Aroclor 1262 (3)	8.219	6488	0.669 ng/ml
51)	Aroclor 1262 (4)	8.389	26089	1.263 ng/ml
52)	Aroclor 1262 (5)	8.689	16295	1.246 ng/ml
53)	Aroclor 1262 (6)	9.080	7078	1.060 ng/ml
54)	Aroclor 1262 - AVE	0.000	0	N.D. ng/ml
55)	Aroclor 1268 (1)	8.219	6488	1.271 ng/ml
56)	Aroclor 1268 (2)	8.637	5338	0.218 ng/ml
57)	Aroclor 1268 (3)	8.689	16295	0.798 ng/ml
58)	Aroclor 1268 (4)	8.869	100052	5.224 ng/ml
59)	Aroclor 1268 (5)	9.080	7078	0.913 ng/ml
60)	Aroclor 1268 (6)	9.341	114718	2.194 ng/ml
61)	Aroclor 1268 - AVE	0.000	0	N.D. ng/ml

(f)=RT Delta > 1/2 Window (m)=manual int.

Quantitation Report (Not Reviewed)

Data Path : K:\DATA\9L10023\
Data File : ECD2F005.D
Signal(s) : ECD1A.CH
Acq On : 10 Dec 2019 8:40
Operator : MJB / KAK
Sample : 9120536-BLK1
Misc :
ALS Vial : 4 Sample Multiplier: 1

Integration File: PCB1.e
Quant Time: Dec 11 08:34:36 2019
Quant Method : K:\METHODS\FECD2_QUANTPCB_191203.M
Quant Title : PCB Data Analysis
QLast Update : Wed Dec 04 15:29:22 2019
Response via : Initial Calibration
Integrator: ChemStation 6890 Scale Mode: Small noise peaks clipped

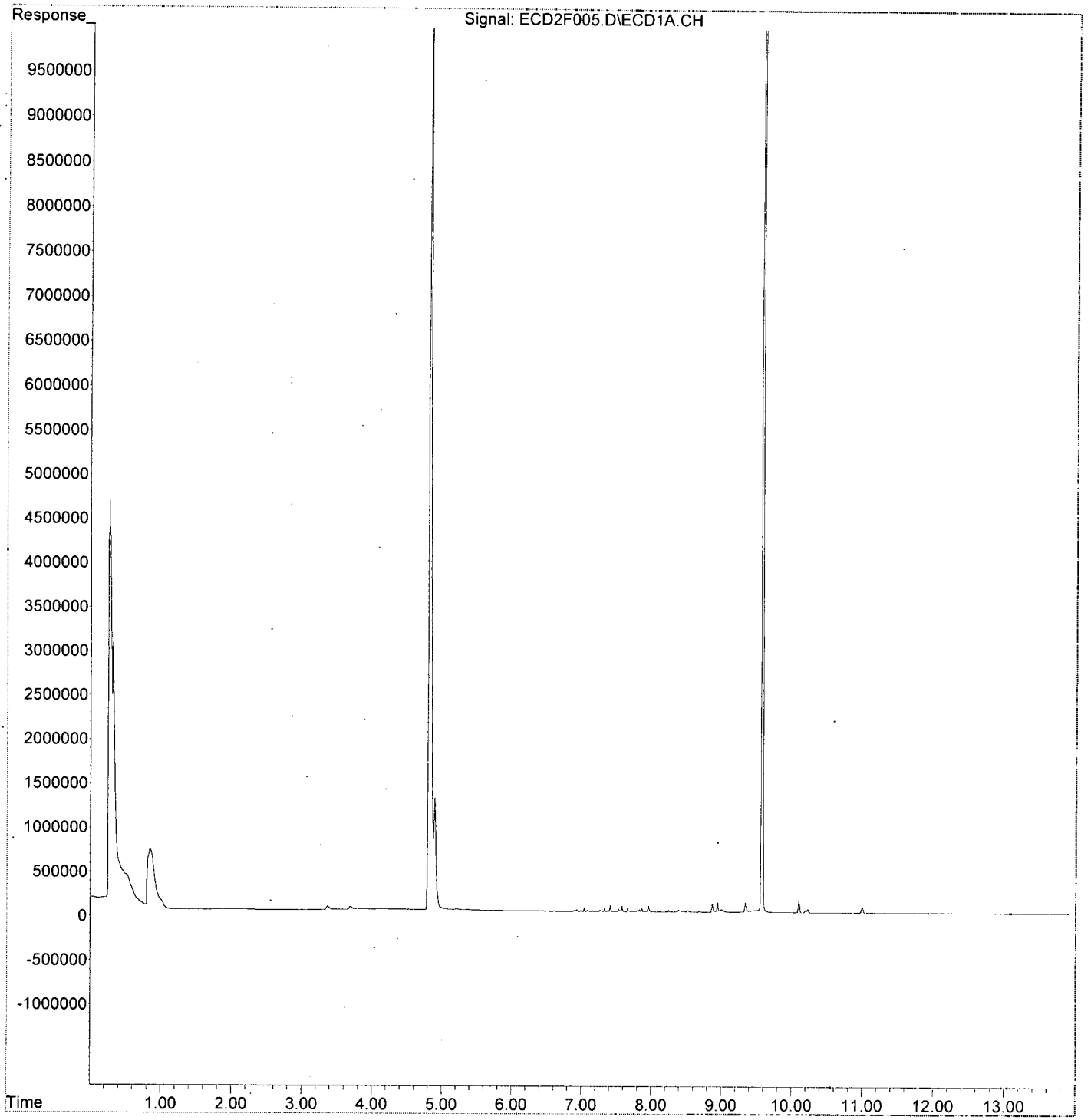

Quantitation Report (Not Reviewed)

Data Path : K:\DATA\9L10023\
Data File : ECD2F006.D
Signal(s) : ECD1A.CH
Acq On : 10 Dec 2019 8:57
Operator : MJB / KAK
Sample : 9120536-BS1
Misc :
ALS Vial : 5 Sample Multiplier: 1

Integration File: PCB1.e
Quant Time: Dec 11 08:34:55 2019
Quant Method : K:\METHODS\FECD2_QUANTPCB_191203.M
Quant Title : PCB Data Analysis
QLast Update : Wed Dec 04 15:29:22 2019
Response via : Initial Calibration
Integrator: ChemStation 6890 Scale Mode: Small noise peaks clipped

12/12/19

	Compound	R.T.	Response	Conc	Units
	System Monitoring Compounds				
1)	S TCMX (S)	4.811	9931586	149.150	ng/ml
62)	S DCBP (S)	9.576	25884384	231.783	ng/ml
	Target Compounds				
2)	Aroclor 1016 (1)	5.730	2501338	669.172	ng/ml
3)	Aroclor 1016 (2)	6.143	5700397	792.392	ng/ml
4)	Aroclor 1016 (3)	6.225	2836379	713.927	ng/ml
5)	Aroclor 1016 (4)	6.382	2812506	786.197	ng/ml
6)	Aroclor 1016 (5)	6.603	3055277	735.948	ng/ml
7)	Aroclor 1016 (6)	6.729	2046739	697.777	ng/ml
8)	Aroclor 1016 - AVE	0.000	0	N.D.	ng/ml
9)	Aroclor 1221 (1)	5.167	210073	194.075	ng/ml
10)	Aroclor 1221 (2)	5.287	247010	344.232	ng/ml
11)	Aroclor 1221 (3)	5.368	1124771	480.648	ng/ml
12)	Aroclor 1221 - AVE	0.000	0	N.D.	ng/ml
13)	Aroclor 1232 (1)	5.368	1124771	633.256	ng/ml
14)	Aroclor 1232 (2)	6.143	5700397	2050.368	ng/ml
15)	Aroclor 1232 (3)	6.225	2836379	1933.533	ng/ml
16)	Aroclor 1232 (4)	6.382	2812506	2468.486	ng/ml
17)	Aroclor 1232 (5)	6.603	3055277	2127.661	ng/ml
18)	Aroclor 1232 (6)	6.729	2046739	1708.290	ng/ml
19)	Aroclor 1232 - AVE	0.000	0	N.D.	ng/ml
20)	Aroclor 1242 (1)	5.730	2501338	941.760	ng/ml
21)	Aroclor 1242 (2)	6.143	5700397	1098.960	ng/ml
22)	Aroclor 1242 (3)	6.225	2836379	1005.747	ng/ml
23)	Aroclor 1242 (4)	6.382	2812506	1228.608	ng/ml
24)	Aroclor 1242 (5)	6.603	3055277	1023.644	ng/ml
25)	Aroclor 1242 (6)	6.729	2046739	815.687	ng/ml
26)	Aroclor 1242 - AVE	0.000	0	N.D.	ng/ml
27)	Aroclor 1248 (1)	6.143	5700397	1674.964	ng/ml
28)	Aroclor 1248 (2)	6.382	2812506	622.895	ng/ml
29)	Aroclor 1248 (3)	6.603	3055277	585.430	ng/ml
30)	Aroclor 1248 (4)	6.897	638824	110.045	ng/ml
31)	Aroclor 1248 (5)	6.931	2280395	370.236	ng/ml
32)	Aroclor 1248 (6)	7.419	5339002	1562.291	ng/ml
33)	Aroclor 1248 - AVE	0.000	0	N.D.	ng/ml
34)	Aroclor 1254 (1)	6.931	2280395	380.185	ng/ml
35)	Aroclor 1254 (2)	7.041	2635930	361.702	ng/ml
36)	Aroclor 1254 (3)	7.419	5339002	476.272	ng/ml
37)	Aroclor 1254 (4)	7.577	787311	110.422	ng/ml
38)	Aroclor 1254 (5)	7.958	7423118	969.203	ng/ml
39)	Aroclor 1254 (6)	8.250	721398	289.266	ng/ml
40)	Aroclor 1254 - AVE	0.000	0	N.D.	ng/ml
41)	Aroclor 1260 (1)	7.531	7321014	879.106	ng/ml
42)	Aroclor 1260 (2)	7.664	9873747	967.787	ng/ml
43)	Aroclor 1260 (3)	8.220	7162402	910.649	ng/ml
44)	Aroclor 1260 (4)	8.391	18912639	1015.800	ng/ml
45)	Aroclor 1260 (5)	8.689	11607248	959.596	ng/ml
46)	Aroclor 1260 (6)	9.081	5095316	996.229	ng/ml
47)	Aroclor 1260 - AVE	0.000	0	N.D.	ng/ml

732.57

954.86

Quantitation Report (Not Reviewed)

Data Path : K:\DATA\9L10023\
Data File : ECD2F006.D
Signal(s) : ECD1A.CH
Acq On : 10 Dec 2019 8:57
Operator : MJB / KAK
Sample : 9120536-BS1
Misc :
ALS Vial : 5 Sample Multiplier: 1

Integration File: PCB1.e
Quant Time: Dec 11 08:34:55 2019
Quant Method : K:\METHODS\FECD2_QUANTPCB_191203.M
Quant Title : PCB Data Analysis
QLast Update : Wed Dec 04 15:29:22 2019
Response via : Initial Calibration
Integrator: ChemStation 6890 Scale Mode: Small noise peaks clipped

	Compound	R.T.	Response	Conc	Units
48)	Aroclor 1262 (1)	7.664	9873747	1227.099	ng/ml
49)	Aroclor 1262 (2)	7.988	7201680	641.571	ng/ml
50)	Aroclor 1262 (3)	8.220	7162402	738.017	ng/ml
51)	Aroclor 1262 (4)	8.391	18912639	915.419	ng/ml
52)	Aroclor 1262 (5)	8.689	11607248	887.244	ng/ml
53)	Aroclor 1262 (6)	9.081	5095316	763.156	ng/ml
54)	Aroclor 1262 - AVE	0.000	0	N.D.	ng/ml
55)	Aroclor 1268 (1)	8.220	7162402	1403.227	ng/ml
56)	Aroclor 1268 (2)	8.637	4289683	174.906	ng/ml
57)	Aroclor 1268 (3)	8.689	11607248	568.587	ng/ml
58)	Aroclor 1268 (4)	8.861	352269	18.392	ng/ml
59)	Aroclor 1268 (5)	9.081	5095316	657.483	ng/ml
60)	Aroclor 1268 (6)	9.340	1195808	22.872	ng/ml
61)	Aroclor 1268 - AVE	0.000	0	N.D.	ng/ml

(f)=RT Delta > 1/2 Window (m)=manual int.

Quantitation Report (Not Reviewed)

Data Path : K:\DATA\9L10023\
Data File : ECD2F006.D
Signal(s) : ECD1A.CH
Acq On : 10 Dec 2019 8:57
Operator : MJB / KAK
Sample : 9120536-BS1
Misc :
ALS Vial : 5 Sample Multiplier: 1

Integration File: PCB1.e
Quant Time: Dec 11 08:34:55 2019
Quant Method : K:\METHODS\FECD2_QUANTPCB_191203.M
Quant Title : PCB Data Analysis
QLast Update : Wed Dec 04 15:29:22 2019
Response via : Initial Calibration
Integrator: ChemStation 6890 Scale Mode: Small noise peaks clipped

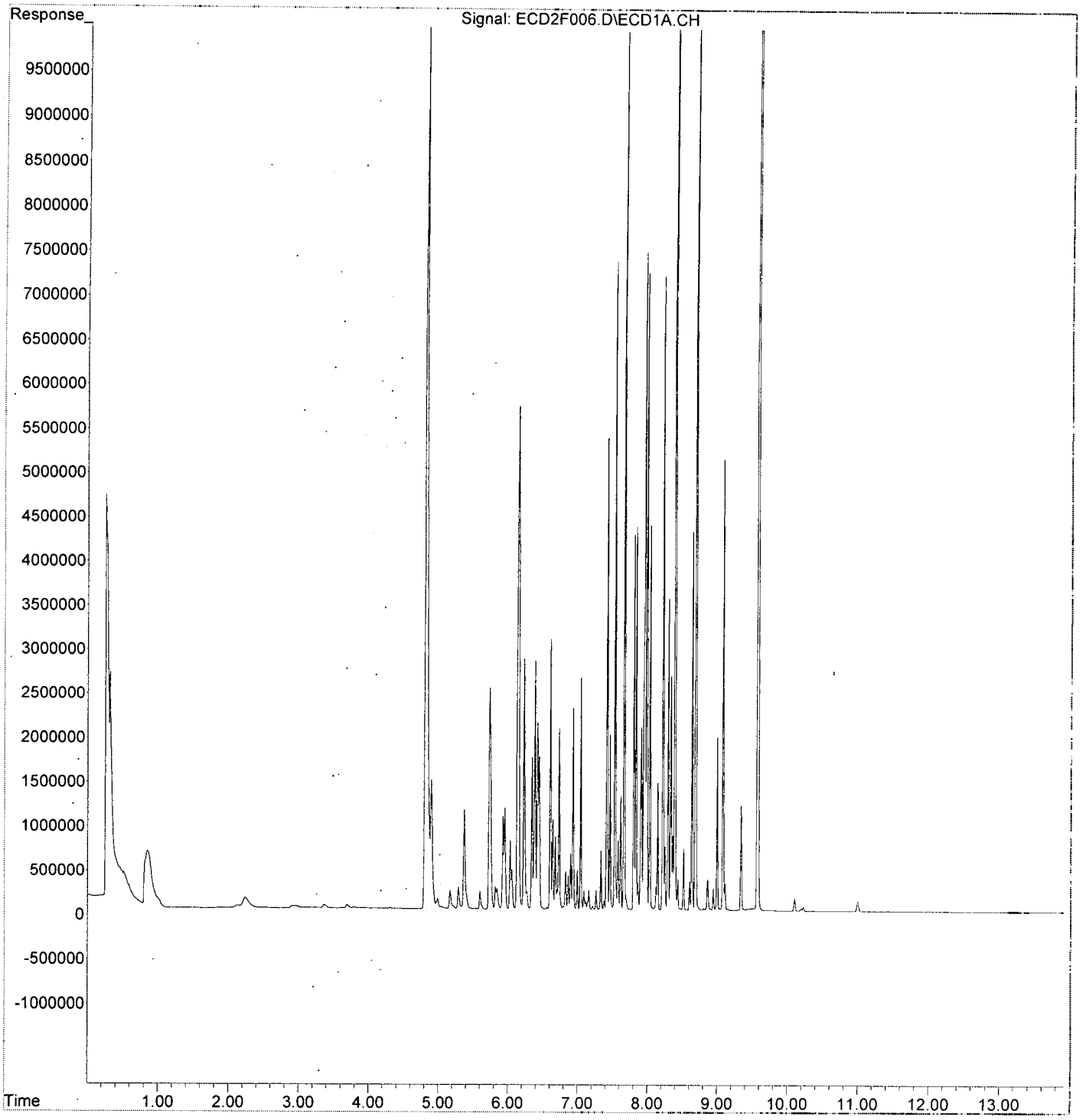

Quantitation Report (Not Reviewed)

Data Path : K:\DATA\9L10023\
Data File : ECD2F007.D
Signal(s) : ECD1A.CH
Acq On : 10 Dec 2019 9:15
Operator : MJB / KAK
Sample : A9J0095-32
Misc :
ALS Vial : 6 Sample Multiplier: 1

Integration File: PCB1.e
Quant Time: Dec 11 08:35:14 2019
Quant Method : K:\METHODS\FECD2_QUANTPCB_191203.M
Quant Title : PCB Data Analysis
QLast Update : Wed Dec 04 15:29:22 2019
Response via : Initial Calibration
Integrator: ChemStation 6890 Scale Mode: Small noise peaks clipped

12/12/19

	Compound	R.T.	Response	Conc Units
	System Monitoring Compounds			
1) S	TCMX (S)	4.816	9497650	142.634 ng/ml
62) S	DCBP (S)	9.577	12134388	108.658 ng/ml
	Target Compounds			
2)	Aroclor 1016 (1)	5.715	13377	3.579 ng/ml
3)	Aroclor 1016 (2)	6.142	39044	5.427 ng/ml
4)	Aroclor 1016 (3)	6.227	20400	5.135 ng/ml
5)	Aroclor 1016 (4)	6.383	26756	7.479 ng/ml
6)	Aroclor 1016 (5)	6.609	28762	6.928 ng/ml
7)	Aroclor 1016 (6)	6.734	27276	9.299 ng/ml
8)	Aroclor 1016 - AVE	0.000	0	N.D. ng/ml
9)	Aroclor 1221 (1)	5.165	7945	7.339 ng/ml
10)	Aroclor 1221 (2)	5.287	18596	25.915 ng/ml
11)	Aroclor 1221 (3)	5.380	94150	40.233 ng/ml
12)	Aroclor 1221 - AVE	0.000	0	N.D. ng/ml
13)	Aroclor 1232 (1)	5.380	94150	53.007 ng/ml
14)	Aroclor 1232 (2)	6.142	39044	14.044 ng/ml
15)	Aroclor 1232 (3)	6.227	20400	13.907 ng/ml
16)	Aroclor 1232 (4)	6.383	26756	23.483 ng/ml
17)	Aroclor 1232 (5)	6.609	28762	20.029 ng/ml
18)	Aroclor 1232 (6)	6.734	27276	22.766 ng/ml
19)	Aroclor 1232 - AVE	0.000	0	N.D. ng/ml
20)	Aroclor 1242 (1)	5.715	13377	5.037 ng/ml
21)	Aroclor 1242 (2)	6.142	39044	7.527 ng/ml
22)	Aroclor 1242 (3)	6.227	20400	7.234 ng/ml
23)	Aroclor 1242 (4)	6.383	26756	11.688 ng/ml
24)	Aroclor 1242 (5)	6.609	28762	9.636 ng/ml
25)	Aroclor 1242 (6)	6.734	27276	10.870 ng/ml
26)	Aroclor 1242 - AVE	0.000	0	N.D. ng/ml
27)	Aroclor 1248 (1)	6.142	39044	11.473 ng/ml
28)	Aroclor 1248 (2)	6.383	26756	5.926 ng/ml
29)	Aroclor 1248 (3)	6.609	28762	5.511 ng/ml
30)	Aroclor 1248 (4)	6.896	31128	5.362 ng/ml
31)	Aroclor 1248 (5)	6.931	30824	5.004 ng/ml
32)	Aroclor 1248 (6)	7.411	58544	17.131 ng/ml
33)	Aroclor 1248 - AVE	0.000	0	N.D. ng/ml
34)	Aroclor 1254 (1)	6.931	30824	5.139 ng/ml
35)	Aroclor 1254 (2)	7.045	51497	7.066 ng/ml
36)	Aroclor 1254 (3)	7.411	58544	5.223 ng/ml
37)	Aroclor 1254 (4)	7.577	54105	7.588 ng/ml
38)	Aroclor 1254 (5)	7.958	60656	7.920 ng/ml
39)	Aroclor 1254 (6)	8.248	21094	8.458 ng/ml
40)	Aroclor 1254 - AVE	0.000	0	N.D. ng/ml
41)	Aroclor 1260 (1)	7.531	38027	4.566 ng/ml
42)	Aroclor 1260 (2)	7.666	83165	8.152 ng/ml
43)	Aroclor 1260 (3)	8.221	18514	2.354 ng/ml
44)	Aroclor 1260 (4)	8.391	47861	2.571 ng/ml
45)	Aroclor 1260 (5)	8.689	40801	3.373 ng/ml
46)	Aroclor 1260 (6)	9.082	10414	2.036 ng/ml
47)	Aroclor 1260 - AVE	0.000	0	N.D. ng/ml

↑ MDL

Quantitation Report (Not Reviewed)

Data Path : K:\DATA\9L10023\
Data File : ECD2F007.D
Signal(s) : ECD1A.CH
Acq On : 10 Dec 2019 9:15
Operator : MJB / KAK
Sample : A9J0095-32
Misc :
ALS Vial : 6 Sample Multiplier: 1

Integration File: PCB1.e
Quant Time: Dec 11 08:35:14 2019
Quant Method : K:\METHODS\FECD2_QUANTPCB_191203.M
Quant Title : PCB Data Analysis
QLast Update : Wed Dec 04 15:29:22 2019
Response via : Initial Calibration
Integrator: ChemStation 6890 Scale Mode: Small noise peaks clipped

	Compound	R.T.	Response	Conc Units
48)	Aroclor 1262 (1)	7.666	83165	10.336 ng/ml
49)	Aroclor 1262 (2)	7.989	21678	1.931 ng/ml
50)	Aroclor 1262 (3)	8.221	18514	1.908 ng/ml
51)	Aroclor 1262 (4)	8.391	47861	2.317 ng/ml
52)	Aroclor 1262 (5)	8.689	40801	3.119 ng/ml
53)	Aroclor 1262 (6)	9.082	10414	1.560 ng/ml
54)	Aroclor 1262 - AVE	0.000	0	N.D. ng/ml
55)	Aroclor 1268 (1)	8.221	18514	3.627 ng/ml
56)	Aroclor 1268 (2)	8.641	17518	0.714 ng/ml
57)	Aroclor 1268 (3)	8.689	40801	1.999 ng/ml
58)	Aroclor 1268 (4)	8.868	21854	1.141 ng/ml
59)	Aroclor 1268 (5)	9.082	10414	1.344 ng/ml
60)	Aroclor 1268 (6)	9.342	41670	0.797 ng/ml
61)	Aroclor 1268 - AVE	0.000	0	N.D. ng/ml

(f)=RT Delta > 1/2 Window (m)=manual int.

Quantitation Report (Not Reviewed)

Data Path : K:\DATA\9L10023\
Data File : ECD2F007.D
Signal(s) : ECD1A.CH
Acq On : 10 Dec 2019 9:15
Operator : MJB / KAK
Sample : A9J0095-32
Misc :
ALS Vial : 6 Sample Multiplier: 1

Integration File: PCB1.e
Quant Time: Dec 11 08:35:14 2019
Quant Method : K:\METHODS\FECD2_QUANTPCB_191203.M
Quant Title : PCB Data Analysis
QLast Update : Wed Dec 04 15:29:22 2019
Response via : Initial Calibration
Integrator: ChemStation 6890 Scale Mode: Small noise peaks clipped

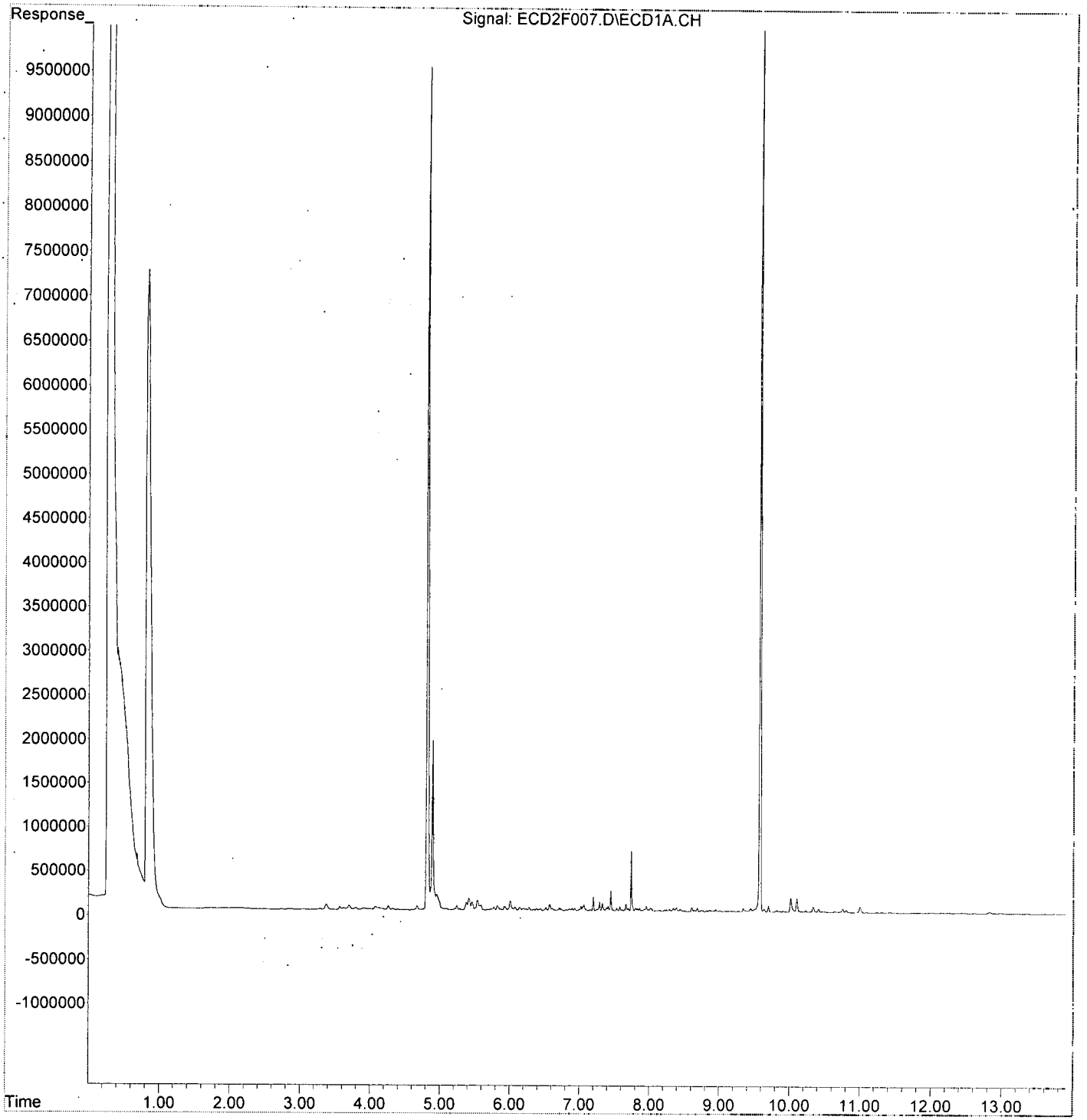

Quantitation Report (Not Reviewed)

Data Path : K:\DATA\9L10023\
Data File : ECD2F009.D
Signal(s) : ECD1A.CH
Acq On : 10 Dec 2019 9:50
Operator : MJB / KAK
Sample : A9J0095-33
Misc :
ALS Vial : 7 Sample Multiplier: 1

Integration File: PCB1.e
Quant Time: Dec 11 08:35:34 2019
Quant Method : K:\METHODS\FECD2_QUANTPCB_191203.M
Quant Title : PCB Data Analysis
QLast Update : Wed Dec 04 15:29:22 2019
Response via : Initial Calibration
Integrator: ChemStation 6890 Scale Mode: Small noise peaks clipped

12/12/19

		Compound	R.T.	Response	Conc	Units
		System Monitoring Compounds				
1)	S	TCMX (S)	4.813	7480163	112.335	ng/ml
62)	S	DCBP (S)	9.575	18435189	165.079	ng/ml
		Target Compounds				
2)		Aroclor 1016 (1)	5.721	6099	1.632	ng/ml
3)		Aroclor 1016 (2)	6.165	4681	0.651	ng/ml
4)		Aroclor 1016 (3)	6.223	4201	1.058	ng/ml
5)		Aroclor 1016 (4)	6.382	7849	2.194	ng/ml
6)		Aroclor 1016 (5)	6.601	5738	1.382	ng/ml
7)		Aroclor 1016 (6)	6.731	3579	1.220	ng/ml
8)		Aroclor 1016 - AVE	0.000	0	N.D.	ng/ml
9)		Aroclor 1221 (1)	5.169	9091	8.399	ng/ml
10)		Aroclor 1221 (2)	5.282	8493	11.835	ng/ml
11)		Aroclor 1221 (3)	5.360	655080	279.935	ng/ml
12)		Aroclor 1221 - AVE	0.000	0	N.D.	ng/ml
13)		Aroclor 1232 (1)	5.360	655080	368.816	ng/ml
14)		Aroclor 1232 (2)	6.165	4681	1.684	ng/ml
15)		Aroclor 1232 (3)	6.223	4201	2.864	ng/ml
16)		Aroclor 1232 (4)	6.382	7849	6.889	ng/ml
17)		Aroclor 1232 (5)	6.601	5738	3.996	ng/ml
18)		Aroclor 1232 (6)	6.731	3579	2.987	ng/ml
19)		Aroclor 1232 - AVE	0.000	0	N.D.	ng/ml
20)		Aroclor 1242 (1)	5.721	6099	2.296	ng/ml
21)		Aroclor 1242 (2)	6.165	4681	0.902	ng/ml
22)		Aroclor 1242 (3)	6.223	4201	1.490	ng/ml
23)		Aroclor 1242 (4)	6.382	7849	3.429	ng/ml
24)		Aroclor 1242 (5)	6.601	5738	1.922	ng/ml
25)		Aroclor 1242 (6)	6.731	3579	1.426	ng/ml
26)		Aroclor 1242 - AVE	0.000	0	N.D.	ng/ml
27)		Aroclor 1248 (1)	6.113	2803	0.824	ng/ml
28)		Aroclor 1248 (2)	6.382	7849	1.738	ng/ml
29)		Aroclor 1248 (3)	6.601	5738	1.099	ng/ml
30)		Aroclor 1248 (4)	6.896	13822	2.381	ng/ml
31)		Aroclor 1248 (5)	6.930	18759	3.046	ng/ml
32)		Aroclor 1248 (6)	7.410	64127	18.765	ng/ml
33)		Aroclor 1248 - AVE	0.000	0	N.D.	ng/ml
34)		Aroclor 1254 (1)	6.930	18759	3.128	ng/ml
35)		Aroclor 1254 (2)	7.040	42152	5.784	ng/ml
36)		Aroclor 1254 (3)	7.410	64127	5.721	ng/ml
37)		Aroclor 1254 (4)	7.577	65715	9.217	ng/ml
38)		Aroclor 1254 (5)	7.957	66439	8.675	ng/ml
39)		Aroclor 1254 (6)	8.248	22868	9.170	ng/ml
40)		Aroclor 1254 - AVE	0.000	0	N.D.	ng/ml
41)		Aroclor 1260 (1)	7.530	28636	3.439	ng/ml
42)		Aroclor 1260 (2)	7.663	49935	4.894	ng/ml
43)		Aroclor 1260 (3)	8.219	10481	1.333	ng/ml
44)		Aroclor 1260 (4)	8.390	23249	1.249	ng/ml
45)		Aroclor 1260 (5)	8.688	15324	1.267	ng/ml
46)		Aroclor 1260 (6)	9.062	22953	4.488	ng/ml
47)		Aroclor 1260 - AVE	0.000	0	N.D.	ng/ml

<MDL

Quantitation Report (Not Reviewed)

Data Path : K:\DATA\9L10023\
Data File : ECD2F009.D
Signal(s) : ECD1A.CH
Acq On : 10 Dec 2019 9:50
Operator : MJB / KAK
Sample : A9J0095-33
Misc :
ALS Vial : 7 Sample Multiplier: 1

Integration File: PCB1.e
Quant Time: Dec 11 08:35:34 2019
Quant Method : K:\METHODS\FECD2_QUANTPCB_191203.M
Quant Title : PCB Data Analysis
QLast Update : Wed Dec 04 15:29:22 2019
Response via : Initial Calibration
Integrator: ChemStation 6890 Scale Mode: Small noise peaks clipped

	Compound	R.T.	Response	Conc Units
48)	Aroclor 1262 (1)	7.663	49935	6.206 ng/ml
49)	Aroclor 1262 (2)	7.987	11081	0.987 ng/ml
50)	Aroclor 1262 (3)	8.219	10481	1.080 ng/ml
51)	Aroclor 1262 (4)	8.390	23249	1.125 ng/ml
52)	Aroclor 1262 (5)	8.688	15324	1.171 ng/ml
53)	Aroclor 1262 (6)	9.062	22953	3.438 ng/ml
54)	Aroclor 1262 - AVE	0.000	0	N.D. ng/ml
55)	Aroclor 1268 (1)	8.219	10481	2.053 ng/ml
56)	Aroclor 1268 (2)	8.638	5956	0.243 ng/ml
57)	Aroclor 1268 (3)	8.688	15324	0.751 ng/ml
58)	Aroclor 1268 (4)	8.868	56366	2.943 ng/ml
59)	Aroclor 1268 (5)	9.062	22953	2.962 ng/ml
60)	Aroclor 1268 (6)	9.342	72234	1.382 ng/ml
61)	Aroclor 1268 - AVE	0.000	0	N.D. ng/ml

(f)=RT Delta > 1/2 Window (m)=manual int.

Quantitation Report (Not Reviewed)

Data Path : K:\DATA\9L10023\
Data File : ECD2F009.D
Signal(s) : ECD1A.CH
Acq On : 10 Dec 2019 9:50
Operator : MJB / KAK
Sample : A9J0095-33
Misc :
ALS Vial : 7 Sample Multiplier: 1

Integration File: PCB1.e
Quant Time: Dec 11 08:35:34 2019
Quant Method : K:\METHODS\FECD2_QUANTPCB_191203.M
Quant Title : PCB Data Analysis
QLast Update : Wed Dec 04 15:29:22 2019
Response via : Initial Calibration
Integrator: ChemStation 6890 Scale Mode: Small noise peaks clipped

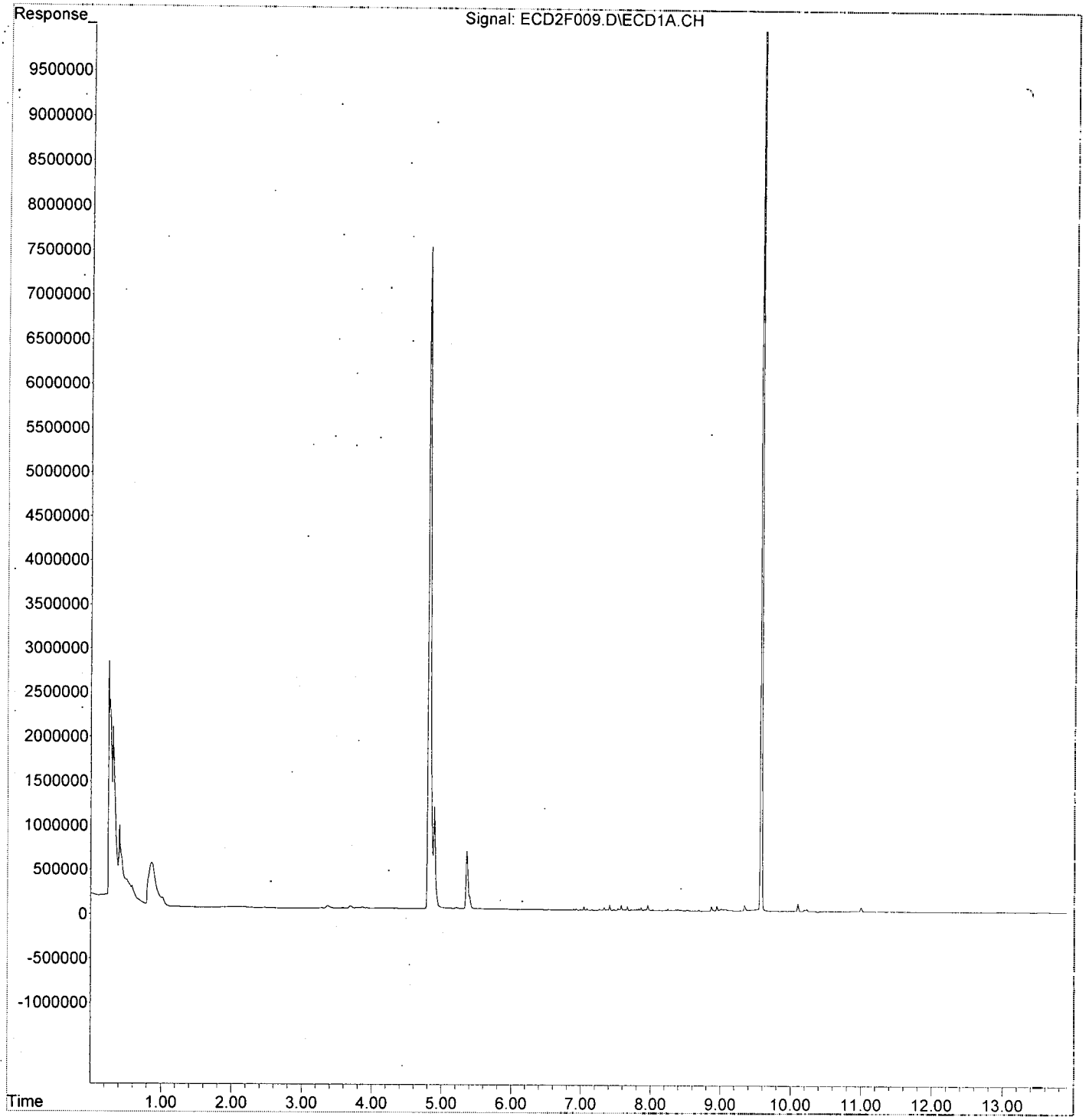

Quantitation Report (Not Reviewed)

Data Path : K:\DATA\9L10023\
Data File : ECD2F017.D
Signal(s) : ECD1A.CH
Acq On : 10 Dec 2019 12:11
Operator : MJB / KAK
Sample : 9L10023-CCV2
Misc :
ALS Vial : 2 Sample Multiplier: 1

Integration File: PCB1.e
Quant Time: Dec 11 08:36:49 2019
Quant Method : K:\METHODS\FECD2_QUANTPCB_191203.M
Quant Title : PCB Data Analysis
QLast Update : Wed Dec 04 15:29:22 2019
Response via : Initial Calibration
Integrator: ChemStation 6890 Scale Mode: Small noise peaks clipped

12/12/19

	Compound	R.T.	Response	Conc	Units
	System Monitoring Compounds				
1) S	TCMX (S)	4.812	16013539	240.488	ng/ml
62) S	DCBP (S)	9.576	30459018	272.747	ng/ml
	Target Compounds				
2)	Aroclor 1016 (1)	5.730	1684977	450.775	ng/ml
3)	Aroclor 1016 (2)	6.143	3523524	489.793	ng/ml
4)	Aroclor 1016 (3)	6.226	1896487	477.353	ng/ml
5)	Aroclor 1016 (4)	6.382	1720326	480.893	ng/ml
6)	Aroclor 1016 (5)	6.604	1945538	468.636	ng/ml
7)	Aroclor 1016 (6)	6.731	1380040	470.485	ng/ml
8)	Aroclor 1016 - AVE	0.000	0	N.D.	ng/ml
9)	Aroclor 1221 (1)	5.168	165944	153.307	ng/ml
10)	Aroclor 1221 (2)	5.288	182313	254.070	ng/ml
11)	Aroclor 1221 (3)	5.370	774844	331.114	ng/ml
12)	Aroclor 1221 - AVE	0.000	0	N.D.	ng/ml
13)	Aroclor 1232 (1)	5.370	774844	436.244	ng/ml
14)	Aroclor 1232 (2)	6.143	3523524	1267.371	ng/ml
15)	Aroclor 1232 (3)	6.226	1896487	1292.818	ng/ml
16)	Aroclor 1232 (4)	6.382	1720326	1509.899	ng/ml
17)	Aroclor 1232 (5)	6.604	1945538	1354.851	ng/ml
18)	Aroclor 1232 (6)	6.731	1380040	1151.837	ng/ml
19)	Aroclor 1232 - AVE	0.000	0	N.D.	ng/ml
20)	Aroclor 1242 (1)	5.730	1684977	634.398	ng/ml
21)	Aroclor 1242 (2)	6.143	3523524	679.288	ng/ml
22)	Aroclor 1242 (3)	6.226	1896487	672.473	ng/ml
23)	Aroclor 1242 (4)	6.382	1720326	751.503	ng/ml
24)	Aroclor 1242 (5)	6.604	1945538	651.836	ng/ml
25)	Aroclor 1242 (6)	6.731	1380040	549.987	ng/ml
26)	Aroclor 1242 - AVE	0.000	0	N.D.	ng/ml
27)	Aroclor 1248 (1)	6.143	3523524	1035.328	ng/ml
28)	Aroclor 1248 (2)	6.382	1720326	381.006	ng/ml
29)	Aroclor 1248 (3)	6.604	1945538	372.790	ng/ml
30)	Aroclor 1248 (4)	6.898	381411	65.702	ng/ml
31)	Aroclor 1248 (5)	6.932	1346247	218.571	ng/ml
32)	Aroclor 1248 (6)	7.419	3100662	907.311	ng/ml
33)	Aroclor 1248 - AVE	0.000	0	N.D.	ng/ml
34)	Aroclor 1254 (1)	6.932	1346247	224.445	ng/ml
35)	Aroclor 1254 (2)	7.042	1429243	196.121	ng/ml
36)	Aroclor 1254 (3)	7.419	3100662	276.599	ng/ml
37)	Aroclor 1254 (4)	7.579	428799	60.140	ng/ml
38)	Aroclor 1254 (5)	7.959	3922695	512.169	ng/ml
39)	Aroclor 1254 (6)	8.250	451317	180.969	ng/ml
40)	Aroclor 1254 - AVE	0.000	0	N.D.	ng/ml
41)	Aroclor 1260 (1)	7.531	4094384	491.653	ng/ml
42)	Aroclor 1260 (2)	7.665	5346033	523.998	ng/ml
43)	Aroclor 1260 (3)	8.221	3852545	489.824	ng/ml
44)	Aroclor 1260 (4)	8.391	9725814	522.375	ng/ml
45)	Aroclor 1260 (5)	8.689	6579086	543.907	ng/ml
46)	Aroclor 1260 (6)	9.080	2576024	503.661	ng/ml
47)	Aroclor 1260 - AVE	0.000	0	N.D.	ng/ml

472.99

512.57

Quantitation Report (Not Reviewed)

Data Path : K:\DATA\9L10023\
Data File : ECD2F017.D
Signal(s) : ECD1A.CH
Acq On : 10 Dec 2019 12:11
Operator : MJB / KAK
Sample : 9L10023-CCV2
Misc :
ALS Vial : 2 Sample Multiplier: 1

Integration File: PCB1.e
Quant Time: Dec 11 08:36:49 2019
Quant Method : K:\METHODS\FECD2_QUANTPCB_191203.M
Quant Title : PCB Data Analysis
QLast Update : Wed Dec 04 15:29:22 2019
Response via : Initial Calibration
Integrator: ChemStation 6890 Scale Mode: Small noise peaks clipped

	Compound	R.T.	Response	Conc	Units
48)	Aroclor 1262 (1)	7.665	5346033	664.400	ng/ml
49)	Aroclor 1262 (2)	7.988	3923994	349.574	ng/ml
50)	Aroclor 1262 (3)	8.221	3852545	396.968	ng/ml
51)	Aroclor 1262 (4)	8.391	9725814	470.754	ng/ml
52)	Aroclor 1262 (5)	8.689	6579086	502.897	ng/ml
53)	Aroclor 1262 (6)	9.080	2576024	385.827	ng/ml
54)	Aroclor 1262 - AVE	0.000	0	N.D.	ng/ml
55)	Aroclor 1268 (1)	8.221	3852545	754.774	ng/ml
56)	Aroclor 1268 (2)	8.637	2149222	87.632	ng/ml
57)	Aroclor 1268 (3)	8.689	6579086	322.280	ng/ml
58)	Aroclor 1268 (4)	8.864	224303	11.711	ng/ml
59)	Aroclor 1268 (5)	9.080	2576024	332.402	ng/ml
60)	Aroclor 1268 (6)	9.339	681065	13.026	ng/ml
61)	Aroclor 1268 - AVE	0.000	0	N.D.	ng/ml

(f)=RT Delta > 1/2 Window (m)=manual int.

Quantitation Report (Not Reviewed)

Data Path : K:\DATA\9L10023\
Data File : ECD2F017.D
Signal(s) : ECD1A.CH
Acq On : 10 Dec 2019 12:11
Operator : MJB / KAK
Sample : 9L10023-CCV2
Misc :
ALS Vial : 2 Sample Multiplier: 1

Integration File: PCB1.e
Quant Time: Dec 11 08:36:49 2019
Quant Method : K:\METHODS\FECD2_QUANTPCB_191203.M
Quant Title : PCB Data Analysis
QLast Update : Wed Dec 04 15:29:22 2019
Response via : Initial Calibration
Integrator: ChemStation 6890 Scale Mode: Small noise peaks clipped

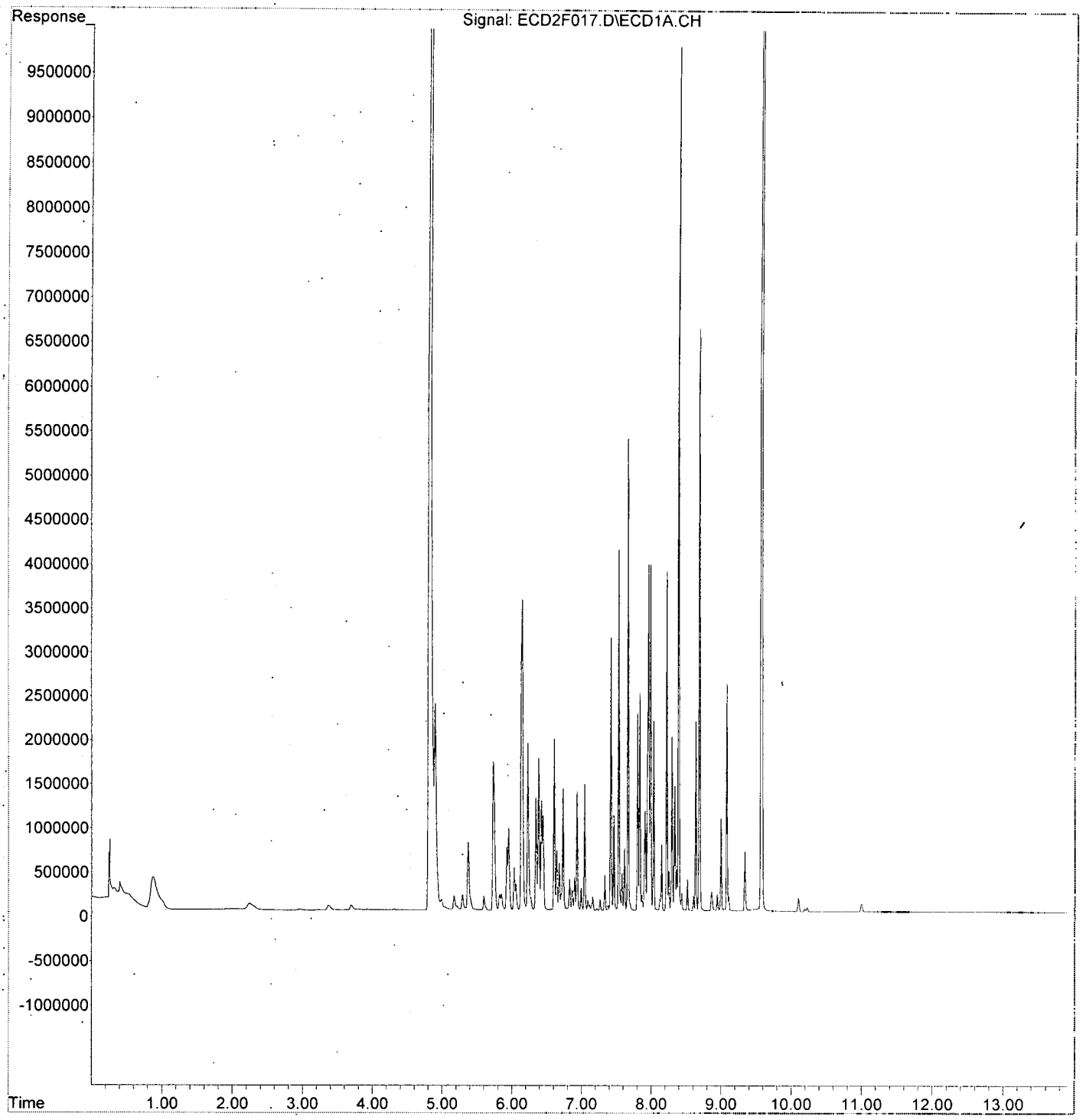

Quantitation Report (Not Reviewed)

Data Path : K:\DATA\9L10023\
Data File : ECD2F018.D
Signal(s) : ECD1A.CH
Acq On : 10 Dec 2019 12:29
Operator : MJB / KAK
Sample : 9L10023-CCB2
Misc :
ALS Vial : 3 Sample Multiplier: 1

Integration File: PCB1.e
Quant Time: Dec 11 08:37:08 2019
Quant Method : K:\METHODS\FECD2_QUANTPCB_191203.M
Quant Title : PCB Data Analysis
QLast Update : Wed Dec 04 15:29:22 2019
Response via : Initial Calibration
Integrator: ChemStation 6890 Scale Mode: Small noise peaks clipped

12/12/19

Clear

	Compound	R.T.	Response	Conc Units
	System Monitoring Compounds			
1) S	TCMX (S)	4.813	6436337	96.659 ng/ml
62) S	DCBP (S)	9.576	11976494	107.244 ng/ml
	Target Compounds			
2)	Aroclor 1016 (1)	5.727	3222	0.862 ng/ml
3)	Aroclor 1016 (2)	6.149	4152	0.577 ng/ml
4)	Aroclor 1016 (3)	6.237	3307	0.832 ng/ml
5)	Aroclor 1016 (4)	6.378	1601	0.448 ng/ml
6)	Aroclor 1016 (5)	6.611	2774	0.668 ng/ml
7)	Aroclor 1016 (6)	6.737	2199	0.750 ng/ml
8)	Aroclor 1016 - AVE	0.000	0	N.D. ng/ml
9)	Aroclor 1221 (1)	5.171	9040	8.352 ng/ml
10)	Aroclor 1221 (2)	5.291	8029	11.189 ng/ml
11)	Aroclor 1221 (3)	5.375	7547	3.225 ng/ml
12)	Aroclor 1221 - AVE	0.000	0	N.D. ng/ml
13)	Aroclor 1232 (1)	5.375	7547	4.249 ng/ml
14)	Aroclor 1232 (2)	6.149	4152	1.494 ng/ml
15)	Aroclor 1232 (3)	6.237	3307	2.254 ng/ml
16)	Aroclor 1232 (4)	6.378	1601	1.405 ng/ml
17)	Aroclor 1232 (5)	6.611	2774	1.932 ng/ml
18)	Aroclor 1232 (6)	6.737	2199	1.835 ng/ml
19)	Aroclor 1232 - AVE	0.000	0	N.D. ng/ml
20)	Aroclor 1242 (1)	5.727	3222	1.213 ng/ml
21)	Aroclor 1242 (2)	6.149	4152	0.801 ng/ml
22)	Aroclor 1242 (3)	6.212	1762	0.625 ng/ml
23)	Aroclor 1242 (4)	6.378	1601	0.699 ng/ml
24)	Aroclor 1242 (5)	6.611	2774	0.929 ng/ml
25)	Aroclor 1242 (6)	6.737	2199	0.876 ng/ml
26)	Aroclor 1242 - AVE	0.000	0	N.D. ng/ml
27)	Aroclor 1248 (1)	6.117	1654	0.486 ng/ml
28)	Aroclor 1248 (2)	6.378	1601	0.355 ng/ml
29)	Aroclor 1248 (3)	6.594	1683	0.322 ng/ml
30)	Aroclor 1248 (4)	6.902	1620	0.279 ng/ml
31)	Aroclor 1248 (5)	6.938	1706	0.277 ng/ml
32)	Aroclor 1248 (6)	7.416	2932	0.858 ng/ml
33)	Aroclor 1248 - AVE	0.000	0	N.D. ng/ml
34)	Aroclor 1254 (1)	6.938	1706	0.284 ng/ml
35)	Aroclor 1254 (2)	7.043	1894	0.260 ng/ml
36)	Aroclor 1254 (3)	7.416	2932	0.262 ng/ml
37)	Aroclor 1254 (4)	7.574	2214	0.311 ng/ml
38)	Aroclor 1254 (5)	7.963	3889	0.508 ng/ml
39)	Aroclor 1254 (6)	8.250	532	0.213 ng/ml
40)	Aroclor 1254 - AVE	0.000	0	N.D. ng/ml
41)	Aroclor 1260 (1)	7.533	2759	0.331 ng/ml
42)	Aroclor 1260 (2)	7.665	4369	0.428 ng/ml
43)	Aroclor 1260 (3)	8.220	1198	0.152 ng/ml
44)	Aroclor 1260 (4)	8.392	7299	0.392 ng/ml
45)	Aroclor 1260 (5)	8.690	2729	0.226 ng/ml
46)	Aroclor 1260 (6)	9.079	2869	0.561 ng/ml
47)	Aroclor 1260 - AVE	0.000	0	N.D. ng/ml

Quantitation Report (Not Reviewed)

Data Path : K:\DATA\9L10023\
Data File : ECD2F018.D
Signal(s) : ECD1A.CH
Acq On : 10 Dec 2019 12:29
Operator : MJB / KAK
Sample : 9L10023-CCB2
Misc :
ALS Vial : 3 Sample Multiplier: 1

Integration File: PCB1.e
Quant Time: Dec 11 08:37:08 2019
Quant Method : K:\METHODS\FECD2_QUANTPCB_191203.M
Quant Title : PCB Data Analysis
QLast Update : Wed Dec 04 15:29:22 2019
Response via : Initial Calibration
Integrator: ChemStation 6890 Scale Mode: Small noise peaks clipped

	Compound	R.T.	Response	Conc Units
48)	Aroclor 1262 (1)	7.665	4369	0.543 ng/ml
49)	Aroclor 1262 (2)	7.988	2447	0.218 ng/ml
50)	Aroclor 1262 (3)	8.220	1198	0.123 ng/ml
51)	Aroclor 1262 (4)	8.392	7299	0.353 ng/ml
52)	Aroclor 1262 (5)	8.690	2729	0.209 ng/ml
53)	Aroclor 1262 (6)	9.079	2869	0.430 ng/ml
54)	Aroclor 1262 - AVE	0.000	0	N.D. ng/ml
55)	Aroclor 1268 (1)	8.220	1198	0.235 ng/ml
56)	Aroclor 1268 (2)	8.635	1390	0.057 ng/ml
57)	Aroclor 1268 (3)	8.690	2729	0.134 ng/ml
58)	Aroclor 1268 (4)	8.870	51905	2.710 ng/ml
59)	Aroclor 1268 (5)	9.079	2869	0.370 ng/ml
60)	Aroclor 1268 (6)	9.343	62447	1.194 ng/ml
61)	Aroclor 1268 - AVE	0.000	0	N.D. ng/ml

(f)=RT Delta > 1/2 Window (m)=manual int.

Quantitation Report (Not Reviewed)

Data Path : K:\DATA\9L10023\
Data File : ECD2F018.D
Signal(s) : ECD1A.CH
Acq On : 10 Dec 2019 12:29
Operator : MJB / KAK
Sample : 9L10023-CCB2
Misc :
ALS Vial : 3 Sample Multiplier: 1

Integration File: PCB1.e
Quant Time: Dec 11 08:37:08 2019
Quant Method : K:\METHODS\FECD2_QUANTPCB_191203.M
Quant Title : PCB Data Analysis
QLast Update : Wed Dec 04 15:29:22 2019
Response via : Initial Calibration
Integrator: ChemStation 6890 Scale Mode: Small noise peaks clipped

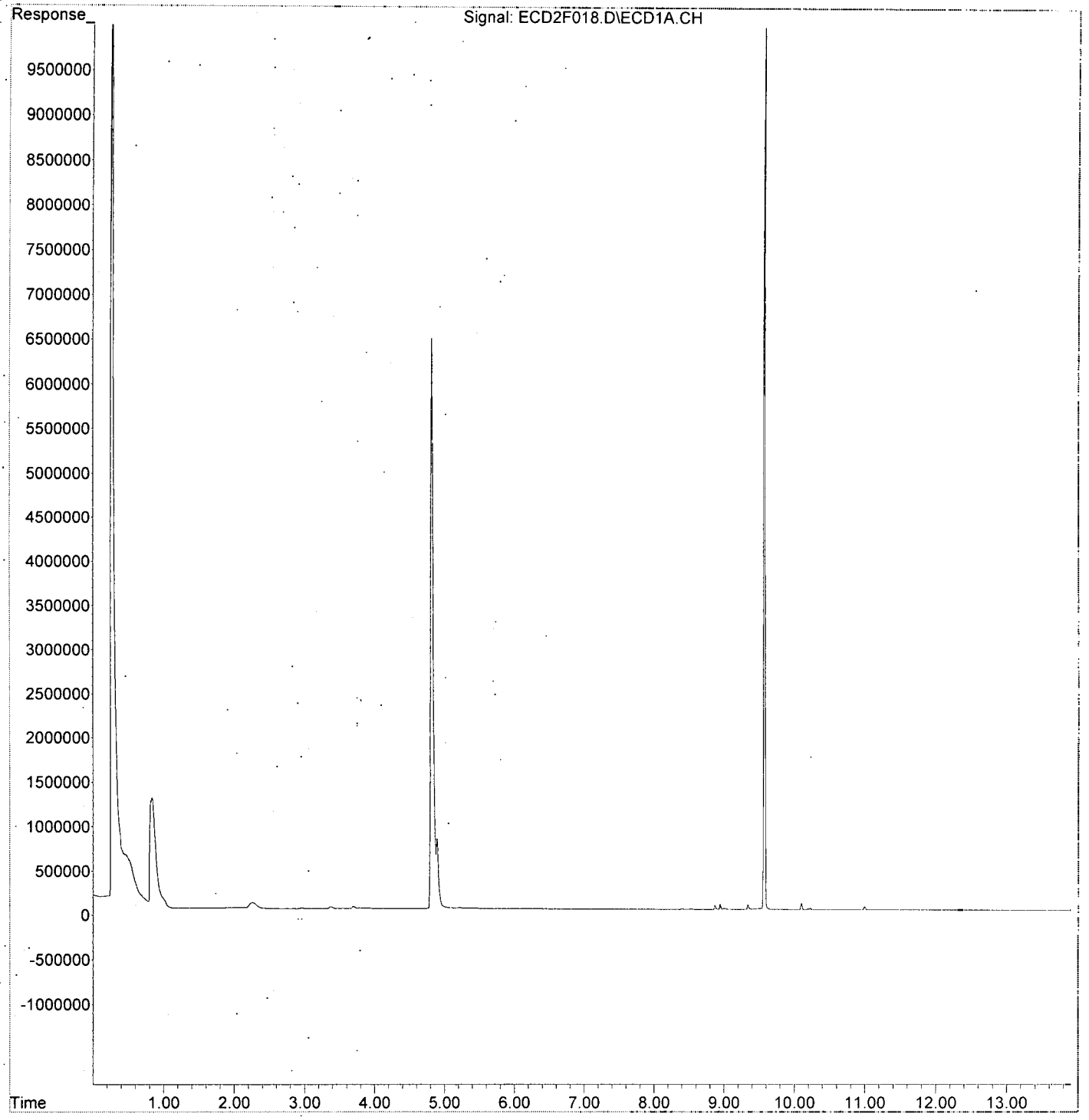

APEX LABORATORIES, LLC
6700 SW Sandburg St. Tigard OR 97223 phone 503-718-2323

Polychlorinated Biphenyls by EPA 8082A
Benchsheet & Analysis Sequence Data

Batch 9120609
Sequence 9L16016 (A9J0095-02,03,15)

Apex Laboratories

PREPARATION BENCH SHEET

BATCH #: 9120609 (Soil)

Prep Method: EPA 3546

#	Lab Number		Analysis	Prepared	Initial (g)	Final (mL)	Spike ID	Source ID	ul Spike	ul Surr.	Sample ID	Extraction Comments	pH <2	pH other	pH >11
	9120609-BLK1		QC	12/06/19 10:18	31	2				100					
	9120609-BS1		QC	12/06/19 10:18	30	2	A19K318		100	100					
	A9I0890-17	A	8082 PCBs - Low Level (30g/2mL)	12/06/19 10:18	30.43	2				100	PDI-018SC-A-06-07-190926	MS/MSD, +1262,1268			
	9120609-MS1		QC	12/06/19 10:18	30.54	2	A19K318	A9I0890-17	100	100					
	9120609-MSD1		QC	12/06/19 10:18	30.47	2	A19K318	A9I0890-17	100	100					
	A9I0890-18	A	8082 PCBs - Low Level (30g/2mL)	12/06/19 10:18	30.41	2				100	PDI-018SC-A-07-08-190926	+1262,1268			
	A9J0033-50	A	8082 PCBs - Low Level (30g/2mL)	12/06/19 10:18	30.18	2				100	PDI-064SC-A-00-01-190929	+1262,1268			
	A9J0033-51	A	8082 PCBs - Low Level (30g/2mL)	12/06/19 10:18	30.51	2				100	PDI-064SC-A-01-02-190929	+1262,1268			
	A9J0095-02	A	8082 PCBs - Low Level (30g/2mL)	12/06/19 10:18	30.17	2				100	PDI-046SC-A-01-02-191001	+1262,1268			
	A9J0095-03	A	8082 PCBs - Low Level (30g/2mL)	12/06/19 10:18	30.54	2				100	PDI-046SC-A-02-03-191001	+1262,1268			
	A9J0095-14	A	8082 PCBs - Low Level (30g/2mL)	12/06/19 10:18	30.86	2				100	PDI-047SC-A-01-02-191001	+1262,1268			
	A9J0095-14RE1	A	8082 PCBs - Low Level (30g/2mL)	12/06/19 10:18	30.86	2				100	PDI-047SC-A-01-02-191001	5x Added 12/27/2019 By KAK			
	A9J0095-15	A	8082 PCBs - Low Level (30g/2mL)	12/06/19 10:18	30.66	2				100	PDI-047SC-A-02-03-191001	+1262,1268			

Standards/Reagents

Reagent(s)

Std ID	Exp. Date	Description
A13L219	11/30/23	Extractions Balance
A18K311	12/31/20	Glass Wool
A19C104	09/03/23	Florisil Lot 817211-CM
A19G280	01/18/20	Sulfuric Acid
A19H411	08/31/21	n-Hexane Lot# 192712
A19I211	05/07/22	Copper, Granular Lot# J260003
A19I263	03/18/20	DCM CHEM PROD. 194934
A19L058	06/01/22	Sodium Sulfate Lot # Q183003

Analyte Spike(s)

Std ID	Exp. Date	Description
A19K318	02/28/20	8082 PCB Matrix Spike

Surrogate(s)

Std ID	Exp. Date	Description
A19K319	05/07/20	8082 PCB Surrogate Spike

Prepared By: _____ Date _____

Reviewed By: _____ Date 1/7/20

Apex Laboratories

PREPARATION BENCH SHEET

BATCH #: 9120609 (Soil)

Prep Method: EPA 3546

#	Lab Number		Analysis	Prepared	Initial (g)	Final (mL)	Spike ID	Source ID	ul Spike	ul Surr.	Sample ID	Extraction Comments	pH <2	pH other	pH >11

Method 3546 digestion time and temperture achieved.
Initial:

Witness:_____

Prepared By: Date

Reviewed By: Date

Apex Laboratories

PREPARATION BENCH SHEET

BATCH #: 9120609 (Soil)

Prep Method: EPA 3546

#	Lab Number		Analysis	Prepared	Initial (g)	Final (mL)	Spike ID	Source ID	ul Spike	ul Surr.	Sample ID	Extraction Comments	pH <2	pH Other	pH >11
1/2	9120609-BLK1		QC	12/06/19 10:18	~~30~~ 31	2				100					
3/4	9120609-BS1		QC	12/06/19 10:18	30	2	A19K318		100	100					
5/6	A9I0890-17	A	8082 PCBs - Low Level (30g/2mL)	12/06/19 10:18	~~30~~ 30.43	2				100	PDI-018SC-A-06-07-190926	MS/MSD, +1262,1268 Mud Odor ✱#			
7/8	9120609-MS1		QC	12/06/19 10:18	~~30~~ 30.54	2	A19K318	A9I0890-17	100	100		✱#			
9/10	9120609-MSD1		QC	12/06/19 10:18	~~30~~ 30.47	2	A19K318	A9I0890-17	100	100		✱#			
11/12	A9I0890-18	A	8082 PCBs - Low Level (30g/2mL)	12/06/19 10:18	~~30~~ 30.41	2				100	PDI-018SC-A-07-08-190926	+1262,1268 Mud ✱#			
13/14	A9J0033-50	A	8082 PCBs - Low Level (30g/2mL)	12/06/19 10:18	~~30~~ 30.18	2				100	PDI-064SC-A-00-01-190929	+1262,1268 Mud ✱#			
15/16	A9J0033-51	A	8082 PCBs - Low Level (30g/2mL)	12/06/19 10:18	~~30~~ 30.51	2				100	PDI-064SC-A-01-02-190929	+1262,1268 Mud Odor ✱#			
17/18	A9J0095-02	A	8082 PCBs - Low Level (30g/2mL)	12/06/19 10:18	~~30~~ 30.17	2				100	PDI-046SC-A-01-02-191001	+1262,1268 dirt ✱#			
19/20	A9J0095-03	A	8082 PCBs - Low Level (30g/2mL)	12/06/19 10:18	~~30~~ 30.54	2				100	PDI-046SC-A-02-03-191001	+1262,1268 dirt ✱#			
21/22	A9J0095-14	A	8082 PCBs - Low Level (30g/2mL)	12/06/19 10:18	~~30~~ 30.86	2				100	PDI-047SC-A-01-02-191001	+1262,1268 Mud ✱#			
23/24	A9J0095-15	A	8082 PCBs - Low Level (30g/2mL)	12/06/19 10:18	~~30~~ 30.66	2				100	PDI-047SC-A-02-03-191001	+1262,1268 dirt ✱#			

Standards/Reagents

Reagent(s)

Std ID	Exp. Date	Description
A13L219	11/30/23	Extractions Balance
A18K311	12/31/20	Glass Wool
A19C104	09/03/23	Florisil Lot 817211-CM
A19G280	01/18/20	Sulfuric Acid
A19H411	08/31/21	n-Hexane Lot# 192712
A19I211	05/07/22	Copper, Granular Lot# J260003
A19I263	03/18/20	DCM CHEM PROD. 194934
A19L058	06/01/22	Sodium Sulfate Lot # Q183003

Analyte Spike(s)

Std ID	Exp. Date	Description
A19K318	02/28/20	8082 PCB Matrix Spike

Surrogate(s)

Std ID	Exp. Date	Description
A19K319	05/07/20	8082 PCB Surrogate Spike

✱ = staining on Turbo Vap
= Percipitate formed.

Prepared By: [signature] Date: 12/6/19

Reviewed By: C.A.S. Date: 12/06/19

Printed: 12/6/2019 10:18:58AM

Apex Laboratories

PREPARATION BENCH SHEET

BATCH #: 9120609 (Soil)

Prep Method: EPA 3546

#	Lab Number		Analysis	Prepared	Initial (g)	Final (mL)	Spike ID	Source ID	ul Spike	ul Surr.	Sample ID	Extraction Comments	pH <2	pH other	pH >11

Method 3546 digestion time and temperture achieved.

Initial: [signature]

Witness: [signature] 12/6/19

Prepared By: _____ Date _____

Reviewed By: _____ Date _____

ELEMENT SEQUENCE LOG

Apex Laboratories

Sequence: **9L16016** Instrument: **DUALECD2R**

Date: **12/16/19 07:24** Calibration: **A9J2803**

#	Lab Number	Matrix	Analysis	Client	Due	Batch	ISTD ID	STD ID
1	9L16016-CCV1	Soil	QC	QC				A19K315
2	9L16016-CCB1	Soil	QC	QC				A19L018
3	A9J0033-50	Soil	8082 PCBs - Low Level (30g/2mL)	Anchor QEA, LLC	12/16/19	9120609		
4	9L16016-IBL1	Soil	QC	QC				
5	A9J0033-51	Soil	8082 PCBs - Low Level (30g/2mL)	Anchor QEA, LLC	12/16/19	9120609		
6	9L16016-IBL2	Soil	QC	QC				
7	A9J0095-02	Soil	8082 PCBs - Low Level (30g/2mL)	Anchor QEA, LLC	12/16/19	9120609		
8	9L16016-IBL3	Soil	QC	QC				
9	A9J0095-03	Soil	8082 PCBs - Low Level (30g/2mL)	Anchor QEA, LLC	12/16/19	9120609		
10	9L16016-IBL4	Soil	QC	QC				
11	A9J0095-14	Soil	8082 PCBs - Low Level (30g/2mL)	Anchor QEA, LLC	12/16/19	9120609		
12	9L16016-IBL5	Soil	QC	QC				
13	A9J0095-15	Soil	8082 PCBs - Low Level (30g/2mL)	Anchor QEA, LLC	12/16/19	9120609		
14	9L16016-IBL6	Soil	QC	QC				
15	9L16016-CCV2	Soil	QC	QC				A19K315
16	9L16016-CCB2	Soil	QC	QC				A19L018

Comments:

Data Entered By: 12/27/19

Data Reviewed By: 12/31/19

TOTAL AROCLOR AVERAGE RESULTS

The average result for the 1016 and 1260 selected peaks are reported here to facilitate data entry and review. Averages are done on all individual peaks and must be for matrix spikes if all peaks are not used in the average.

9L16016-CCV1

Aroclor 1016

Peak	Initial Res
1016 (1)	436.22
1016 (2)	429.41
1016 (3)	433.22
1016 (4)	447.57
1016 (5)	447.30
1016 (6)	440.88
Average:	**439.10**

Aroclor 1260

Peak	Initial Res
1260 (1)	489.96
1260 (2)	469.08
1260 (3)	496.00
1260 (4)	477.64
1260 (5)	507.20
1260 (6)	507.76
Average:	**491.27**

9L16016-CCV2

Aroclor 1016

Peak	Initial Res
1016 (1)	453.04
1016 (2)	451.55
1016 (3)	442.07
1016 (4)	456.92
1016 (5)	477.94
1016 (6)	456.98
Average:	**456.42**

Aroclor 1260

Peak	Initial Res
1260 (1)	499.48
1260 (2)	482.28
1260 (3)	499.11
1260 (4)	507.76
1260 (5)	508.93
1260 (6)	512.69
Average:	**501.71**

Quantitation Report (Not Reviewed)

Data Path : K:\DATA\9L16016\
Data File : ECD2R003.D
Signal(s) : ECD2B.CH
Acq On : 16 Dec 2019 8:14
Operator : MJB / KAK
Sample : 9L16016-CCV1
Misc :
ALS Vial : 52 Sample Multiplier: 1

Integration File: events.e
Quant Time: Dec 18 10:09:04 2019
Quant Method : L:\Methods\RECD2_QUANTPCB_191025.M
Quant Title : PCB Data Analysis
QLast Update : Fri Oct 25 14:23:20 2019
Response via : Initial Calibration
Integrator: ChemStation 6890 Scale Mode: Small noise peaks clipped

12/27/19

	Compound	R.T.	Response	Conc	Units
	System Monitoring Compounds				
1) S	TCMX (S)	5.716	69448027	264.734	ng/ml
62) S	DCBP (S)	10.695	39243152	267.341	ng/ml
	Target Compounds				
2)	Aroclor 1016 (1)	6.387	3874939	436.215	ng/ml
3)	Aroclor 1016 (2)	6.877	7026534	429.409	ng/ml
4)	Aroclor 1016 (3)	7.004	3191056	433.224	ng/ml
5)	Aroclor 1016 (4)	7.089	3337701	447.574	ng/ml
6)	Aroclor 1016 (5)	7.134	3690733	447.304	ng/ml
7)	Aroclor 1016 (6)	7.259	3628952	440.884	ng/ml
8)	Aroclor 1016 - AVE	0.000	0	N.D.	ng/ml
9)	Aroclor 1221 (1)	5.890	269859	125.876	ng/ml
10)	Aroclor 1221 (2)	5.964	496252	227.014	ng/ml
11)	Aroclor 1221 (3)	6.052	2245253	317.360	ng/ml
12)	Aroclor 1221 - AVE	0.000	0	N.D.	ng/ml
13)	Aroclor 1232 (1)	6.052	2245253	392.207	ng/ml
14)	Aroclor 1232 (2)	6.387	3874939	1114.692	ng/ml
15)	Aroclor 1232 (3)	6.877	7026534	1085.304	ng/ml
16)	Aroclor 1232 (4)	7.089	3337701	1397.931	ng/ml
17)	Aroclor 1232 (5)	7.134	3690733	1350.754	ng/ml
18)	Aroclor 1232 (6)	7.259	3628952	1223.509	ng/ml
19)	Aroclor 1232 - AVE	0.000	0	N.D.	ng/ml
20)	Aroclor 1242 (1)	6.387	3874939	591.462	ng/ml
21)	Aroclor 1242 (2)	6.877	7026534	593.872	ng/ml
22)	Aroclor 1242 (3)	7.004	3191056	604.086	ng/ml
23)	Aroclor 1242 (4)	7.089	3337701	668.512	ng/ml
24)	Aroclor 1242 (5)	7.134	3690733	634.794	ng/ml
25)	Aroclor 1242 (6)	7.259	3628952	585.779	ng/ml
26)	Aroclor 1242 - AVE	0.000	0	N.D.	ng/ml
27)	Aroclor 1248 (1)	6.849	5895373	790.013	ng/ml
28)	Aroclor 1248 (2)	7.089	3337701	357.503	ng/ml
29)	Aroclor 1248 (3)	7.134	3690733	420.856	ng/ml
30)	Aroclor 1248 (4)	7.259	3628952	346.587	ng/ml
31)	Aroclor 1248 (5)	7.624	813953	62.936	ng/ml
32)	Aroclor 1248 (6)	7.782	3175299	269.296	ng/ml
33)	Aroclor 1248 - AVE	0.000	0	N.D.	ng/ml
34)	Aroclor 1254 (1)	7.602	2619742	202.687	ng/ml
35)	Aroclor 1254 (2)	7.782	3175299	156.824	ng/ml
36)	Aroclor 1254 (3)	8.093	1712838	79.936	ng/ml
37)	Aroclor 1254 (4)	8.332	1230939	74.527	ng/ml
38)	Aroclor 1254 (5)	8.667	9985546	636.299	ng/ml
39)	Aroclor 1254 (6)	8.912	6805278	1391.630	ng/ml
40)	Aroclor 1254 - AVE	0.000	0	N.D.	ng/ml
41)	Aroclor 1260 (1)	8.228	7733035	489.964	ng/ml
42)	Aroclor 1260 (2)	8.434	9181677	469.082	ng/ml
43)	Aroclor 1260 (3)	8.667	9985546	495.999	ng/ml
44)	Aroclor 1260 (4)	9.157	14781038	477.637	ng/ml
45)	Aroclor 1260 (5)	9.424	9077455	507.200	ng/ml
46)	Aroclor 1260 (6)	10.008	3502802	507.760	ng/ml
47)	Aroclor 1260 - AVE	0.000	0	N.D.	ng/ml

Quantitation Report (Not Reviewed)

Data Path : K:\DATA\9L16016\
Data File : ECD2R003.D
Signal(s) : ECD2B.CH
Acq On : 16 Dec 2019 8:14
Operator : MJB / KAK
Sample : 9L16016-CCV1
Misc :
ALS Vial : 52 Sample Multiplier: 1

Integration File: events.e
Quant Time: Dec 18 10:09:04 2019
Quant Method : L:\Methods\RECD2_QUANTPCB_191025.M
Quant Title : PCB Data Analysis
QLast Update : Fri Oct 25 14:23:20 2019
Response via : Initial Calibration
Integrator: ChemStation 6890 Scale Mode: Small noise peaks clipped

	Compound	R.T.	Response	Conc	Units
48)	Aroclor 1262 (1)	8.434	9181677	606.711	ng/ml
49)	Aroclor 1262 (2)	8.735	7016513	331.683	ng/ml
50)	Aroclor 1262 (3)	8.912	6805278	389.579	ng/ml
51)	Aroclor 1262 (4)	9.157	14781038	412.771	ng/ml
52)	Aroclor 1262 (5)	9.424	9077455	413.272	ng/ml
53)	Aroclor 1262 (6)	10.008	3502802	361.094	ng/ml
54)	Aroclor 1262 - AVE	0.000	0	N.D.	ng/ml
55)	Aroclor 1268 (1)	8.953	488837	52.375	ng/ml
56)	Aroclor 1268 (2)	9.424	9077455	231.354	ng/ml
57)	Aroclor 1268 (3)	9.489	3472918	110.156	ng/ml
58)	Aroclor 1268 (4)	9.712	254582	9.399	ng/ml
59)	Aroclor 1268 (5)	10.008	3502802	330.572	ng/ml
60)	Aroclor 1268 (6)	10.371	909334	12.375	ng/ml
61)	Aroclor 1268 - AVE	0.000	0	N.D.	ng/ml

(f)=RT Delta > 1/2 Window (m)=manual int.

Quantitation Report (Not Reviewed)

Data Path : K:\DATA\9L16016\
Data File : ECD2R003.D
Signal(s) : ECD2B.CH
Acq On : 16 Dec 2019 8:14
Operator : MJB / KAK
Sample : 9L16016-CCV1
Misc :
ALS Vial : 52 Sample Multiplier: 1

Integration File: events.e
Quant Time: Dec 18 10:09:04 2019
Quant Method : L:\Methods\RECD2_QUANTPCB_191025.M
Quant Title : PCB Data Analysis
QLast Update : Fri Oct 25 14:23:20 2019
Response via : Initial Calibration
Integrator: ChemStation 6890 Scale Mode: Small noise peaks clipped

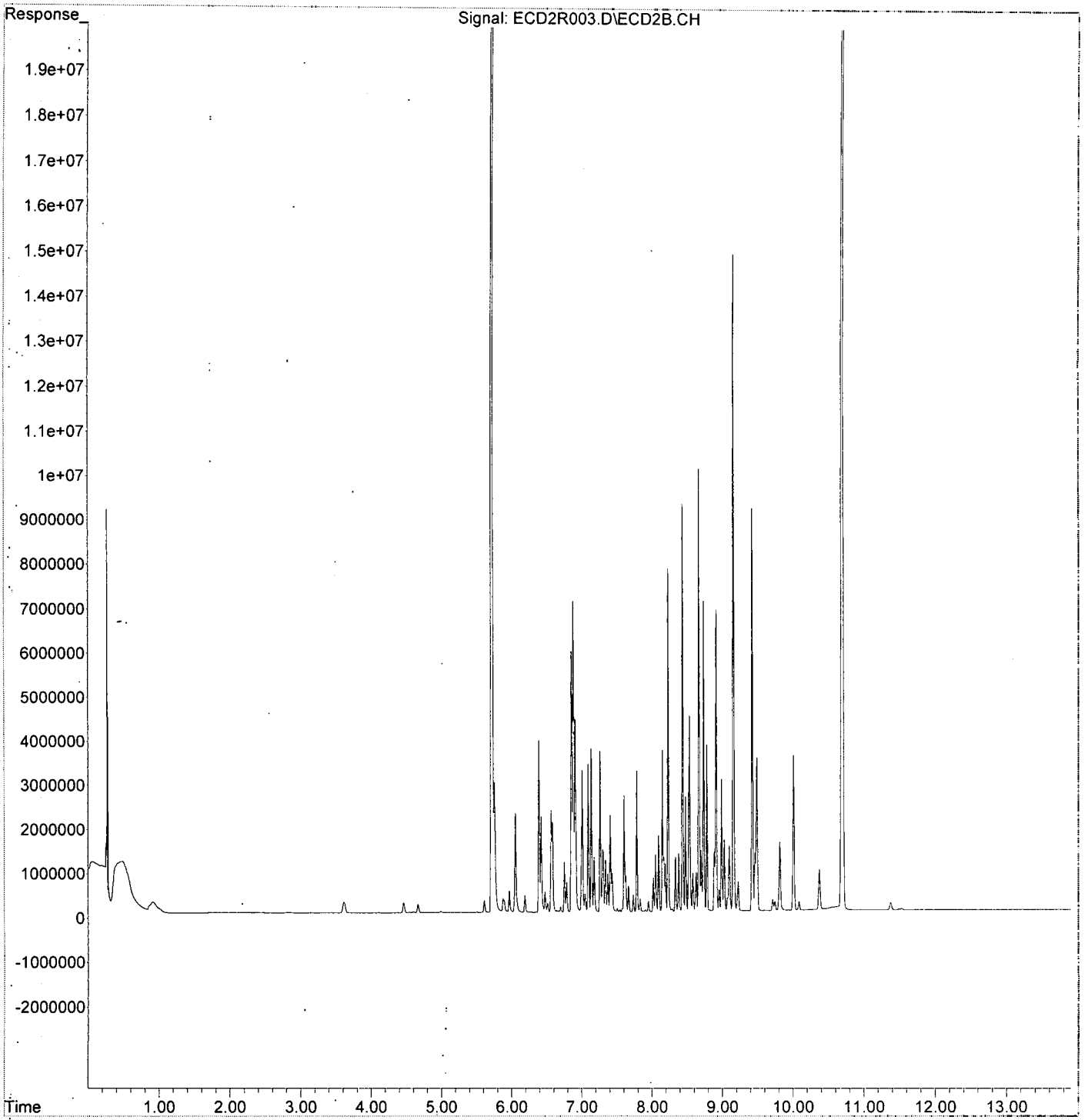

Quantitation Report (Not Reviewed)

Data Path : K:\DATA\9L16016\
Data File : ECD2R004.D
Signal(s) : ECD2B.CH
Acq On : 16 Dec 2019 8:32
Operator : MJB / KAK
Sample : 9L16016-CCB1
Misc :
ALS Vial : 53 Sample Multiplier: 1

Integration File: events.e
Quant Time: Dec 18 10:09:25 2019
Quant Method : L:\Methods\RECD2_QUANTPCB_191025.M
Quant Title : PCB Data Analysis
QLast Update : Fri Oct 25 14:23:20 2019
Response via : Initial Calibration
Integrator: ChemStation 6890 Scale Mode: Small noise peaks clipped

12/27/19
Clean

	Compound	R.T.	Response	Conc Units
	System Monitoring Compounds			
1)	S TCMX (S)	5.715	24429486	93.124 ng/ml
62)	S DCBP (S)	10.693	15484371	105.486 ng/ml
	Target Compounds			
2)	Aroclor 1016 (1)	6.396	3114	0.351 ng/ml
3)	Aroclor 1016 (2)	6.887	2904	0.177 ng/ml
4)	Aroclor 1016 (3)	7.015	2182	0.296 ng/ml
5)	Aroclor 1016 (4)	7.092	2217	0.297 ng/ml
6)	Aroclor 1016 (5)	7.140	2053	0.249 ng/ml
7)	Aroclor 1016 (6)	7.265	2189	0.266 ng/ml
8)	Aroclor 1016 - AVE	0.000	0	N.D. ng/ml
9)	Aroclor 1221 (1)	5.911	11415	5.325 ng/ml
10)	Aroclor 1221 (2)	5.972	8290	3.792 ng/ml
11)	Aroclor 1221 (3)	6.035	45071	6.371 ng/ml
12)	Aroclor 1221 - AVE	0.000	0	N.D. ng/ml
13)	Aroclor 1232 (1)	6.035	45071	7.873 ng/ml
14)	Aroclor 1232 (2)	6.396	3114	0.896 ng/ml
15)	Aroclor 1232 (3)	6.874	2319	0.358 ng/ml
16)	Aroclor 1232 (4)	7.092	2217	0.929 ng/ml
17)	Aroclor 1232 (5)	7.140	2053	0.751 ng/ml
18)	Aroclor 1232 (6)	7.265	2189	0.738 ng/ml
19)	Aroclor 1232 - AVE	0.000	0	N.D. ng/ml
20)	Aroclor 1242 (1)	6.396	3114	0.475 ng/ml
21)	Aroclor 1242 (2)	6.874	2319	0.196 ng/ml
22)	Aroclor 1242 (3)	7.015	2182	0.413 ng/ml
23)	Aroclor 1242 (4)	7.092	2217	0.444 ng/ml
24)	Aroclor 1242 (5)	7.140	2053	0.353 ng/ml
25)	Aroclor 1242 (6)	7.265	2189	0.353 ng/ml
26)	Aroclor 1242 - AVE	0.000	0	N.D. ng/ml
27)	Aroclor 1248 (1)	6.859	2406	0.322 ng/ml
28)	Aroclor 1248 (2)	7.092	2217	0.237 ng/ml
29)	Aroclor 1248 (3)	7.140	2053	0.234 ng/ml
30)	Aroclor 1248 (4)	7.265	2189	0.209 ng/ml
31)	Aroclor 1248 (5)	7.632	615	0.048 ng/ml
32)	Aroclor 1248 (6)	7.785	6819	0.578 ng/ml
33)	Aroclor 1248 - AVE	0.000	0	N.D. ng/ml
34)	Aroclor 1254 (1)	7.603	679	0.053 ng/ml
35)	Aroclor 1254 (2)	7.785	6819	0.337 ng/ml
36)	Aroclor 1254 (3)	8.095	5123	0.239 ng/ml
37)	Aroclor 1254 (4)	8.331	1618	0.098 ng/ml
38)	Aroclor 1254 (5)	8.670	2832	0.180 ng/ml
39)	Aroclor 1254 (6)	8.912	3502	0.716 ng/ml
40)	Aroclor 1254 - AVE	0.000	0	N.D. ng/ml
41)	Aroclor 1260 (1)	8.238	2884	0.183 ng/ml
42)	Aroclor 1260 (2)	8.436	5448	0.278 ng/ml
43)	Aroclor 1260 (3)	8.670	2832	0.141 ng/ml
44)	Aroclor 1260 (4)	9.154	4853	0.157 ng/ml
45)	Aroclor 1260 (5)	9.430	5878	0.328 ng/ml
46)	Aroclor 1260 (6)	10.009	11916	1.727 ng/ml
47)	Aroclor 1260 - AVE	0.000	0	N.D. ng/ml

Quantitation Report (Not Reviewed)

Data Path : K:\DATA\9L16016\
Data File : ECD2R004.D
Signal(s) : ECD2B.CH
Acq On : 16 Dec 2019 8:32
Operator : MJB / KAK
Sample : 9L16016-CCB1
Misc :
ALS Vial : 53 Sample Multiplier: 1

Integration File: events.e
Quant Time: Dec 18 10:09:25 2019
Quant Method : L:\Methods\RECD2_QUANTPCB_191025.M
Quant Title : PCB Data Analysis
QLast Update : Fri Oct 25 14:23:20 2019
Response via : Initial Calibration
Integrator: ChemStation 6890 Scale Mode: Small noise peaks clipped

	Compound	R.T.	Response	Conc Units
48)	Aroclor 1262 (1)	8.436	5448	0.360 ng/ml
49)	Aroclor 1262 (2)	8.743	1744	0.082 ng/ml
50)	Aroclor 1262 (3)	8.912	3502	0.201 ng/ml
51)	Aroclor 1262 (4)	9.154	4853	0.136 ng/ml
52)	Aroclor 1262 (5)	9.430	5878	0.268 ng/ml
53)	Aroclor 1262 (6)	10.009	11916	1.228 ng/ml
54)	Aroclor 1262 - AVE	0.000	0	N.D. ng/ml
55)	Aroclor 1268 (1)	8.960	2842	0.305 ng/ml
56)	Aroclor 1268 (2)	9.430	5878	0.150 ng/ml
57)	Aroclor 1268 (3)	9.504	6020	0.191 ng/ml
58)	Aroclor 1268 (4)	9.713	81039	2.992 ng/ml
59)	Aroclor 1268 (5)	10.009	11916	1.125 ng/ml
60)	Aroclor 1268 (6)	10.372	128170	1.744 ng/ml
61)	Aroclor 1268 - AVE	0.000	0	N.D. ng/ml

(f)=RT Delta > 1/2 Window (m)=manual int.

Quantitation Report (Not Reviewed)

Data Path : K:\DATA\9L16016\
Data File : ECD2R004.D
Signal(s) : ECD2B.CH
Acq On : 16 Dec 2019 8:32
Operator : MJB / KAK
Sample : 9L16016-CCB1
Misc :
ALS Vial : 53 Sample Multiplier: 1

Integration File: events.e
Quant Time: Dec 18 10:09:25 2019
Quant Method : L:\Methods\RECD2_QUANTPCB_191025.M
Quant Title : PCB Data Analysis
QLast Update : Fri Oct 25 14:23:20 2019
Response via : Initial Calibration
Integrator: ChemStation 6890 Scale Mode: Small noise peaks clipped

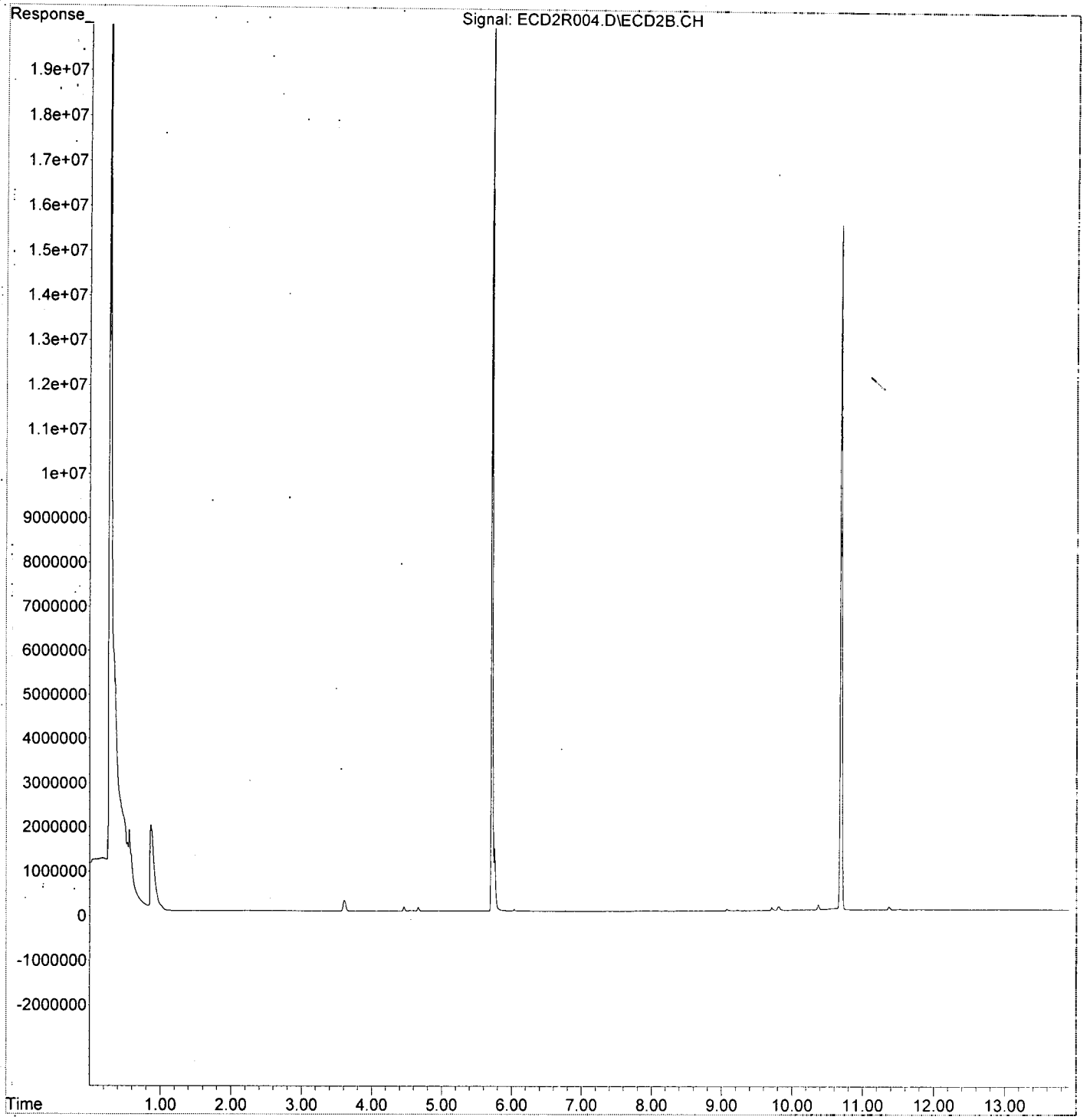

Quantitation Report (Not Reviewed)

Data Path : K:\DATA\9L16016\
Data File : ECD2R009.D
Signal(s) : ECD2B.CH
Acq On : 16 Dec 2019 10:01
Operator : MJB / KAK
Sample : A9J0095-02
Misc :
ALS Vial : 56 Sample Multiplier: 1

Integration File: events.e
Quant Time: Dec 18 10:10:30 2019
Quant Method : L:\Methods\RECD2_QUANTPCB_191025.M
Quant Title : PCB Data Analysis
QLast Update : Fri Oct 25 14:23:20 2019
Response via : Initial Calibration
Integrator: ChemStation 6890 Scale Mode: Small noise peaks clipped

12/27/19

1242 P-10
1260 P-10

	Compound	R.T.	Response	Conc	Units	
	System Monitoring Compounds					
1) S	TCMX (S)	5.714	44062145	167.963	ng/ml	
62) S	DCBP (S)	10.693	21182220	144.302	ng/ml	
	Target Compounds					
2)	Aroclor 1016 (1)	6.391	146041	16.440	ng/ml	
3)	Aroclor 1016 (2)	6.875	359168	21.950	ng/ml	
4)	Aroclor 1016 (3)	7.004	317782	43.143	ng/ml	
5)	Aroclor 1016 (4)	7.088	429485	57.592	ng/ml	
6)	Aroclor 1016 (5)	7.133	394906	47.861	ng/ml	
7)	Aroclor 1016 (6)	7.258	369893	44.939	ng/ml	
8)	Aroclor 1016 - AVE	0.000	0	N.D.	ng/ml	
9)	Aroclor 1221 (1)	5.872	63593	29.663	ng/ml	
10)	Aroclor 1221 (2)	5.977	50941	23.303	ng/ml	
11)	Aroclor 1221 (3)	6.033	456155	64.476	ng/ml	
12)	Aroclor 1221 - AVE	0.000	0	N.D.	ng/ml	
13)	Aroclor 1232 (1)	6.033	456155	79.682	ng/ml	
14)	Aroclor 1232 (2)	6.391	146041	42.011	ng/ml	
15)	Aroclor 1232 (3)	6.875	359168	55.476	ng/ml	
16)	Aroclor 1232 (4)	7.088	429485	179.881	ng/ml	
17)	Aroclor 1232 (5)	7.133	394906	144.530	ng/ml	
18)	Aroclor 1232 (6)	7.258	369893	124.710	ng/ml	
19)	Aroclor 1232 - AVE	0.000	0	N.D.	ng/ml	
20)	Aroclor 1242 (1)	6.391	146041	22.291	ng/ml	54.409
21)	Aroclor 1242 (2)	6.875	359168	30.356	ng/ml	
22)	Aroclor 1242 (3)	7.004	317782	60.158	ng/ml	
23)	Aroclor 1242 (4)	7.088	429485	86.022	ng/ml	
24)	Aroclor 1242 (5)	7.133	394906	67.922	ng/ml	
25)	Aroclor 1242 (6)	7.258	369893	59.707	ng/ml	
26)	Aroclor 1242 - AVE	0.000	0	N.D.	ng/ml	
27)	Aroclor 1248 (1)	6.847	261425	35.032	ng/ml	
28)	Aroclor 1248 (2)	7.088	429485	46.002	ng/ml	
29)	Aroclor 1248 (3)	7.133	394906	45.031	ng/ml	
30)	Aroclor 1248 (4)	7.258	369893	35.327	ng/ml	
31)	Aroclor 1248 (5)	7.625	649602	50.228	ng/ml	
32)	Aroclor 1248 (6)	7.775	1772437	150.320	ng/ml	
33)	Aroclor 1248 - AVE	0.000	0	N.D.	ng/ml	
34)	Aroclor 1254 (1)	7.604	583207	45.122	ng/ml	
35)	Aroclor 1254 (2)	7.775	1772437	87.538	ng/ml	
36)	Aroclor 1254 (3)	8.079	3260811	152.177	ng/ml	
37)	Aroclor 1254 (4)	8.331	609748	36.917	ng/ml	
38)	Aroclor 1254 (5)	8.666	2313453	147.418	ng/ml	
39)	Aroclor 1254 (6)	~~8.912~~ 8.883	~~1600170~~	~~327.223~~	ng/ml	78.754MI
40)	Aroclor 1254 - AVE	0.000	0	N.D.	ng/ml	
41)	Aroclor 1260 (1)	8.228	1165625	73.854	ng/ml	
42)	Aroclor 1260 (2)	8.433	2131188	108.880	ng/ml	
43)	Aroclor 1260 (3)	8.666	2313453	114.913	ng/ml	111.949
44)	Aroclor 1260 (4)	9.155	4410820	142.532	ng/ml	
45)	Aroclor 1260 (5)	9.422	2386588	133.350	ng/ml	
46)	Aroclor 1260 (6)	10.006	~~750476~~	~~108.788~~	ng/ml	98.165 MI
47)	Aroclor 1260 - AVE	0.000	0	N.D.	ng/ml	

Quantitation Report (Not Reviewed)

Data Path : K:\DATA\9L16016\
Data File : ECD2R009.D
Signal(s) : ECD2B.CH
Acq On : 16 Dec 2019 10:01
Operator : MJB / KAK
Sample : A9J0095-02
Misc :
ALS Vial : 56 Sample Multiplier: 1

Integration File: events.e
Quant Time: Dec 18 10:10:30 2019
Quant Method : L:\Methods\RECD2_QUANTPCB_191025.M
Quant Title : PCB Data Analysis
QLast Update : Fri Oct 25 14:23:20 2019
Response via : Initial Calibration
Integrator: ChemStation 6890 Scale Mode: Small noise peaks clipped

	Compound	R.T.	Response	Conc	Units
48)	Aroclor 1262 (1)	8.433	2131188	140.826	ng/ml
49)	Aroclor 1262 (2)	8.734	1527815	72.223	ng/ml
50)	Aroclor 1262 (3)	8.912	1600170	91.604	ng/ml
51)	Aroclor 1262 (4)	9.155	4410820	123.175	ng/ml
52)	Aroclor 1262 (5)	9.422	2386588	108.655	ng/ml
53)	Aroclor 1262 (6)	10.006	750476	77.364	ng/ml
54)	Aroclor 1262 - AVE	0.000	0	N.D.	ng/ml
55)	Aroclor 1268 (1)	8.953	172346	18.466	ng/ml
56)	Aroclor 1268 (2)	9.422	2386588	60.826	ng/ml
57)	Aroclor 1268 (3)	9.487	802433	25.452	ng/ml
58)	Aroclor 1268 (4)	9.712	139736	5.159	ng/ml
59)	Aroclor 1268 (5)	10.006	750476	70.825	ng/ml
60)	Aroclor 1268 (6)	10.369	397522	5.410	ng/ml
61)	Aroclor 1268 - AVE	0.000	0	N.D.	ng/ml

(f)=RT Delta > 1/2 Window (m)=manual int.

Quantitation Report (Qedit)

Data Path : K:\DATA\9L16016\
Data File : ECD2R009.D
Signal(s) : ECD2B.CH
Acq On : 16 Dec 2019 10:01
Operator : MJB / KAK
Sample : A9J0095-02
Misc :
ALS Vial : 56 Sample Multiplier: 1

Integration File: events.e
Quant Time: Dec 18 10:10:30 2019
Quant Method : L:\Methods\RECD2_QUANTPCB_191025.M
Quant Title : PCB Data Analysis
QLast Update : Fri Oct 25 14:23:20 2019
Response via : Initial Calibration
Integrator: ChemStation 6890 Scale Mode: Small noise peaks clipped

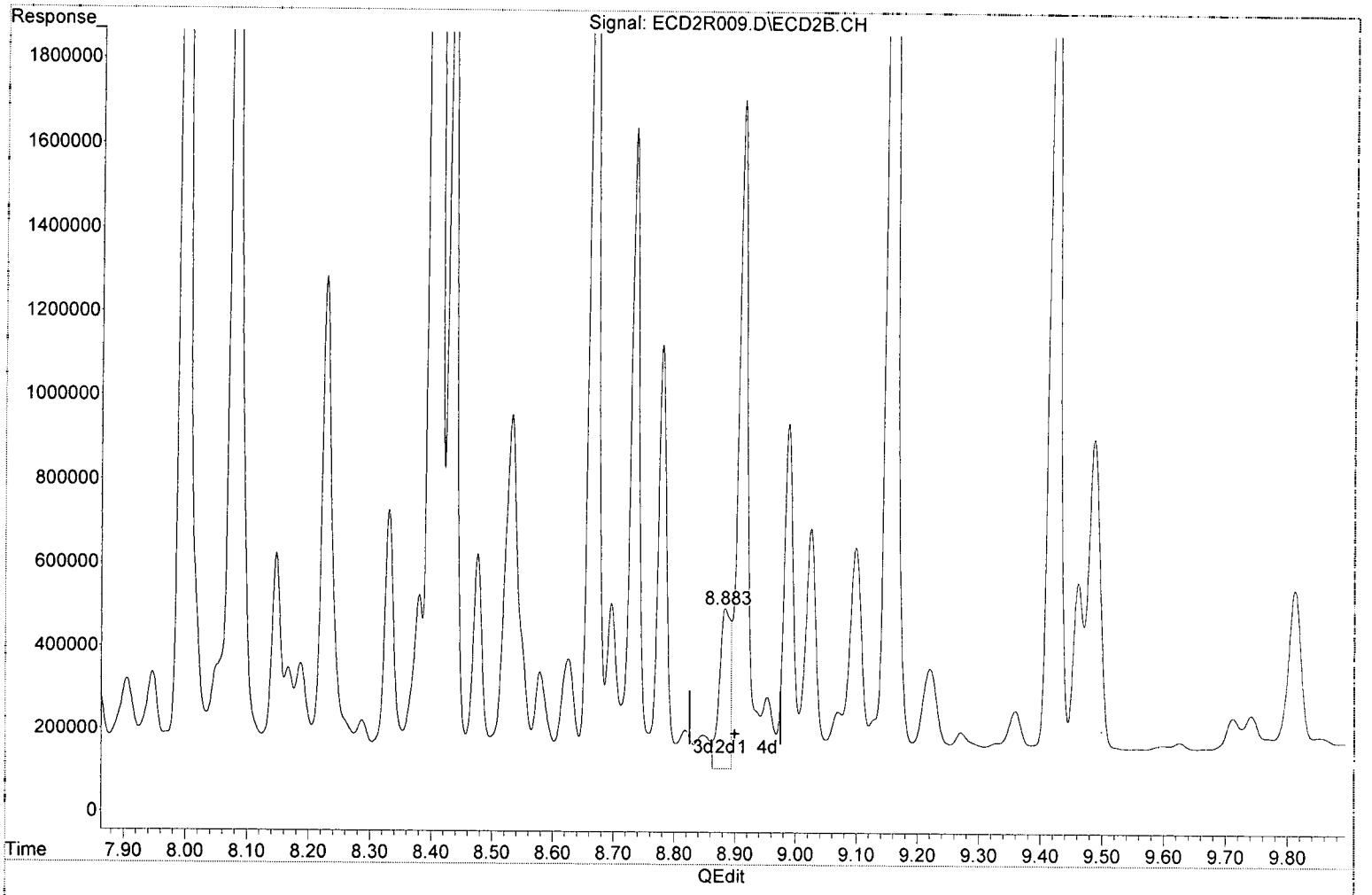

(39) Aroclor 1254 (6)

8.883min 78.754 ng/ml m 12/27/19

response 385116

(+) = Expected Retention Time

Quantitation Report (Qedit)

Data Path : K:\DATA\9L16016\
Data File : ECD2R009.D
Signal(s) : ECD2B.CH
Acq On : 16 Dec 2019 10:01
Operator : MJB / KAK
Sample : A9J0095-02
Misc :
ALS Vial : 56 Sample Multiplier: 1

Integration File: events.e
Quant Time: Dec 18 10:10:30 2019
Quant Method : L:\Methods\RECD2_QUANTPCB_191025.M
Quant Title : PCB Data Analysis
QLast Update : Fri Oct 25 14:23:20 2019
Response via : Initial Calibration
Integrator: ChemStation 6890 Scale Mode: Small noise peaks clipped

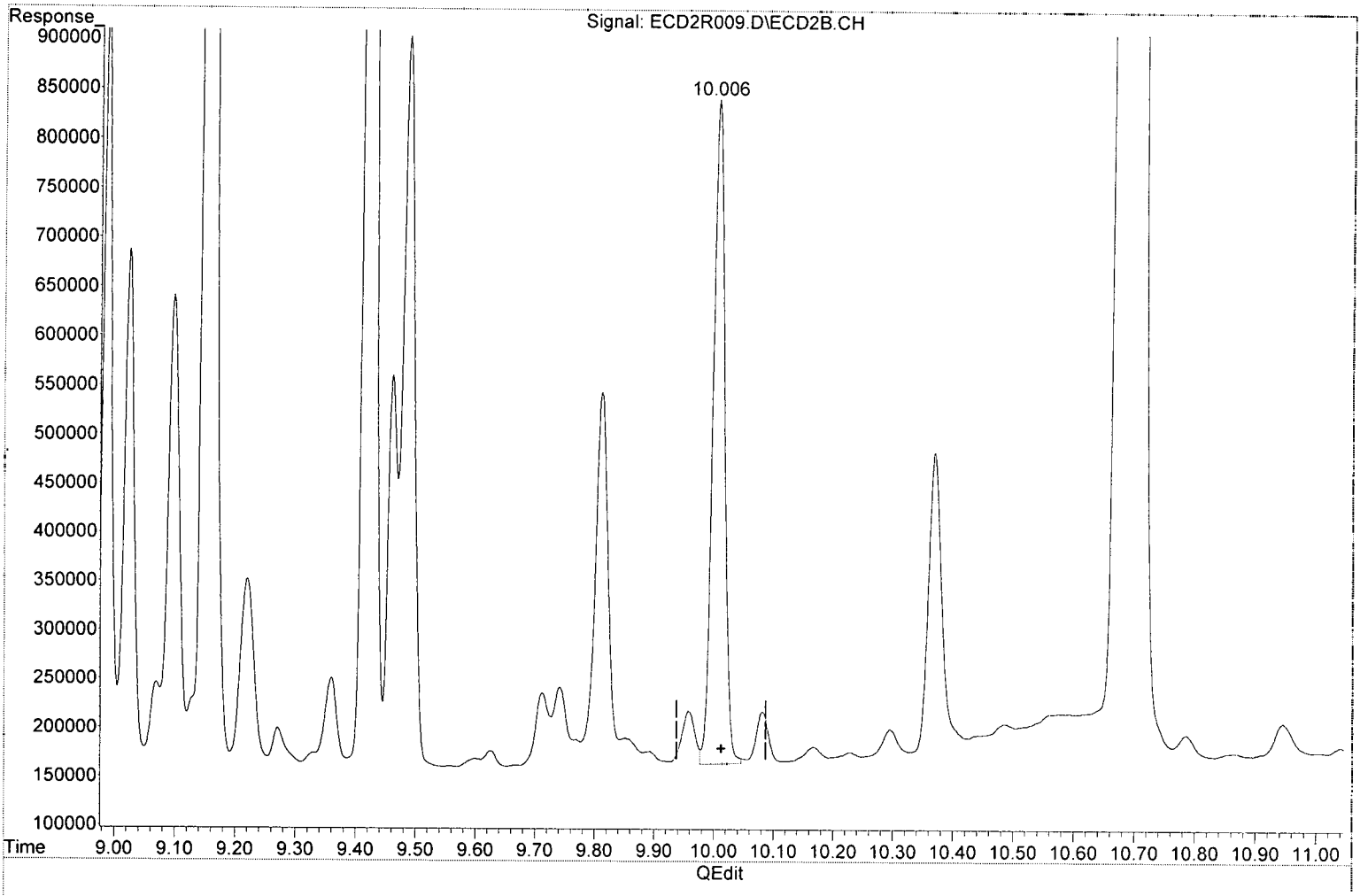

(46) Aroclor 1260 (6)

10.006min 98.165 ng/ml m

response 677198

12/27/19

(+) = Expected Retention Time

Quantitation Report (Not Reviewed)

Data Path : K:\DATA\9L16016\
Data File : ECD2R009.D
Signal(s) : ECD2B.CH
Acq On : 16 Dec 2019 10:01
Operator : MJB / KAK
Sample : A9J0095-02
Misc :
ALS Vial : 56 Sample Multiplier: 1

Integration File: events.e
Quant Time: Dec 18 10:10:30 2019
Quant Method : L:\Methods\RECD2_QUANTPCB_191025.M
Quant Title : PCB Data Analysis
QLast Update : Fri Oct 25 14:23:20 2019
Response via : Initial Calibration
Integrator: ChemStation 6890 Scale Mode: Small noise peaks clipped

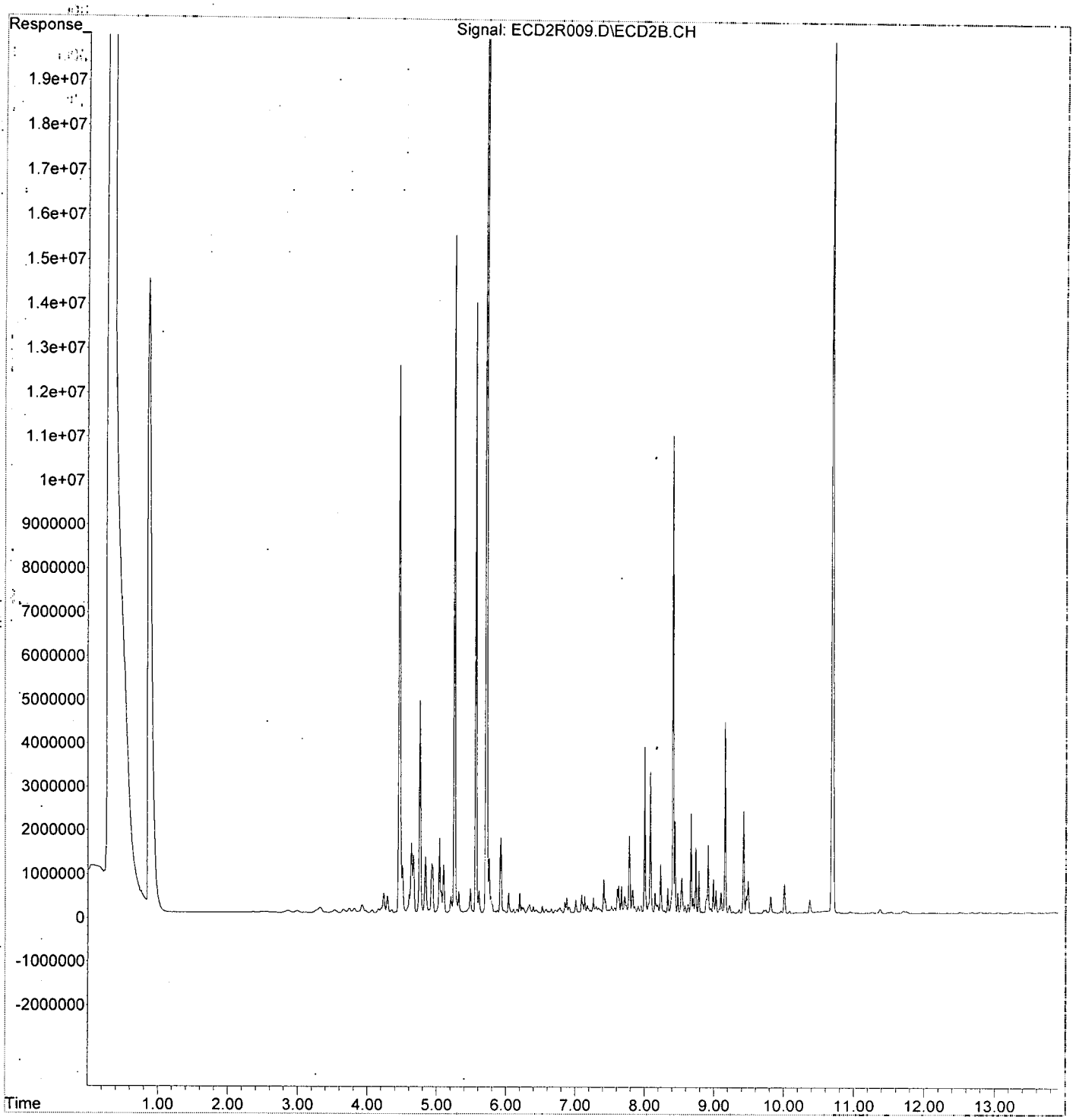

Quantitation Report (Not Reviewed)

Data Path : K:\DATA\9L16016\
Data File : ECD2R011.D
Signal(s) : ECD2B.CH
Acq On : 16 Dec 2019 10:36
Operator : MJB / KAK
Sample : A9J0095-03
Misc :
ALS Vial : 57 Sample Multiplier: 1

Integration File: events.e
Quant Time: Dec 18 10:10:52 2019
Quant Method : L:\Methods\RECD2_QUANTPCB_191025.M
Quant Title : PCB Data Analysis
QLast Update : Fri Oct 25 14:23:20 2019
Response via : Initial Calibration
Integrator: ChemStation 6890 Scale Mode: Small noise peaks clipped

12/27/19

1242 (5)

	Compound	R.T.	Response	Conc Units
	System Monitoring Compounds			
1) S	TCMX (S)	5.714	46629349	177.750 ng/ml
62) S	DCBP (S)	10.692	29243652	199.220 ng/ml
	Target Compounds			
2)	Aroclor 1016 (1)	6.388	41976	4.725 ng/ml
3)	Aroclor 1016 (2)	6.874	78794	4.815 ng/ml
4)	Aroclor 1016 (3)	7.003	56086	7.614 ng/ml
5)	Aroclor 1016 (4)	7.087	98613	13.224 ng/ml
6)	Aroclor 1016 (5)	7.132	74237	8.997 ng/ml
7)	Aroclor 1016 (6)	7.257	74385	9.037 ng/ml
8)	Aroclor 1016 - AVE	0.000	0	N.D. ng/ml
9)	Aroclor 1221 (1)	5.919	198759	92.711 ng/ml
10)	Aroclor 1221 (2)	5.975	10274	4.700 ng/ml
11)	Aroclor 1221 (3)	6.033	109598	15.491 ng/ml
12)	Aroclor 1221 - AVE	0.000	0	N.D. ng/ml
13)	Aroclor 1232 (1)	6.033	109598	19.145 ng/ml
14)	Aroclor 1232 (2)	6.388	41976	12.075 ng/ml
15)	Aroclor 1232 (3)	6.874	78794	12.170 ng/ml
16)	Aroclor 1232 (4)	7.087	98613	41.302 ng/ml
17)	Aroclor 1232 (5)	7.132	74237	27.170 ng/ml
18)	Aroclor 1232 (6)	7.257	74385	25.079 ng/ml
19)	Aroclor 1232 - AVE	0.000	0	N.D. ng/ml
20)	Aroclor 1242 (1)	6.388	41976	6.407 ng/ml
21)	Aroclor 1242 (2)	6.874	78794	6.660 ng/ml
22)	Aroclor 1242 (3)	7.003	56086	10.618 ng/ml
23)	Aroclor 1242 (4)	7.087	98613	19.751 ng/ml
24)	Aroclor 1242 (5)	7.132	74237	12.769 ng/ml
25)	Aroclor 1242 (6)	7.257	74385	12.007 ng/ml
26)	Aroclor 1242 - AVE	0.000	0	N.D. ng/ml
27)	Aroclor 1248 (1)	6.846	65141	8.729 ng/ml
28)	Aroclor 1248 (2)	7.087	98613	10.563 ng/ml
29)	Aroclor 1248 (3)	7.132	74237	8.465 ng/ml
30)	Aroclor 1248 (4)	7.257	74385	7.104 ng/ml
31)	Aroclor 1248 (5)	7.622	103706	8.019 ng/ml
32)	Aroclor 1248 (6)	7.772	595762	50.526 ng/ml
33)	Aroclor 1248 - AVE	0.000	0	N.D. ng/ml
34)	Aroclor 1254 (1)	7.602	109003	8.433 ng/ml
35)	Aroclor 1254 (2)	7.772	595762	29.424 ng/ml
36)	Aroclor 1254 (3)	8.078	736351	34.364 ng/ml
37)	Aroclor 1254 (4)	8.330	98920	5.989 ng/ml
38)	Aroclor 1254 (5)	8.665	133470	8.505 ng/ml
39)	Aroclor 1254 (6)	8.911	59749	12.218 ng/ml
40)	Aroclor 1254 - AVE	0.000	0	N.D. ng/ml
41)	Aroclor 1260 (1)	8.228	102665	6.505 ng/ml
42)	Aroclor 1260 (2)	8.433	142374	7.274 ng/ml
43)	Aroclor 1260 (3)	8.665	133470	6.630 ng/ml
44)	Aroclor 1260 (4)	9.155	111928	3.617 ng/ml
45)	Aroclor 1260 (5)	9.422	66105	3.694 ng/ml
46)	Aroclor 1260 (6)	10.006	21965	3.184 ng/ml
47)	Aroclor 1260 - AVE	0.000	0	N.D. ng/ml

↕ MDL N/A 12/27/19

11.369 -

<MDL

Quantitation Report (Not Reviewed)

Data Path : K:\DATA\9L16016\
Data File : ECD2R011.D
Signal(s) : ECD2B.CH
Acq On : 16 Dec 2019 10:36
Operator : MJB / KAK
Sample : A9J0095-03
Misc :
ALS Vial : 57 Sample Multiplier: 1

Integration File: events.e
Quant Time: Dec 18 10:10:52 2019
Quant Method : L:\Methods\RECD2_QUANTPCB_191025.M
Quant Title : PCB Data Analysis
QLast Update : Fri Oct 25 14:23:20 2019
Response via : Initial Calibration
Integrator: ChemStation 6890 Scale Mode: Small noise peaks clipped

	Compound	R.T.	Response	Conc Units
48)	Aroclor 1262 (1)	8.433	142374	9.408 ng/ml
49)	Aroclor 1262 (2)	8.733	53197	2.515 ng/ml
50)	Aroclor 1262 (3)	8.911	59749	3.420 ng/ml
51)	Aroclor 1262 (4)	9.155	111928	3.126 ng/ml
52)	Aroclor 1262 (5)	9.422	66105	3.010 ng/ml
53)	Aroclor 1262 (6)	10.006	21965	2.264 ng/ml
54)	Aroclor 1262 - AVE	0.000	0	N.D. ng/ml
55)	Aroclor 1268 (1)	8.987	46036	4.932 ng/ml
56)	Aroclor 1268 (2)	9.422	66105	1.685 ng/ml
57)	Aroclor 1268 (3)	9.487	26475	0.840 ng/ml
58)	Aroclor 1268 (4)	9.711	79058	2.919 ng/ml
59)	Aroclor 1268 (5)	10.006	21965	2.073 ng/ml
60)	Aroclor 1268 (6)	10.371	131006	1.783 ng/ml
61)	Aroclor 1268 - AVE	0.000	0	N.D. ng/ml

(f)=RT Delta > 1/2 Window (m)=manual int.

Quantitation Report (Not Reviewed)

Data Path : K:\DATA\9L16016\
Data File : ECD2R011.D
Signal(s) : ECD2B.CH
Acq On : 16 Dec 2019 10:36
Operator : MJB / KAK
Sample : A9J0095-03
Misc :
ALS Vial : 57 Sample Multiplier: 1

Integration File: events.e
Quant Time: Dec 18 10:10:52 2019
Quant Method : L:\Methods\RECD2_QUANTPCB_191025.M
Quant Title : PCB Data Analysis
QLast Update : Fri Oct 25 14:23:20 2019
Response via : Initial Calibration
Integrator: ChemStation 6890 Scale Mode: Small noise peaks clipped

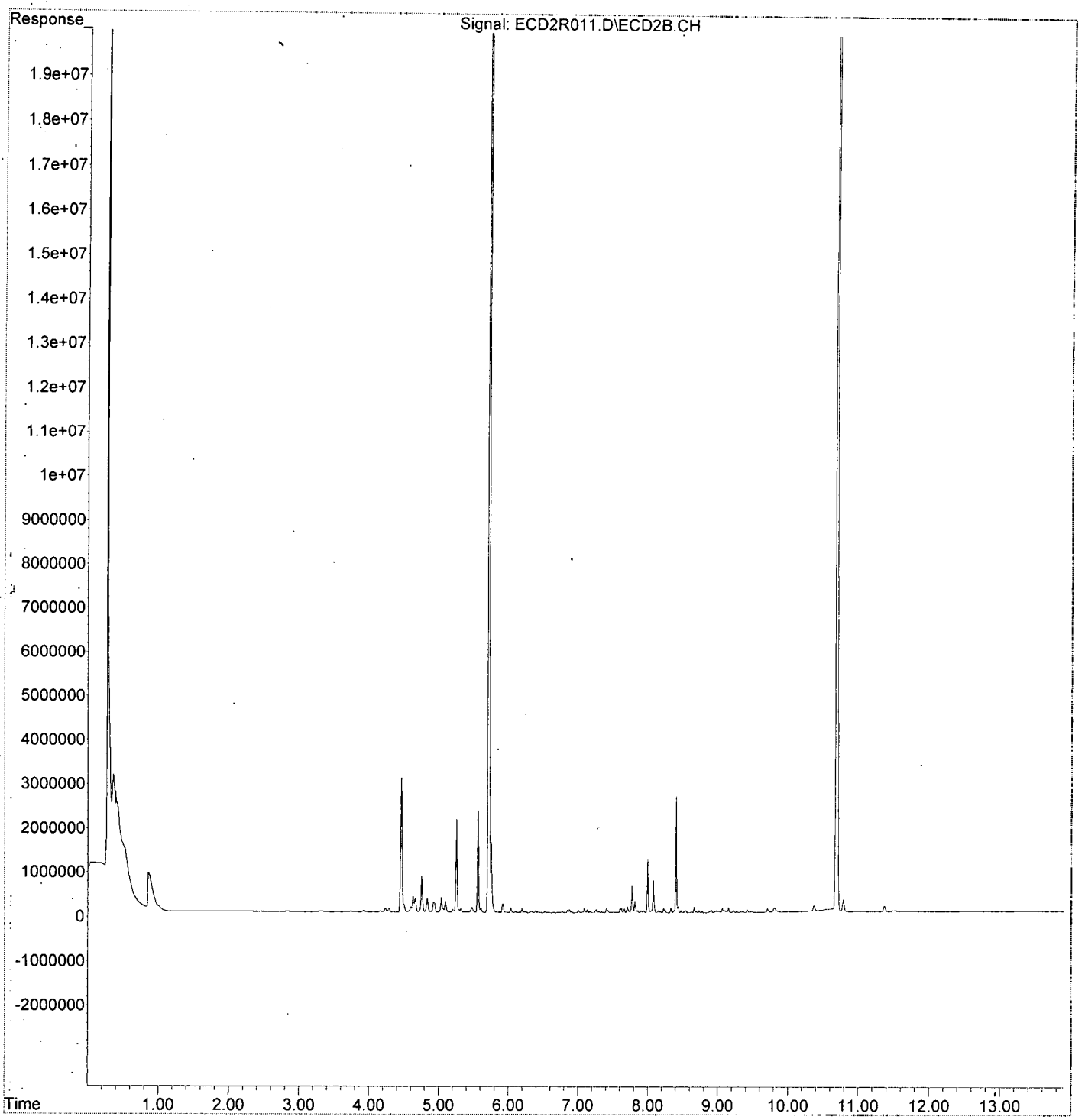

Quantitation Report (Not Reviewed)

Data Path : K:\DATA\9L16016\
Data File : ECD2R013.D
Signal(s) : ECD2B.CH
Acq On : 16 Dec 2019 11:12
Operator : MJB / KAK
Sample : A9J0095-14
Misc :
ALS Vial : 58 Sample Multiplier: 1

Integration File: events.e
Quant Time: Dec 18 10:11:13 2019
Quant Method : L:\Methods\RECD2_QUANTPCB_191025.M
Quant Title : PCB Data Analysis
QLast Update : Fri Oct 25 14:23:20 2019
Response via : Initial Calibration
Integrator: ChemStation 6890 Scale Mode: Small noise peaks clipped

12/27/19

RR-2

ST

	Compound	R.T.	Response	Conc Units
System Monitoring Compounds				
1) S	TCMX (S)	5.713	49446207	188.487 ng/ml
62) S	DCBP (S)	10.692	22907365	156.055 ng/ml
Target Compounds				
2)	Aroclor 1016 (1)	6.386	533481	60.056 ng/ml
3)	Aroclor 1016 (2)	6.874	1594073	97.418 ng/ml
4)	Aroclor 1016 (3)	7.003	1070775	145.370 ng/ml
5)	Aroclor 1016 (4)	7.087	2546129	341.427 ng/ml
6)	Aroclor 1016 (5)	7.133	2153086	260.947 ng/ml
7)	Aroclor 1016 (6)	7.258	1966007	238.851 ng/ml
8)	Aroclor 1016 - AVE	0.000	0	N.D. ng/ml
9)	Aroclor 1221 (1)	5.872	106548	49.699 ng/ml
10)	Aroclor 1221 (2)	5.974	375367	171.714 ng/ml
11)	Aroclor 1221 (3)	6.032	955717	135.088 ng/ml
12)	Aroclor 1221 - AVE	0.000	0	N.D. ng/ml
13)	Aroclor 1232 (1)	6.032	955717	166.947 ng/ml
14)	Aroclor 1232 (2)	6.386	533481	153.465 ng/ml
15)	Aroclor 1232 (3)	6.874	1594073	246.217 ng/ml
16)	Aroclor 1232 (4)	7.087	2546129	1066.397 ng/ml
17)	Aroclor 1232 (5)	7.133	2153086	787.998 ng/ml
18)	Aroclor 1232 (6)	7.258	1966007	662.843 ng/ml
19)	Aroclor 1232 - AVE	0.000	0	N.D. ng/ml
20)	Aroclor 1242 (1)	6.386	533481	81.429 ng/ml
21)	Aroclor 1242 (2)	6.874	1594073	134.729 ng/ml
22)	Aroclor 1242 (3)	7.003	1070775	202.704 ng/ml
23)	Aroclor 1242 (4)	7.087	2546129	509.967 ng/ml
24)	Aroclor 1242 (5)	7.133	2153086	370.324 ng/ml
25)	Aroclor 1242 (6)	7.258	1966007	317.350 ng/ml
26)	Aroclor 1242 - AVE	0.000	0	N.D. ng/ml
27)	Aroclor 1248 (1)	6.845	1590598	213.149 ng/ml
28)	Aroclor 1248 (2)	7.087	2546129	272.717 ng/ml
29)	Aroclor 1248 (3)	7.133	2153086	245.518 ng/ml
30)	Aroclor 1248 (4)	7.258	1966007	187.765 ng/ml
31)	Aroclor 1248 (5)	7.623	4685978	362.327 ng/ml
32)	Aroclor 1248 (6)	7.775	121834985	10332.802 ng/ml
33)	Aroclor 1248 - AVE	0.000	0	N.D. ng/ml
34)	Aroclor 1254 (1)	7.602	5314946	411.213 ng/ml
35)	Aroclor 1254 (2)	7.775	121834985	6017.262 ng/ml
36)	Aroclor 1254 (3)	8.094	201821472	9418.720 ng/ml
37)	Aroclor 1254 (4)	8.352	201818709	12219.158 ng/ml
38)	Aroclor 1254 (5)	8.675	201814939	12860.061 ng/ml
39)	Aroclor 1254 (6)	8.911	2186968	447.219 ng/ml
40)	Aroclor 1254 - AVE	0.000	0	N.D. ng/ml
41)	Aroclor 1260 (1)	8.245	16601910	1051.894 ng/ml
42)	Aroclor 1260 (2)	8.430	201818074	10310.660 ng/ml
43)	Aroclor 1260 (3)	8.675	201814939	10024.500 ng/ml
44)	Aroclor 1260 (4)	9.155	4306734	139.168 ng/ml
45)	Aroclor 1260 (5)	9.422	2481518	138.654 ng/ml
46)	Aroclor 1260 (6)	10.006	766887	111.167 ng/ml
47)	Aroclor 1260 - AVE	0.000	0	N.D. ng/ml

Quantitation Report (Not Reviewed)

Data Path : K:\DATA\9L16016\
Data File : ECD2R013.D
Signal(s) : ECD2B.CH
Acq On : 16 Dec 2019 11:12
Operator : MJB / KAK
Sample : A9J0095-14
Misc :
ALS Vial : 58 Sample Multiplier: 1

Integration File: events.e
Quant Time: Dec 18 10:11:13 2019
Quant Method : L:\Methods\RECD2_QUANTPCB_191025.M
Quant Title : PCB Data Analysis
QLast Update : Fri Oct 25 14:23:20 2019
Response via : Initial Calibration
Integrator: ChemStation 6890 Scale Mode: Small noise peaks clipped

	Compound	R.T.	Response	Conc Units
48)	Aroclor 1262 (1)	8.430	201818074	13335.835 ng/ml
49)	Aroclor 1262 (2)	8.733	4337964	205.063 ng/ml
50)	Aroclor 1262 (3)	8.911	2186968	125.197 ng/ml
51)	Aroclor 1262 (4)	9.155	4306734	120.268 ng/ml
52)	Aroclor 1262 (5)	9.422	2481518	112.977 ng/ml
53)	Aroclor 1262 (6)	10.006	766887	79.056 ng/ml
54)	Aroclor 1262 - AVE	0.000	0	N.D. ng/ml
55)	Aroclor 1268 (1)	8.948	870299	93.246 ng/ml
56)	Aroclor 1268 (2)	9.422	2481518	63.246 ng/ml
57)	Aroclor 1268 (3)	9.488	945912	30.003 ng/ml
58)	Aroclor 1268 (4)	9.717	413242	15.257 ng/ml
59)	Aroclor 1268 (5)	10.006	766887	72.374 ng/ml
60)	Aroclor 1268 (6)	10.369	808027	10.996 ng/ml
61)	Aroclor 1268 - AVE	0.000	0	N.D. ng/ml

(f)=RT Delta > 1/2 Window (m)=manual int.

Quantitation Report (Not Reviewed)

Data Path : K:\DATA\9L16016\
Data File : ECD2R013.D
Signal(s) : ECD2B.CH
Acq On : 16 Dec 2019 11:12
Operator : MJB / KAK
Sample : A9J0095-14
Misc :
ALS Vial : 58 Sample Multiplier: 1

Integration File: events.e
Quant Time: Dec 18 10:11:13 2019
Quant Method : L:\Methods\RECD2_QUANTPCB_191025.M
Quant Title : PCB Data Analysis
QLast Update : Fri Oct 25 14:23:20 2019
Response via : Initial Calibration
Integrator: ChemStation 6890 Scale Mode: Small noise peaks clipped

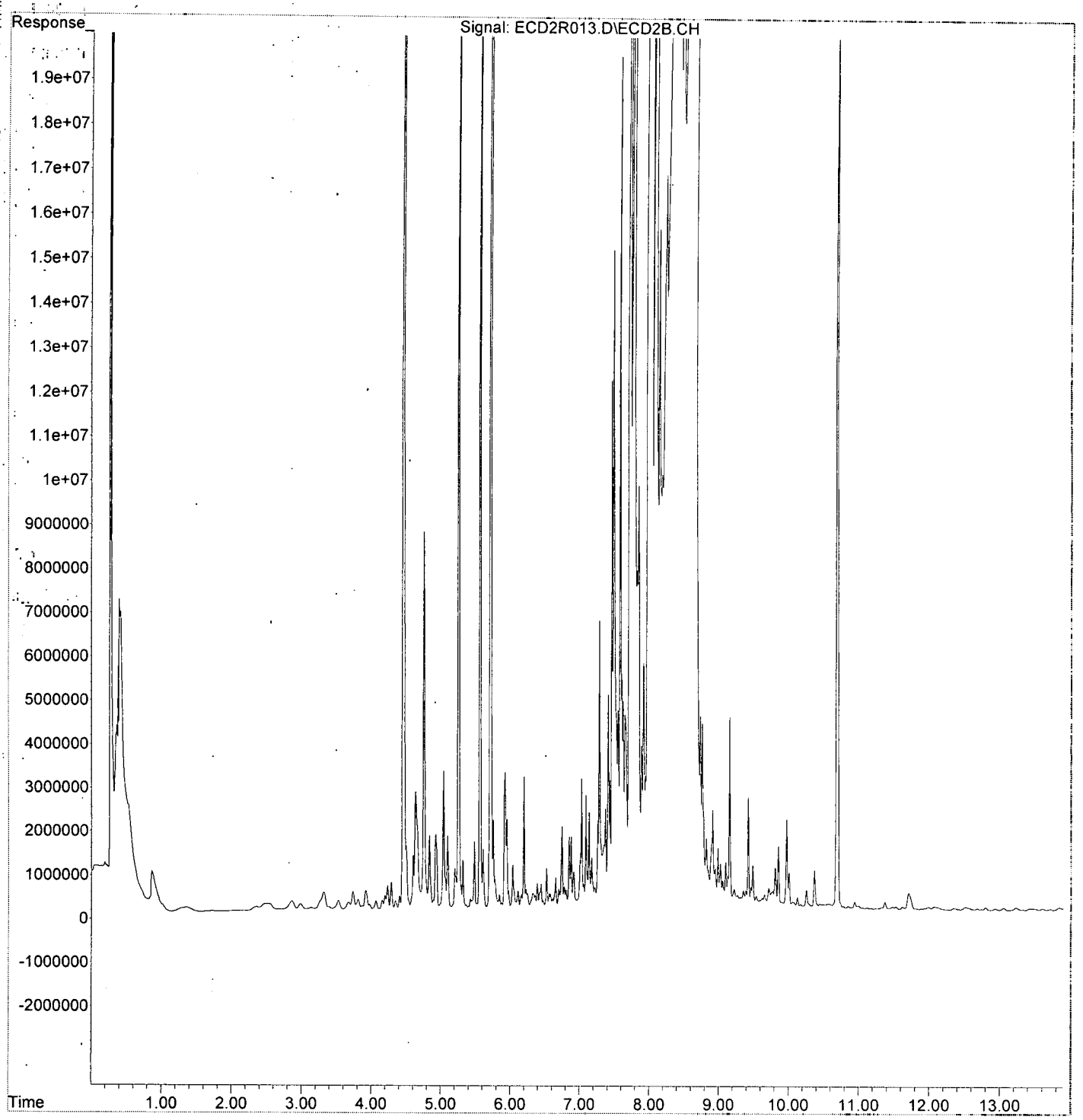

Quantitation Report (Not Reviewed)

Data Path : K:\DATA\9L16016\
Data File : ECD2R015.D
Signal(s) : ECD2B.CH
Acq On : 16 Dec 2019 11:47
Operator : MJB / KAK
Sample : A9J0095-15
Misc :
ALS Vial : 59 Sample Multiplier: 1

Integration File: events.e
Quant Time: Dec 18 10:11:35 2019
Quant Method : L:\Methods\RECD2_QUANTPCB_191025.M
Quant Title : PCB Data Analysis
QLast Update : Fri Oct 25 14:23:20 2019
Response via : Initial Calibration
Integrator: ChemStation 6890 Scale Mode: Small noise peaks clipped

12/17/19

1260

	Compound	R.T.	Response	Conc	Units	
	System Monitoring Compounds					
1) S	TCMX (S)	5.714	49124841	187.262	ng/ml	
62) S	DCBP (S)	10.692	27462051	187.083	ng/ml	
	Target Compounds					
2)	Aroclor 1016 (1)	6.388	303648	34.183	ng/ml	
3)	Aroclor 1016 (2)	6.874	674711	41.233	ng/ml	
4)	Aroclor 1016 (3)	7.002	818835	111.167	ng/ml	
5)	Aroclor 1016 (4)	7.086	1132835	151.909	ng/ml	
6)	Aroclor 1016 (5)	7.132	1166269	141.348	ng/ml	
7)	Aroclor 1016 (6)	7.257	884586	107.469	ng/ml	
8)	Aroclor 1016 - AVE	0.000	0	N.D.	ng/ml	
9)	Aroclor 1221 (1)	5.918	1508873	703.813	ng/ml	
10)	Aroclor 1221 (2)	5.976	256588	117.378	ng/ml	
11)	Aroclor 1221 (3)	~~6.031~~	~~415052~~	~~58.666~~	ng/ml	27.191 MI
12)	Aroclor 1221 - AVE	0.000	0	N.D.	ng/ml	
13)	Aroclor 1232 (1)	~~6.031~~	~~415052~~	~~72.502~~	ng/ml	33.787 MI
14)	Aroclor 1232 (2)	6.388	303648	87.349	ng/ml	
15)	Aroclor 1232 (3)	6.874	674711	104.214	ng/ml	
16)	Aroclor 1232 (4)	7.086	1132835	474.466	ng/ml	
17)	Aroclor 1232 (5)	7.132	1166269	426.837	ng/ml	
18)	Aroclor 1232 (6)	7.257	884586	298.240	ng/ml	
19)	Aroclor 1232 - AVE	0.000	0	N.D.	ng/ml	
20)	Aroclor 1242 (1)	6.388	303648	46.348	ng/ml	
21)	Aroclor 1242 (2)	6.874	674711	57.026	ng/ml	
22)	Aroclor 1242 (3)	7.002	818835	155.010	ng/ml	
23)	Aroclor 1242 (4)	7.086	1132835	226.897	ng/ml	R-02
24)	Aroclor 1242 (5)	7.132	1166269	200.594	ng/ml	
25)	Aroclor 1242 (6)	7.257	884586	142.788	ng/ml	
26)	Aroclor 1242 - AVE	0.000	0	N.D.	ng/ml	
27)	Aroclor 1248 (1)	6.845	564492	75.645	ng/ml	
28)	Aroclor 1248 (2)	7.086	1132835	121.338	ng/ml	
29)	Aroclor 1248 (3)	7.132	1166269	132.990	ng/ml	
30)	Aroclor 1248 (4)	7.257	884586	84.483	ng/ml	
31)	Aroclor 1248 (5)	7.622	1340844	103.676	ng/ml	
32)	Aroclor 1248 (6)	7.772	16549111	1403.527	ng/ml	
33)	Aroclor 1248 - AVE	0.000	0	N.D.	ng/ml	
34)	Aroclor 1254 (1)	7.600	1456628	112.698	ng/ml	
35)	Aroclor 1254 (2)	7.772	16549111	817.338	ng/ml	
36)	Aroclor 1254 (3)	8.078	34643126	1616.745	ng/ml	
37)	Aroclor 1254 (4)	8.327	2575934	155.960	ng/ml	
38)	Aroclor 1254 (5)	8.650	103883289	6619.656	ng/ml	
39)	Aroclor 1254 (6)	8.891	554962	113.486	ng/ml	
40)	Aroclor 1254 - AVE	0.000	0	N.D.	ng/ml	
41)	Aroclor 1260 (1)	8.228	2162430	137.011	ng/ml	
42)	Aroclor 1260 (2)	~~8.408~~ 8.426	~~12258309~~	~~6262.634~~	ng/ml	291.551MI
43)	Aroclor 1260 (3)	8.650	103883289	5160.064	ng/ml	81.289
44)	Aroclor 1260 (4)	9.155	2696245	87.127	ng/ml	
45)	Aroclor 1260 (5)	9.421	1486139	83.038	ng/ml	
46)	Aroclor 1260 (6)	10.005	508446	73.703	ng/ml	
47)	Aroclor 1260 - AVE	0.000	0	N.D.	ng/ml	

P-10 MJ 12/31/19

Quantitation Report (Not Reviewed)

Data Path : K:\DATA\9L16016\
Data File : ECD2R015.D
Signal(s) : ECD2B.CH
Acq On : 16 Dec 2019 11:47
Operator : MJB / KAK
Sample : A9J0095-15
Misc :
ALS Vial : 59 Sample Multiplier: 1

Integration File: events.e
Quant Time: Dec 18 10:11:35 2019
Quant Method : L:\Methods\RECD2_QUANTPCB_191025.M
Quant Title : PCB Data Analysis
QLast Update : Fri Oct 25 14:23:20 2019
Response via : Initial Calibration
Integrator: ChemStation 6890 Scale Mode: Small noise peaks clipped

	Compound	R.T.	Response	Conc	Units	
		8.427				12/27/19
48)	Aroclor 1262 (1)	~~8.408~~ ~~8.426~~	~~122583094~~	~~8100.107~~	ng/ml	~~291~~ 359.845MI
49)	Aroclor 1262 (2)	8.733	1461281	69.077	ng/ml	
50)	Aroclor 1262 (3)	8.911	1178753	67.480	ng/ml	
51)	Aroclor 1262 (4)	9.155	2696245	75.294	ng/ml	
52)	Aroclor 1262 (5)	9.421	1486139	67.660	ng/ml	
53)	Aroclor 1262 (6)	10.005	508446	52.414	ng/ml	
54)	Aroclor 1262 - AVE	0.000	0	N.D.	ng/ml	
55)	Aroclor 1268 (1)	8.952	326822	35.017	ng/ml	
56)	Aroclor 1268 (2)	9.421	1486139	37.877	ng/ml	
57)	Aroclor 1268 (3)	9.487	629857	19.978	ng/ml	
58)	Aroclor 1268 (4)	9.710	159165	5.876	ng/ml	
59)	Aroclor 1268 (5)	10.005	508446	47.984	ng/ml	
60)	Aroclor 1268 (6)	10.368	458175	6.235	ng/ml	
61)	Aroclor 1268 - AVE	0.000	0	N.D.	ng/ml	

(f)=RT Delta > 1/2 Window (m)=manual int.

Quantitation Report (Qedit)

Data Path : K:\DATA\9L16016\
Data File : ECD2R015.D
Signal(s) : ECD2B.CH
Acq On : 16 Dec 2019 11:47
Operator : MJB / KAK
Sample : A9J0095-15
Misc :
ALS Vial : 59 Sample Multiplier: 1

Integration File: events.e
Quant Time: Dec 18 10:11:35 2019
Quant Method : L:\Methods\RECD2_QUANTPCB_191025.M
Quant Title : PCB Data Analysis
QLast Update : Fri Oct 25 14:23:20 2019
Response via : Initial Calibration
Integrator: ChemStation 6890 Scale Mode: Small noise peaks clipped

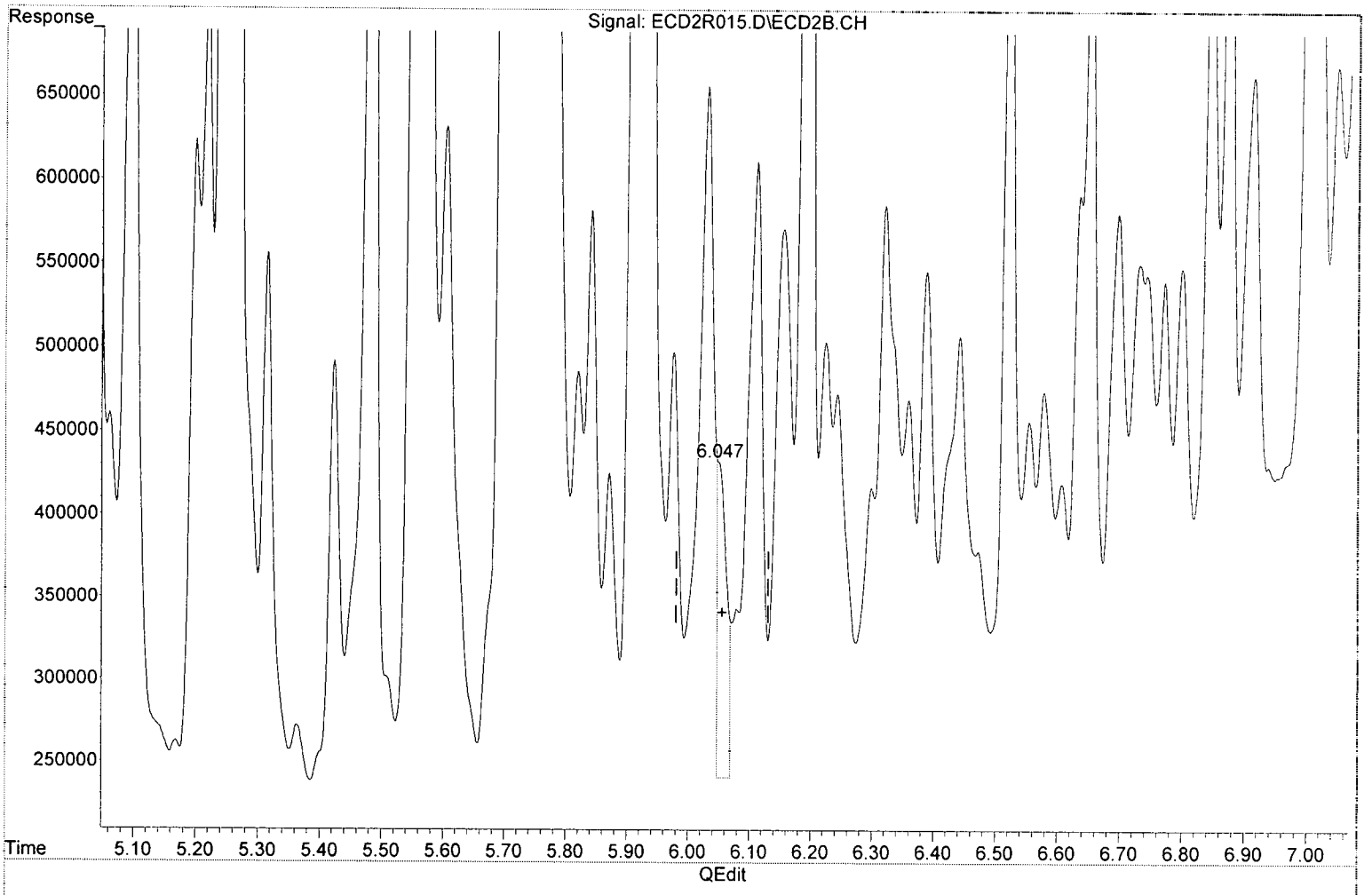

(11) Aroclor 1221 (3)

6.047min 27.191 ng/ml m 12/27/19

response 192372

(+) = Expected Retention Time

Quantitation Report (Qedit)

Data Path : K:\DATA\9L16016\
Data File : ECD2R015.D
Signal(s) : ECD2B.CH
Acq On : 16 Dec 2019 11:47
Operator : MJB / KAK
Sample : A9J0095-15
Misc :
ALS Vial : 59 Sample Multiplier: 1

Integration File: events.e
Quant Time: Dec 18 10:11:35 2019
Quant Method : L:\Methods\RECD2_QUANTPCB_191025.M
Quant Title : PCB Data Analysis
QLast Update : Fri Oct 25 14:23:20 2019
Response via : Initial Calibration
Integrator: ChemStation 6890 Scale Mode: Small noise peaks clipped

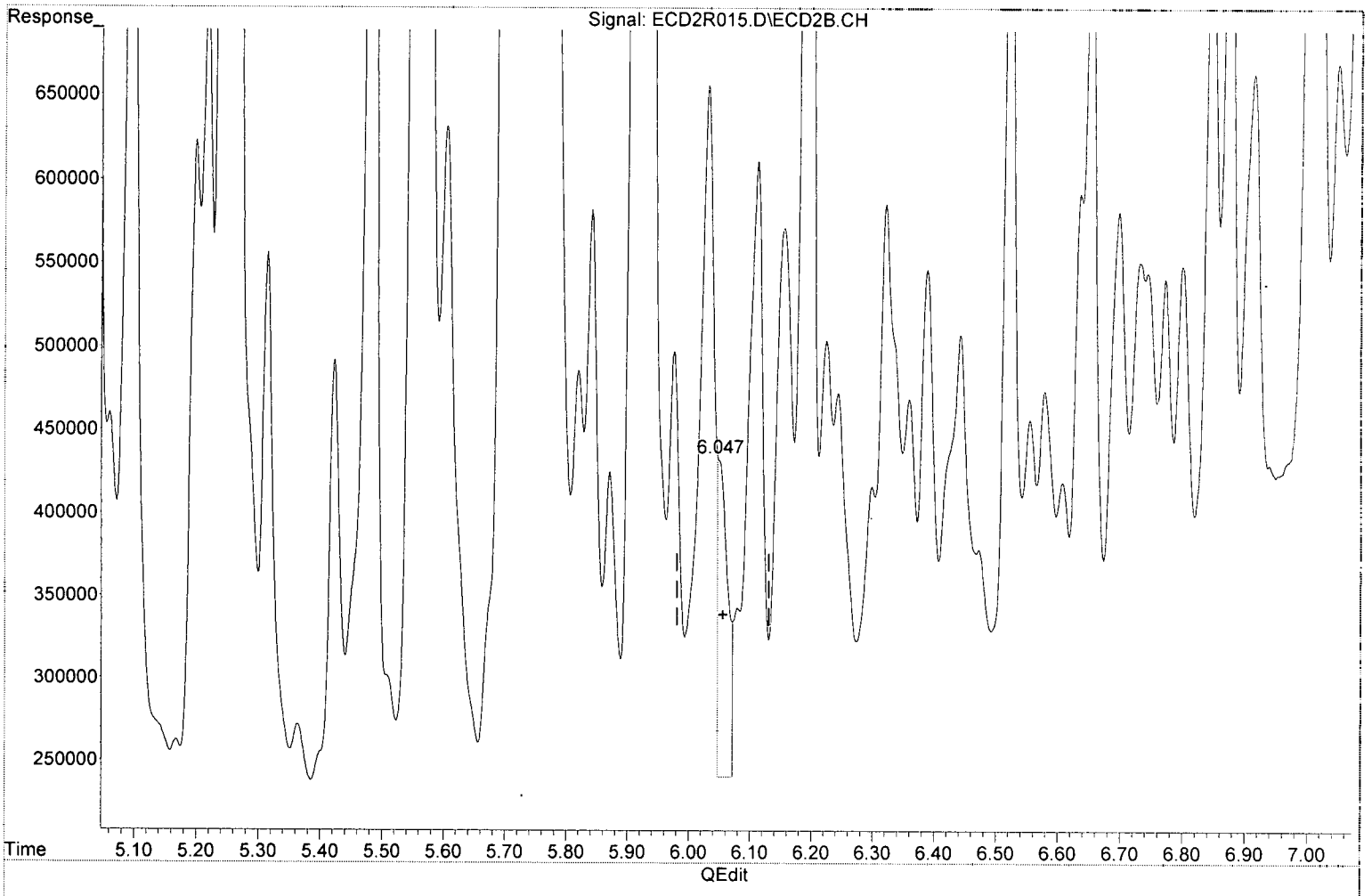

(13) Aroclor 1232 (1)

6.047min 33.787 ng/ml m

response 193420

12/27/19

(+) = Expected Retention Time

Quantitation Report (Qedit)

Data Path : K:\DATA\9L16016\
Data File : ECD2R015.D
Signal(s) : ECD2B.CH
Acq On : 16 Dec 2019 11:47
Operator : MJB / KAK
Sample : A9J0095-15
Misc :
ALS Vial : 59 Sample Multiplier: 1

Integration File: events.e
Quant Time: Dec 18 10:11:35 2019
Quant Method : L:\Methods\RECD2_QUANTPCB_191025.M
Quant Title : PCB Data Analysis
QLast Update : Fri Oct 25 14:23:20 2019
Response via : Initial Calibration
Integrator: ChemStation 6890 Scale Mode: Small noise peaks clipped

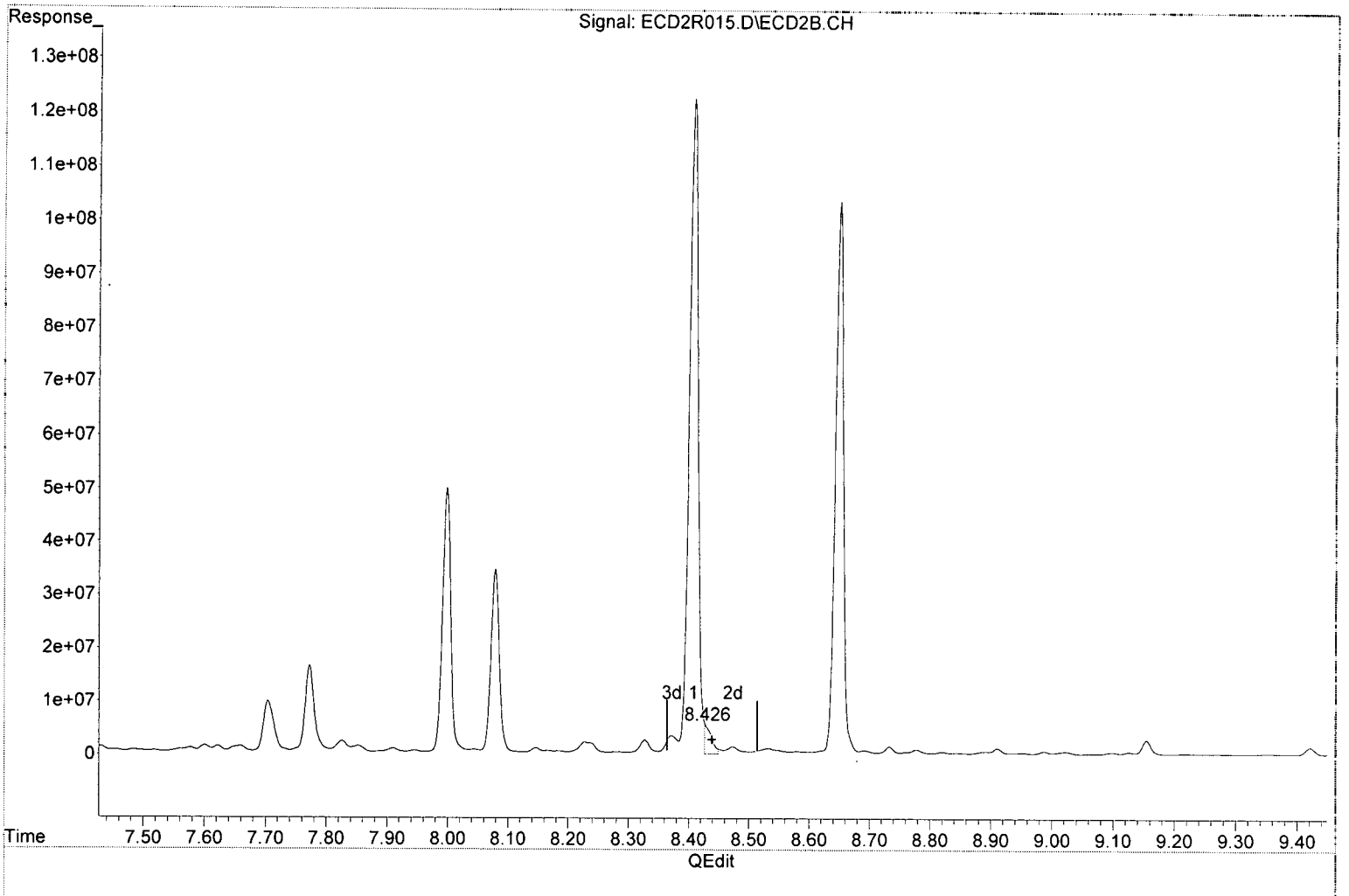

(42) Aroclor 1260 (2)

8.426min 291.551 ng/ml m

response 5706748

12/27/19

(+) = Expected Retention Time

Quantitation Report (Qedit)

Data Path : K:\DATA\9L16016\
Data File : ECD2R015.D
Signal(s) : ECD2B.CH
Acq On : 16 Dec 2019 11:47
Operator : MJB / KAK
Sample : A9J0095-15
Misc :
ALS Vial : 59 Sample Multiplier: 1

Integration File: events.e
Quant Time: Dec 18 10:11:35 2019
Quant Method : L:\Methods\RECD2_QUANTPCB_191025.M
Quant Title : PCB Data Analysis
QLast Update : Fri Oct 25 14:23:20 2019
Response via : Initial Calibration
Integrator: ChemStation 6890 Scale Mode: Small noise peaks clipped

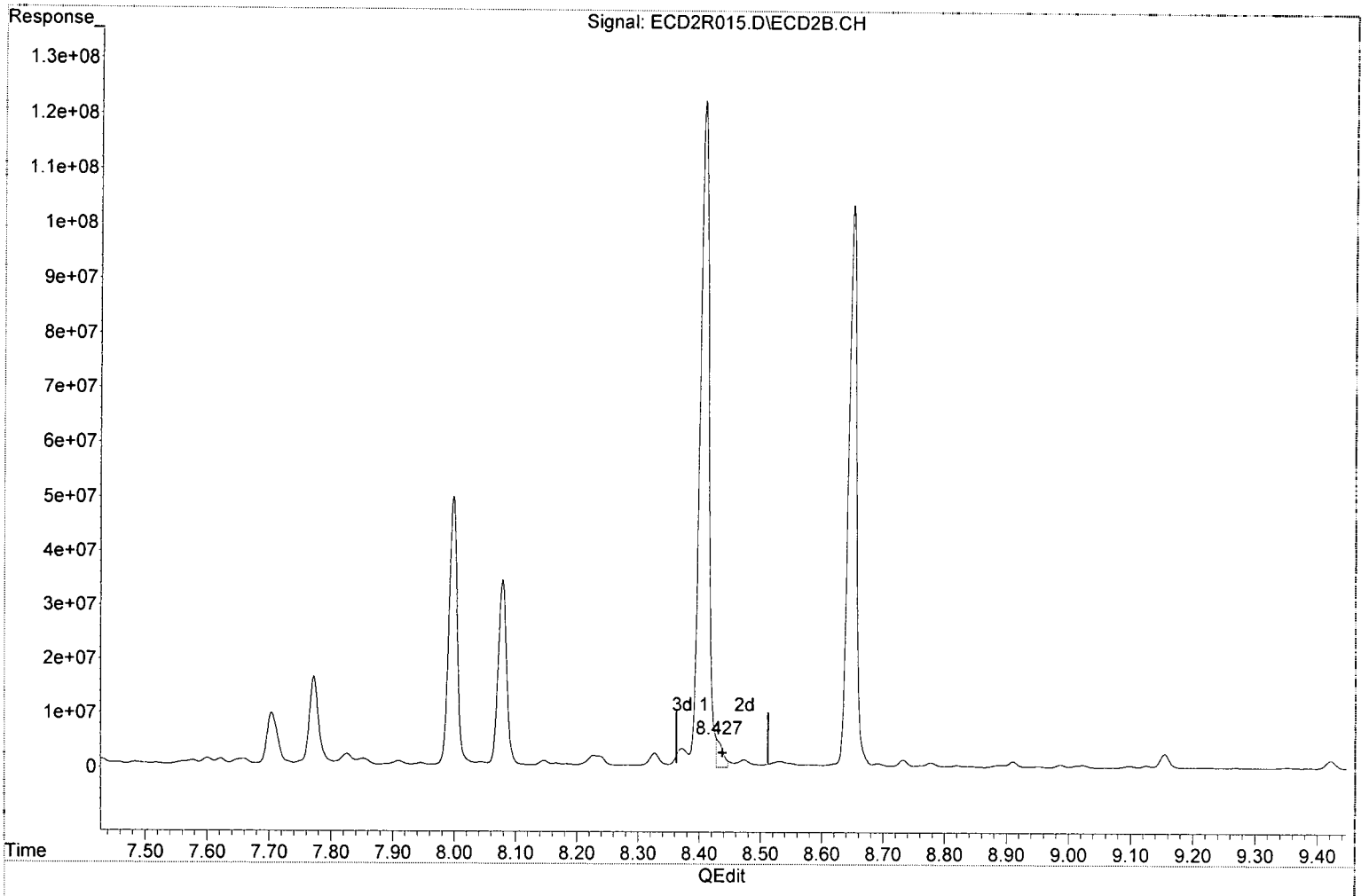

(48) Aroclor 1262 (1)

8.427min 359.845 ng/ml m 12/27/19

response 5445725

(+) = Expected Retention Time

Quantitation Report (Not Reviewed)

Data Path : K:\DATA\9L16016\
Data File : ECD2R015.D
Signal(s) : ECD2B.CH
Acq On : 16 Dec 2019 11:47
Operator : MJB / KAK
Sample : A9J0095-15
Misc :
ALS Vial : 59 Sample Multiplier: 1

Integration File: events.e
Quant Time: Dec 18 10:11:35 2019
Quant Method : L:\Methods\RECD2_QUANTPCB_191025.M
Quant Title : PCB Data Analysis
QLast Update : Fri Oct 25 14:23:20 2019
Response via : Initial Calibration
Integrator: ChemStation 6890 Scale Mode: Small noise peaks clipped

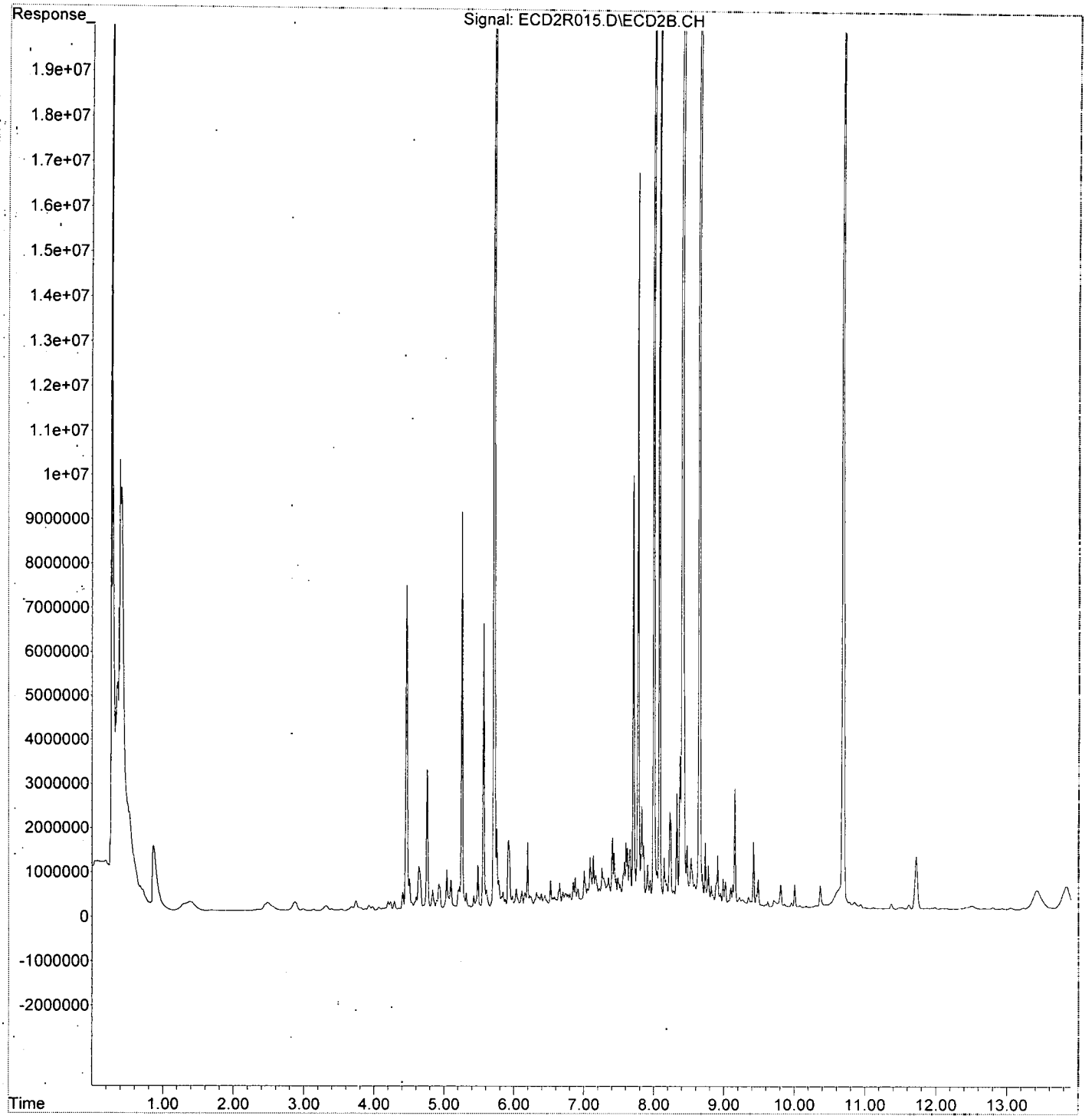

Quantitation Report (Not Reviewed)

Data Path : K:\DATA\9L16016\
Data File : ECD2R017.D
Signal(s) : ECD2B.CH
Acq On : 16 Dec 2019 12:22
Operator : MJB / KAK
Sample : 9L16016-CCV2
Misc :
ALS Vial : 52 Sample Multiplier: 1

Integration File: events.e
Quant Time: Dec 18 10:11:56 2019
Quant Method : L:\Methods\RECD2_QUANTPCB_191025.M
Quant Title : PCB Data Analysis
QLast Update : Fri Oct 25 14:23:20 2019
Response via : Initial Calibration
Integrator: ChemStation 6890 Scale Mode: Small noise peaks clipped

12/27/19

	Compound	R.T.	Response	Conc	Units
	System Monitoring Compounds				
1)	S TCMX (S)	5.715	71844512	273.869	ng/ml
62)	S DCBP (S)	10.692	40725347	277.439	ng/ml
	Target Compounds				
2)	Aroclor 1016 (1)	6.386	4024435	453.044	ng/ml
3)	Aroclor 1016 (2)	6.877	7388760	451.545	ng/ml
4)	Aroclor 1016 (3)	7.003	3256180	442.065	ng/ml
5)	Aroclor 1016 (4)	7.087	3407409	456.922	ng/ml
6)	Aroclor 1016 (5)	7.133	3943522	477.941	ng/ml
7)	Aroclor 1016 (6)	7.258	3761421	456.977	ng/ml
8)	Aroclor 1016 - AVE	0.000	0	N.D.	ng/ml
9)	Aroclor 1221 (1)	5.890	280935	131.042	ng/ml
10)	Aroclor 1221 (2)	5.963	518697	237.281	ng/ml
11)	Aroclor 1221 (3)	6.051	2361160	333.743	ng/ml
12)	Aroclor 1221 - AVE	0.000	0	N.D.	ng/ml
13)	Aroclor 1232 (1)	6.051	2361160	412.453	ng/ml
14)	Aroclor 1232 (2)	6.386	4024435	1157.697	ng/ml
15)	Aroclor 1232 (3)	6.877	7388760	1141.253	ng/ml
16)	Aroclor 1232 (4)	7.087	3407409	1427.127	ng/ml
17)	Aroclor 1232 (5)	7.133	3943522	1443.271	ng/ml
18)	Aroclor 1232 (6)	7.258	3761421	1268.171	ng/ml
19)	Aroclor 1232 - AVE	0.000	0	N.D.	ng/ml
20)	Aroclor 1242 (1)	6.386	4024435	614.280	ng/ml
21)	Aroclor 1242 (2)	6.877	7388760	624.487	ng/ml
22)	Aroclor 1242 (3)	7.003	3256180	616.415	ng/ml
23)	Aroclor 1242 (4)	7.087	3407409	682.473	ng/ml
24)	Aroclor 1242 (5)	7.133	3943522	678.272	ng/ml
25)	Aroclor 1242 (6)	7.258	3761421	607.162	ng/ml
26)	Aroclor 1242 - AVE	0.000	0	N.D.	ng/ml
27)	Aroclor 1248 (1)	6.848	6115539	819.517	ng/ml
28)	Aroclor 1248 (2)	7.087	3407409	364.969	ng/ml
29)	Aroclor 1248 (3)	7.133	3943522	449.682	ng/ml
30)	Aroclor 1248 (4)	7.258	3761421	359.238	ng/ml
31)	Aroclor 1248 (5)	7.623	814269	62.961	ng/ml
32)	Aroclor 1248 (6)	7.781	3109692	263.732	ng/ml
33)	Aroclor 1248 - AVE	0.000	0	N.D.	ng/ml
34)	Aroclor 1254 (1)	7.600	2616626	202.446	ng/ml
35)	Aroclor 1254 (2)	7.781	3109692	153.583	ng/ml
36)	Aroclor 1254 (3)	8.092	1775006	82.837	ng/ml
37)	Aroclor 1254 (4)	8.331	1195574	72.386	ng/ml
38)	Aroclor 1254 (5)	8.666	10048132	640.288	ng/ml
39)	Aroclor 1254 (6)	8.911	7440934	1521.617	ng/ml
40)	Aroclor 1254 - AVE	0.000	0	N.D.	ng/ml
41)	Aroclor 1260 (1)	8.227	7883262	499.482	ng/ml
42)	Aroclor 1260 (2)	8.433	9440042	482.281	ng/ml
43)	Aroclor 1260 (3)	8.666	10048132	499.108	ng/ml
44)	Aroclor 1260 (4)	9.155	15713276	507.761	ng/ml
45)	Aroclor 1260 (5)	9.422	9108501	508.935	ng/ml
46)	Aroclor 1260 (6)	10.006	3536830	512.692	ng/ml
47)	Aroclor 1260 - AVE	0.000	0	N.D.	ng/ml

Quantitation Report (Not Reviewed)

Data Path : K:\DATA\9L16016\
Data File : ECD2R017.D
Signal(s) : ECD2B.CH
Acq On : 16 Dec 2019 12:22
Operator : MJB / KAK
Sample : 9L16016-CCV2
Misc :
ALS Vial : 52 Sample Multiplier: 1

Integration File: events.e
Quant Time: Dec 18 10:11:56 2019
Quant Method : L:\Methods\RECD2_QUANTPCB_191025.M
Quant Title : PCB Data Analysis
QLast Update : Fri Oct 25 14:23:20 2019
Response via : Initial Calibration
Integrator: ChemStation 6890 Scale Mode: Small noise peaks clipped

	Compound	R.T.	Response	Conc	Units
48)	Aroclor 1262 (1)	8.433	9440042	623.784	ng/ml
49)	Aroclor 1262 (2)	8.733	7275904	343.945	ng/ml
50)	Aroclor 1262 (3)	8.911	7440934	425.968	ng/ml
51)	Aroclor 1262 (4)	9.155	15713276	438.804	ng/ml
52)	Aroclor 1262 (5)	9.422	9108501	414.686	ng/ml
53)	Aroclor 1262 (6)	10.006	3536830	364.602	ng/ml
54)	Aroclor 1262 - AVE	0.000	0	N.D.	ng/ml
55)	Aroclor 1268 (1)	8.952	500978	53.676	ng/ml
56)	Aroclor 1268 (2)	9.422	9108501	232.145	ng/ml
57)	Aroclor 1268 (3)	9.487	3508253	111.277	ng/ml
58)	Aroclor 1268 (4)	9.711	291987	10.780	ng/ml
59)	Aroclor 1268 (5)	10.006	3536830	333.783	ng/ml
60)	Aroclor 1268 (6)	10.368	954290	12.987	ng/ml
61)	Aroclor 1268 - AVE	0.000	0	N.D.	ng/ml

(f)=RT Delta > 1/2 Window (m)=manual int.

Quantitation Report (Not Reviewed)

Data Path : K:\DATA\9L16016\
Data File : ECD2R017.D
Signal(s) : ECD2B.CH
Acq On : 16 Dec 2019 12:22
Operator : MJB / KAK
Sample : 9L16016-CCV2
Misc :
ALS Vial : 52 Sample Multiplier: 1

Integration File: events.e
Quant Time: Dec 18 10:11:56 2019
Quant Method : L:\Methods\RECD2_QUANTPCB_191025.M
Quant Title : PCB Data Analysis
QLast Update : Fri Oct 25 14:23:20 2019
Response via : Initial Calibration
Integrator: ChemStation 6890 Scale Mode: Small noise peaks clipped

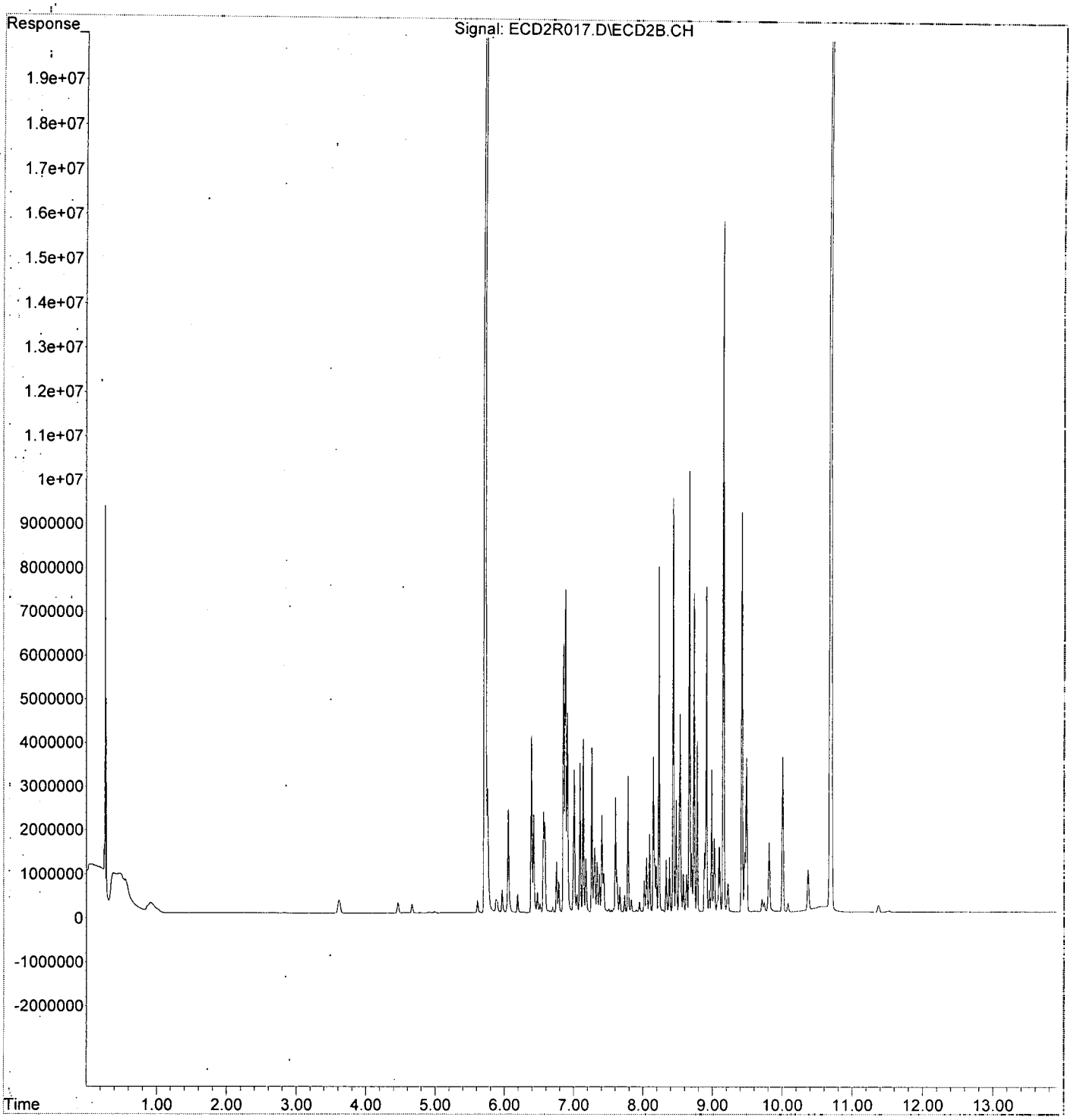

Quantitation Report (Not Reviewed)

Data Path : K:\DATA\9L16016\
Data File : ECD2R018.D
Signal(s) : ECD2B.CH
Acq On : 16 Dec 2019 12:40
Operator : MJB / KAK
Sample : 9L16016-CCB2
Misc :
ALS Vial : 53 Sample Multiplier: 1

Integration File: events.e
Quant Time: Dec 18 10:12:17 2019
Quant Method : L:\Methods\RECD2_QUANTPCB_191025.M
Quant Title : PCB Data Analysis
QLast Update : Fri Oct 25 14:23:20 2019
Response via : Initial Calibration
Integrator: ChemStation 6890 Scale Mode: Small noise peaks clipped

12/27/19

Dean

	Compound	R.T.	Response	Conc Units
	System Monitoring Compounds			
1)	S TCMX (S)	5.716	27282042	103.998 ng/ml
62)	S DCBP (S)	10.691	17073907	116.315 ng/ml
	Target Compounds			
2)	Aroclor 1016 (1)	6.385	6089	0.685 ng/ml
3)	Aroclor 1016 (2)	6.882	8916	0.545 ng/ml
4)	Aroclor 1016 (3)	6.992	8638	1.173 ng/ml
5)	Aroclor 1016 (4)	7.097	8849	1.187 ng/ml
6)	Aroclor 1016 (5)	7.138	9481	1.149 ng/ml
7)	Aroclor 1016 (6)	7.291	9693	1.178 ng/ml
8)	Aroclor 1016 - AVE	0.000	0	N.D. ng/ml
9)	Aroclor 1221 (1)	5.893	15916	7.424 ng/ml
10)	Aroclor 1221 (2)	5.957	11513	5.267 ng/ml
11)	Aroclor 1221 (3)	6.035	47369	6.695 ng/ml
12)	Aroclor 1221 - AVE	0.000	0	N.D. ng/ml
13)	Aroclor 1232 (1)	6.035	47369	8.275 ng/ml
14)	Aroclor 1232 (2)	6.385	6089	1.751 ng/ml
15)	Aroclor 1232 (3)	6.882	8916	1.377 ng/ml
16)	Aroclor 1232 (4)	7.097	8849	3.706 ng/ml
17)	Aroclor 1232 (5)	7.138	9481	3.470 ng/ml
18)	Aroclor 1232 (6)	7.291	9693	3.268 ng/ml
19)	Aroclor 1232 - AVE	0.000	0	N.D. ng/ml
20)	Aroclor 1242 (1)	6.385	6089	0.929 ng/ml
21)	Aroclor 1242 (2)	6.882	8916	0.754 ng/ml
22)	Aroclor 1242 (3)	6.992	8638	1.635 ng/ml
23)	Aroclor 1242 (4)	7.097	8849	1.772 ng/ml
24)	Aroclor 1242 (5)	7.138	9481	1.631 ng/ml
25)	Aroclor 1242 (6)	7.291	9693	1.565 ng/ml
26)	Aroclor 1242 - AVE	0.000	0	N.D. ng/ml
27)	Aroclor 1248 (1)	6.862	8684	1.164 ng/ml
28)	Aroclor 1248 (2)	7.097	8849	0.948 ng/ml
29)	Aroclor 1248 (3)	7.138	9481	1.081 ng/ml
30)	Aroclor 1248 (4)	7.291	9693	0.926 ng/ml
31)	Aroclor 1248 (5)	7.630	5327	0.412 ng/ml
32)	Aroclor 1248 (6)	7.775	20055	1.701 ng/ml
33)	Aroclor 1248 - AVE	0.000	0	N.D. ng/ml
34)	Aroclor 1254 (1)	7.630	5327	0.412 ng/ml
35)	Aroclor 1254 (2)	7.775	20055	0.990 ng/ml
36)	Aroclor 1254 (3)	8.105	8552	0.399 ng/ml
37)	Aroclor 1254 (4)	8.342	3442	0.208 ng/ml
38)	Aroclor 1254 (5)	8.701	9062	0.577 ng/ml
39)	Aroclor 1254 (6)	8.868	4731	0.967 ng/ml
40)	Aroclor 1254 - AVE	0.000	0	N.D. ng/ml
41)	Aroclor 1260 (1)	8.214	5195	0.329 ng/ml
42)	Aroclor 1260 (2)	8.433	8977	0.459 ng/ml
43)	Aroclor 1260 (3)	8.701	9062	0.450 ng/ml
44)	Aroclor 1260 (4)	9.154	4618	0.149 ng/ml
45)	Aroclor 1260 (5)	9.426	5863	0.328 ng/ml
46)	Aroclor 1260 (6)	0.000	0	N.D. ng/ml
47)	Aroclor 1260 - AVE	0.000	0	N.D. ng/ml

Quantitation Report (Not Reviewed)

Data Path : K:\DATA\9L16016\
Data File : ECD2R018.D
Signal(s) : ECD2B.CH
Acq On : 16 Dec 2019 12:40
Operator : MJB / KAK
Sample : 9L16016-CCB2
Misc :
ALS Vial : 53 Sample Multiplier: 1

Integration File: events.e
Quant Time: Dec 18 10:12:17 2019
Quant Method : L:\Methods\RECD2_QUANTPCB_191025.M
Quant Title : PCB Data Analysis
QLast Update : Fri Oct 25 14:23:20 2019
Response via : Initial Calibration
Integrator: ChemStation 6890 Scale Mode: Small noise peaks clipped

	Compound	R.T.	Response	Conc	Units
48)	Aroclor 1262 (1)	8.433	8977	0.593	ng/ml
49)	Aroclor 1262 (2)	8.734	7988	0.378	ng/ml
50)	Aroclor 1262 (3)	8.938	350	0.020	ng/ml
51)	Aroclor 1262 (4)	9.154	4618	0.129	ng/ml
52)	Aroclor 1262 (5)	9.426	5863	0.267	ng/ml
53)	Aroclor 1262 (6)	0.000	0	N.D.	ng/ml
54)	Aroclor 1262 - AVE	0.000	0	N.D.	ng/ml
55)	Aroclor 1268 (1)	8.938	350	0.037	ng/ml
56)	Aroclor 1268 (2)	9.426	5863	0.149	ng/ml
57)	Aroclor 1268 (3)	9.494	5167	0.164	ng/ml
58)	Aroclor 1268 (4)	9.711	80230	2.962	ng/ml
59)	Aroclor 1268 (5)	0.000	0	N.D.	ng/ml
60)	Aroclor 1268 (6)	10.371	134391	1.829	ng/ml
61)	Aroclor 1268 - AVE	0.000	0	N.D.	ng/ml

(f)=RT Delta > 1/2 Window (m)=manual int.

Quantitation Report (Not Reviewed)

Data Path : K:\DATA\9L16016\
Data File : ECD2R018.D
Signal(s) : ECD2B.CH
Acq On : 16 Dec 2019 12:40
Operator : MJB / KAK
Sample : 9L16016-CCB2
Misc :
ALS Vial : 53 Sample Multiplier: 1

Integration File: events.e
Quant Time: Dec 18 10:12:17 2019
Quant Method : L:\Methods\RECD2_QUANTPCB_191025.M
Quant Title : PCB Data Analysis
QLast Update : Fri Oct 25 14:23:20 2019
Response via : Initial Calibration
Integrator: ChemStation 6890 Scale Mode: Small noise peaks clipped

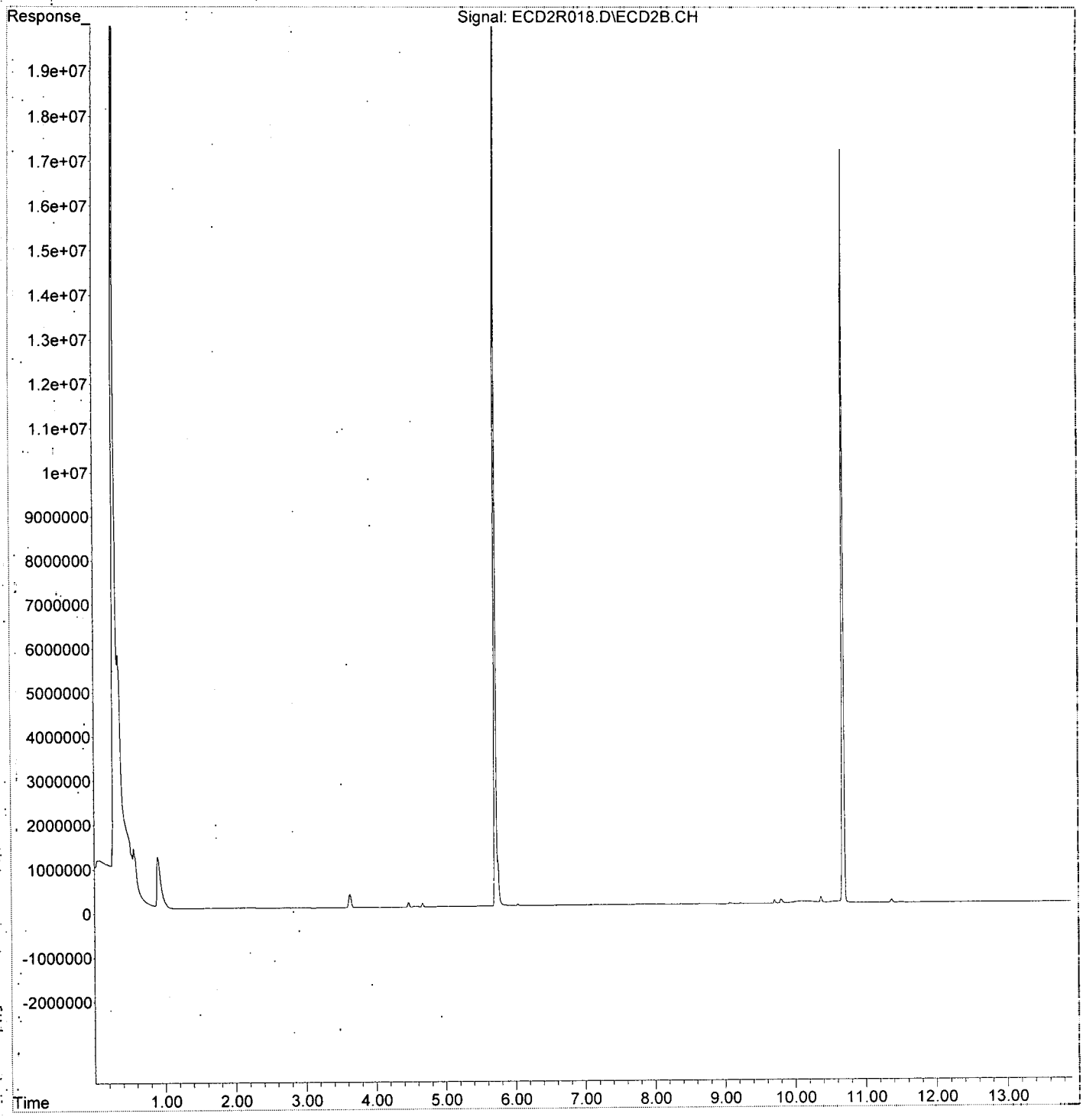

APEX LABORATORIES, LLC
6700 SW Sandburg St. Tigard OR 97223 phone 503-718-2323

Polychlorinated Biphenyls by EPA 8082A
Benchsheet & Analysis Sequence Data

Sequence 0A07022 (A9J0095-14RE1)

ELEMENT SEQUENCE LOG

Apex Laboratories

Sequence: **0A07022** Instrument: **DUALECD2F**

Date: **01/07/20 07:37** Calibration: **A9L0407**

#	Lab Number	Matrix	Analysis	Client	Due	Batch	ISTD ID	STD ID
1	0A07022-CCV1	Sediment	QC	QC				A19L338
2	0A07022-CCB1	Sediment	QC	QC				A19L339
3	A9J0360-15RE1	Sediment	8082 PCBs - Low Level (30g/2mL)	Anchor QEA, LLC	12/26/19	9120877		
4	0A07022-IBL1	Sediment	QC	QC				
5	A9J0095-14RE1	Soil	8082 PCBs - Low Level (30g/2mL)	Anchor QEA, LLC	12/16/19	9120609		
6	0A07022-IBL2	Sediment	QC	QC				
7	A9J0594-05RE1	Sediment	8082 PCBs - Low Level (30g/2mL)	Anchor QEA, LLC	12/11/19	9121399		
8	0A07022-IBL3	Sediment	QC	QC				
9	A9J0594-16RE1	Sediment	8082 PCBs - Low Level (30g/2mL)	Anchor QEA, LLC	12/16/19	9121399		
10	0A07022-IBL4	Sediment	QC	QC				
11	0A07022-CCV2	Sediment	QC	QC				A19L338
12	0A07022-CCB2	Sediment	QC	QC				A19L339
13	A9J0599-33	Sediment	8082 PCBs - Low Level (30g/2mL)	Anchor QEA, LLC	01/09/20	9121399		
14	0A07022-IBL5	Sediment	QC	QC				
15	A9J0033-26RE2	Sediment	8082 PCBs - Low Level (30g/2mL)	Anchor QEA, LLC	12/11/19	9121399		
16	0A07022-IBL6	Sediment	QC	QC				
17	A9J0033-40RE2	Sediment	8082 PCBs - Low Level (30g/2mL)	Anchor QEA, LLC	12/11/19	9121399		
18	0A07022-IBL7	Sediment	QC	QC				
19	A9J0353-41RE2	Sediment	8082 PCBs - Low Level (30g/2mL)	Anchor QEA, LLC	12/16/19	9121399		
20	0A07022-IBL8	Sediment	QC	QC				
21	A9J0360-23RE2	Sediment	8082 PCBs - Low Level (30g/2mL)	Anchor QEA, LLC	12/11/19	9121399		
22	0A07022-IBL9	Sediment	QC	QC				
23	A9J0360-24RE2	Sediment	8082 PCBs - Low Level (30g/2mL)	Anchor QEA, LLC	12/11/19	9121399		
24	0A07022-IBLA	Sediment	QC	QC				
25	A9J0553-08RE3	Sediment	8082 PCBs - Low Level (30g/2mL)	Anchor QEA, LLC	12/11/19	9121399		
26	0A07022-IBLB	Sediment	QC	QC				
27	0A07022-CCV3	Sediment	QC	QC				A19L338
28	0A07022-CCB3	Sediment	QC	QC				A19L339

Comments:

Data Entered By: 1/8/20

Data Reviewed By: 1/8/20

TOTAL AROCLOR AVERAGE RESULTS

The average result for the 1016 and 1260 selected peaks are reported here to facilitate data entry and review. Averages are done on all individual peaks and must be for matrix spikes if all peaks are not used in the average.

0A07022-CCV1

Aroclor 1016

Peak	Initial Res
1016 (1)	476.75
1016 (2)	544.22
1016 (3)	503.57
1016 (4)	531.14
1016 (5)	531.59
1016 (6)	524.53
Average:	**518.63**

Aroclor 1260

Peak	Initial Res
1260 (1)	545.00
1260 (2)	528.22
1260 (3)	503.83
1260 (4)	534.41
1260 (5)	518.67
1260 (6)	489.11
Average:	**519.87**

0A07022-CCV2

Aroclor 1016

Peak	Initial Res
1016 (1)	447.58
1016 (2)	515.72
1016 (3)	461.76
1016 (4)	505.88
1016 (5)	487.90
1016 (6)	533.29
Average:	**492.02**

Aroclor 1260

Peak	Initial Res
1260 (1)	525.79
1260 (2)	523.92
1260 (3)	520.33
1260 (4)	525.46
1260 (5)	512.51
1260 (6)	497.79
Average:	**517.63**

TOTAL AROCLOR AVERAGE RESULTS

The average result for the 1016 and 1260 selected peaks are reported here to facilitate data entry and review. Averages are done on all individual peaks and must be for matrix spikes if all peaks are not used in the average.

0A07022-CCV3

Aroclor 1016

Peak	Initial Res
1016 (1)	453.72
1016 (2)	510.59
1016 (3)	479.02
1016 (4)	473.80
1016 (5)	489.13
1016 (6)	470.10
Average:	**479.39**

Aroclor 1260

Peak	Initial Res
1260 (1)	473.97
1260 (2)	460.84
1260 (3)	474.11
1260 (4)	498.22
1260 (5)	478.92
1260 (6)	438.43
Average:	**470.75**

Quantitation Report (Not Reviewed)

Data Path : K:\DATA\0A07022\
Data File : ECD2F003.D
Signal(s) : ECD1A.CH
Acq On : 07 Jan 2020 8:31
Operator : MJB / KAK
Sample : 0A07022-CCV1
Misc :
ALS Vial : 2 Sample Multiplier: 1

Integration File: PCB1.e
Quant Time: Jan 07 14:41:05 2020
Quant Method : K:\METHODS\FECD2_QUANTPCB_191203RT2.M
Quant Title : PCB Data Analysis
QLast Update : Wed Dec 04 15:29:22 2019
Response via : Initial Calibration
Integrator: ChemStation 6890 Scale Mode: Small noise peaks clipped

1/17/20

	Compound	R.T.	Response	Conc	Units
	System Monitoring Compounds				
1)	S TCMX (S)	4.812	18640679	279.941	ng/ml
62)	S DCBP (S)	9.572	29460592	263.806	ng/ml
	Target Compounds				
2)	Aroclor 1016 (1)	5.728	1782062	476.748	ng/ml
3)	Aroclor 1016 (2)	6.141	3915082	544.222	ng/ml
4)	Aroclor 1016 (3)	6.222	2000653	503.572	ng/ml
5)	Aroclor 1016 (4)	6.379	1900067	531.137	ng/ml
6)	Aroclor 1016 (5)	6.601	2206889	531.590	ng/ml
7)	Aroclor 1016 (6)	6.726	1538573	524.532	ng/ml
8)	Aroclor 1016 - AVE	0.000	0	N.D.	ng/ml
9)	Aroclor 1221 (1)	5.166	177241	163.743	ng/ml
10)	Aroclor 1221 (2)	5.286	189108	263.540	ng/ml
11)	Aroclor 1221 (3)	5.366	853933	364.911	ng/ml
12)	Aroclor 1221 - AVE	0.000	0	N.D.	ng/ml
13)	Aroclor 1232 (1)	5.366	853933	480.772	ng/ml
14)	Aroclor 1232 (2)	6.141	3915082	1408.210	ng/ml
15)	Aroclor 1232 (3)	6.222	2000653	1363.826	ng/ml
16)	Aroclor 1232 (4)	6.379	1900067	1667.654	ng/ml
17)	Aroclor 1232 (5)	6.601	2206889	1536.853	ng/ml
18)	Aroclor 1232 (6)	6.726	1538573	1284.154	ng/ml
19)	Aroclor 1232 - AVE	0.000	0	N.D.	ng/ml
20)	Aroclor 1242 (1)	5.728	1782062	670.951	ng/ml
21)	Aroclor 1242 (2)	6.141	3915082	754.775	ng/ml
22)	Aroclor 1242 (3)	6.222	2000653	709.409	ng/ml
23)	Aroclor 1242 (4)	6.379	1900067	830.020	ng/ml
24)	Aroclor 1242 (5)	6.601	2206889	739.399	ng/ml
25)	Aroclor 1242 (6)	6.726	1538573	613.167	ng/ml
26)	Aroclor 1242 - AVE	0.000	0	N.D.	ng/ml
27)	Aroclor 1248 (1)	6.141	3915082	1150.380	ng/ml
28)	Aroclor 1248 (2)	6.379	1900067	420.814	ng/ml
29)	Aroclor 1248 (3)	6.601	2206889	422.868	ng/ml
30)	Aroclor 1248 (4)	6.894	395220	68.081	ng/ml
31)	Aroclor 1248 (5)	6.927	1431789	232.460	ng/ml
32)	Aroclor 1248 (6)	7.414	3379481	988.899	ng/ml
33)	Aroclor 1248 - AVE	0.000	0	N.D.	ng/ml
34)	Aroclor 1254 (1)	6.927	1431789	238.706	ng/ml
35)	Aroclor 1254 (2)	7.037	1580454	216.870	ng/ml
36)	Aroclor 1254 (3)	7.414	3379481	301.471	ng/ml
37)	Aroclor 1254 (4)	7.574	438052	61.438	ng/ml
38)	Aroclor 1254 (5)	7.954	4226612	551.850	ng/ml
39)	Aroclor 1254 (6)	8.246	445612	178.681	ng/ml
40)	Aroclor 1254 - AVE	0.000	0	N.D.	ng/ml
41)	Aroclor 1260 (1)	7.527	4538662	545.002	ng/ml
42)	Aroclor 1260 (2)	7.660	5389069	528.216	ng/ml
43)	Aroclor 1260 (3)	8.216	3962685	503.828	ng/ml
44)	Aroclor 1260 (4)	8.386	9949811	534.405	ng/ml
45)	Aroclor 1260 (5)	8.685	6273827	518.671	ng/ml
46)	Aroclor 1260 (6)	9.076	2501598	489.109	ng/ml
47)	Aroclor 1260 - AVE	0.000	0	N.D.	ng/ml

Quantitation Report (Not Reviewed)

Data Path : K:\DATA\0A07022\
Data File : ECD2F003.D
Signal(s) : ECD1A.CH
Acq On : 07 Jan 2020 8:31
Operator : MJB / KAK
Sample : 0A07022-CCV1
Misc :
ALS Vial : 2 Sample Multiplier: 1

Integration File: PCB1.e
Quant Time: Jan 07 14:41:05 2020
Quant Method : K:\METHODS\FECD2_QUANTPCB_191203RT2.M
Quant Title : PCB Data Analysis
QLast Update : Wed Dec 04 15:29:22 2019
Response via : Initial Calibration
Integrator: ChemStation 6890 Scale Mode: Small noise peaks clipped

	Compound	R.T.	Response	Conc	Units
48)	Aroclor 1262 (1)	7.660	5389069	669.748	ng/ml
49)	Aroclor 1262 (2)	7.983	4084184	363.845	ng/ml
50)	Aroclor 1262 (3)	8.216	3962685	408.317	ng/ml
51)	Aroclor 1262 (4)	8.386	9949811	481.596	ng/ml
52)	Aroclor 1262 (5)	8.685	6273827	479.564	ng/ml
53)	Aroclor 1262 (6)	9.076	2501598	374.679	ng/ml
54)	Aroclor 1262 - AVE	0.000	0	N.D.	ng/ml
55)	Aroclor 1268 (1)	8.216	3962685	776.352	ng/ml
56)	Aroclor 1268 (2)	8.634	2170650	88.505	ng/ml
57)	Aroclor 1268 (3)	8.685	6273827	307.327	ng/ml
58)	Aroclor 1268 (4)	8.859	192741	10.063	ng/ml
59)	Aroclor 1268 (5)	9.076	2501598	322.798	ng/ml
60)	Aroclor 1268 (6)	9.335	599872	11.473	ng/ml
61)	Aroclor 1268 - AVE	0.000	0	N.D.	ng/ml

(f)=RT Delta > 1/2 Window (m)=manual int.

Quantitation Report (Not Reviewed)

Data Path : K:\DATA\0A07022\
Data File : ECD2F003.D
Signal(s) : ECD1A.CH
Acq On : 07 Jan 2020 8:31
Operator : MJB / KAK
Sample : 0A07022-CCV1
Misc. . . . :
ALS Vial : 2 Sample Multiplier: 1

Integration File: PCB1.e
Quant Time: Jan 07 14:41:05 2020
Quant Method : K:\METHODS\FECD2_QUANTPCB_191203RT2.M
Quant Title : PCB Data Analysis
QLast Update : Wed Dec 04 15:29:22 2019
Response via : Initial Calibration
Integrator: ChemStation 6890 Scale Mode: Small noise peaks clipped

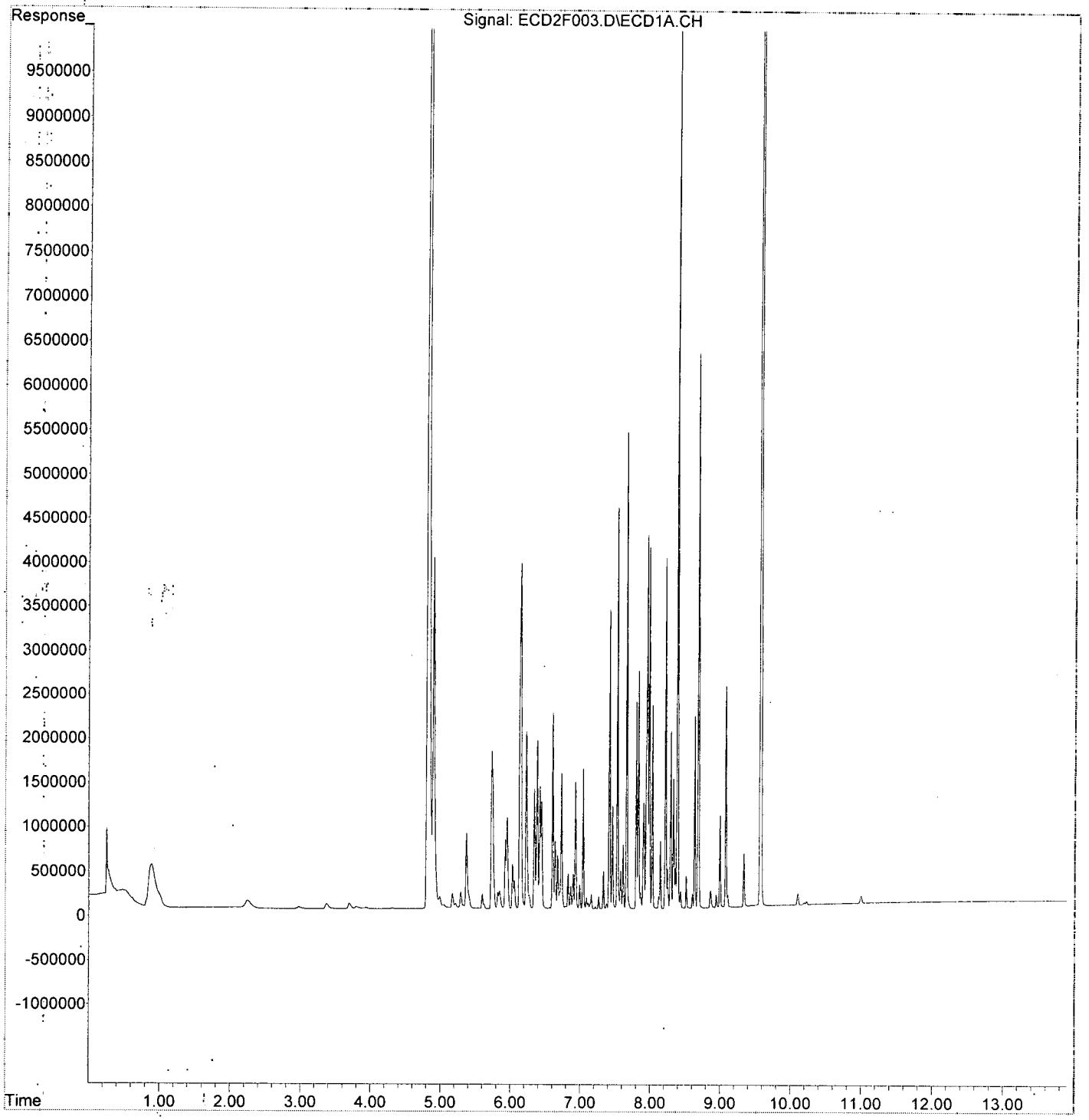

Quantitation Report (Not Reviewed)

Data Path : K:\DATA\0A07022\
Data File : ECD2F004.D
Signal(s) : ECD1A.CH
Acq On : 07 Jan 2020 8:55
Operator : MJB / KAK
Sample : 0A07022-CCB1
Misc :
ALS Vial : 3 Sample Multiplier: 1

Integration File: PCB1.e
Quant Time: Jan 07 14:42:20 2020
Quant Method : K:\METHODS\FECD2_QUANTPCB_191203RT2.M
Quant Title : PCB Data Analysis
QLast Update : Wed Dec 04 15:29:22 2019
Response via : Initial Calibration
Integrator: ChemStation 6890 Scale Mode: Small noise peaks clipped

1/7/20

clear

	Compound	R.T.	Response	Conc Units
	System Monitoring Compounds			
1) S	TCMX (S)	4.816	7481255	112.352 ng/ml
62) S	DCBP (S)	9.575	10966936	98.204 ng/ml
	Target Compounds			
2)	Aroclor 1016 (1)	5.731	1153	0.308 ng/ml
3)	Aroclor 1016 (2)	6.147	4316	0.600 ng/ml
4)	Aroclor 1016 (3)	6.211	841	0.212 ng/ml
5)	Aroclor 1016 (4)	6.393	896	0.251 ng/ml
6)	Aroclor 1016 (5)	6.611	2009	0.484 ng/ml
7)	Aroclor 1016 (6)	6.736	1680	0.573 ng/ml
8)	Aroclor 1016 - AVE	0.000	0	N.D. ng/ml
9)	Aroclor 1221 (1)	5.163	10522	9.721 ng/ml
10)	Aroclor 1221 (2)	5.293	11041	15.387 ng/ml
11)	Aroclor 1221 (3)	5.375	9286	3.968 ng/ml
12)	Aroclor 1221 - AVE	0.000	0	N.D. ng/ml
13)	Aroclor 1232 (1)	5.375	9286	5.228 ng/ml
14)	Aroclor 1232 (2)	6.147	4316	1.553 ng/ml
15)	Aroclor 1232 (3)	6.211	841	0.573 ng/ml
16)	Aroclor 1232 (4)	6.393	896	0.787 ng/ml
17)	Aroclor 1232 (5)	6.611	2009	1.399 ng/ml
18)	Aroclor 1232 (6)	6.736	1680	1.402 ng/ml
19)	Aroclor 1232 - AVE	0.000	0	N.D. ng/ml
20)	Aroclor 1242 (1)	5.731	1153	0.434 ng/ml
21)	Aroclor 1242 (2)	6.147	4316	0.832 ng/ml
22)	Aroclor 1242 (3)	6.211	841	0.298 ng/ml
23)	Aroclor 1242 (4)	6.393	896	0.392 ng/ml
24)	Aroclor 1242 (5)	6.611	2009	0.673 ng/ml
25)	Aroclor 1242 (6)	6.736	1680	0.669 ng/ml
26)	Aroclor 1242 - AVE	0.000	0	N.D. ng/ml
27)	Aroclor 1248 (1)	6.147	4316	1.268 ng/ml
28)	Aroclor 1248 (2)	6.393	896	0.199 ng/ml
29)	Aroclor 1248 (3)	6.611	2009	0.385 ng/ml
30)	Aroclor 1248 (4)	6.906	1386	0.239 ng/ml
31)	Aroclor 1248 (5)	6.925	1373	0.223 ng/ml
32)	Aroclor 1248 (6)	7.421	4188	1.226 ng/ml
33)	Aroclor 1248 - AVE	0.000	0	N.D. ng/ml
34)	Aroclor 1254 (1)	6.925	1373	0.229 ng/ml
35)	Aroclor 1254 (2)	7.046	1319	0.181 ng/ml
36)	Aroclor 1254 (3)	7.421	4188	0.374 ng/ml
37)	Aroclor 1254 (4)	7.570	2467	0.346 ng/ml
38)	Aroclor 1254 (5)	7.941	1196	0.156 ng/ml
39)	Aroclor 1254 (6)	8.253	455	0.183 ng/ml
40)	Aroclor 1254 - AVE	0.000	0	N.D. ng/ml
41)	Aroclor 1260 (1)	7.529	3867	0.464 ng/ml
42)	Aroclor 1260 (2)	7.665	3207	0.314 ng/ml
43)	Aroclor 1260 (3)	8.217	973	0.124 ng/ml
44)	Aroclor 1260 (4)	8.392	5122	0.275 ng/ml
45)	Aroclor 1260 (5)	8.688	1910	0.158 ng/ml
46)	Aroclor 1260 (6)	9.081	1312	0.257 ng/ml
47)	Aroclor 1260 - AVE	0.000	0	N.D. ng/ml

Quantitation Report (Not Reviewed)

Data Path : K:\DATA\0A07022\
Data File : ECD2F004.D
Signal(s) : ECD1A.CH
Acq On : 07 Jan 2020 8:55
Operator : MJB / KAK
Sample : 0A07022-CCB1
Misc :
ALS Vial : 3 Sample Multiplier: 1

Integration File: PCB1.e
Quant Time: Jan 07 14:42:20 2020
Quant Method : K:\METHODS\FECD2_QUANTPCB_191203RT2.M
Quant Title : PCB Data Analysis
QLast Update : Wed Dec 04 15:29:22 2019
Response via : Initial Calibration
Integrator: ChemStation 6890 Scale Mode: Small noise peaks clipped

	Compound	R.T.	Response	Conc Units
48)	Aroclor 1262 (1)	7.665	3207	0.399 ng/ml
49)	Aroclor 1262 (2)	7.991	1643	0.146 ng/ml
50)	Aroclor 1262 (3)	8.217	973	0.100 ng/ml
51)	Aroclor 1262 (4)	8.392	5122	0.248 ng/ml
52)	Aroclor 1262 (5)	8.688	1910	0.146 ng/ml
53)	Aroclor 1262 (6)	9.081	1312	0.197 ng/ml
54)	Aroclor 1262 - AVE	0.000	0	N.D. ng/ml
55)	Aroclor 1268 (1)	8.217	973	0.191 ng/ml
56)	Aroclor 1268 (2)	8.636	526	0.021 ng/ml
57)	Aroclor 1268 (3)	8.688	1910	0.094 ng/ml
58)	Aroclor 1268 (4)	8.870	34170	1.784 ng/ml
59)	Aroclor 1268 (5)	9.081	1312	0.169 ng/ml
60)	Aroclor 1268 (6)	9.342	33315	0.637 ng/ml
61)	Aroclor 1268 - AVE	0.000	0	N.D. ng/ml

(f)=RT Delta > 1/2 Window (m)=manual int.

Quantitation Report (Not Reviewed)

Data Path : K:\DATA\0A07022\
Data File : ECD2F004.D
Signal(s) : ECD1A.CH
Acq On : 07 Jan 2020 8:55
Operator : MJB / KAK
Sample : 0A07022-CCB1
Misc :
ALS Vial : 3 Sample Multiplier: 1

Integration File: PCB1.e
Quant Time: Jan 07 14:42:20 2020
Quant Method : K:\METHODS\FECD2_QUANTPCB_191203RT2.M
Quant Title : PCB Data Analysis
QLast Update : Wed Dec 04 15:29:22 2019
Response via : Initial Calibration
Integrator: ChemStation 6890 Scale Mode: Small noise peaks clipped

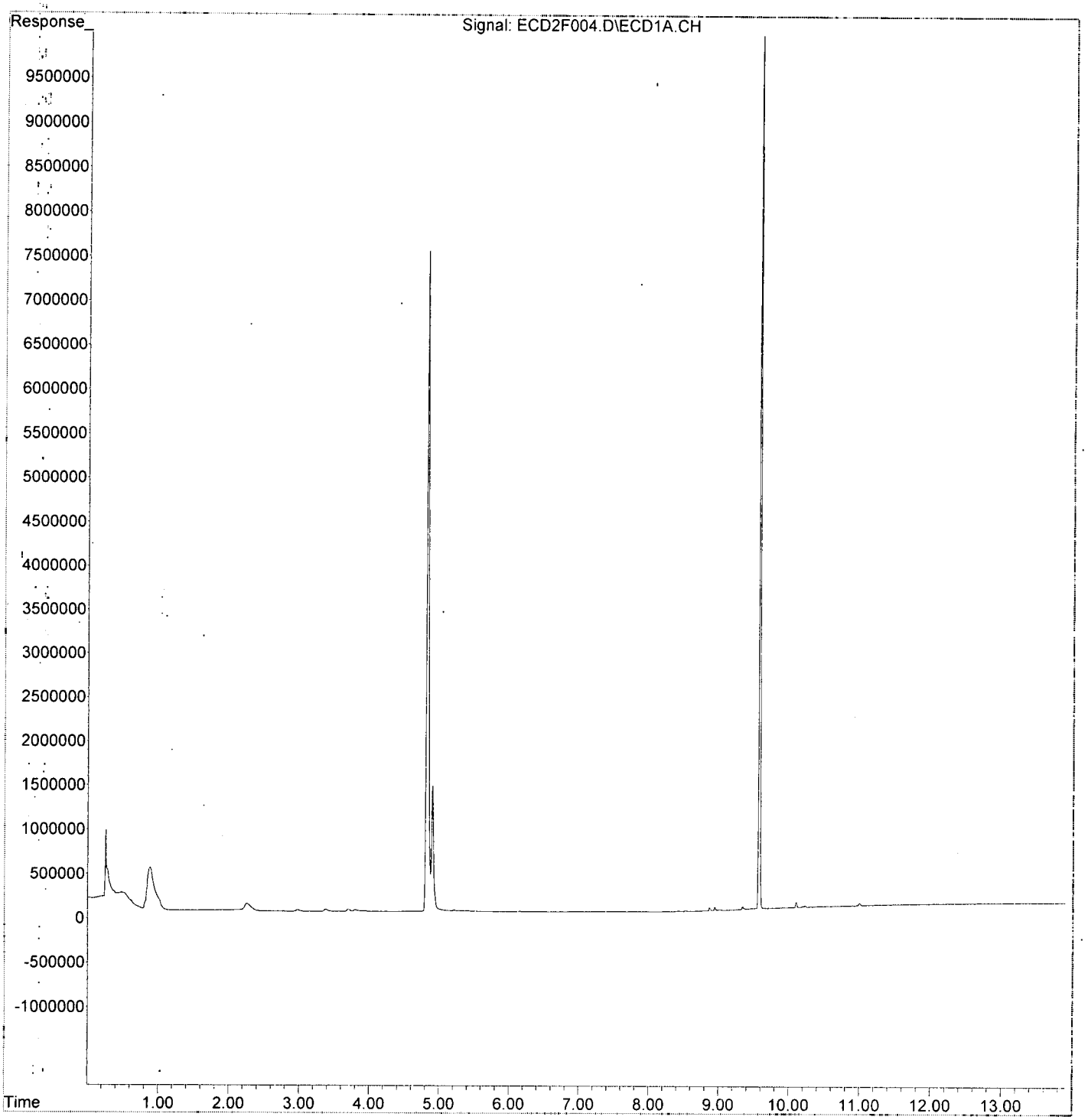

Quantitation Report (Not Reviewed)

Data Path : K:\DATA\0A07022\
Data File : ECD2F013.D
Signal(s) : ECD1A.CH
Acq On : 07 Jan 2020 11:43
Operator : MJB / KAK
Sample : 0A07022-CCV2
Misc :
ALS Vial : 2 Sample Multiplier: 1

Integration File: PCB1.e
Quant Time: Jan 07 14:44:09 2020
Quant Method : K:\METHODS\FECD2_QUANTPCB_191203RT2.M
Quant Title : PCB Data Analysis
QLast Update : Wed Dec 04 15:29:22 2019
Response via : Initial Calibration
Integrator: ChemStation 6890 Scale Mode: Small noise peaks clipped

1/7/20

		Compound	R.T.	Response	Conc	Units
		System Monitoring Compounds				
1)	S	TCMX (S)	4.812	17159578	257.699	ng/ml
62)	S	DCBP (S)	9.571	29108385	260.652	ng/ml
		Target Compounds				
2)		Aroclor 1016 (1)	5.727	1673046	447.583	ng/ml
3)		Aroclor 1016 (2)	6.140	3710046	515.721	ng/ml
4)		Aroclor 1016 (3)	6.222	1834537	461.760	ng/ml
5)		Aroclor 1016 (4)	6.378	1809704	505.878	ng/ml
6)		Aroclor 1016 (5)	6.600	2025507	487.899	ng/ml
7)		Aroclor 1016 (6)	6.726	1564259	533.289	ng/ml
8)		Aroclor 1016 - AVE	0.000	0	N.D.	ng/ml
9)		Aroclor 1221 (1)	5.165	168376	155.553	ng/ml
10)		Aroclor 1221 (2)	5.284	181824	253.389	ng/ml
11)		Aroclor 1221 (3)	5.365	820140	350.470	ng/ml
12)		Aroclor 1221 - AVE	0.000	0	N.D.	ng/ml
13)		Aroclor 1232 (1)	5.365	820140	461.746	ng/ml
14)		Aroclor 1232 (2)	6.140	3710046	1334.461	ng/ml
15)		Aroclor 1232 (3)	6.222	1834537	1250.587	ng/ml
16)		Aroclor 1232 (4)	6.378	1809704	1588.345	ng/ml
17)		Aroclor 1232 (5)	6.600	2025507	1410.540	ng/ml
18)		Aroclor 1232 (6)	6.726	1564259	1305.593	ng/ml
19)		Aroclor 1232 - AVE	0.000	0	N.D.	ng/ml
20)		Aroclor 1242 (1)	5.727	1673046	629.906	ng/ml
21)		Aroclor 1242 (2)	6.140	3710046	715.247	ng/ml
22)		Aroclor 1242 (3)	6.222	1834537	650.506	ng/ml
23)		Aroclor 1242 (4)	6.378	1809704	790.547	ng/ml
24)		Aroclor 1242 (5)	6.600	2025507	678.629	ng/ml
25)		Aroclor 1242 (6)	6.726	1564259	623.404	ng/ml
26)		Aroclor 1242 - AVE	0.000	0	N.D.	ng/ml
27)		Aroclor 1248 (1)	6.140	3710046	1090.134	ng/ml
28)		Aroclor 1248 (2)	6.378	1809704	400.801	ng/ml
29)		Aroclor 1248 (3)	6.600	2025507	388.113	ng/ml
30)		Aroclor 1248 (4)	6.893	389102	67.027	ng/ml
31)		Aroclor 1248 (5)	6.926	1480551	240.376	ng/ml
32)		Aroclor 1248 (6)	7.413	3293293	963.679	ng/ml
33)		Aroclor 1248 - AVE	0.000	0	N.D.	ng/ml
34)		Aroclor 1254 (1)	6.926	1480551	246.836	ng/ml
35)		Aroclor 1254 (2)	7.036	1571382	215.625	ng/ml
36)		Aroclor 1254 (3)	7.413	3293293	293.782	ng/ml
37)		Aroclor 1254 (4)	7.573	440000	61.711	ng/ml
38)		Aroclor 1254 (5)	7.953	4289627	560.077	ng/ml
39)		Aroclor 1254 (6)	8.245	449556	180.263	ng/ml
40)		Aroclor 1254 - AVE	0.000	0	N.D.	ng/ml
41)		Aroclor 1260 (1)	7.526	4378676	525.791	ng/ml
42)		Aroclor 1260 (2)	7.659	5345213	523.917	ng/ml
43)		Aroclor 1260 (3)	8.215	4092451	520.327	ng/ml
44)		Aroclor 1260 (4)	8.386	9783178	525.456	ng/ml
45)		Aroclor 1260 (5)	8.685	6199335	512.512	ng/ml
46)		Aroclor 1260 (6)	9.075	2546016	497.794	ng/ml
47)		Aroclor 1260 - AVE	0.000	0	N.D.	ng/ml

Quantitation Report (Not Reviewed)

Data Path : K:\DATA\0A07022\
Data File : ECD2F013.D
Signal(s) : ECD1A.CH
Acq On : 07 Jan 2020 11:43
Operator : MJB / KAK
Sample : 0A07022-CCV2
Misc :
ALS Vial : 2 Sample Multiplier: 1

Integration File: PCB1.e
Quant Time: Jan 07 14:44:09 2020
Quant Method : K:\METHODS\FECD2_QUANTPCB_191203RT2.M
Quant Title : PCB Data Analysis
QLast Update : Wed Dec 04 15:29:22 2019
Response via : Initial Calibration
Integrator: ChemStation 6890 Scale Mode: Small noise peaks clipped

	Compound	R.T.	Response	Conc	Units
48)	Aroclor 1262 (1)	7.659	5345213	664.298	ng/ml
49)	Aroclor 1262 (2)	7.983	4041186	360.014	ng/ml
50)	Aroclor 1262 (3)	8.215	4092451	421.688	ng/ml
51)	Aroclor 1262 (4)	8.386	9783178	473.530	ng/ml
52)	Aroclor 1262 (5)	8.685	6199335	473.870	ng/ml
53)	Aroclor 1262 (6)	9.075	2546016	381.332	ng/ml
54)	Aroclor 1262 - AVE	0.000	0	N.D.	ng/ml
55)	Aroclor 1268 (1)	8.215	4092451	801.775	ng/ml
56)	Aroclor 1268 (2)	8.632	2226877	90.798	ng/ml
57)	Aroclor 1268 (3)	8.685	6199335	303.678	ng/ml
58)	Aroclor 1268 (4)	8.859	190627	9.953	ng/ml
59)	Aroclor 1268 (5)	9.075	2546016	328.529	ng/ml
60)	Aroclor 1268 (6)	9.334	583249	11.155	ng/ml
61)	Aroclor 1268 - AVE	0.000	0	N.D.	ng/ml

(f)=RT Delta > 1/2 Window (m)=manual int.

Quantitation Report (Not Reviewed)

Data Path : K:\DATA\0A07022\
Data File : ECD2F013.D
Signal(s) : ECD1A.CH
Acq On : 07 Jan 2020 11:43
Operator : MJB / KAK
Sample : 0A07022-CCV2
Misc :
ALS Vial : 2 Sample Multiplier: 1

Integration File: PCB1.e
Quant Time: Jan 07 14:44:09 2020
Quant Method : K:\METHODS\FECD2_QUANTPCB_191203RT2.M
Quant Title : PCB Data Analysis
QLast Update : Wed Dec 04 15:29:22 2019
Response via : Initial Calibration
Integrator: ChemStation 6890 Scale Mode: Small noise peaks clipped

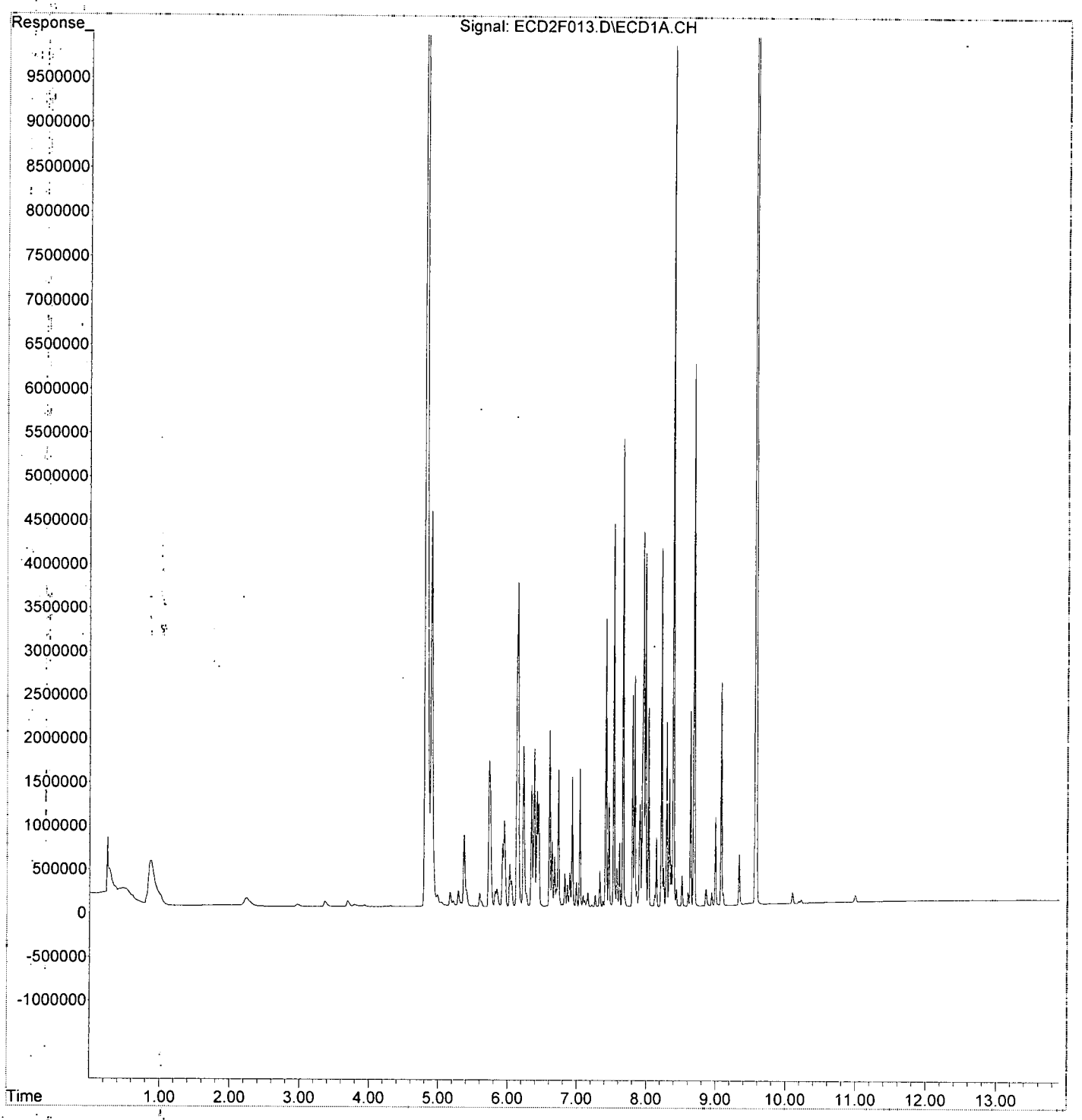

Quantitation Report (Not Reviewed)

Data Path : K:\DATA\0A07022\
Data File : ECD2F014.D
Signal(s) : ECD1A.CH
Acq On : 07 Jan 2020 12:00
Operator : MJB / KAK
Sample : 0A07022-CCB2
Misc :
ALS Vial : 3 Sample Multiplier: 1

Integration File: PCB1.e
Quant Time: Jan 07 14:44:31 2020
Quant Method : K:\METHODS\FECD2_QUANTPCB_191203RT2.M
Quant Title : PCB Data Analysis
QLast Update : Wed Dec 04 15:29:22 2019
Response via : Initial Calibration
Integrator: ChemStation 6890 Scale Mode: Small noise peaks clipped

1/7/20

clear

	Compound	R.T.	Response	Conc Units
	System Monitoring Compounds			
1) S	TCMX (S)	4.814	7038291	105.699 ng/ml
62) S	DCBP (S)	9.571	11905837	106.611 ng/ml
	Target Compounds			
2)	Aroclor 1016 (1)	5.728	1838	0.492 ng/ml
3)	Aroclor 1016 (2)	6.143	6171	0.858 ng/ml
4)	Aroclor 1016 (3)	6.235	4468	1.125 ng/ml
5)	Aroclor 1016 (4)	6.382	1258	0.352 ng/ml
6)	Aroclor 1016 (5)	6.605	2564	0.618 ng/ml
7)	Aroclor 1016 (6)	6.730	2213	0.755 ng/ml
8)	Aroclor 1016 - AVE	0.000	0	N.D. ng/ml
9)	Aroclor 1221 (1)	5.158	11168	10.318 ng/ml
10)	Aroclor 1221 (2)	5.290	11739	16.359 ng/ml
11)	Aroclor 1221 (3)	5.372	10097	4.315 ng/ml
12)	Aroclor 1221 - AVE	0.000	0	N.D. ng/ml
13)	Aroclor 1232 (1)	5.372	10097	5.685 ng/ml
14)	Aroclor 1232 (2)	6.143	6171	2.220 ng/ml
15)	Aroclor 1232 (3)	6.235	4468	3.046 ng/ml
16)	Aroclor 1232 (4)	6.382	1258	1.104 ng/ml
17)	Aroclor 1232 (5)	6.605	2564	1.785 ng/ml
18)	Aroclor 1232 (6)	6.730	2213	1.847 ng/ml
19)	Aroclor 1232 - AVE	0.000	0	N.D. ng/ml
20)	Aroclor 1242 (1)	5.728	1838	0.692 ng/ml
21)	Aroclor 1242 (2)	6.143	6171	1.190 ng/ml
22)	Aroclor 1242 (3)	6.235	4468	1.584 ng/ml
23)	Aroclor 1242 (4)	6.382	1258	0.549 ng/ml
24)	Aroclor 1242 (5)	6.605	2564	0.859 ng/ml
25)	Aroclor 1242 (6)	6.730	2213	0.882 ng/ml
26)	Aroclor 1242 - AVE	0.000	0	N.D. ng/ml
27)	Aroclor 1248 (1)	6.143	6171	1.813 ng/ml
28)	Aroclor 1248 (2)	6.382	1258	0.279 ng/ml
29)	Aroclor 1248 (3)	6.605	2564	0.491 ng/ml
30)	Aroclor 1248 (4)	6.898	1809	0.312 ng/ml
31)	Aroclor 1248 (5)	6.931	2049	0.333 ng/ml
32)	Aroclor 1248 (6)	7.412	4633	1.356 ng/ml
33)	Aroclor 1248 - AVE	0.000	0	N.D. ng/ml
34)	Aroclor 1254 (1)	6.931	2049	0.342 ng/ml
35)	Aroclor 1254 (2)	7.045	2556	0.351 ng/ml
36)	Aroclor 1254 (3)	7.412	4633	0.413 ng/ml
37)	Aroclor 1254 (4)	7.574	3860	0.541 ng/ml
38)	Aroclor 1254 (5)	7.956	3653	0.477 ng/ml
39)	Aroclor 1254 (6)	8.243	568	0.228 ng/ml
40)	Aroclor 1254 - AVE	0.000	0	N.D. ng/ml
41)	Aroclor 1260 (1)	7.526	5035	0.605 ng/ml
42)	Aroclor 1260 (2)	7.661	5213	0.511 ng/ml
43)	Aroclor 1260 (3)	8.215	1216	0.155 ng/ml
44)	Aroclor 1260 (4)	8.387	6114	0.328 ng/ml
45)	Aroclor 1260 (5)	8.685	2477	0.205 ng/ml
46)	Aroclor 1260 (6)	9.078	1489	0.291 ng/ml
47)	Aroclor 1260 - AVE	0.000	0	N.D. ng/ml

Quantitation Report (Not Reviewed)

Data Path : K:\DATA\0A07022\
Data File : ECD2F014.D
Signal(s) : ECD1A.CH
Acq On : 07 Jan 2020 12:00
Operator : MJB / KAK
Sample : 0A07022-CCB2
Misc :
ALS Vial : 3 Sample Multiplier: 1

Integration File: PCB1.e
Quant Time: Jan 07 14:44:31 2020
Quant Method : K:\METHODS\FECD2_QUANTPCB_191203RT2.M
Quant Title : PCB Data Analysis
QLast Update : Wed Dec 04 15:29:22 2019
Response via : Initial Calibration
Integrator: ChemStation 6890 Scale Mode: Small noise peaks clipped

	Compound	R.T.	Response	Conc Units
48)	Aroclor 1262 (1)	7.661	5213	0.648 ng/ml
49)	Aroclor 1262 (2)	7.985	2216	0.197 ng/ml
50)	Aroclor 1262 (3)	8.215	1216	0.125 ng/ml
51)	Aroclor 1262 (4)	8.387	6114	0.296 ng/ml
52)	Aroclor 1262 (5)	8.685	2477	0.189 ng/ml
53)	Aroclor 1262 (6)	9.078	1489	0.223 ng/ml
54)	Aroclor 1262 - AVE	0.000	0	N.D. ng/ml
55)	Aroclor 1268 (1)	8.215	1216	0.238 ng/ml
56)	Aroclor 1268 (2)	8.632	633	0.026 ng/ml
57)	Aroclor 1268 (3)	8.685	2477	0.121 ng/ml
58)	Aroclor 1268 (4)	8.866	31696	1.655 ng/ml
59)	Aroclor 1268 (5)	9.078	1489	0.192 ng/ml
60)	Aroclor 1268 (6)	9.338	33478	0.640 ng/ml
61)	Aroclor 1268 - AVE	0.000	0	N.D. ng/ml

(f)=RT Delta > 1/2 Window (m)=manual int.

Quantitation Report (Not Reviewed)

Data Path : K:\DATA\0A07022\
Data File : ECD2F014.D
Signal(s) : ECD1A.CH
Acq On : 07 Jan 2020 12:00
Operator : MJB / KAK
Sample : 0A07022-CCB2
Misc :
ALS Vial : 3 Sample Multiplier: 1

Integration File: PCB1.e
Quant Time: Jan 07 14:44:31 2020
Quant Method : K:\METHODS\FECD2_QUANTPCB_191203RT2.M
Quant Title : PCB Data Analysis
QLast Update : Wed Dec 04 15:29:22 2019
Response via : Initial Calibration
Integrator: ChemStation 6890 Scale Mode: Small noise peaks clipped

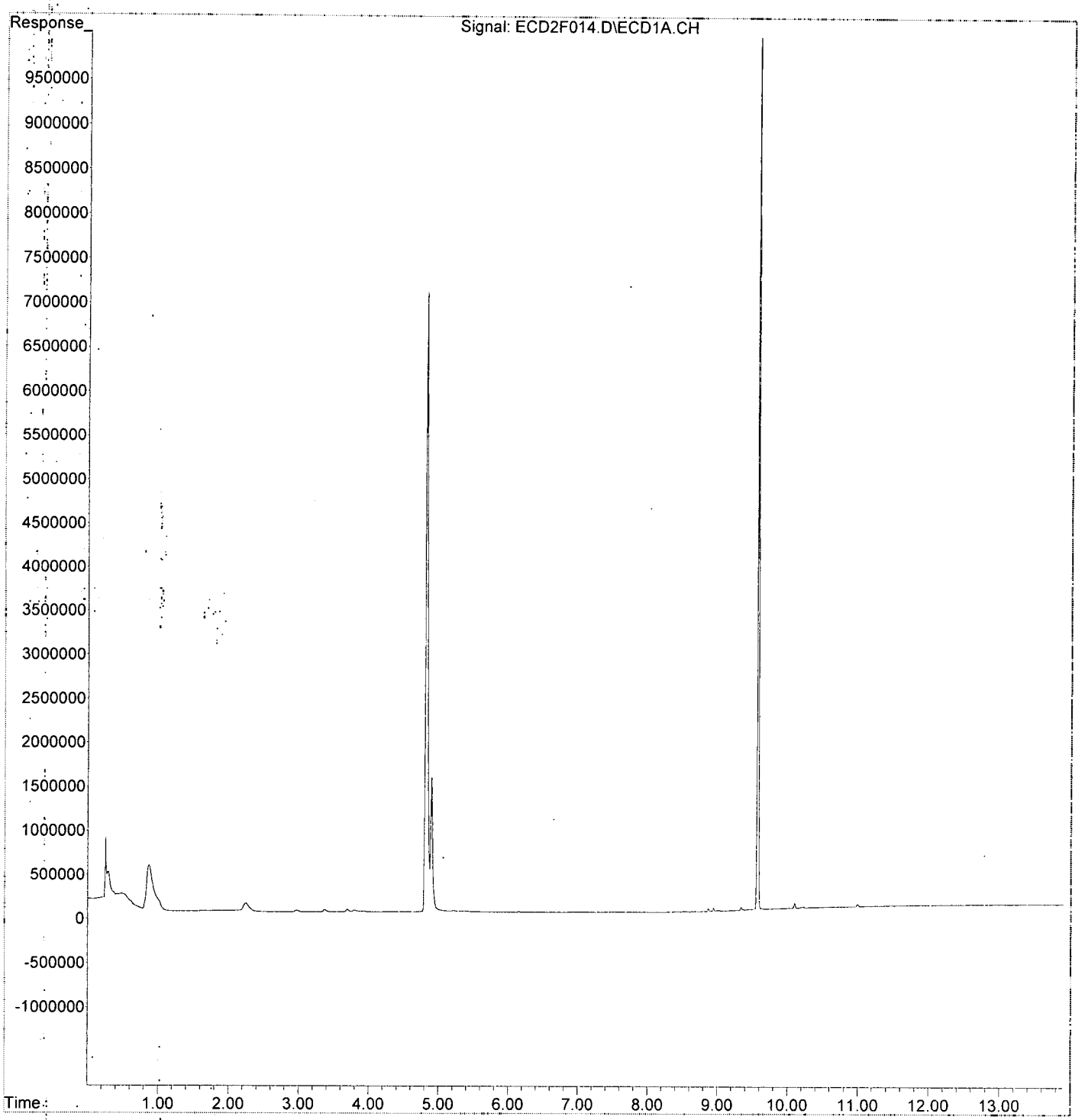

Quantitation Report (Not Reviewed)

Data Path : K:\DATA\0A07022\
Data File : ECD2F017.D
Signal(s) : ECD1A.CH
Acq On : 07 Jan 2020 12:53
Operator : MJB / KAK
Sample : A9J0033-26RE2
Misc :
ALS Vial : 9 Sample Multiplier: 1

Integration File: PCB1.e
Quant Time: Jan 07 14:45:15 2020
Quant Method : K:\METHODS\FECD2_QUANTPCB_191203RT2.M
Quant Title : PCB Data Analysis
QLast Update : Wed Dec 04 15:29:22 2019
Response via : Initial Calibration
Integrator: ChemStation 6890 Scale Mode: Small noise peaks clipped

1/7/20

R-04

	Compound	R.T.	Response	Conc Units
	System Monitoring Compounds			
1) S	TCMX (S)	4.808	5844957	87.778 ng/ml
62) S	DCBP (S)	9.571	6835193	61.206 ng/ml
	Target Compounds			
2)	Aroclor 1016 (1)	5.727	3668	0.981 ng/ml
3)	Aroclor 1016 (2)	6.136	8838	1.229 ng/ml
4)	Aroclor 1016 (3)	6.216	7096	1.786 ng/ml
5)	Aroclor 1016 (4)	6.377	9762	2.729 ng/ml
6)	Aroclor 1016 (5)	6.602	17342	4.177 ng/ml
7)	Aroclor 1016 (6)	6.723	7536	2.569 ng/ml
8)	Aroclor 1016 - AVE	0.000	0	N.D. ng/ml
9)	Aroclor 1221 (1)	5.171	2835	2.619 ng/ml
10)	Aroclor 1221 (2)	5.290	6441	8.977 ng/ml
11)	Aroclor 1221 (3)	5.374	11425	4.882 ng/ml
12)	Aroclor 1221 - AVE	0.000	0	N.D. ng/ml
13)	Aroclor 1232 (1)	5.374	11425	6.432 ng/ml
14)	Aroclor 1232 (2)	6.136	8838	3.179 ng/ml
15)	Aroclor 1232 (3)	6.216	7096	4.837 ng/ml
16)	Aroclor 1232 (4)	6.377	9762	8.568 ng/ml
17)	Aroclor 1232 (5)	6.602	17342	12.076 ng/ml
18)	Aroclor 1232 (6)	6.723	7536	6.290 ng/ml
19)	Aroclor 1232 - AVE	0.000	0	N.D. ng/ml
20)	Aroclor 1242 (1)	5.727	3668	1.381 ng/ml
21)	Aroclor 1242 (2)	6.136	8838	1.704 ng/ml
22)	Aroclor 1242 (3)	6.216	7096	2.516 ng/ml
23)	Aroclor 1242 (4)	6.377	9762	4.264 ng/ml
24)	Aroclor 1242 (5)	6.602	17342	5.810 ng/ml
25)	Aroclor 1242 (6)	6.723	7536	3.003 ng/ml
26)	Aroclor 1242 - AVE	0.000	0	N.D. ng/ml
27)	Aroclor 1248 (1)	6.136	8838	2.597 ng/ml
28)	Aroclor 1248 (2)	6.377	9762	2.162 ng/ml
29)	Aroclor 1248 (3)	6.602	17342	3.323 ng/ml
30)	Aroclor 1248 (4)	6.890	9326	1.607 ng/ml
31)	Aroclor 1248 (5)	6.928	15794	2.564 ng/ml
32)	Aroclor 1248 (6)	7.407	19061	5.578 ng/ml
33)	Aroclor 1248 - AVE	0.000	0	N.D. ng/ml
34)	Aroclor 1254 (1)	6.928	15794	2.633 ng/ml
35)	Aroclor 1254 (2)	7.040	15422	2.116 ng/ml
36)	Aroclor 1254 (3)	7.407	19061	1.700 ng/ml
37)	Aroclor 1254 (4)	7.572	12892	1.808 ng/ml
38)	Aroclor 1254 (5)	7.952	17790	2.323 ng/ml
39)	Aroclor 1254 (6)	8.243	5286	2.120 ng/ml
40)	Aroclor 1254 - AVE	0.000	0	N.D. ng/ml
41)	Aroclor 1260 (1)	7.526	16762	2.013 ng/ml
42)	Aroclor 1260 (2)	7.659	22151	2.171 ng/ml
43)	Aroclor 1260 (3)	8.215	9193	1.169 ng/ml
44)	Aroclor 1260 (4)	8.385	23951	1.286 ng/ml
45)	Aroclor 1260 (5)	8.682	19370	1.601 ng/ml
46)	Aroclor 1260 (6)	9.075	5745	1.123 ng/ml
47)	Aroclor 1260 - AVE	0.000	0	N.D. ng/ml

Quantitation Report (Not Reviewed)

Data Path : K:\DATA\0A07022\
Data File : ECD2F017.D
Signal(s) : ECD1A.CH
Acq On : 07 Jan 2020 12:53
Operator : MJB / KAK
Sample : A9J0033-26RE2
Misc :
ALS Vial : 9 Sample Multiplier: 1

Integration File: PCB1.e
Quant Time: Jan 07 14:45:15 2020
Quant Method : K:\METHODS\FECD2_QUANTPCB_191203RT2.M
Quant Title : PCB Data Analysis
QLast Update : Wed Dec 04 15:29:22 2019
Response via : Initial Calibration
Integrator: ChemStation 6890 Scale Mode: Small noise peaks clipped

	Compound	R.T.	Response	Conc	Units
48)	Aroclor 1262 (1)	7.659	22151	2.753	ng/ml
49)	Aroclor 1262 (2)	7.983	10758	0.958	ng/ml
50)	Aroclor 1262 (3)	8.215	9193	0.947	ng/ml
51)	Aroclor 1262 (4)	8.385	23951	1.159	ng/ml
52)	Aroclor 1262 (5)	8.682	19370	1.481	ng/ml
53)	Aroclor 1262 (6)	9.075	5745	0.860	ng/ml
54)	Aroclor 1262 - AVE	0.000	0	N.D.	ng/ml
55)	Aroclor 1268 (1)	8.215	9193	1.801	ng/ml
56)	Aroclor 1268 (2)	8.651	7388	0.301	ng/ml
57)	Aroclor 1268 (3)	8.682	19370	0.949	ng/ml
58)	Aroclor 1268 (4)	8.864	10458	0.546	ng/ml
59)	Aroclor 1268 (5)	9.075	5745	0.741	ng/ml
60)	Aroclor 1268 (6)	9.337	11695	0.224	ng/ml
61)	Aroclor 1268 - AVE	0.000	0	N.D.	ng/ml

(f)=RT Delta > 1/2 Window (m)=manual int.

Quantitation Report (Not Reviewed)

Data Path : K:\DATA\0A07022\
Data File : ECD2F017.D
Signal(s) : ECD1A.CH
Acq On : 07 Jan 2020 12:53
Operator : MJB / KAK
Sample : A9J0033-26RE2
Misc :
ALS Vial : 9 Sample Multiplier: 1

Integration File: PCB1.e
Quant Time: Jan 07 14:45:15 2020
Quant Method : K:\METHODS\FECD2_QUANTPCB_191203RT2.M
Quant Title : PCB Data Analysis
QLast Update : Wed Dec 04 15:29:22 2019
Response via : Initial Calibration
Integrator: ChemStation 6890 Scale Mode: Small noise peaks clipped

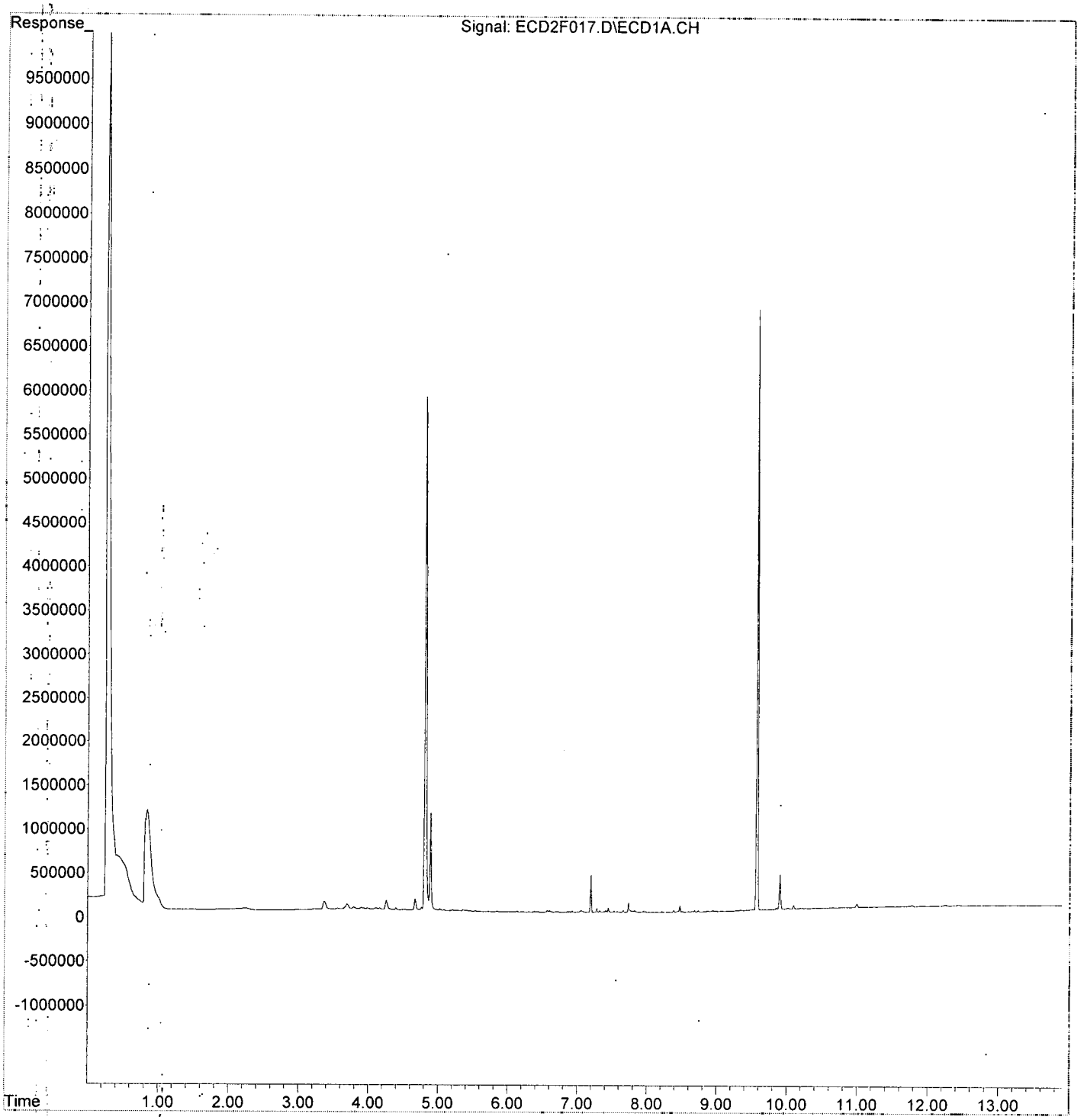

Quantitation Report (Not Reviewed)

Data Path : K:\DATA\0A07022\
Data File : ECD2F019.D
Signal(s) : ECD1A.CH
Acq On : 07 Jan 2020 13:29
Operator : MJB / KAK
Sample : A9J0033-40RE2
Misc :
ALS Vial : 10 Sample Multiplier: 1

Integration File: PCB1.e
Quant Time: Jan 07 14:45:36 2020
Quant Method : K:\METHODS\FECD2_QUANTPCB_191203RT2.M
Quant Title : PCB Data Analysis
QLast Update : Wed Dec 04 15:29:22 2019
Response via : Initial Calibration
Integrator: ChemStation 6890 Scale Mode: Small noise peaks clipped

1/17/20

	Compound	R.T.	Response	Conc Units
	System Monitoring Compounds			
1) S	TCMX (S)	4.807	13299401	199.727 ng/ml
62) S	DCBP (S)	9.572	14660451	131.278 ng/ml
	Target Compounds			
2)	Aroclor 1016 (1)	5.724	2346	0.628 ng/ml
3)	Aroclor 1016 (2)	6.136	11363	1.579 ng/ml
4)	Aroclor 1016 (3)	6.231	10196	2.566 ng/ml
5)	Aroclor 1016 (4)	6.377	19890	5.560 ng/ml
6)	Aroclor 1016 (5)	6.599	16290	3.924 ng/ml
7)	Aroclor 1016 (6)	6.724	7898	2.693 ng/ml
8)	Aroclor 1016 - AVE	0.000	0	N.D. ng/ml
9)	Aroclor 1221 (1)	5.162	5793	5.352 ng/ml
10)	Aroclor 1221 (2)	5.298	6275	8.744 ng/ml
11)	Aroclor 1221 (3)	5.376	27485	11.745 ng/ml
12)	Aroclor 1221 - AVE	0.000	0	N.D. ng/ml
13)	Aroclor 1232 (1)	5.376	27485	15.474 ng/ml
14)	Aroclor 1232 (2)	6.136	11363	4.087 ng/ml
15)	Aroclor 1232 (3)	6.231	10196	6.951 ng/ml
16)	Aroclor 1232 (4)	6.377	19890	17.457 ng/ml
17)	Aroclor 1232 (5)	6.599	16290	11.344 ng/ml
18)	Aroclor 1232 (6)	6.724	7898	6.592 ng/ml
19)	Aroclor 1232 - AVE	0.000	0	N.D. ng/ml
20)	Aroclor 1242 (1)	5.724	2346	0.883 ng/ml
21)	Aroclor 1242 (2)	6.136	11363	2.191 ng/ml
22)	Aroclor 1242 (3)	6.231	10196	3.615 ng/ml
23)	Aroclor 1242 (4)	6.377	19890	8.689 ng/ml
24)	Aroclor 1242 (5)	6.599	16290	5.458 ng/ml
25)	Aroclor 1242 (6)	6.724	7898	3.148 ng/ml
26)	Aroclor 1242 - AVE	0.000	0	N.D. ng/ml
27)	Aroclor 1248 (1)	6.136	11363	3.339 ng/ml
28)	Aroclor 1248 (2)	6.377	19890	4.405 ng/ml
29)	Aroclor 1248 (3)	6.599	16290	3.121 ng/ml
30)	Aroclor 1248 (4)	6.891	18755	3.231 ng/ml
31)	Aroclor 1248 (5)	6.927	30487	4.950 ng/ml
32)	Aroclor 1248 (6)	7.407	39147	11.455 ng/ml
33)	Aroclor 1248 - AVE	0.000	0	N.D. ng/ml
34)	Aroclor 1254 (1)	6.927	30487	5.083 ng/ml
35)	Aroclor 1254 (2)	7.059	136325	18.706 ng/ml
36)	Aroclor 1254 (3)	7.407	39147	3.492 ng/ml
37)	Aroclor 1254 (4)	7.573	19821	2.780 ng/ml
38)	Aroclor 1254 (5)	7.953	25086	3.275 ng/ml
39)	Aroclor 1254 (6)	8.243	7802	3.129 ng/ml
40)	Aroclor 1254 - AVE	0.000	0	N.D. ng/ml
41)	Aroclor 1260 (1)	7.525	27027	3.245 ng/ml
42)	Aroclor 1260 (2)	7.660	33806	3.314 ng/ml
43)	Aroclor 1260 (3)	8.215	13548	1.723 ng/ml
44)	Aroclor 1260 (4)	8.386	30791	1.654 ng/ml
45)	Aroclor 1260 (5)	8.682	24910	2.059 ng/ml
46)	Aroclor 1260 (6)	9.059	39929	7.807 ng/ml
47)	Aroclor 1260 - AVE	0.000	0	N.D. ng/ml

Quantitation Report (Not Reviewed)

Data Path : K:\DATA\0A07022\
Data File : ECD2F019.D
Signal(s) : ECD1A.CH
Acq On : 07 Jan 2020 13:29
Operator : MJB / KAK
Sample : A9J0033-40RE2
Misc :
ALS Vial : 10 Sample Multiplier: 1

Integration File: PCB1.e
Quant Time: Jan 07 14:45:36 2020
Quant Method : K:\METHODS\FECD2_QUANTPCB_191203RT2.M
Quant Title : PCB Data Analysis
QLast Update : Wed Dec 04 15:29:22 2019
Response via : Initial Calibration
Integrator: ChemStation 6890 Scale Mode: Small noise peaks clipped

	Compound	R.T.	Response	Conc Units
48)	Aroclor 1262 (1)	7.660	33806	4.201 ng/ml
49)	Aroclor 1262 (2)	7.983	15238	1.358 ng/ml
50)	Aroclor 1262 (3)	8.215	13548	1.396 ng/ml
51)	Aroclor 1262 (4)	8.386	30791	1.490 ng/ml
52)	Aroclor 1262 (5)	8.682	24910	1.904 ng/ml
53)	Aroclor 1262 (6)	9.059	39929	5.980 ng/ml
54)	Aroclor 1262 - AVE	0.000	0	N.D. ng/ml
55)	Aroclor 1268 (1)	8.215	13548	2.654 ng/ml
56)	Aroclor 1268 (2)	8.650	11724	0.478 ng/ml
57)	Aroclor 1268 (3)	8.682	24910	1.220 ng/ml
58)	Aroclor 1268 (4)	8.866	16040	0.837 ng/ml
59)	Aroclor 1268 (5)	9.059	39929	5.152 ng/ml
60)	Aroclor 1268 (6)	9.338	19645	0.376 ng/ml
61)	Aroclor 1268 - AVE	0.000	0	N.D. ng/ml

(f)=RT Delta > 1/2 Window (m)=manual int.

Quantitation Report (Not Reviewed)

Data Path : K:\DATA\0A07022\
Data File : ECD2F019.D
Signal(s) : ECD1A.CH
Acq On : 07 Jan 2020 13:29
Operator : MJB / KAK
Sample : A9J0033-40RE2
Misc :
ALS Vial : 10 Sample Multiplier: 1

Integration File: PCB1.e
Quant Time: Jan 07 14:45:36 2020
Quant Method : K:\METHODS\FECD2_QUANTPCB_191203RT2.M
Quant Title : PCB Data Analysis
QLast Update : Wed Dec 04 15:29:22 2019
Response via : Initial Calibration
Integrator: ChemStation 6890 Scale Mode: Small noise peaks clipped

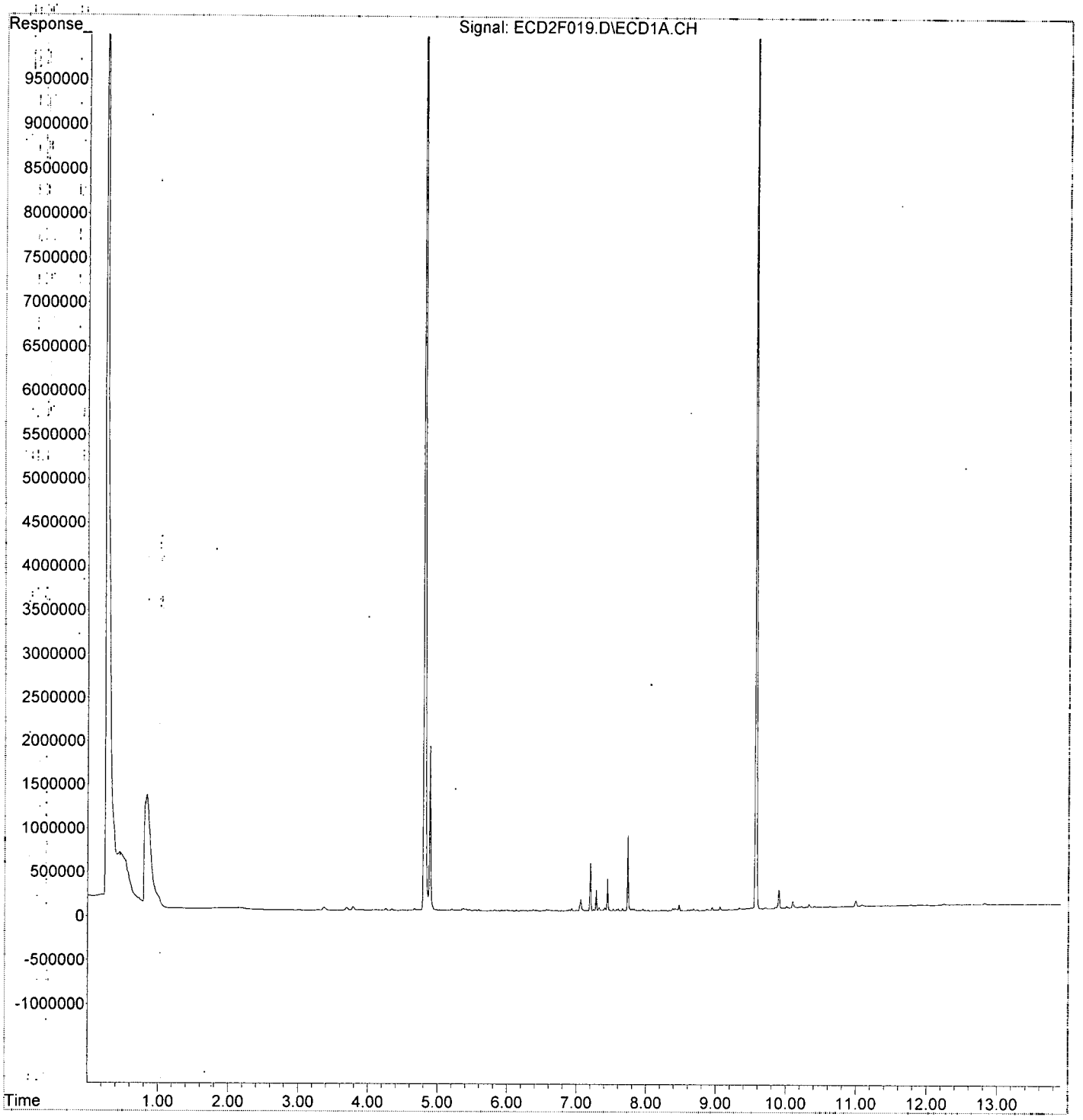

Quantitation Report (Not Reviewed)

Data Path : K:\DATA\0A07022\
Data File : ECD2F029.D
Signal(s) : ECD1A.CH
Acq On : 07 Jan 2020 16:25
Operator : MJB / KAK
Sample : 0A07022-CCV3
Misc :
ALS Vial : 2 Sample Multiplier: 1

Integration File: PCB1.e
Quant Time: Jan 07 17:22:01 2020
Quant Method : K:\METHODS\FECD2_QUANTPCB_191203RT2.M
Quant Title : PCB Data Analysis
QLast Update : Wed Dec 04 15:29:22 2019
Response via : Initial Calibration
Integrator: ChemStation 6890 Scale Mode: Small noise peaks clipped

1/16/20

	Compound	R.T.	Response	Conc	Units
	System Monitoring Compounds				
1) S	TCMX (S)	4.813	18270898	274.388	ng/ml
62) S	DCBP (S)	9.572	27687738	247.931	ng/ml
	Target Compounds				
2)	Aroclor 1016 (1)	5.726	1695985	453.720	ng/ml
3)	Aroclor 1016 (2)	6.140	3673110	510.586	ng/ml
4)	Aroclor 1016 (3)	6.223	1903108	479.019	ng/ml
5)	Aroclor 1016 (4)	6.378	1694934	473.795	ng/ml
6)	Aroclor 1016 (5)	6.601	2030611	489.129	ng/ml
7)	Aroclor 1016 (6)	6.726	1378912	470.100	ng/ml
8)	Aroclor 1016 - AVE	0.000	0	N.D.	ng/ml
9)	Aroclor 1221 (1)	5.166	180919	167.141	ng/ml
10)	Aroclor 1221 (2)	5.284	190628	265.658	ng/ml
11)	Aroclor 1221 (3)	5.366	838465	358.301	ng/ml
12)	Aroclor 1221 - AVE	0.000	0	N.D.	ng/ml
13)	Aroclor 1232 (1)	5.366	838465	472.063	ng/ml
14)	Aroclor 1232 (2)	6.140	3673110	1321.176	ng/ml
15)	Aroclor 1232 (3)	6.223	1903108	1297.331	ng/ml
16)	Aroclor 1232 (4)	6.378	1694934	1487.613	ng/ml
17)	Aroclor 1232 (5)	6.601	2030611	1414.095	ng/ml
18)	Aroclor 1232 (6)	6.726	1378912	1150.895	ng/ml
19)	Aroclor 1232 - AVE	0.000	0	N.D.	ng/ml
20)	Aroclor 1242 (1)	5.726	1695985	638.542	ng/ml
21)	Aroclor 1242 (2)	6.140	3673110	708.126	ng/ml
22)	Aroclor 1242 (3)	6.223	1903108	674.820	ng/ml
23)	Aroclor 1242 (4)	6.378	1694934	740.411	ng/ml
24)	Aroclor 1242 (5)	6.601	2030611	680.339	ng/ml
25)	Aroclor 1242 (6)	6.726	1378912	549.538	ng/ml
26)	Aroclor 1242 - AVE	0.000	0	N.D.	ng/ml
27)	Aroclor 1248 (1)	6.140	3673110	1079.281	ng/ml
28)	Aroclor 1248 (2)	6.378	1694934	375.383	ng/ml
29)	Aroclor 1248 (3)	6.601	2030611	389.091	ng/ml
30)	Aroclor 1248 (4)	6.894	360212	62.051	ng/ml
31)	Aroclor 1248 (5)	6.927	1303999	211.712	ng/ml
32)	Aroclor 1248 (6)	7.414	2891877	846.217	ng/ml
33)	Aroclor 1248 - AVE	0.000	0	N.D.	ng/ml
34)	Aroclor 1254 (1)	6.927	1303999	217.401	ng/ml
35)	Aroclor 1254 (2)	7.037	1384461	189.976	ng/ml
36)	Aroclor 1254 (3)	7.414	2891877	257.974	ng/ml
37)	Aroclor 1254 (4)	7.574	377590	52.958	ng/ml
38)	Aroclor 1254 (5)	7.954	3688363	481.573	ng/ml
39)	Aroclor 1254 (6)	8.245	387378	155.331	ng/ml
40)	Aroclor 1254 - AVE	0.000	0	N.D.	ng/ml
41)	Aroclor 1260 (1)	7.526	3947094	473.967	ng/ml
42)	Aroclor 1260 (2)	7.660	4701688	460.842	ng/ml
43)	Aroclor 1260 (3)	8.216	3728926	474.107	ng/ml
44)	Aroclor 1260 (4)	8.386	9276004	498.215	ng/ml
45)	Aroclor 1260 (5)	8.685	5793057	478.924	ng/ml
46)	Aroclor 1260 (6)	9.076	2242413	438.433	ng/ml
47)	Aroclor 1260 - AVE	0.000	0	N.D.	ng/ml

Quantitation Report (Not Reviewed)

Data Path : K:\DATA\0A07022\
Data File : ECD2F029.D
Signal(s) : ECD1A.CH
Acq On : 07 Jan 2020 16:25
Operator : MJB / KAK
Sample : 0A07022-CCV3
Misc :
ALS Vial : 2 Sample Multiplier: 1

Integration File: PCB1.e
Quant Time: Jan 07 17:22:01 2020
Quant Method : K:\METHODS\FECD2_QUANTPCB_191203RT2.M
Quant Title : PCB Data Analysis
QLast Update : Wed Dec 04 15:29:22 2019
Response via : Initial Calibration
Integrator: ChemStation 6890 Scale Mode: Small noise peaks clipped

	Compound	R.T.	Response	Conc	Units
48)	Aroclor 1262 (1)	7.660	4701688	584.321	ng/ml
49)	Aroclor 1262 (2)	7.984	3566441	317.721	ng/ml
50)	Aroclor 1262 (3)	8.216	3728926	384.230	ng/ml
51)	Aroclor 1262 (4)	8.386	9276004	448.982	ng/ml
52)	Aroclor 1262 (5)	8.685	5793057	442.814	ng/ml
53)	Aroclor 1262 (6)	9.076	2242413	335.860	ng/ml
54)	Aroclor 1262 - AVE	0.000	0	N.D.	ng/ml
55)	Aroclor 1268 (1)	8.216	3728926	730.555	ng/ml
56)	Aroclor 1268 (2)	8.633	1890175	77.069	ng/ml
57)	Aroclor 1268 (3)	8.685	5793057	283.776	ng/ml
58)	Aroclor 1268 (4)	8.858	151506	7.910	ng/ml
59)	Aroclor 1268 (5)	9.076	2242413	289.353	ng/ml
60)	Aroclor 1268 (6)	9.336	506827	9.694	ng/ml
61)	Aroclor 1268 - AVE	0.000	0	N.D.	ng/ml

(f)=RT Delta > 1/2 Window (m)=manual int.

Quantitation Report (Not Reviewed)

Data Path : K:\DATA\0A07022\
Data File : ECD2F029.D
Signal(s) : ECD1A.CH
Acq On : 07 Jan 2020 16:25
Operator : MJB / KAK
Sample : 0A07022-CCV3
Misc :
ALS Vial : 2 Sample Multiplier: 1

Integration File: PCB1.e
Quant Time: Jan 07 17:22:01 2020
Quant Method : K:\METHODS\FECD2_QUANTPCB_191203RT2.M
Quant Title : PCB Data Analysis
QLast Update : Wed Dec 04 15:29:22 2019
Response via : Initial Calibration
Integrator: ChemStation 6890 Scale Mode: Small noise peaks clipped

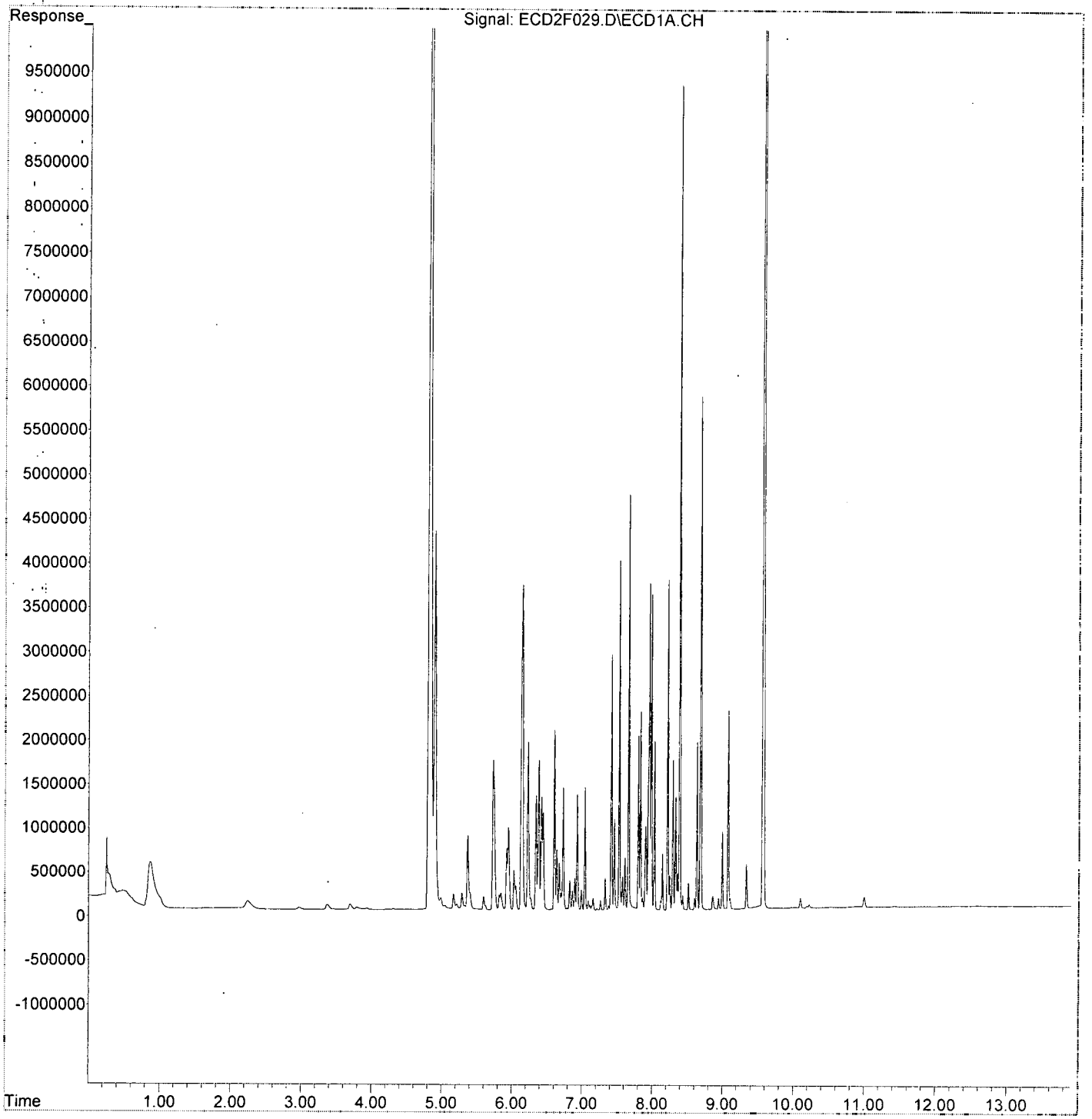

Quantitation Report (Not Reviewed)

Data Path : K:\DATA\0A07022\
Data File : ECD2F030.D
Signal(s) : ECD1A.CH
Acq On : 07 Jan 2020 16:43
Operator : MJB / KAK
Sample : 0A07022-CCB3
Misc :
ALS Vial : 3 Sample Multiplier: 1

Integration File: PCB1.e
Quant Time: Jan 07 17:22:35 2020
Quant Method : K:\METHODS\FECD2_QUANTPCB_191203RT2.M
Quant Title : PCB Data Analysis
QLast Update : Wed Dec 04 15:29:22 2019
Response via : Initial Calibration
Integrator: ChemStation 6890 Scale Mode: Small noise peaks clipped

1/8/20
clear

	Compound	R.T.	Response	Conc Units
	System Monitoring Compounds			
1) S	TCMX (S)	4.814	7164022	107.588 ng/ml
62) S	DCBP (S)	9.572	10365660	92.820 ng/ml
	Target Compounds			
2)	Aroclor 1016 (1)	5.730	3587	0.960 ng/ml
3)	Aroclor 1016 (2)	6.156	5744	0.798 ng/ml
4)	Aroclor 1016 (3)	6.235	3762	0.947 ng/ml
5)	Aroclor 1016 (4)	6.376	690	0.193 ng/ml
6)	Aroclor 1016 (5)	6.607	2059	0.496 ng/ml
7)	Aroclor 1016 (6)	6.730	1754	0.598 ng/ml
8)	Aroclor 1016 - AVE	0.000	0	N.D. ng/ml
9)	Aroclor 1221 (1)	5.168	11768	10.871 ng/ml
10)	Aroclor 1221 (2)	5.286	13354	18.610 ng/ml
11)	Aroclor 1221 (3)	5.384	11320	4.837 ng/ml
12)	Aroclor 1221 - AVE	0.000	0	N.D. ng/ml
13)	Aroclor 1232 (1)	5.384	11320	6.373 ng/ml
14)	Aroclor 1232 (2)	6.156	5744	2.066 ng/ml
15)	Aroclor 1232 (3)	6.235	3762	2.564 ng/ml
16)	Aroclor 1232 (4)	6.376	690	0.605 ng/ml
17)	Aroclor 1232 (5)	6.607	2059	1.434 ng/ml
18)	Aroclor 1232 (6)	6.730	1754	1.464 ng/ml
19)	Aroclor 1232 - AVE	0.000	0	N.D. ng/ml
20)	Aroclor 1242 (1)	5.730	3587	1.351 ng/ml
21)	Aroclor 1242 (2)	6.156	5744	1.107 ng/ml
22)	Aroclor 1242 (3)	6.235	3762	1.334 ng/ml
23)	Aroclor 1242 (4)	6.376	690	0.301 ng/ml
24)	Aroclor 1242 (5)	6.607	2059	0.690 ng/ml
25)	Aroclor 1242 (6)	6.730	1754	0.699 ng/ml
26)	Aroclor 1242 - AVE	0.000	0	N.D. ng/ml
27)	Aroclor 1248 (1)	6.156	5744	1.688 ng/ml
28)	Aroclor 1248 (2)	6.376	690	0.153 ng/ml
29)	Aroclor 1248 (3)	6.607	2059	0.395 ng/ml
30)	Aroclor 1248 (4)	6.898	2389	0.411 ng/ml
31)	Aroclor 1248 (5)	6.926	2407	0.391 ng/ml
32)	Aroclor 1248 (6)	7.416	5072	1.484 ng/ml
33)	Aroclor 1248 - AVE	0.000	0	N.D. ng/ml
34)	Aroclor 1254 (1)	6.926	2407	0.401 ng/ml
35)	Aroclor 1254 (2)	7.044	2530	0.347 ng/ml
36)	Aroclor 1254 (3)	7.416	5072	0.452 ng/ml
37)	Aroclor 1254 (4)	7.574	4542	0.637 ng/ml
38)	Aroclor 1254 (5)	7.960	2078	0.271 ng/ml
39)	Aroclor 1254 (6)	8.248	4557	1.827 ng/ml
40)	Aroclor 1254 - AVE	0.000	0	N.D. ng/ml
41)	Aroclor 1260 (1)	7.526	5330	0.640 ng/ml
42)	Aroclor 1260 (2)	7.661	4746	0.465 ng/ml
43)	Aroclor 1260 (3)	8.248	4557	0.579 ng/ml
44)	Aroclor 1260 (4)	8.388	5868	0.315 ng/ml
45)	Aroclor 1260 (5)	8.689	1269	0.105 ng/ml
46)	Aroclor 1260 (6)	9.034	4716	0.922 ng/ml
47)	Aroclor 1260 - AVE	0.000	0	N.D. ng/ml

Quantitation Report (Not Reviewed)

Data Path : K:\DATA\0A07022\
Data File : ECD2F030.D
Signal(s) : ECD1A.CH
Acq On : 07 Jan 2020 16:43
Operator : MJB / KAK
Sample : 0A07022-CCB3
Misc :
ALS Vial : 3 Sample Multiplier: 1

Integration File: PCB1.e
Quant Time: Jan 07 17:22:35 2020
Quant Method : K:\METHODS\FECD2_QUANTPCB_191203RT2.M
Quant Title : PCB Data Analysis
QLast Update : Wed Dec 04 15:29:22 2019
Response via : Initial Calibration
Integrator: ChemStation 6890 Scale Mode: Small noise peaks clipped

	Compound	R.T.	Response	Conc Units
48)	Aroclor 1262 (1)	7.661	4746	0.590 ng/ml
49)	Aroclor 1262 (2)	7.984	964	0.086 ng/ml
50)	Aroclor 1262 (3)	8.248	4557	0.470 ng/ml
51)	Aroclor 1262 (4)	8.388	5868	0.284 ng/ml
52)	Aroclor 1262 (5)	8.689	1269	0.097 ng/ml
53)	Aroclor 1262 (6)	9.034	4716	0.706 ng/ml
54)	Aroclor 1262 - AVE	0.000	0	N.D. ng/ml
55)	Aroclor 1268 (1)	8.248	4557	0.893 ng/ml
56)	Aroclor 1268 (2)	8.624	1026	0.042 ng/ml
57)	Aroclor 1268 (3)	8.689	1269	0.062 ng/ml
58)	Aroclor 1268 (4)	8.868	23305	1.217 ng/ml
59)	Aroclor 1268 (5)	9.034	4716	0.608 ng/ml
60)	Aroclor 1268 (6)	9.339	25116	0.480 ng/ml
61)	Aroclor 1268 - AVE	0.000	0	N.D. ng/ml

(f)=RT Delta > 1/2 Window (m)=manual int.

Quantitation Report (Not Reviewed)

Data Path : K:\DATA\0A07022\
Data File : ECD2F030.D
Signal(s) : ECD1A.CH
Acq On : 07 Jan 2020 16:43
Operator : MJB / KAK
Sample : 0A07022-CCB3
Misc :
ALS Vial : 3 Sample Multiplier: 1

Integration File: PCB1.e
Quant Time: Jan 07 17:22:35 2020
Quant Method : K:\METHODS\FECD2_QUANTPCB_191203RT2.M
Quant Title : PCB Data Analysis
QLast Update : Wed Dec 04 15:29:22 2019
Response via : Initial Calibration
Integrator: ChemStation 6890 Scale Mode: Small noise peaks clipped

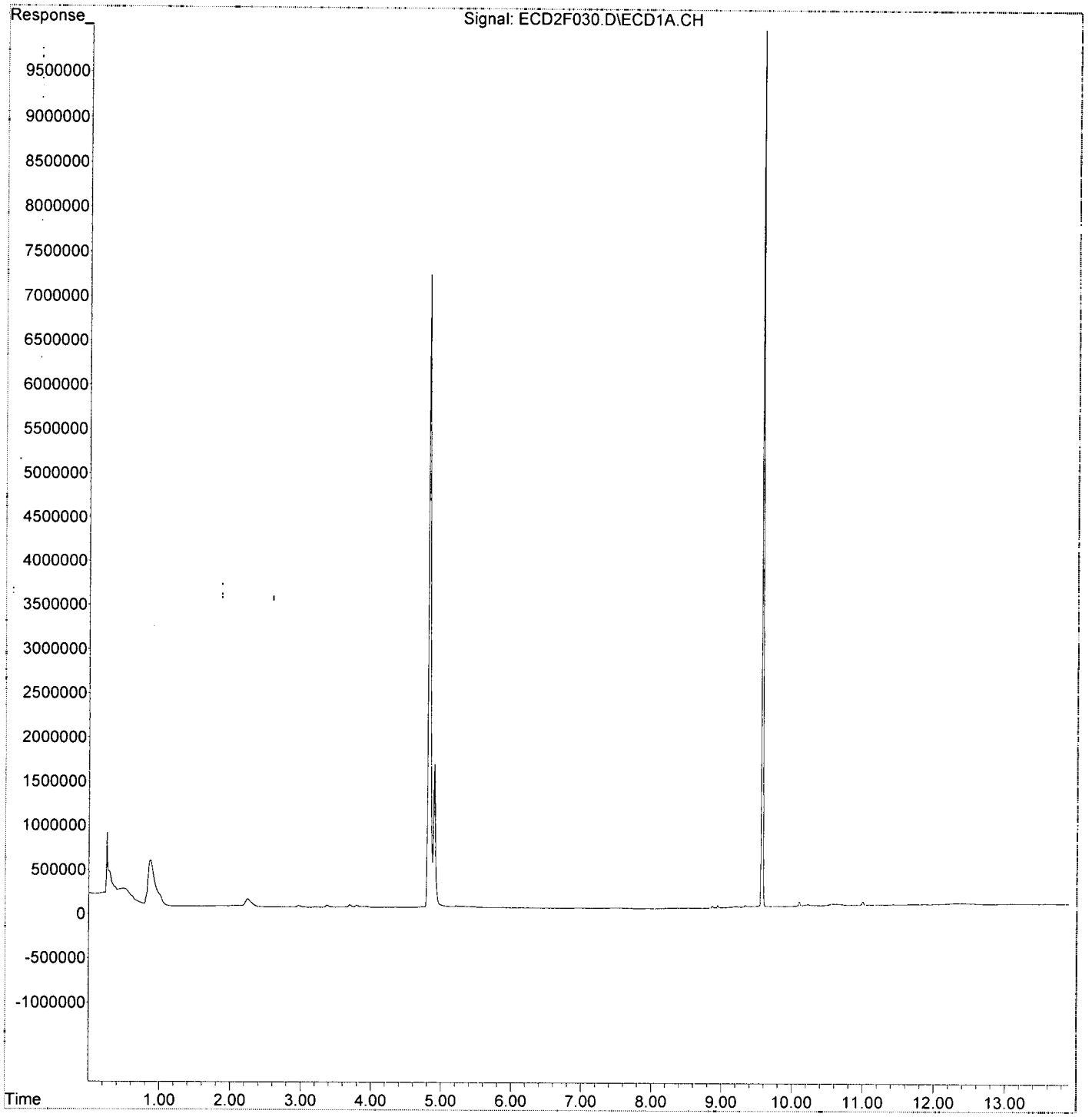

APEX LABORATORIES, LLC
6700 SW Sandburg St. Tigard OR 97223 phone 503-718-2323

Polychlorinated Biphenyls by EPA 8082A
Benchsheet & Analysis Sequence Data

Sequence 9L16015 (QC Only)

ELEMENT SEQUENCE LOG

Apex Laboratories

Sequence: **9L16015** Instrument: **DUALECD2F**

Date: **12/16/19 07:23** Calibration: **A9L0407**

#	Lab Number	Matrix	Analysis	Client	Due	Batch	ISTD ID	STD ID
1	9L16015-CCV1	Soil	QC	QC				A19K315
2	9L16015-CCB1	Soil	QC	QC				A19L018
3	9120609-BLK1	Soil	QC	QC		9120609		
4	9120609-BS1	Soil	QC	QC		9120609		
5	A9I0890-17	Soil	8082 PCBs - Low Level (30g/2mL)	Anchor QEA, LLC	12/16/19	9120609		
6	9L16015-IBL1	Soil	QC	QC				
7	9120609-MS1	Soil	QC	QC		9120609		
8	9L16015-IBL2	Soil	QC	QC				
9	9120609-MSD1	Soil	QC	QC		9120609		
10	9L16015-IBL3	Soil	QC	QC				
11	A9I0890-18	Soil	8082 PCBs - Low Level (30g/2mL)	Anchor QEA, LLC	12/16/19	9120609		
12	9L16015-IBL4	Soil	QC	QC				
13	9L16015-CCV2	Soil	QC	QC				A19K315
14	9L16015-CCB2	Soil	QC	QC				A19L018

Comments:

Data Entered By: 12/18/19

Data Reviewed By: 12/18/19

TOTAL AROCLOR AVERAGE RESULTS

The average result for the 1016 and 1260 selected peaks are reported here to facilitate data entry and review. Averages are done on all individual peaks and must be for matrix spikes if all peaks are not used in the average.

9L16015-CCV1

Aroclor 1016

Peak	Initial Res
1016 (1)	442.64
1016 (2)	476.88
1016 (3)	453.38
1016 (4)	469.43
1016 (5)	478.01
1016 (6)	474.05
Average:	**465.73**

Aroclor 1260

Peak	Initial Res
1260 (1)	515.92
1260 (2)	503.69
1260 (3)	499.65
1260 (4)	512.13
1260 (5)	524.99
1260 (6)	511.29
Average:	**511.28**

9120609-BS1

Aroclor 1016

Peak	Initial Res
1016 (1)	760.66
1016 (2)	902.06
1016 (3)	791.17
1016 (4)	885.70
1016 (5)	831.64
1016 (6)	813.43
Average:	**830.78**

Aroclor 1260

Peak	Initial Res
1260 (1)	1,026.54
1260 (2)	1,069.74
1260 (3)	1,049.66
1260 (4)	1,100.82
1260 (5)	1,064.78
1260 (6)	1,097.23
Average:	**1,068.13**

TOTAL AROCLOR AVERAGE RESULTS

The average result for the 1016 and 1260 selected peaks are reported here to facilitate data entry and review. Averages are done on all individual peaks and must be for matrix spikes if all peaks are not used in the average.

9120609-MS1

Aroclor 1016

Peak	Initial Res
1016 (1)	544.74
1016 (2)	656.76
1016 (3)	588.20
1016 (4)	561.07
1016 (5)	538.23
1016 (6)	506.23
Average:	**565.87**

Aroclor 1260

Peak	Initial Res
1260 (1)	795.24
1260 (2)	868.95
1260 (3)	715.23
1260 (4)	813.22
1260 (5)	803.48
1260 (6)	689.46
Average:	**780.93**

9120609-MSD1

Aroclor 1016

Peak	Initial Res
1016 (1)	471.78
1016 (2)	571.67
1016 (3)	484.00
1016 (4)	491.38
1016 (5)	453.94
1016 (6)	440.62
Average:	**485.57**

Aroclor 1260

Peak	Initial Res
1260 (1)	696.46
1260 (2)	815.62
1260 (3)	621.59
1260 (4)	743.23
1260 (5)	691.40
1260 (6)	617.37
Average:	**697.61**

TOTAL AROCLOR AVERAGE RESULTS

The average result for the 1016 and 1260 selected peaks are reported here to facilitate data entry and review. Averages are done on all individual peaks and must be for matrix spikes if all peaks are not used in the average.

9L16015-CCV2

Aroclor 1016

Peak	Initial Res
1016 (1)	441.82
1016 (2)	474.79
1016 (3)	449.30
1016 (4)	477.35
1016 (5)	484.05
1016 (6)	468.48
Average:	**465.97**

Aroclor 1260

Peak	Initial Res
1260 (1)	490.96
1260 (2)	489.25
1260 (3)	484.02
1260 (4)	490.27
1260 (5)	485.69
1260 (6)	464.20
Average:	**484.07**

Quantitation Report (Not Reviewed)

Data Path : K:\DATA\9L16015\
Data File : ECD2F003.D
Signal(s) : ECD1A.CH
Acq On : 16 Dec 2019 8:14
Operator : MJB / KAK
Sample : 9L16015-CCV1
Misc :
ALS Vial : 2 Sample Multiplier: 1

Integration File: PCB1.e
Quant Time: Dec 18 09:13:26 2019
Quant Method : K:\METHODS\FECD2_QUANTPCB_191203.M
Quant Title : PCB Data Analysis
QLast Update : Wed Dec 04 15:29:22 2019
Response via : Initial Calibration
Integrator: ChemStation 6890 Scale Mode: Small noise peaks clipped

12/18/19

	Compound	R.T.	Response	Conc Units
	System Monitoring Compounds			
1) S	TCMX (S)	4.815	14772206	221.846 ng/ml
62) S	DCBP (S)	9.582	30352873	271.796 ng/ml
	Target Compounds			
2)	Aroclor 1016 (1)	5.731	1654553	442.636 ng/ml
3)	Aroclor 1016 (2)	6.145	3430617	476.878 ng/ml
4)	Aroclor 1016 (3)	6.227	1801226	453.375 ng/ml
5)	Aroclor 1016 (4)	6.383	1679319	469.430 ng/ml
6)	Aroclor 1016 (5)	6.605	1984433	478.005 ng/ml
7)	Aroclor 1016 (6)	6.732	1390493	474.049 ng/ml
8)	Aroclor 1016 - AVE	0.000	0	N.D. ng/ml
9)	Aroclor 1221 (1)	5.170	156060	144.176 ng/ml
10)	Aroclor 1221 (2)	5.289	169434	236.122 ng/ml
11)	Aroclor 1221 (3)	5.370	729042	311.541 ng/ml
12)	Aroclor 1221 - AVE	0.000	0	N.D. ng/ml
13)	Aroclor 1232 (1)	5.370	729042	410.457 ng/ml
14)	Aroclor 1232 (2)	6.145	3430617	1233.954 ng/ml
15)	Aroclor 1232 (3)	6.227	1801226	1227.879 ng/ml
16)	Aroclor 1232 (4)	6.383	1679319	1473.908 ng/ml
17)	Aroclor 1232 (5)	6.605	1984433	1381.937 ng/ml
18)	Aroclor 1232 (6)	6.732	1390493	1160.561 ng/ml
19)	Aroclor 1232 - AVE	0.000	0	N.D. ng/ml
20)	Aroclor 1242 (1)	5.731	1654553	622.943 ng/ml
21)	Aroclor 1242 (2)	6.145	3430617	661.377 ng/ml
22)	Aroclor 1242 (3)	6.227	1801226	638.694 ng/ml
23)	Aroclor 1242 (4)	6.383	1679319	733.589 ng/ml
24)	Aroclor 1242 (5)	6.605	1984433	664.867 ng/ml
25)	Aroclor 1242 (6)	6.732	1390493	554.153 ng/ml
26)	Aroclor 1242 - AVE	0.000	0	N.D. ng/ml
27)	Aroclor 1248 (1)	6.145	3430617	1008.028 ng/ml
28)	Aroclor 1248 (2)	6.383	1679319	371.924 ng/ml
29)	Aroclor 1248 (3)	6.605	1984433	380.243 ng/ml
30)	Aroclor 1248 (4)	6.899	373421	64.326 ng/ml
31)	Aroclor 1248 (5)	6.933	1372451	222.826 ng/ml
32)	Aroclor 1248 (6)	7.419	3144562	920.157 ng/ml
33)	Aroclor 1248 - AVE	0.000	0	N.D. ng/ml
34)	Aroclor 1254 (1)	6.933	1372451	228.814 ng/ml
35)	Aroclor 1254 (2)	7.043	1444164	198.168 ng/ml
36)	Aroclor 1254 (3)	7.419	3144562	280.515 ng/ml
37)	Aroclor 1254 (4)	7.581	425799	59.719 ng/ml
38)	Aroclor 1254 (5)	7.960	4072970	531.789 ng/ml
39)	Aroclor 1254 (6)	8.252	441206	176.915 ng/ml
40)	Aroclor 1254 - AVE	0.000	0	N.D. ng/ml
41)	Aroclor 1260 (1)	7.532	4296491	515.922 ng/ml
42)	Aroclor 1260 (2)	7.665	5138881	503.694 ng/ml
43)	Aroclor 1260 (3)	8.223	3929818	499.649 ng/ml
44)	Aroclor 1260 (4)	8.393	9535156	512.134 ng/ml
45)	Aroclor 1260 (5)	8.692	6350240	524.988 ng/ml
46)	Aroclor 1260 (6)	9.084	2615052	511.291 ng/ml
47)	Aroclor 1260 - AVE	0.000	0	N.D. ng/ml

Quantitation Report (Not Reviewed)

Data Path : K:\DATA\9L16015\
Data File : ECD2F003.D
Signal(s) : ECD1A.CH
Acq On : 16 Dec 2019 8:14
Operator : MJB / KAK
Sample : 9L16015-CCV1
Misc :
ALS Vial : 2 Sample Multiplier: 1

Integration File: PCB1.e
Quant Time: Dec 18 09:13:26 2019
Quant Method : K:\METHODS\FECD2_QUANTPCB_191203.M
Quant Title : PCB Data Analysis
QLast Update : Wed Dec 04 15:29:22 2019
Response via : Initial Calibration
Integrator: ChemStation 6890 Scale Mode: Small noise peaks clipped

	Compound	R.T.	Response	Conc Units
48)	Aroclor 1262 (1)	7.665	5138881	638.655 ng/ml
49)	Aroclor 1262 (2)	7.990	3939645	350.968 ng/ml
50)	Aroclor 1262 (3)	8.223	3929818	404.930 ng/ml
51)	Aroclor 1262 (4)	8.393	9535156	461.525 ng/ml
52)	Aroclor 1262 (5)	8.692	6350240	485.405 ng/ml
53)	Aroclor 1262 (6)	9.084	2615052	391.672 ng/ml
54)	Aroclor 1262 - AVE	0.000	0	N.D. ng/ml
55)	Aroclor 1268 (1)	8.223	3929818	769.913 ng/ml
56)	Aroclor 1268 (2)	8.640	2201143	89.749 ng/ml
57)	Aroclor 1268 (3)	8.692	6350240	311.070 ng/ml
58)	Aroclor 1268 (4)	8.867	231271	12.075 ng/ml
59)	Aroclor 1268 (5)	9.084	2615052	337.438 ng/ml
60)	Aroclor 1268 (6)	9.344	656846	12.563 ng/ml
61)	Aroclor 1268 - AVE	0.000	0	N.D. ng/ml

(f)=RT Delta > 1/2 Window (m)=manual int.

Quantitation Report (Not Reviewed)

Data Path : K:\DATA\9L16015\
Data File : ECD2F003.D
Signal(s) : ECD1A.CH
Acq On : 16 Dec 2019 8:14
Operator : MJB / KAK
Sample : 9L16015-CCV1
Misc :
ALS Vial : 2 Sample Multiplier: 1

Integration File: PCB1.e
Quant Time: Dec 18 09:13:26 2019
Quant Method : K:\METHODS\FECD2_QUANTPCB_191203.M
Quant Title : PCB Data Analysis
QLast Update : Wed Dec 04 15:29:22 2019
Response via : Initial Calibration
Integrator: ChemStation 6890 Scale Mode: Small noise peaks clipped

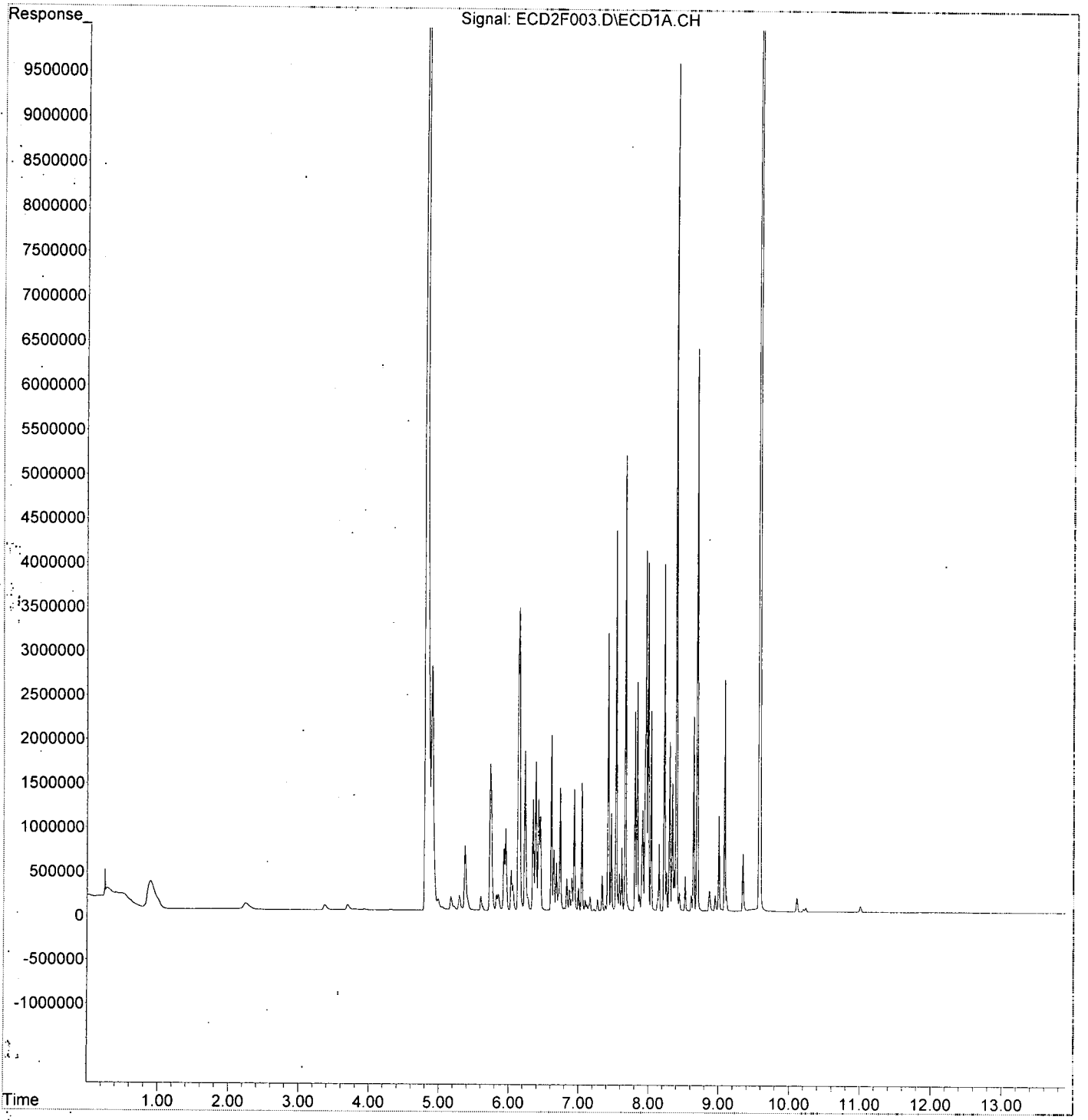

Quantitation Report (Not Reviewed)

Data Path : K:\DATA\9L16015\
Data File : ECD2F004.D
Signal(s) : ECD1A.CH
Acq On : 16 Dec 2019 8:32
Operator : MJB / KAK
Sample : 9L16015-CCB1
Misc :
ALS Vial : 3 Sample Multiplier: 1

Integration File: PCB1.e
Quant Time: Dec 18 09:13:47 2019
Quant Method : K:\METHODS\FECD2_QUANTPCB_191203.M
Quant Title : PCB Data Analysis
QLast Update : Wed Dec 04 15:29:22 2019
Response via : Initial Calibration
Integrator: ChemStation 6890 Scale Mode: Small noise peaks clipped

12/18/19

clean

		Compound	R.T.	Response	Conc	Units
System Monitoring Compounds						
1)	S	TCMX (S)	4.812	5997912	90.075	ng/ml
62)	S	DCBP (S)	9.581	12533025	112.228	ng/ml
Target Compounds						
2)		Aroclor 1016 (1)	5.733	3136	0.839	ng/ml
3)		Aroclor 1016 (2)	6.150	4405	0.612	ng/ml
4)		Aroclor 1016 (3)	6.217	1146	0.289	ng/ml
5)		Aroclor 1016 (4)	6.392	2704	0.756	ng/ml
6)		Aroclor 1016 (5)	6.611	2853	0.687	ng/ml
7)		Aroclor 1016 (6)	6.736	2256	0.769	ng/ml
8)		Aroclor 1016 - AVE	0.000	0	N.D.	ng/ml
9)		Aroclor 1221 (1)	5.171	8930	8.250	ng/ml
10)		Aroclor 1221 (2)	5.317	7516	10.474	ng/ml
11)		Aroclor 1221 (3)	5.370	7307	3.123	ng/ml
12)		Aroclor 1221 - AVE	0.000	0	N.D.	ng/ml
13)		Aroclor 1232 (1)	5.370	7307	4.114	ng/ml
14)		Aroclor 1232 (2)	6.150	4405	1.585	ng/ml
15)		Aroclor 1232 (3)	6.217	1146	0.781	ng/ml
16)		Aroclor 1232 (4)	6.392	2704	2.373	ng/ml
17)		Aroclor 1232 (5)	6.611	2853	1.987	ng/ml
18)		Aroclor 1232 (6)	6.736	2256	1.883	ng/ml
19)		Aroclor 1232 - AVE	0.000	0	N.D.	ng/ml
20)		Aroclor 1242 (1)	5.724	3132	1.179	ng/ml
21)		Aroclor 1242 (2)	6.150	4405	0.849	ng/ml
22)		Aroclor 1242 (3)	6.217	1146	0.407	ng/ml
23)		Aroclor 1242 (4)	6.392	2704	1.181	ng/ml
24)		Aroclor 1242 (5)	6.611	2853	0.956	ng/ml
25)		Aroclor 1242 (6)	6.736	2256	0.899	ng/ml
26)		Aroclor 1242 - AVE	0.000	0	N.D.	ng/ml
27)		Aroclor 1248 (1)	6.125	1007	0.296	ng/ml
28)		Aroclor 1248 (2)	6.392	2704	0.599	ng/ml
29)		Aroclor 1248 (3)	6.611	2853	0.547	ng/ml
30)		Aroclor 1248 (4)	6.903	819	0.141	ng/ml
31)		Aroclor 1248 (5)	6.938	1184	0.192	ng/ml
32)		Aroclor 1248 (6)	7.420	2952	0.864	ng/ml
33)		Aroclor 1248 - AVE	0.000	0	N.D.	ng/ml
34)		Aroclor 1254 (1)	6.938	1184	0.197	ng/ml
35)		Aroclor 1254 (2)	7.045	1903	0.261	ng/ml
36)		Aroclor 1254 (3)	7.420	2952	0.263	ng/ml
37)		Aroclor 1254 (4)	7.580	1516	0.213	ng/ml
38)		Aroclor 1254 (5)	7.968	5820	0.760	ng/ml
39)		Aroclor 1254 (6)	8.257	629	0.252	ng/ml
40)		Aroclor 1254 - AVE	0.000	0	N.D.	ng/ml
41)		Aroclor 1260 (1)	7.534	3250	0.390	ng/ml
42)		Aroclor 1260 (2)	7.667	5831	0.572	ng/ml
43)		Aroclor 1260 (3)	8.223	2194	0.279	ng/ml
44)		Aroclor 1260 (4)	8.393	13924	0.748	ng/ml
45)		Aroclor 1260 (5)	8.694	5102	0.422	ng/ml
46)		Aroclor 1260 (6)	9.087	4654	0.910	ng/ml
47)		Aroclor 1260 - AVE	0.000	0	N.D.	ng/ml

Quantitation Report (Not Reviewed)

Data Path : K:\DATA\9L16015\
Data File : ECD2F004.D
Signal(s) : ECD1A.CH
Acq On : 16 Dec 2019 8:32
Operator : MJB / KAK
Sample : 9L16015-CCB1
Misc :
ALS Vial : 3 Sample Multiplier: 1

Integration File: PCB1.e
Quant Time: Dec 18 09:13:47 2019
Quant Method : K:\METHODS\FECD2_QUANTPCB_191203.M
Quant Title : PCB Data Analysis
QLast Update : Wed Dec 04 15:29:22 2019
Response via : Initial Calibration
Integrator: ChemStation 6890 Scale Mode: Small noise peaks clipped

	Compound	R.T.	Response	Conc Units
48)	Aroclor 1262 (1)	7.667	5831	0.725 ng/ml
49)	Aroclor 1262 (2)	7.991	3885	0.346 ng/ml
50)	Aroclor 1262 (3)	8.223	2194	0.226 ng/ml
51)	Aroclor 1262 (4)	8.393	13924	0.674 ng/ml
52)	Aroclor 1262 (5)	8.694	5102	0.390 ng/ml
53)	Aroclor 1262 (6)	9.087	4654	0.697 ng/ml
54)	Aroclor 1262 - AVE	0.000	0	N.D. ng/ml
55)	Aroclor 1268 (1)	8.223	2194	0.430 ng/ml
56)	Aroclor 1268 (2)	8.642	2627	0.107 ng/ml
57)	Aroclor 1268 (3)	8.694	5102	0.250 ng/ml
58)	Aroclor 1268 (4)	8.873	56474	2.949 ng/ml
59)	Aroclor 1268 (5)	9.087	4654	0.601 ng/ml
60)	Aroclor 1268 (6)	9.347	63413	1.213 ng/ml
61)	Aroclor 1268 - AVE	0.000	0	N.D. ng/ml

(f)=RT Delta > 1/2 Window (m)=manual int.

Quantitation Report (Not Reviewed)

Data Path : K:\DATA\9L16015\
Data File : ECD2F004.D
Signal(s) : ECD1A.CH
Acq On : 16 Dec 2019 8:32
Operator : MJB / KAK
Sample : 9L16015-CCB1
Misc :
ALS Vial : 3 Sample Multiplier: 1

Integration File: PCB1.e
Quant Time: Dec 18 09:13:47 2019
Quant Method : K:\METHODS\FECD2_QUANTPCB_191203.M
Quant Title : PCB Data Analysis
QLast Update : Wed Dec 04 15:29:22 2019
Response via : Initial Calibration
Integrator: ChemStation 6890 Scale Mode: Small noise peaks clipped

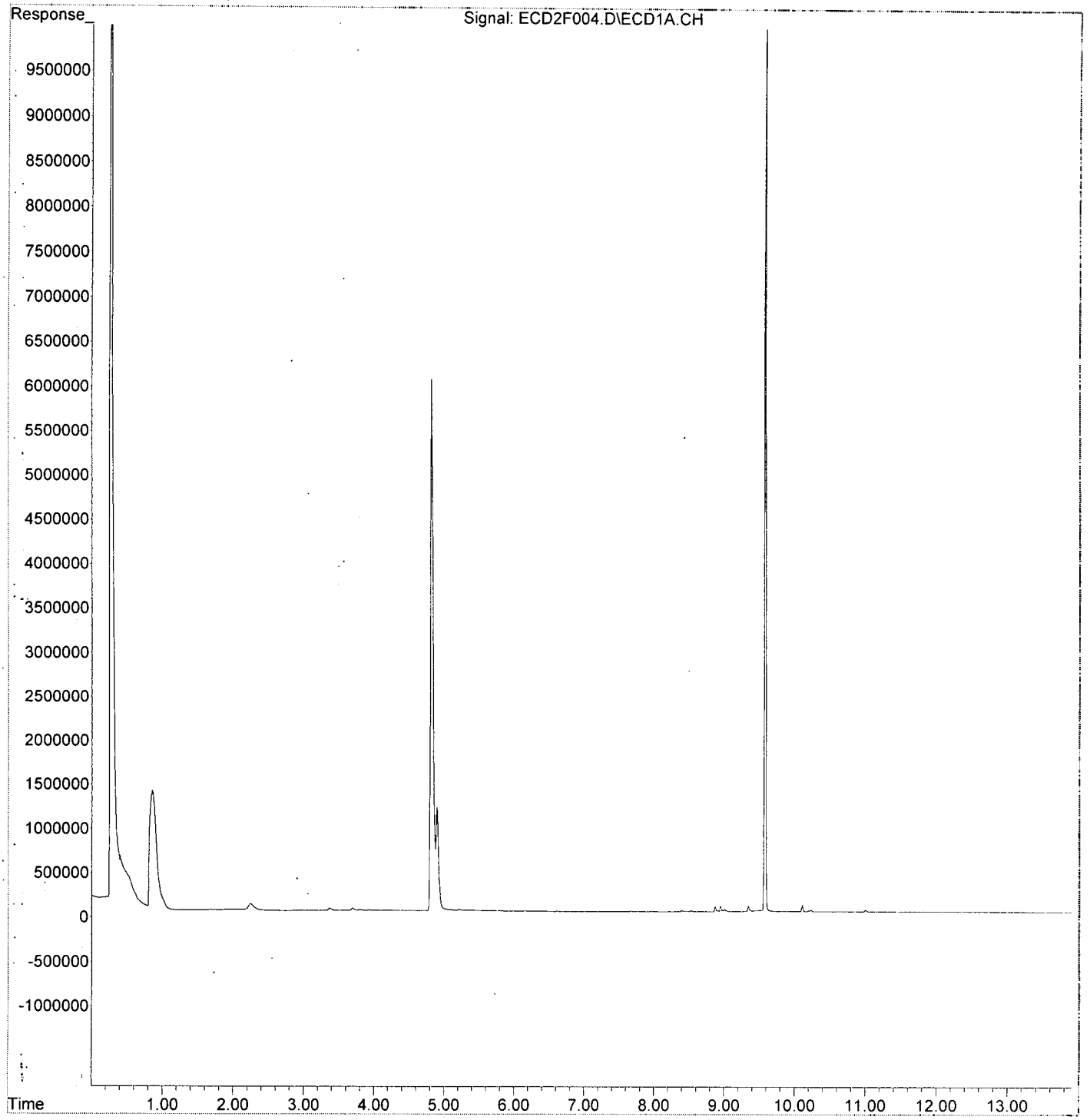

Quantitation Report (Not Reviewed)

Data Path : K:\DATA\9L16015\
Data File : ECD2F005.D
Signal(s) : ECD1A.CH
Acq On : 16 Dec 2019 8:51
Operator : MJB / KAK
Sample : 9120609-BLK1
Misc :
ALS Vial : 4 Sample Multiplier: 1

Integration File: PCB1.e
Quant Time: Dec 18 09:14:09 2019
Quant Method : K:\METHODS\FECD2_QUANTPCB_191203.M
Quant Title : PCB Data Analysis
QLast Update : Wed Dec 04 15:29:22 2019
Response via : Initial Calibration
Integrator: ChemStation 6890 Scale Mode: Small noise peaks clipped

12/18/19

clean

	Compound	R.T.	Response	Conc Units
	System Monitoring Compounds			
1) S	TCMX (S)	4.814	10428444	156.612 ng/ml
62) S	DCBP (S)	9.582	27628073	247.397 ng/ml
	Target Compounds			
2)	Aroclor 1016 (1)	5.728	4530	1.212 ng/ml
3)	Aroclor 1016 (2)	6.148	2980	0.414 ng/ml
4)	Aroclor 1016 (3)	6.225	1186	0.299 ng/ml
5)	Aroclor 1016 (4)	6.385	1774	0.496 ng/ml
6)	Aroclor 1016 (5)	6.610	1869	0.450 ng/ml
7)	Aroclor 1016 (6)	6.736	1482	0.505 ng/ml
8)	Aroclor 1016 - AVE	0.000	0	N.D. ng/ml
9)	Aroclor 1221 (1)	5.168	9294	8.586 ng/ml
10)	Aroclor 1221 (2)	5.260	10254	14.290 ng/ml
11)	Aroclor 1221 (3)	5.366	9064	3.873 ng/ml
12)	Aroclor 1221 - AVE	0.000	0	N.D. ng/ml
13)	Aroclor 1232 (1)	5.366	9064	5.103 ng/ml
14)	Aroclor 1232 (2)	6.148	2980	1.072 ng/ml
15)	Aroclor 1232 (3)	6.225	1186	0.808 ng/ml
16)	Aroclor 1232 (4)	6.385	1774	1.557 ng/ml
17)	Aroclor 1232 (5)	6.610	1869	1.301 ng/ml
18)	Aroclor 1232 (6)	6.736	1482	1.237 ng/ml
19)	Aroclor 1232 - AVE	0.000	0	N.D. ng/ml
20)	Aroclor 1242 (1)	5.728	4530	1.706 ng/ml
21)	Aroclor 1242 (2)	6.148	2980	0.575 ng/ml
22)	Aroclor 1242 (3)	6.225	1186	0.421 ng/ml
23)	Aroclor 1242 (4)	6.385	1774	0.775 ng/ml
24)	Aroclor 1242 (5)	6.610	1869	0.626 ng/ml
25)	Aroclor 1242 (6)	6.736	1482	0.590 ng/ml
26)	Aroclor 1242 - AVE	0.000	0	N.D. ng/ml
27)	Aroclor 1248 (1)	6.148	2980	0.876 ng/ml
28)	Aroclor 1248 (2)	6.385	1774	0.393 ng/ml
29)	Aroclor 1248 (3)	6.610	1869	0.358 ng/ml
30)	Aroclor 1248 (4)	6.900	654	0.113 ng/ml
31)	Aroclor 1248 (5)	6.935	1335	0.217 ng/ml
32)	Aroclor 1248 (6)	7.420	3135	0.917 ng/ml
33)	Aroclor 1248 - AVE	0.000	0	N.D. ng/ml
34)	Aroclor 1254 (1)	6.935	1335	0.223 ng/ml
35)	Aroclor 1254 (2)	7.045	1898	0.260 ng/ml
36)	Aroclor 1254 (3)	7.420	3135	0.280 ng/ml
37)	Aroclor 1254 (4)	7.580	2402	0.337 ng/ml
38)	Aroclor 1254 (5)	7.969	6764	0.883 ng/ml
39)	Aroclor 1254 (6)	8.252	647	0.259 ng/ml
40)	Aroclor 1254 - AVE	0.000	0	N.D. ng/ml
41)	Aroclor 1260 (1)	7.535	3391	0.407 ng/ml
42)	Aroclor 1260 (2)	7.667	4358	0.427 ng/ml
43)	Aroclor 1260 (3)	8.222	1709	0.217 ng/ml
44)	Aroclor 1260 (4)	8.391	9774	0.525 ng/ml
45)	Aroclor 1260 (5)	8.693	4561	0.377 ng/ml
46)	Aroclor 1260 (6)	9.082	6398	1.251 ng/ml
47)	Aroclor 1260 - AVE	0.000	0	N.D. ng/ml

Quantitation Report (Not Reviewed)

Data Path : K:\DATA\9L16015\
Data File : ECD2F005.D
Signal(s) : ECD1A.CH
Acq On : 16 Dec 2019 8:51
Operator : MJB / KAK
Sample : 9120609-BLK1
Misc :
ALS Vial : 4 Sample Multiplier: 1

Integration File: PCB1.e
Quant Time: Dec 18 09:14:09 2019
Quant Method : K:\METHODS\FECD2_QUANTPCB_191203.M
Quant Title : PCB Data Analysis
QLast Update : Wed Dec 04 15:29:22 2019
Response via : Initial Calibration
Integrator: ChemStation 6890 Scale Mode: Small noise peaks clipped

	Compound	R.T.	Response	Conc Units
48)	Aroclor 1262 (1)	7.667	4358	0.542 ng/ml
49)	Aroclor 1262 (2)	7.994	3088	0.275 ng/ml
50)	Aroclor 1262 (3)	8.222	1709	0.176 ng/ml
51)	Aroclor 1262 (4)	8.391	9774	0.473 ng/ml
52)	Aroclor 1262 (5)	8.693	4561	0.349 ng/ml
53)	Aroclor 1262 (6)	9.082	6398	0.958 ng/ml
54)	Aroclor 1262 - AVE	0.000	0	N.D. ng/ml
55)	Aroclor 1268 (1)	8.222	1709	0.335 ng/ml
56)	Aroclor 1268 (2)	8.644	3416	0.139 ng/ml
57)	Aroclor 1268 (3)	8.693	4561	0.223 ng/ml
58)	Aroclor 1268 (4)	8.873	78924	4.121 ng/ml
59)	Aroclor 1268 (5)	9.082	6398	0.826 ng/ml
60)	Aroclor 1268 (6)	9.347	80858	1.547 ng/ml
61)	Aroclor 1268 - AVE	0.000	0	N.D. ng/ml

(f)=RT Delta > 1/2 Window (m)=manual int.

Quantitation Report (Not Reviewed)

Data Path : K:\DATA\9L16015\
Data File : ECD2F005.D
Signal(s) : ECD1A.CH
Acq On : 16 Dec 2019 8:51
Operator : MJB / KAK
Sample : 9120609-BLK1
Misc :
ALS Vial : 4 Sample Multiplier: 1

Integration File: PCB1.e
Quant Time: Dec 18 09:14:09 2019
Quant Method : K:\METHODS\FECD2_QUANTPCB_191203.M
Quant Title : PCB Data Analysis
QLast Update : Wed Dec 04 15:29:22 2019
Response via : Initial Calibration
Integrator: ChemStation 6890 Scale Mode: Small noise peaks clipped

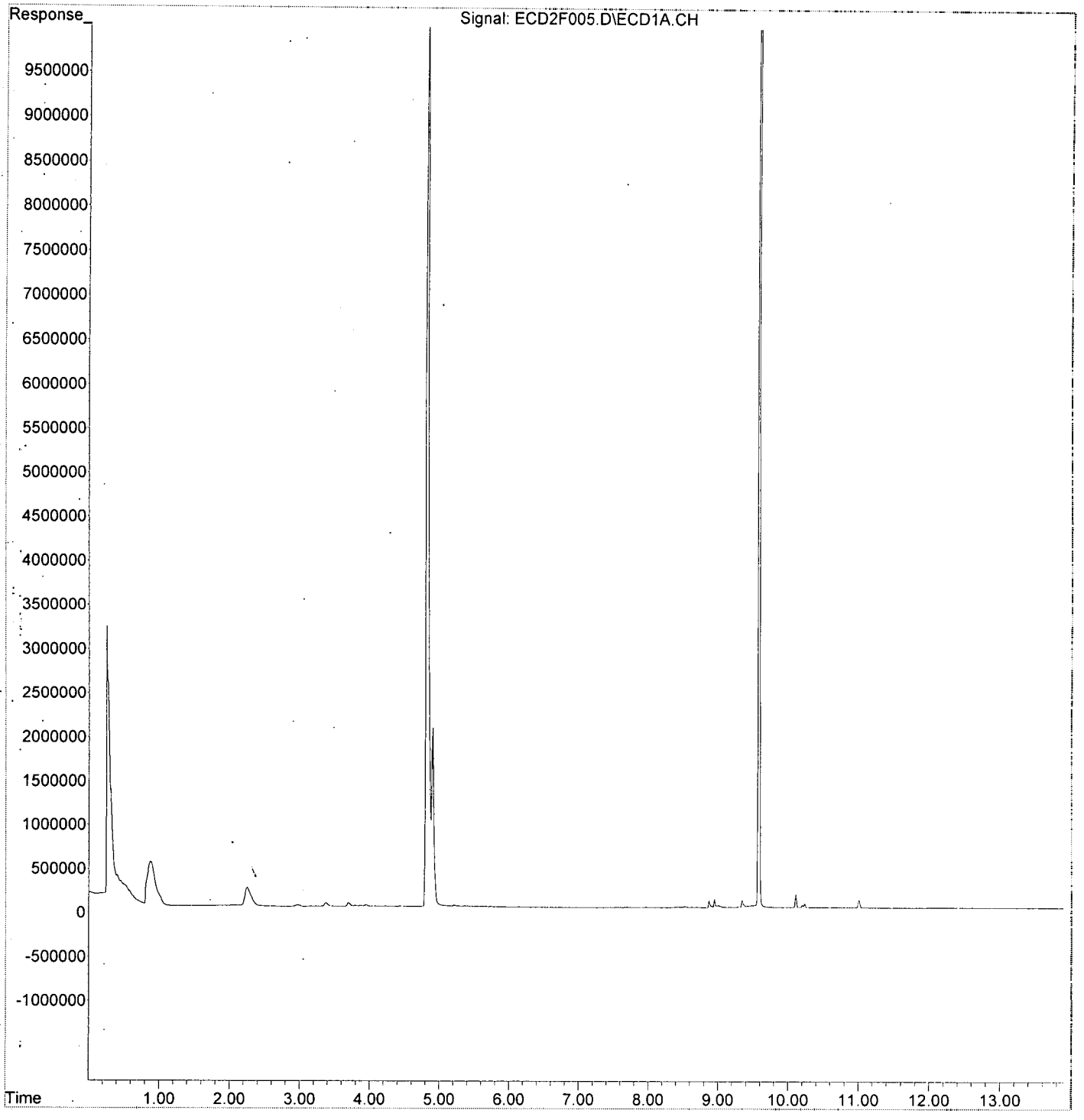

Quantitation Report (Not Reviewed)

Data Path : K:\DATA\9L16015\
Data File : ECD2F006.D
Signal(s) : ECD1A.CH
Acq On : 16 Dec 2019 9:08
Operator : MJB / KAK
Sample : 9120609-BS1
Misc :
ALS Vial : 5 Sample Multiplier: 1

Integration File: PCB1.e
Quant Time: Dec 18 09:14:30 2019
Quant Method : K:\METHODS\FECD2_QUANTPCB_191203.M
Quant Title : PCB Data Analysis
QLast Update : Wed Dec 04 15:29:22 2019
Response via : Initial Calibration
Integrator: ChemStation 6890 Scale Mode: Small noise peaks clipped

12/18/19

	Compound	R.T.	Response	Conc	Units
	System Monitoring Compounds				
1) S	TCMX (S)	4.815	10778509	161.869	ng/ml
62) S	DCBP (S)	9.582	29281759	262.205	ng/ml
	Target Compounds				
2)	Aroclor 1016 (1)	5.730	2843303	760.657	ng/ml
3)	Aroclor 1016 (2)	6.143	6489315	902.057	ng/ml
4)	Aroclor 1016 (3)	6.225	3143258	791.169	ng/ml
5)	Aroclor 1016 (4)	6.382	3168474	885.703	ng/ml
6)	Aroclor 1016 (5)	6.604	3452537	831.639	ng/ml
7)	Aroclor 1016 (6)	6.731	2385977	813.430	ng/ml
8)	Aroclor 1016 - AVE	0.000	0	N.D.	ng/ml
9)	Aroclor 1221 (1)	5.167	238561	220.393	ng/ml
10)	Aroclor 1221 (2)	5.288	274434	382.450	ng/ml
11)	Aroclor 1221 (3)	5.369	1242217	530.836	ng/ml
12)	Aroclor 1221 - AVE	0.000	0	N.D.	ng/ml
13)	Aroclor 1232 (1)	5.369	1242217	699.379	ng/ml
14)	Aroclor 1232 (2)	6.143	6489315	2334.132	ng/ml
15)	Aroclor 1232 (3)	6.225	3143258	2142.729	ng/ml
16)	Aroclor 1232 (4)	6.382	3168474	2780.912	ng/ml
17)	Aroclor 1232 (5)	6.604	3452537	2404.308	ng/ml
18)	Aroclor 1232 (6)	6.731	2385977	1991.432	ng/ml
19)	Aroclor 1232 - AVE	0.000	0	N.D.	ng/ml
20)	Aroclor 1242 (1)	5.730	2843303	1070.510	ng/ml
21)	Aroclor 1242 (2)	6.143	6489315	1251.053	ng/ml
22)	Aroclor 1242 (3)	6.225	3143258	1114.563	ng/ml
23)	Aroclor 1242 (4)	6.382	3168474	1384.108	ng/ml
24)	Aroclor 1242 (5)	6.604	3452537	1156.743	ng/ml
25)	Aroclor 1242 (6)	6.731	2385977	950.883	ng/ml
26)	Aroclor 1242 - AVE	0.000	0	N.D.	ng/ml
27)	Aroclor 1248 (1)	6.143	6489315	1906.774	ng/ml
28)	Aroclor 1248 (2)	6.382	3168474	701.733	ng/ml
29)	Aroclor 1248 (3)	6.604	3452537	661.550	ng/ml
30)	Aroclor 1248 (4)	6.898	702970	121.094	ng/ml
31)	Aroclor 1248 (5)	6.932	2550656	414.114	ng/ml
32)	Aroclor 1248 (6)	7.419	6087810	1781.407	ng/ml
33)	Aroclor 1248 - AVE	0.000	0	N.D.	ng/ml
34)	Aroclor 1254 (1)	6.932	2550656	425.243	ng/ml
35)	Aroclor 1254 (2)	7.042	3037718	416.836	ng/ml
36)	Aroclor 1254 (3)	7.419	6087810	543.071	ng/ml
37)	Aroclor 1254 (4)	7.578	860250	120.652	ng/ml
38)	Aroclor 1254 (5)	7.960	8041084	1049.888	ng/ml
39)	Aroclor 1254 (6)	8.251	774286	310.473	ng/ml
40)	Aroclor 1254 - AVE	0.000	0	N.D.	ng/ml
41)	Aroclor 1260 (1)	7.531	8548802	1026.539	ng/ml
42)	Aroclor 1260 (2)	7.666	10913944	1069.743	ng/ml
43)	Aroclor 1260 (3)	8.222	8255710	1049.656	ng/ml
44)	Aroclor 1260 (4)	8.392	20495569	1100.819	ng/ml
45)	Aroclor 1260 (5)	8.691	12879544	1064.779	ng/ml
46)	Aroclor 1260 (6)	9.083	5611894	1097.230	ng/ml
47)	Aroclor 1260 - AVE	0.000	0	N.D.	ng/ml

Quantitation Report (Not Reviewed)

Data Path : K:\DATA\9L16015\
Data File : ECD2F006.D
Signal(s) : ECD1A.CH
Acq On : 16 Dec 2019 9:08
Operator : MJB / KAK
Sample : 9120609-BS1
Misc :
ALS Vial : 5 Sample Multiplier: 1

Integration File: PCB1.e
Quant Time: Dec 18 09:14:30 2019
Quant Method : K:\METHODS\FECD2_QUANTPCB_191203.M
Quant Title : PCB Data Analysis
QLast Update : Wed Dec 04 15:29:22 2019
Response via : Initial Calibration
Integrator: ChemStation 6890 Scale Mode: Small noise peaks clipped

	Compound	R.T.	Response	Conc	Units
48)	Aroclor 1262 (1)	7.666	10913944	1356.374	ng/ml
49)	Aroclor 1262 (2)	7.989	8398118	748.157	ng/ml
50)	Aroclor 1262 (3)	8.222	8255710	850.672	ng/ml
51)	Aroclor 1262 (4)	8.392	20495569	992.037	ng/ml
52)	Aroclor 1262 (5)	8.691	12879544	984.497	ng/ml
53)	Aroclor 1262 (6)	9.083	5611894	840.527	ng/ml
54)	Aroclor 1262 - AVE	0.000	0	N.D.	ng/ml
55)	Aroclor 1268 (1)	8.222	8255710	1617.423	ng/ml
56)	Aroclor 1268 (2)	8.640	4698487	191.574	ng/ml
57)	Aroclor 1268 (3)	8.691	12879544	630.911	ng/ml
58)	Aroclor 1268 (4)	8.863	389539	20.338	ng/ml
59)	Aroclor 1268 (5)	9.083	5611894	724.140	ng/ml
60)	Aroclor 1268 (6)	9.343	1307366	25.005	ng/ml
61)	Aroclor 1268 - AVE	0.000	0	N.D.	ng/ml

(f)=RT Delta > 1/2 Window (m)=manual int.

Quantitation Report (Not Reviewed)

Data Path : K:\DATA\9L16015\
Data File : ECD2F006.D
Signal(s) : ECD1A.CH
Acq On : 16 Dec 2019 9:08
Operator : MJB / KAK
Sample : 9120609-BS1
Misc :
ALS Vial : 5 Sample Multiplier: 1

Integration File: PCB1.e
Quant Time: Dec 18 09:14:30 2019
Quant Method : K:\METHODS\FECD2_QUANTPCB_191203.M
Quant Title : PCB Data Analysis
QLast Update : Wed Dec 04 15:29:22 2019
Response via : Initial Calibration
Integrator: ChemStation 6890 Scale Mode: Small noise peaks clipped

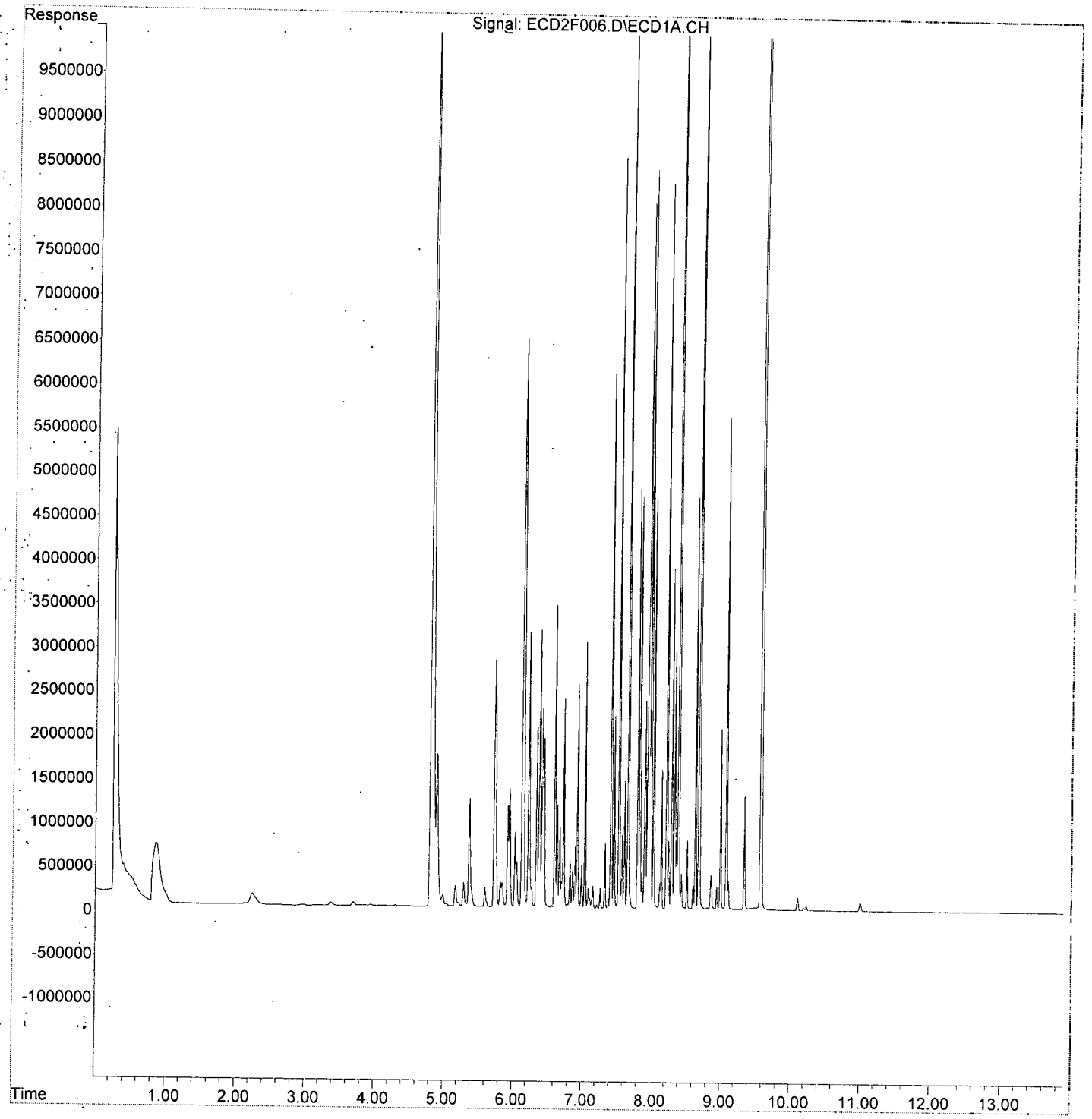

Quantitation Report (Not Reviewed)

Data Path : K:\DATA\9L16015\
Data File : ECD2F011.D
Signal(s) : ECD1A.CH
Acq On : 16 Dec 2019 10:36
Operator : MJB / KAK
Sample : 9120609-MSD1
Misc :
ALS Vial : 8 Sample Multiplier: 1

Integration File: PCB1.e
Quant Time: Dec 18 09:15:34 2019
Quant Method : K:\METHODS\FECD2_QUANTPCB_191203.M
Quant Title : PCB Data Analysis
QLast Update : Wed Dec 04 15:29:22 2019
Response via : Initial Calibration
Integrator: ChemStation 6890 Scale Mode: Small noise peaks clipped

12/18/19

	Compound	R.T.	Response	Conc	Units
	System Monitoring Compounds				
1)	S TCMX (S)	4.807	10222795	153.524	ng/ml
62)	S DCBP (S)	9.583	15260181	136.648	ng/ml
	Target Compounds				
2)	Aroclor 1016 (1)	5.727	1763490	471.779	ng/ml
3)	Aroclor 1016 (2)	6.138	4112570	571.674	ng/ml
4)	Aroclor 1016 (3)	6.220	1922898	484.000	ng/ml
5)	Aroclor 1016 (4)	6.380	1757839	491.380	ng/ml
6)	Aroclor 1016 (5)	6.601	1884534	453.942	ng/ml
7)	Aroclor 1016 (6)	6.726	1292444	440.621	ng/ml
8)	Aroclor 1016 - AVE	0.000	0	N.D.	ng/ml
9)	Aroclor 1221 (1)	5.163	181428	167.611	ng/ml
10)	Aroclor 1221 (2)	5.283	192110	267.723	ng/ml
11)	Aroclor 1221 (3)	5.362	1003508	428.829	ng/ml
12)	Aroclor 1221 - AVE	0.000	0	N.D.	ng/ml
13)	Aroclor 1232 (1)	5.362	1003508	564.984	ng/ml
14)	Aroclor 1232 (2)	6.138	4112570	1479.245	ng/ml
15)	Aroclor 1232 (3)	6.220	1922898	1310.822	ng/ml
16)	Aroclor 1232 (4)	6.380	1757839	1542.824	ng/ml
17)	Aroclor 1232 (5)	6.601	1884534	1312.369	ng/ml
18)	Aroclor 1232 (6)	6.726	1292444	1078.725	ng/ml
19)	Aroclor 1232 - AVE	0.000	0	N.D.	ng/ml
20)	Aroclor 1242 (1)	5.727	1763490	663.958	ng/ml
21)	Aroclor 1242 (2)	6.138	4112570	792.848	ng/ml
22)	Aroclor 1242 (3)	6.220	1922898	681.838	ng/ml
23)	Aroclor 1242 (4)	6.380	1757839	767.890	ng/ml
24)	Aroclor 1242 (5)	6.601	1884534	631.397	ng/ml
25)	Aroclor 1242 (6)	6.726	1292444	515.078	ng/ml
26)	Aroclor 1242 - AVE	0.000	0	N.D.	ng/ml
27)	Aroclor 1248 (1)	6.138	4112570	1208.409	ng/ml
28)	Aroclor 1248 (2)	6.380	1757839	389.315	ng/ml
29)	Aroclor 1248 (3)	6.601	1884534	361.101	ng/ml
30)	Aroclor 1248 (4)	6.897	460963	79.406	ng/ml
31)	Aroclor 1248 (5)	6.929	1908182	309.805	ng/ml
32)	Aroclor 1248 (6)	7.418	3993253	1168.500	ng/ml
33)	Aroclor 1248 - AVE	0.000	0	N.D.	ng/ml
34)	Aroclor 1254 (1)	6.929	1908182	318.130	ng/ml
35)	Aroclor 1254 (2)	7.041	2304701	316.251	ng/ml
36)	Aroclor 1254 (3)	7.418	3993253	356.223	ng/ml
37)	Aroclor 1254 (4)	7.578	831418	116.608	ng/ml
38)	Aroclor 1254 (5)	7.958	6177427	806.559	ng/ml
39)	Aroclor 1254 (6)	8.250	553742	222.040	ng/ml
40)	Aroclor 1254 - AVE	0.000	0	N.D.	ng/ml
41)	Aroclor 1260 (1)	7.530	5800006	696.464	ng/ml
42)	Aroclor 1260 (2)	7.664	8321259	815.618	ng/ml
43)	Aroclor 1260 (3)	8.221	4888901	621.590	ng/ml
44)	Aroclor 1260 (4)	8.392	13837725	743.226	ng/ml
45)	Aroclor 1260 (5)	8.691	8363208	691.404	ng/ml
46)	Aroclor 1260 (6)	9.085	3157621	617.374	ng/ml
47)	Aroclor 1260 - AVE	0.000	0	N.D.	ng/ml

✓ Q-01

✓ Q-01

01/30/20 Anchor QEA, LLC - Casco PreRD DG 2019 - 4a-b. DOC-CAP Testing Cores Page 332 of 1115

Quantitation Report (Not Reviewed)

Data Path : K:\DATA\9L16015\
Data File : ECD2F011.D
Signal(s) : ECD1A.CH
Acq On : 16 Dec 2019 10:36
Operator : MJB / KAK
Sample : 9120609-MSD1
Misc :
ALS Vial : 8 Sample Multiplier: 1

Integration File: PCB1.e
Quant Time: Dec 18 09:15:34 2019
Quant Method : K:\METHODS\FECD2_QUANTPCB_191203.M
Quant Title : PCB Data Analysis
QLast Update : Wed Dec 04 15:29:22 2019
Response via : Initial Calibration
Integrator: ChemStation 6890 Scale Mode: Small noise peaks clipped

	Compound	R.T.	Response	Conc	Units
48)	Aroclor 1262 (1)	7.664	8321259	1034.158	ng/ml
49)	Aroclor 1262 (2)	7.989	5191846	462.522	ng/ml
50)	Aroclor 1262 (3)	8.221	4888901	503.754	ng/ml
51)	Aroclor 1262 (4)	8.392	13837725	669.780	ng/ml
52)	Aroclor 1262 (5)	8.691	8363208	639.274	ng/ml
53)	Aroclor 1262 (6)	9.085	3157621	472.936	ng/ml
54)	Aroclor 1262 - AVE	0.000	0	N.D.	ng/ml
55)	Aroclor 1268 (1)	8.221	4888901	957.812	ng/ml
56)	Aroclor 1268 (2)	8.640	2963251	120.823	ng/ml
57)	Aroclor 1268 (3)	8.691	8363208	409.676	ng/ml
58)	Aroclor 1268 (4)	8.853	823128	42.976	ng/ml
59)	Aroclor 1268 (5)	9.085	3157621	407.449	ng/ml
60)	Aroclor 1268 (6)	9.345	1538415	29.424	ng/ml
61)	Aroclor 1268 - AVE	0.000	0	N.D.	ng/ml

(f)=RT Delta > 1/2 Window (m)=manual int.

Quantitation Report (Not Reviewed)

Data Path : K:\DATA\9L16015\
Data File : ECD2F011.D
Signal(s) : ECD1A.CH
Acq On : 16 Dec 2019 10:36
Operator : MJB / KAK
Sample : 9120609-MSD1
Misc :
ALS Vial : 8 Sample Multiplier: 1

Integration File: PCB1.e
Quant Time: Dec 18 09:15:34 2019
Quant Method : K:\METHODS\FECD2_QUANTPCB_191203.M
Quant Title : PCB Data Analysis
QLast Update : Wed Dec 04 15:29:22 2019
Response via : Initial Calibration
Integrator: ChemStation 6890 Scale Mode: Small noise peaks clipped

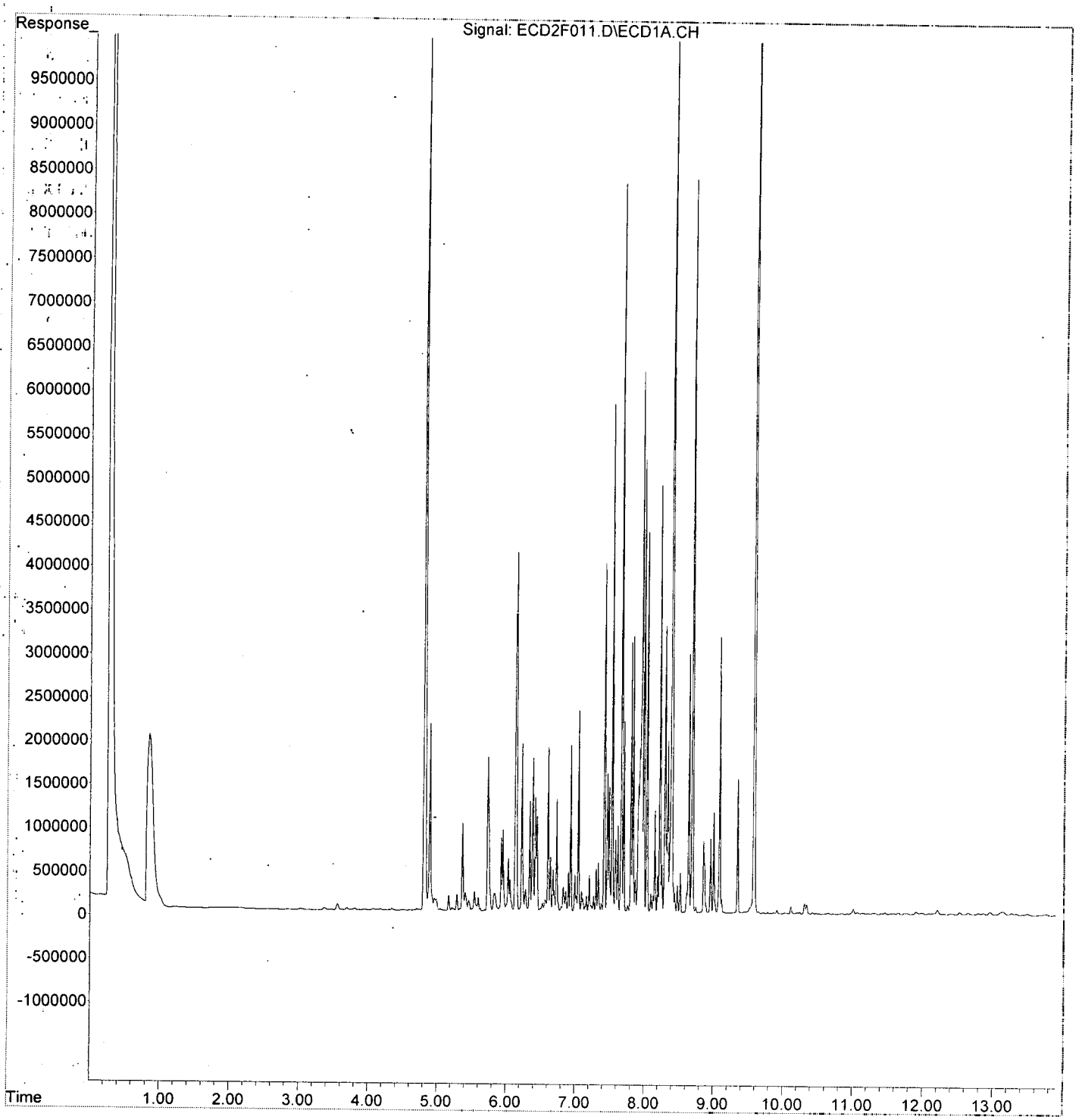

Quantitation Report (Not Reviewed)

Data Path : K:\DATA\9L16015\
Data File : ECD2F015.D
Signal(s) : ECD1A.CH
Acq On : 16 Dec 2019 11:47
Operator : MJB / KAK
Sample : 9L16015-CCV2
Misc :
ALS Vial : 2 Sample Multiplier: 1

Integration File: PCB1.e
Quant Time: Dec 18 09:16:17 2019
Quant Method : K:\METHODS\FECD2_QUANTPCB_191203.M
Quant Title : PCB Data Analysis
QLast Update : Wed Dec 04 15:29:22 2019
Response via : Initial Calibration
Integrator: ChemStation 6890 Scale Mode: Small noise peaks clipped

12/18/19

	Compound	R.T.	Response	Conc	Units
	System Monitoring Compounds				
1) S	TCMX (S)	4.811	14976985	224.921	ng/ml
62) S	DCBP (S)	9.579	30845661	276.209	ng/ml
	Target Compounds				
2)	Aroclor 1016 (1)	5.729	1651503	441.820	ng/ml
3)	Aroclor 1016 (2)	6.143	3415586	474.789	ng/ml
4)	Aroclor 1016 (3)	6.225	1785038	449.301	ng/ml
5)	Aroclor 1016 (4)	6.380	1707649	477.350	ng/ml
6)	Aroclor 1016 (5)	6.603	2009532	484.051	ng/ml
7)	Aroclor 1016 (6)	6.729	1374167	468.483	ng/ml
8)	Aroclor 1016 - AVE	0.000	0	N.D.	ng/ml
9)	Aroclor 1221 (1)	5.167	155148	143.333	ng/ml
10)	Aroclor 1221 (2)	5.286	170645	237.810	ng/ml
11)	Aroclor 1221 (3)	5.368	717093	306.435	ng/ml
12)	Aroclor 1221 - AVE	0.000	0	N.D.	ng/ml
13)	Aroclor 1232 (1)	5.368	717093	403.730	ng/ml
14)	Aroclor 1232 (2)	6.143	3415586	1228.547	ng/ml
15)	Aroclor 1232 (3)	6.225	1785038	1216.844	ng/ml
16)	Aroclor 1232 (4)	6.380	1707649	1498.773	ng/ml
17)	Aroclor 1232 (5)	6.603	2009532	1399.415	ng/ml
18)	Aroclor 1232 (6)	6.729	1374167	1146.934	ng/ml
19)	Aroclor 1232 - AVE	0.000	0	N.D.	ng/ml
20)	Aroclor 1242 (1)	5.729	1651503	621.795	ng/ml
21)	Aroclor 1242 (2)	6.143	3415586	658.479	ng/ml
22)	Aroclor 1242 (3)	6.225	1785038	632.954	ng/ml
23)	Aroclor 1242 (4)	6.380	1707649	745.965	ng/ml
24)	Aroclor 1242 (5)	6.603	2009532	673.276	ng/ml
25)	Aroclor 1242 (6)	6.729	1374167	547.647	ng/ml
26)	Aroclor 1242 - AVE	0.000	0	N.D.	ng/ml
27)	Aroclor 1248 (1)	6.143	3415586	1003.612	ng/ml
28)	Aroclor 1248 (2)	6.380	1707649	378.199	ng/ml
29)	Aroclor 1248 (3)	6.603	2009532	385.052	ng/ml
30)	Aroclor 1248 (4)	6.897	384455	66.227	ng/ml
31)	Aroclor 1248 (5)	6.930	1358803	220.610	ng/ml
32)	Aroclor 1248 (6)	7.418	3020690	883.910	ng/ml
33)	Aroclor 1248 - AVE	0.000	0	N.D.	ng/ml
34)	Aroclor 1254 (1)	6.930	1358803	226.538	ng/ml
35)	Aroclor 1254 (2)	7.040	1418227	194.609	ng/ml
36)	Aroclor 1254 (3)	7.418	3020690	269.464	ng/ml
37)	Aroclor 1254 (4)	7.578	416863	58.466	ng/ml
38)	Aroclor 1254 (5)	7.958	3939316	514.339	ng/ml
39)	Aroclor 1254 (6)	8.249	408028	163.611	ng/ml
40)	Aroclor 1254 - AVE	0.000	0	N.D.	ng/ml
41)	Aroclor 1260 (1)	7.530	4088579	490.956	ng/ml
42)	Aroclor 1260 (2)	7.664	4991540	489.252	ng/ml
43)	Aroclor 1260 (3)	8.220	3806892	484.020	ng/ml
44)	Aroclor 1260 (4)	8.390	9128118	490.272	ng/ml
45)	Aroclor 1260 (5)	8.690	5874904	485.691	ng/ml
46)	Aroclor 1260 (6)	9.081	2374191	464.199	ng/ml
47)	Aroclor 1260 - AVE	0.000	0	N.D.	ng/ml

Quantitation Report (Not Reviewed)

Data Path : K:\DATA\9L16015\
Data File : ECD2F015.D
Signal(s) : ECD1A.CH
Acq On : 16 Dec 2019 11:47
Operator : MJB / KAK
Sample : 9L16015-CCV2
Misc :
ALS Vial : 2 Sample Multiplier: 1

Integration File: PCB1.e
Quant Time: Dec 18 09:16:17 2019
Quant Method : K:\METHODS\FECD2_QUANTPCB_191203.M
Quant Title : PCB Data Analysis
QLast Update : Wed Dec 04 15:29:22 2019
Response via : Initial Calibration
Integrator: ChemStation 6890 Scale Mode: Small noise peaks clipped

	Compound	R.T.	Response	Conc	Units
48)	Aroclor 1262 (1)	7.664	4991540	620.343	ng/ml
49)	Aroclor 1262 (2)	7.988	3956520	352.472	ng/ml
50)	Aroclor 1262 (3)	8.220	3806892	392.264	ng/ml
51)	Aroclor 1262 (4)	8.390	9128118	441.824	ng/ml
52)	Aroclor 1262 (5)	8.690	5874904	449.071	ng/ml
53)	Aroclor 1262 (6)	9.081	2374191	355.597	ng/ml
54)	Aroclor 1262 - AVE	0.000	0	N.D.	ng/ml
55)	Aroclor 1268 (1)	8.220	3806892	745.830	ng/ml
56)	Aroclor 1268 (2)	8.638	2070586	84.425	ng/ml
57)	Aroclor 1268 (3)	8.690	5874904	287.785	ng/ml
58)	Aroclor 1268 (4)	8.865	202438	10.569	ng/ml
59)	Aroclor 1268 (5)	9.081	2374191	306.358	ng/ml
60)	Aroclor 1268 (6)	9.341	608235	11.633	ng/ml
61)	Aroclor 1268 - AVE	0.000	0	N.D.	ng/ml

(f)=RT Delta > 1/2 Window (m)=manual int.

Quantitation Report (Not Reviewed)

Data Path : K:\DATA\9L16015\
Data File : ECD2F015.D
Signal(s) : ECD1A.CH
Acq On : 16 Dec 2019 11:47
Operator : MJB / KAK
Sample : 9L16015-CCV2
Misc :
ALS Vial : 2 Sample Multiplier: 1

Integration File: PCB1.e
Quant Time: Dec 18 09:16:17 2019
Quant Method : K:\METHODS\FECD2_QUANTPCB_191203.M
Quant Title : PCB Data Analysis
QLast Update : Wed Dec 04 15:29:22 2019
Response via : Initial Calibration
Integrator: ChemStation 6890 Scale Mode: Small noise peaks clipped

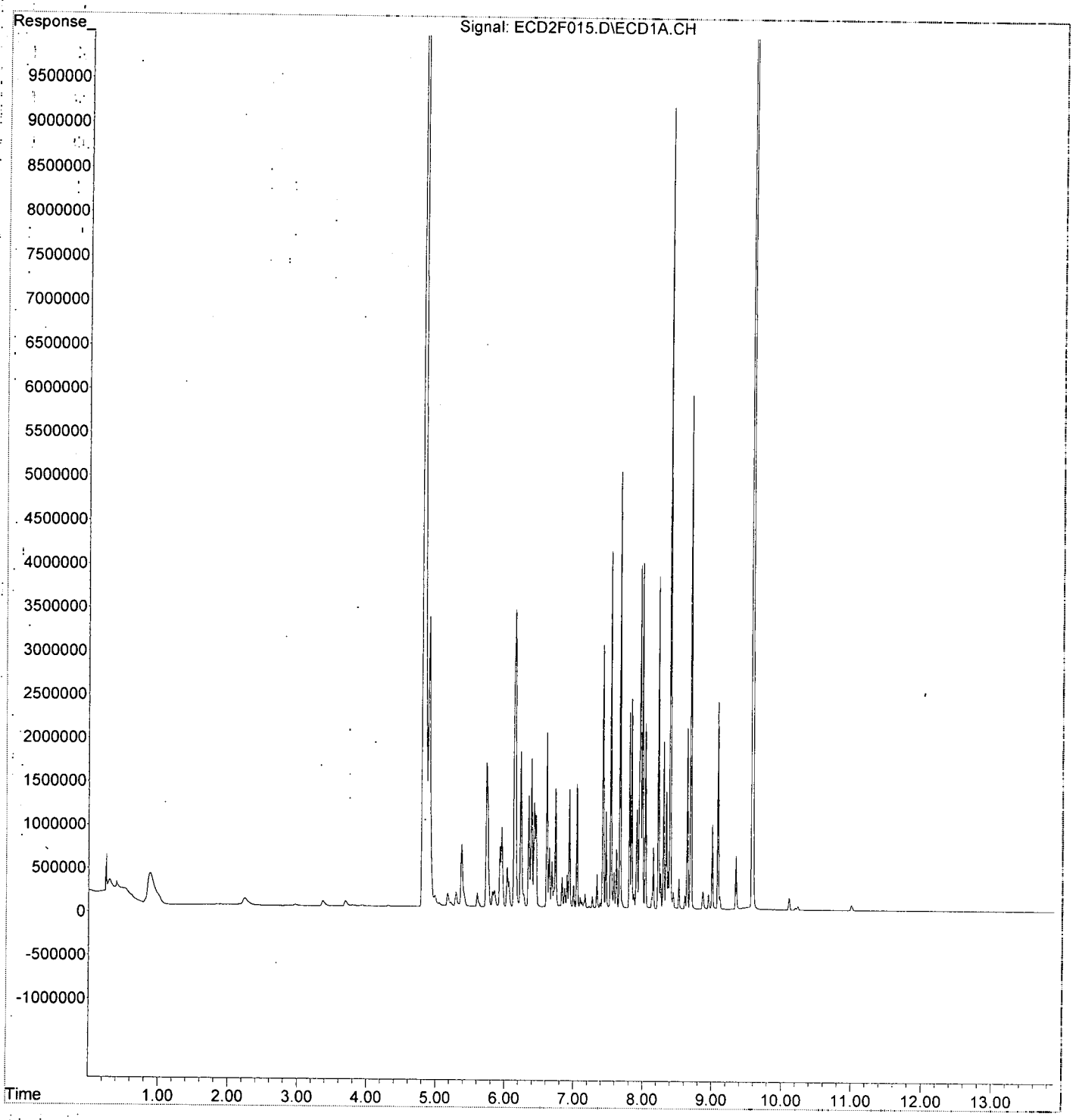

Quantitation Report (Not Reviewed)

Data Path : K:\DATA\9L16015\
Data File : ECD2F016.D
Signal(s) : ECD1A.CH
Acq On : 16 Dec 2019 12:04
Operator : MJB / KAK
Sample : 9L16015-CCB2
Misc :
ALS Vial : 3 Sample Multiplier: 1

Integration File: PCB1.e
Quant Time: Dec 18 09:16:38 2019
Quant Method : K:\METHODS\FECD2_QUANTPCB_191203.M
Quant Title : PCB Data Analysis
QLast Update : Wed Dec 04 15:29:22 2019
Response via : Initial Calibration
Integrator: ChemStation 6890 Scale Mode: Small noise peaks clipped

12/18/19
clean

	Compound	R.T.	Response	Conc Units
System Monitoring Compounds				
1) S	TCMX (S)	4.813	6016911	90.361 ng/ml
62) S	DCBP (S)	9.578	12302053	110.159 ng/ml
Target Compounds				
2)	Aroclor 1016 (1)	5.723	4163	1.114 ng/ml
3)	Aroclor 1016 (2)	6.148	6169	0.858 ng/ml
4)	Aroclor 1016 (3)	6.238	4783	1.204 ng/ml
5)	Aroclor 1016 (4)	6.375	2010	0.562 ng/ml
6)	Aroclor 1016 (5)	6.611	3557	0.857 ng/ml
7)	Aroclor 1016 (6)	6.735	2997	1.022 ng/ml
8)	Aroclor 1016 - AVE	0.000	0	N.D. ng/ml
9)	Aroclor 1221 (1)	5.169	9694	8.956 ng/ml
10)	Aroclor 1221 (2)	5.292	8887	12.384 ng/ml
11)	Aroclor 1221 (3)	5.359	8617	3.682 ng/ml
12)	Aroclor 1221 - AVE	0.000	0	N.D. ng/ml
13)	Aroclor 1232 (1)	5.359	8617	4.851 ng/ml
14)	Aroclor 1232 (2)	6.148	6169	2.219 ng/ml
15)	Aroclor 1232 (3)	6.238	4783	3.261 ng/ml
16)	Aroclor 1232 (4)	6.375	2010	1.764 ng/ml
17)	Aroclor 1232 (5)	6.611	3557	2.477 ng/ml
18)	Aroclor 1232 (6)	6.735	2997	2.501 ng/ml
19)	Aroclor 1232 - AVE	0.000	0	N.D. ng/ml
20)	Aroclor 1242 (1)	5.723	4163	1.567 ng/ml
21)	Aroclor 1242 (2)	6.148	6169	1.189 ng/ml
22)	Aroclor 1242 (3)	6.238	4783	1.696 ng/ml
23)	Aroclor 1242 (4)	6.375	2010	0.878 ng/ml
24)	Aroclor 1242 (5)	6.611	3557	1.192 ng/ml
25)	Aroclor 1242 (6)	6.735	2997	1.194 ng/ml
26)	Aroclor 1242 - AVE	0.000	0	N.D. ng/ml
27)	Aroclor 1248 (1)	6.119	2239	0.658 ng/ml
28)	Aroclor 1248 (2)	6.375	2010	0.445 ng/ml
29)	Aroclor 1248 (3)	6.611	3557	0.682 ng/ml
30)	Aroclor 1248 (4)	6.901	1774	0.306 ng/ml
31)	Aroclor 1248 (5)	6.938	1990	0.323 ng/ml
32)	Aroclor 1248 (6)	7.417	3992	1.168 ng/ml
33)	Aroclor 1248 - AVE	0.000	0	N.D. ng/ml
34)	Aroclor 1254 (1)	6.938	1990	0.332 ng/ml
35)	Aroclor 1254 (2)	7.044	2831	0.388 ng/ml
36)	Aroclor 1254 (3)	7.417	3992	0.356 ng/ml
37)	Aroclor 1254 (4)	7.579	3222	0.452 ng/ml
38)	Aroclor 1254 (5)	7.963	5531	0.722 ng/ml
39)	Aroclor 1254 (6)	8.252	949	0.380 ng/ml
40)	Aroclor 1254 - AVE	0.000	0	N.D. ng/ml
41)	Aroclor 1260 (1)	7.531	3799	0.456 ng/ml
42)	Aroclor 1260 (2)	7.666	6598	0.647 ng/ml
43)	Aroclor 1260 (3)	8.221	1439	0.183 ng/ml
44)	Aroclor 1260 (4)	8.391	10154	0.545 ng/ml
45)	Aroclor 1260 (5)	8.692	3758	0.311 ng/ml
46)	Aroclor 1260 (6)	9.079	3070	0.600 ng/ml
47)	Aroclor 1260 - AVE	0.000	0	N.D. ng/ml

Quantitation Report (Not Reviewed)

Data Path : K:\DATA\9L16015\
Data File : ECD2F016.D
Signal(s) : ECD1A.CH
Acq On : 16 Dec 2019 12:04
Operator : MJB / KAK
Sample : 9L16015-CCB2
Misc :
ALS Vial : 3 Sample Multiplier: 1

Integration File: PCB1.e
Quant Time: Dec 18 09:16:38 2019
Quant Method : K:\METHODS\FECD2_QUANTPCB_191203.M
Quant Title : PCB Data Analysis
QLast Update : Wed Dec 04 15:29:22 2019
Response via : Initial Calibration
Integrator: ChemStation 6890 Scale Mode: Small noise peaks clipped

	Compound	R.T.	Response	Conc Units
48)	Aroclor 1262 (1)	7.666	6598	0.820 ng/ml
49)	Aroclor 1262 (2)	7.988	3596	0.320 ng/ml
50)	Aroclor 1262 (3)	8.221	1439	0.148 ng/ml
51)	Aroclor 1262 (4)	8.391	10154	0.491 ng/ml
52)	Aroclor 1262 (5)	8.692	3758	0.287 ng/ml
53)	Aroclor 1262 (6)	9.079	3070	0.460 ng/ml
54)	Aroclor 1262 - AVE	0.000	0	N.D. ng/ml
55)	Aroclor 1268 (1)	8.221	1439	0.282 ng/ml
56)	Aroclor 1268 (2)	8.640	1908	0.078 ng/ml
57)	Aroclor 1268 (3)	8.692	3758	0.184 ng/ml
58)	Aroclor 1268 (4)	8.871	48904	2.553 ng/ml
59)	Aroclor 1268 (5)	9.079	3070	0.396 ng/ml
60)	Aroclor 1268 (6)	9.345	55266	1.057 ng/ml
61)	Aroclor 1268 - AVE	0.000	0	N.D. ng/ml

(f)=RT Delta > 1/2 Window (m)=manual int.

Quantitation Report (Not Reviewed)

Data Path : K:\DATA\9L16015\
Data File : ECD2F016.D
Signal(s) : ECD1A.CH
Acq On : 16 Dec 2019 12:04
Operator : MJB / KAK
Sample : 9L16015-CCB2
Misc :
ALS Vial : 3 Sample Multiplier: 1

Integration File: PCB1.e
Quant Time: Dec 18 09:16:38 2019
Quant Method : K:\METHODS\FECD2_QUANTPCB_191203.M
Quant Title : PCB Data Analysis
QLast Update : Wed Dec 04 15:29:22 2019
Response via : Initial Calibration
Integrator: ChemStation 6890 Scale Mode: Small noise peaks clipped

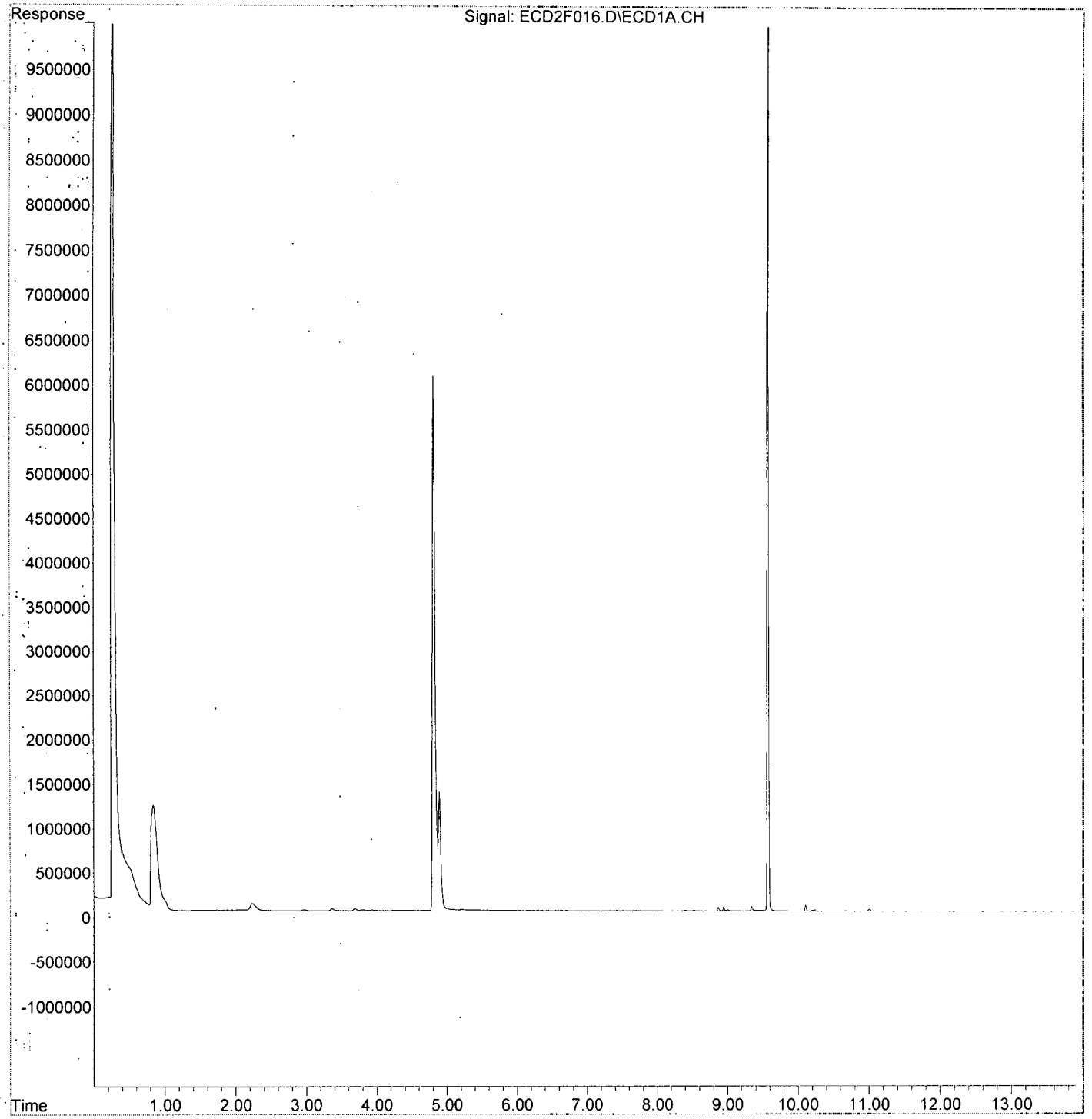

APEX LABORATORIES, LLC
6700 SW Sandburg St. Tigard OR 97223 phone 503-718-2323

Polychlorinated Biphenyls by EPA 8082A
Calibration Data

Sequence 9J25014 (Cal ID A9J2803) DUALECD2R

ELEMENT SEQUENCE LOG

Apex Laboratories

Sequence: **9J25014** Instrument: **DUALECD2R**

Date: **10/25/19 07:18** Calibration: **A9J2803**

#	Lab Number	Matrix	Analysis	Client	Due	Batch	ISTD ID	STD ID
1	9J25014-ICB1	Water	QC	QC				A19J194
2	9J25014-CAL1	Water	QC	QC				A19F250
3	9J25014-CAL2	Water	QC	QC				A19F251
4	9J25014-CAL3	Water	QC	QC				A19F252
5	9J25014-CAL4	Water	QC	QC				A19F253
6	9J25014-CAL5	Water	QC	QC				A19F247
7	9J25014-CAL6	Water	QC	QC				A19F248
8	9J25014-CAL7	Water	QC	QC				A19F249
9	9J25014-IBL1	Water	QC	QC				
10	9J25014-ICV1	Water	QC	QC				A19H459
11	9J25014-CAL8	Water	QC	QC				A19H447
12	9J25014-CAL9	Water	QC	QC				A19H448
13	9J25014-CALA	Water	QC	QC				A19H449
14	9J25014-CALB	Water	QC	QC				A19H450
15	9J25014-CALC	Water	QC	QC				A19H451
16	9J25014-CALD	Water	QC	QC				A19H452
17	9J25014-CALE	Water	QC	QC				A19H453
18	9J25014-ICV2	Water	QC	QC				A19H405
19	9J25014-ICV3	Water	QC	QC				A19J367
20	9J25014-ICV4	Water	QC	QC				A19H406
21	9J25014-ICV5	Water	QC	QC				A19E303

Comments:

Data Entered By: 10/28/19

Data Reviewed By: 10/28/19

Calibration Status Report HP G1530A

Method Path : L:\Methods\
Method File : RECD2_QUANTPCB_191025.M
Title : PCB Data Analysis
Last Update : Fri Oct 25 14:23:20 2019
Response Via : Initial Calibration

A9J2803 10/28/19

#	ID	Conc	ISTD Conc	Path\File
1	1	10	0	K:\DATA\9J25014\ECD2R004.D
2	2	25	0	K:\DATA\9J25014\ECD2R005.D
3	3	50	0	K:\DATA\9J25014\ECD2R006.D
4	4	100	0	K:\DATA\9J25014\ECD2R007.D
5	5	250	0	K:\DATA\9J25014\ECD2R019.D
6	6	500	0	K:\DATA\9J25014\ECD2R009.D
7	7	800	0	K:\DATA\9J25014\ECD2R010.D

#	ID	Update Time	Quant Time	Acquisition Time
1	1	Oct 25 11:31 2019	Oct 25 11:23 2019	25 Oct 2019 8:19
2	2	Oct 25 11:31 2019	Oct 25 11:25 2019	25 Oct 2019 8:37
3	3	Oct 25 11:31 2019	Oct 25 11:26 2019	25 Oct 2019 8:54
4	4	Oct 25 11:31 2019	Oct 25 11:27 2019	25 Oct 2019 9:12
5	5	Oct 25 14:23 2019	Oct 25 14:21 2019	25 Oct 2019 12:43
6	6	Oct 25 11:32 2019	Oct 25 11:29 2019	25 Oct 2019 9:47
7	7	Oct 25 11:32 2019	Oct 25 11:30 2019	25 Oct 2019 10:05

RECD2_QUANTPCB_191025.M Mon Oct 28 09:51:25 2019

Response Factor Report HP G1530A

Method Path : L:\Methods\
Method File : RECD2_QUANTPCB_191025.M
Title : PCB Data Analysis
Last Update : Fri Oct 25 14:23:20 2019
Response Via : Initial Calibration

Calibration Files
1 =ECD2R004.D 2 =ECD2R005.D 3 =ECD2R006.D
4 =ECD2R007.D 5 =ECD2R019.D 6 =ECD2R009.D

		Compound	1	2	3	4	5	6	Avg		%RSD	
1)	S	TCMX (S)	2.392	2.532	2.582	2.520	2.990	2.823	2.623	E5	7.91	
2)		Aroclor 1016 ...	1.015	0.987	0.925	0.841	0.809	0.801	0.888	E4	9.84	✓
3)		Aroclor 1016 ...	1.713	1.702	1.692	1.475	1.608	1.560	1.636	E4	5.60	✓
4)		Aroclor 1016 ...	8.502	7.706	7.552	6.698	7.013	6.716	7.366	E3	8.65	✓
5)		Aroclor 1016 ...	8.858	8.177	7.726	6.857	6.888	6.546	7.457	E3	11.17	✓
6)		Aroclor 1016 ...	9.451	9.136	8.479	7.726	7.876	7.260	8.251	E3	9.71	✓
7)		Aroclor 1016 (6)	9.587	9.057	8.471	7.445	7.904	7.304	8.231	E3	10.29	✓
8)		Aroclor 1016 ...							0.000		-1.00	
9)		Aroclor 1221 (1)					2.144		2.144	E3	0.00	
10)		Aroclor 1221 (2)					2.186		2.186	E3	0.00	
11)		Aroclor 1221 (3)					7.075		7.075	E3	0.00	
12)		Aroclor 1221 ...							0.000		-1.00	
13)		Aroclor 1232 (1)					5.725		5.725	E3	0.00	
14)		Aroclor 1232 (2)					3.476		3.476	E3	0.00	
15)		Aroclor 1232 (3)					6.474		6.474	E3	0.00	
16)		Aroclor 1232 (4)					2.388		2.388	E3	0.00	
17)		Aroclor 1232 (5)					2.732		2.732	E3	0.00	
18)		Aroclor 1232 (6)					2.966		2.966	E3	0.00	
19)		Aroclor 1232 ...							0.000		-1.00	
20)		Aroclor 1242 ...					6.551		6.551	E3	0.00	
21)		Aroclor 1242 ...					1.183		1.183	E4	0.00	
22)		Aroclor 1242 ...					5.282		5.282	E3	0.00	
23)		Aroclor 1242 ...					4.993		4.993	E3	0.00	
24)		Aroclor 1242 ...					5.814		5.814	E3	0.00	
25)		Aroclor 1242 (6)					6.195		6.195	E3	0.00	
26)		Aroclor 1242 ...							0.000		-1.00	
27)		Aroclor 1248 ...					7.462		7.462	E3	0.00	
28)		Aroclor 1248 ...					9.336		9.336	E3	0.00	
29)		Aroclor 1248 ...					8.770		8.770	E3	0.00	
30)		Aroclor 1248 ...					1.047		1.047	E4	0.00	
31)		Aroclor 1248 ...					1.293		1.293	E4	0.00	
32)		Aroclor 1248 (6)					1.179		1.179	E4	0.00	
33)		Aroclor 1248 ...							0.000		-1.00	
34)		Aroclor 1254 ...					1.293		1.293	E4	0.00	
35)		Aroclor 1254 ...					2.025		2.025	E4	0.00	
36)		Aroclor 1254 ...					2.143		2.143	E4	0.00	
37)		Aroclor 1254 ...					1.652		1.652	E4	0.00	
38)		Aroclor 1254 ...					1.569		1.569	E4	0.00	
39)		Aroclor 1254 (6)					4.890		4.890	E3	0.00	
40)		Aroclor 1254 ...							0.000		-1.00	
41)		Aroclor 1260 ...	1.686	1.648	1.567	1.471	1.569	1.494	1.578	E4	4.94	✓
42)		Aroclor 1260 ...	2.067	2.052	1.996	1.771	2.028	1.787	1.957	E4	6.36	✓
43)		Aroclor 1260 (3)	2.092	2.106	1.985	1.912	2.013	1.904	2.013	E4	4.17	✓
44)		Aroclor 1260 (4)	3.093	3.099	3.070	2.863	2.999	3.123	3.095	E4	5.38	✓
45)		Aroclor 1260 (5)	1.806	1.861	1.747	1.646	1.795	1.768	1.790	E4	4.65	✓
46)		Aroclor 1260 (6)	7.431	7.502	6.942	6.147	6.473	6.505	6.899	E3	7.72	✓
47)		Aroclor 1260 ...							0.000		-1.00	
48)		Aroclor 1262 (1)					1.513		1.513	E4	0.00	
49)		Aroclor 1262 (2)					2.115		2.115	E4	0.00	
50)		Aroclor 1262 (3)					1.747		1.747	E4	0.00	
51)		Aroclor 1262 (4)					3.581		3.581	E4	0.00	
52)		Aroclor 1262 (5)					2.196		2.196	E4	0.00	
53)		Aroclor 1262 (6)					9.701		9.701	E3	0.00	
54)		Aroclor 1262 ...							0.000		-1.00	
55)		Aroclor 1268 (1)					9.333		9.333	E3	0.00	
56)		Aroclor 1268 (2)					3.924		3.924	E4	0.00	
57)		Aroclor 1268 (3)					3.153		3.153	E4	0.00	
58)		Aroclor 1268 (4)					2.709		2.709	E4	0.00	
59)		Aroclor 1268 (5)					1.060		1.060	E4	0.00	
60)		Aroclor 1268 (6)					7.348		7.348	E4	0.00	

Method Path : L:\Methods\
Method File : RECD2_QUANTPCB_191025.M
Title : PCB Data Analysis
Last Update : Fri Oct 25 14:23:20 2019
Response Via : Initial Calibration

Calibration Files
1 =ECD2R004.D 2 =ECD2R005.D 3 =ECD2R006.D
4 =ECD2R007.D 5 =ECD2R019.D 6 =ECD2R009.D

	Compound	1	2	3	4	5	6	Avg	%RSD
61)	Aroclor 1268 ...							0.000	-1.00
62) S	DCBP (S)	1.319	1.403	1.373	1.354	1.513	1.517	1.468 E5	11.14

(#) = Out of Range ### Number of calibration levels exceeded format ###

Compound List Report HP G1530A

Method Path : L:\Methods\
Method File : RECD2_QUANTPCB_191025.M
Title : PCB Data Analysis
Last Update : Fri Oct 25 14:23:20 2019
Response Via : Initial Calibration

Total Cpnds : 62

10/28/19

PK#		Compound Name	Exp_RT	Rel_RT	Cal	A/H	ID
1	S	TCMX (S)	5.721	1.000	A	H	R
2		Aroclor 1016 (1)	6.391	1.000	A	H	R
3		Aroclor 1016 (2)	6.880	1.000	A	H	R
4		Aroclor 1016 (3)	7.007	1.000	A	H	R
5		Aroclor 1016 (4)	7.093	1.000	A	H	R
6		Aroclor 1016 (5)	7.138	1.000	A	H	R
7		Aroclor 1016 (6)	7.263	1.000	A	H	R
8		Aroclor 1016 - AVE	1.821	1.000	A	H	R
9		Aroclor 1221 (1)	5.896	1.000	A	H	R
10		Aroclor 1221 (2)	5.967	1.000	A	H	R
11		Aroclor 1221 (3)	6.055	1.000	A	H	R
12		Aroclor 1221 - AVE	1.821	1.000	A	H	R
13		Aroclor 1232 (1)	6.055	1.000	A	H	R
14		Aroclor 1232 (2)	6.392	1.000	A	H	R
15		Aroclor 1232 (3)	6.880	1.000	A	H	R
16		Aroclor 1232 (4)	7.093	1.000	A	H	R
17		Aroclor 1232 (5)	7.138	1.000	A	H	R
18		Aroclor 1232 (6)	7.264	1.000	A	H	R
19		Aroclor 1232 - AVE	1.821	1.000	A	H	R
20		Aroclor 1242 (1)	6.391	1.000	A	H	R
21		Aroclor 1242 (2)	6.879	1.000	A	H	R
22		Aroclor 1242 (3)	7.007	1.000	A	H	R
23		Aroclor 1242 (4)	7.093	1.000	A	H	R
24		Aroclor 1242 (5)	7.137	1.000	A	H	R
25		Aroclor 1242 (6)	7.263	1.000	A	H	R
26		Aroclor 1242 - AVE	1.821	1.000	A	H	R
27		Aroclor 1248 (1)	6.852	1.000	A	H	R
28		Aroclor 1248 (2)	7.093	1.000	A	H	R
29		Aroclor 1248 (3)	7.138	1.000	A	H	R
30		Aroclor 1248 (4)	7.263	1.000	A	H	R
31		Aroclor 1248 (5)	7.628	1.000	A	H	R
32		Aroclor 1248 (6)	7.785	1.000	A	H	R
33		Aroclor 1248 - AVE	1.821	1.000	A	H	R
34		Aroclor 1254 (1)	7.605	1.000	A	H	R
35		Aroclor 1254 (2)	7.786	1.000	A	H	R
36		Aroclor 1254 (3)	8.098	1.000	A	H	R
37		Aroclor 1254 (4)	8.335	1.000	A	H	R
38		Aroclor 1254 (5)	8.669	1.000	A	H	R
39		Aroclor 1254 (6)	8.900	1.000	A	H	R
40		Aroclor 1254 - AVE	1.821	1.000	A	H	R
41		Aroclor 1260 (1)	8.233	1.000	A	H	R
42		Aroclor 1260 (2)	8.439	1.000	A	H	R
43		Aroclor 1260 (3)	8.671	1.000	A	H	R
44		Aroclor 1260 (4)	9.161	1.000	A	H	R
45		Aroclor 1260 (5)	9.428	1.000	A	H	R
46		Aroclor 1260 (6)	10.012	1.000	A	H	R
47		Aroclor 1260 - AVE	1.821	1.000	A	H	R
48		Aroclor 1262 (1)	8.437	1.000	A	H	R
49		Aroclor 1262 (2)	8.738	1.000	A	H	R
50		Aroclor 1262 (3)	8.916	1.000	A	H	R
51		Aroclor 1262 (4)	9.160	1.000	A	H	R
52		Aroclor 1262 (5)	9.427	1.000	A	H	R
53		Aroclor 1262 (6)	10.013	1.000	A	H	R
54		Aroclor 1262 - AVE	1.821	1.000	A	H	R
55		Aroclor 1268 (1)	8.958	1.000	A	H	R
56		Aroclor 1268 (2)	9.429	1.000	A	H	R

57		Aroclor 1268 (3)	9.497	1.000	A	H	R
58		Aroclor 1268 (4)	9.717	1.000	A	H	R
59		Aroclor 1268 (5)	10.014	1.000	A	H	R
60		Aroclor 1268 (6)	10.377	1.000	A	H	R
61		Aroclor 1268 - AVE	1.820	1.000	A	H	R
62	S	DCBP (S)	10.702	1.000	A	H	R

Cal A = Average L = Linear LO = Linear w/origin Q = Quad QO = Quad w/origin
A/H = Area or Height
ID R = R.T. B = R.T. & Q Q = Qvalue L = Largest A = All

RECD2_QUANTPCB_191025.M Mon Oct 28 09:51:12 2019

Element Calibration Review Sheet

Calibration ID: **A9J2803** Instrument: **DUALECD2R** Calibration Date: **10/28/2019**

Analysis: **8082 PCBs** Instrument Cal ID: **RECD2_QUANTPCB_19102**

1016 (1)

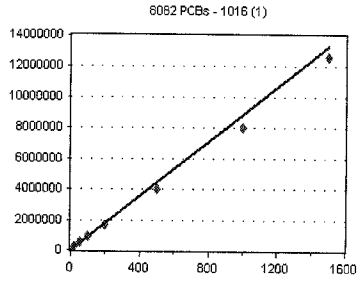

Curve Fit: **AVERAGE RF**

Standard	Concentration	Response	Response Factor	RT
9J25014-CAL1	20	203035	10151.750	6.39
9J25014-CAL2	50	493668	9873.360	6.39
9J25014-CAL3	100	925201	9252.010	6.39
9J25014-CAL4	200	1681899	8409.495	6.39
9J25014-CAL5	500	4042674	8085.348	6.39
9J25014-CAL6	1000	8009226	8009.226	6.39
9J25014-CAL7	1500	260073E+07	8400.486	6.39

AVE RF **8883.097** RF RSD **9.84** AVE RT **6.39**

1016 (2)

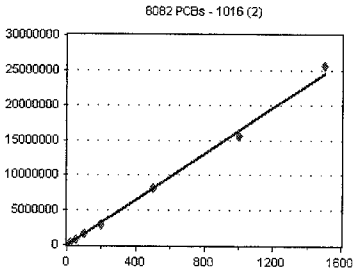

Curve Fit: **AVERAGE RF**

Standard	Concentration	Response	Response Factor	RT
9J25014-CAL1	20	342549	17127.450	6.88
9J25014-CAL2	50	850982	17019.640	6.88
9J25014-CAL3	100	1692274	16922.740	6.88
9J25014-CAL4	200	2950427	14752.130	6.88
9J25014-CAL5	500	8040226	16080.450	6.88
9J25014-CAL6	1000	560002E+07	15600.020	6.88
9J25014-CAL7	1500	556068E+07	17040.450	6.88

AVE RF **16363.270** RF RSD **5.60** AVE RT **6.88**

1016 (3)

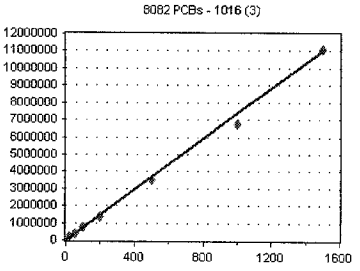

Curve Fit: **AVERAGE RF**

Standard	Concentration	Response	Response Factor	RT
9J25014-CAL1	20	170044	8502.200	7.01
9J25014-CAL2	50	385301	7706.020	7.01
9J25014-CAL3	100	755246	7552.460	7.01
9J25014-CAL4	200	1339661	6698.305	7.01
9J25014-CAL5	500	3506618	7013.236	7.01
9J25014-CAL6	1000	6715654	6715.654	7.01
9J25014-CAL7	1500	105948E+07	7372.987	7.01

AVE RF **7365.837** RF RSD **8.65** AVE RT **7.01**

1016 (4)

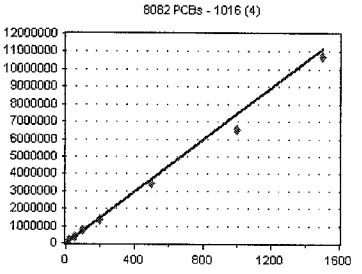

Curve Fit: **AVERAGE RF**

Standard	Concentration	Response	Response Factor	RT
9J25014-CAL1	20	177152	8857.600	7.09
9J25014-CAL2	50	408863	8177.260	7.09
9J25014-CAL3	100	772578	7725.780	7.09
9J25014-CAL4	200	1371367	6856.835	7.09
9J25014-CAL5	500	3443828	6887.656	7.09
9J25014-CAL6	1000	6545978	6545.978	7.09
9J25014-CAL7	1500	.07251E+07	7150.067	7.09

AVE RF **7457.311** RF RSD **11.17** AVE RT **7.09**

Element Calibration Review Sheet

Calibration ID: **A9J2803** Instrument: **DUALECD2R** Calibration Date: **10/28/2019**

Analysis: **8082 PCBs** Instrument Cal ID: **RECD2_QUANTPCB_19102**

1016 (5)

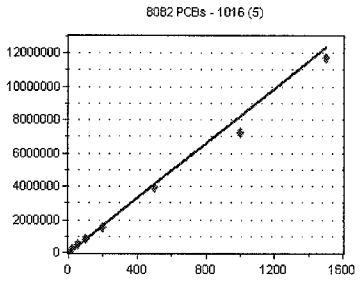

Curve Fit: **AVERAGE RF**

Standard	Concentration	Response	Response Factor	RT
9J25014-CAL1	20	189025	9451.250	7.14
9J25014-CAL2	50	456813	9136.260	7.14
9J25014-CAL3	100	847932	8479.320	7.14
9J25014-CAL4	200	1545261	7726.305	7.14
9J25014-CAL5	500	3937867	7875.734	7.14
9J25014-CAL6	1000	7260053	7260.053	7.14
9J25014-CAL7	1500	174281E+07	7828.540	7.14

AVE RF **8251.066** RF RSD **9.71** AVE RT **7.14**

1016 (6)

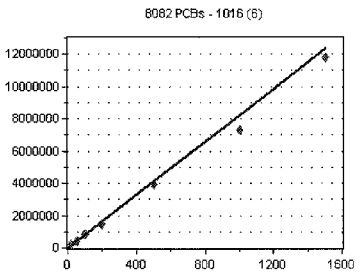

Curve Fit: **AVERAGE RF**

Standard	Concentration	Response	Response Factor	RT
9J25014-CAL1	20	191737	9586.850	7.26
9J25014-CAL2	50	452852	9057.040	7.26
9J25014-CAL3	100	847087	8470.870	7.26
9J25014-CAL4	200	1488996	7444.980	7.26
9J25014-CAL5	500	3952172	7904.344	7.26
9J25014-CAL6	1000	7304270	7304.270	7.26
9J25014-CAL7	1500	177387E+07	7849.247	7.26

AVE RF **8231.086** RF RSD **10.29** AVE RT **7.26**

1260 (1)

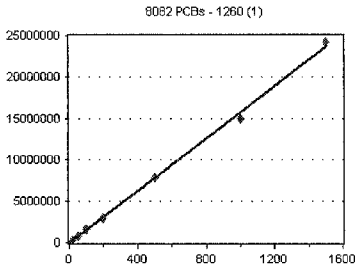

Curve Fit: **AVERAGE RF**

Standard	Concentration	Response	Response Factor	RT
9J25014-CAL1	20	337139	16856.950	8.23
9J25014-CAL2	50	824221	16484.420	8.23
9J25014-CAL3	100	1567269	15672.690	8.23
9J25014-CAL4	200	2941552	14707.760	8.23
9J25014-CAL5	500	7847499	15695.000	8.23
9J25014-CAL6	1000	494224E+07	14942.240	8.23
9J25014-CAL7	1500	418156E+07	16121.040	8.23

AVE RF **15782.870** RF RSD **4.94** AVE RT **8.23**

1260 (2)

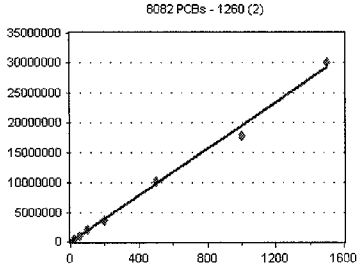

Curve Fit: **AVERAGE RF**

Standard	Concentration	Response	Response Factor	RT
9J25014-CAL1	20	413345	20667.250	8.44
9J25014-CAL2	50	1025756	20515.120	8.44
9J25014-CAL3	100	1995660	19956.600	8.44
9J25014-CAL4	200	3541866	17709.330	8.44
9J25014-CAL5	500	.01387E+07	20277.400	8.44
9J25014-CAL6	1000	786744E+07	17867.440	8.44
9J25014-CAL7	1500	003444E+07	20022.960	8.44

AVE RF **19573.730** RF RSD **6.36** AVE RT **8.44**

Element Calibration Review Sheet

Calibration ID: **A9J2803** Instrument: **DUALECD2R** Calibration Date: **10/28/2019**

Analysis: **8082 PCBs** Instrument Cal ID: **RECD2_QUANTPCB_19102**

1260 (3)

Curve Fit: **AVERAGE RF**

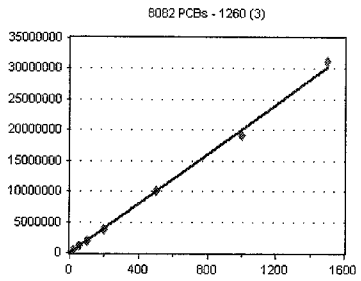

Standard	Concentration	Response	Response Factor	RT
9J25014-CAL1	20	418334	20916.700	8.67
9J25014-CAL2	50	1053008	21060.160	8.67
9J25014-CAL3	100	1985447	19854.470	8.67
9J25014-CAL4	200	3824049	19120.240	8.67
9J25014-CAL5	500	006718E+07	20134.360	8.67
9J25014-CAL6	1000	.90367E+07	19036.700	8.67
9J25014-CAL7	1500	.12038E+07	20802.530	8.67

AVE RF **20132.170** RF RSD **4.17** AVE RT **8.67**

1260 (4)

Curve Fit: **AVERAGE RF**

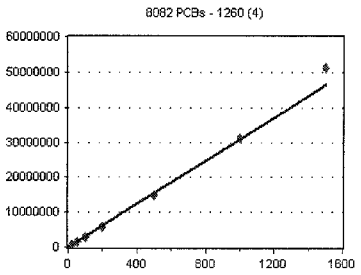

Standard	Concentration	Response	Response Factor	RT
9J25014-CAL1	20	618662	30933.100	9.16
9J25014-CAL2	50	1549626	30992.520	9.16
9J25014-CAL3	100	3069980	30699.800	9.16
9J25014-CAL4	200	5726786	28633.930	9.16
9J25014-CAL5	500	499636E+07	29992.720	9.16
9J25014-CAL6	1000	122851E+07	31228.510	9.16
9J25014-CAL7	1500	121403E+07	34142.690	9.16

AVE RF **30946.180** RF RSD **5.38** AVE RT **9.16**

1260 (5)

Curve Fit: **AVERAGE RF**

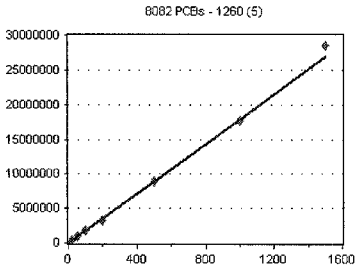

Standard	Concentration	Response	Response Factor	RT
9J25014-CAL1	20	361157	18057.850	9.43
9J25014-CAL2	50	930309	18606.180	9.43
9J25014-CAL3	100	1747257	17472.570	9.43
9J25014-CAL4	200	3291800	16459.000	9.43
9J25014-CAL5	500	8974797	17949.590	9.43
9J25014-CAL6	1000	.76817E+07	17681.700	9.43
9J25014-CAL7	1500	858019E+07	19053.460	9.43

AVE RF **17897.190** RF RSD **4.65** AVE RT **9.43**

1260 (6)

Curve Fit: **AVERAGE RF**

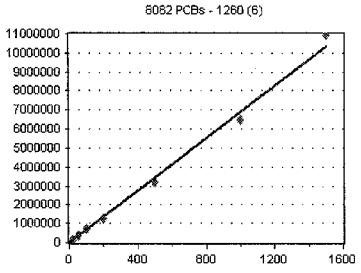

Standard	Concentration	Response	Response Factor	RT
9J25014-CAL1	20	148612	7430.600	10.01
9J25014-CAL2	50	375099	7501.980	10.01
9J25014-CAL3	100	694240	6942.400	10.01
9J25014-CAL4	200	1229444	6147.220	10.01
9J25014-CAL5	500	3236527	6473.054	10.01
9J25014-CAL6	1000	6505242	6505.242	10.01
9J25014-CAL7	1500	093401E+07	7289.340	10.01

AVE RF **6898.548** RF RSD **7.72** AVE RT **10.01**

Element Calibration Review Sheet

Calibration ID: **A9J2803** Instrument: **DUALECD2R** Calibration Date: **10/28/2019**

Analysis: **8082 PCBs** Instrument Cal ID: **RECD2_QUANTPCB_19102**

Decachlorobiphenyl (Surr)

Curve Fit: **AVERAGE RF**

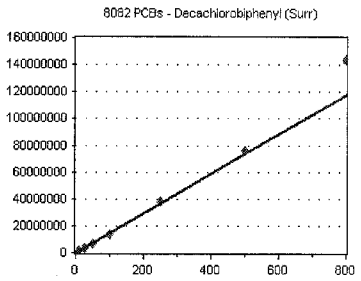

Standard	Concentration	Response	Response Factor	RT
9J25014-CAL1	10	1318659	131865.900	10.70
9J25014-CAL2	25	3507689	140307.600	10.70
9J25014-CAL3	50	6866760	137335.200	10.70
9J25014-CAL4	100	354269E+07	135426.900	10.70
9J25014-CAL5	250	782642E+07	151305.700	10.70
9J25014-CAL6	500	585181E+07	151703.600	10.70
9J25014-CAL7	800	436705E+08	179588.100	10.70

AVE RF **146790.400** RF RSD **11.14** AVE RT **10.70**

CALIBRATION SEQUENCE REVIEW SHEET

SEQUENCE: 9J25014

Analysis Included

1311/8082 TCLP PCBs
608 PCBs
608 PCBs - LL (1000/1mL) +1262/68
8082 PCBs
8082 PCBs - Low Level (2mL FV)
8082 PCBs - Low Level (2mL FV) +1262/68
8082 PCBs - Low Level (1000/1mL)
8082 PCBs - Low Level (1000/1mL) +1262/68
8082 PCBs - Low Level (30g/2mL)
8082 PCBs + 1262/1268
8082 PCBs in Trans. Oil - LL

INSTRUMENT SEQUENCE LOG

SampleID	SampleName	Matrix	STDID	ISTD_ID	Analyzed
9J25014-ICB1	Initial Cal Blank	Water	A19J194		10/25/2019 8:01:00AM
9J25014-CAL1	Cal Standard	Water	A19F250	"	10/25/2019 8:19:00AM
9J25014-CAL2	Cal Standard	Water	A19F251	"	10/25/2019 8:37:00AM
9J25014-CAL3	Cal Standard	Water	A19F252	"	10/25/2019 8:54:00AM
9J25014-CAL4	Cal Standard	Water	A19F253	"	10/25/2019 9:12:00AM
9J25014-CAL5	Cal Standard	Water	A19F247	"	10/25/2019 9:29:00AM
9J25014-CAL6	Cal Standard	Water	A19F248	"	10/25/2019 9:47:00AM
9J25014-CAL7	Cal Standard	Water	A19F249	"	10/25/2019 10:05:00AM
9J25014-ICV1	Initial Cal Check	Water	A19H459	"	10/25/2019 10:40:00AM
9J25014-CAL8	Cal Standard	Water	A19H447	"	10/25/2019 10:58:00AM
9J25014-CAL9	Cal Standard	Water	A19H448	"	10/25/2019 11:15:00AM
9J25014-CALA	Cal Standard	Water	A19H449	"	10/25/2019 11:33:00AM
9J25014-CALB	Cal Standard	Water	A19H450	"	10/25/2019 11:50:00AM
9J25014-CALC	Cal Standard	Water	A19H451	"	10/25/2019 12:08:00PM
9J25014-CALD	Cal Standard	Water	A19H452	"	10/25/2019 12:26:00PM
9J25014-CALE	Cal Standard	Water	A19H453	"	10/25/2019 12:43:00PM
9J25014-ICV2	Initial Cal Check	Water	A19H405	"	10/25/2019 1:02:00PM
9J25014-ICV3	Initial Cal Check	Water	A19J367	"	10/25/2019 1:20:00PM
9J25014-ICV4	Initial Cal Check	Water	A19H406	"	10/25/2019 1:37:00PM
9J25014-ICV5	Initial Cal Check	Water	A19E303	"	10/25/2019 1:55:00PM

CALIBRATION STANDARD RECOVERIES

Calibration: **A9J2803** Instrument: **DUALECD2R**

1311/8082 TCLP PCBs Sequence: **9J25014** Matrix: **Water**

9J25014-CAL1	Inst. MRL	Recalc Res.	Cal Level	%Rec.	Qual
Aroclor 1016	0.0000	0.00	20	0	
Aroclor 1260	0.0000	0.00	20	0	
Aroclor 1016	0.0000	0.00	20	0	
Aroclor 1260	0.0000	0.00	20	0	

9J25014-CAL2	Inst. MRL	Recalc Res.	Cal Level	%Rec.	Qual
Aroclor 1016	0.0000	0.00	50	0	
Aroclor 1260	0.0000	0.00	50	0	

CALIBRATION SEQUENCE REVIEW SHEET

SEQUENCE: 9J25014

Aroclor 1016	0.0000	0.00	50	0	
Aroclor 1260	0.0000	0.00	50	0	
9J25014-CAL3	**Inst. MRL**	**Recalc Res.**	**Cal Level**	**%Rec.**	**Qual**
Aroclor 1016	0.0000	0.00	100	0	
Aroclor 1260	0.0000	0.00	100	0	
Aroclor 1016	0.0000	0.00	100	0	
Aroclor 1260	0.0000	0.00	100	0	
9J25014-CAL4	**Inst. MRL**	**Recalc Res.**	**Cal Level**	**%Rec.**	**Qual**
Aroclor 1016	0.0000	0.00	200	0	
Aroclor 1260	0.0000	0.00	200	0	
Aroclor 1016	0.0000	0.00	200	0	
Aroclor 1260	0.0000	0.00	200	0	
9J25014-CAL5	**Inst. MRL**	**Recalc Res.**	**Cal Level**	**%Rec.**	**Qual**
Aroclor 1016	0.0000	0.00	500	0	
Aroclor 1260	0.0000	0.00	500	0	
Aroclor 1016	0.0000	0.00	500	0	
Aroclor 1260	0.0000	0.00	500	0	
9J25014-CAL6	**Inst. MRL**	**Recalc Res.**	**Cal Level**	**%Rec.**	**Qual**
Aroclor 1016	800.0000	0.00	1000	0	
Aroclor 1260	800.0000	0.00	1000	0	
Aroclor 1016	0.0000	0.00	1000	0	
Aroclor 1260	0.0000	0.00	1000	0	
Aroclor 1016	0.0000	0.00	1000	0	
Aroclor 1260	0.0000	0.00	1000	0	
9J25014-CAL7	**Inst. MRL**	**Recalc Res.**	**Cal Level**	**%Rec.**	**Qual**
Aroclor 1016	800.0000	0.00	1500	0	
Aroclor 1260	800.0000	0.00	1500	0	
Aroclor 1016	0.0000	0.00	1500	0	
Aroclor 1260	0.0000	0.00	1500	0	
Aroclor 1016	0.0000	0.00	1500	0	
Aroclor 1260	0.0000	0.00	1500	0	
9J25014-CAL8	**Inst. MRL**	**Recalc Res.**	**Cal Level**	**%Rec.**	**Qual**
Aroclor 1221	0.0000	0.00	500	0	
Aroclor 1221	0.0000	0.00	500	0	
9J25014-CAL9	**Inst. MRL**	**Recalc Res.**	**Cal Level**	**%Rec.**	**Qual**
Aroclor 1232	0.0000	0.00	500	0	
Aroclor 1232	0.0000	0.00	500	0	
9J25014-CALA	**Inst. MRL**	**Recalc Res.**	**Cal Level**	**%Rec.**	**Qual**
Aroclor 1242	0.0000	0.00	500	0	
Aroclor 1242	0.0000	0.00	500	0	
9J25014-CALB	**Inst. MRL**	**Recalc Res.**	**Cal Level**	**%Rec.**	**Qual**
Aroclor 1248	0.0000	0.00	500	0	
Aroclor 1248	0.0000	0.00	500	0	
9J25014-CALC	**Inst. MRL**	**Recalc Res.**	**Cal Level**	**%Rec.**	**Qual**
Aroclor 1254	0.0000	0.00	500	0	
Aroclor 1254	0.0000	0.00	500	0	

CALIBRATION SEQUENCE REVIEW SHEET

SEQUENCE: 9J25014

9J25014-CALD	Inst. MRL	Recalc Res.	Cal Level	%Rec.	Qual
Aroclor 1262	0.0000	0.00	500	0	
Aroclor 1262	0.0000	0.00	500	0	

9J25014-CALE	Inst. MRL	Recalc Res.	Cal Level	%Rec.	Qual
Aroclor 1268	0.0000	0.00	500	0	
Aroclor 1268	0.0000	0.00	500	0	

Compounds listed above have recalculated recoveries outside 70-130% of the true values, and the calibration levels are above the reporting level. If no compounds are listed, all are OK. Please see the next section for quadatic fit compounds.

Analytes With Quadratic Curve Fits

Qualifier	iMDL	iMRL	Spike Amt	%Difference	OK?	Raise MRL to ?
				———	☐	☐ ———

Analytes listed above have quadratic curve fits. If they are using a weighting otpion, they must be checked against the requanted curve points to determine if the recalculated results are within limits (70-130 or as specified).

ICV RECOVERIES

Calibration: **A9J2803** Instrument: **DUALECD2R**

8082 PCBs Sequence: **9J25014** Matrix: **Water**

9J25014-ICV1	Inst. MRL	ICV Level	Result	%Rec.	Qual

Compounds listed above have Initial Calibration Verification standard recoveries outside 70-130% of the true values. If no compounds are listed, all have passing recoveries.

Quantitation Report (Not Reviewed)

Data Path : K:\DATA\9J25014\
Data File : ECD2R003.D
Signal(s) : ECD2B.CH
Acq On : 25 Oct 2019 8:01
Operator : MJB / KAK
Sample : 9J25014-ICB1
Misc :
ALS Vial : 52 Sample Multiplier: 1

Integration File: events.e
Quant Time: Oct 28 08:50:32 2019
Quant Method : L:\Methods\RECD2_QUANTPCB_191025.M
Quant Title : PCB Data Analysis
QLast Update : Fri Oct 25 14:23:20 2019
Response via : Initial Calibration
Integrator: ChemStation 6890 Scale Mode: Small noise peaks clipped

10/28/19

Clean

		Compound	R.T.	Response	Conc	Units
		System Monitoring Compounds				
1)	S	TCMX (S)	5.718	27556359	105.044	ng/ml
62)	S	DCBP (S)	10.700	14610541	99.533	ng/ml
		Target Compounds				
2)		Aroclor 1016 (1)	6.392	13227	1.489	ng/ml
3)		Aroclor 1016 (2)	6.879	17995	1.100	ng/ml
4)		Aroclor 1016 (3)	6.994	19572	2.657	ng/ml
5)		Aroclor 1016 (4)	7.092	19389	2.600	ng/ml
6)		Aroclor 1016 (5)	7.144	20766	2.517	ng/ml
7)		Aroclor 1016 (6)	7.261	20665	2.511	ng/ml
8)		Aroclor 1016 - AVE	0.000	0	N.D.	ng/ml
9)		Aroclor 1221 (1)	5.887	12214	5.697	ng/ml
10)		Aroclor 1221 (2)	5.962	11334	5.185	ng/ml
11)		Aroclor 1221 (3)	6.038	55121	7.791	ng/ml
12)		Aroclor 1221 - AVE	0.000	0	N.D.	ng/ml
13)		Aroclor 1232 (1)	6.038	55121	9.629	ng/ml
14)		Aroclor 1232 (2)	6.392	13227	3.805	ng/ml
15)		Aroclor 1232 (3)	6.879	17995	2.780	ng/ml
16)		Aroclor 1232 (4)	7.092	19389	8.121	ng/ml
17)		Aroclor 1232 (5)	7.144	20766	7.600	ng/ml
18)		Aroclor 1232 (6)	7.261	20665	6.967	ng/ml
19)		Aroclor 1232 - AVE	0.000	0	N.D.	ng/ml
20)		Aroclor 1242 (1)	6.392	13227	2.019	ng/ml
21)		Aroclor 1242 (2)	6.879	17995	1.521	ng/ml
22)		Aroclor 1242 (3)	6.994	19572	3.705	ng/ml
23)		Aroclor 1242 (4)	7.092	19389	3.884	ng/ml
24)		Aroclor 1242 (5)	7.144	20766	3.572	ng/ml
25)		Aroclor 1242 (6)	7.261	20665	3.336	ng/ml
26)		Aroclor 1242 - AVE	0.000	0	N.D.	ng/ml
27)		Aroclor 1248 (1)	6.857	18207	2.440	ng/ml
28)		Aroclor 1248 (2)	7.092	19389	2.077	ng/ml
29)		Aroclor 1248 (3)	7.144	20766	2.368	ng/ml
30)		Aroclor 1248 (4)	7.261	20665	1.974	ng/ml
31)		Aroclor 1248 (5)	7.629	26385	2.040	ng/ml
32)		Aroclor 1248 (6)	7.754	127372	10.802	ng/ml
33)		Aroclor 1248 - AVE	0.000	0	N.D.	ng/ml
34)		Aroclor 1254 (1)	7.619	25116	1.943	ng/ml
35)		Aroclor 1254 (2)	7.754	127372	6.291	ng/ml
36)		Aroclor 1254 (3)	8.105	13206	0.616	ng/ml
37)		Aroclor 1254 (4)	8.350	343131	20.775	ng/ml
38)		Aroclor 1254 (5)	8.673	9926	0.632	ng/ml
39)		Aroclor 1254 (6)	8.902	8040	1.644	ng/ml
40)		Aroclor 1254 - AVE	0.000	0	N.D.	ng/ml
41)		Aroclor 1260 (1)	8.226	15241	0.966	ng/ml
42)		Aroclor 1260 (2)	8.434	21295	1.088	ng/ml
43)		Aroclor 1260 (3)	8.673	9926	0.493	ng/ml
44)		Aroclor 1260 (4)	9.156	3952	0.128	ng/ml
45)		Aroclor 1260 (5)	9.427	3726	0.208	ng/ml
46)		Aroclor 1260 (6)	10.013	4782	0.693	ng/ml
47)		Aroclor 1260 - AVE	0.000	0	N.D.	ng/ml

Quantitation Report (Not Reviewed)

Data Path : K:\DATA\9J25014\
Data File : ECD2R003.D
Signal(s) : ECD2B.CH
Acq On : 25 Oct 2019 8:01
Operator : MJB / KAK
Sample : 9J25014-ICB1
Misc :
ALS Vial : 52 Sample Multiplier: 1

Integration File: events.e
Quant Time: Oct 28 08:50:32 2019
Quant Method : L:\Methods\RECD2_QUANTPCB_191025.M
Quant Title : PCB Data Analysis
QLast Update : Fri Oct 25 14:23:20 2019
Response via : Initial Calibration
Integrator: ChemStation 6890 Scale Mode: Small noise peaks clipped

	Compound	R.T.	Response	Conc Units
48)	Aroclor 1262 (1)	8.434	21295	1.407 ng/ml
49)	Aroclor 1262 (2)	8.737	8663	0.410 ng/ml
50)	Aroclor 1262 (3)	8.915	8112	0.464 ng/ml
51)	Aroclor 1262 (4)	9.156	3952	0.110 ng/ml
52)	Aroclor 1262 (5)	9.427	3726	0.170 ng/ml
53)	Aroclor 1262 (6)	10.013	4782	0.493 ng/ml
54)	Aroclor 1262 - AVE	0.000	0	N.D. ng/ml
55)	Aroclor 1268 (1)	8.958	8304	0.890 ng/ml
56)	Aroclor 1268 (2)	9.427	3726	0.095 ng/ml
57)	Aroclor 1268 (3)	9.487	3192	0.101 ng/ml
58)	Aroclor 1268 (4)	9.717	72970	2.694 ng/ml
59)	Aroclor 1268 (5)	10.013	4782	0.451 ng/ml
60)	Aroclor 1268 (6)	10.376	83846	1.141 ng/ml
61)	Aroclor 1268 - AVE	0.000	0	N.D. ng/ml

(f)=RT Delta > 1/2 Window (m)=manual int.

Quantitation Report (Not Reviewed)

Data Path : K:\DATA\9J25014\
Data File : ECD2R003.D
Signal(s) : ECD2B.CH
Acq On : 25 Oct 2019 8:01
Operator : MJB / KAK
Sample : 9J25014-ICB1
Misc :
ALS Vial : 52 Sample Multiplier: 1

Integration File: events.e
Quant Time: Oct 28 08:50:32 2019
Quant Method : L:\Methods\RECD2_QUANTPCB_191025.M
Quant Title : PCB Data Analysis
QLast Update : Fri Oct 25 14:23:20 2019
Response via : Initial Calibration
Integrator: ChemStation 6890 Scale Mode: Small noise peaks clipped

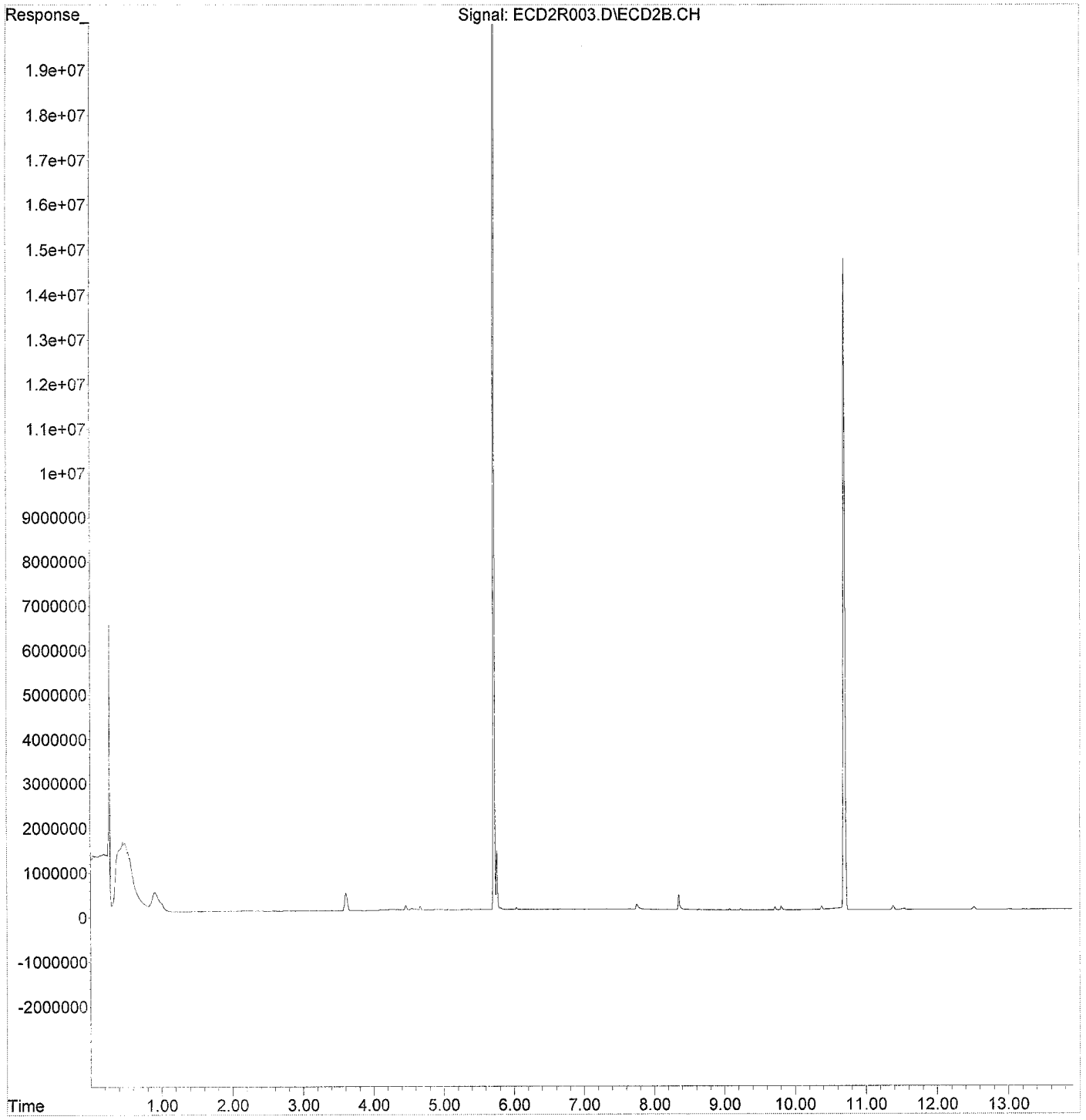

Quantitation Report (Not Reviewed)

Data Path : K:\DATA\9J25014\
Data File : ECD2R011.D
Signal(s) : ECD2B.CH
Acq On : 25 Oct 2019 10:22
Operator : MJB / KAK
Sample : 9J25014-IBL1
Misc :
ALS Vial : 51 Sample Multiplier: 1

Integration File: events.e
Quant Time: Oct 28 08:50:50 2019
Quant Method : L:\Methods\RECD2_QUANTPCB_191025.M
Quant Title : PCB Data Analysis
QLast Update : Fri Oct 25 14:23:20 2019
Response via : Initial Calibration
Integrator: ChemStation 6890 Scale Mode: Small noise peaks clipped

10/28/19

No Carry-over

	Compound	R.T.	Response	Conc Units
	System Monitoring Compounds			
1)	S TCMX (S)	5.690	11770	0.045 ng/ml
62)	S DCBP (S)	10.700	5513	0.038 ng/ml
	Target Compounds			
2)	Aroclor 1016 (1)	6.390	18426	2.074 ng/ml
3)	Aroclor 1016 (2)	6.888	27114	1.657 ng/ml
4)	Aroclor 1016 (3)	7.013	24169	3.281 ng/ml
5)	Aroclor 1016 (4)	7.101	25823	3.463 ng/ml
6)	Aroclor 1016 (5)	7.136	25296	3.066 ng/ml
7)	Aroclor 1016 (6)	7.269	26819	3.258 ng/ml
8)	Aroclor 1016 - AVE	0.000	0	N.D. ng/ml
9)	Aroclor 1221 (1)	5.891	15191	7.086 ng/ml
10)	Aroclor 1221 (2)	5.969	15416	7.052 ng/ml
11)	Aroclor 1221 (3)	6.045	22057	3.118 ng/ml
12)	Aroclor 1221 - AVE	0.000	0	N.D. ng/ml
13)	Aroclor 1232 (1)	6.045	22057	3.853 ng/ml
14)	Aroclor 1232 (2)	6.390	18426	5.300 ng/ml
15)	Aroclor 1232 (3)	6.888	27114	4.188 ng/ml
16)	Aroclor 1232 (4)	7.101	25823	10.815 ng/ml
17)	Aroclor 1232 (5)	7.136	25296	9.258 ng/ml
18)	Aroclor 1232 (6)	7.269	26819	9.042 ng/ml
19)	Aroclor 1232 - AVE	0.000	0	N.D. ng/ml
20)	Aroclor 1242 (1)	6.390	18426	2.812 ng/ml
21)	Aroclor 1242 (2)	6.888	27114	2.292 ng/ml
22)	Aroclor 1242 (3)	7.013	24169	4.575 ng/ml
23)	Aroclor 1242 (4)	7.101	25823	5.172 ng/ml
24)	Aroclor 1242 (5)	7.136	25296	4.351 ng/ml
25)	Aroclor 1242 (6)	7.269	26819	4.329 ng/ml
26)	Aroclor 1242 - AVE	0.000	0	N.D. ng/ml
27)	Aroclor 1248 (1)	6.862	26172	3.507 ng/ml
28)	Aroclor 1248 (2)	7.101	25823	2.766 ng/ml
29)	Aroclor 1248 (3)	7.136	25296	2.885 ng/ml
30)	Aroclor 1248 (4)	7.269	26819	2.561 ng/ml
31)	Aroclor 1248 (5)	7.622	27346	2.114 ng/ml
32)	Aroclor 1248 (6)	7.758	122347	10.376 ng/ml
33)	Aroclor 1248 - AVE	0.000	0	N.D. ng/ml
34)	Aroclor 1254 (1)	7.622	27346	2.116 ng/ml
35)	Aroclor 1254 (2)	7.758	122347	6.043 ng/ml
36)	Aroclor 1254 (3)	8.097	18838	0.879 ng/ml
37)	Aroclor 1254 (4)	8.351	340662	20.625 ng/ml
38)	Aroclor 1254 (5)	8.670	13643	0.869 ng/ml
39)	Aroclor 1254 (6)	8.909	9489	1.940 ng/ml
40)	Aroclor 1254 - AVE	0.000	0	N.D. ng/ml
41)	Aroclor 1260 (1)	8.235	19682	1.247 ng/ml
42)	Aroclor 1260 (2)	8.467	21567	1.102 ng/ml
43)	Aroclor 1260 (3)	8.670	13643	0.678 ng/ml
44)	Aroclor 1260 (4)	9.161	6575	0.212 ng/ml
45)	Aroclor 1260 (5)	9.428	3767	0.211 ng/ml
46)	Aroclor 1260 (6)	10.008	2564	0.372 ng/ml
47)	Aroclor 1260 - AVE	0.000	0	N.D. ng/ml

Data Path : K:\DATA\9J25014\
Data File : ECD2R011.D
Signal(s) : ECD2B.CH
Acq On : 25 Oct 2019 10:22
Operator : MJB / KAK
Sample : 9J25014-IBL1
Misc :
ALS Vial : 51 Sample Multiplier: 1

Integration File: events.e
Quant Time: Oct 28 08:50:50 2019
Quant Method : L:\Methods\RECD2_QUANTPCB_191025.M
Quant Title : PCB Data Analysis
QLast Update : Fri Oct 25 14:23:20 2019
Response via : Initial Calibration
Integrator: ChemStation 6890 Scale Mode: Small noise peaks clipped

	Compound	R.T.	Response	Conc Units
48)	Aroclor 1262 (1)	8.467	21567	1.425 ng/ml
49)	Aroclor 1262 (2)	8.734	11593	0.548 ng/ml
50)	Aroclor 1262 (3)	8.915	9304	0.533 ng/ml
51)	Aroclor 1262 (4)	9.161	6575	0.184 ng/ml
52)	Aroclor 1262 (5)	9.428	3767	0.172 ng/ml
53)	Aroclor 1262 (6)	10.008	2564	0.264 ng/ml
54)	Aroclor 1262 - AVE	0.000	0	N.D. ng/ml
55)	Aroclor 1268 (1)	8.961	8275	0.887 ng/ml
56)	Aroclor 1268 (2)	9.428	3767	0.096 ng/ml
57)	Aroclor 1268 (3)	9.496	3710	0.118 ng/ml
58)	Aroclor 1268 (4)	9.720	3199	0.118 ng/ml
59)	Aroclor 1268 (5)	10.008	2564	0.242 ng/ml
60)	Aroclor 1268 (6)	10.374	993	0.014 ng/ml
61)	Aroclor 1268 - AVE	0.000	0	N.D. ng/ml

(f)=RT Delta > 1/2 Window (m)=manual int.

Quantitation Report (Not Reviewed)

Data Path : K:\DATA\9J25014\
Data File : ECD2R011.D
Signal(s) : ECD2B.CH
Acq On : 25 Oct 2019 10:22
Operator : MJB / KAK
Sample : 9J25014-IBL1
Misc :
ALS Vial : 51 Sample Multiplier: 1

Integration File: events.e
Quant Time: Oct 28 08:50:50 2019
Quant Method : L:\Methods\RECD2_QUANTPCB_191025.M
Quant Title : PCB Data Analysis
QLast Update : Fri Oct 25 14:23:20 2019
Response via : Initial Calibration
Integrator: ChemStation 6890 Scale Mode: Small noise peaks clipped

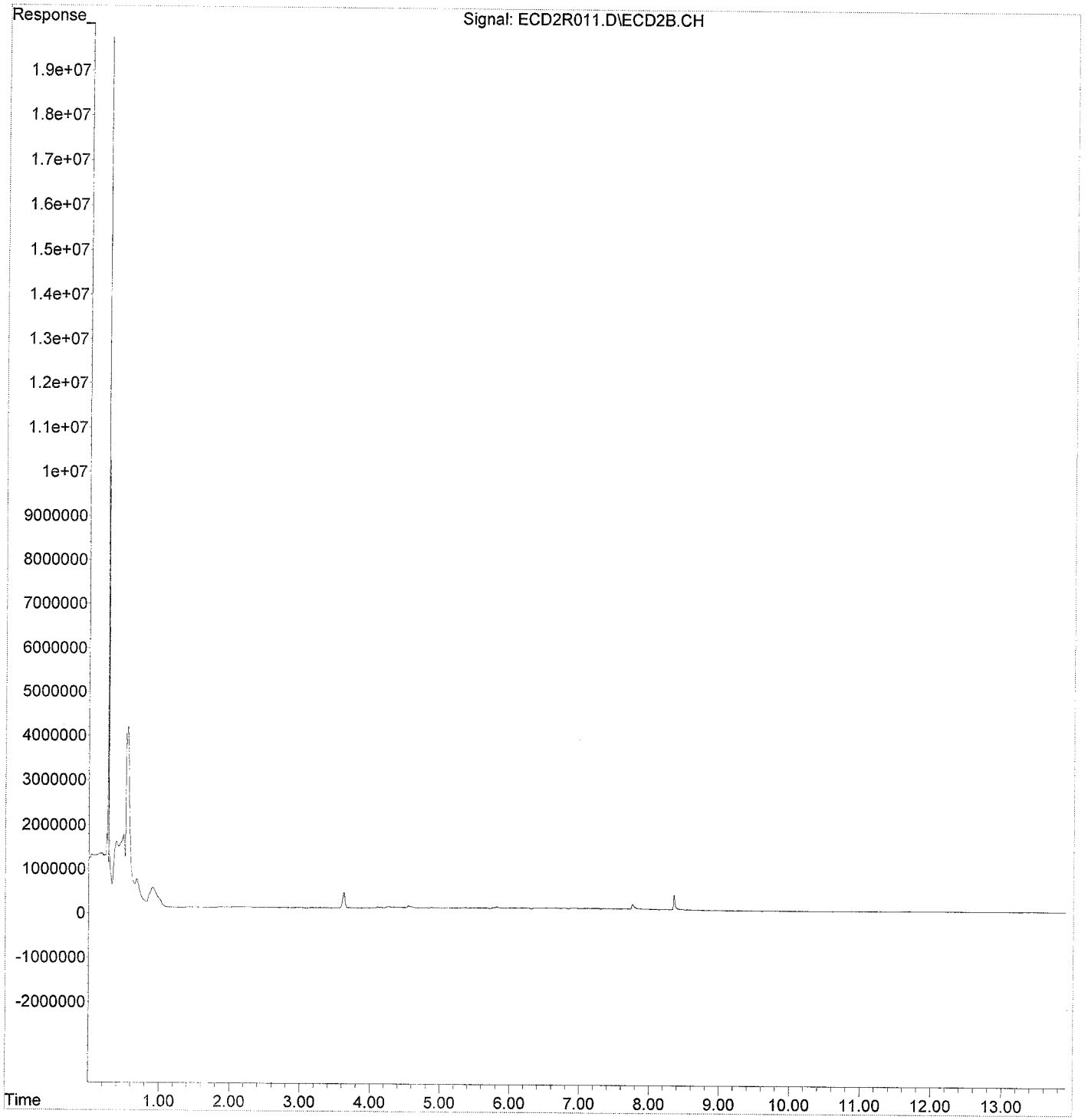

Quantitation Report (Not Reviewed)

Data Path : K:\DATA\9J25014\
Data File : ECD2R012.D
Signal(s) : ECD2B.CH
Acq On : 25 Oct 2019 10:40
Operator : MJB / KAK
Sample : 9J25014-ICV1
Misc :
ALS Vial : 60 Sample Multiplier: 1

Integration File: events.e
Quant Time: Oct 28 08:51:07 2019
Quant Method : L:\Methods\RECD2_QUANTPCB_191025.M
Quant Title : PCB Data Analysis
QLast Update : Fri Oct 25 14:23:20 2019
Response via : Initial Calibration
Integrator: ChemStation 6890 Scale Mode: Small noise peaks clipped

10/28/19

1016, 1260

	Compound	R.T.	Response	Conc	Units
	System Monitoring Compounds				
1)	S TCMX (S)	5.721	53368717	203.440	ng/ml
62)	S DCBP (S)	10.701	28147899	191.756	ng/ml
	Target Compounds				
2)	Aroclor 1016 (1)	6.391	4111835	462.883	ng/ml
3)	Aroclor 1016 (2)	6.880	7654677	467.796	ng/ml
4)	Aroclor 1016 (3)	7.007	3520521	477.953	ng/ml
5)	Aroclor 1016 (4)	7.093	3338734	447.713	ng/ml
6)	Aroclor 1016 (5)	7.138	3775980	457.636	ng/ml
7)	Aroclor 1016 (6)	7.263	3722448	452.243	ng/ml
8)	Aroclor 1016 - AVE	0.000	0	N.D.	ng/ml
9)	Aroclor 1221 (1)	5.894	272584	127.147	ng/ml
10)	Aroclor 1221 (2)	5.968	535733	245.075	ng/ml
11)	Aroclor 1221 (3)	6.056	2552172	360.742	ng/ml
12)	Aroclor 1221 - AVE	0.000	0	N.D.	ng/ml
13)	Aroclor 1232 (1)	6.056	2552172	445.820	ng/ml
14)	Aroclor 1232 (2)	6.391	4111835	1182.839	ng/ml
15)	Aroclor 1232 (3)	6.880	7654677	1182.326	ng/ml
16)	Aroclor 1232 (4)	7.093	3338734	1398.364	ng/ml
17)	Aroclor 1232 (5)	7.138	3775980	1381.953	ng/ml
18)	Aroclor 1232 (6)	7.263	3722448	1255.031	ng/ml
19)	Aroclor 1232 - AVE	0.000	0	N.D.	ng/ml
20)	Aroclor 1242 (1)	6.391	4111835	627.621	ng/ml
21)	Aroclor 1242 (2)	6.880	7654677	646.961	ng/ml
22)	Aroclor 1242 (3)	7.007	3520521	666.456	ng/ml
23)	Aroclor 1242 (4)	7.093	3338734	668.719	ng/ml
24)	Aroclor 1242 (5)	7.138	3775980	649.456	ng/ml
25)	Aroclor 1242 (6)	7.263	3722448	600.871	ng/ml
26)	Aroclor 1242 - AVE	0.000	0	N.D.	ng/ml
27)	Aroclor 1248 (1)	6.853	6409798	858.949	ng/ml
28)	Aroclor 1248 (2)	7.093	3338734	357.613	ng/ml
29)	Aroclor 1248 (3)	7.138	3775980	430.577	ng/ml
30)	Aroclor 1248 (4)	7.263	3722448	355.516	ng/ml
31)	Aroclor 1248 (5)	7.628	731865	56.589	ng/ml
32)	Aroclor 1248 (6)	7.786	3551286	301.184	ng/ml
33)	Aroclor 1248 - AVE	0.000	0	N.D.	ng/ml
34)	Aroclor 1254 (1)	7.606	3041600	235.326	ng/ml
35)	Aroclor 1254 (2)	7.786	3551286	175.393	ng/ml
36)	Aroclor 1254 (3)	8.097	1902055	88.766	ng/ml
37)	Aroclor 1254 (4)	8.336	1213528	73.473	ng/ml
38)	Aroclor 1254 (5)	8.670	11136132	709.617	ng/ml
39)	Aroclor 1254 (6)	8.889	1244649	254.522	ng/ml
40)	Aroclor 1254 - AVE	0.000	0	N.D.	ng/ml
41)	Aroclor 1260 (1)	8.233	8464869	536.333	ng/ml
42)	Aroclor 1260 (2)	8.439	10443443	533.544	ng/ml
43)	Aroclor 1260 (3)	8.670	11136132	553.151	ng/ml
44)	Aroclor 1260 (4)	9.161	14517371	469.117	ng/ml
45)	Aroclor 1260 (5)	9.429	8301461	463.841	ng/ml
46)	Aroclor 1260 (6)	10.014	2589505	375.370	ng/ml
47)	Aroclor 1260 - AVE	0.000	0	N.D.	ng/ml

461.037

488.58559 10/28/19

Quantitation Report (Not Reviewed)

Data Path : K:\DATA\9J25014\
Data File : ECD2R012.D
Signal(s) : ECD2B.CH
Acq On : 25 Oct 2019 10:40
Operator : MJB / KAK
Sample : 9J25014-ICV1
Misc :
ALS Vial : 60 Sample Multiplier: 1

Integration File: events.e
Quant Time: Oct 28 08:51:07 2019
Quant Method : L:\Methods\RECD2_QUANTPCB_191025.M
Quant Title : PCB Data Analysis
QLast Update : Fri Oct 25 14:23:20 2019
Response via : Initial Calibration
Integrator: ChemStation 6890 Scale Mode: Small noise peaks clipped

	Compound	R.T.	Response	Conc Units
48)	Aroclor 1262 (1)	8.439	10443443	690.087 ng/ml
49)	Aroclor 1262 (2)	8.739	5949076	281.224 ng/ml
50)	Aroclor 1262 (3)	8.917	6667821	381.710 ng/ml
51)	Aroclor 1262 (4)	9.161	14517371	405.407 ng/ml
52)	Aroclor 1262 (5)	9.429	8301461	377.943 ng/ml
53)	Aroclor 1262 (6)	10.014	2589505	266.945 ng/ml
54)	Aroclor 1262 - AVE	0.000	0	N.D. ng/ml
55)	Aroclor 1268 (1)	8.959	413199	44.271 ng/ml
56)	Aroclor 1268 (2)	9.429	8301461	211.577 ng/ml
57)	Aroclor 1268 (3)	9.494	2645151	83.901 ng/ml
58)	Aroclor 1268 (4)	9.719	297187	10.972 ng/ml
59)	Aroclor 1268 (5)	10.014	2589505	244.381 ng/ml
60)	Aroclor 1268 (6)	10.377	846845	11.525 ng/ml
61)	Aroclor 1268 - AVE	0.000	0	N.D. ng/ml

(f)=RT Delta > 1/2 Window (m)=manual int.

Quantitation Report (Not Reviewed)

Data Path : K:\DATA\9J25014\
Data File : ECD2R012.D
Signal(s) : ECD2B.CH
Acq On : 25 Oct 2019 10:40
Operator : MJB / KAK
Sample : 9J25014-ICV1
Misc :
ALS Vial : 60 Sample Multiplier: 1

Integration File: events.e
Quant Time: Oct 28 08:51:07 2019
Quant Method : L:\Methods\RECD2_QUANTPCB_191025.M
Quant Title : PCB Data Analysis
QLast Update : Fri Oct 25 14:23:20 2019
Response via : Initial Calibration
Integrator: ChemStation 6890 Scale Mode: Small noise peaks clipped

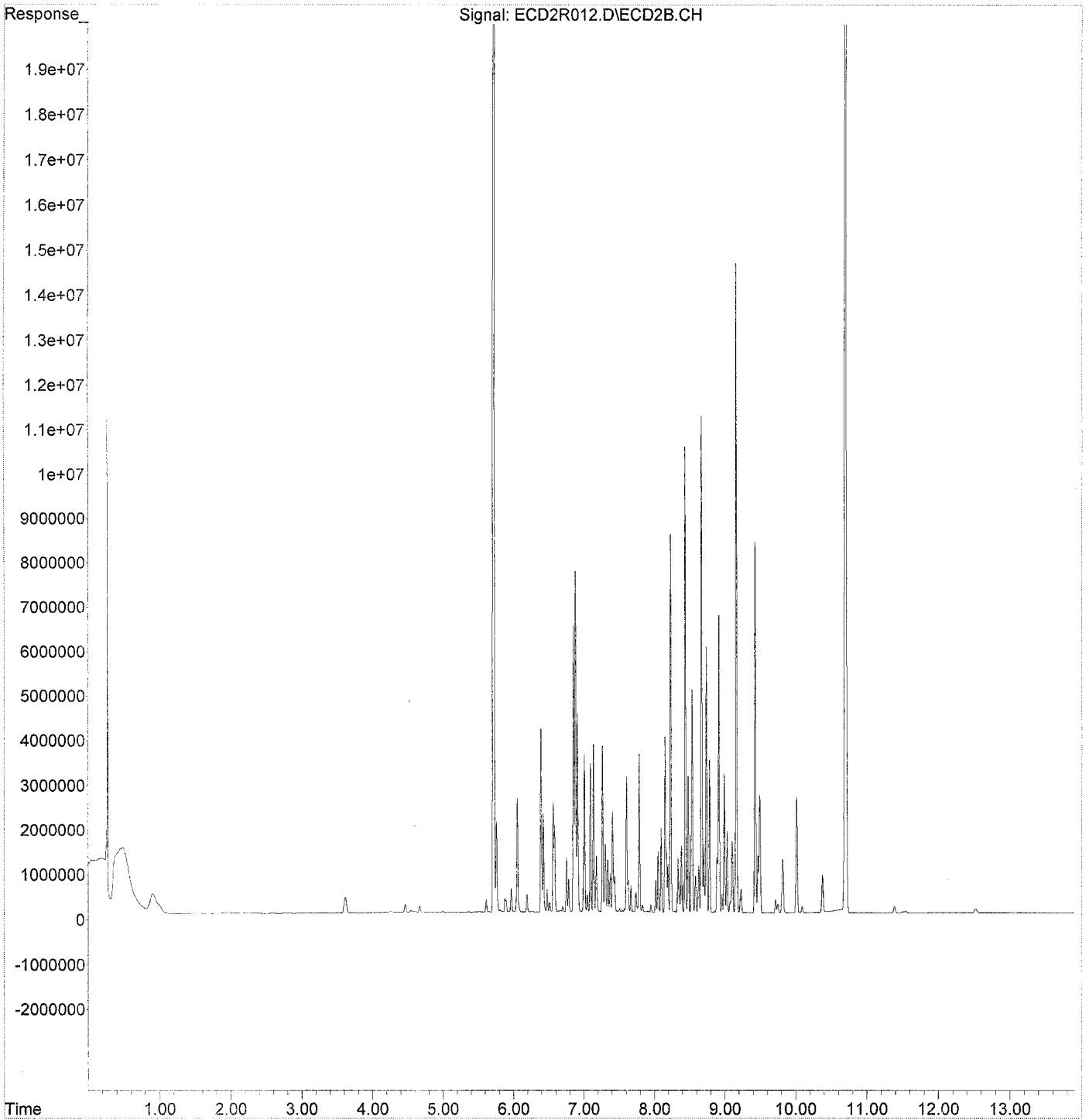

Quantitation Report (Not Reviewed)

Data Path : K:\DATA\9J25014\
Data File : ECD2R020.D
Signal(s) : ECD2B.CH
Acq On : 25 Oct 2019 13:02
Operator : MJB / KAK
Sample : 9J25014-ICV2
Misc :
ALS Vial : 68 Sample Multiplier: 1

Integration File: events.e
Quant Time: Oct 28 08:51:24 2019
Quant Method : L:\Methods\RECD2_QUANTPCB_191025.M
Quant Title : PCB Data Analysis
QLast Update : Fri Oct 25 14:23:20 2019
Response via : Initial Calibration
Integrator: ChemStation 6890 Scale Mode: Small noise peaks clipped

10/28/19

	Compound	R.T.	Response	Conc	Units
	System Monitoring Compounds				
1)	S TCMX (S)	5.718	11274680	42.979	ng/ml
62)	S DCBP (S)	10.701	12601635	85.848	ng/ml
	Target Compounds				
2)	Aroclor 1016 (1)	6.390	744966	83.863	ng/ml
3)	Aroclor 1016 (2)	6.879	1257236	76.833	ng/ml
4)	Aroclor 1016 (3)	7.006	573835	77.905	ng/ml
5)	Aroclor 1016 (4)	7.092	3963620	531.508	ng/ml
6)	Aroclor 1016 (5)	7.138	1549136	187.750	ng/ml
7)	Aroclor 1016 (6)	7.262	2535533	308.043	ng/ml
8)	Aroclor 1016 - AVE	0.000	0	N.D.	ng/ml
9)	Aroclor 1221 (1)	5.894	2123768	990.631	ng/ml
10)	Aroclor 1221 (2)	5.967	2145063	981.273	ng/ml
11)	Aroclor 1221 (3)	6.054	7434611	1050.859	ng/ml
12)	Aroclor 1221 - AVE	0.000	0	N.D.	ng/ml
13)	Aroclor 1232 (1)	6.054	7434611	1298.697	ng/ml
14)	Aroclor 1232 (2)	6.390	744966	214.302	ng/ml
15)	Aroclor 1232 (3)	6.879	1257236	194.190	ng/ml
16)	Aroclor 1232 (4)	7.092	3963620	1660.085	ng/ml
17)	Aroclor 1232 (5)	7.138	1549136	566.961	ng/ml
18)	Aroclor 1232 (6)	7.262	2535533	854.860	ng/ml
19)	Aroclor 1232 - AVE	0.000	0	N.D.	ng/ml
20)	Aroclor 1242 (1)	6.390	744966	113.710	ng/ml
21)	Aroclor 1242 (2)	6.879	1257236	106.260	ng/ml
22)	Aroclor 1242 (3)	7.006	573835	108.631	ng/ml
23)	Aroclor 1242 (4)	7.092	3963620	793.878	ng/ml
24)	Aroclor 1242 (5)	7.138	1549136	266.446	ng/ml
25)	Aroclor 1242 (6)	7.262	2535533	409.281	ng/ml
26)	Aroclor 1242 - AVE	0.000	0	N.D.	ng/ml
27)	Aroclor 1248 (1)	6.852	1072449	143.714	ng/ml
28)	Aroclor 1248 (2)	7.092	3963620	424.545	ng/ml
29)	Aroclor 1248 (3)	7.138	1549136	176.649	ng/ml
30)	Aroclor 1248 (4)	7.262	2535533	242.159	ng/ml
31)	Aroclor 1248 (5)	7.628	3867982	299.078	ng/ml
32)	Aroclor 1248 (6)	7.786	10669244	904.857	ng/ml
33)	Aroclor 1248 - AVE	0.000	0	N.D.	ng/ml
34)	Aroclor 1254 (1)	7.606	6671559	516.173	ng/ml
35)	Aroclor 1254 (2)	7.786	10669244	526.939	ng/ml
36)	Aroclor 1254 (3)	8.096	11088952	517.506	ng/ml
37)	Aroclor 1254 (4)	8.335	8021191	485.645	ng/ml
38)	Aroclor 1254 (5)	8.669	8583301	546.946	ng/ml
39)	Aroclor 1254 (6)	8.900	2472718	505.653	ng/ml
40)	Aroclor 1254 - AVE	0.000	0	N.D.	ng/ml
41)	Aroclor 1260 (1)	8.232	3931473	249.097	ng/ml
42)	Aroclor 1260 (2)	8.438	4714974	240.883	ng/ml
43)	Aroclor 1260 (3)	8.669	8583301	426.348	ng/ml
44)	Aroclor 1260 (4)	9.160	1356478	43.833	ng/ml
45)	Aroclor 1260 (5)	9.427	1090849	60.951	ng/ml
46)	Aroclor 1260 (6)	10.012	77810	11.279	ng/ml
47)	Aroclor 1260 - AVE	0.000	0	N.D.	ng/ml

1067.588

516.477

Quantitation Report (Not Reviewed)

Data Path : K:\DATA\9J25014\
Data File : ECD2R020.D
Signal(s) : ECD2B.CH
Acq On : 25 Oct 2019 13:02
Operator : MJB / KAK
Sample : 9J25014-ICV2
Misc :
ALS Vial : 68 Sample Multiplier: 1

Integration File: events.e
Quant Time: Oct 28 08:51:24 2019
Quant Method : L:\Methods\RECD2_QUANTPCB_191025.M
Quant Title : PCB Data Analysis
QLast Update : Fri Oct 25 14:23:20 2019
Response via : Initial Calibration
Integrator: ChemStation 6890 Scale Mode: Small noise peaks clipped

	Compound	R.T.	Response	Conc Units
48)	Aroclor 1262 (1)	8.438	4714974	311.558 ng/ml
49)	Aroclor 1262 (2)	8.738	489237	23.127 ng/ml
50)	Aroclor 1262 (3)	8.900	2472718	141.555 ng/ml
51)	Aroclor 1262 (4)	9.160	1356478	37.881 ng/ml
52)	Aroclor 1262 (5)	9.427	1090849	49.663 ng/ml
53)	Aroclor 1262 (6)	10.012	77810	8.021 ng/ml
54)	Aroclor 1262 - AVE	0.000	0	N.D. ng/ml
55)	Aroclor 1268 (1)	8.959	61405	6.579 ng/ml
56)	Aroclor 1268 (2)	9.427	1090849	27.802 ng/ml
57)	Aroclor 1268 (3)	9.493	87638	2.780 ng/ml
58)	Aroclor 1268 (4)	9.718	61790	2.281 ng/ml
59)	Aroclor 1268 (5)	10.012	77810	7.343 ng/ml
60)	Aroclor 1268 (6)	10.376	84737	1.153 ng/ml
61)	Aroclor 1268 - AVE	0.000	0	N.D. ng/ml

(f)=RT Delta > 1/2 Window (m)=manual int.

Quantitation Report (Not Reviewed)

Data Path : K:\DATA\9J25014\
Data File : ECD2R020.D
Signal(s) : ECD2B.CH
Acq On : 25 Oct 2019 13:02
Operator : MJB / KAK
Sample : 9J25014-ICV2
Misc :
ALS Vial : 68 Sample Multiplier: 1

Integration File: events.e
Quant Time: Oct 28 08:51:24 2019
Quant Method : L:\Methods\RECD2_QUANTPCB_191025.M
Quant Title : PCB Data Analysis
QLast Update : Fri Oct 25 14:23:20 2019
Response via : Initial Calibration
Integrator: ChemStation 6890 Scale Mode: Small noise peaks clipped

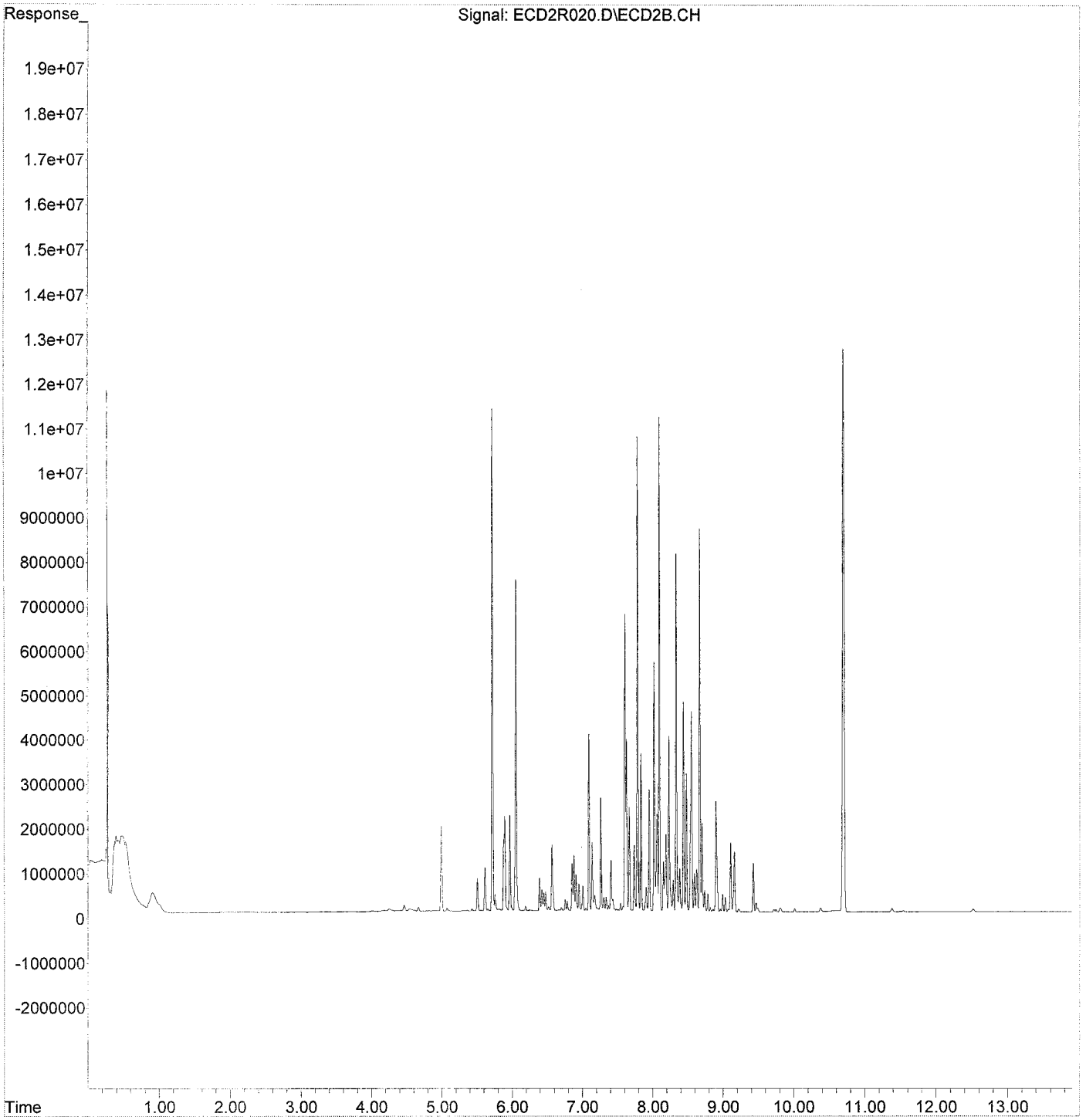

Quantitation Report (Not Reviewed)

Data Path : K:\DATA\9J25014\
Data File : ECD2R021.D
Signal(s) : ECD2B.CH
Acq On : 25 Oct 2019 13:20
Operator : MJB / KAK
Sample : 9J25014-ICV3
Misc :
ALS Vial : 69 Sample Multiplier: 1

Integration File: events.e
Quant Time: Oct 28 08:51:42 2019
Quant Method : L:\Methods\RECD2_QUANTPCB_191025.M
Quant Title : PCB Data Analysis
QLast Update : Fri Oct 25 14:23:20 2019
Response via : Initial Calibration
Integrator: ChemStation 6890 Scale Mode: Small noise peaks clipped

10/28/19

1232, 1262

	Compound	R.T.	Response	Conc	Units
	System Monitoring Compounds				
1)	S TCMX (S)	5.718	11042209	42.093	ng/ml
62)	S DCBP (S)	10.699	13066737	89.016	ng/ml
	Target Compounds				
2)	Aroclor 1016 (1)	6.390	1865512	210.007	ng/ml
3)	Aroclor 1016 (2)	6.879	3384841	206.856	ng/ml
4)	Aroclor 1016 (3)	7.006	1589246	215.759	ng/ml
5)	Aroclor 1016 (4)	7.092	1394711	187.026	ng/ml
6)	Aroclor 1016 (5)	7.137	1532904	185.783	ng/ml
7)	Aroclor 1016 (6)	7.262	1611313	195.759	ng/ml
8)	Aroclor 1016 - AVE	0.000	0	N.D.	ng/ml
9)	Aroclor 1221 (1)	5.894	676475	315.541	ng/ml
10)	Aroclor 1221 (2)	5.967	788459	360.686	ng/ml
11)	Aroclor 1221 (3)	6.054	2947524	416.623	ng/ml
12)	Aroclor 1221 - AVE	0.000	0	N.D.	ng/ml
13)	Aroclor 1232 (1)	6.054	2947524	514.881	ng/ml
14)	Aroclor 1232 (2)	6.390	1865512	536.646	ng/ml
15)	Aroclor 1232 (3)	6.879	3384841	522.816	ng/ml
16)	Aroclor 1232 (4)	7.092	1394711	584.147	ng/ml
17)	Aroclor 1232 (5)	7.137	1532904	561.020	ng/ml
18)	Aroclor 1232 (6)	7.262	1611313	543.258	ng/ml
19)	Aroclor 1232 - AVE	0.000	0	N.D.	ng/ml
20)	Aroclor 1242 (1)	6.390	1865512	284.747	ng/ml
21)	Aroclor 1242 (2)	6.879	3384841	286.082	ng/ml
22)	Aroclor 1242 (3)	7.006	1589246	300.854	ng/ml
23)	Aroclor 1242 (4)	7.092	1394711	279.348	ng/ml
24)	Aroclor 1242 (5)	7.137	1532904	263.654	ng/ml
25)	Aroclor 1242 (6)	7.262	1611313	260.095	ng/ml
26)	Aroclor 1242 - AVE	0.000	0	N.D.	ng/ml
27)	Aroclor 1248 (1)	6.851	2839214	380.471	ng/ml
28)	Aroclor 1248 (2)	7.092	1394711	149.388	ng/ml
29)	Aroclor 1248 (3)	7.137	1532904	174.798	ng/ml
30)	Aroclor 1248 (4)	7.262	1611313	153.890	ng/ml
31)	Aroclor 1248 (5)	7.627	1901290	147.011	ng/ml
32)	Aroclor 1248 (6)	7.785	2598036	220.339	ng/ml
33)	Aroclor 1248 - AVE	0.000	0	N.D.	ng/ml
34)	Aroclor 1254 (1)	7.607	1895634	146.663	ng/ml
35)	Aroclor 1254 (2)	7.785	2598036	128.313	ng/ml
36)	Aroclor 1254 (3)	8.096	1017618	47.491	ng/ml
37)	Aroclor 1254 (4)	8.336	803872	48.671	ng/ml
38)	Aroclor 1254 (5)	8.671	6101946	388.828	ng/ml
39)	Aroclor 1254 (6)	8.886	1873958	383.211	ng/ml
40)	Aroclor 1254 - AVE	0.000	0	N.D.	ng/ml
41)	Aroclor 1260 (1)	8.232	6342349	401.850	ng/ml
42)	Aroclor 1260 (2)	8.438	7675275	392.121	ng/ml
43)	Aroclor 1260 (3)	8.671	6101946	303.094	ng/ml
44)	Aroclor 1260 (4)	9.160	17971064	580.720	ng/ml
45)	Aroclor 1260 (5)	9.428	9961323	556.586	ng/ml
46)	Aroclor 1260 (6)	10.012	4587639	665.015	ng/ml
47)	Aroclor 1260 - AVE	0.000	0	N.D.	ng/ml

543.795

Quantitation Report (Not Reviewed)

Data Path : K:\DATA\9J25014\
Data File : ECD2R021.D
Signal(s) : ECD2B.CH
Acq On : 25 Oct 2019 13:20
Operator : MJB / KAK
Sample : 9J25014-ICV3
Misc :
ALS Vial : 69 Sample Multiplier: 1

Integration File: events.e
Quant Time: Oct 28 08:51:42 2019
Quant Method : L:\Methods\RECD2_QUANTPCB_191025.M
Quant Title : PCB Data Analysis
QLast Update : Fri Oct 25 14:23:20 2019
Response via : Initial Calibration
Integrator: ChemStation 6890 Scale Mode: Small noise peaks clipped

	Compound	R.T.	Response	Conc	Units
48)	Aroclor 1262 (1)	8.438	7675275	507.171	ng/ml
49)	Aroclor 1262 (2)	8.738	10522774	497.430	ng/ml
50)	Aroclor 1262 (3)	8.916	8447542	483.593	ng/ml
51)	Aroclor 1262 (4)	9.160	17971064	501.854	ng/ml
52)	Aroclor 1262 (5)	9.428	9961323	453.513	ng/ml
53)	Aroclor 1262 (6)	10.012	4587639	472.927	ng/ml
54)	Aroclor 1262 - AVE	0.000	0	N.D.	ng/ml
55)	Aroclor 1268 (1)	8.957	1115515	119.519	ng/ml
56)	Aroclor 1268 (2)	9.428	9961323	253.881	ng/ml
57)	Aroclor 1268 (3)	9.494	5460035	173.185	ng/ml
58)	Aroclor 1268 (4)	9.716	460031	16.985	ng/ml
59)	Aroclor 1268 (5)	10.012	4587639	432.952	ng/ml
60)	Aroclor 1268 (6)	10.374	1476627	20.095	ng/ml
61)	Aroclor 1268 - AVE	0.000	0	N.D.	ng/ml

486.081

(f)=RT Delta > 1/2 Window (m)=manual int.

Quantitation Report (Not Reviewed)

Data Path : K:\DATA\9J25014\
Data File : ECD2R021.D
Signal(s) : ECD2B.CH
Acq On : 25 Oct 2019 13:20
Operator : MJB / KAK
Sample : 9J25014-ICV3
Misc :
ALS Vial : 69 Sample Multiplier: 1

Integration File: events.e
Quant Time: Oct 28 08:51:42 2019
Quant Method : L:\Methods\RECD2_QUANTPCB_191025.M
Quant Title : PCB Data Analysis
QLast Update : Fri Oct 25 14:23:20 2019
Response via : Initial Calibration
Integrator: ChemStation 6890 Scale Mode: Small noise peaks clipped

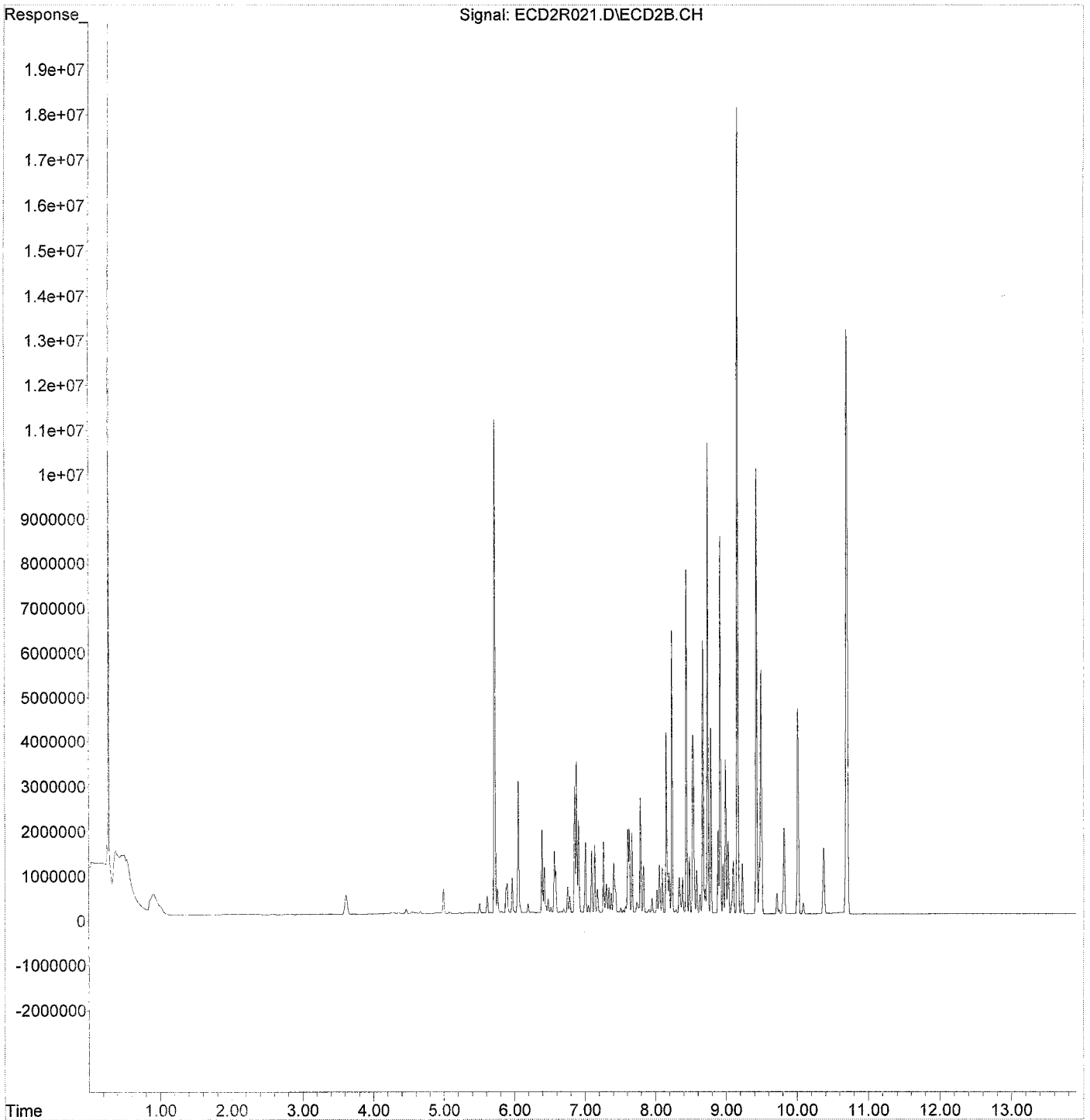

Quantitation Report (Not Reviewed)

Data Path : K:\DATA\9J25014\
Data File : ECD2R022.D
Signal(s) : ECD2B.CH
Acq On : 25 Oct 2019 13:37
Operator : MJB / KAK
Sample : 9J25014-ICV4
Misc :
ALS Vial : 70 Sample Multiplier: 1

Integration File: events.e
Quant Time: Oct 28 08:51:58 2019
Quant Method : L:\Methods\RECD2_QUANTPCB_191025.M
Quant Title : PCB Data Analysis
QLast Update : Fri Oct 25 14:23:20 2019
Response via : Initial Calibration
Integrator: ChemStation 6890 Scale Mode: Small noise peaks clipped

10/28/19

1242, 1268

	Compound	R.T.	Response	Conc	Units
	System Monitoring Compounds				
1)	S TCMX (S)	5.720	11774556	44.884	ng/ml
62)	S DCBP (S)	10.700	5990375	40.809	ng/ml
	Target Compounds				
2)	Aroclor 1016 (1)	6.391	3530071	397.392	ng/ml
3)	Aroclor 1016 (2)	6.880	6752199	412.644	ng/ml
4)	Aroclor 1016 (3)	7.006	2900921	393.835	ng/ml
5)	Aroclor 1016 (4)	7.093	2633333	353.121	ng/ml
6)	Aroclor 1016 (5)	7.138	3153322	382.172	ng/ml
7)	Aroclor 1016 (6)	7.263	3211296	390.142	ng/ml
8)	Aroclor 1016 - AVE	0.000	0	N.D.	ng/ml
9)	Aroclor 1221 (1)	5.895	239368	111.653	ng/ml
10)	Aroclor 1221 (2)	5.968	488990	223.692	ng/ml
11)	Aroclor 1221 (3)	6.056	2395944	338.659	ng/ml
12)	Aroclor 1221 - AVE	0.000	0	N.D.	ng/ml
13)	Aroclor 1232 (1)	6.056	2395944	418.530	ng/ml
14)	Aroclor 1232 (2)	6.391	3530071	1015.484	ng/ml
15)	Aroclor 1232 (3)	6.880	6752199	1042.931	ng/ml
16)	Aroclor 1232 (4)	7.093	2633333	1102.920	ng/ml
17)	Aroclor 1232 (5)	7.138	3153322	1154.070	ng/ml
18)	Aroclor 1232 (6)	7.263	3211296	1082.695	ng/ml
19)	Aroclor 1232 - AVE	0.000	0	N.D.	ng/ml
20)	Aroclor 1242 (1)	6.391	3530071	538.822	ng/ml
21)	Aroclor 1242 (2)	6.880	6752199	570.685	ng/ml
22)	Aroclor 1242 (3)	7.006	2900921	549.162	ng/ml
23)	Aroclor 1242 (4)	7.093	2633333	527.433	ng/ml
24)	Aroclor 1242 (5)	7.138	3153322	542.361	ng/ml
25)	Aroclor 1242 (6)	7.263	3211296	518.362	ng/ml
26)	Aroclor 1242 - AVE	0.000	0	N.D.	ng/ml
27)	Aroclor 1248 (1)	6.853	5238752	702.022	ng/ml
28)	Aroclor 1248 (2)	7.093	2633333	282.058	ng/ml
29)	Aroclor 1248 (3)	7.138	3153322	359.575	ng/ml
30)	Aroclor 1248 (4)	7.263	3211296	306.698	ng/ml
31)	Aroclor 1248 (5)	7.628	3630750	280.735	ng/ml
32)	Aroclor 1248 (6)	7.784	2898339	245.808	ng/ml
33)	Aroclor 1248 - AVE	0.000	0	N.D.	ng/ml
34)	Aroclor 1254 (1)	7.610	2531991	195.898	ng/ml
35)	Aroclor 1254 (2)	7.784	2898339	143.145	ng/ml
36)	Aroclor 1254 (3)	8.097	1092695	50.995	ng/ml
37)	Aroclor 1254 (4)	8.335	807742	48.905	ng/ml
38)	Aroclor 1254 (5)	8.671	225525	14.371	ng/ml
39)	Aroclor 1254 (6)	8.886	189258	38.702	ng/ml
40)	Aroclor 1254 - AVE	0.000	0	N.D.	ng/ml
41)	Aroclor 1260 (1)	8.232	104686	6.633	ng/ml
42)	Aroclor 1260 (2)	8.436	177183	9.052	ng/ml
43)	Aroclor 1260 (3)	8.671	225525	11.202	ng/ml
44)	Aroclor 1260 (4)	9.160	2092602	67.621	ng/ml
45)	Aroclor 1260 (5)	9.430	20491920	1144.979	ng/ml
46)	Aroclor 1260 (6)	10.013	5622341	815.004	ng/ml
47)	Aroclor 1260 - AVE	0.000	0	N.D.	ng/ml

541.138

Quantitation Report (Not Reviewed)

Data Path : K:\DATA\9J25014\
Data File : ECD2R022.D
Signal(s) : ECD2B.CH
Acq On : 25 Oct 2019 13:37
Operator : MJB / KAK
Sample : 9J25014-ICV4
Misc :
ALS Vial : 70 Sample Multiplier: 1

Integration File: events.e
Quant Time: Oct 28 08:51:58 2019
Quant Method : L:\Methods\RECD2_QUANTPCB_191025.M
Quant Title : PCB Data Analysis
QLast Update : Fri Oct 25 14:23:20 2019
Response via : Initial Calibration
Integrator: ChemStation 6890 Scale Mode: Small noise peaks clipped

	Compound	R.T.	Response	Conc	Units
48)	Aroclor 1262 (1)	8.436	177183	11.708	ng/ml
49)	Aroclor 1262 (2)	8.739	4093586	193.511	ng/ml
50)	Aroclor 1262 (3)	8.917	329296	18.851	ng/ml
51)	Aroclor 1262 (4)	9.160	2092602	58.437	ng/ml
52)	Aroclor 1262 (5)	9.430	20491920	932.943	ng/ml
53)	Aroclor 1262 (6)	10.013	5622341	579.591	ng/ml
54)	Aroclor 1262 - AVE	0.000	0	N.D.	ng/ml
55)	Aroclor 1268 (1)	8.958	4616698	494.645	ng/ml
56)	Aroclor 1268 (2)	9.430	20491920	522.271	ng/ml
57)	Aroclor 1268 (3)	9.497	15875048	503.536	ng/ml
58)	Aroclor 1268 (4)	9.717	13592202	501.830	ng/ml
59)	Aroclor 1268 (5)	10.013	5622341	530.601	ng/ml
60)	Aroclor 1268 (6)	10.376	36963889	503.042	ng/ml
61)	Aroclor 1268 - AVE	0.000	0	N.D.	ng/ml

509.321

(f)=RT Delta > 1/2 Window (m)=manual int.

Quantitation Report (Not Reviewed)

Data Path : K:\DATA\9J25014\
Data File : ECD2R022.D
Signal(s) : ECD2B.CH
Acq On : 25 Oct 2019 13:37
Operator : MJB / KAK
Sample : 9J25014-ICV4
Misc :
ALS Vial : 70 Sample Multiplier: 1

Integration File: events.e
Quant Time: Oct 28 08:51:58 2019
Quant Method : L:\Methods\RECD2_QUANTPCB_191025.M
Quant Title : PCB Data Analysis
QLast Update : Fri Oct 25 14:23:20 2019
Response via : Initial Calibration
Integrator: ChemStation 6890 Scale Mode: Small noise peaks clipped

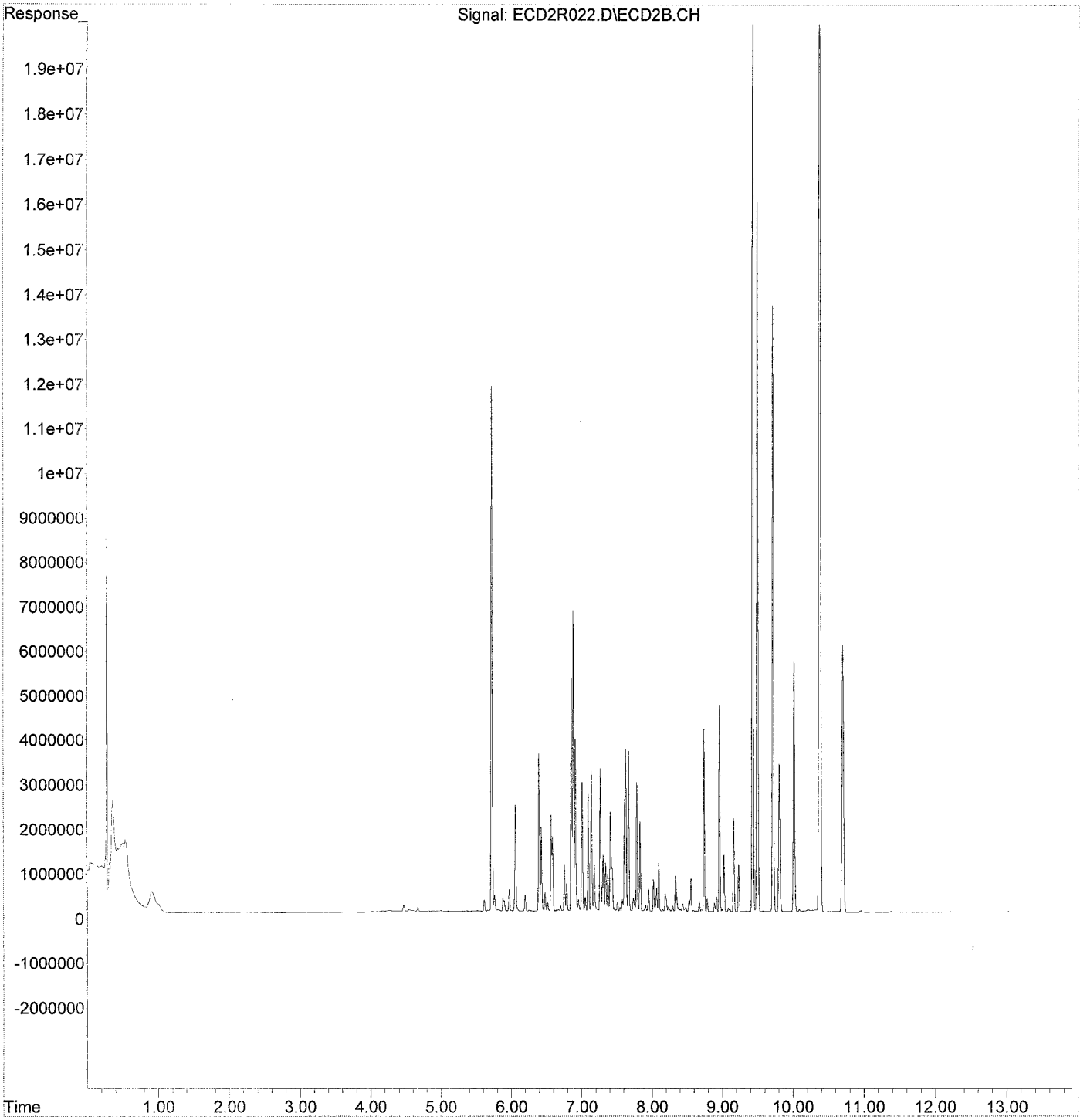

Quantitation Report (Not Reviewed)

Data Path : K:\DATA\9J25014\
Data File : ECD2R023.D
Signal(s) : ECD2B.CH
Acq On : 25 Oct 2019 13:55
Operator : MJB / KAK
Sample : 9J25014-ICV5
Misc :
ALS Vial : 71 Sample Multiplier: 1

Integration File: events.e
Quant Time: Oct 28 08:52:15 2019
Quant Method : L:\Methods\RECD2_QUANTPCB_191025.M
Quant Title : PCB Data Analysis
QLast Update : Fri Oct 25 14:23:20 2019
Response via : Initial Calibration
Integrator: ChemStation 6890 Scale Mode: Small noise peaks clipped

10/28/19

	Compound	R.T.	Response	Conc	Units
	System Monitoring Compounds				
1)	S TCMX (S)	5.716	6919	0.026	ng/ml
62)	S DCBP (S)	10.699	2750	0.019	ng/ml
	Target Compounds				
2)	Aroclor 1016 (1)	6.390	2023125	227.750	ng/ml
3)	Aroclor 1016 (2)	6.879	4050930	247.562	ng/ml
4)	Aroclor 1016 (3)	7.005	1768800	240.136	ng/ml
5)	Aroclor 1016 (4)	7.093	5217069	699.591	ng/ml
6)	Aroclor 1016 (5)	7.137	5113353	619.721	ng/ml
7)	Aroclor 1016 (6)	7.263	6074070	737.942	ng/ml
8)	Aroclor 1016 - AVE	0.000	0	N.D.	ng/ml
9)	Aroclor 1221 (1)	5.895	36930	17.226	ng/ml
10)	Aroclor 1221 (2)	5.967	60101	27.494	ng/ml
11)	Aroclor 1221 (3)	6.054	298823	42.238	ng/ml
12)	Aroclor 1221 - AVE	0.000	0	N.D.	ng/ml
13)	Aroclor 1232 (1)	6.054	298823	52.199	ng/ml
14)	Aroclor 1232 (2)	6.390	2023125	581.986	ng/ml
15)	Aroclor 1232 (3)	6.879	4050930	625.699	ng/ml
16)	Aroclor 1232 (4)	7.093	5217069	2185.068	ng/ml
17)	Aroclor 1232 (5)	7.137	5113353	1871.412	ng/ml
18)	Aroclor 1232 (6)	7.263	6074070	2047.886	ng/ml
19)	Aroclor 1232 - AVE	0.000	0	N.D.	ng/ml
20)	Aroclor 1242 (1)	6.390	2023125	308.805	ng/ml
21)	Aroclor 1242 (2)	6.879	4050930	342.378	ng/ml
22)	Aroclor 1242 (3)	7.005	1768800	334.845	ng/ml
23)	Aroclor 1242 (4)	7.093	5217069	1044.932	ng/ml
24)	Aroclor 1242 (5)	7.137	5113353	879.479	ng/ml
25)	Aroclor 1242 (6)	7.263	6074070	980.466	ng/ml
26)	Aroclor 1242 - AVE	0.000	0	N.D.	ng/ml
27)	Aroclor 1248 (1)	6.852	4118248	551.868	ng/ml
28)	Aroclor 1248 (2)	7.093	5217069	558.803	ng/ml
29)	Aroclor 1248 (3)	7.137	5113353	583.078	ng/ml
30)	Aroclor 1248 (4)	7.263	6074070	580.110	ng/ml
31)	Aroclor 1248 (5)	7.628	7782994	601.793	ng/ml
32)	Aroclor 1248 (6)	7.784	6754781	572.872	ng/ml
33)	Aroclor 1248 - AVE	0.000	0	N.D.	ng/ml
34)	Aroclor 1254 (1)	7.609	5215169	403.493	ng/ml
35)	Aroclor 1254 (2)	7.784	6754781	333.609	ng/ml
36)	Aroclor 1254 (3)	8.096	3731751	174.155	ng/ml
37)	Aroclor 1254 (4)	8.334	2682738	162.427	ng/ml
38)	Aroclor 1254 (5)	8.668	594359	37.874	ng/ml
39)	Aroclor 1254 (6)	8.899	233869	47.825	ng/ml
40)	Aroclor 1254 - AVE	0.000	0	N.D.	ng/ml
41)	Aroclor 1260 (1)	8.231	342998	21.732	ng/ml
42)	Aroclor 1260 (2)	8.434	477807	24.411	ng/ml
43)	Aroclor 1260 (3)	8.668	594359	29.523	ng/ml
44)	Aroclor 1260 (4)	9.159	114546	3.701	ng/ml
45)	Aroclor 1260 (5)	9.427	79254	4.428	ng/ml
46)	Aroclor 1260 (6)	10.012	22494	3.261	ng/ml
47)	Aroclor 1260 - AVE	0.000	0	N.D.	ng/ml

574.759

Quantitation Report (Not Reviewed)

Data Path : K:\DATA\9J25014\
Data File : ECD2R023.D
Signal(s) : ECD2B.CH
Acq On : 25 Oct 2019 13:55
Operator : MJB / KAK
Sample : 9J25014-ICV5
Misc :
ALS Vial : 71 Sample Multiplier: 1

Integration File: events.e
Quant Time: Oct 28 08:52:15 2019
Quant Method : L:\Methods\RECD2_QUANTPCB_191025.M
Quant Title : PCB Data Analysis
QLast Update : Fri Oct 25 14:23:20 2019
Response via : Initial Calibration
Integrator: ChemStation 6890 Scale Mode: Small noise peaks clipped

	Compound	R.T.	Response	Conc Units
48)	Aroclor 1262 (1)	8.434	477807	31.573 ng/ml
49)	Aroclor 1262 (2)	8.738	58424	2.762 ng/ml
50)	Aroclor 1262 (3)	8.899	233869	13.388 ng/ml
51)	Aroclor 1262 (4)	9.159	114546	3.199 ng/ml
52)	Aroclor 1262 (5)	9.427	79254	3.608 ng/ml
53)	Aroclor 1262 (6)	10.012	22494	2.319 ng/ml
54)	Aroclor 1262 - AVE	0.000	0	N.D. ng/ml
55)	Aroclor 1268 (1)	8.957	13896	1.489 ng/ml
56)	Aroclor 1268 (2)	9.427	79254	2.020 ng/ml
57)	Aroclor 1268 (3)	9.493	24357	0.773 ng/ml
58)	Aroclor 1268 (4)	9.717	2412	0.089 ng/ml
59)	Aroclor 1268 (5)	10.012	22494	2.123 ng/ml
60)	Aroclor 1268 (6)	10.373	8052	0.110 ng/ml
61)	Aroclor 1268 - AVE	0.000	0	N.D. ng/ml

(f)=RT Delta > 1/2 Window (m)=manual int.

Quantitation Report (Not Reviewed)

Data Path : K:\DATA\9J25014\
Data File : ECD2R023.D
Signal(s) : ECD2B.CH
Acq On : 25 Oct 2019 13:55
Operator : MJB / KAK
Sample : 9J25014-ICV5
Misc :
ALS Vial : 71 Sample Multiplier: 1

Integration File: events.e
Quant Time: Oct 28 08:52:15 2019
Quant Method : L:\Methods\RECD2_QUANTPCB_191025.M
Quant Title : PCB Data Analysis
QLast Update : Fri Oct 25 14:23:20 2019
Response via : Initial Calibration
Integrator: ChemStation 6890 Scale Mode: Small noise peaks clipped

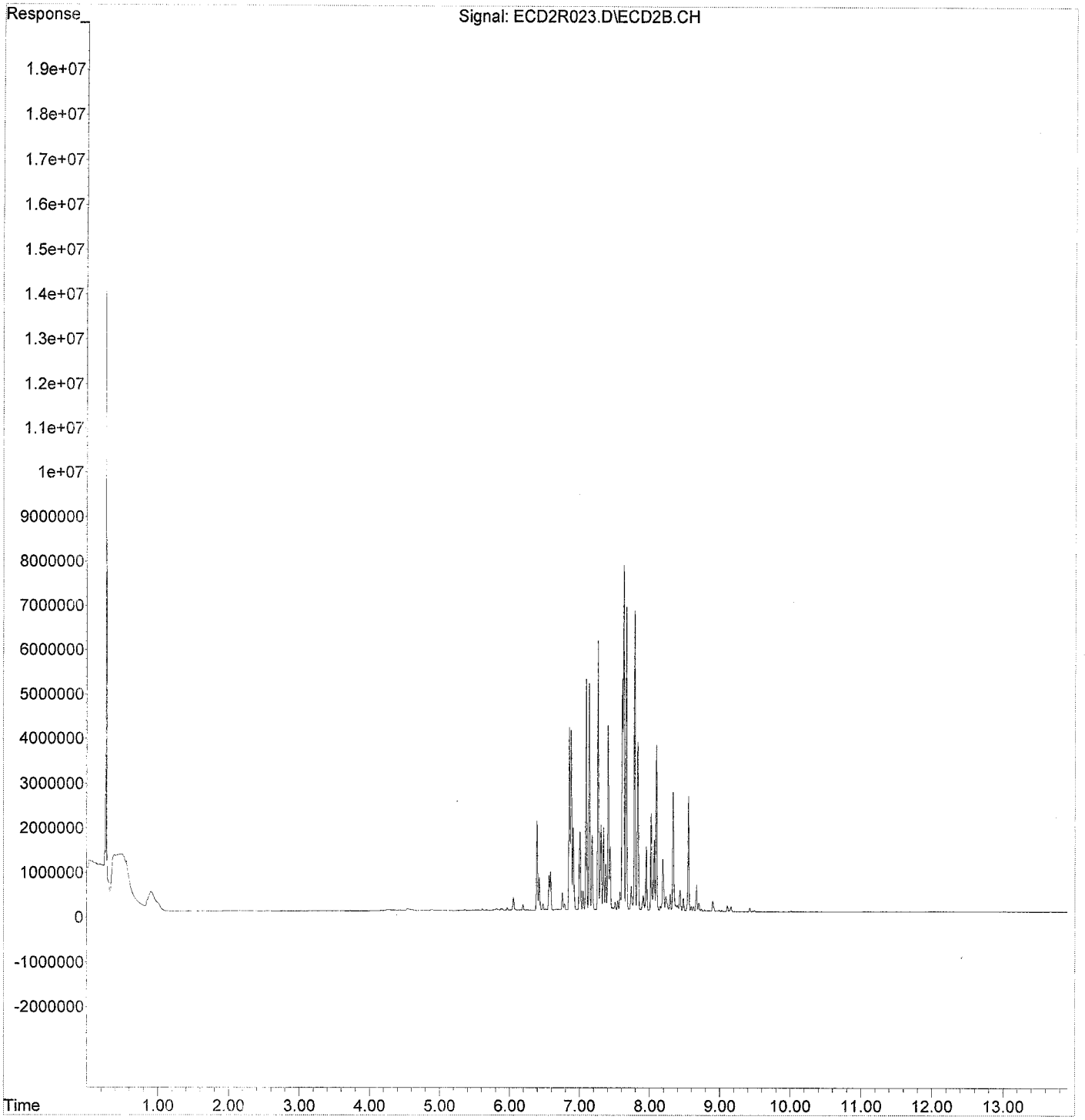

Quantitation Report (QT Reviewed)

Data Path : K:\DATA\9J25014\requant\
Data File : ECD2R004.D
Signal(s) : ECD2B.CH
Acq On : 25 Oct 2019 8:19
Operator : MJB / KAK
Sample : 9J25014-CAL1
Misc :
ALS Vial : 53 Sample Multiplier: 1

Integration File: events.e
Quant Time: Oct 28 08:17:58 2019
Quant Method : L:\Methods\RECD2_QUANTPCB_191025.M
Quant Title : PCB Data Analysis
QLast Update : Fri Oct 25 14:23:20 2019
Response via : Initial Calibration
Integrator: ChemStation 6890 Scale Mode: Small noise peaks clipped

	Compound	R.T.	Response	Conc	Units
	System Monitoring Compounds				
1) S	TCMX (S)	5.717	2391999	9.118	ng/ml
62) S	DCBP (S)	10.698	1318659	8.983	ng/ml
	Target Compounds				
2)	Aroclor 1016 (1)	6.390	203035	22.856	ng/ml
3)	Aroclor 1016 (2)	6.879	342549	20.934	ng/ml
4)	Aroclor 1016 (3)	7.006	170044	23.085	ng/ml
5)	Aroclor 1016 (4)	7.092	177152	23.755	ng/ml
6)	Aroclor 1016 (5)	7.137	189025	22.909	ng/ml
7)	Aroclor 1016 (6)	7.262	191737	23.294	ng/ml
8)	Aroclor 1016 - AVE	0.000	0	N.D.	ng/ml
9)	Aroclor 1221 (1)	0.000	0	N.D.	ng/mld
10)	Aroclor 1221 (2)	0.000	0	N.D.	ng/mld
11)	Aroclor 1221 (3)	0.000	0	N.D.	ng/mld
12)	Aroclor 1221 - AVE	0.000	0	N.D.	ng/mld
13)	Aroclor 1232 (1)	0.000	0	N.D.	ng/mld
14)	Aroclor 1232 (2)	0.000	0	N.D.	ng/mld
15)	Aroclor 1232 (3)	0.000	0	N.D.	ng/mld
16)	Aroclor 1232 (4)	0.000	0	N.D.	ng/mld
17)	Aroclor 1232 (5)	0.000	0	N.D.	ng/mld
18)	Aroclor 1232 (6)	0.000	0	N.D.	ng/mld
19)	Aroclor 1232 - AVE	0.000	0	N.D.	ng/mld
20)	Aroclor 1242 (1)	0.000	0	N.D.	ng/mld
21)	Aroclor 1242 (2)	0.000	0	N.D.	ng/mld
22)	Aroclor 1242 (3)	0.000	0	N.D.	ng/mld
23)	Aroclor 1242 (4)	0.000	0	N.D.	ng/mld
24)	Aroclor 1242 (5)	0.000	0	N.D.	ng/mld
25)	Aroclor 1242 (6)	0.000	0	N.D.	ng/mld
26)	Aroclor 1242 - AVE	0.000	0	N.D.	ng/mld
27)	Aroclor 1248 (1)	0.000	0	N.D.	ng/mld
28)	Aroclor 1248 (2)	0.000	0	N.D.	ng/mld
29)	Aroclor 1248 (3)	0.000	0	N.D.	ng/mld
30)	Aroclor 1248 (4)	0.000	0	N.D.	ng/mld
31)	Aroclor 1248 (5)	0.000	0	N.D.	ng/mld
32)	Aroclor 1248 (6)	0.000	0	N.D.	ng/mld
33)	Aroclor 1248 - AVE	0.000	0	N.D.	ng/mld
34)	Aroclor 1254 (1)	0.000	0	N.D.	ng/mld
35)	Aroclor 1254 (2)	0.000	0	N.D.	ng/mld
36)	Aroclor 1254 (3)	0.000	0	N.D.	ng/mld
37)	Aroclor 1254 (4)	0.000	0	N.D.	ng/mld
38)	Aroclor 1254 (5)	0.000	0	N.D.	ng/mld
39)	Aroclor 1254 (6)	0.000	0	N.D.	ng/mld
40)	Aroclor 1254 - AVE	0.000	0	N.D.	ng/mld
41)	Aroclor 1260 (1)	8.232	337139	21.361	ng/ml
42)	Aroclor 1260 (2)	8.437	413345	21.117	ng/ml
43)	Aroclor 1260 (3)	8.670	418334	20.779	ng/ml
44)	Aroclor 1260 (4)	9.160	618662	19.992	ng/ml
45)	Aroclor 1260 (5)	9.427	361157	20.180	ng/ml
46)	Aroclor 1260 (6)	10.012	148612	21.542	ng/ml
47)	Aroclor 1260 - AVE	0.000	0	N.D.	ng/ml

10/28/19

Quantitation Report (QT Reviewed)

Data Path : K:\DATA\9J25014\requant\
Data File : ECD2R004.D
Signal(s) : ECD2B.CH
Acq On : 25 Oct 2019 8:19
Operator : MJB / KAK
Sample : 9J25014-CAL1
Misc :
ALS Vial : 53 Sample Multiplier: 1

Integration File: events.e
Quant Time: Oct 28 08:17:58 2019
Quant Method : L:\Methods\RECD2_QUANTPCB_191025.M
Quant Title : PCB Data Analysis
QLast Update : Fri Oct 25 14:23:20 2019
Response via : Initial Calibration
Integrator: ChemStation 6890 Scale Mode: Small noise peaks clipped

	Compound	R.T.	Response	Conc	Units
48)	Aroclor 1262 (1)	0.000	0	N.D.	ng/mld
49)	Aroclor 1262 (2)	0.000	0	N.D.	ng/mld
50)	Aroclor 1262 (3)	0.000	0	N.D.	ng/mld
51)	Aroclor 1262 (4)	0.000	0	N.D.	ng/mld
52)	Aroclor 1262 (5)	0.000	0	N.D.	ng/mld
53)	Aroclor 1262 (6)	0.000	0	N.D.	ng/mld
54)	Aroclor 1262 - AVE	0.000	0	N.D.	ng/mld
55)	Aroclor 1268 (1)	0.000	0	N.D.	ng/mld
56)	Aroclor 1268 (2)	0.000	0	N.D.	ng/mld
57)	Aroclor 1268 (3)	0.000	0	N.D.	ng/mld
58)	Aroclor 1268 (4)	0.000	0	N.D.	ng/mld
59)	Aroclor 1268 (5)	0.000	0	N.D.	ng/mld
60)	Aroclor 1268 (6)	0.000	0	N.D.	ng/mld
61)	Aroclor 1268 - AVE	0.000	0	N.D.	ng/mld

(f)=RT Delta > 1/2 Window (m)=manual int.

Quantitation Report (QT Reviewed)

Data Path : K:\DATA\9J25014\requant\
Data File : ECD2R004.D
Signal(s) : ECD2B.CH
Acq On : 25 Oct 2019 8:19
Operator : MJB / KAK
Sample : 9J25014-CAL1
Misc :
ALS Vial : 53 Sample Multiplier: 1

Integration File: events.e
Quant Time: Oct 28 08:17:58 2019
Quant Method : L:\Methods\RECD2_QUANTPCB_191025.M
Quant Title : PCB Data Analysis
QLast Update : Fri Oct 25 14:23:20 2019
Response via : Initial Calibration
Integrator: ChemStation 6890 Scale Mode: Small noise peaks clipped

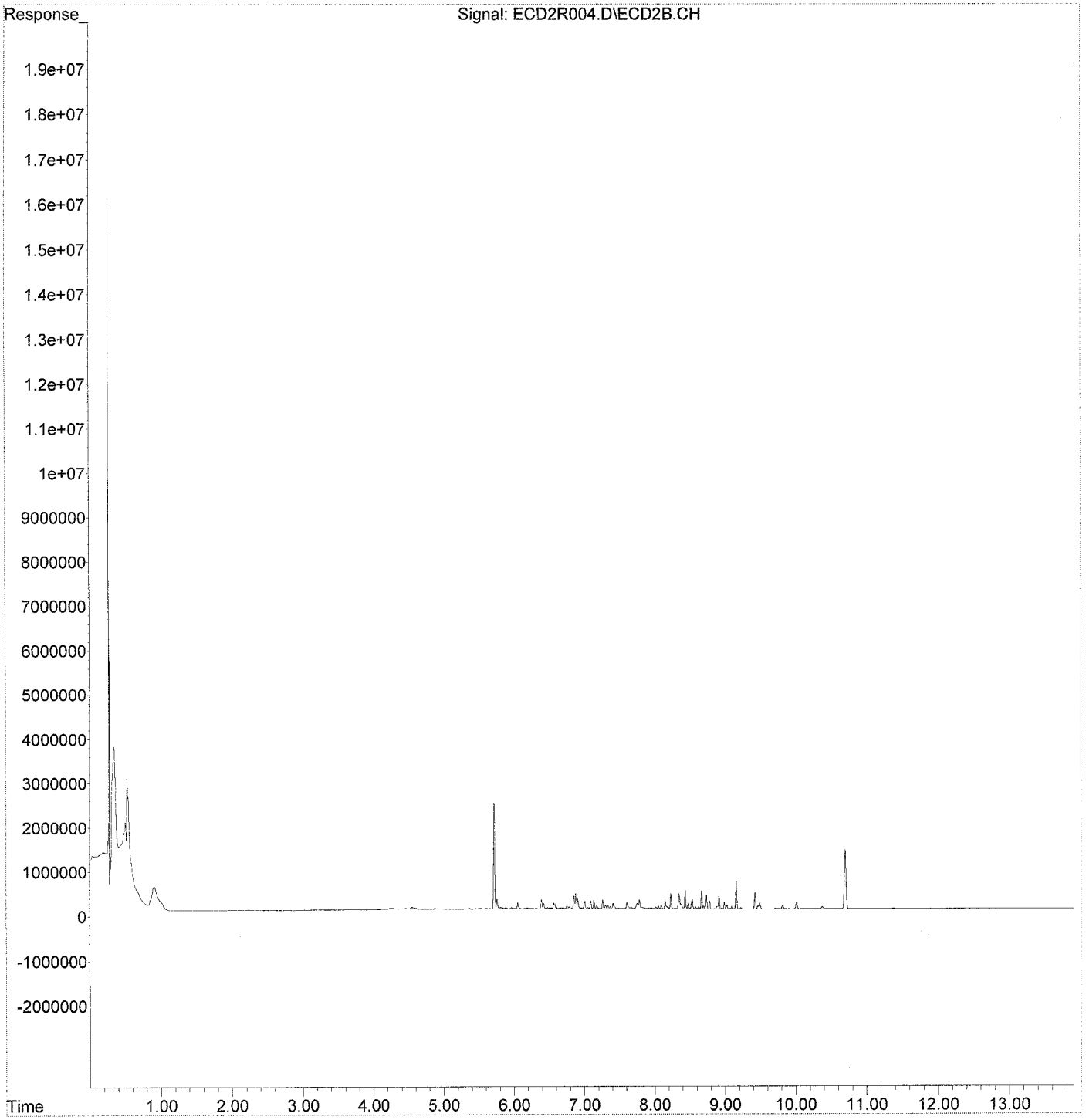

Quantitation Report (QT Reviewed)

Data Path : K:\DATA\9J25014\requant\
Data File : ECD2R005.D
Signal(s) : ECD2B.CH
Acq On : 25 Oct 2019 8:37
Operator : MJB / KAK
Sample : 9J25014-CAL2
Misc :
ALS Vial : 54 Sample Multiplier: 1

Integration File: events.e
Quant Time: Oct 28 08:18:18 2019
Quant Method : L:\Methods\RECD2_QUANTPCB_191025.M
Quant Title : PCB Data Analysis
QLast Update : Fri Oct 25 14:23:20 2019
Response via : Initial Calibration
Integrator: ChemStation 6890 Scale Mode: Small noise peaks clipped

	Compound	R.T.	Response	Conc Units
	System Monitoring Compounds			
1) S	TCMX (S)	5.718	6329448	24.128 ng/ml
62) S	DCBP (S)	10.699	3507689	23.896 ng/ml
	Target Compounds			
2)	Aroclor 1016 (1)	6.390	493668	55.574 ng/ml
3)	Aroclor 1016 (2)	6.878	850982	52.006 ng/ml
4)	Aroclor 1016 (3)	7.005	385301	52.309 ng/ml
5)	Aroclor 1016 (4)	7.092	408863	54.827 ng/ml
6)	Aroclor 1016 (5)	7.136	456813	55.364 ng/ml
7)	Aroclor 1016 (6)	7.261	452852	55.017 ng/ml
8)	Aroclor 1016 - AVE	0.000	0	N.D. ng/ml
9)	Aroclor 1221 (1)	0.000	0	N.D. ng/mld
10)	Aroclor 1221 (2)	0.000	0	N.D. ng/mld
11)	Aroclor 1221 (3)	0.000	0	N.D. ng/mld
12)	Aroclor 1221 - AVE	0.000	0	N.D. ng/mld
13)	Aroclor 1232 (1)	0.000	0	N.D. ng/mld
14)	Aroclor 1232 (2)	0.000	0	N.D. ng/mld
15)	Aroclor 1232 (3)	0.000	0	N.D. ng/mld
16)	Aroclor 1232 (4)	0.000	0	N.D. ng/mld
17)	Aroclor 1232 (5)	0.000	0	N.D. ng/mld
18)	Aroclor 1232 (6)	0.000	0	N.D. ng/mld
19)	Aroclor 1232 - AVE	0.000	0	N.D. ng/mld
20)	Aroclor 1242 (1)	0.000	0	N.D. ng/mld
21)	Aroclor 1242 (2)	0.000	0	N.D. ng/mld
22)	Aroclor 1242 (3)	0.000	0	N.D. ng/mld
23)	Aroclor 1242 (4)	0.000	0	N.D. ng/mld
24)	Aroclor 1242 (5)	0.000	0	N.D. ng/mld
25)	Aroclor 1242 (6)	0.000	0	N.D. ng/mld
26)	Aroclor 1242 - AVE	0.000	0	N.D. ng/mld
27)	Aroclor 1248 (1)	0.000	0	N.D. ng/mld
28)	Aroclor 1248 (2)	0.000	0	N.D. ng/mld
29)	Aroclor 1248 (3)	0.000	0	N.D. ng/mld
30)	Aroclor 1248 (4)	0.000	0	N.D. ng/mld
31)	Aroclor 1248 (5)	0.000	0	N.D. ng/mld
32)	Aroclor 1248 (6)	0.000	0	N.D. ng/mld
33)	Aroclor 1248 - AVE	0.000	0	N.D. ng/mld
34)	Aroclor 1254 (1)	0.000	0	N.D. ng/mld
35)	Aroclor 1254 (2)	0.000	0	N.D. ng/mld
36)	Aroclor 1254 (3)	0.000	0	N.D. ng/mld
37)	Aroclor 1254 (4)	0.000	0	N.D. ng/mld
38)	Aroclor 1254 (5)	0.000	0	N.D. ng/mld
39)	Aroclor 1254 (6)	0.000	0	N.D. ng/mld
40)	Aroclor 1254 - AVE	0.000	0	N.D. ng/mld
41)	Aroclor 1260 (1)	8.231	824221	52.223 ng/ml
42)	Aroclor 1260 (2)	8.436	1025756	52.405 ng/ml
43)	Aroclor 1260 (3)	8.669	1053008	52.305 ng/ml
44)	Aroclor 1260 (4)	9.159	1549626	50.075 ng/ml
45)	Aroclor 1260 (5)	9.426	930309	51.981 ng/ml
46)	Aroclor 1260 (6)	10.011	375099	54.374 ng/ml
47)	Aroclor 1260 - AVE	0.000	0	N.D. ng/ml

10/28/19

Quantitation Report (QT Reviewed)

Data Path : K:\DATA\9J25014\requant\
Data File : ECD2R005.D
Signal(s) : ECD2B.CH
Acq On : 25 Oct 2019 8:37
Operator : MJB / KAK
Sample : 9J25014-CAL2
Misc :
ALS Vial : 54 Sample Multiplier: 1

Integration File: events.e
Quant Time: Oct 28 08:18:18 2019
Quant Method : L:\Methods\RECD2_QUANTPCB_191025.M
Quant Title : PCB Data Analysis
QLast Update : Fri Oct 25 14:23:20 2019
Response via : Initial Calibration
Integrator: ChemStation 6890 Scale Mode: Small noise peaks clipped

	Compound	R.T.	Response	Conc Units
48)	Aroclor 1262 (1)	0.000	0	N.D. ng/mld
49)	Aroclor 1262 (2)	0.000	0	N.D. ng/mld
50)	Aroclor 1262 (3)	0.000	0	N.D. ng/mld
51)	Aroclor 1262 (4)	0.000	0	N.D. ng/mld
52)	Aroclor 1262 (5)	0.000	0	N.D. ng/mld
53)	Aroclor 1262 (6)	0.000	0	N.D. ng/mld
54)	Aroclor 1262 - AVE	0.000	0	N.D. ng/mld
55)	Aroclor 1268 (1)	0.000	0	N.D. ng/mld
56)	Aroclor 1268 (2)	0.000	0	N.D. ng/mld
57)	Aroclor 1268 (3)	0.000	0	N.D. ng/mld
58)	Aroclor 1268 (4)	0.000	0	N.D. ng/mld
59)	Aroclor 1268 (5)	0.000	0	N.D. ng/mld
60)	Aroclor 1268 (6)	0.000	0	N.D. ng/mld
61)	Aroclor 1268 - AVE	0.000	0	N.D. ng/mld

(f)=RT Delta > 1/2 Window (m)=manual int.

Quantitation Report (QT Reviewed)

Data Path : K:\DATA\9J25014\requant\
Data File : ECD2R005.D
Signal(s) : ECD2B.CH
Acq On : 25 Oct 2019 8:37
Operator : MJB / KAK
Sample : 9J25014-CAL2
Misc :
ALS Vial : 54 Sample Multiplier: 1

Integration File: events.e
Quant Time: Oct 28 08:18:18 2019
Quant Method : L:\Methods\RECD2_QUANTPCB_191025.M
Quant Title : PCB Data Analysis
QLast Update : Fri Oct 25 14:23:20 2019
Response via : Initial Calibration
Integrator: ChemStation 6890 Scale Mode: Small noise peaks clipped

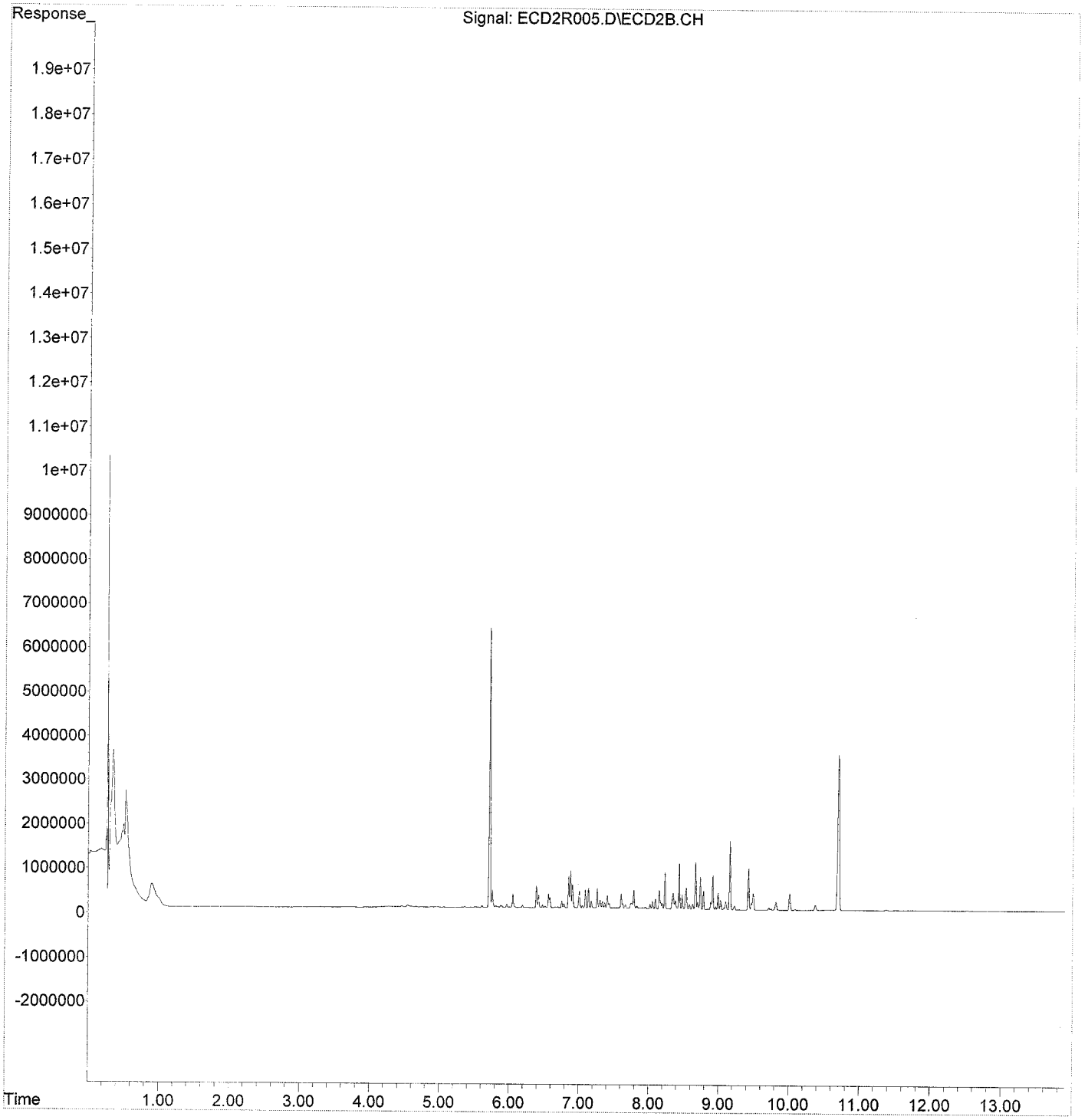

Quantitation Report (QT Reviewed)

Data Path : K:\DATA\9J25014\requant\
Data File : ECD2R006.D
Signal(s) : ECD2B.CH
Acq On : 25 Oct 2019 8:54
Operator : MJB / KAK
Sample : 9J25014-CAL3
Misc :
ALS Vial : 55 Sample Multiplier: 1

Integration File: events.e
Quant Time: Oct 28 08:18:37 2019
Quant Method : L:\Methods\RECD2_QUANTPCB_191025.M
Quant Title : PCB Data Analysis
QLast Update : Fri Oct 25 14:23:20 2019
Response via : Initial Calibration
Integrator: ChemStation 6890 Scale Mode: Small noise peaks clipped

	Compound	R.T.	Response	Conc	Units
	System Monitoring Compounds				
1) S	TCMX (S)	5.719	12908276	49.206	ng/ml
62) S	DCBP (S)	10.700	6866760	46.779	ng/ml
	Target Compounds				
2)	Aroclor 1016 (1)	6.390	925201	104.153	ng/ml
3)	Aroclor 1016 (2)	6.879	1692274	103.419	ng/ml
4)	Aroclor 1016 (3)	7.006	755246	102.534	ng/ml
5)	Aroclor 1016 (4)	7.092	772578	103.600	ng/ml
6)	Aroclor 1016 (5)	7.137	847932	102.766	ng/ml
7)	Aroclor 1016 (6)	7.262	847087	102.913	ng/ml
8)	Aroclor 1016 - AVE	0.000	0	N.D.	ng/ml
9)	Aroclor 1221 (1)	0.000	0	N.D.	ng/mld
10)	Aroclor 1221 (2)	0.000	0	N.D.	ng/mld
11)	Aroclor 1221 (3)	0.000	0	N.D.	ng/mld
12)	Aroclor 1221 - AVE	0.000	0	N.D.	ng/mld
13)	Aroclor 1232 (1)	0.000	0	N.D.	ng/mld
14)	Aroclor 1232 (2)	0.000	0	N.D.	ng/mld
15)	Aroclor 1232 (3)	0.000	0	N.D.	ng/mld
16)	Aroclor 1232 (4)	0.000	0	N.D.	ng/mld
17)	Aroclor 1232 (5)	0.000	0	N.D.	ng/mld
18)	Aroclor 1232 (6)	0.000	0	N.D.	ng/mld
19)	Aroclor 1232 - AVE	0.000	0	N.D.	ng/mld
20)	Aroclor 1242 (1)	0.000	0	N.D.	ng/mld
21)	Aroclor 1242 (2)	0.000	0	N.D.	ng/mld
22)	Aroclor 1242 (3)	0.000	0	N.D.	ng/mld
23)	Aroclor 1242 (4)	0.000	0	N.D.	ng/mld
24)	Aroclor 1242 (5)	0.000	0	N.D.	ng/mld
25)	Aroclor 1242 (6)	0.000	0	N.D.	ng/mld
26)	Aroclor 1242 - AVE	0.000	0	N.D.	ng/mld
27)	Aroclor 1248 (1)	0.000	0	N.D.	ng/mld
28)	Aroclor 1248 (2)	0.000	0	N.D.	ng/mld
29)	Aroclor 1248 (3)	0.000	0	N.D.	ng/mld
30)	Aroclor 1248 (4)	0.000	0	N.D.	ng/mld
31)	Aroclor 1248 (5)	0.000	0	N.D.	ng/mld
32)	Aroclor 1248 (6)	0.000	0	N.D.	ng/mld
33)	Aroclor 1248 - AVE	0.000	0	N.D.	ng/mld
34)	Aroclor 1254 (1)	0.000	0	N.D.	ng/mld
35)	Aroclor 1254 (2)	0.000	0	N.D.	ng/mld
36)	Aroclor 1254 (3)	0.000	0	N.D.	ng/mld
37)	Aroclor 1254 (4)	0.000	0	N.D.	ng/mld
38)	Aroclor 1254 (5)	0.000	0	N.D.	ng/mld
39)	Aroclor 1254 (6)	0.000	0	N.D.	ng/mld
40)	Aroclor 1254 - AVE	0.000	0	N.D.	ng/mld
41)	Aroclor 1260 (1)	8.231	1567269	99.302	ng/ml
42)	Aroclor 1260 (2)	8.437	1995660	101.956	ng/ml
43)	Aroclor 1260 (3)	8.669	1985447	98.621	ng/ml
44)	Aroclor 1260 (4)	9.160	3069980	99.204	ng/ml
45)	Aroclor 1260 (5)	9.427	1747257	97.627	ng/ml
46)	Aroclor 1260 (6)	10.013	694240	100.636	ng/ml
47)	Aroclor 1260 - AVE	0.000	0	N.D.	ng/ml

10/28/19

Quantitation Report (QT Reviewed)

Data Path : K:\DATA\9J25014\requant\
Data File : ECD2R006.D
Signal(s) : ECD2B.CH
Acq On : 25 Oct 2019 8:54
Operator : MJB / KAK
Sample : 9J25014-CAL3
Misc :
ALS Vial : 55 Sample Multiplier: 1

Integration File: events.e
Quant Time: Oct 28 08:18:37 2019
Quant Method : L:\Methods\RECD2_QUANTPCB_191025.M
Quant Title : PCB Data Analysis
QLast Update : Fri Oct 25 14:23:20 2019
Response via : Initial Calibration
Integrator: ChemStation 6890 Scale Mode: Small noise peaks clipped

	Compound	R.T.	Response	Conc	Units
48)	Aroclor 1262 (1)	0.000	0	N.D.	ng/mld
49)	Aroclor 1262 (2)	0.000	0	N.D.	ng/mld
50)	Aroclor 1262 (3)	0.000	0	N.D.	ng/mld
51)	Aroclor 1262 (4)	0.000	0	N.D.	ng/mld
52)	Aroclor 1262 (5)	0.000	0	N.D.	ng/mld
53)	Aroclor 1262 (6)	0.000	0	N.D.	ng/mld
54)	Aroclor 1262 - AVE	0.000	0	N.D.	ng/mld
55)	Aroclor 1268 (1)	0.000	0	N.D.	ng/mld
56)	Aroclor 1268 (2)	0.000	0	N.D.	ng/mld
57)	Aroclor 1268 (3)	0.000	0	N.D.	ng/mld
58)	Aroclor 1268 (4)	0.000	0	N.D.	ng/mld
59)	Aroclor 1268 (5)	0.000	0	N.D.	ng/mld
60)	Aroclor 1268 (6)	0.000	0	N.D.	ng/mld
61)	Aroclor 1268 - AVE	0.000	0	N.D.	ng/mld

(f)=RT Delta > 1/2 Window (m)=manual int.

Quantitation Report (QT Reviewed)

Data Path : K:\DATA\9J25014\requant\
Data File : ECD2R006.D
Signal(s) : ECD2B.CH
Acq On : 25 Oct 2019 8:54
Operator : MJB / KAK
Sample : 9J25014-CAL3
Misc :
ALS Vial : 55 Sample Multiplier: 1

Integration File: events.e
Quant Time: Oct 28 08:18:37 2019
Quant Method : L:\Methods\RECD2_QUANTPCB_191025.M
Quant Title : PCB Data Analysis
QLast Update : Fri Oct 25 14:23:20 2019
Response via : Initial Calibration
Integrator: ChemStation 6890 Scale Mode: Small noise peaks clipped

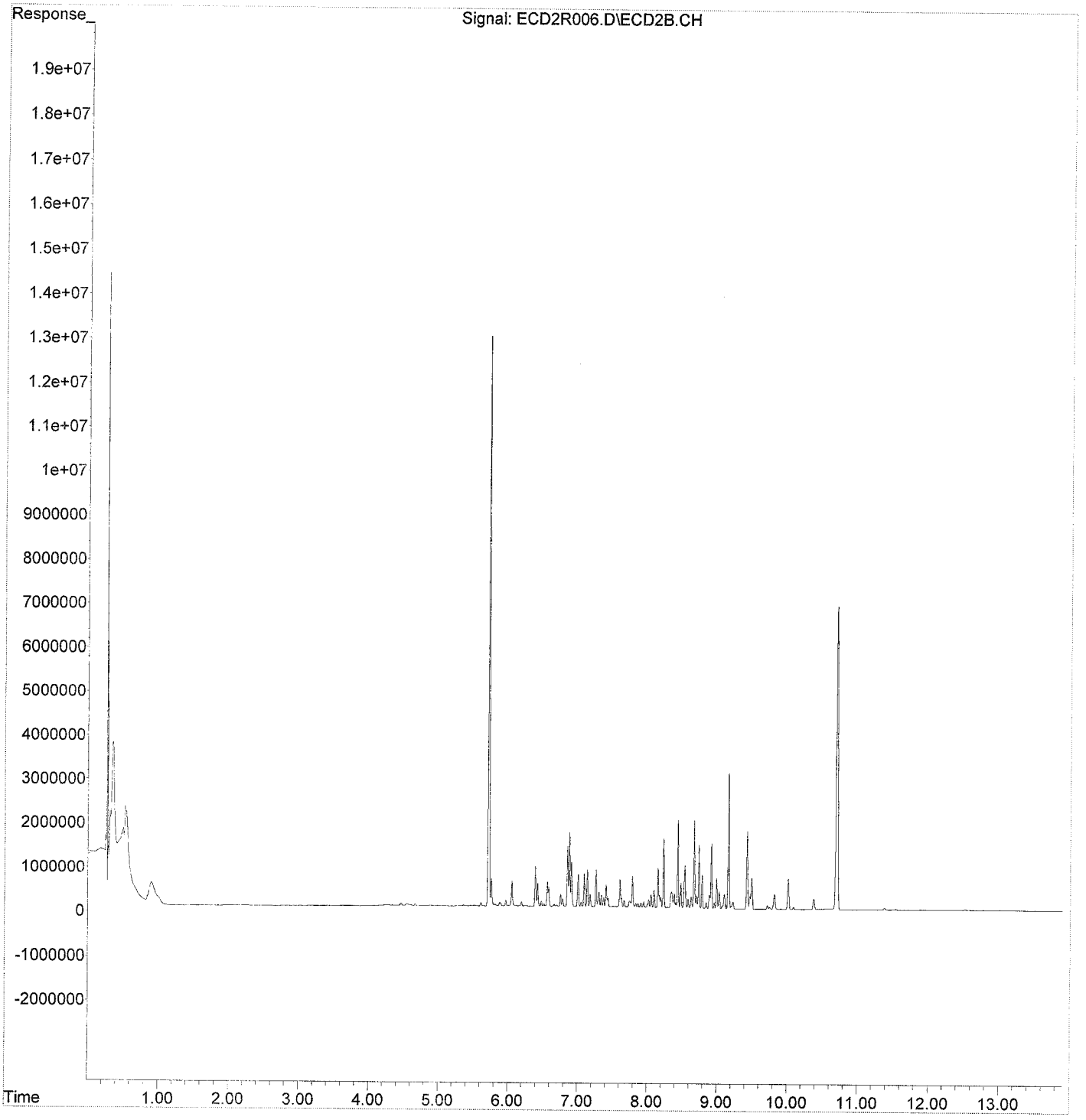

Quantitation Report (QT Reviewed)

Data Path : K:\DATA\9J25014\requant\
Data File : ECD2R007.D
Signal(s) : ECD2B.CH
Acq On : 25 Oct 2019 9:12
Operator : MJB / KAK
Sample : 9J25014-CAL4
Misc :
ALS Vial : 56 Sample Multiplier: 1

Integration File: events.e
Quant Time: Oct 28 08:18:55 2019
Quant Method : L:\Methods\RECD2_QUANTPCB_191025.M
Quant Title : PCB Data Analysis
QLast Update : Fri Oct 25 14:23:20 2019
Response via : Initial Calibration
Integrator: ChemStation 6890 Scale Mode: Small noise peaks clipped

	Compound	R.T.	Response	Conc	Units	
	System Monitoring Compounds					
1)	S TCMX (S)	5.719	25201953	96.069	ng/ml	✓
62)	S DCBP (S)	10.701	13542694	92.259	ng/ml	✓
	Target Compounds					
2)	Aroclor 1016 (1)	6.391	1681899	189.337	ng/ml	
3)	Aroclor 1016 (2)	6.880	2950427	180.308	ng/ml	
4)	Aroclor 1016 (3)	7.007	1339661	181.875	ng/ml	
5)	Aroclor 1016 (4)	7.093	1371367	183.896	ng/ml	✓
6)	Aroclor 1016 (5)	7.138	1545261	187.280	ng/ml	
7)	Aroclor 1016 (6)	7.264	1488996	180.899	ng/ml	
8)	Aroclor 1016 - AVE	0.000	0	N.D.	ng/ml	
9)	Aroclor 1221 (1)	0.000	0	N.D.	ng/mld	
10)	Aroclor 1221 (2)	0.000	0	N.D.	ng/mld	
11)	Aroclor 1221 (3)	0.000	0	N.D.	ng/mld	
12)	Aroclor 1221 - AVE	0.000	0	N.D.	ng/mld	
13)	Aroclor 1232 (1)	0.000	0	N.D.	ng/mld	
14)	Aroclor 1232 (2)	0.000	0	N.D.	ng/mld	
15)	Aroclor 1232 (3)	0.000	0	N.D.	ng/mld	
16)	Aroclor 1232 (4)	0.000	0	N.D.	ng/mld	
17)	Aroclor 1232 (5)	0.000	0	N.D.	ng/mld	
18)	Aroclor 1232 (6)	0.000	0	N.D.	ng/mld	
19)	Aroclor 1232 - AVE	0.000	0	N.D.	ng/mld	
20)	Aroclor 1242 (1)	0.000	0	N.D.	ng/mld	
21)	Aroclor 1242 (2)	0.000	0	N.D.	ng/mld	
22)	Aroclor 1242 (3)	0.000	0	N.D.	ng/mld	
23)	Aroclor 1242 (4)	0.000	0	N.D.	ng/mld	
24)	Aroclor 1242 (5)	0.000	0	N.D.	ng/mld	
25)	Aroclor 1242 (6)	0.000	0	N.D.	ng/mld	
26)	Aroclor 1242 - AVE	0.000	0	N.D.	ng/mld	
27)	Aroclor 1248 (1)	0.000	0	N.D.	ng/mld	
28)	Aroclor 1248 (2)	0.000	0	N.D.	ng/mld	
29)	Aroclor 1248 (3)	0.000	0	N.D.	ng/mld	
30)	Aroclor 1248 (4)	0.000	0	N.D.	ng/mld	
31)	Aroclor 1248 (5)	0.000	0	N.D.	ng/mld	
32)	Aroclor 1248 (6)	0.000	0	N.D.	ng/mld	
33)	Aroclor 1248 - AVE	0.000	0	N.D.	ng/mld	
34)	Aroclor 1254 (1)	0.000	0	N.D.	ng/mld	
35)	Aroclor 1254 (2)	0.000	0	N.D.	ng/mld	
36)	Aroclor 1254 (3)	0.000	0	N.D.	ng/mld	
37)	Aroclor 1254 (4)	0.000	0	N.D.	ng/mld	
38)	Aroclor 1254 (5)	0.000	0	N.D.	ng/mld	
39)	Aroclor 1254 (6)	0.000	0	N.D.	ng/mld	
40)	Aroclor 1254 - AVE	0.000	0	N.D.	ng/mld	
41)	Aroclor 1260 (1)	8.233	2941552	186.376	ng/ml	
42)	Aroclor 1260 (2)	8.439	3541866	180.950	ng/ml	
43)	Aroclor 1260 (3)	8.671	3824049	189.947	ng/ml	
44)	Aroclor 1260 (4)	9.161	5726786	185.056	ng/ml	✓
45)	Aroclor 1260 (5)	9.429	3291800	183.928	ng/ml	
46)	Aroclor 1260 (6)	10.014	1229444	178.218	ng/ml	
47)	Aroclor 1260 - AVE	0.000	0	N.D.	ng/ml	

10/28/19

Quantitation Report (QT Reviewed)

Data Path : K:\DATA\9J25014\requant\
Data File : ECD2R007.D
Signal(s) : ECD2B.CH
Acq On : 25 Oct 2019 9:12
Operator : MJB / KAK
Sample : 9J25014-CAL4
Misc :
ALS Vial : 56 Sample Multiplier: 1

Integration File: events.e
Quant Time: Oct 28 08:18:55 2019
Quant Method : L:\Methods\RECD2_QUANTPCB_191025.M
Quant Title : PCB Data Analysis
QLast Update : Fri Oct 25 14:23:20 2019
Response via : Initial Calibration
Integrator: ChemStation 6890 Scale Mode: Small noise peaks clipped

	Compound	R.T.	Response	Conc	Units
48)	Aroclor 1262 (1)	0.000	0	N.D.	ng/mld
49)	Aroclor 1262 (2)	0.000	0	N.D.	ng/mld
50)	Aroclor 1262 (3)	0.000	0	N.D.	ng/mld
51)	Aroclor 1262 (4)	0.000	0	N.D.	ng/mld
52)	Aroclor 1262 (5)	0.000	0	N.D.	ng/mld
53)	Aroclor 1262 (6)	0.000	0	N.D.	ng/mld
54)	Aroclor 1262 - AVE	0.000	0	N.D.	ng/mld
55)	Aroclor 1268 (1)	0.000	0	N.D.	ng/mld
56)	Aroclor 1268 (2)	0.000	0	N.D.	ng/mld
57)	Aroclor 1268 (3)	0.000	0	N.D.	ng/mld
58)	Aroclor 1268 (4)	0.000	0	N.D.	ng/mld
59)	Aroclor 1268 (5)	0.000	0	N.D.	ng/mld
60)	Aroclor 1268 (6)	0.000	0	N.D.	ng/mld
61)	Aroclor 1268 - AVE	0.000	0	N.D.	ng/mld

(f)=RT Delta > 1/2 Window (m)=manual int.

Quantitation Report (QT Reviewed)

Data Path : K:\DATA\9J25014\requant\
Data File : ECD2R007.D
Signal(s) : ECD2B.CH
Acq On : 25 Oct 2019 9:12
Operator : MJB / KAK
Sample : 9J25014-CAL4
Misc :
ALS Vial : 56 Sample Multiplier: 1

Integration File: events.e
Quant Time: Oct 28 08:18:55 2019
Quant Method : L:\Methods\RECD2_QUANTPCB_191025.M
Quant Title : PCB Data Analysis
QLast Update : Fri Oct 25 14:23:20 2019
Response via : Initial Calibration
Integrator: ChemStation 6890 Scale Mode: Small noise peaks clipped

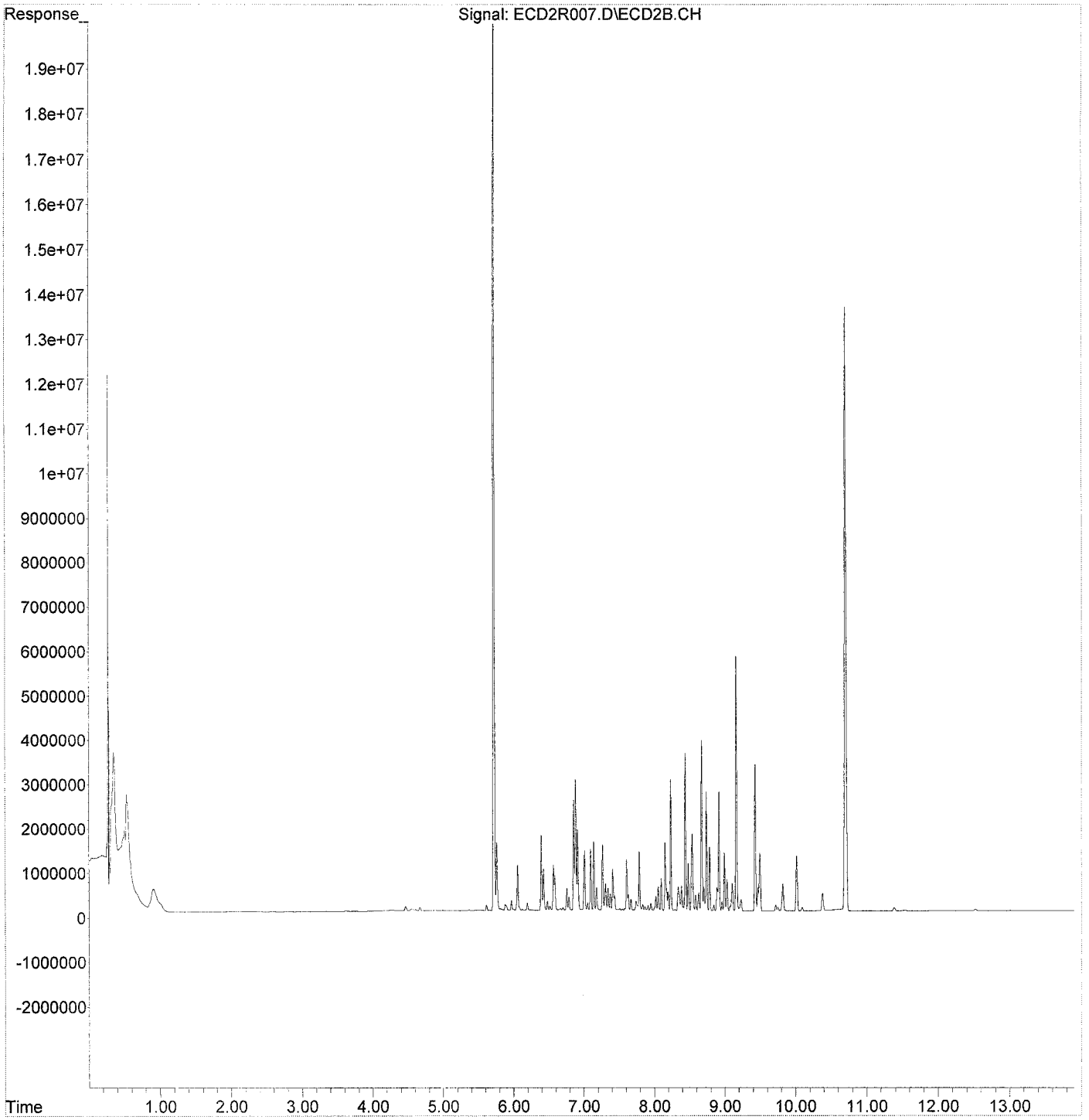

Quantitation Report (QT Reviewed)

Data Path : K:\DATA\9J25014\requant\
Data File : ECD2R008.D
Signal(s) : ECD2B.CH
Acq On : 25 Oct 2019 9:29
Operator : MJB / KAK
Sample : 9J25014-CAL5
Misc :
ALS Vial : 57 Sample Multiplier: 1

Integration File: events.e
Quant Time: Oct 28 08:19:14 2019
Quant Method : L:\Methods\RECD2_QUANTPCB_191025.M
Quant Title : PCB Data Analysis
QLast Update : Fri Oct 25 14:23:20 2019
Response via : Initial Calibration
Integrator: ChemStation 6890 Scale Mode: Small noise peaks clipped

	Compound	R.T.	Response	Conc	Units
	System Monitoring Compounds				
1) S	TCMX (S)	5.721	74750626	284.947	ng/ml ✓
62) S	DCBP (S)	10.702	37826419	257.690	ng/ml ✓
	Target Compounds				
2)	Aroclor 1016 (1)	6.392	4042674	455.098	ng/ml
3)	Aroclor 1016 (2)	6.881	8040226	491.358	ng/ml
4)	Aroclor 1016 (3)	7.007	3506618	476.065	ng/ml
5)	Aroclor 1016 (4)	7.093	3443828	461.805	ng/ml ✓
6)	Aroclor 1016 (5)	7.138	3937867	477.256	ng/ml
7)	Aroclor 1016 (6)	7.264	3952172	480.152	ng/ml
8)	Aroclor 1016 - AVE	0.000	0	N.D.	ng/ml
9)	Aroclor 1221 (1)	0.000	0	N.D.	ng/mld
10)	Aroclor 1221 (2)	0.000	0	N.D.	ng/mld
11)	Aroclor 1221 (3)	0.000	0	N.D.	ng/mld
12)	Aroclor 1221 - AVE	0.000	0	N.D.	ng/mld
13)	Aroclor 1232 (1)	0.000	0	N.D.	ng/mld
14)	Aroclor 1232 (2)	0.000	0	N.D.	ng/mld
15)	Aroclor 1232 (3)	0.000	0	N.D.	ng/mld
16)	Aroclor 1232 (4)	0.000	0	N.D.	ng/mld
17)	Aroclor 1232 (5)	0.000	0	N.D.	ng/mld
18)	Aroclor 1232 (6)	0.000	0	N.D.	ng/mld
19)	Aroclor 1232 - AVE	0.000	0	N.D.	ng/mld
20)	Aroclor 1242 (1)	0.000	0	N.D.	ng/mld
21)	Aroclor 1242 (2)	0.000	0	N.D.	ng/mld
22)	Aroclor 1242 (3)	0.000	0	N.D.	ng/mld
23)	Aroclor 1242 (4)	0.000	0	N.D.	ng/mld
24)	Aroclor 1242 (5)	0.000	0	N.D.	ng/mld
25)	Aroclor 1242 (6)	0.000	0	N.D.	ng/mld
26)	Aroclor 1242 - AVE	0.000	0	N.D.	ng/mld
27)	Aroclor 1248 (1)	0.000	0	N.D.	ng/mld
28)	Aroclor 1248 (2)	0.000	0	N.D.	ng/mld
29)	Aroclor 1248 (3)	0.000	0	N.D.	ng/mld
30)	Aroclor 1248 (4)	0.000	0	N.D.	ng/mld
31)	Aroclor 1248 (5)	0.000	0	N.D.	ng/mld
32)	Aroclor 1248 (6)	0.000	0	N.D.	ng/mld
33)	Aroclor 1248 - AVE	0.000	0	N.D.	ng/mld
34)	Aroclor 1254 (1)	0.000	0	N.D.	ng/mld
35)	Aroclor 1254 (2)	0.000	0	N.D.	ng/mld
36)	Aroclor 1254 (3)	0.000	0	N.D.	ng/mld
37)	Aroclor 1254 (4)	0.000	0	N.D.	ng/mld
38)	Aroclor 1254 (5)	0.000	0	N.D.	ng/mld
39)	Aroclor 1254 (6)	0.000	0	N.D.	ng/mld
40)	Aroclor 1254 - AVE	0.000	0	N.D.	ng/mld
41)	Aroclor 1260 (1)	8.233	7847499	497.216	ng/ml
42)	Aroclor 1260 (2)	8.439	10138697	517.975	ng/ml
43)	Aroclor 1260 (3)	8.671	10067178	500.054	ng/ml
44)	Aroclor 1260 (4)	9.161	14996364	484.595	ng/ml ✓
45)	Aroclor 1260 (5)	9.428	8974797	501.464	ng/ml
46)	Aroclor 1260 (6)	10.013	3236527	469.161	ng/ml
47)	Aroclor 1260 - AVE	0.000	0	N.D.	ng/ml

10/28/19

Quantitation Report (QT Reviewed)

Data Path : K:\DATA\9J25014\requant\
Data File : ECD2R008.D
Signal(s) : ECD2B.CH
Acq On : 25 Oct 2019 9:29
Operator : MJB / KAK
Sample : 9J25014-CAL5
Misc :
ALS Vial : 57 Sample Multiplier: 1

Integration File: events.e
Quant Time: Oct 28 08:19:14 2019
Quant Method : L:\Methods\RECD2_QUANTPCB_191025.M
Quant Title : PCB Data Analysis
QLast Update : Fri Oct 25 14:23:20 2019
Response via : Initial Calibration
Integrator: ChemStation 6890 Scale Mode: Small noise peaks clipped

	Compound	R.T.	Response	Conc	Units
48)	Aroclor 1262 (1)	0.000	0	N.D.	ng/mld
49)	Aroclor 1262 (2)	0.000	0	N.D.	ng/mld
50)	Aroclor 1262 (3)	0.000	0	N.D.	ng/mld
51)	Aroclor 1262 (4)	0.000	0	N.D.	ng/mld
52)	Aroclor 1262 (5)	0.000	0	N.D.	ng/mld
53)	Aroclor 1262 (6)	0.000	0	N.D.	ng/mld
54)	Aroclor 1262 - AVE	0.000	0	N.D.	ng/mld
55)	Aroclor 1268 (1)	0.000	0	N.D.	ng/mld
56)	Aroclor 1268 (2)	0.000	0	N.D.	ng/mld
57)	Aroclor 1268 (3)	0.000	0	N.D.	ng/mld
58)	Aroclor 1268 (4)	0.000	0	N.D.	ng/mld
59)	Aroclor 1268 (5)	0.000	0	N.D.	ng/mld
60)	Aroclor 1268 (6)	0.000	0	N.D.	ng/mld
61)	Aroclor 1268 - AVE	0.000	0	N.D.	ng/mld

(f)=RT Delta > 1/2 Window (m)=manual int.

Quantitation Report (QT Reviewed)

Data Path : K:\DATA\9J25014\requant\
Data File : ECD2R008.D
Signal(s) : ECD2B.CH
Acq On : 25 Oct 2019 9:29
Operator : MJB / KAK
Sample : 9J25014-CAL5
Misc :
ALS Vial : 57 Sample Multiplier: 1

Integration File: events.e
Quant Time: Oct 28 08:19:14 2019
Quant Method : L:\Methods\RECD2_QUANTPCB_191025.M
Quant Title : PCB Data Analysis
QLast Update : Fri Oct 25 14:23:20 2019
Response via : Initial Calibration
Integrator: ChemStation 6890 Scale Mode: Small noise peaks clipped

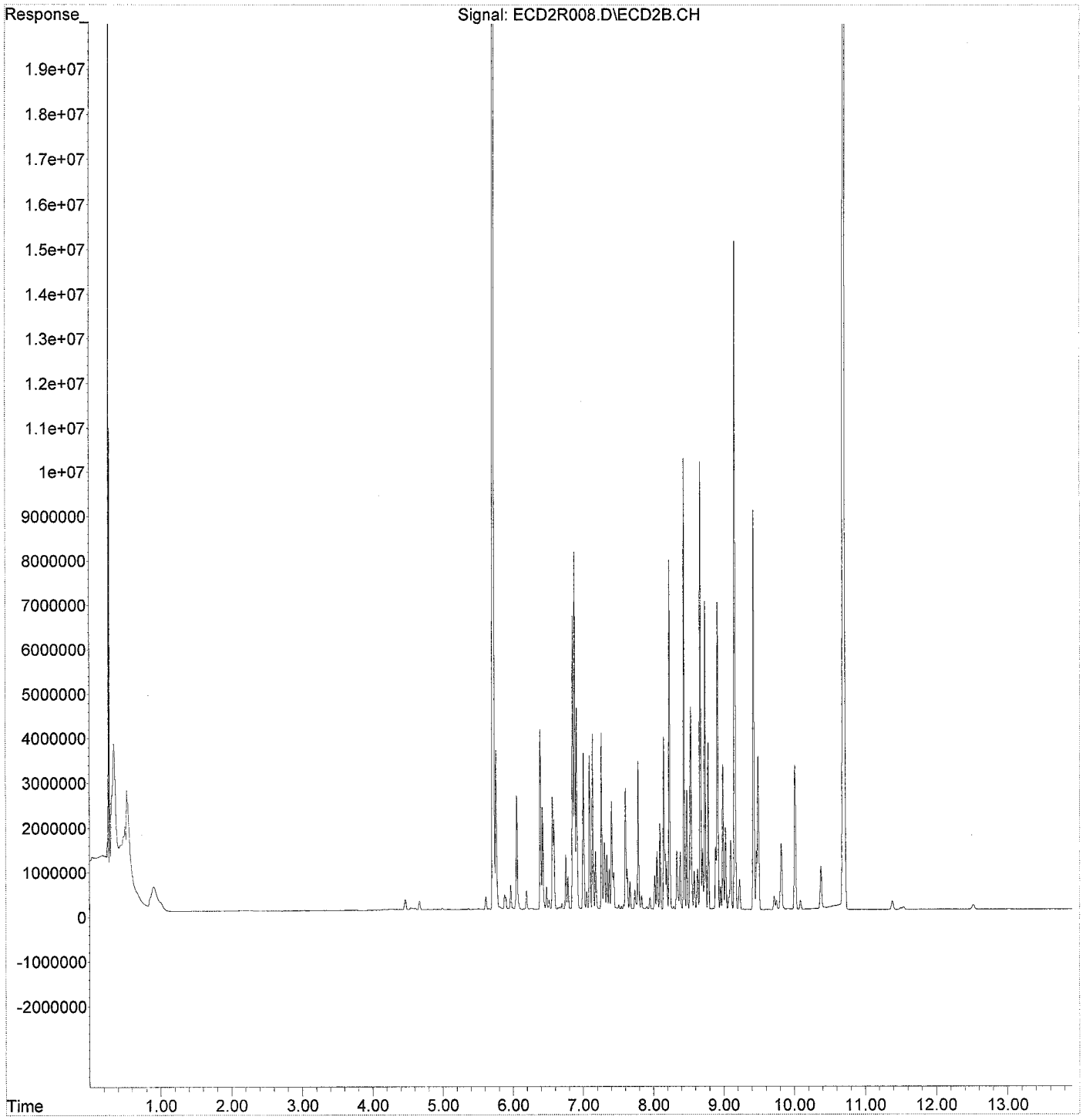

Quantitation Report (QT Reviewed)

Data Path : K:\DATA\9J25014\requant\
Data File : ECD2R009.D
Signal(s) : ECD2B.CH
Acq On : 25 Oct 2019 9:47
Operator : MJB / KAK
Sample : 9J25014-CAL6
Misc :
ALS Vial : 58 Sample Multiplier: 1

Integration File: events.e
Quant Time: Oct 28 08:19:33 2019
Quant Method : L:\Methods\RECD2_QUANTPCB_191025.M
Quant Title : PCB Data Analysis
QLast Update : Fri Oct 25 14:23:20 2019
Response via : Initial Calibration
Integrator: ChemStation 6890 Scale Mode: Small noise peaks clipped

		Compound	R.T.	Response	Conc	Units
		System Monitoring Compounds				
1)	S	TCMX (S)	5.722	141150367	538.060	ng/ml
62)	S	DCBP (S)	10.703	75851805	516.735	ng/ml
		Target Compounds				
2)		Aroclor 1016 (1)	6.391	8009226	901.626	ng/ml
3)		Aroclor 1016 (2)	6.880	15600018	953.356	ng/ml
4)		Aroclor 1016 (3)	7.006	6715654	911.730	ng/ml
5)		Aroclor 1016 (4)	7.092	6545978	877.793	ng/ml
6)		Aroclor 1016 (5)	7.138	7260053	879.893	ng/ml
7)		Aroclor 1016 (6)	7.263	7304270	887.400	ng/ml
8)		Aroclor 1016 - AVE	0.000	0	N.D.	ng/ml
9)		Aroclor 1221 (1)	0.000	0	N.D.	ng/mld
10)		Aroclor 1221 (2)	0.000	0	N.D.	ng/mld
11)		Aroclor 1221 (3)	0.000	0	N.D.	ng/mld
12)		Aroclor 1221 - AVE	0.000	0	N.D.	ng/mld
13)		Aroclor 1232 (1)	0.000	0	N.D.	ng/mld
14)		Aroclor 1232 (2)	0.000	0	N.D.	ng/mld
15)		Aroclor 1232 (3)	0.000	0	N.D.	ng/mld
16)		Aroclor 1232 (4)	0.000	0	N.D.	ng/mld
17)		Aroclor 1232 (5)	0.000	0	N.D.	ng/mld
18)		Aroclor 1232 (6)	0.000	0	N.D.	ng/mld
19)		Aroclor 1232 - AVE	0.000	0	N.D.	ng/mld
20)		Aroclor 1242 (1)	0.000	0	N.D.	ng/mld
21)		Aroclor 1242 (2)	0.000	0	N.D.	ng/mld
22)		Aroclor 1242 (3)	0.000	0	N.D.	ng/mld
23)		Aroclor 1242 (4)	0.000	0	N.D.	ng/mld
24)		Aroclor 1242 (5)	0.000	0	N.D.	ng/mld
25)		Aroclor 1242 (6)	0.000	0	N.D.	ng/mld
26)		Aroclor 1242 - AVE	0.000	0	N.D.	ng/mld
27)		Aroclor 1248 (1)	0.000	0	N.D.	ng/mld
28)		Aroclor 1248 (2)	0.000	0	N.D.	ng/mld
29)		Aroclor 1248 (3)	0.000	0	N.D.	ng/mld
30)		Aroclor 1248 (4)	0.000	0	N.D.	ng/mld
31)		Aroclor 1248 (5)	0.000	0	N.D.	ng/mld
32)		Aroclor 1248 (6)	0.000	0	N.D.	ng/mld
33)		Aroclor 1248 - AVE	0.000	0	N.D.	ng/mld
34)		Aroclor 1254 (1)	0.000	0	N.D.	ng/mld
35)		Aroclor 1254 (2)	0.000	0	N.D.	ng/mld
36)		Aroclor 1254 (3)	0.000	0	N.D.	ng/mld
37)		Aroclor 1254 (4)	0.000	0	N.D.	ng/mld
38)		Aroclor 1254 (5)	0.000	0	N.D.	ng/mld
39)		Aroclor 1254 (6)	0.000	0	N.D.	ng/mld
40)		Aroclor 1254 - AVE	0.000	0	N.D.	ng/mld
41)		Aroclor 1260 (1)	8.233	14942236	946.738	ng/ml
42)		Aroclor 1260 (2)	8.439	17867440	912.828	ng/ml
43)		Aroclor 1260 (3)	8.671	19036703	945.586	ng/ml
44)		Aroclor 1260 (4)	9.162	31228514	1009.123	ng/ml
45)		Aroclor 1260 (5)	9.429	17681701	987.959	ng/ml
46)		Aroclor 1260 (6)	10.013	6505242	942.988	ng/ml
47)		Aroclor 1260 - AVE	0.000	0	N.D.	ng/ml

10/28/19

Quantitation Report (QT Reviewed)

Data Path : K:\DATA\9J25014\requant\
Data File : ECD2R009.D
Signal(s) : ECD2B.CH
Acq On : 25 Oct 2019 9:47
Operator : MJB / KAK
Sample : 9J25014-CAL6
Misc :
ALS Vial : 58 Sample Multiplier: 1

Integration File: events.e
Quant Time: Oct 28 08:19:33 2019
Quant Method : L:\Methods\RECD2_QUANTPCB_191025.M
Quant Title : PCB Data Analysis
QLast Update : Fri Oct 25 14:23:20 2019
Response via : Initial Calibration
Integrator: ChemStation 6890 Scale Mode: Small noise peaks clipped

	Compound	R.T.	Response	Conc	Units
48)	Aroclor 1262 (1)	0.000	0	N.D.	ng/mld
49)	Aroclor 1262 (2)	0.000	0	N.D.	ng/mld
50)	Aroclor 1262 (3)	0.000	0	N.D.	ng/mld
51)	Aroclor 1262 (4)	0.000	0	N.D.	ng/mld
52)	Aroclor 1262 (5)	0.000	0	N.D.	ng/mld
53)	Aroclor 1262 (6)	0.000	0	N.D.	ng/mld
54)	Aroclor 1262 - AVE	0.000	0	N.D.	ng/mld
55)	Aroclor 1268 (1)	0.000	0	N.D.	ng/mld
56)	Aroclor 1268 (2)	0.000	0	N.D.	ng/mld
57)	Aroclor 1268 (3)	0.000	0	N.D.	ng/mld
58)	Aroclor 1268 (4)	0.000	0	N.D.	ng/mld
59)	Aroclor 1268 (5)	0.000	0	N.D.	ng/mld
60)	Aroclor 1268 (6)	0.000	0	N.D.	ng/mld
61)	Aroclor 1268 - AVE	0.000	0	N.D.	ng/mld

(f)=RT Delta > 1/2 Window (m)=manual int.

Quantitation Report (QT Reviewed)

Data Path : K:\DATA\9J25014\requant\
Data File : ECD2R009.D
Signal(s) : ECD2B.CH
Acq On : 25 Oct 2019 9:47
Operator : MJB / KAK
Sample : 9J25014-CAL6
Misc :
ALS Vial : 58 Sample Multiplier: 1

Integration File: events.e
Quant Time: Oct 28 08:19:33 2019
Quant Method : L:\Methods\RECD2_QUANTPCB_191025.M
Quant Title : PCB Data Analysis
QLast Update : Fri Oct 25 14:23:20 2019
Response via : Initial Calibration
Integrator: ChemStation 6890 Scale Mode: Small noise peaks clipped

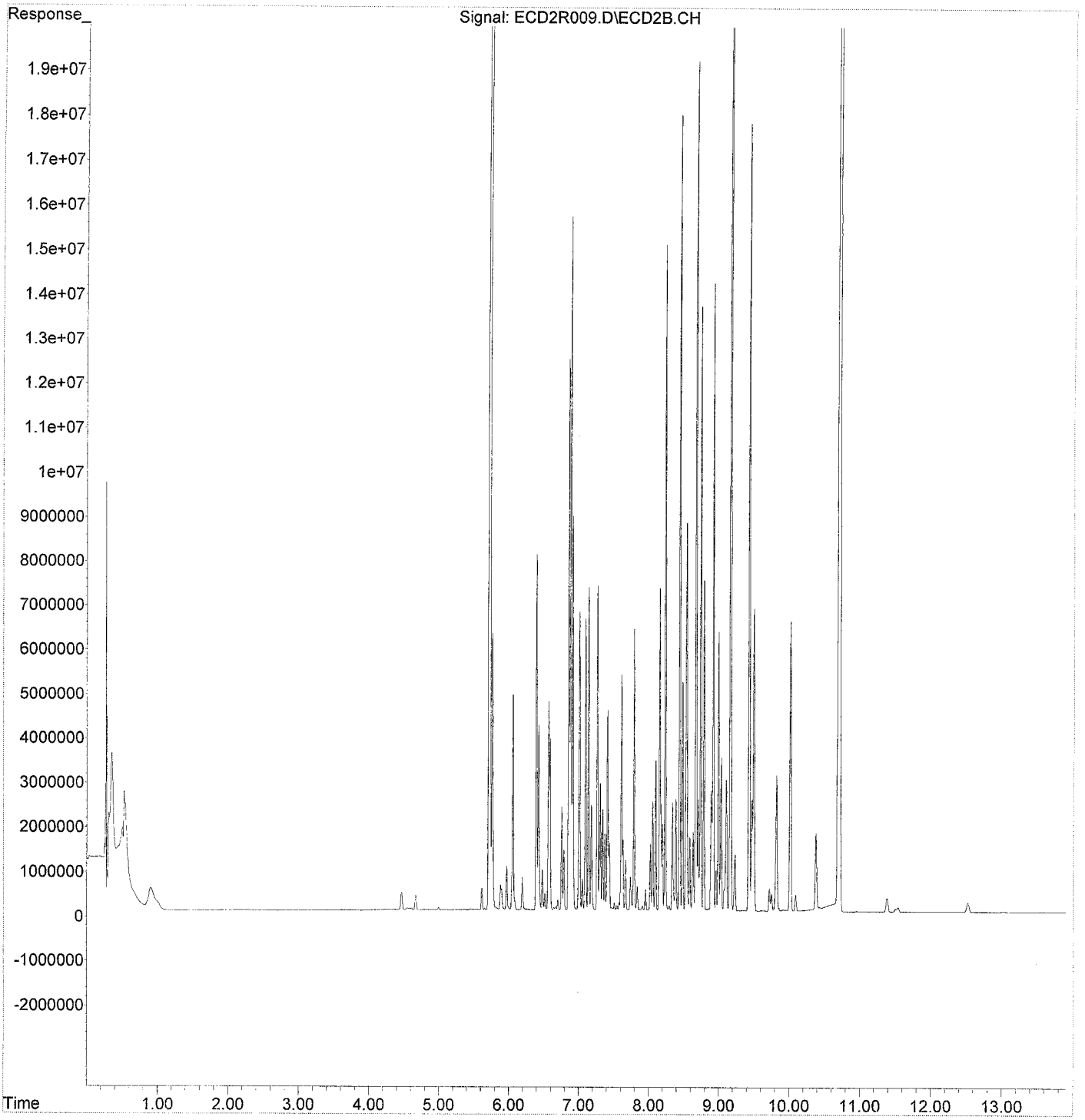

Quantitation Report (QT Reviewed)

Data Path : K:\DATA\9J25014\requant\
Data File : ECD2R010.D
Signal(s) : ECD2B.CH
Acq On : 25 Oct 2019 10:05
Operator : MJB / KAK
Sample : 9J25014-CAL7
Misc :
ALS Vial : 59 Sample Multiplier: 1

Integration File: events.e
Quant Time: Oct 28 08:19:51 2019
Quant Method : L:\Methods\RECD2_QUANTPCB_191025.M
Quant Title : PCB Data Analysis
QLast Update : Fri Oct 25 14:23:20 2019
Response via : Initial Calibration
Integrator: ChemStation 6890 Scale Mode: Small noise peaks clipped

	Compound	R.T.	Response	Conc	Units	
	System Monitoring Compounds					
1)	S TCMX (S)	5.728	201965239	769.885	ng/ml	✓
62)	S DCBP (S)	10.704	143670457	978.745	ng/ml	✓
	Target Compounds					
2)	Aroclor 1016 (1)	6.392	12600734	1418.507	ng/ml	
3)	Aroclor 1016 (2)	6.881	25560677	1562.077	ng/ml	
4)	Aroclor 1016 (3)	7.007	11059481	1501.456	ng/ml	✓
5)	Aroclor 1016 (4)	7.094	10725098	1438.199	ng/ml	
6)	Aroclor 1016 (5)	7.138	11742812	1423.188	ng/ml	
7)	Aroclor 1016 (6)	7.264	11773868	1430.414	ng/ml	
8)	Aroclor 1016 - AVE	0.000	0	N.D.	ng/ml	
9)	Aroclor 1221 (1)	0.000	0	N.D.	ng/mld	
10)	Aroclor 1221 (2)	0.000	0	N.D.	ng/mld	
11)	Aroclor 1221 (3)	0.000	0	N.D.	ng/mld	
12)	Aroclor 1221 - AVE	0.000	0	N.D.	ng/mld	
13)	Aroclor 1232 (1)	0.000	0	N.D.	ng/mld	
14)	Aroclor 1232 (2)	0.000	0	N.D.	ng/mld	
15)	Aroclor 1232 (3)	0.000	0	N.D.	ng/mld	
16)	Aroclor 1232 (4)	0.000	0	N.D.	ng/mld	
17)	Aroclor 1232 (5)	0.000	0	N.D.	ng/mld	
18)	Aroclor 1232 (6)	0.000	0	N.D.	ng/mld	
19)	Aroclor 1232 - AVE	0.000	0	N.D.	ng/mld	
20)	Aroclor 1242 (1)	0.000	0	N.D.	ng/mld	
21)	Aroclor 1242 (2)	0.000	0	N.D.	ng/mld	
22)	Aroclor 1242 (3)	0.000	0	N.D.	ng/mld	
23)	Aroclor 1242 (4)	0.000	0	N.D.	ng/mld	
24)	Aroclor 1242 (5)	0.000	0	N.D.	ng/mld	
25)	Aroclor 1242 (6)	0.000	0	N.D.	ng/mld	
26)	Aroclor 1242 - AVE	0.000	0	N.D.	ng/mld	
27)	Aroclor 1248 (1)	0.000	0	N.D.	ng/mld	
28)	Aroclor 1248 (2)	0.000	0	N.D.	ng/mld	
29)	Aroclor 1248 (3)	0.000	0	N.D.	ng/mld	
30)	Aroclor 1248 (4)	0.000	0	N.D.	ng/mld	
31)	Aroclor 1248 (5)	0.000	0	N.D.	ng/mld	
32)	Aroclor 1248 (6)	0.000	0	N.D.	ng/mld	
33)	Aroclor 1248 - AVE	0.000	0	N.D.	ng/mld	
34)	Aroclor 1254 (1)	0.000	0	N.D.	ng/mld	
35)	Aroclor 1254 (2)	0.000	0	N.D.	ng/mld	
36)	Aroclor 1254 (3)	0.000	0	N.D.	ng/mld	
37)	Aroclor 1254 (4)	0.000	0	N.D.	ng/mld	
38)	Aroclor 1254 (5)	0.000	0	N.D.	ng/mld	
39)	Aroclor 1254 (6)	0.000	0	N.D.	ng/mld	
40)	Aroclor 1254 - AVE	0.000	0	N.D.	ng/mld	
41)	Aroclor 1260 (1)	8.233	24181558	1532.139	ng/ml	
42)	Aroclor 1260 (2)	8.439	30034445	1534.426	ng/ml	
43)	Aroclor 1260 (3)	8.671	31203805	1549.947	ng/ml	✓
44)	Aroclor 1260 (4)	9.162	51214030	1654.938	ng/ml	
45)	Aroclor 1260 (5)	9.429	28580187	1596.909	ng/ml	
46)	Aroclor 1260 (6)	10.014	10934005	1584.973	ng/ml	
47)	Aroclor 1260 - AVE	0.000	0	N.D.	ng/ml	

10/28/19

Quantitation Report (QT Reviewed)

Data Path : K:\DATA\9J25014\requant\
Data File : ECD2R010.D
Signal(s) : ECD2B.CH
Acq On : 25 Oct 2019 10:05
Operator : MJB / KAK
Sample : 9J25014-CAL7
Misc :
ALS Vial : 59 Sample Multiplier: 1

Integration File: events.e
Quant Time: Oct 28 08:19:51 2019
Quant Method : L:\Methods\RECD2_QUANTPCB_191025.M
Quant Title : PCB Data Analysis
QLast Update : Fri Oct 25 14:23:20 2019
Response via : Initial Calibration
Integrator: ChemStation 6890 Scale Mode: Small noise peaks clipped

	Compound	R.T.	Response	Conc	Units
48)	Aroclor 1262 (1)	0.000	0	N.D.	ng/mld
49)	Aroclor 1262 (2)	0.000	0	N.D.	ng/mld
50)	Aroclor 1262 (3)	0.000	0	N.D.	ng/mld
51)	Aroclor 1262 (4)	0.000	0	N.D.	ng/mld
52)	Aroclor 1262 (5)	0.000	0	N.D.	ng/mld
53)	Aroclor 1262 (6)	0.000	0	N.D.	ng/mld
54)	Aroclor 1262 - AVE	0.000	0	N.D.	ng/mld
55)	Aroclor 1268 (1)	0.000	0	N.D.	ng/mld
56)	Aroclor 1268 (2)	0.000	0	N.D.	ng/mld
57)	Aroclor 1268 (3)	0.000	0	N.D.	ng/mld
58)	Aroclor 1268 (4)	0.000	0	N.D.	ng/mld
59)	Aroclor 1268 (5)	0.000	0	N.D.	ng/mld
60)	Aroclor 1268 (6)	0.000	0	N.D.	ng/mld
61)	Aroclor 1268 - AVE	0.000	0	N.D.	ng/mld

(f)=RT Delta > 1/2 Window (m)=manual int.

Quantitation Report (QT Reviewed)

Data Path : K:\DATA\9J25014\requant\
Data File : ECD2R010.D
Signal(s) : ECD2B.CH
Acq On : 25 Oct 2019 10:05
Operator : MJB / KAK
Sample : 9J25014-CAL7
Misc :
ALS Vial : 59 Sample Multiplier: 1

Integration File: events.e
Quant Time: Oct 28 08:19:51 2019
Quant Method : L:\Methods\RECD2_QUANTPCB_191025.M
Quant Title : PCB Data Analysis
QLast Update : Fri Oct 25 14:23:20 2019
Response via : Initial Calibration
Integrator: ChemStation 6890 Scale Mode: Small noise peaks clipped

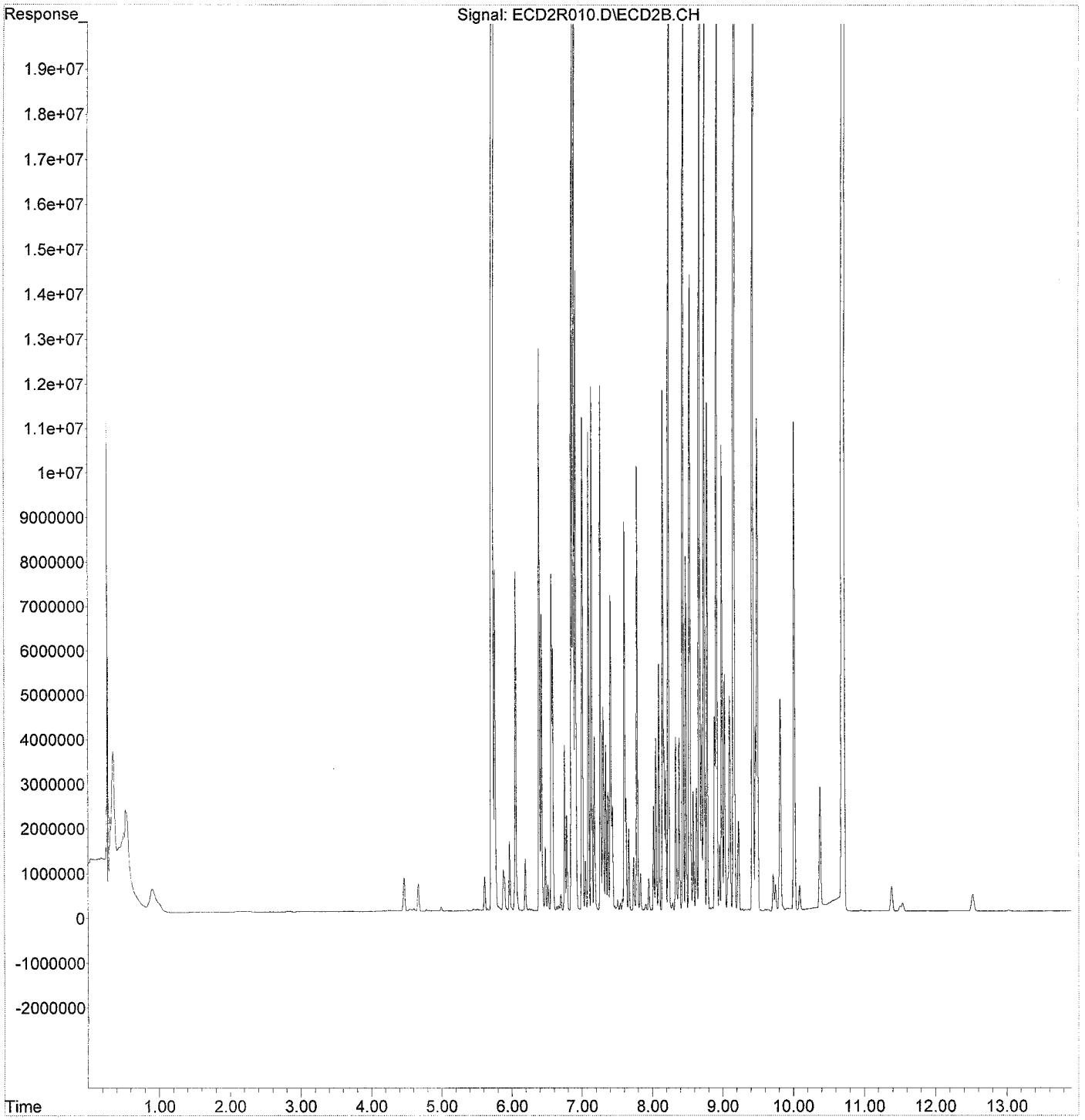

Sequence: C:\HPCHEM\2\SEQUENCE\9J25013.S

Sequence Table (Front Injector):

Method and Injection Info Part:

Line	Location	SampleName	Method	Inj	SampleType	InjVolume	DataFile
1	Vial 1	Hexane	E2A21015	1	Sample		
2	Vial 1	Hexane	E2A21015	1	Sample		
3	Vial 2	9J25013-CCV1	E2A21015	1	Sample		
4	Vial 3	9J25013-CCB1	E2A21015	1	Sample		
5	Vial 4	9101522-BLK1	E2A21015	1	Sample		
6	Vial 5	9101522-BS1	E2A21015	1	Sample		
7	Vial 6	A9J0063-17RE2	E2A21015	1	Sample		
8	Vial 1	9J25013-IBL1	E2A21015	1	Sample		
9	Vial 7	A9J0315-23	E2A21015	1	Sample		
10	Vial 1	9J25013-IBL2	E2A21015	1	Sample		
11	Vial 8	A9J0357-01	E2A21015	1	Sample		
12	Vial 1	9J25013-IBL3	E2A21015	1	Sample		
13	Vial 9	A9J0357-02	E2A21015	1	Sample		
14	Vial 1	9J25013-IBL4	E2A21015	1	Sample		
15	Vial 10	A9J0357-09	E2A21015	1	Sample		
16	Vial 1	9J25013-IBL5	E2A21015	1	Sample		
17	Vial 11	A9J0357-10	E2A21015	1	Sample		
18	Vial 1	9J25013-IBL6	E2A21015	1	Sample		
19	Vial 12	A9J0357-14	E2A21015	1	Sample		
20	Vial 1	9J25013-IBL7	E2A21015	1	Sample		
21	Vial 2	9J25013-CCV2	E2A21015	1	Sample		
22	Vial 3	9J25013-CCB2	E2A21015	1	Sample		
23	Vial 1	Hexane	E2A21015	1	Sample		

Sequence Table (Back Injector):

Method and Injection Info Part:

Line	Location	SampleName	Method	Inj	SampleType	InjVolume	DataFile
1	Vial 51	Hexane	E2A21015	1	Sample		
2	Vial 51	Hexane	E2A21015	1	Sample		
3	Vial 52	9J25014-ICB1	E2A21015	1	Sample		
4	Vial 53	9J25014-CAL1	E2A21015	1	Sample		
5	Vial 54	9J25014-CAL2	E2A21015	1	Sample		
6	Vial 55	9J25014-CAL3	E2A21015	1	Sample		
7	Vial 56	9J25014-CAL4	E2A21015	1	Sample		
8	Vial 57	9J25014-CAL5	E2A21015	1	Sample		
9	Vial 58	9J25014-CAL6	E2A21015	1	Sample		
10	Vial 59	9J25014-CAL7	E2A21015	1	Sample		
11	Vial 51	9J25014-IBL1	E2A21015	1	Sample		
12	Vial 60	9J25014-ICV1	E2A21015	1	Sample		
13	Vial 61	9J25014-CAL8	E2A21015	1	Sample		
14	Vial 62	9J25014-CAL9	E2A21015	1	Sample		
15	Vial 63	9J25014-CALA	E2A21015	1	Sample		
16	Vial 64	9J25014-CALB	E2A21015	1	Sample		
17	Vial 65	9J25014-CALC	E2A21015	1	Sample		
18	Vial 66	9J25014-CALD	E2A21015	1	Sample		
19	Vial 67	9J25014-CALE	E2A21015	1	Sample		
20	Vial 68	9J25014-ICV2	E2A21015	1	Sample		
21	Vial 69	9J25014-ICV3	E2A21015	1	Sample		
22	Vial 70	9J25014-ICV4	E2A21015	1	Sample		
23	Vial 71	9J25014-ICV5	E2A21015	1	Sample		

10/25/19

Quantitation Report (QT Reviewed)

Data Path : K:\DATA\9J25014\
Data File : ECD2R004.D
Signal(s) : ECD2B.CH
Acq On : 25 Oct 2019 8:19
Operator : MJB / KAK
Sample : 9J25014-CAL1
Misc :
ALS Vial : 53 Sample Multiplier: 1

Integration File: events.e
Quant Time: Oct 25 11:22:01 2019
Quant Method : L:\Methods\RECD2_QUANTPCB_191025.M
Quant Title : PCB Data Analysis
QLast Update : Wed Jul 17 16:14:22 2019
Response via : Initial Calibration
Integrator: ChemStation 6890 Scale Mode: Small noise peaks clipped

	Compound	R.T.	Response	Conc	Units
	System Monitoring Compounds				
1) S	TCMX (S)	5.717	2391999	9.624	ng/ml
62) S	DCBP (S)	10.698	1318659	10.532	ng/ml
	Target Compounds				
2)	Aroclor 1016 (1)	6.390	203035	26.262	ng/ml
3)	Aroclor 1016 (2)	6.879	342549	24.487	ng/ml
4)	Aroclor 1016 (3)	7.006	170044	26.412	ng/ml
5)	Aroclor 1016 (4)	7.092	177152	28.277	ng/ml
6)	Aroclor 1016 (5)	7.137	189025	27.029	ng/ml
7)	Aroclor 1016 (6)	7.262	191737	27.461	ng/ml
8)	Aroclor 1016 - AVE	0.000	0	N.D.	ng/ml
9)	Aroclor 1221 (1)	0.000	0	N.D.	ng/mld
10)	Aroclor 1221 (2)	0.000	0	N.D.	ng/mld
11)	Aroclor 1221 (3)	0.000	0	N.D.	ng/mld
12)	Aroclor 1221 - AVE	0.000	0	N.D.	ng/mld
13)	Aroclor 1232 (1)	0.000	0	N.D.	ng/mld
14)	Aroclor 1232 (2)	0.000	0	N.D.	ng/mld
15)	Aroclor 1232 (3)	0.000	0	N.D.	ng/mld
16)	Aroclor 1232 (4)	0.000	0	N.D.	ng/mld
17)	Aroclor 1232 (5)	0.000	0	N.D.	ng/mld
18)	Aroclor 1232 (6)	0.000	0	N.D.	ng/mld
19)	Aroclor 1232 - AVE	0.000	0	N.D.	ng/mld
20)	Aroclor 1242 (1)	0.000	0	N.D.	ng/mld
21)	Aroclor 1242 (2)	0.000	0	N.D.	ng/mld
22)	Aroclor 1242 (3)	0.000	0	N.D.	ng/mld
23)	Aroclor 1242 (4)	0.000	0	N.D.	ng/mld
24)	Aroclor 1242 (5)	0.000	0	N.D.	ng/mld
25)	Aroclor 1242 (6)	0.000	0	N.D.	ng/mld
26)	Aroclor 1242 - AVE	0.000	0	N.D.	ng/mld
27)	Aroclor 1248 (1)	0.000	0	N.D.	ng/mld
28)	Aroclor 1248 (2)	0.000	0	N.D.	ng/mld
29)	Aroclor 1248 (3)	0.000	0	N.D.	ng/mld
30)	Aroclor 1248 (4)	0.000	0	N.D.	ng/mld
31)	Aroclor 1248 (5)	0.000	0	N.D.	ng/mld
32)	Aroclor 1248 (6)	0.000	0	N.D.	ng/mld
33)	Aroclor 1248 - AVE	0.000	0	N.D.	ng/mld
34)	Aroclor 1254 (1)	0.000	0	N.D.	ng/mld
35)	Aroclor 1254 (2)	0.000	0	N.D.	ng/mld
36)	Aroclor 1254 (3)	0.000	0	N.D.	ng/mld
37)	Aroclor 1254 (4)	0.000	0	N.D.	ng/mld
38)	Aroclor 1254 (5)	0.000	0	N.D.	ng/mld
39)	Aroclor 1254 (6)	0.000	0	N.D.	ng/mld
40)	Aroclor 1254 - AVE	0.000	0	N.D.	ng/mld
41)	Aroclor 1260 (1)	8.232	337139	25.386	ng/ml
42)	Aroclor 1260 (2)	8.437	413345	24.782	ng/ml
43)	Aroclor 1260 (3)	8.670	418334	24.841	ng/ml
44)	Aroclor 1260 (4)	9.160	618662	23.878	ng/ml
45)	Aroclor 1260 (5)	9.427	361157	23.847	ng/ml
46)	Aroclor 1260 (6)	10.012	148612	25.385	ng/ml
47)	Aroclor 1260 - AVE	0.000	0	N.D.	ng/mld

10/25/19

Quantitation Report (QT Reviewed)

Data Path : K:\DATA\9J25014\
Data File : ECD2R004.D
Signal(s) : ECD2B.CH
Acq On : 25 Oct 2019 8:19
Operator : MJB / KAK
Sample : 9J25014-CAL1
Misc :
ALS Vial : 53 Sample Multiplier: 1

Integration File: events.e
Quant Time: Oct 25 11:22:01 2019
Quant Method : L:\Methods\RECD2_QUANTPCB_191025.M
Quant Title : PCB Data Analysis
QLast Update : Wed Jul 17 16:14:22 2019
Response via : Initial Calibration
Integrator: ChemStation 6890 Scale Mode: Small noise peaks clipped

	Compound	R.T.	Response	Conc Units
48)	Aroclor 1262 (1)	0.000	0	N.D. ng/mld
49)	Aroclor 1262 (2)	0.000	0	N.D. ng/mld
50)	Aroclor 1262 (3)	0.000	0	N.D. ng/mld
51)	Aroclor 1262 (4)	0.000	0	N.D. ng/mld
52)	Aroclor 1262 (5)	0.000	0	N.D. ng/mld
53)	Aroclor 1262 (6)	0.000	0	N.D. ng/mld
54)	Aroclor 1262 - AVE	0.000	0	N.D. ng/mld
55)	Aroclor 1268 (1)	0.000	0	N.D. ng/mld
56)	Aroclor 1268 (2)	0.000	0	N.D. ng/mld
57)	Aroclor 1268 (3)	0.000	0	N.D. ng/mld
58)	Aroclor 1268 (4)	0.000	0	N.D. ng/mld
59)	Aroclor 1268 (5)	0.000	0	N.D. ng/mld
60)	Aroclor 1268 (6)	0.000	0	N.D. ng/mld
61)	Aroclor 1268 - AVE	0.000	0	N.D. ng/mld

(f)=RT Delta > 1/2 Window (m)=manual int.

Quantitation Report (QT Reviewed)

Data Path : K:\DATA\9J25014\
Data File : ECD2R004.D
Signal(s) : ECD2B.CH
Acq On : 25 Oct 2019 8:19
Operator : MJB / KAK
Sample : 9J25014-CAL1
Misc :
ALS Vial : 53 Sample Multiplier: 1

Integration File: events.e
Quant Time: Oct 25 11:22:01 2019
Quant Method : L:\Methods\RECD2_QUANTPCB_191025.M
Quant Title : PCB Data Analysis
QLast Update : Wed Jul 17 16:14:22 2019
Response via : Initial Calibration
Integrator: ChemStation 6890 Scale Mode: Small noise peaks clipped

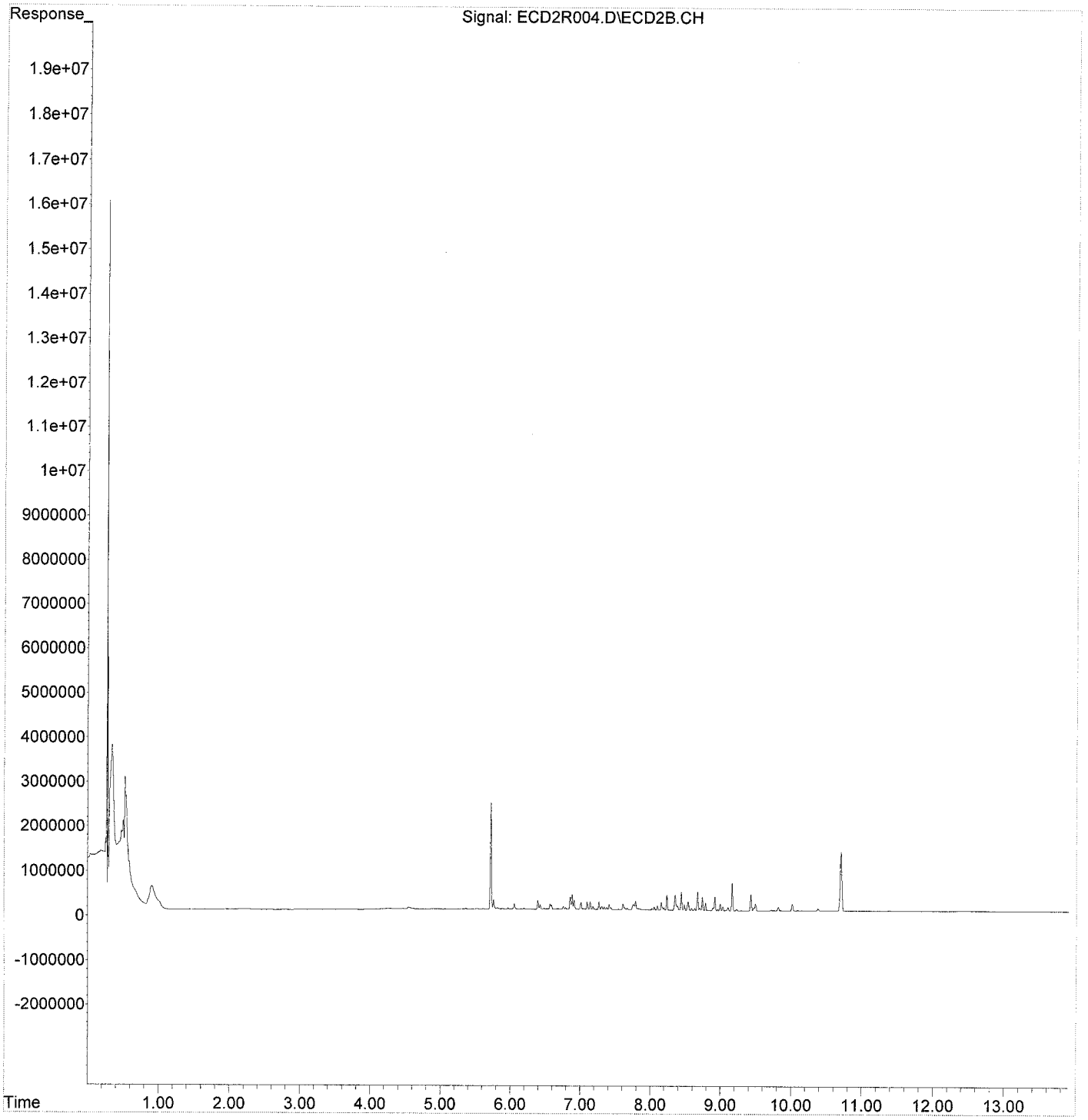

Quantitation Report (QT Reviewed)

Data Path : K:\DATA\9J25014\
Data File : ECD2R005.D
Signal(s) : ECD2B.CH
Acq On : 25 Oct 2019 8:37
Operator : MJB / KAK
Sample : 9J25014-CAL2
Misc :
ALS Vial : 54 Sample Multiplier: 1

Integration File: events.e
Quant Time: Oct 25 11:23:56 2019
Quant Method : L:\Methods\RECD2_QUANTPCB_191025.M
Quant Title : PCB Data Analysis
QLast Update : Wed Jul 17 16:14:22 2019
Response via : Initial Calibration
Integrator: ChemStation 6890 Scale Mode: Small noise peaks clipped

	Compound	R.T.	Response	Conc Units
	System Monitoring Compounds			
1) S	TCMX (S)	5.718	6329448	25.466 ng/ml
62) S	DCBP (S)	10.699	3507689	28.017 ng/ml
	Target Compounds			
2)	Aroclor 1016 (1)	6.390	493668	63.854 ng/ml
3)	Aroclor 1016 (2)	6.878	850982	60.832 ng/ml
4)	Aroclor 1016 (3)	7.005	385301	59.847 ng/ml
5)	Aroclor 1016 (4)	7.092	408863	65.263 ng/ml
6)	Aroclor 1016 (5)	7.136	456813	65.321 ng/ml
7)	Aroclor 1016 (6)	7.261	452852	64.859 ng/ml
8)	Aroclor 1016 - AVE	0.000	0	N.D. ng/ml
9)	Aroclor 1221 (1)	0.000	0	N.D. ng/mld
10)	Aroclor 1221 (2)	0.000	0	N.D. ng/mld
11)	Aroclor 1221 (3)	0.000	0	N.D. ng/mld
12)	Aroclor 1221 - AVE	0.000	0	N.D. ng/mld
13)	Aroclor 1232 (1)	0.000	0	N.D. ng/mld
14)	Aroclor 1232 (2)	0.000	0	N.D. ng/mld
15)	Aroclor 1232 (3)	0.000	0	N.D. ng/mld
16)	Aroclor 1232 (4)	0.000	0	N.D. ng/mld
17)	Aroclor 1232 (5)	0.000	0	N.D. ng/mld
18)	Aroclor 1232 (6)	0.000	0	N.D. ng/mld
19)	Aroclor 1232 - AVE	0.000	0	N.D. ng/mld
20)	Aroclor 1242 (1)	0.000	0	N.D. ng/mld
21)	Aroclor 1242 (2)	0.000	0	N.D. ng/mld
22)	Aroclor 1242 (3)	0.000	0	N.D. ng/mld
23)	Aroclor 1242 (4)	0.000	0	N.D. ng/mld
24)	Aroclor 1242 (5)	0.000	0	N.D. ng/mld
25)	Aroclor 1242 (6)	0.000	0	N.D. ng/mld
26)	Aroclor 1242 - AVE	0.000	0	N.D. ng/mld
27)	Aroclor 1248 (1)	0.000	0	N.D. ng/mld
28)	Aroclor 1248 (2)	0.000	0	N.D. ng/mld
29)	Aroclor 1248 (3)	0.000	0	N.D. ng/mld
30)	Aroclor 1248 (4)	0.000	0	N.D. ng/mld
31)	Aroclor 1248 (5)	0.000	0	N.D. ng/mld
32)	Aroclor 1248 (6)	0.000	0	N.D. ng/mld
33)	Aroclor 1248 - AVE	0.000	0	N.D. ng/mld
34)	Aroclor 1254 (1)	0.000	0	N.D. ng/mld
35)	Aroclor 1254 (2)	0.000	0	N.D. ng/mld
36)	Aroclor 1254 (3)	0.000	0	N.D. ng/mld
37)	Aroclor 1254 (4)	0.000	0	N.D. ng/mld
38)	Aroclor 1254 (5)	0.000	0	N.D. ng/mld
39)	Aroclor 1254 (6)	0.000	0	N.D. ng/mld
40)	Aroclor 1254 - AVE	0.000	0	N.D. ng/mld
41)	Aroclor 1260 (1)	8.231	824221	62.062 ng/ml
42)	Aroclor 1260 (2)	8.436	1025756	61.499 ng/ml
43)	Aroclor 1260 (3)	8.669	1053008	62.529 ng/ml
44)	Aroclor 1260 (4)	9.159	1549626	59.810 ng/ml
45)	Aroclor 1260 (5)	9.426	930309	61.427 ng/ml
46)	Aroclor 1260 (6)	10.011	375099	64.073 ng/ml
47)	Aroclor 1260 - AVE	0.000	0	N.D. ng/ml

10/25/19

Quantitation Report (QT Reviewed)

Data Path : K:\DATA\9J25014\
Data File : ECD2R005.D
Signal(s) : ECD2B.CH
Acq On : 25 Oct 2019 8:37
Operator : MJB / KAK
Sample : 9J25014-CAL2
Misc :
ALS Vial : 54 Sample Multiplier: 1

Integration File: events.e
Quant Time: Oct 25 11:23:56 2019
Quant Method : L:\Methods\RECD2_QUANTPCB_191025.M
Quant Title : PCB Data Analysis
QLast Update : Wed Jul 17 16:14:22 2019
Response via : Initial Calibration
Integrator: ChemStation 6890 Scale Mode: Small noise peaks clipped

	Compound	R.T.	Response	Conc	Units
48)	Aroclor 1262 (1)	0.000	0	N.D.	ng/mld
49)	Aroclor 1262 (2)	0.000	0	N.D.	ng/mld
50)	Aroclor 1262 (3)	0.000	0	N.D.	ng/mld
51)	Aroclor 1262 (4)	0.000	0	N.D.	ng/mld
52)	Aroclor 1262 (5)	0.000	0	N.D.	ng/mld
53)	Aroclor 1262 (6)	0.000	0	N.D.	ng/mld
54)	Aroclor 1262 - AVE	0.000	0	N.D.	ng/mld
55)	Aroclor 1268 (1)	0.000	0	N.D.	ng/mld
56)	Aroclor 1268 (2)	0.000	0	N.D.	ng/mld
57)	Aroclor 1268 (3)	0.000	0	N.D.	ng/mld
58)	Aroclor 1268 (4)	0.000	0	N.D.	ng/mld
59)	Aroclor 1268 (5)	0.000	0	N.D.	ng/mld
60)	Aroclor 1268 (6)	0.000	0	N.D.	ng/mld
61)	Aroclor 1268 - AVE	0.000	0	N.D.	ng/mld

(f)=RT Delta > 1/2 Window (m)=manual int.

Quantitation Report (QT Reviewed)

Data Path : K:\DATA\9J25014\
Data File : ECD2R005.D
Signal(s) : ECD2B.CH
Acq On : 25 Oct 2019 8:37
Operator : MJB / KAK
Sample : 9J25014-CAL2
Misc :
ALS Vial : 54 Sample Multiplier: 1

Integration File: events.e
Quant Time: Oct 25 11:23:56 2019
Quant Method : L:\Methods\RECD2_QUANTPCB_191025.M
Quant Title : PCB Data Analysis
QLast Update : Wed Jul 17 16:14:22 2019
Response via : Initial Calibration
Integrator: ChemStation 6890 Scale Mode: Small noise peaks clipped

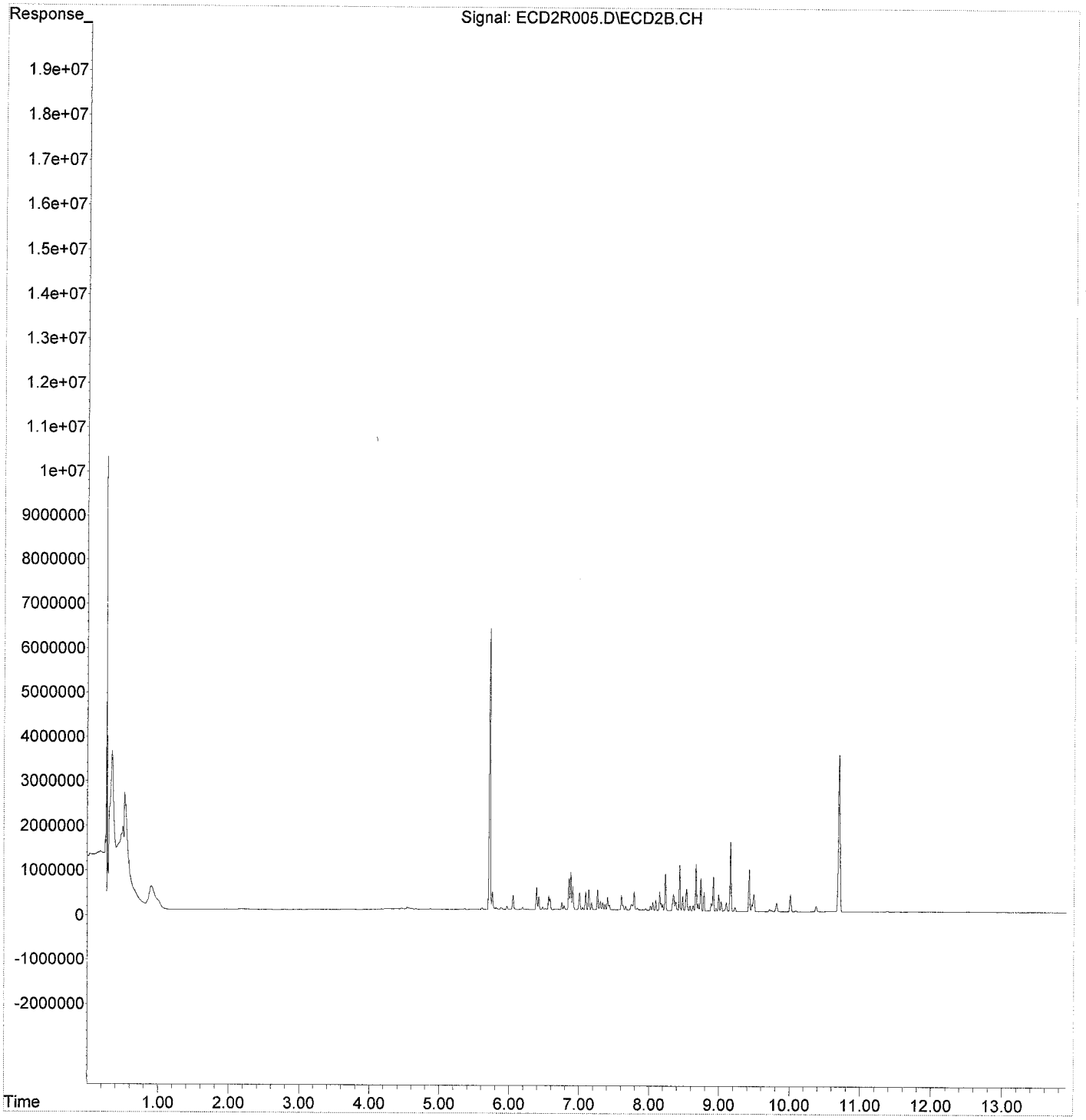

Quantitation Report (QT Reviewed)

Data Path : K:\DATA\9J25014\
Data File : ECD2R006.D
Signal(s) : ECD2B.CH
Acq On : 25 Oct 2019 8:54
Operator : MJB / KAK
Sample : 9J25014-CAL3
Misc :
ALS Vial : 55 Sample Multiplier: 1

Integration File: events.e
Quant Time: Oct 25 11:25:14 2019
Quant Method : L:\Methods\RECD2_QUANTPCB_191025.M
Quant Title : PCB Data Analysis
QLast Update : Wed Jul 17 16:14:22 2019
Response via : Initial Calibration
Integrator: ChemStation 6890 Scale Mode: Small noise peaks clipped

	Compound	R.T.	Response	Conc	Units
	System Monitoring Compounds				
1) S	TCMX (S)	5.719	12908276	51.934	ng/ml
62) S	DCBP (S)	10.700	6866760	54.846	ng/ml
	Target Compounds				
2)	Aroclor 1016 (1)	6.390	925201	119.671	ng/ml
3)	Aroclor 1016 (2)	6.879	1692274	120.970	ng/ml
4)	Aroclor 1016 (3)	7.006	755246	117.309	ng/ml
5)	Aroclor 1016 (4)	7.092	772578	123.320	ng/ml
6)	Aroclor 1016 (5)	7.137	847932	121.249	ng/ml
7)	Aroclor 1016 (6)	7.262	847087	121.323	ng/ml
8)	Aroclor 1016 - AVE	0.000	0	N.D.	ng/ml
9)	Aroclor 1221 (1)	0.000	0	N.D.	ng/mld
10)	Aroclor 1221 (2)	0.000	0	N.D.	ng/mld
11)	Aroclor 1221 (3)	0.000	0	N.D.	ng/mld
12)	Aroclor 1221 - AVE	0.000	0	N.D.	ng/mld
13)	Aroclor 1232 (1)	0.000	0	N.D.	ng/mld
14)	Aroclor 1232 (2)	0.000	0	N.D.	ng/mld
15)	Aroclor 1232 (3)	0.000	0	N.D.	ng/mld
16)	Aroclor 1232 (4)	0.000	0	N.D.	ng/mld
17)	Aroclor 1232 (5)	0.000	0	N.D.	ng/mld
18)	Aroclor 1232 (6)	0.000	0	N.D.	ng/mld
19)	Aroclor 1232 - AVE	0.000	0	N.D.	ng/mld
20)	Aroclor 1242 (1)	0.000	0	N.D.	ng/mld
21)	Aroclor 1242 (2)	0.000	0	N.D.	ng/mld
22)	Aroclor 1242 (3)	0.000	0	N.D.	ng/mld
23)	Aroclor 1242 (4)	0.000	0	N.D.	ng/mld
24)	Aroclor 1242 (5)	0.000	0	N.D.	ng/mld
25)	Aroclor 1242 (6)	0.000	0	N.D.	ng/mld
26)	Aroclor 1242 - AVE	0.000	0	N.D.	ng/mld
27)	Aroclor 1248 (1)	0.000	0	N.D.	ng/mld
28)	Aroclor 1248 (2)	0.000	0	N.D.	ng/mld
29)	Aroclor 1248 (3)	0.000	0	N.D.	ng/mld
30)	Aroclor 1248 (4)	0.000	0	N.D.	ng/mld
31)	Aroclor 1248 (5)	0.000	0	N.D.	ng/mld
32)	Aroclor 1248 (6)	0.000	0	N.D.	ng/mld
33)	Aroclor 1248 - AVE	0.000	0	N.D.	ng/mld
34)	Aroclor 1254 (1)	0.000	0	N.D.	ng/mld
35)	Aroclor 1254 (2)	0.000	0	N.D.	ng/mld
36)	Aroclor 1254 (3)	0.000	0	N.D.	ng/mld
37)	Aroclor 1254 (4)	0.000	0	N.D.	ng/mld
38)	Aroclor 1254 (5)	0.000	0	N.D.	ng/mld
39)	Aroclor 1254 (6)	0.000	0	N.D.	ng/mld
40)	Aroclor 1254 - AVE	0.000	0	N.D.	ng/mld
41)	Aroclor 1260 (1)	8.231	1567269	118.012	ng/ml
42)	Aroclor 1260 (2)	8.437	1995660	119.649	ng/ml
43)	Aroclor 1260 (3)	8.669	1985447	117.899	ng/ml
44)	Aroclor 1260 (4)	9.160	3069980	118.491	ng/ml
45)	Aroclor 1260 (5)	9.427	1747257	115.368	ng/ml
46)	Aroclor 1260 (6)	10.013	694240	118.587	ng/ml
47)	Aroclor 1260 - AVE	0.000	0	N.D.	ng/mld

10/25/19

Quantitation Report (QT Reviewed)

Data Path : K:\DATA\9J25014\
Data File : ECD2R006.D
Signal(s) : ECD2B.CH
Acq On : 25 Oct 2019 8:54
Operator : MJB / KAK
Sample : 9J25014-CAL3
Misc :
ALS Vial : 55 Sample Multiplier: 1

Integration File: events.e
Quant Time: Oct 25 11:25:14 2019
Quant Method : L:\Methods\RECD2_QUANTPCB_191025.M
Quant Title : PCB Data Analysis
QLast Update : Wed Jul 17 16:14:22 2019
Response via : Initial Calibration
Integrator: ChemStation 6890 Scale Mode: Small noise peaks clipped

	Compound	R.T.	Response	Conc	Units
48)	Aroclor 1262 (1)	0.000	0	N.D.	ng/mld
49)	Aroclor 1262 (2)	0.000	0	N.D.	ng/mld
50)	Aroclor 1262 (3)	0.000	0	N.D.	ng/mld
51)	Aroclor 1262 (4)	0.000	0	N.D.	ng/mld
52)	Aroclor 1262 (5)	0.000	0	N.D.	ng/mld
53)	Aroclor 1262 (6)	0.000	0	N.D.	ng/mld
54)	Aroclor 1262 - AVE	0.000	0	N.D.	ng/mld
55)	Aroclor 1268 (1)	0.000	0	N.D.	ng/mld
56)	Aroclor 1268 (2)	0.000	0	N.D.	ng/mld
57)	Aroclor 1268 (3)	0.000	0	N.D.	ng/mld
58)	Aroclor 1268 (4)	0.000	0	N.D.	ng/mld
59)	Aroclor 1268 (5)	0.000	0	N.D.	ng/mld
60)	Aroclor 1268 (6)	0.000	0	N.D.	ng/mld
61)	Aroclor 1268 - AVE	0.000	0	N.D.	ng/mld

(f)=RT Delta > 1/2 Window (m)=manual int.

Quantitation Report (QT Reviewed)

Data Path : K:\DATA\9J25014\
Data File : ECD2R006.D
Signal(s) : ECD2B.CH
Acq On : 25 Oct 2019 8:54
Operator : MJB / KAK
Sample : 9J25014-CAL3
Misc :
ALS Vial : 55 Sample Multiplier: 1

Integration File: events.e
Quant Time: Oct 25 11:25:14 2019
Quant Method : L:\Methods\RECD2_QUANTPCB_191025.M
Quant Title : PCB Data Analysis
QLast Update : Wed Jul 17 16:14:22 2019
Response via : Initial Calibration
Integrator: ChemStation 6890 Scale Mode: Small noise peaks clipped

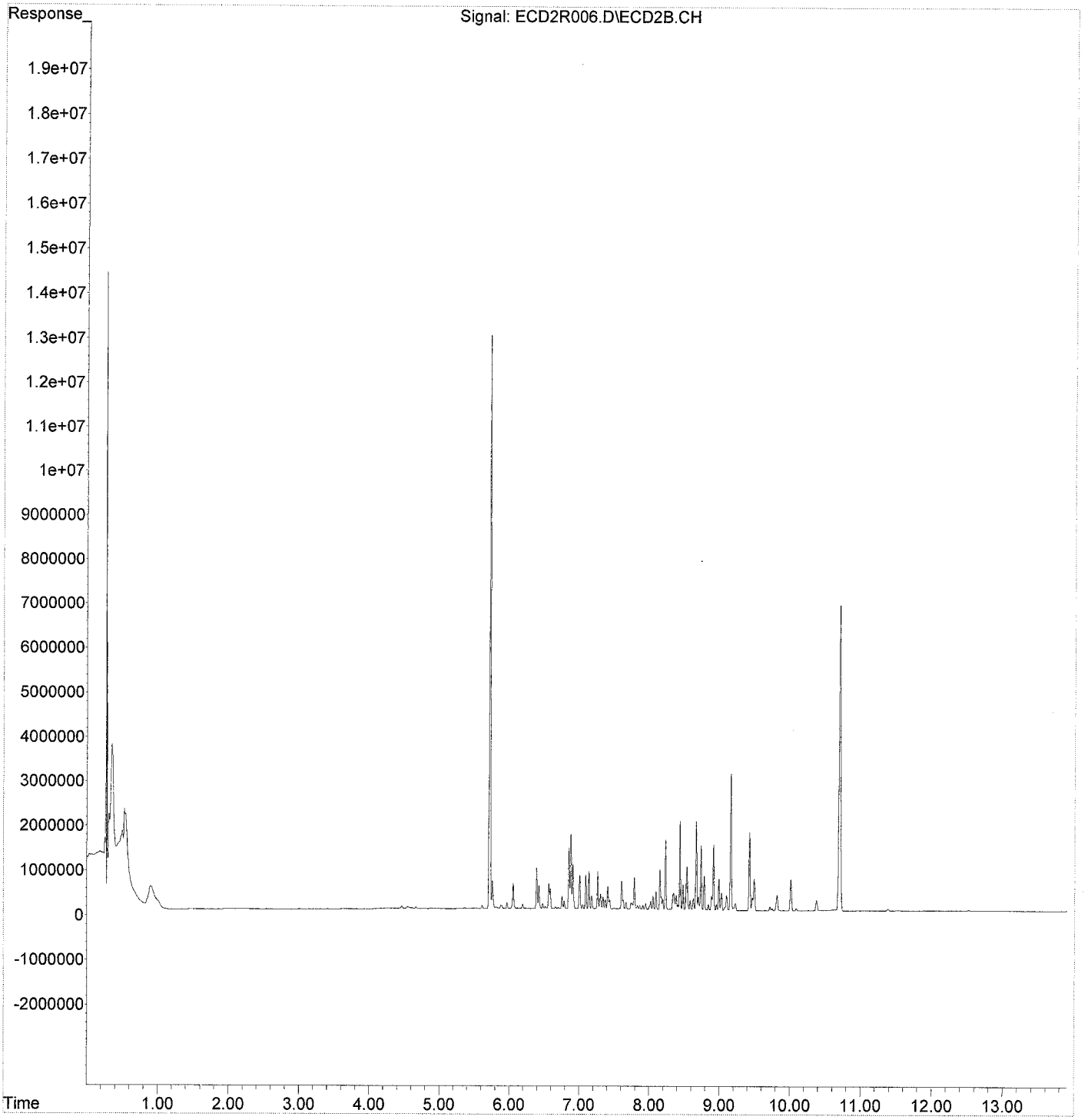

Quantitation Report (QT Reviewed)

Data Path : K:\DATA\9J25014\
Data File : ECD2R007.D
Signal(s) : ECD2B.CH
Acq On : 25 Oct 2019 9:12
Operator : MJB / KAK
Sample : 9J25014-CAL4
Misc :
ALS Vial : 56 Sample Multiplier: 1

Integration File: events.e
Quant Time: Oct 25 11:26:23 2019
Quant Method : L:\Methods\RECD2_QUANTPCB_191025.M
Quant Title : PCB Data Analysis
QLast Update : Wed Jul 17 16:14:22 2019
Response via : Initial Calibration
Integrator: ChemStation 6890 Scale Mode: Small noise peaks clipped

	Compound	R.T.	Response	Conc	Units
	System Monitoring Compounds				
1) S	TCMX (S)	5.719	25201953	101.396	ng/ml
62) S	DCBP (S)	10.701	13542694	108.169	ng/ml
	Target Compounds				
2)	Aroclor 1016 (1)	6.391	1681899	217.546	ng/ml
3)	Aroclor 1016 (2)	6.880	2950427	210.908	ng/ml
4)	Aroclor 1016 (3)	7.007	1339661	208.084	ng/ml
5)	Aroclor 1016 (4)	7.093	1371367	218.899	ng/ml
6)	Aroclor 1016 (5)	7.138	1545261	220.963	ng/ml
7)	Aroclor 1016 (6)	7.264	1488996	213.259	ng/ml
8)	Aroclor 1016 - AVE	0.000	0	N.D.	ng/ml
9)	Aroclor 1221 (1)	0.000	0	N.D.	ng/mld
10)	Aroclor 1221 (2)	0.000	0	N.D.	ng/mld
11)	Aroclor 1221 (3)	0.000	0	N.D.	ng/mld
12)	Aroclor 1221 - AVE	0.000	0	N.D.	ng/mld
13)	Aroclor 1232 (1)	0.000	0	N.D.	ng/mld
14)	Aroclor 1232 (2)	0.000	0	N.D.	ng/mld
15)	Aroclor 1232 (3)	0.000	0	N.D.	ng/mld
16)	Aroclor 1232 (4)	0.000	0	N.D.	ng/mld
17)	Aroclor 1232 (5)	0.000	0	N.D.	ng/mld
18)	Aroclor 1232 (6)	0.000	0	N.D.	ng/mld
19)	Aroclor 1232 - AVE	0.000	0	N.D.	ng/mld
20)	Aroclor 1242 (1)	0.000	0	N.D.	ng/mld
21)	Aroclor 1242 (2)	0.000	0	N.D.	ng/mld
22)	Aroclor 1242 (3)	0.000	0	N.D.	ng/mld
23)	Aroclor 1242 (4)	0.000	0	N.D.	ng/mld
24)	Aroclor 1242 (5)	0.000	0	N.D.	ng/mld
25)	Aroclor 1242 (6)	0.000	0	N.D.	ng/mld
26)	Aroclor 1242 - AVE	0.000	0	N.D.	ng/mld
27)	Aroclor 1248 (1)	0.000	0	N.D.	ng/mld
28)	Aroclor 1248 (2)	0.000	0	N.D.	ng/mld
29)	Aroclor 1248 (3)	0.000	0	N.D.	ng/mld
30)	Aroclor 1248 (4)	0.000	0	N.D.	ng/mld
31)	Aroclor 1248 (5)	0.000	0	N.D.	ng/mld
32)	Aroclor 1248 (6)	0.000	0	N.D.	ng/mld
33)	Aroclor 1248 - AVE	0.000	0	N.D.	ng/mld
34)	Aroclor 1254 (1)	0.000	0	N.D.	ng/mld
35)	Aroclor 1254 (2)	0.000	0	N.D.	ng/mld
36)	Aroclor 1254 (3)	0.000	0	N.D.	ng/mld
37)	Aroclor 1254 (4)	0.000	0	N.D.	ng/mld
38)	Aroclor 1254 (5)	0.000	0	N.D.	ng/mld
39)	Aroclor 1254 (6)	0.000	0	N.D.	ng/mld
40)	Aroclor 1254 - AVE	0.000	0	N.D.	ng/mld
41)	Aroclor 1260 (1)	8.233	2941552	221.492	ng/ml
42)	Aroclor 1260 (2)	8.439	3541866	212.352	ng/ml
43)	Aroclor 1260 (3)	8.671	3824049	227.079	ng/ml
44)	Aroclor 1260 (4)	9.161	5726786	221.034	ng/ml
45)	Aroclor 1260 (5)	9.429	3291800	217.352	ng/ml
46)	Aroclor 1260 (6)	10.014	1229444	210.009	ng/ml
47)	Aroclor 1260 - AVE	0.000	0	N.D.	ng/ml

10/25/19

Quantitation Report (QT Reviewed)

Data Path : K:\DATA\9J25014\
Data File : ECD2R007.D
Signal(s) : ECD2B.CH
Acq On : 25 Oct 2019 9:12
Operator : MJB / KAK
Sample : 9J25014-CAL4
Misc :
ALS Vial : 56 Sample Multiplier: 1

Integration File: events.e
Quant Time: Oct 25 11:26:23 2019
Quant Method : L:\Methods\RECD2_QUANTPCB_191025.M
Quant Title : PCB Data Analysis
QLast Update : Wed Jul 17 16:14:22 2019
Response via : Initial Calibration
Integrator: ChemStation 6890 Scale Mode: Small noise peaks clipped

	Compound	R.T.	Response	Conc	Units
48)	Aroclor 1262 (1)	0.000	0	N.D.	ng/mld
49)	Aroclor 1262 (2)	0.000	0	N.D.	ng/mld
50)	Aroclor 1262 (3)	0.000	0	N.D.	ng/mld
51)	Aroclor 1262 (4)	0.000	0	N.D.	ng/mld
52)	Aroclor 1262 (5)	0.000	0	N.D.	ng/mld
53)	Aroclor 1262 (6)	0.000	0	N.D.	ng/mld
54)	Aroclor 1262 - AVE	0.000	0	N.D.	ng/mld
55)	Aroclor 1268 (1)	0.000	0	N.D.	ng/mld
56)	Aroclor 1268 (2)	0.000	0	N.D.	ng/mld
57)	Aroclor 1268 (3)	0.000	0	N.D.	ng/mld
58)	Aroclor 1268 (4)	0.000	0	N.D.	ng/mld
59)	Aroclor 1268 (5)	0.000	0	N.D.	ng/mld
60)	Aroclor 1268 (6)	0.000	0	N.D.	ng/mld
61)	Aroclor 1268 - AVE	0.000	0	N.D.	ng/mld

(f)=RT Delta > 1/2 Window (m)=manual int.

Quantitation Report (QT Reviewed)

Data Path : K:\DATA\9J25014\
Data File : ECD2R007.D
Signal(s) : ECD2B.CH
Acq On : 25 Oct 2019 9:12
Operator : MJB / KAK
Sample : 9J25014-CAL4
Misc :
ALS Vial : 56 Sample Multiplier: 1

Integration File: events.e
Quant Time: Oct 25 11:26:23 2019
Quant Method : L:\Methods\RECD2_QUANTPCB_191025.M
Quant Title : PCB Data Analysis
QLast Update : Wed Jul 17 16:14:22 2019
Response via : Initial Calibration
Integrator: ChemStation 6890 Scale Mode: Small noise peaks clipped

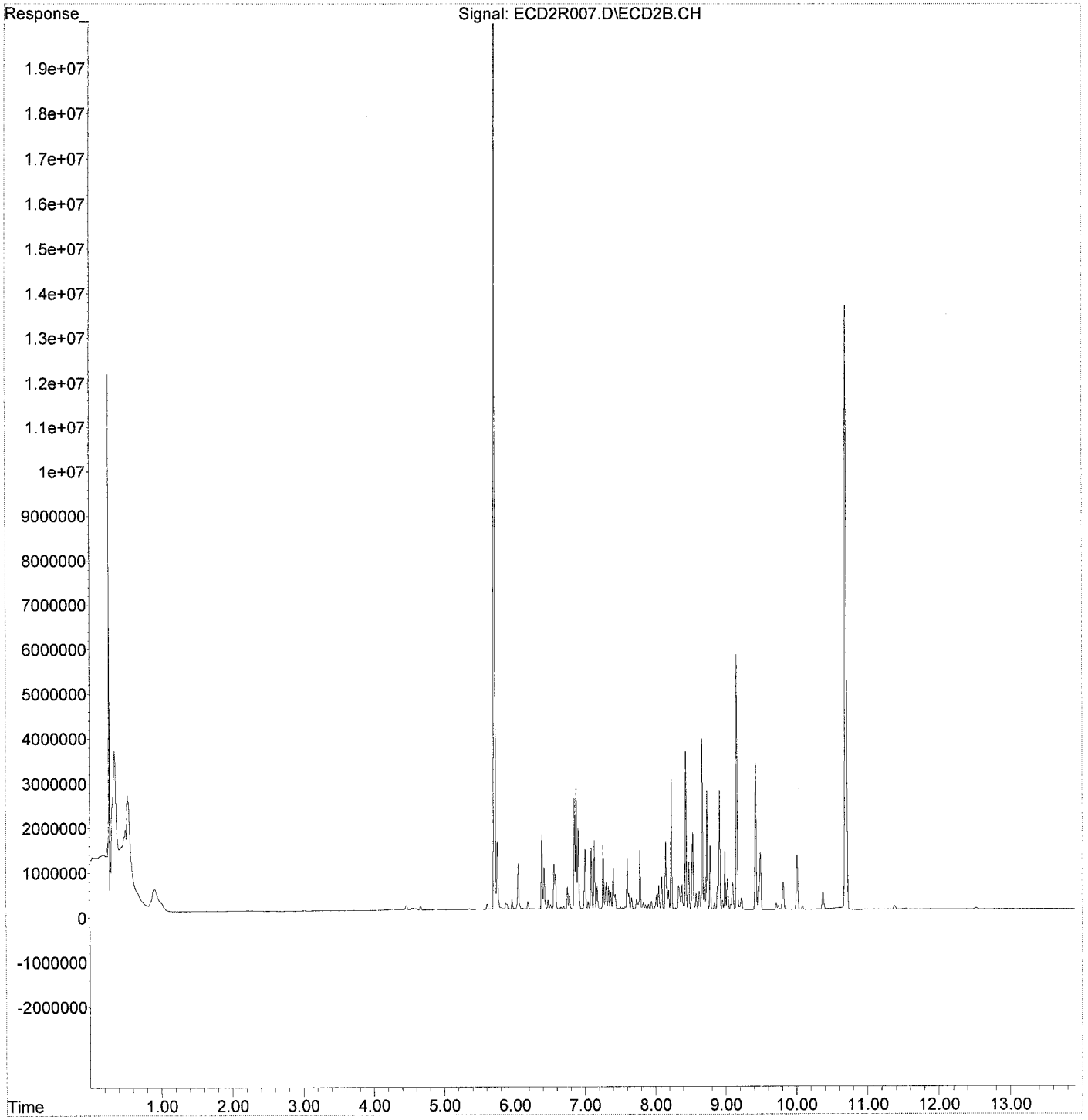

Quantitation Report (QT Reviewed)

Data Path : K:\DATA\9J25014\
Data File : ECD2R008.D
Signal(s) : ECD2B.CH
Acq On : 25 Oct 2019 9:29
Operator : MJB / KAK
Sample : 9J25014-CAL5
Misc :
ALS Vial : 57 Sample Multiplier: 1

Integration File: events.e
Quant Time: Oct 25 11:27:32 2019
Quant Method : L:\Methods\RECD2_QUANTPCB_191025.M
Quant Title : PCB Data Analysis
QLast Update : Wed Jul 17 16:14:22 2019
Response via : Initial Calibration
Integrator: ChemStation 6890 Scale Mode: Small noise peaks clipped

	Compound	R.T.	Response	Conc	Units
	System Monitoring Compounds				
1) S	TCMX (S)	5.721	74750626	300.748	ng/ml
62) S	DCBP (S)	10.702	37826419	302.129	ng/ml
	Target Compounds				
2)	Aroclor 1016 (1)	6.392	4042674	522.901	ng/ml
3)	Aroclor 1016 (2)	6.881	8040226	574.747	ng/ml
4)	Aroclor 1016 (3)	7.007	3506618	544.667	ng/ml
5)	Aroclor 1016 (4)	7.093	3443828	549.708	ng/ml
6)	Aroclor 1016 (5)	7.138	3937867	563.090	ng/ml
7)	Aroclor 1016 (6)	7.264	3952172	566.044	ng/ml
8)	Aroclor 1016 - AVE	0.000	0	N.D.	ng/ml
9)	Aroclor 1221 (1)	0.000	0	N.D.	ng/mld
10)	Aroclor 1221 (2)	0.000	0	N.D.	ng/mld
11)	Aroclor 1221 (3)	0.000	0	N.D.	ng/mld
12)	Aroclor 1221 - AVE	0.000	0	N.D.	ng/mld
13)	Aroclor 1232 (1)	0.000	0	N.D.	ng/mld
14)	Aroclor 1232 (2)	0.000	0	N.D.	ng/mld
15)	Aroclor 1232 (3)	0.000	0	N.D.	ng/mld
16)	Aroclor 1232 (4)	0.000	0	N.D.	ng/mld
17)	Aroclor 1232 (5)	0.000	0	N.D.	ng/mld
18)	Aroclor 1232 (6)	0.000	0	N.D.	ng/mld
19)	Aroclor 1232 - AVE	0.000	0	N.D.	ng/mld
20)	Aroclor 1242 (1)	0.000	0	N.D.	ng/mld
21)	Aroclor 1242 (2)	0.000	0	N.D.	ng/mld
22)	Aroclor 1242 (3)	0.000	0	N.D.	ng/mld
23)	Aroclor 1242 (4)	0.000	0	N.D.	ng/mld
24)	Aroclor 1242 (5)	0.000	0	N.D.	ng/mld
25)	Aroclor 1242 (6)	0.000	0	N.D.	ng/mld
26)	Aroclor 1242 - AVE	0.000	0	N.D.	ng/mld
27)	Aroclor 1248 (1)	0.000	0	N.D.	ng/mld
28)	Aroclor 1248 (2)	0.000	0	N.D.	ng/mld
29)	Aroclor 1248 (3)	0.000	0	N.D.	ng/mld
30)	Aroclor 1248 (4)	0.000	0	N.D.	ng/mld
31)	Aroclor 1248 (5)	0.000	0	N.D.	ng/mld
32)	Aroclor 1248 (6)	0.000	0	N.D.	ng/mld
33)	Aroclor 1248 - AVE	0.000	0	N.D.	ng/mld
34)	Aroclor 1254 (1)	0.000	0	N.D.	ng/mld
35)	Aroclor 1254 (2)	0.000	0	N.D.	ng/mld
36)	Aroclor 1254 (3)	0.000	0	N.D.	ng/mld
37)	Aroclor 1254 (4)	0.000	0	N.D.	ng/mld
38)	Aroclor 1254 (5)	0.000	0	N.D.	ng/mld
39)	Aroclor 1254 (6)	0.000	0	N.D.	ng/mld
40)	Aroclor 1254 - AVE	0.000	0	N.D.	ng/mld
41)	Aroclor 1260 (1)	8.233	7847499	590.898	ng/ml
42)	Aroclor 1260 (2)	8.439	10138697	607.863	ng/ml
43)	Aroclor 1260 (3)	8.671	10067178	597.806	ng/ml
44)	Aroclor 1260 (4)	9.161	14996364	578.808	ng/ml
45)	Aroclor 1260 (5)	9.428	8974797	592.590	ng/ml
46)	Aroclor 1260 (6)	10.013	3236527	552.851	ng/ml
47)	Aroclor 1260 - AVE	0.000	0	N.D.	ng/ml

10/25/19

Quantitation Report (QT Reviewed)

Data Path : K:\DATA\9J25014\
Data File : ECD2R008.D
Signal(s) : ECD2B.CH
Acq On : 25 Oct 2019 9:29
Operator : MJB / KAK
Sample : 9J25014-CAL5
Misc :
ALS Vial : 57 Sample Multiplier: 1

Integration File: events.e
Quant Time: Oct 25 11:27:32 2019
Quant Method : L:\Methods\RECD2_QUANTPCB_191025.M
Quant Title : PCB Data Analysis
QLast Update : Wed Jul 17 16:14:22 2019
Response via : Initial Calibration
Integrator: ChemStation 6890 Scale Mode: Small noise peaks clipped

	Compound	R.T.	Response	Conc	Units
48)	Aroclor 1262 (1)	0.000	0	N.D.	ng/mld
49)	Aroclor 1262 (2)	0.000	0	N.D.	ng/mld
50)	Aroclor 1262 (3)	0.000	0	N.D.	ng/mld
51)	Aroclor 1262 (4)	0.000	0	N.D.	ng/mld
52)	Aroclor 1262 (5)	0.000	0	N.D.	ng/mld
53)	Aroclor 1262 (6)	0.000	0	N.D.	ng/mld
54)	Aroclor 1262 - AVE	0.000	0	N.D.	ng/mld
55)	Aroclor 1268 (1)	0.000	0	N.D.	ng/mld
56)	Aroclor 1268 (2)	0.000	0	N.D.	ng/mld
57)	Aroclor 1268 (3)	0.000	0	N.D.	ng/mld
58)	Aroclor 1268 (4)	0.000	0	N.D.	ng/mld
59)	Aroclor 1268 (5)	0.000	0	N.D.	ng/mld
60)	Aroclor 1268 (6)	0.000	0	N.D.	ng/mld
61)	Aroclor 1268 - AVE	0.000	0	N.D.	ng/mld

(f)=RT Delta > 1/2 Window (m)=manual int.

Quantitation Report (QT Reviewed)

Data Path : K:\DATA\9J25014\
Data File : ECD2R008.D
Signal(s) : ECD2B.CH
Acq On : 25 Oct 2019 9:29
Operator : MJB / KAK
Sample : 9J25014-CAL5
Misc :
ALS Vial : 57 Sample Multiplier: 1

Integration File: events.e
Quant Time: Oct 25 11:27:32 2019
Quant Method : L:\Methods\RECD2_QUANTPCB_191025.M
Quant Title : PCB Data Analysis
QLast Update : Wed Jul 17 16:14:22 2019
Response via : Initial Calibration
Integrator: ChemStation 6890 Scale Mode: Small noise peaks clipped

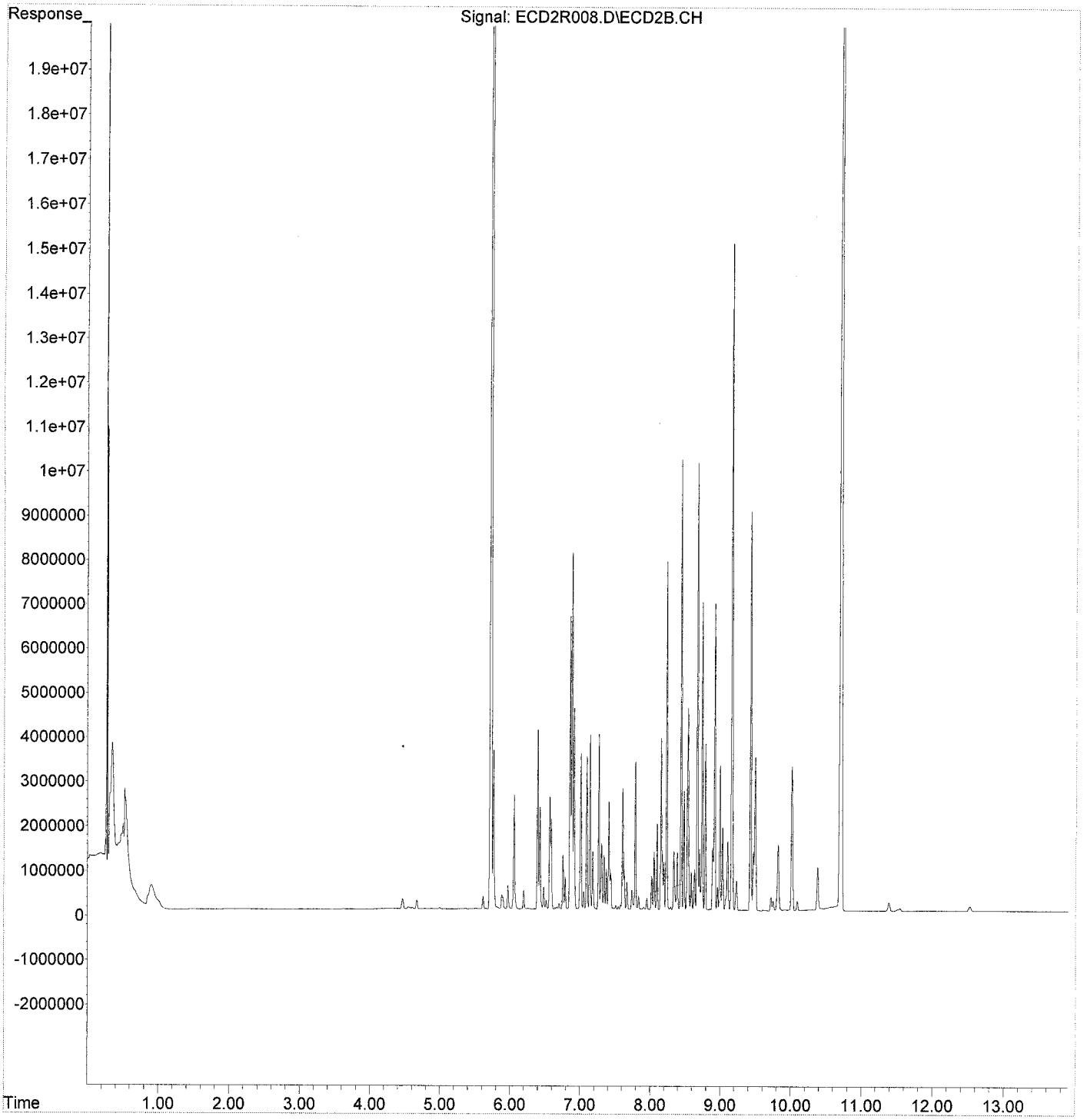

Quantitation Report (QT Reviewed)

Data Path : K:\DATA\9J25014\
Data File : ECD2R009.D
Signal(s) : ECD2B.CH
Acq On : 25 Oct 2019 9:47
Operator : MJB / KAK
Sample : 9J25014-CAL6
Misc :
ALS Vial : 58 Sample Multiplier: 1

Integration File: events.e
Quant Time: Oct 25 11:28:44 2019
Quant Method : L:\Methods\RECD2_QUANTPCB_191025.M
Quant Title : PCB Data Analysis
QLast Update : Wed Jul 17 16:14:22 2019
Response via : Initial Calibration
Integrator: ChemStation 6890 Scale Mode: Small noise peaks clipped

	Compound	R.T.	Response	Conc	Units
	System Monitoring Compounds				
1) S	TCMX (S)	5.722	141150367	567.897	ng/ml
62) S	DCBP (S)	10.703	75851805	605.847	ng/ml
	Target Compounds				
2)	Aroclor 1016 (1)	6.391	8009226	1035.957	ng/ml
3)	Aroclor 1016 (2)	6.880	15600018	1115.151	ng/ml
4)	Aroclor 1016 (3)	7.006	6715654	1043.112	ng/ml
5)	Aroclor 1016 (4)	7.092	6545978	1044.877	ng/ml
6)	Aroclor 1016 (5)	7.138	7260053	1038.141	ng/ml
7)	Aroclor 1016 (6)	7.263	7304270	1046.143	ng/ml
8)	Aroclor 1016 - AVE	0.000	0	N.D.	ng/ml
9)	Aroclor 1221 (1)	0.000	0	N.D.	ng/mld
10)	Aroclor 1221 (2)	0.000	0	N.D.	ng/mld
11)	Aroclor 1221 (3)	0.000	0	N.D.	ng/mld
12)	Aroclor 1221 - AVE	0.000	0	N.D.	ng/mld
13)	Aroclor 1232 (1)	0.000	0	N.D.	ng/mld
14)	Aroclor 1232 (2)	0.000	0	N.D.	ng/mld
15)	Aroclor 1232 (3)	0.000	0	N.D.	ng/mld
16)	Aroclor 1232 (4)	0.000	0	N.D.	ng/mld
17)	Aroclor 1232 (5)	0.000	0	N.D.	ng/mld
18)	Aroclor 1232 (6)	0.000	0	N.D.	ng/mld
19)	Aroclor 1232 - AVE	0.000	0	N.D.	ng/mld
20)	Aroclor 1242 (1)	0.000	0	N.D.	ng/mld
21)	Aroclor 1242 (2)	0.000	0	N.D.	ng/mld
22)	Aroclor 1242 (3)	0.000	0	N.D.	ng/mld
23)	Aroclor 1242 (4)	0.000	0	N.D.	ng/mld
24)	Aroclor 1242 (5)	0.000	0	N.D.	ng/mld
25)	Aroclor 1242 (6)	0.000	0	N.D.	ng/mld
26)	Aroclor 1242 - AVE	0.000	0	N.D.	ng/mld
27)	Aroclor 1248 (1)	0.000	0	N.D.	ng/mld
28)	Aroclor 1248 (2)	0.000	0	N.D.	ng/mld
29)	Aroclor 1248 (3)	0.000	0	N.D.	ng/mld
30)	Aroclor 1248 (4)	0.000	0	N.D.	ng/mld
31)	Aroclor 1248 (5)	0.000	0	N.D.	ng/mld
32)	Aroclor 1248 (6)	0.000	0	N.D.	ng/mld
33)	Aroclor 1248 - AVE	0.000	0	N.D.	ng/mld
34)	Aroclor 1254 (1)	0.000	0	N.D.	ng/mld
35)	Aroclor 1254 (2)	0.000	0	N.D.	ng/mld
36)	Aroclor 1254 (3)	0.000	0	N.D.	ng/mld
37)	Aroclor 1254 (4)	0.000	0	N.D.	ng/mld
38)	Aroclor 1254 (5)	0.000	0	N.D.	ng/mld
39)	Aroclor 1254 (6)	0.000	0	N.D.	ng/mld
40)	Aroclor 1254 - AVE	0.000	0	N.D.	ng/mld
41)	Aroclor 1260 (1)	8.233	14942236	1125.115	ng/ml
42)	Aroclor 1260 (2)	8.439	17867440	1071.238	ng/ml
43)	Aroclor 1260 (3)	8.671	19036703	1130.432	ng/ml
44)	Aroclor 1260 (4)	9.162	31228514	1205.313	ng/ml
45)	Aroclor 1260 (5)	9.429	17681701	1167.492	ng/ml
46)	Aroclor 1260 (6)	10.013	6505242	1111.200	ng/ml
47)	Aroclor 1260 - AVE	0.000	0	N.D.	ng/mld

10/25/19

Quantitation Report (QT Reviewed)

Data Path : K:\DATA\9J25014\
Data File : ECD2R009.D
Signal(s) : ECD2B.CH
Acq On : 25 Oct 2019 9:47
Operator : MJB / KAK
Sample : 9J25014-CAL6
Misc :
ALS Vial : 58 Sample Multiplier: 1

Integration File: events.e
Quant Time: Oct 25 11:28:44 2019
Quant Method : L:\Methods\RECD2_QUANTPCB_191025.M
Quant Title : PCB Data Analysis
QLast Update : Wed Jul 17 16:14:22 2019
Response via : Initial Calibration
Integrator: ChemStation 6890 Scale Mode: Small noise peaks clipped

	Compound	R.T.	Response	Conc	Units
48)	Aroclor 1262 (1)	0.000	0	N.D.	ng/mld
49)	Aroclor 1262 (2)	0.000	0	N.D.	ng/mld
50)	Aroclor 1262 (3)	0.000	0	N.D.	ng/mld
51)	Aroclor 1262 (4)	0.000	0	N.D.	ng/mld
52)	Aroclor 1262 (5)	0.000	0	N.D.	ng/mld
53)	Aroclor 1262 (6)	0.000	0	N.D.	ng/mld
54)	Aroclor 1262 - AVE	0.000	0	N.D.	ng/mld
55)	Aroclor 1268 (1)	0.000	0	N.D.	ng/mld
56)	Aroclor 1268 (2)	0.000	0	N.D.	ng/mld
57)	Aroclor 1268 (3)	0.000	0	N.D.	ng/mld
58)	Aroclor 1268 (4)	0.000	0	N.D.	ng/mld
59)	Aroclor 1268 (5)	0.000	0	N.D.	ng/mld
60)	Aroclor 1268 (6)	0.000	0	N.D.	ng/mld
61)	Aroclor 1268 - AVE	0.000	0	N.D.	ng/mld

(f)=RT Delta > 1/2 Window (m)=manual int.

Quantitation Report (QT Reviewed)

Data Path : K:\DATA\9J25014\
Data File : ECD2R009.D
Signal(s) : ECD2B.CH
Acq On : 25 Oct 2019 9:47
Operator : MJB / KAK
Sample : 9J25014-CAL6
Misc :
ALS Vial : 58 Sample Multiplier: 1

Integration File: events.e
Quant Time: Oct 25 11:28:44 2019
Quant Method : L:\Methods\RECD2_QUANTPCB_191025.M
Quant Title : PCB Data Analysis
QLast Update : Wed Jul 17 16:14:22 2019
Response via : Initial Calibration
Integrator: ChemStation 6890 Scale Mode: Small noise peaks clipped

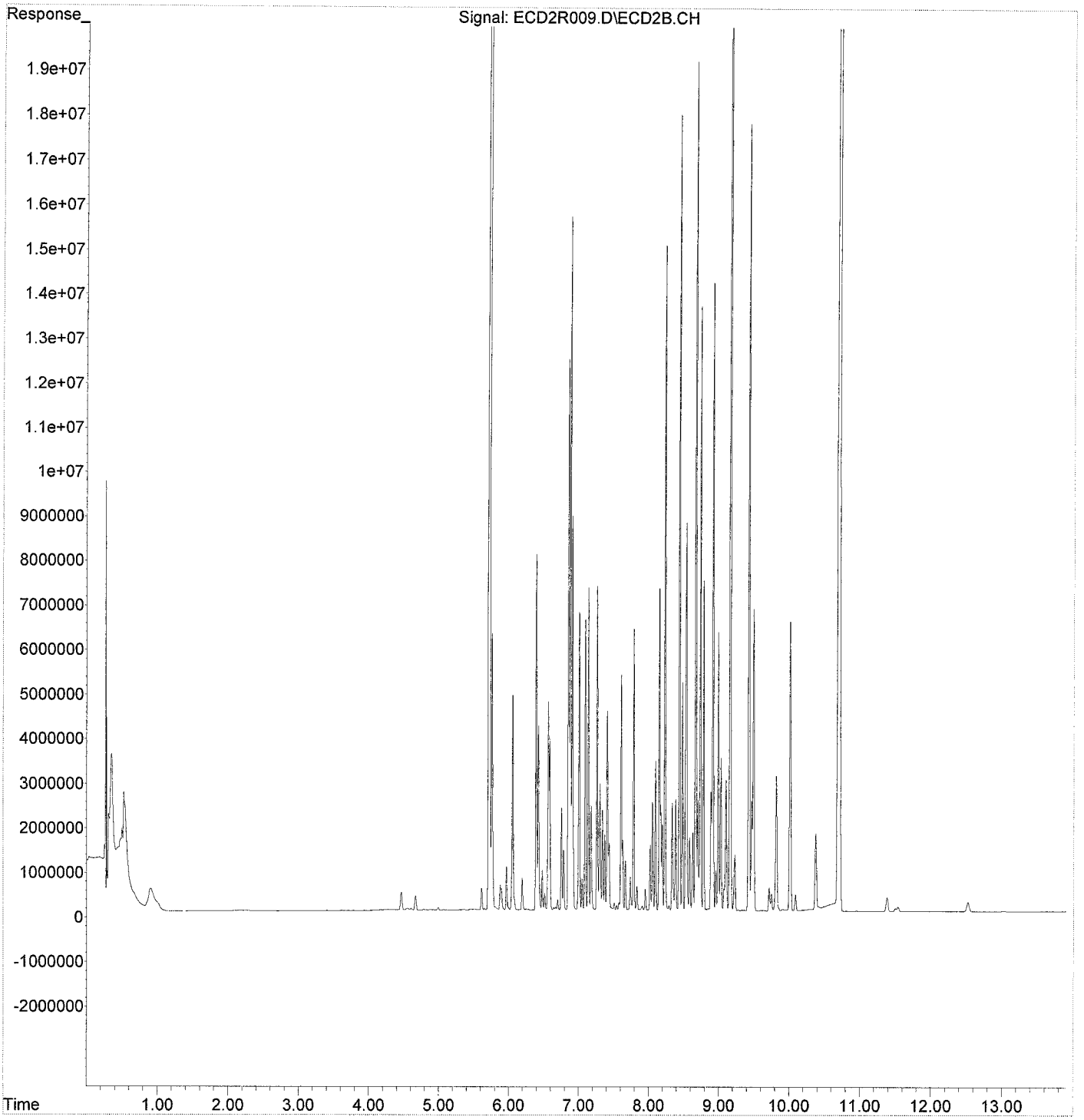

Quantitation Report (QT Reviewed)

Data Path : K:\DATA\9J25014\
Data File : ECD2R010.D
Signal(s) : ECD2B.CH
Acq On : 25 Oct 2019 10:05
Operator : MJB / KAK
Sample : 9J25014-CAL7
Misc :
ALS Vial : 59 Sample Multiplier: 1

Integration File: events.e
Quant Time: Oct 25 11:30:01 2019
Quant Method : L:\Methods\RECD2_QUANTPCB_191025.M
Quant Title : PCB Data Analysis
QLast Update : Wed Jul 17 16:14:22 2019
Response via : Initial Calibration
Integrator: ChemStation 6890 Scale Mode: Small noise peaks clipped

	Compound	R.T.	Response	Conc	Units
	System Monitoring Compounds				
1) S	TCMX (S)	5.728	201965239	812.576	ng/ml
62) S	DCBP (S)	10.704	143670457	1147.530	ng/ml
	Target Compounds				
2)	Aroclor 1016 (1)	6.392	12600734	1629.847	ng/ml
3)	Aroclor 1016 (2)	6.881	25560677	1827.179	ng/ml
4)	Aroclor 1016 (3)	7.007	11059481	1717.819	ng/ml
5)	Aroclor 1016 (4)	7.094	10725098	1711.953	ng/ml
6)	Aroclor 1016 (5)	7.138	11742812	1679.148	ng/ml
7)	Aroclor 1016 (6)	7.264	11773868	1686.295	ng/ml
8)	Aroclor 1016 - AVE	0.000	0	N.D.	ng/ml
9)	Aroclor 1221 (1)	0.000	0	N.D.	ng/mld
10)	Aroclor 1221 (2)	0.000	0	N.D.	ng/mld
11)	Aroclor 1221 (3)	0.000	0	N.D.	ng/mld
12)	Aroclor 1221 - AVE	0.000	0	N.D.	ng/mld
13)	Aroclor 1232 (1)	0.000	0	N.D.	ng/mld
14)	Aroclor 1232 (2)	0.000	0	N.D.	ng/mld
15)	Aroclor 1232 (3)	0.000	0	N.D.	ng/mld
16)	Aroclor 1232 (4)	0.000	0	N.D.	ng/mld
17)	Aroclor 1232 (5)	0.000	0	N.D.	ng/mld
18)	Aroclor 1232 (6)	0.000	0	N.D.	ng/mld
19)	Aroclor 1232 - AVE	0.000	0	N.D.	ng/mld
20)	Aroclor 1242 (1)	0.000	0	N.D.	ng/mld
21)	Aroclor 1242 (2)	0.000	0	N.D.	ng/mld
22)	Aroclor 1242 (3)	0.000	0	N.D.	ng/mld
23)	Aroclor 1242 (4)	0.000	0	N.D.	ng/mld
24)	Aroclor 1242 (5)	0.000	0	N.D.	ng/mld
25)	Aroclor 1242 (6)	0.000	0	N.D.	ng/mld
26)	Aroclor 1242 - AVE	0.000	0	N.D.	ng/mld
27)	Aroclor 1248 (1)	0.000	0	N.D.	ng/mld
28)	Aroclor 1248 (2)	0.000	0	N.D.	ng/mld
29)	Aroclor 1248 (3)	0.000	0	N.D.	ng/mld
30)	Aroclor 1248 (4)	0.000	0	N.D.	ng/mld
31)	Aroclor 1248 (5)	0.000	0	N.D.	ng/mld
32)	Aroclor 1248 (6)	0.000	0	N.D.	ng/mld
33)	Aroclor 1248 - AVE	0.000	0	N.D.	ng/mld
34)	Aroclor 1254 (1)	0.000	0	N.D.	ng/mld
35)	Aroclor 1254 (2)	0.000	0	N.D.	ng/mld
36)	Aroclor 1254 (3)	0.000	0	N.D.	ng/mld
37)	Aroclor 1254 (4)	0.000	0	N.D.	ng/mld
38)	Aroclor 1254 (5)	0.000	0	N.D.	ng/mld
39)	Aroclor 1254 (6)	0.000	0	N.D.	ng/mld
40)	Aroclor 1254 - AVE	0.000	0	N.D.	ng/mld
41)	Aroclor 1260 (1)	8.233	24181558	1820.815	ng/ml
42)	Aroclor 1260 (2)	8.439	30034445	1800.708	ng/ml
43)	Aroclor 1260 (3)	8.671	31203805	1852.936	ng/ml
44)	Aroclor 1260 (4)	9.162	51214030	1976.685	ng/ml
45)	Aroclor 1260 (5)	9.429	28580187	1887.100	ng/ml
46)	Aroclor 1260 (6)	10.014	10934005	1867.704	ng/ml
47)	Aroclor 1260 - AVE	0.000	0	N.D.	ng/mld

10/25/19

Quantitation Report (QT Reviewed)

Data Path : K:\DATA\9J25014\
Data File : ECD2R010.D
Signal(s) : ECD2B.CH
Acq On : 25 Oct 2019 10:05
Operator : MJB / KAK
Sample : 9J25014-CAL7
Misc :
ALS Vial : 59 Sample Multiplier: 1

Integration File: events.e
Quant Time: Oct 25 11:30:01 2019
Quant Method : L:\Methods\RECD2_QUANTPCB_191025.M
Quant Title : PCB Data Analysis
QLast Update : Wed Jul 17 16:14:22 2019
Response via : Initial Calibration
Integrator: ChemStation 6890 Scale Mode: Small noise peaks clipped

	Compound	R.T.	Response	Conc Units
48)	Aroclor 1262 (1)	0.000	0	N.D. ng/mld
49)	Aroclor 1262 (2)	0.000	0	N.D. ng/mld
50)	Aroclor 1262 (3)	0.000	0	N.D. ng/mld
51)	Aroclor 1262 (4)	0.000	0	N.D. ng/mld
52)	Aroclor 1262 (5)	0.000	0	N.D. ng/mld
53)	Aroclor 1262 (6)	0.000	0	N.D. ng/mld
54)	Aroclor 1262 - AVE	0.000	0	N.D. ng/mld
55)	Aroclor 1268 (1)	0.000	0	N.D. ng/mld
56)	Aroclor 1268 (2)	0.000	0	N.D. ng/mld
57)	Aroclor 1268 (3)	0.000	0	N.D. ng/mld
58)	Aroclor 1268 (4)	0.000	0	N.D. ng/mld
59)	Aroclor 1268 (5)	0.000	0	N.D. ng/mld
60)	Aroclor 1268 (6)	0.000	0	N.D. ng/mld
61)	Aroclor 1268 - AVE	0.000	0	N.D. ng/mld

(f)=RT Delta > 1/2 Window (m)=manual int.

Quantitation Report (QT Reviewed)

Data Path : K:\DATA\9J25014\
Data File : ECD2R010.D
Signal(s) : ECD2B.CH
Acq On : 25 Oct 2019 10:05
Operator : MJB / KAK
Sample : 9J25014-CAL7
Misc :
ALS Vial : 59 Sample Multiplier: 1

Integration File: events.e
Quant Time: Oct 25 11:30:01 2019
Quant Method : L:\Methods\RECD2_QUANTPCB_191025.M
Quant Title : PCB Data Analysis
QLast Update : Wed Jul 17 16:14:22 2019
Response via : Initial Calibration
Integrator: ChemStation 6890 Scale Mode: Small noise peaks clipped

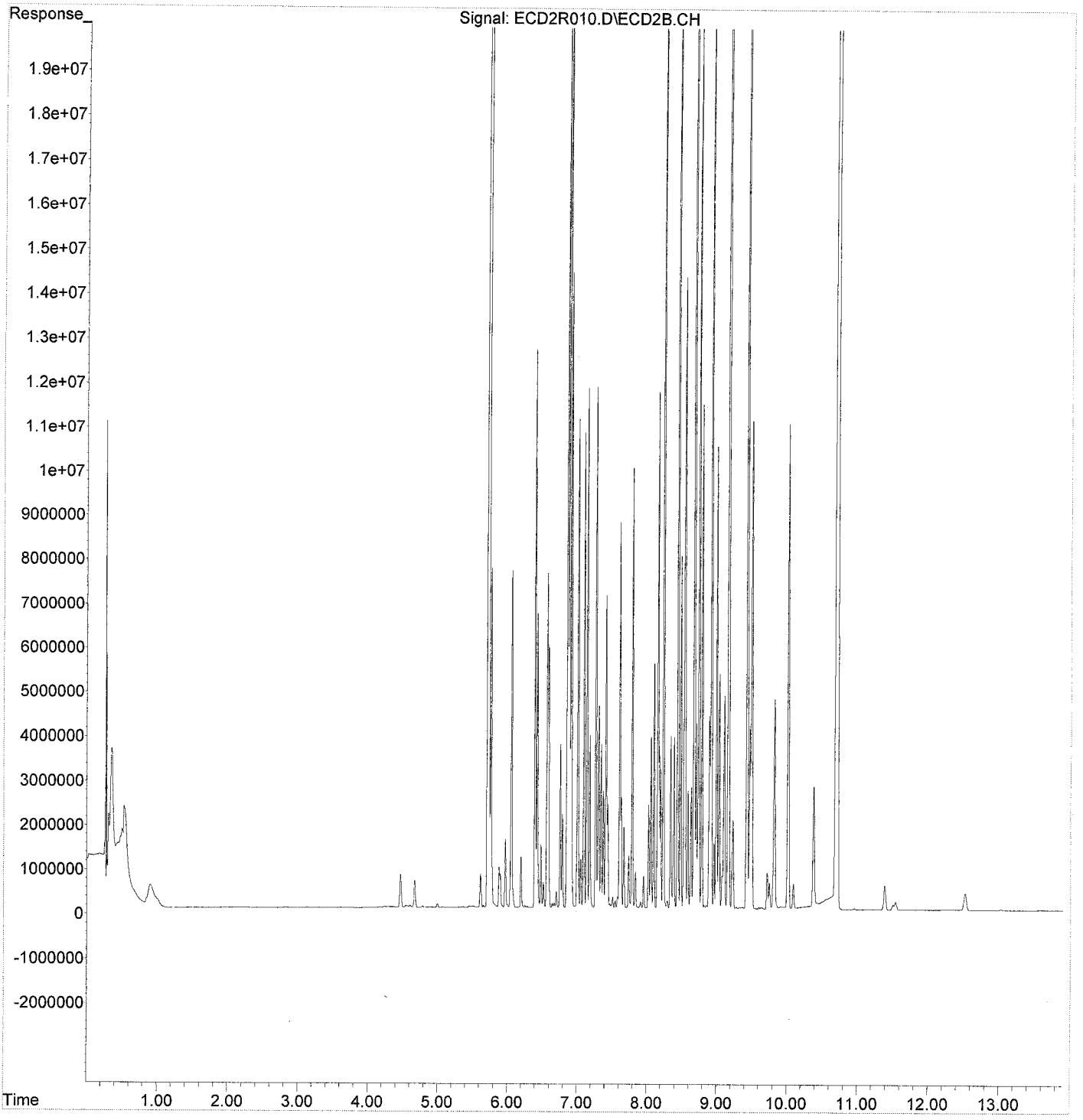

Quantitation Report (QT Reviewed)

Data Path : K:\DATA\9J25014\
Data File : ECD2R013.D
Signal(s) : ECD2B.CH
Acq On : 25 Oct 2019 10:58
Operator : MJB / KAK
Sample : 9J25014-CAL8
Misc :
ALS Vial : 61 Sample Multiplier: 1

Integration File: events.e
Quant Time: Oct 25 12:50:36 2019
Quant Method : L:\Methods\RECD2_QUANTPCB_191025.M
Quant Title : PCB Data Analysis
QLast Update : Fri Oct 25 12:50:30 2019
Response via : Initial Calibration
Integrator: ChemStation 6890 Scale Mode: Small noise peaks clipped

	Compound	R.T.	Response	Conc	Units
	System Monitoring Compounds				
1) S	TCMX (S)	0.000	0	N.D.	ng/mld
62) S	DCBP (S)	0.000	0	N.D.	ng/mld
	Target Compounds				
2)	Aroclor 1016 (1)	0.000	0	N.D.	ng/mld
3)	Aroclor 1016 (2)	0.000	0	N.D.	ng/mld
4)	Aroclor 1016 (3)	0.000	0	N.D.	ng/mld
5)	Aroclor 1016 (4)	0.000	0	N.D.	ng/mld
6)	Aroclor 1016 (5)	0.000	0	N.D.	ng/mld
7)	Aroclor 1016 (6)	0.000	0	N.D.	ng/mld
8)	Aroclor 1016 - AVE	0.000	0	N.D.	ng/mld
9)	Aroclor 1221 (1)	5.896	1071927	541.278	ng/ml
10)	Aroclor 1221 (2)	5.967	1093000	544.283	ng/ml
11)	Aroclor 1221 (3)	6.055	3537396	527.577	ng/ml
12)	Aroclor 1221 - AVE	0.000	0	N.D.	ng/ml
13)	Aroclor 1232 (1)	0.000	0	N.D.	ng/mld
14)	Aroclor 1232 (2)	0.000	0	N.D.	ng/mld
15)	Aroclor 1232 (3)	0.000	0	N.D.	ng/mld
16)	Aroclor 1232 (4)	0.000	0	N.D.	ng/mld
17)	Aroclor 1232 (5)	0.000	0	N.D.	ng/mld
18)	Aroclor 1232 (6)	0.000	0	N.D.	ng/mld
19)	Aroclor 1232 - AVE	0.000	0	N.D.	ng/mld
20)	Aroclor 1242 (1)	0.000	0	N.D.	ng/mld
21)	Aroclor 1242 (2)	0.000	0	N.D.	ng/mld
22)	Aroclor 1242 (3)	0.000	0	N.D.	ng/mld
23)	Aroclor 1242 (4)	0.000	0	N.D.	ng/mld
24)	Aroclor 1242 (5)	0.000	0	N.D.	ng/mld
25)	Aroclor 1242 (6)	0.000	0	N.D.	ng/mld
26)	Aroclor 1242 - AVE	0.000	0	N.D.	ng/mld
27)	Aroclor 1248 (1)	0.000	0	N.D.	ng/mld
28)	Aroclor 1248 (2)	0.000	0	N.D.	ng/mld
29)	Aroclor 1248 (3)	0.000	0	N.D.	ng/mld
30)	Aroclor 1248 (4)	0.000	0	N.D.	ng/mld
31)	Aroclor 1248 (5)	0.000	0	N.D.	ng/mld
32)	Aroclor 1248 (6)	0.000	0	N.D.	ng/mld
33)	Aroclor 1248 - AVE	0.000	0	N.D.	ng/mld
34)	Aroclor 1254 (1)	0.000	0	N.D.	ng/mld
35)	Aroclor 1254 (2)	0.000	0	N.D.	ng/mld
36)	Aroclor 1254 (3)	0.000	0	N.D.	ng/mld
37)	Aroclor 1254 (4)	0.000	0	N.D.	ng/mld
38)	Aroclor 1254 (5)	0.000	0	N.D.	ng/mld
39)	Aroclor 1254 (6)	0.000	0	N.D.	ng/mld
40)	Aroclor 1254 - AVE	0.000	0	N.D.	ng/mld
41)	Aroclor 1260 (1)	0.000	0	N.D.	ng/mld
42)	Aroclor 1260 (2)	0.000	0	N.D.	ng/mld
43)	Aroclor 1260 (3)	0.000	0	N.D.	ng/mld
44)	Aroclor 1260 (4)	0.000	0	N.D.	ng/mld
45)	Aroclor 1260 (5)	0.000	0	N.D.	ng/mld
46)	Aroclor 1260 (6)	0.000	0	N.D.	ng/mld
47)	Aroclor 1260 - AVE	0.000	0	N.D.	ng/mld

10/25/19

Quantitation Report (QT Reviewed)

Data Path : K:\DATA\9J25014\
Data File : ECD2R013.D
Signal(s) : ECD2B.CH
Acq On : 25 Oct 2019 10:58
Operator : MJB / KAK
Sample : 9J25014-CAL8
Misc :
ALS Vial : 61 Sample Multiplier: 1

Integration File: events.e
Quant Time: Oct 25 12:50:36 2019
Quant Method : L:\Methods\RECD2_QUANTPCB_191025.M
Quant Title : PCB Data Analysis
QLast Update : Fri Oct 25 12:50:30 2019
Response via : Initial Calibration
Integrator: ChemStation 6890 Scale Mode: Small noise peaks clipped

	Compound	R.T.	Response	Conc Units
48)	Aroclor 1262 (1)	0.000	0	N.D. ng/mld
49)	Aroclor 1262 (2)	0.000	0	N.D. ng/mld
50)	Aroclor 1262 (3)	0.000	0	N.D. ng/mld
51)	Aroclor 1262 (4)	0.000	0	N.D. ng/mld
52)	Aroclor 1262 (5)	0.000	0	N.D. ng/mld
53)	Aroclor 1262 (6)	0.000	0	N.D. ng/mld
54)	Aroclor 1262 - AVE	0.000	0	N.D. ng/mld
55)	Aroclor 1268 (1)	0.000	0	N.D. ng/mld
56)	Aroclor 1268 (2)	0.000	0	N.D. ng/mld
57)	Aroclor 1268 (3)	0.000	0	N.D. ng/mld
58)	Aroclor 1268 (4)	0.000	0	N.D. ng/mld
59)	Aroclor 1268 (5)	0.000	0	N.D. ng/mld
60)	Aroclor 1268 (6)	0.000	0	N.D. ng/mld
61)	Aroclor 1268 - AVE	0.000	0	N.D. ng/mld

(f)=RT Delta > 1/2 Window (m)=manual int.

Quantitation Report (QT Reviewed)

Data Path : K:\DATA\9J25014\
Data File : ECD2R013.D
Signal(s) : ECD2B.CH
Acq On : 25 Oct 2019 10:58
Operator : MJB / KAK
Sample : 9J25014-CAL8
Misc :
ALS Vial : 61 Sample Multiplier: 1

Integration File: events.e
Quant Time: Oct 25 12:50:36 2019
Quant Method : L:\Methods\RECD2_QUANTPCB_191025.M
Quant Title : PCB Data Analysis
QLast Update : Fri Oct 25 12:50:30 2019
Response via : Initial Calibration
Integrator: ChemStation 6890 Scale Mode: Small noise peaks clipped

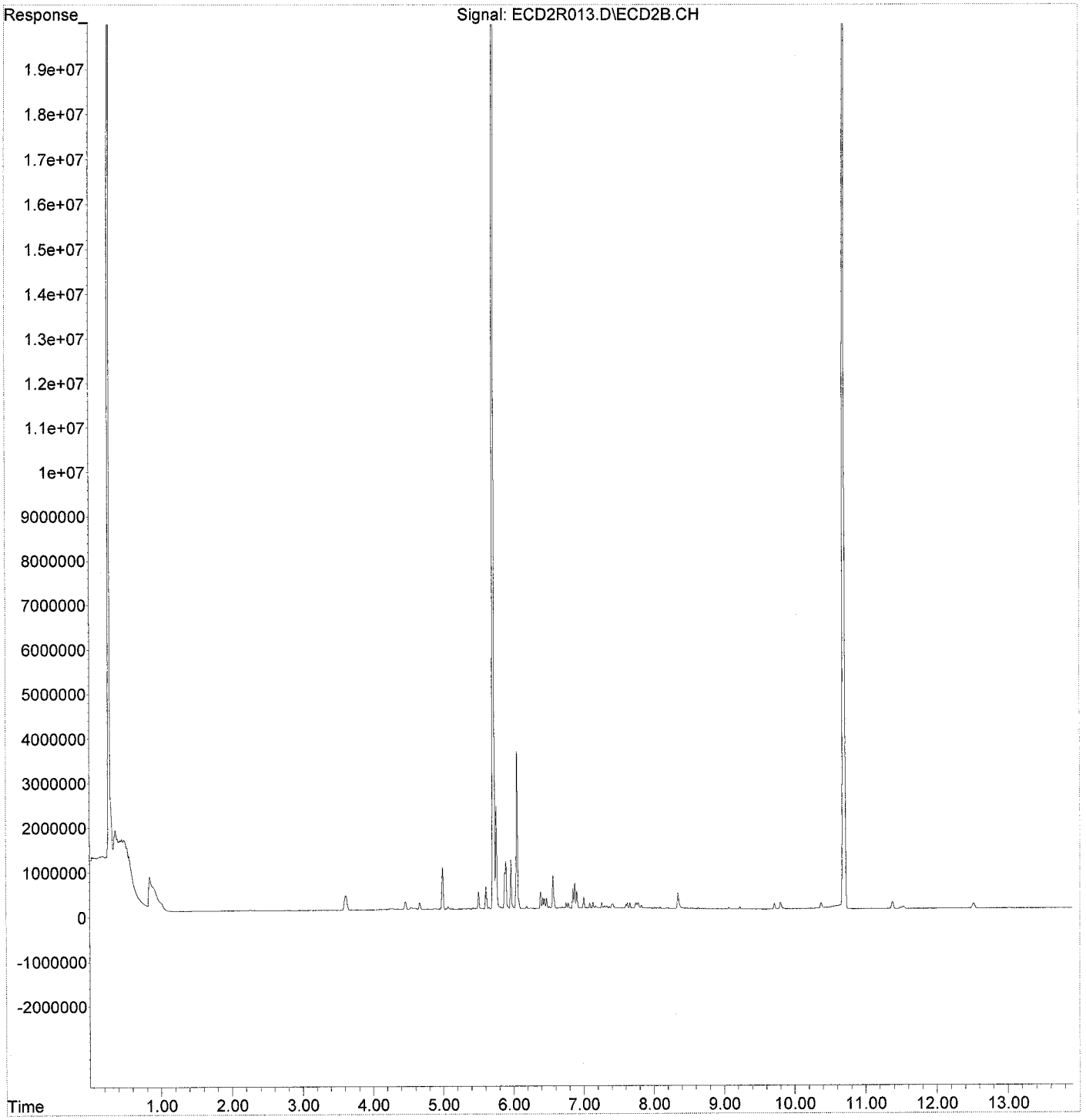

Quantitation Report (QT Reviewed)

Data Path : K:\DATA\9J25014\
Data File : ECD2R014.D
Signal(s) : ECD2B.CH
Acq On : 25 Oct 2019 11:15
Operator : MJB / KAK
Sample : 9J25014-CAL9
Misc :
ALS Vial : 62 Sample Multiplier: 1

Integration File: events.e
Quant Time: Oct 25 12:52:21 2019
Quant Method : L:\Methods\RECD2_QUANTPCB_191025.M
Quant Title : PCB Data Analysis
QLast Update : Fri Oct 25 12:52:16 2019
Response via : Initial Calibration
Integrator: ChemStation 6890 Scale Mode: Small noise peaks clipped

	Compound	R.T.	Response	Conc	Units
	System Monitoring Compounds				
1) S	TCMX (S)	0.000	0	N.D.	ng/mld
62) S	DCBP (S)	0.000	0	N.D.	ng/mld
	Target Compounds				
2)	Aroclor 1016 (1)	0.000	0	N.D.	ng/mld
3)	Aroclor 1016 (2)	0.000	0	N.D.	ng/mld
4)	Aroclor 1016 (3)	0.000	0	N.D.	ng/mld
5)	Aroclor 1016 (4)	0.000	0	N.D.	ng/mld
6)	Aroclor 1016 (5)	0.000	0	N.D.	ng/mld
7)	Aroclor 1016 (6)	0.000	0	N.D.	ng/mld
8)	Aroclor 1016 - AVE	0.000	0	N.D.	ng/mld
9)	Aroclor 1221 (1)	0.000	0	N.D.	ng/mld
10)	Aroclor 1221 (2)	0.000	0	N.D.	ng/mld
11)	Aroclor 1221 (3)	0.000	0	N.D.	ng/mld
12)	Aroclor 1221 - AVE	0.000	0	N.D.	ng/mld
13)	Aroclor 1232 (1)	6.055	2862334	512.765	ng/ml
14)	Aroclor 1232 (2)	6.392	1738121	523.606	ng/ml
15)	Aroclor 1232 (3)	6.880	3237126	517.302	ng/ml
16)	Aroclor 1232 (4)	7.093	1193800	530.360	ng/ml
17)	Aroclor 1232 (5)	7.138	1366175	523.404	ng/ml
18)	Aroclor 1232 (6)	7.264	1483010	544.466	ng/ml
19)	Aroclor 1232 - AVE	0.000	0	N.D.	ng/ml
20)	Aroclor 1242 (1)	0.000	0	N.D.	ng/mld
21)	Aroclor 1242 (2)	0.000	0	N.D.	ng/mld
22)	Aroclor 1242 (3)	0.000	0	N.D.	ng/mld
23)	Aroclor 1242 (4)	0.000	0	N.D.	ng/mld
24)	Aroclor 1242 (5)	0.000	0	N.D.	ng/mld
25)	Aroclor 1242 (6)	0.000	0	N.D.	ng/mld
26)	Aroclor 1242 - AVE	0.000	0	N.D.	ng/mld
27)	Aroclor 1248 (1)	0.000	0	N.D.	ng/mld
28)	Aroclor 1248 (2)	0.000	0	N.D.	ng/mld
29)	Aroclor 1248 (3)	0.000	0	N.D.	ng/mld
30)	Aroclor 1248 (4)	0.000	0	N.D.	ng/mld
31)	Aroclor 1248 (5)	0.000	0	N.D.	ng/mld
32)	Aroclor 1248 (6)	0.000	0	N.D.	ng/mld
33)	Aroclor 1248 - AVE	0.000	0	N.D.	ng/mld
34)	Aroclor 1254 (1)	0.000	0	N.D.	ng/mld
35)	Aroclor 1254 (2)	0.000	0	N.D.	ng/mld
36)	Aroclor 1254 (3)	0.000	0	N.D.	ng/mld
37)	Aroclor 1254 (4)	0.000	0	N.D.	ng/mld
38)	Aroclor 1254 (5)	0.000	0	N.D.	ng/mld
39)	Aroclor 1254 (6)	0.000	0	N.D.	ng/mld
40)	Aroclor 1254 - AVE	0.000	0	N.D.	ng/mld
41)	Aroclor 1260 (1)	0.000	0	N.D.	ng/mld
42)	Aroclor 1260 (2)	0.000	0	N.D.	ng/mld
43)	Aroclor 1260 (3)	0.000	0	N.D.	ng/mld
44)	Aroclor 1260 (4)	0.000	0	N.D.	ng/mld
45)	Aroclor 1260 (5)	0.000	0	N.D.	ng/mld
46)	Aroclor 1260 (6)	0.000	0	N.D.	ng/mld
47)	Aroclor 1260 - AVE	0.000	0	N.D.	ng/mld

10/25/19

Quantitation Report (QT Reviewed)

Data Path : K:\DATA\9J25014\
Data File : ECD2R014.D
Signal(s) : ECD2B.CH
Acq On : 25 Oct 2019 11:15
Operator : MJB / KAK
Sample : 9J25014-CAL9
Misc :
ALS Vial : 62 Sample Multiplier: 1

Integration File: events.e
Quant Time: Oct 25 12:52:21 2019
Quant Method : L:\Methods\RECD2_QUANTPCB_191025.M
Quant Title : PCB Data Analysis
QLast Update : Fri Oct 25 12:52:16 2019
Response via : Initial Calibration
Integrator: ChemStation 6890 Scale Mode: Small noise peaks clipped

	Compound	R.T.	Response	Conc	Units
48)	Aroclor 1262 (1)	0.000	0	N.D.	ng/mld
49)	Aroclor 1262 (2)	0.000	0	N.D.	ng/mld
50)	Aroclor 1262 (3)	0.000	0	N.D.	ng/mld
51)	Aroclor 1262 (4)	0.000	0	N.D.	ng/mld
52)	Aroclor 1262 (5)	0.000	0	N.D.	ng/mld
53)	Aroclor 1262 (6)	0.000	0	N.D.	ng/mld
54)	Aroclor 1262 - AVE	0.000	0	N.D.	ng/mld
55)	Aroclor 1268 (1)	0.000	0	N.D.	ng/mld
56)	Aroclor 1268 (2)	0.000	0	N.D.	ng/mld
57)	Aroclor 1268 (3)	0.000	0	N.D.	ng/mld
58)	Aroclor 1268 (4)	0.000	0	N.D.	ng/mld
59)	Aroclor 1268 (5)	0.000	0	N.D.	ng/mld
60)	Aroclor 1268 (6)	0.000	0	N.D.	ng/mld
61)	Aroclor 1268 - AVE	0.000	0	N.D.	ng/mld

(f)=RT Delta > 1/2 Window (m)=manual int.

Quantitation Report (QT Reviewed)

Data Path : K:\DATA\9J25014\
Data File : ECD2R014.D
Signal(s) : ECD2B.CH
Acq On : 25 Oct 2019 11:15
Operator : MJB / KAK
Sample : 9J25014-CAL9
Misc :
ALS Vial : 62 Sample Multiplier: 1

Integration File: events.e
Quant Time: Oct 25 12:52:21 2019
Quant Method : L:\Methods\RECD2_QUANTPCB_191025.M
Quant Title : PCB Data Analysis
QLast Update : Fri Oct 25 12:52:16 2019
Response via : Initial Calibration
Integrator: ChemStation 6890 Scale Mode: Small noise peaks clipped

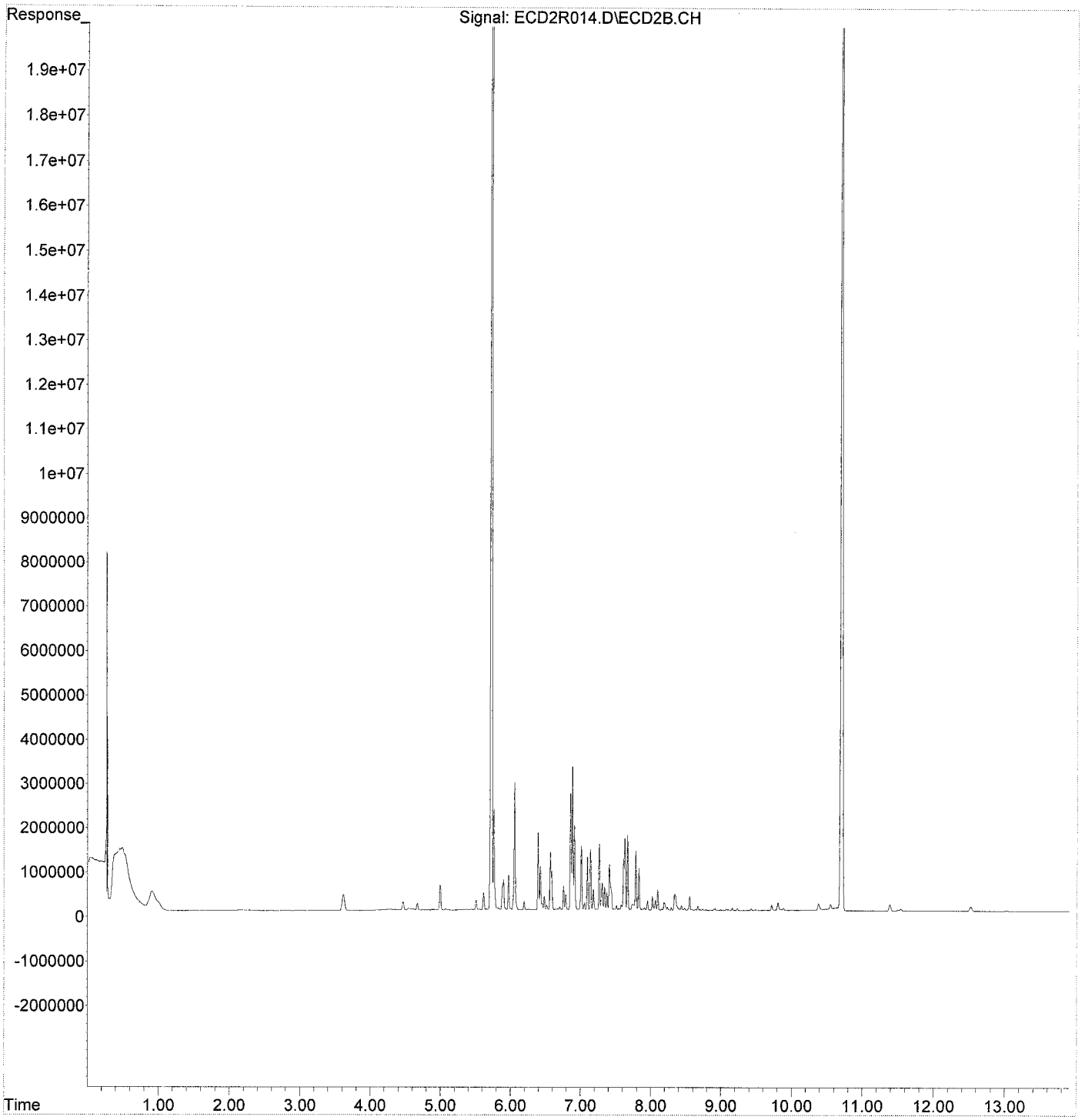

Quantitation Report (QT Reviewed)

Data Path : K:\DATA\9J25014\
Data File : ECD2R015.D
Signal(s) : ECD2B.CH
Acq On : 25 Oct 2019 11:33
Operator : MJB / KAK
Sample : 9J25014-CALA
Misc :
ALS Vial : 63 Sample Multiplier: 1

Integration File: events.e
Quant Time: Oct 25 12:54:05 2019
Quant Method : L:\Methods\RECD2_QUANTPCB_191025.M
Quant Title : PCB Data Analysis
QLast Update : Fri Oct 25 12:53:58 2019
Response via : Initial Calibration
Integrator: ChemStation 6890 Scale Mode: Small noise peaks clipped

	Compound	R.T.	Response	Conc	Units
	System Monitoring Compounds				
1) S	TCMX (S)	0.000	0	N.D.	ng/mld
62) S	DCBP (S)	0.000	0	N.D.	ng/mld
	Target Compounds				
2)	Aroclor 1016 (1)	0.000	0	N.D.	ng/mld
3)	Aroclor 1016 (2)	0.000	0	N.D.	ng/mld
4)	Aroclor 1016 (3)	0.000	0	N.D.	ng/mld
5)	Aroclor 1016 (4)	0.000	0	N.D.	ng/mld
6)	Aroclor 1016 (5)	0.000	0	N.D.	ng/mld
7)	Aroclor 1016 (6)	0.000	0	N.D.	ng/mld
8)	Aroclor 1016 - AVE	0.000	0	N.D.	ng/mld
9)	Aroclor 1221 (1)	0.000	0	N.D.	ng/mld
10)	Aroclor 1221 (2)	0.000	0	N.D.	ng/mld
11)	Aroclor 1221 (3)	0.000	0	N.D.	ng/mld
12)	Aroclor 1221 - AVE	0.000	0	N.D.	ng/mld
13)	Aroclor 1232 (1)	0.000	0	N.D.	ng/mld
14)	Aroclor 1232 (2)	0.000	0	N.D.	ng/mld
15)	Aroclor 1232 (3)	0.000	0	N.D.	ng/mld
16)	Aroclor 1232 (4)	0.000	0	N.D.	ng/mld
17)	Aroclor 1232 (5)	0.000	0	N.D.	ng/mld
18)	Aroclor 1232 (6)	0.000	0	N.D.	ng/mld
19)	Aroclor 1232 - AVE	0.000	0	N.D.	ng/mld
20)	Aroclor 1242 (1)	6.391	3275732	540.797	ng/ml
21)	Aroclor 1242 (2)	6.879	5915868	519.731	ng/ml
22)	Aroclor 1242 (3)	7.007	2641225	532.815	ng/ml
23)	Aroclor 1242 (4)	7.093	2496367	547.768	ng/ml
24)	Aroclor 1242 (5)	7.137	2907034	542.201	ng/ml
25)	Aroclor 1242 (6)	7.263	3097542	562.536	ng/ml
26)	Aroclor 1242 - AVE	0.000	0	N.D.	ng/ml
27)	Aroclor 1248 (1)	0.000	0	N.D.	ng/mld
28)	Aroclor 1248 (2)	0.000	0	N.D.	ng/mld
29)	Aroclor 1248 (3)	0.000	0	N.D.	ng/mld
30)	Aroclor 1248 (4)	0.000	0	N.D.	ng/mld
31)	Aroclor 1248 (5)	0.000	0	N.D.	ng/mld
32)	Aroclor 1248 (6)	0.000	0	N.D.	ng/mld
33)	Aroclor 1248 - AVE	0.000	0	N.D.	ng/mld
34)	Aroclor 1254 (1)	0.000	0	N.D.	ng/mld
35)	Aroclor 1254 (2)	0.000	0	N.D.	ng/mld
36)	Aroclor 1254 (3)	0.000	0	N.D.	ng/mld
37)	Aroclor 1254 (4)	0.000	0	N.D.	ng/mld
38)	Aroclor 1254 (5)	0.000	0	N.D.	ng/mld
39)	Aroclor 1254 (6)	0.000	0	N.D.	ng/mld
40)	Aroclor 1254 - AVE	0.000	0	N.D.	ng/mld
41)	Aroclor 1260 (1)	0.000	0	N.D.	ng/mld
42)	Aroclor 1260 (2)	0.000	0	N.D.	ng/mld
43)	Aroclor 1260 (3)	0.000	0	N.D.	ng/mld
44)	Aroclor 1260 (4)	0.000	0	N.D.	ng/mld
45)	Aroclor 1260 (5)	0.000	0	N.D.	ng/mld
46)	Aroclor 1260 (6)	0.000	0	N.D.	ng/mld
47)	Aroclor 1260 - AVE	0.000	0	N.D.	ng/mld

10/25/19

Quantitation Report (QT Reviewed)

Data Path : K:\DATA\9J25014\
Data File : ECD2R015.D
Signal(s) : ECD2B.CH
Acq On : 25 Oct 2019 11:33
Operator : MJB / KAK
Sample : 9J25014-CALA
Misc :
ALS Vial : 63 Sample Multiplier: 1

Integration File: events.e
Quant Time: Oct 25 12:54:05 2019
Quant Method : L:\Methods\RECD2_QUANTPCB_191025.M
Quant Title : PCB Data Analysis
QLast Update : Fri Oct 25 12:53:58 2019
Response via : Initial Calibration
Integrator: ChemStation 6890 Scale Mode: Small noise peaks clipped

	Compound	R.T.	Response	Conc	Units
48)	Aroclor 1262 (1)	0.000	0	N.D.	ng/mld
49)	Aroclor 1262 (2)	0.000	0	N.D.	ng/mld
50)	Aroclor 1262 (3)	0.000	0	N.D.	ng/mld
51)	Aroclor 1262 (4)	0.000	0	N.D.	ng/mld
52)	Aroclor 1262 (5)	0.000	0	N.D.	ng/mld
53)	Aroclor 1262 (6)	0.000	0	N.D.	ng/mld
54)	Aroclor 1262 - AVE	0.000	0	N.D.	ng/mld
55)	Aroclor 1268 (1)	0.000	0	N.D.	ng/mld
56)	Aroclor 1268 (2)	0.000	0	N.D.	ng/mld
57)	Aroclor 1268 (3)	0.000	0	N.D.	ng/mld
58)	Aroclor 1268 (4)	0.000	0	N.D.	ng/mld
59)	Aroclor 1268 (5)	0.000	0	N.D.	ng/mld
60)	Aroclor 1268 (6)	0.000	0	N.D.	ng/mld
61)	Aroclor 1268 - AVE	0.000	0	N.D.	ng/mld

(f)=RT Delta > 1/2 Window (m)=manual int.

Quantitation Report (QT Reviewed)

Data Path : K:\DATA\9J25014\
Data File : ECD2R015.D
Signal(s) : ECD2B.CH
Acq On : 25 Oct 2019 11:33
Operator : MJB / KAK
Sample : 9J25014-CALA
Misc :
ALS Vial : 63 Sample Multiplier: 1

Integration File: events.e
Quant Time: Oct 25 12:54:05 2019
Quant Method : L:\Methods\RECD2_QUANTPCB_191025.M
Quant Title : PCB Data Analysis
QLast Update : Fri Oct 25 12:53:58 2019
Response via : Initial Calibration
Integrator: ChemStation 6890 Scale Mode: Small noise peaks clipped

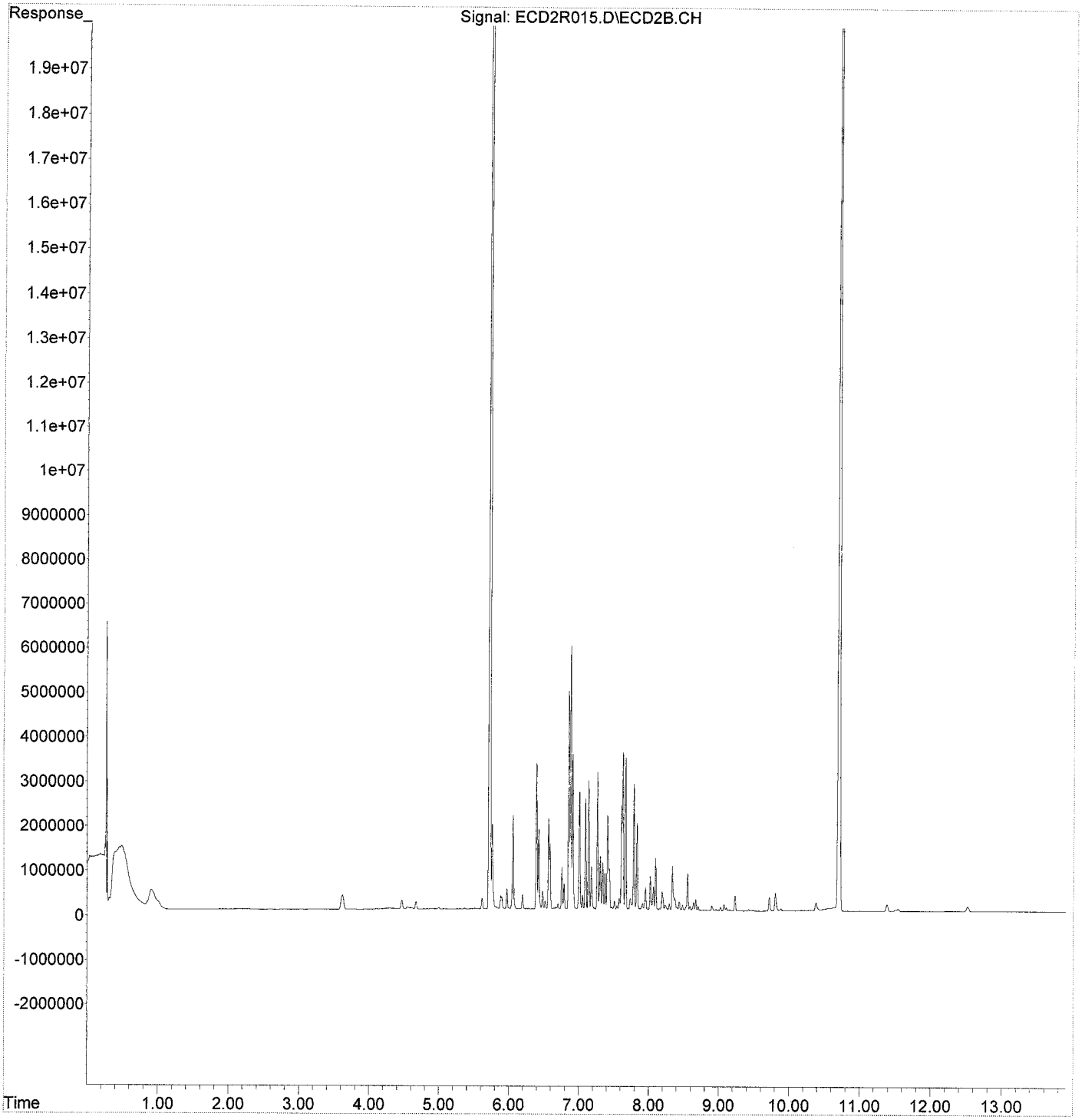

Quantitation Report (QT Reviewed)

Data Path : K:\DATA\9J25014\
Data File : ECD2R016.D
Signal(s) : ECD2B.CH
Acq On : 25 Oct 2019 11:50
Operator : MJB / KAK
Sample : 9J25014-CALB
Misc :
ALS Vial : 64 Sample Multiplier: 1

Integration File: events.e
Quant Time: Oct 25 12:55:47 2019
Quant Method : L:\Methods\RECD2_QUANTPCB_191025.M
Quant Title : PCB Data Analysis
QLast Update : Fri Oct 25 12:55:39 2019
Response via : Initial Calibration
Integrator: ChemStation 6890 Scale Mode: Small noise peaks clipped

	Compound	R.T.	Response	Conc	Units
	System Monitoring Compounds				
1) S	TCMX (S)	0.000	0	N.D.	ng/mld
62) S	DCBP (S)	0.000	0	N.D.	ng/mld
	Target Compounds				
2)	Aroclor 1016 (1)	0.000	0	N.D.	ng/mld
3)	Aroclor 1016 (2)	0.000	0	N.D.	ng/mld
4)	Aroclor 1016 (3)	0.000	0	N.D.	ng/mld
5)	Aroclor 1016 (4)	0.000	0	N.D.	ng/mld
6)	Aroclor 1016 (5)	0.000	0	N.D.	ng/mld
7)	Aroclor 1016 (6)	0.000	0	N.D.	ng/mld
8)	Aroclor 1016 - AVE	0.000	0	N.D.	ng/mld
9)	Aroclor 1221 (1)	0.000	0	N.D.	ng/mld
10)	Aroclor 1221 (2)	0.000	0	N.D.	ng/mld
11)	Aroclor 1221 (3)	0.000	0	N.D.	ng/mld
12)	Aroclor 1221 - AVE	0.000	0	N.D.	ng/mld
13)	Aroclor 1232 (1)	0.000	0	N.D.	ng/mld
14)	Aroclor 1232 (2)	0.000	0	N.D.	ng/mld
15)	Aroclor 1232 (3)	0.000	0	N.D.	ng/mld
16)	Aroclor 1232 (4)	0.000	0	N.D.	ng/mld
17)	Aroclor 1232 (5)	0.000	0	N.D.	ng/mld
18)	Aroclor 1232 (6)	0.000	0	N.D.	ng/mld
19)	Aroclor 1232 - AVE	0.000	0	N.D.	ng/mld
20)	Aroclor 1242 (1)	0.000	0	N.D.	ng/mld
21)	Aroclor 1242 (2)	0.000	0	N.D.	ng/mld
22)	Aroclor 1242 (3)	0.000	0	N.D.	ng/mld
23)	Aroclor 1242 (4)	0.000	0	N.D.	ng/mld
24)	Aroclor 1242 (5)	0.000	0	N.D.	ng/mld
25)	Aroclor 1242 (6)	0.000	0	N.D.	ng/mld
26)	Aroclor 1242 - AVE	0.000	0	N.D.	ng/mld
27)	Aroclor 1248 (1)	6.852	3731186	559.086	ng/ml
28)	Aroclor 1248 (2)	7.093	4668078	579.689	ng/ml
29)	Aroclor 1248 (3)	7.138	4384791	565.533	ng/ml
30)	Aroclor 1248 (4)	7.263	5235273	560.126	ng/ml
31)	Aroclor 1248 (5)	7.628	6466500	548.888	ng/ml
32)	Aroclor 1248 (6)	7.785	5895544	559.858	ng/ml
33)	Aroclor 1248 - AVE	0.000	0	N.D.	ng/ml
34)	Aroclor 1254 (1)	0.000	0	N.D.	ng/mld
35)	Aroclor 1254 (2)	0.000	0	N.D.	ng/mld
36)	Aroclor 1254 (3)	0.000	0	N.D.	ng/mld
37)	Aroclor 1254 (4)	0.000	0	N.D.	ng/mld
38)	Aroclor 1254 (5)	0.000	0	N.D.	ng/mld
39)	Aroclor 1254 (6)	0.000	0	N.D.	ng/mld
40)	Aroclor 1254 - AVE	0.000	0	N.D.	ng/mld
41)	Aroclor 1260 (1)	0.000	0	N.D.	ng/mld
42)	Aroclor 1260 (2)	0.000	0	N.D.	ng/mld
43)	Aroclor 1260 (3)	0.000	0	N.D.	ng/mld
44)	Aroclor 1260 (4)	0.000	0	N.D.	ng/mld
45)	Aroclor 1260 (5)	0.000	0	N.D.	ng/mld
46)	Aroclor 1260 (6)	0.000	0	N.D.	ng/mld
47)	Aroclor 1260 - AVE	0.000	0	N.D.	ng/mld

10/25/19

Quantitation Report (QT Reviewed)

Data Path : K:\DATA\9J25014\
Data File : ECD2R016.D
Signal(s) : ECD2B.CH
Acq On : 25 Oct 2019 11:50
Operator : MJB / KAK
Sample : 9J25014-CALB
Misc :
ALS Vial : 64 Sample Multiplier: 1

Integration File: events.e
Quant Time: Oct 25 12:55:47 2019
Quant Method : L:\Methods\RECD2_QUANTPCB_191025.M
Quant Title : PCB Data Analysis
QLast Update : Fri Oct 25 12:55:39 2019
Response via : Initial Calibration
Integrator: ChemStation 6890 Scale Mode: Small noise peaks clipped

	Compound	R.T.	Response	Conc Units
48)	Aroclor 1262 (1)	0.000	0	N.D. ng/mld
49)	Aroclor 1262 (2)	0.000	0	N.D. ng/mld
50)	Aroclor 1262 (3)	0.000	0	N.D. ng/mld
51)	Aroclor 1262 (4)	0.000	0	N.D. ng/mld
52)	Aroclor 1262 (5)	0.000	0	N.D. ng/mld
53)	Aroclor 1262 (6)	0.000	0	N.D. ng/mld
54)	Aroclor 1262 - AVE	0.000	0	N.D. ng/mld
55)	Aroclor 1268 (1)	0.000	0	N.D. ng/mld
56)	Aroclor 1268 (2)	0.000	0	N.D. ng/mld
57)	Aroclor 1268 (3)	0.000	0	N.D. ng/mld
58)	Aroclor 1268 (4)	0.000	0	N.D. ng/mld
59)	Aroclor 1268 (5)	0.000	0	N.D. ng/mld
60)	Aroclor 1268 (6)	0.000	0	N.D. ng/mld
61)	Aroclor 1268 - AVE	0.000	0	N.D. ng/mld

(f)=RT Delta > 1/2 Window (m)=manual int.

Quantitation Report (QT Reviewed)

Data Path : K:\DATA\9J25014\
Data File : ECD2R016.D
Signal(s) : ECD2B.CH
Acq On : 25 Oct 2019 11:50
Operator : MJB / KAK
Sample : 9J25014-CALB
Misc :
ALS Vial : 64 Sample Multiplier: 1

Integration File: events.e
Quant Time: Oct 25 12:55:47 2019
Quant Method : L:\Methods\RECD2_QUANTPCB_191025.M
Quant Title : PCB Data Analysis
QLast Update : Fri Oct 25 12:55:39 2019
Response via : Initial Calibration
Integrator: ChemStation 6890 Scale Mode: Small noise peaks clipped

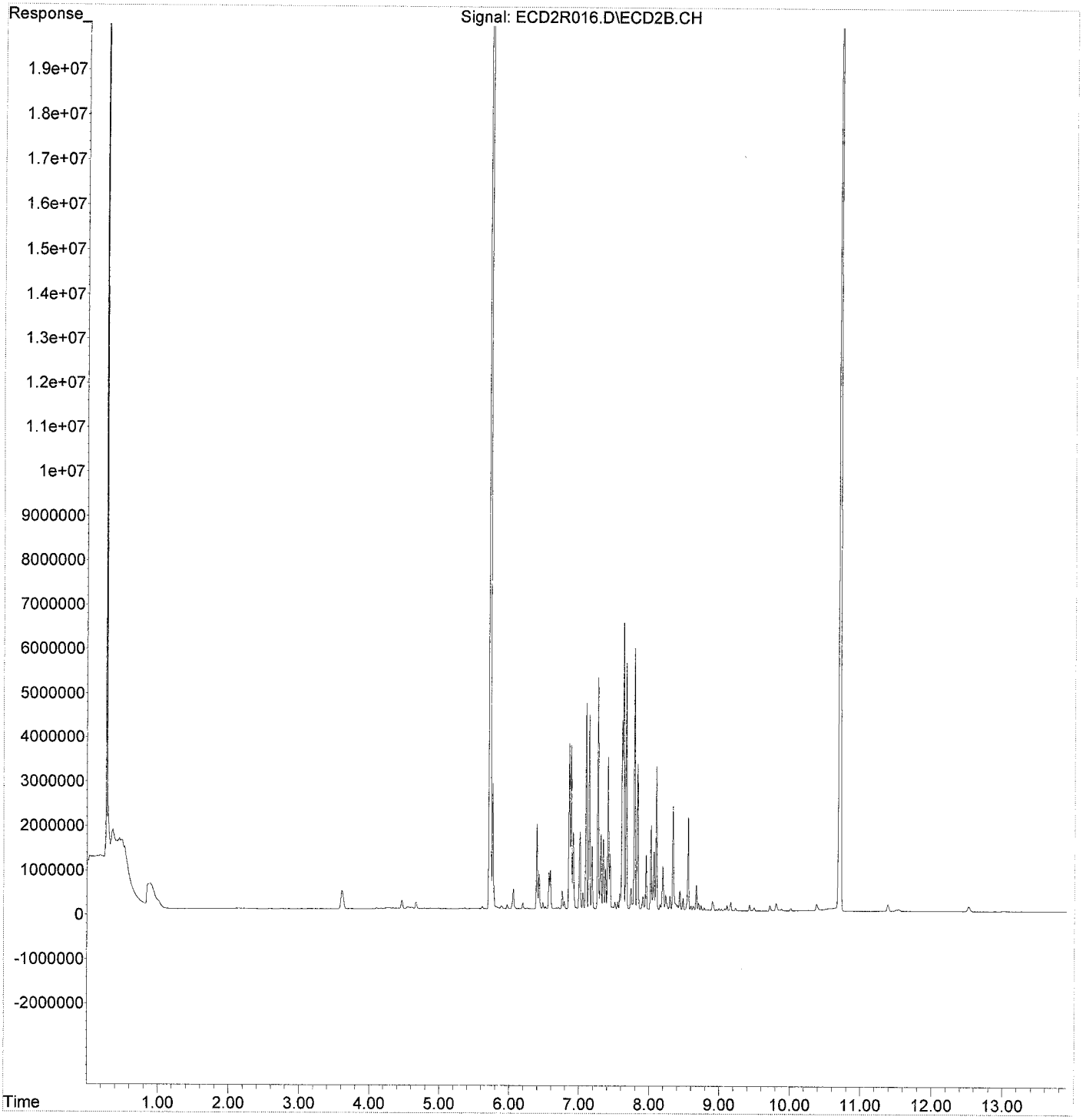

Quantitation Report (QT Reviewed)

Data Path : K:\DATA\9J25014\
Data File : ECD2R017.D
Signal(s) : ECD2B.CH
Acq On : 25 Oct 2019 12:08
Operator : MJB / KAK
Sample : 9J25014-CALC
Misc :
ALS Vial : 65 Sample Multiplier: 1

Integration File: events.e
Quant Time: Oct 25 12:57:27 2019
Quant Method : L:\Methods\RECD2_QUANTPCB_191025.M
Quant Title : PCB Data Analysis
QLast Update : Fri Oct 25 12:57:18 2019
Response via : Initial Calibration
Integrator: ChemStation 6890 Scale Mode: Small noise peaks clipped

	Compound	R.T.	Response	Conc	Units
	System Monitoring Compounds				
1) S	TCMX (S)	0.000	0	N.D.	ng/mld
62) S	DCBP (S)	0.000	0	N.D.	ng/mld
	Target Compounds				
2)	Aroclor 1016 (1)	0.000	0	N.D.	ng/mld
3)	Aroclor 1016 (2)	0.000	0	N.D.	ng/mld
4)	Aroclor 1016 (3)	0.000	0	N.D.	ng/mld
5)	Aroclor 1016 (4)	0.000	0	N.D.	ng/mld
6)	Aroclor 1016 (5)	0.000	0	N.D.	ng/mld
7)	Aroclor 1016 (6)	0.000	0	N.D.	ng/mld
8)	Aroclor 1016 - AVE	0.000	0	N.D.	ng/mld
9)	Aroclor 1221 (1)	0.000	0	N.D.	ng/mld
10)	Aroclor 1221 (2)	0.000	0	N.D.	ng/mld
11)	Aroclor 1221 (3)	0.000	0	N.D.	ng/mld
12)	Aroclor 1221 - AVE	0.000	0	N.D.	ng/mld
13)	Aroclor 1232 (1)	0.000	0	N.D.	ng/mld
14)	Aroclor 1232 (2)	0.000	0	N.D.	ng/mld
15)	Aroclor 1232 (3)	0.000	0	N.D.	ng/mld
16)	Aroclor 1232 (4)	0.000	0	N.D.	ng/mld
17)	Aroclor 1232 (5)	0.000	0	N.D.	ng/mld
18)	Aroclor 1232 (6)	0.000	0	N.D.	ng/mld
19)	Aroclor 1232 - AVE	0.000	0	N.D.	ng/mld
20)	Aroclor 1242 (1)	0.000	0	N.D.	ng/mld
21)	Aroclor 1242 (2)	0.000	0	N.D.	ng/mld
22)	Aroclor 1242 (3)	0.000	0	N.D.	ng/mld
23)	Aroclor 1242 (4)	0.000	0	N.D.	ng/mld
24)	Aroclor 1242 (5)	0.000	0	N.D.	ng/mld
25)	Aroclor 1242 (6)	0.000	0	N.D.	ng/mld
26)	Aroclor 1242 - AVE	0.000	0	N.D.	ng/mld
27)	Aroclor 1248 (1)	0.000	0	N.D.	ng/mld
28)	Aroclor 1248 (2)	0.000	0	N.D.	ng/mld
29)	Aroclor 1248 (3)	0.000	0	N.D.	ng/mld
30)	Aroclor 1248 (4)	0.000	0	N.D.	ng/mld
31)	Aroclor 1248 (5)	0.000	0	N.D.	ng/mld
32)	Aroclor 1248 (6)	0.000	0	N.D.	ng/mld
33)	Aroclor 1248 - AVE	0.000	0	N.D.	ng/mld
34)	Aroclor 1254 (1)	7.605	6462528	527.720	ng/ml
35)	Aroclor 1254 (2)	7.786	10123790	518.150	ng/ml
36)	Aroclor 1254 (3)	8.098	10713849	514.082	ng/ml
37)	Aroclor 1254 (4)	8.335	8258291	539.006	ng/ml
38)	Aroclor 1254 (5)	8.669	7846578	503.917	ng/ml
39)	Aroclor 1254 (6)	8.900	2445074	511.632	ng/ml
40)	Aroclor 1254 - AVE	0.000	0	N.D.	ng/ml
41)	Aroclor 1260 (1)	0.000	0	N.D.	ng/mld
42)	Aroclor 1260 (2)	0.000	0	N.D.	ng/mld
43)	Aroclor 1260 (3)	0.000	0	N.D.	ng/mld
44)	Aroclor 1260 (4)	0.000	0	N.D.	ng/mld
45)	Aroclor 1260 (5)	0.000	0	N.D.	ng/mld
46)	Aroclor 1260 (6)	0.000	0	N.D.	ng/mld
47)	Aroclor 1260 - AVE	0.000	0	N.D.	ng/mld

10/25/19

Quantitation Report (QT Reviewed)

Data Path : K:\DATA\9J25014\
Data File : ECD2R017.D
Signal(s) : ECD2B.CH
Acq On : 25 Oct 2019 12:08
Operator : MJB / KAK
Sample : 9J25014-CALC
Misc :
ALS Vial : 65 Sample Multiplier: 1

Integration File: events.e
Quant Time: Oct 25 12:57:27 2019
Quant Method : L:\Methods\RECD2_QUANTPCB_191025.M
Quant Title : PCB Data Analysis
QLast Update : Fri Oct 25 12:57:18 2019
Response via : Initial Calibration
Integrator: ChemStation 6890 Scale Mode: Small noise peaks clipped

	Compound	R.T.	Response	Conc	Units
48)	Aroclor 1262 (1)	0.000	0	N.D.	ng/mld
49)	Aroclor 1262 (2)	0.000	0	N.D.	ng/mld
50)	Aroclor 1262 (3)	0.000	0	N.D.	ng/mld
51)	Aroclor 1262 (4)	0.000	0	N.D.	ng/mld
52)	Aroclor 1262 (5)	0.000	0	N.D.	ng/mld
53)	Aroclor 1262 (6)	0.000	0	N.D.	ng/mld
54)	Aroclor 1262 - AVE	0.000	0	N.D.	ng/mld
55)	Aroclor 1268 (1)	0.000	0	N.D.	ng/mld
56)	Aroclor 1268 (2)	0.000	0	N.D.	ng/mld
57)	Aroclor 1268 (3)	0.000	0	N.D.	ng/mld
58)	Aroclor 1268 (4)	0.000	0	N.D.	ng/mld
59)	Aroclor 1268 (5)	0.000	0	N.D.	ng/mld
60)	Aroclor 1268 (6)	0.000	0	N.D.	ng/mld
61)	Aroclor 1268 - AVE	0.000	0	N.D.	ng/mld

(f)=RT Delta > 1/2 Window (m)=manual int.

Quantitation Report (QT Reviewed)

Data Path : K:\DATA\9J25014\
Data File : ECD2R017.D
Signal(s) : ECD2B.CH
Acq On : 25 Oct 2019 12:08
Operator : MJB / KAK
Sample : 9J25014-CALC
Misc :
ALS Vial : 65 Sample Multiplier: 1

Integration File: events.e
Quant Time: Oct 25 12:57:27 2019
Quant Method : L:\Methods\RECD2_QUANTPCB_191025.M
Quant Title : PCB Data Analysis
QLast Update : Fri Oct 25 12:57:18 2019
Response via : Initial Calibration
Integrator: ChemStation 6890 Scale Mode: Small noise peaks clipped

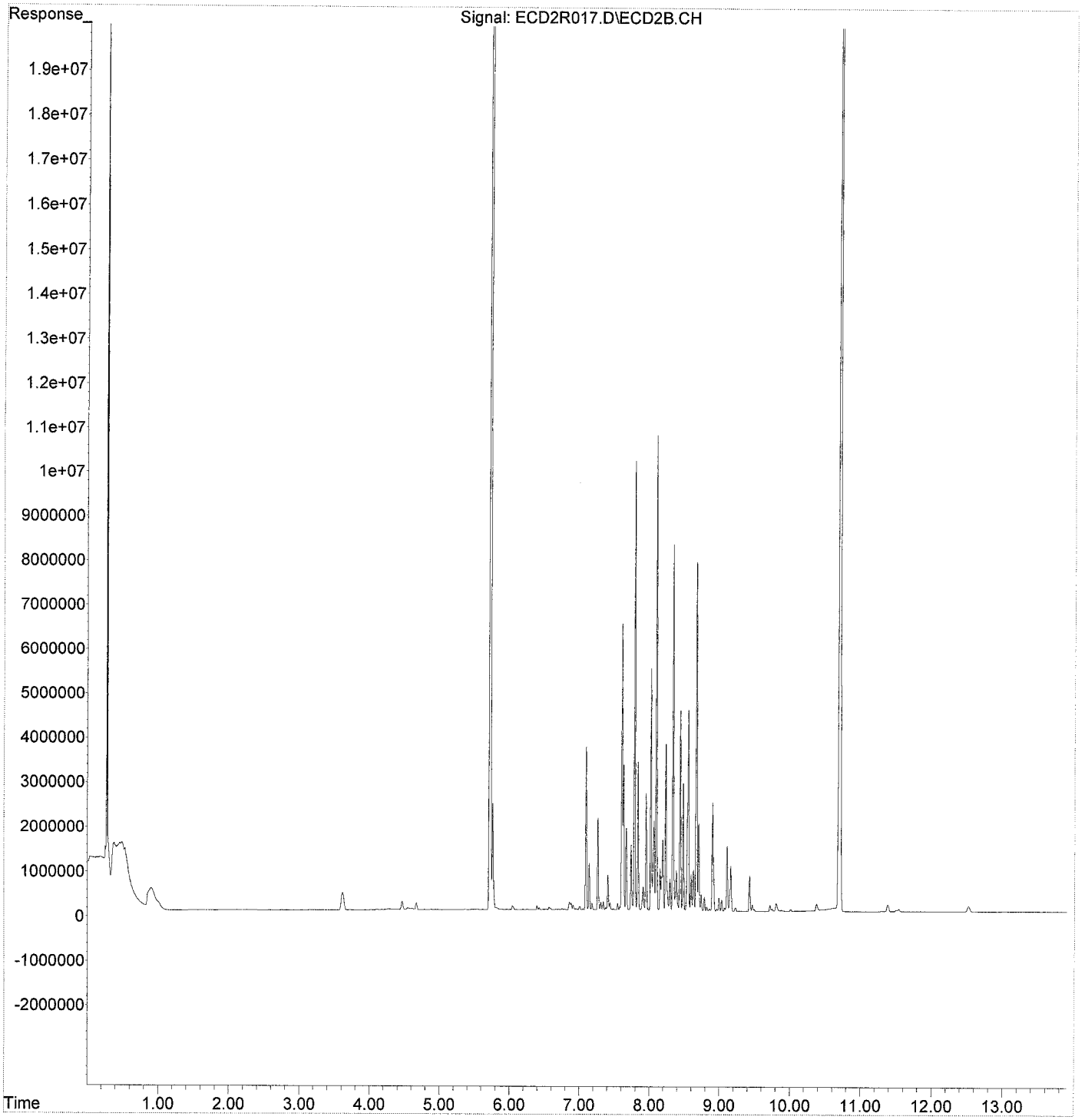

Quantitation Report (QT Reviewed)

Data Path : K:\DATA\9J25014\
Data File : ECD2R018.D
Signal(s) : ECD2B.CH
Acq On : 25 Oct 2019 12:26
Operator : MJB / KAK
Sample : 9J25014-CALD
Misc :
ALS Vial : 66 Sample Multiplier: 1

Integration File: events.e
Quant Time: Oct 25 12:59:13 2019
Quant Method : L:\Methods\RECD2_QUANTPCB_191025.M
Quant Title : PCB Data Analysis
QLast Update : Fri Oct 25 12:59:07 2019
Response via : Initial Calibration
Integrator: ChemStation 6890 Scale Mode: Small noise peaks clipped

10/25/19

	Compound	R.T.	Response	Conc	Units
	System Monitoring Compounds				
1) S	TCMX (S)	0.000	0	N.D.	ng/mld
62) S	DCBP (S)	0.000	0	N.D.	ng/mld
	Target Compounds				
2)	Aroclor 1016 (1)	0.000	0	N.D.	ng/mld
3)	Aroclor 1016 (2)	0.000	0	N.D.	ng/mld
4)	Aroclor 1016 (3)	0.000	0	N.D.	ng/mld
5)	Aroclor 1016 (4)	0.000	0	N.D.	ng/mld
6)	Aroclor 1016 (5)	0.000	0	N.D.	ng/mld
7)	Aroclor 1016 (6)	0.000	0	N.D.	ng/mld
8)	Aroclor 1016 - AVE	0.000	0	N.D.	ng/mld
9)	Aroclor 1221 (1)	0.000	0	N.D.	ng/mld
10)	Aroclor 1221 (2)	0.000	0	N.D.	ng/mld
11)	Aroclor 1221 (3)	0.000	0	N.D.	ng/mld
12)	Aroclor 1221 - AVE	0.000	0	N.D.	ng/mld
13)	Aroclor 1232 (1)	0.000	0	N.D.	ng/mld
14)	Aroclor 1232 (2)	0.000	0	N.D.	ng/mld
15)	Aroclor 1232 (3)	0.000	0	N.D.	ng/mld
16)	Aroclor 1232 (4)	0.000	0	N.D.	ng/mld
17)	Aroclor 1232 (5)	0.000	0	N.D.	ng/mld
18)	Aroclor 1232 (6)	0.000	0	N.D.	ng/mld
19)	Aroclor 1232 - AVE	0.000	0	N.D.	ng/mld
20)	Aroclor 1242 (1)	0.000	0	N.D.	ng/mld
21)	Aroclor 1242 (2)	0.000	0	N.D.	ng/mld
22)	Aroclor 1242 (3)	0.000	0	N.D.	ng/mld
23)	Aroclor 1242 (4)	0.000	0	N.D.	ng/mld
24)	Aroclor 1242 (5)	0.000	0	N.D.	ng/mld
25)	Aroclor 1242 (6)	0.000	0	N.D.	ng/mld
26)	Aroclor 1242 - AVE	0.000	0	N.D.	ng/mld
27)	Aroclor 1248 (1)	0.000	0	N.D.	ng/mld
28)	Aroclor 1248 (2)	0.000	0	N.D.	ng/mld
29)	Aroclor 1248 (3)	0.000	0	N.D.	ng/mld
30)	Aroclor 1248 (4)	0.000	0	N.D.	ng/mld
31)	Aroclor 1248 (5)	0.000	0	N.D.	ng/mld
32)	Aroclor 1248 (6)	0.000	0	N.D.	ng/mld
33)	Aroclor 1248 - AVE	0.000	0	N.D.	ng/mld
34)	Aroclor 1254 (1)	0.000	0	N.D.	ng/mld
35)	Aroclor 1254 (2)	0.000	0	N.D.	ng/mld
36)	Aroclor 1254 (3)	0.000	0	N.D.	ng/mld
37)	Aroclor 1254 (4)	0.000	0	N.D.	ng/mld
38)	Aroclor 1254 (5)	0.000	0	N.D.	ng/mld
39)	Aroclor 1254 (6)	0.000	0	N.D.	ng/mld
40)	Aroclor 1254 - AVE	0.000	0	N.D.	ng/mld
41)	Aroclor 1260 (1)	0.000	0	N.D.	ng/mld
42)	Aroclor 1260 (2)	0.000	0	N.D.	ng/mld
43)	Aroclor 1260 (3)	0.000	0	N.D.	ng/mld
44)	Aroclor 1260 (4)	0.000	0	N.D.	ng/mld
45)	Aroclor 1260 (5)	0.000	0	N.D.	ng/mld
46)	Aroclor 1260 (6)	0.000	0	N.D.	ng/mld
47)	Aroclor 1260 - AVE	0.000	0	N.D.	ng/mld

Quantitation Report (QT Reviewed)

Data Path : K:\DATA\9J25014\
Data File : ECD2R018.D
Signal(s) : ECD2B.CH
Acq On : 25 Oct 2019 12:26
Operator : MJB / KAK
Sample : 9J25014-CALD
Misc :
ALS Vial : 66 Sample Multiplier: 1

Integration File: events.e
Quant Time: Oct 25 12:59:13 2019
Quant Method : L:\Methods\RECD2_QUANTPCB_191025.M
Quant Title : PCB Data Analysis
QLast Update : Fri Oct 25 12:59:07 2019
Response via : Initial Calibration
Integrator: ChemStation 6890 Scale Mode: Small noise peaks clipped

	Compound	R.T.	Response	Conc	Units
48)	Aroclor 1262 (1)	8.437	7566758	569.057	ng/ml
49)	Aroclor 1262 (2)	8.738	10577131	597.440	ng/ml
50)	Aroclor 1262 (3)	8.916	8734138	584.406	ng/ml
51)	Aroclor 1262 (4)	9.160	17904668	558.345	ng/ml
52)	Aroclor 1262 (5)	9.427	10982410	583.745	ng/ml
53)	Aroclor 1262 (6)	10.013	4850265	594.558	ng/ml
54)	Aroclor 1262 - AVE	0.000	0	N.D.	ng/ml
55)	Aroclor 1268 (1)	0.000	0	N.D.	ng/mld
56)	Aroclor 1268 (2)	0.000	0	N.D.	ng/mld
57)	Aroclor 1268 (3)	0.000	0	N.D.	ng/mld
58)	Aroclor 1268 (4)	0.000	0	N.D.	ng/mld
59)	Aroclor 1268 (5)	0.000	0	N.D.	ng/mld
60)	Aroclor 1268 (6)	0.000	0	N.D.	ng/mld
61)	Aroclor 1268 - AVE	0.000	0	N.D.	ng/mld

(f)=RT Delta > 1/2 Window (m)=manual int.

10/25/19

Quantitation Report (QT Reviewed)

Data Path : K:\DATA\9J25014\
Data File : ECD2R018.D
Signal(s) : ECD2B.CH
Acq On : 25 Oct 2019 12:26
Operator : MJB / KAK
Sample : 9J25014-CALD
Misc :
ALS Vial : 66 Sample Multiplier: 1

Integration File: events.e
Quant Time: Oct 25 12:59:13 2019
Quant Method : L:\Methods\RECD2_QUANTPCB_191025.M
Quant Title : PCB Data Analysis
QLast Update : Fri Oct 25 12:59:07 2019
Response via : Initial Calibration
Integrator: ChemStation 6890 Scale Mode: Small noise peaks clipped

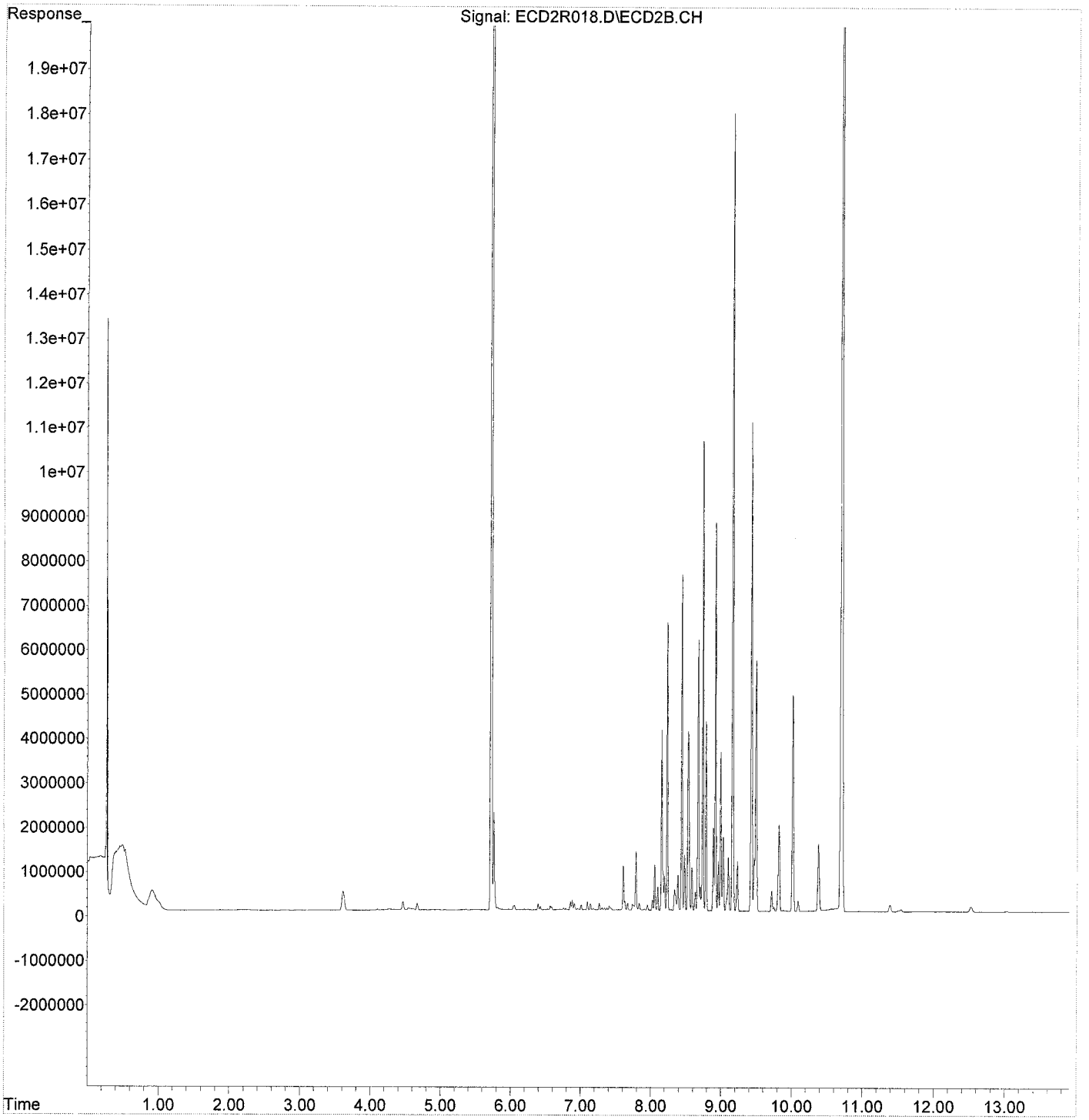

Quantitation Report (QT Reviewed)

Data Path : K:\DATA\9J25014\
Data File : ECD2R019.D
Signal(s) : ECD2B.CH
Acq On : 25 Oct 2019 12:43
Operator : MJB / KAK
Sample : 9J25014-CALE
Misc :
ALS Vial : 67 Sample Multiplier: 1

Integration File: events.e
Quant Time: Oct 25 14:20:35 2019
Quant Method : L:\Methods\RECD2_QUANTPCB_191025.M
Quant Title : PCB Data Analysis
QLast Update : Fri Oct 25 14:20:23 2019
Response via : Initial Calibration
Integrator: ChemStation 6890 Scale Mode: Small noise peaks clipped

10/25/19

	Compound	R.T.	Response	Conc	Units
	System Monitoring Compounds				
1)	S TCMX (S)	0.000	0	N.D.	ng/mld
62)	S DCBP (S)	0.000	0	N.D.	ng/mld
	Target Compounds				
2)	Aroclor 1016 (1)	0.000	0	N.D.	ng/mld
3)	Aroclor 1016 (2)	0.000	0	N.D.	ng/mld
4)	Aroclor 1016 (3)	0.000	0	N.D.	ng/mld
5)	Aroclor 1016 (4)	0.000	0	N.D.	ng/mld
6)	Aroclor 1016 (5)	0.000	0	N.D.	ng/mld
7)	Aroclor 1016 (6)	0.000	0	N.D.	ng/mld
8)	Aroclor 1016 - AVE	0.000	0	N.D.	ng/mld
9)	Aroclor 1221 (1)	0.000	0	N.D.	ng/mld
10)	Aroclor 1221 (2)	0.000	0	N.D.	ng/mld
11)	Aroclor 1221 (3)	0.000	0	N.D.	ng/mld
12)	Aroclor 1221 - AVE	0.000	0	N.D.	ng/mld
13)	Aroclor 1232 (1)	0.000	0	N.D.	ng/mld
14)	Aroclor 1232 (2)	0.000	0	N.D.	ng/mld
15)	Aroclor 1232 (3)	0.000	0	N.D.	ng/mld
16)	Aroclor 1232 (4)	0.000	0	N.D.	ng/mld
17)	Aroclor 1232 (5)	0.000	0	N.D.	ng/mld
18)	Aroclor 1232 (6)	0.000	0	N.D.	ng/mld
19)	Aroclor 1232 - AVE	0.000	0	N.D.	ng/mld
20)	Aroclor 1242 (1)	0.000	0	N.D.	ng/mld
21)	Aroclor 1242 (2)	0.000	0	N.D.	ng/mld
22)	Aroclor 1242 (3)	0.000	0	N.D.	ng/mld
23)	Aroclor 1242 (4)	0.000	0	N.D.	ng/mld
24)	Aroclor 1242 (5)	0.000	0	N.D.	ng/mld
25)	Aroclor 1242 (6)	0.000	0	N.D.	ng/mld
26)	Aroclor 1242 - AVE	0.000	0	N.D.	ng/mld
27)	Aroclor 1248 (1)	0.000	0	N.D.	ng/mld
28)	Aroclor 1248 (2)	0.000	0	N.D.	ng/mld
29)	Aroclor 1248 (3)	0.000	0	N.D.	ng/mld
30)	Aroclor 1248 (4)	0.000	0	N.D.	ng/mld
31)	Aroclor 1248 (5)	0.000	0	N.D.	ng/mld
32)	Aroclor 1248 (6)	0.000	0	N.D.	ng/mld
33)	Aroclor 1248 - AVE	0.000	0	N.D.	ng/mld
34)	Aroclor 1254 (1)	0.000	0	N.D.	ng/mld
35)	Aroclor 1254 (2)	0.000	0	N.D.	ng/mld
36)	Aroclor 1254 (3)	0.000	0	N.D.	ng/mld
37)	Aroclor 1254 (4)	0.000	0	N.D.	ng/mld
38)	Aroclor 1254 (5)	0.000	0	N.D.	ng/mld
39)	Aroclor 1254 (6)	0.000	0	N.D.	ng/mld
40)	Aroclor 1254 - AVE	0.000	0	N.D.	ng/mld
41)	Aroclor 1260 (1)	0.000	0	N.D.	ng/mld
42)	Aroclor 1260 (2)	0.000	0	N.D.	ng/mld
43)	Aroclor 1260 (3)	0.000	0	N.D.	ng/mld
44)	Aroclor 1260 (4)	0.000	0	N.D.	ng/mld
45)	Aroclor 1260 (5)	0.000	0	N.D.	ng/mld
46)	Aroclor 1260 (6)	0.000	0	N.D.	ng/mld
47)	Aroclor 1260 - AVE	0.000	0	N.D.	ng/mld

Quantitation Report (QT Reviewed)

Data Path : K:\DATA\9J25014\
Data File : ECD2R019.D
Signal(s) : ECD2B.CH
Acq On : 25 Oct 2019 12:43
Operator : MJB / KAK
Sample : 9J25014-CALE
Misc :
ALS Vial : 67 Sample Multiplier: 1

Integration File: events.e
Quant Time: Oct 25 14:20:35 2019
Quant Method : L:\Methods\RECD2_QUANTPCB_191025.M
Quant Title : PCB Data Analysis
QLast Update : Fri Oct 25 14:20:23 2019
Response via : Initial Calibration
Integrator: ChemStation 6890 Scale Mode: Small noise peaks clipped

	Compound	R.T.	Response	Conc	Units
48)	Aroclor 1262 (1)	0.000	0	N.D.	ng/mld
49)	Aroclor 1262 (2)	0.000	0	N.D.	ng/mld
50)	Aroclor 1262 (3)	0.000	0	N.D.	ng/mld
51)	Aroclor 1262 (4)	0.000	0	N.D.	ng/mld
52)	Aroclor 1262 (5)	0.000	0	N.D.	ng/mld
53)	Aroclor 1262 (6)	0.000	0	N.D.	ng/mld
54)	Aroclor 1262 - AVE	0.000	0	N.D.	ng/mld
55)	Aroclor 1268 (1)	8.958	4666678	573.449	ng/ml
56)	Aroclor 1268 (2)	9.429	19618102	533.965	ng/ml
57)	Aroclor 1268 (3)	9.497	15763573	535.219	ng/ml
58)	Aroclor 1268 (4)	9.717	13542645	536.357	ng/ml
59)	Aroclor 1268 (5)	10.014	5298091	544.214	ng/ml
60)	Aroclor 1268 (6)	10.377	36740370	535.605	ng/ml
61)	Aroclor 1268 - AVE	0.000	0	N.D.	ng/ml

10/25/19

(f)=RT Delta > 1/2 Window (m)=manual int.

Quantitation Report (QT Reviewed)

Data Path : K:\DATA\9J25014\
Data File : ECD2R019.D
Signal(s) : ECD2B.CH
Acq On : 25 Oct 2019 12:43
Operator : MJB / KAK
Sample : 9J25014-CALE
Misc :
ALS Vial : 67 Sample Multiplier: 1

Integration File: events.e
Quant Time: Oct 25 14:20:35 2019
Quant Method : L:\Methods\RECD2_QUANTPCB_191025.M
Quant Title : PCB Data Analysis
QLast Update : Fri Oct 25 14:20:23 2019
Response via : Initial Calibration
Integrator: ChemStation 6890 Scale Mode: Small noise peaks clipped

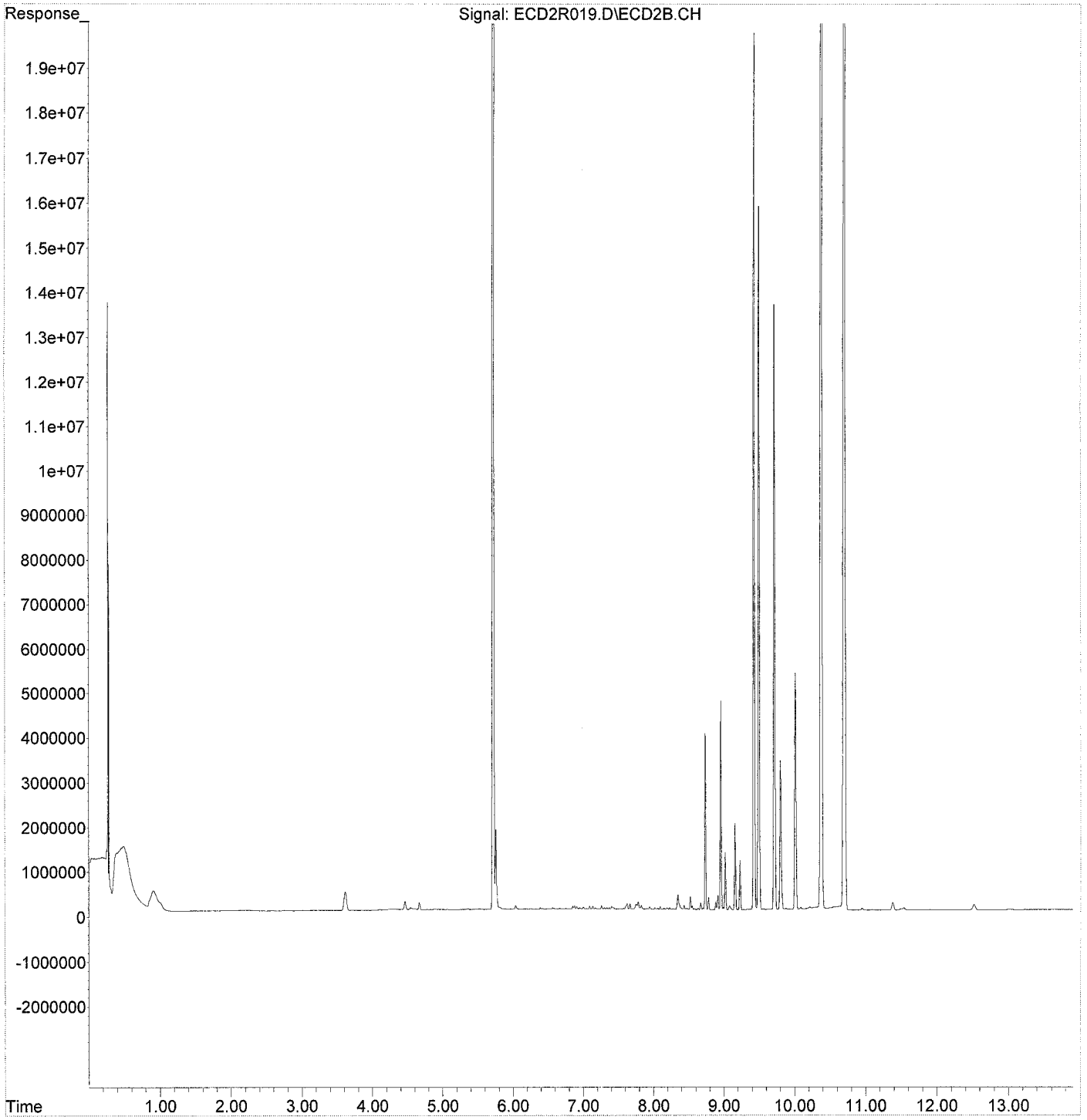

APEX LABORATORIES, LLC
6700 SW Sandburg St. Tigard OR 97223 phone 503-718-2323

Polychlorinated Biphenyls by EPA 8082A
Calibration Data

Sequence 9L03052 (Cal ID A9L0407) DUALECD2F

ELEMENT SEQUENCE LOG

Apex Laboratories

Sequence: **9L03052** Instrument: **DUALECD2F**

Date: **12/03/19 16:21** Calibration: **A9L0407**

#	Lab Number	Matrix	Analysis	Client	Due	Batch	ISTD ID	STD ID
1	9L03052-ICB1	Water	QC	QC				A19K026
2	9L03052-CAL1	Water	QC	QC				A19F250
3	9L03052-CAL2	Water	QC	QC				A19F251
4	9L03052-CAL3	Water	QC	QC				A19F252
5	9L03052-CAL4	Water	QC	QC				A19F253
6	9L03052-CAL5	Water	QC	QC				A19F247
7	9L03052-CAL6	Water	QC	QC				A19F248
8	9L03052-CAL7	Water	QC	QC				A19F249
9	9L03052-IBL1	Water	QC	QC				
10	9L03052-ICV1	Water	QC	QC				A19H459
11	9L03052-CAL8	Water	QC	QC				A19H447
12	9L03052-CAL9	Water	QC	QC				A19H448
13	9L03052-CALA	Water	QC	QC				A19H449
14	9L03052-CALB	Water	QC	QC				A19H450
15	9L03052-CALC	Water	QC	QC				A19H451
16	9L03052-CALD	Water	QC	QC				A19H452
17	9L03052-CALE	Water	QC	QC				A19H453
18	9L03052-ICV2	Water	QC	QC				A19H405
19	9L03052-ICV3	Water	QC	QC				A19J367
20	9L03052-ICV4	Water	QC	QC				A19H406
21	9L03052-ICV5	Water	QC	QC				A19L037

Comments:

Data Entered By: 12/4/19

Data Reviewed By: MK7 12/9/19

Calibration Status Report HP G1530A

Method Path : K:\METHODS\
Method File : FECD2_QUANTPCB_191203.M
Title : PCB Data Analysis
Last Update : Wed Dec 04 15:29:22 2019
Response Via : Initial Calibration

A9L0407 12/4/19

#	ID	Conc	ISTD Conc	Path\File
1	1	10	0	K:\DATA\9L03052\ECD2F003.D
2	2	25	0	K:\DATA\9L03052\ECD2F004.D
3	3	50	0	K:\DATA\9L03052\ECD2F005.D
4	4	100	0	K:\DATA\9L03052\ECD2F006.D
5	5	250	0	K:\DATA\9L03052\ECD2F018.D
6	6	500	0	K:\DATA\9L03052\ECD2F008.D
7	7	800	0	K:\DATA\9L03052\ECD2F009.D

#	ID	Update Time	Quant Time	Acquisition Time
1	1	Dec 04 15:26 2019	Dec 04 14:50 2019	03 Dec 2019 17:04
2	2	Dec 04 15:26 2019	Dec 04 14:51 2019	03 Dec 2019 17:22
3	3	Dec 04 15:27 2019	Dec 04 14:52 2019	03 Dec 2019 17:40
4	4	Dec 04 15:27 2019	Dec 04 14:54 2019	03 Dec 2019 17:57
5	5	Dec 04 15:29 2019	Dec 04 15:14 2019	03 Dec 2019 21:29
6	6	Dec 04 15:27 2019	Dec 04 14:56 2019	03 Dec 2019 18:32
7	7	Dec 04 15:27 2019	Dec 04 14:57 2019	03 Dec 2019 18:50

FECD2_QUANTPCB_191203.M Wed Dec 04 16:46:54 2019

Response Factor Report HP G1530A

Method Path : K:\METHODS\
Method File : FECD2_QUANTPCB_191203.M
Title : PCB Data Analysis
Last Update : Wed Dec 04 15:29:22 2019
Response Via : Initial Calibration

Calibration Files
1 =ECD2F003.D 2 =ECD2F004.D 3 =ECD2F005.D
4 =ECD2F006.D 5 =ECD2F018.D 6 =ECD2F008.D

12/4/19

		Compound	1	2	3	4	5	6	Avg		%RSD
1)	S	TCMX (S)	6.079	6.081	6.245	6.243	7.658	6.722	6.659	E4	10.39
2)		Aroclor 1016 ...	4.495	3.869	3.742	3.519	3.743	3.364	3.738	E3	10.19 ✓
3)		Aroclor 1016 ...	8.056	7.042	7.109	6.630	7.719	6.834	7.194	E3	7.06 ✓
4)		Aroclor 1016 ...	4.743	3.990	3.903	3.717	4.044	3.751	3.973	E3	9.28 ✓
5)		Aroclor 1016 ...	4.368	3.818	3.564	3.253	3.640	3.257	3.577	E3	11.88 ✓
6)		Aroclor 1016 ...	4.872	4.418	4.040	3.837	4.384	3.740	4.151	E3	10.18 ✓
7)		Aroclor 1016 (6)	3.414	3.076	2.908	2.718	2.969	2.774	2.933	E3	8.72 ✓
8)		Aroclor 1016 ...							0.000		-1.00
9)		Aroclor 1221 (1)					1.082		1.082	E3	0.00
10)		Aroclor 1221 (2)					7.176		7.176	E2	0.00
11)		Aroclor 1221 (3)					2.340		2.340	E3	0.00
12)		Aroclor 1221 ...							0.000		-1.00
13)		Aroclor 1232 (1)					1.776		1.776	E3	0.00
14)		Aroclor 1232 (2)					2.780		2.780	E3	0.00
15)		Aroclor 1232 (3)					1.467		1.467	E3	0.00
16)		Aroclor 1232 (4)					1.139		1.139	E3	0.00
17)		Aroclor 1232 (5)					1.436		1.436	E3	0.00
18)		Aroclor 1232 (6)					1.198		1.198	E3	0.00
19)		Aroclor 1232 ...							0.000		-1.00
20)		Aroclor 1242 ...					2.656		2.656	E3	0.00
21)		Aroclor 1242 ...					5.187		5.187	E3	0.00
22)		Aroclor 1242 ...					2.820		2.820	E3	0.00
23)		Aroclor 1242 ...					2.289		2.289	E3	0.00
24)		Aroclor 1242 ...					2.985		2.985	E3	0.00
25)		Aroclor 1242 (6)					2.509		2.509	E3	0.00
26)		Aroclor 1242 ...							0.000		-1.00
27)		Aroclor 1248 ...					3.403		3.403	E3	0.00
28)		Aroclor 1248 ...					4.515		4.515	E3	0.00
29)		Aroclor 1248 ...					5.219		5.219	E3	0.00
30)		Aroclor 1248 ...					5.805		5.805	E3	0.00
31)		Aroclor 1248 ...					6.159		6.159	E3	0.00
32)		Aroclor 1248 (6)					3.417		3.417	E3	0.00
33)		Aroclor 1248 ...							0.000		-1.00
34)		Aroclor 1254 ...					5.998		5.998	E3	0.00
35)		Aroclor 1254 ...					7.288		7.288	E3	0.00
36)		Aroclor 1254 ...					1.121		1.121	E4	0.00
37)		Aroclor 1254 ...					7.130		7.130	E3	0.00
38)		Aroclor 1254 ...					7.659		7.659	E3	0.00
39)		Aroclor 1254 (6)					2.494		2.494	E3	0.00
40)		Aroclor 1254 ...							0.000		-1.00
41)		Aroclor 1260 ...	9.306	8.379	8.424	7.901	8.847	7.808	8.328	E3	7.24 ✓
42)		Aroclor 1260 ...	1.127	1.013	1.013	0.961	1.065	0.959	1.020	E4	5.79 ✓
43)		Aroclor 1260 (3)	8.939	8.042	8.022	7.279	7.996	7.355	7.865	E3	7.39 ✓
44)		Aroclor 1260 (4)	1.870	1.889	1.833	1.808	2.018	1.771	1.862	E4	4.24 ✓
45)		Aroclor 1260 (5)	1.271	1.231	1.222	1.136	1.258	1.158	1.210	E4	4.14 ✓
46)		Aroclor 1260 (6)	5.766	5.178	5.115	4.649	5.398	4.726	5.115	E3	7.56 ✓
47)		Aroclor 1260 ...							0.000		-1.00
48)		Aroclor 1262 (1)					8.046		8.046	E3	0.00
49)		Aroclor 1262 (2)					1.123		1.123	E4	0.00
50)		Aroclor 1262 (3)					9.705		9.705	E3	0.00
51)		Aroclor 1262 (4)					2.066		2.066	E4	0.00
52)		Aroclor 1262 (5)					1.308		1.308	E4	0.00
53)		Aroclor 1262 (6)					6.677		6.677	E3	0.00
54)		Aroclor 1262 ...							0.000		-1.00
55)		Aroclor 1268 (1)					5.104		5.104	E3	0.00
56)		Aroclor 1268 (2)					2.453		2.453	E4	0.00
57)		Aroclor 1268 (3)					2.041		2.041	E4	0.00
58)		Aroclor 1268 (4)					1.915		1.915	E4	0.00
59)		Aroclor 1268 (5)					7.750		7.750	E3	0.00
60)		Aroclor 1268 (6)					5.228		5.228	E4	0.00

Method Path : K:\METHODS\
Method File : FECD2_QUANTPCB_191203.M
Title : PCB Data Analysis
Last Update : Wed Dec 04 15:29:22 2019
Response Via : Initial Calibration

Calibration Files
1 =ECD2F003.D 2 =ECD2F004.D 3 =ECD2F005.D
4 =ECD2F006.D 5 =ECD2F018.D 6 =ECD2F008.D

	Compound	1	2	3	4	5	6	Avg	%RSD
61)	Aroclor 1268 ...							0.000	-1.00
62) S	DCBP (S)	1.085	1.080	1.138	1.058	1.243	1.098	1.117 E5	5.50

(#) = Out of Range ### Number of calibration levels exceeded format ###

Compound List Report HP G1530A

Method Path : K:\METHODS\
Method File : FECD2_QUANTPCB_191203.M
Title : PCB Data Analysis
Last Update : Wed Dec 04 15:29:22 2019
Response Via : Initial Calibration

12/14/19

Total Cpnds : 62

PK#		Compound Name	Exp_RT	Rel_RT	Cal	A/H	ID
1	S	TCMX (S)	4.811	1.000	A	H	L
2		Aroclor 1016 (1)	5.729	1.000	A	H	R
3		Aroclor 1016 (2)	6.143	1.000	A	H	R
4		Aroclor 1016 (3)	6.225	1.000	A	H	R
5		Aroclor 1016 (4)	6.382	1.000	A	H	R
6		Aroclor 1016 (5)	6.604	1.000	A	H	R
7		Aroclor 1016 (6)	6.730	1.000	A	H	R
8		Aroclor 1016 - AVE	0.749	1.000	A	H	R
9		Aroclor 1221 (1)	5.167	1.000	A	H	R
10		Aroclor 1221 (2)	5.285	1.000	A	H	R
11		Aroclor 1221 (3)	5.366	1.000	A	H	R
12		Aroclor 1221 - AVE	0.749	1.000	A	H	R
13		Aroclor 1232 (1)	5.367	1.000	A	H	R
14		Aroclor 1232 (2)	6.142	1.000	A	H	R
15		Aroclor 1232 (3)	6.225	1.000	A	H	R
16		Aroclor 1232 (4)	6.381	1.000	A	H	R
17		Aroclor 1232 (5)	6.603	1.000	A	H	R
18		Aroclor 1232 (6)	6.730	1.000	A	H	R
19		Aroclor 1232 - AVE	0.749	1.000	A	H	R
20		Aroclor 1242 (1)	5.728	1.000	A	H	R
21		Aroclor 1242 (2)	6.141	1.000	A	H	R
22		Aroclor 1242 (3)	6.224	1.000	A	H	R
23		Aroclor 1242 (4)	6.380	1.000	A	H	R
24		Aroclor 1242 (5)	6.603	1.000	A	H	R
25		Aroclor 1242 (6)	6.728	1.000	A	H	R
26		Aroclor 1242 - AVE	0.749	1.000	A	H	R
27		Aroclor 1248 (1)	6.131	1.000	A	H	R
28		Aroclor 1248 (2)	6.380	1.000	A	H	R
29		Aroclor 1248 (3)	6.601	1.000	A	H	R
30		Aroclor 1248 (4)	6.897	1.000	A	H	R
31		Aroclor 1248 (5)	6.934	1.000	A	H	R
32		Aroclor 1248 (6)	7.411	1.000	A	H	R
33		Aroclor 1248 - AVE	0.749	1.000	A	H	R
34		Aroclor 1254 (1)	6.930	1.000	A	H	R
35		Aroclor 1254 (2)	7.040	1.000	A	H	R
36		Aroclor 1254 (3)	7.412	1.000	A	H	R
37		Aroclor 1254 (4)	7.577	1.000	A	H	R
38		Aroclor 1254 (5)	7.958	1.000	A	H	R
39		Aroclor 1254 (6)	8.250	1.000	A	H	R
40		Aroclor 1254 - AVE	0.749	1.000	A	H	R
41		Aroclor 1260 (1)	7.532	1.000	A	H	R
42		Aroclor 1260 (2)	7.665	1.000	A	H	R
43		Aroclor 1260 (3)	8.221	1.000	A	H	R
44		Aroclor 1260 (4)	8.391	1.000	A	H	R
45		Aroclor 1260 (5)	8.690	1.000	A	H	R
46		Aroclor 1260 (6)	9.082	1.000	A	H	R
47		Aroclor 1260 - AVE	0.749	1.000	A	H	R
48		Aroclor 1262 (1)	7.664	1.000	A	H	R
49		Aroclor 1262 (2)	7.988	1.000	A	H	R
50		Aroclor 1262 (3)	8.220	1.000	A	H	R
51		Aroclor 1262 (4)	8.390	1.000	A	H	R
52		Aroclor 1262 (5)	8.688	1.000	A	H	R
53		Aroclor 1262 (6)	9.081	1.000	A	H	R
54		Aroclor 1262 - AVE	0.749	1.000	A	H	R
55		Aroclor 1268 (1)	8.212	1.000	A	H	R
56		Aroclor 1268 (2)	8.637	1.000	A	H	R

57		Aroclor 1268 (3)	8.685	1.000	A	H	R
58		Aroclor 1268 (4)	8.867	1.000	A	H	R
59		Aroclor 1268 (5)	9.080	1.000	A	H	R
60		Aroclor 1268 (6)	9.340	1.000	A	H	R
61		Aroclor 1268 - AVE	0.752	1.000	A	H	R
62	S	DCBP (S)	9.578	1.000	A	H	R

Cal A = Average L = Linear LO = Linear w/origin Q = Quad QO = Quad w/origin
A/H = Area or Height
ID R = R.T. B = R.T. & Q Q = Qvalue L = Largest A = All

FECD2_QUANTPCB_191203.M Wed Dec 04 16:46:45 2019

Element Calibration Review Sheet

Calibration ID: **A9L0407** Instrument: **DUALECD2F** Calibration Date: **12/04/2019**

Analysis: **8082 PCBs** Instrument Cal ID: **FECD2_QUANTPCB_19120**

1016 (1)

Curve Fit: **AVERAGE RF**

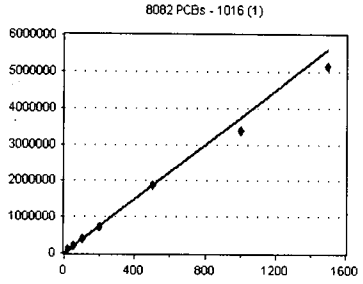

Standard	Concentration	Response	Response Factor	RT
9L03052-CAL1	20	89904	4495.200	5.73
9L03052-CAL2	50	193429	3868.580	5.73
9L03052-CAL3	100	374224	3742.240	5.73
9L03052-CAL4	200	703735	3518.675	5.73
9L03052-CAL5	500	1871482	3742.964	5.73
9L03052-CAL6	1000	3364096	3364.096	5.73
9L03052-CAL7	1500	5150886	3433.924	5.73

AVE RF **3737.954** RF RSD **10.19** AVE RT **5.73**

1016 (2)

Curve Fit: **AVERAGE RF**

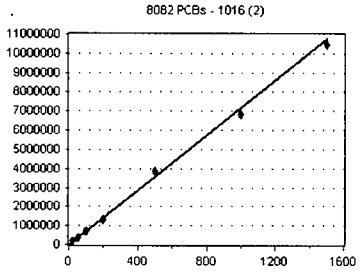

Standard	Concentration	Response	Response Factor	RT
9L03052-CAL1	20	161114	8055.700	6.14
9L03052-CAL2	50	352080	7041.600	6.14
9L03052-CAL3	100	710924	7109.240	6.14
9L03052-CAL4	200	1325963	6629.815	6.14
9L03052-CAL5	500	3859736	7719.472	6.14
9L03052-CAL6	1000	6834377	6834.377	6.14
9L03052-CAL7	1500	045072E+07	6967.146	6.14

AVE RF **7193.907** RF RSD **7.06** AVE RT **6.14**

1016 (3)

Curve Fit: **AVERAGE RF**

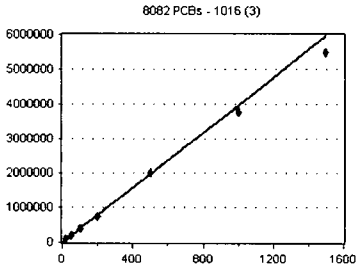

Standard	Concentration	Response	Response Factor	RT
9L03052-CAL1	20	94866	4743.300	6.23
9L03052-CAL2	50	199490	3989.800	6.23
9L03052-CAL3	100	390273	3902.730	6.23
9L03052-CAL4	200	743377	3716.885	6.22
9L03052-CAL5	500	2022155	4044.310	6.23
9L03052-CAL6	1000	3751237	3751.237	6.23
9L03052-CAL7	1500	5493308	3662.205	6.22

AVE RF **3972.924** RF RSD **9.28** AVE RT **6.22**

1016 (4)

Curve Fit: **AVERAGE RF**

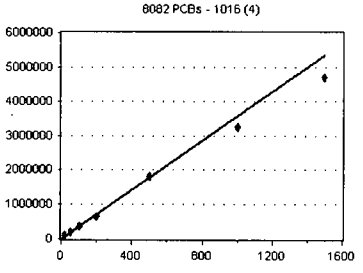

Standard	Concentration	Response	Response Factor	RT
9L03052-CAL1	20	87352	4367.600	6.38
9L03052-CAL2	50	190893	3817.860	6.38
9L03052-CAL3	100	356425	3564.250	6.38
9L03052-CAL4	200	650662	3253.310	6.38
9L03052-CAL5	500	1820005	3640.010	6.38
9L03052-CAL6	1000	3257104	3257.104	6.38
9L03052-CAL7	1500	4711985	3141.323	6.38

AVE RF **3577.351** RF RSD **11.88** AVE RT **6.38**

Element Calibration Review Sheet

Calibration ID: **A9L0407** Instrument: **DUALECD2F** Calibration Date: **12/04/2019**

Analysis: **8082 PCBs** Instrument Cal ID: **FECD2_QUANTPCB_19120**

1016 (5)

Curve Fit: **AVERAGE RF**

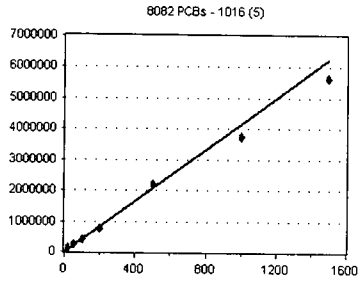

Standard	Concentration	Response	Response Factor	RT
9L03052-CAL1	20	97448	4872.400	6.60
9L03052-CAL2	50	220902	4418.040	6.60
9L03052-CAL3	100	404011	4040.110	6.60
9L03052-CAL4	200	767420	3837.100	6.60
9L03052-CAL5	500	2192154	4384.308	6.60
9L03052-CAL6	1000	3740486	3740.486	6.60
9L03052-CAL7	1500	5651954	3767.969	6.60

AVE RF **4151.488** RF RSD **10.18** AVE RT **6.60**

1016 (6)

Curve Fit: **AVERAGE RF**

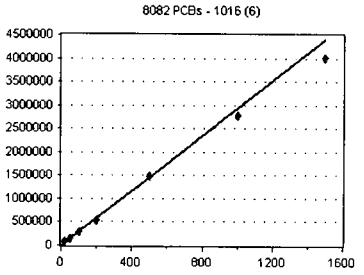

Standard	Concentration	Response	Response Factor	RT
9L03052-CAL1	20	68287	3414.350	6.73
9L03052-CAL2	50	153783	3075.660	6.73
9L03052-CAL3	100	290789	2907.890	6.73
9L03052-CAL4	200	543631	2718.155	6.73
9L03052-CAL5	500	1484483	2968.966	6.73
9L03052-CAL6	1000	2774363	2774.363	6.73
9L03052-CAL7	1500	4009865	2673.243	6.73

AVE RF **2933.232** RF RSD **8.72** AVE RT **6.73**

1260 (1)

Curve Fit: **AVERAGE RF**

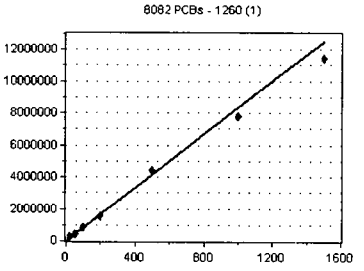

Standard	Concentration	Response	Response Factor	RT
9L03052-CAL1	20	186119	9305.950	7.53
9L03052-CAL2	50	418936	8378.720	7.53
9L03052-CAL3	100	842440	8424.400	7.53
9L03052-CAL4	200	1580165	7900.825	7.53
9L03052-CAL5	500	4423699	8847.398	7.53
9L03052-CAL6	1000	7808345	7808.345	7.53
9L03052-CAL7	1500	144334E+07	7628.894	7.53

AVE RF **8327.790** RF RSD **7.24** AVE RT **7.53**

1260 (2)

Curve Fit: **AVERAGE RF**

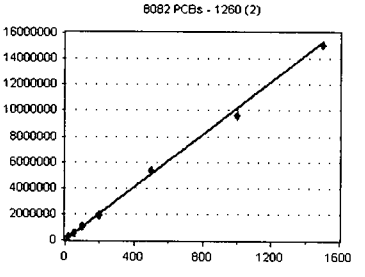

Standard	Concentration	Response	Response Factor	RT
9L03052-CAL1	20	225314	11265.700	7.67
9L03052-CAL2	50	506688	10133.760	7.67
9L03052-CAL3	100	1012879	10128.790	7.67
9L03052-CAL4	200	1922759	9613.795	7.67
9L03052-CAL5	500	5325133	10650.270	7.67
9L03052-CAL6	1000	9589273	9589.273	7.67
9L03052-CAL7	1500	505274E+07	10035.160	7.67

AVE RF **10202.390** RF RSD **5.79** AVE RT **7.67**

Element Calibration Review Sheet

Calibration ID: **A9L0407** Instrument: **DUALECD2F** Calibration Date: **12/04/2019**

Analysis: **8082 PCBs** Instrument Cal ID: **FECD2_QUANTPCB_19120**

1260 (3)

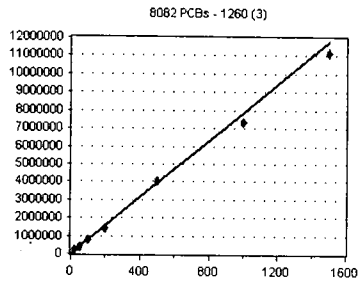

Curve Fit: **AVERAGE RF**

Standard	Concentration	Response	Response Factor	RT
9L03052-CAL1	20	178776	8938.800	8.22
9L03052-CAL2	50	402124	8042.480	8.22
9L03052-CAL3	100	802199	8021.990	8.22
9L03052-CAL4	200	1455817	7279.085	8.22
9L03052-CAL5	500	3997829	7995.658	8.22
9L03052-CAL6	1000	7355010	7355.010	8.22
9L03052-CAL7	1500	113463E+07	7423.086	8.22

AVE RF **7865.158** RF RSD **7.39** AVE RT **8.22**

1260 (4)

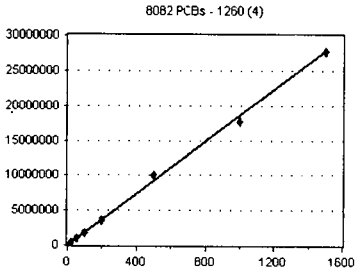

Curve Fit: **AVERAGE RF**

Standard	Concentration	Response	Response Factor	RT
9L03052-CAL1	20	374030	18701.500	8.39
9L03052-CAL2	50	944538	18890.760	8.39
9L03052-CAL3	100	1832880	18328.800	8.39
9L03052-CAL4	200	3616251	18081.260	8.39
9L03052-CAL5	500	008925E+07	20178.500	8.39
9L03052-CAL6	1000	.77085E+07	17708.500	8.39
9L03052-CAL7	1500	765995E+07	18439.970	8.39

AVE RF **18618.470** RF RSD **4.24** AVE RT **8.39**

1260 (5)

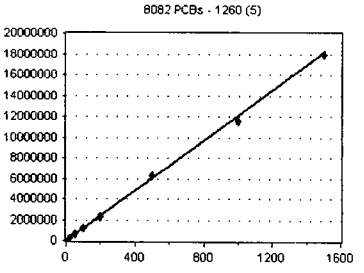

Curve Fit: **AVERAGE RF**

Standard	Concentration	Response	Response Factor	RT
9L03052-CAL1	20	254106	12705.300	8.69
9L03052-CAL2	50	615297	12305.940	8.69
9L03052-CAL3	100	1221637	12216.370	8.69
9L03052-CAL4	200	2271341	11356.710	8.69
9L03052-CAL5	500	6288943	12577.890	8.69
9L03052-CAL6	1000	158015E+07	11580.150	8.69
9L03052-CAL7	1500	789422E+07	11929.480	8.69

AVE RF **12095.980** RF RSD **4.14** AVE RT **8.69**

1260 (6)

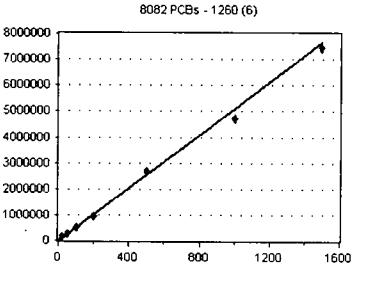

Curve Fit: **AVERAGE RF**

Standard	Concentration	Response	Response Factor	RT
9L03052-CAL1	20	115322	5766.100	9.08
9L03052-CAL2	50	258919	5178.380	9.08
9L03052-CAL3	100	511487	5114.870	9.08
9L03052-CAL4	200	929790	4648.950	9.08
9L03052-CAL5	500	2699039	5398.078	9.08
9L03052-CAL6	1000	4725786	4725.786	9.08
9L03052-CAL7	1500	7455071	4970.047	9.08

AVE RF **5114.602** RF RSD **7.56** AVE RT **9.08**

Element Calibration Review Sheet

Calibration ID: **A9L0407** Instrument: **DUALECD2F** Calibration Date: **12/04/2019**

Analysis: **8082 PCBs** Instrument Cal ID: **FECD2_QUANTPCB_19120**

Decachlorobiphenyl (Surr)

Curve Fit: **AVERAGE RF**

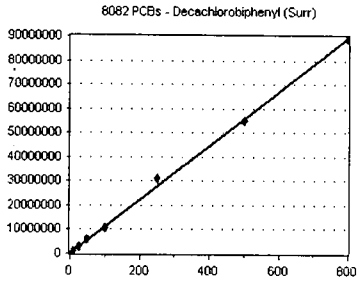

Standard	Concentration	Response	Response Factor	RT
9L03052-CAL1	10	1085395	108539.500	9.58
9L03052-CAL2	25	2699632	107985.300	9.58
9L03052-CAL3	50	5688932	113778.600	9.58
9L03052-CAL4	100	057786E+07	105778.600	9.58
9L03052-CAL5	250	108338E+07	124333.500	9.58
9L03052-CAL6	500	490382E+07	109807.600	9.58
9L03052-CAL7	800	920232E+07	111502.900	9.58

AVE RF **111675.200** RF RSD **5.50** AVE RT **9.58**

CALIBRATION SEQUENCE REVIEW SHEET

SEQUENCE: 9L03052

Analysis Included

1311/8082 TCLP PCBs
608 PCBs
608 PCBs - LL (1000/1mL) +1262/68
8082 PCBs
8082 PCBs - Low Level (2mL FV)
8082 PCBs - Low Level (2mL FV) +1262/68
8082 PCBs - Low Level (1000/1mL)
8082 PCBs - Low Level (1000/1mL) +1262/68
8082 PCBs - Low Level (30g/2mL)
8082 PCBs + 1262/1268
8082 PCBs in Trans. Oil - LL

INSTRUMENT SEQUENCE LOG

SampleID	SampleName	Matrix	STDID	ISTD ID	Analyzed
9L03052-ICB1	Initial Cal Blank	Water	A19K026		12/3/2019 4:47:00PM
9L03052-CAL1	Cal Standard	Water	A19F250	"	12/3/2019 5:04:00PM
9L03052-CAL2	Cal Standard	Water	A19F251	"	12/3/2019 5:22:00PM
9L03052-CAL3	Cal Standard	Water	A19F252	"	12/3/2019 5:40:00PM
9L03052-CAL4	Cal Standard	Water	A19F253	"	12/3/2019 5:57:00PM
9L03052-CAL5	Cal Standard	Water	A19F247	"	12/3/2019 6:15:00PM
9L03052-CAL6	Cal Standard	Water	A19F248	"	12/3/2019 6:32:00PM
9L03052-CAL7	Cal Standard	Water	A19F249	"	12/3/2019 6:50:00PM
9L03052-ICV1	Initial Cal Check	Water	A19H459	"	12/3/2019 7:25:00PM
9L03052-CAL8	Cal Standard	Water	A19H447	"	12/3/2019 7:43:00PM
9L03052-CAL9	Cal Standard	Water	A19H448	"	12/3/2019 8:01:00PM
9L03052-CALA	Cal Standard	Water	A19H449	"	12/3/2019 8:18:00PM
9L03052-CALB	Cal Standard	Water	A19H450	"	12/3/2019 8:36:00PM
9L03052-CALC	Cal Standard	Water	A19H451	"	12/3/2019 8:53:00PM
9L03052-CALD	Cal Standard	Water	A19H452	"	12/3/2019 9:11:00PM
9L03052-CALE	Cal Standard	Water	A19H453	"	12/3/2019 9:29:00PM
9L03052-ICV2	Initial Cal Check	Water	A19H405	"	12/3/2019 9:46:00PM
9L03052-ICV3	Initial Cal Check	Water	A19J367	"	12/3/2019 10:04:00PM
9L03052-ICV4	Initial Cal Check	Water	A19H406	"	12/3/2019 10:21:00PM
9L03052-ICV5	Initial Cal Check	Water	A19L037	"	12/3/2019 10:39:00PM

CALIBRATION STANDARD RECOVERIES

Calibration: A9L0407 Instrument: DUALECD2F

1311/8082 TCLP PCBs Sequence: 9L03052 Matrix: Water

9L03052-CAL1	Inst. MRL	Recalc Res.	Cal Level	%Rec.	Qual
Aroclor 1016	0.0000	0.00	20.0	0	
Aroclor 1260	0.0000	0.00	20.0	0	
Aroclor 1016	0.0000	0.00	20.0	0	
Aroclor 1260	0.0000	0.00	20.0	0	

9L03052-CAL2	Inst. MRL	Recalc Res.	Cal Level	%Rec.	Qual
Aroclor 1016	0.0000	0.00	50.0	0	
Aroclor 1260	0.0000	0.00	50.0	0	

CALIBRATION SEQUENCE REVIEW SHEET

SEQUENCE: 9L03052

Aroclor 1016	0.0000	0.00	50.0	0	
Aroclor 1260	0.0000	0.00	50.0	0	
9L03052-CAL3	**Inst. MRL**	**Recalc Res.**	**Cal Level**	**%Rec.**	**Qual**
Aroclor 1016	0.0000	0.00	100	0	
Aroclor 1260	0.0000	0.00	100	0	
Aroclor 1016	0.0000	0.00	100	0	
Aroclor 1260	0.0000	0.00	100	0	
9L03052-CAL4	**Inst. MRL**	**Recalc Res.**	**Cal Level**	**%Rec.**	**Qual**
Aroclor 1016	0.0000	0.00	200	0	
Aroclor 1260	0.0000	0.00	200	0	
Aroclor 1016	0.0000	0.00	200	0	
Aroclor 1260	0.0000	0.00	200	0	
9L03052-CAL5	**Inst. MRL**	**Recalc Res.**	**Cal Level**	**%Rec.**	**Qual**
Aroclor 1016	0.0000	0.00	500	0	
Aroclor 1260	0.0000	0.00	500	0	
Aroclor 1016	0.0000	0.00	500	0	
Aroclor 1260	0.0000	0.00	500	0	
9L03052-CAL6	**Inst. MRL**	**Recalc Res.**	**Cal Level**	**%Rec.**	**Qual**
Aroclor 1016	800.0000	0.00	1000	0	
Aroclor 1260	800.0000	0.00	1000	0	
Aroclor 1016	0.0000	0.00	1000	0	
Aroclor 1260	0.0000	0.00	1000	0	
Aroclor 1016	0.0000	0.00	1000	0	
Aroclor 1260	0.0000	0.00	1000	0	
9L03052-CAL7	**Inst. MRL**	**Recalc Res.**	**Cal Level**	**%Rec.**	**Qual**
Aroclor 1016	800.0000	0.00	1500	0	
Aroclor 1260	800.0000	0.00	1500	0	
Aroclor 1016	0.0000	0.00	1500	0	
Aroclor 1260	0.0000	0.00	1500	0	
Aroclor 1016	0.0000	0.00	1500	0	
Aroclor 1260	0.0000	0.00	1500	0	
9L03052-CAL8	**Inst. MRL**	**Recalc Res.**	**Cal Level**	**%Rec.**	**Qual**
Aroclor 1221	0.0000	0.00	500	0	
Aroclor 1221	0.0000	0.00	500	0	
9L03052-CAL9	**Inst. MRL**	**Recalc Res.**	**Cal Level**	**%Rec.**	**Qual**
Aroclor 1232	0.0000	0.00	500	0	
Aroclor 1232	0.0000	0.00	500	0	
9L03052-CALA	**Inst. MRL**	**Recalc Res.**	**Cal Level**	**%Rec.**	**Qual**
Aroclor 1242	0.0000	0.00	500	0	
Aroclor 1242	0.0000	0.00	500	0	
9L03052-CALB	**Inst. MRL**	**Recalc Res.**	**Cal Level**	**%Rec.**	**Qual**
Aroclor 1248	0.0000	0.00	500	0	
Aroclor 1248	0.0000	0.00	500	0	
9L03052-CALC	**Inst. MRL**	**Recalc Res.**	**Cal Level**	**%Rec.**	**Qual**
Aroclor 1254	0.0000	0.00	500	0	
Aroclor 1254	0.0000	0.00	500	0	

CALIBRATION SEQUENCE REVIEW SHEET

SEQUENCE: 9L03052

9L03052-CALD	Inst. MRL	Recalc Res.	Cal Level	%Rec.	Qual
Aroclor 1262	0.0000	0.00	500	0	
Aroclor 1262	0.0000	0.00	500	0	

9L03052-CALE	Inst. MRL	Recalc Res.	Cal Level	%Rec.	Qual
Aroclor 1268	0.0000	0.00	500	0	
Aroclor 1268	0.0000	0.00	500	0	

Compounds listed above have recalculated recoveries outside 70-130% of the true values, and the calibration levels are above the reporting level. If no compounds are listed, all are OK. Please see the next section for quadatic fit compounds.

Analytes With Quadratic Curve Fits

Qualifier	iMDL	iMRL	Spike Amt	%Difference	OK?	Raise MRL to ?
				———	☐	☐ ———

Analytes listed above have quadratic curve fits. If they are using a weighting otpion, they must be checked against the requanted curve points to determine if the recalculated results are within limits (70-130 or as specified).

ICV RECOVERIES

Calibration: **A9L0407** Instrument: **DUALECD2F**

8082 PCBs Sequence: **9L03052** Matrix: **Water**

9L03052-ICV1	Inst. MRL	ICV Level	Result	%Rec.	Qual
1260 (6)	20	500	338.20	68	
1260 (6)	20	500	338.20	68	
1260 (6)	20	500	338.20	68	
1260 (6)	20	500	338.20	68	
1260 (6)	20	500	338.20	68	
1260 (6)	20	500	338.20	68	
1260 (6)		500	338.20	68	
1260 (6)		500	338.20	68	
1260 (6)	20	500	338.20	68	
1260 (6)	20	500	338.20	68	
1260 (6)	20	500	338.20	68	

Compounds listed above have Initial Calibration Verification standard recoveries outside 70-130% of the true values. If no compounds are listed, all have passing recoveries.

Quantitation Report (Not Reviewed)

Data Path : K:\DATA\9L03052\
Data File : ECD2F002.D
Signal(s) : ECD1A.CH
Acq On : 03 Dec 2019 16:47
Operator : MJB / KAK
Sample : 9L03052-ICB1
Misc : [redacted]
ALS Vial : 2 Sample Multiplier: 1

Integration File: PCB1.e
Quant Time: Dec 04 15:46:12 2019
Quant Method : K:\METHODS\FECD2_QUANTPCB_191203.M
Quant Title : PCB Data Analysis
QLast Update : Wed Dec 04 15:29:22 2019
Response via : Initial Calibration
Integrator: ChemStation 6890 Scale Mode: Small noise peaks clipped

12/4/19
clean

	Compound	R.T.	Response	Conc Units
	System Monitoring Compounds			
1) S	TCMX (S)	4.809	6338084	95.184 ng/ml
62) S	DCBP (S)	9.578	10758324	96.336 ng/ml
	Target Compounds			
2)	Aroclor 1016 (1)	5.730	2193	0.587 ng/ml
3)	Aroclor 1016 (2)	6.146	1281	0.178 ng/ml
4)	Aroclor 1016 (3)	6.226	1076	0.271 ng/ml
5)	Aroclor 1016 (4)	6.380	447	0.125 ng/ml
6)	Aroclor 1016 (5)	6.607	951	0.229 ng/ml
7)	Aroclor 1016 (6)	6.731	562	0.191 ng/ml
8)	Aroclor 1016 - AVE	0.000	0	N.D. ng/ml
9)	Aroclor 1221 (1)	5.162	6620	6.116 ng/ml
10)	Aroclor 1221 (2)	5.300	5965	8.313 ng/ml
11)	Aroclor 1221 (3)	5.361	4965	2.122 ng/ml
12)	Aroclor 1221 - AVE	0.000	0	N.D. ng/ml
13)	Aroclor 1232 (1)	5.371	4826	2.717 ng/ml
14)	Aroclor 1232 (2)	6.146	1281	0.461 ng/ml
15)	Aroclor 1232 (3)	6.226	1076	0.733 ng/ml
16)	Aroclor 1232 (4)	6.380	447	0.392 ng/ml
17)	Aroclor 1232 (5)	6.607	951	0.662 ng/ml
18)	Aroclor 1232 (6)	6.731	562	0.469 ng/ml
19)	Aroclor 1232 - AVE	0.000	0	N.D. ng/ml
20)	Aroclor 1242 (1)	5.730	2193	0.826 ng/ml
21)	Aroclor 1242 (2)	6.137	1320	0.255 ng/ml
22)	Aroclor 1242 (3)	6.226	1076	0.382 ng/ml
23)	Aroclor 1242 (4)	6.380	447	0.195 ng/ml
24)	Aroclor 1242 (5)	6.607	951	0.319 ng/ml
25)	Aroclor 1242 (6)	6.731	562	0.224 ng/ml
26)	Aroclor 1242 - AVE	0.000	0	N.D. ng/ml
27)	Aroclor 1248 (1)	6.130	1280	0.376 ng/ml
28)	Aroclor 1248 (2)	6.380	447	0.099 ng/ml
29)	Aroclor 1248 (3)	6.598	1020	0.196 ng/ml
30)	Aroclor 1248 (4)	6.903	924	0.159 ng/ml
31)	Aroclor 1248 (5)	6.933	1036	0.168 ng/ml
32)	Aroclor 1248 (6)	7.414	1315	0.385 ng/ml
33)	Aroclor 1248 - AVE	0.000	0	N.D. ng/ml
34)	Aroclor 1254 (1)	6.933	1036	0.173 ng/ml
35)	Aroclor 1254 (2)	7.027	397	0.054 ng/ml
36)	Aroclor 1254 (3)	7.414	1315	0.117 ng/ml
37)	Aroclor 1254 (4)	7.581	1251	0.175 ng/ml
38)	Aroclor 1254 (5)	7.969	3567	0.466 ng/ml
39)	Aroclor 1254 (6)	8.251	439	0.176 ng/ml
40)	Aroclor 1254 - AVE	0.000	0	N.D. ng/ml
41)	Aroclor 1260 (1)	7.530	1532	0.184 ng/ml
42)	Aroclor 1260 (2)	7.661	810	0.079 ng/ml
43)	Aroclor 1260 (3)	8.220	1016	0.129 ng/ml
44)	Aroclor 1260 (4)	8.387	4410	0.237 ng/ml
45)	Aroclor 1260 (5)	8.693	3008	0.249 ng/ml
46)	Aroclor 1260 (6)	9.084	3317	0.648 ng/ml
47)	Aroclor 1260 - AVE	0.000	0	N.D. ng/ml

Quantitation Report (Not Reviewed)

Data Path : K:\DATA\9L03052\
Data File : ECD2F002.D
Signal(s) : ECD1A.CH
Acq On : 03 Dec 2019 16:47
Operator : MJB / KAK
Sample : 9L03052-ICB1
Misc :
ALS Vial : 2 Sample Multiplier: 1

Integration File: PCB1.e
Quant Time: Dec 04 15:46:12 2019
Quant Method : K:\METHODS\FECD2_QUANTPCB_191203.M
Quant Title : PCB Data Analysis
QLast Update : Wed Dec 04 15:29:22 2019
Response via : Initial Calibration
Integrator: ChemStation 6890 Scale Mode: Small noise peaks clipped

	Compound	R.T.	Response	Conc Units
48)	Aroclor 1262 (1)	7.661	810	0.101 ng/ml
49)	Aroclor 1262 (2)	7.993	631	0.056 ng/ml
50)	Aroclor 1262 (3)	8.220	1016	0.105 ng/ml
51)	Aroclor 1262 (4)	8.387	4410	0.213 ng/ml
52)	Aroclor 1262 (5)	8.693	3008	0.230 ng/ml
53)	Aroclor 1262 (6)	9.084	3317	0.497 ng/ml
54)	Aroclor 1262 - AVE	0.000	0	N.D. ng/ml
55)	Aroclor 1268 (1)	8.220	1016	0.199 ng/ml
56)	Aroclor 1268 (2)	8.643	2303	0.094 ng/ml
57)	Aroclor 1268 (3)	8.693	3008	0.147 ng/ml
58)	Aroclor 1268 (4)	8.870	57632	3.009 ng/ml
59)	Aroclor 1268 (5)	9.078	3271	0.422 ng/ml
60)	Aroclor 1268 (6)	9.344	58231	1.114 ng/ml
61)	Aroclor 1268 - AVE	0.000	0	N.D. ng/ml

(f)=RT Delta > 1/2 Window (m)=manual int.

Quantitation Report (Not Reviewed)

Data Path : K:\DATA\9L03052\
Data File : ECD2F002.D
Signal(s) : ECD1A.CH
Acq On : 03 Dec 2019 16:47
Operator : MJB / KAK
Sample : 9L03052-ICB1
Misc :
ALS Vial : 2 Sample Multiplier: 1

Integration File: PCB1.e
Quant Time: Dec 04 15:46:12 2019
Quant Method : K:\METHODS\FECD2_QUANTPCB_191203.M
Quant Title : PCB Data Analysis
QLast Update : Wed Dec 04 15:29:22 2019
Response via : Initial Calibration
Integrator: ChemStation 6890 Scale Mode: Small noise peaks clipped

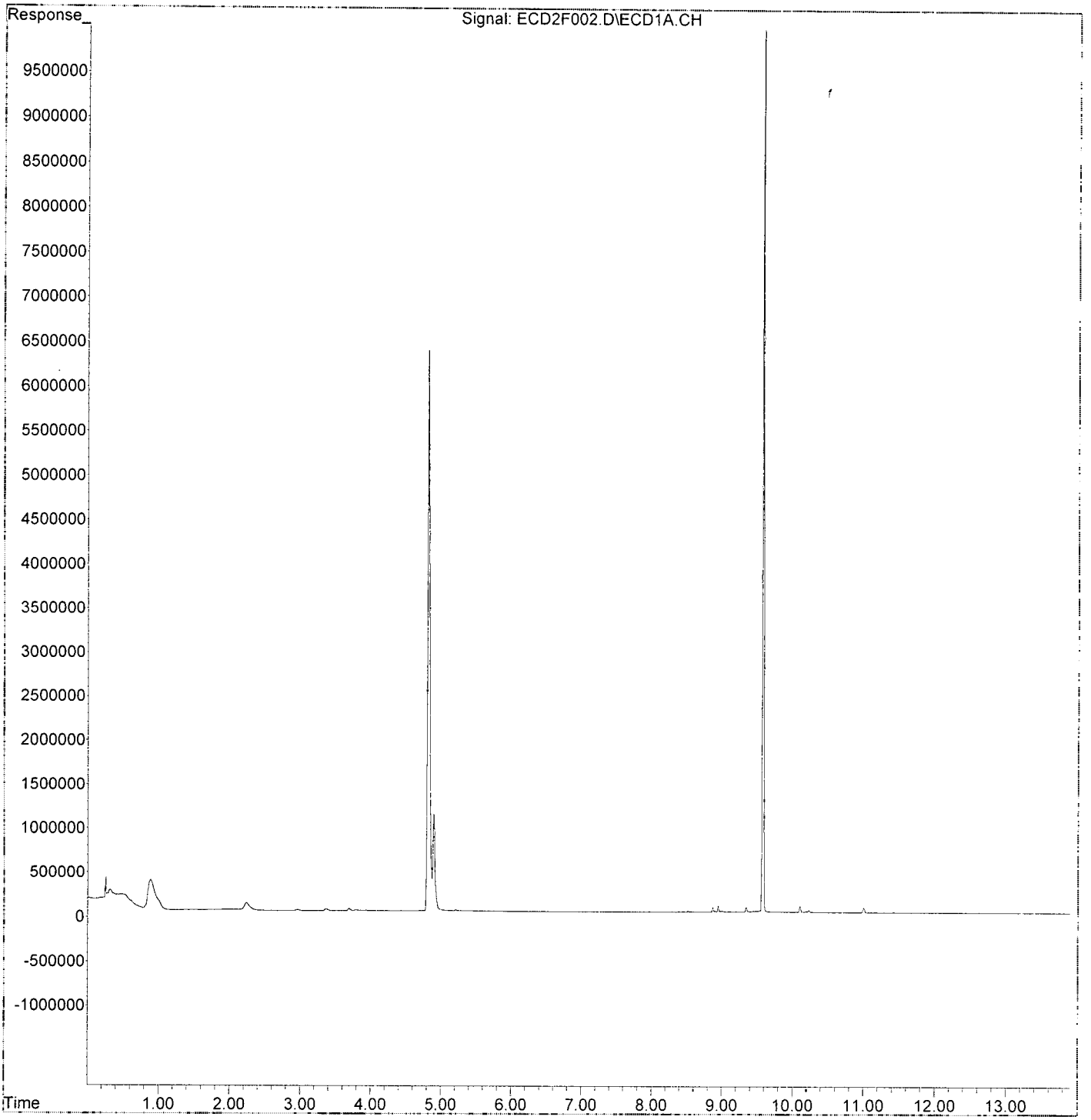

Quantitation Report (Not Reviewed)

Data Path : K:\DATA\9L03052\
Data File : ECD2F010.D
Signal(s) : ECD1A.CH
Acq On : 03 Dec 2019 19:08
Operator : MJB / KAK
Sample : 9L03052-[redacted]
Misc :
ALS Vial : 1 Sample Multiplier: 1

Integration File: PCB1.e
Quant Time: Dec 04 15:46:27 2019
Quant Method : K:\METHODS\FECD2_QUANTPCB_191203.M
Quant Title : PCB Data Analysis
QLast Update : Wed Dec 04 15:29:22 2019
Response via : Initial Calibration
Integrator: ChemStation 6890 Scale Mode: Small noise peaks clipped

12/4/19

		Compound	R.T.	Response	Conc	Units
		System Monitoring Compounds				
1)	S	TCMX (S)	4.737f	12545	0.188	ng/ml
62)	S	DCBP (S)	9.577	25002	0.224	ng/ml
		Target Compounds				
2)		Aroclor 1016 (1)	5.752	12668	3.389	ng/ml
3)		Aroclor 1016 (2)	6.145	16520	2.296	ng/ml
4)		Aroclor 1016 (3)	6.237	10133	2.550	ng/ml
5)		Aroclor 1016 (4)	6.391	8879	2.482	ng/ml
6)		Aroclor 1016 (5)	6.610	12655	3.048	ng/ml
7)		Aroclor 1016 (6)	6.735	9348	3.187	ng/ml
8)		Aroclor 1016 - AVE	0.000	0	N.D.	ng/ml
9)		Aroclor 1221 (1)	5.136	3825	3.533	ng/ml
10)		Aroclor 1221 (2)	5.250	9695	13.511	ng/ml
11)		Aroclor 1221 (3)	5.363	4759	2.034	ng/ml
12)		Aroclor 1221 - AVE	0.000	0	N.D.	ng/ml
13)		Aroclor 1232 (1)	5.363	4759	2.679	ng/ml
14)		Aroclor 1232 (2)	6.145	16520	5.942	ng/ml
15)		Aroclor 1232 (3)	6.237	10133	6.907	ng/ml
16)		Aroclor 1232 (4)	6.391	8879	7.793	ng/ml
17)		Aroclor 1232 (5)	6.610	12655	8.813	ng/ml
18)		Aroclor 1232 (6)	6.735	9348	7.802	ng/ml
19)		Aroclor 1232 - AVE	0.000	0	N.D.	ng/ml
20)		Aroclor 1242 (1)	5.703	6298	2.371	ng/ml
21)		Aroclor 1242 (2)	6.145	16520	3.185	ng/ml
22)		Aroclor 1242 (3)	6.211	2588	0.918	ng/ml
23)		Aroclor 1242 (4)	6.391	8879	3.879	ng/ml
24)		Aroclor 1242 (5)	6.610	12655	4.240	ng/ml
25)		Aroclor 1242 (6)	6.735	9348	3.725	ng/ml
26)		Aroclor 1242 - AVE	0.000	0	N.D.	ng/ml
27)		Aroclor 1248 (1)	6.145	16520	4.854	ng/ml
28)		Aroclor 1248 (2)	6.391	8879	1.966	ng/ml
29)		Aroclor 1248 (3)	6.610	12655	2.425	ng/ml
30)		Aroclor 1248 (4)	6.901	6862	1.182	ng/ml
31)		Aroclor 1248 (5)	6.936	6915	1.123	ng/ml
32)		Aroclor 1248 (6)	7.418	9012	2.637	ng/ml
33)		Aroclor 1248 - AVE	0.000	0	N.D.	ng/ml
34)		Aroclor 1254 (1)	6.936	6915	1.153	ng/ml
35)		Aroclor 1254 (2)	7.044	8240	1.131	ng/ml
36)		Aroclor 1254 (3)	7.418	9012	0.804	ng/ml
37)		Aroclor 1254 (4)	7.580	6917	0.970	ng/ml
38)		Aroclor 1254 (5)	7.959	19034	2.485	ng/ml
39)		Aroclor 1254 (6)	8.250	3740	1.500	ng/ml
40)		Aroclor 1254 - AVE	0.000	0	N.D.	ng/ml
41)		Aroclor 1260 (1)	7.532	14399	1.729	ng/ml
42)		Aroclor 1260 (2)	7.666	25104	2.461	ng/ml
43)		Aroclor 1260 (3)	8.222	9877	1.256	ng/ml
44)		Aroclor 1260 (4)	8.392	31578	1.696	ng/ml
45)		Aroclor 1260 (5)	8.690	20342	1.682	ng/ml
46)		Aroclor 1260 (6)	9.082	8134	1.590	ng/ml
47)		Aroclor 1260 - AVE	0.000	0	N.D.	ng/ml

<< MDL

Quantitation Report (Not Reviewed)

Data Path : K:\DATA\9L03052\
Data File : ECD2F010.D
Signal(s) : ECD1A.CH
Acq On : 03 Dec 2019 19:08
Operator : MJB / KAK
Sample : 9L03052-IBL1
Misc :
ALS Vial : 1 Sample Multiplier: 1

Integration File: PCB1.e
Quant Time: Dec 04 15:46:27 2019
Quant Method : K:\METHODS\FECD2_QUANTPCB_191203.M
Quant Title : PCB Data Analysis
QLast Update : Wed Dec 04 15:29:22 2019
Response via : Initial Calibration
Integrator: ChemStation 6890 Scale Mode: Small noise peaks clipped

	Compound	R.T.	Response	Conc Units
48)	Aroclor 1262 (1)	7.666	25104	3.120 ng/ml
49)	Aroclor 1262 (2)	7.989	9638	0.859 ng/ml
50)	Aroclor 1262 (3)	8.222	9877	1.018 ng/ml
51)	Aroclor 1262 (4)	8.392	31578	1.528 ng/ml
52)	Aroclor 1262 (5)	8.690	20342	1.555 ng/ml
53)	Aroclor 1262 (6)	9.082	8134	1.218 ng/ml
54)	Aroclor 1262 - AVE	0.000	0	N.D. ng/ml
55)	Aroclor 1268 (1)	8.222	9877	1.935 ng/ml
56)	Aroclor 1268 (2)	8.639	4889	0.199 ng/ml
57)	Aroclor 1268 (3)	8.690	20342	0.996 ng/ml
58)	Aroclor 1268 (4)	8.872	2484	0.130 ng/ml
59)	Aroclor 1268 (5)	9.082	8134	1.050 ng/ml
60)	Aroclor 1268 (6)	9.341	4085	0.078 ng/ml
61)	Aroclor 1268 - AVE	0.000	0	N.D. ng/ml

(f)=RT Delta > 1/2 Window (m)=manual int.

Quantitation Report (Not Reviewed)

Data Path : K:\DATA\9L03052\
Data File : ECD2F010.D
Signal(s) : ECD1A.CH
Acq On : 03 Dec 2019 19:08
Operator : MJB / KAK
Sample : 9L03052-IBL1
Misc :
ALS Vial : 1 Sample Multiplier: 1

Integration File: PCB1.e
Quant Time: Dec 04 15:46:27 2019
Quant Method : K:\METHODS\FECD2_QUANTPCB_191203.M
Quant Title : PCB Data Analysis
QLast Update : Wed Dec 04 15:29:22 2019
Response via : Initial Calibration
Integrator: ChemStation 6890 Scale Mode: Small noise peaks clipped

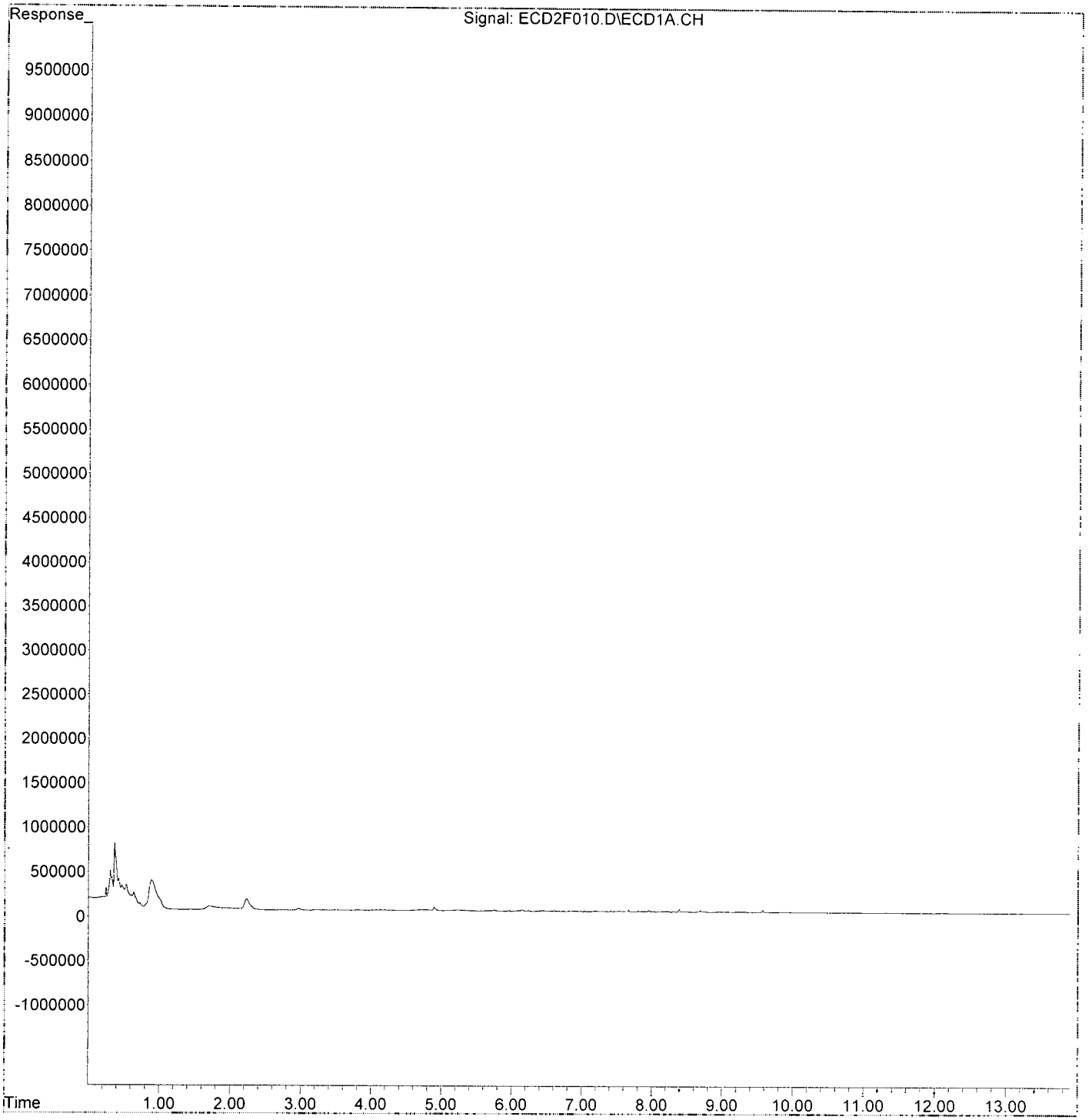

Quantitation Report (Not Reviewed)

Data Path : K:\DATA\9L03052\
Data File : ECD2F011.D
Signal(s) : ECD1A.CH
Acq On : 03 Dec 2019 19:25
Operator : MJB / KAK
Sample : 9L03052-ICV1
Misc :
ALS Vial : 10 Sample Multiplier: 1

Integration File: PCB1.e
Quant Time: Dec 04 15:46:41 2019
Quant Method : K:\METHODS\FECD2_QUANTPCB_191203.M
Quant Title : PCB Data Analysis
QLast Update : Wed Dec 04 15:29:22 2019
Response via : Initial Calibration
Integrator: ChemStation 6890 Scale Mode: Small noise peaks clipped

12/4/19

1016, 1260

		Compound	R.T.	Response	Conc	Units
		System Monitoring Compounds				
1)	S	TCMX (S)	4.809	11420854	171.516	ng/ml
62)	S	DCBP (S)	9.577	20581453	184.298	ng/ml
		Target Compounds				
2)		Aroclor 1016 (1)	5.729	1584967	424.020	ng/ml
3)		Aroclor 1016 (2)	6.143	3295907	458.153	ng/ml
4)		Aroclor 1016 (3)	6.224	1748585	440.125	ng/ml
5)		Aroclor 1016 (4)	6.381	1506724	421.184	ng/ml
6)		Aroclor 1016 (5)	6.604	1802153	434.098	ng/ml
7)		Aroclor 1016 (6)	6.730	1256017	428.203	ng/ml
8)		Aroclor 1016 - AVE	0.000	0	N.D.	ng/ml
9)		Aroclor 1221 (1)	5.167	154121	142.384	ng/ml
10)		Aroclor 1221 (2)	5.287	169658	236.435	ng/ml
11)		Aroclor 1221 (3)	5.367	741426	316.834	ng/ml
12)		Aroclor 1221 - AVE	0.000	0	N.D.	ng/ml
13)		Aroclor 1232 (1)	5.367	741426	417.429	ng/ml
14)		Aroclor 1232 (2)	6.143	3295907	1185.500	ng/ml
15)		Aroclor 1232 (3)	6.224	1748585	1191.994	ng/ml
16)		Aroclor 1232 (4)	6.381	1506724	1322.425	ng/ml
17)		Aroclor 1232 (5)	6.604	1802153	1254.999	ng/ml
18)		Aroclor 1232 (6)	6.730	1256017	1048.322	ng/ml
19)		Aroclor 1232 - AVE	0.000	0	N.D.	ng/ml
20)		Aroclor 1242 (1)	5.729	1584967	596.744	ng/ml
21)		Aroclor 1242 (2)	6.143	3295907	635.407	ng/ml
22)		Aroclor 1242 (3)	6.224	1748585	620.028	ng/ml
23)		Aroclor 1242 (4)	6.381	1506724	658.194	ng/ml
24)		Aroclor 1242 (5)	6.604	1802153	603.796	ng/ml
25)		Aroclor 1242 (6)	6.730	1256017	500.560	ng/ml
26)		Aroclor 1242 - AVE	0.000	0	N.D.	ng/ml
27)		Aroclor 1248 (1)	6.143	3295907	968.446	ng/ml
28)		Aroclor 1248 (2)	6.381	1506724	333.699	ng/ml
29)		Aroclor 1248 (3)	6.604	1802153	345.316	ng/ml
30)		Aroclor 1248 (4)	6.898	306212	52.748	ng/ml
31)		Aroclor 1248 (5)	6.931	1452015	235.743	ng/ml
32)		Aroclor 1248 (6)	7.419	3020035	883.719	ng/ml
33)		Aroclor 1248 - AVE	0.000	0	N.D.	ng/ml
34)		Aroclor 1254 (1)	6.931	1452015	242.078	ng/ml
35)		Aroclor 1254 (2)	7.042	1517384	208.215	ng/ml
36)		Aroclor 1254 (3)	7.419	3020035	269.406	ng/ml
37)		Aroclor 1254 (4)	7.578	308753	43.303	ng/ml
38)		Aroclor 1254 (5)	7.959	4100152	535.339	ng/ml
39)		Aroclor 1254 (6)	8.251	442599	177.474	ng/ml
40)		Aroclor 1254 - AVE	0.000	0	N.D.	ng/ml
41)		Aroclor 1260 (1)	7.531	4033365	484.326	ng/ml
42)		Aroclor 1260 (2)	7.665	4859368	476.297	ng/ml
43)		Aroclor 1260 (3)	8.221	3358472	427.006	ng/ml
44)		Aroclor 1260 (4)	8.391	7851638	421.712	ng/ml
45)		Aroclor 1260 (5)	8.691	5184287	428.596	ng/ml
46)		Aroclor 1260 (6)	9.082	1729763	338.201	ng/ml
47)		Aroclor 1260 - AVE	0.000	0	N.D.	ng/ml

434.297

429.356

Quantitation Report (Not Reviewed)

Data Path : K:\DATA\9L03052\
Data File : ECD2F011.D
Signal(s) : ECD1A.CH
Acq On : 03 Dec 2019 19:25
Operator : MJB / KAK
Sample : 9L03052-ICV1
Misc :
ALS Vial : 10 Sample Multiplier: 1

Integration File: PCB1.e
Quant Time: Dec 04 15:46:41 2019
Quant Method : K:\METHODS\FECD2_QUANTPCB_191203.M
Quant Title : PCB Data Analysis
QLast Update : Wed Dec 04 15:29:22 2019
Response via : Initial Calibration
Integrator: ChemStation 6890 Scale Mode: Small noise peaks clipped

	Compound	R.T.	Response	Conc Units
48)	Aroclor 1262 (1)	7.665	4859368	603.917 ng/ml
49)	Aroclor 1262 (2)	7.989	3182035	283.476 ng/ml
50)	Aroclor 1262 (3)	8.221	3358472	346.058 ng/ml
51)	Aroclor 1262 (4)	8.391	7851638	380.039 ng/ml
52)	Aroclor 1262 (5)	8.691	5184287	396.281 ng/ml
53)	Aroclor 1262 (6)	9.082	1729763	259.077 ng/ml
54)	Aroclor 1262 - AVE	0.000	0	N.D. ng/ml
55)	Aroclor 1268 (1)	8.221	3358472	657.977 ng/ml
56)	Aroclor 1268 (2)	8.638	1542082	62.876 ng/ml
57)	Aroclor 1268 (3)	8.691	5184287	253.955 ng/ml
58)	Aroclor 1268 (4)	8.865	214550	11.202 ng/ml
59)	Aroclor 1268 (5)	9.082	1729763	223.203 ng/ml
60)	Aroclor 1268 (6)	9.340	542704	10.380 ng/ml
61)	Aroclor 1268 - AVE	0.000	0	N.D. ng/ml

(f)=RT Delta > 1/2 Window (m)=manual int.

Quantitation Report (Not Reviewed)

Data Path : K:\DATA\9L03052\
Data File : ECD2F011.D
Signal(s) : ECD1A.CH
Acq On : 03 Dec 2019 19:25
Operator : MJB / KAK
Sample : 9L03052-ICV1
Misc :
ALS Vial : 10 Sample Multiplier: 1

Integration File: PCB1.e
Quant Time: Dec 04 15:46:41 2019
Quant Method : K:\METHODS\FECD2_QUANTPCB_191203.M
Quant Title : PCB Data Analysis
QLast Update : Wed Dec 04 15:29:22 2019
Response via : Initial Calibration
Integrator: ChemStation 6890 Scale Mode: Small noise peaks clipped

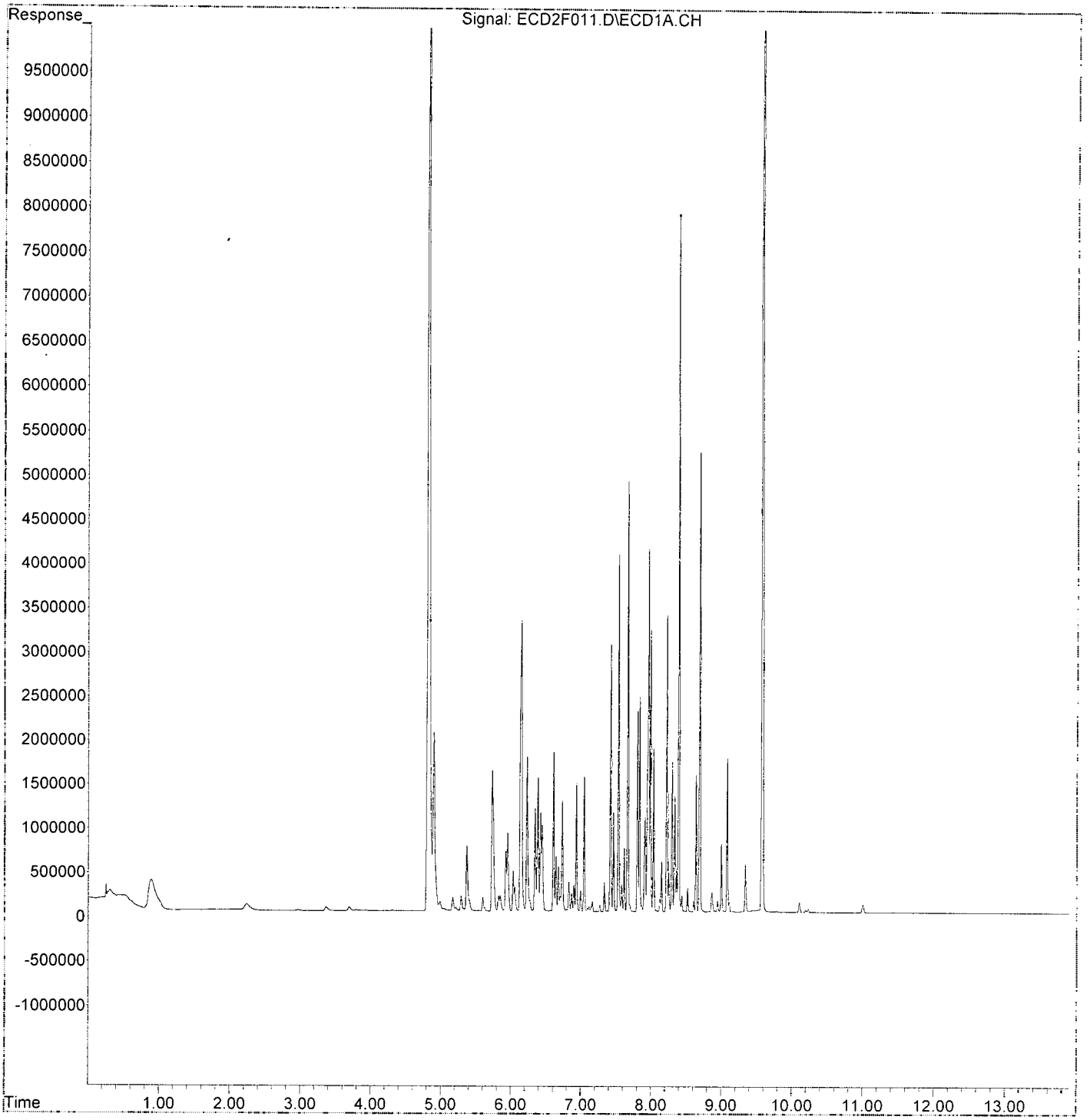

Quantitation Report (Not Reviewed)

Data Path : K:\DATA\9L03052\
Data File : ECD2F019.D
Signal(s) : ECD1A.CH
Acq On : 03 Dec 2019 21:46
Operator : MJB / KAK
Sample : 9L03052-ICV2
Misc : [redacted]
ALS Vial : 18 Sample Multiplier: 1

Integration File: PCB1.e
Quant Time: Dec 04 15:46:57 2019
Quant Method : K:\METHODS\FECD2_QUANTPCB_191203.M
Quant Title : PCB Data Analysis
QLast Update : Wed Dec 04 15:29:22 2019
Response via : Initial Calibration
Integrator: ChemStation 6890 Scale Mode: Small noise peaks clipped

12/4/19

1221, 1254

	Compound	R.T.	Response	Conc	Units	
	System Monitoring Compounds					
1) S	TCMX (S)	4.806	2523842	37.902	ng/ml	
62) S	DCBP (S)	9.576	9098738	81.475	ng/ml	
	Target Compounds					
2)	Aroclor 1016 (1)	5.729	408626	109.318	ng/ml	
3)	Aroclor 1016 (2)	6.141	518754	72.110	ng/ml	
4)	Aroclor 1016 (3)	6.224	315790	79.485	ng/ml	
5)	Aroclor 1016 (4)	6.381	1796683	502.238	ng/ml	
6)	Aroclor 1016 (5)	6.602	1114869	268.547	ng/ml	
7)	Aroclor 1016 (6)	6.729	509980	173.863	ng/ml	
8)	Aroclor 1016 - AVE	0.000	0	N.D.	ng/ml	
9)	Aroclor 1221 (1)	5.165	999048	922.965	ng/ml	922.872
10)	Aroclor 1221 (2)	5.284	659283	918.773	ng/ml	
11)	Aroclor 1221 (3)	5.366	2169002	926.879	ng/ml	
12)	Aroclor 1221 - AVE	0.000	0	N.D.	ng/ml	
13)	Aroclor 1232 (1)	5.366	2169002	1221.167	ng/ml	
14)	Aroclor 1232 (2)	6.141	518754	186.590	ng/ml	
15)	Aroclor 1232 (3)	6.224	315790	215.271	ng/ml	
16)	Aroclor 1232 (4)	6.381	1796683	1576.916	ng/ml	
17)	Aroclor 1232 (5)	6.602	1114869	776.382	ng/ml	
18)	Aroclor 1232 (6)	6.729	509980	425.650	ng/ml	
19)	Aroclor 1232 - AVE	0.000	0	N.D.	ng/ml	
20)	Aroclor 1242 (1)	5.729	408626	153.849	ng/ml	
21)	Aroclor 1242 (2)	6.141	518754	100.009	ng/ml	
22)	Aroclor 1242 (3)	6.224	315790	111.975	ng/ml	
23)	Aroclor 1242 (4)	6.381	1796683	784.858	ng/ml	
24)	Aroclor 1242 (5)	6.602	1114869	373.527	ng/ml	
25)	Aroclor 1242 (6)	6.729	509980	203.242	ng/ml	
26)	Aroclor 1242 - AVE	0.000	0	N.D.	ng/ml	
27)	Aroclor 1248 (1)	6.141	518754	152.427	ng/ml	
28)	Aroclor 1248 (2)	6.381	1796683	397.917	ng/ml	
29)	Aroclor 1248 (3)	6.602	1114869	213.623	ng/ml	
30)	Aroclor 1248 (4)	6.897	1645230	283.409	ng/ml	
31)	Aroclor 1248 (5)	6.930	3291877	534.456	ng/ml	
32)	Aroclor 1248 (6)	7.412	5438265	1591.338	ng/ml	
33)	Aroclor 1248 - AVE	0.000	0	N.D.	ng/ml	
34)	Aroclor 1254 (1)	6.930	3291877	548.818	ng/ml	506.727
35)	Aroclor 1254 (2)	7.040	3724068	511.017	ng/ml	
36)	Aroclor 1254 (3)	7.412	5438265	485.127	ng/ml	
37)	Aroclor 1254 (4)	7.577	3641186	510.683	ng/ml	
38)	Aroclor 1254 (5)	7.958	3764966	491.575	ng/ml	
39)	Aroclor 1254 (6)	8.249	1229847	493.144	ng/ml	
40)	Aroclor 1254 - AVE	0.000	0	N.D.	ng/ml	
41)	Aroclor 1260 (1)	7.531	2171772	260.786	ng/ml	
42)	Aroclor 1260 (2)	7.664	2434418	238.612	ng/ml	
43)	Aroclor 1260 (3)	8.220	352887	44.867	ng/ml	
44)	Aroclor 1260 (4)	8.390	825894	44.359	ng/ml	
45)	Aroclor 1260 (5)	8.689	707191	58.465	ng/ml	
46)	Aroclor 1260 (6)	9.080	59626	11.658	ng/ml	
47)	Aroclor 1260 - AVE	0.000	0	N.D.	ng/ml	

Quantitation Report (Not Reviewed)

Data Path : K:\DATA\9L03052\
Data File : ECD2F019.D
Signal(s) : ECD1A.CH
Acq On : 03 Dec 2019 21:46
Operator : MJB / KAK
Sample : 9L03052-ICV2
Misc :
ALS Vial : 18 Sample Multiplier: 1

Integration File: PCB1.e
Quant Time: Dec 04 15:46:57 2019
Quant Method : K:\METHODS\FECD2_QUANTPCB_191203.M
Quant Title : PCB Data Analysis
QLast Update : Wed Dec 04 15:29:22 2019
Response via : Initial Calibration
Integrator: ChemStation 6890 Scale Mode: Small noise peaks clipped

	Compound	R.T.	Response	Conc	Units
48)	Aroclor 1262 (1)	7.664	2434418	302.547	ng/ml
49)	Aroclor 1262 (2)	7.986	283402	25.247	ng/ml
50)	Aroclor 1262 (3)	8.220	352887	36.362	ng/ml
51)	Aroclor 1262 (4)	8.390	825894	39.975	ng/ml
52)	Aroclor 1262 (5)	8.689	707191	54.057	ng/ml
53)	Aroclor 1262 (6)	9.080	59626	8.931	ng/ml
54)	Aroclor 1262 - AVE	0.000	0	N.D.	ng/ml
55)	Aroclor 1268 (1)	8.220	352887	69.136	ng/ml
56)	Aroclor 1268 (2)	8.637	48189	1.965	ng/ml
57)	Aroclor 1268 (3)	8.689	707191	34.642	ng/ml
58)	Aroclor 1268 (4)	8.859	50067	2.614	ng/ml
59)	Aroclor 1268 (5)	9.080	59626	7.694	ng/ml
60)	Aroclor 1268 (6)	9.340	48854	0.934	ng/ml
61)	Aroclor 1268 - AVE	0.000	0	N.D.	ng/ml

(f)=RT Delta > 1/2 Window (m)=manual int.

Quantitation Report (Not Reviewed)

Data Path : K:\DATA\9L03052\
Data File : ECD2F019.D
Signal(s) : ECD1A.CH
Acq On : 03 Dec 2019 21:46
Operator : MJB / KAK
Sample : 9L03052-ICV2
Misc :
ALS Vial : 18 Sample Multiplier: 1

Integration File: PCB1.e
Quant Time: Dec 04 15:46:57 2019
Quant Method : K:\METHODS\FECD2_QUANTPCB_191203.M
Quant Title : PCB Data Analysis
QLast Update : Wed Dec 04 15:29:22 2019
Response via : Initial Calibration
Integrator: ChemStation 6890 Scale Mode: Small noise peaks clipped

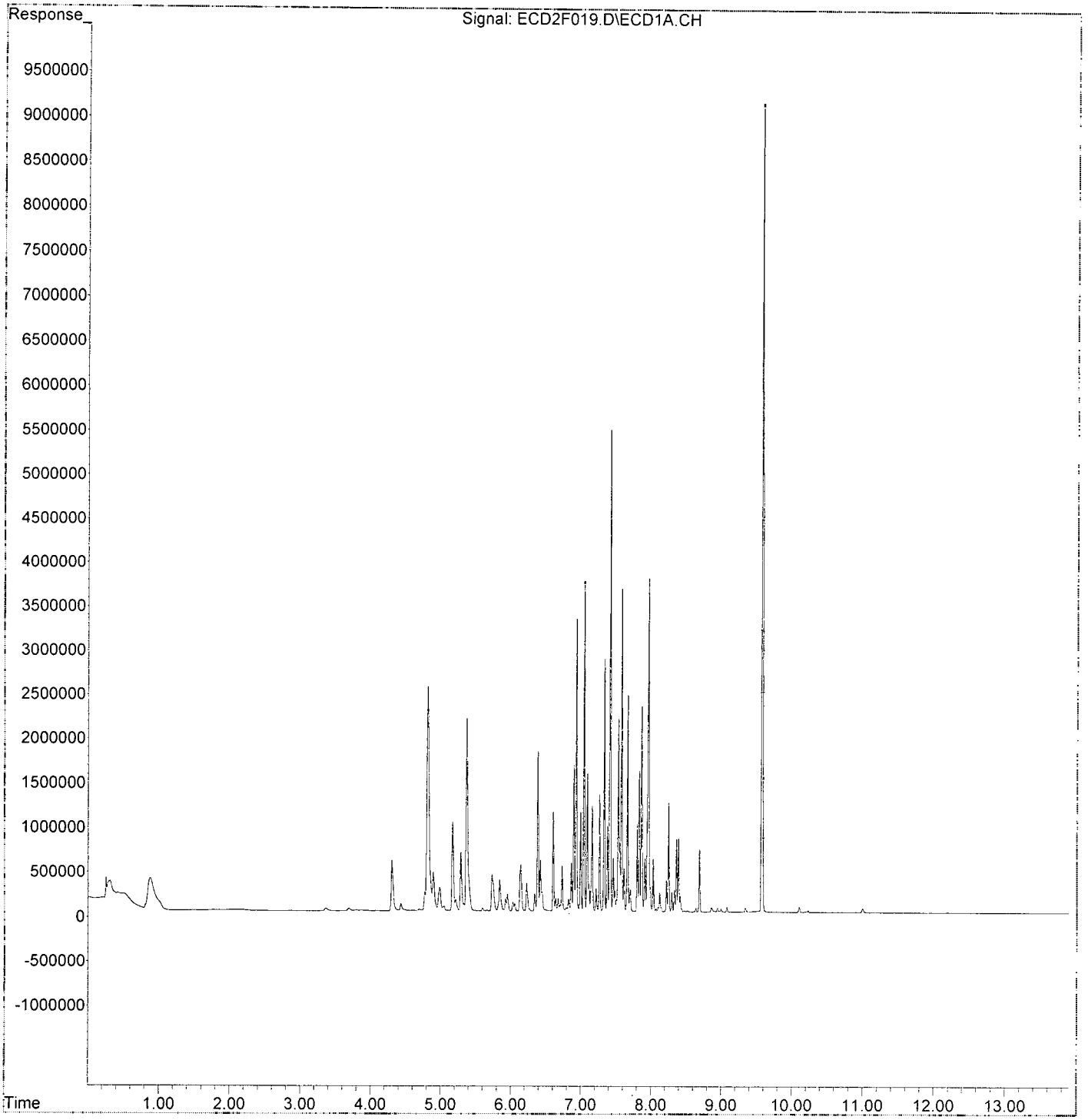

Quantitation Report (Not Reviewed)

Data Path : K:\DATA\9L03052\
Data File : ECD2F020.D
Signal(s) : ECD1A.CH
Acq On : 03 Dec 2019 22:04
Operator : MJB / KAK
Sample : 9L03052-ICV3
Misc : [redacted]
ALS Vial : 19 Sample Multiplier: 1

12/4/19
1232, 1262

Integration File: PCB1.e
Quant Time: Dec 04 15:47:09 2019
Quant Method : K:\METHODS\FECD2_QUANTPCB_191203.M
Quant Title : PCB Data Analysis
QLast Update : Wed Dec 04 15:29:22 2019
Response via : Initial Calibration
Integrator: ChemStation 6890 Scale Mode: Small noise peaks clipped

	Compound	R.T.	Response	Conc	Units
	System Monitoring Compounds				
1) S	TCMX (S)	4.807	2529050	37.981	ng/ml
62) S	DCBP (S)	9.577	9324205	83.494	ng/ml
	Target Compounds				
2)	Aroclor 1016 (1)	5.728	780192	208.722	ng/ml
3)	Aroclor 1016 (2)	6.140	1503421	208.985	ng/ml
4)	Aroclor 1016 (3)	6.224	809480	203.749	ng/ml
5)	Aroclor 1016 (4)	6.381	633249	177.016	ng/ml
6)	Aroclor 1016 (5)	6.603	781085	188.146	ng/ml
7)	Aroclor 1016 (6)	6.729	644810	219.830	ng/ml
8)	Aroclor 1016 - AVE	0.000	0	N.D.	ng/ml
9)	Aroclor 1221 (1)	5.165	352683	325.824	ng/ml
10)	Aroclor 1221 (2)	5.284	262348	365.607	ng/ml
11)	Aroclor 1221 (3)	5.366	914140	390.639	ng/ml
12)	Aroclor 1221 - AVE	0.000	0	N.D.	ng/ml
13)	Aroclor 1232 (1)	5.366	914140	514.669	ng/ml
14)	Aroclor 1232 (2)	6.140	1503421	540.763	ng/ml
15)	Aroclor 1232 (3)	6.224	809480	551.815	ng/ml
16)	Aroclor 1232 (4)	6.381	633249	555.792	ng/ml
17)	Aroclor 1232 (5)	6.603	781085	543.939	ng/ml
18)	Aroclor 1232 (6)	6.729	644810	538.185	ng/ml
19)	Aroclor 1232 - AVE	0.000	0	N.D.	ng/ml
20)	Aroclor 1242 (1)	5.728	780192	293.744	ng/ml
21)	Aroclor 1242 (2)	6.140	1503421	289.839	ng/ml
22)	Aroclor 1242 (3)	6.224	809480	287.032	ng/ml
23)	Aroclor 1242 (4)	6.381	633249	276.627	ng/ml
24)	Aroclor 1242 (5)	6.603	781085	261.696	ng/ml
25)	Aroclor 1242 (6)	6.729	644810	256.976	ng/ml
26)	Aroclor 1242 - AVE	0.000	0	N.D.	ng/ml
27)	Aroclor 1248 (1)	6.140	1503421	441.755	ng/ml
28)	Aroclor 1248 (2)	6.381	633249	140.248	ng/ml
29)	Aroclor 1248 (3)	6.603	781085	149.666	ng/ml
30)	Aroclor 1248 (4)	6.897	807432	139.089	ng/ml
31)	Aroclor 1248 (5)	6.934	1110368	180.275	ng/ml
32)	Aroclor 1248 (6)	7.419	2767318	809.769	ng/ml
33)	Aroclor 1248 - AVE	0.000	0	N.D.	ng/ml
34)	Aroclor 1254 (1)	6.934	1110368	185.119	ng/ml
35)	Aroclor 1254 (2)	7.041	720967	98.931	ng/ml
36)	Aroclor 1254 (3)	7.419	2767318	246.862	ng/ml
37)	Aroclor 1254 (4)	7.579	293242	41.128	ng/ml
38)	Aroclor 1254 (5)	7.959	1932670	252.340	ng/ml
39)	Aroclor 1254 (6)	8.251	135955	54.515	ng/ml
40)	Aroclor 1254 - AVE	0.000	0	N.D.	ng/ml
41)	Aroclor 1260 (1)	7.531	3315864	398.168	ng/ml
42)	Aroclor 1260 (2)	7.665	3967208	388.851	ng/ml
43)	Aroclor 1260 (3)	8.220	4669824	593.736	ng/ml
44)	Aroclor 1260 (4)	8.391	10490038	563.421	ng/ml
45)	Aroclor 1260 (5)	8.689	6158136	509.106	ng/ml
46)	Aroclor 1260 (6)	9.081	3347737	654.545	ng/ml
47)	Aroclor 1260 - AVE	0.000	0	N.D.	ng/ml

540.861

Quantitation Report (Not Reviewed)

Data Path : K:\DATA\9L03052\
Data File : ECD2F020.D
Signal(s) : ECD1A.CH
Acq On : 03 Dec 2019 22:04
Operator : MJB / KAK
Sample : 9L03052-ICV3
Misc :
ALS Vial : 19 Sample Multiplier: 1

Integration File: PCB1.e
Quant Time: Dec 04 15:47:09 2019
Quant Method : K:\METHODS\FECD2_QUANTPCB_191203.M
Quant Title : PCB Data Analysis
QLast Update : Wed Dec 04 15:29:22 2019
Response via : Initial Calibration
Integrator: ChemStation 6890 Scale Mode: Small noise peaks clipped

	Compound	R.T.	Response	Conc	Units
48)	Aroclor 1262 (1)	7.665	3967208	493.041	ng/ml
49)	Aroclor 1262 (2)	7.988	5589920	497.985	ng/ml
50)	Aroclor 1262 (3)	8.220	4669824	481.180	ng/ml
51)	Aroclor 1262 (4)	8.391	10490038	507.744	ng/ml
52)	Aroclor 1262 (5)	8.689	6158136	470.720	ng/ml
53)	Aroclor 1262 (6)	9.081	3347737	501.411	ng/ml
54)	Aroclor 1262 - AVE	0.000	0	N.D.	ng/ml
55)	Aroclor 1268 (1)	8.220	4669824	914.892	ng/ml
56)	Aroclor 1268 (2)	8.638	3952358	161.152	ng/ml
57)	Aroclor 1268 (3)	8.689	6158136	301.660	ng/ml
58)	Aroclor 1268 (4)	8.867	311895	16.284	ng/ml
59)	Aroclor 1268 (5)	9.081	3347737	431.981	ng/ml
60)	Aroclor 1268 (6)	9.340	1087897	20.808	ng/ml
61)	Aroclor 1268 - AVE	0.000	0	N.D.	ng/ml

492.014

(f)=RT Delta > 1/2 Window (m)=manual int.

Quantitation Report (Not Reviewed)

Data Path : K:\DATA\9L03052\
Data File : ECD2F020.D
Signal(s) : ECD1A.CH
Acq On : 03 Dec 2019 22:04
Operator : MJB / KAK
Sample : 9L03052-ICV3
Misc :
ALS Vial : 19 Sample Multiplier: 1

Integration File: PCB1.e
Quant Time: Dec 04 15:47:09 2019
Quant Method : K:\METHODS\FECD2_QUANTPCB_191203.M
Quant Title : PCB Data Analysis
QLast Update : Wed Dec 04 15:29:22 2019
Response via : Initial Calibration
Integrator: ChemStation 6890 Scale Mode: Small noise peaks clipped

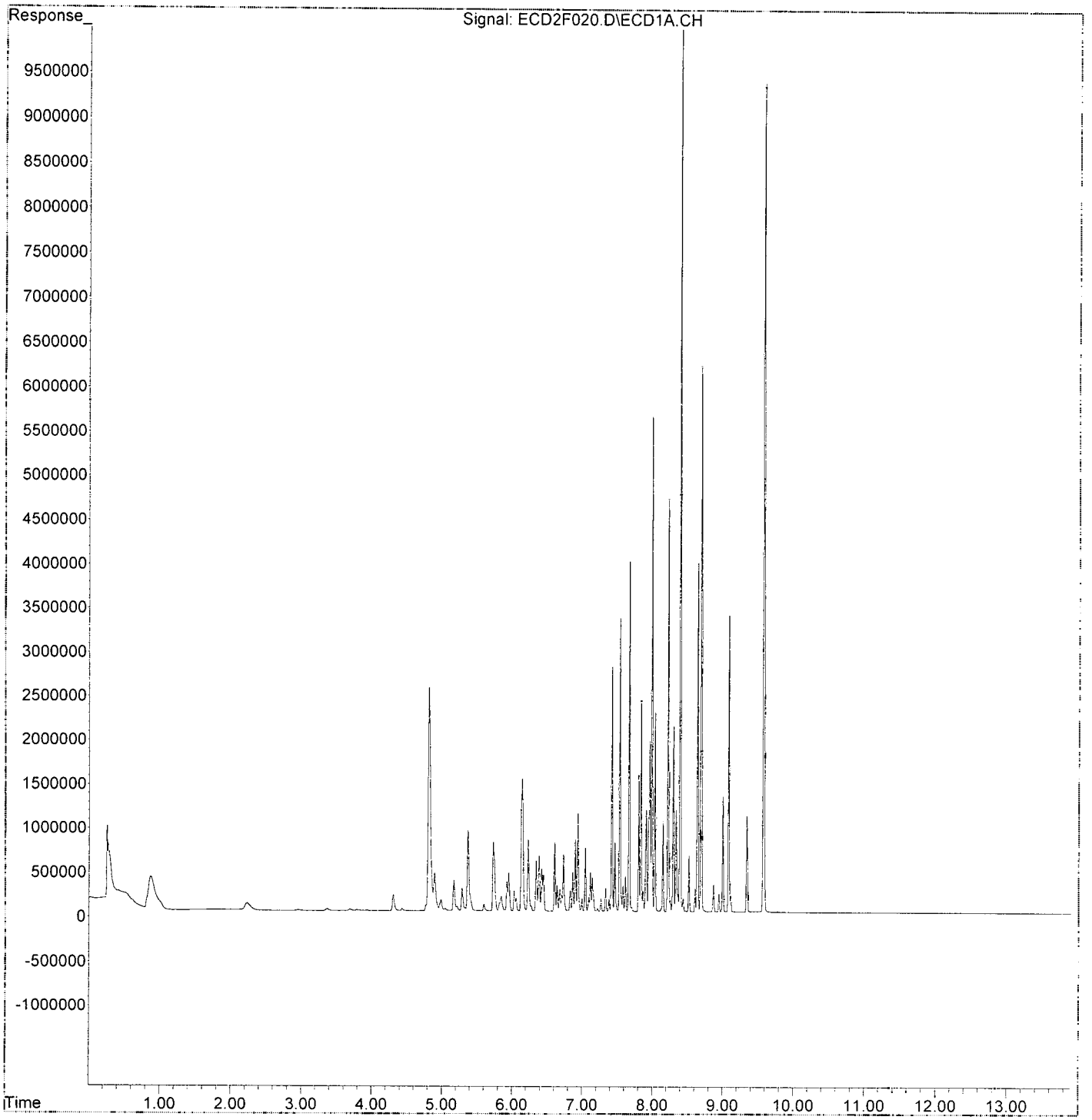

Quantitation Report (Not Reviewed)

Data Path : K:\DATA\9L03052\
Data File : ECD2F021.D
Signal(s) : ECD1A.CH
Acq On : 03 Dec 2019 22:21
Operator : MJB / KAK
Sample : 9L03052-[illegible]
Misc :
ALS Vial : 20 Sample Multiplier: 1

Integration File: PCB1.e
Quant Time: Dec 04 15:47:22 2019
Quant Method : K:\METHODS\FECD2_QUANTPCB_191203.M
Quant Title : PCB Data Analysis
QLast Update : Wed Dec 04 15:29:22 2019
Response via : Initial Calibration
Integrator: ChemStation 6890 Scale Mode: Small noise peaks clipped

12/4/19
1242, 1268

	Compound	R.T.	Response	Conc	Units
	System Monitoring Compounds				
1)	S TCMX (S)	4.809	2665860	40.035	ng/ml
62)	S DCBP (S)	9.576	4442909	39.784	ng/ml
	Target Compounds				
2)	Aroclor 1016 (1)	5.728	1382752	369.922	ng/ml
3)	Aroclor 1016 (2)	6.141	2750450	382.331	ng/ml
4)	Aroclor 1016 (3)	6.223	1465507	368.873	ng/ml
5)	Aroclor 1016 (4)	6.380	1228739	343.477	ng/ml
6)	Aroclor 1016 (5)	6.603	1520400	366.230	ng/ml
7)	Aroclor 1016 (6)	6.729	1310155	446.660	ng/ml
8)	Aroclor 1016 - AVE	0.000	0	N.D.	ng/ml
9)	Aroclor 1221 (1)	5.167	142252	131.419	ng/ml
10)	Aroclor 1221 (2)	5.284	157140	218.989	ng/ml
11)	Aroclor 1221 (3)	5.366	700121	299.183	ng/ml
12)	Aroclor 1221 - AVE	0.000	0	N.D.	ng/ml
13)	Aroclor 1232 (1)	5.366	700121	394.174	ng/ml
14)	Aroclor 1232 (2)	6.141	2750450	989.305	ng/ml
15)	Aroclor 1232 (3)	6.223	1465507	999.022	ng/ml
16)	Aroclor 1232 (4)	6.380	1228739	1078.442	ng/ml
17)	Aroclor 1232 (5)	6.603	1520400	1058.790	ng/ml
18)	Aroclor 1232 (6)	6.729	1310155	1093.508	ng/ml
19)	Aroclor 1232 - AVE	0.000	0	N.D.	ng/ml
20)	Aroclor 1242 (1)	5.728	1382752	520.609	ng/ml
21)	Aroclor 1242 (2)	6.141	2750450	530.250	ng/ml
22)	Aroclor 1242 (3)	6.223	1465507	519.652	ng/ml
23)	Aroclor 1242 (4)	6.380	1228739	536.759	ng/ml
24)	Aroclor 1242 (5)	6.603	1520400	509.397	ng/ml
25)	Aroclor 1242 (6)	6.729	1310155	522.136	ng/ml
26)	Aroclor 1242 - AVE	0.000	0	N.D.	ng/ml
27)	Aroclor 1248 (1)	6.141	2750450	808.173	ng/ml
28)	Aroclor 1248 (2)	6.380	1228739	272.133	ng/ml
29)	Aroclor 1248 (3)	6.603	1520400	291.328	ng/ml
30)	Aroclor 1248 (4)	6.896	1550785	267.140	ng/ml
31)	Aroclor 1248 (5)	6.935	1647945	267.554	ng/ml
32)	Aroclor 1248 (6)	7.411	529842	155.042	ng/ml
33)	Aroclor 1248 - AVE	0.000	0	N.D.	ng/ml
34)	Aroclor 1254 (1)	6.935	1647945	274.744	ng/ml
35)	Aroclor 1254 (2)	7.040	376012	51.596	ng/ml
36)	Aroclor 1254 (3)	7.411	529842	47.265	ng/ml
37)	Aroclor 1254 (4)	7.577	374880	52.578	ng/ml
38)	Aroclor 1254 (5)	7.959	74111	9.676	ng/ml
39)	Aroclor 1254 (6)	8.249	38994	15.636	ng/ml
40)	Aroclor 1254 - AVE	0.000	0	N.D.	ng/ml
41)	Aroclor 1260 (1)	7.552	195683	23.498	ng/ml
42)	Aroclor 1260 (2)	7.664	79308	7.773	ng/ml
43)	Aroclor 1260 (3)	8.212	2553339	324.639	ng/ml
44)	Aroclor 1260 (4)	8.390	1205764	64.762	ng/ml
45)	Aroclor 1260 (5)	8.685	10212114	844.257	ng/ml
46)	Aroclor 1260 (6)	9.081	3853280	753.388	ng/ml
47)	Aroclor 1260 - AVE	0.000	0	N.D.	ng/ml

523.13A

Quantitation Report (Not Reviewed)

Data Path : K:\DATA\9L03052\
Data File : ECD2F021.D
Signal(s) : ECD1A.CH
Acq On : 03 Dec 2019 22:21
Operator : MJB / KAK
Sample : 9L03052-ICV4
Misc :
ALS Vial : 20 Sample Multiplier: 1

Integration File: PCB1.e
Quant Time: Dec 04 15:47:22 2019
Quant Method : K:\METHODS\FECD2_QUANTPCB_191203.M
Quant Title : PCB Data Analysis
QLast Update : Wed Dec 04 15:29:22 2019
Response via : Initial Calibration
Integrator: ChemStation 6890 Scale Mode: Small noise peaks clipped

	Compound	R.T.	Response	Conc	Units
48)	Aroclor 1262 (1)	7.664	79308	9.856	ng/ml
49)	Aroclor 1262 (2)	7.988	2099746	187.059	ng/ml
50)	Aroclor 1262 (3)	8.212	2553339	263.097	ng/ml
51)	Aroclor 1262 (4)	8.390	1205764	58.362	ng/ml
52)	Aroclor 1262 (5)	8.685	10212114	780.602	ng/ml
53)	Aroclor 1262 (6)	9.081	3853280	577.129	ng/ml
54)	Aroclor 1262 - AVE	0.000	0	N.D.	ng/ml
55)	Aroclor 1268 (1)	8.212	2553339	500.239	ng/ml
56)	Aroclor 1268 (2)	8.638	11416672	465.499	ng/ml
57)	Aroclor 1268 (3)	8.685	10212114	500.246	ng/ml
58)	Aroclor 1268 (4)	8.868	9250966	482.994	ng/ml
59)	Aroclor 1268 (5)	9.081	3853280	497.214	ng/ml
60)	Aroclor 1268 (6)	9.341	25949592	496.325	ng/ml
61)	Aroclor 1268 - AVE	0.000	0	N.D.	ng/ml

490.420

(f)=RT Delta > 1/2 Window (m)=manual int.

Quantitation Report (Not Reviewed)

Data Path : K:\DATA\9L03052\
Data File : ECD2F021.D
Signal(s) : ECD1A.CH
Acq On : 03 Dec 2019 22:21
Operator : MJB / KAK
Sample : 9L03052-ICV4
Misc :
ALS Vial : 20 Sample Multiplier: 1

Integration File: PCB1.e
Quant Time: Dec 04 15:47:22 2019
Quant Method : K:\METHODS\FECD2_QUANTPCB_191203.M
Quant Title : PCB Data Analysis
QLast Update : Wed Dec 04 15:29:22 2019
Response via : Initial Calibration
Integrator: ChemStation 6890 Scale Mode: Small noise peaks clipped

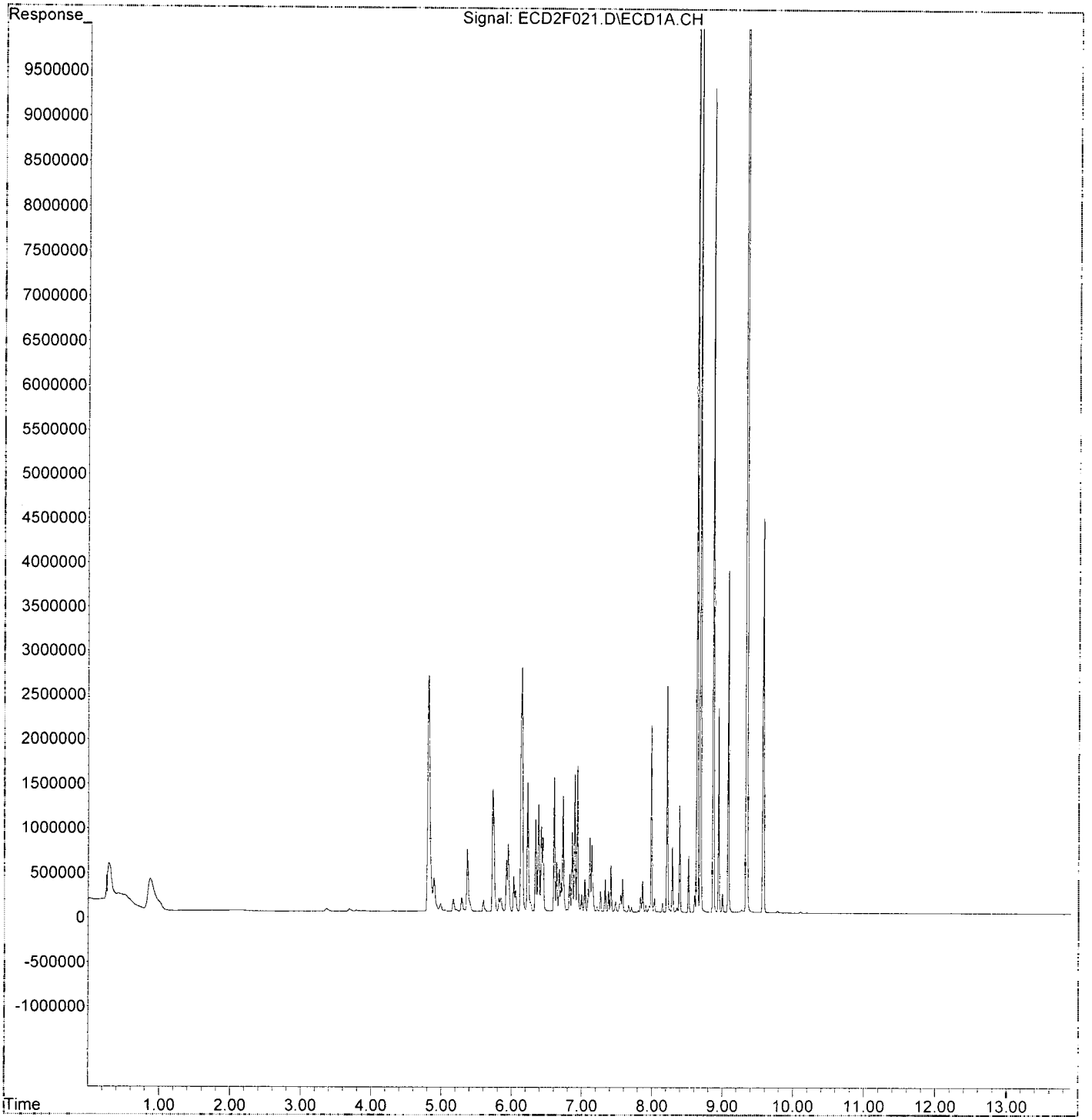

Quantitation Report (Not Reviewed)

Data Path : K:\DATA\9L03052\
Data File : ECD2F022.D
Signal(s) : ECD1A.CH
Acq On : 03 Dec 2019 22:39
Operator : MJB / KAK
Sample : 9L03052-ICV5
Misc : [redacted]
ALS Vial : 21 Sample Multiplier: 1

Integration File: PCB1.e
Quant Time: Dec 04 15:47:36 2019
Quant Method : K:\METHODS\FECD2_QUANTPCB_191203.M
Quant Title : PCB Data Analysis
QLast Update : Wed Dec 04 15:29:22 2019
Response via : Initial Calibration
Integrator: ChemStation 6890 Scale Mode: Small noise peaks clipped

12/4/19
1246

	Compound	R.T.	Response	Conc	Units
	System Monitoring Compounds				
1) S	TCMX (S)	4.807	3885	0.058	ng/ml
62) S	DCBP (S)	9.575	9875	0.088	ng/ml
	Target Compounds				
2)	Aroclor 1016 (1)	5.728	773412	206.908	ng/ml
3)	Aroclor 1016 (2)	6.141	1727133	240.083	ng/ml
4)	Aroclor 1016 (3)	6.223	962046	242.150	ng/ml
5)	Aroclor 1016 (4)	6.381	2489269	695.841	ng/ml
6)	Aroclor 1016 (5)	6.603	2879322	693.564	ng/ml
7)	Aroclor 1016 (6)	6.729	2195827	748.604	ng/ml
8)	Aroclor 1016 - AVE	0.000	0	N.D.	ng/ml
9)	Aroclor 1221 (1)	5.166	16969	15.677	ng/ml
10)	Aroclor 1221 (2)	5.287	19525	27.211	ng/ml
11)	Aroclor 1221 (3)	5.367	88672	37.892	ng/ml
12)	Aroclor 1221 - AVE	0.000	0	N.D.	ng/ml
13)	Aroclor 1232 (1)	5.367	88672	49.923	ng/ml
14)	Aroclor 1232 (2)	6.141	1727133	621.230	ng/ml
15)	Aroclor 1232 (3)	6.223	962046	655.818	ng/ml
16)	Aroclor 1232 (4)	6.381	2489269	2184.787	ng/ml
17)	Aroclor 1232 (5)	6.603	2879322	2005.127	ng/ml
18)	Aroclor 1232 (6)	6.729	2195827	1832.725	ng/ml
19)	Aroclor 1232 - AVE	0.000	0	N.D.	ng/ml
20)	Aroclor 1242 (1)	5.728	773412	291.192	ng/ml
21)	Aroclor 1242 (2)	6.141	1727133	332.968	ng/ml
22)	Aroclor 1242 (3)	6.223	962046	341.130	ng/ml
23)	Aroclor 1242 (4)	6.381	2489269	1087.406	ng/ml
24)	Aroclor 1242 (5)	6.603	2879322	964.692	ng/ml
25)	Aroclor 1242 (6)	6.729	2195827	875.103	ng/ml
26)	Aroclor 1242 - AVE	0.000	0	N.D.	ng/ml
27)	Aroclor 1248 (1)	6.130	1712166	503.091	ng/ml
28)	Aroclor 1248 (2)	6.381	2489269	551.307	ng/ml
29)	Aroclor 1248 (3)	6.603	2879322	551.715	ng/ml
30)	Aroclor 1248 (4)	6.897	3307894	569.822	ng/ml
31)	Aroclor 1248 (5)	6.934	3316675	538.482	ng/ml
32)	Aroclor 1248 (6)	7.411	1869117	546.939	ng/ml
33)	Aroclor 1248 - AVE	0.000	0	N.D.	ng/ml
34)	Aroclor 1254 (1)	6.934	3316675	552.953	ng/ml
35)	Aroclor 1254 (2)	7.041	1195032	163.982	ng/ml
36)	Aroclor 1254 (3)	7.411	1869117	166.737	ng/ml
37)	Aroclor 1254 (4)	7.578	1323324	185.599	ng/ml
38)	Aroclor 1254 (5)	7.958	294269	38.421	ng/ml
39)	Aroclor 1254 (6)	8.251	119096	47.755	ng/ml
40)	Aroclor 1254 - AVE	0.000	0	N.D.	ng/ml
41)	Aroclor 1260 (1)	7.535	286492	34.402	ng/ml
42)	Aroclor 1260 (2)	7.663	187599	18.388	ng/ml
43)	Aroclor 1260 (3)	8.220	32805	4.171	ng/ml
44)	Aroclor 1260 (4)	8.391	78085	4.194	ng/ml
45)	Aroclor 1260 (5)	8.690	62566	5.172	ng/ml
46)	Aroclor 1260 (6)	9.080	20052	3.921	ng/ml
47)	Aroclor 1260 - AVE	0.000	0	N.D.	ng/ml

543.599

Quantitation Report (Not Reviewed)

Data Path : K:\DATA\9L03052\
Data File : ECD2F022.D
Signal(s) : ECD1A.CH
Acq On : 03 Dec 2019 22:39
Operator : MJB / KAK
Sample : 9L03052-ICV5
Misc :
ALS Vial : 21 Sample Multiplier: 1

Integration File: PCB1.e
Quant Time: Dec 04 15:47:36 2019
Quant Method : K:\METHODS\FECD2_QUANTPCB_191203.M
Quant Title : PCB Data Analysis
QLast Update : Wed Dec 04 15:29:22 2019
Response via : Initial Calibration
Integrator: ChemStation 6890 Scale Mode: Small noise peaks clipped

	Compound	R.T.	Response	Conc Units
48)	Aroclor 1262 (1)	7.663	187599	23.315 ng/ml
49)	Aroclor 1262 (2)	7.988	36173	3.223 ng/ml
50)	Aroclor 1262 (3)	8.220	32805	3.380 ng/ml
51)	Aroclor 1262 (4)	8.391	78085	3.779 ng/ml
52)	Aroclor 1262 (5)	8.690	62566	4.782 ng/ml
53)	Aroclor 1262 (6)	9.080	20052	3.003 ng/ml
54)	Aroclor 1262 - AVE	0.000	0	N.D. ng/ml
55)	Aroclor 1268 (1)	8.220	32805	6.427 ng/ml
56)	Aroclor 1268 (2)	8.638	20328	0.829 ng/ml
57)	Aroclor 1268 (3)	8.690	62566	3.065 ng/ml
58)	Aroclor 1268 (4)	8.865	4340	0.227 ng/ml
59)	Aroclor 1268 (5)	9.080	20052	2.587 ng/ml
60)	Aroclor 1268 (6)	9.340	13546	0.259 ng/ml
61)	Aroclor 1268 - AVE	0.000	0	N.D. ng/ml

(f)=RT Delta > 1/2 Window (m)=manual int.

Quantitation Report (Not Reviewed)

Data Path : K:\DATA\9L03052\
Data File : ECD2F022.D
Signal(s) : ECD1A.CH
Acq On : 03 Dec 2019 22:39
Operator : MJB / KAK
Sample : 9L03052-ICV5
Misc :
ALS Vial : 21 Sample Multiplier: 1

Integration File: PCB1.e
Quant Time: Dec 04 15:47:36 2019
Quant Method : K:\METHODS\FECD2_QUANTPCB_191203.M
Quant Title : PCB Data Analysis
QLast Update : Wed Dec 04 15:29:22 2019
Response via : Initial Calibration
Integrator: ChemStation 6890 Scale Mode: Small noise peaks clipped

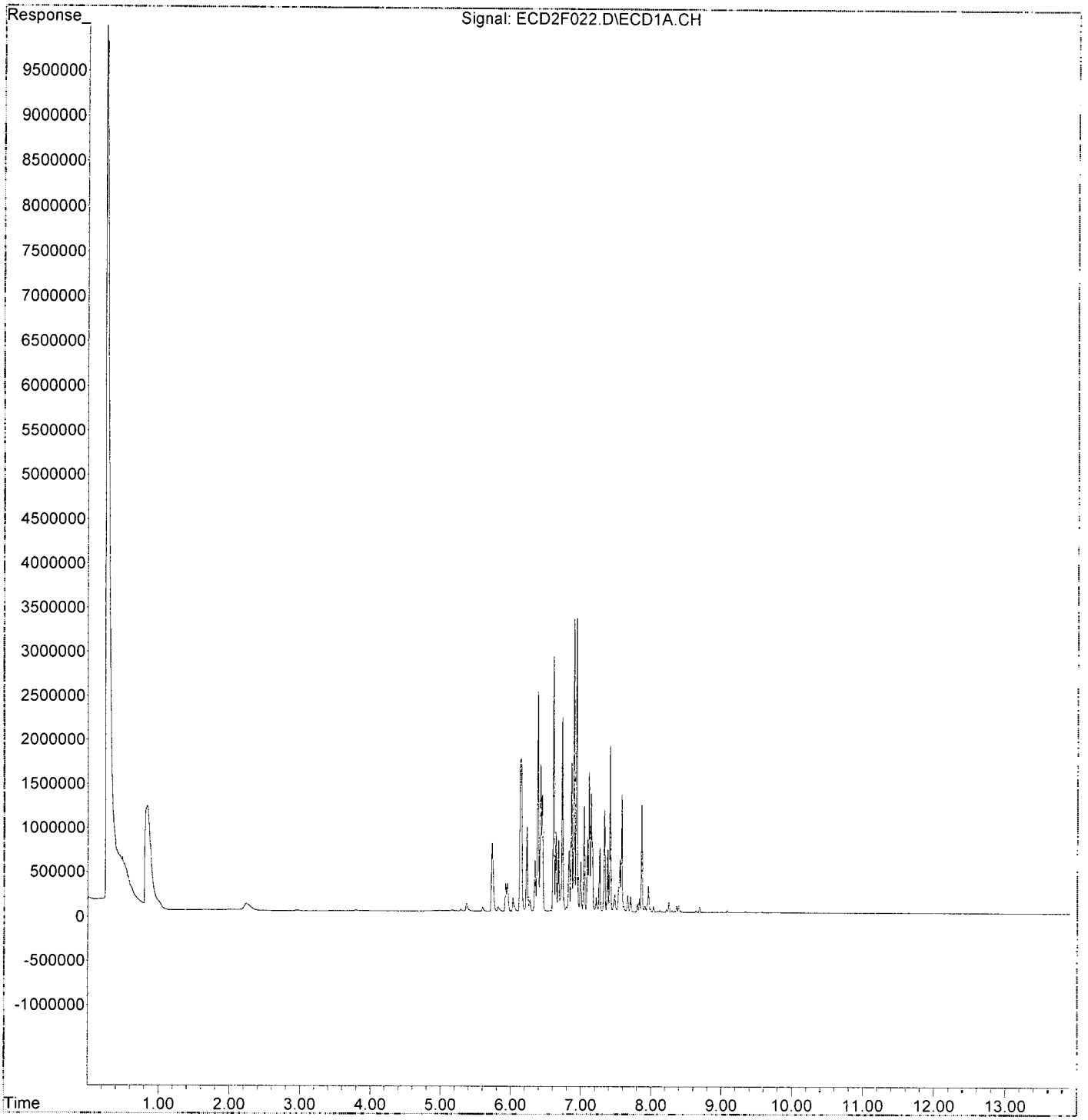

Quantitation Report (QT Reviewed)

Data Path : K:\DATA\9L03052\requant\
Data File : ECD2F003.D
Signal(s) : ECD1A.CH
Acq On : 03 Dec 2019 17:04
Operator : MJB / KAK
Sample : 9L03052-CAL1
Misc :
ALS Vial : 3 Sample Multiplier: 1

Integration File: PCB1.e
Quant Time: Dec 04 15:32:40 2019
Quant Method : K:\METHODS\FECD2_QUANTPCB_191203.M
Quant Title : PCB Data Analysis
QLast Update : Wed Dec 04 15:29:22 2019
Response via : Initial Calibration
Integrator: ChemStation 6890 Scale Mode: Small noise peaks clipped

	Compound	R.T.	Response	Conc	Units
	System Monitoring Compounds				
1) S	TCMX (S)	4.810	607866	9.129	ng/ml
62) S	DCBP (S)	9.578	1085395	9.719	ng/ml
	Target Compounds				
2)	Aroclor 1016 (1)	5.730	89904	24.052	ng/ml
3)	Aroclor 1016 (2)	6.144	161114	22.396	ng/ml
4)	Aroclor 1016 (3)	6.226	94866	23.878	ng/ml
5)	Aroclor 1016 (4)	6.382	87352	24.418	ng/ml
6)	Aroclor 1016 (5)	6.604	97448	23.473	ng/ml
7)	Aroclor 1016 (6)	6.731	68287	23.280	ng/ml
8)	Aroclor 1016 - AVE	0.000	0	N.D.	ng/ml
9)	Aroclor 1221 (1)	0.000	0	N.D.	ng/mld
10)	Aroclor 1221 (2)	0.000	0	N.D.	ng/mld
11)	Aroclor 1221 (3)	0.000	0	N.D.	ng/mld
12)	Aroclor 1221 - AVE	0.000	0	N.D.	ng/mld
13)	Aroclor 1232 (1)	0.000	0	N.D.	ng/mld
14)	Aroclor 1232 (2)	0.000	0	N.D.	ng/mld
15)	Aroclor 1232 (3)	0.000	0	N.D.	ng/mld
16)	Aroclor 1232 (4)	0.000	0	N.D.	ng/mld
17)	Aroclor 1232 (5)	0.000	0	N.D.	ng/mld
18)	Aroclor 1232 (6)	0.000	0	N.D.	ng/mld
19)	Aroclor 1232 - AVE	0.000	0	N.D.	ng/mld
20)	Aroclor 1242 (1)	0.000	0	N.D.	ng/mld
21)	Aroclor 1242 (2)	0.000	0	N.D.	ng/mld
22)	Aroclor 1242 (3)	0.000	0	N.D.	ng/mld
23)	Aroclor 1242 (4)	0.000	0	N.D.	ng/mld
24)	Aroclor 1242 (5)	0.000	0	N.D.	ng/mld
25)	Aroclor 1242 (6)	0.000	0	N.D.	ng/mld
26)	Aroclor 1242 - AVE	0.000	0	N.D.	ng/mld
27)	Aroclor 1248 (1)	0.000	0	N.D.	ng/mld
28)	Aroclor 1248 (2)	0.000	0	N.D.	ng/mld
29)	Aroclor 1248 (3)	0.000	0	N.D.	ng/mld
30)	Aroclor 1248 (4)	0.000	0	N.D.	ng/mld
31)	Aroclor 1248 (5)	0.000	0	N.D.	ng/mld
32)	Aroclor 1248 (6)	0.000	0	N.D.	ng/mld
33)	Aroclor 1248 - AVE	0.000	0	N.D.	ng/mld
34)	Aroclor 1254 (1)	0.000	0	N.D.	ng/mld
35)	Aroclor 1254 (2)	0.000	0	N.D.	ng/mld
36)	Aroclor 1254 (3)	0.000	0	N.D.	ng/mld
37)	Aroclor 1254 (4)	0.000	0	N.D.	ng/mld
38)	Aroclor 1254 (5)	0.000	0	N.D.	ng/mld
39)	Aroclor 1254 (6)	0.000	0	N.D.	ng/mld
40)	Aroclor 1254 - AVE	0.000	0	N.D.	ng/mld
41)	Aroclor 1260 (1)	7.532	186119	22.349	ng/ml
42)	Aroclor 1260 (2)	7.665	225314	22.084	ng/ml
43)	Aroclor 1260 (3)	8.222	178776	22.730	ng/ml
44)	Aroclor 1260 (4)	8.392	374030	20.089	ng/ml
45)	Aroclor 1260 (5)	8.690	254106	21.007	ng/ml
46)	Aroclor 1260 (6)	9.082	115322	22.548	ng/ml
47)	Aroclor 1260 - AVE	0.000	0	N.D.	ng/ml

12/4/19

Quantitation Report (QT Reviewed)

Data Path : K:\DATA\9L03052\requant\
Data File : ECD2F003.D
Signal(s) : ECD1A.CH
Acq On : 03 Dec 2019 17:04
Operator : MJB / KAK
Sample : 9L03052-CAL1
Misc :
ALS Vial : 3 Sample Multiplier: 1

Integration File: PCB1.e
Quant Time: Dec 04 15:32:40 2019
Quant Method : K:\METHODS\FECD2_QUANTPCB_191203.M
Quant Title : PCB Data Analysis
QLast Update : Wed Dec 04 15:29:22 2019
Response via : Initial Calibration
Integrator: ChemStation 6890 Scale Mode: Small noise peaks clipped

	Compound	R.T.	Response	Conc	Units
48)	Aroclor 1262 (1)	0.000	0	N.D.	ng/mld
49)	Aroclor 1262 (2)	0.000	0	N.D.	ng/mld
50)	Aroclor 1262 (3)	0.000	0	N.D.	ng/mld
51)	Aroclor 1262 (4)	0.000	0	N.D.	ng/mld
52)	Aroclor 1262 (5)	0.000	0	N.D.	ng/mld
53)	Aroclor 1262 (6)	0.000	0	N.D.	ng/mld
54)	Aroclor 1262 - AVE	0.000	0	N.D.	ng/mld
55)	Aroclor 1268 (1)	0.000	0	N.D.	ng/mld
56)	Aroclor 1268 (2)	0.000	0	N.D.	ng/mld
57)	Aroclor 1268 (3)	0.000	0	N.D.	ng/mld
58)	Aroclor 1268 (4)	0.000	0	N.D.	ng/mld
59)	Aroclor 1268 (5)	0.000	0	N.D.	ng/mld
60)	Aroclor 1268 (6)	0.000	0	N.D.	ng/mld
61)	Aroclor 1268 - AVE	0.000	0	N.D.	ng/mld

(f)=RT Delta > 1/2 Window (m)=manual int.

Quantitation Report (QT Reviewed)

Data Path : K:\DATA\9L03052\requant\
Data File : ECD2F003.D
Signal(s) : ECD1A.CH
Acq On : 03 Dec 2019 17:04
Operator : MJB / KAK
Sample : 9L03052-CAL1
Misc :
ALS Vial : 3 Sample Multiplier: 1

Integration File: PCB1.e
Quant Time: Dec 04 15:32:40 2019
Quant Method : K:\METHODS\FECD2_QUANTPCB_191203.M
Quant Title : PCB Data Analysis
QLast Update : Wed Dec 04 15:29:22 2019
Response via : Initial Calibration
Integrator: ChemStation 6890 Scale Mode: Small noise peaks clipped

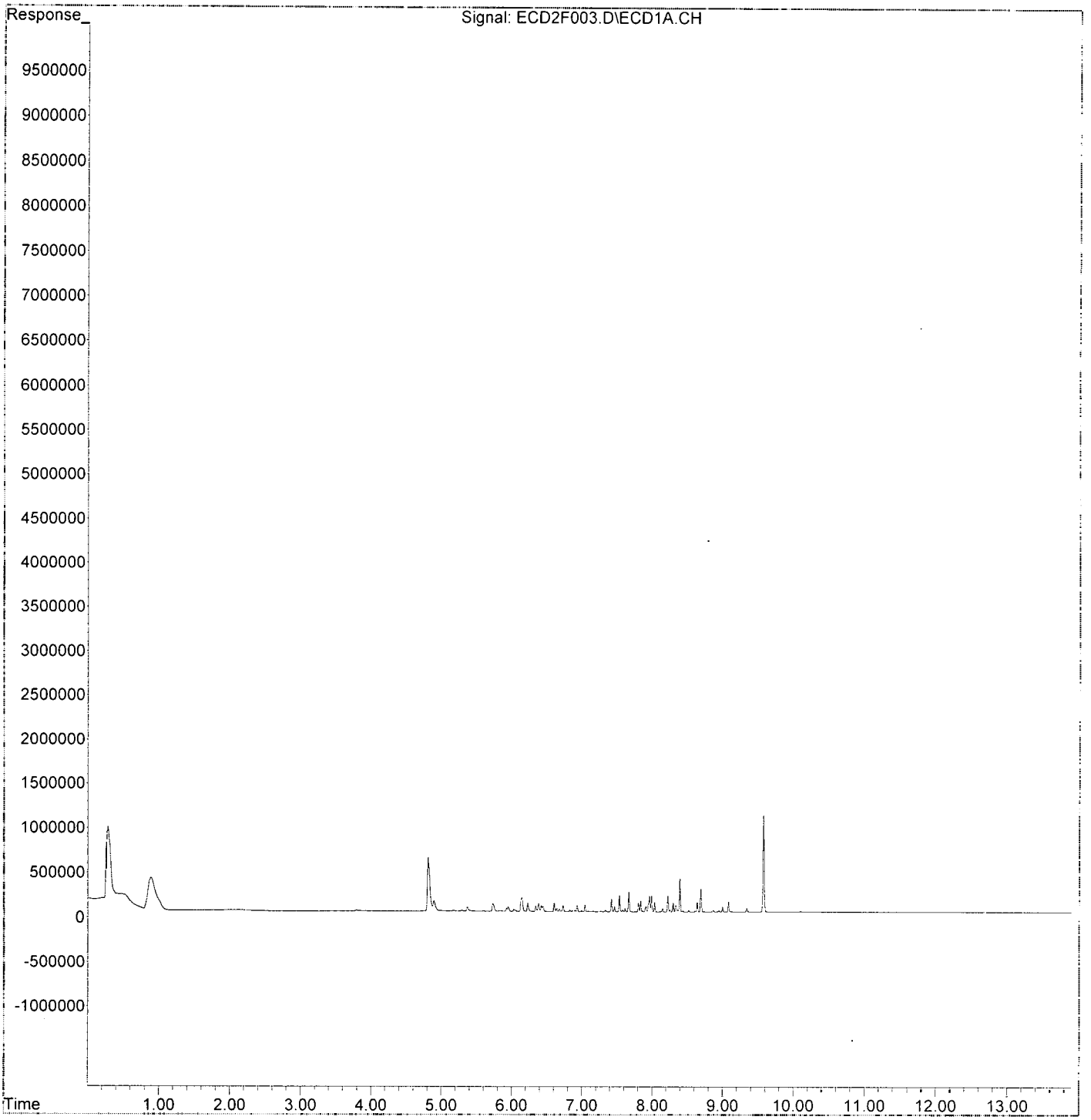

Quantitation Report (QT Reviewed)

Data Path : K:\DATA\9L03052\requant\
Data File : ECD2F004.D
Signal(s) : ECD1A.CH
Acq On : 03 Dec 2019 17:22
Operator : MJB / KAK
Sample : 9L03052-CAL2
Misc :
ALS Vial : 4 Sample Multiplier: 1

Integration File: PCB1.e
Quant Time: Dec 04 15:32:58 2019
Quant Method : K:\METHODS\FECD2_QUANTPCB_191203.M
Quant Title : PCB Data Analysis
QLast Update : Wed Dec 04 15:29:22 2019
Response via : Initial Calibration
Integrator: ChemStation 6890 Scale Mode: Small noise peaks clipped

		Compound	R.T.	Response	Conc	Units
		System Monitoring Compounds				
1)	S	TCMX (S)	4.809	1520231	22.830	ng/ml
62)	S	DCBP (S)	9.576	2699632	24.174	ng/ml
		Target Compounds				
2)		Aroclor 1016 (1)	5.729	193429	51.747	ng/ml
3)		Aroclor 1016 (2)	6.143	352080	48.941	ng/ml
4)		Aroclor 1016 (3)	6.225	199490	50.212	ng/ml
5)		Aroclor 1016 (4)	6.381	190893	53.362	ng/ml
6)		Aroclor 1016 (5)	6.604	220902	53.210	ng/ml
7)		Aroclor 1016 (6)	6.731	153783	52.428	ng/ml
8)		Aroclor 1016 - AVE	0.000	0	N.D.	ng/ml
9)		Aroclor 1221 (1)	0.000	0	N.D.	ng/mld
10)		Aroclor 1221 (2)	0.000	0	N.D.	ng/mld
11)		Aroclor 1221 (3)	0.000	0	N.D.	ng/mld
12)		Aroclor 1221 - AVE	0.000	0	N.D.	ng/mld
13)		Aroclor 1232 (1)	0.000	0	N.D.	ng/mld
14)		Aroclor 1232 (2)	0.000	0	N.D.	ng/mld
15)		Aroclor 1232 (3)	0.000	0	N.D.	ng/mld
16)		Aroclor 1232 (4)	0.000	0	N.D.	ng/mld
17)		Aroclor 1232 (5)	0.000	0	N.D.	ng/mld
18)		Aroclor 1232 (6)	0.000	0	N.D.	ng/mld
19)		Aroclor 1232 - AVE	0.000	0	N.D.	ng/mld
20)		Aroclor 1242 (1)	0.000	0	N.D.	ng/mld
21)		Aroclor 1242 (2)	0.000	0	N.D.	ng/mld
22)		Aroclor 1242 (3)	0.000	0	N.D.	ng/mld
23)		Aroclor 1242 (4)	0.000	0	N.D.	ng/mld
24)		Aroclor 1242 (5)	0.000	0	N.D.	ng/mld
25)		Aroclor 1242 (6)	0.000	0	N.D.	ng/mld
26)		Aroclor 1242 - AVE	0.000	0	N.D.	ng/mld
27)		Aroclor 1248 (1)	0.000	0	N.D.	ng/mld
28)		Aroclor 1248 (2)	0.000	0	N.D.	ng/mld
29)		Aroclor 1248 (3)	0.000	0	N.D.	ng/mld
30)		Aroclor 1248 (4)	0.000	0	N.D.	ng/mld
31)		Aroclor 1248 (5)	0.000	0	N.D.	ng/mld
32)		Aroclor 1248 (6)	0.000	0	N.D.	ng/mld
33)		Aroclor 1248 - AVE	0.000	0	N.D.	ng/mld
34)		Aroclor 1254 (1)	0.000	0	N.D.	ng/mld
35)		Aroclor 1254 (2)	0.000	0	N.D.	ng/mld
36)		Aroclor 1254 (3)	0.000	0	N.D.	ng/mld
37)		Aroclor 1254 (4)	0.000	0	N.D.	ng/mld
38)		Aroclor 1254 (5)	0.000	0	N.D.	ng/mld
39)		Aroclor 1254 (6)	0.000	0	N.D.	ng/mld
40)		Aroclor 1254 - AVE	0.000	0	N.D.	ng/mld
41)		Aroclor 1260 (1)	7.531	418936	50.306	ng/ml
42)		Aroclor 1260 (2)	7.665	506688	49.664	ng/ml
43)		Aroclor 1260 (3)	8.221	402124	51.127	ng/ml
44)		Aroclor 1260 (4)	8.390	944538	50.731	ng/ml
45)		Aroclor 1260 (5)	8.690	615297	50.868	ng/ml
46)		Aroclor 1260 (6)	9.081	258919	50.623	ng/ml
47)		Aroclor 1260 - AVE	0.000	0	N.D.	ng/ml

12/4/19

Quantitation Report (QT Reviewed)

Data Path : K:\DATA\9L03052\requant\
Data File : ECD2F004.D
Signal(s) : ECD1A.CH
Acq On : 03 Dec 2019 17:22
Operator : MJB / KAK
Sample : 9L03052-CAL2
Misc :
ALS Vial : 4 Sample Multiplier: 1

Integration File: PCB1.e
Quant Time: Dec 04 15:32:58 2019
Quant Method : K:\METHODS\FECD2_QUANTPCB_191203.M
Quant Title : PCB Data Analysis
QLast Update : Wed Dec 04 15:29:22 2019
Response via : Initial Calibration
Integrator: ChemStation 6890 Scale Mode: Small noise peaks clipped

	Compound	R.T.	Response	Conc	Units
48)	Aroclor 1262 (1)	0.000	0	N.D.	ng/mld
49)	Aroclor 1262 (2)	0.000	0	N.D.	ng/mld
50)	Aroclor 1262 (3)	0.000	0	N.D.	ng/mld
51)	Aroclor 1262 (4)	0.000	0	N.D.	ng/mld
52)	Aroclor 1262 (5)	0.000	0	N.D.	ng/mld
53)	Aroclor 1262 (6)	0.000	0	N.D.	ng/mld
54)	Aroclor 1262 - AVE	0.000	0	N.D.	ng/mld
55)	Aroclor 1268 (1)	0.000	0	N.D.	ng/mld
56)	Aroclor 1268 (2)	0.000	0	N.D.	ng/mld
57)	Aroclor 1268 (3)	0.000	0	N.D.	ng/mld
58)	Aroclor 1268 (4)	0.000	0	N.D.	ng/mld
59)	Aroclor 1268 (5)	0.000	0	N.D.	ng/mld
60)	Aroclor 1268 (6)	0.000	0	N.D.	ng/mld
61)	Aroclor 1268 - AVE	0.000	0	N.D.	ng/mld

(f)=RT Delta > 1/2 Window (m)=manual int.

Quantitation Report (QT Reviewed)

Data Path : K:\DATA\9L03052\requant\
Data File : ECD2F004.D
Signal(s) : ECD1A.CH
Acq On : 03 Dec 2019 17:22
Operator : MJB / KAK
Sample : 9L03052-CAL2
Misc :
ALS Vial : 4 Sample Multiplier: 1

Integration File: PCB1.e
Quant Time: Dec 04 15:32:58 2019
Quant Method : K:\METHODS\FECD2_QUANTPCB_191203.M
Quant Title : PCB Data Analysis
QLast Update : Wed Dec 04 15:29:22 2019
Response via : Initial Calibration
Integrator: ChemStation 6890 Scale Mode: Small noise peaks clipped

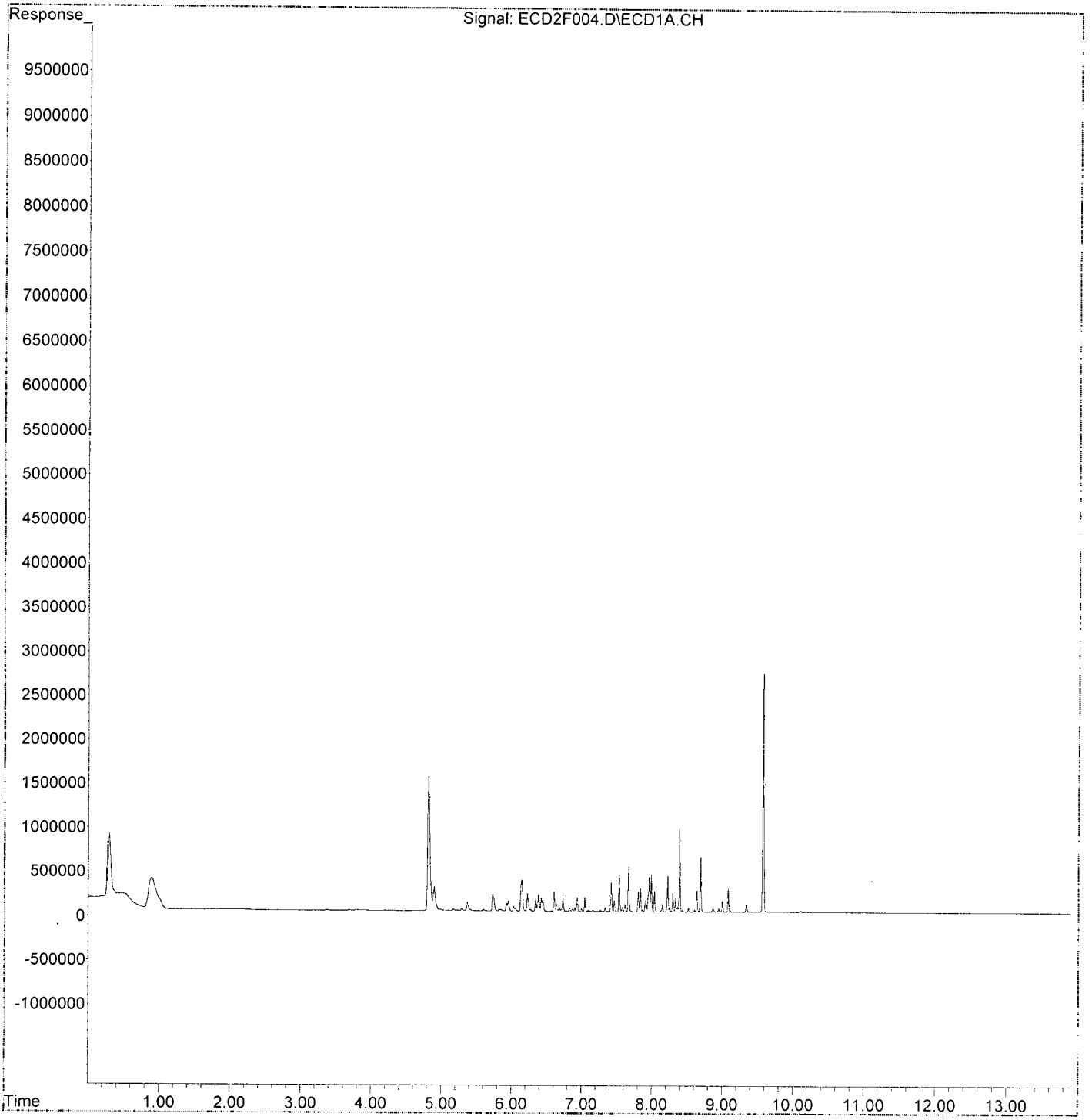

Quantitation Report (QT Reviewed)

Data Path : K:\DATA\9L03052\requant\
Data File : ECD2F005.D
Signal(s) : ECD1A.CH
Acq On : 03 Dec 2019 17:40
Operator : MJB / KAK
Sample : 9L03052-CAL3
Misc :
ALS Vial : 5 Sample Multiplier: 1

Integration File: PCB1.e
Quant Time: Dec 04 15:33:14 2019
Quant Method : K:\METHODS\FECD2_QUANTPCB_191203.M
Quant Title : PCB Data Analysis
QLast Update : Wed Dec 04 15:29:22 2019
Response via : Initial Calibration
Integrator: ChemStation 6890 Scale Mode: Small noise peaks clipped

		Compound	R.T.	Response	Conc	Units	
System Monitoring Compounds							
1)	S	TCMX (S)	4.809	3122586	46.894	ng/ml	✓
62)	S	DCBP (S)	9.577	5688932	50.942	ng/ml	✓
Target Compounds							
2)		Aroclor 1016 (1)	5.729	374224	100.115	ng/ml	
3)		Aroclor 1016 (2)	6.143	710924	98.823	ng/ml	
4)		Aroclor 1016 (3)	6.225	390273	98.233	ng/ml	✓
5)		Aroclor 1016 (4)	6.381	356425	99.634	ng/ml	
6)		Aroclor 1016 (5)	6.604	404011	97.317	ng/ml	
7)		Aroclor 1016 (6)	6.730	290789	99.136	ng/ml	
8)		Aroclor 1016 - AVE	0.000	0	N.D.	ng/ml	
9)		Aroclor 1221 (1)	0.000	0	N.D.	ng/mld	
10)		Aroclor 1221 (2)	0.000	0	N.D.	ng/mld	
11)		Aroclor 1221 (3)	0.000	0	N.D.	ng/mld	
12)		Aroclor 1221 - AVE	0.000	0	N.D.	ng/mld	
13)		Aroclor 1232 (1)	0.000	0	N.D.	ng/mld	
14)		Aroclor 1232 (2)	0.000	0	N.D.	ng/mld	
15)		Aroclor 1232 (3)	0.000	0	N.D.	ng/mld	
16)		Aroclor 1232 (4)	0.000	0	N.D.	ng/mld	
17)		Aroclor 1232 (5)	0.000	0	N.D.	ng/mld	
18)		Aroclor 1232 (6)	0.000	0	N.D.	ng/mld	
19)		Aroclor 1232 - AVE	0.000	0	N.D.	ng/mld	
20)		Aroclor 1242 (1)	0.000	0	N.D.	ng/mld	
21)		Aroclor 1242 (2)	0.000	0	N.D.	ng/mld	
22)		Aroclor 1242 (3)	0.000	0	N.D.	ng/mld	
23)		Aroclor 1242 (4)	0.000	0	N.D.	ng/mld	
24)		Aroclor 1242 (5)	0.000	0	N.D.	ng/mld	
25)		Aroclor 1242 (6)	0.000	0	N.D.	ng/mld	
26)		Aroclor 1242 - AVE	0.000	0	N.D.	ng/mld	
27)		Aroclor 1248 (1)	0.000	0	N.D.	ng/mld	
28)		Aroclor 1248 (2)	0.000	0	N.D.	ng/mld	
29)		Aroclor 1248 (3)	0.000	0	N.D.	ng/mld	
30)		Aroclor 1248 (4)	0.000	0	N.D.	ng/mld	
31)		Aroclor 1248 (5)	0.000	0	N.D.	ng/mld	
32)		Aroclor 1248 (6)	0.000	0	N.D.	ng/mld	
33)		Aroclor 1248 - AVE	0.000	0	N.D.	ng/mld	
34)		Aroclor 1254 (1)	0.000	0	N.D.	ng/mld	
35)		Aroclor 1254 (2)	0.000	0	N.D.	ng/mld	
36)		Aroclor 1254 (3)	0.000	0	N.D.	ng/mld	
37)		Aroclor 1254 (4)	0.000	0	N.D.	ng/mld	
38)		Aroclor 1254 (5)	0.000	0	N.D.	ng/mld	
39)		Aroclor 1254 (6)	0.000	0	N.D.	ng/mld	
40)		Aroclor 1254 - AVE	0.000	0	N.D.	ng/mld	
41)		Aroclor 1260 (1)	7.531	842440	101.160	ng/ml	
42)		Aroclor 1260 (2)	7.665	1012879	99.279	ng/ml	
43)		Aroclor 1260 (3)	8.221	802199	101.994	ng/ml	
44)		Aroclor 1260 (4)	8.391	1832880	98.444	ng/ml	✓
45)		Aroclor 1260 (5)	8.689	1221637	100.995	ng/ml	
46)		Aroclor 1260 (6)	9.082	511487	100.005	ng/ml	
47)		Aroclor 1260 - AVE	0.000	0	N.D.	ng/ml	

12/4/19

Quantitation Report (QT Reviewed)

Data Path : K:\DATA\9L03052\requant\
Data File : ECD2F005.D
Signal(s) : ECD1A.CH
Acq On : 03 Dec 2019 17:40
Operator : MJB / KAK
Sample : 9L03052-CAL3
Misc :
ALS Vial : 5 Sample Multiplier: 1

Integration File: PCB1.e
Quant Time: Dec 04 15:33:14 2019
Quant Method : K:\METHODS\FECD2_QUANTPCB_191203.M
Quant Title : PCB Data Analysis
QLast Update : Wed Dec 04 15:29:22 2019
Response via : Initial Calibration
Integrator: ChemStation 6890 Scale Mode: Small noise peaks clipped

	Compound	R.T.	Response	Conc	Units
48)	Aroclor 1262 (1)	0.000	0	N.D.	ng/mld
49)	Aroclor 1262 (2)	0.000	0	N.D.	ng/mld
50)	Aroclor 1262 (3)	0.000	0	N.D.	ng/mld
51)	Aroclor 1262 (4)	0.000	0	N.D.	ng/mld
52)	Aroclor 1262 (5)	0.000	0	N.D.	ng/mld
53)	Aroclor 1262 (6)	0.000	0	N.D.	ng/mld
54)	Aroclor 1262 - AVE	0.000	0	N.D.	ng/mld
55)	Aroclor 1268 (1)	0.000	0	N.D.	ng/mld
56)	Aroclor 1268 (2)	0.000	0	N.D.	ng/mld
57)	Aroclor 1268 (3)	0.000	0	N.D.	ng/mld
58)	Aroclor 1268 (4)	0.000	0	N.D.	ng/mld
59)	Aroclor 1268 (5)	0.000	0	N.D.	ng/mld
60)	Aroclor 1268 (6)	0.000	0	N.D.	ng/mld
61)	Aroclor 1268 - AVE	0.000	0	N.D.	ng/mld

(f)=RT Delta > 1/2 Window (m)=manual int.

Quantitation Report (QT Reviewed)

Data Path : K:\DATA\9L03052\requant\
Data File : ECD2F005.D
Signal(s) : ECD1A.CH
Acq On : 03 Dec 2019 17:40
Operator : MJB / KAK
Sample : 9L03052-CAL3
Misc :
ALS Vial : 5 Sample Multiplier: 1

Integration File: PCB1.e
Quant Time: Dec 04 15:33:14 2019
Quant Method : K:\METHODS\FECD2_QUANTPCB_191203.M
Quant Title : PCB Data Analysis
QLast Update : Wed Dec 04 15:29:22 2019
Response via : Initial Calibration
Integrator: ChemStation 6890 Scale Mode: Small noise peaks clipped

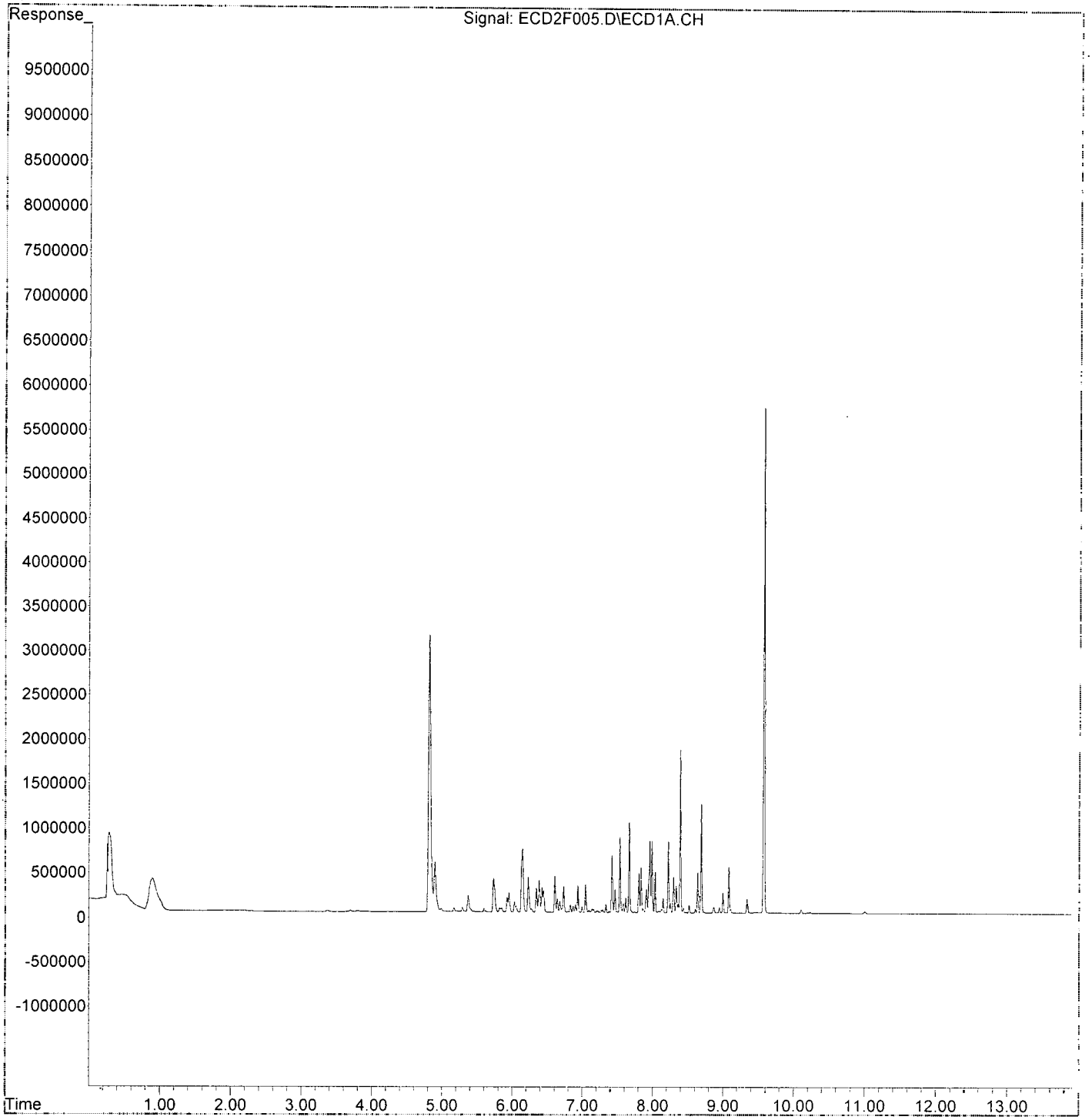

Quantitation Report (QT Reviewed)

Data Path : K:\DATA\9L03052\requant\
Data File : ECD2F006.D
Signal(s) : ECD1A.CH
Acq On : 03 Dec 2019 17:57
Operator : MJB / KAK
Sample : 9L03052-CAL4
Misc :
ALS Vial : 6 Sample Multiplier: 1

Integration File: PCB1.e
Quant Time: Dec 04 15:33:28 2019
Quant Method : K:\METHODS\FECD2_QUANTPCB_191203.M
Quant Title : PCB Data Analysis
QLast Update : Wed Dec 04 15:29:22 2019
Response via : Initial Calibration
Integrator: ChemStation 6890 Scale Mode: Small noise peaks clipped

		Compound	R.T.	Response	Conc	Units	
		System Monitoring Compounds					
1)	S	TCMX (S)	4.811	6242821	93.753	ng/ml	✓
62)	S	DCBP (S)	9.576	10577859	94.720	ng/ml	✓
		Target Compounds					
2)		Aroclor 1016 (1)	5.729	703735	188.267	ng/ml	
3)		Aroclor 1016 (2)	6.143	1325963	184.317	ng/ml	
4)		Aroclor 1016 (3)	6.224	743377	187.111	ng/ml	✓
5)		Aroclor 1016 (4)	6.381	650662	181.884	ng/ml	
6)		Aroclor 1016 (5)	6.604	767420	184.854	ng/ml	
7)		Aroclor 1016 (6)	6.729	543631	185.335	ng/ml	
8)		Aroclor 1016 - AVE	0.000	0	N.D.	ng/ml	
9)		Aroclor 1221 (1)	0.000	0	N.D.	ng/mld	
10)		Aroclor 1221 (2)	0.000	0	N.D.	ng/mld	
11)		Aroclor 1221 (3)	0.000	0	N.D.	ng/mld	
12)		Aroclor 1221 - AVE	0.000	0	N.D.	ng/mld	
13)		Aroclor 1232 (1)	0.000	0	N.D.	ng/mld	
14)		Aroclor 1232 (2)	0.000	0	N.D.	ng/mld	
15)		Aroclor 1232 (3)	0.000	0	N.D.	ng/mld	
16)		Aroclor 1232 (4)	0.000	0	N.D.	ng/mld	
17)		Aroclor 1232 (5)	0.000	0	N.D.	ng/mld	
18)		Aroclor 1232 (6)	0.000	0	N.D.	ng/mld	
19)		Aroclor 1232 - AVE	0.000	0	N.D.	ng/mld	
20)		Aroclor 1242 (1)	0.000	0	N.D.	ng/mld	
21)		Aroclor 1242 (2)	0.000	0	N.D.	ng/mld	
22)		Aroclor 1242 (3)	0.000	0	N.D.	ng/mld	
23)		Aroclor 1242 (4)	0.000	0	N.D.	ng/mld	
24)		Aroclor 1242 (5)	0.000	0	N.D.	ng/mld	
25)		Aroclor 1242 (6)	0.000	0	N.D.	ng/mld	
26)		Aroclor 1242 - AVE	0.000	0	N.D.	ng/mld	
27)		Aroclor 1248 (1)	0.000	0	N.D.	ng/mld	
28)		Aroclor 1248 (2)	0.000	0	N.D.	ng/mld	
29)		Aroclor 1248 (3)	0.000	0	N.D.	ng/mld	
30)		Aroclor 1248 (4)	0.000	0	N.D.	ng/mld	
31)		Aroclor 1248 (5)	0.000	0	N.D.	ng/mld	
32)		Aroclor 1248 (6)	0.000	0	N.D.	ng/mld	
33)		Aroclor 1248 - AVE	0.000	0	N.D.	ng/mld	
34)		Aroclor 1254 (1)	0.000	0	N.D.	ng/mld	
35)		Aroclor 1254 (2)	0.000	0	N.D.	ng/mld	
36)		Aroclor 1254 (3)	0.000	0	N.D.	ng/mld	
37)		Aroclor 1254 (4)	0.000	0	N.D.	ng/mld	
38)		Aroclor 1254 (5)	0.000	0	N.D.	ng/mld	
39)		Aroclor 1254 (6)	0.000	0	N.D.	ng/mld	
40)		Aroclor 1254 - AVE	0.000	0	N.D.	ng/mld	
41)		Aroclor 1260 (1)	7.531	1580165	189.746	ng/ml	
42)		Aroclor 1260 (2)	7.665	1922759	188.462	ng/ml	
43)		Aroclor 1260 (3)	8.220	1455817	185.097	ng/ml	
44)		Aroclor 1260 (4)	8.391	3616251	194.229	ng/ml	✓
45)		Aroclor 1260 (5)	8.690	2271341	187.777	ng/ml	
46)		Aroclor 1260 (6)	9.080	929790	181.791	ng/ml	
47)		Aroclor 1260 - AVE	0.000	0	N.D.	ng/ml	

12/14/19

Quantitation Report (QT Reviewed)

Data Path : K:\DATA\9L03052\requant\
Data File : ECD2F006.D
Signal(s) : ECD1A.CH
Acq On : 03 Dec 2019 17:57
Operator : MJB / KAK
Sample : 9L03052-CAL4
Misc :
ALS Vial : 6 Sample Multiplier: 1

Integration File: PCB1.e
Quant Time: Dec 04 15:33:28 2019
Quant Method : K:\METHODS\FECD2_QUANTPCB_191203.M
Quant Title : PCB Data Analysis
QLast Update : Wed Dec 04 15:29:22 2019
Response via : Initial Calibration
Integrator: ChemStation 6890 Scale Mode: Small noise peaks clipped

	Compound	R.T.	Response	Conc	Units
48)	Aroclor 1262 (1)	0.000	0	N.D.	ng/mld
49)	Aroclor 1262 (2)	0.000	0	N.D.	ng/mld
50)	Aroclor 1262 (3)	0.000	0	N.D.	ng/mld
51)	Aroclor 1262 (4)	0.000	0	N.D.	ng/mld
52)	Aroclor 1262 (5)	0.000	0	N.D.	ng/mld
53)	Aroclor 1262 (6)	0.000	0	N.D.	ng/mld
54)	Aroclor 1262 - AVE	0.000	0	N.D.	ng/mld
55)	Aroclor 1268 (1)	0.000	0	N.D.	ng/mld
56)	Aroclor 1268 (2)	0.000	0	N.D.	ng/mld
57)	Aroclor 1268 (3)	0.000	0	N.D.	ng/mld
58)	Aroclor 1268 (4)	0.000	0	N.D.	ng/mld
59)	Aroclor 1268 (5)	0.000	0	N.D.	ng/mld
60)	Aroclor 1268 (6)	0.000	0	N.D.	ng/mld
61)	Aroclor 1268 - AVE	0.000	0	N.D.	ng/mld

(f)=RT Delta > 1/2 Window (m)=manual int.

Quantitation Report (QT Reviewed)

Data Path : K:\DATA\9L03052\requant\
Data File : ECD2F006.D
Signal(s) : ECD1A.CH
Acq On : 03 Dec 2019 17:57
Operator : MJB / KAK
Sample : 9L03052-CAL4
Misc :
ALS Vial : 6 Sample Multiplier: 1

Integration File: PCB1.e
Quant Time: Dec 04 15:33:28 2019
Quant Method : K:\METHODS\FECD2_QUANTPCB_191203.M
Quant Title : PCB Data Analysis
QLast Update : Wed Dec 04 15:29:22 2019
Response via : Initial Calibration
Integrator: ChemStation 6890 Scale Mode: Small noise peaks clipped

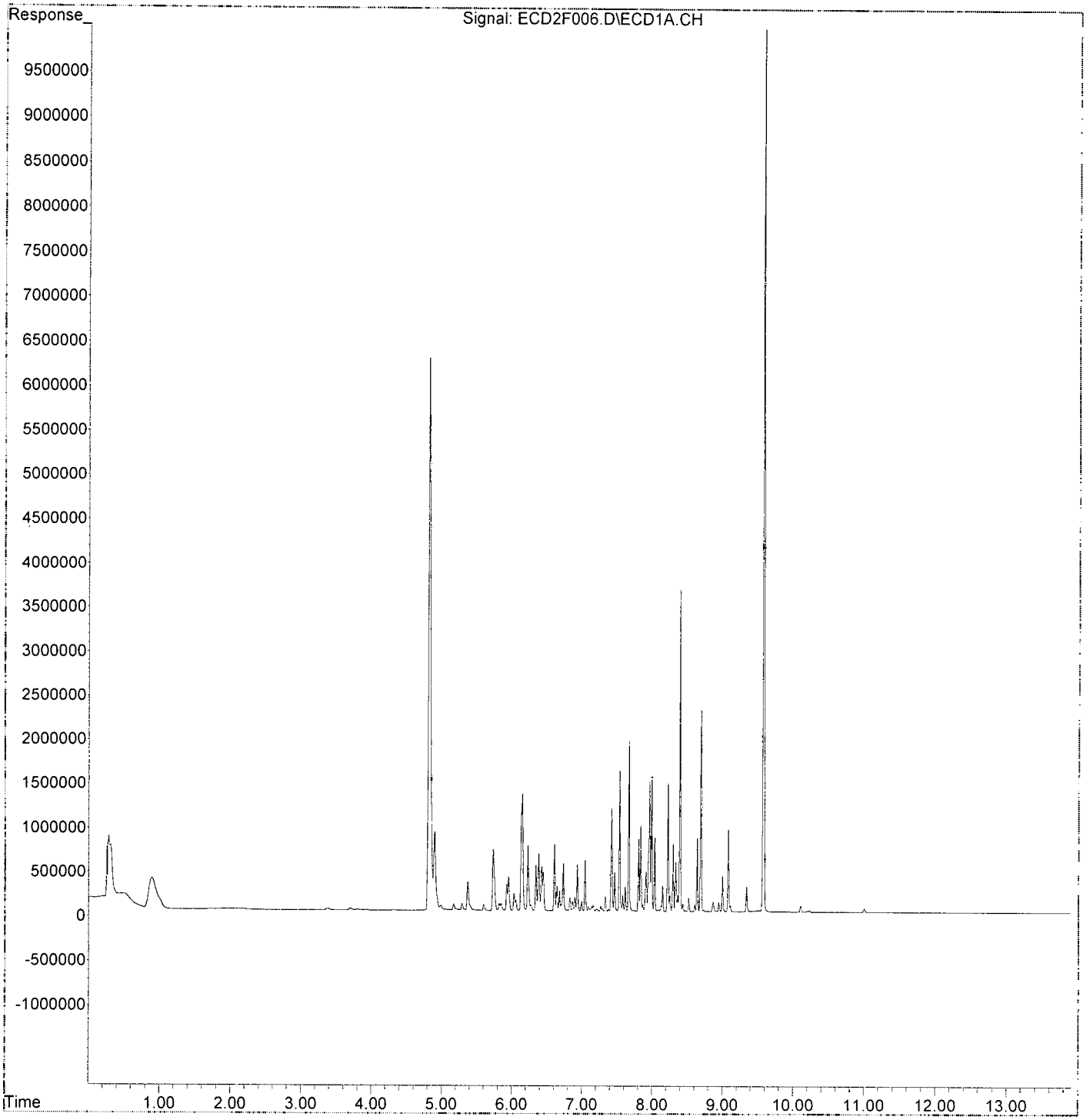

Quantitation Report (QT Reviewed)

Data Path : K:\DATA\9L03052\requant\
Data File : ECD2F007.D
Signal(s) : ECD1A.CH
Acq On : 03 Dec 2019 18:15
Operator : MJB / KAK
Sample : 9L03052-CAL5
Misc :
ALS Vial : 7 Sample Multiplier: 1

Integration File: PCB1.e
Quant Time: Dec 04 15:33:46 2019
Quant Method : K:\METHODS\FECD2_QUANTPCB_191203.M
Quant Title : PCB Data Analysis
QLast Update : Wed Dec 04 15:29:22 2019
Response via : Initial Calibration
Integrator: ChemStation 6890 Scale Mode: Small noise peaks clipped

	Compound	R.T.	Response	Conc	Units
	System Monitoring Compounds				
1) S	TCMX (S)	4.811	19144959	287.515	ng/ml
62) S	DCBP (S)	9.578	31083383	278.338	ng/ml
	Target Compounds				
2)	Aroclor 1016 (1)	5.729	1871482	500.670	ng/ml
3)	Aroclor 1016 (2)	6.143	3859736	536.529	ng/ml
4)	Aroclor 1016 (3)	6.225	2022155	508.984	ng/ml
5)	Aroclor 1016 (4)	6.382	1820005	508.757	ng/ml
6)	Aroclor 1016 (5)	6.604	2192154	528.041	ng/ml
7)	Aroclor 1016 (6)	6.730	1484483	506.092	ng/ml
8)	Aroclor 1016 - AVE	0.000	0	N.D.	ng/ml
9)	Aroclor 1221 (1)	0.000	0	N.D.	ng/mld
10)	Aroclor 1221 (2)	0.000	0	N.D.	ng/mld
11)	Aroclor 1221 (3)	0.000	0	N.D.	ng/mld
12)	Aroclor 1221 - AVE	0.000	0	N.D.	ng/mld
13)	Aroclor 1232 (1)	0.000	0	N.D.	ng/mld
14)	Aroclor 1232 (2)	0.000	0	N.D.	ng/mld
15)	Aroclor 1232 (3)	0.000	0	N.D.	ng/mld
16)	Aroclor 1232 (4)	0.000	0	N.D.	ng/mld
17)	Aroclor 1232 (5)	0.000	0	N.D.	ng/mld
18)	Aroclor 1232 (6)	0.000	0	N.D.	ng/mld
19)	Aroclor 1232 - AVE	0.000	0	N.D.	ng/mld
20)	Aroclor 1242 (1)	0.000	0	N.D.	ng/mld
21)	Aroclor 1242 (2)	0.000	0	N.D.	ng/mld
22)	Aroclor 1242 (3)	0.000	0	N.D.	ng/mld
23)	Aroclor 1242 (4)	0.000	0	N.D.	ng/mld
24)	Aroclor 1242 (5)	0.000	0	N.D.	ng/mld
25)	Aroclor 1242 (6)	0.000	0	N.D.	ng/mld
26)	Aroclor 1242 - AVE	0.000	0	N.D.	ng/mld
27)	Aroclor 1248 (1)	0.000	0	N.D.	ng/mld
28)	Aroclor 1248 (2)	0.000	0	N.D.	ng/mld
29)	Aroclor 1248 (3)	0.000	0	N.D.	ng/mld
30)	Aroclor 1248 (4)	0.000	0	N.D.	ng/mld
31)	Aroclor 1248 (5)	0.000	0	N.D.	ng/mld
32)	Aroclor 1248 (6)	0.000	0	N.D.	ng/mld
33)	Aroclor 1248 - AVE	0.000	0	N.D.	ng/mld
34)	Aroclor 1254 (1)	0.000	0	N.D.	ng/mld
35)	Aroclor 1254 (2)	0.000	0	N.D.	ng/mld
36)	Aroclor 1254 (3)	0.000	0	N.D.	ng/mld
37)	Aroclor 1254 (4)	0.000	0	N.D.	ng/mld
38)	Aroclor 1254 (5)	0.000	0	N.D.	ng/mld
39)	Aroclor 1254 (6)	0.000	0	N.D.	ng/mld
40)	Aroclor 1254 - AVE	0.000	0	N.D.	ng/mld
41)	Aroclor 1260 (1)	7.532	4423699	531.197	ng/ml
42)	Aroclor 1260 (2)	7.665	5325133	521.949	ng/ml
43)	Aroclor 1260 (3)	8.221	3997829	508.296	ng/ml
44)	Aroclor 1260 (4)	8.391	10089251	541.895	ng/ml
45)	Aroclor 1260 (5)	8.690	6288943	519.920	ng/ml
46)	Aroclor 1260 (6)	9.082	2699039	527.712	ng/ml
47)	Aroclor 1260 - AVE	0.000	0	N.D.	ng/ml

12/4/19

Quantitation Report (QT Reviewed)

Data Path : K:\DATA\9L03052\requant\
Data File : ECD2F007.D
Signal(s) : ECD1A.CH
Acq On : 03 Dec 2019 18:15
Operator : MJB / KAK
Sample : 9L03052-CAL5
Misc :
ALS Vial : 7 Sample Multiplier: 1

Integration File: PCB1.e
Quant Time: Dec 04 15:33:46 2019
Quant Method : K:\METHODS\FECD2_QUANTPCB_191203.M
Quant Title : PCB Data Analysis
QLast Update : Wed Dec 04 15:29:22 2019
Response via : Initial Calibration
Integrator: ChemStation 6890 Scale Mode: Small noise peaks clipped

	Compound	R.T.	Response	Conc	Units
48)	Aroclor 1262 (1)	0.000	0	N.D.	ng/mld
49)	Aroclor 1262 (2)	0.000	0	N.D.	ng/mld
50)	Aroclor 1262 (3)	0.000	0	N.D.	ng/mld
51)	Aroclor 1262 (4)	0.000	0	N.D.	ng/mld
52)	Aroclor 1262 (5)	0.000	0	N.D.	ng/mld
53)	Aroclor 1262 (6)	0.000	0	N.D.	ng/mld
54)	Aroclor 1262 - AVE	0.000	0	N.D.	ng/mld
55)	Aroclor 1268 (1)	0.000	0	N.D.	ng/mld
56)	Aroclor 1268 (2)	0.000	0	N.D.	ng/mld
57)	Aroclor 1268 (3)	0.000	0	N.D.	ng/mld
58)	Aroclor 1268 (4)	0.000	0	N.D.	ng/mld
59)	Aroclor 1268 (5)	0.000	0	N.D.	ng/mld
60)	Aroclor 1268 (6)	0.000	0	N.D.	ng/mld
61)	Aroclor 1268 - AVE	0.000	0	N.D.	ng/mld

(f)=RT Delta > 1/2 Window (m)=manual int.

Quantitation Report (QT Reviewed)

Data Path : K:\DATA\9L03052\requant\
Data File : ECD2F007.D
Signal(s) : ECD1A.CH
Acq On : 03 Dec 2019 18:15
Operator : MJB / KAK
Sample : 9L03052-CAL5
Misc :
ALS Vial : 7 Sample Multiplier: 1

Integration File: PCB1.e
Quant Time: Dec 04 15:33:46 2019
Quant Method : K:\METHODS\FECD2_QUANTPCB_191203.M
Quant Title : PCB Data Analysis
QLast Update : Wed Dec 04 15:29:22 2019
Response via : Initial Calibration
Integrator: ChemStation 6890 Scale Mode: Small noise peaks clipped

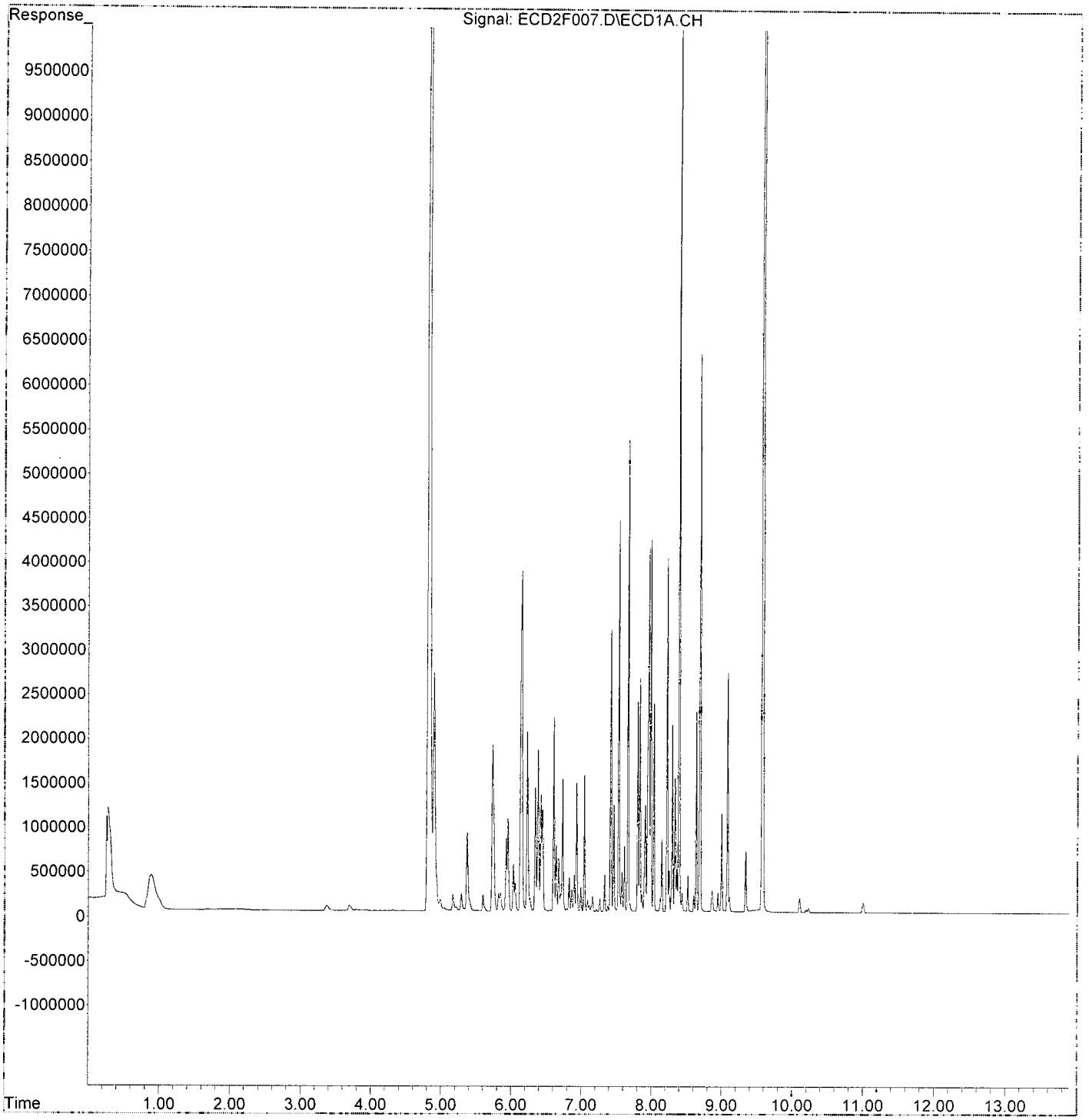

Quantitation Report (QT Reviewed)

Data Path : K:\DATA\9L03052\requant\
Data File : ECD2F008.D
Signal(s) : ECD1A.CH
Acq On : 03 Dec 2019 18:32
Operator : MJB / KAK
Sample : 9L03052-CAL6
Misc :
ALS Vial : 8 Sample Multiplier: 1

Integration File: PCB1.e
Quant Time: Dec 04 15:34:01 2019
Quant Method : K:\METHODS\FECD2_QUANTPCB_191203.M
Quant Title : PCB Data Analysis
QLast Update : Wed Dec 04 15:29:22 2019
Response via : Initial Calibration
Integrator: ChemStation 6890 Scale Mode: Small noise peaks clipped

	Compound	R.T.	Response	Conc	Units
	System Monitoring Compounds				
1) S	TCMX (S)	4.810	33608191	504.720	ng/ml
62) S	DCBP (S)	9.578	54903816	491.639	ng/ml ✓
	Target Compounds				
2)	Aroclor 1016 (1)	5.729	3364096	899.982	ng/ml
3)	Aroclor 1016 (2)	6.142	6834377	950.023	ng/ml
4)	Aroclor 1016 (3)	6.225	3751237	944.200	ng/ml ✓
5)	Aroclor 1016 (4)	6.382	3257104	910.478	ng/ml
6)	Aroclor 1016 (5)	6.604	3740486	900.999	ng/ml
7)	Aroclor 1016 (6)	6.730	2774363	945.839	ng/ml
8)	Aroclor 1016 - AVE	0.000	0	N.D.	ng/ml
9)	Aroclor 1221 (1)	0.000	0	N.D.	ng/mld
10)	Aroclor 1221 (2)	0.000	0	N.D.	ng/mld
11)	Aroclor 1221 (3)	0.000	0	N.D.	ng/mld
12)	Aroclor 1221 - AVE	0.000	0	N.D.	ng/mld
13)	Aroclor 1232 (1)	0.000	0	N.D.	ng/mld
14)	Aroclor 1232 (2)	0.000	0	N.D.	ng/mld
15)	Aroclor 1232 (3)	0.000	0	N.D.	ng/mld
16)	Aroclor 1232 (4)	0.000	0	N.D.	ng/mld
17)	Aroclor 1232 (5)	0.000	0	N.D.	ng/mld
18)	Aroclor 1232 (6)	0.000	0	N.D.	ng/mld
19)	Aroclor 1232 - AVE	0.000	0	N.D.	ng/mld
20)	Aroclor 1242 (1)	0.000	0	N.D.	ng/mld
21)	Aroclor 1242 (2)	0.000	0	N.D.	ng/mld
22)	Aroclor 1242 (3)	0.000	0	N.D.	ng/mld
23)	Aroclor 1242 (4)	0.000	0	N.D.	ng/mld
24)	Aroclor 1242 (5)	0.000	0	N.D.	ng/mld
25)	Aroclor 1242 (6)	0.000	0	N.D.	ng/mld
26)	Aroclor 1242 - AVE	0.000	0	N.D.	ng/mld
27)	Aroclor 1248 (1)	0.000	0	N.D.	ng/mld
28)	Aroclor 1248 (2)	0.000	0	N.D.	ng/mld
29)	Aroclor 1248 (3)	0.000	0	N.D.	ng/mld
30)	Aroclor 1248 (4)	0.000	0	N.D.	ng/mld
31)	Aroclor 1248 (5)	0.000	0	N.D.	ng/mld
32)	Aroclor 1248 (6)	0.000	0	N.D.	ng/mld
33)	Aroclor 1248 - AVE	0.000	0	N.D.	ng/mld
34)	Aroclor 1254 (1)	0.000	0	N.D.	ng/mld
35)	Aroclor 1254 (2)	0.000	0	N.D.	ng/mld
36)	Aroclor 1254 (3)	0.000	0	N.D.	ng/mld
37)	Aroclor 1254 (4)	0.000	0	N.D.	ng/mld
38)	Aroclor 1254 (5)	0.000	0	N.D.	ng/mld
39)	Aroclor 1254 (6)	0.000	0	N.D.	ng/mld
40)	Aroclor 1254 - AVE	0.000	0	N.D.	ng/mld
41)	Aroclor 1260 (1)	7.532	7808345	937.625	ng/ml
42)	Aroclor 1260 (2)	7.665	9589273	939.904	ng/ml
43)	Aroclor 1260 (3)	8.221	7355010	935.138	ng/ml ✓
44)	Aroclor 1260 (4)	8.391	17708495	951.125	ng/ml
45)	Aroclor 1260 (5)	8.690	11580150	957.356	ng/ml
46)	Aroclor 1260 (6)	9.081	4725786	923.979	ng/ml
47)	Aroclor 1260 - AVE	0.000	0	N.D.	ng/mld

12/4/19

Quantitation Report (QT Reviewed)

Data Path : K:\DATA\9L03052\requant\
Data File : ECD2F008.D
Signal(s) : ECD1A.CH
Acq On : 03 Dec 2019 18:32
Operator : MJB / KAK
Sample : 9L03052-CAL6
Misc :
ALS Vial : 8 Sample Multiplier: 1

Integration File: PCB1.e
Quant Time: Dec 04 15:34:01 2019
Quant Method : K:\METHODS\FECD2_QUANTPCB_191203.M
Quant Title : PCB Data Analysis
QLast Update : Wed Dec 04 15:29:22 2019
Response via : Initial Calibration
Integrator: ChemStation 6890 Scale Mode: Small noise peaks clipped

	Compound	R.T.	Response	Conc	Units
48)	Aroclor 1262 (1)	0.000	0	N.D.	ng/mld
49)	Aroclor 1262 (2)	0.000	0	N.D.	ng/mld
50)	Aroclor 1262 (3)	0.000	0	N.D.	ng/mld
51)	Aroclor 1262 (4)	0.000	0	N.D.	ng/mld
52)	Aroclor 1262 (5)	0.000	0	N.D.	ng/mld
53)	Aroclor 1262 (6)	0.000	0	N.D.	ng/mld
54)	Aroclor 1262 - AVE	0.000	0	N.D.	ng/mld
55)	Aroclor 1268 (1)	0.000	0	N.D.	ng/mld
56)	Aroclor 1268 (2)	0.000	0	N.D.	ng/mld
57)	Aroclor 1268 (3)	0.000	0	N.D.	ng/mld
58)	Aroclor 1268 (4)	0.000	0	N.D.	ng/mld
59)	Aroclor 1268 (5)	0.000	0	N.D.	ng/mld
60)	Aroclor 1268 (6)	0.000	0	N.D.	ng/mld
61)	Aroclor 1268 - AVE	0.000	0	N.D.	ng/mld

(f)=RT Delta > 1/2 Window (m)=manual int.

Quantitation Report (QT Reviewed)

Data Path : K:\DATA\9L03052\requant\
Data File : ECD2F008.D
Signal(s) : ECD1A.CH
Acq On : 03 Dec 2019 18:32
Operator : MJB / KAK
Sample : 9L03052-CAL6
Misc :
ALS Vial : 8 Sample Multiplier: 1

Integration File: PCB1.e
Quant Time: Dec 04 15:34:01 2019
Quant Method : K:\METHODS\FECD2_QUANTPCB_191203.M
Quant Title : PCB Data Analysis
QLast Update : Wed Dec 04 15:29:22 2019
Response via : Initial Calibration
Integrator: ChemStation 6890 Scale Mode: Small noise peaks clipped

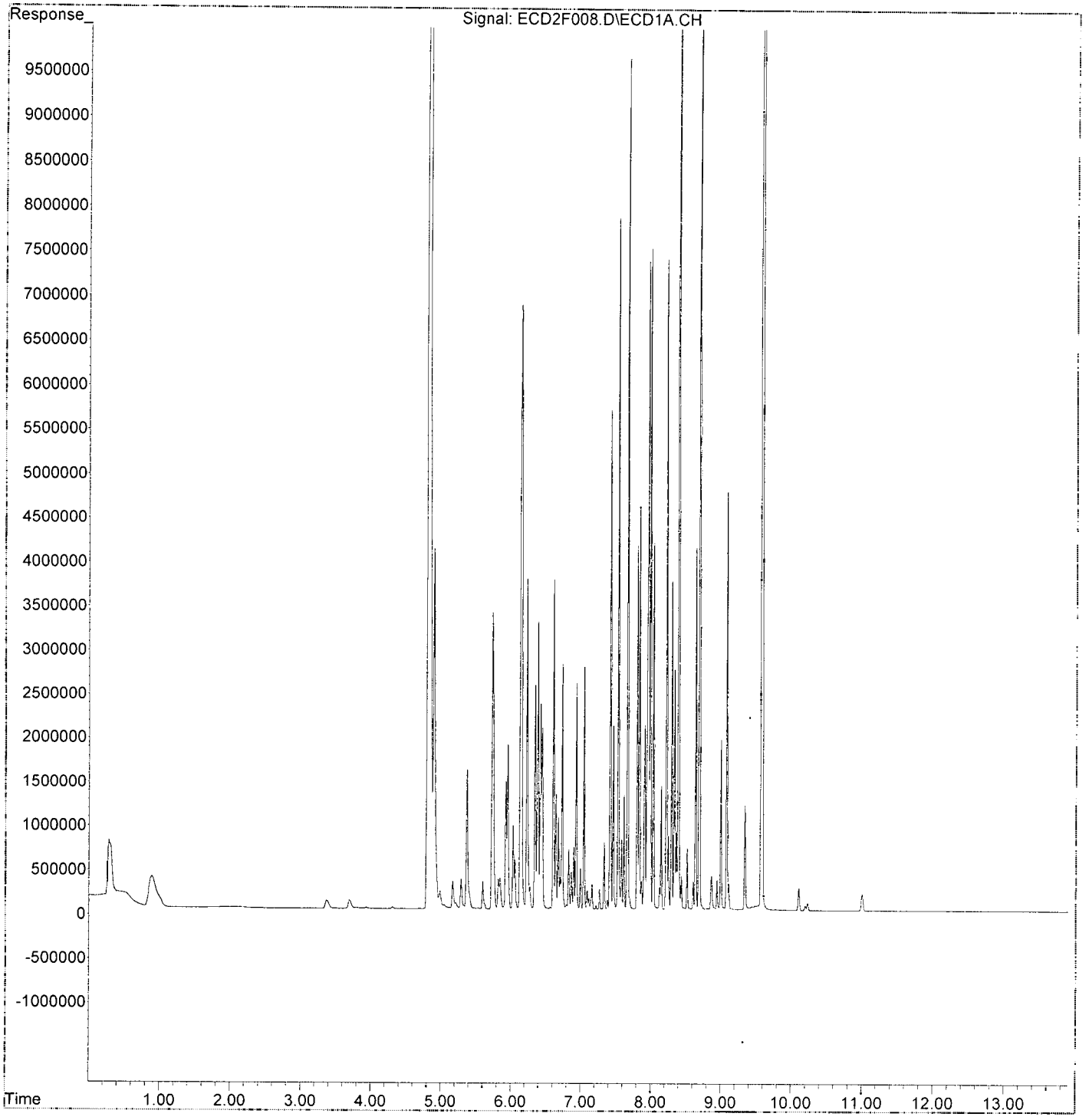

Quantitation Report (QT Reviewed)

Data Path : K:\DATA\9L03052\requant\
Data File : ECD2F009.D
Signal(s) : ECD1A.CH
Acq On : 03 Dec 2019 18:50
Operator : MJB / KAK
Sample : 9L03052-CAL7
Misc :
ALS Vial : 9 Sample Multiplier: 1

Integration File: PCB1.e
Quant Time: Dec 04 15:34:15 2019
Quant Method : K:\METHODS\FECD2_QUANTPCB_191203.M
Quant Title : PCB Data Analysis
QLast Update : Wed Dec 04 15:29:22 2019
Response via : Initial Calibration
Integrator: ChemStation 6890 Scale Mode: Small noise peaks clipped

		Compound	R.T.	Response	Conc	Units
		System Monitoring Compounds				
1)	S	TCMX (S)	4.809	60673888	911.187	ng/ml
62)	S	DCBP (S)	9.580	89202319	798.766	ng/ml
		Target Compounds				
2)		Aroclor 1016 (1)	5.729	5150886	1377.995	ng/ml
3)		Aroclor 1016 (2)	6.142	10450716	1452.718	ng/ml
4)		Aroclor 1016 (3)	6.224	5493308	1382.686	ng/ml
5)		Aroclor 1016 (4)	6.382	4711985	1317.170	ng/ml
6)		Aroclor 1016 (5)	6.604	5651954	1361.429	ng/ml
7)		Aroclor 1016 (6)	6.730	4009865	1367.048	ng/ml
8)		Aroclor 1016 - AVE	0.000	0	N.D.	ng/ml
9)		Aroclor 1221 (1)	0.000	0	N.D.	ng/mld
10)		Aroclor 1221 (2)	0.000	0	N.D.	ng/mld
11)		Aroclor 1221 (3)	0.000	0	N.D.	ng/mld
12)		Aroclor 1221 - AVE	0.000	0	N.D.	ng/mld
13)		Aroclor 1232 (1)	0.000	0	N.D.	ng/mld
14)		Aroclor 1232 (2)	0.000	0	N.D.	ng/mld
15)		Aroclor 1232 (3)	0.000	0	N.D.	ng/mld
16)		Aroclor 1232 (4)	0.000	0	N.D.	ng/mld
17)		Aroclor 1232 (5)	0.000	0	N.D.	ng/mld
18)		Aroclor 1232 (6)	0.000	0	N.D.	ng/mld
19)		Aroclor 1232 - AVE	0.000	0	N.D.	ng/mld
20)		Aroclor 1242 (1)	0.000	0	N.D.	ng/mld
21)		Aroclor 1242 (2)	0.000	0	N.D.	ng/mld
22)		Aroclor 1242 (3)	0.000	0	N.D.	ng/mld
23)		Aroclor 1242 (4)	0.000	0	N.D.	ng/mld
24)		Aroclor 1242 (5)	0.000	0	N.D.	ng/mld
25)		Aroclor 1242 (6)	0.000	0	N.D.	ng/mld
26)		Aroclor 1242 - AVE	0.000	0	N.D.	ng/mld
27)		Aroclor 1248 (1)	0.000	0	N.D.	ng/mld
28)		Aroclor 1248 (2)	0.000	0	N.D.	ng/mld
29)		Aroclor 1248 (3)	0.000	0	N.D.	ng/mld
30)		Aroclor 1248 (4)	0.000	0	N.D.	ng/mld
31)		Aroclor 1248 (5)	0.000	0	N.D.	ng/mld
32)		Aroclor 1248 (6)	0.000	0	N.D.	ng/mld
33)		Aroclor 1248 - AVE	0.000	0	N.D.	ng/mld
34)		Aroclor 1254 (1)	0.000	0	N.D.	ng/mld
35)		Aroclor 1254 (2)	0.000	0	N.D.	ng/mld
36)		Aroclor 1254 (3)	0.000	0	N.D.	ng/mld
37)		Aroclor 1254 (4)	0.000	0	N.D.	ng/mld
38)		Aroclor 1254 (5)	0.000	0	N.D.	ng/mld
39)		Aroclor 1254 (6)	0.000	0	N.D.	ng/mld
40)		Aroclor 1254 - AVE	0.000	0	N.D.	ng/mld
41)		Aroclor 1260 (1)	7.532	11443339	1374.115	ng/ml
42)		Aroclor 1260 (2)	7.665	15052739	1475.412	ng/ml
43)		Aroclor 1260 (3)	8.221	11134634	1415.691	ng/ml
44)		Aroclor 1260 (4)	8.392	27659948	1485.619	ng/ml
45)		Aroclor 1260 (5)	8.691	17894220	1479.353	ng/ml
46)		Aroclor 1260 (6)	9.082	7455071	1457.605	ng/ml
47)		Aroclor 1260 - AVE	0.000	0	N.D.	ng/ml

12/4/19

Quantitation Report (QT Reviewed)

Data Path : K:\DATA\9L03052\requant\
Data File : ECD2F009.D
Signal(s) : ECD1A.CH
Acq On : 03 Dec 2019 18:50
Operator : MJB / KAK
Sample : 9L03052-CAL7
Misc :
ALS Vial : 9 Sample Multiplier: 1

Integration File: PCB1.e
Quant Time: Dec 04 15:34:15 2019
Quant Method : K:\METHODS\FECD2_QUANTPCB_191203.M
Quant Title : PCB Data Analysis
QLast Update : Wed Dec 04 15:29:22 2019
Response via : Initial Calibration
Integrator: ChemStation 6890 Scale Mode: Small noise peaks clipped

	Compound	R.T.	Response	Conc	Units
48)	Aroclor 1262 (1)	0.000	0	N.D.	ng/mld
49)	Aroclor 1262 (2)	0.000	0	N.D.	ng/mld
50)	Aroclor 1262 (3)	0.000	0	N.D.	ng/mld
51)	Aroclor 1262 (4)	0.000	0	N.D.	ng/mld
52)	Aroclor 1262 (5)	0.000	0	N.D.	ng/mld
53)	Aroclor 1262 (6)	0.000	0	N.D.	ng/mld
54)	Aroclor 1262 - AVE	0.000	0	N.D.	ng/mld
55)	Aroclor 1268 (1)	0.000	0	N.D.	ng/mld
56)	Aroclor 1268 (2)	0.000	0	N.D.	ng/mld
57)	Aroclor 1268 (3)	0.000	0	N.D.	ng/mld
58)	Aroclor 1268 (4)	0.000	0	N.D.	ng/mld
59)	Aroclor 1268 (5)	0.000	0	N.D.	ng/mld
60)	Aroclor 1268 (6)	0.000	0	N.D.	ng/mld
61)	Aroclor 1268 - AVE	0.000	0	N.D.	ng/mld

(f)=RT Delta > 1/2 Window (m)=manual int.

Quantitation Report (QT Reviewed)

Data Path : K:\DATA\9L03052\requant\
Data File : ECD2F009.D
Signal(s) : ECD1A.CH
Acq On : 03 Dec 2019 18:50
Operator : MJB / KAK
Sample : 9L03052-CAL7
Misc :
ALS Vial : 9 Sample Multiplier: 1

Integration File: PCB1.e
Quant Time: Dec 04 15:34:15 2019
Quant Method : K:\METHODS\FECD2_QUANTPCB_191203.M
Quant Title : PCB Data Analysis
QLast Update : Wed Dec 04 15:29:22 2019
Response via : Initial Calibration
Integrator: ChemStation 6890 Scale Mode: Small noise peaks clipped

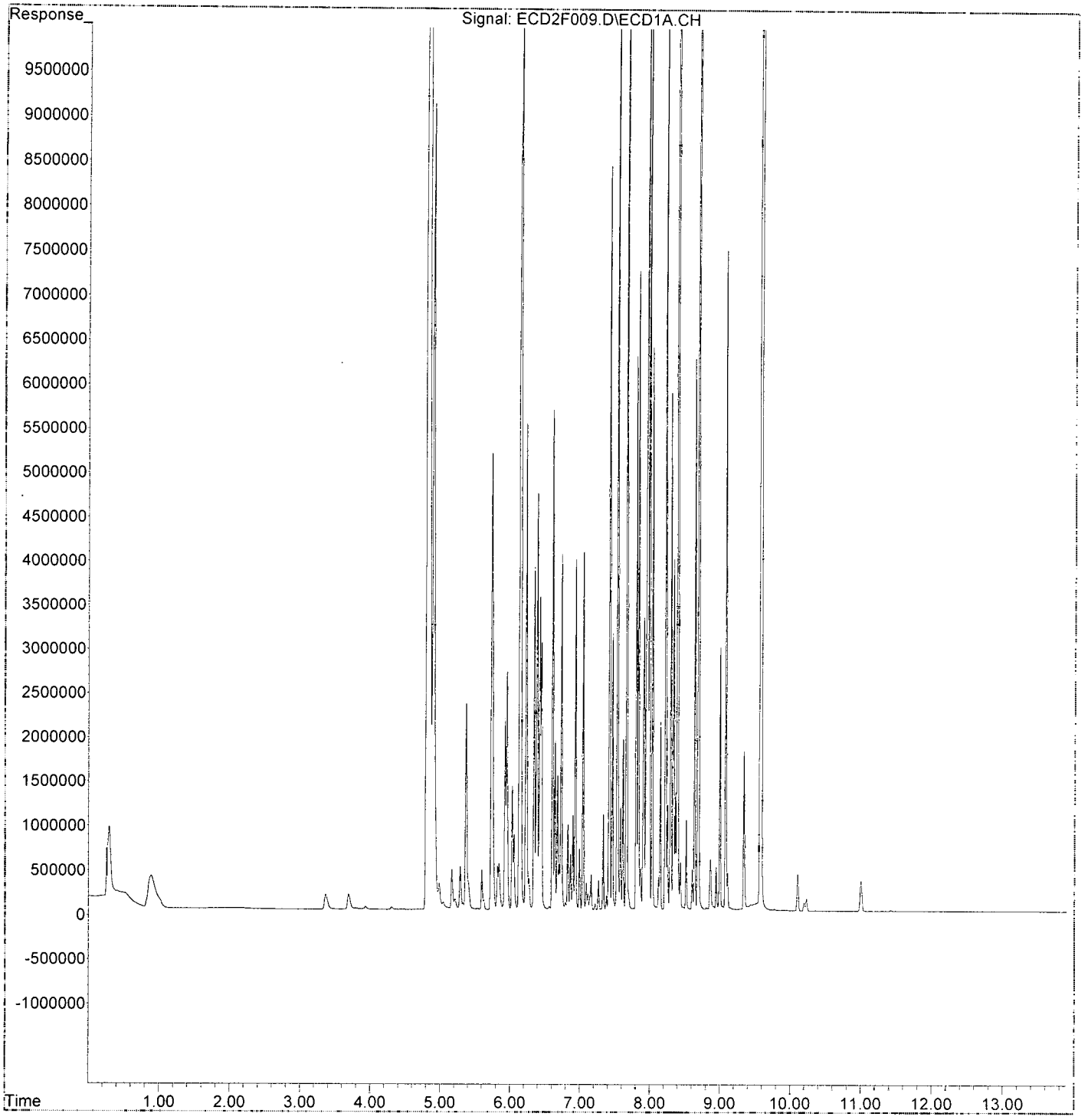

Sequence: C:\HPCHEM\2\SEQUENCE\9L03052.S

Sequence Table (Front Injector):

Method and Injection Info Part:

Line	Location	SampleName	Method	Inj	SampleType	InjVolume	DataFile
1	Vial 1	Hexane	E2A21015	1	Sample		
2	Vial 2	9L03052-ICB1	E2A21015	1	Sample		
3	Vial 3	9L03052-CAL1	E2A21015	1	Sample		
4	Vial 4	9L03052-CAL2	E2A21015	1	Sample		
5	Vial 5	9L03052-CAL3	E2A21015	1	Sample		
6	Vial 6	9L03052-CAL4	E2A21015	1	Sample		
7	Vial 7	9L03052-CAL5	E2A21015	1	Sample		
8	Vial 8	9L03052-CAL6	E2A21015	1	Sample		
9	Vial 9	9L03052-CAL7	E2A21015	1	Sample		
10	Vial 1	9L03052-IBL1	E2A21015	1	Sample		
11	Vial 10	9L03052-ICV1	E2A21015	1	Sample		
12	Vial 11	9L03052-CAL8	E2A21015	1	Sample		
13	Vial 12	9L03052-CAL9	E2A21015	1	Sample		
14	Vial 13	9L03052-CALA	E2A21015	1	Sample		
15	Vial 14	9L03052-CALB	E2A21015	1	Sample		
16	Vial 15	9L03052-CALC	E2A21015	1	Sample		
17	Vial 16	9L03052-CALD	E2A21015	1	Sample		
18	Vial 17	9L03052-CALE	E2A21015	1	Sample		
19	Vial 18	9L03052-ICV2	E2A21015	1	Sample		
20	Vial 19	9L03052-ICV3	E2A21015	1	Sample		
21	Vial 20	9L03052-ICV4	E2A21015	1	Sample		
22	Vial 21	9L03052-ICV5	E2A21015	1	Sample		

12/14/19

Sequence Table (Back Injector):

Method and Injection Info Part:

Line	Location	SampleName	Method	Inj	SampleType	InjVolume	DataFile
1	Vial 51	Hexane	E2A21015	1	Sample		
2	Vial 51	Hexane	E2A21015	1	Sample		
3	Vial 51	Hexane	E2A21015	1	Sample		
4	Vial 51	Hexane	E2A21015	1	Sample		
5	Vial 51	Hexane	E2A21015	1	Sample		
6	Vial 51	Hexane	E2A21015	1	Sample		
7	Vial 51	Hexane	E2A21015	1	Sample		
8	Vial 51	Hexane	E2A21015	1	Sample		
9	Vial 51	Hexane	E2A21015	1	Sample		
10	Vial 51	Hexane	E2A21015	1	Sample		
11	Vial 51	Hexane	E2A21015	1	Sample		
12	Vial 51	Hexane	E2A21015	1	Sample		
13	Vial 51	Hexane	E2A21015	1	Sample		
14	Vial 51	Hexane	E2A21015	1	Sample		
15	Vial 51	Hexane	E2A21015	1	Sample		
16	Vial 51	Hexane	E2A21015	1	Sample		
17	Vial 51	Hexane	E2A21015	1	Sample		
18	Vial 51	Hexane	E2A21015	1	Sample		
19	Vial 51	Hexane	E2A21015	1	Sample		
20	Vial 51	Hexane	E2A21015	1	Sample		
21	Vial 51	Hexane	E2A21015	1	Sample		
22	Vial 51	Hexane	E2A21015	1	Sample		

Quantitation Report (QT Reviewed)

Data Path : K:\DATA\9L03052\
Data File : ECD2F003.D
Signal(s) : ECD1A.CH
Acq On : 03 Dec 2019 17:04
Operator : MJB / KAK
Sample : 9L03052-CAL1
Misc :
ALS Vial : 3 Sample Multiplier: 1

Integration File: PCB1.e
Quant Time: Dec 04 14:49:16 2019
Quant Method : K:\METHODS\FECD2_QUANTPCB_191203.M
Quant Title : PCB Data Analysis
QLast Update : Wed Dec 04 14:46:53 2019
Response via : Initial Calibration
Integrator: ChemStation 6890 Scale Mode: Small noise peaks clipped

	Compound	R.T.	Response	Conc	Units
	System Monitoring Compounds				
1) S	TCMX (S)	4.810	607866	10.347	ng/ml
62) S	DCBP (S)	9.578	1085395	12.026	ng/ml
	Target Compounds				
2)	Aroclor 1016 (1)	5.730	89904	27.283	ng/ml
3)	Aroclor 1016 (2)	6.144	161114	24.967	ng/ml
4)	Aroclor 1016 (3)	6.226	94866	26.936	ng/ml
5)	Aroclor 1016 (4)	6.382	87352	28.487	ng/ml
6)	Aroclor 1016 (5)	6.604	97448	26.883	ng/ml
7)	Aroclor 1016 (6)	6.731	68287	26.990	ng/ml
8)	Aroclor 1016 - AVE	0.000	0	N.D.	ng/ml
9)	Aroclor 1221 (1)	0.000	0	N.D.	ng/mld
10)	Aroclor 1221 (2)	0.000	0	N.D.	ng/mld
11)	Aroclor 1221 (3)	0.000	0	N.D.	ng/mld
12)	Aroclor 1221 - AVE	0.000	0	N.D.	ng/mld
13)	Aroclor 1232 (1)	0.000	0	N.D.	ng/mld
14)	Aroclor 1232 (2)	0.000	0	N.D.	ng/mld
15)	Aroclor 1232 (3)	0.000	0	N.D.	ng/mld
16)	Aroclor 1232 (4)	0.000	0	N.D.	ng/mld
17)	Aroclor 1232 (5)	0.000	0	N.D.	ng/mld
18)	Aroclor 1232 (6)	0.000	0	N.D.	ng/mld
19)	Aroclor 1232 - AVE	0.000	0	N.D.	ng/mld
20)	Aroclor 1242 (1)	0.000	0	N.D.	ng/mld
21)	Aroclor 1242 (2)	0.000	0	N.D.	ng/mld
22)	Aroclor 1242 (3)	0.000	0	N.D.	ng/mld
23)	Aroclor 1242 (4)	0.000	0	N.D.	ng/mld
24)	Aroclor 1242 (5)	0.000	0	N.D.	ng/mld
25)	Aroclor 1242 (6)	0.000	0	N.D.	ng/mld
26)	Aroclor 1242 - AVE	0.000	0	N.D.	ng/mld
27)	Aroclor 1248 (1)	0.000	0	N.D.	ng/mld
28)	Aroclor 1248 (2)	0.000	0	N.D.	ng/mld
29)	Aroclor 1248 (3)	0.000	0	N.D.	ng/mld
30)	Aroclor 1248 (4)	0.000	0	N.D.	ng/mld
31)	Aroclor 1248 (5)	0.000	0	N.D.	ng/mld
32)	Aroclor 1248 (6)	0.000	0	N.D.	ng/mld
33)	Aroclor 1248 - AVE	0.000	0	N.D.	ng/mld
34)	Aroclor 1254 (1)	0.000	0	N.D.	ng/mld
35)	Aroclor 1254 (2)	0.000	0	N.D.	ng/mld
36)	Aroclor 1254 (3)	0.000	0	N.D.	ng/mld
37)	Aroclor 1254 (4)	0.000	0	N.D.	ng/mld
38)	Aroclor 1254 (5)	0.000	0	N.D.	ng/mld
39)	Aroclor 1254 (6)	0.000	0	N.D.	ng/mld
40)	Aroclor 1254 - AVE	0.000	0	N.D.	ng/mld
41)	Aroclor 1260 (1)	7.532	186119	26.585	ng/ml
42)	Aroclor 1260 (2)	7.665	225314	25.315	ng/ml
43)	Aroclor 1260 (3)	8.222	178776	26.838	ng/ml
44)	Aroclor 1260 (4)	8.392	374030	23.669	ng/ml
45)	Aroclor 1260 (5)	8.690	254106	24.637	ng/ml
46)	Aroclor 1260 (6)	9.082	115322	26.770	ng/ml
47)	Aroclor 1260 - AVE	0.000	0	N.D.	ng/ml

12/4/19

Quantitation Report (QT Reviewed)

Data Path : K:\DATA\9L03052\
Data File : ECD2F003.D
Signal(s) : ECD1A.CH
Acq On : 03 Dec 2019 17:04
Operator : MJB / KAK
Sample : 9L03052-CAL1
Misc :
ALS Vial : 3 Sample Multiplier: 1

Integration File: PCB1.e
Quant Time: Dec 04 14:49:16 2019
Quant Method : K:\METHODS\FECD2_QUANTPCB_191203.M
Quant Title : PCB Data Analysis
QLast Update : Wed Dec 04 14:46:53 2019
Response via : Initial Calibration
Integrator: ChemStation 6890 Scale Mode: Small noise peaks clipped

	Compound	R.T.	Response	Conc	Units
48)	Aroclor 1262 (1)	0.000	0	N.D.	ng/mld
49)	Aroclor 1262 (2)	0.000	0	N.D.	ng/mld
50)	Aroclor 1262 (3)	0.000	0	N.D.	ng/mld
51)	Aroclor 1262 (4)	0.000	0	N.D.	ng/mld
52)	Aroclor 1262 (5)	0.000	0	N.D.	ng/mld
53)	Aroclor 1262 (6)	0.000	0	N.D.	ng/mld
54)	Aroclor 1262 - AVE	0.000	0	N.D.	ng/mld
55)	Aroclor 1268 (1)	0.000	0	N.D.	ng/mld
56)	Aroclor 1268 (2)	0.000	0	N.D.	ng/mld
57)	Aroclor 1268 (3)	0.000	0	N.D.	ng/mld
58)	Aroclor 1268 (4)	0.000	0	N.D.	ng/mld
59)	Aroclor 1268 (5)	0.000	0	N.D.	ng/mld
60)	Aroclor 1268 (6)	0.000	0	N.D.	ng/mld
61)	Aroclor 1268 - AVE	0.000	0	N.D.	ng/mld

(f)=RT Delta > 1/2 Window (m)=manual int.

Quantitation Report (QT Reviewed)

Data Path : K:\DATA\9L03052\
Data File : ECD2F003.D
Signal(s) : ECD1A.CH
Acq On : 03 Dec 2019 17:04
Operator : MJB / KAK
Sample : 9L03052-CAL1
Misc :
ALS Vial : 3 Sample Multiplier: 1

Integration File: PCB1.e
Quant Time: Dec 04 14:49:16 2019
Quant Method : K:\METHODS\FECD2_QUANTPCB_191203.M
Quant Title : PCB Data Analysis
QLast Update : Wed Dec 04 14:46:53 2019
Response via : Initial Calibration
Integrator: ChemStation 6890 Scale Mode: Small noise peaks clipped

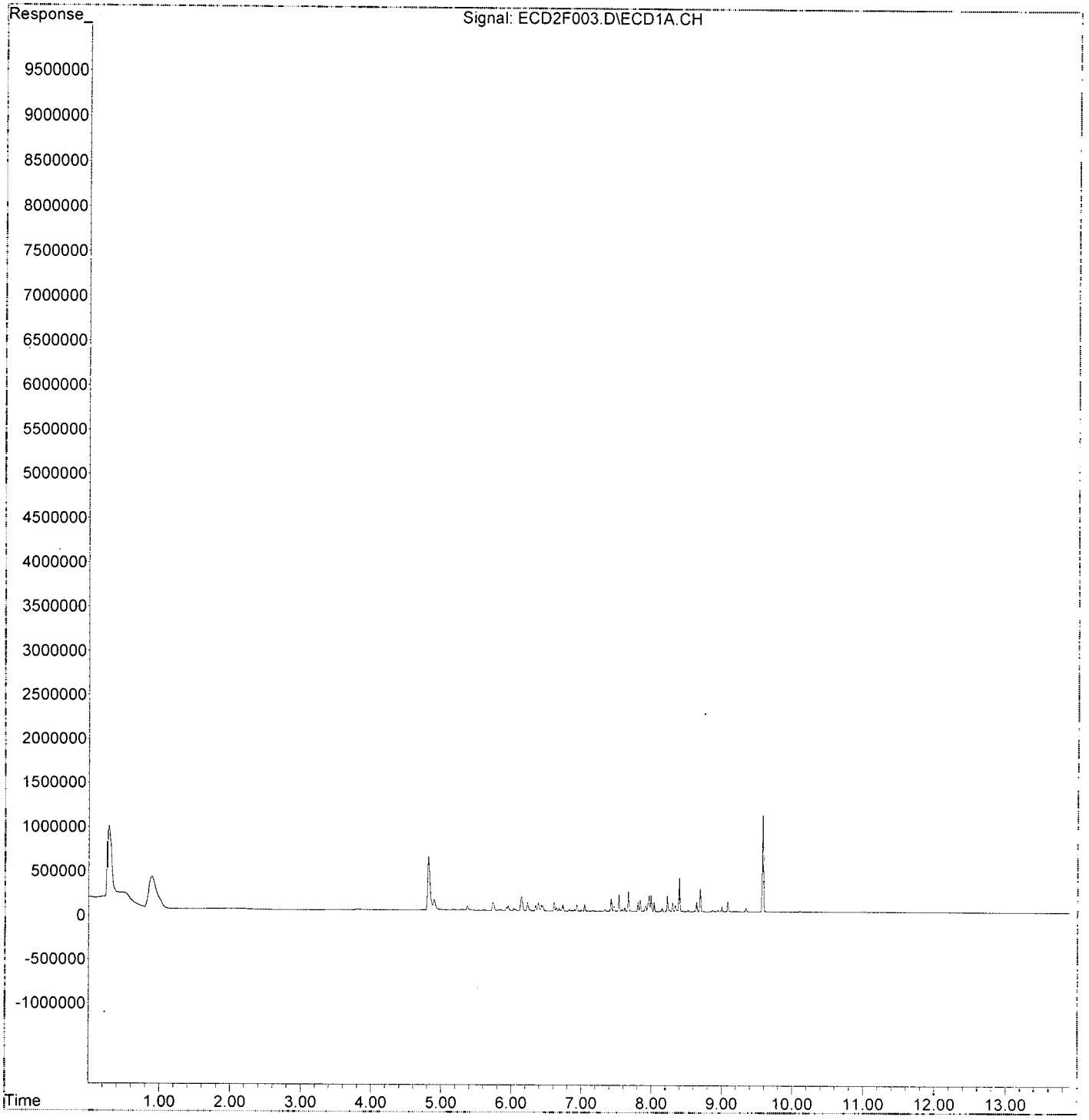

Quantitation Report (QT Reviewed)

Data Path : K:\DATA\9L03052\
Data File : ECD2F004.D
Signal(s) : ECD1A.CH
Acq On : 03 Dec 2019 17:22
Operator : MJB / KAK
Sample : 9L03052-CAL2
Misc :
ALS Vial : 4 Sample Multiplier: 1

Integration File: PCB1.e
Quant Time: Dec 04 14:50:40 2019
Quant Method : K:\METHODS\FECD2_QUANTPCB_191203.M
Quant Title : PCB Data Analysis
QLast Update : Wed Dec 04 14:46:53 2019
Response via : Initial Calibration
Integrator: ChemStation 6890 Scale Mode: Small noise peaks clipped

	Compound	R.T.	Response	Conc Units
	System Monitoring Compounds			
1) S	TCMX (S)	4.809	1520231	25.877 ng/ml
62) S	DCBP (S)	9.576	2699632	29.910 ng/ml
	Target Compounds			
2)	Aroclor 1016 (1)	5.729	193429	58.698 ng/ml
3)	Aroclor 1016 (2)	6.143	352080	54.560 ng/ml
4)	Aroclor 1016 (3)	6.225	199490	56.642 ng/ml
5)	Aroclor 1016 (4)	6.381	190893	62.253 ng/ml
6)	Aroclor 1016 (5)	6.604	220902	60.940 ng/ml
7)	Aroclor 1016 (6)	6.731	153783	60.783 ng/ml
8)	Aroclor 1016 - AVE	0.000	0	N.D. ng/ml
9)	Aroclor 1221 (1)	0.000	0	N.D. ng/mld
10)	Aroclor 1221 (2)	0.000	0	N.D. ng/mld
11)	Aroclor 1221 (3)	0.000	0	N.D. ng/mld
12)	Aroclor 1221 - AVE	0.000	0	N.D. ng/mld
13)	Aroclor 1232 (1)	0.000	0	N.D. ng/mld
14)	Aroclor 1232 (2)	0.000	0	N.D. ng/mld
15)	Aroclor 1232 (3)	0.000	0	N.D. ng/mld
16)	Aroclor 1232 (4)	0.000	0	N.D. ng/mld
17)	Aroclor 1232 (5)	0.000	0	N.D. ng/mld
18)	Aroclor 1232 (6)	0.000	0	N.D. ng/mld
19)	Aroclor 1232 - AVE	0.000	0	N.D. ng/mld
20)	Aroclor 1242 (1)	0.000	0	N.D. ng/mld
21)	Aroclor 1242 (2)	0.000	0	N.D. ng/mld
22)	Aroclor 1242 (3)	0.000	0	N.D. ng/mld
23)	Aroclor 1242 (4)	0.000	0	N.D. ng/mld
24)	Aroclor 1242 (5)	0.000	0	N.D. ng/mld
25)	Aroclor 1242 (6)	0.000	0	N.D. ng/mld
26)	Aroclor 1242 - AVE	0.000	0	N.D. ng/mld
27)	Aroclor 1248 (1)	0.000	0	N.D. ng/mld
28)	Aroclor 1248 (2)	0.000	0	N.D. ng/mld
29)	Aroclor 1248 (3)	0.000	0	N.D. ng/mld
30)	Aroclor 1248 (4)	0.000	0	N.D. ng/mld
31)	Aroclor 1248 (5)	0.000	0	N.D. ng/mld
32)	Aroclor 1248 (6)	0.000	0	N.D. ng/mld
33)	Aroclor 1248 - AVE	0.000	0	N.D. ng/mld
34)	Aroclor 1254 (1)	0.000	0	N.D. ng/mld
35)	Aroclor 1254 (2)	0.000	0	N.D. ng/mld
36)	Aroclor 1254 (3)	0.000	0	N.D. ng/mld
37)	Aroclor 1254 (4)	0.000	0	N.D. ng/mld
38)	Aroclor 1254 (5)	0.000	0	N.D. ng/mld
39)	Aroclor 1254 (6)	0.000	0	N.D. ng/mld
40)	Aroclor 1254 - AVE	0.000	0	N.D. ng/mld
41)	Aroclor 1260 (1)	7.531	418936	59.840 ng/ml
42)	Aroclor 1260 (2)	7.665	506688	56.927 ng/ml
43)	Aroclor 1260 (3)	8.221	402124	60.368 ng/ml
44)	Aroclor 1260 (4)	8.390	944538	59.772 ng/ml
45)	Aroclor 1260 (5)	8.690	615297	59.656 ng/ml
46)	Aroclor 1260 (6)	9.081	258919	60.104 ng/ml
47)	Aroclor 1260 - AVE	0.000	0	N.D. ng/ml

12/4/19

Quantitation Report (QT Reviewed)

Data Path : K:\DATA\9L03052\
Data File : ECD2F004.D
Signal(s) : ECD1A.CH
Acq On : 03 Dec 2019 17:22
Operator : MJB / KAK
Sample : 9L03052-CAL2
Misc :
ALS Vial : 4 Sample Multiplier: 1

Integration File: PCB1.e
Quant Time: Dec 04 14:50:40 2019
Quant Method : K:\METHODS\FECD2_QUANTPCB_191203.M
Quant Title : PCB Data Analysis
QLast Update : Wed Dec 04 14:46:53 2019
Response via : Initial Calibration
Integrator: ChemStation 6890 Scale Mode: Small noise peaks clipped

	Compound	R.T.	Response	Conc	Units
48)	Aroclor 1262 (1)	0.000	0	N.D.	ng/mld
49)	Aroclor 1262 (2)	0.000	0	N.D.	ng/mld
50)	Aroclor 1262 (3)	0.000	0	N.D.	ng/mld
51)	Aroclor 1262 (4)	0.000	0	N.D.	ng/mld
52)	Aroclor 1262 (5)	0.000	0	N.D.	ng/mld
53)	Aroclor 1262 (6)	0.000	0	N.D.	ng/mld
54)	Aroclor 1262 - AVE	0.000	0	N.D.	ng/mld
55)	Aroclor 1268 (1)	0.000	0	N.D.	ng/mld
56)	Aroclor 1268 (2)	0.000	0	N.D.	ng/mld
57)	Aroclor 1268 (3)	0.000	0	N.D.	ng/mld
58)	Aroclor 1268 (4)	0.000	0	N.D.	ng/mld
59)	Aroclor 1268 (5)	0.000	0	N.D.	ng/mld
60)	Aroclor 1268 (6)	0.000	0	N.D.	ng/mld
61)	Aroclor 1268 - AVE	0.000	0	N.D.	ng/mld

(f)=RT Delta > 1/2 Window (m)=manual int.

Quantitation Report (QT Reviewed)

Data Path : K:\DATA\9L03052\
Data File : ECD2F004.D
Signal(s) : ECD1A.CH
Acq On : 03 Dec 2019 17:22
Operator : MJB / KAK
Sample : 9L03052-CAL2
Misc :
ALS Vial : 4 Sample Multiplier: 1

Integration File: PCB1.e
Quant Time: Dec 04 14:50:40 2019
Quant Method : K:\METHODS\FECD2_QUANTPCB_191203.M
Quant Title : PCB Data Analysis
QLast Update : Wed Dec 04 14:46:53 2019
Response via : Initial Calibration
Integrator: ChemStation 6890 Scale Mode: Small noise peaks clipped

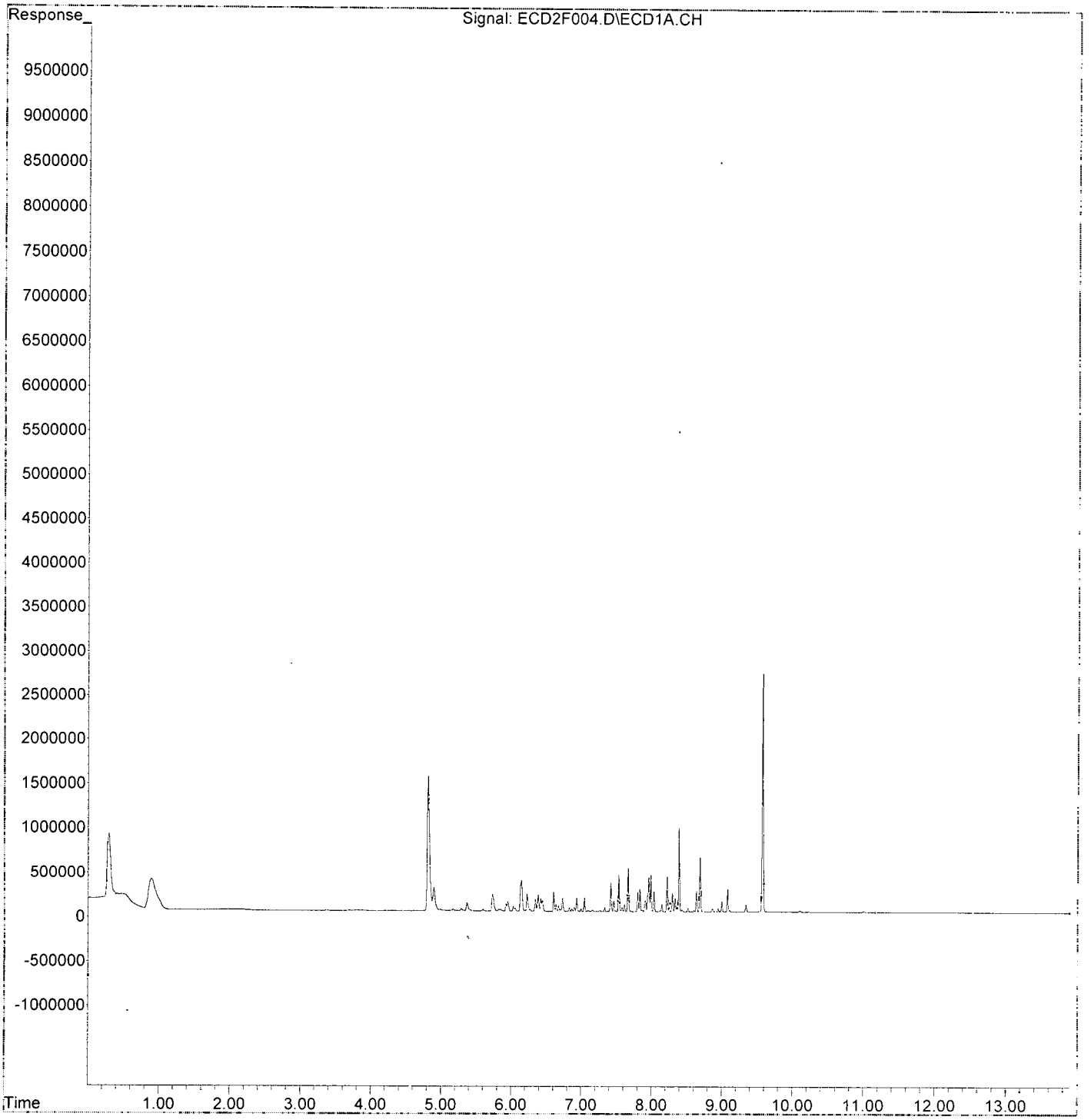

Quantitation Report (QT Reviewed)

Data Path : K:\DATA\9L03052\
Data File : ECD2F005.D
Signal(s) : ECD1A.CH
Acq On : 03 Dec 2019 17:40
Operator : MJB / KAK
Sample : 9L03052-CAL3
Misc :
ALS Vial : 5 Sample Multiplier: 1

Integration File: PCB1.e
Quant Time: Dec 04 14:51:56 2019
Quant Method : K:\METHODS\FECD2_QUANTPCB_191203.M
Quant Title : PCB Data Analysis
QLast Update : Wed Dec 04 14:46:53 2019
Response via : Initial Calibration
Integrator: ChemStation 6890 Scale Mode: Small noise peaks clipped

	Compound	R.T.	Response	Conc	Units
	System Monitoring Compounds				
1)	S TCMX (S)	4.809	3122586	53.152	ng/ml
62)	S DCBP (S)	9.577	5688932	63.030	ng/ml
	Target Compounds				
2)	Aroclor 1016 (1)	5.729	374224	113.563	ng/ml
3)	Aroclor 1016 (2)	6.143	710924	110.169	ng/ml
4)	Aroclor 1016 (3)	6.225	390273	110.812	ng/ml
5)	Aroclor 1016 (4)	6.381	356425	116.236	ng/ml
6)	Aroclor 1016 (5)	6.604	404011	111.455	ng/ml
7)	Aroclor 1016 (6)	6.730	290789	114.935	ng/ml
8)	Aroclor 1016 - AVE	0.000	0	N.D.	ng/ml
9)	Aroclor 1221 (1)	0.000	0	N.D.	ng/mld
10)	Aroclor 1221 (2)	0.000	0	N.D.	ng/mld
11)	Aroclor 1221 (3)	0.000	0	N.D.	ng/mld
12)	Aroclor 1221 - AVE	0.000	0	N.D.	ng/mld
13)	Aroclor 1232 (1)	0.000	0	N.D.	ng/mld
14)	Aroclor 1232 (2)	0.000	0	N.D.	ng/mld
15)	Aroclor 1232 (3)	0.000	0	N.D.	ng/mld
16)	Aroclor 1232 (4)	0.000	0	N.D.	ng/mld
17)	Aroclor 1232 (5)	0.000	0	N.D.	ng/mld
18)	Aroclor 1232 (6)	0.000	0	N.D.	ng/mld
19)	Aroclor 1232 - AVE	0.000	0	N.D.	ng/mld
20)	Aroclor 1242 (1)	0.000	0	N.D.	ng/mld
21)	Aroclor 1242 (2)	0.000	0	N.D.	ng/mld
22)	Aroclor 1242 (3)	0.000	0	N.D.	ng/mld
23)	Aroclor 1242 (4)	0.000	0	N.D.	ng/mld
24)	Aroclor 1242 (5)	0.000	0	N.D.	ng/mld
25)	Aroclor 1242 (6)	0.000	0	N.D.	ng/mld
26)	Aroclor 1242 - AVE	0.000	0	N.D.	ng/mld
27)	Aroclor 1248 (1)	0.000	0	N.D.	ng/mld
28)	Aroclor 1248 (2)	0.000	0	N.D.	ng/mld
29)	Aroclor 1248 (3)	0.000	0	N.D.	ng/mld
30)	Aroclor 1248 (4)	0.000	0	N.D.	ng/mld
31)	Aroclor 1248 (5)	0.000	0	N.D.	ng/mld
32)	Aroclor 1248 (6)	0.000	0	N.D.	ng/mld
33)	Aroclor 1248 - AVE	0.000	0	N.D.	ng/mld
34)	Aroclor 1254 (1)	0.000	0	N.D.	ng/mld
35)	Aroclor 1254 (2)	0.000	0	N.D.	ng/mld
36)	Aroclor 1254 (3)	0.000	0	N.D.	ng/mld
37)	Aroclor 1254 (4)	0.000	0	N.D.	ng/mld
38)	Aroclor 1254 (5)	0.000	0	N.D.	ng/mld
39)	Aroclor 1254 (6)	0.000	0	N.D.	ng/mld
40)	Aroclor 1254 - AVE	0.000	0	N.D.	ng/mld
41)	Aroclor 1260 (1)	7.531	842440	120.332	ng/ml
42)	Aroclor 1260 (2)	7.665	1012879	113.799	ng/ml
43)	Aroclor 1260 (3)	8.221	802199	120.429	ng/ml
44)	Aroclor 1260 (4)	8.391	1832880	115.988	ng/ml
45)	Aroclor 1260 (5)	8.689	1221637	118.443	ng/ml
46)	Aroclor 1260 (6)	9.082	511487	118.733	ng/ml
47)	Aroclor 1260 - AVE	0.000	0	N.D.	ng/ml

12/4/19

Quantitation Report (QT Reviewed)

Data Path : K:\DATA\9L03052\
Data File : ECD2F005.D
Signal(s) : ECD1A.CH
Acq On : 03 Dec 2019 17:40
Operator : MJB / KAK
Sample : 9L03052-CAL3
Misc :
ALS Vial : 5 Sample Multiplier: 1

Integration File: PCB1.e
Quant Time: Dec 04 14:51:56 2019
Quant Method : K:\METHODS\FECD2_QUANTPCB_191203.M
Quant Title : PCB Data Analysis
QLast Update : Wed Dec 04 14:46:53 2019
Response via : Initial Calibration
Integrator: ChemStation 6890 Scale Mode: Small noise peaks clipped

	Compound	R.T.	Response	Conc	Units
48)	Aroclor 1262 (1)	0.000	0	N.D.	ng/mld
49)	Aroclor 1262 (2)	0.000	0	N.D.	ng/mld
50)	Aroclor 1262 (3)	0.000	0	N.D.	ng/mld
51)	Aroclor 1262 (4)	0.000	0	N.D.	ng/mld
52)	Aroclor 1262 (5)	0.000	0	N.D.	ng/mld
53)	Aroclor 1262 (6)	0.000	0	N.D.	ng/mld
54)	Aroclor 1262 - AVE	0.000	0	N.D.	ng/mld
55)	Aroclor 1268 (1)	0.000	0	N.D.	ng/mld
56)	Aroclor 1268 (2)	0.000	0	N.D.	ng/mld
57)	Aroclor 1268 (3)	0.000	0	N.D.	ng/mld
58)	Aroclor 1268 (4)	0.000	0	N.D.	ng/mld
59)	Aroclor 1268 (5)	0.000	0	N.D.	ng/mld
60)	Aroclor 1268 (6)	0.000	0	N.D.	ng/mld
61)	Aroclor 1268 - AVE	0.000	0	N.D.	ng/mld

(f)=RT Delta > 1/2 Window (m)=manual int.

Quantitation Report (QT Reviewed)

Data Path : K:\DATA\9L03052\
Data File : ECD2F005.D
Signal(s) : ECD1A.CH
Acq On : 03 Dec 2019 17:40
Operator : MJB / KAK
Sample : 9L03052-CAL3
Misc :
ALS Vial : 5 Sample Multiplier: 1

Integration File: PCB1.e
Quant Time: Dec 04 14:51:56 2019
Quant Method : K:\METHODS\FECD2_QUANTPCB_191203.M
Quant Title : PCB Data Analysis
QLast Update : Wed Dec 04 14:46:53 2019
Response via : Initial Calibration
Integrator: ChemStation 6890 Scale Mode: Small noise peaks clipped

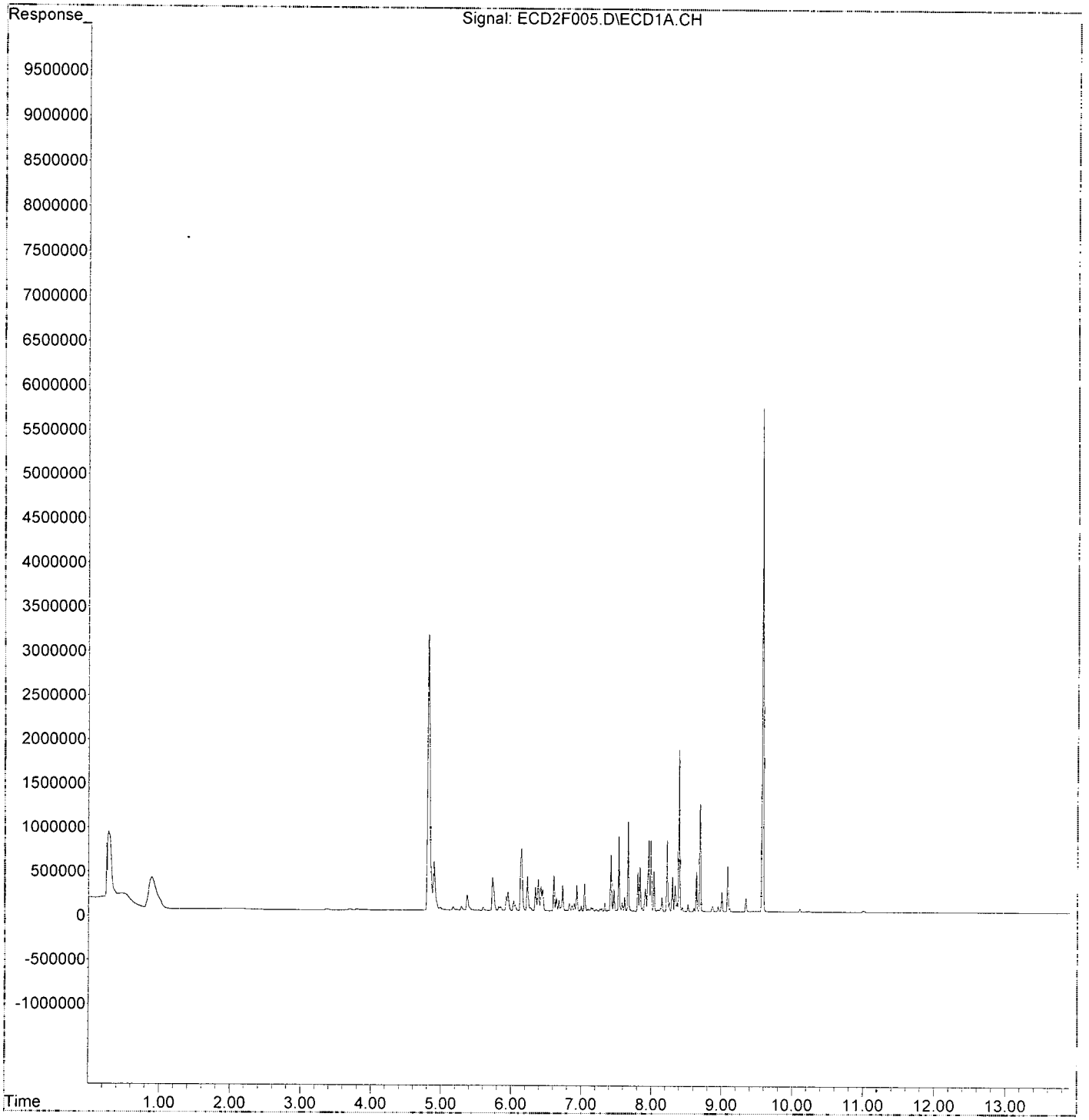

Quantitation Report (QT Reviewed)

Data Path : K:\DATA\9L03052\
Data File : ECD2F006.D
Signal(s) : ECD1A.CH
Acq On : 03 Dec 2019 17:57
Operator : MJB / KAK
Sample : 9L03052-CAL4
Misc :
ALS Vial : 6 Sample Multiplier: 1

Integration File: PCB1.e
Quant Time: Dec 04 14:53:08 2019
Quant Method : K:\METHODS\FECD2_QUANTPCB_191203.M
Quant Title : PCB Data Analysis
QLast Update : Wed Dec 04 14:46:53 2019
Response via : Initial Calibration
Integrator: ChemStation 6890 Scale Mode: Small noise peaks clipped

	Compound	R.T.	Response	Conc	Units
	System Monitoring Compounds				
1) S	TCMX (S)	4.811	6242821	106.264	ng/ml
62) S	DCBP (S)	9.576	10577859	117.197	ng/ml
	Target Compounds				
2)	Aroclor 1016 (1)	5.729	703735	213.556	ng/ml
3)	Aroclor 1016 (2)	6.143	1325963	205.479	ng/ml
4)	Aroclor 1016 (3)	6.224	743377	211.070	ng/ml
5)	Aroclor 1016 (4)	6.381	650662	212.191	ng/ml
6)	Aroclor 1016 (5)	6.604	767420	211.709	ng/ml
7)	Aroclor 1016 (6)	6.729	543631	214.871	ng/ml
8)	Aroclor 1016 - AVE	0.000	0	N.D.	ng/ml
9)	Aroclor 1221 (1)	0.000	0	N.D.	ng/mld
10)	Aroclor 1221 (2)	0.000	0	N.D.	ng/mld
11)	Aroclor 1221 (3)	0.000	0	N.D.	ng/mld
12)	Aroclor 1221 - AVE	0.000	0	N.D.	ng/mld
13)	Aroclor 1232 (1)	0.000	0	N.D.	ng/mld
14)	Aroclor 1232 (2)	0.000	0	N.D.	ng/mld
15)	Aroclor 1232 (3)	0.000	0	N.D.	ng/mld
16)	Aroclor 1232 (4)	0.000	0	N.D.	ng/mld
17)	Aroclor 1232 (5)	0.000	0	N.D.	ng/mld
18)	Aroclor 1232 (6)	0.000	0	N.D.	ng/mld
19)	Aroclor 1232 - AVE	0.000	0	N.D.	ng/mld
20)	Aroclor 1242 (1)	0.000	0	N.D.	ng/mld
21)	Aroclor 1242 (2)	0.000	0	N.D.	ng/mld
22)	Aroclor 1242 (3)	0.000	0	N.D.	ng/mld
23)	Aroclor 1242 (4)	0.000	0	N.D.	ng/mld
24)	Aroclor 1242 (5)	0.000	0	N.D.	ng/mld
25)	Aroclor 1242 (6)	0.000	0	N.D.	ng/mld
26)	Aroclor 1242 - AVE	0.000	0	N.D.	ng/mld
27)	Aroclor 1248 (1)	0.000	0	N.D.	ng/mld
28)	Aroclor 1248 (2)	0.000	0	N.D.	ng/mld
29)	Aroclor 1248 (3)	0.000	0	N.D.	ng/mld
30)	Aroclor 1248 (4)	0.000	0	N.D.	ng/mld
31)	Aroclor 1248 (5)	0.000	0	N.D.	ng/mld
32)	Aroclor 1248 (6)	0.000	0	N.D.	ng/mld
33)	Aroclor 1248 - AVE	0.000	0	N.D.	ng/mld
34)	Aroclor 1254 (1)	0.000	0	N.D.	ng/mld
35)	Aroclor 1254 (2)	0.000	0	N.D.	ng/mld
36)	Aroclor 1254 (3)	0.000	0	N.D.	ng/mld
37)	Aroclor 1254 (4)	0.000	0	N.D.	ng/mld
38)	Aroclor 1254 (5)	0.000	0	N.D.	ng/mld
39)	Aroclor 1254 (6)	0.000	0	N.D.	ng/mld
40)	Aroclor 1254 - AVE	0.000	0	N.D.	ng/mld
41)	Aroclor 1260 (1)	7.531	1580165	225.708	ng/ml
42)	Aroclor 1260 (2)	7.665	1922759	216.026	ng/ml
43)	Aroclor 1260 (3)	8.220	1455817	218.552	ng/ml
44)	Aroclor 1260 (4)	8.391	3616251	228.843	ng/ml
45)	Aroclor 1260 (5)	8.690	2271341	220.217	ng/ml
46)	Aroclor 1260 (6)	9.080	929790	215.835	ng/ml
47)	Aroclor 1260 - AVE	0.000	0	N.D.	ng/ml

12/4/19

Quantitation Report (QT Reviewed)

Data Path : K:\DATA\9L03052\
Data File : ECD2F006.D
Signal(s) : ECD1A.CH
Acq On : 03 Dec 2019 17:57
Operator : MJB / KAK
Sample : 9L03052-CAL4
Misc :
ALS Vial : 6 Sample Multiplier: 1

Integration File: PCB1.e
Quant Time: Dec 04 14:53:08 2019
Quant Method : K:\METHODS\FECD2_QUANTPCB_191203.M
Quant Title : PCB Data Analysis
QLast Update : Wed Dec 04 14:46:53 2019
Response via : Initial Calibration
Integrator: ChemStation 6890 Scale Mode: Small noise peaks clipped

	Compound	R.T.	Response	Conc	Units
48)	Aroclor 1262 (1)	0.000	0	N.D.	ng/mld
49)	Aroclor 1262 (2)	0.000	0	N.D.	ng/mld
50)	Aroclor 1262 (3)	0.000	0	N.D.	ng/mld
51)	Aroclor 1262 (4)	0.000	0	N.D.	ng/mld
52)	Aroclor 1262 (5)	0.000	0	N.D.	ng/mld
53)	Aroclor 1262 (6)	0.000	0	N.D.	ng/mld
54)	Aroclor 1262 - AVE	0.000	0	N.D.	ng/mld
55)	Aroclor 1268 (1)	0.000	0	N.D.	ng/mld
56)	Aroclor 1268 (2)	0.000	0	N.D.	ng/mld
57)	Aroclor 1268 (3)	0.000	0	N.D.	ng/mld
58)	Aroclor 1268 (4)	0.000	0	N.D.	ng/mld
59)	Aroclor 1268 (5)	0.000	0	N.D.	ng/mld
60)	Aroclor 1268 (6)	0.000	0	N.D.	ng/mld
61)	Aroclor 1268 - AVE	0.000	0	N.D.	ng/mld

(f)=RT Delta > 1/2 Window (m)=manual int.

Quantitation Report (QT Reviewed)

Data Path : K:\DATA\9L03052\
Data File : ECD2F006.D
Signal(s) : ECD1A.CH
Acq On : 03 Dec 2019 17:57
Operator : MJB / KAK
Sample : 9L03052-CAL4
Misc :
ALS Vial : 6 Sample Multiplier: 1

Integration File: PCB1.e
Quant Time: Dec 04 14:53:08 2019
Quant Method : K:\METHODS\FECD2_QUANTPCB_191203.M
Quant Title : PCB Data Analysis
QLast Update : Wed Dec 04 14:46:53 2019
Response via : Initial Calibration
Integrator: ChemStation 6890 Scale Mode: Small noise peaks clipped

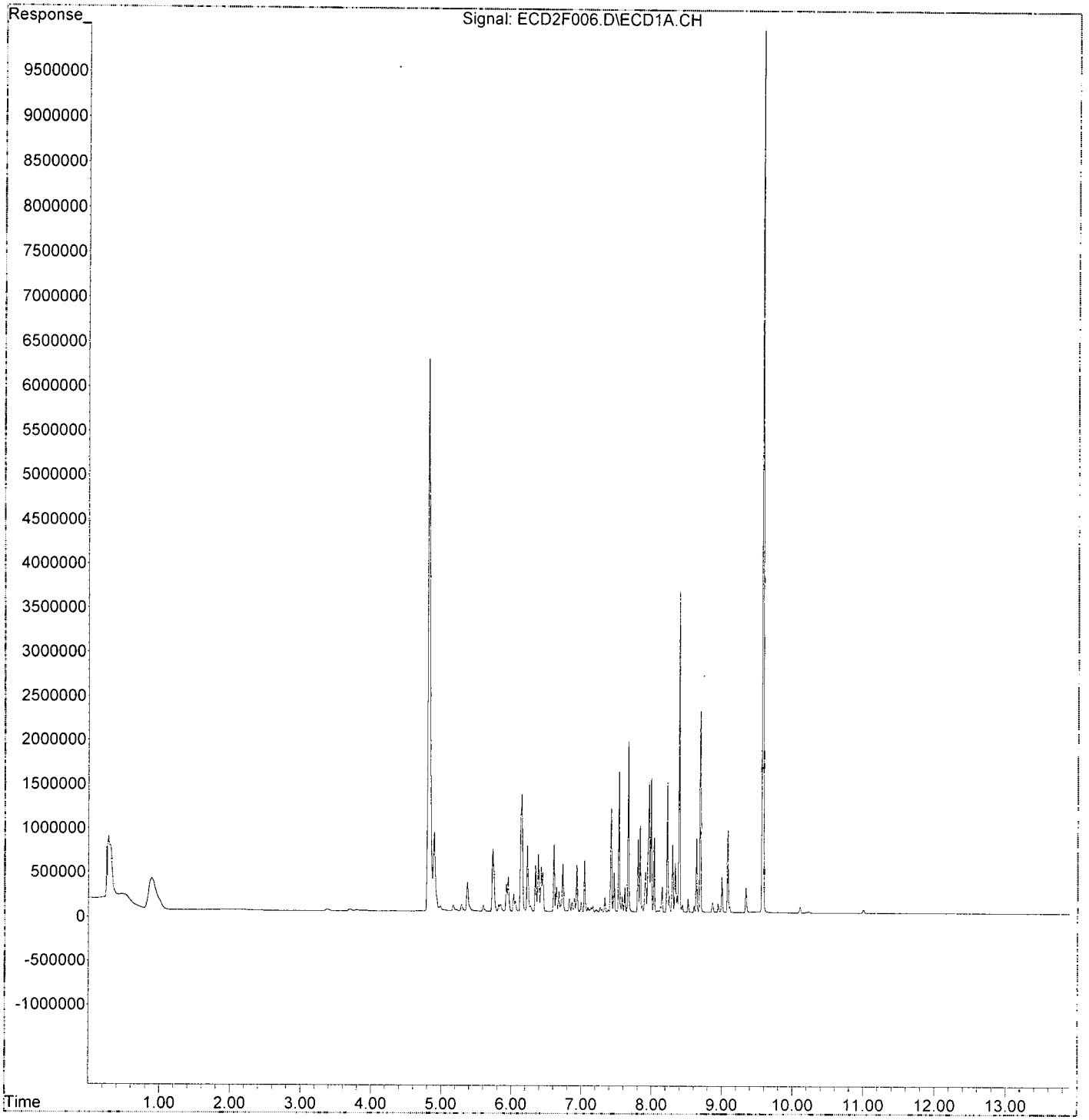

Quantitation Report (QT Reviewed)

Data Path : K:\DATA\9L03052\
Data File : ECD2F007.D
Signal(s) : ECD1A.CH
Acq On : 03 Dec 2019 18:15
Operator : MJB / KAK
Sample : 9L03052-CAL5
Misc :
ALS Vial : 7 Sample Multiplier: 1

Integration File: PCB1.e
Quant Time: Dec 04 14:47:08 2019
Quant Method : K:\METHODS\FECD2_QUANTPCB_191203.M
Quant Title : PCB Data Analysis
QLast Update : Wed Dec 04 14:46:53 2019
Response via : Initial Calibration
Integrator: ChemStation 6890 Scale Mode: Small noise peaks clipped

	Compound	R.T.	Response	Conc	Units
	System Monitoring Compounds				
1) S	TCMX (S)	4.811	19144959	325.882	ng/ml
62) S	DCBP (S)	9.578	31083383	344.386	ng/ml
	Target Compounds				
2)	Aroclor 1016 (1)	5.729	1871482	567.923	ng/ml
3)	Aroclor 1016 (2)	6.143	3859736	598.126	ng/ml
4)	Aroclor 1016 (3)	6.225	2022155	574.160	ng/ml
5)	Aroclor 1016 (4)	6.382	1820005	593.533	ng/ml
6)	Aroclor 1016 (5)	6.604	2192154	604.752	ng/ml
7)	Aroclor 1016 (6)	6.730	1484483	586.744	ng/ml
8)	Aroclor 1016 - AVE	0.000	0	N.D.	ng/ml
9)	Aroclor 1221 (1)	0.000	0	N.D.	ng/mld
10)	Aroclor 1221 (2)	0.000	0	N.D.	ng/mld
11)	Aroclor 1221 (3)	0.000	0	N.D.	ng/mld
12)	Aroclor 1221 - AVE	0.000	0	N.D.	ng/mld
13)	Aroclor 1232 (1)	0.000	0	N.D.	ng/mld
14)	Aroclor 1232 (2)	0.000	0	N.D.	ng/mld
15)	Aroclor 1232 (3)	0.000	0	N.D.	ng/mld
16)	Aroclor 1232 (4)	0.000	0	N.D.	ng/mld
17)	Aroclor 1232 (5)	0.000	0	N.D.	ng/mld
18)	Aroclor 1232 (6)	0.000	0	N.D.	ng/mld
19)	Aroclor 1232 - AVE	0.000	0	N.D.	ng/mld
20)	Aroclor 1242 (1)	0.000	0	N.D.	ng/mld
21)	Aroclor 1242 (2)	0.000	0	N.D.	ng/mld
22)	Aroclor 1242 (3)	0.000	0	N.D.	ng/mld
23)	Aroclor 1242 (4)	0.000	0	N.D.	ng/mld
24)	Aroclor 1242 (5)	0.000	0	N.D.	ng/mld
25)	Aroclor 1242 (6)	0.000	0	N.D.	ng/mld
26)	Aroclor 1242 - AVE	0.000	0	N.D.	ng/mld
27)	Aroclor 1248 (1)	0.000	0	N.D.	ng/mld
28)	Aroclor 1248 (2)	0.000	0	N.D.	ng/mld
29)	Aroclor 1248 (3)	0.000	0	N.D.	ng/mld
30)	Aroclor 1248 (4)	0.000	0	N.D.	ng/mld
31)	Aroclor 1248 (5)	0.000	0	N.D.	ng/mld
32)	Aroclor 1248 (6)	0.000	0	N.D.	ng/mld
33)	Aroclor 1248 - AVE	0.000	0	N.D.	ng/mld
34)	Aroclor 1254 (1)	0.000	0	N.D.	ng/mld
35)	Aroclor 1254 (2)	0.000	0	N.D.	ng/mld
36)	Aroclor 1254 (3)	0.000	0	N.D.	ng/mld
37)	Aroclor 1254 (4)	0.000	0	N.D.	ng/mld
38)	Aroclor 1254 (5)	0.000	0	N.D.	ng/mld
39)	Aroclor 1254 (6)	0.000	0	N.D.	ng/mld
40)	Aroclor 1254 - AVE	0.000	0	N.D.	ng/mld
41)	Aroclor 1260 (1)	7.532	4423699	631.872	ng/ml
42)	Aroclor 1260 (2)	7.665	5325133	598.200	ng/ml
43)	Aroclor 1260 (3)	8.221	3997829	600.167	ng/ml
44)	Aroclor 1260 (4)	8.391	10089251	638.466	ng/ml
45)	Aroclor 1260 (5)	8.690	6288943	609.741	ng/ml
46)	Aroclor 1260 (6)	9.082	2699039	626.537	ng/ml
47)	Aroclor 1260 - AVE	0.000	0	N.D.	ng/ml

12/4/19

Quantitation Report (QT Reviewed)

Data Path : K:\DATA\9L03052\
Data File : ECD2F007.D
Signal(s) : ECD1A.CH
Acq On : 03 Dec 2019 18:15
Operator : MJB / KAK
Sample : 9L03052-CAL5
Misc :
ALS Vial : 7 Sample Multiplier: 1

Integration File: PCB1.e
Quant Time: Dec 04 14:47:08 2019
Quant Method : K:\METHODS\FECD2_QUANTPCB_191203.M
Quant Title : PCB Data Analysis
QLast Update : Wed Dec 04 14:46:53 2019
Response via : Initial Calibration
Integrator: ChemStation 6890 Scale Mode: Small noise peaks clipped

	Compound	R.T.	Response	Conc	Units
48)	Aroclor 1262 (1)	0.000	0	N.D.	ng/mld
49)	Aroclor 1262 (2)	0.000	0	N.D.	ng/mld
50)	Aroclor 1262 (3)	0.000	0	N.D.	ng/mld
51)	Aroclor 1262 (4)	0.000	0	N.D.	ng/mld
52)	Aroclor 1262 (5)	0.000	0	N.D.	ng/mld
53)	Aroclor 1262 (6)	0.000	0	N.D.	ng/mld
54)	Aroclor 1262 - AVE	0.000	0	N.D.	ng/mld
55)	Aroclor 1268 (1)	0.000	0	N.D.	ng/mld
56)	Aroclor 1268 (2)	0.000	0	N.D.	ng/mld
57)	Aroclor 1268 (3)	0.000	0	N.D.	ng/mld
58)	Aroclor 1268 (4)	0.000	0	N.D.	ng/mld
59)	Aroclor 1268 (5)	0.000	0	N.D.	ng/mld
60)	Aroclor 1268 (6)	0.000	0	N.D.	ng/mld
61)	Aroclor 1268 - AVE	0.000	0	N.D.	ng/mld

(f)=RT Delta > 1/2 Window (m)=manual int.

Quantitation Report (QT Reviewed)

Data Path : K:\DATA\9L03052\
Data File : ECD2F007.D
Signal(s) : ECD1A.CH
Acq On : 03 Dec 2019 18:15
Operator : MJB / KAK
Sample : 9L03052-CAL5
Misc :
ALS Vial : 7 Sample Multiplier: 1

Integration File: PCB1.e
Quant Time: Dec 04 14:47:08 2019
Quant Method : K:\METHODS\FECD2_QUANTPCB_191203.M
Quant Title : PCB Data Analysis
QLast Update : Wed Dec 04 14:46:53 2019
Response via : Initial Calibration
Integrator: ChemStation 6890 Scale Mode: Small noise peaks clipped

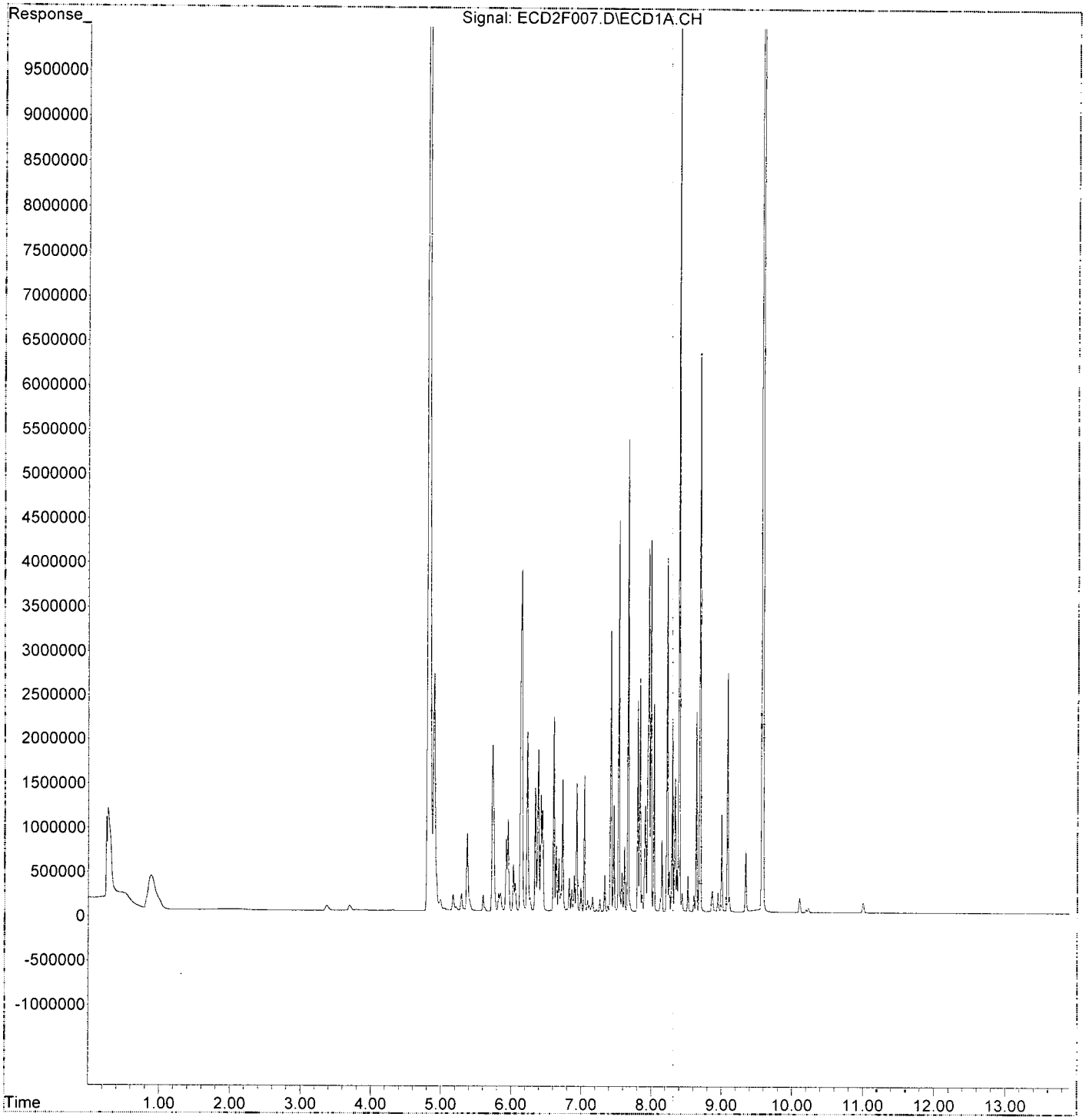

Quantitation Report (QT Reviewed)

Data Path : K:\DATA\9L03052\
Data File : ECD2F008.D
Signal(s) : ECD1A.CH
Acq On : 03 Dec 2019 18:32
Operator : MJB / KAK
Sample : 9L03052-CAL6
Misc :
ALS Vial : 8 Sample Multiplier: 1

Integration File: PCB1.e
Quant Time: Dec 04 14:54:26 2019
Quant Method : K:\METHODS\FECD2_QUANTPCB_191203.M
Quant Title : PCB Data Analysis
QLast Update : Wed Dec 04 14:46:53 2019
Response via : Initial Calibration
Integrator: ChemStation 6890 Scale Mode: Small noise peaks clipped

		Compound	R.T.	Response	Conc	Units
		System Monitoring Compounds				
1)	S	TCMX (S)	4.810	33608191	572.073	ng/ml
62)	S	DCBP (S)	9.578	54903816	608.303	ng/ml
		Target Compounds				
2)		Aroclor 1016 (1)	5.729	3364096	1020.874	ng/ml
3)		Aroclor 1016 (2)	6.142	6834377	1059.093	ng/ml
4)		Aroclor 1016 (3)	6.225	3751237	1065.106	ng/ml
5)		Aroclor 1016 (4)	6.382	3257104	1062.193	ng/ml
6)		Aroclor 1016 (5)	6.604	3740486	1031.893	ng/ml
7)		Aroclor 1016 (6)	6.730	2774363	1096.572	ng/ml
8)		Aroclor 1016 - AVE	0.000	0	N.D.	ng/ml
9)		Aroclor 1221 (1)	0.000	0	N.D.	ng/mld
10)		Aroclor 1221 (2)	0.000	0	N.D.	ng/mld
11)		Aroclor 1221 (3)	0.000	0	N.D.	ng/mld
12)		Aroclor 1221 - AVE	0.000	0	N.D.	ng/mld
13)		Aroclor 1232 (1)	0.000	0	N.D.	ng/mld
14)		Aroclor 1232 (2)	0.000	0	N.D.	ng/mld
15)		Aroclor 1232 (3)	0.000	0	N.D.	ng/mld
16)		Aroclor 1232 (4)	0.000	0	N.D.	ng/mld
17)		Aroclor 1232 (5)	0.000	0	N.D.	ng/mld
18)		Aroclor 1232 (6)	0.000	0	N.D.	ng/mld
19)		Aroclor 1232 - AVE	0.000	0	N.D.	ng/mld
20)		Aroclor 1242 (1)	0.000	0	N.D.	ng/mld
21)		Aroclor 1242 (2)	0.000	0	N.D.	ng/mld
22)		Aroclor 1242 (3)	0.000	0	N.D.	ng/mld
23)		Aroclor 1242 (4)	0.000	0	N.D.	ng/mld
24)		Aroclor 1242 (5)	0.000	0	N.D.	ng/mld
25)		Aroclor 1242 (6)	0.000	0	N.D.	ng/mld
26)		Aroclor 1242 - AVE	0.000	0	N.D.	ng/mld
27)		Aroclor 1248 (1)	0.000	0	N.D.	ng/mld
28)		Aroclor 1248 (2)	0.000	0	N.D.	ng/mld
29)		Aroclor 1248 (3)	0.000	0	N.D.	ng/mld
30)		Aroclor 1248 (4)	0.000	0	N.D.	ng/mld
31)		Aroclor 1248 (5)	0.000	0	N.D.	ng/mld
32)		Aroclor 1248 (6)	0.000	0	N.D.	ng/mld
33)		Aroclor 1248 - AVE	0.000	0	N.D.	ng/mld
34)		Aroclor 1254 (1)	0.000	0	N.D.	ng/mld
35)		Aroclor 1254 (2)	0.000	0	N.D.	ng/mld
36)		Aroclor 1254 (3)	0.000	0	N.D.	ng/mld
37)		Aroclor 1254 (4)	0.000	0	N.D.	ng/mld
38)		Aroclor 1254 (5)	0.000	0	N.D.	ng/mld
39)		Aroclor 1254 (6)	0.000	0	N.D.	ng/mld
40)		Aroclor 1254 - AVE	0.000	0	N.D.	ng/mld
41)		Aroclor 1260 (1)	7.532	7808345	1115.329	ng/ml
42)		Aroclor 1260 (2)	7.665	9589273	1077.375	ng/ml
43)		Aroclor 1260 (3)	8.221	7355010	1104.158	ng/ml
44)		Aroclor 1260 (4)	8.391	17708495	1120.626	ng/ml
45)		Aroclor 1260 (5)	8.690	11580150	1122.747	ng/ml
46)		Aroclor 1260 (6)	9.081	4725786	1097.013	ng/ml
47)		Aroclor 1260 - AVE	0.000	0	N.D.	ng/ml

12/11/19

Quantitation Report (QT Reviewed)

Data Path : K:\DATA\9L03052\
Data File : ECD2F008.D
Signal(s) : ECD1A.CH
Acq On : 03 Dec 2019 18:32
Operator : MJB / KAK
Sample : 9L03052-CAL6
Misc :
ALS Vial : 8 Sample Multiplier: 1

Integration File: PCB1.e
Quant Time: Dec 04 14:54:26 2019
Quant Method : K:\METHODS\FECD2_QUANTPCB_191203.M
Quant Title : PCB Data Analysis
QLast Update : Wed Dec 04 14:46:53 2019
Response via : Initial Calibration
Integrator: ChemStation 6890 Scale Mode: Small noise peaks clipped

	Compound	R.T.	Response	Conc	Units
48)	Aroclor 1262 (1)	0.000	0	N.D.	ng/mld
49)	Aroclor 1262 (2)	0.000	0	N.D.	ng/mld
50)	Aroclor 1262 (3)	0.000	0	N.D.	ng/mld
51)	Aroclor 1262 (4)	0.000	0	N.D.	ng/mld
52)	Aroclor 1262 (5)	0.000	0	N.D.	ng/mld
53)	Aroclor 1262 (6)	0.000	0	N.D.	ng/mld
54)	Aroclor 1262 - AVE	0.000	0	N.D.	ng/mld
55)	Aroclor 1268 (1)	0.000	0	N.D.	ng/mld
56)	Aroclor 1268 (2)	0.000	0	N.D.	ng/mld
57)	Aroclor 1268 (3)	0.000	0	N.D.	ng/mld
58)	Aroclor 1268 (4)	0.000	0	N.D.	ng/mld
59)	Aroclor 1268 (5)	0.000	0	N.D.	ng/mld
60)	Aroclor 1268 (6)	0.000	0	N.D.	ng/mld
61)	Aroclor 1268 - AVE	0.000	0	N.D.	ng/mld

(f)=RT Delta > 1/2 Window (m)=manual int.

Quantitation Report (QT Reviewed)

Data Path : K:\DATA\9L03052\
Data File : ECD2F008.D
Signal(s) : ECD1A.CH
Acq On : 03 Dec 2019 18:32
Operator : MJB / KAK
Sample : 9L03052-CAL6
Misc :
ALS Vial : 8 Sample Multiplier: 1

Integration File: PCB1.e
Quant Time: Dec 04 14:54:26 2019
Quant Method : K:\METHODS\FECD2_QUANTPCB_191203.M
Quant Title : PCB Data Analysis
QLast Update : Wed Dec 04 14:46:53 2019
Response via : Initial Calibration
Integrator: ChemStation 6890 Scale Mode: Small noise peaks clipped

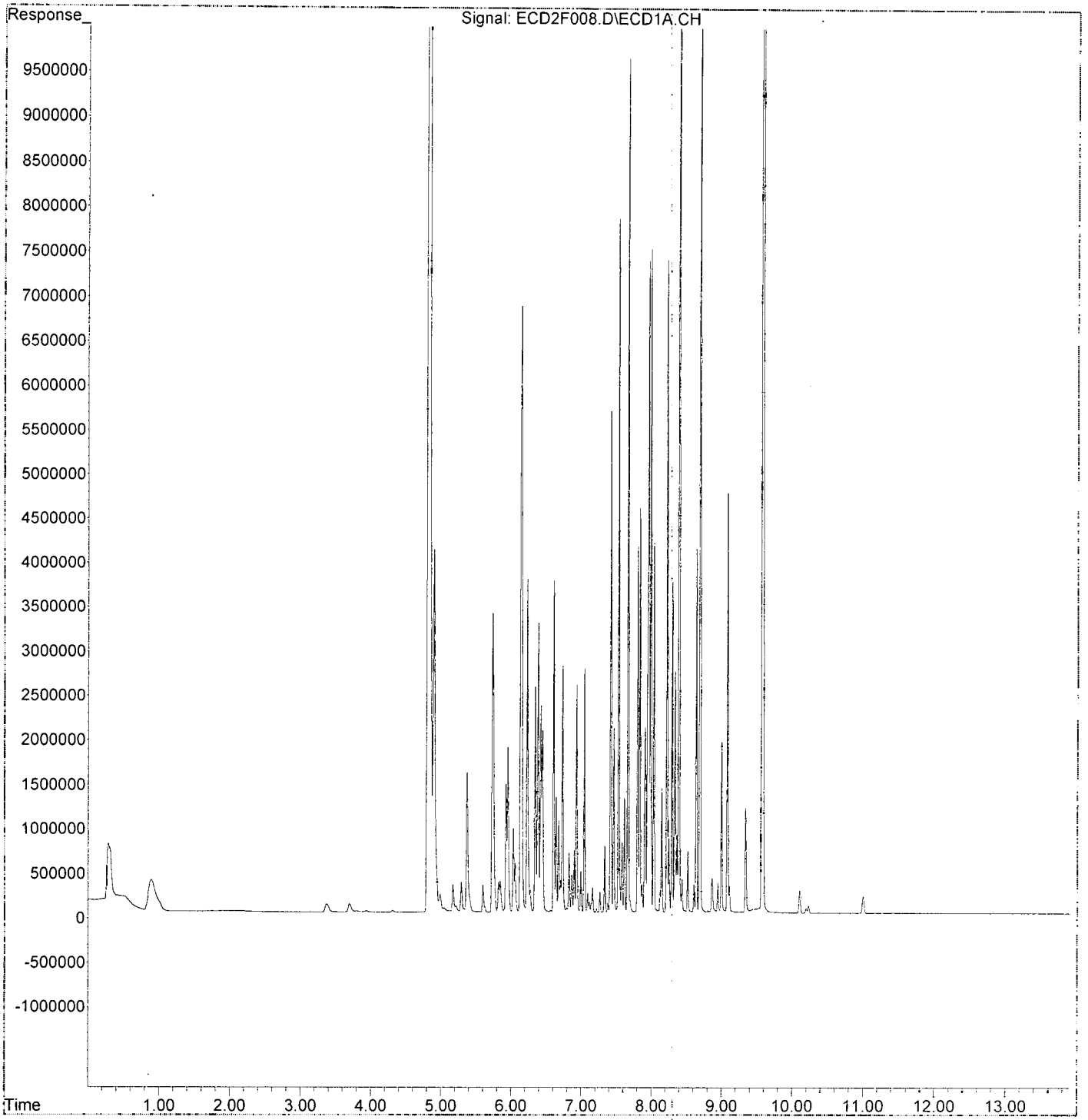

Quantitation Report (QT Reviewed)

Data Path : K:\DATA\9L03052\
Data File : ECD2F009.D
Signal(s) : ECD1A.CH
Acq On : 03 Dec 2019 18:50
Operator : MJB / KAK
Sample : 9L03052-CAL7
Misc :
ALS Vial : 9 Sample Multiplier: 1

Integration File: PCB1.e
Quant Time: Dec 04 14:56:25 2019
Quant Method : K:\METHODS\FECD2_QUANTPCB_191203.M
Quant Title : PCB Data Analysis
QLast Update : Wed Dec 04 14:46:53 2019
Response via : Initial Calibration
Integrator: ChemStation 6890 Scale Mode: Small noise peaks clipped

	Compound	R.T.	Response	Conc	Units
	System Monitoring Compounds				
1) S	TCMX (S)	4.809	60673888	1032.780	ng/ml
62) S	DCBP (S)	9.580	89202319	988.310	ng/ml
	Target Compounds				
2)	Aroclor 1016 (1)	5.729	5150886	1563.096	ng/ml
3)	Aroclor 1016 (2)	6.142	10450716	1619.501	ng/ml
4)	Aroclor 1016 (3)	6.224	5493308	1559.740	ng/ml
5)	Aroclor 1016 (4)	6.382	4711985	1536.653	ng/ml
6)	Aroclor 1016 (5)	6.604	5651954	1559.212	ng/ml
7)	Aroclor 1016 (6)	6.730	4009865	1584.906	ng/ml
8)	Aroclor 1016 - AVE	0.000	0	N.D.	ng/ml
9)	Aroclor 1221 (1)	0.000	0	N.D.	ng/mld
10)	Aroclor 1221 (2)	0.000	0	N.D.	ng/mld
11)	Aroclor 1221 (3)	0.000	0	N.D.	ng/mld
12)	Aroclor 1221 - AVE	0.000	0	N.D.	ng/mld
13)	Aroclor 1232 (1)	0.000	0	N.D.	ng/mld
14)	Aroclor 1232 (2)	0.000	0	N.D.	ng/mld
15)	Aroclor 1232 (3)	0.000	0	N.D.	ng/mld
16)	Aroclor 1232 (4)	0.000	0	N.D.	ng/mld
17)	Aroclor 1232 (5)	0.000	0	N.D.	ng/mld
18)	Aroclor 1232 (6)	0.000	0	N.D.	ng/mld
19)	Aroclor 1232 - AVE	0.000	0	N.D.	ng/mld
20)	Aroclor 1242 (1)	0.000	0	N.D.	ng/mld
21)	Aroclor 1242 (2)	0.000	0	N.D.	ng/mld
22)	Aroclor 1242 (3)	0.000	0	N.D.	ng/mld
23)	Aroclor 1242 (4)	0.000	0	N.D.	ng/mld
24)	Aroclor 1242 (5)	0.000	0	N.D.	ng/mld
25)	Aroclor 1242 (6)	0.000	0	N.D.	ng/mld
26)	Aroclor 1242 - AVE	0.000	0	N.D.	ng/mld
27)	Aroclor 1248 (1)	0.000	0	N.D.	ng/mld
28)	Aroclor 1248 (2)	0.000	0	N.D.	ng/mld
29)	Aroclor 1248 (3)	0.000	0	N.D.	ng/mld
30)	Aroclor 1248 (4)	0.000	0	N.D.	ng/mld
31)	Aroclor 1248 (5)	0.000	0	N.D.	ng/mld
32)	Aroclor 1248 (6)	0.000	0	N.D.	ng/mld
33)	Aroclor 1248 - AVE	0.000	0	N.D.	ng/mld
34)	Aroclor 1254 (1)	0.000	0	N.D.	ng/mld
35)	Aroclor 1254 (2)	0.000	0	N.D.	ng/mld
36)	Aroclor 1254 (3)	0.000	0	N.D.	ng/mld
37)	Aroclor 1254 (4)	0.000	0	N.D.	ng/mld
38)	Aroclor 1254 (5)	0.000	0	N.D.	ng/mld
39)	Aroclor 1254 (6)	0.000	0	N.D.	ng/mld
40)	Aroclor 1254 - AVE	0.000	0	N.D.	ng/mld
41)	Aroclor 1260 (1)	7.532	11443339	1634.544	ng/ml
42)	Aroclor 1260 (2)	7.665	15052739	1691.206	ng/ml
43)	Aroclor 1260 (3)	8.221	11134634	1671.567	ng/ml
44)	Aroclor 1260 (4)	8.392	27659948	1750.371	ng/ml
45)	Aroclor 1260 (5)	8.691	17894220	1734.924	ng/ml
46)	Aroclor 1260 (6)	9.082	7455071	1730.572	ng/ml
47)	Aroclor 1260 - AVE	0.000	0	N.D.	ng/ml

12/4/19

Quantitation Report (QT Reviewed)

Data Path : K:\DATA\9L03052\
Data File : ECD2F009.D
Signal(s) : ECD1A.CH
Acq On : 03 Dec 2019 18:50
Operator : MJB / KAK
Sample : 9L03052-CAL7
Misc :
ALS Vial : 9 Sample Multiplier: 1

Integration File: PCB1.e
Quant Time: Dec 04 14:56:25 2019
Quant Method : K:\METHODS\FECD2_QUANTPCB_191203.M
Quant Title : PCB Data Analysis
QLast Update : Wed Dec 04 14:46:53 2019
Response via : Initial Calibration
Integrator: ChemStation 6890 Scale Mode: Small noise peaks clipped

	Compound	R.T.	Response	Conc Units
48)	Aroclor 1262 (1)	0.000	0	N.D. ng/mld
49)	Aroclor 1262 (2)	0.000	0	N.D. ng/mld
50)	Aroclor 1262 (3)	0.000	0	N.D. ng/mld
51)	Aroclor 1262 (4)	0.000	0	N.D. ng/mld
52)	Aroclor 1262 (5)	0.000	0	N.D. ng/mld
53)	Aroclor 1262 (6)	0.000	0	N.D. ng/mld
54)	Aroclor 1262 - AVE	0.000	0	N.D. ng/mld
55)	Aroclor 1268 (1)	0.000	0	N.D. ng/mld
56)	Aroclor 1268 (2)	0.000	0	N.D. ng/mld
57)	Aroclor 1268 (3)	0.000	0	N.D. ng/mld
58)	Aroclor 1268 (4)	0.000	0	N.D. ng/mld
59)	Aroclor 1268 (5)	0.000	0	N.D. ng/mld
60)	Aroclor 1268 (6)	0.000	0	N.D. ng/mld
61)	Aroclor 1268 - AVE	0.000	0	N.D. ng/mld

(f)=RT Delta > 1/2 Window (m)=manual int.

Quantitation Report (QT Reviewed)

Data Path : K:\DATA\9L03052\
Data File : ECD2F009.D
Signal(s) : ECD1A.CH
Acq On : 03 Dec 2019 18:50
Operator : MJB / KAK
Sample : 9L03052-CAL7
Misc :
ALS Vial : 9 Sample Multiplier: 1

Integration File: PCB1.e
Quant Time: Dec 04 14:56:25 2019
Quant Method : K:\METHODS\FECD2_QUANTPCB_191203.M
Quant Title : PCB Data Analysis
QLast Update : Wed Dec 04 14:46:53 2019
Response via : Initial Calibration
Integrator: ChemStation 6890 Scale Mode: Small noise peaks clipped

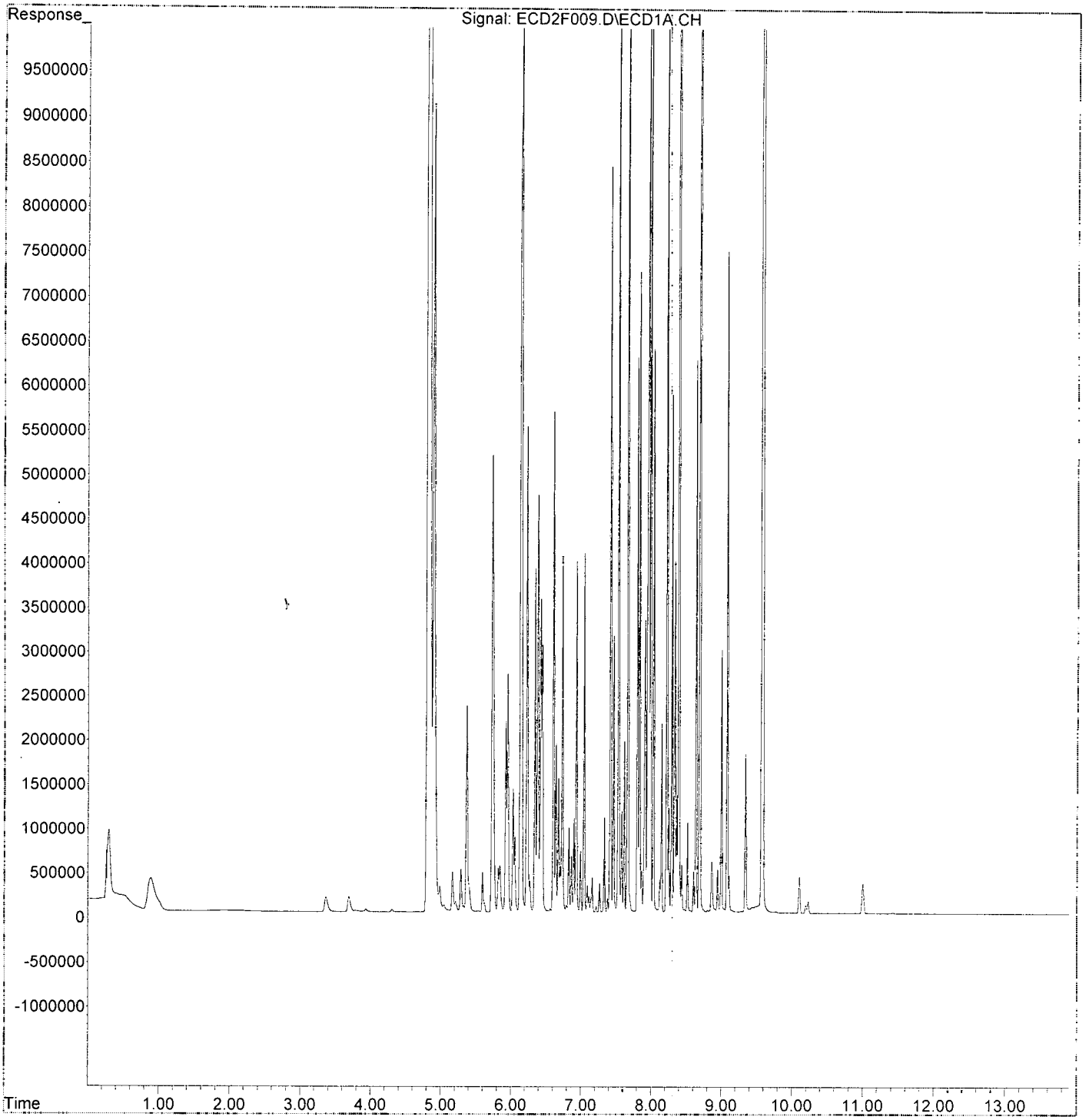

Quantitation Report (QT Reviewed)

Data Path : K:\DATA\9L03052\
Data File : ECD2F012.D
Signal(s) : ECD1A.CH
Acq On : 03 Dec 2019 19:43
Operator : MJB / KAK
Sample : 9L03052-CAL8
Misc :
ALS Vial : 11 Sample Multiplier: 1

Integration File: PCB1.e
Quant Time: Dec 04 14:58:12 2019
Quant Method : K:\METHODS\FECD2_QUANTPCB_191203.M
Quant Title : PCB Data Analysis
QLast Update : Wed Dec 04 14:58:04 2019
Response via : Initial Calibration
Integrator: ChemStation 6890 Scale Mode: Small noise peaks clipped

	Compound	R.T.	Response	Conc	Units
	System Monitoring Compounds				
1) S	TCMX (S)	0.000	0	N.D.	ng/mld
62) S	DCBP (S)	0.000	0	N.D.	ng/mld
	Target Compounds				
2)	Aroclor 1016 (1)	0.000	0	N.D.	ng/mld
3)	Aroclor 1016 (2)	0.000	0	N.D.	ng/mld
4)	Aroclor 1016 (3)	0.000	0	N.D.	ng/mld
5)	Aroclor 1016 (4)	0.000	0	N.D.	ng/mld
6)	Aroclor 1016 (5)	0.000	0	N.D.	ng/mld
7)	Aroclor 1016 (6)	0.000	0	N.D.	ng/mld
8)	Aroclor 1016 - AVE	0.000	0	N.D.	ng/mld
9)	Aroclor 1221 (1)	5.167	541216	548.599	ng/ml
10)	Aroclor 1221 (2)	5.286	358784	549.849	ng/ml
11)	Aroclor 1221 (3)	5.366	1170056	547.567	ng/ml
12)	Aroclor 1221 - AVE	0.000	0	N.D.	ng/ml
13)	Aroclor 1232 (1)	0.000	0	N.D.	ng/mld
14)	Aroclor 1232 (2)	0.000	0	N.D.	ng/mld
15)	Aroclor 1232 (3)	0.000	0	N.D.	ng/mld
16)	Aroclor 1232 (4)	0.000	0	N.D.	ng/mld
17)	Aroclor 1232 (5)	0.000	0	N.D.	ng/mld
18)	Aroclor 1232 (6)	0.000	0	N.D.	ng/mld
19)	Aroclor 1232 - AVE	0.000	0	N.D.	ng/mld
20)	Aroclor 1242 (1)	0.000	0	N.D.	ng/mld
21)	Aroclor 1242 (2)	0.000	0	N.D.	ng/mld
22)	Aroclor 1242 (3)	0.000	0	N.D.	ng/mld
23)	Aroclor 1242 (4)	0.000	0	N.D.	ng/mld
24)	Aroclor 1242 (5)	0.000	0	N.D.	ng/mld
25)	Aroclor 1242 (6)	0.000	0	N.D.	ng/mld
26)	Aroclor 1242 - AVE	0.000	0	N.D.	ng/mld
27)	Aroclor 1248 (1)	0.000	0	N.D.	ng/mld
28)	Aroclor 1248 (2)	0.000	0	N.D.	ng/mld
29)	Aroclor 1248 (3)	0.000	0	N.D.	ng/mld
30)	Aroclor 1248 (4)	0.000	0	N.D.	ng/mld
31)	Aroclor 1248 (5)	0.000	0	N.D.	ng/mld
32)	Aroclor 1248 (6)	0.000	0	N.D.	ng/mld
33)	Aroclor 1248 - AVE	0.000	0	N.D.	ng/mld
34)	Aroclor 1254 (1)	0.000	0	N.D.	ng/mld
35)	Aroclor 1254 (2)	0.000	0	N.D.	ng/mld
36)	Aroclor 1254 (3)	0.000	0	N.D.	ng/mld
37)	Aroclor 1254 (4)	0.000	0	N.D.	ng/mld
38)	Aroclor 1254 (5)	0.000	0	N.D.	ng/mld
39)	Aroclor 1254 (6)	0.000	0	N.D.	ng/mld
40)	Aroclor 1254 - AVE	0.000	0	N.D.	ng/mld
41)	Aroclor 1260 (1)	0.000	0	N.D.	ng/mld
42)	Aroclor 1260 (2)	0.000	0	N.D.	ng/mld
43)	Aroclor 1260 (3)	0.000	0	N.D.	ng/mld
44)	Aroclor 1260 (4)	0.000	0	N.D.	ng/mld
45)	Aroclor 1260 (5)	0.000	0	N.D.	ng/mld
46)	Aroclor 1260 (6)	0.000	0	N.D.	ng/mld
47)	Aroclor 1260 - AVE	0.000	0	N.D.	ng/mld

12/4/19

Quantitation Report (QT Reviewed)

Data Path : K:\DATA\9L03052\
Data File : ECD2F012.D
Signal(s) : ECD1A.CH
Acq On : 03 Dec 2019 19:43
Operator : MJB / KAK
Sample : 9L03052-CAL8
Misc :
ALS Vial : 11 Sample Multiplier: 1

Integration File: PCB1.e
Quant Time: Dec 04 14:58:12 2019
Quant Method : K:\METHODS\FECD2_QUANTPCB_191203.M
Quant Title : PCB Data Analysis
QLast Update : Wed Dec 04 14:58:04 2019
Response via : Initial Calibration
Integrator: ChemStation 6890 Scale Mode: Small noise peaks clipped

	Compound	R.T.	Response	Conc	Units
48)	Aroclor 1262 (1)	0.000	0	N.D.	ng/mld
49)	Aroclor 1262 (2)	0.000	0	N.D.	ng/mld
50)	Aroclor 1262 (3)	0.000	0	N.D.	ng/mld
51)	Aroclor 1262 (4)	0.000	0	N.D.	ng/mld
52)	Aroclor 1262 (5)	0.000	0	N.D.	ng/mld
53)	Aroclor 1262 (6)	0.000	0	N.D.	ng/mld
54)	Aroclor 1262 - AVE	0.000	0	N.D.	ng/mld
55)	Aroclor 1268 (1)	0.000	0	N.D.	ng/mld
56)	Aroclor 1268 (2)	0.000	0	N.D.	ng/mld
57)	Aroclor 1268 (3)	0.000	0	N.D.	ng/mld
58)	Aroclor 1268 (4)	0.000	0	N.D.	ng/mld
59)	Aroclor 1268 (5)	0.000	0	N.D.	ng/mld
60)	Aroclor 1268 (6)	0.000	0	N.D.	ng/mld
61)	Aroclor 1268 - AVE	0.000	0	N.D.	ng/mld

(f)=RT Delta > 1/2 Window (m)=manual int.

Quantitation Report (QT Reviewed)

Data Path : K:\DATA\9L03052\
Data File : ECD2F012.D
Signal(s) : ECD1A.CH
Acq On : 03 Dec 2019 19:43
Operator : MJB / KAK
Sample : 9L03052-CAL8
Misc :
ALS Vial : 11 Sample Multiplier: 1

Integration File: PCB1.e
Quant Time: Dec 04 14:58:12 2019
Quant Method : K:\METHODS\FECD2_QUANTPCB_191203.M
Quant Title : PCB Data Analysis
QLast Update : Wed Dec 04 14:58:04 2019
Response via : Initial Calibration
Integrator: ChemStation 6890 Scale Mode: Small noise peaks clipped

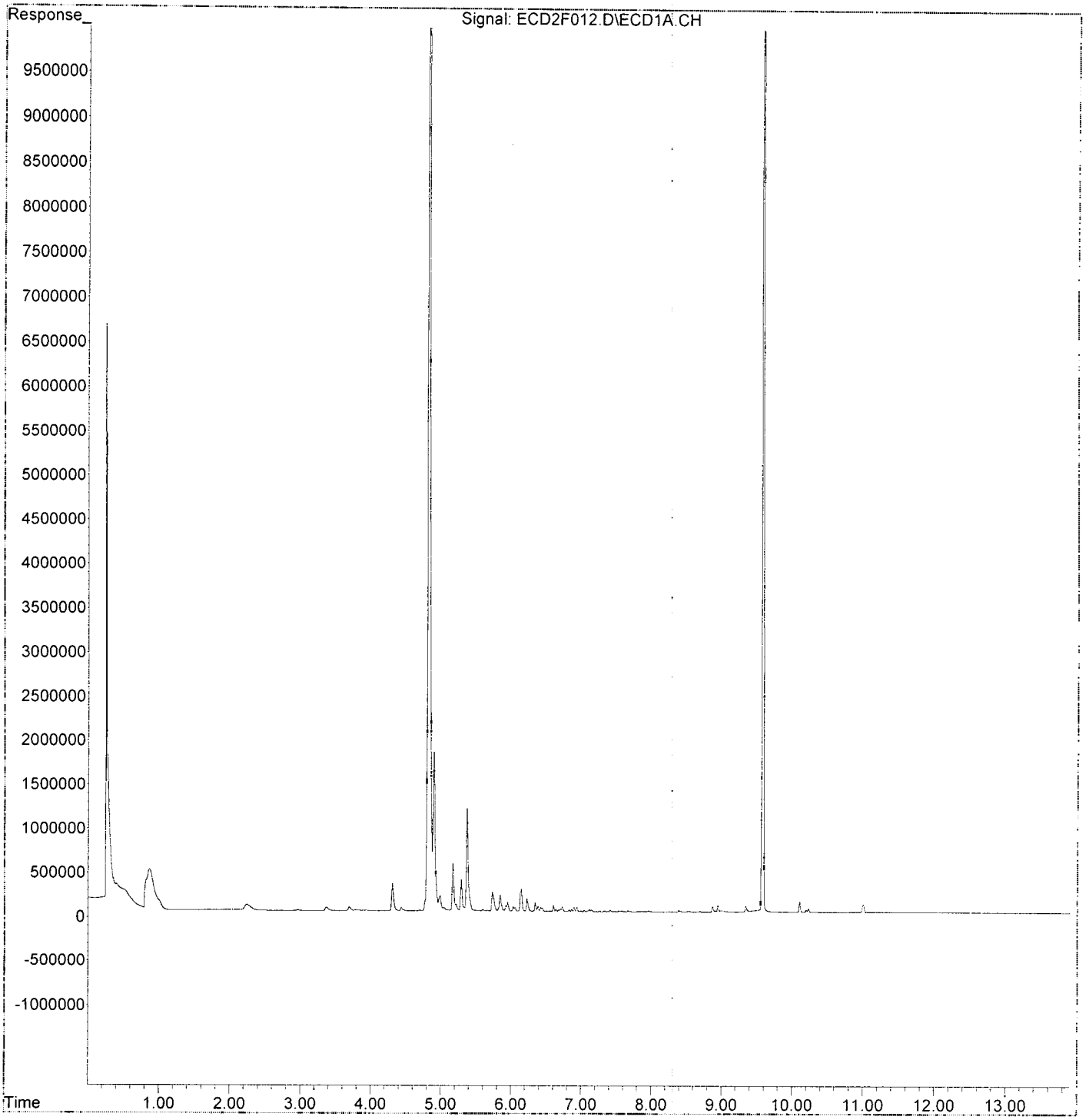

Quantitation Report (QT Reviewed)

Data Path : K:\DATA\9L03052\
Data File : ECD2F013.D
Signal(s) : ECD1A.CH
Acq On : 03 Dec 2019 20:01
Operator : MJB / KAK
Sample : 9L03052-CAL9
Misc :
ALS Vial : 12 Sample Multiplier: 1

Integration File: PCB1.e
Quant Time: Dec 04 14:59:44 2019
Quant Method : K:\METHODS\FECD2_QUANTPCB_191203.M
Quant Title : PCB Data Analysis
QLast Update : Wed Dec 04 14:59:38 2019
Response via : Initial Calibration
Integrator: ChemStation 6890 Scale Mode: Small noise peaks clipped

	Compound	R.T.	Response	Conc	Units
	System Monitoring Compounds				
1) S	TCMX (S)	0.000	0	N.D.	ng/mld
62) S	DCBP (S)	0.000	0	N.D.	ng/mld
	Target Compounds				
2)	Aroclor 1016 (1)	0.000	0	N.D.	ng/mld
3)	Aroclor 1016 (2)	0.000	0	N.D.	ng/mld
4)	Aroclor 1016 (3)	0.000	0	N.D.	ng/mld
5)	Aroclor 1016 (4)	0.000	0	N.D.	ng/mld
6)	Aroclor 1016 (5)	0.000	0	N.D.	ng/mld
7)	Aroclor 1016 (6)	0.000	0	N.D.	ng/mld
8)	Aroclor 1016 - AVE	0.000	0	N.D.	ng/mld
9)	Aroclor 1221 (1)	0.000	0	N.D.	ng/mld
10)	Aroclor 1221 (2)	0.000	0	N.D.	ng/mld
11)	Aroclor 1221 (3)	0.000	0	N.D.	ng/mld
12)	Aroclor 1221 - AVE	0.000	0	N.D.	ng/mld
13)	Aroclor 1232 (1)	5.368	888086	514.457	ng/ml
14)	Aroclor 1232 (2)	6.142	1390092	546.929	ng/ml
15)	Aroclor 1232 (3)	6.225	733471	527.208	ng/ml
16)	Aroclor 1232 (4)	6.382	569682	572.844	ng/ml
17)	Aroclor 1232 (5)	6.604	717990	566.540	ng/ml
18)	Aroclor 1232 (6)	6.730	599061	579.471	ng/ml
19)	Aroclor 1232 - AVE	0.000	0	N.D.	ng/ml
20)	Aroclor 1242 (1)	0.000	0	N.D.	ng/mld
21)	Aroclor 1242 (2)	0.000	0	N.D.	ng/mld
22)	Aroclor 1242 (3)	0.000	0	N.D.	ng/mld
23)	Aroclor 1242 (4)	0.000	0	N.D.	ng/mld
24)	Aroclor 1242 (5)	0.000	0	N.D.	ng/mld
25)	Aroclor 1242 (6)	0.000	0	N.D.	ng/mld
26)	Aroclor 1242 - AVE	0.000	0	N.D.	ng/mld
27)	Aroclor 1248 (1)	0.000	0	N.D.	ng/mld
28)	Aroclor 1248 (2)	0.000	0	N.D.	ng/mld
29)	Aroclor 1248 (3)	0.000	0	N.D.	ng/mld
30)	Aroclor 1248 (4)	0.000	0	N.D.	ng/mld
31)	Aroclor 1248 (5)	0.000	0	N.D.	ng/mld
32)	Aroclor 1248 (6)	0.000	0	N.D.	ng/mld
33)	Aroclor 1248 - AVE	0.000	0	N.D.	ng/mld
34)	Aroclor 1254 (1)	0.000	0	N.D.	ng/mld
35)	Aroclor 1254 (2)	0.000	0	N.D.	ng/mld
36)	Aroclor 1254 (3)	0.000	0	N.D.	ng/mld
37)	Aroclor 1254 (4)	0.000	0	N.D.	ng/mld
38)	Aroclor 1254 (5)	0.000	0	N.D.	ng/mld
39)	Aroclor 1254 (6)	0.000	0	N.D.	ng/mld
40)	Aroclor 1254 - AVE	0.000	0	N.D.	ng/mld
41)	Aroclor 1260 (1)	0.000	0	N.D.	ng/mld
42)	Aroclor 1260 (2)	0.000	0	N.D.	ng/mld
43)	Aroclor 1260 (3)	0.000	0	N.D.	ng/mld
44)	Aroclor 1260 (4)	0.000	0	N.D.	ng/mld
45)	Aroclor 1260 (5)	0.000	0	N.D.	ng/mld
46)	Aroclor 1260 (6)	0.000	0	N.D.	ng/mld
47)	Aroclor 1260 - AVE	0.000	0	N.D.	ng/mld

12/4/19

Quantitation Report (QT Reviewed)

Data Path : K:\DATA\9L03052\
Data File : ECD2F013.D
Signal(s) : ECD1A.CH
Acq On : 03 Dec 2019 20:01
Operator : MJB / KAK
Sample : 9L03052-CAL9
Misc :
ALS Vial : 12 Sample Multiplier: 1

Integration File: PCB1.e
Quant Time: Dec 04 14:59:44 2019
Quant Method : K:\METHODS\FECD2_QUANTPCB_191203.M
Quant Title : PCB Data Analysis
QLast Update : Wed Dec 04 14:59:38 2019
Response via : Initial Calibration
Integrator: ChemStation 6890 Scale Mode: Small noise peaks clipped

	Compound	R.T.	Response	Conc	Units
48)	Aroclor 1262 (1)	0.000	0	N.D.	ng/mld
49)	Aroclor 1262 (2)	0.000	0	N.D.	ng/mld
50)	Aroclor 1262 (3)	0.000	0	N.D.	ng/mld
51)	Aroclor 1262 (4)	0.000	0	N.D.	ng/mld
52)	Aroclor 1262 (5)	0.000	0	N.D.	ng/mld
53)	Aroclor 1262 (6)	0.000	0	N.D.	ng/mld
54)	Aroclor 1262 - AVE	0.000	0	N.D.	ng/mld
55)	Aroclor 1268 (1)	0.000	0	N.D.	ng/mld
56)	Aroclor 1268 (2)	0.000	0	N.D.	ng/mld
57)	Aroclor 1268 (3)	0.000	0	N.D.	ng/mld
58)	Aroclor 1268 (4)	0.000	0	N.D.	ng/mld
59)	Aroclor 1268 (5)	0.000	0	N.D.	ng/mld
60)	Aroclor 1268 (6)	0.000	0	N.D.	ng/mld
61)	Aroclor 1268 - AVE	0.000	0	N.D.	ng/mld

(f)=RT Delta > 1/2 Window (m)=manual int.

Quantitation Report (QT Reviewed)

Data Path : K:\DATA\9L03052\
Data File : ECD2F013.D
Signal(s) : ECD1A.CH
Acq On : 03 Dec 2019 20:01
Operator : MJB / KAK
Sample : 9L03052-CAL9
Misc :
ALS Vial : 12 Sample Multiplier: 1

Integration File: PCB1.e
Quant Time: Dec 04 14:59:44 2019
Quant Method : K:\METHODS\FECD2_QUANTPCB_191203.M
Quant Title : PCB Data Analysis
QLast Update : Wed Dec 04 14:59:38 2019
Response via : Initial Calibration
Integrator: ChemStation 6890 Scale Mode: Small noise peaks clipped

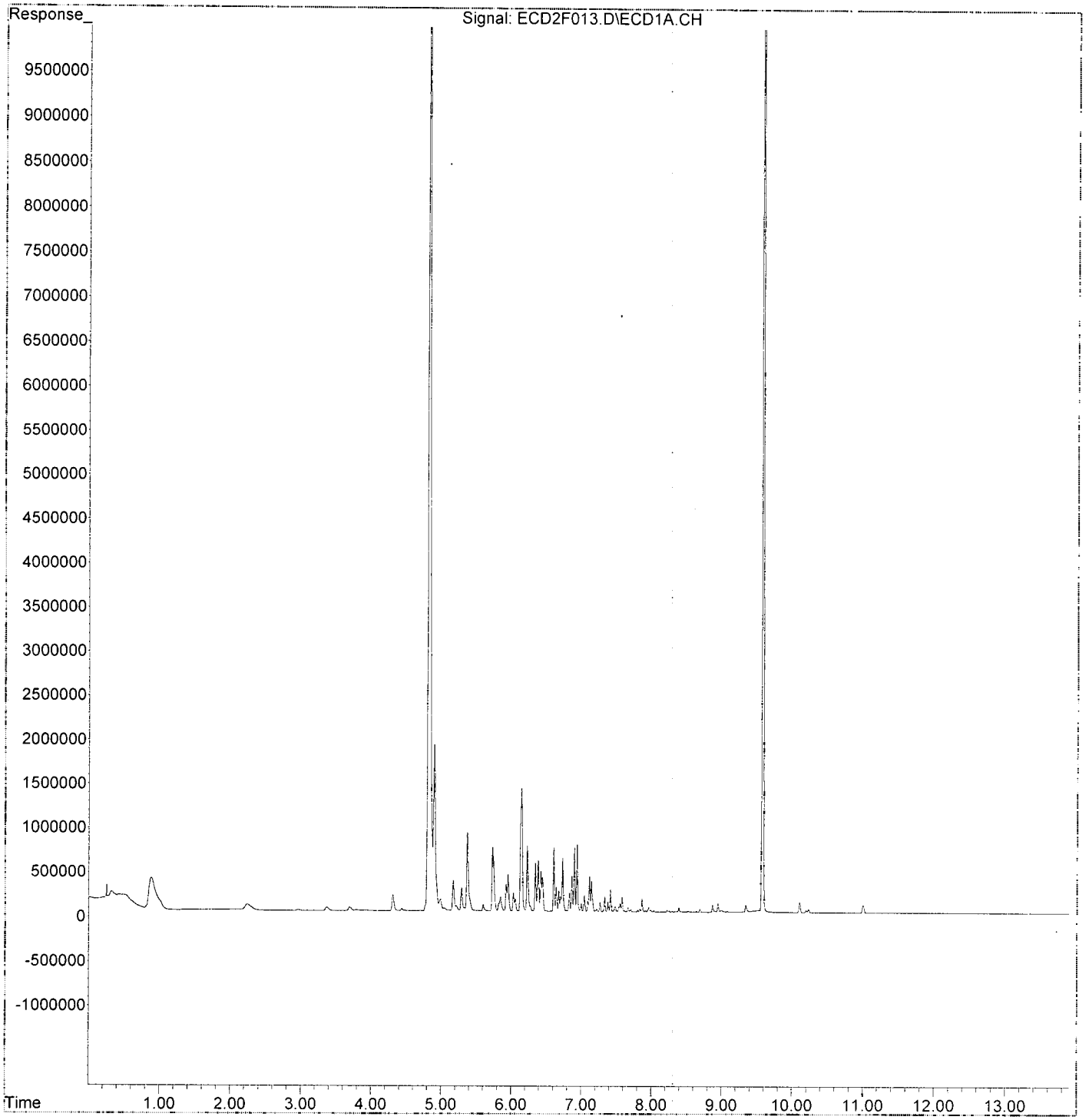

Quantitation Report (QT Reviewed)

Data Path : K:\DATA\9L03052\
Data File : ECD2F014.D
Signal(s) : ECD1A.CH
Acq On : 03 Dec 2019 20:18
Operator : MJB / KAK
Sample : 9L03052-CALA
Misc :
ALS Vial : 13 Sample Multiplier: 1

Integration File: PCB1.e
Quant Time: Dec 04 15:01:14 2019
Quant Method : K:\METHODS\FECD2_QUANTPCB_191203.M
Quant Title : PCB Data Analysis
QLast Update : Wed Dec 04 15:01:07 2019
Response via : Initial Calibration
Integrator: ChemStation 6890 Scale Mode: Small noise peaks clipped

	Compound	R.T.	Response	Conc	Units
	System Monitoring Compounds				
1) S	TCMX (S)	0.000	0	N.D.	ng/mld
62) S	DCBP (S)	0.000	0	N.D.	ng/mld
	Target Compounds				
2)	Aroclor 1016 (1)	0.000	0	N.D.	ng/mld
3)	Aroclor 1016 (2)	0.000	0	N.D.	ng/mld
4)	Aroclor 1016 (3)	0.000	0	N.D.	ng/mld
5)	Aroclor 1016 (4)	0.000	0	N.D.	ng/mld
6)	Aroclor 1016 (5)	0.000	0	N.D.	ng/mld
7)	Aroclor 1016 (6)	0.000	0	N.D.	ng/mld
8)	Aroclor 1016 - AVE	0.000	0	N.D.	ng/mld
9)	Aroclor 1221 (1)	0.000	0	N.D.	ng/mld
10)	Aroclor 1221 (2)	0.000	0	N.D.	ng/mld
11)	Aroclor 1221 (3)	0.000	0	N.D.	ng/mld
12)	Aroclor 1221 - AVE	0.000	0	N.D.	ng/mld
13)	Aroclor 1232 (1)	0.000	0	N.D.	ng/mld
14)	Aroclor 1232 (2)	0.000	0	N.D.	ng/mld
15)	Aroclor 1232 (3)	0.000	0	N.D.	ng/mld
16)	Aroclor 1232 (4)	0.000	0	N.D.	ng/mld
17)	Aroclor 1232 (5)	0.000	0	N.D.	ng/mld
18)	Aroclor 1232 (6)	0.000	0	N.D.	ng/mld
19)	Aroclor 1232 - AVE	0.000	0	N.D.	ng/mld
20)	Aroclor 1242 (1)	5.728	1328013	579.386	ng/ml
21)	Aroclor 1242 (2)	6.141	2593542	562.063	ng/ml
22)	Aroclor 1242 (3)	6.224	1410085	581.224	ng/ml
23)	Aroclor 1242 (4)	6.380	1144590	560.027	ng/ml
24)	Aroclor 1242 (5)	6.603	1492353	571.145	ng/ml
25)	Aroclor 1242 (6)	6.729	1254611	589.352	ng/ml
26)	Aroclor 1242 - AVE	0.000	0	N.D.	ng/ml
27)	Aroclor 1248 (1)	0.000	0	N.D.	ng/mld
28)	Aroclor 1248 (2)	0.000	0	N.D.	ng/mld
29)	Aroclor 1248 (3)	0.000	0	N.D.	ng/mld
30)	Aroclor 1248 (4)	0.000	0	N.D.	ng/mld
31)	Aroclor 1248 (5)	0.000	0	N.D.	ng/mld
32)	Aroclor 1248 (6)	0.000	0	N.D.	ng/mld
33)	Aroclor 1248 - AVE	0.000	0	N.D.	ng/mld
34)	Aroclor 1254 (1)	0.000	0	N.D.	ng/mld
35)	Aroclor 1254 (2)	0.000	0	N.D.	ng/mld
36)	Aroclor 1254 (3)	0.000	0	N.D.	ng/mld
37)	Aroclor 1254 (4)	0.000	0	N.D.	ng/mld
38)	Aroclor 1254 (5)	0.000	0	N.D.	ng/mld
39)	Aroclor 1254 (6)	0.000	0	N.D.	ng/mld
40)	Aroclor 1254 - AVE	0.000	0	N.D.	ng/mld
41)	Aroclor 1260 (1)	0.000	0	N.D.	ng/mld
42)	Aroclor 1260 (2)	0.000	0	N.D.	ng/mld
43)	Aroclor 1260 (3)	0.000	0	N.D.	ng/mld
44)	Aroclor 1260 (4)	0.000	0	N.D.	ng/mld
45)	Aroclor 1260 (5)	0.000	0	N.D.	ng/mld
46)	Aroclor 1260 (6)	0.000	0	N.D.	ng/mld
47)	Aroclor 1260 - AVE	0.000	0	N.D.	ng/mld

12/14/19

Quantitation Report (QT Reviewed)

Data Path : K:\DATA\9L03052\
Data File : ECD2F014.D
Signal(s) : ECD1A.CH
Acq On : 03 Dec 2019 20:18
Operator : MJB / KAK
Sample : 9L03052-CALA
Misc :
ALS Vial : 13 Sample Multiplier: 1

Integration File: PCB1.e
Quant Time: Dec 04 15:01:14 2019
Quant Method : K:\METHODS\FECD2_QUANTPCB_191203.M
Quant Title : PCB Data Analysis
QLast Update : Wed Dec 04 15:01:07 2019
Response via : Initial Calibration
Integrator: ChemStation 6890 Scale Mode: Small noise peaks clipped

	Compound	R.T.	Response	Conc Units
48)	Aroclor 1262 (1)	0.000	0	N.D. ng/mld
49)	Aroclor 1262 (2)	0.000	0	N.D. ng/mld
50)	Aroclor 1262 (3)	0.000	0	N.D. ng/mld
51)	Aroclor 1262 (4)	0.000	0	N.D. ng/mld
52)	Aroclor 1262 (5)	0.000	0	N.D. ng/mld
53)	Aroclor 1262 (6)	0.000	0	N.D. ng/mld
54)	Aroclor 1262 - AVE	0.000	0	N.D. ng/mld
55)	Aroclor 1268 (1)	0.000	0	N.D. ng/mld
56)	Aroclor 1268 (2)	0.000	0	N.D. ng/mld
57)	Aroclor 1268 (3)	0.000	0	N.D. ng/mld
58)	Aroclor 1268 (4)	0.000	0	N.D. ng/mld
59)	Aroclor 1268 (5)	0.000	0	N.D. ng/mld
60)	Aroclor 1268 (6)	0.000	0	N.D. ng/mld
61)	Aroclor 1268 - AVE	0.000	0	N.D. ng/mld

(f)=RT Delta > 1/2 Window (m)=manual int.

Quantitation Report (QT Reviewed)

Data Path : K:\DATA\9L03052\
Data File : ECD2F014.D
Signal(s) : ECD1A.CH
Acq On : 03 Dec 2019 20:18
Operator : MJB / KAK
Sample : 9L03052-CALA
Misc :
ALS Vial : 13 Sample Multiplier: 1

Integration File: PCB1.e
Quant Time: Dec 04 15:01:14 2019
Quant Method : K:\METHODS\FECD2_QUANTPCB_191203.M
Quant Title : PCB Data Analysis
QLast Update : Wed Dec 04 15:01:07 2019
Response via : Initial Calibration
Integrator: ChemStation 6890 Scale Mode: Small noise peaks clipped

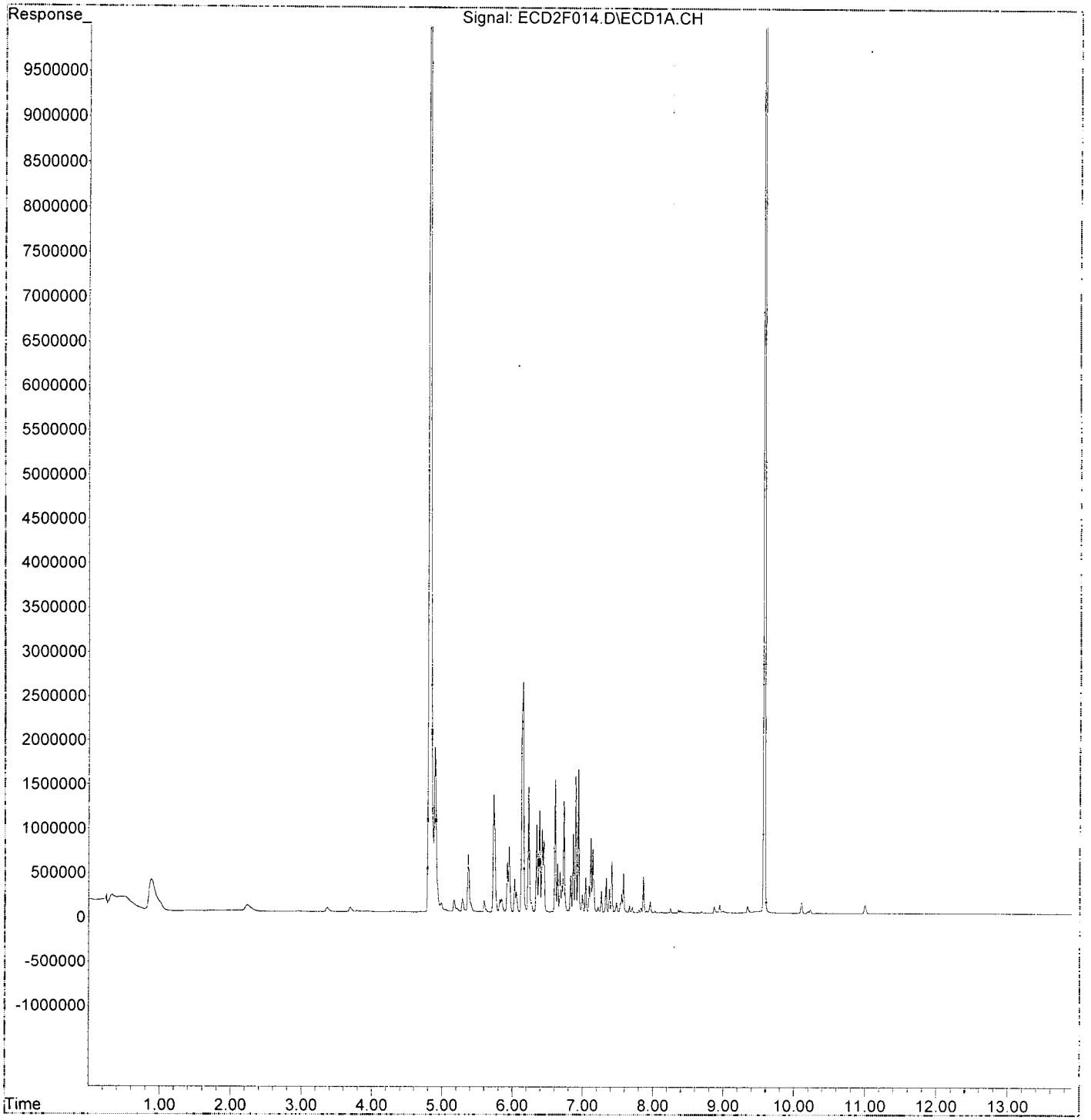

Quantitation Report (QT Reviewed)

Data Path : K:\DATA\9L03052\
Data File : ECD2F015.D
Signal(s) : ECD1A.CH
Acq On : 03 Dec 2019 20:36
Operator : MJB / KAK
Sample : 9L03052-CALB
Misc :
ALS Vial : 14 Sample Multiplier: 1

Integration File: PCB1.e
Quant Time: Dec 04 15:08:37 2019
Quant Method : K:\METHODS\FECD2_QUANTPCB_191203.M
Quant Title : PCB Data Analysis
QLast Update : Wed Dec 04 15:08:29 2019
Response via : Initial Calibration
Integrator: ChemStation 6890 Scale Mode: Small noise peaks clipped

	Compound	R.T.	Response	Conc	Units
	System Monitoring Compounds				
1) S	TCMX (S)	0.000	0	N.D.	ng/mld
62) S	DCBP (S)	0.000	0	N.D.	ng/mld
	Target Compounds				
2)	Aroclor 1016 (1)	0.000	0	N.D.	ng/mld
3)	Aroclor 1016 (2)	0.000	0	N.D.	ng/mld
4)	Aroclor 1016 (3)	0.000	0	N.D.	ng/mld
5)	Aroclor 1016 (4)	0.000	0	N.D.	ng/mld
6)	Aroclor 1016 (5)	0.000	0	N.D.	ng/mld
7)	Aroclor 1016 (6)	0.000	0	N.D.	ng/mld
8)	Aroclor 1016 - AVE	0.000	0	N.D.	ng/mld
9)	Aroclor 1221 (1)	0.000	0	N.D.	ng/mld
10)	Aroclor 1221 (2)	0.000	0	N.D.	ng/mld
11)	Aroclor 1221 (3)	0.000	0	N.D.	ng/mld
12)	Aroclor 1221 - AVE	0.000	0	N.D.	ng/mld
13)	Aroclor 1232 (1)	0.000	0	N.D.	ng/mld
14)	Aroclor 1232 (2)	0.000	0	N.D.	ng/mld
15)	Aroclor 1232 (3)	0.000	0	N.D.	ng/mld
16)	Aroclor 1232 (4)	0.000	0	N.D.	ng/mld
17)	Aroclor 1232 (5)	0.000	0	N.D.	ng/mld
18)	Aroclor 1232 (6)	0.000	0	N.D.	ng/mld
19)	Aroclor 1232 - AVE	0.000	0	N.D.	ng/mld
20)	Aroclor 1242 (1)	0.000	0	N.D.	ng/mld
21)	Aroclor 1242 (2)	0.000	0	N.D.	ng/mld
22)	Aroclor 1242 (3)	0.000	0	N.D.	ng/mld
23)	Aroclor 1242 (4)	0.000	0	N.D.	ng/mld
24)	Aroclor 1242 (5)	0.000	0	N.D.	ng/mld
25)	Aroclor 1242 (6)	0.000	0	N.D.	ng/mld
26)	Aroclor 1242 - AVE	0.000	0	N.D.	ng/mld
27)	Aroclor 1248 (1)	6.132	1701647	573.384	ng/ml
28)	Aroclor 1248 (2)	6.381	2257607	618.190	ng/ml
29)	Aroclor 1248 (3)	6.602	2609430	598.171	ng/ml
30)	Aroclor 1248 (4)	6.897	2902570	579.992	ng/ml
31)	Aroclor 1248 (5)	6.935	3079652	600.040	ng/ml
32)	Aroclor 1248 (6)	7.411	1708709	612.376	ng/ml
33)	Aroclor 1248 - AVE	0.000	0	N.D.	ng/ml
34)	Aroclor 1254 (1)	0.000	0	N.D.	ng/mld
35)	Aroclor 1254 (2)	0.000	0	N.D.	ng/mld
36)	Aroclor 1254 (3)	0.000	0	N.D.	ng/mld
37)	Aroclor 1254 (4)	0.000	0	N.D.	ng/mld
38)	Aroclor 1254 (5)	0.000	0	N.D.	ng/mld
39)	Aroclor 1254 (6)	0.000	0	N.D.	ng/mld
40)	Aroclor 1254 - AVE	0.000	0	N.D.	ng/mld
41)	Aroclor 1260 (1)	0.000	0	N.D.	ng/mld
42)	Aroclor 1260 (2)	0.000	0	N.D.	ng/mld
43)	Aroclor 1260 (3)	0.000	0	N.D.	ng/mld
44)	Aroclor 1260 (4)	0.000	0	N.D.	ng/mld
45)	Aroclor 1260 (5)	0.000	0	N.D.	ng/mld
46)	Aroclor 1260 (6)	0.000	0	N.D.	ng/mld
47)	Aroclor 1260 - AVE	0.000	0	N.D.	ng/mld

12/18/19

Quantitation Report (QT Reviewed)

Data Path : K:\DATA\9L03052\
Data File : ECD2F015.D
Signal(s) : ECD1A.CH
Acq On : 03 Dec 2019 20:36
Operator : MJB / KAK
Sample : 9L03052-CALB
Misc :
ALS Vial : 14 Sample Multiplier: 1

Integration File: PCB1.e
Quant Time: Dec 04 15:08:37 2019
Quant Method : K:\METHODS\FECD2_QUANTPCB_191203.M
Quant Title : PCB Data Analysis
QLast Update : Wed Dec 04 15:08:29 2019
Response via : Initial Calibration
Integrator: ChemStation 6890 Scale Mode: Small noise peaks clipped

	Compound	R.T.	Response	Conc	Units
48)	Aroclor 1262 (1)	0.000	0	N.D.	ng/mld
49)	Aroclor 1262 (2)	0.000	0	N.D.	ng/mld
50)	Aroclor 1262 (3)	0.000	0	N.D.	ng/mld
51)	Aroclor 1262 (4)	0.000	0	N.D.	ng/mld
52)	Aroclor 1262 (5)	0.000	0	N.D.	ng/mld
53)	Aroclor 1262 (6)	0.000	0	N.D.	ng/mld
54)	Aroclor 1262 - AVE	0.000	0	N.D.	ng/mld
55)	Aroclor 1268 (1)	0.000	0	N.D.	ng/mld
56)	Aroclor 1268 (2)	0.000	0	N.D.	ng/mld
57)	Aroclor 1268 (3)	0.000	0	N.D.	ng/mld
58)	Aroclor 1268 (4)	0.000	0	N.D.	ng/mld
59)	Aroclor 1268 (5)	0.000	0	N.D.	ng/mld
60)	Aroclor 1268 (6)	0.000	0	N.D.	ng/mld
61)	Aroclor 1268 - AVE	0.000	0	N.D.	ng/mld

(f)=RT Delta > 1/2 Window (m)=manual int.

Quantitation Report (QT Reviewed)

Data Path : K:\DATA\9L03052\
Data File : ECD2F015.D
Signal(s) : ECD1A.CH
Acq On : 03 Dec 2019 20:36
Operator : MJB / KAK
Sample : 9L03052-CALB
Misc :
ALS Vial : 14 Sample Multiplier: 1

Integration File: PCB1.e
Quant Time: Dec 04 15:08:37 2019
Quant Method : K:\METHODS\FECD2_QUANTPCB_191203.M
Quant Title : PCB Data Analysis
QLast Update : Wed Dec 04 15:08:29 2019
Response via : Initial Calibration
Integrator: ChemStation 6890 Scale Mode: Small noise peaks clipped

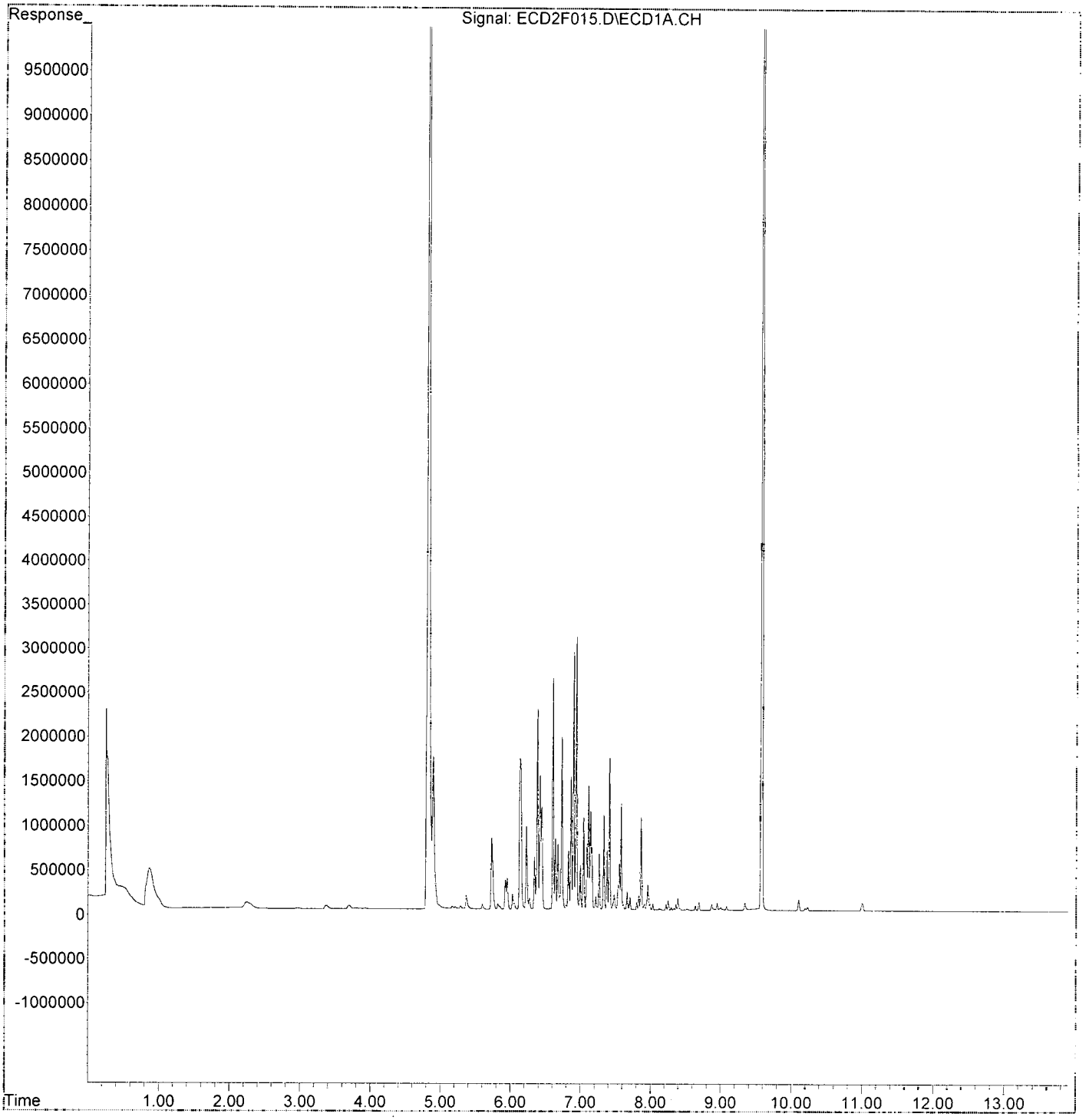

Quantitation Report (QT Reviewed)

Data Path : K:\DATA\9L03052\
Data File : ECD2F016.D
Signal(s) : ECD1A.CH
Acq On : 03 Dec 2019 20:53
Operator : MJB / KAK
Sample : 9L03052-CALC
Misc :
ALS Vial : 15 Sample Multiplier: 1

Integration File: PCB1.e
Quant Time: Dec 04 15:10:17 2019
Quant Method : K:\METHODS\FECD2_QUANTPCB_191203.M
Quant Title : PCB Data Analysis
QLast Update : Wed Dec 04 15:10:11 2019
Response via : Initial Calibration
Integrator: ChemStation 6890 Scale Mode: Small noise peaks clipped

		Compound	R.T.	Response	Conc	Units
		System Monitoring Compounds				
1)	S	TCMX (S)	0.000	0	N.D.	ng/mld
62)	S	DCBP (S)	0.000	0	N.D.	ng/mld
		Target Compounds				
2)		Aroclor 1016 (1)	0.000	0	N.D.	ng/mld
3)		Aroclor 1016 (2)	0.000	0	N.D.	ng/mld
4)		Aroclor 1016 (3)	0.000	0	N.D.	ng/mld
5)		Aroclor 1016 (4)	0.000	0	N.D.	ng/mld
6)		Aroclor 1016 (5)	0.000	0	N.D.	ng/mld
7)		Aroclor 1016 (6)	0.000	0	N.D.	ng/mld
8)		Aroclor 1016 - AVE	0.000	0	N.D.	ng/mld
9)		Aroclor 1221 (1)	0.000	0	N.D.	ng/mld
10)		Aroclor 1221 (2)	0.000	0	N.D.	ng/mld
11)		Aroclor 1221 (3)	0.000	0	N.D.	ng/mld
12)		Aroclor 1221 - AVE	0.000	0	N.D.	ng/mld
13)		Aroclor 1232 (1)	0.000	0	N.D.	ng/mld
14)		Aroclor 1232 (2)	0.000	0	N.D.	ng/mld
15)		Aroclor 1232 (3)	0.000	0	N.D.	ng/mld
16)		Aroclor 1232 (4)	0.000	0	N.D.	ng/mld
17)		Aroclor 1232 (5)	0.000	0	N.D.	ng/mld
18)		Aroclor 1232 (6)	0.000	0	N.D.	ng/mld
19)		Aroclor 1232 - AVE	0.000	0	N.D.	ng/mld
20)		Aroclor 1242 (1)	0.000	0	N.D.	ng/mld
21)		Aroclor 1242 (2)	0.000	0	N.D.	ng/mld
22)		Aroclor 1242 (3)	0.000	0	N.D.	ng/mld
23)		Aroclor 1242 (4)	0.000	0	N.D.	ng/mld
24)		Aroclor 1242 (5)	0.000	0	N.D.	ng/mld
25)		Aroclor 1242 (6)	0.000	0	N.D.	ng/mld
26)		Aroclor 1242 - AVE	0.000	0	N.D.	ng/mld
27)		Aroclor 1248 (1)	0.000	0	N.D.	ng/mld
28)		Aroclor 1248 (2)	0.000	0	N.D.	ng/mld
29)		Aroclor 1248 (3)	0.000	0	N.D.	ng/mld
30)		Aroclor 1248 (4)	0.000	0	N.D.	ng/mld
31)		Aroclor 1248 (5)	0.000	0	N.D.	ng/mld
32)		Aroclor 1248 (6)	0.000	0	N.D.	ng/mld
33)		Aroclor 1248 - AVE	0.000	0	N.D.	ng/mld
34)		Aroclor 1254 (1)	6.931	2999059	566.437	ng/ml
35)		Aroclor 1254 (2)	7.041	3643784	577.886	ng/ml
36)		Aroclor 1254 (3)	7.412	5604987	589.510	ng/ml
37)		Aroclor 1254 (4)	7.578	3565014	559.341	ng/ml
38)		Aroclor 1254 (5)	7.959	3829495	583.093	ng/ml
39)		Aroclor 1254 (6)	8.251	1246944	598.592	ng/ml
40)		Aroclor 1254 - AVE	0.000	0	N.D.	ng/ml
41)		Aroclor 1260 (1)	0.000	0	N.D.	ng/mld
42)		Aroclor 1260 (2)	0.000	0	N.D.	ng/mld
43)		Aroclor 1260 (3)	0.000	0	N.D.	ng/mld
44)		Aroclor 1260 (4)	0.000	0	N.D.	ng/mld
45)		Aroclor 1260 (5)	0.000	0	N.D.	ng/mld
46)		Aroclor 1260 (6)	0.000	0	N.D.	ng/mld
47)		Aroclor 1260 - AVE	0.000	0	N.D.	ng/mld

12/4/19

Quantitation Report (QT Reviewed)

Data Path : K:\DATA\9L03052\
Data File : ECD2F016.D
Signal(s) : ECD1A.CH
Acq On : 03 Dec 2019 20:53
Operator : MJB / KAK
Sample : 9L03052-CALC
Misc :
ALS Vial : 15 Sample Multiplier: 1

Integration File: PCB1.e
Quant Time: Dec 04 15:10:17 2019
Quant Method : K:\METHODS\FECD2_QUANTPCB_191203.M
Quant Title : PCB Data Analysis
QLast Update : Wed Dec 04 15:10:11 2019
Response via : Initial Calibration
Integrator: ChemStation 6890 Scale Mode: Small noise peaks clipped

	Compound	R.T.	Response	Conc	Units
48)	Aroclor 1262 (1)	0.000	0	N.D.	ng/mld
49)	Aroclor 1262 (2)	0.000	0	N.D.	ng/mld
50)	Aroclor 1262 (3)	0.000	0	N.D.	ng/mld
51)	Aroclor 1262 (4)	0.000	0	N.D.	ng/mld
52)	Aroclor 1262 (5)	0.000	0	N.D.	ng/mld
53)	Aroclor 1262 (6)	0.000	0	N.D.	ng/mld
54)	Aroclor 1262 - AVE	0.000	0	N.D.	ng/mld
55)	Aroclor 1268 (1)	0.000	0	N.D.	ng/mld
56)	Aroclor 1268 (2)	0.000	0	N.D.	ng/mld
57)	Aroclor 1268 (3)	0.000	0	N.D.	ng/mld
58)	Aroclor 1268 (4)	0.000	0	N.D.	ng/mld
59)	Aroclor 1268 (5)	0.000	0	N.D.	ng/mld
60)	Aroclor 1268 (6)	0.000	0	N.D.	ng/mld
61)	Aroclor 1268 - AVE	0.000	0	N.D.	ng/mld

(f)=RT Delta > 1/2 Window (m)=manual int.

Quantitation Report (QT Reviewed)

Data Path : K:\DATA\9L03052\
Data File : ECD2F016.D
Signal(s) : ECD1A.CH
Acq On : 03 Dec 2019 20:53
Operator : MJB / KAK
Sample : 9L03052-CALC
Misc :
ALS Vial : 15 Sample Multiplier: 1

Integration File: PCB1.e
Quant Time: Dec 04 15:10:17 2019
Quant Method : K:\METHODS\FECD2_QUANTPCB_191203.M
Quant Title : PCB Data Analysis
QLast Update : Wed Dec 04 15:10:11 2019
Response via : Initial Calibration
Integrator: ChemStation 6890 Scale Mode: Small noise peaks clipped

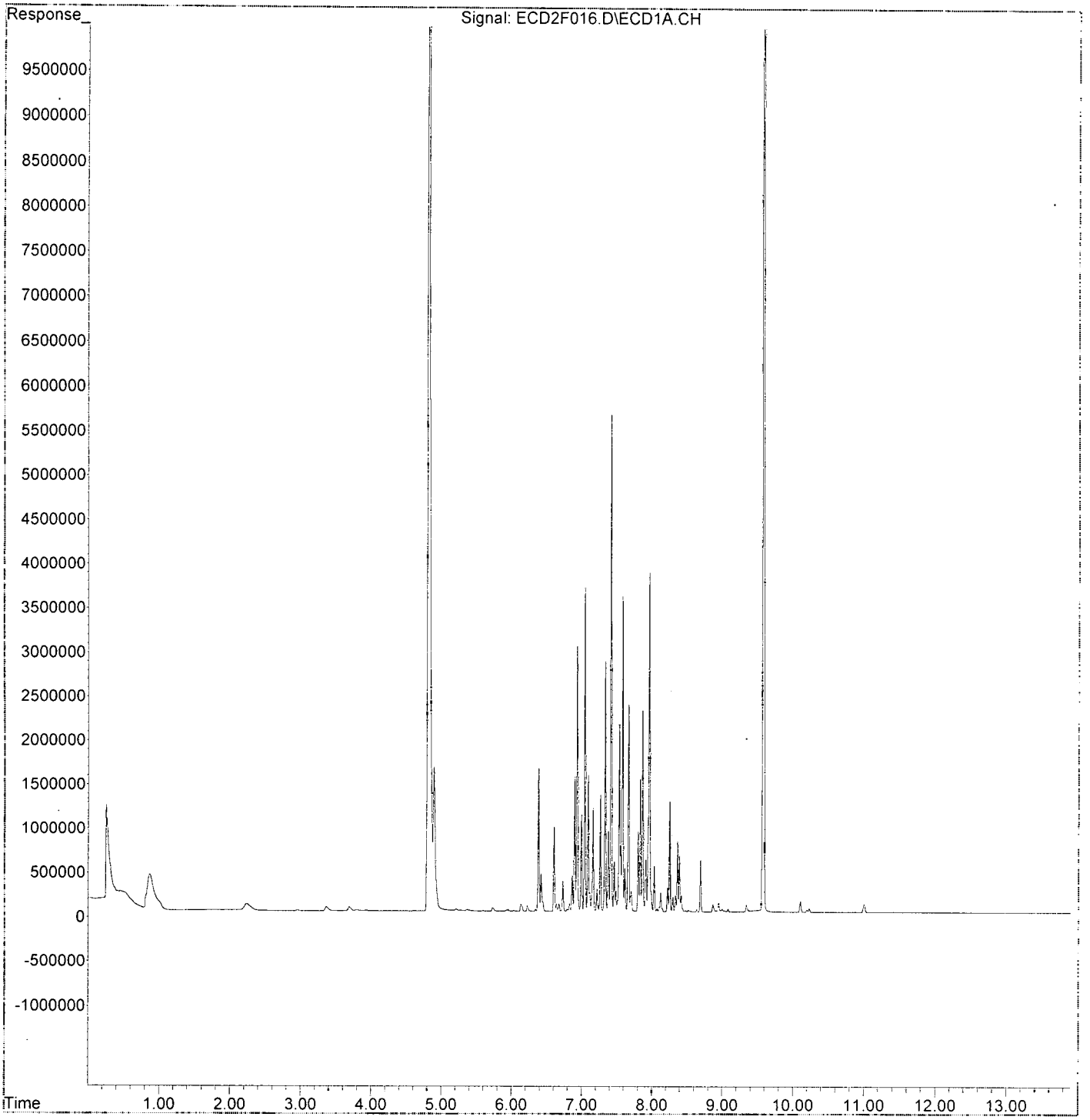

Quantitation Report (QT Reviewed)

Data Path : K:\DATA\9L03052\
Data File : ECD2F017.D
Signal(s) : ECD1A.CH
Acq On : 03 Dec 2019 21:11
Operator : MJB / KAK
Sample : 9L03052-CALD
Misc :
ALS Vial : 16 Sample Multiplier: 1

Integration File: PCB1.e
Quant Time: Dec 04 15:11:52 2019
Quant Method : K:\METHODS\FECD2_QUANTPCB_191203.M
Quant Title : PCB Data Analysis
QLast Update : Wed Dec 04 15:11:45 2019
Response via : Initial Calibration
Integrator: ChemStation 6890 Scale Mode: Small noise peaks clipped

12/4/19

	Compound	R.T.	Response	Conc	Units
	System Monitoring Compounds				
1) S	TCMX (S)	0.000	0	N.D.	ng/mld
62) S	DCBP (S)	0.000	0	N.D.	ng/mld
	Target Compounds				
2)	Aroclor 1016 (1)	0.000	0	N.D.	ng/mld
3)	Aroclor 1016 (2)	0.000	0	N.D.	ng/mld
4)	Aroclor 1016 (3)	0.000	0	N.D.	ng/mld
5)	Aroclor 1016 (4)	0.000	0	N.D.	ng/mld
6)	Aroclor 1016 (5)	0.000	0	N.D.	ng/mld
7)	Aroclor 1016 (6)	0.000	0	N.D.	ng/mld
8)	Aroclor 1016 - AVE	0.000	0	N.D.	ng/mld
9)	Aroclor 1221 (1)	0.000	0	N.D.	ng/mld
10)	Aroclor 1221 (2)	0.000	0	N.D.	ng/mld
11)	Aroclor 1221 (3)	0.000	0	N.D.	ng/mld
12)	Aroclor 1221 - AVE	0.000	0	N.D.	ng/mld
13)	Aroclor 1232 (1)	0.000	0	N.D.	ng/mld
14)	Aroclor 1232 (2)	0.000	0	N.D.	ng/mld
15)	Aroclor 1232 (3)	0.000	0	N.D.	ng/mld
16)	Aroclor 1232 (4)	0.000	0	N.D.	ng/mld
17)	Aroclor 1232 (5)	0.000	0	N.D.	ng/mld
18)	Aroclor 1232 (6)	0.000	0	N.D.	ng/mld
19)	Aroclor 1232 - AVE	0.000	0	N.D.	ng/mld
20)	Aroclor 1242 (1)	0.000	0	N.D.	ng/mld
21)	Aroclor 1242 (2)	0.000	0	N.D.	ng/mld
22)	Aroclor 1242 (3)	0.000	0	N.D.	ng/mld
23)	Aroclor 1242 (4)	0.000	0	N.D.	ng/mld
24)	Aroclor 1242 (5)	0.000	0	N.D.	ng/mld
25)	Aroclor 1242 (6)	0.000	0	N.D.	ng/mld
26)	Aroclor 1242 - AVE	0.000	0	N.D.	ng/mld
27)	Aroclor 1248 (1)	0.000	0	N.D.	ng/mld
28)	Aroclor 1248 (2)	0.000	0	N.D.	ng/mld
29)	Aroclor 1248 (3)	0.000	0	N.D.	ng/mld
30)	Aroclor 1248 (4)	0.000	0	N.D.	ng/mld
31)	Aroclor 1248 (5)	0.000	0	N.D.	ng/mld
32)	Aroclor 1248 (6)	0.000	0	N.D.	ng/mld
33)	Aroclor 1248 - AVE	0.000	0	N.D.	ng/mld
34)	Aroclor 1254 (1)	0.000	0	N.D.	ng/mld
35)	Aroclor 1254 (2)	0.000	0	N.D.	ng/mld
36)	Aroclor 1254 (3)	0.000	0	N.D.	ng/mld
37)	Aroclor 1254 (4)	0.000	0	N.D.	ng/mld
38)	Aroclor 1254 (5)	0.000	0	N.D.	ng/mld
39)	Aroclor 1254 (6)	0.000	0	N.D.	ng/mld
40)	Aroclor 1254 - AVE	0.000	0	N.D.	ng/mld
41)	Aroclor 1260 (1)	0.000	0	N.D.	ng/mld
42)	Aroclor 1260 (2)	0.000	0	N.D.	ng/mld
43)	Aroclor 1260 (3)	0.000	0	N.D.	ng/mld
44)	Aroclor 1260 (4)	0.000	0	N.D.	ng/mld
45)	Aroclor 1260 (5)	0.000	0	N.D.	ng/mld
46)	Aroclor 1260 (6)	0.000	0	N.D.	ng/mld
47)	Aroclor 1260 - AVE	0.000	0	N.D.	ng/mld

Quantitation Report (QT Reviewed)

Data Path : K:\DATA\9L03052\
Data File : ECD2F017.D
Signal(s) : ECD1A.CH
Acq On : 03 Dec 2019 21:11
Operator : MJB / KAK
Sample : 9L03052-CALD
Misc :
ALS Vial : 16 Sample Multiplier: 1

Integration File: PCB1.e
Quant Time: Dec 04 15:11:52 2019
Quant Method : K:\METHODS\FECD2_QUANTPCB_191203.M
Quant Title : PCB Data Analysis
QLast Update : Wed Dec 04 15:11:45 2019
Response via : Initial Calibration
Integrator: ChemStation 6890 Scale Mode: Small noise peaks clipped

	Compound	R.T.	Response	Conc	Units
48)	Aroclor 1262 (1)	7.664	4023207	603.629	ng/ml
49)	Aroclor 1262 (2)	7.988	5612535	601.336	ng/ml
50)	Aroclor 1262 (3)	8.220	4852466	611.448	ng/ml
51)	Aroclor 1262 (4)	8.390	10330047	587.616	ng/ml
52)	Aroclor 1262 (5)	8.688	6541182	608.155	ng/ml
53)	Aroclor 1262 (6)	9.081	3338319	586.149	ng/ml
54)	Aroclor 1262 - AVE	0.000	0	N.D.	ng/ml
55)	Aroclor 1268 (1)	0.000	0	N.D.	ng/mld
56)	Aroclor 1268 (2)	0.000	0	N.D.	ng/mld
57)	Aroclor 1268 (3)	0.000	0	N.D.	ng/mld
58)	Aroclor 1268 (4)	0.000	0	N.D.	ng/mld
59)	Aroclor 1268 (5)	0.000	0	N.D.	ng/mld
60)	Aroclor 1268 (6)	0.000	0	N.D.	ng/mld
61)	Aroclor 1268 - AVE	0.000	0	N.D.	ng/mld

12/18/19

(f)=RT Delta > 1/2 Window (m)=manual int.

Quantitation Report (QT Reviewed)

Data Path : K:\DATA\9L03052\
Data File : ECD2F017.D
Signal(s) : ECD1A.CH
Acq On : 03 Dec 2019 21:11
Operator : MJB / KAK
Sample : 9L03052-CALD
Misc :
ALS Vial : 16 Sample Multiplier: 1

Integration File: PCB1.e
Quant Time: Dec 04 15:11:52 2019
Quant Method : K:\METHODS\FECD2_QUANTPCB_191203.M
Quant Title : PCB Data Analysis
QLast Update : Wed Dec 04 15:11:45 2019
Response via : Initial Calibration
Integrator: ChemStation 6890 Scale Mode: Small noise peaks clipped

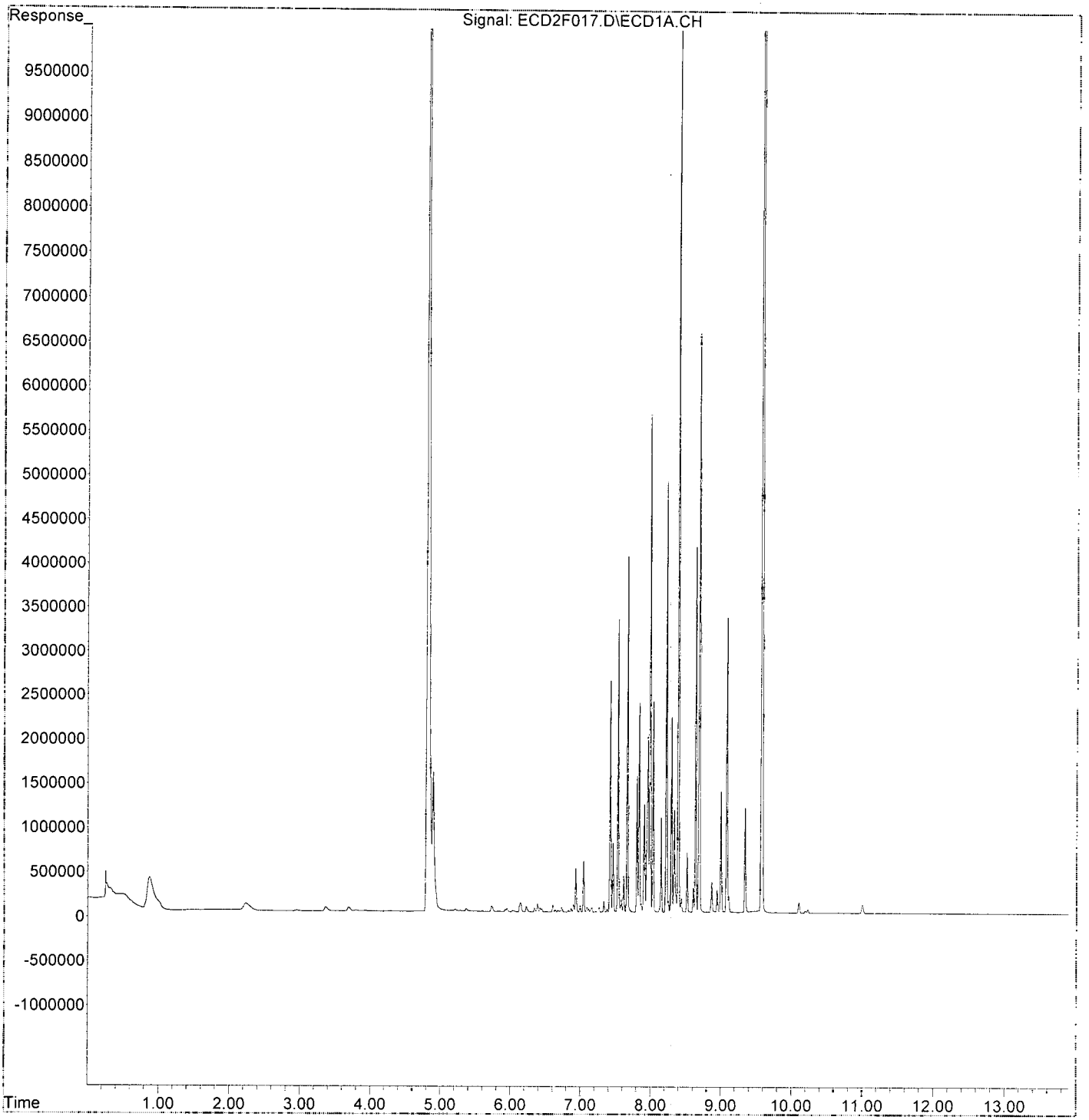

Quantitation Report (QT Reviewed)

Data Path : K:\DATA\9L03052\
Data File : ECD2F018.D
Signal(s) : ECD1A.CH
Acq On : 03 Dec 2019 21:29
Operator : MJB / KAK
Sample : 9L03052-CALE
Misc :
ALS Vial : 17 Sample Multiplier: 1

Integration File: PCB1.e
Quant Time: Dec 04 15:13:26 2019
Quant Method : K:\METHODS\FECD2_QUANTPCB_191203.M
Quant Title : PCB Data Analysis
QLast Update : Wed Dec 04 15:13:19 2019
Response via : Initial Calibration
Integrator: ChemStation 6890 Scale Mode: Small noise peaks clipped

12/4/19

	Compound	R.T.	Response	Conc	Units
	System Monitoring Compounds				
1) S	TCMX (S)	0.000	0	N.D.	ng/mld
62) S	DCBP (S)	0.000	0	N.D.	ng/mld
	Target Compounds				
2)	Aroclor 1016 (1)	0.000	0	N.D.	ng/mld
3)	Aroclor 1016 (2)	0.000	0	N.D.	ng/mld
4)	Aroclor 1016 (3)	0.000	0	N.D.	ng/mld
5)	Aroclor 1016 (4)	0.000	0	N.D.	ng/mld
6)	Aroclor 1016 (5)	0.000	0	N.D.	ng/mld
7)	Aroclor 1016 (6)	0.000	0	N.D.	ng/mld
8)	Aroclor 1016 - AVE	0.000	0	N.D.	ng/mld
9)	Aroclor 1221 (1)	0.000	0	N.D.	ng/mld
10)	Aroclor 1221 (2)	0.000	0	N.D.	ng/mld
11)	Aroclor 1221 (3)	0.000	0	N.D.	ng/mld
12)	Aroclor 1221 - AVE	0.000	0	N.D.	ng/mld
13)	Aroclor 1232 (1)	0.000	0	N.D.	ng/mld
14)	Aroclor 1232 (2)	0.000	0	N.D.	ng/mld
15)	Aroclor 1232 (3)	0.000	0	N.D.	ng/mld
16)	Aroclor 1232 (4)	0.000	0	N.D.	ng/mld
17)	Aroclor 1232 (5)	0.000	0	N.D.	ng/mld
18)	Aroclor 1232 (6)	0.000	0	N.D.	ng/mld
19)	Aroclor 1232 - AVE	0.000	0	N.D.	ng/mld
20)	Aroclor 1242 (1)	0.000	0	N.D.	ng/mld
21)	Aroclor 1242 (2)	0.000	0	N.D.	ng/mld
22)	Aroclor 1242 (3)	0.000	0	N.D.	ng/mld
23)	Aroclor 1242 (4)	0.000	0	N.D.	ng/mld
24)	Aroclor 1242 (5)	0.000	0	N.D.	ng/mld
25)	Aroclor 1242 (6)	0.000	0	N.D.	ng/mld
26)	Aroclor 1242 - AVE	0.000	0	N.D.	ng/mld
27)	Aroclor 1248 (1)	0.000	0	N.D.	ng/mld
28)	Aroclor 1248 (2)	0.000	0	N.D.	ng/mld
29)	Aroclor 1248 (3)	0.000	0	N.D.	ng/mld
30)	Aroclor 1248 (4)	0.000	0	N.D.	ng/mld
31)	Aroclor 1248 (5)	0.000	0	N.D.	ng/mld
32)	Aroclor 1248 (6)	0.000	0	N.D.	ng/mld
33)	Aroclor 1248 - AVE	0.000	0	N.D.	ng/mld
34)	Aroclor 1254 (1)	0.000	0	N.D.	ng/mld
35)	Aroclor 1254 (2)	0.000	0	N.D.	ng/mld
36)	Aroclor 1254 (3)	0.000	0	N.D.	ng/mld
37)	Aroclor 1254 (4)	0.000	0	N.D.	ng/mld
38)	Aroclor 1254 (5)	0.000	0	N.D.	ng/mld
39)	Aroclor 1254 (6)	0.000	0	N.D.	ng/mld
40)	Aroclor 1254 - AVE	0.000	0	N.D.	ng/mld
41)	Aroclor 1260 (1)	0.000	0	N.D.	ng/mld
42)	Aroclor 1260 (2)	0.000	0	N.D.	ng/mld
43)	Aroclor 1260 (3)	0.000	0	N.D.	ng/mld
44)	Aroclor 1260 (4)	0.000	0	N.D.	ng/mld
45)	Aroclor 1260 (5)	0.000	0	N.D.	ng/mld
46)	Aroclor 1260 (6)	0.000	0	N.D.	ng/mld
47)	Aroclor 1260 - AVE	0.000	0	N.D.	ng/mld

Quantitation Report (QT Reviewed)

Data Path : K:\DATA\9L03052\
Data File : ECD2F018.D
Signal(s) : ECD1A.CH
Acq On : 03 Dec 2019 21:29
Operator : MJB / KAK
Sample : 9L03052-CALE
Misc :
ALS Vial : 17 Sample Multiplier: 1

Integration File: PCB1.e
Quant Time: Dec 04 15:13:26 2019
Quant Method : K:\METHODS\FECD2_QUANTPCB_191203.M
Quant Title : PCB Data Analysis
QLast Update : Wed Dec 04 15:13:19 2019
Response via : Initial Calibration
Integrator: ChemStation 6890 Scale Mode: Small noise peaks clipped

	Compound	R.T.	Response	Conc	Units
48)	Aroclor 1262 (1)	0.000	0	N.D.	ng/mld
49)	Aroclor 1262 (2)	0.000	0	N.D.	ng/mld
50)	Aroclor 1262 (3)	0.000	0	N.D.	ng/mld
51)	Aroclor 1262 (4)	0.000	0	N.D.	ng/mld
52)	Aroclor 1262 (5)	0.000	0	N.D.	ng/mld
53)	Aroclor 1262 (6)	0.000	0	N.D.	ng/mld
54)	Aroclor 1262 - AVE	0.000	0	N.D.	ng/mld
55)	Aroclor 1268 (1)	8.212	2552118	620.744	ng/ml
56)	Aroclor 1268 (2)	8.637	12262824	603.513	ng/ml
57)	Aroclor 1268 (3)	8.685	10207095	608.706	ng/ml
58)	Aroclor 1268 (4)	8.867	9576694	629.111	ng/ml
59)	Aroclor 1268 (5)	9.081	3874868	615.533	ng/ml
60)	Aroclor 1268 (6)	9.340	26141757	603.570	ng/ml
61)	Aroclor 1268 - AVE	0.000	0	N.D.	ng/ml

12/4/19

(f)=RT Delta > 1/2 Window (m)=manual int.

Quantitation Report (QT Reviewed)

Data Path : K:\DATA\9L03052\
Data File : ECD2F018.D
Signal(s) : ECD1A.CH
Acq On : 03 Dec 2019 21:29
Operator : MJB / KAK
Sample : 9L03052-CALE
Misc :
ALS Vial : 17 Sample Multiplier: 1

Integration File: PCB1.e
Quant Time: Dec 04 15:13:26 2019
Quant Method : K:\METHODS\FECD2_QUANTPCB_191203.M
Quant Title : PCB Data Analysis
QLast Update : Wed Dec 04 15:13:19 2019
Response via : Initial Calibration
Integrator: ChemStation 6890 Scale Mode: Small noise peaks clipped

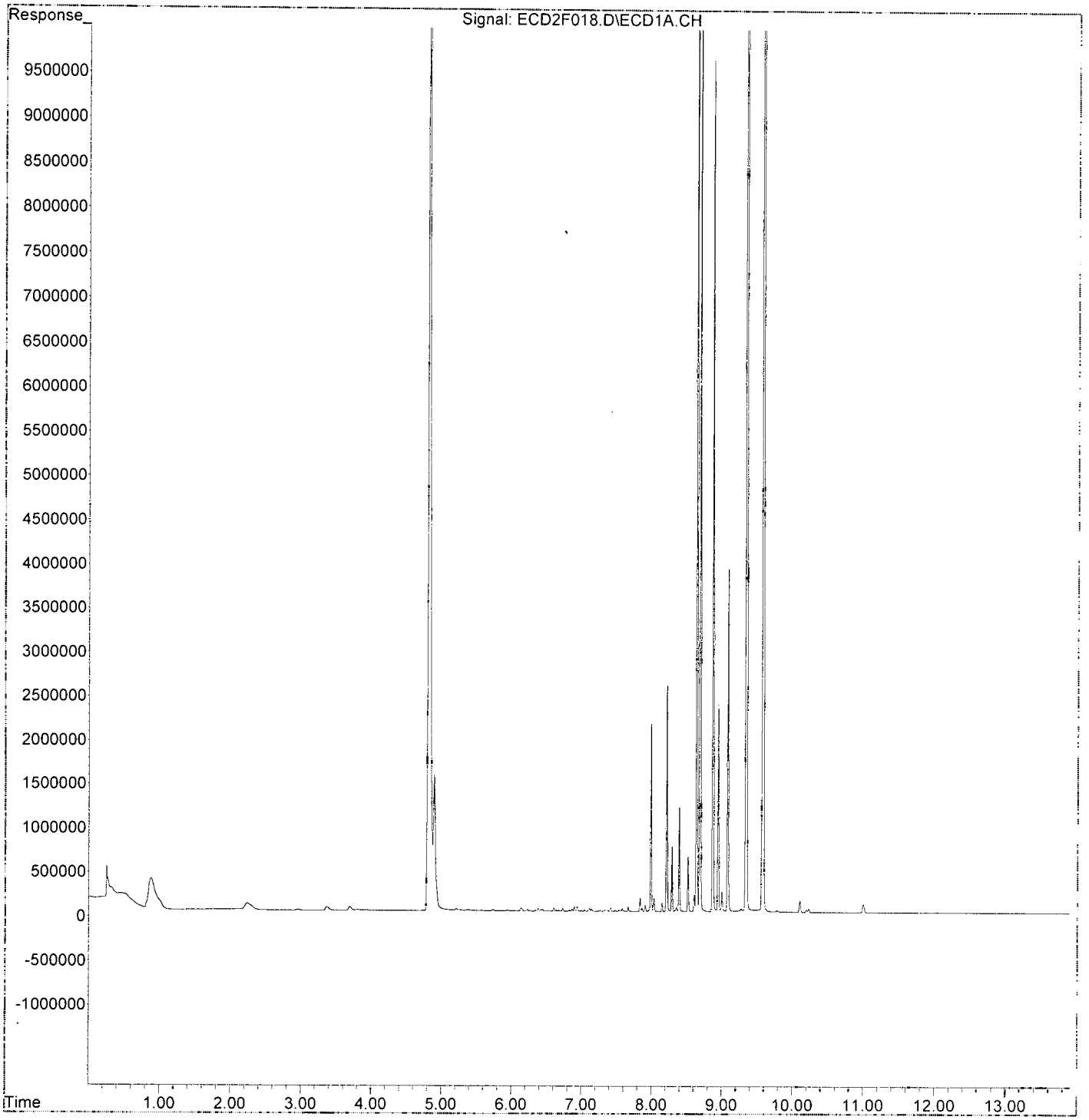

APEX LABORATORIES, LLC
6700 SW Sandburg St. Tigard OR 97223 phone 503-718-2323

Organochloride Pesticides by EPA 8081B
Benchsheet & Analysis Sequence Data

Batch 9120780
Sequence 9L12029 (A9J0095-02RE1,03RE1,14RE1,15RE1,33RE1)

Apex Laboratories

PREPARATION BENCH SHEET

BATCH #: 9120780 (Sediment)

Prep Method: EPA 3546/3640A (GPC)

#	Lab Number		Analysis	Prepared	Initial (g)	Final (mL)	Spike ID	Source ID	ul Spike	ul Surr.	Sample ID	Extraction Comments	pH <2	pH Other	pH >11
	9120780-BLK1		QC	12/05/19 08:35	11	10				100					
	9120780-BS1		QC	12/05/19 08:35	10	10	A19I221		100	100					
	A9I0890-17RE1	A	8081B 2,4+4,4-DDx Only (+Add)	12/05/19 08:35	10.2	10				100	PDI-018SC-A-06-07-190926	MS/MSD, MDL. Use Custom Spike.			
	9120780-MS1		QC	12/05/19 08:35	10.25	10	A19I221	A9I0890-17RE1	100	100					
	9120780-MSD1		QC	12/05/19 08:36	10.18	10	A19I221	A9I0890-17RE1	100	100					
	A9I0890-18RE1	A	8081B 2,4+4,4-DDx Only (+Add)	12/05/19 08:35	10.74	10				100	PDI-018SC-A-07-08-190926	MDL. Use Custom Spike.			
	A9J0033-50RE1	A	8081B 2,4+4,4-DDx Only (+Add)	12/05/19 08:35	10.26	10				100	PDI-064SC-A-00-01-190929	MDL. Use Custom Spike.			
	A9J0033-51RE1	A	8081B 2,4+4,4-DDx Only (+Add)	12/05/19 08:35	10.19	10				100	PDI-064SC-A-01-02-190929	MDL. Use Custom Spike.			
	A9J0095-02RE1	A	8081B 2,4+4,4-DDx Only (+Add)	12/05/19 08:35	10.05	10				100	PDI-046SC-A-01-02-191001	MDL. Use Custom Spike.			
	A9J0095-03RE1	A	8081B 2,4+4,4-DDx Only (+Add)	12/05/19 08:35	10.32	10				100	PDI-046SC-A-02-03-191001	MDL. Use Custom Spike.			
	A9J0095-14RE1	A	8081B 2,4+4,4-DDx Only (+Add)	12/05/19 08:35	10.07	10				100	PDI-047SC-A-01-02-191001	MDL. Use Custom Spike.			
	A9J0095-15RE1	A	8081B 2,4+4,4-DDx Only (+Add)	12/05/19 08:35	10.29	10				100	PDI-047SC-A-02-03-191001	MDL. Use Custom Spike.			
	A9J0095-32RE1	A	8081B 2,4+4,4-DDx Only (+Add)	12/05/19 08:35	10.79	10				100	PDI-071SC-A-08-09-191001	MDL. Use Custom Spike.			
	A9J0095-33RE1	A	8081B 2,4+4,4-DDx Only (+Add)	12/05/19 08:35	10.61	10				100	PDI-071SC-A-09-10-191001	MDL. Use Custom Spike.			
	A9J0096-23RE1	A	8081B 2,4+4,4-DDx Only (+Add)	12/05/19 08:35	10.75	10				100	PDI-042SC-A-01-02-190930	MDL. Use Custom Spike.			
	A9J0096-24RE1	A	8081B 2,4+4,4-DDx Only (+Add)	12/05/19 08:35	10.48	10				100	PDI-042SC-A-02-03-190930	MDL. Use Custom Spike.			
	A9J0096-24RE2	A	8081B 2,4+4,4-DDx Only (+Add)	12/05/19 08:35	10.48	10				100	PDI-042SC-A-02-03-190930	Added 12/16/2019 By MJB			
	A9J0096-34RE1	A	8081B 2,4+4,4-DDx Only (+Add)	12/05/19 08:35	10.45	10				100	PDI-044SC-A-00-01-190930	MDL. Use Custom Spike.			
	A9J0096-34RE2	A	8081B 2,4+4,4-DDx Only (+Add)	12/05/19 08:35	10.45	10				100	PDI-044SC-A-00-01-190930	Added 12/16/2019 By MJB			
	A9J0096-35RE1	A	8081B 2,4+4,4-DDx Only (+Add)	12/05/19 08:35	10.15	10				100	PDI-044SC-A-01-02-190930	MDL. Use Custom Spike.			

Prepared By: _____ Date _____

MJB
Reviewed By: _____ 12/23/19
Date

Apex Laboratories

PREPARATION BENCH SHEET

BATCH #: 9120780 (Sediment)

Prep Method: EPA 3546/3640A (GPC)

#	Lab Number		Analysis	Prepared	Initial (g)	Final (mL)	Spike ID	Source ID	ul Spike	ul Surr.	Sample ID	Extraction Comments	pH ≤2	pH Other	pH >11
	A9J0353-41RE1	A	8081B 2,4+4,4-DDx Only (+Add)	12/05/19 08:35	10.47	10				100	PDI-043SC-A-02 -03-191008	MDL. Use Custom Spike.			
	A9J0353-42RE1	A	8081B 2,4+4,4-DDx Only (+Add)	12/05/19 08:35	10.05	10				100	PDI-043SC-A-03 -04-191008	MDL. Use Custom Spike.			
	A9J0353-42RE2	A	8081B 2,4+4,4-DDx Only (+Add)	12/05/19 08:35	10.05	10				100	PDI-043SC-A-03 -04-191008	Added 12/16/2019 By MJB			
	A9J0463-39RE1	A	8081B 2,4+4,4-DDx Only (+Add)	12/05/19 08:35	10.46	10				100	PDI-045SC-A-02 -03-191010	MDL. Use Custom Spike.			
	A9J0463-40RE1	A	8081B 2,4+4,4-DDx Only (+Add)	12/05/19 08:35	10.5	10				100	PDI-045SC-A-03 -04-191010	MDL. Use Custom Spike.			
	A9J0463-57RE1	A	8081B 2,4+4,4-DDx Only (+Add)	12/05/19 08:35	10.14	10				100	PDI-067SC-A-04 -05-191010	MDL. Use Custom Spike.			
	A9J0463-58RE1	A	8081B 2,4+4,4-DDx Only (+Add)	12/05/19 08:35	10.19	10				100	PDI-067SC-A-05 -06-191010	MDL. Use Custom Spike.			

Standards/Reagents

Reagent(s)

Std ID	Exp. Date	Description
A19H411	08/31/21	n-Hexane Lot# 192712
A19I263	03/18/20	DCM CHEM PROD. 194934

Analyte Spike(s)

Std ID	Exp. Date	Description
A19I221	03/18/20	2,4 + 4,4 DDx Pesticide Matrix Spike

Surrogate(s)

Std ID	Exp. Date	Description
A19K319	05/07/20	8082 PCB Surrogate Spike

From 9120542 on 12/11/2019 by jgc

Prepared By: Date

Reviewed By: Date

Apex Laboratories

PREPARATION BENCH SHEET

BATCH #: 9120780 (Sediment)

Prep Method: EPA 3546/3640A (GPC)

#	Lab Number		Analysis	Prepared	Initial (g)	Final (mL)	Spike ID	Source ID	ul Spike	ul Surr.	Sample ID	Extraction Comments (In / Out)	pH <2	pH Other	pH >11
2	9120780-BLK1		QC	12/05/19 08:35	11	5 10				100		1mL / 2mL			
3	9120780-BS1		QC	12/05/19 08:35	10	5 10	A191221		100	100		1mL / 2mL			
4	A9I0890-17RE1	A	8081B 2,4+4,4-DDx Only (+Add)	12/05/19 08:35	10.2	5 10				100	PDI-018SC-A-06-07-190926	MS/MSD, MDL. Use Custom Spike. 1mL / 2mL			
5	9120780-MS1		QC	12/05/19 08:35	10.25	5 10	A191221	A9I0890-17RE1	100	100		1mL / 2mL			
6	9120780-MSD1		QC	12/05/19 08:36	10.18	5 10	A191221	A9I0890-17RE1	100	100		1mL / 2mL			
7	A9I0890-18RE1	A	8081B 2,4+4,4-DDx Only (+Add)	12/05/19 08:35	10.74	5 10				100	PDI-018SC-A-07-08-190926	MDL. Use Custom Spike. 1mL / 2mL			
8	A9J0033-50RE1	A	8081B 2,4+4,4-DDx Only (+Add)	12/05/19 08:35	10.26	5 10				100	PDI-064SC-A-00-01-190929	MDL. Use Custom Spike. 1mL / 2mL			
9	A9J0033-51RE1	A	8081B 2,4+4,4-DDx Only (+Add)	12/05/19 08:35	10.19	5 10				100	PDI-064SC-A-01-02-190929	MDL. Use Custom Spike. 1mL / 2mL			
10	A9J0095-02RE1	A	8081B 2,4+4,4-DDx Only (+Add)	12/05/19 08:35	10.05	5 10				100	PDI-046SC-A-01-02-191001	MDL. Use Custom Spike. 1mL / 2mL			
11	A9J0095-03RE1	A	8081B 2,4+4,4-DDx Only (+Add)	12/05/19 08:35	10.32	5 10				100	PDI-046SC-A-02-03-191001	MDL. Use Custom Spike. 1mL / 2mL			
12	A9J0095-14RE1	A	8081B 2,4+4,4-DDx Only (+Add)	12/05/19 08:35	10.07	5 10				100	PDI-047SC-A-01-02-191001	MDL. Use Custom Spike. 1mL / 2mL			
13	A9J0095-15RE1	A	8081B 2,4+4,4-DDx Only (+Add)	12/05/19 08:35	10.29	5 10				100	PDI-047SC-A-02-03-191001	MDL. Use Custom Spike. 1mL / 2mL			
14	A9J0095-32RE1	A	8081B 2,4+4,4-DDx Only (+Add)	12/05/19 08:35	10.79	5 10				100	PDI-071SC-A-08-09-191001	MDL. Use Custom Spike. 1mL / 2mL			
15	A9J0095-33RE1	A	8081B 2,4+4,4-DDx Only (+Add)	12/05/19 08:35	10.61	5 10				100	PDI-071SC-A-09-10-191001	MDL. Use Custom Spike. 1mL / 2mL			
16	A9J0096-23RE1	A	8081B 2,4+4,4-DDx Only (+Add)	12/05/19 08:35	10.75	5 10				100	PDI-042SC-A-01-02-190930	MDL. Use Custom Spike. 1mL / 2mL			
17	A9J0096-24RE1	A	8081B 2,4+4,4-DDx Only (+Add)	12/05/19 08:35	10.48	5 10				100	PDI-042SC-A-02-03-190930	MDL. Use Custom Spike. 1mL / 2mL			
18	A9J0096-34RE1	A	8081B 2,4+4,4-DDx Only (+Add)	12/05/19 08:35	10.45	5 10				100	PDI-044SC-A-00-01-190930	MDL. Use Custom Spike. 1mL / 2mL			
19	A9J0096-35RE1	A	8081B 2,4+4,4-DDx Only (+Add)	12/05/19 08:35	10.15	5 10				100	PDI-044SC-A-01-02-190930	MDL. Use Custom Spike. 1mL / 2mL			
20	A9J0353-41RE1	A	8081B 2,4+4,4-DDx Only (+Add)	12/05/19 08:35	10.47	5 10				100	PDI-043SC-A-02-03-191008	MDL. Use Custom Spike. 1mL / 2mL			
21	A9J0353-42RE1	A	8081B 2,4+4,4-DDx Only (+Add)	12/05/19 08:35	10.05	5 10				100	PDI-043SC-A-03-04-191008	MDL. Use Custom Spike. 1mL / 2mL			

Prepared By: JC AGG JAG — Date: 12/11/19, 12/11/19, 12/12/19, 12-12-19

Reviewed By: CAH — Date: 12/12/19

Apex Laboratories

PREPARATION BENCH SHEET

BATCH #: 9120780 (Sediment)

Prep Method: EPA 3546/3640A (GPC)

#	Lab Number		Analysis	Prepared	Initial (g)	Final (mL)	Spike ID	Source ID	ul Spike	ul Surr.	Sample ID	Extraction Comments (In | Out)	pH <2	pH Other	pH >11
22	A9J0463-39RE1	A	8081B 2,4+4,4-DDx Only (+Add)	12/05/19 08:35	10.46	5 10				100	PDI-045SC-A-02 -03-191010	MDL. Use Custom Spike. 1mL | 2 mL			
23	A9J0463-40RE1	A	8081B 2,4+4,4-DDx Only (+Add)	12/05/19 08:35	10.5	5 10				100	PDI-045SC-A-03 -04-191010	MDL. Use Custom Spike. 1mL | 2 mL			
24	A9J0463-57RE1	A	8081B 2,4+4,4-DDx Only (+Add)	12/05/19 08:35	10.14	5 10				100	PDI-067SC-A-04 -05-191010	MDL. Use Custom Spike. 1mL | 2 mL			
25	A9J0463-58RE1	A	8081B 2,4+4,4-DDx Only (+Add)	12/05/19 08:35	10.19	5 10				100	PDI-067SC-A-05 -06-191010	MDL. Use Custom Spike. 1mL | 2 mL			

Standards/Reagents

Reagent(s)

Std ID	Exp. Date	Description
A19H411	08/31/21	n-Hexane Lot# 192712
A19I263	03/18/20	DCM CHEM PROD. 194934

Analyte Spike(s)

Std ID	Exp. Date	Description
A19I221	03/18/20	2,4 + 4,4 DDx Pesticide Matrix Spike

Surrogate(s)

Std ID	Exp. Date	Description
A19K319	05/07/20	8082 PCB Surrogate Spike

From 9120542 on 12/11/2019 by jgc

Prepared By: Date

Reviewed By: Date

Apex Laboratories

PREPARATION BENCH SHEET

BATCH #: 9120542 ~~(Soil)~~ Sediment

Prep Method: EPA 3546 E 12/11/19

#	Lab Number		Analysis	Prepared	Initial (g)	Final (mL)	Spike ID	Source ID	ul Spike	ul Surr.	Sample ID	Extraction Comments	pH <2	pH Other	pH >11
	9120542-BLK1		QC	12/05/19 08:35	10 11.00	5				100					
	9120542-BS1		QC	12/05/19 08:35	10	5	A191221		100	100					
	A9I0890-17	A	8081B 2,4+4,4-DDx Only (+Add)	12/05/19 08:35	10 10.20	5				100	PDI-018SC-A-06-07-190926	MS/MSD, MDL. Use Custom Spike. mud S			
	9120542-MS1		QC	12/05/19 08:35	10 10.25	5	A191221	A9I0890-17	100	100		mud S			
	9120542-MSD1		QC	12/05/19 08:36	10 10.15	5	A191221	A9I0890-17	100	100		mud S			
	A9I0890-18	A	8081B 2,4+4,4-DDx Only (+Add)	12/05/19 08:35	10 10.74	5				100	PDI-018SC-A-07-08-190926	MDL. Use Custom Spike. mud S			
	A9J0033-50	A	8081B 2,4+4,4-DDx Only (+Add)	12/05/19 08:35	10 10.26	5				100	PDI-064SC-A-00-01-190929	MDL. Use Custom Spike. mud S			
	A9J0033-51	A	8081B 2,4+4,4-DDx Only (+Add)	12/05/19 08:35	10 10.19	5				100	PDI-064SC-A-01-02-190929	MDL. Use Custom Spike. mud S			
	A9J0095-02	A	8081B 2,4+4,4-DDx Only (+Add)	12/05/19 08:35	10 10.15	5				100	PDI-046SC-A-01-02-191001	MDL. Use Custom Spike. sand S			
	A9J0095-03	A	8081B 2,4+4,4-DDx Only (+Add)	12/05/19 08:35	10 10.32	5				100	PDI-046SC-A-02-03-191001	MDL. Use Custom Spike. sand S			
	A9J0095-14	A	8081B 2,4+4,4-DDx Only (+Add)	12/05/19 08:35	10 10.07	5				100	PDI-047SC-A-01-02-191001	MDL. Use Custom Spike. sand S			
	A9J0095-15	A	8081B 2,4+4,4-DDx Only (+Add)	12/05/19 08:35	10 10.29	5				100	PDI-047SC-A-02-03-191001	MDL. Use Custom Spike. sand S			
	A9J0095-32	A	8081B 2,4+4,4-DDx Only (+Add)	12/05/19 08:35	10 10.79	5				100	PDI-071SC-A-08-09-191001	MDL. Use Custom Spike. mud, odor			
	A9J0095-33	A	8081B 2,4+4,4-DDx Only (+Add)	12/05/19 08:35	10 10.61	5				100	PDI-071SC-A-09-10-191001	MDL. Use Custom Spike. mud			
	A9J0096-23	A	8081B 2,4+4,4-DDx Only (+Add)	12/05/19 08:35	10 10.75	5				100	PDI-042SC-A-01-02-190930	MDL. Use Custom Spike. Sand			
	A9J0096-24	A	8081B 2,4+4,4-DDx Only (+Add)	12/05/19 08:35	10 10.48	5				100	PDI-042SC-A-02-03-190930	MDL. Use Custom Spike. Sand			
	A9J0096-34	A	8081B 2,4+4,4-DDx Only (+Add)	12/05/19 08:35	10 10.45	5				100	PDI-044SC-A-00-01-190930	MDL. Use Custom Spike. mud, rocks			
	A9J0096-35	A	8081B 2,4+4,4-DDx Only (+Add)	12/05/19 08:35	10 10.15	5				100	PDI-044SC-A-01-02-190930	MDL. Use Custom Spike. Sand			
	A9J0353-41	A	8081B 2,4+4,4-DDx Only (+Add)	12/05/19 08:35	10 10.47	5				100	PDI-043SC-A-02-03-191008	MDL. Use Custom Spike. Sand			
	A9J0353-42	A	8081B 2,4+4,4-DDx Only (+Add)	12/05/19 08:35	10 10.05	5				100	PDI-043SC-A-03-04-191008	MDL. Use Custom Spike. Sand			

JAG 12/5/19
Prepared By: Date

CAH 12/5/19
Reviewed By: Date

AGS 12/5/19

Apex Laboratories

PREPARATION BENCH SHEET

BATCH #: 9120542 (Soil)

Prep Method: EPA 3546

#	Lab Number		Analysis	Prepared	Initial (g)	Final (mL)	Spike ID	Source ID	ul Spike	ul Surr.	Sample ID	Extraction Comments	pH <2	pH ~7	pH >11
	A9J0463-39	A	8081B 2,4+4,4-DDx Only (+Add)	12/05/19 08:35	~~10~~ 10.46	5				100	PDI-045SC-A-02 -03-191010	MDL, Use Custom Spike. mud, odor			
	A9J0463-40	A	8081B 2,4+4,4-DDx Only (+Add)	12/05/19 08:35	~~10~~ 10.50	5				100	PDI-045SC-A-03 -04-191010	MDL, Use Custom Spike. mud odor			
	A9J0463-57	A	8081B 2,4+4,4-DDx Only (+Add)	12/05/19 08:35	~~10~~ 10.14	5				100	PDI-067SC-A-04 -05-191010	MDL. Use Custom Spike. mud, odor			
	A9J0463-58	A	8081B 2,4+4,4-DDx Only (+Add)	12/05/19 08:35	~~10~~ 10.19	5				100	PDI-067SC-A-05 -06-191010	MDL. Use Custom Spike. mud, odor			

Standards/Reagents

Reagent(s)

Std ID	Exp. Date	Description
A13L219	11/30/23	Extractions Balance
A18K311	12/31/20	Glass Wool
A19I263	03/18/20	DCM CHEM PROD. 194934
A19K010	10/29/25	Sodium Sulfate Lot # 188777

Analyte Spike(s)

Std ID	Exp. Date	Description
A19I22J	03/18/20	2,4 + 4,4 DDx Pesticide Matrix Spike

JAG

Surrogate(s)

Std ID	Exp. Date	Description
A19K319	05/07/20	8082 PCB Surrogate Spike

JAG

3 - stained TurboVap

Method 3546 digestion time and temperture achieved.
Initial: JAG

Witness: NOO 12/5/19

Prepared By: NOO Date: 12/5/19

Reviewed By: Date

APEX LABORATORIES

ELEMENT SEQUENCE LOG

Apex Laboratories

Sequence: **9L12029** Instrument: **DUALECD5**

Date: **12/12/19 10:58** Calibration: **A9H2608**

#	Lab Number	Matrix	Analysis	Client	Due	Batch	ISTD ID	STD ID
1	9L12029-BKD1	Water	QC	QC				A19J201
2	9L12029-CCV1	Water	QC	QC				A19K133
3	9L12029-CCB1	Water	QC	QC				A19L018
4	9L12029-BKD2	Water	QC	QC				A19J201
5	9L12029-CCV2	Water	QC	QC				A19K133
6	9L12029-CCB2	Water	QC	QC				A19L018
7	9120706-BLK2	Water	QC	QC		9120706		
8	9120706-BS2	Water	QC	QC		9120706		
9	9120706-BSD2	Water	QC	QC		9120706		
10	A9L0193-01RE1	Water	608 Pesticides (TTO) *		12/11/19	9120706		
11	9L12029-IBL1	Water	QC	QC				
12	9L12029-IBL2	Water	QC	QC				
13	9L12029-CCV3	Water	QC	QC				A19K134
14	9L12029-CCV4	Water	QC	QC				A19J409
15	9L12029-CCB3	Water	QC	QC				A19L018
16	A9J0360-24RE2	Sediment	8081B 2,4+4,4-DDx Only (+Add)	Anchor QEA, LLC	12/11/19	9120580		
17	9L12029-IBL3	Water	QC	QC				
18	A9J0553-08RE1	Sediment	8081B 2,4+4,4-DDx Only (+Add)	Anchor QEA, LLC	12/11/19	9120580		
19	9L12029-IBL4	Water	QC	QC				
20	A9J0594-05RE1	Sediment	8081B 2,4+4,4-DDx Only (+Add)	Anchor QEA, LLC	12/11/19	9120580		
21	9L12029-IBL5	Water	QC	QC				
22	9120780-BLK1	Sediment	QC	QC		9120780		
23	9120780-BS1	Sediment	QC	QC		9120780		
24	A9J0095-03RE1	Sediment	8081B 2,4+4,4-DDx Only (+Add)	Anchor QEA, LLC	12/16/19	9120780		
25	9L12029-IBL6	Water	QC	QC				
26	A9J0095-15RE1	Sediment	8081B 2,4+4,4-DDx Only (+Add)	Anchor QEA, LLC	12/16/19	9120780		
27	9L12029-IBL7	Water	QC	QC				
28	A9J0095-33RE1	Sediment	8081B 2,4+4,4-DDx Only (+Add)	Anchor QEA, LLC	12/16/19	9120780		
29	9L12029-IBL8	Water	QC	QC				
30	A9J0095-14RE1	Sediment	8081B 2,4+4,4-DDx Only (+Add)	Anchor QEA, LLC	12/16/19	9120780		
31	9L12029-IBL9	Water	QC	QC				
32	A9J0095-02RE1	Sediment	8081B 2,4+4,4-DDx Only (+Add)	Anchor QEA, LLC	12/16/19	9120780		
33	9L12029-IBLA	Water	QC	QC				
34	9L12029-CCV5	Water	QC	QC				A19K133
35	9L12029-CCV6	Water	QC	QC				A19J408
36	9L12029-CCB4	Water	QC	QC				A19L018
37	9L12029-IBLB	Water	QC	QC				

Comments: * TTO Reviewed 12/13/19 AS

Data Entered By: MB 12/13/19

Data Reviewed By: [illegible] 12/16/19

Quantitation Report (QT Reviewed)

Data Path : C:\msdchem\4\data\2019-12\9L12029\
Data File : ECD5-12121903.D
Signal(s) : Signal #1: ECD1A.CH Signal #2: ECD2B.CH
Acq On : 12 Dec 2019 11:45
Operator : MJB
Sample : 9L12029-BKD1
Misc : A19J201
ALS Vial : 2 (Sig #1); 0 (Sig #2) Sample Multiplier: 1

Integration File signal 1: PEST1.e
Integration File signal 2: PEST2.e
Quant Time: Dec 12 15:45:35 2019
Quant Method : C:\msdchem\4\methods\PestBreakdownCHK_190823RT9.M
Quant Title : Pesticides
QLast Update : Thu Aug 21 11:53:22 2014
Response via : Initial Calibration
Integrator: ChemStation 6890 Scale Mode: Small noise peaks clipped

	Compound	R.T.	Response	Conc	Units
Target Compounds					
1)	4,4'-DDE	7.354	901524	NoCal	ng/mL
2)	Endrin	7.709	78441831	NoCal	ng/mL
3)	4,4'-DDD	7.771	13660945	NoCal	ng/mL
4)	4,4'-DDT	7.967	118267875	NoCal	ng/mL
5)	Endrin Aldehyde	8.152	1557956	NoCal	ng/mL
6)	Endrin Ketone	8.643	7405919	NoCal	ng/mL
8)	4,4'-DDE [2C]	8.107	1618265	NoCal	ng/mL
9)	Endrin [2C]	8.463	114553808	NoCal	ng/mL
10)	4,4'-DDD [2C]	8.519	21248712	NoCal	ng/mL
11)	Endrin Aldehyde [2C]	8.848	2082280	NoCal	ng/mL
12)	4,4'-DDT [2C]	8.742	158320699	NoCal	ng/mL
13)	Endrin Ketone [2C]	9.429	9827417	NoCal	ng/mLm

(f)=RT Delta > 1/2 Window (m)=manual int.

Passed, but CCV failed. maintenance performed.

Quantitation Report (QT Reviewed)

Data Path : C:\msdchem\4\data\2019-12\9L12029\
Data File : ECD5-12121903.D
Signal(s) : Signal #1: ECD1A.CH Signal #2: ECD2B.CH
Acq On : 12 Dec 2019 11:45
Operator : MJB
Sample : 9L12029-BKD1
Misc : A19J201
ALS Vial : 2 (Sig #1); 0 (Sig #2) Sample Multiplier: 1

Integration File signal 1: PEST1.e
Integration File signal 2: PEST2.e
Quant Time: Dec 12 15:45:35 2019
Quant Method : C:\msdchem\4\methods\PestBreakdownCHK_190823RT9.M
Quant Title : Pesticides
QLast Update : Thu Aug 21 11:53:22 2014
Response via : Initial Calibration
Integrator: ChemStation 6890 Scale Mode: Small noise peaks clipped

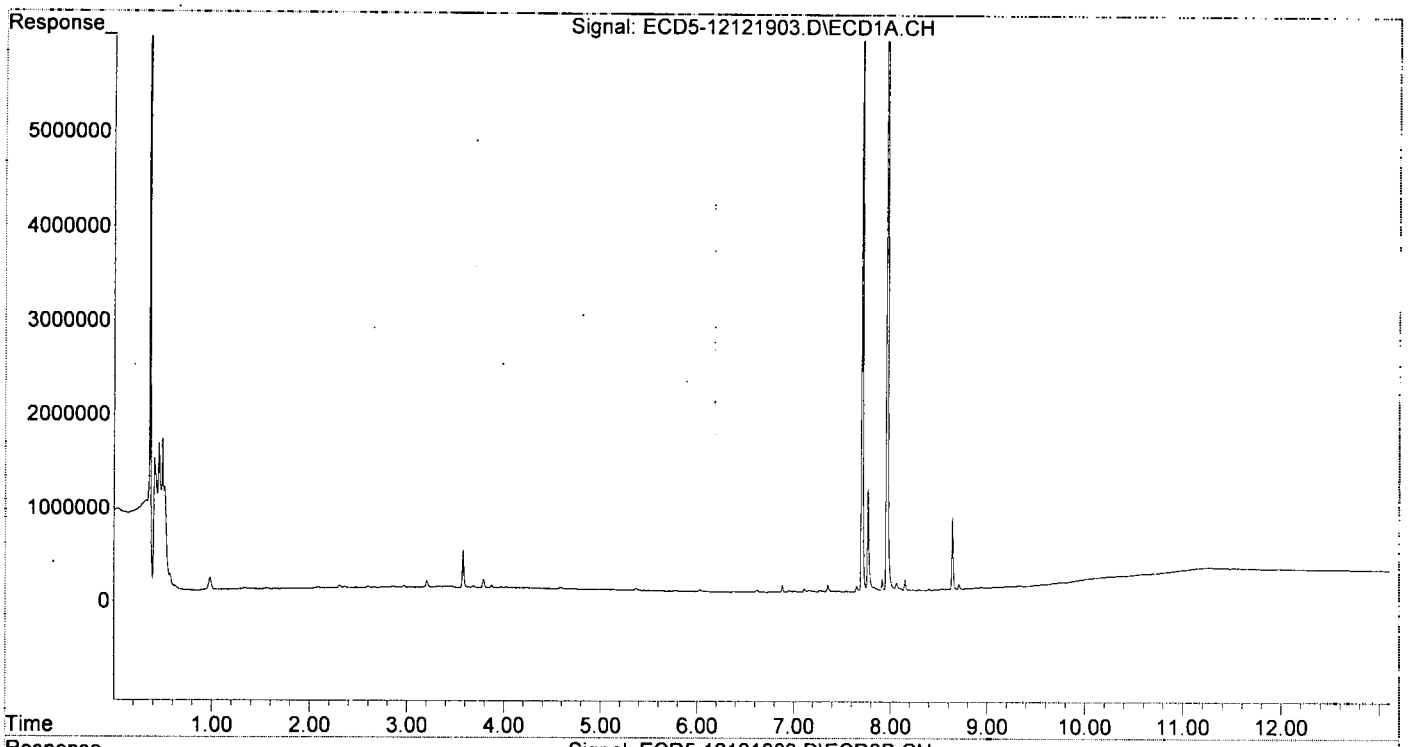

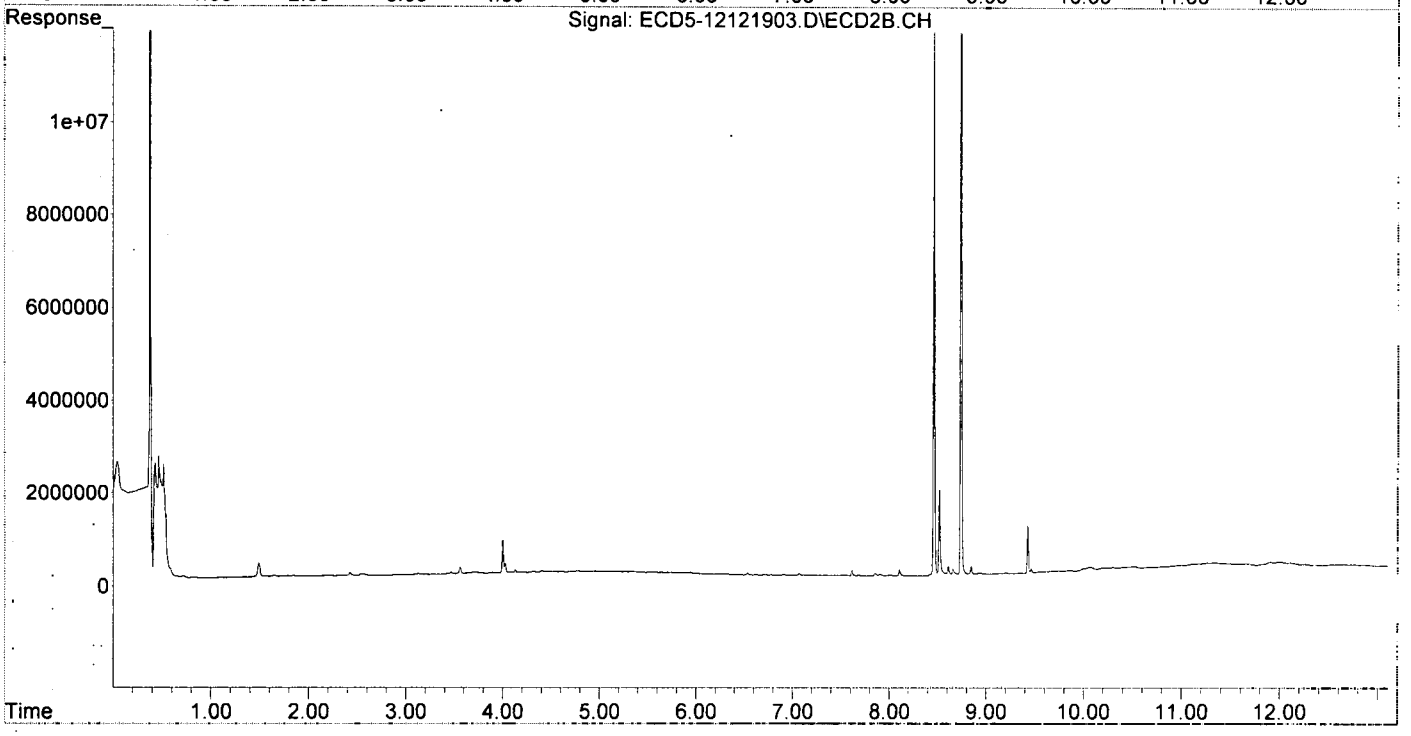

Quantitation Report (Qedit)

Data Path : C:\msdchem\4\data\2019-12\9L12029\
Data File : ECD5-12121903.D
Signal(s) : Signal #1: ECD1A.CH Signal #2: ECD2B.CH
Acq On : 12 Dec 2019 11:45
Operator : MJB
Sample : 9L12029-BKD1
Misc : A19J201
ALS Vial : 2 (Sig #1); 0 (Sig #2) Sample Multiplier: 1

Integration File signal 1: PEST1.e
Integration File signal 2: PEST2.e
Quant Time: Dec 12 15:45:16 2019
Quant Method : C:\msdchem\4\methods\PestBreakdownCHK_190823RT9.M
Quant Title : Pesticides
QLast Update : Thu Aug 21 11:53:22 2014
Response via : Initial Calibration
Integrator: ChemStation 6890 Scale Mode: Small noise peaks clipped

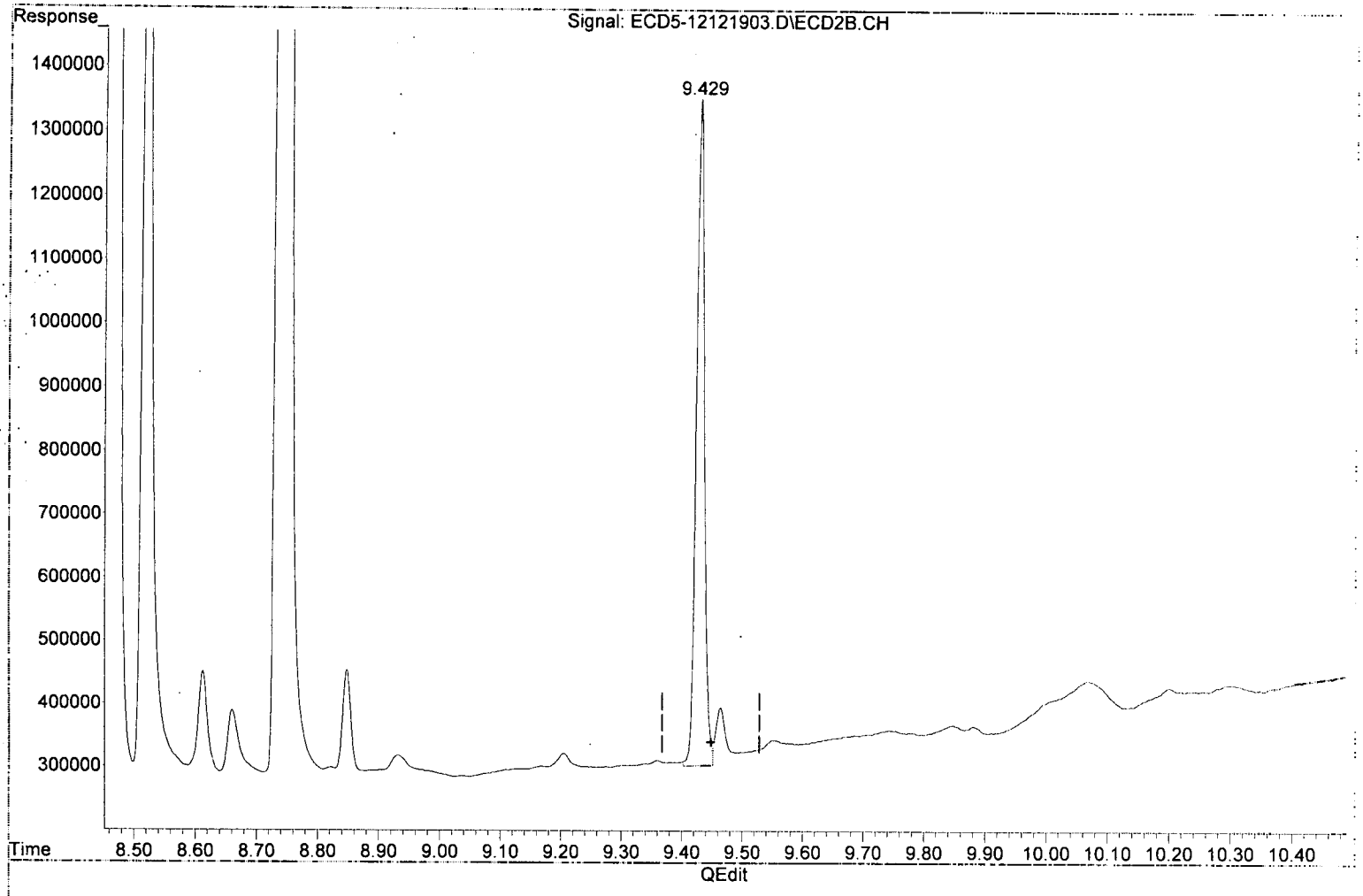

(13) Endrin Ketone [2C]

9.429min 0.000 ng/mL (m)

response 9827417

MJB 12/12/19

(+) = Expected Retention Time

Quantitation Report (Qedit)

Data Path : C:\msdchem\4\data\2019-12\9L12029\
Data File : ECD5-12121903.D
Signal(s) : Signal #1: ECD1A.CH Signal #2: ECD2B.CH
Acq On : 12 Dec 2019 11:45
Operator : MJB
Sample : 9L12029-BKD1
Misc : A19J201
ALS Vial : 2 (Sig #1); 0 (Sig #2) Sample Multiplier: 1

Integration File signal 1: PEST1.e
Integration File signal 2: PEST2.e
Quant Time: Dec 12 15:45:16 2019
Quant Method : C:\msdchem\4\methods\PestBreakdownCHK_190823RT9.M
Quant Title : Pesticides
QLast Update : Thu Aug 21 11:53:22 2014
Response via : Initial Calibration
Integrator: ChemStation 6890 Scale Mode: Small noise peaks clipped

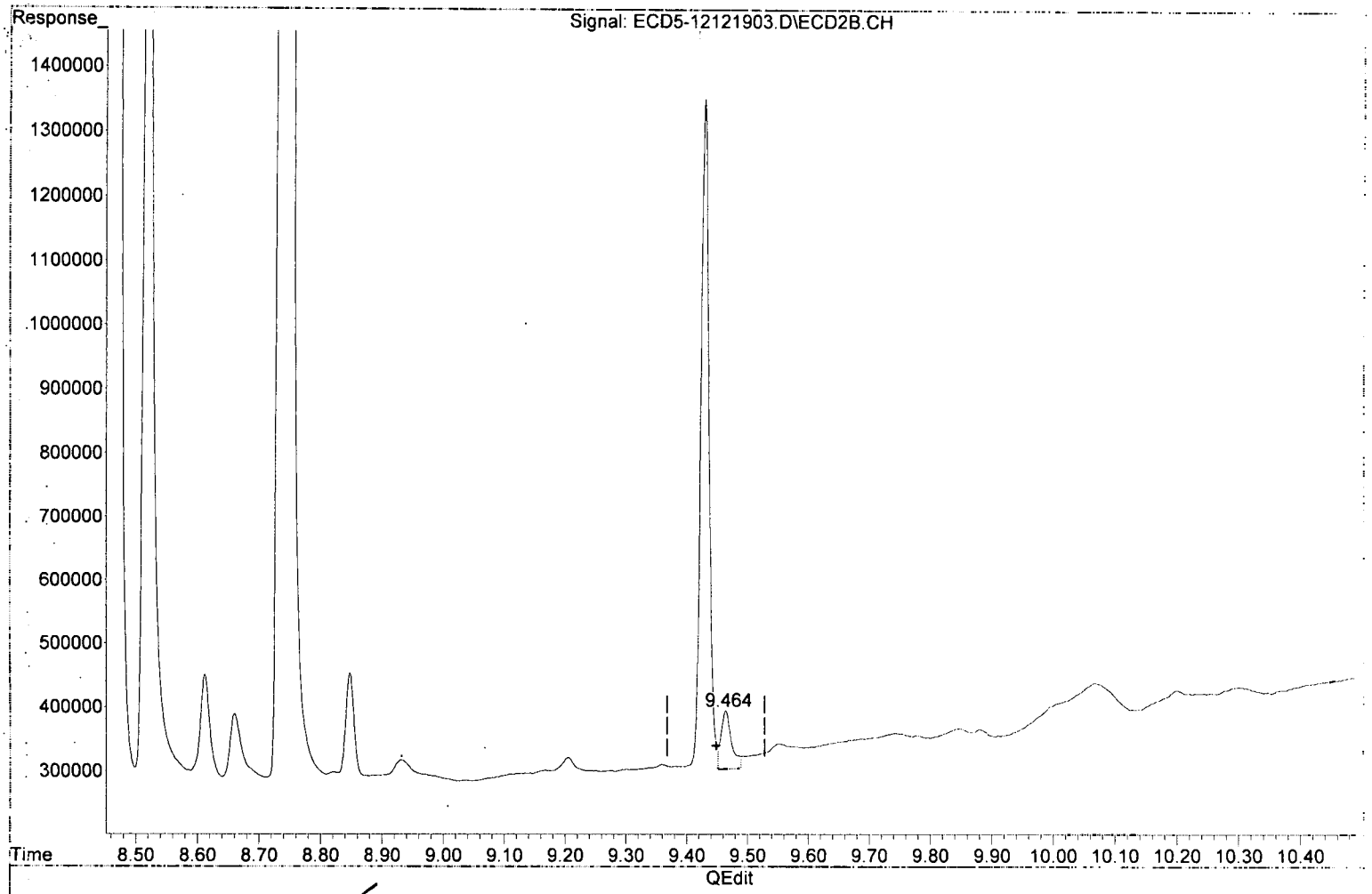

(13) Endrin Ketone [2C]

9.464min 0.000 ng/mL

response 1098302

MJB 12/14/19

(+) = Expected Retention Time

Quantitation Report (Not Reviewed)

Data Path : C:\msdchem\4\data\2019-12\9L12029\
Data File : ECD5-12121903.D
Signal(s) : Signal #1: ECD1A.CH Signal #2: ECD2B.CH
Acq On : 12 Dec 2019 11:45
Operator : MJB
Sample : 9L12029-BKD1
Misc : A19J201
ALS Vial : 2 (Sig #1); 0 (Sig #2) Sample Multiplier: 1

Integration File signal 1: PEST1.e
Integration File signal 2: PEST2.e
Quant Time: Dec 12 15:45:16 2019
Quant Method : C:\msdchem\4\methods\PestBreakdownCHK_190823RT9.M
Quant Title : Pesticides
QLast Update : Thu Aug 21 11:53:22 2014
Response via : Initial Calibration
Integrator: ChemStation 6890 Scale Mode: Small noise peaks clipped

MJB 12/12/19

	Compound	R.T.	Response	Conc	Units
Target Compounds					
1)	4,4'-DDE	7.354	901524	NoCal	ng/mL
2)	Endrin	7.709	78441831	NoCal	ng/mL
3)	4,4'-DDD	7.771	13660945	NoCal	ng/mL
4)	4,4'-DDT	7.967	118267875	NoCal	ng/mL
5)	Endrin Aldehyde	8.152	1557956	NoCal	ng/mL
6)	Endrin Ketone	8.643	7405919	NoCal	ng/mL
8)	4,4'-DDE [2C]	8.107	1618265	NoCal	ng/mL
9)	Endrin [2C]	8.463	114553808	NoCal	ng/mL
10)	4,4'-DDD [2C]	8.519	21248712	NoCal	ng/mL
11)	Endrin Aldehyde [2C]	8.848	2082280	NoCal	ng/mL
12)	4,4'-DDT [2C]	8.742	158320699	NoCal	ng/mL
13)	Endrin Ketone [2C]	9.464	1098302	NoCal	ng/mL

(f)=RT Delta > 1/2 Window (m)=manual int.

Quantitation Report (Not Reviewed)

Data Path : C:\msdchem\4\data\2019-12\9L12029\
Data File : ECD5-12121903.D
Signal(s) : Signal #1: ECD1A.CH Signal #2: ECD2B.CH
Acq On : 12 Dec 2019 11:45
Operator : MJB
Sample : 9L12029-BKD1
Misc : A19J201
ALS Vial : 2 (Sig #1); 0 (Sig #2) Sample Multiplier: 1

Integration File signal 1: PEST1.e
Integration File signal 2: PEST2.e
Quant Time: Dec 12 15:45:16 2019
Quant Method : C:\msdchem\4\methods\PestBreakdownCHK_190823RT9.M
Quant Title : Pesticides
QLast Update : Thu Aug 21 11:53:22 2014
Response via : Initial Calibration
Integrator: ChemStation 6890 Scale Mode: Small noise peaks clipped

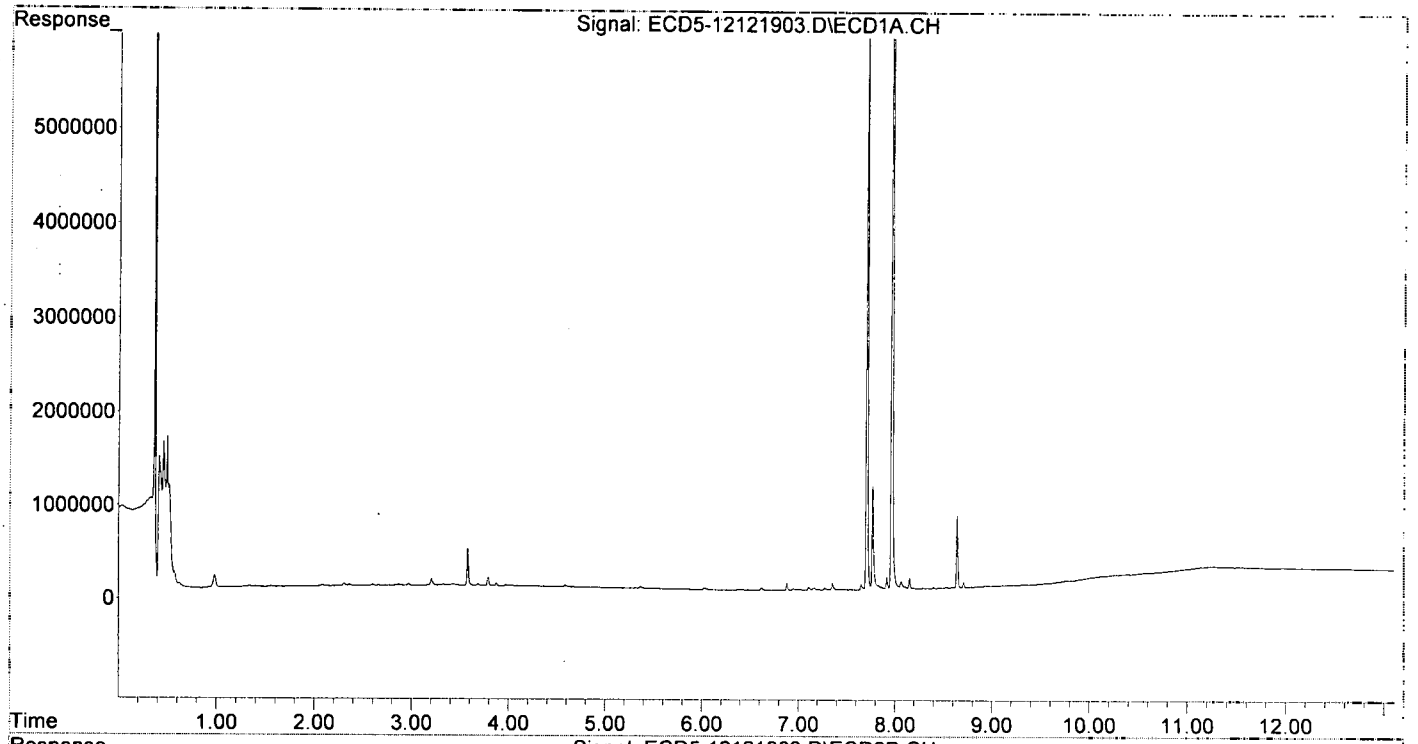

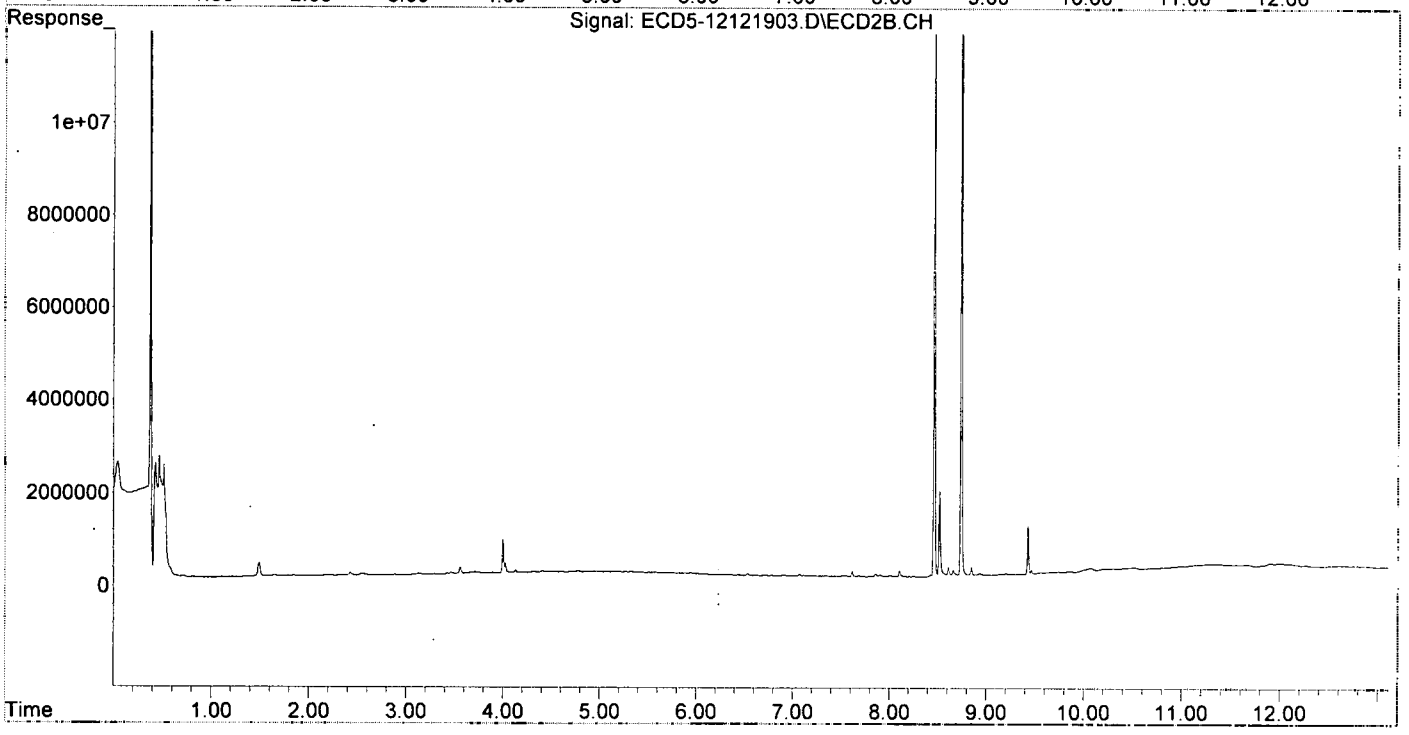

Pesticide Breakdown Check (Validated 8/8/2013)

Sequence: 9L12029 BKD2
Data File: ECD5-12121907.D

First Column Area Counts		Percent Breakdown	
DDE	610442		
DDD	9242115		
DDT	123765618	**7.37**	**PASS**
Endrin	76539636	**11.09**	**PASS**
Endrin Aldehyde	2040839		
Endrin Ketone	7501851		

Second Column Area Counts		Percent Breakdown	
DDE	1316139		
DDD	14516109		
DDT	171023306	**8.47**	**PASS**
Endrin	116090712	**10.27**	**PASS**
Endrin Aldehyde	3169365		
Endrin Ketone	10116245		

Breakdown must be less than 15% to accept sample data.

MB 12/12/19

Quantitation Report (QT Reviewed)

Data Path : C:\msdchem\4\data\2019-12\9L12029\
Data File : ECD5-12121907.D
Signal(s) : Signal #1: ECD1A.CH Signal #2: ECD2B.CH
Acq On : 12 Dec 2019 13:07
Operator : MJB
Sample : 9L12029-BKD2
Misc : A19J201
ALS Vial : 2 (Sig #1); 0 (Sig #2) Sample Multiplier: 1

Integration File signal 1: PEST1.e
Integration File signal 2: PEST2.e
Quant Time: Dec 12 15:46:59 2019
Quant Method : C:\msdchem\4\methods\PestBreakdownCHK_190823RTA.M
Quant Title : Pesticides
QLast Update : Thu Aug 21 11:53:22 2014
Response via : Initial Calibration
Integrator: ChemStation 6890 Scale Mode: Small noise peaks clipped

	Compound	R.T.	Response	Conc	Units
Target Compounds					
1)	4,4'-DDE	7.342	610442	NoCal	ng/mL
2)	Endrin	7.699	76539636	NoCal	ng/mL
3)	4,4'-DDD	7.760	9242115	NoCal	ng/mL
4)	4,4'-DDT	7.956	123765618	NoCal	ng/mL
5)	Endrin Aldehyde	8.142	2040839	NoCal	ng/mL
6)	Endrin Ketone	8.632	7501851	NoCal	ng/mL
8)	4,4'-DDE [2C]	8.096	1316139	NoCal	ng/mL
9)	Endrin [2C]	8.453	116090712	NoCal	ng/mL
10)	4,4'-DDD [2C]	8.509	14516109	NoCal	ng/mL
11)	Endrin Aldehyde [2C]	8.837	3169365	NoCal	ng/mL
12)	4,4'-DDT [2C]	8.732	171023306	NoCal	ng/mL
13)	Endrin Ketone [2C]	9.420	10116245	NoCal	ng/mL

(f)=RT Delta > 1/2 Window (m)=manual int.

Cut ≈ 6" off guard column.

MJB 12/12/19

Quantitation Report (QT Reviewed)

Data Path : C:\msdchem\4\data\2019-12\9L12029\
Data File : ECD5-12121907.D
Signal(s) : Signal #1: ECD1A.CH Signal #2: ECD2B.CH
Acq On : 12 Dec 2019 13:07
Operator : MJB
Sample : 9L12029-BKD2
Misc : A19J201
ALS Vial : 2 (Sig #1); 0 (Sig #2) Sample Multiplier: 1

Integration File signal 1: PEST1.e
Integration File signal 2: PEST2.e
Quant Time: Dec 12 15:46:59 2019
Quant Method : C:\msdchem\4\methods\PestBreakdownCHK_190823RTA.M
Quant Title : Pesticides
QLast Update : Thu Aug 21 11:53:22 2014
Response via : Initial Calibration
Integrator: ChemStation 6890 Scale Mode: Small noise peaks clipped

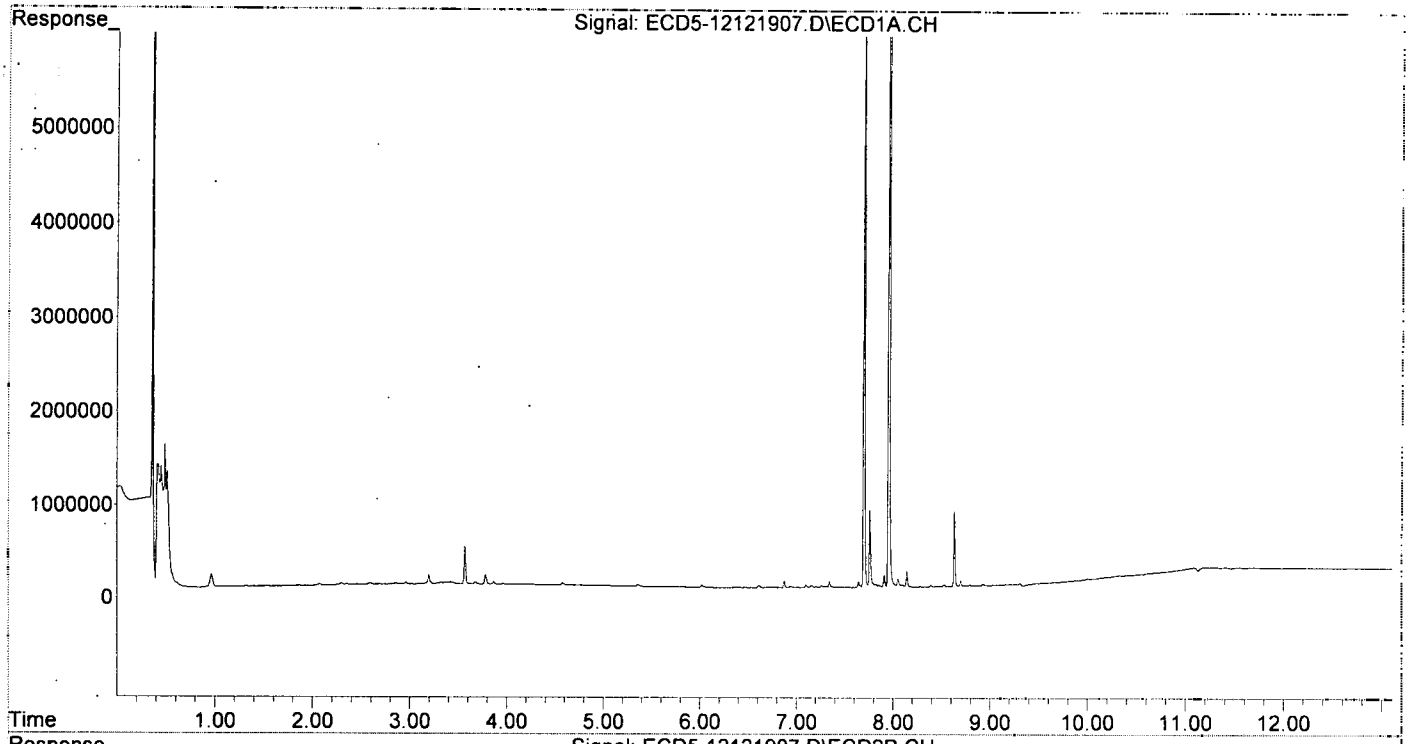

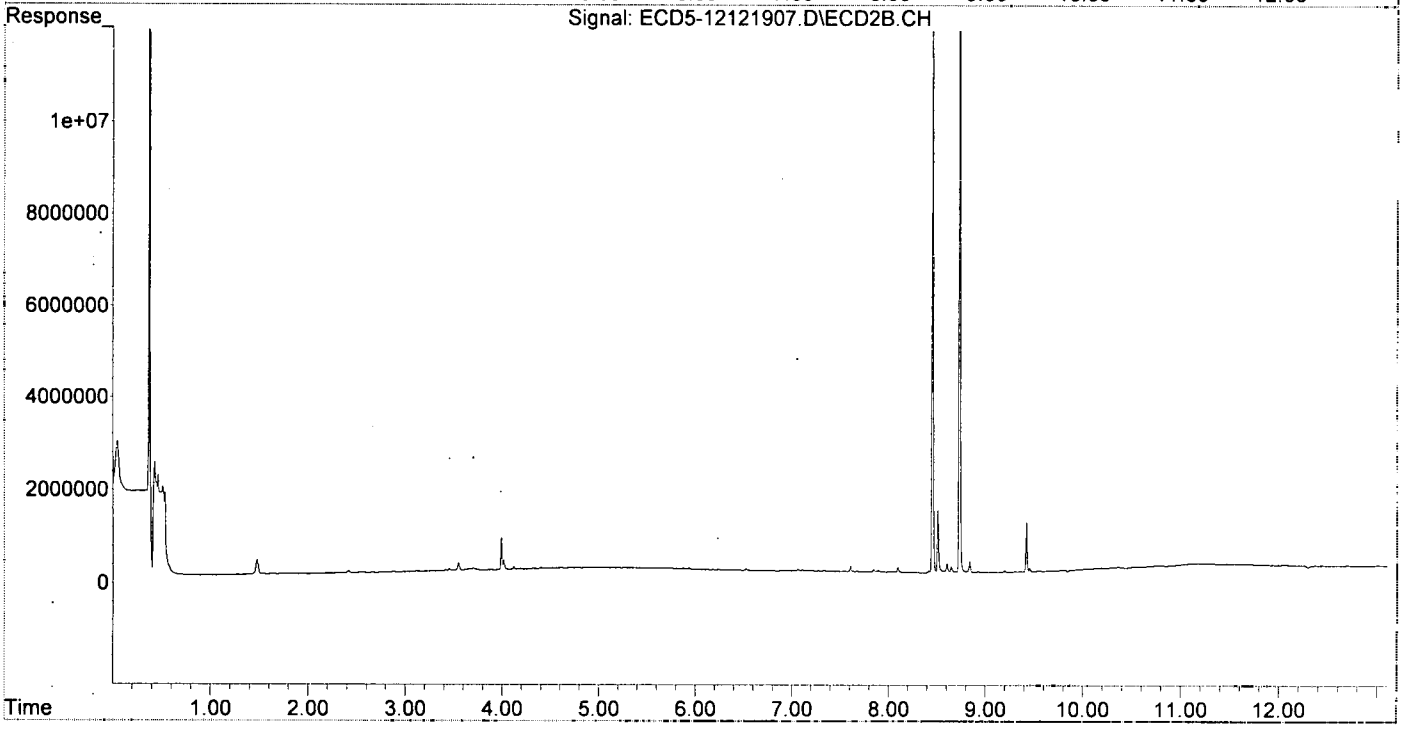

Quantitation Report (QT Reviewed)

Data Path : R:\data\2019-12\9L12029\
Data File : ECD5-12121904.D
Signal(s) : Signal #1: ECD1A.CH Signal #2: ECD2B.CH
Acq On : 12 Dec 2019 12:03
Operator : MJB
Sample : 9L12029-CCV1
Misc : A19K133, AB 50 ppb
ALS Vial : 3 (Sig #1); 0 (Sig #2) Sample Multiplier: 1

Integration File signal 1: PEST1.e
Integration File signal 2: PEST2.e
Quant Time: Dec 12 15:49:20 2019
Quant Method : R:\methods\ECD5_QUANTPEST_190823RT9.M
Quant Title : Instrument: DualECD5
QLast Update : Mon Aug 26 11:48:23 2019
Response via : Initial Calibration
Integrator: ChemStation 6890 Scale Mode: Small noise peaks clipped

Q14

MJB 12/12/19

		Compound	RT#1	RT#2	Resp#1	Resp#2	ng/mL	ng/mL	
		System Monitoring Compounds							
1)	S	TCMX (S)	5.168	5.755	8049673	13508252	48.499	46.046	
22)	S	DCBP (S)	9.353	10.258	6587264	9348604	46.686	52.005	
		Target Compounds							
2)		a-BHC	5.702	6.360	11648074	20430892	50.792	49.790	
3)		g-BHC	5.983	6.677	9515484	17075615	47.158	47.871	
4)		b-BHC	6.061	6.746	3074751	6466002	34.019	40.855	
5)		Heptachlor	6.391	7.045	8476275	14288614	46.754	46.698	
6)		d-BHC	6.209	6.997	6993798	15265303	35.557	43.285	
7)		Aldrin	6.630	7.306	10002070	17781126	50.657	53.982	
8)		Heptachlo...	7.089	7.745	9237435	14598930	50.155	48.526	
9)		trans-Chl...	7.185	7.884	9168176	15304123	49.587	48.844	
10)		cis-Chlor...	7.282	7.991	8970747	14829080	49.271	50.916	
11)		Endosulfa...	7.374	8.038	9447728	13714453	55.516m	49.839	
12)		4,4'-DDE	7.353	8.106	8130225	14432757	43.124m	46.456	
13)		Dieldrin	7.546	8.238	9910007	15519861	51.620	51.027	
14)		Endrin	7.709	8.463	7456945	11308236	50.718	50.075	
15)		4,4'-DDD	7.771	8.519	6969880	11419480	44.354	44.570	
16)		Endosulfa...	7.864	8.610	7169246	11794170	49.921	51.144	
17)		4,4'-DDT	7.966	8.742	4661149	6673719	38.986	36.352	
18)		Endrin Al...	8.152	8.848	6137916	9997265	50.001	50.803	
19)		Endosulfa...	8.451	9.037	7181438	10645267	46.339	42.737	
20)		Methoxychlor	8.307	9.222	2316109	3290934	39.541	37.585	
21)		Endrin Ke...	8.643	9.430	8258512	12042292	49.524	46.800	
23)		Hexachlor...	2.973	3.492f	15098	9594	0.083	0.026	#
24)		Hexachlor...	5.542	0.000	14755	0	0.084	N.D.	#
25)		Oxychlordane	7.025	7.683	44164	13765	0.268	0.050	#
26)		2,4'-DDE	7.089	7.884	9237435	15304123	72.021	72.142	
27)		trans-Non...	7.282	7.938	8970747	92788	49.783	0.308	#
28)		2,4'-DDD	0.000	8.238	0	15519861	N.D.	82.175	#
29)		2,4'-DDT	0.000	8.463	0	11308236	N.D.	63.409	#
30)		cis-Nonac...	7.771f	8.519	6969880	11419480	33.571	34.042	
31)		Mirex	8.398	9.430	51176	12042292	0.408	64.718	#
32)		Chlordane...	7.282f	7.938	8970747	92788	455.608	2.564	#
33)		Chlordane...	7.373f	8.038f	9655710	13714453	385.238	451.667	
34)		Chlordane...	7.864	8.742f	7169246	6673719	1240.113	744.346	
35)		Chlordane...	3.435f	3.424f	18334	10558	NoCal	NoCal	
36)		Toxaphene...	7.282f	0.000	8970747	0	10015.936	N.D.	#
37)		Toxaphene...	0.000	8.610f	0	11794170	N.D.	3583.737	#
38)		Toxaphene...	7.917	8.661	408421	144761	121.284	28.562	#
39)		Toxaphene...	8.152	8.742	6137916	6673719	1894.329	799.264	#
40)		Toxaphene...	8.398	8.930	51176	238790	21.349	51.239	#
41)		Toxaphene...	8.451	9.304	7181438	39508	2269.316	8.317	#
42)		Toxaphene...	3.435f	3.492f	18334	9594	NoCal	NoCal	

(f)=RT Delta > 1/2 Window (#)=Amounts differ by > 40% (m)=manual int.

Quantitation Report (QT Reviewed)

Data Path : R:\data\2019-12\9L12029\
Data File : ECD5-12121904.D
Signal(s) : Signal #1: ECD1A.CH Signal #2: ECD2B.CH
Acq On : 12 Dec 2019 12:03
Operator : MJB
Sample : 9L12029-CCV1
Misc : A19K133, AB 50 ppb
ALS Vial : 3 (Sig #1); 0 (Sig #2) Sample Multiplier: 1

Integration File signal 1: PEST1.e
Integration File signal 2: PEST2.e
Quant Time: Dec 12 15:49:20 2019
Quant Method : R:\methods\ECD5_QUANTPEST_190823RT9.M
Quant Title : Instrument: DualECD5
QLast Update : Mon Aug 26 11:48:23 2019
Response via : Initial Calibration
Integrator: ChemStation 6890 Scale Mode: Small noise peaks clipped

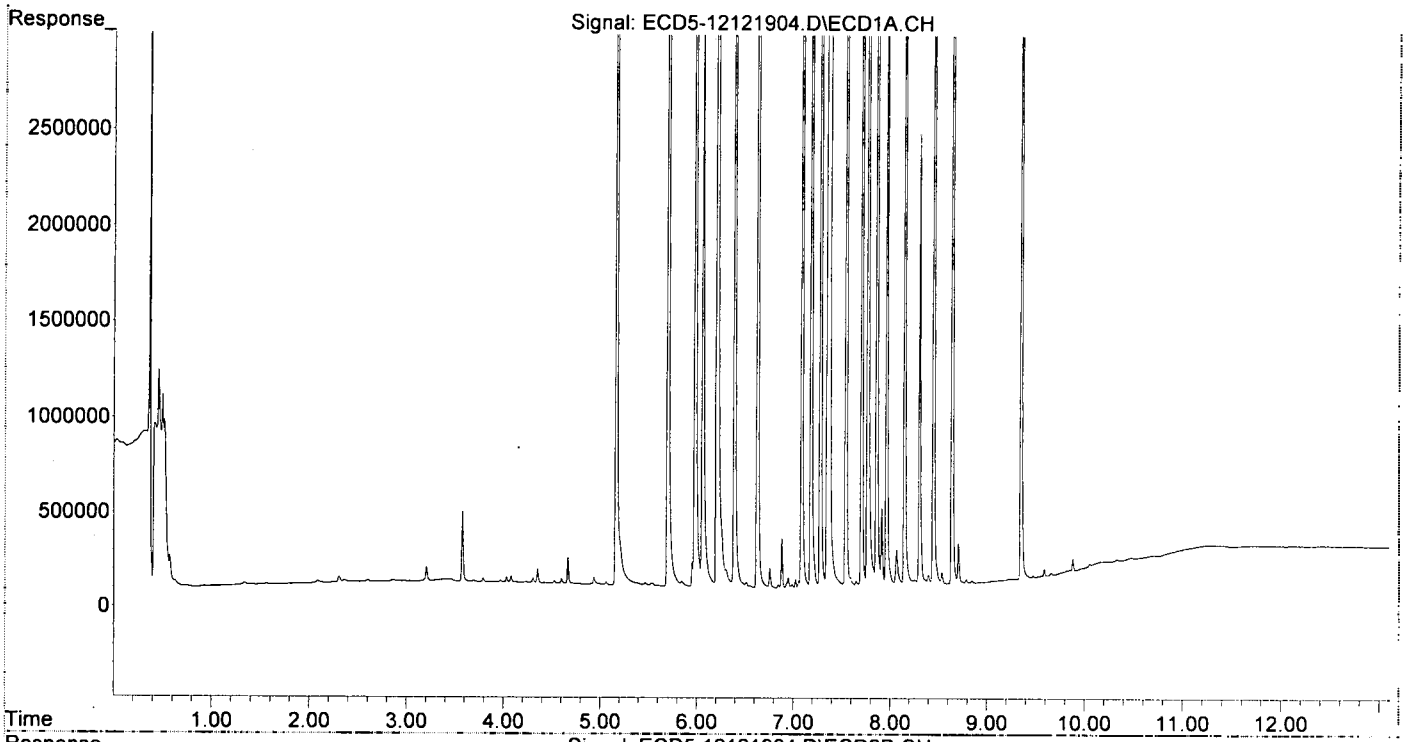

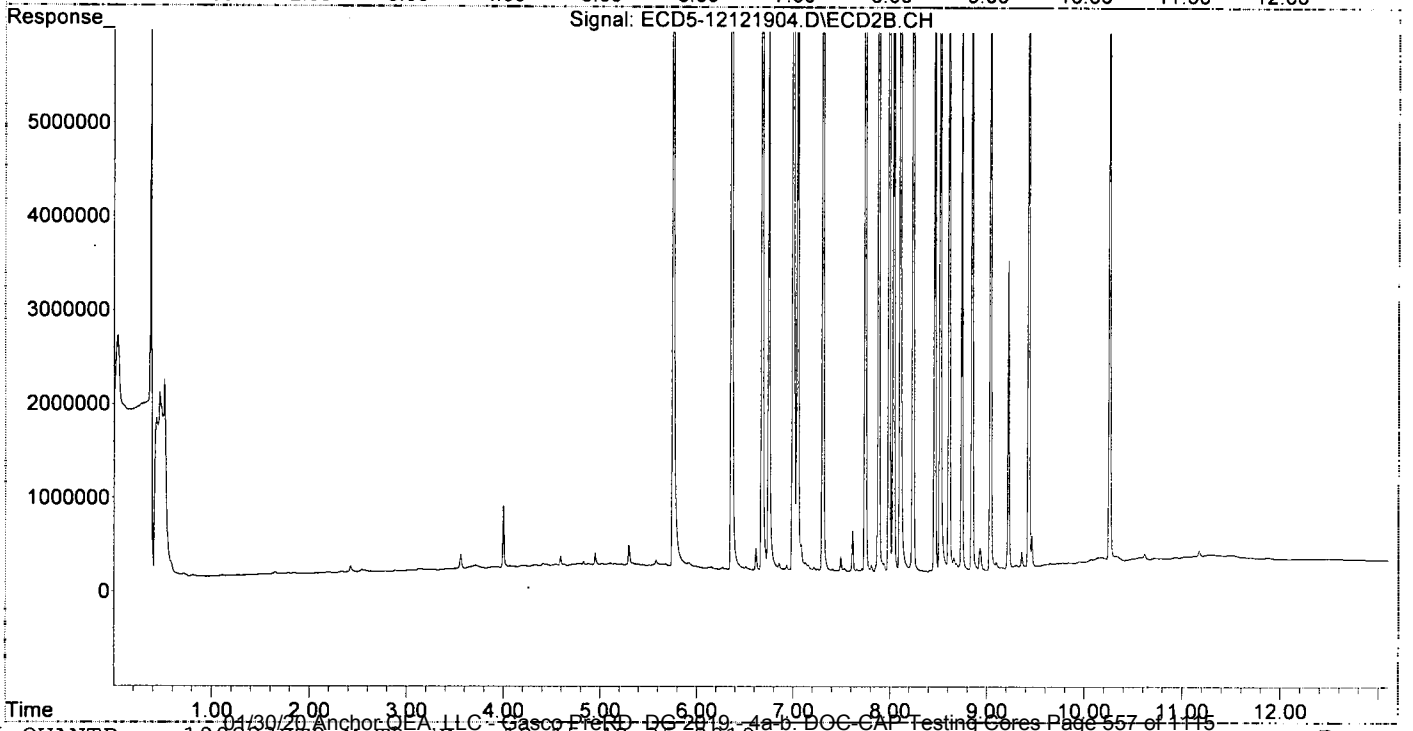

01/30/20 Anchor QEA, LLC - Gasco Pfeiffer DC 2019, 4a-b DOC-CAP Testing Cores Page 557 of 1115

Quantitation Report (Qedit)

Data Path : R:\data\2019-12\9L12029\
Data File : ECD5-12121904.D
Signal(s) : Signal #1: ECD1A.CH Signal #2: ECD2B.CH
Acq On : 12 Dec 2019 12:03
Operator : MJB
Sample : 9L12029-CCV1
Misc : A19K133, AB 50 ppb
ALS Vial : 3 (Sig #1); 0 (Sig #2) Sample Multiplier: 1

Integration File signal 1: PEST1.e
Integration File signal 2: PEST2.e
Quant Time: Dec 12 12:21:16 2019
Quant Method : R:\methods\ECD5_QUANTPEST_190823RT9.M
Quant Title : Instrument: DualECD5
QLast Update : Mon Aug 26 11:48:23 2019
Response via : Initial Calibration
Integrator: ChemStation 6890 Scale Mode: Small noise peaks clipped

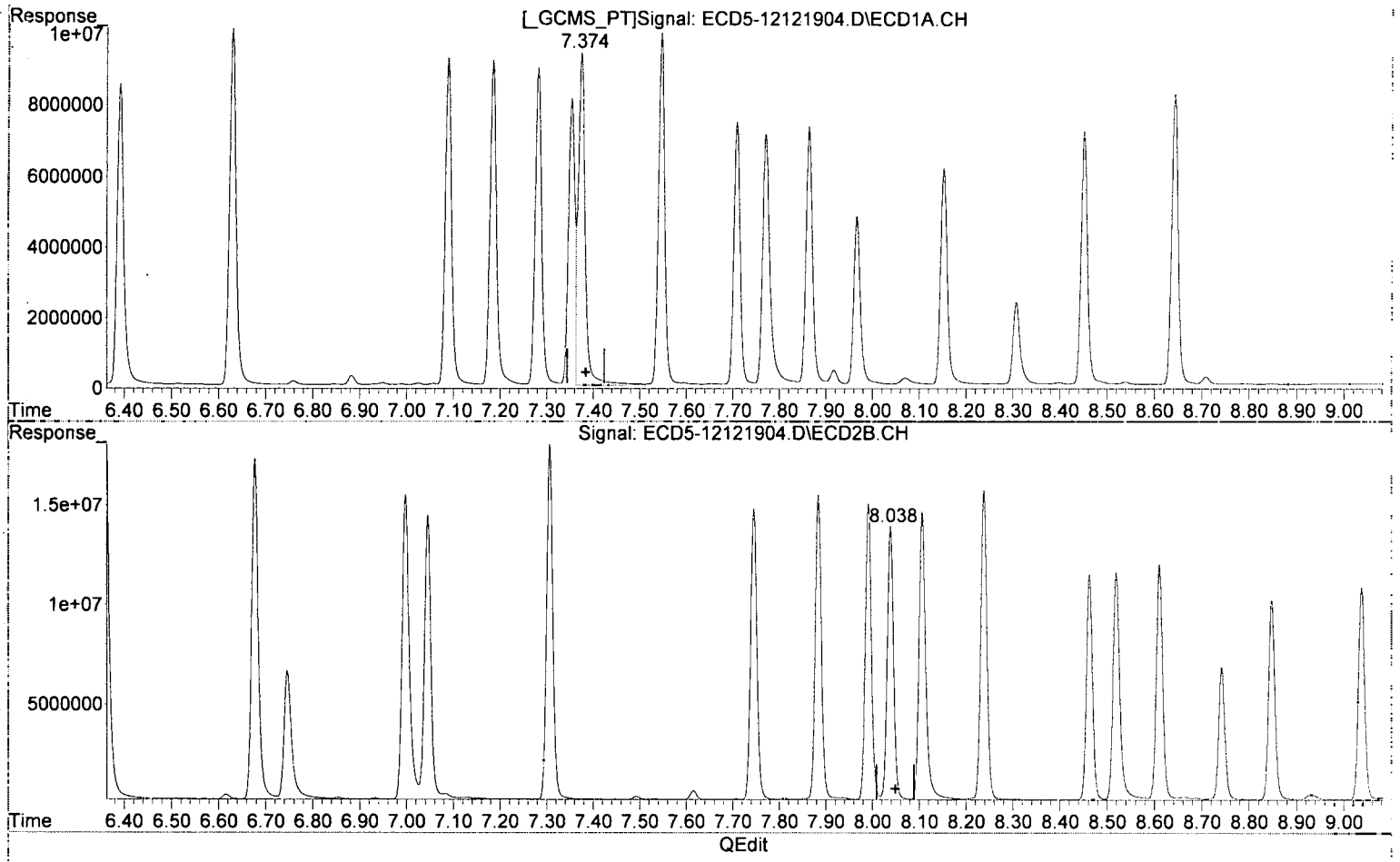

(11) Endosulfan I

7.374min 55.516 ng/mL (m)

response 9447728

MJB 12/12/19

(11) Endosulfan I #2

8.038min 49.839 ng/mL

response 13714453

(+) = Expected Retention Time

Quantitation Report (Qedit)

Data Path : R:\data\2019-12\9L12029\
Data File : ECD5-12121904.D
Signal(s) : Signal #1: ECD1A.CH Signal #2: ECD2B.CH
Acq On : 12 Dec 2019 12:03
Operator : MJB
Sample : 9L12029-CCV1
Misc : A19K133, AB 50 ppb
ALS Vial : 3 (Sig #1); 0 (Sig #2) Sample Multiplier: 1

Integration File signal 1: PEST1.e
Integration File signal 2: PEST2.e
Quant Time: Dec 12 12:21:16 2019
Quant Method : R:\methods\ECD5_QUANTPEST_190823RT9.M
Quant Title : Instrument: DualECD5
QLast Update : Mon Aug 26 11:48:23 2019
Response via : Initial Calibration
Integrator: ChemStation 6890 Scale Mode: Small noise peaks clipped

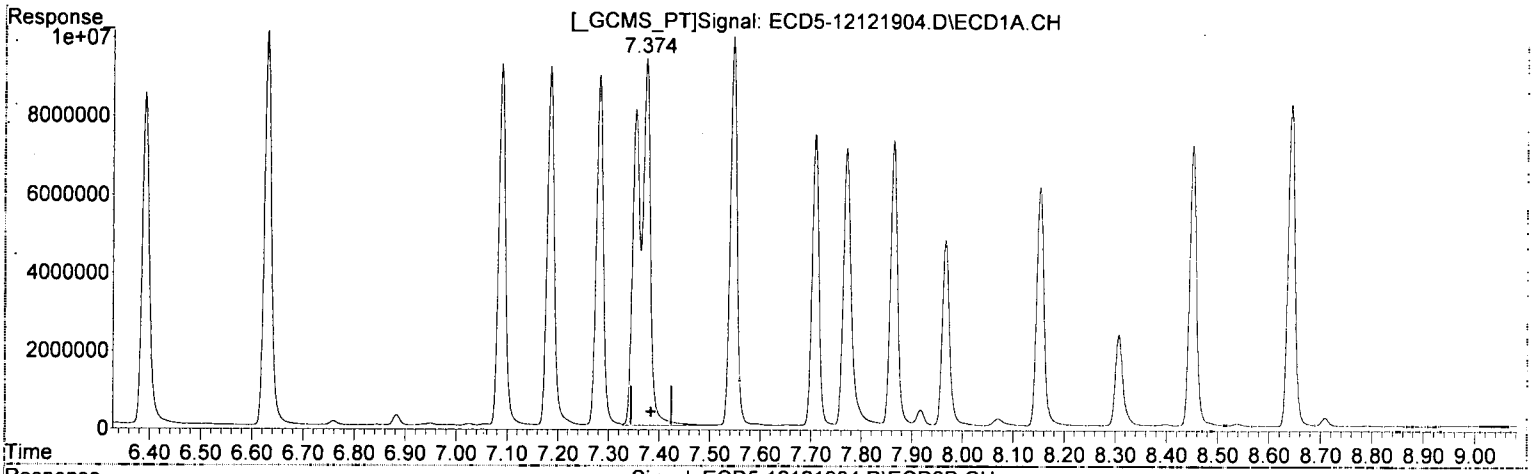

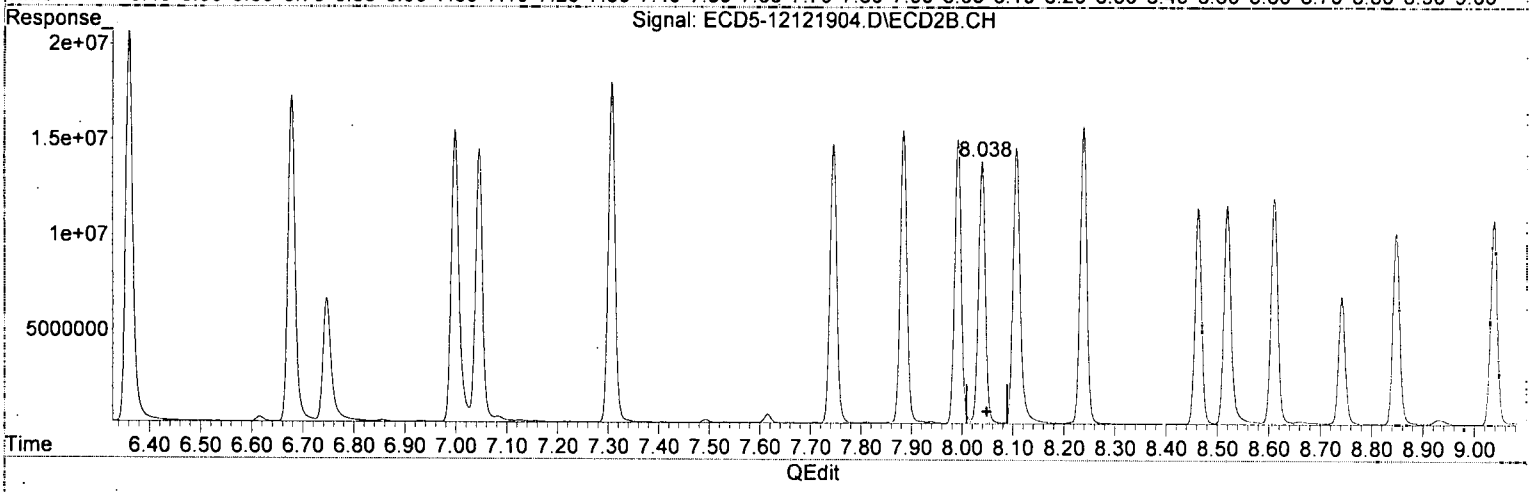

(11) Endosulfan I

7.373min 56.738 ng/mL

response 9655710

MB 12/12/19

(11) Endosulfan I #2

8.038min 49.839 ng/mL

response 13714453

(+) = Expected Retention Time

Quantitation Report (Qedit)

Data Path : R:\data\2019-12\9L12029\
Data File : ECD5-12121904.D
Signal(s) : Signal #1: ECD1A.CH Signal #2: ECD2B.CH
Acq On : 12 Dec 2019 12:03
Operator : MJB
Sample : 9L12029-CCV1
Misc : A19K133, AB 50 ppb
ALS Vial : 3 (Sig #1); 0 (Sig #2) Sample Multiplier: 1

Integration File signal 1: PEST1.e
Integration File signal 2: PEST2.e
Quant Time: Dec 12 12:21:16 2019
Quant Method : R:\methods\ECD5_QUANTPEST_190823RT9.M
Quant Title : Instrument: DualECD5
QLast Update : Mon Aug 26 11:48:23 2019
Response via : Initial Calibration
Integrator: ChemStation 6890 Scale Mode: Small noise peaks clipped

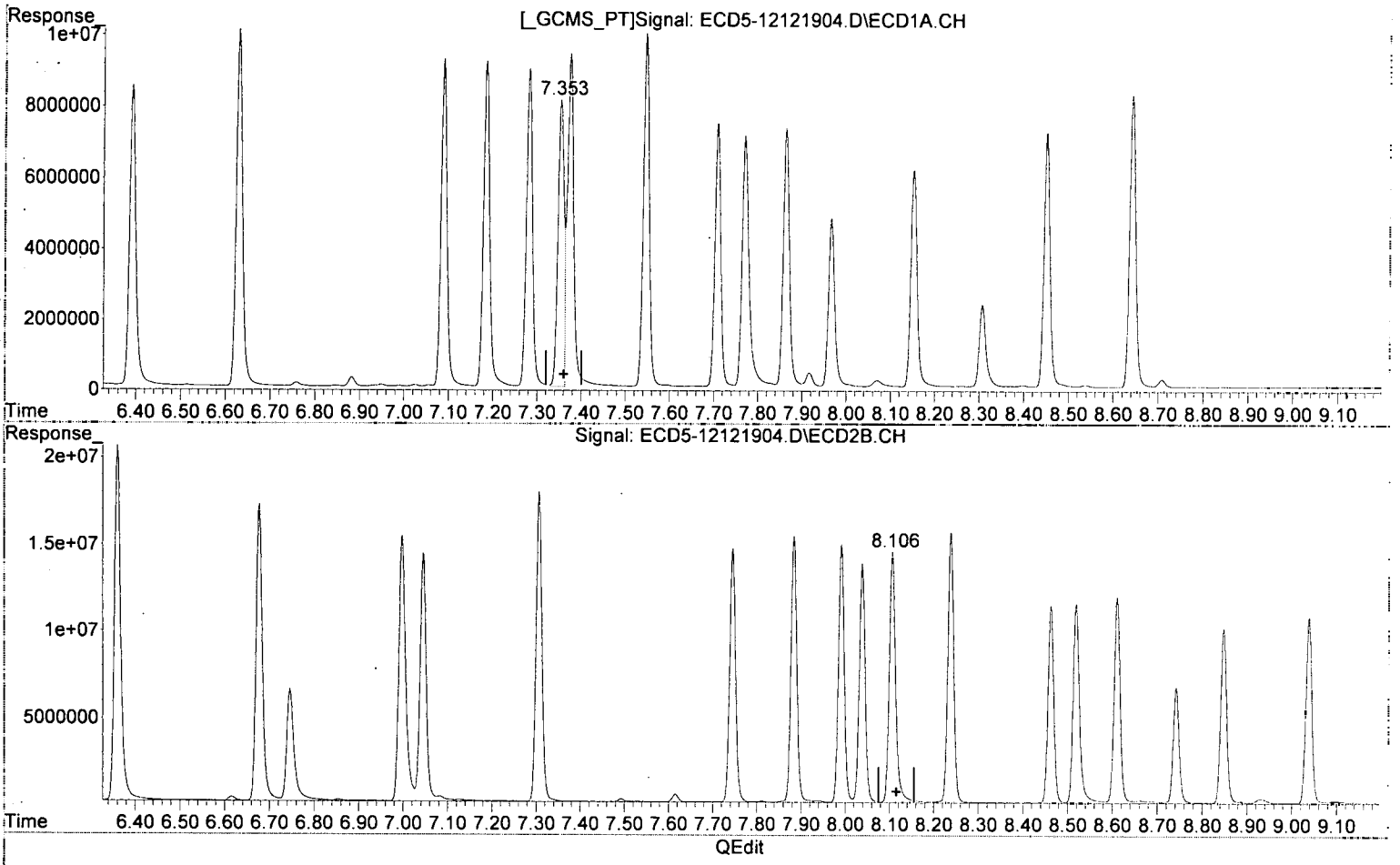

(12) 4,4'-DDE

7.353min 43.124 ng/mL (m)

response 8130225

MJB 12/14/19

(12) 4,4'-DDE #2

8.106min 46.456 ng/mL

response 14432757

(+) = Expected Retention Time

Quantitation Report (Qedit)

Data Path : R:\data\2019-12\9L12029\
Data File : ECD5-12121904.D
Signal(s) : Signal #1: ECD1A.CH Signal #2: ECD2B.CH
Acq On : 12 Dec 2019 12:03
Operator : MJB
Sample : 9L12029-CCV1
Misc : A19K133, AB 50 ppb
ALS Vial : 3 (Sig #1); 0 (Sig #2) Sample Multiplier: 1

Integration File signal 1: PEST1.e
Integration File signal 2: PEST2.e
Quant Time: Dec 12 12:21:16 2019
Quant Method : R:\methods\ECD5_QUANTPEST_190823RT9.M
Quant Title : Instrument: DualECD5
QLast Update : Mon Aug 26 11:48:23 2019
Response via : Initial Calibration
Integrator: ChemStation 6890 Scale Mode: Small noise peaks clipped

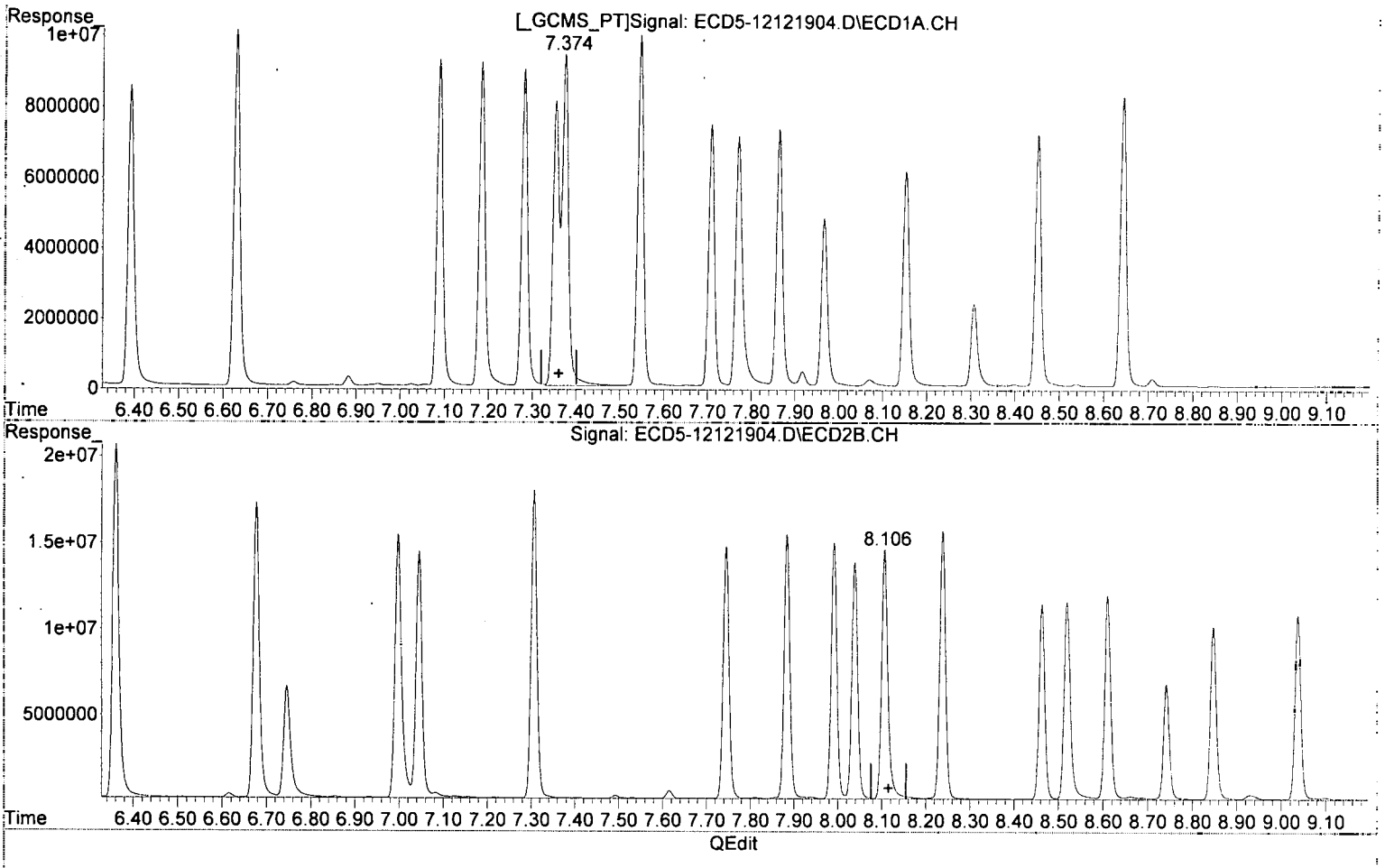

(12) 4,4'-DDE

7.373min 51.216 ng/mL

response 9655710

MJB 12/12/19

(12) 4,4'-DDE #2

8.106min 46.456 ng/mL

response 14432757

(+) = Expected Retention Time

Quantitation Report (Not Reviewed)

Data Path : R:\data\2019-12\9L12029\
Data File : ECD5-12121904.D
Signal(s) : Signal #1: ECD1A.CH Signal #2: ECD2B.CH
Acq On : 12 Dec 2019 12:03
Operator : MJB
Sample : 9L12029-CCV1
Misc : A19K133, AB 50 ppb
ALS Vial : 3 (Sig #1); 0 (Sig #2) Sample Multiplier: 1

Integration File signal 1: PEST1.e
Integration File signal 2: PEST2.e
Quant Time: Dec 12 12:21:16 2019
Quant Method : R:\methods\ECD5_QUANTPEST_190823RT9.M
Quant Title : Instrument: DualECD5
QLast Update : Mon Aug 26 11:48:23 2019
Response via : Initial Calibration
Integrator: ChemStation 6890 Scale Mode: Small noise peaks clipped

MJB 12/12/19

		Compound	RT#1	RT#2	Resp#1	Resp#2	ng/mL	ng/mL	
		System Monitoring Compounds							
1)	S	TCMX (S)	5.168	5.755	8049673	13508252	48.499	46.046	
22)	S	DCBP (S)	9.353	10.258	6587264	9348604	46.686	52.005	
		Target Compounds							
2)		a-BHC	5.702	6.360	11648074	20430892	50.792	49.790	
3)		g-BHC	5.983	6.677	9515484	17075615	47.158	47.871	
4)		b-BHC	6.061	6.746	3074751	6466002	34.019	40.855	
5)		Heptachlor	6.391	7.045	8476275	14288614	46.754	46.698	
6)		d-BHC	6.209	6.997	6993798	15265303	35.557	43.285	
7)		Aldrin	6.630	7.306	10002070	17781126	50.657	53.982	
8)		Heptachlo...	7.089	7.745	9237435	14598930	50.155	48.526	
9)		trans-Chl...	7.185	7.884	9168176	15304123	49.587	48.844	
10)		cis-Chlor...	7.282	7.991	8970747	14829080	49.271	50.916	
11)		Endosulfa...	7.373	8.038	9655710	13714453	56.738	49.839	
12)		4,4'-DDE	7.373	8.106	9655710	14432757	51.216	46.456	
13)		Dieldrin	7.546	8.238	9910007	15519861	51.620	51.027	
14)		Endrin	7.709	8.463	7456945	11308236	50.718	50.075	
15)		4,4'-DDD	7.771	8.519	6969880	11419480	44.354	44.570	
16)		Endosulfa...	7.864	8.610	7169246	11794170	49.921	51.144	
17)		4,4'-DDT	7.966	8.742	4661149	6673719	38.986	36.352	
18)		Endrin Al...	8.152	8.848	6137916	9997265	50.001	50.803	
19)		Endosulfa...	8.451	9.087	7181438	10645267	46.339	42.737	
20)		Methoxychlor	8.307	9.222	2316109	3290934	39.541	37.585	
21)		Endrin Ke...	8.643	9.430	8258512	12042292	49.524	46.800	
23)		Hexachlor...	2.973	3.492f	15098	9594	0.083	0.026	#
24)		Hexachlor...	5.542	0.000	14755	0	0.084	N.D.	#
25)		Oxychlordane	7.025	7.683	44164	13765	0.268	0.050	#
26)		2,4'-DDE	7.089	7.884	9237435	15304123	72.021	72.142	
27)		trans-Non...	7.282	7.938	8970747	92788	49.783	0.308	#
28)		2,4'-DDD	0.000	8.238	0	15519861	N.D.	82.175	#
29)		2,4'-DDT	0.000	8.463	0	11308236	N.D.	63.409	#
30)		cis-Nonac...	7.771f	8.519	6969880	11419480	33.571	34.042	
31)		Mirex	8.398	9.430	51176	12042292	0.408	64.718	#
32)		Chlordane...	7.282f	7.938	8970747	92788	455.608	2.564	#
33)		Chlordane...	7.373f	8.038f	9655710	13714453	385.238	451.667	
34)		Chlordane...	7.864	8.742f	7169246	6673719	1240.113	744.346	
35)		Chlordane...	3.435f	3.424f	18334	10558	NoCal	NoCal	
36)		Toxaphene...	7.282f	0.000	8970747	0	10015.936	N.D.	#
37)		Toxaphene...	0.000	8.610f	0	11794170	N.D.	3583.737	#
38)		Toxaphene...	7.917	8.661	408421	144761	121.284	28.562	#
39)		Toxaphene...	8.152	8.742	6137916	6673719	1894.329	799.264	#
40)		Toxaphene...	8.398	8.930	51176	238790	21.349	51.239	#
41)		Toxaphene...	8.451	9.304	7181438	39508	2269.316	8.317	#
42)		Toxaphene...	3.435f	3.492f	18334	9594	NoCal	NoCal	

(f)=RT Delta > 1/2 Window (#)=Amounts differ by > 40% (m)=manual int.

Quantitation Report (Not Reviewed)

Data Path : R:\data\2019-12\9L12029\
Data File : ECD5-12121904.D
Signal(s) : Signal #1: ECD1A.CH Signal #2: ECD2B.CH
Acq On : 12 Dec 2019 12:03
Operator : MJB
Sample : 9L12029-CCV1
Misc : A19K133, AB 50 ppb
ALS Vial : 3 (Sig #1); 0 (Sig #2) Sample Multiplier: 1

Integration File signal 1: PEST1.e
Integration File signal 2: PEST2.e
Quant Time: Dec 12 12:21:16 2019
Quant Method : R:\methods\ECD5_QUANTPEST_190823RT9.M
Quant Title : Instrument: DualECD5
QLast Update : Mon Aug 26 11:48:23 2019
Response via : Initial Calibration
Integrator: ChemStation 6890 Scale Mode: Small noise peaks clipped

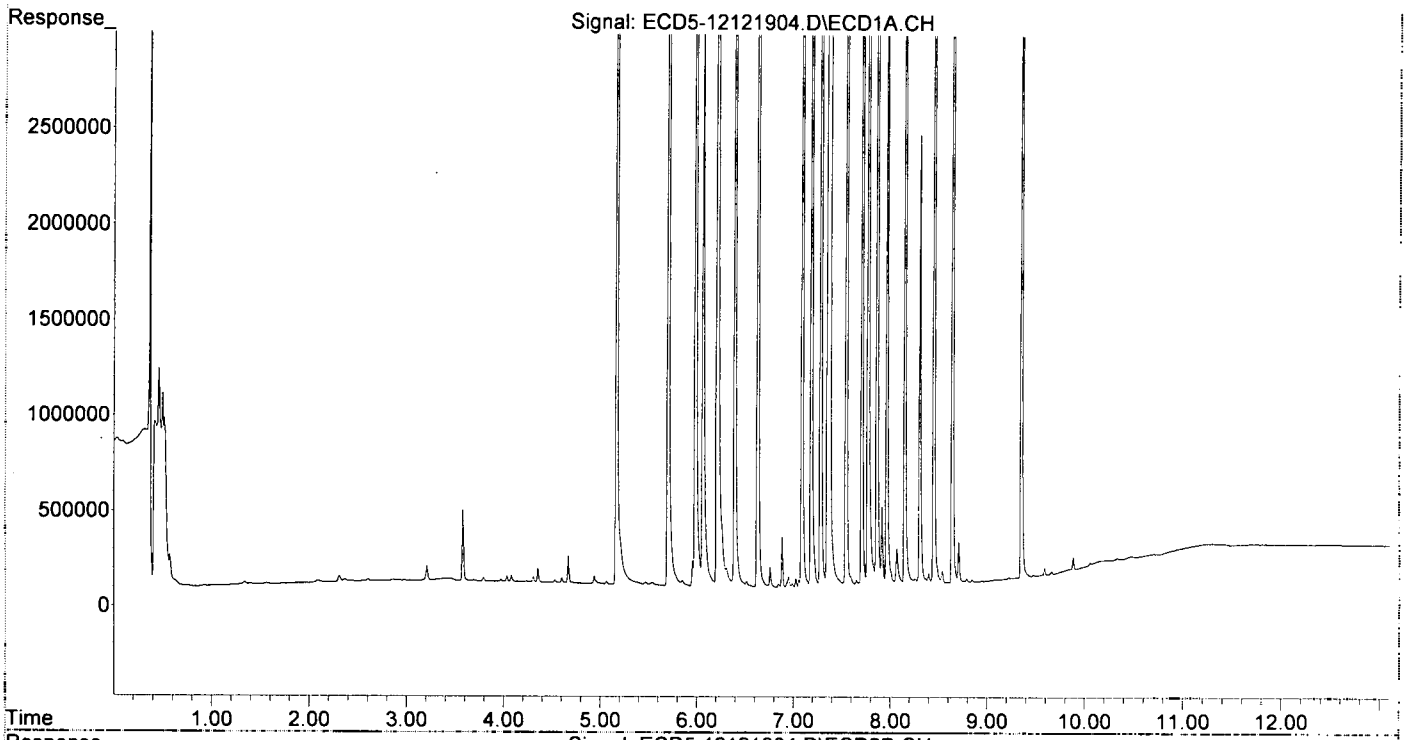

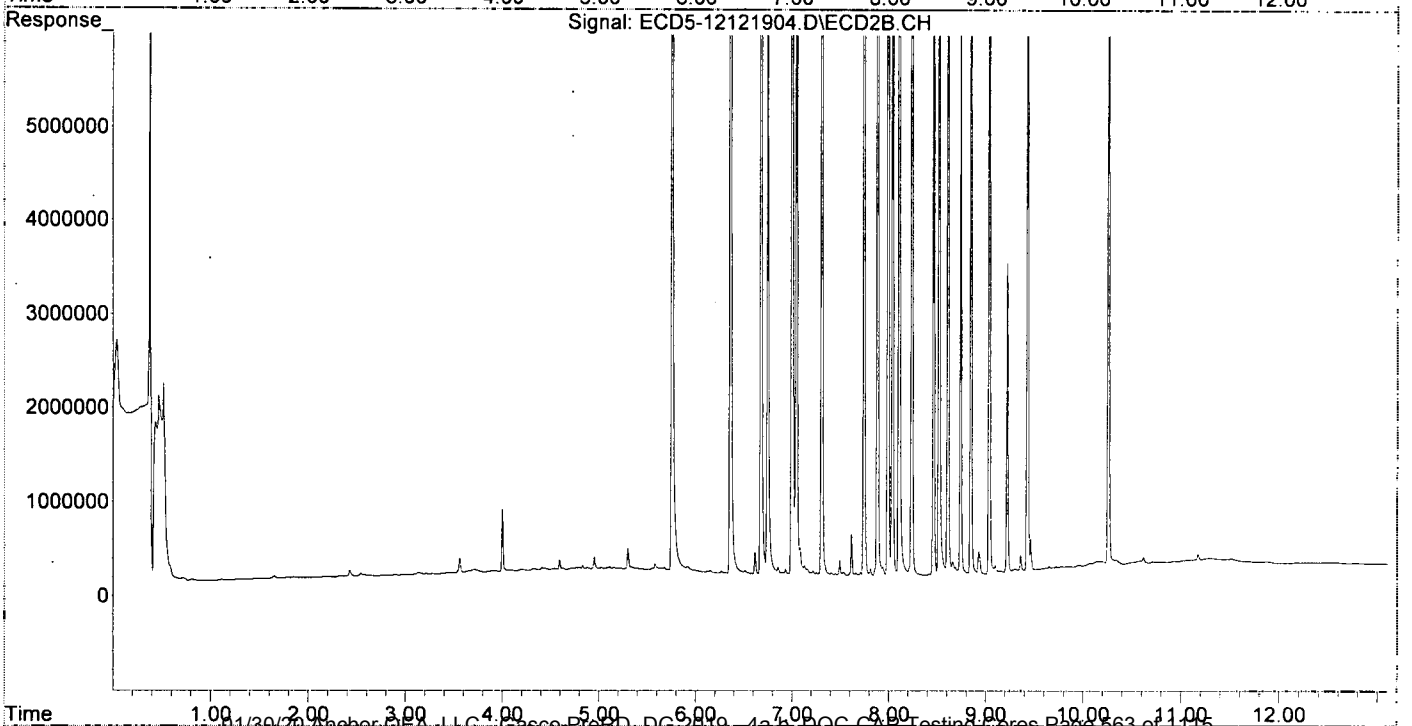

Quantitation Report (Not Reviewed)

Data Path : R:\data\2019-12\9L12029\
Data File : ECD5-12121905.D
Signal(s) : Signal #1: ECD1A.CH Signal #2: ECD2B.CH
Acq On : 12 Dec 2019 12:20
Operator : MJB
Sample : 9L12029-CCB1
Misc : A19L018
ALS Vial : 7 (Sig #1); 0 (Sig #2) Sample Multiplier: 1

Integration File signal 1: PEST1.e
Integration File signal 2: PEST2.e
Quant Time: Dec 12 15:49:50 2019
Quant Method : R:\methods\ECD5_QUANTPEST_190823RT9.M
Quant Title : Instrument: DualECD5
QLast Update : Mon Aug 26 11:48:23 2019
Response via : Initial Calibration
Integrator: ChemStation 6890 Scale Mode: Small noise peaks clipped

Q14

MJB 12/13/19

	Compound	RT#1	RT#2	Resp#1	Resp#2	ng/mL	ng/mL	
	System Monitoring Compounds							
1)	S TCMX (S)	5.168	5.755	16706310	29511472	100.655	100.596	
22)	S DCBP (S)	9.353	10.259	13504848	19714121	95.712	109.667	
	Target Compounds							
2)	a-BHC	5.701	6.359	12023	14743	0.052	0.036	
3)	g-BHC	5.982	6.678	10260	16800	0.051	0.047	
4)	b-BHC	6.059	6.752	9378	9612	0.104	0.061	#
5)	Heptachlor	6.391	7.044	9835	8931	0.054	0.029	#
6)	d-BHC	6.215	7.000	8799	14991	0.045	0.043	
7)	Aldrin	6.630	7.306	13667	12243	0.069	0.037	#
8)	Heptachlo...	7.089	7.745	10684	14636	0.058	0.049	
9)	trans-Chl...	7.176	7.885	23681	14766	0.128	0.047	#
10)	cis-Chlor...	7.282	7.991	23424	15616	0.129	0.054	#
11)	Endosulfa...	7.375	8.038	11015	14287	0.065	0.052	
12)	4,4'-DDE	7.356	8.108	8399	10707	0.045	0.034	
13)	Dieldrin	7.547	8.238	10286	14429	0.054	0.047	
14)	Endrin	7.709	8.463	7383	13182	0.050	0.058	
15)	4,4'-DDD	7.775	8.522	7953	12640	0.051	0.049	
16)	Endosulfa...	7.865	8.609	17287	16061	0.120	0.070	#
17)	4,4'-DDT	0.000	8.758	0	8797	N.D.	0.013	#
18)	Endrin Al...	8.154	8.848	23690	28733	BelowCal	BelowCal	
19)	Endosulfa...	8.452	9.038	14345	20387	0.093	0.082	
20)	Methoxychlor	8.304	9.222	5565	2980	0.095	BelowCal	#
21)	Endrin Ke...	8.643	9.441	11515	20121	0.069	0.078	
23)	Hexachlor...	2.971	3.490f	15453	23168	0.085	0.062	
24)	Hexachlor...	5.546	0.000	23648	0	0.134	N.D.	#
25)	Oxychlordane	7.021	7.643f	8981	14147	0.055	0.052	
26)	2,4'-DDE	7.089	7.885	10684	14766	0.083	0.070	
27)	trans-Non...	7.282	7.912f	23424	23202	87346.570	0.077	#
28)	2,4'-DDD	0.000	8.238	0	14429	N.D.	0.076	#
29)	2,4'-DDT	7.660	8.463	4123	13182	0.038	0.074	#
30)	cis-Nonac...	7.709f	8.522	7383	12640	0.036	0.038	
31)	Mirex	8.411	9.441f	12006	20121	0.096	0.108	
32)	Chlordane...	7.282f	7.991f	23424	15616	1.190	0.432	#
33)	Chlordane...	7.356	8.038f	8399	14287	0.335	0.471	#
34)	Chlordane...	7.891	0.000	4341	0	0.751	N.D.	#
35)	Chlordane...	0.000	3.424f	0	17332	N.D.	NoCal	
36)	Toxaphene...	7.282f	0.000	23424	0	26.153	N.D.	#
37)	Toxaphene...	7.633f	8.609f	2879	16061	1.782	4.880	#
38)	Toxaphene...	7.891f	8.664	4341	91674	1.289	18.088	#
39)	Toxaphene...	8.154	8.758f	23690	8797	7.312	1.054	#
40)	Toxaphene...	8.411f	0.000	12006	0	5.008	N.D.	#
41)	Toxaphene...	8.452	9.289	14345	21634	4.533	4.554	
42)	Toxaphene...	0.000	3.490f	0	23168	N.D.	NoCal	

(f)=RT Delta > 1/2 Window (#)=Amounts differ by > 40% (m)=manual int.

Quantitation Report (Not Reviewed)

Data Path : R:\data\2019-12\9L12029\
Data File : ECD5-12121905.D
Signal(s) : Signal #1: ECD1A.CH Signal #2: ECD2B.CH
Acq On : 12 Dec 2019 12:20
Operator : MJB
Sample : 9L12029-CCB1
Misc : A19L018
ALS Vial : 7 (Sig #1); 0 (Sig #2) Sample Multiplier: 1

Integration File signal 1: PEST1.e
Integration File signal 2: PEST2.e
Quant Time: Dec 12 15:49:50 2019
Quant Method : R:\methods\ECD5_QUANTPEST_190823RT9.M
Quant Title : Instrument: DualECD5
QLast Update : Mon Aug 26 11:48:23 2019
Response via : Initial Calibration
Integrator: ChemStation 6890 Scale Mode: Small noise peaks clipped

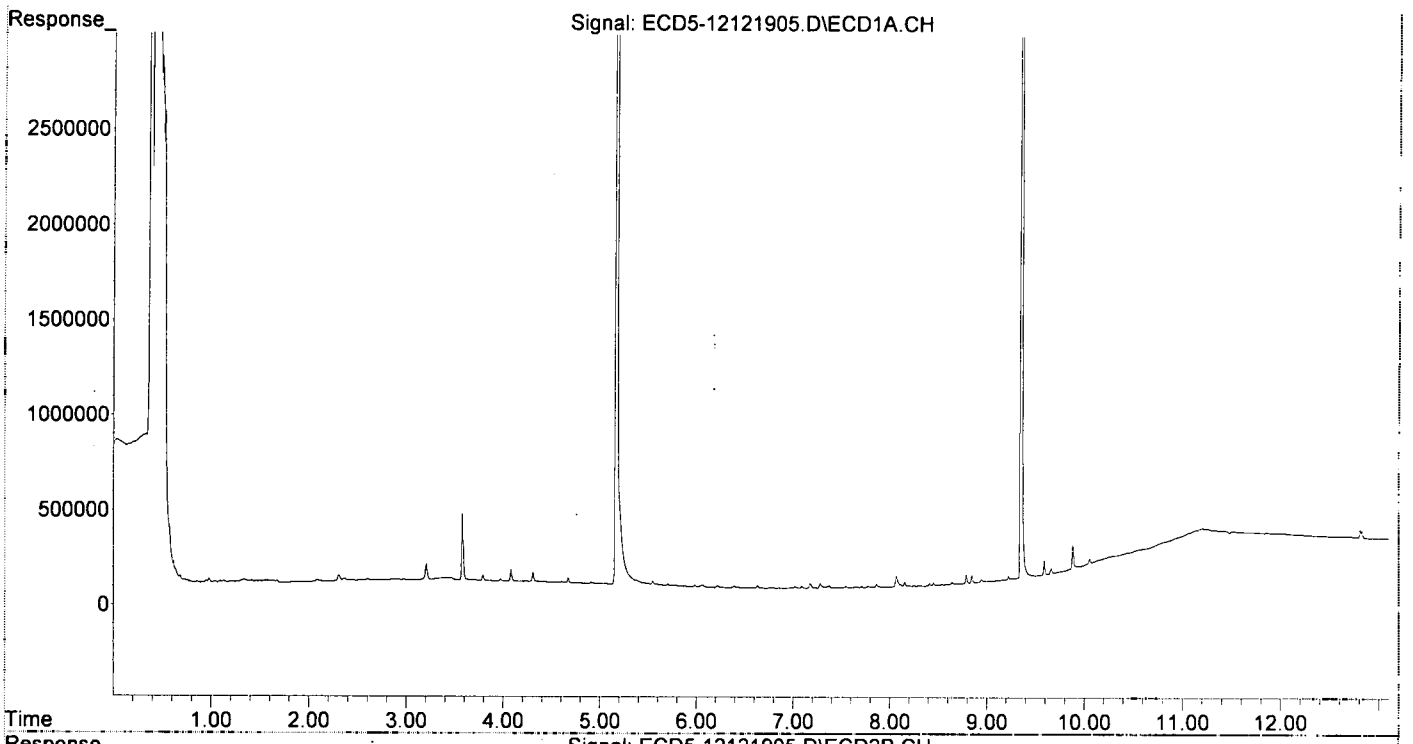

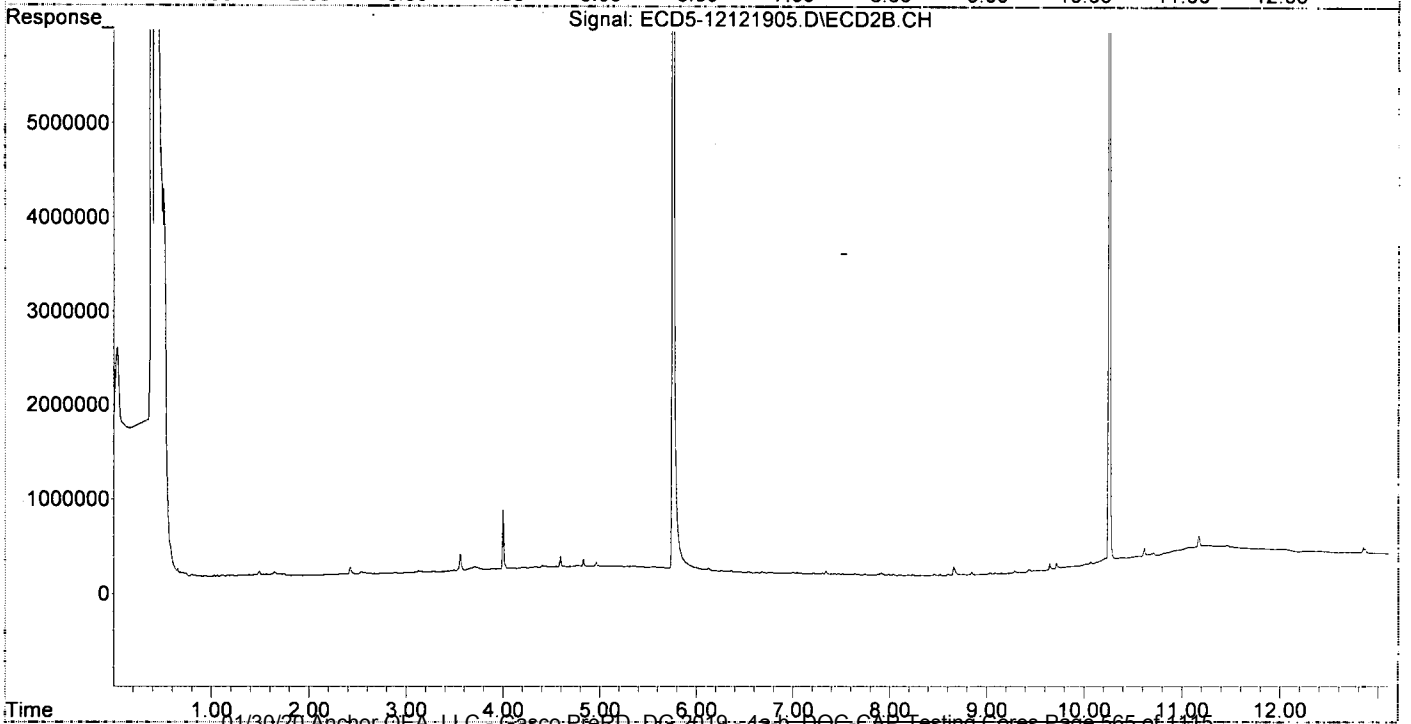

01/30/20 Anchor QEA, LLC - Gasco PreRD DG 2019 - 4a-b DOC CAP Testing Cores Page 565 of 1115

Quantitation Report (QT Reviewed)

Data Path : R:\data\2019-12\9L12029\
Data File : ECD5-12121908.D
Signal(s) : Signal #1: ECD1A.CH Signal #2: ECD2B.CH
Acq On : 12 Dec 2019 13:24
Operator : MJB
Sample : 9L12029-CCV2
Misc : A19K133, AB 50 ppb
ALS Vial : 3 (Sig #1); 0 (Sig #2) Sample Multiplier: 1

Integration File signal 1: PEST1.e
Integration File signal 2: PEST2.e
Quant Time: Dec 12 16:06:43 2019
Quant Method : R:\methods\ECD5_QUANTPEST_190823RTA.M
Quant Title : Instrument: DualECD5
QLast Update : Mon Aug 26 11:48:23 2019
Response via : Initial Calibration
Integrator: ChemStation 6890 Scale Mode: Small noise peaks clipped

MJB 12/12/19

		Compound	RT#1	RT#2	Resp#1	Resp#2	ng/mL	ng/mL	
		System Monitoring Compounds							
1)	S	TCMX (S)	5.158	5.746	8435133	14531425	50.822	49.533	
22)	S	DCBP (S)	9.342	10.248	6479410	9630765	45.921	53.575	
		Target Compounds							
2)		a-BHC	5.692	6.351	12131774	21400167	52.901	52.152	
3)		g-BHC	5.974	6.668	9867711	18012229	48.904	50.496	
4)		b-BHC	6.051	6.737	3485844	6827520	38.567	43.140	
5)		Heptachlor	6.382	7.036	8747154	14524031	48.248	47.468	
6)		d-BHC	6.199	6.987	8008333	16343314	40.715	46.342	
7)		Aldrin	6.621	7.297	9874274	17776026	50.010	53.966	
8)		Heptachlo...	7.079	7.735	9174175	15323073	49.811	50.933	
9)		trans-Chl...	7.175	7.874	9483553	15905606	51.293	50.764	
10)		cis-Chlor...	7.272	7.982	9416470	15104106	51.719	51.860	
11)		Endosulfa...	7.364	8.029	9184050	13818191	53.967m	50.216	
12)		4,4'-DDE	7.342	8.096	8819514	15088795	46.780m	48.567	
13)		Dieldrin	7.537	8.228	10065728	16336379	52.431	53.712	
14)		Endrin	7.699	8.453	7618290	11790013	51.816	52.208	
15)		4,4'-DDD	7.760	8.509	7241083	11304180	46.080	44.120	
16)		Endosulfa...	7.854	8.601	7592463	12196672	52.868	52.890	
17)		4,4'-DDT	7.956	8.732	5914080	8199170	49.465	44.059	
18)		Endrin Al...	8.142	8.838	6407757	9891819	52.167	50.288	
19)		Endosulfa...	8.441	9.028	7380736	11050967	47.625	44.366	
20)		Methoxychlor	8.297	9.213	2965104	4017923	50.621	45.219	
21)		Endrin Ke...	8.633	9.420	8334517	12220215	49.980	47.491	
23)		Hexachlor...	2.959	3.478f	3310	7101	0.018	0.019	
24)		Hexachlor...	5.533	0.000	14216	0	0.081	N.D.	#
25)		Oxychlordane	7.015	7.653	43379	25946	0.264	0.095	#
26)		2,4'-DDE	7.079	7.874	9174175	15905606	71.527	74.978	
27)		trans-Non...	7.272	7.929	9416470	79461	52.273	0.263	#
28)		2,4'-DDD	0.000	8.228	0	16336379	N.D.	86.498	#
29)		2,4'-DDT	7.644	8.453	24763	11790013	0.226	66.110	#
30)		cis-Nonac...	7.699f	8.509	7618290	11304180	36.694	33.699	
31)		Mirex	8.389	9.420f	50421	12220215	0.402	65.674	#
32)		Chlordane...	0.000	7.929	0	79461	N.D.	2.196	#
33)		Chlordane...	0.000	8.029	0	13818191	N.D.	455.084	#
34)		Chlordane...	7.854	8.679	7592463	51492	1313.320	5.743	#
35)		Chlordane...	0.000	3.415	0	7725	N.D.	NoCal	
36)		Toxaphene...	7.272f	0.000	9416470	0	10513.590	N.D.	#
37)		Toxaphene...	0.000	8.601	0	12196672	N.D.	3706.040	#
38)		Toxaphene...	7.907	8.649	367965	137477	109.270	27.125	#
39)		Toxaphene...	8.142	8.732	6407757	8199170	1977.610	981.956	#
40)		Toxaphene...	8.389f	8.919f	50421	117034	21.034	25.113	
41)		Toxaphene...	8.441	9.270	7380736	10043	2332.294	2.114	#
42)		Toxaphene...	0.000	3.415f	0	7725	N.D.	NoCal	

(f)=RT Delta > 1/2 Window (#)=Amounts differ by > 40% (m)=manual int.

Quantitation Report (QT Reviewed)

Data Path : R:\data\2019-12\9L12029\
Data File : ECD5-12121908.D
Signal(s) : Signal #1: ECD1A.CH Signal #2: ECD2B.CH
Acq On : 12 Dec 2019 13:24
Operator : MJB
Sample : 9L12029-CCV2
Misc : A19K133, AB 50 ppb
ALS Vial : 3 (Sig #1); 0 (Sig #2) Sample Multiplier: 1

Integration File signal 1: PEST1.e
Integration File signal 2: PEST2.e
Quant Time: Dec 12 16:06:43 2019
Quant Method : R:\methods\ECD5_QUANTPEST_190823RTA.M
Quant Title : Instrument: DualECD5
QLast Update : Mon Aug 26 11:48:23 2019
Response via : Initial Calibration
Integrator: ChemStation 6890 Scale Mode: Small noise peaks clipped

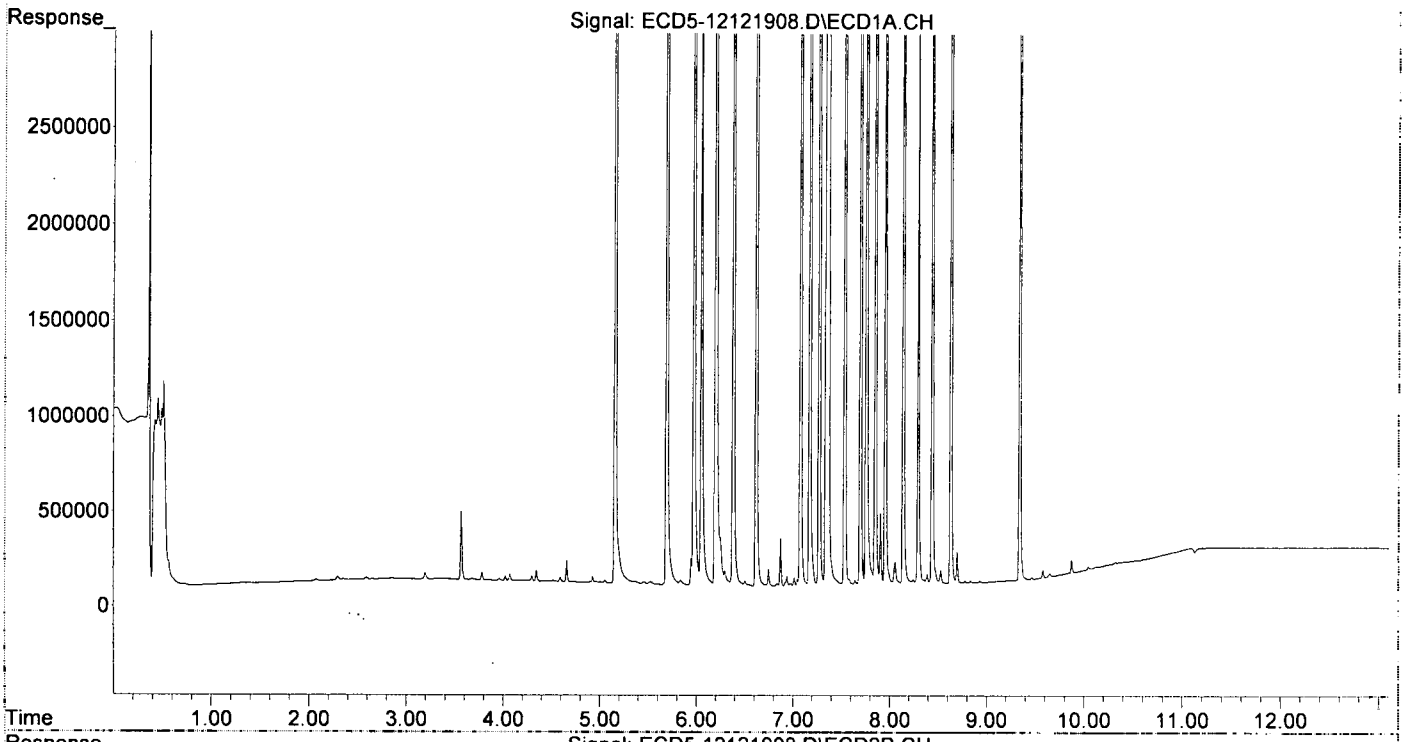

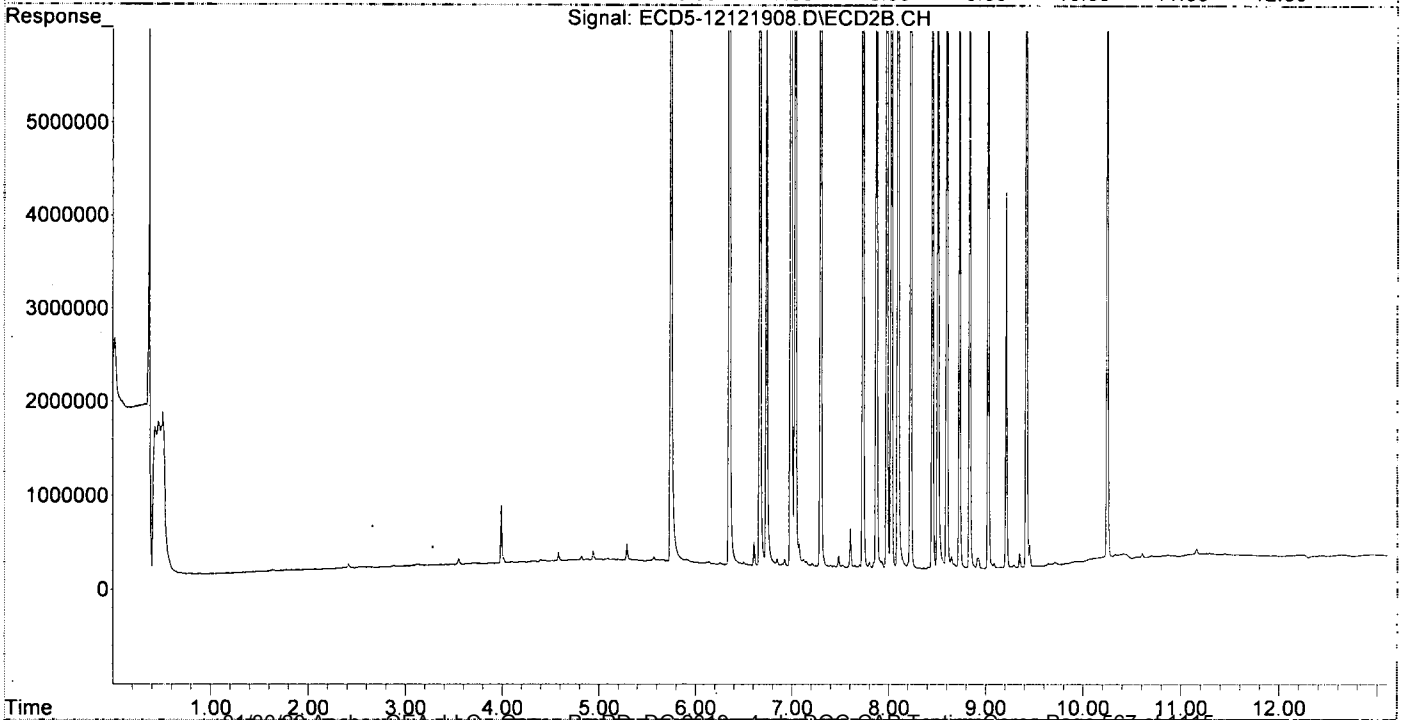

Quantitation Report (Qedit)

Data Path : R:\data\2019-12\9L12029\
Data File : ECD5-12121908.D
Signal(s) : Signal #1: ECD1A.CH Signal #2: ECD2B.CH
Acq On : 12 Dec 2019 13:24
Operator : MJB
Sample : 9L12029-CCV2
Misc : A19K133, AB 50 ppb
ALS Vial : 3 (Sig #1); 0 (Sig #2) Sample Multiplier: 1

Integration File signal 1: PEST1.e
Integration File signal 2: PEST2.e
Quant Time: Dec 12 15:54:08 2019
Quant Method : R:\methods\ECD5_QUANTPEST_190823RTA.M
Quant Title : Instrument: DualECD5
QLast Update : Mon Aug 26 11:48:23 2019
Response via : Initial Calibration
Integrator: ChemStation 6890 Scale Mode: Small noise peaks clipped

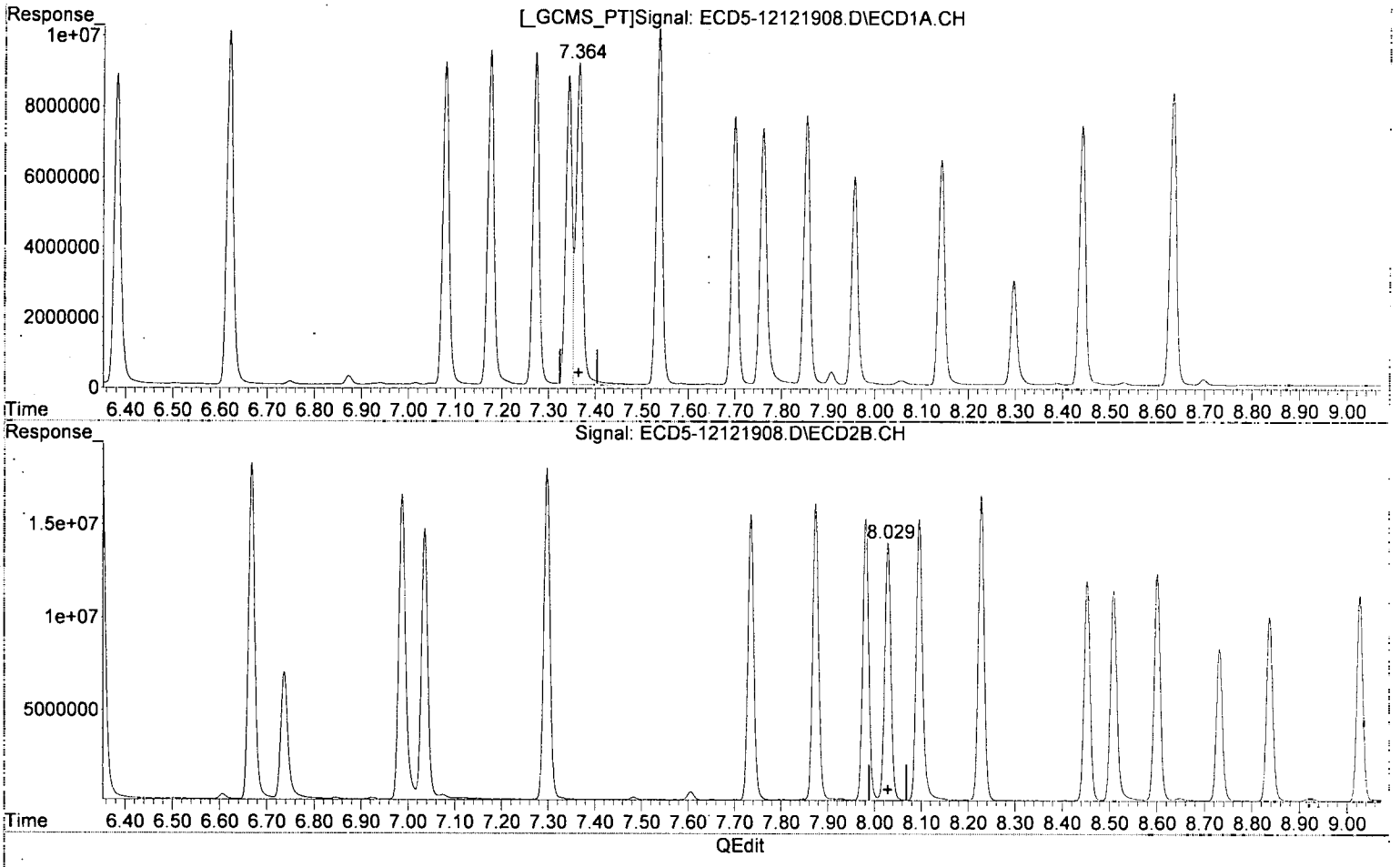

(11) Endosulfan I

7.364min 53.967 ng/mL (m)

response 9184050

MB 12/12/19

(11) Endosulfan I #2

8.029min 50.216 ng/mL

response 13818191

(+) = Expected Retention Time

Quantitation Report (Qedit)

Data Path : R:\data\2019-12\9L12029\
Data File : ECD5-12121908.D
Signal(s) : Signal #1: ECD1A.CH Signal #2: ECD2B.CH
Acq On : 12 Dec 2019 13:24
Operator : MJB
Sample : 9L12029-CCV2
Misc : A19K133, AB 50 ppb
ALS Vial : 3 (Sig #1); 0 (Sig #2) Sample Multiplier: 1

Integration File signal 1: PEST1.e
Integration File signal 2: PEST2.e
Quant Time: Dec 12 15:54:08 2019
Quant Method : R:\methods\ECD5_QUANTPEST_190823RTA.M
Quant Title : Instrument: DualECD5
QLast Update : Mon Aug 26 11:48:23 2019
Response via : Initial Calibration
Integrator: ChemStation 6890 Scale Mode: Small noise peaks clipped

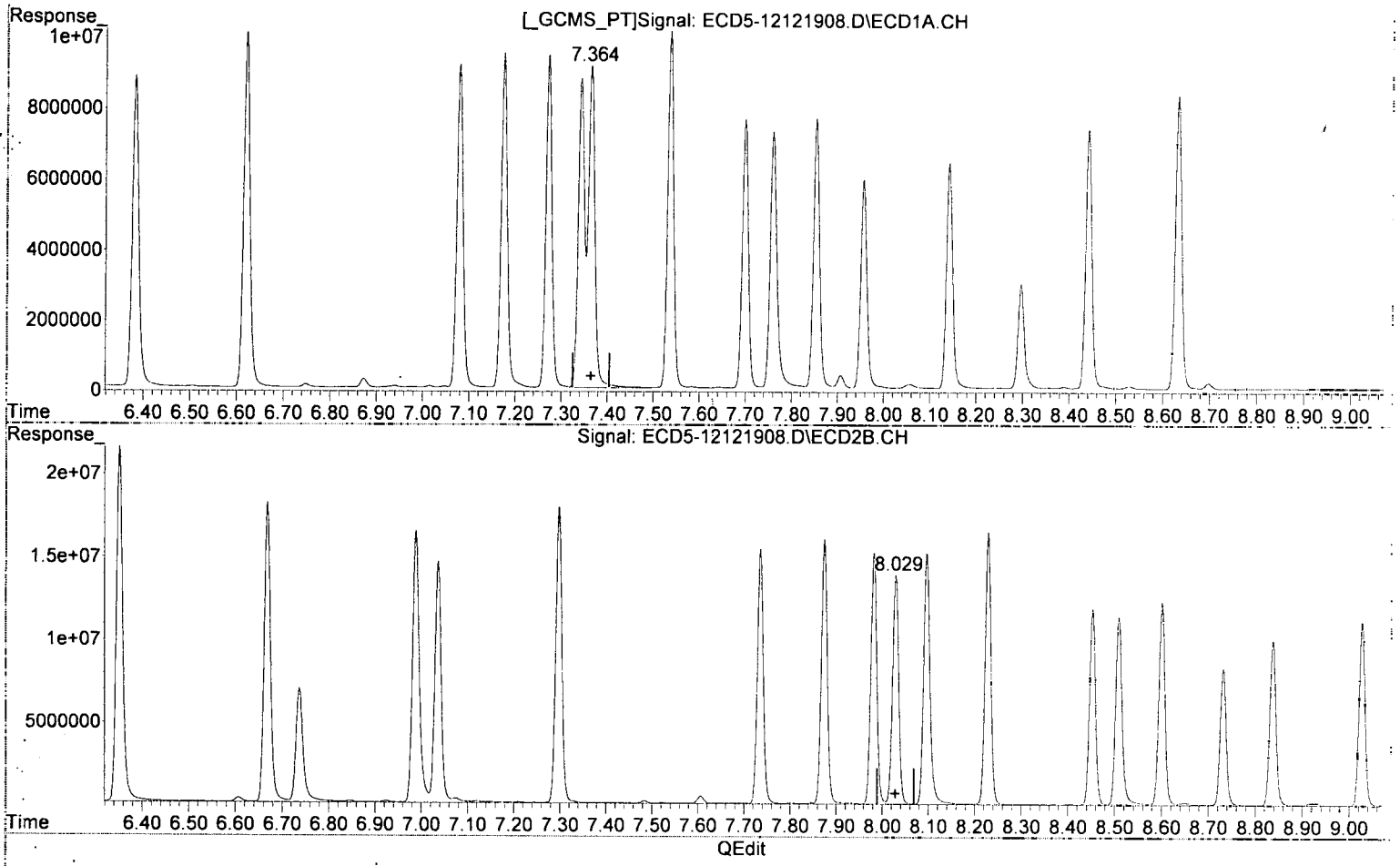

(11) Endosulfan I

7.364min 54.879 ng/mL

response 9339259

MJB 12/12/19

(11) Endosulfan I #2

8.029min 50.216 ng/mL

response 13818191

(+) = Expected Retention Time

Quantitation Report (Qedit)

Data Path : R:\data\2019-12\9L12029\
Data File : ECD5-12121908.D
Signal(s) : Signal #1: ECD1A.CH Signal #2: ECD2B.CH
Acq On : 12 Dec 2019 13:24
Operator : MJB
Sample : 9L12029-CCV2
Misc : A19K133, AB 50 ppb
ALS Vial : 3 (Sig #1); 0 (Sig #2) Sample Multiplier: 1

Integration File signal 1: PEST1.e
Integration File signal 2: PEST2.e
Quant Time: Dec 12 15:54:08 2019
Quant Method : R:\methods\ECD5_QUANTPEST_190823RTA.M
Quant Title : Instrument: DualECD5
QLast Update : Mon Aug 26 11:48:23 2019
Response via : Initial Calibration
Integrator: ChemStation 6890 Scale Mode: Small noise peaks clipped

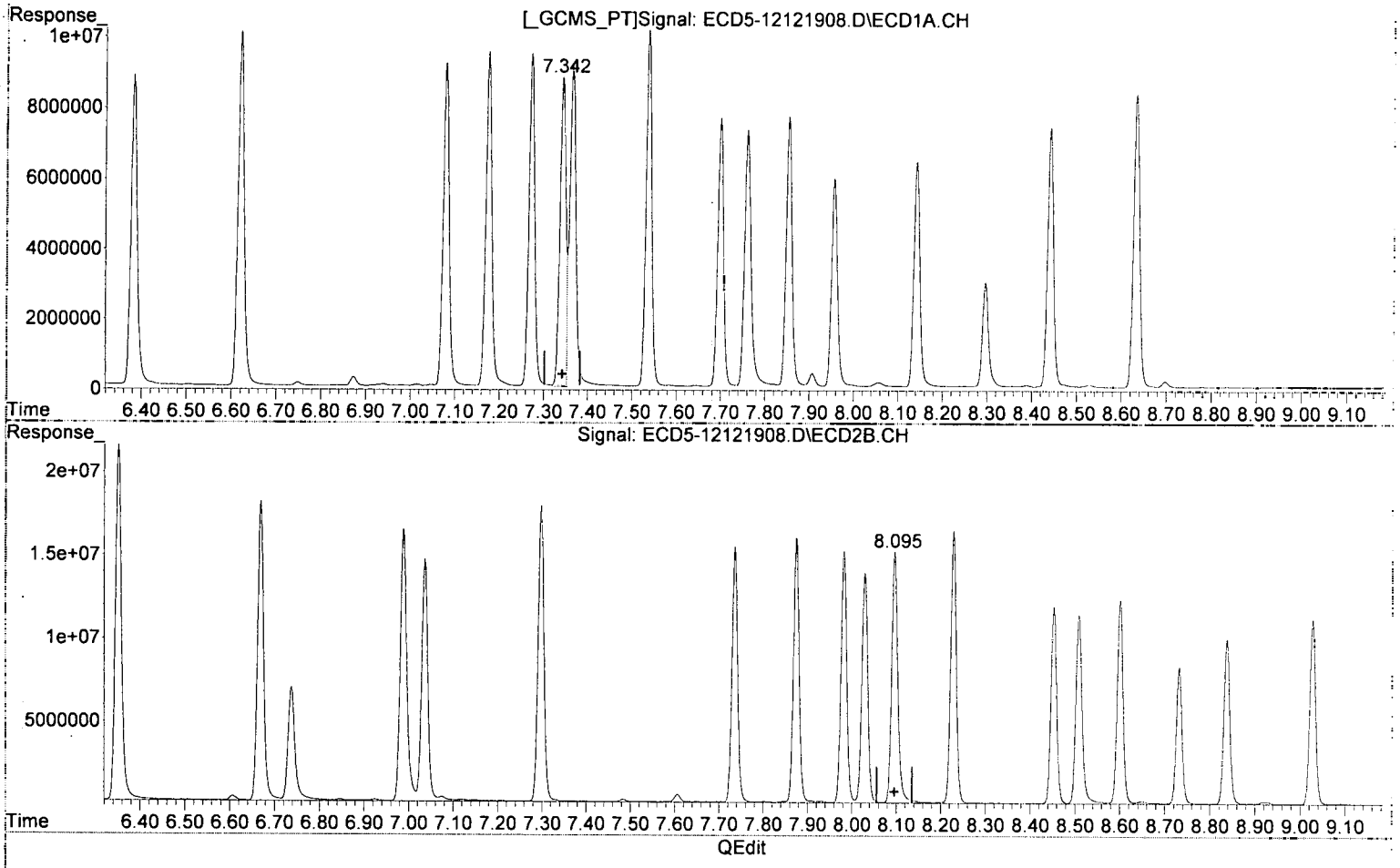

(12) 4,4'-DDE

7.342min 46.780 ng/mL (m)

response 8819514

MJB 12/12/19

(12) 4,4'-DDE #2

8.096min 48.567 ng/mL

response 15088795

(+) = Expected Retention Time

Quantitation Report (Qedit)

Data Path : R:\data\2019-12\9L12029\
Data File : ECD5-12121908.D
Signal(s) : Signal #1: ECD1A.CH Signal #2: ECD2B.CH
Acq On : 12 Dec 2019 13:24
Operator : MJB
Sample : 9L12029-CCV2
Misc : A19K133, AB 50 ppb
ALS Vial : 3 (Sig #1); 0 (Sig #2) Sample Multiplier: 1

Integration File signal 1: PEST1.e
Integration File signal 2: PEST2.e
Quant Time: Dec 12 15:54:08 2019
Quant Method : R:\methods\ECD5_QUANTPEST_190823RTA.M
Quant Title : Instrument: DualECD5
QLast Update : Mon Aug 26 11:48:23 2019
Response via : Initial Calibration
Integrator: ChemStation 6890 Scale Mode: Small noise peaks clipped

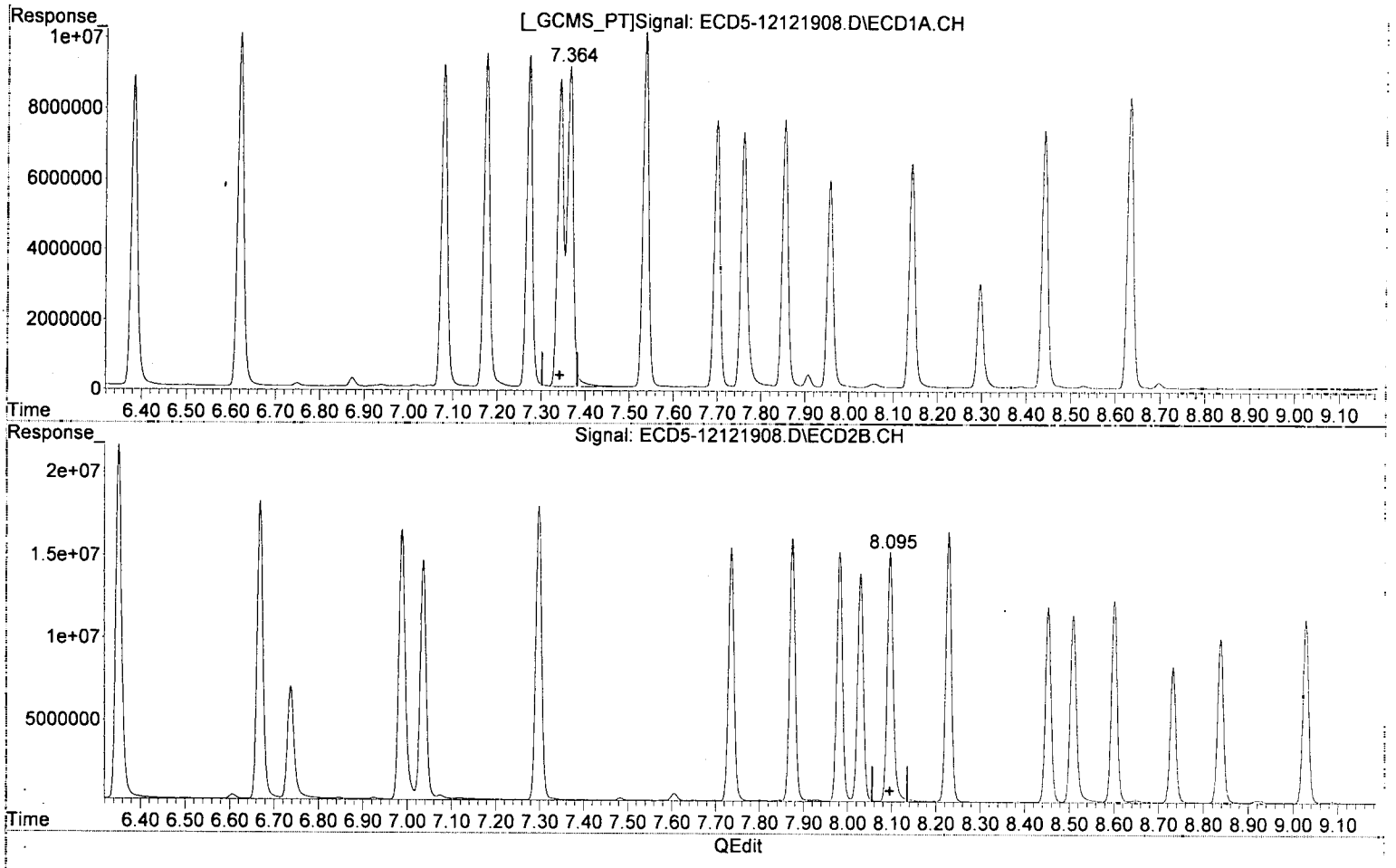

(12) 4,4'-DDE

7.364min 49.537 ng/mL

response 9339259

MJB 12/12/19

(12) 4,4'-DDE #2

8.096min 48.567 ng/mL

response 15088795

(+) = Expected Retention Time

Quantitation Report (Not Reviewed)

Data Path : R:\data\2019-12\9L12029\
Data File : ECD5-12121908.D
Signal(s) : Signal #1: ECD1A.CH Signal #2: ECD2B.CH
Acq On : 12 Dec 2019 13:24
Operator : MJB
Sample : 9L12029-CCV2
Misc : A19K133, AB 50 ppb
ALS Vial : 3 (Sig #1); 0 (Sig #2) Sample Multiplier: 1

Integration File signal 1: PEST1.e
Integration File signal 2: PEST2.e
Quant Time: Dec 12 15:54:08 2019
Quant Method : R:\methods\ECD5_QUANTPEST_190823RTA.M
Quant Title : Instrument: DualECD5
QLast Update : Mon Aug 26 11:48:23 2019
Response via : Initial Calibration
Integrator: ChemStation 6890 Scale Mode: Small noise peaks clipped

MI MJB 12/12/19

		Compound	RT#1	RT#2	Resp#1	Resp#2	ng/mL	ng/mL	
		System Monitoring Compounds							
1)	S	TCMX (S)	5.158	5.746	8435133	14531425	50.822	49.533	
22)	S	DCBP (S)	9.342	10.248	6479410	9630765	45.921	53.575	
		Target Compounds							
2)		a-BHC	5.692	6.351	12131774	21400167	52.901	52.152	
3)		g-BHC	5.974	6.668	9867711	18012229	48.904	50.496	
4)		b-BHC	6.051	6.737	3485844	6827520	38.567	43.140	
5)		Heptachlor	6.382	7.036	8747154	14524031	48.248	47.468	
6)		d-BHC	6.199	6.987	8008333	16343314	40.715	46.342	
7)		Aldrin	6.621	7.297	9874274	17776026	50.010	53.966	
8)		Heptachlo...	7.079	7.735	9174175	15323073	49.811	50.933	
9)		trans-Chl...	7.175	7.874	9483553	15905606	51.293	50.764	
10)		cis-Chlor...	7.272	7.982	9416470	15104106	51.719	51.860	
11)		Endosulfa...	7.364	8.029	9339259	13818191	54.879	50.216	
12)		4,4'-DDE	7.364f	8.096	9339259	15088795	49.537	48.567	
13)		Dieldrin	7.537	8.228	10065728	16336379	52.431	53.712	
14)		Endrin	7.699	8.453	7618290	11790013	51.816	52.208	
15)		4,4'-DDD	7.760	8.509	7241083	11304180	46.080	44.120	
16)		Endosulfa...	7.854	8.601	7592463	12196672	52.868	52.890	
17)		4,4'-DDT	7.956	8.732	5914080	8199170	49.465	44.059	
18)		Endrin Al...	8.142	8.838	6407757	9891819	52.167	50.288	
19)		Endosulfa...	8.441	9.028	7380736	11050967	47.625	44.366	
20)		Methoxychlor	8.297	9.213	2965104	4017923	50.621	45.219	
21)		Endrin Ke...	8.633	9.420	8334517	12220215	49.980	47.491	
23)		Hexachlor...	2.959	8.478f	3310	7101	0.018	0.019	
24)		Hexachlor...	5.533	0.000	14216	0	0.081	N.D.	#
25)		Oxychlordane	7.015	7.653	43379	25946	0.264	0.095	#
26)		2,4'-DDE	7.079	7.874	9174175	15905606	71.527	74.978	
27)		trans-Non...	7.272	7.929	9416470	79461	52.273	0.263	#
28)		2,4'-DDD	0.000	8.228	0	16336379	N.D.	86.498	#
29)		2,4'-DDT	7.644	8.453	24763	11790013	0.226	66.110	#
30)		cis-Nonac...	7.699f	8.509	7618290	11304180	36.694	33.699	
31)		Mirex	8.389	9.420f	50421	12220215	0.402	65.674	#
32)		Chlordane...	0.000	7.929	0	79461	N.D.	2.196	#
33)		Chlordane...	0.000	8.029	0	13818191	N.D.	455.084	#
34)		Chlordane...	7.854	8.679	7592463	51492	1313.320	5.743	#
35)		Chlordane...	0.000	3.415	0	7725	N.D.	NoCal	
36)		Toxaphene...	7.272f	0.000	9416470	0	10513.590	N.D.	#
37)		Toxaphene...	0.000	8.601	0	12196672	N.D.	3706.040	#
38)		Toxaphene...	7.907	8.649	367965	137477	109.270	27.125	#
39)		Toxaphene...	8.142	8.732	6407757	8199170	1977.610	981.956	#
40)		Toxaphene...	8.389f	8.919f	50421	117034	21.034	25.113	
41)		Toxaphene...	8.441	9.270	7380736	10043	2332.294	2.114	#
42)		Toxaphene...	0.000	3.415f	0	7725	N.D.	NoCal	

(f)=RT Delta > 1/2 Window (#)=Amounts differ by > 40% (m)=manual int.

Quantitation Report (Not Reviewed)

Data Path : R:\data\2019-12\9L12029\
Data File : ECD5-12121908.D
Signal(s) : Signal #1: ECD1A.CH Signal #2: ECD2B.CH
Acq On : 12 Dec 2019 13:24
Operator : MJB
Sample : 9L12029-CCV2
Misc : A19K133, AB 50 ppb
ALS Vial : 3 (Sig #1); 0 (Sig #2) Sample Multiplier: 1

Integration File signal 1: PEST1.e
Integration File signal 2: PEST2.e
Quant Time: Dec 12 15:54:08 2019
Quant Method : R:\methods\ECD5_QUANTPEST_190823RTA.M
Quant Title : Instrument: DualECD5
QLast Update : Mon Aug 26 11:48:23 2019
Response via : Initial Calibration
Integrator: ChemStation 6890 Scale Mode: Small noise peaks clipped

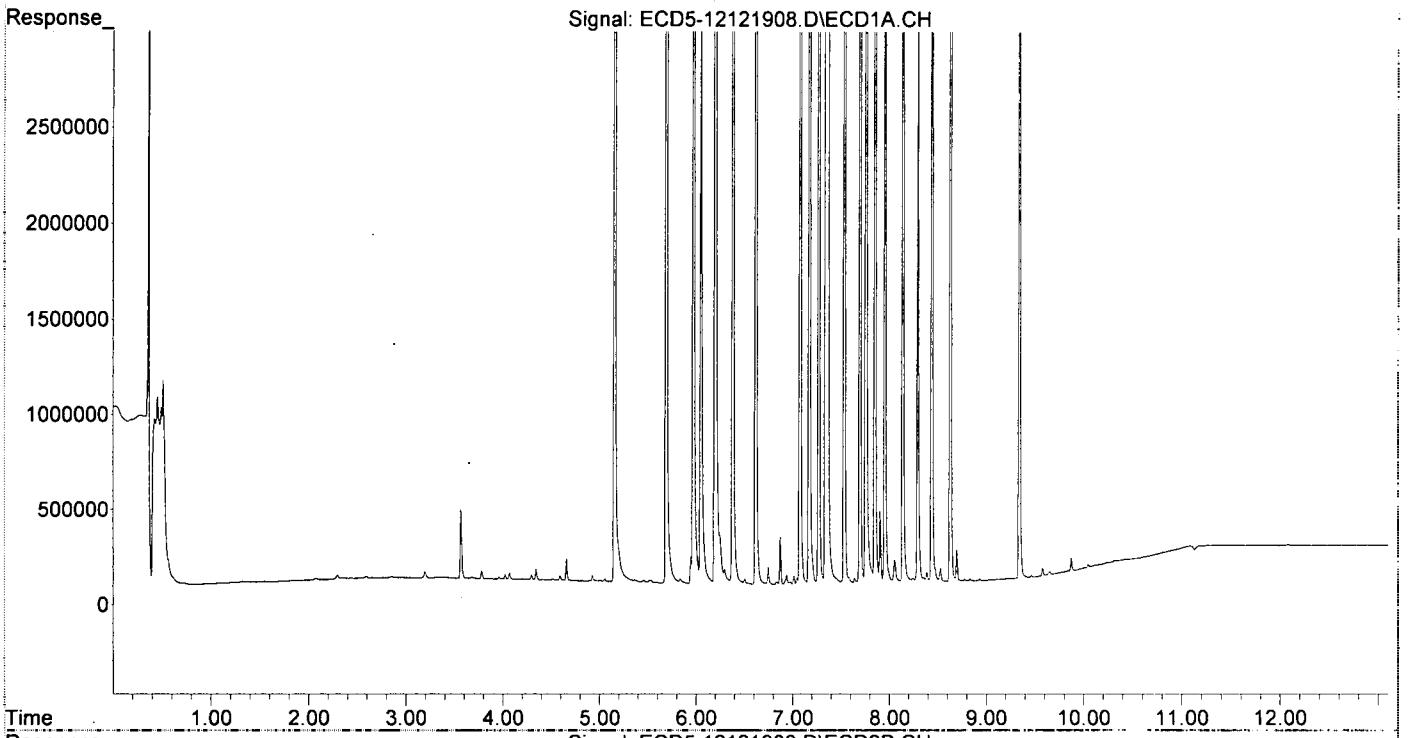

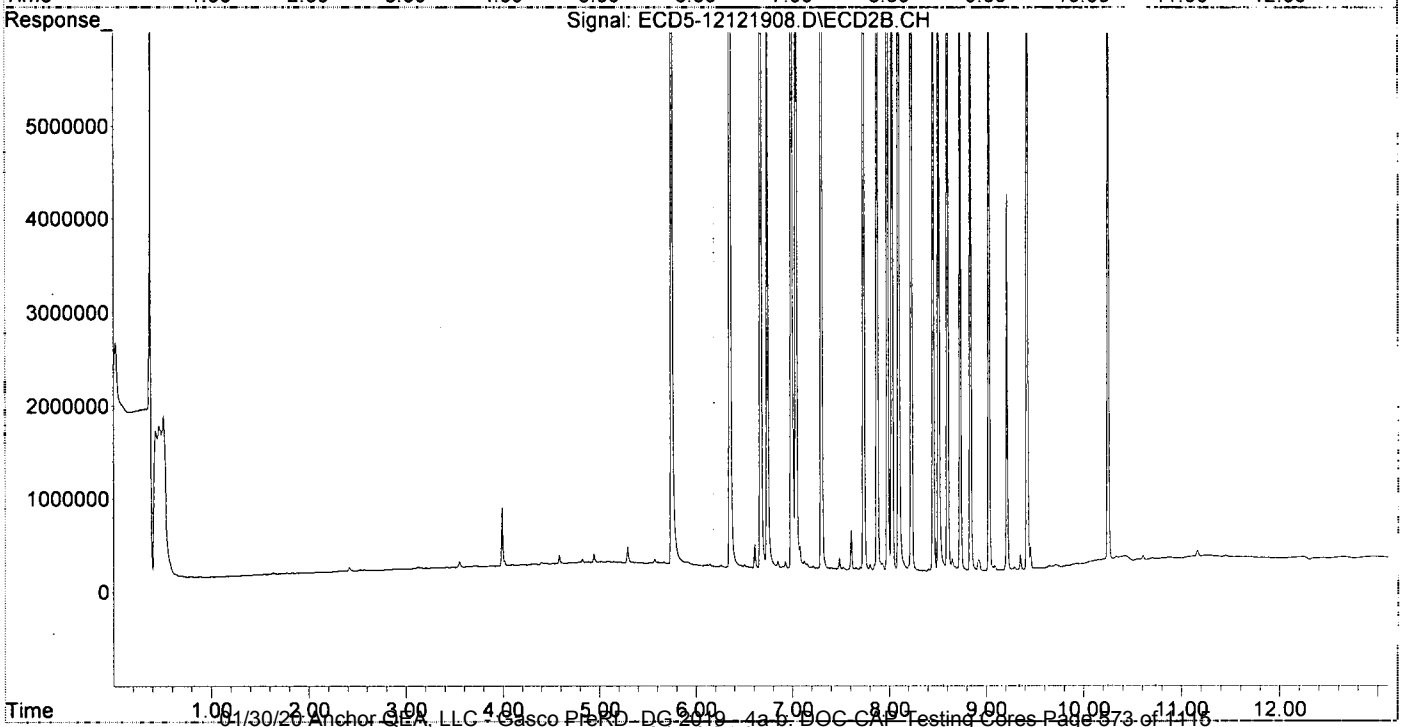

Quantitation Report (Not Reviewed)

Data Path : R:\data\2019-12\9L12029\
Data File : ECD5-12121909.D
Signal(s) : Signal #1: ECD1A.CH Signal #2: ECD2B.CH
Acq On : 12 Dec 2019 13:41
Operator : MJB
Sample : 9L12029-CCB2
Misc : A19L018
ALS Vial : 7 (Sig #1); 0 (Sig #2) Sample Multiplier: 1

Integration File signal 1: PEST1.e
Integration File signal 2: PEST2.e
Quant Time: Dec 12 15:54:14 2019
Quant Method : R:\methods\ECD5_QUANTPEST_190823RTA.M
Quant Title : Instrument: DualECD5
QLast Update : Mon Aug 26 11:48:23 2019
Response via : Initial Calibration
Integrator: ChemStation 6890 Scale Mode: Small noise peaks clipped

MJB 12/12/19

		Compound	RT#1	RT#2	Resp#1	Resp#2	ng/mL	ng/mL	
		System Monitoring Compounds							
1)	S	TCMX (S)	5.158	5.745	17100456	30569362	103.030	104.202	
22)	S	DCBP (S)	9.342	10.248	13393657	20359393	94.924	113.257	
		Target Compounds							
2)		a-BHC	5.692	6.351	5671	9724	0.025	0.024	
3)		g-BHC	5.973	6.668	4933	8244	0.024	0.023	
4)		b-BHC	6.044	0.000	8518	0	0.094	N.D.	#
5)		Heptachlor	6.381	7.035	7455	8191	0.041	0.027	
6)		d-BHC	6.204	6.989	5064	10042	0.026	0.028	
7)		Aldrin	6.619	7.296	13055	9583	0.066	0.029	#
8)		Heptachlo...	7.079	7.734	7204	8449	0.039	0.028	
9)		trans-Chl...	7.163	7.874	27092	10703	0.147	0.034	#
10)		cis-Chlor...	7.268	7.981	20559	7977	0.113	0.027	#
11)		Endosulfa...	7.365	8.029	7763	7279	0.046	0.026	#
12)		4,4'-DDE	7.344	8.097	6790	8022	0.036	0.026	
13)		Dieldrin	7.536	8.228	6584	9131	0.034	0.030	
14)		Endrin	7.699	8.452	4729	11195	0.032	0.050	#
15)		4,4'-DDD	7.761	8.510	4394	6314	0.028	0.025	
16)		Endosulfa...	7.853	8.595	15446	13215	0.108	0.057	#
17)		4,4'-DDT	7.956	0.000	3269	0	0.027	N.D.	#
18)		Endrin Al...	8.141	8.836	16490	17637	BelowCal	BelowCal	
19)		Endosulfa...	8.441	9.026	8473	12317	0.055	0.049	
20)		Methoxychlor	8.295	9.194	5749	2108	0.098	BelowCal	#
21)		Endrin Ke...	8.632	9.431	7230	42402	0.043	0.165	#
23)		Hexachlor...	0.000	3.479f	0	12022	N.D.	0.032	#
24)		Hexachlor...	5.537	0.000	21409	0	0.121	N.D.	#
25)		Oxychlordane	7.009	7.632f	9982	14026	0.061	0.051	
26)		2,4'-DDE	7.079	7.874	7204	10703	0.056	0.050	
27)		trans-Non...	7.268	7.897f	20559	24997	87346.586	0.083	#
28)		2,4'-DDD	0.000	8.228	0	9131	N.D.	0.048	#
29)		2,4'-DDT	7.648	8.452	5368	11195	0.049	0.063	
30)		cis-Nonac...	7.699f	8.510	4729	6314	0.023	0.019	
31)		Mirex	8.400	9.431f	10148	42402	0.081	0.228	#
32)		Chlordane...	0.000	7.897f	0	24997	N.D.	0.691	#
33)		Chlordane...	7.344f	8.029	6790	7279	0.271	0.240	
34)		Chlordane...	7.853	0.000	15446	0	2.672	N.D.	#
35)		Chlordane...	0.000	3.415	0	17790	N.D.	NoCal	
36)		Toxaphene...	7.268f	0.000	20559	0	22.955	N.D.	#
37)		Toxaphene...	0.000	8.595f	0	13215	N.D.	4.016	#
38)		Toxaphene...	7.882	8.650	4377	96961	1.300	19.131	#
39)		Toxaphene...	8.141	0.000	16490	0	5.089	N.D.	#
40)		Toxaphene...	8.400f	0.000	10148	0	4.233	N.D.	#
41)		Toxaphene...	8.441	9.277	8473	13020	2.677	2.741	
42)		Toxaphene...	0.000	3.415f	0	17790	N.D.	NoCal	

(f)=RT Delta > 1/2 Window (#)=Amounts differ by > 40% (m)=manual int.

Quantitation Report (Not Reviewed)

Data Path : R:\data\2019-12\9L12029\
Data File : ECD5-12121909.D
Signal(s) : Signal #1: ECD1A.CH Signal #2: ECD2B.CH
Acq On : 12 Dec 2019 13:41
Operator : MJB
Sample : 9L12029-CCB2
Misc : A19L018
ALS Vial : 7 (Sig #1); 0 (Sig #2) Sample Multiplier: 1

Integration File signal 1: PEST1.e
Integration File signal 2: PEST2.e
Quant Time: Dec 12 15:54:14 2019
Quant Method : R:\methods\ECD5_QUANTPEST_190823RTA.M
Quant Title : Instrument: DualECD5
QLast Update : Mon Aug 26 11:48:23 2019
Response via : Initial Calibration
Integrator: ChemStation 6890 Scale Mode: Small noise peaks clipped

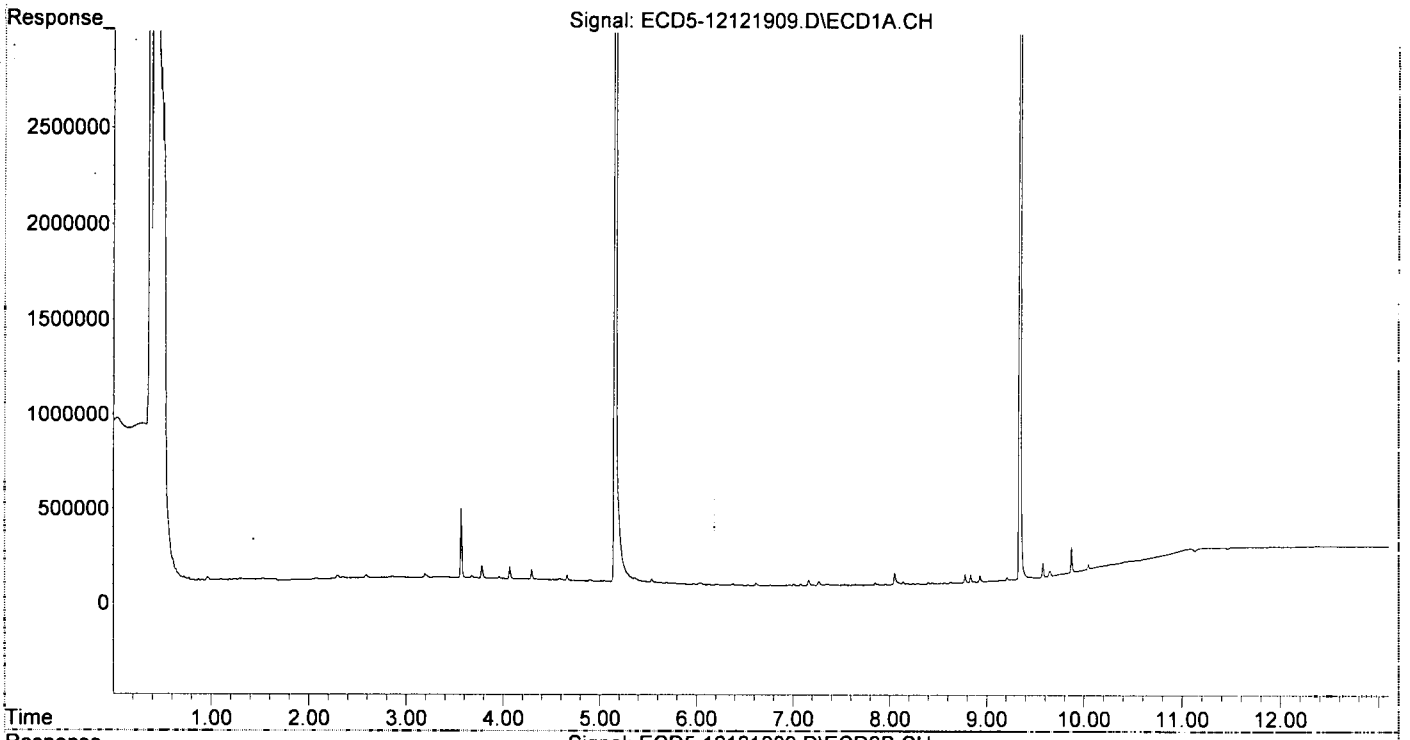

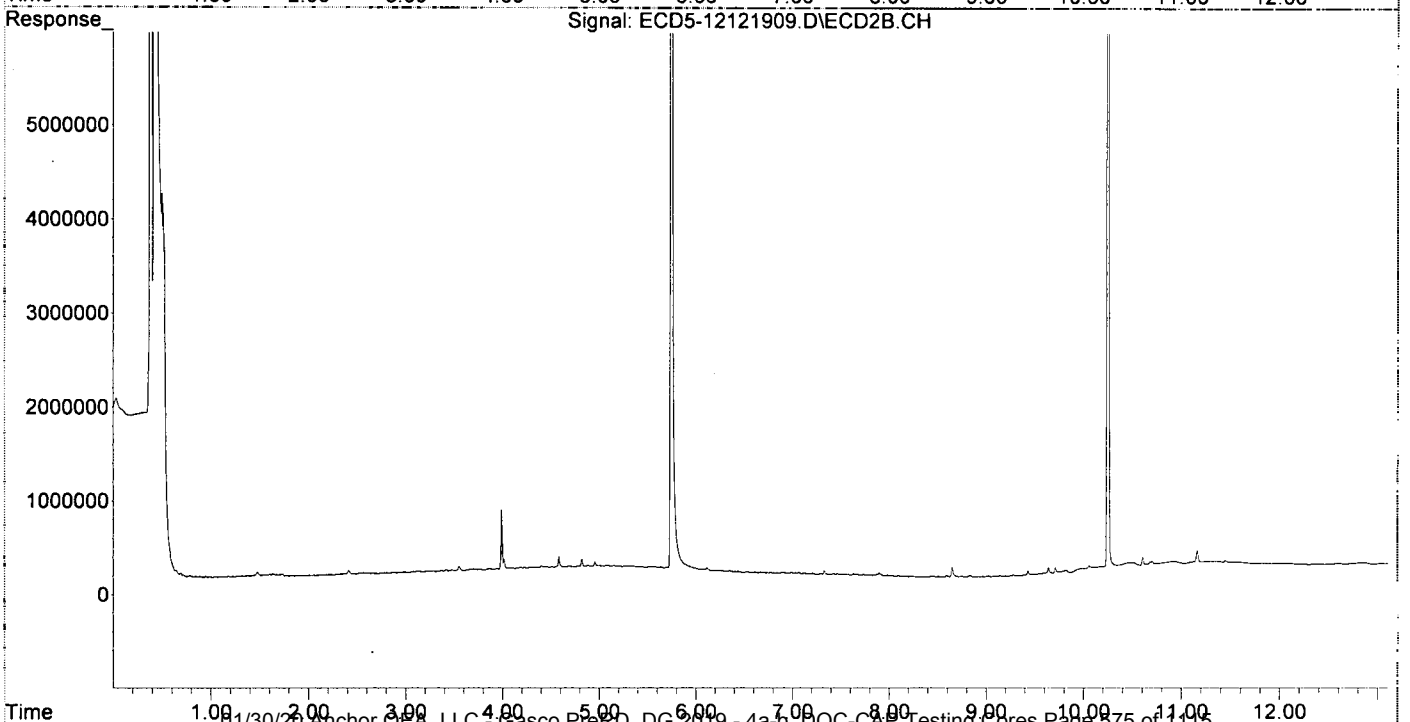

Quantitation Report (Not Reviewed)

Data Path : R:\data\2019-12\9L12029\
Data File : ECD5-12121910.D
Signal(s) : Signal #1: ECD1A.CH Signal #2: ECD2B.CH
Acq On : 12 Dec 2019 13:58
Operator : MJB
Sample : 9120706-BLK2
Misc : 1x, 608 (TTO), Endrin Aldehyde Only
ALS Vial : 8 (Sig #1); 0 (Sig #2) Sample Multiplier: 1

Integration File signal 1: PEST1.e
Integration File signal 2: PEST2.e
Quant Time: Dec 12 15:54:21 2019
Quant Method : R:\methods\ECD5_QUANTPEST_190823RTA.M
Quant Title : Instrument: DualECD5
QLast Update : Mon Aug 26 11:48:23 2019
Response via : Initial Calibration
Integrator: ChemStation 6890 Scale Mode: Small noise peaks clipped

MJB 12/12/19

		Compound	RT#1	RT#2	Resp#1	Resp#2	ng/mL	ng/mL	
		System Monitoring Compounds							
1)	S	TCMX (S)	5.158	5.745	10640501	18269000	64.109	62.274	
22)	S	DCBP (S)	9.342	10.248	10092553	14202769	71.528	79.008	
		Target Compounds							
2)		a-BHC	5.699	6.349	46873	27412	0.204	0.067	#
3)		g-BHC	5.974	6.667	10619	11427	0.053	0.032	
4)		b-BHC	6.040	6.729	133181	11608	1.474	0.073	#
5)		Heptachlor	6.379	7.034	11758	11824	0.065	0.039	#
6)		d-BHC	6.204	6.986	6544	13989	0.033	0.040	
7)		Aldrin	6.620	7.295	16083	10476	0.081	0.032	#
8)		Heptachlo...	7.077	7.721	7025	38354	0.038	0.127	#
9)		trans-Chl...	7.163	7.880	9528	80074	0.052	0.256	#
10)		cis-Chlor...	7.259	7.981	72092	8519	0.396	0.029	#
11)		Endosulfa...	7.364	8.028	5757	5812	0.034	0.021	
12)		4,4'-DDE	7.322f	0.000	9702	0	0.051	N.D.	#
13)		Dieldrin	7.557f	8.229	20189	6245	0.105	0.021	#
14)		Endrin	0.000	8.453	0	6069	N.D.	0.027	#
15)		4,4'-DDD	0.000	0.000	0	0	N.D.	N.D.	
16)		Endosulfa...	7.848	8.588	238698	271899	1.662	1.179	
17)		4,4'-DDT	0.000	8.752f	0	5598	N.D.	BelowCal	
18)		Endrin Al...	8.137	8.828	25870	28129	BelowCal	BelowCal	
19)		Endosulfa...	8.441	9.026	6300	10618	0.041	0.043	
20)		Methoxychlor	8.294	9.211	3659	2416	0.062	BelowCal	#
21)		Endrin Ke...	8.632	9.430	8035	121984	0.048	0.474	#
23)		Hexachlor...	2.960	3.429f	55830	1383163	0.306	3.679	#
24)		Hexachlor...	5.537	6.211	37895	32184	0.215	0.102	#
25)		Oxychlordane	7.005	7.661	203213	11085	1.235	0.040	#
26)		2,4'-DDE	7.077	7.880	7025	80074	0.055	0.377	#
27)		trans-Non...	7.259	7.920	72092	46563	0.086	0.154	#
28)		2,4'-DDD	7.464	8.229	4262	6245	0.037	0.033	
29)		2,4'-DDT	0.000	8.453	0	6069	N.D.	0.034	#
30)		cis-Nonac...	0.000	0.000	0	0	N.D.	N.D.	
31)		Mirex	8.396	9.430f	10715	121984	0.085	0.656	#
32)		Chlordane...	7.212	7.920	5708	46563	0.290	1.287	#
33)		Chlordane...	7.322	8.028	9702	5812	0.387	0.191	#
34)		Chlordane...	7.848	0.000	238698	0	41.289	N.D.	#
35)		Chlordane...	3.471	3.429	20994	1383163	NoCal	NoCal	
36)		Toxaphene...	7.322f	8.299f	9702	51912	10.832	19.782	#
37)		Toxaphene...	7.585	8.588f	6059	271899	3.752	82.618	#
38)		Toxaphene...	7.890	8.649	25355	100337	7.529	19.797	#
39)		Toxaphene...	8.137	8.752f	25870	5598	7.984	0.670	#
40)		Toxaphene...	8.396f	0.000	10715	0	4.470	N.D.	#
41)		Toxaphene...	8.441	9.277	6300	11243	1.991	2.367	
42)		Toxaphene...	3.471	3.429	20994	1383163	NoCal	NoCal	

(f)=RT Delta > 1/2 Window (#)=Amounts differ by > 40% (m)=manual int.

Quantitation Report (Not Reviewed)

Data Path : R:\data\2019-12\9L12029\
Data File : ECD5-12121910.D
Signal(s) : Signal #1: ECD1A.CH Signal #2: ECD2B.CH
Acq On : 12 Dec 2019 13:58
Operator : MJB
Sample : 9120706-BLK2
Misc : 1x, 608 (TTO), Endrin Aldehyde Only
ALS Vial : 8 (Sig #1); 0 (Sig #2) Sample Multiplier: 1

Integration File signal 1: PEST1.e
Integration File signal 2: PEST2.e
Quant Time: Dec 12 15:54:21 2019
Quant Method : R:\methods\ECD5_QUANTPEST_190823RTA.M
Quant Title : Instrument: DualECD5
QLast Update : Mon Aug 26 11:48:23 2019
Response via : Initial Calibration
Integrator: ChemStation 6890 Scale Mode: Small noise peaks clipped

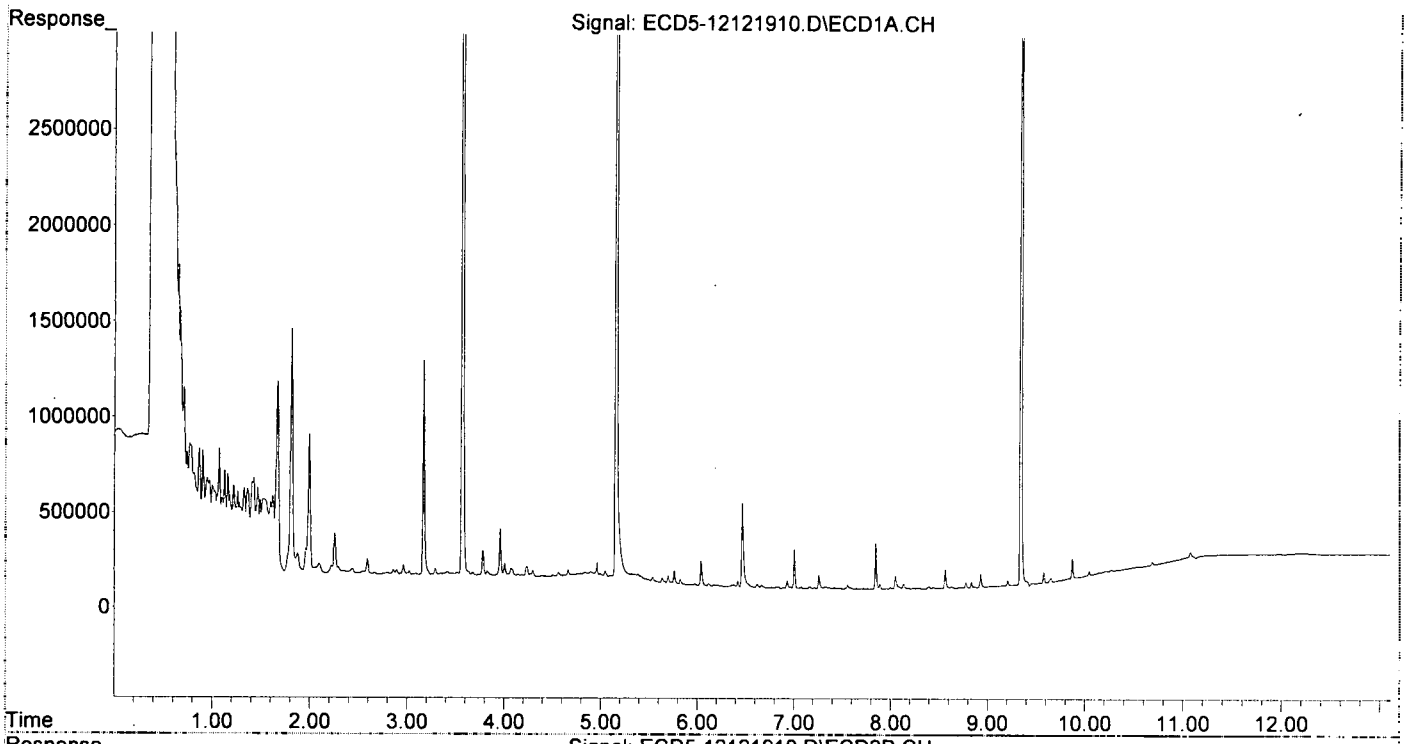

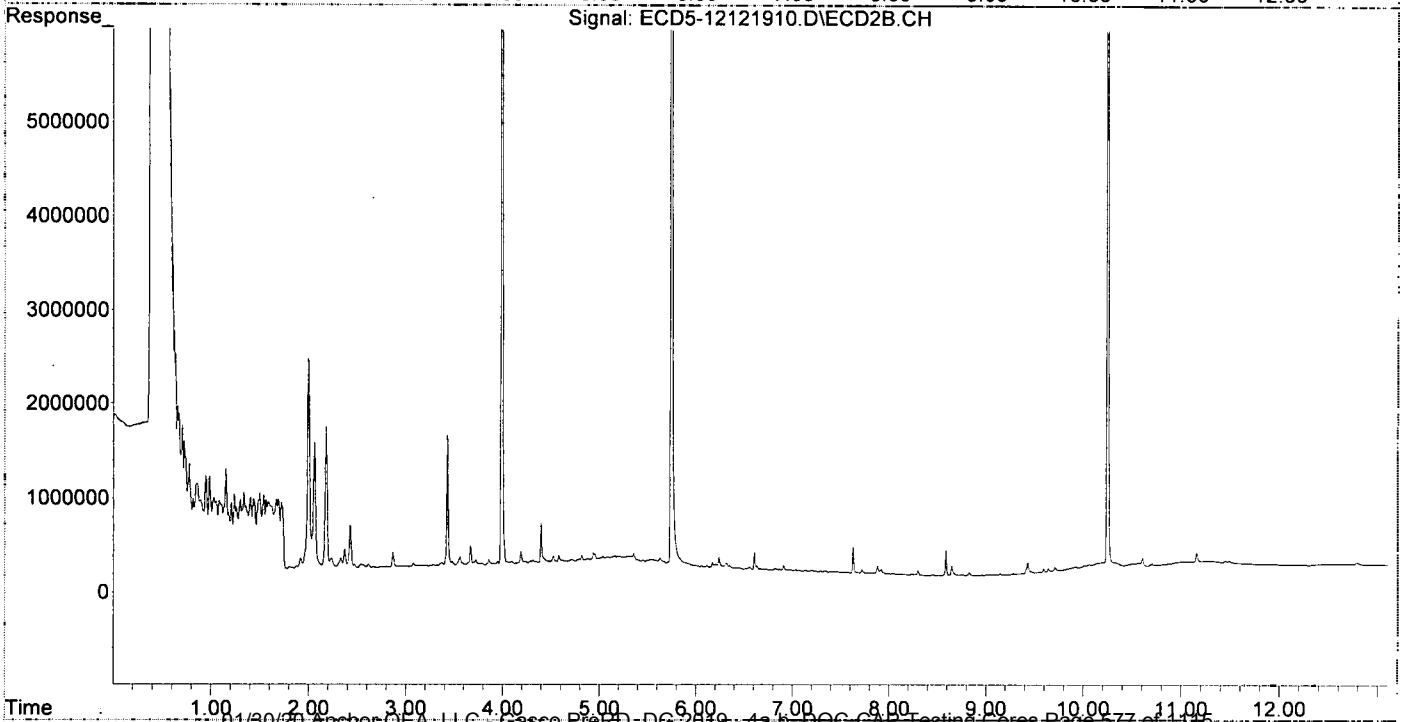

01/30/20 Anchor QEA, LLC - Gasco FieRD - DG 2019. 4a-b. DOC-CAP Testing Cores Page 577 of 1115

Quantitation Report (Not Reviewed)

Data Path : R:\data\2019-12\9L12029\
Data File : ECD5-12121911.D
Signal(s) : Signal #1: ECD1A.CH Signal #2: ECD2B.CH
Acq On : 12 Dec 2019 14:16
Operator : MJB
Sample : 9120706-BS2
Misc : 1x, 608 (TTO), Endrin Aldehyde Only ✓
ALS Vial : 9 (Sig #1); 0 (Sig #2) Sample Multiplier: 1

Integration File signal 1: PEST1.e
Integration File signal 2: PEST2.e
Quant Time: Dec 12 15:54:27 2019
Quant Method : R:\methods\ECD5_QUANTPEST_190823RTA.M
Quant Title : Instrument: DualECD5
QLast Update : Mon Aug 26 11:48:23 2019
Response via : Initial Calibration
Integrator: ChemStation 6890 Scale Mode: Small noise peaks clipped

MJB 12/12/19

		Compound	RT#1	RT#2	Resp#1	Resp#2	ng/mL	ng/mL	
		System Monitoring Compounds							
1)	S	TCMX (S)	5.158	5.745	10938929	19059717	65.907	64.969	
22)	S	DCBP (S)	9.341	10.247	10442559	14770645	74.009	82.167	
		Target Compounds							
2)		a-BHC	5.692	6.350	23439697	43188258	102.210	105.250	
3)		g-BHC	5.973	6.667	20404659	37339090	101.125	104.678	
4)		b-BHC	6.049	6.734	7925174	14916090	87.684	94.247	
5)		Heptachlor	6.381	7.035	16363965	27287842	90.261	89.183	
6)		d-BHC	6.195	6.986	18742782	37067040	95.291	105.105	
7)		Aldrin	6.619	7.296	16685105	30241189	84.505	91.809	
8)		Heptachlo...	7.077	7.734	18776999	31693665	101.950	105.348	
9)		trans-Chl...	7.173	7.873	18094160	31360632	97.864	100.090	
10)		cis-Chlor...	7.271	7.981	17779968	30263491	97.654	103.910	
11)		Endosulfa...	7.364	8.028	18293491	29263095	107.495	106.343	
12)		4,4'-DDE	7.340	8.095	16705550	28720588	88.610	92.445	
13)		Dieldrin	7.535	8.227	20586923	33446938	107.235	109.969	
14)		Endrin	7.697	8.452	16078207	25455127	109.355	112.720	
15)		4,4'-DDD	7.758	8.508	14573574	24508247	92.742	95.655	
16)		Endosulfa...	7.852	8.600	16623538	27219544	115.754	118.035	
17)		4,4'-DDT	7.954	8.731	12406656	18484335	103.769	91.632	
18)		Endrin Al...	8.140	8.837	13462108	21435930	106.792	103.673	
19)		Endosulfa...	8.440	9.027	15448423	24667849	99.682	99.033	
20)		Methoxychlor	8.295	9.211	6691728	10179698	114.243	102.870	
21)		Endrin Ke...	8.631	9.419	18135340	28701064	108.752	111.540	
23)		Hexachlor...	2.959	3.428f	65950	1453415	0.361	3.866	#
24)		Hexachlor...	5.533	6.210	51535	36795	0.292	0.117	#
25)		Oxychlordane	7.005	7.651	178182	86261	1.083	0.315	#
26)		2,4'-DDE	7.077	7.873	18776999	31360632	146.397	147.831	
27)		trans-Non...	7.271	7.925	17779968	186749	99.036	0.619	#
28)		2,4'-DDD	0.000	8.227	0	33446938	N.D.	177.096	#
29)		2,4'-DDT	7.640	8.452	47467	25455127	0.433	142.734	#
30)		cis-Nonac...	7.697f	8.508	16078207	24508247	77.442	73.061	
31)		Mirex	8.387	9.419	90301	28701064	0.720	154.246	#
32)		Chlordane...	0.000	7.925	0	186749	N.D.	5.161	#
33)		Chlordane...	7.340	8.028	16705550	29263095	666.508	963.741	#
34)		Chlordane...	7.852	8.678	16623538	83926	2875.487	9.361	#
35)		Chlordane...	0.000	3.428	0	1453415	N.D.	NoCal	
36)		Toxaphene...	7.271f	8.298f	17779968	64458	19851.526	24.563	#
37)		Toxaphene...	0.000	8.600	0	27219544	N.D.	8270.840	#
38)		Toxaphene...	7.906	8.648	588261	149678	174.688	29.532	#
39)		Toxaphene...	8.140	8.731	13462108	18484335	4154.776	2213.737	#
40)		Toxaphene...	8.355	8.925f	55097	309730	22.985	66.461	#
41)		Toxaphene...	8.440	9.266	15448423	38097	4881.661	8.020	#
42)		Toxaphene...	0.000	3.428	0	1453415	N.D.	NoCal	

(f)=RT Delta > 1/2 Window (#)=Amounts differ by > 40% (m)=manual int.

Quantitation Report (Not Reviewed)

Data Path : R:\data\2019-12\9L12029\
Data File : ECD5-12121911.D
Signal(s) : Signal #1: ECD1A.CH Signal #2: ECD2B.CH
Acq On : 12 Dec 2019 14:16
Operator : MJB
Sample : 9120706-BS2
Misc : 1x, 608 (TTO), Endrin Aldehyde Only
ALS Vial : 9 (Sig #1); 0 (Sig #2) Sample Multiplier: 1

Integration File signal 1: PEST1.e
Integration File signal 2: PEST2.e
Quant Time: Dec 12 15:54:27 2019
Quant Method : R:\methods\ECD5_QUANTPEST_190823RTA.M
Quant Title : Instrument: DualECD5
QLast Update : Mon Aug 26 11:48:23 2019
Response via : Initial Calibration
Integrator: ChemStation 6890 Scale Mode: Small noise peaks clipped

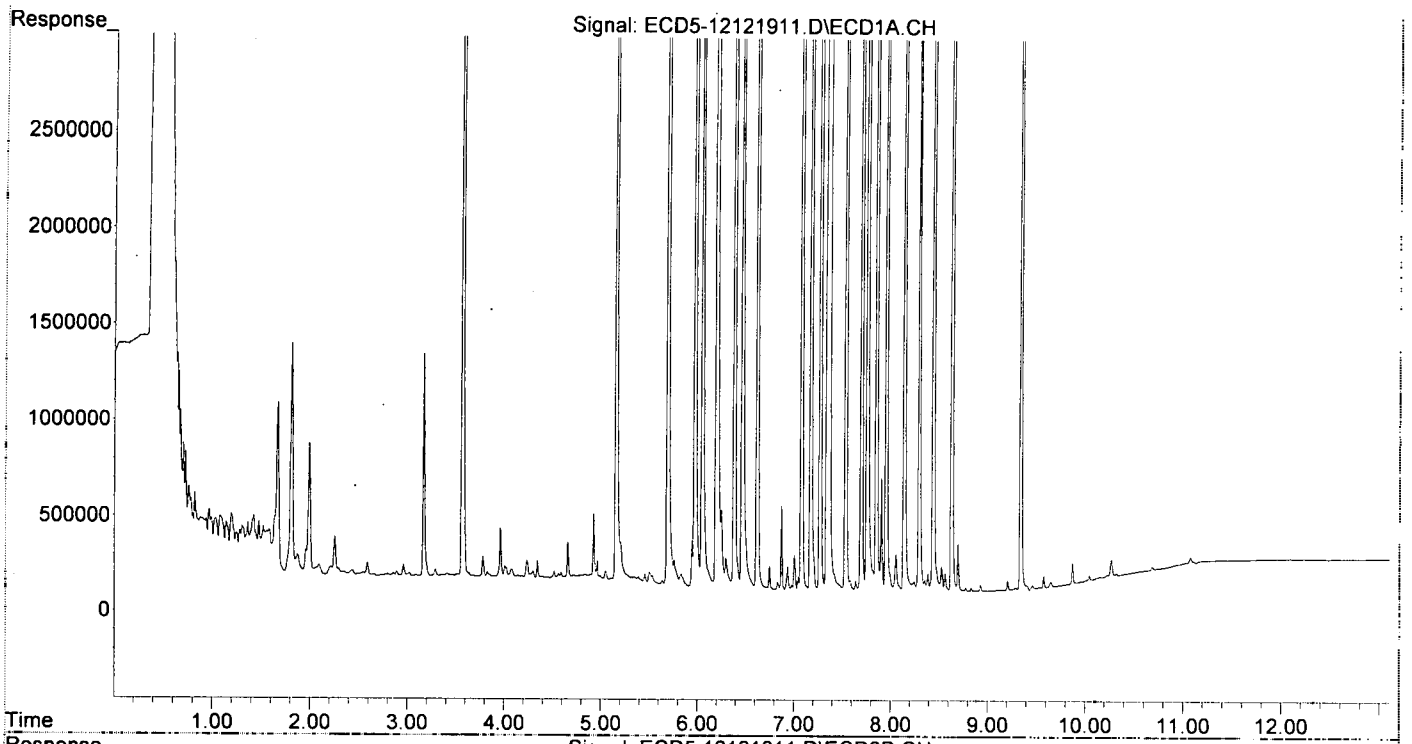

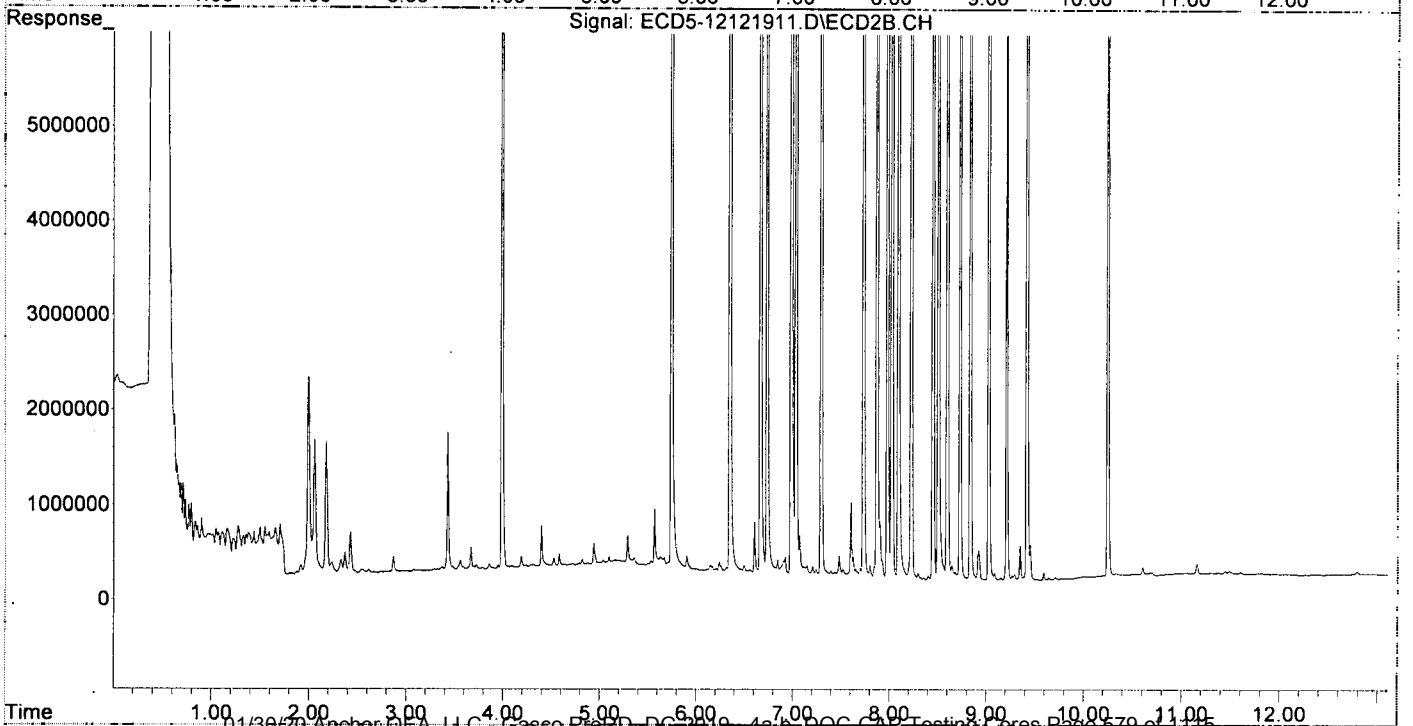

01/30/20 Anchor QEA, LLC - Gasco PreRD DG 2019 - 4a-b DOC CAP Testing Cores Page 579 of 1115

Quantitation Report (Not Reviewed)

Data Path : R:\data\2019-12\9L12029\
Data File : ECD5-12121912.D
Signal(s) : Signal #1: ECD1A.CH Signal #2: ECD2B.CH
Acq On : 12 Dec 2019 14:33
Operator : MJB
Sample : 9120706-BSD2
Misc : 1x, 608 (TTO), Endrin Aldehyde Only ✓
ALS Vial : 10 (Sig #1); 0 (Sig #2) Sample Multiplier: 1

Integration File signal 1: PEST1.e
Integration File signal 2: PEST2.e
Quant Time: Dec 12 15:54:35 2019
Quant Method : R:\methods\ECD5_QUANTPEST_190823RTA.M
Quant Title : Instrument: DualECD5
QLast Update : Mon Aug 26 11:48:23 2019
Response via : Initial Calibration
Integrator: ChemStation 6890 Scale Mode: Small noise peaks clipped

Q12

MJB 12/14/19

		Compound	RT#1	RT#2	Resp#1	Resp#2	ng/mL	ng/mL	
		System Monitoring Compounds							
1)	S	TCMX (S)	5.157	5.744	7382570	12589900	44.480	42.915	
22)	S	DCBP (S)	9.341	10.247	9768435	13830659	69.231	76.938	
		Target Compounds							
2)		a-BHC	5.691	6.350	22943021	42325394	100.044	103.147	
3)		g-BHC	5.972	6.667	19670381	36498503	97.486	102.322	
4)		b-BHC	6.049	6.734	7820473	14635864	86.525	92.476	
5)		Heptachlor	6.381	7.034	12411979	20736648	68.462	67.772	
6)		d-BHC	6.195	6.985	18549487	35278634	94.308	100.034	
7)		Aldrin	6.619	7.295	11295513	20353608	57.208	61.791	
8)		Heptachlo...	7.077	7.734	17968765	29865829	97.562	99.272	
9)		trans-Chl...	7.173	7.873	16948726	28136454	91.669	89.799	
10)		cis-Chlor...	7.270	7.980	16869632	28129577	92.654	96.583	
11)		Endosulfa...	7.363	8.028	17495415	27281678	102.805	99.142	
12)		4,4'-DDE	7.340	8.094	15719776	27556412	83.381	88.698	
13)		Dieldrin	7.535	8.227	20302997	32984964	105.756	108.450	
14)		Endrin	7.697	8.452	16473160	25233787	112.042	111.739	
15)		4,4'-DDD	7.758	8.507	14750045	23681469	93.865	92.429	
16)		Endosulfa...	7.852	8.600	16181264	26365723	112.674	114.332	
17)		4,4'-DDT	7.954	8.730	12237052	18616020	102.351	92.199	
18)		Endrin Al...	8.140	8.836	13411984	21497181	106.417	103.941	
19)		Endosulfa...	8.439	9.027	15713355	25620165	101.391	102.856	
20)		Methoxychlor	8.294	9.211	6639900	9933203	113.359	100.759	
21)		Endrin Ke...	8.630	9.419	18114012	28594543	108.624	111.126	
23)		Hexachlor...	2.960	3.428f	56539	1360714	0.309	3.620	#
24)		Hexachlor...	5.533	6.210	35521	70453	0.201	0.224	
25)		Oxychlordane	7.005	7.651	183062	88417	1.113	0.323	#
26)		2,4'-DDE	7.077	7.873	17968765	28136454	140.095	132.633	
27)		trans-Non...	7.270	7.925	16869632	182018	93.943	0.603	#
28)		2,4'-DDD	0.000	8.227	0	32984964	N.D.	174.650	#
29)		2,4'-DDT	7.640	8.452	45817	25233787	0.418	141.493	#
30)		cis-Nonac...	7.697f	8.507	16473160	23681469	79.345	70.596	
31)		Mirex	8.386	9.419f	83539	28594543	0.666	153.674	#
32)		Chlordane...	0.000	7.925	0	182018	N.D.	5.030	#
33)		Chlordane...	7.340	8.028	15719776	27281678	627.178	898.486	#
34)		Chlordane...	7.852	8.677f	16181264	82649	2798.984	9.218	#
35)		Chlordane...	0.000	3.428	0	1360714	N.D.	NoCal	
36)		Toxaphene...	7.270f	8.298f	16869632	66685	18835.126	25.411	#
37)		Toxaphene...	0.000	8.600	0	26365723	N.D.	8011.401	#
38)		Toxaphene...	7.905	8.646	523461	155952	155.446	30.770	#
39)		Toxaphene...	8.140	8.730	13411984	18616020	4139.306	2229.508	#
40)		Toxaphene...	8.386f	8.922f	83539	326791	34.849	70.121	#
41)		Toxaphene...	8.439	9.265	15713355	42470	4965.379	8.941	#
42)		Toxaphene...	0.000	3.428	0	1360714	N.D.	NoCal	

(f)=RT Delta > 1/2 Window (#)=Amounts differ by > 40% (m)=manual int.

Quantitation Report (Not Reviewed)

Data Path : R:\data\2019-12\9L12029\
Data File : ECD5-12121912.D
Signal(s) : Signal #1: ECD1A.CH Signal #2: ECD2B.CH
Acq On : 12 Dec 2019 14:33
Operator : MJB
Sample : 9120706-BSD2
Misc : 1x, 608 (TTO), Endrin Aldehyde Only
ALS Vial : 10 (Sig #1); 0 (Sig #2) Sample Multiplier: 1

Integration File signal 1: PEST1.e
Integration File signal 2: PEST2.e
Quant Time: Dec 12 15:54:35 2019
Quant Method : R:\methods\ECD5_QUANTPEST_190823RTA.M
Quant Title : Instrument: DualECD5
QLast Update : Mon Aug 26 11:48:23 2019
Response via : Initial Calibration
Integrator: ChemStation 6890 Scale Mode: Small noise peaks clipped

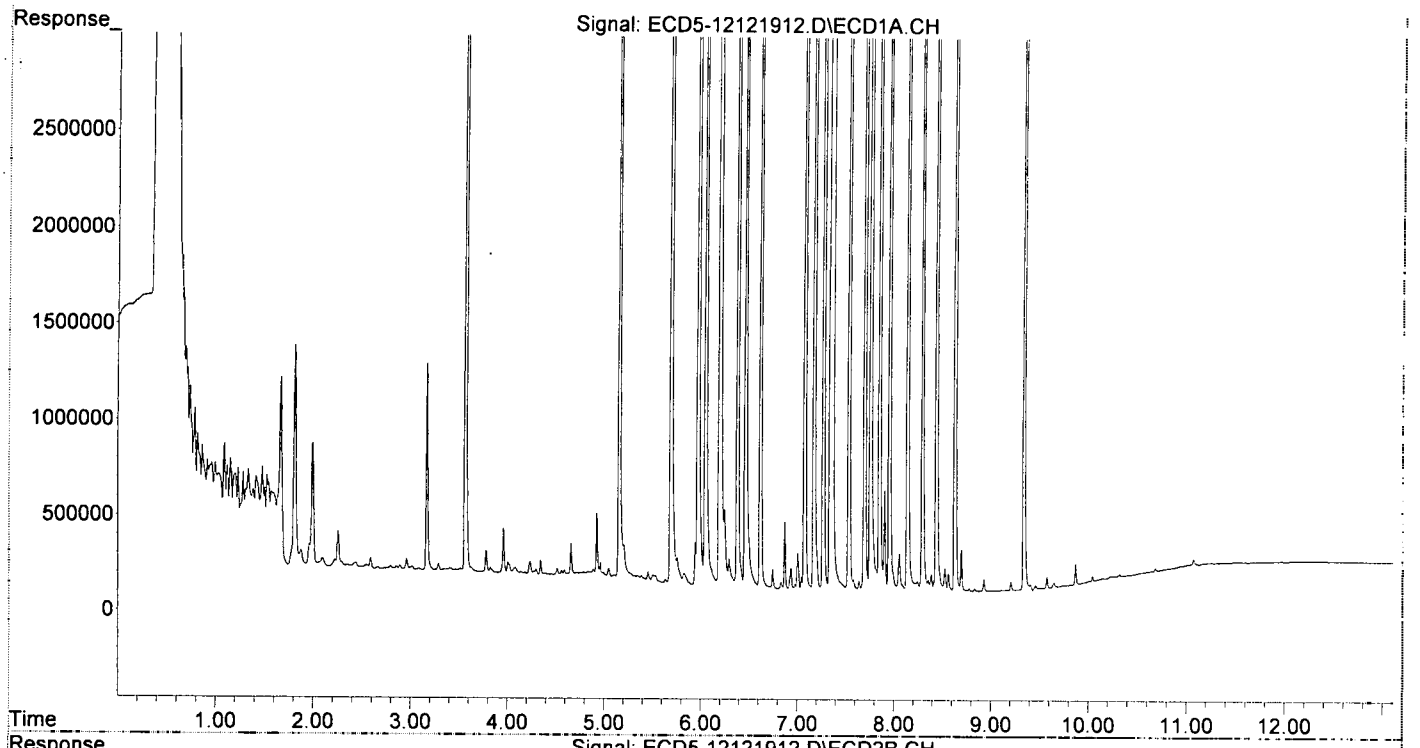

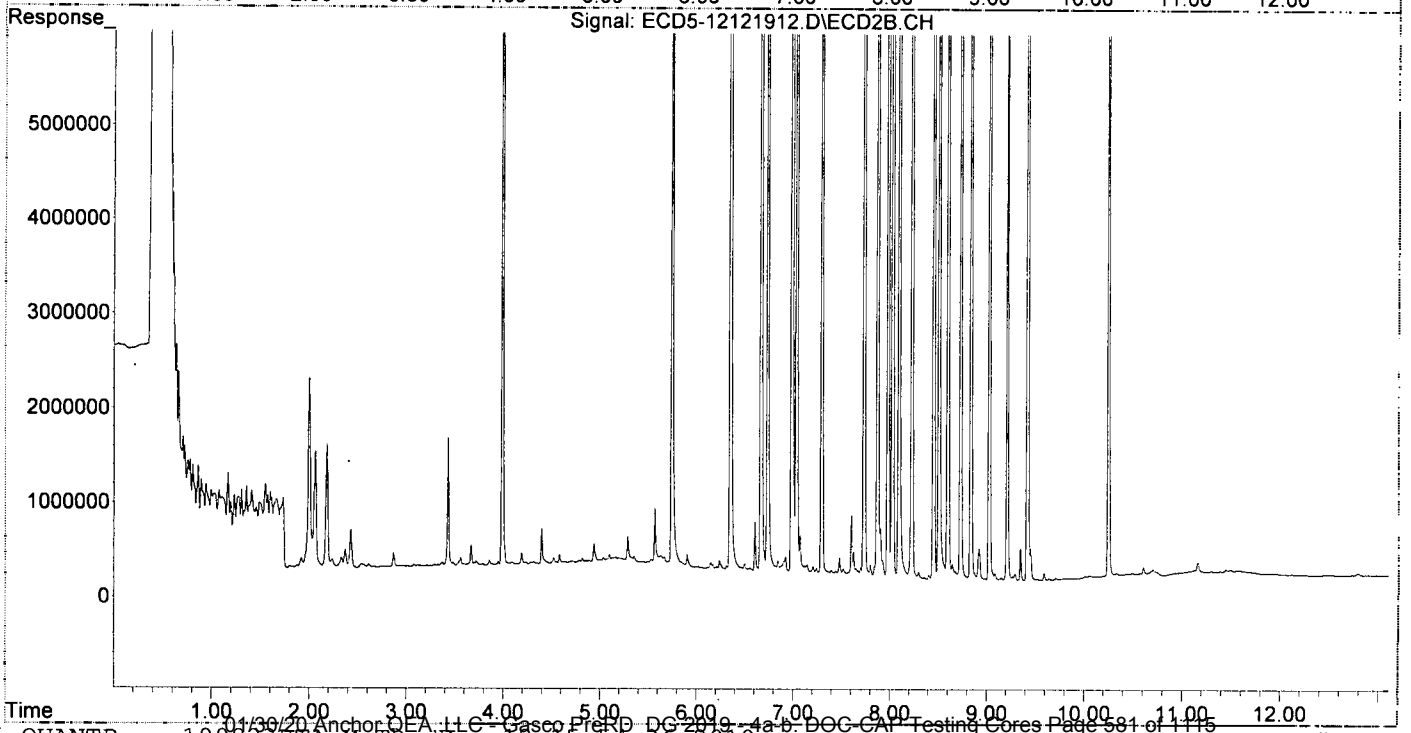

Quantitation Report (QT Reviewed)

Data Path : R:\data\2019-12\9L12029\
Data File : ECD5-12121916.D
Signal(s) : Signal #1: ECD1A.CH Signal #2: ECD2B.CH
Acq On : 12 Dec 2019 15:42
Operator : MJB
Sample : 9L12029-CCV3
Misc : A19K134, AB 100 ppb
ALS Vial : 5 (Sig #1); 0 (Sig #2) Sample Multiplier: 1

Integration File signal 1: PEST1.e
Integration File signal 2: PEST2.e
Quant Time: Dec 12 16:12:49 2019
Quant Method : R:\methods\ECD5_QUANTPEST_190823RTA.M
Quant Title : Instrument: DualECD5
QLast Update : Mon Aug 26 11:48:23 2019
Response via : Initial Calibration
Integrator: ChemStation 6890 Scale Mode: Small noise peaks clipped

MJB 12/12/19

		Compound	RT#1	RT#2	Resp#1	Resp#2	ng/mL	ng/mL	
		System Monitoring Compounds							
1)	S	TCMX (S)	5.157	5.743	17783656	31063735	107.146	105.887	
22)	S	DCBP (S)	9.341	10.246	13546161	20751394	96.005	115.437	
		Target Compounds							
2)		a-BHC	5.691	6.349	25908997	46424322	112.977	113.136	
3)		g-BHC	5.972	6.666	22391868	39210187	110.973	109.924	
4)		b-BHC	6.049	6.733	8845188	15947137	97.863	100.762	
5)		Heptachlor	6.380	7.034	20748505	34850218	114.445	113.898	
6)		d-BHC	6.196	6.985	20455326	37757721	103.998	107.064	
7)		Aldrin	6.618	7.296	21416249	38380794	108.467	116.520	
8)		Heptachlo...	7.076	7.733	20010170	33210911	108.646	110.391	
9)		trans-Chl...	7.172	7.872	20837340	32903435	112.700	105.013	
10)		cis-Chlor...	7.269	7.980	19716061	31319737	108.288	107.537	
11)		Endosulfa...	7.362	8.027	19007447	29887388	111.690m	108.612	
12)		4,4'-DDE	7.338	8.093	19988758	34013327	106.024m	109.481	
13)		Dieldrin	7.534	8.227	21216795	34586222	110.516	113.714	
14)		Endrin	7.696	8.451	18071227	27911141	122.911	123.595	
15)		4,4'-DDD	7.757	8.506	17263310	27753256	109.859	108.321	
16)		Endosulfa...	7.851	8.598	16251531	27312928	113.163	118.440	
17)		4,4'-DDT	7.953	8.729	13205681	19521677	110.452	96.077	
18)		Endrin Al...	8.140	8.835	10777340	17711844	86.437	87.067	
19)		Endosulfa...	8.439	9.025	15262492	24051240	98.482	96.557	
20)		Methoxychlor	8.293	9.210	6587985	9516641	112.472	97.161	
21)		Endrin Ke...	8.630	9.418	17534007	26132624	105.146	101.558	
23)		Hexachlor...	0.000	3.476f	0	10726	N.D.	0.029	#
24)		Hexachlor...	5.534	0.000	23457	0	0.133	N.D.	#
25)		Oxychlordane	7.012	7.650	94041	62747	0.572	0.229	#
26)		2,4'-DDE	7.076	7.872	20010170	32903435	156.011	155.104	
27)		trans-Non...	7.269	7.927	19716061	138550	109.868	0.459	#
28)		2,4'-DDD	0.000	8.227	0	34586222	N.D.	183.128	#
29)		2,4'-DDT	7.645	8.451	70639	27911141	0.644	156.506	#
30)		cis-Nonac...	7.696f	8.506	18071227	27753256	87.042	82.734	
31)		Mirex	8.381	9.418	53936	26132624	0.430	140.443	#
32)		Chlordane...	0.000	7.927	0	138550	N.D.	3.829	#
33)		Chlordane...	7.339	8.027	19743158	29887388	787.701	984.301	
34)		Chlordane...	7.851	8.677f	16251531	92740	2811.138	10.344	#
35)		Chlordane...	0.000	3.412f	0	6772	N.D.	NoCal	
36)		Toxaphene...	7.269f	0.000	19716061	0	22013.195	N.D.	#
37)		Toxaphene...	0.000	8.598	0	27312928	N.D.	8299.216	#
38)		Toxaphene...	7.905	8.643	624867	142358	185.559	28.088	#
39)		Toxaphene...	8.140	8.729	10777340	19521677	3326.183	2337.972	
40)		Toxaphene...	8.381	8.916f	53936	288647	22.500	61.937	#
41)		Toxaphene...	8.439	9.264	15262492	24468	4822.908	5.151	#
42)		Toxaphene...	0.000	3.412f	0	6772	N.D.	NoCal	

(f)=RT Delta > 1/2 Window (#)=Amounts differ by > 40% (m)=manual int.

Quantitation Report (QT Reviewed)

Data Path : R:\data\2019-12\9L12029\
Data File : ECD5-12121916.D
Signal(s) : Signal #1: ECD1A.CH Signal #2: ECD2B.CH
Acq On : 12 Dec 2019 15:42
Operator : MJB
Sample : 9L12029-CCV3
Misc : A19K134, AB 100 ppb
ALS Vial : 5 (Sig #1); 0 (Sig #2) Sample Multiplier: 1

Integration File signal 1: PEST1.e
Integration File signal 2: PEST2.e
Quant Time: Dec 12 16:12:49 2019
Quant Method : R:\methods\ECD5_QUANTPEST_190823RTA.M
Quant Title : Instrument: DualECD5
QLast Update : Mon Aug 26 11:48:23 2019
Response via : Initial Calibration
Integrator: ChemStation 6890 Scale Mode: Small noise peaks clipped

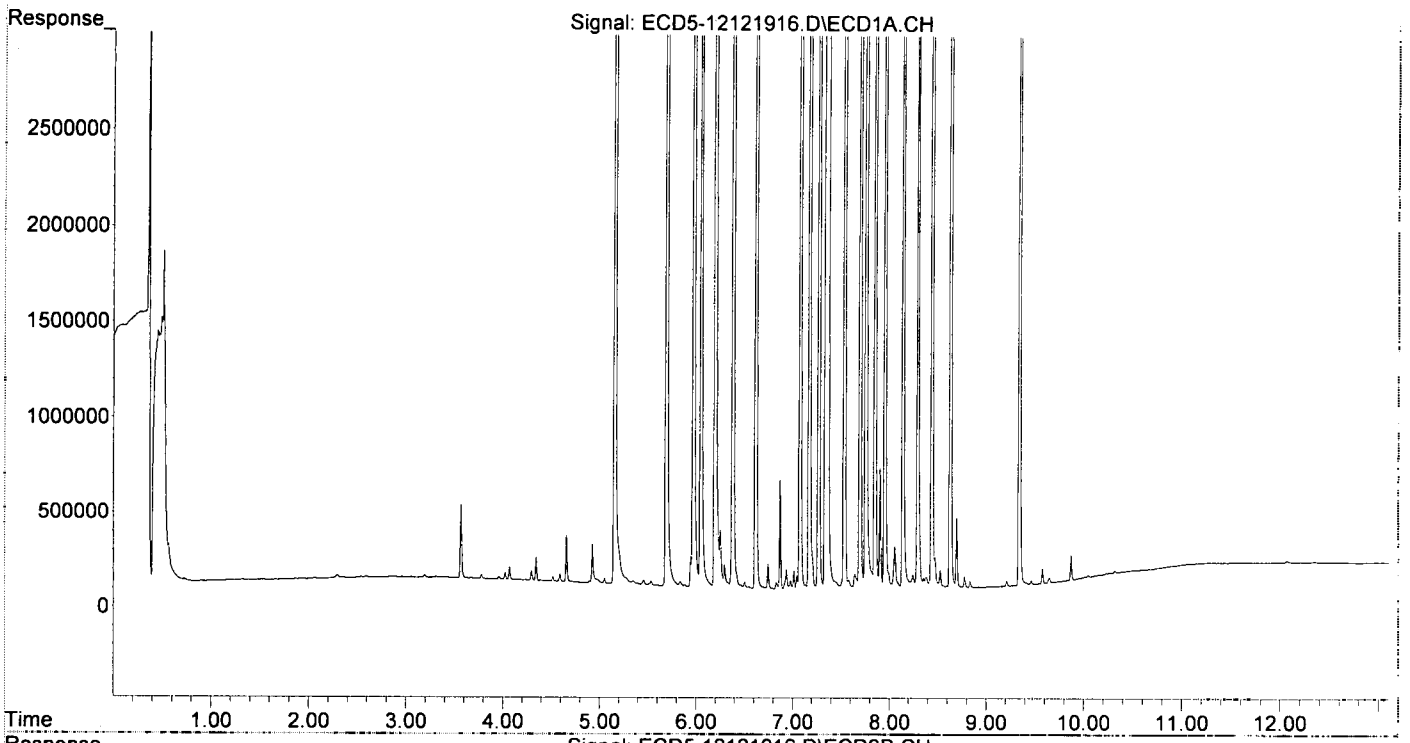

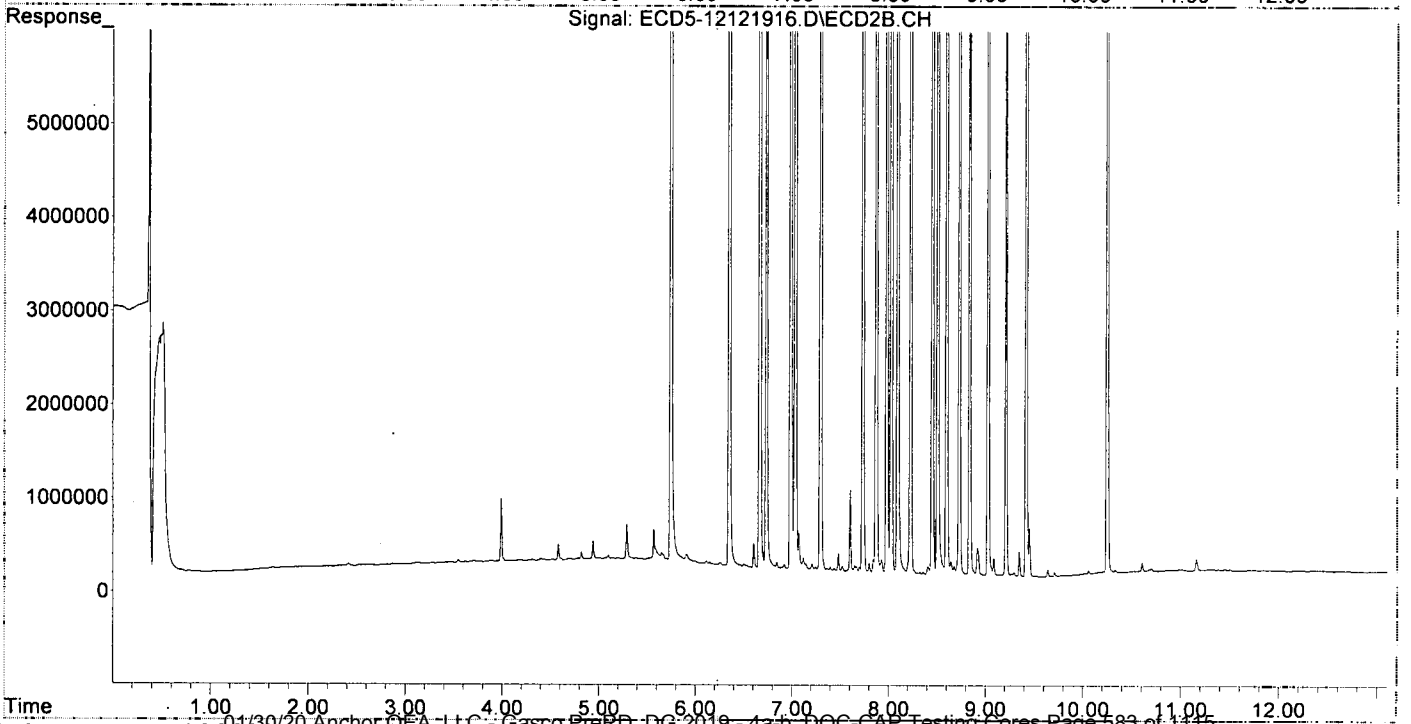

01/30/20 AnchorQEA, LLC - Gasco PteRD_DG-2019_4a-b_DOC-CAP Testing Cores Page 583 of 1115

Quantitation Report (Qedit)

Data Path : R:\data\2019-12\9L12029\
Data File : ECD5-12121916.D
Signal(s) : Signal #1: ECD1A.CH Signal #2: ECD2B.CH
Acq On : 12 Dec 2019 15:42
Operator : MJB
Sample : 9L12029-CCV3
Misc : A19K134, AB 100 ppb
ALS Vial : 5 (Sig #1); 0 (Sig #2) Sample Multiplier: 1

Integration File signal 1: PEST1.e
Integration File signal 2: PEST2.e
Quant Time: Dec 12 15:59:12 2019
Quant Method : R:\methods\ECD5_QUANTPEST_190823RTA.M
Quant Title : Instrument: DualECD5
QLast Update : Mon Aug 26 11:48:23 2019
Response via : Initial Calibration
Integrator: ChemStation 6890 Scale Mode: Small noise peaks clipped

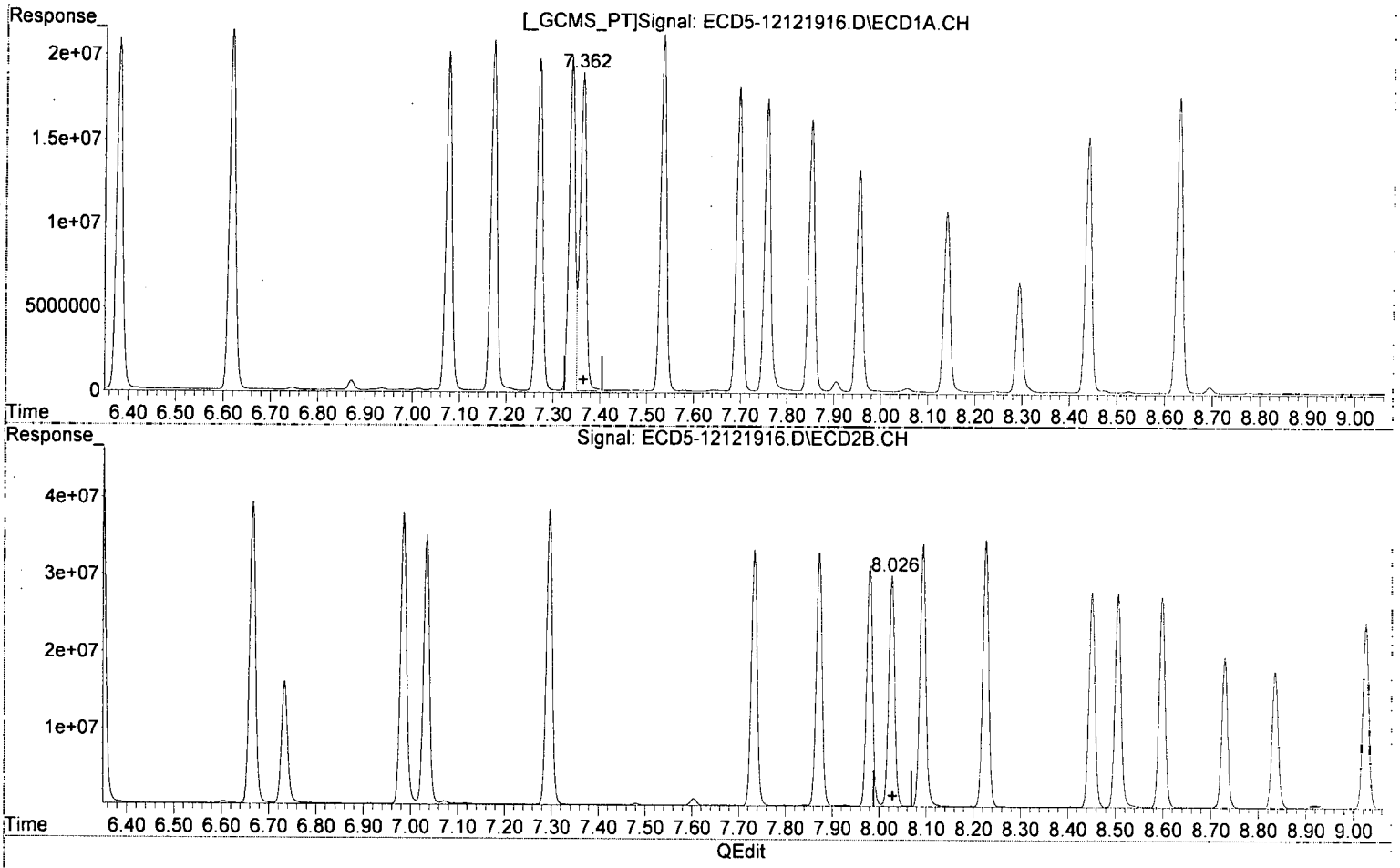

(11) Endosulfan I

7.362min 111.690 ng/mL

response 19007447

MJB 12/12/19

(11) Endosulfan I #2

8.027min 108.612 ng/mL

response 29887388

(+) = Expected Retention Time

Quantitation Report (Qedit)

Data Path : R:\data\2019-12\9L12029\
Data File : ECD5-12121916.D
Signal(s) : Signal #1: ECD1A.CH Signal #2: ECD2B.CH
Acq On : 12 Dec 2019 15:42
Operator : MJB
Sample : 9L12029-CCV3
Misc : A19K134, AB 100 ppb
ALS Vial : 5 (Sig #1); 0 (Sig #2) Sample Multiplier: 1

Integration File signal 1: PEST1.e
Integration File signal 2: PEST2.e
Quant Time: Dec 12 15:59:12 2019
Quant Method : R:\methods\ECD5_QUANTPEST_190823RTA.M
Quant Title : Instrument: DualECD5
QLast Update : Mon Aug 26 11:48:23 2019
Response via : Initial Calibration
Integrator: ChemStation 6890 Scale Mode: Small noise peaks clipped

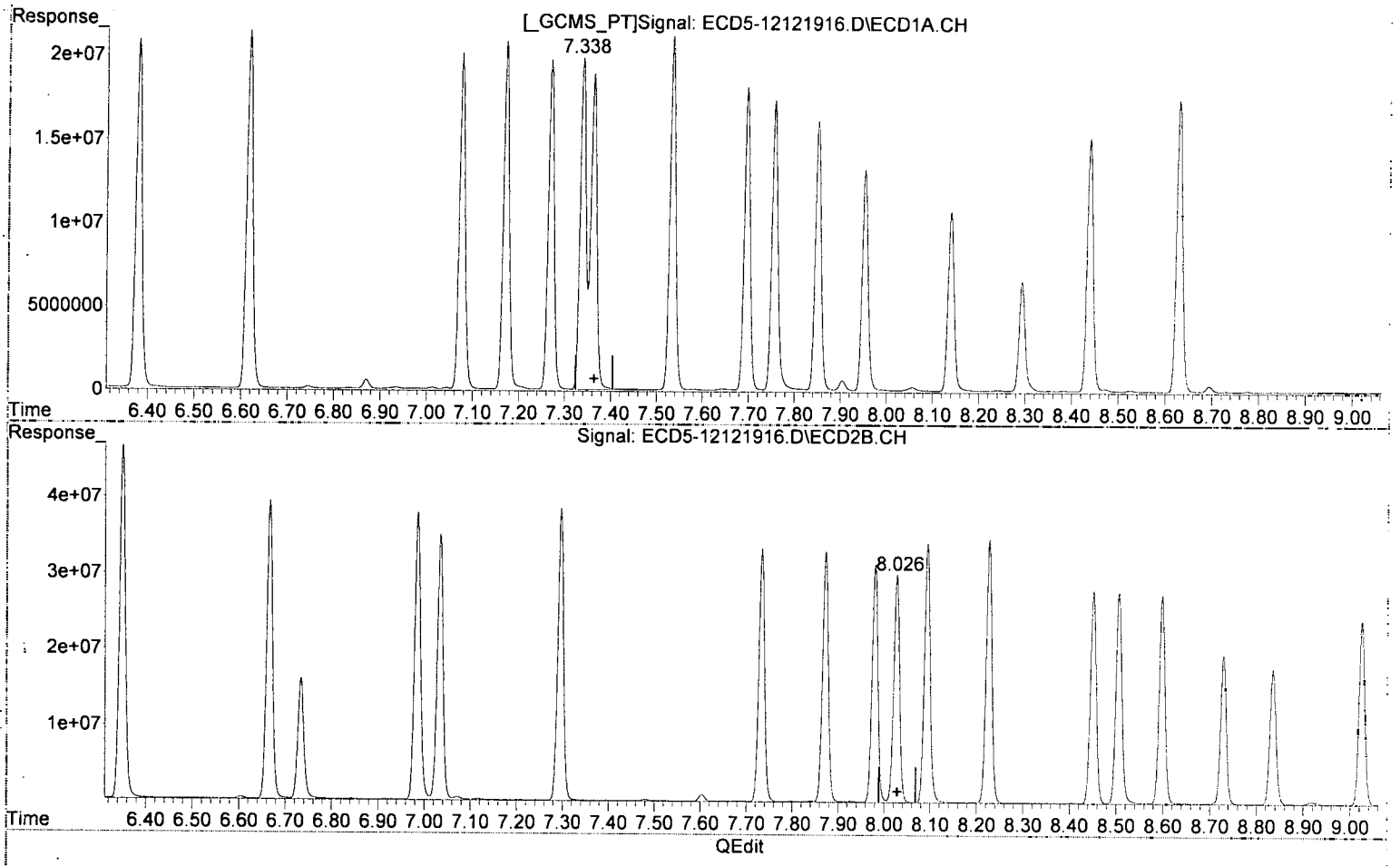

(11) Endosulfan I

7.339min 116.013 ng/mL

response 19743158

MJB 12/12/19

(11) Endosulfan I #2

8.027min 108.612 ng/mL

response 29887388

(+) = Expected Retention Time

Quantitation Report (Qedit)

Data Path : R:\data\2019-12\9L12029\
Data File : ECD5-12121916.D
Signal(s) : Signal #1: ECD1A.CH Signal #2: ECD2B.CH
Acq On : 12 Dec 2019 15:42
Operator : MJB
Sample : 9L12029-CCV3
Misc : A19K134, AB 100 ppb
ALS Vial : 5 (Sig #1); 0 (Sig #2) Sample Multiplier: 1

Integration File signal 1: PEST1.e
Integration File signal 2: PEST2.e
Quant Time: Dec 12 15:59:12 2019
Quant Method : R:\methods\ECD5_QUANTPEST_190823RTA.M
Quant Title : Instrument: DualECD5
QLast Update : Mon Aug 26 11:48:23 2019
Response via : Initial Calibration
Integrator: ChemStation 6890 Scale Mode: Small noise peaks clipped

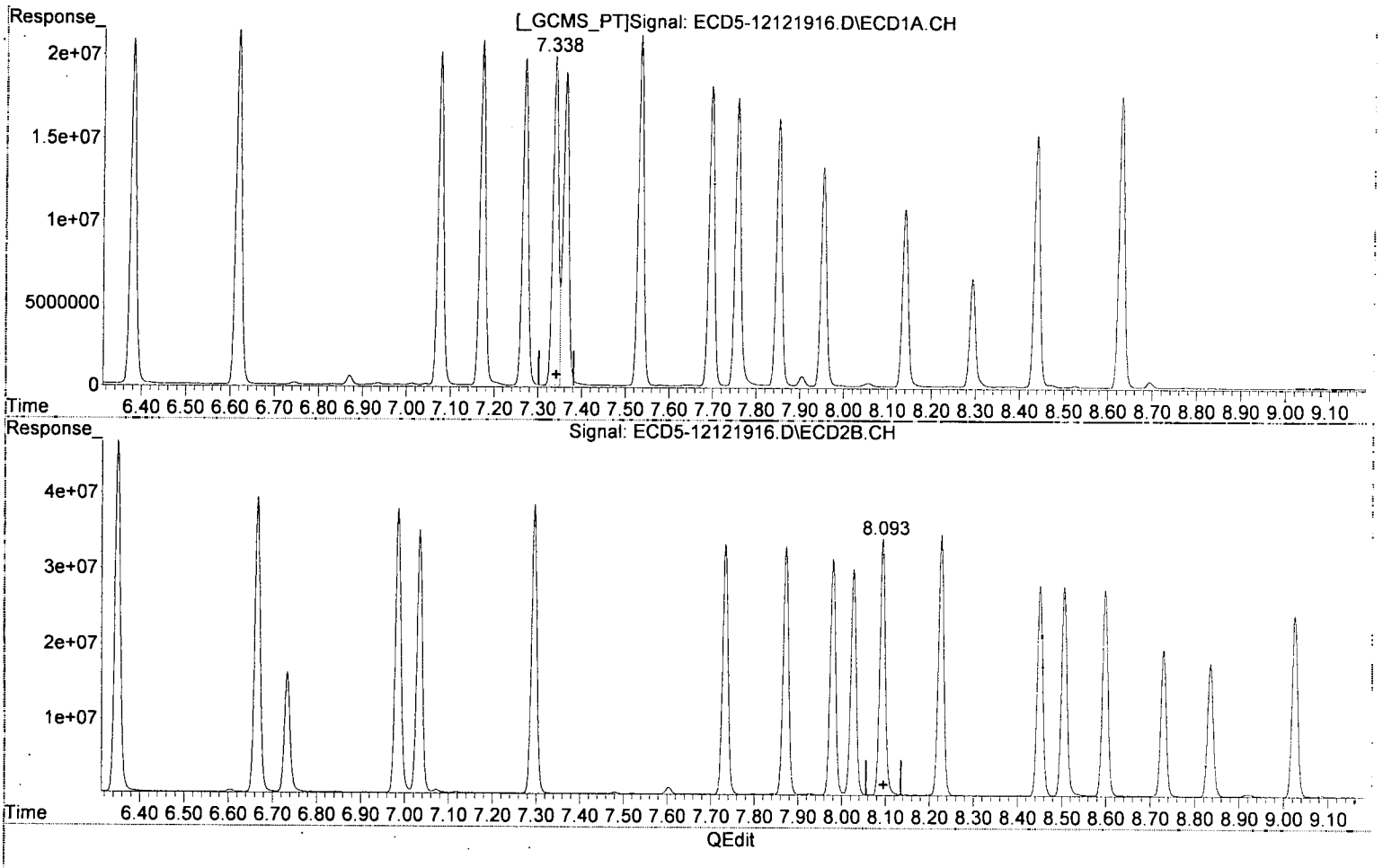

(12) 4,4'-DDE

7.338min 106.024 ng/mL (m)

response 19988758

MJB 12/12/19

(12) 4,4'-DDE #2

8.093min 109.481 ng/mL

response 34013327

(+) = Expected Retention Time

Quantitation Report (Qedit)

Data Path : R:\data\2019-12\9L12029\
Data File : ECD5-12121916.D
Signal(s) : Signal #1: ECD1A.CH Signal #2: ECD2B.CH
Acq On : 12 Dec 2019 15:42
Operator : MJB
Sample : 9L12029-CCV3
Misc : A19K134, AB 100 ppb
ALS Vial : 5 (Sig #1); 0 (Sig #2) Sample Multiplier: 1

Integration File signal 1: PEST1.e
Integration File signal 2: PEST2.e
Quant Time: Dec 12 15:59:12 2019
Quant Method : R:\methods\ECD5_QUANTPEST_190823RTA.M
Quant Title : Instrument: DualECD5
QLast Update : Mon Aug 26 11:48:23 2019
Response via : Initial Calibration
Integrator: ChemStation 6890 Scale Mode: Small noise peaks clipped

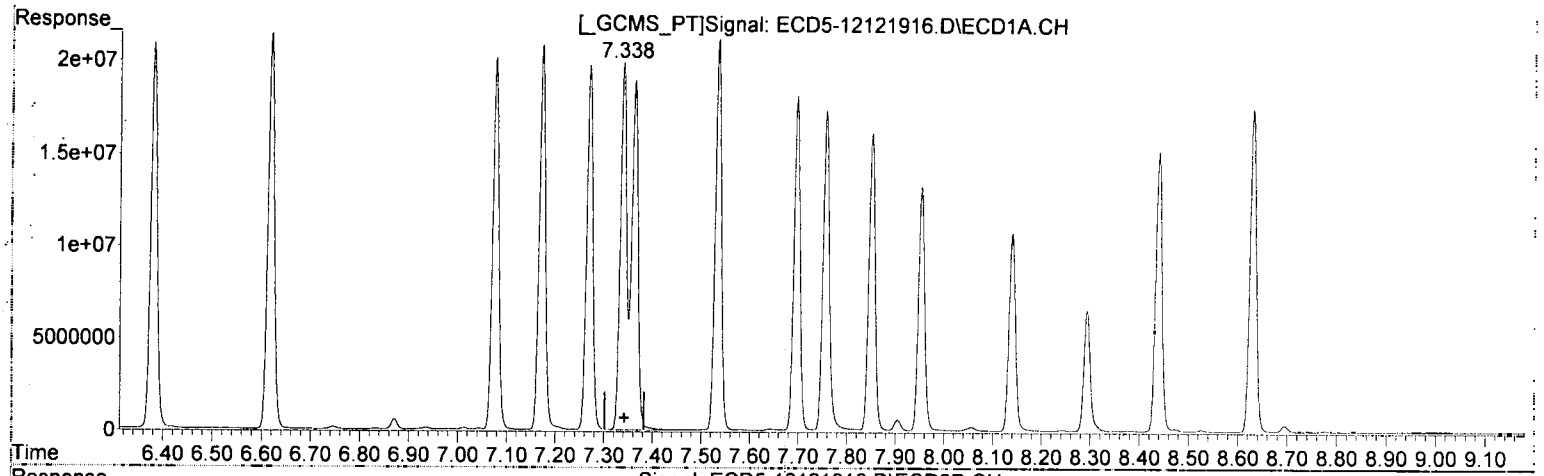

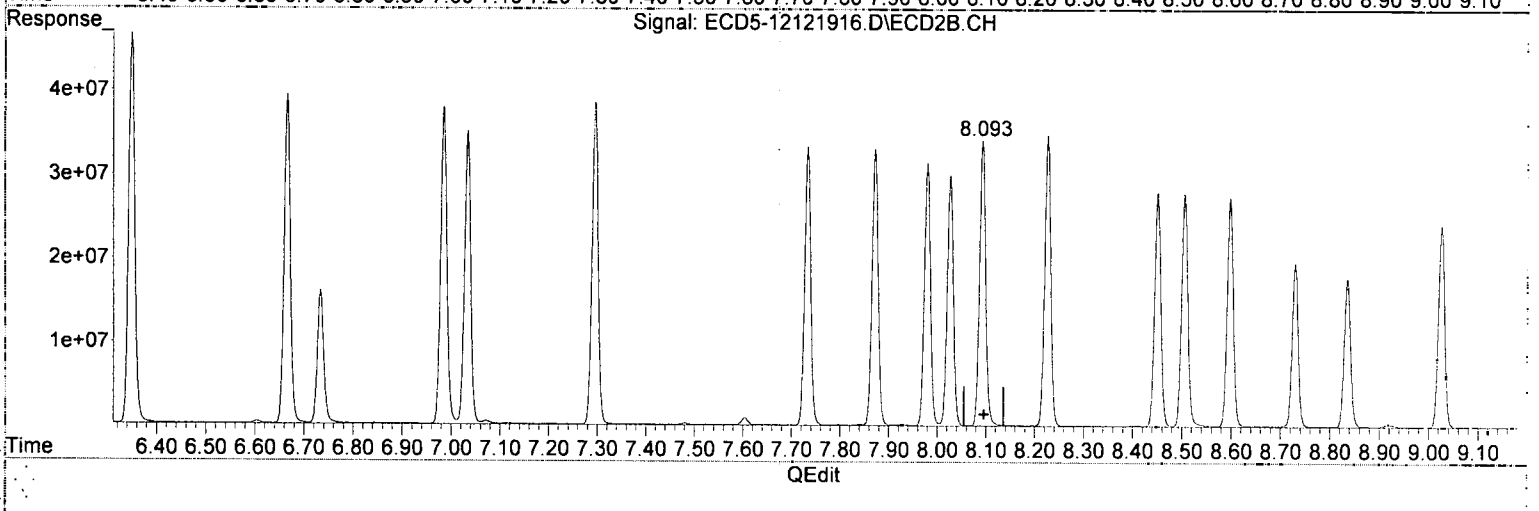

(12) 4,4'-DDE

7.339min 104.722 ng/mL

response 19743158

MJB 12/12/19

(12) 4,4'-DDE #2

8.093min 109.481 ng/mL

response 34013327

(+) = Expected Retention Time

Quantitation Report (Not Reviewed)

Data Path : R:\data\2019-12\9L12029\
Data File : ECD5-12121916.D
Signal(s) : Signal #1: ECD1A.CH Signal #2: ECD2B.CH
Acq On : 12 Dec 2019 15:42
Operator : MJB
Sample : 9L12029-CCV3
Misc : A19K134, AB 100 ppb
ALS Vial : 5 (Sig #1); 0 (Sig #2) Sample Multiplier: 1

Integration File signal 1: PEST1.e
Integration File signal 2: PEST2.e
Quant Time: Dec 12 15:59:12 2019
Quant Method : R:\methods\ECD5_QUANTPEST_190823RTA.M
Quant Title : Instrument: DualECD5
QLast Update : Mon Aug 26 11:48:23 2019
Response via : Initial Calibration
Integrator: ChemStation 6890 Scale Mode: Small noise peaks clipped

ML
MJB 12/12/19

		Compound	RT#1	RT#2	Resp#1	Resp#2	ng/mL	ng/mL	
		System Monitoring Compounds							
1)	S	TCMX (S)	5.157	5.743	17783656	31063735	107.146	105.887	
22)	S	DCBP (S)	9.341	10.246	13546161	20751394	96.005	115.437	
		Target Compounds							
2)		a-BHC	5.691	6.349	25908997	46424322	112.977	113.136	
3)		g-BHC	5.972	6.666	22391868	39210187	110.973	109.924	
4)		b-BHC	6.049	6.733	8845188	15947137	97.863	100.762	
5)		Heptachlor	6.380	7.034	20748505	34850218	114.445	113.898	
6)		d-BHC	6.196	6.985	20455326	37757721	103.998	107.064	
7)		Aldrin	6.618	7.296	21416249	38380794	108.467	116.520	
8)		Heptachlo...	7.076	7.733	20010170	33210911	108.646	110.391	
9)		trans-Chl...	7.172	7.872	20837340	32903435	112.700	105.013	
10)		cis-Chlor...	7.269	7.980	19716061	31319737	108.288	107.537	
11)		Endosulfa...	7.339f	8.027	19743158	29887388	116.013	108.612	
12)		4,4'-DDE	7.339	8.093	19743158	34013327	104.722	109.481	
13)		Dieldrin	7.534	8.227	21216795	34586222	110.516	113.714	
14)		Endrin	7.696	8.451	18071227	27911141	122.911	123.595	
15)		4,4'-DDD	7.757	8.506	17263310	27753256	109.859	108.321	
16)		Endosulfa...	7.851	8.598	16251531	27312928	113.163	118.440	
17)		4,4'-DDT	7.953	8.729	13205681	19521677	110.452	96.077	
18)		Endrin Al...	8.140	8.835	10777340	17711844	86.437	87.067	
19)		Endosulfa...	8.439	9.025	15262492	24051240	98.482	96.557	
20)		Methoxychlor	8.293	9.210	6587985	9516641	112.472	97.161	
21)		Endrin Ke...	8.630	9.418	17534007	26132624	105.146	101.558	
23)		Hexachlor...	0.000	3.476f	0	10726	N.D.	0.029	#
24)		Hexachlor...	5.534	0.000	23457	0	0.133	N.D.	#
25)		Oxychlordane	7.012	7.650	94041	62747	0.572	0.229	#
26)		2,4'-DDE	7.076	7.872	20010170	32903435	156.011	155.104	
27)		trans-Non...	7.269	7.927	19716061	138550	109.868	0.459	#
28)		2,4'-DDD	0.000	8.227	0	34586222	N.D.	183.128	#
29)		2,4'-DDT	7.645	8.451	70639	27911141	0.644	156.506	#
30)		cis-Nonac...	7.696f	8.506	18071227	27753256	87.042	82.734	
31)		Mirex	8.381	9.418	53936	26132624	0.430	140.443	#
32)		Chlordane...	0.000	7.927	0	138550	N.D.	3.829	#
33)		Chlordane...	7.839	8.027	19743158	29887388	787.701	984.301	
34)		Chlordane...	7.851	8.677f	16251531	92740	2811.138	10.344	#
35)		Chlordane...	0.000	3.412f	0	6772	N.D.	NoCal	
36)		Toxaphene...	7.269f	0.000	19716061	0	22013.195	N.D.	#
37)		Toxaphene...	0.000	8.598	0	27312928	N.D.	8299.216	#
38)		Toxaphene...	7.905	8.643	624867	142358	185.559	28.088	#
39)		Toxaphene...	8.140	8.729	10777340	19521677	3326.183	2337.972	
40)		Toxaphene...	8.381	8.916f	53936	288647	22.500	61.937	#
41)		Toxaphene...	8.439	9.264	15262492	24468	4822.908	5.151	#
42)		Toxaphene...	0.000	3.412f	0	6772	N.D.	NoCal	

(f)=RT Delta > 1/2 Window (#)=Amounts differ by > 40% (m)=manual int.

Quantitation Report (Not Reviewed)

Data Path : R:\data\2019-12\9L12029\
Data File : ECD5-12121916.D
Signal(s) : Signal #1: ECD1A.CH Signal #2: ECD2B.CH
Acq On : 12 Dec 2019 15:42
Operator : MJB
Sample : 9L12029-CCV3
Misc : A19K134, AB 100 ppb
ALS Vial : 5 (Sig #1); 0 (Sig #2) Sample Multiplier: 1

Integration File signal 1: PEST1.e
Integration File signal 2: PEST2.e
Quant Time: Dec 12 15:59:12 2019
Quant Method : R:\methods\ECD5_QUANTPEST_190823RTA.M
Quant Title : Instrument: DualECD5
QLast Update : Mon Aug 26 11:48:23 2019
Response via : Initial Calibration
Integrator: ChemStation 6890 Scale Mode: Small noise peaks clipped

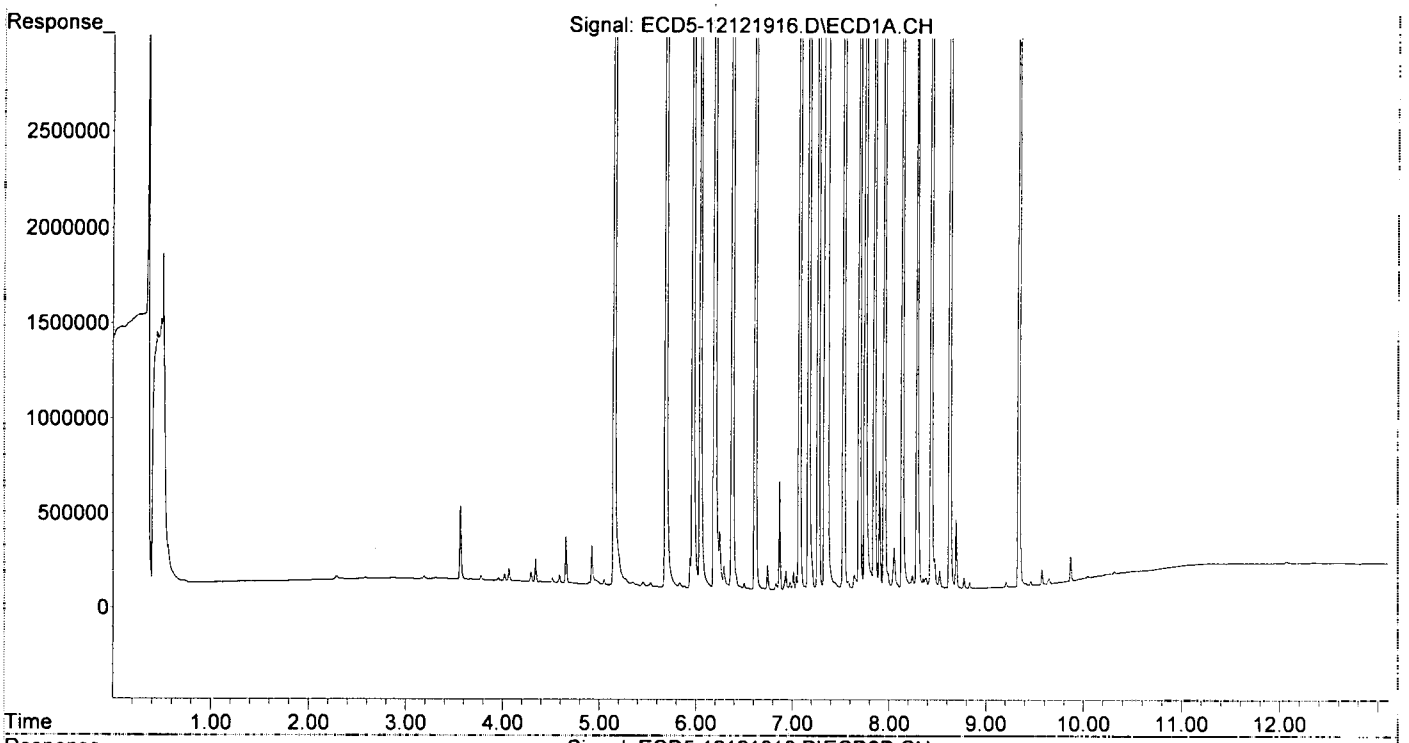

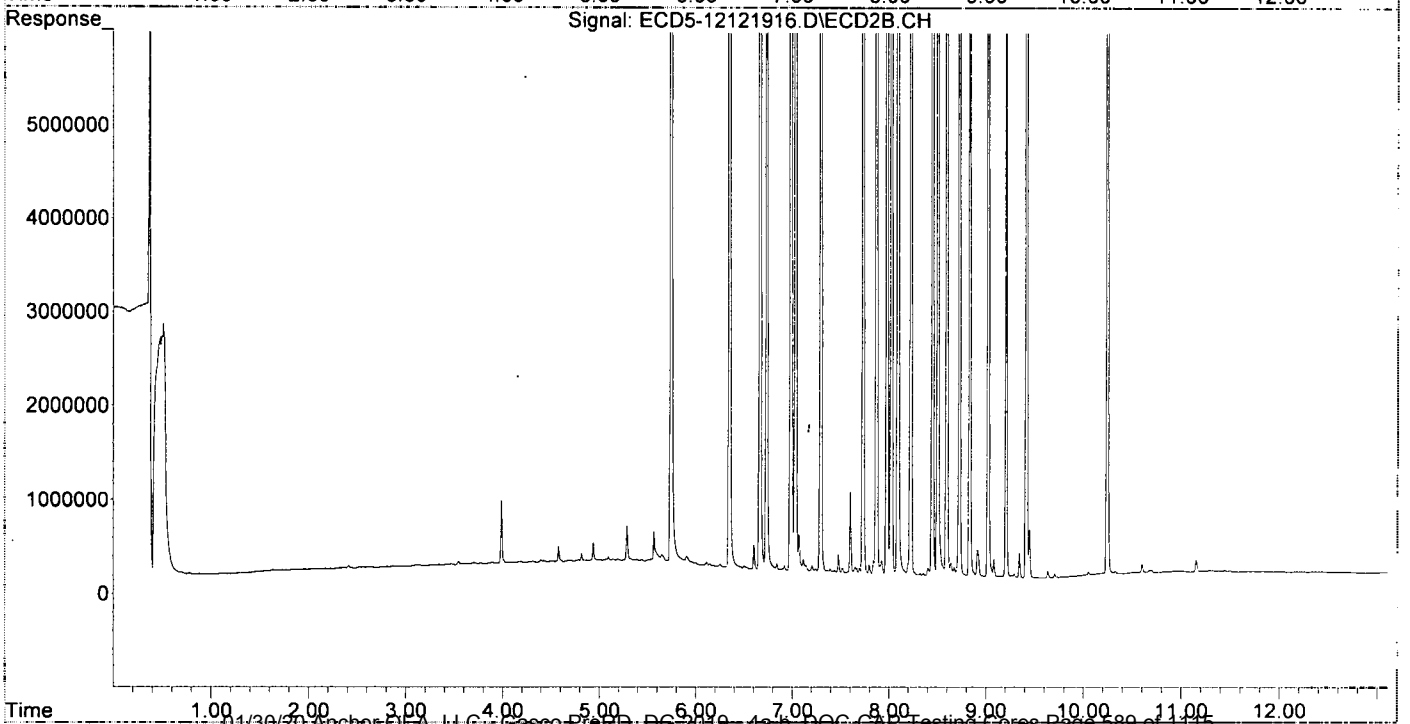

01/30/20 Anchor QEA, LLC - Casco Pier RD. DG 2019 - 4a-b. DOC-CAP Testing Cores Page 589 of 1115

Quantitation Report (Not Reviewed)

Data Path : R:\data\2019-12\9L12029\
Data File : ECD5-12121917.D
Signal(s) : Signal #1: ECD1A.CH Signal #2: ECD2B.CH
Acq On : 12 Dec 2019 15:59
Operator : MJB
Sample : 9L12029-CCV4
Misc : A19J409, AB 100 ppb
ALS Vial : 6 (Sig #1); 0 (Sig #2) Sample Multiplier: 1

Integration File signal 1: PEST1.e
Integration File signal 2: PEST2.e
Quant Time: Dec 12 16:25:00 2019
Quant Method : R:\methods\ECD5_QUANTPEST_190823RTA.M
Quant Title : Instrument: DualECD5
QLast Update : Mon Aug 26 11:48:23 2019
Response via : Initial Calibration
Integrator: ChemStation 6890 Scale Mode: Small noise peaks clipped

MJB 12/12/19

		Compound	RT#1	RT#2	Resp#1	Resp#2	ng/mL	ng/mL	
		System Monitoring Compounds							
1)	S	TCMX (S)	5.130f	5.743	44792	14885	0.270	0.051	#
22)	S	DCBP (S)	9.340	10.245	56404	82244	0.400	0.458	
		Target Compounds							
2)		a-BHC	0.000	0.000	0	0	N.D.	N.D.	
3)		g-BHC	5.944f	6.696f	12581	9877	0.062	0.028	#
4)		b-BHC	6.035	0.000	14606	0	0.162	N.D.	#
5)		Heptachlor	6.379	7.033	41507	56606	0.229	0.185	
6)		d-BHC	6.166f	6.986	22889	14623	0.116	0.041	#
7)		Aldrin	0.000	7.290	0	30724	N.D.	0.093	#
8)		Heptachlo...	7.088	7.730	12843260	63770	69.733	0.212	#
9)		trans-Chl...	7.171	7.871	142358	22348282	0.770	71.326	#
10)		cis-Chlor...	7.262	7.977	19395071	74755	106.525	0.257	#
11)		Endosulfa...	7.349	8.042	146556	192662	0.861	0.700	
12)		4,4'-DDE	7.349	8.067f	146556	80324	0.777	0.259	#
13)		Dieldrin	7.505f	8.242	406258	19132361	2.116	62.904	#
14)		Endrin	7.729f	8.463	21844123	17153689	148.572	75.959	#
15)		4,4'-DDD	7.729f	8.498	21844123	35025401	139.010	136.704	
16)		Endosulfa...	7.848	8.587	26522	18264	0.185	0.079	#
17)		4,4'-DDT	7.953	0.000	7160	0	0.060	N.D.	#
18)		Endrin Al...	8.151	8.834	41292	36084	BelowCal	BelowCal	
19)		Endosulfa...	0.000	0.000	0	0	N.D.	N.D.	
20)		Methoxychlor	0.000	0.000	0	0	N.D.	N.D.	
21)		Endrin Ke...	8.632	9.402	5237	17673576	0.031	68.684	#
23)		Hexachlor...	2.956	3.453	20039273	43898460	109.661	116.772	
24)		Hexachlor...	5.536	6.208	20674500	38675932	117.273	123.138	
25)		Oxychlordane	7.006	7.663	17080226	28966104	103.807	105.753	
26)		2,4'-DDE	7.088	7.871	12843260	22348282	100.134	105.348	
27)		trans-Non...	7.262	7.936	19395071	31103984	108.072	103.118	
28)		2,4'-DDD	7.458	8.242	11576868	19132361	101.440	101.303	
29)		2,4'-DDT	7.640	8.463	11208721	17153689	102.188	96.186	
30)		cis-Nonac...	7.729	8.498	21844123	35025401	105.214	104.413	
31)		Mirex	8.388	9.402	12387288	17673576	98.808	94.982	
32)		Chlordane...	7.262f	7.936	19395071	31103984	985.041	859.592	
33)		Chlordane...	7.349f	8.042	146556	192662	5.847	6.345	
34)		Chlordane...	7.848	8.675f	26522	19731	4.588	2.201	#
35)		Chlordane...	3.452	3.453	48826	43898460	NoCal	NoCal	
36)		Toxaphene...	7.262f	8.242f	19395071	19132361	21654.806	7290.579	#
37)		Toxaphene...	7.598	8.645f	111087	98732	68.787	30.000	#
38)		Toxaphene...	0.000	8.645	0	98732	N.D.	19.480	#
39)		Toxaphene...	8.151	0.000	41292	0	12.744	N.D.	#
40)		Toxaphene...	8.388f	8.930f	12387288	28407	5167.523	6.095	#
41)		Toxaphene...	0.000	0.000	0	0	N.D.	N.D.	
42)		Toxaphene...	3.452	3.453	48826	43898460	NoCal	NoCal	

(f)=RT Delta > 1/2 Window (#)=Amounts differ by > 40% (m)=manual int.

Quantitation Report (Not Reviewed)

Data Path : R:\data\2019-12\9L12029\
Data File : ECD5-12121917.D
Signal(s) : Signal #1: ECD1A.CH Signal #2: ECD2B.CH
Acq On : 12 Dec 2019 15:59
Operator : MJB
Sample : 9L12029-CCV4
Misc : A19J409, AB 100 ppb
ALS Vial : 6 (Sig #1); 0 (Sig #2) Sample Multiplier: 1

Integration File signal 1: PEST1.e
Integration File signal 2: PEST2.e
Quant Time: Dec 12 16:25:00 2019
Quant Method : R:\methods\ECD5_QUANTPEST_190823RTA.M
Quant Title : Instrument: DualECD5
QLast Update : Mon Aug 26 11:48:23 2019
Response via : Initial Calibration
Integrator: ChemStation 6890 Scale Mode: Small noise peaks clipped

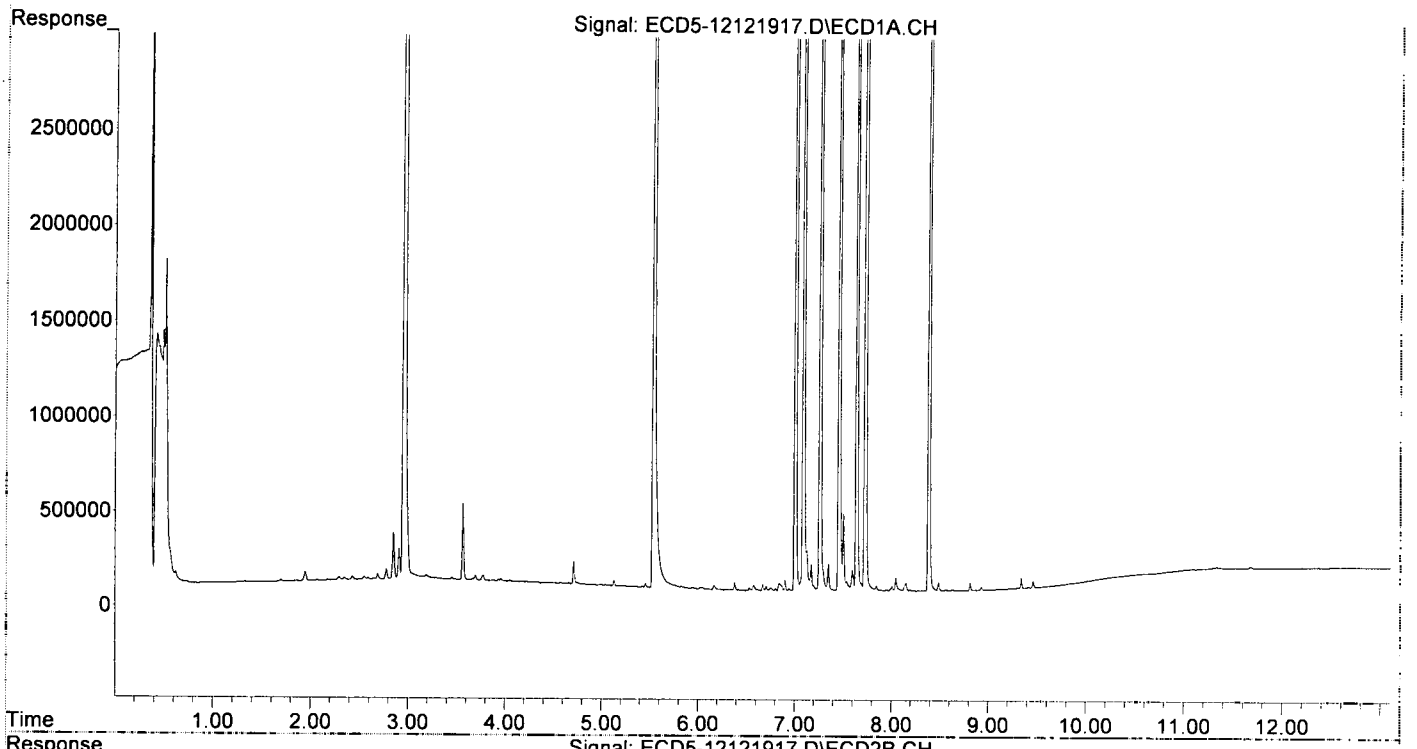

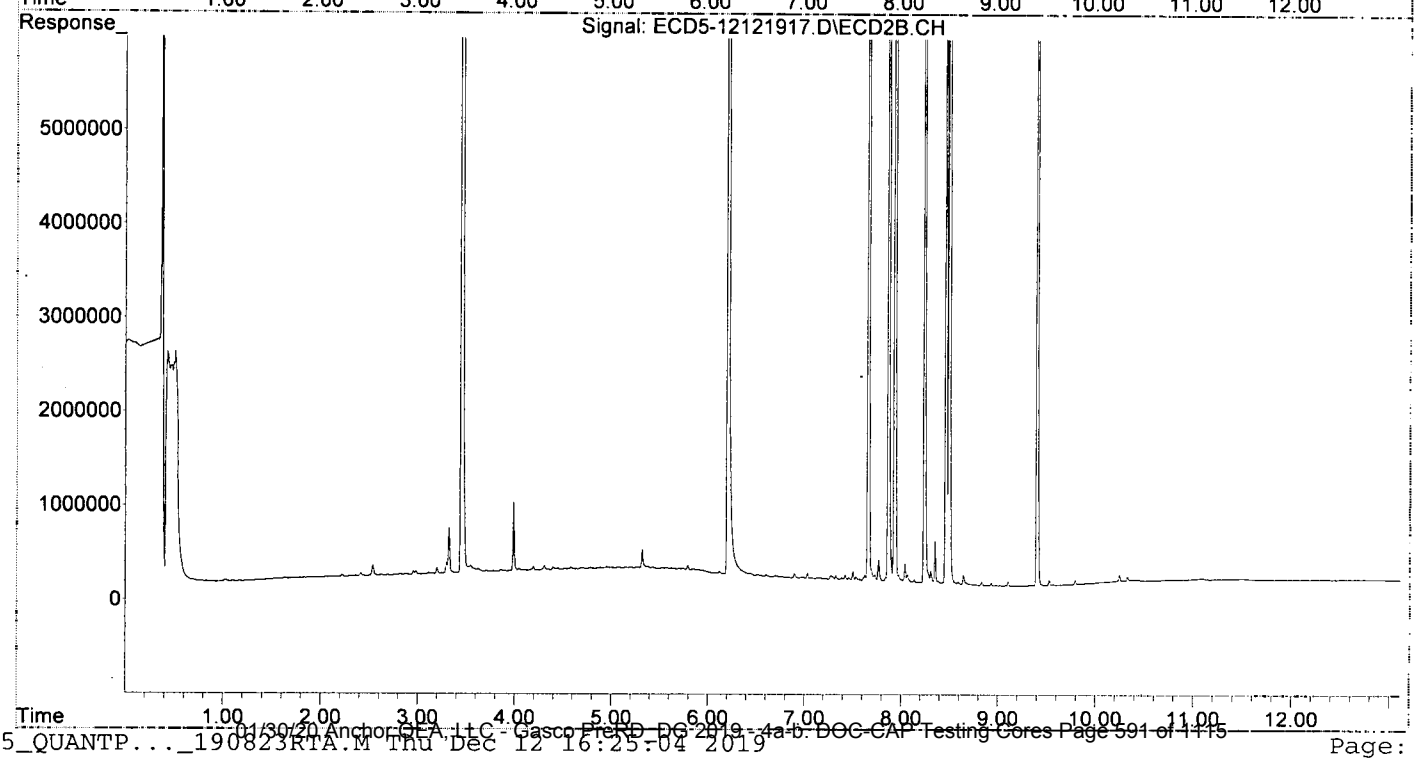

Quantitation Report (Not Reviewed)

Data Path : R:\data\2019-12\9L12029\
Data File : ECD5-12121918.D
Signal(s) : Signal #1: ECD1A.CH Signal #2: ECD2B.CH
Acq On : 12 Dec 2019 16:16
Operator : MJB
Sample : 9L12029-CCB3
Misc : A19L018
ALS Vial : 7 (Sig #1); 0 (Sig #2) Sample Multiplier: 1

Integration File signal 1: PEST1.e
Integration File signal 2: PEST2.e
Quant Time: Dec 12 16:39:32 2019
Quant Method : R:\methods\ECD5_QUANTPEST_190823RTA.M
Quant Title : Instrument: DualECD5
QLast Update : Mon Aug 26 11:48:23 2019
Response via : Initial Calibration
Integrator: ChemStation 6890 Scale Mode: Small noise peaks clipped

MJB 12/12/19

		Compound	RT#1	RT#2	Resp#1	Resp#2	ng/mL	ng/mL	
		System Monitoring Compounds							
1)	S	TCMX (S)	5.156	5.744	18472165	32567228	111.294	111.012	
22)	S	DCBP (S)	9.341	10.245	14364300	20889800	101.803	116.207	
		Target Compounds							
2)		a-BHC	5.691	6.347	8360	17393	0.036	0.042	
3)		g-BHC	5.970	6.664	5662	12267	0.028	0.034	
4)		b-BHC	6.036	0.000	9190	0	0.102	N.D.	#
5)		Heptachlor	6.379	7.031	7986	11945	0.044	0.039	
6)		d-BHC	6.196	6.984	7667	17162	0.039	0.049	
7)		Aldrin	6.611	7.293	10861	16128	0.055	0.049	
8)		Heptachlo...	7.076	7.733	7116	13337	0.039	0.044	
9)		trans-Chl...	7.159	7.889	30518	30385	0.165	0.097	#
10)		cis-Chlor...	7.260	7.980	19619	11492	0.108	0.039	#
11)		Endosulfa...	7.362	8.026	7191	10396	0.042	0.038	
12)		4,4'-DDE	7.340	8.092	6586	7366	0.035	0.024	
13)		Dieldrin	7.534	8.226	6657	8931	0.035	0.029	
14)		Endrin	7.696	8.449	5749	9146	0.039	0.041	
15)		4,4'-DDD	7.758	8.506	5730	7527	0.036	0.029	
16)		Endosulfa...	7.848	8.588	18922	14393	0.132	0.062	#
17)		4,4'-DDT	7.954	0.000	3585	0	0.030	N.D.	#
18)		Endrin Al...	8.138	8.834	19020	23456	BelowCal	BelowCal	
19)		Endosulfa...	8.439	9.024	9314	13856	0.060	0.056	
20)		Methoxychlor	8.294	0.000	8334	0	0.142	N.D.	#
21)		Endrin Ke...	8.629	9.427	8332	51468	0.050	0.200	#
23)		Hexachlor...	2.922f	3.477f	11933	16176	0.065	0.043	
24)		Hexachlor...	5.535	0.000	22854	0	0.130	N.D.	#
25)		Oxychlordane	7.003	7.626f	12655	21541	0.077	0.079	
26)		2,4'-DDE	7.076	7.889	7116	30385	0.055	0.143	#
27)		trans-Non...	7.260	0.000	19619	0	87346.591	N.D.	#
28)		2,4'-DDD	0.000	8.226	0	8931	N.D.	0.047	#
29)		2,4'-DDT	7.637	8.449	5539	9146	0.051	0.051	
30)		cis-Nonac...	7.758f	8.506	5730	7527	0.028	0.022	
31)		Mirex	8.398	9.427f	13444	51468	0.107	0.277	#
32)		Chlordane...	7.260f	0.000	19619	0	0.996	N.D.	#
33)		Chlordane...	7.340	8.026	6586	10396	0.263	0.342	
34)		Chlordane...	7.878	0.000	3664	0	0.634	N.D.	#
35)		Chlordane...	3.415f	3.412f	15338	23486	NoCal	NoCal	
36)		Toxaphene...	0.000	0.000	0	0	N.D.	N.D.	
37)		Toxaphene...	0.000	8.645f	0	94762	N.D.	28.794	#
38)		Toxaphene...	7.878f	8.645	3664	94762	1.088	18.697	#
39)		Toxaphene...	8.138	0.000	19020	0	5.870	N.D.	#
40)		Toxaphene...	8.398f	0.000	13444	0	5.609	N.D.	#
41)		Toxaphene...	8.439	9.275	9314	18157	2.943	3.822	
42)		Toxaphene...	0.000	3.412f	0	23486	N.D.	NoCal	

(f)=RT Delta > 1/2 Window (#)=Amounts differ by > 40% (m)=manual int.

Quantitation Report (Not Reviewed)

Data Path : R:\data\2019-12\9L12029\
Data File : ECD5-12121918.D
Signal(s) : Signal #1: ECD1A.CH Signal #2: ECD2B.CH
Acq On : 12 Dec 2019 16:16
Operator : MJB
Sample : 9L12029-CCB3
Misc : A19L018
ALS Vial : 7 (Sig #1); 0 (Sig #2) Sample Multiplier: 1

Integration File signal 1: PEST1.e
Integration File signal 2: PEST2.e
Quant Time: Dec 12 16:39:32 2019
Quant Method : R:\methods\ECD5_QUANTPEST_190823RTA.M
Quant Title : Instrument: DualECD5
QLast Update : Mon Aug 26 11:48:23 2019
Response via : Initial Calibration
Integrator: ChemStation 6890 Scale Mode: Small noise peaks clipped

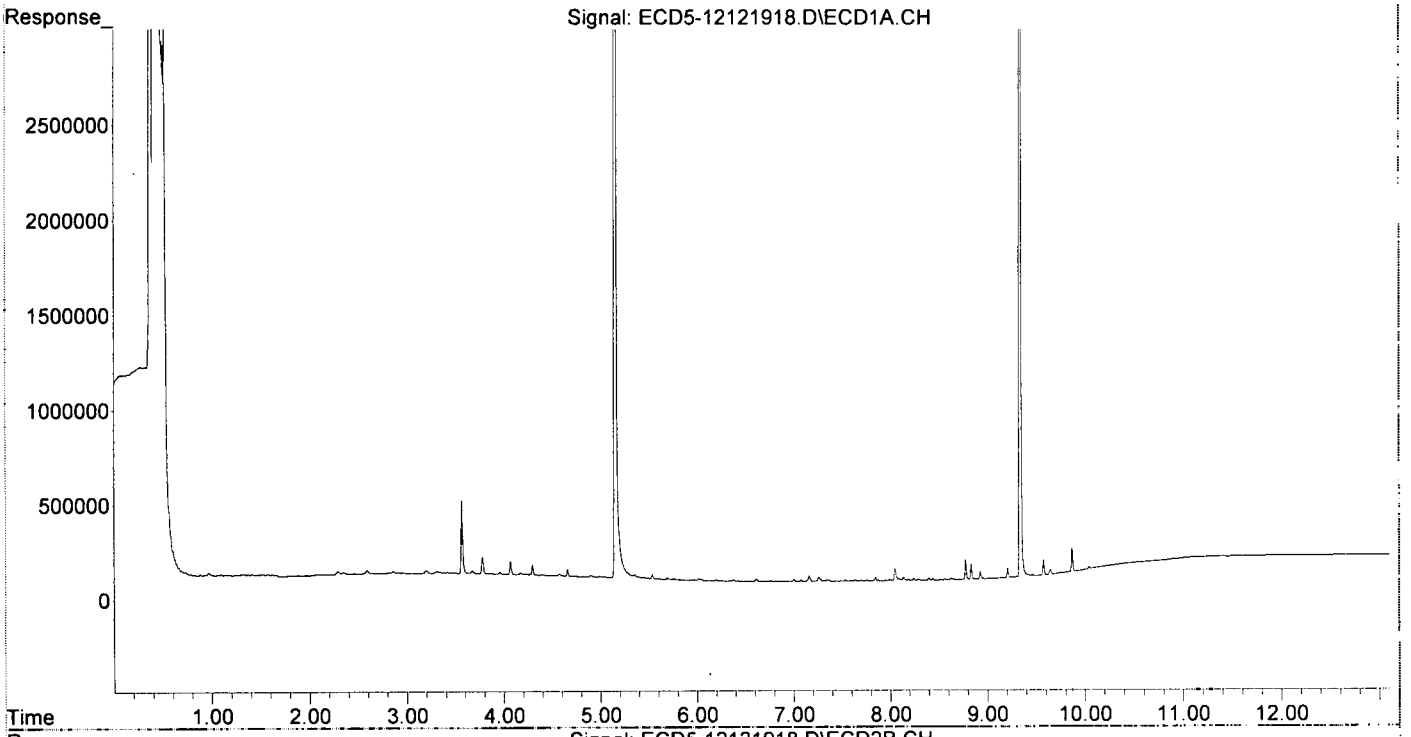

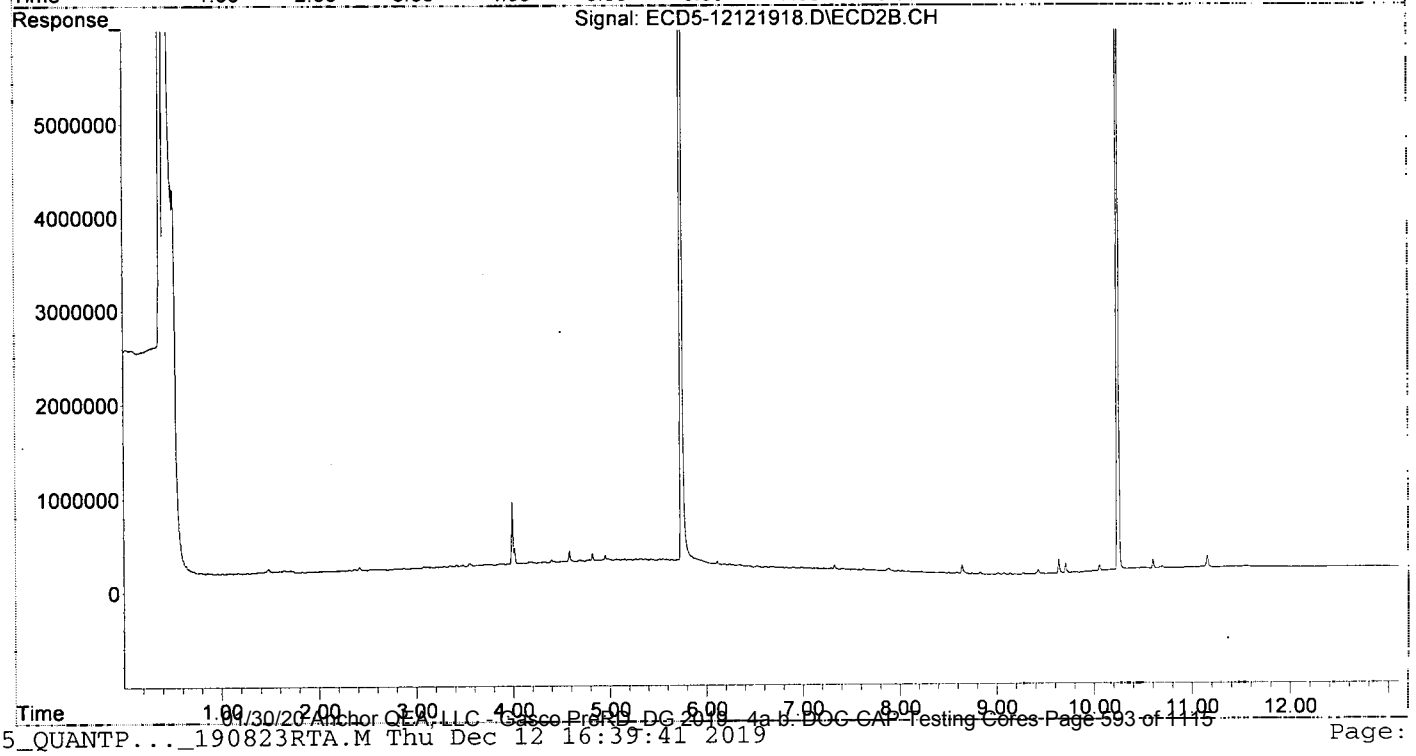

6/30/20 Anchor QEA, LLC - Gasco PreRI_DG 2019_4a 6. DOC CAP Testing Cores Page 593 of 1115

Quantitation Report (QT Reviewed)

Data Path : R:\data\2019-12\9L12029\
Data File : ECD5-12121925.D
Signal(s) : Signal #1: ECD1A.CH Signal #2: ECD2B.CH
Acq On : 12 Dec 2019 18:32
Operator : MJB
Sample : 9120780-BLK1
Misc : 1x, 8081B 2,4+4,4-DDx Only, GPC
ALS Vial : 15 (Sig #1); 0 (Sig #2) Sample Multiplier: 1

Integration File signal 1: PEST1.e
Integration File signal 2: PEST2.e
Quant Time: Dec 13 11:35:11 2019
Quant Method : R:\methods\ECD5_QUANTPEST_190823RTA.M
Quant Title : Instrument: DualECD5
QLast Update : Mon Aug 26 11:48:23 2019
Response via : Initial Calibration
Integrator: ChemStation 6890 Scale Mode: Small noise peaks clipped

MJB 12/13/19

		Compound	RT#1	RT#2	Resp#1	Resp#2	ng/mL	ng/mL	
		System Monitoring Compounds							
1)	S	TCMX (S)	5.155	5.742	5356201	8977923	32.271	30.603	
22)	S	DCBP (S)	9.337	10.243	7128362	9403507	50.520	52.311	
		Target Compounds							
2)		a-BHC	5.695	0.000	78064	0	0.340	N.D.	#
3)		g-BHC	5.974	6.697f	19654	111136	0.097	0.312	#
4)		b-BHC	6.034	6.769f	199270	113759	2.205	0.719	#
5)		Heptachlor	6.357f	7.056f	20087	114230	0.111	0.373	#
6)		d-BHC	6.195	7.012f	28102	107781	0.143	0.306	#
7)		Aldrin	6.603	7.277	14651	108936	0.074	0.331	#
8)		Heptachlo...	0.000	7.718	0	168441	N.D.	0.560	#
9)		trans-Chl...	7.157	7.875	179136	209124	0.969	0.667	
10)		cis-Chlor...	7.254	8.011f	103418	160195	0.568	0.550	
11)		Endosulfa...	7.356	8.044	18335	96931	0.108	0.352	#
12)		4,4'-DDE	7.327	8.114	49741	142341	0.264m	0.458	#
13)		Dieldrin	7.541	8.194f	44022	185261	0.229	0.609	#
14)		Endrin	7.700	8.467	12786	118963	0.087	0.527	#
15)		4,4'-DDD	7.738f	0.000	71309	0	0.454	N.D.	#
16)		Endosulfa...	7.842	8.584	387127	518300	2.696	2.248	
17)		4,4'-DDT	7.932f	8.730	94000	147809	0.786	0.823	
18)		Endrin Al...	8.128	8.821	150990	194681	0.275	0.217	
19)		Endosulfa...	8.460	9.060f	28865	31216	0.186	0.125	
20)		Methoxychlor	8.303	9.249f	28843	148296	0.492	1.651	#
21)		Endrin Ke...	0.000	9.426	0	140294	N.D.	0.545	#
23)		Hexachlor...	2.957	3.429f	110344	2664935	0.604	7.089	#
24)		Hexachlor...	5.534	6.209	51307	165288	0.291	0.526	#
25)		Oxychlordane	6.999	7.658	292802	144105	1.780	0.526	#
26)		2,4'-DDE	0.000	7.875	0	209124	N.D.	0.986	#
27)		trans-Non...	7.254	7.938	103418	112698	0.261	0.374	#
28)		2,4'-DDD	7.462	0.000	30203	0	0.265	N.D.	#
29)		2,4'-DDT	7.609f	8.467	67891	118963	0.619	0.667	
30)		cis-Nonac...	7.738	8.467f	71309	118963	0.343	0.355	
31)		Mirex	8.392	9.426f	43984	140294	0.351	0.754	#
32)		Chlordane...	7.223	7.938	18711	112698	0.950	3.115	#
33)		Chlordane...	7.324	8.044	53916	96931	2.151	3.192	#
34)		Chlordane...	7.842f	8.730f	387127	147809	66.964	16.486	#
35)		Chlordane...	3.465	3.429	60483	2664935	NoCal	NoCal	
36)		Toxaphene...	7.324f	8.292f	53916	72466	60.197	27.614	#
37)		Toxaphene...	7.609	8.642f	67891	136262	42.040	41.404	
38)		Toxaphene...	7.889	8.642	10972	136262	3.258	26.885	#
39)		Toxaphene...	8.128	8.730	150990	147809	46.600	17.702	#
40)		Toxaphene...	8.356	0.000	22025	0	9.188	N.D.	#
41)		Toxaphene...	8.460f	9.249	28865	148296	9.121	31.219	#
42)		Toxaphene...	3.465	3.429	60483	2664935	NoCal	NoCal	

(f)=RT Delta > 1/2 Window (#)=Amounts differ by > 40% (m)=manual int.

Quantitation Report (QT Reviewed)

Data Path : R:\data\2019-12\9L12029\
Data File : ECD5-12121925.D
Signal(s) : Signal #1: ECD1A.CH Signal #2: ECD2B.CH
Acq On : 12 Dec 2019 18:32
Operator : MJB
Sample : 9120780-BLK1
Misc : 1x, 8081B 2,4+4,4-DDx Only, GPC
ALS Vial : 15 (Sig #1); 0 (Sig #2) Sample Multiplier: 1

Integration File signal 1: PEST1.e
Integration File signal 2: PEST2.e
Quant Time: Dec 13 11:35:11 2019
Quant Method : R:\methods\ECD5_QUANTPEST_190823RTA.M
Quant Title : Instrument: DualECD5
QLast Update : Mon Aug 26 11:48:23 2019
Response via : Initial Calibration
Integrator: ChemStation 6890 Scale Mode: Small noise peaks clipped

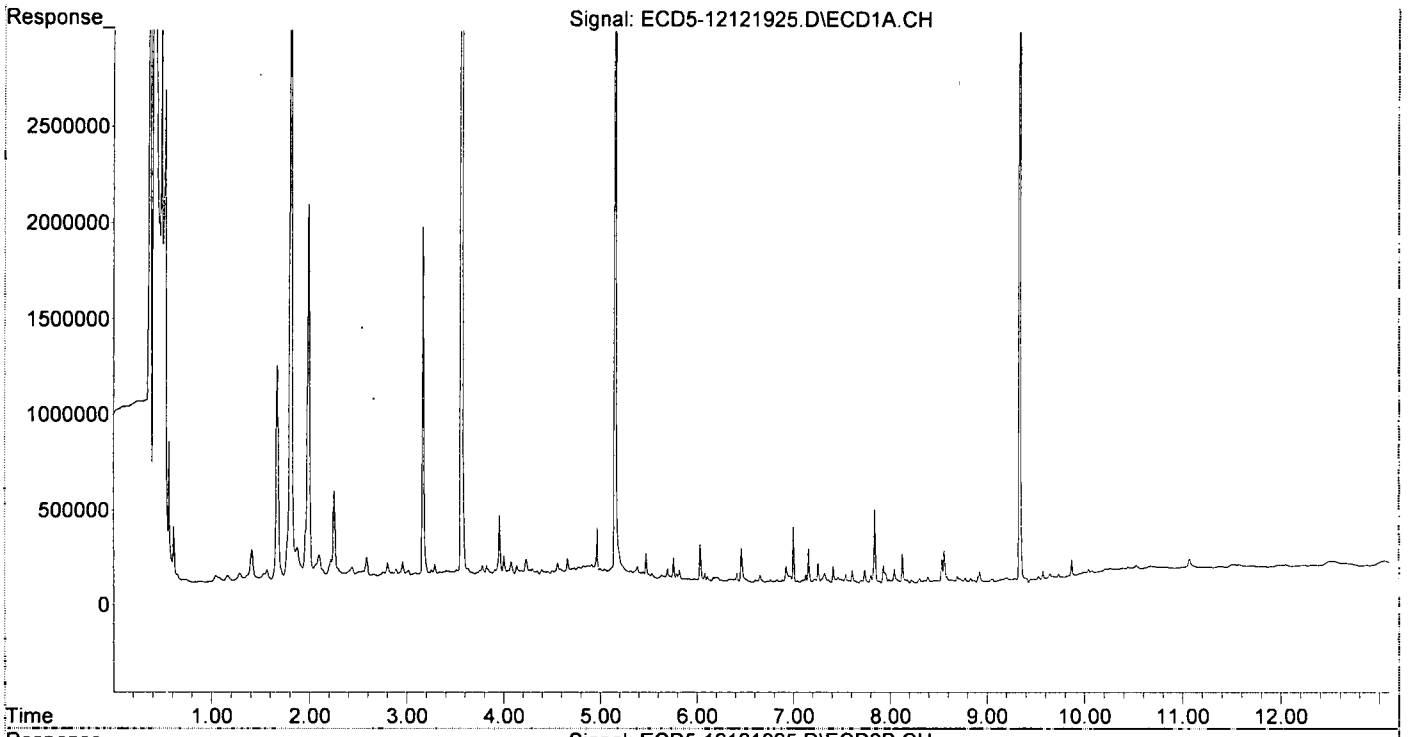

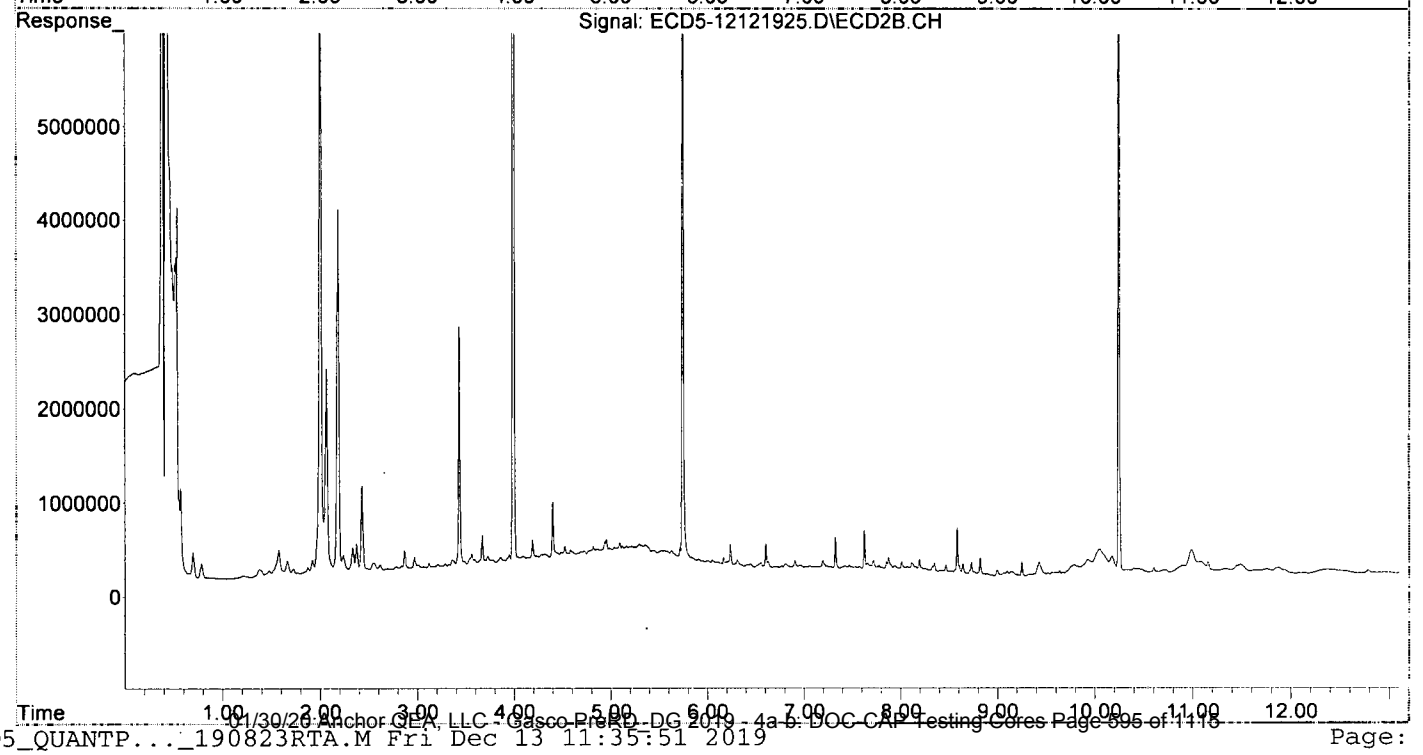

Quantitation Report (Qedit)

Data Path : R:\data\2019-12\9L12029\
Data File : ECD5-12121925.D
Signal(s) : Signal #1: ECD1A.CH Signal #2: ECD2B.CH
Acq On : 12 Dec 2019 18:32
Operator : MJB
Sample : 9120780-BLK1
Misc : 1x, 8081B 2,4+4,4-DDx Only, GPC
ALS Vial : 15 (Sig #1); 0 (Sig #2) Sample Multiplier: 1

Integration File signal 1: PEST1.e
Integration File signal 2: PEST2.e
Quant Time: Dec 13 11:14:01 2019
Quant Method : R:\methods\ECD5_QUANTPEST_190823RTA.M
Quant Title : Instrument: DualECD5
QLast Update : Mon Aug 26 11:48:23 2019
Response via : Initial Calibration
Integrator: ChemStation 6890 Scale Mode: Small noise peaks clipped

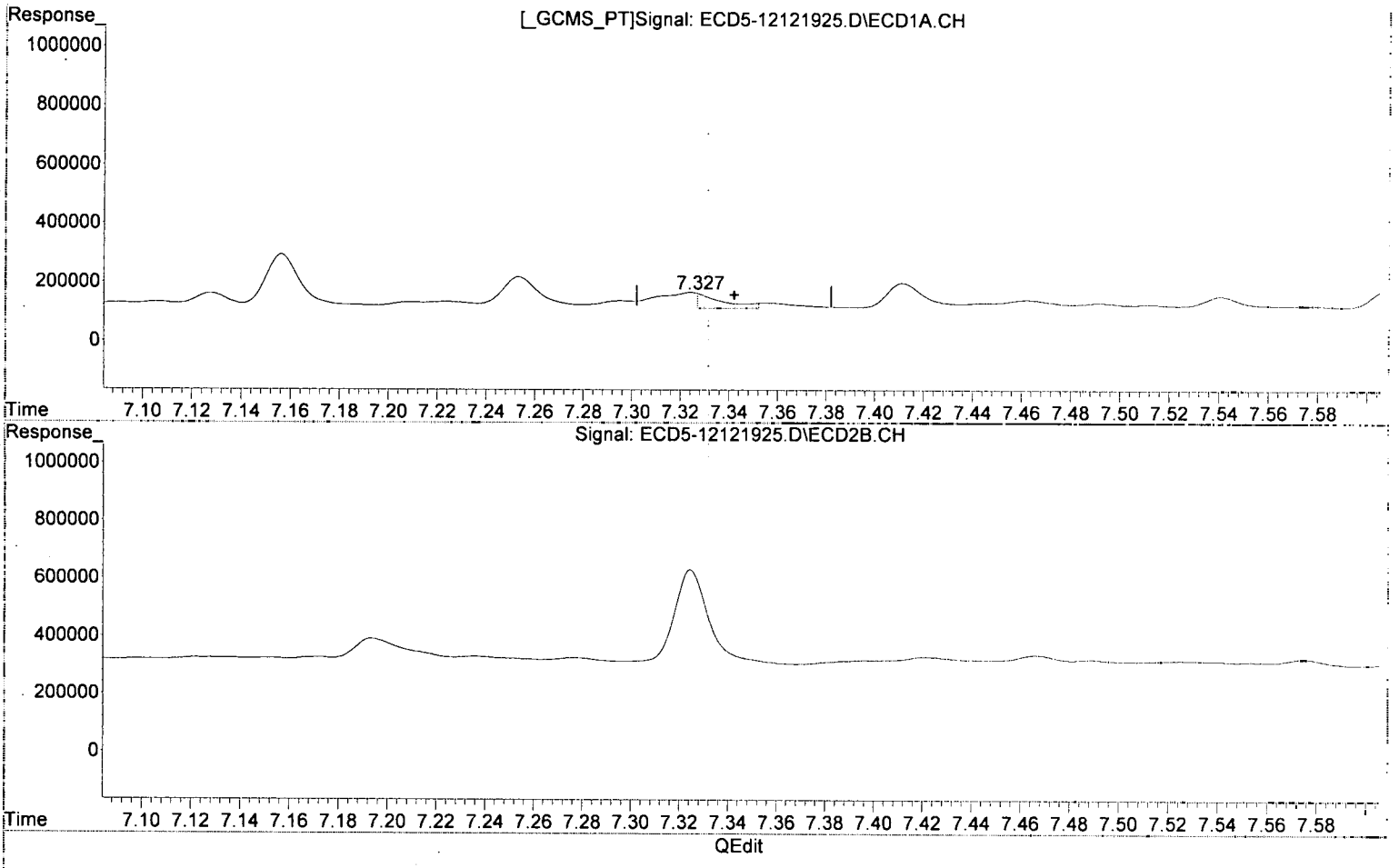

(12) 4,4'-DDE

7.327min 0.264 ng/mL m

response 49741

MJB 12/13/19

(12) 4,4'-DDE #2

8.114min 0.458 ng/mL

response 142341

(+) = Expected Retention Time

Quantitation Report (Not Reviewed)

Data Path : R:\data\2019-12\9L12029\
Data File : ECD5-12121925.D
Signal(s) : Signal #1: ECD1A.CH Signal #2: ECD2B.CH
Acq On : 12 Dec 2019 18:32
Operator : MJB
Sample : 9120780-BLK1
Misc : 1x, 8081B 2,4+4,4-DDx Only, GPC
ALS Vial : 15 (Sig #1); 0 (Sig #2) Sample Multiplier: 1

Integration File signal 1: PEST1.e
Integration File signal 2: PEST2.e
Quant Time: Dec 13 11:14:01 2019
Quant Method : R:\methods\ECD5_QUANTPEST_190823RTA.M
Quant Title : Instrument: DualECD5
QLast Update : Mon Aug 26 11:48:23 2019
Response via : Initial Calibration
Integrator: ChemStation 6890 Scale Mode: Small noise peaks clipped

MJB 12/13/19

		Compound	RT#1	RT#2	Resp#1	Resp#2	ng/mL	ng/mL	
		System Monitoring Compounds							
1)	S	TCMX (S)	5.155	5.742	5356201	8977923	32.271	30.603	
22)	S	DCBP (S)	9.337	10.243	7128362	9403507	50.520	52.311	
		Target Compounds							
2)		a-BHC	5.695	0.000	78064	0	0.340	N.D.	#
3)		g-BHC	5.974	6.697f	19654	111136	0.097	0.312	#
4)		b-BHC	6.034	6.769f	199270	113759	2.205	0.719	#
5)		Heptachlor	6.357f	7.056f	20087	114230	0.111	0.373	#
6)		d-BHC	6.195	7.012f	28102	107781	0.143	0.306	#
7)		Aldrin	6.603	7.277	14651	108936	0.074	0.331	#
8)		Heptachlo...	0.000	7.718	0	168441	N.D.	0.560	#
9)		trans-Chl...	7.157	7.875	179136	209124	0.969	0.667	
10)		cis-Chlor...	7.254	8.011f	103418	160195	0.568	0.550	
11)		Endosulfa...	7.356	8.044	18335	96931	0.108	0.352	#
12)		4,4'-DDE	7.356	8.114	18335	142341	0.097	0.458	#
13)		Dieldrin	7.541	8.194f	44022	185261	0.229	0.609	#
14)		Endrin	7.700	8.467	12786	118963	0.087	0.527	#
15)		4,4'-DDD	7.738f	0.000	71309	0	0.454	N.D.	#
16)		Endosulfa...	7.842	8.584	387127	518300	2.696	2.248	
17)		4,4'-DDT	7.932f	8.730	94000	147809	0.786	0.823	
18)		Endrin Al...	8.128	8.821	150990	194681	0.275	0.217	
19)		Endosulfa...	8.460	9.060f	28865	31216	0.186	0.125	
20)		Methoxychlor	8.303	9.249f	28843	148296	0.492	1.651	#
21)		Endrin Ke...	0.000	9.426	0	140294	N.D.	0.545	#
23)		Hexachlor...	2.957	3.429f	110344	2664935	0.604	7.089	#
24)		Hexachlor...	5.534	6.209	51307	165288	0.291	0.526	#
25)		Oxychlordane	6.999	7.658	292802	144105	1.780	0.526	#
26)		2,4'-DDE	0.000	7.875	0	209124	N.D.	0.986	#
27)		trans-Non...	7.254	7.938	103418	112698	0.261	0.374	#
28)		2,4'-DDD	7.462	0.000	30203	0	0.265	N.D.	#
29)		2,4'-DDT	7.609f	8.467	67891	118963	0.619	0.667	
30)		cis-Nonac...	7.738	8.467f	71309	118963	0.343	0.355	
31)		Mirex	8.392	9.426f	43984	140294	0.351	0.754	#
32)		Chlordane...	7.223	7.938	18711	112698	0.950	3.115	#
33)		Chlordane...	7.324	8.044	53916	96931	2.151	3.192	#
34)		Chlordane...	7.842f	8.730f	387127	147809	66.964	16.486	#
35)		Chlordane...	3.465	3.429	60483	2664935	NoCal	NoCal	
36)		Toxaphene...	7.324f	8.292f	53916	72466	60.197	27.614	#
37)		Toxaphene...	7.609	8.642f	67891	136262	42.040	41.404	
38)		Toxaphene...	7.889	8.642	10972	136262	3.258	26.885	#
39)		Toxaphene...	8.128	8.730	150990	147809	46.600	17.702	#
40)		Toxaphene...	8.356	0.000	22025	0	9.188	N.D.	#
41)		Toxaphene...	8.460f	9.249	28865	148296	9.121	31.219	#
42)		Toxaphene...	3.465	3.429	60483	2664935	NoCal	NoCal	

(f)=RT Delta > 1/2 Window (#)=Amounts differ by > 40% (m)=manual int.

Quantitation Report (Not Reviewed)

Data Path : R:\data\2019-12\9L12029\
Data File : ECD5-12121925.D
Signal(s) : Signal #1: ECD1A.CH Signal #2: ECD2B.CH
Acq On : 12 Dec 2019 18:32
Operator : MJB
Sample : 9120780-BLK1
Misc : 1x, 8081B 2,4+4,4-DDx Only, GPC
ALS Vial : 15 (Sig #1); 0 (Sig #2) Sample Multiplier: 1

Integration File signal 1: PEST1.e
Integration File signal 2: PEST2.e
Quant Time: Dec 13 11:14:01 2019
Quant Method : R:\methods\ECD5_QUANTPEST_190823RTA.M
Quant Title : Instrument: DualECD5
QLast Update : Mon Aug 26 11:48:23 2019
Response via : Initial Calibration
Integrator: ChemStation 6890 Scale Mode: Small noise peaks clipped

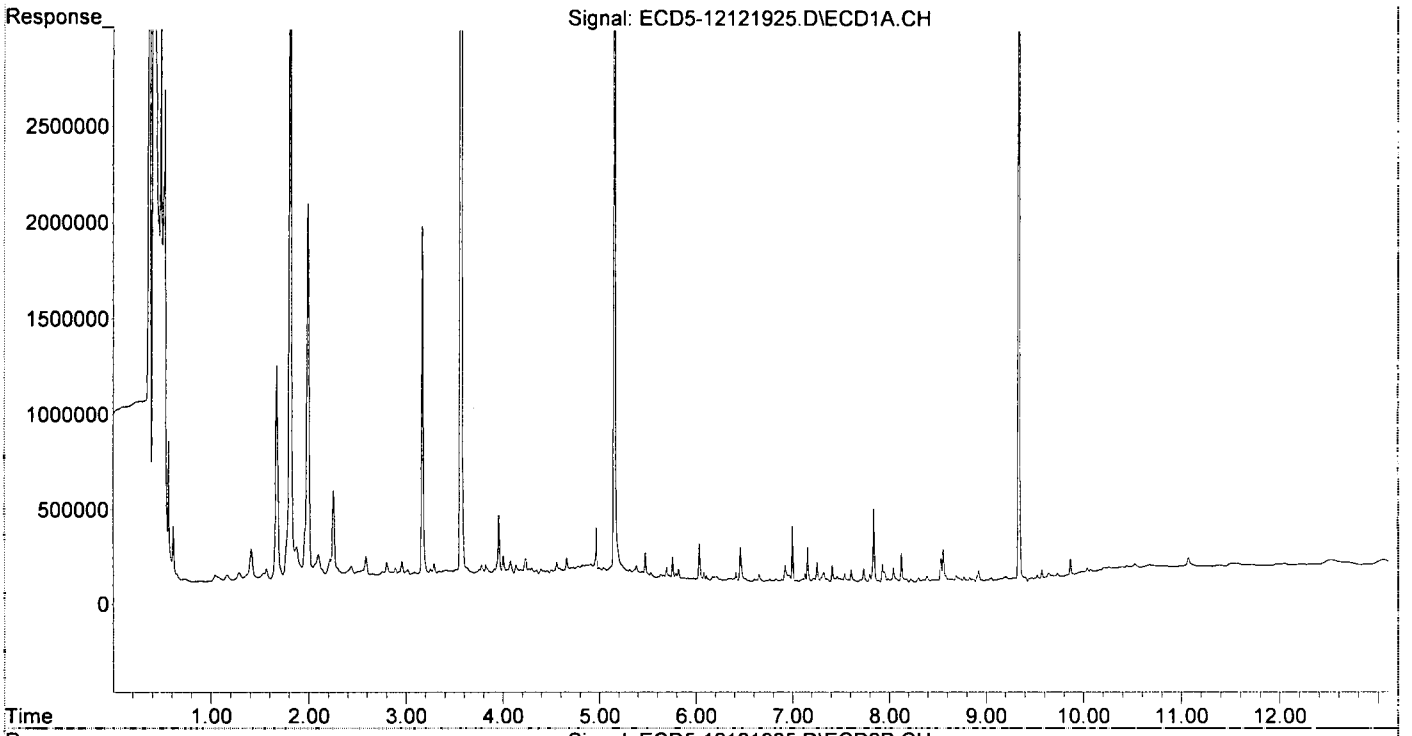

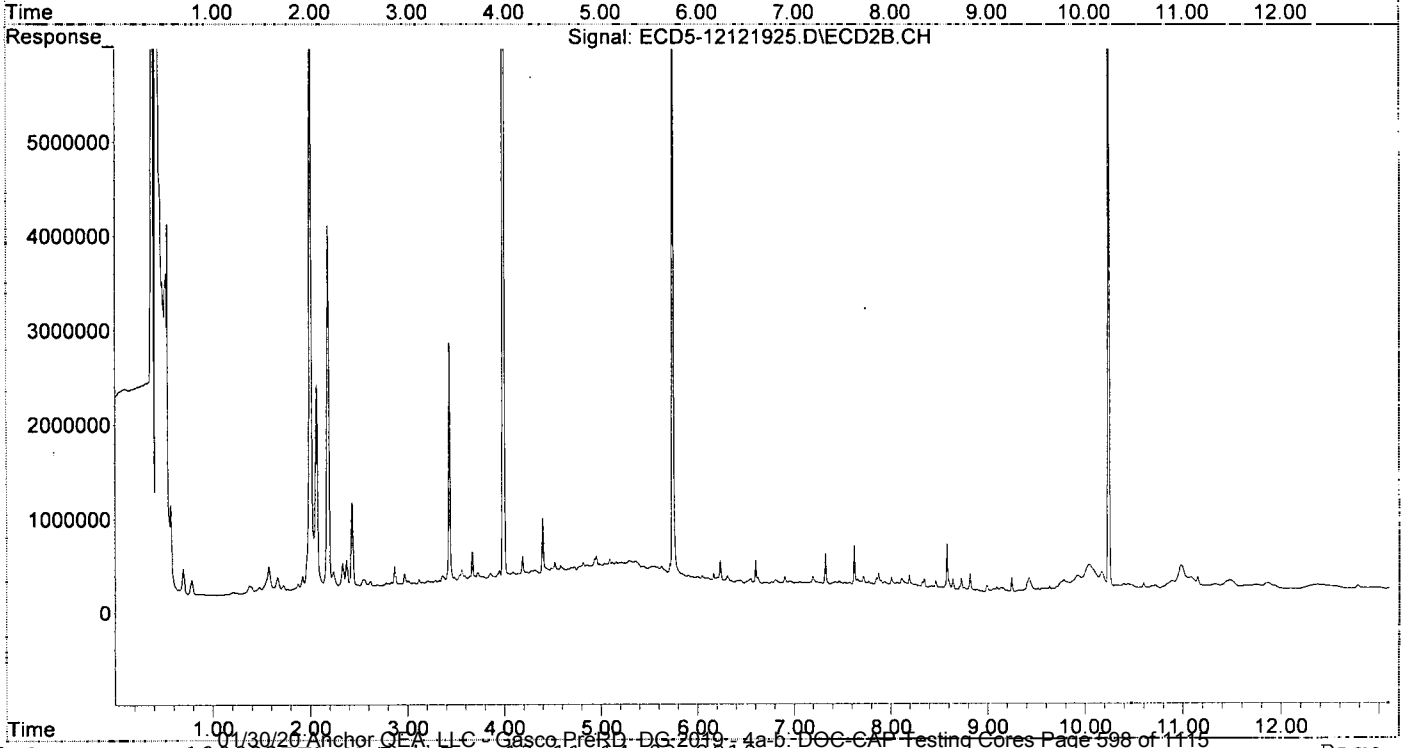

Quantitation Report (Not Reviewed)

Data Path : R:\data\2019-12\9L12029\
Data File : ECD5-12121926.D
Signal(s) : Signal #1: ECD1A.CH Signal #2: ECD2B.CH
Acq On : 12 Dec 2019 18:50
Operator : MJB
Sample : 9120780-BS1
Misc : 1x, 8081B 2,4+4,4-DDx Only, GPC
ALS Vial : 16 (Sig #1); 0 (Sig #2) Sample Multiplier: 1

Integration File signal 1: PEST1.e
Integration File signal 2: PEST2.e
Quant Time: Dec 13 11:14:09 2019
Quant Method : R:\methods\ECD5_QUANTPEST_190823RTA.M
Quant Title : Instrument: DualECD5
QLast Update : Mon Aug 26 11:48:23 2019
Response via : Initial Calibration
Integrator: ChemStation 6890 Scale Mode: Small noise peaks clipped

MJB 12/13/19

		Compound	RT#1	RT#2	Resp#1	Resp#2	ng/mL	ng/mL	
		System Monitoring Compounds							
1)	S	TCMX (S)	5.154	5.741	7017176	11986197	42.278	40.857	
22)	S	DCBP (S)	9.338	10.243	7266975	10189727	51.503	56.684	
		Target Compounds							
2)		a-BHC	5.694	0.000	79792	0	0.348	N.D.	#
3)		g-BHC	5.980	0.000	22218	0	0.110	N.D.	#
4)		b-BHC	6.033	6.726	198415	24546	2.195	0.155	#
5)		Heptachlor	6.356f	7.052	22127	13475	0.122	0.044	#
6)		d-BHC	6.191	7.011f	34115	11352	0.173	0.032	#
7)		Aldrin	6.602	7.277	19435	14695	0.098	0.045	#
8)		Heptachlo...	7.085	7.718	5491238	103521	29.815	0.344	#
9)		trans-Chl...	7.157	7.867	207785	9276084	1.124	29.605	#
10)		cis-Chlor...	7.253	7.975	109166	20614	0.600	0.071	#
11)		Endosulfa...	7.336f	8.009	8998043	132909	52.874	0.483	#
12)		4,4'-DDE	7.336	8.090	8998043	15023697	47.727	48.358	
13)		Dieldrin	7.541	8.239	61260	8829667	0.319	29.031	#
14)		Endrin	7.698	8.460	22857	9173081	0.155	40.620	#
15)		4,4'-DDD	7.754	8.503	8034177	12625354	51.127	49.277	
16)		Endosulfa...	7.842	8.583	413049	548195	2.876	2.377	
17)		4,4'-DDT	7.951	8.727	7874272	11461410	65.860	59.916	
18)		Endrin Al...	8.128	8.820	153239	175458	0.294	0.112	#
19)		Endosulfa...	8.461	9.058f	11164	20370	0.072	0.082	
20)		Methoxychlor	8.303	9.208	26518	7565	0.453	BelowCal	#
21)		Endrin Ke...	0.000	9.427	0	120515	N.D.	0.468	#
23)		Hexachlor...	2.956	3.476f	110442	114823	0.604	0.305	#
24)		Hexachlor...	5.533	6.191	49103	84233	0.279	0.268	
25)		Oxychlordane	6.999	7.657	302569	73980	1.839	0.270	#
26)		2,4'-DDE	7.085	7.867	5491238	9276084	42.813	43.727	
27)		trans-Non...	7.253	7.935	109166	50364	0.293	0.167	#
28)		2,4'-DDD	7.455	8.239	5419616	8829667	47.488	46.752	
29)		2,4'-DDT	7.637	8.460	6169921	9173081	56.250	51.436	
30)		cis-Nonac...	7.754f	8.503	8034177	12625354	38.697	37.637	
31)		Mirex	8.392	9.427f	35755	120515	0.285	0.648	#
32)		Chlordane...	7.223	7.935	29400	50364	1.493	1.392	
33)		Chlordane...	7.336	8.009f	8998043	132909	358.998	4.377	#
34)		Chlordane...	7.842f	8.684	413049	15748	71.448	1.756	#
35)		Chlordane...	3.465	3.426	55325	4567422	NoCal	NoCal	
36)		Toxaphene...	7.336f	8.239f	8998043	8829667	10046.412	3364.634	#
37)		Toxaphene...	0.000	8.642f	0	112889	N.D.	34.302	#
38)		Toxaphene...	7.889	8.642	22094	112889	6.561	22.274	#
39)		Toxaphene...	8.128	8.727	153239	11461410	47.294	1372.651	#
40)		Toxaphene...	8.355	8.888	13890	14599	5.794	3.133	#
41)		Toxaphene...	8.461f	9.249	11164	152590	3.528	32.123	#
42)		Toxaphene...	3.465	3.426	55325	4567422	NoCal	NoCal	

(f)=RT Delta > 1/2 Window (#)=Amounts differ by > 40% (m)=manual int.

Quantitation Report (Not Reviewed)

Data Path : R:\data\2019-12\9L12029\
Data File : ECD5-12121926.D
Signal(s) : Signal #1: ECD1A.CH Signal #2: ECD2B.CH
Acq On : 12 Dec 2019 18:50
Operator : MJB
Sample : 9120780-BS1
Misc : 1x, 8081B 2,4+4,4-DDx Only, GPC
ALS Vial : 16 (Sig #1); 0 (Sig #2) Sample Multiplier: 1

Integration File signal 1: PEST1.e
Integration File signal 2: PEST2.e
Quant Time: Dec 13 11:14:09 2019
Quant Method : R:\methods\ECD5_QUANTPEST_190823RTA.M
Quant Title : Instrument: DualECD5
QLast Update : Mon Aug 26 11:48:23 2019
Response via : Initial Calibration
Integrator: ChemStation 6890 Scale Mode: Small noise peaks clipped

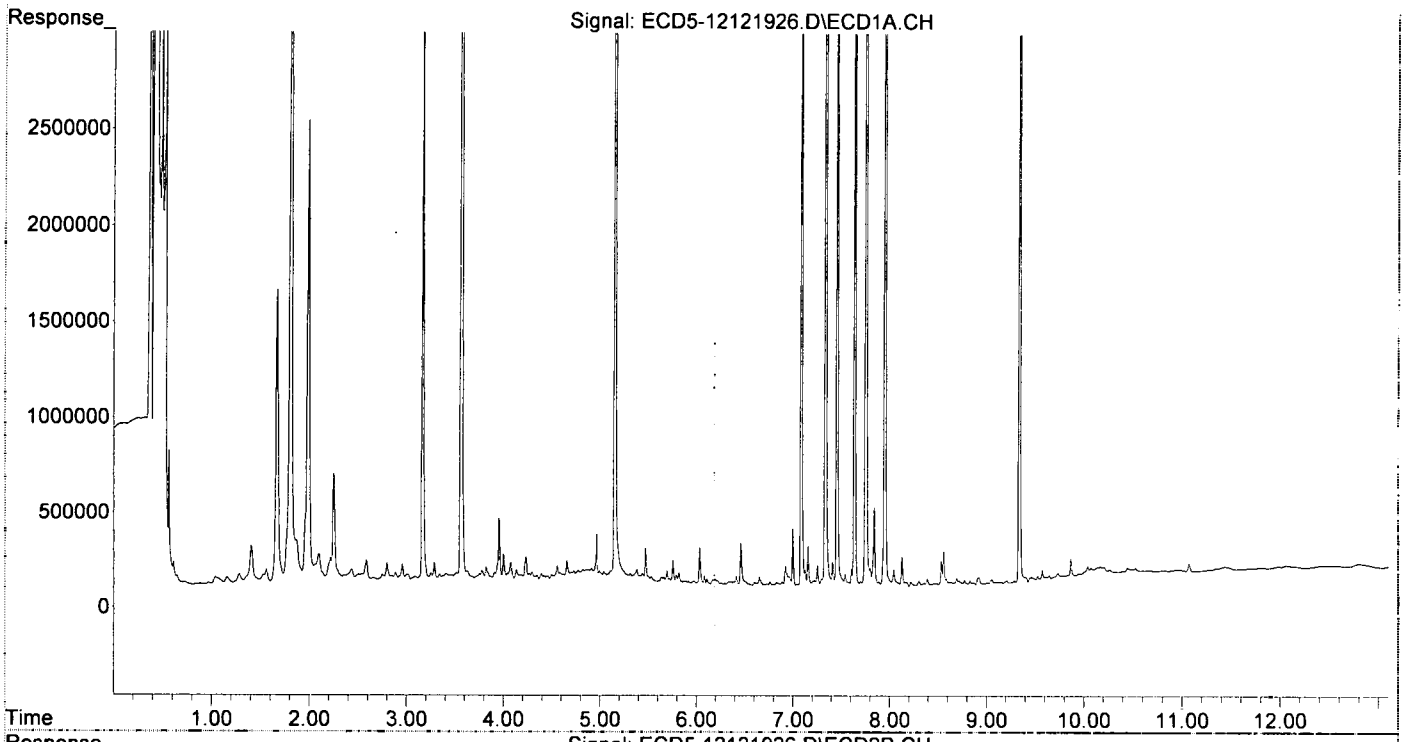

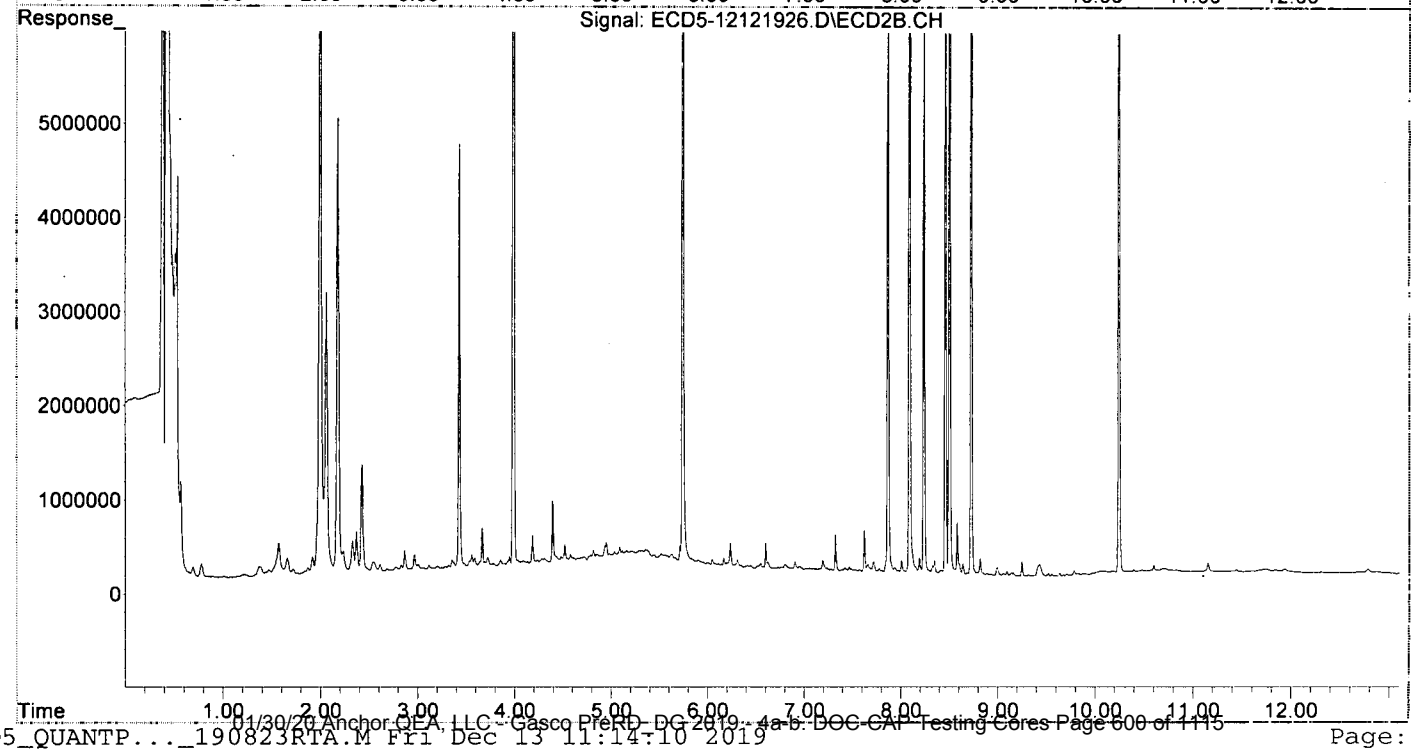

01/30/20 Anchor QEA, LLC - Casco PreRD DG 2019 - 4a-b. DOC-CAP Testing Cores Page 600 of 1115

Quantitation Report (QT Reviewed)

Data Path : R:\data\2019-12\9L12029\
Data File : ECD5-12121927.D
Signal(s) : Signal #1: ECD1A.CH Signal #2: ECD2B.CH
Acq On : 12 Dec 2019 19:07
Operator : MJB
Sample : A9J0095-03RE1
Misc : 1x, 8081B 2,4+4,4-DDx Only, GPC
ALS Vial : 17 (Sig #1); 0 (Sig #2) Sample Multiplier: 1

Integration File signal 1: PEST1.e
Integration File signal 2: PEST2.e
Quant Time: Dec 13 11:40:32 2019
Quant Method : R:\methods\ECD5_QUANTPEST_190823RTA.M
Quant Title : Instrument: DualECD5
QLast Update : Mon Aug 26 11:48:23 2019
Response via : Initial Calibration
Integrator: ChemStation 6890 Scale Mode: Small noise peaks clipped

MJB 12/13/19

		Compound	RT#1	RT#2	Resp#1	Resp#2	ng/mL	ng/mL	
		System Monitoring Compounds							
1)	S	TCMX (S)	5.155	5.741	5960233	11031363	35.910	37.603	
22)	S	DCBP (S)	9.338	10.243	7110991	10058208	50.397	55.953	
		Target Compounds							
2)		a-BHC	5.716f	6.340	348239	327480	1.519	0.798	#
3)		g-BHC	5.978	6.645f	283450	126789	1.405	0.355	#
4)		b-BHC	6.032	6.728	398688	187679	4.411	1.186	#
5)		Heptachlor	6.352f	7.041	309350	194289	1.706	0.635	#
6)		d-BHC	6.179	6.973	336173	123842	1.709	0.351	#
7)		Aldrin	6.593f	7.303	378158	128980	1.915	0.392	#
8)		Heptachlo...	7.048f	7.744	454752	131401	2.469	0.437	#
9)		trans-Chl...	7.186	7.866	377496	304399	2.042	0.972	#
10)		cis-Chlor...	7.281	7.973	414802	137336	2.278	0.472	#
11)		Endosulfa...	7.390f	8.014	415447	280158	2.441	1.018	#
12)		4,4'-DDE	7.326	8.089	136628	344094	0.725m	1.108	#
13)		Dieldrin	7.520	8.238	499836	255945	2.604	0.842	#
14)		Endrin	7.702	8.444	528602	273559	3.595	1.211	#
15)		4,4'-DDD	7.753	8.502	502884	801155	3.200m	3.127	
16)		Endosulfa...	7.842	8.588	651078	597021	4.534	2.589	#
17)		4,4'-DDT	7.962	8.744	201326	172893	1.684m	0.969	#
18)		Endrin Al...	8.125	8.817f	552263	194421	3.714	0.215	#
19)		Endosulfa...	8.438	9.034	1458898	422604	9.414	1.697	#
20)		Methoxychlor	8.312	9.221	721086	389451	12.311	4.607	#
21)		Endrin Ke...	8.642	9.416	547313	236490	3.282	0.919	#
23)		Hexachlor...	2.957	3.476f	164318	89288	0.899	0.238	#
24)		Hexachlor...	5.507f	6.217	306677	429655	1.740	1.368	
25)		Oxychlordane	6.998	7.651	512840	487858	3.117	1.781	#
26)		2,4'-DDE	7.068	7.866	104678	304399	0.816m	1.435	#
27)		trans-Non...	7.252	7.919	413943	139368	1.994	0.462	#
28)		2,4'-DDD	7.457	8.238	348453	255945	3.053m	1.355	#
29)		2,4'-DDT	7.624	8.448	162011	238329	1.477m	1.336m	
30)		cis-Nonac...	7.753f	8.502	870632	801155	4.193	2.388	#
31)		Mirex	8.409f	9.416	499473	236490	3.984	1.271	#
32)		Chlordane...	7.223	7.919	403519	139368	20.494	3.852	#
33)		Chlordane...	7.326	8.014f	484211	280158	19.319	9.227	#
34)		Chlordane...	7.842f	8.710	651078	94068	112.621	10.492	#
35)		Chlordane...	3.466	3.427	162399	2759185	NoCal	NoCal	
36)		Toxaphene...	7.281	8.300f	414802	182727	463.131	69.630	#
37)		Toxaphene...	7.589	8.639f	548067	259774	339.373	78.934	#
38)		Toxaphene...	0.000	8.639	0	259774	N.D.	51.255	#
39)		Toxaphene...	8.125	8.710	552263	94068	170.443	11.266	#
40)		Toxaphene...	8.355	8.886	504365	136599	210.403	29.311	#
41)		Toxaphene...	8.438	9.282	1458898	1742158	461.008	366.754	
42)		Toxaphene...	3.466	3.427	162399	2759185	NoCal	NoCal	

(f)=RT Delta > 1/2 Window (#)=Amounts differ by > 40% (m)=manual int.

Quantitation Report (QT Reviewed)

Data Path : R:\data\2019-12\9L12029\
Data File : ECD5-12121927.D
Signal(s) : Signal #1: ECD1A.CH Signal #2: ECD2B.CH
Acq On : 12 Dec 2019 19:07
Operator : MJB
Sample : A9J0095-03RE1
Misc : 1x, 8081B 2,4+4,4-DDx Only, GPC
ALS Vial : 17 (Sig #1); 0 (Sig #2) Sample Multiplier: 1

Integration File signal 1: PEST1.e
Integration File signal 2: PEST2.e
Quant Time: Dec 13 11:40:32 2019
Quant Method : R:\methods\ECD5_QUANTPEST_190823RTA.M
Quant Title : Instrument: DualECD5
QLast Update : Mon Aug 26 11:48:23 2019
Response via : Initial Calibration
Integrator: ChemStation 6890 Scale Mode: Small noise peaks clipped

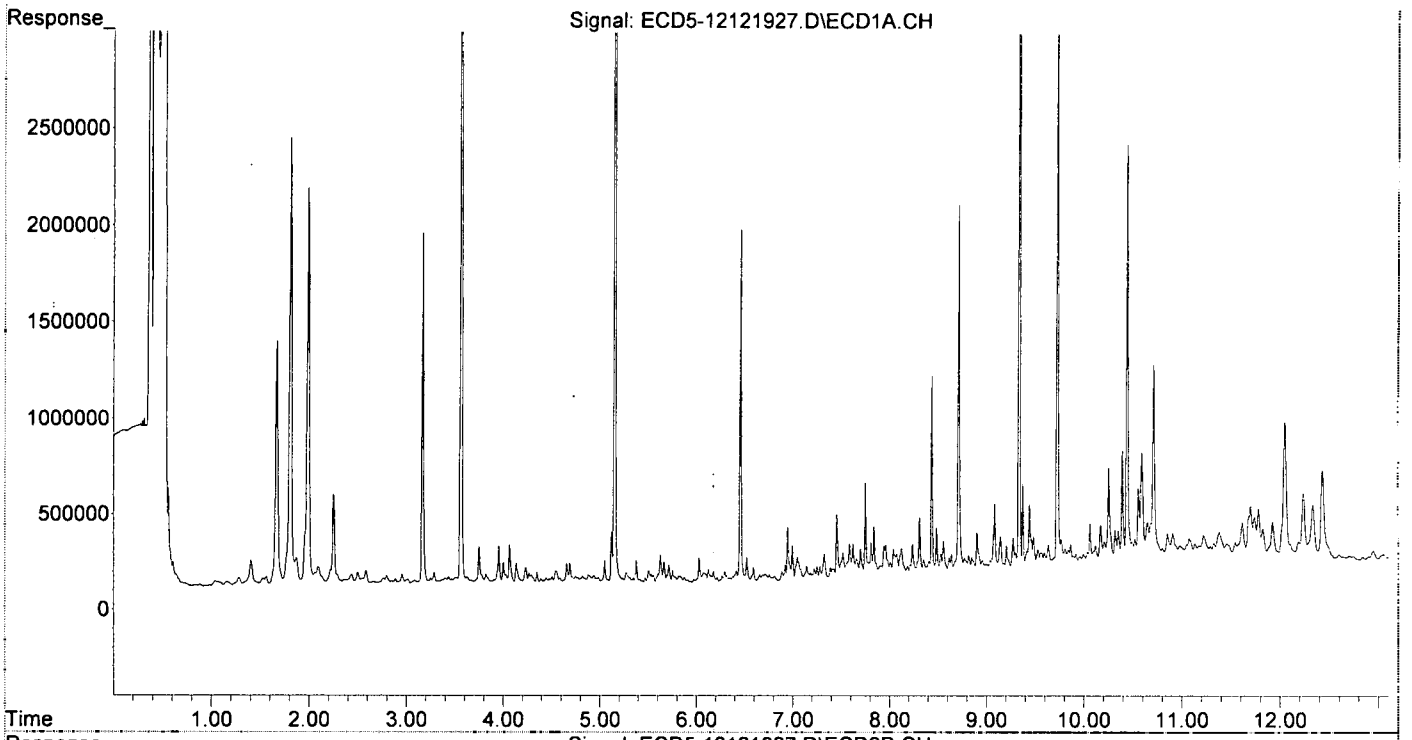

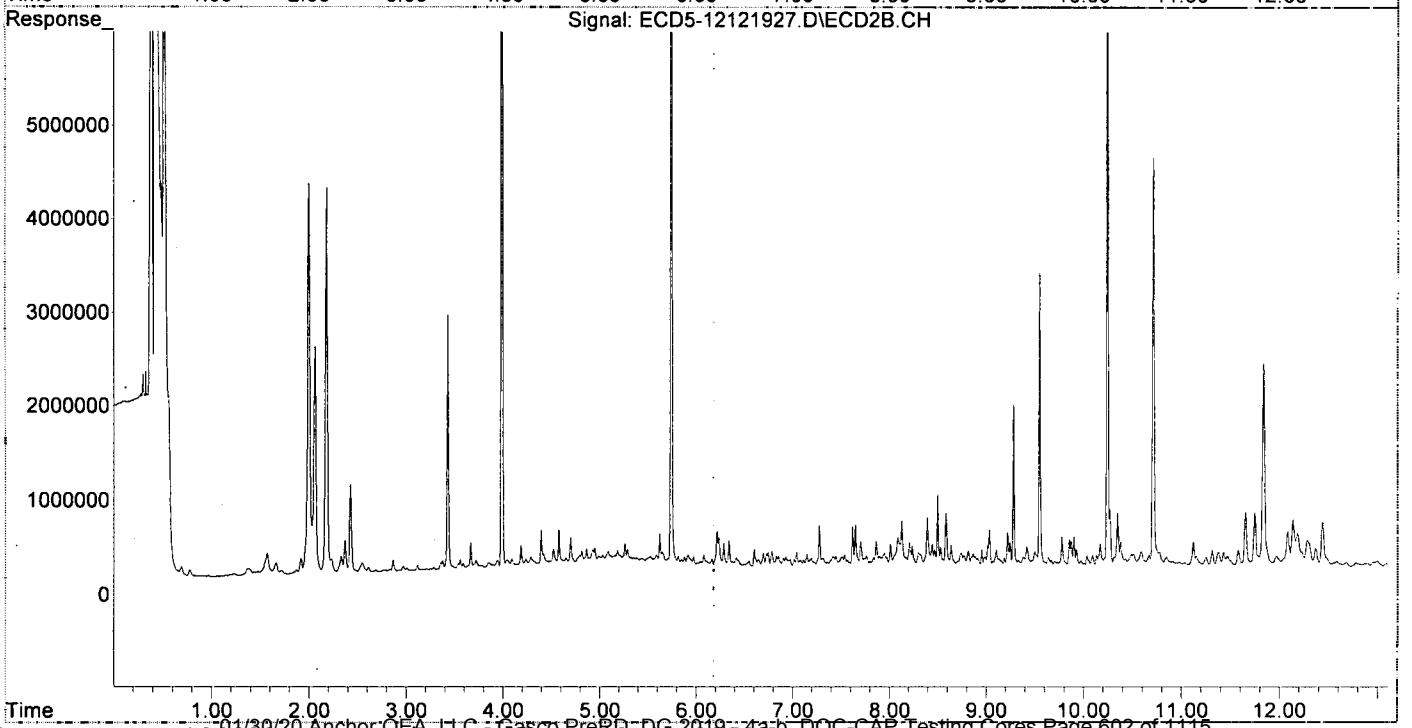

01/30/20 Anchor QEA, LLC - Gasco PreRD DG 2019 - 4a-b. DOC-CAP Testing Cores Page 602 of 1115

Quantitation Report (Qedit)

Data Path : R:\data\2019-12\9L12029\
Data File : ECD5-12121927.D
Signal(s) : Signal #1: ECD1A.CH Signal #2: ECD2B.CH
Acq On : 12 Dec 2019 19:07
Operator : MJB
Sample : A9J0095-03RE1
Misc : 1x, 8081B 2,4+4,4-DDx Only, GPC
ALS Vial : 17 (Sig #1); 0 (Sig #2) Sample Multiplier: 1

Integration File signal 1: PEST1.e
Integration File signal 2: PEST2.e
Quant Time: Dec 13 11:14:16 2019
Quant Method : R:\methods\ECD5_QUANTPEST_190823RTA.M
Quant Title : Instrument: DualECD5
QLast Update : Mon Aug 26 11:48:23 2019
Response via : Initial Calibration
Integrator: ChemStation 6890 Scale Mode: Small noise peaks clipped

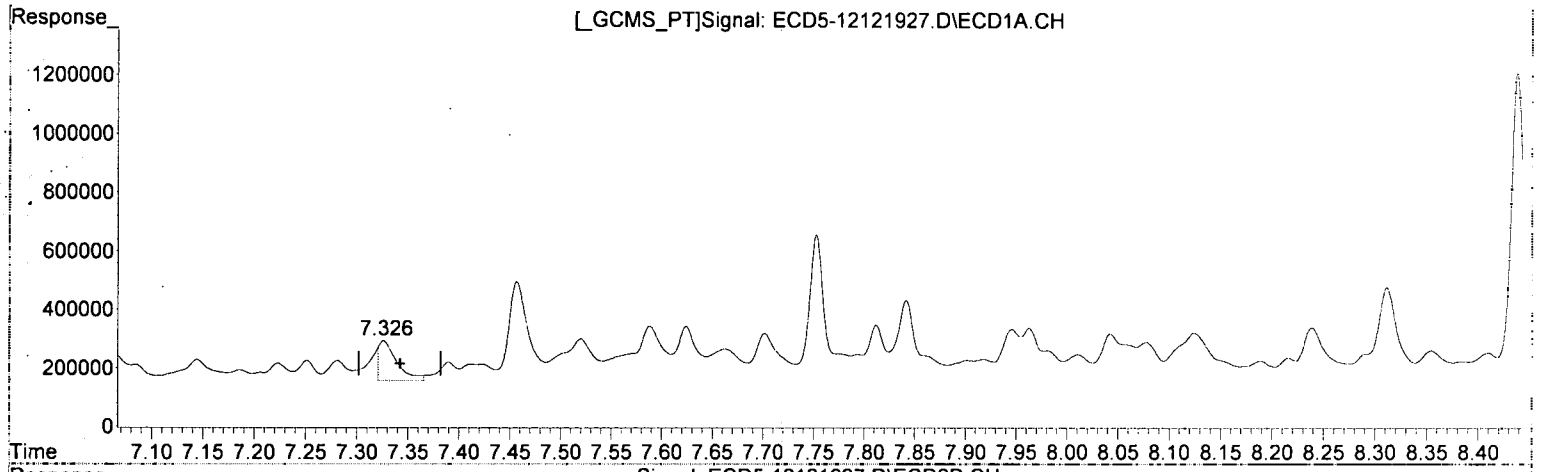

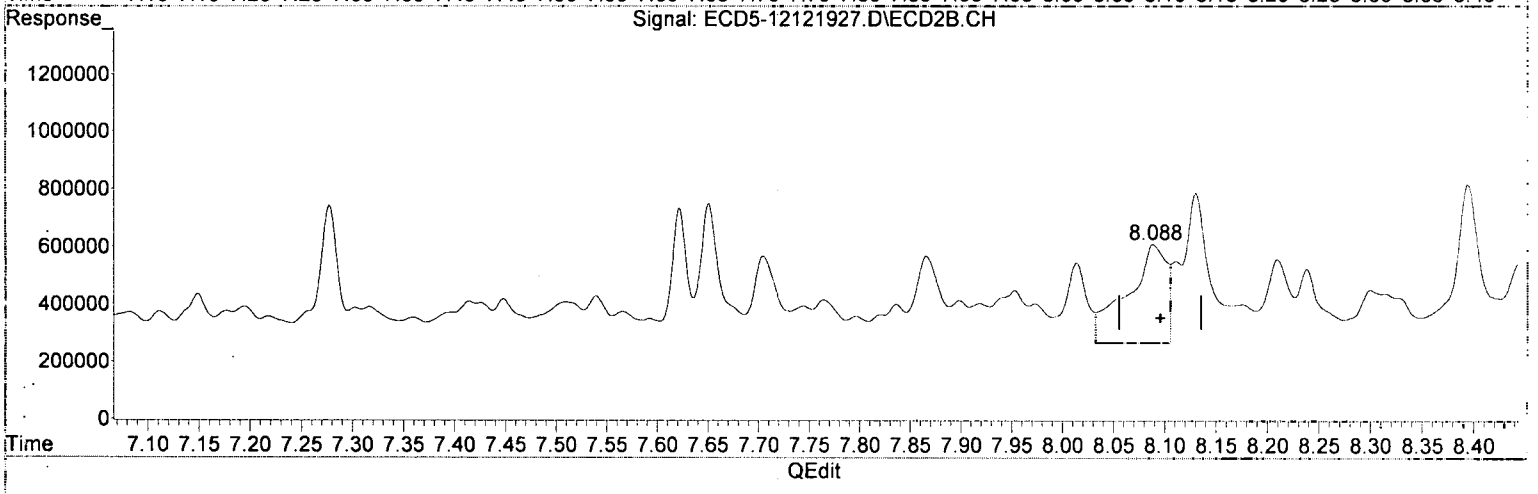

QEdit

(12) 4,4'-DDE

7.326min 0.725 ng/mL (m)

response 136628

MJB 12/13/19

(12) 4,4'-DDE #2

8.089min 1.108 ng/mL P-91

response 344094

(+) = Expected Retention Time

Quantitation Report (Qedit)

Data Path : R:\data\2019-12\9L12029\
Data File : ECD5-12121927.D
Signal(s) : Signal #1: ECD1A.CH Signal #2: ECD2B.CH
Acq On : 12 Dec 2019 19:07
Operator : MJB
Sample : A9J0095-03RE1
Misc : 1x, 8081B 2,4+4,4-DDx Only, GPC
ALS Vial : 17 (Sig #1); 0 (Sig #2) Sample Multiplier: 1

Integration File signal 1: PEST1.e
Integration File signal 2: PEST2.e
Quant Time: Dec 13 11:14:16 2019
Quant Method : R:\methods\ECD5_QUANTPEST_190823RTA.M
Quant Title : Instrument: DualECD5
QLast Update : Mon Aug 26 11:48:23 2019
Response via : Initial Calibration
Integrator: ChemStation 6890 Scale Mode: Small noise peaks clipped

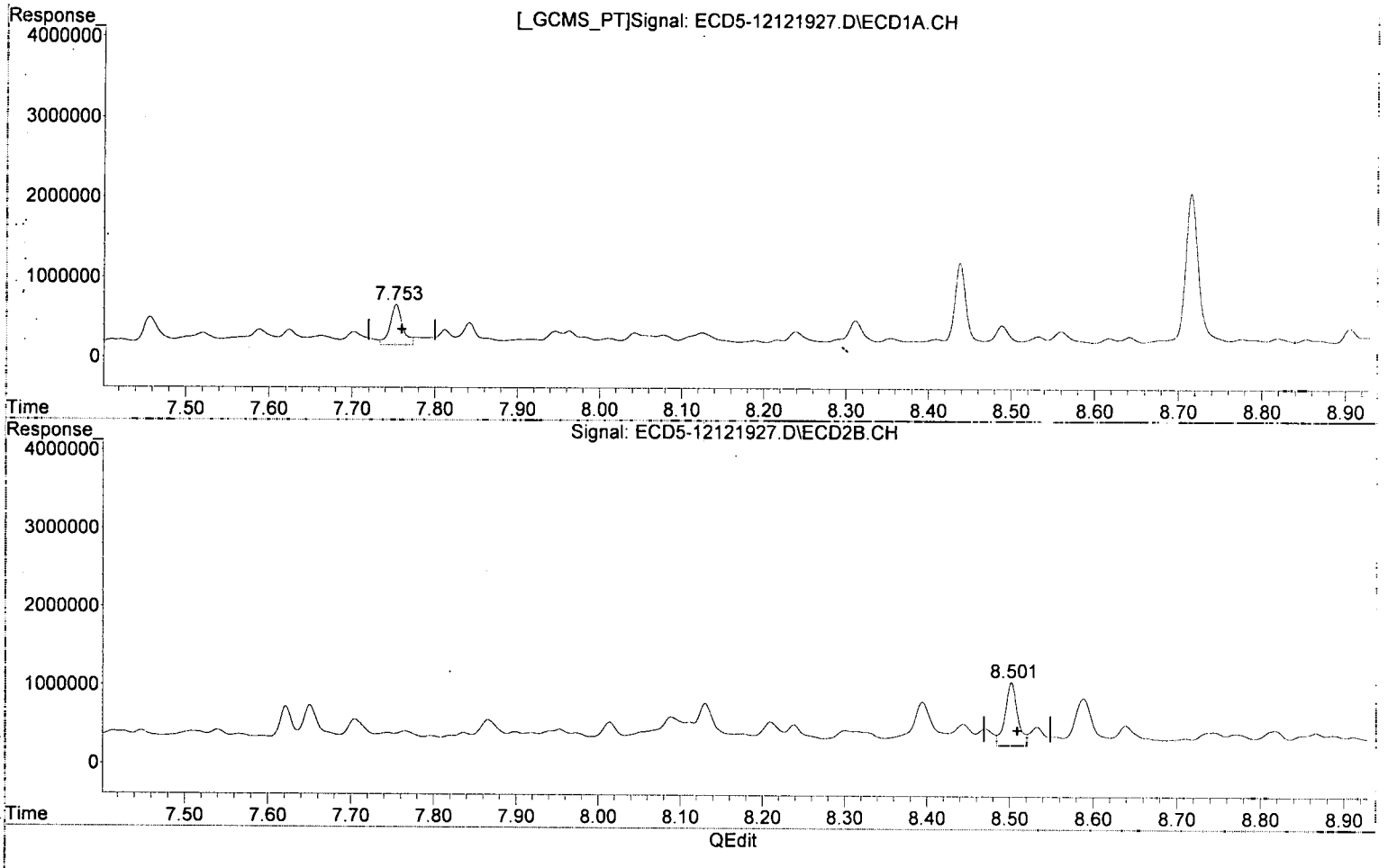

(15) 4,4'-DDD

7.753min 3.200 ng/mL (m)

response 502884

MJB 12/13/19

(15) 4,4'-DDD #2

8.502min 3.127 ng/mL

response 801155

(+) = Expected Retention Time

Quantitation Report (Qedit)

Data Path : R:\data\2019-12\9L12029\
Data File : ECD5-12121927.D
Signal(s) : Signal #1: ECD1A.CH Signal #2: ECD2B.CH
Acq On : 12 Dec 2019 19:07
Operator : MJB
Sample : A9J0095-03RE1
Misc : 1x, 8081B 2,4+4,4-DDx Only, GPC
ALS Vial : 17 (Sig #1); 0 (Sig #2) Sample Multiplier: 1

Integration File signal 1: PEST1.e
Integration File signal 2: PEST2.e
Quant Time: Dec 13 11:14:16 2019
Quant Method : R:\methods\ECD5_QUANTPEST_190823RTA.M
Quant Title : Instrument: DualECD5
QLast Update : Mon Aug 26 11:48:23 2019
Response via : Initial Calibration
Integrator: ChemStation 6890 Scale Mode: Small noise peaks clipped

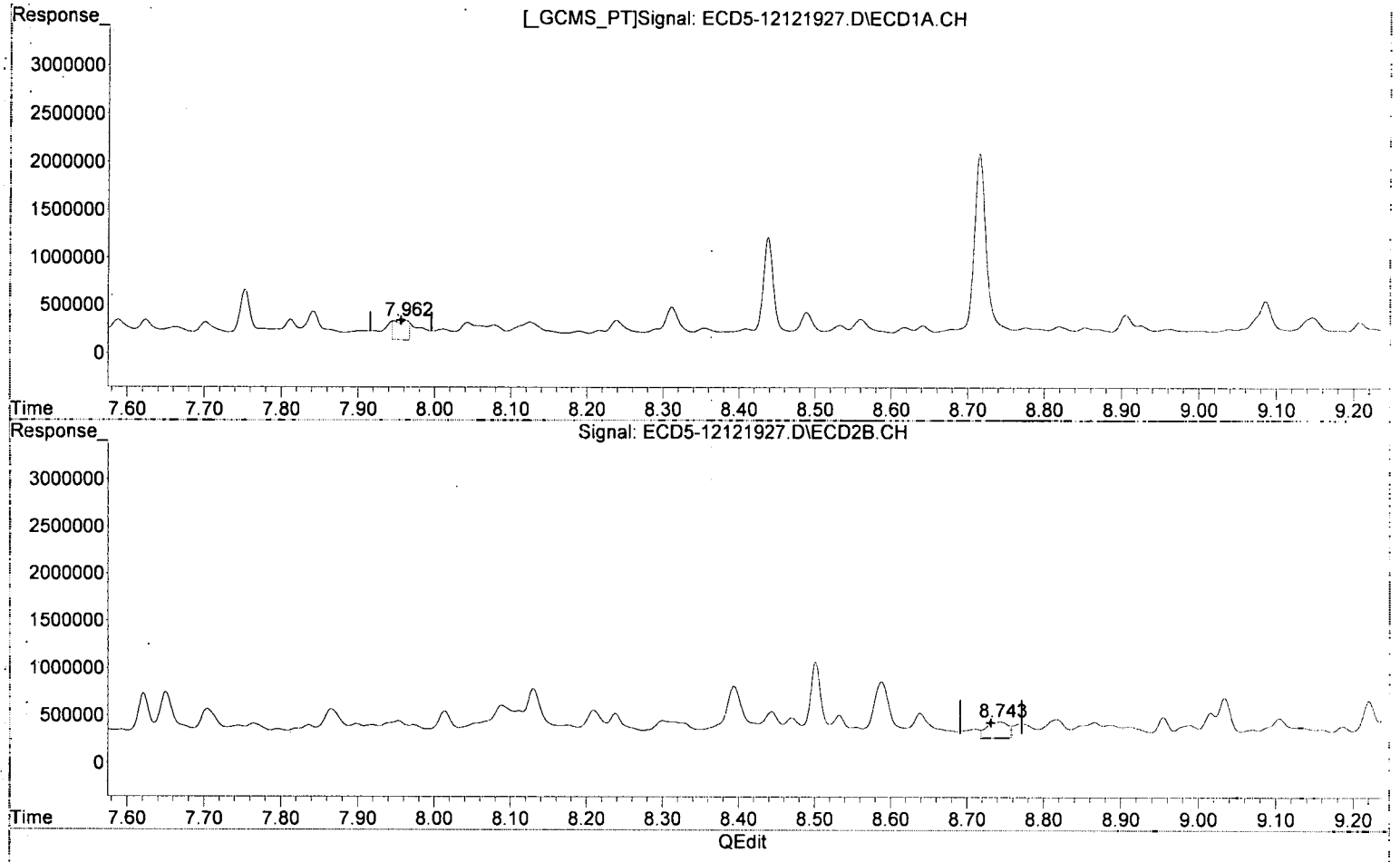

(17) 4,4'-DDT

7.962min 1.684 ng/mL (m)

response 201326

MJB 12/13/19

(17) 4,4'-DDT #2

8.744min 0.969 ng/mL

response 172893

(+) = Expected Retention Time

Quantitation Report (Qedit)

Data Path : R:\data\2019-12\9L12029\
Data File : ECD5-12121927.D
Signal(s) : Signal #1: ECD1A.CH Signal #2: ECD2B.CH
Acq On : 12 Dec 2019 19:07
Operator : MJB
Sample : A9J0095-03RE1
Misc : 1x, 8081B 2,4+4,4-DDx Only, GPC
ALS Vial : 17 (Sig #1); 0 (Sig #2) Sample Multiplier: 1

Integration File signal 1: PEST1.e
Integration File signal 2: PEST2.e
Quant Time: Dec 13 11:14:16 2019
Quant Method : R:\methods\ECD5_QUANTPEST_190823RTA.M
Quant Title : Instrument: DualECD5
QLast Update : Mon Aug 26 11:48:23 2019
Response via : Initial Calibration
Integrator: ChemStation 6890 Scale Mode: Small noise peaks clipped

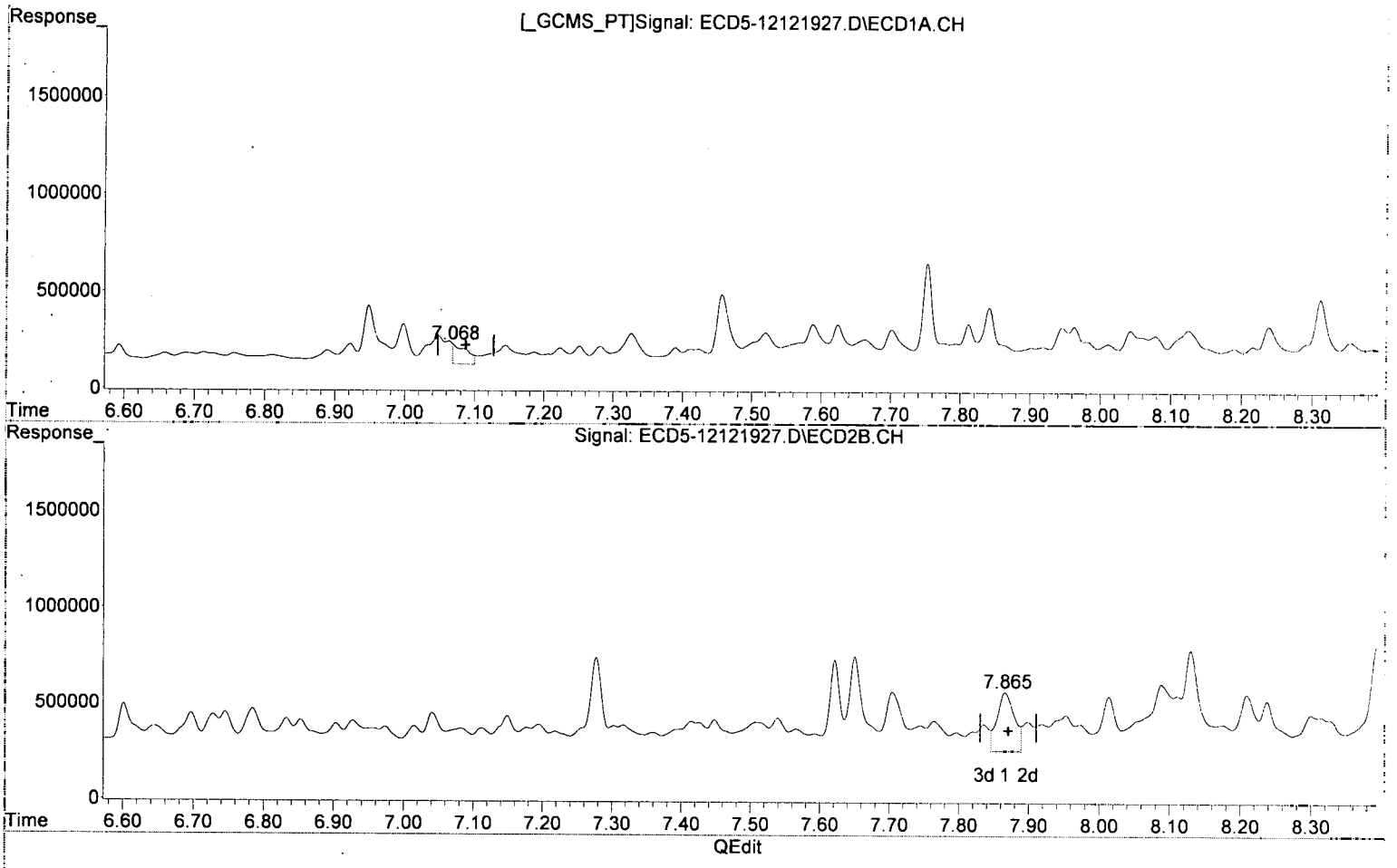

(26) 2,4'-DDE

7.068min 0.816 ng/mL (m) Q-31

response 104678

MJB 12/13/19 MJB 12/13/19

(26) 2,4'-DDE #2

7.866min 1.435 ng/mL P-OT MDL=M12L

response 304399

(+) = Expected Retention Time

Quantitation Report (Qedit)

Data Path : R:\data\2019-12\9L12029\
Data File : ECD5-12121927.D
Signal(s) : Signal #1: ECD1A.CH Signal #2: ECD2B.CH
Acq On : 12 Dec 2019 19:07
Operator : MJB
Sample : A9J0095-03RE1
Misc : 1x, 8081B 2,4+4,4-DDx Only, GPC
ALS Vial : 17 (Sig #1); 0 (Sig #2) Sample Multiplier: 1

Integration File signal 1: PEST1.e
Integration File signal 2: PEST2.e
Quant Time: Dec 13 11:14:16 2019
Quant Method : R:\methods\ECD5_QUANTPEST_190823RTA.M
Quant Title : Instrument: DualECD5
QLast Update : Mon Aug 26 11:48:23 2019
Response via : Initial Calibration
Integrator: ChemStation 6890 Scale Mode: Small noise peaks clipped

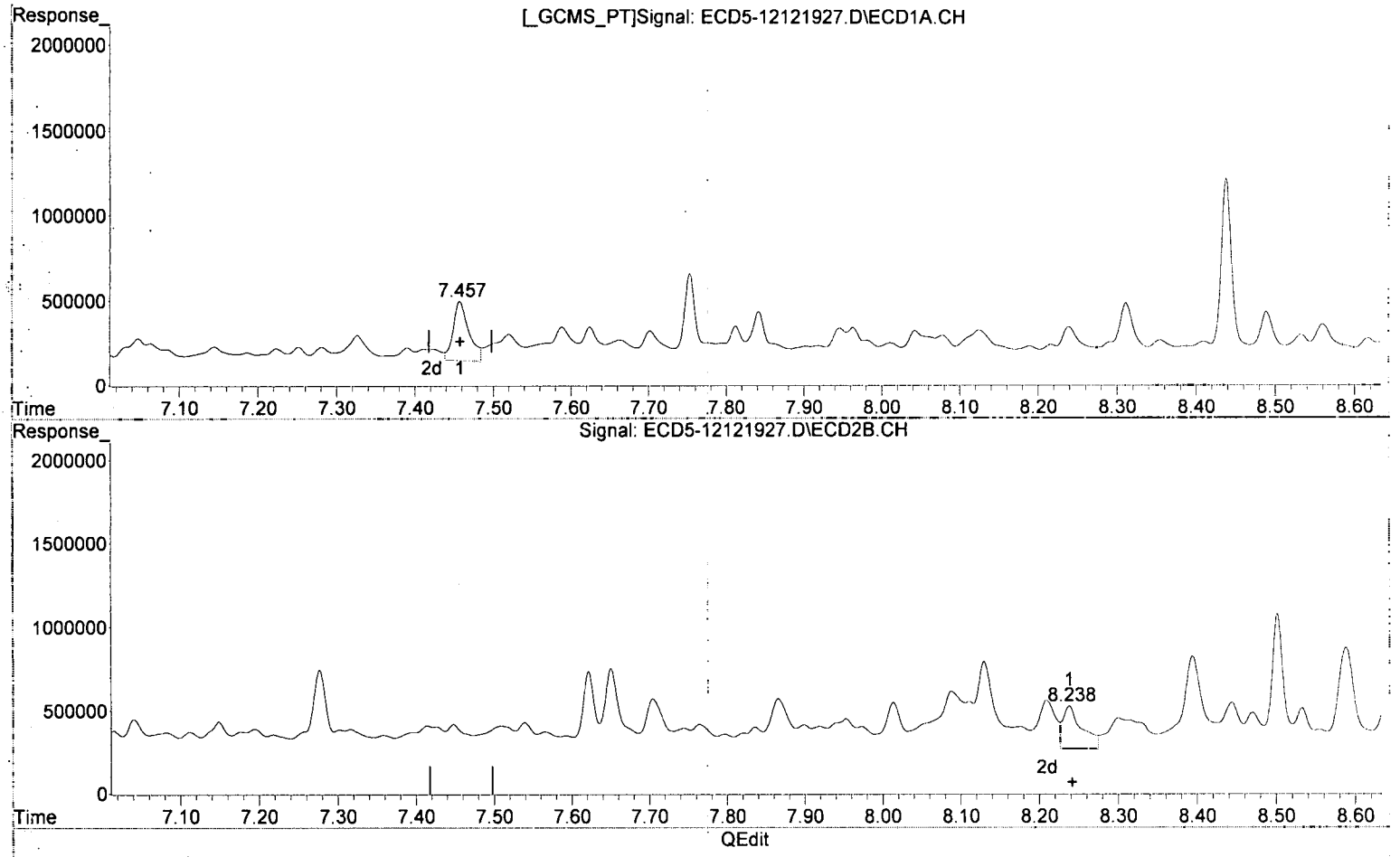

(28) 2,4'-DDD

7.457min 3.053 ng/mL m

response 348453

MJB 12/13/19

(28) 2,4'-DDD #2

8.238min 1.355 ng/mL MDL-MRL

response 255945

(+) = Expected Retention Time

Quantitation Report (Qedit)

Data Path : R:\data\2019-12\9L12029\
Data File : ECD5-12121927.D
Signal(s) : Signal #1: ECD1A.CH Signal #2: ECD2B.CH
Acq On : 12 Dec 2019 19:07
Operator : MJB
Sample : A9J0095-03RE1
Misc : 1x, 8081B 2,4+4,4-DDx Only, GPC
ALS Vial : 17 (Sig #1); 0 (Sig #2) Sample Multiplier: 1

Integration File signal 1: PEST1.e
Integration File signal 2: PEST2.e
Quant Time: Dec 13 11:14:16 2019
Quant Method : R:\methods\ECD5_QUANTPEST_190823RTA.M
Quant Title : Instrument: DualECD5
QLast Update : Mon Aug 26 11:48:23 2019
Response via : Initial Calibration
Integrator: ChemStation 6890 Scale Mode: Small noise peaks clipped

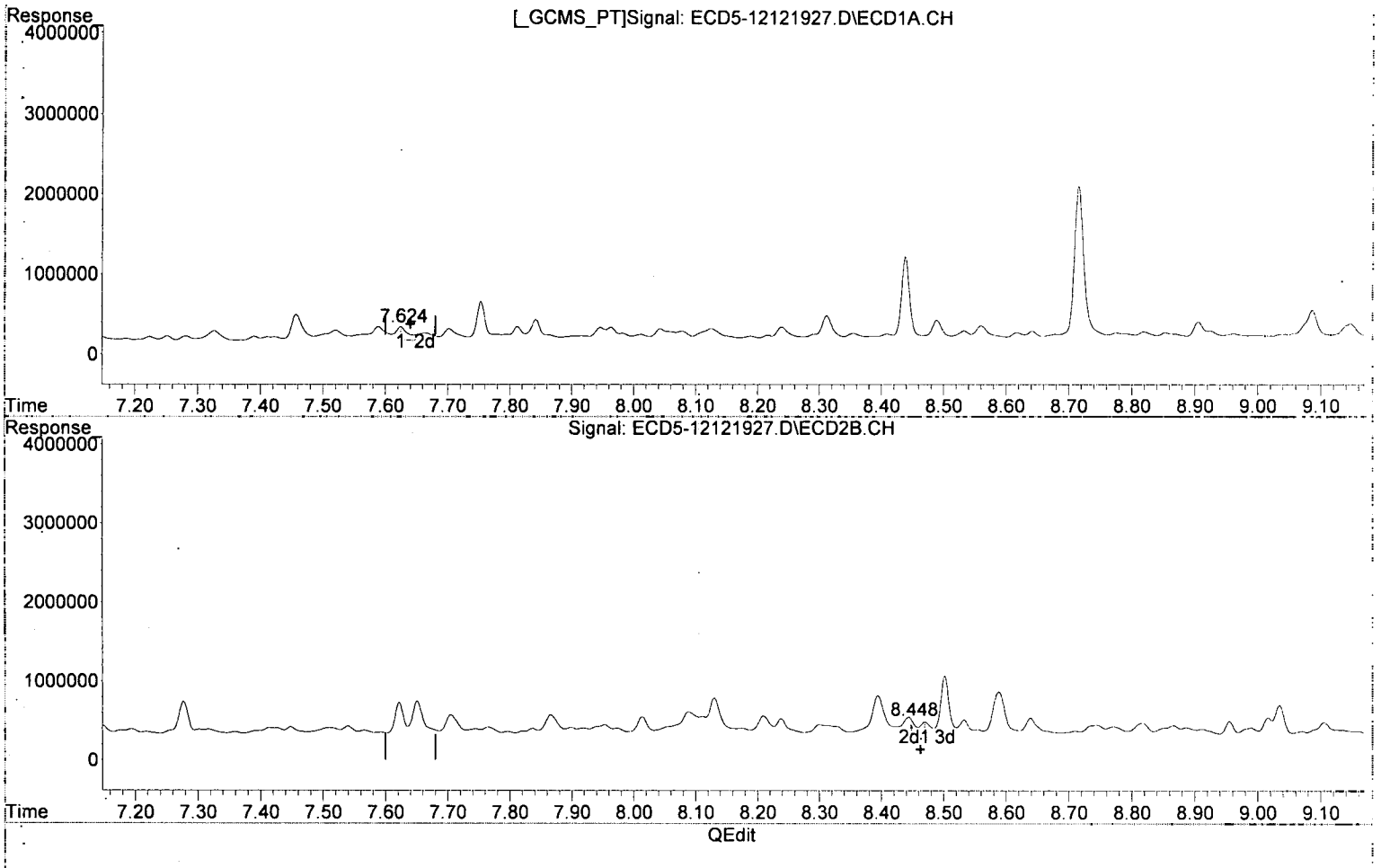

(29) 2,4'-DDT

7.624min 1.477 ng/mL (m)

response 162011

MJB 12/13/19

(29) 2,4'-DDT #2

8.448min 1.336 ng/mL (m) MDL-MRL

response 238329

(+) = Expected Retention Time

Quantitation Report (Not Reviewed)

Data Path : R:\data\2019-12\9L12029\
Data File : ECD5-12121927.D
Signal(s) : Signal #1: ECD1A.CH Signal #2: ECD2B.CH
Acq On : 12 Dec 2019 19:07
Operator : MJB
Sample : A9J0095-03RE1
Misc : 1x, 8081B 2,4+4,4-DDx Only, GPC
ALS Vial : 17 (Sig #1); 0 (Sig #2) Sample Multiplier: 1

Integration File signal 1: PEST1.e
Integration File signal 2: PEST2.e
Quant Time: Dec 13 11:14:16 2019
Quant Method : R:\methods\ECD5_QUANTPEST_190823RTA.M
Quant Title : Instrument: DualECD5
QLast Update : Mon Aug 26 11:48:23 2019
Response via : Initial Calibration
Integrator: ChemStation 6890 Scale Mode: Small noise peaks clipped

MI
MJB 12/13/19

	Compound	RT#1	RT#2	Resp#1	Resp#2	ng/mL	ng/mL	
	System Monitoring Compounds							
1)	S TCMX (S)	5.155	5.741	5960233	11031363	35.910	37.603	
22)	S DCBP (S)	9.338	10.243	7110991	10058208	50.397	55.953	
	Target Compounds							
2)	a-BHC	5.716f	6.340	348239	327480	1.519	0.798	#
3)	g-BHC	5.978	6.645f	283450	126789	1.405	0.355	#
4)	b-BHC	6.032	6.728	398688	187679	4.411	1.186	#
5)	Heptachlor	6.352f	7.041	309350	194289	1.706	0.635	#
6)	d-BHC	6.179	6.973	336173	123842	1.709	0.351	#
7)	Aldrin	6.593f	7.303	378158	128980	1.915	0.392	#
8)	Heptachlo...	7.048f	7.744	454752	131401	2.469	0.437	#
9)	trans-Chl...	7.186	7.866	377496	304399	2.042	0.972	#
10)	cis-Chlor...	7.281	7.973	414802	137336	2.278	0.472	#
11)	Endosulfa...	7.390f	8.014	415447	280158	2.441	1.018	#
12)	4,4'-DDE	7.326	8.089	484211	344094	2.568	1.108	#
13)	Dieldrin	7.520	8.238	499836	255945	2.604	0.842	#
14)	Endrin	7.702	8.444	528602	273559	3.595	1.211	#
15)	4,4'-DDD	7.753	8.502	870632	801155	5.540	3.127	#
16)	Endosulfa...	7.842	8.588	651078	597021	4.534	2.589	#
17)	4,4'-DDT	7.962	8.744	560415	172893	4.687	0.969	#
18)	Endrin Al...	8.125	8.817f	552263	194421	3.714	0.215	#
19)	Endosulfa...	8.438	9.034	1458898	422604	9.414	1.697	#
20)	Methoxychlor	8.312	9.221	721086	389451	12.311	4.607	#
21)	Endrin Ke...	8.642	9.416	547313	236490	3.282	0.919	#
23)	Hexachlor...	2.957	3.476f	164318	89288	0.899	0.238	#
24)	Hexachlor...	5.507f	6.217	306677	429655	1.740	1.368	
25)	Oxychlordane	6.998	7.651	512840	487858	3.117	1.781	#
26)	2,4'-DDE	7.048f	7.866	454752	304399	3.546	1.435	#
27)	trans-Non...	7.252	7.919	413943	139368	1.994	0.462	#
28)	2,4'-DDD	7.457	8.238	690305	255945	6.049	1.355	#
29)	2,4'-DDT	7.624	8.470	548987	210609	5.005	1.181	#
30)	cis-Nonac...	7.753f	8.502	870632	801155	4.193	2.388	#
31)	Mirex	8.409f	9.416	499473	236490	3.984	1.271	#
32)	Chlordane...	7.223	7.919	403519	139368	20.494	3.852	#
33)	Chlordane...	7.326	8.014f	484211	280158	19.319	9.227	#
34)	Chlordane...	7.842f	8.710	651078	94068	112.621	10.492	#
35)	Chlordane...	3.466	3.427	162399	2759185	NoCal	NoCal	
36)	Toxaphene...	7.281	8.300f	414802	182727	463.131	69.630	#
37)	Toxaphene...	7.589	8.639f	548067	259774	339.373	78.934	#
38)	Toxaphene...	0.000	8.639	0	259774	N.D.	51.255	#
39)	Toxaphene...	8.125	8.710	552263	94068	170.443	11.266	#
40)	Toxaphene...	8.355	8.886	504365	136599	210.403	29.311	#
41)	Toxaphene...	8.438	9.282	1458898	1742158	461.008	366.754	
42)	Toxaphene...	3.466	3.427	162399	2759185	NoCal	NoCal	

(f)=RT Delta > 1/2 Window (#)=Amounts differ by > 40% (m)=manual int.

Quantitation Report (Not Reviewed)

Data Path : R:\data\2019-12\9L12029\
Data File : ECD5-12121927.D
Signal(s) : Signal #1: ECD1A.CH Signal #2: ECD2B.CH
Acq On : 12 Dec 2019 19:07
Operator : MJB
Sample : A9J0095-03RE1
Misc : 1x, 8081B 2,4+4,4-DDx Only, GPC
ALS Vial : 17 (Sig #1); 0 (Sig #2) Sample Multiplier: 1

Integration File signal 1: PEST1.e
Integration File signal 2: PEST2.e
Quant Time: Dec 13 11:14:16 2019
Quant Method : R:\methods\ECD5_QUANTPEST_190823RTA.M
Quant Title : Instrument: DualECD5
QLast Update : Mon Aug 26 11:48:23 2019
Response via : Initial Calibration
Integrator: ChemStation 6890 Scale Mode: Small noise peaks clipped

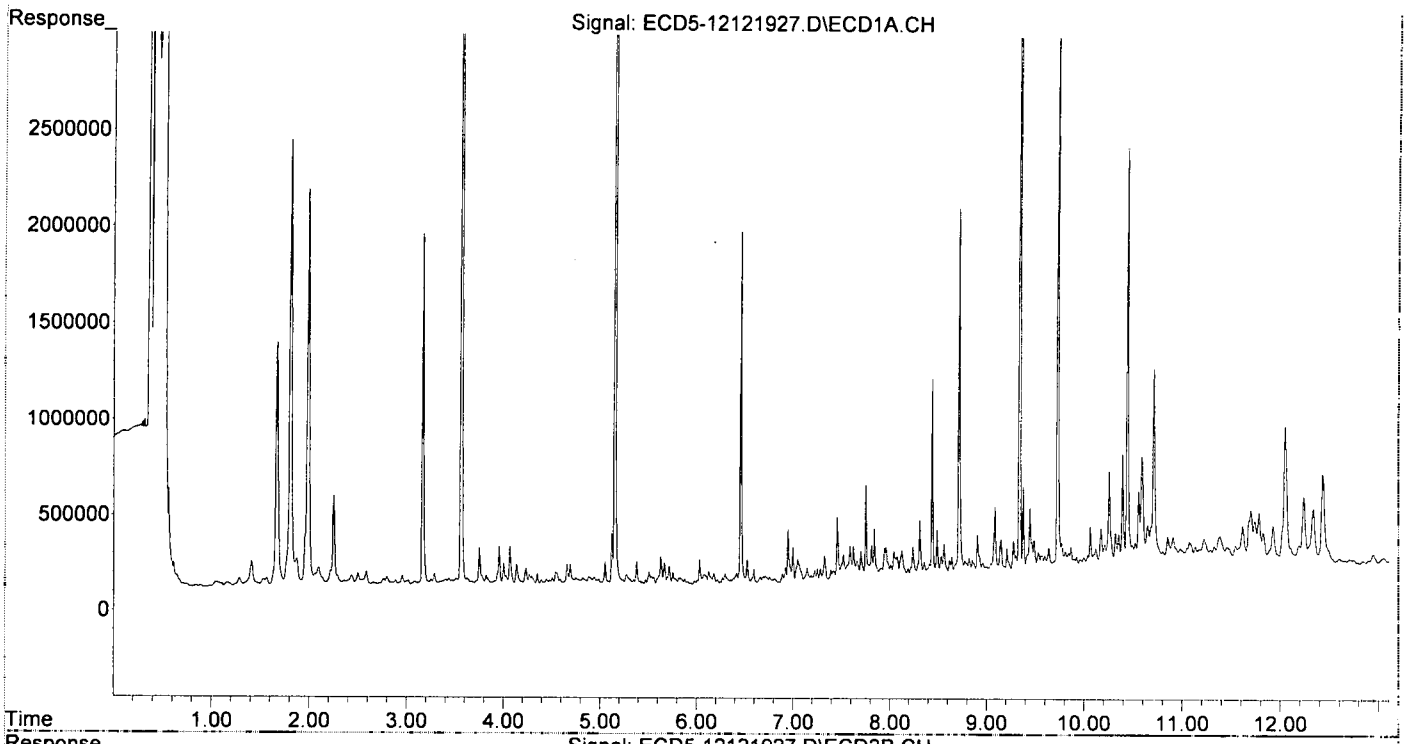

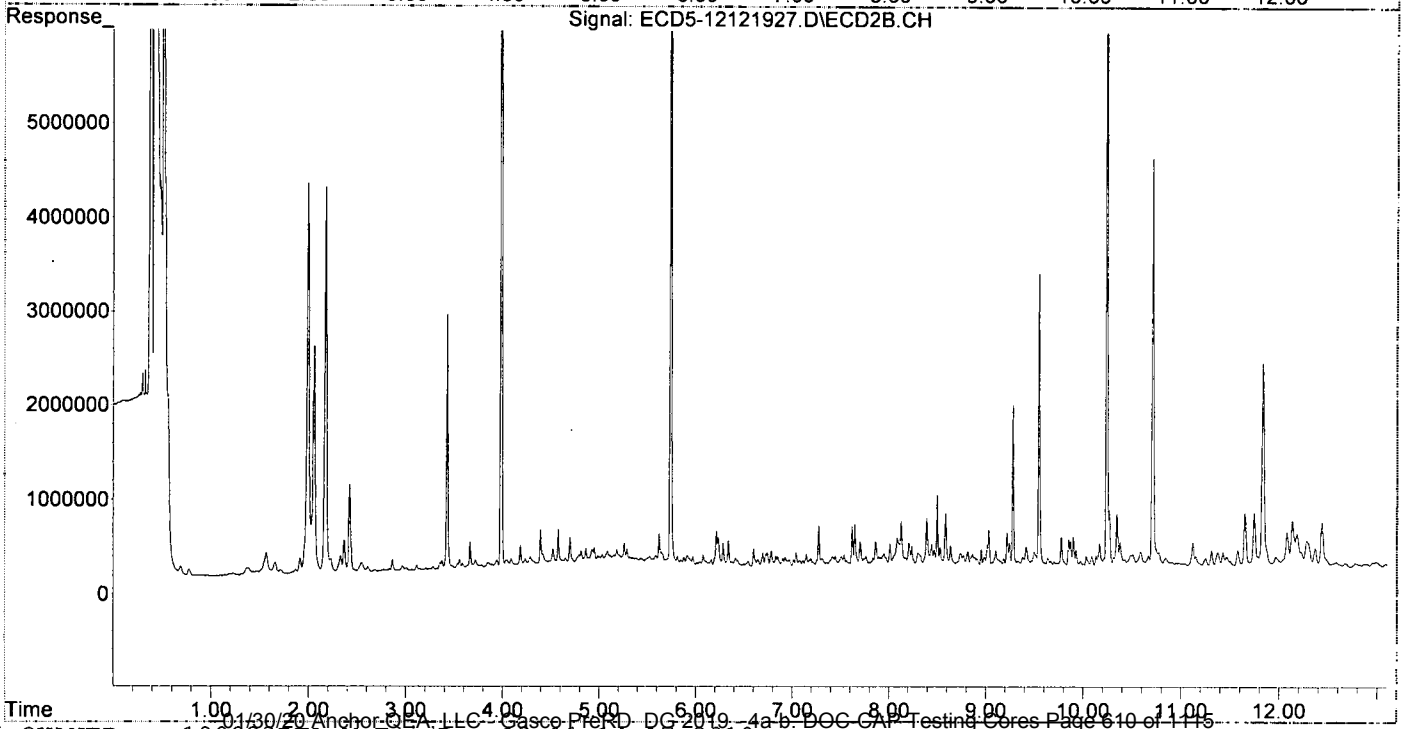

Quantitation Report (QT Reviewed)

Data Path : R:\data\2019-12\9L12029\
Data File : ECD5-12121929.D
Signal(s) : Signal #1: ECD1A.CH Signal #2: ECD2B.CH
Acq On : 12 Dec 2019 19:45
Operator : MJB
Sample : A9J0095-15RE1
Misc : 1x, 8081B 2,4+4,4-DDx Only, GPC
ALS Vial : 18 (Sig #1); 0 (Sig #2) Sample Multiplier: 1

Integration File signal 1: PEST1.e
Integration File signal 2: PEST2.e
Quant Time: Dec 13 11:45:40 2019
Quant Method : R:\methods\ECD5_QUANTPEST_190823RTA.M
Quant Title : Instrument: DualECD5
QLast Update : Mon Aug 26 11:48:23 2019
Response via : Initial Calibration
Integrator: ChemStation 6890 Scale Mode: Small noise peaks clipped

MJB 12/13/19

		Compound	RT#1	RT#2	Resp#1	Resp#2	ng/mL	ng/mL	
		System Monitoring Compounds							
1)	S	TCMX (S)	5.154	5.742	6976818	12843101	42.035	43.778	
22)	S	DCBP (S)	9.337	10.243	7508788	10045844	53.217	55.884	
		Target Compounds							
2)		a-BHC	5.716f	6.340	360925	249426	1.574	0.608	#
3)		g-BHC	5.973	6.693f	429316	278286	2.128	0.780	#
4)		b-BHC	6.060	6.745	416450	242424	4.608	1.532	#
5)		Heptachlor	6.381	7.043	466144	129908	2.571	0.425	#
6)		d-BHC	6.177f	6.978	356351	117247	1.812	0.332	#
7)		Aldrin	6.598f	7.275f	380301	400277	1.926	1.215	
8)		Heptachlo...	7.086	7.724	1558276	267972	8.461	0.891	#
9)		trans-Chl...	7.165	7.866	495272	2337846	2.679	7.461	#
10)		cis-Chlor...	7.291	7.975	515941	100096	2.834	0.344	#
11)		Endosulfa...	7.390f	8.040	4003439	272774	23.525	0.991	#
12)		4,4'-DDE	7.334	8.099	1544418	7028480	8.192m	22.623	# P-11
13)		Dieldrin	7.538	8.238	547530	5579483	2.852	18.345	#
14)		Endrin	7.700	8.461	736140	1040074	5.007	4.606	
15)		4,4'-DDD	7.752	8.503	11170509	18602025	71.086m	72.604	
16)		Endosulfa...	7.841	8.585	632664	435665	4.405	1.889	#
17)		4,4'-DDT	7.949	8.727	12298731	19142375	102.866m	94.458	
18)		Endrin Al...	8.162f	8.822	749726	189280	5.400	0.187	#
19)		Endosulfa...	8.436	9.038	822233	229414	5.305	0.921	#
20)		Methoxychlor	8.308	9.220	660231	186814	11.272	2.126	#
21)		Endrin Ke...	8.641	9.428	580332	291152	3.480	1.131	#
23)		Hexachlor...	2.956	3.429f	200135	3437239	1.095	9.143	#
24)		Hexachlor...	5.532	6.212	372255	238425	2.112	0.759	#
25)		Oxychlordane	6.996	7.651	527381	231500	3.205 Q-3	0.845	#
26)		2,4'-DDE	7.085	7.866	1201723	2337846	9.369m	11.020	
27)		trans-Non...	7.247	7.932	465474	227682	2.282	0.755	#
28)		2,4'-DDD	7.453	8.238	3599165	5579483	31.537m	29.542	
29)		2,4'-DDT	7.635	8.461	751872	1040074	6.855m	5.832	
30)		cis-Nonac...	7.752f	8.503	11518462	18602025	55.480	55.454	
31)		Mirex	8.392	9.428f	693350	291152	5.531	1.565	#
32)		Chlordane...	7.205f	7.932	707021	227682	35.908	6.292	#
33)		Chlordane...	7.334	8.040	1903590	272774	75.948	8.983	#
34)		Chlordane...	7.841f	8.727f	632664	19142375	109.436	2135.025	#
35)		Chlordane...	3.435	3.429	203078	3437239	NoCal	NoCal	
36)		Toxaphene...	7.291	8.272	515941	157666	576.054	60.080	#
37)		Toxaphene...	0.000	8.639f	0	10423589	N.D.	3167.277	#
38)		Toxaphene...	7.896	8.639	612942	10423589	182.017	2056.618	#
39)		Toxaphene...	8.162f	8.727	749726	19142375	231.386	2292.546	#
40)		Toxaphene...	8.357	8.887	581299	76049	242.497	16.318	#
41)		Toxaphene...	8.436	9.281	822233	566472	259.823	119.252	#
42)		Toxaphene...	3.435f	3.429	203078	3437239	NoCal	NoCal	

(f)=RT Delta > 1/2 Window (#)=Amounts differ by > 40% (m)=manual int.

Quantitation Report (QT Reviewed)

Data Path : R:\data\2019-12\9L12029\
Data File : ECD5-12121929.D
Signal(s) : Signal #1: ECD1A.CH Signal #2: ECD2B.CH
Acq On : 12 Dec 2019 19:45
Operator : MJB
Sample : A9J0095-15RE1
Misc : 1x, 8081B 2,4+4,4-DDx Only, GPC
ALS Vial : 18 (Sig #1); 0 (Sig #2) Sample Multiplier: 1

Integration File signal 1: PEST1.e
Integration File signal 2: PEST2.e
Quant Time: Dec 13 11:45:40 2019
Quant Method : R:\methods\ECD5_QUANTPEST_190823RTA.M
Quant Title : Instrument: DualECD5
QLast Update : Mon Aug 26 11:48:23 2019
Response via : Initial Calibration
Integrator: ChemStation 6890 Scale Mode: Small noise peaks clipped

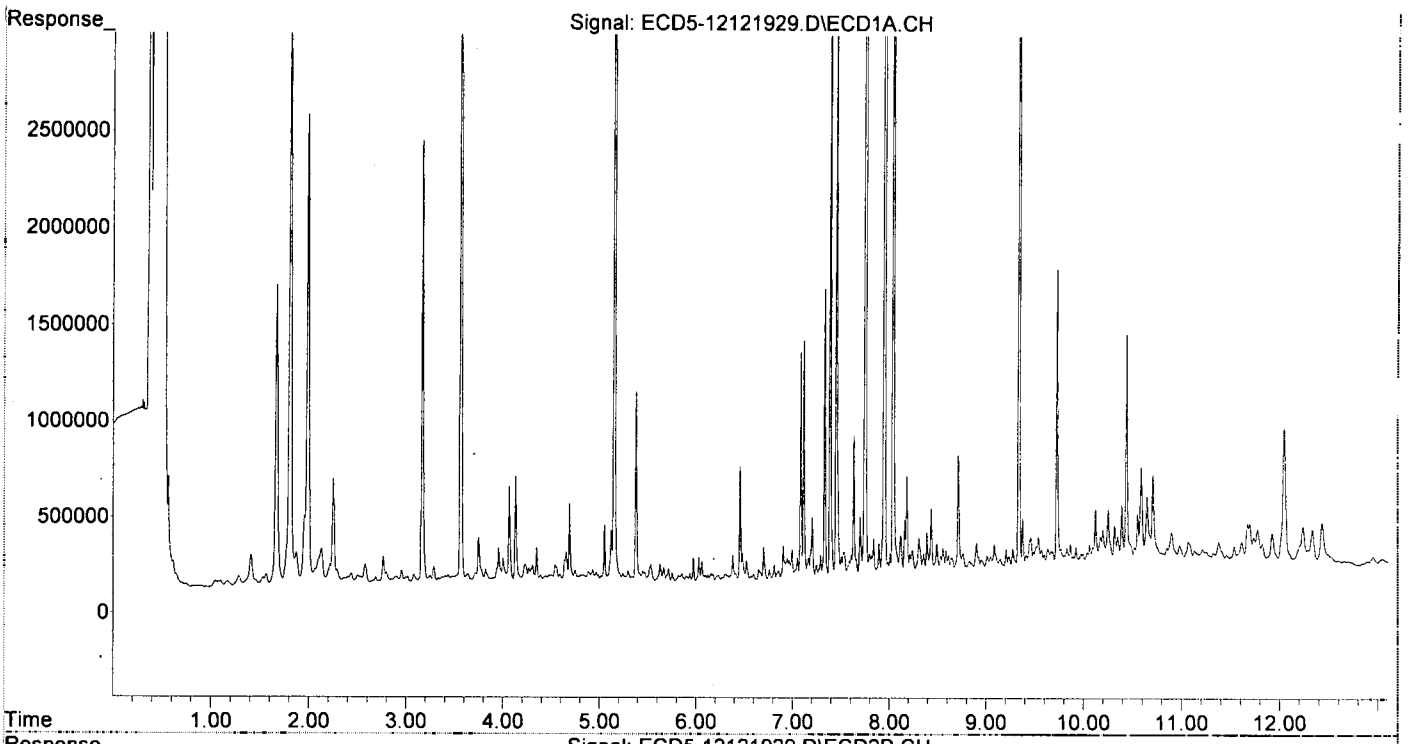

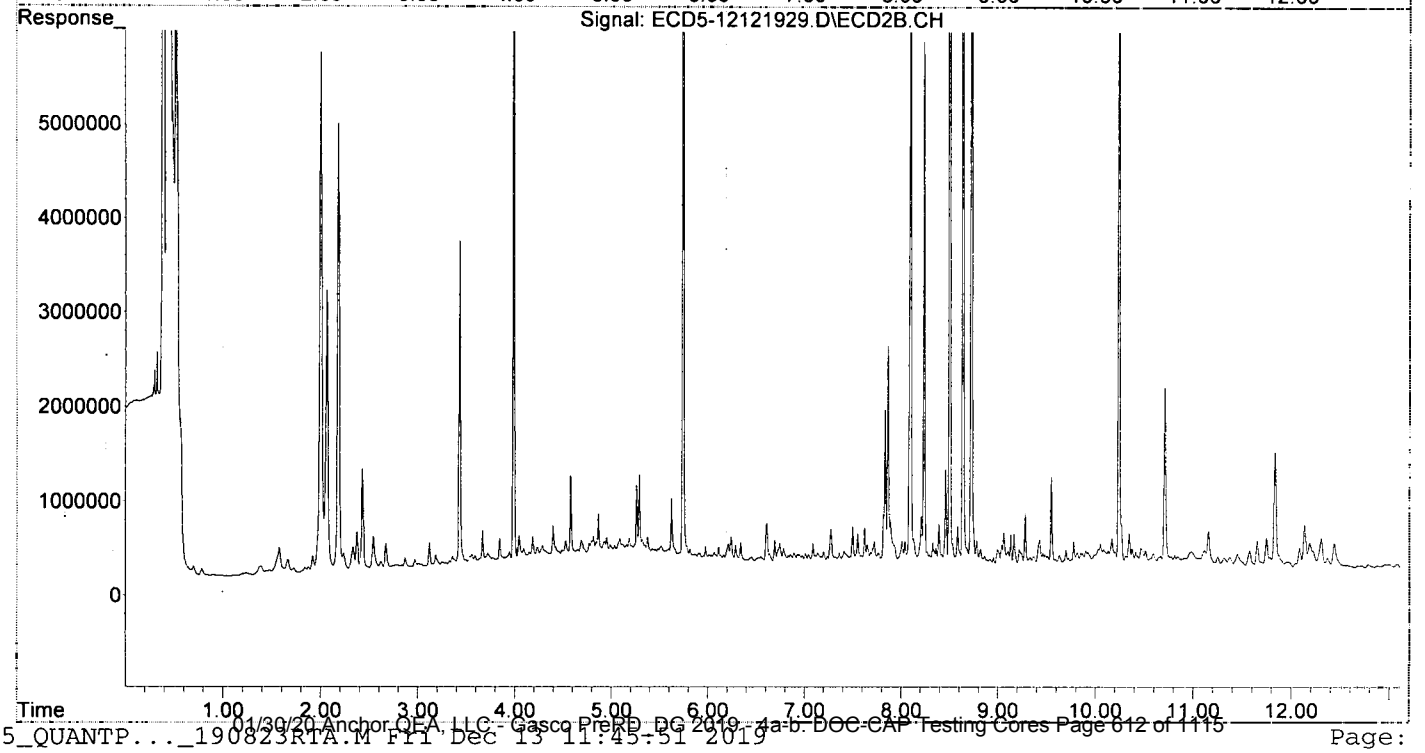

Quantitation Report (Qedit)

Data Path : R:\data\2019-12\9L12029\
Data File : ECD5-12121929.D
Signal(s) : Signal #1: ECD1A.CH Signal #2: ECD2B.CH
Acq On : 12 Dec 2019 19:45
Operator : MJB
Sample : A9J0095-15RE1
Misc : 1x, 8081B 2,4+4,4-DDx Only, GPC
ALS Vial : 18 (Sig #1); 0 (Sig #2) Sample Multiplier: 1

Integration File signal 1: PEST1.e
Integration File signal 2: PEST2.e
Quant Time: Dec 13 11:14:23 2019
Quant Method : R:\methods\ECD5_QUANTPEST_190823RTA.M
Quant Title : Instrument: DualECD5
QLast Update : Mon Aug 26 11:48:23 2019
Response via : Initial Calibration
Integrator: ChemStation 6890 Scale Mode: Small noise peaks clipped

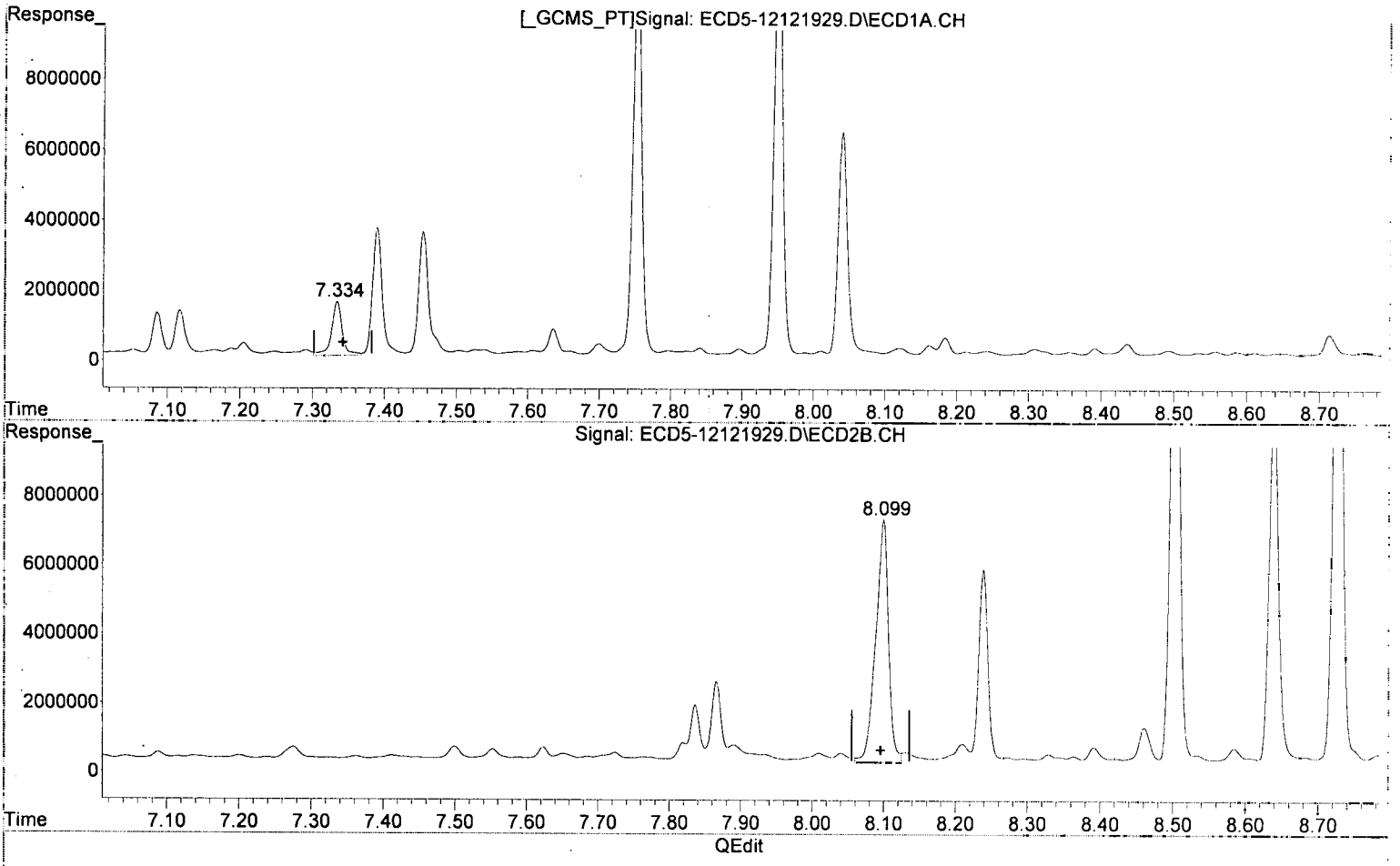

(12) 4,4'-DDE

7.334min 8.192 ng/mL m

response 1544418

P-11

MJB 12/13/19

(12) 4,4'-DDE #2

8.099min 22.623 ng/mL

response 7028480

(+) = Expected Retention Time

Quantitation Report (Qedit)

Data Path : R:\data\2019-12\9L12029\
Data File : ECD5-12121929.D
Signal(s) : Signal #1: ECD1A.CH Signal #2: ECD2B.CH
Acq On : 12 Dec 2019 19:45
Operator : MJB
Sample : A9J0095-15RE1
Misc : 1x, 8081B 2,4+4,4-DDx Only, GPC
ALS Vial : 18 (Sig #1); 0 (Sig #2) Sample Multiplier: 1

Integration File signal 1: PEST1.e
Integration File signal 2: PEST2.e
Quant Time: Dec 13 11:14:23 2019
Quant Method : R:\methods\ECD5_QUANTPEST_190823RTA.M
Quant Title : Instrument: DualECD5
QLast Update : Mon Aug 26 11:48:23 2019
Response via : Initial Calibration
Integrator: ChemStation 6890 Scale Mode: Small noise peaks clipped

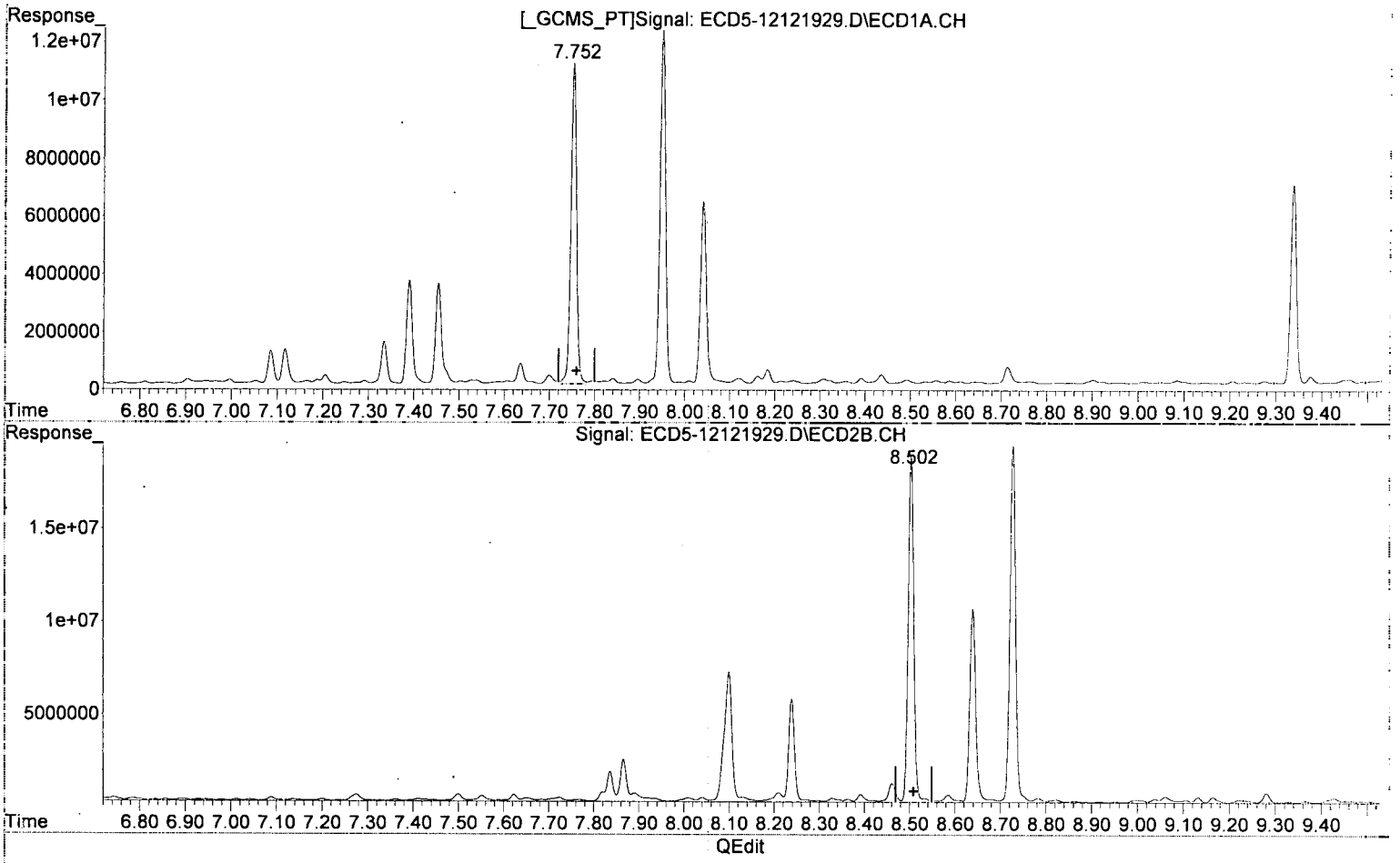

(15) 4,4'-DDD

7.752min 71.086 ng/mL m

response 11170509

MJB 12/13/19.

(15) 4,4'-DDD #2

8.503min 72.604 ng/mL

response 18602025

(+) = Expected Retention Time

Quantitation Report (Qedit)

Data Path : R:\data\2019-12\9L12029\
Data File : ECD5-12121929.D
Signal(s) : Signal #1: ECD1A.CH Signal #2: ECD2B.CH
Acq On : 12 Dec 2019 19:45
Operator : MJB
Sample : A9J0095-15RE1
Misc : 1x, 8081B 2,4+4,4-DDx Only, GPC
ALS Vial : 18 (Sig #1); 0 (Sig #2) Sample Multiplier: 1

Integration File signal 1: PEST1.e
Integration File signal 2: PEST2.e
Quant Time: Dec 13 11:14:23 2019
Quant Method : R:\methods\ECD5_QUANTPEST_190823RTA.M
Quant Title : Instrument: DualECD5
QLast Update : Mon Aug 26 11:48:23 2019
Response via : Initial Calibration
Integrator: ChemStation 6890 Scale Mode: Small noise peaks clipped

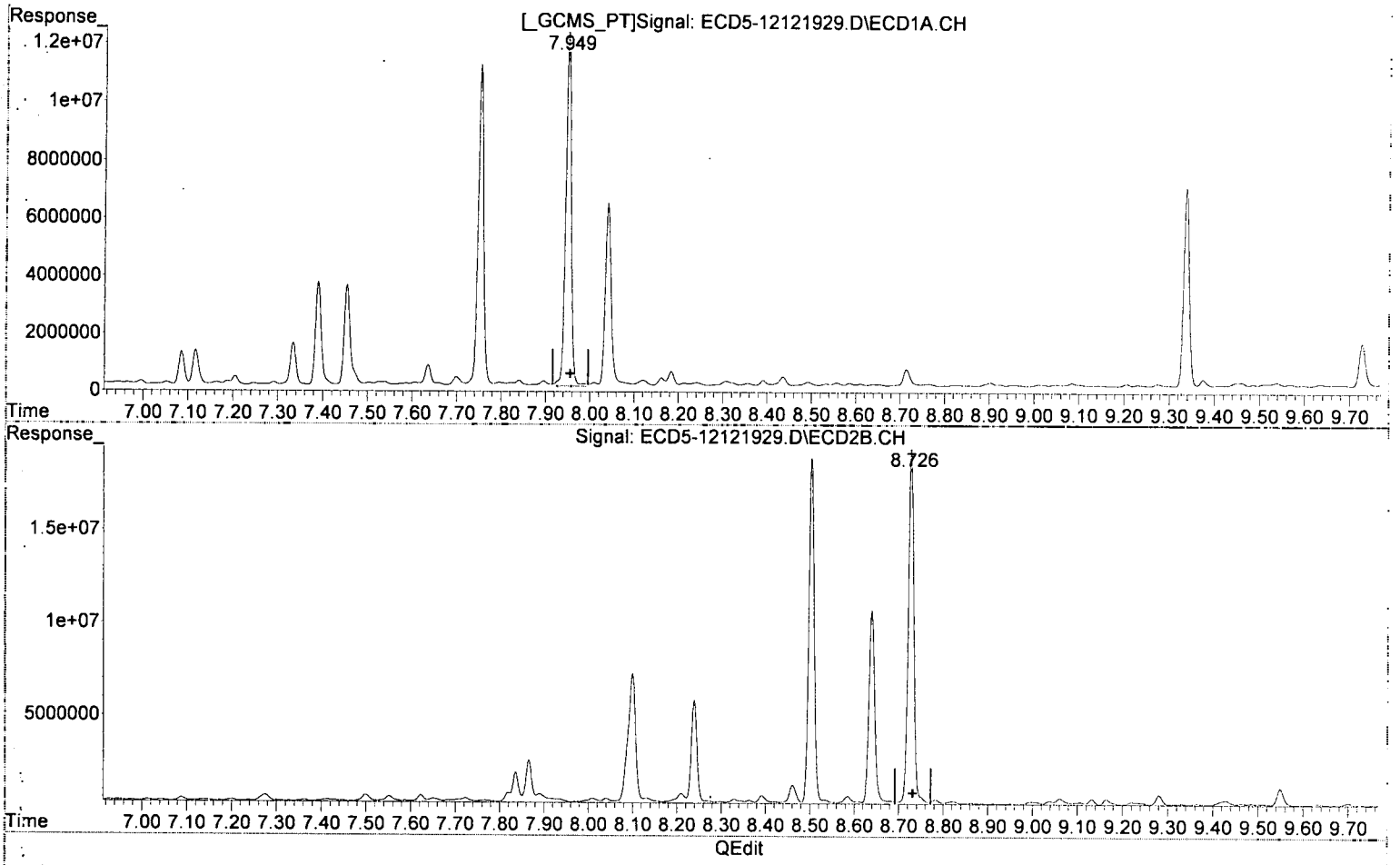

(17) 4,4'-DDT

7.949min 102.866 ng/mL m

response 12298731

MJB 12/13/19

(17) 4,4'-DDT #2

8.727min 94.458 ng/mL

response 19142375

(+) = Expected Retention Time

Quantitation Report (Qedit)

Data Path : R:\data\2019-12\9L12029\
Data File : ECD5-12121929.D
Signal(s) : Signal #1: ECD1A.CH Signal #2: ECD2B.CH
Acq On : 12 Dec 2019 19:45
Operator : MJB
Sample : A9J0095-15RE1
Misc : 1x, 8081B 2,4+4,4-DDx Only, GPC
ALS Vial : 18 (Sig #1); 0 (Sig #2) Sample Multiplier: 1

Integration File signal 1: PEST1.e
Integration File signal 2: PEST2.e
Quant Time: Dec 13 11:14:23 2019
Quant Method : R:\methods\ECD5_QUANTPEST_190823RTA.M
Quant Title : Instrument: DualECD5
QLast Update : Mon Aug 26 11:48:23 2019
Response via : Initial Calibration
Integrator: ChemStation 6890 Scale Mode: Small noise peaks clipped

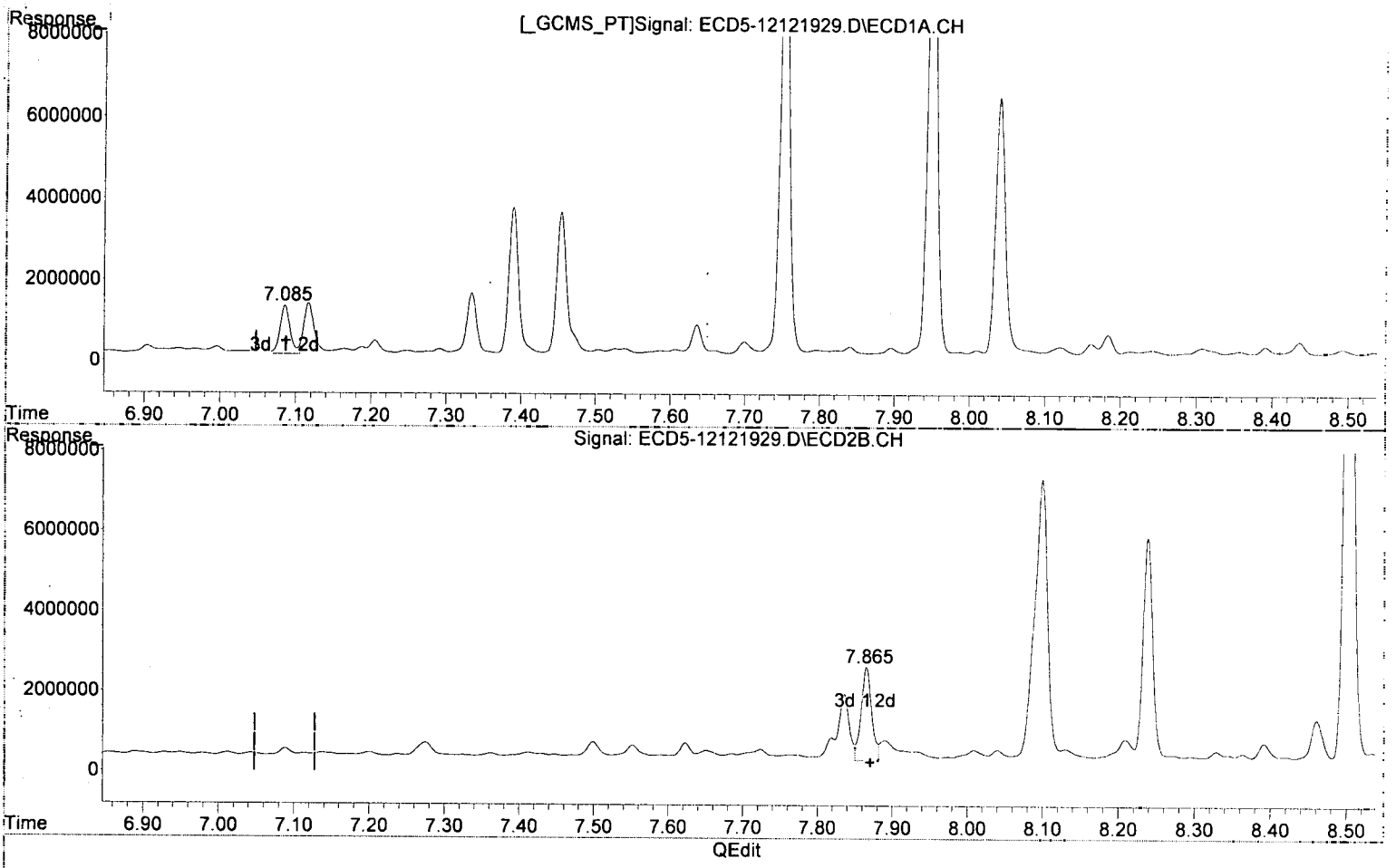

(26) 2,4'-DDE

7.085min 9.369 ng/mL m

response 1201723

MB 12/13/19

(26) 2,4'-DDE #2

7.866min 11.020 ng/mL

response 2337846

(+) = Expected Retention Time

Quantitation Report (Qedit)

Data Path : R:\data\2019-12\9L12029\
Data File : ECD5-12121929.D
Signal(s) : Signal #1: ECD1A.CH Signal #2: ECD2B.CH
Acq On : 12 Dec 2019 19:45
Operator : MJB
Sample : A9J0095-15RE1
Misc : 1x, 8081B 2,4+4,4-DDx Only, GPC
ALS Vial : 18 (Sig #1); 0 (Sig #2) Sample Multiplier: 1

Integration File signal 1: PEST1.e
Integration File signal 2: PEST2.e
Quant Time: Dec 13 11:14:23 2019
Quant Method : R:\methods\ECD5_QUANTPEST_190823RTA.M
Quant Title : Instrument: DualECD5
QLast Update : Mon Aug 26 11:48:23 2019
Response via : Initial Calibration
Integrator: ChemStation 6890 Scale Mode: Small noise peaks clipped

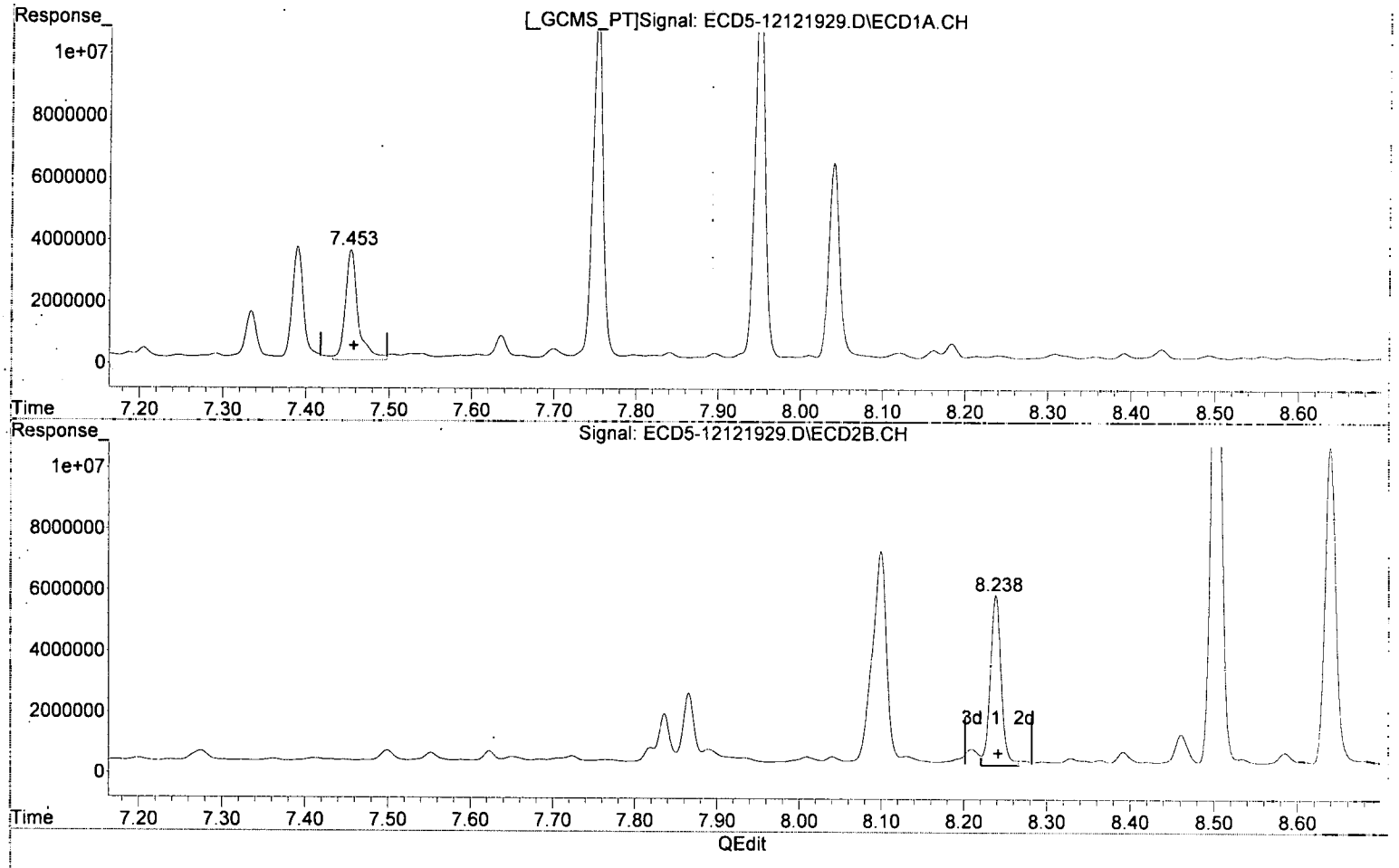

(28) 2,4'-DDD

7.453min 31.537 ng/mL (m)

response 3599165

MJB 12/13/19

(28) 2,4'-DDD #2

8.238min 29.542 ng/mL

response 5579483

(+) = Expected Retention Time

Quantitation Report (Qedit)

Data Path : R:\data\2019-12\9L12029\
Data File : ECD5-12121929.D
Signal(s) : Signal #1: ECD1A.CH Signal #2: ECD2B.CH
Acq On : 12 Dec 2019 19:45
Operator : MJB
Sample : A9J0095-15RE1
Misc : 1x, 8081B 2,4+4,4-DDx Only, GPC
ALS Vial : 18 (Sig #1); 0 (Sig #2) Sample Multiplier: 1

Integration File signal 1: PEST1.e
Integration File signal 2: PEST2.e
Quant Time: Dec 13 11:14:23 2019
Quant Method : R:\methods\ECD5_QUANTPEST_190823RTA.M
Quant Title : Instrument: DualECD5
QLast Update : Mon Aug 26 11:48:23 2019
Response via : Initial Calibration
Integrator: ChemStation 6890 Scale Mode: Small noise peaks clipped

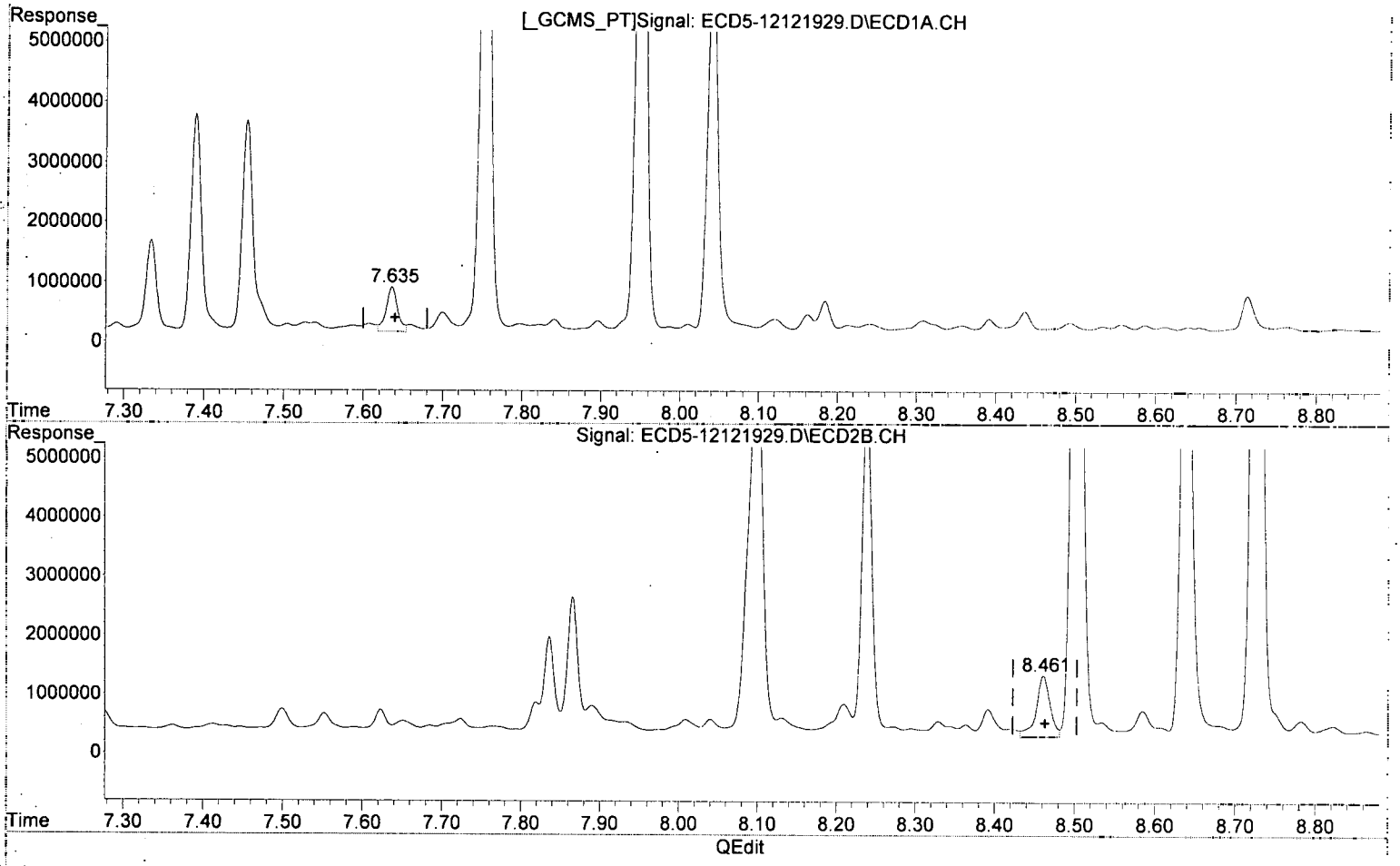

(29) 2,4'-DDT

7.635min 6.855 ng/mL (m)

response 751872

MJB 12/13/19

(29) 2,4'-DDT #2

8.461min 5.832 ng/mL

response 1040074

(+) = Expected Retention Time

Quantitation Report (Not Reviewed)

Data Path : R:\data\2019-12\9L12029\
Data File : ECD5-12121929.D
Signal(s) : Signal #1: ECD1A.CH Signal #2: ECD2B.CH
Acq On : 12 Dec 2019 19:45
Operator : MJB
Sample : A9J0095-15RE1
Misc : 1x, 8081B 2,4+4,4-DDx Only, GPC
ALS Vial : 18 (Sig #1); 0 (Sig #2) Sample Multiplier: 1

Integration File signal 1: PEST1.e
Integration File signal 2: PEST2.e
Quant Time: Dec 13 11:14:23 2019
Quant Method : R:\methods\ECD5_QUANTPEST_190823RTA.M
Quant Title : Instrument: DualECD5
QLast Update : Mon Aug 26 11:48:23 2019
Response via : Initial Calibration
Integrator: ChemStation 6890 Scale Mode: Small noise peaks clipped

MI MJB 12/13/19

		Compound	RT#1	RT#2	Resp#1	Resp#2	ng/mL	ng/mL	
		System Monitoring Compounds							
1)	S	TCMX (S)	5.154	5.742	6976818	12843101	42.035	43.778	
22)	S	DCBP (S)	9.337	10.243	7508788	10045844	53.217	55.884	
		Target Compounds							
2)		a-BHC	5.716f	6.340	360925	249426	1.574	0.608	#
3)		g-BHC	5.973	6.693f	429316	278286	2.128	0.780	#
4)		b-BHC	6.060	6.745	416450	242424	4.608	1.532	#
5)		Heptachlor	6.381	7.043	466144	129908	2.571	0.425	#
6)		d-BHC	6.177f	6.978	356351	117247	1.812	0.332	#
7)		Aldrin	6.598f	7.275f	380301	400277	1.926	1.215	
8)		Heptachlo...	7.086	7.724	1558276	267972	8.461	0.891	#
9)		trans-Chl...	7.165	7.866	495272	2337846	2.679	7.461	#
10)		cis-Chlor...	7.291	7.975	515941	100096	2.834	0.344	#
11)		Endosulfa...	7.390f	8.040	4003439	272774	23.525	0.991	#
12)		4,4'-DDE	7.334	8.099	1903590	7028480	10.097	22.623	#
13)		Dieldrin	7.538	8.238	547530	5579483	2.852	18.345	#
14)		Endrin	7.700	8.461	736140	1040074	5.007	4.606	
15)		4,4'-DDD	7.752	8.503	11518462	18602025	73.300	72.604	
16)		Endosulfa...	7.841	8.585	632664	435665	4.405	1.889	#
17)		4,4'-DDT	7.950	8.727	12603917	19142375	105.419	94.458	
18)		Endrin Al...	8.162f	8.822	749726	189280	5.400	0.187	#
19)		Endosulfa...	8.436	9.038	822233	229414	5.305	0.921	#
20)		Methoxychlor	8.308	9.220	660231	186814	11.272	2.126	#
21)		Endrin Ke...	8.641	9.428	580332	291152	3.480	1.131	#
23)		Hexachlor...	2.956	3.429f	200135	3437239	1.095	9.143	#
24)		Hexachlor...	5.532	6.212	372255	238425	2.112	0.759	#
25)		Oxychlordane	6.996	7.651	527381	231500	3.205	0.845	#
26)		2,4'-DDE	7.086	7.866	1558276	2337846	12.149	11.020	
27)		trans-Non...	7.247	7.932	465474	227682	2.282	0.755	#
28)		2,4'-DDD	7.454	8.238	3899300	5579483	34.167	29.542	
29)		2,4'-DDT	7.636	8.461	1150867	1040074	10.492	5.832	#
30)		cis-Nonac...	7.752f	8.503	11518462	18602025	55.480	55.454	
31)		Mirex	8.392	9.428f	693350	291152	5.531	1.565	#
32)		Chlordane...	7.205f	7.932	707021	227682	35.908	6.292	#
33)		Chlordane...	7.334	8.040	1903590	272774	75.948	8.983	#
34)		Chlordane...	7.841f	8.727f	632664	19142375	109.436	2135.025	#
35)		Chlordane...	3.435	3.429	203078	3437239	NoCal	NoCal	
36)		Toxaphene...	7.291	8.272	515941	157666	576.054	60.080	#
37)		Toxaphene...	0.000	8.639f	0	10423589	N.D.	3167.277	#
38)		Toxaphene...	7.896	8.639	612942	10423589	182.017	2056.618	#
39)		Toxaphene...	8.162f	8.727	749726	19142375	231.386	2292.546	#
40)		Toxaphene...	8.357	8.887	581299	76049	242.497	16.318	#
41)		Toxaphene...	8.436	9.281	822233	566472	259.823	119.252	#
42)		Toxaphene...	3.435f	3.429	203078	3437239	NoCal	NoCal	

(f)=RT Delta > 1/2 Window (#)=Amounts differ by > 40% (m)=manual int.

Quantitation Report (Not Reviewed)

Data Path : R:\data\2019-12\9L12029\
Data File : ECD5-12121929.D
Signal(s) : Signal #1: ECD1A.CH Signal #2: ECD2B.CH
Acq On : 12 Dec 2019 19:45
Operator : MJB
Sample : A9J0095-15RE1
Misc : 1x, 8081B 2,4+4,4-DDx Only, GPC
ALS Vial : 18 (Sig #1); 0 (Sig #2) Sample Multiplier: 1

Integration File signal 1: PEST1.e
Integration File signal 2: PEST2.e
Quant Time: Dec 13 11:14:23 2019
Quant Method : R:\methods\ECD5_QUANTPEST_190823RTA.M
Quant Title : Instrument: DualECD5
QLast Update : Mon Aug 26 11:48:23 2019
Response via : Initial Calibration
Integrator: ChemStation 6890 Scale Mode: Small noise peaks clipped

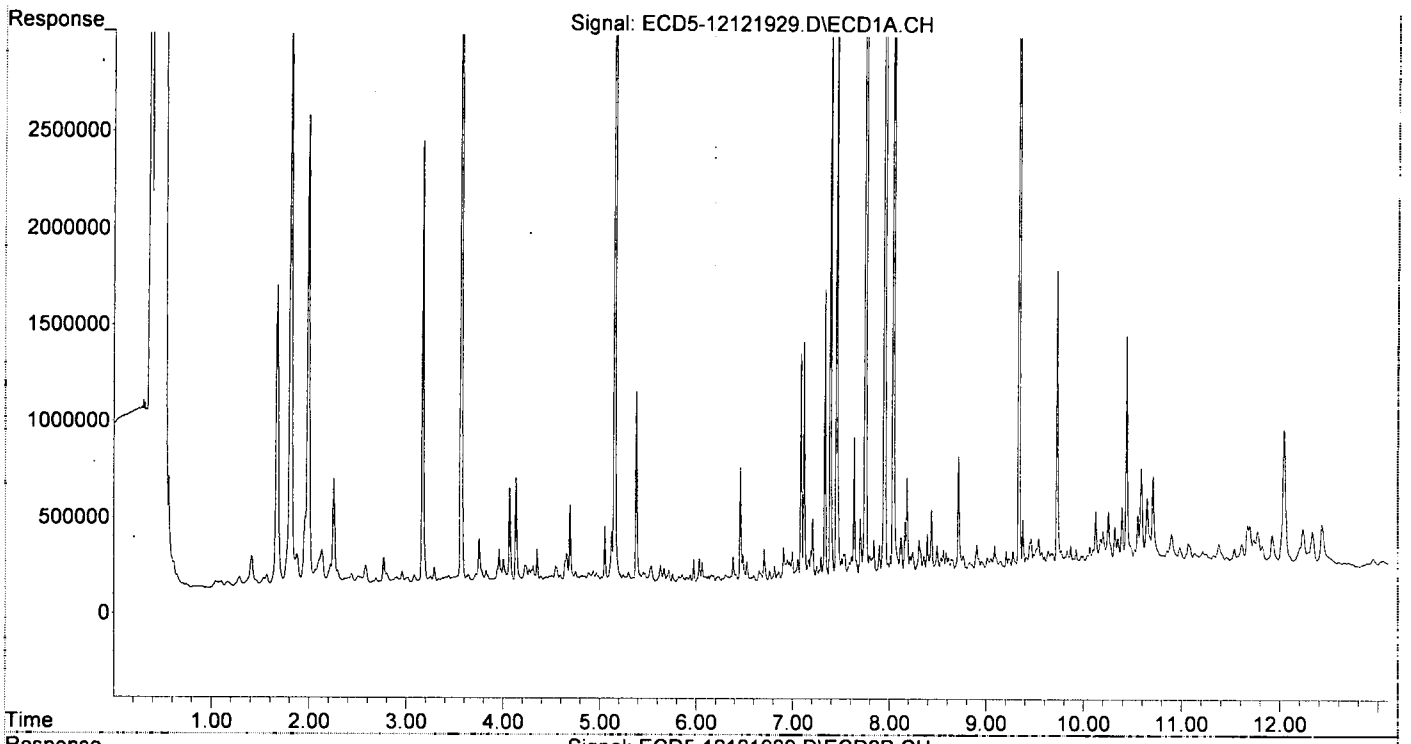

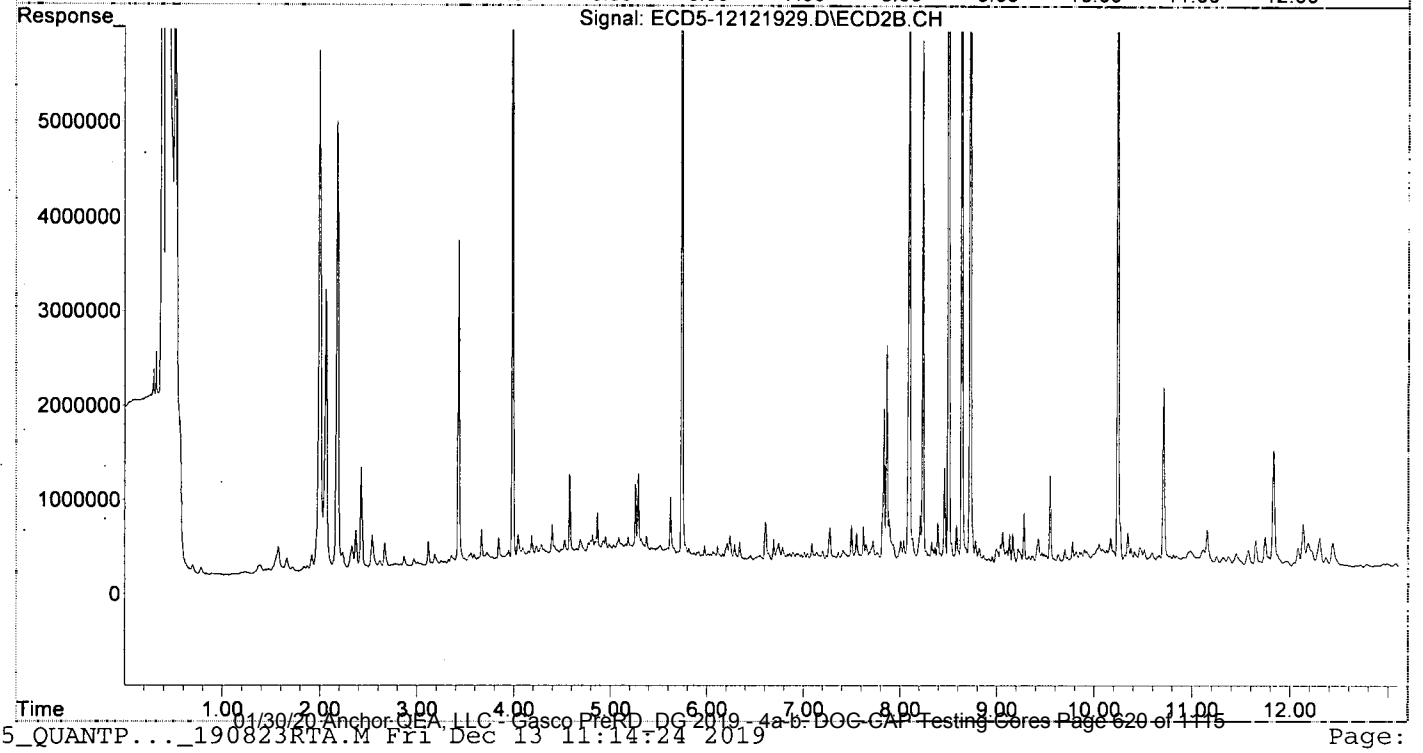

01/30/20 Anchor QEA, LLC - Gasco PreRD DG 2019 - 4a-b: DOC-CAP Testing Cores Page 620 of 1115

Quantitation Report (QT Reviewed)

Data Path : R:\data\2019-12\9L12029\
Data File : ECD5-12121931.D
Signal(s) : Signal #1: ECD1A.CH Signal #2: ECD2B.CH
Acq On : 12 Dec 2019 20:22
Operator : MJB
Sample : A9J0095-33RE1
Misc : 1x, 8081B 2,4+4,4-DDx Only, GPC
ALS Vial : 19 (Sig #1); 0 (Sig #2) Sample Multiplier: 1

Integration File signal 1: PEST1.e
Integration File signal 2: PEST2.e
Quant Time: Dec 13 12:22:52 2019
Quant Method : R:\methods\ECD5_QUANTPEST_190823RTA.M
Quant Title : Instrument: DualECD5
QLast Update : Mon Aug 26 11:48:23 2019
Response via : Initial Calibration
Integrator: ChemStation 6890 Scale Mode: Small noise peaks clipped

MUP 12/13/19

		Compound	RT#1	RT#2	Resp#1	Resp#2	ng/mL	ng/mL	
		System Monitoring Compounds							
1)	S	TCMX (S)	5.154	5.741	5159563	8807642	31.086	30.023	
22)	S	DCBP (S)	9.337	10.242	5608781	7601679	39.751	42.287	
		Target Compounds							
2)		a-BHC	5.694	0.000	68509	0	0.299	N.D.	#
3)		g-BHC	5.972	0.000	45275	0	0.224	N.D.	#
4)		b-BHC	6.034	6.760f	127035	218846	1.406	1.383	
5)		Heptachlor	6.385	7.054	93503	151056	0.516	0.494	
6)		d-BHC	6.172f	0.000	38751	0	0.197	N.D.	#
7)		Aldrin	6.602	7.278	34131	138673	0.173	0.421	#
8)		Heptachlo...	0.000	7.715	0	146032	N.D.	0.485	#
9)		trans-Chl...	7.208f	7.877	11578	145734	0.063	0.465	#
10)		cis-Chlor...	7.252	8.009f	58132	119630	0.319	0.411	
11)		Endosulfa...	7.327f	8.009	13557	119630	0.080	0.435	#
12)		4,4'-DDE	7.327	8.092	13557	78982	0.072	0.254m	#
13)		Dieldrin	7.533	8.218	15254	224460	0.079	0.738	#
14)		Endrin	7.706	8.449	137425	58972	0.935	0.261	#
15)		4,4'-DDD	7.746	8.495	24076	67457	0.153m	0.263m	#
16)		Endosulfa...	7.842	8.582	162428	208901	1.131	0.906	
17)		4,4'-DDT	7.956	8.733	34124	47558	0.285	0.239	
18)		Endrin Al...	8.128	8.849	41276	47585	BelowCal	BelowCal	
19)		Endosulfa...	8.434	9.037	67798	18003	0.437	0.072	#
20)		Methoxychlor	8.285	9.248f	62160	25598	1.061	0.132	#
21)		Endrin Ke...	0.000	9.425	0	74619	N.D.	0.290	#
23)		Hexachlor...	2.957	3.428f	89240	2310361	0.488	6.146	#
24)		Hexachlor...	5.532	6.192	96048	197945	0.545	0.630	
25)		Oxychlordane	6.999	7.653	157650	117528	0.958	0.429	#
26)		2,4'-DDE	0.000	7.877	0	145734	N.D.	0.687	#
27)		trans-Non...	7.252	0.000	58132	0	0.008	N.D.	#
28)		2,4'-DDD	7.461	8.218f	14525	224460	0.127	1.188	# P01
29)		2,4'-DDT	7.627	8.449	13908	58972	0.127	0.331	#
30)		cis-Nonac...	7.706f	8.490	137425	76895	0.662	0.229	#
31)		Mirex	8.379	9.425f	41281	74619	0.329	0.401	
32)		Chlordane...	7.208	0.000	11578	0	0.588	N.D.	#
33)		Chlordane...	7.327	8.009f	13557	119630	0.541	3.940	#
34)		Chlordane...	7.842f	8.733f	162428	47558	28.096	5.304	#
35)		Chlordane...	3.429f	3.428	72010	2310361	NoCal	NoCal	
36)		Toxaphene...	7.309	0.000	12949	0	14.458	N.D.	#
37)		Toxaphene...	7.583	8.641f	11036	124363	6.834	37.789	#
38)		Toxaphene...	0.000	8.641	0	124363	N.D.	24.537	#
39)		Toxaphene...	8.128	8.733	41276	47558	12.739	5.696	#
40)		Toxaphene...	8.379	8.884	41281	28350	17.221	6.083	#
41)		Toxaphene...	8.434	9.274	67798	48152	21.424	10.137	#
42)		Toxaphene...	3.429f	3.428	72010	2310361	NoCal	NoCal	

(f)=RT Delta > 1/2 Window (#)=Amounts differ by > 40% (m)=manual int.

Quantitation Report (QT Reviewed)

Data Path : R:\data\2019-12\9L12029\
Data File : ECD5-12121931.D
Signal(s) : Signal #1: ECD1A.CH Signal #2: ECD2B.CH
Acq On : 12 Dec 2019 20:22
Operator : MJB
Sample : A9J0095-33RE1
Misc : 1x, 8081B 2,4+4,4-DDx Only, GPC
ALS Vial : 19 (Sig #1); 0 (Sig #2) Sample Multiplier: 1

Integration File signal 1: PEST1.e
Integration File signal 2: PEST2.e
Quant Time: Dec 13 12:22:52 2019
Quant Method : R:\methods\ECD5_QUANTPEST_190823RTA.M
Quant Title : Instrument: DualECD5
QLast Update : Mon Aug 26 11:48:23 2019
Response via : Initial Calibration
Integrator: ChemStation 6890 Scale Mode: Small noise peaks clipped

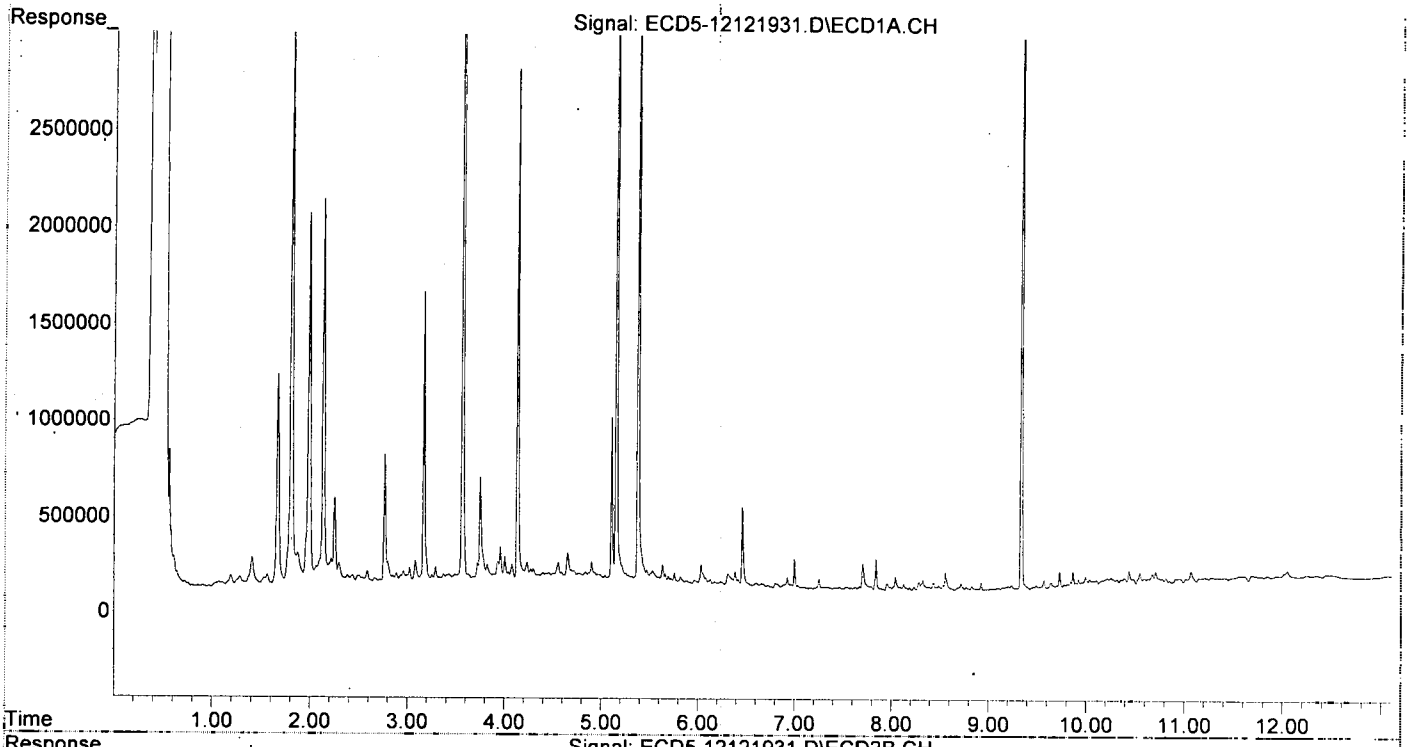

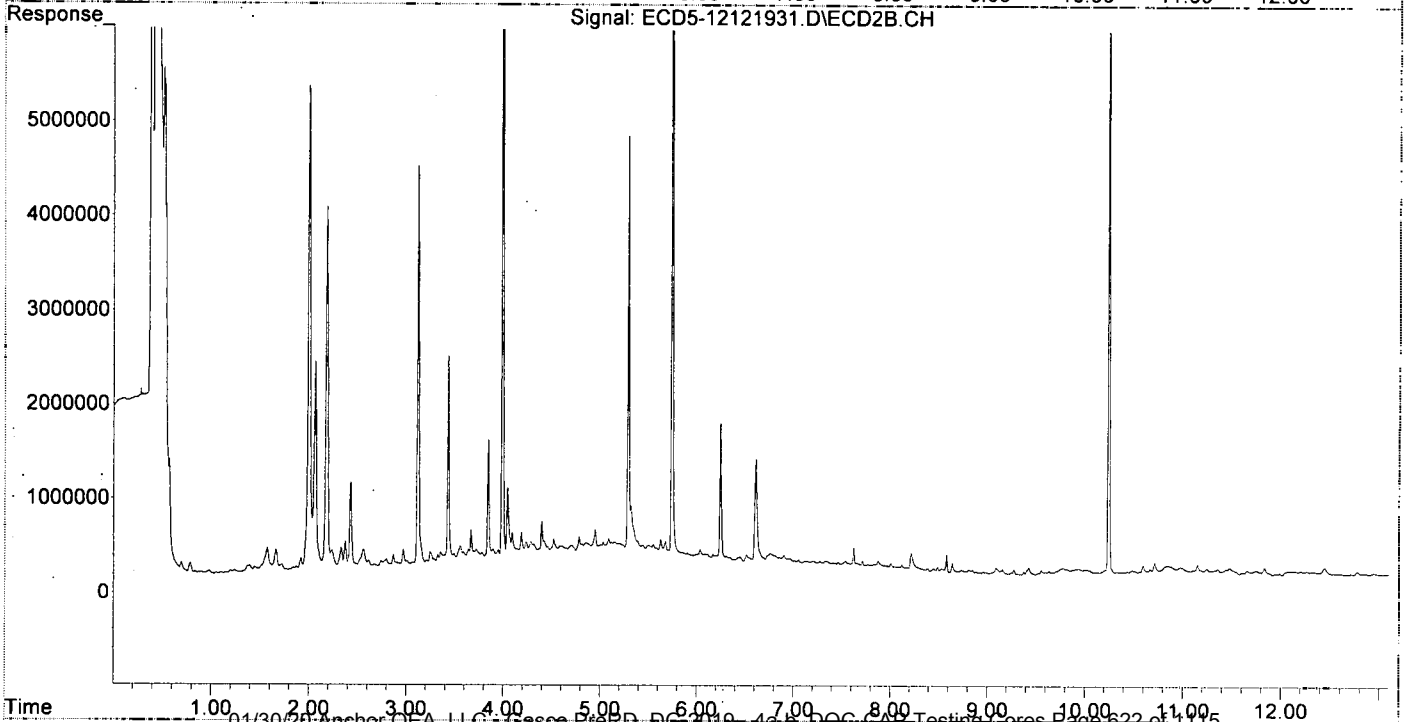

Quantitation Report (Qedit)

Data Path : R:\data\2019-12\9L12029\
Data File : ECD5-12121931.D
Signal(s) : Signal #1: ECD1A.CH Signal #2: ECD2B.CH
Acq On : 12 Dec 2019 20:22
Operator : MJB
Sample : A9J0095-33RE1
Misc : 1x, 8081B 2,4+4,4-DDx Only, GPC
ALS Vial : 19 (Sig #1); 0 (Sig #2) Sample Multiplier: 1

Integration File signal 1: PEST1.e
Integration File signal 2: PEST2.e
Quant Time: Dec 13 11:14:30 2019
Quant Method : R:\methods\ECD5_QUANTPEST_190823RTA.M
Quant Title : Instrument: DualECD5
QLast Update : Mon Aug 26 11:48:23 2019
Response via : Initial Calibration
Integrator: ChemStation 6890 Scale Mode: Small noise peaks clipped

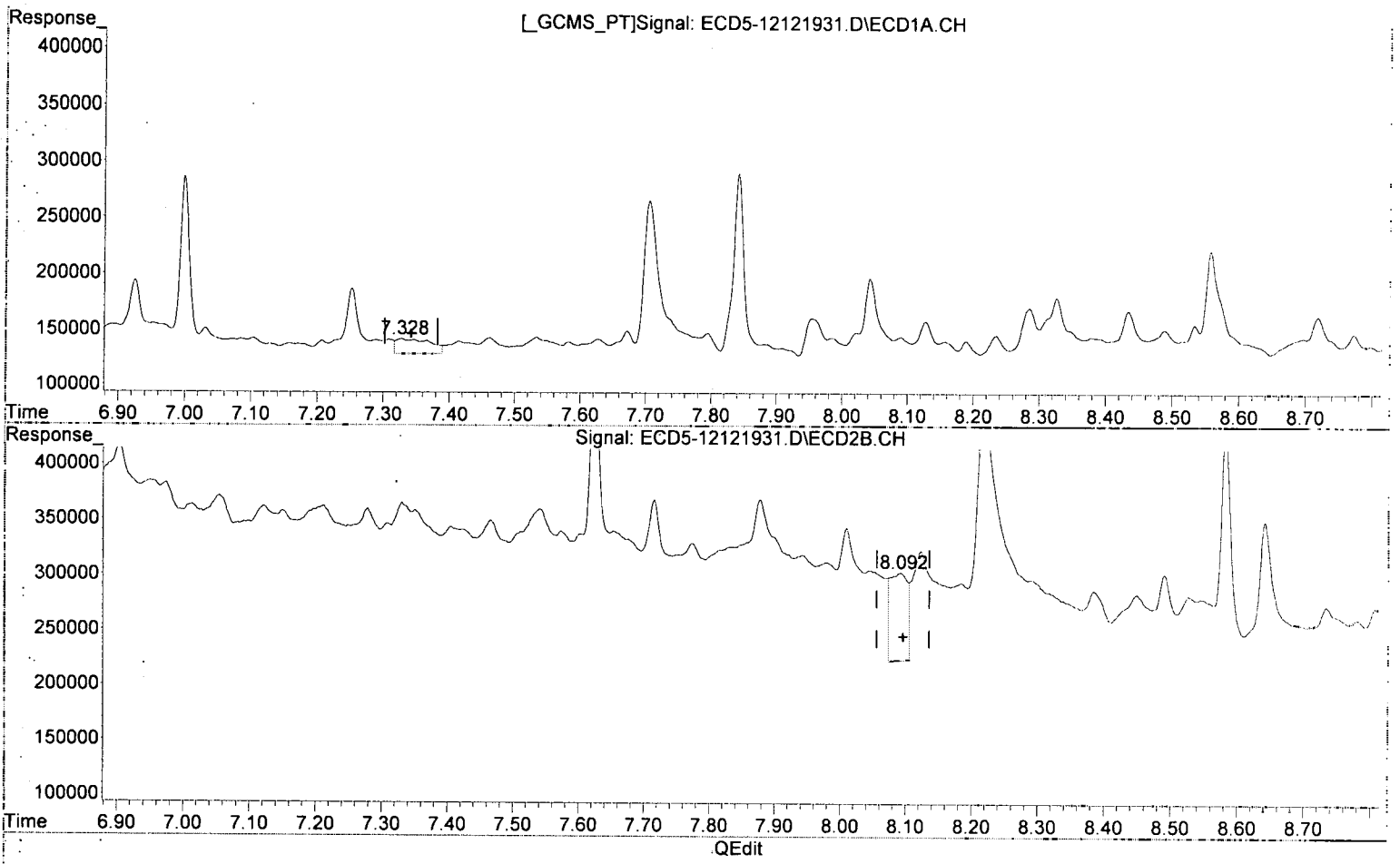

(12) 4,4'-DDE

7.327min 0.072 ng/mL

response 13557

MJB 12/13/19

(12) 4,4'-DDE #2

8.092min 0.254 ng/mL m

response 78982

(+) = Expected Retention Time

Quantitation Report (Qedit)

Data Path : R:\data\2019-12\9L12029\
Data File : ECD5-12121931.D
Signal(s) : Signal #1: ECD1A.CH Signal #2: ECD2B.CH
Acq On : 12 Dec 2019 20:22
Operator : MJB
Sample : A9J0095-33RE1
Misc : 1x, 8081B 2,4+4,4-DDx Only, GPC
ALS Vial : 19 (Sig #1); 0 (Sig #2) Sample Multiplier: 1

Integration File signal 1: PEST1.e
Integration File signal 2: PEST2.e
Quant Time: Dec 13 11:14:30 2019
Quant Method : R:\methods\ECD5_QUANTPEST_190823RTA.M
Quant Title : Instrument: DualECD5
QLast Update : Mon Aug 26 11:48:23 2019
Response via : Initial Calibration
Integrator: ChemStation 6890 Scale Mode: Small noise peaks clipped

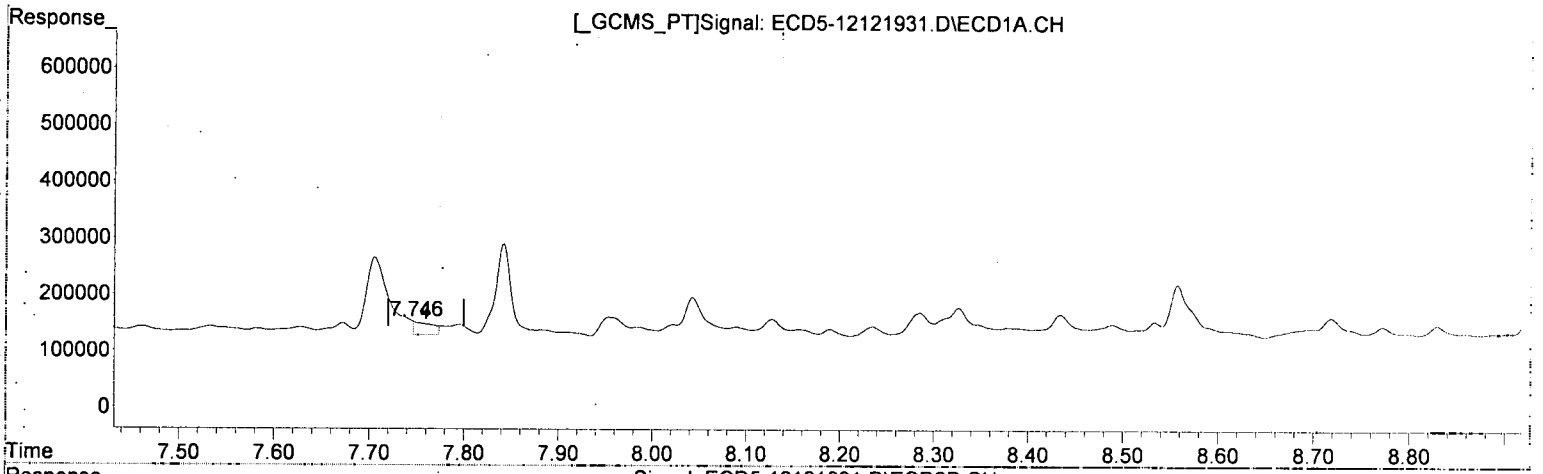

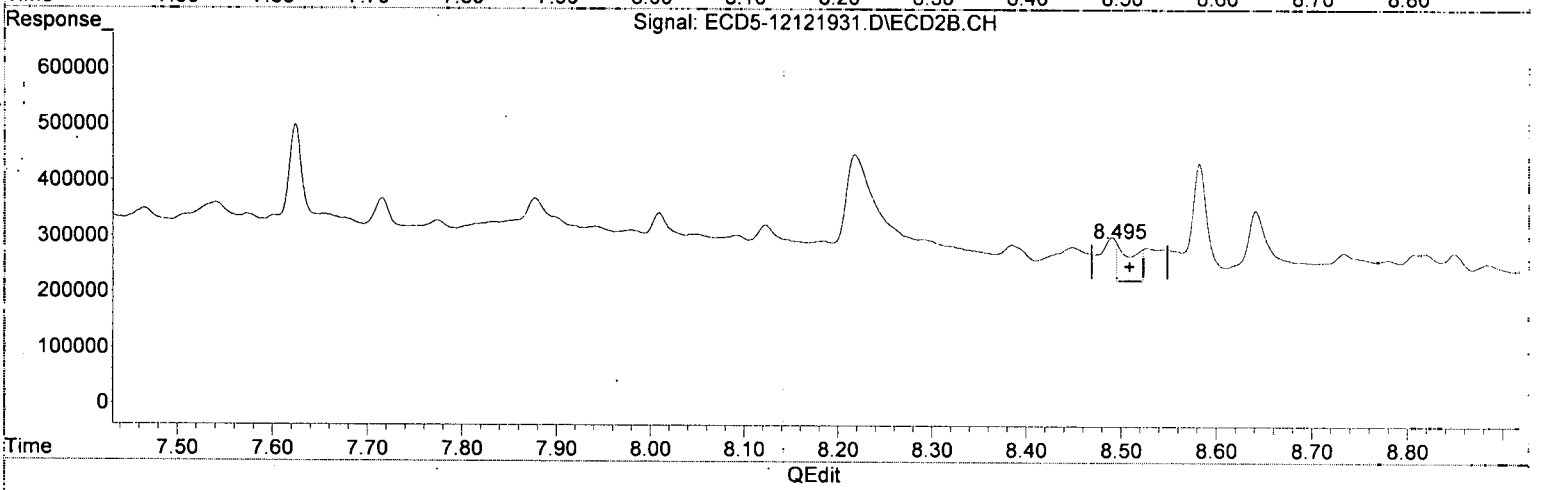

(15) 4,4'-DDD

7.746min 0.153 ng/mL (m)

response 24076

MJB 12/13/19

(15) 4,4'-DDD #2

8.495min 0.263 ng/mL (m)

response 67457

(+) = Expected Retention Time

Quantitation Report (Qedit)

Data Path : R:\data\2019-12\9L12029\
Data File : ECD5-12121931.D
Signal(s) : Signal #1: ECD1A.CH Signal #2: ECD2B.CH
Acq On : 12 Dec 2019 20:22
Operator : MJB
Sample : A9J0095-33RE1
Misc : 1x, 8081B 2,4+4,4-DDx Only, GPC
ALS Vial : 19 (Sig #1); 0 (Sig #2) Sample Multiplier: 1

Integration File signal 1: PEST1.e
Integration File signal 2: PEST2.e
Quant Time: Dec 13 11:14:30 2019
Quant Method : R:\methods\ECD5_QUANTPEST_190823RTA.M
Quant Title : Instrument: DualECD5
QLast Update : Mon Aug 26 11:48:23 2019
Response via : Initial Calibration
Integrator: ChemStation 6890 Scale Mode: Small noise peaks clipped

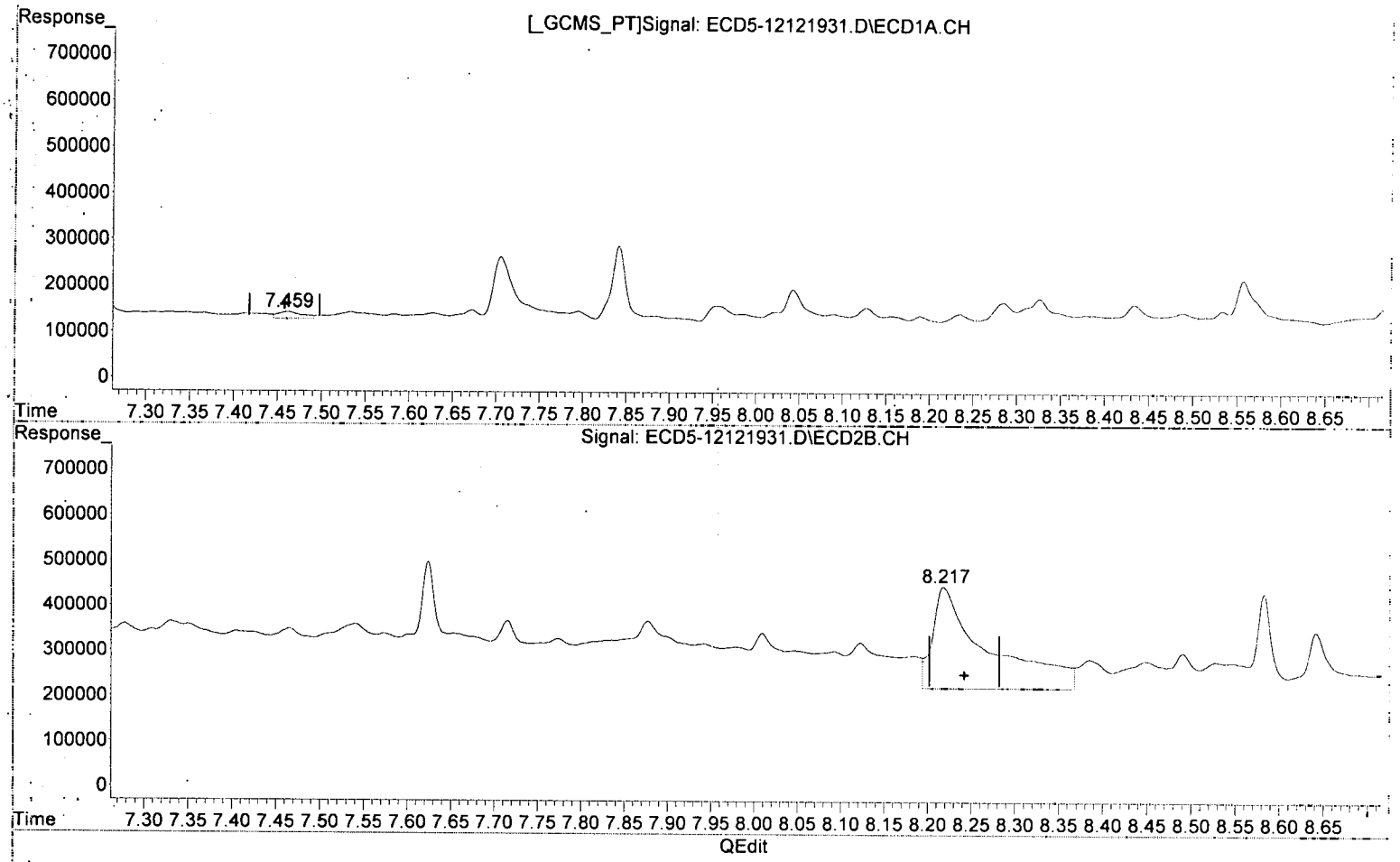

(28) 2,4'-DDD

7.461min 0.127 ng/mL

response 14525

MJB 12/13/19

(28) 2,4'-DDD #2

8.218min 1.188 ng/mL 1-01

response 224460

(+) = Expected Retention Time

Quantitation Report (Not Reviewed)

Data Path : R:\data\2019-12\9L12029\
Data File : ECD5-12121931.D
Signal(s) : Signal #1: ECD1A.CH Signal #2: ECD2B.CH
Acq On : 12 Dec 2019 20:22
Operator : MJB
Sample : A9J0095-33RE1
Misc : 1x, 8081B 2,4+4,4-DDx Only, GPC
ALS Vial : 19 (Sig #1); 0 (Sig #2) Sample Multiplier: 1

Integration File signal 1: PEST1.e
Integration File signal 2: PEST2.e
Quant Time: Dec 13 11:14:30 2019
Quant Method : R:\methods\ECD5_QUANTPEST_190823RTA.M
Quant Title : Instrument: DualECD5
QLast Update : Mon Aug 26 11:48:23 2019
Response via : Initial Calibration
Integrator: ChemStation 6890 Scale Mode: Small noise peaks clipped

MJB 12/13/19

		Compound	RT#1	RT#2	Resp#1	Resp#2	ng/mL	ng/mL	
		System Monitoring Compounds							
1)	S	TCMX (S)	5.154	5.741	5159563	8807642	31.086	30.023	
22)	S	DCBP (S)	9.337	10.242	5608781	7601679	39.751	42.287	
		Target Compounds							
2)		a-BHC	5.694	0.000	68509	0	0.299	N.D.	#
3)		g-BHC	5.972	0.000	45275	0	0.224	N.D.	#
4)		b-BHC	6.034	6.760f	127035	218846	1.406	1.383	
5)		Heptachlor	6.385	7.054	93503	151056	0.516	0.494	
6)		d-BHC	6.172f	0.000	38751	0	0.197	N.D.	#
7)		Aldrin	6.602	7.278	34131	138673	0.173	0.421	#
8)		Heptachlo...	0.000	7.715	0	146032	N.D.	0.485	#
9)		trans-Chl...	7.208f	7.877	11578	145734	0.063	0.465	#
10)		cis-Chlor...	7.252	8.009f	58132	119630	0.319	0.411	
11)		Endosulfa...	7.327f	8.009	13557	119630	0.080	0.435	#
12)		4,4'-DDE	7.327	8.123f	13557	98810	0.072	0.318	#
13)		Dieldrin	7.533	8.218	15254	224460	0.079	0.738	#
14)		Endrin	7.706	8.449	137425	58972	0.935	0.261	#
15)		4,4'-DDD	7.794f	8.490	19668	76895	0.125	0.300	#
16)		Endosulfa...	7.842	8.582	162428	208901	1.131	0.906	
17)		4,4'-DDT	7.956	8.733	34124	47558	0.285	0.239	
18)		Endrin Al...	8.128	8.849	41276	47585	BelowCal	BelowCal	
19)		Endosulfa...	8.434	9.037	67798	18003	0.437	0.072	#
20)		Methoxychlor	8.285	9.248f	62160	25598	1.061	0.132	#
21)		Endrin Ke...	0.000	9.425	0	74619	N.D.	0.290	#
23)		Hexachlor...	2.957	3.428f	89240	2310361	0.488	6.146	#
24)		Hexachlor...	5.532	6.192	96048	197945	0.545	0.630	
25)		Oxychlordane	6.999	7.653	157650	117528	0.958	0.429	#
26)		2,4'-DDE	0.000	7.877	0	145734	N.D.	0.687	#
27)		trans-Non...	7.252	0.000	58132	0	0.008	N.D.	#
28)		2,4'-DDD	7.461	8.218f	14525	224460	0.127	1.188	#
29)		2,4'-DDT	7.627	8.449	13908	58972	0.127	0.331	#
30)		cis-Nonac...	7.706f	8.490	137425	76895	0.662	0.229	#
31)		Mirex	8.379	9.425f	41281	74619	0.329	0.401	
32)		Chlordane...	7.208	0.000	11578	0	0.588	N.D.	#
33)		Chlordane...	7.327	8.009f	13557	119630	0.541	3.940	#
34)		Chlordane...	7.842f	8.733f	162428	47558	28.096	5.304	#
35)		Chlordane...	3.429f	3.428	72010	2310361	NoCal	NoCal	
36)		Toxaphene...	7.309	0.000	12949	0	14.458	N.D.	#
37)		Toxaphene...	7.583	8.641f	11036	124363	6.834	37.789	#
38)		Toxaphene...	0.000	8.641	0	124363	N.D.	24.537	#
39)		Toxaphene...	8.128	8.733	41276	47558	12.739	5.696	#
40)		Toxaphene...	8.379	8.884	41281	28350	17.221	6.083	#
41)		Toxaphene...	8.434	9.274	67798	48152	21.424	10.137	#
42)		Toxaphene...	3.429f	3.428	72010	2310361	NoCal	NoCal	

(f)=RT Delta > 1/2 Window (#)=Amounts differ by > 40% (m)=manual int.

Quantitation Report (Not Reviewed)

Data Path : R:\data\2019-12\9L12029\
Data File : ECD5-12121931.D
Signal(s) : Signal #1: ECD1A.CH Signal #2: ECD2B.CH
Acq On : 12 Dec 2019 20:22
Operator : MJB
Sample : A9J0095-33RE1
Misc : 1x, 8081B 2,4+4,4-DDx Only, GPC
ALS Vial : 19 (Sig #1); 0 (Sig #2) Sample Multiplier: 1

Integration File signal 1: PEST1.e
Integration File signal 2: PEST2.e
Quant Time: Dec 13 11:14:30 2019
Quant Method : R:\methods\ECD5_QUANTPEST_190823RTA.M
Quant Title : Instrument: DualECD5
QLast Update : Mon Aug 26 11:48:23 2019
Response via : Initial Calibration
Integrator: ChemStation 6890 Scale Mode: Small noise peaks clipped

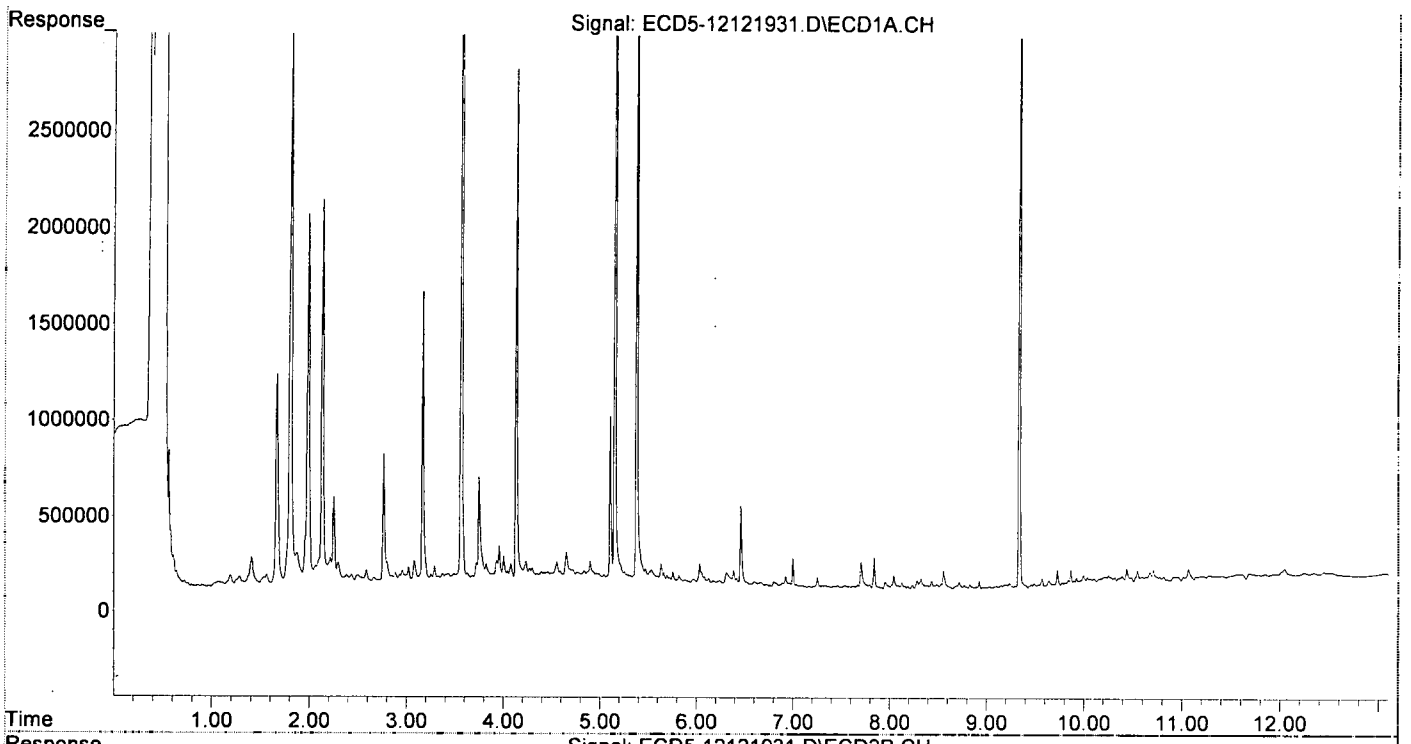

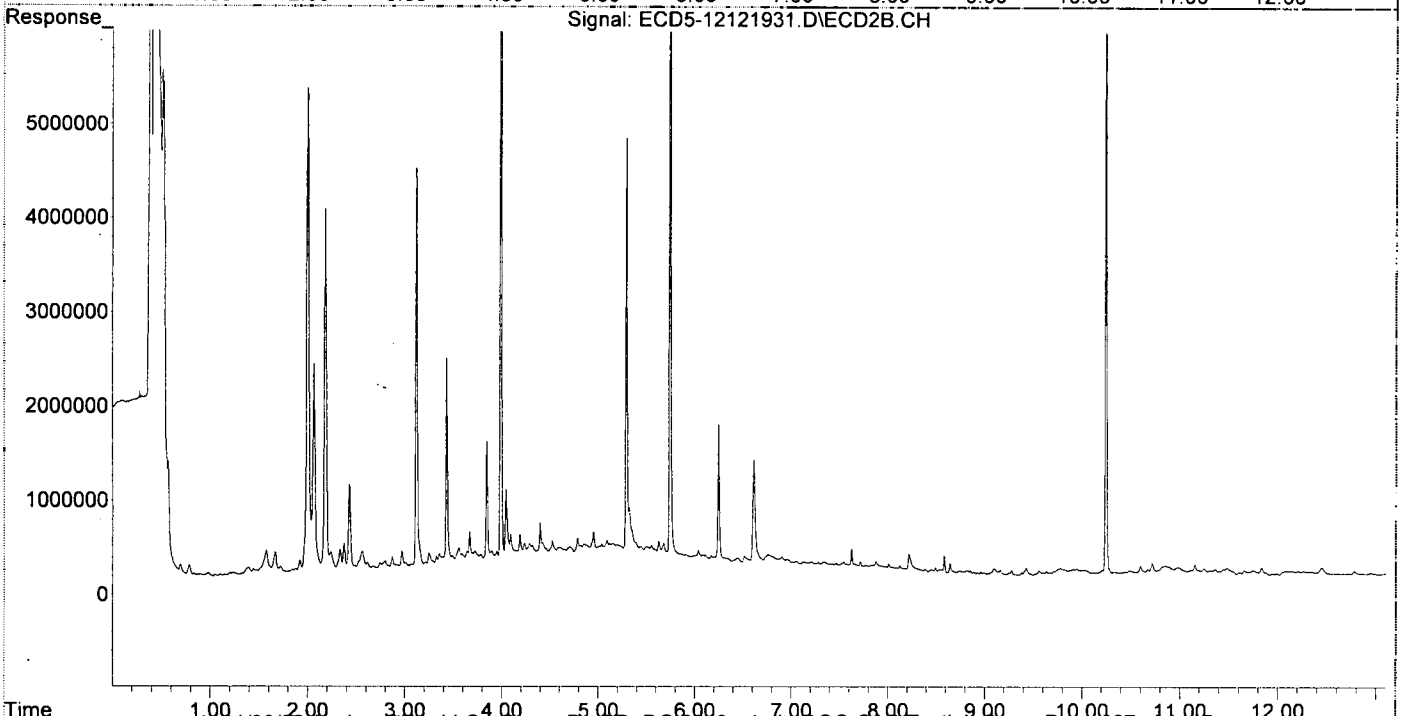

01/30/20 Anchor QEA, LLC - Gasco PteRD-DG 2019 -4a-b. DOC CAP Testing Cores Page 627 of 1115

Quantitation Report (QT Reviewed)

Data Path : R:\data\2019-12\9L12029\
Data File : ECD5-12121933.D
Signal(s) : Signal #1: ECD1A.CH Signal #2: ECD2B.CH
Acq On : 12 Dec 2019 21:00
Operator : MJB
Sample : A9J0095-14RE1
Misc : 1x, 8081B 2,4+4,4-DDx Only, GPC
ALS Vial : 20 (Sig #1); 0 (Sig #2) Sample Multiplier: 1

Integration File signal 1: PEST1.e
Integration File signal 2: PEST2.e
Quant Time: Dec 13 12:30:57 2019
Quant Method : R:\methods\ECD5_QUANTPEST_190823RTA.M
Quant Title : Instrument: DualECD5
QLast Update : Mon Aug 26 11:48:23 2019
Response via : Initial Calibration
Integrator: ChemStation 6890 Scale Mode: Small noise peaks clipped

MJB 12/13/19

	Compound	RT#1	RT#2	Resp#1	Resp#2	ng/mL	ng/mL	
	System Monitoring Compounds							
1)	S TCMX (S)	5.155	5.742	7741195	15565247	46.641	53.057	
22)	S DCBP (S)	9.338	10.242	7208652	11739272	51.089	65.304	S-04
	Target Compounds							
2)	a-BHC	5.712f	6.339	739150	1474854	3.223	3.594	
3)	g-BHC	5.974	6.689f	597478	3637785	2.961	10.198	#
4)	b-BHC	6.041	6.728	836462	1165941	9.255	7.367	
5)	Heptachlor	6.383	7.042	917415	794958	5.060	2.598	#
6)	d-BHC	6.179	7.011f	710766	711267	3.614	2.017	#
7)	Aldrin	6.622	7.277	537743	1520537	2.723	4.616	#
8)	Heptachlo...	7.087	7.722	3330023	1205164	18.080	4.006	#
9)	trans-Chl...	7.207f	7.868	1270170	6560941	6.870	20.940	#
10)	cis-Chlor...	7.248f	7.995	718689	1058149	3.947	3.633	
11)	Endosulfa...	7.391f	8.012	6046759	1143879	35.532	4.157	#
12)	4,4'-DDE	7.335	8.099	3850602	12165710	20.424m	39.159	# T-11
13)	Dieldrin	7.542	8.240	962476	12992529	5.013	42.717	#
14)	Endrin	7.702	8.461	2119223	3915122	14.414	17.337	
15)	4,4'-DDD	7.754	8.503	23694433	43214140	150.785m	168.664	
16)	Endosulfa...	7.867	8.606	803777	873618	5.597	3.788	
17)	4,4'-DDT	7.951	8.728	23199196	39337259	194.038m	172.290	
18)	Endrin Al...	8.121f	8.848	1146493	675667	8.777	2.841	#
19)	Endosulfa...	8.441	9.036	4224498	1734293	27.259	6.963	#
20)	Methoxychlor	8.312	9.221	1831062	1731430	31.260	20.411	
21)	Endrin Ke...	8.644	9.418	1149631	1123326	6.894	4.366	
23)	Hexachlor...	2.954	3.428f	286325	2850915	1.567	7.584	#
24)	Hexachlor...	5.535	6.209	875763	1394602	4.968	4.440	
25)	Oxychlordane	6.992	7.650	888781	1310675	5.402	4.785	Q-31
26)	2,4'-DDE	7.087	7.868	2958062	6560941	23.063m	30.928	
27)	trans-Non...	7.248	7.941	718689	941615	3.695	3.122	
28)	2,4'-DDD	7.455	8.240	8050922	12992529	70.545m	68.793	
29)	2,4'-DDT	7.636	8.461	2691416	3915122	24.537m	21.953	
30)	cis-Nonac...	7.755f	8.503	24047827	43214140	115.829	128.825	
31)	Mirex	8.394	9.391	1199555	703609	9.568	3.781	#
32)	Chlordane...	7.207	7.941	1270170	941615	64.510	26.023	#
33)	Chlordane...	7.335	8.045	4183310	1074121	166.903	35.375	#
34)	Chlordane...	7.867	8.678	803777	713370	139.035	79.565	#
35)	Chlordane...	3.431f	3.428	230749	2850915	NoCal	NoCal	
36)	Toxaphene...	7.295	8.240f	924884	12992529	1032.643	4950.934	#
37)	Toxaphene...	7.592	8.606	1092402	873618	676.436	265.455	#
38)	Toxaphene...	7.898	8.638	894014	13994183	265.484	2761.111	#
39)	Toxaphene...	8.121f	8.728	1146493	39337259	353.839	4711.143	#
40)	Toxaphene...	8.355	8.886	1049416	738202	437.778	158.400	#
41)	Toxaphene...	8.441	9.283	4224498	9355432	1334.931	1969.481	#
42)	Toxaphene...	3.431f	3.428	230749	2850915	NoCal	NoCal	

(f)=RT Delta > 1/2 Window (#)=Amounts differ by > 40% (m)=manual int.

Quantitation Report (QT Reviewed)

Data Path : R:\data\2019-12\9L12029\
Data File : ECD5-12121933.D
Signal(s) : Signal #1: ECD1A.CH Signal #2: ECD2B.CH
Acq On : 12 Dec 2019 21:00
Operator : MJB
Sample : A9J0095-14RE1
Misc : 1x, 8081B 2,4+4,4-DDx Only, GPC
ALS Vial : 20 (Sig #1); 0 (Sig #2) Sample Multiplier: 1

Integration File signal 1: PEST1.e
Integration File signal 2: PEST2.e
Quant Time: Dec 13 12:30:57 2019
Quant Method : R:\methods\ECD5_QUANTPEST_190823RTA.M
Quant Title : Instrument: DualECD5
QLast Update : Mon Aug 26 11:48:23 2019
Response via : Initial Calibration
Integrator: ChemStation 6890 Scale Mode: Small noise peaks clipped

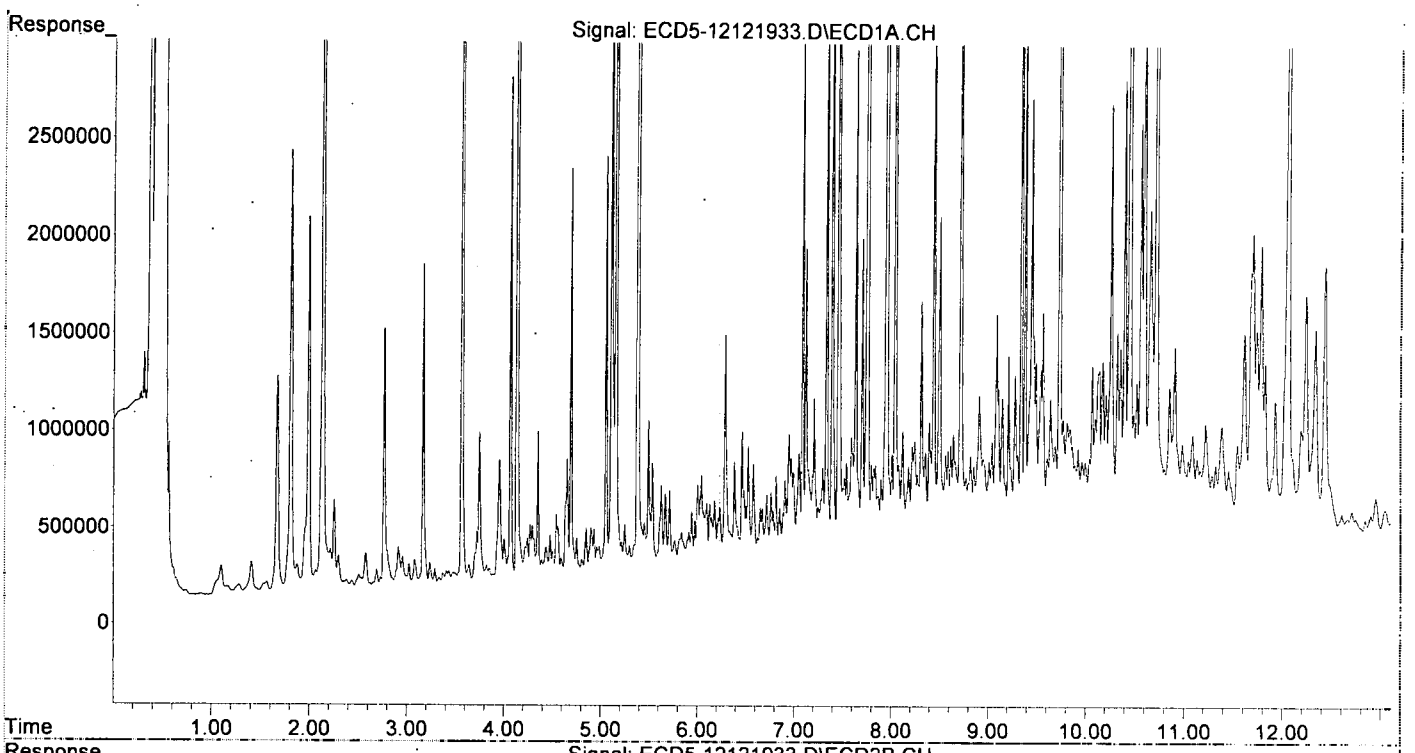

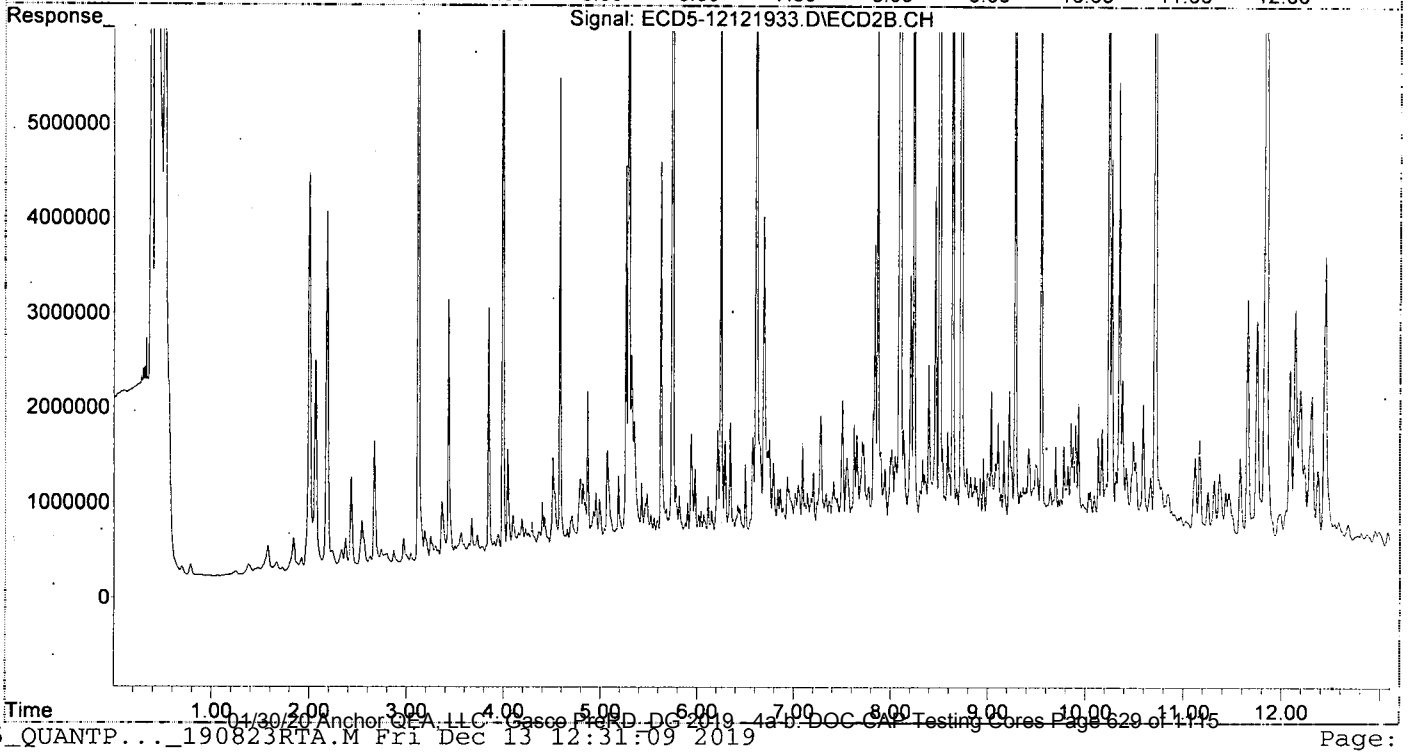

Quantitation Report (Qedit)

Data Path : R:\data\2019-12\9L12029\
Data File : ECD5-12121933.D
Signal(s) : Signal #1: ECD1A.CH Signal #2: ECD2B.CH
Acq On : 12 Dec 2019 21:00
Operator : MJB
Sample : A9J0095-14RE1
Misc : 1x, 8081B 2,4+4,4-DDx Only, GPC
ALS Vial : 20 (Sig #1); 0 (Sig #2) Sample Multiplier: 1

Integration File signal 1: PEST1.e
Integration File signal 2: PEST2.e
Quant Time: Dec 13 11:14:37 2019
Quant Method : R:\methods\ECD5_QUANTPEST_190823RTA.M
Quant Title : Instrument: DualECD5
QLast Update : Mon Aug 26 11:48:23 2019
Response via : Initial Calibration
Integrator: ChemStation 6890 Scale Mode: Small noise peaks clipped

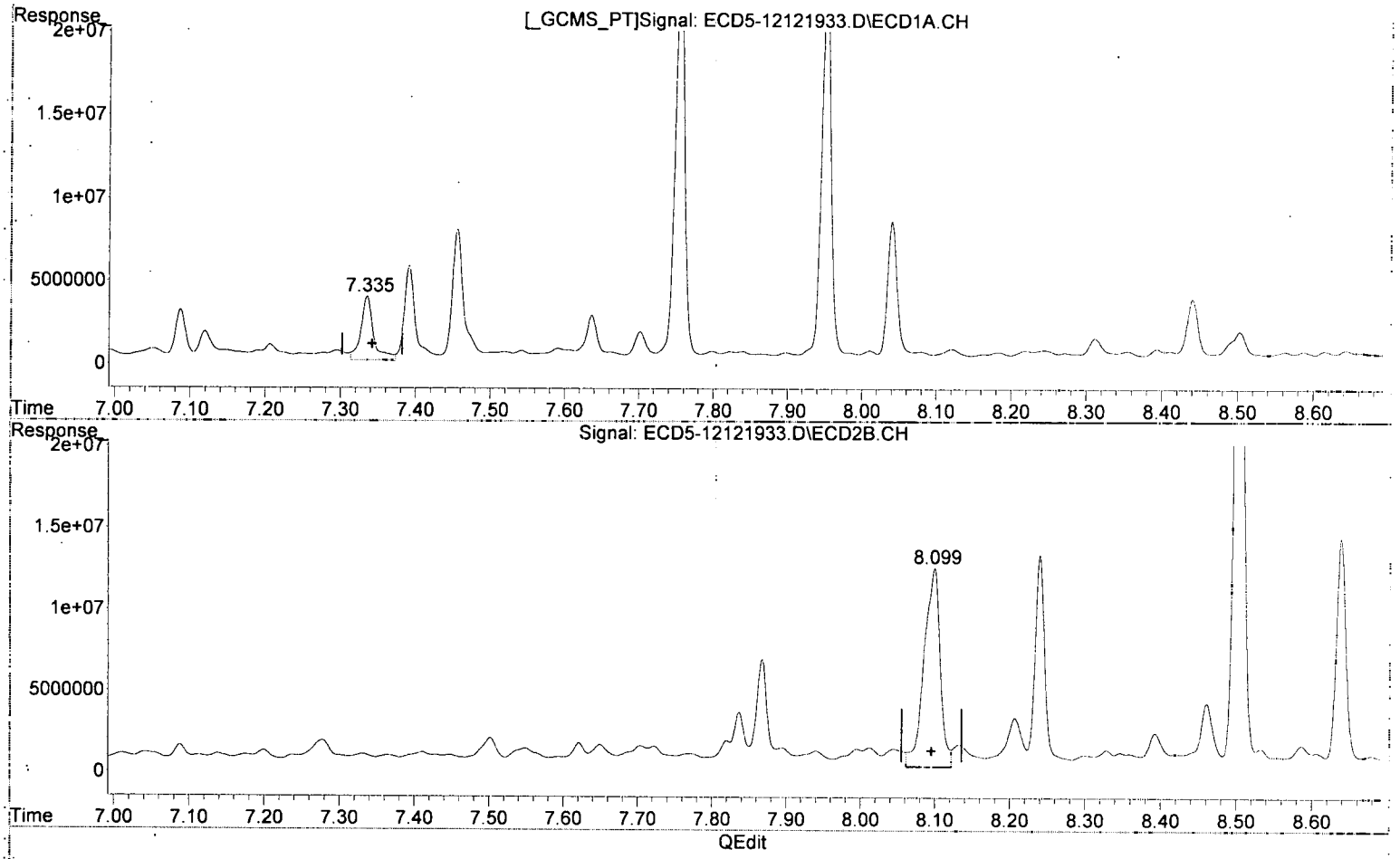

(12) 4,4'-DDE

7.335min 20.424 ng/mL

response 3850602

MJB 12/13/19

(12) 4,4'-DDE #2

8.099min 39.159 ng/mL

response 12165710

(+) = Expected Retention Time

Quantitation Report (Qedit)

Data Path : R:\data\2019-12\9L12029\
Data File : ECD5-12121933.D
Signal(s) : Signal #1: ECD1A.CH Signal #2: ECD2B.CH
Acq On : 12 Dec 2019 21:00
Operator : MJB
Sample : A9J0095-14RE1
Misc : 1x, 8081B 2,4+4,4-DDx Only, GPC
ALS Vial : 20 (Sig #1); 0 (Sig #2) Sample Multiplier: 1

Integration File signal 1: PEST1.e
Integration File signal 2: PEST2.e
Quant Time: Dec 13 11:14:37 2019
Quant Method : R:\methods\ECD5_QUANTPEST_190823RTA.M
Quant Title : Instrument: DualECD5
QLast Update : Mon Aug 26 11:48:23 2019
Response via : Initial Calibration
Integrator: ChemStation 6890 Scale Mode: Small noise peaks clipped

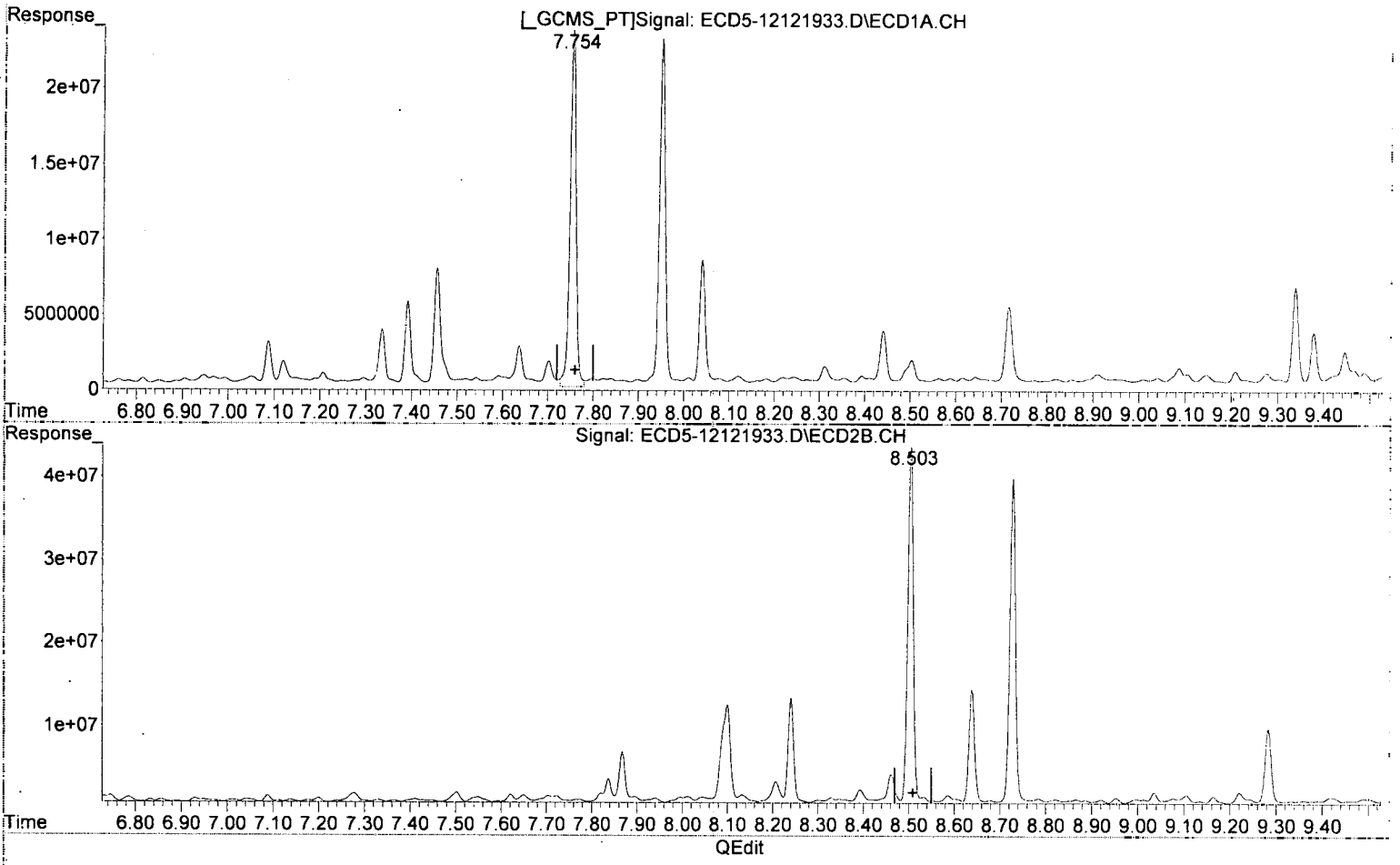

(15) 4,4'-DDD

7.754min 150.785 ng/mL m

response 23694433

MJB 12/13/19

(15) 4,4'-DDD #2

8.503min 168.664 ng/mL

response 43214140

(+) = Expected Retention Time

Quantitation Report (Qedit)

Data Path : R:\data\2019-12\9L12029\
Data File : ECD5-12121933.D
Signal(s) : Signal #1: ECD1A.CH Signal #2: ECD2B.CH
Acq On : 12 Dec 2019 21:00
Operator : MJB
Sample : A9J0095-14RE1
Misc : 1x, 8081B 2,4+4,4-DDx Only, GPC
ALS Vial : 20 (Sig #1); 0 (Sig #2) Sample Multiplier: 1

Integration File signal 1: PEST1.e
Integration File signal 2: PEST2.e
Quant Time: Dec 13 11:14:37 2019
Quant Method : R:\methods\ECD5_QUANTPEST_190823RTA.M
Quant Title : Instrument: DualECD5
QLast Update : Mon Aug 26 11:48:23 2019
Response via : Initial Calibration
Integrator: ChemStation 6890 Scale Mode: Small noise peaks clipped

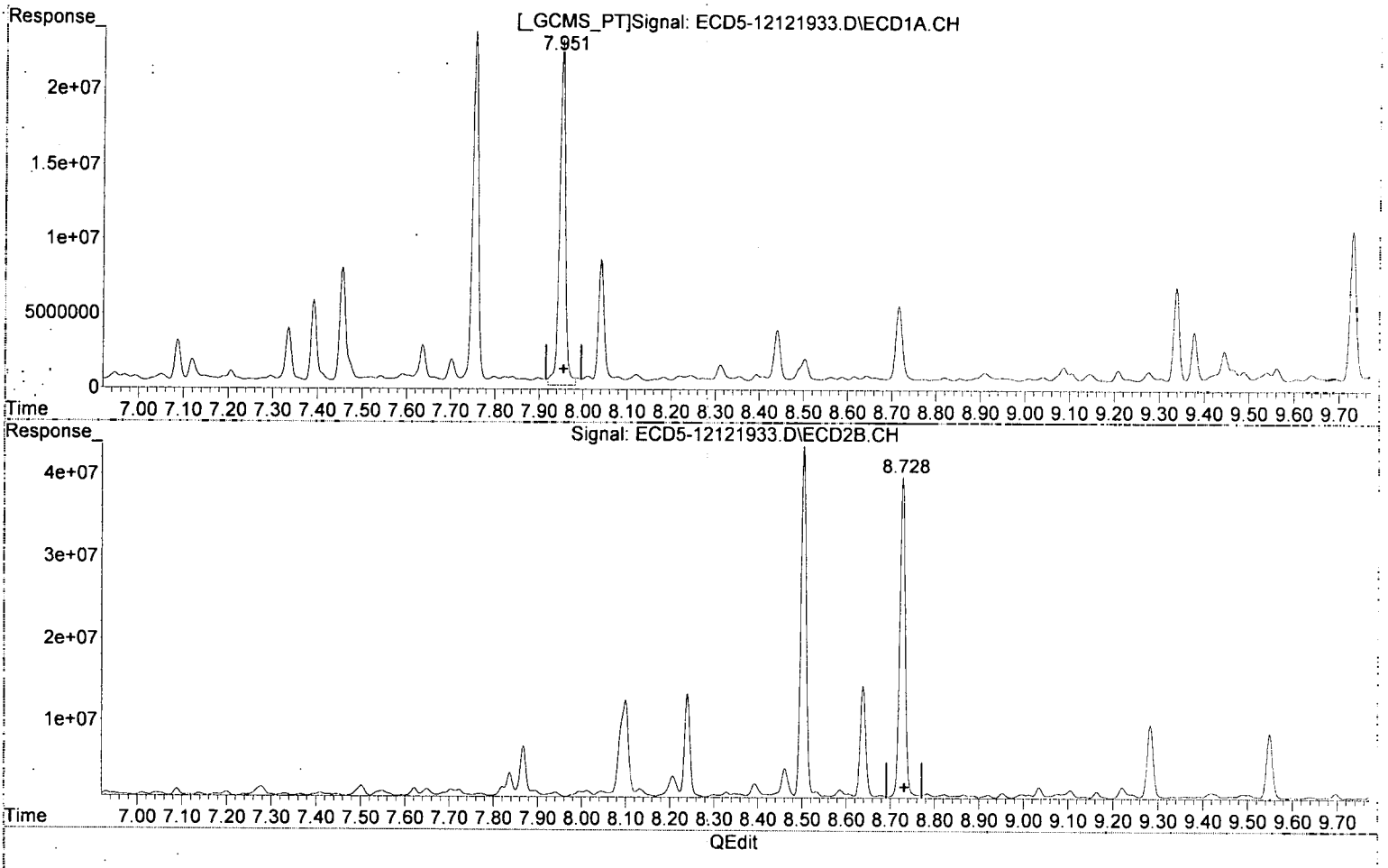

(17) 4,4'-DDT

7.951min 194.038 ng/mL (m)

response 23199196

MJB 12/13/19

(17) 4,4'-DDT #2

8.728min 172.290 ng/mL

response 39337259

(+) = Expected Retention Time

Quantitation Report (Qedit)

Data Path : R:\data\2019-12\9L12029\
Data File : ECD5-12121933.D
Signal(s) : Signal #1: ECD1A.CH Signal #2: ECD2B.CH
Acq On : 12 Dec 2019 21:00
Operator : MJB
Sample : A9J0095-14RE1
Misc : 1x, 8081B 2,4+4,4-DDx Only, GPC
ALS Vial : 20 (Sig #1); 0 (Sig #2) Sample Multiplier: 1

Integration File signal 1: PEST1.e
Integration File signal 2: PEST2.e
Quant Time: Dec 13 11:14:37 2019
Quant Method : R:\methods\ECD5_QUANTPEST_190823RTA.M
Quant Title : Instrument: DualECD5
QLast Update : Mon Aug 26 11:48:23 2019
Response via : Initial Calibration
Integrator: ChemStation 6890 Scale Mode: Small noise peaks clipped

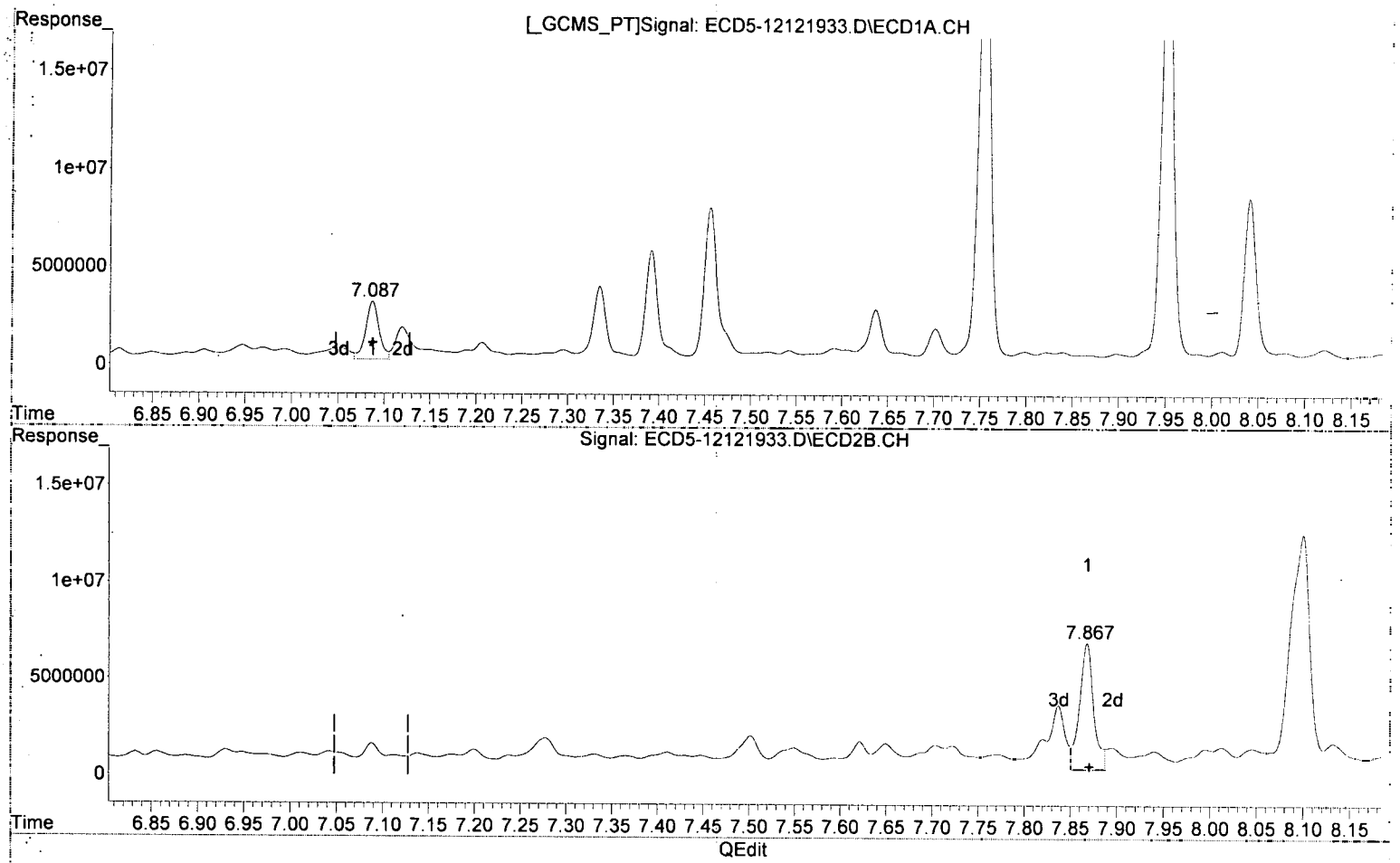

(26) 2,4'-DDE

7.087min 23.063 ng/mL (M) Q31

response 2958062

MJB 12/13/19

(26) 2,4'-DDE #2

7.868min 30.928 ng/mL

response 6560941

(+) = Expected Retention Time

Quantitation Report (Qedit)

Data Path : R:\data\2019-12\9L12029\
Data File : ECD5-12121933.D
Signal(s) : Signal #1: ECD1A.CH Signal #2: ECD2B.CH
Acq On : 12 Dec 2019 21:00
Operator : MJB
Sample : A9J0095-14RE1
Misc : 1x, 8081B 2,4+4,4-DDx Only, GPC
ALS Vial : 20 (Sig #1); 0 (Sig #2) Sample Multiplier: 1

Integration File signal 1: PEST1.e
Integration File signal 2: PEST2.e
Quant Time: Dec 13 11:14:37 2019
Quant Method : R:\methods\ECD5_QUANTPEST_190823RTA.M
Quant Title : Instrument: DualECD5
QLast Update : Mon Aug 26 11:48:23 2019
Response via : Initial Calibration
Integrator: ChemStation 6890 Scale Mode: Small noise peaks clipped

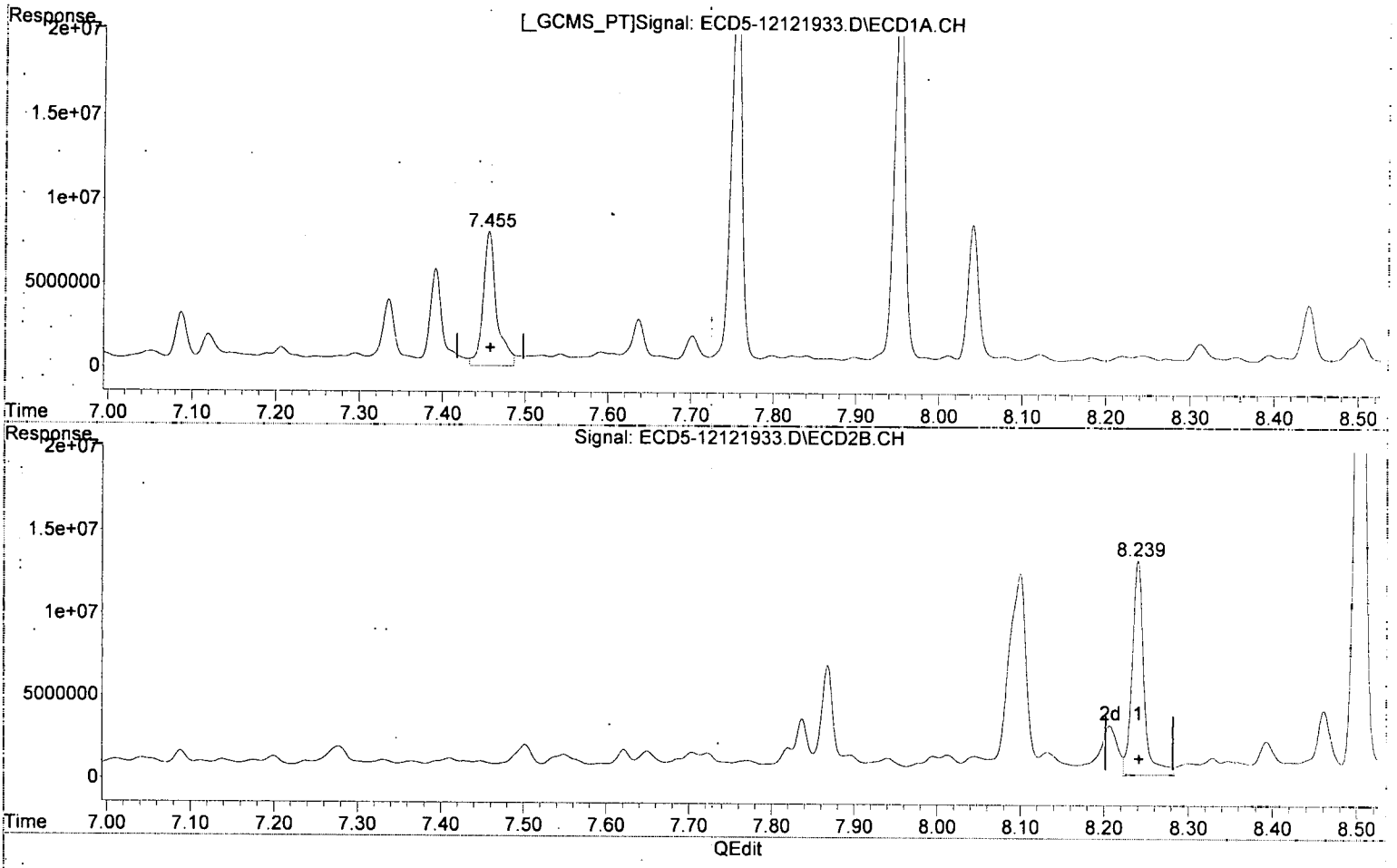

(28) 2,4'-DDD

7.455min 70.545 ng/mL (m)

response 8050922

MJB 12/13/19

(28) 2,4'-DDD #2

8.240min 68.793 ng/mL

response 12992529

(+) = Expected Retention Time

Quantitation Report (Qedit)

Data Path : R:\data\2019-12\9L12029\
Data File : ECD5-12121933.D
Signal(s) : Signal #1: ECD1A.CH Signal #2: ECD2B.CH
Acq On : 12 Dec 2019 21:00
Operator : MJB
Sample : A9J0095-14RE1
Misc : 1x, 8081B 2,4+4,4-DDx Only, GPC
ALS Vial : 20 (Sig #1); 0 (Sig #2) Sample Multiplier: 1

Integration File signal 1: PEST1.e
Integration File signal 2: PEST2.e
Quant Time: Dec 13 11:14:37 2019
Quant Method : R:\methods\ECD5_QUANTPEST_190823RTA.M
Quant Title : Instrument: DualECD5
QLast Update : Mon Aug 26 11:48:23 2019
Response via : Initial Calibration
Integrator: ChemStation 6890 Scale Mode: Small noise peaks clipped

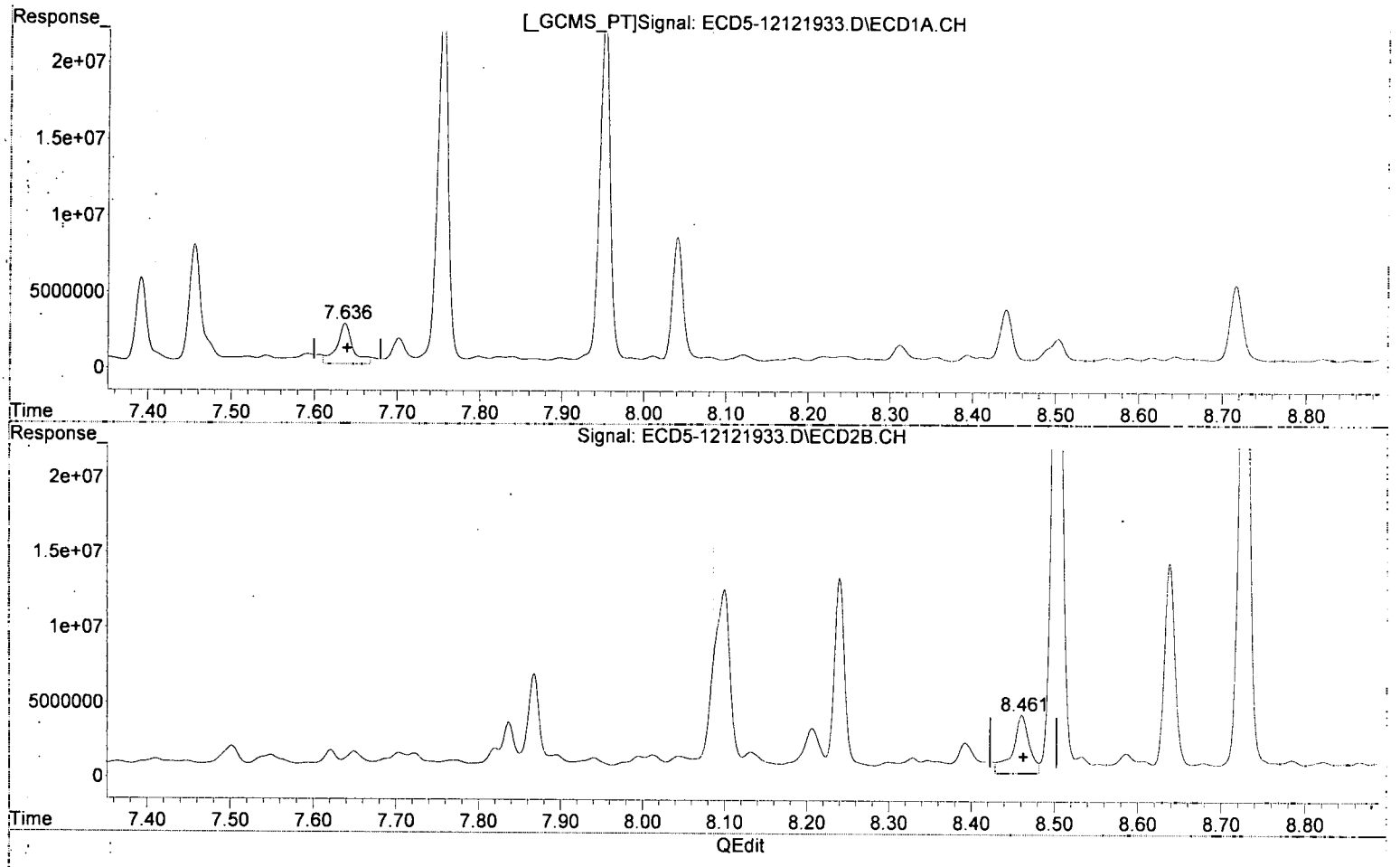

(29) 2,4'-DDT

7.636min 24.537 ng/mL m

response 2691416

MJB 12/13/19

(29) 2,4'-DDT #2

8.461min 21.953 ng/mL

response 3915122

(+) = Expected Retention Time

Quantitation Report (Not Reviewed)

Data Path : R:\data\2019-12\9L12029\
Data File : ECD5-12121933.D
Signal(s) : Signal #1: ECD1A.CH Signal #2: ECD2B.CH
Acq On : 12 Dec 2019 21:00
Operator : MJB
Sample : A9J0095-14RE1
Misc : 1x, 8081B 2,4+4,4-DDx Only, GPC
ALS Vial : 20 (Sig #1); 0 (Sig #2) Sample Multiplier: 1

Integration File signal 1: PEST1.e
Integration File signal 2: PEST2.e
Quant Time: Dec 13 11:14:37 2019
Quant Method : R:\methods\ECD5_QUANTPEST_190823RTA.M
Quant Title : Instrument: DualECD5
QLast Update : Mon Aug 26 11:48:23 2019
Response via : Initial Calibration
Integrator: ChemStation 6890 Scale Mode: Small noise peaks clipped

MI MJB 12/13/19

		Compound	RT#1	RT#2	Resp#1	Resp#2	ng/mL	ng/mL	
		System Monitoring Compounds							
1)	S	TCMX (S)	5.155	5.742	7741195	15565247	46.641	53.057	
22)	S	DCBP (S)	9.338	10.242	7208652	11739272	51.089	65.304	
		Target Compounds							
2)		a-BHC	5.712f	6.339	739150	1474854	3.223	3.594	
3)		g-BHC	5.974	6.689f	597478	3637785	2.961	10.198	#
4)		b-BHC	6.041	6.728	836462	1165941	9.255	7.367	
5)		Heptachlor	6.383	7.042	917415	794958	5.060	2.598	#
6)		d-BHC	6.179	7.011f	710766	711267	3.614	2.017	#
7)		Aldrin	6.622	7.277	537743	1520537	2.723	4.616	#
8)		Heptachlo...	7.087	7.722	3330023	1205164	18.080	4.006	#
9)		trans-Chl...	7.207f	7.868	1270170	6560941	6.870	20.940	#
10)		cis-Chlor...	7.248f	7.995	718689	1058149	3.947	3.633	
11)		Endosulfa...	7.391f	8.012	6046759	1143879	35.532	4.157	#
12)		4,4'-DDE	7.335	8.099	4183310	12165710	22.189	39.159	#
13)		Dieldrin	7.542	8.240	962476	12992529	5.013	42.717	#
14)		Endrin	7.702	8.461	2119223	3915122	14.414	17.337	
15)		4,4'-DDD	7.755	8.503	24047827	43214140	153.034	168.664	
16)		Endosulfa...	7.867	8.606	803777	873618	5.597	3.788	
17)		4,4'-DDT	7.952	8.728	23480399	39337259	196.390	172.290	
18)		Endrin Al...	8.121f	8.848	1146493	675667	8.777	2.841	#
19)		Endosulfa...	8.441	9.036	4224498	1734293	27.259	6.963	#
20)		Methoxychlor	8.312	9.221	1831062	1731430	31.260	20.411	
21)		Endrin Ke...	8.644	9.418	1149631	1123326	6.894	4.366	
23)		Hexachlor...	2.954	3.428f	286325	2850915	1.567	7.584	#
24)		Hexachlor...	5.535	6.209	875763	1394602	4.968	4.440	
25)		Oxychlordane	6.992	7.650	888781	1310675	5.402	4.785	
26)		2,4'-DDE	7.087	7.868	3330023	6560941	25.963	30.928	
27)		trans-Non...	7.248	7.941	718689	941615	3.695	3.122	
28)		2,4'-DDD	7.456	8.240	8238868	12992529	72.192	68.793	
29)		2,4'-DDT	7.637	8.461	3076902	3915122	28.051	21.953	
30)		cis-Nonac...	7.755f	8.503	24047827	43214140	115.829	128.825	
31)		Mirex	8.394	9.391	1199555	703609	9.568	3.781	#
32)		Chlordane...	7.207	7.941	1270170	941615	64.510	26.023	#
33)		Chlordane...	7.335	8.045	4183310	1074121	166.903	35.375	#
34)		Chlordane...	7.867	8.678	803777	713370	139.035	79.565	#
35)		Chlordane...	3.431f	3.428	230749	2850915	NoCal	NoCal	
36)		Toxaphene...	7.295	8.240f	924884	12992529	1032.643	4950.934	#
37)		Toxaphene...	7.592	8.606	1092402	873618	676.436	265.455	#
38)		Toxaphene...	7.898	8.638	894014	13994183	265.484	2761.111	#
39)		Toxaphene...	8.121f	8.728	1146493	39337259	353.839	4711.143	#
40)		Toxaphene...	8.355	8.886	1049416	738202	437.778	158.400	#
41)		Toxaphene...	8.441	9.283	4224498	9355432	1334.931	1969.481	#
42)		Toxaphene...	3.431f	3.428	230749	2850915	NoCal	NoCal	

(f)=RT Delta > 1/2 Window (#)=Amounts differ by > 40% (m)=manual int.

Quantitation Report (Not Reviewed)

Data Path : R:\data\2019-12\9L12029\
Data File : ECD5-12121933.D
Signal(s) : Signal #1: ECD1A.CH Signal #2: ECD2B.CH
Acq On : 12 Dec 2019 21:00
Operator : MJB
Sample : A9J0095-14RE1
Misc : 1x, 8081B 2,4+4,4-DDx Only, GPC
ALS Vial : 20 (Sig #1); 0 (Sig #2) Sample Multiplier: 1

Integration File signal 1: PEST1.e
Integration File signal 2: PEST2.e
Quant Time: Dec 13 11:14:37 2019
Quant Method : R:\methods\ECD5_QUANTPEST_190823RTA.M
Quant Title : Instrument: DualECD5
QLast Update : Mon Aug 26 11:48:23 2019
Response via : Initial Calibration
Integrator: ChemStation 6890 Scale Mode: Small noise peaks clipped

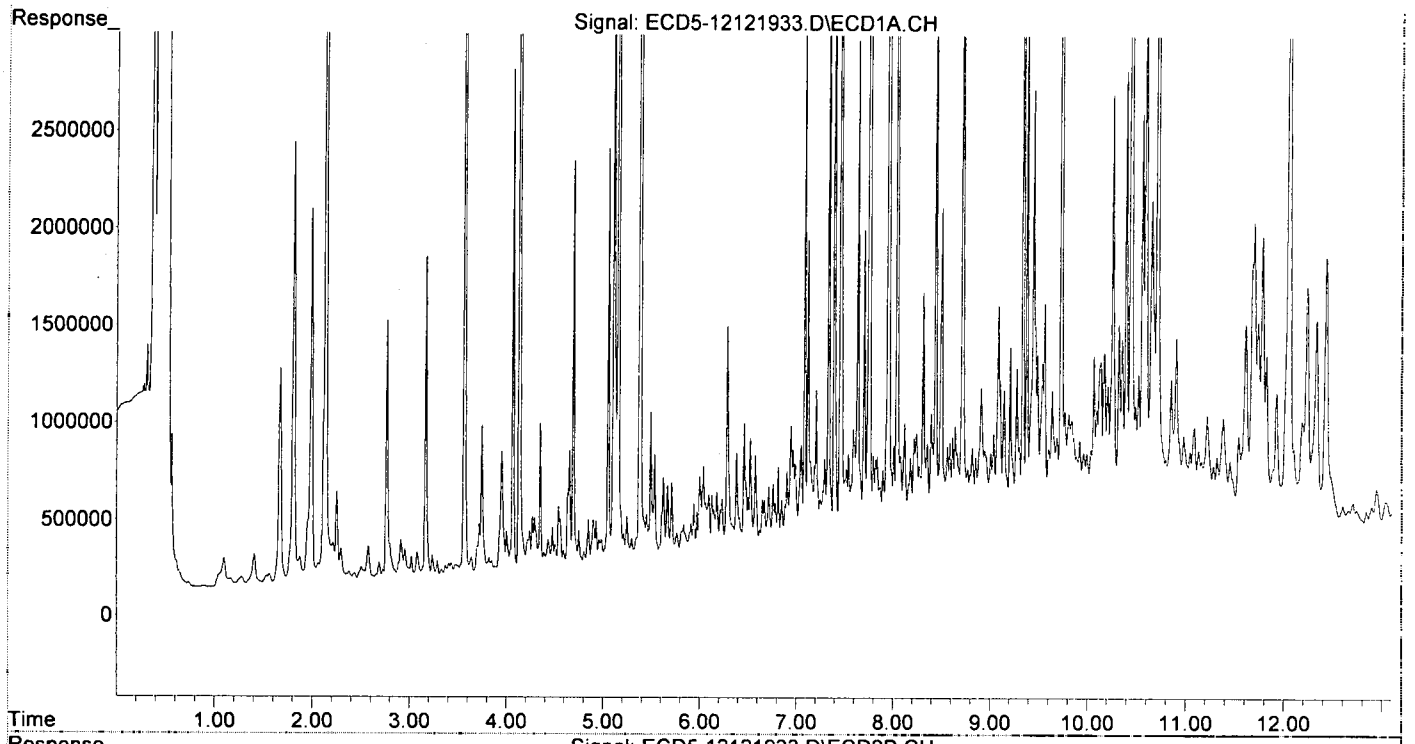

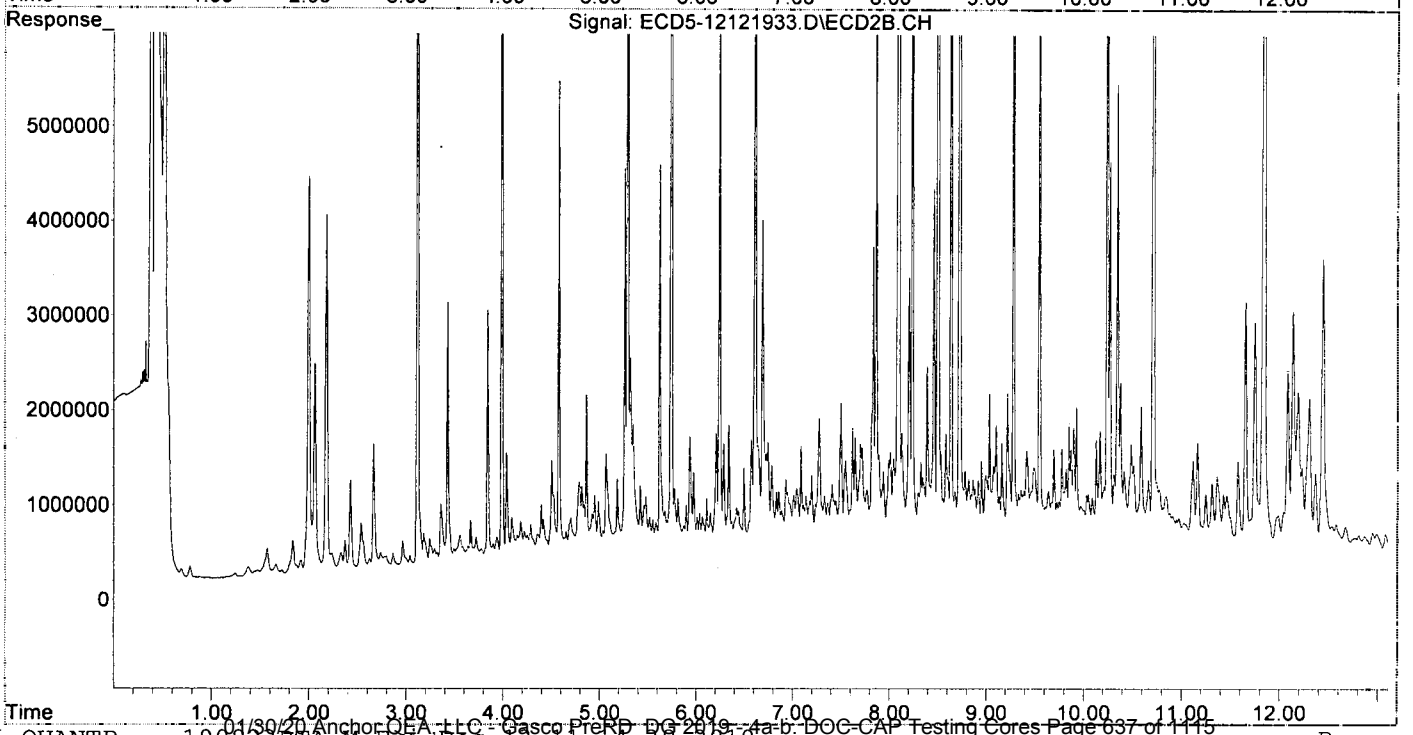

01/30/20 Anchor QEA, LLC - Gasco PreRD DG 2019 -4a-b DOC-CAP Testing Cores Page 637 of 1115

Quantitation Report (QT Reviewed)

Data Path : R:\data\2019-12\9L12029\
Data File : ECD5-12121935.D
Signal(s) : Signal #1: ECD1A.CH Signal #2: ECD2B.CH
Acq On : 12 Dec 2019 21:38
Operator : MJB
Sample : A9J0095-02RE1
Misc : 1x, 8081B 2,4+4,4-DDx Only, GPC
ALS Vial : 21 (Sig #1); 0 (Sig #2) Sample Multiplier: 1

Integration File signal 1: PEST1.e
Integration File signal 2: PEST2.e
Quant Time: Dec 13 12:38:50 2019
Quant Method : R:\methods\ECD5_QUANTPEST_190823RTA.M
Quant Title : Instrument: DualECD5
QLast Update : Mon Aug 26 11:48:23 2019
Response via : Initial Calibration
Integrator: ChemStation 6890 Scale Mode: Small noise peaks clipped

MJB 12/13/19

		Compound	RT#1	RT#2	Resp#1	Resp#2	ng/mL	ng/mL	
		System Monitoring Compounds							
1)	S	TCMX (S)	5.155	5.741	6827101	13702968	41.133	46.709	S-04
22)	S	DCBP (S)	9.337	10.241	7446294	13353696	52.774	74.285 #	
		Target Compounds							
2)		a-BHC	5.713f	6.338	648504	1609627	2.828	3.923	
3)		g-BHC	5.975	6.645f	328658	568746	1.629	1.594	
4)		b-BHC	6.028f	6.746	473524	1256668	5.239	7.940 #	
5)		Heptachlor	6.414f	7.040	491311	1083453	2.710	3.541	
6)		d-BHC	6.214	6.972	396023	555919	2.013	1.576	
7)		Aldrin	6.591f	7.279	628575	1730985	3.184	5.255 #	
8)		Heptachlo...	7.048f	7.743	1385773	945906	7.524	3.144 #	
9)		trans-Chl...	7.184	7.866	689926	2347459	3.732	7.492 #	
10)		cis-Chlor...	7.279	7.975	886377	798826	4.868	2.743 #	
11)		Endosulfa...	7.390f	8.013	645206	1743718	3.791	6.337 #	
12)		4,4'-DDE	7.323	8.091	915995	2070400	4.859m	6.664	R-02 P-01
13)		Dieldrin	7.518	8.238	1032198	1358666	5.377	4.467	
14)		Endrin	7.703	8.442	1193059	1204687	8.115	5.335	
15)		4,4'-DDD	7.752	8.501	2686330	4010559	17.095m	15.653	
16)		Endosulfa...	7.861	8.587	812061	1422006	5.655	6.166	
17)		4,4'-DDT	7.963	8.732	1018435	917744	8.518m	5.263	R-02
18)		Endrin Al...	8.124	8.847	944844	699537	7.063	2.970 #	
19)		Endosulfa...	8.441	9.034	6436087	2407216	41.529	9.664 #	
20)		Methoxychlor	8.313	9.221	2041258	2252989	34.849	26.285	
21)		Endrin Ke...	8.642	9.414	1047861	1343362	6.284	5.221	
23)		Hexachlor...	2.955	3.428f	121456	1614763	0.665	4.295 #	
24)		Hexachlor...	5.536	6.214	320424	1534319	1.818	4.885 #	MJB 12/13/19
25)		Oxychlordane	6.996	7.651	700827	2138062	4.259	7.806 #	Q31 R-02
26)		2,4'-DDE	7.074	7.866	448961	2347459	3.500m	11.066 #	R-02
27)		trans-Non...	7.279	7.950	886377	1055396	4.631	3.499	
28)		2,4'-DDD	7.457	8.238	1667021	1358666	14.607m	7.194 #	R-02
29)		2,4'-DDT	7.626	8.469	1087251	960799	9.912m	5.387m#	R-02
30)		cis-Nonac...	7.753f	8.501	2904755	4010559	13.991	11.956	
31)		Mirex	8.355f	9.414	917716	1343362	7.320	7.220	
32)		Chlordane...	7.225	7.950	828365	1055396	42.071	29.167	
33)		Chlordane...	7.324	8.054	1128944	807972	45.042	26.609 #	
34)		Chlordane...	7.861	8.710	812061	586696	140.468	65.436 #	
35)		Chlordane...	3.434	3.428	208127	1614763	NoCal	NoCal	
36)		Toxaphene...	7.279f	8.298f	886377	904612	989.649	344.711 #	
37)		Toxaphene...	7.590	8.637f	1117930	1172642	692.243	356.315 #	
38)		Toxaphene...	0.000	8.637	0	1172642	N.D.	231.367 #	
39)		Toxaphene...	8.124	8.710	944844	586696	291.605	70.264 #	
40)		Toxaphene...	8.355	8.887	917716	784605	382.837	168.357 #	
41)		Toxaphene...	8.441	9.282	6436087	11467594	2033.787	2414.127	
42)		Toxaphene...	3.434f	3.428	208127	1614763	NoCal	NoCal	

(f)=RT Delta > 1/2 Window (#)=Amounts differ by > 40% (m)=manual int.

Quantitation Report (QT Reviewed)

Data Path : R:\data\2019-12\9L12029\
Data File : ECD5-12121935.D
Signal(s) : Signal #1: ECD1A.CH Signal #2: ECD2B.CH
Acq On : 12 Dec 2019 21:38
Operator : MJB
Sample : A9J0095-02RE1
Misc : 1x, 8081B 2,4+4,4-DDx Only, GPC
ALS Vial : 21 (Sig #1); 0 (Sig #2) Sample Multiplier: 1

Integration File signal 1: PEST1.e
Integration File signal 2: PEST2.e
Quant Time: Dec 13 12:38:50 2019
Quant Method : R:\methods\ECD5_QUANTPEST_190823RTA.M
Quant Title : Instrument: DualECD5
QLast Update : Mon Aug 26 11:48:23 2019
Response via : Initial Calibration
Integrator: ChemStation 6890 Scale Mode: Small noise peaks clipped

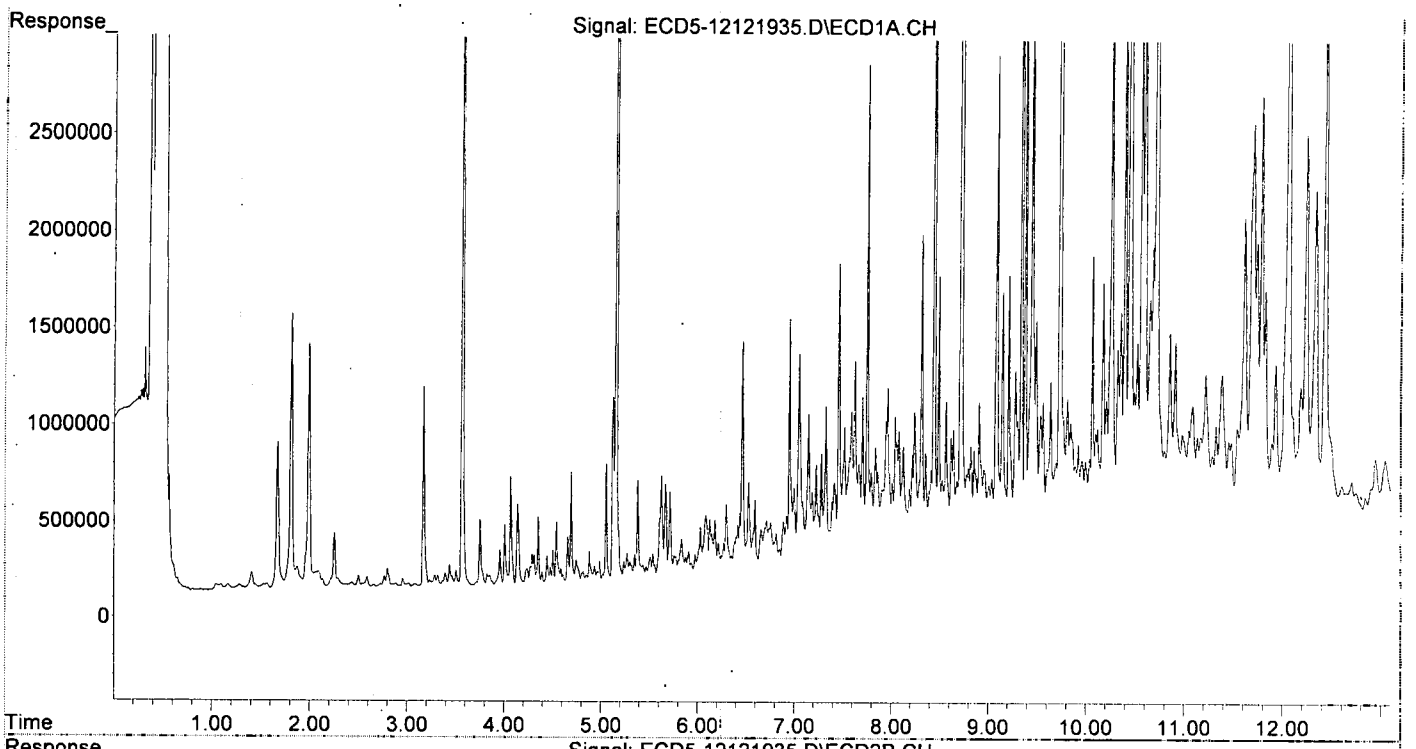

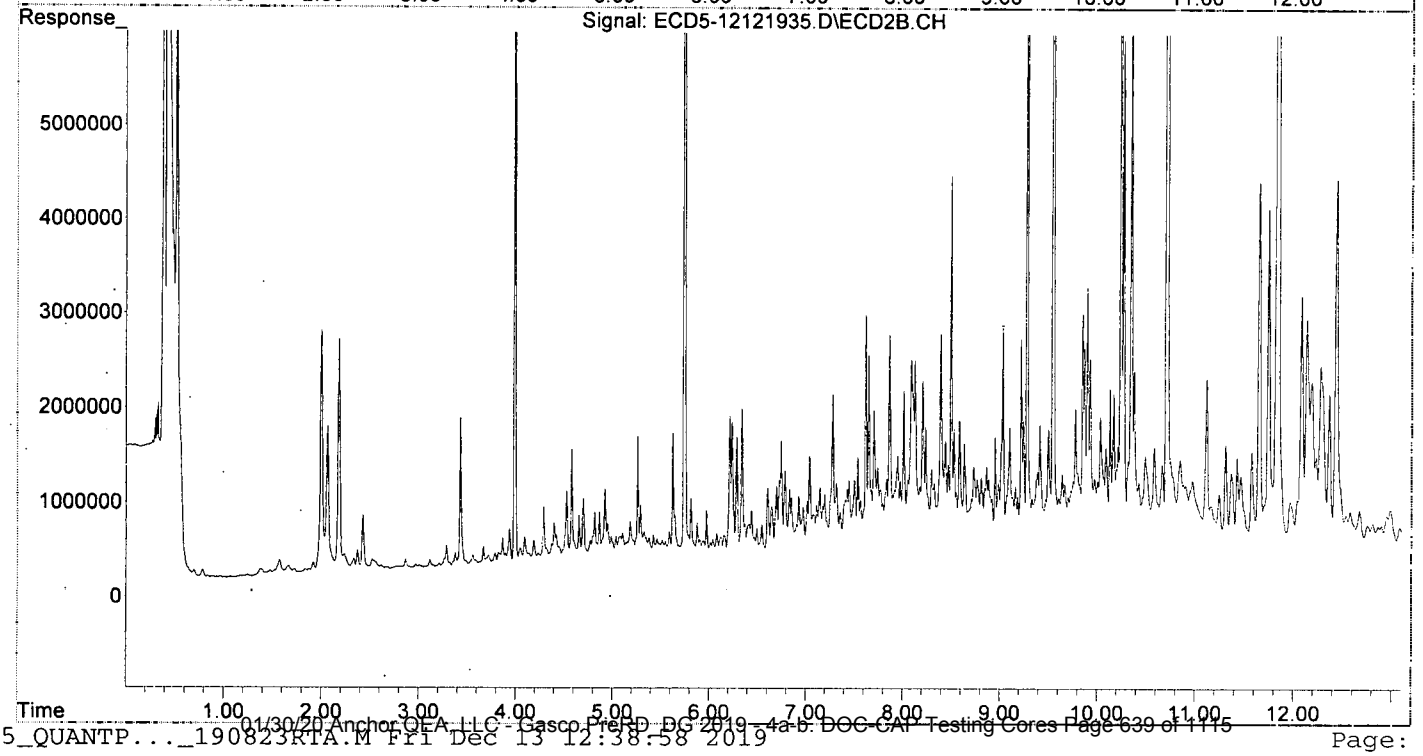

Quantitation Report (Qedit)

Data Path : R:\data\2019-12\9L12029\
Data File : ECD5-12121935.D
Signal(s) : Signal #1: ECD1A.CH Signal #2: ECD2B.CH
Acq On : 12 Dec 2019 21:38
Operator : MJB
Sample : A9J0095-02RE1
Misc : 1x, 8081B 2,4+4,4-DDx Only, GPC
ALS Vial : 21 (Sig #1); 0 (Sig #2) Sample Multiplier: 1

Integration File signal 1: PEST1.e
Integration File signal 2: PEST2.e
Quant Time: Dec 13 11:14:43 2019
Quant Method : R:\methods\ECD5_QUANTPEST_190823RTA.M
Quant Title : Instrument: DualECD5
QLast Update : Mon Aug 26 11:48:23 2019
Response via : Initial Calibration
Integrator: ChemStation 6890 Scale Mode: Small noise peaks clipped

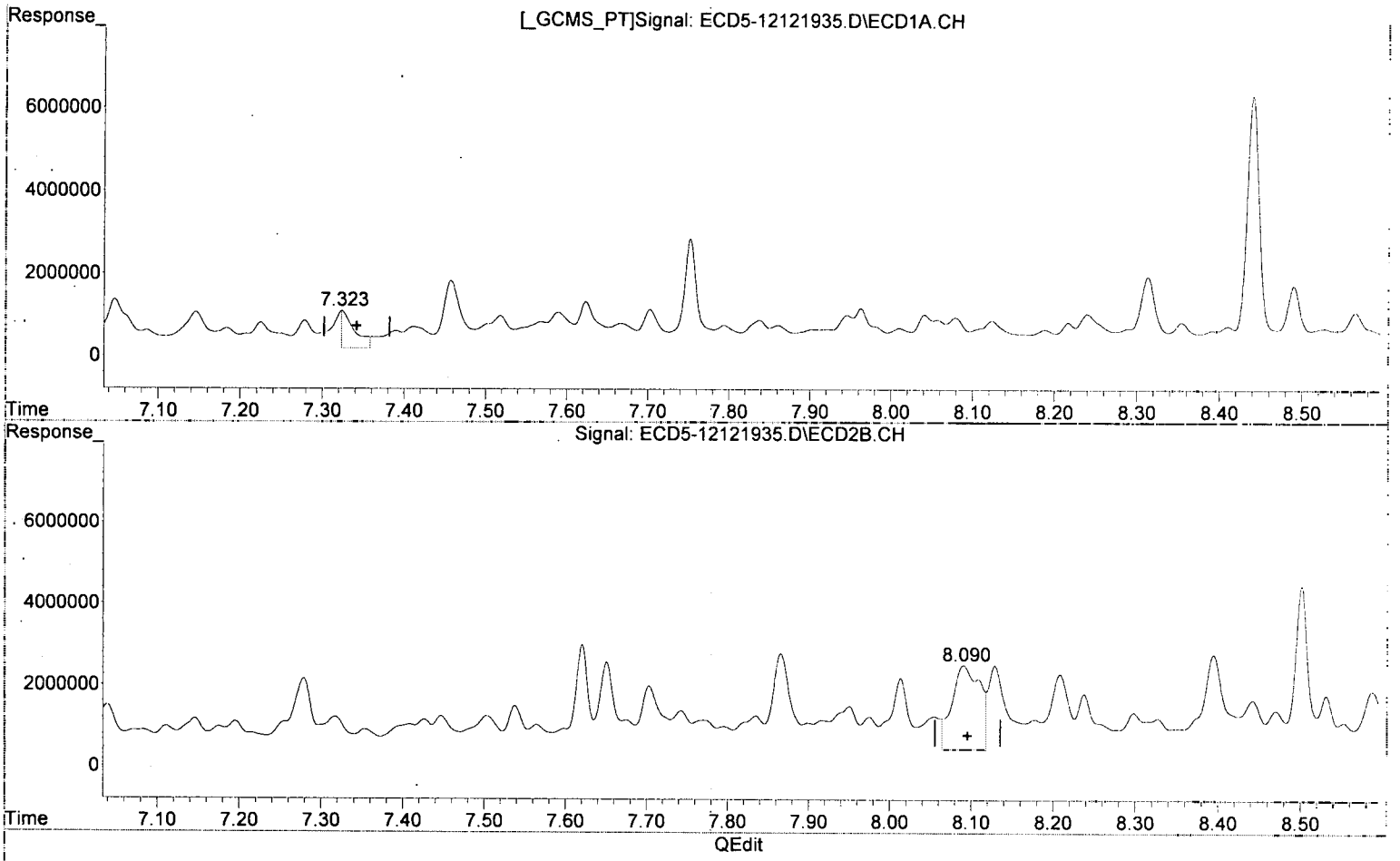

(12) 4,4'-DDE

7.323min 4.859 ng/mL R-02

response 915995

MJB 12/13/19

(12) 4,4'-DDE #2

8.091min 6.664 ng/mL R-01

response 2070400

(+) = Expected Retention Time

Quantitation Report (Qedit)

Data Path : R:\data\2019-12\9L12029\
Data File : ECD5-12121935.D
Signal(s) : Signal #1: ECD1A.CH Signal #2: ECD2B.CH
Acq On : 12 Dec 2019 21:38
Operator : MJB
Sample : A9J0095-02RE1
Misc : 1x, 8081B 2,4+4,4-DDx Only, GPC
ALS Vial : 21 (Sig #1); 0 (Sig #2) Sample Multiplier: 1

Integration File signal 1: PEST1.e
Integration File signal 2: PEST2.e
Quant Time: Dec 13 11:14:43 2019
Quant Method : R:\methods\ECD5_QUANTPEST_190823RTA.M
Quant Title : Instrument: DualECD5
QLast Update : Mon Aug 26 11:48:23 2019
Response via : Initial Calibration
Integrator: ChemStation 6890 Scale Mode: Small noise peaks clipped

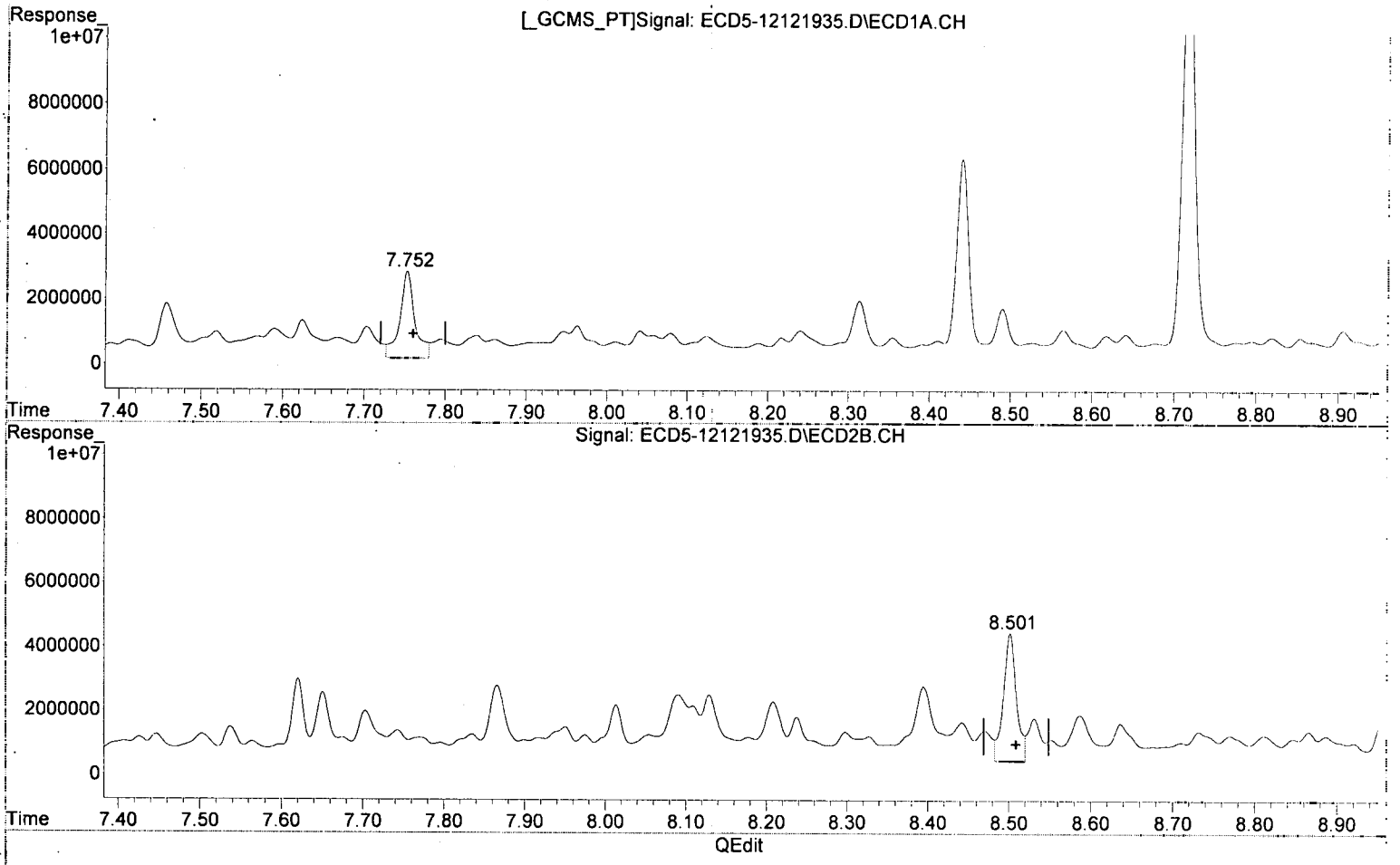

(15) 4,4'-DDD

7.752min 17.095 ng/mL

response 2686330

MJB 12/13/19

(15) 4,4'-DDD #2

8.501min 15.653 ng/mL

response 4010559

(+) = Expected Retention Time

Quantitation Report (Qedit)

Data Path : R:\data\2019-12\9L12029\
Data File : ECD5-12121935.D
Signal(s) : Signal #1: ECD1A.CH Signal #2: ECD2B.CH
Acq On : 12 Dec 2019 21:38
Operator : MJB
Sample : A9J0095-02RE1
Misc : 1x, 8081B 2,4+4,4-DDx Only, GPC
ALS Vial : 21 (Sig #1); 0 (Sig #2) Sample Multiplier: 1

Integration File signal 1: PEST1.e
Integration File signal 2: PEST2.e
Quant Time: Dec 13 11:14:43 2019
Quant Method : R:\methods\ECD5_QUANTPEST_190823RTA.M
Quant Title : Instrument: DualECD5
QLast Update : Mon Aug 26 11:48:23 2019
Response via : Initial Calibration
Integrator: ChemStation 6890 Scale Mode: Small noise peaks clipped

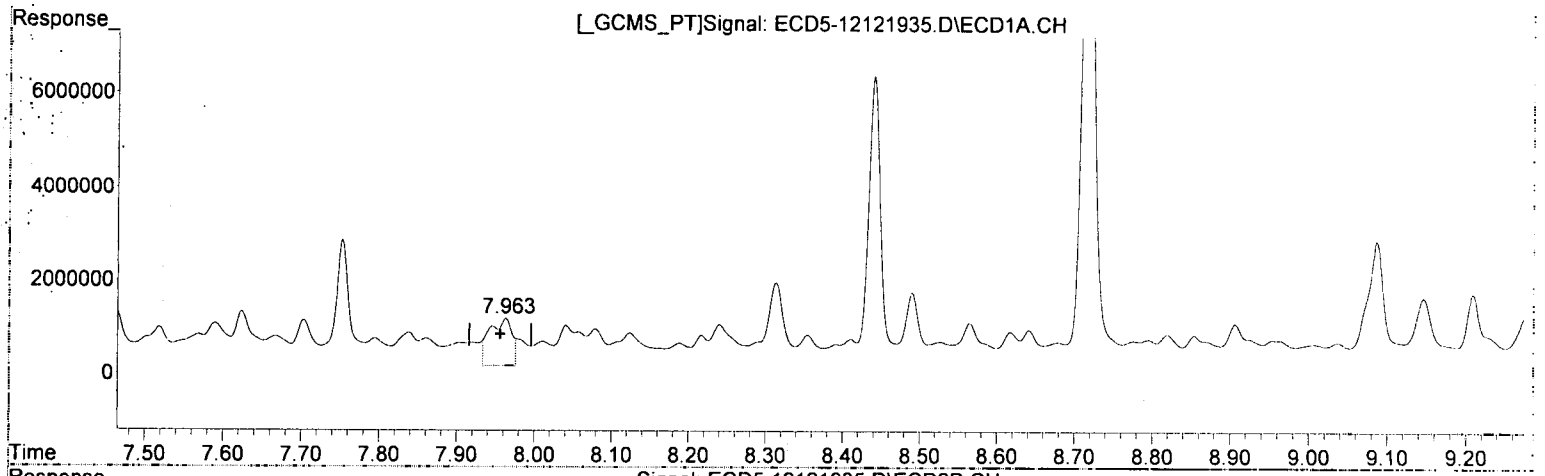

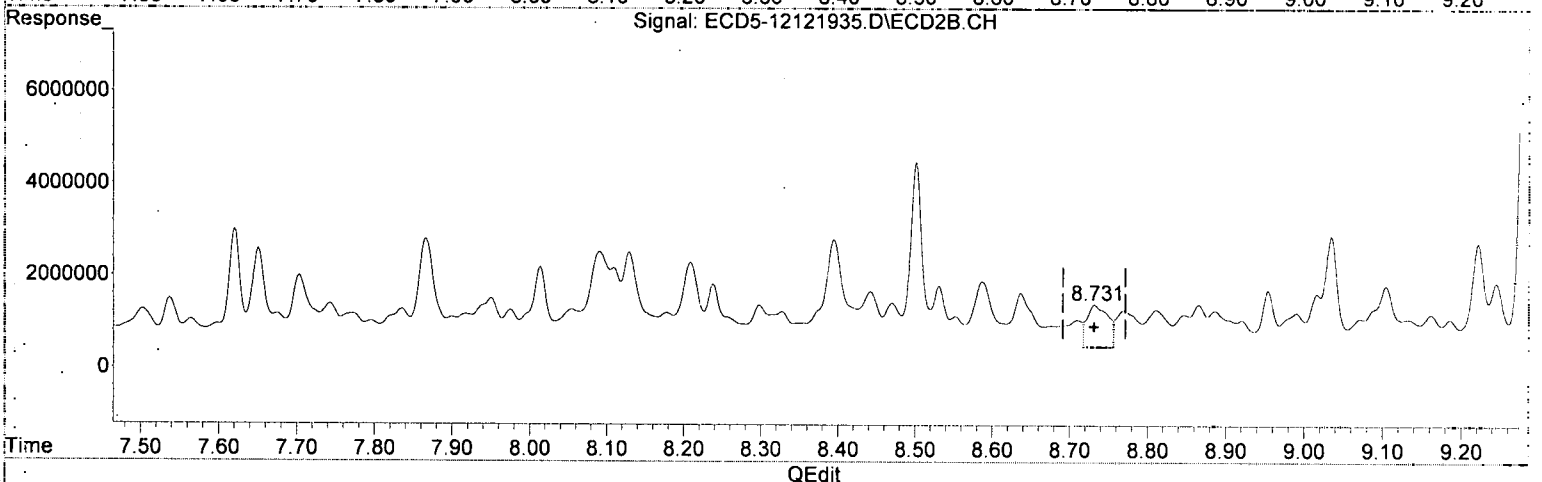

(17) 4,4'-DDT

7.963min 8.518 ng/mL (m)

response 1018435

MJB 12/13/19

(17) 4,4'-DDT #2

8.732min 5.263 ng/mL 1-02

response 917744

(+) = Expected Retention Time

Quantitation Report (Qedit)

Data Path : R:\data\2019-12\9L12029\
Data File : ECD5-12121935.D
Signal(s) : Signal #1: ECD1A.CH Signal #2: ECD2B.CH
Acq On : 12 Dec 2019 21:38
Operator : MJB
Sample : A9J0095-02RE1
Misc : 1x, 8081B 2,4+4,4-DDx Only, GPC
ALS Vial : 21 (Sig #1); 0 (Sig #2) Sample Multiplier: 1

Integration File signal 1: PEST1.e
Integration File signal 2: PEST2.e
Quant Time: Dec 13 11:14:43 2019
Quant Method : R:\methods\ECD5_QUANTPEST_190823RTA.M
Quant Title : Instrument: DualECD5
QLast Update : Mon Aug 26 11:48:23 2019
Response via : Initial Calibration
Integrator: ChemStation 6890 Scale Mode: Small noise peaks clipped

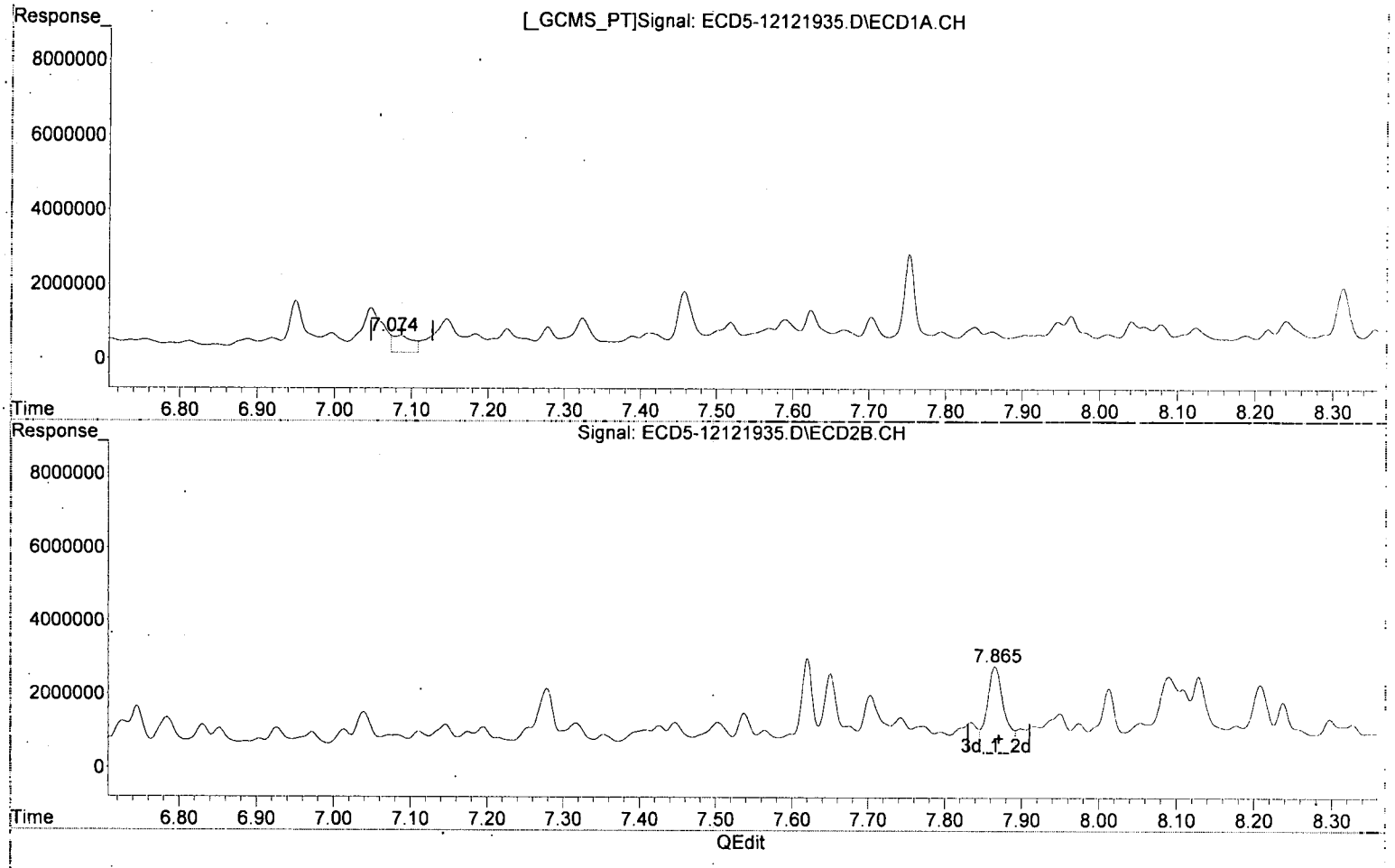

(26) 2,4'-DDE

7.074min 3.500 ng/mL (m) R-2

response 448961

MJB 12/13/19

(26) 2,4'-DDE #2

7.866min 11.066 ng/mL 2-01

response 2347459

(+) = Expected Retention Time

Quantitation Report (Qedit)

Data Path : R:\data\2019-12\9L12029\
Data File : ECD5-12121935.D
Signal(s) : Signal #1: ECD1A.CH Signal #2: ECD2B.CH
Acq On : 12 Dec 2019 21:38
Operator : MJB
Sample : A9J0095-02RE1
Misc : 1x, 8081B 2,4+4,4-DDx Only, GPC
ALS Vial : 21 (Sig #1); 0 (Sig #2) Sample Multiplier: 1

Integration File signal 1: PEST1.e
Integration File signal 2: PEST2.e
Quant Time: Dec 13 11:14:43 2019
Quant Method : R:\methods\ECD5_QUANTPEST_190823RTA.M
Quant Title : Instrument: DualECD5
QLast Update : Mon Aug 26 11:48:23 2019
Response via : Initial Calibration
Integrator: ChemStation 6890 Scale Mode: Small noise peaks clipped

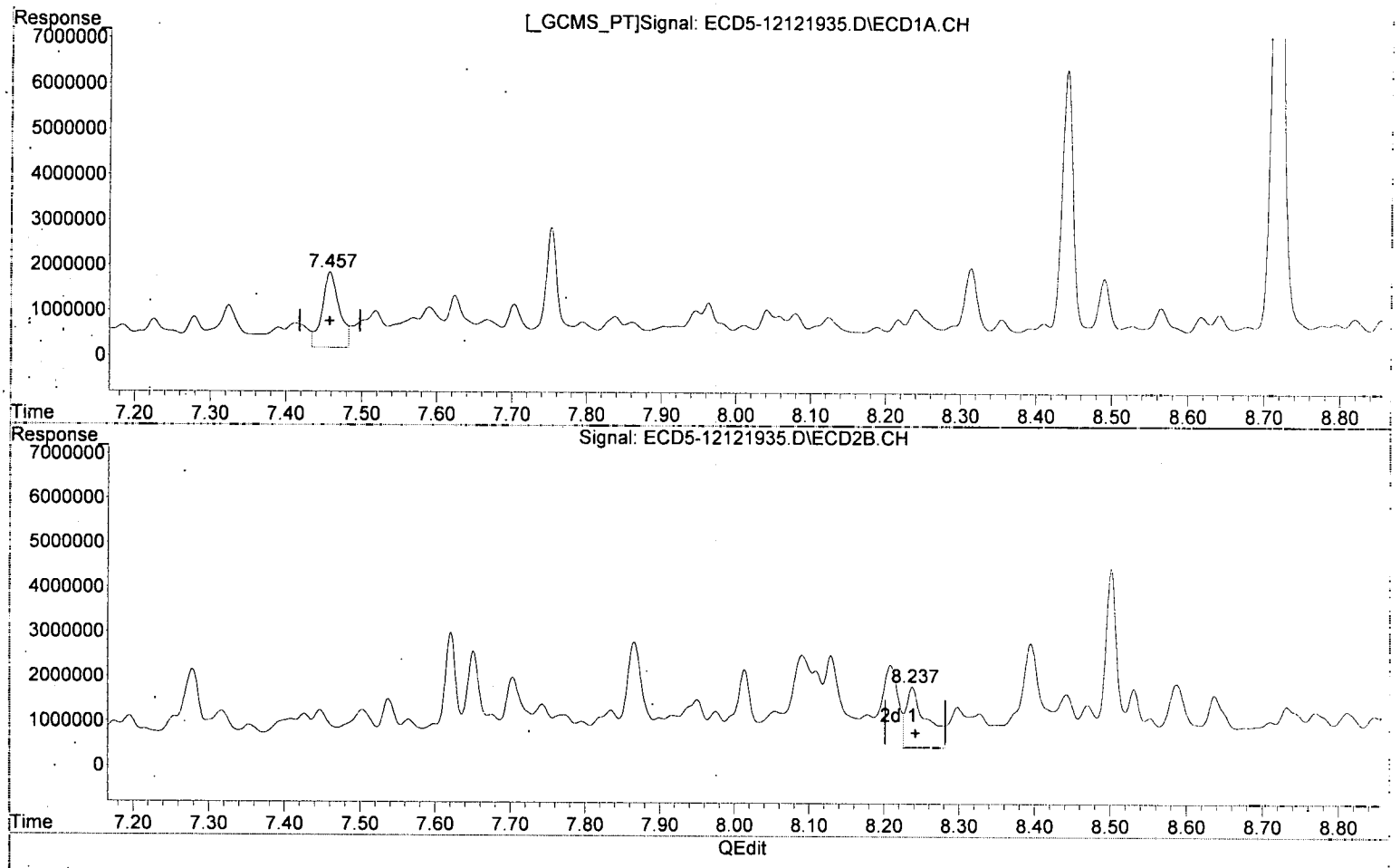

(28) 2,4'-DDD

7.457min 14.607 ng/mL (m)

response 1667021

MJB 12/13/19

(28) 2,4'-DDD #2

8.238min 7.194 ng/mL R02

response 1358666

(+) = Expected Retention Time

Quantitation Report (Qedit)

Data Path : R:\data\2019-12\9L12029\
Data File : ECD5-12121935.D
Signal(s) : Signal #1: ECD1A.CH Signal #2: ECD2B.CH
Acq On : 12 Dec 2019 21:38
Operator : MJB
Sample : A9J0095-02RE1
Misc : 1x, 8081B 2,4+4,4-DDx Only, GPC
ALS Vial : 21 (Sig #1); 0 (Sig #2) Sample Multiplier: 1

Integration File signal 1: PEST1.e
Integration File signal 2: PEST2.e
Quant Time: Dec 13 11:14:43 2019
Quant Method : R:\methods\ECD5_QUANTPEST_190823RTA.M
Quant Title : Instrument: DualECD5
QLast Update : Mon Aug 26 11:48:23 2019
Response via : Initial Calibration
Integrator: ChemStation 6890 Scale Mode: Small noise peaks clipped

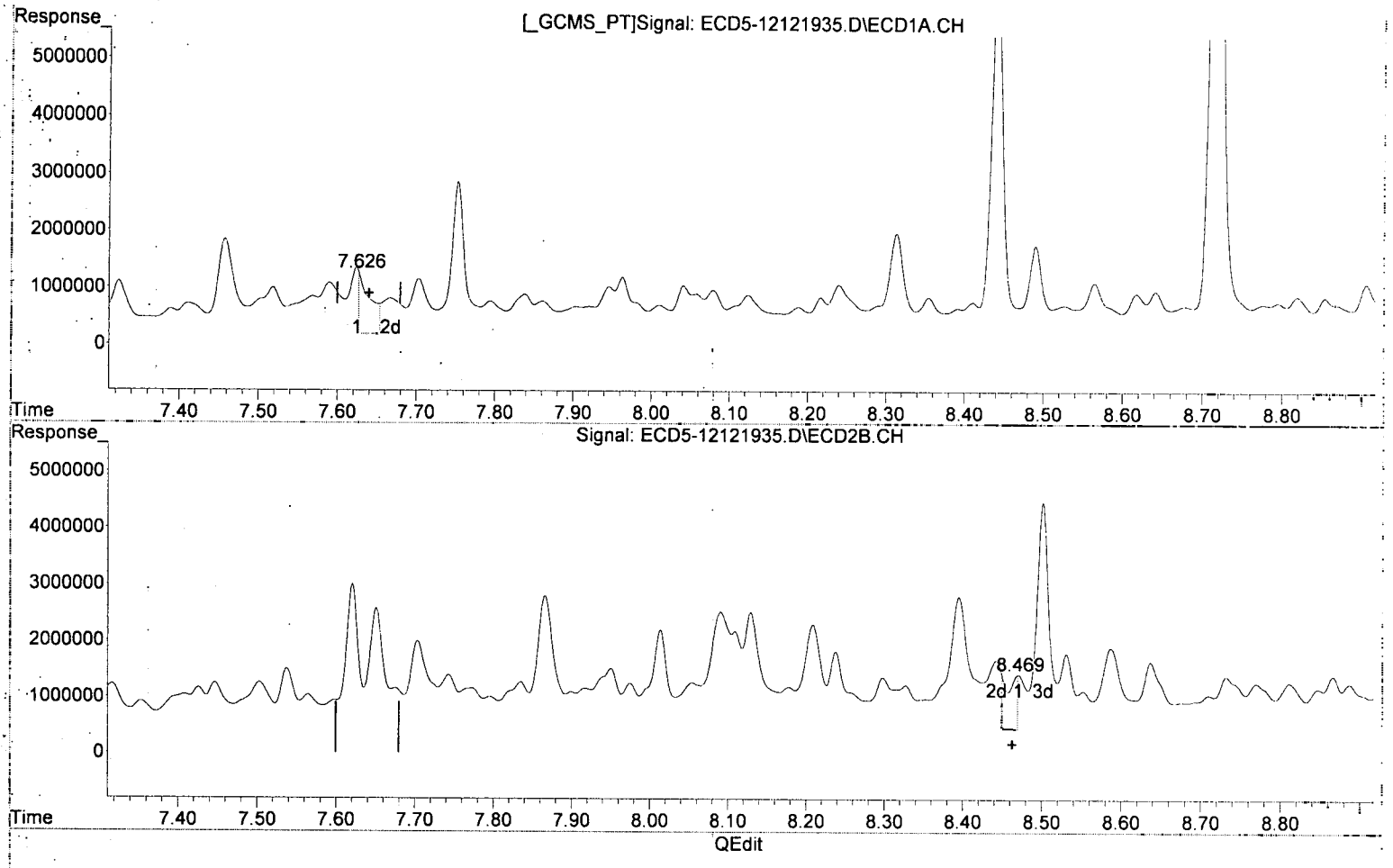

(29) 2,4'-DDT

7.626min 9.912 ng/mL (m)

response 1087251

MJB 12/13/19

(29) 2,4'-DDT #2

8.469min 5.387 ng/mL (m) R.02

response 960799

(+) = Expected Retention Time

Quantitation Report (Not Reviewed)

Data Path : R:\data\2019-12\9L12029\
Data File : ECD5-12121935.D
Signal(s) : Signal #1: ECD1A.CH Signal #2: ECD2B.CH
Acq On : 12 Dec 2019 21:38
Operator : MJB
Sample : A9J0095-02RE1
Misc : 1x, 8081B 2,4+4,4-DDx Only, GPC
ALS Vial : 21 (Sig #1); 0 (Sig #2) Sample Multiplier: 1

Integration File signal 1: PEST1.e
Integration File signal 2: PEST2.e
Quant Time: Dec 13 11:14:43 2019
Quant Method : R:\methods\ECD5_QUANTPEST_190823RTA.M
Quant Title : Instrument: DualECD5
QLast Update : Mon Aug 26 11:48:23 2019
Response via : Initial Calibration
Integrator: ChemStation 6890 Scale Mode: Small noise peaks clipped

MT MJB 12/13/19

		Compound	RT#1	RT#2	Resp#1	Resp#2	ng/mL	ng/mL	
		System Monitoring Compounds							
1)	S	TCMX (S)	5.155	5.741	6827101	13702968	41.133	46.709	
22)	S	DCBP (S)	9.337	10.241	7446294	13353696	52.774	74.285	#
		Target Compounds							
2)		a-BHC	5.713f	6.338	648504	1609627	2.828	3.923	
3)		g-BHC	5.975	6.645f	328658	568746	1.629	1.594	
4)		b-BHC	6.028f	6.746	473524	1256668	5.239	7.940	#
5)		Heptachlor	6.414f	7.040	491311	1083453	2.710	3.541	
6)		d-BHC	6.214	6.972	396023	555919	2.013	1.576	
7)		Aldrin	6.591f	7.279	628575	1730985	3.184	5.255	#
8)		Heptachlo...	7.048f	7.743	1385773	945906	7.524	3.144	#
9)		trans-Chl...	7.184	7.866	689926	2347459	3.732	7.492	#
10)		cis-Chlor...	7.279	7.975	886377	798826	4.868	2.743	#
11)		Endosulfa...	7.390f	8.013	645206	1743718	3.791	6.337	#
12)		4,4'-DDE	7.324	8.091	1128944	2070400	5.988	6.664	
13)		Dieldrin	7.518	8.238	1032198	1358666	5.377	4.467	
14)		Endrin	7.703	8.442	1193059	1204687	8.115	5.335	
15)		4,4'-DDD	7.753	8.501	2904755	4010559	18.485	15.653	
16)		Endosulfa...	7.861	8.587	812061	1422006	5.655	6.166	
17)		4,4'-DDT	7.963	8.732	1241620	917744	10.385	5.263	#
18)		Endrin Al...	8.124	8.847	944844	699537	7.063	2.970	#
19)		Endosulfa...	8.441	9.034	6436087	2407216	41.529	9.664	#
20)		Methoxychlor	8.313	9.221	2041258	2252989	34.849	26.285	
21)		Endrin Ke...	8.642	9.414	1047861	1343362	6.284	5.221	
23)		Hexachlor...	2.955	3.428f	121456	1614763	0.665	4.295	#
24)		Hexachlor...	5.536	6.214	320424	1534319	1.818	4.885	#
25)		Oxychlordane	6.996	7.651	700827	2138062	4.259	7.806	#
26)		2,4'-DDE	7.048f	7.866	1385773	2347459	10.804	11.066	
27)		trans-Non...	7.279	7.950	886377	1055396	4.631	3.499	
28)		2,4'-DDD	7.458	8.238	1868325	1358666	16.371	7.194	#
29)		2,4'-DDT	7.624	8.470	1369013	951830	12.481	5.337	#
30)		cis-Nonac...	7.753f	8.501	2904755	4010559	13.991	11.956	
31)		Mirex	8.355f	9.414	917716	1343362	7.320	7.220	
32)		Chlordane...	7.225	7.950	828365	1055396	42.071	29.167	
33)		Chlordane...	7.324	8.054	1128944	807972	45.042	26.609	#
34)		Chlordane...	7.861	8.710	812061	586696	140.468	65.436	#
35)		Chlordane...	3.434	3.428	208127	1614763	NoCal	NoCal	
36)		Toxaphene...	7.279f	8.298f	886377	904612	989.649	344.711	#
37)		Toxaphene...	7.590	8.637f	1117930	1172642	692.243	356.315	#
38)		Toxaphene...	0.000	8.637	0	1172642	N.D.	231.367	#
39)		Toxaphene...	8.124	8.710	944844	586696	291.605	70.264	#
40)		Toxaphene...	8.355	8.887	917716	784605	382.837	168.357	#
41)		Toxaphene...	8.441	9.282	6436087	11467594	2033.787	2414.127	
42)		Toxaphene...	3.434f	3.428	208127	1614763	NoCal	NoCal	

(f)=RT Delta > 1/2 Window (#)=Amounts differ by > 40% (m)=manual int.

Quantitation Report (Not Reviewed)

Data Path : R:\data\2019-12\9L12029\
Data File : ECD5-12121935.D
Signal(s) : Signal #1: ECD1A.CH Signal #2: ECD2B.CH
Acq On : 12 Dec 2019 21:38
Operator : MJB
Sample : A9J0095-02RE1
Misc : 1x, 8081B 2,4+4,4-DDx Only, GPC
ALS Vial : 21 (Sig #1); 0 (Sig #2) Sample Multiplier: 1

Integration File signal 1: PEST1.e
Integration File signal 2: PEST2.e
Quant Time: Dec 13 11:14:43 2019
Quant Method : R:\methods\ECD5_QUANTPEST_190823RTA.M
Quant Title : Instrument: DualECD5
QLast Update : Mon Aug 26 11:48:23 2019
Response via : Initial Calibration
Integrator: ChemStation 6890 Scale Mode: Small noise peaks clipped

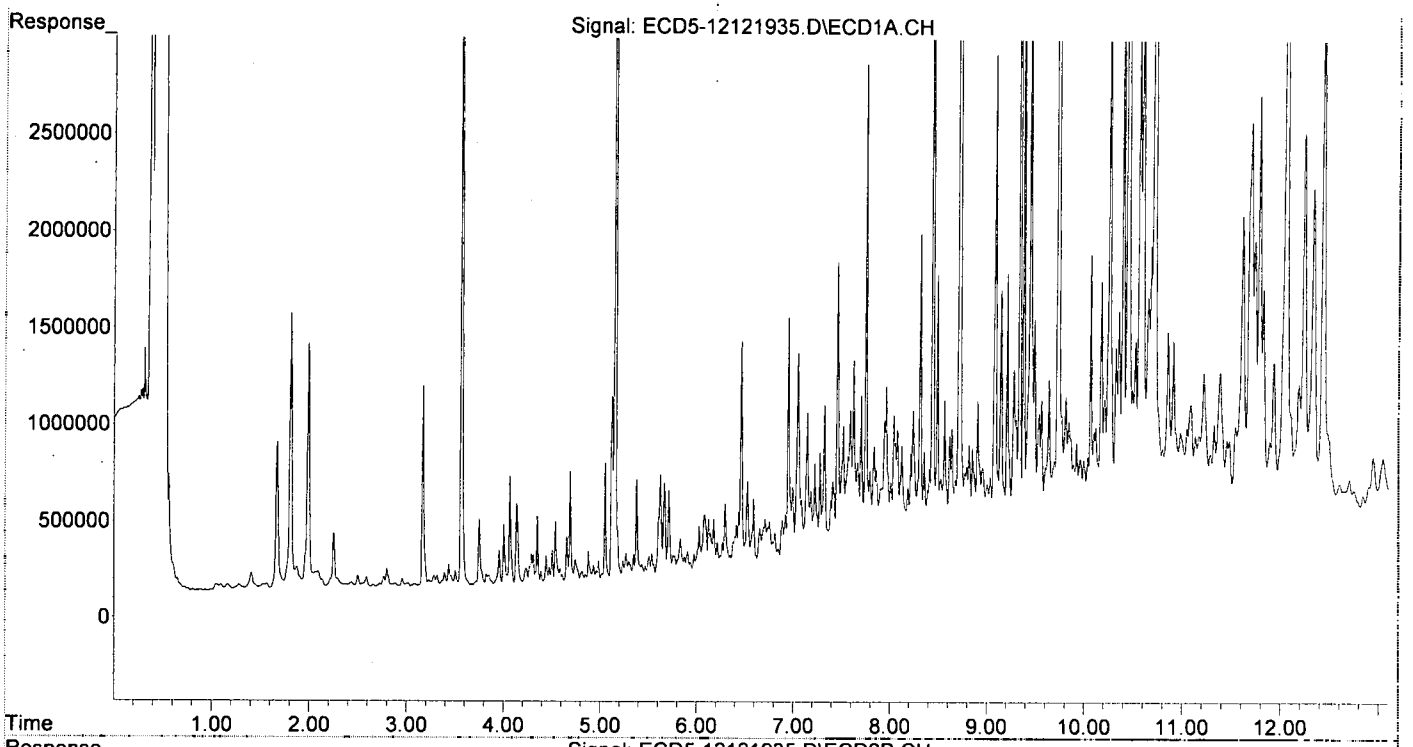

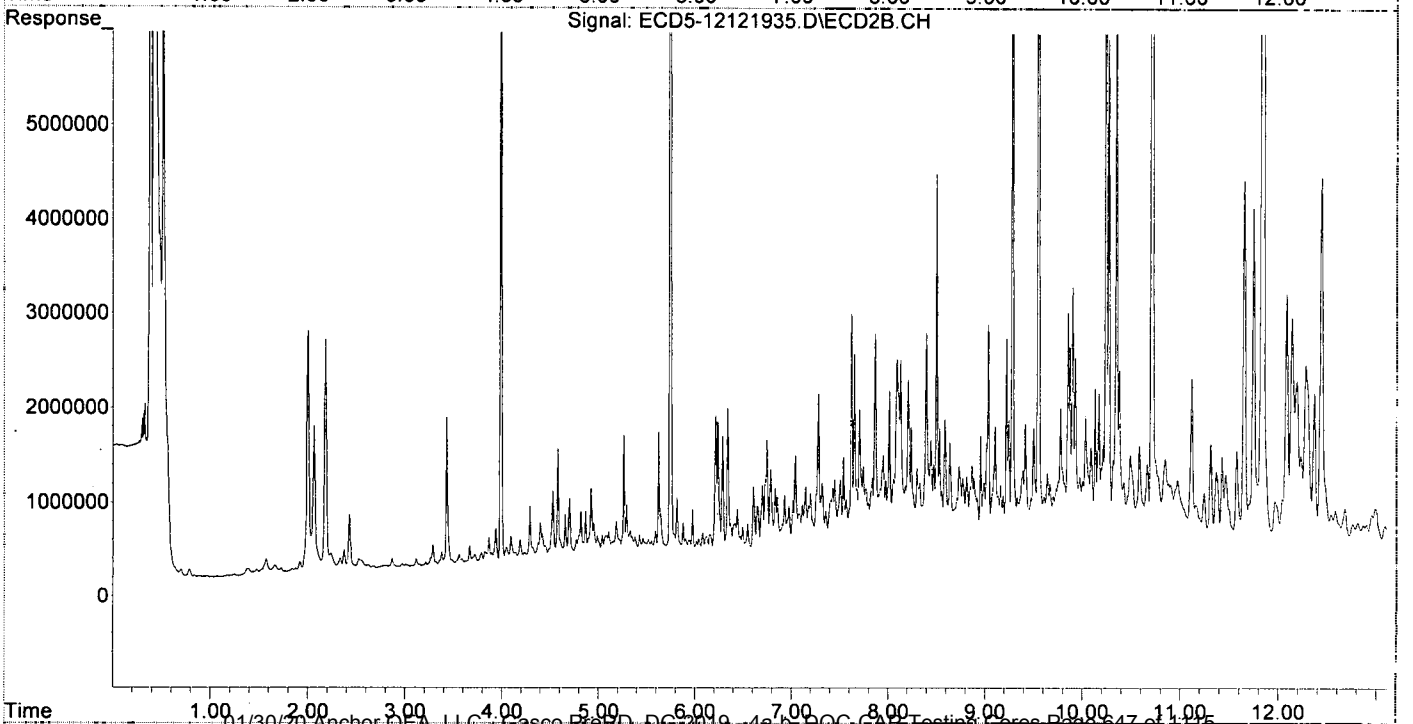

01/30/20 Anchor QEA, LLC - Casco PreRD DC 2019 -4a-b: DOC-CAP Testing Cores Page 647 of 1115

Quantitation Report (Not Reviewed)

Data Path : R:\data\2019-12\9L12029\
Data File : ECD5-12121937.D
Signal(s) : Signal #1: ECD1A.CH Signal #2: ECD2B.CH
Acq On : 12 Dec 2019 22:16
Operator : MJB
Sample : 9L12029-CCV5
Misc : A19K133, AB 50 ppb
ALS Vial : 3 (Sig #1); 0 (Sig #2) Sample Multiplier: 1

Integration File signal 1: PEST1.e
Integration File signal 2: PEST2.e
Quant Time: Dec 13 11:14:50 2019
Quant Method : R:\methods\ECD5_QUANTPEST_190823RTA.M
Quant Title : Instrument: DualECD5
QLast Update : Mon Aug 26 11:48:23 2019
Response via : Initial Calibration
Integrator: ChemStation 6890 Scale Mode: Small noise peaks clipped

MJB 12/13/19

		Compound	RT#1	RT#2	Resp#1	Resp#2	ng/mL	ng/mL	
		System Monitoring Compounds							
1)	S	TCMX (S)	5.154	5.741	8247746	12753888	49.693	43.474	
22)	S	DCBP (S)	9.338	10.242	6742183	9918474	47.783	55.175	
		Target Compounds							
2)		a-BHC	5.687	6.346	12529187	20330505	54.634	49.546	
3)		g-BHC	5.968	6.662	10395799	17160948	51.521	48.110	
4)		b-BHC	6.046	6.732	3239626	6110098	35.843	38.607	
5)		Heptachlor	6.377	7.030	10090624	17184335	55.658	56.162	
6)		d-BHC	6.194	6.983	7132634	14027519	36.263	39.776	
7)		Aldrin	6.615	7.291	10077176	17545027	51.038	53.265	
8)		Heptachlo...	7.073	7.729	9572191	15245326	51.972	50.674	
9)		trans-Chl...	7.169	7.868	9688529	15417383	52.401	49.206	
10)		cis-Chlor...	7.267	7.975	9545263	14762921	52.426	50.689	
11)		Endosulfa...	7.359	8.023	9957736	14175473	58.513	51.514	
12)		4,4'-DDE	7.339	8.091	7897646	13226063	41.891	42.572	
13)		Dieldrin	7.531	8.222	10365274	16234635	53.992	53.377	
14)		Endrin	7.693	8.447	8843232	13294663	60.147	58.871	
15)		4,4'-DDD	7.756	8.504	6423094	11143818	40.875	43.494	
16)		Endosulfa...	7.848	8.594	8099835	12505701	56.401	54.230	
17)		4,4'-DDT	7.952	8.727	6102045	8548825	51.037	45.798	
18)		Endrin Al...	8.137	8.831	6706586	10376563	54.559	52.651	
19)		Endosulfa...	8.435	9.021	7688820	12142488	49.612	48.748	
20)		Methoxychlor	8.293	9.207	2788866	4185248	47.612	46.946	
21)		Endrin Ke...	8.627	9.413	8894545	13231024	53.338	51.419	
23)		Hexachlor...	0.000	3.476f	0	50393	N.D.	0.134	#
24)		Hexachlor...	5.524	0.000	17141	0	0.097	N.D.	#
25)		Oxychlordane	7.010	7.672	47410	60152	0.288	0.220	
26)		2,4'-DDE	7.073	7.868	9572191	15417383	74.631	72.676	
27)		trans-Non...	7.267	7.924	9545263	143834	52.993	0.477	#
28)		2,4'-DDD	0.000	8.222	0	16234635	N.D.	85.960	#
29)		2,4'-DDT	7.638	8.447	38316	13294663	0.349	74.547	#
30)		cis-Nonac...	7.756f	8.504	6423094	11143818	30.937	33.221	
31)		Mirex	8.374	9.413	89869	13231024	0.717	71.107	#
32)		Chlordane...	0.000	7.924	0	143834	N.D.	3.975	#
33)		Chlordane...	7.339	8.023	7897646	14175473	315.096	466.850	#
34)		Chlordane...	7.848	8.727f	8099835	8548825	1401.084	953.484	
35)		Chlordane...	3.414f	3.414	13166	60278	NoCal	NoCal	
36)		Toxaphene...	7.267f	0.000	9545263	0	10657.389	N.D.	#
37)		Toxaphene...	0.000	8.594f	0	12505701	N.D.	3799.941	#
38)		Toxaphene...	7.901	8.647	275060	149124	81.681	29.423	#
39)		Toxaphene...	8.137	8.727	6706586	8548825	2069.837	1023.832	#
40)		Toxaphene...	8.374	8.916f	89869	238017	37.490	51.073	
41)		Toxaphene...	8.435	9.293f	7688820	30952	2429.647	6.516	#
42)		Toxaphene...	0.000	3.414f	0	60278	N.D.	NoCal	

(f)=RT Delta > 1/2 Window (#)=Amounts differ by > 40% (m)=manual int.

Quantitation Report (Not Reviewed)

Data Path : R:\data\2019-12\9L12029\
Data File : ECD5-12121937.D
Signal(s) : Signal #1: ECD1A.CH Signal #2: ECD2B.CH
Acq On : 12 Dec 2019 22:16
Operator : MJB
Sample : 9L12029-CCV5
Misc : A19K133, AB 50 ppb
ALS Vial : 3 (Sig #1); 0 (Sig #2) Sample Multiplier: 1

Integration File signal 1: PEST1.e
Integration File signal 2: PEST2.e
Quant Time: Dec 13 11:14:50 2019
Quant Method : R:\methods\ECD5_QUANTPEST_190823RTA.M
Quant Title : Instrument: DualECD5
QLast Update : Mon Aug 26 11:48:23 2019
Response via : Initial Calibration
Integrator: ChemStation 6890 Scale Mode: Small noise peaks clipped

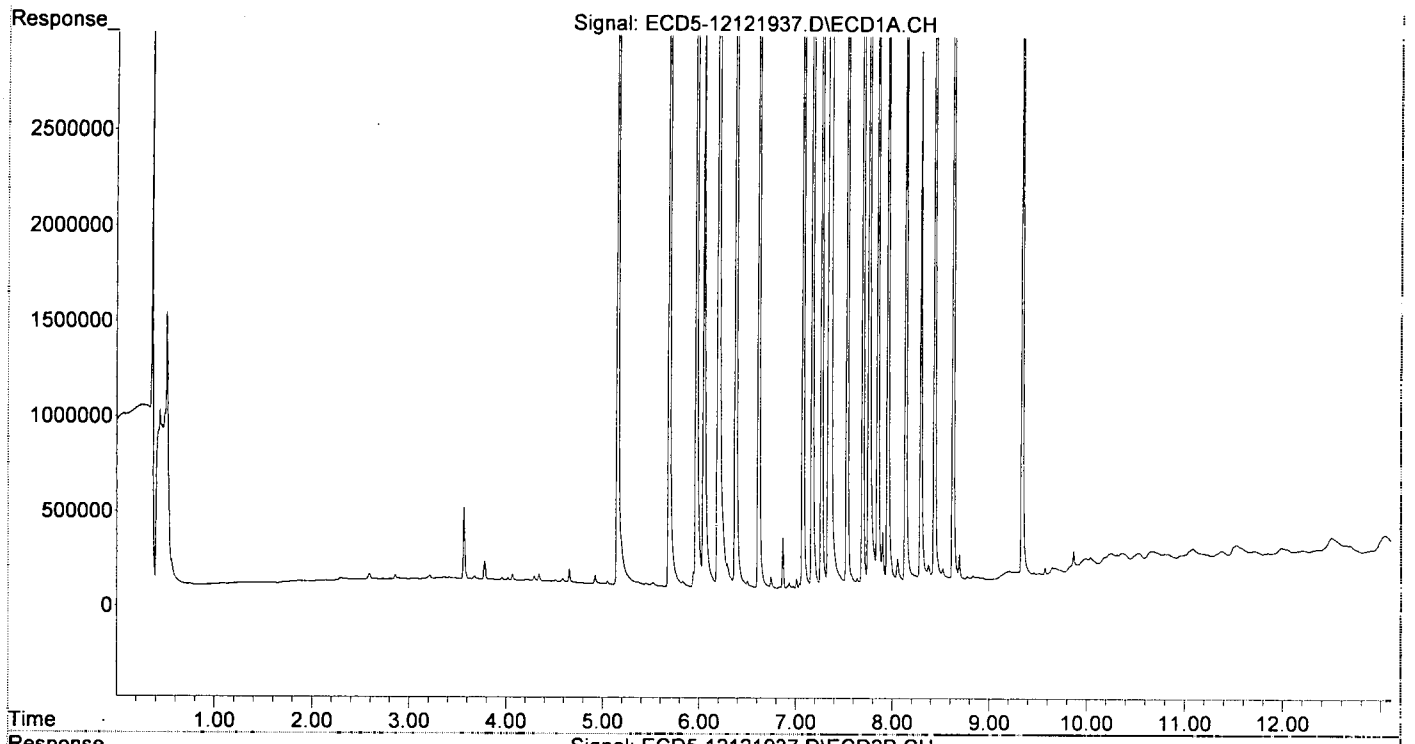

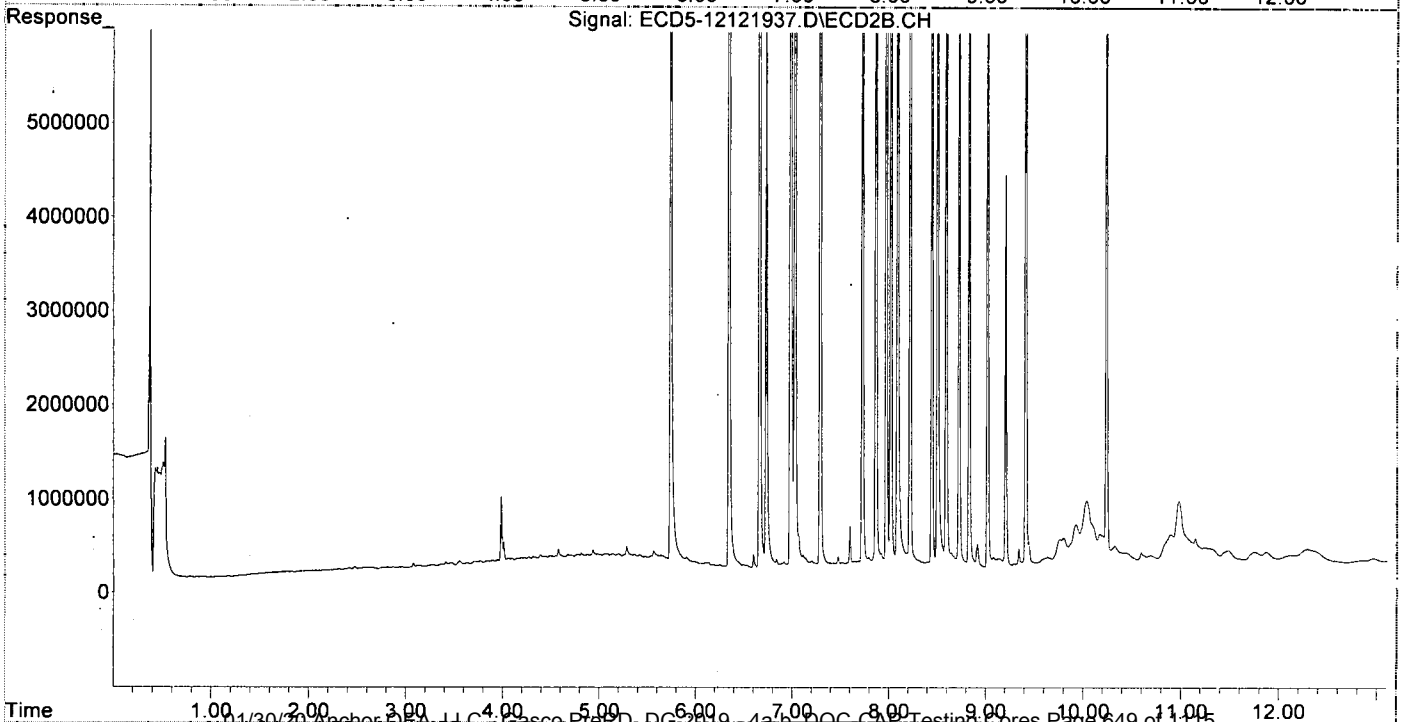

Quantitation Report (Not Reviewed)

Data Path : R:\data\2019-12\9L12029\
Data File : ECD5-12121938.D
Signal(s) : Signal #1: ECD1A.CH Signal #2: ECD2B.CH
Acq On : 12 Dec 2019 22:33
Operator : MJB
Sample : 9L12029-CCV6
Misc : A19J408, 9-42 50 ppb
ALS Vial : 4 (Sig #1); 0 (Sig #2) Sample Multiplier: 1

Integration File signal 1: PEST1.e
Integration File signal 2: PEST2.e
Quant Time: Dec 13 11:14:57 2019
Quant Method : R:\methods\ECD5_QUANTPEST_190823RTA.M
Quant Title : Instrument: DualECD5
QLast Update : Mon Aug 26 11:48:23 2019
Response via : Initial Calibration
Integrator: ChemStation 6890 Scale Mode: Small noise peaks clipped

MJB 12/13/19

		Compound	RT#1	RT#2	Resp#1	Resp#2	ng/mL	ng/mL	
		System Monitoring Compounds							
1)	S	TCMX (S)	5.128f	5.753	15696	10277	0.095	0.035	#
22)	S	DCBP (S)	9.344	10.242	77196	72372	0.547	0.403	
		Target Compounds							
2)		a-BHC	0.000	0.000	0	0	N.D.	N.D.	
3)		g-BHC	0.000	6.699f	0	8746	N.D.	0.025	#
4)		b-BHC	6.043	6.699f	9793	8746	0.108	0.055	#
5)		Heptachlor	6.378	7.030	15065	19248	0.083	0.063	
6)		d-BHC	0.000	0.000	0	0	N.D.	N.D.	
7)		Aldrin	6.582f	7.287	3634	17260	0.018	0.052	#
8)		Heptachlo...	7.089	7.727	5097073	41461	27.675	0.138	#
9)		trans-Chl...	7.167	7.869	116176	9036870	0.628	28.842	#
10)		cis-Chlor...	7.260	0.000	9141958	0	50.211	N.D.	#
11)		Endosulfa...	7.348	8.040	49419	51058	0.290	0.186	
12)		4,4'-DDE	7.348	8.079	49419	13780	0.262	0.044	#
13)		Dieldrin	0.000	8.240	0	7793941	N.D.	25.625	#
14)		Endrin	7.727f	8.460	10523503	7873628	71.575	34.866	#
15)		4,4'-DDD	7.727f	8.494	10523503	16556894	66.969	64.621	
16)		Endosulfa...	7.850	0.000	24743	0	0.172	N.D.	#
17)		4,4'-DDT	0.000	0.000	0	0	N.D.	N.D.	
18)		Endrin Al...	8.148	0.000	7930	0	BelowCal	N.D.	
19)		Endosulfa...	0.000	9.024	0	13550	N.D.	0.054	#
20)		Methoxychlor	0.000	0.000	0	0	N.D.	N.D.	
21)		Endrin Ke...	0.000	9.398f	0	8837323	N.D.	34.344	#
23)		Hexachlor...	2.953	3.449	10204677	21544085	55.843	57.308	
24)		Hexachlor...	5.534	6.205	8365763	13682188	47.454	43.562	
25)		Oxychlordane	7.004	7.659	7867685	13155648	47.817	48.030	
26)		2,4'-DDE	7.089	7.869	5097073	9036870	39.740 Q-31	42.599	
27)		trans-Non...	7.260	7.932	9141958	14926259	50.739	49.484	
28)		2,4'-DDD	7.459	8.240	4667959	7793941	40.902	41.268	
29)		2,4'-DDT	7.639	8.460	5204911	7873628	47.452	44.150	
30)		cis-Nonac...	7.727	8.494	10523503	16556894	50.687	49.357	
31)		Mirex	8.385	9.398	6008101	8837323	47.924	47.494	
32)		Chlordane...	7.260f	7.932	9141958	14926259	464.304	412.503	
33)		Chlordane...	7.348f	8.040	49419	51058	1.972	1.682	
34)		Chlordane...	7.850	0.000	24743	0	4.280	N.D.	#
35)		Chlordane...	3.449	3.449	5972	21544085	NoCal	NoCal	
36)		Toxaphene...	0.000	8.240f	0	7793941	N.D.	2969.960	#
37)		Toxaphene...	7.596	8.652f	54260	44013	33.599	13.374	#
38)		Toxaphene...	0.000	8.652	0	44013	N.D.	8.684	#
39)		Toxaphene...	8.148	0.000	7930	0	2.448	N.D.	#
40)		Toxaphene...	8.385	0.000	6008101	0	2506.360	N.D.	#
41)		Toxaphene...	0.000	0.000	0	0	N.D.	N.D.	
42)		Toxaphene...	3.449	3.449	5972	21544085	NoCal	NoCal	

(f)=RT Delta > 1/2 Window (#)=Amounts differ by > 40% (m)=manual int.

Quantitation Report (Not Reviewed)

Data Path : R:\data\2019-12\9L12029\
Data File : ECD5-12121938.D
Signal(s) : Signal #1: ECD1A.CH Signal #2: ECD2B.CH
Acq On : 12 Dec 2019 22:33
Operator : MJB
Sample : 9L12029-CCV6
Misc : A19J408, 9-42 50 ppb
ALS Vial : 4 (Sig #1); 0 (Sig #2) Sample Multiplier: 1

Integration File signal 1: PEST1.e
Integration File signal 2: PEST2.e
Quant Time: Dec 13 11:14:57 2019
Quant Method : R:\methods\ECD5_QUANTPEST_190823RTA.M
Quant Title : Instrument: DualECD5
QLast Update : Mon Aug 26 11:48:23 2019
Response via : Initial Calibration
Integrator: ChemStation 6890 Scale Mode: Small noise peaks clipped

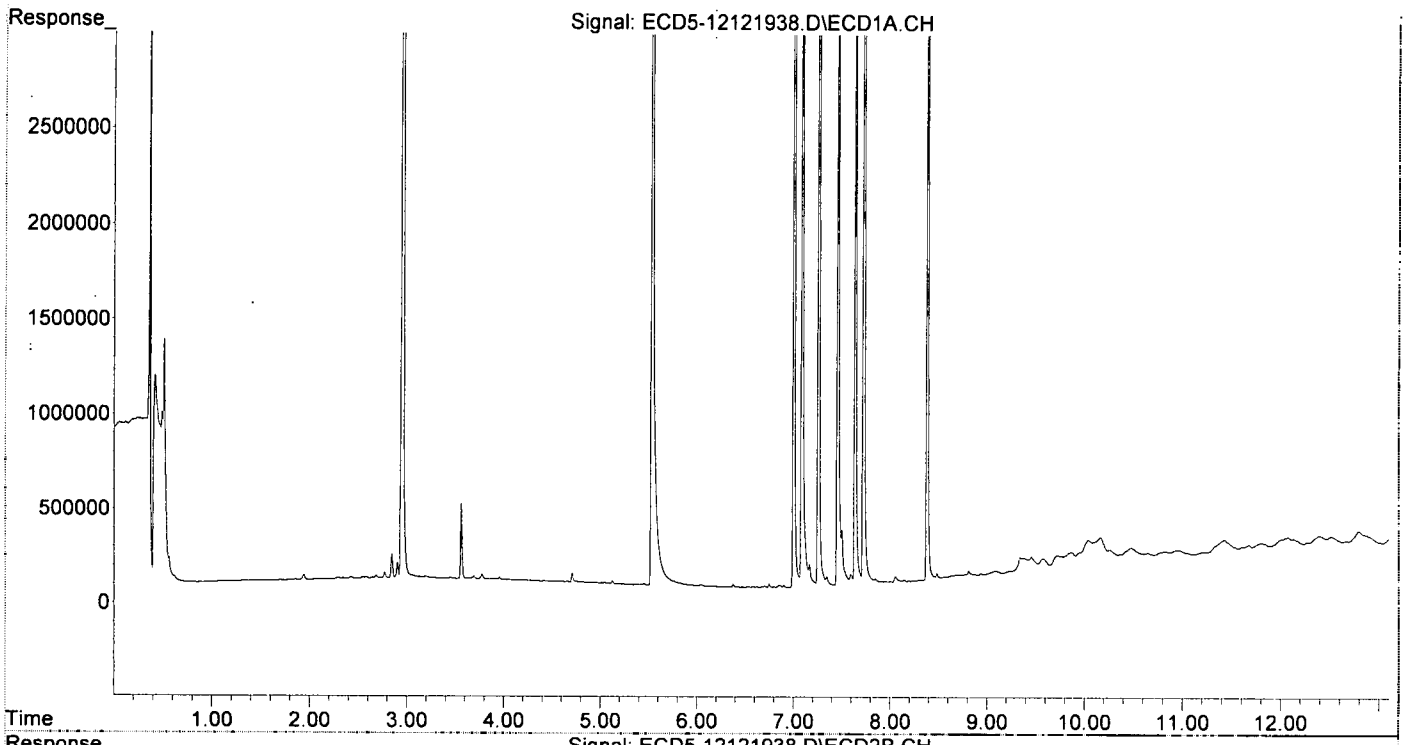

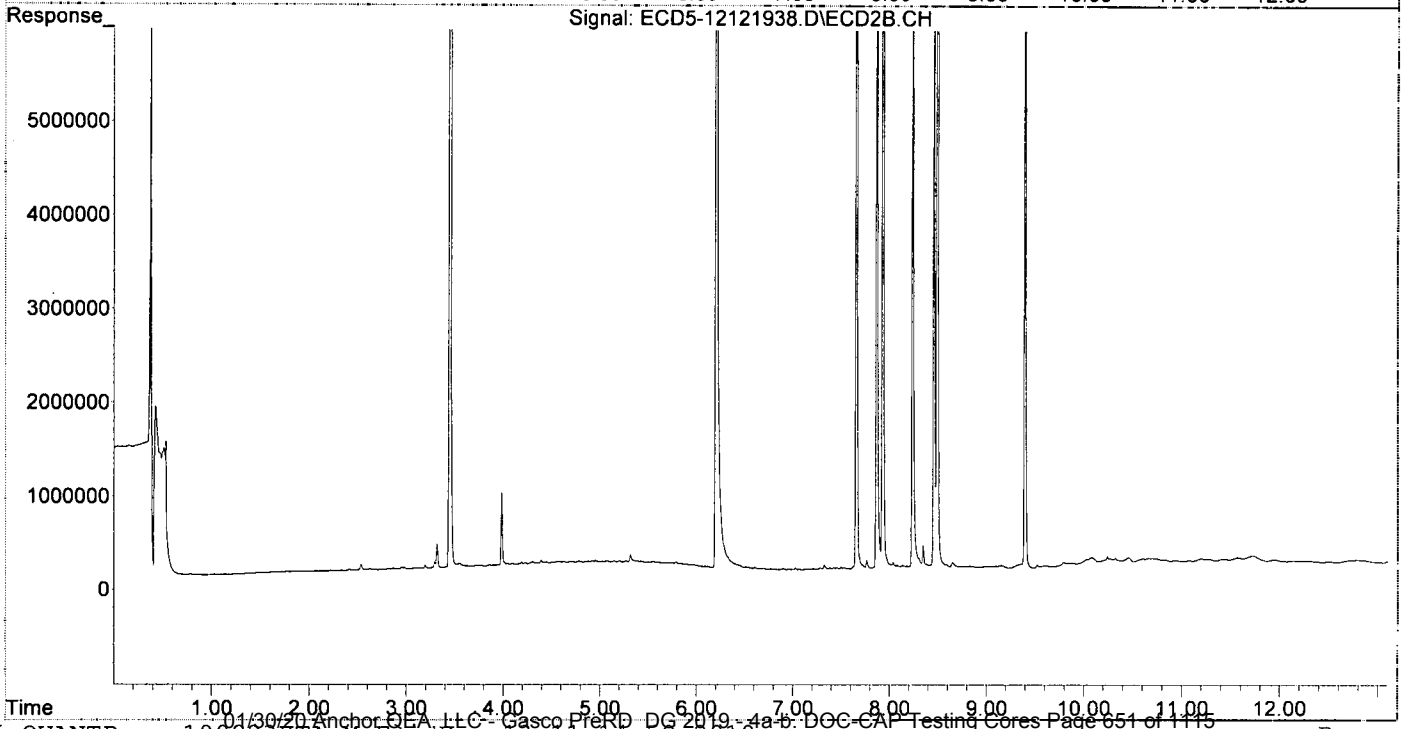

01/30/20 Anchor QEA, LLC - Gasco PreRD DG 2019 - 4a-6. DOC-CAP Testing Cores Page 651 of 1115

Quantitation Report (Not Reviewed)

Data Path : R:\data\2019-12\9L12029\
Data File : ECD5-12121939.D
Signal(s) : Signal #1: ECD1A.CH Signal #2: ECD2B.CH
Acq On : 12 Dec 2019 22:50
Operator : MJB
Sample : 9L12029-CCB4
Misc : A19L018
ALS Vial : 7 (Sig #1); 0 (Sig #2) Sample Multiplier: 1

Integration File signal 1: PEST1.e
Integration File signal 2: PEST2.e
Quant Time: Dec 13 11:15:04 2019
Quant Method : R:\methods\ECD5_QUANTPEST_190823RTA.M
Quant Title : Instrument: DualECD5
QLast Update : Mon Aug 26 11:48:23 2019
Response via : Initial Calibration
Integrator: ChemStation 6890 Scale Mode: Small noise peaks clipped

MJB 12/13/19

		Compound	RT#1	RT#2	Resp#1	Resp#2	ng/mL	ng/mL	
		System Monitoring Compounds							
1)	S	TCMX (S)	5.154	5.740	17780456	30173883	107.127	102.854	
22)	S	DCBP (S)	9.340	10.243	15171098	21235719	107.521	118.132	
		Target Compounds							
2)		a-BHC	5.687	6.345	18207	39904	0.079	0.097	
3)		g-BHC	5.969	6.664	10255	19029	0.051	0.053	
4)		b-BHC	6.042	6.773f	12842	13643	0.142	0.086	
5)		Heptachlor	6.378	7.029	6870	11547	0.038	0.038	
6)		d-BHC	6.203	6.986	5568	14697	0.028	0.042	#
7)		Aldrin	6.614	7.291	14353	14372	0.073	0.044	
8)		Heptachlo...	7.076	7.730	6314	14753	0.034	0.049	#
9)		trans-Chl...	7.161	7.870	29952	13752	0.162	0.044	#
10)		cis-Chlor...	7.268	7.977	16497	9890	0.091	0.034	#
11)		Endosulfa...	7.361	8.024	7490	9071	0.044	0.033	
12)		4,4'-DDE	7.361	8.094	7490	7866	0.040	0.025	
13)		Dieldrin	7.534	8.223	5878	13220	0.031	0.043	#
14)		Endrin	7.696	8.448	9708	20250	0.066	0.090	
15)		4,4'-DDD	7.766	8.508	9765	14694	0.062	0.057	
16)		Endosulfa...	7.851	8.592	22584	25172	0.157	0.109	
17)		4,4'-DDT	7.957	8.742	8874	17501	0.074	0.064	
18)		Endrin Al...	8.139	8.832	15776	16788	BelowCal	BelowCal	
19)		Endosulfa...	8.439	9.022	12355	24599	0.080	0.099	
20)		Methoxychlor	8.291	9.206	7097	16359	0.121	0.017	#
21)		Endrin Ke...	8.629	9.431	15251	22549	0.091	0.088	
23)		Hexachlor...	2.918f	3.474f	50554	50338	0.277	0.134	#
24)		Hexachlor...	5.533	0.000	37152	0	0.211	N.D.	#
25)		Oxychlordane	7.008	7.628f	9559	21741	0.058	0.079	
26)		2,4'-DDE	7.076	7.870	6314	13752	0.049	0.065	
27)		trans-Non...	7.268	7.899f	16497	16371	87346.608	0.054	#
28)		2,4'-DDD	0.000	8.223	0	13220	N.D.	0.070	#
29)		2,4'-DDT	7.646	8.448	8483	20250	0.077	0.114	#
30)		cis-Nonac...	7.696f	8.508	9708	14694	0.047	0.044	
31)		Mirex	8.398	9.431f	14281	22549	0.114	0.121	
32)		Chlordane...	0.000	7.899f	0	16371	N.D.	0.452	#
33)		Chlordane...	0.000	8.024	0	9071	N.D.	0.299	#
34)		Chlordane...	7.851	0.000	22584	0	3.907	N.D.	#
35)		Chlordane...	3.414f	3.411f	51254	70173	NoCal	NoCal	
36)		Toxaphene...	7.268f	0.000	16497	0	18.419	N.D.	#
37)		Toxaphene...	0.000	8.592f	0	25172	N.D.	7.649	#
38)		Toxaphene...	7.878f	8.651	10400	70037	3.088	13.819	#
39)		Toxaphene...	8.139	8.742f	15776	17501	4.869	2.096	#
40)		Toxaphene...	8.398f	0.000	14281	0	5.957	N.D.	#
41)		Toxaphene...	8.439	9.273	12355	27020	3.904	5.688	#
42)		Toxaphene...	0.000	3.411f	0	70173	N.D.	NoCal	

(f)=RT Delta > 1/2 Window (#)=Amounts differ by > 40% (m)=manual int.

Quantitation Report (Not Reviewed)

Data Path : R:\data\2019-12\9L12029\
Data File : ECD5-12121939.D
Signal(s) : Signal #1: ECD1A.CH Signal #2: ECD2B.CH
Acq On : 12 Dec 2019 22:50
Operator : MJB
Sample : 9L12029-CCB4
Misc : A19L018
ALS Vial : 7 (Sig #1); 0 (Sig #2) Sample Multiplier: 1

Integration File signal 1: PEST1.e
Integration File signal 2: PEST2.e
Quant Time: Dec 13 11:15:04 2019
Quant Method : R:\methods\ECD5_QUANTPEST_190823RTA.M
Quant Title : Instrument: DualECD5
QLast Update : Mon Aug 26 11:48:23 2019
Response via : Initial Calibration
Integrator: ChemStation 6890 Scale Mode: Small noise peaks clipped

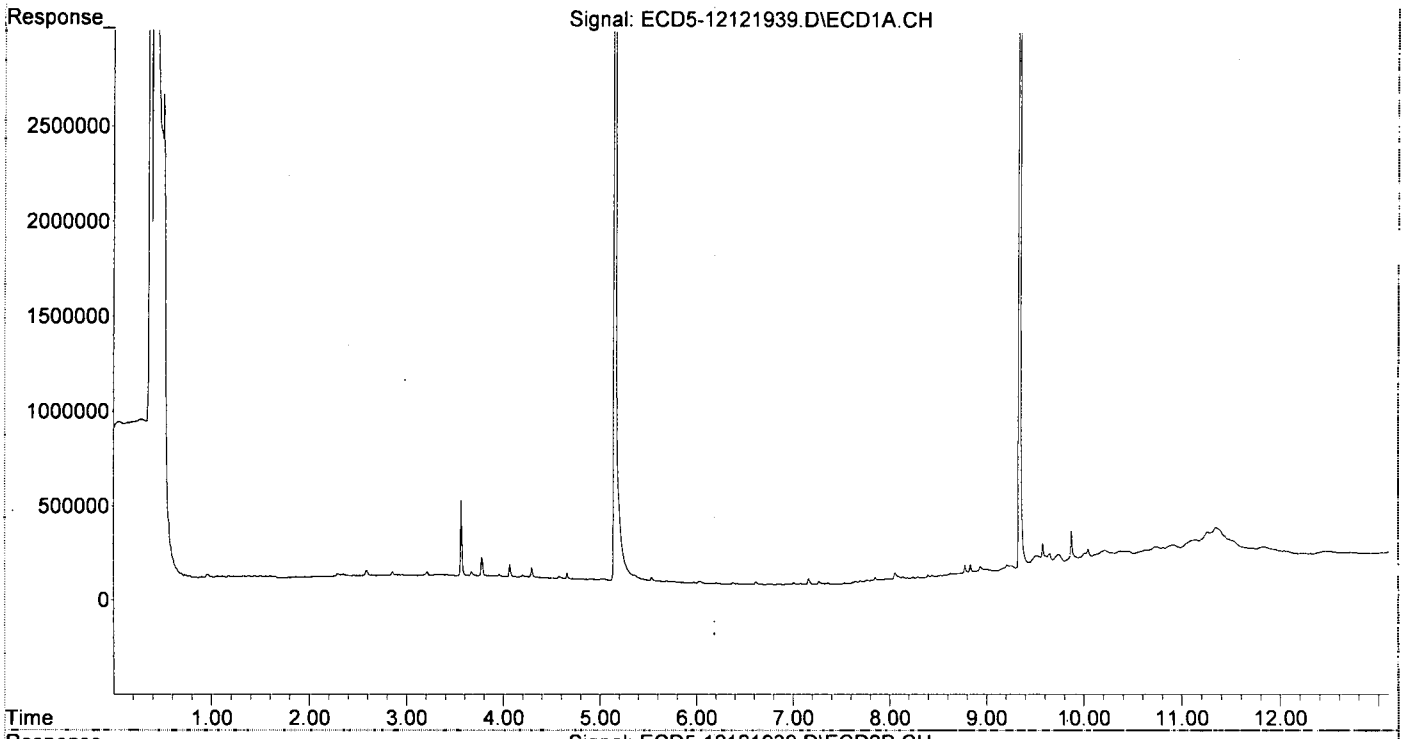

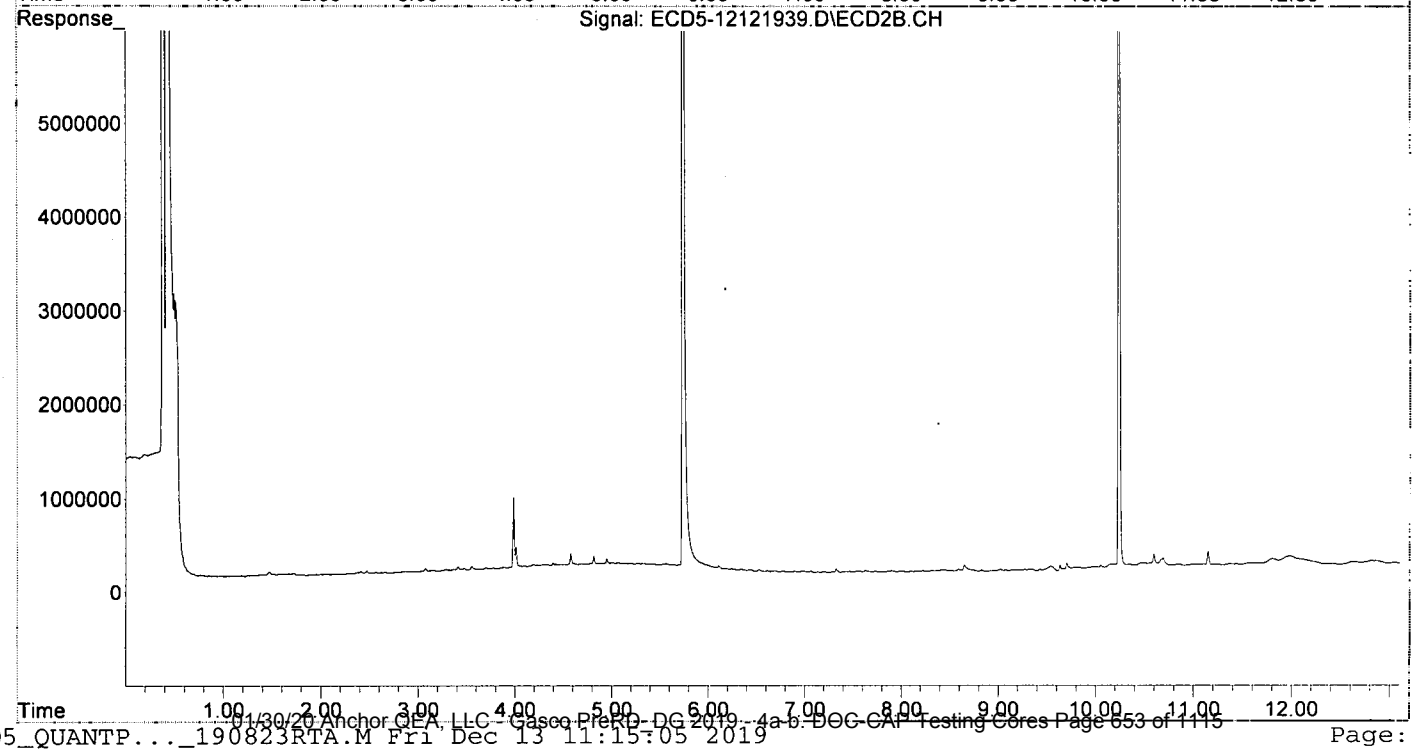

01/30/20 Anchor QEA, LLC - Gasco PreRD- DG 2019 - 4a-b DOC-CAP Testing Cores Page 653 of 1115

APEX LABORATORIES, LLC
6700 SW Sandburg St. Tigard OR 97223 phone 503-718-2323

Organochloride Pesticides by EPA 8081B
Benchsheet & Analysis Sequence Data

Sequence 9L13033 (A9J0095-32RE1)

ELEMENT SEQUENCE LOG

Apex Laboratories

Sequence: **9L13033** Instrument: **DUALECD5**

Date: **12/13/19 11:07** Calibration: **A9H2608**

#	Lab Number	Matrix	Analysis	Client	Due	Batch	ISTD ID	STD ID
1	9L13033-BKD1	Sediment	QC	QC				A19J201
2	9L13033-CCV1	Sediment	QC	QC				A19K133
3	9L13033-CCV2	Sediment	QC	QC				A19J408
4	9L13033-CCB1	Sediment	QC	QC				A19L018
5	A9I0890-17RE1	Sediment	8081B 2,4+4,4-DDx Only (+Add)	Anchor QEA, LLC	12/16/19	9120780		
6	9L13033-IBL1	Sediment	QC	QC				
7	9120780-MS1	Sediment	QC	QC		9120780		
8	9L13033-IBL2	Sediment	QC	QC				
9	9120780-MSD1	Sediment	QC	QC		9120780		
10	9L13033-IBL3	Sediment	QC	QC				
11	A9I0890-18RE1	Sediment	8081B 2,4+4,4-DDx Only (+Add)	Anchor QEA, LLC	12/16/19	9120780		
12	9L13033-IBL4	Sediment	QC	QC				
13	A9J0033-50RE1	Sediment	8081B 2,4+4,4-DDx Only (+Add)	Anchor QEA, LLC	12/16/19	9120780		
14	9L13033-IBL5	Sediment	QC	QC				
15	A9J0033-51RE1	Sediment	8081B 2,4+4,4-DDx Only (+Add)	Anchor QEA, LLC	12/16/19	9120780		
16	9L13033-IBL6	Sediment	QC	QC				
17	A9J0095-32RE1	Sediment	8081B 2,4+4,4-DDx Only (+Add)	Anchor QEA, LLC	12/16/19	9120780		
18	9L13033-IBL7	Sediment	QC	QC				
19	9120734-BLK1	Sediment	QC	QC		9120734		
20	9120734-BS1	Sediment	QC	QC		9120734		
21	A9J0553-37RE1	Sediment	8081B 2,4+4,4-DDx Only (+Add)	Anchor QEA, LLC	12/16/19	9120734		
22	9L13033-CCV3	Sediment	QC	QC				A19K134
23	9L13033-CCV4	Sediment	QC	QC				A19J409
24	9L13033-CCB2	Sediment	QC	QC				A19L018
25	A9J0096-24RE1	Sediment	8081B 2,4+4,4-DDx Only (+Add)	Anchor QEA, LLC	12/16/19	9120780		
26	A9J0353-42RE1	Sediment	8081B 2,4+4,4-DDx Only (+Add)	Anchor QEA, LLC	12/16/19	9120780		
27	A9J0553-36RE1	Sediment	8081B 2,4+4,4-DDx Only (+Add)	Anchor QEA, LLC	12/16/19	9120734		
28	A9J0558-38RE1	Sediment	8081B 2,4+4,4-DDx Only (+Add)	Anchor QEA, LLC	12/16/19	9120734		
29	9L13033-IBL8	Sediment	QC	QC				
30	A9J0594-16RE1	Sediment	8081B 2,4+4,4-DDx Only (+Add)	Anchor QEA, LLC	12/16/19	9120734		
31	9L13033-IBL9	Sediment	QC	QC				
32	A9J0594-17RE1	Sediment	8081B 2,4+4,4-DDx Only (+Add)	Anchor QEA, LLC	12/16/19	9120734		
33	9L13033-IBLA	Sediment	QC	QC				
34	A9J0096-34RE1	Sediment	8081B 2,4+4,4-DDx Only (+Add)	Anchor QEA, LLC	12/16/19	9120780		
35	9L13033-IBLB	Sediment	QC	QC				
36	9L13033-CCV5	Sediment	QC	QC				A19K133
37	9L13033-CCV6	Sediment	QC	QC				A19J408
38	9L13033-CCB3	Sediment	QC	QC				A19L018
39	9L13033-IBLC	Sediment	QC	QC				
40	9L13033-IBLD	Sediment	QC	QC				

Comments: Batch QC & CCV failures.

Data Entered By: MB 12/16/19

Data Reviewed By: [illegible] 12/17/19

Quantitation Report (QT Reviewed)

Data Path : C:\msdchem\4\data\2019-12\9L13033\
Data File : ECD5-12131903.D
Signal(s) : Signal #1: ECD1A.CH Signal #2: ECD2B.CH
Acq On : 13 Dec 2019 11:55
Operator : MJB
Sample : 9L13033-BKD1
Misc : A19J201
ALS Vial : 2 (Sig #1); 0 (Sig #2) Sample Multiplier: 1

Integration File signal 1: PEST1.e
Integration File signal 2: PEST2.e
Quant Time: Dec 13 12:08:38 2019
Quant Method : C:\msdchem\4\methods\PestBreakdownCHK_190823RTA.M
Quant Title : Pesticides
QLast Update : Thu Aug 21 11:53:22 2014
Response via : Initial Calibration
Integrator: ChemStation 6890 Scale Mode: Small noise peaks clipped

	Compound	R.T.	Response	Conc	Units
Target Compounds					
1)	4,4'-DDE	7.342	795626	NoCal	ng/mL
2)	Endrin	7.697	87530117	NoCal	ng/mL
3)	4,4'-DDD	7.759	10422686	NoCal	ng/mL
4)	4,4'-DDT	7.955	138451404	NoCal	ng/mL
5)	Endrin Aldehyde	8.139	1201051	NoCal	ng/mL
6)	Endrin Ketone	8.629	4645539	NoCal	ng/mL
8)	4,4'-DDE [2C]	8.094	1488709	NoCal	ng/mL
9)	Endrin [2C]	8.449	128327421	NoCal	ng/mL
10)	4,4'-DDD [2C]	8.506	17644422	NoCal	ng/mL
11)	Endrin Aldehyde [2C]	8.833	1789062	NoCal	ng/mL
12)	4,4'-DDT [2C]	8.729	186072929	NoCal	ng/mL
13)	Endrin Ketone [2C]	9.415	6395647	NoCal	ng/mL

(f)=RT Delta > 1/2 Window (m)=manual int.

MJB 12/13/19

Quantitation Report (QT Reviewed)

Data Path : C:\msdchem\4\data\2019-12\9L13033\
Data File : ECD5-12131903.D
Signal(s) : Signal #1: ECD1A.CH Signal #2: ECD2B.CH
Acq On : 13 Dec 2019 11:55
Operator : MJB
Sample : 9L13033-BKD1
Misc : A19J201
ALS Vial : 2 (Sig #1); 0 (Sig #2) Sample Multiplier: 1

Integration File signal 1: PEST1.e
Integration File signal 2: PEST2.e
Quant Time: Dec 13 12:08:38 2019
Quant Method : C:\msdchem\4\methods\PestBreakdownCHK_190823RTA.M
Quant Title : Pesticides
QLast Update : Thu Aug 21 11:53:22 2014
Response via : Initial Calibration
Integrator: ChemStation 6890 Scale Mode: Small noise peaks clipped

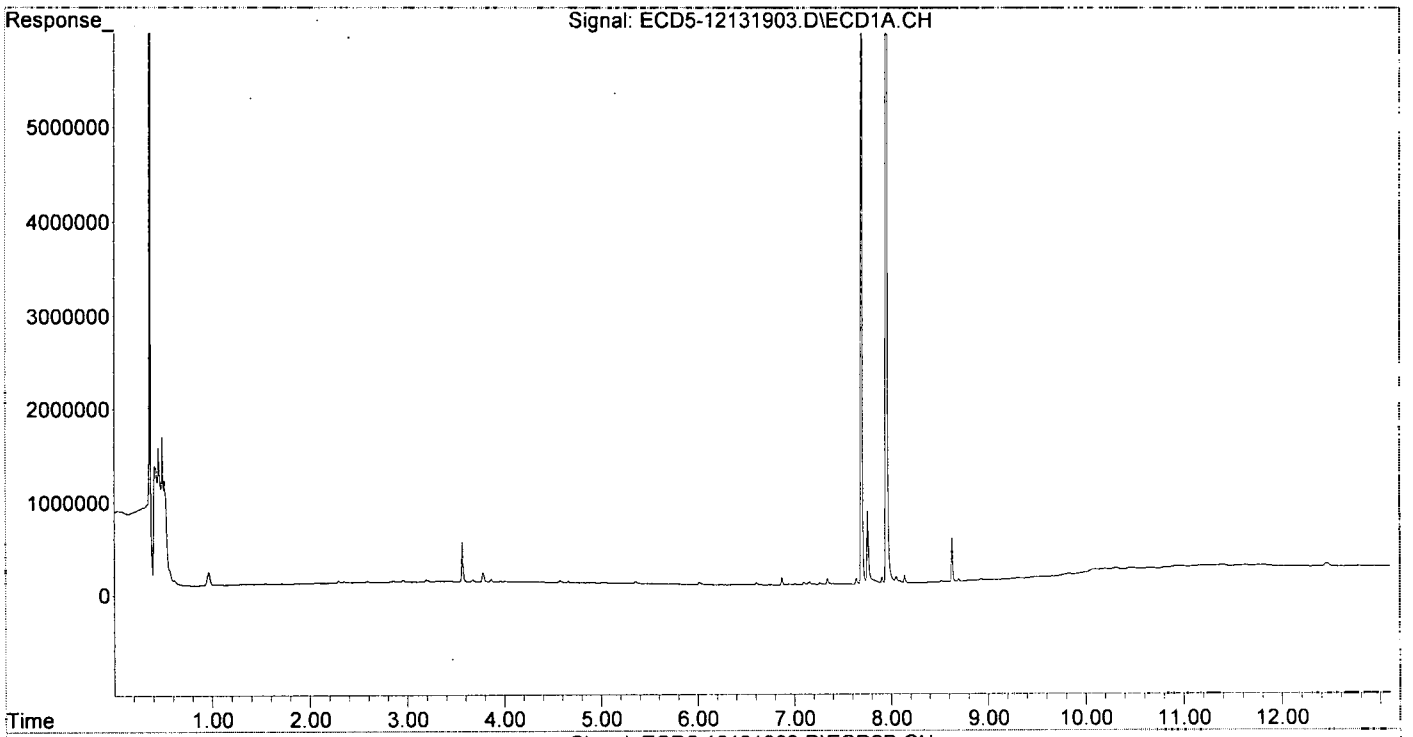

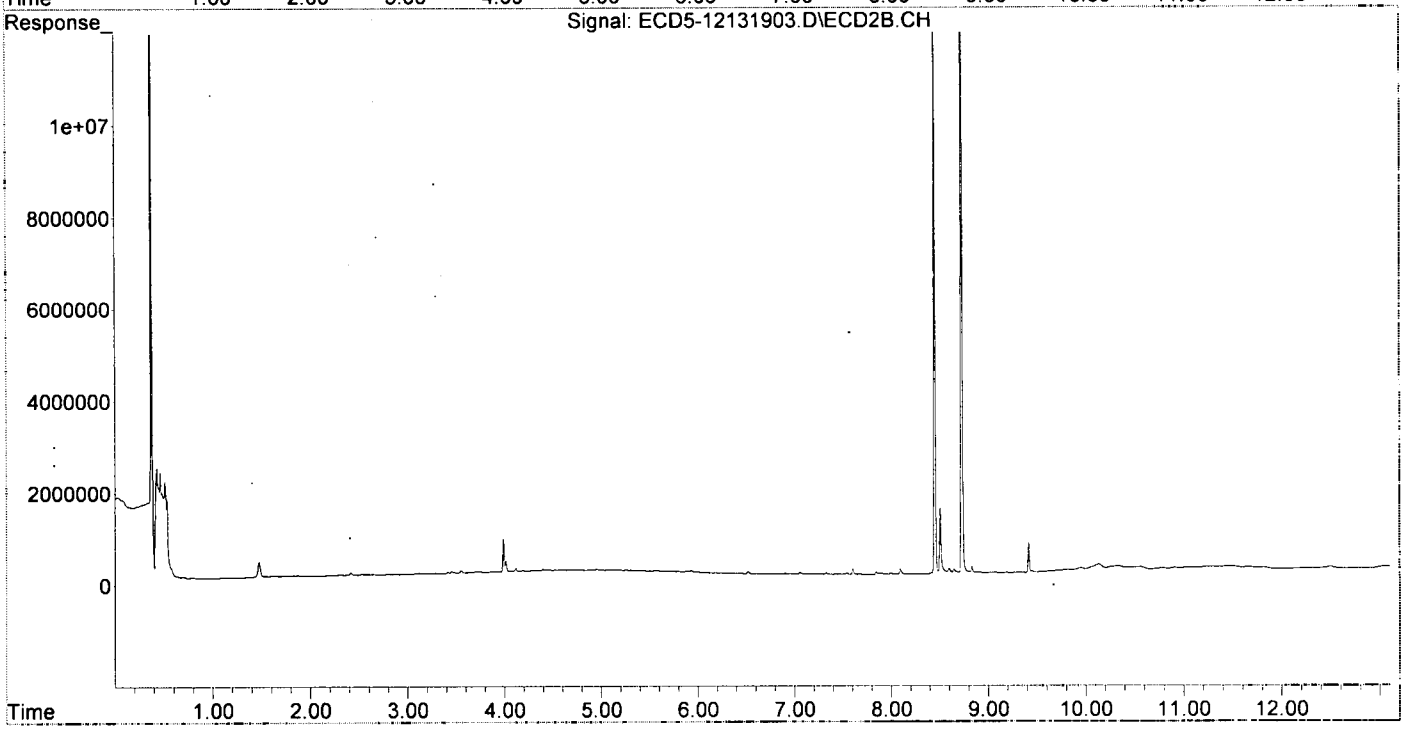

Quantitation Report (QT Reviewed)

Data Path : R:\data\2019-12\9L13033\
Data File : ECD5-12131904.D
Signal(s) : Signal #1: ECD1A.CH Signal #2: ECD2B.CH
Acq On : 13 Dec 2019 12:12
Operator : MJB
Sample : 9L13033-CCV1
Misc : A19K133, AB 50 ppb
ALS Vial : 3 (Sig #1); 0 (Sig #2) Sample Multiplier: 1

Integration File signal 1: PEST1.e
Integration File signal 2: PEST2.e
Quant Time: Dec 13 15:13:54 2019
Quant Method : R:\methods\ECD5_QUANTPEST_190823RTA.M
Quant Title : Instrument: DualECD5
QLast Update : Mon Aug 26 11:48:23 2019
Response via : Initial Calibration
Integrator: ChemStation 6890 Scale Mode: Small noise peaks clipped

MJB 12/13/19

		Compound	RT#1	RT#2	Resp#1	Resp#2	ng/mL	ng/mL	
		System Monitoring Compounds							
1)	S	TCMX (S)	5.156	5.743	8293678	14121686	49.969	48.137	
22)	S	DCBP (S)	9.341	10.244	6702253	9677116	47.500	53.833	
		Target Compounds							
2)		a-BHC	5.690	6.348	12222497	21359722	53.297	52.054	
3)		g-BHC	5.971	6.664	10474426	18896799	51.911	52.976	
4)		b-BHC	6.049	6.733	3572339	6816817	39.524	43.072	
5)		Heptachlor	6.380	7.032	9952609	16788438	54.897	54.868	
6)		d-BHC	6.197	6.985	7577557	15533211	38.525	44.045	
7)		Aldrin	6.618	7.293	10021978	18034257	50.758	54.750	
8)		Heptachlo...	7.077	7.732	9432988	15636392	51.217	51.974	
9)		trans-Chl...	7.173	7.871	9442301	15746172	51.069	50.255	
10)		cis-Chlor...	7.270	7.978	9312698	15162713	51.149	52.061	
11)		Endosulfa...	7.361	8.025	9777185	14245241	57.452	51.768	
12)		4,4'-DDE	7.341	8.093	8214166	13792810	43.570m	44.396	
13)		Dieldrin	7.534	8.225	10497749	16107510	54.682	52.959	
14)		Endrin	7.697	8.449	8895241	13216179	60.501	58.523	
15)		4,4'-DDD	7.759	8.506	6700494	11101630	42.640	43.330	
16)		Endosulfa...	7.851	8.597	7730312	12279372	53.828	53.248	
17)		4,4'-DDT	7.955	8.729	6217820	8733753	52.006	46.713	
18)		Endrin Al...	8.140	8.834	6600921	10334494	53.714	52.447	
19)		Endosulfa...	8.439	9.023	7587170	11357595	48.957	45.597	
20)		Methoxychlor	8.296	9.209	2934333	4127482	50.096	46.351	
21)		Endrin Ke...	8.630	9.415	8642786	12567849	51.828	48.842	
23)		Hexachlor...	2.958	3.476f	14071	11937	0.077	0.032	#
24)		Hexachlor...	5.528	0.000	16709	0	0.095	N.D.	#
25)		Oxychlordane	7.014	7.649	45894	8841	0.279	0.032	#
26)		2,4'-DDE	7.077	7.871	9432988	15746172	73.545	74.226	
27)		trans-Non...	7.270	7.929	9312698	64432	51.694	0.214	#
28)		2,4'-DDD	0.000	8.225	0	16107510	N.D.	85.286	#
29)		2,4'-DDT	7.641	8.449	28293	13216179	0.258	74.107	#
30)		cis-Nonac...	7.697f	8.506	8895241	11101630	42.845	33.095	
31)		Mirex	0.000	9.415	0	12567849	N.D.	67.542	#
32)		Chlordane...	0.000	7.929	0	64432	N.D.	1.781	#
33)		Chlordane...	0.000	8.025	0	14245241	N.D.	469.148	#
34)		Chlordane...	7.851	8.674f	7730312	68044	1337.165	7.589	#
35)		Chlordane...	3.414f	3.415	13707	6476	NoCal	NoCal	
36)		Toxaphene...	7.270f	0.000	9312698	0	10397.728	N.D.	#
37)		Toxaphene...	0.000	8.597	0	12279372	N.D.	3731.169	#
38)		Toxaphene...	7.905	8.647	221648	117908	65.820	23.264	#
39)		Toxaphene...	8.140	8.729	6600921	8733753	2037.226	1045.979	#
40)		Toxaphene...	0.000	8.914f	0	160600	N.D.	34.461	#
41)		Toxaphene...	8.439	9.262	7587170	24540	2397.526	5.166	#
42)		Toxaphene...	0.000	3.415f	0	6476	N.D.	NoCal	

(f)=RT Delta > 1/2 Window (#)=Amounts differ by > 40% (m)=manual int.

Quantitation Report (QT Reviewed)

Data Path : R:\data\2019-12\9L13033\
Data File : ECD5-12131904.D
Signal(s) : Signal #1: ECD1A.CH Signal #2: ECD2B.CH
Acq On : 13 Dec 2019 12:12
Operator : MJB
Sample : 9L13033-CCV1
Misc : A19K133, AB 50 ppb
ALS Vial : 3 (Sig #1); 0 (Sig #2) Sample Multiplier: 1

Integration File signal 1: PEST1.e
Integration File signal 2: PEST2.e
Quant Time: Dec 13 15:13:54 2019
Quant Method : R:\methods\ECD5_QUANTPEST_190823RTA.M
Quant Title : Instrument: DualECD5
QLast Update : Mon Aug 26 11:48:23 2019
Response via : Initial Calibration
Integrator: ChemStation 6890 Scale Mode: Small noise peaks clipped

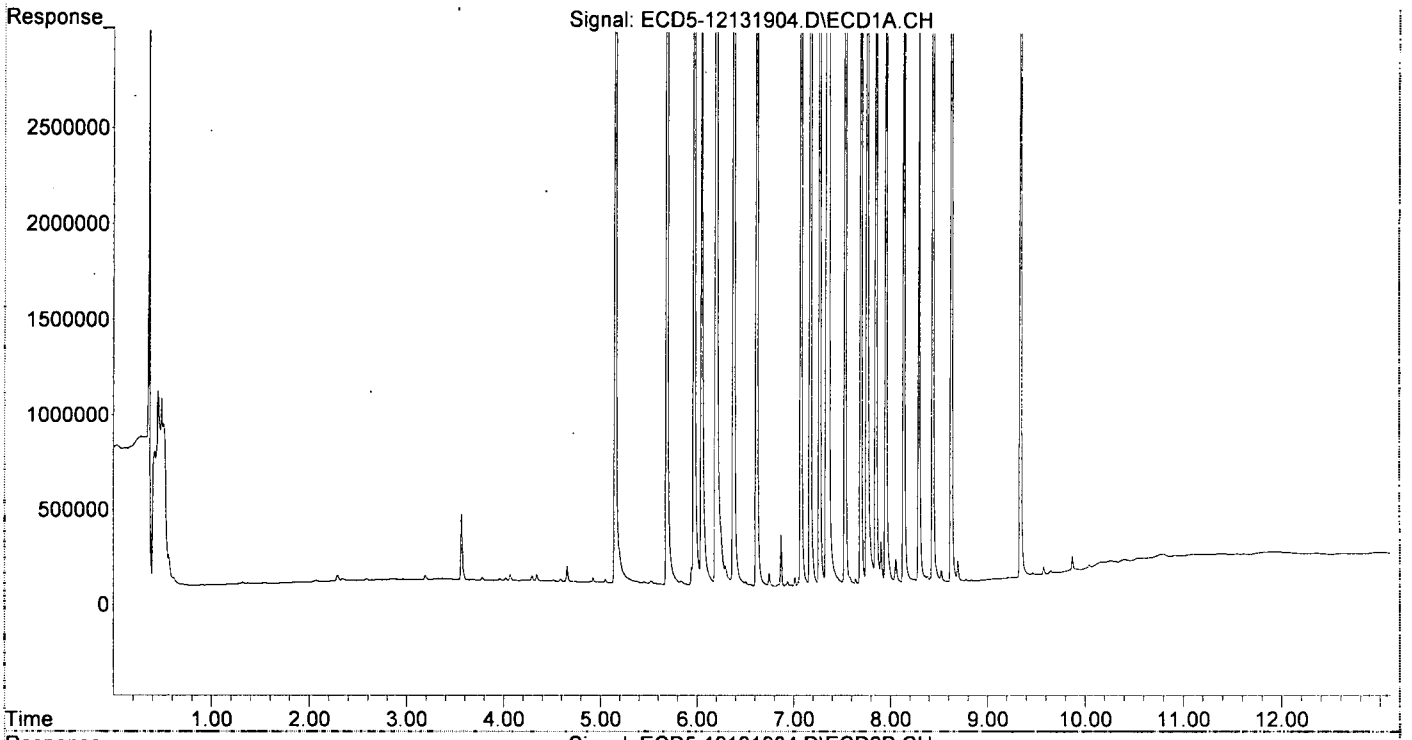

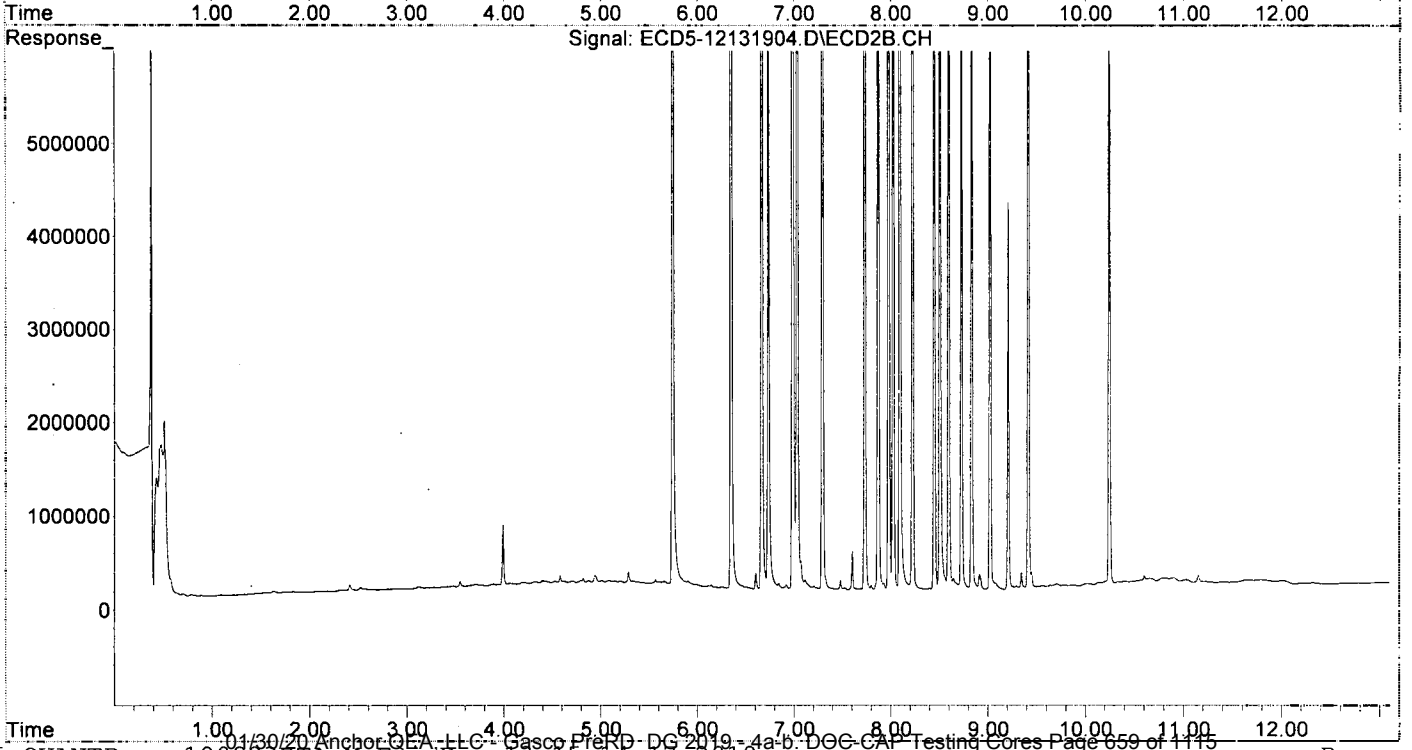

01/30/20 Anchor QEA, LLC - Gasco PreRD DG 2019 - 4a-b DOC-CAP Testing Cores Page 659 of 1115

Quantitation Report (Qedit)

Data Path : R:\data\2019-12\9L13033\
Data File : ECD5-12131904.D
Signal(s) : Signal #1: ECD1A.CH Signal #2: ECD2B.CH
Acq On : 13 Dec 2019 12:12
Operator : MJB
Sample : 9L13033-CCV1
Misc : A19K133, AB 50 ppb
ALS Vial : 3 (Sig #1); 0 (Sig #2) Sample Multiplier: 1

Integration File signal 1: PEST1.e
Integration File signal 2: PEST2.e
Quant Time: Dec 13 15:09:50 2019
Quant Method : R:\methods\ECD5_QUANTPEST_190823RTA.M
Quant Title : Instrument: DualECD5
QLast Update : Mon Aug 26 11:48:23 2019
Response via : Initial Calibration
Integrator: ChemStation 6890 Scale Mode: Small noise peaks clipped

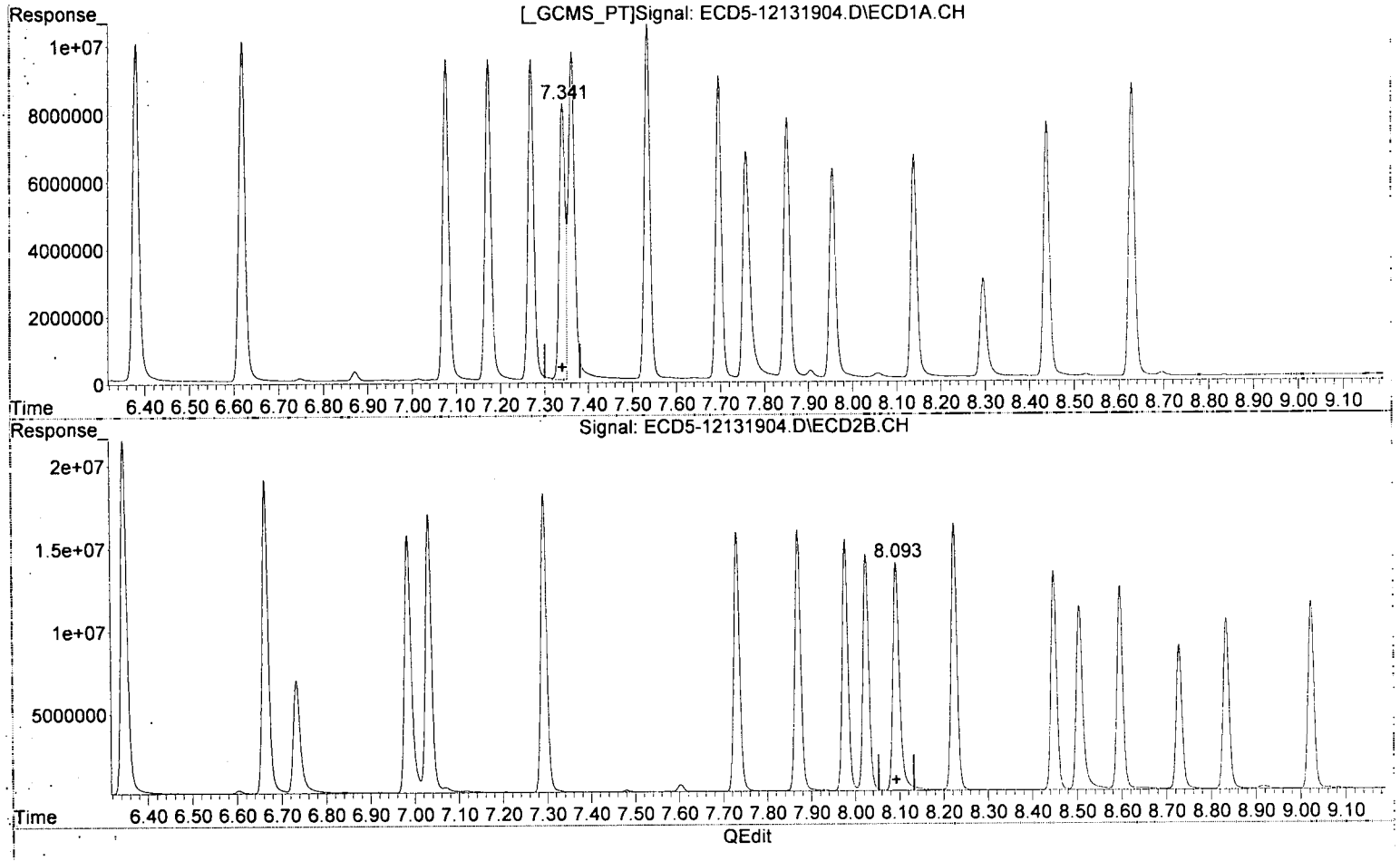

(12) 4,4'-DDE

7.341min 43.570 ng/mL (m)

response 8214166

MJB 12/13/19

(12) 4,4'-DDE #2

8.093min 44.396 ng/mL

response 13792810

(+) = Expected Retention Time

Quantitation Report (Qedit)

Data Path : R:\data\2019-12\9L13033\
Data File : ECD5-12131904.D
Signal(s) : Signal #1: ECD1A.CH Signal #2: ECD2B.CH
Acq On : 13 Dec 2019 12:12
Operator : MJB
Sample : 9L13033-CCV1
Misc : A19K133, AB 50 ppb
ALS Vial : 3 (Sig #1); 0 (Sig #2) Sample Multiplier: 1

Integration File signal 1: PEST1.e
Integration File signal 2: PEST2.e
Quant Time: Dec 13 15:09:50 2019
Quant Method : R:\methods\ECD5_QUANTPEST_190823RTA.M
Quant Title : Instrument: DualECD5
QLast Update : Mon Aug 26 11:48:23 2019
Response via : Initial Calibration
Integrator: ChemStation 6890 Scale Mode: Small noise peaks clipped

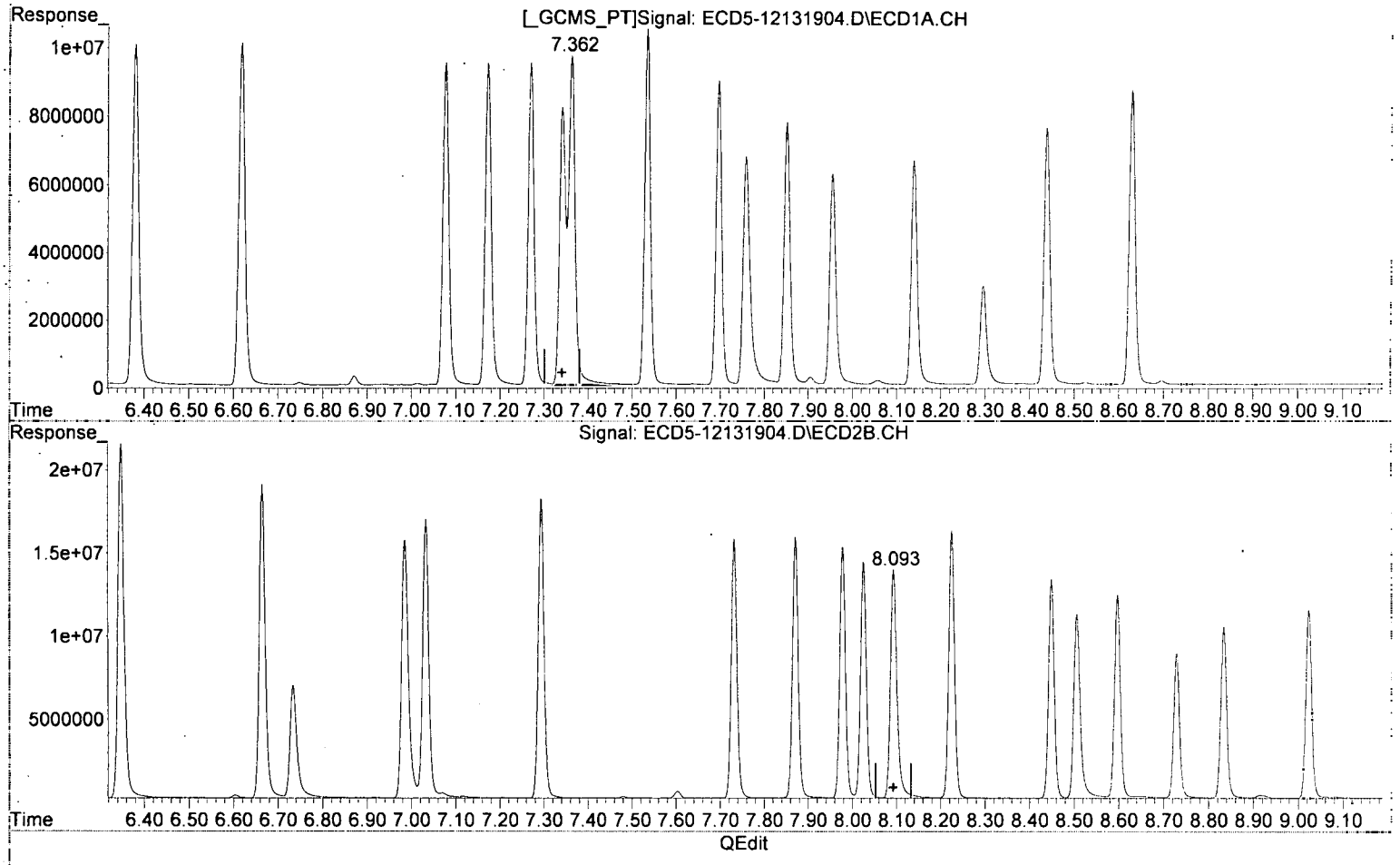

(12) 4,4'-DDE

7.361min 51.860 ng/mL

response 9777185

MJB 12/13/19

(12) 4,4'-DDE #2

8.093min 44.396 ng/mL

response 13792810

(+) = Expected Retention Time

Quantitation Report (Not Reviewed)

Data Path : R:\data\2019-12\9L13033\
Data File : ECD5-12131904.D
Signal(s) : Signal #1: ECD1A.CH Signal #2: ECD2B.CH
Acq On : 13 Dec 2019 12:12
Operator : MJB
Sample : 9L13033-CCV1
Misc : A19K133, AB 50 ppb
ALS Vial : 3 (Sig #1); 0 (Sig #2) Sample Multiplier: 1

Integration File signal 1: PEST1.e
Integration File signal 2: PEST2.e
Quant Time: Dec 13 15:09:50 2019
Quant Method : R:\methods\ECD5_QUANTPEST_190823RTA.M
Quant Title : Instrument: DualECD5
QLast Update : Mon Aug 26 11:48:23 2019
Response via : Initial Calibration
Integrator: ChemStation 6890 Scale Mode: Small noise peaks clipped

MF MJB 12/13/19

		Compound	RT#1	RT#2	Resp#1	Resp#2	ng/mL	ng/mL	
		System Monitoring Compounds							
1)	S	TCMX (S)	5.156	5.743	8293678	14121686	49.969	48.137	
22)	S	DCBP (S)	9.341	10.244	6702253	9677116	47.500	53.833	
		Target Compounds							
2)		a-BHC	5.690	6.348	12222497	21359722	53.297	52.054	
3)		g-BHC	5.971	6.664	10474426	18896799	51.911	52.976	
4)		b-BHC	6.049	6.733	3572339	6816817	39.524	43.072	
5)		Heptachlor	6.380	7.032	9952609	16788438	54.897	54.868	
6)		d-BHC	6.197	6.985	7577557	15533211	38.525	44.045	
7)		Aldrin	6.618	7.293	10021978	18034257	50.758	54.750	
8)		Heptachlo...	7.077	7.732	9432988	15636392	51.217	51.974	
9)		trans-Chl...	7.173	7.871	9442301	15746172	51.069	50.255	
10)		cis-Chlor...	7.270	7.978	9312698	15162713	51.149	52.061	
11)		Endosulfa...	7.361	8.025	9777185	14245241	57.452	51.768	
12)		4,4'-DDE	7.361f	8.093	9777185	13792810	51.860	44.396	
13)		Dieldrin	7.534	8.225	10497749	16107510	54.682	52.959	
14)		Endrin	7.697	8.449	8895241	13216179	60.501	58.523	
15)		4,4'-DDD	7.759	8.506	6700494	11101630	42.640	43.330	
16)		Endosulfa...	7.851	8.597	7730312	12279372	53.828	53.248	
17)		4,4'-DDT	7.955	8.729	6217820	8733753	52.006	46.713	
18)		Endrin Al...	8.140	8.834	6600921	10334494	53.714	52.447	
19)		Endosulfa...	8.439	9.023	7587170	11357595	48.957	45.597	
20)		Methoxychlor	8.296	9.209	2934333	4127482	50.096	46.351	
21)		Endrin Ke...	8.630	9.415	8642786	12567849	51.828	48.842	
23)		Hexachlor...	2.958	3.476f	14071	11937	0.077	0.032	#
24)		Hexachlor...	5.528	0.000	16709	0	0.095	N.D.	#
25)		Oxychlordane	7.014	7.649	45894	8841	0.279	0.032	#
26)		2,4'-DDE	7.077	7.871	9432988	15746172	73.545	74.226	
27)		trans-Non...	7.270	7.929	9312698	64432	51.694	0.214	#
28)		2,4'-DDD	0.000	8.225	0	16107510	N.D.	85.286	#
29)		2,4'-DDT	7.641	8.449	28293	13216179	0.258	74.107	#
30)		cis-Nonac...	7.697f	8.506	8895241	11101630	42.845	33.095	
31)		Mirex	0.000	9.415	0	12567849	N.D.	67.542	#
32)		Chlordane...	0.000	7.929	0	64432	N.D.	1.781	#
33)		Chlordane...	0.000	8.025	0	14245241	N.D.	469.148	#
34)		Chlordane...	7.851	8.674f	7730312	68044	1337.165	7.589	#
35)		Chlordane...	3.414f	3.415	13707	6476	NoCal	NoCal	
36)		Toxaphene...	7.270f	0.000	9312698	0	10397.728	N.D.	#
37)		Toxaphene...	0.000	8.597	0	12279372	N.D.	3731.169	#
38)		Toxaphene...	7.905	8.647	221648	117908	65.820	23.264	#
39)		Toxaphene...	8.140	8.729	6600921	8733753	2037.226	1045.979	#
40)		Toxaphene...	0.000	8.914f	0	160600	N.D.	34.461	#
41)		Toxaphene...	8.439	9.262	7587170	24540	2397.526	5.166	#
42)		Toxaphene...	0.000	3.415f	0	6476	N.D.	NoCal	

(f)=RT Delta > 1/2 Window (#)=Amounts differ by > 40% (m)=manual int.

Quantitation Report (Not Reviewed)

Data Path : R:\data\2019-12\9L13033\
Data File : ECD5-12131904.D
Signal(s) : Signal #1: ECD1A.CH Signal #2: ECD2B.CH
Acq On : 13 Dec 2019 12:12
Operator : MJB
Sample : 9L13033-CCV1
Misc : A19K133, AB 50 ppb
ALS Vial : 3 (Sig #1); 0 (Sig #2) Sample Multiplier: 1

Integration File signal 1: PEST1.e
Integration File signal 2: PEST2.e
Quant Time: Dec 13 15:09:50 2019
Quant Method : R:\methods\ECD5_QUANTPEST_190823RTA.M
Quant Title : Instrument: DualECD5
QLast Update : Mon Aug 26 11:48:23 2019
Response via : Initial Calibration
Integrator: ChemStation 6890 Scale Mode: Small noise peaks clipped

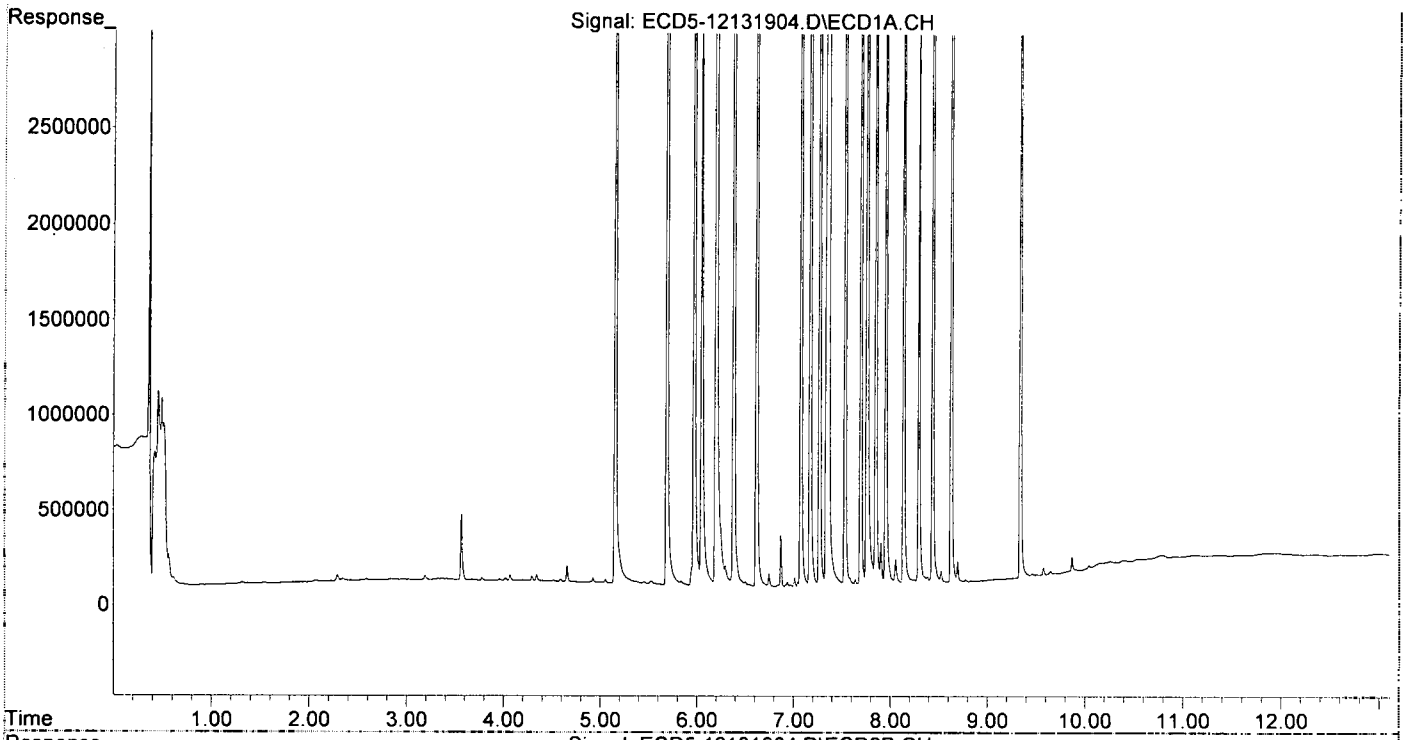

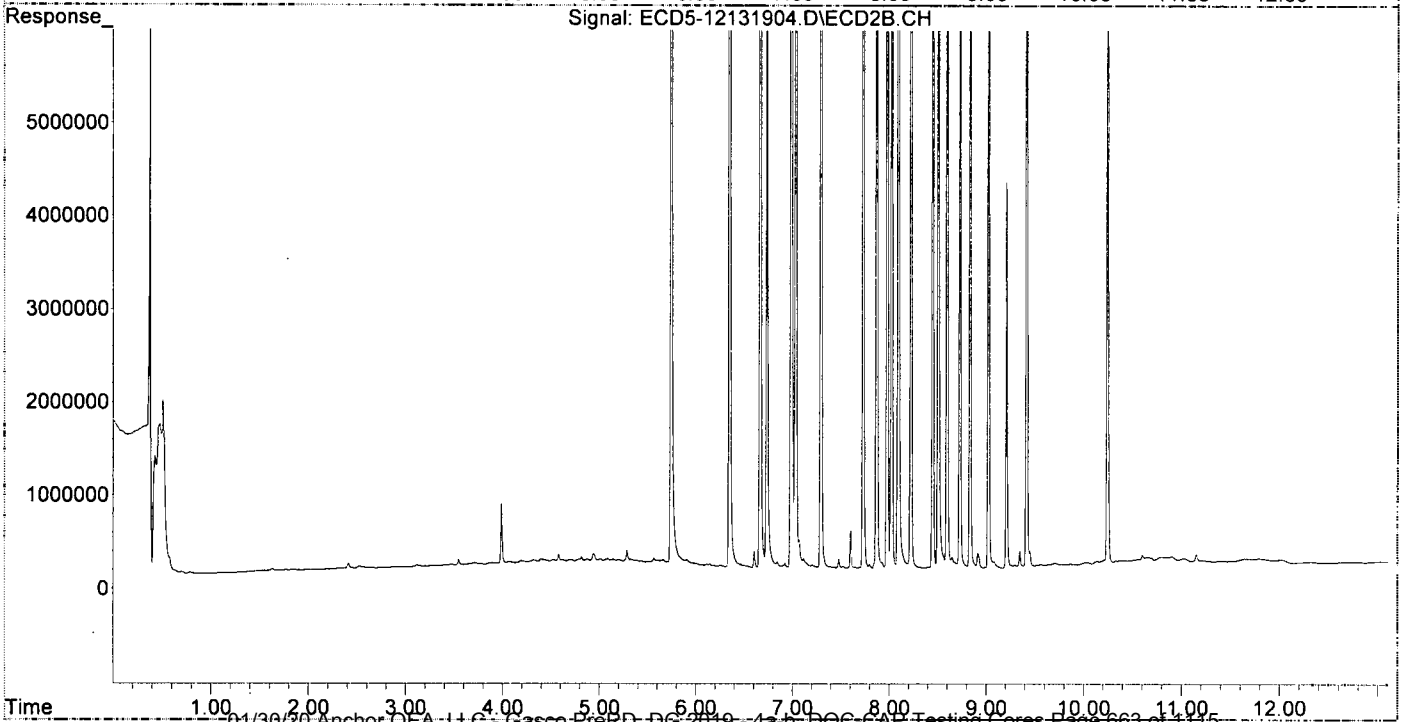

01/30/20 Anchor QEA, LLC - Gasco PreRD DG 2019 - 4a-b. DOC-CAP Testing Cores Page 663 of 1115

Quantitation Report (Not Reviewed)

Data Path : R:\data\2019-12\9L13033\
Data File : ECD5-12131905.D
Signal(s) : Signal #1: ECD1A.CH Signal #2: ECD2B.CH
Acq On : 13 Dec 2019 12:29
Operator : MJB
Sample : 9L13033-CCV2
Misc : A19J408, 9-42 50 ppb
ALS Vial : 4 (Sig #1); 0 (Sig #2) Sample Multiplier: 1

Integration File signal 1: PEST1.e
Integration File signal 2: PEST2.e
Quant Time: Dec 13 15:09:56 2019
Quant Method : R:\methods\ECD5_QUANTPEST_190823RTA.M
Quant Title : Instrument: DualECD5
QLast Update : Mon Aug 26 11:48:23 2019
Response via : Initial Calibration
Integrator: ChemStation 6890 Scale Mode: Small noise peaks clipped

MJB 12/13/19

		Compound	RT#1	RT#2	Resp#1	Resp#2	ng/mL	ng/mL	
		System Monitoring Compounds							
1)	S	TCMX (S)	5.129f	5.747	15563	25804	0.094	0.088	
22)	S	DCBP (S)	9.340	10.243	27594	81262	0.196	0.452	#
		Target Compounds							
2)		a-BHC	0.000	0.000	0	0	N.D.	N.D.	
3)		g-BHC	0.000	6.697f	0	7735	N.D.	0.022	#
4)		b-BHC	6.042	6.697f	8901	7735	0.098	0.049	#
5)		Heptachlor	6.378	7.030	16990	20164	0.094	0.066	
6)		d-BHC	0.000	0.000	0	0	N.D.	N.D.	
7)		Aldrin	0.000	7.283	0	7940	N.D.	0.024	#
8)		Heptachlo...	7.089	7.727	5225168	43717	28.370	0.145	#
9)		trans-Chl...	7.170	7.870	103058	9438751	0.557	30.124	#
10)		cis-Chlor...	7.262	0.000	9015768	0	49.518	N.D.	#
11)		Endosulfa...	7.348	8.041	41380	40324	0.243	0.147	
12)		4,4'-DDE	7.348	0.000	41380	0	0.219	N.D.	#
13)		Dieldrin	7.504f	8.241	271022	8032139	1.412	26.408	#
14)		Endrin	7.728f	8.462	10425806	7802758	70.911	34.552	#
15)		4,4'-DDD	7.728f	8.496	10425806	16368925	66.347	63.888	
16)		Endosulfa...	7.850	8.588	22796	17337	0.159	0.075	#
17)		4,4'-DDT	0.000	0.000	0	0	N.D.	N.D.	
18)		Endrin Al...	8.150	8.831	9103	5702	BelowCal	BelowCal	
19)		Endosulfa...	0.000	0.000	0	0	N.D.	N.D.	
20)		Methoxychlor	0.000	0.000	0	0	N.D.	N.D.	
21)		Endrin Ke...	8.632	9.399	3249	8439315	0.019	32.797	#
23)		Hexachlor...	2.954	3.450	9230690	20413716	50.513	54.302	
24)		Hexachlor...	5.535	6.206	8848169	14589271	50.190	46.450	
25)		Oxychlordane	7.005	7.660	7860308	13112539	47.772	47.873	
26)		2,4'-DDE	7.089	7.870	5225168	9438751	40.739	44.493	
27)		trans-Non...	7.262	7.933	9015768	14501173	50.034	48.075	
28)		2,4'-DDD	7.459	8.241	4764480	8032139	41.748	42.529	
29)		2,4'-DDT	7.640	8.462	5203084	7802758	47.435	43.752	
30)		cis-Nonac...	7.728	8.496	10425806	16368925	50.217	48.797	
31)		Mirex	8.386	9.399	5972583	8439315	47.641	45.355	
32)		Chlordane...	7.262f	7.933	9015768	14501173	457.895	400.756	
33)		Chlordane...	7.348f	8.041	41380	40324	1.651	1.328	
34)		Chlordane...	7.850	0.000	22796	0	3.943	N.D.	#
35)		Chlordane...	3.450	3.450	6325	20413716	NoCal	NoCal	
36)		Toxaphene...	7.262f	8.241f	9015768	8032139	10066.202	3060.727	#
37)		Toxaphene...	7.599	8.588f	47484	17337	29.403	5.268	#
38)		Toxaphene...	0.000	8.651	0	64122	N.D.	12.652	#
39)		Toxaphene...	8.150	0.000	9103	0	2.809	N.D.	#
40)		Toxaphene...	8.386f	0.000	5972583	0	2491.543	N.D.	#
41)		Toxaphene...	0.000	9.249	0	8742	N.D.	1.840	#
42)		Toxaphene...	3.450	3.450	6325	20413716	NoCal	NoCal	

(f)=RT Delta > 1/2 Window (#)=Amounts differ by > 40% (m)=manual int.

Quantitation Report (Not Reviewed)

Data Path : R:\data\2019-12\9L13033\
Data File : ECD5-12131905.D
Signal(s) : Signal #1: ECD1A.CH Signal #2: ECD2B.CH
Acq On : 13 Dec 2019 12:29
Operator : MJB
Sample : 9L13033-CCV2
Misc : A19J408, 9-42 50 ppb
ALS Vial : 4 (Sig #1); 0 (Sig #2) Sample Multiplier: 1

Integration File signal 1: PEST1.e
Integration File signal 2: PEST2.e
Quant Time: Dec 13 15:09:56 2019
Quant Method : R:\methods\ECD5_QUANTPEST_190823RTA.M
Quant Title : Instrument: DualECD5
QLast Update : Mon Aug 26 11:48:23 2019
Response via : Initial Calibration
Integrator: ChemStation 6890 Scale Mode: Small noise peaks clipped

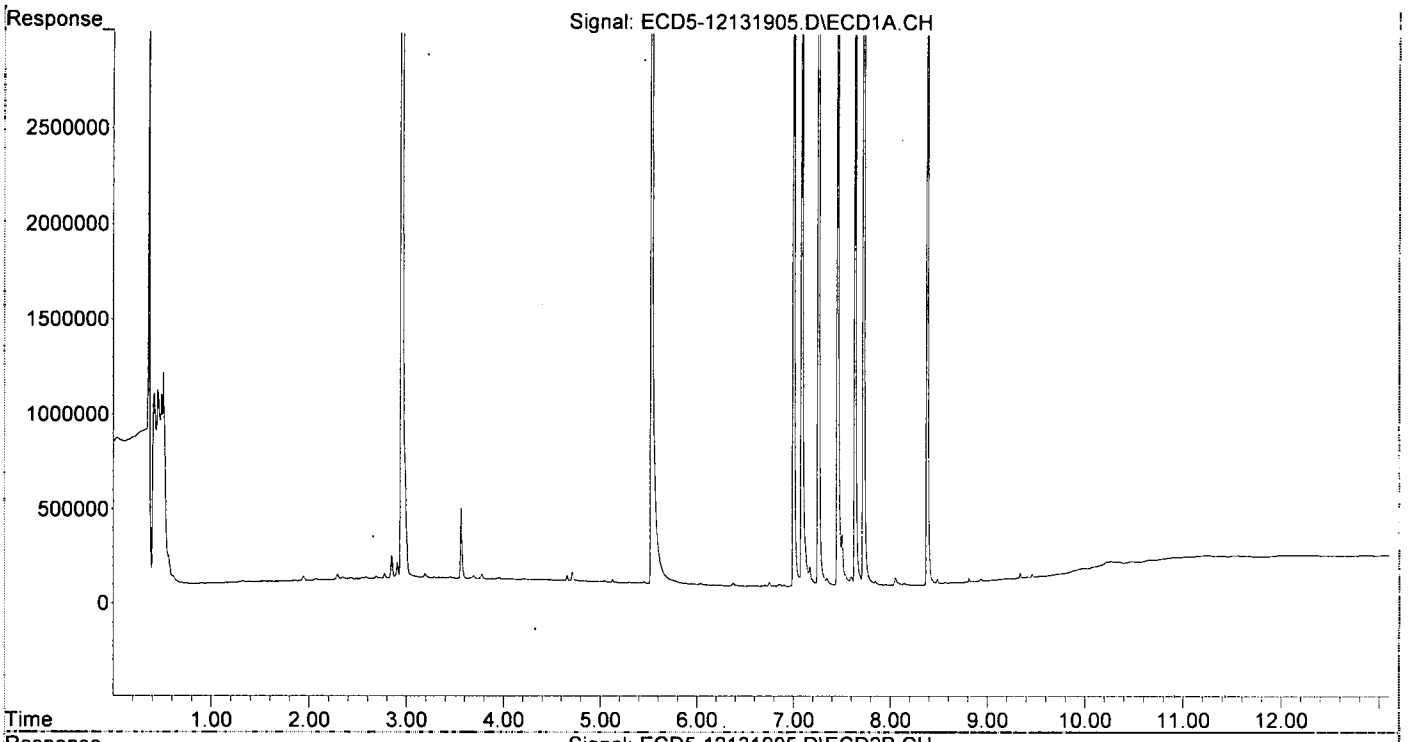

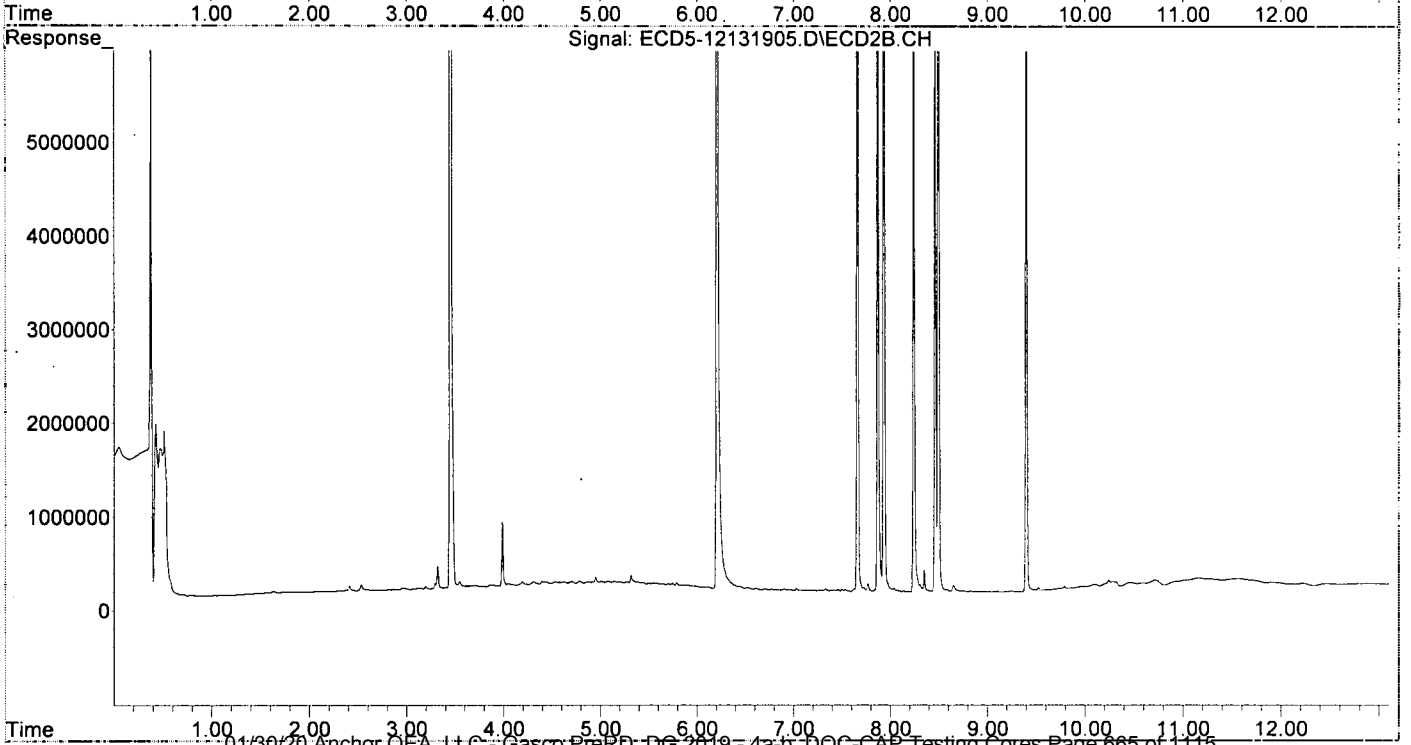

01/30/20 Anchor QEA, LLC - Gasco PreRD DC 2019 - 4a-b. DOC-CAP Testing Cores Page 665 of 1115

Quantitation Report (Not Reviewed)

Data Path : R:\data\2019-12\9L13033\
Data File : ECD5-12131906.D
Signal(s) : Signal #1: ECD1A.CH Signal #2: ECD2B.CH
Acq On : 13 Dec 2019 12:46
Operator : MJB
Sample : 9L13033-CCB1
Misc : A19L018
ALS Vial : 7 (Sig #1); 0 (Sig #2) Sample Multiplier: 1

Integration File signal 1: PEST1.e
Integration File signal 2: PEST2.e
Quant Time: Dec 13 15:10:04 2019
Quant Method : R:\methods\ECD5_QUANTPEST_190823RTA.M
Quant Title : Instrument: DualECD5
QLast Update : Mon Aug 26 11:48:23 2019
Response via : Initial Calibration
Integrator: ChemStation 6890 Scale Mode: Small noise peaks clipped

MJB 12/13/19

		Compound	RT#1	RT#2	Resp#1	Resp#2	ng/mL	ng/mL	
		System Monitoring Compounds							
1)	S	TCMX (S)	5.154	5.741	16673520	30052478	100.458	102.440	
22)	S	DCBP (S)	9.339	10.242	13827318	20809697	97.998	115.762	
		Target Compounds							
2)		a-BHC	0.000	0.000	0	0	N.D.	N.D.	
3)		g-BHC	0.000	6.693f	0	7616	N.D.	0.021	#
4)		b-BHC	6.041	6.693f	7588	7616	0.084	0.048	#
5)		Heptachlor	0.000	7.063f	0	8124	N.D.	0.027	#
6)		d-BHC	0.000	0.000	0	0	N.D.	N.D.	
7)		Aldrin	6.614	7.327f	6047	39802	0.031	0.121	#
8)		Heptachlo...	0.000	0.000	0	0	N.D.	N.D.	
9)		trans-Chl...	7.160	7.897f	28277	17399	0.153	0.056	#
10)		cis-Chlor...	7.267	0.000	12285	0	0.067	N.D.	#
11)		Endosulfa...	0.000	0.000	0	0	N.D.	N.D.	
12)		4,4'-DDE	0.000	0.000	0	0	N.D.	N.D.	
13)		Dieldrin	0.000	0.000	0	0	N.D.	N.D.	
14)		Endrin	0.000	0.000	0	0	N.D.	N.D.	
15)		4,4'-DDD	0.000	0.000	0	0	N.D.	N.D.	
16)		Endosulfa...	7.850	8.586	10591	9758	0.074	0.042	#
17)		4,4'-DDT	0.000	8.743	0	3051	N.D.	BelowCal	
18)		Endrin Al...	8.138	0.000	5551	0	BelowCal	N.D.	
19)		Endosulfa...	8.399f	0.000	5624	0	0.036	N.D.	#
20)		Methoxychlor	8.292	0.000	2746	0	0.047	N.D.	#
21)		Endrin Ke...	0.000	9.415	0	8059	N.D.	0.031	#
23)		Hexachlor...	2.955	3.476f	15063	13244	0.082	0.035	#
24)		Hexachlor...	5.534	0.000	24601	0	0.140	N.D.	#
25)		Oxychlordane	7.007	7.628f	9199	13654	0.056	0.050	
26)		2,4'-DDE	0.000	7.897f	0	17399	N.D.	0.082	#
27)		trans-Non...	7.267	7.897f	12285	17399	87346.632	0.058	#
28)		2,4'-DDD	0.000	0.000	0	0	N.D.	N.D.	
29)		2,4'-DDT	7.645	0.000	3542	0	0.032	N.D.	#
30)		cis-Nonac...	0.000	0.000	0	0	N.D.	N.D.	
31)		Mirex	8.399	9.415	5624	8059	0.045	0.043	
32)		Chlordane...	0.000	7.897f	0	17399	N.D.	0.481	#
33)		Chlordane...	0.000	0.000	0	0	N.D.	N.D.	
34)		Chlordane...	7.850	0.000	10591	0	1.832	N.D.	#
35)		Chlordane...	3.415f	3.413f	14318	10201	NoCal	NoCal	
36)		Toxaphene...	7.267f	0.000	12285	0	13.717	N.D.	#
37)		Toxaphene...	0.000	8.586f	0	9758	N.D.	2.965	#
38)		Toxaphene...	0.000	8.651	0	58209	N.D.	11.485	#
39)		Toxaphene...	8.138	8.743f	5551	3051	1.713	0.365	#
40)		Toxaphene...	8.399f	0.000	5624	0	2.346	N.D.	#
41)		Toxaphene...	8.399f	9.275	5624	9659	1.777	2.033	
42)		Toxaphene...	0.000	3.413f	0	10201	N.D.	NoCal	

(f)=RT Delta > 1/2 Window (#)=Amounts differ by > 40% (m)=manual int.

Quantitation Report (Not Reviewed)

Data Path : R:\data\2019-12\9L13033\
Data File : ECD5-12131906.D
Signal(s) : Signal #1: ECD1A.CH Signal #2: ECD2B.CH
Acq On : 13 Dec 2019 12:46
Operator : MJB
Sample : 9L13033-CCB1
Misc : A19L018
ALS Vial : 7 (Sig #1); 0 (Sig #2) Sample Multiplier: 1

Integration File signal 1: PEST1.e
Integration File signal 2: PEST2.e
Quant Time: Dec 13 15:10:04 2019
Quant Method : R:\methods\ECD5_QUANTPEST_190823RTA.M
Quant Title : Instrument: DualECD5
QLast Update : Mon Aug 26 11:48:23 2019
Response via : Initial Calibration
Integrator: ChemStation 6890 Scale Mode: Small noise peaks clipped

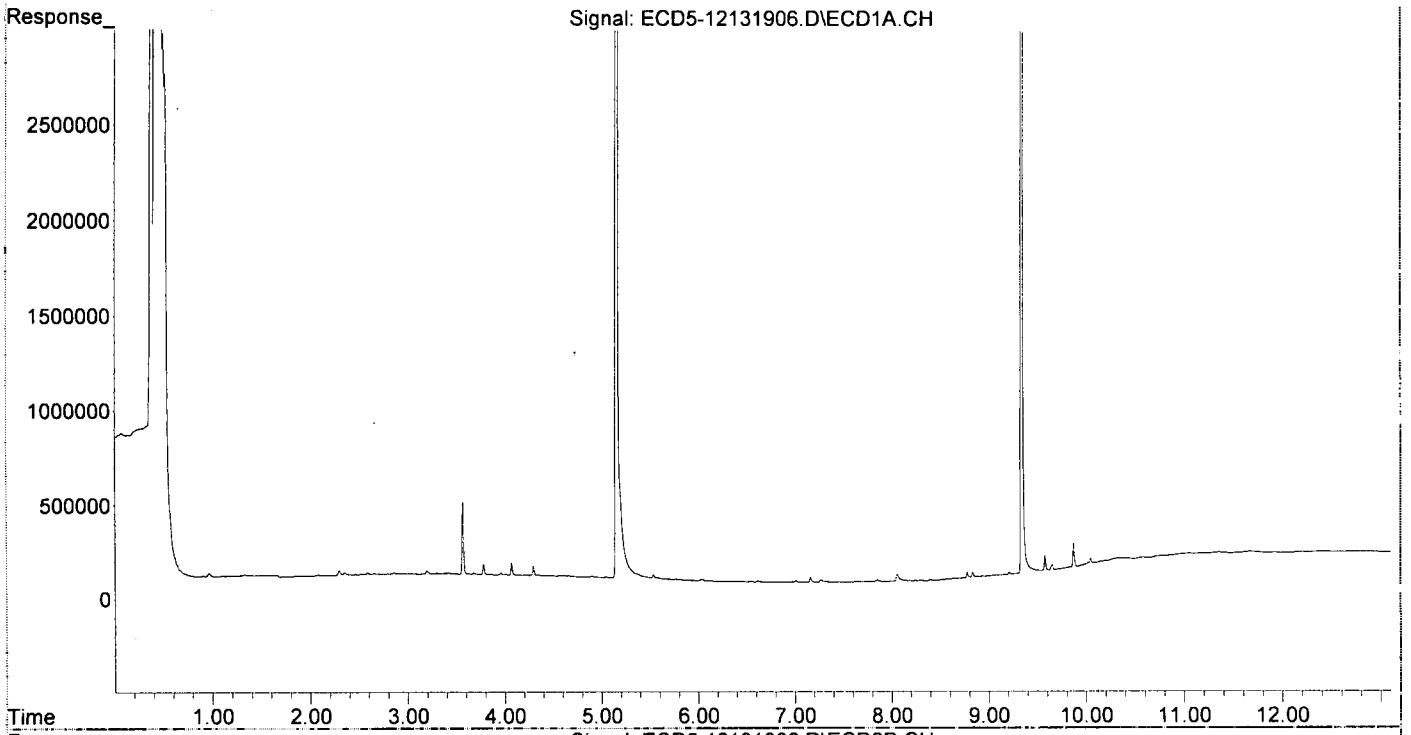

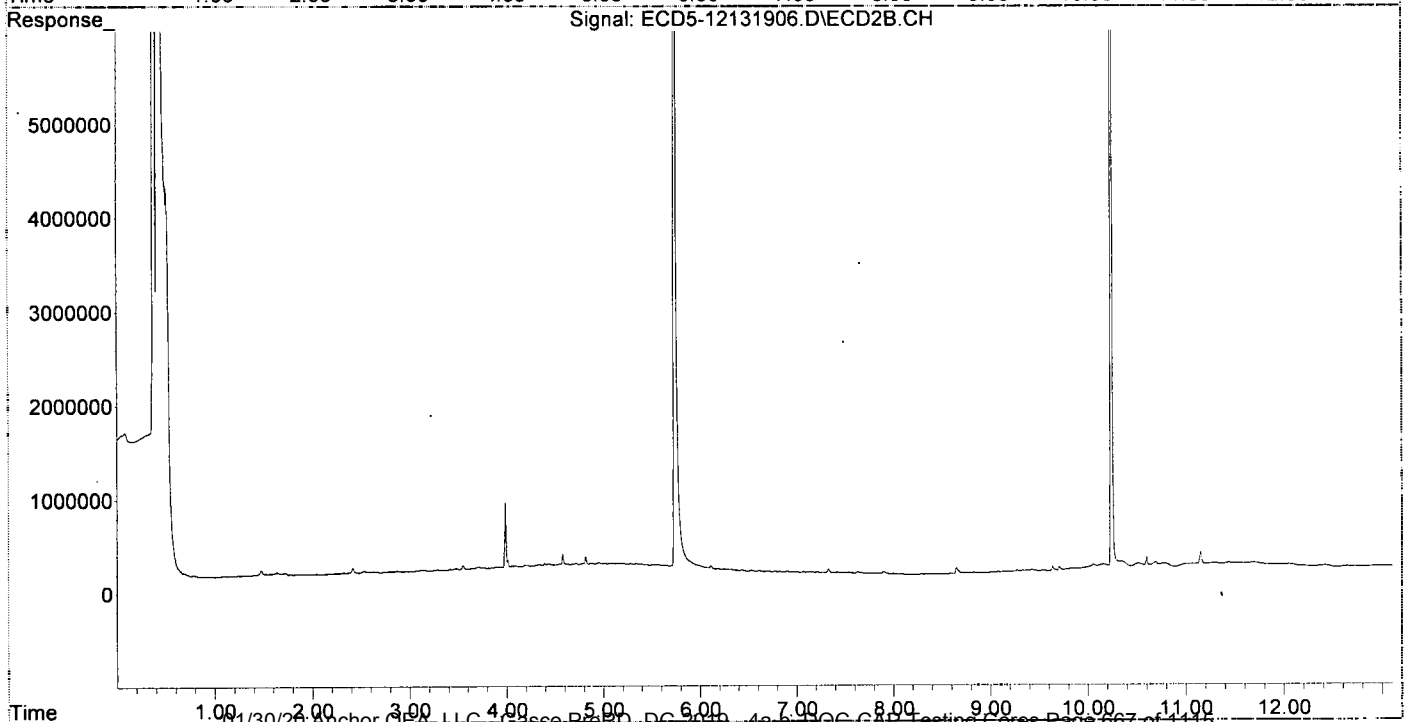

Quantitation Report (Not Reviewed)

Data Path : R:\data\2019-12\9L13033\
Data File : ECD5-12131911.D
Signal(s) : Signal #1: ECD1A.CH Signal #2: ECD2B.CH
Acq On : 13 Dec 2019 14:19
Operator : MJB
Sample : 9120780-MSD1@5
Misc : 5x, 8081B 2,4+4,4-DDx Only, GPC
ALS Vial : 10 (Sig #1); 0 (Sig #2) Sample Multiplier: 1

Integration File signal 1: PEST1.e
Integration File signal 2: PEST2.e
Quant Time: Dec 13 15:10:26 2019
Quant Method : R:\methods\ECD5_QUANTPEST_190823RTA.M
Quant Title : Instrument: DualECD5
QLast Update : Mon Aug 26 11:48:23 2019
Response via : Initial Calibration
Integrator: ChemStation 6890 Scale Mode: Small noise peaks clipped

R-04 MJB 12/13/19

		Compound	RT#1	RT#2	Resp#1	Resp#2	ng/mL	ng/mL	
		System Monitoring Compounds							
1)	S	TCMX (S)	5.153	5.741	1791669	4753534	10.795	16.203	#
22)	S	DCBP (S)	9.336	10.239	1744791	2670895	12.366	14.858	
		Target Compounds							
2)		a-BHC	5.712f	6.338	462696	929389	2.018	2.265	
3)		g-BHC	5.935f	6.696f	334390	458784	1.657	1.286	
4)		b-BHC	6.029f	6.727	379459	588040	4.198	3.716	
5)		Heptachlor	6.382	7.038	724707	1045813	3.997	3.418	
6)		d-BHC	6.178	6.972	447531	398948	2.275	1.131	#
7)		Aldrin	6.620	7.276	785964	1478113	3.981	4.487	
8)		Heptachlo...	7.083	7.743	1474859	358686	8.008	1.192	#
9)		trans-Chl...	7.145f	7.866	553570	2747216	2.994	8.768	#
10)		cis-Chlor...	7.277	7.974	551815	465769	3.031	1.599	#
11)		Endosulfa...	7.385f	8.011	398226	440704	2.340	1.602	
12)		4,4'-DDE	7.333	8.087	2091476	3492920	11.094 RPT	11.243	
13)		Dieldrin	7.540	8.236	487177	1730791	2.538	5.691	#
14)		Endrin	7.699	8.458	958388	2014084	6.518	8.919	
15)		4,4'-DDD	7.751	8.500	1866117	2480232	11.875	9.680	
16)		Endosulfa...	7.838	8.583	507572	641834	3.534	2.783	
17)		4,4'-DDT	7.949	8.724	1796396	2289182	15.025	12.992 R.02	
18)		Endrin Al...	8.152	8.846	473257	314757	3.038	0.873	#
19)		Endosulfa...	8.438	9.032	5648175	1188201	36.445	4.770	#
20)		Methoxychlor	8.310	9.219	1295195	1154273	22.112	13.742	
21)		Endrin Ke...	8.640	9.414	681741	656219	4.088	2.550	
23)		Hexachlor...	2.954	3.426f	113632	434985	0.622	1.157	#
24)		Hexachlor...	5.532	6.212	346106	711935	1.963	2.267	
25)		Oxychlordane	6.995	7.650	463836	931003	2.819 MDL	3.399	
26)		2,4'-DDE	7.083	7.866	1474859	2747216	11.499 MDL	12.950	
27)		trans-Non...	7.248	7.951	426992	609914	2.067	2.022	
28)		2,4'-DDD	7.453	8.236	1411579	1730791	12.369 R.02	9.164 MDL<MRL	
29)		2,4'-DDT	7.634	8.458	1484423	2014084	13.533 R.02	11.294	
30)		cis-Nonac...	7.751f	8.500	1866117	2480232	8.988	7.394	
31)		Mirex	8.391	9.387	583505	332239	4.654	1.786	#
32)		Chlordane...	7.224	7.951	480829	609914	24.420	16.856	
33)		Chlordane...	7.333	8.051	2091476	588847	83.444	19.393	#
34)		Chlordane...	7.838f	8.724f	507572	2289182	87.798	255.322	#
35)		Chlordane...	3.433	3.426	185421	434985	NoCal	NoCal	
36)		Toxaphene...	7.277f	8.293f	551815	367738	616.107	140.130	#
37)		Toxaphene...	7.587	8.635	643542	376734	398.493	114.473	#
38)		Toxaphene...	0.000	8.663	0	217978	N.D.	43.008	#
39)		Toxaphene...	8.152	8.724	473257	2289182	146.060	274.159	#
40)		Toxaphene...	8.352	8.904	580987	233681	242.367	50.142	#
41)		Toxaphene...	8.438	9.280	5648175	9641399	1784.809	2029.682	
42)		Toxaphene...	3.433f	3.426	185421	434985	NoCal	NoCal	

(f)=RT Delta > 1/2 Window (#)=Amounts differ by > 40% (m)=manual int.

Quantitation Report (Not Reviewed)

Data Path : R:\data\2019-12\9L13033\
Data File : ECD5-12131911.D
Signal(s) : Signal #1: ECD1A.CH Signal #2: ECD2B.CH
Acq On : 13 Dec 2019 14:19
Operator : MJB
Sample : 9120780-MSD1@5
Misc : 5x, 8081B 2,4+4,4-DDx Only, GPC
ALS Vial : 10 (Sig #1); 0 (Sig #2) Sample Multiplier: 1

Integration File signal 1: PEST1.e
Integration File signal 2: PEST2.e
Quant Time: Dec 13 15:10:26 2019
Quant Method : R:\methods\ECD5_QUANTPEST_190823RTA.M
Quant Title : Instrument: DualECD5
QLast Update : Mon Aug 26 11:48:23 2019
Response via : Initial Calibration
Integrator: ChemStation 6890 Scale Mode: Small noise peaks clipped

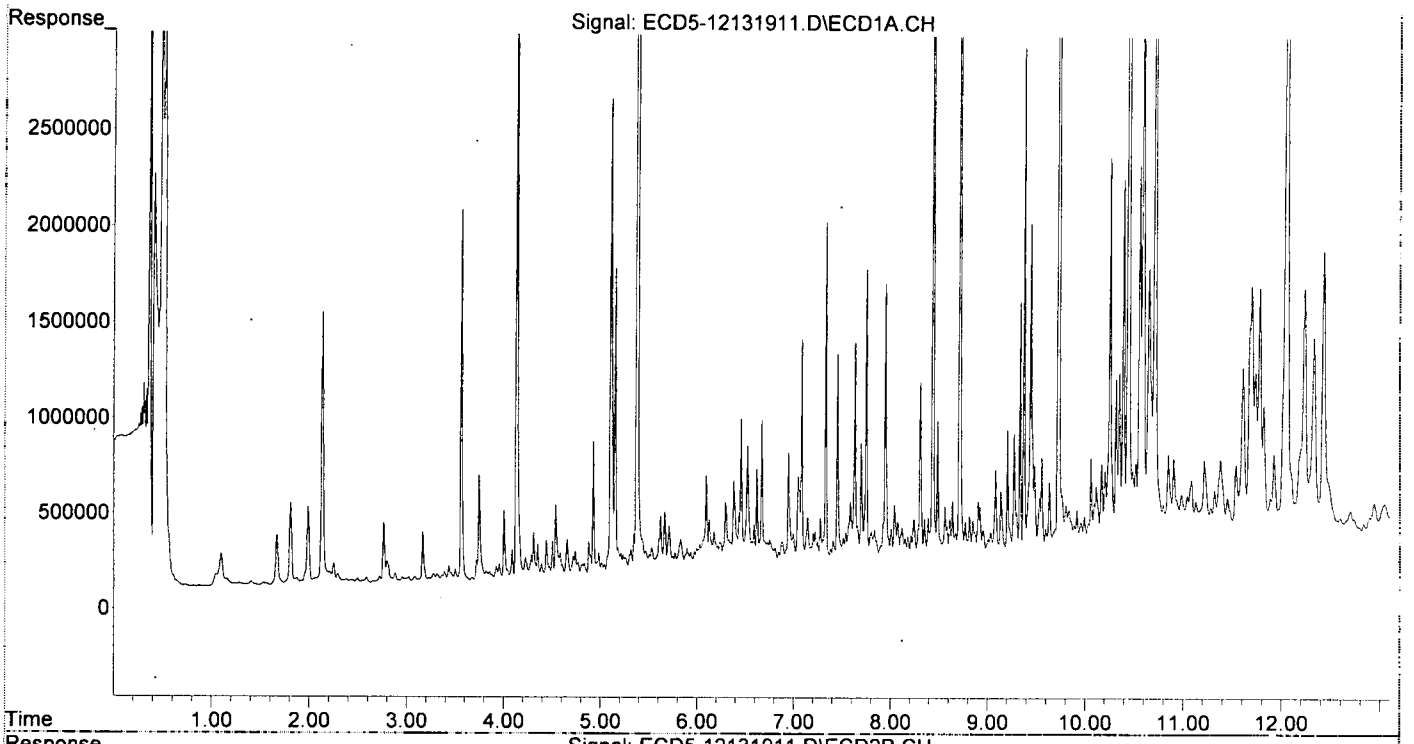

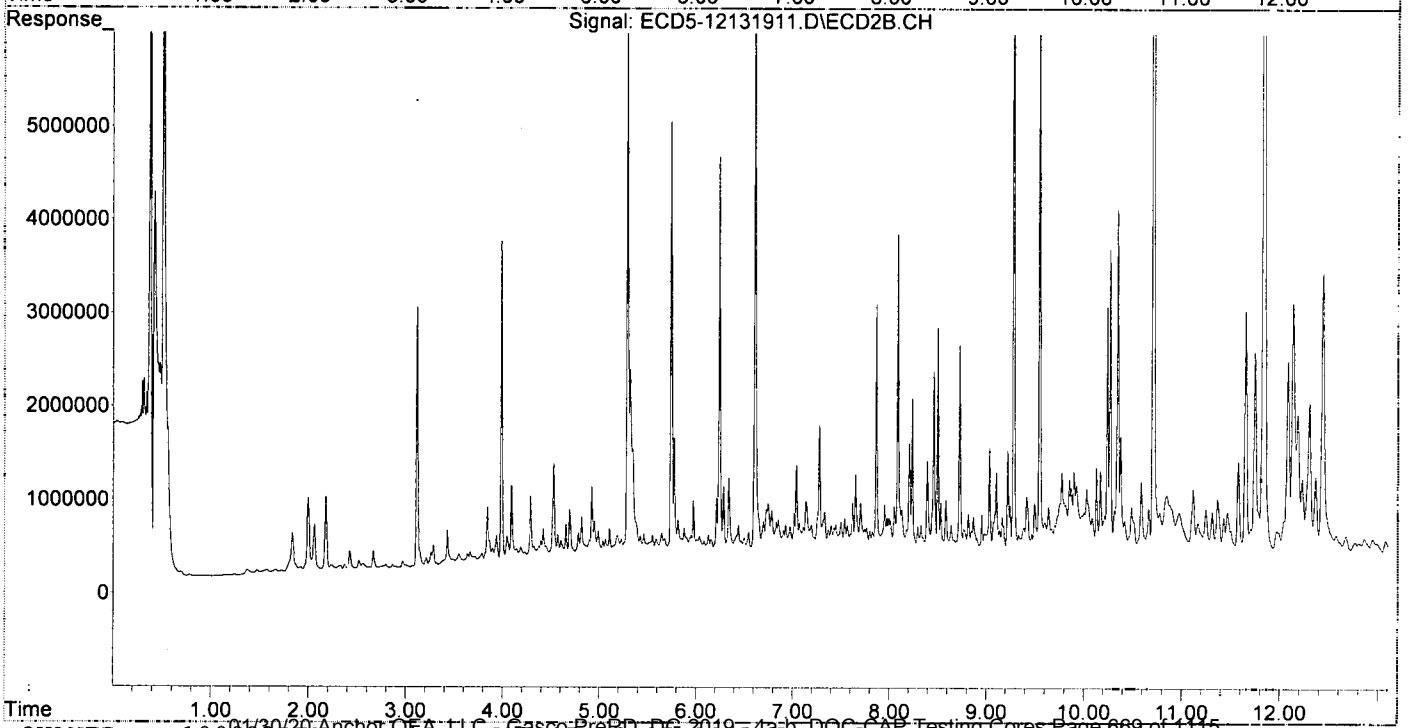

Quantitation Report (QT Reviewed)

Data Path : R:\data\2019-12\9L13033\
Data File : ECD5-12131919.D
Signal(s) : Signal #1: ECD1A.CH Signal #2: ECD2B.CH
Acq On : 13 Dec 2019 16:51
Operator : MJB
Sample : A9J0095-32RE1@5
Misc : 5x, 8081B 2,4+4,4-DDx Only, GPC
ALS Vial : 14 (Sig #1); 0 (Sig #2) Sample Multiplier: 1

Integration File signal 1: PEST1.e
Integration File signal 2: PEST2.e
Quant Time: Dec 13 17:07:29 2019
Quant Method : R:\methods\ECD5_QUANTPEST_190823RTA.M
Quant Title : Instrument: DualECD5
QLast Update : Mon Aug 26 11:48:23 2019
Response via : Initial Calibration
Integrator: ChemStation 6890 Scale Mode: Small noise peaks clipped

	Compound	RT#1	RT#2	Resp#1	Resp#2	ng/mL	ng/mL
	System Monitoring Compounds						
1)	S TCMX (S)	5.155	5.748	1712684	8034158	10.319	27.386 #
22)	S DCBP (S)	9.338	10.241	3396412	5860995	24.071	32.604
	Target Compounds						
2)	a-BHC	5.667f	6.338	762176	3192615	3.324	7.780 #
3)	g-BHC	5.991f	6.649	585801	756717	2.903	2.121
4)	b-BHC	6.060	6.730	737267	1232717	8.157	7.789
5)	Heptachlor	6.380	7.039	685625	1790247	3.782	5.851 #
6)	d-BHC	6.180	6.971	486110	1280073	2.471	3.630 #
7)	Aldrin	6.592f	7.305	975521	1215675	4.941	3.691
8)	Heptachlo...	7.066	7.698f	780286	1214372	4.237	4.036
9)	trans-Chl...	7.156	7.878	1436728	2690511	7.771	8.587
10)	cis-Chlor...	7.284	7.977	681402	1663955	3.743	5.713 #
11)	Endosulfa...	7.324f	8.000f	756942	1880169	4.448	6.833 #
12)	4,4'-DDE	7.326	8.099	752404	1474929	3.991m	4.747 #
13)	Dieldrin	7.518	8.211	667655	1876845	3.478	6.171 #
14)	Endrin	7.706	8.443	1330048	1296939	9.046	5.743
15)	4,4'-DDD	7.760	8.494	1003940	2386459	6.389m	9.314 #
16)	Endosulfa...	7.859	8.586	4101186	5643784	28.558	24.474
17)	4,4'-DDT	7.947	8.731	12218008	19010235	102.191m	93.892
18)	Endrin Al...	8.136	8.847	2165014	20969336	17.376	101.621 #
19)	Endosulfa...	8.435	9.015	19035475	3722502	122.827	14.945 #
20)	Methoxychlor	8.327f	9.223	22847939	5464209	390.068	59.799 #
21)	Endrin Ke...	8.644	9.434	2397188	9457453	14.375	36.754 #
23)	Hexachlor...	2.956	3.451	20509	46070	0.112	0.123
24)	Hexachlor...	5.510f	6.212	1162874	1050147	6.596	3.343 #
25)	Oxychlordane	6.997	7.651	767490	2687455	4.665	9.812 #
26)	2,4'-DDE	7.095	7.878	861730	2690511	6.719m	12.683 #
27)	trans-Non...	7.284f	7.917	681402	1380780	3.487	4.578
28)	2,4'-DDD	7.458	8.239	1165542	804435	10.213	4.259 #
29)	2,4'-DDT	7.633	8.466	1941375	1392075	17.699m	7.806m #
30)	cis-Nonac...	7.706f	8.494	1330048	2386459	6.406	7.114
31)	Mirex	8.391	9.376f	1745252	29360266	13.921	157.789 #
32)	Chlordane...	7.229	7.952	1371060	960988	69.634	26.558 #
33)	Chlordane...	7.324	8.050	756942	856468	30.200	28.207
34)	Chlordane...	7.859	8.676f	4101186	1045041	709.410	116.558 #
35)	Chlordane...	3.434	3.428	133749	66606	NoCal	NoCal
36)	Toxaphene...	7.284	8.262	681402	732124	760.792	278.983 #
37)	Toxaphene...	7.589	8.634	1247167	1292027	772.269	392.591 #
38)	Toxaphene...	7.902	8.634	1257868	1292027	373.533	254.922
39)	Toxaphene...	8.136	8.731	2165014	19010235	668.183	2276.720 #
40)	Toxaphene...	8.357	8.904	2357117	1721642	983.303	369.423 #
41)	Toxaphene...	8.435	9.274	19035475	40701338	6015.161	8568.338 #
42)	Toxaphene...	3.434f	3.451	133749	46070	NoCal	NoCal

(f)=RT Delta > 1/2 Window (#)=Amounts differ by > 40% (m)=manual int.

Quantitation Report (QT Reviewed)

Data Path : R:\data\2019-12\9L13033\
Data File : ECD5-12131919.D
Signal(s) : Signal #1: ECD1A.CH Signal #2: ECD2B.CH
Acq On : 13 Dec 2019 16:51
Operator : MJB
Sample : A9J0095-32RE1@5
Misc : 5x, 8081B 2,4+4,4-DDx Only, GPC
ALS Vial : 14 (Sig #1); 0 (Sig #2) Sample Multiplier: 1

Integration File signal 1: PEST1.e
Integration File signal 2: PEST2.e
Quant Time: Dec 13 17:07:29 2019
Quant Method : R:\methods\ECD5_QUANTPEST_190823RTA.M
Quant Title : Instrument: DualECD5
QLast Update : Mon Aug 26 11:48:23 2019
Response via : Initial Calibration
Integrator: ChemStation 6890 Scale Mode: Small noise peaks clipped

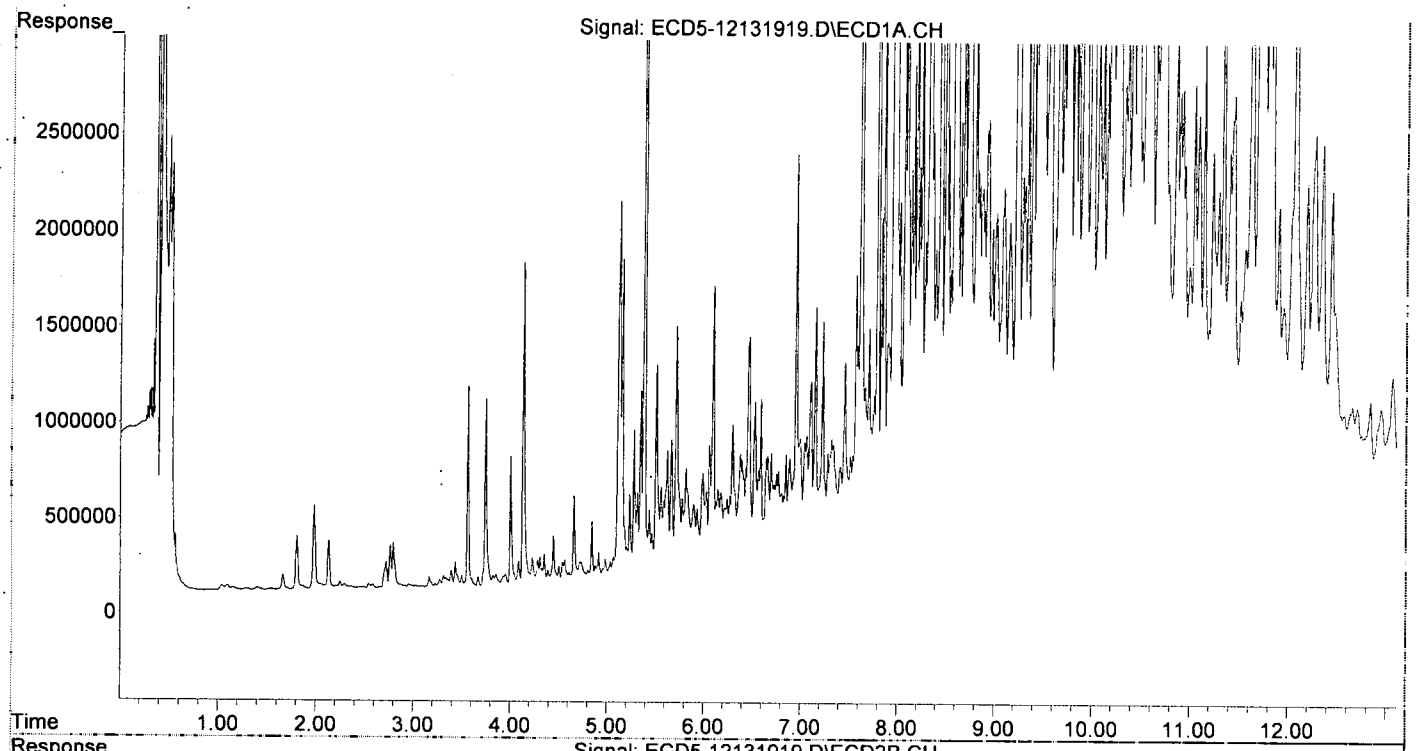

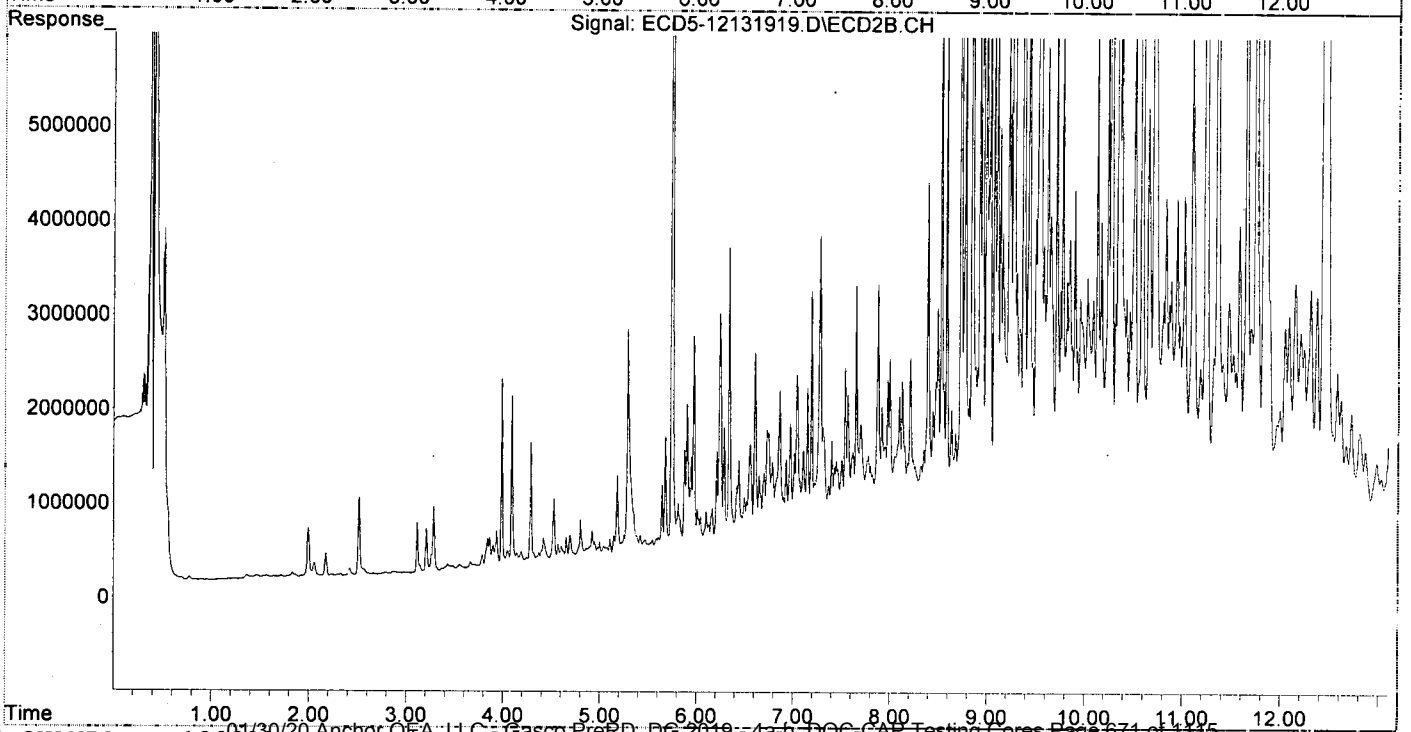

Quantitation Report (Qedit)

Data Path : R:\data\2019-12\9L13033\
Data File : ECD5-12131919.D
Signal(s) : Signal #1: ECD1A.CH Signal #2: ECD2B.CH
Acq On : 13 Dec 2019 16:51
Operator : MJB
Sample : A9J0095-32RE1@5
Misc : 5x, 8081B 2,4+4,4-DDx Only, GPC
ALS Vial : 14 (Sig #1); 0 (Sig #2) Sample Multiplier: 1

Integration File signal 1: PEST1.e
Integration File signal 2: PEST2.e
Quant Time: Dec 13 17:04:45 2019
Quant Method : R:\methods\ECD5_QUANTPEST_190823RTA.M
Quant Title : Instrument: DualECD5
QLast Update : Mon Aug 26 11:48:23 2019
Response via : Initial Calibration
Integrator: ChemStation 6890 Scale Mode: Small noise peaks clipped

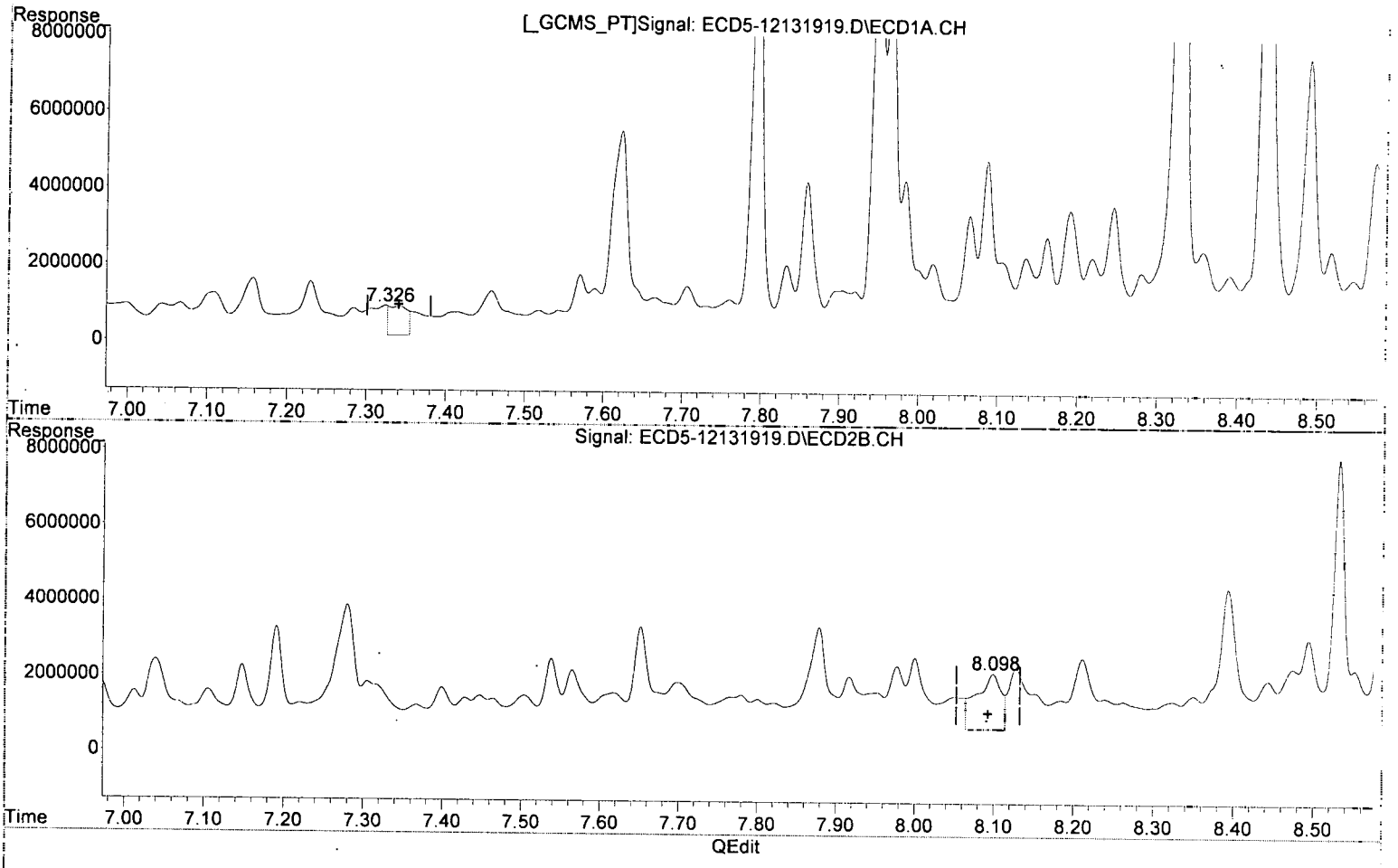

(12) 4,4'-DDE

7.326min 3.991 ng/mL (m) R.02

response 752404

MB 12/13/19

(12) 4,4'-DDE #2

8.099min 4.747 ng/mL [-21

response 1474929

(+) = Expected Retention Time

Quantitation Report (Qedit)

Data Path : R:\data\2019-12\9L13033\
Data File : ECD5-12131919.D
Signal(s) : Signal #1: ECD1A.CH Signal #2: ECD2B.CH
Acq On : 13 Dec 2019 16:51
Operator : MJB
Sample : A9J0095-32RE1@5
Misc : 5x, 8081B 2,4+4,4-DDx Only, GPC
ALS Vial : 14 (Sig #1); 0 (Sig #2) Sample Multiplier: 1

Integration File signal 1: PEST1.e
Integration File signal 2: PEST2.e
Quant Time: Dec 13 17:04:45 2019
Quant Method : R:\methods\ECD5_QUANTPEST_190823RTA.M
Quant Title : Instrument: DualECD5
QLast Update : Mon Aug 26 11:48:23 2019
Response via : Initial Calibration
Integrator: ChemStation 6890 Scale Mode: Small noise peaks clipped

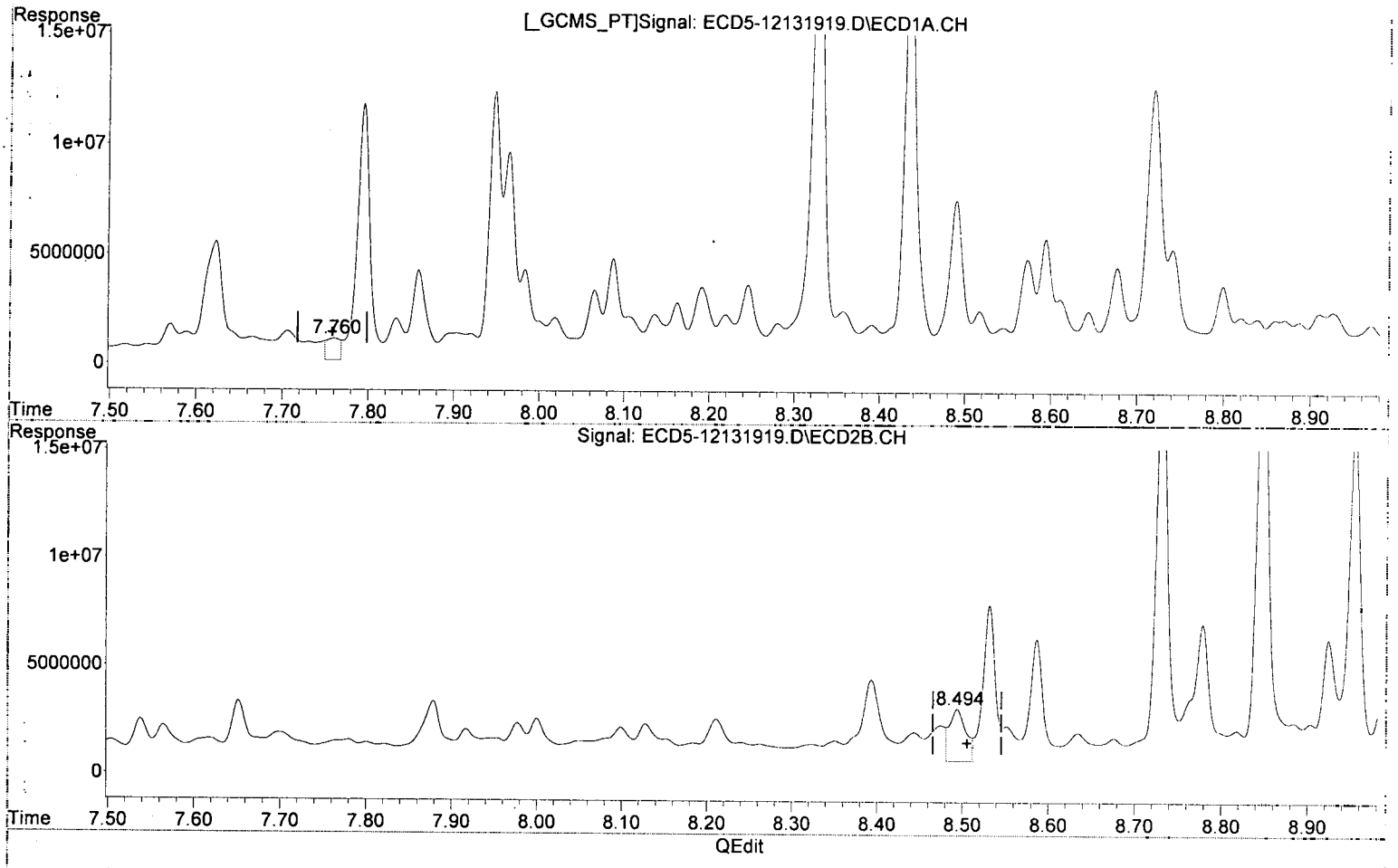

(15) 4,4'-DDD

7.760min 6.389 ng/mL (m) R.02

response 1003940

WB 12/13/19

(15) 4,4'-DDD #2

8.494min 9.314 ng/mL R.01

response 2386459

(+) = Expected Retention Time

Quantitation Report (Qedit)

Data Path : R:\data\2019-12\9L13033\
Data File : ECD5-12131919.D
Signal(s) : Signal #1: ECD1A.CH Signal #2: ECD2B.CH
Acq On : 13 Dec 2019 16:51
Operator : MJB
Sample : A9J0095-32RE1@5
Misc : 5x, 8081B 2,4+4,4-DDx Only, GPC
ALS Vial : 14 (Sig #1); 0 (Sig #2) Sample Multiplier: 1

Integration File signal 1: PEST1.e
Integration File signal 2: PEST2.e
Quant Time: Dec 13 17:04:45 2019
Quant Method : R:\methods\ECD5_QUANTPEST_190823RTA.M
Quant Title : Instrument: DualECD5
QLast Update : Mon Aug 26 11:48:23 2019
Response via : Initial Calibration
Integrator: ChemStation 6890 Scale Mode: Small noise peaks clipped

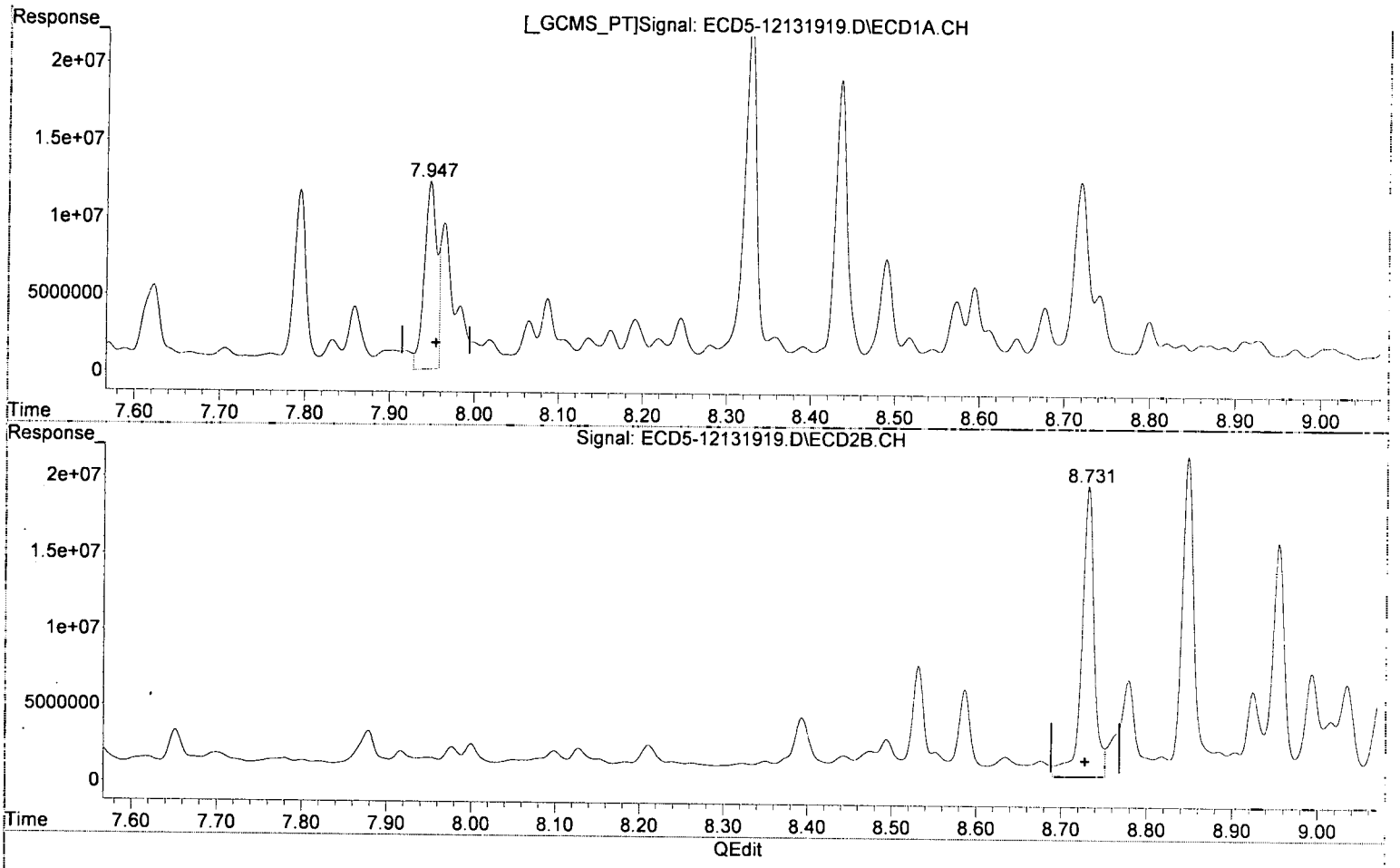

(17) 4,4'-DDT

7.947min 102.191 ng/mL (m)

response 12218008

MJB 12/13/19

(17) 4,4'-DDT #2

8.731min 93.892 ng/mL R.02

response 19010235

(+) = Expected Retention Time

Quantitation Report (Qedit)

Data Path : R:\data\2019-12\9L13033\
Data File : ECD5-12131919.D
Signal(s) : Signal #1: ECD1A.CH Signal #2: ECD2B.CH
Acq On : 13 Dec 2019 16:51
Operator : MJB
Sample : A9J0095-32RE1@5
Misc : 5x, 8081B 2,4+4,4-DDx Only, GPC
ALS Vial : 14 (Sig #1); 0 (Sig #2) Sample Multiplier: 1

Integration File signal 1: PEST1.e
Integration File signal 2: PEST2.e
Quant Time: Dec 13 17:04:45 2019
Quant Method : R:\methods\ECD5_QUANTPEST_190823RTA.M
Quant Title : Instrument: DualECD5
QLast Update : Mon Aug 26 11:48:23 2019
Response via : Initial Calibration
Integrator: ChemStation 6890 Scale Mode: Small noise peaks clipped

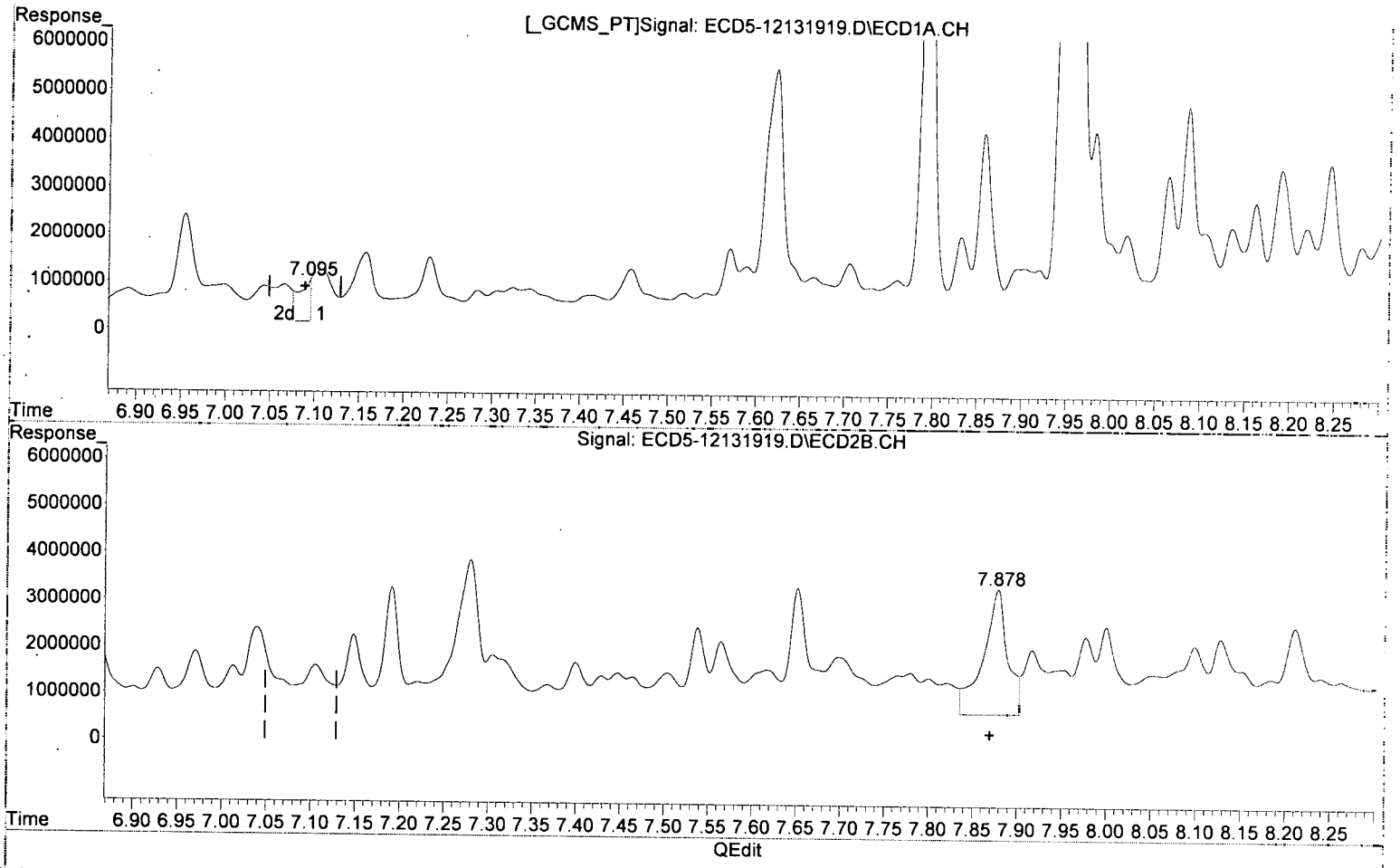

(26) 2,4'-DDE

7.095min 6.719 ng/mL (m) R.02

response 861730

WB 12/13/19

(26) 2,4'-DDE #2

7.878min 12.683 ng/mL R-01

response 2690511

(+) = Expected Retention Time

Quantitation Report (Qedit)

Data Path : R:\data\2019-12\9L13033\
Data File : ECD5-12131919.D
Signal(s) : Signal #1: ECD1A.CH Signal #2: ECD2B.CH
Acq On : 13 Dec 2019 16:51
Operator : MJB
Sample : A9J0095-32RE1@5
Misc : 5x, 8081B 2,4+4,4-DDx Only, GPC
ALS Vial : 14 (Sig #1); 0 (Sig #2) Sample Multiplier: 1

Integration File signal 1: PEST1.e
Integration File signal 2: PEST2.e
Quant Time: Dec 13 17:04:45 2019
Quant Method : R:\methods\ECD5_QUANTPEST_190823RTA.M
Quant Title : Instrument: DualECD5
QLast Update : Mon Aug 26 11:48:23 2019
Response via : Initial Calibration
Integrator: ChemStation 6890 Scale Mode: Small noise peaks clipped

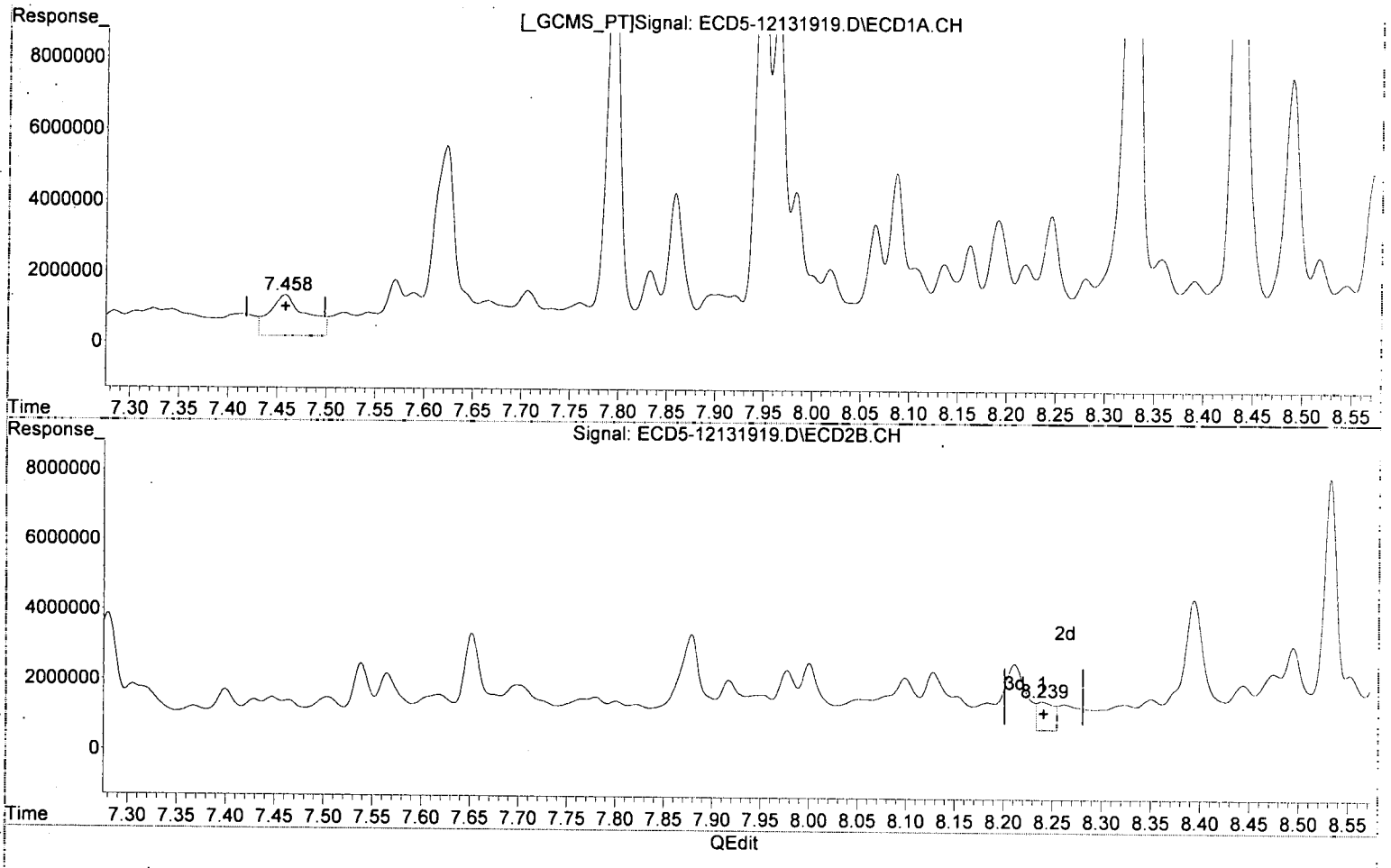

(28) 2,4'-DDD

7.458min 10.213 ng/mL

response 1165542

MJB 12/13/19

(28) 2,4'-DDD #2

8.239min 4.259 ng/mL R-2

response 804435

(+) = Expected Retention Time

Quantitation Report (Qedit)

Data Path : R:\data\2019-12\9L13033\
Data File : ECD5-12131919.D
Signal(s) : Signal #1: ECD1A.CH Signal #2: ECD2B.CH
Acq On : 13 Dec 2019 16:51
Operator : MJB
Sample : A9J0095-32RE1@5
Misc : 5x, 8081B 2,4+4,4-DDx Only, GPC
ALS Vial : 14 (Sig #1); 0 (Sig #2) Sample Multiplier: 1

Integration File signal 1: PEST1.e
Integration File signal 2: PEST2.e
Quant Time: Dec 13 17:04:45 2019
Quant Method : R:\methods\ECD5_QUANTPEST_190823RTA.M
Quant Title : Instrument: DualECD5
QLast Update : Mon Aug 26 11:48:23 2019
Response via : Initial Calibration
Integrator: ChemStation 6890 Scale Mode: Small noise peaks clipped

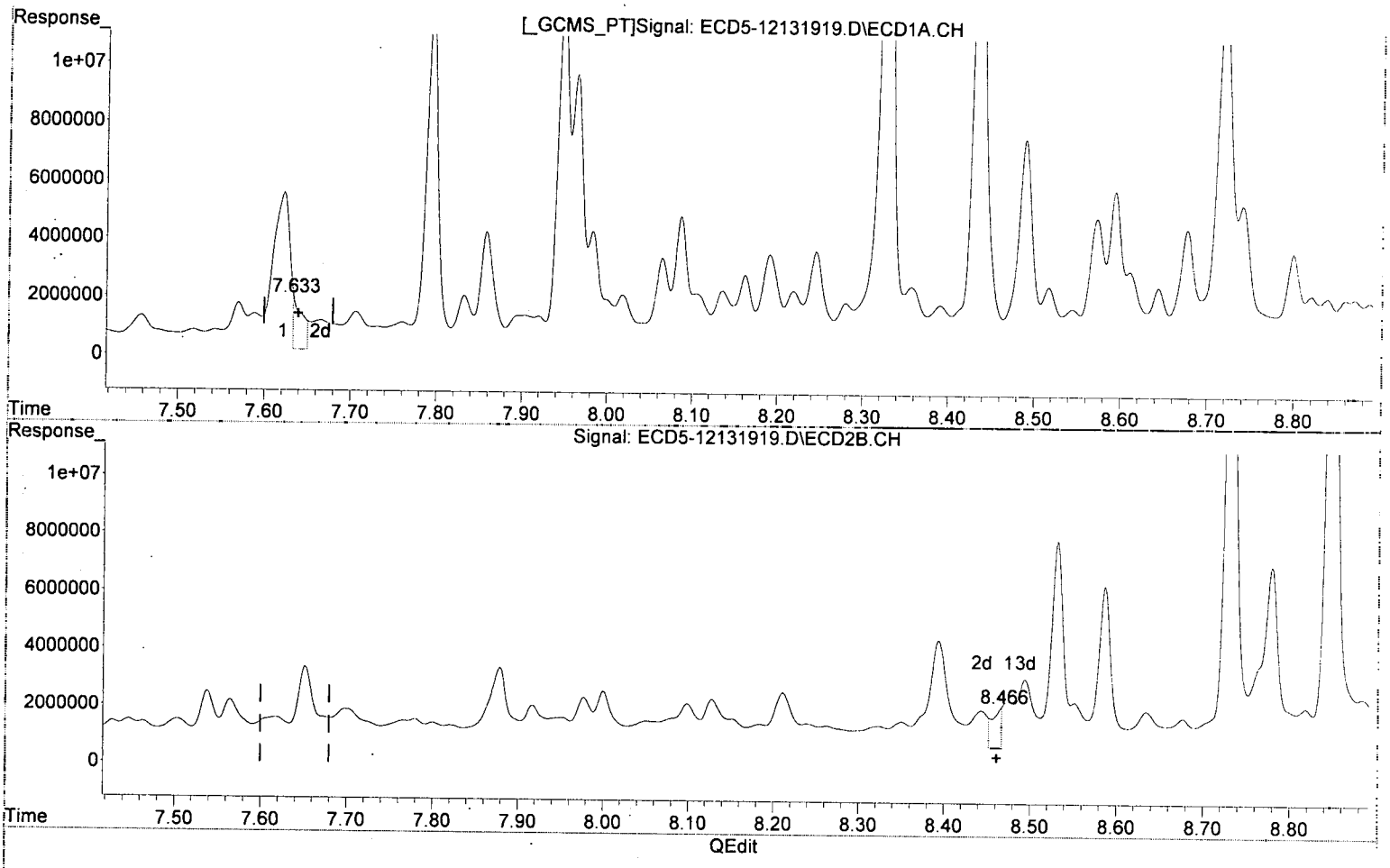

(29) 2,4'-DDT

7.633min 17.699 ng/mL (m)

response 1941375

MJB 12/13/19

(29) 2,4'-DDT #2

8.466min 7.806 ng/mL (m) R Or

response 1392075

(+) = Expected Retention Time

Quantitation Report (Not Reviewed)

Data Path : R:\data\2019-12\9L13033\
Data File : ECD5-12131919.D
Signal(s) : Signal #1: ECD1A.CH Signal #2: ECD2B.CH
Acq On : 13 Dec 2019 16:51
Operator : MJB
Sample : A9J0095-32RE1@5
Misc : 5x, 8081B 2,4+4,4-DDx Only, GPC
ALS Vial : 14 (Sig #1); 0 (Sig #2) Sample Multiplier: 1

Integration File signal 1: PEST1.e
Integration File signal 2: PEST2.e
Quant Time: Dec 13 17:04:45 2019
Quant Method : R:\methods\ECD5_QUANTPEST_190823RTA.M
Quant Title : Instrument: DualECD5
QLast Update : Mon Aug 26 11:48:23 2019
Response via : Initial Calibration
Integrator: ChemStation 6890 Scale Mode: Small noise peaks clipped

MJ MJB 1/14/20

		Compound	RT#1	RT#2	Resp#1	Resp#2	ng/mL	ng/mL	
		System Monitoring Compounds							
1)	S	TCMX (S)	5.155	5.748	1712684	8034158	10.319	27.386	#
22)	S	DCBP (S)	9.338	10.241	3396412	5860995	24.071	32.604	
		Target Compounds							
2)		a-BHC	5.667f	6.338	762176	3192615	3.324	7.780	#
3)		g-BHC	5.991f	6.649	585801	756717	2.903	2.121	
4)		b-BHC	6.060	6.730	737267	1232717	8.157	7.789	
5)		Heptachlor	6.380	7.039	685625	1790247	3.782	5.851	#
6)		d-BHC	6.180	6.971	486110	1280073	2.471	3.630	#
7)		Aldrin	6.592f	7.305	975521	1215675	4.941	3.691	
8)		Heptachlo...	7.066	7.698f	780286	1214372	4.237	4.036	
9)		trans-Chl...	7.156	7.878	1436728	2690511	7.771	8.587	
10)		cis-Chlor...	7.284	7.977	681402	1663955	3.743	5.713	#
11)		Endosulfa...	7.324f	8.000f	756942	1880169	4.448	6.833	#
12)		4,4'-DDE	7.324	8.099	756942	1474929	4.015	4.747	
13)		Dieldrin	7.518	8.211	667635	1876845	3.478	6.171	#
14)		Endrin	7.706	8.443	1330048	1296939	9.046	5.743	
15)		4,4'-DDD	7.794f	8.494	11646761	2386459	74.117	9.314	#
16)		Endosulfa...	7.859	8.586	4101186	5643784	28.558	24.474	
17)		4,4'-DDT	7.948	8.731	12070692	19010235	100.959	93.892	
18)		Endrin Al...	8.136	8.847	2165014	20969336	17.376	101.621	#
19)		Endosulfa...	8.435	9.015	19035475	3722502	122.827	14.945	#
20)		Methoxychlor	8.327f	9.223	22847939	5464209	390.068	59.799	#
21)		Endrin Ke...	8.644	9.434	2397188	9457453	14.375	36.754	#
23)		Hexachlor...	2.956	3.451	20509	46070	0.112	0.123	
24)		Hexachlor...	5.510f	6.212	1162874	1050147	6.596	3.343	#
25)		Oxychlordane	6.997	7.651	767490	2687455	4.665	9.812	#
26)		2,4'-DDE	7.107	7.878	1069974	2690511	8.342	12.683	#
27)		trans-Non...	7.284f	7.917	681402	1380780	3.487	4.578	
28)		2,4'-DDD	7.458	8.239	1165542	804435	10.213	4.259	#
29)		2,4'-DDT	7.621	8.475	5409510	1609355	49.317	9.024	#
30)		cis-Nonac...	7.706f	8.494	1330048	2386459	6.406	7.114	
31)		Mirex	8.391	9.376f	1745252	29360266	13.921	157.789	#
32)		Chlordane...	7.229	7.952	1371060	960988	69.634	26.558	#
33)		Chlordane...	7.324	8.050	756942	856468	30.200	28.207	
34)		Chlordane...	7.859	8.676f	4101186	1045041	709.410	116.558	#
35)		Chlordane...	3.434	3.428	133749	66606	NoCal	NoCal	
36)		Toxaphene...	7.284	8.262	681402	732124	760.792	278.983	#
37)		Toxaphene...	7.589	8.634	1247167	1292027	772.269	392.591	#
38)		Toxaphene...	7.902	8.634	1257868	1292027	373.533	254.922	
39)		Toxaphene...	8.136	8.731	2165014	19010235	668.183	2276.720	#
40)		Toxaphene...	8.357	8.904	2357117	1721642	983.303	369.423	#
41)		Toxaphene...	8.435	9.274	19035475	40701338	6015.161	8568.338	#
42)		Toxaphene...	3.434f	3.451	133749	46070	NoCal	NoCal	

(f)=RT Delta > 1/2 Window (#)=Amounts differ by > 40% (m)=manual int.

Quantitation Report (Not Reviewed)

Data Path : R:\data\2019-12\9L13033\
Data File : ECD5-12131919.D
Signal(s) : Signal #1: ECD1A.CH Signal #2: ECD2B.CH
Acq On : 13 Dec 2019 16:51
Operator : MJB
Sample : A9J0095-32RE1@5
Misc : 5x, 8081B 2,4+4,4-DDx Only, GPC
ALS Vial : 14 (Sig #1); 0 (Sig #2) Sample Multiplier: 1

Integration File signal 1: PEST1.e
Integration File signal 2: PEST2.e
Quant Time: Dec 13 17:04:45 2019
Quant Method : R:\methods\ECD5_QUANTPEST_190823RTA.M
Quant Title : Instrument: DualECD5
QLast Update : Mon Aug 26 11:48:23 2019
Response via : Initial Calibration
Integrator: ChemStation 6890 Scale Mode: Small noise peaks clipped

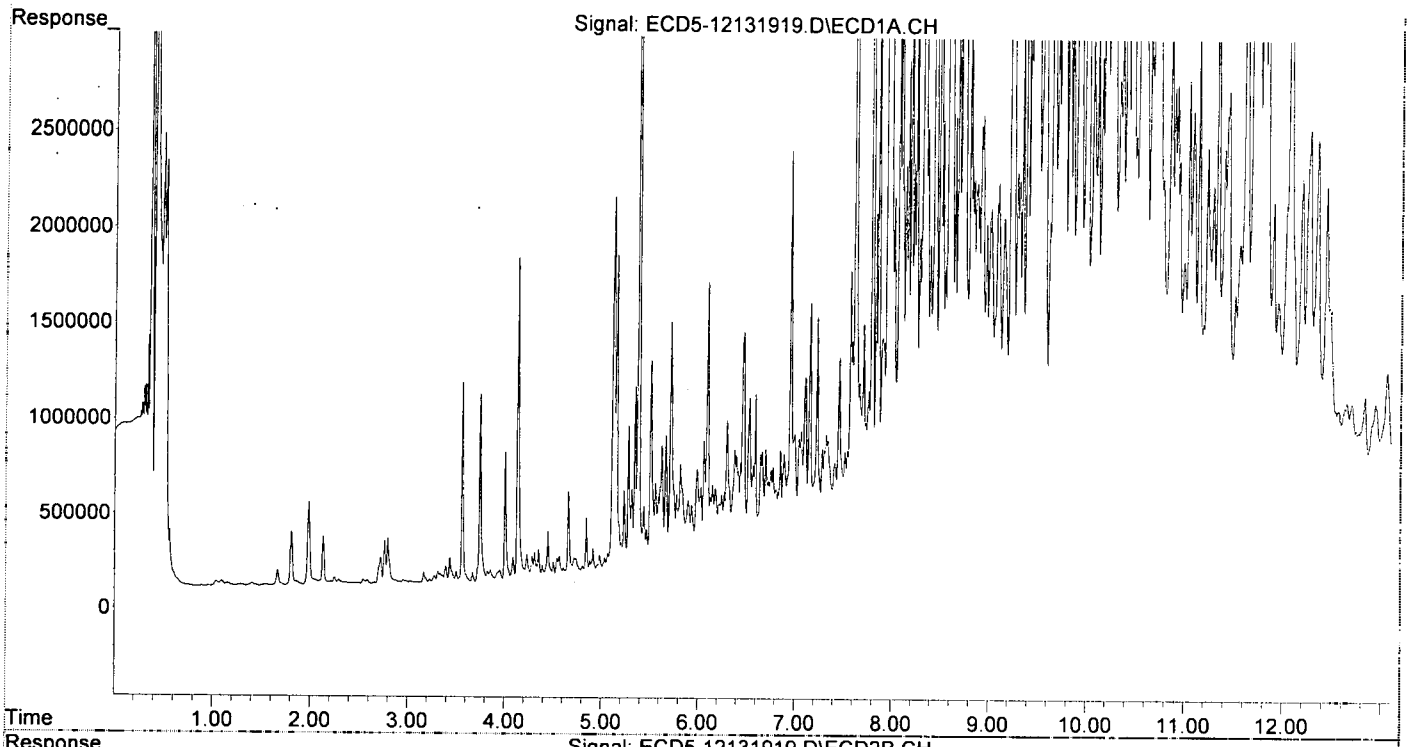

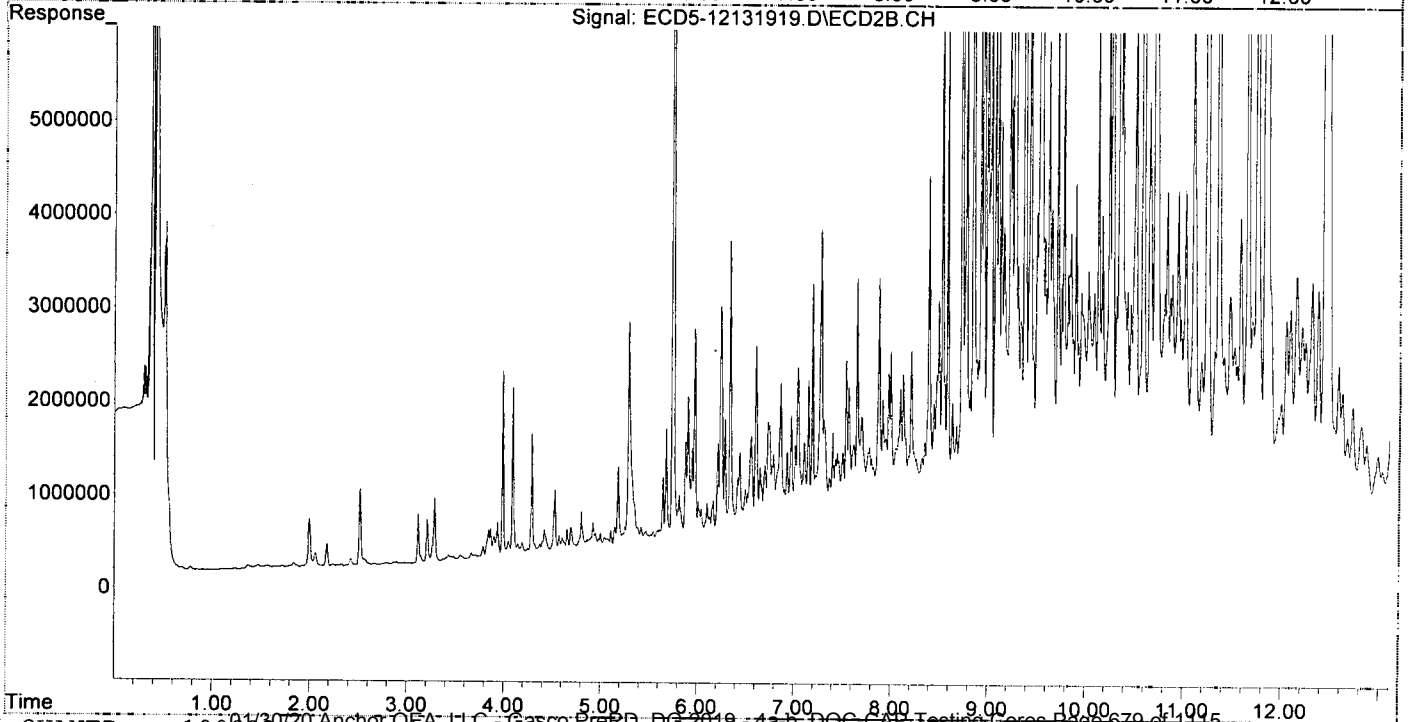

Quantitation Report (QT Reviewed)

Data Path : R:\data\2019-12\9L13033\
Data File : ECD5-12131921.D
Signal(s) : Signal #1: ECD1A.CH Signal #2: ECD2B.CH
Acq On : 13 Dec 2019 17:29
Operator : MJB
Sample : 9120734-BLK1
Misc : 1x, 8081B 2,4+4,4-DDx Only, GPC
ALS Vial : 15 (Sig #1); 0 (Sig #2) Sample Multiplier: 1

Integration File signal 1: PEST1.e
Integration File signal 2: PEST2.e
Quant Time: Dec 13 18:04:45 2019
Quant Method : R:\methods\ECD5_QUANTPEST_190823RTA.M
Quant Title : Instrument: DualECD5
QLast Update : Mon Aug 26 11:48:23 2019
Response via : Initial Calibration
Integrator: ChemStation 6890 Scale Mode: Small noise peaks clipped

MJB 12/13/19

	Compound	RT#1	RT#2	Resp#1	Resp#2	ng/mL	ng/mL
	System Monitoring Compounds						
1) S	TCMX (S)	5.152	5.739	4852550	8357425	29.237	28.488
22) S	DCBP (S)	9.335	10.239	6952069	9033827	49.271	50.254
	Target Compounds						
2)	a-BHC	5.692	6.339	341805	124275	1.490	0.303 #
3)	g-BHC	0.000	6.694f	0	64292	N.D.	0.180 #
4)	b-BHC	6.031	6.727	502137	68750	5.556	0.434 #
5)	Heptachlor	6.353f	7.047	294593	99172	1.625	0.324 #
6)	d-BHC	6.188	6.958f	321747	93106	1.636	0.264 #
7)	Aldrin	6.650f	7.274	366048	102307	1.854	0.311 #
8)	Heptachlo...	7.042f	7.720	314846	291165	1.709	0.968 #
9)	trans-Chl...	7.154	7.871	783287	271044	4.236	0.865 #
10)	cis-Chlor...	7.251	7.974	436923	135850	2.400	0.466 #
11)	Endosulfa...	7.354	8.008	383214	175538	2.252	0.638 #
12)	4,4'-DDE	7.331	8.097	108678	190478	0.576m	0.613m
13)	Dieldrin	7.538	8.191f	490231	587656	2.554	1.932
14)	Endrin	7.696	8.464	393897	398838	2.679	1.766
15)	4,4'-DDD	7.747	8.498	167332	108420	1.065m	0.423 #
16)	Endosulfa...	7.840	8.600	809994	365429	5.640	1.585 #
17)	4,4'-DDT	7.944	8.726	188169	636238	1.574m	3.648 # P-01 P-02
18)	Endrin Al...	8.125	8.817	720050	416675	5.147	1.430 #
19)	Endosulfa...	8.438	9.056f	415841	84897	2.683	0.341 #
20)	Methoxychlor	8.296	9.204	483895	119056	8.261	1.290 #
21)	Endrin Ke...	8.626	9.426	444486	247943	2.665	0.964 #
23)	Hexachlor...	2.954	3.426f	231553	1752734	1.267	4.662 #
24)	Hexachlor...	5.532	6.188	300067	138628	1.702	0.441 #
25)	Oxychlordane	6.996	7.651	652996	279740	3.969	1.021 #
26)	2,4'-DDE	7.104	7.871	50242	271044	0.392m	1.278 # P-01
27)	trans-Non...	7.251	7.933	436923	217674	2.122	0.722 #
28)	2,4'-DDD	7.457	8.249	97977	134107	0.859m	0.710m
29)	2,4'-DDT	7.645	8.464	41865	398838	0.382m	2.236 # P-01
30)	cis-Nonac...	7.734	8.498	628182	108420	3.026	0.323 #
31)	Mirex	8.389	9.426f	493914	247943	3.940	1.333 #
32)	Chlordane...	7.205f	7.933	344508	217674	17.497	6.016 #
33)	Chlordane...	7.321	8.064f	491140	224472	19.595	7.393 #
34)	Chlordane...	7.888f	8.681	386957	95666	66.935	10.670 #
35)	Chlordane...	3.435	3.426	194913	1752734	NoCal	NoCal
36)	Toxaphene...	7.292	8.260	404078	146052	451.157	55.655 #
37)	Toxaphene...	7.605	8.600	615855	365429	381.349	111.038 #
38)	Toxaphene...	7.888	8.641	386957	157972	114.910	31.169 #
39)	Toxaphene...	8.155	8.726	408696	636238	126.135	76.198
40)	Toxaphene...	8.350	8.885	430644	70069	179.649	15.035 #
41)	Toxaphene...	8.438	9.283	415841	36187	131.405	7.618 #
42)	Toxaphene...	3.435f	3.426	194913	1752734	NoCal	NoCal

(f)=RT Delta > 1/2 Window (#)=Amounts differ by > 40% (m)=manual int.

Quantitation Report (QT Reviewed)

Data Path : R:\data\2019-12\9L13033\
Data File : ECD5-12131921.D
Signal(s) : Signal #1: ECD1A.CH Signal #2: ECD2B.CH
Acq On : 13 Dec 2019 17:29
Operator : MJB
Sample : 9120734-BLK1
Misc : 1x, 8081B 2,4+4,4-DDx Only, GPC
ALS Vial : 15 (Sig #1); 0 (Sig #2) Sample Multiplier: 1

Integration File signal 1: PEST1.e
Integration File signal 2: PEST2.e
Quant Time: Dec 13 18:04:45 2019
Quant Method : R:\methods\ECD5_QUANTPEST_190823RTA.M
Quant Title : Instrument: DualECD5
QLast Update : Mon Aug 26 11:48:23 2019
Response via : Initial Calibration
Integrator: ChemStation 6890 Scale Mode: Small noise peaks clipped

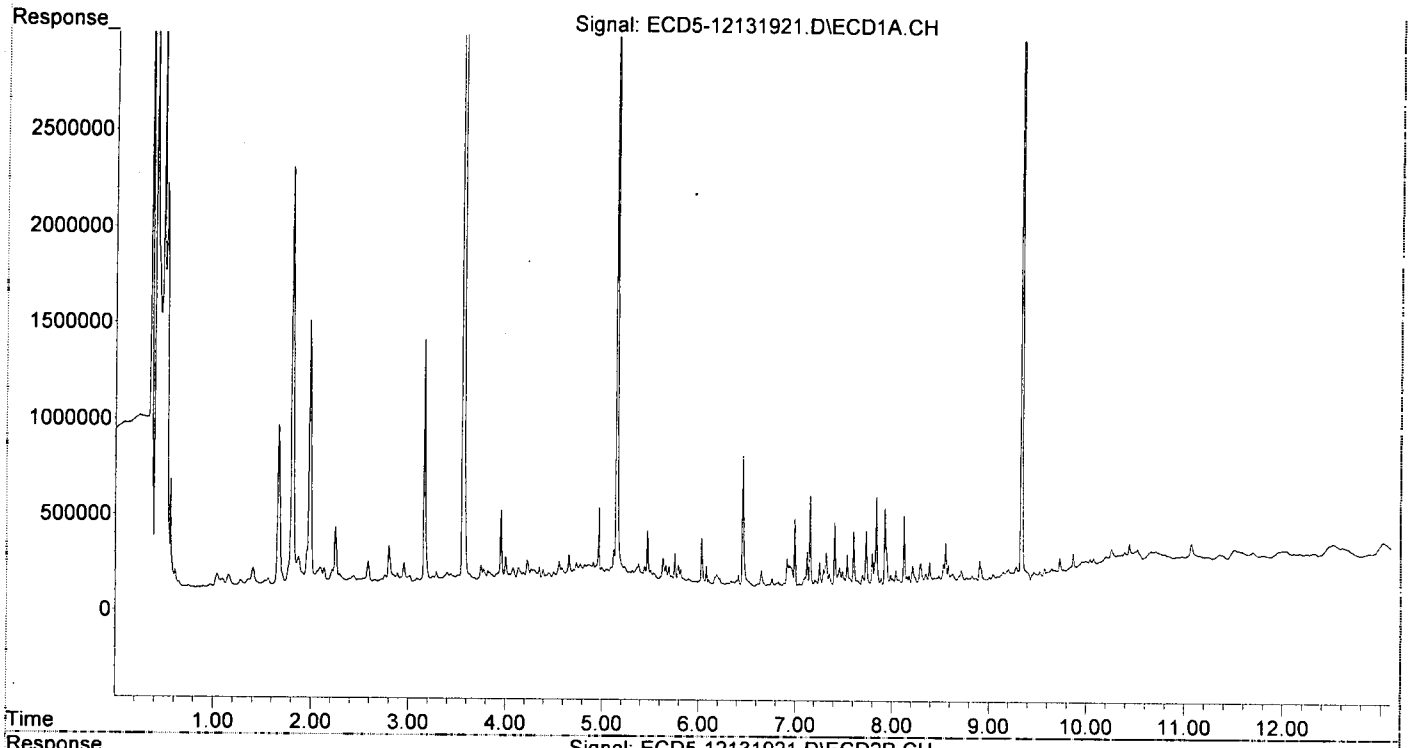

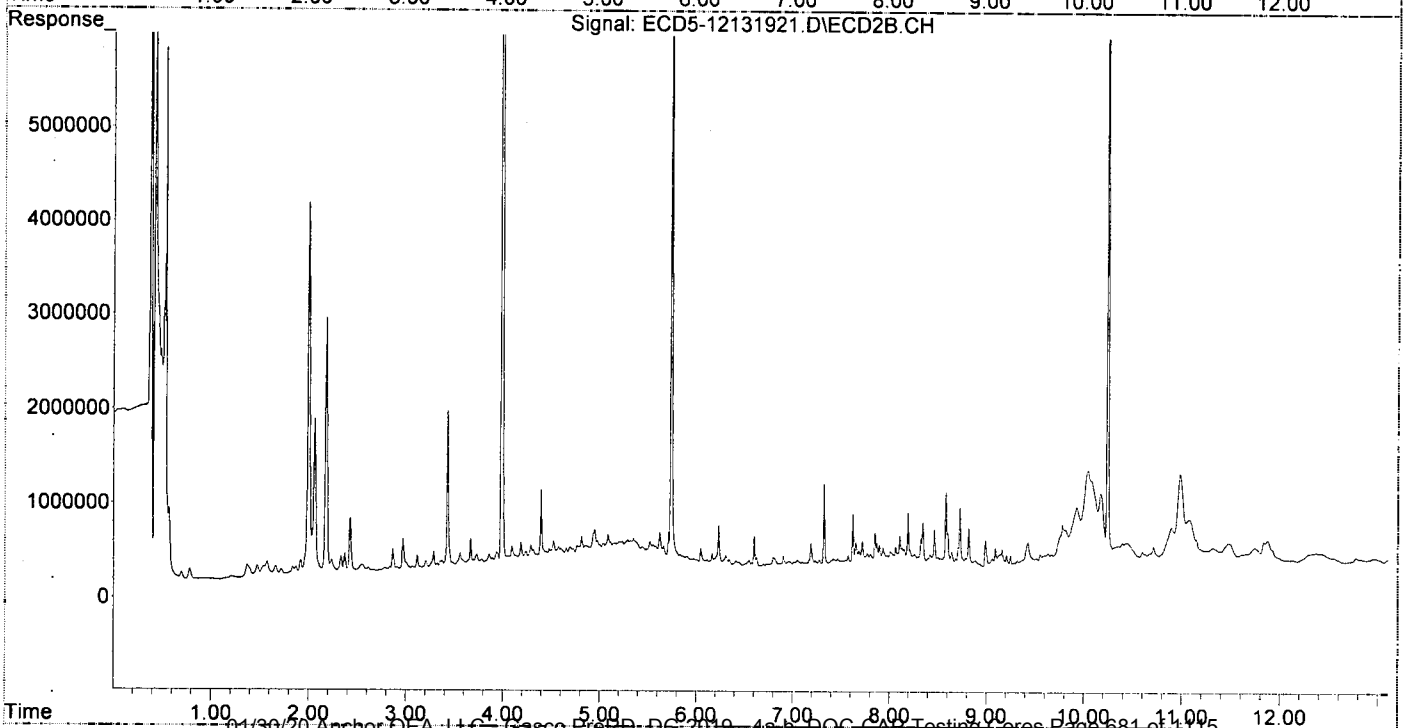

Quantitation Report (Qedit)

Data Path : R:\data\2019-12\9L13033\
Data File : ECD5-12131921.D
Signal(s) : Signal #1: ECD1A.CH Signal #2: ECD2B.CH
Acq On : 13 Dec 2019 17:29
Operator : MJB
Sample : 9120734-BLK1
Misc : 1x, 8081B 2,4+4,4-DDx Only, GPC
ALS Vial : 15 (Sig #1); 0 (Sig #2) Sample Multiplier: 1

Integration File signal 1: PEST1.e
Integration File signal 2: PEST2.e
Quant Time: Dec 13 18:02:27 2019
Quant Method : R:\methods\ECD5_QUANTPEST_190823RTA.M
Quant Title : Instrument: DualECD5
QLast Update : Mon Aug 26 11:48:23 2019
Response via : Initial Calibration
Integrator: ChemStation 6890 Scale Mode: Small noise peaks clipped

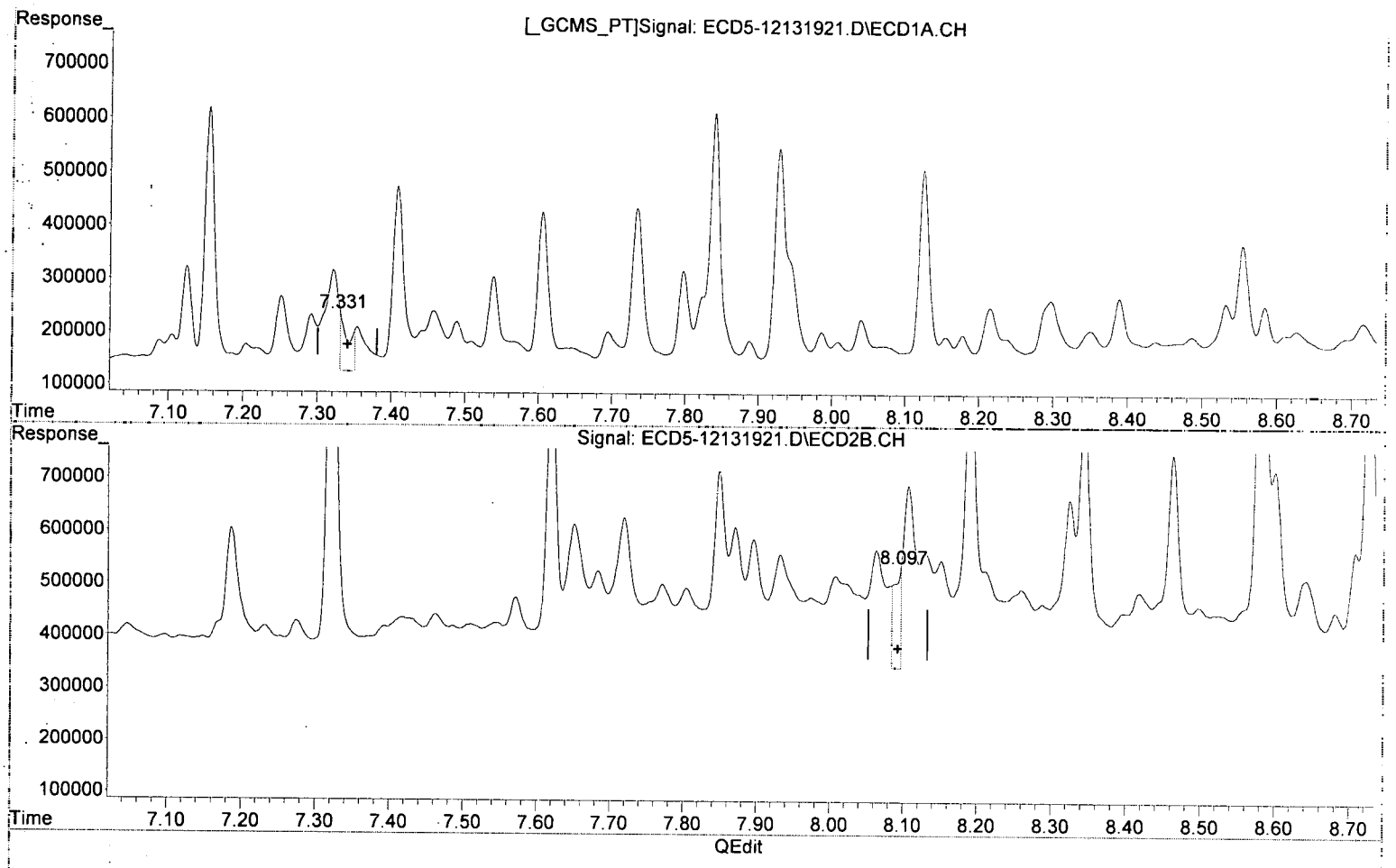

(12) 4,4'-DDE

7.331min 0.576 ng/mL (m)

response 108678

MJB 12/13/19

(12) 4,4'-DDE #2

8.097min 0.613 ng/mL (m)

response 190478

(+) = Expected Retention Time

Quantitation Report (Qedit)

Data Path : R:\data\2019-12\9L13033\
Data File : ECD5-12131921.D
Signal(s) : Signal #1: ECD1A.CH Signal #2: ECD2B.CH
Acq On : 13 Dec 2019 17:29
Operator : MJB
Sample : 9120734-BLK1
Misc : 1x, 8081B 2,4+4,4-DDx Only, GPC
ALS Vial : 15 (Sig #1); 0 (Sig #2) Sample Multiplier: 1

Integration File signal 1: PEST1.e
Integration File signal 2: PEST2.e
Quant Time: Dec 13 18:02:27 2019
Quant Method : R:\methods\ECD5_QUANTPEST_190823RTA.M
Quant Title : Instrument: DualECD5
QLast Update : Mon Aug 26 11:48:23 2019
Response via : Initial Calibration
Integrator: ChemStation 6890 Scale Mode: Small noise peaks clipped

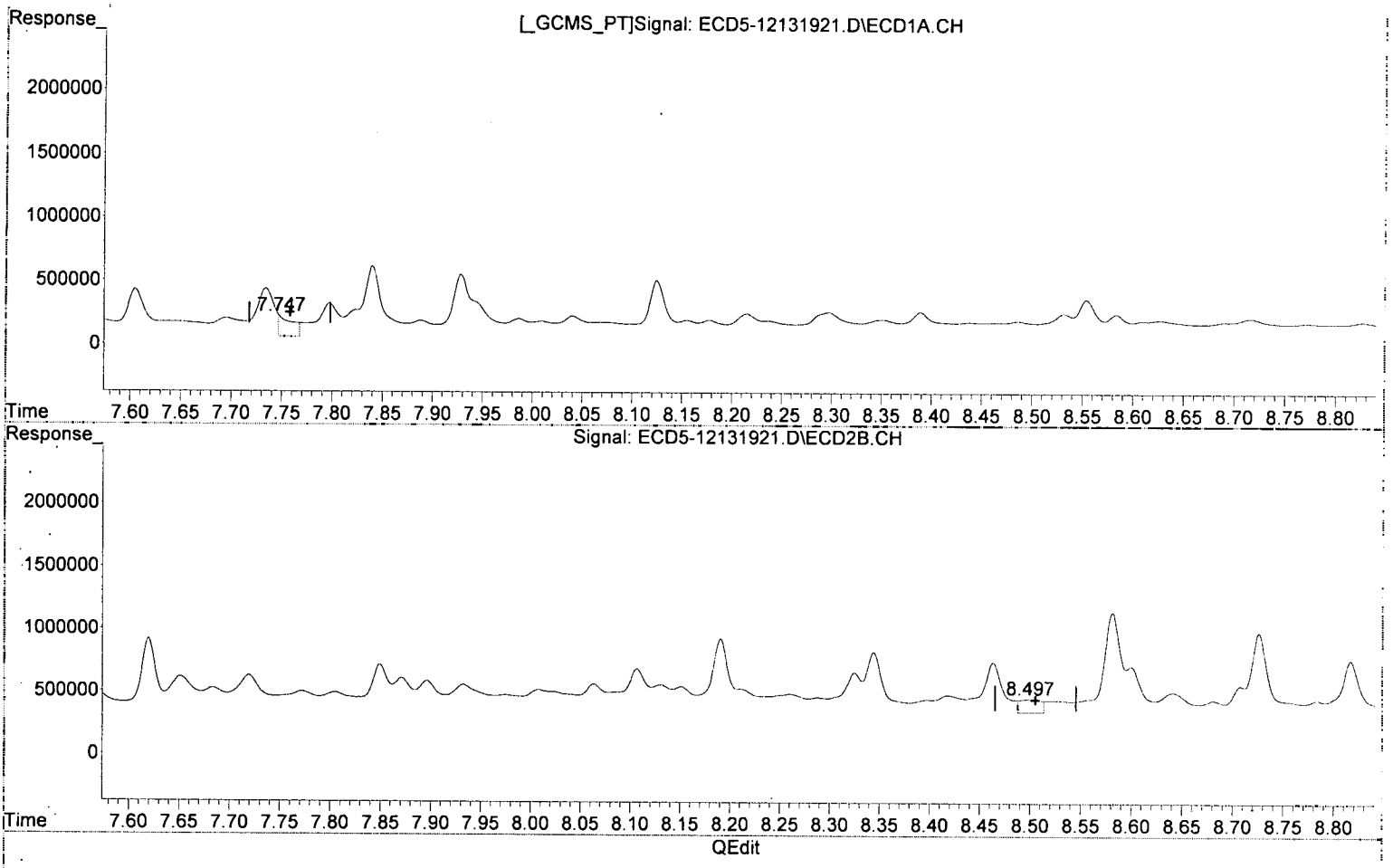

(15) 4,4'-DDD

7.747min 1.065 ng/mL (m)

response 167332

MJB 12/13/19

(15) 4,4'-DDD #2

8.498min 0.423 ng/mL

response 108420

(+) = Expected Retention Time

Quantitation Report (Qedit)

Data Path : R:\data\2019-12\9L13033\
Data File : ECD5-12131921.D
Signal(s) : Signal #1: ECD1A.CH Signal #2: ECD2B.CH
Acq On : 13 Dec 2019 17:29
Operator : MJB
Sample : 9120734-BLK1
Misc : 1x, 8081B 2,4+4,4-DDx Only, GPC
ALS Vial : 15 (Sig #1); 0 (Sig #2) Sample Multiplier: 1

Integration File signal 1: PEST1.e
Integration File signal 2: PEST2.e
Quant Time: Dec 13 18:02:27 2019
Quant Method : R:\methods\ECD5_QUANTPEST_190823RTA.M
Quant Title : Instrument: DualECD5
QLast Update : Mon Aug 26 11:48:23 2019
Response via : Initial Calibration
Integrator: ChemStation 6890 Scale Mode: Small noise peaks clipped

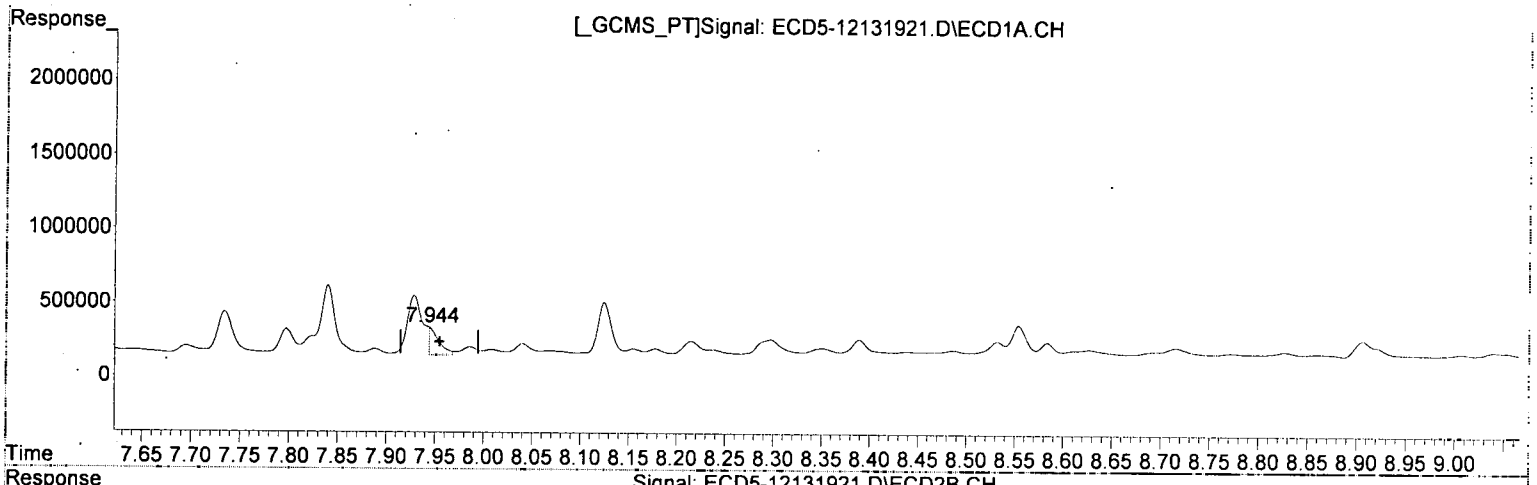

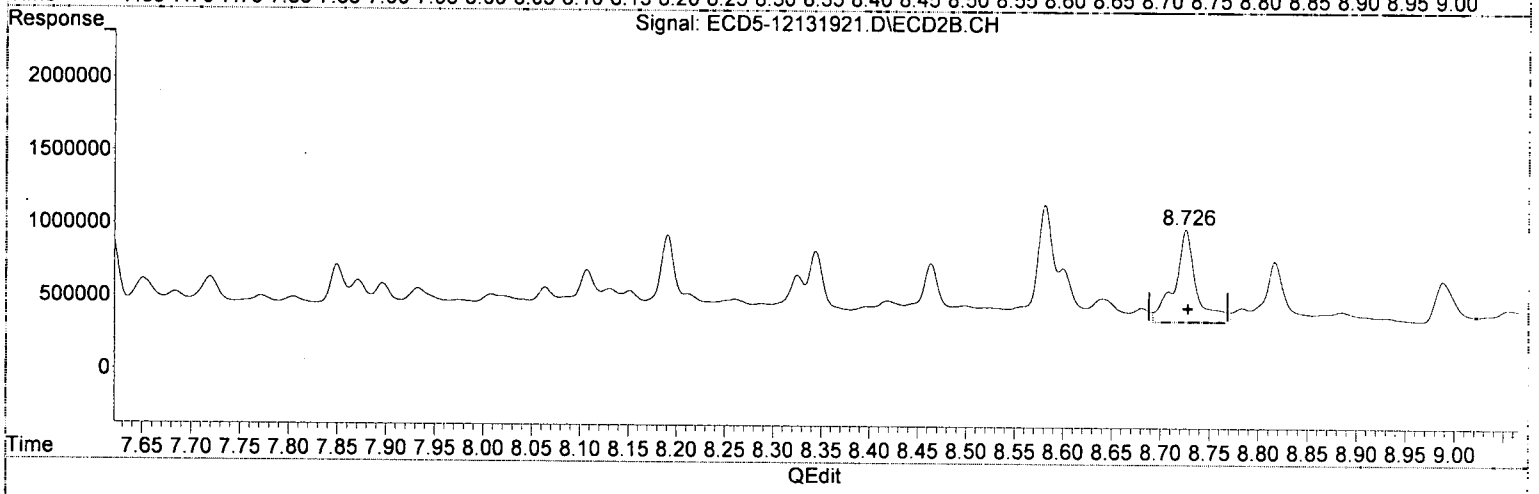

(17) 4,4'-DDT

7.944min 1.574 ng/mL (m) B-02

response 188169

MB 12/13/19

(17) 4,4'-DDT #2

8.726min 3.648 ng/mL P-91

response 636238

(+) = Expected Retention Time

Quantitation Report (Qedit)

Data Path : R:\data\2019-12\9L13033\
Data File : ECD5-12131921.D
Signal(s) : Signal #1: ECD1A.CH Signal #2: ECD2B.CH
Acq On : 13 Dec 2019 17:29
Operator : MJB
Sample : 9120734-BLK1
Misc : 1x, 8081B 2,4+4,4-DDx Only, GPC
ALS Vial : 15 (Sig #1); 0 (Sig #2) Sample Multiplier: 1

Integration File signal 1: PEST1.e
Integration File signal 2: PEST2.e
Quant Time: Dec 13 18:02:27 2019
Quant Method : R:\methods\ECD5_QUANTPEST_190823RTA.M
Quant Title : Instrument: DualECD5
QLast Update : Mon Aug 26 11:48:23 2019
Response via : Initial Calibration
Integrator: ChemStation 6890 Scale Mode: Small noise peaks clipped

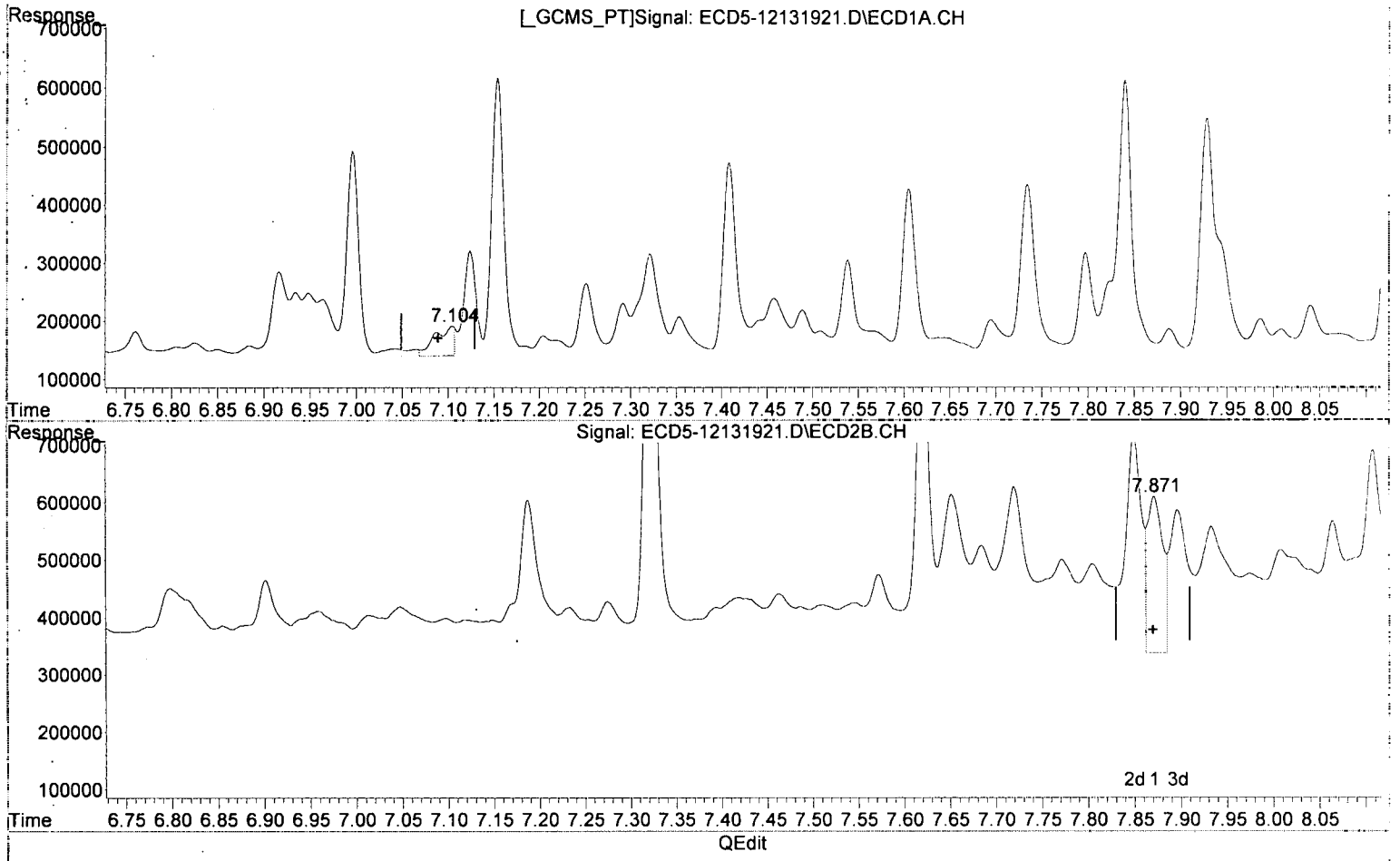

(26) 2,4'-DDE

7.104min 0.392 ng/mL

response 50242

MJB 12/13/19

(26) 2,4'-DDE #2

7.871min 1.278 ng/mL

response 271044

(+) = Expected Retention Time

Quantitation Report (Qedit)

Data Path : R:\data\2019-12\9L13033\
Data File : ECD5-12131921.D
Signal(s) : Signal #1: ECD1A.CH Signal #2: ECD2B.CH
Acq On : 13 Dec 2019 17:29
Operator : MJB
Sample : 9120734-BLK1
Misc : 1x, 8081B 2,4+4,4-DDx Only, GPC
ALS Vial : 15 (Sig #1); 0 (Sig #2) Sample Multiplier: 1

Integration File signal 1: PEST1.e
Integration File signal 2: PEST2.e
Quant Time: Dec 13 18:02:27 2019
Quant Method : R:\methods\ECD5_QUANTPEST_190823RTA.M
Quant Title : Instrument: DualECD5
QLast Update : Mon Aug 26 11:48:23 2019
Response via : Initial Calibration
Integrator: ChemStation 6890 Scale Mode: Small noise peaks clipped

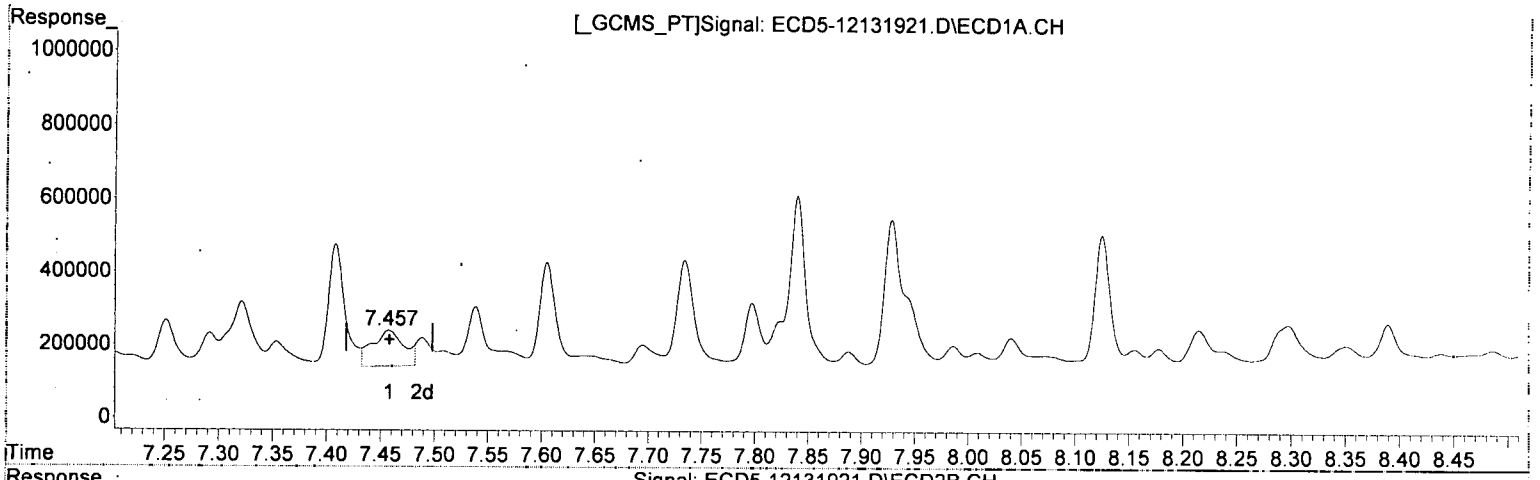

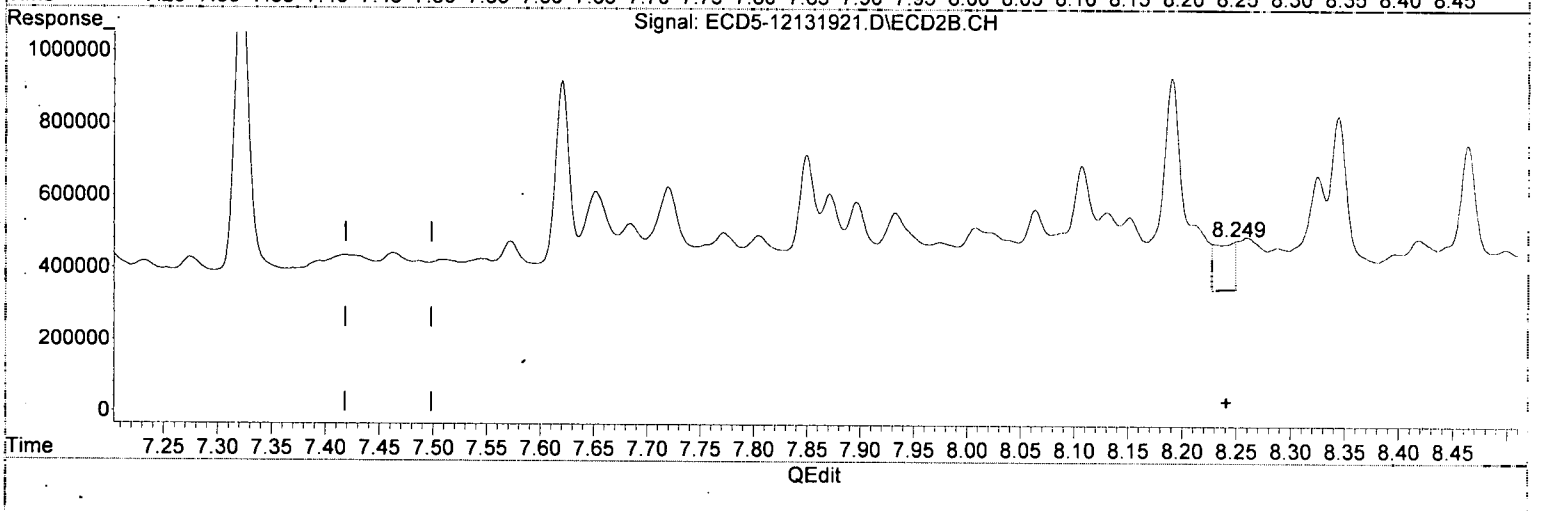

(28) 2,4'-DDD

7.457min 0.859 ng/mL m

response 97977

WB 12/13/19

(28) 2,4'-DDD #2

8.249min 0.710 ng/mL m

response 134107

(+) = Expected Retention Time

Quantitation Report (Qedit)

Data Path : R:\data\2019-12\9L13033\
Data File : ECD5-12131921.D
Signal(s) : Signal #1: ECD1A.CH Signal #2: ECD2B.CH
Acq On : 13 Dec 2019 17:29
Operator : MJB
Sample : 9120734-BLK1
Misc : 1x, 8081B 2,4+4,4-DDx Only, GPC
ALS Vial : 15 (Sig #1); 0 (Sig #2) Sample Multiplier: 1

Integration File signal 1: PEST1.e
Integration File signal 2: PEST2.e
Quant Time: Dec 13 18:02:27 2019
Quant Method : R:\methods\ECD5_QUANTPEST_190823RTA.M
Quant Title : Instrument: DualECD5
QLast Update : Mon Aug 26 11:48:23 2019
Response via : Initial Calibration
Integrator: ChemStation 6890 Scale Mode: Small noise peaks clipped

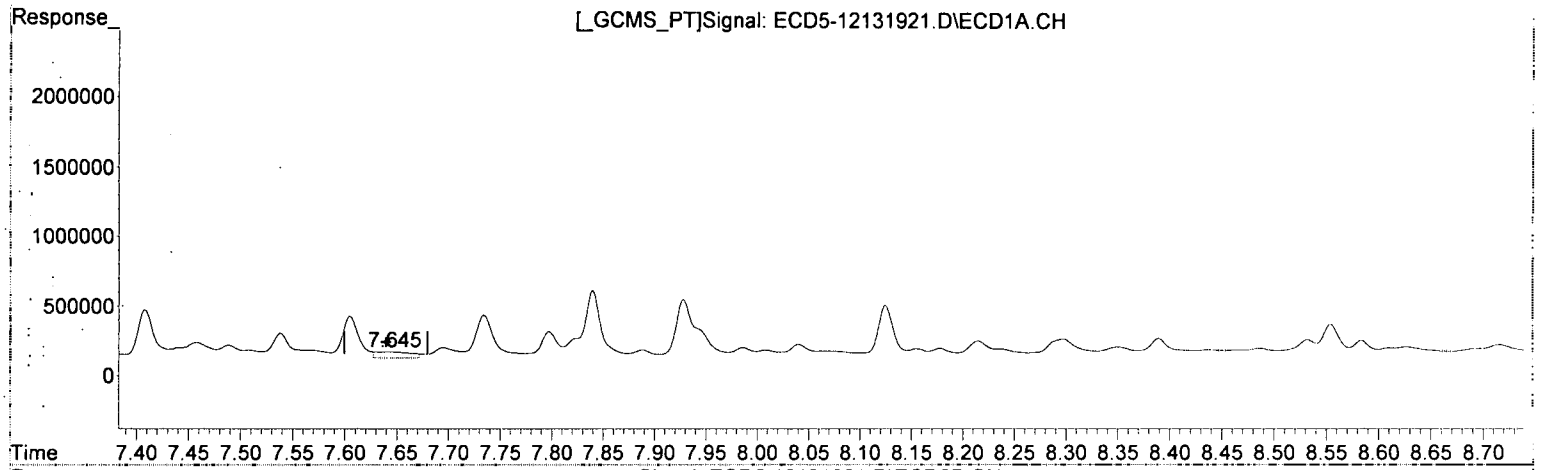

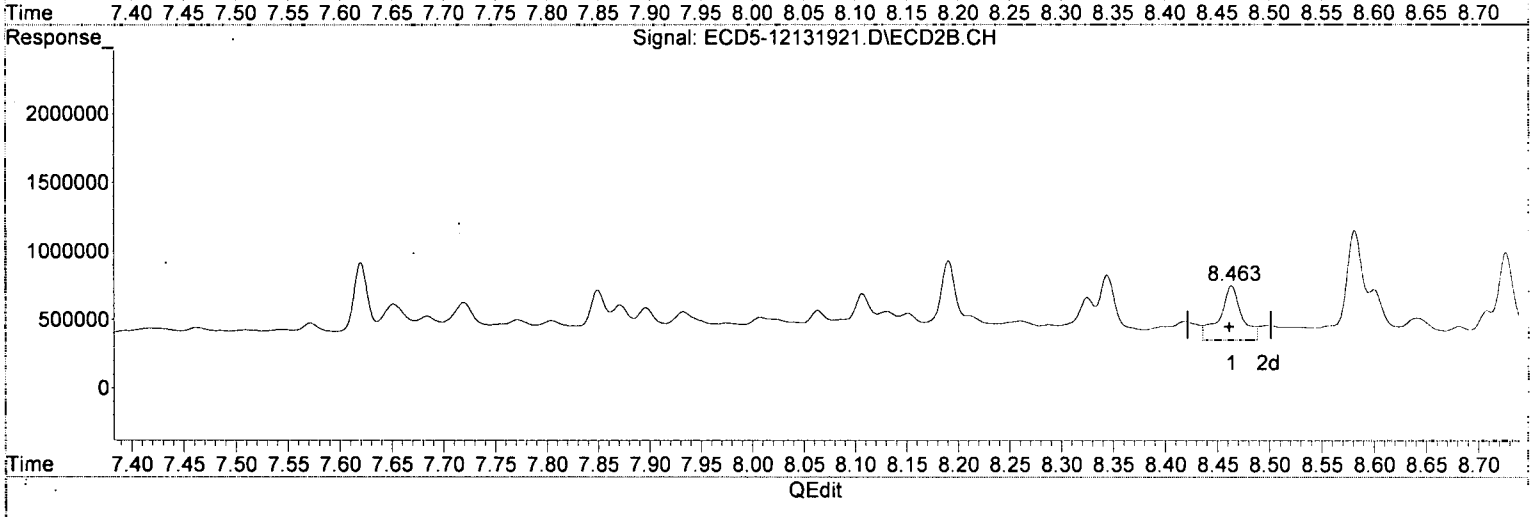

(29) 2,4'-DDT

7.645min 0.382 ng/mL (m)

response 41865

MJB 12/13/19

(29) 2,4'-DDT #2

8.464min 2.236 ng/mL P-01

response 398838

(+) = Expected Retention Time

Quantitation Report (Not Reviewed)

Data Path : R:\data\2019-12\9L13033\
Data File : ECD5-12131921.D
Signal(s) : Signal #1: ECD1A.CH Signal #2: ECD2B.CH
Acq On : 13 Dec 2019 17:29
Operator : MJB
Sample : 9120734-BLK1
Misc : 1x, 8081B 2,4+4,4-DDx Only, GPC
ALS Vial : 15 (Sig #1); 0 (Sig #2) Sample Multiplier: 1

Integration File signal 1: PEST1.e
Integration File signal 2: PEST2.e
Quant Time: Dec 13 18:02:27 2019
Quant Method : R:\methods\ECD5_QUANTPEST_190823RTA.M
Quant Title : Instrument: DualECD5
QLast Update : Mon Aug 26 11:48:23 2019
Response via : Initial Calibration
Integrator: ChemStation 6890 Scale Mode: Small noise peaks clipped

MI MJB 12/13/19

		Compound	RT#1	RT#2	Resp#1	Resp#2	ng/mL	ng/mL	
		System Monitoring Compounds							
1)	S	TCMX (S)	5.152	5.739	4852550	8357425	29.237	28.488	
22)	S	DCBP (S)	9.335	10.239	6952069	9033827	49.271	50.254	
		Target Compounds							
2)		a-BHC	5.692	6.339	341805	124275	1.490	0.303	#
3)		g-BHC	0.000	6.694f	0	64292	N.D.	0.180	#
4)		b-BHC	6.031	6.727	502137	68750	5.556	0.434	#
5)		Heptachlor	6.353f	7.047	294593	99172	1.625	0.324	#
6)		d-BHC	6.188	6.958f	321747	93106	1.636	0.264	#
7)		Aldrin	6.650f	7.274	366048	102307	1.854	0.311	#
8)		Heptachlo...	7.042f	7.720	314846	291165	1.709	0.968	#
9)		trans-Chl...	7.154	7.871	783287	271044	4.236	0.865	#
10)		cis-Chlor...	7.251	7.974	436923	135850	2.400	0.466	#
11)		Endosulfa...	7.354	8.008	383214	175538	2.252	0.638	#
12)		4,4'-DDE	7.354	8.107	383214	345886	2.033	1.113	#
13)		Dieldrin	7.538	8.191f	490231	587656	2.554	1.932	
14)		Endrin	7.696	8.464	393897	398838	2.679	1.766	
15)		4,4'-DDD	7.734f	8.498	628182	108420	3.998	0.423	#
16)		Endosulfa...	7.840	8.600	809994	365429	5.640	1.585	#
17)		4,4'-DDT	7.929f	8.726	751112	636238	6.282	3.648	#
18)		Endrin Al...	8.125	8.817	720050	416675	5.147	1.430	#
19)		Endosulfa...	8.438	9.056f	415841	84897	2.683	0.341	#
20)		Methoxychlor	8.296	9.204	483895	119056	8.261	1.290	#
21)		Endrin Ke...	8.626	9.426	444486	247943	2.665	0.964	#
23)		Hexachlor...	2.954	3.426f	231553	1752734	1.267	4.662	#
24)		Hexachlor...	5.532	6.188	300067	138628	1.702	0.441	#
25)		Oxychlordane	6.996	7.651	652996	279740	3.969	1.021	#
26)		2,4'-DDE	7.124f	7.871	485585	271044	3.786	1.278	#
27)		trans-Non...	7.251	7.933	436923	217674	2.122	0.722	#
28)		2,4'-DDD	7.458	8.260	420034	146052	3.680	0.773	#
29)		2,4'-DDT	7.605f	8.464	615855	398838	5.615	2.236	#
30)		cis-Nonac...	7.734	8.498	628182	108420	3.026	0.323	#
31)		Mirex	8.389	9.426f	493914	247943	3.940	1.333	#
32)		Chlordane...	7.205f	7.933	344508	217674	17.497	6.016	#
33)		Chlordane...	7.321	8.064f	491140	224472	19.595	7.393	#
34)		Chlordane...	7.888f	8.681	386957	95666	66.935	10.670	#
35)		Chlordane...	3.435	3.426	194913	1752734	NoCal	NoCal	
36)		Toxaphene...	7.292	8.260	404078	146052	451.157	55.655	#
37)		Toxaphene...	7.605	8.600	615855	365429	381.349	111.038	#
38)		Toxaphene...	7.888	8.641	386957	157972	114.910	31.169	#
39)		Toxaphene...	8.155	8.726	408696	636238	126.135	76.198	
40)		Toxaphene...	8.350	8.885	430644	70069	179.649	15.035	#
41)		Toxaphene...	8.438	9.283	415841	36187	131.405	7.618	#
42)		Toxaphene...	3.435f	3.426	194913	1752734	NoCal	NoCal	

(f)=RT Delta > 1/2 Window (#)=Amounts differ by > 40% (m)=manual int.

Quantitation Report (Not Reviewed)

Data Path : R:\data\2019-12\9L13033\
Data File : ECD5-12131921.D
Signal(s) : Signal #1: ECD1A.CH Signal #2: ECD2B.CH
Acq On : 13 Dec 2019 17:29
Operator : MJB
Sample : 9120734-BLK1
Misc : 1x, 8081B 2,4+4,4-DDx Only, GPC
ALS Vial : 15 (Sig #1); 0 (Sig #2) Sample Multiplier: 1

Integration File signal 1: PEST1.e
Integration File signal 2: PEST2.e
Quant Time: Dec 13 18:02:27 2019
Quant Method : R:\methods\ECD5_QUANTPEST_190823RTA.M
Quant Title : Instrument: DualECD5
QLast Update : Mon Aug 26 11:48:23 2019
Response via : Initial Calibration
Integrator: ChemStation 6890 Scale Mode: Small noise peaks clipped

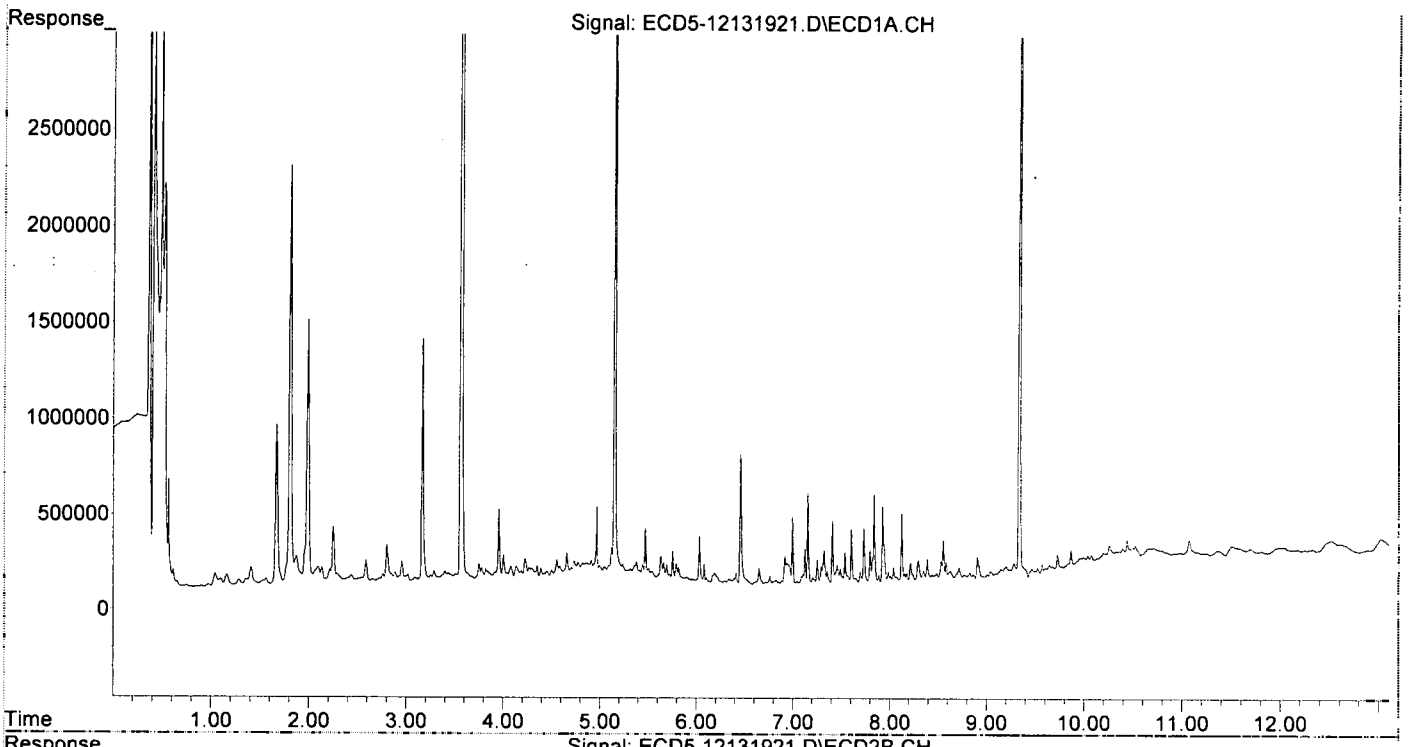

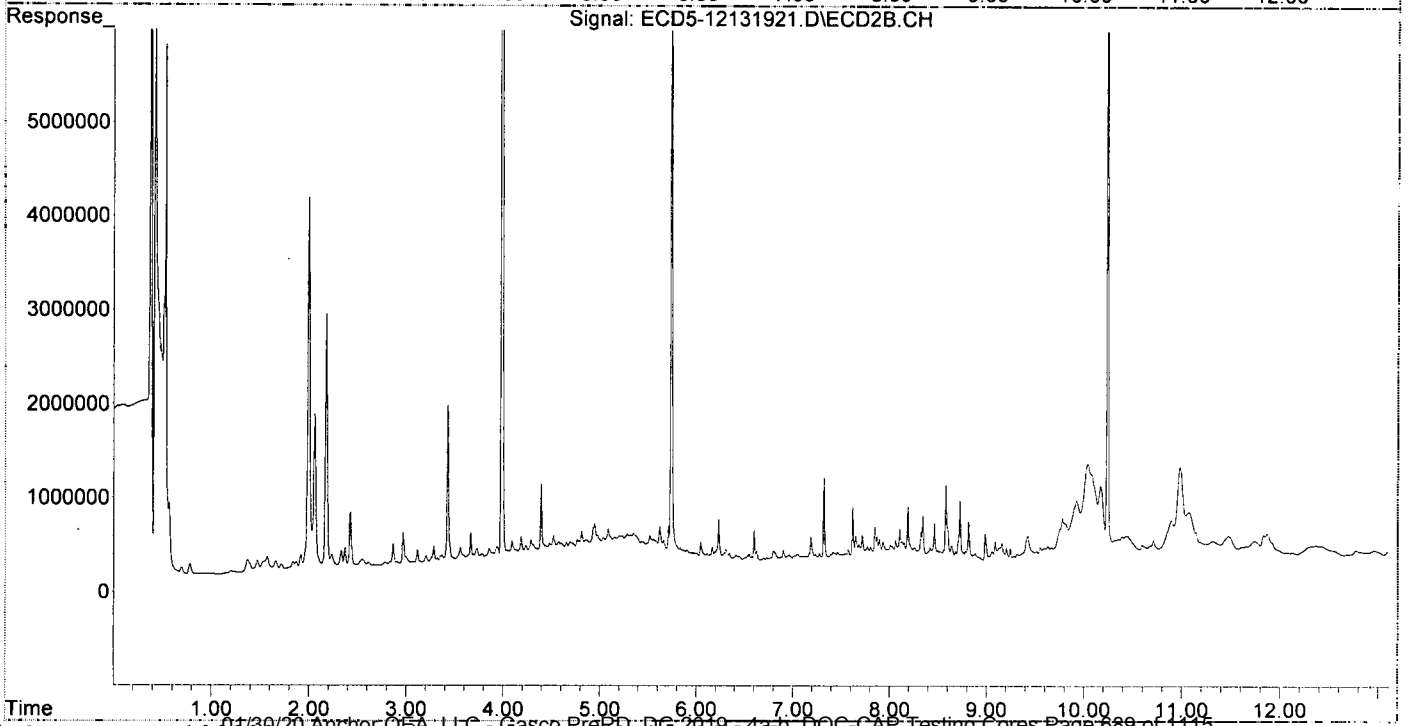

01/30/20 Anchor QEA, LLC - Gasco PreRD DC 2019_4a-b DOC-CAP Testing Cores Page 689 of 1115

Quantitation Report (Not Reviewed)

Data Path : R:\data\2019-12\9L13033\
Data File : ECD5-12131922.D
Signal(s) : Signal #1: ECD1A.CH Signal #2: ECD2B.CH
Acq On : 13 Dec 2019 17:46
Operator : MJB
Sample : 9120734-BS1
Misc : 1x, 8081B 2,4+4,4-DDx Only, GPC
ALS Vial : 16 (Sig #1); 0 (Sig #2) Sample Multiplier: 1

Integration File signal 1: PEST1.e
Integration File signal 2: PEST2.e
Quant Time: Dec 13 18:08:21 2019
Quant Method : R:\methods\ECD5_QUANTPEST_190823RTA.M
Quant Title : Instrument: DualECD5
QLast Update : Mon Aug 26 11:48:23 2019
Response via : Initial Calibration
Integrator: ChemStation 6890 Scale Mode: Small noise peaks clipped

MJB 12/13/19

		Compound	RT#1	RT#2	Resp#1	Resp#2	ng/mL	ng/mL	
		System Monitoring Compounds							
1)	S	TCMX (S)	5.152	5.738	5070290	9097503	30.548	31.011	
22)	S	DCBP (S)	9.337	10.240	6693830	9132463	47.441	50.803	
		Target Compounds							
2)		a-BHC	5.692	6.338	121285	129201	0.529	0.315	#
3)		g-BHC	0.000	6.694f	0	51512	N.D.	0.144	#
4)		b-BHC	6.031	6.726	284993	101501	3.153	0.641	#
5)		Heptachlor	6.354f	7.045	27187	71544	0.150	0.234	#
6)		d-BHC	6.184	6.986	86442	44230	0.439	0.125	#
7)		Aldrin	6.650f	7.274	111590	73808	0.565	0.224	#
8)		Heptachlo...	7.083	7.720	5243711	283618	28.471	0.943	#
9)		trans-Chl...	7.155	7.865	636712	8637795	3.444	27.568	#
10)		cis-Chlor...	7.252	8.007f	129654	69244	0.712	0.238	#
11)		Endosulfa...	7.333f	8.021	8675186	63240	50.977	0.230	#
12)		4,4'-DDE	7.333	8.087	8675186	14061640	46.015	45.261	
13)		Dieldrin	7.539	8.237	198152	8321196	1.032	27.359	#
14)		Endrin	7.696	8.458	67272	9911199	0.458	43.888	#
15)		4,4'-DDD	7.751	8.501	7676565	12329299	48.852	48.121	
16)		Endosulfa...	7.841	8.600	507499	436846	3.534	1.894	#
17)		4,4'-DDT	7.949	8.724	7991082	12903672	66.837	66.681	
18)		Endrin Al...	8.126	8.818	468145	530499	2.994	2.050	
19)		Endosulfa...	8.438	9.031	32006	36964	0.207	0.148	
20)		Methoxychlor	8.298	9.205	126301	106986	2.156	1.141	#
21)		Endrin Ke...	8.627	9.427	56041	232284	0.336	0.903	#
23)		Hexachlor...	2.953	3.424f	134646	1508640	0.737	4.013	#
24)		Hexachlor...	5.545	6.230f	107068	570844	0.607	1.817	#
25)		Oxychlordane	6.996	7.650	381645	310678	2.320	1.134	#
26)		2,4'-DDE	7.083	7.865	5243711	8637795	40.883	40.718	
27)		trans-Non...	7.252	7.932	129654	173284	0.407	0.574	#
28)		2,4'-DDD	7.453	8.237	5145758	8321196	45.089	44.059	
29)		2,4'-DDT	7.635	8.458	6140684	9911199	55.983	55.575	
30)		cis-Nonac...	7.751f	8.501	7676565	12329299	36.975	36.755	
31)		Mirex	8.391	9.427f	128788	232284	1.027	1.248	
32)		Chlordane...	7.204f	7.932	36203	173284	1.839	4.789	#
33)		Chlordane...	7.333	8.021f	8675186	63240	346.117	2.083	#
34)		Chlordane...	7.841f	8.682	507499	74152	87.786	8.270	#
35)		Chlordane...	3.437	3.424	49912	1508640	NoCal	NoCal	
36)		Toxaphene...	7.293	8.290f	109580	55709	122.348	21.229	#
37)		Toxaphene...	7.605	8.600	378397	436846	234.310	132.738	#
38)		Toxaphene...	7.889	8.642	39283	114919	11.665	22.674	#
39)		Toxaphene...	8.126	8.724	468145	12903672	144.483	1545.381	#
40)		Toxaphene...	8.351	8.887	56557	65550	23.593	14.065	#
41)		Toxaphene...	8.438	9.287	32006	6555	10.114	1.380	#
42)		Toxaphene...	3.437	3.424	49912	1508640	NoCal	NoCal	

(f)=RT Delta > 1/2 Window (#)=Amounts differ by > 40% (m)=manual int.

Quantitation Report (Not Reviewed)

Data Path : R:\data\2019-12\9L13033\
Data File : ECD5-12131922.D
Signal(s) : Signal #1: ECD1A.CH Signal #2: ECD2B.CH
Acq On : 13 Dec 2019 17:46
Operator : MJB
Sample : 9120734-BS1
Misc : 1x, 8081B 2,4+4,4-DDx Only, GPC
ALS Vial : 16 (Sig #1); 0 (Sig #2) Sample Multiplier: 1

Integration File signal 1: PEST1.e
Integration File signal 2: PEST2.e
Quant Time: Dec 13 18:08:21 2019
Quant Method : R:\methods\ECD5_QUANTPEST_190823RTA.M
Quant Title : Instrument: DualECD5
QLast Update : Mon Aug 26 11:48:23 2019
Response via : Initial Calibration
Integrator: ChemStation 6890 Scale Mode: Small noise peaks clipped

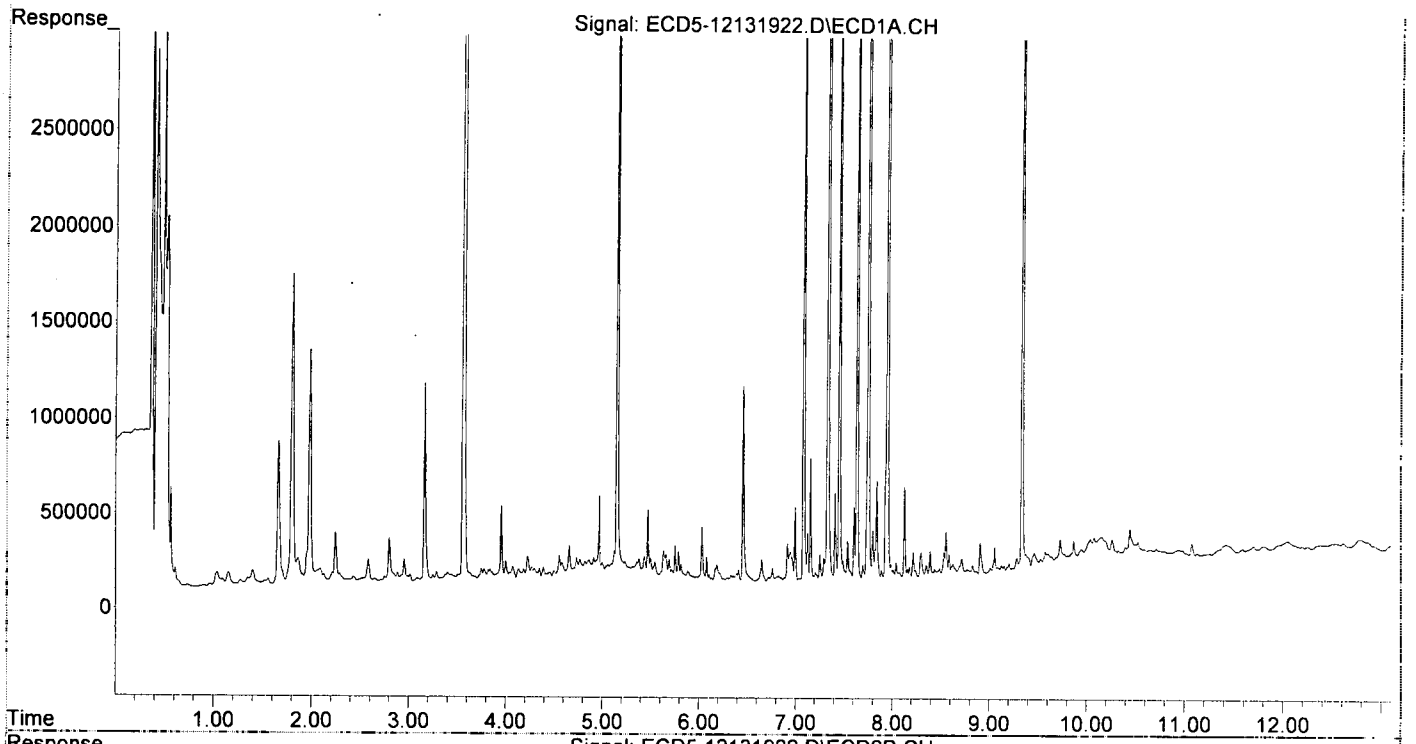

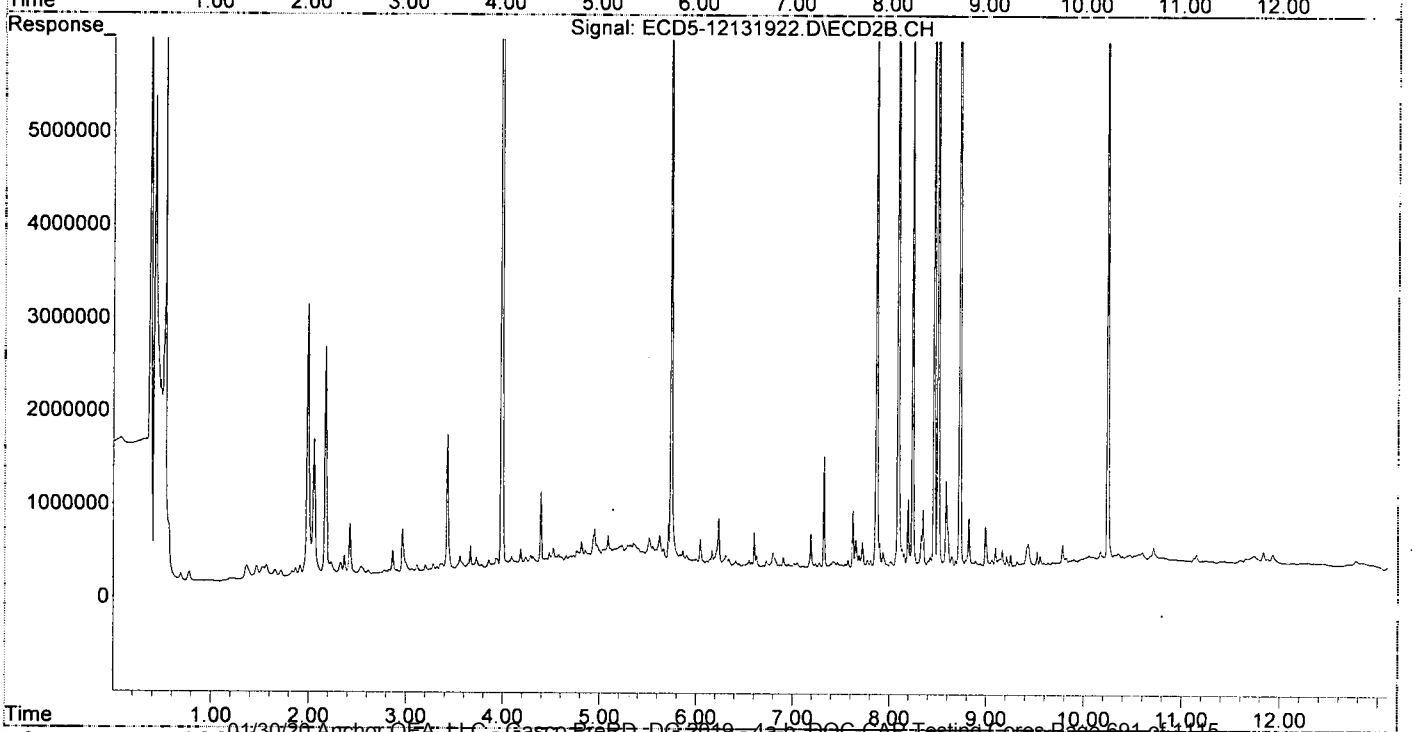

01/30/20 Anchor QEA, LLC - Gasco PreRD DG 2019 -4a-b DOC-CAP Testing Cores Page 691 of 1115

Quantitation Report (Not Reviewed)

Data Path : R:\data\2019-12\9L13033\
Data File : ECD5-12131924.D
Signal(s) : Signal #1: ECD1A.CH Signal #2: ECD2B.CH
Acq On : 13 Dec 2019 18:20
Operator : MJB
Sample : 9L13033-CCV3
Misc : A19K134, AB 100 ppb
ALS Vial : 5 (Sig #1); 0 (Sig #2) Sample Multiplier: 1

Integration File signal 1: PEST1.e
Integration File signal 2: PEST2.e
Quant Time: Dec 16 10:43:35 2019
Quant Method : R:\methods\ECD5_QUANTPEST_190823RTA.M
Quant Title : Instrument: DualECD5
QLast Update : Mon Aug 26 11:48:23 2019
Response via : Initial Calibration
Integrator: ChemStation 6890 Scale Mode: Small noise peaks clipped

MJB 12/16/19

		Compound	RT#1	RT#2	Resp#1	Resp#2	ng/mL	ng/mL	
		System Monitoring Compounds							
1)	S	TCMX (S)	5.152	5.739	16730729	28122677	100.802	95.862	
22)	S	DCBP (S)	9.338	10.240	14265792	20240491	101.105	112.595	
		Target Compounds							
2)		a-BHC	5.686	6.344	24868144	44862262	108.439	109.330	
3)		g-BHC	5.968	6.661	20890454	38802811	103.532	108.782	
4)		b-BHC	6.045	6.729	7266580	14460543	80.397	91.369	
5)		Heptachlor	6.376	7.028	20367136	36333755	112.341	118.747	
6)		d-BHC	6.192	6.981	16054183	33358544	81.622	94.590	
7)		Aldrin	6.614	7.290	20777730	38040272	105.233	115.486	
8)		Heptachlo...	7.073	7.728	19497368	31888995	105.861	105.997	
9)		trans-Chl...	7.169	7.867	19708655	34179985	106.596	109.088	
10)		cis-Chlor...	7.266	7.974	18850414	31332892	103.533	107.582	
11)		Endosulfa...	7.358	8.022	19668193	30098567	115.573	109.379	
12)		4,4'-DDE	7.338	8.090	16705917	29006487	88.612	93.365	
13)		Dieldrin	7.531	8.221	20991012	34149843	109.340	112.280	
14)		Endrin	7.693	8.446	16836021	27033651	114.510	119.710	
15)		4,4'-DDD	7.755	8.503	13663687	24647161	86.952	96.198	
16)		Endosulfa...	7.848	8.594	16000849	26428978	111.418	114.607	
17)		4,4'-DDT	7.951	8.726	13567912	21925862	113.482	106.171	
18)		Endrin Al...	8.136	8.830	13580051	22884259	107.675	109.990	
19)		Endosulfa...	8.435	9.020	15357059	24916914	99.092	100.033	
20)		Methoxychlor	8.293	9.206	6236853	9988813	106.478	101.237	
21)		Endrin Ke...	8.627	9.412	18178956	28499725	109.014	110.758	
23)		Hexachlor...	0.000	3.474f	0	9698	N.D.	0.026	#
24)		Hexachlor...	5.520	0.000	34811	0	0.197	N.D.	#
25)		Oxychlordane	7.009	7.646	90537	38419	0.550	0.140	#
26)		2,4'-DDE	7.073	7.867	19497368	34179985	152.013	161.121	
27)		trans-Non...	7.266	7.923	18850414	151745	105.024	0.503	#
28)		2,4'-DDD	0.000	8.221	0	34149843	N.D.	180.818	#
29)		2,4'-DDT	7.636	8.446	61971	27033651	0.565	151.585	#
30)		cis-Nonac...	7.755f	8.503	13663687	24647161	65.812	73.475	
31)		Mirex	8.378	9.412	87434	28499725	0.697	153.164	#
32)		Chlordane...	7.266f	7.923	18850414	151745	957.379	4.194	#
33)		Chlordane...	7.338	8.022f	16705917	30098567	666.523	991.256	#
34)		Chlordane...	7.848	8.670f	16000849	120843	2767.776	13.478	#
35)		Chlordane...	0.000	3.410f	0	6519	N.D.	NoCal	
36)		Toxaphene...	7.266f	0.000	18850414	0	21046.690	N.D.	#
37)		Toxaphene...	0.000	8.594f	0	26428978	N.D.	8030.622	#
38)		Toxaphene...	7.901	8.670f	365667	120843	108.588	23.843	#
39)		Toxaphene...	8.136	8.726	13580051	21925862	4191.177	2625.904	
40)		Toxaphene...	8.378	8.914f	87434	517175	36.474	110.973	#
41)		Toxaphene...	8.435	9.290f	15357059	76955	4852.791	16.200	#
42)		Toxaphene...	0.000	3.410f	0	6519	N.D.	NoCal	

(f)=RT Delta > 1/2 Window (#)=Amounts differ by > 40% (m)=manual int.

Quantitation Report (Not Reviewed)

Data Path : R:\data\2019-12\9L13033\
Data File : ECD5-12131924.D
Signal(s) : Signal #1: ECD1A.CH Signal #2: ECD2B.CH
Acq On : 13 Dec 2019 18:20
Operator : MJB
Sample : 9L13033-CCV3
Misc : A19K134, AB 100 ppb
ALS Vial : 5 (Sig #1); 0 (Sig #2) Sample Multiplier: 1

Integration File signal 1: PEST1.e
Integration File signal 2: PEST2.e
Quant Time: Dec 16 10:43:35 2019
Quant Method : R:\methods\ECD5_QUANTPEST_190823RTA.M
Quant Title : Instrument: DualECD5
QLast Update : Mon Aug 26 11:48:23 2019
Response via : Initial Calibration
Integrator: ChemStation 6890 Scale Mode: Small noise peaks clipped

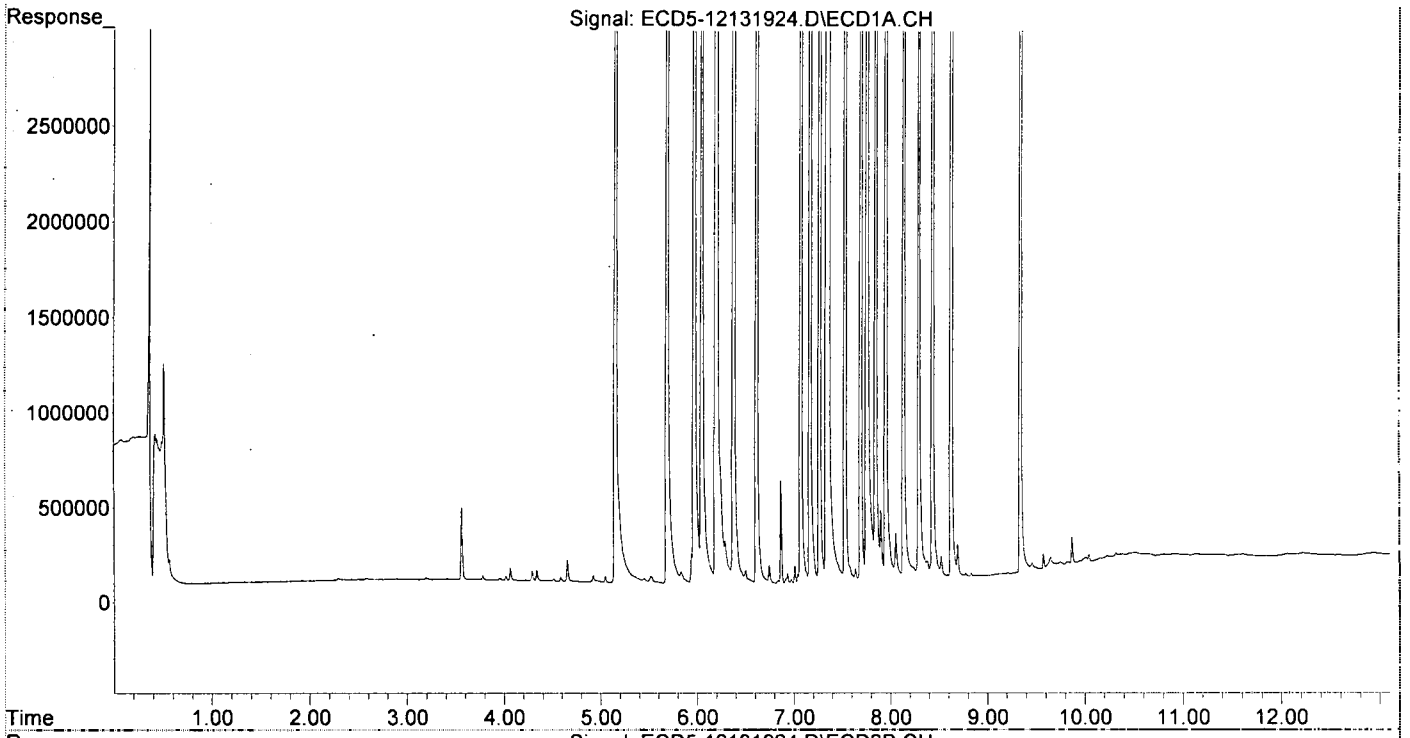

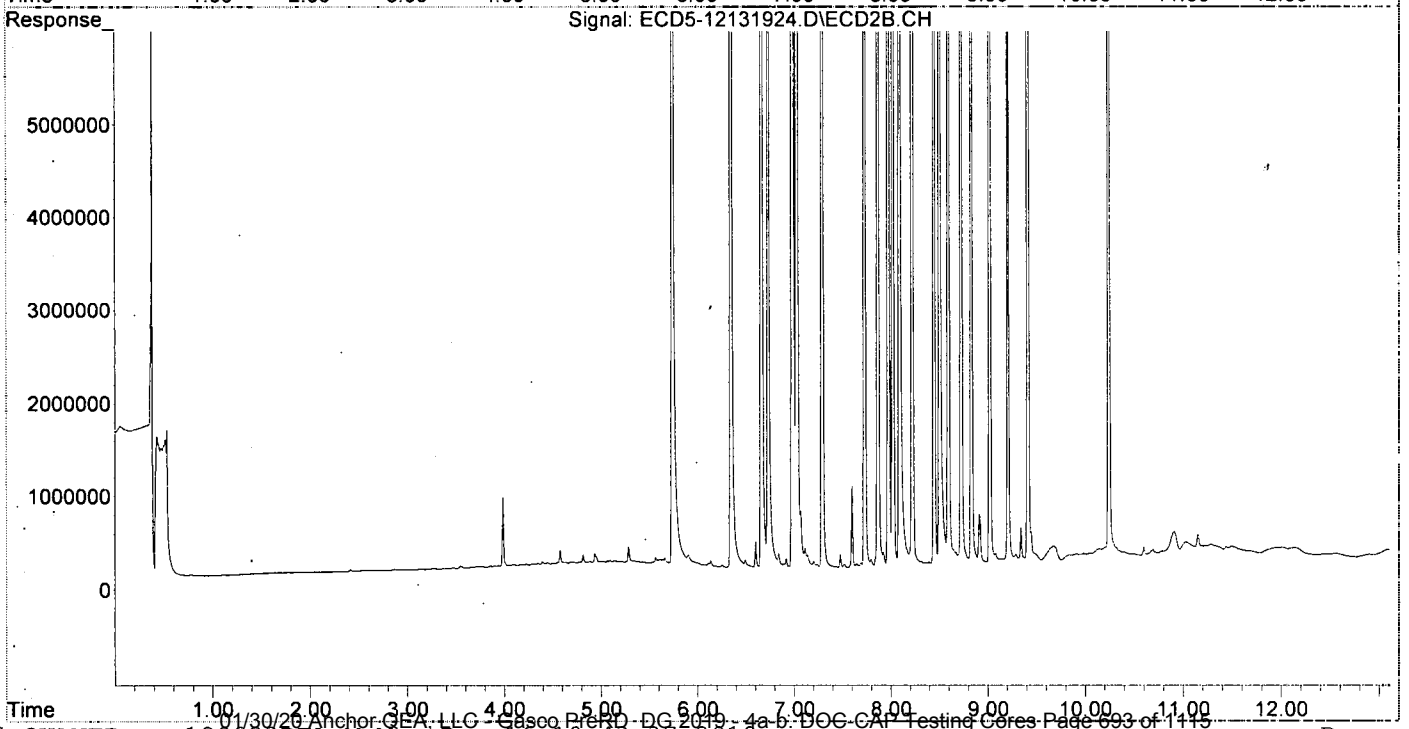

Quantitation Report (Not Reviewed)

Data Path : R:\data\2019-12\9L13033\
Data File : ECD5-12131925.D
Signal(s) : Signal #1: ECD1A.CH Signal #2: ECD2B.CH
Acq On : 13 Dec 2019 18:37
Operator : MJB
Sample : 9L13033-CCV4
Misc : A19J409, 9-42 100 ppb
ALS Vial : 6 (Sig #1); 0 (Sig #2) Sample Multiplier: 1

Integration File signal 1: PEST1.e
Integration File signal 2: PEST2.e
Quant Time: Dec 16 10:43:43 2019
Quant Method : R:\methods\ECD5_QUANTPEST_190823RTA.M
Quant Title : Instrument: DualECD5
QLast Update : Mon Aug 26 11:48:23 2019
Response via : Initial Calibration
Integrator: ChemStation 6890 Scale Mode: Small noise peaks clipped

MJB 12/16/19

MJB 12/13/19 12/16/19

		Compound	RT#1	RT#2	Resp#1	Resp#2	ng/mL	ng/mL	
		System Monitoring Compounds							
21)	S	TCMX (S)	5.126f	5.752	32381	10179	0.195	0.035	#
22)	S	DCBP (S)	9.339	10.241	64019	340880	0.454	1.896	#
		Target Compounds							
2)		a-BHC	0.000	0.000	0	0	N.D.	N.D.	
3)		g-BHC	5.941f	6.690f	16074	9854	0.080	0.028	#
4)		b-BHC	6.042	0.000	14944	0	0.165	N.D.	#
5)		Heptachlor	6.377	7.028	24415	30349	0.135	0.099	
6)		d-BHC	6.171f	0.000	7597	0	0.039	N.D.	#
7)		Aldrin	6.581f	7.284	4566	12127	0.023	0.037	#
8)		Heptachlo...	7.087	7.726	10814336	86629	58.717	0.288	#
9)		trans-Chl...	7.168	7.868	210789	19583071	1.140	62.501	#
10)		cis-Chlor...	7.259	0.000	18855032	0	103.559	N.D.	#
11)		Endosulfa...	7.346	8.038	86424	67939	0.508	0.247	#
12)		4,4'-DDE	7.346	0.000	86424	0	0.458	N.D.	#
13)		Dieldrin	7.502f	8.239	561816	17206645	2.926	56.573	#
14)		Endrin	7.726f	8.459	21607940	19026388	146.966	84.252	#
15)		4,4'-DDD	7.726f	8.493	21607940	36329821	137.507	141.795	
16)		Endosulfa...	7.848	0.000	38289	0	0.267	N.D.	#
17)		4,4'-DDT	7.953	0.000	9687	0	0.081	N.D.	#
18)		Endrin Al...	8.148	8.831	14140	8161	BelowCal	BelowCal	
19)		Endosulfa...	0.000	0.000	0	0	N.D.	N.D.	
20)		Methoxychlor	0.000	0.000	0	0	N.D.	N.D.	
21)		Endrin Ke...	8.630	9.398	4899	19012238	0.029	73.887	#
23)		Hexachlor...	2.952	3.447	19465408	43645622	106.520	116.100	
24)		Hexachlor...	5.532	6.204	18217040	31661094	103.333	100.803	
25)		Oxychlordane	7.003	7.658	16448869	27986960	99.970	102.178	
26)		2,4'-DDE	7.087	7.868	10814336	19583071	84.315	92.313	
27)		trans-Non...	7.259	7.932	18855032	31821315	105.050	105.496	
28)		2,4'-DDD	7.457	8.239	9774175	17206645	85.644	91.106	
29)		2,4'-DDT	7.638	8.459	11968037	19026388	109.110	106.686	
30)		cis-Nonac...	7.726	8.493	21607940	36329821	104.077	108.302	
31)		Mirex	8.384	9.398	12922850	19012238	103.080	102.176	
32)		Chlordane...	7.259f	7.932	18855032	31821315	957.613	879.416	
33)		Chlordane...	7.346f	8.038	86424	67939	3.448	2.237	
34)		Chlordane...	7.848	0.000	38289	0	6.623	N.D.	#
35)		Chlordane...	3.448	3.447	10911	43645622	NoCal	NoCal	
36)		Toxaphene...	0.000	8.239f	0	17206645	N.D.	6556.766	#
37)		Toxaphene...	7.596	8.653f	94513	42415	58.524	12.888	#
38)		Toxaphene...	0.000	8.653	0	42415	N.D.	8.369	#
39)		Toxaphene...	8.148	0.000	14140	0	4.364	N.D.	#
40)		Toxaphene...	8.384	8.927f	12922850	7808	5390.940	1.675	#
41)		Toxaphene...	0.000	0.000	0	0	N.D.	N.D.	
42)		Toxaphene...	3.448	3.447	10911	43645622	NoCal	NoCal	

(f)=RT Delta > 1/2 Window (#)=Amounts differ by > 40% (m)=manual int.

Quantitation Report (Not Reviewed)

Data Path : R:\data\2019-12\9L13033\
Data File : ECD5-12131925.D
Signal(s) : Signal #1: ECD1A.CH Signal #2: ECD2B.CH
Acq On : 13 Dec 2019 18:37
Operator : MJB
Sample : 9L13033-CCV4
Misc : A19J409, 9-42 100 ppb
ALS Vial : 6 (Sig #1); 0 (Sig #2) Sample Multiplier: 1

Integration File signal 1: PEST1.e
Integration File signal 2: PEST2.e
Quant Time: Dec 16 10:43:43 2019
Quant Method : R:\methods\ECD5_QUANTPEST_190823RTA.M
Quant Title : Instrument: DualECD5
QLast Update : Mon Aug 26 11:48:23 2019
Response via : Initial Calibration
Integrator: ChemStation 6890 Scale Mode: Small noise peaks clipped

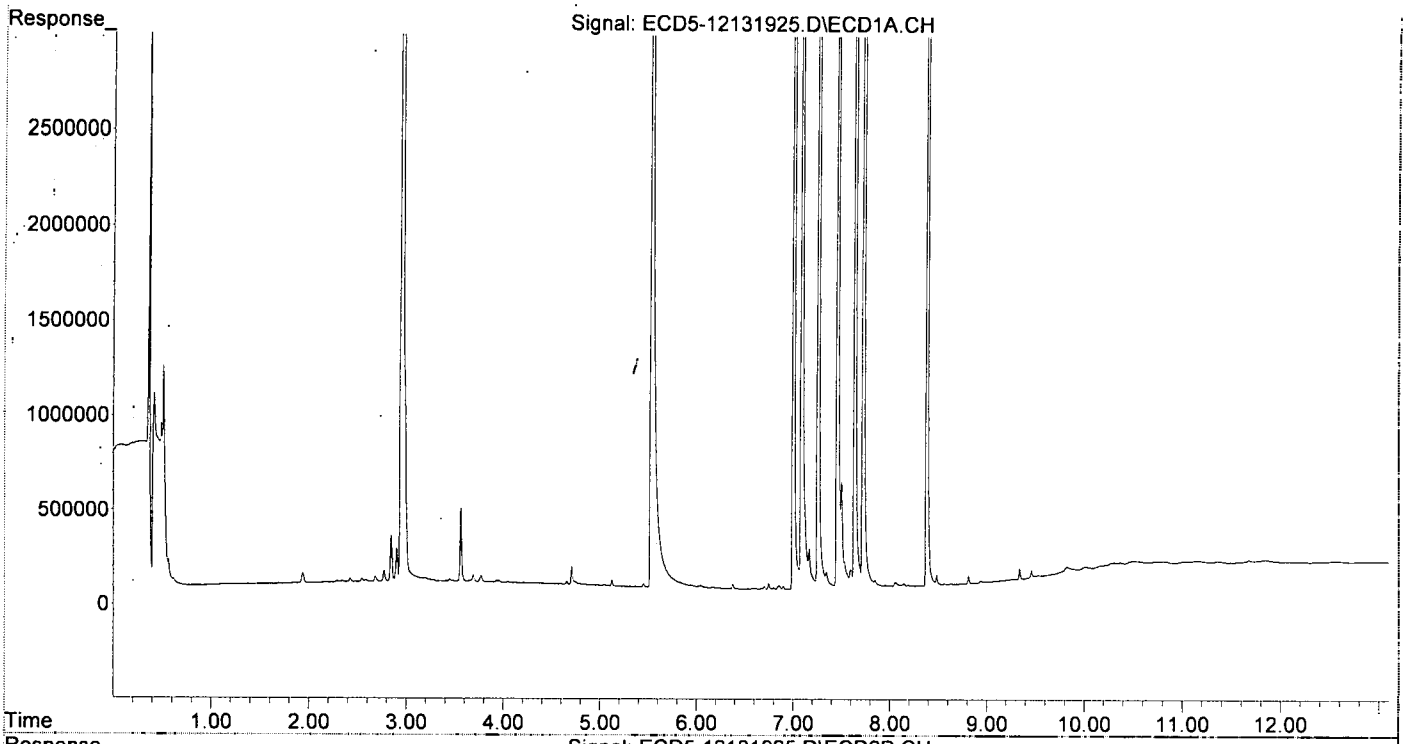

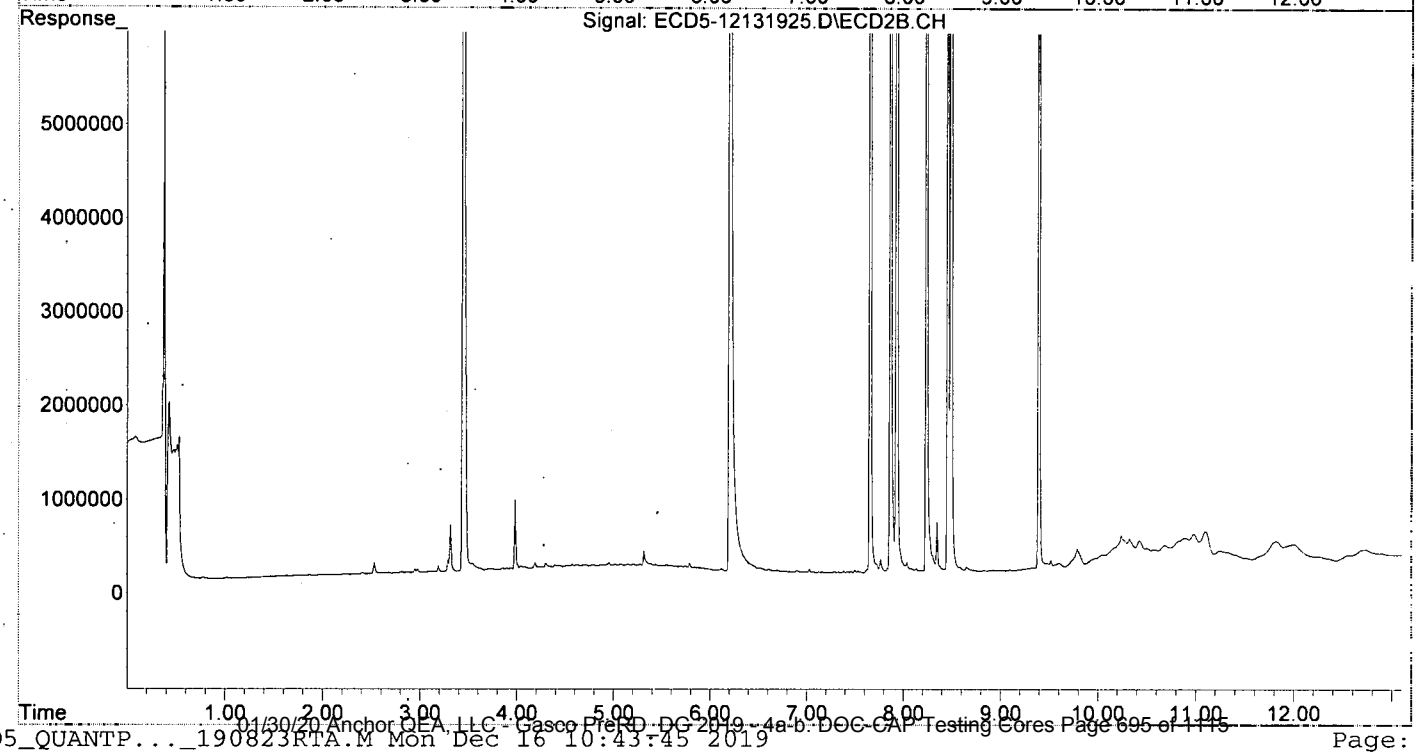

01/30/20 Anchor QEA, LLC - Gasco PreRD DG 2019 -4a-b DOC-CAP Testing Cores Page 695 of 1115

Quantitation Report (Not Reviewed)

Data Path : R:\data\2019-12\9L13033\
Data File : ECD5-12131926.D
Signal(s) : Signal #1: ECD1A.CH Signal #2: ECD2B.CH
Acq On : 13 Dec 2019 18:55
Operator : MJB
Sample : 9L13033-CCB2
Misc : A19L018
ALS Vial : 7 (Sig #1); 0 (Sig #2) Sample Multiplier: 1

Integration File signal 1: PEST1.e
Integration File signal 2: PEST2.e
Quant Time: Dec 16 10:43:50 2019
Quant Method : R:\methods\ECD5_QUANTPEST_190823RTA.M
Quant Title : Instrument: DualECD5
QLast Update : Mon Aug 26 11:48:23 2019
Response via : Initial Calibration
Integrator: ChemStation 6890 Scale Mode: Small noise peaks clipped

MJB 12/16/19

		Compound	RT#1	RT#2	Resp#1	Resp#2	ng/mL	ng/mL	
		System Monitoring Compounds							
1)	S	TCMX (S)	5.153	5.739	17110750	29039758	103.092	98.988	
22)	S	DCBP (S)	9.338	10.241	14569777	21702616	103.260	120.729	
		Target Compounds							
2)		a-BHC	0.000	0.000	0	0	N.D.	N.D.	
3)		g-BHC	0.000	6.694f	0	14518	N.D.	0.041	#
4)		b-BHC	6.041	6.694f	7940	14518	0.088	0.092	
5)		Heptachlor	0.000	7.062f	0	10036	N.D.	0.033	#
6)		d-BHC	0.000	0.000	0	0	N.D.	N.D.	
7)		Aldrin	6.614	7.327f	6664	38622	0.034	0.117	#
8)		Heptachlo...	0.000	7.740	0	6988	N.D.	0.023	#
9)		trans-Chl...	7.161	7.902f	29223	25897	0.158	0.083	#
10)		cis-Chlor...	7.269	7.956f	7410	16064	0.041	0.055	
11)		Endosulfa...	0.000	8.034	0	14695	N.D.	0.053	#
12)		4,4'-DDE	0.000	8.074	0	13230	N.D.	0.043	#
13)		Dieldrin	0.000	8.216	0	13689	N.D.	0.045	#
14)		Endrin	0.000	8.423f	0	20847	N.D.	0.092	#
15)		4,4'-DDD	0.000	8.512	0	21474	N.D.	0.084	#
16)		Endosulfa...	7.849	8.585	11345	31902	0.079	0.138	#
17)		4,4'-DDT	0.000	8.718	0	35649	N.D.	0.170	#
18)		Endrin Al...	8.139	8.809f	5521	41410	BelowCal	BelowCal	
19)		Endosulfa...	0.000	9.054f	0	46760	N.D.	0.188	#
20)		Methoxychlor	8.291	0.000	2396	0	0.041	N.D.	#
21)		Endrin Ke...	0.000	9.389f	0	49407	N.D.	0.192	#
23)		Hexachlor...	0.000	3.474f	0	24649	N.D.	0.066	#
24)		Hexachlor...	5.532	0.000	27282	0	0.155	N.D.	#
25)		Oxychlordane	7.007	7.678	9648	6442	0.059	0.024	#
26)		2,4'-DDE	0.000	7.902f	0	25897	N.D.	0.122	#
27)		trans-Non...	7.269	7.956f	7410	16064	87346.659	0.053	#
28)		2,4'-DDD	0.000	8.216f	0	13689	N.D.	0.072	#
29)		2,4'-DDT	7.645	8.423f	3806	20847	0.035	0.117	#
30)		cis-Nonac...	0.000	8.512	0	21474	N.D.	0.064	#
31)		Mirex	8.397	9.389	4333	49407	0.035	0.266	#
32)		Chlordane...	0.000	7.956f	0	16064	N.D.	0.444	#
33)		Chlordane...	0.000	8.034	0	14695	N.D.	0.484	#
34)		Chlordane...	7.849	8.718f	11345	35649	1.962	3.976	#
35)		Chlordane...	3.413f	3.412f	7517	24302	NoCal	NoCal	
36)		Toxaphene...	7.269f	8.296f	7410	14031	8.273	5.347	
37)		Toxaphene...	0.000	8.585f	0	31902	N.D.	9.694	#
38)		Toxaphene...	0.000	8.655	0	58930	N.D.	11.627	#
39)		Toxaphene...	8.139	8.718	5521	35649	1.704	4.269	#
40)		Toxaphene...	8.397f	0.000	4333	0	1.807	N.D.	#
41)		Toxaphene...	8.397f	9.275	4333	42207	1.369	8.885	#
42)		Toxaphene...	0.000	3.412f	0	24302	N.D.	NoCal	

(f)=RT Delta > 1/2 Window (#)=Amounts differ by > 40% (m)=manual int.

Quantitation Report (Not Reviewed)

Data Path : R:\data\2019-12\9L13033\
Data File : ECD5-12131926.D
Signal(s) : Signal #1: ECD1A.CH Signal #2: ECD2B.CH
Acq On : 13 Dec 2019 18:55
Operator : MJB
Sample : 9L13033-CCB2
Misc : A19L018
ALS Vial : 7 (Sig #1); 0 (Sig #2) Sample Multiplier: 1

Integration File signal 1: PEST1.e
Integration File signal 2: PEST2.e
Quant Time: Dec 16 10:43:50 2019
Quant Method : R:\methods\ECD5_QUANTPEST_190823RTA.M
Quant Title : Instrument: DualECD5
QLast Update : Mon Aug 26 11:48:23 2019
Response via : Initial Calibration
Integrator: ChemStation 6890 Scale Mode: Small noise peaks clipped

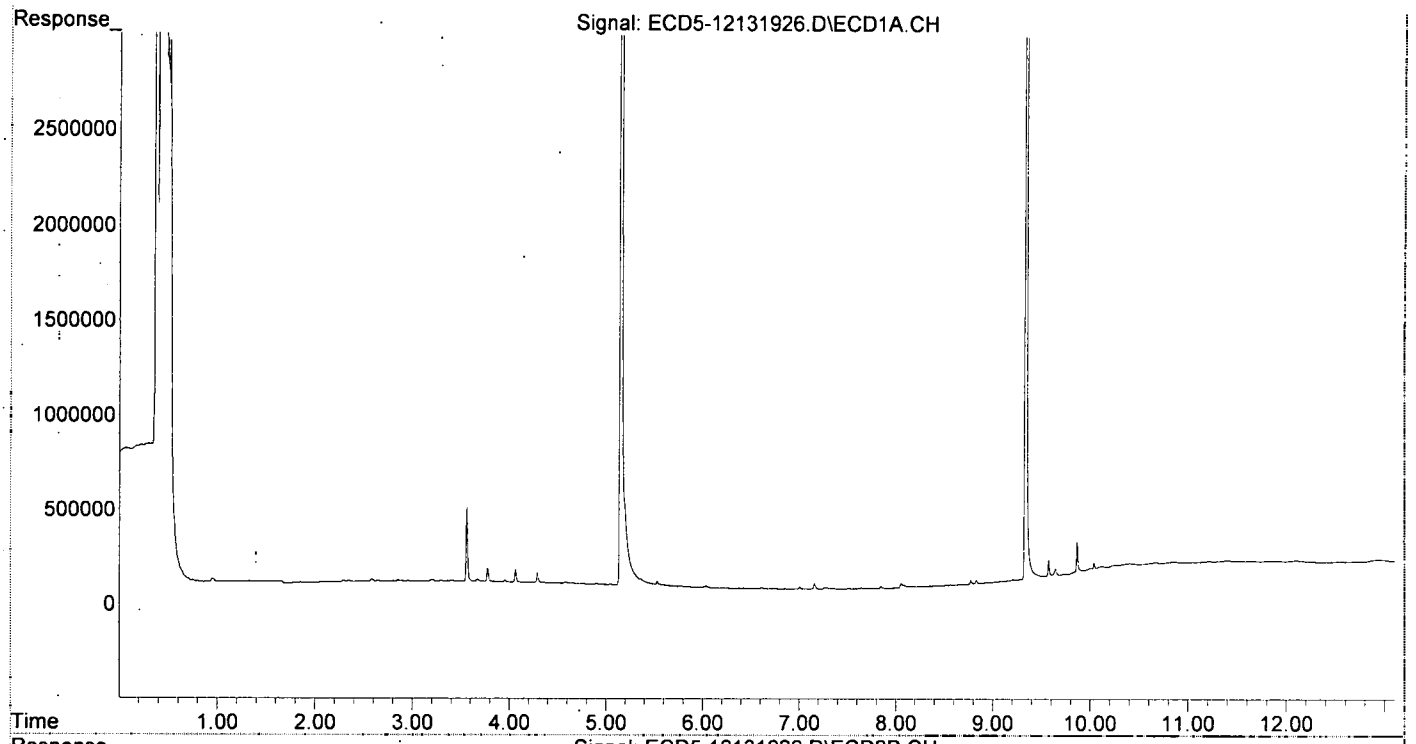

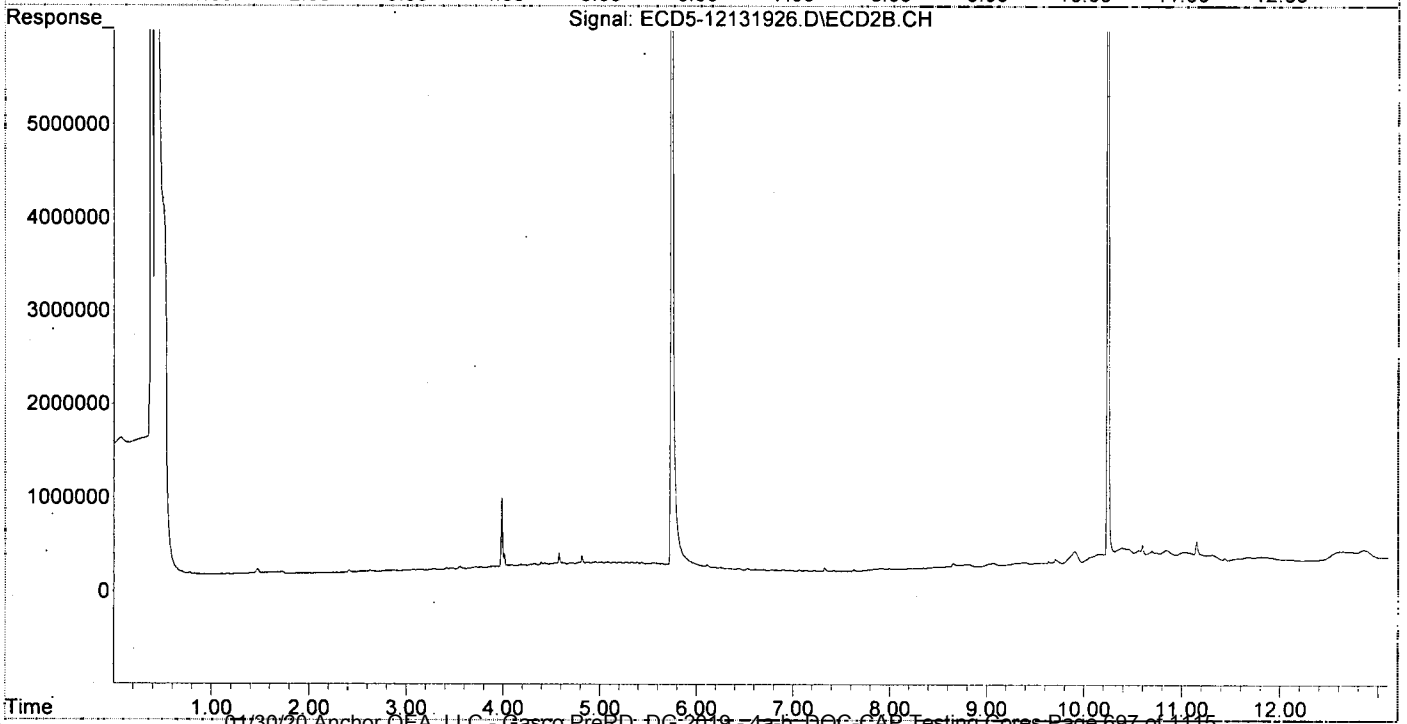

Quantitation Report (QT Reviewed)

Data Path : R:\data\2019-12\9L13033\
Data File : ECD5-12131938.D
Signal(s) : Signal #1: ECD1A.CH Signal #2: ECD2B.CH
Acq On : 13 Dec 2019 22:34
Operator : MJB
Sample : 9L13033-CCV5
Misc : A19K133, AB 50 ppb
ALS Vial : 3 (Sig #1); 0 (Sig #2) Sample Multiplier: 1

Integration File signal 1: PEST1.e
Integration File signal 2: PEST2.e
Quant Time: Dec 16 12:28:50 2019
Quant Method : R:\methods\ECD5_QUANTPEST_190823RTA.M
Quant Title : Instrument: DualECD5
QLast Update : Mon Aug 26 11:48:23 2019
Response via : Initial Calibration
Integrator: ChemStation 6890 Scale Mode: Small noise peaks clipped

MJB 12/16/19

		Compound	RT#1	RT#2	Resp#1	Resp#2	ng/mL	ng/mL	
		System Monitoring Compounds							
1)	S	TCMX (S)	5.152	5.739	7823793	11837535	47.138	40.351	
22)	S	DCBP (S)	9.336	10.238	6653635	9762351	47.156	54.307	
		Target Compounds							
2)		a-BHC	5.685	6.344	11957869	19867420	52.143	48.417	
3)		g-BHC	5.966	6.660	10017992	17193681	49.649	48.202	
4)		b-BHC	6.046	6.730	2924241	5751274	32.354	36.339	
5)		Heptachlor	6.375	7.027	10120869	17817475	55.825	58.231	
6)		d-BHC	6.194	6.981	6110610	13253171	31.067	37.580	
7)		Aldrin	6.613	7.288	10079622	16795653	51.050	50.990	
8)		Heptachlo...	7.071	7.726	9459758	15561016	51.362	51.724	
9)		trans-Chl...	7.167	7.865	9346077	15834243	50.549	50.536	
10)		cis-Chlor...	7.264	7.973	9384539	14840155	51.543	50.954	
11)		Endosulfa...	7.355	8.019	10192721	14153699	59.894	51.435	
12)		4,4'-DDE	7.338	8.089	7344233	12116087	38.955m	38.999	Q-31
13)		Dieldrin	7.529	8.219	10330505	15899284	53.811	52.274	
14)		Endrin	7.691	8.444	8442026	12708950	57.418 Q-31	56.277	
15)		4,4'-DDD	7.756	8.502	5991184	10545659	38.126	41.160	
16)		Endosulfa...	7.846	8.591	7912084	12349166	55.094	53.551	
17)		4,4'-DDT	7.950	8.724	5542241	8098102	46.355	43.554	
18)		Endrin Al...	8.134	8.828	6677645	10708420	54.328	54.262	
19)		Endosulfa...	8.433	9.018	7524742	11659530	48.554	46.809	
20)		Methoxychlor	8.293	9.205	2592254	3795611	44.256	42.908	
21)		Endrin Ke...	8.624	9.410	9046227	13288434	54.247	51.642	
23)		Hexachlor...	2.953	3.472f	9673	27729	0.053	0.074	
24)		Hexachlor...	5.519	0.000	20893	0	0.119	N.D.	#
25)		Oxychlordane	7.008	7.674	49900	10659	0.303	0.039	#
26)		2,4'-DDE	7.071	7.865	9459758	15834243	73.754	74.641	
27)		trans-Non...	7.264	7.922	9384539	74673	52.095	0.248	#
28)		2,4'-DDD	0.000	8.219f	0	15899284	N.D.	84.184	#
29)		2,4'-DDT	7.636	8.444	42069	12708950	0.384	71.263	#
30)		cis-Nonac...	7.756f	8.502	5991184	10545659	28.857	31.437	
31)		Mirex	0.000	9.410	0	13288434	N.D.	71.415	#
32)		Chlordane...	7.264f	7.922	9384539	74673	476.624	2.064	#
33)		Chlordane...	7.355f	8.019f	10192721	14153699	406.663	466.133	
34)		Chlordane...	7.846	8.724f	7912084	8098102	1368.607	903.213	
35)		Chlordane...	3.470	3.415	10893	18126	NoCal	NoCal	
36)		Toxaphene...	7.264f	0.000	9384539	0	10477.939	N.D.	#
37)		Toxaphene...	0.000	8.591f	0	12349166	N.D.	3752.377	#
38)		Toxaphene...	0.000	8.648	0	108400	N.D.	21.388	#
39)		Toxaphene...	8.134	8.724	6677645	8098102	2060.905	969.852	#
40)		Toxaphene...	0.000	8.912	0	303900	N.D.	65.210	#
41)		Toxaphene...	8.433	9.290f	7524742	22459	2377.799	4.728	#
42)		Toxaphene...	3.470	3.415f	10893	18126	NoCal	NoCal	

(f)=RT Delta > 1/2 Window (#)=Amounts differ by > 40% (m)=manual int.

Quantitation Report (QT Reviewed)

Data Path : R:\data\2019-12\9L13033\
Data File : ECD5-12131938.D
Signal(s) : Signal #1: ECD1A.CH Signal #2: ECD2B.CH
Acq On : 13 Dec 2019 22:34
Operator : MJB
Sample : 9L13033-CCV5
Misc : A19K133, AB 50 ppb
ALS Vial : 3 (Sig #1); 0 (Sig #2) Sample Multiplier: 1

Integration File signal 1: PEST1.e
Integration File signal 2: PEST2.e
Quant Time: Dec 16 12:28:50 2019
Quant Method : R:\methods\ECD5_QUANTPEST_190823RTA.M
Quant Title : Instrument: DualECD5
QLast Update : Mon Aug 26 11:48:23 2019
Response via : Initial Calibration
Integrator: ChemStation 6890 Scale Mode: Small noise peaks clipped

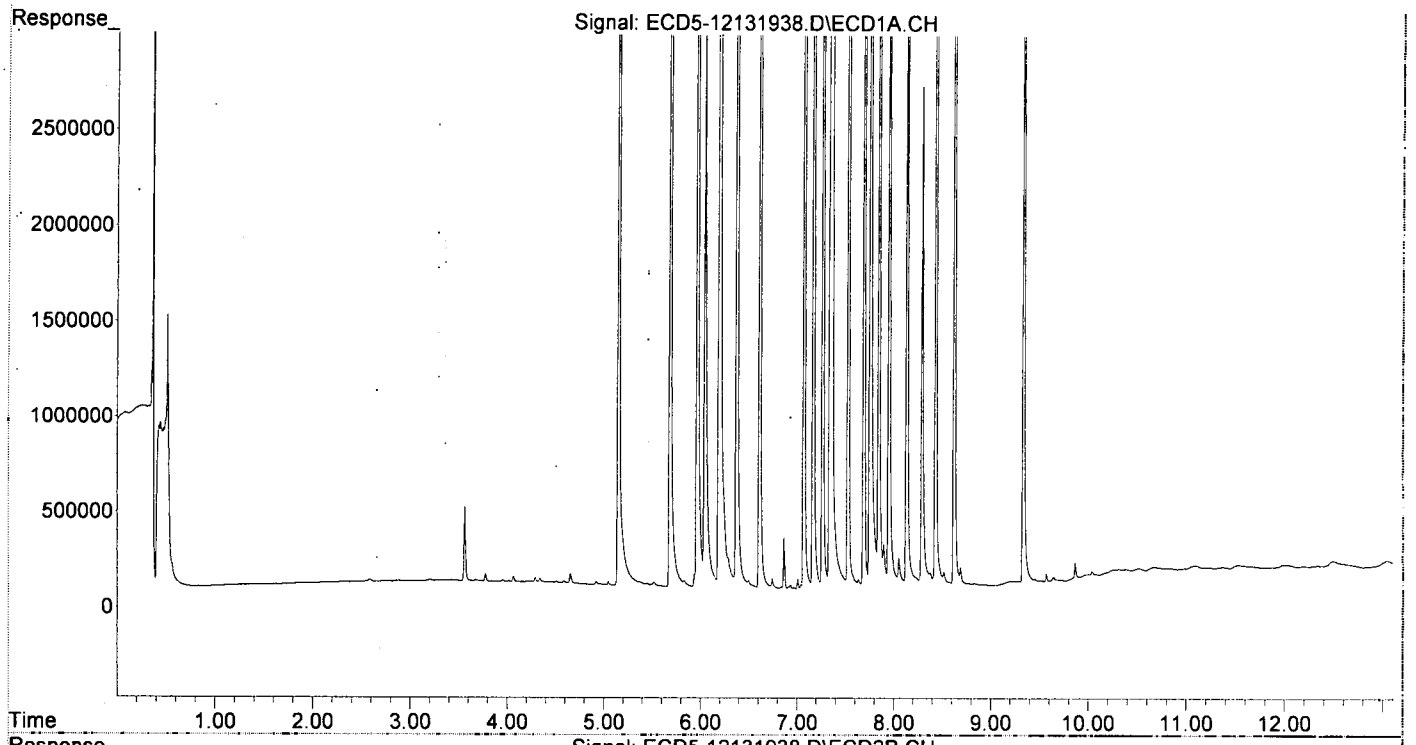

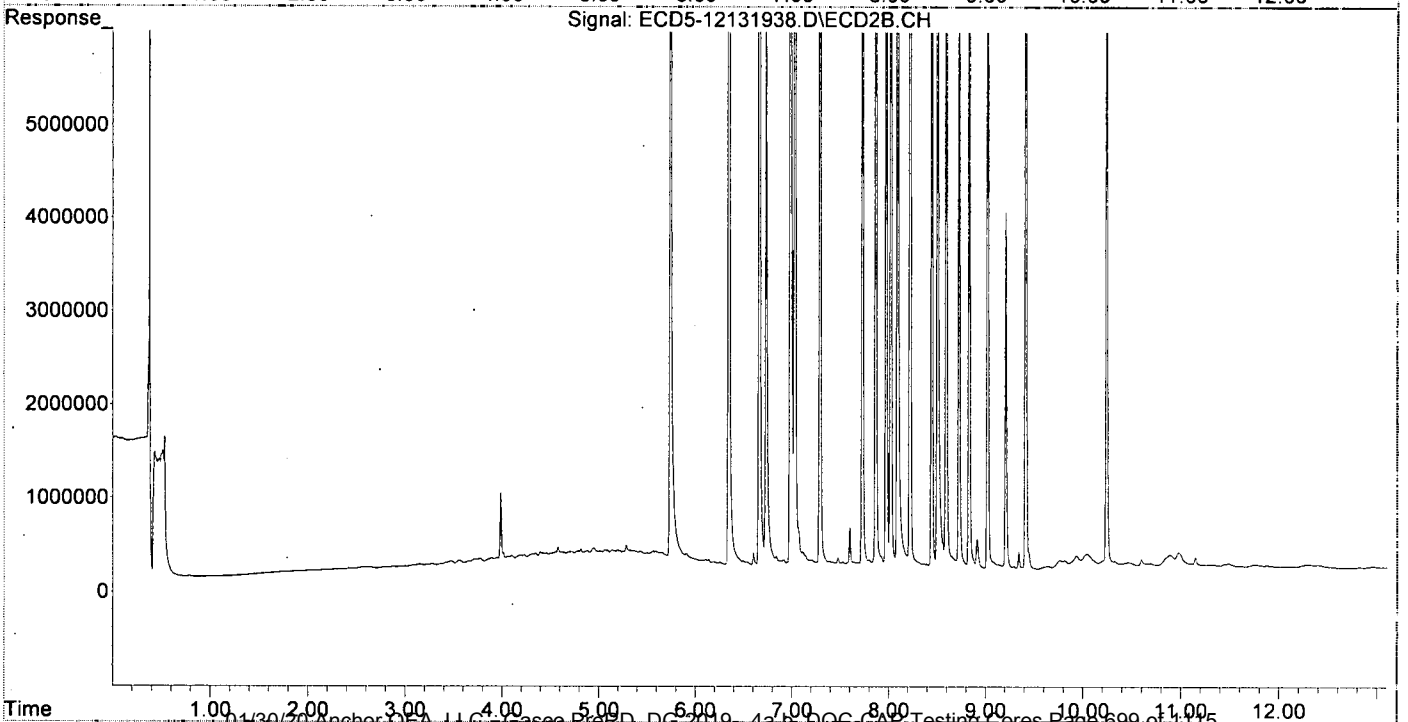

01/30/20 Anchor QEA, LLC - Gasco PreRD DG 2019 - 4a-b. DOC-QAP Testing Cores Page 699 of 1115

Quantitation Report (Qedit)

Data Path : R:\data\2019-12\9L13033\
Data File : ECD5-12131938.D
Signal(s) : Signal #1: ECD1A.CH Signal #2: ECD2B.CH
Acq On : 13 Dec 2019 22:34
Operator : MJB
Sample : 9L13033-CCV5
Misc : A19K133, AB 50 ppb
ALS Vial : 3 (Sig #1); 0 (Sig #2) Sample Multiplier: 1

Integration File signal 1: PEST1.e
Integration File signal 2: PEST2.e
Quant Time: Dec 16 10:44:52 2019
Quant Method : R:\methods\ECD5_QUANTPEST_190823RTA.M
Quant Title : Instrument: DualECD5
QLast Update : Mon Aug 26 11:48:23 2019
Response via : Initial Calibration
Integrator: ChemStation 6890 Scale Mode: Small noise peaks clipped

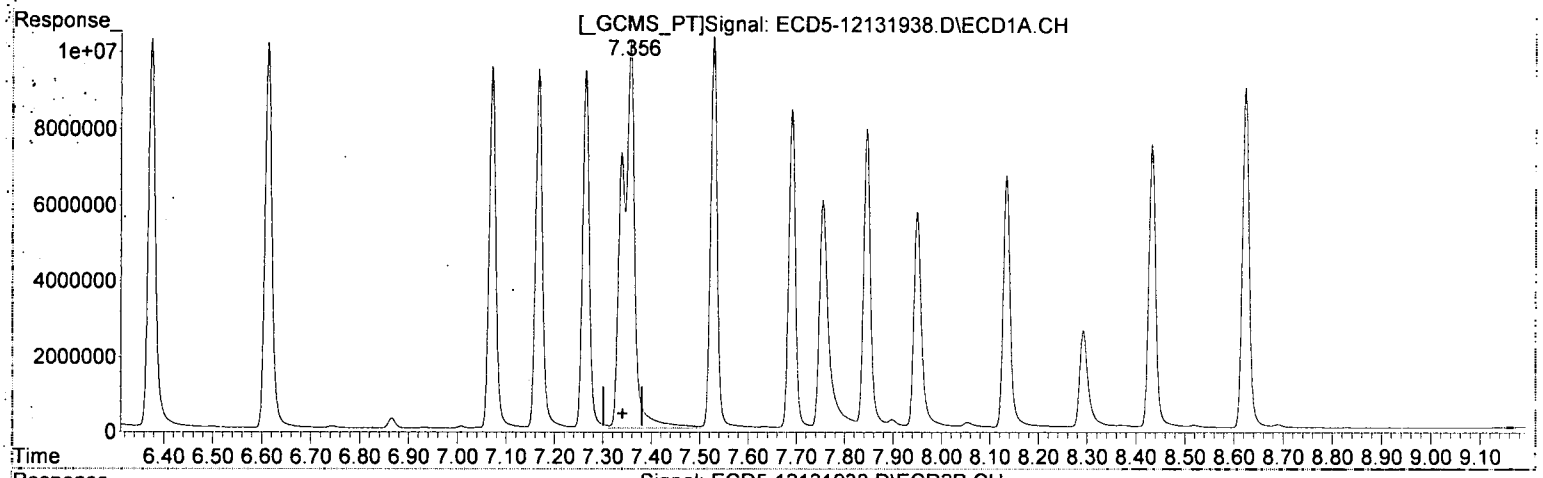

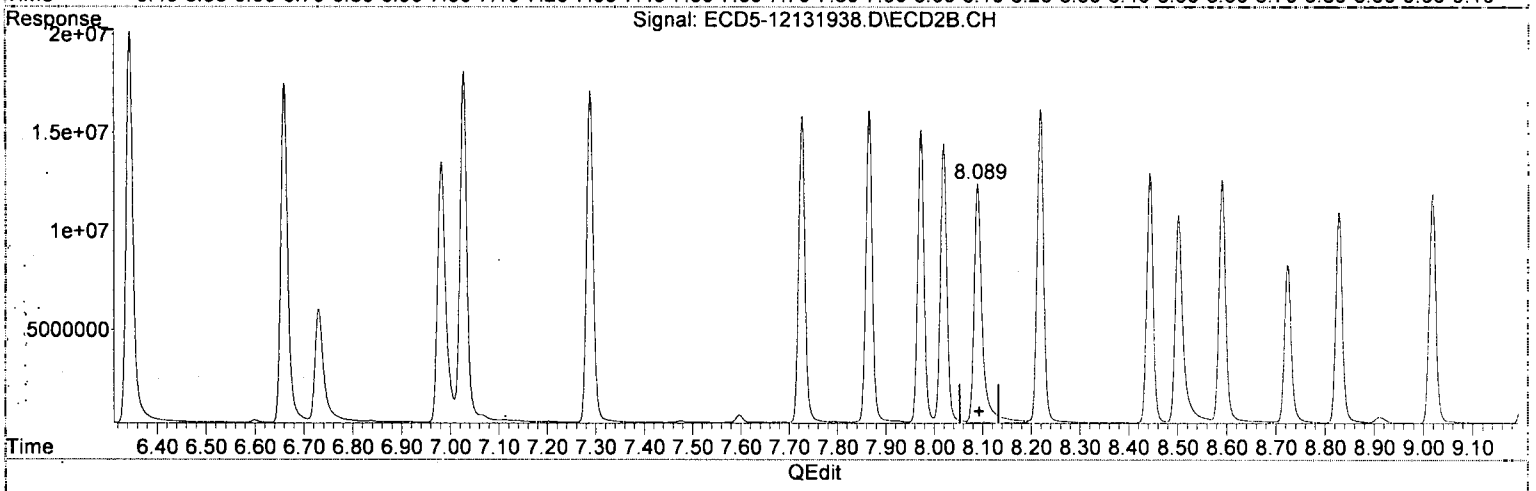

(12) 4,4'-DDE

7.355min 54.064 ng/mL

response 10192721

MJB 12/16/19

(12) 4,4'-DDE #2

8.089min 38.999 ng/mL

response 12116087

(+) = Expected Retention Time

Quantitation Report (Qedit)

Data Path : R:\data\2019-12\9L13033\
Data File : ECD5-12131938.D
Signal(s) : Signal #1: ECD1A.CH Signal #2: ECD2B.CH
Acq On : 13 Dec 2019 22:34
Operator : MJB
Sample : 9L13033-CCV5
Misc : A19K133, AB 50 ppb
ALS Vial : 3 (Sig #1); 0 (Sig #2) Sample Multiplier: 1

Integration File signal 1: PEST1.e
Integration File signal 2: PEST2.e
Quant Time: Dec 16 10:44:52 2019
Quant Method : R:\methods\ECD5_QUANTPEST_190823RTA.M
Quant Title : Instrument: DualECD5
QLast Update : Mon Aug 26 11:48:23 2019
Response via : Initial Calibration
Integrator: ChemStation 6890 Scale Mode: Small noise peaks clipped

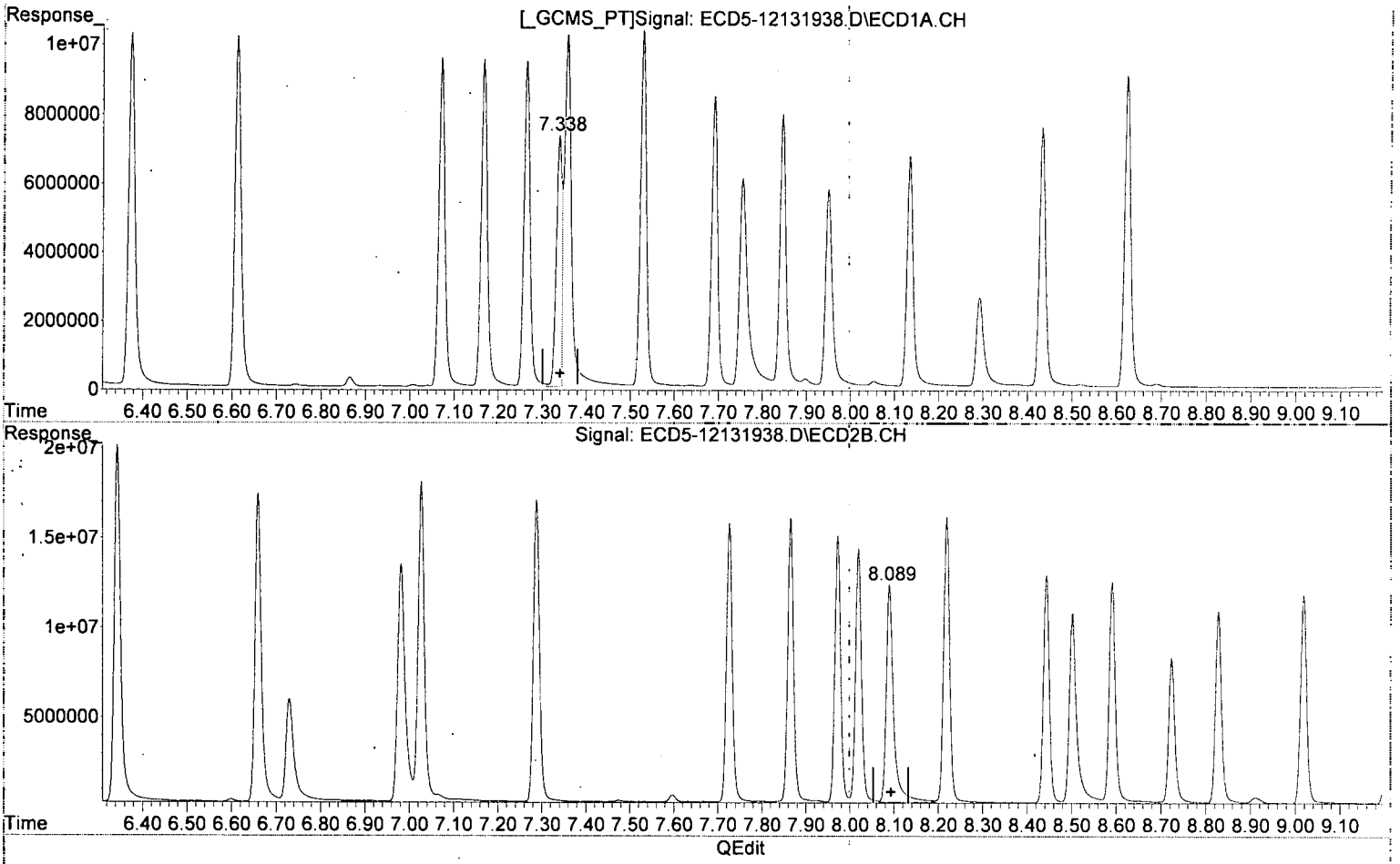

(12) 4,4'-DDE

7.338min 38.955 ng/mL (m)

response 7344233

MJB 12/16/19

(12) 4,4'-DDE #2

8.089min 38.999 ng/mL

response 12116087

(+) = Expected Retention Time

Quantitation Report (Not Reviewed)

Data Path : R:\data\2019-12\9L13033\
Data File : ECD5-12131938.D
Signal(s) : Signal #1: ECD1A.CH Signal #2: ECD2B.CH
Acq On : 13 Dec 2019 22:34
Operator : MJB
Sample : 9L13033-CCV5
Misc : A19K133, AB 50 ppb
ALS Vial : 3 (Sig #1); 0 (Sig #2) Sample Multiplier: 1

Integration File signal 1: PEST1.e
Integration File signal 2: PEST2.e
Quant Time: Dec 16 10:44:52 2019
Quant Method : R:\methods\ECD5_QUANTPEST_190823RTA.M
Quant Title : Instrument: DualECD5
QLast Update : Mon Aug 26 11:48:23 2019
Response via : Initial Calibration
Integrator: ChemStation 6890 Scale Mode: Small noise peaks clipped

MJB 12/16/19

		Compound	RT#1	RT#2	Resp#1	Resp#2	ng/mL	ng/mL	
		System Monitoring Compounds							
1)	S	TCMX (S)	5.152	5.739	7823793	11837535	47.138	40.351	
22)	S	DCBP (S)	9.336	10.238	6653635	9762351	47.156	54.307	
		Target Compounds							
2)		a-BHC	5.685	6.344	11957869	19867420	52.143	48.417	
3)		g-BHC	5.966	6.660	10017992	17193681	49.649	48.202	
4)		b-BHC	6.046	6.730	2924241	5751274	32.354	36.339	
5)		Heptachlor	6.375	7.027	10120869	17817475	55.825	58.231	
6)		d-BHC	6.194	6.981	6110610	13253171	31.067	37.580	
7)		Aldrin	6.613	7.288	10079622	16795653	51.050	50.990	
8)		Heptachlo...	7.071	7.726	9459758	15561016	51.362	51.724	
9)		trans-Chl...	7.167	7.865	9346077	15834243	50.549	50.536	
10)		cis-Chlor...	7.264	7.973	9384539	14840155	51.543	50.954	
11)		Endosulfa...	7.355	8.019	10192721	14153699	59.894	51.435	
12)		4,4'-DDE	7.355	8.089	10192721	12116087	54.064	38.999	
13)		Dieldrin	7.529	8.219	10330505	15899284	53.811	52.274	
14)		Endrin	7.691	8.444	8442026	12708950	57.418	56.277	
15)		4,4'-DDD	7.756	8.502	5991184	10545659	38.126	41.160	
16)		Endosulfa...	7.846	8.591	7912084	12349166	55.094	53.551	
17)		4,4'-DDT	7.950	8.724	5542241	8098102	46.355	43.554	
18)		Endrin Al...	8.134	8.828	6677645	10708420	54.328	54.262	
19)		Endosulfa...	8.433	9.018	7524742	11659530	48.554	46.809	
20)		Methoxychlor	8.293	9.205	2592254	3795611	44.256	42.908	
21)		Endrin Ke...	8.624	9.410	9046227	13288434	54.247	51.642	
23)		Hexachlor...	2.953	3.472f	9673	27729	0.053	0.074	
24)		Hexachlor...	5.519	0.000	20893	0	0.119	N.D.	#
25)		Oxychlordane	7.008	7.674	49900	10659	0.303	0.039	#
26)		2,4'-DDE	7.071	7.865	9459758	15834243	73.754	74.641	
27)		trans-Non...	7.264	7.922	9384539	74673	52.095	0.248	#
28)		2,4'-DDD	0.000	8.219f	0	15899284	N.D.	84.184	#
29)		2,4'-DDT	7.636	8.444	42069	12708950	0.384	71.263	#
30)		cis-Nonac...	7.756f	8.502	5991184	10545659	28.857	31.437	
31)		Mirex	0.000	9.410	0	13288434	N.D.	71.415	#
32)		Chlordane...	7.264f	7.922	9384539	74673	476.624	2.064	#
33)		Chlordane...	7.355f	8.019f	10192721	14153699	406.663	466.133	
34)		Chlordane...	7.846	8.724f	7912084	8098102	1368.607	903.213	
35)		Chlordane...	3.470	3.415	10893	18126	NoCal	NoCal	
36)		Toxaphene...	7.264f	0.000	9384539	0	10477.939	N.D.	#
37)		Toxaphene...	0.000	8.591f	0	12349166	N.D.	3752.377	#
38)		Toxaphene...	0.000	8.648	0	108400	N.D.	21.388	#
39)		Toxaphene...	8.134	8.724	6677645	8098102	2060.905	969.852	#
40)		Toxaphene...	0.000	8.912	0	303900	N.D.	65.210	#
41)		Toxaphene...	8.433	9.290f	7524742	22459	2377.799	4.728	#
42)		Toxaphene...	3.470	3.415f	10893	18126	NoCal	NoCal	

(f)=RT Delta > 1/2 Window (#)=Amounts differ by > 40% (m)=manual int.

Quantitation Report (Not Reviewed)

Data Path : R:\data\2019-12\9L13033\
Data File : ECD5-12131938.D
Signal(s) : Signal #1: ECD1A.CH Signal #2: ECD2B.CH
Acq On : 13 Dec 2019 22:34
Operator : MJB
Sample : 9L13033-CCV5
Misc : A19K133, AB 50 ppb
ALS Vial : 3 (Sig #1); 0 (Sig #2) Sample Multiplier: 1

Integration File signal 1: PEST1.e
Integration File signal 2: PEST2.e
Quant Time: Dec 16 10:44:52 2019
Quant Method : R:\methods\ECD5_QUANTPEST_190823RTA.M
Quant Title : Instrument: DualECD5
QLast Update : Mon Aug 26 11:48:23 2019
Response via : Initial Calibration
Integrator: ChemStation 6890 Scale Mode: Small noise peaks clipped

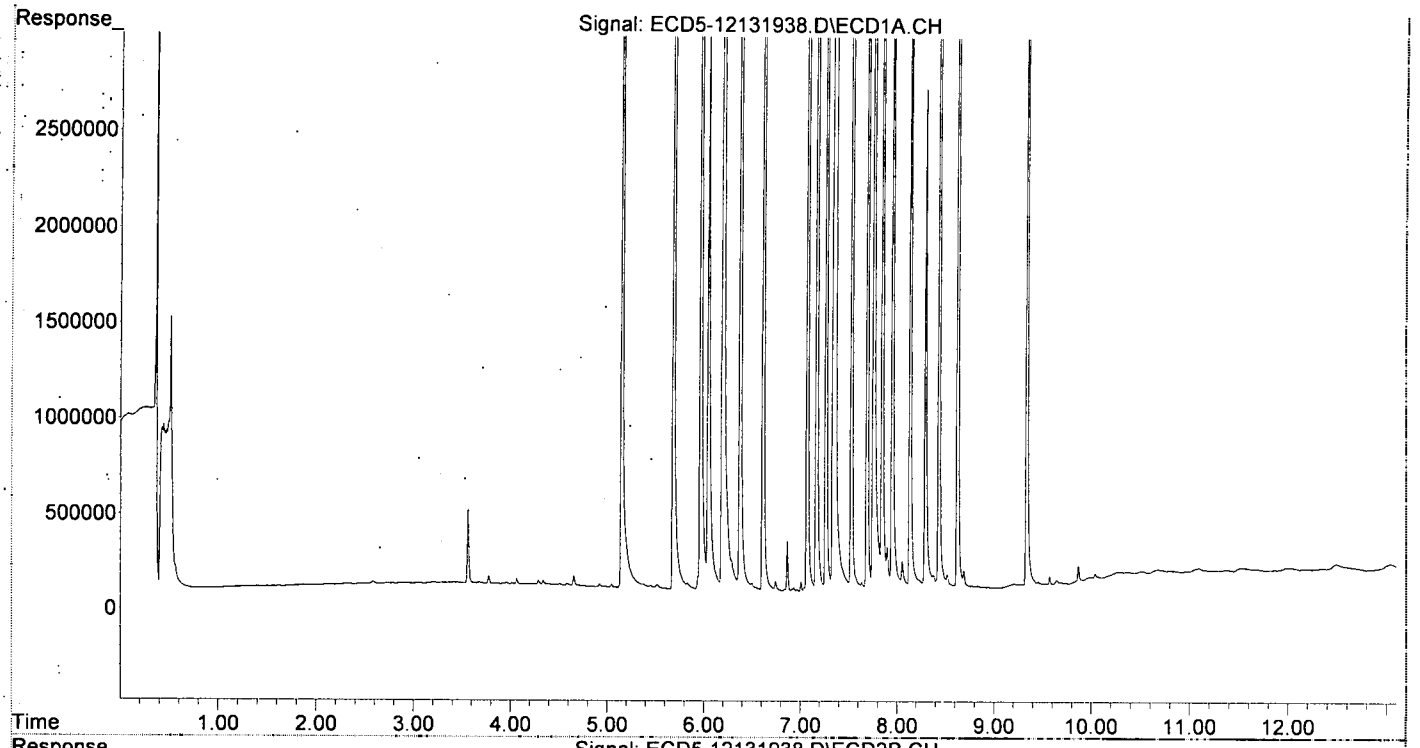

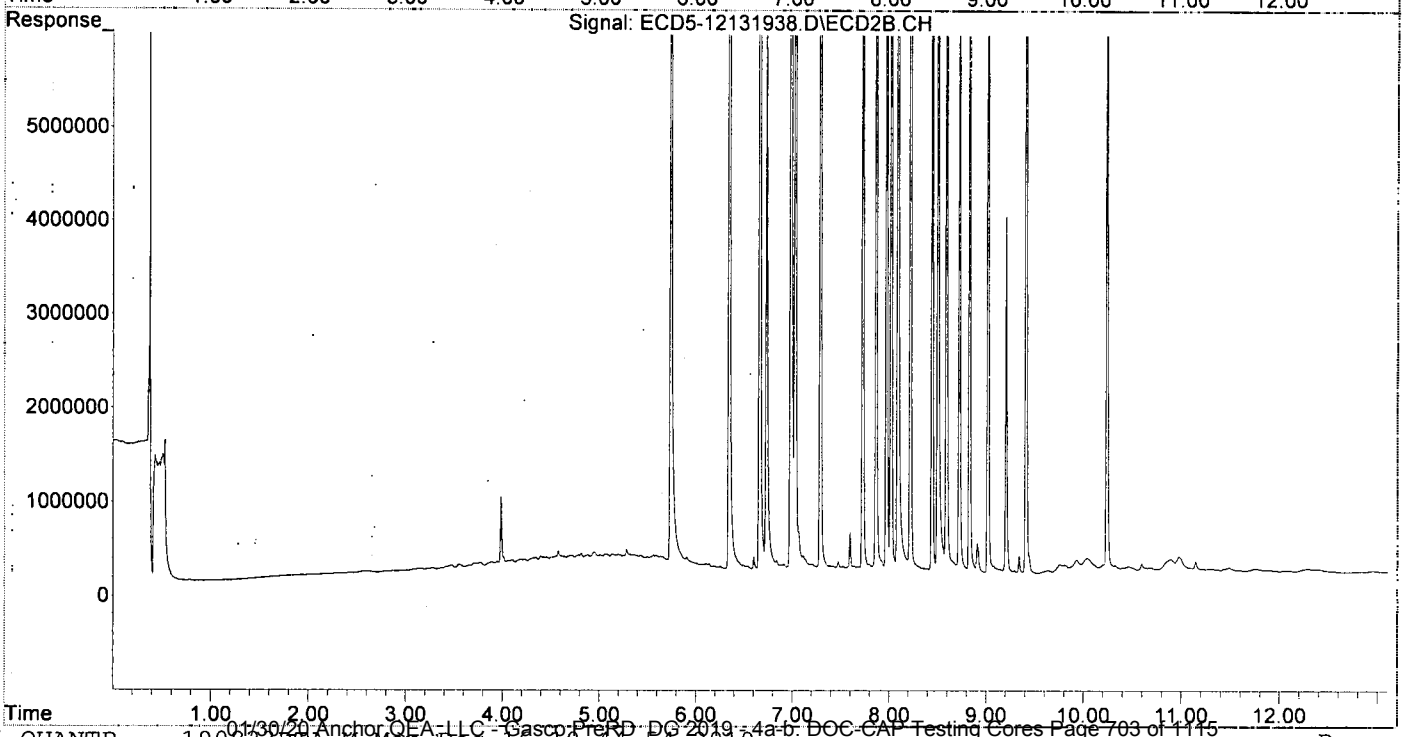

01/30/20 Anchor QEA, LLC - Gasco PreRD DG 2019 - 4a-b: DOC-CAP Testing Cores Page 703 of 1115

Quantitation Report (Not Reviewed)

Data Path : R:\data\2019-12\9L13033\
Data File : ECD5-12131939.D
Signal(s) : Signal #1: ECD1A.CH Signal #2: ECD2B.CH
Acq On : 13 Dec 2019 22:51
Operator : MJB
Sample : 9L13033-CCV6
Misc : A19J408, 9-42 50 ppb
ALS Vial : 4 (Sig #1); 0 (Sig #2) Sample Multiplier: 1

Integration File signal 1: PEST1.e
Integration File signal 2: PEST2.e
Quant Time: Dec 16 10:44:59 2019
Quant Method : R:\methods\ECD5_QUANTPEST_190823RTA.M
Quant Title : Instrument: DualECD5
QLast Update : Mon Aug 26 11:48:23 2019
Response via : Initial Calibration
Integrator: ChemStation 6890 Scale Mode: Small noise peaks clipped

	Compound	RT#1	RT#2	Resp#1	Resp#2	ng/mL	ng/mL	
	System Monitoring Compounds							
1)	S TCMX (S)	5.125f	5.753	17670	9681	0.106	0.033	#
22)	S DCBP (S)	9.339	10.239	45055	37779	0.319	0.210	
	Target Compounds							
2)	a-BHC	0.000	0.000	0	0	N.D.	N.D.	
3)	g-BHC	0.000	6.695f	0	11960	N.D.	0.034	#
4)	b-BHC	6.040	6.695f	12780	11960	0.141	0.076	#
5)	Heptachlor	6.375	7.026	13590	17545	0.075	0.057	
6)	d-BHC	0.000	0.000	0	0	N.D.	N.D.	
7)	Aldrin	6.619	7.286	3445	11125	0.017	0.034	#
8)	Heptachlo...	7.087	7.764f	4813515	81085	26.135	0.270	#
9)	trans-Chl...	7.166	7.866	132061	8642918	0.714	27.584	#
10)	cis-Chlor...	7.258	0.000	9047022	0	49.689	N.D.	#
11)	Endosulfa...	0.000	8.037	0	65641	N.D.	0.239	#
12)	4,4'-DDE	0.000	8.132f	0	34668	N.D.	0.112	#
13)	Dieldrin	0.000	8.237	0	7451838	N.D.	24.501	#
14)	Endrin	7.724f	8.457	10017016	7861907	68.130	34.814	#
15)	4,4'-DDD	7.724f	8.491	10017016	16470663	63.746	64.285	
16)	Endosulfa...	0.000	0.000	0	0	N.D.	N.D.	
17)	4,4'-DDT	0.000	0.000	0	0	N.D.	N.D.	
18)	Endrin Al...	8.144	0.000	8744	0	BelowCal	N.D.	
19)	Endosulfa...	0.000	0.000	0	0	N.D.	N.D.	
20)	Methoxychlor	0.000	0.000	0	0	N.D.	N.D.	
21)	Endrin Ke...	8.631	9.395	4355	9209681	0.026	35.791	#
23)	Hexachlor...	2.950	3.446	9836774	20988777	53.830	55.831	
24)	Hexachlor...	5.531	6.203	7910273	12340111	44.870	39.289	
25)	Oxychlordane	7.002	7.655	7826025	12726405	47.564	46.463	
26)	2,4'-DDE	7.087	7.866	4813515	8642918	37.529	40.742	
27)	trans-Non...	7.258	7.929	9047022	14840767	50.209	49.201	
28)	2,4'-DDD	7.457	8.237	4176800	7451838	36.598	39.456	
29)	2,4'-DDT	7.637	8.457	4963279	7861907	45.249	44.084	
30)	cis-Nonac...	7.724	8.491	10017016	16470663	48.248	49.100	
31)	Mirex	8.382	9.395	6077183	9209681	48.475	49.495	
32)	Chlordane...	7.258f	7.929	9047022	14840767	459.482	410.141	
33)	Chlordane...	0.000	8.037	0	65641	N.D.	2.162	#
34)	Chlordane...	0.000	0.000	0	0	N.D.	N.D.	
35)	Chlordane...	3.446	3.446	5847	20988777	NoCal	NoCal	
36)	Toxaphene...	0.000	8.237f	0	7451838	N.D.	2839.598	#
37)	Toxaphene...	0.000	8.656f	0	31292	N.D.	9.508	#
38)	Toxaphene...	0.000	8.656	0	31292	N.D.	6.174	#
39)	Toxaphene...	8.144	0.000	8744	0	2.699	N.D.	#
40)	Toxaphene...	8.382	0.000	6077183	0	2535.178	N.D.	#
41)	Toxaphene...	0.000	0.000	0	0	N.D.	N.D.	
42)	Toxaphene...	3.446	3.446	5847	20988777	NoCal	NoCal	

(f)=RT Delta > 1/2 Window (#)=Amounts differ by > 40% (m)=manual int.

Quantitation Report (Not Reviewed)

Data Path : R:\data\2019-12\9L13033\
Data File : ECD5-12131939.D
Signal(s) : Signal #1: ECD1A.CH Signal #2: ECD2B.CH
Acq On : 13 Dec 2019 22:51
Operator : MJB
Sample : 9L13033-CCV6
Misc : A19J408, 9-42 50 ppb
ALS Vial : 4 (Sig #1); 0 (Sig #2) Sample Multiplier: 1

Integration File signal 1: PEST1.e
Integration File signal 2: PEST2.e
Quant Time: Dec 16 10:44:59 2019
Quant Method : R:\methods\ECD5_QUANTPEST_190823RTA.M
Quant Title : Instrument: DualECD5
QLast Update : Mon Aug 26 11:48:23 2019
Response via : Initial Calibration
Integrator: ChemStation 6890 Scale Mode: Small noise peaks clipped

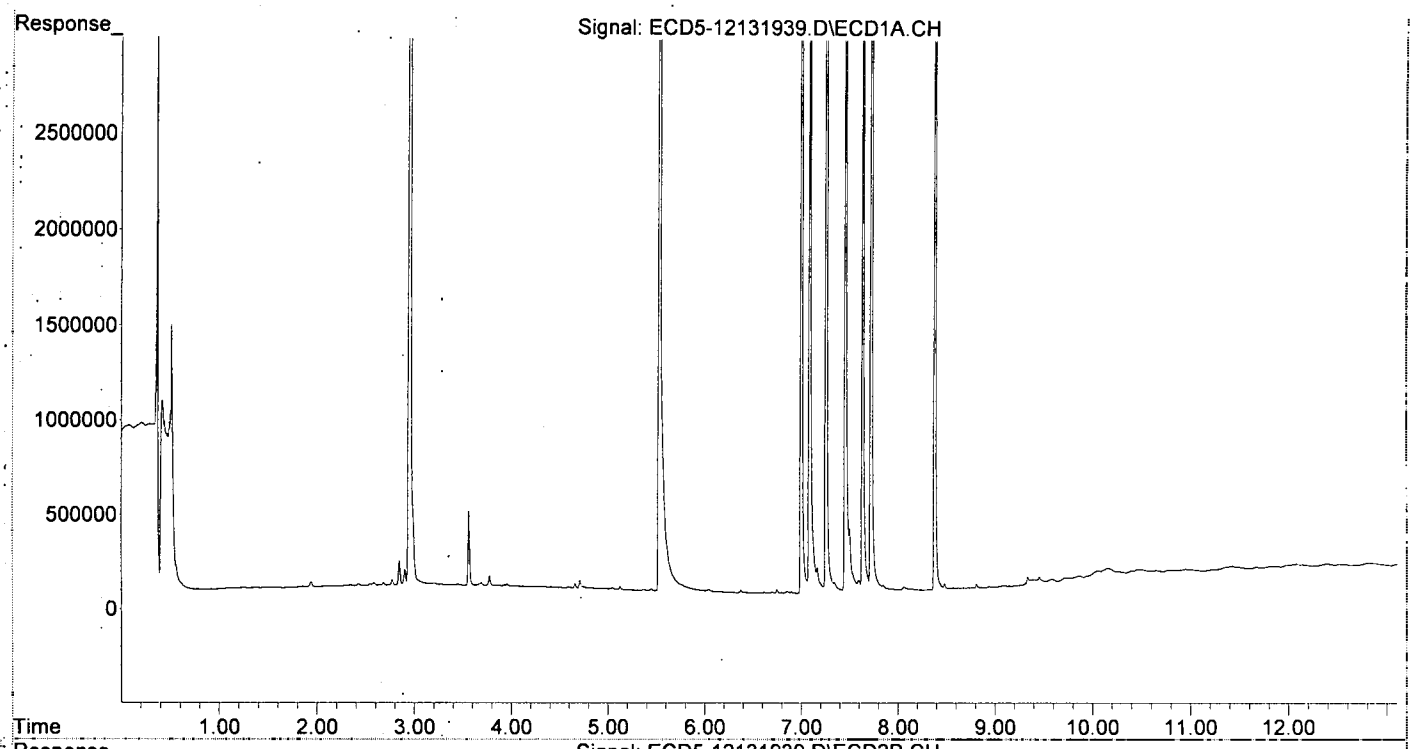

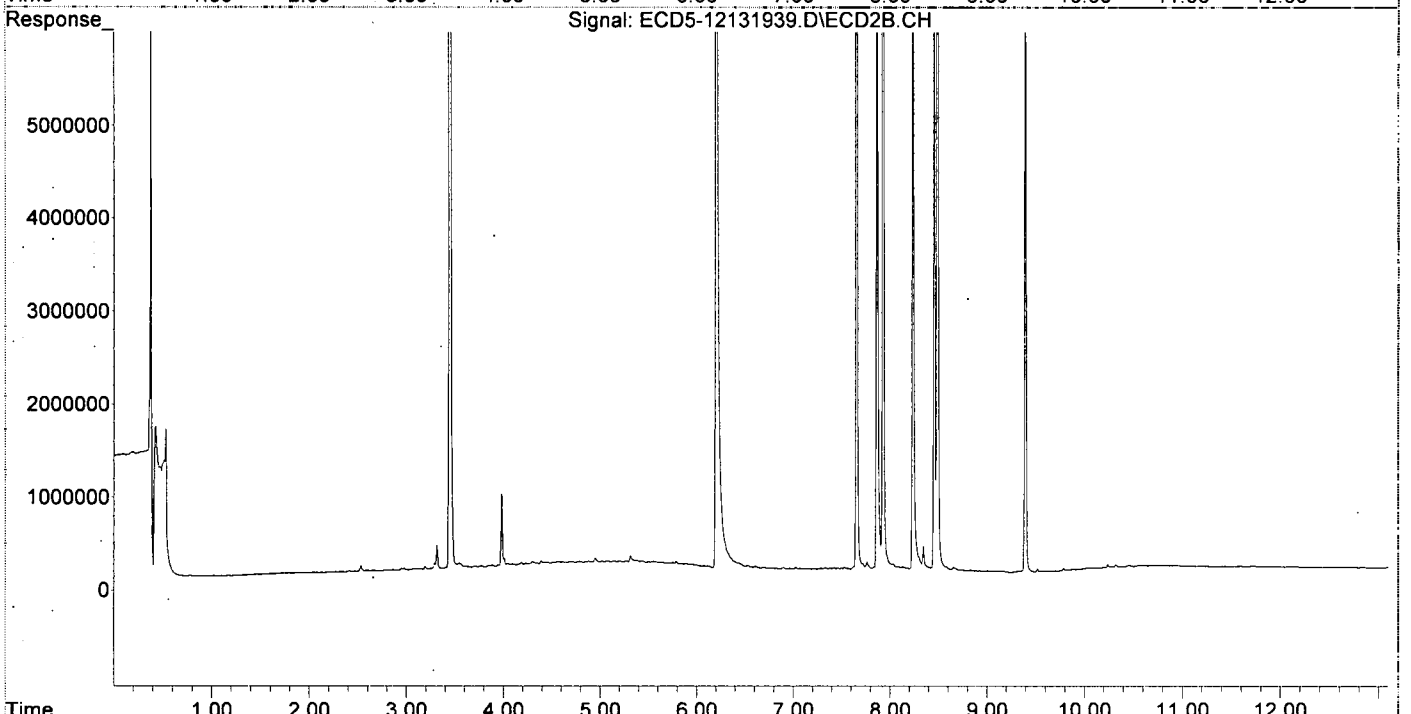

Quantitation Report (Not Reviewed)

Data Path : R:\data\2019-12\9L13033\
Data File : ECD5-12131940.D
Signal(s) : Signal #1: ECD1A.CH Signal #2: ECD2B.CH
Acq On : 13 Dec 2019 23:08
Operator : MJB
Sample : 9L13033-CCB3
Misc : A19L018
ALS Vial : 25 (Sig #1); 0 (Sig #2) Sample Multiplier: 1

Integration File signal 1: PEST1.e
Integration File signal 2: PEST2.e
Quant Time: Dec 16 10:45:06 2019
Quant Method : R:\methods\ECD5_QUANTPEST_190823RTA.M
Quant Title : Instrument: DualECD5
QLast Update : Mon Aug 26 11:48:23 2019
Response via : Initial Calibration
Integrator: ChemStation 6890 Scale Mode: Small noise peaks clipped

MJB 12/16/19

		Compound	RT#1	RT#2	Resp#1	Resp#2	ng/mL	ng/mL	
		System Monitoring Compounds							
1)	S	TCMX (S)	5.151	5.737	16346954	27672217	98.490	94.326	
22)	S	DCBP (S)	9.337	10.239	14071960	20646124	99.731	114.852	
		Target Compounds							
2)		a-BHC	0.000	0.000	0	0	N.D.	N.D.	
3)		g-BHC	0.000	6.697f	0	18673	N.D.	0.052	#
4)		b-BHC	6.042	6.697f	7433	18673	0.082	0.118	#
5)		Heptachlor	0.000	7.006f	0	11582	N.D.	0.038	#
6)		d-BHC	0.000	7.006f	0	11582	N.D.	0.033	#
7)		Aldrin	6.618	7.270f	4558	7404	0.023	0.022	
8)		Heptachlo...	0.000	0.000	0	0	N.D.	N.D.	
9)		trans-Chl...	7.159	7.903f	33435	12332	0.181	0.039	#
10)		cis-Chlor...	7.271	0.000	5658	0	0.031	N.D.	#
11)		Endosulfa...	0.000	0.000	0	0	N.D.	N.D.	
12)		4,4'-DDE	7.314f	0.000	4015	0	0.021	N.D.	#
13)		Dieldrin	0.000	0.000	0	0	N.D.	N.D.	
14)		Endrin	0.000	0.000	0	0	N.D.	N.D.	
15)		4,4'-DDD	7.770	0.000	1601	0	0.010	N.D.	#
16)		Endosulfa...	7.849	8.584	11090	10002	0.077	0.043	#
17)		4,4'-DDT	0.000	0.000	0	0	N.D.	N.D.	
18)		Endrin Al...	8.136	0.000	4979	0	BelowCal	N.D.	
19)		Endosulfa...	0.000	0.000	0	0	N.D.	N.D.	
20)		Methoxychlor	8.289	0.000	2762	0	0.047	N.D.	#
21)		Endrin Ke...	8.652f	0.000	1812	0	0.011	N.D.	#
23)		Hexachlor...	2.952	3.474f	9172	25945	0.050	0.069	
24)		Hexachlor...	5.530	0.000	27058	0	0.153	N.D.	#
25)		Oxychlordane	7.007	7.674	8209	9800	0.050	0.036	
26)		2,4'-DDE	0.000	7.838f	0	9727	N.D.	0.046	#
27)		trans-Non...	7.271	7.919	5658	10718	87346.669	0.036	#
28)		2,4'-DDD	0.000	0.000	0	0	N.D.	N.D.	
29)		2,4'-DDT	7.649	0.000	2847	0	0.026	N.D.	#
30)		cis-Nonac...	0.000	0.000	0	0	N.D.	N.D.	
31)		Mirex	8.396	0.000	5458	0	0.044	N.D.	#
32)		Chlordane...	0.000	7.919	0	10718	N.D.	0.296	#
33)		Chlordane...	7.314	0.000	4015	0	0.160	N.D.	#
34)		Chlordane...	7.849	0.000	11090	0	1.918	N.D.	#
35)		Chlordane...	0.000	3.412f	0	21857	N.D.	NoCal	
36)		Toxaphene...	7.314	0.000	4015	0	4.483	N.D.	#
37)		Toxaphene...	0.000	8.584f	0	10002	N.D.	3.039	#
38)		Toxaphene...	0.000	8.657	0	29437	N.D.	5.808	#
39)		Toxaphene...	8.136	0.000	4979	0	1.537	N.D.	#
40)		Toxaphene...	8.396f	0.000	5458	0	2.277	N.D.	#
41)		Toxaphene...	8.396f	9.270	5458	8214	1.725	1.729	
42)		Toxaphene...	0.000	3.412f	0	21857	N.D.	NoCal	

(f)=RT Delta > 1/2 Window (#)=Amounts differ by > 40% (m)=manual int.

Quantitation Report (Not Reviewed)

Data Path : R:\data\2019-12\9L13033\
Data File : ECD5-12131940.D
Signal(s) : Signal #1: ECD1A.CH Signal #2: ECD2B.CH
Acq On : 13 Dec 2019 23:08
Operator : MJB
Sample : 9L13033-CCB3
Misc : A19L018
ALS Vial : 25 (Sig #1); 0 (Sig #2) Sample Multiplier: 1

Integration File signal 1: PEST1.e
Integration File signal 2: PEST2.e
Quant Time: Dec 16 10:45:06 2019
Quant Method : R:\methods\ECD5_QUANTPEST_190823RTA.M
Quant Title : Instrument: DualECD5
QLast Update : Mon Aug 26 11:48:23 2019
Response via : Initial Calibration
Integrator: ChemStation 6890 Scale Mode: Small noise peaks clipped

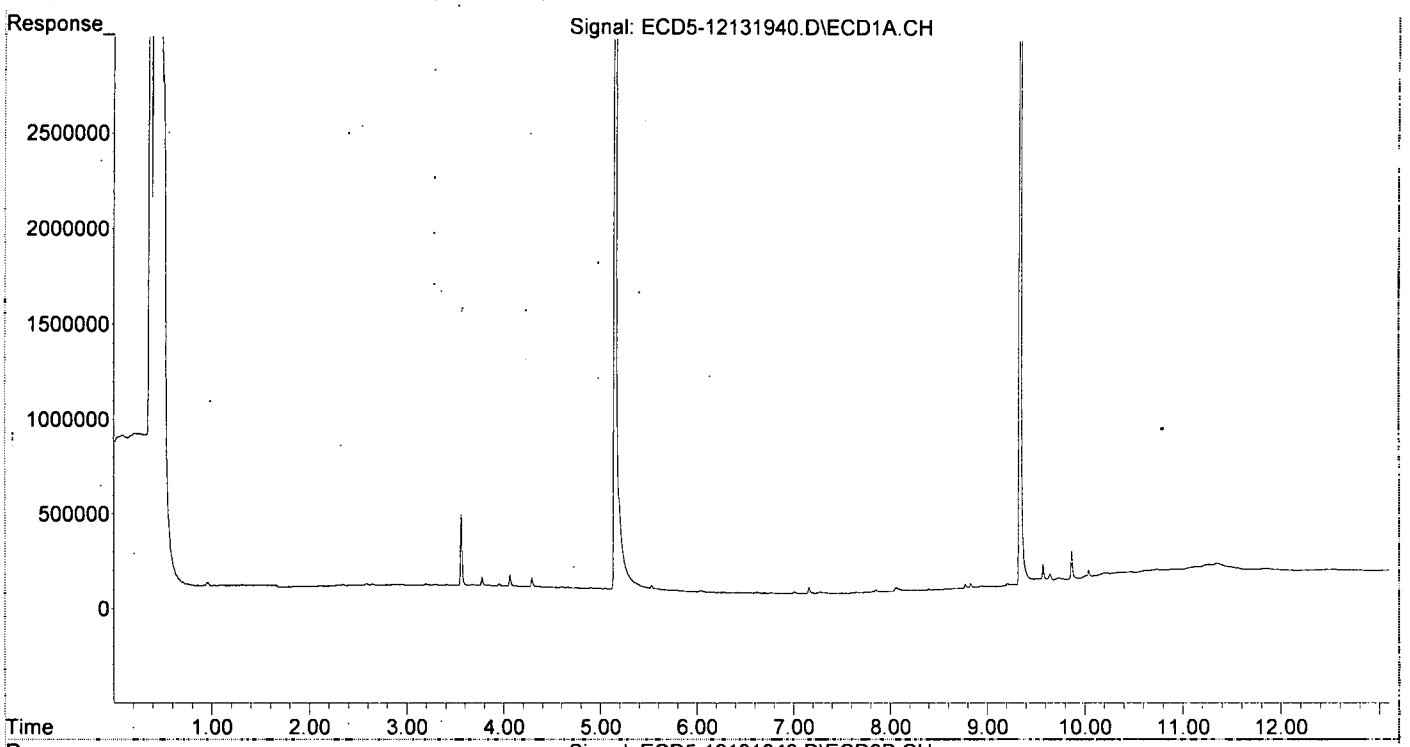

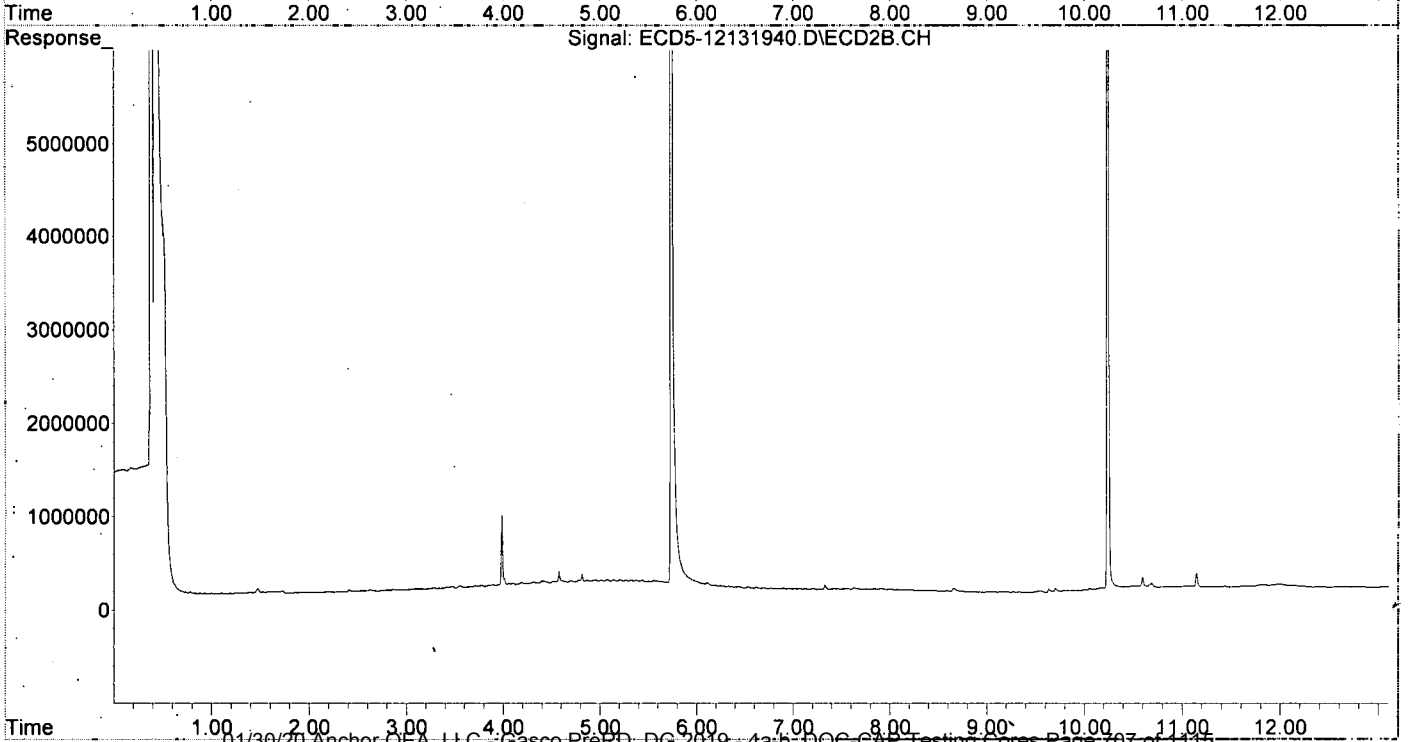

01/30/20 Anchor QEA, LLC - Gasco PreRD DG 2019 - 4a-b DOC-CAP Testing Cores Page 707 of 1115

APEX LABORATORIES, LLC
6700 SW Sandburg St. Tigard OR 97223 phone 503-718-2323

Organochloride Pesticides by EPA 8081B
Calibration Data

Sequence 9H23034 (Cal ID A9H2608) DualECD5

ELEMENT SEQUENCE LOG

Apex Laboratories

Sequence:	**9H23034**	Instrument:	**DUALECD5**
Date:	**08/23/19 11:23**	Calibration:	**A9H2608**

#	Lab Number	Matrix	Analysis	Client	Due	Batch	ISTD ID	STD ID
1	9H23034-BKD1	Water	QC	QC				A19G138
2	9H23034-BKD2	Water	QC	QC				A19G138
3	9H23034-ICB1	Water	QC	QC				A19H348
4	9H23034-CAL1	Water	QC	QC				A19E245
5	9H23034-CAL2	Water	QC	QC				A19E246
6	9H23034-CAL3	Water	QC	QC				A19E247
7	9H23034-CAL4	Water	QC	QC				A19E249
8	9H23034-CAL5	Water	QC	QC				A19E250
9	9H23034-CAL6	Water	QC	QC				A19H383
10	9H23034-CAL7	Water	QC	QC				A19H384
11	9H23034-CAL8	Water	QC	QC				A19E244
12	9H23034-IBL1	Water	QC	QC				
13	9H23034-ICV1	Water	QC	QC				A19E106
14	9H23034-CAL9	Water	QC	QC				A19E272
15	9H23034-CALA	Water	QC	QC				A19E273
16	9H23034-CALB	Water	QC	QC				A19E274
17	9H23034-CALC	Water	QC	QC				A19E275
18	9H23034-CALD	Water	QC	QC				A19E276
19	9H23034-CALE	Water	QC	QC				A19E154
20	9H23034-CALF	Water	QC	QC				A19E155
21	9H23034-CALG	Water	QC	QC				A19E271
22	9H23034-IBL2	Water	QC	QC				
23	9H23034-ICV2	Water	QC	QC				A19E043
24	9H23034-CALH	Water	QC	QC				A19F232
25	9H23034-CALI	Water	QC	QC				A19F233
26	9H23034-CALJ	Water	QC	QC				A19F234
27	9H23034-CALK	Water	QC	QC				A19F235
28	9H23034-CALL	Water	QC	QC				A19F236
29	9H23034-CALM	Water	QC	QC				A19F231
30	9H23034-IBL3	Water	QC	QC				
31	9H23034-ICV3	Water	QC	QC				A19E108
32	9H23034-CALN	Water	QC	QC				A19D122
33	9H23034-CALO	Water	QC	QC				A19D123
34	9H23034-CALP	Water	QC	QC				A19D124
35	9H23034-CALQ	Water	QC	QC				A19D125
36	9H23034-CALR	Water	QC	QC				A19D126
37	9H23034-CALS	Water	QC	QC				A19D121
38	9H23034-IBL4	Water	QC	QC				
39	9H23034-ICV4	Water	QC	QC				A19D127

Data Entered By: MJB 8/26/19

Comments: ICAL

Data Reviewed By: [illegible] 8/30/19

Calibration Status Report DUALECD5

Method Path : R:\methods\
Method File : ECD5_QUANTPEST_190823.M
Title : Instrument: DualECD5
Last Update : Mon Aug 26 11:48:23 2019
Response Via : Initial Calibration

A9H2608

MJB 8/26/19

#	ID	Conc	ISTD Conc	Path\File
1	1	50	0	R:\data\2019-08\9H23034\ECD5-08231936.D
2	2	100	0	R:\data\2019-08\9H23034\ECD5-08231937.D
3	3	200	0	R:\data\2019-08\9H23034\ECD5-08231938.D
4	4	500	0	R:\data\2019-08\9H23034\ECD5-08231939.D
5	5	1000	0	R:\data\2019-08\9H23034\ECD5-08231940.D
6	6	2000	0	R:\data\2019-08\9H23034\ECD5-08231941.D
7	7	-1	0	R:\data\2019-08\9H23034\ECD5-08231924.D
8	8	-1	0	R:\data\2019-08\9H23034\ECD5-08231925.D

#	ID	Update Time	Quant Time	Acquisition Time
1	1	Aug 26 11:47 2019	Aug 26 11:37 2019	23 Aug 2019 21:54
2	2	Aug 26 11:47 2019	Aug 26 11:38 2019	23 Aug 2019 22:11
3	3	Aug 26 11:48 2019	Aug 26 11:39 2019	23 Aug 2019 22:28
4	4	Aug 26 11:48 2019	Aug 26 11:36 2019	23 Aug 2019 22:45
5	5	Aug 26 11:48 2019	Aug 26 11:40 2019	23 Aug 2019 23:03
6	6	Aug 26 11:48 2019	Aug 26 11:40 2019	23 Aug 2019 23:20
7	7	Aug 26 11:46 2019	Aug 26 11:26 2019	23 Aug 2019 18:27
8	8	Aug 26 11:46 2019	Aug 26 11:27 2019	23 Aug 2019 18:45

ECD5_QUANTPEST_190823.M Mon Aug 26 16:04:23 2019

Response Factor Report DUALECD5

Method Path : C:\msdchem\4\methods\
Method File : ECD5_QUANTPEST_190823.M
Title : Instrument: DualECD5
Last Update : Mon Aug 26 11:48:23 2019
Response Via : Initial Calibration

Calibration Files
1 =ECD5-08231936.D 2 =ECD5-08231937.D 3 =ECD5-08231938.D 4 =ECD5-08231939.D 5 =ECD5-08231940.D
6 =ECD5-08231941.D 7 =ECD5-08231924.D 8 =ECD5-08231925.D

		Compound	1	2	3	4	5	6	7	8	Avg		%RSD
1)	S	TCMX (S)	1.767	1.750	1.668	1.644	1.606	1.614	1.585	1.642	1.660	E5	4.00
2)		a-BHC	2.320	2.292	2.296	2.347	2.221	2.274	2.236	2.360	2.293	E5	2.14
3)		g-BHC	2.074	2.030	2.041	2.035	1.950	1.957	1.960	2.094	2.018	E5	2.76
4)		b-BHC	1.043	0.971	0.914	0.911	0.824	0.820	0.836	0.912	0.904	E5	8.59
5)		Heptachlor	1.921	1.848	1.798	1.820	1.726	1.747	1.755	1.889	1.813	E5	3.86
6)		d-BHC	1.998	1.935	2.008	2.006	1.867	1.922	1.948	2.051	1.967	E5	3.02
7)		Aldrin	2.055	1.998	2.025	2.011	1.938	1.866	1.911	1.992	1.974	E5	3.23
8)		Heptachlor Exp...	2.005	1.960	1.847	1.865	1.738	1.774	1.732	1.813	1.842	E5	5.42
9)		trans-Chlordane	1.972	1.911	1.853	1.848	1.761	1.792	1.773	1.881	1.849	E5	3.93
10)		cis-Chlordane	2.098	1.950	1.818	1.843	1.698	1.725	1.674	1.760	1.821	E5	7.86
11)		Endosulfan I	1.852	1.787	1.723	1.709	1.645	1.597	1.609	1.693	1.702	E5	5.13
12)		4,4'-DDE	1.934	1.943	1.907	1.891	1.828	1.835	1.805	1.938	1.885	E5	2.92
13)		Dieldrin	1.977	1.979	1.944	1.955	1.833	1.877	1.832	1.961	1.920	E5	3.25
14)		Endrin	1.564	1.493	1.478	1.476	1.404	1.396	1.381	1.571	1.470	E5	4.98
15)		4,4'-DDD	1.650	1.573	1.581	1.566	1.491	1.545	1.544	1.622	1.571	E5	3.11
16)		Endosulfan II	1.581	1.496	1.419	1.448	1.349	1.368	1.354	1.474	1.436	E5	5.61
17)		4,4'-DDT	1.139	1.091	1.106	1.147	1.170	1.241	1.218	1.454	1.196	E5	9.72
18)		Endrin Aldehyde	2.413	1.641	1.367	1.375	1.248	1.245	1.236	1.331	1.482	E5	26.87
19)		Endosulfan Sul...	1.761	1.611	1.538	1.554	1.458	1.484	1.437	1.556	1.550	E5	6.64
20)		Methoxychlor	5.966	5.573	5.408	5.617	5.561	5.721	5.877	7.136	5.857	E4	9.33
21)		Endrin Ketone	1.776	1.656	1.623	1.664	1.604	1.638	1.625	1.755	1.668	E5	3.80
22)	S	DCBP (S)	1.639	1.550	1.402	1.335	1.337	1.336	1.341	1.349	1.411	E5	8.33
23)		Hexachlorobuta...	1.982	1.879	1.918	1.838	1.746	1.752	1.795	1.708	1.827	E5	5.17
24)		Hexachlorobenzene	1.947	1.810	1.708	1.712	1.674	1.782	1.767	1.704	1.763	E5	4.96
25)		Oxychlordane	1.768	1.697	1.639	1.592	1.553	1.677	1.636	1.602	1.645	E5	4.13
26)		2,4'-DDE	1.379	1.326	1.266	1.245	1.224	1.302	1.277	1.241	1.283	E5	4.01
27)		trans-Nonachlor	2.368	2.076	1.866	1.818	1.756	1.916	1.835	1.751	1.923	E5	10.78
28)		2,4'-DDD	1.202	1.165	1.122	1.104	1.098	1.184	1.159	1.096	1.141	E5	3.65
29)		2,4'-DDT	1.071	1.021	1.074	1.052	1.092	1.137	1.177	1.151	1.097	E5	4.88
30)		cis-Nonachlor	2.192	2.117	2.052	2.032	1.997	2.123	2.093	2.002	2.076	E5	3.25
31)		Mirex	1.474	1.334	1.257	1.196	1.164	1.244	1.196	1.164	1.254	E5	8.39
32)		Chlordane (1)	2.018	1.979	1.925	1.926	1.964	2.002			1.969	E4	1.96
33)		Chlordane (2)	2.573	2.520	2.453	2.435	2.508	2.549			2.506	E4	2.14
34)		Chlordane (3)	5.762	5.482	5.508	5.843	5.988	6.104			5.781	E3	4.34
35)		Chlordane - AVE									0.000		-1.00
36)		Toxaphene (1)	9.850	9.158	8.802	8.837	8.719	8.373			8.956	E2	5.64
37)		Toxaphene (2)	1.766	1.661	1.588	1.639	1.556	1.479			1.615	E3	6.08
38)		Toxaphene (3)	3.388	3.328	3.222	3.355	3.496	3.416			3.367	E3	2.72
39)		Toxaphene (4)	3.286	3.203	3.162	3.299	3.287	3.204			3.240	E3	1.78
40)		Toxaphene (5)	2.294	2.290	2.272	2.443	2.546	2.537			2.397	E3	5.33
41)		Toxaphene (6)	3.063	3.026	2.990	3.247	3.407	3.255			3.165	E3	5.17
42)		Toxaphene - AVE									0.000		-1.00

MJB 8/26/19

Method Path : C:\msdchem\4\methods\
Method File : ECD5_QUANTPEST_190823.M
Title : Instrument: DualECD5

Signal #2 Calibration Files
1 =ECD5-08231936.D 2 =ECD5-08231937.D 3 =ECD5-08231938.D
4 =ECD5-08231939.D 5 =ECD5-08231940.D 6 =ECD5-08231941.D

		Compound	1	2	3	4	5	6	Avg		%RSD
44)	S	TCMX (S) #2	3.001	3.004	2.876	2.866	2.829	2.839	2.926	3.129 2.934 E5	3.54
45)		a-BHC #2	3.931	3.923	3.971	4.096	3.964	4.053	4.170	4.719 4.103 E5	6.41
46)		g-BHC #2	3.523	3.455	3.485	3.477	3.403	3.476	3.679	4.038 3.567 E5	5.79
47)		b-BHC #2	1.763	1.676	1.577	1.581	1.471	1.503	1.463	1.628 1.583 E5	6.60
48)		Heptachlor #2	3.098	2.934	3.016	3.006	2.913	2.919	3.028	3.564 3.060 E5	6.98
49)		d-BHC #2	3.491	3.346	3.435	3.614	3.299	3.462	3.518	4.049 3.527 E5	6.60
50)		Aldrin #2	3.175	3.177	3.202	3.341	3.151	3.253	3.391	3.661 3.294 E5	5.19
51)		Heptachlor Exp...	3.101	3.031	2.912	2.959	2.826	2.968	3.005	3.267 3.008 E5	4.40
52)		trans-Chlordan...	3.641	3.222	3.004	3.003	2.863	2.936	3.074	3.322 3.133 E5	8.10
53)		cis-Chlordane #2	2.994	2.898	2.870	2.860	2.774	2.800	2.904	3.199 2.912 E5	4.59
54)		Endosulfan I #2	2.789	2.702	2.654	2.724	2.629	2.742	2.721	3.052 2.752 E5	4.77
55)		4,4'-DDE #2	2.985	2.990	2.976	3.050	3.000	3.111	3.250	3.492 3.107 E5	5.82
56)		Dieldrin #2	2.967	2.919	2.925	2.899	2.934	3.087	3.100	3.502 3.042 E5	6.61
57)		Endrin #2	2.229	2.124	2.186	2.244	2.130	2.203	2.310	2.639 2.258 E5	7.32
58)		4,4'-DDD #2	2.515	2.441	2.417	2.425	2.459	2.632	2.630	2.978 2.562 E5	7.37
59)		Endosulfan II #2	2.322	2.311	2.193	2.244	2.179	2.307	2.302	2.592 2.306 E5	5.55
60)		4,4'-DDT #2	1.797	1.709	1.747	1.841	1.792	1.857	1.979	2.410 1.892 E5	11.88
61)		Endrin Aldehyd...	3.486	2.388	2.092	2.125	1.939	2.042	2.050	2.254 2.297 E5	21.77
62)		Endosulfan Sul...	2.658	2.494	2.352	2.425	2.392	2.430	2.448	2.730 2.491 E5	5.35
63)		Methoxychlor #2	0.952	0.890	0.828	0.883	0.867	0.869	0.944	1.186 0.927 E5	12.09
64)		Endrin Ketone #2	2.558	2.466	2.410	2.497	2.357	2.591	2.664	3.043 2.573 E5	8.31
65)	S	DCBP (S) #2	1.916	1.950	1.742	1.679	1.665	1.746	1.778	1.905 1.798 E5	6.18
66)		Hexachlorobuta...	3.832	3.773	3.755	3.702	3.557	3.727	3.930	3.799 3.759 E5	2.87
67)		Hexachlorobenz...	3.280	3.164	2.971	2.936	2.967	3.219	3.277	3.313 3.141 E5	5.04
68)		Oxychlordane #2	2.791	2.705	2.651	2.539	2.481	2.835	2.973	2.937 2.739 E5	6.49
69)		2,4'-DDE #2	2.192	2.059	2.059	2.018	2.000	2.201	2.216	2.225 2.121 E5	4.52
70)		trans-Nonachlo...	3.062	2.939	2.935	2.844	2.837	3.162	3.198	3.154 3.016 E5	4.84
71)		2,4'-DDD #2	1.920	1.868	1.797	1.779	1.756	1.985	2.012	1.992 1.889 E5	5.47
72)		2,4'-DDT #2	1.733	1.661	1.746	1.703	1.762	1.762	1.900	2.000 1.783 E5	6.24
73)		cis-Nonachlor #2	3.327	3.124	3.174	3.148	3.288	3.544	3.607	3.623 3.354 E5	6.23
74)		Mirex #2	2.098	1.941	1.791	1.723	1.655	1.820	1.936	1.921 1.861 E5	7.59
75)		Chlordane (1) #2	3.509	3.378	3.376	3.566	3.797	4.085		3.618 E4	7.62
76)		Chlordane (2) #2	2.945	2.906	2.942	2.962	3.149	3.314		3.036 E4	5.30
77)		Chlordane (3) #2	8.780	8.745	8.659	8.543	9.359	9.709		8.966 E3	5.14
78)		Chlordane - AV...								0.000	-1.00
79)		Toxaphene (1) #2	2.737	2.675	2.545	2.618	2.655	2.515		2.624 E3	3.16
80)		Toxaphene (2) #2	3.294	3.241	3.227	3.295	3.384	3.305		3.291 E3	1.70
81)		Toxaphene (3) #2	5.097	4.944	4.978	4.950	5.168	5.273		5.068 E3	2.65
82)		Toxaphene (4) #2	8.327	8.119	7.902	8.505	8.650	8.595		8.350 E3	3.51
83)		Toxaphene (5) #2	4.664	4.522	4.477	4.681	4.900	4.718		4.660 E3	3.24
84)		Toxaphene (6) #2	4.618	4.525	4.526	4.740	5.047	5.045		4.750 E3	5.10
85)		Toxaphene - AV...								0.000	-1.00

(#) = Out of Range

MJB 8/26/19

Compound List Report DUALECD5

Method Path : R:\methods\
Method File : ECD5_QUANTPEST_190823.M
Title : Instrument: DualECD5
Last Update : Mon Aug 26 11:48:23 2019
Response Via : Initial Calibration

Total Cpnds : 85

MWB 8/26/19

PK#		Compound Name	Exp_RT	Rel_RT	Cal	A/H	ID
1	S	TCMX (S)	5.394	1.000	A	H	R
2		a-BHC	5.934	1.000	A	H	R
3		g-BHC	6.218	1.000	A	H	R
4		b-BHC	6.296	1.000	A	H	R
5		Heptachlor	6.632	1.000	A	H	R
6		d-BHC	6.446	1.000	A	H	R
7		Aldrin	6.873	1.000	A	H	R
8		Heptachlor Expoxide	7.332	1.000	A	H	R
9		trans-Chlordane	7.428	1.000	A	H	R
10		cis-Chlordane	7.524	1.000	A	H	R
11		Endosulfan I	7.621	1.000	A	H	R
12		4,4'-DDE	7.583	1.000	A	H	R
13		Dieldrin	7.792	1.000	A	H	R
14		Endrin	7.957	1.000	A	H	R
15		4,4'-DDD	8.003	1.000	A	H	R
16		Endosulfan II	8.114	1.000	A	H	R
17		4,4'-DDT	8.202	1.000	A	H	R
18		Endrin Aldehyde	8.403	1.000	Q	H	R
19		Endosulfan Sulfate	8.705	1.000	A	H	R
20		Methoxychlor	8.540	1.000	A	H	R
21		Endrin Ketone	8.899	1.000	A	H	R
22	S	DCBP (S)	9.592	1.000	A	H	R
23		Hexachlorobutadiene	3.198	1.000	A	H	R
24		Hexachlorobenzene	5.774	1.000	A	H	R
25		Oxychlordane	7.261	1.000	A	H	R
26		2,4'-DDE	7.333	1.000	A	H	R
27		trans-Nonachlor	7.515	1.000	Q	H	R
28		2,4'-DDD	7.705	1.000	A	H	R
29		2,4'-DDT	7.887	1.000	A	H	R
30		cis-Nonachlor	7.985	1.000	A	H	R
31		Mirex	8.652	1.000	A	H	R
32		Chlordane (1)	7.427	1.000	A	H	R
33		Chlordane (2)	7.520	1.000	A	H	R
34		Chlordane (3)	8.067	1.000	A	H	R
35		Chlordane - AVE	3.447	1.000	A	H	R
36		Toxaphene (1)	7.502	1.000	A	H	R
37		Toxaphene (2)	7.794	1.000	A	H	R
38		Toxaphene (3)	8.105	1.000	A	H	R
39		Toxaphene (4)	8.346	1.000	A	H	R
40		Toxaphene (5)	8.574	1.000	A	H	R
41		Toxaphene (6)	8.640	1.000	A	H	R
42		Toxaphene - AVE	3.450	1.000	A	H	R
43		Signal #2	3.544	1.000	A	H	R
44	S	TCMX (S) #2	5.988	1.000	A	H	R
45		a-BHC #2	6.595	1.000	A	H	R
46		g-BHC #2	6.914	1.000	A	H	R
47		b-BHC #2	6.978	1.000	A	H	R
48		Heptachlor #2	7.290	1.000	A	H	R
49		d-BHC #2	7.231	1.000	A	H	R
50		Aldrin #2	7.555	1.000	A	H	R
51		Heptachlor Expoxide #2	7.992	1.000	A	H	R
52		trans-Chlordane #2	8.131	1.000	A	H	R
53		cis-Chlordane #2	8.238	1.000	A	H	R
54		Endosulfan I #2	8.289	1.000	A	H	R
55		4,4'-DDE #2	8.343	1.000	A	H	R
56		Dieldrin #2	8.489	1.000	A	H	R

57		Endrin #2	8.715	1.000	A	H	R
58		4,4'-DDD #2	8.758	1.000	A	H	R
59		Endosulfan II #2	8.863	1.000	A	H	R
60		4,4'-DDT #2	8.984	1.000	Q	H	R
61		Endrin Aldehyde #2	9.099	1.000	Q	H	R
62		Endosulfan Sulfate #2	9.289	1.000	A	H	R
63		Methoxychlor #2	9.463	1.000	Q	H	R
64		Endrin Ketone #2	9.687	1.000	A	H	R
65	S	DCBP (S) #2	10.541	1.000	A	H	R
66		Hexachlorobutadiene #2	3.688	1.000	A	H	R
67		Hexachlorobenzene #2	6.454	1.000	A	H	R
68		Oxychlordane #2	7.920	1.000	A	H	R
69		2,4'-DDE #2	8.122	1.000	A	H	R
70		trans-Nonachlor #2	8.194	1.000	A	H	R
71		2,4'-DDD #2	8.495	1.000	A	H	R
72		2,4'-DDT #2	8.718	1.000	A	H	R
73		cis-Nonachlor #2	8.758	1.000	A	H	R
74		Mirex #2	9.679	1.000	A	H	R
75		Chlordane (1) #2	8.129	1.000	A	H	R
76		Chlordane (2) #2	8.236	1.000	A	H	R
77		Chlordane (3) #2	8.896	1.000	A	H	R
78		Chlordane - AVE #2	3.428	1.000	A	H	R
79		Toxaphene (1) #2	8.466	1.000	A	H	R
80		Toxaphene (2) #2	8.812	1.000	A	H	R
81		Toxaphene (3) #2	8.848	1.000	A	H	R
82		Toxaphene (4) #2	8.915	1.000	A	H	R
83		Toxaphene (5) #2	9.091	1.000	A	H	R
84		Toxaphene (6) #2	9.470	1.000	A	H	R
85		Toxaphene - AVE #2	3.434	1.000	A	H	R

Cal A = Average L = Linear LO = Linear w/origin Q = Quad QO = Quad w/origin
A/H = Area or Height
ID R = R.T. B = R.T. & Q Q = Qvalue L = Largest A = All

ECD5_QUANTPEST_190823.M Mon Aug 26 16:04:34 2019

Calibration Report DUALECD5

Method Path : R:\methods\
Method File : ECD5_QUANTPEST_190823.M
Title : Instrument: DualECD5
Last Update : Mon Aug 26 11:48:23 2019
Response Via : Initial Calibration

Calibration Files
1 =ECD5-08231936 2 =ECD5-08231937 3 =ECD5-08231938 4 =ECD5-08231939 5 =ECD5-08

6 =ECD5-08231941 7 =ECD5-08231924 8 =ECD5-08231925

MJB 5/26/19

		Compound	Fit	Constant	Linear	Quad	RSD/Cf
1)	S	TCMX (S)	Avg	-----	1.6598 e5	-----	0.0400
2)		a-BHC	Avg	-----	2.2933 e5	-----	0.0214
3)		g-BHC	Avg	-----	2.0178 e5	-----	0.0276
4)		b-BHC	Avg	-----	9.0384 e4	-----	0.0859
5)		Heptachlor	Avg	-----	1.8130 e5	-----	0.0386
6)		d-BHC	Avg	-----	1.9669 e5	-----	0.0302
7)		Aldrin	Avg	-----	1.9745 e5	-----	0.0323
8)		Heptachlor Expoxide	Avg	-----	1.8418 e5	-----	0.0542
9)		trans-Chlordane	Avg	-----	1.8489 e5	-----	0.0393
10)		cis-Chlordane	Avg	-----	1.8207 e5	-----	0.0786
11)		Endosulfan I	Avg	-----	1.7018 e5	-----	0.0513
12)		4,4'-DDE	Avg	-----	1.8853 e5	-----	0.0292
13)		Dieldrin	Avg	-----	1.9198 e5	-----	0.0325
14)		Endrin	Avg	-----	1.4703 e5	-----	0.0498
15)		4,4'-DDD	Avg	-----	1.5714 e5	-----	0.0311
16)		Endosulfan II	Avg	-----	1.4361 e5	-----	0.0561
17)		4,4'-DDT	Avg	-----	1.1956 e5	-----	0.0972
18)		Endrin Aldehyde	Quad	1.1904 e5	1.1635 e5	8.0472 e1	0.9966
19)		Endosulfan Sulfate	Avg	-----	1.5498 e5	-----	0.0664
20)		Methoxychlor	Avg	-----	5.8574 e4	-----	0.0933
21)		Endrin Ketone	Avg	-----	1.6676 e5	-----	0.0380
22)	S	DCBP (S)	Avg	-----	1.4110 e5	-----	0.0833
23)		Hexachlorobutadiene	Avg	-----	1.8274 e5	-----	0.0517
24)		Hexachlorobenzene	Avg	-----	1.7629 e5	-----	0.0496
25)		Oxychlordane	Avg	-----	1.6454 e5	-----	0.0413
26)		2,4'-DDE	Avg	-----	1.2826 e5	-----	0.0401
27)		trans-Nonachlor	Quad	5.6661 e4	1.7916 e5	-2.0512	0.9987
28)		2,4'-DDD	Avg	-----	1.1413 e5	-----	0.0365
29)		2,4'-DDT	Avg	-----	1.0969 e5	-----	0.0488
30)		cis-Nonachlor	Avg	-----	2.0762 e5	-----	0.0325
31)		Mirex	Avg	-----	1.2537 e5	-----	0.0839
32)		Chlordane (1)	Avg	-----	1.9690 e4	-----	0.0196
33)		Chlordane (2)	Avg	-----	2.5064 e4	-----	0.0214
34)		Chlordane (3)	Avg	-----	5.7811 e3	-----	0.0434
35)		Chlordane - AVE	Avg	-----	-----	-----	0.0000
36)		Toxaphene (1)	Avg	-----	8.9565 e2	-----	0.0564
37)		Toxaphene (2)	Avg	-----	1.6149 e3	-----	0.0608
38)		Toxaphene (3)	Avg	-----	3.3675 e3	-----	0.0272
39)		Toxaphene (4)	Avg	-----	3.2402 e3	-----	0.0178
40)		Toxaphene (5)	Avg	-----	2.3971 e3	-----	0.0533
41)		Toxaphene (6)	Avg	-----	3.1646 e3	-----	0.0517
42)		Toxaphene - AVE	Avg	-----	-----	-----	0.0000

Signal #2

		Compound	Fit	Constant	Linear	Quad	RSD/Cf
1)	S	TCMX (S)	Avg	-----	2.9337 e5	-----	0.0354
2)		a-BHC	Avg	-----	4.1034 e5	-----	0.0641
3)		g-BHC	Avg	-----	3.5670 e5	-----	0.0579
4)		b-BHC	Avg	-----	1.5827 e5	-----	0.0660
5)		Heptachlor	Avg	-----	3.0598 e5	-----	0.0698
6)		d-BHC	Avg	-----	3.5267 e5	-----	0.0660
7)		Aldrin	Avg	-----	3.2939 e5	-----	0.0519

8)		Heptachlor Expoxide	Avg	-----	3.0085 e5	-----	0.0440
9)		trans-Chlordane	Avg	-----	3.1333 e5	-----	0.0810
10)		cis-Chlordane	Avg	-----	2.9125 e5	-----	0.0459
11)		Endosulfan I	Avg	-----	2.7518 e5	-----	0.0477
12)		4,4'-DDE	Avg	-----	3.1068 e5	-----	0.0582
13)		Dieldrin	Avg	-----	3.0415 e5	-----	0.0661
14)		Endrin	Avg	-----	2.2583 e5	-----	0.0732
15)		4,4'-DDD	Avg	-----	2.5621 e5	-----	0.0737
16)		Endosulfan II	Avg	-----	2.3061 e5	-----	0.0555
17)		4,4'-DDT	Quad	6.5669 e3	1.7140 e5	3.3014 e2	0.9992
18)		Endrin Aldehyde	Quad	1.5509 e5	1.8265 e5	2.1823 e2	0.9961
19)		Endosulfan Sulfate	Avg	-----	2.4909 e5	-----	0.0535
20)		Methoxychlor	Quad	1.4992 e4	8.0453 e4	1.7846 e2	0.9988
21)		Endrin Ketone	Avg	-----	2.5732 e5	-----	0.0831
22)	S	DCBP (S)	Avg	-----	1.7976 e5	-----	0.0618
23)		Hexachlorobutadiene	Avg	-----	3.7593 e5	-----	0.0287
24)		Hexachlorobenzene	Avg	-----	3.1409 e5	-----	0.0504
25)		Oxychlordane	Avg	-----	2.7390 e5	-----	0.0649
26)		2,4'-DDE	Avg	-----	2.1214 e5	-----	0.0452
27)		trans-Nonachlor	Avg	-----	3.0164 e5	-----	0.0484
28)		2,4'-DDD	Avg	-----	1.8886 e5	-----	0.0547
29)		2,4'-DDT	Avg	-----	1.7834 e5	-----	0.0624
30)		cis-Nonachlor	Avg	-----	3.3545 e5	-----	0.0623
31)		Mirex	Avg	-----	1.8607 e5	-----	0.0759
32)		Chlordane (1)	Avg	-----	3.6185 e4	-----	0.0762
33)		Chlordane (2)	Avg	-----	3.0364 e4	-----	0.0530
34)		Chlordane (3)	Avg	-----	8.9659 e3	-----	0.0514
35)		Chlordane - AVE	Avg	-----	-----	-----	0.0000
36)		Toxaphene (1)	Avg	-----	2.6243 e3	-----	0.0316
37)		Toxaphene (2)	Avg	-----	3.2910 e3	-----	0.0170
38)		Toxaphene (3)	Avg	-----	5.0683 e3	-----	0.0265
39)		Toxaphene (4)	Avg	-----	8.3498 e3	-----	0.0351
40)		Toxaphene (5)	Avg	-----	4.6604 e3	-----	0.0324
41)		Toxaphene (6)	Avg	-----	4.7502 e3	-----	0.0510
42)		Toxaphene - AVE	Avg	-----	-----	-----	0.0000

ECD5_QUANTPEST_190823.M Mon Aug 26 16:04:42 2019

Element Calibration Review Sheet

Calibration ID: **A9H2608** Instrument: **DUALECD5** Calibration Date: **08/26/2019**

Analysis: **8081B Pesticides + Add** Instrument Cal ID: **ECD5_QUANTPEST_19082**

Chlordane (Technical)

Curve Fit: **AVERAGE RF**

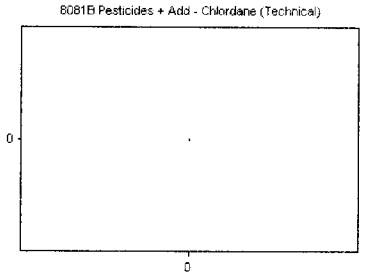

Standard	Concentration	Response	Response Factor	RT
~~9H23034-CALH~~	~~50~~	~~5365~~	~~107.300~~	~~3.45~~
~~9H23034-CALI~~	~~100~~	~~4938~~	~~49.380~~	~~3.45~~
~~9H23034-CALJ~~	~~200~~	~~4503~~	~~22.515~~	~~3.45~~
~~9H23034-CALK~~	~~500~~	~~4056~~	~~8.112~~	~~3.45~~
~~9H23034-CALL~~	~~1000~~	~~4825~~	~~4.825~~	~~3.45~~
~~9H23034-CALM~~	~~2000~~	~~4939~~	~~2.469~~	~~3.45~~

AVE RF **0.000** RF RSD **0.00** AVE RT **0.00**

Chlordane (Technical) [2C]

Curve Fit: **AVERAGE RF**

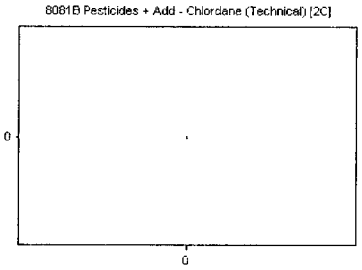

Standard	Concentration	Response	Response Factor	RT
~~9H23034-CALH~~	~~50~~	~~0~~	~~0.000~~	~~0.00~~
~~9H23034-CALI~~	~~100~~	~~0~~	~~0.000~~	~~0.00~~
~~9H23034-CALJ~~	~~200~~	~~0~~	~~0.000~~	~~0.00~~
~~9H23034-CALK~~	~~500~~	~~0~~	~~0.000~~	~~0.00~~
~~9H23034-CALL~~	~~1000~~	~~0~~	~~0.000~~	~~0.00~~
~~9H23034-CALM~~	~~2000~~	~~0~~	~~0.000~~	~~0.00~~

AVE RF **0.000** RF RSD **0.00** AVE RT **0.00**

Toxaphene (Total)

Curve Fit: **AVERAGE RF**

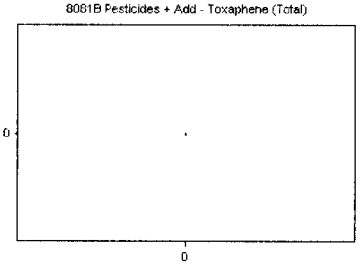

Standard	Concentration	Response	Response Factor	RT
~~9H23034-CALN~~	~~50~~	~~4023~~	~~80.460~~	~~3.45~~
~~9H23034-CALO~~	~~100~~	~~3536~~	~~35.360~~	~~3.45~~
~~9H23034-CALP~~	~~200~~	~~3919~~	~~19.595~~	~~3.45~~
~~9H23034-CALQ~~	~~500~~	~~4132~~	~~8.264~~	~~3.45~~
~~9H23034-CALR~~	~~1000~~	~~2687~~	~~2.687~~	~~3.45~~
~~9H23034-CALS~~	~~2000~~	~~4166~~	~~2.083~~	~~3.45~~

AVE RF **0.000** RF RSD **0.00** AVE RT **0.00**

Toxaphene (Total) [2C]

Curve Fit: **AVERAGE RF**

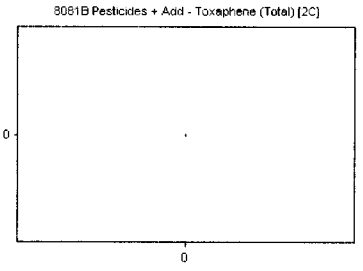

Standard	Concentration	Response	Response Factor	RT
~~9H23034-CALN~~	~~50~~	~~0~~	~~0.000~~	~~0.00~~
~~9H23034-CALO~~	~~100~~	~~0~~	~~0.000~~	~~0.00~~
~~9H23034-CALP~~	~~200~~	~~0~~	~~0.000~~	~~0.00~~
~~9H23034-CALQ~~	~~500~~	~~0~~	~~0.000~~	~~0.00~~
~~9H23034-CALR~~	~~1000~~	~~0~~	~~0.000~~	~~0.00~~
~~9H23034-CALS~~	~~2000~~	~~0~~	~~0.000~~	~~0.00~~

AVE RF **0.000** RF RSD **0.00** AVE RT **0.00**

Hexachlorobutadiene

Curve Fit: **AVERAGE RF**

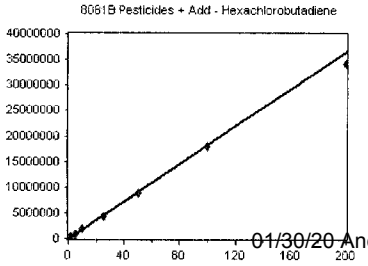

Standard	Concentration	Response	Response Factor	RT
9H23034-CAL9	1	198207	198207.000	3.20
9H23034-CALA	2	375794	187897.000	3.20
9H23034-CALB	5	959211	191842.200	3.20
9H23034-CALC	10	1838187	183818.700	3.20
9H23034-CALD	25	4363988	174559.500	3.20
9H23034-CALE	50	8761747	175234.900	3.20
9H23034-CALF	100	795213E+07	179521.300	3.20
9H23034-CALG	200	416653E+07	170832.600	3.20

AVE RF **182799.200** RF RSD **5.17** AVE RT **3.20**

Element Calibration Review Sheet

Calibration ID: **A9H2608** Instrument: **DUALECD5** Calibration Date: **08/26/2019**

Analysis: **8081B Pesticides + Add** Instrument Cal ID: **ECD5_QUANTPEST_19082**

Hexachlorobutadiene [2C]

Curve Fit: **AVERAGE RF**

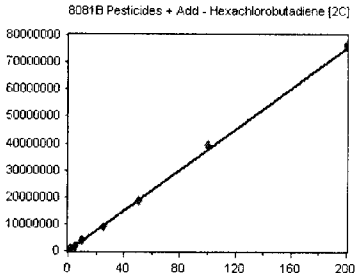

Standard	Concentration	Response	Response Factor	RT
9H23034-CAL9	1	383198	383198.000	3.69
9H23034-CALA	2	754548	377274.000	3.69
9H23034-CALB	5	1877484	375496.800	3.69
9H23034-CALC	10	3701532	370153.200	3.69
9H23034-CALD	25	8892238	355689.500	3.69
9H23034-CALE	50	863562E+07	372712.400	3.69
9H23034-CALF	100	929888E+07	392988.800	3.69
9H23034-CALG	200	598857E+07	379942.800	3.69

AVE RF **375931.900** RF RSD **2.87** AVE RT **3.69**

2,4,5,6-TCMX (Surr)

Curve Fit: **AVERAGE RF**

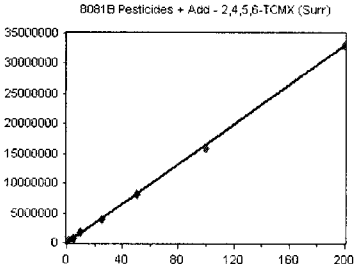

Standard	Concentration	Response	Response Factor	RT
9H23034-CAL1	1	176748	176748.000	5.40
9H23034-CAL2	2	349972	174986.000	5.40
9H23034-CAL3	5	834206	166841.200	5.40
9H23034-CAL4	10	1644447	164444.700	5.40
9H23034-CAL5	25	4015832	160633.300	5.39
9H23034-CAL6	50	8071481	161429.600	5.39
9H23034-CAL7	100	585092E+07	158509.200	5.40
9H23034-CAL8	200	284254E+07	164212.700	5.39

AVE RF **165975.600** RF RSD **4.00** AVE RT **5.40**

Hexachlorobenzene

Curve Fit: **AVERAGE RF**

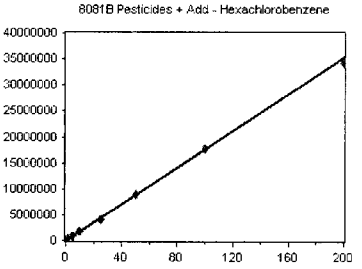

Standard	Concentration	Response	Response Factor	RT
9H23034-CAL9	1	194679	194679.000	5.78
9H23034-CALA	2	362082	181041.000	5.78
9H23034-CALB	5	853793	170758.600	5.78
9H23034-CALC	10	1711884	171188.400	5.77
9H23034-CALD	25	4184551	167382.000	5.77
9H23034-CALE	50	8911624	178232.500	5.77
9H23034-CALF	100	767002E+07	176700.200	5.78
9H23034-CALG	200	407346E+07	170367.300	5.77

AVE RF **176293.600** RF RSD **4.96** AVE RT **5.77**

alpha-BHC

Curve Fit: **AVERAGE RF**

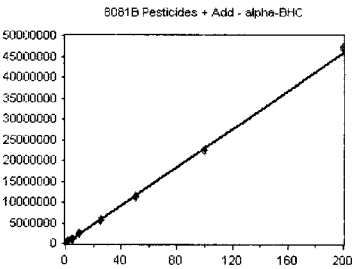

Standard	Concentration	Response	Response Factor	RT
9H23034-CAL1	1	231994	231994.000	5.94
9H23034-CAL2	2	458365	229182.500	5.94
9H23034-CAL3	5	1147932	229586.400	5.94
9H23034-CAL4	10	2347065	234706.500	5.94
9H23034-CAL5	25	5553096	222123.800	5.94
9H23034-CAL6	50	136959E+07	227391.800	5.94
9H23034-CAL7	100	236358E+07	223635.800	5.94
9H23034-CAL8	200	720225E+07	236011.200	5.94

AVE RF **229329.000** RF RSD **2.14** AVE RT **5.94**

2,4,5,6-TCMX (Surr) [2C]

Curve Fit: **AVERAGE RF**

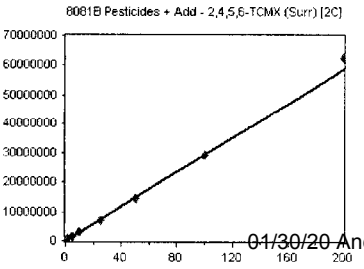

Standard	Concentration	Response	Response Factor	RT
9H23034-CAL1	1	300053	300053.000	5.99
9H23034-CAL2	2	600766	300383.000	5.99
9H23034-CAL3	5	1437876	287575.200	5.99
9H23034-CAL4	10	2865854	286585.400	5.99
9H23034-CAL5	25	7072923	282916.900	5.99
9H23034-CAL6	50	419675E+07	283935.000	5.99
9H23034-CAL7	100	925633E+07	292563.300	5.99
9H23034-CAL8	200	258445E+07	312922.300	5.99

AVE RF **293366.800** RF RSD **3.54** AVE RT **5.99**

Element Calibration Review Sheet

Calibration ID: **A9H2608** Instrument: **DUALECD5** Calibration Date: **08/26/2019**

Analysis: **8081B Pesticides + Add** Instrument Cal ID: **ECD5_QUANTPEST_19082**

gamma-BHC (Lindane)

Curve Fit: **AVERAGE RF**

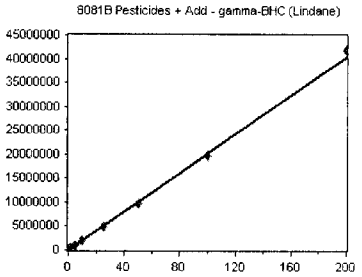

Standard	Concentration	Response	Response Factor	RT
9H23034-CAL1	1	207427	207427.000	6.22
9H23034-CAL2	2	406027	203013.500	6.22
9H23034-CAL3	5	1020724	204144.800	6.22
9H23034-CAL4	10	2034859	203485.900	6.22
9H23034-CAL5	25	4875657	195026.300	6.22
9H23034-CAL6	50	9785999	195720.000	6.22
9H23034-CAL7	100	959509E+07	195950.900	6.22
9H23034-CAL8	200	188973E+07	209448.600	6.22

AVE RF **201777.100** RF RSD **2.76** AVE RT **6.22**

beta-BHC

Curve Fit: **AVERAGE RF**

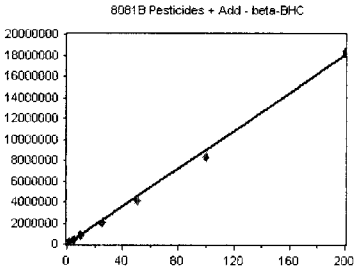

Standard	Concentration	Response	Response Factor	RT
9H23034-CAL1	1	104326	104326.000	6.30
9H23034-CAL2	2	194168	97084.000	6.30
9H23034-CAL3	5	456954	91390.800	6.30
9H23034-CAL4	10	910875	91087.500	6.30
9H23034-CAL5	25	2060378	82415.120	6.30
9H23034-CAL6	50	4100858	82017.160	6.30
9H23034-CAL7	100	8355416	83554.160	6.30
9H23034-CAL8	200	.82387E+07	91193.500	6.29

AVE RF **90383.530** RF RSD **8.59** AVE RT **6.30**

delta-BHC

Curve Fit: **AVERAGE RF**

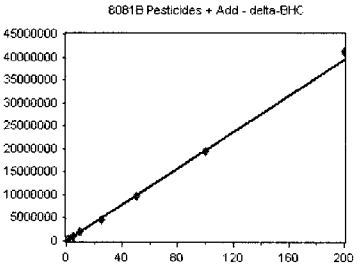

Standard	Concentration	Response	Response Factor	RT
9H23034-CAL1	1	199840	199840.000	6.45
9H23034-CAL2	2	386980	193490.000	6.45
9H23034-CAL3	5	1004012	200802.400	6.45
9H23034-CAL4	10	2006493	200649.300	6.45
9H23034-CAL5	25	4667166	186686.600	6.45
9H23034-CAL6	50	9610742	192214.800	6.45
9H23034-CAL7	100	947558E+07	194755.800	6.45
9H23034-CAL8	200	101659E+07	205083.000	6.45

AVE RF **196690.200** RF RSD **3.02** AVE RT **6.45**

Hexachlorobenzene [2C]

Curve Fit: **AVERAGE RF**

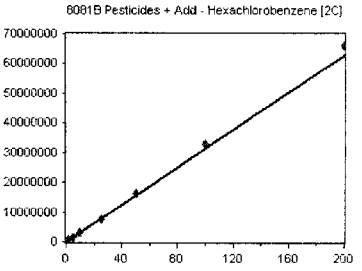

Standard	Concentration	Response	Response Factor	RT
9H23034-CAL9	1	328025	328025.000	6.45
9H23034-CALA	2	632830	316415.000	6.45
9H23034-CALB	5	1485583	297116.600	6.45
9H23034-CALC	10	2936294	293629.400	6.45
9H23034-CALD	25	7416324	296653.000	6.45
9H23034-CALE	50	309416E+07	321883.200	6.45
9H23034-CALF	100	276671E+07	327667.100	6.46
9H23034-CALG	200	326197E+07	331309.800	6.45

AVE RF **314087.400** RF RSD **5.04** AVE RT **6.45**

alpha-BHC [2C]

Curve Fit: **AVERAGE RF**

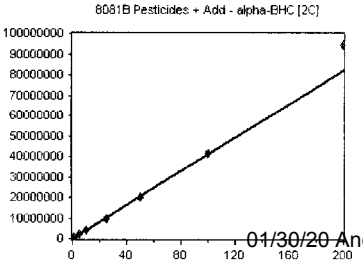

Standard	Concentration	Response	Response Factor	RT
9H23034-CAL1	1	393119	393119.000	6.60
9H23034-CAL2	2	784586	392293.000	6.60
9H23034-CAL3	5	1985438	397087.600	6.60
9H23034-CAL4	10	4095890	409589.000	6.60
9H23034-CAL5	25	9910863	396434.500	6.60
9H23034-CAL6	50	026582E+07	405316.400	6.60
9H23034-CAL7	100	169921E+07	416992.100	6.60
9H23034-CAL8	200	437675E+07	471883.800	6.60

AVE RF **410389.400** RF RSD **6.41** AVE RT **6.60**

Element Calibration Review Sheet

Calibration ID: **A9H2608** Instrument: **DUALECD5** Calibration Date: **08/26/2019**

Analysis: **8081B Pesticides + Add** Instrument Cal ID: **ECD5_QUANTPEST_19082**

Heptachlor

Curve Fit: **AVERAGE RF**

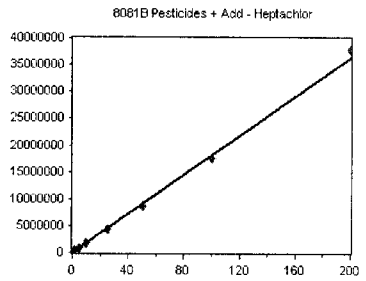

Standard	Concentration	Response	Response Factor	RT
9H23034-CAL1	1	192066	192066.000	6.64
9H23034-CAL2	2	369615	184807.500	6.64
9H23034-CAL3	5	899091	179818.200	6.64
9H23034-CAL4	10	1819621	181962.100	6.63
9H23034-CAL5	25	4314306	172572.200	6.63
9H23034-CAL6	50	8735158	174703.200	6.63
9H23034-CAL7	100	755153E+07	175515.300	6.63
9H23034-CAL8	200	3.77857E+07	188928.500	6.63

AVE RF **181296.600** RF RSD **3.86** AVE RT **6.63**

Aldrin

Curve Fit: **AVERAGE RF**

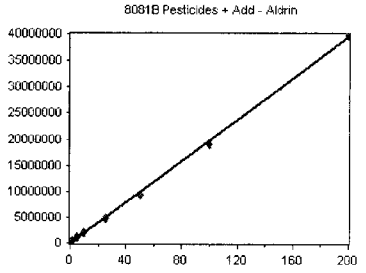

Standard	Concentration	Response	Response Factor	RT
9H23034-CAL1	1	205523	205523.000	6.88
9H23034-CAL2	2	399550	199775.000	6.88
9H23034-CAL3	5	1012733	202546.600	6.88
9H23034-CAL4	10	2010802	201080.200	6.88
9H23034-CAL5	25	4845355	193814.200	6.87
9H23034-CAL6	50	9327672	186553.400	6.87
9H23034-CAL7	100	910807E+07	191080.700	6.87
9H23034-CAL8	200	3.98384E+07	199192.000	6.87

AVE RF **197445.600** RF RSD **3.23** AVE RT **6.87**

gamma-BHC (Lindane) [2C]

Curve Fit: **AVERAGE RF**

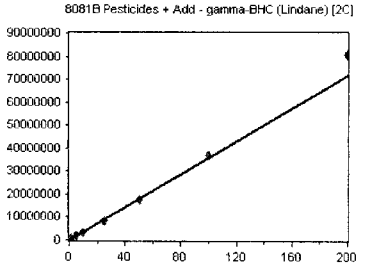

Standard	Concentration	Response	Response Factor	RT
9H23034-CAL1	1	352286	352286.000	6.92
9H23034-CAL2	2	690922	345461.000	6.92
9H23034-CAL3	5	1742677	348535.400	6.92
9H23034-CAL4	10	3476733	347673.300	6.92
9H23034-CAL5	25	8508386	340335.400	6.91
9H23034-CAL6	50	738107E+07	347621.400	6.91
9H23034-CAL7	100	678899E+07	367889.900	6.91
9H23034-CAL8	200	076568E+07	403828.400	6.91

AVE RF **356703.900** RF RSD **5.79** AVE RT **6.91**

beta-BHC [2C]

Curve Fit: **AVERAGE RF**

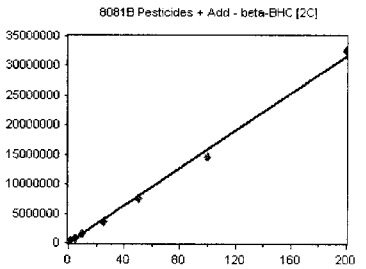

Standard	Concentration	Response	Response Factor	RT
9H23034-CAL1	1	176262	176262.000	6.98
9H23034-CAL2	2	335260	167630.000	6.98
9H23034-CAL3	5	788630	157726.000	6.98
9H23034-CAL4	10	1580847	158084.700	6.98
9H23034-CAL5	25	3677155	147086.200	6.98
9H23034-CAL6	50	7516011	150320.200	6.98
9H23034-CAL7	100	462518E+07	146251.800	6.98
9H23034-CAL8	200	255343E+07	162767.200	6.98

AVE RF **158266.000** RF RSD **6.60** AVE RT **6.98**

delta-BHC [2C]

Curve Fit: **AVERAGE RF**

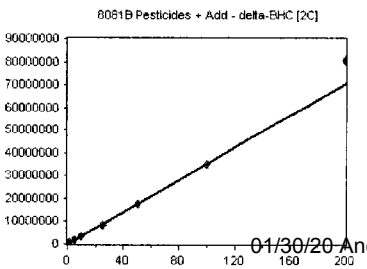

Standard	Concentration	Response	Response Factor	RT
9H23034-CAL1	1	349123	349123.000	7.23
9H23034-CAL2	2	669122	334561.000	7.23
9H23034-CAL3	5	1717450	343490.000	7.23
9H23034-CAL4	10	3613517	361351.700	7.23
9H23034-CAL5	25	8247775	329911.000	7.23
9H23034-CAL6	50	731126E+07	346225.200	7.23
9H23034-CAL7	100	517663E+07	351766.300	7.23
9H23034-CAL8	200	097975E+07	404898.800	7.23

AVE RF **352665.900** RF RSD **6.60** AVE RT **7.23**

Element Calibration Review Sheet

Calibration ID: **A9H2608** Instrument: **DUALECD5** Calibration Date: **08/26/2019**

Analysis: **8081B Pesticides + Add** Instrument Cal ID: **ECD5_QUANTPEST_19082**

Oxychlordane

Curve Fit: **AVERAGE RF**

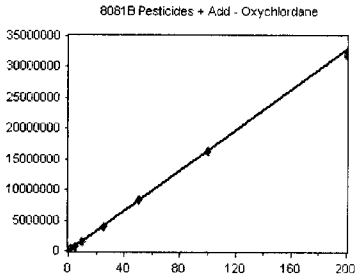

Standard	Concentration	Response	Response Factor	RT
9H23034-CAL9	1	176844	176844.000	7.26
9H23034-CALA	2	339370	169685.000	7.26
9H23034-CALB	5	819748	163949.600	7.26
9H23034-CALC	10	1591613	159161.300	7.26
9H23034-CALD	25	3881255	155250.200	7.26
9H23034-CALE	50	8382873	167657.500	7.26
9H23034-CALF	100	535922E+07	163592.200	7.26
9H23034-CALG	200	203263E+07	160163.200	7.26

AVE RF **164537.900** RF RSD **4.13** AVE RT **7.26**

Heptachlor [2C]

Curve Fit: **AVERAGE RF**

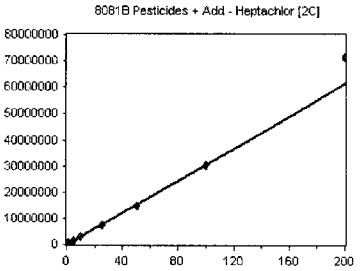

Standard	Concentration	Response	Response Factor	RT
9H23034-CAL1	1	309811	309811.000	7.29
9H23034-CAL2	2	586765	293382.500	7.29
9H23034-CAL3	5	1508218	301643.600	7.29
9H23034-CAL4	10	3005915	300591.500	7.29
9H23034-CAL5	25	7282282	291291.300	7.29
9H23034-CAL6	50	459514E+07	291902.800	7.29
9H23034-CAL7	100	027782E+07	302778.200	7.29
9H23034-CAL8	200	128318E+07	356415.900	7.29

AVE RF **305977.100** RF RSD **6.98** AVE RT **7.29**

Heptachlor epoxide

Curve Fit: **AVERAGE RF**

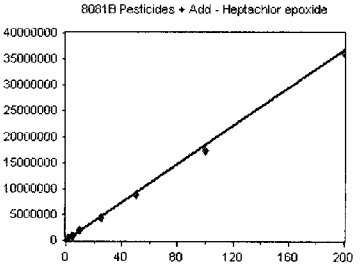

Standard	Concentration	Response	Response Factor	RT
9H23034-CAL1	1	200503	200503.000	7.34
9H23034-CAL2	2	392052	196026.000	7.34
9H23034-CAL3	5	923620	184724.000	7.34
9H23034-CAL4	10	1865428	186542.800	7.34
9H23034-CAL5	25	4344286	173771.400	7.33
9H23034-CAL6	50	8869300	177386.000	7.33
9H23034-CAL7	100	731844E+07	173184.400	7.33
9H23034-CAL8	200	625817E+07	181290.800	7.33

AVE RF **184178.600** RF RSD **5.42** AVE RT **7.33**

2,4'-DDE

Curve Fit: **AVERAGE RF**

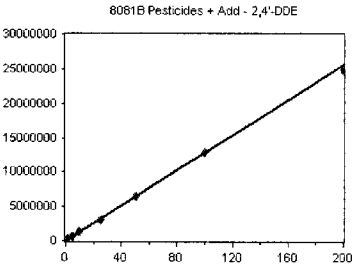

Standard	Concentration	Response	Response Factor	RT
9H23034-CAL9	1	137947	137947.000	7.34
9H23034-CALA	2	265212	132606.000	7.33
9H23034-CALB	5	633168	126633.600	7.33
9H23034-CALC	10	1245265	124526.500	7.33
9H23034-CALD	25	3059421	122376.800	7.33
9H23034-CALE	50	6510588	130211.800	7.33
9H23034-CALF	100	276907E+07	127690.700	7.33
9H23034-CALG	200	1.48192E+07	124096.000	7.33

AVE RF **128261.100** RF RSD **4.01** AVE RT **7.33**

Chlordane 1 (g)

Curve Fit: **AVERAGE RF**

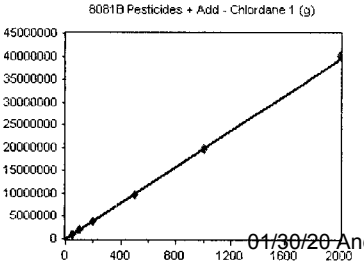

Standard	Concentration	Response	Response Factor	RT
9H23034-CALH	50	1009143	20182.860	7.43
9H23034-CALI	100	1978897	19788.970	7.43
9H23034-CALJ	200	3849299	19246.490	7.43
9H23034-CALK	500	9628671	19257.340	7.43
9H23034-CALL	1000	964377E+07	19643.770	7.43
9H23034-CALM	2000	1.00365E+07	20018.250	7.43

AVE RF **19589.810** RF RSD **1.96** AVE RT **7.43**

Element Calibration Review Sheet

Calibration ID: **A9H2608** Instrument: **DUALECD5** Calibration Date: **08/26/2019**

Analysis: **8081B Pesticides + Add** Instrument Cal ID: **ECD5_QUANTPEST_19082**

trans-Chlordane

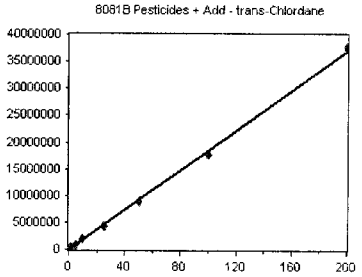

Curve Fit: **AVERAGE RF**

Standard	Concentration	Response	Response Factor	RT
9H23034-CAL1	1	197202	197202.000	7.43
9H23034-CAL2	2	382271	191135.500	7.43
9H23034-CAL3	5	926577	185315.400	7.43
9H23034-CAL4	10	1847996	184799.600	7.43
9H23034-CAL5	25	4401456	176058.200	7.43
9H23034-CAL6	50	8959305	179186.100	7.43
9H23034-CAL7	100	773279E+07	177327.900	7.43
9H23034-CAL8	200	762141E+07	188107.000	7.43

AVE RF **184891.500** RF RSD **3.93** AVE RT **7.43**

Toxaphene 1

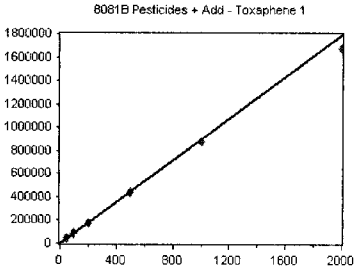

Curve Fit: **AVERAGE RF**

Standard	Concentration	Response	Response Factor	RT
9H23034-CALN	50	49250	985.000	7.51
9H23034-CALO	100	91576	915.760	7.50
9H23034-CALP	200	176047	880.235	7.50
9H23034-CALQ	500	441826	883.652	7.50
9H23034-CALR	1000	871889	871.889	7.50
9H23034-CALS	2000	1674674	837.337	7.50

AVE RF **895.646** RF RSD **5.63** AVE RT **7.50**

trans-Nonachlor

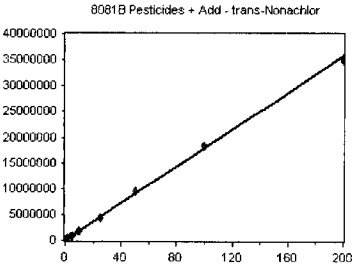

Curve Fit: **QUADRATIC: Weighting: (1/a^2), Origin: Ignore**

Standard	Concentration	Response	Response Factor	RT
9H23034-CAL9	1	236836	236836.000	7.52
9H23034-CALA	2	415126	207563.000	7.52
9H23034-CALB	5	933222	186644.400	7.52
9H23034-CALC	10	1817552	181755.200	7.52
9H23034-CALD	25	4391046	175641.800	7.52
9H23034-CALE	50	9581794	191635.900	7.52
9H23034-CALF	100	835125E+07	183512.500	7.52
9H23034-CALG	200	502792E+07	175139.600	7.51

AVE RF **192341.100** RF RSD **10.78** AVE RT **7.52**

Chlordane 2

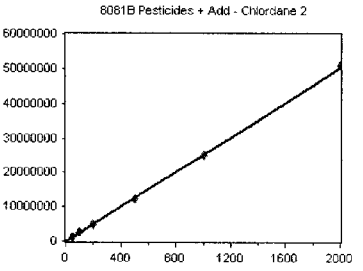

Curve Fit: **AVERAGE RF**

Standard	Concentration	Response	Response Factor	RT
9H23034-CALH	50	1286655	25733.100	7.52
9H23034-CALI	100	2519520	25195.200	7.52
9H23034-CALJ	200	4906320	24531.600	7.52
9H23034-CALK	500	217652E+07	24353.040	7.52
9H23034-CALL	1000	508324E+07	25083.240	7.52
9H23034-CALM	2000	097914E+07	25489.570	7.52

AVE RF **25064.290** RF RSD **2.14** AVE RT **7.52**

cis-Chlordane

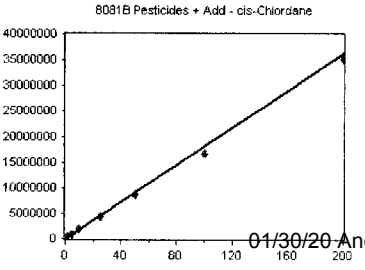

Curve Fit: **AVERAGE RF**

Standard	Concentration	Response	Response Factor	RT
9H23034-CAL1	1	209780	209780.000	7.53
9H23034-CAL2	2	389999	194999.500	7.53
9H23034-CAL3	5	908795	181759.000	7.53
9H23034-CAL4	10	1843346	184334.600	7.53
9H23034-CAL5	25	4244413	169776.500	7.53
9H23034-CAL6	50	8622674	172453.500	7.52
9H23034-CAL7	100	574258E+07	167425.800	7.52
9H23034-CAL8	200	520794E+07	176039.700	7.52

AVE RF **182071.100** RF RSD **7.86** AVE RT **7.53**

Element Calibration Review Sheet

Calibration ID: **A9H2608** Instrument: **DUALECD5** Calibration Date: **08/26/2019**

Analysis: **8081B Pesticides + Add** Instrument Cal ID: **ECD5_QUANTPEST_19082**

Aldrin [2C]

Curve Fit: **AVERAGE RF**

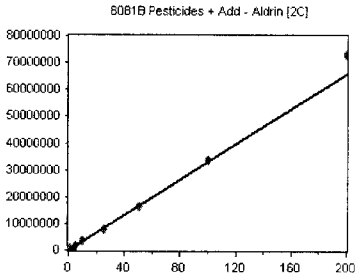

Standard	Concentration	Response	Response Factor	RT
9H23034-CAL1	1	317466	317466.000	7.56
9H23034-CAL2	2	635458	317729.000	7.56
9H23034-CAL3	5	1600995	320199.000	7.56
9H23034-CAL4	10	3341093	334109.300	7.56
9H23034-CAL5	25	7878574	315143.000	7.56
9H23034-CAL6	50	526442E+07	325288.400	7.56
9H23034-CAL7	100	390642E+07	339064.200	7.56
9H23034-CAL8	200	322818E+07	366140.900	7.55

AVE RF **329392.500** RF RSD **5.19** AVE RT **7.56**

4,4'-DDE

Curve Fit: **AVERAGE RF**

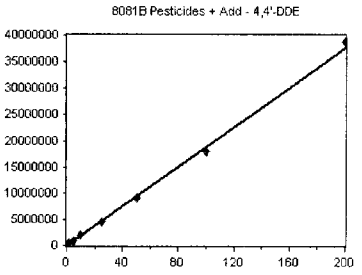

Standard	Concentration	Response	Response Factor	RT
9H23034-CAL1	1	193435	193435.000	7.59
9H23034-CAL2	2	388618	194309.000	7.59
9H23034-CAL3	5	953351	190670.200	7.59
9H23034-CAL4	10	1890931	189093.100	7.59
9H23034-CAL5	25	4571066	182842.600	7.58
9H23034-CAL6	50	9177389	183547.800	7.58
9H23034-CAL7	100	805255E+07	180525.500	7.58
9H23034-CAL8	200	876308E+07	193815.400	7.58

AVE RF **188529.800** RF RSD **2.92** AVE RT **7.58**

Endosulfan I

Curve Fit: **AVERAGE RF**

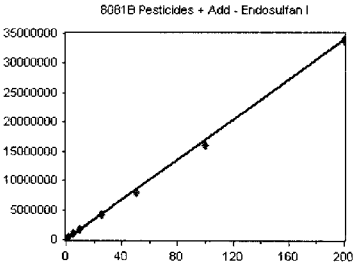

Standard	Concentration	Response	Response Factor	RT
9H23034-CAL1	1	185217	185217.000	7.63
9H23034-CAL2	2	357368	178684.000	7.63
9H23034-CAL3	5	861509	172301.800	7.62
9H23034-CAL4	10	1709332	170933.200	7.62
9H23034-CAL5	25	4111285	164451.400	7.62
9H23034-CAL6	50	7984410	159688.200	7.62
9H23034-CAL7	100	1.609E+07	160900.000	7.62
9H23034-CAL8	200	385259E+07	169263.000	7.62

AVE RF **170179.800** RF RSD **5.13** AVE RT **7.62**

2,4'-DDD

Curve Fit: **AVERAGE RF**

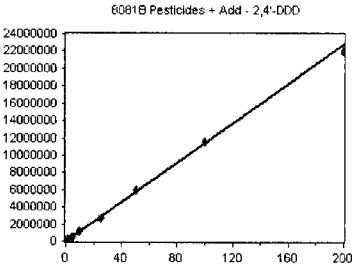

Standard	Concentration	Response	Response Factor	RT
9H23034-CAL9	1	120240	120240.000	7.71
9H23034-CALA	2	233089	116544.500	7.71
9H23034-CALB	5	560942	112188.400	7.71
9H23034-CALC	10	1103587	110358.700	7.71
9H23034-CALD	25	2745178	109807.100	7.71
9H23034-CALE	50	5920095	118401.900	7.71
9H23034-CALF	100	158755E+07	115875.500	7.71
9H23034-CALG	200	191696E+07	109584.800	7.70

AVE RF **114125.100** RF RSD **3.65** AVE RT **7.71**

Dieldrin

Curve Fit: **AVERAGE RF**

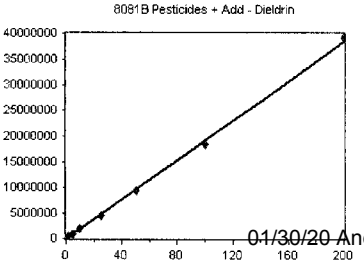

Standard	Concentration	Response	Response Factor	RT
9H23034-CAL1	1	197721	197721.000	7.80
9H23034-CAL2	2	395728	197864.000	7.80
9H23034-CAL3	5	972009	194401.800	7.80
9H23034-CAL4	10	1954890	195489.000	7.80
9H23034-CAL5	25	4582306	183292.200	7.79
9H23034-CAL6	50	9386664	187733.300	7.79
9H23034-CAL7	100	832442E+07	183244.200	7.79
9H23034-CAL8	200	921777E+07	196088.800	7.79

AVE RF **191979.300** RF RSD **3.25** AVE RT **7.79**

Element Calibration Review Sheet

Calibration ID: **A9H2608** Instrument: **DUALECD5** Calibration Date: **08/26/2019**

Analysis: **8081B Pesticides + Add** Instrument Cal ID: **ECD5_QUANTPEST_19082**

Toxaphene 2

Curve Fit: **AVERAGE RF**

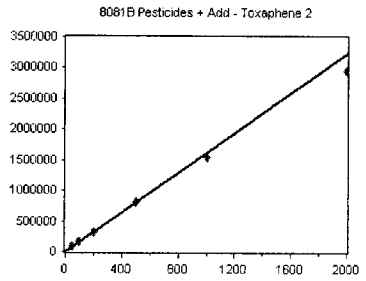

Standard	Concentration	Response	Response Factor	RT
9H23034-CALN	50	88321	1766.420	7.79
9H23034-CALO	100	166085	1660.850	7.80
9H23034-CALP	200	317587	1587.935	7.80
9H23034-CALQ	500	819454	1638.908	7.79
9H23034-CALR	1000	1556013	1556.013	7.79
9H23034-CALS	2000	2958997	1479.499	7.79

AVE RF **1614.937** RF RSD **6.08** AVE RT **7.79**

2,4'-DDT

Curve Fit: **AVERAGE RF**

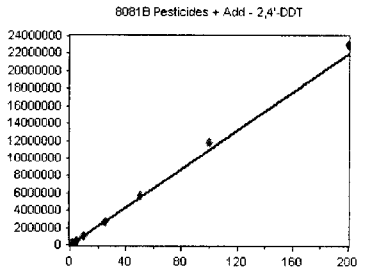

Standard	Concentration	Response	Response Factor	RT
9H23034-CAL9	1	107110	107110.000	7.89
9H23034-CALA	2	204209	102104.500	7.89
9H23034-CALB	5	536967	107393.400	7.89
9H23034-CALC	10	1051565	105156.500	7.89
9H23034-CALD	25	2728794	109151.800	7.89
9H23034-CALE	50	5687323	113746.500	7.89
9H23034-CALF	100	177135E+07	117713.500	7.89
9H23034-CALG	200	302496E+07	115124.800	7.89

AVE RF **109687.600** RF RSD **4.88** AVE RT **7.89**

Oxychlordane [2C]

Curve Fit: **AVERAGE RF**

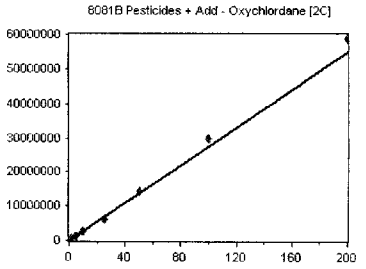

Standard	Concentration	Response	Response Factor	RT
9H23034-CAL9	1	279143	279143.000	7.92
9H23034-CALA	2	541023	270511.500	7.92
9H23034-CALB	5	1325543	265108.600	7.92
9H23034-CALC	10	2538903	253890.300	7.92
9H23034-CALD	25	6202791	248111.600	7.92
9H23034-CALE	50	417254E+07	283450.800	7.92
9H23034-CALF	100	973215E+07	297321.500	7.92
9H23034-CALG	200	873698E+07	293684.900	7.92

AVE RF **273902.800** RF RSD **6.49** AVE RT **7.92**

Endrin

Curve Fit: **AVERAGE RF**

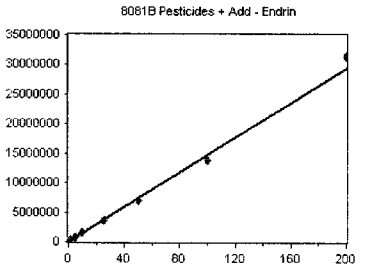

Standard	Concentration	Response	Response Factor	RT
9H23034-CAL1	1	156412	156412.000	7.96
9H23034-CAL2	2	298515	149257.500	7.96
9H23034-CAL3	5	738953	147790.600	7.96
9H23034-CAL4	10	1475508	147550.800	7.96
9H23034-CAL5	25	3508904	140356.200	7.96
9H23034-CAL6	50	6979572	139591.400	7.96
9H23034-CAL7	100	381271E+07	138127.100	7.96
9H23034-CAL8	200	142631E+07	157131.500	7.96

AVE RF **147027.100** RF RSD **4.98** AVE RT **7.96**

cis-Nonachlor

Curve Fit: **AVERAGE RF**

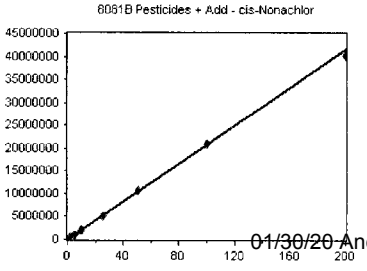

Standard	Concentration	Response	Response Factor	RT
9H23034-CAL9	1	219220	219220.000	7.99
9H23034-CALA	2	423442	211721.000	7.99
9H23034-CALB	5	1025899	205179.800	7.99
9H23034-CALC	10	2032010	203201.000	7.99
9H23034-CALD	25	4993110	199724.400	7.99
9H23034-CALE	50	061602E+07	212320.400	7.99
9H23034-CALF	100	093264E+07	209326.400	7.99
9H23034-CALG	200	004618E+07	200230.900	7.98

AVE RF **207615.500** RF RSD **3.25** AVE RT **7.99**

Element Calibration Review Sheet

Calibration ID: **A9H2608** Instrument: **DUALECD5** Calibration Date: **08/26/2019**

Analysis: **8081B Pesticides + Add** Instrument Cal ID: **ECD5_QUANTPEST_19082**

Heptachlor epoxide [2C]

Curve Fit: **AVERAGE RF**

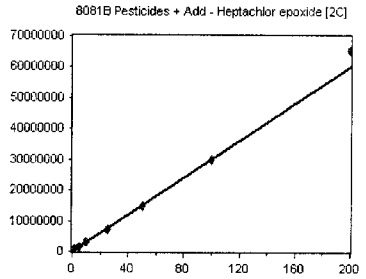

Standard	Concentration	Response	Response Factor	RT
9H23034-CAL1	1	310098	310098.000	7.99
9H23034-CAL2	2	606240	303120.000	7.99
9H23034-CAL3	5	1455941	291188.200	7.99
9H23034-CAL4	10	2959301	295930.100	7.99
9H23034-CAL5	25	7064729	282589.200	7.99
9H23034-CAL6	50	483779E+07	296755.800	7.99
9H23034-CAL7	100	004551E+07	300455.100	7.99
9H23034-CAL8	200	533007E+07	326650.400	7.99

AVE RF **300848.300** RF RSD **4.40** AVE RT **7.99**

4,4'-DDD

Curve Fit: **AVERAGE RF**

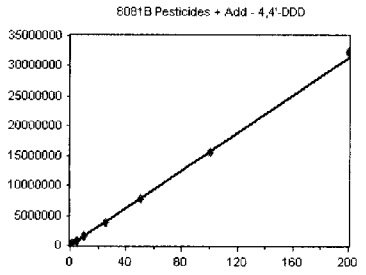

Standard	Concentration	Response	Response Factor	RT
9H23034-CAL1	1	164956	164956.000	8.01
9H23034-CAL2	2	314622	157311.000	8.01
9H23034-CAL3	5	790498	158099.600	8.01
9H23034-CAL4	10	1565974	156597.400	8.01
9H23034-CAL5	25	3727035	149081.400	8.00
9H23034-CAL6	50	7726197	154523.900	8.00
9H23034-CAL7	100	543715E+07	154371.500	8.00
9H23034-CAL8	200	3.24368E+07	162184.000	8.00

AVE RF **157140.600** RF RSD **3.11** AVE RT **8.00**

Chlordane 3 (a)

Curve Fit: **AVERAGE RF**

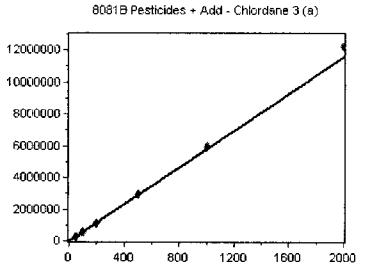

Standard	Concentration	Response	Response Factor	RT
9H23034-CALH	50	288087	5761.740	8.07
9H23034-CALI	100	548196	5481.960	8.07
9H23034-CALJ	200	1101677	5508.385	8.07
9H23034-CALK	500	2921278	5842.556	8.07
9H23034-CALL	1000	5987927	5987.927	8.07
9H23034-CALM	2000	220831E+07	6104.155	8.07

AVE RF **5781.121** RF RSD **4.34** AVE RT **8.07**

Toxaphene 3

Curve Fit: **AVERAGE RF**

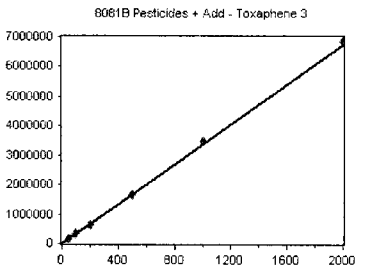

Standard	Concentration	Response	Response Factor	RT
9H23034-CALN	50	169381	3387.620	8.11
9H23034-CALO	100	332842	3328.420	8.11
9H23034-CALP	200	644464	3222.320	8.11
9H23034-CALQ	500	1677481	3354.962	8.11
9H23034-CALR	1000	3495877	3495.877	8.11
9H23034-CALS	2000	6831460	3415.730	8.10

AVE RF **3367.488** RF RSD **2.72** AVE RT **8.11**

Endosulfan II

Curve Fit: **AVERAGE RF**

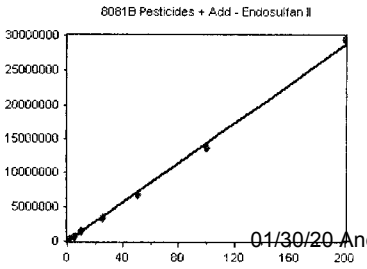

Standard	Concentration	Response	Response Factor	RT
9H23034-CAL1	1	158139	158139.000	8.12
9H23034-CAL2	2	299106	149553.000	8.12
9H23034-CAL3	5	709544	141908.800	8.12
9H23034-CAL4	10	1448080	144808.000	8.12
9H23034-CAL5	25	3371864	134874.600	8.12
9H23034-CAL6	50	6840920	136818.400	8.11
9H23034-CAL7	100	.35435E+07	135435.000	8.11
9H23034-CAL8	200	947104E+07	147355.200	8.11

AVE RF **143611.500** RF RSD **5.61** AVE RT **8.12**

Element Calibration Review Sheet

Calibration ID: **A9H2608** Instrument: **DUALECD5** Calibration Date: **08/26/2019**

Analysis: **8081B Pesticides + Add** Instrument Cal ID: **ECD5_QUANTPEST_19082**

2,4'-DDE [2C]

Curve Fit: **AVERAGE RF**

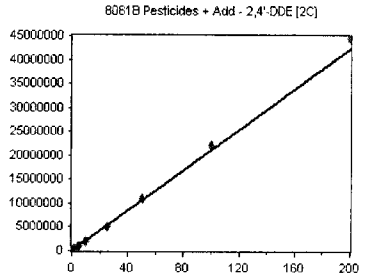

Standard	Concentration	Response	Response Factor	RT
9H23034-CAL9	1	219164	219164.000	8.12
9H23034-CALA	2	411812	205906.000	8.12
9H23034-CALB	5	1029687	205937.400	8.12
9H23034-CALC	10	2018331	201833.100	8.12
9H23034-CALD	25	4999232	199969.300	8.12
9H23034-CALE	50	.10064E+07	220128.000	8.12
9H23034-CALF	100	:.21644E+07	221644.000	8.12
9H23034-CALG	200	450459E+07	222523.000	8.12

AVE RF **212138.100** RF RSD **4.52** AVE RT **8.12**

Chlordane 1 (g) [2C]

Curve Fit: **AVERAGE RF**

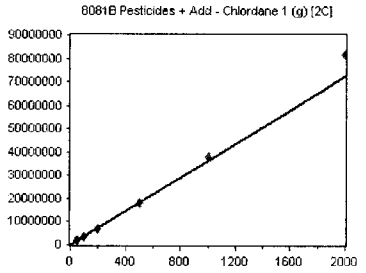

Standard	Concentration	Response	Response Factor	RT
9H23034-CALH	50	1754707	35094.140	8.13
9H23034-CALI	100	3378388	33783.880	8.13
9H23034-CALJ	200	6751197	33755.980	8.13
9H23034-CALK	500	783043E+07	35660.860	8.13
9H23034-CALL	1000	796674E+07	37966.740	8.13
9H23034-CALM	2000	169171E+07	40845.860	8.13

AVE RF **36184.580** RF RSD **7.62** AVE RT **8.13**

trans-Chlordane [2C]

Curve Fit: **AVERAGE RF**

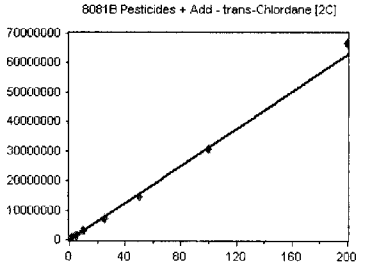

Standard	Concentration	Response	Response Factor	RT
9H23034-CAL1	1	364142	364142.000	8.14
9H23034-CAL2	2	644454	322227.000	8.14
9H23034-CAL3	5	1502119	300423.800	8.13
9H23034-CAL4	10	3002782	300278.200	8.13
9H23034-CAL5	25	7157480	286299.200	8.13
9H23034-CAL6	50	467872E+07	293574.400	8.13
9H23034-CAL7	100	074227E+07	307422.700	8.13
9H23034-CAL8	200	644797E+07	332239.800	8.13

AVE RF **313325.900** RF RSD **8.10** AVE RT **8.13**

trans-Nonachlor [2C]

Curve Fit: **AVERAGE RF**

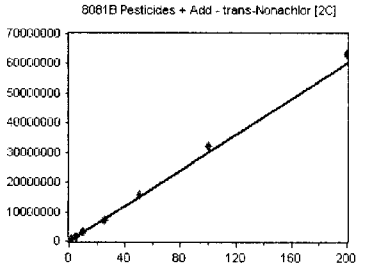

Standard	Concentration	Response	Response Factor	RT
9H23034-CAL9	1	306202	306202.000	8.20
9H23034-CALA	2	587765	293882.500	8.19
9H23034-CALB	5	1467723	293544.600	8.19
9H23034-CALC	10	2844404	284440.400	8.19
9H23034-CALD	25	7092288	283691.500	8.19
9H23034-CALE	50	580771E+07	316154.200	8.19
9H23034-CALF	100	197527E+07	319752.700	8.20
9H23034-CALG	200	308364E+07	315418.200	8.19

AVE RF **301635.800** RF RSD **4.84** AVE RT **8.19**

4,4'-DDT

Curve Fit: **AVERAGE RF**

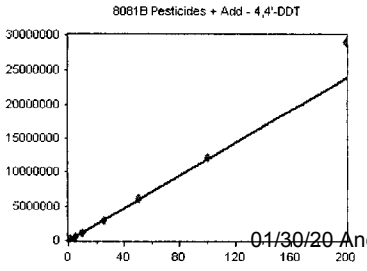

Standard	Concentration	Response	Response Factor	RT
9H23034-CAL1	1	113897	113897.000	8.21
9H23034-CAL2	2	218190	109095.000	8.20
9H23034-CAL3	5	553009	110601.800	8.21
9H23034-CAL4	10	1146556	114655.600	8.20
9H23034-CAL5	25	2924467	116978.700	8.20
9H23034-CAL6	50	6205369	124107.400	8.20
9H23034-CAL7	100	217696E+07	121769.600	8.20
9H23034-CAL8	200	907522E+07	145376.100	8.20

AVE RF **119560.100** RF RSD **9.72** AVE RT **8.20**

Element Calibration Review Sheet

Calibration ID: **A9H2608** Instrument: **DUALECD5** Calibration Date: **08/26/2019**

Analysis: **8081B Pesticides + Add** Instrument Cal ID: **ECD5_QUANTPEST_19082**

Chlordane 2 (a) [2C]

Curve Fit: **AVERAGE RF**

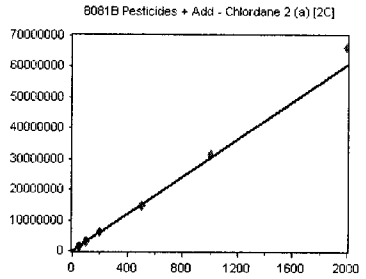

Standard	Concentration	Response	Response Factor	RT
9H23034-CALH	50	1472400	29448.000	8.24
9H23034-CALI	100	2905941	29059.410	8.24
9H23034-CALJ	200	5883615	29418.070	8.24
9H23034-CALK	500	481227E+07	29624.540	8.24
9H23034-CALL	1000	149368E+07	31493.680	8.24
9H23034-CALM	2000	528139E+07	33140.700	8.24

AVE RF **30364.070** RF RSD **5.30** AVE RT **8.24**

cis-Chlordane [2C]

Curve Fit: **AVERAGE RF**

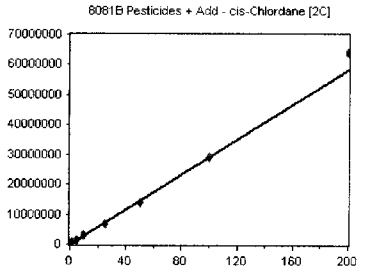

Standard	Concentration	Response	Response Factor	RT
9H23034-CAL1	1	299422	299422.000	8.24
9H23034-CAL2	2	579667	289833.500	8.24
9H23034-CAL3	5	1434855	286971.000	8.24
9H23034-CAL4	10	2859573	285957.300	8.24
9H23034-CAL5	25	6935857	277434.300	8.24
9H23034-CAL6	50	400212E+07	280042.400	8.24
9H23034-CAL7	100	904286E+07	290428.600	8.24
9H23034-CAL8	200	397706E+07	319885.300	8.24

AVE RF **291246.800** RF RSD **4.59** AVE RT **8.24**

Endosulfan I [2C]

Curve Fit: **AVERAGE RF**

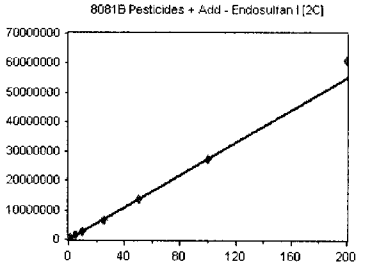

Standard	Concentration	Response	Response Factor	RT
9H23034-CAL1	1	278874	278874.000	8.29
9H23034-CAL2	2	540442	270221.000	8.29
9H23034-CAL3	5	1327191	265438.200	8.29
9H23034-CAL4	10	2724272	272427.200	8.29
9H23034-CAL5	25	6571512	262860.500	8.29
9H23034-CAL6	50	371233E+07	274246.600	8.29
9H23034-CAL7	100	721271E+07	272127.100	8.29
9H23034-CAL8	200	104351E+07	305217.600	8.29

AVE RF **275176.500** RF RSD **4.77** AVE RT **8.29**

4,4'-DDE [2C]

Curve Fit: **AVERAGE RF**

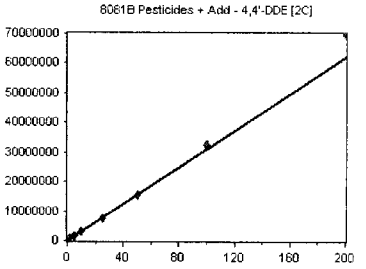

Standard	Concentration	Response	Response Factor	RT
9H23034-CAL1	1	298463	298463.000	8.35
9H23034-CAL2	2	598066	299033.000	8.35
9H23034-CAL3	5	1487999	297599.800	8.35
9H23034-CAL4	10	3049792	304979.200	8.35
9H23034-CAL5	25	7501047	300041.900	8.34
9H23034-CAL6	50	555471E+07	311094.200	8.34
9H23034-CAL7	100	324996E+07	324996.000	8.34
9H23034-CAL8	200	984235E+07	349211.800	8.34

AVE RF **310677.400** RF RSD **5.82** AVE RT **8.34**

Toxaphene 4

Curve Fit: **AVERAGE RF**

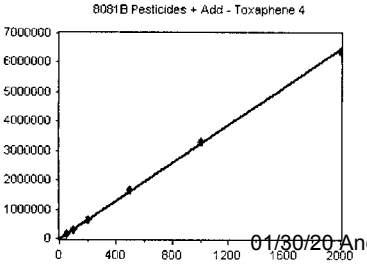

Standard	Concentration	Response	Response Factor	RT
9H23034-CALN	50	164317	3286.340	8.35
9H23034-CALO	100	320313	3203.130	8.35
9H23034-CALP	200	632351	3161.755	8.35
9H23034-CALQ	500	1649569	3299.138	8.35
9H23034-CALR	1000	3287014	3287.014	8.35
9H23034-CALS	2000	6407070	3203.535	8.35

AVE RF **3246.162** RF RSD **1.78** AVE RT **8.35**

Element Calibration Review Sheet

Calibration ID: **A9H2608** Instrument: **DUALECD5** Calibration Date: **08/26/2019**

Analysis: **8081B Pesticides + Add** Instrument Cal ID: **ECD5_QUANTPEST_19082**

Endrin Aldehyde

Curve Fit: **QUADRATIC: Weighting: (1/a^2), Origin: Ignore**

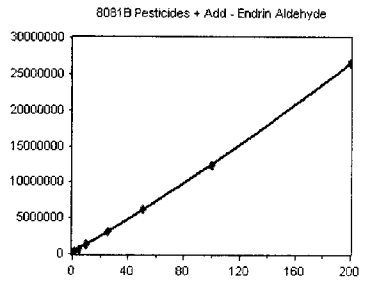

Standard	Concentration	Response	Response Factor	RT
9H23034-CAL1	1	241285	241285.000	8.41
9H23034-CAL2	2	328182	164091.000	8.41
9H23034-CAL3	5	683393	136678.600	8.41
9H23034-CAL4	10	1375129	137512.900	8.41
9H23034-CAL5	25	3119767	124790.700	8.40
9H23034-CAL6	50	6224451	124489.000	8.40
9H23034-CAL7	100	236381E+07	123638.100	8.40
9H23034-CAL8	200	362767E+07	133138.300	8.40

AVE RF **148203.000** RF RSD **26.87** AVE RT **8.41**

Toxaphene 1 [2C]

Curve Fit: **AVERAGE RF**

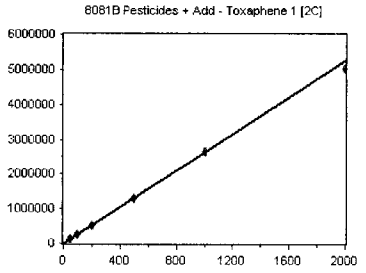

Standard	Concentration	Response	Response Factor	RT
9H23034-CALN	50	136848	2736.960	8.47
9H23034-CALO	100	267534	2675.340	8.47
9H23034-CALP	200	508983	2544.915	8.47
9H23034-CALQ	500	1308994	2617.988	8.47
9H23034-CALR	1000	2654886	2654.886	8.47
9H23034-CALS	2000	5030917	2515.458	8.47

AVE RF **2624.258** RF RSD **3.16** AVE RT **8.47**

Dieldrin [2C]

Curve Fit: **AVERAGE RF**

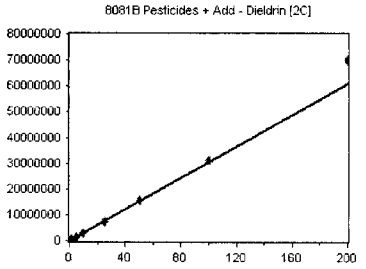

Standard	Concentration	Response	Response Factor	RT
9H23034-CAL1	1	296684	296684.000	8.49
9H23034-CAL2	2	583812	291906.000	8.49
9H23034-CAL3	5	1462538	292507.600	8.49
9H23034-CAL4	10	2898866	289886.600	8.49
9H23034-CAL5	25	7333890	293355.600	8.49
9H23034-CAL6	50	543411E+07	308682.200	8.49
9H23034-CAL7	100	100196E+07	310019.600	8.49
9H23034-CAL8	200	003178E+07	350158.900	8.49

AVE RF **304150.100** RF RSD **6.61** AVE RT **8.49**

2,4'-DDD [2C]

Curve Fit: **AVERAGE RF**

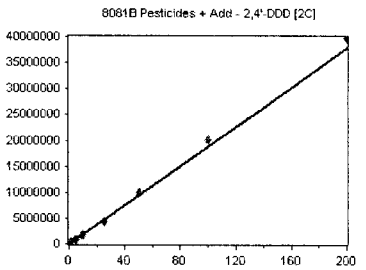

Standard	Concentration	Response	Response Factor	RT
9H23034-CAL9	1	192040	192040.000	8.50
9H23034-CALA	2	373596	186798.000	8.50
9H23034-CALB	5	898697	179739.400	8.50
9H23034-CALC	10	1778790	177879.000	8.50
9H23034-CALD	25	4389185	175567.400	8.50
9H23034-CALE	50	9924934	198498.700	8.50
9H23034-CALF	100	011892E+07	201189.200	8.50
9H23034-CALG	200	3.98393E+07	199196.500	8.49

AVE RF **188863.500** RF RSD **5.47** AVE RT **8.50**

Methoxychlor

Curve Fit: **AVERAGE RF**

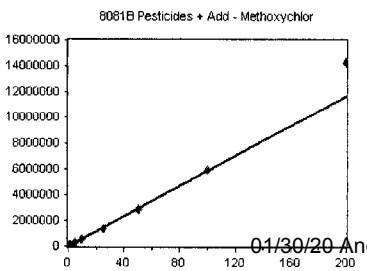

Standard	Concentration	Response	Response Factor	RT
9H23034-CAL1	1	59659	59659.000	8.54
9H23034-CAL2	2	111466	55733.000	8.54
9H23034-CAL3	5	270388	54077.600	8.54
9H23034-CAL4	10	561706	56170.600	8.54
9H23034-CAL5	25	1390283	55611.320	8.54
9H23034-CAL6	50	2860683	57213.660	8.54
9H23034-CAL7	100	5877329	58773.290	8.54
9H23034-CAL8	200	427114E+07	71355.700	8.54

AVE RF **58574.270** RF RSD **9.93** AVE RT **8.54**

Element Calibration Review Sheet

Calibration ID: **A9H2608** Instrument: **DUALECD5** Calibration Date: **08/26/2019**

Analysis: **8081B Pesticides + Add** Instrument Cal ID: **ECD5_QUANTPEST_19082**

Toxaphene 5

Curve Fit: **AVERAGE RF**

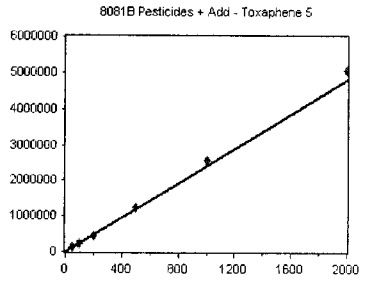

Standard	Concentration	Response	Response Factor	RT
9H23034-CALN	50	114720	2294.400	8.57
9H23034-CALO	100	228960	2289.600	8.57
9H23034-CALP	200	454431	2272.155	8.57
9H23034-CALQ	500	1221560	2443.120	8.57
9H23034-CALR	1000	2546293	2546.293	8.57
9H23034-CALS	2000	5074570	2537.285	8.57

AVE RF **2397.142** RF RSD **5.33** AVE RT **8.57**

Toxaphene 6

Curve Fit: **AVERAGE RF**

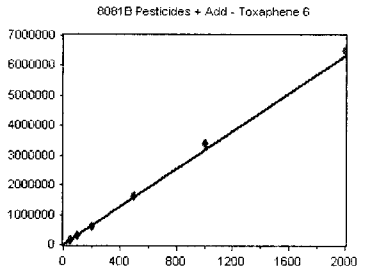

Standard	Concentration	Response	Response Factor	RT
9H23034-CALN	50	153138	3062.760	8.64
9H23034-CALO	100	302577	3025.770	8.64
9H23034-CALP	200	597991	2989.955	8.64
9H23034-CALQ	500	1623402	3246.804	8.64
9H23034-CALR	1000	3406737	3406.737	8.64
9H23034-CALS	2000	6510950	3255.475	8.64

AVE RF **3164.584** RF RSD **5.17** AVE RT **8.64**

Mirex

Curve Fit: **AVERAGE RF**

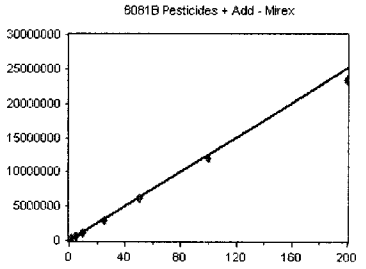

Standard	Concentration	Response	Response Factor	RT
9H23034-CAL9	1	147356	147356.000	8.66
9H23034-CALA	2	266770	133385.000	8.66
9H23034-CALB	5	628618	125723.600	8.65
9H23034-CALC	10	1196365	119636.500	8.65
9H23034-CALD	25	2910818	116432.700	8.65
9H23034-CALE	50	6218341	124366.800	8.65
9H23034-CALF	100	196075E+07	119607.500	8.65
9H23034-CALG	200	2.3285E+07	116425.000	8.65

AVE RF **125366.600** RF RSD **8.39** AVE RT **8.65**

Endosulfan sulfate

Curve Fit: **AVERAGE RF**

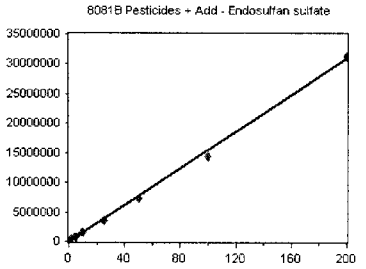

Standard	Concentration	Response	Response Factor	RT
9H23034-CAL1	1	176097	176097.000	8.71
9H23034-CAL2	2	322163	161081.500	8.71
9H23034-CAL3	5	768798	153759.600	8.71
9H23034-CAL4	10	1553540	155354.000	8.71
9H23034-CAL5	25	3645411	145816.400	8.71
9H23034-CAL6	50	7420576	148411.500	8.71
9H23034-CAL7	100	436679E+07	143667.900	8.70
9H23034-CAL8	200	112652E+07	155632.600	8.70

AVE RF **154977.600** RF RSD **6.64** AVE RT **8.71**

Endrin [2C]

Curve Fit: **AVERAGE RF**

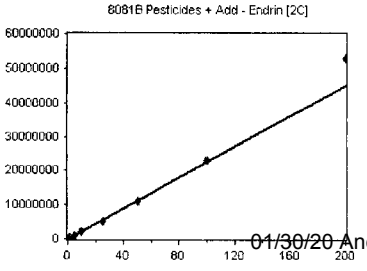

Standard	Concentration	Response	Response Factor	RT
9H23034-CAL1	1	222882	222882.000	8.72
9H23034-CAL2	2	424889	212444.500	8.72
9H23034-CAL3	5	1092877	218575.400	8.72
9H23034-CAL4	10	2244483	224448.300	8.72
9H23034-CAL5	25	5325883	213035.300	8.72
9H23034-CAL6	50	101538E+07	220307.600	8.72
9H23034-CAL7	100	310241E+07	231024.100	8.72
9H23034-CAL8	200	277958E+07	263897.900	8.72

AVE RF **225826.900** RF RSD **7.02** AVE RT **8.72**

Element Calibration Review Sheet

Calibration ID: **A9H2608** Instrument: **DUALECD5** Calibration Date: **08/26/2019**

Analysis: **8081B Pesticides + Add** Instrument Cal ID: **ECD5_QUANTPEST_19082**

2,4'-DDT [2C]

Curve Fit: **AVERAGE RF**

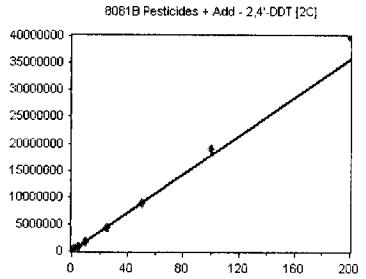

Standard	Concentration	Response	Response Factor	RT
9H23034-CAL9	1	173338	173338.000	8.72
9H23034-CALA	2	332170	166085.000	8.72
9H23034-CALB	5	873074	174614.800	8.72
9H23034-CALC	10	1702568	170256.800	8.72
9H23034-CALD	25	4405554	176222.200	8.72
9H23034-CALE	50	8810591	176211.800	8.72
9H23034-CALF	100	899897E+07	189989.700	8.72
9H23034-CALG	200	999923E+07	199996.200	8.72

AVE RF **178339.300** RF RSD **6.24** AVE RT **8.72**

4,4'-DDD [2C]

Curve Fit: **AVERAGE RF**

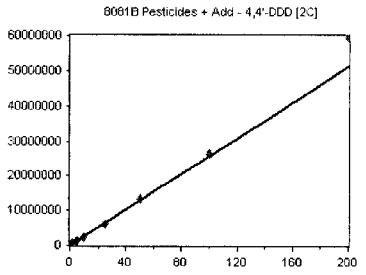

Standard	Concentration	Response	Response Factor	RT
9H23034-CAL1	1	251549	251549.000	8.76
9H23034-CAL2	2	488120	244060.000	8.76
9H23034-CAL3	5	1208642	241728.400	8.76
9H23034-CAL4	10	2425496	242549.600	8.76
9H23034-CAL5	25	6146469	245858.800	8.76
9H23034-CAL6	50	315945E+07	263189.000	8.76
9H23034-CAL7	100	629748E+07	262974.800	8.76
9H23034-CAL8	200	956027E+07	297801.400	8.76

AVE RF **256213.900** RF RSD **7.37** AVE RT **8.76**

cis-Nonachlor [2C]

Curve Fit: **AVERAGE RF**

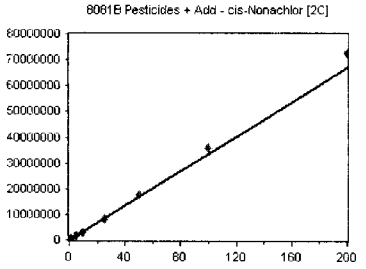

Standard	Concentration	Response	Response Factor	RT
9H23034-CAL9	1	332745	332745.000	8.76
9H23034-CALA	2	624783	312391.500	8.76
9H23034-CALB	5	1587243	317448.600	8.76
9H23034-CALC	10	3148054	314805.400	8.76
9H23034-CALD	25	8219393	328775.700	8.76
9H23034-CALE	50	772123E+07	354424.600	8.76
9H23034-CALF	100	607264E+07	360726.400	8.76
9H23034-CALG	200	245582E+07	362279.100	8.76

AVE RF **335449.500** RF RSD **6.23** AVE RT **8.76**

Toxaphene 2 [2C]

Curve Fit: **AVERAGE RF**

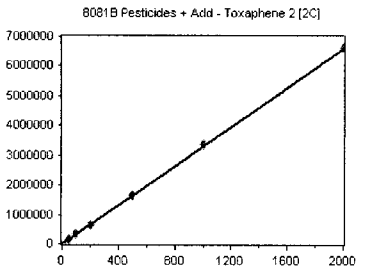

Standard	Concentration	Response	Response Factor	RT
9H23034-CALN	50	164706	3294.120	8.81
9H23034-CALO	100	324070	3240.700	8.81
9H23034-CALP	200	645322	3226.610	8.81
9H23034-CALQ	500	1647741	3295.482	8.81
9H23034-CALR	1000	3384036	3384.036	8.81
9H23034-CALS	2000	6610397	3305.198	8.81

AVE RF **3291.024** RF RSD **1.70** AVE RT **8.81**

Toxaphene 3 [2C]

Curve Fit: **AVERAGE RF**

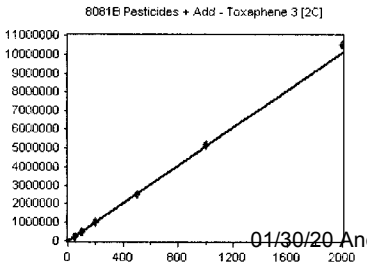

Standard	Concentration	Response	Response Factor	RT
9H23034-CALN	50	254833	5096.660	8.85
9H23034-CALO	100	494430	4944.300	8.85
9H23034-CALP	200	995555	4977.775	8.85
9H23034-CALQ	500	2475022	4950.044	8.85
9H23034-CALR	1000	5168269	5168.269	8.85
9H23034-CALS	2000	054571E+07	5272.855	8.85

AVE RF **5068.317** RF RSD **2.65** AVE RT **8.85**

Element Calibration Review Sheet

Calibration ID: **A9H2608** Instrument: **DUALECD5** Calibration Date: **08/26/2019**

Analysis: **8081B Pesticides + Add** Instrument Cal ID: **ECD5_QUANTPEST_19082**

Endosulfan II [2C]

Curve Fit: **AVERAGE RF**

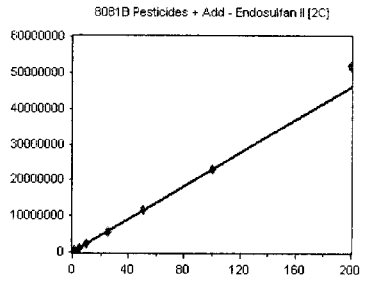

Standard	Concentration	Response	Response Factor	RT
9H23034-CAL1	1	232156	232156.000	8.87
9H23034-CAL2	2	462256	231128.000	8.86
9H23034-CAL3	5	1096359	219271.800	8.87
9H23034-CAL4	10	2243610	224361.000	8.86
9H23034-CAL5	25	5447602	217904.100	8.86
9H23034-CAL6	50	153453E+07	230690.600	8.86
9H23034-CAL7	100	301637E+07	230163.700	8.86
9H23034-CAL8	200	183489E+07	259174.400	8.86

AVE RF **230606.200** RF RSD **5.55** AVE RT **8.86**

Chlordane 3 [2C]

Curve Fit: **AVERAGE RF**

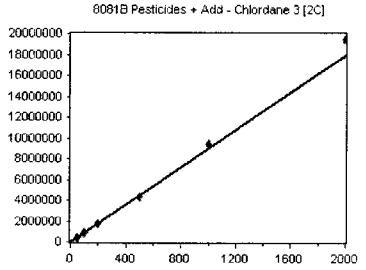

Standard	Concentration	Response	Response Factor	RT
9H23034-CALH	50	439020	8780.400	8.90
9H23034-CALI	100	874465	8744.650	8.90
9H23034-CALJ	200	1731727	8658.635	8.90
9H23034-CALK	500	4271709	8543.418	8.90
9H23034-CALL	1000	9358900	9358.900	8.90
9H23034-CALM	2000	941852E+07	9709.260	8.90

AVE RF **8965.877** RF RSD **5.14** AVE RT **8.90**

Endrin ketone

Curve Fit: **AVERAGE RF**

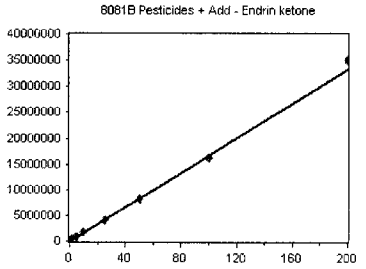

Standard	Concentration	Response	Response Factor	RT
9H23034-CAL1	1	177552	177552.000	8.90
9H23034-CAL2	2	331269	165634.500	8.90
9H23034-CAL3	5	811384	162276.800	8.90
9H23034-CAL4	10	1664380	166438.000	8.90
9H23034-CAL5	25	4008958	160358.300	8.90
9H23034-CAL6	50	8190707	163814.100	8.90
9H23034-CAL7	100	525194E+07	162519.400	8.90
9H23034-CAL8	200	509472E+07	175473.600	8.90

AVE RF **166758.300** RF RSD **3.80** AVE RT **8.90**

Toxaphene 4 [2C]

Curve Fit: **AVERAGE RF**

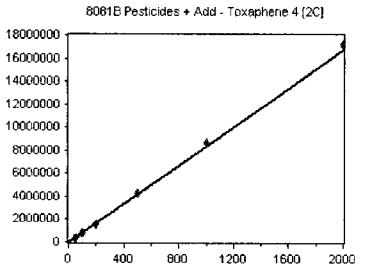

Standard	Concentration	Response	Response Factor	RT
9H23034-CALN	50	416348	8326.960	8.92
9H23034-CALO	100	811948	8119.480	8.92
9H23034-CALP	200	1580436	7902.180	8.91
9H23034-CALQ	500	4252640	8505.280	8.92
9H23034-CALR	1000	8650068	8650.068	8.92
9H23034-CALS	2000	719004E+07	8595.020	8.91

AVE RF **8349.831** RF RSD **3.51** AVE RT **8.91**

4,4'-DDT [2C]

Curve Fit: **QUADRATIC: Weighting: (1/a^2), Origin: Ignore**

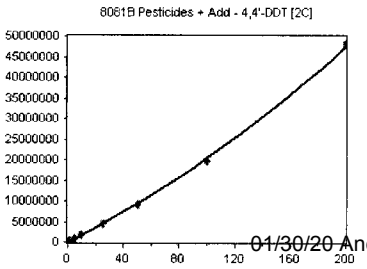

Standard	Concentration	Response	Response Factor	RT
9H23034-CAL1	1	179700	179700.000	8.99
9H23034-CAL2	2	341782	170891.000	8.99
9H23034-CAL3	5	873653	174730.600	8.99
9H23034-CAL4	10	1841119	184111.900	8.99
9H23034-CAL5	25	4480388	179215.500	8.98
9H23034-CAL6	50	9285492	185709.800	8.99
9H23034-CAL7	100	.97895E+07	197895.000	8.98
9H23034-CAL8	200	820344E+07	241017.200	8.98

AVE RF **189198.900** RF RSD **11.88** AVE RT **8.99**

Element Calibration Review Sheet

Calibration ID: **A9H2608** Instrument: **DUALECD5** Calibration Date: **08/26/2019**

Analysis: **8081B Pesticides + Add** Instrument Cal ID: **ECD5_QUANTPEST_19082**

Toxaphene 5 [2C]

Curve Fit: **AVERAGE RF**

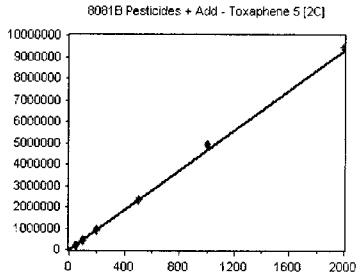

Standard	Concentration	Response	Response Factor	RT
9H23034-CALN	50	233185	4663.700	9.09
9H23034-CALO	100	452209	4522.090	9.09
9H23034-CALP	200	895397	4476.985	9.09
9H23034-CALQ	500	2340668	4681.336	9.09
9H23034-CALR	1000	4900430	4900.430	9.09
9H23034-CALS	2000	9435236	4717.618	9.09

AVE RF **4660.360** RF RSD **3.24** AVE RT **9.09**

Endrin Aldehyde [2C]

Curve Fit: **QUADRATIC: Weighting: (1/a^2), Origin: Ignore**

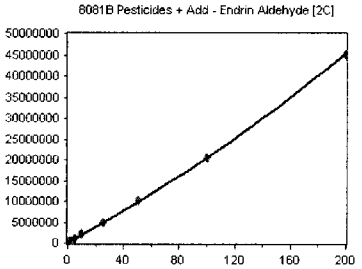

Standard	Concentration	Response	Response Factor	RT
9H23034-CAL1	1	348624	348624.000	9.10
9H23034-CAL2	2	477694	238847.000	9.10
9H23034-CAL3	5	1045869	209173.800	9.10
9H23034-CAL4	10	2125028	212502.800	9.10
9H23034-CAL5	25	4848504	193940.200	9.10
9H23034-CAL6	50	020903E+07	204180.600	9.10
9H23034-CAL7	100	050274E+07	205027.400	9.10
9H23034-CAL8	200	508454E+07	225422.700	9.10

AVE RF **229714.800** RF RSD **21.77** AVE RT **9.10**

Endosulfan sulfate [2C]

Curve Fit: **AVERAGE RF**

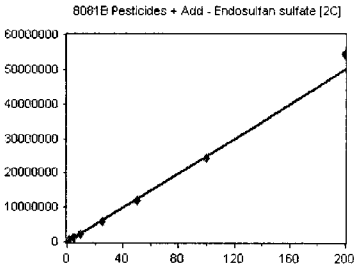

Standard	Concentration	Response	Response Factor	RT
9H23034-CAL1	1	265797	265797.000	9.29
9H23034-CAL2	2	498767	249383.500	9.29
9H23034-CAL3	5	1175908	235181.600	9.29
9H23034-CAL4	10	2424584	242458.400	9.29
9H23034-CAL5	25	5978906	239156.200	9.29
9H23034-CAL6	50	214929E+07	242985.800	9.29
9H23034-CAL7	100	447732E+07	244773.200	9.29
9H23034-CAL8	200	459279E+07	272964.000	9.29

AVE RF **249087.500** RF RSD **5.35** AVE RT **9.29**

Methoxychlor [2C]

Curve Fit: **QUADRATIC: Weighting: (1/a^2), Origin: Ignore**

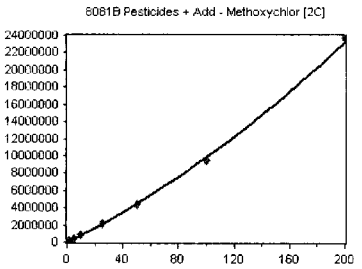

Standard	Concentration	Response	Response Factor	RT
9H23034-CAL1	1	95155	95155.000	9.47
9H23034-CAL2	2	178074	89037.000	9.47
9H23034-CAL3	5	413802	82760.400	9.47
9H23034-CAL4	10	883069	88306.900	9.47
9H23034-CAL5	25	2166659	86666.360	9.46
9H23034-CAL6	50	4346199	86923.980	9.46
9H23034-CAL7	100	9444987	94449.870	9.46
9H23034-CAL8	200	1.37141E+07	118570.500	9.46

AVE RF **92733.750** RF RSD **12.09** AVE RT **9.46**

Toxaphene 6 [2C]

Curve Fit: **AVERAGE RF**

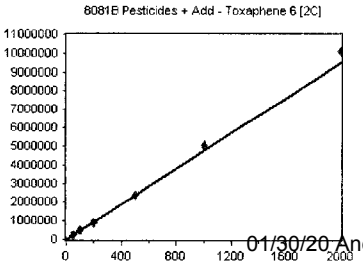

Standard	Concentration	Response	Response Factor	RT
9H23034-CALN	50	230922	4618.440	9.47
9H23034-CALO	100	452485	4524.850	9.47
9H23034-CALP	200	905244	4526.220	9.47
9H23034-CALQ	500	2369795	4739.590	9.47
9H23034-CALR	1000	5046645	5046.645	9.47
9H23034-CALS	2000	009095E+07	5045.475	9.47

AVE RF **4750.203** RF RSD **5.10** AVE RT **9.47**

Element Calibration Review Sheet

Calibration ID: **A9H2608** Instrument: **DUALECD5** Calibration Date: **08/26/2019**

Analysis: **8081B Pesticides + Add** Instrument Cal ID: **ECD5_QUANTPEST_19082**

Decachlorobiphenyl (Surr)

Curve Fit: **AVERAGE RF**

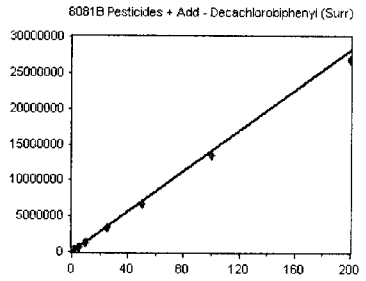

Standard	Concentration	Response	Response Factor	RT
9H23034-CAL1	1	163865	163865.000	9.59
9H23034-CAL2	2	309904	154952.000	9.59
9H23034-CAL3	5	701050	140210.000	9.59
9H23034-CAL4	10	1335468	133546.800	9.59
9H23034-CAL5	25	3342634	133705.400	9.59
9H23034-CAL6	50	6678990	133579.800	9.59
9H23034-CAL7	100	.34054E+07	134054.000	9.59
9H23034-CAL8	200	697523E+07	134876.200	9.59

AVE RF **141098.600** RF RSD **8.33** AVE RT **9.59**

Mirex [2C]

Curve Fit: **AVERAGE RF**

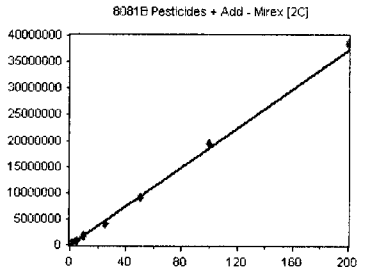

Standard	Concentration	Response	Response Factor	RT
9H23034-CAL9	1	209783	209783.000	9.68
9H23034-CALA	2	388199	194099.500	9.68
9H23034-CALB	5	895523	179104.600	9.68
9H23034-CALC	10	1722960	172296.000	9.68
9H23034-CALD	25	4138115	165524.600	9.68
9H23034-CALE	50	9100959	182019.200	9.68
9H23034-CALF	100	.93632E+07	193632.000	9.68
9H23034-CALG	200	842553E+07	192127.600	9.68

AVE RF **186073.300** RF RSD **7.59** AVE RT **9.68**

Endrin ketone [2C]

Curve Fit: **AVERAGE RF**

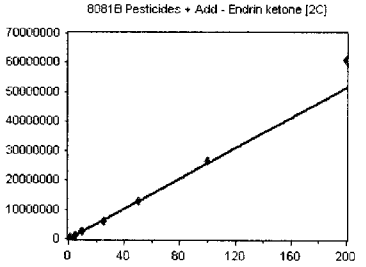

Standard	Concentration	Response	Response Factor	RT
9H23034-CAL1	1	255763	255763.000	9.69
9H23034-CAL2	2	493110	246555.000	9.69
9H23034-CAL3	5	1205004	241000.800	9.69
9H23034-CAL4	10	2496985	249698.500	9.69
9H23034-CAL5	25	5893691	235747.600	9.69
9H23034-CAL6	50	295457E+07	259091.400	9.69
9H23034-CAL7	100	563656E+07	266365.600	9.69
9H23034-CAL8	200	086138E+07	304306.900	9.69

AVE RF **257316.100** RF RSD **8.31** AVE RT **9.69**

Decachlorobiphenyl (Surr) [2C]

Curve Fit: **AVERAGE RF**

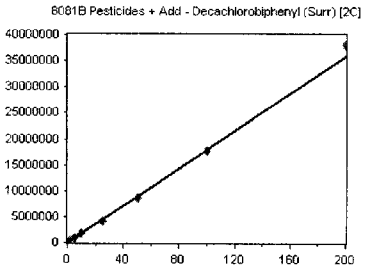

Standard	Concentration	Response	Response Factor	RT
9H23034-CAL1	1	191572	191572.000	10.54
9H23034-CAL2	2	390006	195003.000	10.54
9H23034-CAL3	5	870921	174184.200	10.54
9H23034-CAL4	10	1678728	167872.800	10.54
9H23034-CAL5	25	4163229	166529.200	10.54
9H23034-CAL6	50	8730692	174613.800	10.54
9H23034-CAL7	100	778407E+07	177840.700	10.54
9H23034-CAL8	200	809778E+07	190488.900	10.54

AVE RF **179763.100** RF RSD **6.18** AVE RT **10.54**

CALIBRATION SEQUENCE REVIEW SHEET

SEQUENCE: 9H23034

Analysis Included

1311/8081B TCLP Pest Reg List
1311/8081B TCLP Pest Reg List +ADD
1311/8081B TCLP Pesticides (All)
1311/8081B TCLP Pesticides + Add (All)
1312/8081B SPLP Pesticides
608 Additionals Only (QC)
608 Pest (Chlordane)
608 Pesticides
608 Pesticides (DDT Only)
608 Pesticides (SW)
608 Pesticides (SW) Full List
608 Pesticides (TTO)
608 Pesticides + Adds
608.3 Additionals - DEVELOPMENT
608.3 Chlordane - DEVELOPMENT
608.3 PCBs - DEVELOPMENT
608.3 Pesticides - DEVELOPMENT
608.3 Pesticides + Adds - DEVELOPMENT
608.3 Toxaphene - DEVELOPMENT
8081B Pesticides
8081B 2,4+4,4-DDx Only (+Add)
8081B Chlordane
8081B DDT Only
8081B Pesticides + Add
8081B RSET FW Sed (+Add) (2016)
8081B RSET Sediment List (+Add)
8081B RSET Sediment Marine (2016) (+Add)
8081B Toxaphene

CALIBRATION SEQUENCE REVIEW SHEET

SEQUENCE: 9H23034

INSTRUMENT SEQUENCE LOG

SampleID	SampleName	Matrix	STDID	ISTD_ID	Analyzed
9H23034-ICB1	Initial Cal Blank	Water	A19H348		8/23/2019 1:33:00PM
9H23034-CAL1	Cal Standard	Water	A19E245	"	8/23/2019 1:51:00PM
9H23034-CAL2	Cal Standard	Water	A19E246	"	8/23/2019 2:08:00PM
9H23034-CAL3	Cal Standard	Water	A19E247	"	8/23/2019 2:25:00PM
9H23034-CAL4	Cal Standard	Water	A19E249	"	8/23/2019 2:42:00PM
9H23034-CAL5	Cal Standard	Water	A19E250	"	8/23/2019 3:00:00PM
9H23034-CAL6	Cal Standard	Water	A19H383	"	8/23/2019 3:17:00PM
9H23034-CAL7	Cal Standard	Water	A19H384	"	8/23/2019 3:34:00PM
9H23034-CAL8	Cal Standard	Water	A19E244	"	8/23/2019 3:52:00PM
9H23034-ICV1	Initial Cal Check	Water	A19E106	"	8/23/2019 4:26:00PM
9H23034-CAL9	Cal Standard	Water	A19E272	"	8/23/2019 4:44:00PM
9H23034-CALA	Cal Standard	Water	A19E273	"	8/23/2019 5:01:00PM
9H23034-CALB	Cal Standard	Water	A19E274	"	8/23/2019 5:18:00PM
9H23034-CALC	Cal Standard	Water	A19E275	"	8/23/2019 5:35:00PM
9H23034-CALD	Cal Standard	Water	A19E276	"	8/23/2019 5:53:00PM
9H23034-CALE	Cal Standard	Water	A19E154	"	8/23/2019 6:10:00PM
9H23034-CALF	Cal Standard	Water	A19E155	"	8/23/2019 6:27:00PM
9H23034-CALG	Cal Standard	Water	A19E271	"	8/23/2019 6:45:00PM
9H23034-ICV2	Initial Cal Check	Water	A19E043	"	8/23/2019 7:19:00PM
9H23034-CALH	Cal Standard	Water	A19F232	"	8/23/2019 7:36:00PM
9H23034-CALI	Cal Standard	Water	A19F233	"	8/23/2019 7:54:00PM
9H23034-CALJ	Cal Standard	Water	A19F234	"	8/23/2019 8:11:00PM
9H23034-CALK	Cal Standard	Water	A19F235	"	8/23/2019 8:28:00PM
9H23034-CALL	Cal Standard	Water	A19F236	"	8/23/2019 8:45:00PM
9H23034-CALM	Cal Standard	Water	A19F231	"	8/23/2019 9:02:00PM
9H23034-ICV3	Initial Cal Check	Water	A19E108	"	8/23/2019 9:37:00PM
9H23034-CALN	Cal Standard	Water	A19D122	"	8/23/2019 9:54:00PM
9H23034-CALO	Cal Standard	Water	A19D123	"	8/23/2019 10:11:00PM
9H23034-CALP	Cal Standard	Water	A19D124	"	8/23/2019 10:28:00PM
9H23034-CALQ	Cal Standard	Water	A19D125	"	8/23/2019 10:45:00PM
9H23034-CALR	Cal Standard	Water	A19D126	"	8/23/2019 11:03:00PM
9H23034-CALS	Cal Standard	Water	A19D121	"	8/23/2019 11:20:00PM
9H23034-ICV4	Initial Cal Check	Water	A19D127	"	8/23/2019 11:54:00PM

CALIBRATION STANDARD RECOVERIES

Calibration: **A9H2608** Instrument: **DualECD5F**

1311/8081B TCLP Pest Reg L Sequence: **9H23034** Matrix: **Water**

9H23034-CAL1	**Inst. MRL**	**Recalc Res.**	**Cal Level**	**%Rec.**	**Qual**
9H23034-CAL2	**Inst. MRL**	**Recalc Res.**	**Cal Level**	**%Rec.**	**Qual**
9H23034-CAL3	**Inst. MRL**	**Recalc Res.**	**Cal Level**	**%Rec.**	**Qual**
9H23034-CAL4	**Inst. MRL**	**Recalc Res.**	**Cal Level**	**%Rec.**	**Qual**
9H23034-CAL5	**Inst. MRL**	**Recalc Res.**	**Cal Level**	**%Rec.**	**Qual**

CALIBRATION SEQUENCE REVIEW SHEET

SEQUENCE: 9H23034

9H23034-CAL6	Inst. MRL	Recalc Res.	Cal Level	%Rec.	Qual
9H23034-CAL7	Inst. MRL	Recalc Res.	Cal Level	%Rec.	Qual
9H23034-CAL8	Inst. MRL	Recalc Res.	Cal Level	%Rec.	Qual
9H23034-CAL9	Inst. MRL	Recalc Res.	Cal Level	%Rec.	Qual
9H23034-CALA	Inst. MRL	Recalc Res.	Cal Level	%Rec.	Qual
9H23034-CALB	Inst. MRL	Recalc Res.	Cal Level	%Rec.	Qual
9H23034-CALC	Inst. MRL	Recalc Res.	Cal Level	%Rec.	Qual
9H23034-CALD	Inst. MRL	Recalc Res.	Cal Level	%Rec.	Qual
9H23034-CALE	Inst. MRL	Recalc Res.	Cal Level	%Rec.	Qual
9H23034-CALF	Inst. MRL	Recalc Res.	Cal Level	%Rec.	Qual
9H23034-CALG	Inst. MRL	Recalc Res.	Cal Level	%Rec.	Qual
9H23034-CALH	Inst. MRL	Recalc Res.	Cal Level	%Rec.	Qual
9H23034-CALI	Inst. MRL	Recalc Res.	Cal Level	%Rec.	Qual
9H23034-CALJ	Inst. MRL	Recalc Res.	Cal Level	%Rec.	Qual
9H23034-CALK	Inst. MRL	Recalc Res.	Cal Level	%Rec.	Qual
9H23034-CALL	Inst. MRL	Recalc Res.	Cal Level	%Rec.	Qual
9H23034-CALM	Inst. MRL	Recalc Res.	Cal Level	%Rec.	Qual
9H23034-CALN	Inst. MRL	Recalc Res.	Cal Level	%Rec.	Qual
9H23034-CALO	Inst. MRL	Recalc Res.	Cal Level	%Rec.	Qual
9H23034-CALP	Inst. MRL	Recalc Res.	Cal Level	%Rec.	Qual
9H23034-CALQ	Inst. MRL	Recalc Res.	Cal Level	%Rec.	Qual
9H23034-CALR	Inst. MRL	Recalc Res.	Cal Level	%Rec.	Qual
9H23034-CALS	Inst. MRL	Recalc Res.	Cal Level	%Rec.	Qual

Compounds listed above have recalculated recoveries outside 70-130% of the true values, and the calibration levels are above the reporting level. If no compounds are listed, all are OK. Please see the next section for quadatic fit compounds.

CALIBRATION SEQUENCE REVIEW SHEET

SEQUENCE: 9H23034

Analytes With Quadratic Curve Fits

Qualifier	iMDL	iMRL	Spike Amt	%Difference	OK?	Raise MRL to ?
				———	☐	☐ ———

Analytes listed above have quadratic curve fits. If they are using a weighting otpion, they must be checked against the requanted curve points to determine if the recalculated results are within limits (70-130 or as specified).

ICV RECOVERIES

Calibration: **A9H2608** Instrument: **DualECD5F**

608 Pesticides (SW) Full List Sequence: **9H23034** Matrix: **Water**

9H23034-ICV1	**Inst. MRL**	**ICV Level**	**Result**	**%Rec.**	**Qual**
9H23034-ICV2	**Inst. MRL**	**ICV Level**	**Result**	**%Rec.**	**Qual**
9H23034-ICV3	**Inst. MRL**	**ICV Level**	**Result**	**%Rec.**	**Qual**
9H23034-ICV4	**Inst. MRL**	**ICV Level**	**Result**	**%Rec.**	**Qual**

Compounds listed above have Initial Calibration Verification standard recoveries outside 70-130% of the true values. If no compounds are listed, all have passing recoveries.



R = 3.30e+002 A*A + 1.71e+005 A + 6.57e+003
Coef of Det (r^2) = 0.999 Curve Fit: Quadratic w(1/a^2)
Method Name: R:\methods\ECD5_QUANTPEST_190823.M
Calibration Table Last Updated: Mon Aug 26 11:58:51 2019

Quantitation Report (Qedit)

Data Path : R:\data\2019-08\9H23034\REQUANT\
Data File : ECD5-08231908.D
Signal(s) : Signal #1: ECD1A.CH Signal #2: ECD2B.CH
Acq On : 23 Aug 2019 13:51
Operator : MJB
Sample : 9H23034-CAL1
Misc : A19E245, AB 1 ppb
ALS Vial : 4 (Sig #1); 0 (Sig #2) Sample Multiplier: 1

Integration File signal 1: PEST1.e
Integration File signal 2: PEST2.e
Quant Time: Aug 26 11:59:55 2019
Quant Method : R:\methods\ECD5_QUANTPEST_190823.M
Quant Title : Instrument: DualECD5
QLast Update : Mon Aug 26 11:48:23 2019
Response via : Initial Calibration
Integrator: ChemStation 6890 Scale Mode: Small noise peaks clipped

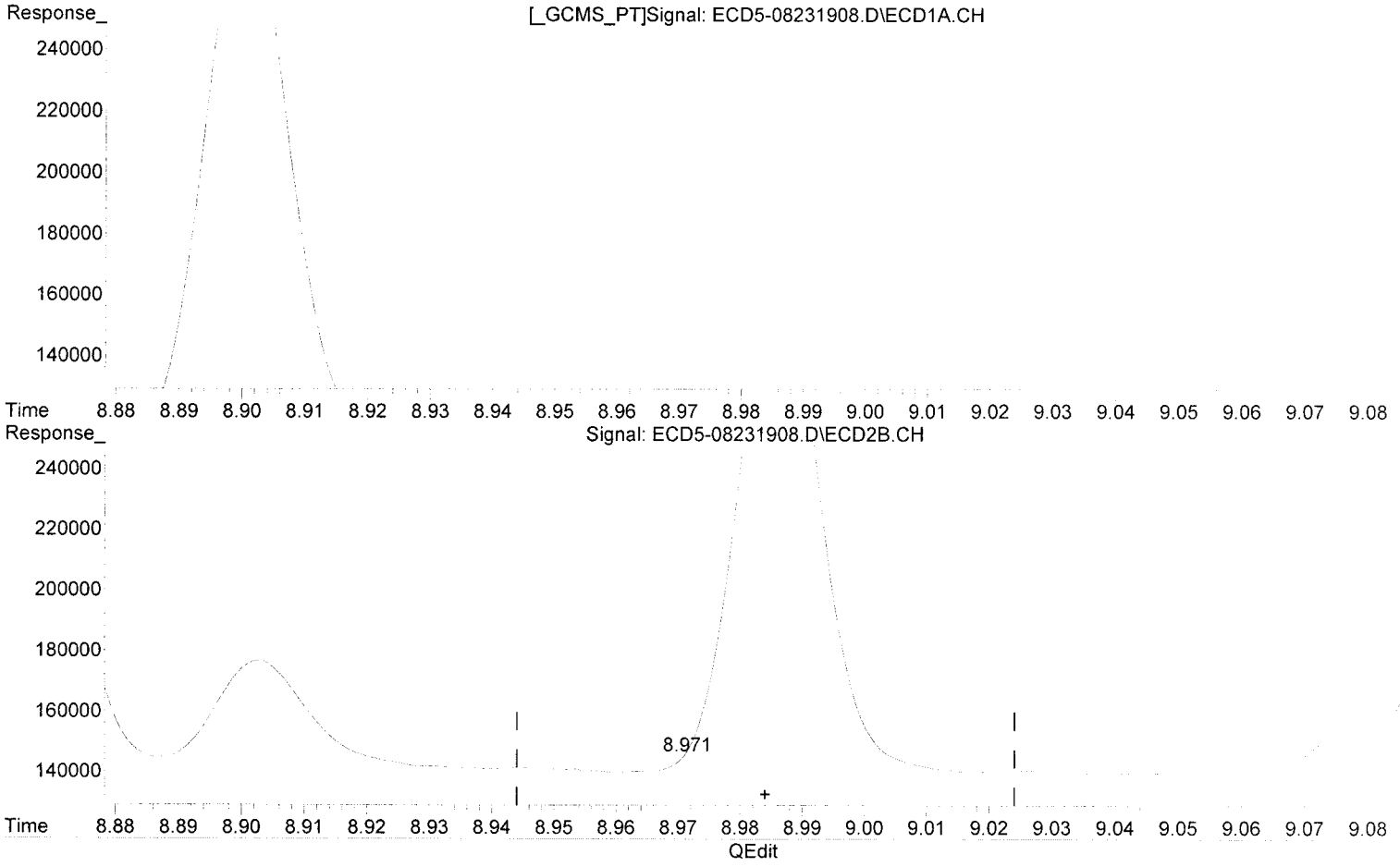

(17) 4,4'-DDT

8.205min 0.953 ng/mL

response 113897

MJB 8/26/19

(17) 4,4'-DDT #2

8.971min -0.006 ng/mL m

response 5621

(+) = Expected Retention Time

R = 8.05e+001 A*A + 1.16e+005 A + 1.19e+005
Coef of Det (r^2) = 0.997 Curve Fit: Quadratic w(1/a^2)
Method Name: R:\methods\ECD5_QUANTPEST_190823.M
Calibration Table Last Updated: Mon Aug 26 11:58:51 2019

Quantitation Report (Qedit)

Data Path : R:\data\2019-08\9H23034\REQUANT\
Data File : ECD5-08231908.D
Signal(s) : Signal #1: ECD1A.CH Signal #2: ECD2B.CH
Acq On : 23 Aug 2019 13:51
Operator : MJB
Sample : 9H23034-CAL1
Misc : A19E245, AB 1 ppb
ALS Vial : 4 (Sig #1); 0 (Sig #2) Sample Multiplier: 1

Integration File signal 1: PEST1.e
Integration File signal 2: PEST2.e
Quant Time: Aug 26 11:59:55 2019
Quant Method : R:\methods\ECD5_QUANTPEST_190823.M
Quant Title : Instrument: DualECD5
QLast Update : Mon Aug 26 11:48:23 2019
Response via : Initial Calibration
Integrator: ChemStation 6890 Scale Mode: Small noise peaks clipped

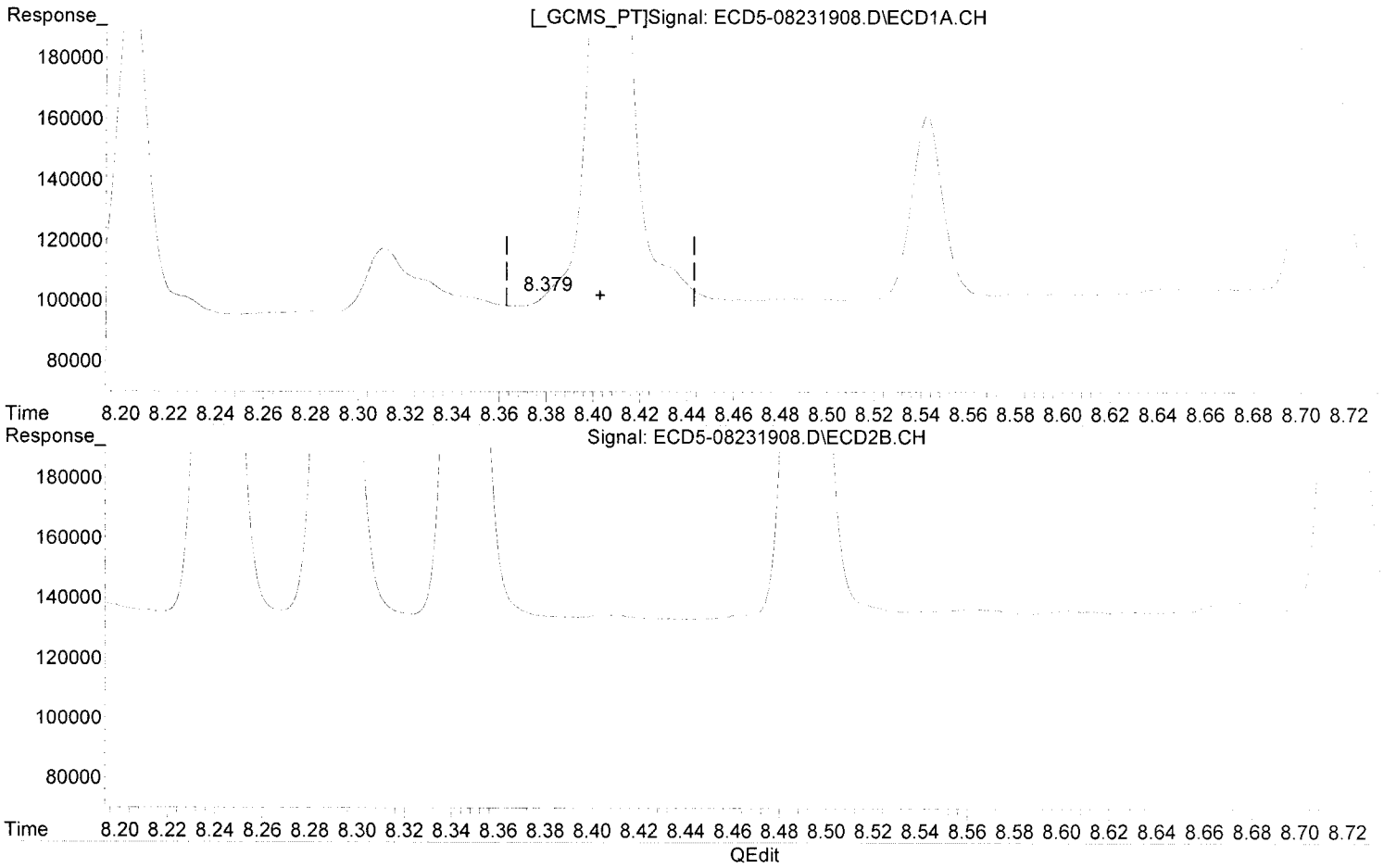

(18) Endrin Aldehyde

8.379min -0.993 ng/mL (m)

response 3543

MJB 9/26/19

(18) Endrin Aldehyde #2

9.101min 1.058 ng/mL

response 348624

(+) = Expected Retention Time

R = 2.18e+002 A*A + 1.83e+005 A + 1.55e+005
Coef of Det (r^2) = 0.996 Curve Fit: Quadratic w(1/a^2)
Method Name: R:\methods\ECD5_QUANTPEST_190823.M
Calibration Table Last Updated: Mon Aug 26 11:58:51 2019

Quantitation Report (Qedit)

Data Path : R:\data\2019-08\9H23034\REQUANT\
Data File : ECD5-08231908.D
Signal(s) : Signal #1: ECD1A.CH Signal #2: ECD2B.CH
Acq On : 23 Aug 2019 13:51
Operator : MJB
Sample : 9H23034-CAL1
Misc : A19E245, AB 1 ppb
ALS Vial : 4 (Sig #1); 0 (Sig #2) Sample Multiplier: 1

Integration File signal 1: PEST1.e
Integration File signal 2: PEST2.e
Quant Time: Aug 26 11:59:55 2019
Quant Method : R:\methods\ECD5_QUANTPEST_190823.M
Quant Title : Instrument: DualECD5
QLast Update : Mon Aug 26 11:48:23 2019
Response via : Initial Calibration
Integrator: ChemStation 6890 Scale Mode: Small noise peaks clipped

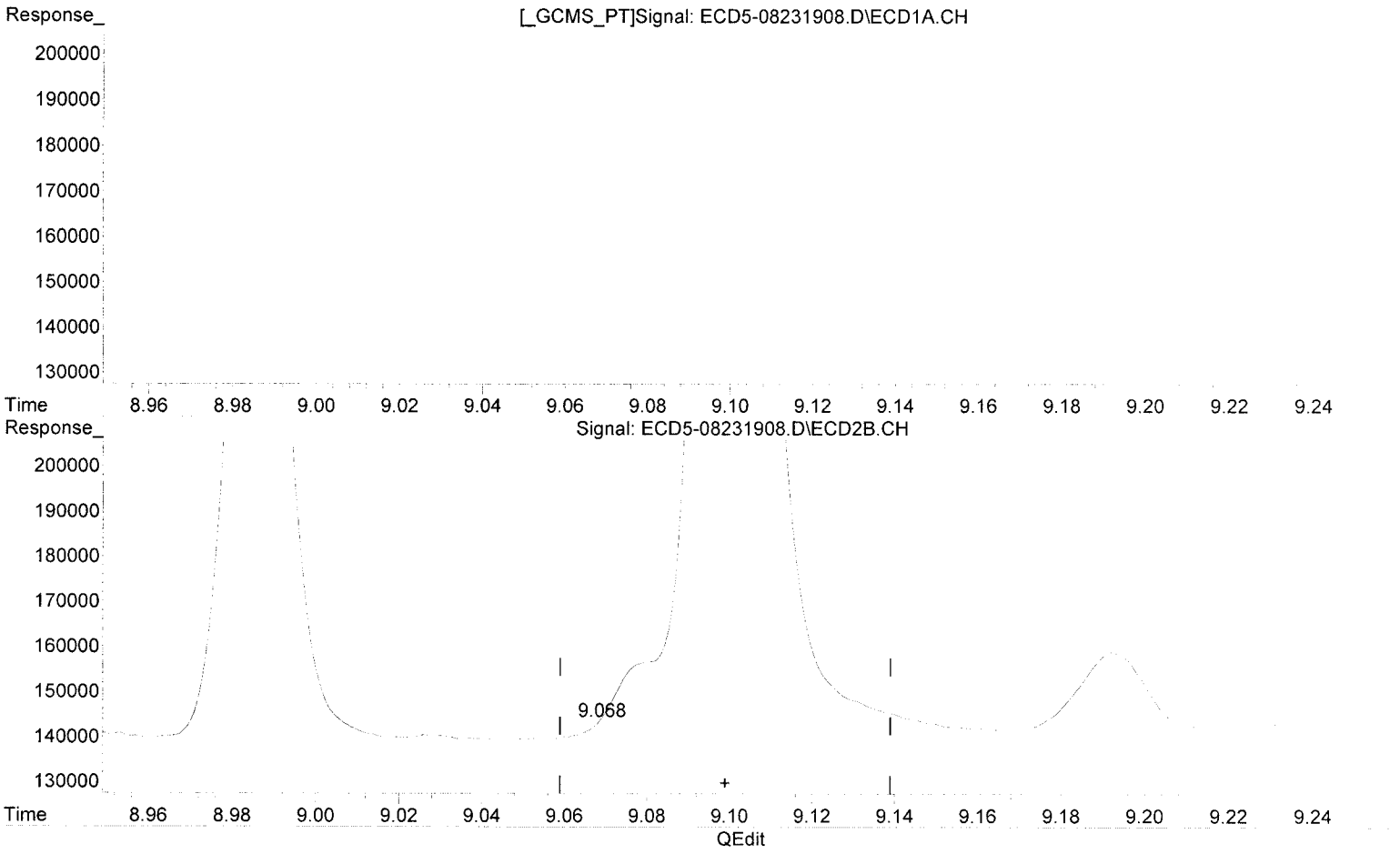

(18) Endrin Aldehyde

8.379min -0.993 ng/mL m

response 3543

MJB 8/26/19

(18) Endrin Aldehyde #2

9.068min -0.831 ng/mL (m)

response 3374

(+) = Expected Retention Time



R = 1.78e+002 A*A + 8.05e+004 A + 1.50e+004
Coef of Det (r^2) = 0.999 Curve Fit: Quadratic w(1/a^2)
Method Name: R:\methods\ECD5_QUANTPEST_190823.M
Calibration Table Last Updated: Mon Aug 26 11:58:51 2019

Quantitation Report (Qedit)

Data Path : R:\data\2019-08\9H23034\REQUANT\
Data File : ECD5-08231908.D
Signal(s) : Signal #1: ECD1A.CH Signal #2: ECD2B.CH
Acq On : 23 Aug 2019 13:51
Operator : MJB
Sample : 9H23034-CAL1
Misc : A19E245, AB 1 ppb
ALS Vial : 4 (Sig #1); 0 (Sig #2) Sample Multiplier: 1

Integration File signal 1: PEST1.e
Integration File signal 2: PEST2.e
Quant Time: Aug 26 11:59:55 2019
Quant Method : R:\methods\ECD5_QUANTPEST_190823.M
Quant Title : Instrument: DualECD5
QLast Update : Mon Aug 26 11:48:23 2019
Response via : Initial Calibration
Integrator: ChemStation 6890 Scale Mode: Small noise peaks clipped

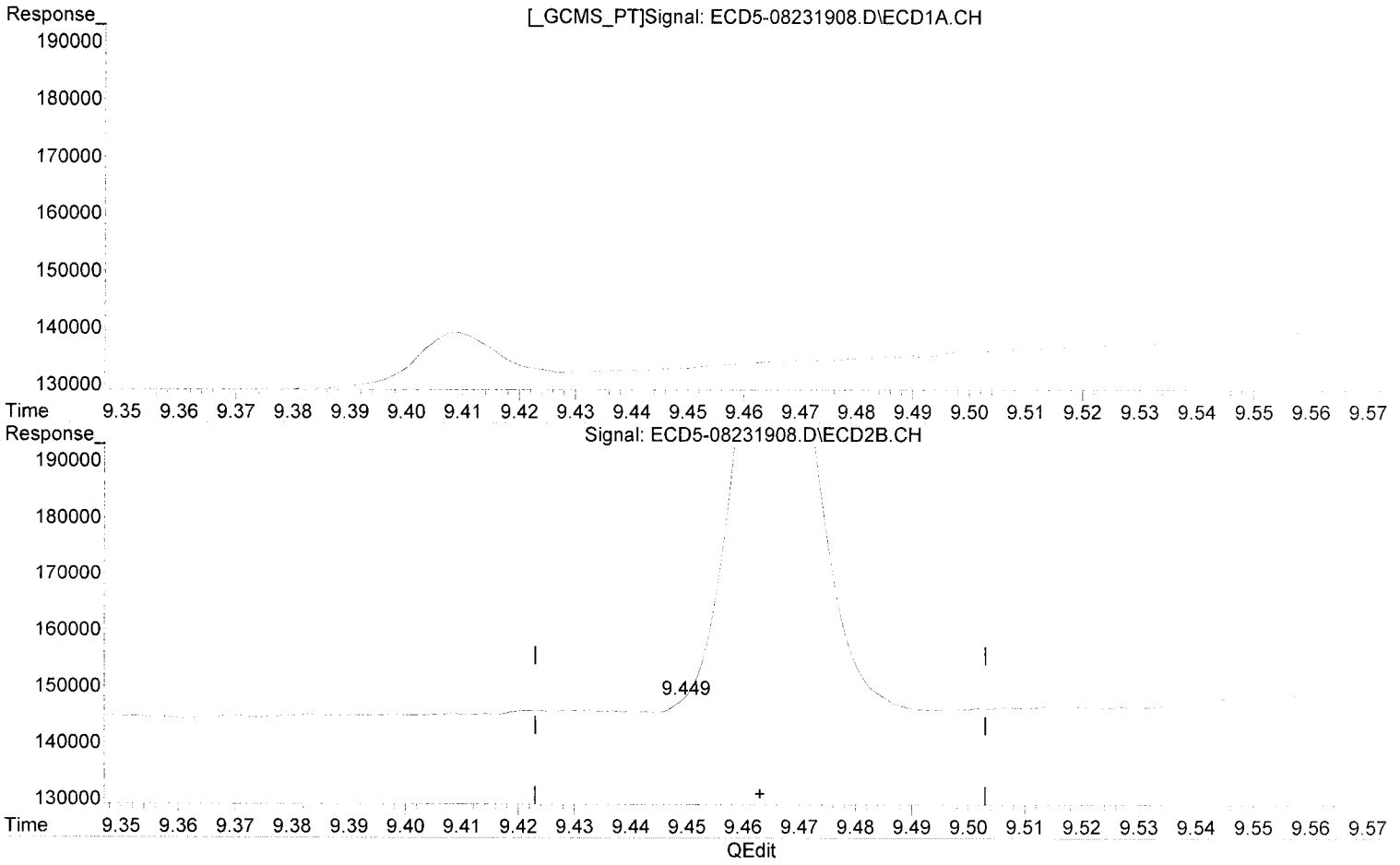

(20) Methoxychlor

8.543min 1.019 ng/mL

response 59659

MJB 4/26/19

(20) Methoxychlor #2

9.449min -0.161 ng/mL (m)

response 2070

(+) = Expected Retention Time

R = -2.05e+000 A*A + 1.79e+005 A + 5.67e+004
Coef of Det (r^2) = 0.999 Curve Fit: Quadratic w(1/a^2)
Method Name: R:\methods\ECD5_QUANTPEST_190823.M
Calibration Table Last Updated: Mon Aug 26 11:58:51 2019

Quantitation Report (Qedit)

Data Path : R:\data\2019-08\9H23034\REQUANT\
Data File : ECD5-08231918.D
Signal(s) : Signal #1: ECD1A.CH Signal #2: ECD2B.CH
Acq On : 23 Aug 2019 16:44
Operator : MJB
Sample : 9H23034-CAL9
Misc : A19E272, 9-42 1 ppb
ALS Vial : 13 (Sig #1); 0 (Sig #2) Sample Multiplier: 1

Integration File signal 1: PEST1.e
Integration File signal 2: PEST2.e
Quant Time: Aug 26 12:02:15 2019
Quant Method : R:\methods\ECD5_QUANTPEST_190823.M
Quant Title : Instrument: DualECD5
QLast Update : Mon Aug 26 11:48:23 2019
Response via : Initial Calibration
Integrator: ChemStation 6890 Scale Mode: Small noise peaks clipped

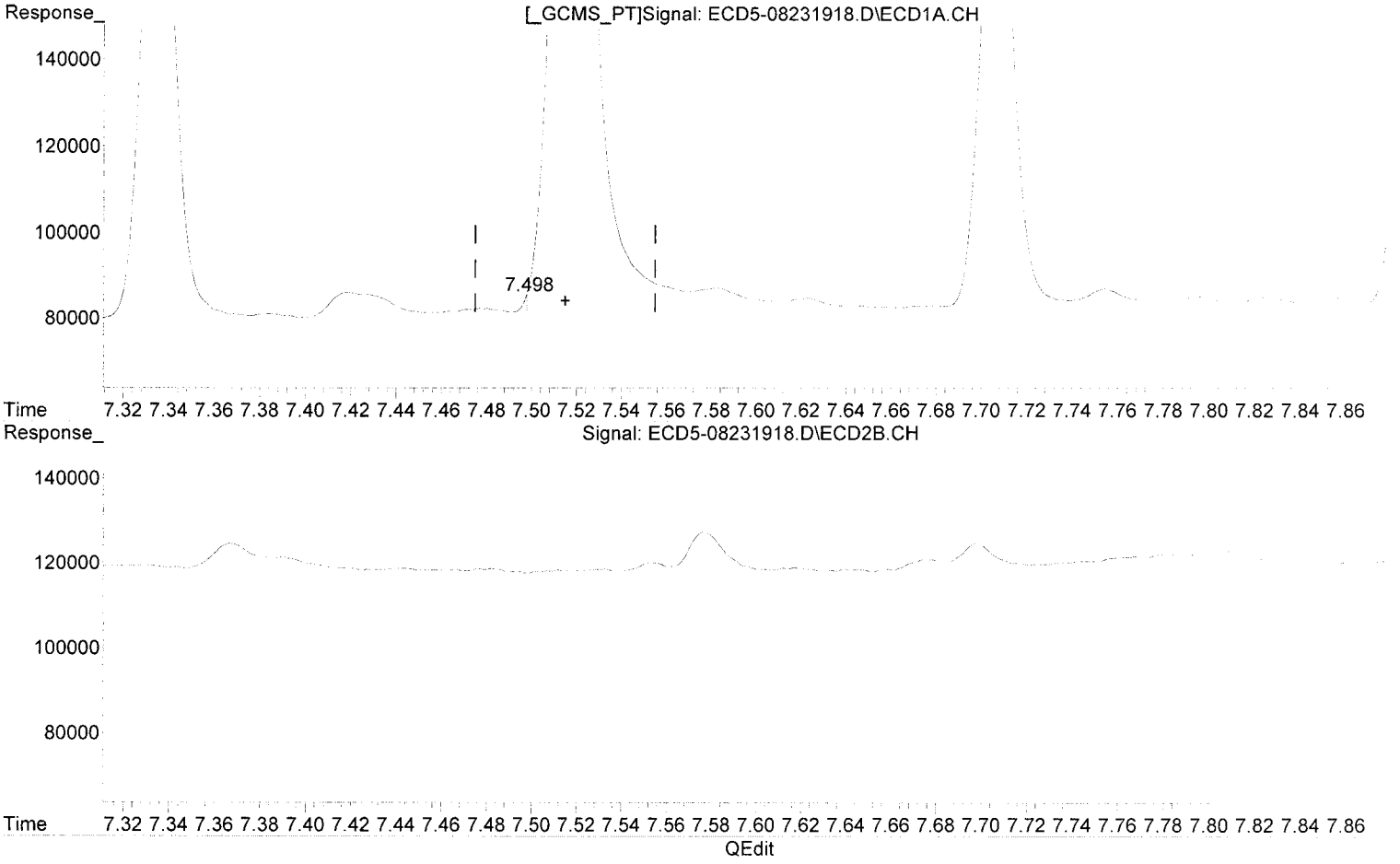

(27) trans-Nonachlor

7.498min 87346.675 ng/mL (m) Q-011

response 4608

MJB 6/26/19

(27) trans-Nonachlor #2

8.195min 1.015 ng/mL

response 306202

(+) = Expected Retention Time

Quantitation Report (Not Reviewed)

Data Path : R:\data\2019-08\9H23034\
Data File : ECD5-08231907.D
Signal(s) : Signal #1: ECD1A.CH Signal #2: ECD2B.CH
Acq On : 23 Aug 2019 13:33
Operator : MJB
Sample : 9H23034-ICB1
Misc : A19H348
ALS Vial : 3 (Sig #1); 0 (Sig #2) Sample Multiplier: 1

Integration File signal 1: PEST1.e
Integration File signal 2: PEST2.e
Quant Time: Aug 26 15:02:44 2019
Quant Method : R:\methods\ECD5_QUANTPEST_190823.M
Quant Title : Instrument: DualECD5
QLast Update : Mon Aug 26 11:48:23 2019
Response via : Initial Calibration
Integrator: ChemStation 6890 Scale Mode: Small noise peaks clipped

MJB 8/26/19

	Compound	RT#1	RT#2	Resp#1	Resp#2	ng/mL	ng/mL	
	System Monitoring Compounds							
1) S	TCMX (S)	5.398	5.992	15096765	27637017	90.958	94.206	
22) S	DCBP (S)	9.594	10.543	12462090	16576085	88.322	92.211	
	Target Compounds							
2)	a-BHC	0.000	0.000	0	0	N.D.	N.D.	
3)	g-BHC	6.253f	0.000	6973	0	0.035	N.D.	#
4)	b-BHC	0.000	7.003f	0	10802	N.D.	0.068	#
5)	Heptachlor	6.596f	0.000	8260	0	0.046	N.D.	#
6)	d-BHC	6.451	7.234	5541	7061	0.028	0.020	
7)	Aldrin	0.000	0.000	0	0	N.D.	N.D.	
8)	Heptachlo...	7.318	0.000	2356	0	0.013	N.D.	#
9)	trans-Chl...	0.000	8.140	0	104395	N.D.	0.333	#
10)	cis-Chlor...	7.514	0.000	58774	0	0.323	N.D.	#
11)	Endosulfa...	0.000	0.000	0	0	N.D.	N.D.	
12)	4,4'-DDE	0.000	0.000	0	0	N.D.	N.D.	
13)	Dieldrin	0.000	0.000	0	0	N.D.	N.D.	
14)	Endrin	0.000	0.000	0	0	N.D.	N.D.	
15)	4,4'-DDD	0.000	0.000	0	0	N.D.	N.D.	
16)	Endosulfa...	8.119	0.000	3735	0	0.026	N.D.	#
17)	4,4'-DDT	8.185	0.000	4049	0	0.034	N.D.	#
18)	Endrin Al...	8.408	9.102	14375	14948	BelowCal	BelowCal	
19)	Endosulfa...	8.709	9.292	12123	14809	0.078	0.059	
20)	Methoxychlor	8.542	0.000	4975	0	0.085	N.D.	#
21)	Endrin Ke...	8.903	9.690	4830	7943	0.029	0.031	
23)	Hexachlor...	0.000	0.000	0	0	N.D.	N.D.	
24)	Hexachlor...	5.779	0.000	21656	0	0.123	N.D.	#
25)	Oxychlordane	0.000	0.000	0	0	N.D.	N.D.	
26)	2,4'-DDE	7.318	8.140	2356	104395	0.018	0.492	#
27)	trans-Non...	7.514	0.000	58774	0	0.012	N.D.	#
28)	2,4'-DDD	0.000	0.000	0	0	N.D.	N.D.	
29)	2,4'-DDT	0.000	0.000	0	0	N.D.	N.D.	
30)	cis-Nonac...	0.000	0.000	0	0	N.D.	N.D.	
31)	Mirex	8.652	9.690	4544	7943	0.036	0.043	
32)	Chlordane...	0.000	8.140	0	104395	N.D.	2.885	#
33)	Chlordane...	7.514	0.000	58774	0	2.345	N.D.	#
34)	Chlordane...	0.000	8.904	0	37260	N.D.	4.156	#
35)	Chlordane...	3.445	0.000	6677	0	NoCal	N.D.	
36)	Toxaphene...	7.514	0.000	58774	0	65.621	N.D.	#
37)	Toxaphene...	0.000	0.000	0	0	N.D.	N.D.	
38)	Toxaphene...	8.119	0.000	3735	0	1.109	N.D.	#
39)	Toxaphene...	8.312f	8.904	24186	37260	7.464	4.462	#
40)	Toxaphene...	8.542f	9.102	4975	14948	2.075	3.207	#
41)	Toxaphene...	8.652	0.000	4544	0	1.436	N.D.	#
42)	Toxaphene...	3.445	0.000	6677	0	NoCal	N.D.	

(f)=RT Delta > 1/2 Window (#)=Amounts differ by > 40% (m)=manual int.

Quantitation Report (Not Reviewed)

Data Path : R:\data\2019-08\9H23034\
Data File : ECD5-08231907.D
Signal(s) : Signal #1: ECD1A.CH Signal #2: ECD2B.CH
Acq On : 23 Aug 2019 13:33
Operator : MJB
Sample : 9H23034-ICB1
Misc : A19H348
ALS Vial : 3 (Sig #1); 0 (Sig #2) Sample Multiplier: 1

Integration File signal 1: PEST1.e
Integration File signal 2: PEST2.e
Quant Time: Aug 26 15:02:44 2019
Quant Method : R:\methods\ECD5_QUANTPEST_190823.M
Quant Title : Instrument: DualECD5
QLast Update : Mon Aug 26 11:48:23 2019
Response via : Initial Calibration
Integrator: ChemStation 6890 Scale Mode: Small noise peaks clipped

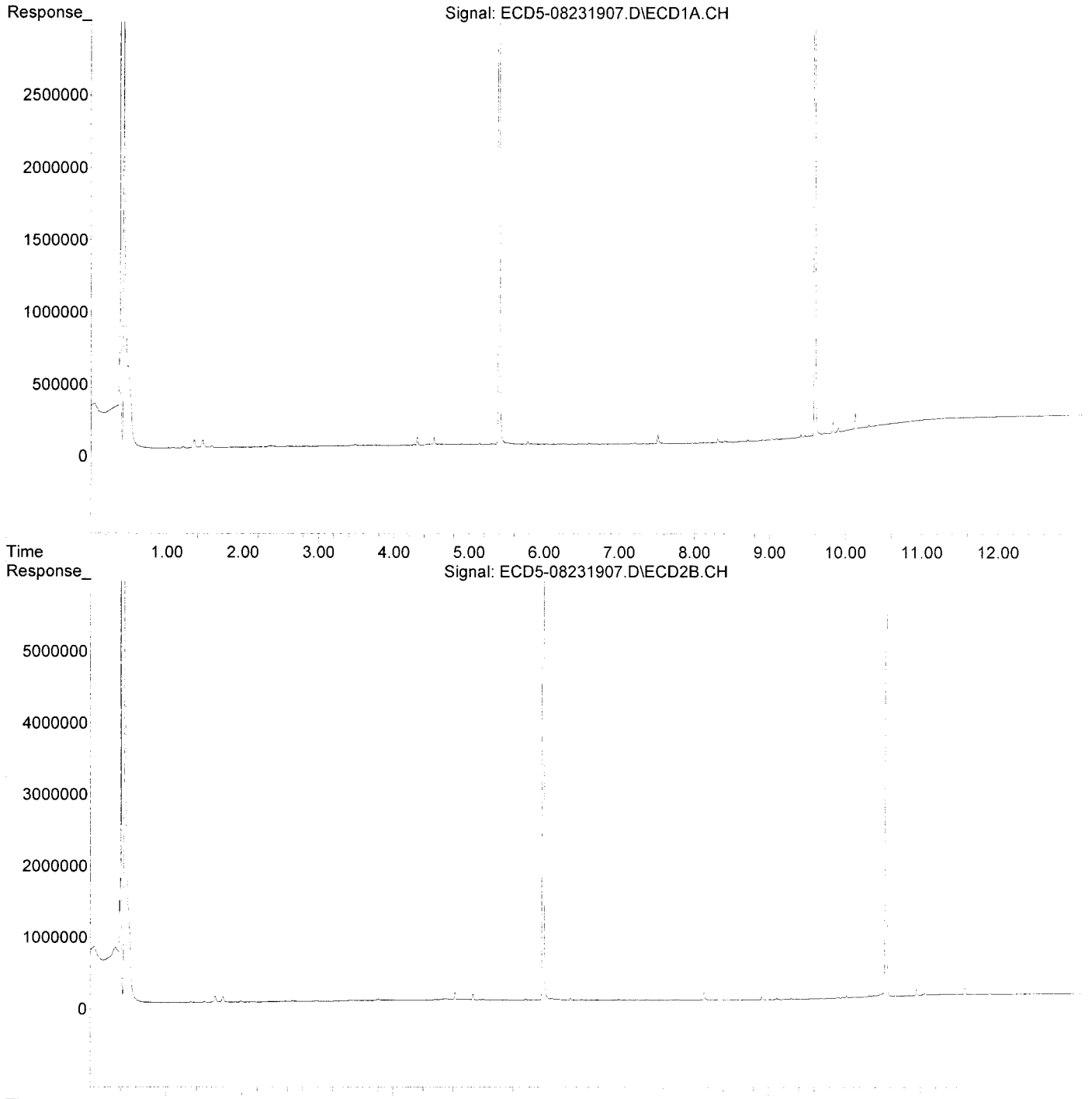

Quantitation Report (Not Reviewed)

Data Path : R:\data\2019-08\9H23034\
Data File : ECD5-08231916.D
Signal(s) : Signal #1: ECD1A.CH Signal #2: ECD2B.CH
Acq On : 23 Aug 2019 16:09
Operator : MJB
Sample : 9H23034-IBL1
Misc : Instrument Blank
ALS Vial : 1 (Sig #1); 0 (Sig #2) Sample Multiplier: 1

Integration File signal 1: PEST1.e
Integration File signal 2: PEST2.e
Quant Time: Aug 26 15:02:50 2019
Quant Method : R:\methods\ECD5_QUANTPEST_190823.M
Quant Title : Instrument: DualECD5
QLast Update : Mon Aug 26 11:48:23 2019
Response via : Initial Calibration
Integrator: ChemStation 6890 Scale Mode: Small noise peaks clipped

Clean

MJB 8/26/19

		Compound	RT#1	RT#2	Resp#1	Resp#2	ng/mL	ng/mL	
		System Monitoring Compounds							
1)	S	TCMX (S)	0.000	5.984	0	7755	N.D.	0.026	#
22)	S	DCBP (S)	9.595	10.540	5550	5660	0.039	0.031	
		Target Compounds							
2)		a-BHC	0.000	0.000	0	0	N.D.	N.D.	
3)		g-BHC	6.249f	0.000	4370	0	0.022	N.D.	#
4)		b-BHC	0.000	7.003f	0	7432	N.D.	0.047	#
5)		Heptachlor	6.602f	0.000	4945	0	0.027	N.D.	#
6)		d-BHC	6.450	7.233	6336	9226	0.032	0.026	
7)		Aldrin	0.000	0.000	0	0	N.D.	N.D.	
8)		Heptachlo...	0.000	0.000	0	0	N.D.	N.D.	
9)		trans-Chl...	0.000	8.142	0	99412	N.D.	0.317	#
10)		cis-Chlor...	7.516	0.000	56525	0	0.310	N.D.	#
11)		Endosulfa...	0.000	0.000	0	0	N.D.	N.D.	
12)		4,4'-DDE	0.000	0.000	0	0	N.D.	N.D.	
13)		Dieldrin	0.000	0.000	0	0	N.D.	N.D.	
14)		Endrin	0.000	0.000	0	0	N.D.	N.D.	
15)		4,4'-DDD	8.007	0.000	1177	0	0.007	N.D.	#
16)		Endosulfa...	8.117	8.865	3391	6280	0.024	0.027	
17)		4,4'-DDT	8.226f	0.000	1460	0	0.012	N.D.	#
18)		Endrin Al...	8.407	9.100	21929	28697	BelowCal	BelowCal	
19)		Endosulfa...	8.707	9.291	12087	18257	0.078	0.073	
20)		Methoxychlor	8.544	0.000	4198	0	0.072	N.D.	#
21)		Endrin Ke...	8.901	9.686	4385	18734	0.026	0.073	#
23)		Hexachlor...	0.000	3.689	0	2782	N.D.	0.007	#
24)		Hexachlor...	0.000	0.000	0	0	N.D.	N.D.	
25)		Oxychlordane	0.000	0.000	0	0	N.D.	N.D.	
26)		2,4'-DDE	0.000	8.142	0	99412	N.D. Q ok	0.469	#
27)		trans-Non...	7.516	0.000	56525	0 ~~87346.385~~		N.D.	#
28)		2,4'-DDD	0.000	0.000	0	0	N.D.	N.D.	
29)		2,4'-DDT	0.000	0.000	0	0	N.D.	N.D.	
30)		cis-Nonac...	8.007f	0.000	1177	0	0.006	N.D.	#
31)		Mirex	0.000	9.686	0	18734	N.D.	0.101	#
32)		Chlordane...	0.000	8.142	0	99412	N.D.	2.747	#
33)		Chlordane...	7.516	0.000	56525	0	2.255	N.D.	#
34)		Chlordane...	8.065	8.904	2775	39801	0.480	4.439	#
35)		Chlordane...	3.447	0.000	4520	0	NoCal	N.D.	
36)		Toxaphene...	7.516	0.000	56525	0	63.111	N.D.	#
37)		Toxaphene...	0.000	0.000	0	0	N.D.	N.D.	
38)		Toxaphene...	8.117	8.865	3391	6280	1.007	1.239	
39)		Toxaphene...	8.314f	8.904	23317	39801	7.196	4.767	
40)		Toxaphene...	8.583	9.100	2463	28697	1.028	6.158	#
41)		Toxaphene...	0.000	0.000	0	0	N.D.	N.D.	
42)		Toxaphene...	3.447	0.000	4520	0	NoCal	N.D.	

(f)=RT Delta > 1/2 Window (#)=Amounts differ by > 40% (m)=manual int.

Quantitation Report (Not Reviewed)

Data Path : R:\data\2019-08\9H23034\
Data File : ECD5-08231916.D
Signal(s) : Signal #1: ECD1A.CH Signal #2: ECD2B.CH
Acq On : 23 Aug 2019 16:09
Operator : MJB
Sample : 9H23034-IBL1
Misc : Instrument Blank
ALS Vial : 1 (Sig #1); 0 (Sig #2) Sample Multiplier: 1

Integration File signal 1: PEST1.e
Integration File signal 2: PEST2.e
Quant Time: Aug 26 15:02:50 2019
Quant Method : R:\methods\ECD5_QUANTPEST_190823.M
Quant Title : Instrument: DualECD5
QLast Update : Mon Aug 26 11:48:23 2019
Response via : Initial Calibration
Integrator: ChemStation 6890 Scale Mode: Small noise peaks clipped

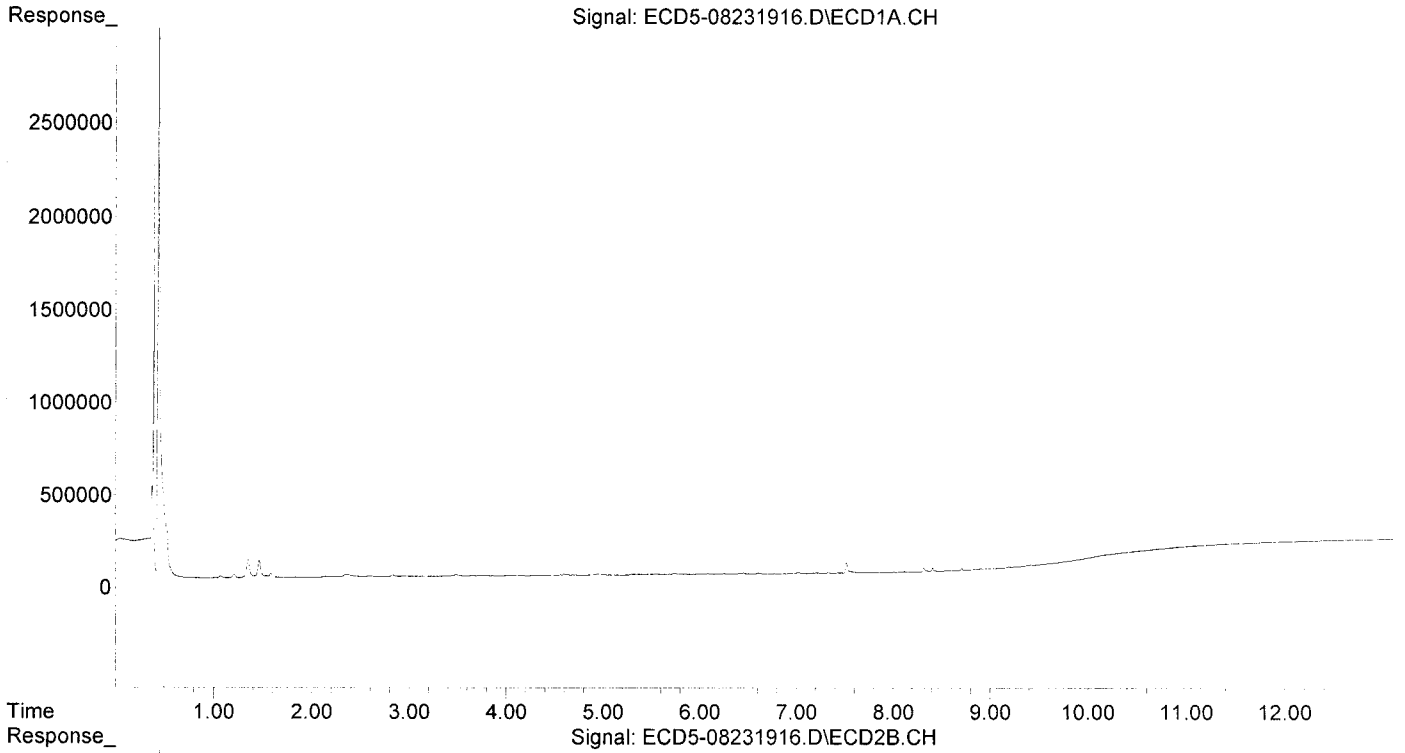



Quantitation Report (Not Reviewed)

Data Path : R:\data\2019-08\9H23034\
Data File : ECD5-08231917.D
Signal(s) : Signal #1: ECD1A.CH Signal #2: ECD2B.CH
Acq On : 23 Aug 2019 16:26
Operator : MJB
Sample : 9H23034-ICV1
Misc : A19E106, AB 50 ppb
ALS Vial : 12 (Sig #1); 0 (Sig #2) Sample Multiplier: 1

Integration File signal 1: PEST1.e
Integration File signal 2: PEST2.e
Quant Time: Aug 26 15:02:56 2019
Quant Method : R:\methods\ECD5_QUANTPEST_190823.M
Quant Title : Instrument: DualECD5
QLast Update : Mon Aug 26 11:48:23 2019
Response via : Initial Calibration
Integrator: ChemStation 6890 Scale Mode: Small noise peaks clipped

MJB 8/26/19

		Compound	RT#1	RT#2	Resp#1	Resp#2	ng/mL	ng/mL	
		System Monitoring Compounds							
1)	S	TCMX (S)	5.395	5.989	8209928	14467910	49.465	49.317	
22)	S	DCBP (S)	9.589	10.539	6928381	8667079	49.103	48.214	
		Target Compounds							
2)		a-BHC	5.935	6.596	11712240	21507667	51.072	52.414	
3)		g-BHC	6.218	6.913	10370774	18809716	51.397	52.732	
4)		b-BHC	6.296	6.977	4410789	7929442	48.801	50.102	
5)		Heptachlor	6.629	7.288	9286546	15998647	51.223	52.287	
6)		d-BHC	6.446	7.231	10162400	18561571	51.667	52.632	
7)		Aldrin	6.870	7.553	10415223	17743229	52.750	53.867	
8)		Heptachlo...	7.330	7.991	9218950	15454788	50.054	51.371	
9)		trans-Chl...	7.427	8.130	9449748	15882363	51.110	50.690	
10)		cis-Chlor...	7.523	8.238	8891439	15040020	48.835	51.640	
11)		Endosulfa...	7.620	8.288	8454858	14042285	49.682	51.030	
12)		4,4'-DDE	7.583	8.343	9669653	16358741	51.290	52.655	
13)		Dieldrin	7.792	8.489	9566646	15751562	49.832	51.789	
14)		Endrin	7.957	8.715	7744641	11999227	52.675	53.135	
15)		4,4'-DDD	8.003	8.758	8044313	14118585	51.192	55.105	
16)		Endosulfa...	8.114	8.862	7639079	12307624	53.193	53.371	
17)		4,4'-DDT	8.201	8.984	6427421	10243965	53.759	54.092	
18)		Endrin Al...	8.403	9.098	7471981	12138603	60.652	61.144	
19)		Endosulfa...	8.704	9.289	8022310	12945664	51.764	51.972	
20)		Methoxychlor	8.537	9.463	3243218	5107379	55.369	56.272	
21)		Endrin Ke...	8.898	9.687	8897553	13958232	53.356	54.245	
23)		Hexachlor...	0.000	3.713f	0	6424	N.D.	0.017	#
24)		Hexachlor...	5.778	6.482f	19713	11218	0.112	0.036	#
25)		Oxychlordane	7.266	7.916	116203	18640	0.706	0.068	#
26)		2,4'-DDE	7.330	8.130	9218950	15882363	71.876	74.868	
27)		trans-Non...	7.523	8.193	8891439	52587	49.340	0.174	#
28)		2,4'-DDD	7.704	8.489	22276	15751562	0.195	83.402	#
29)		2,4'-DDT	7.889	8.715	44366	11999227	0.404	67.283	#
30)		cis-Nonac...	8.003	8.758	8044313	14118585	38.746	42.089	
31)		Mirex	8.653	9.687	40409	13958232	0.322	75.015	#
32)		Chlordane...	7.427	8.130	9449748	15882363	479.936	438.926	
33)		Chlordane...	7.523	8.238	8891439	15040020	354.745	495.323	
34)		Chlordane...	0.000	8.899	0	79876	N.D.	8.909	#
35)		Chlordane...	3.446	0.000	5075	0	NoCal	N.D.	
36)		Toxaphene...	7.523f	8.489f	8891439	15751562	9927.388	6002.292	
37)		Toxaphene...	7.792	0.000	9566646	0	5923.845	N.D.	#
38)		Toxaphene...	8.114	8.862	7639079	12307624	2268.479	2428.346	
39)		Toxaphene...	8.324f	8.899	184731	79876	57.013	9.566	#
40)		Toxaphene...	8.537f	9.098	3243218	12138603	1352.952	2604.650	#
41)		Toxaphene...	8.653	9.463	40409	5107379	12.769	1075.192	#
42)		Toxaphene...	3.446	0.000	5075	0	NoCal	N.D.	

(f)=RT Delta > 1/2 Window (#)=Amounts differ by > 40% (m)=manual int.

Quantitation Report (Not Reviewed)

Data Path : R:\data\2019-08\9H23034\
Data File : ECD5-08231917.D
Signal(s) : Signal #1: ECD1A.CH Signal #2: ECD2B.CH
Acq On : 23 Aug 2019 16:26
Operator : MJB
Sample : 9H23034-ICV1
Misc : A19E106, AB 50 ppb
ALS Vial : 12 (Sig #1); 0 (Sig #2) Sample Multiplier: 1

Integration File signal 1: PEST1.e
Integration File signal 2: PEST2.e
Quant Time: Aug 26 15:02:56 2019
Quant Method : R:\methods\ECD5_QUANTPEST_190823.M
Quant Title : Instrument: DualECD5
QLast Update : Mon Aug 26 11:48:23 2019
Response via : Initial Calibration
Integrator: ChemStation 6890 Scale Mode: Small noise peaks clipped

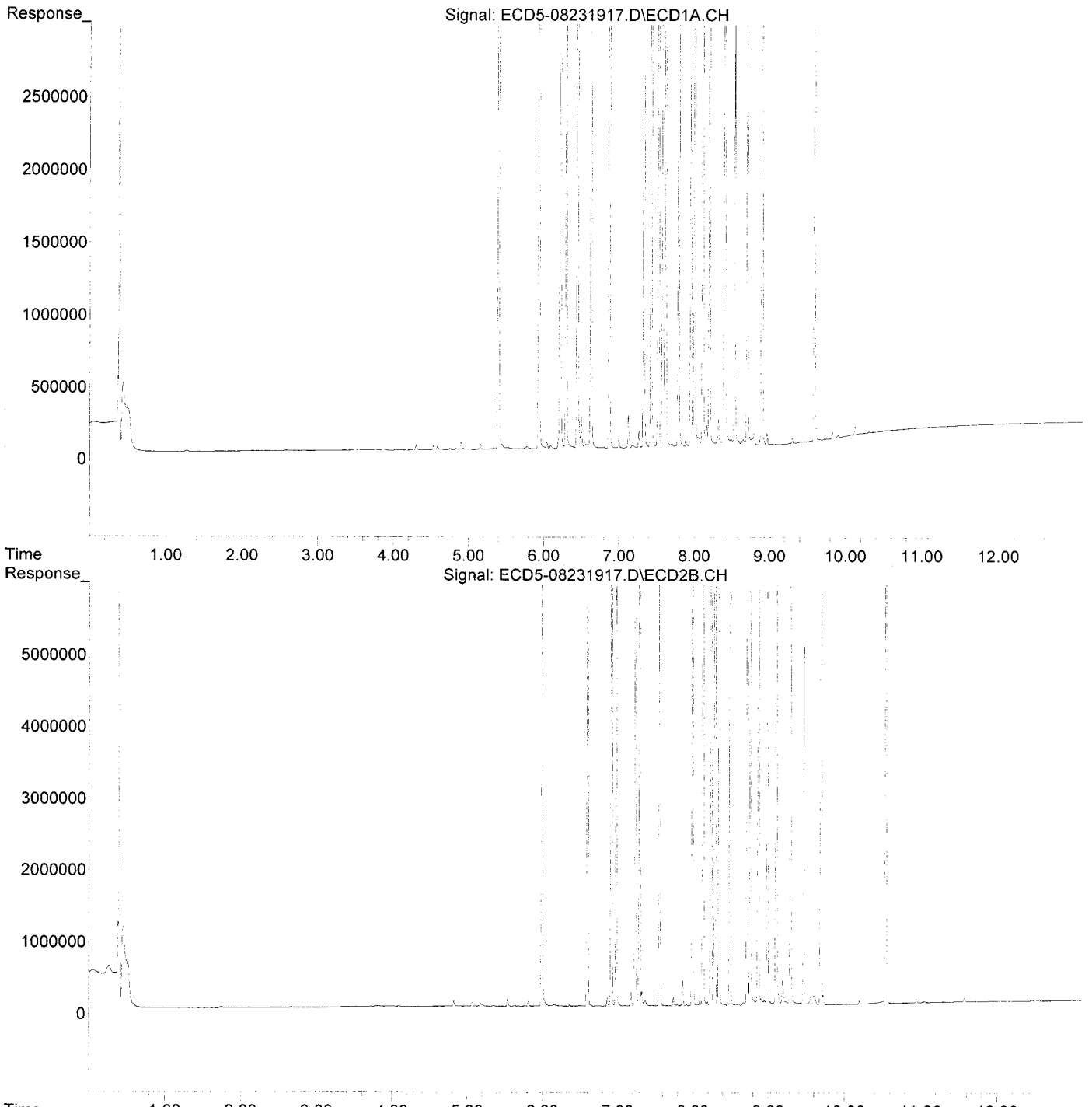

Quantitation Report (Not Reviewed)

Data Path : R:\data\2019-08\9H23034\
Data File : ECD5-08231926.D
Signal(s) : Signal #1: ECD1A.CH Signal #2: ECD2B.CH
Acq On : 23 Aug 2019 19:02
Operator : MJB
Sample : 9H23034-IBL2
Misc : Instrument Blank
ALS Vial : 1 (Sig #1); 0 (Sig #2) Sample Multiplier: 1

Integration File signal 1: PEST1.e
Integration File signal 2: PEST2.e
Quant Time: Aug 26 15:03:03 2019
Quant Method : R:\methods\ECD5_QUANTPEST_190823.M
Quant Title : Instrument: DualECD5
QLast Update : Mon Aug 26 11:48:23 2019
Response via : Initial Calibration
Integrator: ChemStation 6890 Scale Mode: Small noise peaks clipped

clean
MJB 8/26/19

		Compound	RT#1	RT#2	Resp#1	Resp#2	ng/mL	ng/mL	
		System Monitoring Compounds							
1)	S	TCMX (S)	0.000	5.979	0	6612	N.D.	0.023	#
22)	S	DCBP (S)	0.000	0.000	0	0	N.D.	N.D.	
		Target Compounds							
2)		a-BHC	0.000	0.000	0	0	N.D.	N.D.	
3)		g-BHC	6.246f	0.000	5266	0	0.026	N.D.	#
4)		b-BHC	0.000	0.000	0	0	N.D.	N.D.	
5)		Heptachlor	6.606f	0.000	2965	0	0.016	N.D.	#
6)		d-BHC	6.448	7.230	6262	8744	0.032	0.025	
7)		Aldrin	0.000	0.000	0	0	N.D.	N.D.	
8)		Heptachlo...	0.000	0.000	0	0	N.D.	N.D.	
9)		trans-Chl...	0.000	8.141	0	95737	N.D.	0.306	#
10)		cis-Chlor...	7.516	0.000	51171	0	0.281	N.D.	#
11)		Endosulfa...	0.000	0.000	0	0	N.D.	N.D.	
12)		4,4'-DDE	0.000	0.000	0	0	N.D.	N.D.	
13)		Dieldrin	0.000	0.000	0	0	N.D.	N.D.	
14)		Endrin	0.000	0.000	0	0	N.D.	N.D.	
15)		4,4'-DDD	0.000	0.000	0	0	N.D.	N.D.	
16)		Endosulfa...	8.115	8.861	2908	5919	0.020	0.026	
17)		4,4'-DDT	0.000	0.000	0	0	N.D.	N.D.	
18)		Endrin Al...	8.404	9.098	11210	14199	BelowCal	BelowCal	
19)		Endosulfa...	8.705	9.288	9669	15528	0.062	0.062	
20)		Methoxychlor	8.535	0.000	2114	0	0.036	N.D.	#
21)		Endrin Ke...	8.899	9.685	4160	14028	0.025	0.055	#
23)		Hexachlor...	0.000	0.000	0	0	N.D.	N.D.	
24)		Hexachlor...	0.000	0.000	0	0	N.D.	N.D.	
25)		Oxychlordane	0.000	0.000	0	0	N.D.	N.D.	
26)		2,4'-DDE	0.000	8.141	0	95737	N.D. Q-pu	0.451	#
27)		trans-Non...	7.516	0.000	51171	0	~~87346.415~~	N.D.	#
28)		2,4'-DDD	0.000	0.000	0	0	N.D.	N.D.	
29)		2,4'-DDT	0.000	0.000	0	0	N.D.	N.D.	
30)		cis-Nonac...	0.000	0.000	0	0	N.D.	N.D.	
31)		Mirex	8.653	9.685	1197	14028	0.010	0.075	#
32)		Chlordane...	0.000	8.141	0	95737	N.D.	2.646	#
33)		Chlordane...	7.516	0.000	51171	0	2.042	N.D.	#
34)		Chlordane...	8.051	8.903	2776	42860	0.480	4.780	#
35)		Chlordane...	3.446	0.000	4206	0	NoCal	N.D.	
36)		Toxaphene...	7.516	0.000	51171	0	57.133	N.D.	#
37)		Toxaphene...	0.000	0.000	0	0	N.D.	N.D.	
38)		Toxaphene...	8.115	8.861	2908	5919	0.863	1.168	
39)		Toxaphene...	8.313f	8.903	23619	42860	7.290	5.133	
40)		Toxaphene...	8.535f	9.098	2114	14199	0.882	3.047	#
41)		Toxaphene...	8.653	0.000	1197	0	0.378	N.D.	#
42)		Toxaphene...	3.446	0.000	4206	0	NoCal	N.D.	

(f)=RT Delta > 1/2 Window (#)=Amounts differ by > 40% (m)=manual int.

Quantitation Report (Not Reviewed)

Data Path : R:\data\2019-08\9H23034\
Data File : ECD5-08231926.D
Signal(s) : Signal #1: ECD1A.CH Signal #2: ECD2B.CH
Acq On : 23 Aug 2019 19:02
Operator : MJB
Sample : 9H23034-IBL2
Misc : Instrument Blank
ALS Vial : 1 (Sig #1); 0 (Sig #2) Sample Multiplier: 1

Integration File signal 1: PEST1.e
Integration File signal 2: PEST2.e
Quant Time: Aug 26 15:03:03 2019
Quant Method : R:\methods\ECD5_QUANTPEST_190823.M
Quant Title : Instrument: DualECD5
QLast Update : Mon Aug 26 11:48:23 2019
Response via : Initial Calibration
Integrator: ChemStation 6890 Scale Mode: Small noise peaks clipped

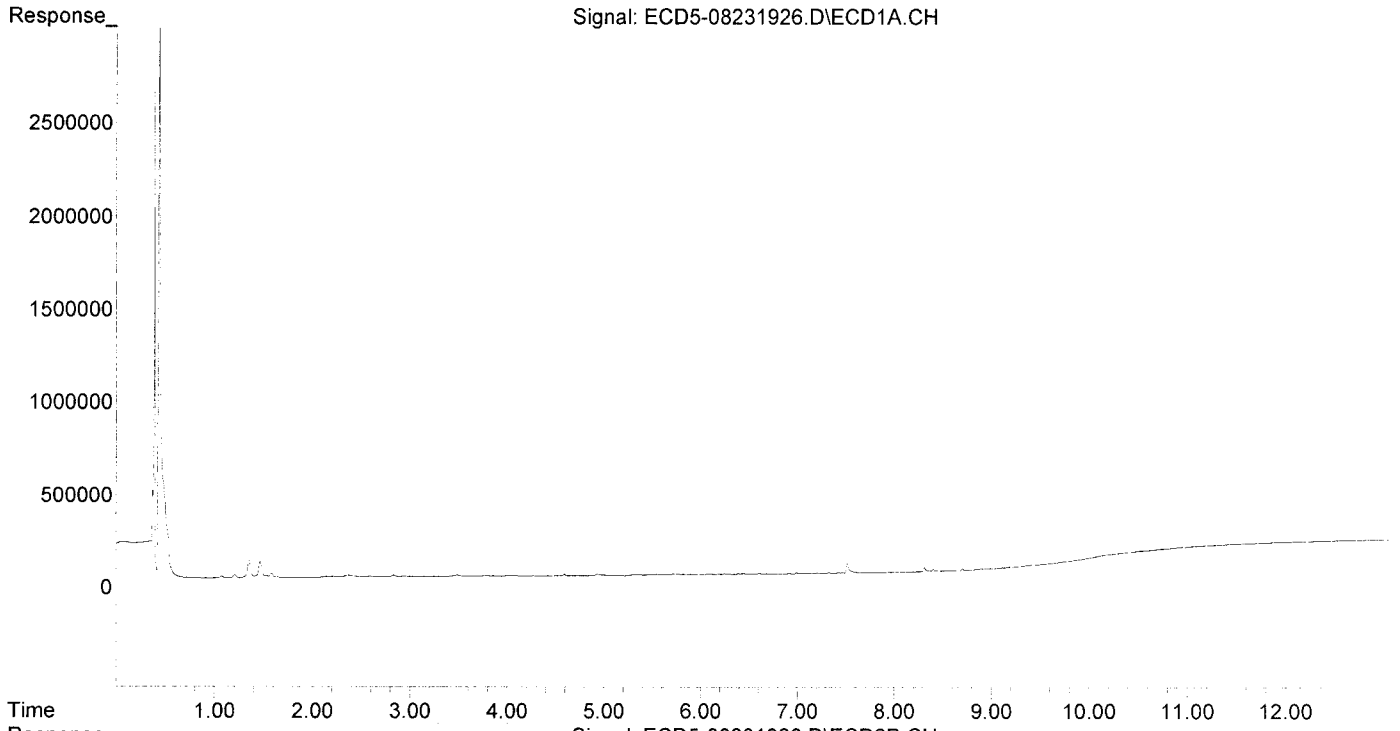



Quantitation Report (Not Reviewed)

Data Path : R:\data\2019-08\9H23034\
Data File : ECD5-08231927.D
Signal(s) : Signal #1: ECD1A.CH Signal #2: ECD2B.CH
Acq On : 23 Aug 2019 19:19
Operator : MJB
Sample : 9H23034-ICV2
Misc : A19E043, 9-42 50 ppb
ALS Vial : 21 (Sig #1); 0 (Sig #2) Sample Multiplier: 1

Integration File signal 1: PEST1.e
Integration File signal 2: PEST2.e
Quant Time: Aug 26 15:03:09 2019
Quant Method : R:\methods\ECD5_QUANTPEST_190823.M
Quant Title : Instrument: DualECD5
QLast Update : Mon Aug 26 11:48:23 2019
Response via : Initial Calibration
Integrator: ChemStation 6890 Scale Mode: Small noise peaks clipped

WP 8/26/19

		Compound	RT#1	RT#2	Resp#1	Resp#2	ng/mL	ng/mL	
		System Monitoring Compounds							
1)	S	TCMX (S)	5.367f	5.979	21795	7434	0.131	0.025	#
22)	S	DCBP (S)	9.593	0.000	5164	0	0.037	N.D.	#
		Target Compounds							
2)		a-BHC	5.944	0.000	7626	0	0.033	N.D.	#
3)		g-BHC	6.193f	6.950f	4309	4488	0.021	0.013	#
4)		b-BHC	6.276f	6.950f	4448	4488	0.049	0.028	#
5)		Heptachlor	6.631	7.288	13910	18612	0.077	0.061	
6)		d-BHC	6.450	7.231	4193	7280	0.021	0.021	
7)		Aldrin	0.000	0.000	0	0	N.D.	N.D.	
8)		Heptachlo...	7.333	7.969f	6044730	30442	32.820	0.101	#
9)		trans-Chl...	7.428	8.122	135885	10152421	0.735	32.402	#
10)		cis-Chlor...	7.515	8.238	9079715	499411	49.869	1.715	#
11)		Endosulfa...	7.623	8.313f	100346	33305	0.590	0.121	#
12)		4,4'-DDE	7.585	8.350	33793	99515	0.179	0.320	#
13)		Dieldrin	7.801	8.494	35090	9221128	0.183	30.318	#
14)		Endrin	7.985f	8.719	9530740	8396212	64.823	37.180	#
15)		4,4'-DDD	7.985	8.758	9530740	16410440	60.651	64.050	
16)		Endosulfa...	0.000	8.903f	0	43832	N.D.	0.190	#
17)		4,4'-DDT	0.000	0.000	0	0	N.D.	N.D.	
18)		Endrin Al...	8.400	9.100	6045	8867	BelowCal	BelowCal	
19)		Endosulfa...	0.000	9.288	0	6758	N.D.	0.027	#
20)		Methoxychlor	0.000	0.000	0	0	N.D.	N.D.	
21)		Endrin Ke...	8.897	9.678	3909	8640754	0.023	33.580	#
23)		Hexachlor...	3.197	3.687	8657262	18235302	47.375	48.507	
24)		Hexachlor...	5.774	6.453	8419764	15057280	47.760	47.940	
25)		Oxychlordane	7.260	7.920	8060765	13729255	48.990	50.125	
26)		2,4'-DDE	7.333	8.122	6044730	10152421	47.128	47.858	
27)		trans-Non...	7.515	8.194	9079715	15314695	50.392	50.772	
28)		2,4'-DDD	7.704	8.494	5439144	9221128	47.659	48.824	
29)		2,4'-DDT	7.888	8.719	5329154	8396212	48.585	47.080	
30)		cis-Nonac...	7.985	8.758	9530740	16410440	45.906	48.921	
31)		Mirex	8.652	9.678	5900124	8640754	47.063	46.437	
32)		Chlordane...	7.428	8.122	135885	10152421	6.901	280.573	#
33)		Chlordane...	7.515	8.238	9079715	499411	362.257	16.447	#
34)		Chlordane...	0.000	8.903	0	43832	N.D.	4.889	#
35)		Chlordane...	3.444	3.433	15163	32758	NoCal	NoCal	
36)		Toxaphene...	7.515	8.494f	9079715	9221128	10137.600	3513.804	#
37)		Toxaphene...	7.801	0.000	35090	0	21.729	N.D.	#
38)		Toxaphene...	0.000	0.000	0	0	N.D.	N.D.	
39)		Toxaphene...	8.313f	8.903	24546	43832	7.576	5.249	
40)		Toxaphene...	0.000	9.100	0	8867	N.D.	1.903	#
41)		Toxaphene...	8.652	0.000	5900124	0	1864.424	N.D.	#
42)		Toxaphene...	3.444	3.433	15163	32758	NoCal	NoCal	

(f)=RT Delta > 1/2 Window (#)=Amounts differ by > 40% (m)=manual int.

Quantitation Report (Not Reviewed)

Data Path : R:\data\2019-08\9H23034\
Data File : ECD5-08231927.D
Signal(s) : Signal #1: ECD1A.CH Signal #2: ECD2B.CH
Acq On : 23 Aug 2019 19:19
Operator : MJB
Sample : 9H23034-ICV2
Misc : A19E043, 9-42 50 ppb
ALS Vial : 21 (Sig #1); 0 (Sig #2) Sample Multiplier: 1

Integration File signal 1: PEST1.e
Integration File signal 2: PEST2.e
Quant Time: Aug 26 15:03:09 2019
Quant Method : R:\methods\ECD5_QUANTPEST_190823.M
Quant Title : Instrument: DualECD5
QLast Update : Mon Aug 26 11:48:23 2019
Response via : Initial Calibration
Integrator: ChemStation 6890 Scale Mode: Small noise peaks clipped

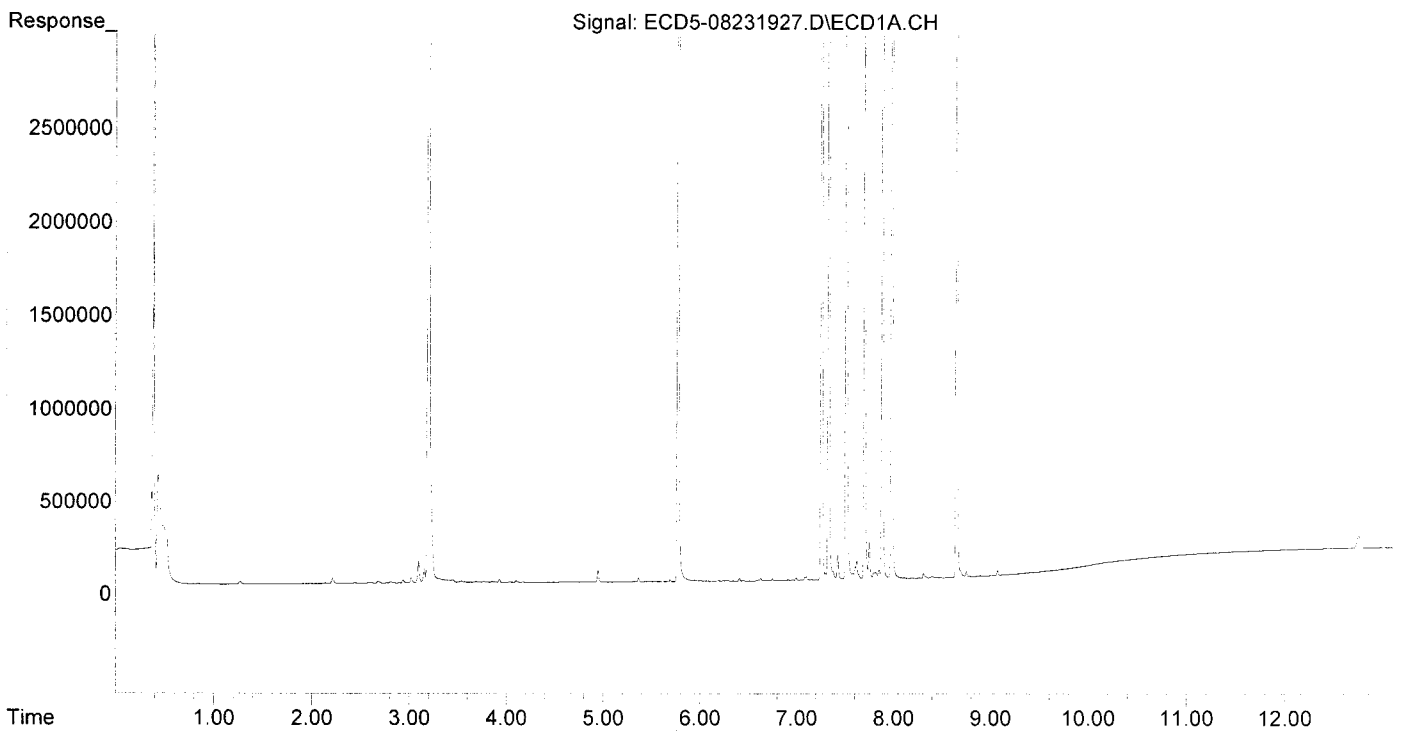

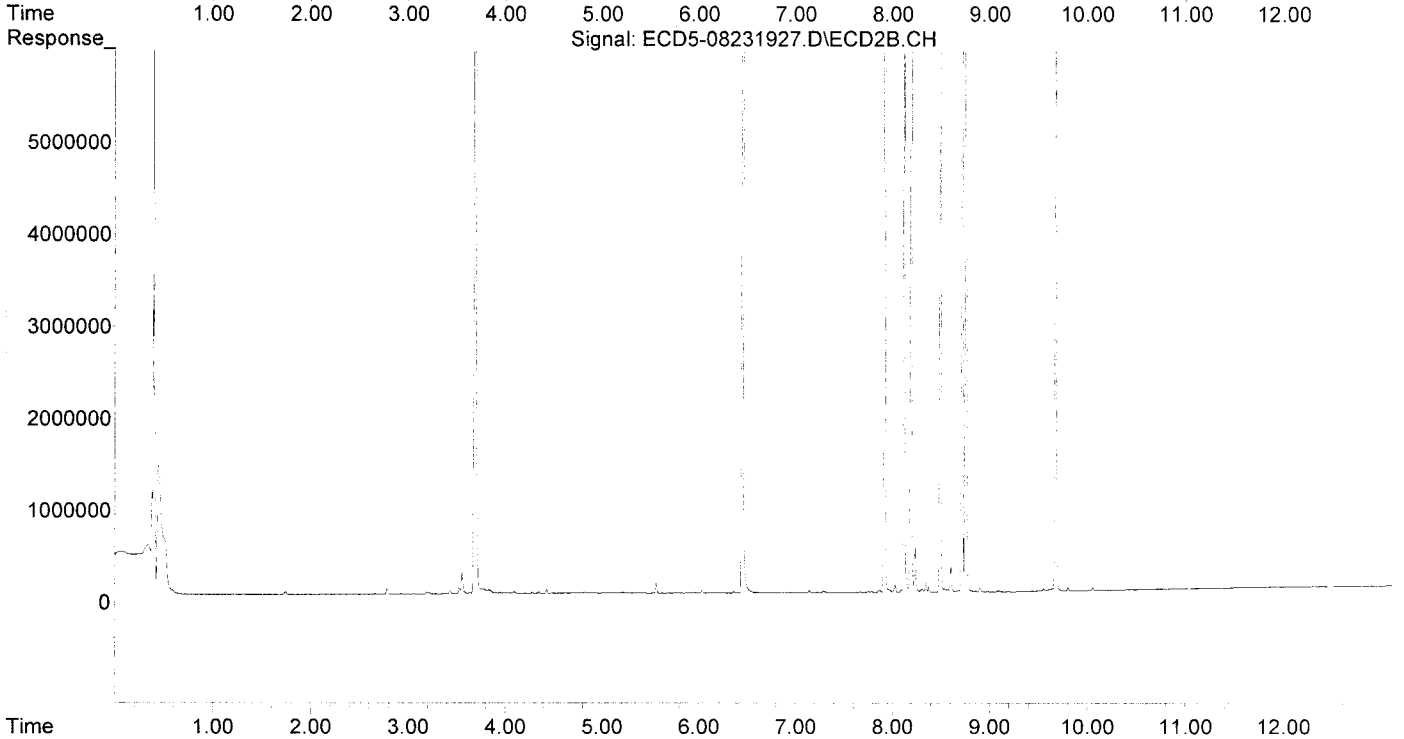

Quantitation Report (Not Reviewed)

Data Path : R:\data\2019-08\9H23034\
Data File : ECD5-08231934.D
Signal(s) : Signal #1: ECD1A.CH Signal #2: ECD2B.CH
Acq On : 23 Aug 2019 21:20
Operator : MJB
Sample : 9H23034-IBL3
Misc : Instrument Blank
ALS Vial : 1 (Sig #1); 0 (Sig #2) Sample Multiplier: 1

Integration File signal 1: PEST1.e
Integration File signal 2: PEST2.e
Quant Time: Aug 26 15:03:15 2019
Quant Method : R:\methods\ECD5_QUANTPEST_190823.M
Quant Title : Instrument: DualECD5
QLast Update : Mon Aug 26 11:48:23 2019
Response via : Initial Calibration
Integrator: ChemStation 6890 Scale Mode: Small noise peaks clipped

clear MJB 8/26/19

		Compound	RT#1	RT#2	Resp#1	Resp#2	ng/mL	ng/mL	
		System Monitoring Compounds							
1)	S	TCMX (S)	0.000	5.976	0	5923	N.D.	0.020	#
22)	S	DCBP (S)	0.000	0.000	0	0	N.D.	N.D.	
		Target Compounds							
2)		a-BHC	0.000	0.000	0	0	N.D.	N.D.	
3)		g-BHC	6.207	0.000	3774	0	0.019	N.D.	#
4)		b-BHC	0.000	0.000	0	0	N.D.	N.D.	
5)		Heptachlor	6.609f	0.000	2731	0	0.015	N.D.	#
6)		d-BHC	6.450	7.231	5497	6832	0.028	0.019	
7)		Aldrin	0.000	0.000	0	0	N.D.	N.D.	
8)		Heptachlo...	0.000	0.000	0	0	N.D.	N.D.	
9)		trans-Chl...	0.000	8.142	0	83130	N.D.	0.265	#
10)		cis-Chlor...	7.519	0.000	51396	0	0.282	N.D.	#
11)		Endosulfa...	0.000	0.000	0	0	N.D.	N.D.	
12)		4,4'-DDE	0.000	0.000	0	0	N.D.	N.D.	
13)		Dieldrin	0.000	0.000	0	0	N.D.	N.D.	
14)		Endrin	0.000	0.000	0	0	N.D.	N.D.	
15)		4,4'-DDD	8.023f	0.000	4578	0	0.029	N.D.	#
16)		Endosulfa...	8.116	8.861	1913	3871	0.013	0.017	
17)		4,4'-DDT	0.000	0.000	0	0	N.D.	N.D.	
18)		Endrin Al...	8.405	9.098	8970	10610	BelowCal	BelowCal	
19)		Endosulfa...	8.706	9.288	7044	10525	0.045	0.042	
20)		Methoxychlor	8.536	0.000	1701	0	0.029	N.D.	#
21)		Endrin Ke...	8.919f	9.686	4032	9735	0.024	0.038	#
23)		Hexachlor...	0.000	3.679	0	2600	N.D.	0.007	#
24)		Hexachlor...	0.000	0.000	0	0	N.D.	N.D.	
25)		Oxychlordane	0.000	0.000	0	0	N.D.	N.D.	
26)		2,4'-DDE	0.000	8.142	0	83130	N.D. Redet	0.392	#
27)		trans-Non...	7.519	0.000	51396	0 ~~87346.414~~		N.D.	#
28)		2,4'-DDD	0.000	0.000	0	0	N.D.	N.D.	
29)		2,4'-DDT	0.000	0.000	0	0	N.D.	N.D.	
30)		cis-Nonac...	8.023f	0.000	4578	0	0.022	N.D.	#
31)		Mirex	0.000	9.686	0	9735	N.D.	0.052	#
32)		Chlordane...	0.000	8.142	0	83130	N.D.	2.297	#
33)		Chlordane...	7.519	0.000	51396	0	2.051	N.D.	#
34)		Chlordane...	0.000	8.904	0	38172	N.D.	4.258	#
35)		Chlordane...	3.449	0.000	3828	0	NoCal	N.D.	
36)		Toxaphene...	7.519	0.000	51396	0	57.384	N.D.	#
37)		Toxaphene...	0.000	0.000	0	0	N.D.	N.D.	
38)		Toxaphene...	8.116	8.861	1913	3871	0.568	0.764	
39)		Toxaphene...	8.316f	8.904	21302	38172	6.574	4.572	
40)		Toxaphene...	8.536f	9.098	1701	10610	0.709	2.277	#
41)		Toxaphene...	0.000	0.000	0	0	N.D.	N.D.	
42)		Toxaphene...	3.449	0.000	3828	0	NoCal	N.D.	

(f)=RT Delta > 1/2 Window (#)=Amounts differ by > 40% (m)=manual int.

Quantitation Report (Not Reviewed)

Data Path : R:\data\2019-08\9H23034\
Data File : ECD5-08231934.D
Signal(s) : Signal #1: ECD1A.CH Signal #2: ECD2B.CH
Acq On : 23 Aug 2019 21:20
Operator : MJB
Sample : 9H23034-IBL3
Misc : Instrument Blank
ALS Vial : 1 (Sig #1); 0 (Sig #2) Sample Multiplier: 1

Integration File signal 1: PEST1.e
Integration File signal 2: PEST2.e
Quant Time: Aug 26 15:03:15 2019
Quant Method : R:\methods\ECD5_QUANTPEST_190823.M
Quant Title : Instrument: DualECD5
QLast Update : Mon Aug 26 11:48:23 2019
Response via : Initial Calibration
Integrator: ChemStation 6890 Scale Mode: Small noise peaks clipped

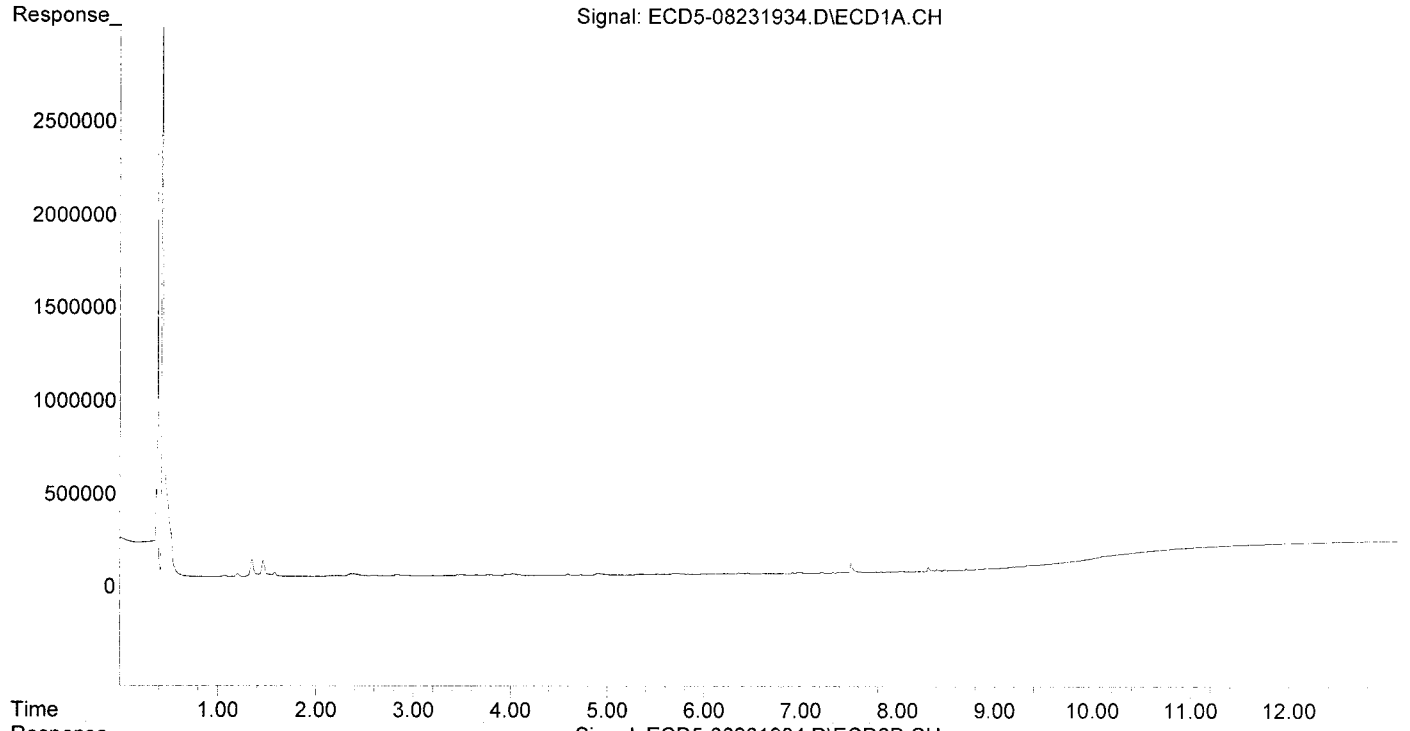

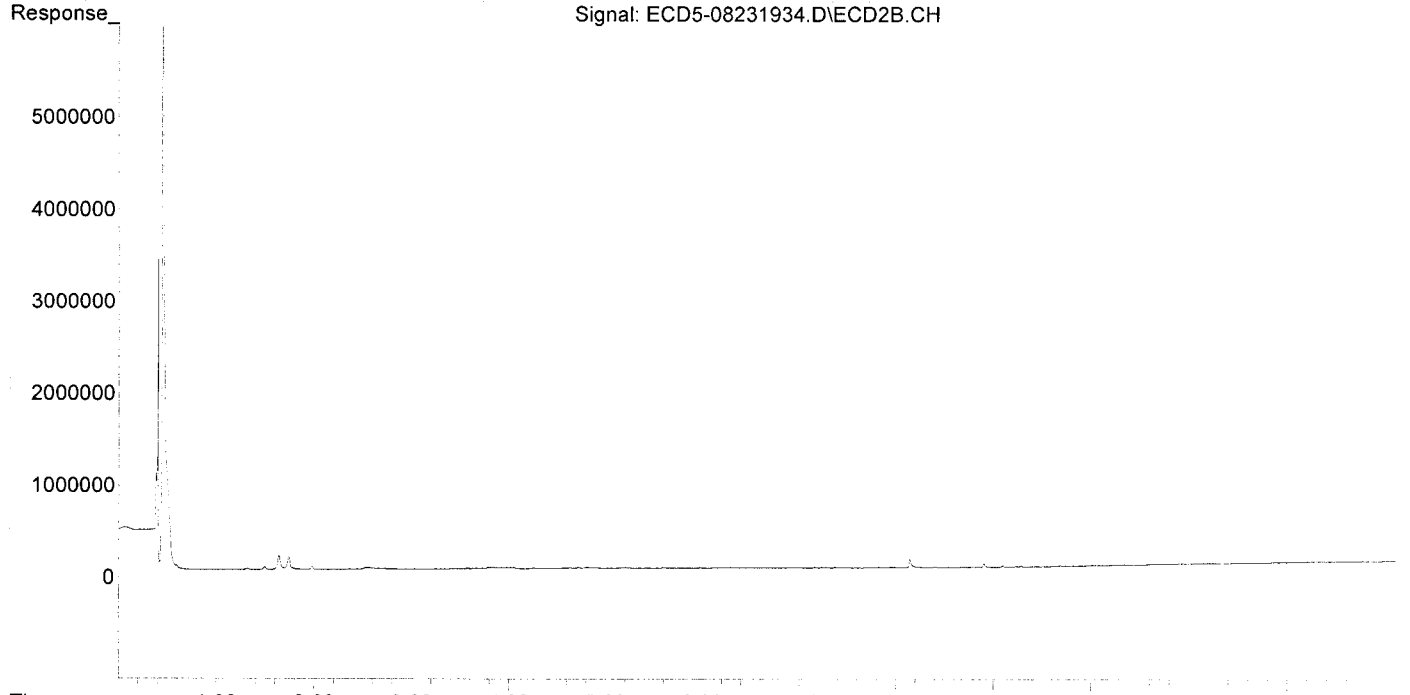

Quantitation Report (Not Reviewed)

Data Path : R:\data\2019-08\9H23034\
Data File : ECD5-08231935.D
Signal(s) : Signal #1: ECD1A.CH Signal #2: ECD2B.CH
Acq On : 23 Aug 2019 21:37
Operator : MJB
Sample : 9H23034-ICV3
Misc : A19F108, CHLOR 500 ppb
ALS Vial : 28 (Sig #1); 0 (Sig #2) Sample Multiplier: 1

Integration File signal 1: PEST1.e
Integration File signal 2: PEST2.e
Quant Time: Aug 26 15:03:22 2019
Quant Method : R:\methods\ECD5_QUANTPEST_190823.M
Quant Title : Instrument: DualECD5
QLast Update : Mon Aug 26 11:48:23 2019
Response via : Initial Calibration
Integrator: ChemStation 6890 Scale Mode: Small noise peaks clipped

MJB 8/26/19

		Compound	RT#1	RT#2	Resp#1	Resp#2	ng/mL	ng/mL	
		System Monitoring Compounds							
1)	S	TCMX (S)	0.000	5.975	0	8961	N.D.	0.031	#
22)	S	DCBP (S)	9.601	10.507f	18796	7616	0.133	0.042	#
		Target Compounds							
2)		a-BHC	5.934	6.622f	9141	348363	0.040	0.849	#
3)		g-BHC	6.194f	6.923	92353	182619	0.458	0.512	
4)		b-BHC	6.323f	7.017f	112667	560662	1.247	3.543	#
5)		Heptachlor	6.630	7.288	4625489	7814185	25.513	25.538	
6)		d-BHC	6.412f	7.222	337700	61064	1.717	0.173	#
7)		Aldrin	6.874	7.557	83911	133681	0.425	0.406	
8)		Heptachlo...	7.336	8.010	771372	473989	4.188	1.576	#
9)		trans-Chl...	7.427	8.130	10721056	19872286	57.986	63.424	
10)		cis-Chlor...	7.520	8.238	13401062	16289264	73.603	55.929	
11)		Endosulfa...	7.639	8.310f	285254	253033	1.676	0.920	#
12)		4,4'-DDE	7.578	8.333	311083	429833	1.650	1.384	
13)		Dieldrin	7.806	8.488	355046	1298858	1.849	4.270	#
14)		Endrin	7.984f	8.713	1829350	383068	12.442	1.696	#
15)		4,4'-DDD	7.984	8.759	1829350	3046940	11.641	11.892	
16)		Endosulfa...	8.118	8.873	216170	351371	1.505	1.524	
17)		4,4'-DDT	0.000	8.994	0	130946	N.D.	0.725	#
18)		Endrin Al...	8.427f	9.128f	55387	802635	BelowCal	3.530	
19)		Endosulfa...	8.708	9.290	120383	34589	0.777	0.139	#
20)		Methoxychlor	8.552	9.463	53824	27882	0.919	0.160	#
21)		Endrin Ke...	8.894	9.687	19548	156351	0.117	0.608	#
23)		Hexachlor...	3.198	3.688	5435	10087	0.030	0.027	
24)		Hexachlor...	5.768	6.431f	8591	38244	0.049	0.122	#
25)		Oxychlordane	7.253	7.933	114695	258636	0.697	0.944	
26)		2,4'-DDE	7.336	8.130	771372	19872286	6.014	93.676	#
27)		trans-Non...	7.520	8.195	13401062	14312099	74.546	47.448	
28)		2,4'-DDD	7.674f	8.488	831029	1298858	7.282	6.877	
29)		2,4'-DDT	7.913f	8.713	254540	383068	2.321	2.148	
30)		cis-Nonac...	7.984	8.759	1829350	3046940	8.811	9.083	
31)		Mirex	8.643	9.687	16477	156351	0.131	0.840	#
32)		Chlordane...	7.427	8.130	10721056	19872286	544.503	549.192	
33)		Chlordane...	7.520	8.238	13401062	16289264	534.667	536.465	
34)		Chlordane...	8.068	8.898	3177144	4850138	549.572	540.955	
35)		Chlordane...	3.448	0.000	3889	0	NoCal	N.D.	
36)		Toxaphene...	7.520	8.488f	13401062	1298858	14962.430	494.943	#
37)		Toxaphene...	7.806	8.814	355046	496679	219.851	150.919	
38)		Toxaphene...	8.118	8.851	216170	383467	64.193	75.660	
39)		Toxaphene...	8.347	8.898	132572	4850138	40.915	580.866	#
40)		Toxaphene...	8.552f	9.068f	53824	98957	22.453	21.234	
41)		Toxaphene...	8.643	9.463	16477	27882	5.207	5.870	
42)		Toxaphene...	3.448	0.000	3889	0	NoCal	N.D.	

A 542.91

E 542.20

(f)=RT Delta > 1/2 Window (#)=Amounts differ by > 40% (m)=manual int.

Quantitation Report (Not Reviewed)

Data Path : R:\data\2019-08\9H23034\
Data File : ECD5-08231935.D
Signal(s) : Signal #1: ECD1A.CH Signal #2: ECD2B.CH
Acq On : 23 Aug 2019 21:37
Operator : MJB
Sample : 9H23034-ICV3
Misc : A19F108, CHLOR 500 ppb
ALS Vial : 28 (Sig #1); 0 (Sig #2) Sample Multiplier: 1

Integration File signal 1: PEST1.e
Integration File signal 2: PEST2.e
Quant Time: Aug 26 15:03:22 2019
Quant Method : R:\methods\ECD5_QUANTPEST_190823.M
Quant Title : Instrument: DualECD5
QLast Update : Mon Aug 26 11:48:23 2019
Response via : Initial Calibration
Integrator: ChemStation 6890 Scale Mode: Small noise peaks clipped

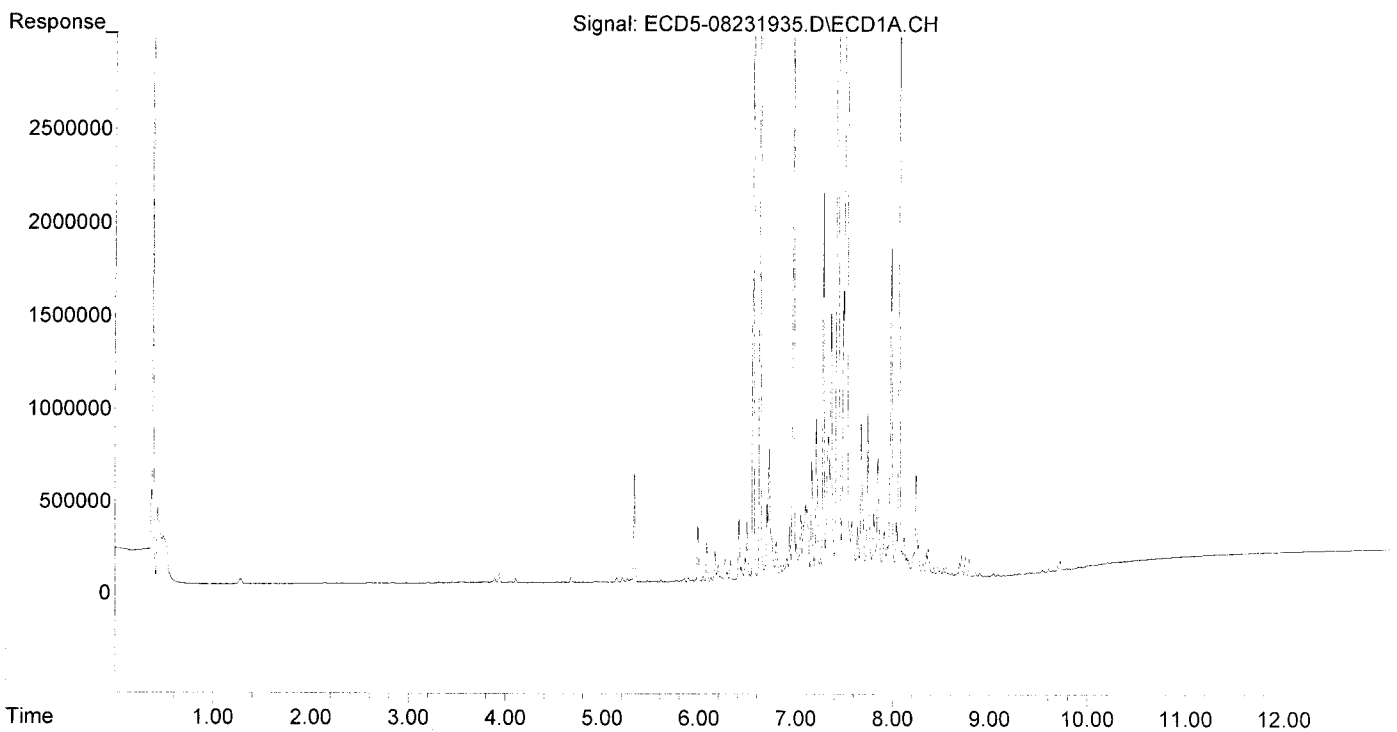

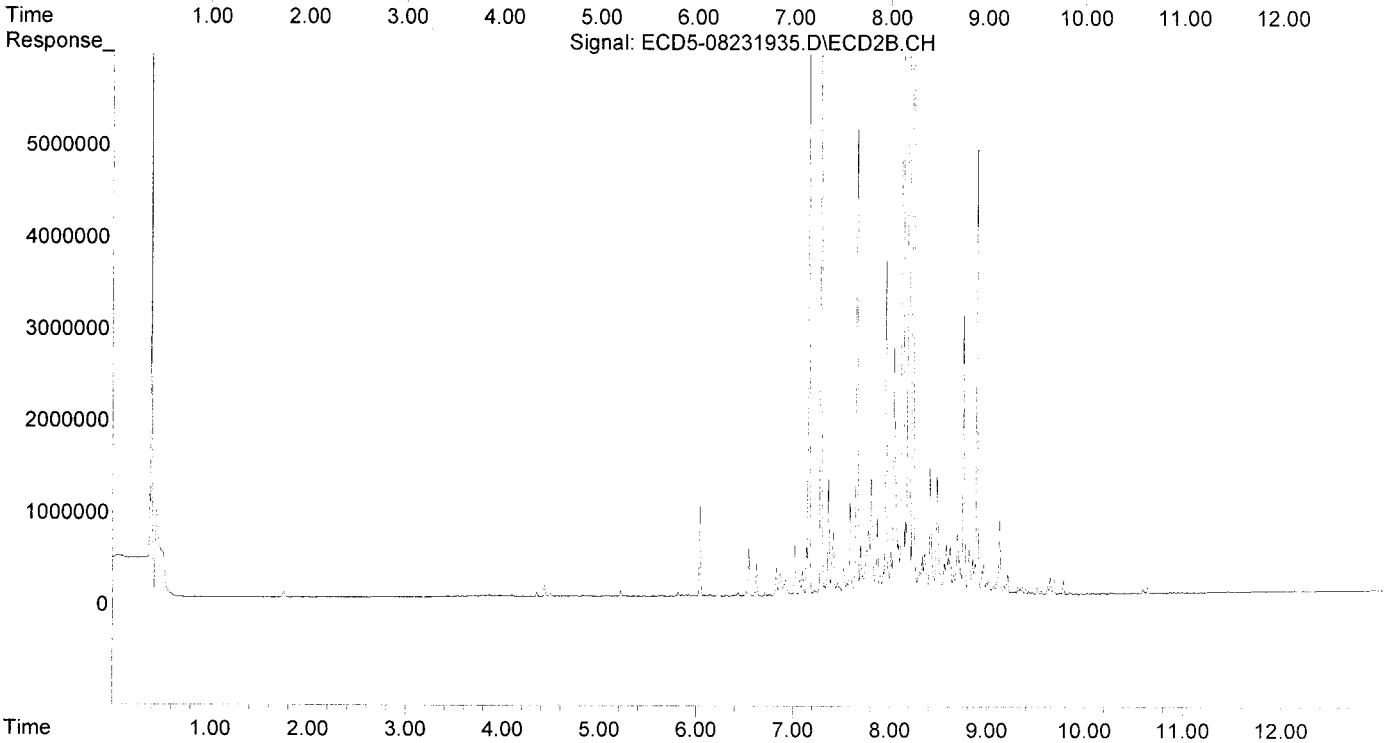

Quantitation Report (Not Reviewed)

Data Path : R:\data\2019-08\9H23034\
Data File : ECD5-08231942.D
Signal(s) : Signal #1: ECD1A.CH Signal #2: ECD2B.CH
Acq On : 23 Aug 2019 23:37
Operator : MJB
Sample : 9H23034-IBL4
Misc : Instrument Blank
ALS Vial : 1 (Sig #1); 0 (Sig #2) Sample Multiplier: 1

Integration File signal 1: PEST1.e
Integration File signal 2: PEST2.e
Quant Time: Aug 26 15:03:28 2019
Quant Method : R:\methods\ECD5_QUANTPEST_190823.M
Quant Title : Instrument: DualECD5
QLast Update : Mon Aug 26 11:48:23 2019
Response via : Initial Calibration
Integrator: ChemStation 6890 Scale Mode: Small noise peaks clipped

MJB 9/26/19

		Compound	RT#1	RT#2	Resp#1	Resp#2	ng/mL	ng/mL	
		System Monitoring Compounds							
1)	S	TCMX (S)	0.000	5.983	0	6142	N.D.	0.021	#
22)	S	DCBP (S)	0.000	0.000	0	0	N.D.	N.D.	
		Target Compounds							
2)		a-BHC	0.000	0.000	0	0	N.D.	N.D.	
3)		g-BHC	6.248f	0.000	4243	0	0.021	N.D.	#
4)		b-BHC	0.000	0.000	0	0	N.D.	N.D.	
5)		Heptachlor	0.000	0.000	0	0	N.D.	N.D.	
6)		d-BHC	6.450	7.232	5264	7410	0.027	0.021	
7)		Aldrin	0.000	0.000	0	0	N.D.	N.D.	
8)		Heptachlo...	7.334	0.000	1978	0	0.011	N.D.	#
9)		trans-Chl...	7.425	8.145	1693	72982	0.009	0.233	#
10)		cis-Chlor...	7.522	0.000	38316	0	0.210	N.D.	#
11)		Endosulfa...	0.000	0.000	0	0	N.D.	N.D.	
12)		4,4'-DDE	0.000	0.000	0	0	N.D.	N.D.	
13)		Dieldrin	0.000	0.000	0	0	N.D.	N.D.	
14)		Endrin	0.000	0.000	0	0	N.D.	N.D.	
15)		4,4'-DDD	0.000	0.000	0	0	N.D.	N.D.	
16)		Endosulfa...	8.117	0.000	2505	0	0.017	N.D.	#
17)		4,4'-DDT	8.194	0.000	767	0	0.006	N.D.	#
18)		Endrin Al...	8.406	9.100	10140	13686	BelowCal	BelowCal	
19)		Endosulfa...	8.707	9.290	7273	12897	0.047	0.052	
20)		Methoxychlor	8.540	0.000	2018	0	0.034	N.D.	#
21)		Endrin Ke...	8.901	9.687	3565	7207	0.021	0.028	
23)		Hexachlor...	0.000	0.000	0	0	N.D.	N.D.	
24)		Hexachlor...	0.000	0.000	0	0	N.D.	N.D.	
25)		Oxychlordane	0.000	0.000	0	0	N.D.	N.D.	
26)		2,4'-DDE	7.334	8.145f	1978	72982	0.015 Q-DCI	0.344	#
27)		trans-Non...	7.522	0.000	38316	0	~~87346.487~~	N.D.	#
28)		2,4'-DDD	0.000	0.000	0	0	N.D.	N.D.	
29)		2,4'-DDT	0.000	0.000	0	0	N.D.	N.D.	
30)		cis-Nonac...	0.000	0.000	0	0	N.D.	N.D.	
31)		Mirex	8.644	9.687	766	7207	0.006	0.039	#
32)		Chlordane...	7.425	8.145	1693	72982	0.086	2.017	#
33)		Chlordane...	7.522	0.000	38316	0	1.529	N.D.	#
34)		Chlordane...	8.049	8.906	2785	37528	0.482	4.186	#
35)		Chlordane...	3.451	0.000	3890	0	NoCal	N.D.	
36)		Toxaphene...	7.522f	0.000	38316	0	42.781	N.D.	#
37)		Toxaphene...	0.000	0.000	0	0	N.D.	N.D.	
38)		Toxaphene...	8.117	0.000	2505	0	0.744	N.D.	#
39)		Toxaphene...	8.318f	8.906	18960	37528	5.852	4.495	
40)		Toxaphene...	8.540f	9.100	2018	13686	0.842	2.937	#
41)		Toxaphene...	8.644	0.000	766	0	0.242	N.D.	#
42)		Toxaphene...	3.451	0.000	3890	0	NoCal	N.D.	

(f)=RT Delta > 1/2 Window (#)=Amounts differ by > 40% (m)=manual int.

Quantitation Report (Not Reviewed)

Data Path : R:\data\2019-08\9H23034\
Data File : ECD5-08231942.D
Signal(s) : Signal #1: ECD1A.CH Signal #2: ECD2B.CH
Acq On : 23 Aug 2019 23:37
Operator : MJB
Sample : 9H23034-IBL4
Misc : Instrument Blank
ALS Vial : 1 (Sig #1); 0 (Sig #2) Sample Multiplier: 1

Integration File signal 1: PEST1.e
Integration File signal 2: PEST2.e
Quant Time: Aug 26 15:03:28 2019
Quant Method : R:\methods\ECD5_QUANTPEST_190823.M
Quant Title : Instrument: DualECD5
QLast Update : Mon Aug 26 11:48:23 2019
Response via : Initial Calibration
Integrator: ChemStation 6890 Scale Mode: Small noise peaks clipped

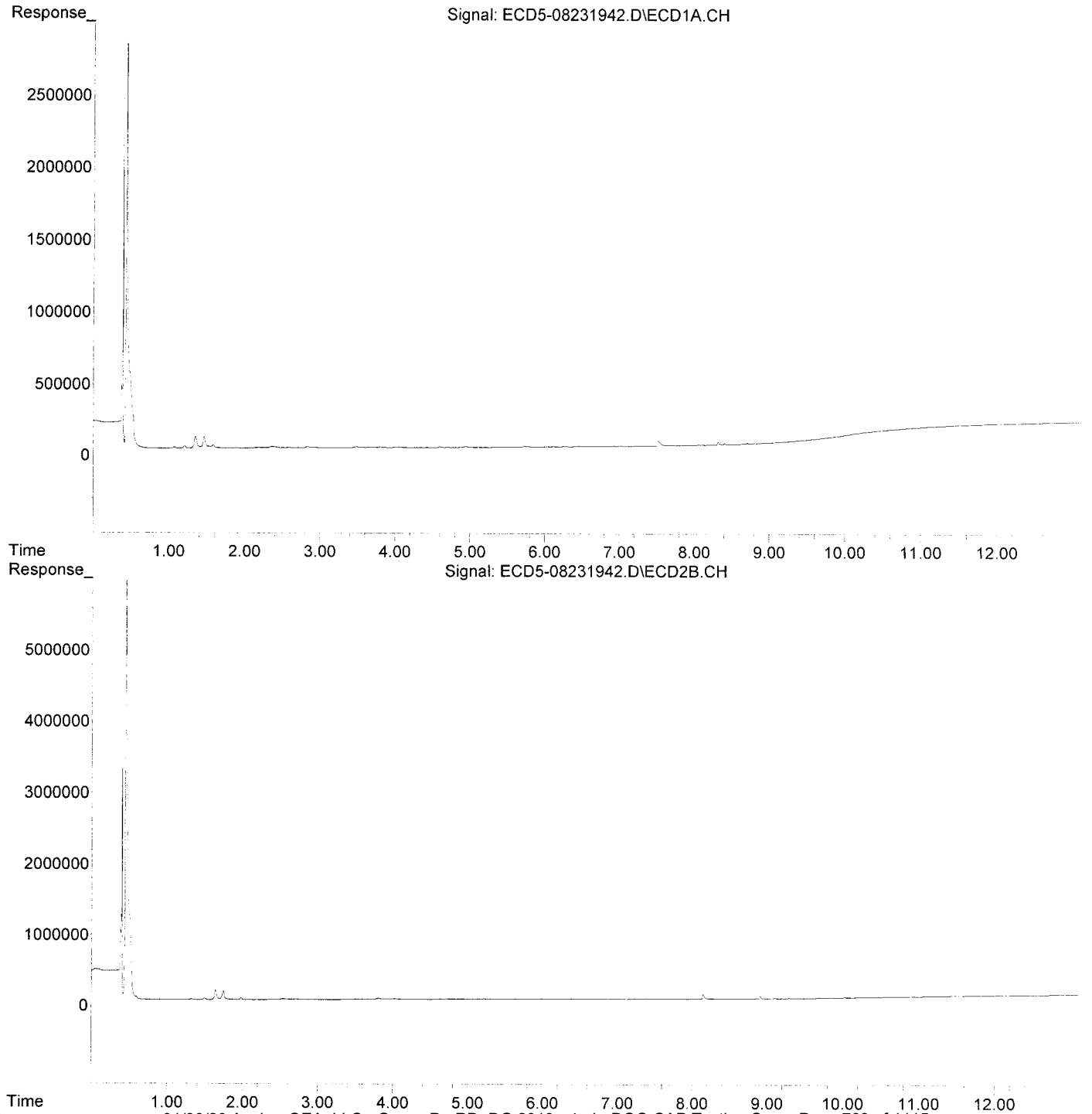

Quantitation Report (Not Reviewed)

Data Path : R:\data\2019-08\9H23034\
Data File : ECD5-08231943.D
Signal(s) : Signal #1: ECD1A.CH Signal #2: ECD2B.CH
Acq On : 23 Aug 2019 23:54
Operator : MJB
Sample : 9H23034-ICV4
Misc : A19D127, TOX 500 ppb
ALS Vial : 35 (Sig #1); 0 (Sig #2) Sample Multiplier: 1

Integration File signal 1: PEST1.e
Integration File signal 2: PEST2.e
Quant Time: Aug 26 15:03:35 2019
Quant Method : R:\methods\ECD5_QUANTPEST_190823.M
Quant Title : Instrument: DualECD5
QLast Update : Mon Aug 26 11:48:23 2019
Response via : Initial Calibration
Integrator: ChemStation 6890 Scale Mode: Small noise peaks clipped

MJB 8/26/19

		Compound	RT#1	RT#2	Resp#1	Resp#2	ng/mL	ng/mL	
		System Monitoring Compounds							
1)	S	TCMX (S)	0.000	5.984	0	5611	N.D.	0.019	#
22)	S	DCBP (S)	9.591	10.521	22246	40017	0.158	0.223	#
		Target Compounds							
2)		a-BHC	5.949	6.596	3272	7415	0.014	0.018	
3)		g-BHC	6.247f	6.907	6246	18839	0.031	0.053	#
4)		b-BHC	6.296	6.966	11447	24200	0.127	0.153	
5)		Heptachlor	6.631	7.293	23849	45477	0.132	0.149	
6)		d-BHC	6.434	7.233	11867	47325	0.060	0.134	#
7)		Aldrin	6.871	7.582f	53004	119759	0.268	0.364	
8)		Heptachlo...	7.358f	7.984	250185	414973	1.358	1.379	
9)		trans-Chl...	7.445	8.135	315388	332556	1.706	1.061	
10)		cis-Chlor...	7.501f	8.220	426074	475646	2.340	1.633	
11)		Endosulfa...	7.629	8.295	511717	592244	3.007	2.152	
12)		4,4'-DDE	7.551f	8.359	359885	753065	1.909	2.424	
13)		Dieldrin	7.794	8.506	766286	726725	3.992	2.389	#
14)		Endrin	7.934f	8.711	607064	1341537	4.129	5.941	#
15)		4,4'-DDD	8.021	8.761	679517	912025	4.324	3.560	
16)		Endosulfa...	8.105	8.848	1638713	2447077	11.411	10.611	
17)		4,4'-DDT	8.184	8.976	1416015	960593	11.844	5.508	#
18)		Endrin Al...	8.392	9.091	1088580	2275708	8.285	11.454	
19)		Endosulfa...	8.709	9.291	549140	929201	3.543	3.730	
20)		Methoxychlor	8.543	9.470	549172	2364076	9.376	27.518	#
21)		Endrin Ke...	8.893	9.712f	380224	458705	2.280	1.783	
23)		Hexachlor...	0.000	0.000	0	0	N.D.	N.D.	
24)		Hexachlor...	5.813f	6.462	3660	6563	0.021	0.021	
25)		Oxychlordane	7.265	7.936	334880	406205	2.035	1.483	
26)		2,4'-DDE	7.358f	8.112	250185	466633	1.951	2.200	
27)		trans-Non...	7.501	8.205	426074	457454	2.062	1.517	
28)		2,4'-DDD	7.712	8.506	575777	726725	5.045	3.848	
29)		2,4'-DDT	7.898	8.711	911632	1341537	8.311	7.522	
30)		cis-Nonac...	7.982	8.761	1096031	912025	5.279	2.719	#
31)		Mirex	8.641	9.712f	1546722	458705	12.338	2.465	#
32)		Chlordane...	7.445	8.135	315388	332556	16.018	9.191	#
33)		Chlordane...	7.501	8.220	426074	475646	16.999	15.665	
34)		Chlordane...	8.046f	8.915	705731	4045258	122.075	451.184	#
35)		Chlordane...	3.453	0.000	2732	0	NoCal	N.D.	
36)		Toxaphene...	7.501	8.466	426074	1252556	475.717	477.299	
37)		Toxaphene...	7.794	8.813	766286	1618562	474.499	491.811	
38)		Toxaphene...	8.105	8.848	1638713	2447077	486.627	482.818	
39)		Toxaphene...	8.346	8.915	1570667	4045258	484.751	484.472	
40)		Toxaphene...	8.573	9.091	1186452	2275708	494.944	488.312	
41)		Toxaphene...	8.641	9.470	1546722	2364076	488.760	497.679	
42)		Toxaphene...	3.453	0.000	2732	0	NoCal	N.D.	

A B

484.22 487.07

(f)=RT Delta > 1/2 Window (#)=Amounts differ by > 40% (m)=manual int.

Quantitation Report (Not Reviewed)

Data Path : R:\data\2019-08\9H23034\
Data File : ECD5-08231943.D
Signal(s) : Signal #1: ECD1A.CH Signal #2: ECD2B.CH
Acq On : 23 Aug 2019 23:54
Operator : MJB
Sample : 9H23034-ICV4
Misc : A19D127, TOX 500 ppb
ALS Vial : 35 (Sig #1); 0 (Sig #2) Sample Multiplier: 1

Integration File signal 1: PEST1.e
Integration File signal 2: PEST2.e
Quant Time: Aug 26 15:03:35 2019
Quant Method : R:\methods\ECD5_QUANTPEST_190823.M
Quant Title : Instrument: DualECD5
QLast Update : Mon Aug 26 11:48:23 2019
Response via : Initial Calibration
Integrator: ChemStation 6890 Scale Mode: Small noise peaks clipped

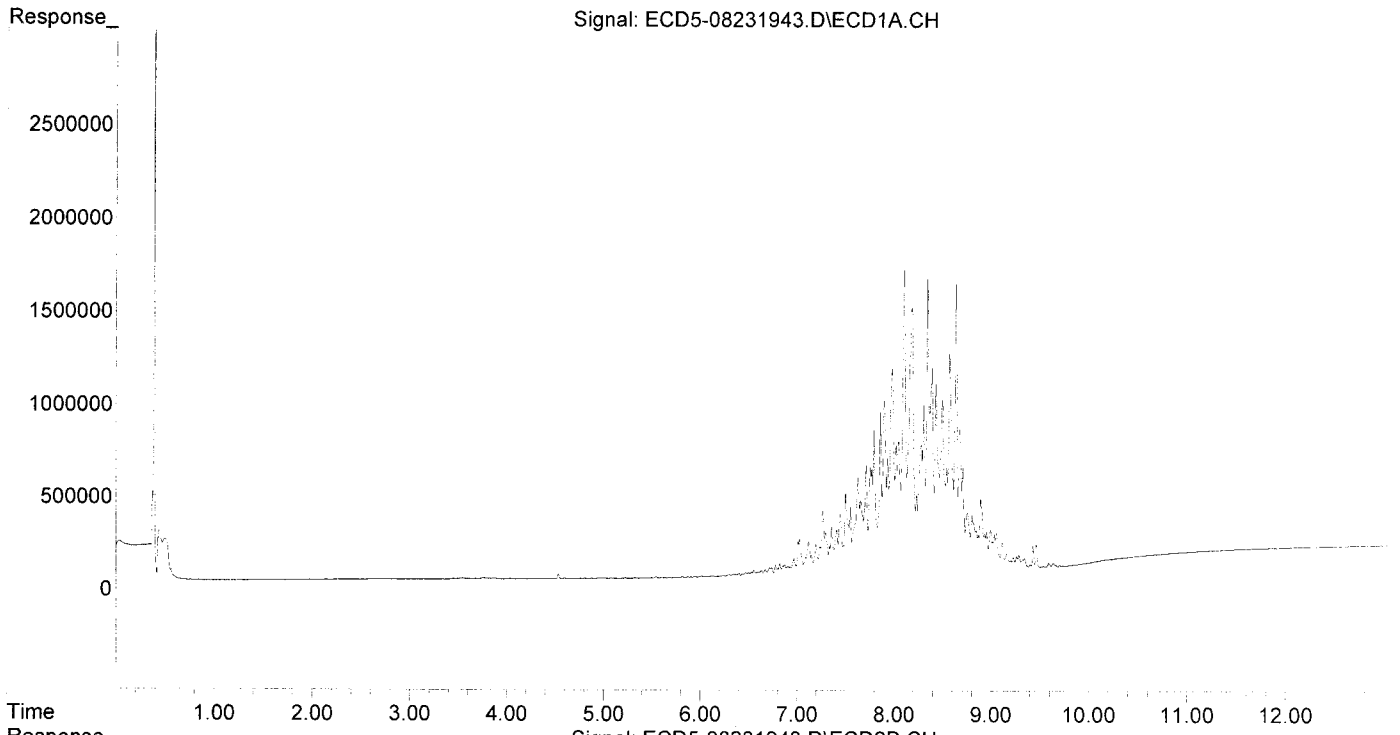

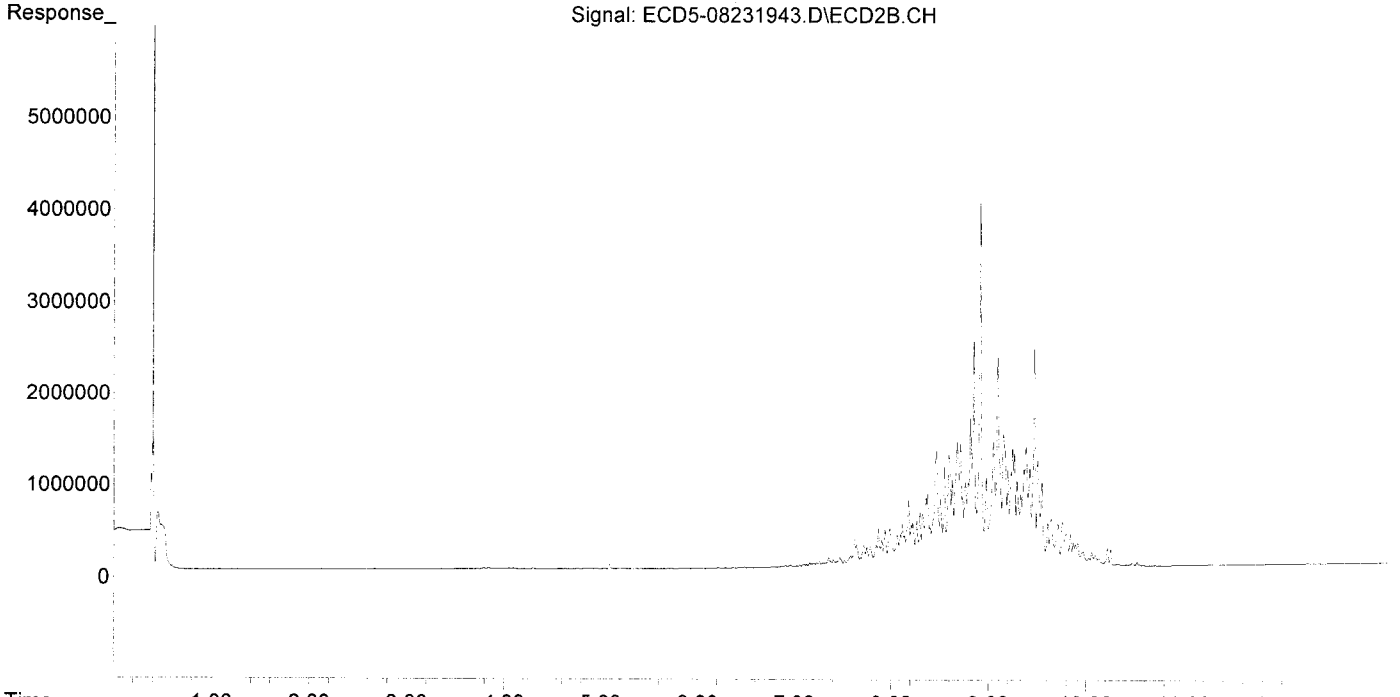

Quantitation Report (Not Reviewed)

Data Path : R:\data\2019-08\9H23034\REQUANT\
Data File : ECD5-08231908.D
Signal(s) : Signal #1: ECD1A.CH Signal #2: ECD2B.CH
Acq On : 23 Aug 2019 13:51
Operator : MJB
Sample : 9H23034-CAL1
Misc : A19E245, AB 1 ppb
ALS Vial : 4 (Sig #1); 0 (Sig #2) Sample Multiplier: 1

Integration File signal 1: PEST1.e
Integration File signal 2: PEST2.e
Quant Time: Aug 26 11:59:55 2019
Quant Method : R:\methods\ECD5_QUANTPEST_190823.M
Quant Title : Instrument: DualECD5
QLast Update : Mon Aug 26 11:48:23 2019
Response via : Initial Calibration
Integrator: ChemStation 6890 Scale Mode: Small noise peaks clipped

MJB 8/26/19

		Compound	RT#1	RT#2	Resp#1	Resp#2	ng/mL	ng/mL	
		System Monitoring Compounds							
1)	S	TCMX (S)	5.397	5.991	176748	300053	1.065	1.023	
22)	S	DCBP (S)	9.593	10.541	163865	191572	1.161	1.066	
		Target Compounds							
2)		a-BHC	5.937	6.597	231994	393119	1.012	0.958	
3)		g-BHC	6.221	6.915	207427	352286	1.028	0.988	
4)		b-BHC	6.300	6.980	104326	176262	1.154	1.114	
5)		Heptachlor	6.635	7.292	192066	309811	1.059	1.013	
6)		d-BHC	6.450	7.234	199840	349123	1.016	0.990	
7)		Aldrin	6.875	7.557	205523	317466	1.041	0.964	
8)		Heptachlo...	7.335	7.994	200503	310098	1.089	1.031	
9)		trans-Chl...	7.433	8.135	197202	364142	1.067	1.162	
10)		cis-Chlor...	7.528	8.241	209780	299422	1.152	1.028	
11)		Endosulfa...	7.625	8.291	185217	278874	1.088	1.013	
12)		4,4'-DDE	7.586	8.346	193435	298463	1.026	0.961	
13)		Dieldrin	7.796	8.491	197721	296684	1.030	0.975	
14)		Endrin	7.961	8.718	156412	222882	1.064	0.987	
15)		4,4'-DDD	8.007	8.760	164956	251549	1.050	0.982	
16)		Endosulfa...	8.118	8.865	158139	232156	1.101	1.007	
17)		4,4'-DDT	8.205	8.986	113897	179700	0.953	1.008	
18)		Endrin Al...	8.407	9.101	241285	348624	1.050	1.058	
19)		Endosulfa...	8.708	9.292	176097	265797	1.136	1.067	
20)		Methoxychlor	8.543	9.466	59659	95155	1.019	0.994	
21)		Endrin Ke...	8.901	9.690	177552	255763	1.065	0.994	
23)		Hexachlor...	0.000	0.000	0	0	N.D.	N.D.	
24)		Hexachlor...	0.000	0.000	0	0	N.D.	N.D.	
25)		Oxychlordane	0.000	0.000	0	0	N.D.	N.D.	
26)		2,4'-DDE	7.335	8.135	200503	364142	1.563	1.717	
27)		trans-Non...	7.528	0.000	209780	0	0.855	N.D.	#
28)		2,4'-DDD	0.000	8.491	0	296684	N.D.	1.571	#
29)		2,4'-DDT	0.000	8.718	0	222882	N.D.	1.250	#
30)		cis-Nonac...	8.007f	8.760	164956	251549	0.795	0.750	
31)		Mirex	0.000	9.690	0	255763	N.D.	1.375	#
32)		Chlordane...	7.433	8.135	197202	364142	10.016	10.063	
33)		Chlordane...	7.528	8.241	209780	299422	8.370	9.861	
34)		Chlordane...	0.000	8.903	0	37787	N.D.	4.214	#
35)		Chlordane...	3.445	0.000	4502	0	NoCal	N.D.	
36)		Toxaphene...	7.528f	8.491f	209780	296684	234.222	113.054	#
37)		Toxaphene...	7.796	0.000	197721	0	122.432	N.D.	#
38)		Toxaphene...	8.118	8.865	158139	232156	46.960	45.805	
39)		Toxaphene...	8.312f	8.903	20859	37787	6.438	4.525	
40)		Toxaphene...	8.543f	9.101	59659	348624	24.888	74.806	#
41)		Toxaphene...	0.000	9.466	0	95155	N.D.	20.032	#
42)		Toxaphene...	3.445	0.000	4502	0	NoCal	N.D.	

(f)=RT Delta > 1/2 Window (#)=Amounts differ by > 40% (m)=manual int.

Quantitation Report (Not Reviewed)

Data Path : R:\data\2019-08\9H23034\REQUANT\
Data File : ECD5-08231908.D
Signal(s) : Signal #1: ECD1A.CH Signal #2: ECD2B.CH
Acq On : 23 Aug 2019 13:51
Operator : MJB
Sample : 9H23034-CAL1
Misc : A19E245, AB 1 ppb
ALS Vial : 4 (Sig #1); 0 (Sig #2) Sample Multiplier: 1

Integration File signal 1: PEST1.e
Integration File signal 2: PEST2.e
Quant Time: Aug 26 11:59:55 2019
Quant Method : R:\methods\ECD5_QUANTPEST_190823.M
Quant Title : Instrument: DualECD5
QLast Update : Mon Aug 26 11:48:23 2019
Response via : Initial Calibration
Integrator: ChemStation 6890 Scale Mode: Small noise peaks clipped

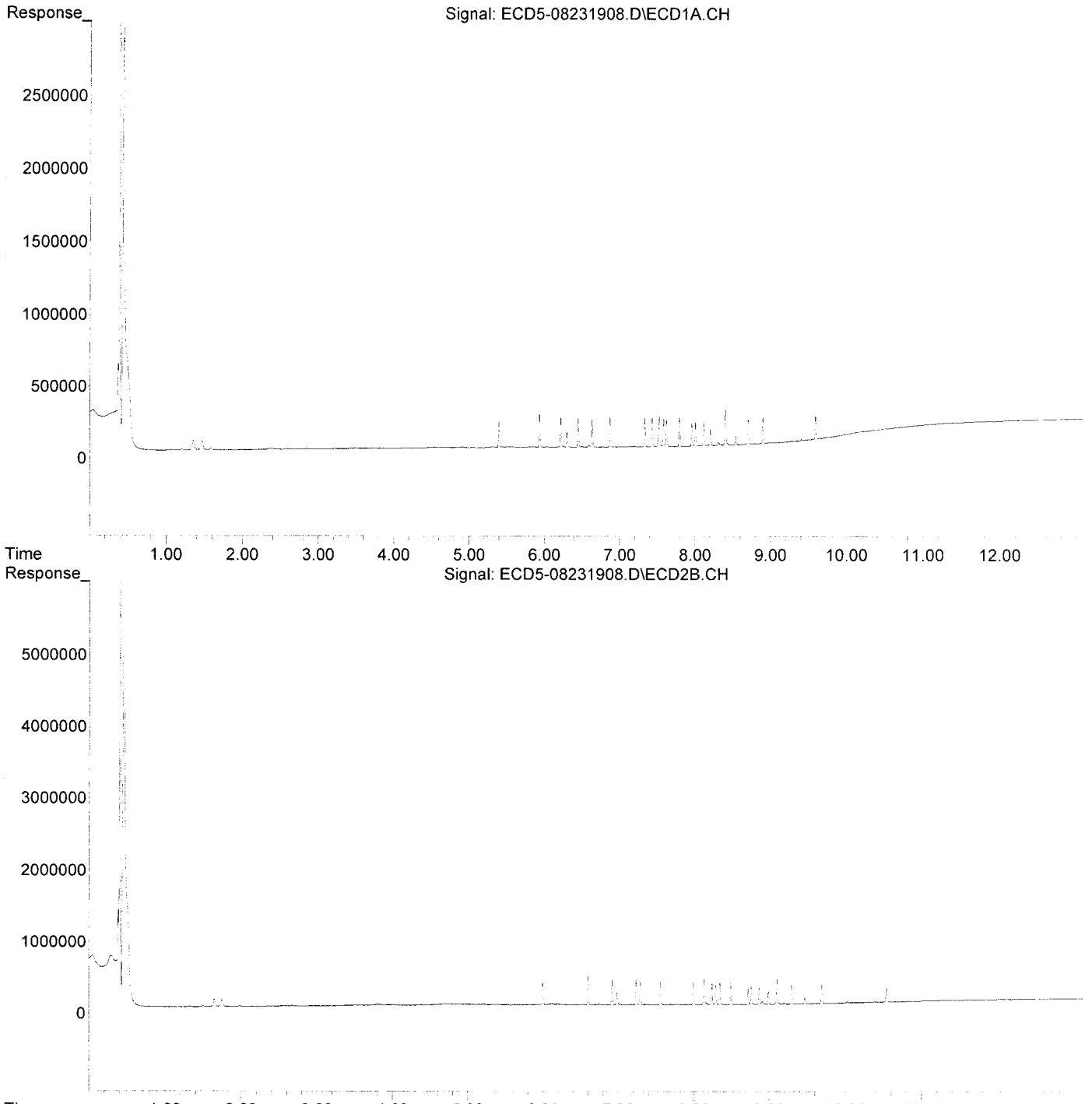

Quantitation Report (Not Reviewed)

Data Path : R:\data\2019-08\9H23034\REQUANT\
Data File : ECD5-08231909.D
Signal(s) : Signal #1: ECD1A.CH Signal #2: ECD2B.CH
Acq On : 23 Aug 2019 14:08
Operator : MJB
Sample : 9H23034-CAL2
Misc : A19E246, AB 2 ppb
ALS Vial : 5 (Sig #1); 0 (Sig #2) Sample Multiplier: 1

Integration File signal 1: PEST1.e
Integration File signal 2: PEST2.e
Quant Time: Aug 26 12:00:13 2019
Quant Method : R:\methods\ECD5_QUANTPEST_190823.M
Quant Title : Instrument: DualECD5
QLast Update : Mon Aug 26 11:48:23 2019
Response via : Initial Calibration
Integrator: ChemStation 6890 Scale Mode: Small noise peaks clipped

MJB 8/26/19

		Compound	RT#1	RT#2	Resp#1	Resp#2	ng/mL	ng/mL	
		System Monitoring Compounds							
1)	S	TCMX (S)	5.396	5.990	349972	600766	2.109	2.048	
22)	S	DCBP (S)	9.593	10.542	309904	390006	2.196	2.170	
		Target Compounds							
2)		a-BHC	5.936	6.597	458365	784586	1.999	1.912	
3)		g-BHC	6.220	6.915	406027	690922	2.012	1.937	
4)		b-BHC	6.300	6.980	194168	335260	2.148	2.118	
5)		Heptachlor	6.635	7.291	369615	586765	2.039	1.918	
6)		d-BHC	6.450	7.233	386980	669122	1.967	1.897	
7)		Aldrin	6.875	7.556	399550	635458	2.024	1.929	
8)		Heptachlo...	7.335	7.993	392052	606240	2.129	2.015	
9)		trans-Chl...	7.432	8.135	382271	644454	2.068	2.057	
10)		cis-Chlor...	7.527	8.241	389999	579667	2.142	1.990	
11)		Endosulfa...	7.625	8.291	357368	540442	2.100	1.964	
12)		4,4'-DDE	7.586	8.345	388618	598066	2.061	1.925	
13)		Dieldrin	7.796	8.491	395728	583812	2.061	1.919	
14)		Endrin	7.960	8.718	298515	424889	2.030	1.881	
15)		4,4'-DDD	8.006	8.760	314622	488120	2.002	1.905	
16)		Endosulfa...	8.118	8.864	299106	462256	2.083	2.005	
17)		4,4'-DDT	8.204	8.986	218190	341782	1.825	1.948	
18)		Endrin Al...	8.407	9.101	328182	477694	1.795	1.763	
19)		Endosulfa...	8.707	9.291	322163	498767	2.079	2.002	
20)		Methoxychlor	8.542	9.465	111466	178074	1.903	2.018	
21)		Endrin Ke...	8.901	9.689	331269	493110	1.987	1.916	
23)		Hexachlor...	0.000	0.000	0	0	N.D.	N.D.	
24)		Hexachlor...	0.000	0.000	0	0	N.D.	N.D.	
25)		Oxychlordane	7.271	0.000	4709	0	0.029	N.D.	#
26)		2,4'-DDE	7.335	8.135	392052	644454	3.057	3.038	
27)		trans-Non...	7.527	0.000	389999	0	1.861	N.D.	#
28)		2,4'-DDD	0.000	8.491	0	583812	N.D.	3.091	#
29)		2,4'-DDT	0.000	8.718	0	424889	N.D.	2.382	#
30)		cis-Nonac...	8.006f	8.760	314622	488120	1.515	1.455	
31)		Mirex	8.657	9.689	1737	493110	0.014	2.650	#
32)		Chlordane...	7.432	8.135	382271	644454	19.415	17.810	
33)		Chlordane...	7.527	8.241	389999	579667	15.560	19.091	
34)		Chlordane...	8.065	8.903	2900	40429	0.502	4.509	#
35)		Chlordane...	3.445	0.000	4897	0	NoCal	N.D.	
36)		Toxaphene...	7.527f	8.491f	389999	583812	435.438	222.468	#
37)		Toxaphene...	7.796	0.000	395728	0	245.042	N.D.	#
38)		Toxaphene...	8.118	8.864	299106	462256	88.822	91.205	
39)		Toxaphene...	8.312f	8.903	21365	40429	6.594	4.842	
40)		Toxaphene...	8.582	9.101	2314	477694	0.965	102.502	#
41)		Toxaphene...	8.657	9.465	1737	178074	0.549	37.488	#
42)		Toxaphene...	3.445	0.000	4897	0	NoCal	N.D.	

(f)=RT Delta > 1/2 Window (#)=Amounts differ by > 40% (m)=manual int.

Quantitation Report (Not Reviewed)

Data Path : R:\data\2019-08\9H23034\REQUANT\
Data File : ECD5-08231909.D
Signal(s) : Signal #1: ECD1A.CH Signal #2: ECD2B.CH
Acq On : 23 Aug 2019 14:08
Operator : MJB
Sample : 9H23034-CAL2
Misc : A19E246, AB 2 ppb
ALS Vial : 5 (Sig #1); 0 (Sig #2) Sample Multiplier: 1

Integration File signal 1: PEST1.e
Integration File signal 2: PEST2.e
Quant Time: Aug 26 12:00:13 2019
Quant Method : R:\methods\ECD5_QUANTPEST_190823.M
Quant Title : Instrument: DualECD5
QLast Update : Mon Aug 26 11:48:23 2019
Response via : Initial Calibration
Integrator: ChemStation 6890 Scale Mode: Small noise peaks clipped

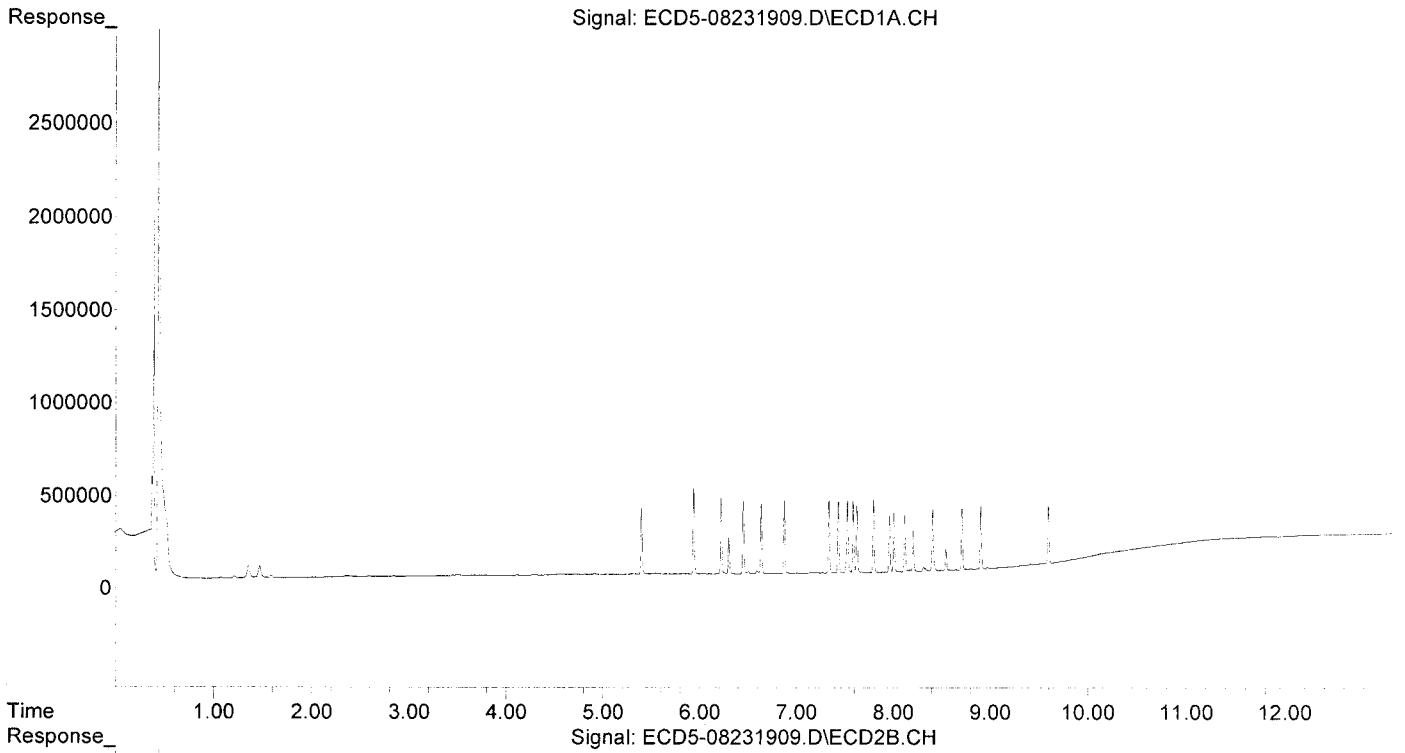

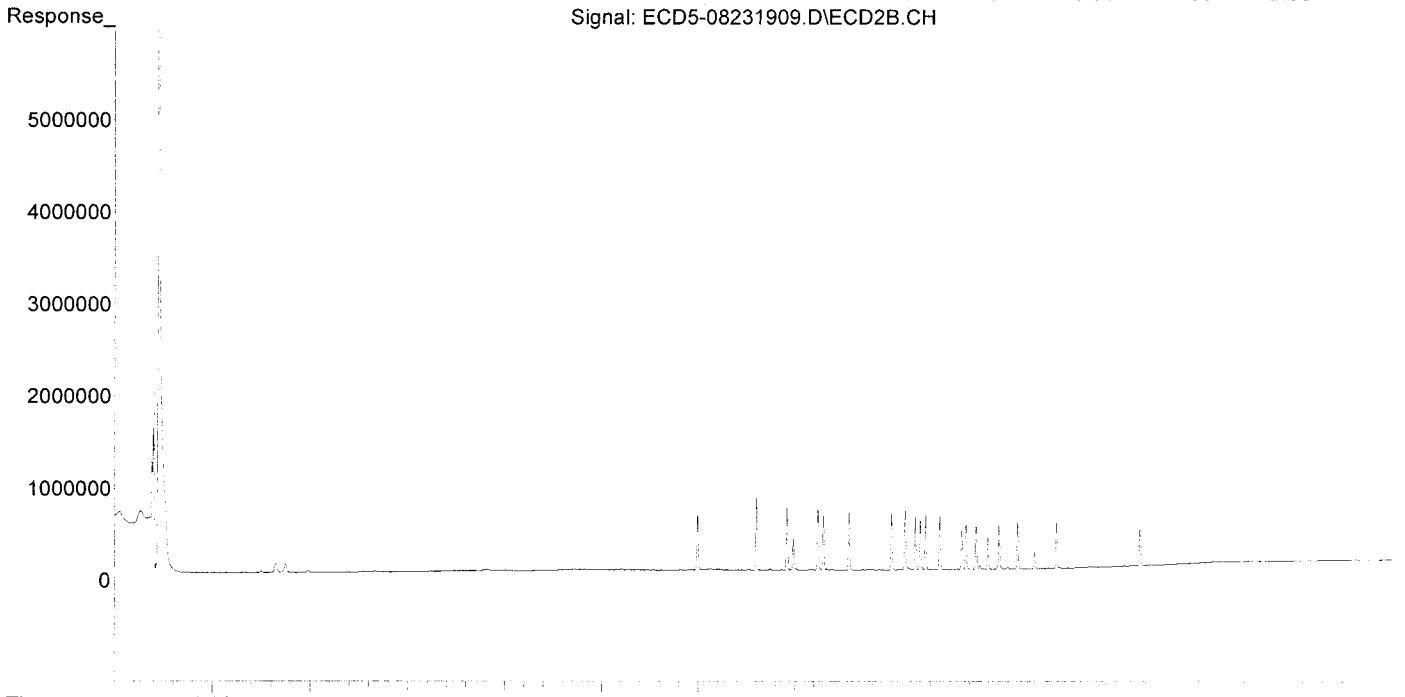

Quantitation Report (Not Reviewed)

Data Path : R:\data\2019-08\9H23034\REQUANT\
Data File : ECD5-08231910.D
Signal(s) : Signal #1: ECD1A.CH Signal #2: ECD2B.CH
Acq On : 23 Aug 2019 14:25
Operator : MJB
Sample : 9H23034-CAL3
Misc : A19E247, AB 5 ppb
ALS Vial : 6 (Sig #1); 0 (Sig #2) Sample Multiplier: 1

Integration File signal 1: PEST1.e
Integration File signal 2: PEST2.e
Quant Time: Aug 26 12:00:25 2019
Quant Method : R:\methods\ECD5_QUANTPEST_190823.M
Quant Title : Instrument: DualECD5
QLast Update : Mon Aug 26 11:48:23 2019
Response via : Initial Calibration
Integrator: ChemStation 6890 Scale Mode: Small noise peaks clipped

MJB 8/26/19

	Compound	RT#1	RT#2	Resp#1	Resp#2	ng/mL	ng/mL	
	System Monitoring Compounds							
1)	S TCMX (S)	5.396	5.990	834206	1437876	5.026	4.901	
22)	S DCBP (S)	9.594	10.542	701050	870921	4.969	4.845	
	Target Compounds							
2)	a-BHC	5.937	6.597	1147932	1985438	5.006	4.839	
3)	g-BHC	6.220	6.915	1020724	1742677	5.059	4.885	
4)	b-BHC	6.300	6.980	456954	788630	5.056	4.983	
5)	Heptachlor	6.635	7.291	899091	1508218	4.959	4.929	
6)	d-BHC	6.449	7.233	1004012	1717450	5.105	4.870	
7)	Aldrin	6.875	7.556	1012733	1600995	5.129	4.860	
8)	Heptachlo...	7.335	7.994	923620	1455941	5.015	4.839	
9)	trans-Chl...	7.432	8.134	926577	1502119	5.011	4.794	
10)	cis-Chlor...	7.528	8.241	908795	1434855	4.991	4.927	
11)	Endosulfa...	7.624	8.290	861509	1327191	5.062	4.823	
12)	4,4'-DDE	7.586	8.345	953351	1487999	5.057	4.790	
13)	Dieldrin	7.796	8.491	972009	1462538	5.063	4.809	
14)	Endrin	7.960	8.718	738953	1092877	5.026	4.839	
15)	4,4'-DDD	8.007	8.759	790498	1208642	5.031	4.717	
16)	Endosulfa...	8.118	8.865	709544	1096359	4.941	4.754	
17)	4,4'-DDT	8.205	8.986	553009	873653	4.625	5.010	
18)	Endrin Al...	8.407	9.101	683393	1045869	4.834	4.849	
19)	Endosulfa...	8.708	9.291	768798	1175908	4.961	4.721	
20)	Methoxychlor	8.542	9.466	270388	413802	4.616	4.904	
21)	Endrin Ke...	8.901	9.689	811384	1205004	4.866	4.683	
23)	Hexachlor...	0.000	0.000	0	0	N.D.	N.D.	
24)	Hexachlor...	5.782	0.000	4389	0	0.025	N.D.	#
25)	Oxychlordane	7.271	0.000	11672	0	0.071	N.D.	#
26)	2,4'-DDE	7.335	8.134	923620	1502119	7.201	7.081	
27)	trans-Non...	7.528	0.000	908795	0	4.756	N.D.	#
28)	2,4'-DDD	0.000	8.491	0	1462538	N.D.	7.744	#
29)	2,4'-DDT	7.894	8.718	3329	1092877	0.030	6.128	#
30)	cis-Nonac...	8.007f	8.759	790498	1208642	3.808	3.603	
31)	Mirex	8.645	9.689	4292	1205004	0.034	6.476	#
32)	Chlordane...	7.432	8.134	926577	1502119	47.059	41.513	
33)	Chlordane...	7.528	8.241	908795	1434855	36.259	47.255	
34)	Chlordane...	8.063	8.903	7555	42265	1.307	4.714	#
35)	Chlordane...	3.446	0.000	4904	0	NoCal	N.D.	
36)	Toxaphene...	7.528f	8.491f	908795	1462538	1014.680	557.315	#
37)	Toxaphene...	7.796	0.000	972009	0	601.886	N.D.	#
38)	Toxaphene...	8.118	8.865	709544	1096359	210.704	216.316	
39)	Toxaphene...	8.328	8.903	27348	42265	8.440	5.062	#
40)	Toxaphene...	8.542f	9.101	270388	1045869	112.796	224.418	#
41)	Toxaphene...	8.645	9.466	4292	413802	1.356	87.113	#
42)	Toxaphene...	3.446	0.000	4904	0	NoCal	N.D.	

(f)=RT Delta > 1/2 Window (#)=Amounts differ by > 40% (m)=manual int.

Quantitation Report (Not Reviewed)

Data Path : R:\data\2019-08\9H23034\REQUANT\
Data File : ECD5-08231910.D
Signal(s) : Signal #1: ECD1A.CH Signal #2: ECD2B.CH
Acq On : 23 Aug 2019 14:25
Operator : MJB
Sample : 9H23034-CAL3
Misc : A19E247, AB 5 ppb
ALS Vial : 6 (Sig #1); 0 (Sig #2) Sample Multiplier: 1

Integration File signal 1: PEST1.e
Integration File signal 2: PEST2.e
Quant Time: Aug 26 12:00:25 2019
Quant Method : R:\methods\ECD5_QUANTPEST_190823.M
Quant Title : Instrument: DualECD5
QLast Update : Mon Aug 26 11:48:23 2019
Response via : Initial Calibration
Integrator: ChemStation 6890 Scale Mode: Small noise peaks clipped

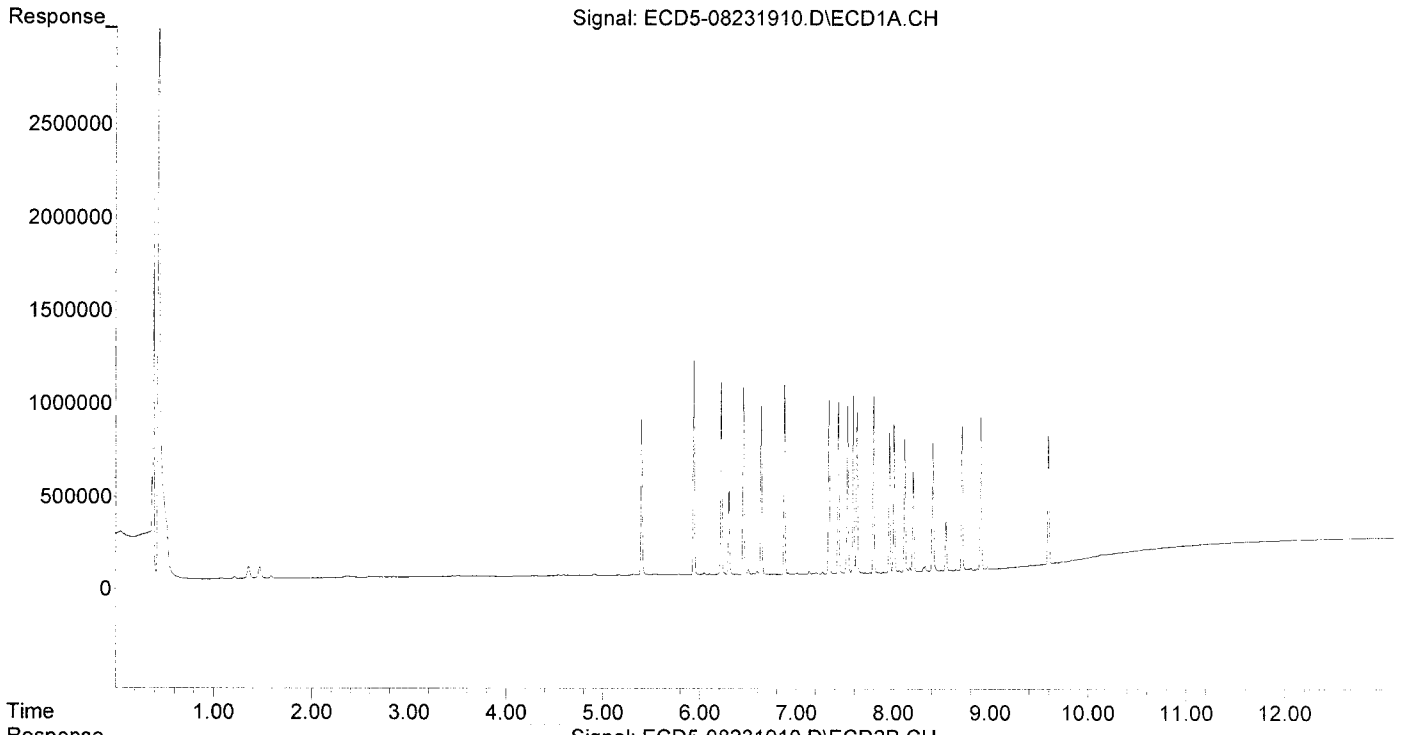

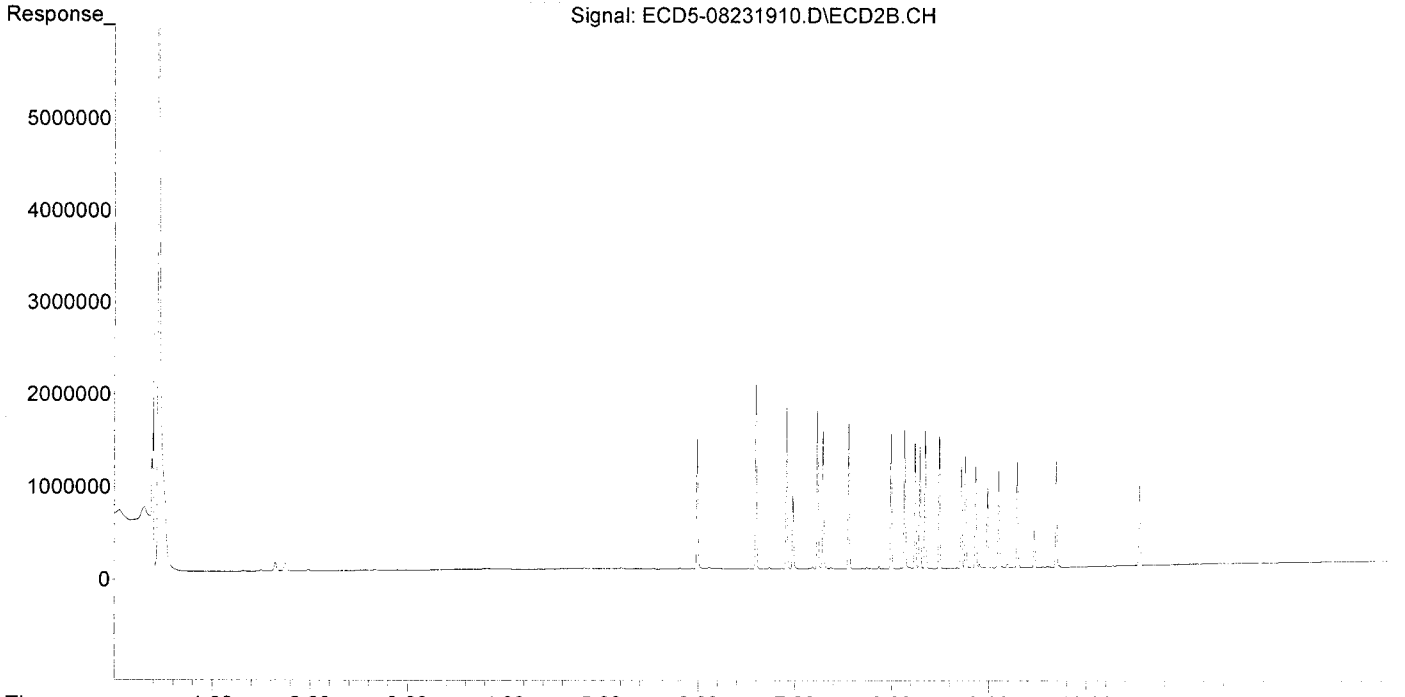

Quantitation Report (Not Reviewed)

Data Path : R:\data\2019-08\9H23034\REQUANT\
Data File : ECD5-08231911.D
Signal(s) : Signal #1: ECD1A.CH Signal #2: ECD2B.CH
Acq On : 23 Aug 2019 14:42
Operator : MJB
Sample : 9H23034-CAL4
Misc : A19E249, AB 10 ppb
ALS Vial : 7 (Sig #1); 0 (Sig #2) Sample Multiplier: 1

Integration File signal 1: PEST1.e
Integration File signal 2: PEST2.e
Quant Time: Aug 26 12:00:36 2019
Quant Method : R:\methods\ECD5_QUANTPEST_190823.M
Quant Title : Instrument: DualECD5
QLast Update : Mon Aug 26 11:48:23 2019
Response via : Initial Calibration
Integrator: ChemStation 6890 Scale Mode: Small noise peaks clipped

MJB 8/26/19

		Compound	RT#1	RT#2	Resp#1	Resp#2	ng/mL	ng/mL	
		System Monitoring Compounds							
1)	S	TCMX (S)	5.396	5.990	1644447	2865854	9.908	9.769	
22)	S	DCBP (S)	9.593	10.541	1335468	1678728	9.465	9.339	
		Target Compounds							
2)		a-BHC	5.936	6.597	2347065	4095890	10.234	9.982	
3)		g-BHC	6.220	6.915	2034859	3476733	10.085	9.747	
4)		b-BHC	6.299	6.980	910875	1580847	10.078	9.989	
5)		Heptachlor	6.634	7.291	1819621	3005915	10.037	9.824	
6)		d-BHC	6.449	7.234	2006493	3613517	10.201	10.246	
7)		Aldrin	6.875	7.556	2010802	3341093	10.184	10.143	
8)		Heptachlo...	7.335	7.994	1865428	2959301	10.128	9.837	
9)		trans-Chl...	7.431	8.134	1847996	3002782	9.995	9.584	
10)		cis-Chlor...	7.527	8.241	1843346	2859573	10.124	9.818	
11)		Endosulfa...	7.623	8.291	1709332	2724272	10.044	9.900	
12)		4,4'-DDE	7.585	8.346	1890931	3049792	10.030	9.817	
13)		Dieldrin	7.795	8.491	1954890	2898866	10.183	9.531	
14)		Endrin	7.960	8.718	1475508	2244483	10.036	9.939	
15)		4,4'-DDD	8.006	8.760	1565974	2425496	9.965	9.467	
16)		Endosulfa...	8.117	8.864	1448080	2243610	10.083	9.729	
17)		4,4'-DDT	8.204	8.987	1146556	1841119	9.590	10.491	
18)		Endrin Al...	8.406	9.101	1375129	2125028	10.716	10.650	
19)		Endosulfa...	8.707	9.292	1553540	2424584	10.024	9.734	
20)		Methoxychlor	8.542	9.465	561706	883069	9.590	10.543	
21)		Endrin Ke...	8.900	9.689	1664380	2496985	9.981	9.704	
23)		Hexachlor...	0.000	0.000	0	0	N.D.	N.D.	
24)		Hexachlor...	5.781	0.000	6414	0	0.036	N.D.	#
25)		Oxychlordane	7.271	0.000	23125	0	0.141	N.D.	#
26)		2,4'-DDE	7.335	8.134	1865428	3002782	14.544	14.155	
27)		trans-Non...	7.527	0.000	1843346	0	9.974	N.D.	#
28)		2,4'-DDD	0.000	8.491	0	2898866	N.D.	15.349	#
29)		2,4'-DDT	7.893	8.718	6940	2244483	0.063	12.585	#
30)		cis-Nonac...	8.006f	8.760	1565974	2425496	7.543	7.231	
31)		Mirex	8.644	9.689	9584	2496985	0.076	13.419	#
32)		Chlordane...	7.431	8.134	1847996	3002782	93.856	82.985	
33)		Chlordane...	7.527	8.241	1843346	2859573	73.545	94.176	
34)		Chlordane...	8.062	8.903	15147	46214	2.620	5.154	#
35)		Chlordane...	3.446	0.000	4445	0	NoCal	N.D.	
36)		Toxaphene...	7.527f	8.491f	1843346	2898866	2058.116	1104.642	#
37)		Toxaphene...	7.795	0.000	1954890	0	1210.504	N.D.	#
38)		Toxaphene...	8.117	8.864	1448080	2243610	430.018	442.674	
39)		Toxaphene...	8.328	8.903	47046	46214	14.520	5.535	#
40)		Toxaphene...	8.542f	9.101	561706	2125028	234.323	455.980	#
41)		Toxaphene...	8.644	9.465	9584	883069	3.029	185.901	#
42)		Toxaphene...	3.446	0.000	4445	0	NoCal	N.D.	

(f)=RT Delta > 1/2 Window (#)=Amounts differ by > 40% (m)=manual int.

Quantitation Report (Not Reviewed)

Data Path : R:\data\2019-08\9H23034\REQUANT\
Data File : ECD5-08231911.D
Signal(s) : Signal #1: ECD1A.CH Signal #2: ECD2B.CH
Acq On : 23 Aug 2019 14:42
Operator : MJB
Sample : 9H23034-CAL4
Misc : A19E249, AB 10 ppb
ALS Vial : 7 (Sig #1); 0 (Sig #2) Sample Multiplier: 1

Integration File signal 1: PEST1.e
Integration File signal 2: PEST2.e
Quant Time: Aug 26 12:00:36 2019
Quant Method : R:\methods\ECD5_QUANTPEST_190823.M
Quant Title : Instrument: DualECD5
QLast Update : Mon Aug 26 11:48:23 2019
Response via : Initial Calibration
Integrator: ChemStation 6890 Scale Mode: Small noise peaks clipped

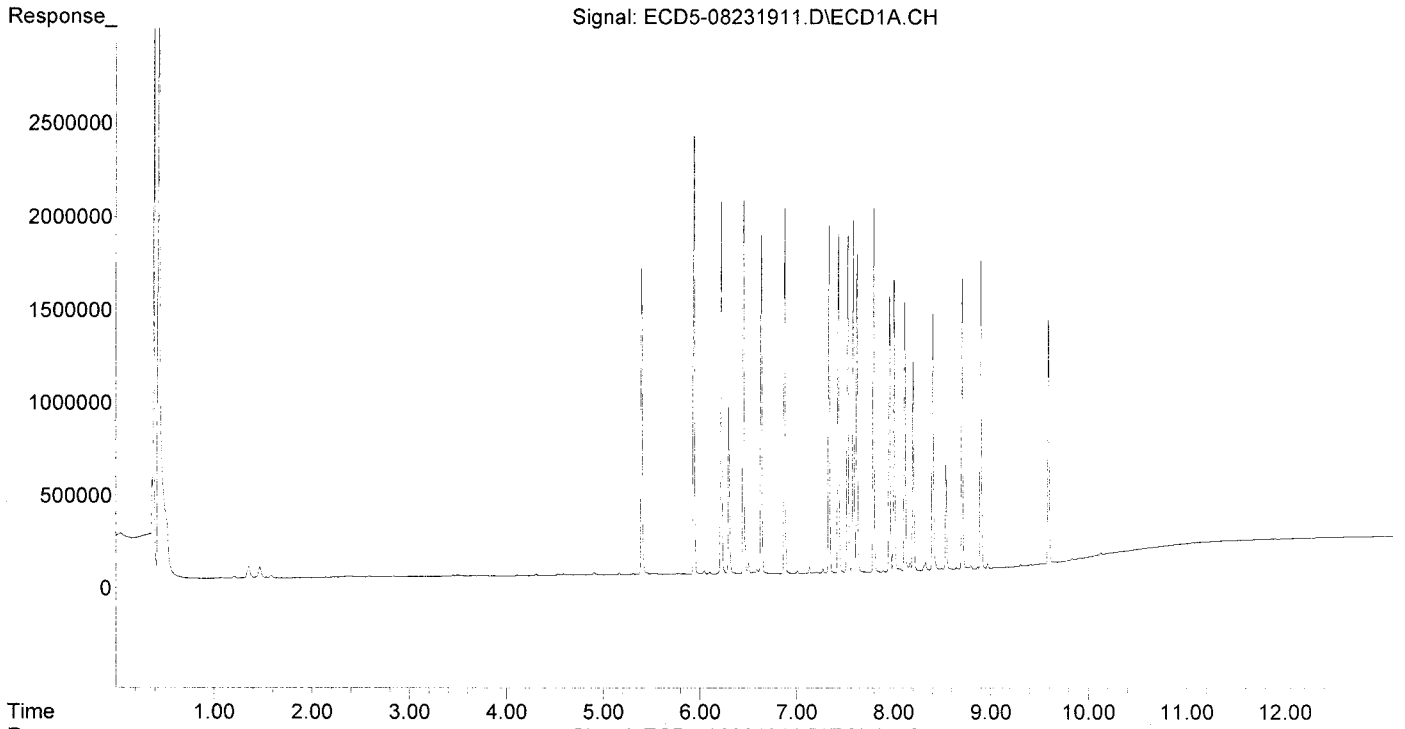

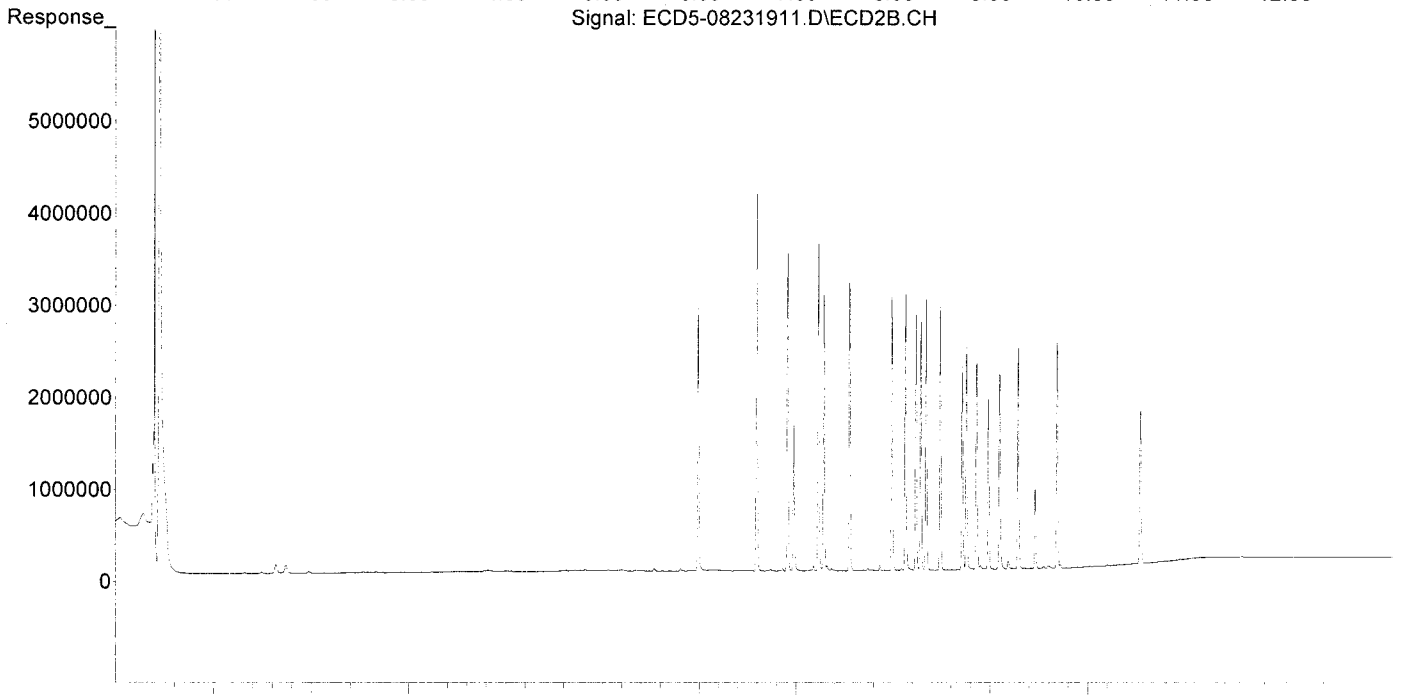

Quantitation Report (Not Reviewed)

Data Path : R:\data\2019-08\9H23034\REQUANT\
Data File : ECD5-08231912.D
Signal(s) : Signal #1: ECD1A.CH Signal #2: ECD2B.CH
Acq On : 23 Aug 2019 15:00
Operator : MJB
Sample : 9H23034-CAL5
Misc : A19E250, AB 25 ppb
ALS Vial : 8 (Sig #1); 0 (Sig #2) Sample Multiplier: 1

Integration File signal 1: PEST1.e
Integration File signal 2: PEST2.e
Quant Time: Aug 26 12:01:01 2019
Quant Method : R:\methods\ECD5_QUANTPEST_190823.M
Quant Title : Instrument: DualECD5
QLast Update : Mon Aug 26 11:48:23 2019
Response via : Initial Calibration
Integrator: ChemStation 6890 Scale Mode: Small noise peaks clipped

MJB 8/26/19

		Compound	RT#1	RT#2	Resp#1	Resp#2	ng/mL	ng/mL	
		System Monitoring Compounds							
1)	S	TCMX (S)	5.394	5.989	4015832	7072923	24.195	24.109	
22)	S	DCBP (S)	9.592	10.539	3342634	4163229	23.690	23.160	
		Target Compounds							
2)		a-BHC	5.935	6.596	5553096	9910863	24.215	24.153	
3)		g-BHC	6.218	6.913	4875657	8508386	24.164	23.853	
4)		b-BHC	6.297	6.978	2060378	3677155	22.796	23.234	
5)		Heptachlor	6.633	7.289	4314306	7282282	23.797	23.800	
6)		d-BHC	6.447	7.232	4667166	8247775	23.729	23.387	
7)		Aldrin	6.873	7.555	4845355	7878574	24.540	23.919	
8)		Heptachlo...	7.332	7.992	4344286	7064729	23.587	23.483	
9)		trans-Chl...	7.429	8.131	4401456	7157480	23.806	22.844	
10)		cis-Chlor...	7.525	8.239	4244413	6935857	23.312	23.814	
11)		Endosulfa...	7.621	8.288	4111285	6571512	24.158	23.881	
12)		4,4'-DDE	7.583	8.343	4571066	7501047	24.246	24.144	
13)		Dieldrin	7.792	8.489	4582306	7333890	23.869	24.113	
14)		Endrin	7.957	8.716	3508904	5325883	23.866	23.584	
15)		4,4'-DDD	8.004	8.758	3727035	6146469	23.718	23.990	
16)		Endosulfa...	8.115	8.862	3371864	5447602	23.479	23.623	
17)		4,4'-DDT	8.202	8.984	2924467	4480388	24.460	24.907	
18)		Endrin Al...	8.404	9.099	3119767	4848504	25.346	24.953	
19)		Endosulfa...	8.705	9.289	3645411	5978906	23.522	24.003	
20)		Methoxychlor	8.540	9.463	1390283	2166659	23.735	25.322	
21)		Endrin Ke...	8.899	9.688	4008958	5893691	24.041	22.904	
23)		Hexachlor...	0.000	0.000	0	0	N.D.	N.D.	
24)		Hexachlor...	5.779	0.000	7817	0	0.044	N.D.	#
25)		Oxychlordane	7.269	0.000	51278	0	0.312	N.D.	#
26)		2,4'-DDE	7.332	8.131	4344286	7157480	33.871	33.740	
27)		trans-Non...	7.525	8.192	4244413	24831	23.380	0.082	#
28)		2,4'-DDD	0.000	8.489	0	7333890	N.D.	38.832	#
29)		2,4'-DDT	7.891	8.716	15573	5325883	0.142	29.864	#
30)		cis-Nonac...	8.004	8.758	3727035	6146469	17.952	18.323	
31)		Mirex	8.651	9.688	18145	5893691	0.145	31.674	#
32)		Chlordane...	7.429	8.131	4401456	7157480	223.542	197.805	
33)		Chlordane...	7.525	8.239	4244413	6935857	169.341	228.423	
34)		Chlordane...	8.059	8.901	33094	57884	5.724	6.456	
35)		Chlordane...	3.446	0.000	4689	0	NoCal	N.D.	
36)		Toxaphene...	7.525f	8.489f	4244413	7333890	4738.933	2794.653	#
37)		Toxaphene...	7.792	0.000	4582306	0	2837.449	N.D.	#
38)		Toxaphene...	8.115	8.862	3371864	5447602	1001.299	1074.835	
39)		Toxaphene...	8.326f	8.901	104762	57884	32.332	6.932	#
40)		Toxaphene...	8.540f	9.099	1390283	4848504	579.975	1040.371	#
41)		Toxaphene...	8.651	9.463	18145	2166659	5.734	456.119	#
42)		Toxaphene...	3.446	0.000	4689	0	NoCal	N.D.	

(f)=RT Delta > 1/2 Window (#)=Amounts differ by > 40% (m)=manual int.

Quantitation Report (Not Reviewed)

Data Path : R:\data\2019-08\9H23034\REQUANT\
Data File : ECD5-08231912.D
Signal(s) : Signal #1: ECD1A.CH Signal #2: ECD2B.CH
Acq On : 23 Aug 2019 15:00
Operator : MJB
Sample : 9H23034-CAL5
Misc : A19E250, AB 25 ppb
ALS Vial : 8 (Sig #1); 0 (Sig #2) Sample Multiplier: 1

Integration File signal 1: PEST1.e
Integration File signal 2: PEST2.e
Quant Time: Aug 26 12:01:01 2019
Quant Method : R:\methods\ECD5_QUANTPEST_190823.M
Quant Title : Instrument: DualECD5
QLast Update : Mon Aug 26 11:48:23 2019
Response via : Initial Calibration
Integrator: ChemStation 6890 Scale Mode: Small noise peaks clipped

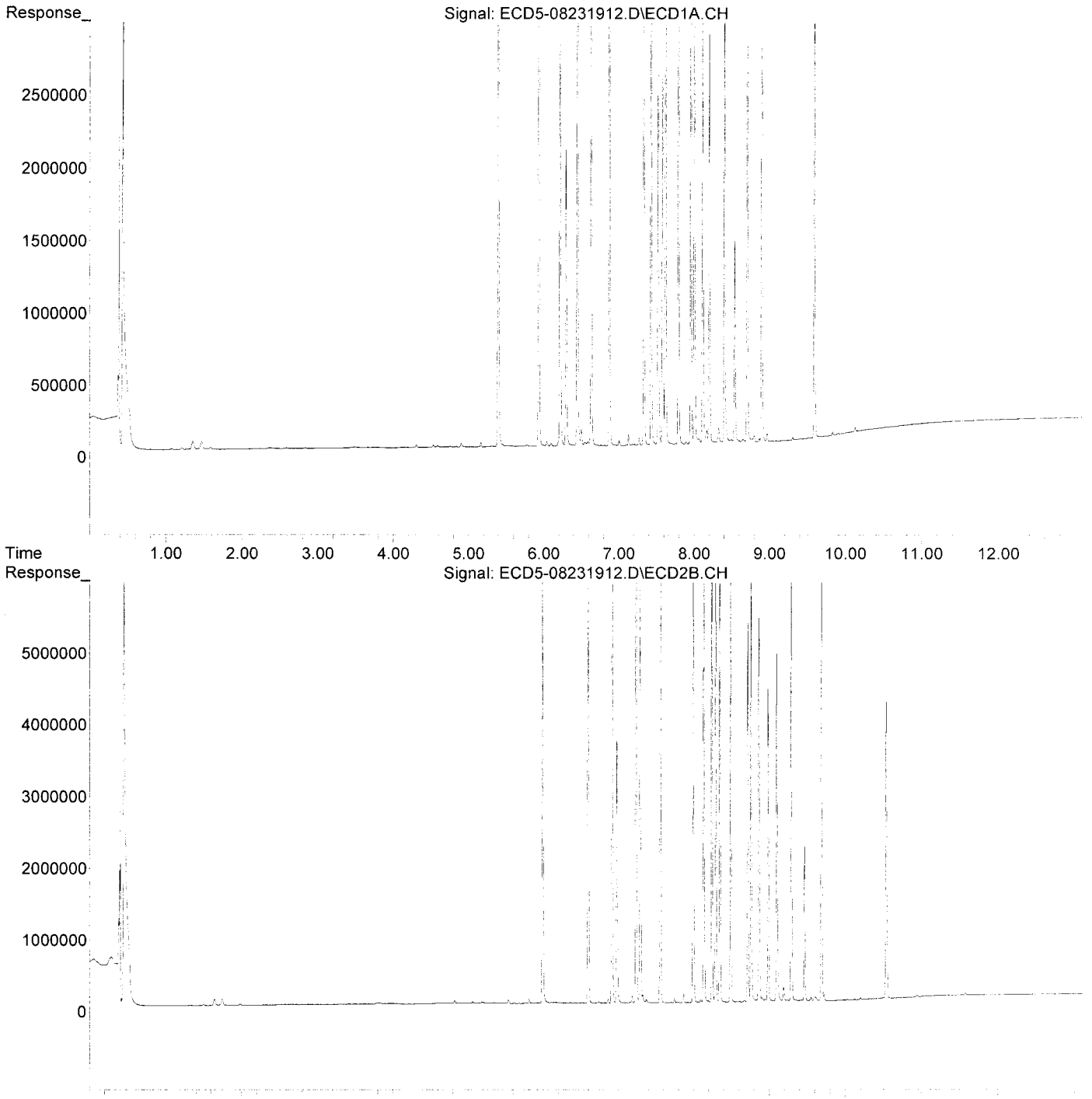

Quantitation Report (Not Reviewed)

Data Path : R:\data\2019-08\9H23034\REQUANT\
Data File : ECD5-08231913.D
Signal(s) : Signal #1: ECD1A.CH Signal #2: ECD2B.CH
Acq On : 23 Aug 2019 15:17
Operator : MJB
Sample : 9H23034-CAL6
Misc : A19H383, AB 50 ppb
ALS Vial : 9 (Sig #1); 0 (Sig #2) Sample Multiplier: 1

Integration File signal 1: PEST1.e
Integration File signal 2: PEST2.e
Quant Time: Aug 26 12:01:12 2019
Quant Method : R:\methods\ECD5_QUANTPEST_190823.M
Quant Title : Instrument: DualECD5
QLast Update : Mon Aug 26 11:48:23 2019
Response via : Initial Calibration
Integrator: ChemStation 6890 Scale Mode: Small noise peaks clipped

MJB 8/26/19

		Compound	RT#1	RT#2	Resp#1	Resp#2	ng/mL	ng/mL	
		System Monitoring Compounds							
1)	S	TCMX (S)	5.394	5.989	8071481	14196745	48.631	48.392	
22)	S	DCBP (S)	9.592	10.541	6678990	8730692	47.336	48.568	
		Target Compounds							
2)		a-BHC	5.935	6.596	11369592	20265817	49.578	49.388	
3)		g-BHC	6.218	6.914	9785999	17381069	48.499	48.727	
4)		b-BHC	6.296	6.978	4100858	7516011	45.372	47.490	
5)		Heptachlor	6.632	7.290	8735158	14595143	48.182	47.700	
6)		d-BHC	6.447	7.232	9610742	17311258	48.862	49.087	
7)		Aldrin	6.873	7.555	9327672	16264416	47.242	49.377	
8)		Heptachlo...	7.332	7.992	8869300	14837794	48.156	49.320	
9)		trans-Chl...	7.428	8.131	8959305	14678719	48.457	46.848	
10)		cis-Chlor...	7.524	8.238	8622674	14002116	47.359	48.076	
11)		Endosulfa...	7.621	8.289	7984410	13712329	46.917	49.831	
12)		4,4'-DDE	7.583	8.344	9177389	15554706	48.679	50.067	
13)		Dieldrin	7.792	8.489	9386664	15434113	48.894	50.745	
14)		Endrin	7.957	8.716	6979572	11015379	47.471	48.778	
15)		4,4'-DDD	8.004	8.758	7726197	13159451	49.167	51.361	
16)		Endosulfa...	8.114	8.863	6840920	11534525	47.635	50.018	
17)		4,4'-DDT	8.202	8.985	6205369	9285492	51.902	49.430	
18)		Endrin Al...	8.404	9.099	6224451	10209034	50.697	51.836	
19)		Endosulfa...	8.705	9.289	7420576	12149289	47.882	48.775	
20)		Methoxychlor	8.540	9.464	2860683	4346199	48.839	48.597	
21)		Endrin Ke...	8.899	9.687	8190707	12954568	49.117	50.345	
23)		Hexachlor...	0.000	0.000	0	0	N.D.	N.D.	
24)		Hexachlor...	5.777	6.487f	17034	6623	0.097	0.021	#
25)		Oxychlordane	7.268	7.916	93115	13858	0.566	0.051	#
26)		2,4'-DDE	7.332	8.131	8869300	14678719	69.150	69.194	
27)		trans-Non...	7.524	8.193	8622674	44541	47.838	0.148	#
28)		2,4'-DDD	7.705	8.489	15706	15434113	0.138	81.721	#
29)		2,4'-DDT	7.890	8.716	32276	11015379	0.294	61.766	#
30)		cis-Nonac...	8.004	8.758	7726197	13159451	37.214	39.229	
31)		Mirex	8.653	9.687	33100	12954568	0.264	69.621	#
32)		Chlordane...	7.428	8.131	8959305	14678719	455.027	405.662	
33)		Chlordane...	7.524	8.238	8622674	14002116	344.022	461.141	
34)		Chlordane...	8.059	8.901	56505	76664	9.774	8.551	
35)		Chlordane...	3.445	0.000	3954	0	NoCal	N.D.	
36)		Toxaphene...	7.524f	8.489f	8622674	15434113	9627.309	5881.324	
37)		Toxaphene...	7.792	8.823	9386664	45987	5812.397	13.973	#
38)		Toxaphene...	8.114	8.863	6840920	11534525	2031.460	2275.810	
39)		Toxaphene...	8.325f	8.901	190344	76664	58.746	9.182	#
40)		Toxaphene...	8.540f	9.099	2860683	10209034	1193.372	2190.611	#
41)		Toxaphene...	8.653	9.464	33100	4346199	10.460	914.950	#
42)		Toxaphene...	3.445	0.000	3954	0	NoCal	N.D.	

(f)=RT Delta > 1/2 Window (#)=Amounts differ by > 40% (m)=manual int.

Quantitation Report (Not Reviewed)

Data Path : R:\data\2019-08\9H23034\REQUANT\
Data File : ECD5-08231913.D
Signal(s) : Signal #1: ECD1A.CH Signal #2: ECD2B.CH
Acq On : 23 Aug 2019 15:17
Operator : MJB
Sample : 9H23034-CAL6
Misc : A19H383, AB 50 ppb
ALS Vial : 9 (Sig #1); 0 (Sig #2) Sample Multiplier: 1

Integration File signal 1: PEST1.e
Integration File signal 2: PEST2.e
Quant Time: Aug 26 12:01:12 2019
Quant Method : R:\methods\ECD5_QUANTPEST_190823.M
Quant Title : Instrument: DualECD5
QLast Update : Mon Aug 26 11:48:23 2019
Response via : Initial Calibration
Integrator: ChemStation 6890 Scale Mode: Small noise peaks clipped

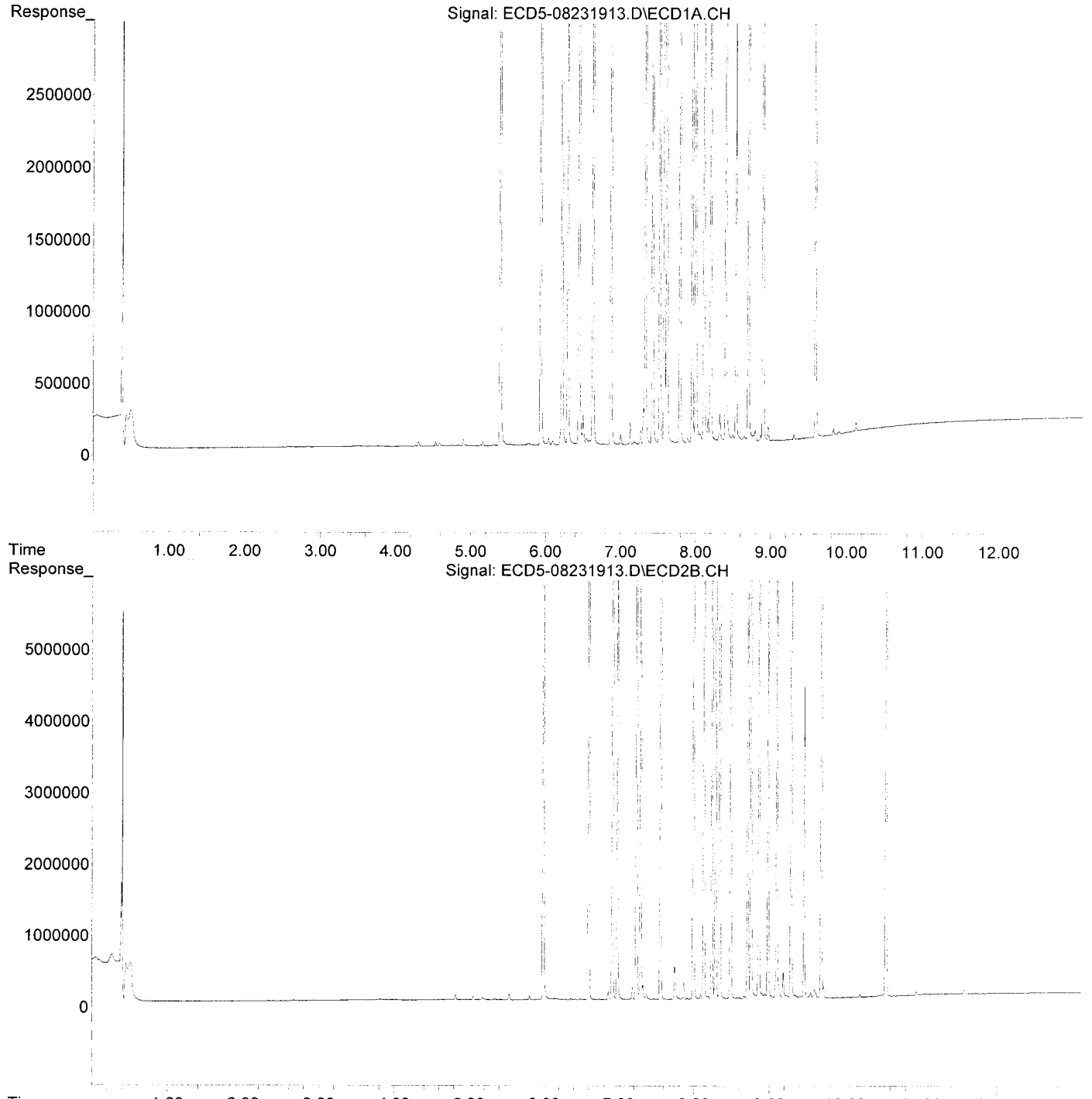

Quantitation Report (Not Reviewed)

Data Path : R:\data\2019-08\9H23034\REQUANT\
Data File : ECD5-08231914.D
Signal(s) : Signal #1: ECD1A.CH Signal #2: ECD2B.CH
Acq On : 23 Aug 2019 15:34
Operator : MJB
Sample : 9H23034-CAL7
Misc : A19H382, AB 100 ppb
ALS Vial : 10 (Sig #1); 0 (Sig #2) Sample Multiplier: 1

Integration File signal 1: PEST1.e
Integration File signal 2: PEST2.e
Quant Time: Aug 26 12:01:22 2019
Quant Method : R:\methods\ECD5_QUANTPEST_190823.M
Quant Title : Instrument: DualECD5
QLast Update : Mon Aug 26 11:48:23 2019
Response via : Initial Calibration
Integrator: ChemStation 6890 Scale Mode: Small noise peaks clipped

MJB 8/26/19

		Compound	RT#1	RT#2	Resp#1	Resp#2	ng/mL	ng/mL	
		System Monitoring Compounds							
1)	S	TCMX (S)	5.395	5.989	15850922	29256334	95.502	99.726	
22)	S	DCBP (S)	9.592	10.540	13405396	17784069	95.007	98.931	
		Target Compounds							
2)		a-BHC	5.935	6.596	22363584	41699210	97.517	101.621	
3)		g-BHC	6.218	6.914	19595093	36788994	97.113	103.136	
4)		b-BHC	6.296	6.977	8355416	14625175	92.444	92.409	
5)		Heptachlor	6.632	7.289	17551528	30277818	96.811	98.955	
6)		d-BHC	6.446	7.232	19475580	35176633	99.016	99.745	
7)		Aldrin	6.872	7.555	19108074	33906422	96.776	102.936	
8)		Heptachlo...	7.331	7.991	17318444	30045511	94.031	99.869	
9)		trans-Chl...	7.427	8.131	17732791	30742272	95.909	98.116	
10)		cis-Chlor...	7.523	8.238	16742584	29042863	91.956	99.719	
11)		Endosulfa...	7.619	8.288	16089996	27212707	94.547	98.892	
12)		4,4'-DDE	7.582	8.344	18052552	32499603	95.754	104.609	
13)		Dieldrin	7.791	8.488	18324422	31001958	95.450	101.930	
14)		Endrin	7.957	8.715	13812708	23102413	93.947	102.301	
15)		4,4'-DDD	8.003	8.758	15437146	26297484	98.238	102.639	
16)		Endosulfa...	8.113	8.861	13543500	23016371	94.307	99.808	
17)		4,4'-DDT	8.201	8.984	12176961	19789501	101.848	97.215	
18)		Endrin Al...	8.403	9.098	12363806	20502737	98.526	99.562	
19)		Endosulfa...	8.704	9.289	14366789	24477320	92.702	98.268	
20)		Methoxychlor	8.539	9.463	5877329	9444987	100.340	96.538	
21)		Endrin Ke...	8.898	9.687	16251943	26636559	97.458	103.517	
23)		Hexachlor...	0.000	0.000	0	0	N.D.	N.D.	
24)		Hexachlor...	5.777	0.000	29252	0	0.166	N.D.	#
25)		Oxychlordane	7.267	7.915	165864	25145	1.008	0.092	#
26)		2,4'-DDE	7.331	8.131	17318444	30742272	135.025	144.916	
27)		trans-Non...	7.523	8.192	16742584	77338	93.233	0.256	#
28)		2,4'-DDD	7.704	8.488	32176	31001958	0.282	164.150	#
29)		2,4'-DDT	7.889	8.715	66298	23102413	0.604	129.542	#
30)		cis-Nonac...	8.003	8.758	15437146	26297484	74.355	78.395	
31)		Mirex	8.651	9.687	63592	26636559	0.507	143.151	#
32)		Chlordane...	7.427	8.131	17732791	30742272	900.616	849.596	
33)		Chlordane...	7.523	8.238	16742584	29042863	667.985	956.488	#
34)		Chlordane...	8.059	8.899	102306	115089	17.697	12.836	
35)		Chlordane...	3.447	0.000	5362	0	NoCal	N.D.	
36)		Toxaphene...	7.523f	8.488f	16742584	31001958	18693.275	11813.609	
37)		Toxaphene...	7.791	0.000	18324422	0	11346.823	N.D.	#
38)		Toxaphene...	8.113	8.861	13543500	23016371	4021.839	4541.226	
39)		Toxaphene...	8.324f	8.899	362066	115089	111.744	13.783	#
40)		Toxaphene...	8.598f	9.098	51910	20502737	21.655	4399.391	#
41)		Toxaphene...	8.651	9.463	63592	9444987	20.095	1988.334	#
42)		Toxaphene...	3.447	0.000	5362	0	NoCal	N.D.	

(f)=RT Delta > 1/2 Window (#)=Amounts differ by > 40% (m)=manual int.

Quantitation Report (Not Reviewed)

Data Path : R:\data\2019-08\9H23034\REQUANT\
Data File : ECD5-08231914.D
Signal(s) : Signal #1: ECD1A.CH Signal #2: ECD2B.CH
Acq On : 23 Aug 2019 15:34
Operator : MJB
Sample : 9H23034-CAL7
Misc : A19H382, AB 100 ppb
ALS Vial : 10 (Sig #1); 0 (Sig #2) Sample Multiplier: 1

Integration File signal 1: PEST1.e
Integration File signal 2: PEST2.e
Quant Time: Aug 26 12:01:22 2019
Quant Method : R:\methods\ECD5_QUANTPEST_190823.M
Quant Title : Instrument: DualECD5
QLast Update : Mon Aug 26 11:48:23 2019
Response via : Initial Calibration
Integrator: ChemStation 6890 Scale Mode: Small noise peaks clipped

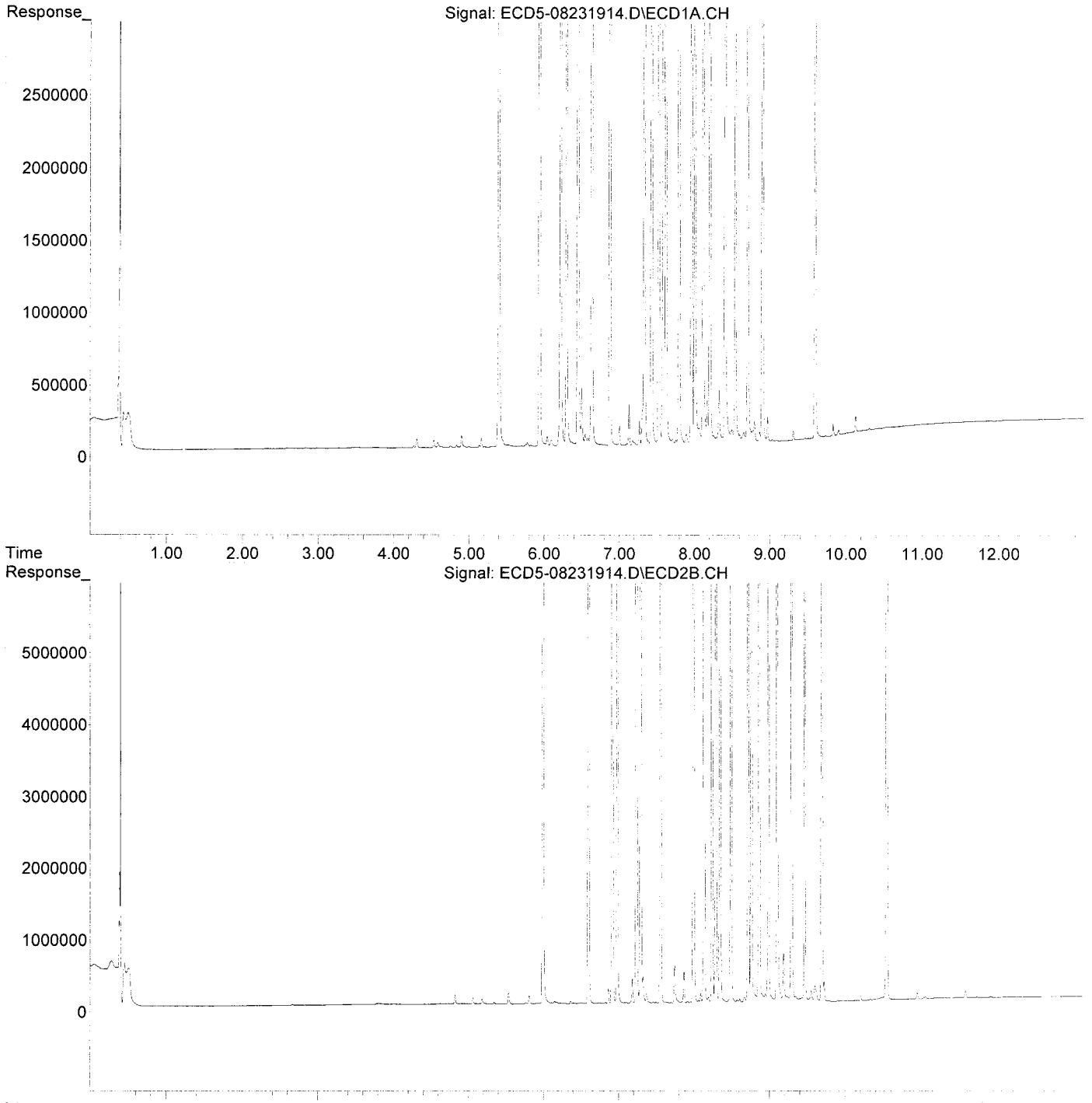

Quantitation Report (Not Reviewed)

Data Path : R:\data\2019-08\9H23034\REQUANT\
Data File : ECD5-08231915.D
Signal(s) : Signal #1: ECD1A.CH Signal #2: ECD2B.CH
Acq On : 23 Aug 2019 15:52
Operator : MJB
Sample : 9H23034-CAL8
Misc : A19E244, AB 200 ppb
ALS Vial : 11 (Sig #1); 0 (Sig #2) Sample Multiplier: 1

Integration File signal 1: PEST1.e
Integration File signal 2: PEST2.e
Quant Time: Aug 26 12:01:32 2019
Quant Method : R:\methods\ECD5_QUANTPEST_190823.M
Quant Title : Instrument: DualECD5
QLast Update : Mon Aug 26 11:48:23 2019
Response via : Initial Calibration
Integrator: ChemStation 6890 Scale Mode: Small noise peaks clipped

MJB 8/26/19

		Compound	RT#1	RT#2	Resp#1	Resp#2	ng/mL	ng/mL	
		System Monitoring Compounds							
1)	S	TCMX (S)	5.394	5.990	32842535	62584449	197.876	213.332	
22)	S	DCBP (S)	9.591	10.539	26975231	38097779	191.180	211.933	
		Target Compounds							
2)		a-BHC	5.935	6.597	47202252	94376748	205.828	229.997	
3)		g-BHC	6.218	6.914	41889726	80765680	207.604	226.422	
4)		b-BHC	6.294	6.977	18238696	32553433	201.792	205.688	
5)		Heptachlor	6.630	7.289	37785699	71283176	208.419	232.969	
6)		d-BHC	6.445	7.232	41016592	80979751	208.534	229.622	
7)		Aldrin	6.870	7.554	39838403	73228186	201.769	222.313	
8)		Heptachlo...	7.330	7.991	36258170	65330070	196.864	217.153	
9)		trans-Chl...	7.425	8.130	37621413	66447972	203.478	212.073	
10)		cis-Chlor...	7.521	8.238	35207945	63977063	193.375	219.666	
11)		Endosulfa...	7.618	8.288	33852593	61043507	198.922	221.834	
12)		4,4'-DDE	7.581	8.344	38763081	69842351	205.607	224.807	
13)		Dieldrin	7.791	8.489	39217772	70031781	204.281	230.254	
14)		Endrin	7.955	8.715	31426311	52779585	213.745	233.717	
15)		4,4'-DDD	8.002	8.758	32436804	59560270	206.419	232.463	
16)		Endosulfa...	8.112	8.862	29471042	51834888	205.214	224.777	
17)		4,4'-DDT	8.200	8.984	29075222	48203441	243.185	202.337	
18)		Endrin Al...	8.402	9.098	26627672	45084544	200.132	198.781	
19)		Endosulfa...	8.704	9.289	31126520	54592794	200.845	219.171	
20)		Methoxychlor	8.537	9.463	14271143	23714100	243.642	203.084	
21)		Endrin Ke...	8.898	9.688	35094718	60861376	210.452	236.524	
23)		Hexachlor...	0.000	0.000	0	0	N.D.	N.D.	
24)		Hexachlor...	5.776	0.000	55469	0	0.315	N.D.	#
25)		Oxychlordane	7.265	7.915	336226	30124	2.043	0.110	#
26)		2,4'-DDE	7.330	8.130	36258170	66447972	282.690	313.230	
27)		trans-Non...	7.521	8.191	35207945	140624	196.641	0.466	#
28)		2,4'-DDD	7.703	8.489	57049	70031781	0.500	370.806	#
29)		2,4'-DDT	7.886	8.715	129876	52779585	1.184	295.950	#
30)		cis-Nonac...	8.002	8.758	32436804	59560270	156.235	177.554	
31)		Mirex	8.651	9.688	103310	60861376	0.824	327.083	#
32)		Chlordane...	7.425	8.130	37621413	66447972	1910.724	1836.362	
33)		Chlordane...	7.521	8.238	35207945	63977063	1404.705	2106.999	#
34)		Chlordane...	8.058	8.862f	183720	51834888	31.779	5781.350	#
35)		Chlordane...	3.445	0.000	4872	0	NoCal	N.D.	
36)		Toxaphene...	7.521	8.489f	35207945	70031781	39310.050	26686.316	
37)		Toxaphene...	7.791	0.000	39217772	0	24284.375	N.D.	#
38)		Toxaphene...	8.112	8.862	29471042	51834888	8751.637	10227.240	
39)		Toxaphene...	8.322f	8.943f	634260	207653	195.750	24.869	#
40)		Toxaphene...	8.537f	9.098	14271143	45084544	5953.399	9674.052	#
41)		Toxaphene...	8.651	9.463	103310	23714100	32.646	4992.230	#
42)		Toxaphene...	3.445	0.000	4872	0	NoCal	N.D.	

(f)=RT Delta > 1/2 Window (#)=Amounts differ by > 40% (m)=manual int.

Quantitation Report (Not Reviewed)

Data Path : R:\data\2019-08\9H23034\REQUANT\
Data File : ECD5-08231915.D
Signal(s) : Signal #1: ECD1A.CH Signal #2: ECD2B.CH
Acq On : 23 Aug 2019 15:52
Operator : MJB
Sample : 9H23034-CAL8
Misc : A19E244, AB 200 ppb
ALS Vial : 11 (Sig #1); 0 (Sig #2) Sample Multiplier: 1

Integration File signal 1: PEST1.e
Integration File signal 2: PEST2.e
Quant Time: Aug 26 12:01:32 2019
Quant Method : R:\methods\ECD5_QUANTPEST_190823.M
Quant Title : Instrument: DualECD5
QLast Update : Mon Aug 26 11:48:23 2019
Response via : Initial Calibration
Integrator: ChemStation 6890 Scale Mode: Small noise peaks clipped

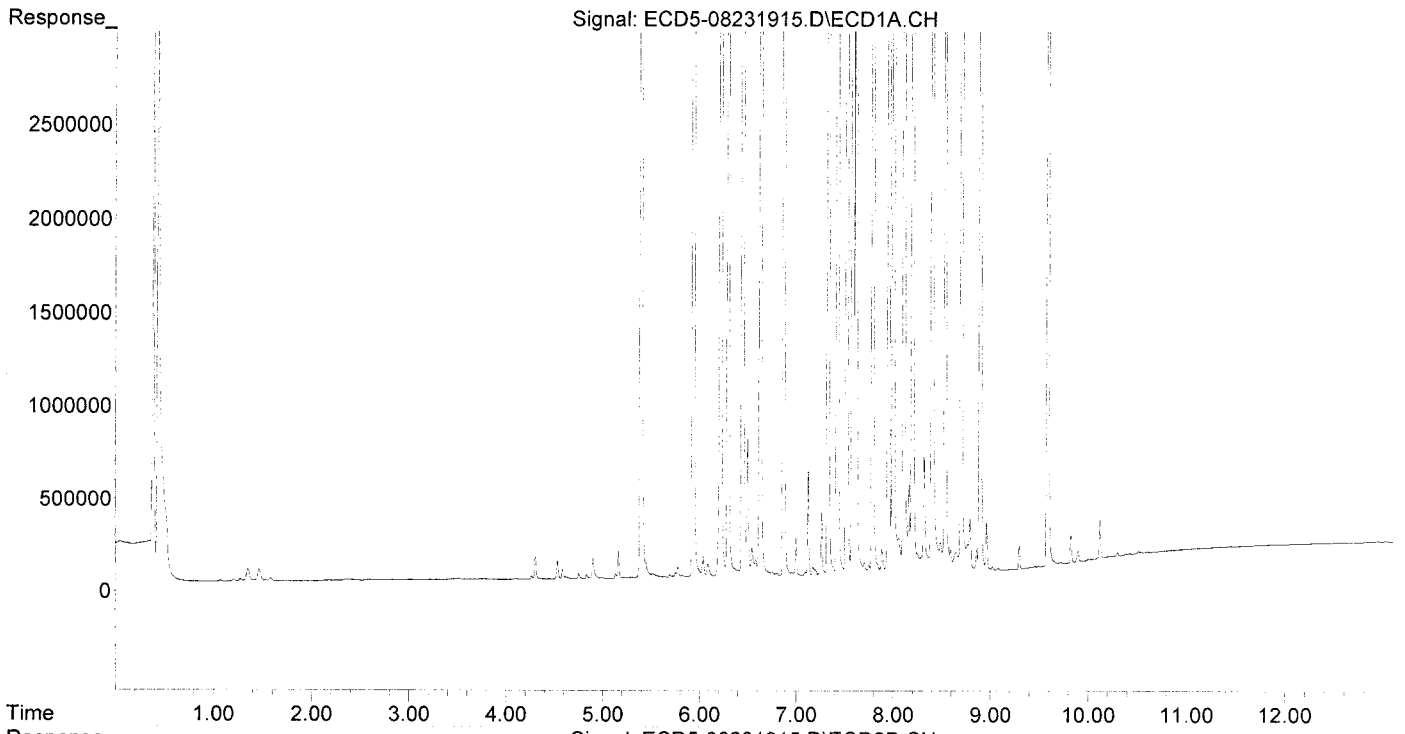

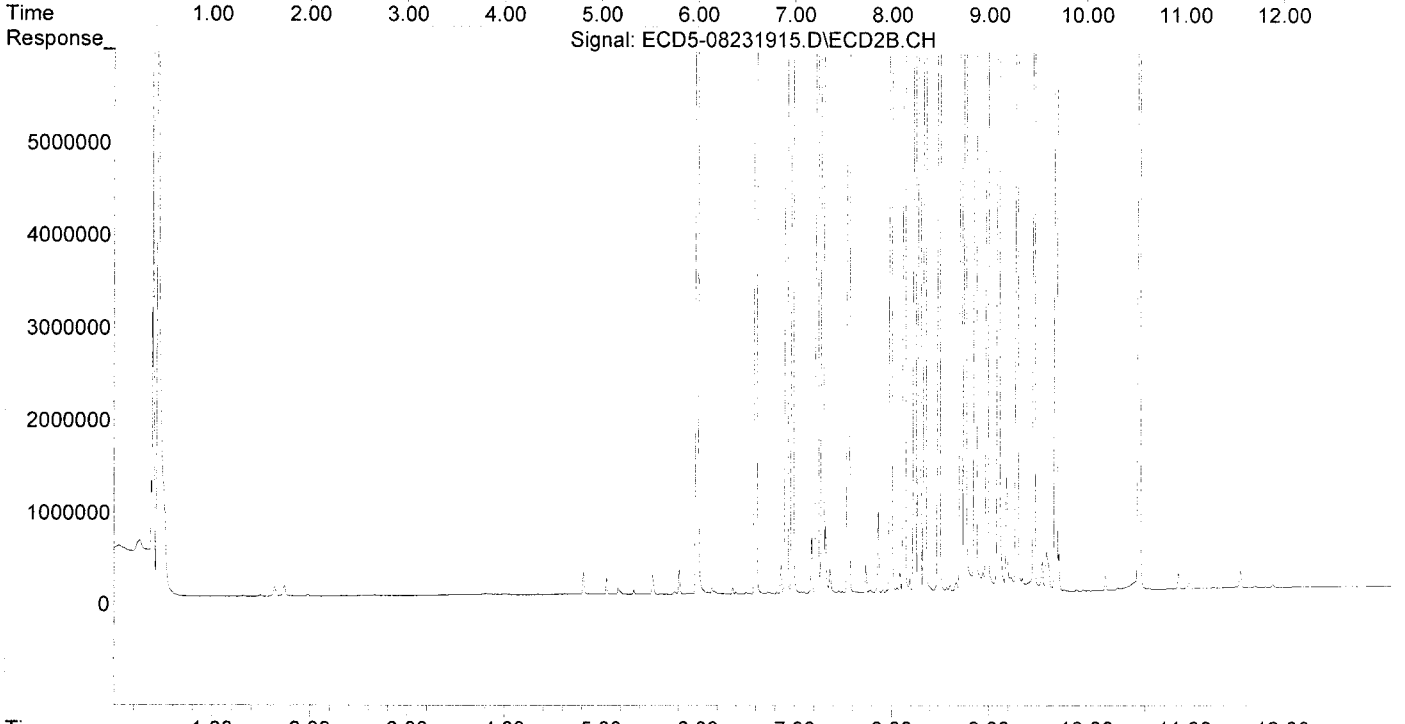

Quantitation Report (Not Reviewed)

Data Path : R:\data\2019-08\9H23034\REQUANT\
Data File : ECD5-08231918.D
Signal(s) : Signal #1: ECD1A.CH Signal #2: ECD2B.CH
Acq On : 23 Aug 2019 16:44
Operator : MJB
Sample : 9H23034-CAL9
Misc : A19E272, 9-42 1 ppb
ALS Vial : 13 (Sig #1); 0 (Sig #2) Sample Multiplier: 1

Integration File signal 1: PEST1.e
Integration File signal 2: PEST2.e
Quant Time: Aug 26 12:02:15 2019
Quant Method : R:\methods\ECD5_QUANTPEST_190823.M
Quant Title : Instrument: DualECD5
QLast Update : Mon Aug 26 11:48:23 2019
Response via : Initial Calibration
Integrator: ChemStation 6890 Scale Mode: Small noise peaks clipped

MJB 8/26/19

		Compound	RT#1	RT#2	Resp#1	Resp#2	ng/mL	ng/mL	
		System Monitoring Compounds							
1)	S	TCMX (S)	0.000	5.984	0	6576	N.D.	0.022	#
22)	S	DCBP (S)	9.593	10.540	2255	5805	0.016	0.032	#
		Target Compounds							
2)		a-BHC	0.000	0.000	0	0	N.D.	N.D.	
3)		g-BHC	6.249f	0.000	4648	0	0.023	N.D.	#
4)		b-BHC	0.000	7.002f	0	7162	N.D.	0.045	#
5)		Heptachlor	6.601f	0.000	3572	0	0.020	N.D.	#
6)		d-BHC	6.449	7.232	5321	8483	0.027	0.024	
7)		Aldrin	0.000	7.577f	0	8990	N.D.	0.027	#
8)		Heptachlo...	7.335	0.000	137947	0	0.749	N.D.	#
9)		trans-Chl...	7.420	8.123	5532	219164	0.030	0.699	#
10)		cis-Chlor...	7.518	0.000	236836	0	1.301	N.D.	#
11)		Endosulfa...	7.582f	0.000	5522	0	0.032	N.D.	#
12)		4,4'-DDE	7.582	0.000	5522	0	0.029	N.D.	#
13)		Dieldrin	7.755f	8.495	4087	192040	0.021	0.631	#
14)		Endrin	7.987f	8.719	219220	173338	1.491	0.768	#
15)		4,4'-DDD	7.987	8.759	219220	332745	1.395	1.299	
16)		Endosulfa...	8.116	8.903f	2586	40443	0.018	0.175	#
17)		4,4'-DDT	8.202	0.000	1027	0	0.009	N.D.	#
18)		Endrin Al...	8.404	9.099	13122	17799	BelowCal	BelowCal	
19)		Endosulfa...	8.706	9.290	8041	12118	0.052	0.049	
20)		Methoxychlor	8.548	0.000	665	0	0.011	N.D.	#
21)		Endrin Ke...	8.900	9.680	3962	209783	0.024	0.815	#
23)		Hexachlor...	3.198	3.687	198207	383198	1.085	1.019	
24)		Hexachlor...	5.775	6.453	194679	328025	1.104	1.044	
25)		Oxychlordane	7.263	7.922	176844	279143	1.075	1.019	
26)		2,4'-DDE	7.335	8.123	137947	219164	1.076	1.033	
27)		trans-Non...	7.518	8.195	236836	306202	1.006	1.015	
28)		2,4'-DDD	7.707	8.495	120240	192040	1.054	1.017	
29)		2,4'-DDT	7.890	8.719	107110	173338	0.977	0.972	
30)		cis-Nonac...	7.987	8.759	219220	332745	1.056	0.992	
31)		Mirex	8.655	9.680	147356	209783	1.175	1.127	
32)		Chlordane...	7.420	8.123	5532	219164	0.281	6.057	#
33)		Chlordane...	7.518	0.000	236836	0	9.449	N.D.	#
34)		Chlordane...	0.000	8.903	0	40443	N.D.	4.511	#
35)		Chlordane...	3.444	0.000	4642	0	NoCal	N.D.	
36)		Toxaphene...	7.518	8.495f	236836	192040	264.430	73.179	#
37)		Toxaphene...	7.755f	0.000	4087	0	2.531	N.D.	#
38)		Toxaphene...	8.116	0.000	2586	0	0.768	N.D.	#
39)		Toxaphene...	8.312f	8.903	22217	40443	6.857	4.844	
40)		Toxaphene...	8.548f	9.099	665	17799	0.277	3.819	#
41)		Toxaphene...	8.655	0.000	147356	0	46.564	N.D.	#
42)		Toxaphene...	3.444	0.000	4642	0	NoCal	N.D.	

(f)=RT Delta > 1/2 Window (#)=Amounts differ by > 40% (m)=manual int.

Quantitation Report (Not Reviewed)

Data Path : R:\data\2019-08\9H23034\REQUANT\
Data File : ECD5-08231918.D
Signal(s) : Signal #1: ECD1A.CH Signal #2: ECD2B.CH
Acq On : 23 Aug 2019 16:44
Operator : MJB
Sample : 9H23034-CAL9
Misc : A19E272, 9-42 1 ppb
ALS Vial : 13 (Sig #1); 0 (Sig #2) Sample Multiplier: 1

Integration File signal 1: PEST1.e
Integration File signal 2: PEST2.e
Quant Time: Aug 26 12:02:15 2019
Quant Method : R:\methods\ECD5_QUANTPEST_190823.M
Quant Title : Instrument: DualECD5
QLast Update : Mon Aug 26 11:48:23 2019
Response via : Initial Calibration
Integrator: ChemStation 6890 Scale Mode: Small noise peaks clipped

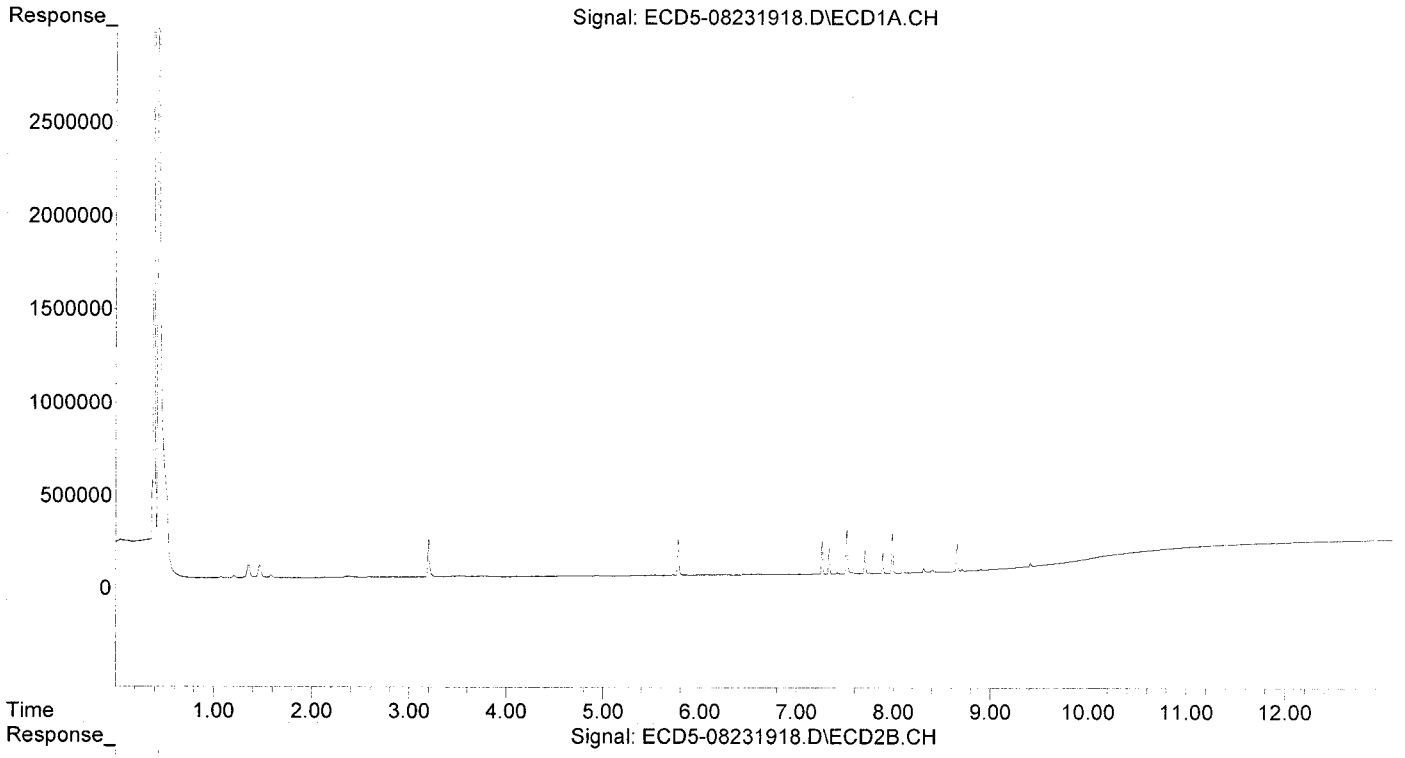

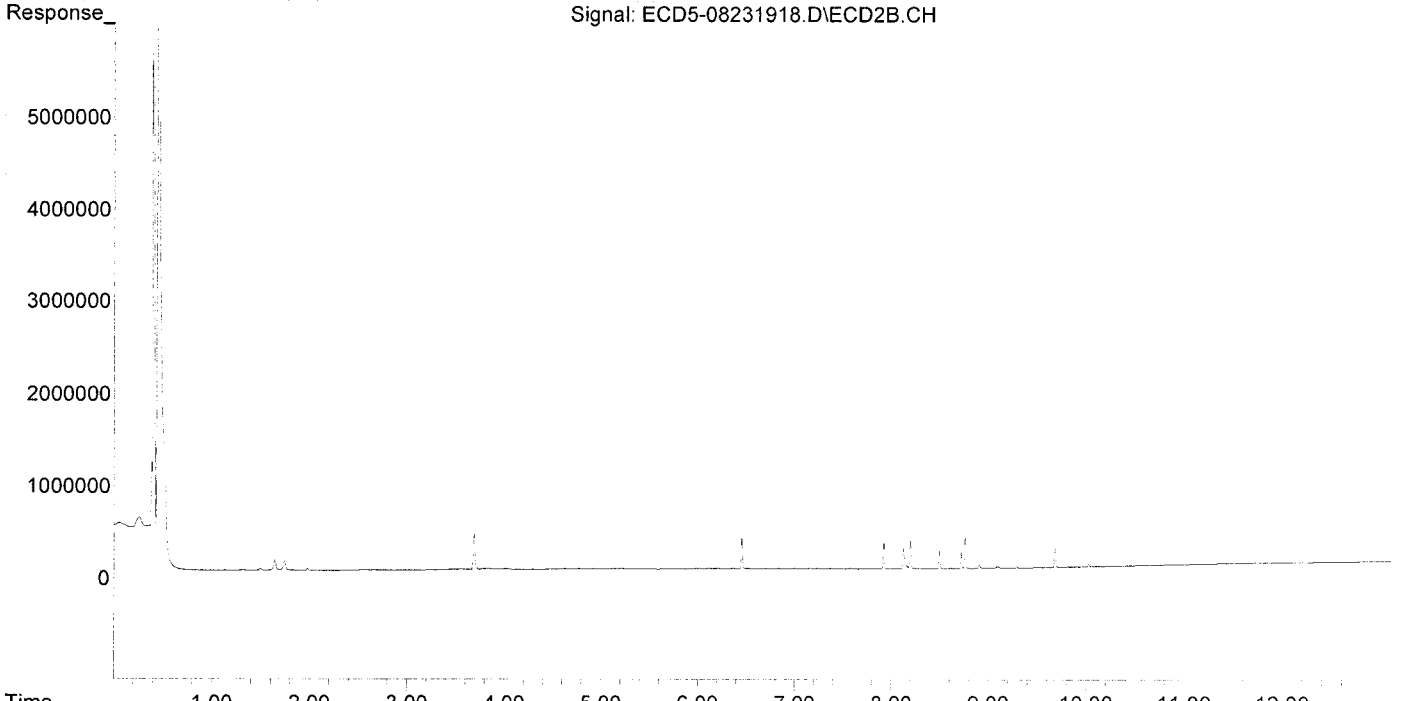

Quantitation Report (Not Reviewed)

Data Path : R:\data\2019-08\9H23034\REQUANT\
Data File : ECD5-08231919.D
Signal(s) : Signal #1: ECD1A.CH Signal #2: ECD2B.CH
Acq On : 23 Aug 2019 17:01
Operator : MJB
Sample : 9H23034-CALA
Misc : A19E273, 9-42 2 ppb
ALS Vial : 14 (Sig #1); 0 (Sig #2) Sample Multiplier: 1

Integration File signal 1: PEST1.e
Integration File signal 2: PEST2.e
Quant Time: Aug 26 12:02:30 2019
Quant Method : R:\methods\ECD5_QUANTPEST_190823.M
Quant Title : Instrument: DualECD5
QLast Update : Mon Aug 26 11:48:23 2019
Response via : Initial Calibration
Integrator: ChemStation 6890 Scale Mode: Small noise peaks clipped

MJB 8/26/19

		Compound	RT#1	RT#2	Resp#1	Resp#2	ng/mL	ng/mL	
		System Monitoring Compounds							
1)	S	TCMX (S)	5.394	5.986	6323	13044	0.038	0.044	
22)	S	DCBP (S)	9.592	10.539	6116	7474	0.043	0.042	
		Target Compounds							
2)		a-BHC	0.000	0.000	0	0	N.D.	N.D.	
3)		g-BHC	6.248f	0.000	3811	0	0.019	N.D.	#
4)		b-BHC	0.000	0.000	0	0	N.D.	N.D.	
5)		Heptachlor	6.631	0.000	3915	0	0.022	N.D.	#
6)		d-BHC	6.449	7.231	6839	9605	0.035	0.027	
7)		Aldrin	0.000	0.000	0	0	N.D.	N.D.	
8)		Heptachlo...	7.334	0.000	265212	0	1.440	N.D.	#
9)		trans-Chl...	7.429	8.123	4955	411812	0.027	1.314	#
10)		cis-Chlor...	7.518	0.000	415126	0	2.280	N.D.	#
11)		Endosulfa...	7.582f	0.000	3811	0	0.022	N.D.	#
12)		4,4'-DDE	7.582	0.000	3811	0	0.020	N.D.	#
13)		Dieldrin	7.754f	8.495	8020	373596	0.042	1.228	#
14)		Endrin	7.986f	8.718	423442	332170	2.880	1.471	#
15)		4,4'-DDD	7.986	8.758	423442	624783	2.695	2.439	
16)		Endosulfa...	8.116	8.862	3733	5461	0.026	0.024	
17)		4,4'-DDT	8.200	0.000	1311	0	0.011	N.D.	#
18)		Endrin Al...	8.405	9.099	11160	14424	BelowCal	BelowCal	
19)		Endosulfa...	8.705	9.289	10006	14488	0.065	0.058	
20)		Methoxychlor	0.000	0.000	0	0	N.D.	N.D.	
21)		Endrin Ke...	8.899	9.680	5404	388199	0.032	1.509	#
23)		Hexachlor...	3.198	3.687	375794	754548	2.056	2.007	
24)		Hexachlor...	5.775	6.453	362082	632830	2.054	2.015	
25)		Oxychlordane	7.262	7.921	339370	541023	2.063	1.975	
26)		2,4'-DDE	7.334	8.123	265212	411812	2.068	1.941	
27)		trans-Non...	7.518	8.194	415126	587765	2.001	1.949	
28)		2,4'-DDD	7.707	8.495	233089	373596	2.042	1.978	
29)		2,4'-DDT	7.889	8.718	204209	332170	1.862	1.863	
30)		cis-Nonac...	7.986	8.758	423442	624783	2.040	1.863	
31)		Mirex	8.655	9.680	266770	388199	2.128	2.086	
32)		Chlordane...	7.429	8.123	4955	411812	0.252	11.381	#
33)		Chlordane...	7.518	0.000	415126	0	16.562	N.D.	#
34)		Chlordane...	0.000	8.903	0	41985	N.D.	4.683	#
35)		Chlordane...	3.444	0.000	5015	0	NoCal	N.D.	
36)		Toxaphene...	7.518	8.495f	415126	373596	463.493	142.363	#
37)		Toxaphene...	0.000	0.000	0	0	N.D.	N.D.	
38)		Toxaphene...	8.116	8.862	3733	5461	1.108	1.077	
39)		Toxaphene...	8.312f	8.903	22876	41985	7.060	5.028	
40)		Toxaphene...	0.000	9.099	0	14424	N.D.	3.095	#
41)		Toxaphene...	8.655	0.000	266770	0	84.299	N.D.	#
42)		Toxaphene...	3.444	0.000	5015	0	NoCal	N.D.	

(f)=RT Delta > 1/2 Window (#)=Amounts differ by > 40% (m)=manual int.

Quantitation Report (Not Reviewed)

Data Path : R:\data\2019-08\9H23034\REQUANT\
Data File : ECD5-08231919.D
Signal(s) : Signal #1: ECD1A.CH Signal #2: ECD2B.CH
Acq On : 23 Aug 2019 17:01
Operator : MJB
Sample : 9H23034-CALA
Misc : A19E273, 9-42 2 ppb
ALS Vial : 14 (Sig #1); 0 (Sig #2) Sample Multiplier: 1

Integration File signal 1: PEST1.e
Integration File signal 2: PEST2.e
Quant Time: Aug 26 12:02:30 2019
Quant Method : R:\methods\ECD5_QUANTPEST_190823.M
Quant Title : Instrument: DualECD5
QLast Update : Mon Aug 26 11:48:23 2019
Response via : Initial Calibration
Integrator: ChemStation 6890 Scale Mode: Small noise peaks clipped

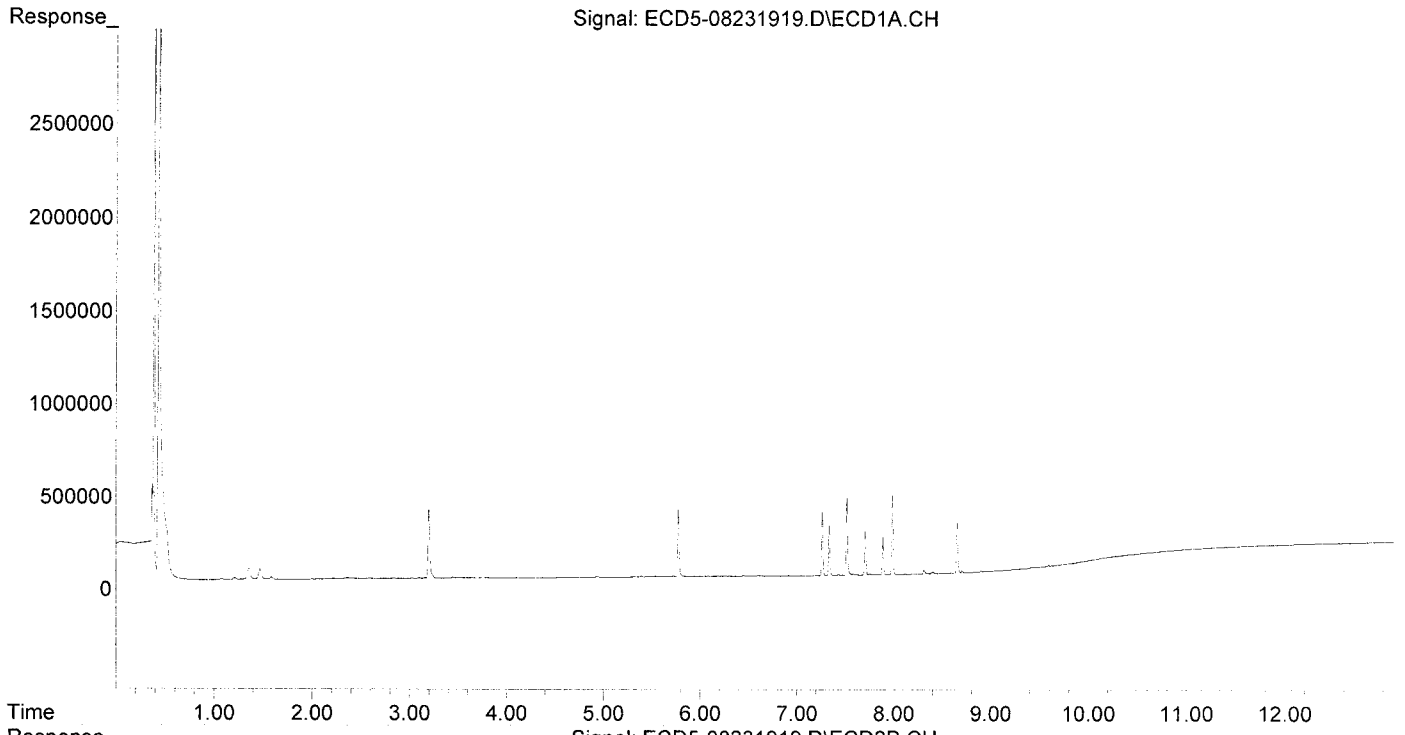

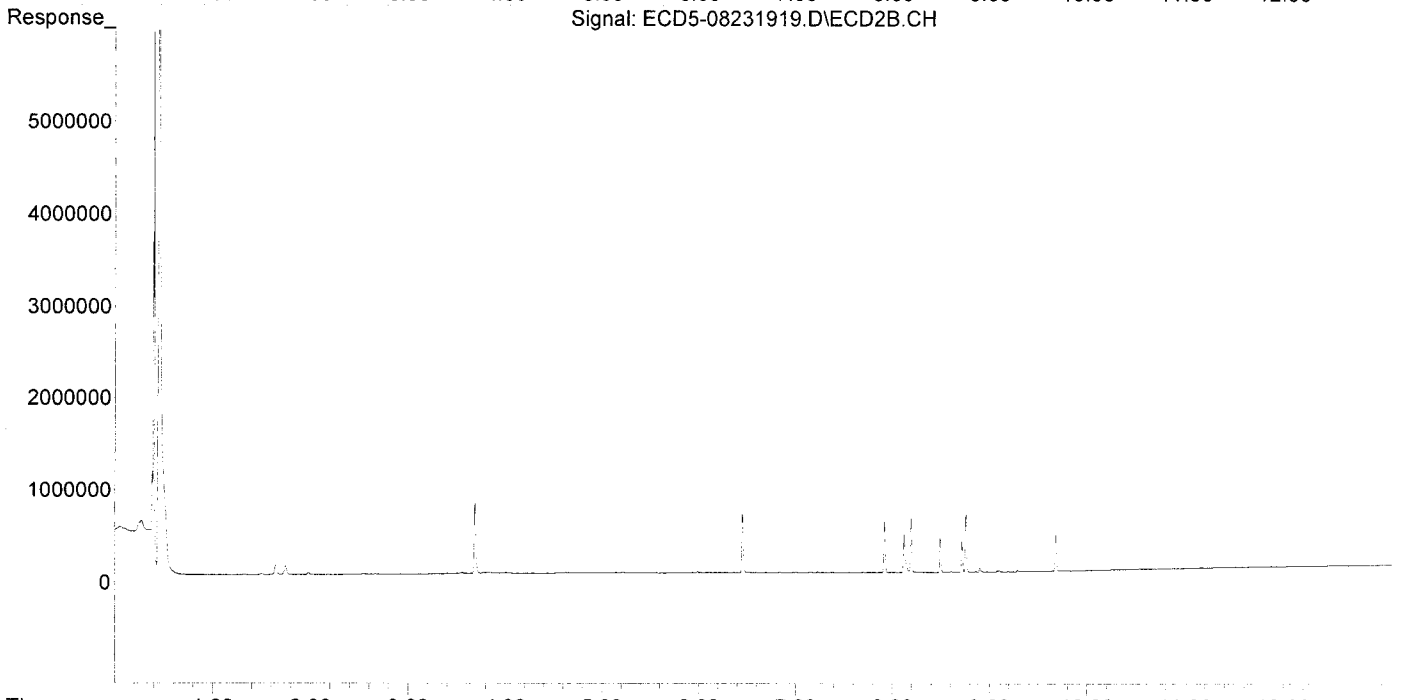

Quantitation Report (Not Reviewed)

Data Path : R:\data\2019-08\9H23034\REQUANT\
Data File : ECD5-08231920.D
Signal(s) : Signal #1: ECD1A.CH Signal #2: ECD2B.CH
Acq On : 23 Aug 2019 17:18
Operator : MJB
Sample : 9H23034-CALB
Misc : A19E274, 9-42 5 ppb
ALS Vial : 15 (Sig #1); 0 (Sig #2) Sample Multiplier: 1

Integration File signal 1: PEST1.e
Integration File signal 2: PEST2.e
Quant Time: Aug 26 12:02:42 2019
Quant Method : R:\methods\ECD5_QUANTPEST_190823.M
Quant Title : Instrument: DualECD5
QLast Update : Mon Aug 26 11:48:23 2019
Response via : Initial Calibration
Integrator: ChemStation 6890 Scale Mode: Small noise peaks clipped

MJB 8/26/19

		Compound	RT#1	RT#2	Resp#1	Resp#2	ng/mL	ng/mL	
		System Monitoring Compounds							
1)	S	TCMX (S)	5.368f	5.982	4403	6341	0.027	0.022	
22)	S	DCBP (S)	9.592	10.539	7940	5412	0.056	0.030	#
		Target Compounds							
2)		a-BHC	0.000	0.000	0	0	N.D.	N.D.	
3)		g-BHC	6.247f	0.000	5412	0	0.027	N.D.	#
4)		b-BHC	0.000	0.000	0	0	N.D.	N.D.	
5)		Heptachlor	6.631	7.289	4685	5276	0.026	0.017	
6)		d-BHC	6.449	7.232	7597	11663	0.039	0.033	
7)		Aldrin	0.000	0.000	0	0	N.D.	N.D.	
8)		Heptachlo...	7.334	7.991	633168	6408	3.438	0.021	#
9)		trans-Chl...	7.429	8.123	9886	1029687	0.053	3.286	#
10)		cis-Chlor...	7.518	8.236	933222	8550	5.126	0.029	#
11)		Endosulfa...	0.000	0.000	0	0	N.D.	N.D.	
12)		4,4'-DDE	0.000	0.000	0	0	N.D.	N.D.	
13)		Dieldrin	7.799	8.495	5522	898697	0.029	2.955	#
14)		Endrin	7.986f	8.719	1025899	873074	6.978	3.866	#
15)		4,4'-DDD	7.986	8.759	1025899	1587243	6.529	6.195	
16)		Endosulfa...	8.116	8.862	3810	5519	0.027	0.024	
17)		4,4'-DDT	0.000	0.000	0	0	N.D.	N.D.	
18)		Endrin Al...	8.404	9.098	10319	12495	BelowCal	BelowCal	
19)		Endosulfa...	8.705	9.289	10733	14179	0.069	0.057	
20)		Methoxychlor	8.550	0.000	617	0	0.011	N.D.	#
21)		Endrin Ke...	8.899	9.679	5632	895523	0.034	3.480	#
23)		Hexachlor...	3.198	3.687	959211	1877484	5.249	4.994	
24)		Hexachlor...	5.775	6.453	853793	1485583	4.843	4.730	
25)		Oxychlordane	7.262	7.921	819748	1325543	4.982	4.839	
26)		2,4'-DDE	7.334	8.123	633168	1029687	4.937	4.854	
27)		trans-Non...	7.518	8.194	933222	1467723	4.893	4.866	
28)		2,4'-DDD	7.705	8.495	560942	898697	4.915	4.758	
29)		2,4'-DDT	7.889	8.719	536967	873074	4.895	4.896	
30)		cis-Nonac...	7.986	8.759	1025899	1587243	4.941	4.732	
31)		Mirex	8.654	9.679	628618	895523	5.014	4.813	
32)		Chlordane...	7.429	8.123	9886	1029687	0.502	28.457	#
33)		Chlordane...	7.518	8.236	933222	8550	37.233	0.282	#
34)		Chlordane...	0.000	8.903	0	41570	N.D.	4.636	#
35)		Chlordane...	3.443	3.434	5083	3848	NoCal	NoCal	
36)		Toxaphene...	7.518	8.495f	933222	898697	1041.953	342.457	#
37)		Toxaphene...	7.799	0.000	5522	0	3.419	N.D.	#
38)		Toxaphene...	8.116	8.862	3810	5519	1.131	1.089	
39)		Toxaphene...	8.312f	8.903	22738	41570	7.017	4.979	
40)		Toxaphene...	8.550f	9.098	617	12495	0.257	2.681	#
41)		Toxaphene...	8.654	0.000	628618	0	198.642	N.D.	#
42)		Toxaphene...	3.443	3.434	5083	3848	NoCal	NoCal	

(f)=RT Delta > 1/2 Window (#)=Amounts differ by > 40% (m)=manual int.

Quantitation Report (Not Reviewed)

Data Path : R:\data\2019-08\9H23034\REQUANT\
Data File : ECD5-08231920.D
Signal(s) : Signal #1: ECD1A.CH Signal #2: ECD2B.CH
Acq On : 23 Aug 2019 17:18
Operator : MJB
Sample : 9H23034-CALB
Misc : A19E274, 9-42 5 ppb
ALS Vial : 15 (Sig #1); 0 (Sig #2) Sample Multiplier: 1

Integration File signal 1: PEST1.e
Integration File signal 2: PEST2.e
Quant Time: Aug 26 12:02:42 2019
Quant Method : R:\methods\ECD5_QUANTPEST_190823.M
Quant Title : Instrument: DualECD5
QLast Update : Mon Aug 26 11:48:23 2019
Response via : Initial Calibration
Integrator: ChemStation 6890 Scale Mode: Small noise peaks clipped

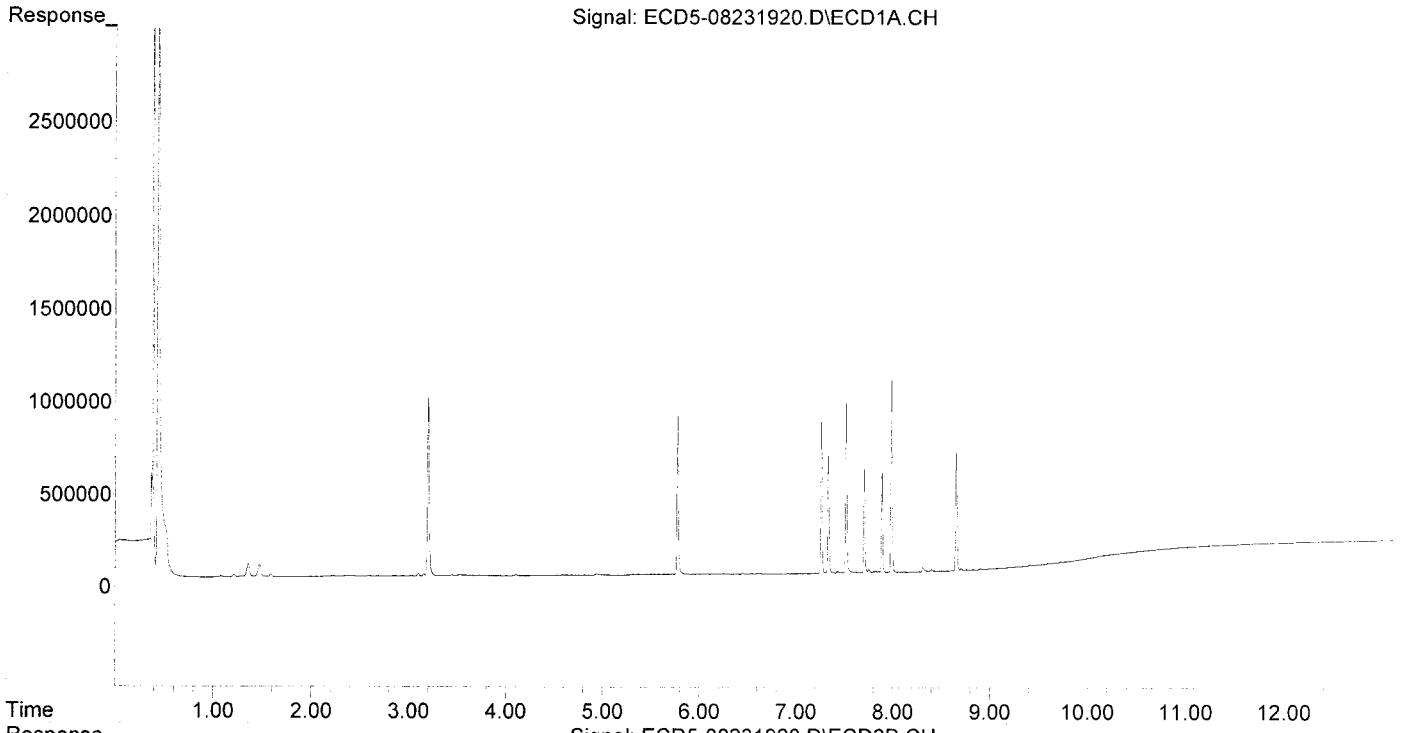

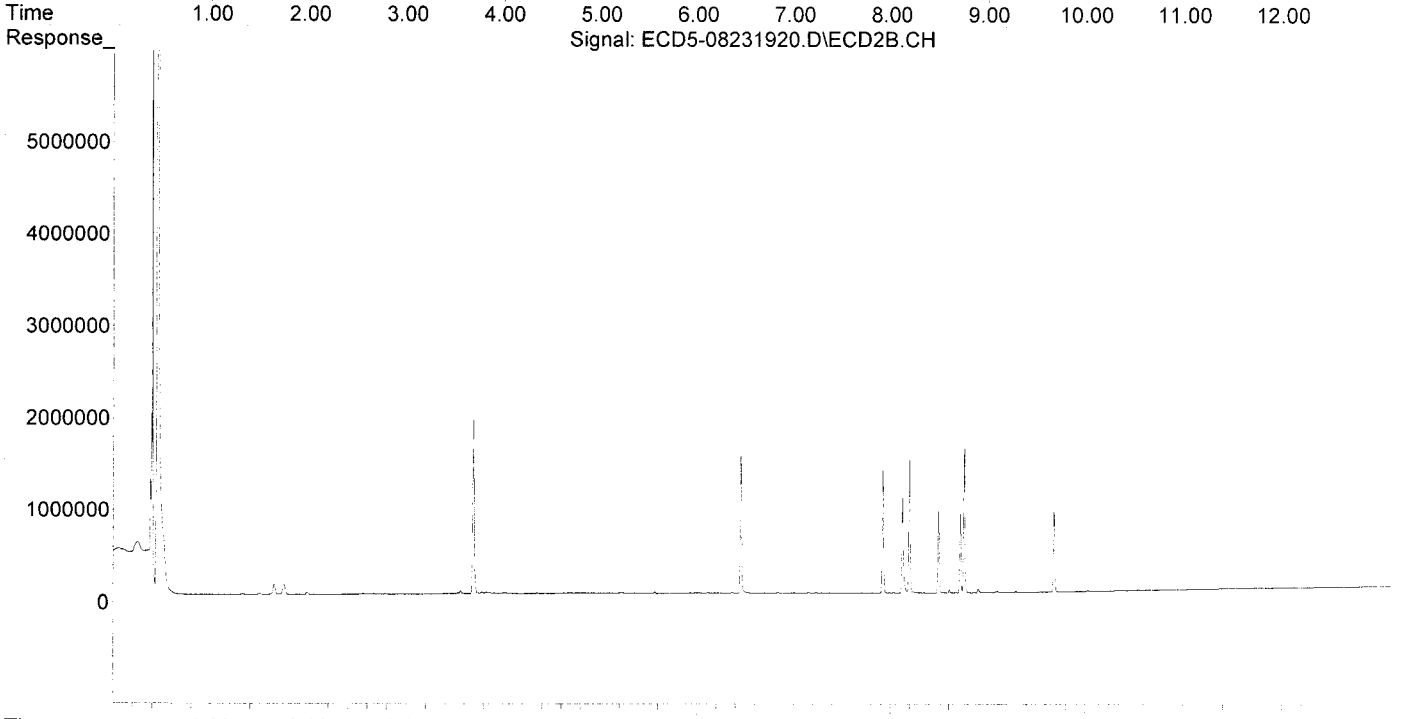

Quantitation Report (Not Reviewed)

Data Path : R:\data\2019-08\9H23034\REQUANT\
Data File : ECD5-08231921.D
Signal(s) : Signal #1: ECD1A.CH Signal #2: ECD2B.CH
Acq On : 23 Aug 2019 17:35
Operator : MJB
Sample : 9H23034-CALC
Misc : A19E275, 9-42 10 ppb
ALS Vial : 16 (Sig #1); 0 (Sig #2) Sample Multiplier: 1

Integration File signal 1: PEST1.e
Integration File signal 2: PEST2.e
Quant Time: Aug 26 12:02:55 2019
Quant Method : R:\methods\ECD5_QUANTPEST_190823.M
Quant Title : Instrument: DualECD5
QLast Update : Mon Aug 26 11:48:23 2019
Response via : Initial Calibration
Integrator: ChemStation 6890 Scale Mode: Small noise peaks clipped

MJB 8/27/19

		Compound	RT#1	RT#2	Resp#1	Resp#2	ng/mL	ng/mL	
		System Monitoring Compounds							
1)	S	TCMX (S)	5.367f	5.983	5244	8048	0.032	0.027	
22)	S	DCBP (S)	9.591	10.539	8426	10511	0.060	0.058	
		Target Compounds							
2)		a-BHC	5.934	6.594	5268	9085	0.023	0.022	
3)		g-BHC	6.219	6.912	5161	7308	0.026	0.020	
4)		b-BHC	6.300	6.978	6085	7741	0.067	0.049	
5)		Heptachlor	6.631	7.288	8267	12275	0.046	0.040	
6)		d-BHC	6.449	7.232	14325	24245	0.073	0.069	
7)		Aldrin	6.872	7.553	3901	5863	0.020	0.018	
8)		Heptachlo...	7.333	7.990	1245265	15714	6.761	0.052	#
9)		trans-Chl...	7.428	8.122	20597	2018331	0.111	6.442	#
10)		cis-Chlor...	7.516	8.236	1817552	21137	9.983	0.073	#
11)		Endosulfa...	7.620	8.289	8045	10794	0.047	0.039	
12)		4,4'-DDE	7.582	8.342	11334	7910	0.060	0.025	#
13)		Dieldrin	7.797	8.495	12142	1778790	0.063	5.848	#
14)		Endrin	7.986f	8.719	2032010	1702568	13.821	7.539	#
15)		4,4'-DDD	7.986	8.759	2032010	3148054	12.931	12.287	
16)		Endosulfa...	8.115	8.863	8267	13466	0.058	0.058	
17)		4,4'-DDT	8.202	0.000	2833	0	0.024	N.D.	#
18)		Endrin Al...	8.404	9.098	18899	26666	BelowCal	BelowCal	
19)		Endosulfa...	8.705	9.289	20232	26713	0.131	0.107	
20)		Methoxychlor	8.543	0.000	1294	0	0.022	N.D.	#
21)		Endrin Ke...	8.899	9.679	11108	1722960	0.067	6.696	#
23)		Hexachlor...	3.198	3.687	1838187	3701532	10.059	9.846	
24)		Hexachlor...	5.774	6.453	1711884	2936294	9.710	9.349	
25)		Oxychlordane	7.261	7.921	1591613	2538903	9.673	9.269	
26)		2,4'-DDE	7.333	8.122	1245265	2018331	9.709	9.514	
27)		trans-Non...	7.516	8.194	1817552	2844404	9.830	9.430	
28)		2,4'-DDD	7.705	8.495	1103587	1778790	9.670	9.418	
29)		2,4'-DDT	7.888	8.719	1051565	1702568	9.587	9.547	
30)		cis-Nonac...	7.986	8.759	2032010	3148054	9.787	9.385	
31)		Mirex	8.654	9.679	1196365	1722960	9.543	9.260	
32)		Chlordane...	7.428	8.122	20597	2018331	1.046	55.779	#
33)		Chlordane...	7.516	8.236	1817552	21137	72.516	0.696	#
34)		Chlordane...	0.000	8.903	0	42511	N.D.	4.741	#
35)		Chlordane...	3.445	3.433	6229	7261	NoCal	NoCal	
36)		Toxaphene...	7.516	8.495f	1817552	1778790	2029.316	677.826	#
37)		Toxaphene...	7.797	0.000	12142	0	7.518	N.D.	#
38)		Toxaphene...	8.115	8.863	8267	13466	2.455	2.657	
39)		Toxaphene...	8.312f	8.903	23581	42511	7.278	5.091	
40)		Toxaphene...	8.582	9.098	560	26666	0.234	5.722	#
41)		Toxaphene...	8.654	0.000	1196365	0	378.048	N.D.	#
42)		Toxaphene...	3.445	3.433	6229	7261	NoCal	NoCal	

(f)=RT Delta > 1/2 Window (#)=Amounts differ by > 40% (m)=manual int.

Quantitation Report (Not Reviewed)

Data Path : R:\data\2019-08\9H23034\REQUANT\
Data File : ECD5-08231921.D
Signal(s) : Signal #1: ECD1A.CH Signal #2: ECD2B.CH
Acq On : 23 Aug 2019 17:35
Operator : MJB
Sample : 9H23034-CALC
Misc : A19E275, 9-42 10 ppb
ALS Vial : 16 (Sig #1); 0 (Sig #2) Sample Multiplier: 1

Integration File signal 1: PEST1.e
Integration File signal 2: PEST2.e
Quant Time: Aug 26 12:02:55 2019
Quant Method : R:\methods\ECD5_QUANTPEST_190823.M
Quant Title : Instrument: DualECD5
QLast Update : Mon Aug 26 11:48:23 2019
Response via : Initial Calibration
Integrator: ChemStation 6890 Scale Mode: Small noise peaks clipped

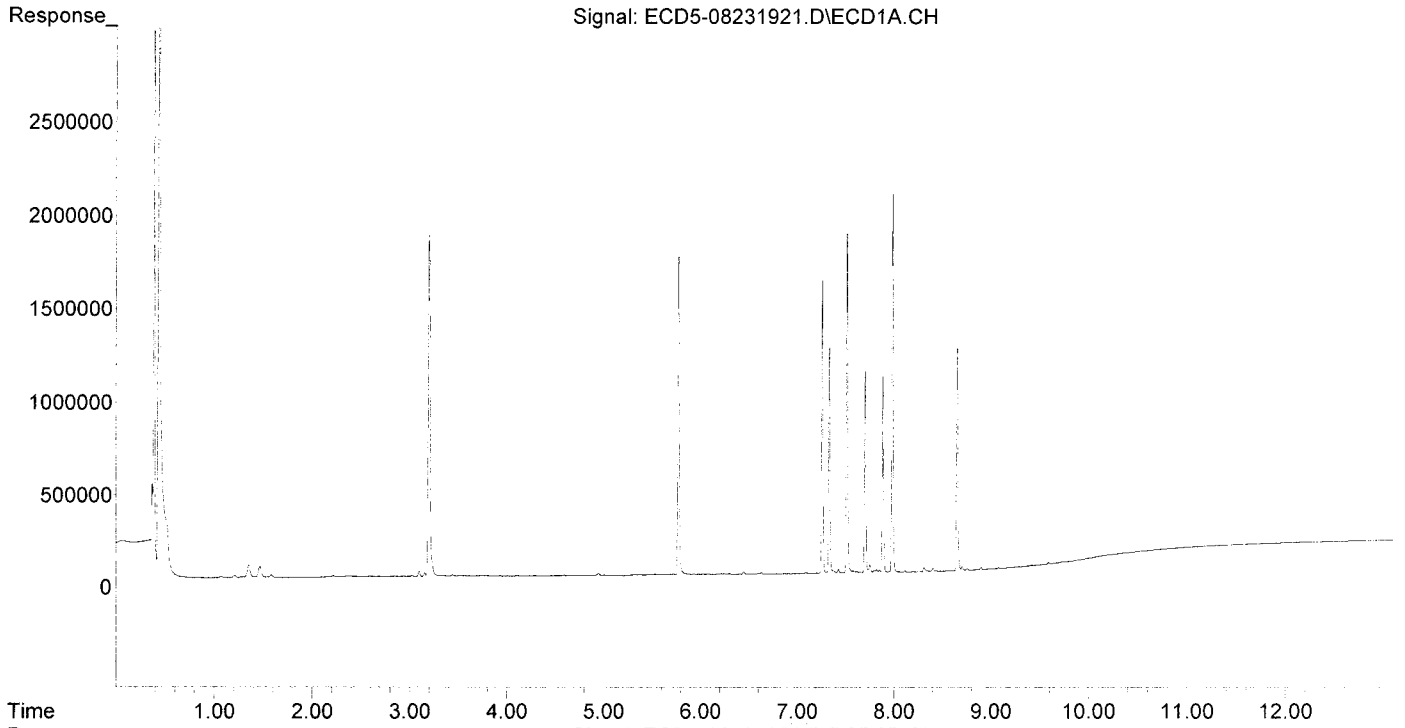



Quantitation Report (Not Reviewed)

Data Path : R:\data\2019-08\9H23034\REQUANT\
Data File : ECD5-08231922.D
Signal(s) : Signal #1: ECD1A.CH Signal #2: ECD2B.CH
Acq On : 23 Aug 2019 17:53
Operator : MJB
Sample : 9H23034-CALD
Misc : A19E276, 9-42 25 ppb
ALS Vial : 17 (Sig #1); 0 (Sig #2) Sample Multiplier: 1

Integration File signal 1: PEST1.e
Integration File signal 2: PEST2.e
Quant Time: Aug 26 12:03:06 2019
Quant Method : R:\methods\ECD5_QUANTPEST_190823.M
Quant Title : Instrument: DualECD5
QLast Update : Mon Aug 26 11:48:23 2019
Response via : Initial Calibration
Integrator: ChemStation 6890 Scale Mode: Small noise peaks clipped

MJB 8/26/19

		Compound	RT#1	RT#2	Resp#1	Resp#2	ng/mL	ng/mL	
		System Monitoring Compounds							
1)	S	TCMX (S)	5.367f	5.981	10828	6833	0.065	0.023	#
22)	S	DCBP (S)	9.592	10.539	20297	20262	0.144	0.113	
		Target Compounds							
2)		a-BHC	0.000	0.000	0	0	N.D.	N.D.	
3)		g-BHC	6.248f	0.000	5786	0	0.029	N.D.	#
4)		b-BHC	0.000	0.000	0	0	N.D.	N.D.	
5)		Heptachlor	6.632	7.288	9958	12977	0.055	0.042	
6)		d-BHC	6.450	7.231	5090	7876	0.026	0.022	
7)		Aldrin	0.000	0.000	0	0	N.D.	N.D.	
8)		Heptachlo...	7.333	7.989	3059421	19960	16.611	0.066	#
9)		trans-Chl...	7.428	8.122	36083	4999232	0.195	15.955	#
10)		cis-Chlor...	7.516	8.235	4391046	27018	24.117	0.093	#
11)		Endosulfa...	7.604	8.299	11350	9999	0.067	0.036	#
12)		4,4'-DDE	7.604f	0.000	11350	0	0.060	N.D.	#
13)		Dieldrin	7.800	8.495	19961	4389185	0.104	14.431	#
14)		Endrin	7.986f	8.719	4993110	4405554	33.960	19.509	#
15)		4,4'-DDD	7.986	8.759	4993110	8219393	31.775	32.080	
16)		Endosulfa...	0.000	8.862	0	7977	N.D.	0.035	#
17)		4,4'-DDT	0.000	0.000	0	0	N.D.	N.D.	
18)		Endrin Al...	8.404	9.098	7779	9076	BelowCal	BelowCal	
19)		Endosulfa...	0.000	9.289	0	11382	N.D.	0.046	#
20)		Methoxychlor	0.000	0.000	0	0	N.D.	N.D.	
21)		Endrin Ke...	8.899	9.679	4709	4138115	0.028	16.082	#
23)		Hexachlor...	3.198	3.687	4363988	8892238	23.881	23.654	
24)		Hexachlor...	5.774	6.453	4184551	7416324	23.736	23.612	
25)		Oxychlordane	7.261	7.920	3881255	6202791	23.589	22.646	
26)		2,4'-DDE	7.333	8.122	3059421	4999232	23.853	23.566	
27)		trans-Non...	7.516	8.194	4391046	7092288	24.199	23.513	
28)		2,4'-DDD	7.705	8.495	2745178	4389185	24.054	23.240	
29)		2,4'-DDT	7.888	8.719	2728794	4405554	24.878	24.703	
30)		cis-Nonac...	7.986	8.759	4993110	8219393	24.050	24.503	
31)		Mirex	8.654	9.679	2910818	4138115	23.218	22.239	
32)		Chlordane...	7.428	8.122	36083	4999232	1.833	138.159	#
33)		Chlordane...	7.516	8.235	4391046	27018	175.191	0.890	#
34)		Chlordane...	0.000	8.903	0	43328	N.D.	4.833	#
35)		Chlordane...	3.444	3.433	9286	16581	NoCal	NoCal	
36)		Toxaphene...	7.516	8.495f	4391046	4389185	4902.650	1672.543	#
37)		Toxaphene...	7.800	0.000	19961	0	12.360	N.D.	#
38)		Toxaphene...	0.000	8.862	0	7977	N.D.	1.574	#
39)		Toxaphene...	8.313f	8.903	24731	43328	7.633	5.189	
40)		Toxaphene...	8.607f	9.098	797	9076	0.332	1.947	#
41)		Toxaphene...	8.654	0.000	2910818	0	919.811	N.D.	#
42)		Toxaphene...	3.444	3.433	9286	16581	NoCal	NoCal	

(f)=RT Delta > 1/2 Window (#)=Amounts differ by > 40% (m)=manual int.

Quantitation Report (Not Reviewed)

Data Path : R:\data\2019-08\9H23034\REQUANT\
Data File : ECD5-08231922.D
Signal(s) : Signal #1: ECD1A.CH Signal #2: ECD2B.CH
Acq On : 23 Aug 2019 17:53
Operator : MJB
Sample : 9H23034-CALD
Misc : A19E276, 9-42 25 ppb
ALS Vial : 17 (Sig #1); 0 (Sig #2) Sample Multiplier: 1

Integration File signal 1: PEST1.e
Integration File signal 2: PEST2.e
Quant Time: Aug 26 12:03:06 2019
Quant Method : R:\methods\ECD5_QUANTPEST_190823.M
Quant Title : Instrument: DualECD5
QLast Update : Mon Aug 26 11:48:23 2019
Response via : Initial Calibration
Integrator: ChemStation 6890 Scale Mode: Small noise peaks clipped

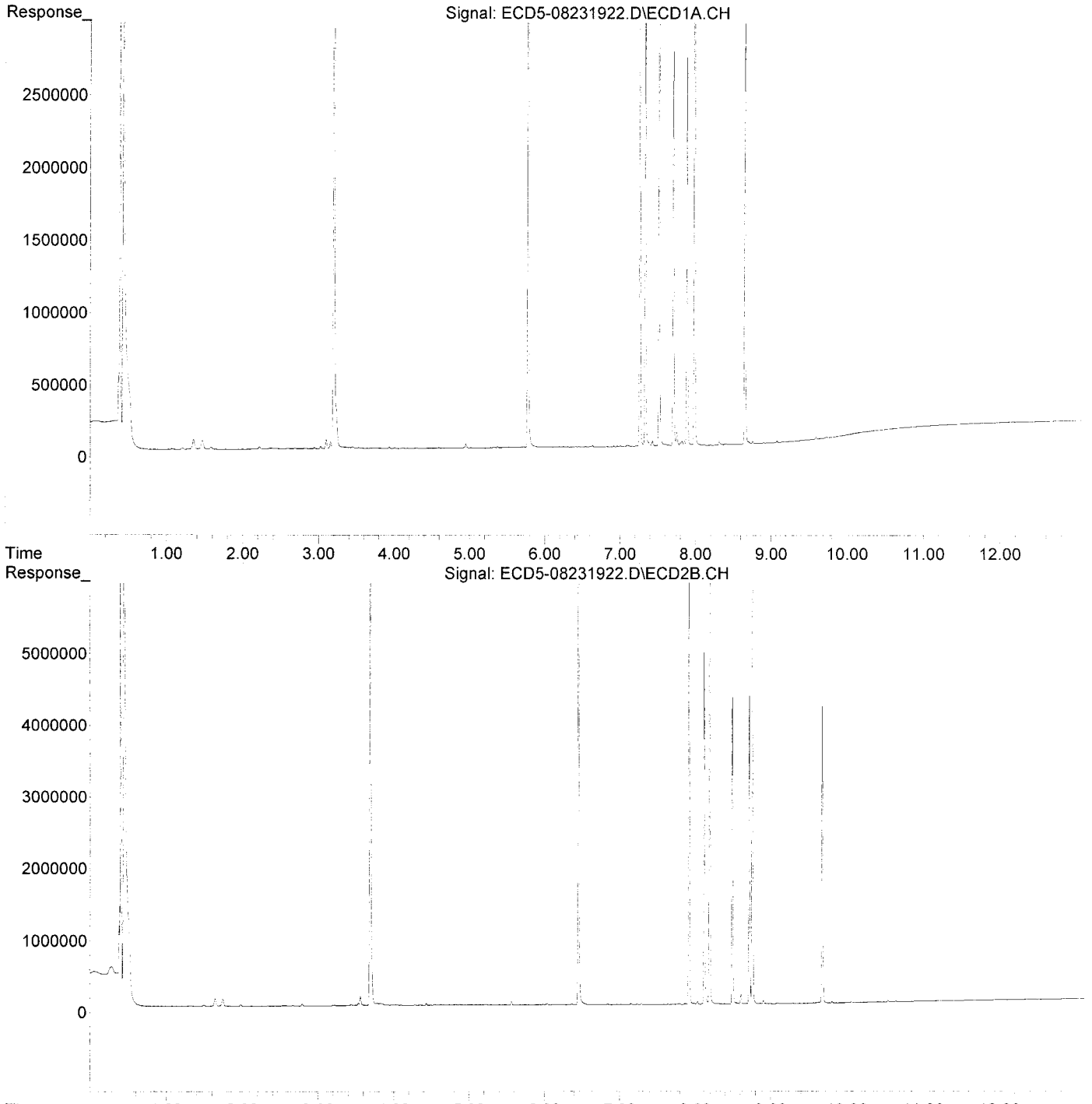

Quantitation Report (Not Reviewed)

Data Path : R:\data\2019-08\9H23034\REQUANT\
Data File : ECD5-08231923.D
Signal(s) : Signal #1: ECD1A.CH Signal #2: ECD2B.CH
Acq On : 23 Aug 2019 18:10
Operator : MJB
Sample : 9H23034-CALE
Misc : A19E154, 9-42 50 ppb
ALS Vial : 18 (Sig #1); 0 (Sig #2) Sample Multiplier: 1

Integration File signal 1: PEST1.e
Integration File signal 2: PEST2.e
Quant Time: Aug 26 12:03:18 2019
Quant Method : R:\methods\ECD5_QUANTPEST_190823.M
Quant Title : Instrument: DualECD5
QLast Update : Mon Aug 26 11:48:23 2019
Response via : Initial Calibration
Integrator: ChemStation 6890 Scale Mode: Small noise peaks clipped

MJB 8/26/19

	Compound	RT#1	RT#2	Resp#1	Resp#2	ng/mL	ng/mL	
	System Monitoring Compounds							
1) S	TCMX (S)	5.367f	5.981	19019	8441	0.115	0.029	#
22) S	DCBP (S)	9.591	10.538	35203	39503	0.249	0.220	
	Target Compounds							
2)	a-BHC	5.949	0.000	5252	0	0.023	N.D.	#
3)	g-BHC	6.196f	6.951f	4084	3735	0.020	0.010	#
4)	b-BHC	0.000	6.951f	0	3735	N.D.	0.024	#
5)	Heptachlor	6.632	7.289	17900	26152	0.099	0.085	
6)	d-BHC	6.450	7.232	4458	7173	0.023	0.020	
7)	Aldrin	0.000	7.520f	0	4998	N.D.	0.015	#
8)	Heptachlo...	7.333	7.989	6510588	39220	35.349	0.130	#
9)	trans-Chl...	7.428	8.122	71663	11006400	0.388	35.128	#
10)	cis-Chlor...	7.516	8.236	9581794	53379	52.627	0.183	#
11)	Endosulfa...	7.604	8.299	22096	24918	0.130	0.091	
12)	4,4'-DDE	7.604f	8.314f	22096	29928	0.117	0.096	
13)	Dieldrin	7.798	8.495	33203	9924934	0.173	32.632	#
14)	Endrin	7.985f	8.718	10616019	8810591	72.204	39.015	#
15)	4,4'-DDD	7.985	8.758	10616019	17721229	67.557	69.166	
16)	Endosulfa...	0.000	8.862	0	12791	N.D.	0.055	#
17)	4,4'-DDT	0.000	0.000	0	0	N.D.	N.D.	
18)	Endrin Al...	8.409	9.099	5626	7468	BelowCal	BelowCal	
19)	Endosulfa...	0.000	9.289	0	9409	N.D.	0.038	#
20)	Methoxychlor	0.000	0.000	0	0	N.D.	N.D.	
21)	Endrin Ke...	8.898	9.679	5162	9100959	0.031	35.369	#
23)	Hexachlor...	3.198	3.688	8761747	18635615	47.947	49.572	
24)	Hexachlor...	5.774	6.454	8911624	16094159	50.550	51.241	
25)	Oxychlordane	7.261	7.920	8382873	14172543	50.948	51.743	
26)	2,4'-DDE	7.333	8.122	6510588	11006400	50.760	51.883	
27)	trans-Non...	7.516	8.194	9581794	15807712	53.197	52.407	
28)	2,4'-DDD	7.705	8.495	5920095	9924934	51.874	52.551	
29)	2,4'-DDT	7.888	8.718	5687323	8810591	51.850	49.404	
30)	cis-Nonac...	7.985	8.758	10616019	17721229	51.133	52.828	
31)	Mirex	8.652	9.679	6218341	9100959	49.601	48.911	
32)	Chlordane...	7.428	8.122	71663	11006400	3.640	304.174	#
33)	Chlordane...	7.516	8.236	9581794	53379	382.289	1.758	#
34)	Chlordane...	0.000	8.903	0	43859	N.D.	4.892	#
35)	Chlordane...	3.445	3.433	16729	32384	NoCal	NoCal	
36)	Toxaphene...	7.516	8.495f	9581794	9924934	10698.176	3781.996	#
37)	Toxaphene...	7.798	0.000	33203	0	20.560	N.D.	#
38)	Toxaphene...	0.000	8.862	0	12791	N.D.	2.524	#
39)	Toxaphene...	8.314f	8.903	24262	43859	7.488	5.253	
40)	Toxaphene...	8.605f	9.099	1073	7468	0.448	1.603	#
41)	Toxaphene...	8.652	0.000	6218341	0	1964.980	N.D.	#
42)	Toxaphene...	3.445	3.433	16729	32384	NoCal	NoCal	

(f)=RT Delta > 1/2 Window (#)=Amounts differ by > 40% (m)=manual int.

Quantitation Report (Not Reviewed)

Data Path : R:\data\2019-08\9H23034\REQUANT\
Data File : ECD5-08231923.D
Signal(s) : Signal #1: ECD1A.CH Signal #2: ECD2B.CH
Acq On : 23 Aug 2019 18:10
Operator : MJB
Sample : 9H23034-CALE
Misc : A19E154, 9-42 50 ppb
ALS Vial : 18 (Sig #1); 0 (Sig #2) Sample Multiplier: 1

Integration File signal 1: PEST1.e
Integration File signal 2: PEST2.e
Quant Time: Aug 26 12:03:18 2019
Quant Method : R:\methods\ECD5_QUANTPEST_190823.M
Quant Title : Instrument: DualECD5
QLast Update : Mon Aug 26 11:48:23 2019
Response via : Initial Calibration
Integrator: ChemStation 6890 Scale Mode: Small noise peaks clipped

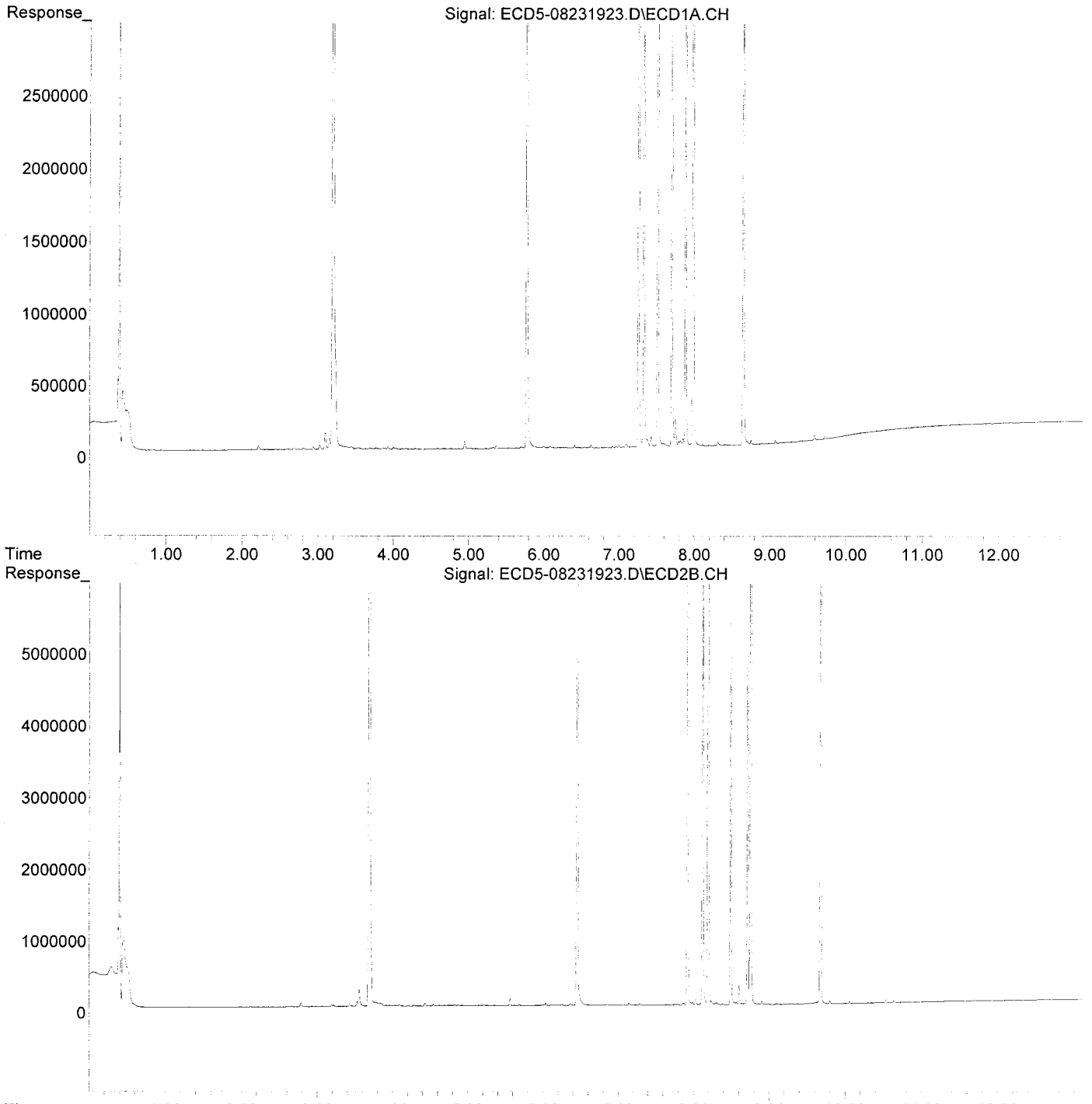

Quantitation Report (Not Reviewed)

Data Path : R:\data\2019-08\9H23034\REQUANT\
Data File : ECD5-08231924.D
Signal(s) : Signal #1: ECD1A.CH Signal #2: ECD2B.CH
Acq On : 23 Aug 2019 18:27
Operator : MJB
Sample : 9H23034-CALF
Misc : A19E155, 9-42 100 ppb
ALS Vial : 19 (Sig #1); 0 (Sig #2) Sample Multiplier: 1

Integration File signal 1: PEST1.e
Integration File signal 2: PEST2.e
Quant Time: Aug 26 12:03:29 2019
Quant Method : R:\methods\ECD5_QUANTPEST_190823.M
Quant Title : Instrument: DualECD5
QLast Update : Mon Aug 26 11:48:23 2019
Response via : Initial Calibration
Integrator: ChemStation 6890 Scale Mode: Small noise peaks clipped

MJB 8/26/19

		Compound	RT#1	RT#2	Resp#1	Resp#2	ng/mL	ng/mL	
		System Monitoring Compounds							
1)	S	TCMX (S)	5.368f	5.981	33988	9402	0.205	0.032	#
22)	S	DCBP (S)	9.592	10.540	62236	73549	0.441	0.409	
		Target Compounds							
2)		a-BHC	5.950	0.000	8055	0	0.035	N.D.	#
3)		g-BHC	6.198	6.952f	8435	9250	0.042	0.026	
4)		b-BHC	6.301	6.979	5312	6852	0.059	0.043	
5)		Heptachlor	6.634	7.290	29320	42832	0.162	0.140	
6)		d-BHC	6.451	7.234	4881	8440	0.025	0.024	
7)		Aldrin	0.000	7.521f	0	8525	N.D.	0.026	#
8)		Heptachlo...	7.334	7.990	12769067	71027	69.330	0.236	#
9)		trans-Chl...	7.428	8.123	131019	22164400	0.709	70.739	#
10)		cis-Chlor...	7.516	8.237	18351251	88947	100.792	0.305	#
11)		Endosulfa...	7.604	8.299	36455	42308	0.214	0.154	
12)		4,4'-DDE	7.604f	8.315f	36455	43813	0.193	0.141	
13)		Dieldrin	7.798	8.496	56666	20118925	0.295	66.148	#
14)		Endrin	7.986f	8.721	20932641	18998968	142.373	84.131	#
15)		4,4'-DDD	7.986	8.760	20932641	36072644	133.210	140.791	
16)		Endosulfa...	8.115	8.863	14279	23343	0.099	0.101	
17)		4,4'-DDT	8.202	8.985	6473	9074	0.054	0.015	#
18)		Endrin Al...	8.415	9.101	7567	8073	BelowCal	BelowCal	
19)		Endosulfa...	0.000	9.290	0	9186	N.D.	0.037	#
20)		Methoxychlor	0.000	0.000	0	0	N.D.	N.D.	
21)		Endrin Ke...	8.898	9.680	6812	19363200	0.041	75.251	#
23)		Hexachlor...	3.199	3.690	17952134	39298885	98.239	104.537	
24)		Hexachlor...	5.776	6.455	17670025	32766708	100.231	104.324	
25)		Oxychlordane	7.261	7.922	16359215	29732149	99.425	108.550	
26)		2,4'-DDE	7.334	8.123	12769067	22164400	99.555	104.481	
27)		trans-Non...	7.516	8.195	18351251	31975271	102.232	106.006	
28)		2,4'-DDD	7.705	8.496	11587554	20118925	101.534	106.526	
29)		2,4'-DDT	7.888	8.721	11771354	18998968	107.317	106.533	
30)		cis-Nonac...	7.986	8.760	20932641	36072644	100.824	107.535	
31)		Mirex	8.653	9.680	11960753	19363200	95.406	104.062	
32)		Chlordane...	7.428	8.123	131019	22164400	6.654	612.537	#
33)		Chlordane...	7.516	8.237	18351251	88947	732.167	2.929	#
34)		Chlordane...	0.000	8.905	0	44814	N.D.	4.998	#
35)		Chlordane...	3.443	3.434	27193	63535	NoCal	NoCal	
36)		Toxaphene...	7.516	8.496f	18351251	20118925	20489.369	7666.519	#
37)		Toxaphene...	7.798	0.000	56666	0	35.089	N.D.	#
38)		Toxaphene...	8.115	8.863	14279	23343	4.240	4.606	
39)		Toxaphene...	8.316f	8.905	25592	44814	7.898	5.367	
40)		Toxaphene...	8.604f	9.101	1951	8073	0.814	1.732	#
41)		Toxaphene...	8.653	0.000	11960753	0	3779.567	N.D.	#
42)		Toxaphene...	3.443	3.434	27193	63535	NoCal	NoCal	

(f)=RT Delta > 1/2 Window (#)=Amounts differ by > 40% (m)=manual int.

Quantitation Report (Not Reviewed)

Data Path : R:\data\2019-08\9H23034\REQUANT\
Data File : ECD5-08231924.D
Signal(s) : Signal #1: ECD1A.CH Signal #2: ECD2B.CH
Acq On : 23 Aug 2019 18:27
Operator : MJB
Sample : 9H23034-CALF
Misc : A19E155, 9-42 100 ppb
ALS Vial : 19 (Sig #1); 0 (Sig #2) Sample Multiplier: 1

Integration File signal 1: PEST1.e
Integration File signal 2: PEST2.e
Quant Time: Aug 26 12:03:29 2019
Quant Method : R:\methods\ECD5_QUANTPEST_190823.M
Quant Title : Instrument: DualECD5
QLast Update : Mon Aug 26 11:48:23 2019
Response via : Initial Calibration
Integrator: ChemStation 6890 Scale Mode: Small noise peaks clipped

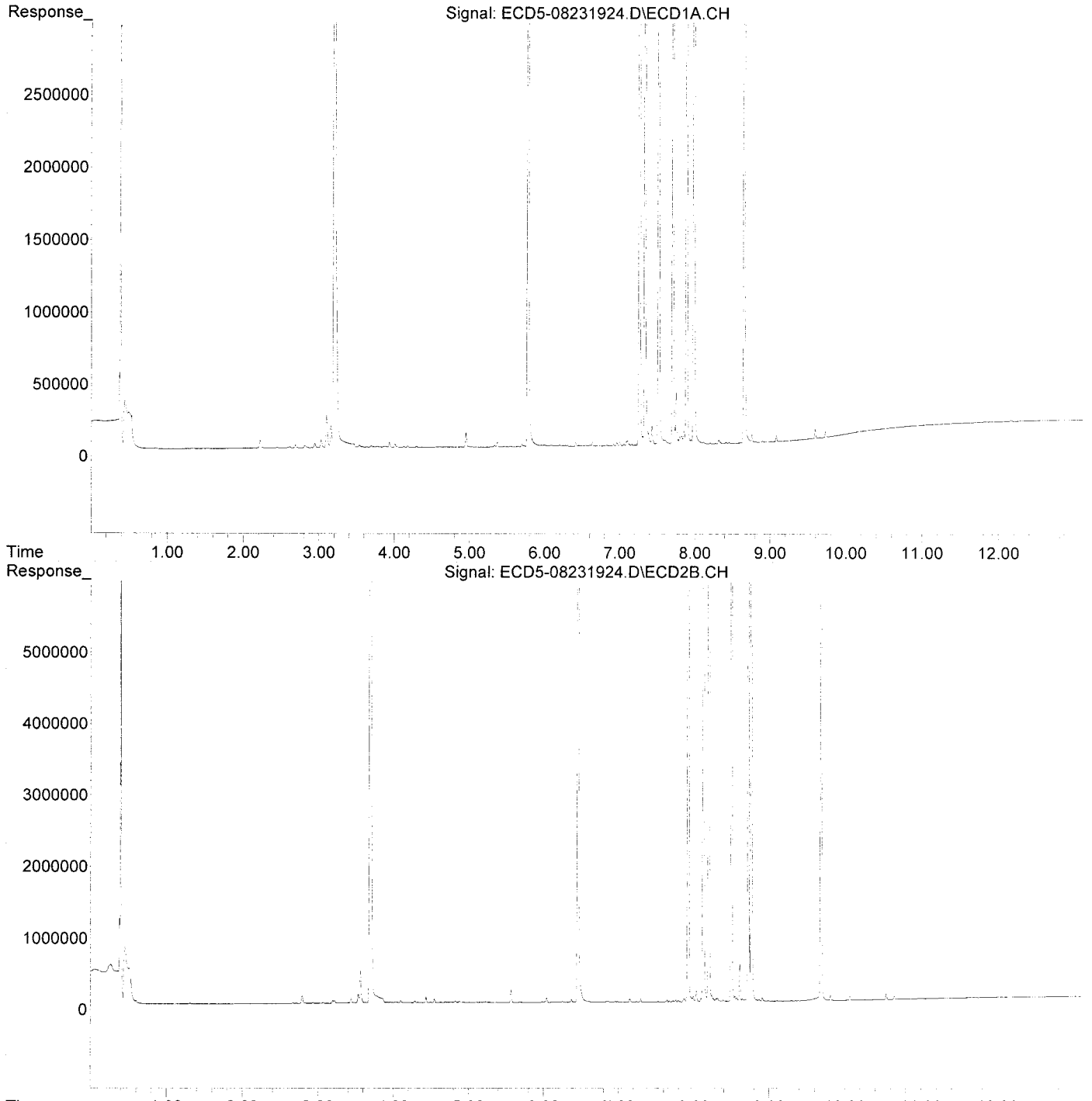

Quantitation Report (Not Reviewed)

Data Path : R:\data\2019-08\9H23034\REQUANT\
Data File : ECD5-08231925.D
Signal(s) : Signal #1: ECD1A.CH Signal #2: ECD2B.CH
Acq On : 23 Aug 2019 18:45
Operator : MJB
Sample : 9H23034-CALG
Misc : A19E271, 9-42 200 ppb
ALS Vial : 20 (Sig #1); 0 (Sig #2) Sample Multiplier: 1

Integration File signal 1: PEST1.e
Integration File signal 2: PEST2.e
Quant Time: Aug 26 12:03:40 2019
Quant Method : R:\methods\ECD5_QUANTPEST_190823.M
Quant Title : Instrument: DualECD5
QLast Update : Mon Aug 26 11:48:23 2019
Response via : Initial Calibration
Integrator: ChemStation 6890 Scale Mode: Small noise peaks clipped

MJB 6/26/19

	Compound	RT#1	RT#2	Resp#1	Resp#2	ng/mL	ng/mL	
	System Monitoring Compounds							
1) S	TCMX (S)	5.367f	5.980	60549	10992	0.365	0.037	#
22) S	DCBP (S)	9.590	10.538	118766	140925	0.842	0.784	
	Target Compounds							
2)	a-BHC	5.933	6.593	27118	40902	0.118	0.100	
3)	g-BHC	6.218	6.912	21255	30993	0.105	0.087	
4)	b-BHC	6.299	6.977	25058	44238	0.277	0.280	
5)	Heptachlor	6.630	7.287	63252	104459	0.349	0.341	
6)	d-BHC	6.448	7.231	43545	78794	0.221	0.223	
7)	Aldrin	6.870	7.552	17012	29944	0.086	0.091	
8)	Heptachlo...	7.331	7.988	24819199	162906	134.756	0.541	#
9)	trans-Chl...	7.425	8.122	250239	44504592	1.353	142.039	#
10)	cis-Chlor...	7.514	8.235	35027918	188111	192.386	0.646	#
11)	Endosulfa...	7.581f	8.289	74592	84898	0.438	0.309	
12)	4,4'-DDE	7.581	8.341	74592	59877	0.396	0.193	#
13)	Dieldrin	7.794	8.494	114089	39839303	0.594	130.986	#
14)	Endrin	7.984f	8.719	40046185	39999231	272.373	177.123	
15)	4,4'-DDD	7.984	8.759	40046185	72455823	254.843	282.794	
16)	Endosulfa...	8.113	8.861	50946	84198	0.355	0.365	
17)	4,4'-DDT	8.201	8.983	28640	48189	0.240	0.243	
18)	Endrin Al...	8.404	9.098	39025	57504	BelowCal	BelowCal	
19)	Endosulfa...	0.000	9.289	0	61418	N.D.	0.247	#
20)	Methoxychlor	8.541	9.464	9687	26335	0.165	0.141	
21)	Endrin Ke...	8.898	9.679	37586	38425530	0.225	149.332	#
23)	Hexachlor...	3.199	3.689	34166533	75988565	186.969	202.134	
24)	Hexachlor...	5.774	6.454	34073459	66261966	193.277	210.967	
25)	Oxychlordane	7.258	7.920	32032634	58736982	194.683	214.445	
26)	2,4'-DDE	7.331	8.122	24819199	44504592	193.505	209.791	
27)	trans-Non...	7.514	8.194	35027918	63083636	195.632	209.138	
28)	2,4'-DDD	7.703	8.494	21916962	39839303	192.043	210.942	
29)	2,4'-DDT	7.887	8.719	23024956	39999231	209.914	224.287	
30)	cis-Nonac...	7.984	8.759	40046185	72455823	192.886	215.996	
31)	Mirex	8.652	9.679	23284997	38425530	185.735	206.507	
32)	Chlordane...	7.425	8.122	250239	44504592	12.709	1229.933	#
33)	Chlordane...	7.514	8.235	35027918	188111	1397.523	6.195	#
34)	Chlordane...	0.000	8.902	0	52051	N.D.	5.805	#
35)	Chlordane...	3.438	3.433	48985	106773	NoCal	NoCal	
36)	Toxaphene...	7.514	8.494f	35027918	39839303	39109.048	15181.168	#
37)	Toxaphene...	7.794	0.000	114089	0	70.646	N.D.	#
38)	Toxaphene...	8.113	8.861	50946	84198	15.129	16.613	
39)	Toxaphene...	8.313f	8.902	28693	52051	8.856	6.234	
40)	Toxaphene...	8.602f	9.098	3169	57504	1.322	12.339	#
41)	Toxaphene...	8.652	9.464	23284997	26335	7357.999	5.544	#
42)	Toxaphene...	3.438	3.433	48985	106773	NoCal	NoCal	

(f)=RT Delta > 1/2 Window (#)=Amounts differ by > 40% (m)=manual int.

Quantitation Report (Not Reviewed)

Data Path : R:\data\2019-08\9H23034\REQUANT\
Data File : ECD5-08231925.D
Signal(s) : Signal #1: ECD1A.CH Signal #2: ECD2B.CH
Acq On : 23 Aug 2019 18:45
Operator : MJB
Sample : 9H23034-CALG
Misc : A19E271, 9-42 200 ppb
ALS Vial : 20 (Sig #1); 0 (Sig #2) Sample Multiplier: 1

Integration File signal 1: PEST1.e
Integration File signal 2: PEST2.e
Quant Time: Aug 26 12:03:40 2019
Quant Method : R:\methods\ECD5_QUANTPEST_190823.M
Quant Title : Instrument: DualECD5
QLast Update : Mon Aug 26 11:48:23 2019
Response via : Initial Calibration
Integrator: ChemStation 6890 Scale Mode: Small noise peaks clipped

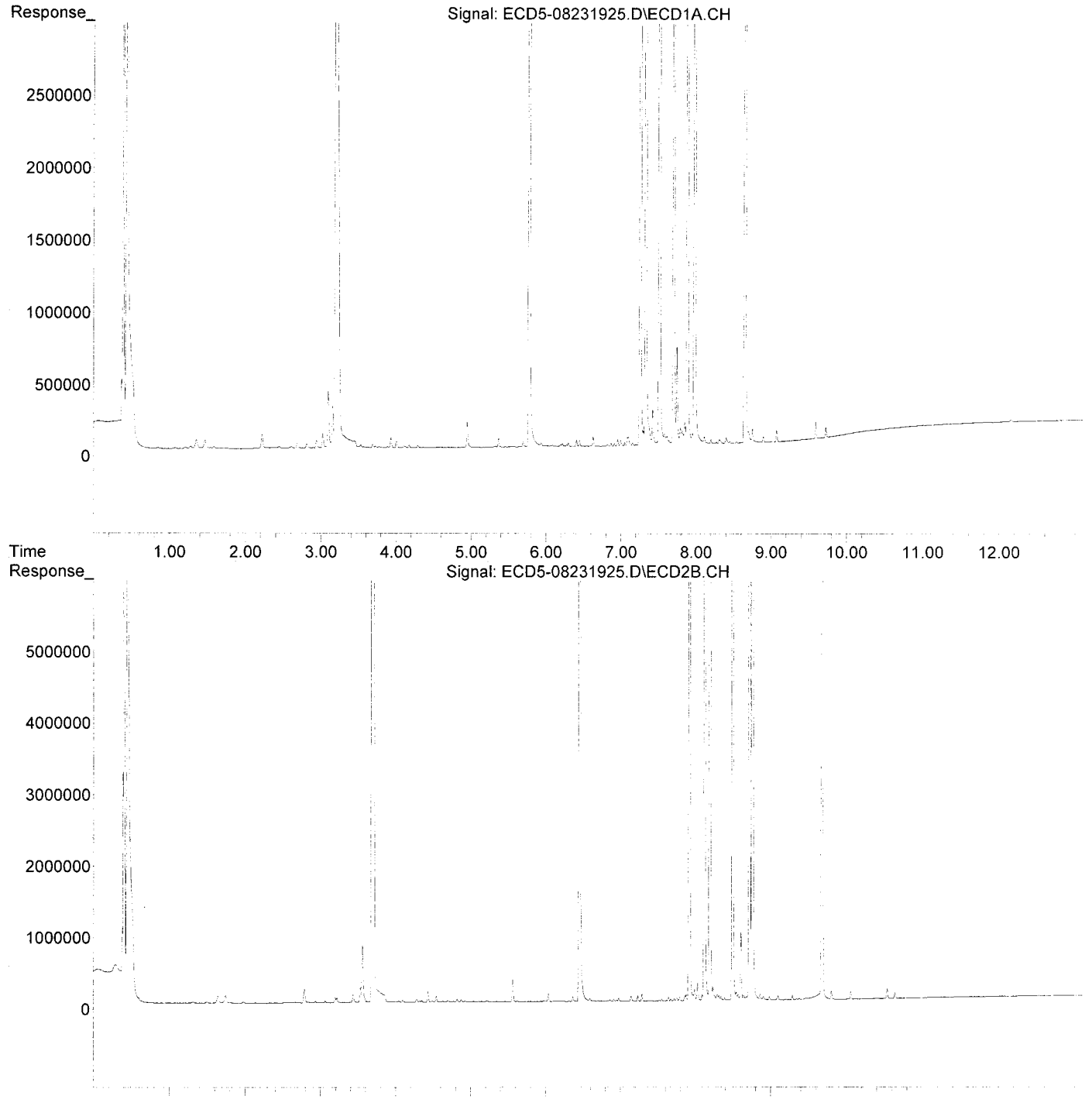

Quantitation Report (Not Reviewed)

Data Path : R:\data\2019-08\9H23034\REQUANT\
Data File : ECD5-08231928.D
Signal(s) : Signal #1: ECD1A.CH Signal #2: ECD2B.CH
Acq On : 23 Aug 2019 19:36
Operator : MJB
Sample : 9H23034-CALH
Misc : A19F232, CHLOR 50 ppb
ALS Vial : 22 (Sig #1); 0 (Sig #2) Sample Multiplier: 1

Integration File signal 1: PEST1.e
Integration File signal 2: PEST2.e
Quant Time: Aug 26 12:04:22 2019
Quant Method : R:\methods\ECD5_QUANTPEST_190823.M
Quant Title : Instrument: DualECD5
QLast Update : Mon Aug 26 11:48:23 2019
Response via : Initial Calibration
Integrator: ChemStation 6890 Scale Mode: Small noise peaks clipped

MJB 8/26/19

		Compound	RT#1	RT#2	Resp#1	Resp#2	ng/mL	ng/mL	
		System Monitoring Compounds							
1)	S	TCMX (S)	0.000	0.000	0	0	N.D.	N.D.	
22)	S	DCBP (S)	9.606	0.000	5901	0	0.042	N.D.	#
		Target Compounds							
2)		a-BHC	0.000	6.622f	0	41997	N.D.	0.102	#
3)		g-BHC	6.194f	6.924	13212	19652	0.065	0.055	
4)		b-BHC	6.323f	7.016f	10976	62438	0.121	0.395	#
5)		Heptachlor	6.632	7.288	412192	714454	2.274	2.335	
6)		d-BHC	6.412f	0.000	34416	0	0.175	N.D.	#
7)		Aldrin	6.877	7.558	6150	10093	0.031	0.031	
8)		Heptachlo...	7.337	8.010	84467	51183	0.459	0.170	#
9)		trans-Chl...	7.429	8.131	1009143	1754707	5.458	5.600	
10)		cis-Chlor...	7.521	8.237	1286655	1472400	7.067	5.056	
11)		Endosulfa...	7.640	8.308	29794	24027	0.175	0.087	#
12)		4,4'-DDE	7.579	8.333	33953	45018	0.180	0.145	
13)		Dieldrin	7.807	8.488	35520	119533	0.185	0.393	#
14)		Endrin	7.986f	8.714	182097	37218	1.239	0.165	#
15)		4,4'-DDD	7.986	8.759	182097	301826	1.159	1.178	
16)		Endosulfa...	8.118	8.873	19535	32870	0.136	0.143	
17)		4,4'-DDT	0.000	8.994	0	11155	N.D.	0.027	#
18)		Endrin Al...	8.368f	9.128f	14946	80647	BelowCal	BelowCal	
19)		Endosulfa...	8.708	9.316f	13079	6249	0.084	0.025	#
20)		Methoxychlor	8.553	0.000	3815	0	0.065	N.D.	#
21)		Endrin Ke...	8.899	9.686	2603	18155	0.016	0.071	#
23)		Hexachlor...	0.000	0.000	0	0	N.D.	N.D.	
24)		Hexachlor...	0.000	0.000	0	0	N.D.	N.D.	
25)		Oxychlordane	7.256	7.934	11579	24468	0.070	0.089	
26)		2,4'-DDE	7.337	8.131	84467	1754707	0.659	8.272	#
27)		trans-Non...	7.521	8.194	1286655	1274306	6.866	4.225	
28)		2,4'-DDD	7.675f	8.488	83034	119533	0.728	0.633	
29)		2,4'-DDT	7.914f	8.714	22312	37218	0.203	0.209	
30)		cis-Nonac...	7.986	8.759	182097	301826	0.877	0.900	
31)		Mirex	0.000	9.686	0	18155	N.D.	0.098	#
32)		Chlordane...	7.429	8.131	1009143	1754707	51.253	48.493	
33)		Chlordane...	7.521	8.237	1286655	1472400	51.334	48.492	
34)		Chlordane...	8.068	8.897	288087	439020	49.832	48.966	
35)		Chlordane...	3.446	0.000	5365	0	NoCal	N.D.	
36)		Toxaphene...	7.521	8.488f	1286655	119533	1436.564	45.549	#
37)		Toxaphene...	7.807	8.814	35520	51904	21.995	15.771	
38)		Toxaphene...	8.118	8.851	19535	35575	5.801	7.019	
39)		Toxaphene...	8.348	8.897	14389	439020	4.441	52.578	#
40)		Toxaphene...	8.553f	9.128f	3815	80647	1.591	17.305	#
41)		Toxaphene...	0.000	0.000	0	0	N.D.	N.D.	
42)		Toxaphene...	3.446	0.000	5365	0	NoCal	N.D.	

(f)=RT Delta > 1/2 Window (#)=Amounts differ by > 40% (m)=manual int.

Quantitation Report (Not Reviewed)

Data Path : R:\data\2019-08\9H23034\REQUANT\
Data File : ECD5-08231928.D
Signal(s) : Signal #1: ECD1A.CH Signal #2: ECD2B.CH
Acq On : 23 Aug 2019 19:36
Operator : MJB
Sample : 9H23034-CALH
Misc : A19F232, CHLOR 50 ppb
ALS Vial : 22 (Sig #1); 0 (Sig #2) Sample Multiplier: 1

Integration File signal 1: PEST1.e
Integration File signal 2: PEST2.e
Quant Time: Aug 26 12:04:22 2019
Quant Method : R:\methods\ECD5_QUANTPEST_190823.M
Quant Title : Instrument: DualECD5
QLast Update : Mon Aug 26 11:48:23 2019
Response via : Initial Calibration
Integrator: ChemStation 6890 Scale Mode: Small noise peaks clipped

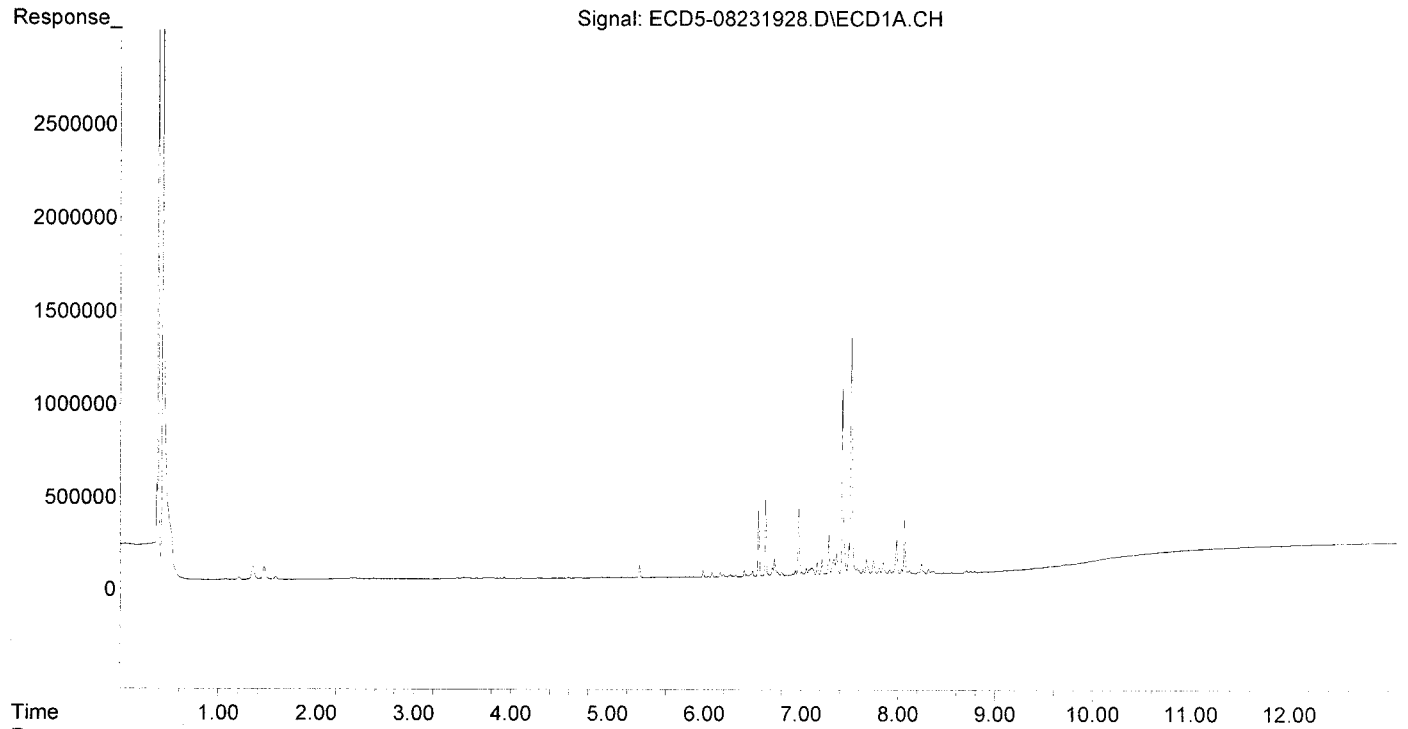

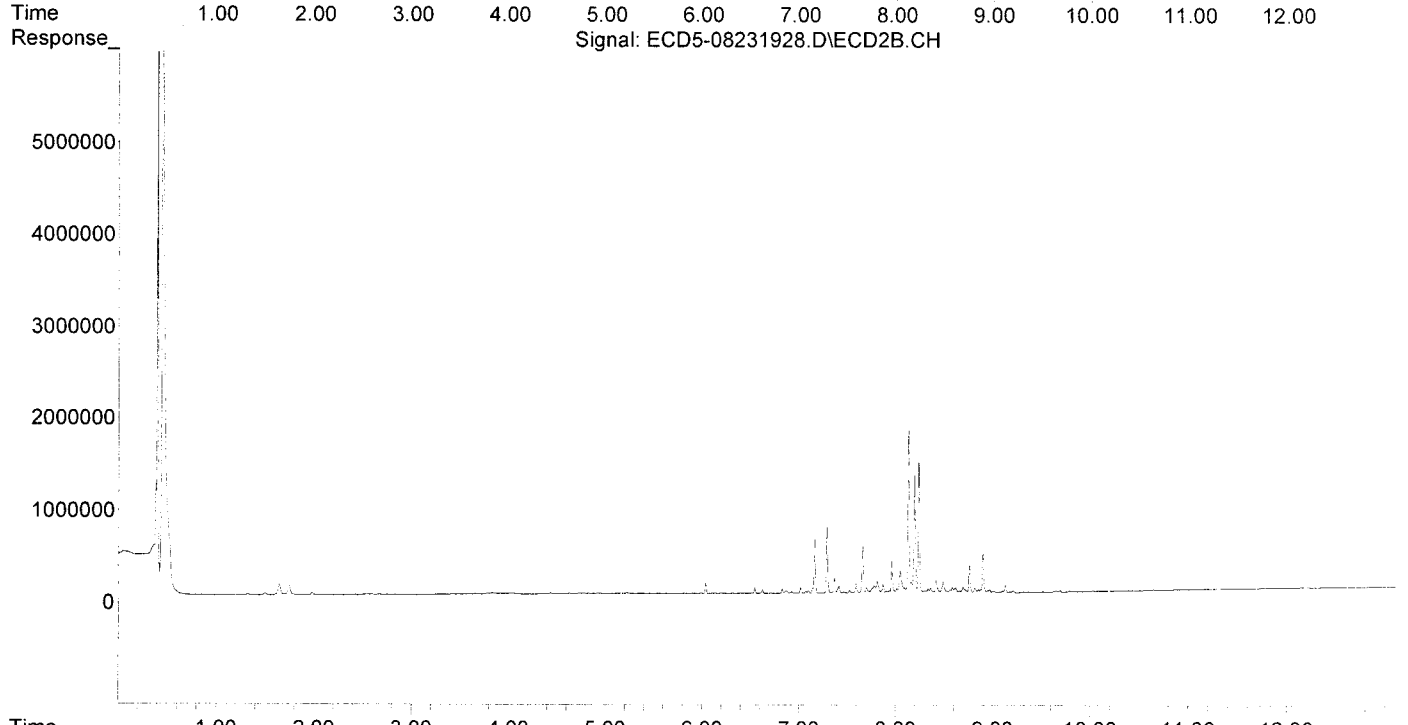

Quantitation Report (Not Reviewed)

Data Path : R:\data\2019-08\9H23034\REQUANT\
Data File : ECD5-08231929.D
Signal(s) : Signal #1: ECD1A.CH Signal #2: ECD2B.CH
Acq On : 23 Aug 2019 19:54
Operator : MJB
Sample : 9H23034-CALI
Misc : A19F233, CHLOR 100 ppb
ALS Vial : 23 (Sig #1); 0 (Sig #2) Sample Multiplier: 1

Integration File signal 1: PEST1.e
Integration File signal 2: PEST2.e
Quant Time: Aug 26 12:04:32 2019
Quant Method : R:\methods\ECD5_QUANTPEST_190823.M
Quant Title : Instrument: DualECD5
QLast Update : Mon Aug 26 11:48:23 2019
Response via : Initial Calibration
Integrator: ChemStation 6890 Scale Mode: Small noise peaks clipped

MJB 8/26/19

		Compound	RT#1	RT#2	Resp#1	Resp#2	ng/mL	ng/mL	
		System Monitoring Compounds							
1)	S	TCMX (S)	0.000	5.984	0	5943	N.D.	0.020	#
22)	S	DCBP (S)	9.606	0.000	7472	0	0.053	N.D.	#
		Target Compounds							
2)		a-BHC	0.000	6.622f	0	77932	N.D.	0.190	#
3)		g-BHC	6.194f	6.923	23514	36662	0.117	0.103	
4)		b-BHC	6.323f	7.016f	21053	115009	0.233	0.727	#
5)		Heptachlor	6.632	7.288	802906	1372147	4.429	4.484	
6)		d-BHC	6.412f	0.000	63497	0	0.323	N.D.	#
7)		Aldrin	6.877	7.558	12864	20481	0.065	0.062	
8)		Heptachlo...	7.338	8.010	155514	93915	0.844	0.312	#
9)		trans-Chl...	7.429	8.130	1978897	3378388	10.703	10.782	
10)		cis-Chlor...	7.521	8.238	2519520	2905941	13.838	9.978	
11)		Endosulfa...	7.641f	8.309f	56850	48968	0.334	0.178	#
12)		4,4'-DDE	7.579	8.334	63125	84256	0.335	0.271	
13)		Dieldrin	7.807	8.488	69910	230931	0.364	0.759	#
14)		Endrin	7.986f	8.713	344068	89428	2.340	0.396	#
15)		4,4'-DDD	7.986	8.760	344068	593441	2.190	2.316	
16)		Endosulfa...	8.118	8.873	39271	74727	0.273	0.324	
17)		4,4'-DDT	0.000	8.995	0	22043	N.D.	0.090	#
18)		Endrin Al...	8.428f	9.128f	7592	153472	BelowCal	BelowCal	
19)		Endosulfa...	8.709	9.317f	21141	11695	0.136	0.047	#
20)		Methoxychlor	8.553	0.000	6889	0	0.118	N.D.	#
21)		Endrin Ke...	8.897	9.687	3240	29883	0.019	0.116	#
23)		Hexachlor...	0.000	0.000	0	0	N.D.	N.D.	
24)		Hexachlor...	0.000	6.430f	0	7921	N.D.	0.025	#
25)		Oxychlordane	7.255	7.934	24127	50634	0.147	0.185	
26)		2,4'-DDE	7.338	8.130	155514	3378388	1.212	15.925	#
27)		trans-Non...	7.521	8.195	2519520	2542319	13.749	8.428	
28)		2,4'-DDD	7.676f	8.488	159771	230931	1.400	1.223	
29)		2,4'-DDT	7.914f	8.713	44472	89428	0.405	0.501	
30)		cis-Nonac...	7.986	8.760	344068	593441	1.657	1.769	
31)		Mirex	0.000	9.687	0	29883	N.D.	0.161	#
32)		Chlordane...	7.429	8.130	1978897	3378388	100.505	93.365	
33)		Chlordane...	7.521	8.238	2519520	2905941	100.522	95.703	
34)		Chlordane...	8.068	8.898	548196	874465	94.825	97.533	
35)		Chlordane...	3.446	0.000	4938	0	NoCal	N.D.	
36)		Toxaphene...	7.521	8.488f	2519520	230931	2813.072	87.999	#
37)		Toxaphene...	7.807	8.815	69910	108014	43.289	32.821	
38)		Toxaphene...	8.118	8.851	39271	84269	11.662	16.627	#
39)		Toxaphene...	8.349	8.898	25383	874465	7.834	104.728	#
40)		Toxaphene...	8.553f	9.068f	6889	13931	2.874	2.989	
41)		Toxaphene...	0.000	0.000	0	0	N.D.	N.D.	
42)		Toxaphene...	3.446	0.000	4938	0	NoCal	N.D.	

(f)=RT Delta > 1/2 Window (#)=Amounts differ by > 40% (m)=manual int.

Quantitation Report (Not Reviewed)

Data Path : R:\data\2019-08\9H23034\REQUANT\
Data File : ECD5-08231929.D
Signal(s) : Signal #1: ECD1A.CH Signal #2: ECD2B.CH
Acq On : 23 Aug 2019 19:54
Operator : MJB
Sample : 9H23034-CALI
Misc : A19F233, CHLOR 100 ppb
ALS Vial : 23 (Sig #1); 0 (Sig #2) Sample Multiplier: 1

Integration File signal 1: PEST1.e
Integration File signal 2: PEST2.e
Quant Time: Aug 26 12:04:32 2019
Quant Method : R:\methods\ECD5_QUANTPEST_190823.M
Quant Title : Instrument: DualECD5
QLast Update : Mon Aug 26 11:48:23 2019
Response via : Initial Calibration
Integrator: ChemStation 6890 Scale Mode: Small noise peaks clipped

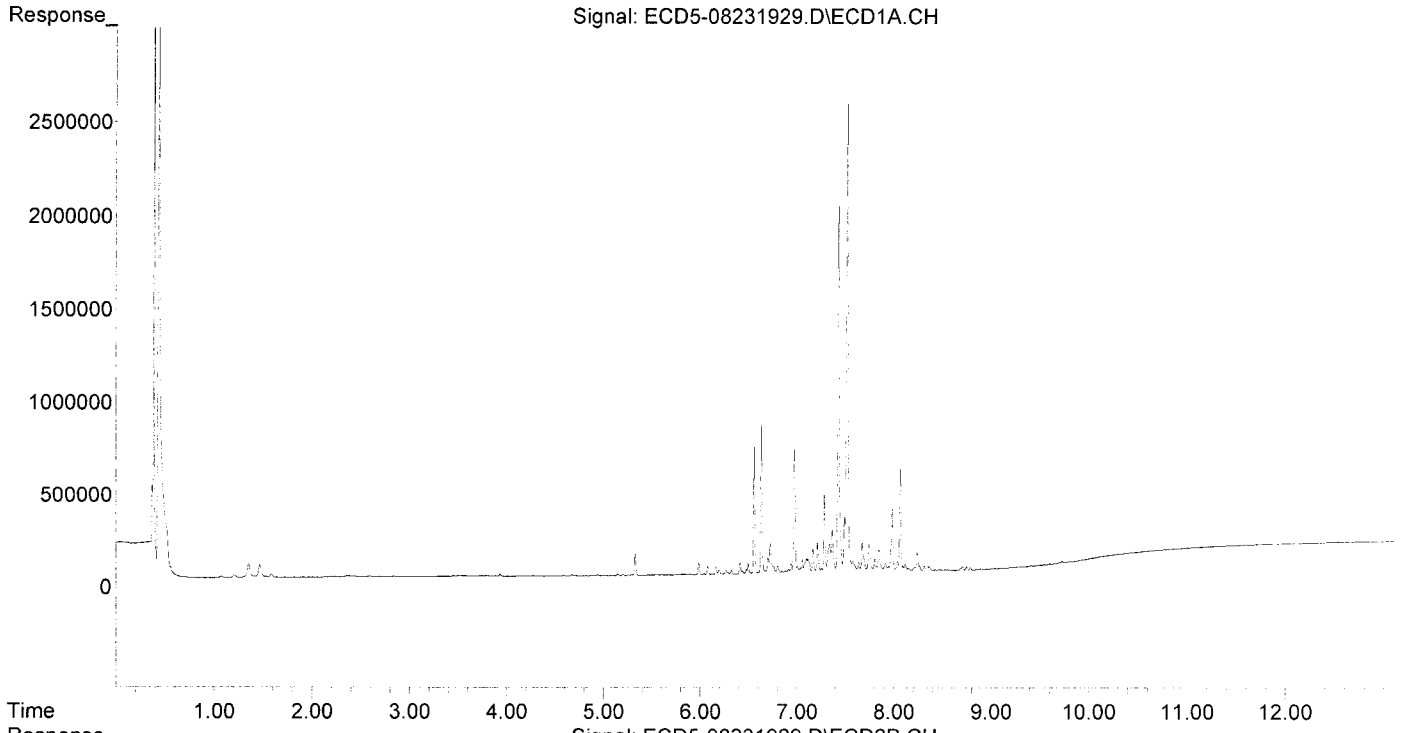

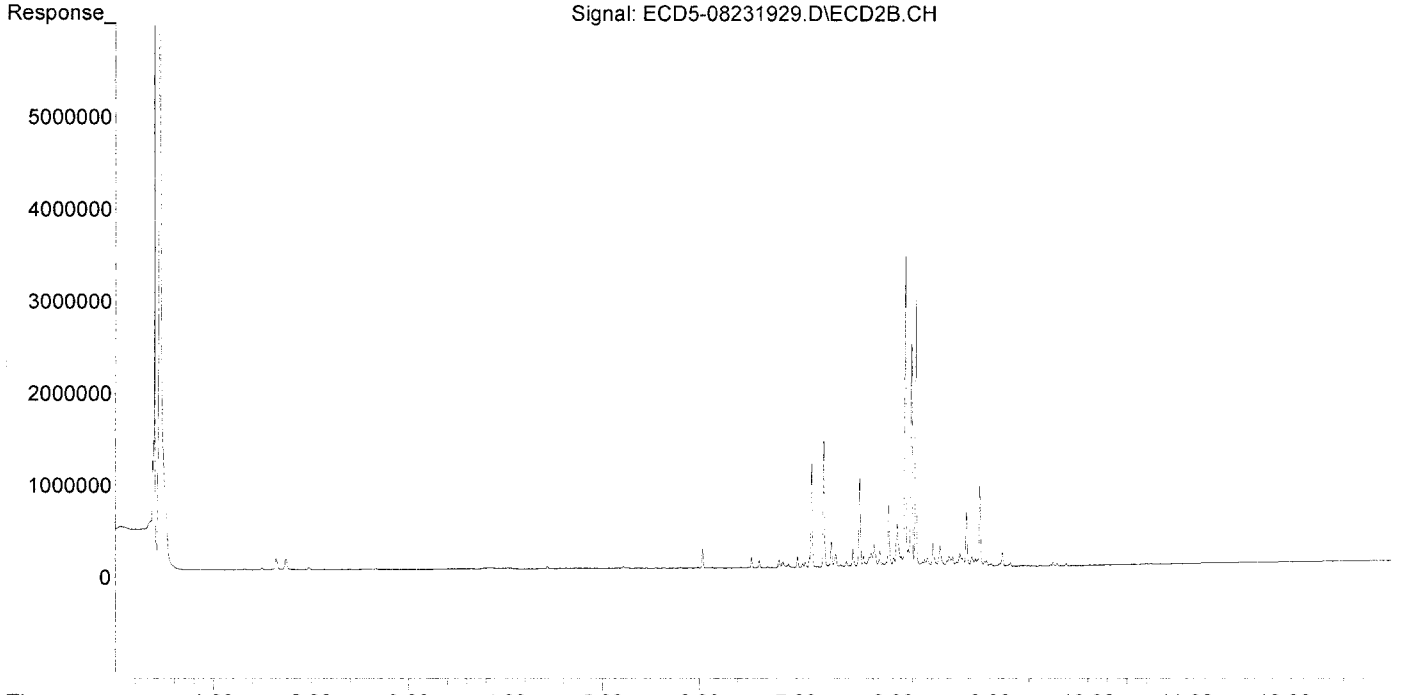

Quantitation Report (Not Reviewed)

Data Path : R:\data\2019-08\9H23034\REQUANT\
Data File : ECD5-08231930.D
Signal(s) : Signal #1: ECD1A.CH Signal #2: ECD2B.CH
Acq On : 23 Aug 2019 20:11
Operator : MJB
Sample : 9H23034-CALJ
Misc : A19F234, CHLOR 200 ppb
ALS Vial : 24 (Sig #1); 0 (Sig #2) Sample Multiplier: 1

Integration File signal 1: PEST1.e
Integration File signal 2: PEST2.e
Quant Time: Aug 26 12:04:43 2019
Quant Method : R:\methods\ECD5_QUANTPEST_190823.M
Quant Title : Instrument: DualECD5
QLast Update : Mon Aug 26 11:48:23 2019
Response via : Initial Calibration
Integrator: ChemStation 6890 Scale Mode: Small noise peaks clipped

MJB 8/26/19

		Compound	RT#1	RT#2	Resp#1	Resp#2	ng/mL	ng/mL	
		System Monitoring Compounds							
1)	S	TCMX (S)	0.000	0.000	0	0	N.D.	N.D.	
22)	S	DCBP (S)	9.605	0.000	9631	0	0.068	N.D.	#
		Target Compounds							
2)		a-BHC	0.000	6.623f	0	141009	N.D.	0.344	#
3)		g-BHC	6.197f	6.925	44236	70355	0.219	0.197	
4)		b-BHC	6.269f	0.000	45994	0	0.509	N.D.	#
5)		Heptachlor	6.633	7.290	1604459	2790294	8.850	9.119	
6)		d-BHC	6.414f	7.222	125171	21783	0.636	0.062	#
7)		Aldrin	6.878	7.559	27966	42088	0.142	0.128	
8)		Heptachlo...	7.339	8.011	296306	184421	1.609	0.613	#
9)		trans-Chl...	7.429	8.131	3849299	6751197	20.819	21.547	
10)		cis-Chlor...	7.522	8.239	4906320	5883615	26.947	20.201	
11)		Endosulfa...	7.641f	8.311f	111658	101195	0.656	0.368	#
12)		4,4'-DDE	7.579	8.334	119469	162236	0.634	0.522	
13)		Dieldrin	7.808	8.488	135995	479651	0.708	1.577	#
14)		Endrin	7.986f	8.714	662867	142098	4.508	0.629	#
15)		4,4'-DDD	7.986	8.759	662867	1113368	4.218	4.345	
16)		Endosulfa...	8.119	8.852	78177	142714	0.544	0.619	
17)		4,4'-DDT	0.000	8.995	0	47222	N.D.	0.237	#
18)		Endrin Al...	8.429f	9.129f	17160	296262	BelowCal	0.772	
19)		Endosulfa...	8.709	9.317f	39967	28714	0.258	0.115	#
20)		Methoxychlor	8.528	9.426f	15895	10981	0.271	BelowCal	#
21)		Endrin Ke...	8.895	9.688	5405	57534	0.032	0.224	#
23)		Hexachlor...	0.000	0.000	0	0	N.D.	N.D.	
24)		Hexachlor...	5.768	6.432f	3592	14719	0.020	0.047	#
25)		Oxychlordane	7.256	7.935	46857	97946	0.285	0.358	
26)		2,4'-DDE	7.339	8.131	296306	6751197	2.310	31.825	#
27)		trans-Non...	7.522	8.196	4906320	5159253	27.077	17.104	
28)		2,4'-DDD	7.676f	8.488	310109	479651	2.717	2.540	
29)		2,4'-DDT	7.915f	8.714	90205	142098	0.822	0.797	
30)		cis-Nonac...	7.986	8.759	662867	1113368	3.193	3.319	
31)		Mirex	8.690f	9.688	25315	57534	0.202	0.309	#
32)		Chlordane...	7.429	8.131	3849299	6751197	195.499	186.577	
33)		Chlordane...	7.522	8.239	4906320	5883615	195.749	193.769	
34)		Chlordane...	8.069	8.898	1101677	1731727	190.565	193.146	
35)		Chlordane...	3.448	0.000	4503	0	NoCal	N.D.	
36)		Toxaphene...	7.522f	8.488f	4906320	479651	5477.960	182.776	#
37)		Toxaphene...	7.808	8.815	135995	186597	84.211	56.699	
38)		Toxaphene...	8.119	8.852	78177	142714	23.215	28.158	
39)		Toxaphene...	8.349	8.898	48611	1731727	15.003	207.397	#
40)		Toxaphene...	8.553f	9.069f	15795	32796	6.589	7.037	
41)		Toxaphene...	0.000	0.000	0	0	N.D.	N.D.	
42)		Toxaphene...	3.448	0.000	4503	0	NoCal	N.D.	

(f)=RT Delta > 1/2 Window (#)=Amounts differ by > 40% (m)=manual int.

Quantitation Report (Not Reviewed)

Data Path : R:\data\2019-08\9H23034\REQUANT\
Data File : ECD5-08231930.D
Signal(s) : Signal #1: ECD1A.CH Signal #2: ECD2B.CH
Acq On : 23 Aug 2019 20:11
Operator : MJB
Sample : 9H23034-CALJ
Misc : A19F234, CHLOR 200 ppb
ALS Vial : 24 (Sig #1); 0 (Sig #2) Sample Multiplier: 1

Integration File signal 1: PEST1.e
Integration File signal 2: PEST2.e
Quant Time: Aug 26 12:04:43 2019
Quant Method : R:\methods\ECD5_QUANTPEST_190823.M
Quant Title : Instrument: DualECD5
QLast Update : Mon Aug 26 11:48:23 2019
Response via : Initial Calibration
Integrator: ChemStation 6890 Scale Mode: Small noise peaks clipped

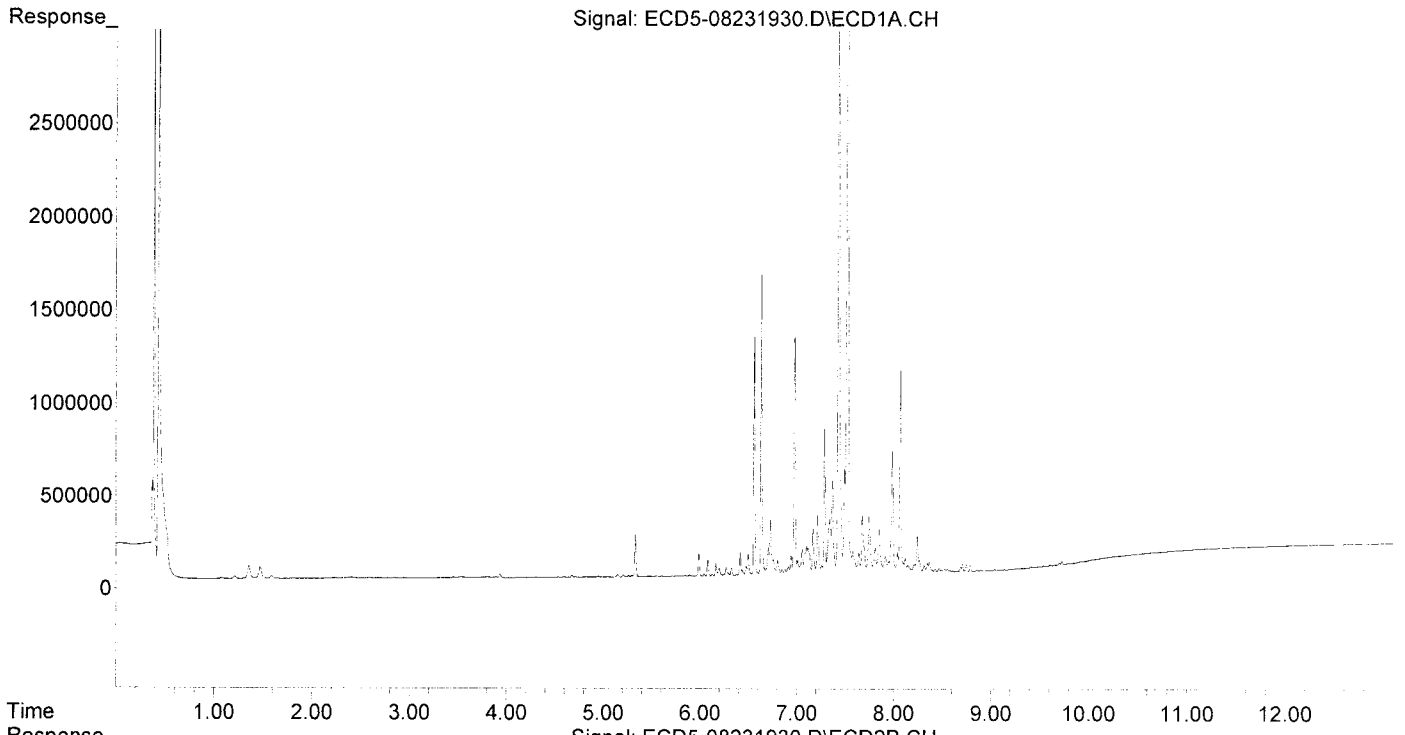

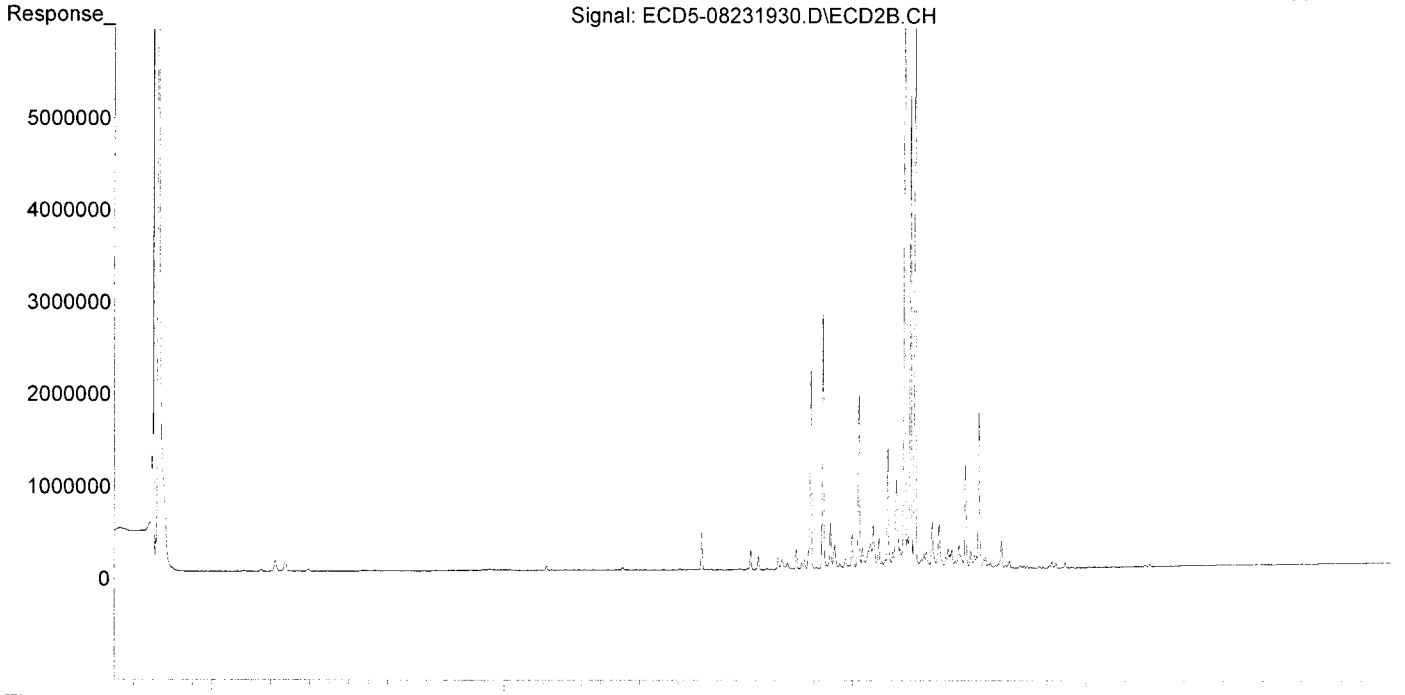

Quantitation Report (Not Reviewed)

Data Path : R:\data\2019-08\9H23034\REQUANT\
Data File : ECD5-08231931.D
Signal(s) : Signal #1: ECD1A.CH Signal #2: ECD2B.CH
Acq On : 23 Aug 2019 20:28
Operator : MJB
Sample : 9H23034-CALK
Misc : A19F235, CHLOR 500 ppb
ALS Vial : 25 (Sig #1); 0 (Sig #2) Sample Multiplier: 1

Integration File signal 1: PEST1.e
Integration File signal 2: PEST2.e
Quant Time: Aug 26 12:04:52 2019
Quant Method : R:\methods\ECD5_QUANTPEST_190823.M
Quant Title : Instrument: DualECD5
QLast Update : Mon Aug 26 11:48:23 2019
Response via : Initial Calibration
Integrator: ChemStation 6890 Scale Mode: Small noise peaks clipped

MJB 6/26/19

		Compound	RT#1	RT#2	Resp#1	Resp#2	ng/mL	ng/mL	
		System Monitoring Compounds							
1)	S	TCMX (S)	0.000	5.982	0	9372	N.D.	0.032	#
22)	S	DCBP (S)	9.605	10.512f	13871	6664	0.098	0.037	#
		Target Compounds							
2)		a-BHC	0.000	6.621f	0	314411	N.D.	0.766	#
3)		g-BHC	6.194f	6.923	92958	161395	0.461	0.452	
4)		b-BHC	6.322f	7.016f	105835	520011	1.171	3.286	#
5)		Heptachlor	6.631	7.288	4107971	7192687	22.659	23.507	
6)		d-BHC	6.412f	7.219	305503	51612	1.553	0.146	#
7)		Aldrin	6.876	7.558	67201	101902	0.340	0.309	
8)		Heptachlo...	7.336	8.009	709786	434942	3.854	1.446	#
9)		trans-Chl...	7.427	8.129	9628671	17830433	52.077	56.907	
10)		cis-Chlor...	7.520	8.237	12176524	14812273	66.878	50.858	
11)		Endosulfa...	7.639	8.308	267451	260205	1.572	0.946	
12)		4,4'-DDE	7.577	8.332	288716	403680	1.531	1.299	
13)		Dieldrin	7.806	8.487	320749	1311343	1.671	4.312	#
14)		Endrin	7.984f	8.712	1680286	346653	11.428	1.535	#
15)		4,4'-DDD	7.984	8.758	1680286	2798638	10.693	10.923	
16)		Endosulfa...	8.118	8.872	194466	323054	1.354	1.401	
17)		4,4'-DDT	0.000	8.994	0	120742	N.D.	0.665	#
18)		Endrin Al...	8.427f	9.127f	45775	749534	BelowCal	3.242	
19)		Endosulfa...	8.708	9.316f	99125	76741	0.640	0.308	#
20)		Methoxychlor	8.552	9.462	44336	19918	0.757	0.061	#
21)		Endrin Ke...	8.892	9.686	12903	140715	0.077	0.547	#
23)		Hexachlor...	0.000	0.000	0	0	N.D.	N.D.	
24)		Hexachlor...	5.767	6.430f	6475	34351	0.037	0.109	#
25)		Oxychlordane	7.283f	7.933	1963331	230983	11.932	0.843	#
26)		2,4'-DDE	7.336	8.129	709786	17830433	5.534	84.051	#
27)		trans-Non...	7.520	8.194	12176524	13173616	67.700	43.674	
28)		2,4'-DDD	7.674f	8.487	765105	1311343	6.704	6.943	
29)		2,4'-DDT	7.913f	8.712	230360	346653	2.100	1.944	
30)		cis-Nonac...	7.984	8.758	1680286	2798638	8.093	8.343	
31)		Mirex	8.645	9.686	12290	140715	0.098	0.756	#
32)		Chlordane...	7.427	8.129	9628671	17830433	489.023	492.763	
33)		Chlordane...	7.520	8.237	12176524	14812273	485.812	487.822	
34)		Chlordane...	8.067	8.896	2921278	4271709	505.313	476.441	
35)		Chlordane...	3.447	0.000	4056	0	NoCal	N.D.	
36)		Toxaphene...	7.520	8.487f	12176524	1311343	13595.220	499.701	#
37)		Toxaphene...	7.806	8.813	320749	462807	198.614	140.627	
38)		Toxaphene...	8.118	8.850	194466	348421	57.748	68.745	
39)		Toxaphene...	8.348	8.896	120098	4271709	37.065	511.592	#
40)		Toxaphene...	8.552f	9.067f	44336	90716	18.495	19.465	
41)		Toxaphene...	8.645	9.462	12290	19918	3.884	4.193	
42)		Toxaphene...	3.447	0.000	4056	0	NoCal	N.D.	

(f)=RT Delta > 1/2 Window (#)=Amounts differ by > 40% (m)=manual int.

Quantitation Report (Not Reviewed)

Data Path : R:\data\2019-08\9H23034\REQUANT\
Data File : ECD5-08231931.D
Signal(s) : Signal #1: ECD1A.CH Signal #2: ECD2B.CH
Acq On : 23 Aug 2019 20:28
Operator : MJB
Sample : 9H23034-CALK
Misc : A19F235, CHLOR 500 ppb
ALS Vial : 25 (Sig #1); 0 (Sig #2) Sample Multiplier: 1

Integration File signal 1: PEST1.e
Integration File signal 2: PEST2.e
Quant Time: Aug 26 12:04:52 2019
Quant Method : R:\methods\ECD5_QUANTPEST_190823.M
Quant Title : Instrument: DualECD5
QLast Update : Mon Aug 26 11:48:23 2019
Response via : Initial Calibration
Integrator: ChemStation 6890 Scale Mode: Small noise peaks clipped

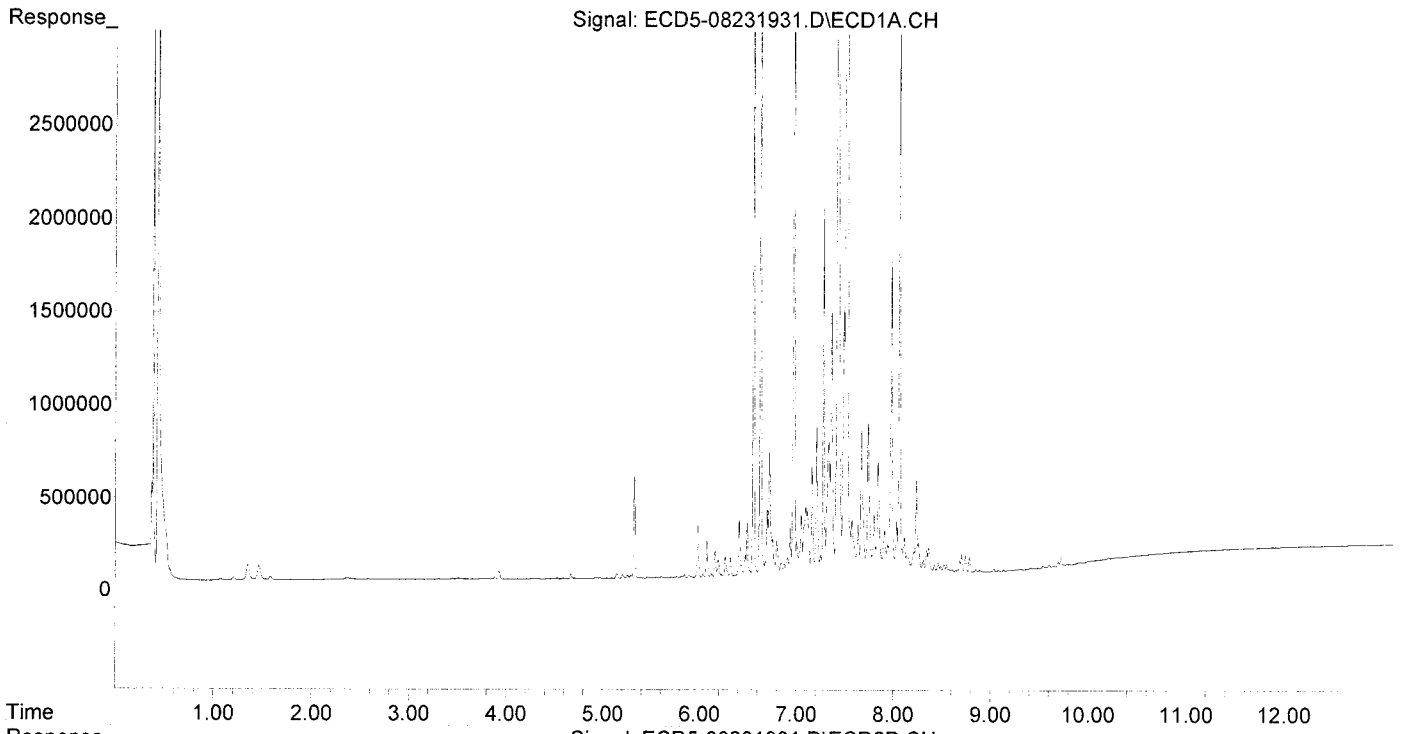

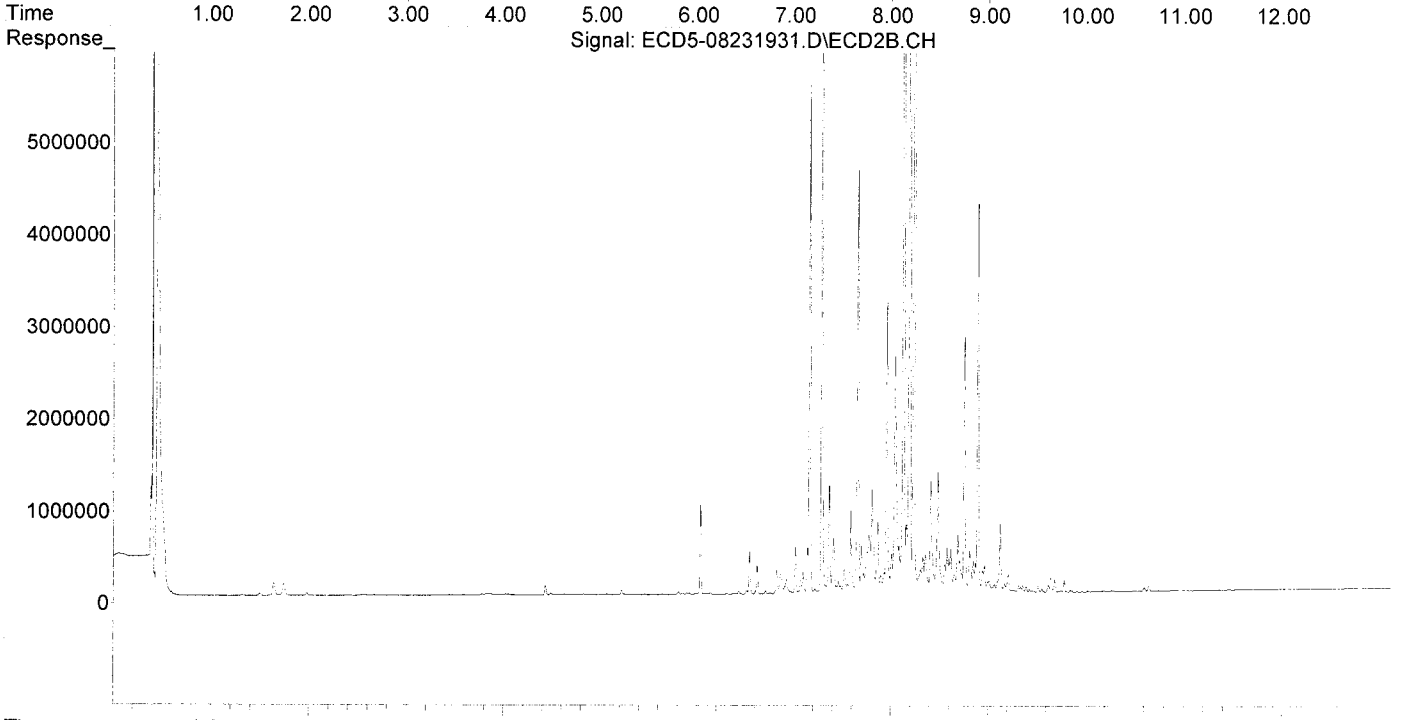

Quantitation Report (Not Reviewed)

Data Path : R:\data\2019-08\9H23034\REQUANT\
Data File : ECD5-08231932.D
Signal(s) : Signal #1: ECD1A.CH Signal #2: ECD2B.CH
Acq On : 23 Aug 2019 20:45
Operator : MJB
Sample : 9H23034-CALL
Misc : A19F236, CHLOR 1000 ppb
ALS Vial : 26 (Sig #1); 0 (Sig #2) Sample Multiplier: 1

Integration File signal 1: PEST1.e
Integration File signal 2: PEST2.e
Quant Time: Aug 26 12:05:04 2019
Quant Method : R:\methods\ECD5_QUANTPEST_190823.M
Quant Title : Instrument: DualECD5
QLast Update : Mon Aug 26 11:48:23 2019
Response via : Initial Calibration
Integrator: ChemStation 6890 Scale Mode: Small noise peaks clipped

MJB 8/26/19

		Compound	RT#1	RT#2	Resp#1	Resp#2	ng/mL	ng/mL	
		System Monitoring Compounds							
1)	S	TCMX (S)	5.393	5.980	6433	11040	0.039	0.038	
22)	S	DCBP (S)	9.604	10.553	33011	8716	0.234	0.048	#
		Target Compounds							
2)		a-BHC	0.000	6.622f	0	610263	N.D.	1.487	#
3)		g-BHC	6.194f	6.923	179715	319626	0.891	0.896	
4)		b-BHC	6.322f	7.016f	206312	1070369	2.283	6.763	#
5)		Heptachlor	6.631	7.288	8491782	15019038	46.839	49.085	
6)		d-BHC	6.411f	7.241	615917	64884	3.131	0.184	#
7)		Aldrin	6.875	7.558	134371	205192	0.681	0.623	
8)		Heptachlo...	7.335	8.009	1431988	873449	7.775	2.903	#
9)		trans-Chl...	7.426	8.130	19643766	37966746	106.245	121.173	
10)		cis-Chlor...	7.519	8.237	25083239	31493677	137.766	108.134	
11)		Endosulfa...	7.638	8.309f	523226	508009	3.075	1.846	
12)		4,4'-DDE	7.576	8.332	564335	775935	2.993	2.498	
13)		Dieldrin	7.805	8.487	632206	2703774	3.293	8.890	#
14)		Endrin	7.985f	8.713	3305895	704023	22.485	3.118	#
15)		4,4'-DDD	7.985	8.758	3305895	5865563	21.038	22.893	
16)		Endosulfa...	8.118	8.872	392448	653843	2.733	2.835	
17)		4,4'-DDT	8.241f	8.994	1019486	242495	8.527	1.373	#
18)		Endrin Al...	8.427f	9.128f	96085	1500188	BelowCal	7.301	
19)		Endosulfa...	8.708	9.269	190049	57556	1.226	0.231	#
20)		Methoxychlor	8.552	9.462	93194	45695	1.591	0.381	#
21)		Endrin Ke...	8.891	9.687	25043	266287	0.150	1.035	#
23)		Hexachlor...	0.000	0.000	0	0	N.D.	N.D.	
24)		Hexachlor...	5.767	6.430f	12323	65416	0.070	0.208	#
25)		Oxychlordane	7.252	7.933	207847	466300	1.263	1.702	
26)		2,4'-DDE	7.335	8.130	1431988	37966746	11.165	178.972	#
27)		trans-Non...	7.519	8.194	25083239	27721467	139.911	91.904	
28)		2,4'-DDD	7.673f	8.487	1536407	2703774	13.462	14.316	
29)		2,4'-DDT	7.912f	8.713	462112	704023	4.213	3.948	
30)		cis-Nonac...	7.985	8.758	3305895	5865563	15.923	17.486	
31)		Mirex	8.645	9.687	28961	266287	0.231	1.431	#
32)		Chlordane...	7.426	8.130	19643766	37966746	997.671	1049.252	
33)		Chlordane...	7.519	8.237	25083239	31493677	1000.756	1037.202	
34)		Chlordane...	8.067	8.897	5987927	9358900	1035.773	1043.835	
35)		Chlordane...	3.447	0.000	4825	0	NoCal	N.D.	
36)		Toxaphene...	7.519	8.487f	25083239	2703774	28005.706	1030.300	#
37)		Toxaphene...	7.805	8.814	632206	927954	391.474	281.965	
38)		Toxaphene...	8.118	8.850	392448	706508	116.540	139.397	
39)		Toxaphene...	8.348	8.897	233440	9358900	72.046	1120.849	#
40)		Toxaphene...	8.552f	9.067f	93194	183092	38.877	39.287	
41)		Toxaphene...	8.645	9.462	28961	45695	9.152	9.620	
42)		Toxaphene...	3.447	0.000	4825	0	NoCal	N.D.	

(f)=RT Delta > 1/2 Window (#)=Amounts differ by > 40% (m)=manual int.

Quantitation Report (Not Reviewed)

Data Path : R:\data\2019-08\9H23034\REQUANT\
Data File : ECD5-08231932.D
Signal(s) : Signal #1: ECD1A.CH Signal #2: ECD2B.CH
Acq On : 23 Aug 2019 20:45
Operator : MJB
Sample : 9H23034-CALL
Misc : A19F236, CHLOR 1000 ppb
ALS Vial : 26 (Sig #1); 0 (Sig #2) Sample Multiplier: 1

Integration File signal 1: PEST1.e
Integration File signal 2: PEST2.e
Quant Time: Aug 26 12:05:04 2019
Quant Method : R:\methods\ECD5_QUANTPEST_190823.M
Quant Title : Instrument: DualECD5
QLast Update : Mon Aug 26 11:48:23 2019
Response via : Initial Calibration
Integrator: ChemStation 6890 Scale Mode: Small noise peaks clipped

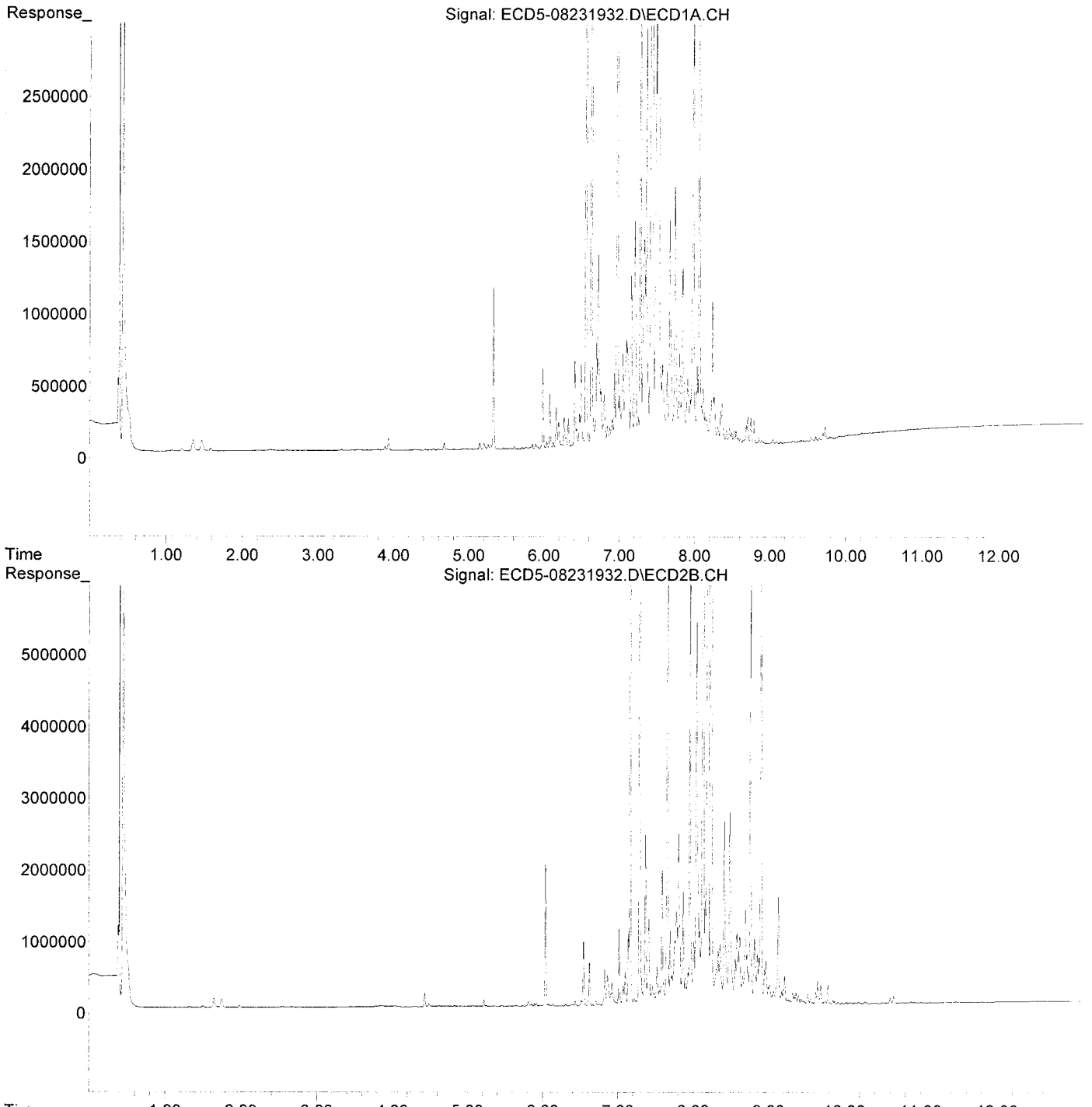

Quantitation Report (Not Reviewed)

Data Path : R:\data\2019-08\9H23034\REQUANT\
Data File : ECD5-08231933.D
Signal(s) : Signal #1: ECD1A.CH Signal #2: ECD2B.CH
Acq On : 23 Aug 2019 21:02
Operator : MJB
Sample : 9H23034-CALM
Misc : A19F231, CHLOR 2000 ppb
ALS Vial : 27 (Sig #1); 0 (Sig #2) Sample Multiplier: 1

Integration File signal 1: PEST1.e
Integration File signal 2: PEST2.e
Quant Time: Aug 26 12:05:14 2019
Quant Method : R:\methods\ECD5_QUANTPEST_190823.M
Quant Title : Instrument: DualECD5
QLast Update : Mon Aug 26 11:48:23 2019
Response via : Initial Calibration
Integrator: ChemStation 6890 Scale Mode: Small noise peaks clipped

MJB 8/26/19

		Compound	RT#1	RT#2	Resp#1	Resp#2	ng/mL	ng/mL	
		System Monitoring Compounds							
1)	S	TCMX (S)	5.393	5.971	11655	15748	0.070	0.054	
22)	S	DCBP (S)	9.604	10.552	57777	17575	0.409	0.098	#
		Target Compounds							
2)		a-BHC	0.000	6.621f	0	1174704	N.D.	2.863	#
3)		g-BHC	6.193f	6.922	334417	594314	1.657	1.666	
4)		b-BHC	6.321f	7.016f	403109	2092681	4.460	13.223	#
5)		Heptachlor	6.630	7.288	16898199	31950039	93.207	104.420	
6)		d-BHC	6.411f	7.240	1241284	122584	6.311	0.348	#
7)		Aldrin	6.874	7.557	258489	381283	1.309	1.158	
8)		Heptachlo...	7.335	8.008	2829322	1755780	15.362	5.836	#
9)		trans-Chl...	7.426	8.130	40036500	81691713	216.541	260.724	
10)		cis-Chlor...	7.519	8.238	50979142	66281388	279.996	227.578	
11)		Endosulfa...	7.638	8.308	1047673	1022624	6.156	3.716	
12)		4,4'-DDE	7.576	8.332	1098754	1565142	5.828	5.038	
13)		Dieldrin	7.805	8.486	1246658	5614133	6.494	18.458	#
14)		Endrin	7.984f	8.692f	6820662	2823722	46.391	12.504	#
15)		4,4'-DDD	7.984	8.759	6820662	12014776	43.405	46.894	
16)		Endosulfa...	8.118	8.872	787524	1320218	5.484	5.725	
17)		4,4'-DDT	8.242f	8.993	2107649	483614	17.628	2.768	#
18)		Endrin Al...	8.427f	9.128f	193793	3090717	0.642	15.775	#
19)		Endosulfa...	8.709	9.268f	400484	128754	2.584	0.517	#
20)		Methoxychlor	8.552	9.462	195767	96597	3.342	1.012	#
21)		Endrin Ke...	8.892	9.686	57711	528113	0.346	2.052	#
23)		Hexachlor...	0.000	0.000	0	0	N.D.	N.D.	
24)		Hexachlor...	5.766	6.430f	22503	117032	0.128	0.373	#
25)		Oxychlordane	7.252	7.932	378689	930396	2.302	3.397	#
26)		2,4'-DDE	7.335	8.130	2829322	81691713	22.059	385.087	#
27)		trans-Non...	7.519	8.194	50979142	59315099	285.157	196.645	
28)		2,4'-DDD	7.673f	8.486	3134690	5614133	27.467	29.726	
29)		2,4'-DDT	7.912f	8.692f	956476	2823722	8.720	15.833	#
30)		cis-Nonac...	7.984	8.759	6820662	12014776	32.852	35.817	
31)		Mirex	8.645	9.686	70178	528113	0.560	2.838	#
32)		Chlordane...	7.426	8.130	40036500	81691713	2033.382	2257.639	
33)		Chlordane...	7.519	8.238	50979142	66281388	2033.935	2182.889	
34)		Chlordane...	8.067	8.897	12208306	19418517	2111.754	2165.824	
35)		Chlordane...	3.449	0.000	4939	0	NoCal	N.D.	
36)		Toxaphene...	7.519	8.486f	50979142	5614133	56918.762	2139.322	#
37)		Toxaphene...	7.805	8.814	1246658	1872513	771.954	568.976	
38)		Toxaphene...	8.118	8.850	787524	1450920	233.861	286.273	
39)		Toxaphene...	8.368f	8.897	565943	19418517	174.666	2325.617	#
40)		Toxaphene...	8.552f	9.067f	195767	367185	81.667	78.789	
41)		Toxaphene...	8.645	9.462	70178	96597	22.176	20.335	
42)		Toxaphene...	3.449	0.000	4939	0	NoCal	N.D.	

(f)=RT Delta > 1/2 Window (#)=Amounts differ by > 40% (m)=manual int.

Quantitation Report (Not Reviewed)

Data Path : R:\data\2019-08\9H23034\REQUANT\
Data File : ECD5-08231933.D
Signal(s) : Signal #1: ECD1A.CH Signal #2: ECD2B.CH
Acq On : 23 Aug 2019 21:02
Operator : MJB
Sample : 9H23034-CALM
Misc : A19F231, CHLOR 2000 ppb
ALS Vial : 27 (Sig #1); 0 (Sig #2) Sample Multiplier: 1

Integration File signal 1: PEST1.e
Integration File signal 2: PEST2.e
Quant Time: Aug 26 12:05:14 2019
Quant Method : R:\methods\ECD5_QUANTPEST_190823.M
Quant Title : Instrument: DualECD5
QLast Update : Mon Aug 26 11:48:23 2019
Response via : Initial Calibration
Integrator: ChemStation 6890 Scale Mode: Small noise peaks clipped

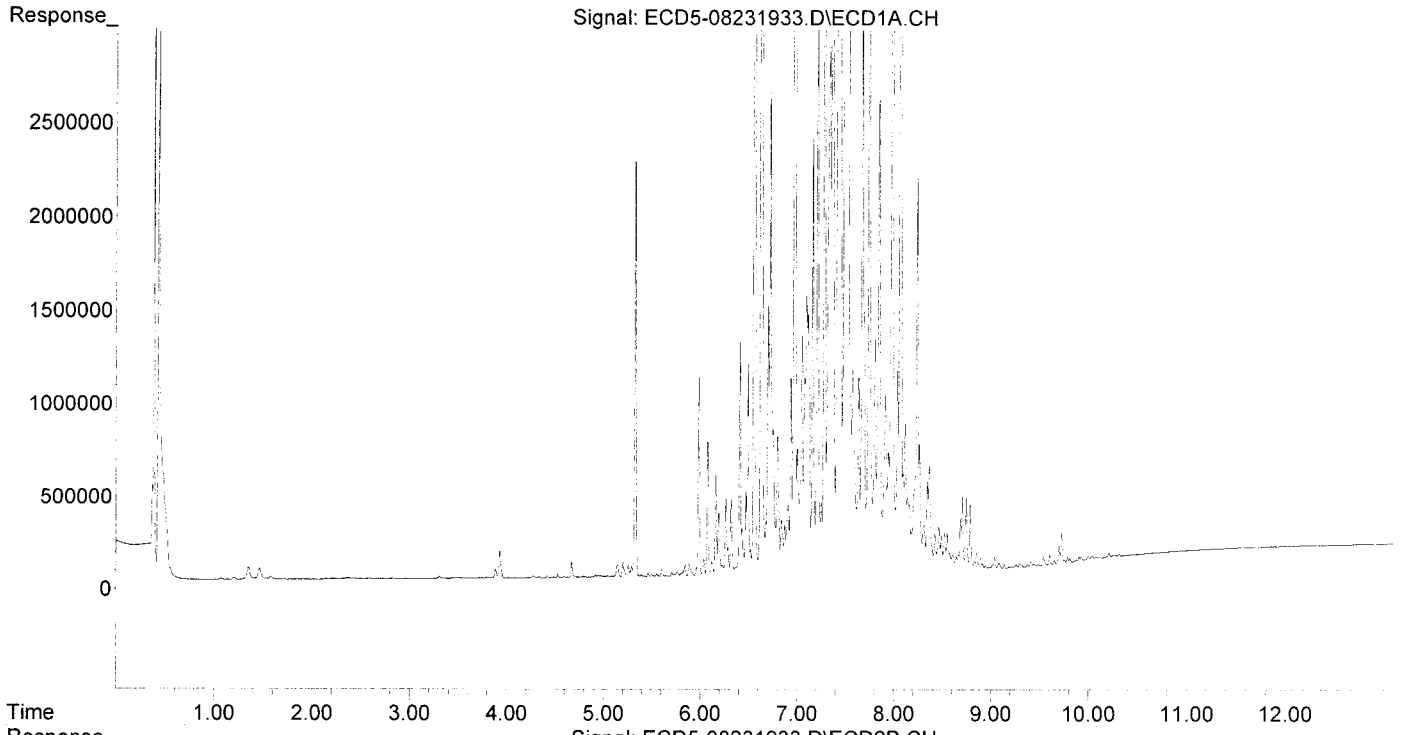

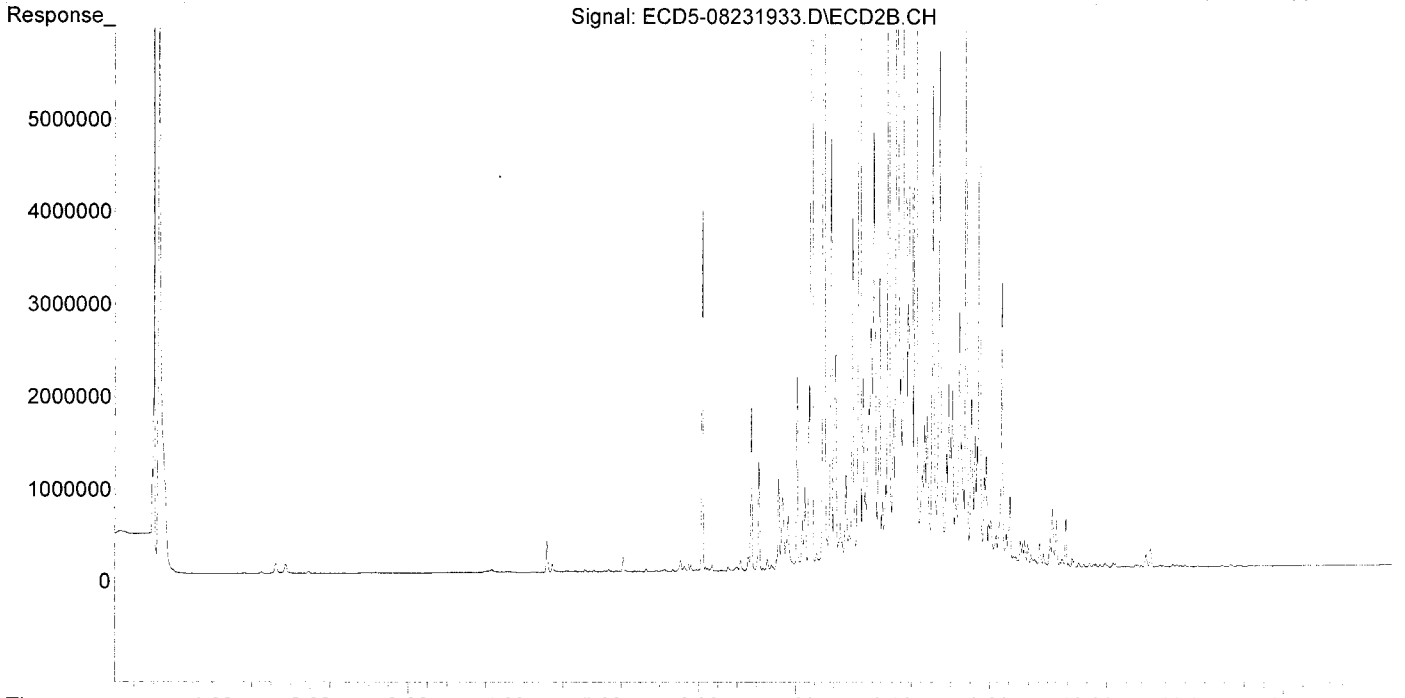

Quantitation Report (QT Reviewed)

Data Path : R:\data\2019-08\9H23034\REQUANT\
Data File : ECD5-08231936.D
Signal(s) : Signal #1: ECD1A.CH Signal #2: ECD2B.CH
Acq On : 23 Aug 2019 21:54
Operator : MJB
Sample : 9H23034-CALN
Misc : A19D122, TOX 50 ppb
ALS Vial : 29 (Sig #1); 0 (Sig #2) Sample Multiplier: 1

Integration File signal 1: PEST1.e
Integration File signal 2: PEST2.e
Quant Time: Aug 26 12:06:20 2019
Quant Method : R:\methods\ECD5_QUANTPEST_190823.M
Quant Title : Instrument: DualECD5
QLast Update : Mon Aug 26 11:48:23 2019
Response via : Initial Calibration
Integrator: ChemStation 6890 Scale Mode: Small noise peaks clipped

MJB 8/26/19

	Compound	RT#1	RT#2	Resp#1	Resp#2	ng/mL	ng/mL	
	System Monitoring Compounds							
1) S	TCMX (S)	0.000	5.984	0	6201	N.D.	0.021	#
22) S	DCBP (S)	0.000	0.000	0	0	N.D.	N.D.	
	Target Compounds							
2)	a-BHC	0.000	0.000	0	0	N.D.	N.D.	
3)	g-BHC	6.249f	0.000	4430	0	0.022	N.D.	#
4)	b-BHC	6.297	0.000	3017	0	0.033	N.D.	#
5)	Heptachlor	6.627	0.000	4370	0	0.024	N.D.	#
6)	d-BHC	6.469f	0.000	2958	0	0.015	N.D.	#
7)	Aldrin	6.871	7.582f	4859	11806	0.025	0.036	#
8)	Heptachlo...	7.336	7.985	13601	46078	0.074	0.153	#
9)	trans-Chl...	7.446	8.142	34060	99117	0.184	0.316	#
10)	cis-Chlor...	7.518	8.221	69068	59106	0.379	0.203	#
11)	Endosulfa...	7.629	8.294	55946	68659	0.329	0.250	
12)	4,4'-DDE	7.550f	8.359	47125	82546	0.250	0.266	
13)	Dieldrin	7.794	8.505	88321	82204	0.460	0.270	#
14)	Endrin	7.934f	8.709	54457	133121	0.370	0.589	#
15)	4,4'-DDD	8.020	8.762	70973	90688	0.452	0.354	
16)	Endosulfa...	8.105	8.847	169381	254833	1.179	1.105	
17)	4,4'-DDT	8.180f	8.977	146997	96725	1.229	0.525	#
18)	Endrin Al...	8.392	9.091	108459	233185	BelowCal	0.427	
19)	Endosulfa...	8.708	9.291	48053	90329	0.310	0.363	
20)	Methoxychlor	8.573f	9.470	114720	230922	1.959	2.668	
21)	Endrin Ke...	8.894	9.711f	33550	36259	0.201	0.141	
23)	Hexachlor...	0.000	0.000	0	0	N.D.	N.D.	
24)	Hexachlor...	0.000	6.487f	0	8846	N.D.	0.028	#
25)	Oxychlordane	7.265	7.935	38772	48452	0.236	0.177	
26)	2,4'-DDE	7.336	8.112	13601	53529	0.106	0.252	#
27)	trans-Non...	7.518	8.204	69068	54722	0.069	0.181	#
28)	2,4'-DDD	7.713	8.505	60294	82204	0.528	0.435	
29)	2,4'-DDT	7.899	8.709	96979	133121	0.884	0.746	
30)	cis-Nonac...	7.981	8.762	116026	90688	0.559	0.270	#
31)	Mirex	8.641	9.711f	153138	36259	1.222	0.195	#
32)	Chlordane...	7.446	8.142	34060	99117	1.730	2.739	#
33)	Chlordane...	7.518	8.221	69068	59106	2.756	1.947	
34)	Chlordane...	8.047f	8.915	69875	416348	12.087	46.437	#
35)	Chlordane...	3.449	0.000	4023	0	NoCal	N.D.	
36)	Toxaphene...	7.506	8.466	49110	136848	54.832m	52.147	
37)	Toxaphene...	7.794	8.813	88321	164706	54.690	50.047	
38)	Toxaphene...	8.105	8.847	169381	254833	50.299	50.280	
39)	Toxaphene...	8.346	8.915	164317	416348	50.713	49.863	
40)	Toxaphene...	8.573	9.091	114720	233185	47.857	50.036	
41)	Toxaphene...	8.641	9.470	153138	230922	48.391	48.613	
42)	Toxaphene...	3.449	0.000	4023	0	NoCal	N.D.	

(f)=RT Delta > 1/2 Window (#)=Amounts differ by > 40% (m)=manual int.

Quantitation Report (Qedit)

Data Path : R:\data\2019-08\9H23034\REQUANT\
Data File : ECD5-08231936.D
Signal(s) : Signal #1: ECD1A.CH Signal #2: ECD2B.CH
Acq On : 23 Aug 2019 21:54
Operator : MJB
Sample : 9H23034-CALN
Misc : A19D122, TOX 50 ppb
ALS Vial : 29 (Sig #1); 0 (Sig #2) Sample Multiplier: 1

Integration File signal 1: PEST1.e
Integration File signal 2: PEST2.e
Quant Time: Aug 26 12:05:49 2019
Quant Method : R:\methods\ECD5_QUANTPEST_190823.M
Quant Title : Instrument: DualECD5
QLast Update : Mon Aug 26 11:48:23 2019
Response via : Initial Calibration
Integrator: ChemStation 6890 Scale Mode: Small noise peaks clipped

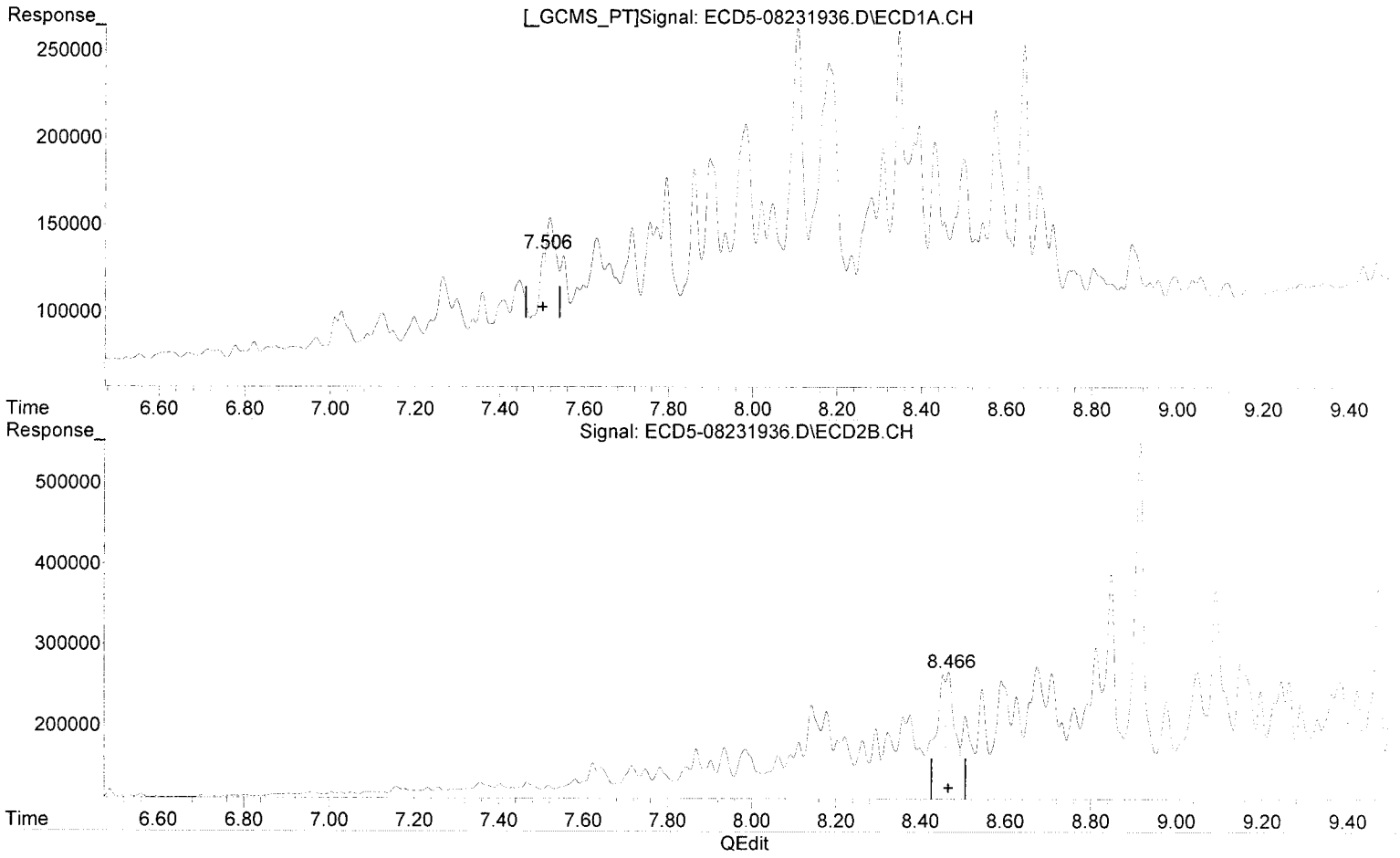

(36) Toxaphene (1)

7.506min 54.832 ng/mL m

response 49110

MJB 8/26/19

(36) Toxaphene (1) #2

8.466min 52.147 ng/mL

response 136848

(+) = Expected Retention Time

Quantitation Report (Qedit)

Data Path : R:\data\2019-08\9H23034\REQUANT\
Data File : ECD5-08231936.D
Signal(s) : Signal #1: ECD1A.CH Signal #2: ECD2B.CH
Acq On : 23 Aug 2019 21:54
Operator : MJB
Sample : 9H23034-CALN
Misc : A19D122, TOX 50 ppb
ALS Vial : 29 (Sig #1); 0 (Sig #2) Sample Multiplier: 1

Integration File signal 1: PEST1.e
Integration File signal 2: PEST2.e
Quant Time: Aug 26 12:05:49 2019
Quant Method : R:\methods\ECD5_QUANTPEST_190823.M
Quant Title : Instrument: DualECD5
QLast Update : Mon Aug 26 11:48:23 2019
Response via : Initial Calibration
Integrator: ChemStation 6890 Scale Mode: Small noise peaks clipped

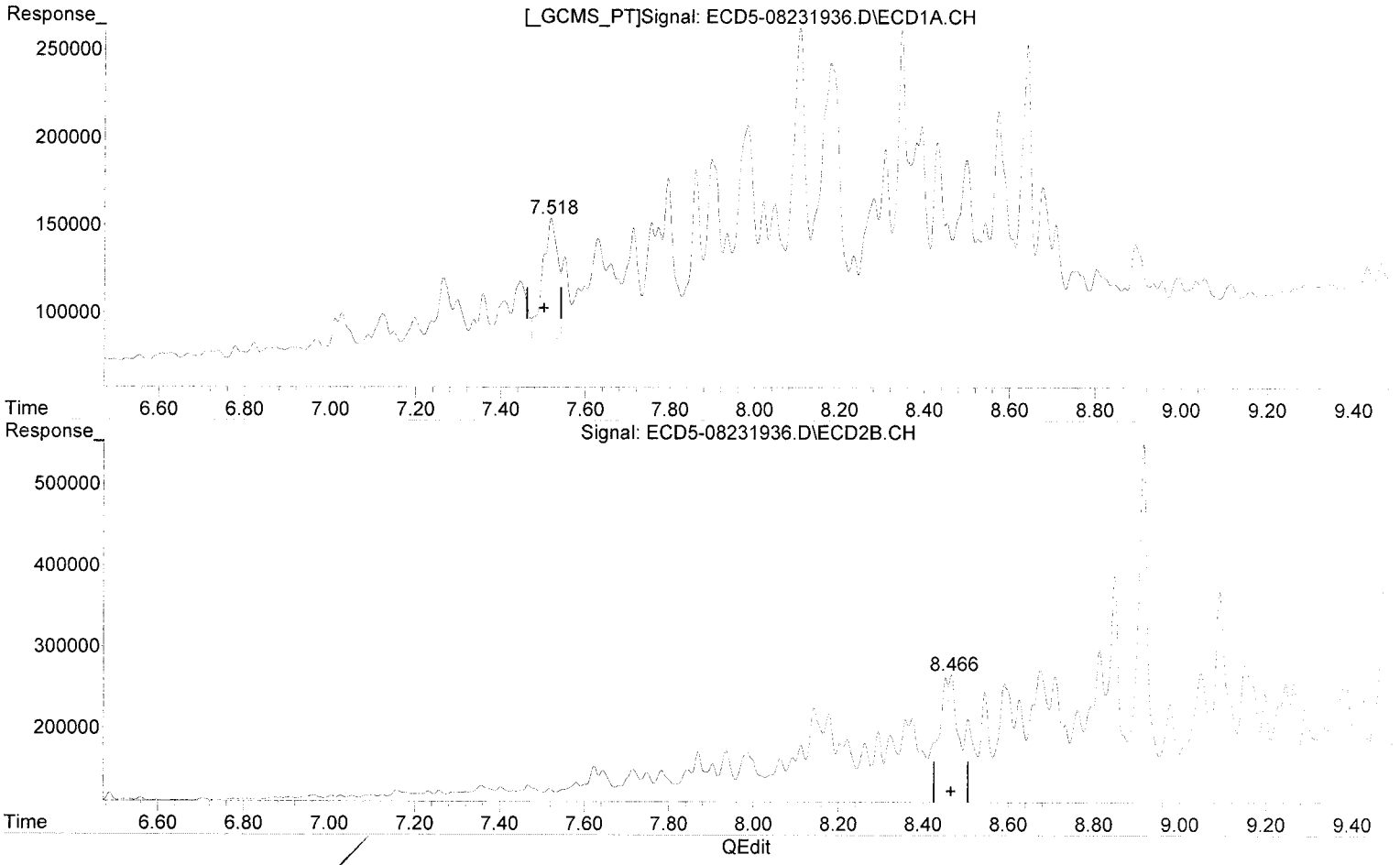

(36) Toxaphene (1)

7.518min 77.115 ng/mL

response 69068

MJB 8/26/19

(36) Toxaphene (1) #2

8.466min 52.147 ng/mL

response 136848

(+) = Expected Retention Time

Quantitation Report (QT Reviewed)

Data Path : R:\data\2019-08\9H23034\REQUANT\
Data File : ECD5-08231936.D
Signal(s) : Signal #1: ECD1A.CH Signal #2: ECD2B.CH
Acq On : 23 Aug 2019 21:54
Operator : MJB
Sample : 9H23034-CALN
Misc : A19D122, TOX 50 ppb
ALS Vial : 29 (Sig #1); 0 (Sig #2) Sample Multiplier: 1

Integration File signal 1: PEST1.e
Integration File signal 2: PEST2.e
Quant Time: Aug 26 12:06:20 2019
Quant Method : R:\methods\ECD5_QUANTPEST_190823.M
Quant Title : Instrument: DualECD5
QLast Update : Mon Aug 26 11:48:23 2019
Response via : Initial Calibration
Integrator: ChemStation 6890 Scale Mode: Small noise peaks clipped

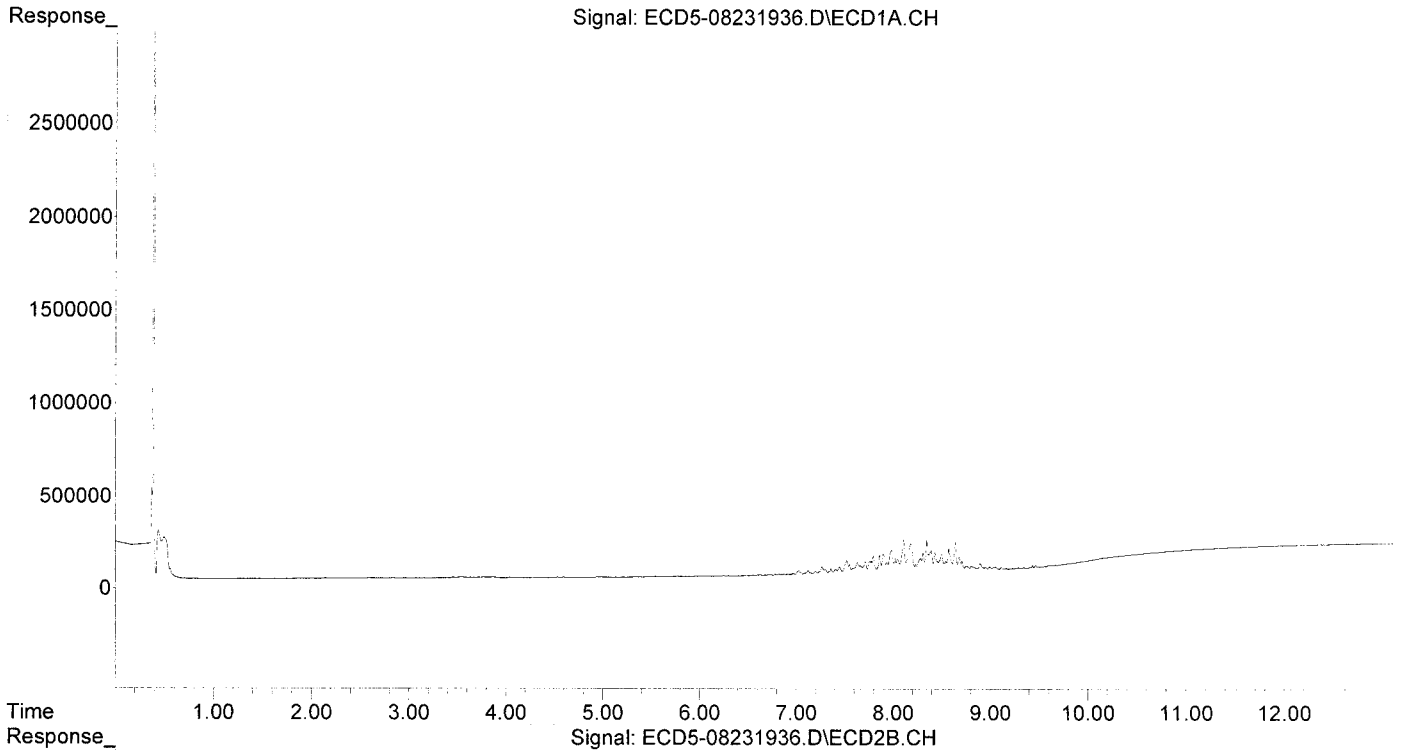

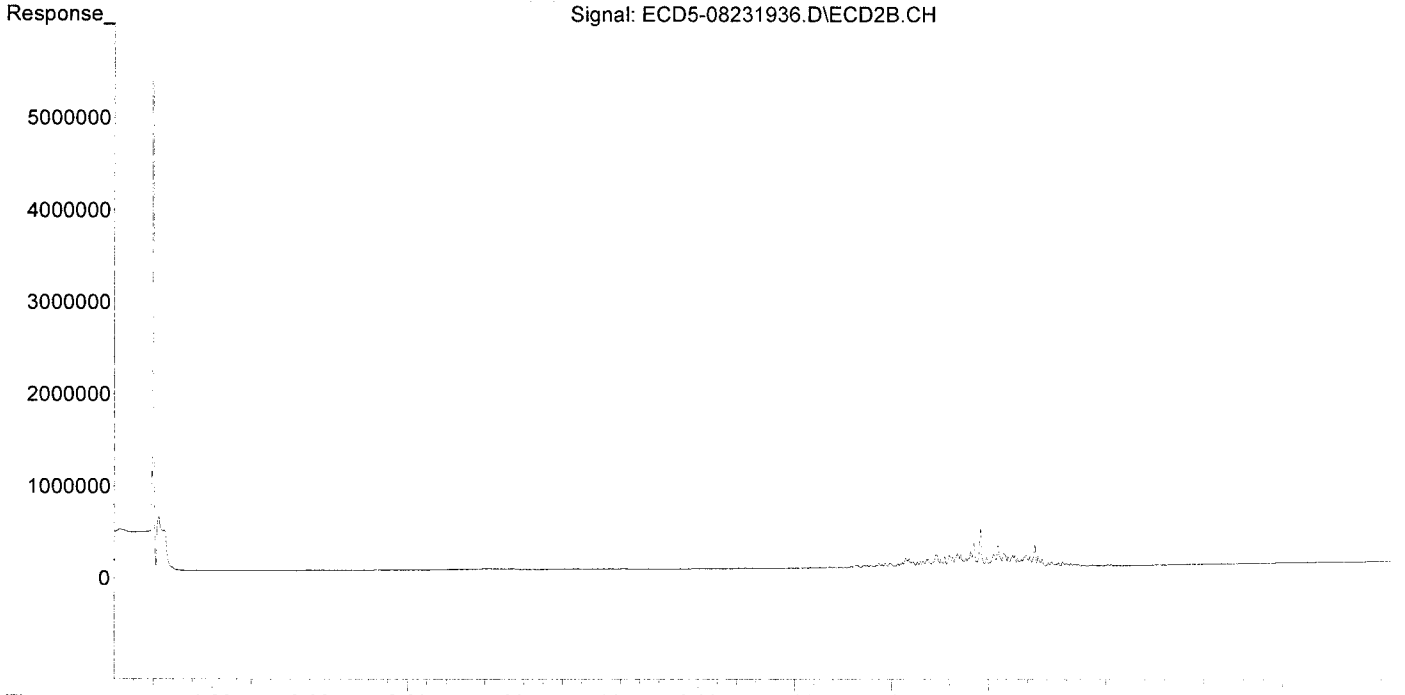

Quantitation Report (QT Reviewed)

Data Path : R:\data\2019-08\9H23034\REQUANT\
Data File : ECD5-08231937.D
Signal(s) : Signal #1: ECD1A.CH Signal #2: ECD2B.CH
Acq On : 23 Aug 2019 22:11
Operator : MJB
Sample : 9H23034-CALO
Misc : A19D123, TOX 100 ppb
ALS Vial : 30 (Sig #1); 0 (Sig #2) Sample Multiplier: 1

Integration File signal 1: PEST1.e
Integration File signal 2: PEST2.e
Quant Time: Aug 26 12:07:08 2019
Quant Method : R:\methods\ECD5_QUANTPEST_190823.M
Quant Title : Instrument: DualECD5
QLast Update : Mon Aug 26 11:48:23 2019
Response via : Initial Calibration
Integrator: ChemStation 6890 Scale Mode: Small noise peaks clipped

MJB 8/26/19

		Compound	RT#1	RT#2	Resp#1	Resp#2	ng/mL	ng/mL	
		System Monitoring Compounds							
1)	S	TCMX (S)	0.000	5.985	0	6562	N.D.	0.022	#
22)	S	DCBP (S)	9.592	0.000	4802	0	0.034	N.D.	#
		Target Compounds							
2)		a-BHC	5.952	0.000	2451	0	0.011	N.D.	#
3)		g-BHC	6.250f	0.000	4208	0	0.021	N.D.	#
4)		b-BHC	6.297	6.965	3419	5803	0.038	0.037	
5)		Heptachlor	6.629	7.259f	5698	7338	0.031	0.024	
6)		d-BHC	6.470f	7.259f	3844	7338	0.020	0.021	
7)		Aldrin	6.872	7.582f	9196	24729	0.047	0.075	#
8)		Heptachlo...	7.359f	7.984	53934	87078	0.293	0.289	
9)		trans-Chl...	7.445	8.141	66985	117380	0.362	0.375	
10)		cis-Chlor...	7.517	8.220	93146	107177	0.512	0.368	
11)		Endosulfa...	7.629	8.295	104883	129689	0.616	0.471	
12)		4,4'-DDE	7.551f	8.359	82562	155356	0.438	0.500	
13)		Dieldrin	7.795	8.506	166085	156611	0.865	0.515	#
14)		Endrin	7.934f	8.710	115324	262153	0.784	1.161	#
15)		4,4'-DDD	8.021	8.762	139852	178338	0.890	0.696	
16)		Endosulfa...	8.106	8.848	332842	494430	2.318	2.144	
17)		4,4'-DDT	8.182f	8.977	285351	192921	2.387	1.085	#
18)		Endrin Al...	8.393	9.091	215405	452209	0.828	1.624	#
19)		Endosulfa...	8.710	9.291	103697	183737	0.669	0.738	
20)		Methoxychlor	8.543	9.471	105544	452485	1.802	5.374	#
21)		Endrin Ke...	8.894	9.712f	71764	83930	0.430	0.326	
23)		Hexachlor...	0.000	0.000	0	0	N.D.	N.D.	
24)		Hexachlor...	5.811f	6.488f	2684	8988	0.015	0.029	#
25)		Oxychlordane	7.266	7.935	73507	87358	0.447	0.319	
26)		2,4'-DDE	7.359f	8.112	53934	99205	0.420	0.468	
27)		trans-Non...	7.517	8.204	93146	102328	0.204	0.339	#
28)		2,4'-DDD	7.713	8.506	118203	156611	1.036	0.829	
29)		2,4'-DDT	7.899	8.710	187872	262153	1.713	1.470	
30)		cis-Nonac...	7.982	8.762	219963	178338	1.059	0.532	#
31)		Mirex	8.641	9.712f	302577	83930	2.414	0.451	#
32)		Chlordane...	7.410	8.141	46689	117380	2.371	3.244	
33)		Chlordane...	7.517	8.220	93146	107177	3.716	3.530	
34)		Chlordane...	8.047f	8.915	142490	811948	24.647	90.560	#
35)		Chlordane...	3.450	0.000	3536	0	NoCal	N.D.	
36)		Toxaphene...	7.501	8.466	91358	267534	102.002m	101.946	
37)		Toxaphene...	7.795	8.813	166085	324070	102.843	98.471	
38)		Toxaphene...	8.106	8.848	332842	494430	98.840	97.553	
39)		Toxaphene...	8.346	8.915	320313	811948	98.857	97.241	
40)		Toxaphene...	8.574	9.091	228960	452209	95.514	97.033	
41)		Toxaphene...	8.641	9.471	302577	452485	95.614	95.256	
42)		Toxaphene...	3.450	0.000	3536	0	NoCal	N.D.	

(f)=RT Delta > 1/2 Window (#)=Amounts differ by > 40% (m)=manual int.

Quantitation Report (Qedit)

Data Path : R:\data\2019-08\9H23034\REQUANT\
Data File : ECD5-08231937.D
Signal(s) : Signal #1: ECD1A.CH Signal #2: ECD2B.CH
Acq On : 23 Aug 2019 22:11
Operator : MJB
Sample : 9H23034-CALO
Misc : A19D123, TOX 100 ppb
ALS Vial : 30 (Sig #1); 0 (Sig #2) Sample Multiplier: 1

Integration File signal 1: PEST1.e
Integration File signal 2: PEST2.e
Quant Time: Aug 26 12:06:39 2019
Quant Method : R:\methods\ECD5_QUANTPEST_190823.M
Quant Title : Instrument: DualECD5
QLast Update : Mon Aug 26 11:48:23 2019
Response via : Initial Calibration
Integrator: ChemStation 6890 Scale Mode: Small noise peaks clipped

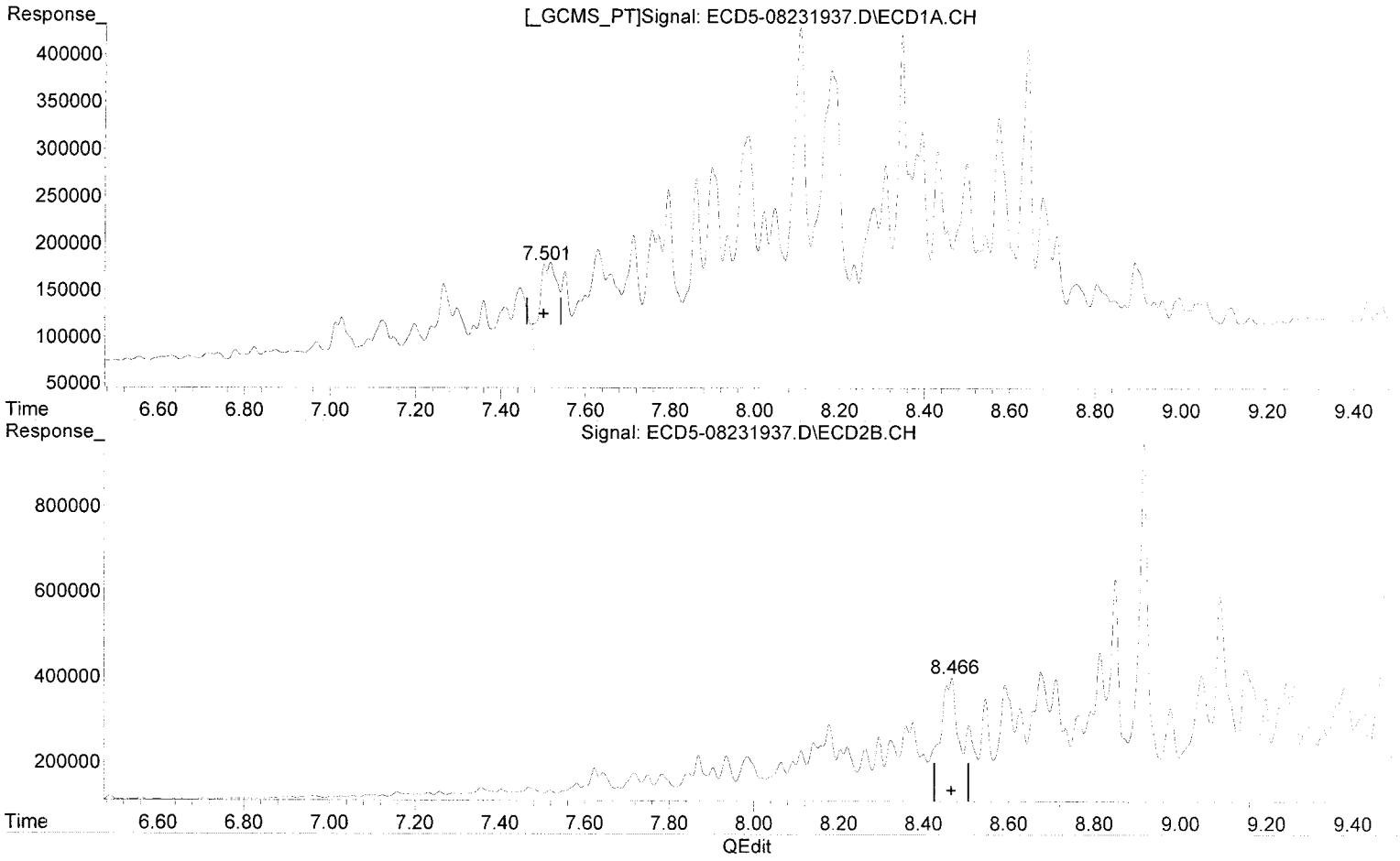

(36) Toxaphene (1)

7.501min 102.002 ng/mL m

response 91358

(36) Toxaphene (1) #2

8.466min 101.946 ng/mL

response 267534

MJB 6/26/19
MJB 6/26/19

(+) = Expected Retention Time

Quantitation Report (Qedit)

Data Path : R:\data\2019-08\9H23034\REQUANT\
Data File : ECD5-08231937.D
Signal(s) : Signal #1: ECD1A.CH Signal #2: ECD2B.CH
Acq On : 23 Aug 2019 22:11
Operator : MJB
Sample : 9H23034-CALO
Misc : A19D123, TOX 100 ppb
ALS Vial : 30 (Sig #1); 0 (Sig #2) Sample Multiplier: 1

Integration File signal 1: PEST1.e
Integration File signal 2: PEST2.e
Quant Time: Aug 26 12:06:39 2019
Quant Method : R:\methods\ECD5_QUANTPEST_190823.M
Quant Title : Instrument: DualECD5
QLast Update : Mon Aug 26 11:48:23 2019
Response via : Initial Calibration
Integrator: ChemStation 6890 Scale Mode: Small noise peaks clipped

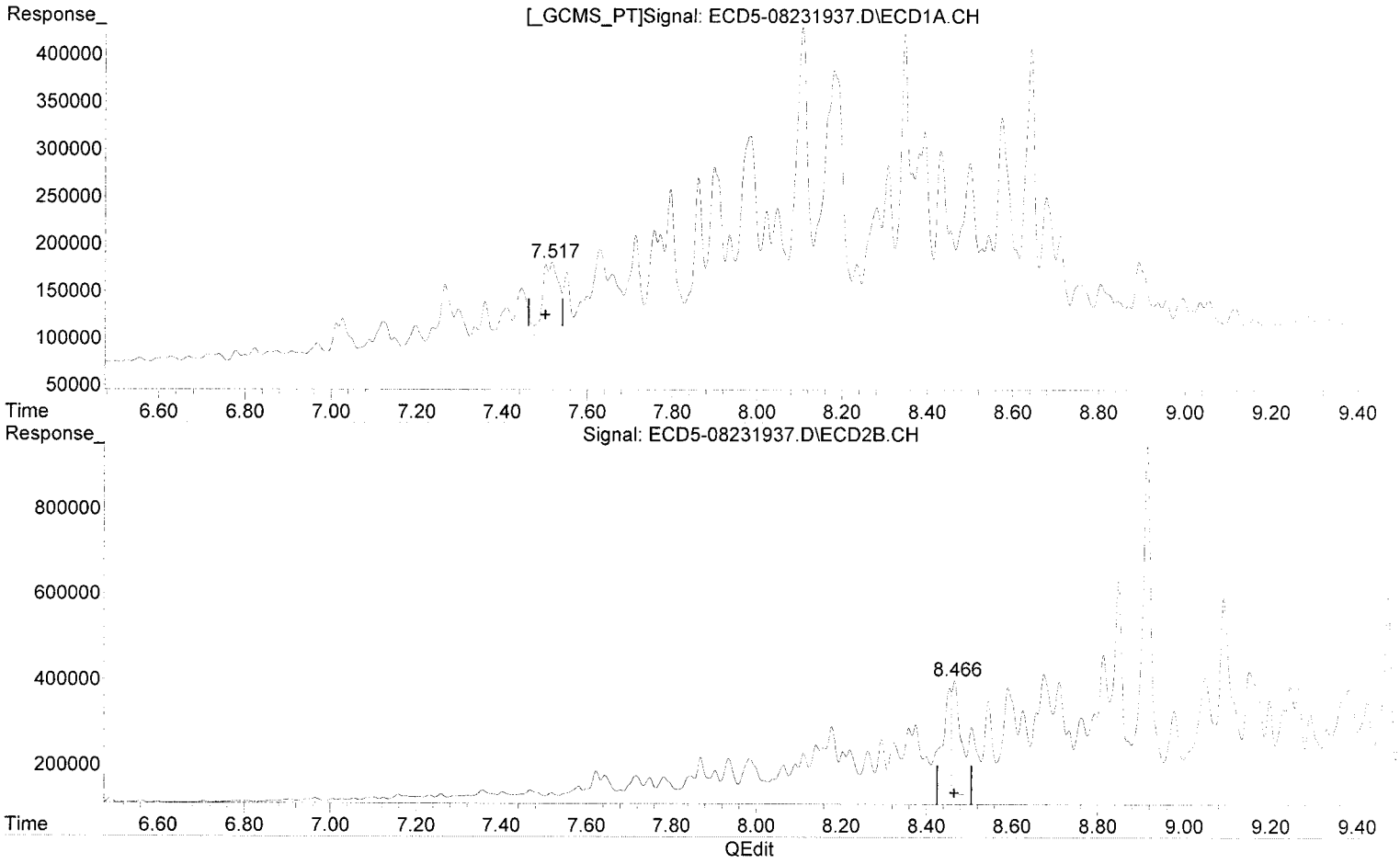

(36) Toxaphene (1)

7.517min 103.998 ng/mL

response 93146

MJB 8/26/19

(36) Toxaphene (1) #2

8.466min 101.946 ng/mL

response 267534

(+) = Expected Retention Time

Quantitation Report (QT Reviewed)

Data Path : R:\data\2019-08\9H23034\REQUANT\
Data File : ECD5-08231937.D
Signal(s) : Signal #1: ECD1A.CH Signal #2: ECD2B.CH
Acq On : 23 Aug 2019 22:11
Operator : MJB
Sample : 9H23034-CALO
Misc : A19D123, TOX 100 ppb
ALS Vial : 30 (Sig #1); 0 (Sig #2) Sample Multiplier: 1

Integration File signal 1: PEST1.e
Integration File signal 2: PEST2.e
Quant Time: Aug 26 12:07:08 2019
Quant Method : R:\methods\ECD5_QUANTPEST_190823.M
Quant Title : Instrument: DualECD5
QLast Update : Mon Aug 26 11:48:23 2019
Response via : Initial Calibration
Integrator: ChemStation 6890 Scale Mode: Small noise peaks clipped

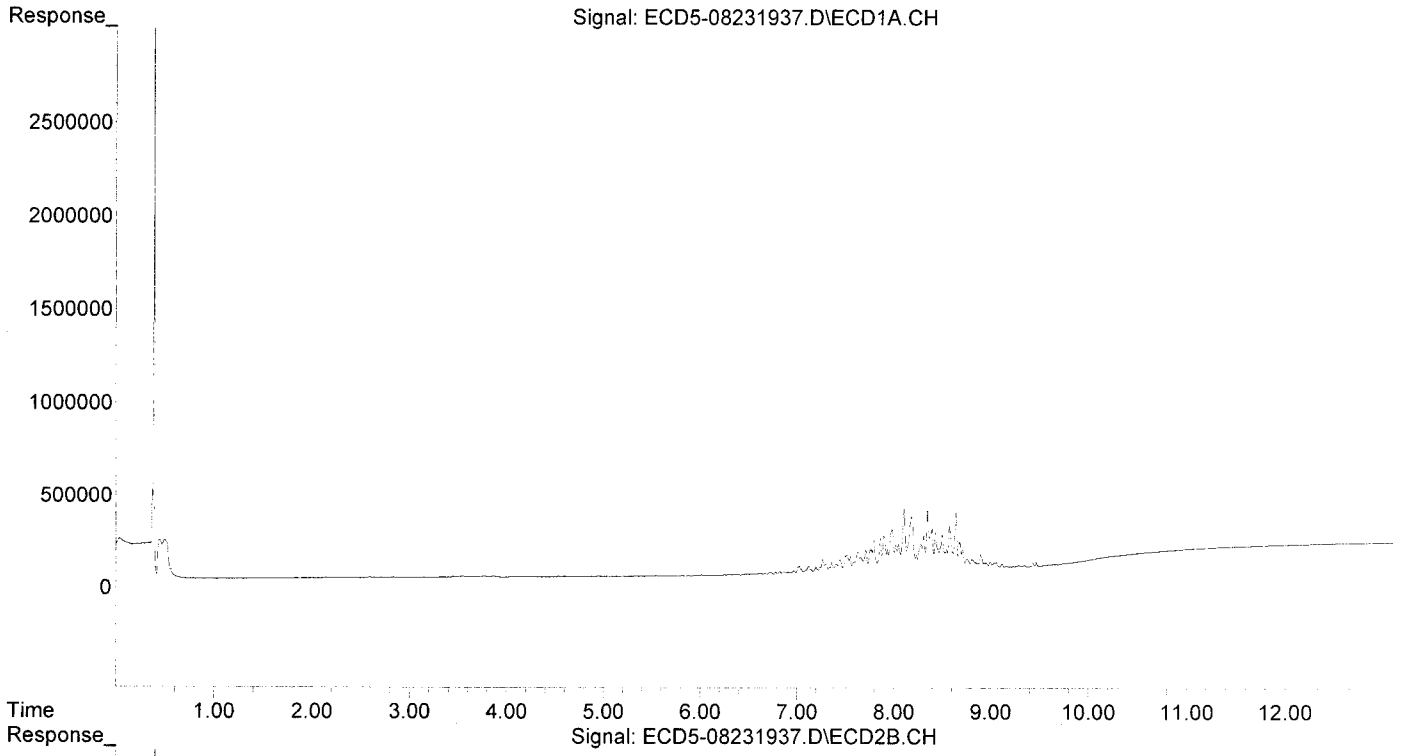

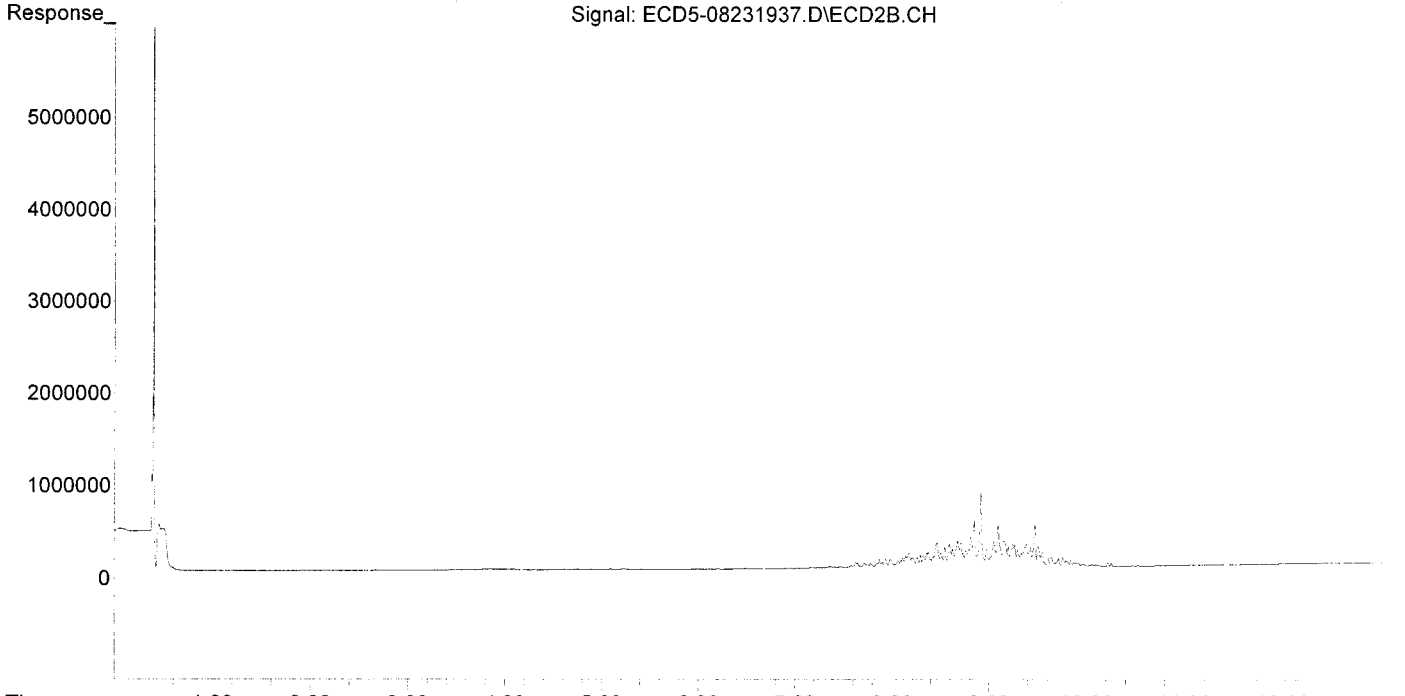

Quantitation Report (Not Reviewed)

Data Path : R:\data\2019-08\9H23034\REQUANT\
Data File : ECD5-08231938.D
Signal(s) : Signal #1: ECD1A.CH Signal #2: ECD2B.CH
Acq On : 23 Aug 2019 22:28
Operator : MJB
Sample : 9H23034-CALP
Misc : A19D124, TOX 200 ppb
ALS Vial : 31 (Sig #1); 0 (Sig #2) Sample Multiplier: 1

Integration File signal 1: PEST1.e
Integration File signal 2: PEST2.e
Quant Time: Aug 26 12:07:22 2019
Quant Method : R:\methods\ECD5_QUANTPEST_190823.M
Quant Title : Instrument: DualECD5
QLast Update : Mon Aug 26 11:48:23 2019
Response via : Initial Calibration
Integrator: ChemStation 6890 Scale Mode: Small noise peaks clipped

MWB 8/26/19

	Compound	RT#1	RT#2	Resp#1	Resp#2	ng/mL	ng/mL	
	System Monitoring Compounds							
1) S	TCMX (S)	0.000	5.984	0	6031	N.D.	0.021	#
22) S	DCBP (S)	9.591	10.521	8317	11024	0.059	0.061	
	Target Compounds							
2)	a-BHC	5.950	0.000	2445	0	0.011	N.D.	#
3)	g-BHC	6.249f	6.906	4762	8484	0.024	0.024	
4)	b-BHC	6.297	6.965	5553	11866	0.061	0.075	
5)	Heptachlor	6.630	7.292	9834	18991	0.054	0.062	
6)	d-BHC	6.469f	7.232	7279	22404	0.037	0.064	#
7)	Aldrin	6.872	7.582f	20475	52234	0.104	0.159	#
8)	Heptachlo...	7.336	7.984	58943	180203	0.320	0.599	#
9)	trans-Chl...	7.445	8.139	130754	171469	0.707	0.547	
10)	cis-Chlor...	7.502f	8.220	176047	207038	0.967	0.711	
11)	Endosulfa...	7.629	8.294	203563	255143	1.196	0.927	
12)	4,4'-DDE	7.551f	8.358	153844	307212	0.816	0.989	
13)	Dieldrin	7.795	8.506	317587	302159	1.654	0.993	
14)	Endrin	7.934f	8.709	233827	517355	1.590	2.291	#
15)	4,4'-DDD	8.021	8.761	271844	361076	1.730	1.409	
16)	Endosulfa...	8.105	8.847	644464	995555	4.488	4.317	
17)	4,4'-DDT	8.182f	8.976	572615	378347	4.789	2.160	#
18)	Endrin Al...	8.392	9.090	423151	895397	2.609	4.034	#
19)	Endosulfa...	8.709	9.290	207483	368442	1.339	1.479	
20)	Methoxychlor	8.543	9.469	215126	905244	3.673	10.806	#
21)	Endrin Ke...	8.893	9.711f	142657	173912	0.855	0.676	
23)	Hexachlor...	0.000	0.000	0	0	N.D.	N.D.	
24)	Hexachlor...	5.811f	6.487f	2563	8587	0.015	0.027	#
25)	Oxychlordane	7.266	7.935	140581	179085	0.854	0.654	
26)	2,4'-DDE	7.336	8.112	58943	198883	0.460	0.938	#
27)	trans-Non...	7.502	8.205	176047	199265	0.666	0.661	
28)	2,4'-DDD	7.713	8.506	232393	302159	2.036	1.600	
29)	2,4'-DDT	7.899	8.709	356627	517355	3.251	2.901	
30)	cis-Nonac...	7.982	8.761	437778	361076	2.109	1.076	#
31)	Mirex	8.640	9.711f	597991	173912	4.770	0.935	#
32)	Chlordane...	7.445	8.139	130754	171469	6.641	4.739	
33)	Chlordane...	7.502	8.220	176047	207038	7.024	6.819	
34)	Chlordane...	8.047f	8.914	280898	1580436	48.589	176.272	#
35)	Chlordane...	3.451	0.000	3919	0	NoCal	N.D.	
36)	Toxaphene...	7.502	8.466	176047	508983	196.559	193.953	
37)	Toxaphene...	7.795	8.812	317587	645322	196.656	196.085	
38)	Toxaphene...	8.105	8.847	644464	995555	191.378	196.427	
39)	Toxaphene...	8.346	8.914	632351	1580436	195.161	189.278	
40)	Toxaphene...	8.574	9.090	454431	895397	189.572	192.130	
41)	Toxaphene...	8.640	9.469	597991	905244	188.964	190.570	
42)	Toxaphene...	3.451	0.000	3919	0	NoCal	N.D.	

(f)=RT Delta > 1/2 Window (#)=Amounts differ by > 40% (m)=manual int.

Quantitation Report (Not Reviewed)

Data Path : R:\data\2019-08\9H23034\REQUANT\
Data File : ECD5-08231938.D
Signal(s) : Signal #1: ECD1A.CH Signal #2: ECD2B.CH
Acq On : 23 Aug 2019 22:28
Operator : MJB
Sample : 9H23034-CALP
Misc : A19D124, TOX 200 ppb
ALS Vial : 31 (Sig #1); 0 (Sig #2) Sample Multiplier: 1

Integration File signal 1: PEST1.e
Integration File signal 2: PEST2.e
Quant Time: Aug 26 12:07:22 2019
Quant Method : R:\methods\ECD5_QUANTPEST_190823.M
Quant Title : Instrument: DualECD5
QLast Update : Mon Aug 26 11:48:23 2019
Response via : Initial Calibration
Integrator: ChemStation 6890 Scale Mode: Small noise peaks clipped

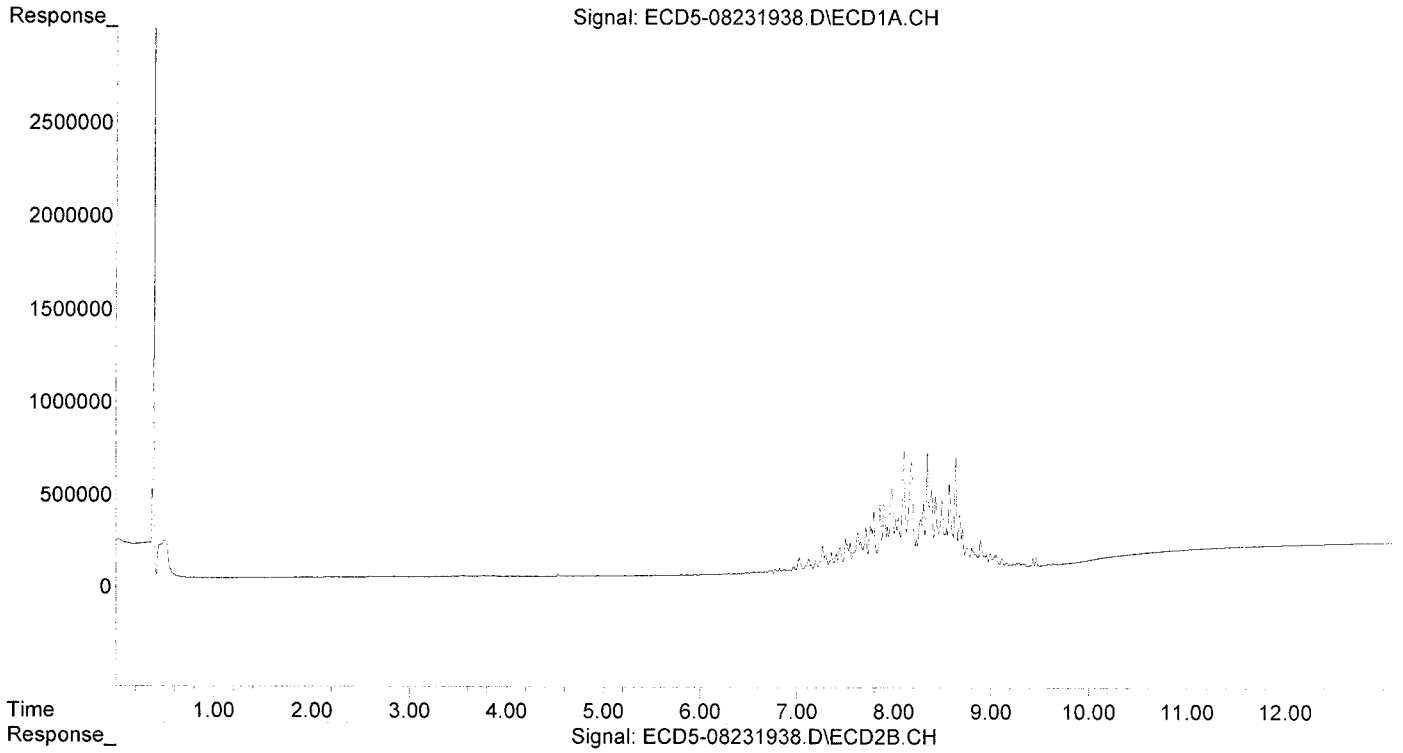

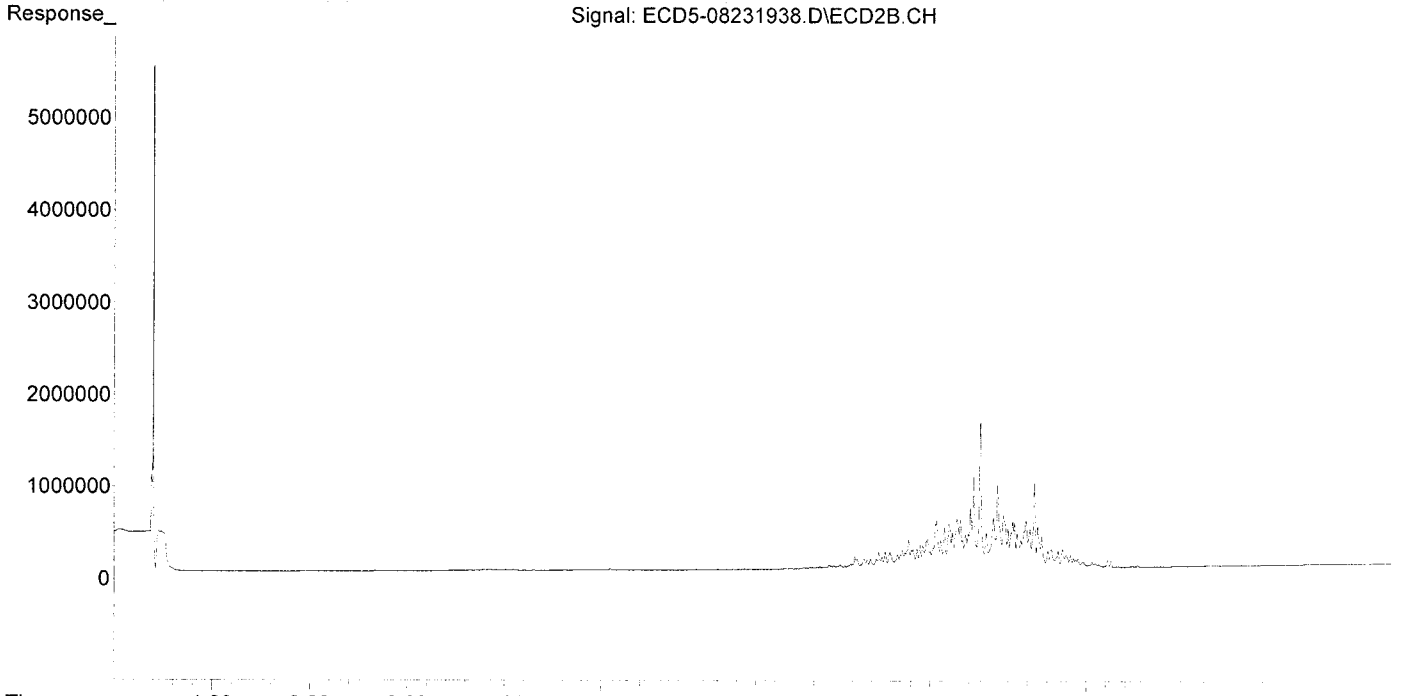

Quantitation Report (Not Reviewed)

Data Path : R:\data\2019-08\9H23034\REQUANT\
Data File : ECD5-08231939.D
Signal(s) : Signal #1: ECD1A.CH Signal #2: ECD2B.CH
Acq On : 23 Aug 2019 22:45
Operator : MJB
Sample : 9H23034-CALQ
Misc : A19D125, TOX 500 ppb
ALS Vial : 32 (Sig #1); 0 (Sig #2) Sample Multiplier: 1

Integration File signal 1: PEST1.e
Integration File signal 2: PEST2.e
Quant Time: Aug 26 12:07:35 2019
Quant Method : R:\methods\ECD5_QUANTPEST_190823.M
Quant Title : Instrument: DualECD5
QLast Update : Mon Aug 26 11:48:23 2019
Response via : Initial Calibration
Integrator: ChemStation 6890 Scale Mode: Small noise peaks clipped

MJB 8/26/19

		Compound	RT#1	RT#2	Resp#1	Resp#2	ng/mL	ng/mL	
		System Monitoring Compounds							
1)	S	TCMX (S)	0.000	5.984	0	5601	N.D.	0.019	#
22)	S	DCBP (S)	9.591	10.521	21035	39647	0.149	0.221	#
		Target Compounds							
2)		a-BHC	5.938	6.598	3646	8422	0.016	0.021	
3)		g-BHC	6.246f	6.908	6276	21315	0.031	0.060	#
4)		b-BHC	6.296	6.966	12656	26420	0.140	0.167	
5)		Heptachlor	6.631	7.291	26275	48687	0.145	0.159	
6)		d-BHC	6.434	7.233	12949	50866	0.066	0.144	#
7)		Aldrin	6.871	7.582f	54986	128738	0.278	0.391	#
8)		Heptachlo...	7.337	7.985	148782	431601	0.808	1.435	#
9)		trans-Chl...	7.445	8.136	326510	348418	1.766	1.112	
10)		cis-Chlor...	7.502f	8.220	441826	492762	2.427	1.692	
11)		Endosulfa...	7.629	8.295	523361	619890	3.075	2.253	
12)		4,4'-DDE	7.551f	8.358	370244	790371	1.964	2.544	
13)		Dieldrin	7.794	8.506	819454	752423	4.268	2.474	#
14)		Endrin	7.934f	8.711	624315	1366705	4.246	6.052	#
15)		4,4'-DDD	8.021	8.761	715456	940917	4.553	3.672	
16)		Endosulfa...	8.105	8.848	1677481	2475022	11.681	10.733	
17)		4,4'-DDT	8.182f	8.977	1480674	1000646	12.384	5.736	#
18)		Endrin Al...	8.392	9.091	1117641	2340668	8.532	11.800	
19)		Endosulfa...	8.709	9.290	555797	952729	3.586	3.825	
20)		Methoxychlor	8.574f	9.470	1221560	2369795	20.855	27.582	
21)		Endrin Ke...	8.894	9.711f	386326	477017	2.317	1.854	
23)		Hexachlor...	0.000	0.000	0	0	N.D.	N.D.	
24)		Hexachlor...	5.814f	6.461	4241	6767	0.024	0.022	
25)		Oxychlordane	7.265	7.936	350487	422818	2.130	1.544	
26)		2,4'-DDE	7.337	8.112	148782	485681	1.160	2.289	#
27)		trans-Non...	7.502	8.205	441826	487255	2.150	1.615	
28)		2,4'-DDD	7.713	8.506	583556	752423	5.113	3.984	
29)		2,4'-DDT	7.899	8.711	935213	1366705	8.526	7.664	
30)		cis-Nonac...	7.981	8.761	1117997	940917	5.385	2.805	#
31)		Mirex	8.640	9.711f	1623402	477017	12.949	2.564	#
32)		Chlordane...	7.408	8.136	238293	348418	12.102	9.629	
33)		Chlordane...	7.502	8.220	441826	492762	17.628	16.228	
34)		Chlordane...	8.046f	8.915	731630	4252640	126.555	474.314	#
35)		Chlordane...	3.450	0.000	4132	0	NoCal	N.D.	
36)		Toxaphene...	7.502	8.466	441826	1308994	493.303	498.805	
37)		Toxaphene...	7.794	8.812	819454	1647741	507.421	500.677	
38)		Toxaphene...	8.105	8.848	1677481	2475022	498.140	488.332	
39)		Toxaphene...	8.346	8.915	1649569	4252640	509.102	509.308	
40)		Toxaphene...	8.574	9.091	1221560	2340668	509.590	502.251	
41)		Toxaphene...	8.640	9.470	1623402	2369795	512.991	498.883	
42)		Toxaphene...	3.450	0.000	4132	0	NoCal	N.D.	

(f)=RT Delta > 1/2 Window (#)=Amounts differ by > 40% (m)=manual int.

Quantitation Report (Not Reviewed)

Data Path : R:\data\2019-08\9H23034\REQUANT\
Data File : ECD5-08231939.D
Signal(s) : Signal #1: ECD1A.CH Signal #2: ECD2B.CH
Acq On : 23 Aug 2019 22:45
Operator : MJB
Sample : 9H23034-CALQ
Misc : A19D125, TOX 500 ppb
ALS Vial : 32 (Sig #1); 0 (Sig #2) Sample Multiplier: 1

Integration File signal 1: PEST1.e
Integration File signal 2: PEST2.e
Quant Time: Aug 26 12:07:35 2019
Quant Method : R:\methods\ECD5_QUANTPEST_190823.M
Quant Title : Instrument: DualECD5
QLast Update : Mon Aug 26 11:48:23 2019
Response via : Initial Calibration
Integrator: ChemStation 6890 Scale Mode: Small noise peaks clipped

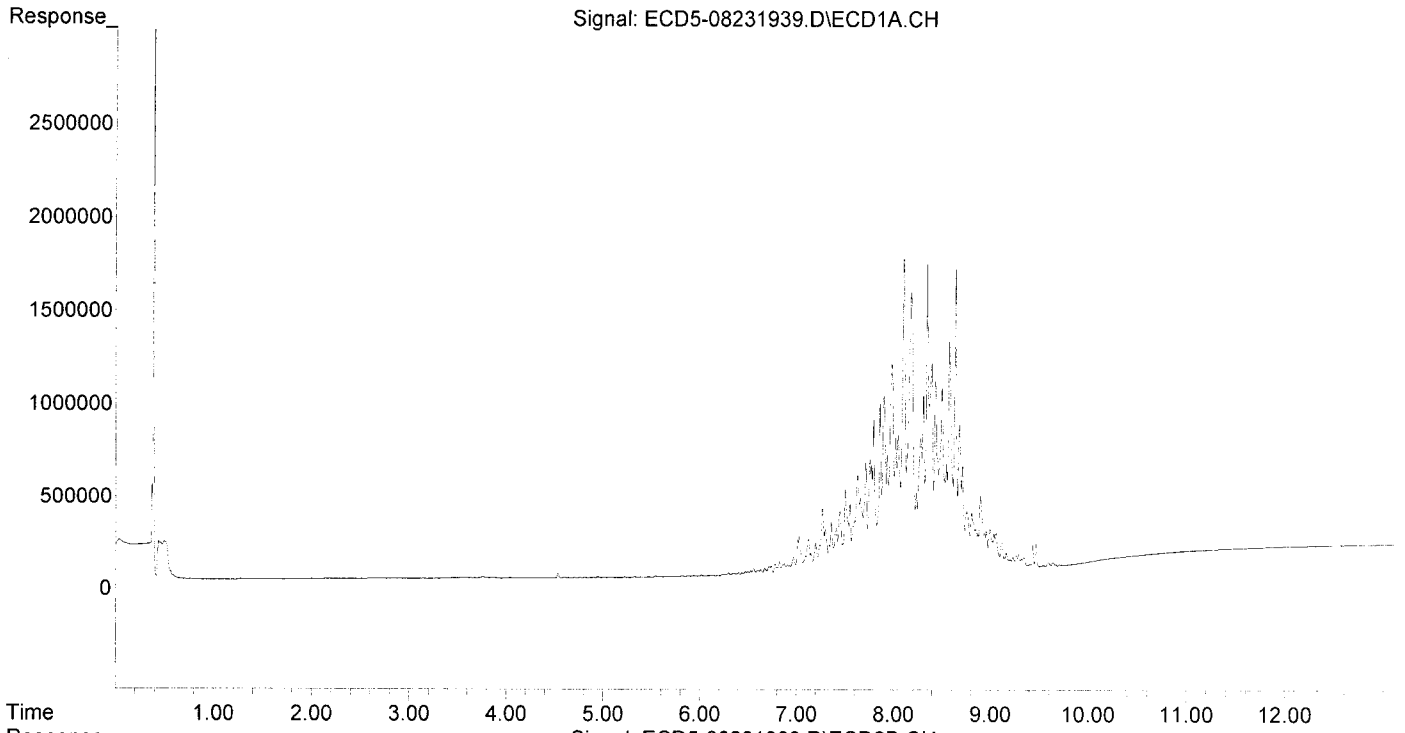

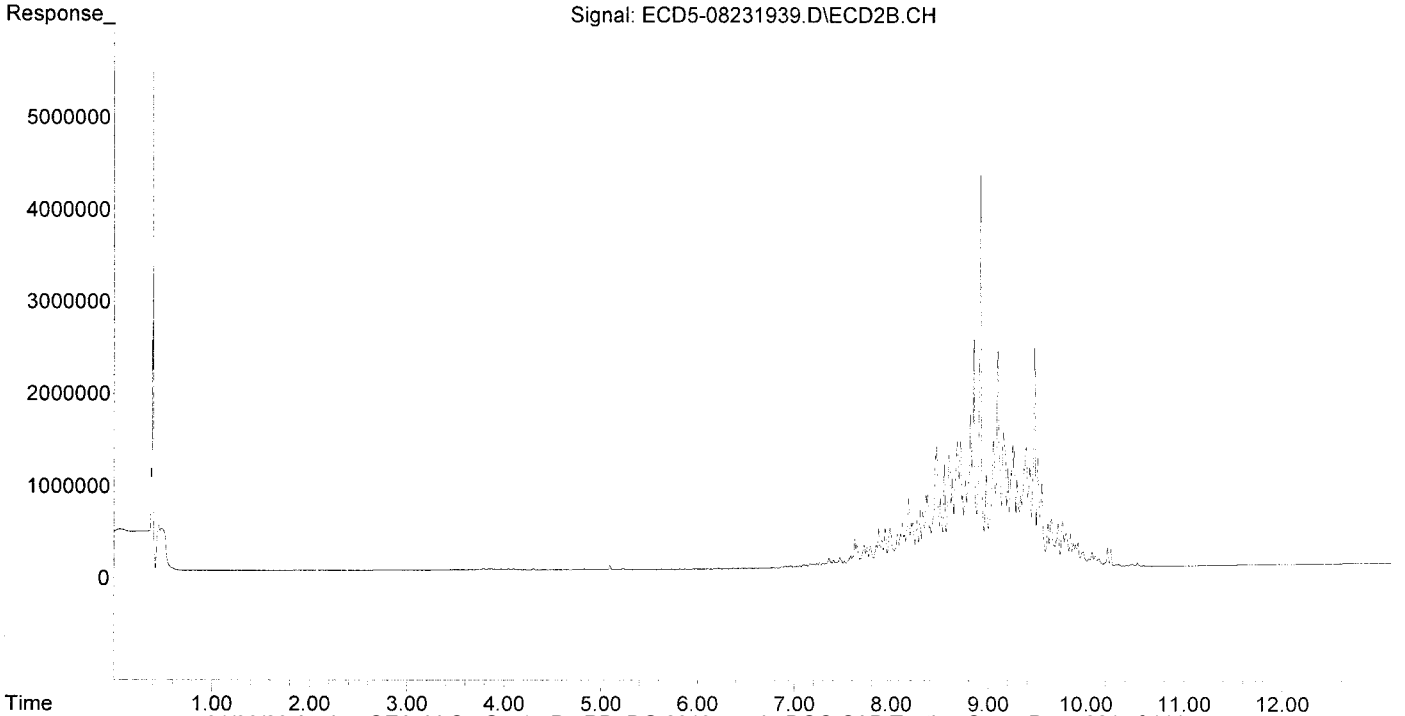

Quantitation Report (Not Reviewed)

Data Path : R:\data\2019-08\9H23034\REQUANT\
Data File : ECD5-08231940.D
Signal(s) : Signal #1: ECD1A.CH Signal #2: ECD2B.CH
Acq On : 23 Aug 2019 23:03
Operator : MJB
Sample : 9H23034-CALR
Misc : A19D126, TOX 1000 ppb
ALS Vial : 33 (Sig #1); 0 (Sig #2) Sample Multiplier: 1

Integration File signal 1: PEST1.e
Integration File signal 2: PEST2.e
Quant Time: Aug 26 12:07:46 2019
Quant Method : R:\methods\ECD5_QUANTPEST_190823.M
Quant Title : Instrument: DualECD5
QLast Update : Mon Aug 26 11:48:23 2019
Response via : Initial Calibration
Integrator: ChemStation 6890 Scale Mode: Small noise peaks clipped

MB 8/26/19

	Compound	RT#1	RT#2	Resp#1	Resp#2	ng/mL	ng/mL	
	System Monitoring Compounds							
1)	S TCMX (S)	5.415f	5.982	2381	5264	0.014	0.018	
22)	S DCBP (S)	9.591	10.522	47060	86882	0.334	0.483	#
	Target Compounds							
2)	a-BHC	5.937	6.597	7133	14957	0.031	0.036	
3)	g-BHC	6.231	6.907	12268	49388	0.061	0.138	#
4)	b-BHC	6.296	6.967	24041	58985	0.266	0.373	#
5)	Heptachlor	6.632	7.293	48435	95609	0.267	0.312	
6)	d-BHC	6.434	7.233	28416	100471	0.144	0.285	#
7)	Aldrin	6.871	7.551	108360	147580	0.549	0.448	
8)	Heptachlo...	7.336	7.985	294905	840940	1.601	2.795	#
9)	trans-Chl...	7.445	8.111f	659823	964498	3.569	3.078	
10)	cis-Chlor...	7.501f	8.220	871889	947518	4.789	3.253	
11)	Endosulfa...	7.628	8.295	1038833	1226540	6.104	4.457	
12)	4,4'-DDE	7.550f	8.358	746675	1543581	3.961	4.968	
13)	Dieldrin	7.793	8.506	1556013	1462579	8.105	4.809	#
14)	Endrin	7.933f	8.711	1312768	2786774	8.929	12.340	
15)	4,4'-DDD	8.020	8.762	1452045	1895471	9.240	7.398	
16)	Endosulfa...	8.105	8.848	3495877	5168269	24.343	22.412	
17)	4,4'-DDT	8.183	8.977	2996314	2028436	25.061	11.540	#
18)	Endrin Al...	8.391	9.091	2338006	4900430	18.826	25.221	
19)	Endosulfa...	8.709	9.291	1188299	2002950	7.668	8.041	
20)	Methoxychlor	8.543	9.470	1177404	5046645	20.101	55.668	#
21)	Endrin Ke...	8.893	9.712f	829327	990858	4.973	3.851	
23)	Hexachlor...	0.000	0.000	0	0	N.D.	N.D.	
24)	Hexachlor...	5.745f	6.463	2404	9221	0.014	0.029	#
25)	Oxychlordane	7.265	7.936	684836	845822	4.162	3.088	
26)	2,4'-DDE	7.336	8.111	294905	964498	2.299	4.547	#
27)	trans-Non...	7.501	8.204	871889	963521	4.550	3.194	
28)	2,4'-DDD	7.712	8.506	1203385	1462579	10.544	7.744	
29)	2,4'-DDT	7.898	8.711	1885482	2786774	17.190	15.626	
30)	cis-Nonac...	7.981	8.762	2207076	1895471	10.631	5.651	#
31)	Mirex	8.640	9.712f	3406737	990858	27.174	5.325	#
32)	Chlordane...	7.445	8.111	659823	964498	33.511	26.655	
33)	Chlordane...	7.501	8.220	871889	947518	34.786	31.205	
34)	Chlordane...	8.045f	8.915	1508434	8650068	260.924	964.776	#
35)	Chlordane...	3.451	0.000	2687	0	NoCal	N.D.	
36)	Toxaphene...	7.501	8.467	871889	2654886	973.473	1011.671	
37)	Toxaphene...	7.793	8.813	1556013	3384036	963.512	1028.262	
38)	Toxaphene...	8.105	8.848	3495877	5168269	1038.126	1019.721	
39)	Toxaphene...	8.345	8.915	3287014	8650068	1014.463	1035.957	
40)	Toxaphene...	8.573	9.091	2546293	4900430	1062.220	1051.514	
41)	Toxaphene...	8.640	9.470	3406737	5046645	1076.520	1062.406	
42)	Toxaphene...	3.451	0.000	2687	0	NoCal	N.D.	

(f)=RT Delta > 1/2 Window (#)=Amounts differ by > 40% (m)=manual int.

Quantitation Report (Not Reviewed)

Data Path : R:\data\2019-08\9H23034\REQUANT\
Data File : ECD5-08231940.D
Signal(s) : Signal #1: ECD1A.CH Signal #2: ECD2B.CH
Acq On : 23 Aug 2019 23:03
Operator : MJB
Sample : 9H23034-CALR
Misc : A19D126, TOX 1000 ppb
ALS Vial : 33 (Sig #1); 0 (Sig #2) Sample Multiplier: 1

Integration File signal 1: PEST1.e
Integration File signal 2: PEST2.e
Quant Time: Aug 26 12:07:46 2019
Quant Method : R:\methods\ECD5_QUANTPEST_190823.M
Quant Title : Instrument: DualECD5
QLast Update : Mon Aug 26 11:48:23 2019
Response via : Initial Calibration
Integrator: ChemStation 6890 Scale Mode: Small noise peaks clipped

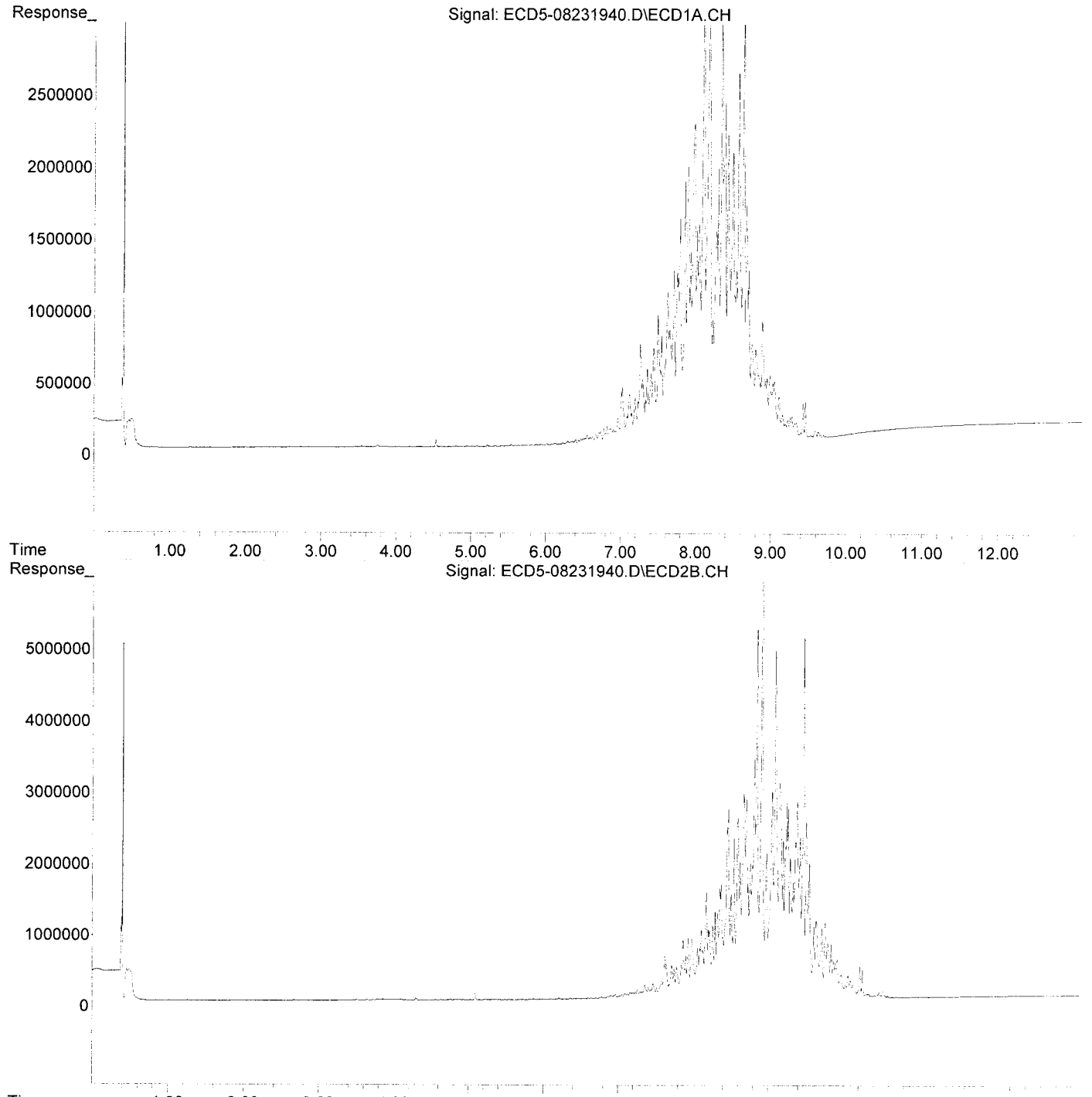

Quantitation Report (Not Reviewed)

Data Path : R:\data\2019-08\9H23034\REQUANT\
Data File : ECD5-08231941.D
Signal(s) : Signal #1: ECD1A.CH Signal #2: ECD2B.CH
Acq On : 23 Aug 2019 23:20
Operator : MJB
Sample : 9H23034-CALS
Misc : A19D121, TOX 2000 ppb
ALS Vial : 34 (Sig #1); 0 (Sig #2) Sample Multiplier: 1

Integration File signal 1: PEST1.e
Integration File signal 2: PEST2.e
Quant Time: Aug 26 12:07:58 2019
Quant Method : R:\methods\ECD5_QUANTPEST_190823.M
Quant Title : Instrument: DualECD5
QLast Update : Mon Aug 26 11:48:23 2019
Response via : Initial Calibration
Integrator: ChemStation 6890 Scale Mode: Small noise peaks clipped

MJB 8/26/19

		Compound	RT#1	RT#2	Resp#1	Resp#2	ng/mL	ng/mL	
		System Monitoring Compounds							
1)	S	TCMX (S)	5.416f	5.979	3411	9459	0.021	0.032	#
22)	S	DCBP (S)	9.591	10.521	106938	194794	0.758	1.084	#
		Target Compounds							
2)		a-BHC	5.935	6.596	13246	39719	0.058	0.097	#
3)		g-BHC	6.231	6.908	20790	85564	0.103	0.240	#
4)		b-BHC	6.295	6.967	35592	107682	0.394	0.680	#
5)		Heptachlor	6.633	7.293	79787	161818	0.440	0.529	
6)		d-BHC	6.433	7.233	46116	159995	0.234	0.454	#
7)		Aldrin	6.871	7.581f	182635	424827	0.925	1.290	
8)		Heptachlo...	7.357f	7.984	952857	1568607	5.174	5.214	
9)		trans-Chl...	7.444	8.111f	1223688	1798529	6.618	5.740	
10)		cis-Chlor...	7.500f	8.218f	1674674	1710240	9.198	5.872	
11)		Endosulfa...	7.627	8.294	1999949	2341198	11.752	8.508	
12)		4,4'-DDE	7.549f	8.357	1335034	2938735	7.081	9.459	
13)		Dieldrin	7.792	8.505	2958997	2895788	15.413	9.521	
14)		Endrin	7.981f	8.711	4441487	5651216	30.209	25.025	
15)		4,4'-DDD	8.020	8.761	2883315	3832878	18.349	14.960	
16)		Endosulfa...	8.104	8.848	6831460	10545708	47.569	45.730	
17)		4,4'-DDT	8.183	8.977	5897786	4051156	49.329	22.612	#
18)		Endrin Al...	8.391	9.091	4718611	9435236	38.506	48.051	
19)		Endosulfa...	8.708	9.291	2483005	4046643	16.022	16.246	
20)		Methoxychlor	8.542	9.471	2322878	10090951	39.657	102.111	#
21)		Endrin Ke...	8.893	9.712f	1725359	2080010	10.346	8.083	
23)		Hexachlor...	0.000	0.000	0	0	N.D.	N.D.	
24)		Hexachlor...	5.744f	6.462	3614	25550	0.021	0.081	#
25)		Oxychlordane	7.264	7.935	1262060	1485955	7.670	5.425	
26)		2,4'-DDE	7.357f	8.111	952857	1798529	7.429	8.478	
27)		trans-Non...	7.500	8.204	1674674	1791431	9.032	5.939	
28)		2,4'-DDD	7.712	8.505	2255144	2895788	19.760	15.333	
29)		2,4'-DDT	7.898	8.711	3633258	5651216	33.124	31.688	
30)		cis-Nonac...	7.981	8.761	4441487	3832878	21.393	11.426	#
31)		Mirex	8.640	9.712f	6510950	2080010	51.935	11.178	#
32)		Chlordane...	7.444	8.111	1223688	1798529	62.149	49.704	
33)		Chlordane...	7.500	8.218	1674674	1710240	66.815	56.324	
34)		Chlordane...	8.044f	8.914	2935856	17190037	507.835	1917.273	#
35)		Chlordane...	3.452	0.000	4166	0	NoCal	N.D.	
36)		Toxaphene...	7.500	8.466	1674674	5030917	1869.791	1917.082	
37)		Toxaphene...	7.792	8.813	2958997	6610397	1832.266	2008.613	
38)		Toxaphene...	8.104	8.848	6831460	10545708	2028.651	2080.712	
39)		Toxaphene...	8.345	8.914	6407070	17190037	1977.398	2058.728	
40)		Toxaphene...	8.572	9.091	5074570	9435236	2116.925	2024.573	
41)		Toxaphene...	8.640	9.471	6510950	10090951	2057.443	2124.320	
42)		Toxaphene...	3.452	0.000	4166	0	NoCal	N.D.	

(f)=RT Delta > 1/2 Window (#)=Amounts differ by > 40% (m)=manual int.

Quantitation Report (Not Reviewed)

Data Path : R:\data\2019-08\9H23034\REQUANT\
Data File : ECD5-08231941.D
Signal(s) : Signal #1: ECD1A.CH Signal #2: ECD2B.CH
Acq On : 23 Aug 2019 23:20
Operator : MJB
Sample : 9H23034-CALS
Misc : A19D121, TOX 2000 ppb
ALS Vial : 34 (Sig #1); 0 (Sig #2) Sample Multiplier: 1

Integration File signal 1: PEST1.e
Integration File signal 2: PEST2.e
Quant Time: Aug 26 12:07:58 2019
Quant Method : R:\methods\ECD5_QUANTPEST_190823.M
Quant Title : Instrument: DualECD5
QLast Update : Mon Aug 26 11:48:23 2019
Response via : Initial Calibration
Integrator: ChemStation 6890 Scale Mode: Small noise peaks clipped

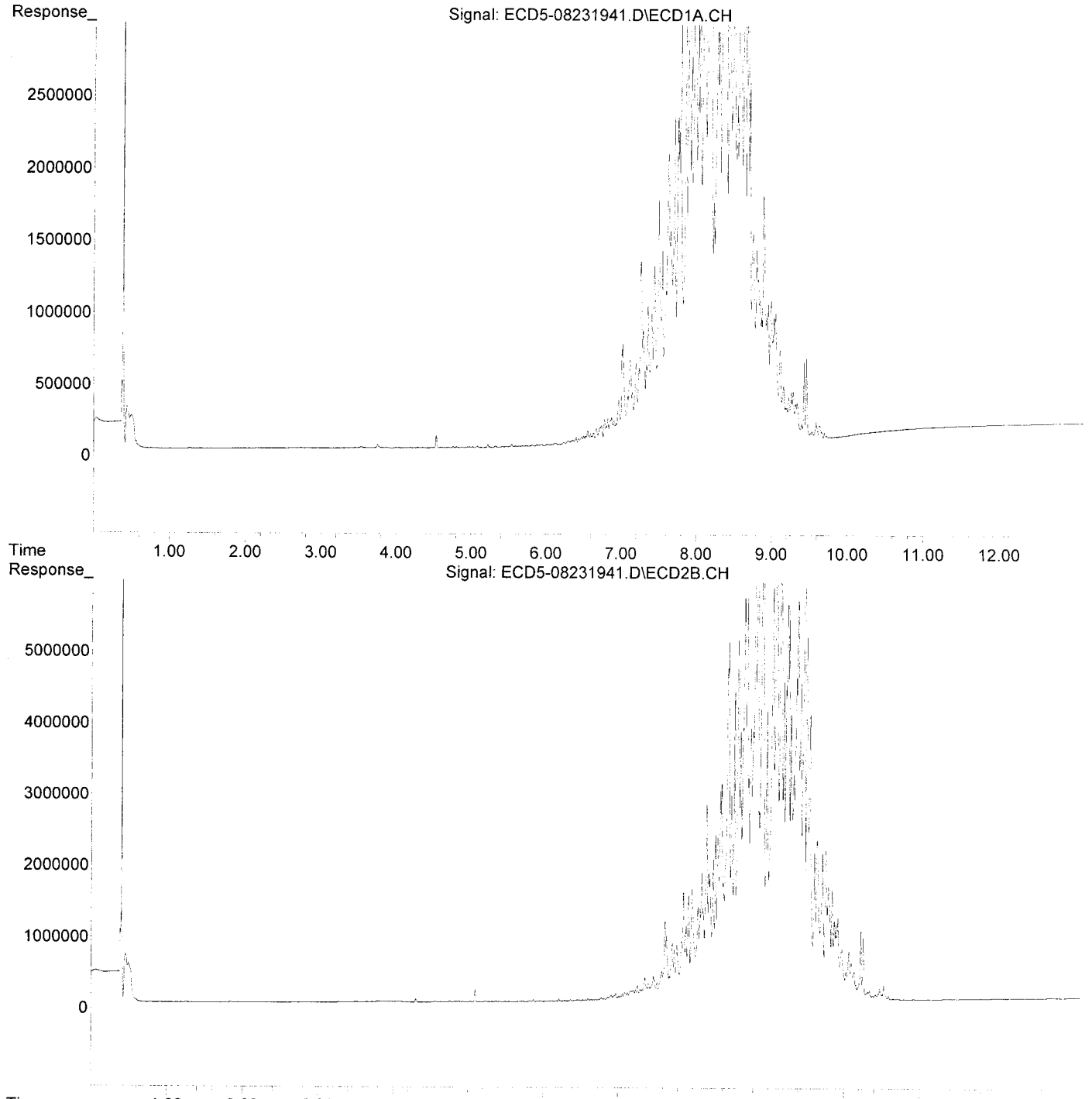

Sequence Name: C:\msdchem\4\sequence\9H23034.s
Comment: Pesticides
Operator: MJB
Data Path: C:\MSDCHEM\4\DATA\2019-08\9H23034\
Instrument Control Pre-Seq Cmd:
Data Analysis Pre-Seq Cmd:

Instrument Control Post-Seq Cmd:
Data Analysis Post-Seq Cmd:

Method Sections To Run
(X) Full Method
( ) Reprocessing Only

Sequence Barcode Options
(X) On Mismatch, Inject Anyway
( ) On Mismatch, Don't Inject
( ) Barcode Disabled

Line			Sample Name/Misc Info
1)	Sample	100	CONDITIONING RUN
	Datafile		ECD5-08231901
	Method		ECD5_AQUPEST_160111
2)	Sample	100	CONDITIONING RUN
	Datafile		ECD5-08231902
	Method		ECD5_AQUPEST_160111
3)	Sample	1	Hexane
	Datafile		ECD5-08231903
	Method		ECD5_AQUPEST_160111
4)	Sample	2	9H23034-BKD1
	Datafile		ECD5-08231904
	Method		ECD5_AQUPEST_160111
5)	Sample	1	Hexane
	Datafile		ECD5-08231905
	Method		ECD5_AQUPEST_160111
6)	Sample	2	9H23034-BKD2
	Datafile		ECD5-08231906
	Method		ECD5_AQUPEST_160111
7)	Sample	3	9H23034-ICB1
	Datafile		ECD5-08231907
	Method		ECD5_AQUPEST_160111
8)	Sample	4	9H23034-CAL1
	Datafile		ECD5-08231908
	Method		ECD5_AQUPEST_160111
9)	Sample	5	9H23034-CAL2
	Datafile		ECD5-08231909
	Method		ECD5_AQUPEST_160111
10)	Sample	6	9H23034-CAL3
	Datafile		ECD5-08231910
	Method		ECD5_AQUPEST_160111
11)	Sample	7	9H23034-CAL4
	Datafile		ECD5-08231911
	Method		ECD5_AQUPEST_160111
12)	Sample	8	9H23034-CAL5
	Datafile		ECD5-08231912
	Method		ECD5_AQUPEST_160111
13)	Sample	9	9H23034-CAL6
	Datafile		ECD5-08231913
	Method		ECD5_AQUPEST_160111
14)	Sample	10	9H23034-CAL7
	Datafile		ECD5-08231914
	Method		ECD5_AQUPEST_160111
15)	Sample	11	9H23034-CAL8
	Datafile		ECD5-08231915
	Method		ECD5_AQUPEST_160111
16)	Sample	1	9H23034-IBL1
	Datafile		ECD5-08231916
	Method		ECD5_AQUPEST_160111
17)	Sample	12	9H23034-ICV1
	Datafile		ECD5-08231917
	Method		ECD5_AQUPEST_160111
18)	Sample	13	9H23034-CAL9
	Datafile		ECD5-08231918
	Method		ECD5_AQUPEST_160111
19)	Sample	14	9H23034-CALA
	Datafile		ECD5-08231919
	Method		ECD5_AQUPEST_160111
20)	Sample	15	9H23034-CALB

MB 8/26/19

	Datafile		ECD5-08231920
	Method		ECD5_AQUPEST_160111
21)	Sample	16	9H23034-CALC
	Datafile		ECD5-08231921
	Method		ECD5_AQUPEST_160111
22)	Sample	17	9H23034-CALD
	Datafile		ECD5-08231922
	Method		ECD5_AQUPEST_160111
23)	Sample	18	9H23034-CALE
	Datafile		ECD5-08231923
	Method		ECD5_AQUPEST_160111
24)	Sample	19	9H23034-CALF
	Datafile		ECD5-08231924
	Method		ECD5_AQUPEST_160111
25)	Sample	20	9H23034-CALG
	Datafile		ECD5-08231925
	Method		ECD5_AQUPEST_160111
26)	Sample	1	9H23034-IBL2
	Datafile		ECD5-08231926
	Method		ECD5_AQUPEST_160111
27)	Sample	21	9H23034-ICV2
	Datafile		ECD5-08231927
	Method		ECD5_AQUPEST_160111
28)	Sample	22	9H23034-CALH
	Datafile		ECD5-08231928
	Method		ECD5_AQUPEST_160111
29)	Sample	23	9H23034-CALI
	Datafile		ECD5-08231929
	Method		ECD5_AQUPEST_160111
30)	Sample	24	9H23034-CALJ
	Datafile		ECD5-08231930
	Method		ECD5_AQUPEST_160111
31)	Sample	25	9H23034-CALK
	Datafile		ECD5-08231931
	Method		ECD5_AQUPEST_160111
32)	Sample	26	9H23034-CALL
	Datafile		ECD5-08231932
	Method		ECD5_AQUPEST_160111
33)	Sample	27	9H23034-CALM
	Datafile		ECD5-08231933
	Method		ECD5_AQUPEST_160111
34)	Sample	1	9H23034-IBL3
	Datafile		ECD5-08231934
	Method		ECD5_AQUPEST_160111
35)	Sample	28	9H23034-ICV3
	Datafile		ECD5-08231935
	Method		ECD5_AQUPEST_160111
36)	Sample	29	9H23034-CALN
	Datafile		ECD5-08231936
	Method		ECD5_AQUPEST_160111
37)	Sample	30	9H23034-CALO
	Datafile		ECD5-08231937
	Method		ECD5_AQUPEST_160111
38)	Sample	31	9H23034-CALP
	Datafile		ECD5-08231938
	Method		ECD5_AQUPEST_160111
39)	Sample	32	9H23034-CALQ
	Datafile		ECD5-08231939
	Method		ECD5_AQUPEST_160111
40)	Sample	33	9H23034-CALR
	Datafile		ECD5-08231940
	Method		ECD5_AQUPEST_160111
41)	Sample	34	9H23034-CALS
	Datafile		ECD5-08231941
	Method		ECD5_AQUPEST_160111
42)	Sample	1	9H23034-IBL4
	Datafile		ECD5-08231942
	Method		ECD5_AQUPEST_160111
43)	Sample	35	9H23034-ICV4
	Datafile		ECD5-08231943
	Method		ECD5_AQUPEST_160111

Quantitation Report (QT Reviewed)

Data Path : C:\msdchem\4\data\2019-08\9H23034\
Data File : ECD5-08231904.D
Signal(s) : Signal #1: ECD1A.CH Signal #2: ECD2B.CH
Acq On : 23 Aug 2019 12:24
Operator : MJB
Sample : 9H23034-BKD1
Misc : A19G138
ALS Vial : 2 (Sig #1); 0 (Sig #2) Sample Multiplier: 1

Integration File signal 1: PEST1.e
Integration File signal 2: PEST2.e
Quant Time: Aug 23 12:40:24 2019
Quant Method : C:\msdchem\4\methods\PestBreakdownCHK_190823.M
Quant Title : Pesticides
QLast Update : Thu Aug 21 11:53:22 2014
Response via : Initial Calibration
Integrator: ChemStation 6890 Scale Mode: Small noise peaks clipped

	Compound	R.T.	Response	Conc	Units
Target Compounds					
1)	4,4'-DDE	7.587	1120444	NoCal	ng/mL
2)	Endrin	7.960	63253664	NoCal	ng/mL
3)	4,4'-DDD	8.007	6621952	NoCal	ng/mL
4)	4,4'-DDT	8.205	107029729	NoCal	ng/mL
5)	Endrin Aldehyde	8.407	4202397	NoCal	ng/mL
6)	Endrin Ketone	8.901	6297738	NoCal	ng/mL
8)	4,4'-DDE [2C]	8.347	1706439	NoCal	ng/mL
9)	Endrin [2C]	8.719	95742281	NoCal	ng/mL
10)	4,4'-DDD [2C]	8.761	11347306	NoCal	ng/mL
11)	Endrin Aldehyde [2C]	9.102	6529476	NoCal	ng/mL
12)	4,4'-DDT [2C]	8.988	167003448	NoCal	ng/mL
13)	Endrin Ketone [2C]	9.690	10363842	NoCal	ng/mL

(f)=RT Delta > 1/2 Window (m)=manual int.

Breakdown passing, but ~~the~~ High. maintenance performed
MJB 8/26/19

MJB 8/26/19

Quantitation Report (QT Reviewed)

Data Path : C:\msdchem\4\data\2019-08\9H23034\
Data File : ECD5-08231904.D
Signal(s) : Signal #1: ECD1A.CH Signal #2: ECD2B.CH
Acq On : 23 Aug 2019 12:24
Operator : MJB
Sample : 9H23034-BKD1
Misc : A19G138
ALS Vial : 2 (Sig #1); 0 (Sig #2) Sample Multiplier: 1

Integration File signal 1: PEST1.e
Integration File signal 2: PEST2.e
Quant Time: Aug 23 12:40:24 2019
Quant Method : C:\msdchem\4\methods\PestBreakdownCHK_190823.M
Quant Title : Pesticides
QLast Update : Thu Aug 21 11:53:22 2014
Response via : Initial Calibration
Integrator: ChemStation 6890 Scale Mode: Small noise peaks clipped

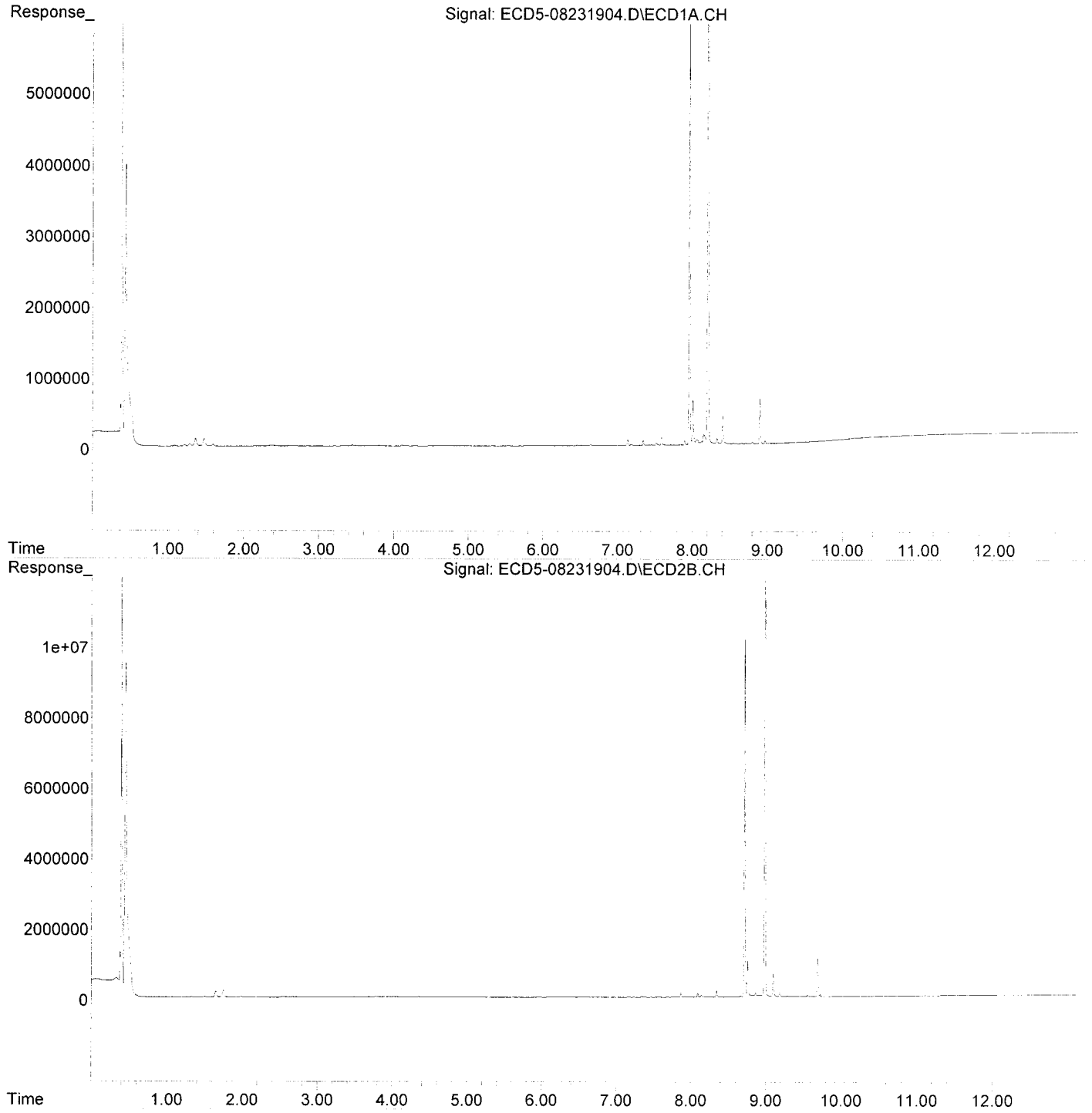

Pesticide Breakdown Check (Validated 8/8/2013)

Sequence: 9H23034 BKD2
Data File: ECD5-08231906.D

First Column Area Counts		Percent Breakdown	
DDE	734891		
DDD	4530463		
DDT	125149199	**4.04**	**PASS**
Endrin	70846235	**8.91**	**PASS**
Endrin Aldehyde	2399187		
Endrin Ketone	4532548		

Second Column Area Counts		Percent Breakdown	
DDE	977816		
DDD	7819328		
DDT	188765825	**4.45**	**PASS**
Endrin	109289125	**8.73**	**PASS**
Endrin Aldehyde	3703608		
Endrin Ketone	6751447		

Breakdown must be less than 15% to accept sample data.

MJB 9/26/17

Quantitation Report (QT Reviewed)

Data Path : C:\msdchem\4\data\2019-08\9H23034\
Data File : ECD5-08231906.D
Signal(s) : Signal #1: ECD1A.CH Signal #2: ECD2B.CH
Acq On : 23 Aug 2019 13:16
Operator : MJB
Sample : 9H23034-BKD2
Misc : A19G138
ALS Vial : 2 (Sig #1); 0 (Sig #2) Sample Multiplier: 1

Integration File signal 1: PEST1.e
Integration File signal 2: PEST2.e
Quant Time: Aug 23 13:30:06 2019
Quant Method : C:\msdchem\4\methods\PestBreakdownCHK_190823.M
Quant Title : Pesticides
QLast Update : Thu Aug 21 11:53:22 2014
Response via : Initial Calibration
Integrator: ChemStation 6890 Scale Mode: Small noise peaks clipped

	Compound	R.T.	Response	Conc	Units
Target Compounds					
1)	4,4'-DDE	7.586	734891	NoCal	ng/mL
2)	Endrin	7.960	70846235	NoCal	ng/mL
3)	4,4'-DDD	8.007	4530463	NoCal	ng/mL
4)	4,4'-DDT	8.205	125149199	NoCal	ng/mL
5)	Endrin Aldehyde	8.407	2399187	NoCal	ng/mL
6)	Endrin Ketone	8.902	4532548	NoCal	ng/mL
8)	4,4'-DDE [2C]	8.345	977816	NoCal	ng/mL
9)	Endrin [2C]	8.718	109289125	NoCal	ng/mL
10)	4,4'-DDD [2C]	8.760	7819328	NoCal	ng/mL
11)	Endrin Aldehyde [2C]	9.101	3703608	NoCal	ng/mL
12)	4,4'-DDT [2C]	8.988	188765825	NoCal	ng/mL
13)	Endrin Ketone [2C]	9.690	6751447	NoCal	ng/mL

(f)=RT Delta > 1/2 Window (m)=manual int.

Swabbed in IBA w/ Hexane. MWP 8/26/19

Quantitation Report (QT Reviewed)

Data Path : C:\msdchem\4\data\2019-08\9H23034\
Data File : ECD5-08231906.D
Signal(s) : Signal #1: ECD1A.CH Signal #2: ECD2B.CH
Acq On : 23 Aug 2019 13:16
Operator : MJB
Sample : 9H23034-BKD2
Misc : A19G138
ALS Vial : 2 (Sig #1); 0 (Sig #2) Sample Multiplier: 1

Integration File signal 1: PEST1.e
Integration File signal 2: PEST2.e
Quant Time: Aug 23 13:30:06 2019
Quant Method : C:\msdchem\4\methods\PestBreakdownCHK_190823.M
Quant Title : Pesticides
QLast Update : Thu Aug 21 11:53:22 2014
Response via : Initial Calibration
Integrator: ChemStation 6890 Scale Mode: Small noise peaks clipped

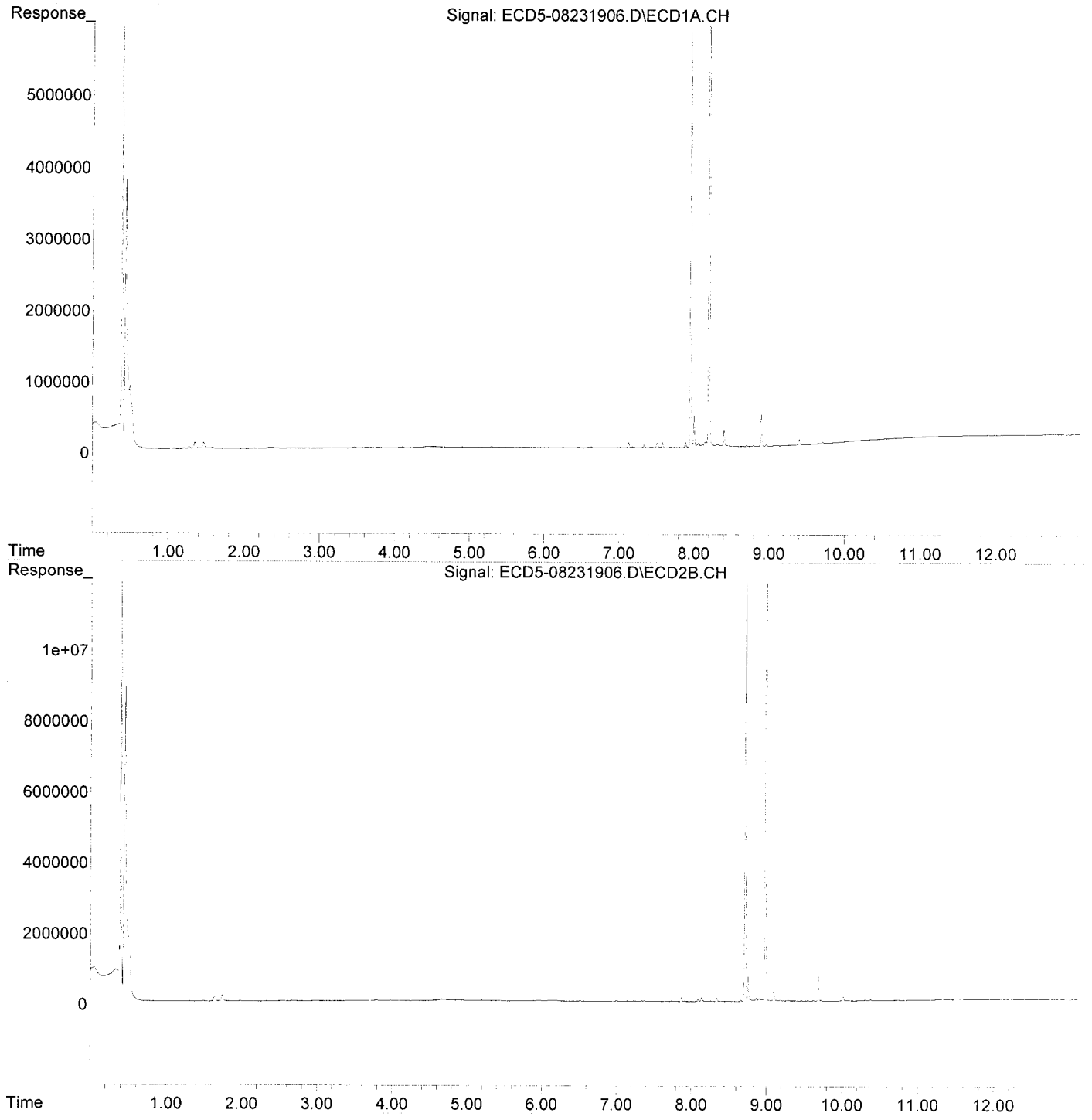

Quantitation Report (QT Reviewed)

Data Path : R:\data\2019-08\9H23034\
Data File : ECD5-08231908.D
Signal(s) : Signal #1: ECD1A.CH Signal #2: ECD2B.CH
Acq On : 23 Aug 2019 13:51
Operator : MJB
Sample : 9H23034-CAL1
Misc : A19E245, AB 1 ppb
ALS Vial : 4 (Sig #1); 0 (Sig #2) Sample Multiplier: 1

Integration File signal 1: PEST1.e
Integration File signal 2: PEST2.e
Quant Time: Aug 26 11:15:45 2019
Quant Method : R:\methods\ECD5_QUANTPEST_190823.M
Quant Title : Instrument: DualECD5
QLast Update : Mon Aug 26 10:58:24 2019
Response via : Initial Calibration
Integrator: ChemStation 6890 Scale Mode: Small noise peaks clipped

MJT 8/26/19

		Compound	RT#1	RT#2	Resp#1	Resp#2	ng/mL	ng/mL
		System Monitoring Compounds						
1)	S	TCMX (S)	5.397	5.991	176748	300053	1.633	1.607
22)	S	DCBP (S)	9.593	10.541	163865	191572	1.202	1.206
		Target Compounds						
2)		a-BHC	5.937	6.597	231994	393119	1.665	1.296
3)		g-BHC	6.221	6.915	207427	352286	1.380	1.170
4)		b-BHC	6.300	6.980	104326	176262	1.760	1.450
5)		Heptachlor	6.635	7.292	192066	309811	1.183	1.054
6)		d-BHC	6.450	7.234	199840	349123	1.893	1.474
7)		Aldrin	6.875	7.557	205523	317466	1.221	1.096
8)		Heptachlo...	7.335	7.994	200503	310098	1.276	1.175
9)		trans-Chl...	7.433	8.135	197202	364142	1.276	1.384
10)		cis-Chlor...	7.528	8.241	209780	299422	1.367	1.179
11)		Endosulfa...	7.625	8.291	185217	278874	1.245	1.173
12)		4,4'-DDE	7.586	8.346	193435	298463	1.647	1.374
13)		Dieldrin	7.796	8.491	197721	296684	1.194	1.095
14)		Endrin	7.961	8.718	156412	222882	1.190	1.096
15)		4,4'-DDD	8.007	8.760	164956	251549	1.683	1.281
16)		Endosulfa...	8.118	8.865	158139	232156	1.378	1.183
17)		4,4'-DDT	8.205	8.986	113897	179700	1.686	1.607
18)		Endrin Al...	8.407	9.101	241285	348624	2.337	2.034
19)		Endosulfa...	8.708	9.292	176097	265797	1.418	1.337
20)		Methoxychlor	8.543	9.466	59659	95155	1.698	1.611
21)		Endrin Ke...	8.901	9.690	177552	255763	1.293	1.268
23)		Hexachlor...	0.000	0.000	0	0	N.D. d	N.D. d
24)		Hexachlor...	0.000	0.000	0	0	N.D. d	N.D. d
25)		Oxychlordane	0.000	0.000	0	0	N.D. d	N.D. d
26)		2,4'-DDE	0.000	0.000	0	0	N.D. d	N.D. d
27)		trans-Non...	0.000	0.000	0	0	N.D. d	N.D. d
28)		2,4'-DDD	0.000	0.000	0	0	N.D. d	N.D. d
29)		2,4'-DDT	0.000	0.000	0	0	N.D. d	N.D. d
30)		cis-Nonac...	0.000	0.000	0	0	N.D. d	N.D. d
31)		Mirex	0.000	0.000	0	0	N.D. d	N.D. d
32)		Chlordane...	0.000	0.000	0	0	N.D. d	N.D. d
33)		Chlordane...	0.000	0.000	0	0	N.D. d	N.D. d
34)		Chlordane...	0.000	0.000	0	0	N.D. d	N.D. d
35)		Chlordane...	0.000	0.000	0	0	N.D. d	N.D. d
36)		Toxaphene...	0.000	0.000	0	0	N.D. d	N.D. d
37)		Toxaphene...	0.000	0.000	0	0	N.D. d	N.D. d
38)		Toxaphene...	0.000	0.000	0	0	N.D. d	N.D. d
39)		Toxaphene...	0.000	0.000	0	0	N.D. d	N.D. d
40)		Toxaphene...	0.000	0.000	0	0	N.D. d	N.D. d
41)		Toxaphene...	0.000	0.000	0	0	N.D. d	N.D. d
42)		Toxaphene...	0.000	0.000	0	0	N.D. d	N.D. d

(f)=RT Delta > 1/2 Window (#)=Amounts differ by > 40% (m)=manual int.

Quantitation Report (QT Reviewed)

Data Path : R:\data\2019-08\9H23034\
Data File : ECD5-08231908.D
Signal(s) : Signal #1: ECD1A.CH Signal #2: ECD2B.CH
Acq On : 23 Aug 2019 13:51
Operator : MJB
Sample : 9H23034-CAL1
Misc : A19E245, AB 1 ppb
ALS Vial : 4 (Sig #1); 0 (Sig #2) Sample Multiplier: 1

Integration File signal 1: PEST1.e
Integration File signal 2: PEST2.e
Quant Time: Aug 26 11:15:45 2019
Quant Method : R:\methods\ECD5_QUANTPEST_190823.M
Quant Title : Instrument: DualECD5
QLast Update : Mon Aug 26 10:58:24 2019
Response via : Initial Calibration
Integrator: ChemStation 6890 Scale Mode: Small noise peaks clipped

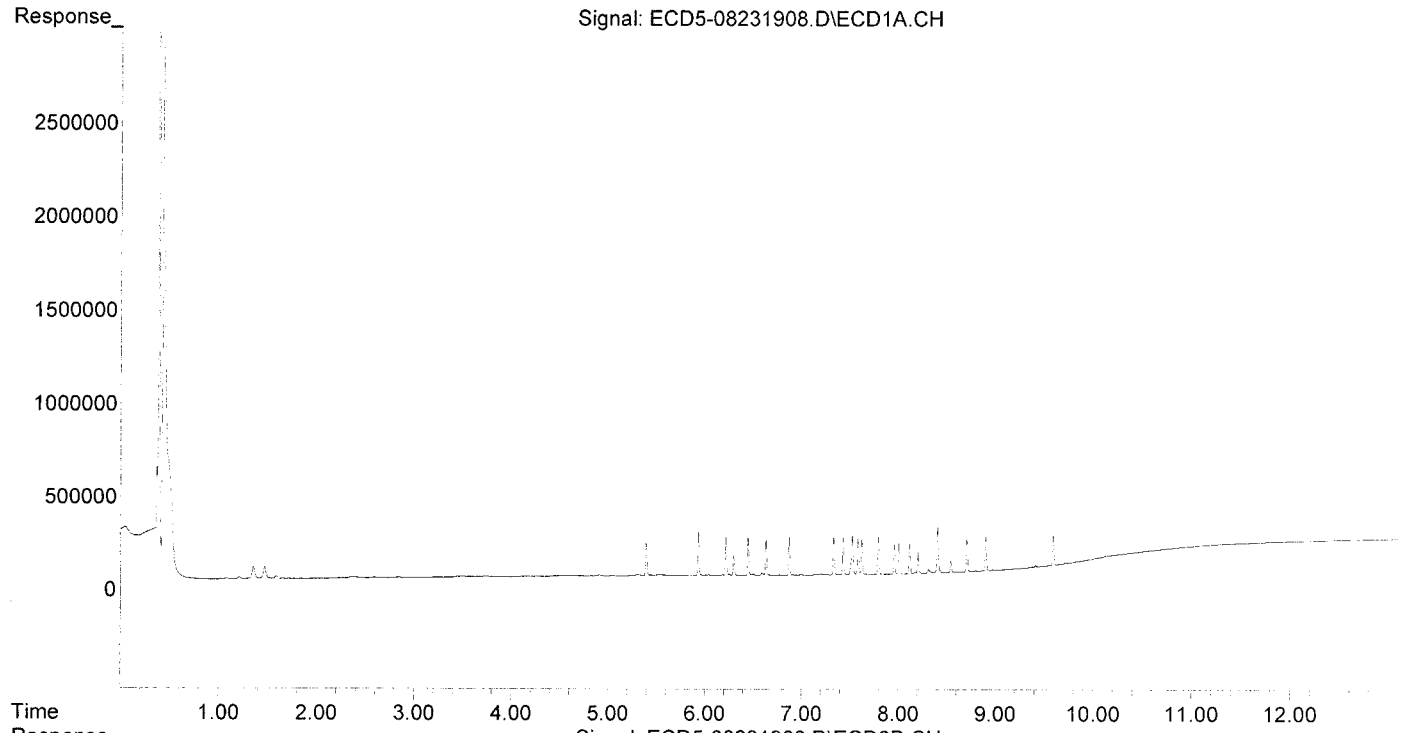

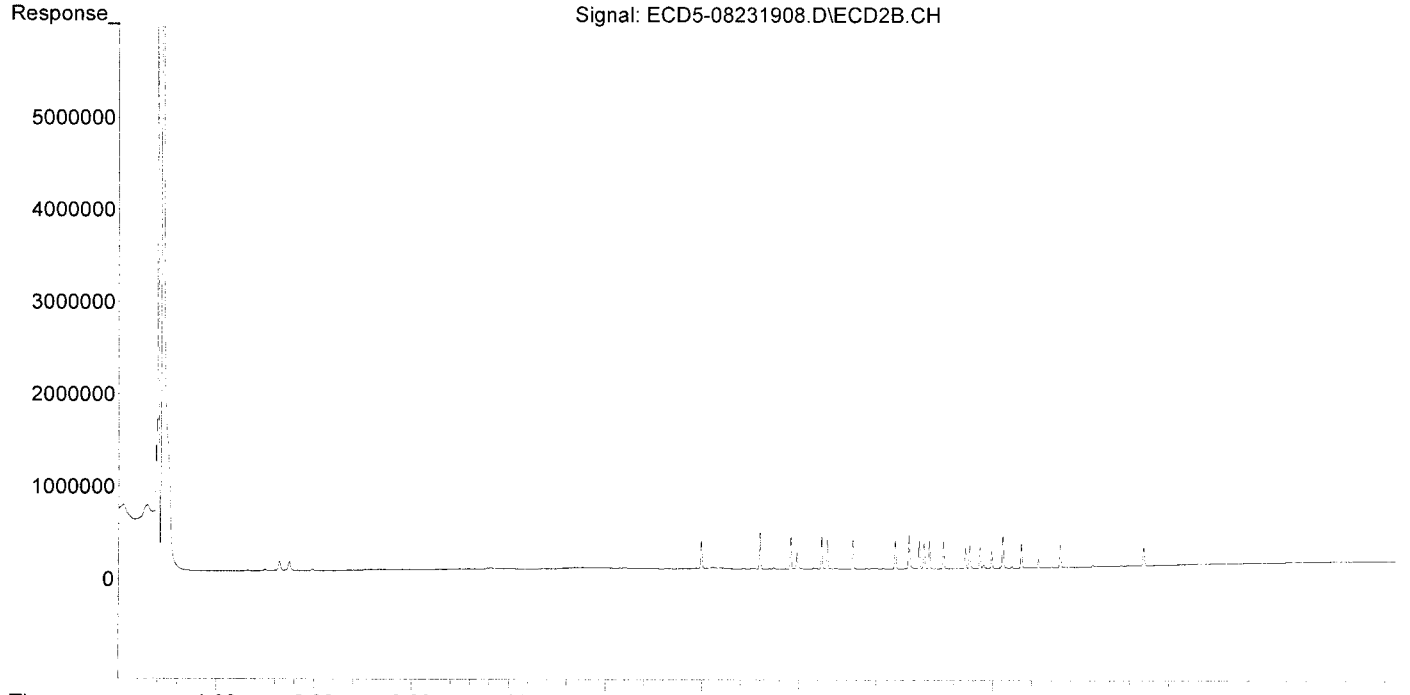

Quantitation Report (QT Reviewed)

Data Path : R:\data\2019-08\9H23034\
Data File : ECD5-08231909.D
Signal(s) : Signal #1: ECD1A.CH Signal #2: ECD2B.CH
Acq On : 23 Aug 2019 14:08
Operator : MJB
Sample : 9H23034-CAL2
Misc : A19E246, AB 2 ppb
ALS Vial : 5 (Sig #1); 0 (Sig #2) Sample Multiplier: 1

Integration File signal 1: PEST1.e
Integration File signal 2: PEST2.e
Quant Time: Aug 26 11:16:21 2019
Quant Method : R:\methods\ECD5_QUANTPEST_190823.M
Quant Title : Instrument: DualECD5
QLast Update : Mon Aug 26 10:58:24 2019
Response via : Initial Calibration
Integrator: ChemStation 6890 Scale Mode: Small noise peaks clipped

MJB 8/26/19

		Compound	RT#1	RT#2	Resp#1	Resp#2	ng/mL	ng/mL
		System Monitoring Compounds						
1)	S	TCMX (S)	5.396	5.990	349972	600766	3.233	3.230
22)	S	DCBP (S)	9.593	10.542	309904	390006	2.547	2.456
		Target Compounds						
2)		a-BHC	5.936	6.597	458365	784586	3.177	2.540
3)		g-BHC	6.220	6.915	406027	690922	2.702	2.295
4)		b-BHC	6.300	6.980	194168	335260	3.275	2.757
5)		Heptachlor	6.635	7.291	369615	586765	2.276	1.995
6)		d-BHC	6.450	7.233	386980	669122	3.575	2.783
7)		Aldrin	6.875	7.556	399550	635458	2.375	2.194
8)		Heptachlo...	7.335	7.993	392052	606240	2.495	2.296
9)		trans-Chl...	7.432	8.135	382271	644454	2.473	2.449
10)		cis-Chlor...	7.527	8.241	389999	579667	2.541	2.282
11)		Endosulfa...	7.625	8.291	357368	540442	2.402	2.273
12)		4,4'-DDE	7.586	8.345	388618	598066	3.268	2.709
13)		Dieldrin	7.796	8.491	395728	583812	2.390	2.154
14)		Endrin	7.960	8.718	298515	424889	2.271	2.149
15)		4,4'-DDD	8.006	8.760	314622	488120	3.236	2.486
16)		Endosulfa...	8.118	8.864	299106	462256	2.607	2.355
17)		4,4'-DDT	8.204	8.986	218190	341782	3.052	2.875
18)		Endrin Al...	8.407	9.101	328182	477694	3.179	2.786
19)		Endosulfa...	8.707	9.291	322163	498767	2.595	2.558
20)		Methoxychlor	8.542	9.465	111466	178074	3.136	2.980
21)		Endrin Ke...	8.901	9.689	331269	493110	2.413	2.461
23)		Hexachlor...	0.000	0.000	0	0	N.D. d	N.D. d
24)		Hexachlor...	0.000	0.000	0	0	N.D. d	N.D. d
25)		Oxychlordane	0.000	0.000	0	0	N.D. d	N.D. d
26)		2,4'-DDE	0.000	0.000	0	0	N.D. d	N.D. d
27)		trans-Non...	0.000	0.000	0	0	N.D. d	N.D. d
28)		2,4'-DDD	0.000	0.000	0	0	N.D. d	N.D. d
29)		2,4'-DDT	0.000	0.000	0	0	N.D. d	N.D. d
30)		cis-Nonac...	0.000	0.000	0	0	N.D. d	N.D. d
31)		Mirex	0.000	0.000	0	0	N.D. d	N.D. d
32)		Chlordane...	0.000	0.000	0	0	N.D. d	N.D. d
33)		Chlordane...	0.000	0.000	0	0	N.D. d	N.D. d
34)		Chlordane...	0.000	0.000	0	0	N.D. d	N.D. d
35)		Chlordane...	0.000	0.000	0	0	N.D. d	N.D. d
36)		Toxaphene...	0.000	0.000	0	0	N.D. d	N.D. d
37)		Toxaphene...	0.000	0.000	0	0	N.D. d	N.D. d
38)		Toxaphene...	0.000	0.000	0	0	N.D. d	N.D. d
39)		Toxaphene...	0.000	0.000	0	0	N.D. d	N.D. d
40)		Toxaphene...	0.000	0.000	0	0	N.D. d	N.D. d
41)		Toxaphene...	0.000	0.000	0	0	N.D. d	N.D. d
42)		Toxaphene...	0.000	0.000	0	0	N.D. d	N.D. d

(f)=RT Delta > 1/2 Window (#)=Amounts differ by > 40% (m)=manual int.

Quantitation Report (QT Reviewed)

Data Path : R:\data\2019-08\9H23034\
Data File : ECD5-08231909.D
Signal(s) : Signal #1: ECD1A.CH Signal #2: ECD2B.CH
Acq On : 23 Aug 2019 14:08
Operator : MJB
Sample : 9H23034-CAL2
Misc : A19E246, AB 2 ppb
ALS Vial : 5 (Sig #1); 0 (Sig #2) Sample Multiplier: 1

Integration File signal 1: PEST1.e
Integration File signal 2: PEST2.e
Quant Time: Aug 26 11:16:21 2019
Quant Method : R:\methods\ECD5_QUANTPEST_190823.M
Quant Title : Instrument: DualECD5
QLast Update : Mon Aug 26 10:58:24 2019
Response via : Initial Calibration
Integrator: ChemStation 6890 Scale Mode: Small noise peaks clipped

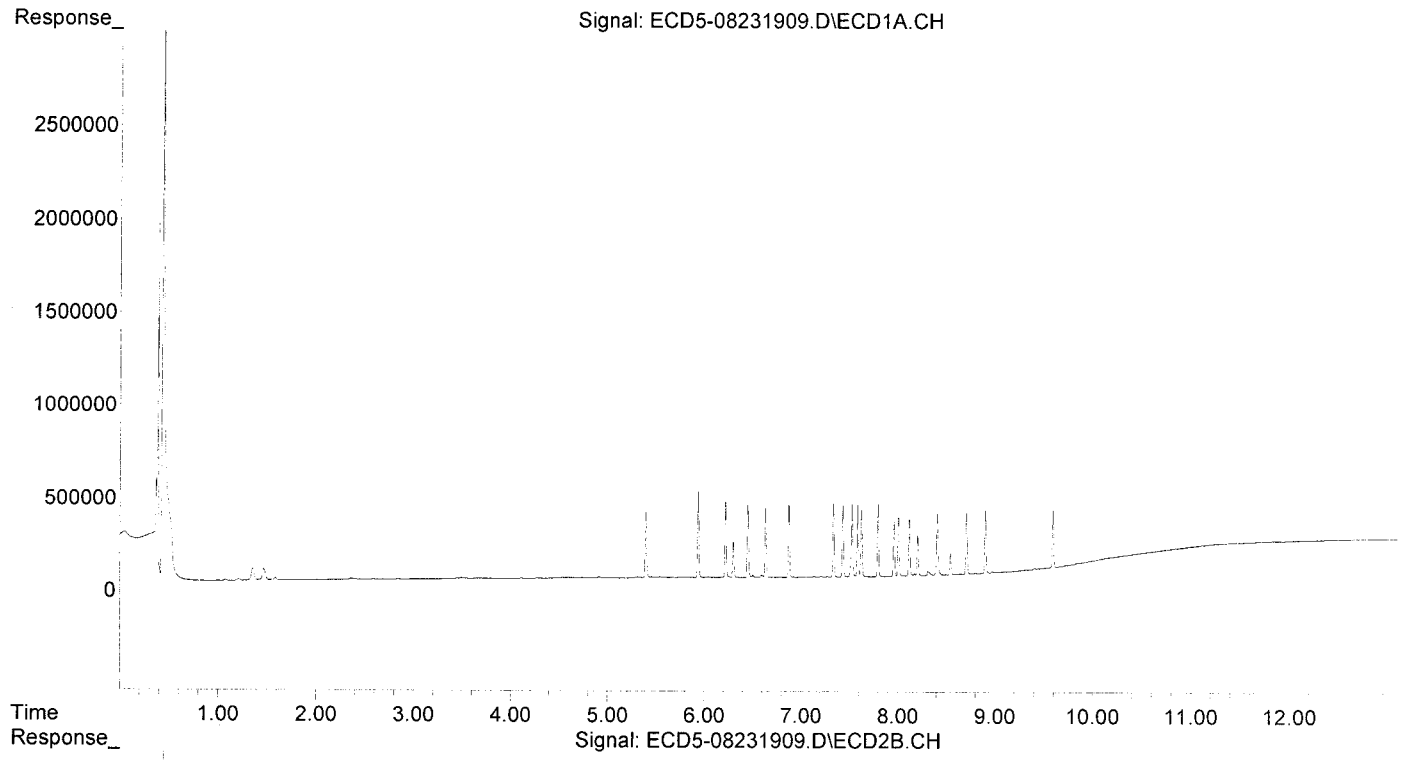

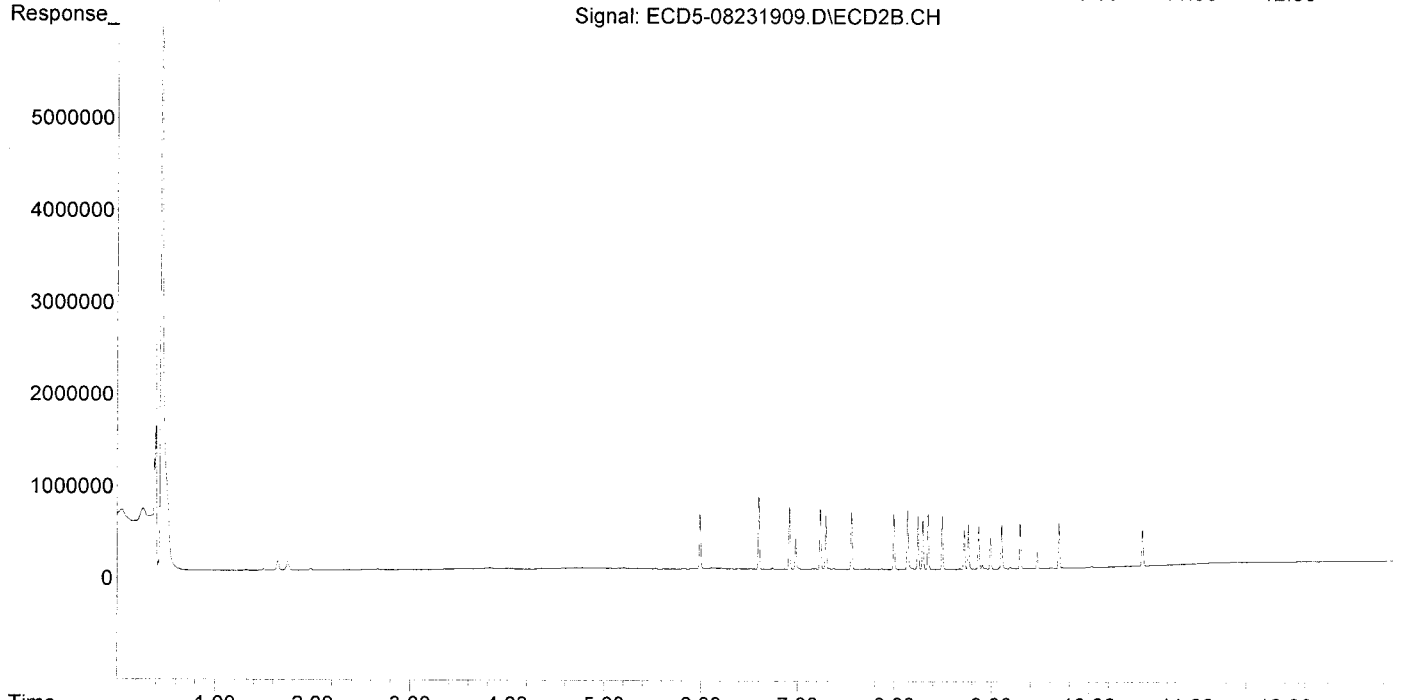

Quantitation Report (QT Reviewed)

Data Path : R:\data\2019-08\9H23034\
Data File : ECD5-08231910.D
Signal(s) : Signal #1: ECD1A.CH Signal #2: ECD2B.CH
Acq On : 23 Aug 2019 14:25
Operator : MJB
Sample : 9H23034-CAL3
Misc : A19E247, AB 5 ppb
ALS Vial : 6 (Sig #1); 0 (Sig #2) Sample Multiplier: 1

Integration File signal 1: PEST1.e
Integration File signal 2: PEST2.e
Quant Time: Aug 26 11:16:57 2019
Quant Method : R:\methods\ECD5_QUANTPEST_190823.M
Quant Title : Instrument: DualECD5
QLast Update : Mon Aug 26 10:58:24 2019
Response via : Initial Calibration
Integrator: ChemStation 6890 Scale Mode: Small noise peaks clipped

MJB 8/26/19

		Compound	RT#1	RT#2	Resp#1	Resp#2	ng/mL	ng/mL
		System Monitoring Compounds						
1)	S	TCMX (S)	5.396	5.990	834206	1437876	7.707	7.700
22)	S	DCBP (S)	9.594	10.542	701050	870921	6.146	5.485
		Target Compounds						
2)		a-BHC	5.937	6.597	1147932	1985438	7.742	6.328
3)		g-BHC	6.220	6.915	1020724	1742677	6.792	5.790
4)		b-BHC	6.300	6.980	456954	788630	7.708	6.486
5)		Heptachlor	6.635	7.291	899091	1508218	5.537	5.129
6)		d-BHC	6.449	7.233	1004012	1717450	9.061	7.030
7)		Aldrin	6.875	7.556	1012733	1600995	6.019	5.528
8)		Heptachlo...	7.335	7.994	923620	1455941	5.877	5.514
9)		trans-Chl...	7.432	8.134	926577	1502119	5.993	5.707
10)		cis-Chlor...	7.528	8.241	908795	1434855	5.922	5.649
11)		Endosulfa...	7.624	8.290	861509	1327191	5.790	5.583
12)		4,4'-DDE	7.586	8.345	953351	1487999	7.901	6.642
13)		Dieldrin	7.796	8.491	972009	1462538	5.870	5.397
14)		Endrin	7.960	8.718	738953	1092877	5.622	5.608
15)		4,4'-DDD	8.007	8.759	790498	1208642	8.130	6.156
16)		Endosulfa...	8.118	8.865	709544	1096359	6.185	5.586
17)		4,4'-DDT	8.205	8.986	553009	873653	7.371	6.957
18)		Endrin Al...	8.407	9.101	683393	1045869	6.620	6.101
19)		Endosulfa...	8.708	9.291	768798	1175908	6.192	6.083
20)		Methoxychlor	8.542	9.466	270388	413802	7.493	6.808
21)		Endrin Ke...	8.901	9.689	811384	1205004	5.910	6.014
23)		Hexachlor...	0.000	0.000	0	0	N.D. d	N.D. d
24)		Hexachlor...	0.000	0.000	0	0	N.D. d	N.D. d
25)		Oxychlordane	0.000	0.000	0	0	N.D. d	N.D. d
26)		2,4'-DDE	0.000	0.000	0	0	N.D. d	N.D. d
27)		trans-Non...	0.000	0.000	0	0	N.D. d	N.D. d
28)		2,4'-DDD	0.000	0.000	0	0	N.D. d	N.D. d
29)		2,4'-DDT	0.000	0.000	0	0	N.D. d	N.D. d
30)		cis-Nonac...	0.000	0.000	0	0	N.D. d	N.D. d
31)		Mirex	0.000	0.000	0	0	N.D. d	N.D. d
32)		Chlordane...	0.000	0.000	0	0	N.D. d	N.D. d
33)		Chlordane...	0.000	0.000	0	0	N.D. d	N.D. d
34)		Chlordane...	0.000	0.000	0	0	N.D. d	N.D. d
35)		Chlordane...	0.000	0.000	0	0	N.D. d	N.D. d
36)		Toxaphene...	0.000	0.000	0	0	N.D. d	N.D. d
37)		Toxaphene...	0.000	0.000	0	0	N.D. d	N.D. d
38)		Toxaphene...	0.000	0.000	0	0	N.D. d	N.D. d
39)		Toxaphene...	0.000	0.000	0	0	N.D. d	N.D. d
40)		Toxaphene...	0.000	0.000	0	0	N.D. d	N.D. d
41)		Toxaphene...	0.000	0.000	0	0	N.D. d	N.D. d
42)		Toxaphene...	0.000	0.000	0	0	N.D. d	N.D. d

(f)=RT Delta > 1/2 Window (#)=Amounts differ by > 40% (m)=manual int.

Quantitation Report (QT Reviewed)

Data Path : R:\data\2019-08\9H23034\
Data File : ECD5-08231910.D
Signal(s) : Signal #1: ECD1A.CH Signal #2: ECD2B.CH
Acq On : 23 Aug 2019 14:25
Operator : MJB
Sample : 9H23034-CAL3
Misc : A19E247, AB 5 ppb
ALS Vial : 6 (Sig #1); 0 (Sig #2) Sample Multiplier: 1

Integration File signal 1: PEST1.e
Integration File signal 2: PEST2.e
Quant Time: Aug 26 11:16:57 2019
Quant Method : R:\methods\ECD5_QUANTPEST_190823.M
Quant Title : Instrument: DualECD5
QLast Update : Mon Aug 26 10:58:24 2019
Response via : Initial Calibration
Integrator: ChemStation 6890 Scale Mode: Small noise peaks clipped

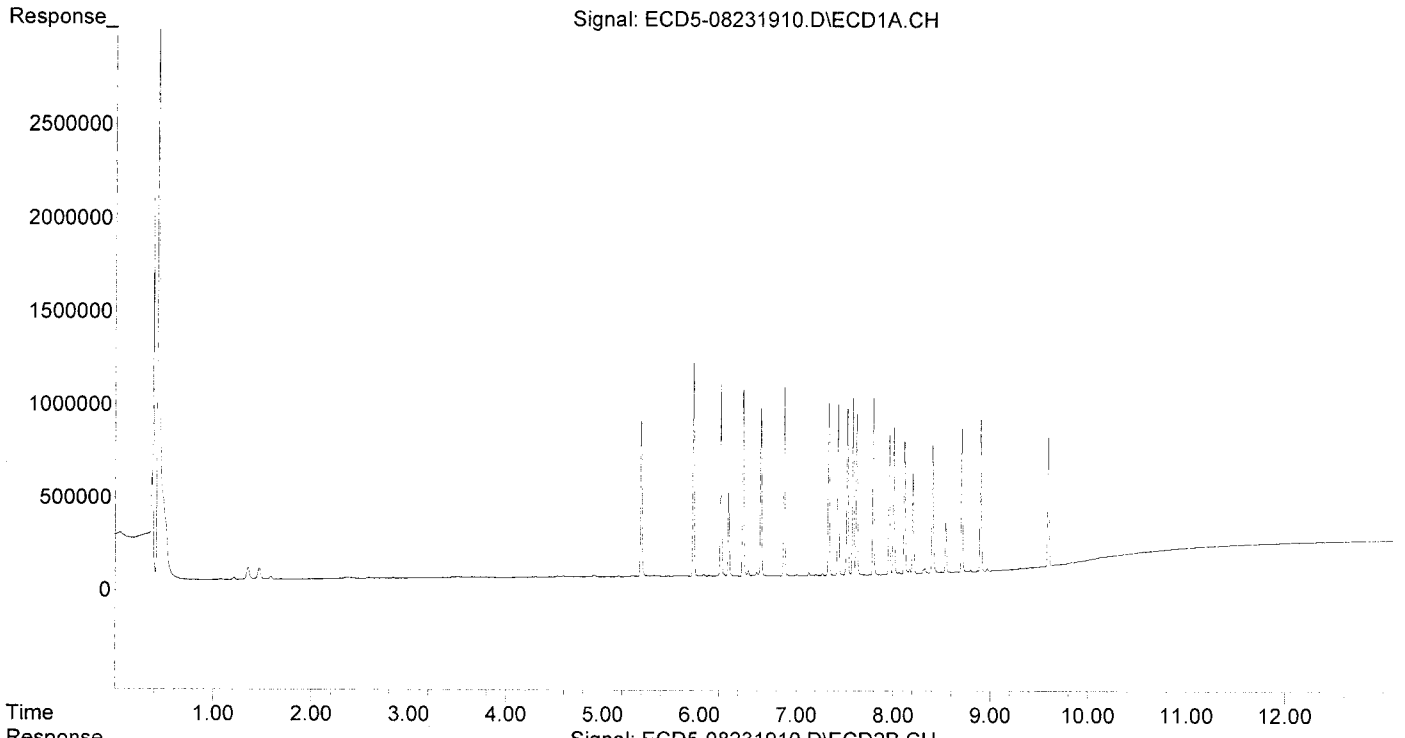

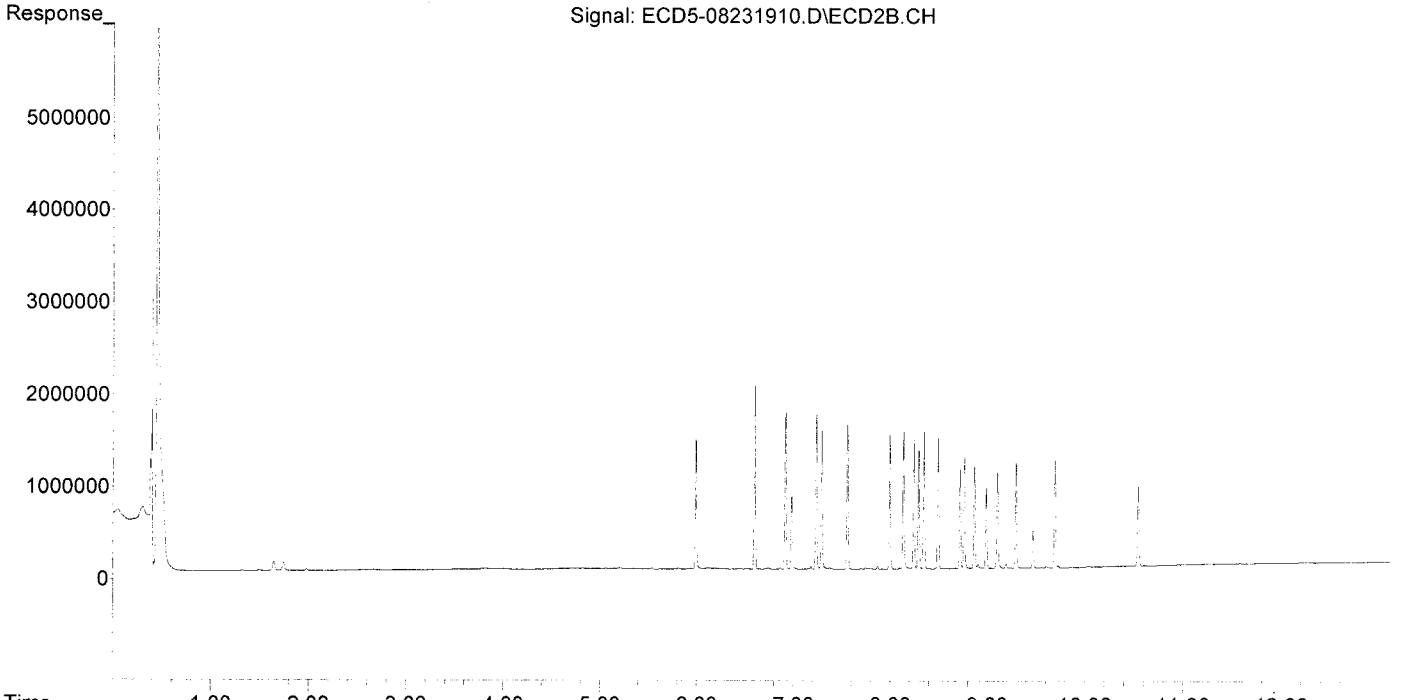

Quantitation Report (QT Reviewed)

Data Path : R:\data\2019-08\9H23034\
Data File : ECD5-08231911.D
Signal(s) : Signal #1: ECD1A.CH Signal #2: ECD2B.CH
Acq On : 23 Aug 2019 14:42
Operator : MJB
Sample : 9H23034-CAL4
Misc : A19E249, AB 10 ppb
ALS Vial : 7 (Sig #1); 0 (Sig #2) Sample Multiplier: 1

Integration File signal 1: PEST1.e
Integration File signal 2: PEST2.e
Quant Time: Aug 26 11:19:05 2019
Quant Method : R:\methods\ECD5_QUANTPEST_190823.M
Quant Title : Instrument: DualECD5
QLast Update : Mon Aug 26 10:58:24 2019
Response via : Initial Calibration
Integrator: ChemStation 6890 Scale Mode: Small noise peaks clipped

MJB 8/26/19

		Compound	RT#1	RT#2	Resp#1	Resp#2	ng/mL	ng/mL
		System Monitoring Compounds						
1)	S	TCMX (S)	5.396	5.990	1644447	2865854	15.193	15.177
22)	S	DCBP (S)	9.593	10.541	1335468	1678728	11.976	10.572
		Target Compounds						
2)		a-BHC	5.936	6.597	2347065	4095890	15.530	12.883
3)		g-BHC	6.220	6.915	2034859	3476733	13.541	11.551
4)		b-BHC	6.299	6.980	910875	1580847	15.365	13.002
5)		Heptachlor	6.634	7.291	1819621	3005915	11.206	10.223
6)		d-BHC	6.449	7.234	2006493	3613517	17.784	14.564
7)		Aldrin	6.875	7.556	2010802	3341093	11.950	11.536
8)		Heptachlo...	7.335	7.994	1865428	2959301	11.869	11.208
9)		trans-Chl...	7.431	8.134	1847996	3002782	11.953	11.409
10)		cis-Chlor...	7.527	8.241	1843346	2859573	12.012	11.257
11)		Endosulfa...	7.623	8.291	1709332	2724272	11.488	11.460
12)		4,4'-DDE	7.585	8.346	1890931	3049792	15.482	13.444
13)		Dieldrin	7.795	8.491	1954890	2898866	11.805	10.697
14)		Endrin	7.960	8.718	1475508	2244483	11.225	11.476
15)		4,4'-DDD	8.006	8.760	1565974	2425496	15.969	12.353
16)		Endosulfa...	8.117	8.864	1448080	2243610	12.623	11.432
17)		4,4'-DDT	8.204	8.987	1146556	1841119	14.788	14.109
18)		Endrin Al...	8.406	9.101	1375129	2125028	13.321	12.396
19)		Endosulfa...	8.707	9.292	1553540	2424584	12.512	12.489
20)		Methoxychlor	8.542	9.465	561706	883069	15.275	14.167
21)		Endrin Ke...	8.900	9.689	1664380	2496985	12.124	12.365
23)		Hexachlor...	0.000	0.000	0	0	N.D. d	N.D. d
24)		Hexachlor...	0.000	0.000	0	0	N.D. d	N.D. d
25)		Oxychlordane	0.000	0.000	0	0	N.D. d	N.D. d
26)		2,4'-DDE	0.000	0.000	0	0	N.D. d	N.D. d
27)		trans-Non...	0.000	0.000	0	0	N.D. d	N.D. d
28)		2,4'-DDD	0.000	0.000	0	0	N.D. d	N.D. d
29)		2,4'-DDT	0.000	0.000	0	0	N.D. d	N.D. d
30)		cis-Nonac...	0.000	0.000	0	0	N.D. d	N.D. d
31)		Mirex	0.000	0.000	0	0	N.D. d	N.D. d
32)		Chlordane...	0.000	0.000	0	0	N.D. d	N.D. d
33)		Chlordane...	0.000	0.000	0	0	N.D. d	N.D. d
34)		Chlordane...	0.000	0.000	0	0	N.D. d	N.D. d
35)		Chlordane...	0.000	0.000	0	0	N.D. d	N.D. d
36)		Toxaphene...	0.000	0.000	0	0	N.D. d	N.D. d
37)		Toxaphene...	0.000	0.000	0	0	N.D. d	N.D. d
38)		Toxaphene...	0.000	0.000	0	0	N.D. d	N.D. d
39)		Toxaphene...	0.000	0.000	0	0	N.D. d	N.D. d
40)		Toxaphene...	0.000	0.000	0	0	N.D. d	N.D. d
41)		Toxaphene...	0.000	0.000	0	0	N.D. d	N.D. d
42)		Toxaphene...	0.000	0.000	0	0	N.D. d	N.D. d

(f)=RT Delta > 1/2 Window (#)=Amounts differ by > 40% (m)=manual int.

Quantitation Report (QT Reviewed)

Data Path : R:\data\2019-08\9H23034\
Data File : ECD5-08231911.D
Signal(s) : Signal #1: ECD1A.CH Signal #2: ECD2B.CH
Acq On : 23 Aug 2019 14:42
Operator : MJB
Sample : 9H23034-CAL4
Misc : A19E249, AB 10 ppb
ALS Vial : 7 (Sig #1); 0 (Sig #2) Sample Multiplier: 1

Integration File signal 1: PEST1.e
Integration File signal 2: PEST2.e
Quant Time: Aug 26 11:19:05 2019
Quant Method : R:\methods\ECD5_QUANTPEST_190823.M
Quant Title : Instrument: DualECD5
QLast Update : Mon Aug 26 10:58:24 2019
Response via : Initial Calibration
Integrator: ChemStation 6890 Scale Mode: Small noise peaks clipped

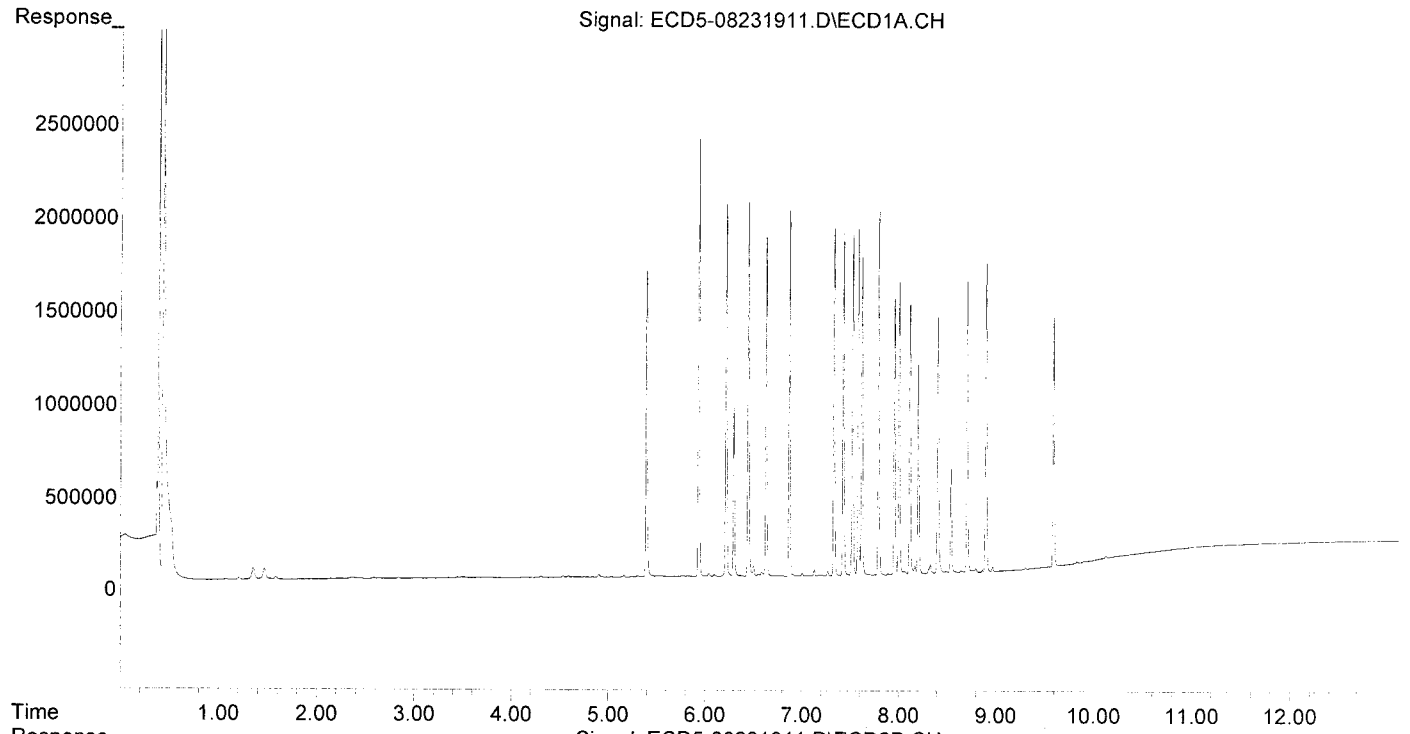

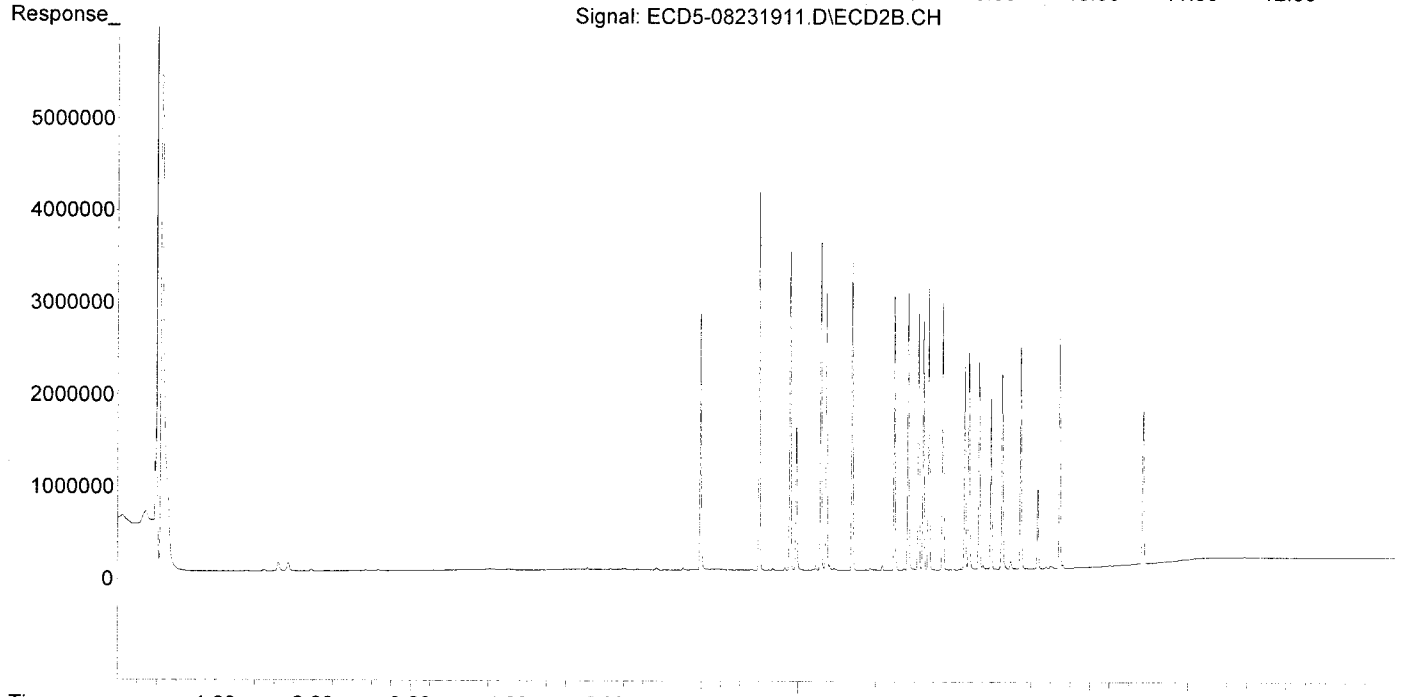

Quantitation Report (QT Reviewed)

Data Path : R:\data\2019-08\9H23034\
Data File : ECD5-08231912.D
Signal(s) : Signal #1: ECD1A.CH Signal #2: ECD2B.CH
Acq On : 23 Aug 2019 15:00
Operator : MJB
Sample : 9H23034-CAL5
Misc : A19E250, AB 25 ppb
ALS Vial : 8 (Sig #1); 0 (Sig #2) Sample Multiplier: 1

Integration File signal 1: PEST1.e
Integration File signal 2: PEST2.e
Quant Time: Aug 26 11:19:37 2019
Quant Method : R:\methods\ECD5_QUANTPEST_190823.M
Quant Title : Instrument: DualECD5
QLast Update : Mon Aug 26 10:58:24 2019
Response via : Initial Calibration
Integrator: ChemStation 6890 Scale Mode: Small noise peaks clipped

MJB 8/26/19

		Compound	RT#1	RT#2	Resp#1	Resp#2	ng/mL	ng/mL
		System Monitoring Compounds						
1)	S	TCMX (S)	5.394	5.989	4015832	7072923	37.101	36.221
22)	S	DCBP (S)	9.592	10.539	3342634	4163229	30.365	26.219
		Target Compounds						
2)		a-BHC	5.935	6.596	5553096	9910863	35.515	30.324
3)		g-BHC	6.218	6.913	4875657	8508386	32.445	28.267
4)		b-BHC	6.297	6.978	2060378	3677155	34.755	30.244
5)		Heptachlor	6.633	7.289	4314306	7282282	26.568	24.766
6)		d-BHC	6.447	7.232	4667166	8247775	39.910	32.244
7)		Aldrin	6.873	7.555	4845355	7878574	28.797	27.203
8)		Heptachlo...	7.332	7.992	4344286	7064729	27.642	26.758
9)		trans-Chl...	7.429	8.131	4401456	7157480	28.469	27.194
10)		cis-Chlor...	7.525	8.239	4244413	6935857	27.657	27.304
11)		Endosulfa...	7.621	8.288	4111285	6571512	27.630	27.643
12)		4,4'-DDE	7.583	8.343	4571066	7501047	36.397	32.167
13)		Dieldrin	7.792	8.489	4582306	7333890	27.672	27.063
14)		Endrin	7.957	8.716	3508904	5325883	26.694	26.642
15)		4,4'-DDD	8.004	8.758	3727035	6146469	37.001	31.304
16)		Endosulfa...	8.115	8.862	3371864	5447602	29.393	27.758
17)		4,4'-DDT	8.202	8.984	2924467	4480388	36.460	32.123
18)		Endrin Al...	8.404	9.099	3119767	4848504	30.221	28.282
19)		Endosulfa...	8.705	9.289	3645411	5978906	29.360	30.102
20)		Methoxychlor	8.540	9.463	1390283	2166659	36.145	32.800
21)		Endrin Ke...	8.899	9.688	4008958	5893691	29.202	28.514
23)		Hexachlor...	0.000	0.000	0	0	N.D. d	N.D. d
24)		Hexachlor...	0.000	0.000	0	0	N.D. d	N.D. d
25)		Oxychlordane	0.000	0.000	0	0	N.D. d	N.D. d
26)		2,4'-DDE	0.000	0.000	0	0	N.D. d	N.D. d
27)		trans-Non...	0.000	0.000	0	0	N.D. d	N.D. d
28)		2,4'-DDD	0.000	0.000	0	0	N.D. d	N.D. d
29)		2,4'-DDT	0.000	0.000	0	0	N.D. d	N.D. d
30)		cis-Nonac...	0.000	0.000	0	0	N.D. d	N.D. d
31)		Mirex	0.000	0.000	0	0	N.D. d	N.D. d
32)		Chlordane...	0.000	0.000	0	0	N.D. d	N.D. d
33)		Chlordane...	0.000	0.000	0	0	N.D. d	N.D. d
34)		Chlordane...	0.000	0.000	0	0	N.D. d	N.D. d
35)		Chlordane...	0.000	0.000	0	0	N.D. d	N.D. d
36)		Toxaphene...	0.000	0.000	0	0	N.D. d	N.D. d
37)		Toxaphene...	0.000	0.000	0	0	N.D. d	N.D. d
38)		Toxaphene...	0.000	0.000	0	0	N.D. d	N.D. d
39)		Toxaphene...	0.000	0.000	0	0	N.D. d	N.D. d
40)		Toxaphene...	0.000	0.000	0	0	N.D. d	N.D. d
41)		Toxaphene...	0.000	0.000	0	0	N.D. d	N.D. d
42)		Toxaphene...	0.000	0.000	0	0	N.D. d	N.D. d

(f)=RT Delta > 1/2 Window (#)=Amounts differ by > 40% (m)=manual int.

Quantitation Report (QT Reviewed)

Data Path : R:\data\2019-08\9H23034\
Data File : ECD5-08231912.D
Signal(s) : Signal #1: ECD1A.CH Signal #2: ECD2B.CH
Acq On : 23 Aug 2019 15:00
Operator : MJB
Sample : 9H23034-CAL5
Misc : A19E250, AB 25 ppb
ALS Vial : 8 (Sig #1); 0 (Sig #2) Sample Multiplier: 1

Integration File signal 1: PEST1.e
Integration File signal 2: PEST2.e
Quant Time: Aug 26 11:19:37 2019
Quant Method : R:\methods\ECD5_QUANTPEST_190823.M
Quant Title : Instrument: DualECD5
QLast Update : Mon Aug 26 10:58:24 2019
Response via : Initial Calibration
Integrator: ChemStation 6890 Scale Mode: Small noise peaks clipped

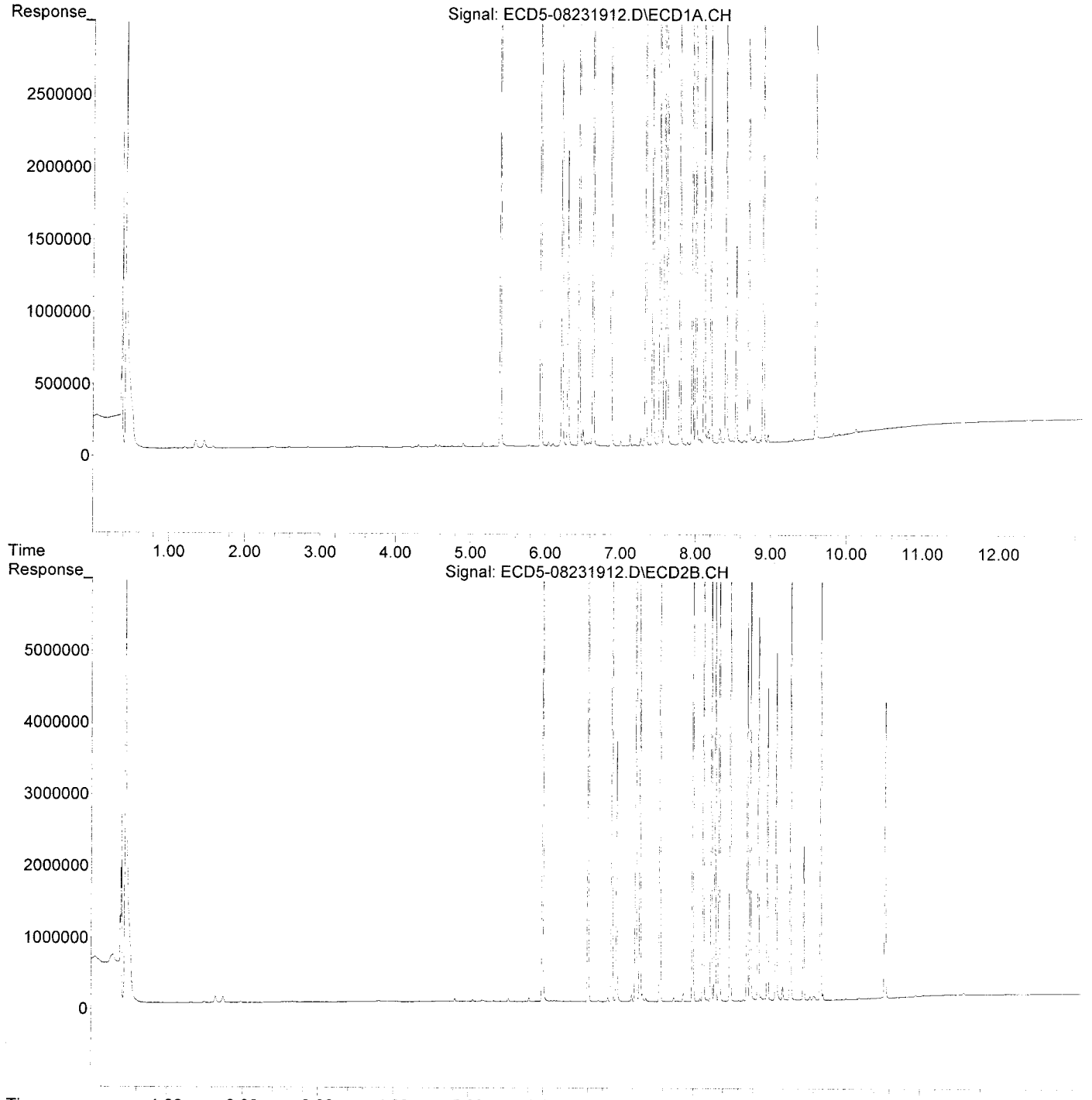

Quantitation Report (QT Reviewed)

Data Path : R:\data\2019-08\9H23034\
Data File : ECD5-08231913.D
Signal(s) : Signal #1: ECD1A.CH Signal #2: ECD2B.CH
Acq On : 23 Aug 2019 15:17
Operator : MJB
Sample : 9H23034-CAL6
Misc : A19H383, AB 50 ppb
ALS Vial : 9 (Sig #1); 0 (Sig #2) Sample Multiplier: 1

Integration File signal 1: PEST1.e
Integration File signal 2: PEST2.e
Quant Time: Aug 26 10:58:12 2019
Quant Method : R:\methods\ECD5_QUANTPEST_190823.M
Quant Title : Instrument: DualECD5
QLast Update : Wed Aug 07 17:49:44 2019
Response via : Initial Calibration
Integrator: ChemStation 6890 Scale Mode: Small noise peaks clipped

MJB 8/26/19

	Compound	RT#1	RT#2	Resp#1	Resp#2	ng/mL	ng/mL
	System Monitoring Compounds						
1) S	TCMX (S)	5.394	5.989	8071481	14196745	74.571	69.077
22) S	DCBP (S)	9.592	10.541	6678990	8730692	60.740	54.984
	Target Compounds						
2)	a-BHC	5.935	6.596	11369592	20265817	69.154	59.445
3)	g-BHC	6.218	6.914	9785999	17381069	65.120	57.745
4)	b-BHC	6.296	6.978	4100858	7516011	69.174	61.818
5)	Heptachlor	6.632	7.290	8735158	14595143	53.793	49.636
6)	d-BHC	6.447	7.232	9610742	17311258	77.761	64.308
7)	Aldrin	6.873	7.555	9327672	16264416	55.436	56.158
8)	Heptachlo...	7.332	7.992	8869300	14837794	56.434	56.198
9)	trans-Chl...	7.428	8.131	8959305	14678719	57.950	55.771
10)	cis-Chlor...	7.524	8.238	8622674	14002116	56.187	55.122
11)	Endosulfa...	7.621	8.289	7984410	13712329	53.659	57.680
12)	4,4'-DDE	7.583	8.344	9177389	15554706	70.089	63.904
13)	Dieldrin	7.792	8.489	9386664	15434113	56.685	56.955
14)	Endrin	7.957	8.716	6979572	11015379	53.097	52.880
15)	4,4'-DDD	8.004	8.758	7726197	13159451	73.239	67.021
16)	Endosulfa...	8.114	8.863	6840920	11534525	59.632	58.774
17)	4,4'-DDT	8.202	8.985	6205369	9285492	69.085	60.834
18)	Endrin Al...	8.404	9.099	6224451	10209034	60.296	59.551
19)	Endosulfa...	8.705	9.289	7420576	12149289	59.766	58.797
20)	Methoxychlor	8.540	9.464	2860683	4346199	69.570	60.726
21)	Endrin Ke...	8.899	9.687	8190707	12954568	59.663	59.905
23)	Hexachlor...	0.000	0.000	0	0	N.D. d	N.D. d
24)	Hexachlor...	0.000	0.000	0	0	N.D. d	N.D. d
25)	Oxychlordane	0.000	0.000	0	0	N.D. d	N.D. d
26)	2,4'-DDE	0.000	0.000	0	0	N.D. d	N.D. d
27)	trans-Non...	0.000	0.000	0	0	N.D. d	N.D. d
28)	2,4'-DDD	0.000	0.000	0	0	N.D. d	N.D. d
29)	2,4'-DDT	0.000	0.000	0	0	N.D. d	N.D. d
30)	cis-Nonac...	0.000	0.000	0	0	N.D. d	N.D. d
31)	Mirex	0.000	0.000	0	0	N.D. d	N.D. d
32)	Chlordane...	0.000	0.000	0	0	N.D. d	N.D. d
33)	Chlordane...	0.000	0.000	0	0	N.D. d	N.D. d
34)	Chlordane...	0.000	0.000	0	0	N.D. d	N.D. d
35)	Chlordane...	0.000	0.000	0	0	N.D. d	N.D. d
36)	Toxaphene...	0.000	0.000	0	0	N.D. d	N.D. d
37)	Toxaphene...	0.000	0.000	0	0	N.D. d	N.D. d
38)	Toxaphene...	0.000	0.000	0	0	N.D. d	N.D. d
39)	Toxaphene...	0.000	0.000	0	0	N.D. d	N.D. d
40)	Toxaphene...	0.000	0.000	0	0	N.D. d	N.D. d
41)	Toxaphene...	0.000	0.000	0	0	N.D. d	N.D. d
42)	Toxaphene...	0.000	0.000	0	0	N.D. d	N.D. d

(f)=RT Delta > 1/2 Window (#)=Amounts differ by > 40% (m)=manual int.

Quantitation Report (QT Reviewed)

Data Path : R:\data\2019-08\9H23034\
Data File : ECD5-08231913.D
Signal(s) : Signal #1: ECD1A.CH Signal #2: ECD2B.CH
Acq On : 23 Aug 2019 15:17
Operator : MJB
Sample : 9H23034-CAL6
Misc : A19H383, AB 50 ppb
ALS Vial : 9 (Sig #1); 0 (Sig #2) Sample Multiplier: 1

Integration File signal 1: PEST1.e
Integration File signal 2: PEST2.e
Quant Time: Aug 26 10:58:12 2019
Quant Method : R:\methods\ECD5_QUANTPEST_190823.M
Quant Title : Instrument: DualECD5
QLast Update : Wed Aug 07 17:49:44 2019
Response via : Initial Calibration
Integrator: ChemStation 6890 Scale Mode: Small noise peaks clipped

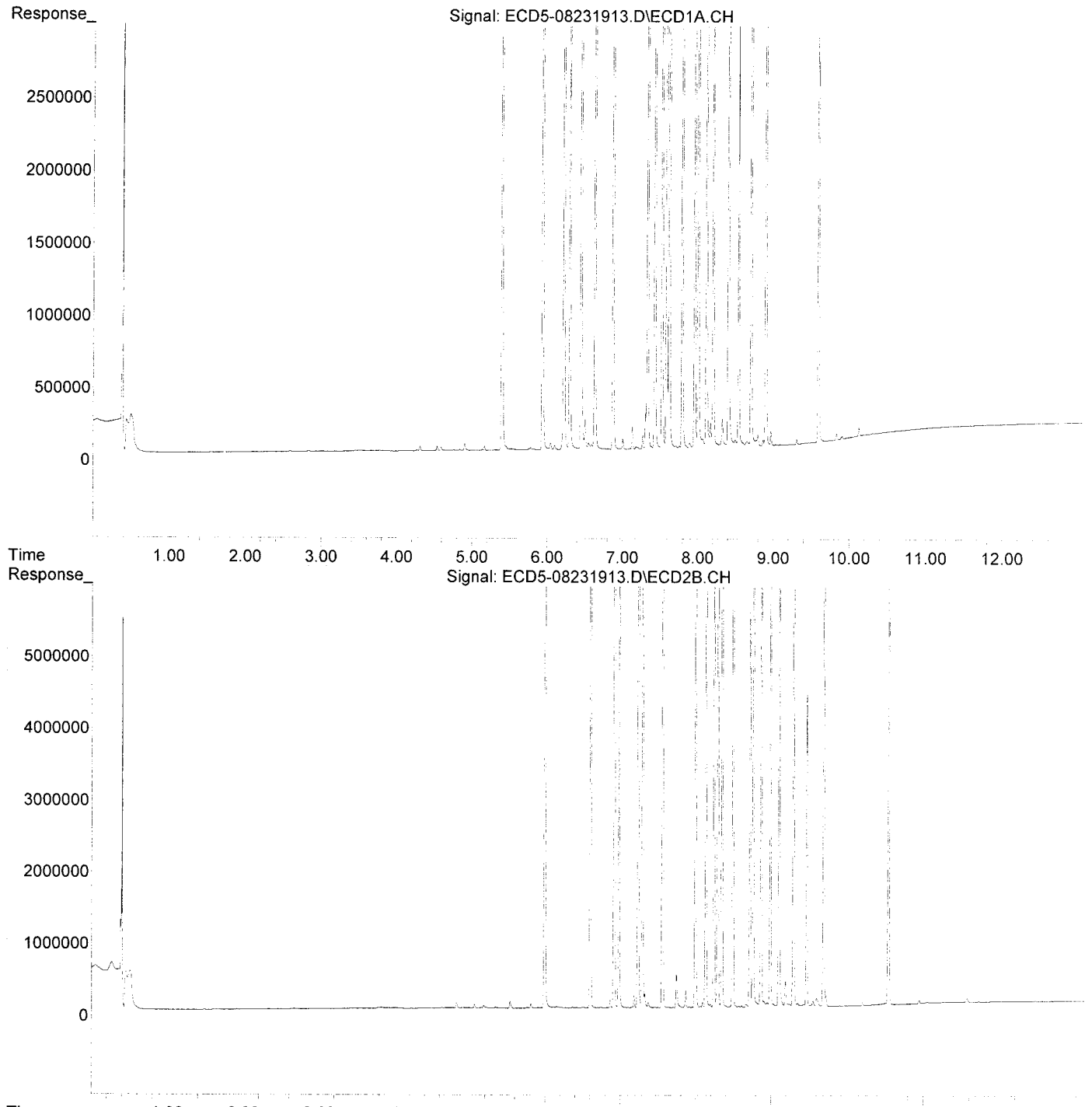

Quantitation Report (QT Reviewed)

Data Path : R:\data\2019-08\9H23034\
Data File : ECD5-08231914.D
Signal(s) : Signal #1: ECD1A.CH Signal #2: ECD2B.CH
Acq On : 23 Aug 2019 15:34
Operator : MJB
Sample : 9H23034-CAL7
Misc : A19H382, AB 100 ppb
ALS Vial : 10 (Sig #1); 0 (Sig #2) Sample Multiplier: 1

Integration File signal 1: PEST1.e
Integration File signal 2: PEST2.e
Quant Time: Aug 26 11:20:14 2019
Quant Method : R:\methods\ECD5_QUANTPEST_190823.M
Quant Title : Instrument: DualECD5
QLast Update : Mon Aug 26 10:58:24 2019
Response via : Initial Calibration
Integrator: ChemStation 6890 Scale Mode: Small noise peaks clipped

MJB 8/26/19

		Compound	RT#1	RT#2	Resp#1	Resp#2	ng/mL	ng/mL
		System Monitoring Compounds						
1)	S	TCMX (S)	5.395	5.989	15850922	29256334	146.444	130.224
22)	S	DCBP (S)	9.592	10.540	13405396	17784069	121.277	111.999
		Target Compounds						
2)		a-BHC	5.935	6.596	22363584	41699210	125.842	113.668
3)		g-BHC	6.218	6.914	19595093	36788994	130.394	122.224
4)		b-BHC	6.296	6.977	8355416	14625175	140.940	120.290
5)		Heptachlor	6.632	7.289	17551528	30277818	108.086	102.970
6)		d-BHC	6.446	7.232	19475580	35176633	144.149	120.302
7)		Aldrin	6.872	7.555	19108074	33906422	113.562	117.072
8)		Heptachlo...	7.331	7.991	17318444	30045511	110.195	113.798
9)		trans-Chl...	7.427	8.131	17732791	30742272	114.698	116.803
10)		cis-Chlor...	7.523	8.238	16742584	29042863	109.098	114.333
11)		Endosulfa...	7.619	8.288	16089996	27212707	108.133	114.469
12)		4,4'-DDE	7.582	8.344	18052552	32499603	128.779	123.812
13)		Dieldrin	7.791	8.488	18324422	31001958	110.659	114.403
14)		Endrin	7.957	8.715	13812708	23102413	103.080	102.828
15)		4,4'-DDD	8.003	8.758	15437146	26297484	135.694	133.933
16)		Endosulfa...	8.113	8.861	13543500	23016371	118.059	117.279
17)		4,4'-DDT	8.201	8.984	12176961	19789501	120.685	112.516
18)		Endrin Al...	8.403	9.098	12363806	20502737	119.767	119.596
19)		Endosulfa...	8.704	9.289	14366789	24477320	115.711	110.592
20)		Methoxychlor	8.539	9.463	5877329	9444987	128.396	114.860
21)		Endrin Ke...	8.898	9.687	16251943	26636559	118.383	114.357
23)		Hexachlor...	0.000	0.000	0	0	N.D. d	N.D. d
24)		Hexachlor...	0.000	0.000	0	0	N.D. d	N.D. d
25)		Oxychlordane	0.000	0.000	0	0	N.D. d	N.D. d
26)		2,4'-DDE	0.000	0.000	0	0	N.D. d	N.D. d
27)		trans-Non...	0.000	0.000	0	0	N.D. d	N.D. d
28)		2,4'-DDD	0.000	0.000	0	0	N.D. d	N.D. d
29)		2,4'-DDT	0.000	0.000	0	0	N.D. d	N.D. d
30)		cis-Nonac...	0.000	0.000	0	0	N.D. d	N.D. d
31)		Mirex	0.000	0.000	0	0	N.D. d	N.D. d
32)		Chlordane...	0.000	0.000	0	0	N.D. d	N.D. d
33)		Chlordane...	0.000	0.000	0	0	N.D. d	N.D. d
34)		Chlordane...	0.000	0.000	0	0	N.D. d	N.D. d
35)		Chlordane...	0.000	0.000	0	0	N.D. d	N.D. d
36)		Toxaphene...	0.000	0.000	0	0	N.D. d	N.D. d
37)		Toxaphene...	0.000	0.000	0	0	N.D. d	N.D. d
38)		Toxaphene...	0.000	0.000	0	0	N.D. d	N.D. d
39)		Toxaphene...	0.000	0.000	0	0	N.D. d	N.D. d
40)		Toxaphene...	0.000	0.000	0	0	N.D. d	N.D. d
41)		Toxaphene...	0.000	0.000	0	0	N.D. d	N.D. d
42)		Toxaphene...	0.000	0.000	0	0	N.D. d	N.D. d

(f)=RT Delta > 1/2 Window (#)=Amounts differ by > 40% (m)=manual int.

Quantitation Report (QT Reviewed)

Data Path : R:\data\2019-08\9H23034\
Data File : ECD5-08231914.D
Signal(s) : Signal #1: ECD1A.CH Signal #2: ECD2B.CH
Acq On : 23 Aug 2019 15:34
Operator : MJB
Sample : 9H23034-CAL7
Misc : A19H382, AB 100 ppb
ALS Vial : 10 (Sig #1); 0 (Sig #2) Sample Multiplier: 1

Integration File signal 1: PEST1.e
Integration File signal 2: PEST2.e
Quant Time: Aug 26 11:20:14 2019
Quant Method : R:\methods\ECD5_QUANTPEST_190823.M
Quant Title : Instrument: DualECD5
QLast Update : Mon Aug 26 10:58:24 2019
Response via : Initial Calibration
Integrator: ChemStation 6890 Scale Mode: Small noise peaks clipped

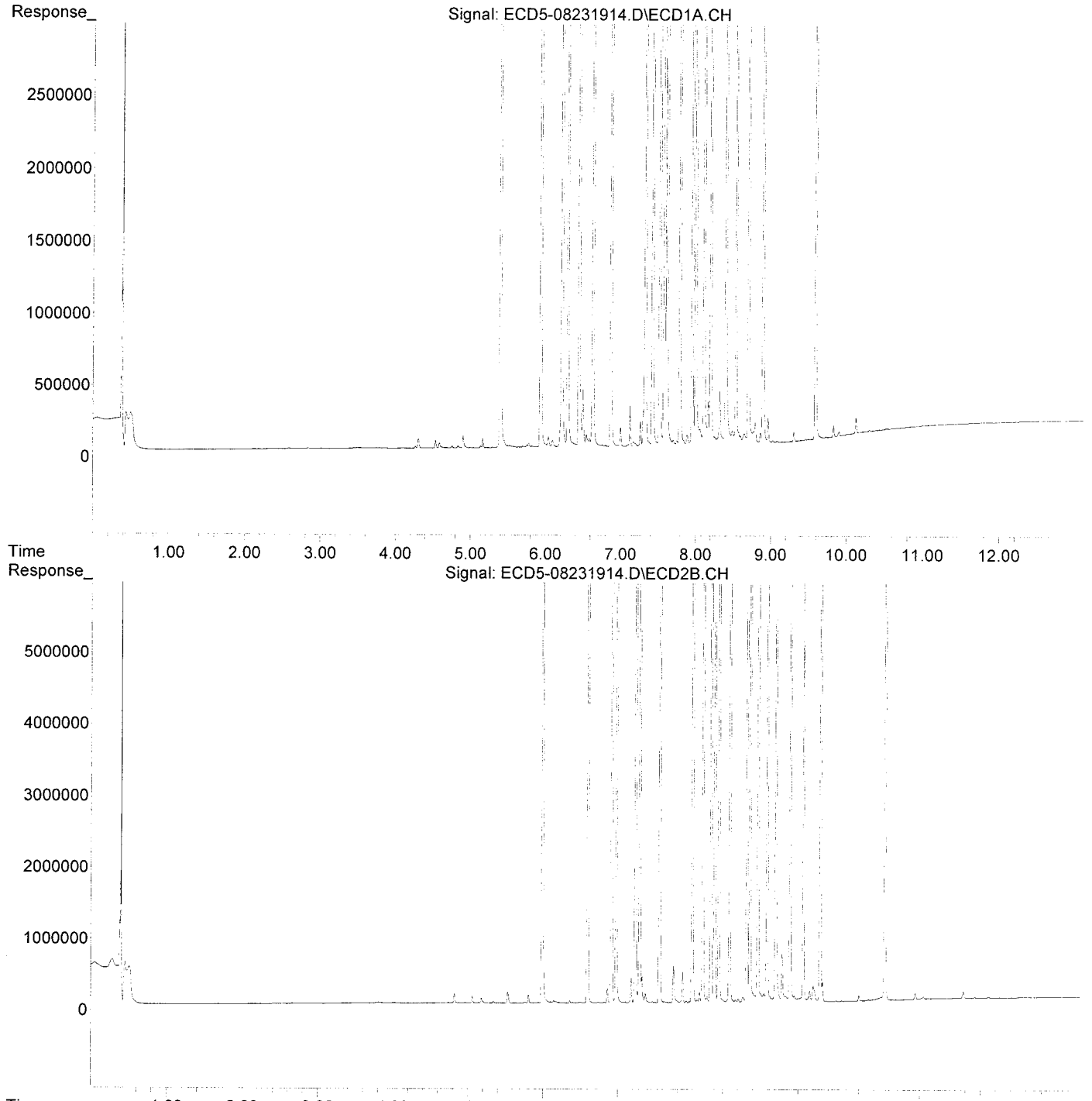

Quantitation Report (QT Reviewed)

Data Path : R:\data\2019-08\9H23034\
Data File : ECD5-08231915.D
Signal(s) : Signal #1: ECD1A.CH Signal #2: ECD2B.CH
Acq On : 23 Aug 2019 15:52
Operator : MJB
Sample : 9H23034-CAL8
Misc : A19E244, AB 200 ppb
ALS Vial : 11 (Sig #1); 0 (Sig #2) Sample Multiplier: 1

Integration File signal 1: PEST1.e
Integration File signal 2: PEST2.e
Quant Time: Aug 26 11:20:45 2019
Quant Method : R:\methods\ECD5_QUANTPEST_190823.M
Quant Title : Instrument: DualECD5
QLast Update : Mon Aug 26 10:58:24 2019
Response via : Initial Calibration
Integrator: ChemStation 6890 Scale Mode: Small noise peaks clipped

MJB 8/26/19

	Compound	RT#1	RT#2	Resp#1	Resp#2	ng/mL	ng/mL
	System Monitoring Compounds						
1) S	TCMX (S)	5.394	5.990	32842535	62584449	303.426	241.228
22) S	DCBP (S)	9.591	10.539	26975231	38097779	240.687	239.929
	Target Compounds						
2)	a-BHC	5.935	6.597	47202252	94376748	232.879	224.790
3)	g-BHC	6.218	6.914	41889726	80765680	278.753	268.327
4)	b-BHC	6.294	6.977	18238696	32553433	307.652	267.747
5)	Heptachlor	6.630	7.289	37785699	71283176	232.692	242.422
6)	d-BHC	6.445	7.232	41016592	80979751	263.399	237.546
7)	Aldrin	6.870	7.554	39838403	73228186	236.765	252.843
8)	Heptachlo...	7.330	7.991	36258170	65330070	230.706	247.439
9)	trans-Chl...	7.425	8.130	37621413	66447972	243.340	252.464
10)	cis-Chlor...	7.521	8.238	35207945	63977063	229.421	251.859
11)	Endosulfa...	7.618	8.288	33852593	61043507	227.507	256.777
12)	4,4'-DDE	7.581	8.344	38763081	69842351	244.719	234.608
13)	Dieldrin	7.791	8.489	39217772	70031781	236.831	258.430
14)	Endrin	7.955	8.715	31426311	52779585	239.075	204.455
15)	4,4'-DDD	8.002	8.758	32436804	59560270	251.258	303.340
16)	Endosulfa...	8.112	8.862	29471042	51834888	256.899	264.124
17)	4,4'-DDT	8.200	8.984	29075222	48203441	232.877	216.675
18)	Endrin Al...	8.402	9.098	26627672	45084544	257.940	262.986
19)	Endosulfa...	8.704	9.289	31126520	54592794	250.696	216.937
20)	Methoxychlor	8.537	9.463	14271143	23714100	255.612	227.264
21)	Endrin Ke...	8.898	9.688	35094718	60861376	255.639	227.431
23)	Hexachlor...	0.000	0.000	0	0	N.D. d	N.D. d
24)	Hexachlor...	0.000	0.000	0	0	N.D. d	N.D. d
25)	Oxychlordane	0.000	0.000	0	0	N.D. d	N.D. d
26)	2,4'-DDE	0.000	0.000	0	0	N.D. d	N.D. d
27)	trans-Non...	0.000	0.000	0	0	N.D. d	N.D. d
28)	2,4'-DDD	0.000	0.000	0	0	N.D. d	N.D. d
29)	2,4'-DDT	0.000	0.000	0	0	N.D. d	N.D. d
30)	cis-Nonac...	0.000	0.000	0	0	N.D. d	N.D. d
31)	Mirex	0.000	0.000	0	0	N.D. d	N.D. d
32)	Chlordane...	0.000	0.000	0	0	N.D. d	N.D. d
33)	Chlordane...	0.000	0.000	0	0	N.D. d	N.D. d
34)	Chlordane...	0.000	0.000	0	0	N.D. d	N.D. d
35)	Chlordane...	0.000	0.000	0	0	N.D. d	N.D. d
36)	Toxaphene...	0.000	0.000	0	0	N.D. d	N.D. d
37)	Toxaphene...	0.000	0.000	0	0	N.D. d	N.D. d
38)	Toxaphene...	0.000	0.000	0	0	N.D. d	N.D. d
39)	Toxaphene...	0.000	0.000	0	0	N.D. d	N.D. d
40)	Toxaphene...	0.000	0.000	0	0	N.D. d	N.D. d
41)	Toxaphene...	0.000	0.000	0	0	N.D. d	N.D. d
42)	Toxaphene...	0.000	0.000	0	0	N.D. d	N.D. d

(f)=RT Delta > 1/2 Window (#)=Amounts differ by > 40% (m)=manual int.

Quantitation Report (QT Reviewed)

Data Path : R:\data\2019-08\9H23034\
Data File : ECD5-08231915.D
Signal(s) : Signal #1: ECD1A.CH Signal #2: ECD2B.CH
Acq On : 23 Aug 2019 15:52
Operator : MJB
Sample : 9H23034-CAL8
Misc : A19E244, AB 200 ppb
ALS Vial : 11 (Sig #1); 0 (Sig #2) Sample Multiplier: 1

Integration File signal 1: PEST1.e
Integration File signal 2: PEST2.e
Quant Time: Aug 26 11:20:45 2019
Quant Method : R:\methods\ECD5_QUANTPEST_190823.M
Quant Title : Instrument: DualECD5
QLast Update : Mon Aug 26 10:58:24 2019
Response via : Initial Calibration
Integrator: ChemStation 6890 Scale Mode: Small noise peaks clipped

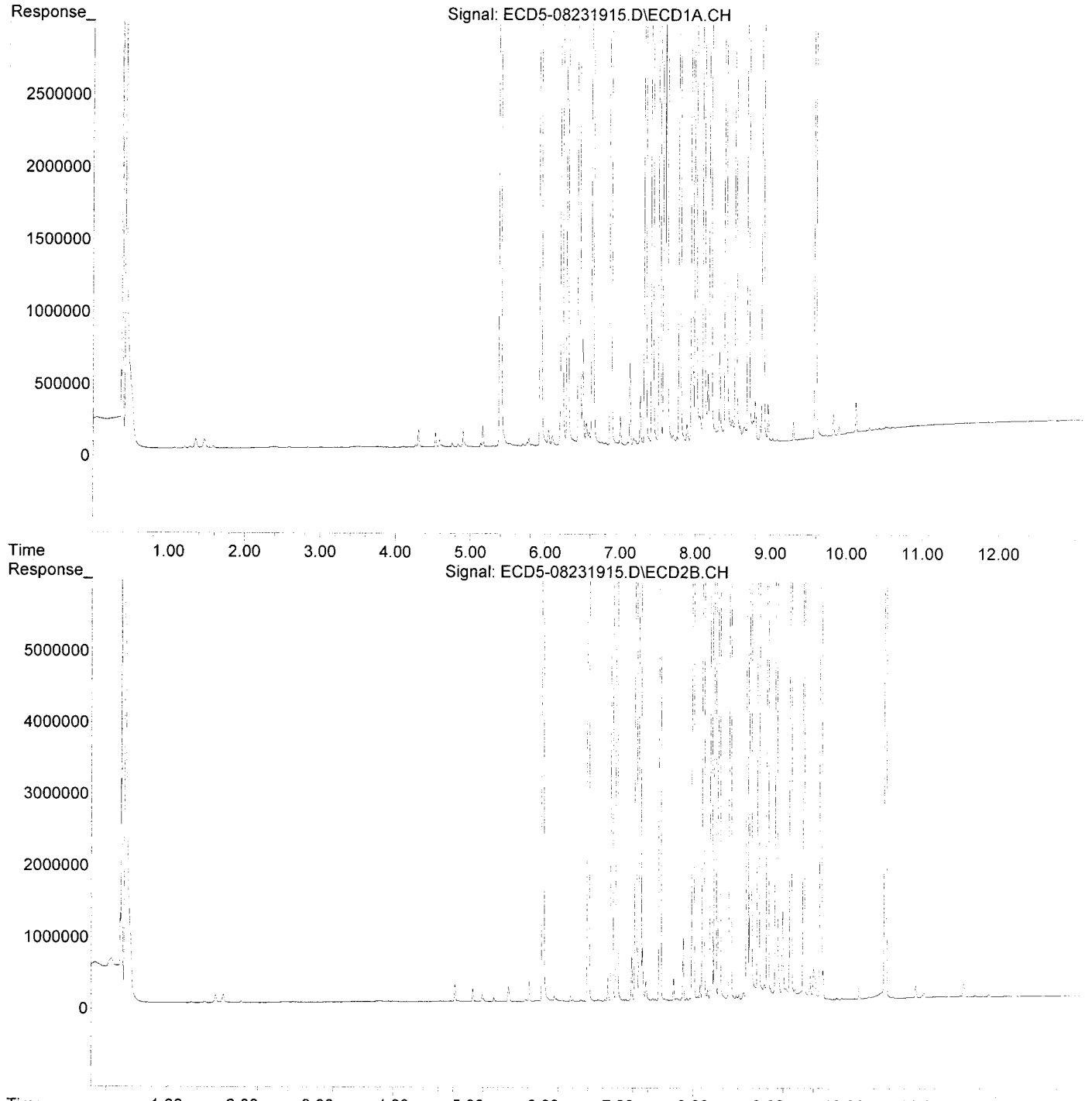

Quantitation Report (QT Reviewed)

Data Path : R:\data\2019-08\9H23034\
Data File : ECD5-08231918.D
Signal(s) : Signal #1: ECD1A.CH Signal #2: ECD2B.CH
Acq On : 23 Aug 2019 16:44
Operator : MJB
Sample : 9H23034-CAL9
Misc : A19E272, 9-42 1 ppb
ALS Vial : 13 (Sig #1); 0 (Sig #2) Sample Multiplier: 1

Integration File signal 1: PEST1.e
Integration File signal 2: PEST2.e
Quant Time: Aug 26 11:23:34 2019
Quant Method : R:\methods\ECD5_QUANTPEST_190823.M
Quant Title : Instrument: DualECD5
QLast Update : Mon Aug 26 11:22:42 2019
Response via : Initial Calibration
Integrator: ChemStation 6890 Scale Mode: Small noise peaks clipped

MJB 8/26/19

	Compound	RT#1	RT#2	Resp#1	Resp#2	ng/mL	ng/mL
	System Monitoring Compounds						
1) S	TCMX (S)	0.000	0.000	0	0	N.D. d	N.D. d
22) S	DCBP (S)	0.000	0.000	0	0	N.D. d	N.D. d
	Target Compounds						
2)	a-BHC	0.000	0.000	0	0	N.D. d	N.D. d
3)	g-BHC	0.000	0.000	0	0	N.D. d	N.D. d
4)	b-BHC	0.000	0.000	0	0	N.D. d	N.D. d
5)	Heptachlor	0.000	0.000	0	0	N.D. d	N.D. d
6)	d-BHC	0.000	0.000	0	0	N.D. d	N.D. d
7)	Aldrin	0.000	0.000	0	0	N.D. d	N.D. d
8)	Heptachlo...	0.000	0.000	0	0	N.D. d	N.D. d
9)	trans-Chl...	0.000	0.000	0	0	N.D. d	N.D. d
10)	cis-Chlor...	0.000	0.000	0	0	N.D. d	N.D. d
11)	Endosulfa...	0.000	0.000	0	0	N.D. d	N.D. d
12)	4,4'-DDE	0.000	0.000	0	0	N.D. d	N.D. d
13)	Dieldrin	0.000	0.000	0	0	N.D. d	N.D. d
14)	Endrin	0.000	0.000	0	0	N.D. d	N.D. d
15)	4,4'-DDD	0.000	0.000	0	0	N.D. d	N.D. d
16)	Endosulfa...	0.000	0.000	0	0	N.D. d	N.D. d
17)	4,4'-DDT	0.000	0.000	0	0	N.D. d	N.D. d
18)	Endrin Al...	0.000	0.000	0	0	N.D. d	N.D. d
19)	Endosulfa...	0.000	0.000	0	0	N.D. d	N.D. d
20)	Methoxychlor	0.000	0.000	0	0	N.D. d	N.D. d
21)	Endrin Ke...	0.000	0.000	0	0	N.D. d	N.D. d
23)	Hexachlor...	3.198	3.687	198207	383198	1.330	1.219
24)	Hexachlor...	5.775	6.453	194679	328025	1.585	1.463
25)	Oxychlordane	7.263	7.922	176844	279143	1.364	1.326
26)	2,4'-DDE	7.335	8.123	137947	219164	1.468	1.405
27)	trans-Non...	7.518	8.195	236836	306202	1.652	1.333
28)	2,4'-DDD	7.707	8.495	120240	192040	1.439	1.409
29)	2,4'-DDT	7.890	8.719	107110	173338	1.500	1.372
30)	cis-Nonac...	7.987	8.759	219220	332745	1.362	1.310
31)	Mirex	8.655	9.680	147356	209783	1.505	1.458
32)	Chlordane...	0.000	0.000	0	0	N.D. d	N.D. d
33)	Chlordane...	0.000	0.000	0	0	N.D. d	N.D. d
34)	Chlordane...	0.000	0.000	0	0	N.D. d	N.D. d
35)	Chlordane...	0.000	0.000	0	0	N.D. d	N.D. d
36)	Toxaphene...	0.000	0.000	0	0	N.D. d	N.D. d
37)	Toxaphene...	0.000	0.000	0	0	N.D. d	N.D. d
38)	Toxaphene...	0.000	0.000	0	0	N.D. d	N.D. d
39)	Toxaphene...	0.000	0.000	0	0	N.D. d	N.D. d
40)	Toxaphene...	0.000	0.000	0	0	N.D. d	N.D. d
41)	Toxaphene...	0.000	0.000	0	0	N.D. d	N.D. d
42)	Toxaphene...	0.000	0.000	0	0	N.D. d	N.D. d

(f)=RT Delta > 1/2 Window (#)=Amounts differ by > 40% (m)=manual int.

Quantitation Report (QT Reviewed)

Data Path : R:\data\2019-08\9H23034\
Data File : ECD5-08231918.D
Signal(s) : Signal #1: ECD1A.CH Signal #2: ECD2B.CH
Acq On : 23 Aug 2019 16:44
Operator : MJB
Sample : 9H23034-CAL9
Misc : A19E272, 9-42 1 ppb
ALS Vial : 13 (Sig #1); 0 (Sig #2) Sample Multiplier: 1

Integration File signal 1: PEST1.e
Integration File signal 2: PEST2.e
Quant Time: Aug 26 11:23:34 2019
Quant Method : R:\methods\ECD5_QUANTPEST_190823.M
Quant Title : Instrument: DualECD5
QLast Update : Mon Aug 26 11:22:42 2019
Response via : Initial Calibration
Integrator: ChemStation 6890 Scale Mode: Small noise peaks clipped

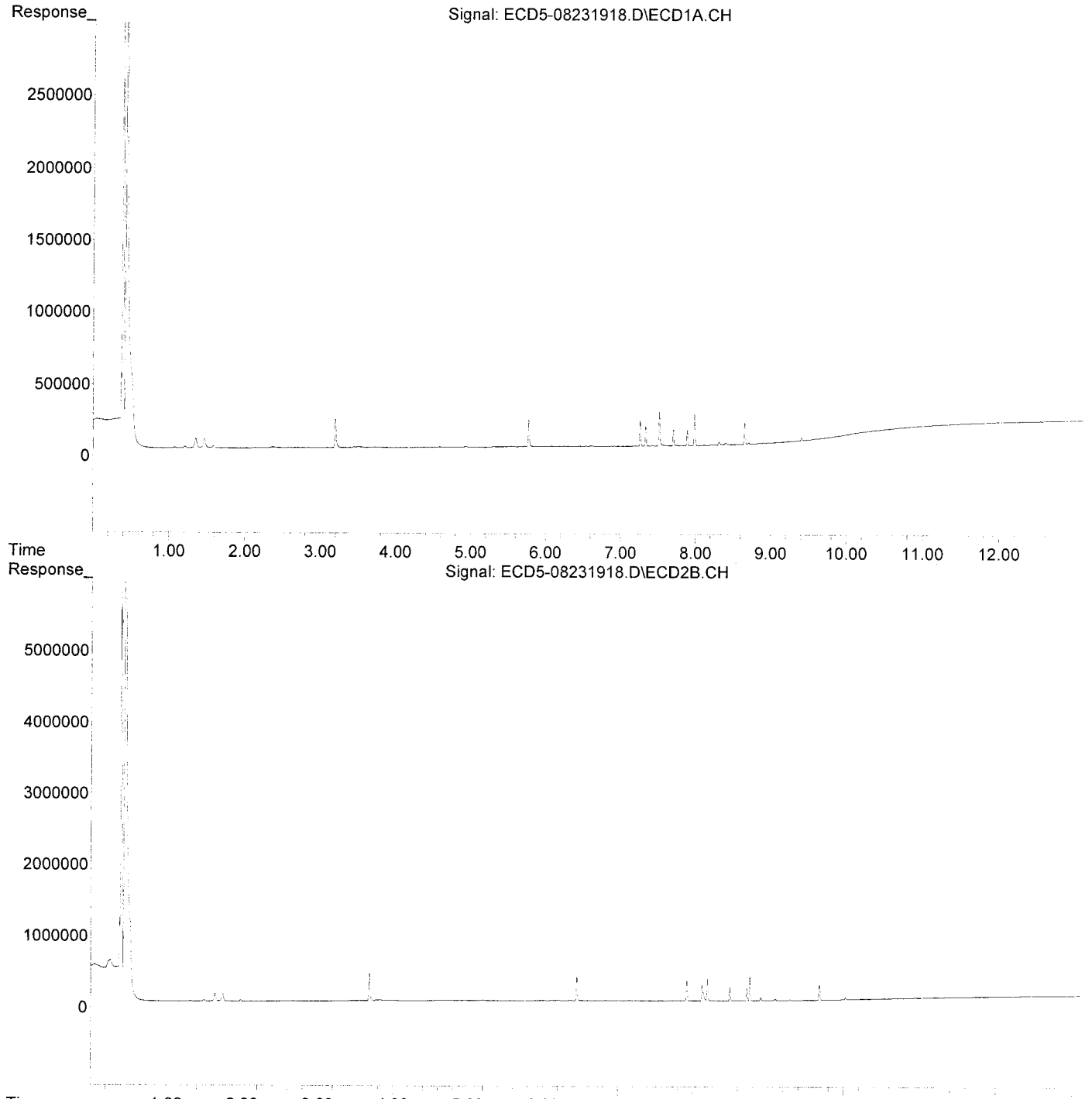

Quantitation Report (QT Reviewed)

Data Path : R:\data\2019-08\9H23034\
Data File : ECD5-08231919.D
Signal(s) : Signal #1: ECD1A.CH Signal #2: ECD2B.CH
Acq On : 23 Aug 2019 17:01
Operator : MJB
Sample : 9H23034-CALA
Misc : A19E273, 9-42 2 ppb
ALS Vial : 14 (Sig #1); 0 (Sig #2) Sample Multiplier: 1

Integration File signal 1: PEST1.e
Integration File signal 2: PEST2.e
Quant Time: Aug 26 11:24:10 2019
Quant Method : R:\methods\ECD5_QUANTPEST_190823.M
Quant Title : Instrument: DualECD5
QLast Update : Mon Aug 26 11:22:42 2019
Response via : Initial Calibration
Integrator: ChemStation 6890 Scale Mode: Small noise peaks clipped

MJB 8/26/19

	Compound	RT#1	RT#2	Resp#1	Resp#2	ng/mL	ng/mL
	System Monitoring Compounds						
1) S	TCMX (S)	0.000	0.000	0	0	N.D. d	N.D. d
22) S	DCBP (S)	0.000	0.000	0	0	N.D. d	N.D. d
	Target Compounds						
2)	a-BHC	0.000	0.000	0	0	N.D. d	N.D. d
3)	g-BHC	0.000	0.000	0	0	N.D. d	N.D. d
4)	b-BHC	0.000	0.000	0	0	N.D. d	N.D. d
5)	Heptachlor	0.000	0.000	0	0	N.D. d	N.D. d
6)	d-BHC	0.000	0.000	0	0	N.D. d	N.D. d
7)	Aldrin	0.000	0.000	0	0	N.D. d	N.D. d
8)	Heptachlo...	0.000	0.000	0	0	N.D. d	N.D. d
9)	trans-Chl...	0.000	0.000	0	0	N.D. d	N.D. d
10)	cis-Chlor...	0.000	0.000	0	0	N.D. d	N.D. d
11)	Endosulfa...	0.000	0.000	0	0	N.D. d	N.D. d
12)	4,4'-DDE	0.000	0.000	0	0	N.D. d	N.D. d
13)	Dieldrin	0.000	0.000	0	0	N.D. d	N.D. d
14)	Endrin	0.000	0.000	0	0	N.D. d	N.D. d
15)	4,4'-DDD	0.000	0.000	0	0	N.D. d	N.D. d
16)	Endosulfa...	0.000	0.000	0	0	N.D. d	N.D. d
17)	4,4'-DDT	0.000	0.000	0	0	N.D. d	N.D. d
18)	Endrin Al...	0.000	0.000	0	0	N.D. d	N.D. d
19)	Endosulfa...	0.000	0.000	0	0	N.D. d	N.D. d
20)	Methoxychlor	0.000	0.000	0	0	N.D. d	N.D. d
21)	Endrin Ke...	0.000	0.000	0	0	N.D. d	N.D. d
23)	Hexachlor...	3.198	3.687	375794	754548	2.521	2.400
24)	Hexachlor...	5.775	6.453	362082	632830	2.948	2.823
25)	Oxychlordane	7.262	7.921	339370	541023	2.617	2.571
26)	2,4'-DDE	7.334	8.123	265212	411812	2.822	2.639
27)	trans-Non...	7.518	8.194	415126	587765	2.896	2.559
28)	2,4'-DDD	7.707	8.495	233089	373596	2.789	2.741
29)	2,4'-DDT	7.889	8.718	204209	332170	2.725	2.614
30)	cis-Nonac...	7.986	8.758	423442	624783	2.632	2.460
31)	Mirex	8.655	9.680	266770	388199	2.725	2.697
32)	Chlordane...	0.000	0.000	0	0	N.D. d	N.D. d
33)	Chlordane...	0.000	0.000	0	0	N.D. d	N.D. d
34)	Chlordane...	0.000	0.000	0	0	N.D. d	N.D. d
35)	Chlordane...	0.000	0.000	0	0	N.D. d	N.D. d
36)	Toxaphene...	0.000	0.000	0	0	N.D. d	N.D. d
37)	Toxaphene...	0.000	0.000	0	0	N.D. d	N.D. d
38)	Toxaphene...	0.000	0.000	0	0	N.D. d	N.D. d
39)	Toxaphene...	0.000	0.000	0	0	N.D. d	N.D. d
40)	Toxaphene...	0.000	0.000	0	0	N.D. d	N.D. d
41)	Toxaphene...	0.000	0.000	0	0	N.D. d	N.D. d
42)	Toxaphene...	0.000	0.000	0	0	N.D. d	N.D. d

(f)=RT Delta > 1/2 Window (#)=Amounts differ by > 40% (m)=manual int.

Quantitation Report (QT Reviewed)

Data Path : R:\data\2019-08\9H23034\
Data File : ECD5-08231919.D
Signal(s) : Signal #1: ECD1A.CH Signal #2: ECD2B.CH
Acq On : 23 Aug 2019 17:01
Operator : MJB
Sample : 9H23034-CALA
Misc : A19E273, 9-42 2 ppb
ALS Vial : 14 (Sig #1); 0 (Sig #2) Sample Multiplier: 1

Integration File signal 1: PEST1.e
Integration File signal 2: PEST2.e
Quant Time: Aug 26 11:24:10 2019
Quant Method : R:\methods\ECD5_QUANTPEST_190823.M
Quant Title : Instrument: DualECD5
QLast Update : Mon Aug 26 11:22:42 2019
Response via : Initial Calibration
Integrator: ChemStation 6890 Scale Mode: Small noise peaks clipped

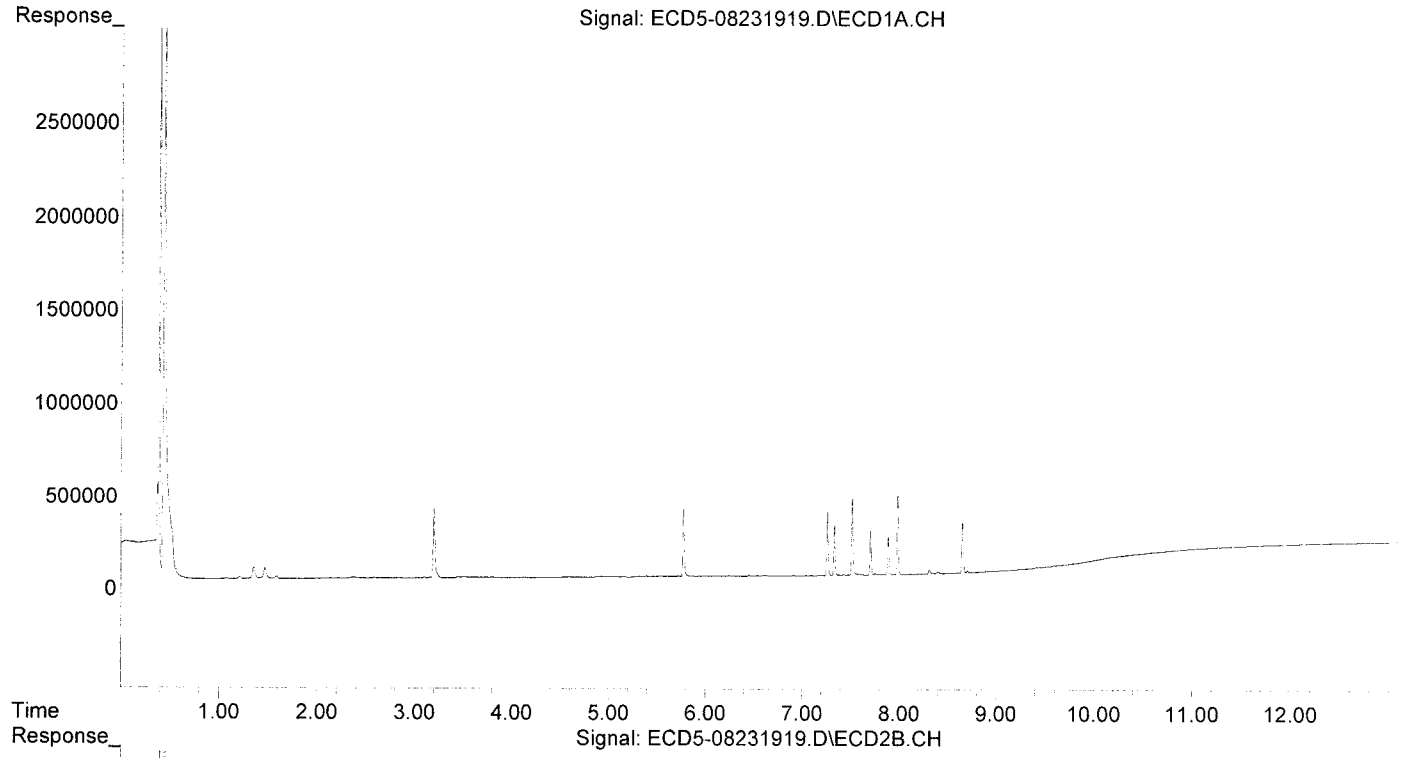

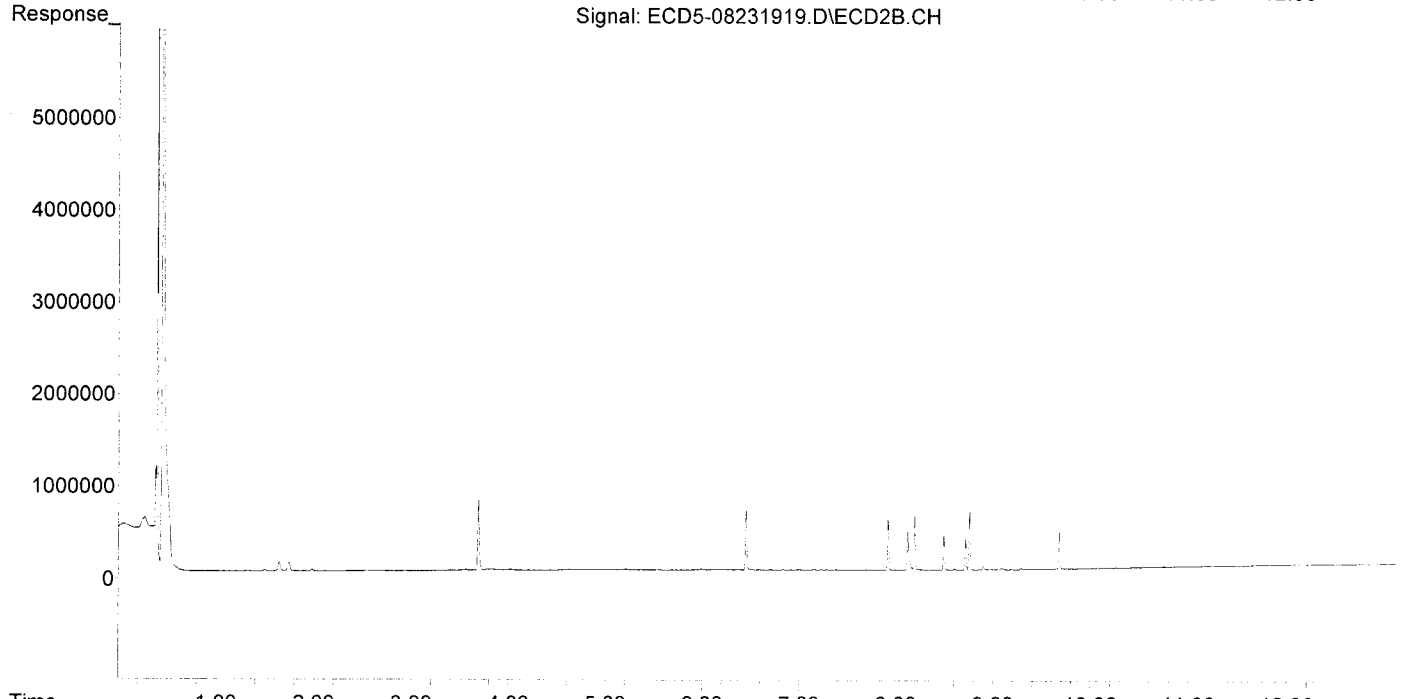

Quantitation Report (QT Reviewed)

Data Path : R:\data\2019-08\9H23034\
Data File : ECD5-08231920.D
Signal(s) : Signal #1: ECD1A.CH Signal #2: ECD2B.CH
Acq On : 23 Aug 2019 17:18
Operator : MJB
Sample : 9H23034-CALB
Misc : A19E274, 9-42 5 ppb
ALS Vial : 15 (Sig #1); 0 (Sig #2) Sample Multiplier: 1

Integration File signal 1: PEST1.e
Integration File signal 2: PEST2.e
Quant Time: Aug 26 11:24:43 2019
Quant Method : R:\methods\ECD5_QUANTPEST_190823.M
Quant Title : Instrument: DualECD5
QLast Update : Mon Aug 26 11:22:42 2019
Response via : Initial Calibration
Integrator: ChemStation 6890 Scale Mode: Small noise peaks clipped

MJB 8/26/19

	Compound	RT#1	RT#2	Resp#1	Resp#2	ng/mL	ng/mL
	System Monitoring Compounds						
1) S	TCMX (S)	0.000	0.000	0	0	N.D. d	N.D. d
22) S	DCBP (S)	0.000	0.000	0	0	N.D. d	N.D. d
	Target Compounds						
2)	a-BHC	0.000	0.000	0	0	N.D. d	N.D. d
3)	g-BHC	0.000	0.000	0	0	N.D. d	N.D. d
4)	b-BHC	0.000	0.000	0	0	N.D. d	N.D. d
5)	Heptachlor	0.000	0.000	0	0	N.D. d	N.D. d
6)	d-BHC	0.000	0.000	0	0	N.D. d	N.D. d
7)	Aldrin	0.000	0.000	0	0	N.D. d	N.D. d
8)	Heptachlo...	0.000	0.000	0	0	N.D. d	N.D. d
9)	trans-Chl...	0.000	0.000	0	0	N.D. d	N.D. d
10)	cis-Chlor...	0.000	0.000	0	0	N.D. d	N.D. d
11)	Endosulfa...	0.000	0.000	0	0	N.D. d	N.D. d
12)	4,4'-DDE	0.000	0.000	0	0	N.D. d	N.D. d
13)	Dieldrin	0.000	0.000	0	0	N.D. d	N.D. d
14)	Endrin	0.000	0.000	0	0	N.D. d	N.D. d
15)	4,4'-DDD	0.000	0.000	0	0	N.D. d	N.D. d
16)	Endosulfa...	0.000	0.000	0	0	N.D. d	N.D. d
17)	4,4'-DDT	0.000	0.000	0	0	N.D. d	N.D. d
18)	Endrin Al...	0.000	0.000	0	0	N.D. d	N.D. d
19)	Endosulfa...	0.000	0.000	0	0	N.D. d	N.D. d
20)	Methoxychlor	0.000	0.000	0	0	N.D. d	N.D. d
21)	Endrin Ke...	0.000	0.000	0	0	N.D. d	N.D. d
23)	Hexachlor...	3.198	3.687	959211	1877484	6.435	5.971
24)	Hexachlor...	5.775	6.453	853793	1485583	6.951	6.626
25)	Oxychlordane	7.262	7.921	819748	1325543	6.321	6.298
26)	2,4'-DDE	7.334	8.123	633168	1029687	6.738	6.600
27)	trans-Non...	7.518	8.194	933222	1467723	6.510	6.390
28)	2,4'-DDD	7.705	8.495	560942	898697	6.711	6.593
29)	2,4'-DDT	7.889	8.719	536967	873074	6.892	6.802
30)	cis-Nonac...	7.986	8.759	1025899	1587243	6.376	6.249
31)	Mirex	8.654	9.679	628618	895523	6.422	6.222
32)	Chlordane...	0.000	0.000	0	0	N.D. d	N.D. d
33)	Chlordane...	0.000	0.000	0	0	N.D. d	N.D. d
34)	Chlordane...	0.000	0.000	0	0	N.D. d	N.D. d
35)	Chlordane...	0.000	0.000	0	0	N.D. d	N.D. d
36)	Toxaphene...	0.000	0.000	0	0	N.D. d	N.D. d
37)	Toxaphene...	0.000	0.000	0	0	N.D. d	N.D. d
38)	Toxaphene...	0.000	0.000	0	0	N.D. d	N.D. d
39)	Toxaphene...	0.000	0.000	0	0	N.D. d	N.D. d
40)	Toxaphene...	0.000	0.000	0	0	N.D. d	N.D. d
41)	Toxaphene...	0.000	0.000	0	0	N.D. d	N.D. d
42)	Toxaphene...	0.000	0.000	0	0	N.D. d	N.D. d

(f)=RT Delta > 1/2 Window (#)=Amounts differ by > 40% (m)=manual int.

Quantitation Report (QT Reviewed)

Data Path : R:\data\2019-08\9H23034\
Data File : ECD5-08231920.D
Signal(s) : Signal #1: ECD1A.CH Signal #2: ECD2B.CH
Acq On : 23 Aug 2019 17:18
Operator : MJB
Sample : 9H23034-CALB
Misc : A19E274, 9-42 5 ppb
ALS Vial : 15 (Sig #1); 0 (Sig #2) Sample Multiplier: 1

Integration File signal 1: PEST1.e
Integration File signal 2: PEST2.e
Quant Time: Aug 26 11:24:43 2019
Quant Method : R:\methods\ECD5_QUANTPEST_190823.M
Quant Title : Instrument: DualECD5
QLast Update : Mon Aug 26 11:22:42 2019
Response via : Initial Calibration
Integrator: ChemStation 6890 Scale Mode: Small noise peaks clipped

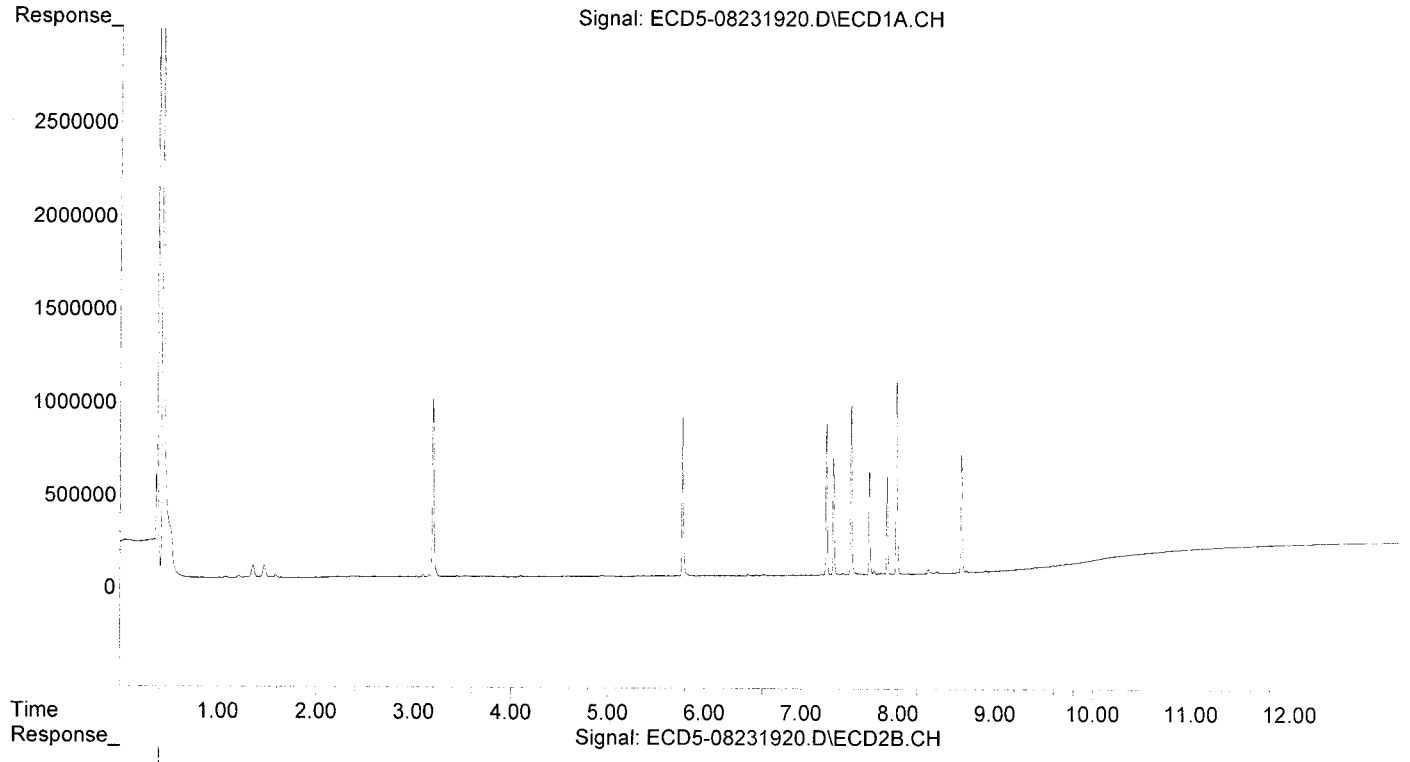

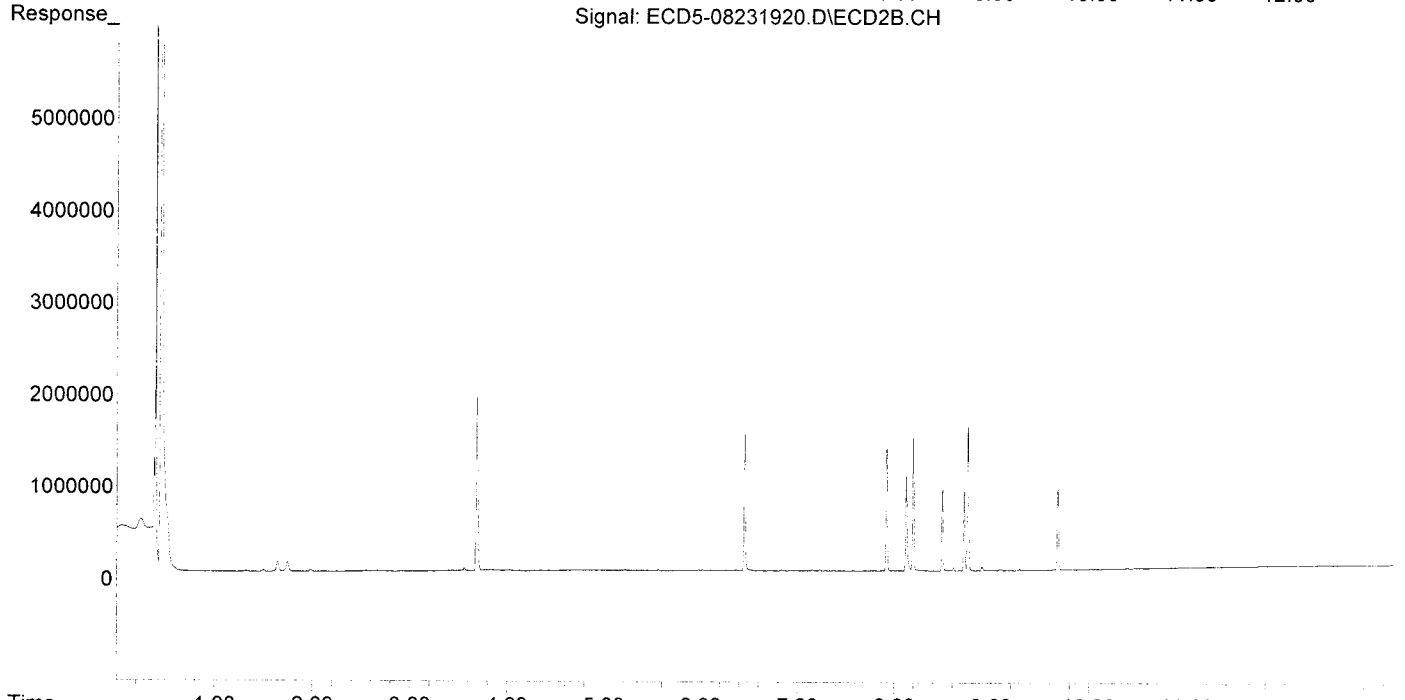

Quantitation Report (QT Reviewed)

Data Path : R:\data\2019-08\9H23034\
Data File : ECD5-08231921.D
Signal(s) : Signal #1: ECD1A.CH Signal #2: ECD2B.CH
Acq On : 23 Aug 2019 17:35
Operator : MJB
Sample : 9H23034-CALC
Misc : A19E275, 9-42 10 ppb
ALS Vial : 16 (Sig #1); 0 (Sig #2) Sample Multiplier: 1

Integration File signal 1: PEST1.e
Integration File signal 2: PEST2.e
Quant Time: Aug 26 11:25:17 2019
Quant Method : R:\methods\ECD5_QUANTPEST_190823.M
Quant Title : Instrument: DualECD5
QLast Update : Mon Aug 26 11:22:42 2019
Response via : Initial Calibration
Integrator: ChemStation 6890 Scale Mode: Small noise peaks clipped

MJB 8/26/19

	Compound	RT#1	RT#2	Resp#1	Resp#2	ng/mL	ng/mL
	System Monitoring Compounds						
1) S	TCMX (S)	0.000	0.000	0	0	N.D. d	N.D. d
22) S	DCBP (S)	0.000	0.000	0	0	N.D. d	N.D. d
	Target Compounds						
2)	a-BHC	0.000	0.000	0	0	N.D. d	N.D. d
3)	g-BHC	0.000	0.000	0	0	N.D. d	N.D. d
4)	b-BHC	0.000	0.000	0	0	N.D. d	N.D. d
5)	Heptachlor	0.000	0.000	0	0	N.D. d	N.D. d
6)	d-BHC	0.000	0.000	0	0	N.D. d	N.D. d
7)	Aldrin	0.000	0.000	0	0	N.D. d	N.D. d
8)	Heptachlo...	0.000	0.000	0	0	N.D. d	N.D. d
9)	trans-Chl...	0.000	0.000	0	0	N.D. d	N.D. d
10)	cis-Chlor...	0.000	0.000	0	0	N.D. d	N.D. d
11)	Endosulfa...	0.000	0.000	0	0	N.D. d	N.D. d
12)	4,4'-DDE	0.000	0.000	0	0	N.D. d	N.D. d
13)	Dieldrin	0.000	0.000	0	0	N.D. d	N.D. d
14)	Endrin	0.000	0.000	0	0	N.D. d	N.D. d
15)	4,4'-DDD	0.000	0.000	0	0	N.D. d	N.D. d
16)	Endosulfa...	0.000	0.000	0	0	N.D. d	N.D. d
17)	4,4'-DDT	0.000	0.000	0	0	N.D. d	N.D. d
18)	Endrin Al...	0.000	0.000	0	0	N.D. d	N.D. d
19)	Endosulfa...	0.000	0.000	0	0	N.D. d	N.D. d
20)	Methoxychlor	0.000	0.000	0	0	N.D. d	N.D. d
21)	Endrin Ke...	0.000	0.000	0	0	N.D. d	N.D. d
23)	Hexachlor...	3.198	3.687	1838187	3701532	12.333	11.773
24)	Hexachlor...	5.774	6.453	1711884	2936294	13.936	13.097
25)	Oxychlordane	7.261	7.921	1591613	2538903	12.272	12.063
26)	2,4'-DDE	7.333	8.122	1245265	2018331	13.252	12.936
27)	trans-Non...	7.516	8.194	1817552	2844404	12.679	12.384
28)	2,4'-DDD	7.705	8.495	1103587	1778790	13.203	13.050
29)	2,4'-DDT	7.888	8.719	1051565	1702568	13.249	13.099
30)	cis-Nonac...	7.986	8.759	2032010	3148054	12.629	12.394
31)	Mirex	8.654	9.679	1196365	1722960	12.222	11.971
32)	Chlordane...	0.000	0.000	0	0	N.D. d	N.D. d
33)	Chlordane...	0.000	0.000	0	0	N.D. d	N.D. d
34)	Chlordane...	0.000	0.000	0	0	N.D. d	N.D. d
35)	Chlordane...	0.000	0.000	0	0	N.D. d	N.D. d
36)	Toxaphene...	0.000	0.000	0	0	N.D. d	N.D. d
37)	Toxaphene...	0.000	0.000	0	0	N.D. d	N.D. d
38)	Toxaphene...	0.000	0.000	0	0	N.D. d	N.D. d
39)	Toxaphene...	0.000	0.000	0	0	N.D. d	N.D. d
40)	Toxaphene...	0.000	0.000	0	0	N.D. d	N.D. d
41)	Toxaphene...	0.000	0.000	0	0	N.D. d	N.D. d
42)	Toxaphene...	0.000	0.000	0	0	N.D. d	N.D. d

(f)=RT Delta > 1/2 Window (#)=Amounts differ by > 40% (m)=manual int.

Quantitation Report (QT Reviewed)

Data Path : R:\data\2019-08\9H23034\
Data File : ECD5-08231921.D
Signal(s) : Signal #1: ECD1A.CH Signal #2: ECD2B.CH
Acq On : 23 Aug 2019 17:35
Operator : MJB
Sample : 9H23034-CALC
Misc : A19E275, 9-42 10 ppb
ALS Vial : 16 (Sig #1); 0 (Sig #2) Sample Multiplier: 1

Integration File signal 1: PEST1.e
Integration File signal 2: PEST2.e
Quant Time: Aug 26 11:25:17 2019
Quant Method : R:\methods\ECD5_QUANTPEST_190823.M
Quant Title : Instrument: DualECD5
QLast Update : Mon Aug 26 11:22:42 2019
Response via : Initial Calibration
Integrator: ChemStation 6890 Scale Mode: Small noise peaks clipped

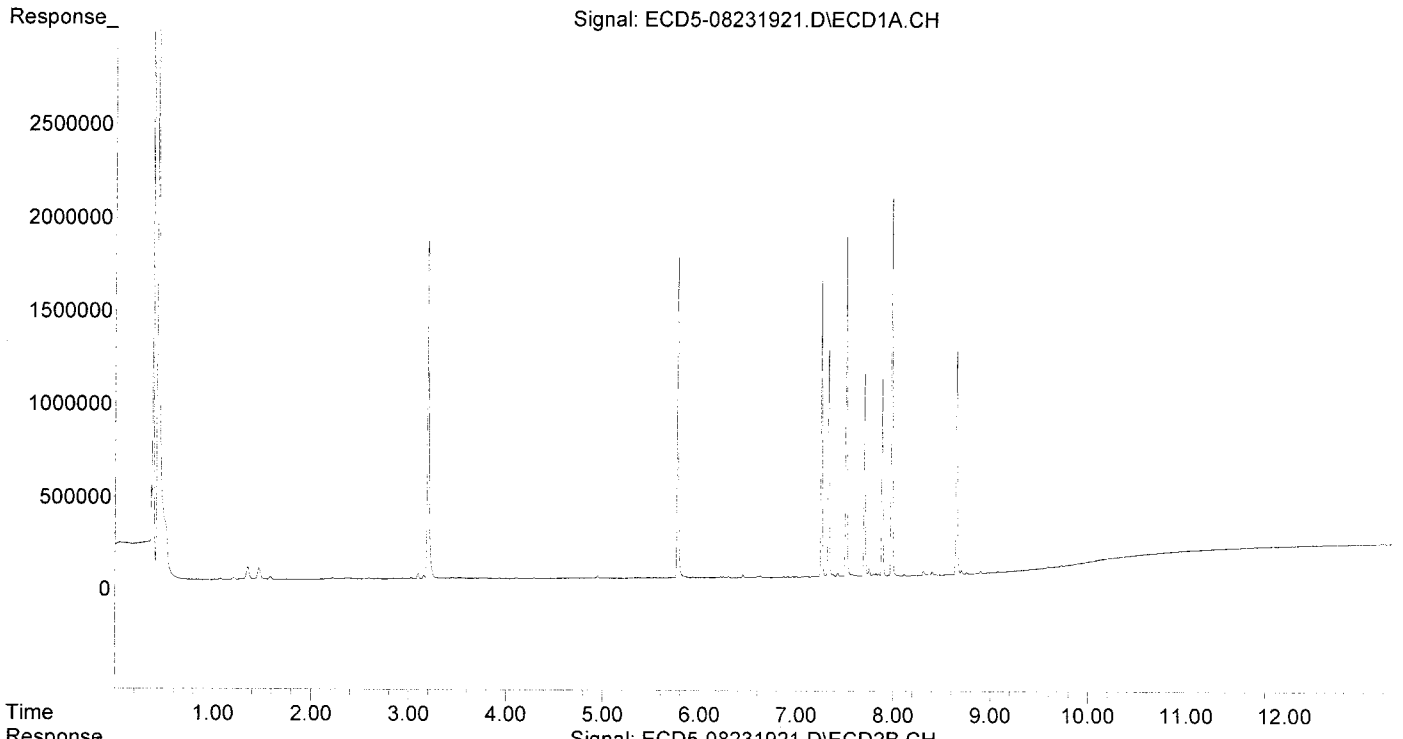

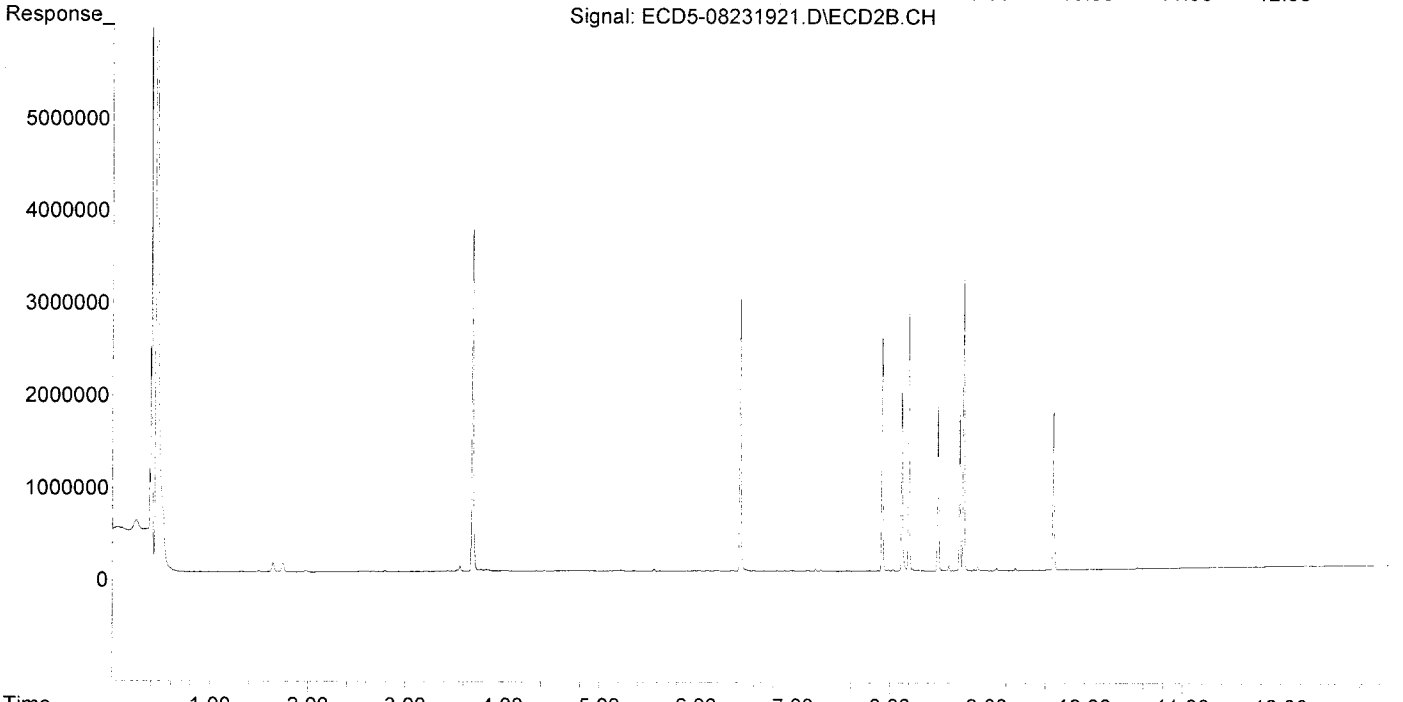

Quantitation Report (QT Reviewed)

Data Path : R:\data\2019-08\9H23034\
Data File : ECD5-08231922.D
Signal(s) : Signal #1: ECD1A.CH Signal #2: ECD2B.CH
Acq On : 23 Aug 2019 17:53
Operator : MJB
Sample : 9H23034-CALD
Misc : A19E276, 9-42 25 ppb
ALS Vial : 17 (Sig #1); 0 (Sig #2) Sample Multiplier: 1

Integration File signal 1: PEST1.e
Integration File signal 2: PEST2.e
Quant Time: Aug 26 11:25:49 2019
Quant Method : R:\methods\ECD5_QUANTPEST_190823.M
Quant Title : Instrument: DualECD5
QLast Update : Mon Aug 26 11:22:42 2019
Response via : Initial Calibration
Integrator: ChemStation 6890 Scale Mode: Small noise peaks clipped

MJB 8/26/19

	Compound	RT#1	RT#2	Resp#1	Resp#2	ng/mL	ng/mL
	System Monitoring Compounds						
1) S	TCMX (S)	0.000	0.000	0	0	N.D. d	N.D. d
22) S	DCBP (S)	0.000	0.000	0	0	N.D. d	N.D. d
	Target Compounds						
2)	a-BHC	0.000	0.000	0	0	N.D. d	N.D. d
3)	g-BHC	0.000	0.000	0	0	N.D. d	N.D. d
4)	b-BHC	0.000	0.000	0	0	N.D. d	N.D. d
5)	Heptachlor	0.000	0.000	0	0	N.D. d	N.D. d
6)	d-BHC	0.000	0.000	0	0	N.D. d	N.D. d
7)	Aldrin	0.000	0.000	0	0	N.D. d	N.D. d
8)	Heptachlo...	0.000	0.000	0	0	N.D. d	N.D. d
9)	trans-Chl...	0.000	0.000	0	0	N.D. d	N.D. d
10)	cis-Chlor...	0.000	0.000	0	0	N.D. d	N.D. d
11)	Endosulfa...	0.000	0.000	0	0	N.D. d	N.D. d
12)	4,4'-DDE	0.000	0.000	0	0	N.D. d	N.D. d
13)	Dieldrin	0.000	0.000	0	0	N.D. d	N.D. d
14)	Endrin	0.000	0.000	0	0	N.D. d	N.D. d
15)	4,4'-DDD	0.000	0.000	0	0	N.D. d	N.D. d
16)	Endosulfa...	0.000	0.000	0	0	N.D. d	N.D. d
17)	4,4'-DDT	0.000	0.000	0	0	N.D. d	N.D. d
18)	Endrin Al...	0.000	0.000	0	0	N.D. d	N.D. d
19)	Endosulfa...	0.000	0.000	0	0	N.D. d	N.D. d
20)	Methoxychlor	0.000	0.000	0	0	N.D. d	N.D. d
21)	Endrin Ke...	0.000	0.000	0	0	N.D. d	N.D. d
23)	Hexachlor...	3.198	3.687	4363988	8892238	29.278	28.282
24)	Hexachlor...	5.774	6.453	4184551	7416324	34.066	33.080
25)	Oxychlordane	7.261	7.920	3881255	6202791	29.926	29.471
26)	2,4'-DDE	7.333	8.122	3059421	4999232	32.558	32.042
27)	trans-Non...	7.516	8.194	4391046	7092288	30.631	30.877
28)	2,4'-DDD	7.705	8.495	2745178	4389185	32.844	32.200
29)	2,4'-DDT	7.888	8.719	2728794	4405554	33.278	32.676
30)	cis-Nonac...	7.986	8.759	4993110	8219393	31.032	32.361
31)	Mirex	8.654	9.679	2910818	4138115	29.738	28.753
32)	Chlordane...	0.000	0.000	0	0	N.D. d	N.D. d
33)	Chlordane...	0.000	0.000	0	0	N.D. d	N.D. d
34)	Chlordane...	0.000	0.000	0	0	N.D. d	N.D. d
35)	Chlordane...	0.000	0.000	0	0	N.D. d	N.D. d
36)	Toxaphene...	0.000	0.000	0	0	N.D. d	N.D. d
37)	Toxaphene...	0.000	0.000	0	0	N.D. d	N.D. d
38)	Toxaphene...	0.000	0.000	0	0	N.D. d	N.D. d
39)	Toxaphene...	0.000	0.000	0	0	N.D. d	N.D. d
40)	Toxaphene...	0.000	0.000	0	0	N.D. d	N.D. d
41)	Toxaphene...	0.000	0.000	0	0	N.D. d	N.D. d
42)	Toxaphene...	0.000	0.000	0	0	N.D. d	N.D. d

(f)=RT Delta > 1/2 Window (#)=Amounts differ by > 40% (m)=manual int.

Quantitation Report (QT Reviewed)

Data Path : R:\data\2019-08\9H23034\
Data File : ECD5-08231922.D
Signal(s) : Signal #1: ECD1A.CH Signal #2: ECD2B.CH
Acq On : 23 Aug 2019 17:53
Operator : MJB
Sample : 9H23034-CALD
Misc : A19E276, 9-42 25 ppb
ALS Vial : 17 (Sig #1); 0 (Sig #2) Sample Multiplier: 1

Integration File signal 1: PEST1.e
Integration File signal 2: PEST2.e
Quant Time: Aug 26 11:25:49 2019
Quant Method : R:\methods\ECD5_QUANTPEST_190823.M
Quant Title : Instrument: DualECD5
QLast Update : Mon Aug 26 11:22:42 2019
Response via : Initial Calibration
Integrator: ChemStation 6890 Scale Mode: Small noise peaks clipped

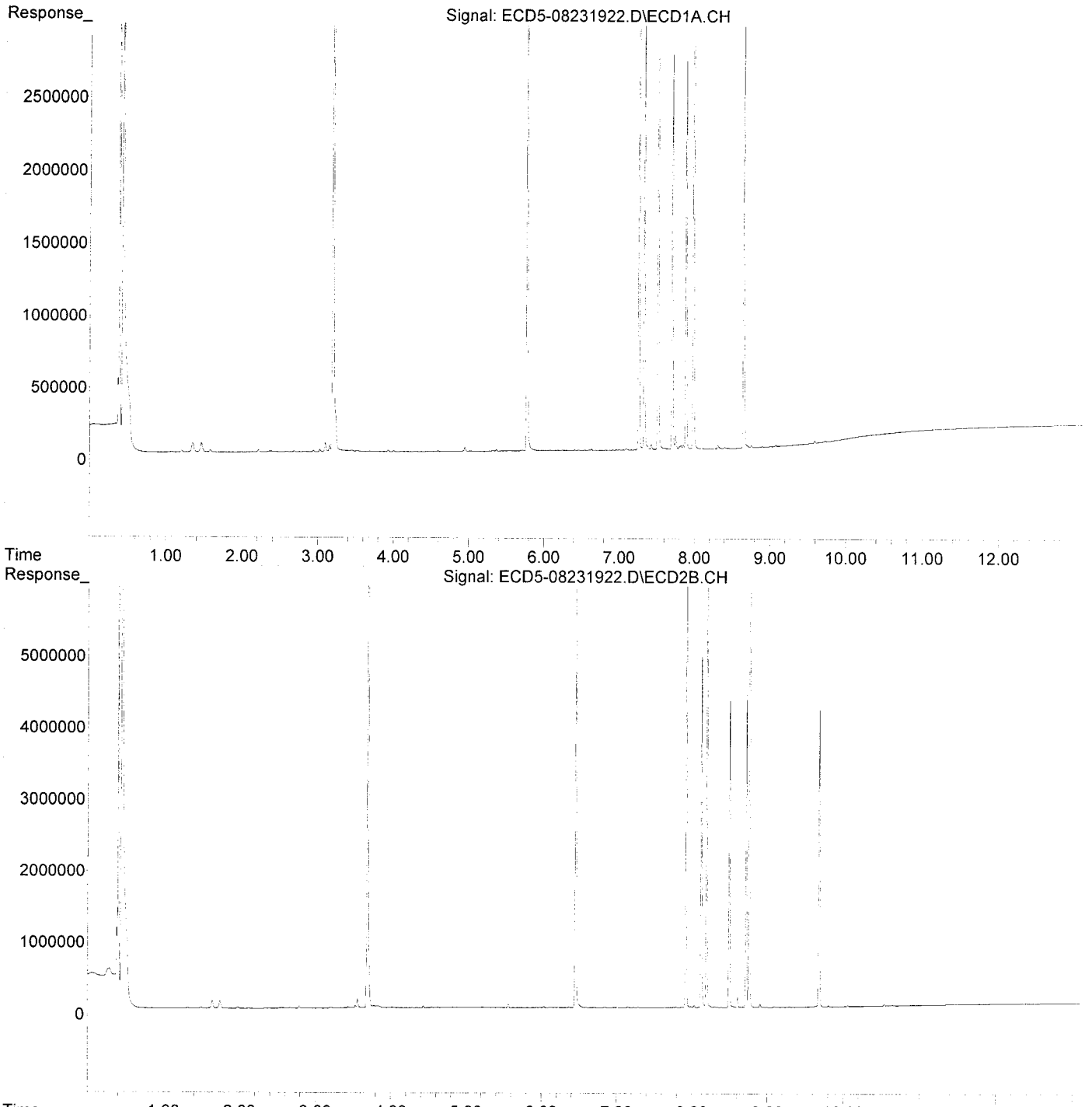

Quantitation Report (QT Reviewed)

Data Path : R:\data\2019-08\9H23034\
Data File : ECD5-08231923.D
Signal(s) : Signal #1: ECD1A.CH Signal #2: ECD2B.CH
Acq On : 23 Aug 2019 18:10
Operator : MJB
Sample : 9H23034-CALE
Misc : A19E154, 9-42 50 ppb
ALS Vial : 18 (Sig #1); 0 (Sig #2) Sample Multiplier: 1

Integration File signal 1: PEST1.e
Integration File signal 2: PEST2.e
Quant Time: Aug 26 11:22:32 2019
Quant Method : R:\methods\ECD5_QUANTPEST_190823.M
Quant Title : Instrument: DualECD5
QLast Update : Mon Aug 26 10:58:24 2019
Response via : Initial Calibration
Integrator: ChemStation 6890 Scale Mode: Small noise peaks clipped

MJB 8/26/19

	Compound	RT#1	RT#2	Resp#1	Resp#2	ng/mL	ng/mL
	System Monitoring Compounds						
1) S	TCMX (S)	0.000	0.000	0	0	N.D. d	N.D. d
22) S	DCBP (S)	0.000	0.000	0	0	N.D. d	N.D. d
	Target Compounds						
2)	a-BHC	0.000	0.000	0	0	N.D. d	N.D. d
3)	g-BHC	0.000	0.000	0	0	N.D. d	N.D. d
4)	b-BHC	0.000	0.000	0	0	N.D. d	N.D. d
5)	Heptachlor	0.000	0.000	0	0	N.D. d	N.D. d
6)	d-BHC	0.000	0.000	0	0	N.D. d	N.D. d
7)	Aldrin	0.000	0.000	0	0	N.D. d	N.D. d
8)	Heptachlo...	0.000	0.000	0	0	N.D. d	N.D. d
9)	trans-Chl...	0.000	0.000	0	0	N.D. d	N.D. d
10)	cis-Chlor...	0.000	0.000	0	0	N.D. d	N.D. d
11)	Endosulfa...	0.000	0.000	0	0	N.D. d	N.D. d
12)	4,4'-DDE	0.000	0.000	0	0	N.D. d	N.D. d
13)	Dieldrin	0.000	0.000	0	0	N.D. d	N.D. d
14)	Endrin	0.000	0.000	0	0	N.D. d	N.D. d
15)	4,4'-DDD	0.000	0.000	0	0	N.D. d	N.D. d
16)	Endosulfa...	0.000	0.000	0	0	N.D. d	N.D. d
17)	4,4'-DDT	0.000	0.000	0	0	N.D. d	N.D. d
18)	Endrin Al...	0.000	0.000	0	0	N.D. d	N.D. d
19)	Endosulfa...	0.000	0.000	0	0	N.D. d	N.D. d
20)	Methoxychlor	0.000	0.000	0	0	N.D. d	N.D. d
21)	Endrin Ke...	0.000	0.000	0	0	N.D. d	N.D. d
23)	Hexachlor...	3.198	3.688	8761747	18635615	58.783	59.271
24)	Hexachlor...	5.774	6.454	8911624	16094159	72.549	71.786
25)	Oxychlordane	7.261	7.920	8382873	14172543	64.636	67.337
26)	2,4'-DDE	7.333	8.122	6510588	11006400	69.284	70.544
27)	trans-Non...	7.516	8.194	9581794	15807712	66.841	68.821
28)	2,4'-DDD	7.705	8.495	5920095	9924934	70.829	72.811
29)	2,4'-DDT	7.888	8.718	5687323	8810591	66.398	62.033
30)	cis-Nonac...	7.985	8.758	10616019	17721229	65.978	69.771
31)	Mirex	8.652	9.679	6218341	9100959	62.528	63.235
32)	Chlordane...	0.000	0.000	0	0	N.D. d	N.D. d
33)	Chlordane...	0.000	0.000	0	0	N.D. d	N.D. d
34)	Chlordane...	0.000	0.000	0	0	N.D. d	N.D. d
35)	Chlordane...	0.000	0.000	0	0	N.D. d	N.D. d
36)	Toxaphene...	0.000	0.000	0	0	N.D. d	N.D. d
37)	Toxaphene...	0.000	0.000	0	0	N.D. d	N.D. d
38)	Toxaphene...	0.000	0.000	0	0	N.D. d	N.D. d
39)	Toxaphene...	0.000	0.000	0	0	N.D. d	N.D. d
40)	Toxaphene...	0.000	0.000	0	0	N.D. d	N.D. d
41)	Toxaphene...	0.000	0.000	0	0	N.D. d	N.D. d
42)	Toxaphene...	0.000	0.000	0	0	N.D. d	N.D. d

(f)=RT Delta > 1/2 Window (#)=Amounts differ by > 40% (m)=manual int.

Quantitation Report (QT Reviewed)

Data Path : R:\data\2019-08\9H23034\
Data File : ECD5-08231923.D
Signal(s) : Signal #1: ECD1A.CH Signal #2: ECD2B.CH
Acq On : 23 Aug 2019 18:10
Operator : MJB
Sample : 9H23034-CALE
Misc : A19E154, 9-42 50 ppb
ALS Vial : 18 (Sig #1); 0 (Sig #2) Sample Multiplier: 1

Integration File signal 1: PEST1.e
Integration File signal 2: PEST2.e
Quant Time: Aug 26 11:22:32 2019
Quant Method : R:\methods\ECD5_QUANTPEST_190823.M
Quant Title : Instrument: DualECD5
QLast Update : Mon Aug 26 10:58:24 2019
Response via : Initial Calibration
Integrator: ChemStation 6890 Scale Mode: Small noise peaks clipped

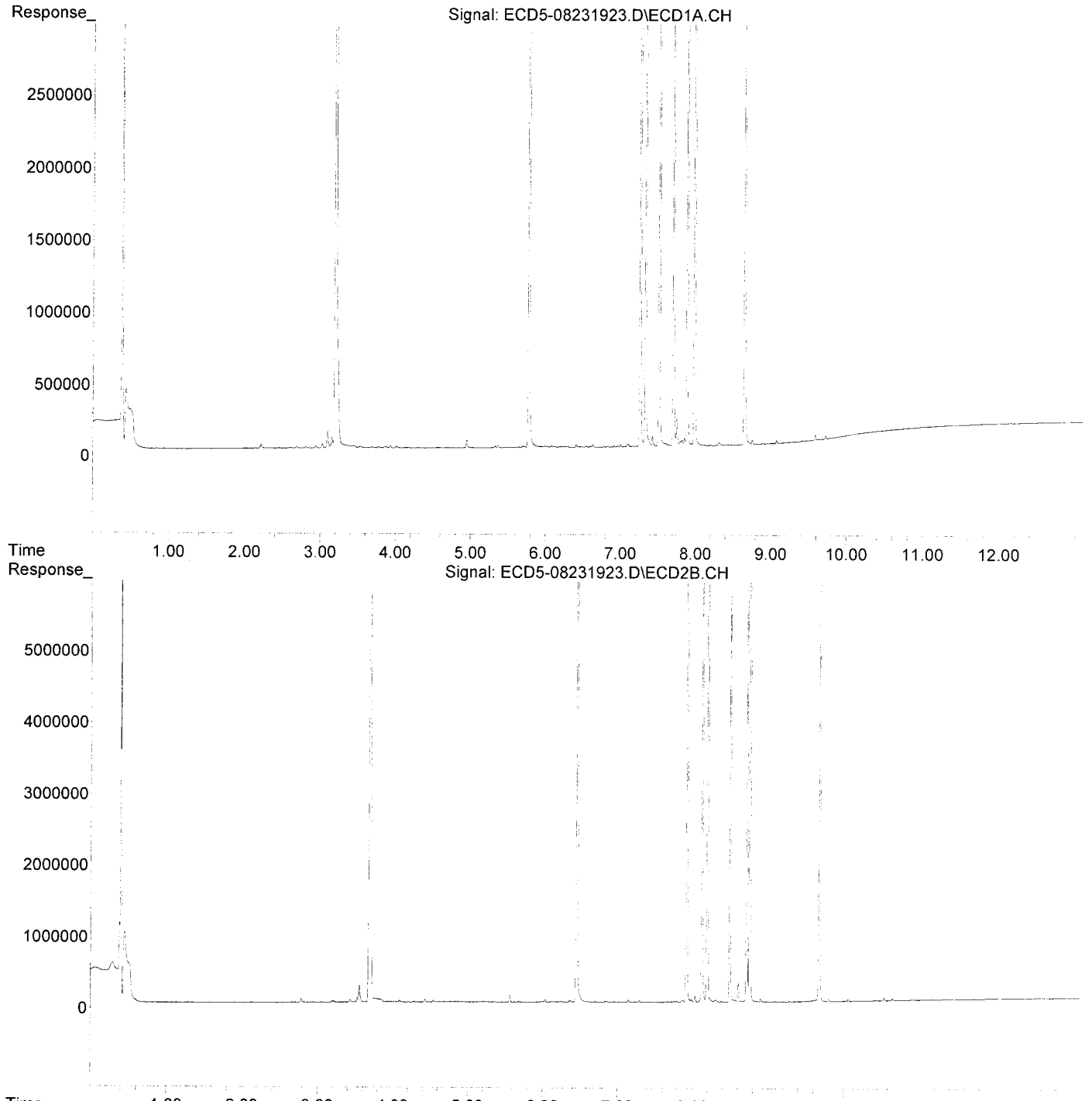

Quantitation Report (QT Reviewed)

Data Path : R:\data\2019-08\9H23034\
Data File : ECD5-08231924.D
Signal(s) : Signal #1: ECD1A.CH Signal #2: ECD2B.CH
Acq On : 23 Aug 2019 18:27
Operator : MJB
Sample : 9H23034-CALF
Misc : A19E155, 9-42 100 ppb
ALS Vial : 19 (Sig #1); 0 (Sig #2) Sample Multiplier: 1

Integration File signal 1: PEST1.e
Integration File signal 2: PEST2.e
Quant Time: Aug 26 11:26:27 2019
Quant Method : R:\methods\ECD5_QUANTPEST_190823.M
Quant Title : Instrument: DualECD5
QLast Update : Mon Aug 26 11:22:42 2019
Response via : Initial Calibration
Integrator: ChemStation 6890 Scale Mode: Small noise peaks clipped

MJB 8/27/19

		Compound	RT#1	RT#2	Resp#1	Resp#2	ng/mL	ng/mL
		System Monitoring Compounds						
1)	S	TCMX (S)	0.000	0.000	0	0	N.D. d	N.D. d
22)	S	DCBP (S)	0.000	0.000	0	0	N.D. d	N.D. d
		Target Compounds						
2)		a-BHC	0.000	0.000	0	0	N.D. d	N.D. d
3)		g-BHC	0.000	0.000	0	0	N.D. d	N.D. d
4)		b-BHC	0.000	0.000	0	0	N.D. d	N.D. d
5)		Heptachlor	0.000	0.000	0	0	N.D. d	N.D. d
6)		d-BHC	0.000	0.000	0	0	N.D. d	N.D. d
7)		Aldrin	0.000	0.000	0	0	N.D. d	N.D. d
8)		Heptachlo...	0.000	0.000	0	0	N.D. d	N.D. d
9)		trans-Chl...	0.000	0.000	0	0	N.D. d	N.D. d
10)		cis-Chlor...	0.000	0.000	0	0	N.D. d	N.D. d
11)		Endosulfa...	0.000	0.000	0	0	N.D. d	N.D. d
12)		4,4'-DDE	0.000	0.000	0	0	N.D. d	N.D. d
13)		Dieldrin	0.000	0.000	0	0	N.D. d	N.D. d
14)		Endrin	0.000	0.000	0	0	N.D. d	N.D. d
15)		4,4'-DDD	0.000	0.000	0	0	N.D. d	N.D. d
16)		Endosulfa...	0.000	0.000	0	0	N.D. d	N.D. d
17)		4,4'-DDT	0.000	0.000	0	0	N.D. d	N.D. d
18)		Endrin Al...	0.000	0.000	0	0	N.D. d	N.D. d
19)		Endosulfa...	0.000	0.000	0	0	N.D. d	N.D. d
20)		Methoxychlor	0.000	0.000	0	0	N.D. d	N.D. d
21)		Endrin Ke...	0.000	0.000	0	0	N.D. d	N.D. d
23)		Hexachlor...	3.199	3.690	17952134	39298885	120.443	124.991
24)		Hexachlor...	5.776	6.455	17670025	32766708	143.851	146.152
25)		Oxychlordane	7.261	7.922	16359215	29732149	126.137	141.263
26)		2,4'-DDE	7.334	8.123	12769067	22164400	135.886	142.059
27)		trans-Non...	7.516	8.195	18351251	31975271	128.015	139.210
28)		2,4'-DDD	7.705	8.496	11587554	20118925	138.635	147.597
29)		2,4'-DDT	7.888	8.721	11771354	18998968	127.689	121.350
30)		cis-Nonac...	7.986	8.760	20932641	36072644	130.096	142.024
31)		Mirex	8.653	9.680	11960753	19363200	122.194	134.540
32)		Chlordane...	0.000	0.000	0	0	N.D. d	N.D. d
33)		Chlordane...	0.000	0.000	0	0	N.D. d	N.D. d
34)		Chlordane...	0.000	0.000	0	0	N.D. d	N.D. d
35)		Chlordane...	0.000	0.000	0	0	N.D. d	N.D. d
36)		Toxaphene...	0.000	0.000	0	0	N.D. d	N.D. d
37)		Toxaphene...	0.000	0.000	0	0	N.D. d	N.D. d
38)		Toxaphene...	0.000	0.000	0	0	N.D. d	N.D. d
39)		Toxaphene...	0.000	0.000	0	0	N.D. d	N.D. d
40)		Toxaphene...	0.000	0.000	0	0	N.D. d	N.D. d
41)		Toxaphene...	0.000	0.000	0	0	N.D. d	N.D. d
42)		Toxaphene...	0.000	0.000	0	0	N.D. d	N.D. d

(f)=RT Delta > 1/2 Window (#)=Amounts differ by > 40% (m)=manual int.

Quantitation Report (QT Reviewed)

Data Path : R:\data\2019-08\9H23034\
Data File : ECD5-08231924.D
Signal(s) : Signal #1: ECD1A.CH Signal #2: ECD2B.CH
Acq On : 23 Aug 2019 18:27
Operator : MJB
Sample : 9H23034-CALF
Misc : A19E155, 9-42 100 ppb
ALS Vial : 19 (Sig #1); 0 (Sig #2) Sample Multiplier: 1

Integration File signal 1: PEST1.e
Integration File signal 2: PEST2.e
Quant Time: Aug 26 11:26:27 2019
Quant Method : R:\methods\ECD5_QUANTPEST_190823.M
Quant Title : Instrument: DualECD5
QLast Update : Mon Aug 26 11:22:42 2019
Response via : Initial Calibration
Integrator: ChemStation 6890 Scale Mode: Small noise peaks clipped

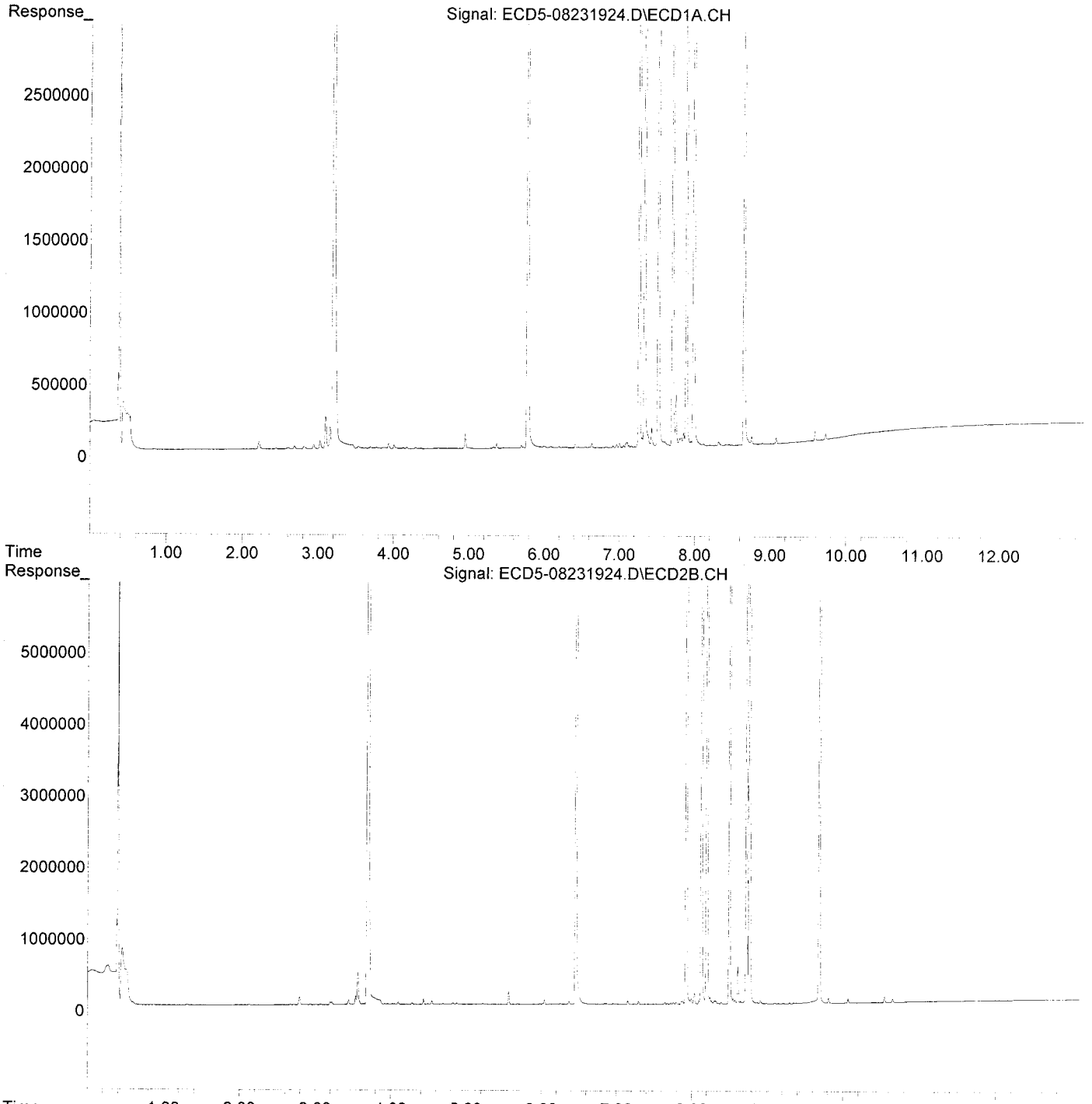

Quantitation Report (QT Reviewed)

Data Path : R:\data\2019-08\9H23034\
Data File : ECD5-08231925.D
Signal(s) : Signal #1: ECD1A.CH Signal #2: ECD2B.CH
Acq On : 23 Aug 2019 18:45
Operator : MJB
Sample : 9H23034-CALG
Misc : A19E271, 9-42 200 ppb
ALS Vial : 20 (Sig #1); 0 (Sig #2) Sample Multiplier: 1

Integration File signal 1: PEST1.e
Integration File signal 2: PEST2.e
Quant Time: Aug 26 11:27:05 2019
Quant Method : R:\methods\ECD5_QUANTPEST_190823.M
Quant Title : Instrument: DualECD5
QLast Update : Mon Aug 26 11:22:42 2019
Response via : Initial Calibration
Integrator: ChemStation 6890 Scale Mode: Small noise peaks clipped

MJB 8/26/19

	Compound	RT#1	RT#2	Resp#1	Resp#2	ng/mL	ng/mL
	System Monitoring Compounds						
1) S	TCMX (S)	0.000	0.000	0	0	N.D. d	N.D. d
22) S	DCBP (S)	0.000	0.000	0	0	N.D. d	N.D. d
	Target Compounds						
2)	a-BHC	0.000	0.000	0	0	N.D. d	N.D. d
3)	g-BHC	0.000	0.000	0	0	N.D. d	N.D. d
4)	b-BHC	0.000	0.000	0	0	N.D. d	N.D. d
5)	Heptachlor	0.000	0.000	0	0	N.D. d	N.D. d
6)	d-BHC	0.000	0.000	0	0	N.D. d	N.D. d
7)	Aldrin	0.000	0.000	0	0	N.D. d	N.D. d
8)	Heptachlo...	0.000	0.000	0	0	N.D. d	N.D. d
9)	trans-Chl...	0.000	0.000	0	0	N.D. d	N.D. d
10)	cis-Chlor...	0.000	0.000	0	0	N.D. d	N.D. d
11)	Endosulfa...	0.000	0.000	0	0	N.D. d	N.D. d
12)	4,4'-DDE	0.000	0.000	0	0	N.D. d	N.D. d
13)	Dieldrin	0.000	0.000	0	0	N.D. d	N.D. d
14)	Endrin	0.000	0.000	0	0	N.D. d	N.D. d
15)	4,4'-DDD	0.000	0.000	0	0	N.D. d	N.D. d
16)	Endosulfa...	0.000	0.000	0	0	N.D. d	N.D. d
17)	4,4'-DDT	0.000	0.000	0	0	N.D. d	N.D. d
18)	Endrin Al...	0.000	0.000	0	0	N.D. d	N.D. d
19)	Endosulfa...	0.000	0.000	0	0	N.D. d	N.D. d
20)	Methoxychlor	0.000	0.000	0	0	N.D. d	N.D. d
21)	Endrin Ke...	0.000	0.000	0	0	N.D. d	N.D. d
23)	Hexachlor...	3.199	3.689	34166533	75988565	229.227	241.683
24)	Hexachlor...	5.774	6.454	34073459	66261966	277.392	295.553
25)	Oxychlordane	7.258	7.920	32032634	58736982	246.986	279.071
26)	2,4'-DDE	7.331	8.122	24819199	44504592	264.121	285.245
27)	trans-Non...	7.514	8.194	35027918	63083636	244.348	274.645
28)	2,4'-DDD	7.703	8.494	21916962	39839303	262.217	292.269
29)	2,4'-DDT	7.887	8.719	23024956	39999231	224.761	221.024
30)	cis-Nonac...	7.984	8.759	40046185	72455823	248.887	285.271
31)	Mirex	8.652	9.679	23284997	38425530	237.885	266.989
32)	Chlordane...	0.000	0.000	0	0	N.D. d	N.D. d
33)	Chlordane...	0.000	0.000	0	0	N.D. d	N.D. d
34)	Chlordane...	0.000	0.000	0	0	N.D. d	N.D. d
35)	Chlordane...	0.000	0.000	0	0	N.D. d	N.D. d
36)	Toxaphene...	0.000	0.000	0	0	N.D. d	N.D. d
37)	Toxaphene...	0.000	0.000	0	0	N.D. d	N.D. d
38)	Toxaphene...	0.000	0.000	0	0	N.D. d	N.D. d
39)	Toxaphene...	0.000	0.000	0	0	N.D. d	N.D. d
40)	Toxaphene...	0.000	0.000	0	0	N.D. d	N.D. d
41)	Toxaphene...	0.000	0.000	0	0	N.D. d	N.D. d
42)	Toxaphene...	0.000	0.000	0	0	N.D. d	N.D. d

(f)=RT Delta > 1/2 Window (#)=Amounts differ by > 40% (m)=manual int.

Quantitation Report (QT Reviewed)

Data Path : R:\data\2019-08\9H23034\
Data File : ECD5-08231925.D
Signal(s) : Signal #1: ECD1A.CH Signal #2: ECD2B.CH
Acq On : 23 Aug 2019 18:45
Operator : MJB
Sample : 9H23034-CALG
Misc : A19E271, 9-42 200 ppb
ALS Vial : 20 (Sig #1); 0 (Sig #2) Sample Multiplier: 1

Integration File signal 1: PEST1.e
Integration File signal 2: PEST2.e
Quant Time: Aug 26 11:27:05 2019
Quant Method : R:\methods\ECD5_QUANTPEST_190823.M
Quant Title : Instrument: DualECD5
QLast Update : Mon Aug 26 11:22:42 2019
Response via : Initial Calibration
Integrator: ChemStation 6890 Scale Mode: Small noise peaks clipped

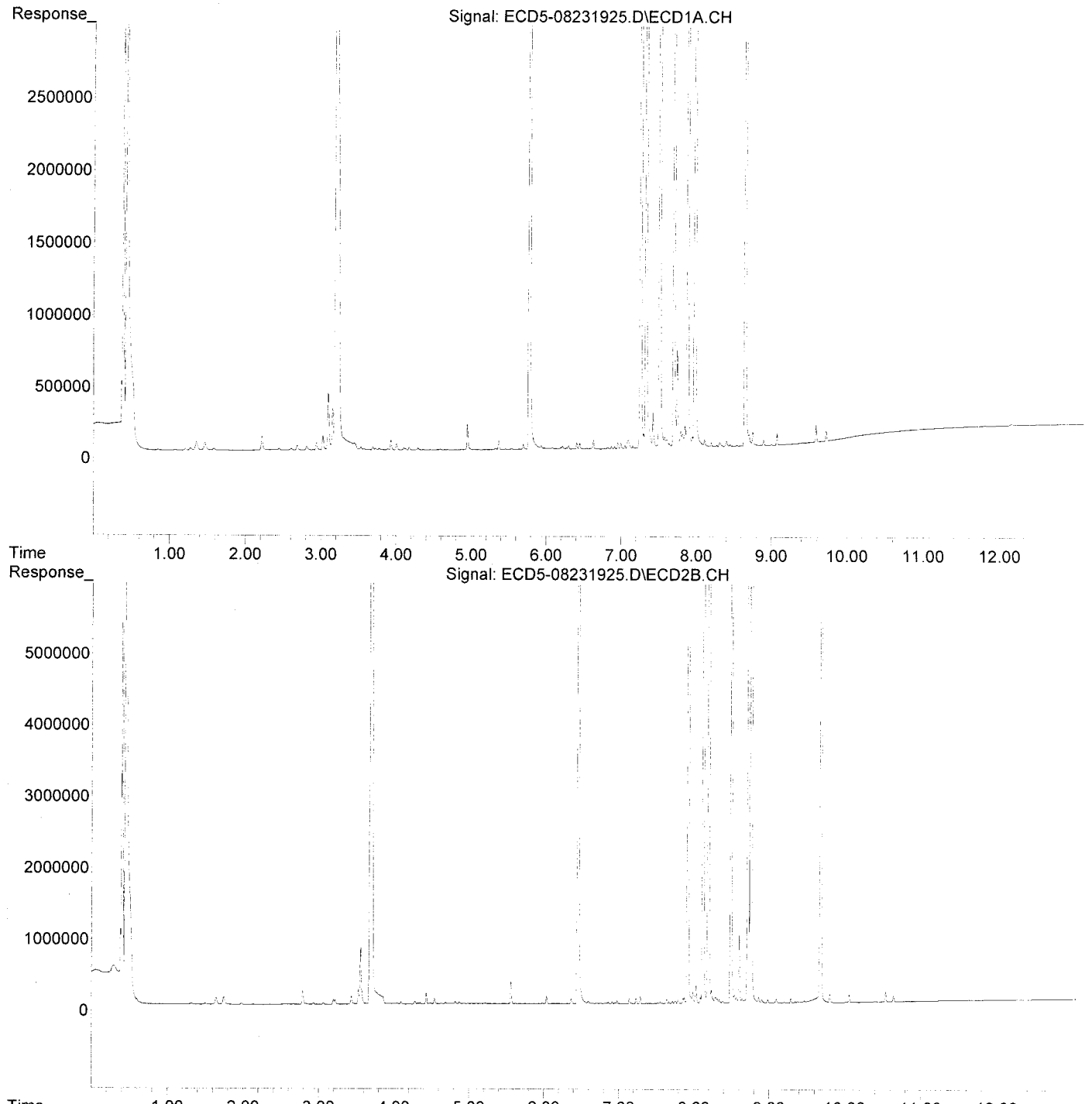

Quantitation Report (QT Reviewed)

Data Path : R:\data\2019-08\9H23034\
Data File : ECD5-08231928.D
Signal(s) : Signal #1: ECD1A.CH Signal #2: ECD2B.CH
Acq On : 23 Aug 2019 19:36
Operator : MJB
Sample : 9H23034-CALH
Misc : A19F232, CHLOR 50 ppb
ALS Vial : 22 (Sig #1); 0 (Sig #2) Sample Multiplier: 1

Integration File signal 1: PEST1.e
Integration File signal 2: PEST2.e
Quant Time: Aug 26 11:31:56 2019
Quant Method : R:\methods\ECD5_QUANTPEST_190823.M
Quant Title : Instrument: DualECD5
QLast Update : Mon Aug 26 11:29:20 2019
Response via : Initial Calibration
Integrator: ChemStation 6890 Scale Mode: Small noise peaks clipped

MP 8/26/19

		Compound	RT#1	RT#2	Resp#1	Resp#2	ng/mL	ng/mL
		System Monitoring Compounds						
1)	S	TCMX (S)	0.000	0.000	0	0	N.D. d	N.D. d
22)	S	DCBP (S)	0.000	0.000	0	0	N.D. d	N.D. d
		Target Compounds						
2)		a-BHC	0.000	0.000	0	0	N.D. d	N.D. d
3)		g-BHC	0.000	0.000	0	0	N.D. d	N.D. d
4)		b-BHC	0.000	0.000	0	0	N.D. d	N.D. d
5)		Heptachlor	0.000	0.000	0	0	N.D. d	N.D. d
6)		d-BHC	0.000	0.000	0	0	N.D. d	N.D. d
7)		Aldrin	0.000	0.000	0	0	N.D. d	N.D. d
8)		Heptachlo...	0.000	0.000	0	0	N.D. d	N.D. d
9)		trans-Chl...	0.000	0.000	0	0	N.D. d	N.D. d
10)		cis-Chlor...	0.000	0.000	0	0	N.D. d	N.D. d
11)		Endosulfa...	0.000	0.000	0	0	N.D. d	N.D. d
12)		4,4'-DDE	0.000	0.000	0	0	N.D. d	N.D. d
13)		Dieldrin	0.000	0.000	0	0	N.D. d	N.D. d
14)		Endrin	0.000	0.000	0	0	N.D. d	N.D. d
15)		4,4'-DDD	0.000	0.000	0	0	N.D. d	N.D. d
16)		Endosulfa...	0.000	0.000	0	0	N.D. d	N.D. d
17)		4,4'-DDT	0.000	0.000	0	0	N.D. d	N.D. d
18)		Endrin Al...	0.000	0.000	0	0	N.D. d	N.D. d
19)		Endosulfa...	0.000	0.000	0	0	N.D. d	N.D. d
20)		Methoxychlor	0.000	0.000	0	0	N.D. d	N.D. d
21)		Endrin Ke...	0.000	0.000	0	0	N.D. d	N.D. d
23)		Hexachlor...	0.000	0.000	0	0	N.D. d	N.D. d
24)		Hexachlor...	0.000	0.000	0	0	N.D. d	N.D. d
25)		Oxychlordane	0.000	0.000	0	0	N.D. d	N.D. d
26)		2,4'-DDE	0.000	0.000	0	0	N.D. d	N.D. d
27)		trans-Non...	0.000	0.000	0	0	N.D. d	N.D. d
28)		2,4'-DDD	0.000	0.000	0	0	N.D. d	N.D. d
29)		2,4'-DDT	0.000	0.000	0	0	N.D. d	N.D. d
30)		cis-Nonac...	0.000	0.000	0	0	N.D. d	N.D. d
31)		Mirex	0.000	0.000	0	0	N.D. d	N.D. d
32)		Chlordane...	7.429	8.131	1009143	1754707	65.443	66.784
33)		Chlordane...	7.521	8.237	1286655	1472400	62.192	67.669
34)		Chlordane...	8.068	8.897	288087	439020	60.282	67.059
35)		Chlordane...	3.446	0.000	5365	0	NoCal	N.D.
36)		Toxaphene...	0.000	0.000	0	0	N.D. d	N.D. d
37)		Toxaphene...	0.000	0.000	0	0	N.D. d	N.D. d
38)		Toxaphene...	0.000	0.000	0	0	N.D. d	N.D. d
39)		Toxaphene...	0.000	0.000	0	0	N.D. d	N.D. d
40)		Toxaphene...	0.000	0.000	0	0	N.D. d	N.D. d
41)		Toxaphene...	0.000	0.000	0	0	N.D. d	N.D. d
42)		Toxaphene...	0.000	0.000	0	0	N.D. d	N.D. d

(f)=RT Delta > 1/2 Window (#)=Amounts differ by > 40% (m)=manual int.

Quantitation Report (QT Reviewed)

Data Path : R:\data\2019-08\9H23034\
Data File : ECD5-08231928.D
Signal(s) : Signal #1: ECD1A.CH Signal #2: ECD2B.CH
Acq On : 23 Aug 2019 19:36
Operator : MJB
Sample : 9H23034-CALH
Misc : A19F232, CHLOR 50 ppb
ALS Vial : 22 (Sig #1); 0 (Sig #2) Sample Multiplier: 1

Integration File signal 1: PEST1.e
Integration File signal 2: PEST2.e
Quant Time: Aug 26 11:31:56 2019
Quant Method : R:\methods\ECD5_QUANTPEST_190823.M
Quant Title : Instrument: DualECD5
QLast Update : Mon Aug 26 11:29:20 2019
Response via : Initial Calibration
Integrator: ChemStation 6890 Scale Mode: Small noise peaks clipped

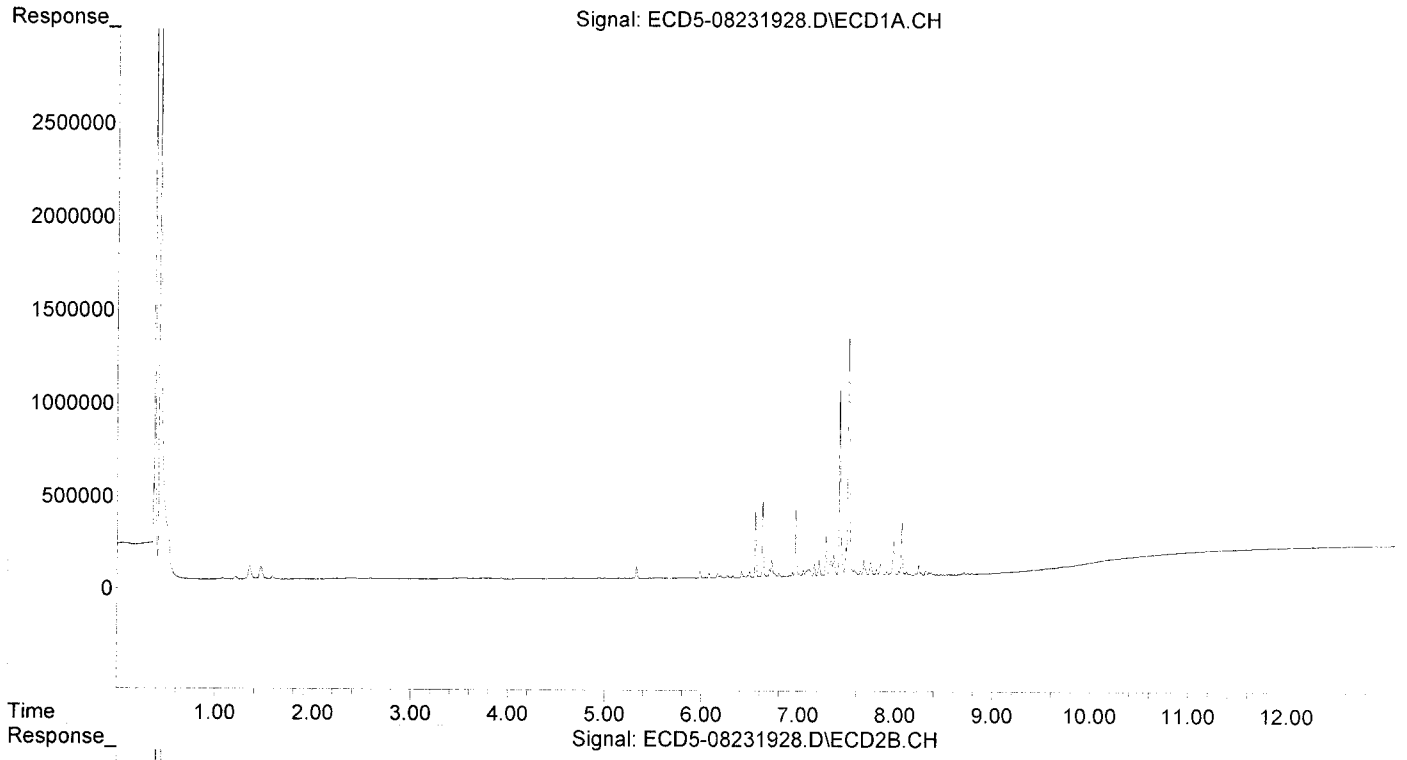

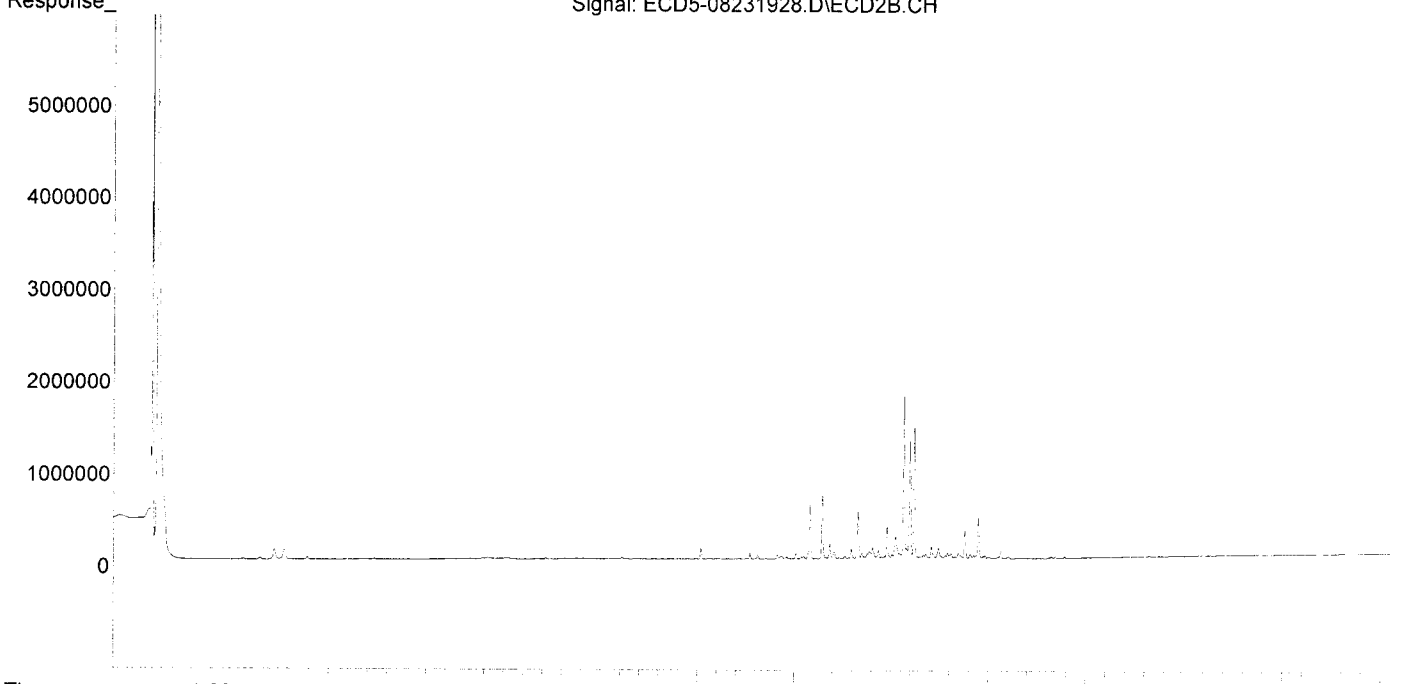

Quantitation Report (QT Reviewed)

Data Path : R:\data\2019-08\9H23034\
Data File : ECD5-08231929.D
Signal(s) : Signal #1: ECD1A.CH Signal #2: ECD2B.CH
Acq On : 23 Aug 2019 19:54
Operator : MJB
Sample : 9H23034-CALI
Misc : A19F233, CHLOR 100 ppb
ALS Vial : 23 (Sig #1); 0 (Sig #2) Sample Multiplier: 1

Integration File signal 1: PEST1.e
Integration File signal 2: PEST2.e
Quant Time: Aug 26 11:32:31 2019
Quant Method : R:\methods\ECD5_QUANTPEST_190823.M
Quant Title : Instrument: DualECD5
QLast Update : Mon Aug 26 11:29:20 2019
Response via : Initial Calibration
Integrator: ChemStation 6890 Scale Mode: Small noise peaks clipped

MJB 8/26/19

	Compound	RT#1	RT#2	Resp#1	Resp#2	ng/mL	ng/mL
	System Monitoring Compounds						
1) S	TCMX (S)	0.000	0.000	0	0	N.D. d	N.D. d
22) S	DCBP (S)	0.000	0.000	0	0	N.D. d	N.D. d
	Target Compounds						
2)	a-BHC	0.000	0.000	0	0	N.D. d	N.D. d
3)	g-BHC	0.000	0.000	0	0	N.D. d	N.D. d
4)	b-BHC	0.000	0.000	0	0	N.D. d	N.D. d
5)	Heptachlor	0.000	0.000	0	0	N.D. d	N.D. d
6)	d-BHC	0.000	0.000	0	0	N.D. d	N.D. d
7)	Aldrin	0.000	0.000	0	0	N.D. d	N.D. d
8)	Heptachlo...	0.000	0.000	0	0	N.D. d	N.D. d
9)	trans-Chl...	0.000	0.000	0	0	N.D. d	N.D. d
10)	cis-Chlor...	0.000	0.000	0	0	N.D. d	N.D. d
11)	Endosulfa...	0.000	0.000	0	0	N.D. d	N.D. d
12)	4,4'-DDE	0.000	0.000	0	0	N.D. d	N.D. d
13)	Dieldrin	0.000	0.000	0	0	N.D. d	N.D. d
14)	Endrin	0.000	0.000	0	0	N.D. d	N.D. d
15)	4,4'-DDD	0.000	0.000	0	0	N.D. d	N.D. d
16)	Endosulfa...	0.000	0.000	0	0	N.D. d	N.D. d
17)	4,4'-DDT	0.000	0.000	0	0	N.D. d	N.D. d
18)	Endrin Al...	0.000	0.000	0	0	N.D. d	N.D. d
19)	Endosulfa...	0.000	0.000	0	0	N.D. d	N.D. d
20)	Methoxychlor	0.000	0.000	0	0	N.D. d	N.D. d
21)	Endrin Ke...	0.000	0.000	0	0	N.D. d	N.D. d
23)	Hexachlor...	0.000	0.000	0	0	N.D. d	N.D. d
24)	Hexachlor...	0.000	0.000	0	0	N.D. d	N.D. d
25)	Oxychlordane	0.000	0.000	0	0	N.D. d	N.D. d
26)	2,4'-DDE	0.000	0.000	0	0	N.D. d	N.D. d
27)	trans-Non...	0.000	0.000	0	0	N.D. d	N.D. d
28)	2,4'-DDD	0.000	0.000	0	0	N.D. d	N.D. d
29)	2,4'-DDT	0.000	0.000	0	0	N.D. d	N.D. d
30)	cis-Nonac...	0.000	0.000	0	0	N.D. d	N.D. d
31)	Mirex	0.000	0.000	0	0	N.D. d	N.D. d
32)	Chlordane...	7.429	8.130	1978897	3378388	128.331	127.866
33)	Chlordane...	7.521	8.238	2519520	2905941	121.784	133.934
34)	Chlordane...	8.068	8.898	548196	874465	114.710	133.920
35)	Chlordane...	3.446	0.000	4938	0	NoCal	N.D.
36)	Toxaphene...	0.000	0.000	0	0	N.D. d	N.D. d
37)	Toxaphene...	0.000	0.000	0	0	N.D. d	N.D. d
38)	Toxaphene...	0.000	0.000	0	0	N.D. d	N.D. d
39)	Toxaphene...	0.000	0.000	0	0	N.D. d	N.D. d
40)	Toxaphene...	0.000	0.000	0	0	N.D. d	N.D. d
41)	Toxaphene...	0.000	0.000	0	0	N.D. d	N.D. d
42)	Toxaphene...	0.000	0.000	0	0	N.D. d	N.D. d

(f)=RT Delta > 1/2 Window (#)=Amounts differ by > 40% (m)=manual int.

Quantitation Report (QT Reviewed)

Data Path : R:\data\2019-08\9H23034\
Data File : ECD5-08231929.D
Signal(s) : Signal #1: ECD1A.CH Signal #2: ECD2B.CH
Acq On : 23 Aug 2019 19:54
Operator : MJB
Sample : 9H23034-CALI
Misc : A19F233, CHLOR 100 ppb
ALS Vial : 23 (Sig #1); 0 (Sig #2) Sample Multiplier: 1

Integration File signal 1: PEST1.e
Integration File signal 2: PEST2.e
Quant Time: Aug 26 11:32:31 2019
Quant Method : R:\methods\ECD5_QUANTPEST_190823.M
Quant Title : Instrument: DualECD5
QLast Update : Mon Aug 26 11:29:20 2019
Response via : Initial Calibration
Integrator: ChemStation 6890 Scale Mode: Small noise peaks clipped

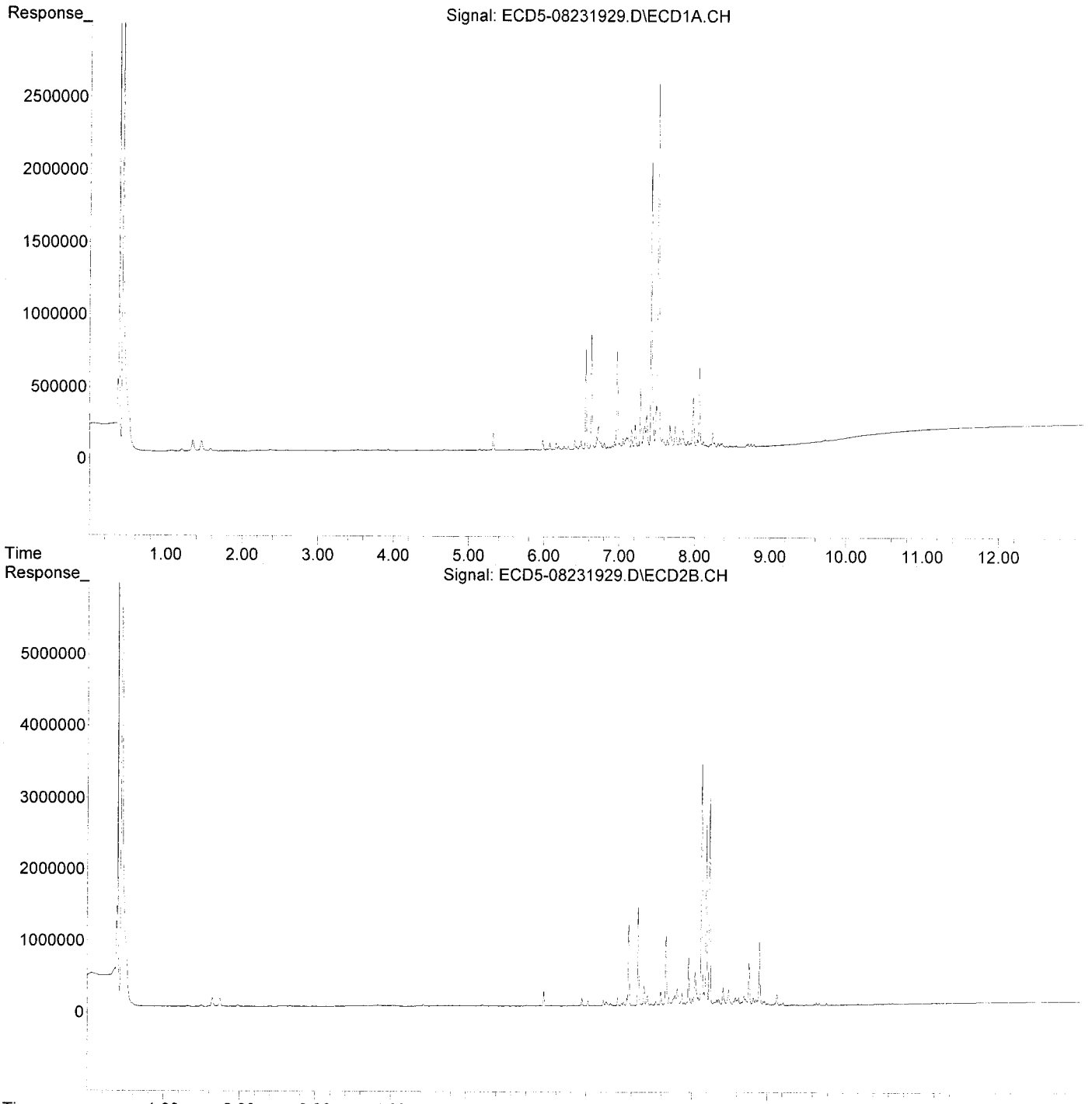

Quantitation Report (QT Reviewed)

Data Path : R:\data\2019-08\9H23034\
Data File : ECD5-08231930.D
Signal(s) : Signal #1: ECD1A.CH Signal #2: ECD2B.CH
Acq On : 23 Aug 2019 20:11
Operator : MJB
Sample : 9H23034-CALJ
Misc : A19F234, CHLOR 200 ppb
ALS Vial : 24 (Sig #1); 0 (Sig #2) Sample Multiplier: 1

Integration File signal 1: PEST1.e
Integration File signal 2: PEST2.e
Quant Time: Aug 26 11:33:08 2019
Quant Method : R:\methods\ECD5_QUANTPEST_190823.M
Quant Title : Instrument: DualECD5
QLast Update : Mon Aug 26 11:29:20 2019
Response via : Initial Calibration
Integrator: ChemStation 6890 Scale Mode: Small noise peaks clipped

MJB 8/26/19

		Compound	RT#1	RT#2	Resp#1	Resp#2	ng/mL	ng/mL
		System Monitoring Compounds						
1)	S	TCMX (S)	0.000	0.000	0	0	N.D. d	N.D. d
22)	S	DCBP (S)	0.000	0.000	0	0	N.D. d	N.D. d
		Target Compounds						
2)		a-BHC	0.000	0.000	0	0	N.D. d	N.D. d
3)		g-BHC	0.000	0.000	0	0	N.D. d	N.D. d
4)		b-BHC	0.000	0.000	0	0	N.D. d	N.D. d
5)		Heptachlor	0.000	0.000	0	0	N.D. d	N.D. d
6)		d-BHC	0.000	0.000	0	0	N.D. d	N.D. d
7)		Aldrin	0.000	0.000	0	0	N.D. d	N.D. d
8)		Heptachlo...	0.000	0.000	0	0	N.D. d	N.D. d
9)		trans-Chl...	0.000	0.000	0	0	N.D. d	N.D. d
10)		cis-Chlor...	0.000	0.000	0	0	N.D. d	N.D. d
11)		Endosulfa...	0.000	0.000	0	0	N.D. d	N.D. d
12)		4,4'-DDE	0.000	0.000	0	0	N.D. d	N.D. d
13)		Dieldrin	0.000	0.000	0	0	N.D. d	N.D. d
14)		Endrin	0.000	0.000	0	0	N.D. d	N.D. d
15)		4,4'-DDD	0.000	0.000	0	0	N.D. d	N.D. d
16)		Endosulfa...	0.000	0.000	0	0	N.D. d	N.D. d
17)		4,4'-DDT	0.000	0.000	0	0	N.D. d	N.D. d
18)		Endrin Al...	0.000	0.000	0	0	N.D. d	N.D. d
19)		Endosulfa...	0.000	0.000	0	0	N.D. d	N.D. d
20)		Methoxychlor	0.000	0.000	0	0	N.D. d	N.D. d
21)		Endrin Ke...	0.000	0.000	0	0	N.D. d	N.D. d
23)		Hexachlor...	0.000	0.000	0	0	N.D. d	N.D. d
24)		Hexachlor...	0.000	0.000	0	0	N.D. d	N.D. d
25)		Oxychlordane	0.000	0.000	0	0	N.D. d	N.D. d
26)		2,4'-DDE	0.000	0.000	0	0	N.D. d	N.D. d
27)		trans-Non...	0.000	0.000	0	0	N.D. d	N.D. d
28)		2,4'-DDD	0.000	0.000	0	0	N.D. d	N.D. d
29)		2,4'-DDT	0.000	0.000	0	0	N.D. d	N.D. d
30)		cis-Nonac...	0.000	0.000	0	0	N.D. d	N.D. d
31)		Mirex	0.000	0.000	0	0	N.D. d	N.D. d
32)		Chlordane...	7.429	8.131	3849299	6751197	249.627	251.318
33)		Chlordane...	7.522	8.239	4906320	5883615	237.153	267.927
34)		Chlordane...	8.069	8.898	1101677	1731727	230.526	261.800
35)		Chlordane...	3.448	0.000	4503	0	NoCal	N.D.
36)		Toxaphene...	0.000	0.000	0	0	N.D. d	N.D. d
37)		Toxaphene...	0.000	0.000	0	0	N.D. d	N.D. d
38)		Toxaphene...	0.000	0.000	0	0	N.D. d	N.D. d
39)		Toxaphene...	0.000	0.000	0	0	N.D. d	N.D. d
40)		Toxaphene...	0.000	0.000	0	0	N.D. d	N.D. d
41)		Toxaphene...	0.000	0.000	0	0	N.D. d	N.D. d
42)		Toxaphene...	0.000	0.000	0	0	N.D. d	N.D. d

(f)=RT Delta > 1/2 Window (#)=Amounts differ by > 40% (m)=manual int.

Quantitation Report (QT Reviewed)

Data Path : R:\data\2019-08\9H23034\
Data File : ECD5-08231930.D
Signal(s) : Signal #1: ECD1A.CH Signal #2: ECD2B.CH
Acq On : 23 Aug 2019 20:11
Operator : MJB
Sample : 9H23034-CALJ
Misc : A19F234, CHLOR 200 ppb
ALS Vial : 24 (Sig #1); 0 (Sig #2) Sample Multiplier: 1

Integration File signal 1: PEST1.e
Integration File signal 2: PEST2.e
Quant Time: Aug 26 11:33:08 2019
Quant Method : R:\methods\ECD5_QUANTPEST_190823.M
Quant Title : Instrument: DualECD5
QLast Update : Mon Aug 26 11:29:20 2019
Response via : Initial Calibration
Integrator: ChemStation 6890 Scale Mode: Small noise peaks clipped

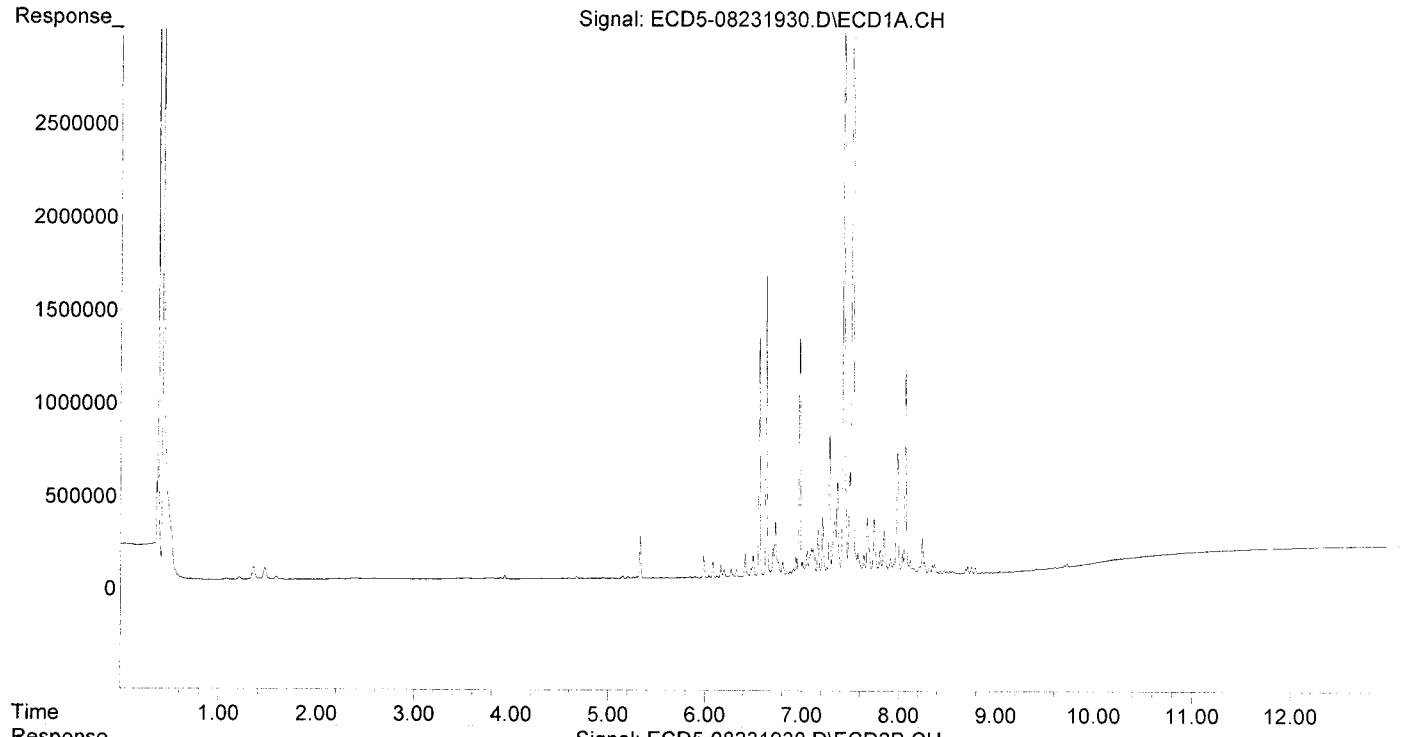

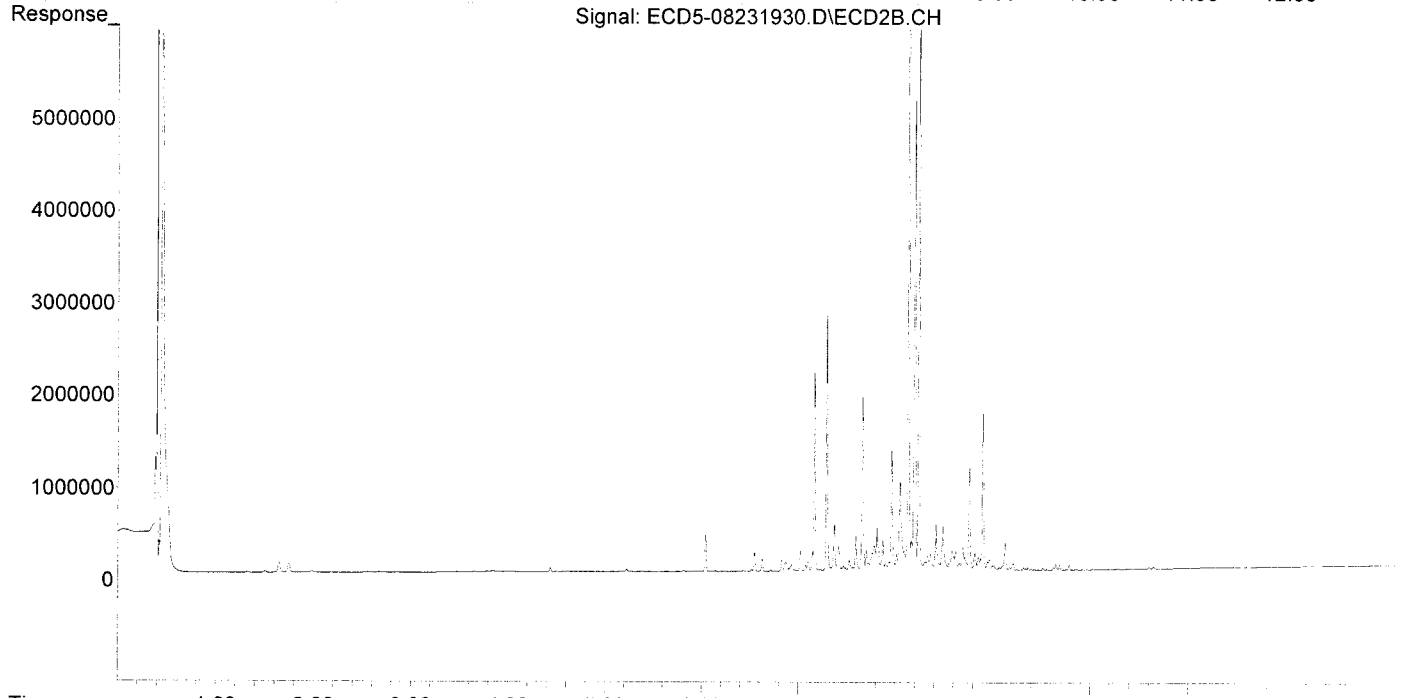

Quantitation Report (QT Reviewed)

Data Path : R:\data\2019-08\9H23034\
Data File : ECD5-08231931.D
Signal(s) : Signal #1: ECD1A.CH Signal #2: ECD2B.CH
Acq On : 23 Aug 2019 20:28
Operator : MJB
Sample : 9H23034-CALK
Misc : A19F235, CHLOR 500 ppb
ALS Vial : 25 (Sig #1); 0 (Sig #2) Sample Multiplier: 1

Integration File signal 1: PEST1.e
Integration File signal 2: PEST2.e
Quant Time: Aug 26 11:28:33 2019
Quant Method : R:\methods\ECD5_QUANTPEST_190823.M
Quant Title : Instrument: DualECD5
QLast Update : Mon Aug 26 11:22:42 2019
Response via : Initial Calibration
Integrator: ChemStation 6890 Scale Mode: Small noise peaks clipped

MJB 9/26/19

	Compound	RT#1	RT#2	Resp#1	Resp#2	ng/mL	ng/mL
	System Monitoring Compounds						
1) S	TCMX (S)	0.000	0.000	0	0	N.D. d	N.D. d
22) S	DCBP (S)	0.000	0.000	0	0	N.D. d	N.D. d
	Target Compounds						
2)	a-BHC	0.000	0.000	0	0	N.D. d	N.D. d
3)	g-BHC	0.000	0.000	0	0	N.D. d	N.D. d
4)	b-BHC	0.000	0.000	0	0	N.D. d	N.D. d
5)	Heptachlor	0.000	0.000	0	0	N.D. d	N.D. d
6)	d-BHC	0.000	0.000	0	0	N.D. d	N.D. d
7)	Aldrin	0.000	0.000	0	0	N.D. d	N.D. d
8)	Heptachlo...	0.000	0.000	0	0	N.D. d	N.D. d
9)	trans-Chl...	0.000	0.000	0	0	N.D. d	N.D. d
10)	cis-Chlor...	0.000	0.000	0	0	N.D. d	N.D. d
11)	Endosulfa...	0.000	0.000	0	0	N.D. d	N.D. d
12)	4,4'-DDE	0.000	0.000	0	0	N.D. d	N.D. d
13)	Dieldrin	0.000	0.000	0	0	N.D. d	N.D. d
14)	Endrin	0.000	0.000	0	0	N.D. d	N.D. d
15)	4,4'-DDD	0.000	0.000	0	0	N.D. d	N.D. d
16)	Endosulfa...	0.000	0.000	0	0	N.D. d	N.D. d
17)	4,4'-DDT	0.000	0.000	0	0	N.D. d	N.D. d
18)	Endrin Al...	0.000	0.000	0	0	N.D. d	N.D. d
19)	Endosulfa...	0.000	0.000	0	0	N.D. d	N.D. d
20)	Methoxychlor	0.000	0.000	0	0	N.D. d	N.D. d
21)	Endrin Ke...	0.000	0.000	0	0	N.D. d	N.D. d
23)	Hexachlor...	0.000	0.000	0	0	N.D. d	N.D. d
24)	Hexachlor...	0.000	0.000	0	0	N.D. d	N.D. d
25)	Oxychlordane	0.000	0.000	0	0	N.D. d	N.D. d
26)	2,4'-DDE	0.000	0.000	0	0	N.D. d	N.D. d
27)	trans-Non...	0.000	0.000	0	0	N.D. d	N.D. d
28)	2,4'-DDD	0.000	0.000	0	0	N.D. d	N.D. d
29)	2,4'-DDT	0.000	0.000	0	0	N.D. d	N.D. d
30)	cis-Nonac...	0.000	0.000	0	0	N.D. d	N.D. d
31)	Mirex	0.000	0.000	0	0	N.D. d	N.D. d
32)	Chlordane...	7.427	8.129	9628671	17830433	624.419	629.093
33)	Chlordane...	7.520	8.237	12176524	14812273	588.567	644.287
34)	Chlordane...	8.067	8.896	2921278	4271709	611.277	615.748
35)	Chlordane...	3.447	0.000	4056	0	NoCal	N.D.
36)	Toxaphene...	0.000	0.000	0	0	N.D. d	N.D. d
37)	Toxaphene...	0.000	0.000	0	0	N.D. d	N.D. d
38)	Toxaphene...	0.000	0.000	0	0	N.D. d	N.D. d
39)	Toxaphene...	0.000	0.000	0	0	N.D. d	N.D. d
40)	Toxaphene...	0.000	0.000	0	0	N.D. d	N.D. d
41)	Toxaphene...	0.000	0.000	0	0	N.D. d	N.D. d
42)	Toxaphene...	0.000	0.000	0	0	N.D. d	N.D. d

(f)=RT Delta > 1/2 Window (#)=Amounts differ by > 40% (m)=manual int.

Quantitation Report (QT Reviewed)

Data Path : R:\data\2019-08\9H23034\
Data File : ECD5-08231931.D
Signal(s) : Signal #1: ECD1A.CH Signal #2: ECD2B.CH
Acq On : 23 Aug 2019 20:28
Operator : MJB
Sample : 9H23034-CALK
Misc : A19F235, CHLOR 500 ppb
ALS Vial : 25 (Sig #1); 0 (Sig #2) Sample Multiplier: 1

Integration File signal 1: PEST1.e
Integration File signal 2: PEST2.e
Quant Time: Aug 26 11:28:33 2019
Quant Method : R:\methods\ECD5_QUANTPEST_190823.M
Quant Title : Instrument: DualECD5
QLast Update : Mon Aug 26 11:22:42 2019
Response via : Initial Calibration
Integrator: ChemStation 6890 Scale Mode: Small noise peaks clipped

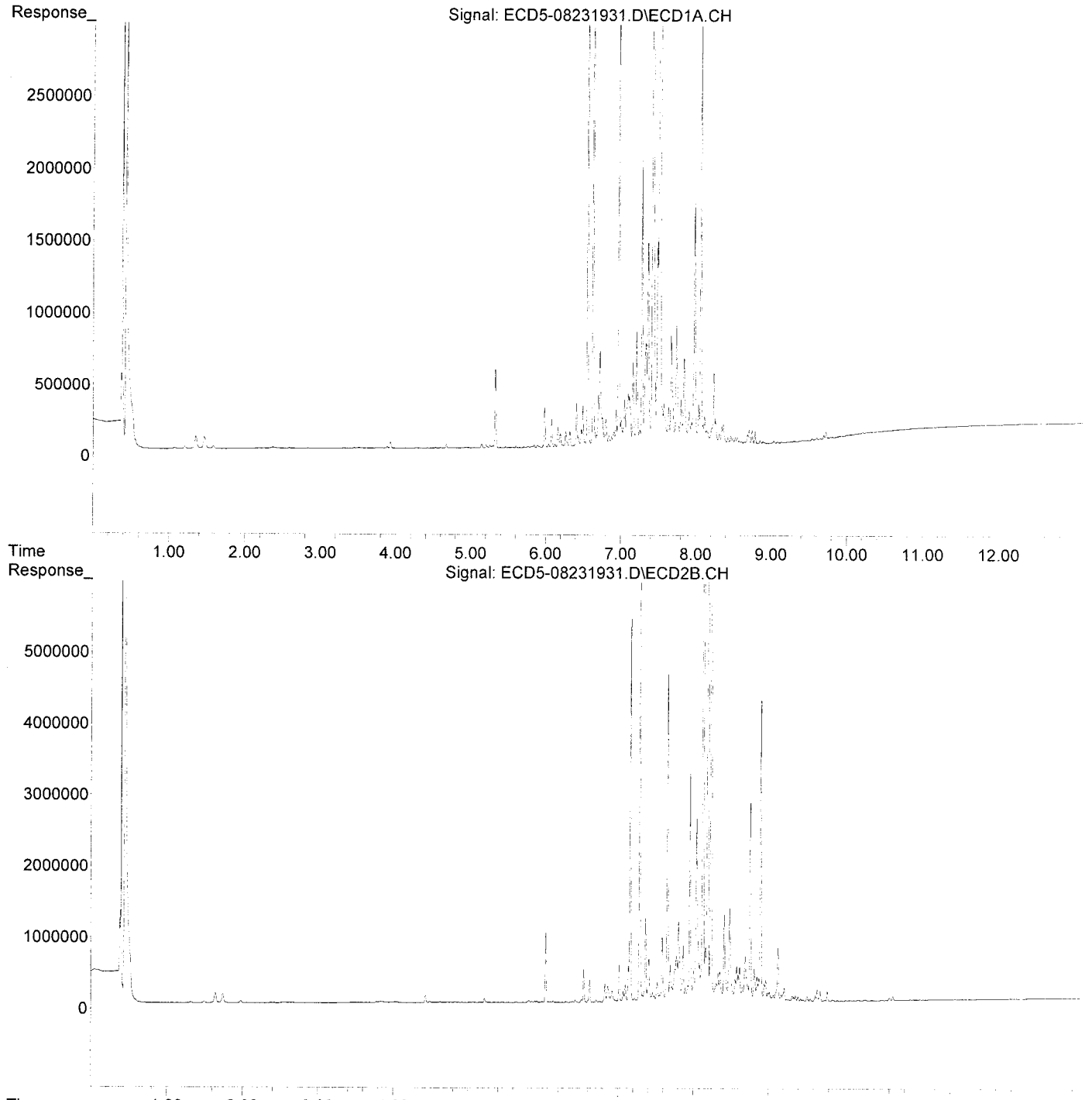

Quantitation Report (QT Reviewed)

Data Path : R:\data\2019-08\9H23034\
Data File : ECD5-08231932.D
Signal(s) : Signal #1: ECD1A.CH Signal #2: ECD2B.CH
Acq On : 23 Aug 2019 20:45
Operator : MJB
Sample : 9H23034-CALL
Misc : A19F236, CHLOR 1000 ppb
ALS Vial : 26 (Sig #1); 0 (Sig #2) Sample Multiplier: 1

Integration File signal 1: PEST1.e
Integration File signal 2: PEST2.e
Quant Time: Aug 26 11:33:36 2019
Quant Method : R:\methods\ECD5_QUANTPEST_190823.M
Quant Title : Instrument: DualECD5
QLast Update : Mon Aug 26 11:22:42 2019
Response via : Initial Calibration
Integrator: ChemStation 6890 Scale Mode: Small noise peaks clipped

MJB 8/26/19

	Compound	RT#1	RT#2	Resp#1	Resp#2	ng/mL	ng/mL
	System Monitoring Compounds						
1) S	TCMX (S)	0.000	0.000	0	0	N.D. d	N.D. d
22) S	DCBP (S)	0.000	0.000	0	0	N.D. d	N.D. d
	Target Compounds						
2)	a-BHC	0.000	0.000	0	0	N.D. d	N.D. d
3)	g-BHC	0.000	0.000	0	0	N.D. d	N.D. d
4)	b-BHC	0.000	0.000	0	0	N.D. d	N.D. d
5)	Heptachlor	0.000	0.000	0	0	N.D. d	N.D. d
6)	d-BHC	0.000	0.000	0	0	N.D. d	N.D. d
7)	Aldrin	0.000	0.000	0	0	N.D. d	N.D. d
8)	Heptachlo...	0.000	0.000	0	0	N.D. d	N.D. d
9)	trans-Chl...	0.000	0.000	0	0	N.D. d	N.D. d
10)	cis-Chlor...	0.000	0.000	0	0	N.D. d	N.D. d
11)	Endosulfa...	0.000	0.000	0	0	N.D. d	N.D. d
12)	4,4'-DDE	0.000	0.000	0	0	N.D. d	N.D. d
13)	Dieldrin	0.000	0.000	0	0	N.D. d	N.D. d
14)	Endrin	0.000	0.000	0	0	N.D. d	N.D. d
15)	4,4'-DDD	0.000	0.000	0	0	N.D. d	N.D. d
16)	Endosulfa...	0.000	0.000	0	0	N.D. d	N.D. d
17)	4,4'-DDT	0.000	0.000	0	0	N.D. d	N.D. d
18)	Endrin Al...	0.000	0.000	0	0	N.D. d	N.D. d
19)	Endosulfa...	0.000	0.000	0	0	N.D. d	N.D. d
20)	Methoxychlor	0.000	0.000	0	0	N.D. d	N.D. d
21)	Endrin Ke...	0.000	0.000	0	0	N.D. d	N.D. d
23)	Hexachlor...	0.000	0.000	0	0	N.D. d	N.D. d
24)	Hexachlor...	0.000	0.000	0	0	N.D. d	N.D. d
25)	Oxychlordane	0.000	0.000	0	0	N.D. d	N.D. d
26)	2,4'-DDE	0.000	0.000	0	0	N.D. d	N.D. d
27)	trans-Non...	0.000	0.000	0	0	N.D. d	N.D. d
28)	2,4'-DDD	0.000	0.000	0	0	N.D. d	N.D. d
29)	2,4'-DDT	0.000	0.000	0	0	N.D. d	N.D. d
30)	cis-Nonac...	0.000	0.000	0	0	N.D. d	N.D. d
31)	Mirex	0.000	0.000	0	0	N.D. d	N.D. d
32)	Chlordane...	7.426	8.130	19643766	37966746	1273.898	1234.450
33)	Chlordane...	7.519	8.237	25083239	31493677	1212.428	1269.749
34)	Chlordane...	8.067	8.897	5987927	9358900	1252.974	1240.988
35)	Chlordane...	3.447	0.000	4825	0	NoCal	N.D.
36)	Toxaphene...	0.000	0.000	0	0	N.D. d	N.D. d
37)	Toxaphene...	0.000	0.000	0	0	N.D. d	N.D. d
38)	Toxaphene...	0.000	0.000	0	0	N.D. d	N.D. d
39)	Toxaphene...	0.000	0.000	0	0	N.D. d	N.D. d
40)	Toxaphene...	0.000	0.000	0	0	N.D. d	N.D. d
41)	Toxaphene...	0.000	0.000	0	0	N.D. d	N.D. d
42)	Toxaphene...	0.000	0.000	0	0	N.D. d	N.D. d

(f)=RT Delta > 1/2 Window (#)=Amounts differ by > 40% (m)=manual int.

Quantitation Report (QT Reviewed)

Data Path : R:\data\2019-08\9H23034\
Data File : ECD5-08231932.D
Signal(s) : Signal #1: ECD1A.CH Signal #2: ECD2B.CH
Acq On : 23 Aug 2019 20:45
Operator : MJB
Sample : 9H23034-CALL
Misc : A19F236, CHLOR 1000 ppb
ALS Vial : 26 (Sig #1); 0 (Sig #2) Sample Multiplier: 1

Integration File signal 1: PEST1.e
Integration File signal 2: PEST2.e
Quant Time: Aug 26 11:33:36 2019
Quant Method : R:\methods\ECD5_QUANTPEST_190823.M
Quant Title : Instrument: DualECD5
QLast Update : Mon Aug 26 11:22:42 2019
Response via : Initial Calibration
Integrator: ChemStation 6890 Scale Mode: Small noise peaks clipped

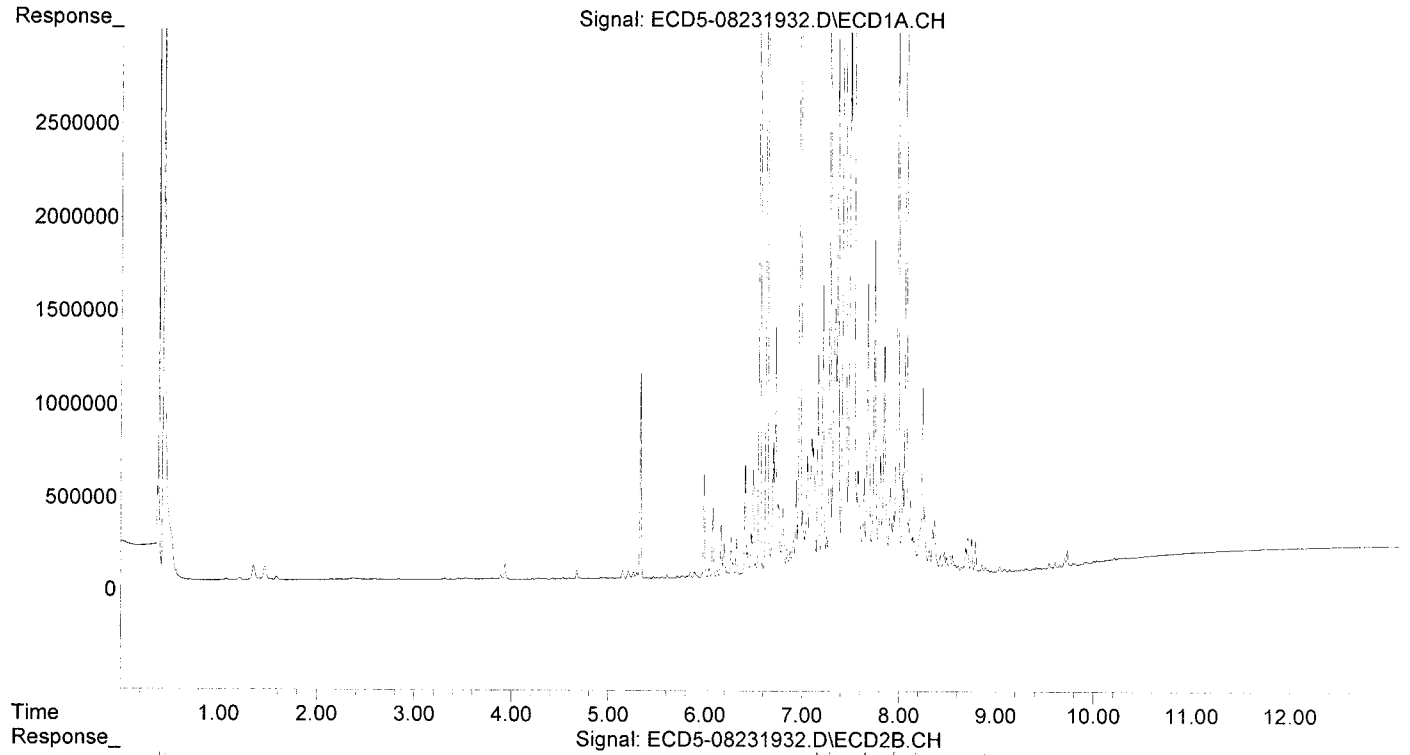

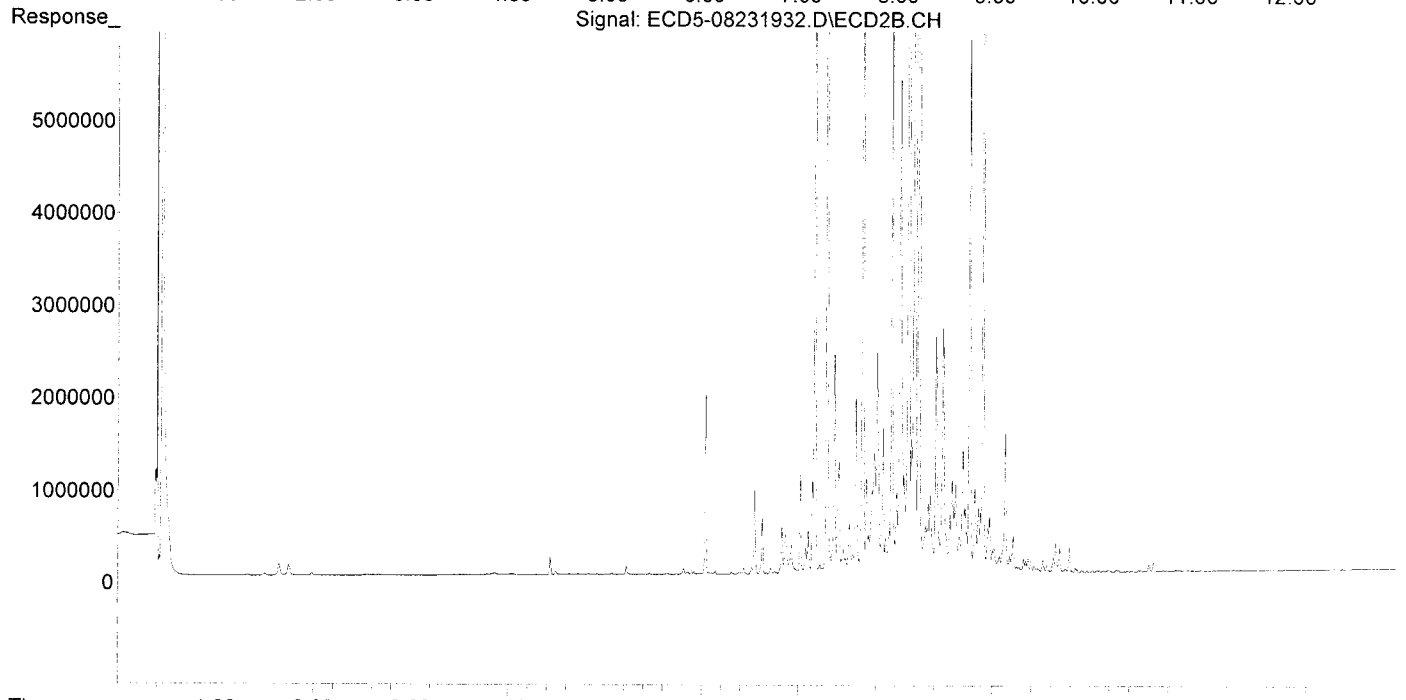

Quantitation Report (QT Reviewed)

Data Path : R:\data\2019-08\9H23034\
Data File : ECD5-08231933.D
Signal(s) : Signal #1: ECD1A.CH Signal #2: ECD2B.CH
Acq On : 23 Aug 2019 21:02
Operator : MJB
Sample : 9H23034-CALM
Misc : A19F231, CHLOR 2000 ppb
ALS Vial : 27 (Sig #1); 0 (Sig #2) Sample Multiplier: 1

Integration File signal 1: PEST1.e
Integration File signal 2: PEST2.e
Quant Time: Aug 26 11:34:12 2019
Quant Method : R:\methods\ECD5_QUANTPEST_190823.M
Quant Title : Instrument: DualECD5
QLast Update : Mon Aug 26 11:29:20 2019
Response via : Initial Calibration
Integrator: ChemStation 6890 Scale Mode: Small noise peaks clipped

MJB 8/26/19

	Compound	RT#1	RT#2	Resp#1	Resp#2	ng/mL	ng/mL
	System Monitoring Compounds						
1) S	TCMX (S)	0.000	0.000	0	0	N.D. d	N.D. d
22) S	DCBP (S)	0.000	0.000	0	0	N.D. d	N.D. d
	Target Compounds						
2)	a-BHC	0.000	0.000	0	0	N.D. d	N.D. d
3)	g-BHC	0.000	0.000	0	0	N.D. d	N.D. d
4)	b-BHC	0.000	0.000	0	0	N.D. d	N.D. d
5)	Heptachlor	0.000	0.000	0	0	N.D. d	N.D. d
6)	d-BHC	0.000	0.000	0	0	N.D. d	N.D. d
7)	Aldrin	0.000	0.000	0	0	N.D. d	N.D. d
8)	Heptachlo...	0.000	0.000	0	0	N.D. d	N.D. d
9)	trans-Chl...	0.000	0.000	0	0	N.D. d	N.D. d
10)	cis-Chlor...	0.000	0.000	0	0	N.D. d	N.D. d
11)	Endosulfa...	0.000	0.000	0	0	N.D. d	N.D. d
12)	4,4'-DDE	0.000	0.000	0	0	N.D. d	N.D. d
13)	Dieldrin	0.000	0.000	0	0	N.D. d	N.D. d
14)	Endrin	0.000	0.000	0	0	N.D. d	N.D. d
15)	4,4'-DDD	0.000	0.000	0	0	N.D. d	N.D. d
16)	Endosulfa...	0.000	0.000	0	0	N.D. d	N.D. d
17)	4,4'-DDT	0.000	0.000	0	0	N.D. d	N.D. d
18)	Endrin Al...	0.000	0.000	0	0	N.D. d	N.D. d
19)	Endosulfa...	0.000	0.000	0	0	N.D. d	N.D. d
20)	Methoxychlor	0.000	0.000	0	0	N.D. d	N.D. d
21)	Endrin Ke...	0.000	0.000	0	0	N.D. d	N.D. d
23)	Hexachlor...	0.000	0.000	0	0	N.D. d	N.D. d
24)	Hexachlor...	0.000	0.000	0	0	N.D. d	N.D. d
25)	Oxychlordane	0.000	0.000	0	0	N.D. d	N.D. d
26)	2,4'-DDE	0.000	0.000	0	0	N.D. d	N.D. d
27)	trans-Non...	0.000	0.000	0	0	N.D. d	N.D. d
28)	2,4'-DDD	0.000	0.000	0	0	N.D. d	N.D. d
29)	2,4'-DDT	0.000	0.000	0	0	N.D. d	N.D. d
30)	cis-Nonac...	0.000	0.000	0	0	N.D. d	N.D. d
31)	Mirex	0.000	0.000	0	0	N.D. d	N.D. d
32)	Chlordane...	7.426	8.130	40036500	81691713	2596.366	2326.014
33)	Chlordane...	7.519	8.238	50979142	66281388	2464.138	2365.956
34)	Chlordane...	8.067	8.897	12208306	19418517	2554.588	2271.661
35)	Chlordane...	3.449	0.000	4939	0	NoCal	N.D.
36)	Toxaphene...	0.000	0.000	0	0	N.D. d	N.D. d
37)	Toxaphene...	0.000	0.000	0	0	N.D. d	N.D. d
38)	Toxaphene...	0.000	0.000	0	0	N.D. d	N.D. d
39)	Toxaphene...	0.000	0.000	0	0	N.D. d	N.D. d
40)	Toxaphene...	0.000	0.000	0	0	N.D. d	N.D. d
41)	Toxaphene...	0.000	0.000	0	0	N.D. d	N.D. d
42)	Toxaphene...	0.000	0.000	0	0	N.D. d	N.D. d

(f)=RT Delta > 1/2 Window (#)=Amounts differ by > 40% (m)=manual int.

Quantitation Report (QT Reviewed)

Data Path : R:\data\2019-08\9H23034\
Data File : ECD5-08231933.D
Signal(s) : Signal #1: ECD1A.CH Signal #2: ECD2B.CH
Acq On : 23 Aug 2019 21:02
Operator : MJB
Sample : 9H23034-CALM
Misc : A19F231, CHLOR 2000 ppb
ALS Vial : 27 (Sig #1); 0 (Sig #2) Sample Multiplier: 1

Integration File signal 1: PEST1.e
Integration File signal 2: PEST2.e
Quant Time: Aug 26 11:34:12 2019
Quant Method : R:\methods\ECD5_QUANTPEST_190823.M
Quant Title : Instrument: DualECD5
QLast Update : Mon Aug 26 11:29:20 2019
Response via : Initial Calibration
Integrator: ChemStation 6890 Scale Mode: Small noise peaks clipped

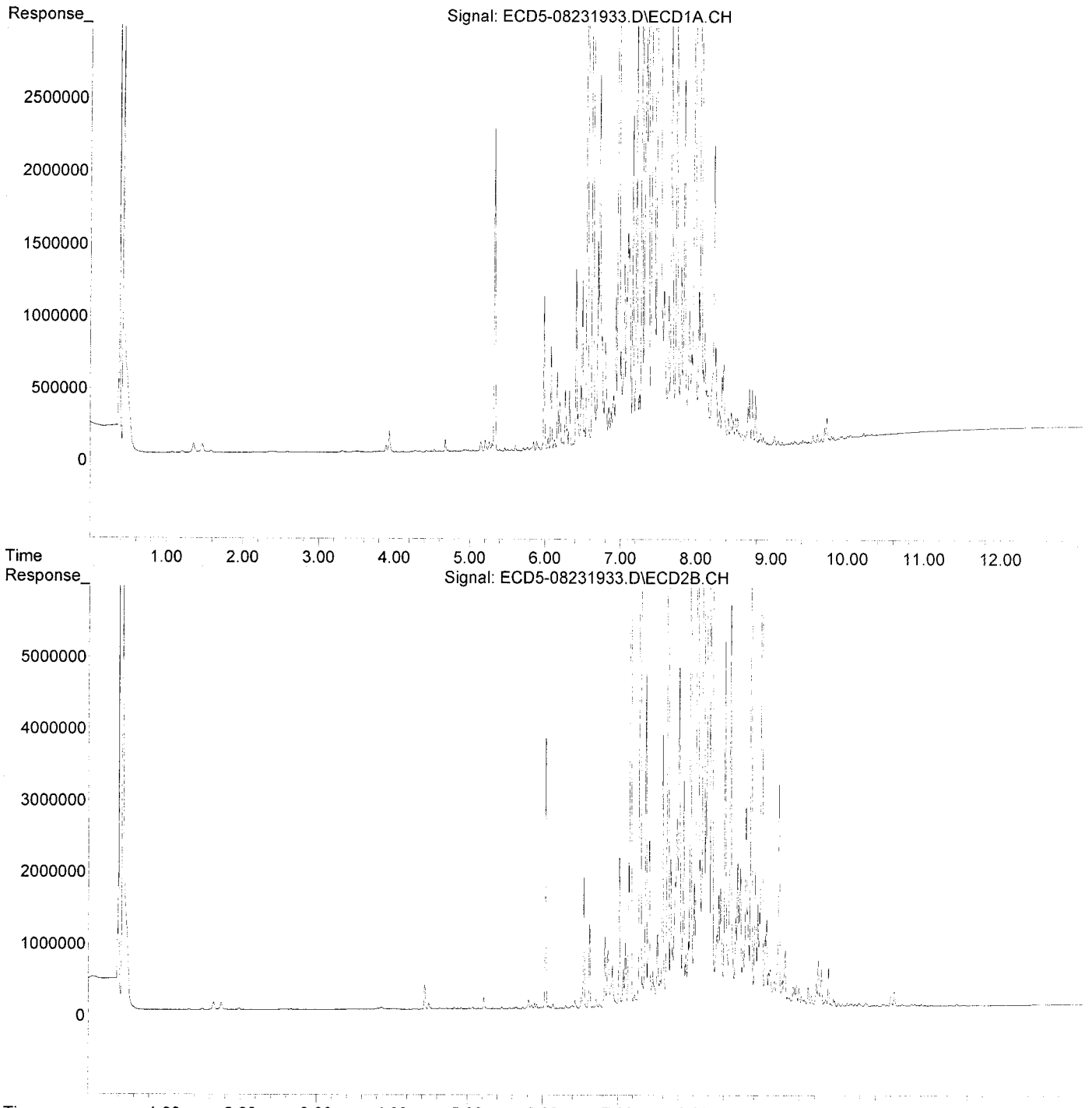

Quantitation Report (QT Reviewed)

Data Path : R:\data\2019-08\9H23034\
Data File : ECD5-08231936.D
Signal(s) : Signal #1: ECD1A.CH Signal #2: ECD2B.CH
Acq On : 23 Aug 2019 21:54
Operator : MJB
Sample : 9H23034-CALN
Misc : A19D122, TOX 50 ppb
ALS Vial : 29 (Sig #1); 0 (Sig #2) Sample Multiplier: 1

Integration File signal 1: PEST1.e
Integration File signal 2: PEST2.e
Quant Time: Aug 26 11:37:48 2019
Quant Method : R:\methods\ECD5_QUANTPEST_190823.M
Quant Title : Instrument: DualECD5
QLast Update : Mon Aug 26 11:36:51 2019
Response via : Initial Calibration
Integrator: ChemStation 6890 Scale Mode: Small noise peaks clipped

MJB 8/26/19

	Compound	RT#1	RT#2	Resp#1	Resp#2	ng/mL	ng/mL
	System Monitoring Compounds						
1) S	TCMX (S)	0.000	0.000	0	0	N.D. d	N.D. d
22) S	DCBP (S)	0.000	0.000	0	0	N.D. d	N.D. d
	Target Compounds						
2)	a-BHC	0.000	0.000	0	0	N.D. d	N.D. d
3)	g-BHC	0.000	0.000	0	0	N.D. d	N.D. d
4)	b-BHC	0.000	0.000	0	0	N.D. d	N.D. d
5)	Heptachlor	0.000	0.000	0	0	N.D. d	N.D. d
6)	d-BHC	0.000	0.000	0	0	N.D. d	N.D. d
7)	Aldrin	0.000	0.000	0	0	N.D. d	N.D. d
8)	Heptachlo...	0.000	0.000	0	0	N.D. d	N.D. d
9)	trans-Chl...	0.000	0.000	0	0	N.D. d	N.D. d
10)	cis-Chlor...	0.000	0.000	0	0	N.D. d	N.D. d
11)	Endosulfa...	0.000	0.000	0	0	N.D. d	N.D. d
12)	4,4'-DDE	0.000	0.000	0	0	N.D. d	N.D. d
13)	Dieldrin	0.000	0.000	0	0	N.D. d	N.D. d
14)	Endrin	0.000	0.000	0	0	N.D. d	N.D. d
15)	4,4'-DDD	0.000	0.000	0	0	N.D. d	N.D. d
16)	Endosulfa...	0.000	0.000	0	0	N.D. d	N.D. d
17)	4,4'-DDT	0.000	0.000	0	0	N.D. d	N.D. d
18)	Endrin Al...	0.000	0.000	0	0	N.D. d	N.D. d
19)	Endosulfa...	0.000	0.000	0	0	N.D. d	N.D. d
20)	Methoxychlor	0.000	0.000	0	0	N.D. d	N.D. d
21)	Endrin Ke...	0.000	0.000	0	0	N.D. d	N.D. d
23)	Hexachlor...	0.000	0.000	0	0	N.D. d	N.D. d
24)	Hexachlor...	0.000	0.000	0	0	N.D. d	N.D. d
25)	Oxychlordane	0.000	0.000	0	0	N.D. d	N.D. d
26)	2,4'-DDE	0.000	0.000	0	0	N.D. d	N.D. d
27)	trans-Non...	0.000	0.000	0	0	N.D. d	N.D. d
28)	2,4'-DDD	0.000	0.000	0	0	N.D. d	N.D. d
29)	2,4'-DDT	0.000	0.000	0	0	N.D. d	N.D. d
30)	cis-Nonac...	0.000	0.000	0	0	N.D. d	N.D. d
31)	Mirex	0.000	0.000	0	0	N.D. d	N.D. d
32)	Chlordane...	0.000	0.000	0	0	N.D. d	N.D. d
33)	Chlordane...	0.000	0.000	0	0	N.D. d	N.D. d
34)	Chlordane...	0.000	0.000	0	0	N.D. d	N.D. d
35)	Chlordane...	0.000	0.000	0	0	N.D. d	N.D. d
36)	Toxaphene...	7.506	8.466	49250	136848	69.167m	65.864
37)	Toxaphene...	7.794	8.813	88321	164706	67.251	67.260
38)	Toxaphene...	8.105	8.847	169381	254833	62.397	67.028
39)	Toxaphene...	8.346	8.915	164317	416348	64.716	65.275
40)	Toxaphene...	8.573	9.091	114720	233185	60.554	65.984
41)	Toxaphene...	8.641	9.470	153138	230922	57.297	70.513
42)	Toxaphene...	3.449	0.000	4023	0	NoCal	N.D.

(f)=RT Delta > 1/2 Window (#)=Amounts differ by > 40% (m)=manual int.

Quantitation Report (Qedit)

Data Path : R:\data\2019-08\9H23034\
Data File : ECD5-08231936.D
Signal(s) : Signal #1: ECD1A.CH Signal #2: ECD2B.CH
Acq On : 23 Aug 2019 21:54
Operator : MJB
Sample : 9H23034-CALN
Misc : A19D122, TOX 50 ppb
ALS Vial : 29 (Sig #1); 0 (Sig #2) Sample Multiplier: 1

Integration File signal 1: PEST1.e
Integration File signal 2: PEST2.e
Quant Time: Aug 26 11:37:09 2019
Quant Method : R:\methods\ECD5_QUANTPEST_190823.M
Quant Title : Instrument: DualECD5
QLast Update : Mon Aug 26 11:36:51 2019
Response via : Initial Calibration
Integrator: ChemStation 6890 Scale Mode: Small noise peaks clipped

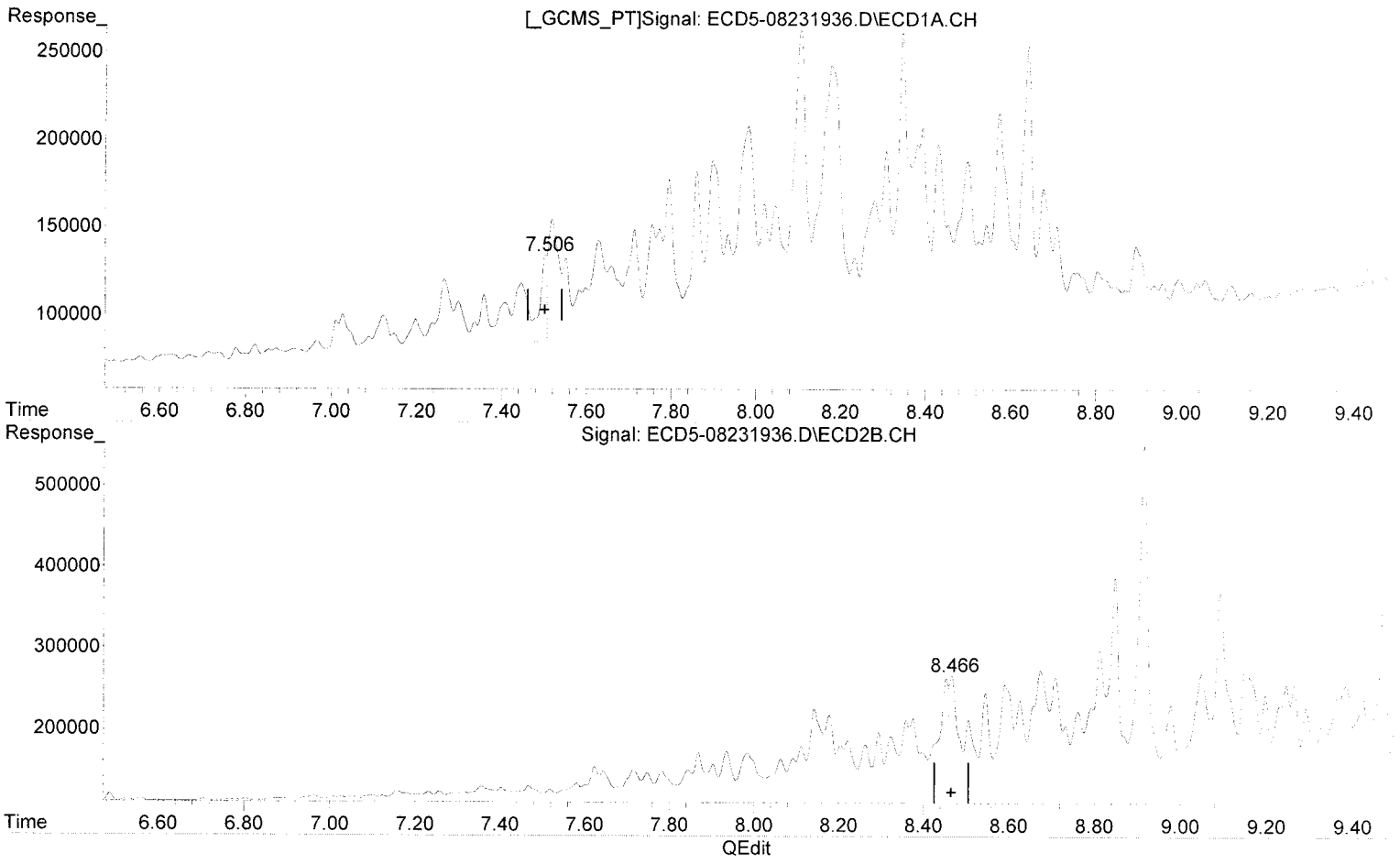

(36) Toxaphene (1)

7.506min 69.167 ng/mL (m)

response 49250

MJB 8/26/19

(36) Toxaphene (1) #2

8.466min 65.864 ng/mL

response 136848

(+) = Expected Retention Time

Quantitation Report (Qedit)

Data Path : R:\data\2019-08\9H23034\
Data File : ECD5-08231936.D
Signal(s) : Signal #1: ECD1A.CH Signal #2: ECD2B.CH
Acq On : 23 Aug 2019 21:54
Operator : MJB
Sample : 9H23034-CALN
Misc : A19D122, TOX 50 ppb
ALS Vial : 29 (Sig #1); 0 (Sig #2) Sample Multiplier: 1

Integration File signal 1: PEST1.e
Integration File signal 2: PEST2.e
Quant Time: Aug 26 11:37:09 2019
Quant Method : R:\methods\ECD5_QUANTPEST_190823.M
Quant Title : Instrument: DualECD5
QLast Update : Mon Aug 26 11:36:51 2019
Response via : Initial Calibration
Integrator: ChemStation 6890 Scale Mode: Small noise peaks clipped

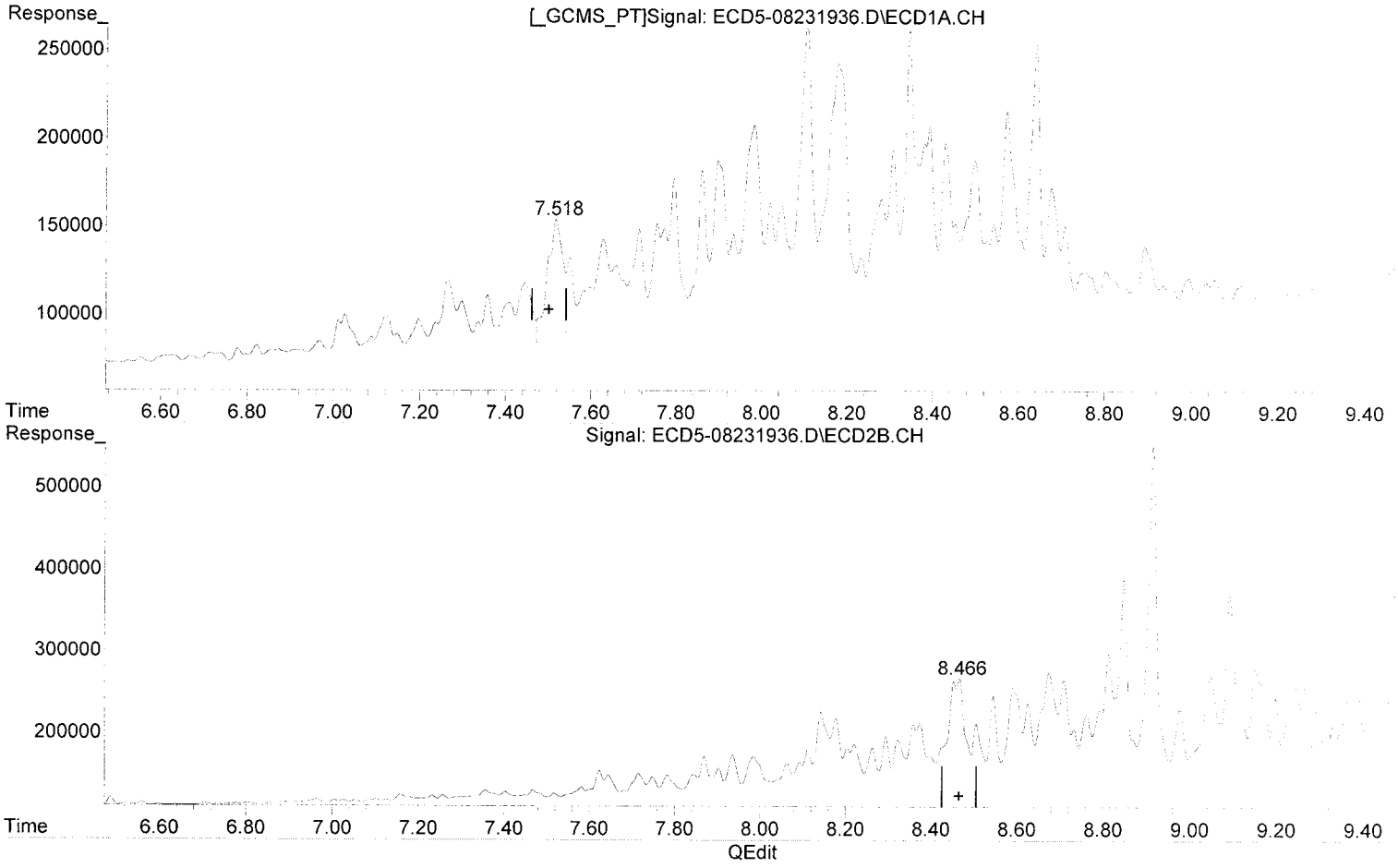

(36) Toxaphene (1)

7.518min 96.999 ng/mL

response 69068

MJB 6/26/19

(36) Toxaphene (1) #2

8.466min 65.864 ng/mL

response 136848

(+) = Expected Retention Time

Quantitation Report (QT Reviewed)

Data Path : R:\data\2019-08\9H23034\
Data File : ECD5-08231936.D
Signal(s) : Signal #1: ECD1A.CH Signal #2: ECD2B.CH
Acq On : 23 Aug 2019 21:54
Operator : MJB
Sample : 9H23034-CALN
Misc : A19D122, TOX 50 ppb
ALS Vial : 29 (Sig #1); 0 (Sig #2) Sample Multiplier: 1

Integration File signal 1: PEST1.e
Integration File signal 2: PEST2.e
Quant Time: Aug 26 11:37:48 2019
Quant Method : R:\methods\ECD5_QUANTPEST_190823.M
Quant Title : Instrument: DualECD5
QLast Update : Mon Aug 26 11:36:51 2019
Response via : Initial Calibration
Integrator: ChemStation 6890 Scale Mode: Small noise peaks clipped

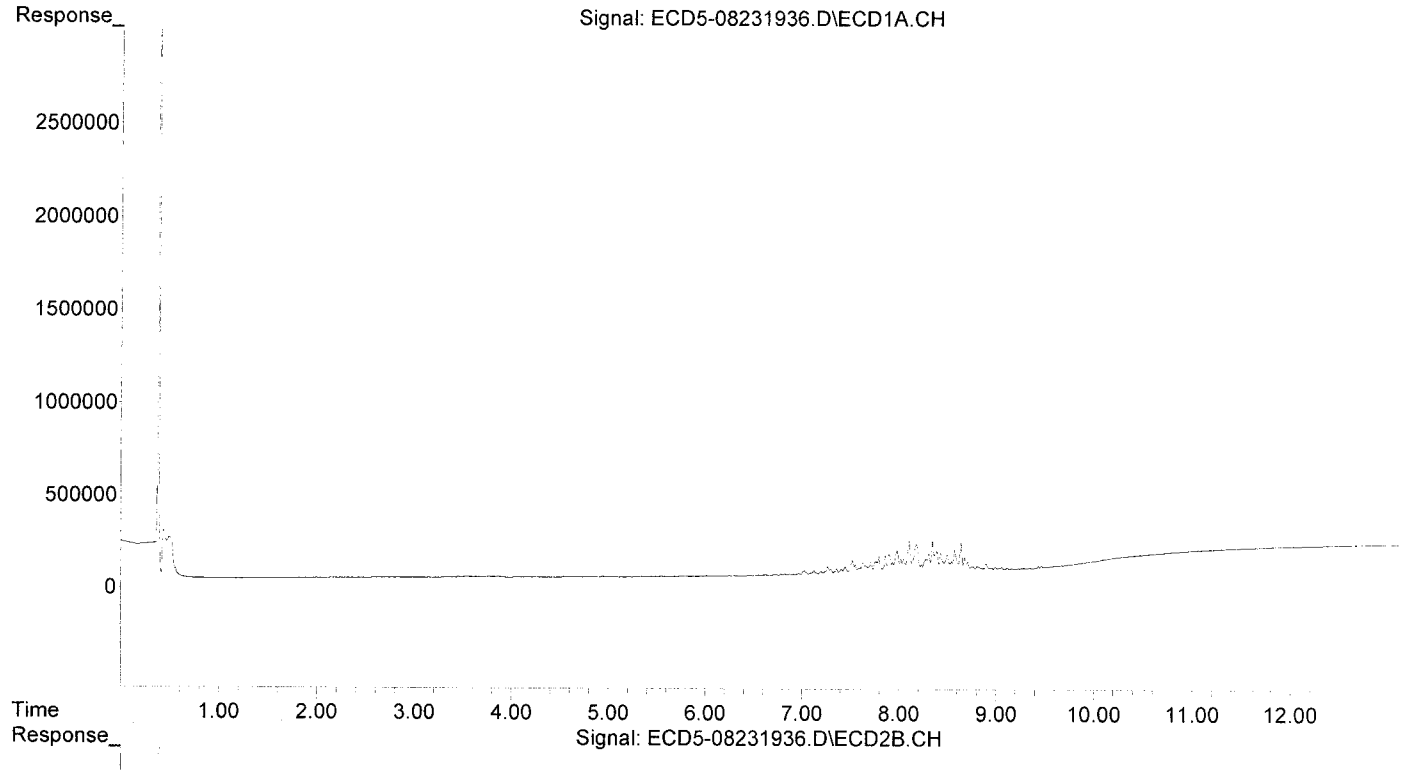

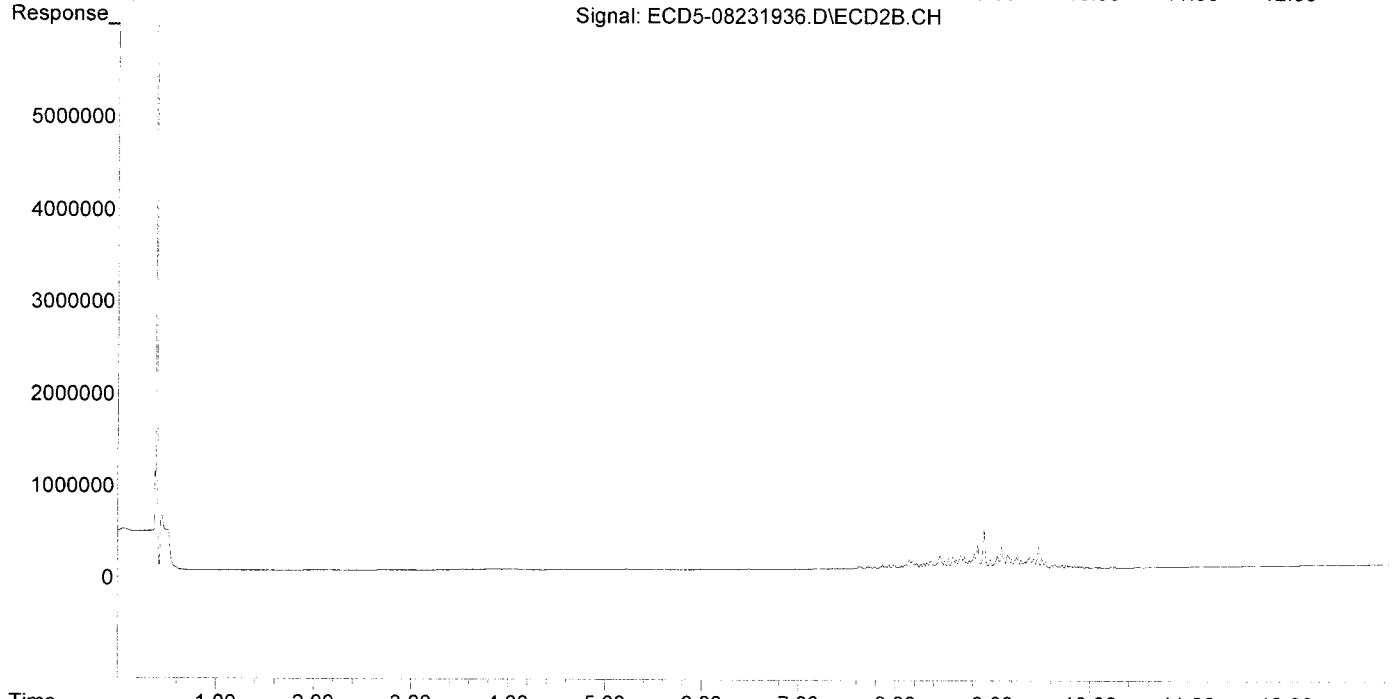

Quantitation Report (QT Reviewed)

Data Path : R:\data\2019-08\9H23034\
Data File : ECD5-08231937.D
Signal(s) : Signal #1: ECD1A.CH Signal #2: ECD2B.CH
Acq On : 23 Aug 2019 22:11
Operator : MJB
Sample : 9H23034-CALO
Misc : A19D123, TOX 100 ppb
ALS Vial : 30 (Sig #1); 0 (Sig #2) Sample Multiplier: 1

Integration File signal 1: PEST1.e
Integration File signal 2: PEST2.e
Quant Time: Aug 26 11:38:53 2019
Quant Method : R:\methods\ECD5_QUANTPEST_190823.M
Quant Title : Instrument: DualECD5
QLast Update : Mon Aug 26 11:36:51 2019
Response via : Initial Calibration
Integrator: ChemStation 6890 Scale Mode: Small noise peaks clipped

MJB 8/26/19

		Compound	RT#1	RT#2	Resp#1	Resp#2	ng/mL	ng/mL
		System Monitoring Compounds						
1)	S	TCMX (S)	0.000	0.000	0	0	N.D. d	N.D. d
22)	S	DCBP (S)	0.000	0.000	0	0	N.D. d	N.D. d
		Target Compounds						
2)		a-BHC	0.000	0.000	0	0	N.D. d	N.D. d
3)		g-BHC	0.000	0.000	0	0	N.D. d	N.D. d
4)		b-BHC	0.000	0.000	0	0	N.D. d	N.D. d
5)		Heptachlor	0.000	0.000	0	0	N.D. d	N.D. d
6)		d-BHC	0.000	0.000	0	0	N.D. d	N.D. d
7)		Aldrin	0.000	0.000	0	0	N.D. d	N.D. d
8)		Heptachlo...	0.000	0.000	0	0	N.D. d	N.D. d
9)		trans-Chl...	0.000	0.000	0	0	N.D. d	N.D. d
10)		cis-Chlor...	0.000	0.000	0	0	N.D. d	N.D. d
11)		Endosulfa...	0.000	0.000	0	0	N.D. d	N.D. d
12)		4,4'-DDE	0.000	0.000	0	0	N.D. d	N.D. d
13)		Dieldrin	0.000	0.000	0	0	N.D. d	N.D. d
14)		Endrin	0.000	0.000	0	0	N.D. d	N.D. d
15)		4,4'-DDD	0.000	0.000	0	0	N.D. d	N.D. d
16)		Endosulfa...	0.000	0.000	0	0	N.D. d	N.D. d
17)		4,4'-DDT	0.000	0.000	0	0	N.D. d	N.D. d
18)		Endrin Al...	0.000	0.000	0	0	N.D. d	N.D. d
19)		Endosulfa...	0.000	0.000	0	0	N.D. d	N.D. d
20)		Methoxychlor	0.000	0.000	0	0	N.D. d	N.D. d
21)		Endrin Ke...	0.000	0.000	0	0	N.D. d	N.D. d
23)		Hexachlor...	0.000	0.000	0	0	N.D. d	N.D. d
24)		Hexachlor...	0.000	0.000	0	0	N.D. d	N.D. d
25)		Oxychlordane	0.000	0.000	0	0	N.D. d	N.D. d
26)		2,4'-DDE	0.000	0.000	0	0	N.D. d	N.D. d
27)		trans-Non...	0.000	0.000	0	0	N.D. d	N.D. d
28)		2,4'-DDD	0.000	0.000	0	0	N.D. d	N.D. d
29)		2,4'-DDT	0.000	0.000	0	0	N.D. d	N.D. d
30)		cis-Nonac...	0.000	0.000	0	0	N.D. d	N.D. d
31)		Mirex	0.000	0.000	0	0	N.D. d	N.D. d
32)		Chlordane...	0.000	0.000	0	0	N.D. d	N.D. d
33)		Chlordane...	0.000	0.000	0	0	N.D. d	N.D. d
34)		Chlordane...	0.000	0.000	0	0	N.D. d	N.D. d
35)		Chlordane...	0.000	0.000	0	0	N.D. d	N.D. d
36)		Toxaphene...	7.501	8.466	91576	267534	128.609m	128.761
37)		Toxaphene...	7.795	8.813	166085	324070	126.462	132.338
38)		Toxaphene...	8.106	8.848	332842	494430	122.613	130.048
39)		Toxaphene...	8.346	8.915	320313	811948	126.154	127.297
40)		Toxaphene...	8.574	9.091	228960	452209	120.854	127.962
41)		Toxaphene...	8.641	9.471	302577	452485	113.210	135.226
42)		Toxaphene...	3.450	0.000	3536	0	NoCal	N.D.

(f)=RT Delta > 1/2 Window (#)=Amounts differ by > 40% (m)=manual int.

Quantitation Report (Qedit)

Data Path : R:\data\2019-08\9H23034\
Data File : ECD5-08231937.D
Signal(s) : Signal #1: ECD1A.CH Signal #2: ECD2B.CH
Acq On : 23 Aug 2019 22:11
Operator : MJB
Sample : 9H23034-CALO
Misc : A19D123, TOX 100 ppb
ALS Vial : 30 (Sig #1); 0 (Sig #2) Sample Multiplier: 1

Integration File signal 1: PEST1.e
Integration File signal 2: PEST2.e
Quant Time: Aug 26 11:38:11 2019
Quant Method : R:\methods\ECD5_QUANTPEST_190823.M
Quant Title : Instrument: DualECD5
QLast Update : Mon Aug 26 11:36:51 2019
Response via : Initial Calibration
Integrator: ChemStation 6890 Scale Mode: Small noise peaks clipped

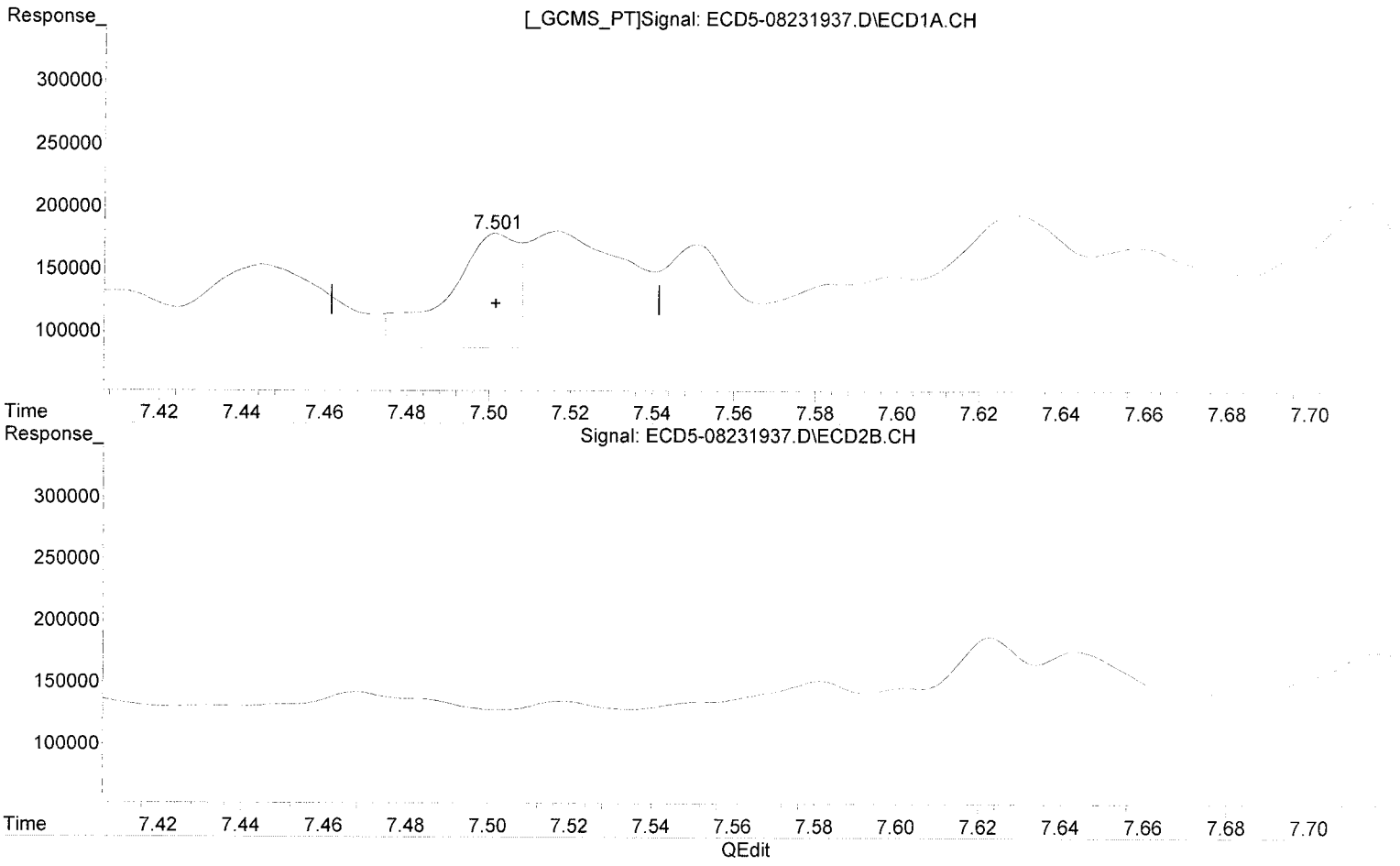

(36) Toxaphene (1)

7.501min 128.609 ng/mL m

response 91576

MJB 9/26/19

(36) Toxaphene (1) #2

8.466min 128.761 ng/mL

response 267534

(+) = Expected Retention Time

Quantitation Report (Qedit)

Data Path : R:\data\2019-08\9H23034\
Data File : ECD5-08231937.D
Signal(s) : Signal #1: ECD1A.CH Signal #2: ECD2B.CH
Acq On : 23 Aug 2019 22:11
Operator : MJB
Sample : 9H23034-CALO
Misc : A19D123, TOX 100 ppb
ALS Vial : 30 (Sig #1); 0 (Sig #2) Sample Multiplier: 1

Integration File signal 1: PEST1.e
Integration File signal 2: PEST2.e
Quant Time: Aug 26 11:38:11 2019
Quant Method : R:\methods\ECD5_QUANTPEST_190823.M
Quant Title : Instrument: DualECD5
QLast Update : Mon Aug 26 11:36:51 2019
Response via : Initial Calibration
Integrator: ChemStation 6890 Scale Mode: Small noise peaks clipped

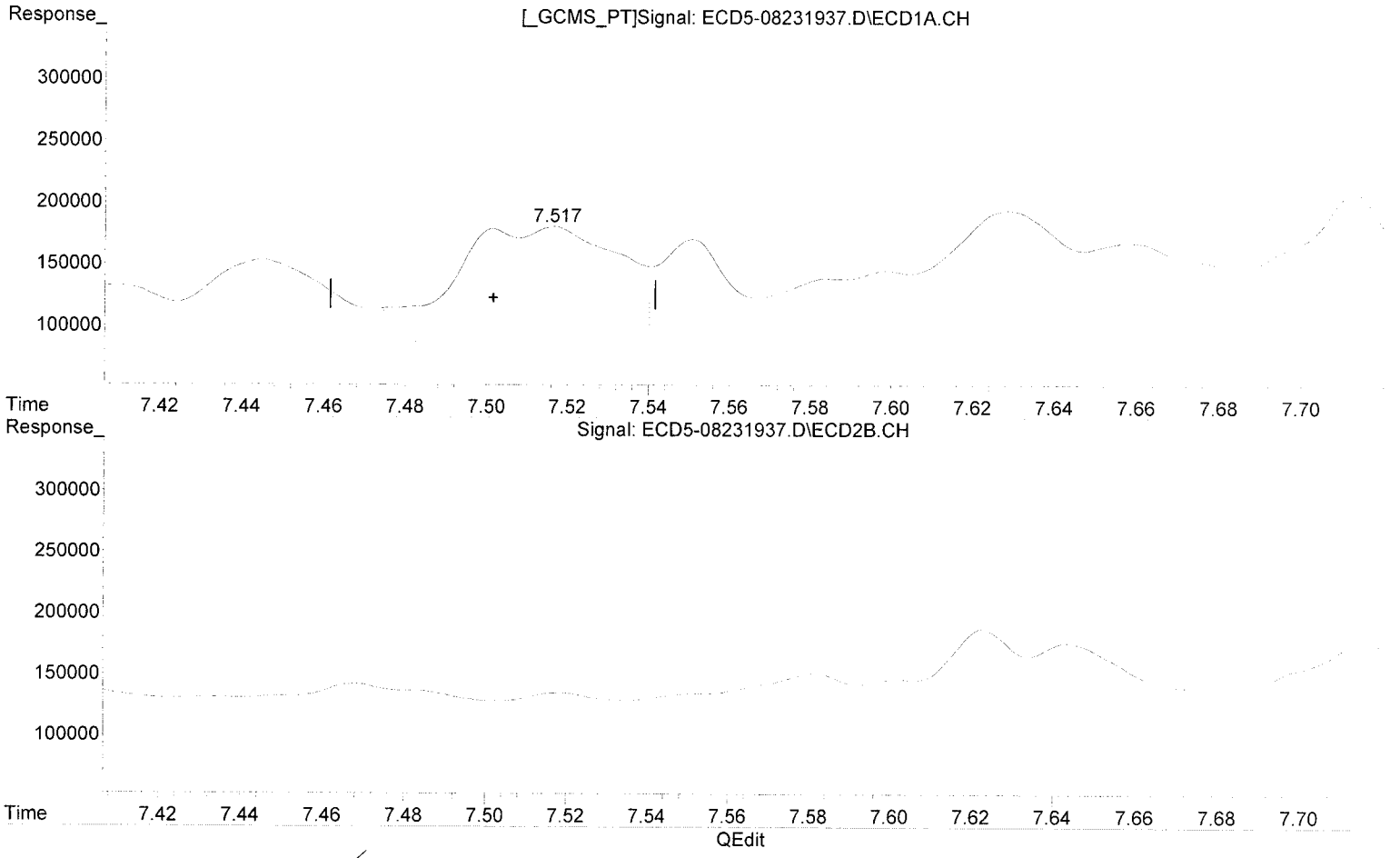

(36) Toxaphene (1)

7.517min 130.814 ng/mL

response 93146

MJB 8/26/19

(36) Toxaphene (1) #2

8.466min 128.761 ng/mL

response 267534

(+) = Expected Retention Time

Quantitation Report (QT Reviewed)

Data Path : R:\data\2019-08\9H23034\
Data File : ECD5-08231937.D
Signal(s) : Signal #1: ECD1A.CH Signal #2: ECD2B.CH
Acq On : 23 Aug 2019 22:11
Operator : MJB
Sample : 9H23034-CALO
Misc : A19D123, TOX 100 ppb
ALS Vial : 30 (Sig #1); 0 (Sig #2) Sample Multiplier: 1

Integration File signal 1: PEST1.e
Integration File signal 2: PEST2.e
Quant Time: Aug 26 11:38:53 2019
Quant Method : R:\methods\ECD5_QUANTPEST_190823.M
Quant Title : Instrument: DualECD5
QLast Update : Mon Aug 26 11:36:51 2019
Response via : Initial Calibration
Integrator: ChemStation 6890 Scale Mode: Small noise peaks clipped

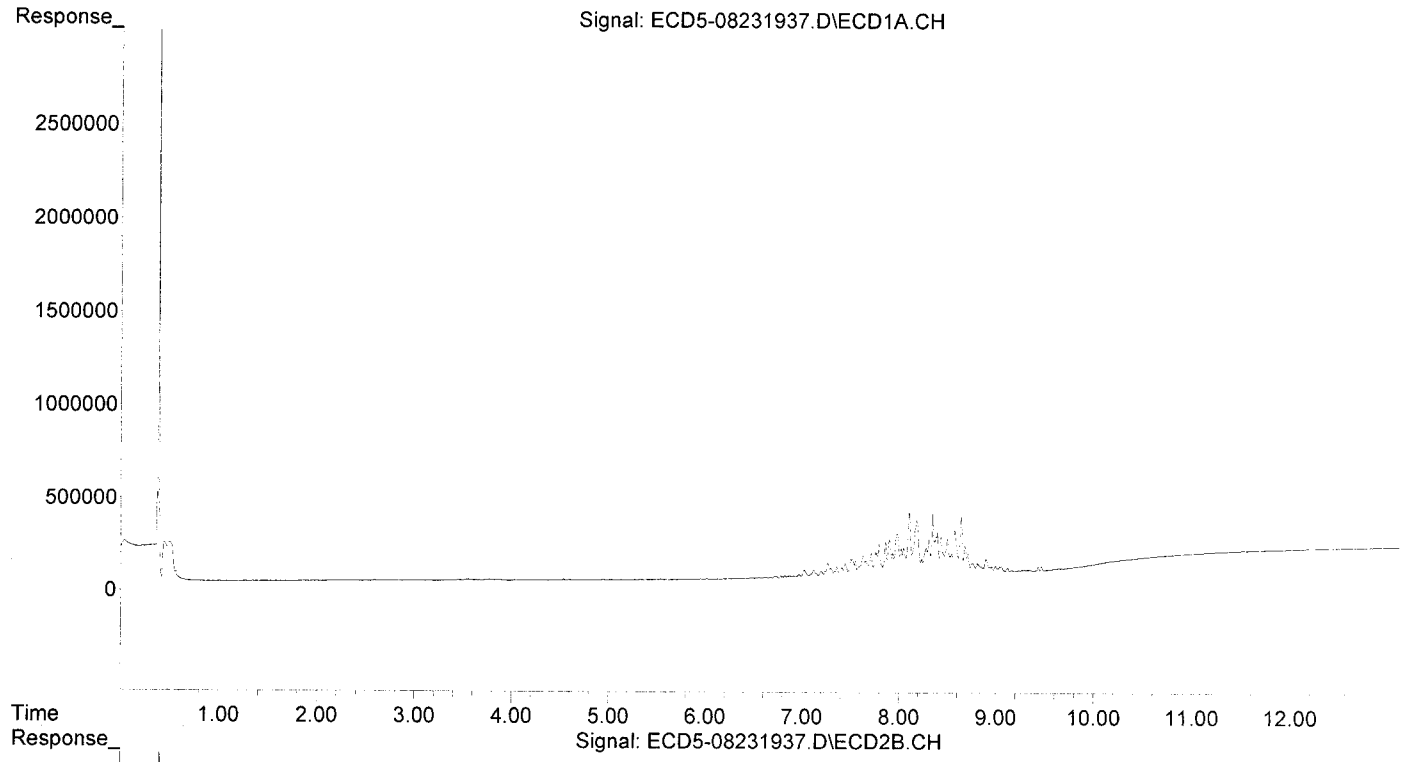

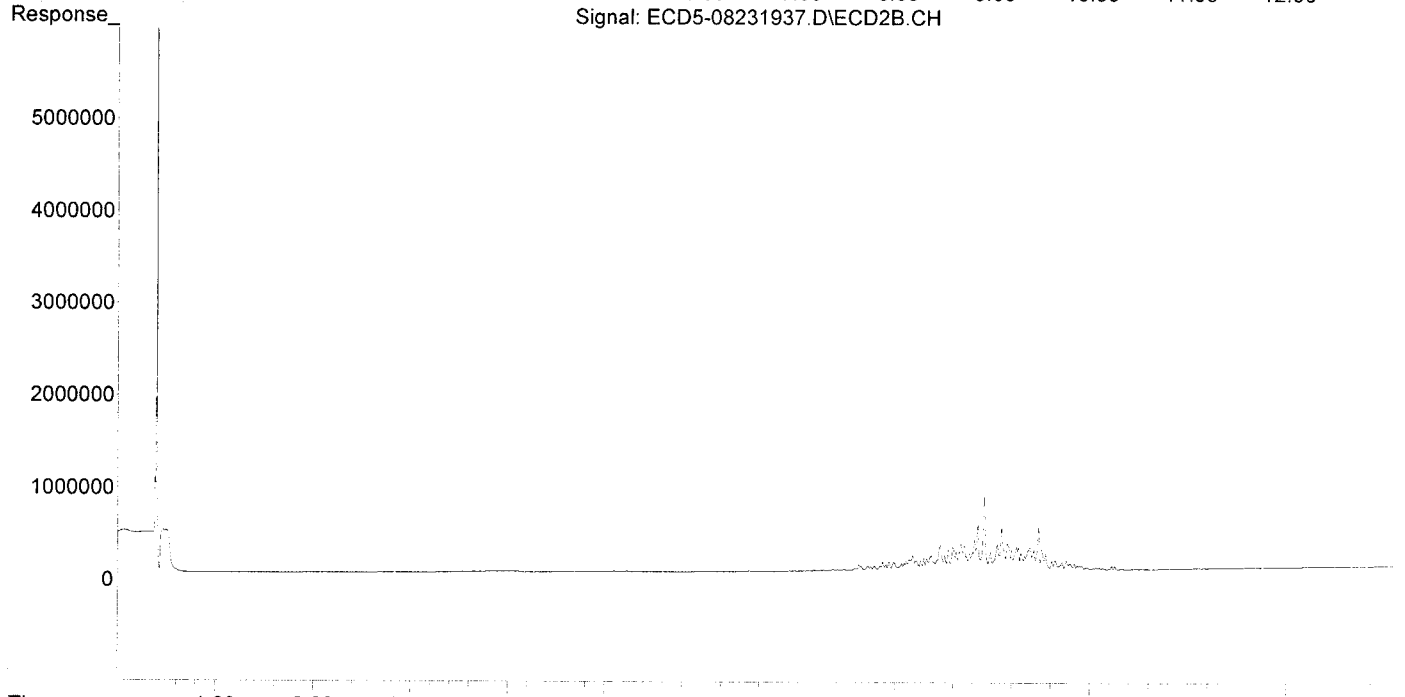

Quantitation Report (QT Reviewed)

Data Path : R:\data\2019-08\9H23034\
Data File : ECD5-08231938.D
Signal(s) : Signal #1: ECD1A.CH Signal #2: ECD2B.CH
Acq On : 23 Aug 2019 22:28
Operator : MJB
Sample : 9H23034-CALP
Misc : A19D124, TOX 200 ppb
ALS Vial : 31 (Sig #1); 0 (Sig #2) Sample Multiplier: 1

Integration File signal 1: PEST1.e
Integration File signal 2: PEST2.e
Quant Time: Aug 26 11:39:29 2019
Quant Method : R:\methods\ECD5_QUANTPEST_190823.M
Quant Title : Instrument: DualECD5
QLast Update : Mon Aug 26 11:36:51 2019
Response via : Initial Calibration
Integrator: ChemStation 6890 Scale Mode: Small noise peaks clipped

MJB 8/26/19

		Compound	RT#1	RT#2	Resp#1	Resp#2	ng/mL	ng/mL
		System Monitoring Compounds						
1)	S	TCMX (S)	0.000	0.000	0	0	N.D. d	N.D. d
22)	S	DCBP (S)	0.000	0.000	0	0	N.D. d	N.D. d
		Target Compounds						
2)		a-BHC	0.000	0.000	0	0	N.D. d	N.D. d
3)		g-BHC	0.000	0.000	0	0	N.D. d	N.D. d
4)		b-BHC	0.000	0.000	0	0	N.D. d	N.D. d
5)		Heptachlor	0.000	0.000	0	0	N.D. d	N.D. d
6)		d-BHC	0.000	0.000	0	0	N.D. d	N.D. d
7)		Aldrin	0.000	0.000	0	0	N.D. d	N.D. d
8)		Heptachlo...	0.000	0.000	0	0	N.D. d	N.D. d
9)		trans-Chl...	0.000	0.000	0	0	N.D. d	N.D. d
10)		cis-Chlor...	0.000	0.000	0	0	N.D. d	N.D. d
11)		Endosulfa...	0.000	0.000	0	0	N.D. d	N.D. d
12)		4,4'-DDE	0.000	0.000	0	0	N.D. d	N.D. d
13)		Dieldrin	0.000	0.000	0	0	N.D. d	N.D. d
14)		Endrin	0.000	0.000	0	0	N.D. d	N.D. d
15)		4,4'-DDD	0.000	0.000	0	0	N.D. d	N.D. d
16)		Endosulfa...	0.000	0.000	0	0	N.D. d	N.D. d
17)		4,4'-DDT	0.000	0.000	0	0	N.D. d	N.D. d
18)		Endrin Al...	0.000	0.000	0	0	N.D. d	N.D. d
19)		Endosulfa...	0.000	0.000	0	0	N.D. d	N.D. d
20)		Methoxychlor	0.000	0.000	0	0	N.D. d	N.D. d
21)		Endrin Ke...	0.000	0.000	0	0	N.D. d	N.D. d
23)		Hexachlor...	0.000	0.000	0	0	N.D. d	N.D. d
24)		Hexachlor...	0.000	0.000	0	0	N.D. d	N.D. d
25)		Oxychlordane	0.000	0.000	0	0	N.D. d	N.D. d
26)		2,4'-DDE	0.000	0.000	0	0	N.D. d	N.D. d
27)		trans-Non...	0.000	0.000	0	0	N.D. d	N.D. d
28)		2,4'-DDD	0.000	0.000	0	0	N.D. d	N.D. d
29)		2,4'-DDT	0.000	0.000	0	0	N.D. d	N.D. d
30)		cis-Nonac...	0.000	0.000	0	0	N.D. d	N.D. d
31)		Mirex	0.000	0.000	0	0	N.D. d	N.D. d
32)		Chlordane...	0.000	0.000	0	0	N.D. d	N.D. d
33)		Chlordane...	0.000	0.000	0	0	N.D. d	N.D. d
34)		Chlordane...	0.000	0.000	0	0	N.D. d	N.D. d
35)		Chlordane...	0.000	0.000	0	0	N.D. d	N.D. d
36)		Toxaphene...	7.502	8.466	176047	508983	247.240	244.968
37)		Toxaphene...	7.795	8.812	317587	645322	241.821	263.525
38)		Toxaphene...	8.105	8.847	644464	995555	237.409	261.857
39)		Toxaphene...	8.346	8.914	632351	1580436	249.049	247.779
40)		Toxaphene...	8.574	9.090	454431	895397	239.867	253.371
41)		Toxaphene...	8.640	9.469	597991	905244	223.740	263.952
42)		Toxaphene...	3.451	0.000	3919	0	NoCal	N.D.

(f)=RT Delta > 1/2 Window (#)=Amounts differ by > 40% (m)=manual int.

Quantitation Report (QT Reviewed)

Data Path : R:\data\2019-08\9H23034\
Data File : ECD5-08231938.D
Signal(s) : Signal #1: ECD1A.CH Signal #2: ECD2B.CH
Acq On : 23 Aug 2019 22:28
Operator : MJB
Sample : 9H23034-CALP
Misc : A19D124, TOX 200 ppb
ALS Vial : 31 (Sig #1); 0 (Sig #2) Sample Multiplier: 1

Integration File signal 1: PEST1.e
Integration File signal 2: PEST2.e
Quant Time: Aug 26 11:39:29 2019
Quant Method : R:\methods\ECD5_QUANTPEST_190823.M
Quant Title : Instrument: DualECD5
QLast Update : Mon Aug 26 11:36:51 2019
Response via : Initial Calibration
Integrator: ChemStation 6890 Scale Mode: Small noise peaks clipped

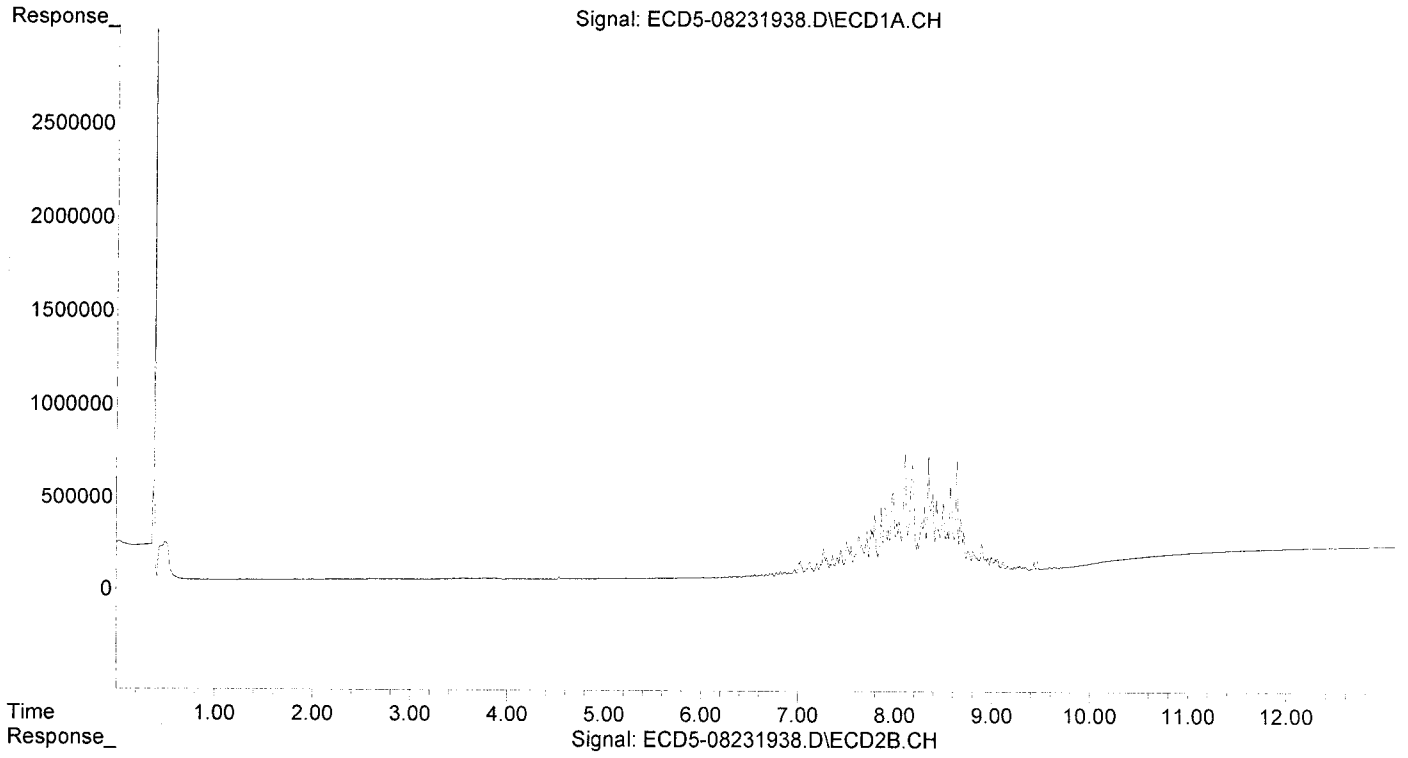

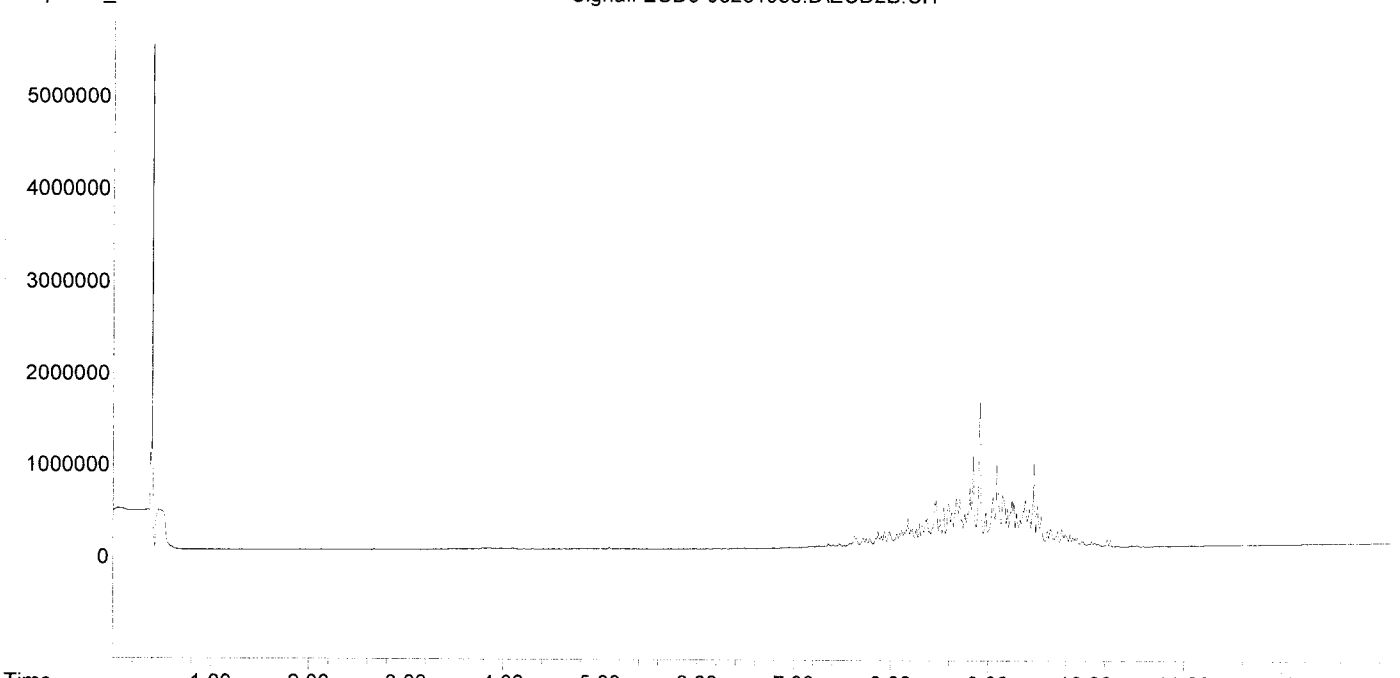

Quantitation Report (QT Reviewed)

Data Path : R:\data\2019-08\9H23034\
Data File : ECD5-08231939.D
Signal(s) : Signal #1: ECD1A.CH Signal #2: ECD2B.CH
Acq On : 23 Aug 2019 22:45
Operator : MJB
Sample : 9H23034-CALQ
Misc : A19D125, TOX 500 ppb
ALS Vial : 32 (Sig #1); 0 (Sig #2) Sample Multiplier: 1

Integration File signal 1: PEST1.e
Integration File signal 2: PEST2.e
Quant Time: Aug 26 11:36:29 2019
Quant Method : R:\methods\ECD5_QUANTPEST_190823.M
Quant Title : Instrument: DualECD5
QLast Update : Mon Aug 26 11:29:20 2019
Response via : Initial Calibration
Integrator: ChemStation 6890 Scale Mode: Small noise peaks clipped

MJB 8/26/19

		Compound	RT#1	RT#2	Resp#1	Resp#2	ng/mL	ng/mL
		System Monitoring Compounds						
1)	S	TCMX (S)	0.000	0.000	0	0	N.D. d	N.D. d
22)	S	DCBP (S)	0.000	0.000	0	0	N.D. d	N.D. d
		Target Compounds						
2)		a-BHC	0.000	0.000	0	0	N.D. d	N.D. d
3)		g-BHC	0.000	0.000	0	0	N.D. d	N.D. d
4)		b-BHC	0.000	0.000	0	0	N.D. d	N.D. d
5)		Heptachlor	0.000	0.000	0	0	N.D. d	N.D. d
6)		d-BHC	0.000	0.000	0	0	N.D. d	N.D. d
7)		Aldrin	0.000	0.000	0	0	N.D. d	N.D. d
8)		Heptachlo...	0.000	0.000	0	0	N.D. d	N.D. d
9)		trans-Chl...	0.000	0.000	0	0	N.D. d	N.D. d
10)		cis-Chlor...	0.000	0.000	0	0	N.D. d	N.D. d
11)		Endosulfa...	0.000	0.000	0	0	N.D. d	N.D. d
12)		4,4'-DDE	0.000	0.000	0	0	N.D. d	N.D. d
13)		Dieldrin	0.000	0.000	0	0	N.D. d	N.D. d
14)		Endrin	0.000	0.000	0	0	N.D. d	N.D. d
15)		4,4'-DDD	0.000	0.000	0	0	N.D. d	N.D. d
16)		Endosulfa...	0.000	0.000	0	0	N.D. d	N.D. d
17)		4,4'-DDT	0.000	0.000	0	0	N.D. d	N.D. d
18)		Endrin Al...	0.000	0.000	0	0	N.D. d	N.D. d
19)		Endosulfa...	0.000	0.000	0	0	N.D. d	N.D. d
20)		Methoxychlor	0.000	0.000	0	0	N.D. d	N.D. d
21)		Endrin Ke...	0.000	0.000	0	0	N.D. d	N.D. d
23)		Hexachlor...	0.000	0.000	0	0	N.D. d	N.D. d
24)		Hexachlor...	0.000	0.000	0	0	N.D. d	N.D. d
25)		Oxychlordane	0.000	0.000	0	0	N.D. d	N.D. d
26)		2,4'-DDE	0.000	0.000	0	0	N.D. d	N.D. d
27)		trans-Non...	0.000	0.000	0	0	N.D. d	N.D. d
28)		2,4'-DDD	0.000	0.000	0	0	N.D. d	N.D. d
29)		2,4'-DDT	0.000	0.000	0	0	N.D. d	N.D. d
30)		cis-Nonac...	0.000	0.000	0	0	N.D. d	N.D. d
31)		Mirex	0.000	0.000	0	0	N.D. d	N.D. d
32)		Chlordane...	0.000	0.000	0	0	N.D. d	N.D. d
33)		Chlordane...	0.000	0.000	0	0	N.D. d	N.D. d
34)		Chlordane...	0.000	0.000	0	0	N.D. d	N.D. d
35)		Chlordane...	0.000	0.000	0	0	N.D. d	N.D. d
36)		Toxaphene...	7.502	8.466	441826	1308994	620.497	630.004
37)		Toxaphene...	7.794	8.812	819454	1647741	623.958	672.874
38)		Toxaphene...	8.105	8.848	1677481	2475022	617.954	650.997
39)		Toxaphene...	8.346	8.915	1649569	4252640	649.677	666.725
40)		Toxaphene...	8.574	9.091	1221560	2340668	644.788	662.340
41)		Toxaphene...	8.640	9.470	1623402	2369795	607.400	652.719
42)		Toxaphene...	3.450	0.000	4132	0	NoCal	N.D.

(f)=RT Delta > 1/2 Window (#)=Amounts differ by > 40% (m)=manual int.

Quantitation Report (QT Reviewed)

Data Path : R:\data\2019-08\9H23034\
Data File : ECD5-08231939.D
Signal(s) : Signal #1: ECD1A.CH Signal #2: ECD2B.CH
Acq On : 23 Aug 2019 22:45
Operator : MJB
Sample : 9H23034-CALQ
Misc : A19D125, TOX 500 ppb
ALS Vial : 32 (Sig #1); 0 (Sig #2) Sample Multiplier: 1

Integration File signal 1: PEST1.e
Integration File signal 2: PEST2.e
Quant Time: Aug 26 11:36:29 2019
Quant Method : R:\methods\ECD5_QUANTPEST_190823.M
Quant Title : Instrument: DualECD5
QLast Update : Mon Aug 26 11:29:20 2019
Response via : Initial Calibration
Integrator: ChemStation 6890 Scale Mode: Small noise peaks clipped

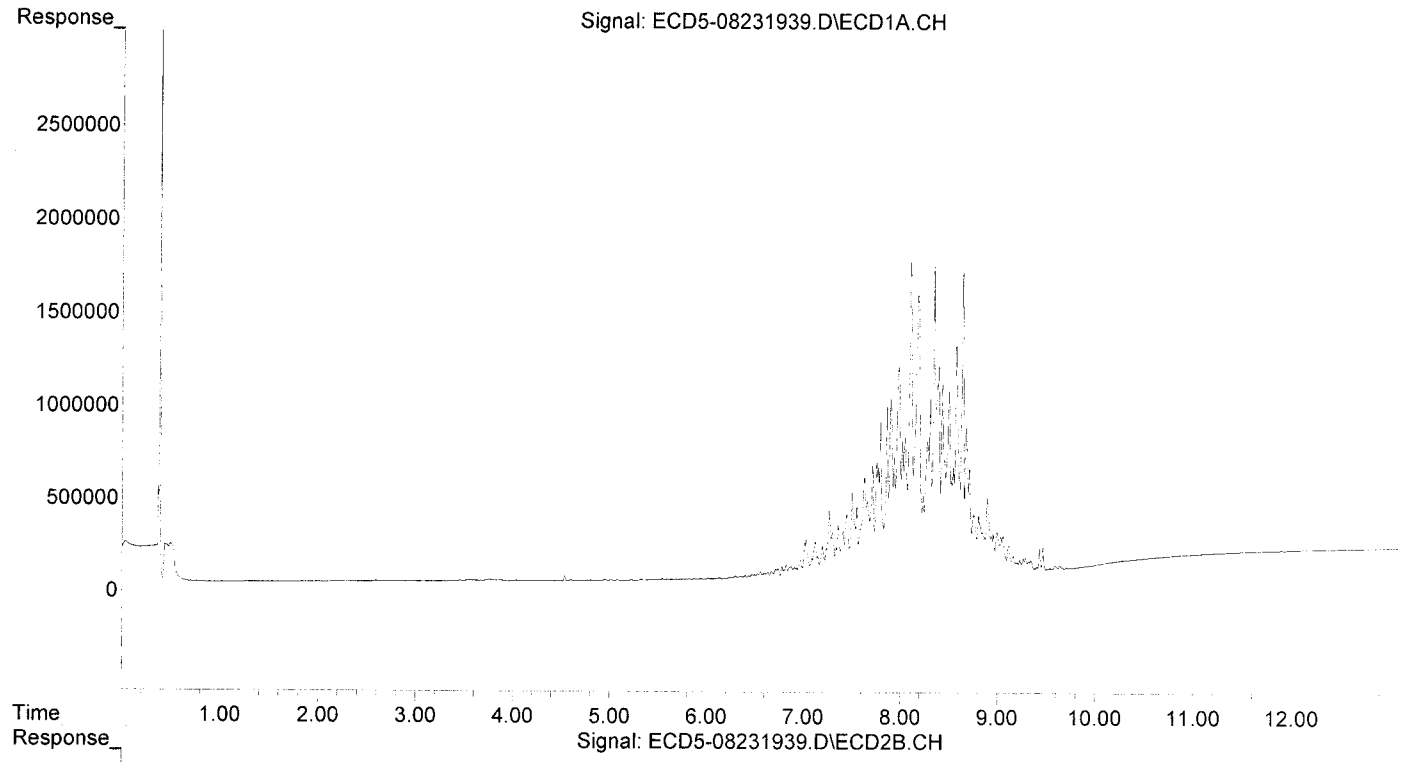

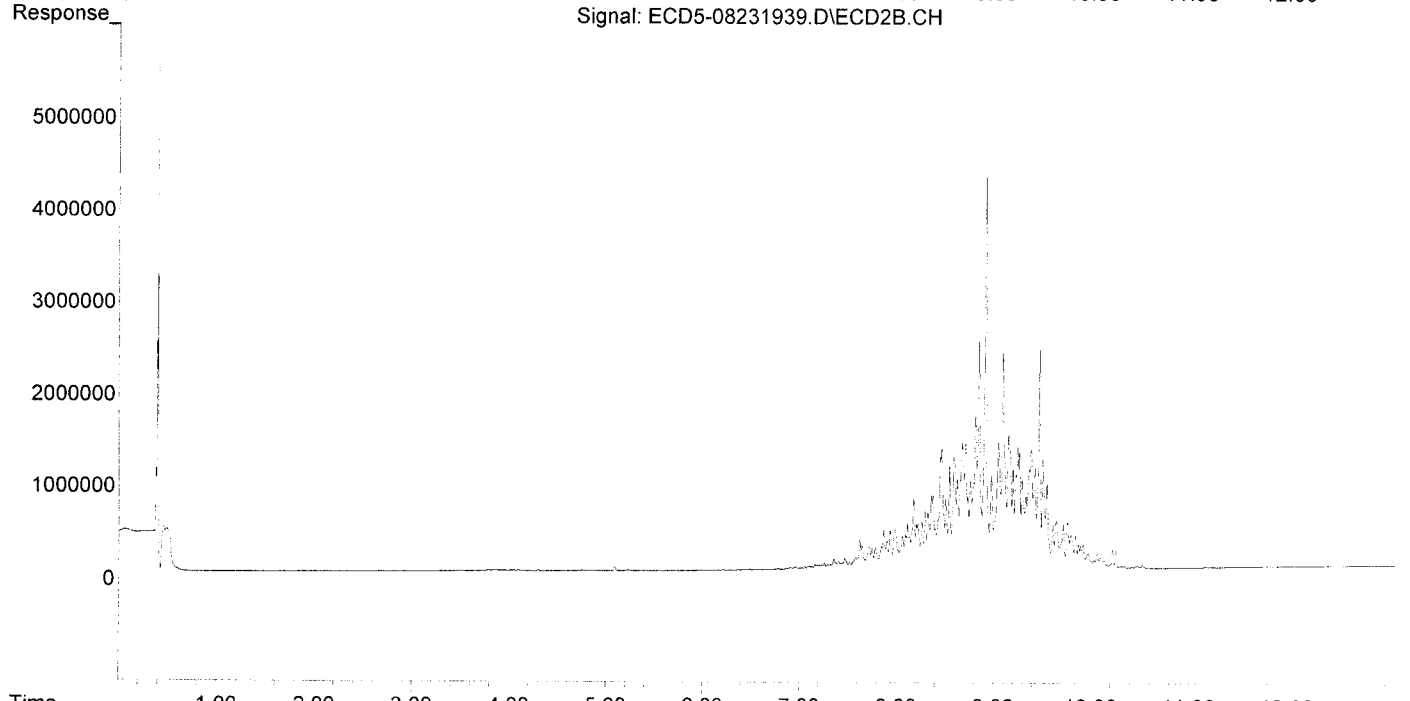

Quantitation Report (QT Reviewed)

Data Path : R:\data\2019-08\9H23034\
Data File : ECD5-08231940.D
Signal(s) : Signal #1: ECD1A.CH Signal #2: ECD2B.CH
Acq On : 23 Aug 2019 23:03
Operator : MJB
Sample : 9H23034-CALR
Misc : A19D126, TOX 1000 ppb
ALS Vial : 33 (Sig #1); 0 (Sig #2) Sample Multiplier: 1

Integration File signal 1: PEST1.e
Integration File signal 2: PEST2.e
Quant Time: Aug 26 11:40:10 2019
Quant Method : R:\methods\ECD5_QUANTPEST_190823.M
Quant Title : Instrument: DualECD5
QLast Update : Mon Aug 26 11:36:51 2019
Response via : Initial Calibration
Integrator: ChemStation 6890 Scale Mode: Small noise peaks clipped

MJB 8/26/19

		Compound	RT#1	RT#2	Resp#1	Resp#2	ng/mL	ng/mL
		System Monitoring Compounds						
1)	S	TCMX (S)	0.000	0.000	0	0	N.D. d	N.D. d
22)	S	DCBP (S)	0.000	0.000	0	0	N.D. d	N.D. d
		Target Compounds						
2)		a-BHC	0.000	0.000	0	0	N.D. d	N.D. d
3)		g-BHC	0.000	0.000	0	0	N.D. d	N.D. d
4)		b-BHC	0.000	0.000	0	0	N.D. d	N.D. d
5)		Heptachlor	0.000	0.000	0	0	N.D. d	N.D. d
6)		d-BHC	0.000	0.000	0	0	N.D. d	N.D. d
7)		Aldrin	0.000	0.000	0	0	N.D. d	N.D. d
8)		Heptachlo...	0.000	0.000	0	0	N.D. d	N.D. d
9)		trans-Chl...	0.000	0.000	0	0	N.D. d	N.D. d
10)		cis-Chlor...	0.000	0.000	0	0	N.D. d	N.D. d
11)		Endosulfa...	0.000	0.000	0	0	N.D. d	N.D. d
12)		4,4'-DDE	0.000	0.000	0	0	N.D. d	N.D. d
13)		Dieldrin	0.000	0.000	0	0	N.D. d	N.D. d
14)		Endrin	0.000	0.000	0	0	N.D. d	N.D. d
15)		4,4'-DDD	0.000	0.000	0	0	N.D. d	N.D. d
16)		Endosulfa...	0.000	0.000	0	0	N.D. d	N.D. d
17)		4,4'-DDT	0.000	0.000	0	0	N.D. d	N.D. d
18)		Endrin Al...	0.000	0.000	0	0	N.D. d	N.D. d
19)		Endosulfa...	0.000	0.000	0	0	N.D. d	N.D. d
20)		Methoxychlor	0.000	0.000	0	0	N.D. d	N.D. d
21)		Endrin Ke...	0.000	0.000	0	0	N.D. d	N.D. d
23)		Hexachlor...	0.000	0.000	0	0	N.D. d	N.D. d
24)		Hexachlor...	0.000	0.000	0	0	N.D. d	N.D. d
25)		Oxychlordane	0.000	0.000	0	0	N.D. d	N.D. d
26)		2,4'-DDE	0.000	0.000	0	0	N.D. d	N.D. d
27)		trans-Non...	0.000	0.000	0	0	N.D. d	N.D. d
28)		2,4'-DDD	0.000	0.000	0	0	N.D. d	N.D. d
29)		2,4'-DDT	0.000	0.000	0	0	N.D. d	N.D. d
30)		cis-Nonac...	0.000	0.000	0	0	N.D. d	N.D. d
31)		Mirex	0.000	0.000	0	0	N.D. d	N.D. d
32)		Chlordane...	0.000	0.000	0	0	N.D. d	N.D. d
33)		Chlordane...	0.000	0.000	0	0	N.D. d	N.D. d
34)		Chlordane...	0.000	0.000	0	0	N.D. d	N.D. d
35)		Chlordane...	0.000	0.000	0	0	N.D. d	N.D. d
36)		Toxaphene...	7.501	8.467	871889	2654886	1224.474	1277.768
37)		Toxaphene...	7.793	8.813	1556013	3384036	1184.797	1381.910
38)		Toxaphene...	8.105	8.848	3495877	5168269	1287.817	1359.392
39)		Toxaphene...	8.345	8.915	3287014	8650068	1294.579	1356.150
40)		Toxaphene...	8.573	9.091	2546293	4900430	1344.035	1386.677
41)		Toxaphene...	8.640	9.470	3406737	5046645	1274.639	1281.306
42)		Toxaphene...	3.451	0.000	2687	0	NoCal	N.D.

(f)=RT Delta > 1/2 Window (#)=Amounts differ by > 40% (m)=manual int.

Quantitation Report (QT Reviewed)

Data Path : R:\data\2019-08\9H23034\
Data File : ECD5-08231940.D
Signal(s) : Signal #1: ECD1A.CH Signal #2: ECD2B.CH
Acq On : 23 Aug 2019 23:03
Operator : MJB
Sample : 9H23034-CALR
Misc : A19D126, TOX 1000 ppb
ALS Vial : 33 (Sig #1); 0 (Sig #2) Sample Multiplier: 1

Integration File signal 1: PEST1.e
Integration File signal 2: PEST2.e
Quant Time: Aug 26 11:40:10 2019
Quant Method : R:\methods\ECD5_QUANTPEST_190823.M
Quant Title : Instrument: DualECD5
QLast Update : Mon Aug 26 11:36:51 2019
Response via : Initial Calibration
Integrator: ChemStation 6890 Scale Mode: Small noise peaks clipped

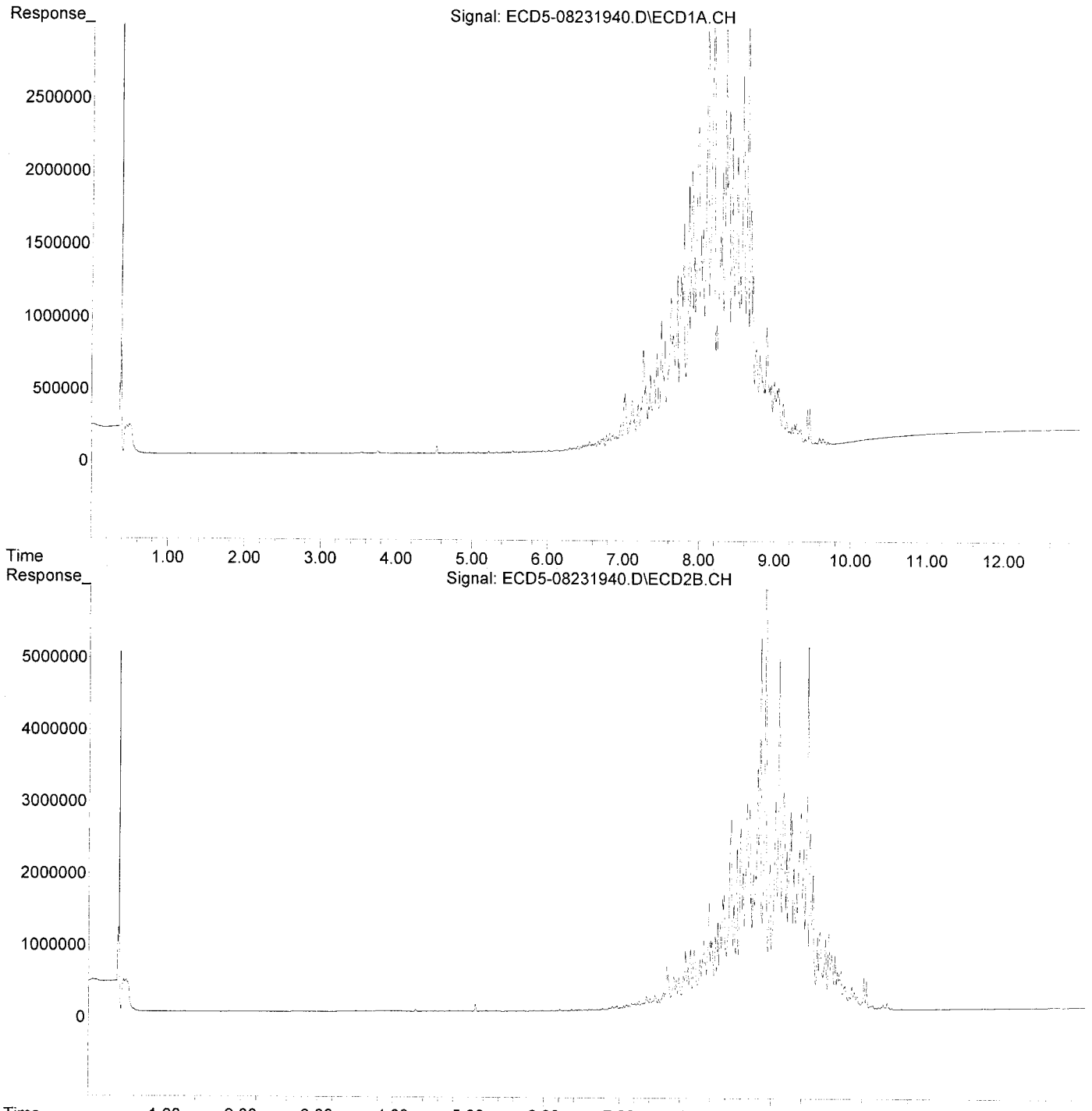

Quantitation Report (QT Reviewed)

Data Path : R:\data\2019-08\9H23034\
Data File : ECD5-08231941.D
Signal(s) : Signal #1: ECD1A.CH Signal #2: ECD2B.CH
Acq On : 23 Aug 2019 23:20
Operator : MJB
Sample : 9H23034-CALS
Misc : A19D121, TOX 2000 ppb
ALS Vial : 34 (Sig #1); 0 (Sig #2) Sample Multiplier: 1

Integration File signal 1: PEST1.e
Integration File signal 2: PEST2.e
Quant Time: Aug 26 11:40:44 2019
Quant Method : R:\methods\ECD5_QUANTPEST_190823.M
Quant Title : Instrument: DualECD5
QLast Update : Mon Aug 26 11:36:51 2019
Response via : Initial Calibration
Integrator: ChemStation 6890 Scale Mode: Small noise peaks clipped

MJB 8/26/19

	Compound	RT#1	RT#2	Resp#1	Resp#2	ng/mL	ng/mL
	System Monitoring Compounds						
1) S	TCMX (S)	0.000	0.000	0	0	N.D. d	N.D. d
22) S	DCBP (S)	0.000	0.000	0	0	N.D. d	N.D. d
	Target Compounds						
2)	a-BHC	0.000	0.000	0	0	N.D. d	N.D. d
3)	g-BHC	0.000	0.000	0	0	N.D. d	N.D. d
4)	b-BHC	0.000	0.000	0	0	N.D. d	N.D. d
5)	Heptachlor	0.000	0.000	0	0	N.D. d	N.D. d
6)	d-BHC	0.000	0.000	0	0	N.D. d	N.D. d
7)	Aldrin	0.000	0.000	0	0	N.D. d	N.D. d
8)	Heptachlo...	0.000	0.000	0	0	N.D. d	N.D. d
9)	trans-Chl...	0.000	0.000	0	0	N.D. d	N.D. d
10)	cis-Chlor...	0.000	0.000	0	0	N.D. d	N.D. d
11)	Endosulfa...	0.000	0.000	0	0	N.D. d	N.D. d
12)	4,4'-DDE	0.000	0.000	0	0	N.D. d	N.D. d
13)	Dieldrin	0.000	0.000	0	0	N.D. d	N.D. d
14)	Endrin	0.000	0.000	0	0	N.D. d	N.D. d
15)	4,4'-DDD	0.000	0.000	0	0	N.D. d	N.D. d
16)	Endosulfa...	0.000	0.000	0	0	N.D. d	N.D. d
17)	4,4'-DDT	0.000	0.000	0	0	N.D. d	N.D. d
18)	Endrin Al...	0.000	0.000	0	0	N.D. d	N.D. d
19)	Endosulfa...	0.000	0.000	0	0	N.D. d	N.D. d
20)	Methoxychlor	0.000	0.000	0	0	N.D. d	N.D. d
21)	Endrin Ke...	0.000	0.000	0	0	N.D. d	N.D. d
23)	Hexachlor...	0.000	0.000	0	0	N.D. d	N.D. d
24)	Hexachlor...	0.000	0.000	0	0	N.D. d	N.D. d
25)	Oxychlordane	0.000	0.000	0	0	N.D. d	N.D. d
26)	2,4'-DDE	0.000	0.000	0	0	N.D. d	N.D. d
27)	trans-Non...	0.000	0.000	0	0	N.D. d	N.D. d
28)	2,4'-DDD	0.000	0.000	0	0	N.D. d	N.D. d
29)	2,4'-DDT	0.000	0.000	0	0	N.D. d	N.D. d
30)	cis-Nonac...	0.000	0.000	0	0	N.D. d	N.D. d
31)	Mirex	0.000	0.000	0	0	N.D. d	N.D. d
32)	Chlordane...	0.000	0.000	0	0	N.D. d	N.D. d
33)	Chlordane...	0.000	0.000	0	0	N.D. d	N.D. d
34)	Chlordane...	0.000	0.000	0	0	N.D. d	N.D. d
35)	Chlordane...	0.000	0.000	0	0	N.D. d	N.D. d
36)	Toxaphene...	7.500	8.466	1674674	5030917	2351.899	2421.326
37)	Toxaphene...	7.792	8.813	2958997	6610397	2253.073	2699.433
38)	Toxaphene...	8.104	8.848	6831460	10545708	2516.585	2773.802
39)	Toxaphene...	8.345	8.914	6407070	17190037	2523.403	2695.039
40)	Toxaphene...	8.572	9.091	5074570	9435236	2678.561	2669.893
41)	Toxaphene...	8.640	9.471	6510950	10090951	2436.088	2281.169
42)	Toxaphene...	3.452	0.000	4166	0	NoCal	N.D.

(f)=RT Delta > 1/2 Window (#)=Amounts differ by > 40% (m)=manual int.

Quantitation Report (QT Reviewed)

Data Path : R:\data\2019-08\9H23034\
Data File : ECD5-08231941.D
Signal(s) : Signal #1: ECD1A.CH Signal #2: ECD2B.CH
Acq On : 23 Aug 2019 23:20
Operator : MJB
Sample : 9H23034-CALS
Misc : A19D121, TOX 2000 ppb
ALS Vial : 34 (Sig #1); 0 (Sig #2) Sample Multiplier: 1

Integration File signal 1: PEST1.e
Integration File signal 2: PEST2.e
Quant Time: Aug 26 11:40:44 2019
Quant Method : R:\methods\ECD5_QUANTPEST_190823.M
Quant Title : Instrument: DualECD5
QLast Update : Mon Aug 26 11:36:51 2019
Response via : Initial Calibration
Integrator: ChemStation 6890 Scale Mode: Small noise peaks clipped

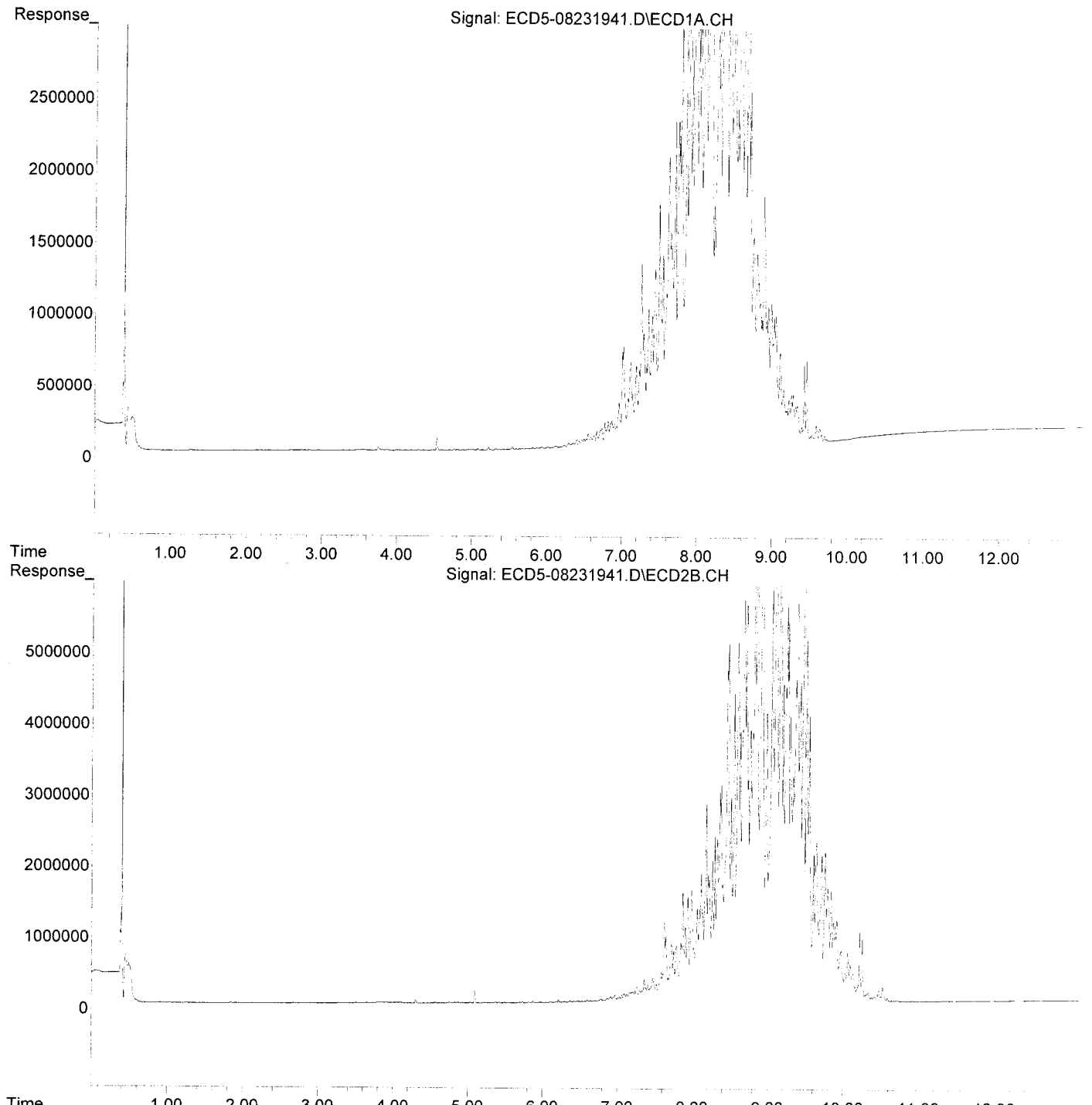

APEX LABORATORIES, LLC
6700 SW Sandburg St. Tigard OR 97223 phone 503-718-2323

Semivolatile Organic Compounds (PAHs) by EPA 8270D
Benchsheet & Analysis Sequence Data

Batch 9120480
Sequence 9L04042 (A9J0095-02,03,14,15,32,33)

Apex Laboratories

PREPARATION BENCH SHEET

BATCH #: 9120480 (Sediment) DEC 0 9 2019

Prep Method: EPA 3546

#	Lab Number		Analysis	Prepared	Initial (g)	Final (mL)	Spike ID	Source ID	ul Spike	ul Surr.	Sample ID	Extraction Comments	pH <2	pH Other	pH >11
	9120480-BLK1		QC	12/04/19 10:11	11	5				100					
	9120480-BS1		QC	12/04/19 10:11	10	5	A19H078		100	100					
	A9I0890-17	A	8270D LL PAH Only (Scan)	12/04/19 10:11	10.38	5				100	PDI-018SC-A-06 -07-190926	MS/MSD			
	9120480-MS1		QC	12/04/19 10:11	10.45	5	A19H078	A9I0890-17	100	100					
	9120480-MSD1		QC	12/04/19 10:11	10.49	5	A19H078	A9I0890-17	100	100					
	A9I0890-18	A	8270D LL PAH Only (Scan)	12/04/19 10:11	10.17	5				100	PDI-018SC-A-07 -08-190926				
	A9J0033-50	A	8270D LL PAH Only (Scan)	12/04/19 10:11	10.43	5				100	PDI-064SC-A-00 -01-190929				
	A9J0033-51	A	8270D LL PAH Only (Scan)	12/04/19 10:11	10.69	5				100	PDI-064SC-A-01 -02-190929				
	A9J0095-02	A	8270D LL PAH Only (Scan)	12/04/19 10:11	10.61	5				100	PDI-046SC-A-01 -02-191001				
	A9J0095-03	A	8270D LL PAH Only (Scan)	12/04/19 10:11	10.79	5				100	PDI-046SC-A-02 -03-191001				
	A9J0095-14	A	8270D LL PAH Only (Scan)	12/04/19 10:11	10.41	5				100	PDI-047SC-A-01 -02-191001				
	A9J0095-15	A	8270D LL PAH Only (Scan)	12/04/19 10:11	10.95	5				100	PDI-047SC-A-02 -03-191001				
	A9J0095-32	A	8270D LL PAH Only (Scan)	12/04/19 10:11	10.53	5				100	PDI-071SC-A-08 -09-191001				
	A9J0095-33	A	8270D LL PAH Only (Scan)	12/04/19 10:11	10.28	5				100	PDI-071SC-A-09 -10-191001				
	A9J0095-33RE1	A	8270D LL PAH Only (Scan)	12/04/19 10:11	10.28	5				100	PDI-071SC-A-09 -10-191001	Added 12/5/2019 By DTH			
	A9J0096-23	A	8270D LL PAH Only (Scan)	12/04/19 10:11	10.24	5				100	PDI-042SC-A-01 -02-190930				
	A9J0096-24	A	8270D LL PAH Only (Scan)	12/04/19 10:11	10.32	5				100	PDI-042SC-A-02 -03-190930				
	A9J0096-34	A	8270D LL PAH Only (Scan)	12/04/19 10:11	10.57	5				100	PDI-044SC-A-00 -01-190930				
	A9J0096-34RE1	A	8270D LL PAH Only (Scan)	12/04/19 10:11	10.57	5				100	PDI-044SC-A-00 -01-190930	Added 12/5/2019 By DTH			
	A9J0096-35	A	8270D LL PAH Only (Scan)	12/04/19 10:11	10.88	5				100	PDI-044SC-A-01 -02-190930				

Prepared By: Date

DT 12/5/19

Reviewed By: Date

Apex Laboratories

PREPARATION BENCH SHEET

BATCH #: 9120480 (Sediment)

Prep Method: EPA 3546

#	Lab Number		Analysis	Prepared	Initial (g)	Final (mL)	Spike ID	Source ID	ul Spike	ul Surr.	Sample ID	Extraction Comments	pH <2	pH Other	pH >11
	A9J0353-41	A	8270D LL PAH Only (Scan)	12/04/19 10:11	10.14	5				100	PDI-043SC-A-02 -03-191008				
	A9J0353-42	A	8270D LL PAH Only (Scan)	12/04/19 10:11	10.37	5				100	PDI-043SC-A-03 -04-191008				
	A9J0463-39	A	8270D LL PAH Only (Scan)	12/04/19 10:11	10.21	5				100	PDI-045SC-A-02 -03-191010				
	A9J0463-40	A	8270D LL PAH Only (Scan)	12/04/19 10:11	10.65	5				100	PDI-045SC-A-03 -04-191010				
	A9J0463-57	A	8270D LL PAH Only (Scan)	12/04/19 10:11	10.62	5				100	PDI-067SC-A-04 -05-191010				
	A9J0463-58	A	8270D LL PAH Only (Scan)	12/04/19 10:11	10.95	5				100	PDI-067SC-A-05 -06-191010				

Standards/Reagents

Reagent(s)

Std ID	Exp. Date	Description
A13L219	11/30/23	Extractions Balance
A18K311	12/31/20	Glass Wool
A19I263	03/18/20	DCM CHEM PROD. 194934
A19K010	10/29/25	Sodium Sulfate Lot # 188777

Analyte Spike(s)

Std ID	Exp. Date	Description
A19H078	02/02/20	LVI PAH Spike @2000ng/ml

Surrogate(s)

Std ID	Exp. Date	Description
A19J413	04/14/20	8270D LL PAH Only Surr. (5ppm)

Method 3546 digestion time and temperture achieved.
Initial:

Witness:_____

Prepared By: _____ Date _____

Reviewed By: _____ Date _____

Apex Laboratories

PREPARATION BENCH SHEET

BATCH #: 9120480 (Sediment)

Prep Method: EPA 3546

#	Lab Number		Analysis	Prepared	Initial (g)	Final (mL)	Spike ID	Source ID	ul Spike	ul Surr.	Sample ID	Extraction Comments	pH <2	pH Other	pH >11
1	9120480-BLK1		QC	12/04/19 10:11	~~10~~ 11	5				100					
2	9120480-BS1		QC	12/04/19 10:11	10	5	A19H078		100	100					
3	A9I0890-17	A	8270D LL PAH Only (Scan)	12/04/19 10:11	~~10~~ 10,38	5				100	PDI-018SC-A-06-07-190926	MS/MSD dirt color			
4	9120480-MS1		QC	12/04/19 10:11	~~10~~ 10,45	5	A19H078	A9I0890-17	100	100					
5	9120480-MSD1		QC	12/04/19 10:11	~~10~~ 10,49	5	A19H078	A9I0890-17	100	100					
6	A9I0890-18	A	8270D LL PAH Only (Scan)	12/04/19 10:11	~~10~~ 10,17	5				100	PDI-018SC-A-07-08-190926	dirt Rock			
7	A9J0033-50	A	8270D LL PAH Only (Scan)	12/04/19 10:11	~~10~~ 10,43	5				100	PDI-064SC-A-00-01-190929	Mud organics			
8	A9J0033-51	A	8270D LL PAH Only (Scan)	12/04/19 10:11	~~10~~ 10,69	5				100	PDI-064SC-A-01-02-190929	Mud			
9	A9J0095-02	A	8270D LL PAH Only (Scan)	12/04/19 10:11	~~10~~ 10,61	5				100	PDI-046SC-A-01-02-191001	dirt			
10	A9J0095-03	A	8270D LL PAH Only (Scan)	12/04/19 10:11	~~10~~ 10,79	5				100	PDI-046SC-A-02-03-191001	dirt			
11	A9I0095-14	A	8270D LL PAH Only (Scan)	12/04/19 10:11	~~10~~ 10,41	5				100	PDI-047SC-A-01-02-191001	Mud			
12	A9J0095-15	A	8270D LL PAH Only (Scan)	12/04/19 10:11	~~10~~ 10,95	5				100	PDI-047SC-A-02-03-191001	dirt			
13	A9J0095-32	A	8270D LL PAH Only (Scan)	12/04/19 10:11	~~10~~ 10,53	5				100	PDI-071SC-A-08-09-191001	dirt			
14	A9J0095-33	A	8270D LL PAH Only (Scan)	12/04/19 10:11	~~10~~ 10,28	5				100	PDI-071SC-A-09-10-191001	Mud			
15	A9J0096-23	A	8270D LL PAH Only (Scan)	12/04/19 10:11	~~10~~ 10,24	5				100	PDI-042SC-A-01-02-190930	dirt			
16	A9J0096-24	A	8270D LL PAH Only (Scan)	12/04/19 10:11	~~10~~ 10,32	5				100	PDI-042SC-A-02-03-190930	dirt			
17	A9J0096-34	A	8270D LL PAH Only (Scan)	12/04/19 10:11	~~10~~ 10,57	5				100	PDI-044SC-A-00-01-190930	Mud organics			
18	A9J0096-35	A	8270D LL PAH Only (Scan)	12/04/19 10:11	~~10~~ 10,88	5				100	PDI-044SC-A-01-02-190930	dirt			
19	A9J0353-41	A	8270D LL PAH Only (Scan)	12/04/19 10:11	~~10~~ 10,14	5				100	PDI-043SC-A-02-03-191008	dirt			
20	A9J0353-42	A	8270D LL PAH Only (Scan)	12/04/19 10:11	~~10~~ 10,37	5				100	PDI-043SC-A-03-04-191008	dirt			

Prepared By: [signature] Date: 12/4/19

Reviewed By: CAS Date: 12/04/19

Printed: 12/4/2019 10:12:17AM

Apex Laboratories

PREPARATION BENCH SHEET

BATCH #: 9120480 (Sediment)

Prep Method: EPA 3546

#	Lab Number		Analysis	Prepared	Initial (g)	Final (mL)	Spike ID	Source ID	ul Spike	ul Surr.	Sample ID	Extraction Comments	pH <2	pH Other	pH >11
21	A9J0463-39	A	8270D LL PAH Only (Scan)	12/04/19 10:11	~~10~~ 10.21	5	✓			100	PDI-045SC-A-02 -03-191010	dirt Mud			
22	A9J0463-40	A	8270D LL PAH Only (Scan)	12/04/19 10:11	~~10~~ 10.65	5	✓			100	PDI-045SC-A-03 -04-191010	Mud			
23	A9J0463-57	A	8270D LL PAH Only (Scan)	12/04/19 10:11	~~10~~ 10.62	5	✓			100	PDI-067SC-A-04 -05-191010	Mud			
24	A9J0463-58	A	8270D LL PAH Only (Scan)	12/04/19 10:11	~~10~~ 10.95	5	✓			100	PDI-067SC-A-05 -06-191010	Mud			

Standards/Reagents

Reagent(s)

Std ID	Exp. Date	Description
A13L219	11/30/23	Extractions Balance
A18K311	12/31/20	Glass Wool
A19I263	03/18/20	DCM CHEM PROD. 194934
A19K010	10/29/25	Sodium Sulfate Lot # 188777

Analyte Spike(s)

Std ID	Exp. Date	Description
A19H078	02/02/20	LVI PAH Spike @2000ng/ml

Surrogate(s)

Std ID	Exp. Date	Description
A19J413	04/14/20	8270D LL PAH Only Surr. (5ppm)

Method 3546 digestion time and temperture achieved.

Initial

Witness: 12.04.19

Prepared By: Date

Reviewed By: Date

ELEMENT SEQUENCE LOG

Apex Laboratories

Sequence:	**9L04042**	Instrument:	**SV-GCMS14**
Date:	**12/04/19 13:41**	Calibration:	**A9I1001**

#	Lab Number	Matrix	Analysis	Client	Due	Batch	ISTD ID	STD ID
1	9L04042-TUN1	Sediment	QC	QC			A19K048	A19K329
2	9L04042-CCV1	Sediment	QC	QC			A19K048	A19K012
3	9L04042-CCB1	Sediment	QC	QC			A19K048	
4	9120480-BLK1	Sediment	QC	QC		9120480	A19K048	
5	9120480-BS1	Sediment	QC	QC		9120480	A19K048	
6	A9I0890-17	Sediment	8270D LL PAH Only (Scan)	Anchor QEA, LLC	12/16/19	9120480	A19K048	
7	9120480-MS1	Sediment	QC	QC		9120480	A19K048	
8	9120480-MSD1	Sediment	QC	QC		9120480	A19K048	
9	A9I0890-18	Sediment	8270D LL PAH Only (Scan)	Anchor QEA, LLC	12/16/19	9120480	A19K048	
10	A9J0033-50	Sediment	8270D LL PAH Only (Scan)	Anchor QEA, LLC	12/16/19	9120480	A19K048	
11	A9J0033-51	Sediment	8270D LL PAH Only (Scan)	Anchor QEA, LLC	12/16/19	9120480	A19K048	
12	A9J0095-02	Sediment	8270D LL PAH Only (Scan)	Anchor QEA, LLC	12/16/19	9120480	A19K048	
13	A9J0095-03	Sediment	8270D LL PAH Only (Scan)	Anchor QEA, LLC	12/16/19	9120480	A19K048	
14	A9J0095-14	Sediment	8270D LL PAH Only (Scan)	Anchor QEA, LLC	12/16/19	9120480	A19K048	
15	A9J0095-15	Sediment	8270D LL PAH Only (Scan)	Anchor QEA, LLC	12/16/19	9120480	A19K048	
16	A9J0095-32	Sediment	8270D LL PAH Only (Scan)	Anchor QEA, LLC	12/16/19	9120480	A19K048	
17	A9J0095-33	Sediment	8270D LL PAH Only (Scan)	Anchor QEA, LLC	12/16/19	9120480	A19K048	
18	A9J0096-23	Sediment	8270D LL PAH Only (Scan)	Anchor QEA, LLC	12/16/19	9120480	A19K048	
19	A9J0096-24	Sediment	8270D LL PAH Only (Scan)	Anchor QEA, LLC	12/16/19	9120480	A19K048	
20	A9J0096-34	Sediment	8270D LL PAH Only (Scan)	Anchor QEA, LLC	12/16/19	9120480	A19K048	
21	A9J0096-35	Sediment	8270D LL PAH Only (Scan)	Anchor QEA, LLC	12/16/19	9120480	A19K048	
22	A9J0353-41	Sediment	8270D LL PAH Only (Scan)	Anchor QEA, LLC	12/16/19	9120480	A19K048	
23	A9J0353-42	Sediment	8270D LL PAH Only (Scan)	Anchor QEA, LLC	12/16/19	9120480	A19K048	
24	A9J0463-39	Sediment	8270D LL PAH Only (Scan)	Anchor QEA, LLC	12/16/19	9120480	A19K048	
25	9L04042-IBL1	Sediment	QC	QC			A19K048	

Comments:

Data Entered By: DTH 12/5/19

Data Reviewed By: 12/5/19

Data Path : U:\data\2109-12\9L04042\
Data File : N12041901.D
Acq On : 04 Dec 2019 01:48 pm
Operator : JK/ AMS/ DTH
Sample : 9L04042-TUN1
Misc : 1x, A19K329 DFTPP@45
ALS Vial : 1 Sample Multiplier: 1

Integration File: rteint.p

Method : U:\methods\DFTPP.M
Title : 8270 DFTPP Tune Method
Last Update : Wed Nov 06 13:10:03 2019

AMS 12/4/19

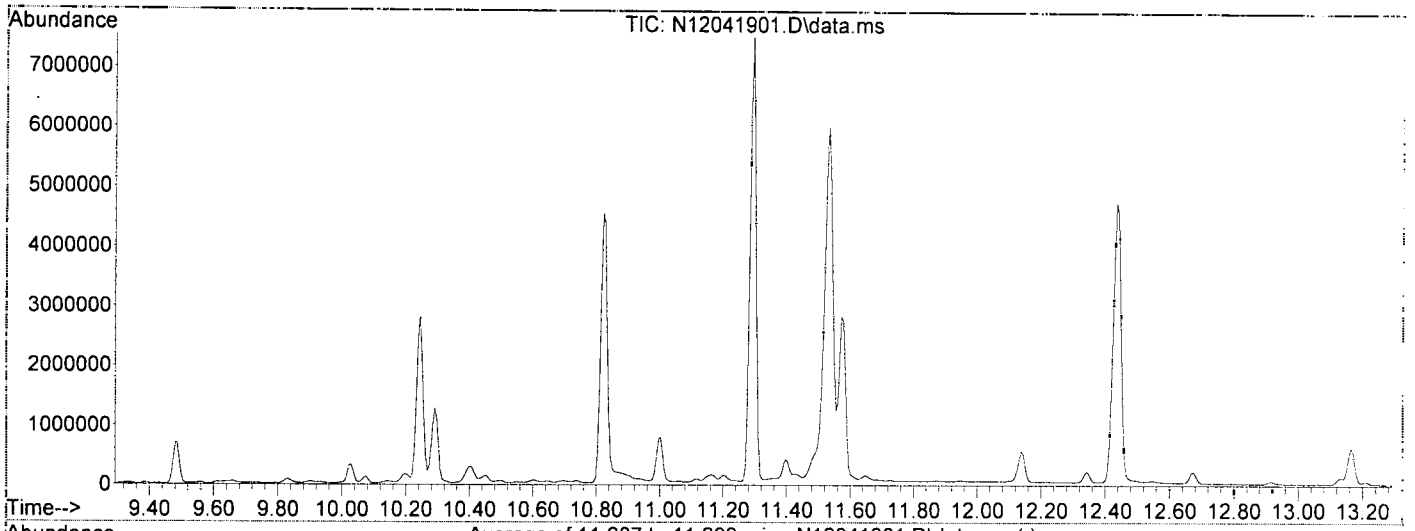

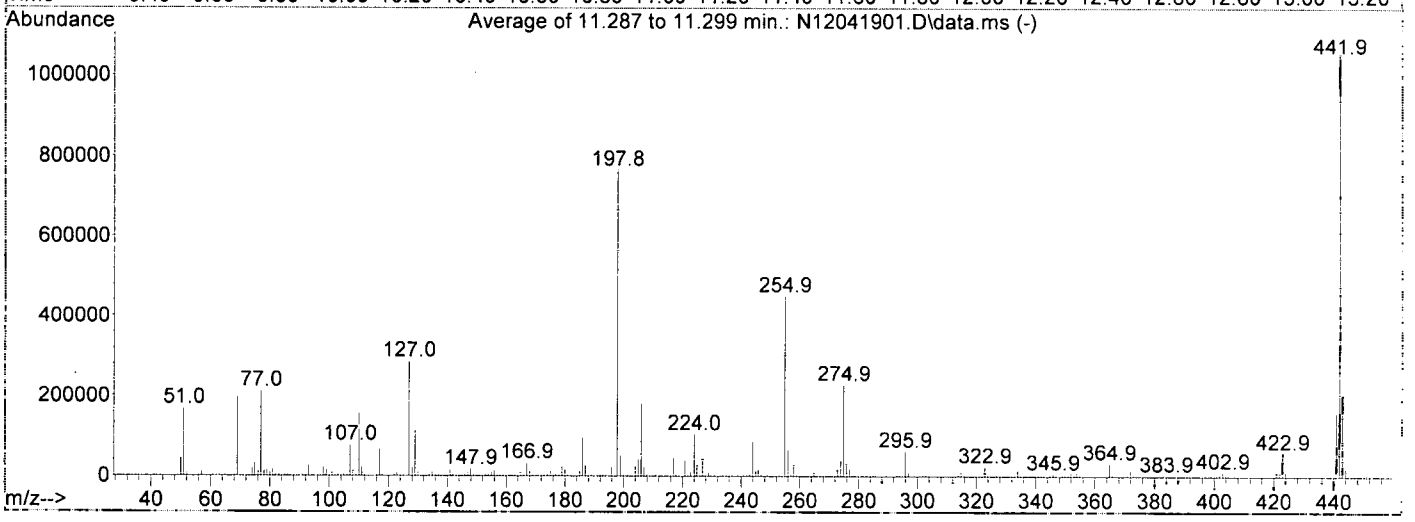

AutoFind: Scans 1200, 1201, 1202; Background Corrected with Scan 1194

Target Mass	Rel. to Mass	Lower Limit%	Upper Limit%	Rel. Abn%	Raw Abn	Result Pass/Fail
68	69	0.00	2	1.8	3572	PASS
69	69	100	100	100.0	195585	PASS
70	69	0.00	2	0.5	1028	PASS
197	198	0.00	2	0.0	0	PASS
198	198	100	100	100.0	763210	PASS
199	198	5	9	6.8	51639	PASS
365	198	1	100	4.1	31251	PASS
441	443	0.01	150	77.7	158283	PASS
442	198	0.10	200	137.9	1052139	PASS
443	442	15	24	19.4	203691	PASS

No Name Entered Quantitation Report (Not Reviewed)

Data Path : U:\data\2109-12\9L04042\
Data File : N12041901.D
Acq On : 04 Dec 2019 01:48 pm
Operator : JK/ AMS/ DTH
Sample : 9L04042-TUN1
Misc : 1x, A19K329 DFTPP@45
ALS Vial : 1 Sample Multiplier: 1
DataAcq Meth:DFTPP.M

Quant Time: Dec 04 14:46:25 2019
Quant Method : U:\methods\DFTPP.M
Quant Title : 8270 DFTPP Tune Method
QLast Update : Wed Nov 06 13:10:03 2019
Response via : Initial Calibration
InstName : SV-GCMS14

Compound	R.T.	QIon	Response	Conc	Units	Dev(Min)
Internal Standards						
1) 1,4-Dichlorobenzene-d4	6.513	150	134860	2.00	ug/mL	-0.01
2) Naphthalene-d8	7.720	136	382904	2.00	ug/mL	-0.01
3) Acenaphthene-d10	9.480	162	218572	2.00	ug/mL	-0.01
5) Phenanthrene-d10	11.001	188	414080	2.00	ug/mL	0.00
11) Chrysene-d12	14.627	240	359113	2.00	ug/mL	-0.01
12) Perylene-d12	16.713	264	346508	2.00	ug/mL	-0.01
13) Dibenz(a,h)anthracene-...	17.908	292	302047	2.00	ug/mL	#-0.01
Target Compounds						Qvalue
4) Pentachlorophenol	10.826	266	984774	47.71	ug/mL	79
6) DFTPP	11.293	442	1580710	47.29	ug/mL	75
7) Benzidine	12.435	184	3550049	24.10	ug/mL	97
8) 4,4-DDE	12.674	TIC	293053	No Calib		
9) 4,4-DDD	13.164	TIC	925587	No Calib		
10) 4,4-DDT	13.694	TIC	12594558	29.66	ug/mL	94

(#) = qualifier out of range (m) = manual integration (+) = signals summed

Quantitation Report (Qedit)

Data Path : U:\data\2109-12\9L04042\
Data File : N12041901.D
Acq On : 04 Dec 2019 01:48 pm
Operator : JK/ AMS/ DTH
Sample : 9L04042-TUN1
Misc : 1x, A19K329 DFTPP@45
ALS Vial : 1 Sample Multiplier: 1
DataAcq Meth:DFTPP.M

Quant Time: Dec 04 14:46:25 2019
Quant Method : U:\methods\DFTPP.M
Quant Title : 8270 DFTPP Tune Method
QLast Update : Wed Nov 06 13:10:03 2019
Response via : Initial Calibration
InstName : SV-GCMS14

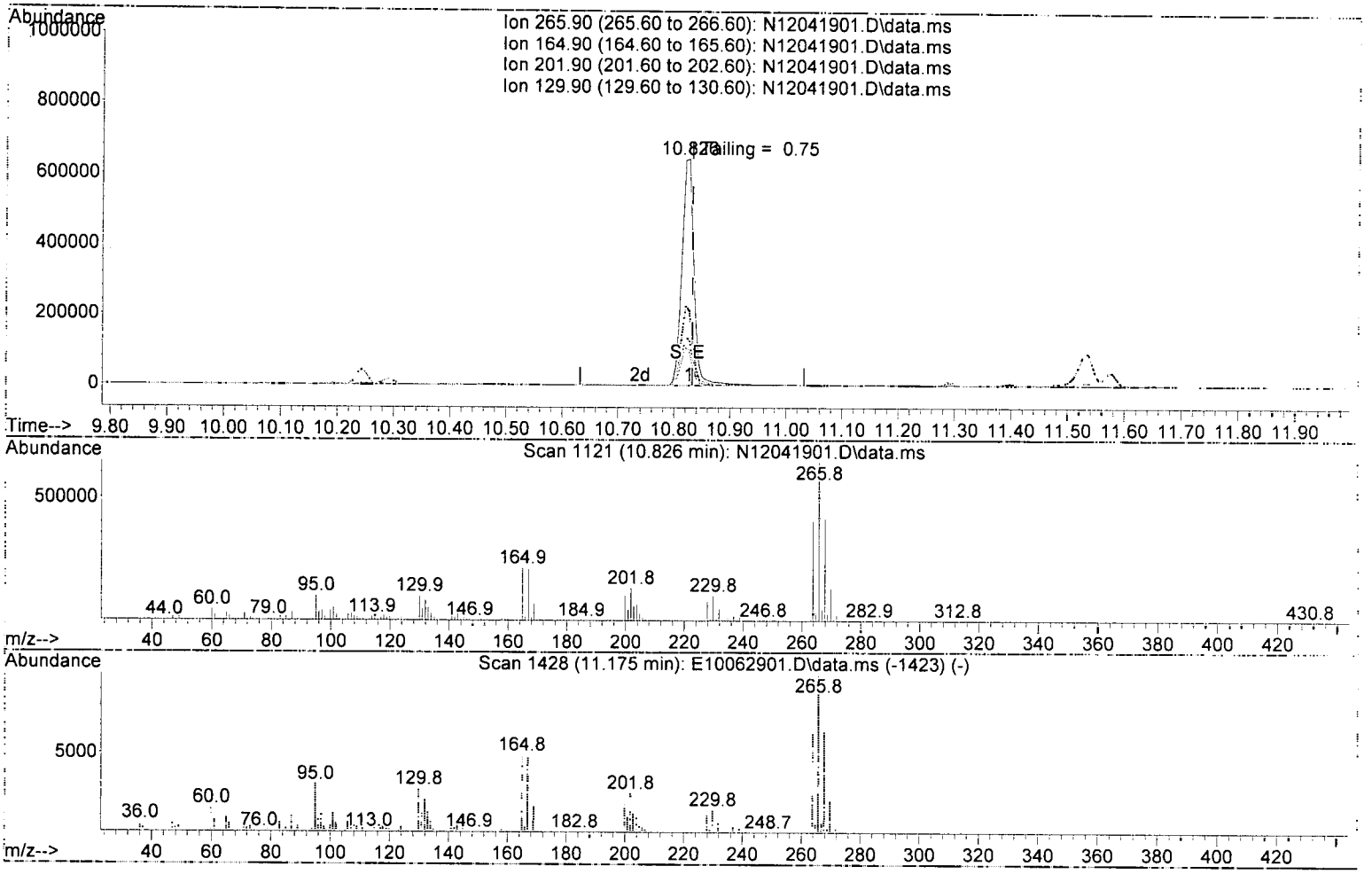

TIC: N12041901.D\data.ms

(4) Pentachlorophenol

10.826min (-0.006) 47.71 ug/mL

response 984774

Ion	Exp%	Act%
265.90	100.00	100.00
164.90	50.60	33.02
201.90	25.80	20.30
129.90	27.30	15.27

Quantitation Report (Qedit)

Data Path : U:\data\2109-12\9L04042\
Data File : N12041901.D
Acq On : 04 Dec 2019 01:48 pm
Operator : JK/ AMS/ DTH
Sample : 9L04042-TUN1
Misc : 1x, A19K329 DFTPP@45
ALS Vial : 1 Sample Multiplier: 1
DataAcq Meth:DFTPP.M

Quant Time: Dec 04 14:46:25 2019
Quant Method : U:\methods\DFTPP.M
Quant Title : 8270 DFTPP Tune Method
QLast Update : Wed Nov 06 13:10:03 2019
Response via : Initial Calibration
InstName : SV-GCMS14

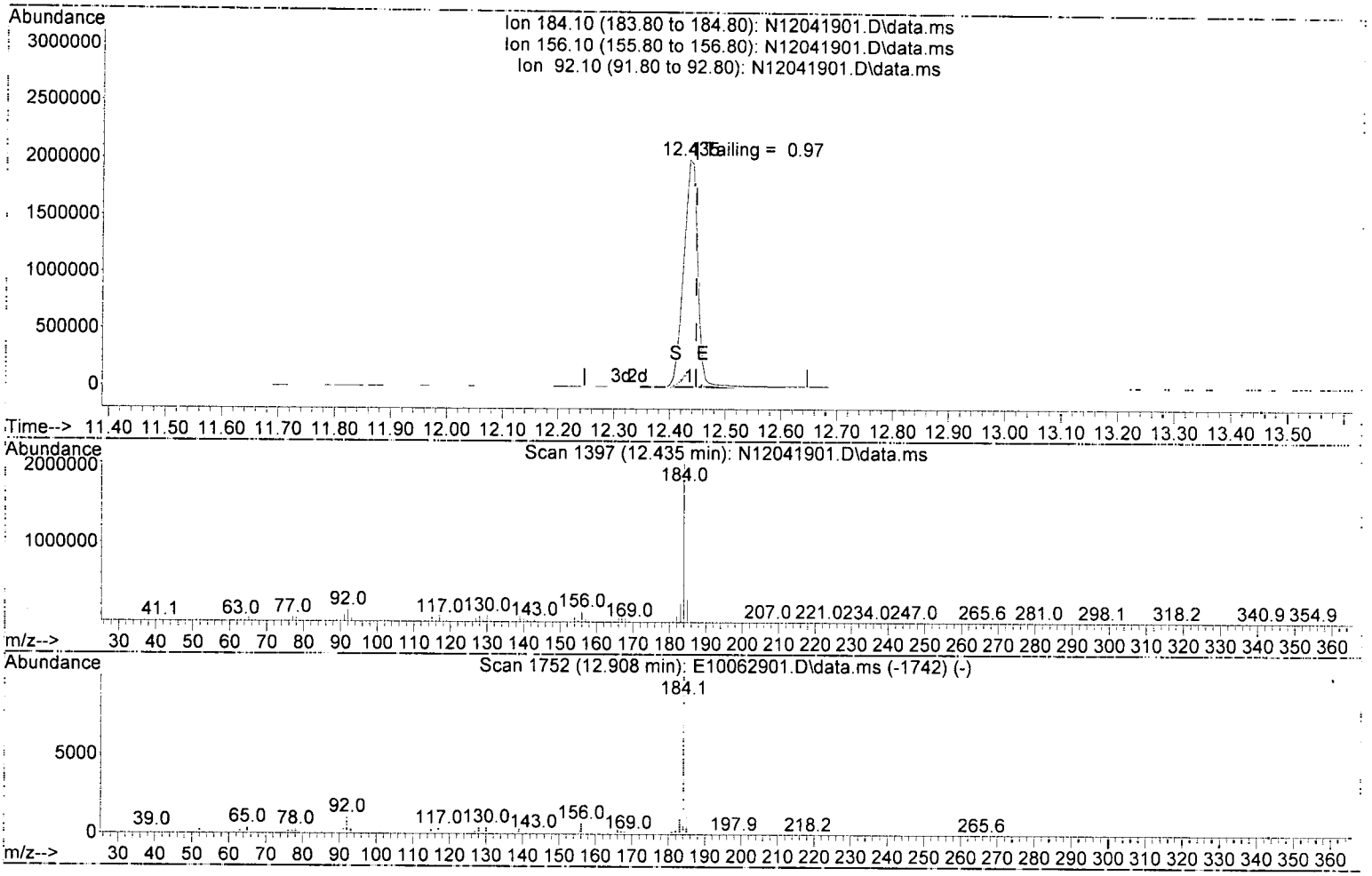

TIC: N12041901.D\data.ms

(7) Benzidine

12.435min (-0.012) 24.10 ug/mL

response 3550049

Ion	Exp%	Act%
184.10	100.00	100.00
156.10	8.50	6.98
92.10	8.20	7.65
0.00	0.00	0.00

DDT Breakdown Check (Validated 5/1/2013)

From:
9L04042-TUN1
SV-GCMS14

First Column	Area Counts	Percent Breakdown	
DDE	293053		
DDD	925587		
DDT	12594558	8.82	PASS

Breakdown must be less than 20% to accept sample data.

No Name Entered Quantitation Report (Not Reviewed)

Data Path : U:\data\2109-12\9L04042\
Data File : N12041901.D
Acq On : 04 Dec 2019 01:48 pm
Operator : JK/ AMS/ DTH
Sample : 9L04042-TUN1
Misc : 1x, A19K329 DFTPP@45
ALS Vial : 1 Sample Multiplier: 1
DataAcq Meth:DFTPP.M

Quant Time: Dec 04 14:46:25 2019
Quant Method : U:\methods\DFTPP.M
Quant Title : 8270 DFTPP Tune Method
QLast Update : Wed Nov 06 13:10:03 2019
Response via : Initial Calibration
InstName : SV-GCMS14

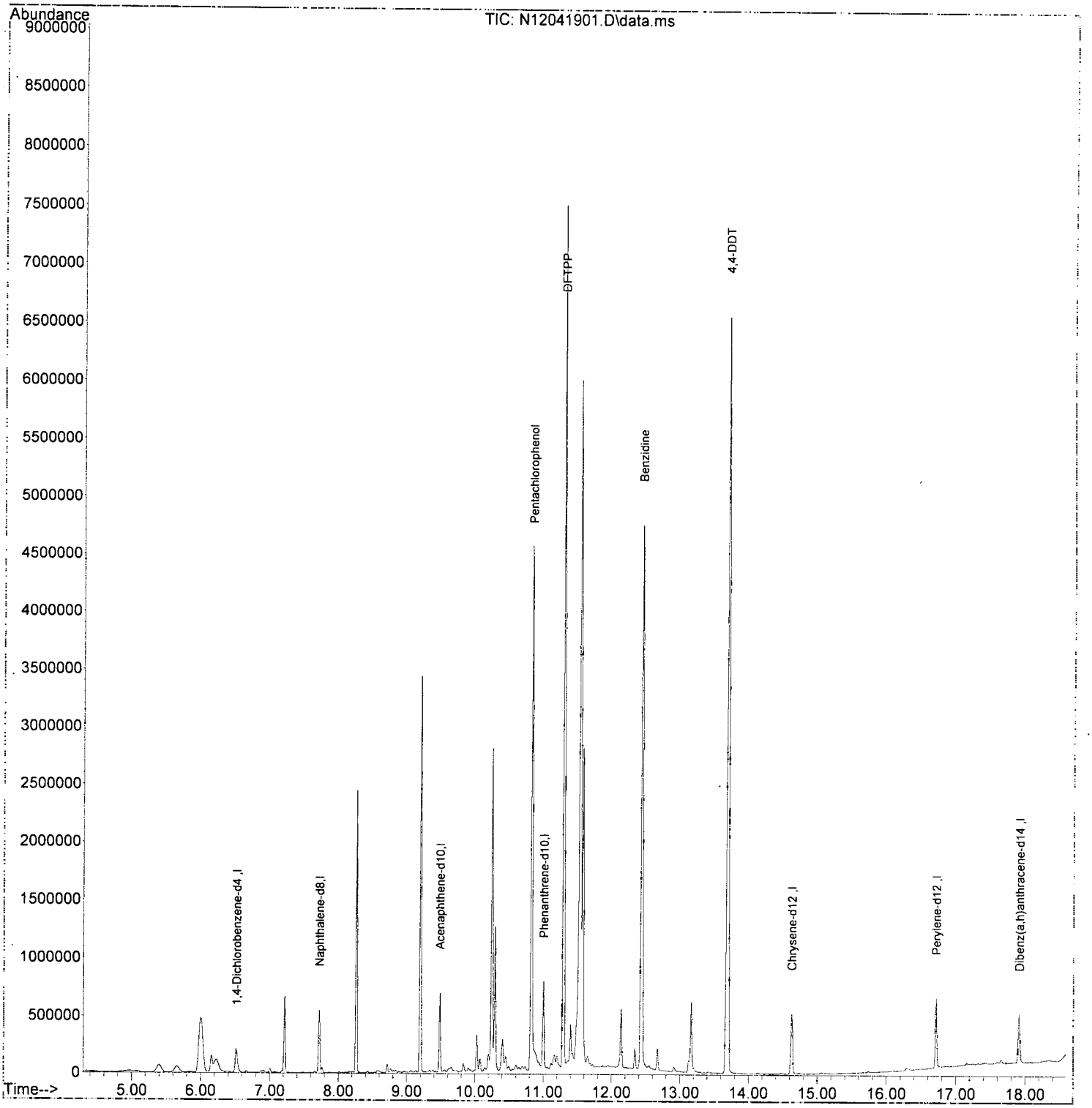

Evaluate Continuing Calibration Report

Data Path : U:\data\2109-12\9L04042\
Data File : N12041902.D
Acq On : 04 Dec 2019 02:16 pm
Operator : JK/ AMS/ DTH
Sample : 9L04042-CCV1
Misc : 1x, A19K012@50
ALS Vial : 2 Sample Multiplier: 1
DataAcq Meth:LVI14_BNA_ACQ.M

AMS 12/4/19

Quant Time: Dec 04 14:47:53 2019
Quant Method : U:\methods\SV14_090619_PAHR6.M
Quant Title : EPA 8270D: Semivolatile Organics
QLast Update : Fri Nov 08 10:03:37 2019
Response via : Initial Calibration
InstName : SV-GCMS14

Min. RRF : 0.000 Min. Rel. Area : 50% Max. R.T. Dev 0.50min
Max. RRF Dev : 20% Max. Rel. Area : 200%

		Compound	Amount	Calc.	%Dev	Area%	Dev(min)
1	I	Naphthalene-d8 (ISTD)	100.000	100.000	0.0	121	0.00
2	S	Nitrobenzene-d5 (Surr)	50.000	44.814	10.4	111	0.00
3	T	Decalin	50.000	40.995	18.0	98	0.00
4	T	Naphthalene	50.000	48.612	2.8	119	0.00
5	T	2-Methylnaphthalene	50.000	42.941	14.1	103	0.00
6	T	1-Methylnaphthalene	50.000	40.918	18.2	96	0.00
7	T	1,1'-Biphenyl	50.000	39.968	20.1#	96	0.00
8	T	2,6-Dimethylnaphthalene	50.000	40.229	19.5	95	0.00
9	I	Acenaphthene-d10 (ISTD)	100.000	100.000	0.0	95	0.00
10	S	2-Fluorobiphenyl (Surr)	50.000	51.796	-3.6	99	0.00
11	S	Acenaphthylene d-8 (Surr)	50.000	-1.000	102.0#	2	0.00
12	T	Acenaphthylene	50.000	46.691	6.6	89	0.00
13	T	Acenaphthene	50.000	47.870	4.3	93	0.00
14	T	Dibenzofuran	50.000	49.149	1.7	94	0.00
15	T	1,6,7-Trimethylnaphthalene	50.000	48.253	3.5	94	0.00
16	T	Fluorene	50.000	48.618	2.8	93	0.00
17	I	Phenanthrene-d10 (ISTD)	100.000	100.000	0.0	92	0.00
18	T	Dibenzothiopene	50.000	48.700	2.6	91	0.00
19	T	Phenanthrene	50.000	47.814	4.4	90	0.00
20	T	Anthracene	50.000	47.682	4.6	89	0.00
21	T	Carbazole	50.000	46.944	6.1	88	0.00
22	T	1-Methylphenanthrene	50.000	49.634	0.7	93	0.00
23	T	Fluoranthene	50.000	49.920	0.2	93	0.00
24	I	Chrysene-d12 (ISTD)	100.000	100.000	0.0	106	0.00
25	T	Pyrene	50.000	43.912	12.2	92	0.00
26	S	Terphenyl-d14 (Surr)	50.000	46.829	6.3	100	0.00
27	T	Benz(a)anthracene	50.000	46.056	7.9	103	0.00
28	T	Chrysene	50.000	46.097	7.8	99	0.00
29	I	Perylene-d12 (ISTD)	100.000	100.000	0.0	123	0.00
30	T	Benzo(b)fluoranthene	50.000	48.942	2.1	120	0.00
31	T	Benzo(k)fluoranthene	50.000	48.251	3.5	121	0.00
32	T	Benzo(b+k)fluoranthene	100.000	96.299	3.7	119	0.07
33	S	Benzo(a)pyrene d-12 (Surr)	50.000	0.000	100.0#	0	-18.02#
34	T	Benzo(e)pyrene	50.000	46.508	7.0	116	0.00
35	T	Benzo(a)pyrene	50.000	50.276	-0.6	122	0.00
36	T	Perylene	50.000	47.657	4.7	117	0.00
37	I	Dibenz(a,h)Anthrcene-d14(IS	100.000	100.000	0.0	164	0.01
38	T	Indeno(1,2,3-cd)Pyrene	50.000	45.851	8.3	152	0.01
39	T	Dibenz(a,h)anthracene	50.000	49.701	0.6	165	0.00
40	T	Benzo(g,h,i)perylene	50.000	45.219	9.6	146	0.01

(#) = Out of Range SPCC's out = 0 CCC's out = 0

No Name Entered Quantitation Report (Not Reviewed)

Data Path : U:\data\2109-12\9L04042\
Data File : N12041902.D
Acq On : 04 Dec 2019 02:16 pm
Operator : JK/ AMS/ DTH
Sample : 9L04042-CCV1
Misc : 1x, A19K012@50
ALS Vial : 2 Sample Multiplier: 1
DataAcq Meth:LVI14_BNA_ACQ.M

Quant Time: Dec 04 14:47:53 2019
Quant Method : U:\methods\SV14_090619_PAHR6.M
Quant Title : EPA 8270D: Semivolatile Organics
QLast Update : Fri Nov 08 10:03:37 2019
Response via : Initial Calibration
InstName : SV-GCMS14

Compound	R.T.	QIon	Response	Conc	Units	Dev(Min)
Internal Standards						
1) Naphthalene-d8 (ISTD)	7.784	136	178988	100.00	ng/ml	0.00
9) Acenaphthene-d10 (ISTD)	9.538	162	112457	100.00	ng/ml	0.00
17) Phenanthrene-d10 (ISTD)	11.048	188	202757	100.00	ng/ml	0.00
24) Chrysene-d12 (ISTD)	14.732	240	179678	100.00	ng/ml	0.00
29) Perylene-d12 (ISTD)	18.200	264	175627	100.00	ng/ml	0.00
37) Dibenz(a,h)Anthrcene-d...	20.590	292	152999	100.00	ng/ml	0.01
System Monitoring Compounds						
2) Nitrobenzene-d5 (Surr)	7.090	82	26654	44.81	ng/ml	0.00
10) 2-Fluorobiphenyl (Surr)	8.851	172	86897	51.80	ng/ml	0.00
11) Acenaphthylene d-8 (Surr)	9.381	160	2484	-1.00	ng/ml	0.00
26) Terphenyl-d14 (Surr)	12.797	244	88493	46.83	ng/ml	0.00
33) Benzo(a)pyrene d-12 (S...	0.000	264	0	0.00	ng/ml	
Target Compounds						Qvalue
3) Decalin	7.254	138	5463	41.00	ng/ml	82
4) Naphthalene	7.801	128	95966	48.61	ng/ml	99
5) 2-Methylnaphthalene	8.489	142	71834	42.94	ng/ml	97
6) 1-Methylnaphthalene	8.588	142	68438	40.92	ng/ml	97
7) 1,1'-Biphenyl	8.950	154	89925	39.97	ng/ml	95
8) 2,6-Dimethylnaphthalene	9.113	156	66102	40.23	ng/ml	97
12) Acenaphthylene	9.393	152	113992	46.69	ng/ml	99
13) Acenaphthene	9.568	153	76549	47.87	ng/ml	98
14) Dibenzofuran	9.742	168	98442	49.15	ng/ml	95
15) 1,6,7-Trimethylnaphtha...	9.952	170	64711	48.25	ng/ml	98
16) Fluorene	10.092	166	79556	48.62	ng/ml	98
18) Dibenzothiopene	10.943	184	103273	48.70	ng/ml	95
19) Phenanthrene	11.071	178	113443	47.81	ng/ml	100
20) Anthracene	11.124	178	105229	47.68	ng/ml	99
21) Carbazole	11.287	167	83831	46.94	ng/ml	98
22) 1-Methylphenanthrene	11.695	192	81805	49.63	ng/ml	98
23) Fluoranthene	12.319	202	119333	49.92	ng/ml	95
25) Pyrene	12.598	202	123268	43.91	ng/ml	99
27) Benz(a)anthracene	14.708	228	96077	46.06	ng/ml	99
28) Chrysene	14.790	228	91001	46.10	ng/ml	98
30) Benzo(b)fluoranthene	17.291	252	99183	48.94	ng/ml	91
31) Benzo(k)fluoranthene	17.355	252	96274	48.25	ng/ml	92
32) Benzo(b+k)fluoranthene	17.355	252	199614	96.30	ng/ml	92
34) Benzo(e)pyrene	17.943	252	95302	46.51	ng/ml	96
35) Benzo(a)pyrene	18.060	252	87207	50.28	ng/ml	96
36) Perylene	18.258	252	101814	47.66	ng/ml	99
38) Indeno(1,2,3-cd)Pyrene	20.595	276	86519	45.85	ng/ml	78
39) Dibenz(a,h)anthracene	20.654	278	88121	49.70	ng/ml	81
40) Benzo(g,h,i)perylene	21.132	276	90515	45.22	ng/ml	100

(#) = qualifier out of range (m) = manual integration (+) = signals summed

No Name Entered Quantitation Report (Not Reviewed)

Data Path : U:\data\2109-12\9L04042\
Data File : N12041902.D
Acq On : 04 Dec 2019 02:16 pm
Operator : JK/ AMS/ DTH
Sample : 9L04042-CCV1
Misc : 1x, A19K012@50
ALS Vial : 2 Sample Multiplier: 1
DataAcq Meth:LVI14_BNA_ACQ.M

Quant Time: Dec 04 14:47:53 2019
Quant Method : U:\methods\SV14_090619_PAHR6.M
Quant Title : EPA 8270D: Semivolatile Organics
QLast Update : Fri Nov 08 10:03:37 2019
Response via : Initial Calibration
InstName : SV-GCMS14

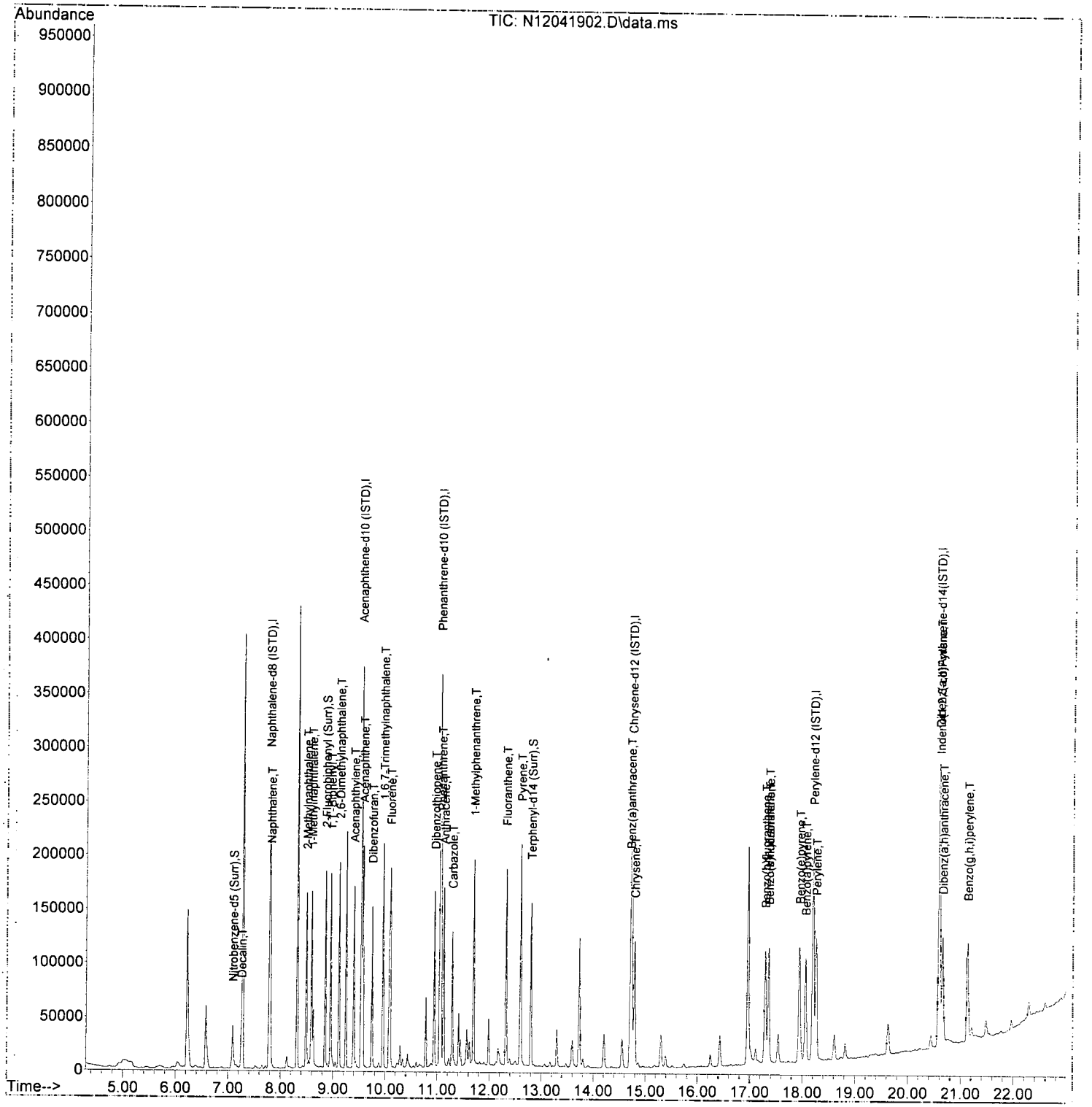

04/30/20 Anchor QEA, LLC - Gasco PreRD DG 2019 - 4a-b. DOC-CAP Testing Cores Page 907 of 1115

No Name Entered Quantitation Report (Not Reviewed)

Data Path : U:\data\2109-12\9L04042\
Data File : N12041903.D
Acq On : 04 Dec 2019 02:48 pm
Operator : JK/ AMS/ DTH
Sample : 9L04042-CCB1
Misc : 1x, DCM + ISTD
ALS Vial : 3 Sample Multiplier: 1
DataAcq Meth:LVI14_BNA_ACQ.M

AMS 12/4/19

Quant Time: Dec 04 15:13:39 2019
Quant Method : U:\methods\SV14_090619_PAHR6.M
Quant Title : EPA 8270D: Semivolatile Organics
QLast Update : Fri Nov 08 10:03:37 2019
Response via : Initial Calibration
InstName : SV-GCMS14

Compound	R.T.	QIon	Response	Conc Units	Dev(Min)
Internal Standards					
1) Naphthalene-d8 (ISTD)	7.784	136	175268	100.00 ng/ml	0.00
9) Acenaphthene-d10 (ISTD)	9.539	162	100979	100.00 ng/ml	0.00
17) Phenanthrene-d10 (ISTD)	11.042	188	142533	100.00 ng/ml	0.00
24) Chrysene-d12 (ISTD)	14.726	240	98609	100.00 ng/ml	0.00
29) Perylene-d12 (ISTD)	18.194	264	94371	100.00 ng/ml	0.00
37) Dibenz(a,h)Anthrcene-d...	20.584	292	81259	100.00 ng/ml	0.00
System Monitoring Compounds					
2) Nitrobenzene-d5 (Surr)	7.073	82	93	0.16 ng/ml	-0.02
10) 2-Fluorobiphenyl (Surr)	0.000	172	0	0.00 ng/ml	
11) Acenaphthylene d-8 (Surr)	9.381	160	3228	0.14 ng/ml	0.00
26) Terphenyl-d14 (Surr)	0.000	244	0	0.00 ng/ml	
33) Benzo(a)pyrene d-12 (S...	0.000	264	0	0.00 ng/ml	
Target Compounds					Qvalue
3) Decalin	0.000		0	N.D.	
4) Naphthalene	7.813	128	426	N.D.	
5) 2-Methylnaphthalene	0.000		0	N.D.	
6) 1-Methylnaphthalene	8.588	142	70	N.D.	
7) 1,1'-Biphenyl	8.956	154	202	N.D.	
8) 2,6-Dimethylnaphthalene	0.000		0	N.D.	
12) Acenaphthylene	9.393	152	59	N.D.	
13) Acenaphthene	0.000		0	N.D.	
14) Dibenzofuran	0.000		0	N.D.	
15) 1,6,7-Trimethylnaphtha...	0.000		0	N.D.	
16) Fluorene	0.000		0	N.D.	
18) Dibenzothiopene	0.000		0	N.D.	
19) Phenanthrene	11.071	178	194	N.D.	
20) Anthracene	11.071	178	194	N.D.	
21) Carbazole	11.211	167	67	N.D.	
22) 1-Methylphenanthrene	11.701	192	95	N.D.	
23) Fluoranthene	12.325	202	75	N.D.	
25) Pyrene	12.599	202	73	N.D.	
27) Benz(a)anthracene	14.720	228	294	N.D.	
28) Chrysene	14.790	228	58	N.D.	
30) Benzo(b)fluoranthene	17.302	252	59	N.D.	
31) Benzo(k)fluoranthene	17.361	252	89	N.D.	
32) Benzo(b+k)fluoranthene	17.302	252	59	N.D.	
34) Benzo(e)pyrene	17.926	252	106	N.D.	
35) Benzo(a)pyrene	18.060	252	141	N.D.	
36) Perylene	18.247	252	243	N.D.	
38) Indeno(1,2,3-cd)Pyrene	20.590	276	177	N.D.	
39) Dibenz(a,h)anthracene	20.648	278	369	N.D.	
40) Benzo(g,h,i)perylene	21.137	276	144	N.D.	

(#) = qualifier out of range (m) = manual integration (+) = signals summed

No Name Entered Quantitation Report (Not Reviewed)

Data Path : U:\data\2109-12\9L04042\
Data File : N12041903.D
Acq On : 04 Dec 2019 02:48 pm
Operator : JK/ AMS/ DTH
Sample : 9L04042-CCB1
Misc : 1x, DCM + ISTD
ALS Vial : 3 Sample Multiplier: 1
DataAcq Meth:LVI14_BNA_ACQ.M

Quant Time: Dec 04 15:13:39 2019
Quant Method : U:\methods\SV14_090619_PAHR6.M
Quant Title : EPA 8270D: Semivolatile Organics
QLast Update : Fri Nov 08 10:03:37 2019
Response via : Initial Calibration
InstName : SV-GCMS14

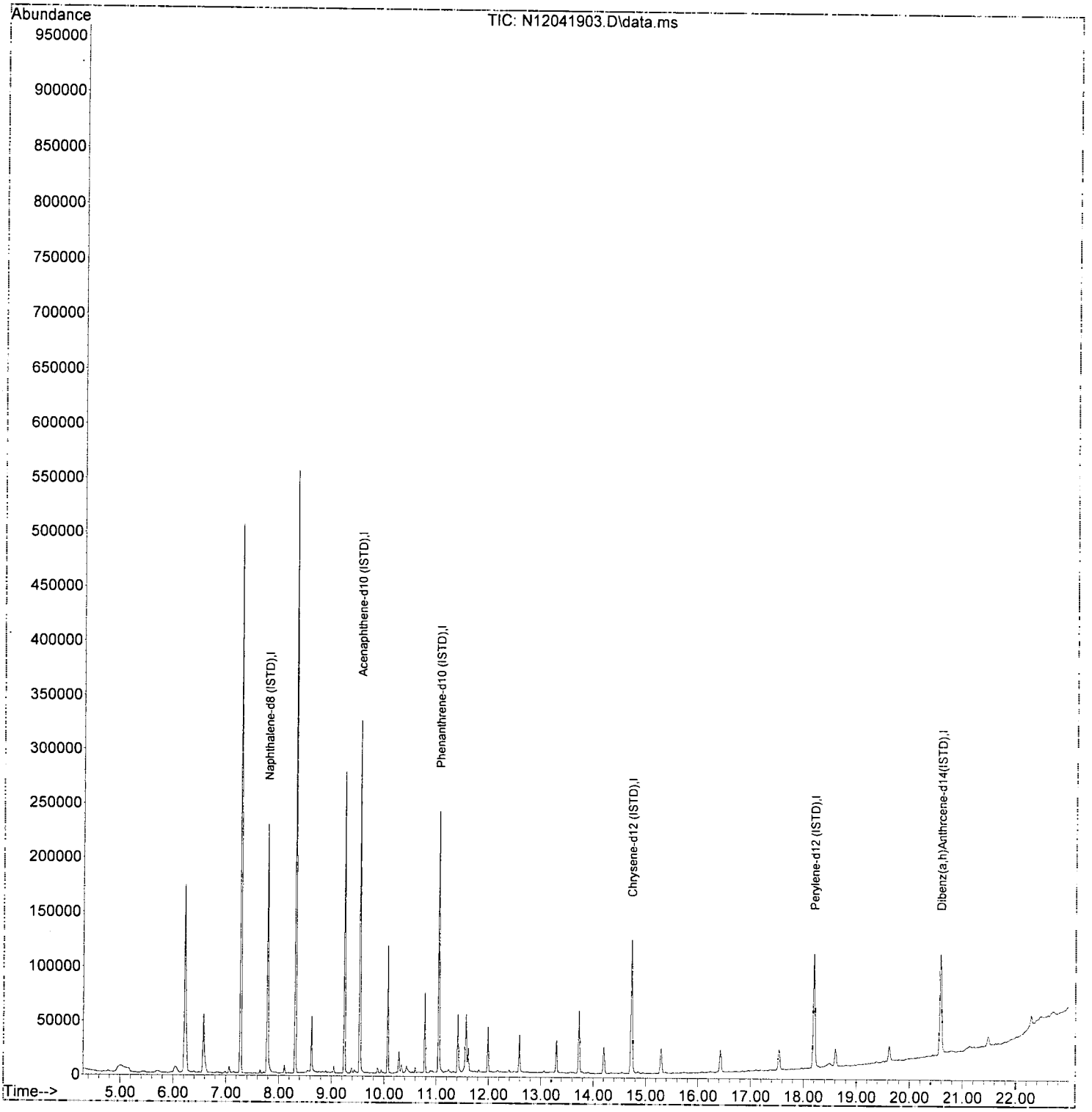

No Name Entered Quantitation Report (Not Reviewed)

Data Path : U:\data\2109-12\9L04042\
Data File : N12041904.D
Acq On : 04 Dec 2019 03:21 pm
Operator : JK/ AMS/ DTH
Sample : 9120480-BLK1
Misc : 1x, 8270D LL PAH ONLY
ALS Vial : 4 Sample Multiplier: 1
DataAcq Meth:LVI14_BNA_ACQ.M

AMS 12/4/19

Quant Time: Dec 04 15:47:42 2019
Quant Method : U:\methods\SV14_090619_PAHR6.M
Quant Title : EPA 8270D: Semivolatile Organics
QLast Update : Fri Nov 08 10:03:37 2019
Response via : Initial Calibration
InstName : SV-GCMS14

Compound	R.T.	QIon	Response	Conc	Units	Dev(Min)
Internal Standards						
1) Naphthalene-d8 (ISTD)	7.784	136	169208	100.00	ng/ml	0.00
9) Acenaphthene-d10 (ISTD)	9.538	162	103829	100.00	ng/ml	0.00
17) Phenanthrene-d10 (ISTD)	11.042	188	160887	100.00	ng/ml	0.00
24) Chrysene-d12 (ISTD)	14.726	240	124248	100.00	ng/ml	0.00
29) Perylene-d12 (ISTD)	18.194	264	114157	100.00	ng/ml	0.00
37) Dibenz(a,h)Anthrcene-d...	20.584	292	100580	100.00	ng/ml	0.00
System Monitoring Compounds						
2) Nitrobenzene-d5 (Surr)	7.090	82	39785	70.76	ng/ml	0.00
10) 2-Fluorobiphenyl (Surr)	8.851	172	134700	86.96	ng/ml	0.00
11) Acenaphthylene d-8 (Surr)	9.381	160	2544	-1.00	ng/ml	0.00
26) Terphenyl-d14 (Surr)	12.797	244	123852	94.78	ng/ml	0.00
33) Benzo(a)pyrene d-12 (S...	0.000	264	0	0.00	ng/ml	
Target Compounds						Qvalue
3) Decalin	0.000		0	N.D.		
4) Naphthalene	7.807	128	3690	1.98	ng/ml	99
5) 2-Methylnaphthalene	8.489	142	1403	0.89	ng/ml	100
6) 1-Methylnaphthalene	8.588	142	831	0.53	ng/ml	96
7) 1,1'-Biphenyl	8.956	154	583	N.D.		
8) 2,6-Dimethylnaphthalene	9.119	156	281	N.D.		
12) Acenaphthylene	9.393	152	304	N.D.		
13) Acenaphthene	9.568	153	567	N.D.		
14) Dibenzofuran	9.748	168	187	N.D.		
15) 1,6,7-Trimethylnaphtha...	0.000		0	N.D.		
16) Fluorene	10.092	166	315	N.D.		
18) Dibenzothiopene	10.943	184	218	N.D.		
19) Phenanthrene	11.066	178	2020	1.07	ng/ml	95
20) Anthracene	11.124	178	305	N.D.		
21) Carbazole	11.299	167	114	N.D.		
22) 1-Methylphenanthrene	11.695	192	234	N.D.		
23) Fluoranthene	12.319	202	1117	0.59	ng/ml	98
25) Pyrene	12.599	202	1450	0.75	ng/ml	96
27) Benz(a)anthracene	14.726	228	617	0.43	ng/ml	85
28) Chrysene	14.790	228	413	N.D.		
30) Benzo(b)fluoranthene	17.296	252	531	0.40	ng/ml	69
31) Benzo(k)fluoranthene	17.296	252	701	0.54	ng/ml	68
32) Benzo(b+k)fluoranthene	17.296	252	701	0.52	ng/ml	68
34) Benzo(e)pyrene	17.932	252	374	N.D.		
35) Benzo(a)pyrene	18.054	252	311	N.D.		
36) Perylene	18.258	252	96	N.D.		
38) Indeno(1,2,3-cd)Pyrene	20.590	276	278	N.D.		
39) Dibenz(a,h)anthracene	20.642	278	76	N.D.		
40) Benzo(g,h,i)perylene	21.132	276	337	N.D.		

(#) = qualifier out of range (m) = manual integration (+) = signals summed

Data Path : U:\data\2109-12\9L04042\
Data File : N12041904.D
Acq On : 04 Dec 2019 03:21 pm
Operator : JK/ AMS/ DTH
Sample : 9120480-BLK1
Misc : 1x, 8270D LL PAH ONLY
ALS Vial : 4 Sample Multiplier: 1
DataAcq Meth:LVI14_BNA_ACQ.M

Quant Time: Dec 04 15:47:42 2019
Quant Method : U:\methods\SV14_090619_PAHR6.M
Quant Title : EPA 8270D: Semivolatile Organics
QLast Update : Fri Nov 08 10:03:37 2019
Response via : Initial Calibration
InstName : SV-GCMS14

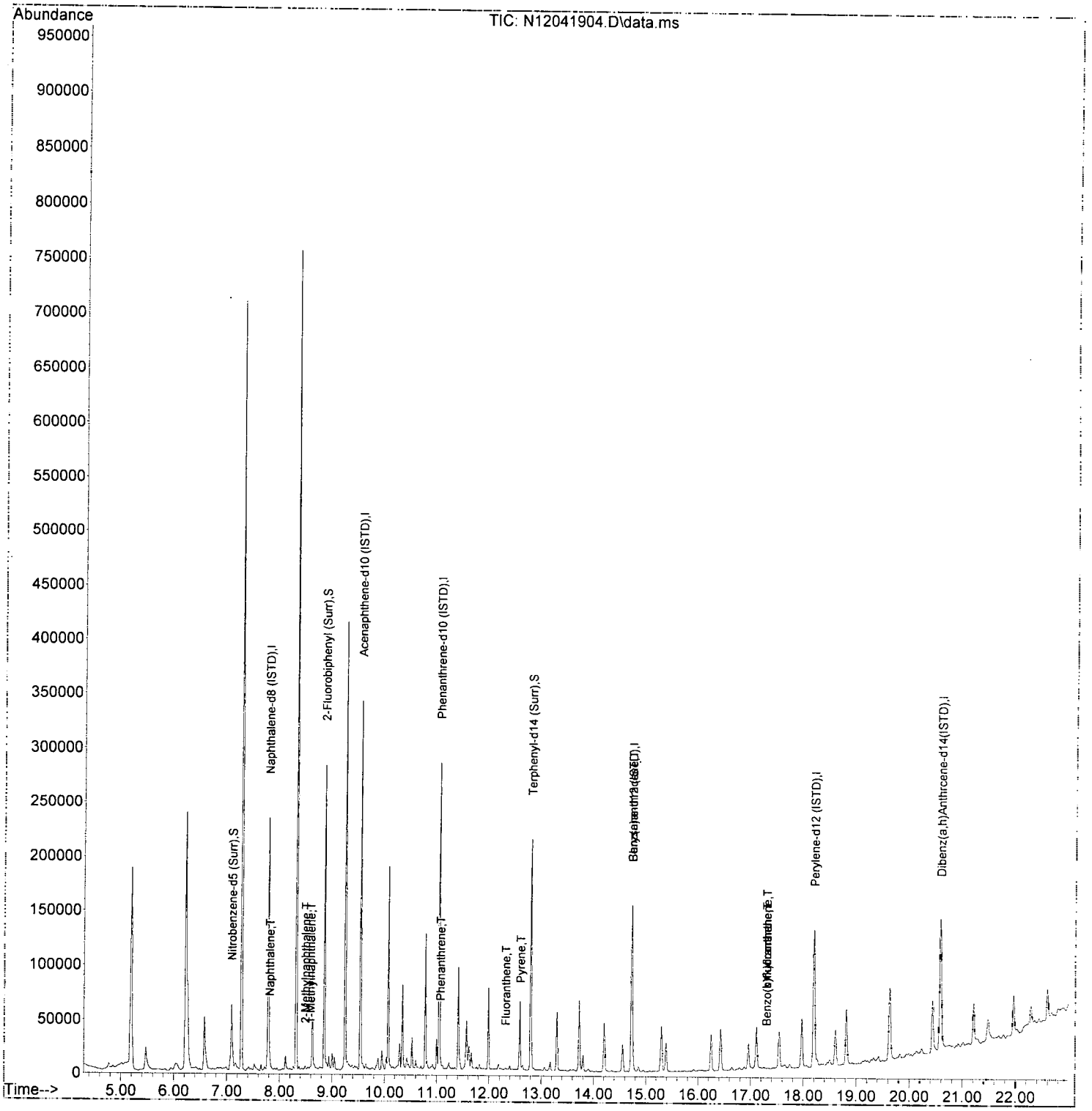

No Name Entered Quantitation Report (Not Reviewed)

Data Path : U:\data\2109-12\9L04042\
Data File : N12041905.D
Acq On : 04 Dec 2019 03:53 pm
Operator : JK/ AMS/ DTH
Sample : 9120480-BS1
Misc : 1x, 8270D LL PAH ONLY
ALS Vial : 5 Sample Multiplier: 1
DataAcq Meth:LVI14_BNA_ACQ.M

Quant Time: Dec 04 17:28:58 2019
Quant Method : U:\methods\SV14_090619_PAHR6.M
Quant Title : EPA 8270D: Semivolatile Organics
QLast Update : Fri Nov 08 10:03:37 2019
Response via : Initial Calibration
InstName : SV-GCMS14

BA 12/4/19

Compound	R.T.	QIon	Response	Conc	Units	Dev(Min)
Internal Standards						
1) Naphthalene-d8 (ISTD)	7.784	136	173408	100.00	ng/ml	0.00
9) Acenaphthene-d10 (ISTD)	9.539	162	112058	100.00	ng/ml	0.00
17) Phenanthrene-d10 (ISTD)	11.042	188	186301	100.00	ng/ml	0.00
24) Chrysene-d12 (ISTD)	14.732	240	153877	100.00	ng/ml	0.00
29) Perylene-d12 (ISTD)	18.194	264	145524	100.00	ng/ml	0.00
37) Dibenz(a,h)Anthrcene-d...	20.584	292	130668	100.00	ng/ml	0.00
System Monitoring Compounds						
2) Nitrobenzene-d5 (Surr)	7.091	82	41470	71.97	ng/ml	0.00
10) 2-Fluorobiphenyl (Surr)	8.851	172	150186	89.84	ng/ml	0.00
11) Acenaphthylene d-8 (Surr)	9.381	160	2509	-1.00	ng/ml	0.00
26) Terphenyl-d14 (Surr)	12.797	244	145010	89.60	ng/ml	0.00
33) Benzo(a)pyrene d-12 (S...	0.000	264	0	0.00	ng/ml	
Target Compounds						Qvalue
3) Decalin	7.254	138	2563	19.85	ng/ml	85
4) Naphthalene	7.802	128	66822	34.94	ng/ml	100
5) 2-Methylnaphthalene	8.489	142	49870	30.77	ng/ml	97
6) 1-Methylnaphthalene	8.589	142	48647	30.02	ng/ml	97
7) 1,1'-Biphenyl	8.950	154	60864	27.92	ng/ml	96
8) 2,6-Dimethylnaphthalene	9.113	156	44181	27.75	ng/ml	98
12) Acenaphthylene	9.393	152	77404	31.82	ng/ml	100
13) Acenaphthene	9.568	153	53539	33.60	ng/ml	99
14) Dibenzofuran	9.743	168	64199	32.17	ng/ml	95
15) 1,6,7-Trimethylnaphtha...	9.952	170	43728	32.72	ng/ml	95
16) Fluorene	10.092	166	52547	32.23	ng/ml	100
18) Dibenzothiopene	10.938	184	65524	33.63	ng/ml	96
19) Phenanthrene	11.066	178	75873	34.80	ng/ml	100
20) Anthracene	11.118	178	67147	33.11	ng/ml	99
21) Carbazole	11.287	167	50831	30.98	ng/ml	99
22) 1-Methylphenanthrene	11.695	192	54367	35.90	ng/ml	98
23) Fluoranthene	12.319	202	77952	35.49	ng/ml	96
25) Pyrene	12.599	202	81125	33.74	ng/ml	99
27) Benz(a)anthracene	14.709	228	59764	33.45	ng/ml	100
28) Chrysene	14.790	228	59425	35.15	ng/ml	98
30) Benzo(b)fluoranthene	17.285	252	60608	36.09	ng/ml	93
31) Benzo(k)fluoranthene	17.349	252	58502	35.39	ng/ml	92
32) Benzo(b+k)fluoranthene	17.285	252	121996	71.03	ng/ml	91
34) Benzo(e)pyrene	17.938	252	58676	34.56	ng/ml	97
35) Benzo(a)pyrene	18.054	252	52203	36.32	ng/ml	96
36) Perylene	18.252	252	59780	33.77	ng/ml	100
38) Indeno(1,2,3-cd)Pyrene	20.590	276	52916	32.84	ng/ml	79
39) Dibenz(a,h)anthracene	20.648	278	51394	33.94	ng/ml	82
40) Benzo(g,h,i)perylene	21.126	276	56500	33.05	ng/ml	99

(#) = qualifier out of range (m) = manual integration (+) = signals summed

Data Path : U:\data\2109-12\9L04042\
Data File : N12041905.D
Acq On : 04 Dec 2019 03:53 pm
Operator : JK/ AMS/ DTH
Sample : 9120480-BS1
Misc : 1x, 8270D LL PAH ONLY
ALS Vial : 5 Sample Multiplier: 1
DataAcq Meth:LVI14_BNA_ACQ.M

Quant Time: Dec 04 17:28:58 2019
Quant Method : U:\methods\SV14_090619_PAHR6.M
Quant Title : EPA 8270D: Semivolatile Organics
QLast Update : Fri Nov 08 10:03:37 2019
Response via : Initial Calibration
InstName : SV-GCMS14

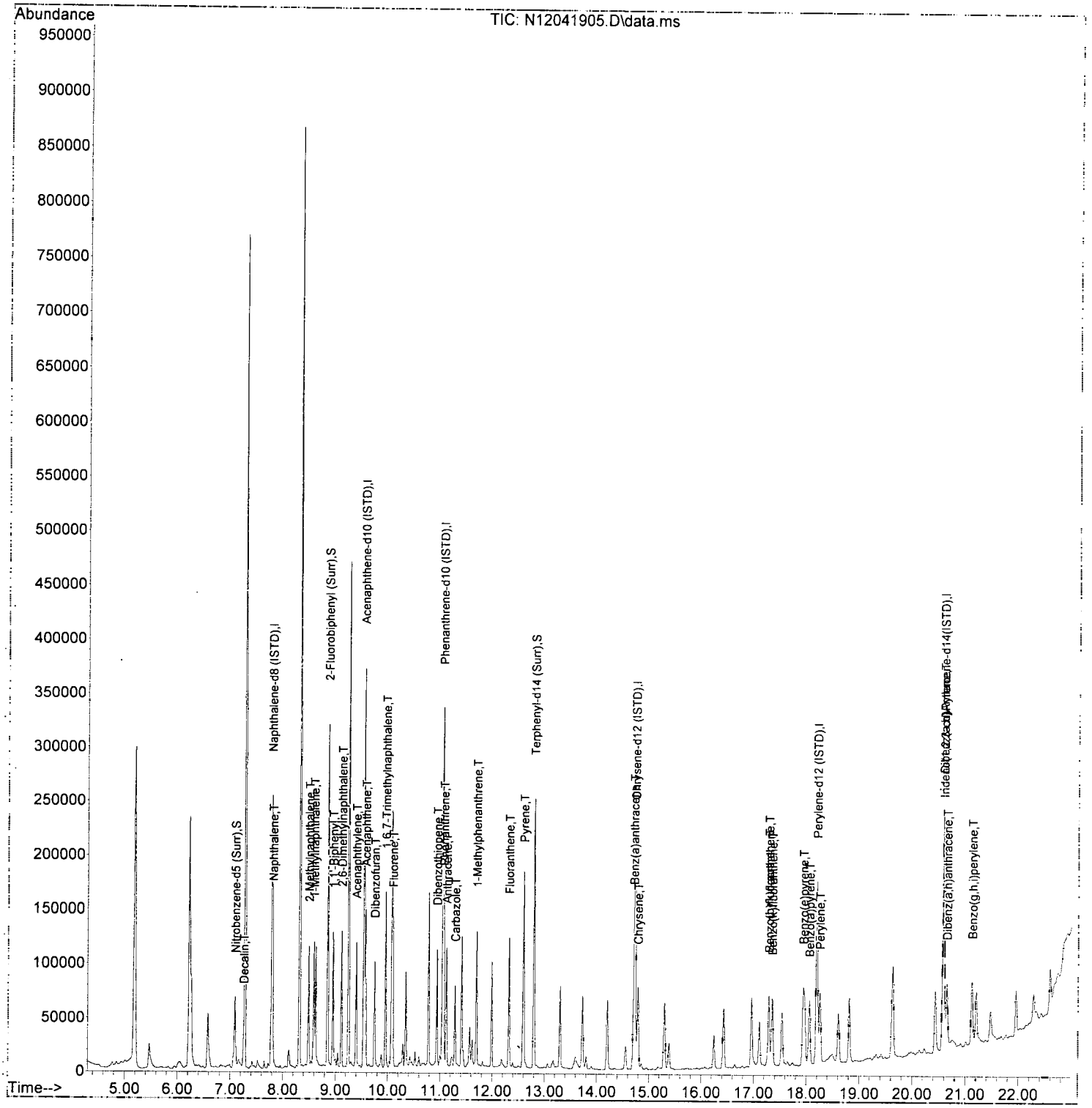

No Name Entered Quantitation Report (Not Reviewed)

Data Path : U:\data\2109-12\9L04042\
Data File : N12041908.D
Acq On : 04 Dec 2019 05:31 pm
Operator : JK/ AMS/ DTH
Sample : 9120480-MSD1@1000
Misc : 1000x, 8270D LL PAH ONLY
ALS Vial : 8 Sample Multiplier: 1
DataAcq Meth:LVI14_BNA_ACQ.M

Quant Time: Dec 04 18:03:24 2019
Quant Method : U:\methods\SV14_090619_PAHR6.M
Quant Title : EPA 8270D: Semivolatile Organics
QLast Update : Fri Nov 08 10:03:37 2019
Response via : Initial Calibration
InstName : SV-GCMS14

DTH 12/4/19

Compound	R.T.	QIon	Response	Conc	Units	Dev(Min)
Internal Standards						
1) Naphthalene-d8 (ISTD)	7.784	136	173743	100.00	ng/ml	0.00
9) Acenaphthene-d10 (ISTD)	9.538	162	114557	100.00	ng/ml	0.00
17) Phenanthrene-d10 (ISTD)	11.042	188	196250	100.00	ng/ml	0.00
24) Chrysene-d12 (ISTD)	14.726	240	157855	100.00	ng/ml	0.00
29) Perylene-d12 (ISTD)	18.194	264	151917	100.00	ng/ml	0.00
37) Dibenz(a,h)Anthrcene-d...	20.584	292	124987	100.00	ng/ml	0.00
System Monitoring Compounds						
2) Nitrobenzene-d5 (Surr)	7.050	82	139	0.24	ng/ml	-0.05
10) 2-Fluorobiphenyl (Surr)	8.851	172	248	0.15	ng/ml	0.00
11) Acenaphthylene d-8 (Surr)	9.381	160	2679	-1.00	ng/ml	0.00
26) Terphenyl-d14 (Surr)	12.797	244	302	0.18	ng/ml	0.00
33) Benzo(a)pyrene d-12 (S...	0.000	264	0	0.00	ng/ml	
Target Compounds						Qvalue
3) Decalin	0.000		0	N.D.		
4) Naphthalene	7.807	128	50140	26.17	ng/ml	99
5) 2-Methylnaphthalene	8.489	142	94764	58.36	ng/ml	97
6) 1-Methylnaphthalene	8.588	142	56873	35.03	ng/ml	98
7) 1,1'-Biphenyl	8.956	154	3462	1.59	ng/ml	89
8) 2,6-Dimethylnaphthalene	9.119	156	23489	14.73	ng/ml	98
12) Acenaphthylene	9.393	152	16631	6.69	ng/ml	92
13) Acenaphthene	9.568	153	94884	58.25	ng/ml	100
14) Dibenzofuran	9.742	168	11221	5.50	ng/ml	93
15) 1,6,7-Trimethylnaphtha...	9.952	170	8469	6.20	ng/ml	94
16) Fluorene	10.092	166	58887	35.33	ng/ml	99
18) Dibenzothiopene	10.937	184	72592	35.37	ng/ml	96
19) Phenanthrene	11.071	178	576886	251.21	ng/ml	100
20) Anthracene	11.118	178	100140	46.88	ng/ml	99
21) Carbazole	11.287	167	10699	6.19	ng/ml	95
22) 1-Methylphenanthrene	11.689	192	19336	12.12	ng/ml	91
23) Fluoranthene	12.319	202	416758	180.12	ng/ml	95
25) Pyrene	12.598	202	502601	203.79	ng/ml	99
27) Benz(a)anthracene	14.708	228	80688	44.03	ng/ml#	56
28) Chrysene	14.784	228	101321	58.42	ng/ml	98
30) Benzo(b)fluoranthene	17.291	252	100620	57.40	ng/ml	91
31) Benzo(k)fluoranthene	~~17.291~~	~~252~~	~~126468~~	~~73.28~~	~~ng/ml~~	~~89~~ mI
32) Benzo(b+k)fluoranthene	17.291	252	134102	74.79	ng/ml	89
34) Benzo(e)pyrene	17.938	252	65197	36.78	ng/ml	97
35) Benzo(a)pyrene	18.054	252	100716	67.13	ng/ml	97
36) Perylene	18.252	252	29766	16.11	ng/ml	99
38) Indeno(1,2,3-cd)Pyrene	20.590	276	69334	44.98	ng/ml	78
39) Dibenz(a,h)anthracene	20.648	278	7740	5.34	ng/ml	91
40) Benzo(g,h,i)perylene	21.126	276	86024	52.61	ng/ml	99

(#) = qualifier out of range (m) = manual integration (+) = signals summed

Quantitation Report (Qedit)

Data Path : U:\data\2109-12\9L04042\
Data File : N12041908.D
Acq On : 04 Dec 2019 05:31 pm
Operator : JK/ AMS/ DTH
Sample : 9120480-MSD1@1000
Misc : 1000x, 8270D LL PAH ONLY
ALS Vial : 8 Sample Multiplier: 1
DataAcq Meth:LVI14_BNA_ACQ.M

Quant Time: Dec 04 18:03:24 2019
Quant Method : U:\methods\SV14_090619_PAHR6.M
Quant Title : EPA 8270D: Semivolatile Organics
QLast Update : Fri Nov 08 10:03:37 2019
Response via : Initial Calibration
InstName : SV-GCMS14

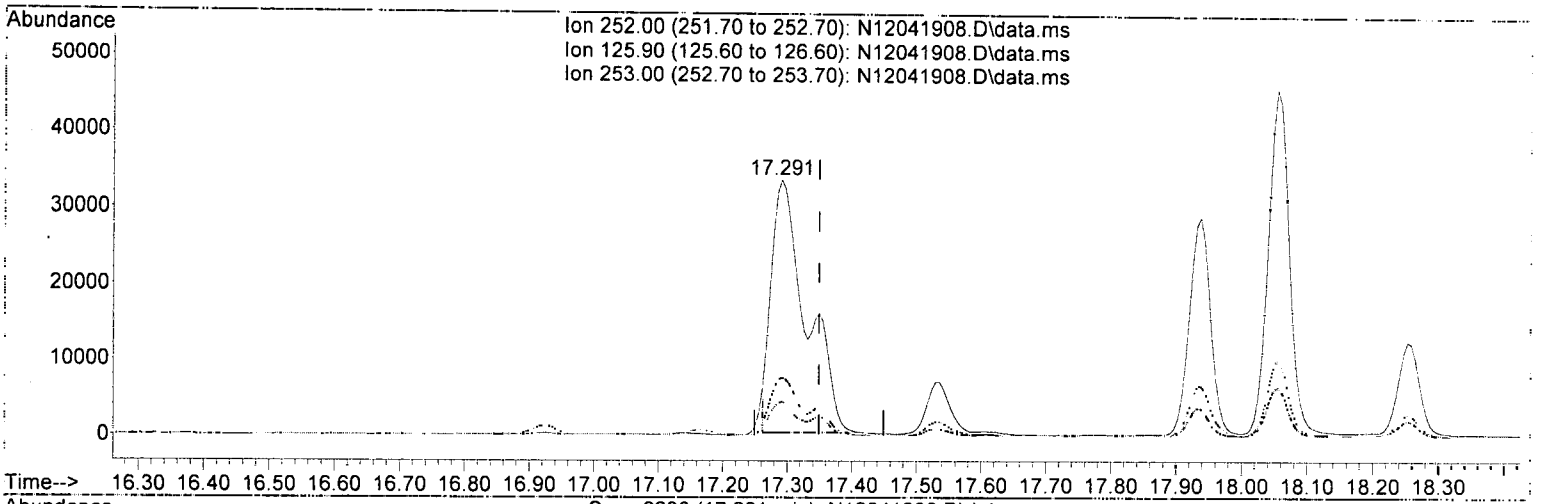

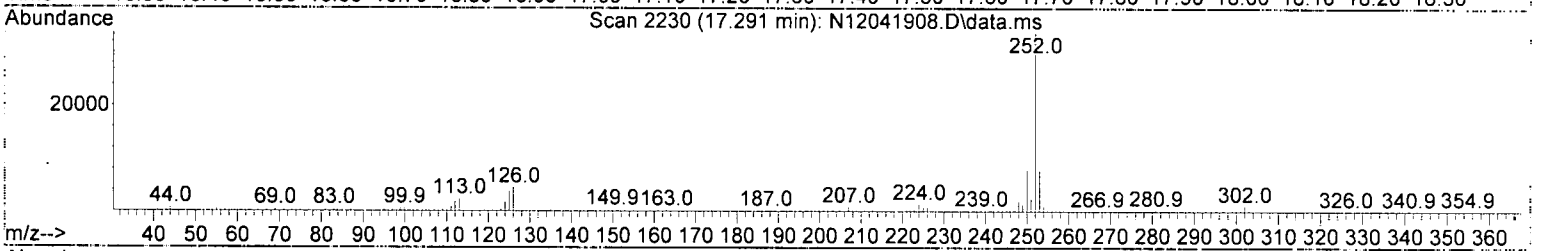



TIC: N12041908.D\data.ms

(31) Benzo(k)fluoranthene (T)

17.291min (-0.058) 73.28 ng/ml MI

response 126468

Ion	Exp%	Act%
252.00	100.00	100.00
125.90	22.10	13.22
253.00	21.50	22.70
0.00	0.00	0.00

Quantitation Report (Qedit)

Data Path : U:\data\2109-12\9L04042\
Data File : N12041908.D
Acq On : 04 Dec 2019 05:31 pm
Operator : JK/ AMS/ DTH
Sample : 9120480-MSD1@1000
Misc : 1000x, 8270D LL PAH ONLY
ALS Vial : 8 Sample Multiplier: 1
DataAcq Meth:LVI14_BNA_ACQ.M

Quant Time: Dec 04 18:03:24 2019
Quant Method : U:\methods\SV14_090619_PAHR6.M
Quant Title : EPA 8270D: Semivolatile Organics
QLast Update : Fri Nov 08 10:03:37 2019
Response via : Initial Calibration
InstName : SV-GCMS14

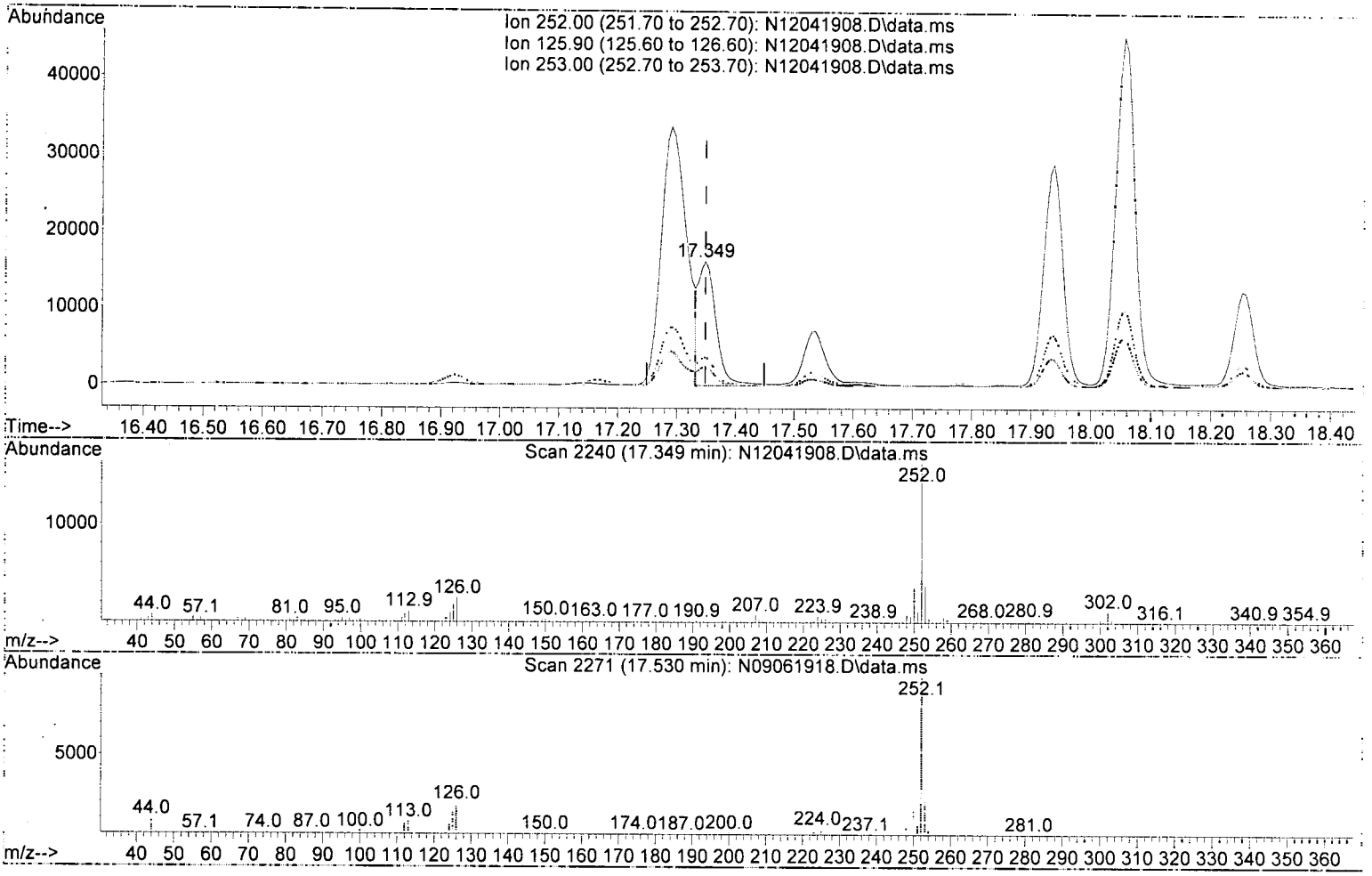

TIC: N12041908.D\data.ms

(31) Benzo(k)fluoranthene (T)

17.349min (-0.000) 19.55 ng/ml m DTH 12/4/19

response 33739

Ion	Exp%	Act%
252.00	100.00	100.00
125.90	22.10	15.35
253.00	21.50	22.97
0.00	0.00	0.00

Data Path : U:\data\2109-12\9L04042\
Data File : N12041908.D
Acq On : 04 Dec 2019 05:31 pm
Operator : JK/ AMS/ DTH
Sample : 9120480-MSD1@1000
Misc : 1000x, 8270D LL PAH ONLY
ALS Vial : 8 Sample Multiplier: 1
DataAcq Meth:LVI14_BNA_ACQ.M

Quant Time: Dec 04 18:03:24 2019
Quant Method : U:\methods\SV14_090619_PAHR6.M
Quant Title : EPA 8270D: Semivolatile Organics
QLast Update : Fri Nov 08 10:03:37 2019
Response via : Initial Calibration
InstName : SV-GCMS14

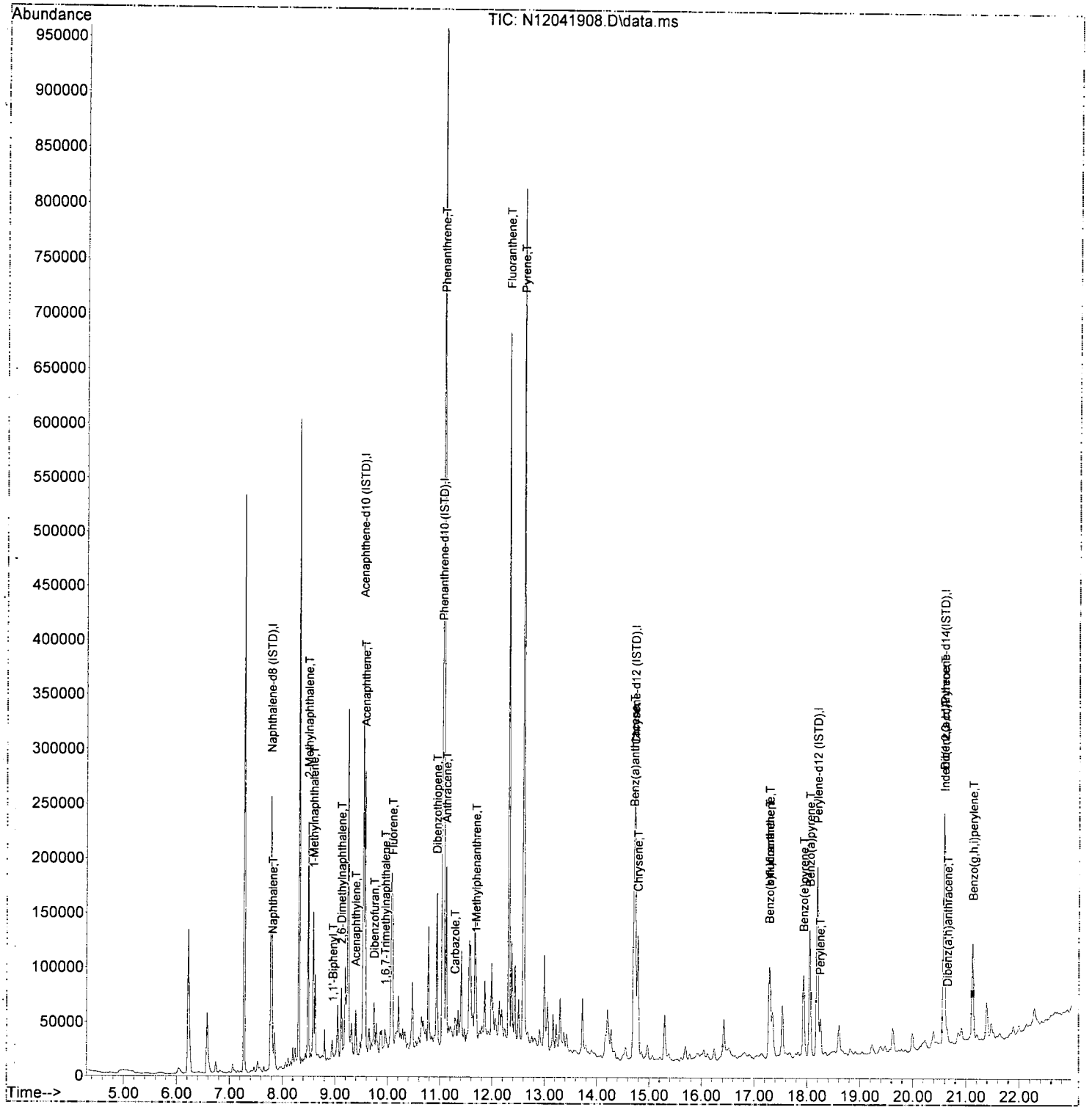

No Name Entered Quantitation Report (Not Reviewed)

Data Path : U:\data\2109-12\9L04042\
Data File : N12041912.D
Acq On : 04 Dec 2019 07:40 pm
Operator : JK/ AMS/ DTH
Sample : A9J0095-02@1000
Misc : 1000x, 8270D LL PAH ONLY
ALS Vial : 12 Sample Multiplier: 1
DataAcq Meth:LVI14_BNA_ACQ.M

Quant Time: Dec 05 08:40:28 2019
Quant Method : U:\methods\SV14_090619_PAHR6.M
Quant Title : EPA 8270D: Semivolatile Organics
QLast Update : Fri Nov 08 10:03:37 2019
Response via : Initial Calibration
InstName : SV-GCMS14

DTH 12/5/19 mos

Compound	R.T.	QIon	Response	Conc	Units	Dev(Min)
Internal Standards						
1) Naphthalene-d8 (ISTD)	7.784	136	176516	100.00	ng/ml	0.00
9) Acenaphthene-d10 (ISTD)	9.538	162	111704	100.00	ng/ml	0.00
17) Phenanthrene-d10 (ISTD)	11.042	188	179647	100.00	ng/ml	0.00
24) Chrysene-d12 (ISTD)	14.726	240	139168	100.00	ng/ml	0.00
29) Perylene-d12 (ISTD)	18.194	264	130437	100.00	ng/ml	0.00
37) Dibenz(a,h)Anthrcene-d...	20.578	292	109941	100.00	ng/ml	0.00
System Monitoring Compounds						
2) Nitrobenzene-d5 (Surr)	7.108	82	52	0.09	ng/ml	0.01
10) 2-Fluorobiphenyl (Surr)	8.851	172	196	0.12	ng/ml	0.00
11) Acenaphthylene d-8 (Surr)	9.381	160	3100	-1.00	ng/ml	0.00
26) Terphenyl-d14 (Surr)	12.797	244	221	0.15	ng/ml	0.00
33) Benzo(a)pyrene d-12 (S...	0.000	264	0	0.00	ng/ml	
Target Compounds						Qvalue
3) Decalin	0.000		0	N.D		
4) Naphthalene	7.801	128	9853	5.06	ng/ml	99
5) 2-Methylnaphthalene	8.489	142	31392	19.03	ng/ml	98
6) 1-Methylnaphthalene	8.588	142	23409	14.19	ng/ml	97
7) 1,1'-Biphenyl	8.956	154	1885	0.85	ng/ml	90
8) 2,6-Dimethylnaphthalene	9.119	156	17738	10.95	ng/ml	98
12) Acenaphthylene	9.393	152	11982	(4.94)	ng/ml	92
13) Acenaphthene	9.568	153	51693	32.54	ng/ml	99
14) Dibenzofuran	9.742	168	4851	2.44	ng/ml	88
15) 1,6,7-Trimethylnaphtha...	9.952	170	8345	6.26	ng/ml	89
16) Fluorene	10.092	166	31771	19.55	ng/ml	100
18) Dibenzothiopene	10.937	184	33355	17.75	ng/ml	95
19) Phenanthrene	11.066	178	288139	137.07	ng/ml	100
20) Anthracene	11.118	178	53845	27.54	ng/ml	98
21) Carbazole	11.287	167	3942	2.49	ng/ml	85
22) 1-Methylphenanthrene	11.672	192	17984	12.32	ng/ml	84
23) Fluoranthene	12.319	202	145858	68.87	ng/ml	95
25) Pyrene	12.598	202	187807	86.38	ng/ml	99
27) Benz(a)anthracene	14.703	228	31848	19.71	ng/ml	67
28) Chrysene	14.784	228	39653	25.93	ng/ml	98
30) Benzo(b)fluoranthene	17.291	252	29689	19.73	ng/ml	92
31) Benzo(k)fluoranthene	~~17.291~~	~~252~~	~~36606~~	~~24.70~~	~~ng/ml~~	~~90~~
32) Benzo(b+k)fluoranthene	17.291	252	39262	25.50	ng/ml	90
34) Benzo(e)pyrene	17.932	252	18829	12.37	ng/ml	97
35) Benzo(a)pyrene	18.054	252	29607	22.98	ng/ml	96
36) Perylene	18.252	252	7560	4.76	ng/ml	97
38) Indeno(1,2,3-cd)Pyrene	20.584	276	19117	14.10	ng/ml	79
39) Dibenz(a,h)anthracene	20.648	278	2702	2.12	ng/ml	90
40) Benzo(g,h,i)perylene	21.120	276	22706	15.79	ng/ml	99

MI H7 mos

✓

(#) = qualifier out of range (m) = manual integration (+) = signals summed

Quantitation Report (Qedit)

Data Path : U:\data\2109-12\9L04042\
Data File : N12041912.D
Acq On : 04 Dec 2019 07:40 pm
Operator : JK/ AMS/ DTH
Sample : A9J0095-02@1000
Misc : 1000x, 8270D LL PAH ONLY
ALS Vial : 12 Sample Multiplier: 1
DataAcq Meth:LVI14_BNA_ACQ.M

Quant Time: Dec 05 08:40:28 2019
Quant Method : U:\methods\SV14_090619_PAHR6.M
Quant Title : EPA 8270D: Semivolatile Organics
QLast Update : Fri Nov 08 10:03:37 2019
Response via : Initial Calibration
InstName : SV-GCMS14

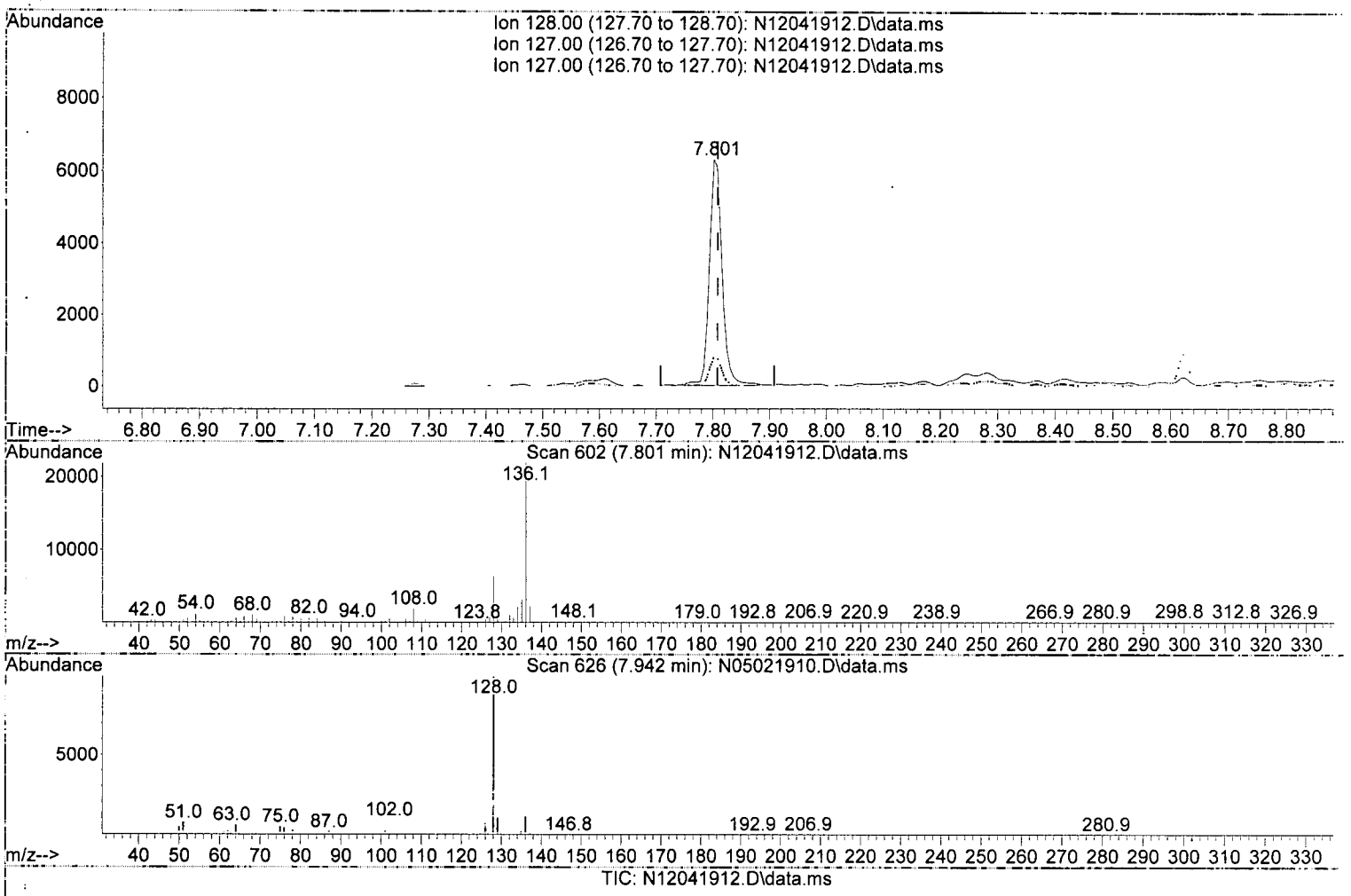

(4) Naphthalene (T)

7.801min (-0.006) 5.06 ng/ml

response 9853

Ion	Exp%	Act%
128.00	100.00	100.00
127.00	12.60	12.86
127.00	12.60	12.86
0.00	0.00	0.00

Quantitation Report (Qedit)

Data Path : U:\data\2109-12\9L04042\
Data File : N12041912.D
Acq On : 04 Dec 2019 07:40 pm
Operator : JK/ AMS/ DTH
Sample : A9J0095-02@1000
Misc : 1000x, 8270D LL PAH ONLY
ALS Vial : 12 Sample Multiplier: 1
DataAcq Meth:LVI14_BNA_ACQ.M

Quant Time: Dec 05 08:40:28 2019
Quant Method : U:\methods\SV14_090619_PAHR6.M
Quant Title : EPA 8270D: Semivolatile Organics
QLast Update : Fri Nov 08 10:03:37 2019
Response via : Initial Calibration
InstName : SV-GCMS14

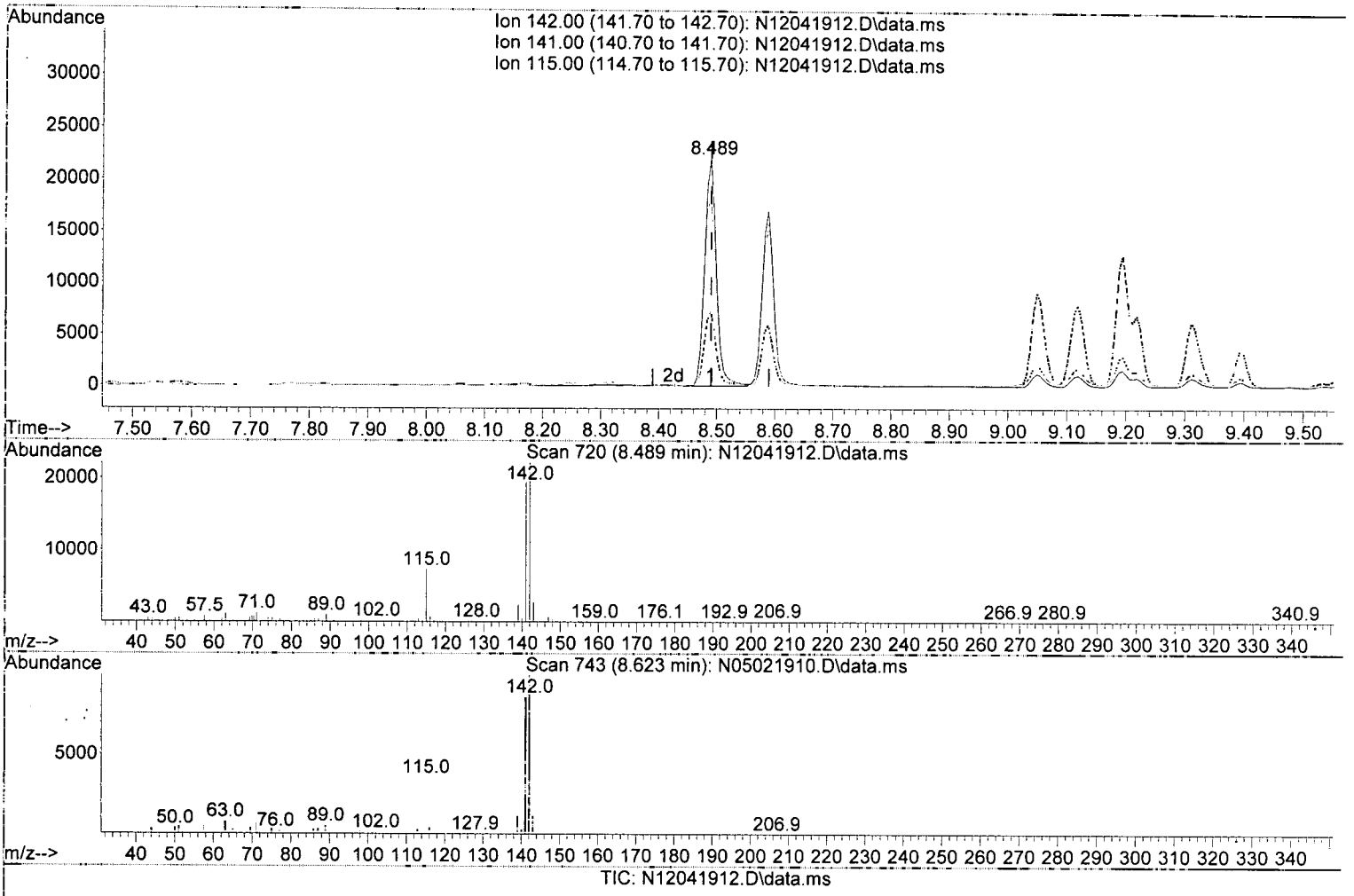

(5) 2-Methylnaphthalene (T)

8.489min (-0.000) 19.03 ng/ml

response 31392

Ion	Exp%	Act%
142.00	100.00	100.00
141.00	86.60	87.94
115.00	35.70	33.02
0.00	0.00	0.00

Quantitation Report (Qedit)

Data Path : U:\data\2109-12\9L04042\
Data File : N12041912.D
Acq On : 04 Dec 2019 07:40 pm
Operator : JK/ AMS/ DTH
Sample : A9J0095-02@1000
Misc : 1000x, 8270D LL PAH ONLY
ALS Vial : 12 Sample Multiplier: 1
DataAcq Meth:LVI14_BNA_ACQ.M

Quant Time: Dec 05 08:40:28 2019
Quant Method : U:\methods\SV14_090619_PAHR6.M
Quant Title : EPA 8270D: Semivolatile Organics
QLast Update : Fri Nov 08 10:03:37 2019
Response via : Initial Calibration
InstName : SV-GCMS14

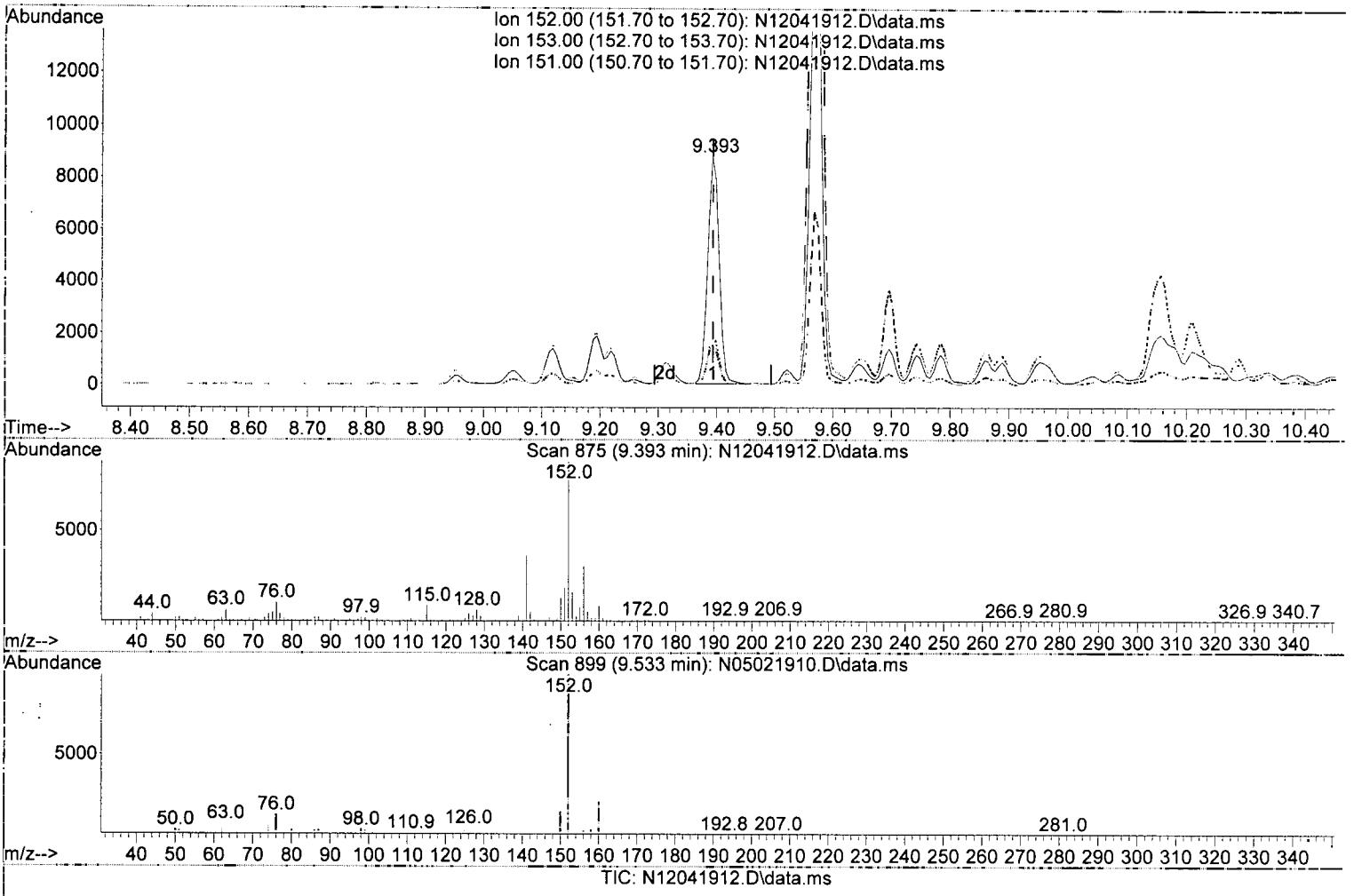

(12) Acenaphthylene (T)

9.393min (-0.000) 4.94 ng/ml J

response 11982

Ion	Exp%	Act%
152.00	100.00	100.00
153.00	12.70	18.17
151.00	19.30	20.97
0.00	0.00	0.00

Quantitation Report (Qedit)

Data Path : U:\data\2109-12\9L04042\
Data File : N12041912.D
Acq On : 04 Dec 2019 07:40 pm
Operator : JK/ AMS/ DTH
Sample : A9J0095-02@1000
Misc : 1000x, 8270D LL PAH ONLY
ALS Vial : 12 Sample Multiplier: 1
DataAcq Meth:LVI14_BNA_ACQ.M

Quant Time: Dec 05 08:40:28 2019
Quant Method : U:\methods\SV14_090619_PAHR6.M
Quant Title : EPA 8270D: Semivolatile Organics
QLast Update : Fri Nov 08 10:03:37 2019
Response via : Initial Calibration
InstName : SV-GCMS14

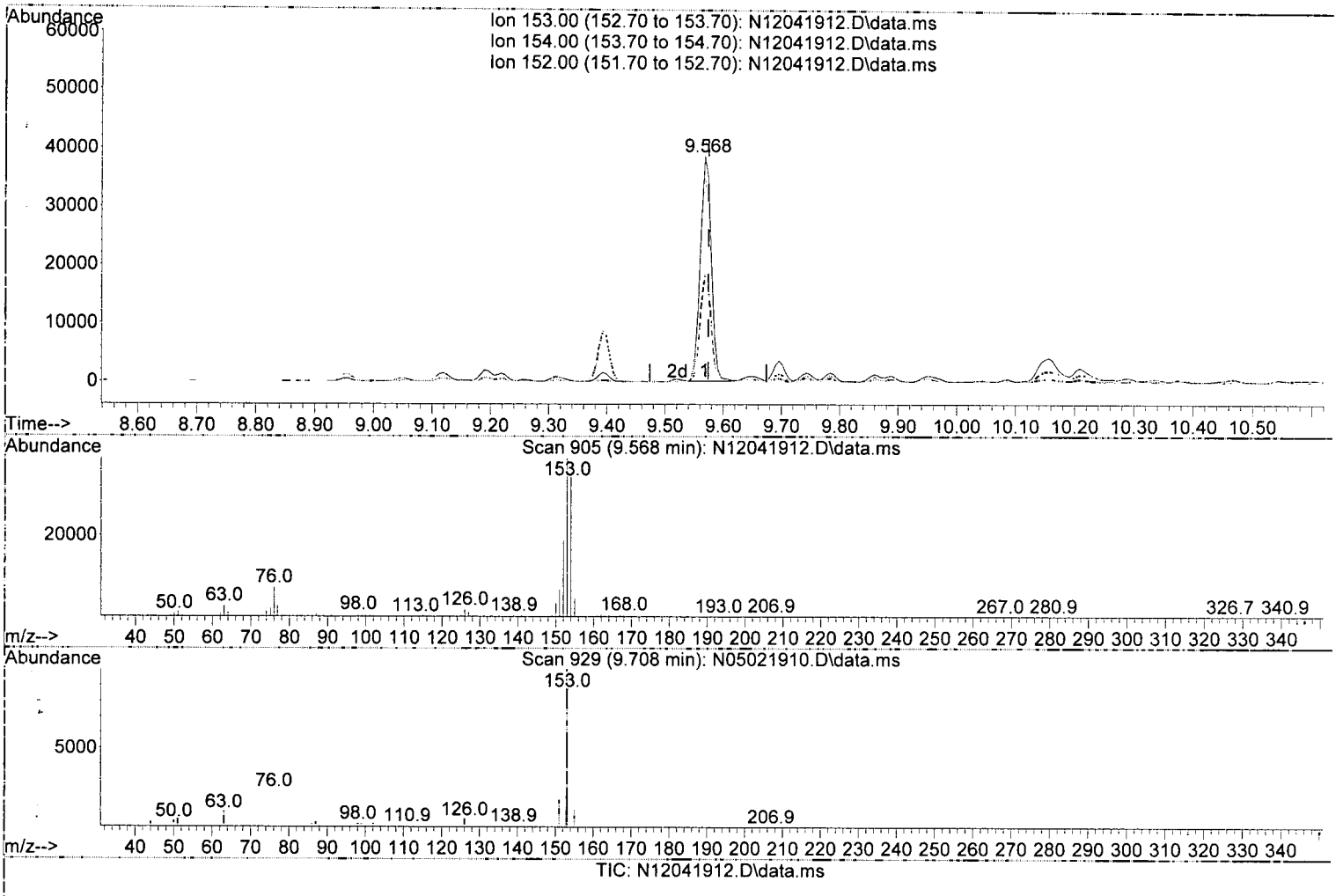

TIC: N12041912.D\data.ms

(13) Acenaphthene (T)

9.568min (-0.006) 32.54 ng/ml

response 51693

Ion	Exp%	Act%
153.00	100.00	100.00
154.00	90.70	90.58
152.00	46.80	48.01
0.00	0.00	0.00

Quantitation Report (Qedit)

Data Path : U:\data\2109-12\9L04042\
Data File : N12041912.D
Acq On : 04 Dec 2019 07:40 pm
Operator : JK/ AMS/ DTH
Sample : A9J0095-02@1000
Misc : 1000x, 8270D LL PAH ONLY
ALS Vial : 12 Sample Multiplier: 1
DataAcq Meth:LVI14_BNA_ACQ.M

Quant Time: Dec 05 08:40:28 2019
Quant Method : U:\methods\SV14_090619_PAHR6.M
Quant Title : EPA 8270D: Semivolatile Organics
QLast Update : Fri Nov 08 10:03:37 2019
Response via : Initial Calibration
InstName : SV-GCMS14

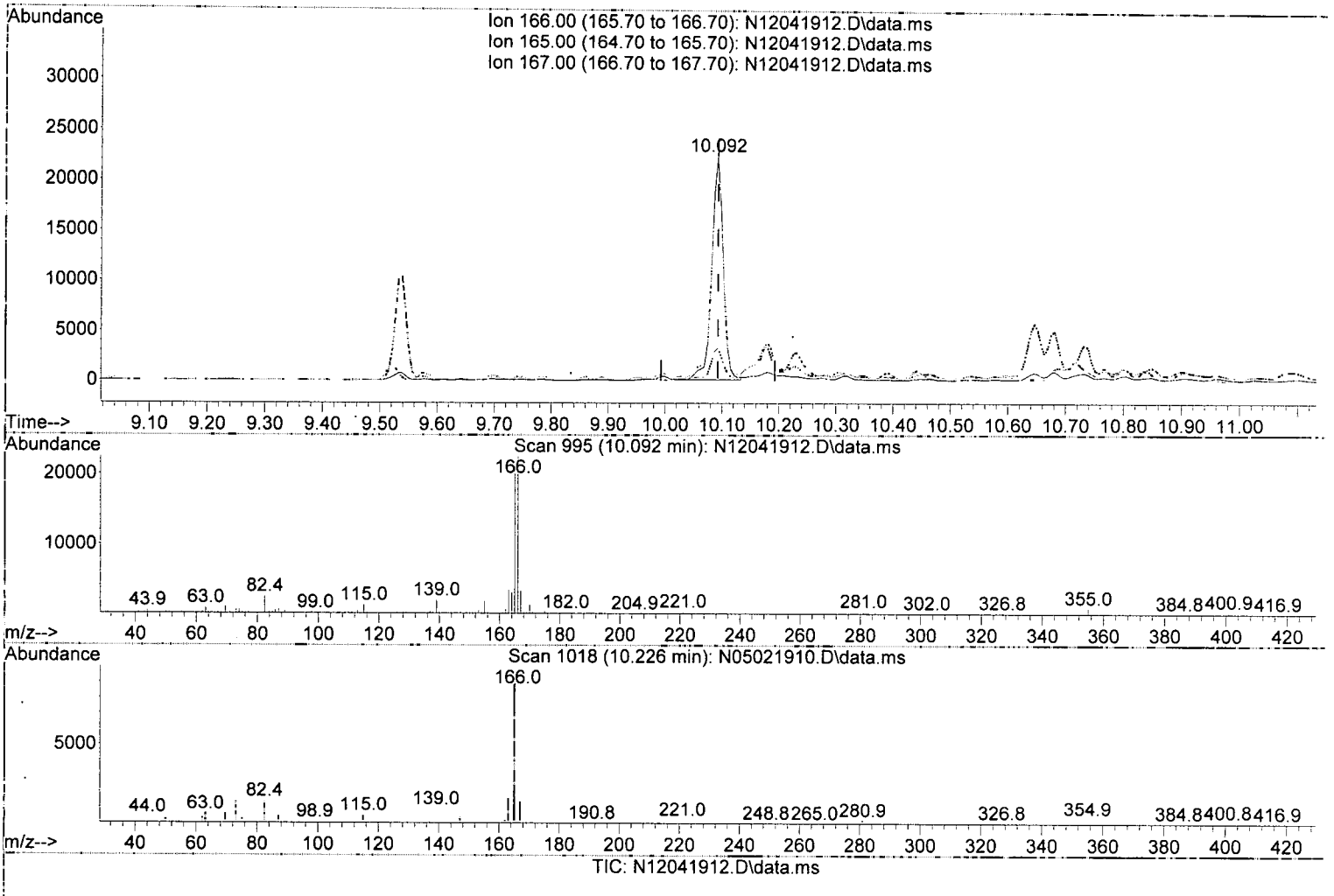

(16) Fluorene (T)

10.092min (-0.000) 19.55 ng/ml

response 31771

Ion	Exp%	Act%
166.00	100.00	100.00
165.00	95.70	95.66
167.00	13.60	14.65
0.00	0.00	0.00

Quantitation Report (Qedit)

Data Path : U:\data\2109-12\9L04042\
Data File : N12041912.D
Acq On : 04 Dec 2019 07:40 pm
Operator : JK/ AMS/ DTH
Sample : A9J0095-02@1000
Misc : 1000x, 8270D LL PAH ONLY
ALS Vial : 12 Sample Multiplier: 1
DataAcq Meth:LVI14_BNA_ACQ.M

Quant Time: Dec 05 08:40:28 2019
Quant Method : U:\methods\SV14_090619_PAHR6.M
Quant Title : EPA 8270D: Semivolatile Organics
QLast Update : Fri Nov 08 10:03:37 2019
Response via : Initial Calibration
InstName : SV-GCMS14

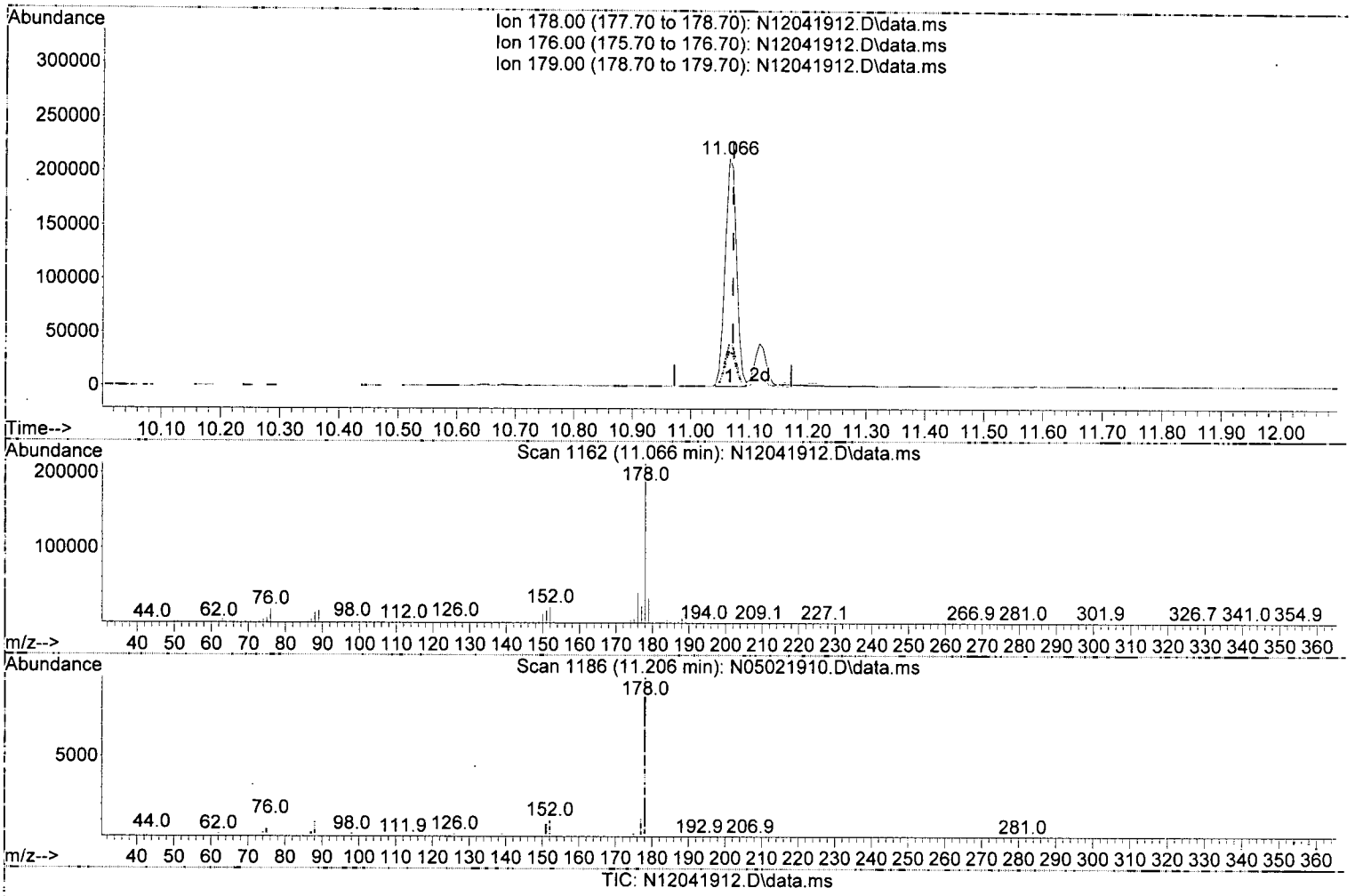

(19) Phenanthrene (T)

11.066min (-0.006) 137.07 ng/ml

response 288139

Ion	Exp%	Act%
178.00	100.00	100.00
176.00	19.00	18.95
179.00	15.10	15.38
0.00	0.00	0.00

Quantitation Report (Qedit)

Data Path : U:\data\2109-12\9L04042\
Data File : N12041912.D
Acq On : 04 Dec 2019 07:40 pm
Operator : JK/ AMS/ DTH
Sample : A9J0095-02@1000
Misc : 1000x, 8270D LL PAH ONLY
ALS Vial : 12 Sample Multiplier: 1
DataAcq Meth:LVI14_BNA_ACQ.M

Quant Time: Dec 05 08:40:28 2019
Quant Method : U:\methods\SV14_090619_PAHR6.M
Quant Title : EPA 8270D: Semivolatile Organics
QLast Update : Fri Nov 08 10:03:37 2019
Response via : Initial Calibration
InstName : SV-GCMS14

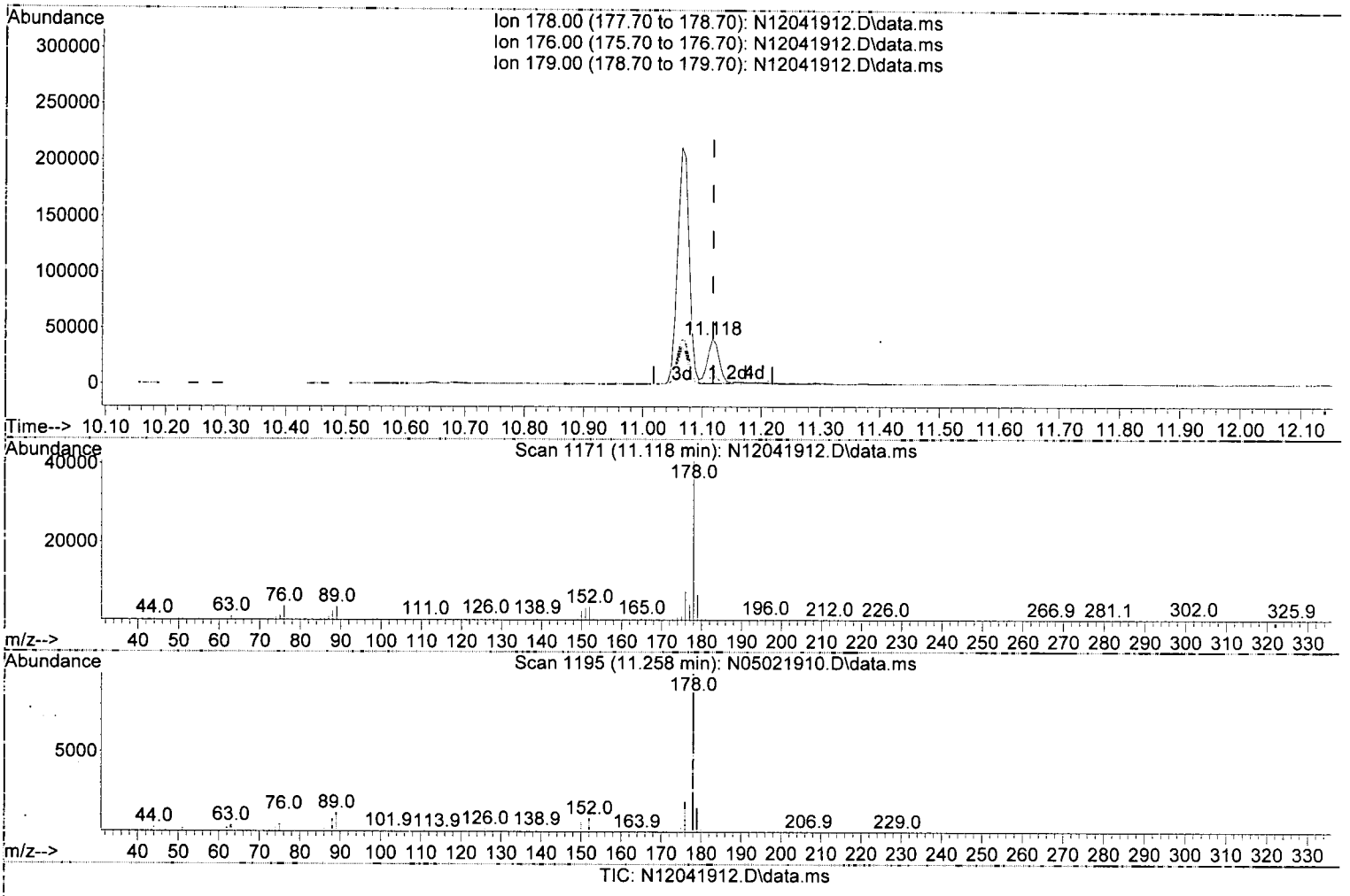

(20) Anthracene (T)

11.118min (-0.000) 27.54 ng/ml

response 53845

Ion	Exp%	Act%
178.00	100.00	100.00
176.00	18.90	18.26
179.00	15.30	16.22
0.00	0.00	0.00

Quantitation Report (Qedit)

Data Path : U:\data\2109-12\9L04042\
Data File : N12041912.D
Acq On : 04 Dec 2019 07:40 pm
Operator : JK/ AMS/ DTH
Sample : A9J0095-02@1000
Misc : 1000x, 8270D LL PAH ONLY
ALS Vial : 12 Sample Multiplier: 1
DataAcq Meth:LVI14_BNA_ACQ.M

Quant Time: Dec 05 08:40:28 2019
Quant Method : U:\methods\SV14_090619_PAHR6.M
Quant Title : EPA 8270D: Semivolatile Organics
QLast Update : Fri Nov 08 10:03:37 2019
Response via : Initial Calibration
InstName : SV-GCMS14

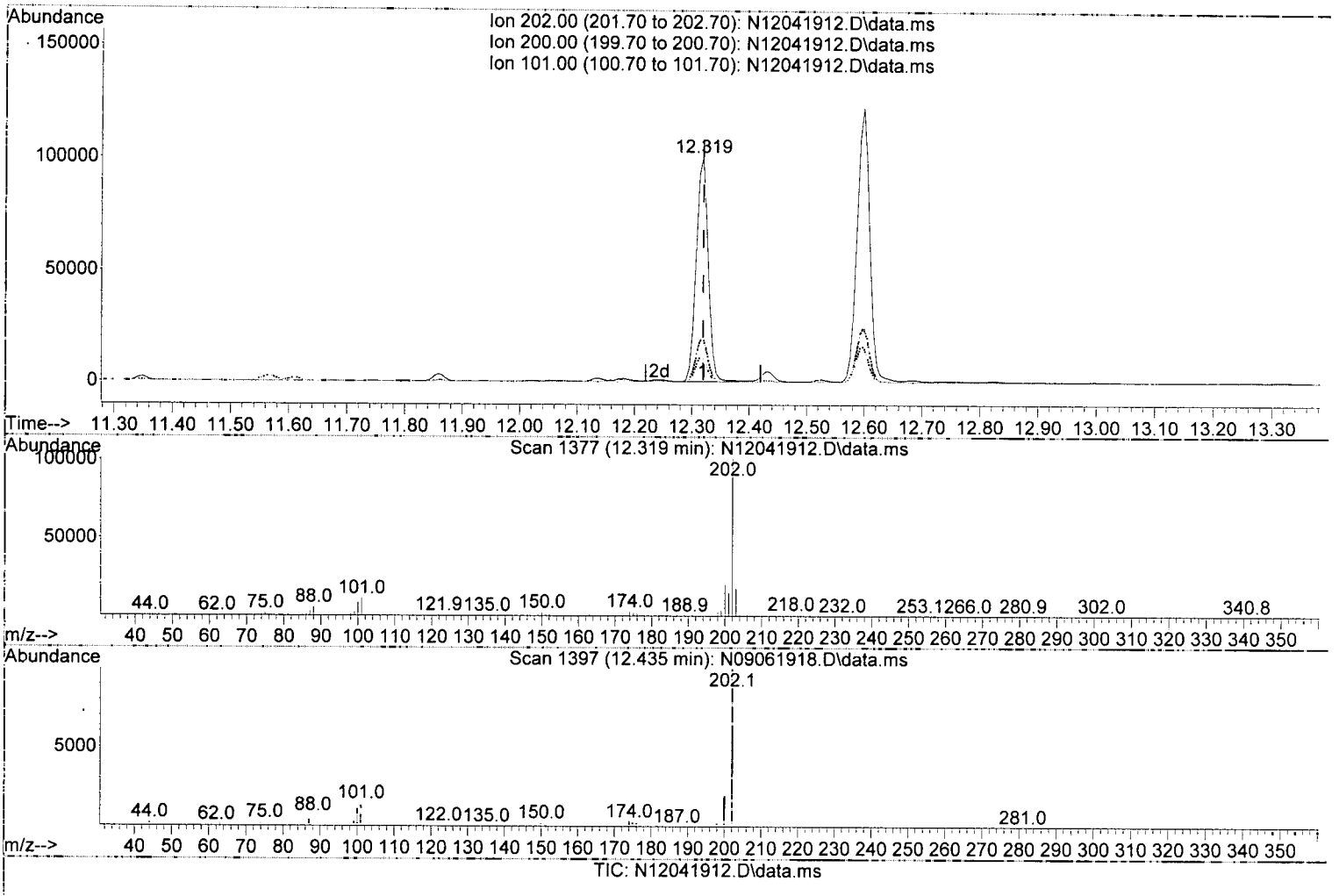

(23) Fluoranthene (T)

12.319min (-0.000) 68.87 ng/ml

response 145858

Ion	Exp%	Act%
202.00	100.00	100.00
200.00	19.70	19.90
101.00	15.30	11.09
0.00	0.00	0.00

Quantitation Report (Qedit)

Data Path : U:\data\2109-12\9L04042\
Data File : N12041912.D
Acq On : 04 Dec 2019 07:40 pm
Operator : JK/ AMS/ DTH
Sample : A9J0095-02@1000
Misc : 1000x, 8270D LL PAH ONLY
ALS Vial : 12 Sample Multiplier: 1
DataAcq Meth:LVI14_BNA_ACQ.M

Quant Time: Dec 05 08:40:28 2019
Quant Method : U:\methods\SV14_090619_PAHR6.M
Quant Title : EPA 8270D: Semivolatile Organics
QLast Update : Fri Nov 08 10:03:37 2019
Response via : Initial Calibration
InstName : SV-GCMS14

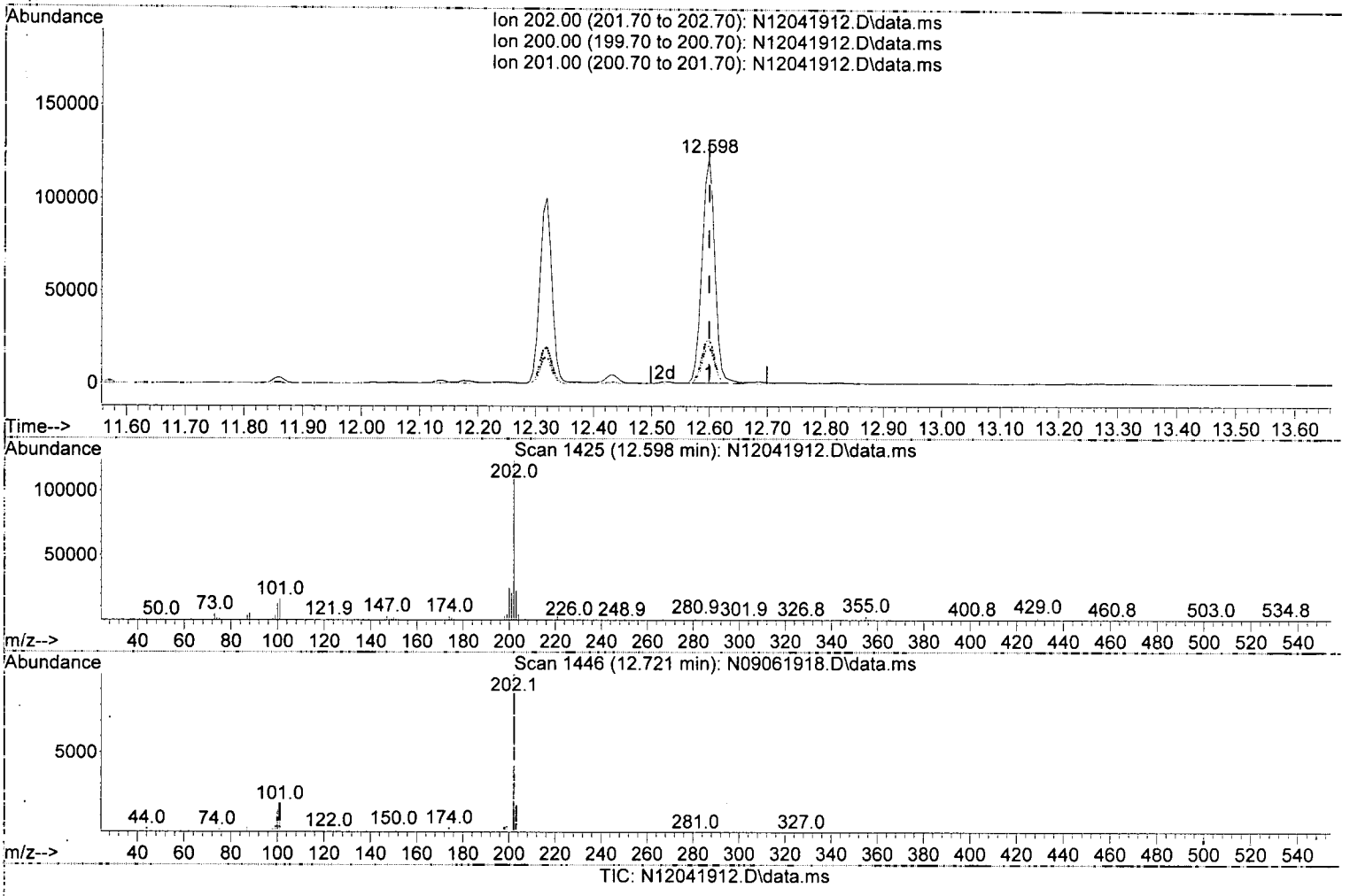

(25) Pyrene (T)

12.598min (-0.000) 86.38 ng/ml

response 187807

Ion	Exp%	Act%
202.00	100.00	100.00
200.00	20.70	20.34
201.00	16.80	16.95
0.00	0.00	0.00

Quantitation Report (Qedit)

Data Path : U:\data\2109-12\9L04042\
Data File : N12041912.D
Acq On : 04 Dec 2019 07:40 pm
Operator : JK/ AMS/ DTH
Sample : A9J0095-02@1000
Misc : 1000x, 8270D LL PAH ONLY
ALS Vial : 12 Sample Multiplier: 1
DataAcq Meth:LVI14_BNA_ACQ.M

Quant Time: Dec 05 08:40:28 2019
Quant Method : U:\methods\SV14_090619_PAHR6.M
Quant Title : EPA 8270D: Semivolatile Organics
QLast Update : Fri Nov 08 10:03:37 2019
Response via : Initial Calibration
InstName : SV-GCMS14

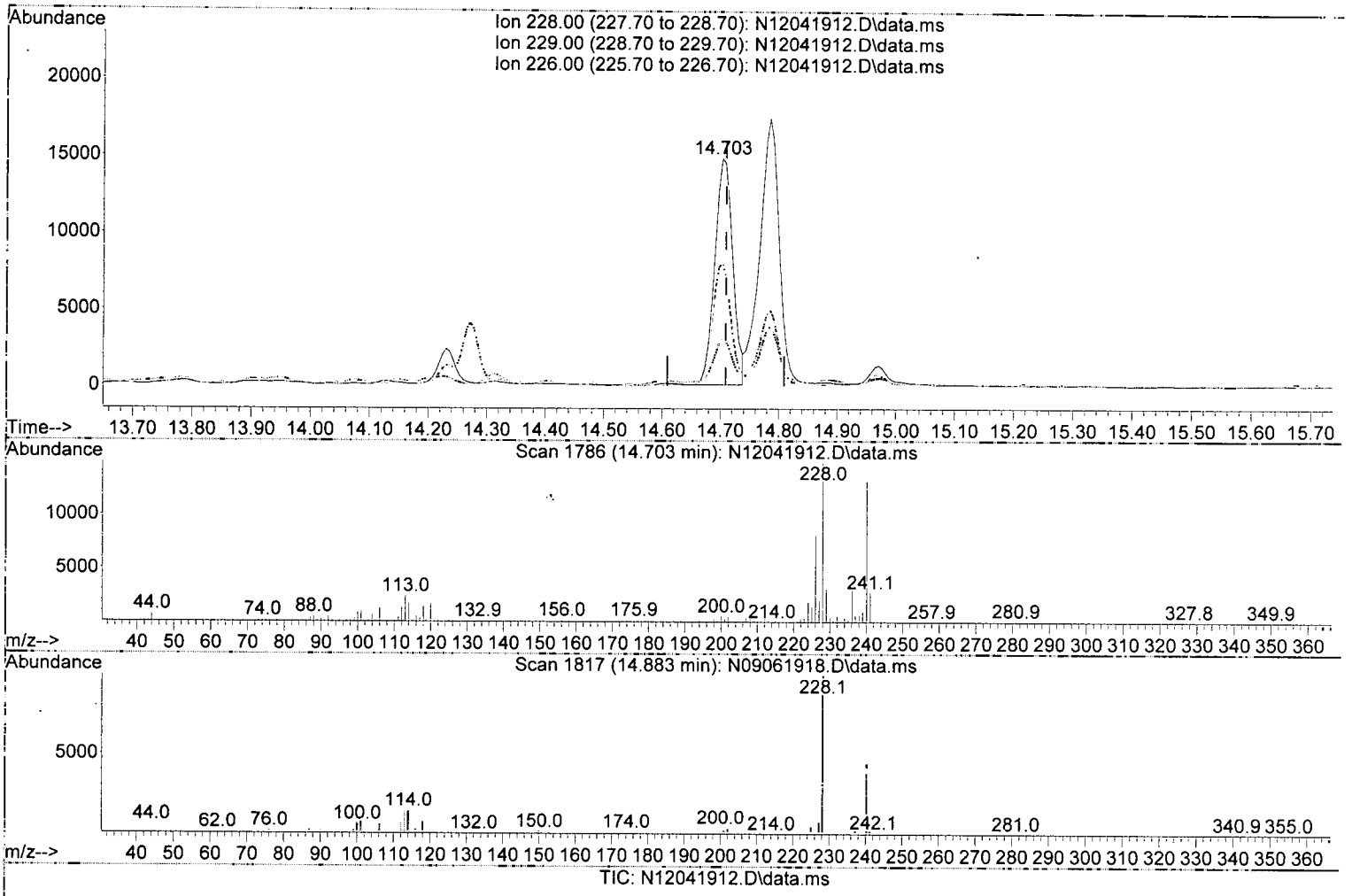

(27) Benz(a)anthracene (T)

14.703min (-0.006) 19.71 ng/ml

response 31848

Ion	Exp%	Act%
228.00	100.00	100.00
229.00	19.40	20.67
226.00	26.20	54.47
0.00	0.00	0.00

Quantitation Report (Qedit)

Data Path : U:\data\2109-12\9L04042\
Data File : N12041912.D
Acq On : 04 Dec 2019 07:40 pm
Operator : JK/ AMS/ DTH
Sample : A9J0095-02@1000
Misc : 1000x, 8270D LL PAH ONLY
ALS Vial : 12 Sample Multiplier: 1
DataAcq Meth:LVI14_BNA_ACQ.M

Quant Time: Dec 05 08:40:28 2019
Quant Method : U:\methods\SV14_090619_PAHR6.M
Quant Title : EPA 8270D: Semivolatile Organics
QLast Update : Fri Nov 08 10:03:37 2019
Response via : Initial Calibration
InstName : SV-GCMS14

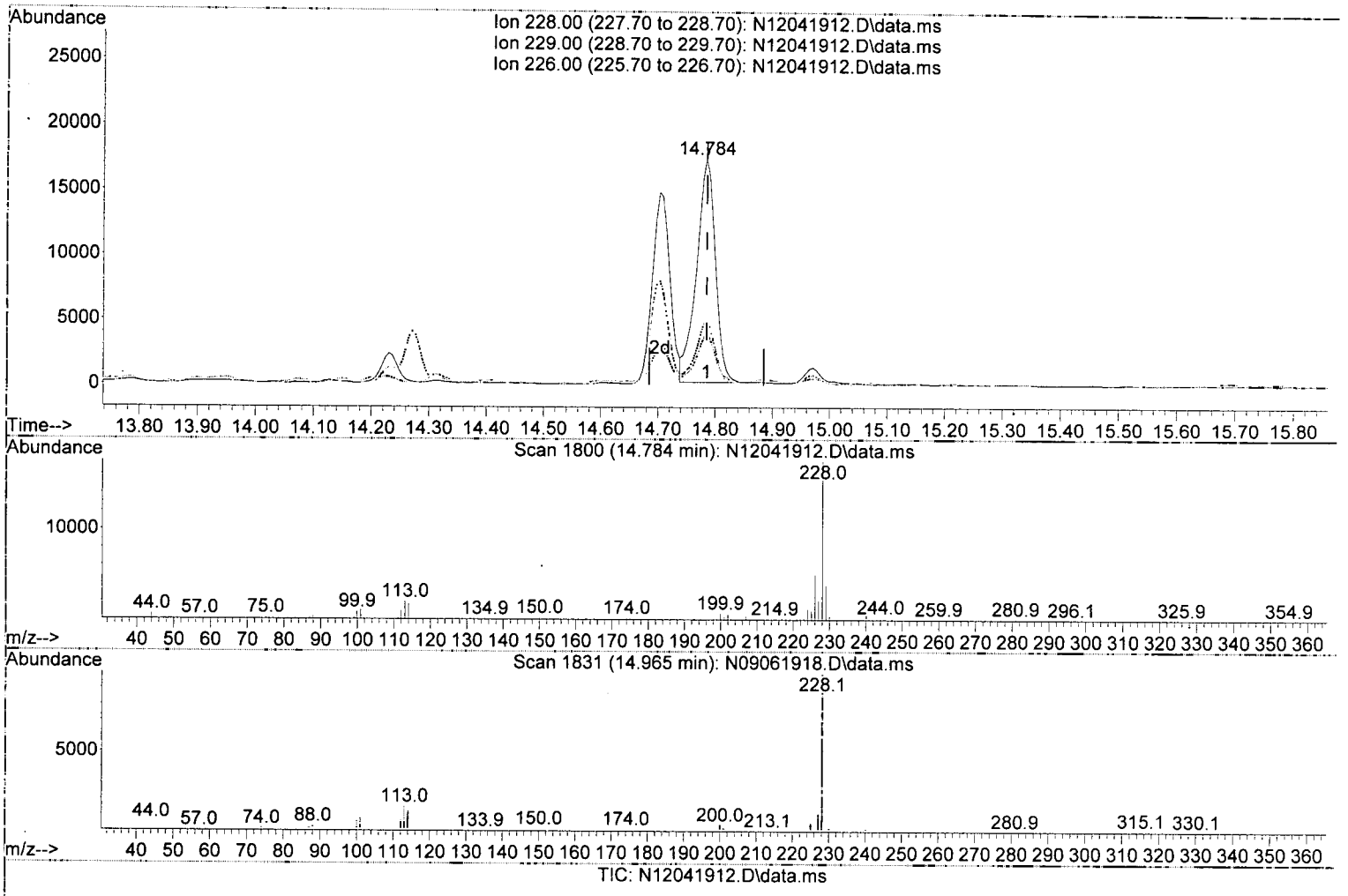

(28) Chrysene (T)

14.784min (-0.000) 25.93 ng/ml

response 39653

Ion	Exp%	Act%
228.00	100.00	100.00
229.00	19.60	22.12
226.00	28.60	28.49
0.00	0.00	0.00

Quantitation Report (Qedit)

Data Path : U:\data\2109-12\9L04042\
Data File : N12041912.D
Acq On : 04 Dec 2019 07:40 pm
Operator : JK/ AMS/ DTH
Sample : A9J0095-02@1000
Misc : 1000x, 8270D LL PAH ONLY
ALS Vial : 12 Sample Multiplier: 1
DataAcq Meth:LVI14_BNA_ACQ.M

Quant Time: Dec 05 08:40:28 2019
Quant Method : U:\methods\SV14_090619_PAHR6.M
Quant Title : EPA 8270D: Semivolatile Organics
QLast Update : Fri Nov 08 10:03:37 2019
Response via : Initial Calibration
InstName : SV-GCMS14

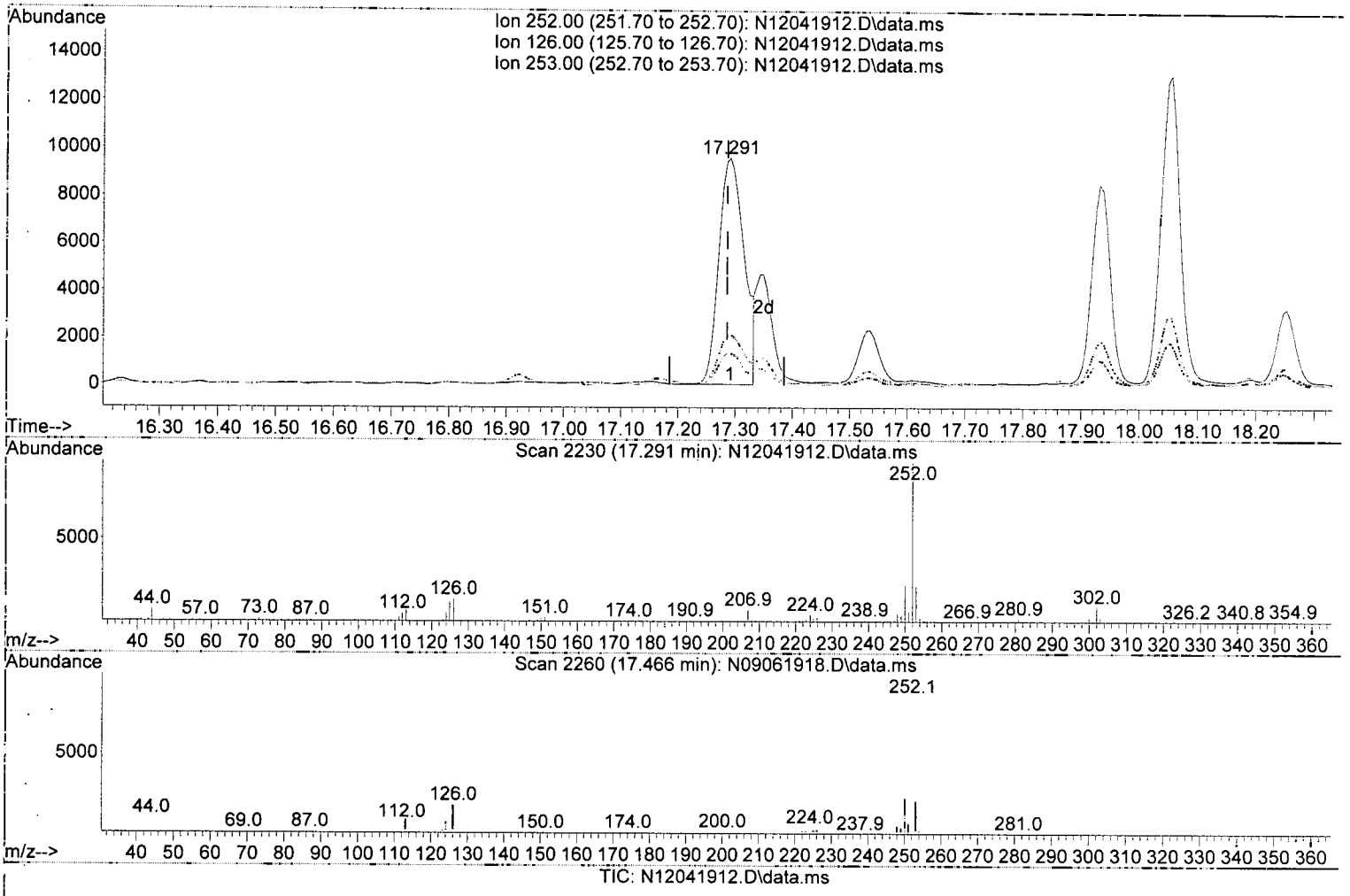

(30) Benzo(b)fluoranthene (T)

17.291min (+ 0.006) 19.73 ng/ml

response 29689

Ion	Exp%	Act%
252.00	100.00	100.00
126.00	20.00	14.01
253.00	21.10	22.41
0.00	0.00	0.00

Quantitation Report (Qedit)

Data Path : U:\data\2109-12\9L04042\
Data File : N12041912.D
Acq On : 04 Dec 2019 07:40 pm
Operator : JK/ AMS/ DTH
Sample : A9J0095-02@1000
Misc : 1000x, 8270D LL PAH ONLY
ALS Vial : 12 Sample Multiplier: 1
DataAcq Meth:LVI14_BNA_ACQ.M

Quant Time: Dec 05 08:40:28 2019
Quant Method : U:\methods\SV14_090619_PAHR6.M
Quant Title : EPA 8270D: Semivolatile Organics
QLast Update : Fri Nov 08 10:03:37 2019
Response via : Initial Calibration
InstName : SV-GCMS14

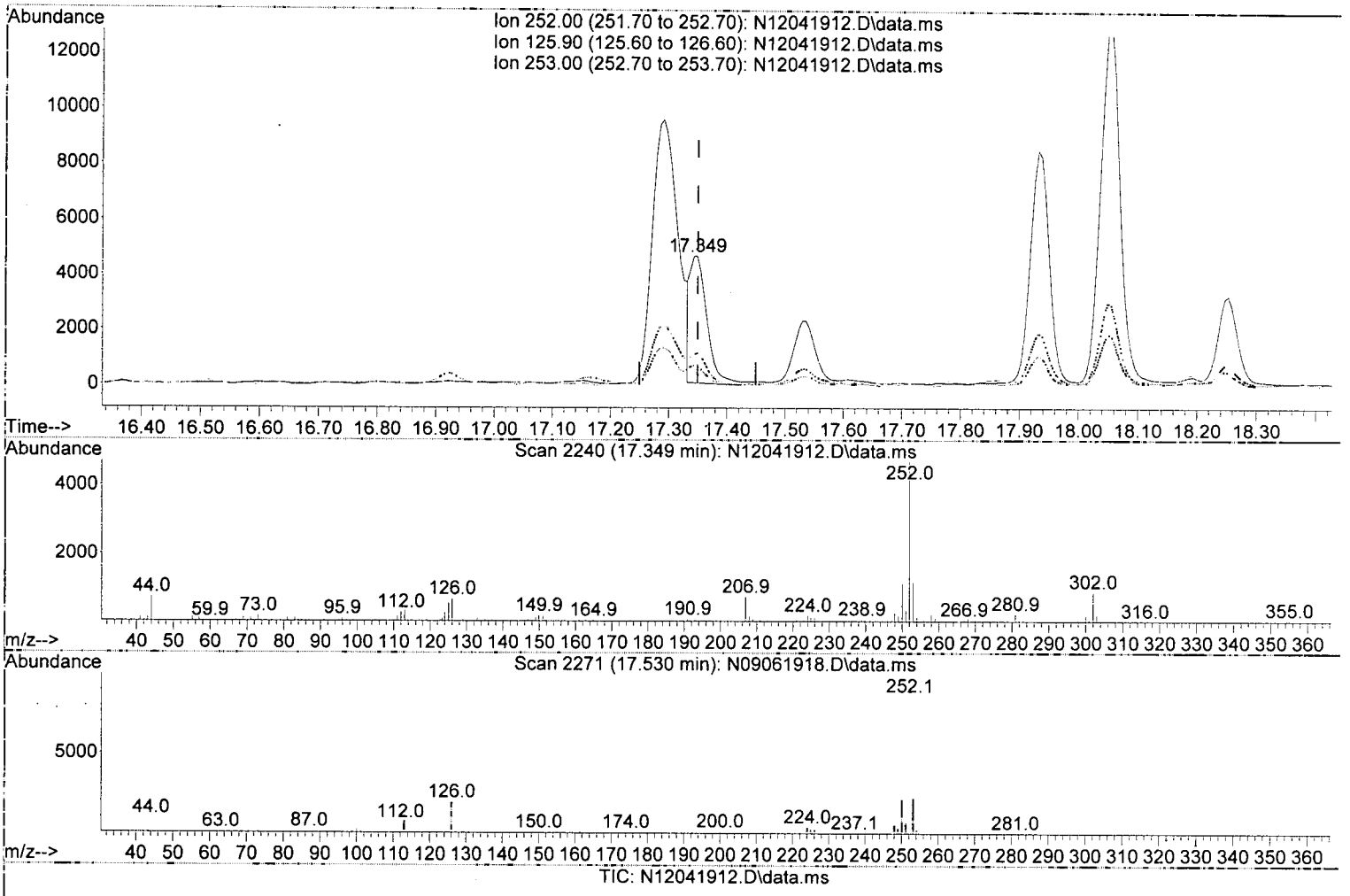

(31) Benzo(k)fluoranthene (T)

17.349min (-0.000) 6.25 ng/ml m MDS

response 9266

DTH 12/6/19

Ion	Exp%	Act%
252.00	100.00	100.00
125.90	22.10	14.26
253.00	21.50	24.53
0.00	0.00	0.00

Quantitation Report (Qedit)

Data Path : U:\data\2109-12\9L04042\
Data File : N12041912.D
Acq On : 04 Dec 2019 07:40 pm
Operator : JK/ AMS/ DTH
Sample : A9J0095-02@1000
Misc : 1000x, 8270D LL PAH ONLY
ALS Vial : 12 Sample Multiplier: 1
DataAcq Meth:LVI14_BNA_ACQ.M

Quant Time: Dec 05 08:40:28 2019
Quant Method : U:\methods\SV14_090619_PAHR6.M
Quant Title : EPA 8270D: Semivolatile Organics
QLast Update : Fri Nov 08 10:03:37 2019
Response via : Initial Calibration
InstName : SV-GCMS14

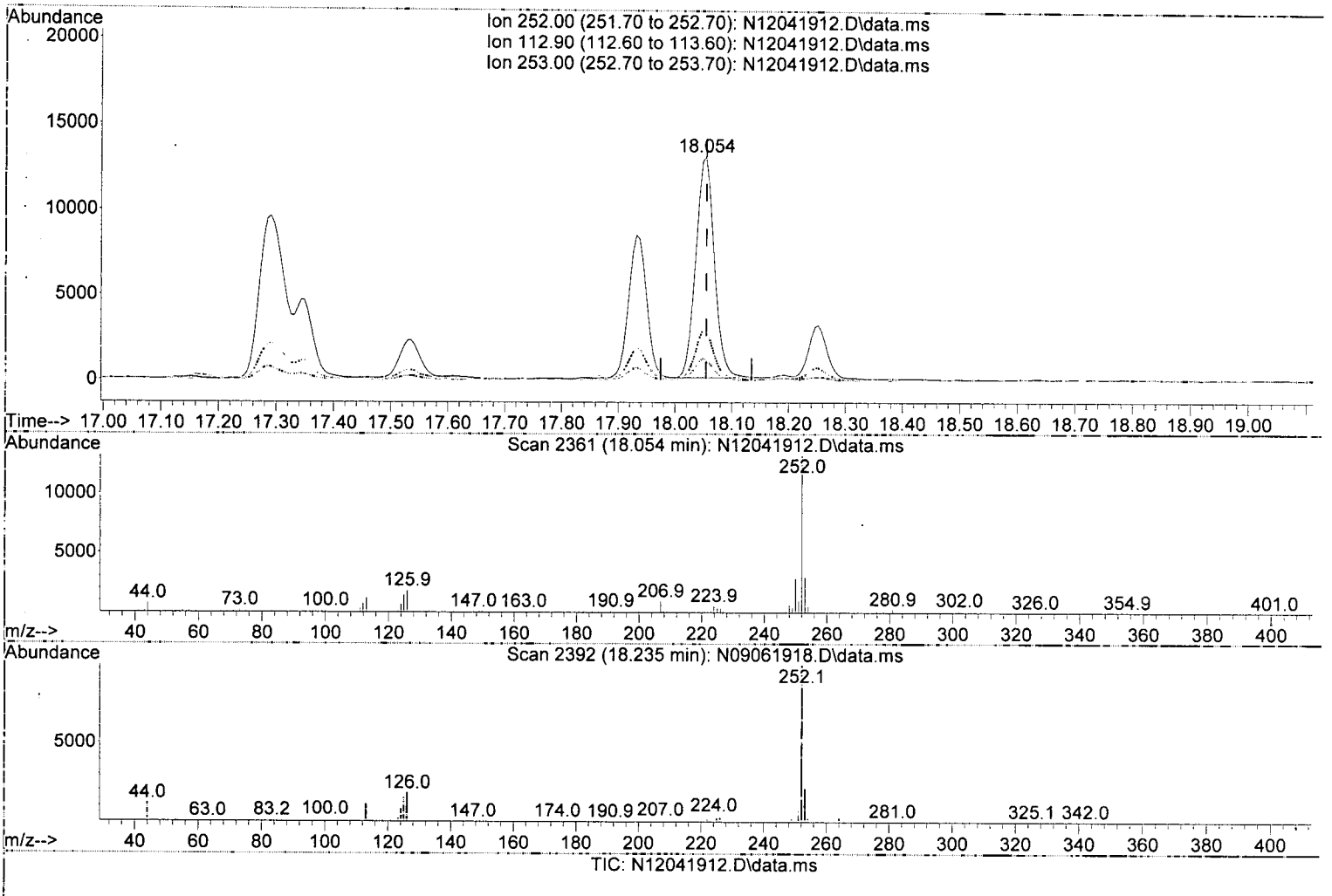

(35) Benzo(a)pyrene (T)

18.054min (-0.000) 22.98 ng/ml

response 29607

Ion	Exp%	Act%
252.00	100.00	100.00
112.90	12.70	9.44
253.00	21.90	22.58
0.00	0.00	0.00

Quantitation Report (Qedit)

Data Path : U:\data\2109-12\9L04042\
Data File : N12041912.D
Acq On : 04 Dec 2019 07:40 pm
Operator : JK/ AMS/ DTH
Sample : A9J0095-02@1000
Misc : 1000x, 8270D LL PAH ONLY
ALS Vial : 12 Sample Multiplier: 1
DataAcq Meth:LVI14_BNA_ACQ.M

Quant Time: Dec 05 08:40:28 2019
Quant Method : U:\methods\SV14_090619_PAHR6.M
Quant Title : EPA 8270D: Semivolatile Organics
QLast Update : Fri Nov 08 10:03:37 2019
Response via : Initial Calibration
InstName : SV-GCMS14

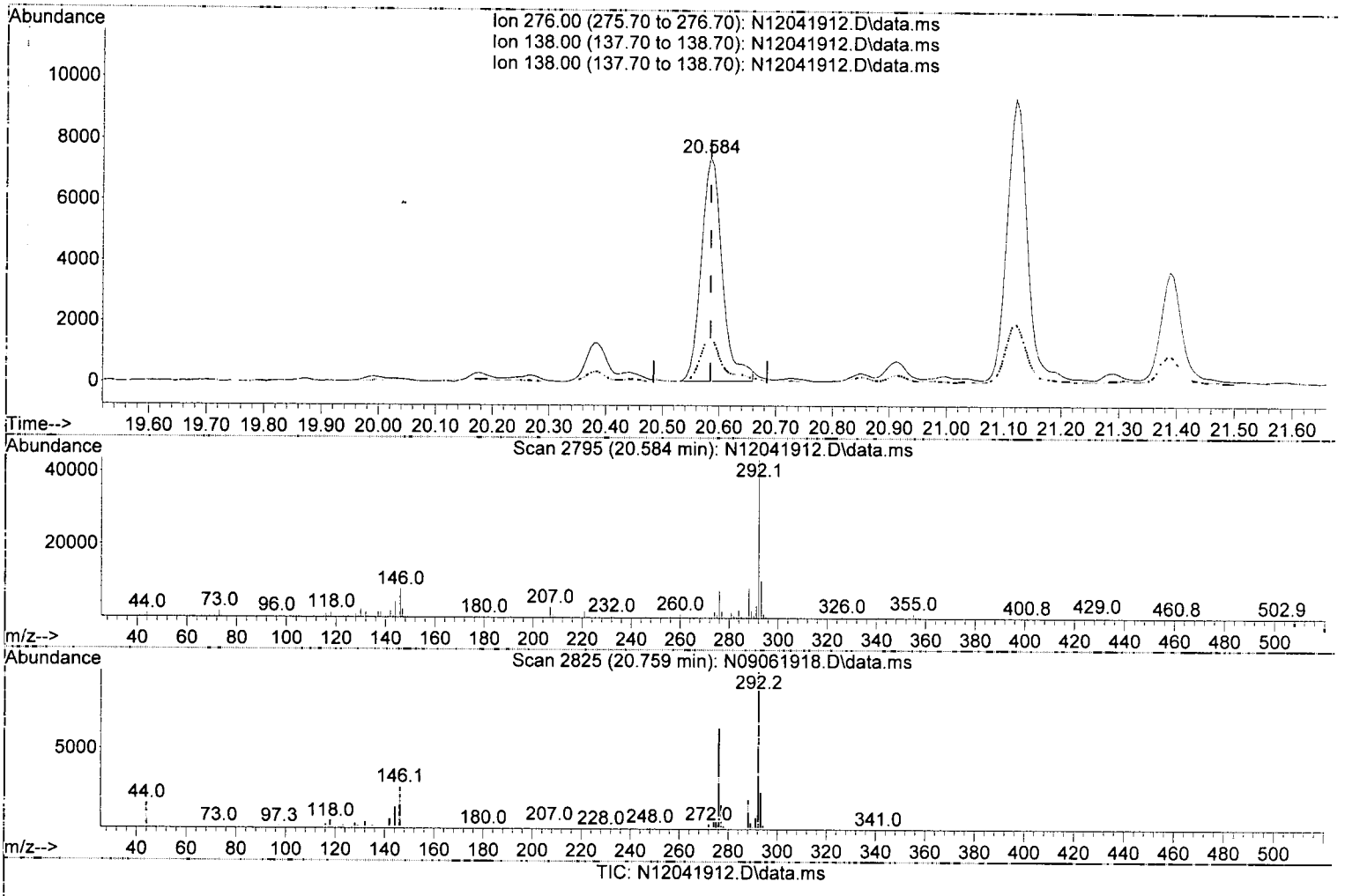

(38) Indeno(1,2,3-cd)Pyrene (T)

20.584min (-0.000) 14.10 ng/ml

response 19117

Ion	Exp%	Act%
276.00	100.00	100.00
138.00	31.60	19.97
138.00	31.60	19.97
0.00	0.00	0.00

Quantitation Report (Qedit)

Data Path : U:\data\2109-12\9L04042\
Data File : N12041912.D
Acq On : 04 Dec 2019 07:40 pm
Operator : JK/ AMS/ DTH
Sample : A9J0095-02@1000
Misc : 1000x, 8270D LL PAH ONLY
ALS Vial : 12 Sample Multiplier: 1
DataAcq Meth:LVI14_BNA_ACQ.M

Quant Time: Dec 05 08:40:28 2019
Quant Method : U:\methods\SV14_090619_PAHR6.M
Quant Title : EPA 8270D: Semivolatile Organics
QLast Update : Fri Nov 08 10:03:37 2019
Response via : Initial Calibration
InstName : SV-GCMS14

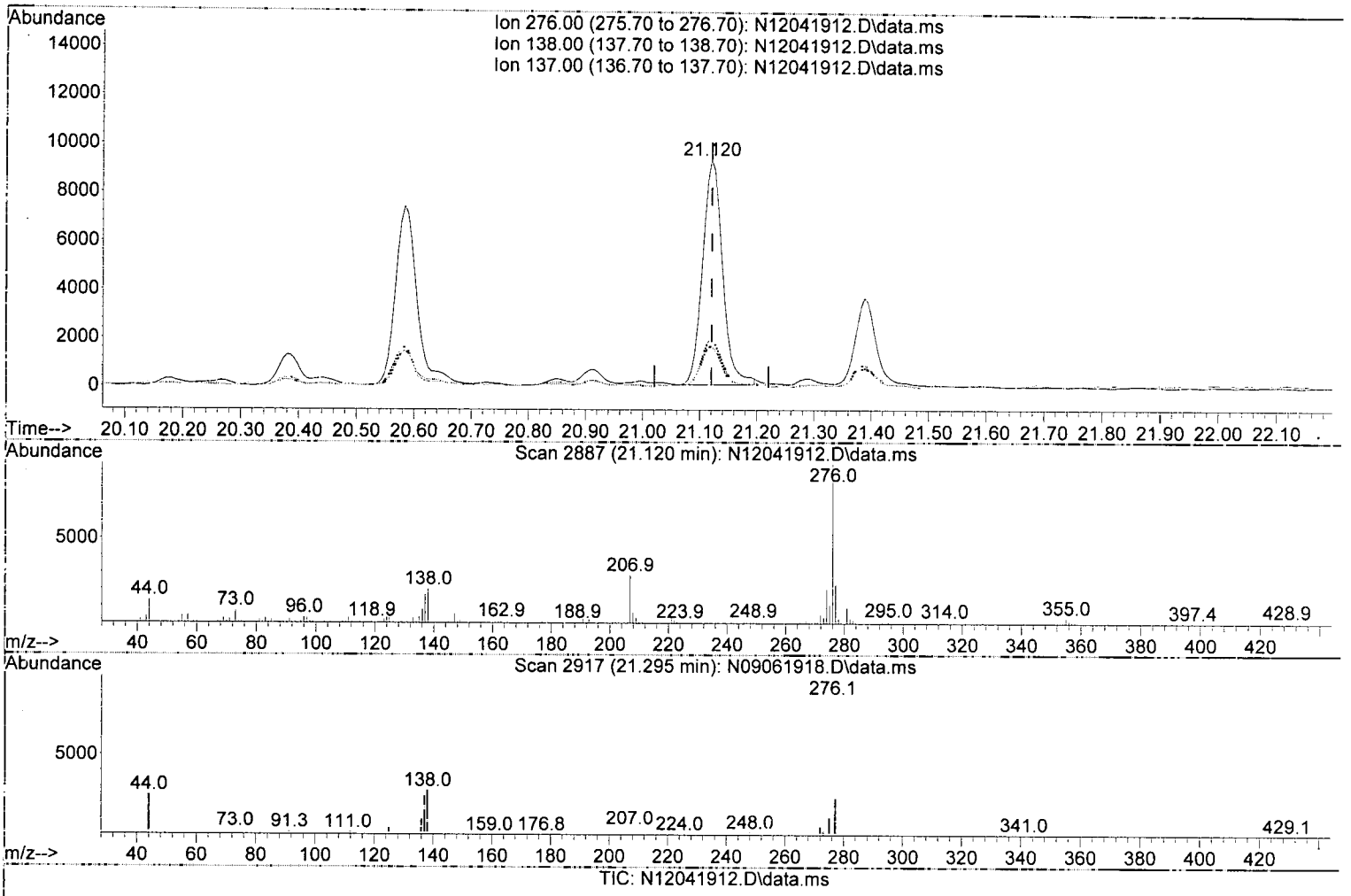

TIC: N12041912.D\data.ms

(40) Benzo(g,h,i)perylene (T)

21.120min (-0.000) 15.79 ng/ml

response 22706

Ion	Exp%	Act%
276.00	100.00	100.00
138.00	21.00	21.25
137.00	18.60	17.93
0.00	0.00	0.00

No Name Entered Quantitation Report (Not Reviewed)

Data Path : U:\data\2109-12\9L04042\
Data File : N12041912.D
Acq On : 04 Dec 2019 07:40 pm
Operator : JK/ AMS/ DTH
Sample : A9J0095-02@1000
Misc : 1000x, 8270D LL PAH ONLY
ALS Vial : 12 Sample Multiplier: 1
DataAcq Meth:LVI14_BNA_ACQ.M

Quant Time: Dec 05 08:40:28 2019
Quant Method : U:\methods\SV14_090619_PAHR6.M
Quant Title : EPA 8270D: Semivolatile Organics
QLast Update : Fri Nov 08 10:03:37 2019
Response via : Initial Calibration
InstName : SV-GCMS14

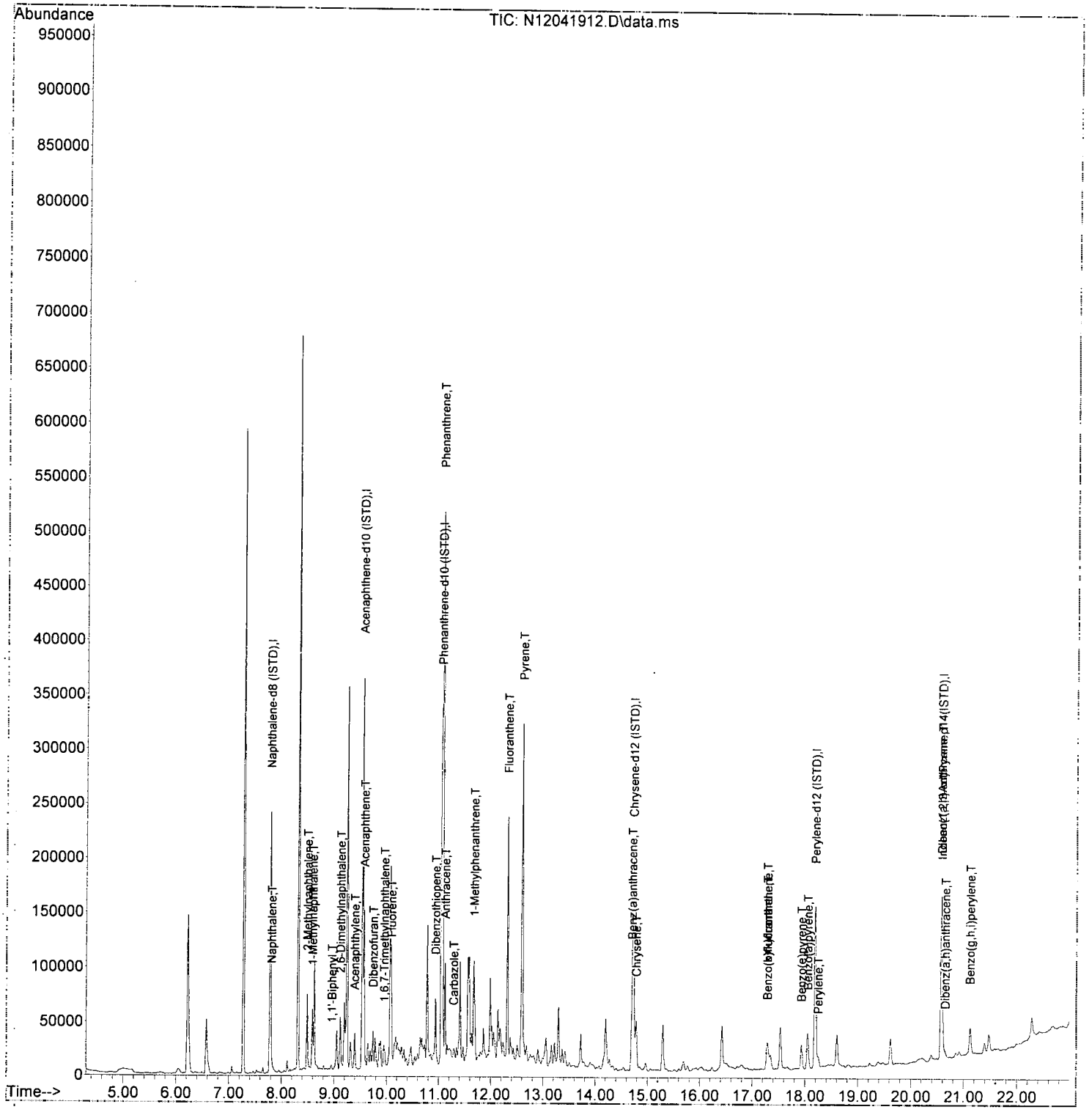

No Name Entered Quantitation Report (Not Reviewed)

Data Path : U:\data\2109-12\9L04042\
Data File : N12041913.D
Acq On : 04 Dec 2019 08:12 pm
Operator : JK/ AMS/ DTH
Sample : A9J0095-03@100
Misc : 100x, 8270D LL PAH ONLY
ALS Vial : 13 Sample Multiplier: 1
DataAcq Meth:LVI14_BNA_ACQ.M

Quant Time: Dec 05 08:40:31 2019
Quant Method : U:\methods\SV14_090619_PAHR6.M
Quant Title : EPA 8270D: Semivolatile Organics
QLast Update : Fri Nov 08 10:03:37 2019
Response via : Initial Calibration
InstName : SV-GCMS14

DTH 12/5/19 mos

Compound	R.T.	QIon	Response	Conc	Units	Dev(Min)
Internal Standards						
1) Naphthalene-d8 (ISTD)	7.784	136	174627	100.00	ng/ml	0.00
9) Acenaphthene-d10 (ISTD)	9.539	162	109684	100.00	ng/ml	0.00
17) Phenanthrene-d10 (ISTD)	11.042	188	175545	100.00	ng/ml	0.00
24) Chrysene-d12 (ISTD)	14.726	240	140661	100.00	ng/ml	0.00
29) Perylene-d12 (ISTD)	18.194	264	135178	100.00	ng/ml	0.00
37) Dibenz(a,h)Anthrcene-d...	20.578	292	112932	100.00	ng/ml	0.00
System Monitoring Compounds						
2) Nitrobenzene-d5 (Surr)	7.108	82	567	0.98	ng/ml	0.01
10) 2-Fluorobiphenyl (Surr)	8.851	172	1443	0.88	ng/ml	0.00
11) Acenaphthylene d-8 (Surr)	9.381	160	3455	0.12	ng/ml	0.00
26) Terphenyl-d14 (Surr)	12.797	244	1433	0.97	ng/ml	0.00
33) Benzo(a)pyrene d-12 (S...	0.000	264	0	0.00	ng/ml	
Target Compounds						Qvalue
3) Decalin	0.000		0	N.D.		
4) Naphthalene	7.802	128	5345	2.78	ng/ml	99
5) 2-Methylnaphthalene	8.489	142	7824	4.79	ng/ml	95
6) 1-Methylnaphthalene	8.588	142	7176	4.40	ng/ml	99
7) 1,1'-Biphenyl	8.956	154	864	N.D.		
8) 2,6-Dimethylnaphthalene	9.119	156	5769	3.60	ng/ml	98
12) Acenaphthylene	9.393	152	10182	4.28	ng/ml	96
13) Acenaphthene	9.568	153	17249	11.06	ng/ml	99
14) Dibenzofuran	9.743	168	1681	0.86	ng/ml	80
15) 1,6,7-Trimethylnaphtha...	9.952	170	2948	2.25	ng/ml	85
16) Fluorene	10.092	166	11363	7.12	ng/ml	97
18) Dibenzothiopene	10.937	184	13423	7.31	ng/ml	96
19) Phenanthrene	11.066	178	106766	51.98	ng/ml	99
20) Anthracene	11.118	178	21565	11.29	ng/ml	97
21) Carbazole	11.287	167	1445	0.93	ng/ml	60
22) 1-Methylphenanthrene	11.689	192	25989	18.21	ng/ml	92
23) Fluoranthene	12.319	202	132022	63.79	ng/ml	95
25) Pyrene	12.599	202	175727	79.96	ng/ml	99
27) Benz(a)anthracene	14.703	228	35033	21.45	ng/ml	66
28) Chrysene	14.784	228	42007	27.18	ng/ml	98
30) Benzo(b)fluoranthene	17.291	252	34564	22.16	ng/ml	91
31) Benzo(k)fluoranthene	~~17.291~~	~~252~~	~~42879~~	~~27.92~~	~~ng/ml~~	~~90~~
32) Benzo(b+k)fluoranthene	17.291	252	45809	28.71	ng/ml	90
34) Benzo(e)pyrene	17.932	252	22125	14.03	ng/ml	98
35) Benzo(a)pyrene	18.054	252	34721	26.01	ng/ml	96
36) Perylene	18.252	252	8143	4.95	ng/ml	96
38) Indeno(1,2,3-cd)Pyrene	20.584	276	22533	16.18	ng/ml	80
39) Dibenz(a,h)anthracene	20.642	278	3079	2.35	ng/ml	86
40) Benzo(g,h,i)perylene	21.120	276	27271	18.46	ng/ml	99

mos Hit mos

(#) = qualifier out of range (m) = manual integration (+) = signals summed

Quantitation Report (Qedit)

Data Path : U:\data\2109-12\9L04042\
Data File : N12041913.D
Acq On : 04 Dec 2019 08:12 pm
Operator : JK/ AMS/ DTH
Sample : A9J0095-03@100
Misc : 100x, 8270D LL PAH ONLY
ALS Vial : 13 Sample Multiplier: 1
DataAcq Meth:LVI14_BNA_ACQ.M

Quant Time: Dec 05 08:40:31 2019
Quant Method : U:\methods\SV14_090619_PAHR6.M
Quant Title : EPA 8270D: Semivolatile Organics
QLast Update : Fri Nov 08 10:03:37 2019
Response via : Initial Calibration
InstName : SV-GCMS14

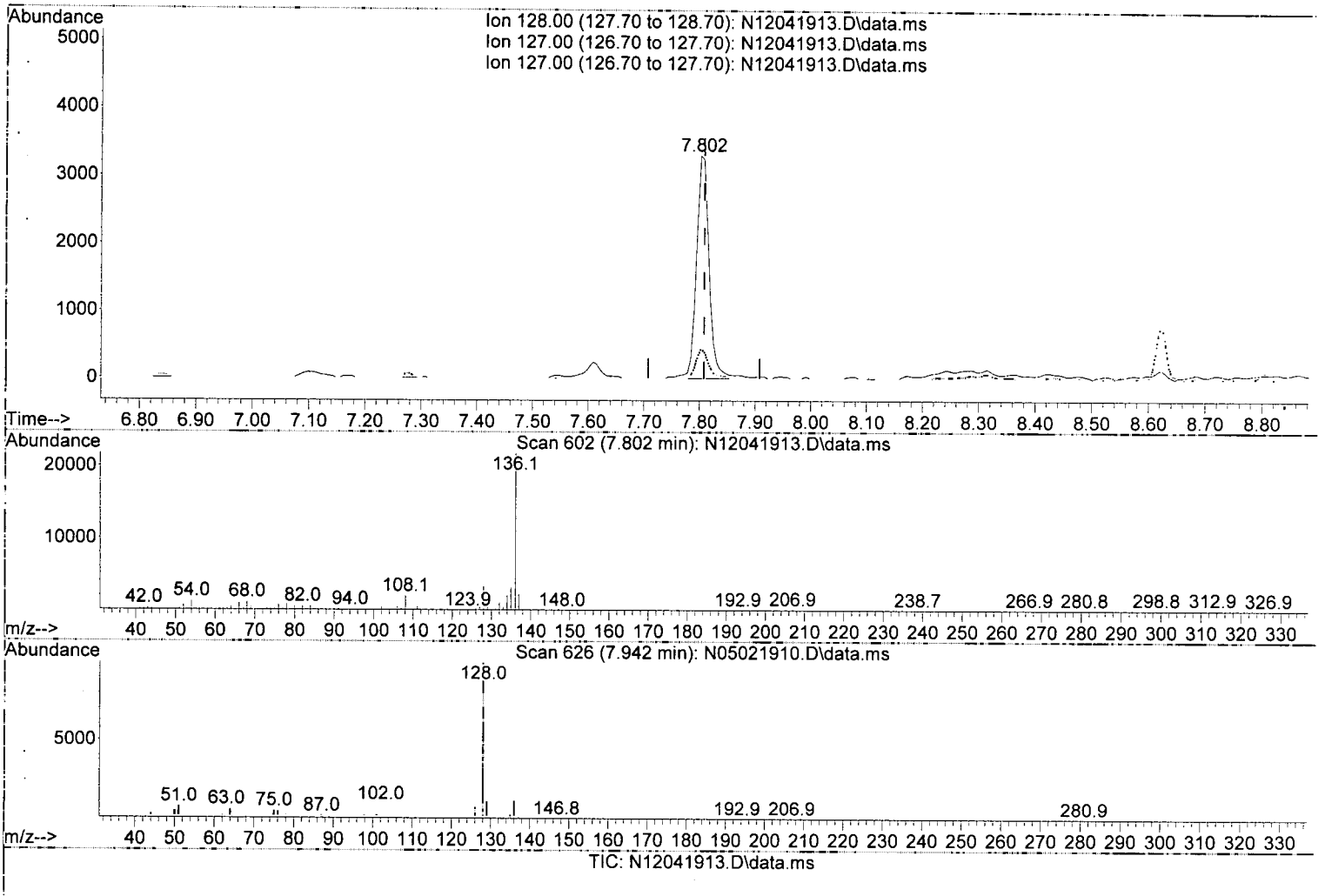

(4) Naphthalene (T)

7.802min (-0.006) 2.78 ng/ml J

response 5345

Ion	Exp%	Act%
128.00	100.00	100.00
127.00	12.60	13.09
127.00	12.60	13.09
0.00	0.00	0.00

Quantitation Report (Qedit)

Data Path : U:\data\2109-12\9L04042\
Data File : N12041913.D
Acq On : 04 Dec 2019 08:12 pm
Operator : JK/ AMS/ DTH
Sample : A9J0095-03@100
Misc : 100x, 8270D LL PAH ONLY
ALS Vial : 13 Sample Multiplier: 1
DataAcq Meth:LVI14_BNA_ACQ.M

Quant Time: Dec 05 08:40:31 2019
Quant Method : U:\methods\SV14_090619_PAHR6.M
Quant Title : EPA 8270D: Semivolatile Organics
QLast Update : Fri Nov 08 10:03:37 2019
Response via : Initial Calibration
InstName : SV-GCMS14

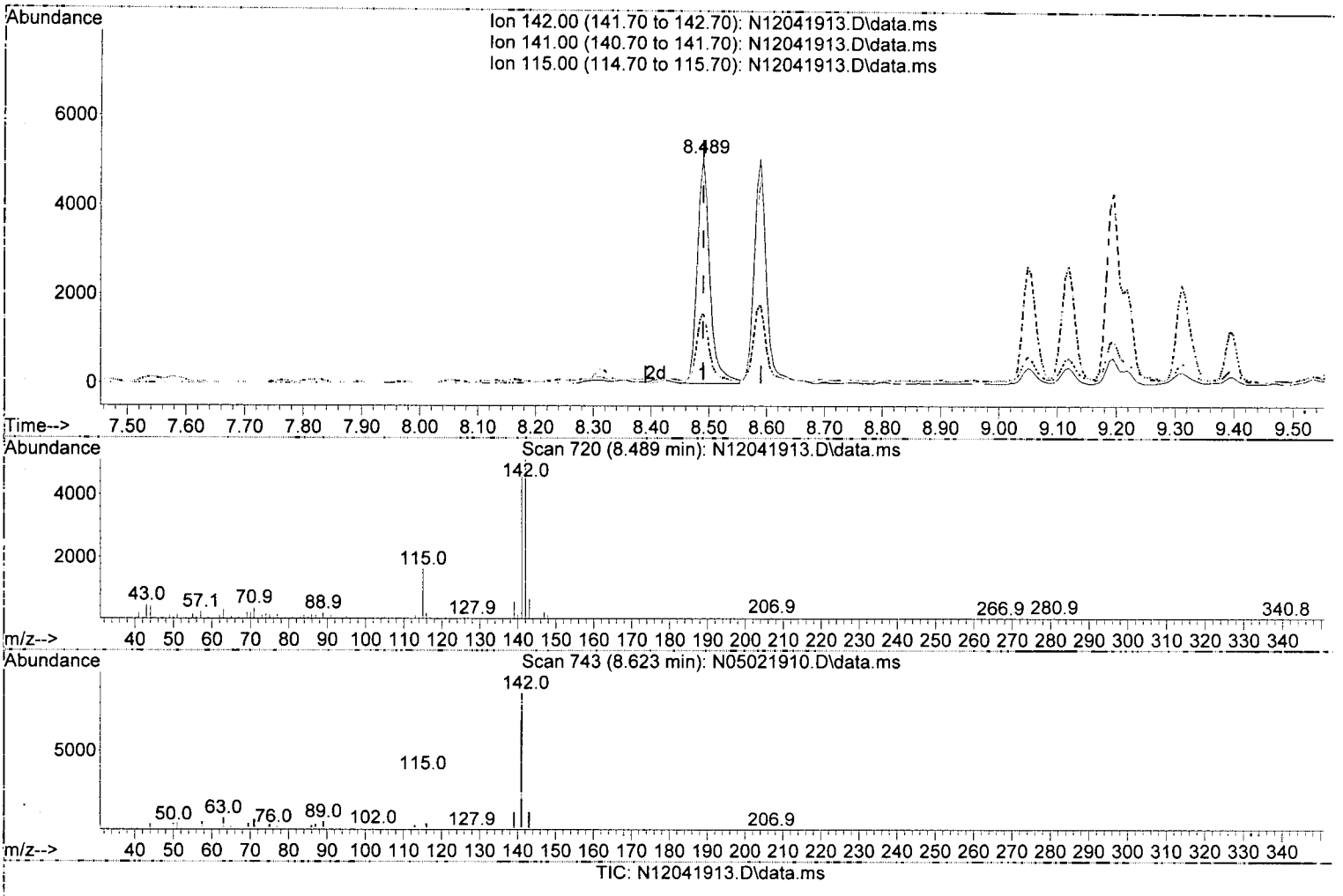

(5) 2-Methylnaphthalene (T)

8.489min (-0.000) 4.79 ng/ml J

response 7824

Ion	Exp%	Act%
142.00	100.00	100.00
141.00	86.60	89.87
115.00	35.70	31.67
0.00	0.00	0.00

Quantitation Report (Qedit)

Data Path : U:\data\2109-12\9L04042\
Data File : N12041913.D
Acq On : 04 Dec 2019 08:12 pm
Operator : JK/ AMS/ DTH
Sample : A9J0095-03@100
Misc : 100x, 8270D LL PAH ONLY
ALS Vial : 13 Sample Multiplier: 1
DataAcq Meth:LVI14_BNA_ACQ.M

Quant Time: Dec 05 08:40:31 2019
Quant Method : U:\methods\SV14_090619_PAHR6.M
Quant Title : EPA 8270D: Semivolatile Organics
QLast Update : Fri Nov 08 10:03:37 2019
Response via : Initial Calibration
InstName : SV-GCMS14

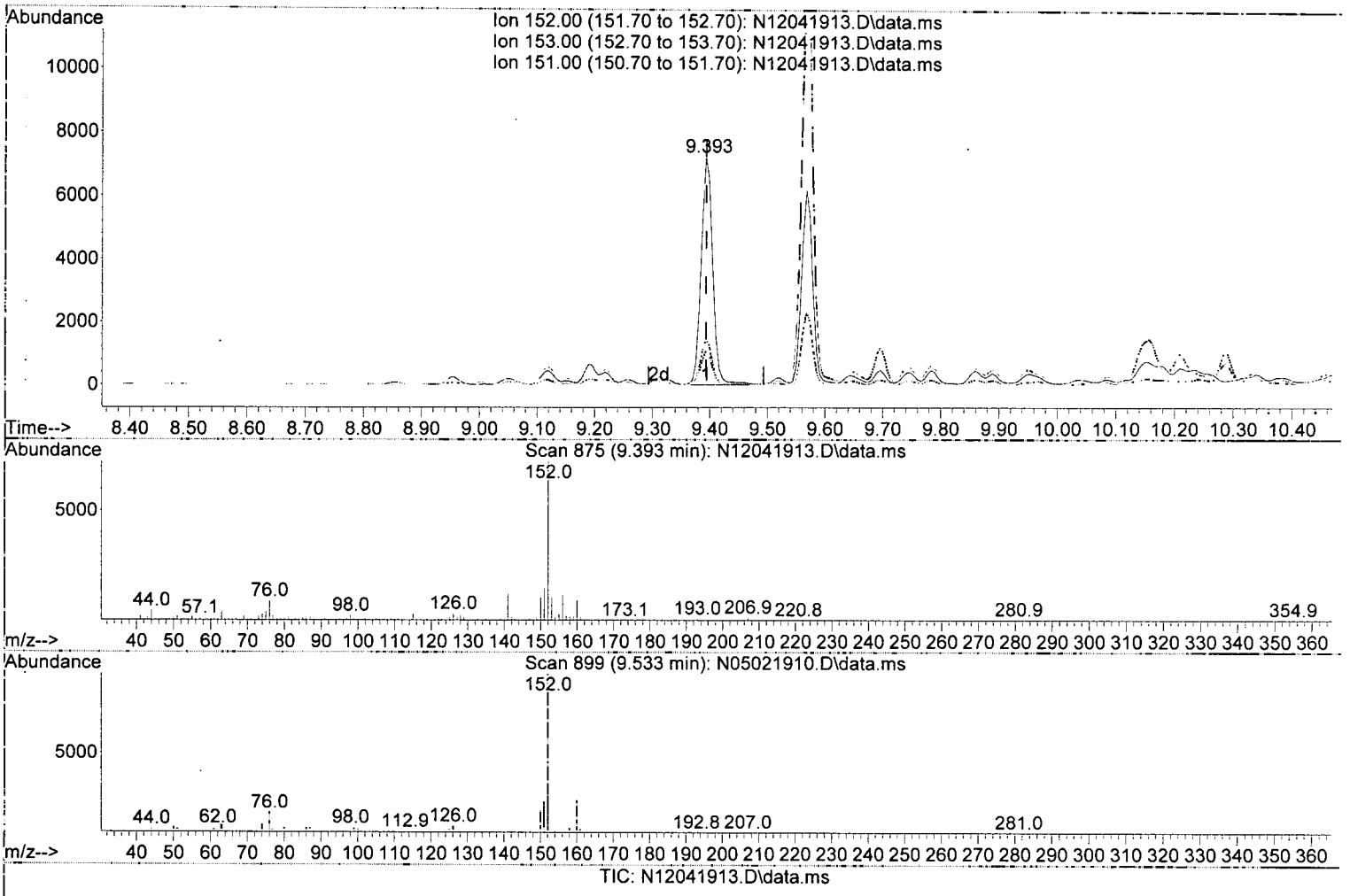

TIC: N12041913.D\data.ms

(12) Acenaphthylene (T)

9.393min (-0.000) 4.28 ng/ml J

response 10182

Ion	Exp%	Act%
152.00	100.00	100.00
153.00	12.70	14.89
151.00	19.30	20.29
0.00	0.00	0.00

Quantitation Report (Qedit)

Data Path : U:\data\2109-12\9L04042\
Data File : N12041913.D
Acq On : 04 Dec 2019 08:12 pm
Operator : JK/ AMS/ DTH
Sample : A9J0095-03@100
Misc : 100x, 8270D LL PAH ONLY
ALS Vial : 13 Sample Multiplier: 1
DataAcq Meth:LVI14_BNA_ACQ.M

Quant Time: Dec 05 08:40:31 2019
Quant Method : U:\methods\SV14_090619_PAHR6.M
Quant Title : EPA 8270D: Semivolatile Organics
QLast Update : Fri Nov 08 10:03:37 2019
Response via : Initial Calibration
InstName : SV-GCMS14

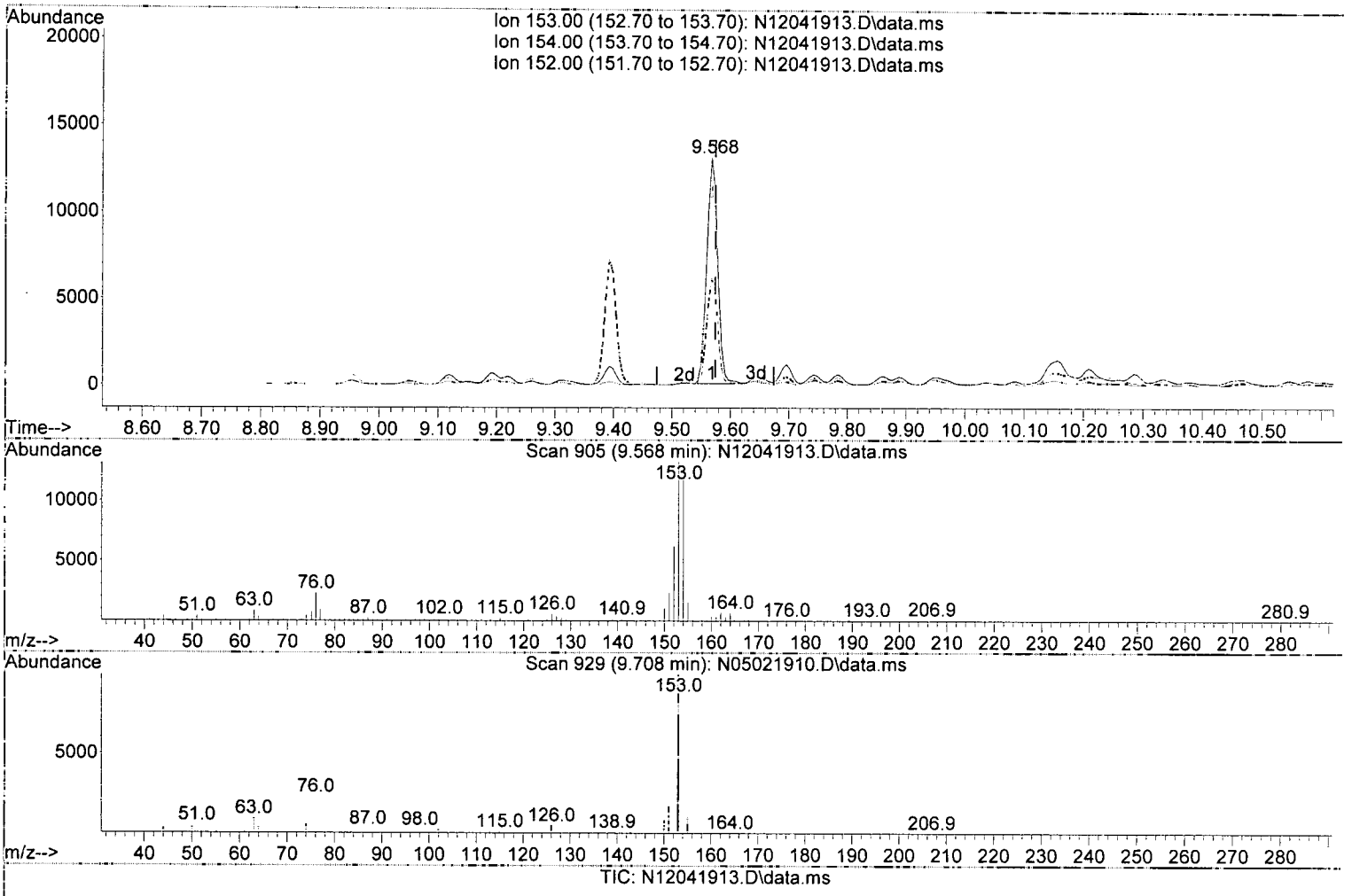

(13) Acenaphthene (T)

9.568min (-0.006) 11.06 ng/ml

response 17249

Ion	Exp%	Act%
153.00	100.00	100.00
154.00	90.70	89.96
152.00	46.80	47.17
0.00	0.00	0.00

Quantitation Report (Qedit)

Data Path : U:\data\2109-12\9L04042\
Data File : N12041913.D
Acq On : 04 Dec 2019 08:12 pm
Operator : JK/ AMS/ DTH
Sample : A9J0095-03@100
Misc : 100x, 8270D LL PAH ONLY
ALS Vial : 13 Sample Multiplier: 1
DataAcq Meth:LVI14_BNA_ACQ.M

Quant Time: Dec 05 08:40:31 2019
Quant Method : U:\methods\SV14_090619_PAHR6.M
Quant Title : EPA 8270D: Semivolatile Organics
QLast Update : Fri Nov 08 10:03:37 2019
Response via : Initial Calibration
InstName : SV-GCMS14

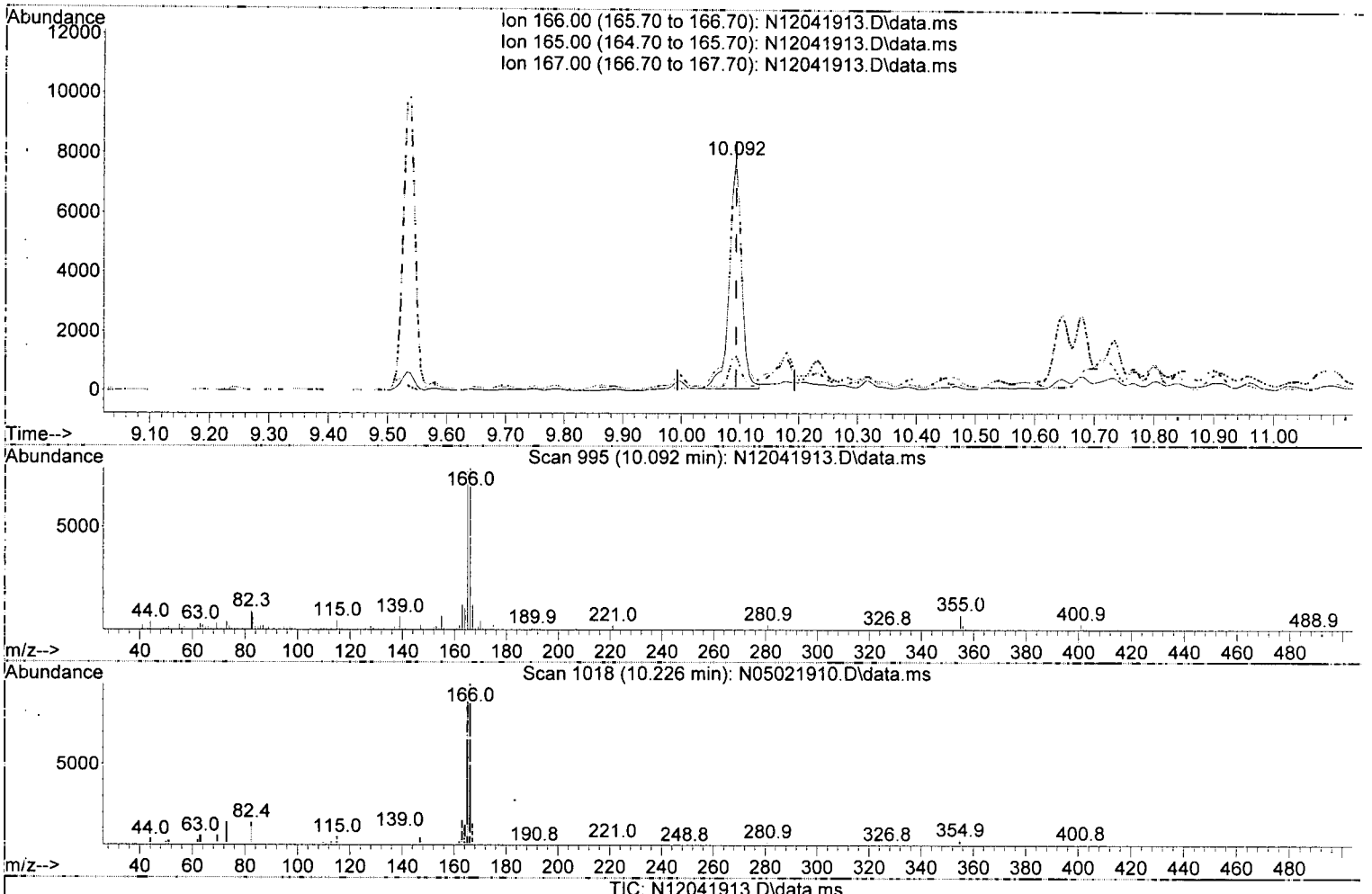

(16) Fluorene (T)

10.092min (-0.000) 7.12 ng/ml

response 11363

Ion	Exp%	Act%
166.00	100.00	100.00
165.00	95.70	98.34
167.00	13.60	15.65
0.00	0.00	0.00

Quantitation Report (Qedit)

Data Path : U:\data\2109-12\9L04042\
Data File : N12041913.D
Acq On : 04 Dec 2019 08:12 pm
Operator : JK/ AMS/ DTH
Sample : A9J0095-03@100
Misc : 100x, 8270D LL PAH ONLY
ALS Vial : 13 Sample Multiplier: 1
DataAcq Meth:LVI14_BNA_ACQ.M

Quant Time: Dec 05 08:40:31 2019
Quant Method : U:\methods\SV14_090619_PAHR6.M
Quant Title : EPA 8270D: Semivolatile Organics
QLast Update : Fri Nov 08 10:03:37 2019
Response via : Initial Calibration
InstName : SV-GCMS14

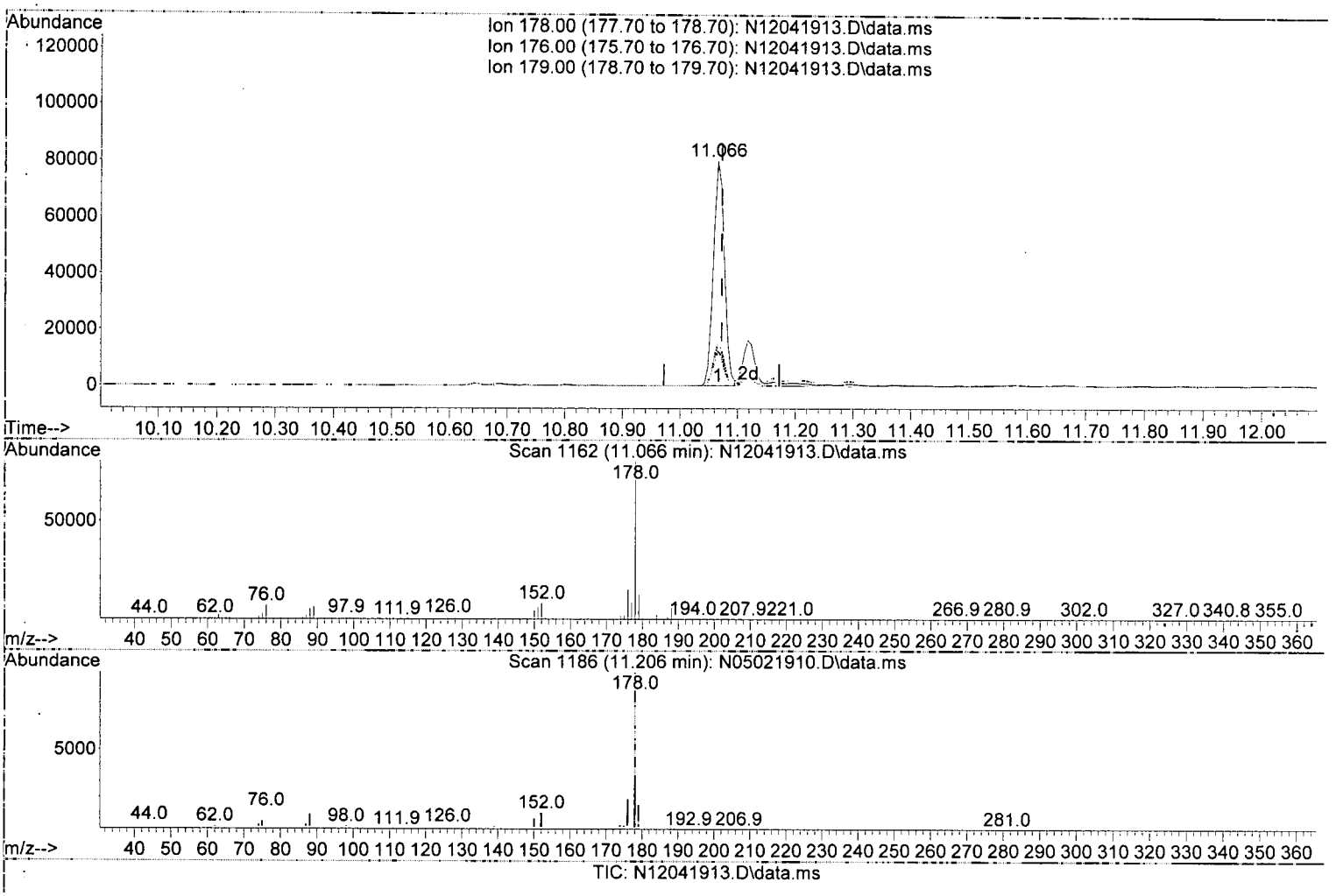

(19) Phenanthrene (T)

11.066min (-0.006) 51.98 ng/ml

response 106766

Ion	Exp%	Act%
178.00	100.00	100.00
176.00	19.00	18.78
179.00	15.10	15.45
0.00	0.00	0.00

Quantitation Report (Qedit)

Data Path : U:\data\2109-12\9L04042\
Data File : N12041913.D
Acq On : 04 Dec 2019 08:12 pm
Operator : JK/ AMS/ DTH
Sample : A9J0095-03@100
Misc : 100x, 8270D LL PAH ONLY
ALS Vial : 13 Sample Multiplier: 1
DataAcq Meth:LVI14_BNA_ACQ.M

Quant Time: Dec 05 08:40:31 2019
Quant Method : U:\methods\SV14_090619_PAHR6.M
Quant Title : EPA 8270D: Semivolatile Organics
QLast Update : Fri Nov 08 10:03:37 2019
Response via : Initial Calibration
InstName : SV-GCMS14

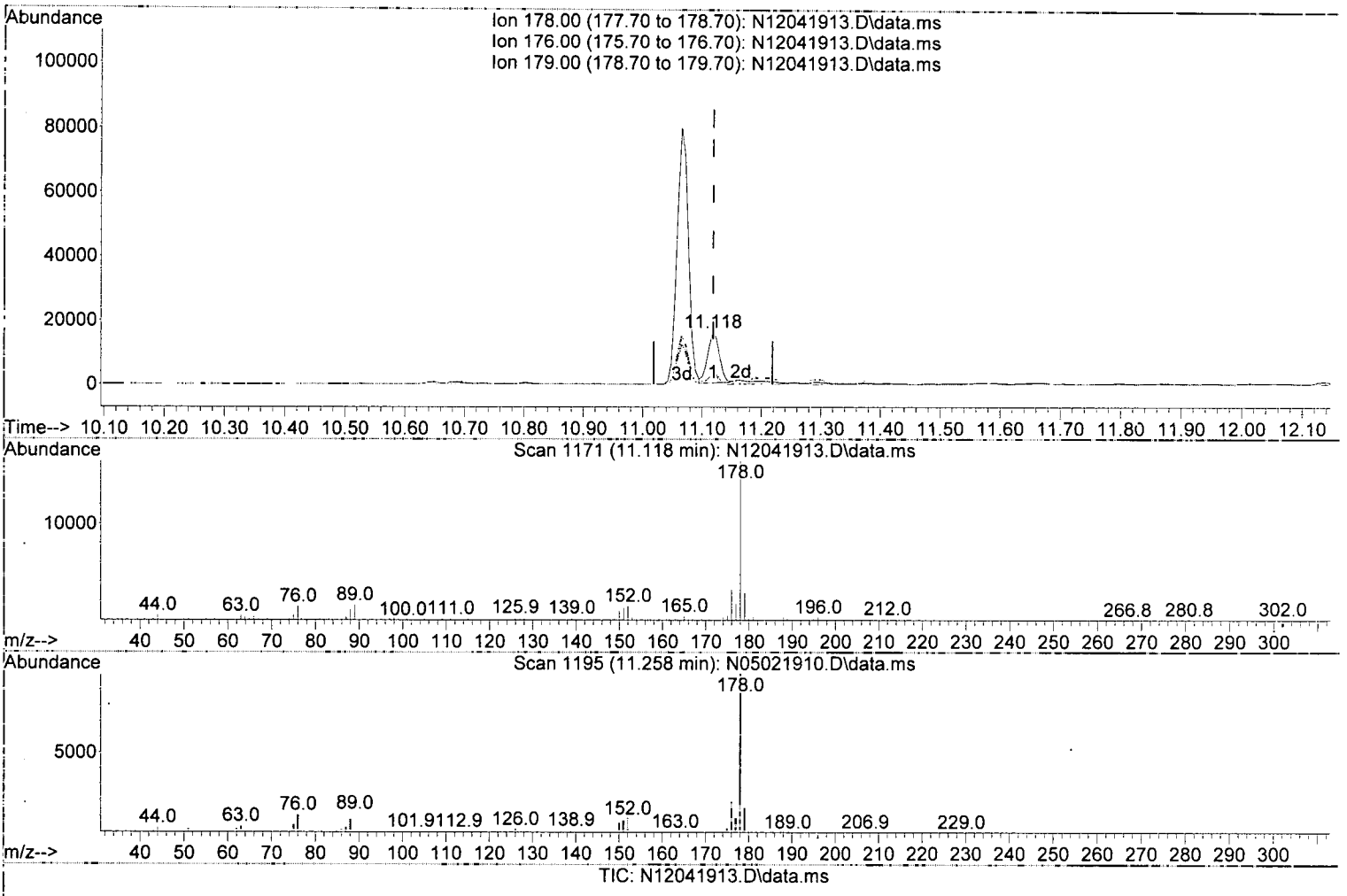

(20) Anthracene (T)

11.118min (-0.000) 11.29 ng/ml

response 21565

Ion	Exp%	Act%
178.00	100.00	100.00
176.00	18.90	19.39
179.00	15.30	17.41
0.00	0.00	0.00

Quantitation Report (Qedit)

Data Path : U:\data\2109-12\9L04042\
Data File : N12041913.D
Acq On : 04 Dec 2019 08:12 pm
Operator : JK/ AMS/ DTH
Sample : A9J0095-03@100
Misc : 100x, 8270D LL PAH ONLY
ALS Vial : 13 Sample Multiplier: 1
DataAcq Meth:LVI14_BNA_ACQ.M

Quant Time: Dec 05 08:40:31 2019
Quant Method : U:\methods\SV14_090619_PAHR6.M
Quant Title : EPA 8270D: Semivolatile Organics
QLast Update : Fri Nov 08 10:03:37 2019
Response via : Initial Calibration
InstName : SV-GCMS14

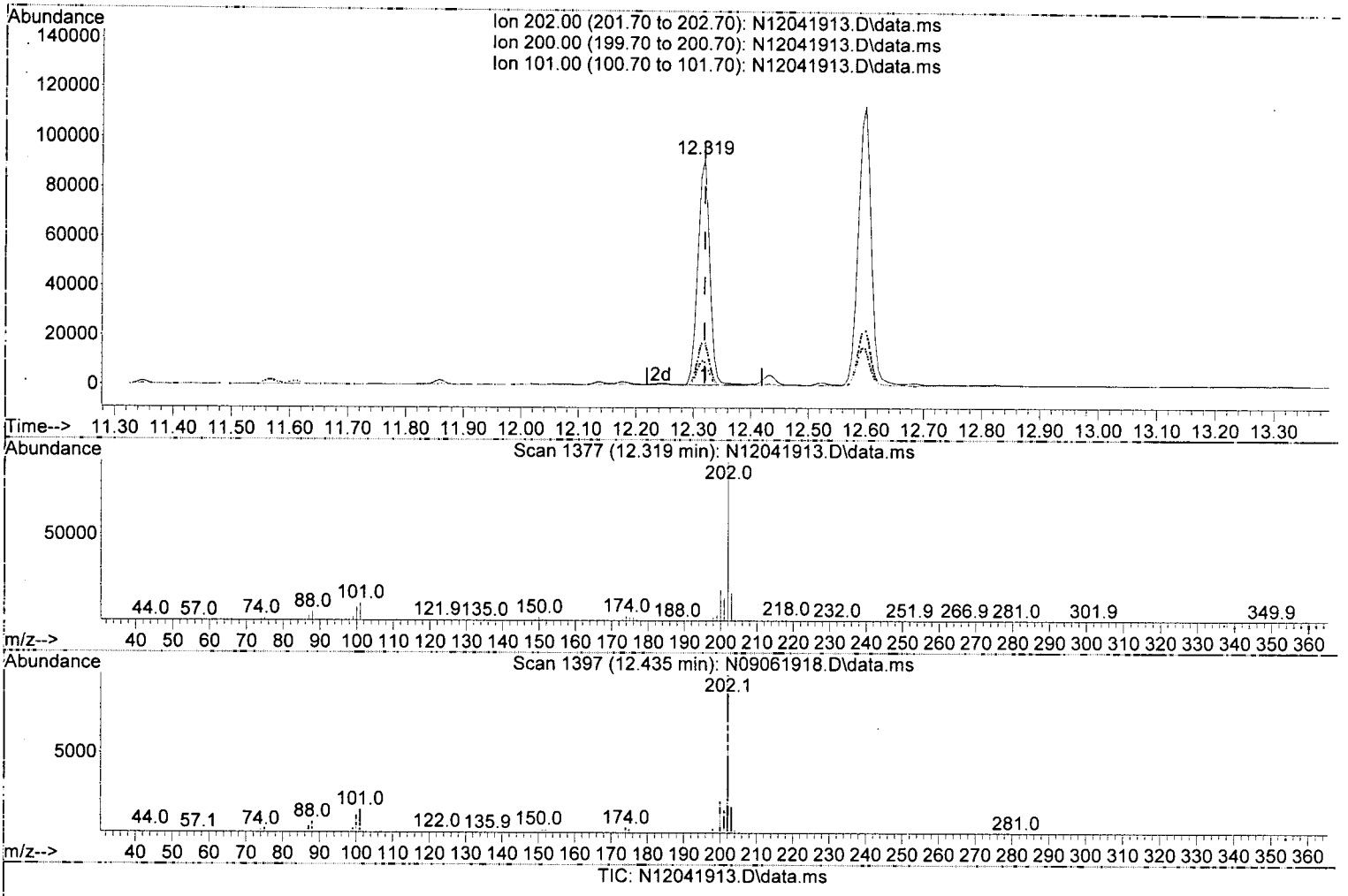

(23) Fluoranthene (T)

12.319min (-0.000) 63.79 ng/ml

response 132022

Ion	Exp%	Act%
202.00	100.00	100.00
200.00	19.70	19.90
101.00	15.30	10.96
0.00	0.00	0.00

Quantitation Report (Qedit)

Data Path : U:\data\2109-12\9L04042\
Data File : N12041913.D
Acq On : 04 Dec 2019 08:12 pm
Operator : JK/ AMS/ DTH
Sample : A9J0095-03@100
Misc : 100x, 8270D LL PAH ONLY
ALS Vial : 13 Sample Multiplier: 1
DataAcq Meth:LVI14_BNA_ACQ.M

Quant Time: Dec 05 08:40:31 2019
Quant Method : U:\methods\SV14_090619_PAHR6.M
Quant Title : EPA 8270D: Semivolatile Organics
QLast Update : Fri Nov 08 10:03:37 2019
Response via : Initial Calibration
InstName : SV-GCMS14

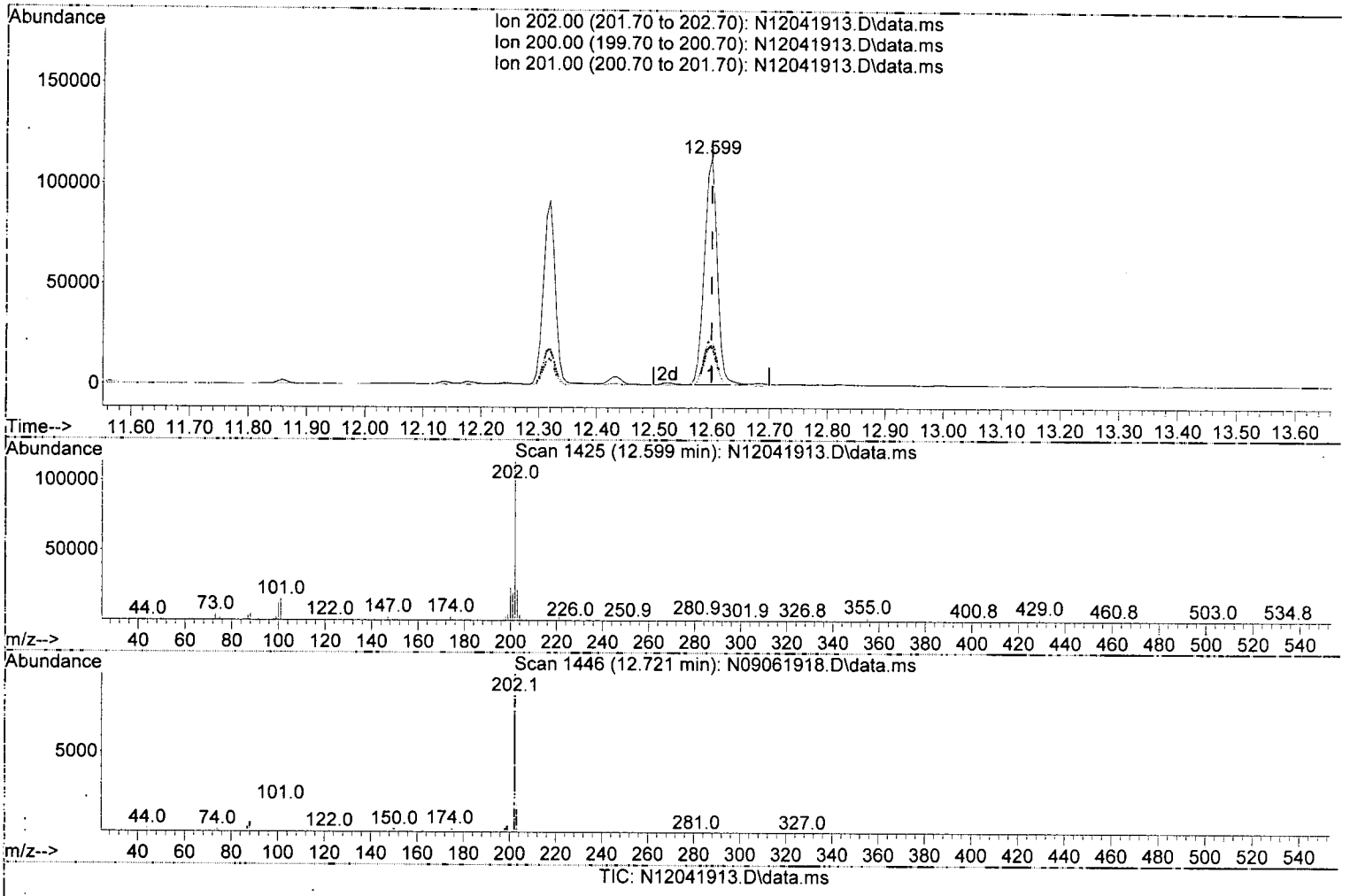

(25) Pyrene (T)

12.599min (-0.000) 79.96 ng/ml

response 175727

Ion	Exp%	Act%
202.00	100.00	100.00
200.00	20.70	20.57
201.00	16.80	17.53
0.00	0.00	0.00

Quantitation Report (Qedit)

Data Path : U:\data\2109-12\9L04042\
Data File : N12041913.D
Acq On : 04 Dec 2019 08:12 pm
Operator : JK/ AMS/ DTH
Sample : A9J0095-03@100
Misc : 100x, 8270D LL PAH ONLY
ALS Vial : 13 Sample Multiplier: 1
DataAcq Meth:LVI14_BNA_ACQ.M

Quant Time: Dec 05 08:40:31 2019
Quant Method : U:\methods\SV14_090619_PAHR6.M
Quant Title : EPA 8270D: Semivolatile Organics
QLast Update : Fri Nov 08 10:03:37 2019
Response via : Initial Calibration
InstName : SV-GCMS14

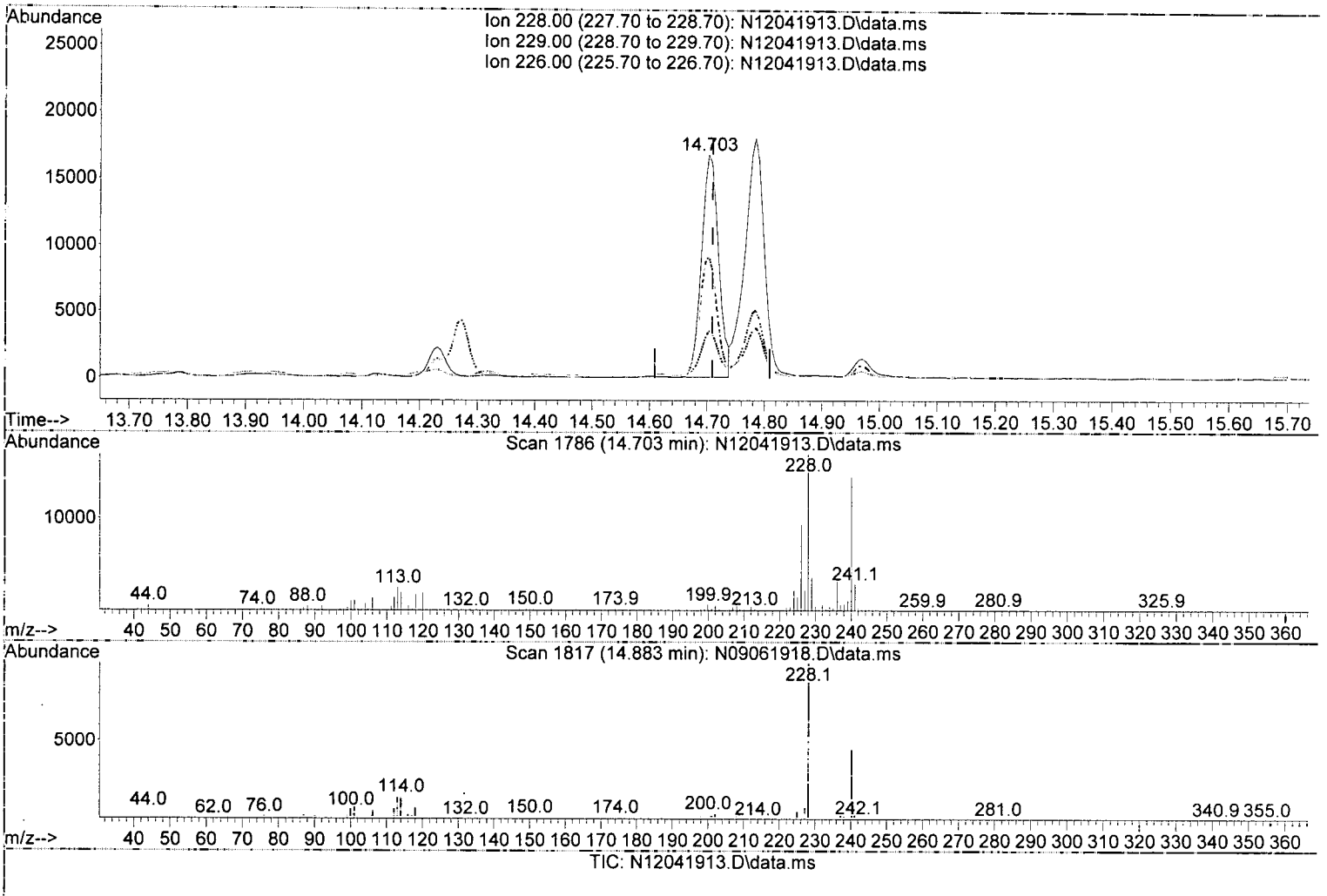

(27) Benz(a)anthracene (T)

14.703min (-0.006) 21.45 ng/ml

response 35033

Ion	Exp%	Act%
228.00	100.00	100.00
229.00	19.40	21.26
226.00	26.20	55.01
0.00	0.00	0.00

Quantitation Report (Qedit)

Data Path : U:\data\2109-12\9L04042\
Data File : N12041913.D
Acq On : 04 Dec 2019 08:12 pm
Operator : JK/ AMS/ DTH
Sample : A9J0095-03@100
Misc : 100x, 8270D LL PAH ONLY
ALS Vial : 13 Sample Multiplier: 1
DataAcq Meth:LVI14_BNA_ACQ.M

Quant Time: Dec 05 08:40:31 2019
Quant Method : U:\methods\SV14_090619_PAHR6.M
Quant Title : EPA 8270D: Semivolatile Organics
QLast Update : Fri Nov 08 10:03:37 2019
Response via : Initial Calibration
InstName : SV-GCMS14

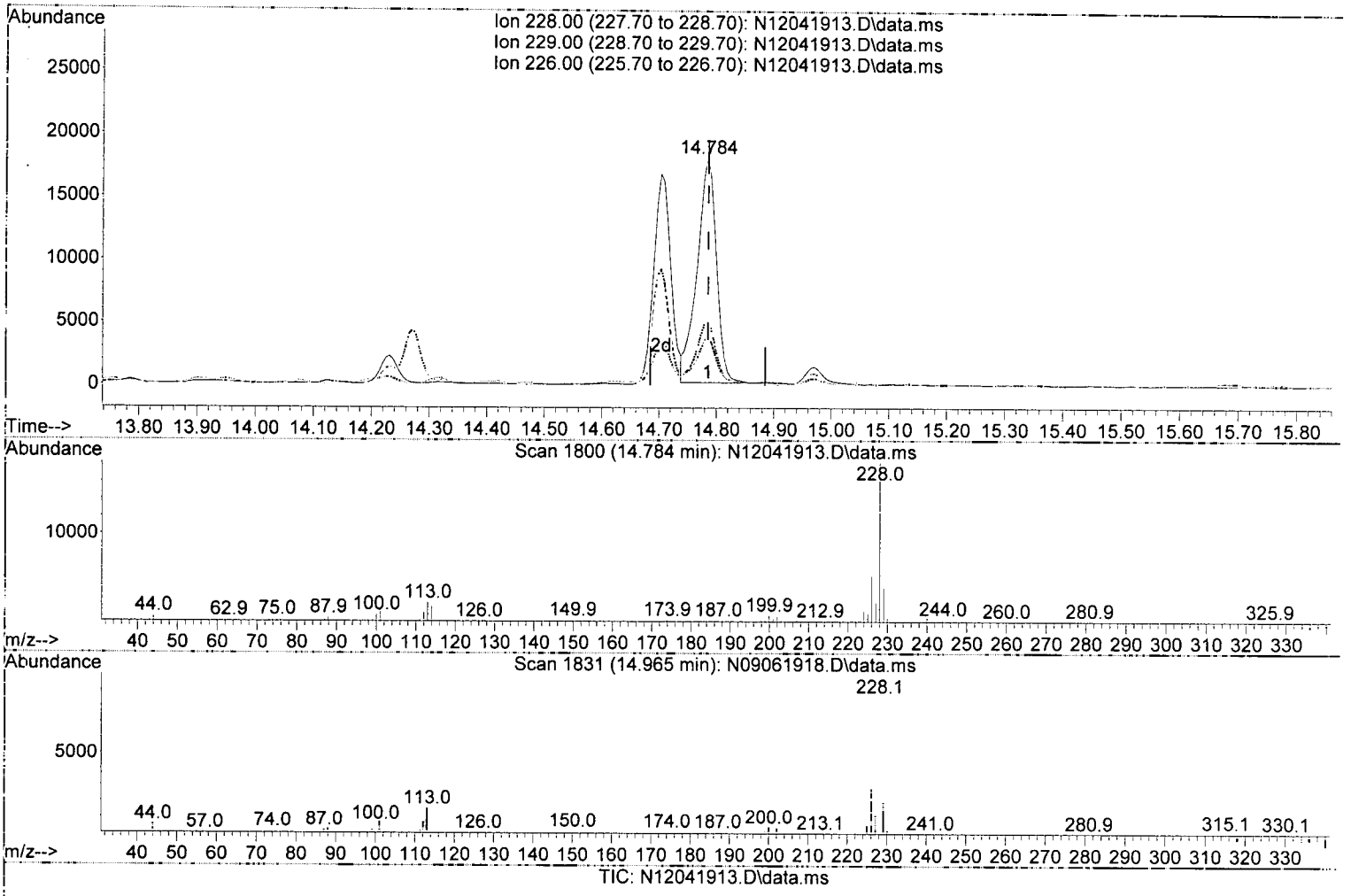

(28) Chrysene (T)

14.784min (-0.000) 27.18 ng/ml

response 42007

Ion	Exp%	Act%
228.00	100.00	100.00
229.00	19.60	21.14
226.00	28.60	28.43
0.00	0.00	0.00

Quantitation Report (Qedit)

Data Path : U:\data\2109-12\9L04042\
Data File : N12041913.D
Acq On : 04 Dec 2019 08:12 pm
Operator : JK/ AMS/ DTH
Sample : A9J0095-03@100
Misc : 100x, 8270D LL PAH ONLY
ALS Vial : 13 Sample Multiplier: 1
DataAcq Meth:LVI14_BNA_ACQ.M

Quant Time: Dec 05 08:40:31 2019
Quant Method : U:\methods\SV14_090619_PAHR6.M
Quant Title : EPA 8270D: Semivolatile Organics
QLast Update : Fri Nov 08 10:03:37 2019
Response via : Initial Calibration
InstName : SV-GCMS14

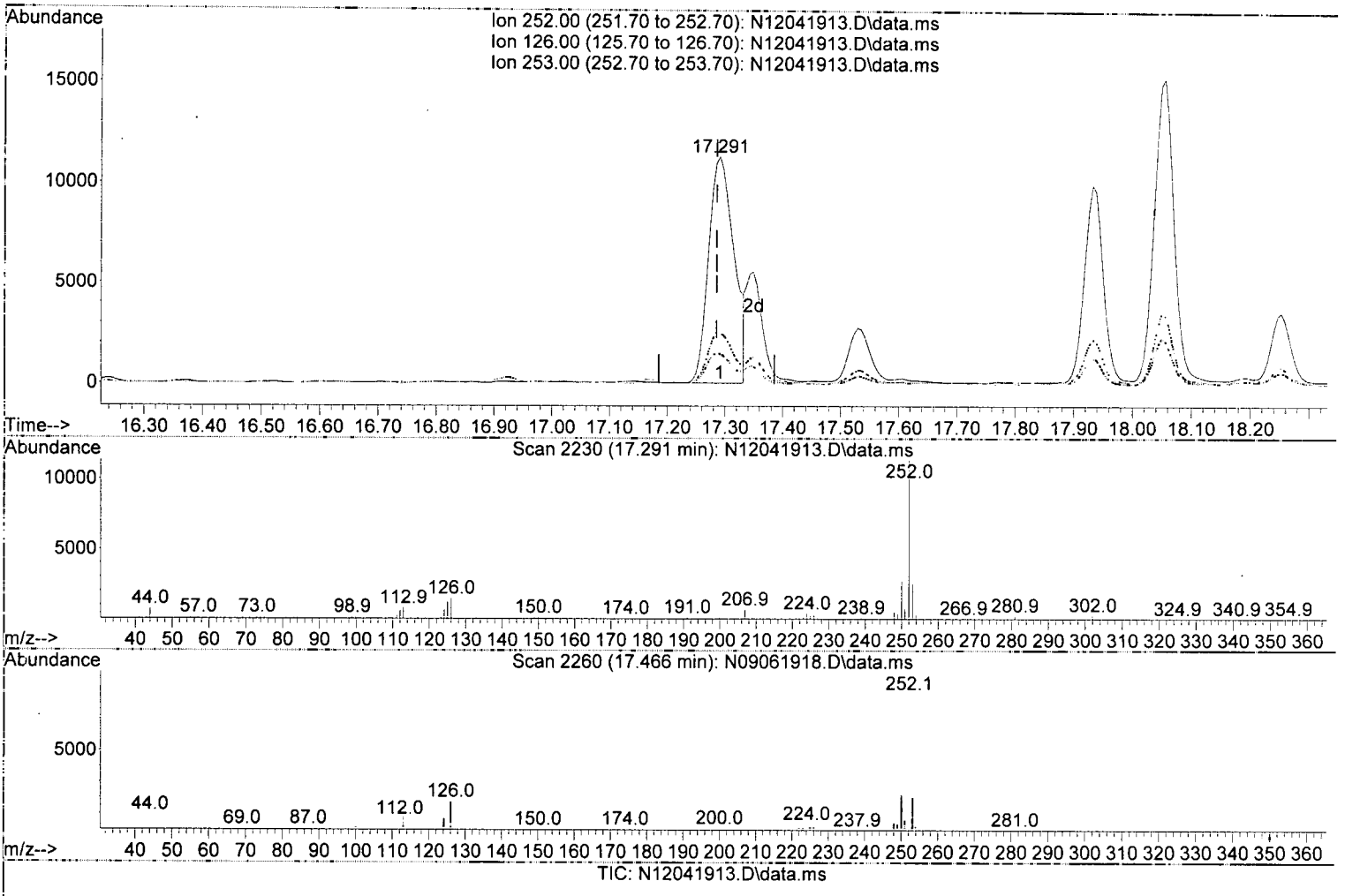

(30) Benzo(b)fluoranthene (T)

17.291min (+ 0.006) 22.16 ng/ml

response 34564

Ion	Exp%	Act%
252.00	100.00	100.00
126.00	20.00	13.01
253.00	21.10	22.28
0.00	0.00	0.00

Quantitation Report (Qedit)

Data Path : U:\data\2109-12\9L04042\
Data File : N12041913.D
Acq On : 04 Dec 2019 08:12 pm
Operator : JK/ AMS/ DTH
Sample : A9J0095-03@100
Misc : 100x, 8270D LL PAH ONLY
ALS Vial : 13 Sample Multiplier: 1
DataAcq Meth:LVI14_BNA_ACQ.M

Quant Time: Dec 05 08:40:31 2019
Quant Method : U:\methods\SV14_090619_PAHR6.M
Quant Title : EPA 8270D: Semivolatile Organics
QLast Update : Fri Nov 08 10:03:37 2019
Response via : Initial Calibration
InstName : SV-GCMS14

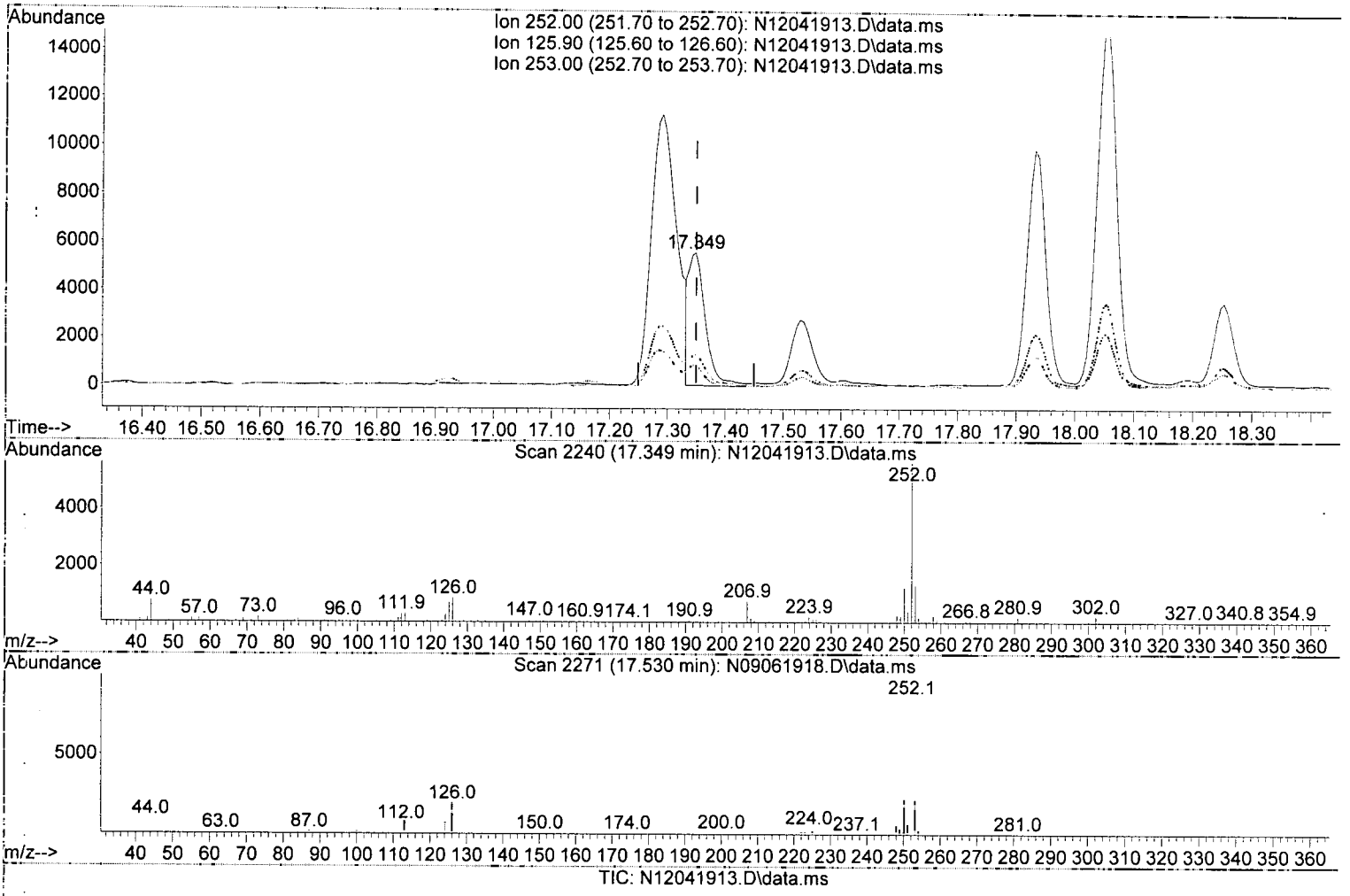

(31) Benzo(k)fluoranthene (T)

17.349min (-0.000) 7.27 ng/ml m

MOS
DTH 12/5/19

response 11161

Ion	Exp%	Act%
252.00	100.00	100.00
125.90	22.10	15.20
253.00	21.50	23.54
0.00	0.00	0.00

Quantitation Report (Qedit)

Data Path : U:\data\2109-12\9L04042\
Data File : N12041913.D
Acq On : 04 Dec 2019 08:12 pm
Operator : JK/ AMS/ DTH
Sample : A9J0095-03@100
Misc : 100x, 8270D LL PAH ONLY
ALS Vial : 13 Sample Multiplier: 1
DataAcq Meth:LVI14_BNA_ACQ.M

Quant Time: Dec 05 08:40:31 2019
Quant Method : U:\methods\SV14_090619_PAHR6.M
Quant Title : EPA 8270D: Semivolatile Organics
QLast Update : Fri Nov 08 10:03:37 2019
Response via : Initial Calibration
InstName : SV-GCMS14

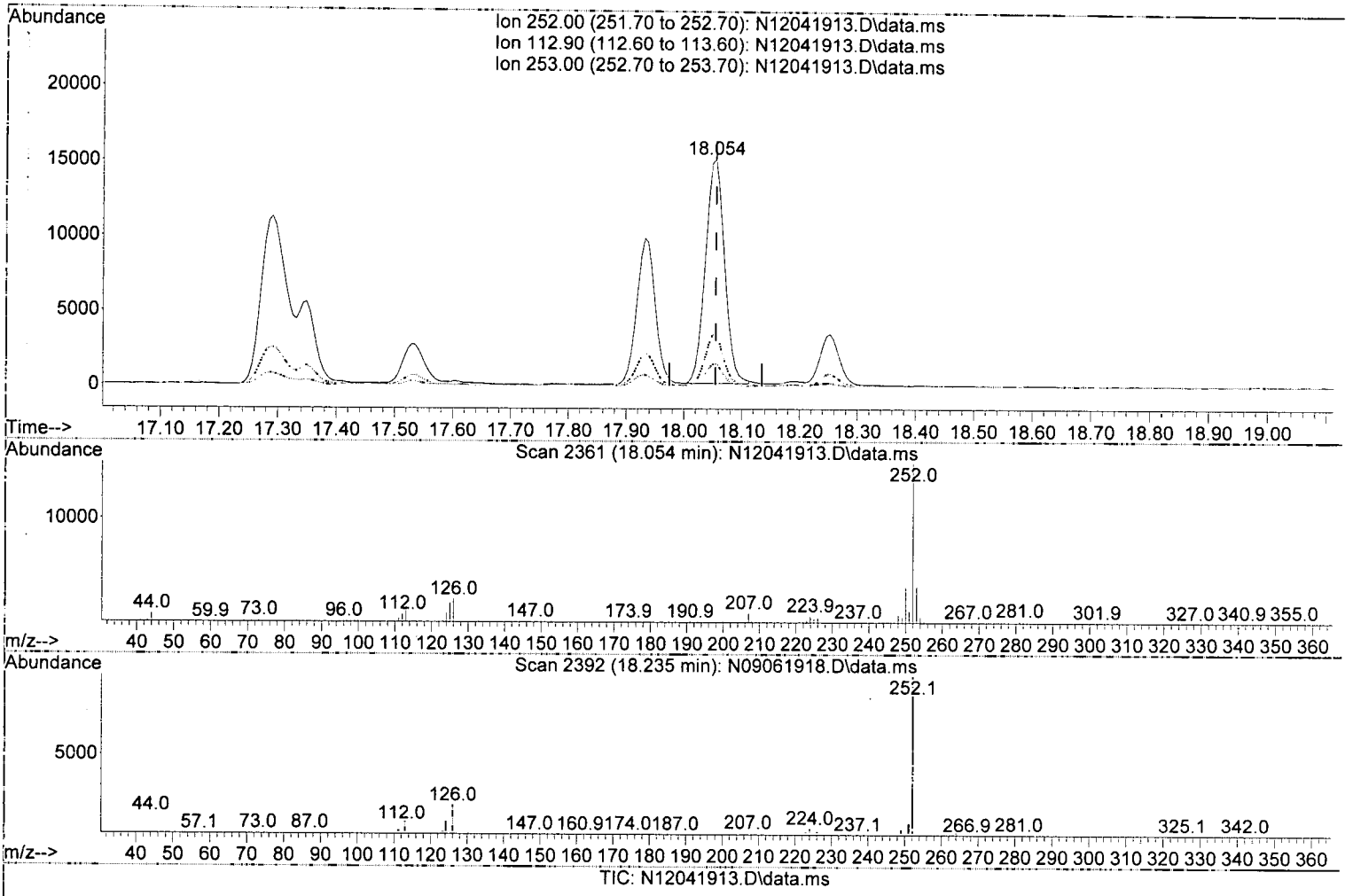

TIC: N12041913.D\data.ms

(35) Benzo(a)pyrene (T)

18.054min (-0.000) 26.01 ng/ml

response 34721

Ion	Exp%	Act%
252.00	100.00	100.00
112.90	12.70	9.95
253.00	21.90	23.11
0.00	0.00	0.00

Quantitation Report (Qedit)

Data Path : U:\data\2109-12\9L04042\
Data File : N12041913.D
Acq On : 04 Dec 2019 08:12 pm
Operator : JK/ AMS/ DTH
Sample : A9J0095-03@100
Misc : 100x, 8270D LL PAH ONLY
ALS Vial : 13 Sample Multiplier: 1
DataAcq Meth:LVI14_BNA_ACQ.M

Quant Time: Dec 05 08:40:31 2019
Quant Method : U:\methods\SV14_090619_PAHR6.M
Quant Title : EPA 8270D: Semivolatile Organics
QLast Update : Fri Nov 08 10:03:37 2019
Response via : Initial Calibration
InstName : SV-GCMS14

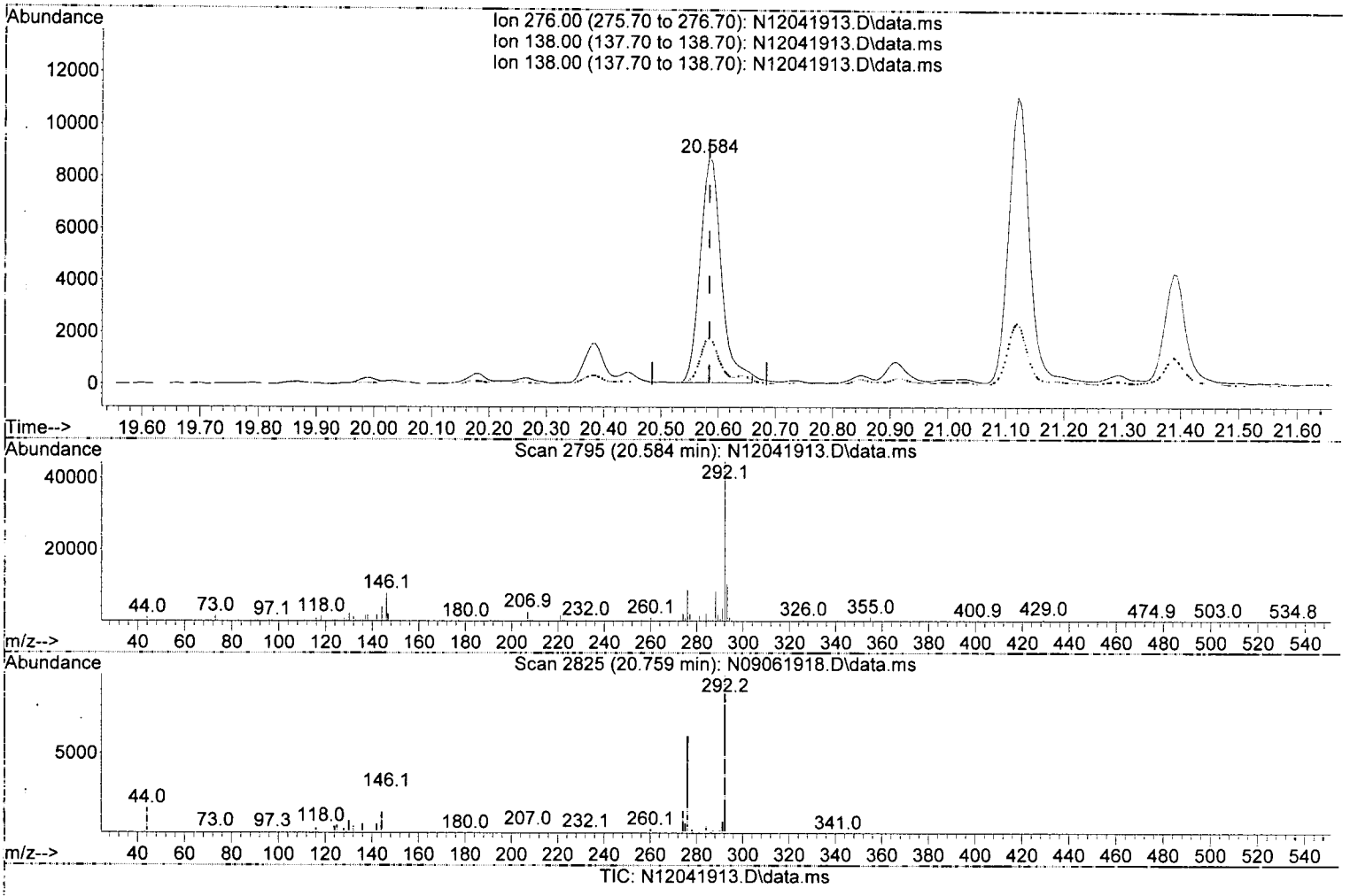

(38) Indeno(1,2,3-cd)Pyrene (T)

20.584min (-0.000) 16.18 ng/ml J

response 22533

Ion	Exp%	Act%
276.00	100.00	100.00
138.00	31.60	20.77
138.00	31.60	20.77
0.00	0.00	0.00

Quantitation Report (Qedit)

Data Path : U:\data\2109-12\9L04042\
Data File : N12041913.D
Acq On : 04 Dec 2019 08:12 pm
Operator : JK/ AMS/ DTH
Sample : A9J0095-03@100
Misc : 100x, 8270D LL PAH ONLY
ALS Vial : 13 Sample Multiplier: 1
DataAcq Meth:LVI14_BNA_ACQ.M

Quant Time: Dec 05 08:40:31 2019
Quant Method : U:\methods\SV14_090619_PAHR6.M
Quant Title : EPA 8270D: Semivolatile Organics
QLast Update : Fri Nov 08 10:03:37 2019
Response via : Initial Calibration
InstName : SV-GCMS14

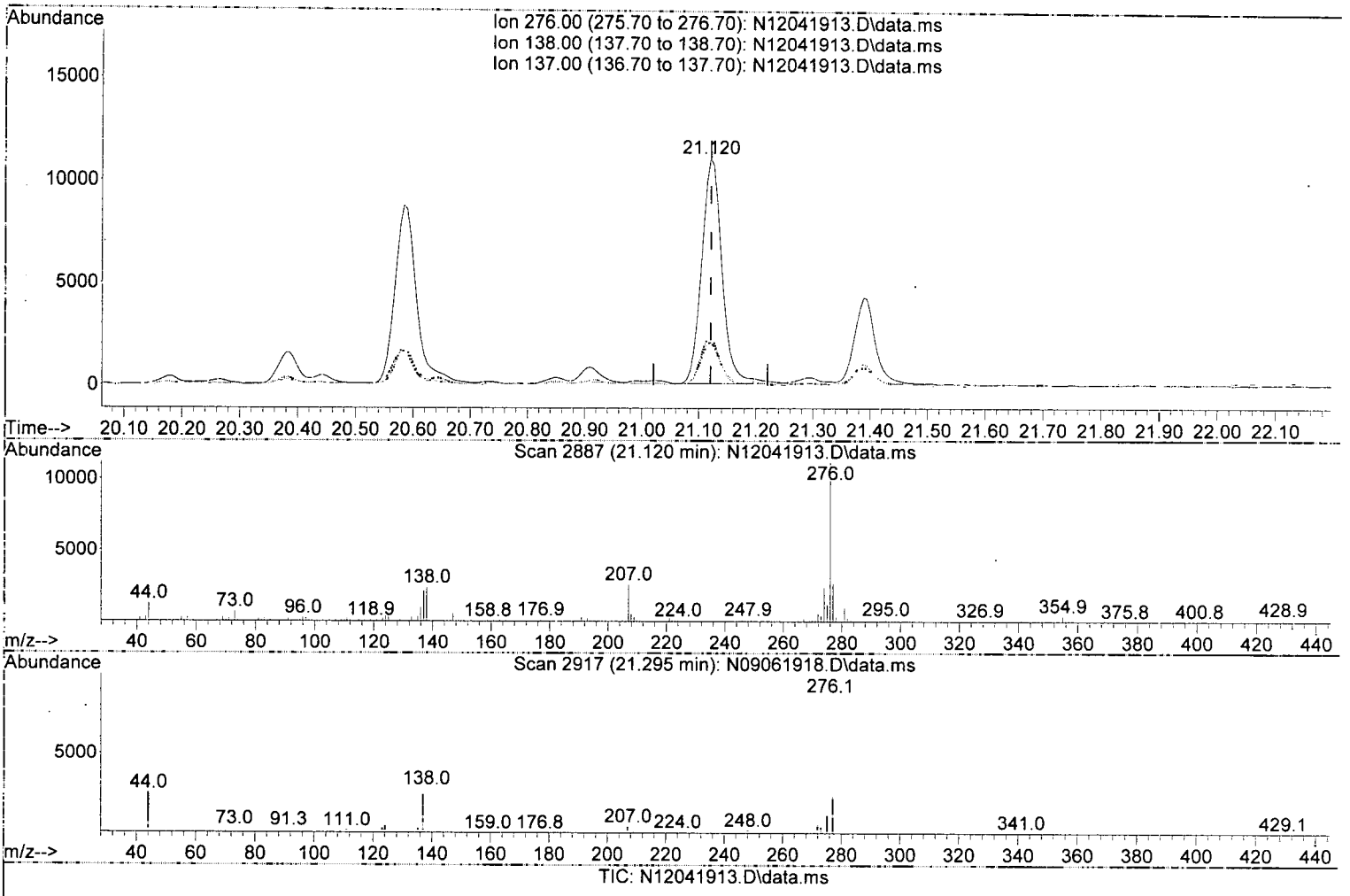

(40) Benzo(g,h,i)perylene (T)

21.120min (-0.000) 18.46 ng/ml

response 27271

Ion	Exp%	Act%
276.00	100.00	100.00
138.00	21.00	21.56
137.00	18.60	19.19
0.00	0.00	0.00

Data Path : U:\data\2109-12\9L04042\
Data File : N12041913.D
Acq On : 04 Dec 2019 08:12 pm
Operator : JK/ AMS/ DTH
Sample : A9J0095-03@100
Misc : 100x, 8270D LL PAH ONLY
ALS Vial : 13 Sample Multiplier: 1
DataAcq Meth:LVI14_BNA_ACQ.M

Quant Time: Dec 05 08:40:31 2019
Quant Method : U:\methods\SV14_090619_PAHR6.M
Quant Title : EPA 8270D: Semivolatile Organics
QLast Update : Fri Nov 08 10:03:37 2019
Response via : Initial Calibration
InstName : SV-GCMS14

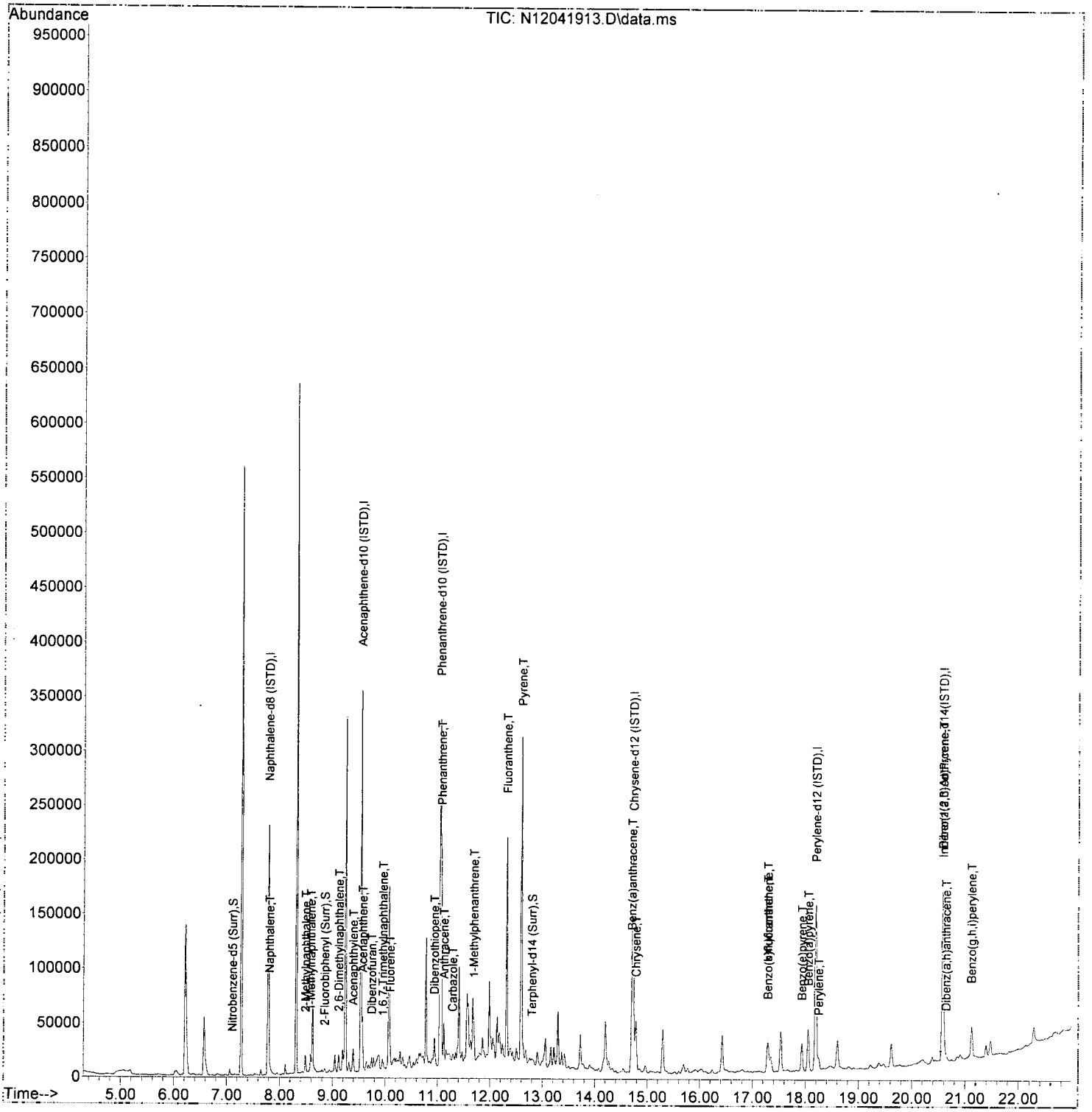

No Name Entered Quantitation Report (Not Reviewed)

Data Path : U:\data\2109-12\9L04042\
Data File : N12041914.D
Acq On : 04 Dec 2019 08:45 pm
Operator : JK/ AMS/ DTH
Sample : A9J0095-14@1000
Misc : 1000x, 8270D LL PAH ONLY
ALS Vial : 14 Sample Multiplier: 1
DataAcq Meth:LVI14_BNA_ACQ.M

Quant Time: Dec 05 08:40:34 2019
Quant Method : U:\methods\SV14_090619_PAHR6.M
Quant Title : EPA 8270D: Semivolatile Organics
QLast Update : Fri Nov 08 10:03:37 2019
Response via : Initial Calibration
InstName : SV-GCMS14

DAK 12/5/19

Compound	R.T.	QIon	Response	Conc	Units	Dev(Min)
Internal Standards						
1) Naphthalene-d8 (ISTD)	7.784	136	171115	100.00	ng/ml	0.00
9) Acenaphthene-d10 (ISTD)	9.539	162	106270	100.00	ng/ml	0.00
17) Phenanthrene-d10 (ISTD)	11.042	188	167997	100.00	ng/ml	0.00
24) Chrysene-d12 (ISTD)	14.726	240	137950	100.00	ng/ml	0.00
29) Perylene-d12 (ISTD)	18.194	264	131949	100.00	ng/ml	0.00
37) Dibenz(a,h)Anthrcene-d...	20.578	292	111285	100.00	ng/ml	0.00
System Monitoring Compounds						
2) Nitrobenzene-d5 (Surr)	7.096	82	108	0.19	ng/ml	0.00
10) 2-Fluorobiphenyl (Surr)	8.851	172	145	0.09	ng/ml	0.00
11) Acenaphthylene d-8 (Surr)	9.381	160	3658	0.26	ng/ml	0.00
26) Terphenyl-d14 (Surr)	12.797	244	156	0.11	ng/ml	0.00
33) Benzo(a)pyrene d-12 (S...	0.000	264	0	0.00	ng/ml	
Target Compounds						Qvalue
3) Decalin	0.000		0	N.D.		
4) Naphthalene	7.802	128	7164	3.80	ng/ml	100
5) 2-Methylnaphthalene	8.489	142	1796	1.12	ng/ml	93
6) 1-Methylnaphthalene	8.589	142	1028	0.64	ng/ml	89
7) 1,1'-Biphenyl	8.956	154	578	N.D.		
8) 2,6-Dimethylnaphthalene	9.119	156	978	0.62	ng/ml	94
12) Acenaphthylene	9.393	152	3637	1.58	ng/ml	94
13) Acenaphthene	9.568	153	9463	6.26	ng/ml	96
14) Dibenzofuran	9.743	168	910	0.48	ng/ml#	78
15) 1,6,7-Trimethylnaphtha...	9.952	170	2340	1.85	ng/ml	87
16) Fluorene	10.092	166	6240	4.04	ng/ml	98
18) Dibenzothiopene	10.937	184	8126	4.62	ng/ml	96
19) Phenanthrene	11.066	178	73925	37.60	ng/ml	100
20) Anthracene	11.118	178	5895	3.22	ng/ml	96
21) Carbazole	11.293	167	532	N.D.		
22) 1-Methylphenanthrene	11.672	192	4063	2.98	ng/ml	82
23) Fluoranthene	12.319	202	44788	22.61	ng/ml	95
25) Pyrene	12.599	202	57901	26.87	ng/ml	99
27) Benz(a)anthracene	14.703	228	10751	6.71	ng/ml	73
28) Chrysene	14.784	228	13584	8.96	ng/ml	95
30) Benzo(b)fluoranthene	17.291	252	10912	7.17	ng/ml	95
31) Benzo(k)fluoranthene	17.291	252	13337	8.90	ng/ml	93
32) Benzo(b+k)fluoranthene	17.291	252	14578	9.36	ng/ml	93
34) Benzo(e)pyrene	17.932	252	7046	4.58	ng/ml	98
35) Benzo(a)pyrene	18.054	252	10628	8.16	ng/ml	96
36) Perylene	18.252	252	2701	1.68	ng/ml	96
38) Indeno(1,2,3-cd)Pyrene	20.584	276	7513	5.47	ng/ml	83
39) Dibenz(a,h)anthracene	20.642	278	1107	0.86	ng/ml	98
40) Benzo(g,h,i)perylene	21.120	276	8867	6.09	ng/ml	97

mI ND

(#) = qualifier out of range (m) = manual integration (+) = signals summed

Quantitation Report (Qedit)

Data Path : U:\data\2109-12\9L04042\
Data File : N12041914.D
Acq On : 04 Dec 2019 08:45 pm
Operator : JK/ AMS/ DTH
Sample : A9J0095-14@1000
Misc : 1000x, 8270D LL PAH ONLY
ALS Vial : 14 Sample Multiplier: 1
DataAcq Meth:LVI14_BNA_ACQ.M

Quant Time: Dec 05 08:40:34 2019
Quant Method : U:\methods\SV14_090619_PAHR6.M
Quant Title : EPA 8270D: Semivolatile Organics
QLast Update : Fri Nov 08 10:03:37 2019
Response via : Initial Calibration
InstName : SV-GCMS14

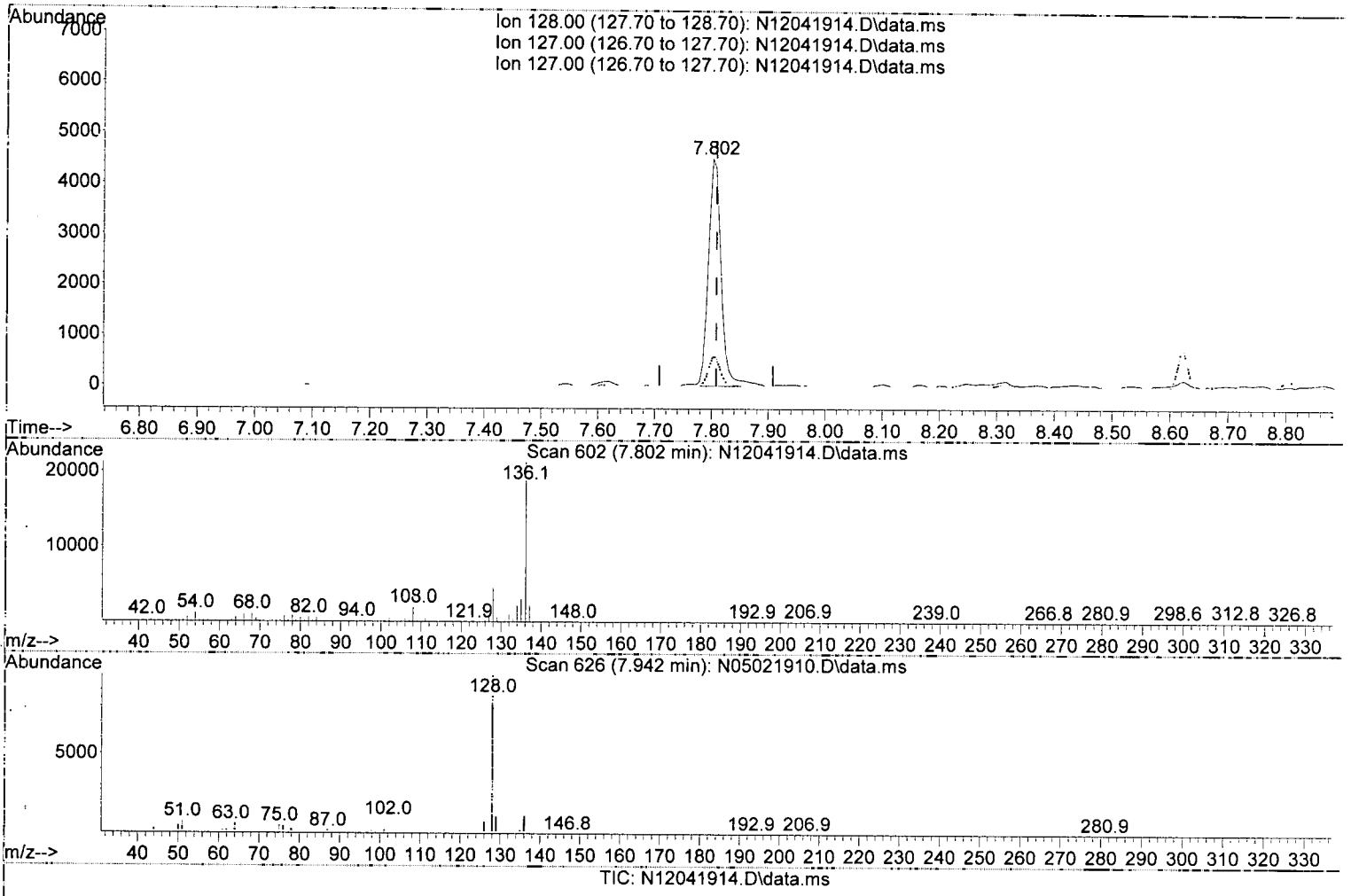

(4) Naphthalene (T)

7.802min (-0.006) 3.80 ng/ml J

response 7164

Ion	Exp%	Act%
128.00	100.00	100.00
127.00	12.60	12.69
127.00	12.60	12.69
0.00	0.00	0.00

Quantitation Report (Qedit)

Data Path : U:\data\2109-12\9L04042\
Data File : N12041914.D
Acq On : 04 Dec 2019 08:45 pm
Operator : JK/ AMS/ DTH
Sample : A9J0095-14@1000
Misc : 1000x, 8270D LL PAH ONLY
ALS Vial : 14 Sample Multiplier: 1
DataAcq Meth:LVI14_BNA_ACQ.M

Quant Time: Dec 05 08:40:34 2019
Quant Method : U:\methods\SV14_090619_PAHR6.M
Quant Title : EPA 8270D: Semivolatile Organics
QLast Update : Fri Nov 08 10:03:37 2019
Response via : Initial Calibration
InstName : SV-GCMS14

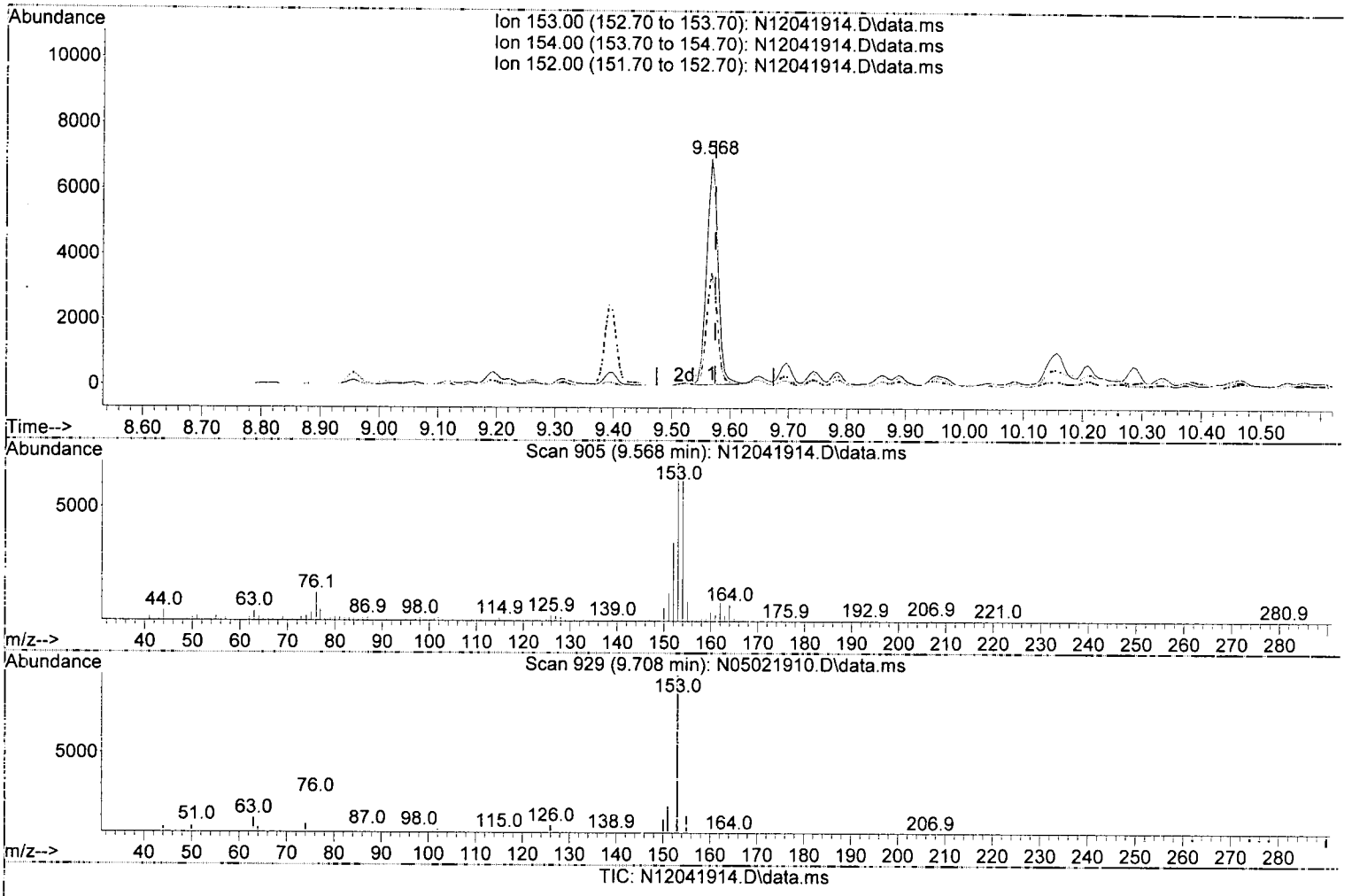

(13) Acenaphthene (T)

9.568min (-0.006) 6.26 ng/ml

response 9463

Ion	Exp%	Act%
153.00	100.00	100.00
154.00	90.70	94.86
152.00	46.80	49.52
0.00	0.00	0.00

Quantitation Report (Qedit)

Data Path : U:\data\2109-12\9L04042\
Data File : N12041914.D
Acq On : 04 Dec 2019 08:45 pm
Operator : JK/ AMS/ DTH
Sample : A9J0095-14@1000
Misc : 1000x, 8270D LL PAH ONLY
ALS Vial : 14 Sample Multiplier: 1
DataAcq Meth:LVI14_BNA_ACQ.M

Quant Time: Dec 05 08:40:34 2019
Quant Method : U:\methods\SV14_090619_PAHR6.M
Quant Title : EPA 8270D: Semivolatile Organics
QLast Update : Fri Nov 08 10:03:37 2019
Response via : Initial Calibration
InstName : SV-GCMS14

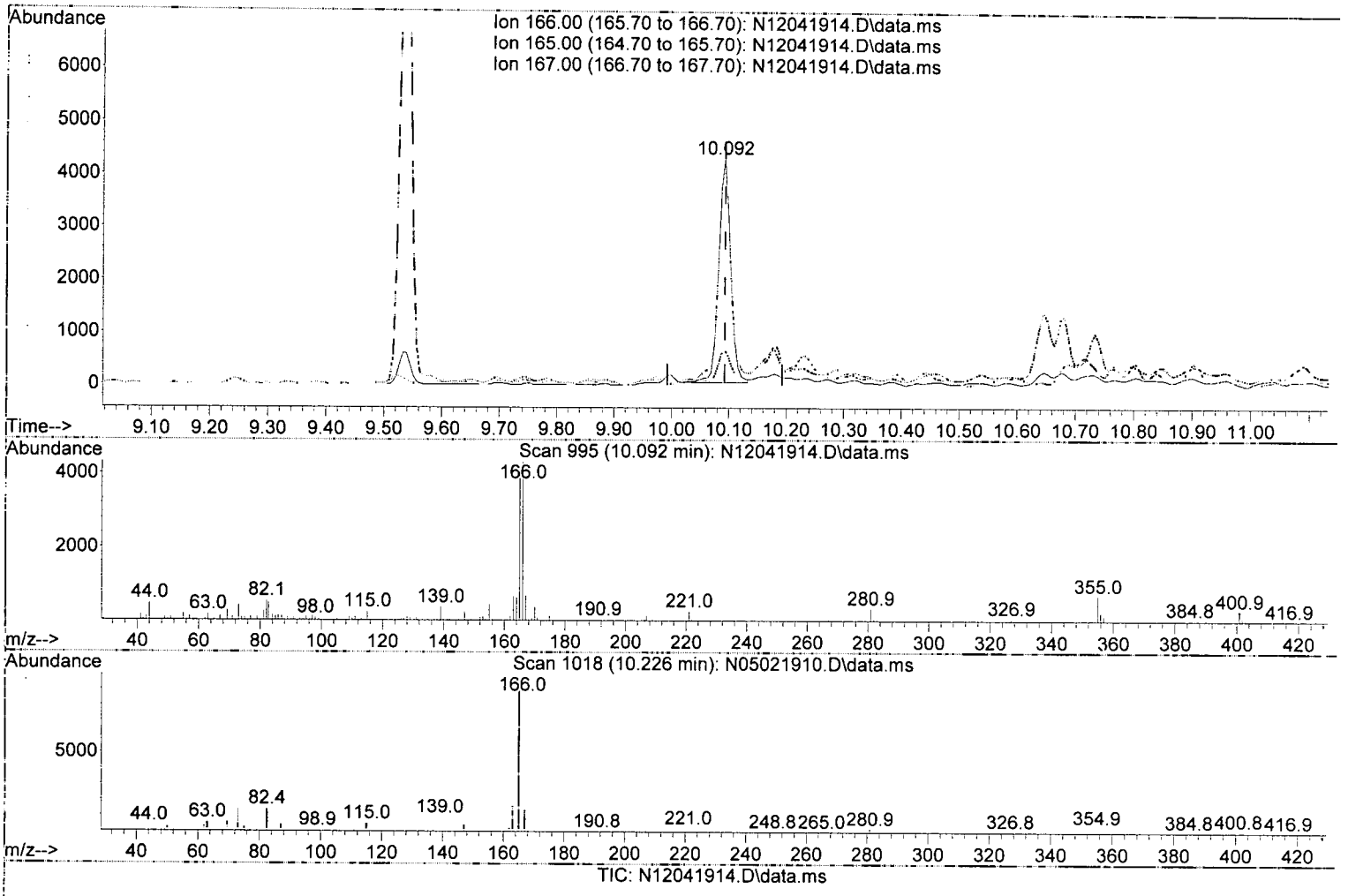

TIC: N12041914.D\data.ms

(16) Fluorene (T)

10.092min (+ 0.000) 4.04 ng/ml

response 6240

Ion	Exp%	Act%
166.00	100.00	100.00
165.00	95.70	94.45
167.00	13.60	15.86
0.00	0.00	0.00

Quantitation Report (Qedit)

Data Path : U:\data\2109-12\9L04042\
Data File : N12041914.D
Acq On : 04 Dec 2019 08:45 pm
Operator : JK/ AMS/ DTH
Sample : A9J0095-14@1000
Misc : 1000x, 8270D LL PAH ONLY
ALS Vial : 14 Sample Multiplier: 1
DataAcq Meth:LVI14_BNA_ACQ.M

Quant Time: Dec 05 08:40:34 2019
Quant Method : U:\methods\SV14_090619_PAHR6.M
Quant Title : EPA 8270D: Semivolatile Organics
QLast Update : Fri Nov 08 10:03:37 2019
Response via : Initial Calibration
InstName : SV-GCMS14

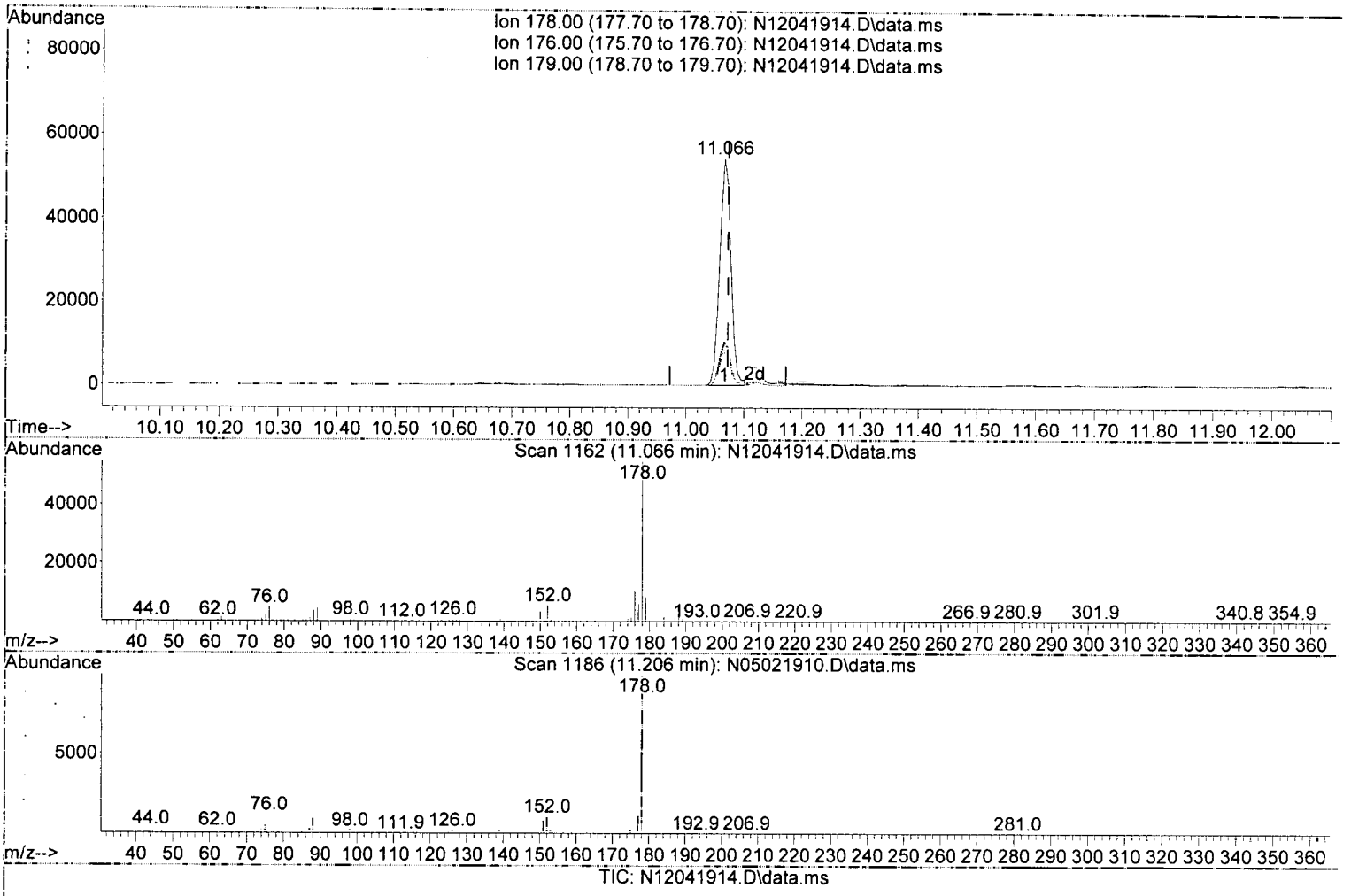

TIC: N12041914.D\data.ms

(19) Phenanthrene (T)

11.066min (-0.006) 37.60 ng/ml

response 73925

Ion	Exp%	Act%
178.00	100.00	100.00
176.00	19.00	19.06
179.00	15.10	15.47
0.00	0.00	0.00

Quantitation Report (Qedit)

Data Path : U:\data\2109-12\9L04042\
Data File : N12041914.D
Acq On : 04 Dec 2019 08:45 pm
Operator : JK/ AMS/ DTH
Sample : A9J0095-14@1000
Misc : 1000x, 8270D LL PAH ONLY
ALS Vial : 14 Sample Multiplier: 1
DataAcq Meth:LVI14_BNA_ACQ.M

Quant Time: Dec 05 08:40:34 2019
Quant Method : U:\methods\SV14_090619_PAHR6.M
Quant Title : EPA 8270D: Semivolatile Organics
QLast Update : Fri Nov 08 10:03:37 2019
Response via : Initial Calibration
InstName : SV-GCMS14

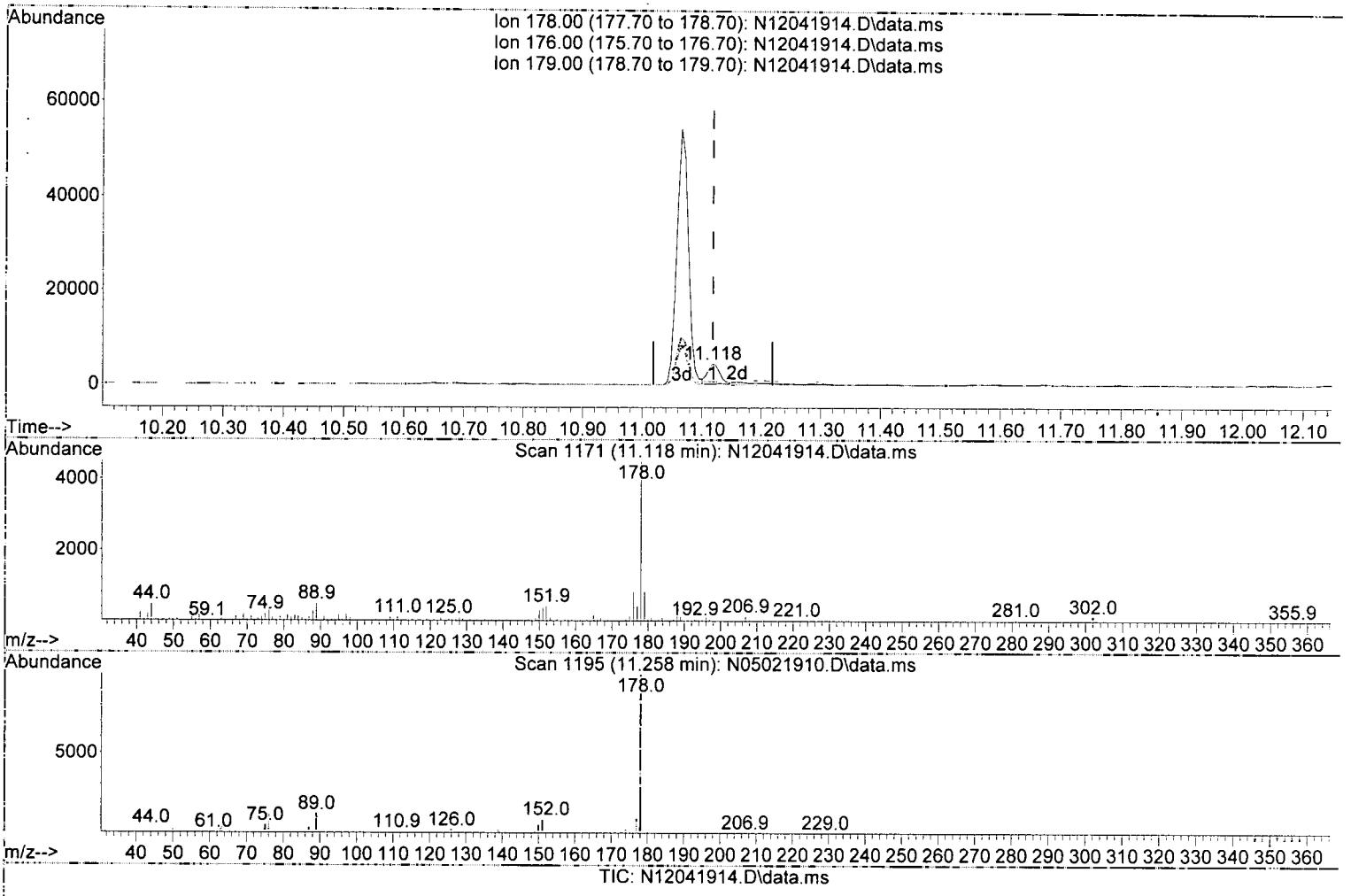

(20) Anthracene (T)

11.118min (+ 0.000) 3.22 ng/ml J

response 5895

Ion	Exp%	Act%
178.00	100.00	100.00
176.00	18.90	18.24
179.00	15.30	18.62
0.00	0.00	0.00

Quantitation Report (Qedit)

Data Path : U:\data\2109-12\9L04042\
Data File : N12041914.D
Acq On : 04 Dec 2019 08:45 pm
Operator : JK/ AMS/ DTH
Sample : A9J0095-14@1000
Misc : 1000x, 8270D LL PAH ONLY
ALS Vial : 14 Sample Multiplier: 1
DataAcq Meth:LVI14_BNA_ACQ.M

Quant Time: Dec 05 08:40:34 2019
Quant Method : U:\methods\SV14_090619_PAHR6.M
Quant Title : EPA 8270D: Semivolatile Organics
QLast Update : Fri Nov 08 10:03:37 2019
Response via : Initial Calibration
InstName : SV-GCMS14

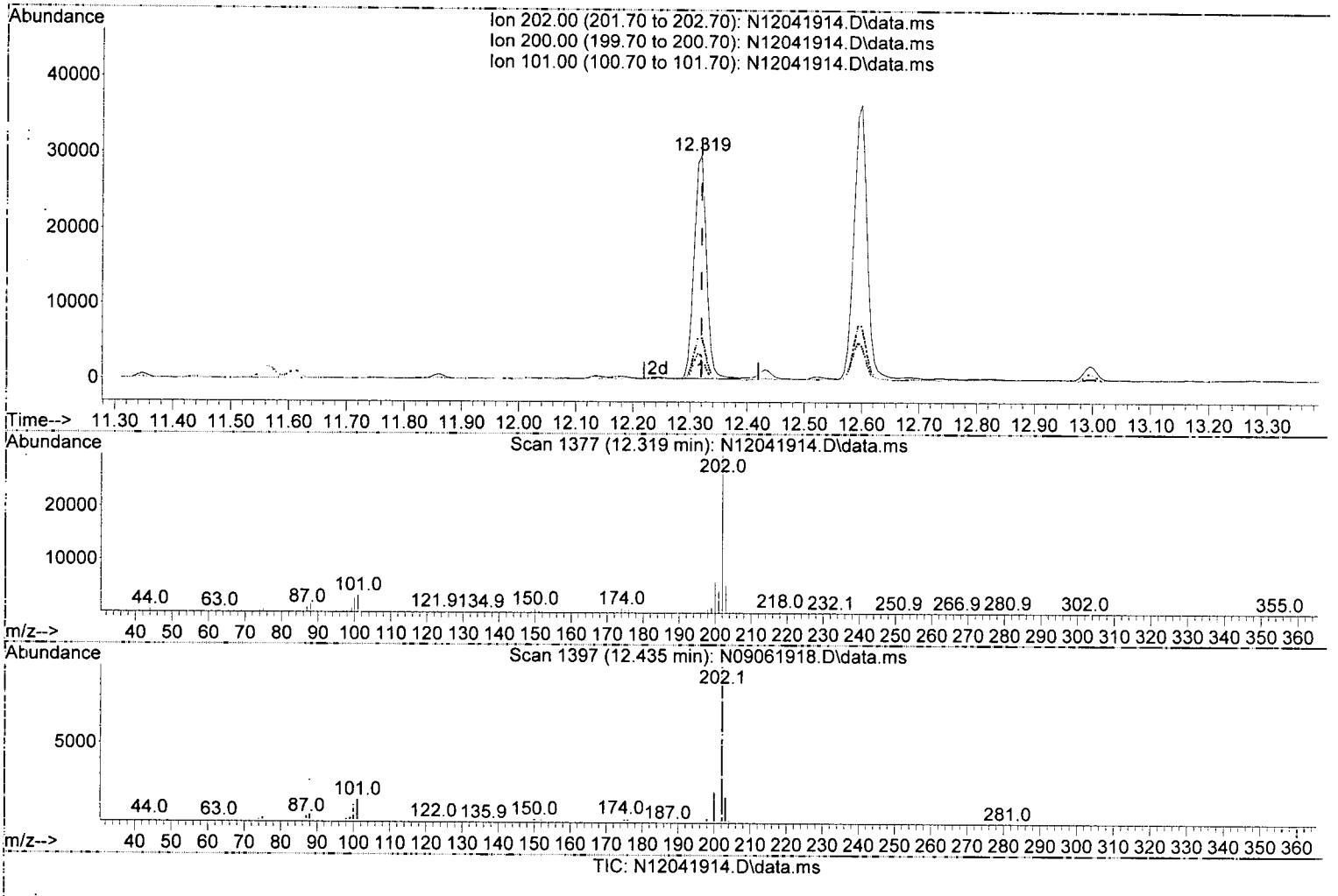

(23) Fluoranthene (T)

12.319min (+ 0.000) 22.61 ng/ml

response 44788

Ion	Exp%	Act%
202.00	100.00	100.00
200.00	19.70	19.85
101.00	15.30	10.97
0.00	0.00	0.00

Quantitation Report (Qedit)

Data Path : U:\data\2109-12\9L04042\
Data File : N12041914.D
Acq On : 04 Dec 2019 08:45 pm
Operator : JK/ AMS/ DTH
Sample : A9J0095-14@1000
Misc : 1000x, 8270D LL PAH ONLY
ALS Vial : 14 Sample Multiplier: 1
DataAcq Meth:LVI14_BNA_ACQ.M

Quant Time: Dec 05 08:40:34 2019
Quant Method : U:\methods\SV14_090619_PAHR6.M
Quant Title : EPA 8270D: Semivolatile Organics
QLast Update : Fri Nov 08 10:03:37 2019
Response via : Initial Calibration
InstName : SV-GCMS14

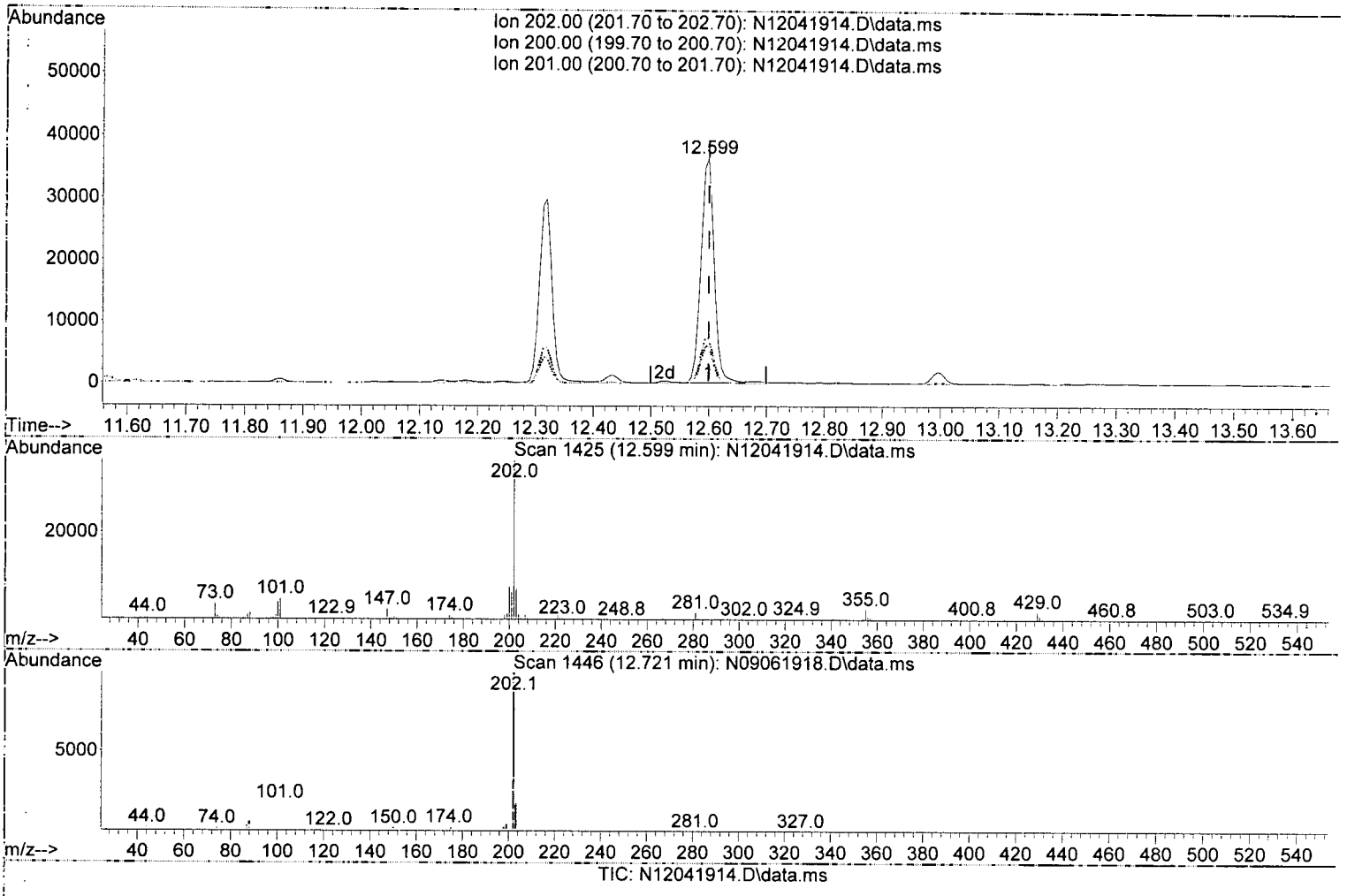

TIC: N12041914.D\data.ms

(25) Pyrene (T)

12.599min (+ 0.000) 26.87 ng/ml

response 57901

Ion	Exp%	Act%
202.00	100.00	100.00
200.00	20.70	20.40
201.00	16.80	17.22
0.00	0.00	0.00

Quantitation Report (Qedit)

Data Path : U:\data\2109-12\9L04042\
Data File : N12041914.D
Acq On : 04 Dec 2019 08:45 pm
Operator : JK/ AMS/ DTH
Sample : A9J0095-14@1000
Misc : 1000x, 8270D LL PAH ONLY
ALS Vial : 14 Sample Multiplier: 1
DataAcq Meth:LVI14_BNA_ACQ.M

Quant Time: Dec 05 08:40:34 2019
Quant Method : U:\methods\SV14_090619_PAHR6.M
Quant Title : EPA 8270D: Semivolatile Organics
QLast Update : Fri Nov 08 10:03:37 2019
Response via : Initial Calibration
InstName : SV-GCMS14

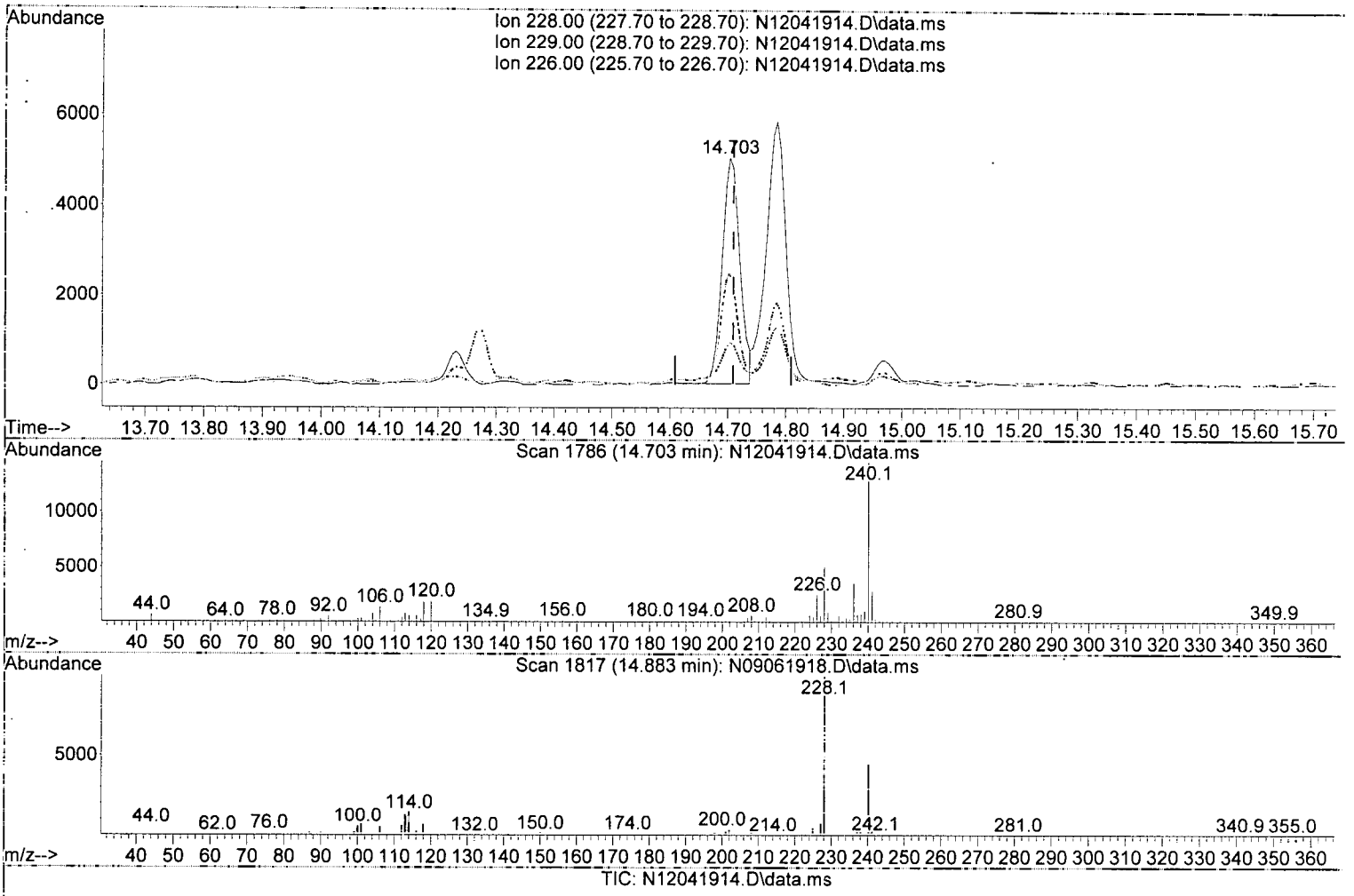

(27) Benz(a)anthracene (T)

14.703min (-0.006) 6.71 ng/ml

response 10751

Ion	Exp%	Act%
228.00	100.00	100.00
229.00	19.40	18.70
226.00	26.20	49.62
0.00	0.00	0.00

Quantitation Report (Qedit)

Data Path : U:\data\2109-12\9L04042\
Data File : N12041914.D
Acq On : 04 Dec 2019 08:45 pm
Operator : JK/ AMS/ DTH
Sample : A9J0095-14@1000
Misc : 1000x, 8270D LL PAH ONLY
ALS Vial : 14 Sample Multiplier: 1
DataAcq Meth:LVI14_BNA_ACQ.M

Quant Time: Dec 05 08:40:34 2019
Quant Method : U:\methods\SV14_090619_PAHR6.M
Quant Title : EPA 8270D: Semivolatile Organics
QLast Update : Fri Nov 08 10:03:37 2019
Response via : Initial Calibration
InstName : SV-GCMS14

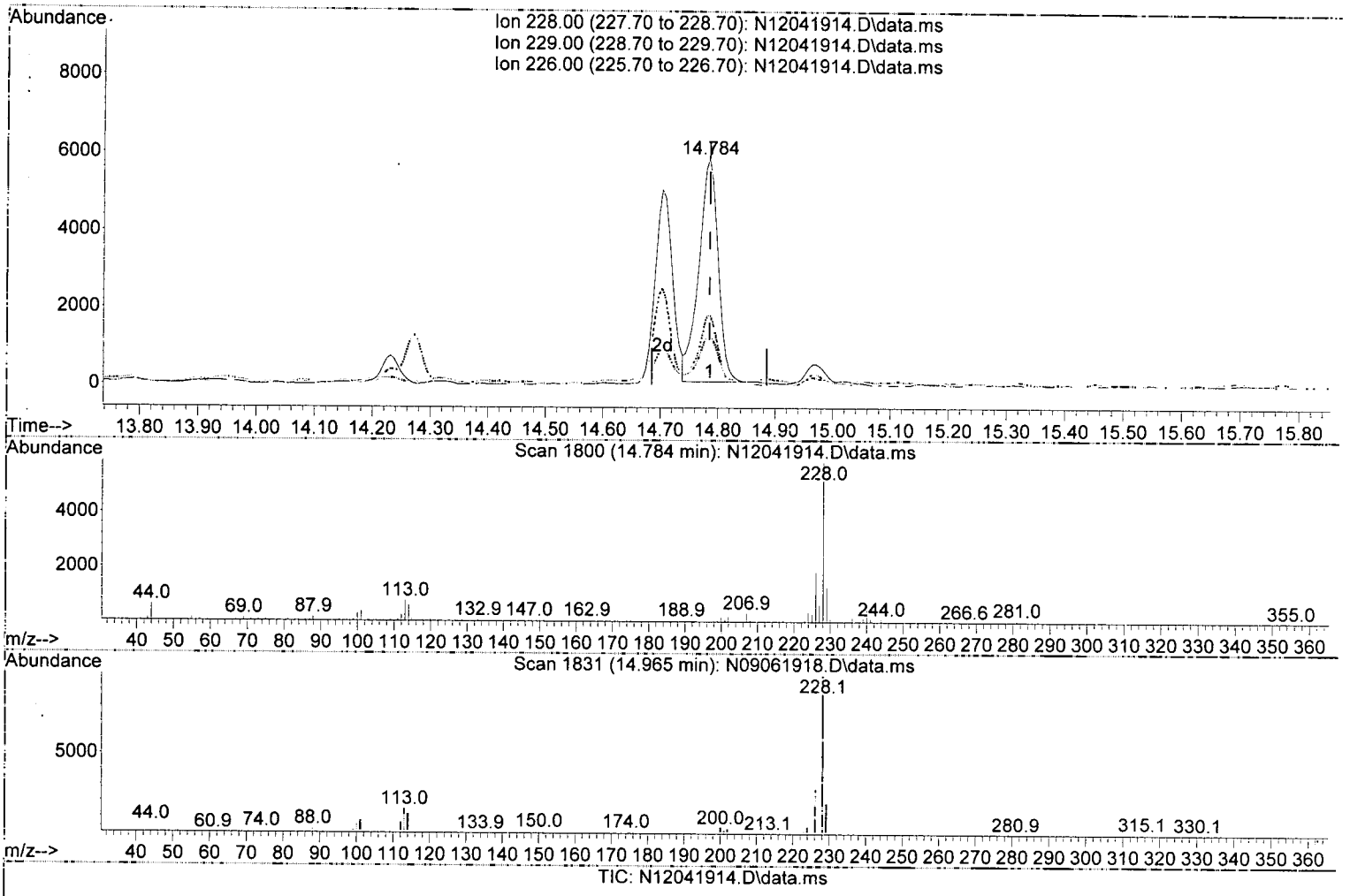

(28) Chrysene (T)

14.784min (+ 0.000) 8.96 ng/ml

response 13584

Ion	Exp%	Act%
228.00	100.00	100.00
229.00	19.60	22.22
226.00	28.60	31.39
0.00	0.00	0.00

Quantitation Report (Qedit)

Data Path : U:\data\2109-12\9L04042\
Data File : N12041914.D
Acq On : 04 Dec 2019 08:45 pm
Operator : JK/ AMS/ DTH
Sample : A9J0095-14@1000
Misc : 1000x, 8270D LL PAH ONLY
ALS Vial : 14 Sample Multiplier: 1
DataAcq Meth:LVI14_BNA_ACQ.M

Quant Time: Dec 05 08:40:34 2019
Quant Method : U:\methods\SV14_090619_PAHR6.M
Quant Title : EPA 8270D: Semivolatile Organics
QLast Update : Fri Nov 08 10:03:37 2019
Response via : Initial Calibration
InstName : SV-GCMS14

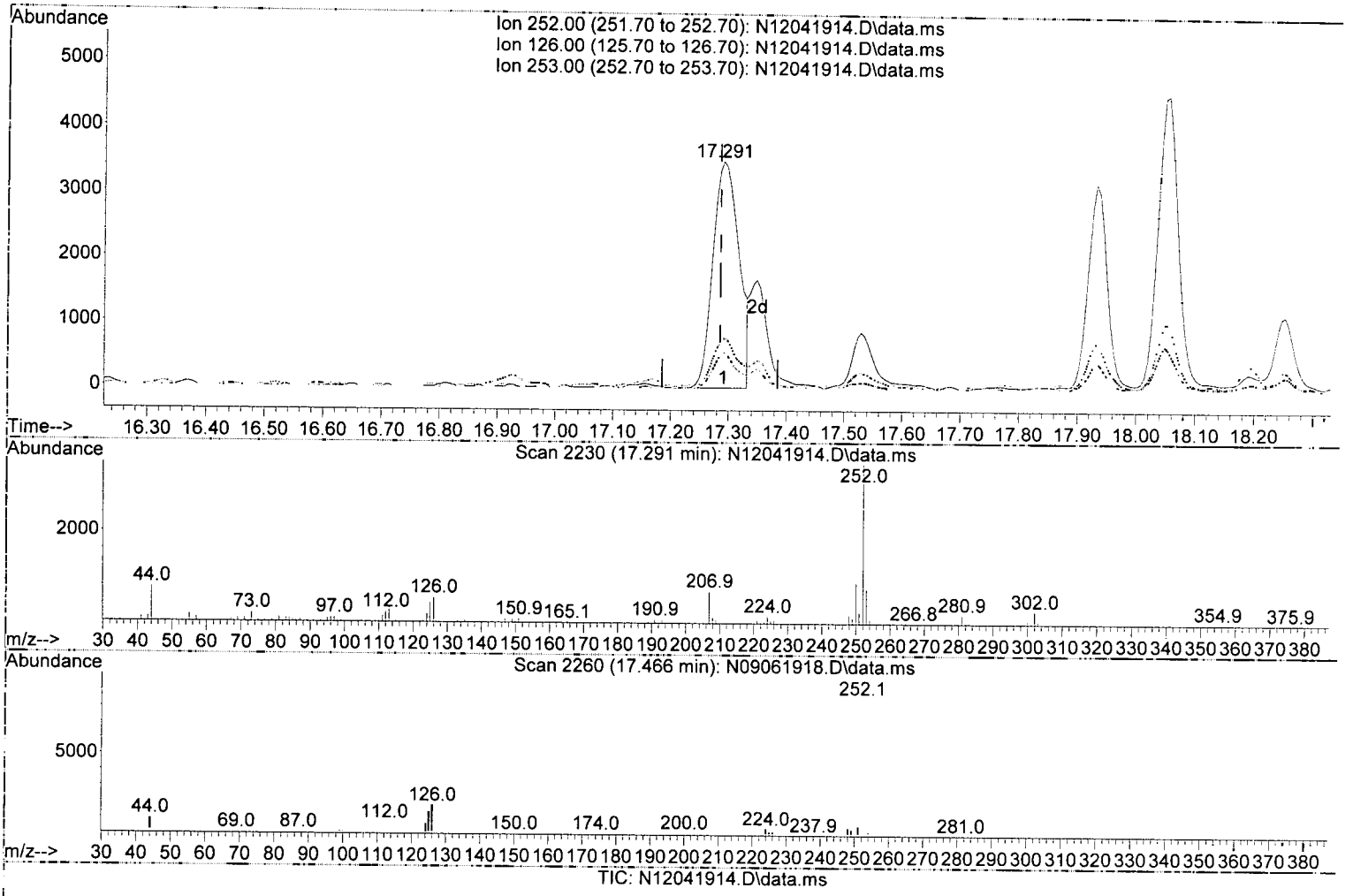

(30) Benzo(b)fluoranthene (T)

17.291min (+ 0.006) 7.17 ng/ml

response 10912

Ion	Exp%	Act%
252.00	100.00	100.00
126.00	20.00	15.78
253.00	21.10	21.70
0.00	0.00	0.00

Quantitation Report (Qedit)

Data Path : U:\data\2109-12\9L04042\
Data File : N12041914.D
Acq On : 04 Dec 2019 08:45 pm
Operator : JK/ AMS/ DTH
Sample : A9J0095-14@1000
Misc : 1000x, 8270D LL PAH ONLY
ALS Vial : 14 Sample Multiplier: 1
DataAcq Meth:LVI14_BNA_ACQ.M

Quant Time: Dec 05 08:40:34 2019
Quant Method : U:\methods\SV14_090619_PAHR6.M
Quant Title : EPA 8270D: Semivolatile Organics
QLast Update : Fri Nov 08 10:03:37 2019
Response via : Initial Calibration
InstName : SV-GCMS14

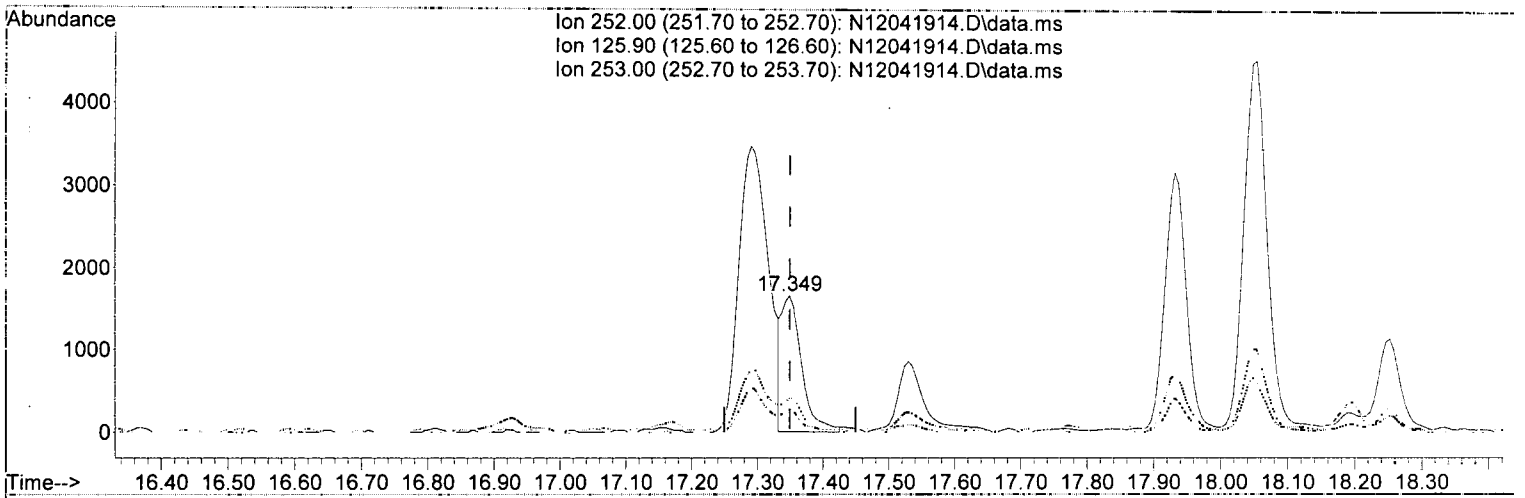





TIC: N12041914.D\data.ms

(31) Benzo(k)fluoranthene (T)

17.349min (+ 0.000) 2.35 ng/ml (m)

response 3527

Ion	Exp%	Act%
252.00	100.00	100.00
125.90	22.10	17.76
253.00	21.50	25.13
0.00	0.00	0.00

ND
DTH 12/5/19

Analytical QA, LLC : Case 02-PRDG 2019 - 4a-b. DOC-CAP Testing Cores Page 965 of 1115

Quantitation Report (Qedit)

Data Path : U:\data\2109-12\9L04042\
Data File : N12041914.D
Acq On : 04 Dec 2019 08:45 pm
Operator : JK/ AMS/ DTH
Sample : A9J0095-14@1000
Misc : 1000x, 8270D LL PAH ONLY
ALS Vial : 14 Sample Multiplier: 1
DataAcq Meth:LVI14_BNA_ACQ.M

Quant Time: Dec 05 08:40:34 2019
Quant Method : U:\methods\SV14_090619_PAHR6.M
Quant Title : EPA 8270D: Semivolatile Organics
QLast Update : Fri Nov 08 10:03:37 2019
Response via : Initial Calibration
InstName : SV-GCMS14

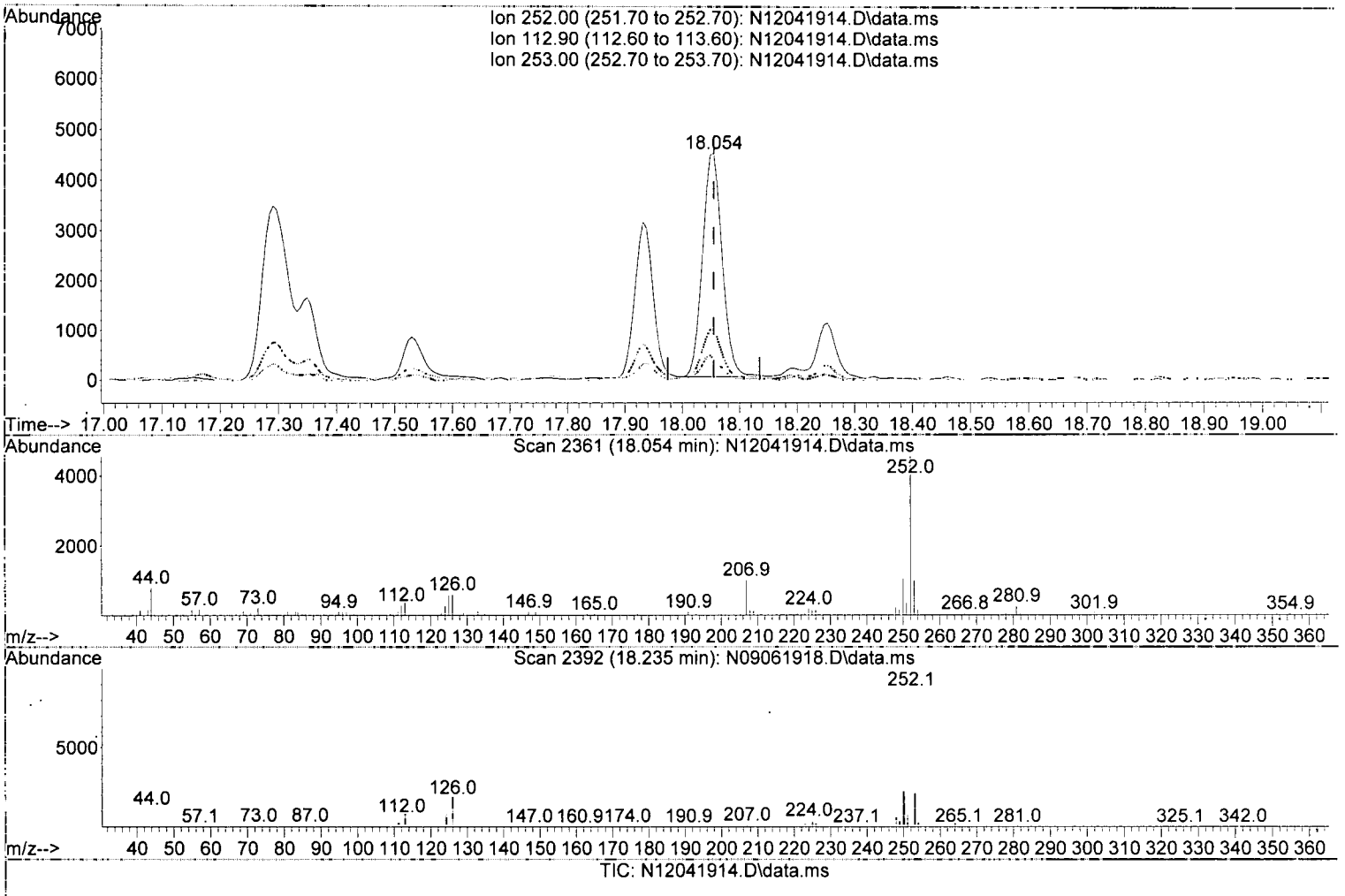

(35) Benzo(a)pyrene (T)

18.054min (+ 0.000) 8.16 ng/ml

response 10628

Ion	Exp%	Act%
252.00	100.00	100.00
112.90	12.70	9.31
253.00	21.90	22.23
0.00	0.00	0.00

Quantitation Report (Qedit)

Data Path : U:\data\2109-12\9L04042\
Data File : N12041914.D
Acq On : 04 Dec 2019 08:45 pm
Operator : JK/ AMS/ DTH
Sample : A9J0095-14@1000
Misc : 1000x, 8270D LL PAH ONLY
ALS Vial : 14 Sample Multiplier: 1
DataAcq Meth:LVI14_BNA_ACQ.M

Quant Time: Dec 05 08:40:34 2019
Quant Method : U:\methods\SV14_090619_PAHR6.M
Quant Title : EPA 8270D: Semivolatile Organics
QLast Update : Fri Nov 08 10:03:37 2019
Response via : Initial Calibration
InstName : SV-GCMS14

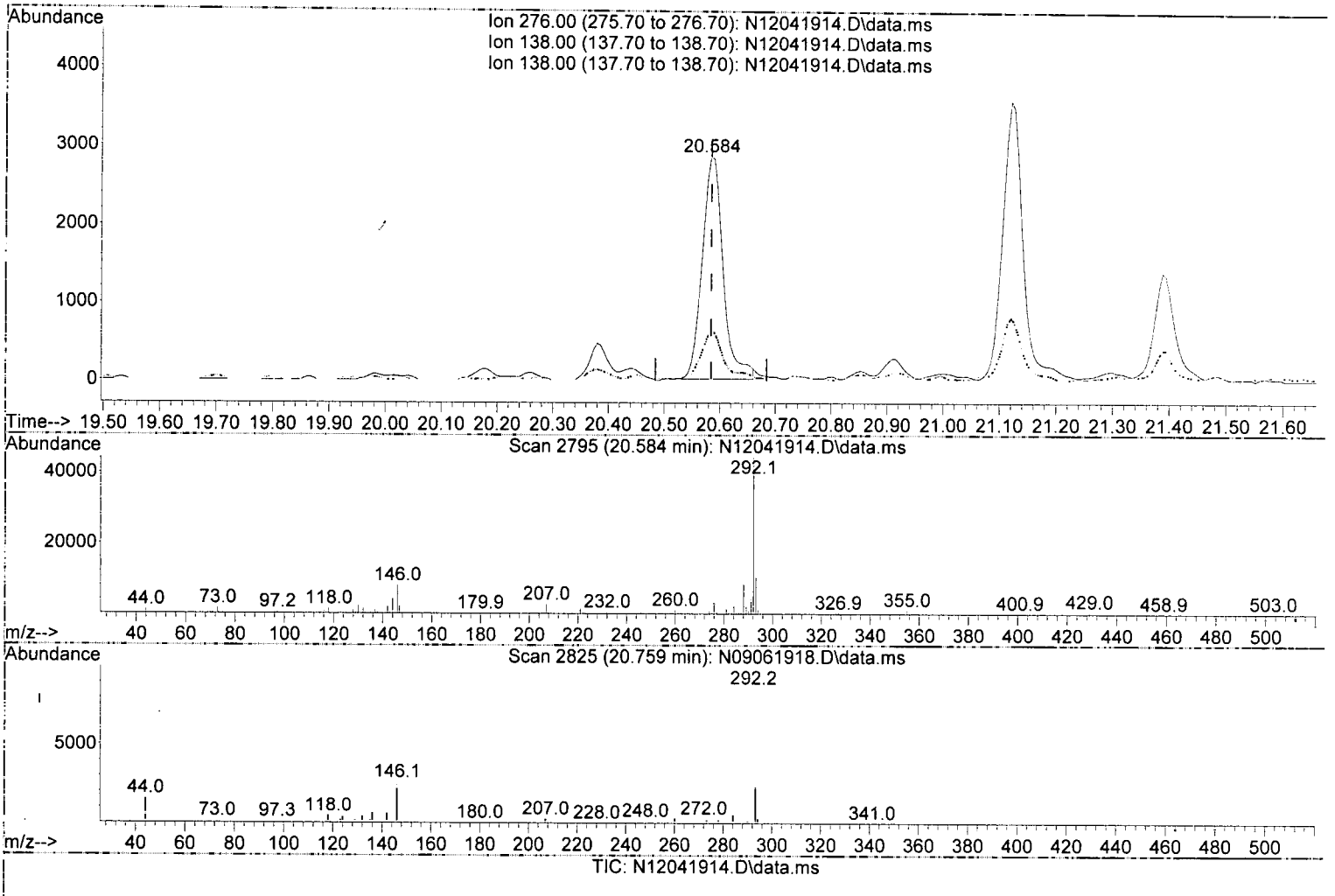

(38) Indeno(1,2,3-cd)Pyrene (T)

20.584min (+ 0.000) 5.47 ng/ml

response 7513

Ion	Exp%	Act%
276.00	100.00	100.00
138.00	31.60	22.08
138.00	31.60	22.08
0.00	0.00	0.00

Quantitation Report (Qedit)

Data Path : U:\data\2109-12\9L04042\
Data File : N12041914.D
Acq On : 04 Dec 2019 08:45 pm
Operator : JK/ AMS/ DTH
Sample : A9J0095-14@1000
Misc : 1000x, 8270D LL PAH ONLY
ALS Vial : 14 Sample Multiplier: 1
DataAcq Meth:LVI14_BNA_ACQ.M

Quant Time: Dec 05 08:40:34 2019
Quant Method : U:\methods\SV14_090619_PAHR6.M
Quant Title : EPA 8270D: Semivolatile Organics
QLast Update : Fri Nov 08 10:03:37 2019
Response via : Initial Calibration
InstName : SV-GCMS14

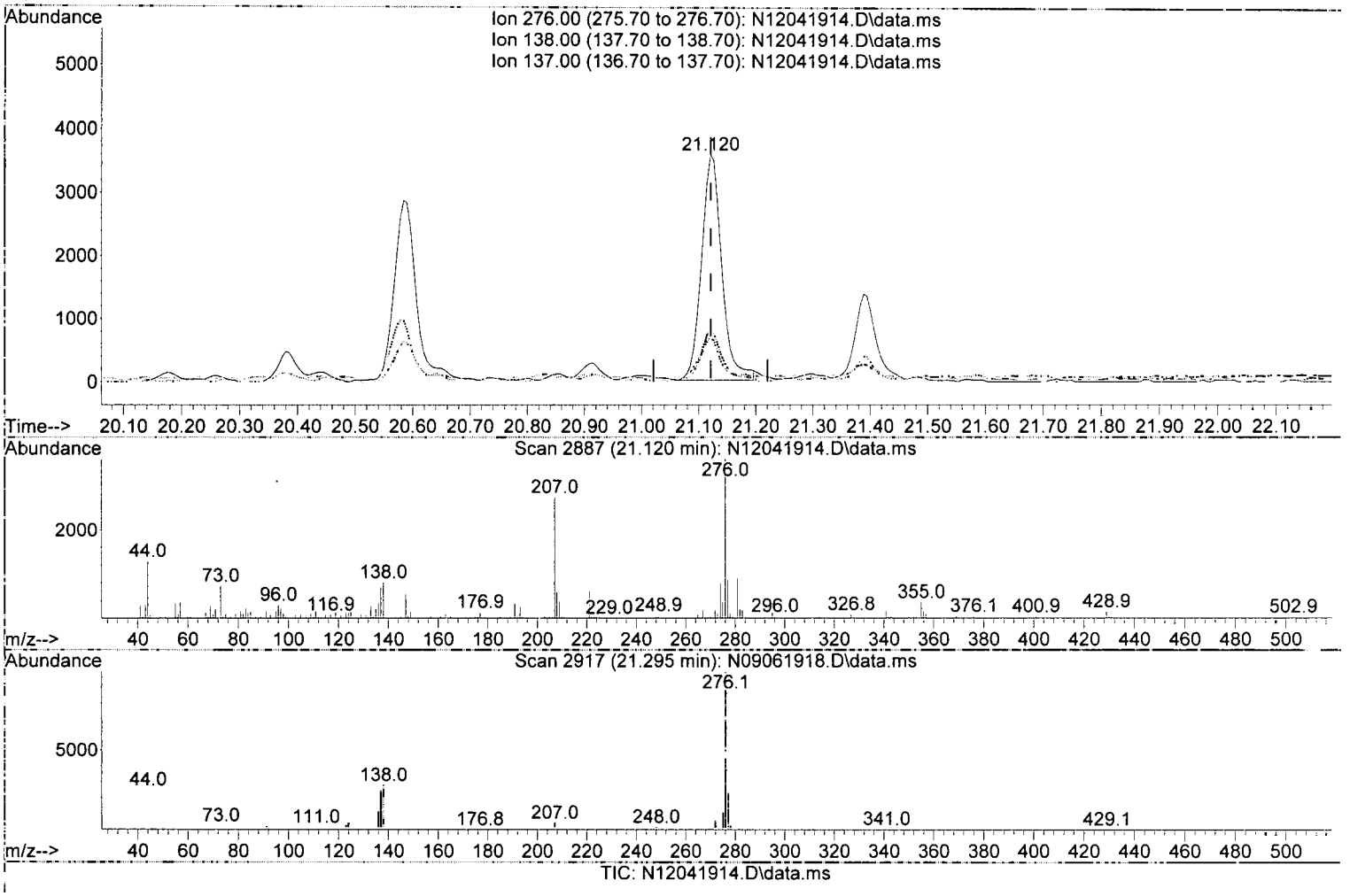

(40) Benzo(g,h,i)perylene (T)

21.120min (+ 0.000) 6.09 ng/ml

response 8867

Ion	Exp%	Act%
276.00	100.00	100.00
138.00	21.00	22.69
137.00	18.60	19.39
0.00	0.00	0.00

Data Path : U:\data\2109-12\9L04042\
Data File : N12041914.D
Acq On : 04 Dec 2019 08:45 pm
Operator : JK/ AMS/ DTH
Sample : A9J0095-14@1000
Misc : 1000x, 8270D LL PAH ONLY
ALS Vial : 14 Sample Multiplier: 1
DataAcq Meth:LVI14_BNA_ACQ.M

Quant Time: Dec 05 08:40:34 2019
Quant Method : U:\methods\SV14_090619_PAHR6.M
Quant Title : EPA 8270D: Semivolatile Organics
QLast Update : Fri Nov 08 10:03:37 2019
Response via : Initial Calibration
InstName : SV-GCMS14

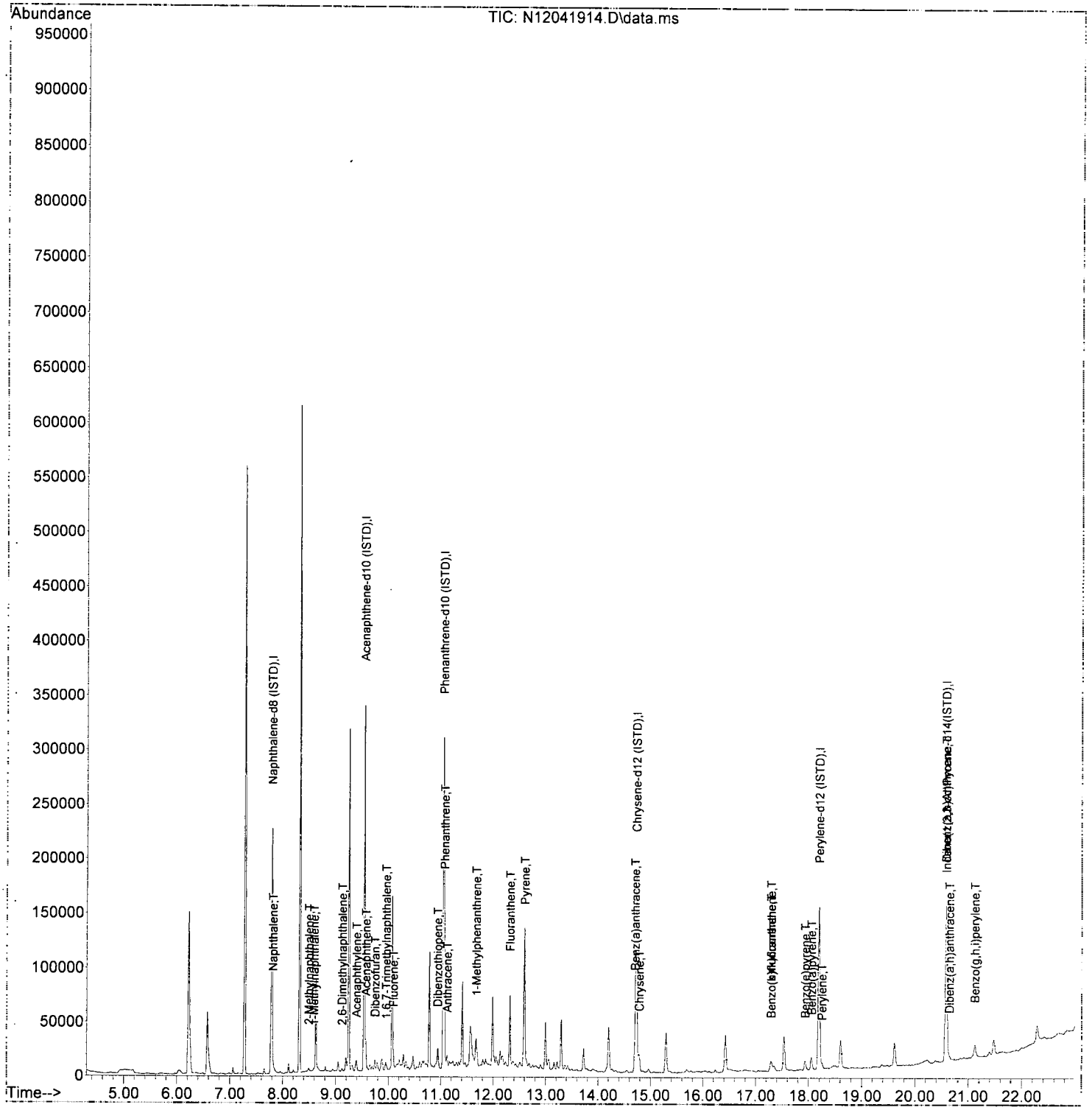

No Name Entered Quantitation Report (Not Reviewed)

Data Path : U:\data\2109-12\9L04042\
Data File : N12041915.D
Acq On : 04 Dec 2019 09:17 pm
Operator : JK/ AMS/ DTH
Sample : A9J0095-15@40
Misc : 40x, 8270D LL PAH ONLY
ALS Vial : 15 Sample Multiplier: 1
DataAcq Meth:LVI14_BNA_ACQ.M

Quant Time: Dec 05 08:40:37 2019
Quant Method : U:\methods\SV14_090619_PAHR6.M
Quant Title : EPA 8270D: Semivolatile Organics
QLast Update : Fri Nov 08 10:03:37 2019
Response via : Initial Calibration
InstName : SV-GCMS14

DTH 12/5/19 MOS

Compound	R.T.	QIon	Response	Conc	Units	Dev(Min)
Internal Standards						
1) Naphthalene-d8 (ISTD)	7.778	136	184841	100.00	ng/ml	0.00
9) Acenaphthene-d10 (ISTD)	9.533	162	113516	100.00	ng/ml	0.00
17) Phenanthrene-d10 (ISTD)	11.042	188	188351	100.00	ng/ml	0.00
24) Chrysene-d12 (ISTD)	14.726	240	162289	100.00	ng/ml	0.00
29) Perylene-d12 (ISTD)	18.188	264	162695	100.00	ng/ml	0.00
37) Dibenz(a,h)Anthrcene-d...	20.578	292	132329	100.00	ng/ml	0.00
System Monitoring Compounds						
2) Nitrobenzene-d5 (Surr)	7.091	82	1107	1.80	ng/ml	0.00
10) 2-Fluorobiphenyl (Surr)	8.851	172	3601	2.13	ng/ml	0.00
11) Acenaphthylene d-8 (Surr)	9.375	160	3523	0.09	ng/ml	0.00
26) Terphenyl-d14 (Surr)	12.791	244	3622	2.12	ng/ml	0.00
33) Benzo(a)pyrene d-12 (S...	18.048	264	58	0.04	ng/ml	0.03
Target Compounds						Qvalue
3) Decalin	0.000		0	N.D.		
4) Naphthalene	7.802	128	32833	16.11	ng/ml	99
5) 2-Methylnaphthalene	8.484	142	9066	5.25	ng/ml	98
6) 1-Methylnaphthalene	8.583	142	4385	2.54	ng/ml	98
7) 1,1'-Biphenyl	8.950	154	3313	1.43	ng/ml	94
8) 2,6-Dimethylnaphthalene	9.113	156	4480	2.64	ng/ml	97
12) Acenaphthylene	9.393	152	8630	3.50	ng/ml	89
13) Acenaphthene	9.568	153	38541	23.88	ng/ml	99
14) Dibenzofuran	9.743	168	3528	1.74	ng/ml#	65
15) 1,6,7-Trimethylnaphtha...	9.952	170	8298	6.13	ng/ml	93
16) Fluorene	10.086	166	21855	13.23	ng/ml	99
18) Dibenzothiopene	10.937	184	26452	13.43	ng/ml	96
19) Phenanthrene	11.066	178	232943	105.69	ng/ml	99
20) Anthracene	11.118	178	17138	8.36	ng/ml	94
21) Carbazole	11.287	167	764	0.46	ng/ml#	14
22) 1-Methylphenanthrene	11.689	192	14406	9.41	ng/ml	93
23) Fluoranthene	12.313	202	175071	78.84	ng/ml	96
25) Pyrene	12.599	202	224532	88.56	ng/ml	99
27) Benz(a)anthracene	14.703	228	37001	19.64	ng/ml	73
28) Chrysene	14.784	228	46191	25.91	ng/ml	96
30) Benzo(b)fluoranthene	17.285	252	40209	21.42	ng/ml	93
31) Benzo(k)fluoranthene	17.285	252	51626	27.93	ng/ml	91
32) Benzo(b+k)fluoranthene	17.285	252	54318	28.29	ng/ml	91
34) Benzo(e)pyrene	17.932	252	26731	14.08	ng/ml	99
35) Benzo(a)pyrene	18.054	252	38446	23.93	ng/ml	96
36) Perylene	18.252	252	12164	6.15	ng/ml	97
38) Indeno(1,2,3-cd)Pyrene	20.584	276	25660	15.72	ng/ml	81
39) Dibenz(a,h)anthracene	20.642	278	3351	2.19	ng/ml	95
40) Benzo(g,h,i)perylene	21.120	276	32969	19.04	ng/ml	95

MI MOS

(#) = qualifier out of range (m) = manual integration (+) = signals summed

Quantitation Report (Qedit)

Data Path : U:\data\2109-12\9L04042\
Data File : N12041915.D
Acq On : 04 Dec 2019 09:17 pm
Operator : JK/ AMS/ DTH
Sample : A9J0095-15@40
Misc : 40x, 8270D LL PAH ONLY
ALS Vial : 15 Sample Multiplier: 1
DataAcq Meth:LVI14_BNA_ACQ.M

Quant Time: Dec 05 08:40:37 2019
Quant Method : U:\methods\SV14_090619_PAHR6.M
Quant Title : EPA 8270D: Semivolatile Organics
QLast Update : Fri Nov 08 10:03:37 2019
Response via : Initial Calibration
InstName : SV-GCMS14

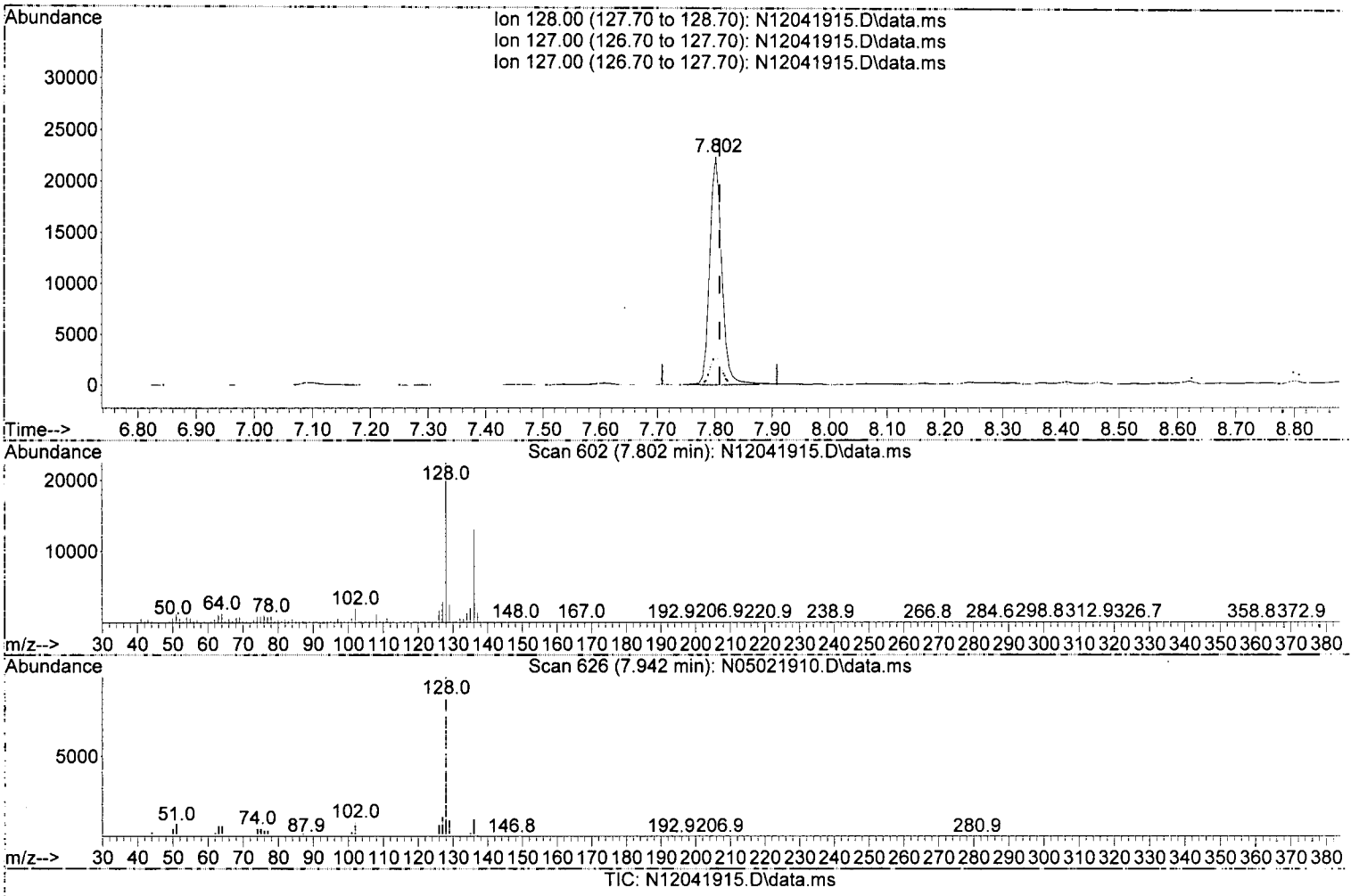

(4) Naphthalene (T)

7.802min (-0.006) 16.11 ng/ml

response 32833

Ion	Exp%	Act%
128.00	100.00	100.00
127.00	12.60	12.93
127.00	12.60	12.93
0.00	0.00	0.00

Quantitation Report (Qedit)

Data Path : U:\data\2109-12\9L04042\
Data File : N12041915.D
Acq On : 04 Dec 2019 09:17 pm
Operator : JK/ AMS/ DTH
Sample : A9J0095-15@40
Misc : 40x, 8270D LL PAH ONLY
ALS Vial : 15 Sample Multiplier: 1
DataAcq Meth:LVI14_BNA_ACQ.M

Quant Time: Dec 05 08:40:37 2019
Quant Method : U:\methods\SV14_090619_PAHR6.M
Quant Title : EPA 8270D: Semivolatile Organics
QLast Update : Fri Nov 08 10:03:37 2019
Response via : Initial Calibration
InstName : SV-GCMS14

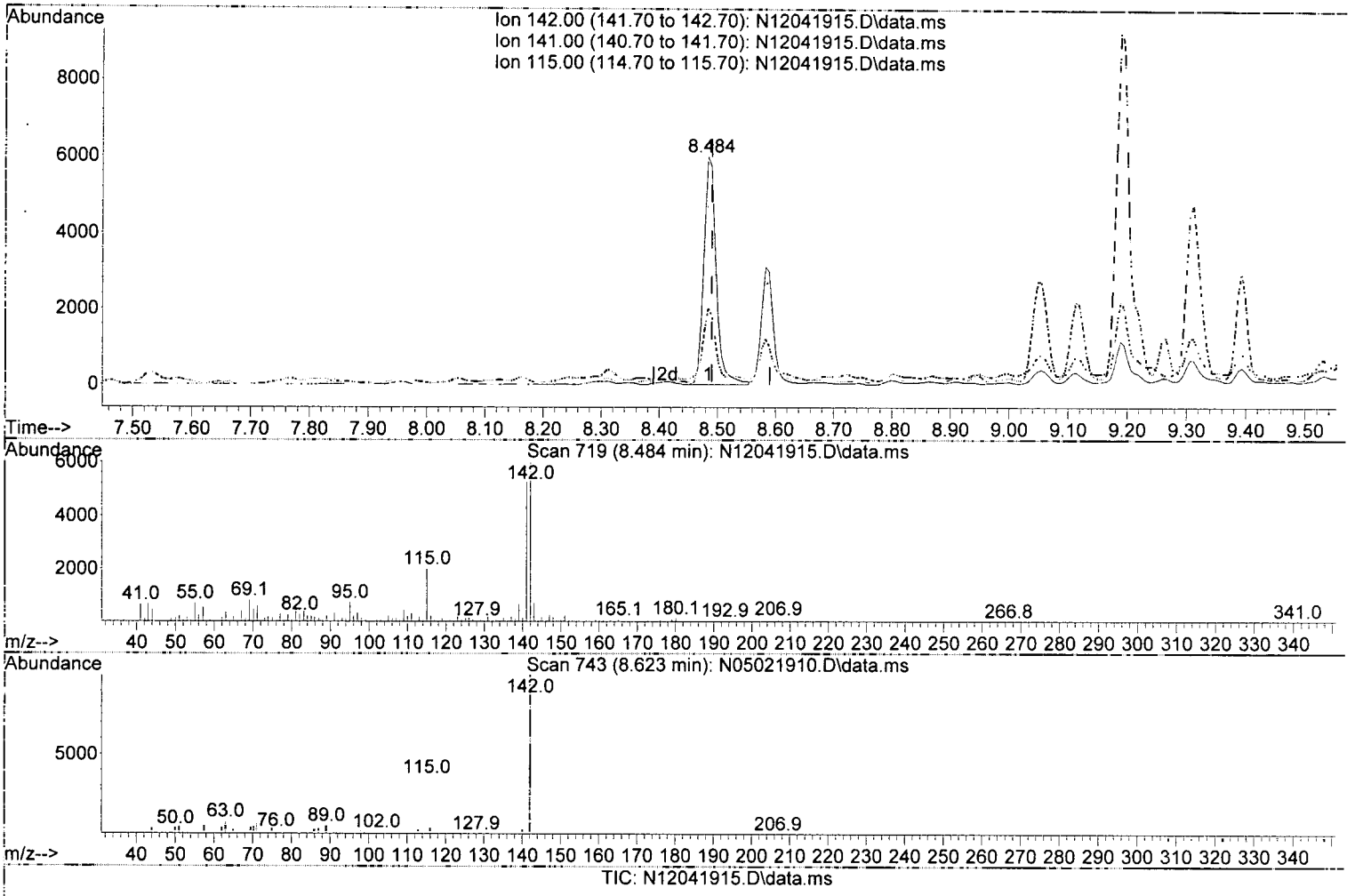

TIC: N12041915.D\data.ms

(5) 2-Methylnaphthalene (T)

8.484min (-0.006) 5.25 ng/ml

response 9066

Ion	Exp%	Act%
142.00	100.00	100.00
141.00	86.60	87.85
115.00	35.70	33.38
0.00	0.00	0.00

Data Path: U:\data\2109-12\9L04042\ Data File: N12041915.D Acq On: 04 Dec 2019 09:17 pm Operator: JK/ AMS/ DTH Sample: A9J0095-15@40 Misc: 40x, 8270D LL PAH ONLY ALS Vial: 15 Sample Multiplier: 1 DataAcq Meth:LVI14_BNA_ACQ.M Quant Time: Dec 05 08:40:37 2019 Quant Method: U:\methods\SV14_090619_PAHR6.M Quant Title: EPA 8270D: Semivolatile Organics QLast Update: Fri Nov 08 10:03:37 2019 Response via: Initial Calibration InstName: SV-GCMS14 (5) 2-Methylnaphthalene (T) 8.484min (-0.006) 5.25 ng/ml response 9066 Ion Exp% Act% 142.00 100.00 100.00 141.00 86.60 87.85 115.00 35.70 33.38 0.00 0.00 0.00 Anchor QEA, LLC: Gasco PreRD_DG 2019 - 4a-b. DOC-CAP Testing Cores Page 972 of 1115

Quantitation Report (Qedit)

Data Path : U:\data\2109-12\9L04042\
Data File : N12041915.D
Acq On : 04 Dec 2019 09:17 pm
Operator : JK/ AMS/ DTH
Sample : A9J0095-15@40
Misc : 40x, 8270D LL PAH ONLY
ALS Vial : 15 Sample Multiplier: .1
DataAcq Meth:LVI14_BNA_ACQ.M

Quant Time: Dec 05 08:40:37 2019
Quant Method : U:\methods\SV14_090619_PAHR6.M
Quant Title : EPA 8270D: Semivolatile Organics
QLast Update : Fri Nov 08 10:03:37 2019
Response via : Initial Calibration
InstName : SV-GCMS14

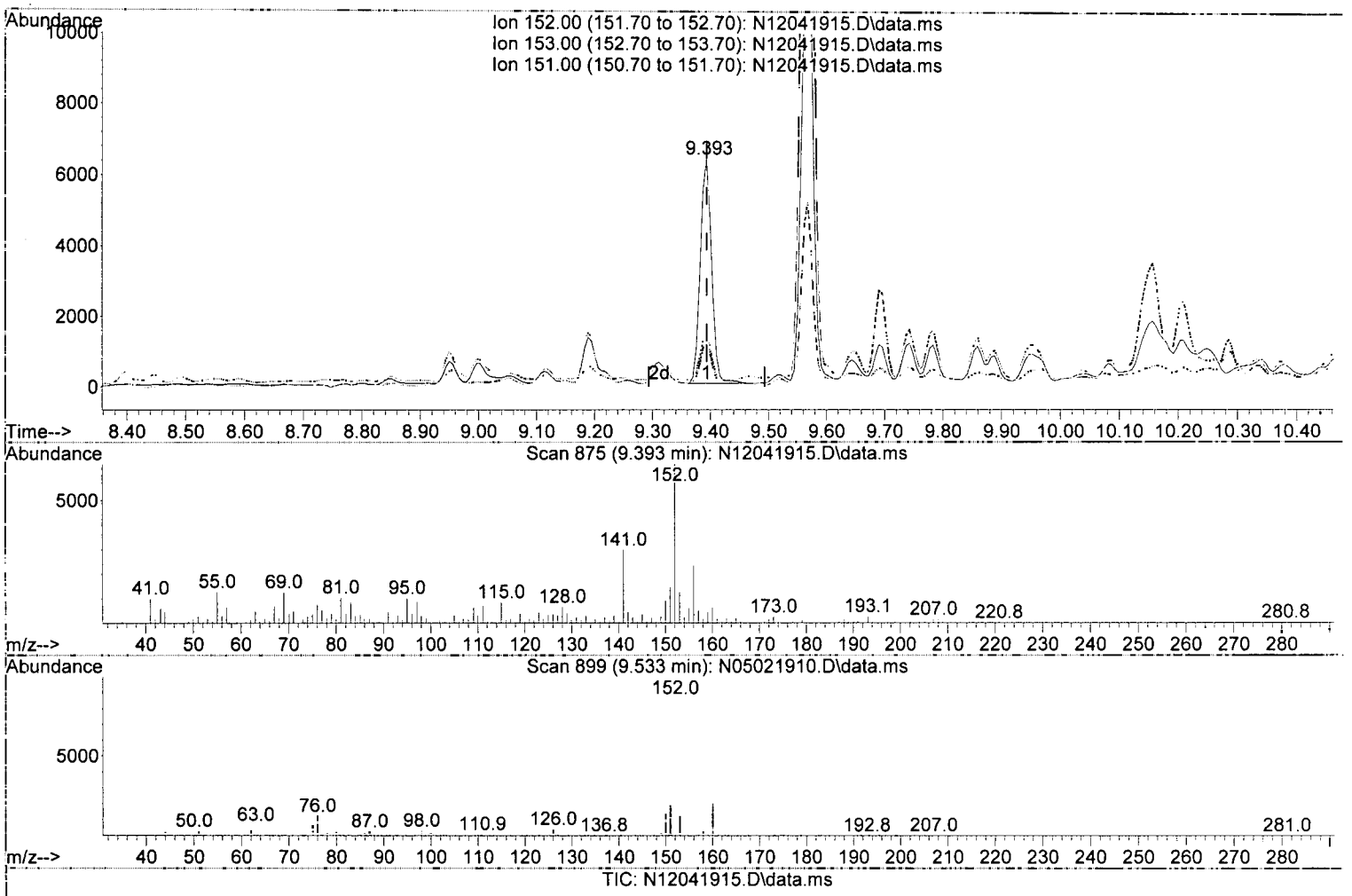

TIC: N12041915.D\data.ms

(12) Acenaphthylene (T)

9.393min (+ 0.000) 3.50 ng/ml J

response 8630

Ion	Exp%	Act%
152.00	100.00	100.00
153.00	12.70	19.51
151.00	19.30	22.72
0.00	0.00	0.00

01302 Anchor QEA, LLC - Casco Pre-RD_DG 2019 - 4a-b. DOC-CAP Testing Cores Page 973 of 1115

Quantitation Report (Qedit)

Data Path : U:\data\2109-12\9L04042\
Data File : N12041915.D
Acq On : 04 Dec 2019 09:17 pm
Operator : JK/ AMS/ DTH
Sample : A9J0095-15@40
Misc : 40x, 8270D LL PAH ONLY
ALS Vial : 15 Sample Multiplier: 1
DataAcq Meth:LVI14_BNA_ACQ.M

Quant Time: Dec 05 08:40:37 2019
Quant Method : U:\methods\SV14_090619_PAHR6.M
Quant Title : EPA 8270D: Semivolatile Organics
QLast Update : Fri Nov 08 10:03:37 2019
Response via : Initial Calibration
InstName : SV-GCMS14

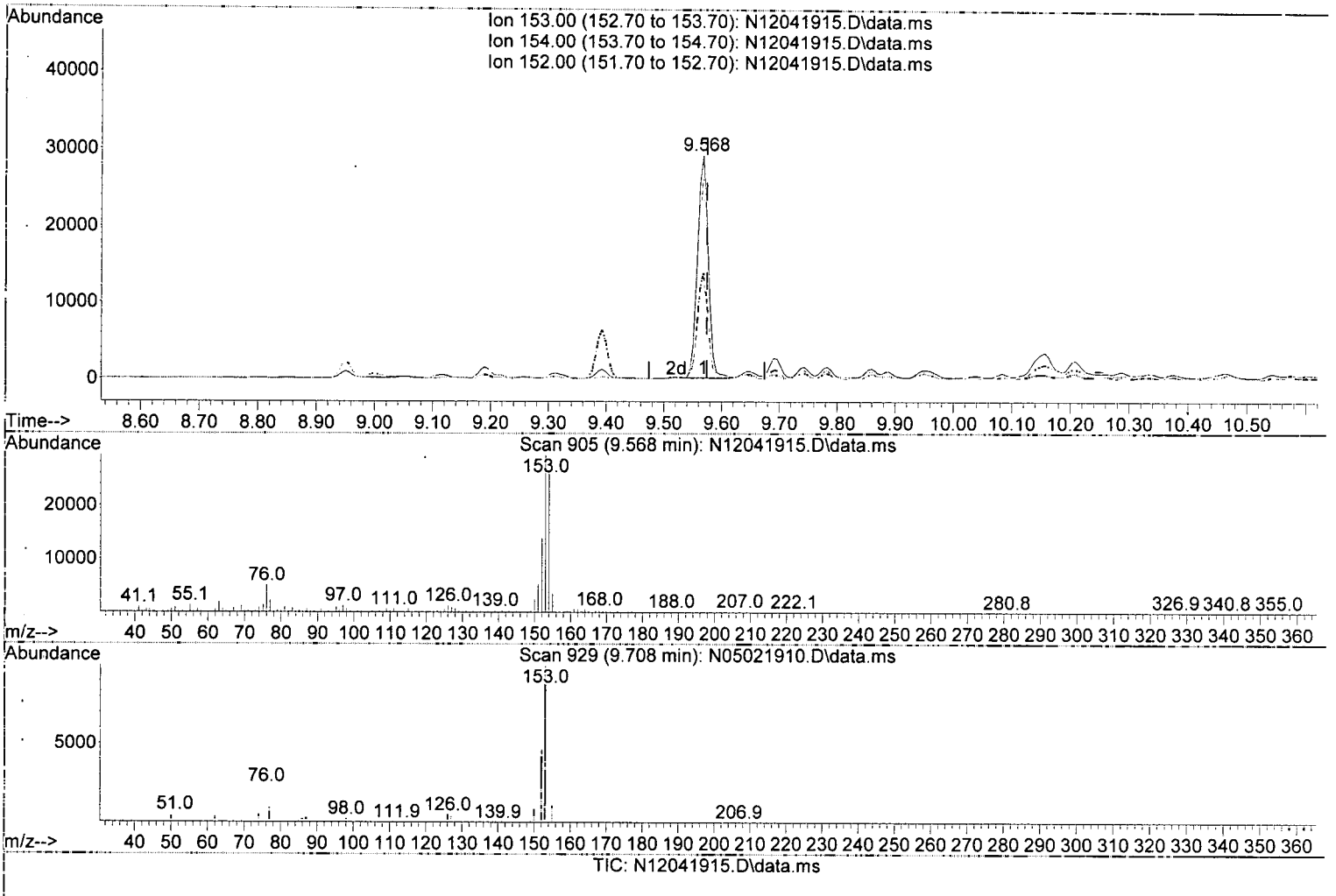

TIC: N12041915.D\data.ms

(13) Acenaphthene (T)

9.568min (-0.006) 23.88 ng/ml

response 38541

Ion	Exp%	Act%
153.00	100.00	100.00
154.00	90.70	89.91
152.00	46.80	47.23
0.00	0.00	0.00

Quantitation Report (Qedit)

Data Path : U:\data\2109-12\9L04042\
Data File : N12041915.D
Acq On : 04 Dec 2019 09:17 pm
Operator : JK/ AMS/ DTH
Sample : A9J0095-15@40
Misc : 40x, 8270D LL PAH ONLY
ALS Vial : 15 Sample Multiplier: 1
DataAcq Meth:LVI14_BNA_ACQ.M

Quant Time: Dec 05 08:40:37 2019
Quant Method : U:\methods\SV14_090619_PAHR6.M
Quant Title : EPA 8270D: Semivolatile Organics
QLast Update : Fri Nov 08 10:03:37 2019
Response via : Initial Calibration
InstName : SV-GCMS14

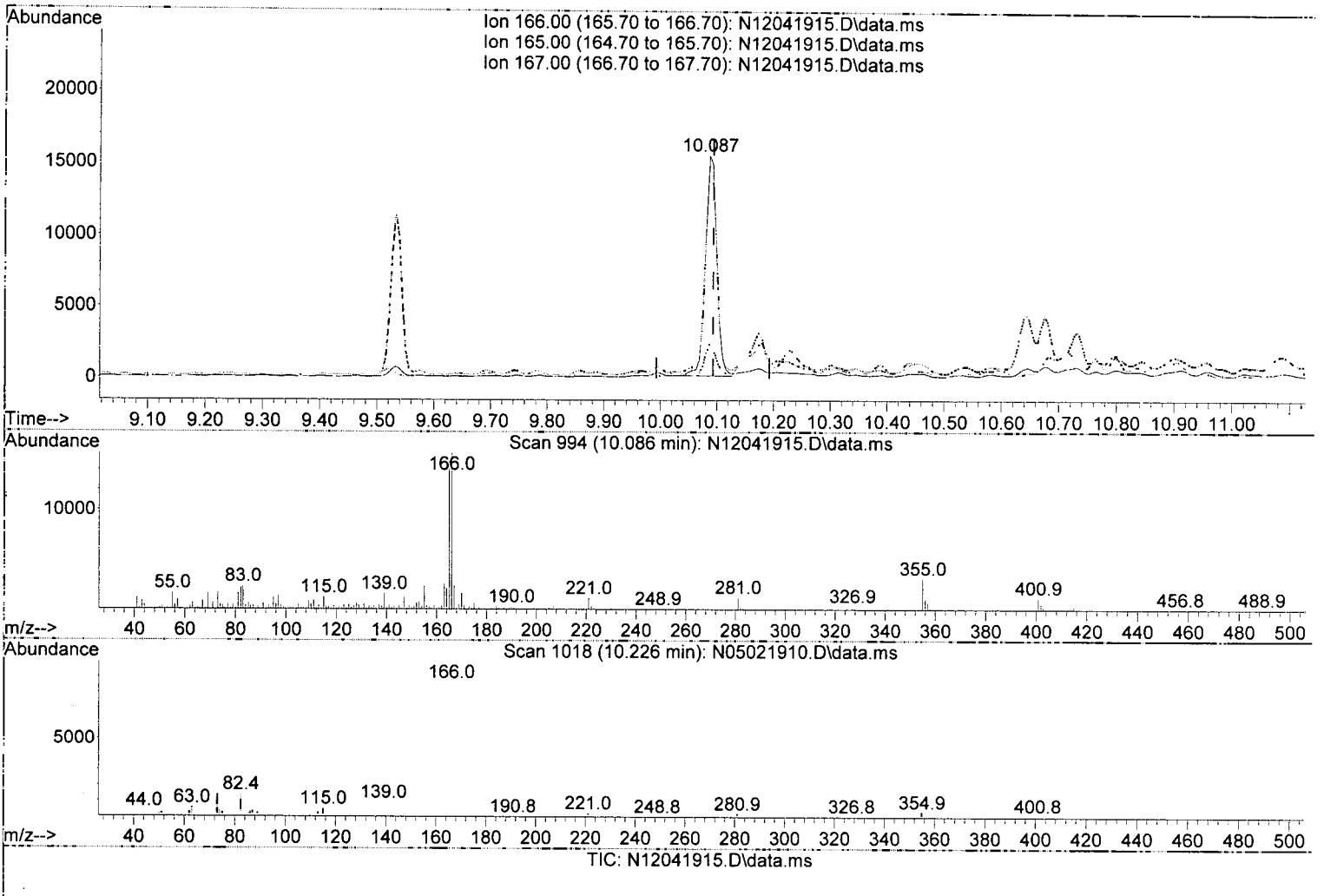

TIC: N12041915.D\data.ms

(16) Fluorene (T)

10.086min (-0.006) 13.23 ng/ml

response 21855

Ion	Exp%	Act%
166.00	100.00	100.00
165.00	95.70	95.80
167.00	13.60	15.44
0.00	0.00	0.00

Quantitation Report (Qedit)

Data Path : U:\data\2109-12\9L04042\
Data File : N12041915.D
Acq On : 04 Dec 2019 09:17 pm
Operator : JK/ AMS/ DTH
Sample : A9J0095-15@40
Misc : 40x, 8270D LL PAH ONLY
ALS Vial : 15 Sample Multiplier: 1
DataAcq Meth:LVI14_BNA_ACQ.M

Quant Time: Dec 05 08:40:37 2019
Quant Method : U:\methods\SV14_090619_PAHR6.M
Quant Title : EPA 8270D: Semivolatile Organics
QLast Update : Fri Nov 08 10:03:37 2019
Response via : Initial Calibration
InstName : SV-GCMS14

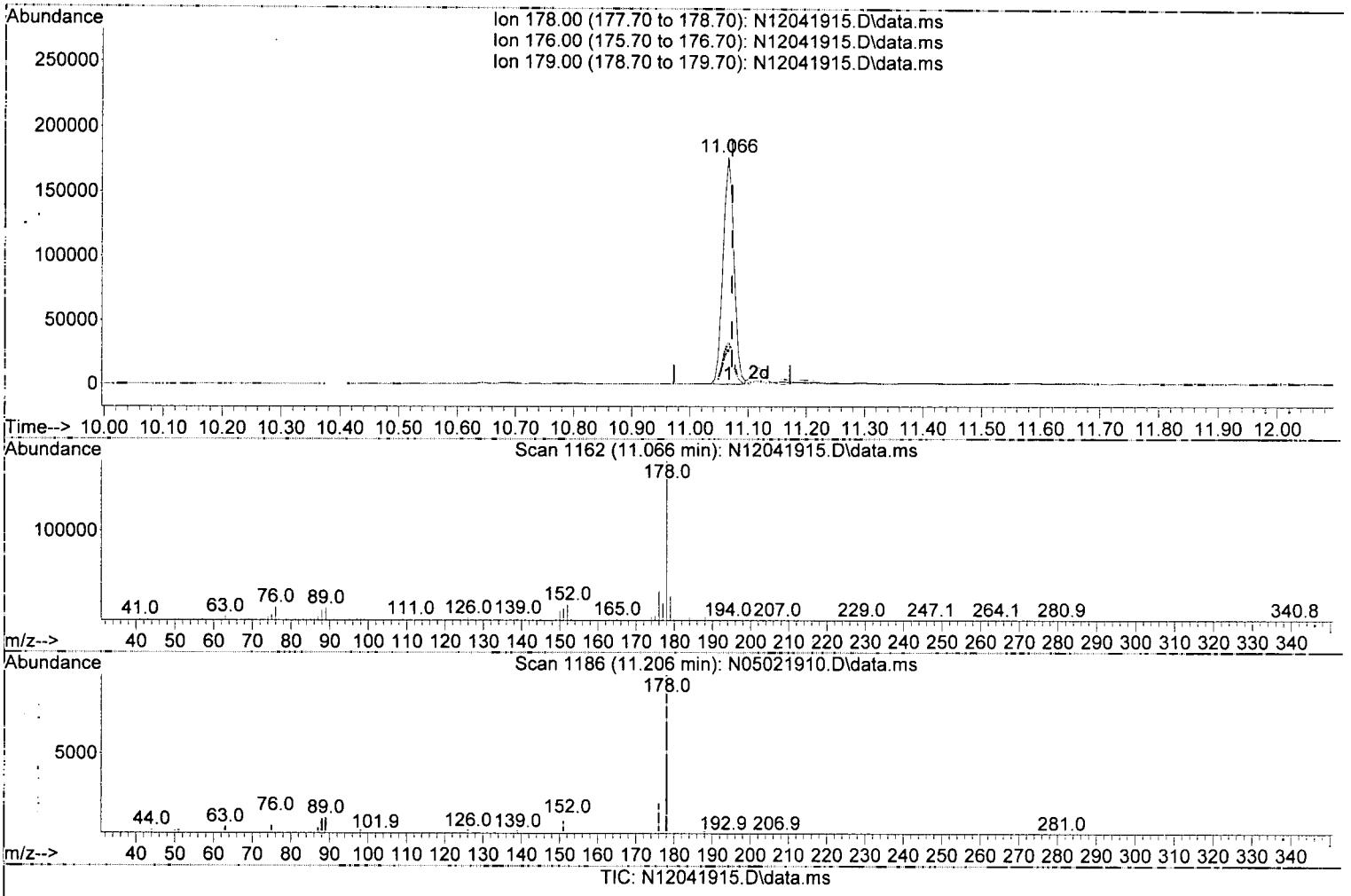

(19) Phenanthrene (T)

11.066min (-0.006) 105.69 ng/ml

response 232943

Ion	Exp%	Act%
178.00	100.00	100.00
176.00	19.00	18.81
179.00	15.10	15.66
0.00	0.00	0.00

Quantitation Report (Qedit)

Data Path : U:\data\2109-12\9L04042\
Data File : N12041915.D
Acq On : 04 Dec 2019 09:17 pm
Operator : JK/ AMS/ DTH
Sample : A9J0095-15@40
Misc : 40x, 8270D LL PAH ONLY
ALS Vial : 15 Sample Multiplier: 1
DataAcq Meth:LVI14_BNA_ACQ.M

Quant Time: Dec 05 08:40:37 2019
Quant Method : U:\methods\SV14_090619_PAHR6.M
Quant Title : EPA 8270D: Semivolatile Organics
QLast Update : Fri Nov 08 10:03:37 2019
Response via : Initial Calibration
InstName : SV-GCMS14

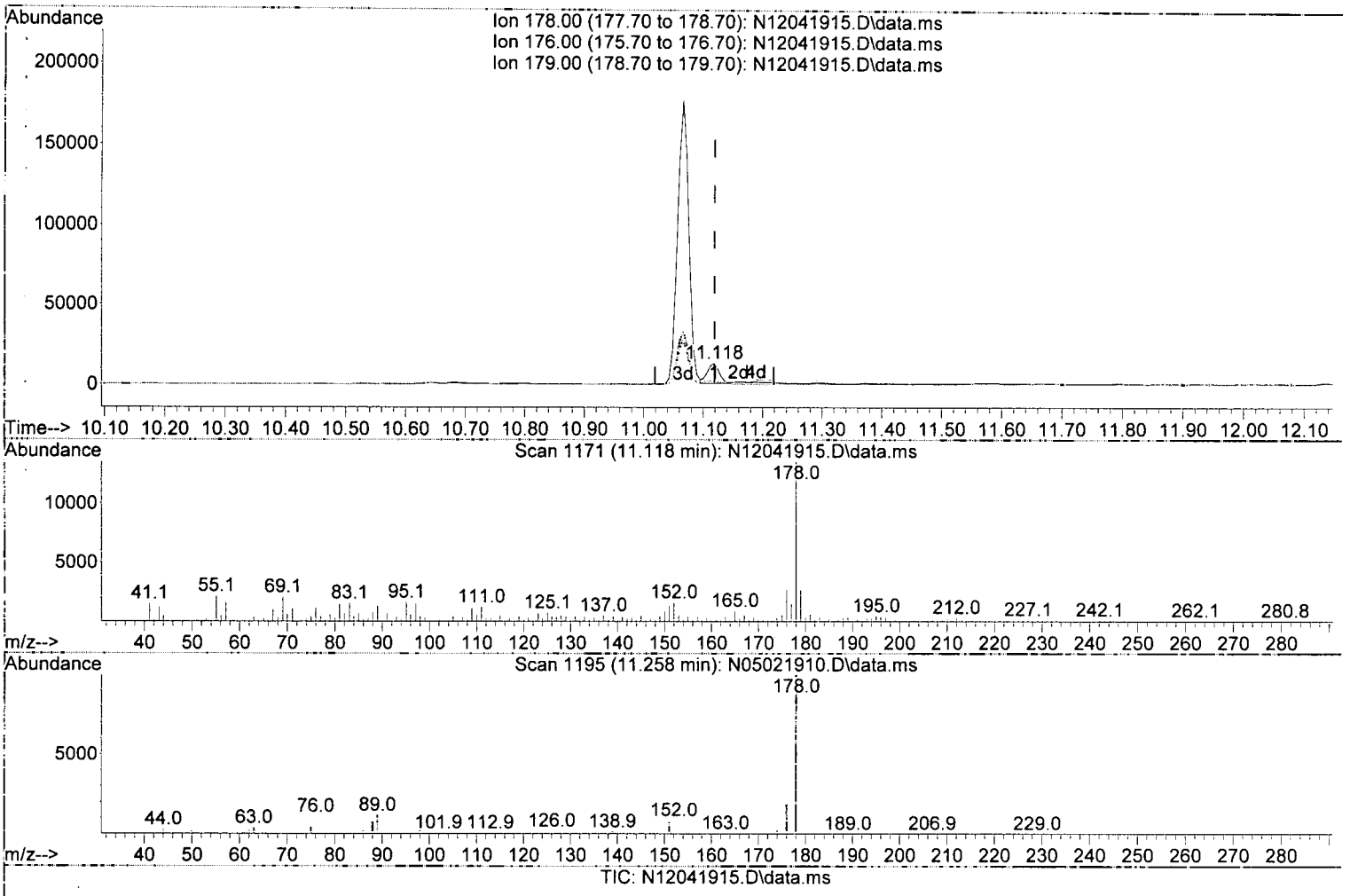

(20) Anthracene (T)

11.118min (0.000) 8.36 ng/ml

response 17138

Ion	Exp%	Act%
178.00	100.00	100.00
176.00	18.90	19.90
179.00	15.30	19.87
0.00	0.00	0.00

Report Date: 05 Dec 2019 08:40 AM Anchor QEA, LLC - Case 2 PreRD_DG 2019 - 4a-b. DOC-CAP Testing Cores Page 977 of 1115

Quantitation Report (Qedit)

Data Path : U:\data\2109-12\9L04042\
Data File : N12041915.D
Acq On : 04 Dec 2019 09:17 pm
Operator : JK/ AMS/ DTH
Sample : A9J0095-15@40
Misc : 40x, 8270D LL PAH ONLY
ALS Vial : 15 Sample Multiplier: 1
DataAcq Meth:LVI14_BNA_ACQ.M

Quant Time: Dec 05 08:40:37 2019
Quant Method : U:\methods\SV14_090619_PAHR6.M
Quant Title : EPA 8270D: Semivolatile Organics
QLast Update : Fri Nov 08 10:03:37 2019
Response via : Initial Calibration
InstName : SV-GCMS14

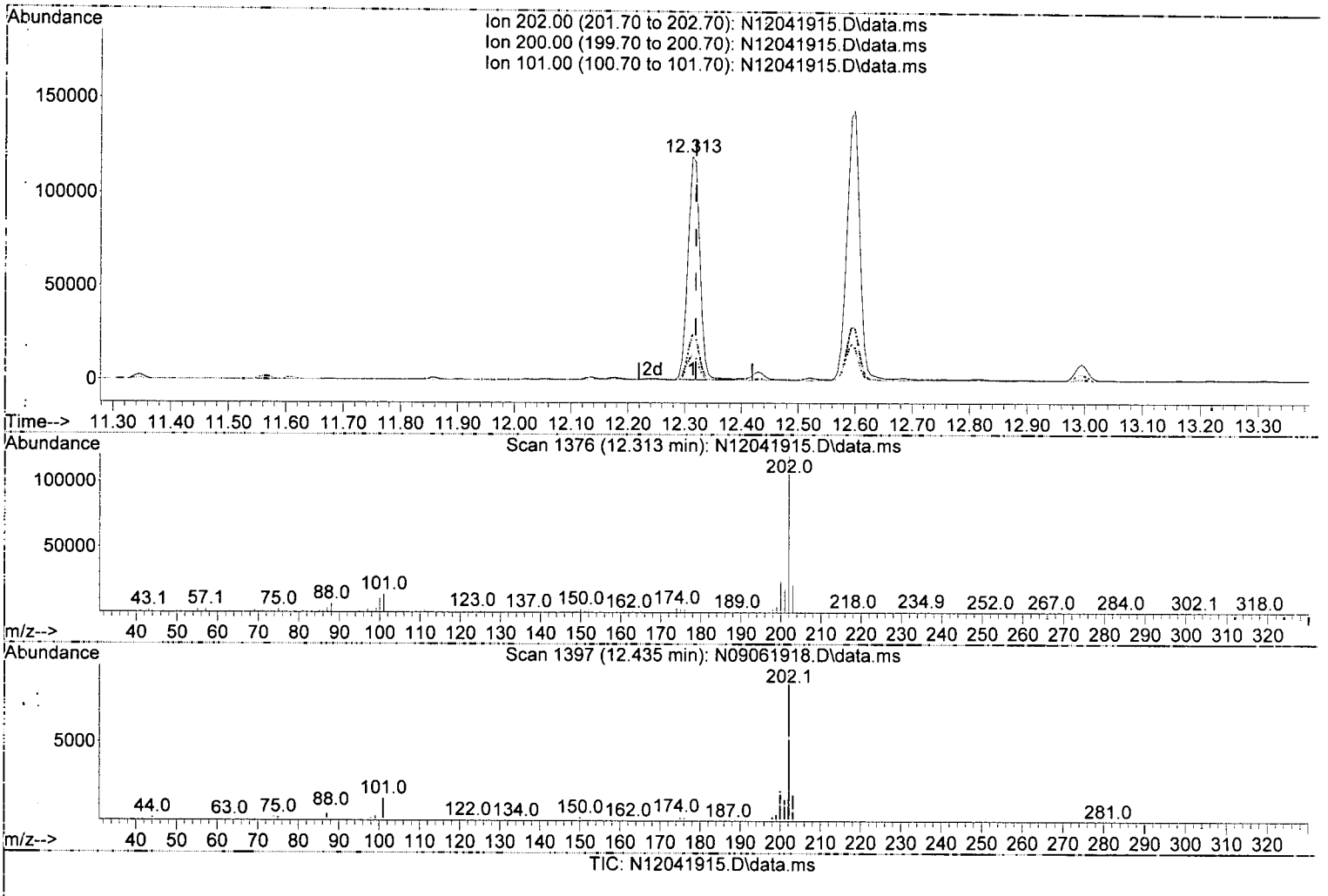

(23) Fluoranthene (T)

12.313min (-0.006) 78.84 ng/ml

response 175071

Ion	Exp%	Act%
202.00	100.00	100.00
200.00	19.70	20.15
101.00	15.30	11.73
0.00	0.00	0.00

Quantitation Report (Qedit)

Data Path : U:\data\2109-12\9L04042\
Data File : N12041915.D
Acq On : 04 Dec 2019 09:17 pm
Operator : JK/ AMS/ DTH
Sample : A9J0095-15@40
Misc : 40x, 8270D LL PAH ONLY
ALS Vial : 15 Sample Multiplier: 1
DataAcq Meth:LVI14_BNA_ACQ.M

Quant Time: Dec 05 08:40:37 2019
Quant Method : U:\methods\SV14_090619_PAHR6.M
Quant Title : EPA 8270D: Semivolatile Organics
QLast Update : Fri Nov 08 10:03:37 2019
Response via : Initial Calibration
InstName : SV-GCMS14

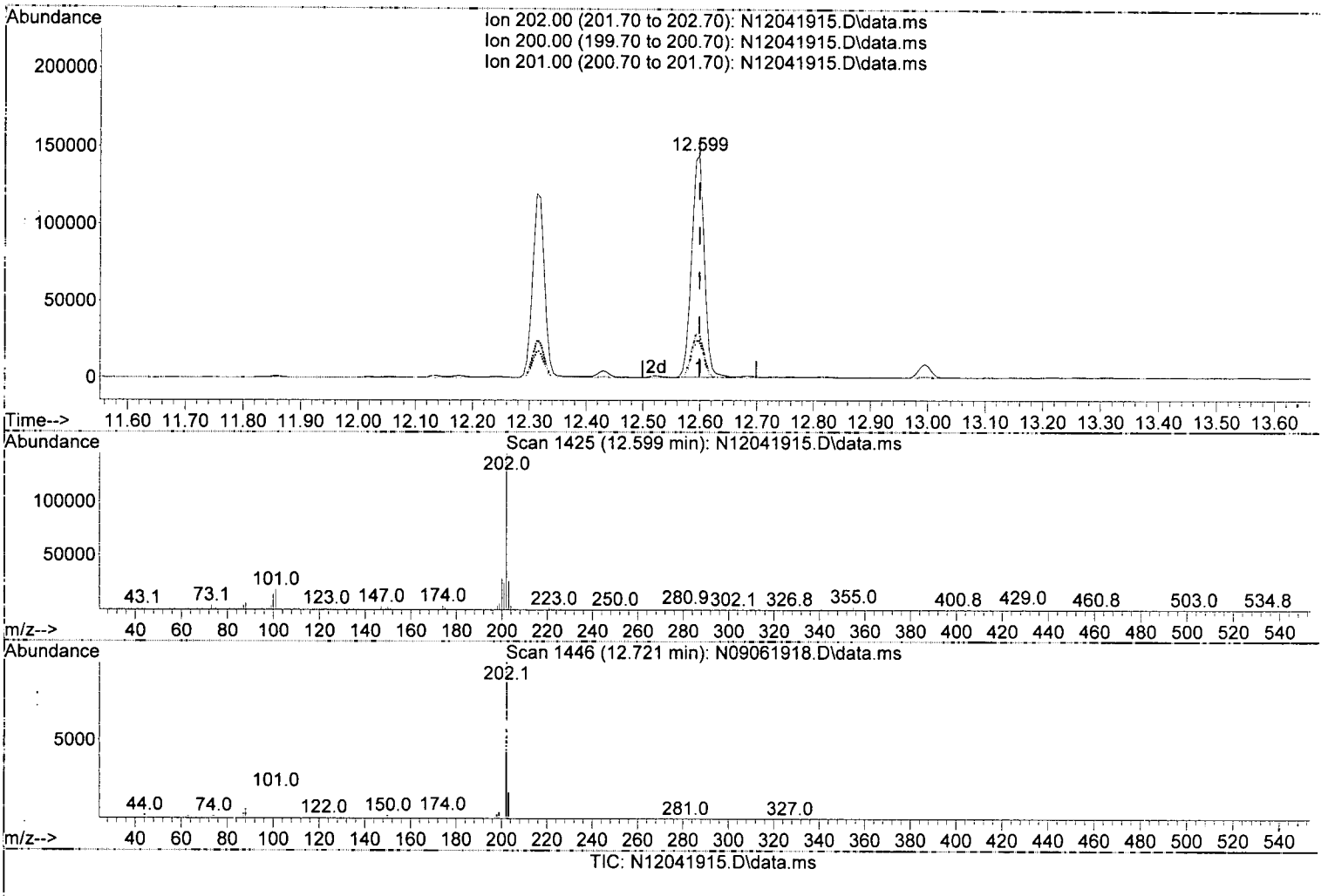

(25) Pyrene (T)

12.599min (+ 0.000) 88.56 ng/ml

response 224532

Ion	Exp%	Act%
202.00	100.00	100.00
200.00	20.70	19.98
201.00	16.80	17.01
0.00	0.00	0.00

Quantitation Report (Qedit)

Data Path : U:\data\2109-12\9L04042\
Data File : N12041915.D
Acq On : 04 Dec 2019 09:17 pm
Operator : JK/ AMS/ DTH
Sample : A9J0095-15@40
Misc : 40x, 8270D LL PAH ONLY
ALS Vial : 15 Sample Multiplier: 1
DataAcq Meth:LVI14_BNA_ACQ.M

Quant Time: Dec 05 08:40:37 2019
Quant Method : U:\methods\SV14_090619_PAHR6.M
Quant Title : EPA 8270D: Semivolatile Organics
QLast Update : Fri Nov 08 10:03:37 2019
Response via : Initial Calibration
InstName : SV-GCMS14

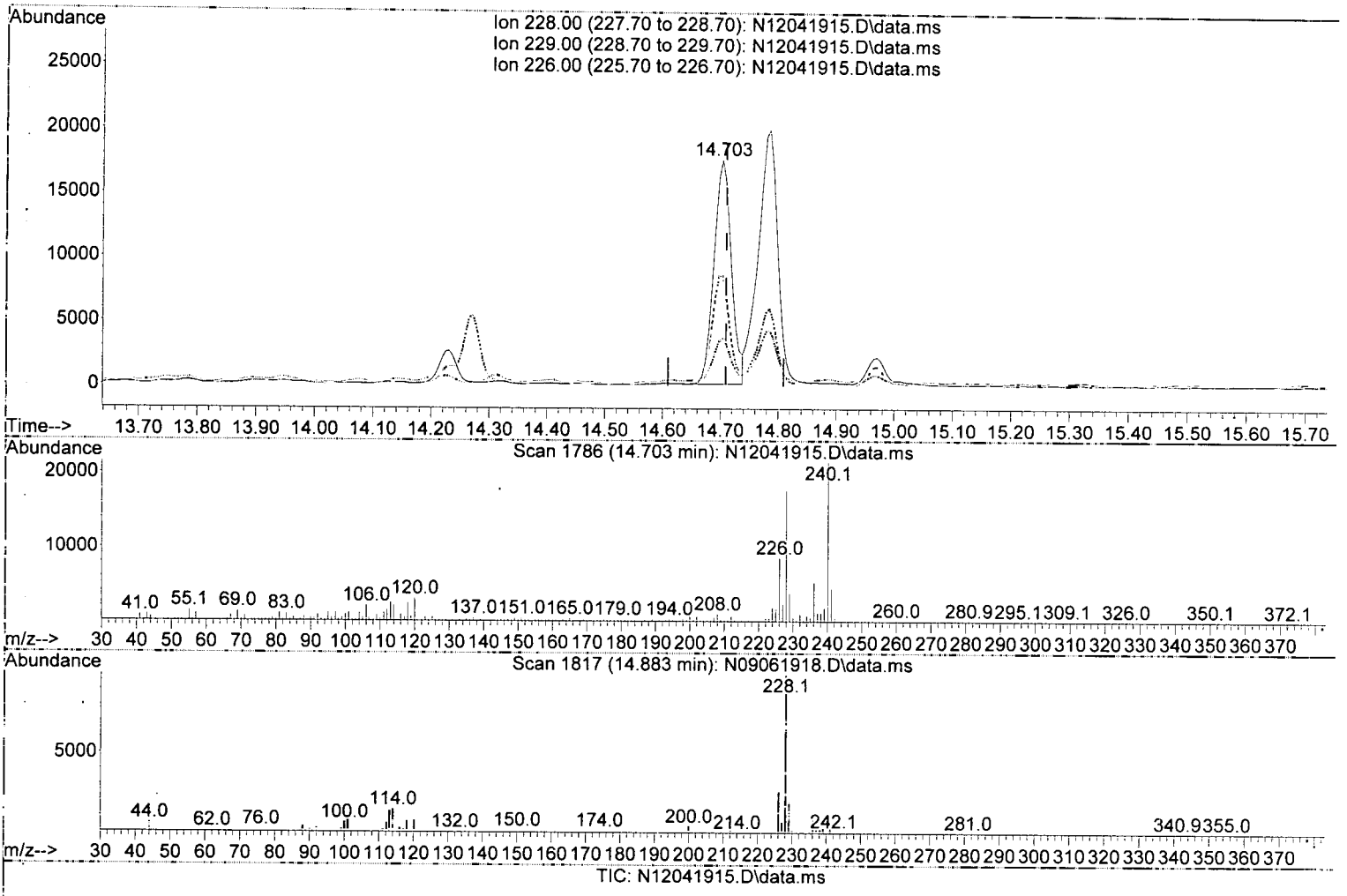

(27) Benz(a)anthracene (T)

14.703min (-0.006) 19.64 ng/ml

response 37001

Ion	Exp%	Act%
228.00	100.00	100.00
229.00	19.40	21.32
226.00	26.20	48.42
0.00	0.00	0.00

Quantitation Report (Qedit)

Data Path : U:\data\2109-12\9L04042\
Data File : N12041915.D
Acq On : 04 Dec 2019 09:17 pm
Operator : JK/ AMS/ DTH
Sample : A9J0095-15@40
Misc : 40x, 8270D LL PAH ONLY
ALS Vial : 15 Sample Multiplier: 1
DataAcq Meth:LVI14_BNA_ACQ.M

Quant Time: Dec 05 08:40:37 2019
Quant Method : U:\methods\SV14_090619_PAHR6.M
Quant Title : EPA 8270D: Semivolatile Organics
QLast Update : Fri Nov 08 10:03:37 2019
Response via : Initial Calibration
InstName : SV-GCMS14

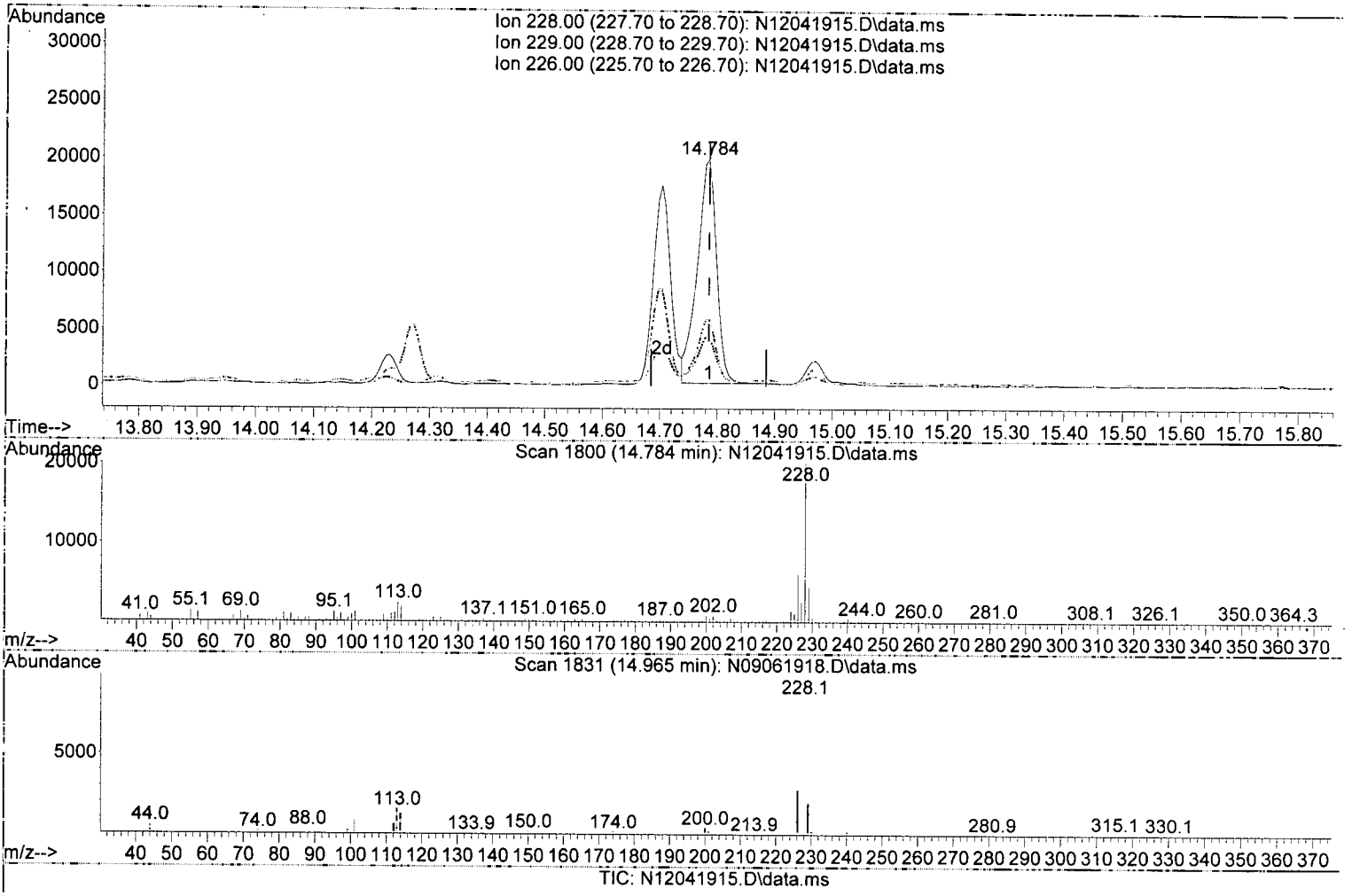

(28) Chrysene (T)

14.784min (+ 0.000) 25.91 ng/ml

response 46191

Ion	Exp%	Act%
228.00	100.00	100.00
229.00	19.60	21.99
226.00	28.60	30.13
0.00	0.00	0.00

Quantitation Report (Qedit)

Data Path : U:\data\2109-12\9L04042\
Data File : N12041915.D
Acq On : 04 Dec 2019 09:17 pm
Operator : JK/ AMS/ DTH
Sample : A9J0095-15@40
Misc : 40x, 8270D LL PAH ONLY
ALS Vial : 15 Sample Multiplier: 1
DataAcq Meth:LVI14_BNA_ACQ.M

Quant Time: Dec 05 08:40:37 2019
Quant Method : U:\methods\SV14_090619_PAHR6.M
Quant Title : EPA 8270D: Semivolatile Organics
QLast Update : Fri Nov 08 10:03:37 2019
Response via : Initial Calibration
InstName : SV-GCMS14

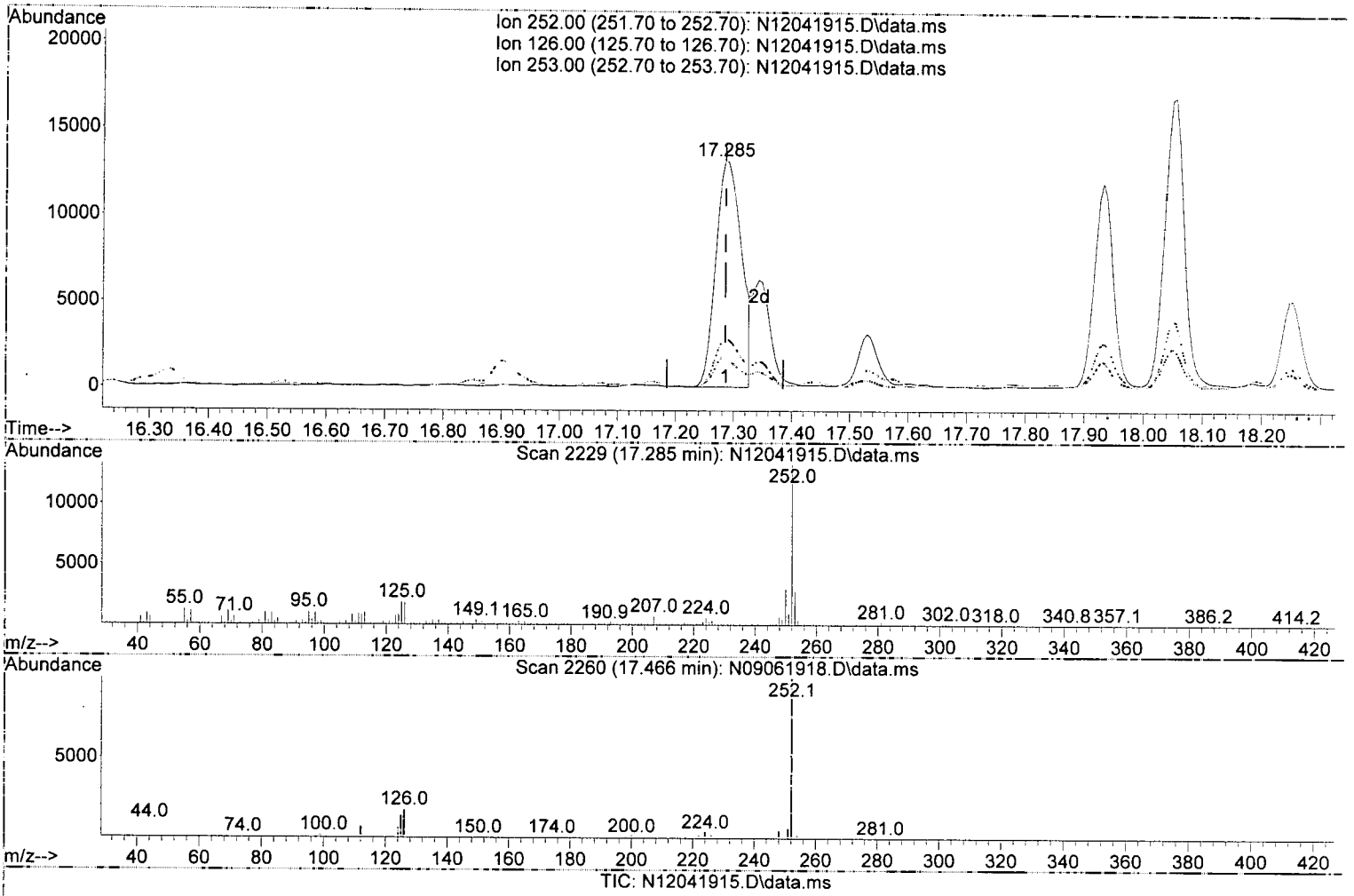

TIC: N12041915.D\data.ms

(30) Benzo(b)fluoranthene (T)

17.285min (+ 0.000) 21.42 ng/ml

response 40209

Ion	Exp%	Act%
252.00	100.00	100.00
126.00	20.00	13.95
253.00	21.10	21.54
0.00	0.00	0.00

Quantitation Report (Qedit)

Data Path : U:\data\2109-12\9L04042\
Data File : N12041915.D
Acq On : 04 Dec 2019 09:17 pm
Operator : JK/ AMS/ DTH
Sample : A9J0095-15@40
Misc : 40x, 8270D LL PAH ONLY
ALS Vial : 15 Sample Multiplier: 1
DataAcq Meth:LVI14_BNA_ACQ.M

Quant Time: Dec 05 08:40:37 2019
Quant Method : U:\methods\SV14_090619_PAHR6.M
Quant Title : EPA 8270D: Semivolatile Organics
QLast Update : Fri Nov 08 10:03:37 2019
Response via : Initial Calibration
InstName : SV-GCMS14

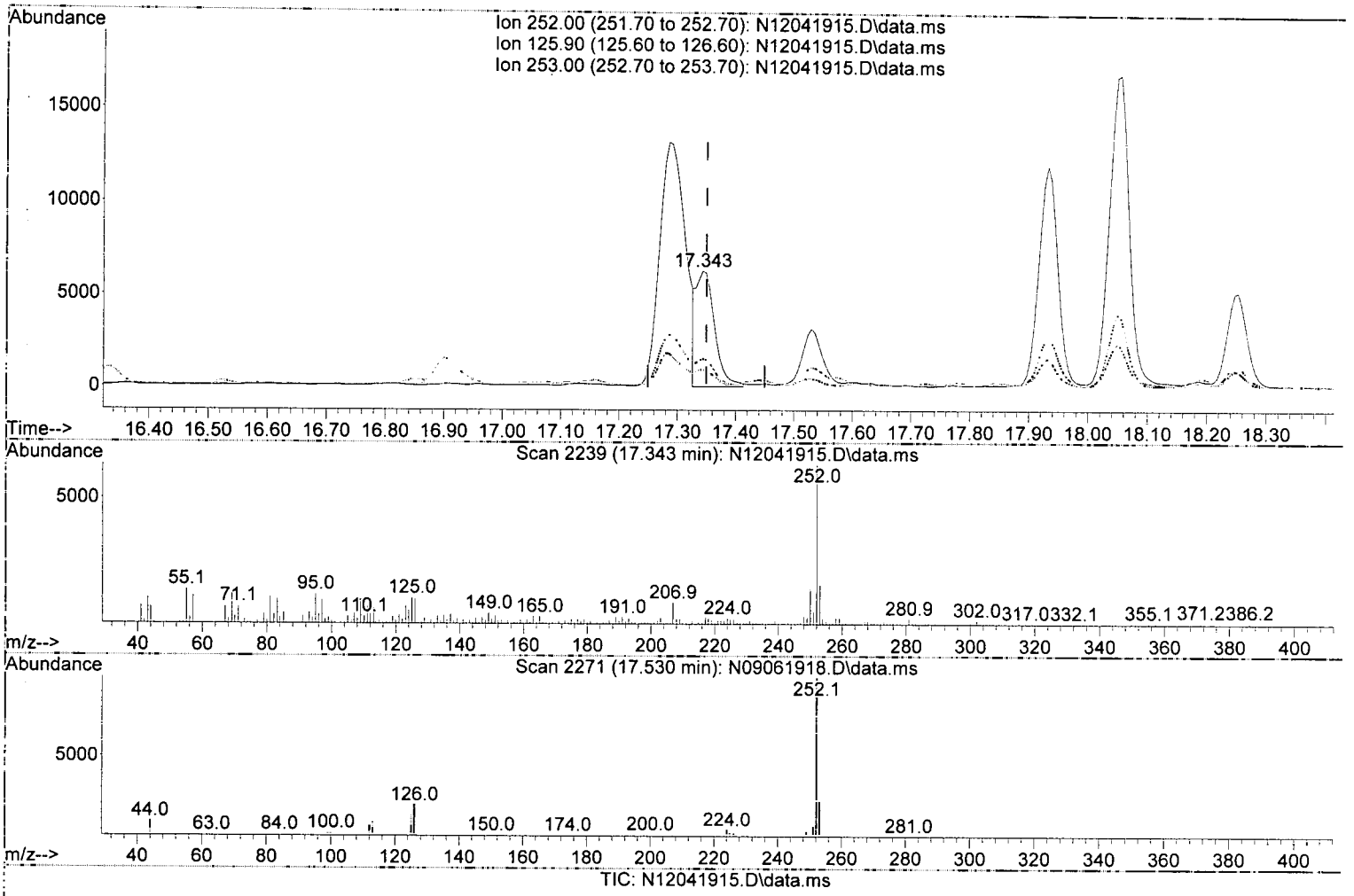

(31) Benzo(k)fluoranthene (T)

17.343min (-0.006) 7.57 ng/ml m

MOS
DTH 12/5/19

response 13997

Ion	Exp%	Act%
252.00	100.00	100.00
125.90	22.10	15.53
253.00	21.50	24.64
0.00	0.00	0.00

Quantitation Report (Qedit)

Data Path : U:\data\2109-12\9L04042\
Data File : N12041915.D
Acq On : 04 Dec 2019 09:17 pm
Operator : JK/ AMS/ DTH
Sample : A9J0095-15@40
Misc : 40x, 8270D LL PAH ONLY
ALS Vial : 15 Sample Multiplier: 1
DataAcq Meth:LVI14_BNA_ACQ.M

Quant Time: Dec 05 08:40:37 2019
Quant Method : U:\methods\SV14_090619_PAHR6.M
Quant Title : EPA 8270D: Semivolatile Organics
QLast Update : Fri Nov 08 10:03:37 2019
Response via : Initial Calibration
InstName : SV-GCMS14

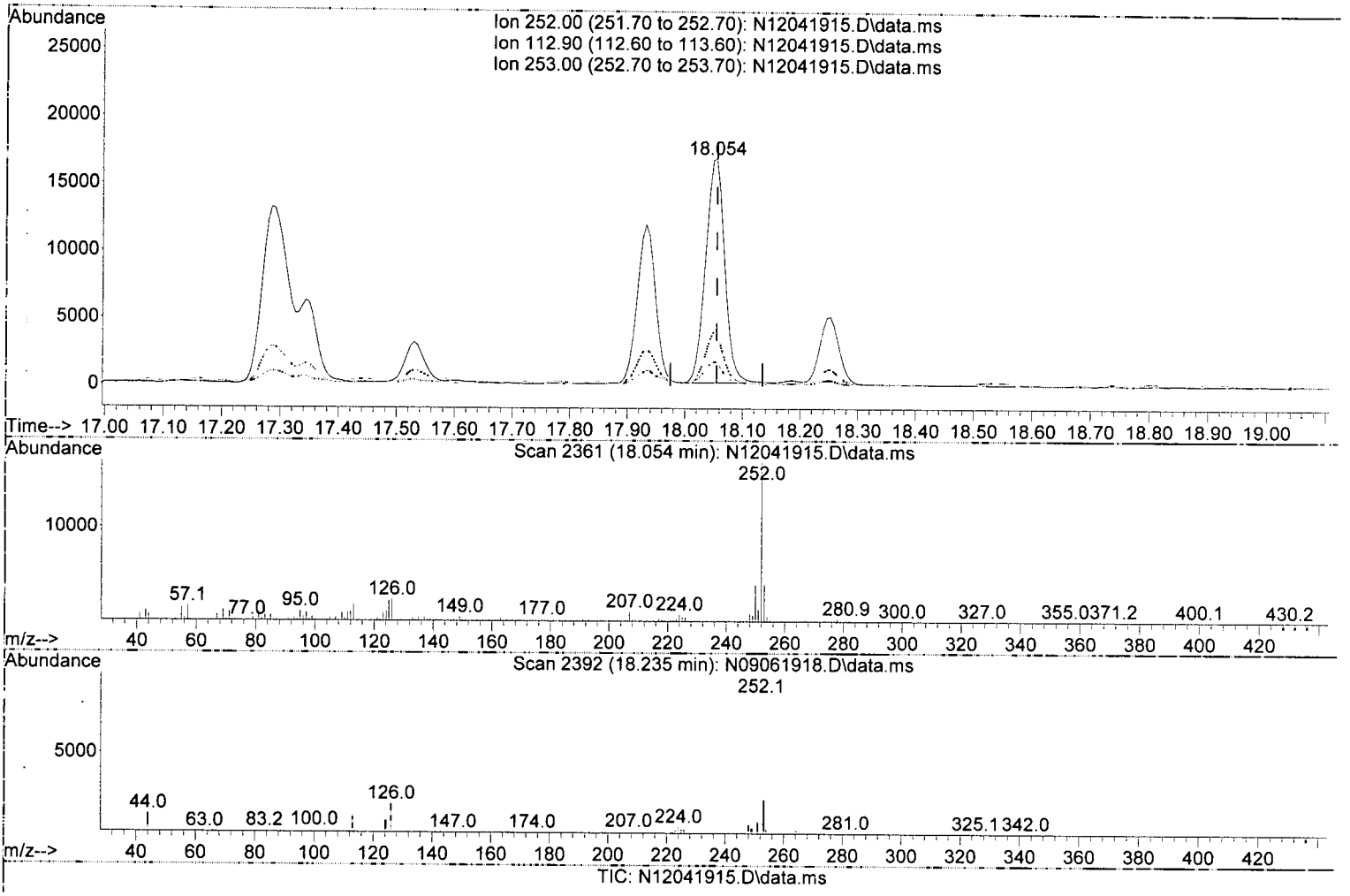

(35) Benzo(a)pyrene (T)

18.054min (+ 0.000) 23.93 ng/ml

response 38446

Ion	Exp%	Act%
252.00	100.00	100.00
112.90	12.70	10.35
253.00	21.90	23.35
0.00	0.00	0.00

Quantitation Report (Qedit)

Data Path : U:\data\2109-12\9L04042\
Data File : N12041915.D
Acq On : 04 Dec 2019 09:17 pm
Operator : JK/ AMS/ DTH
Sample : A9J0095-15@40
Misc : 40x, 8270D LL PAH ONLY
ALS Vial : 15 Sample Multiplier: 1
DataAcq Meth:LVI14_BNA_ACQ.M

Quant Time: Dec 05 08:40:37 2019
Quant Method : U:\methods\SV14_090619_PAHR6.M
Quant Title : EPA 8270D: Semivolatile Organics
QLast Update : Fri Nov 08 10:03:37 2019
Response via : Initial Calibration
InstName : SV-GCMS14

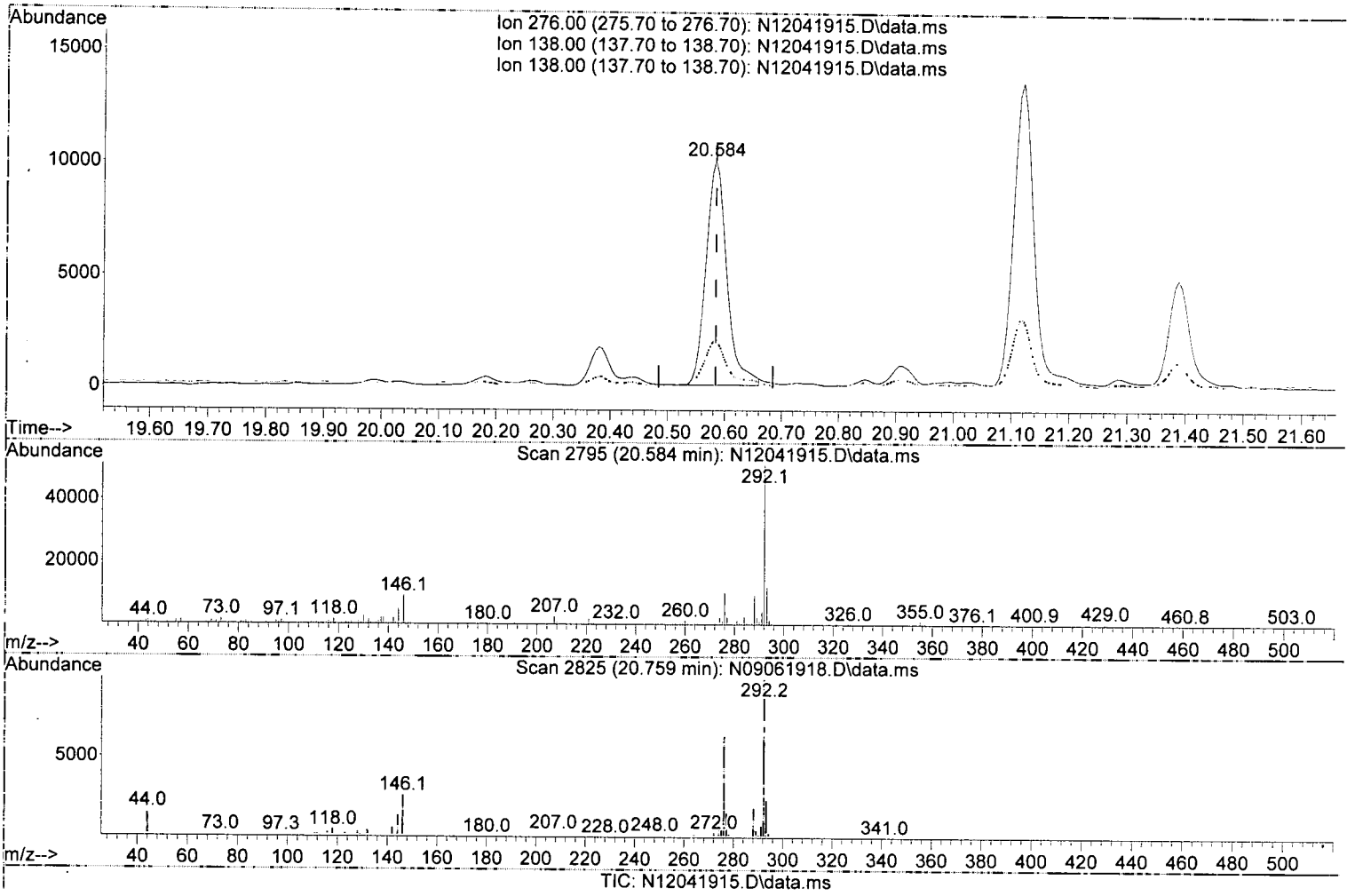

(38) Indeno(1,2,3-cd)Pyrene (T)

20.584min (+ 0.000) 15.72 ng/ml

response 25660

Ion	Exp%	Act%
276.00	100.00	100.00
138.00	31.60	21.01
138.00	31.60	21.01
0.00	0.00	0.00

Quantitation Report (Qedit)

Data Path : U:\data\2109-12\9L04042\
Data File : N12041915.D
Acq On : 04 Dec 2019 09:17 pm
Operator : JK/ AMS/ DTH
Sample : A9J0095-15@40
Misc : 40x, 8270D LL PAH ONLY
ALS Vial : 15 Sample Multiplier: 1
DataAcq Meth:LVI14_BNA_ACQ.M

Quant Time: Dec 05 08:40:37 2019
Quant Method : U:\methods\SV14_090619_PAHR6.M
Quant Title : EPA 8270D: Semivolatile Organics
QLast Update : Fri Nov 08 10:03:37 2019
Response via : Initial Calibration
InstName : SV-GCMS14

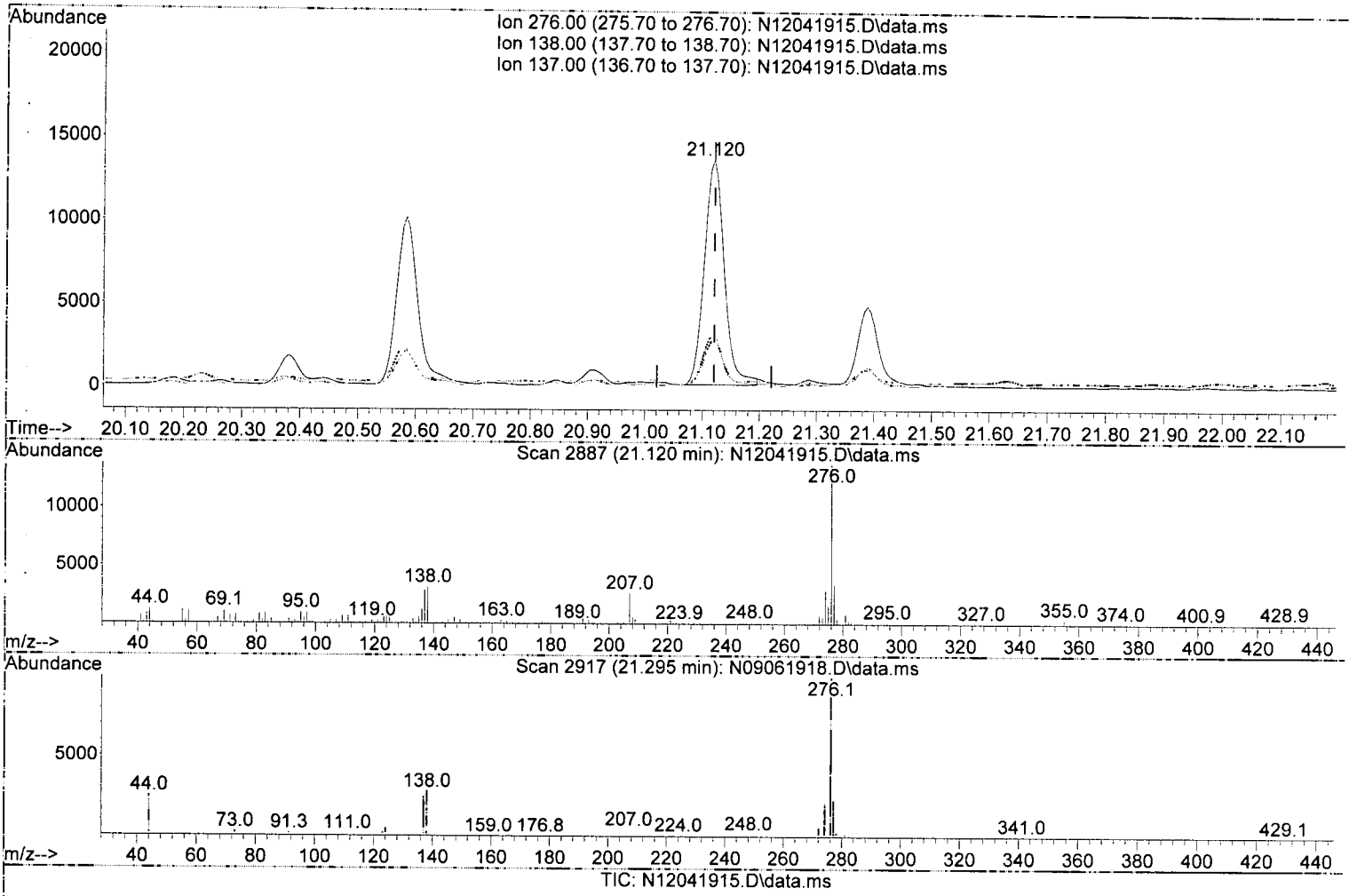

(40) Benzo(g,h,i)perylene (T)

21.120min (+ 0.000) 19.04 ng/ml

response 32969

Ion	Exp%	Act%
276.00	100.00	100.00
138.00	21.00	22.88
137.00	18.60	21.01
0.00	0.00	0.00

No Name Entered Quantitation Report (Not Reviewed)

Data Path : U:\data\2109-12\9L04042\
Data File : N12041915.D
Acq On : 04 Dec 2019 09:17 pm
Operator : JK/ AMS/ DTH
Sample : A9J0095-15@40
Misc : 40x, 8270D LL PAH ONLY
ALS Vial : 15 Sample Multiplier: 1
DataAcq Meth:LVI14_BNA_ACQ.M

Quant Time: Dec 05 08:40:37 2019
Quant Method : U:\methods\SV14_090619_PAHR6.M
Quant Title : EPA 8270D: Semivolatile Organics
QLast Update : Fri Nov 08 10:03:37 2019
Response via : Initial Calibration
InstName : SV-GCMS14

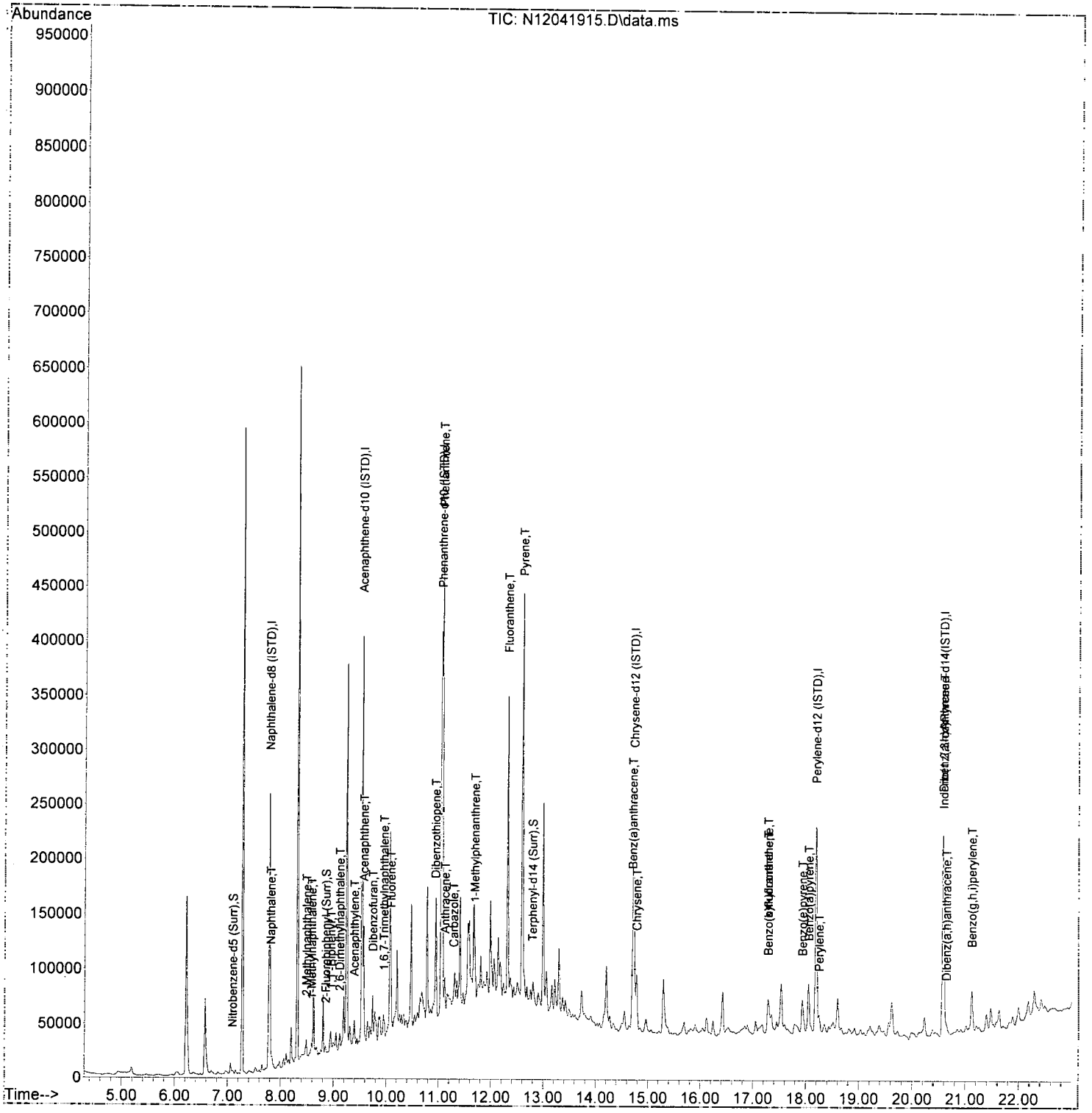

No Name Entered Quantitation Report (Not Reviewed)

Data Path : U:\data\2109-12\9L04042\
Data File : N12041916.D
Acq On : 04 Dec 2019 09:49 pm
Operator : JK/ AMS/ DTH
Sample : A9J0095-32@10000
Misc : 10000x, 8270D LL PAH ONLY
ALS Vial : 16 Sample Multiplier: 1
DataAcq Meth:LVI14_BNA_ACQ.M

Quant Time: Dec 05 08:40:40 2019
Quant Method : U:\methods\SV14_090619_PAHR6.M
Quant Title : EPA 8270D: Semivolatile Organics
QLast Update : Fri Nov 08 10:03:37 2019
Response via : Initial Calibration
InstName : SV-GCMS14

DTH 12/5/19 MOS

Compound	R.T.	QIon	Response	Conc	Units	Dev(Min)
Internal Standards						
1) Naphthalene-d8 (ISTD)	7.784	136	172205	100.00	ng/ml	0.00
9) Acenaphthene-d10 (ISTD)	9.533	162	112664	100.00	ng/ml	0.00
17) Phenanthrene-d10 (ISTD)	11.042	188	186522	100.00	ng/ml	0.00
24) Chrysene-d12 (ISTD)	14.726	240	151032	100.00	ng/ml	0.00
29) Perylene-d12 (ISTD)	18.194	264	145757	100.00	ng/ml	0.00
37) Dibenz(a,h)Anthrcene-d...	20.578	292	121041	100.00	ng/ml	0.00
System Monitoring Compounds						
2) Nitrobenzene-d5 (Surr)	7.155	82	59	0.10	ng/ml	0.06
10) 2-Fluorobiphenyl (Surr)	0.000	172	0	0.00	ng/ml	
11) Acenaphthylene d-8 (Surr)	9.381	160	3542	0.11	ng/ml	0.00
26) Terphenyl-d14 (Surr)	0.000	244	0	0.00	ng/ml	
33) Benzo(a)pyrene d-12 (S...	0.000	264	0	0.00	ng/ml	
Target Compounds						Qvalue
3) Decalin	0.000		0	~~N.D.~~		
4) Naphthalene	7.802	128	679471	357.75	ng/ml	99
5) 2-Methylnaphthalene	8.489	142	43032	26.74	ng/ml	97
6) 1-Methylnaphthalene	8.588	142	31781	19.75	ng/ml	97
7) 1,1'-Biphenyl	8.950	154	33025	15.26	ng/ml	95
8) 2,6-Dimethylnaphthalene	9.119	156	7720	4.88	ng/ml	98
12) Acenaphthylene	9.393	152	68240	27.90	ng/ml	98
13) Acenaphthene	9.568	153	53735	33.54	ng/ml	99
14) Dibenzofuran	9.743	168	6374	3.18	ng/ml	97
15) 1,6,7-Trimethylnaphtha...	9.952	170	2040	1.52	ng/ml	96
16) Fluorene	~~10.092~~	~~166~~	~~44662~~	~~27.24~~	~~ng/ml~~	~~99~~ MI Hit
18) Dibenzothiopene	10.937	184	53355	27.35	ng/ml	95
19) Phenanthrene	11.066	178	383472	175.69	ng/ml	99
20) Anthracene	11.118	178	56112	27.64	ng/ml	98
21) Carbazole	11.287	167	4838	2.95	ng/ml	97
22) 1-Methylphenanthrene	11.689	192	7442	4.91	ng/ml	93
23) Fluoranthene	12.319	202	253578	115.31	ng/ml	95
25) Pyrene	12.599	202	315811	133.84	ng/ml	99
27) Benz(a)anthracene	14.703	228	38956	22.22	ng/ml	81
28) Chrysene	14.784	228	49702	29.95	ng/ml	99
30) Benzo(b)fluoranthene	17.291	252	49922	29.68	ng/ml	91
31) Benzo(k)fluoranthene	~~17.291~~	~~252~~	~~60530~~	~~36.55~~	~~ng/ml~~	~~89~~ MI Hit MOS
32) Benzo(b+k)fluoranthene	17.291	252	65095	37.84	ng/ml	89
34) Benzo(e)pyrene	17.932	252	33333	19.60	ng/ml	96
35) Benzo(a)pyrene	18.054	252	49834	34.62	ng/ml	96
36) Perylene	18.252	252	14212	8.02	ng/ml	100
38) Indeno(1,2,3-cd)Pyrene	20.584	276	34431	23.06	ng/ml	79
39) Dibenz(a,h)anthracene	20.642	278	3396	2.42	ng/ml	94
40) Benzo(g,h,i)perylene	21.120	276	43973	27.77	ng/ml	99

J

(#) = qualifier out of range (m) = manual integration (+) = signals summed

Quantitation Report (Qedit)

Data Path : U:\data\2109-12\9L04042\
Data File : N12041916.D
Acq On : 04 Dec 2019 09:49 pm
Operator : JK/ AMS/ DTH
Sample : A9J0095-32@10000
Misc : 10000x, 8270D LL PAH ONLY
ALS Vial : 16 Sample Multiplier: 1
DataAcq Meth:LVI14_BNA_ACQ.M

Quant Time: Dec 05 08:40:40 2019
Quant Method : U:\methods\SV14_090619_PAHR6.M
Quant Title : EPA 8270D: Semivolatile Organics
QLast Update : Fri Nov 08 10:03:37 2019
Response via : Initial Calibration
InstName : SV-GCMS14

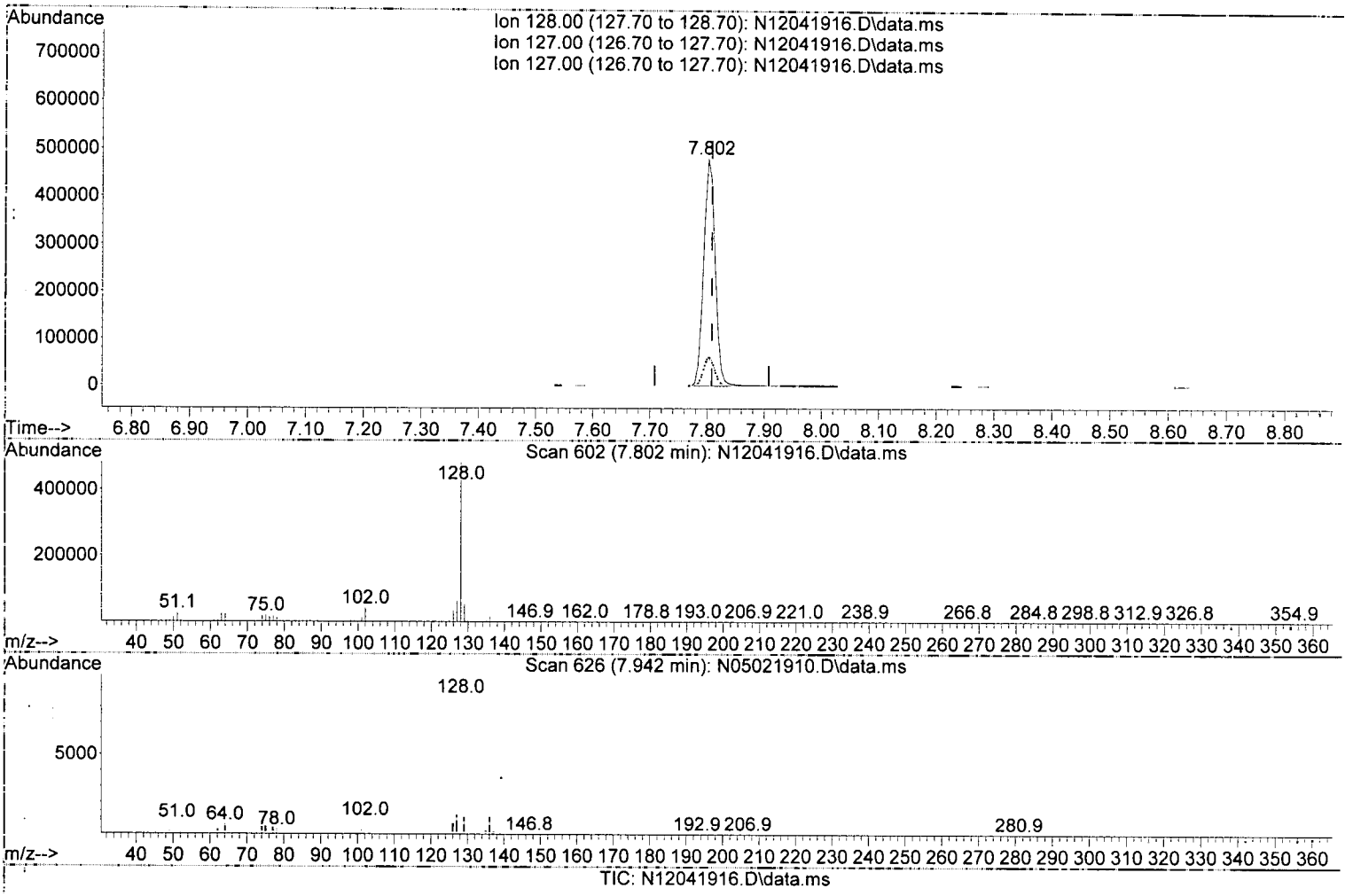

(4) Naphthalene (T)

7.802min (-0.006) 357.75 ng/ml

response 679471

Ion	Exp%	Act%
128.00	100.00	100.00
127.00	12.60	12.95
127.00	12.60	12.95
0.00	0.00	0.00

Quantitation Report (Qedit)

Data Path : U:\data\2109-12\9L04042\
Data File : N12041916.D
Acq On : 04 Dec 2019 09:49 pm
Operator : JK/ AMS/ DTH
Sample : A9J0095-32@10000
Misc : 10000x, 8270D LL PAH ONLY
ALS Vial : 16 Sample Multiplier: 1
DataAcq Meth:LVI14_BNA_ACQ.M

Quant Time: Dec 05 08:40:40 2019
Quant Method : U:\methods\SV14_090619_PAHR6.M
Quant Title : EPA 8270D: Semivolatile Organics
QLast Update : Fri Nov 08 10:03:37 2019
Response via : Initial Calibration
InstName : SV-GCMS14

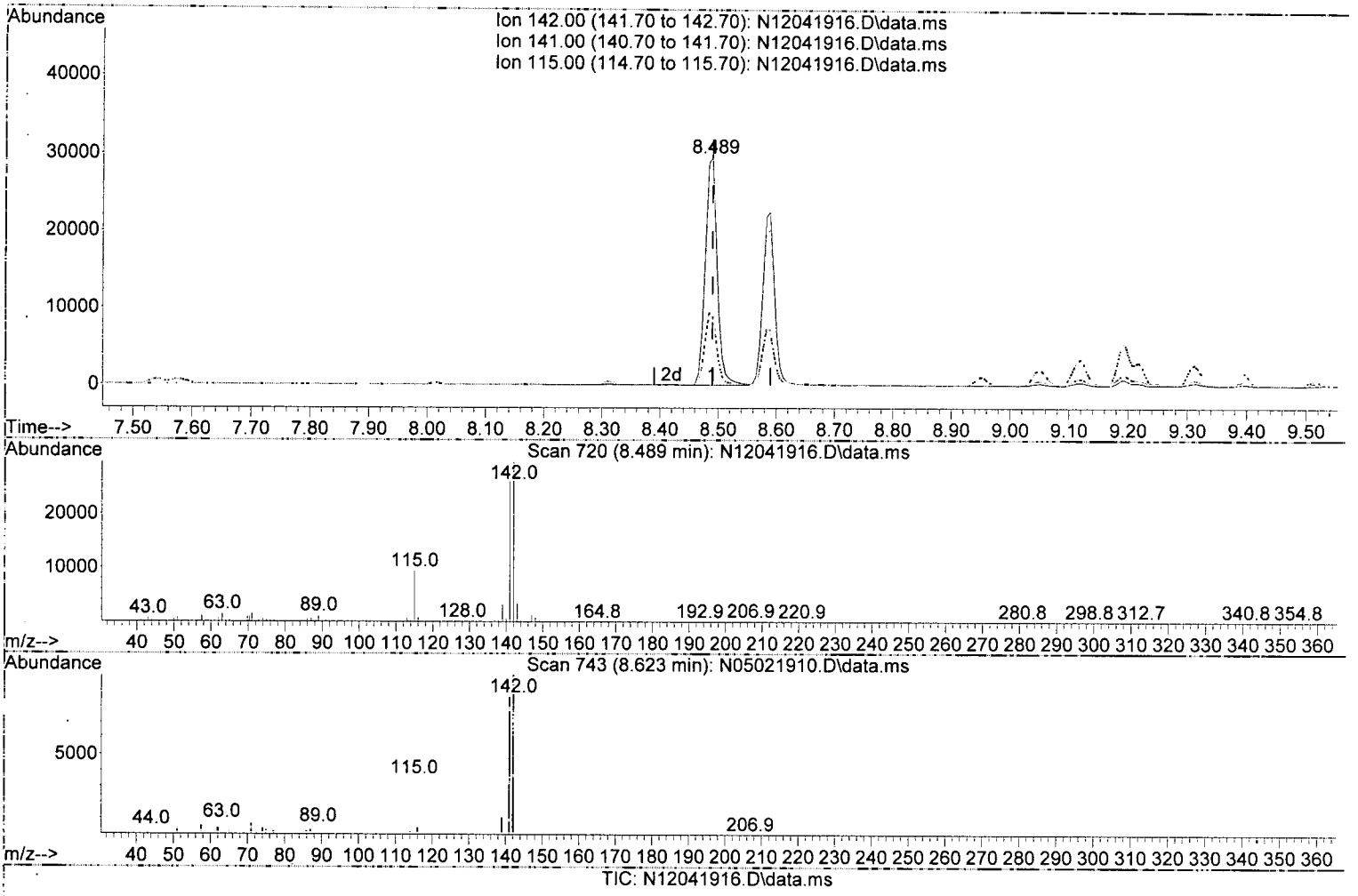

TIC: N12041916.D\data.ms

(5) 2-Methylnaphthalene (T)

8.489min (-0.000) 26.74 ng/ml

response 43032

Ion	Exp%	Act%
142.00	100.00	100.00
141.00	86.60	87.67
115.00	35.70	31.70
0.00	0.00	0.00

Quantitation Report (Qedit)

Data Path : U:\data\2109-12\9L04042\
Data File : N12041916.D
Acq On : 04 Dec 2019 09:49 pm
Operator : JK/ AMS/ DTH
Sample : A9J0095-32@10000
Misc : 10000x, 8270D LL PAH ONLY
ALS Vial : 16 Sample Multiplier: 1
DataAcq Meth:LVI14_BNA_ACQ.M

Quant Time: Dec 05 08:40:40 2019
Quant Method : U:\methods\SV14_090619_PAHR6.M
Quant Title : EPA 8270D: Semivolatile Organics
QLast Update : Fri Nov 08 10:03:37 2019
Response via : Initial Calibration
InstName : SV-GCMS14

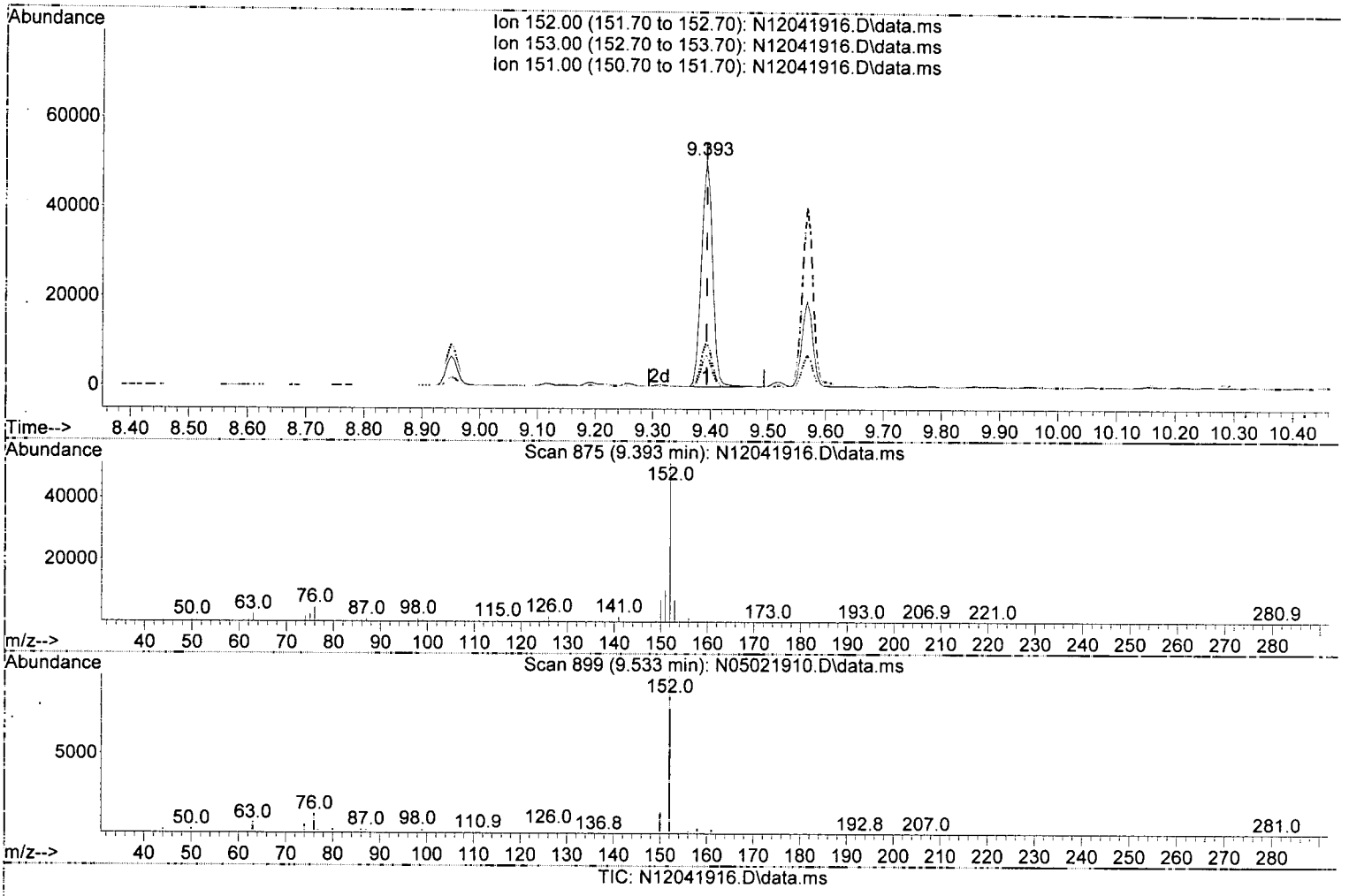

(12) Acenaphthylene (T)

9.393min (-0.000) 27.90 ng/ml

response 68240

Ion	Exp%	Act%
152.00	100.00	100.00
153.00	12.70	13.91
151.00	19.30	19.88
0.00	0.00	0.00

Quantitation Report (Qedit)

Data Path : U:\data\2109-12\9L04042\
Data File : N12041916.D
Acq On : 04 Dec 2019 09:49 pm
Operator : JK/ AMS/ DTH
Sample : A9J0095-32@10000
Misc : 10000x, 8270D LL PAH ONLY
ALS Vial : 16 Sample Multiplier: 1
DataAcq Meth:LVI14_BNA_ACQ.M

Quant Time: Dec 05 08:40:40 2019
Quant Method : U:\methods\SV14_090619_PAHR6.M
Quant Title : EPA 8270D: Semivolatile Organics
QLast Update : Fri Nov 08 10:03:37 2019
Response via : Initial Calibration
InstName : SV-GCMS14

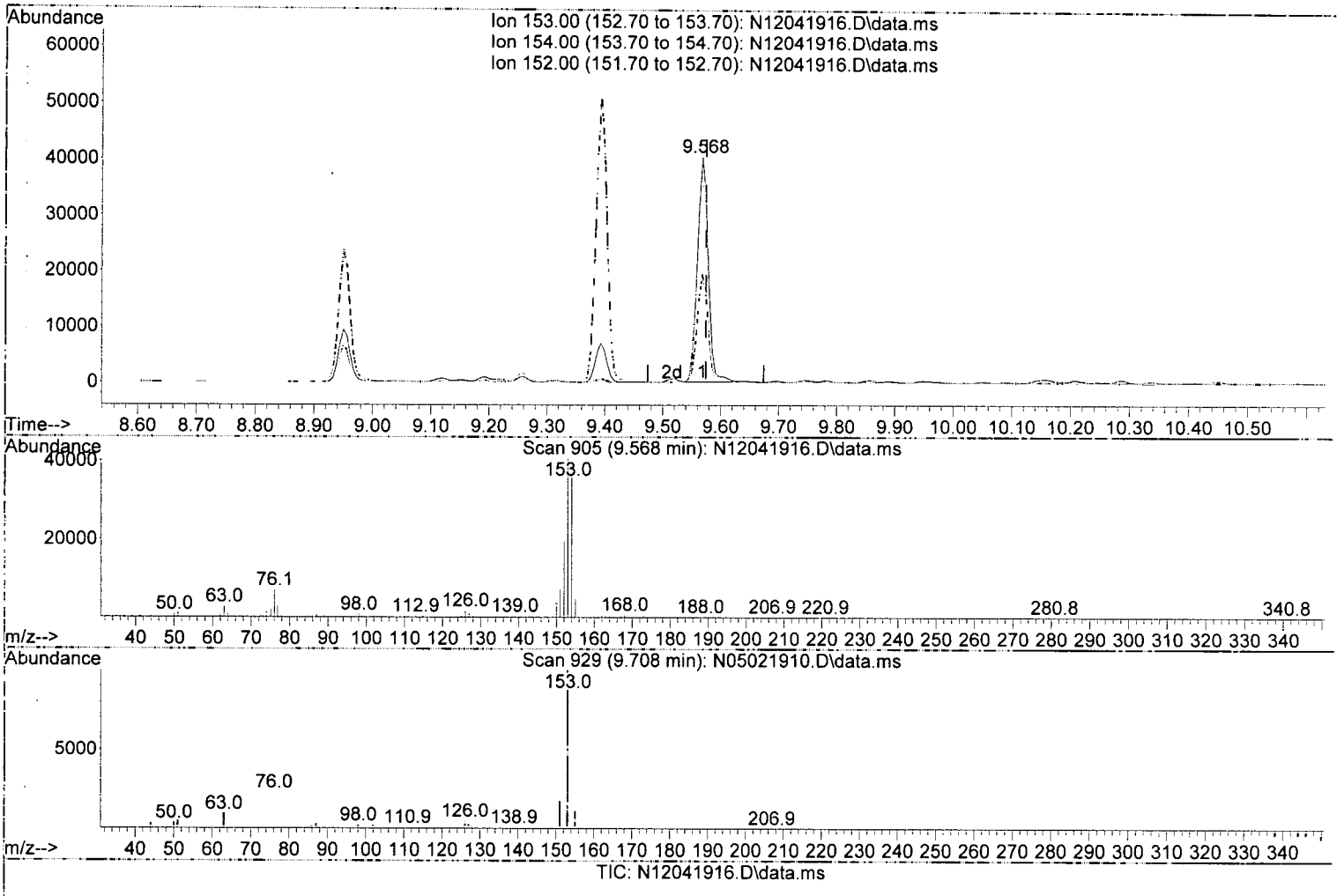

TIC: N12041916.D\data.ms

(13) Acenaphthene (T)

9.568min (-0.006) 33.54 ng/ml

response 53735

Ion	Exp%	Act%
153.00	100.00	100.00
154.00	90.70	91.84
152.00	46.80	47.87
0.00	0.00	0.00

Quantitation Report (Qedit)

Data Path : U:\data\2109-12\9L04042\
Data File : N12041916.D
Acq On : 04 Dec 2019 09:49 pm
Operator : JK/ AMS/ DTH
Sample : A9J0095-32@10000
Misc : 10000x, 8270D LL PAH ONLY
ALS Vial : 16 Sample Multiplier: 1
DataAcq Meth:LVI14_BNA_ACQ.M

Quant Time: Dec 05 08:40:40 2019
Quant Method : U:\methods\SV14_090619_PAHR6.M
Quant Title : EPA 8270D: Semivolatile Organics
QLast Update : Fri Nov 08 10:03:37 2019
Response via : Initial Calibration
InstName : SV-GCMS14

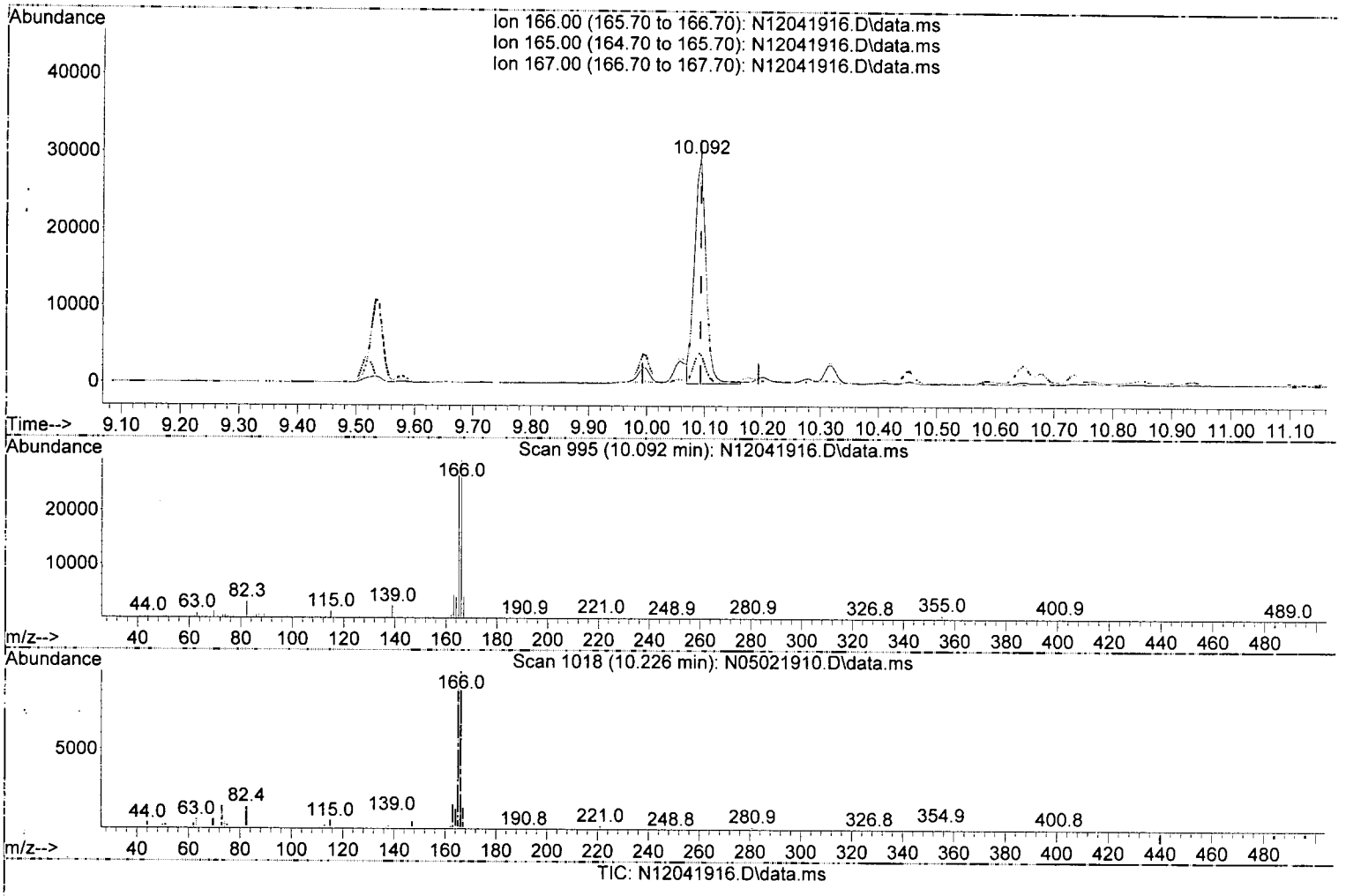

(16) Fluorene (T)

10.092min (-0.000) 25.11 ng/ml m DTH 12/5/19

response 41169

Ion	Exp%	Act%
166.00	100.00	100.00
165.00	95.70	94.09
167.00	13.60	13.72
0.00	0.00	0.00

Quantitation Report (Qedit)

Data Path : U:\data\2109-12\9L04042\
Data File : N12041916.D
Acq On : 04 Dec 2019 09:49 pm
Operator : JK/ AMS/ DTH
Sample : A9J0095-32@10000
Misc : 10000x, 8270D LL PAH ONLY
ALS Vial : 16 Sample Multiplier: 1
DataAcq Meth:LVI14_BNA_ACQ.M

Quant Time: Dec 05 08:40:40 2019
Quant Method : U:\methods\SV14_090619_PAHR6.M
Quant Title : EPA 8270D: Semivolatile Organics
QLast Update : Fri Nov 08 10:03:37 2019
Response via : Initial Calibration
InstName : SV-GCMS14

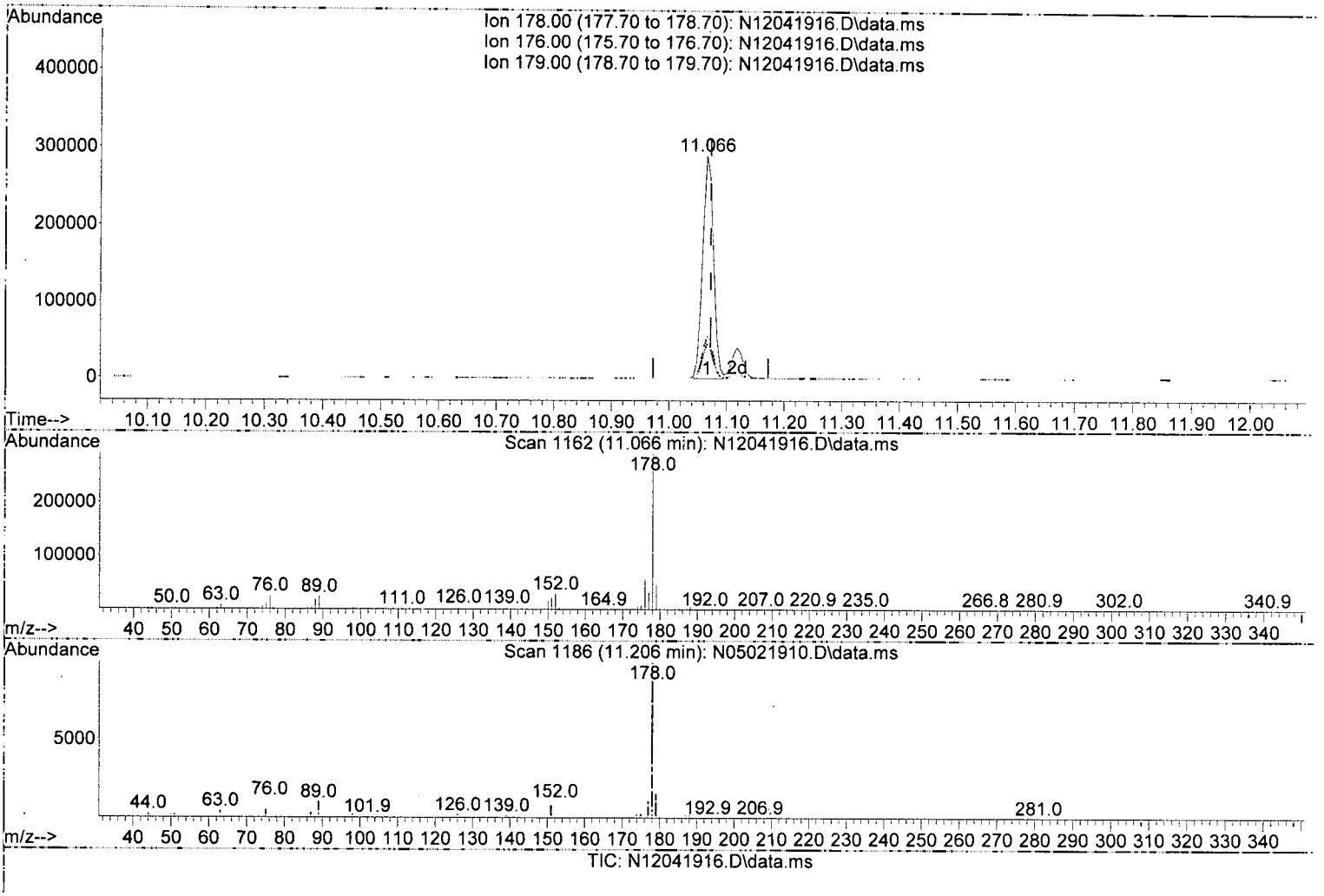

(19) Phenanthrene (T)

11.066min (-0.006) 175.69 ng/ml

response 383472

Ion	Exp%	Act%
178.00	100.00	100.00
176.00	19.00	19.11
179.00	15.10	15.49
0.00	0.00	0.00

Quantitation Report (Qedit)

Data Path : U:\data\2109-12\9L04042\
Data File : N12041916.D
Acq On : 04 Dec 2019 09:49 pm
Operator : JK/ AMS/ DTH
Sample : A9J0095-32@10000
Misc : 10000x, 8270D LL PAH ONLY
ALS Vial : 16 Sample Multiplier: 1
DataAcq Meth:LVI14_BNA_ACQ.M

Quant Time: Dec 05 08:40:40 2019
Quant Method : U:\methods\SV14_090619_PAHR6.M
Quant Title : EPA 8270D: Semivolatile Organics
QLast Update : Fri Nov 08 10:03:37 2019
Response via : Initial Calibration
InstName : SV-GCMS14

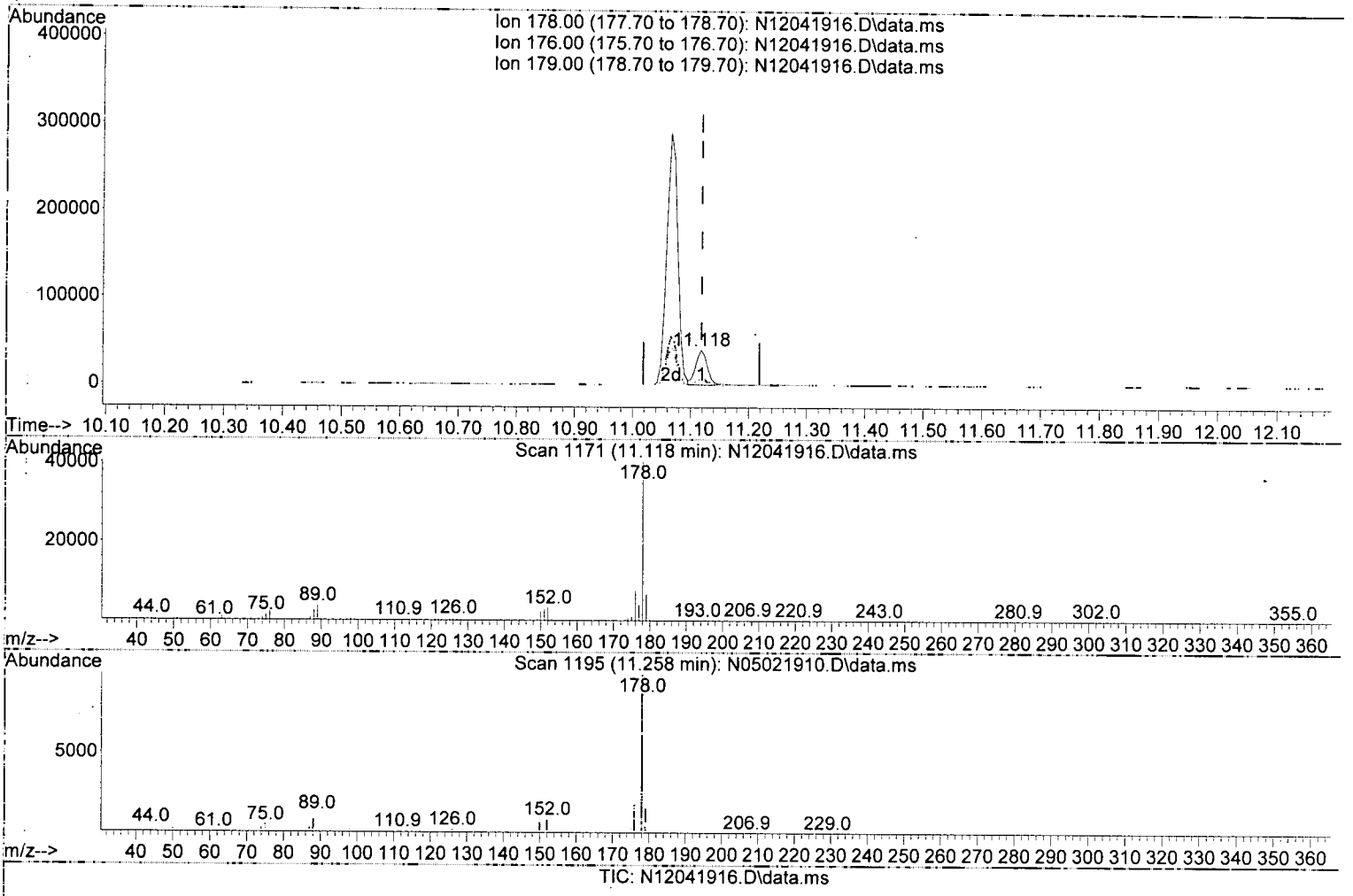

(20) Anthracene (T)

11.118min (-0.000) 27.64 ng/ml

response 56112

Ion	Exp%	Act%
178.00	100.00	100.00
176.00	18.90	18.86
179.00	15.30	16.80
0.00	0.00	0.00

Quantitation Report (Qedit)

Data Path : U:\data\2109-12\9L04042\
Data File : N12041916.D
Acq On : 04 Dec 2019 09:49 pm
Operator : JK/ AMS/ DTH
Sample : A9J0095-32@10000
Misc : 10000x, 8270D LL PAH ONLY
ALS Vial : 16 Sample Multiplier: 1
DataAcq Meth:LVI14_BNA_ACQ.M

Quant Time: Dec 05 08:40:40 2019
Quant Method : U:\methods\SV14_090619_PAHR6.M
Quant Title : EPA 8270D: Semivolatile Organics
QLast Update : Fri Nov 08 10:03:37 2019
Response via : Initial Calibration
InstName : SV-GCMS14

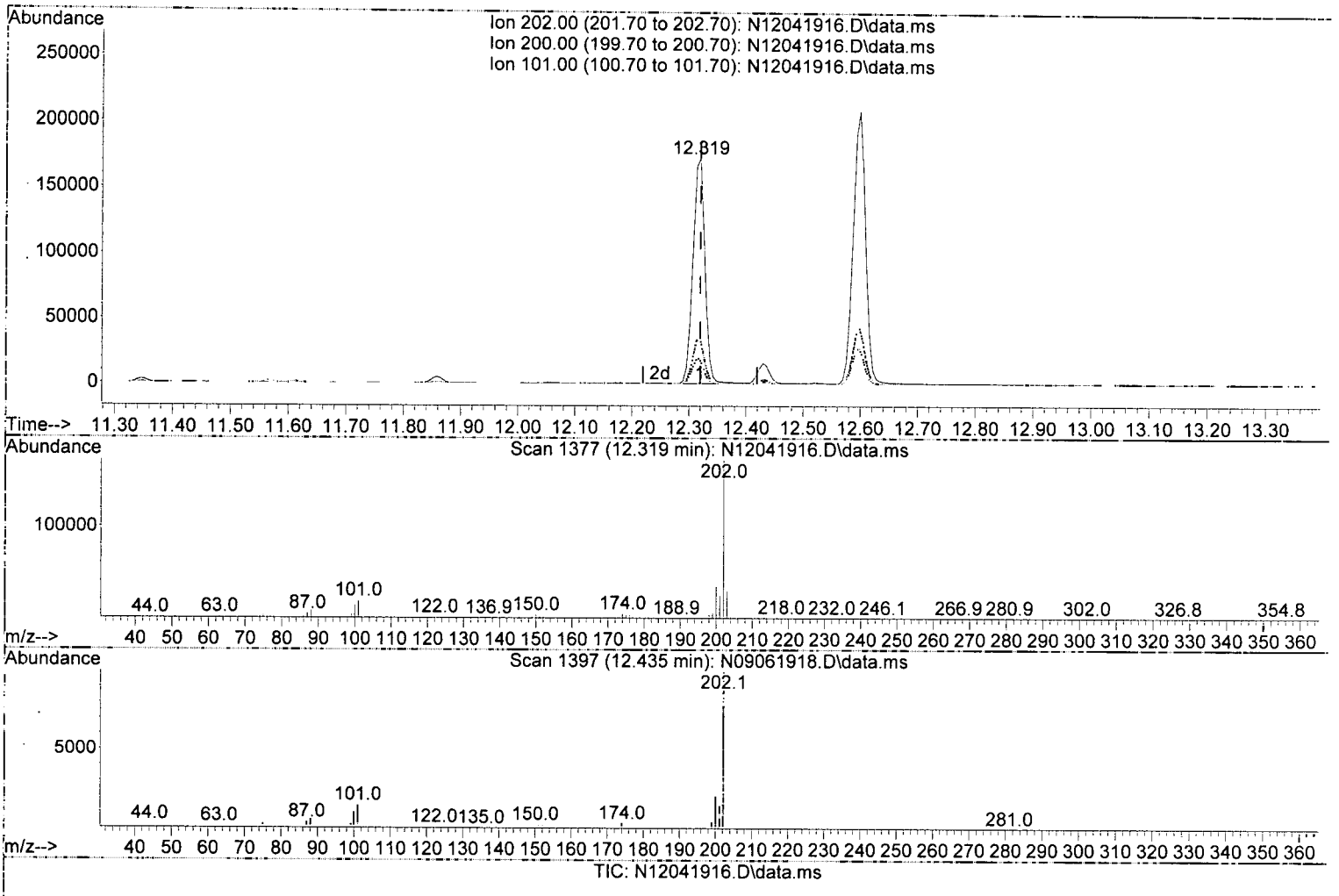

(23) Fluoranthene (T)

12.319min (-0.000) 115.31 ng/ml

response 253578

Ion	Exp%	Act%
202.00	100.00	100.00
200.00	19.70	20.00
101.00	15.30	10.94
0.00	0.00	0.00

Quantitation Report (Qedit)

Data Path : U:\data\2109-12\9L04042\
Data File : N12041916.D
Acq On : 04 Dec 2019 09:49 pm
Operator : JK/ AMS/ DTH
Sample : A9J0095-32@10000
Misc : 10000x, 8270D LL PAH ONLY
ALS Vial : 16 Sample Multiplier: 1
DataAcq Meth:LVI14_BNA_ACQ.M

Quant Time: Dec 05 08:40:40 2019
Quant Method : U:\methods\SV14_090619_PAHR6.M
Quant Title : EPA 8270D: Semivolatile Organics
QLast Update : Fri Nov 08 10:03:37 2019
Response via : Initial Calibration
InstName : SV-GCMS14

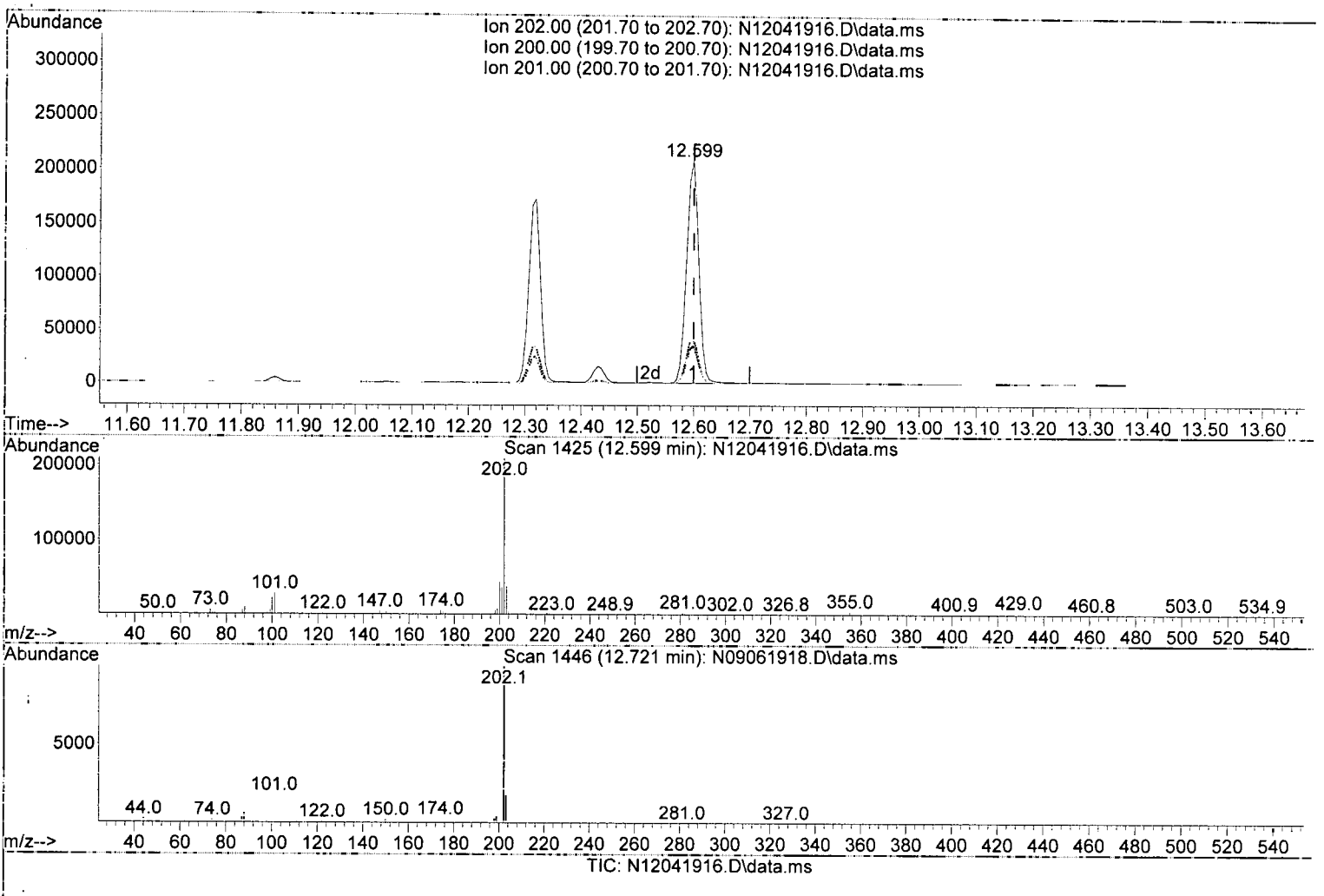

(25) Pyrene (T)

12.599min (-0.000) 133.84 ng/ml

response 315811

Ion	Exp%	Act%
202.00	100.00	100.00
200.00	20.70	20.37
201.00	16.80	17.00
0.00	0.00	0.00

Quantitation Report (Qedit)

Data Path : U:\data\2109-12\9L04042\
Data File : N12041916.D
Acq On : 04 Dec 2019 09:49 pm
Operator : JK/ AMS/ DTH
Sample : A9J0095-32@10000
Misc : 10000x, 8270D LL PAH ONLY
ALS Vial : 16 Sample Multiplier: 1
DataAcq Meth:LVI14_BNA_ACQ.M

Quant Time: Dec 05 08:40:40 2019
Quant Method : U:\methods\SV14_090619_PAHR6.M
Quant Title : EPA 8270D: Semivolatile Organics
QLast Update : Fri Nov 08 10:03:37 2019
Response via : Initial Calibration
InstName : SV-GCMS14

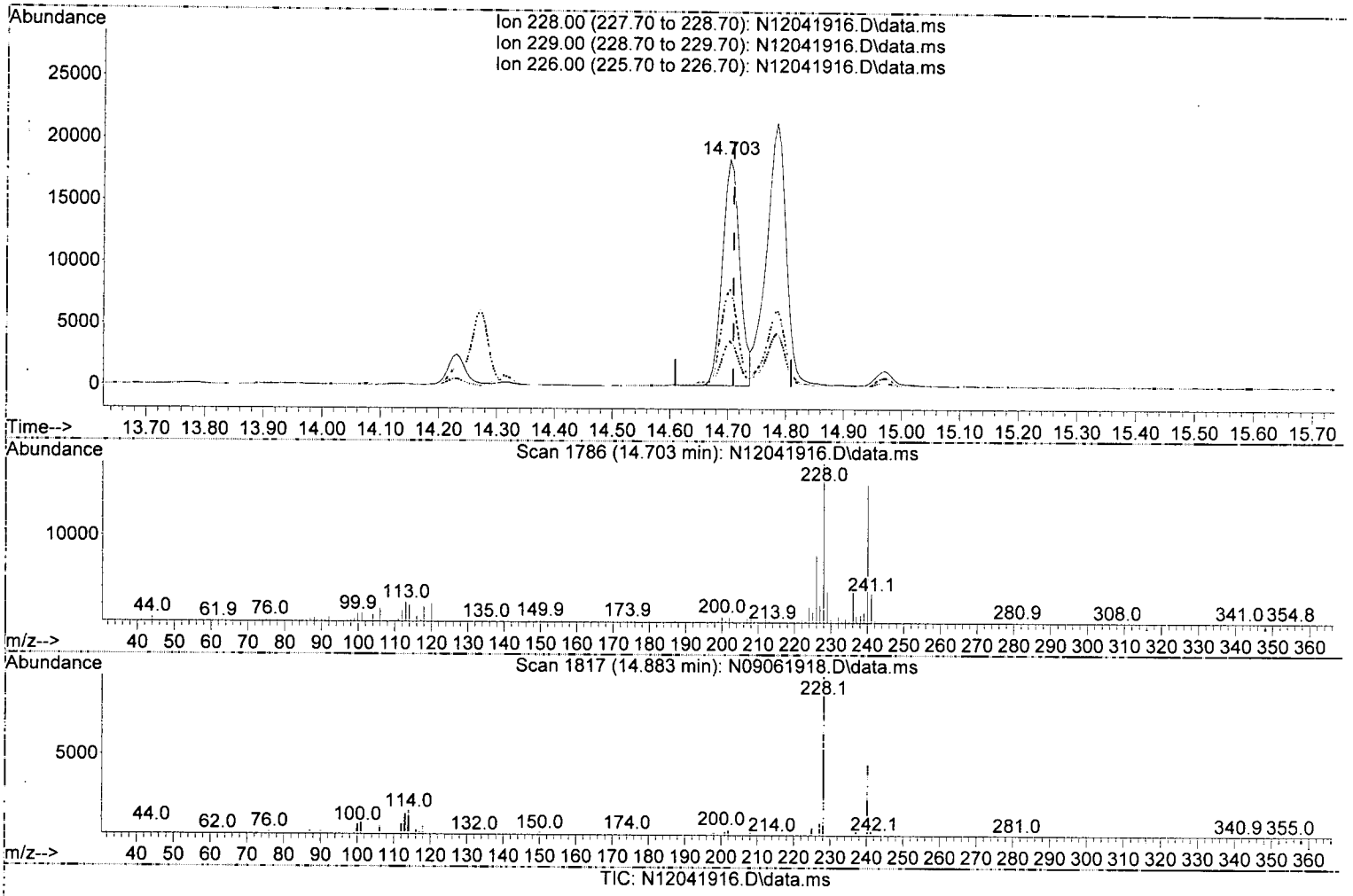

(27) Benz(a)anthracene (T)

14.703min (-0.006) 22.22 ng/ml

response 38956

Ion	Exp%	Act%
228.00	100.00	100.00
229.00	19.40	19.74
226.00	26.20	42.49
0.00	0.00	0.00

Quantitation Report (Qedit)

Data Path : U:\data\2109-12\9L04042\
Data File : N12041916.D
Acq On : 04 Dec 2019 09:49 pm
Operator : JK/ AMS/ DTH
Sample : A9J0095-32@10000
Misc : 10000x, 8270D LL PAH ONLY
ALS Vial : 16 Sample Multiplier: 1
DataAcq Meth:LVI14_BNA_ACQ.M

Quant Time: Dec 05 08:40:40 2019
Quant Method : U:\methods\SV14_090619_PAHR6.M
Quant Title : EPA 8270D: Semivolatile Organics
QLast Update : Fri Nov 08 10:03:37 2019
Response via : Initial Calibration
InstName : SV-GCMS14

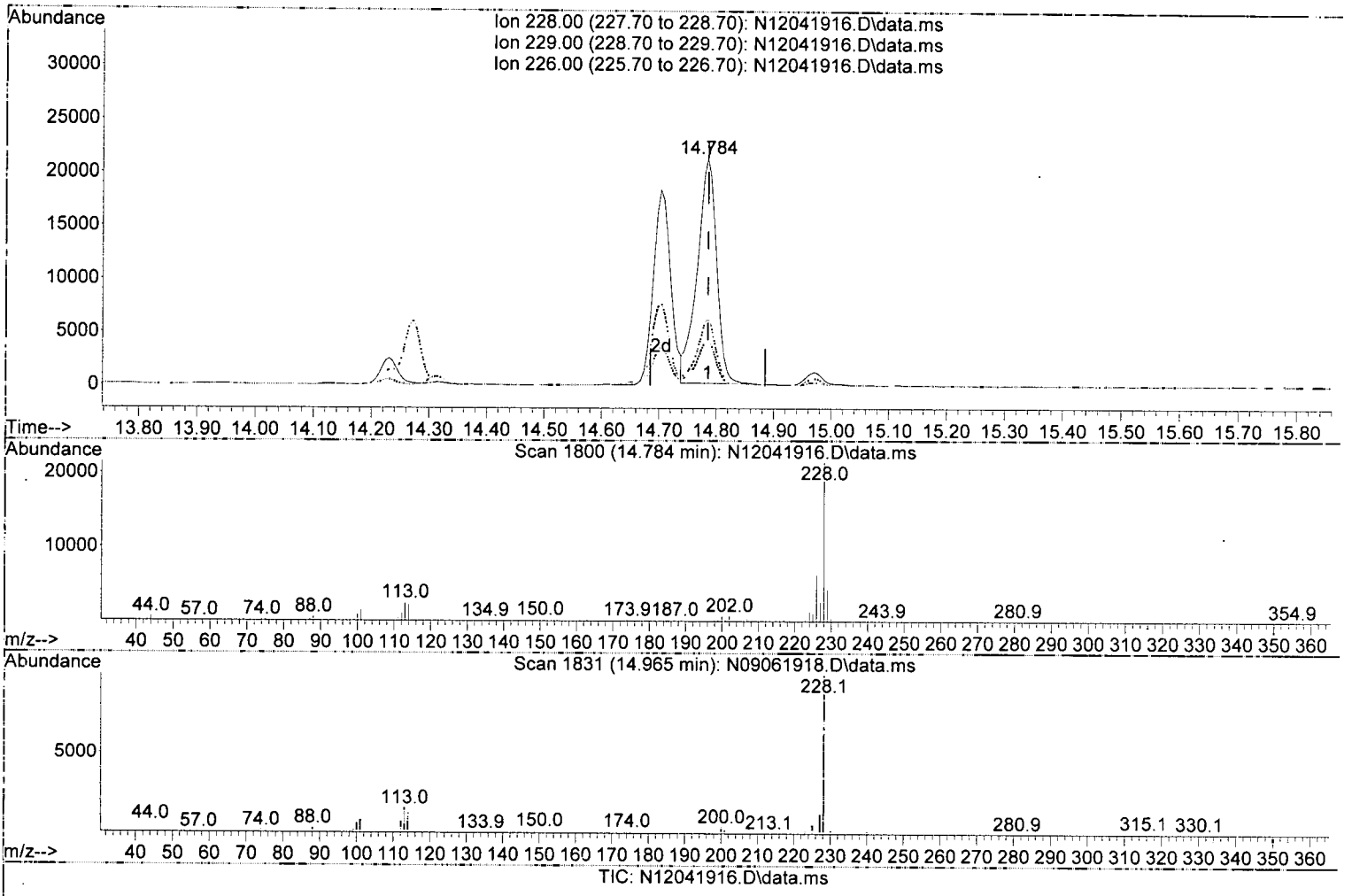

(28) Chrysene (T)

14.784min (-0.000) 29.95 ng/ml

response 49702

Ion	Exp%	Act%
228.00	100.00	100.00
229.00	19.60	20.22
226.00	28.60	29.23
0.00	0.00	0.00

01/30/20 Anchor QEA, LLC - Gasco PreRD DG 2019 - 4a-b. DOC-CAP Testing Cores Page 999 of 1115

Quantitation Report (Qedit)

Data Path : N:\data\2109-12\9L04042\
Data File : N12041916.D
Acq On : 04 Dec 2019 09:49 pm
Operator : JK/ AMS/ DTH
Sample : A9J0095-32@10000
Misc : 10000x, 8270D LL PAH ONLY
ALS Vial : 16 Sample Multiplier: 1
DataAcq Meth:LVI14_BNA_ACQ.M

Quant Time: Dec 05 12:09:08 2019
Quant Method : U:\methods\SV14_090619_PAHR6.M
Quant Title : EPA 8270D: Semivolatile Organics
QLast Update : Fri Nov 08 10:03:37 2019
Response via : Initial Calibration
InstName : SV-GCMS14

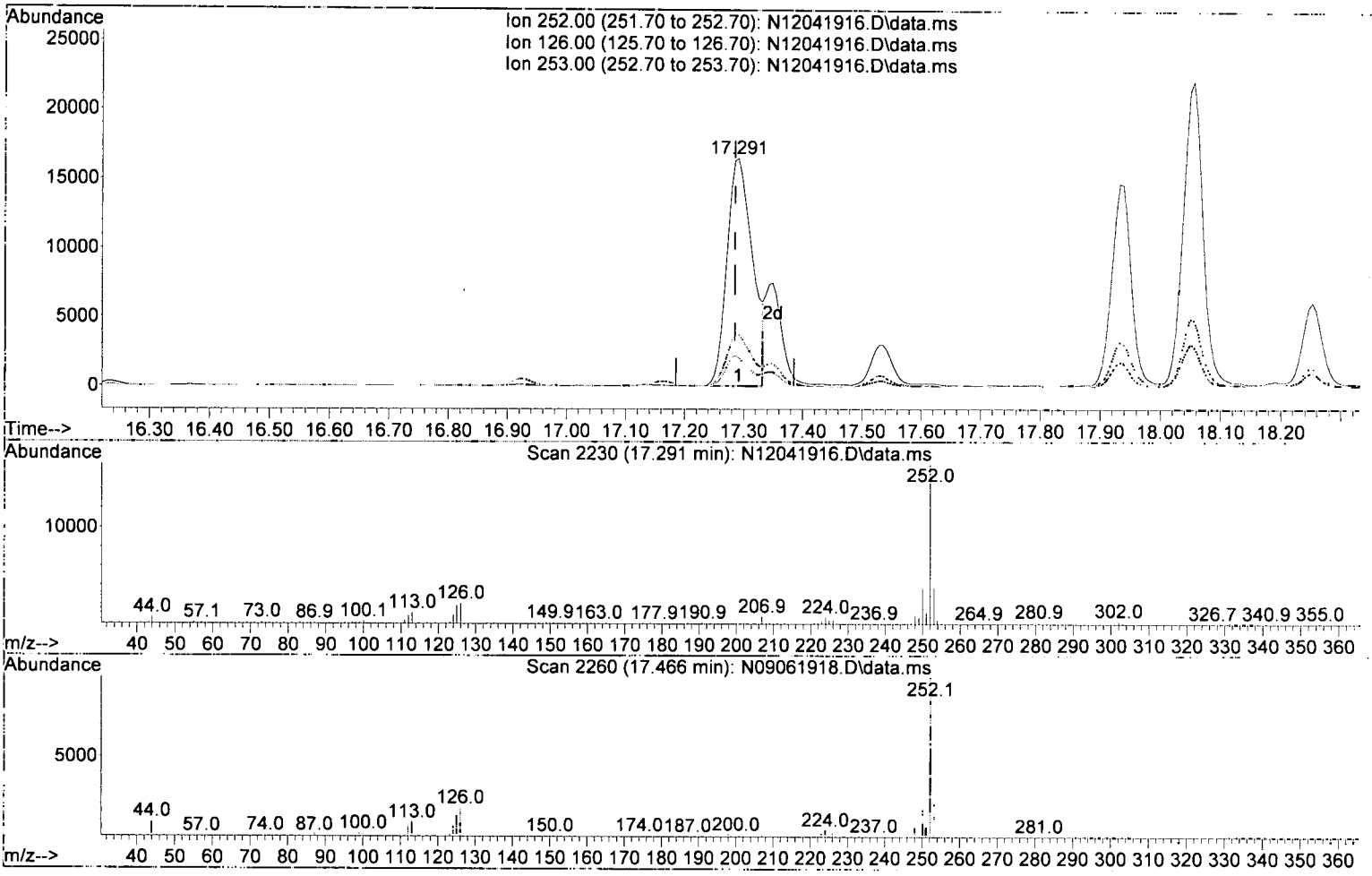

TIC: N12041916.D\data.ms

(30) Benzo(b)fluoranthene (T)

17.291min (+ 0.006) 29.68 ng/ml

response 49922

Ion	Exp%	Act%
252.00	100.00	100.00
126.00	20.00	12.76
253.00	21.10	22.70
0.00	0.00	0.00

Quantitation Report (Qedit)

Data Path : U:\data\2109-12\9L04042\
Data File : N12041916.D
Acq On : 04 Dec 2019 09:49 pm
Operator : JK/ AMS/ DTH
Sample : A9J0095-32@10000
Misc : 10000x, 8270D LL PAH ONLY
ALS Vial : 16 Sample Multiplier: 1
DataAcq Meth:LVI14_BNA_ACQ.M

Quant Time: Dec 05 08:40:40 2019
Quant Method : U:\methods\SV14_090619_PAHR6.M
Quant Title : EPA 8270D: Semivolatile Organics
QLast Update : Fri Nov 08 10:03:37 2019
Response via : Initial Calibration
InstName : SV-GCMS14

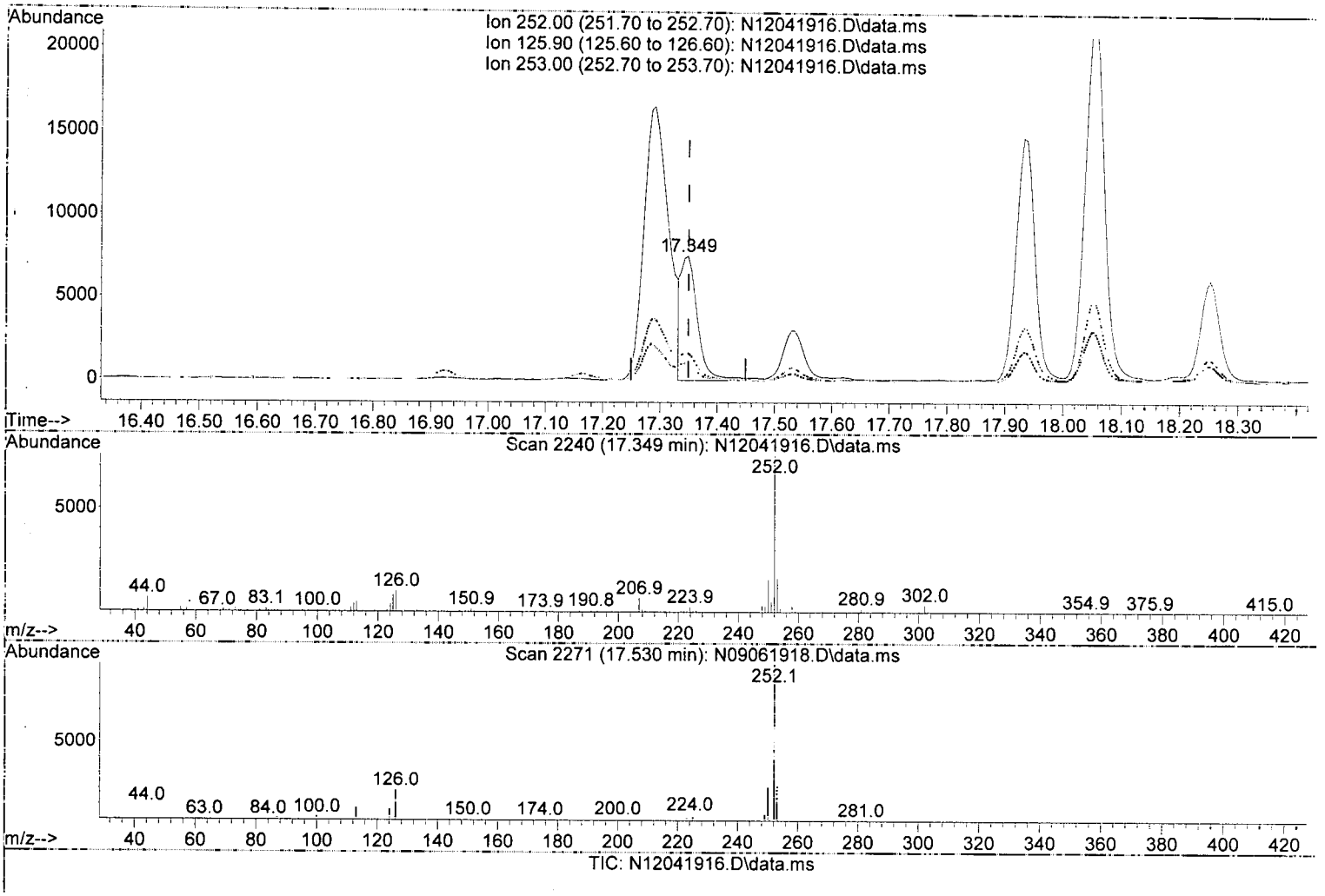

(31) Benzo(k)fluoranthene (T)

17.349min (-0.000) 8.95 ng/ml m

m05

response 14826

DTH 12/5/19

Ion	Exp%	Act%
252.00	100.00	100.00
125.90	22.10	13.73
253.00	21.50	22.10
0.00	0.00	0.00

Quantitation Report (Qedit)

Data Path : U:\data\2109-12\9L04042\
Data File : N12041916.D
Acq On : 04 Dec 2019 09:49 pm
Operator : JK/ AMS/ DTH
Sample : A9J0095-32@10000
Misc : 10000x, 8270D LL PAH ONLY
ALS Vial : 16 Sample Multiplier: 1
DataAcq Meth:LVI14_BNA_ACQ.M

Quant Time: Dec 05 08:40:40 2019
Quant Method : U:\methods\SV14_090619_PAHR6.M
Quant Title : EPA 8270D: Semivolatile Organics
QLast Update : Fri Nov 08 10:03:37 2019
Response via : Initial Calibration
InstName : SV-GCMS14

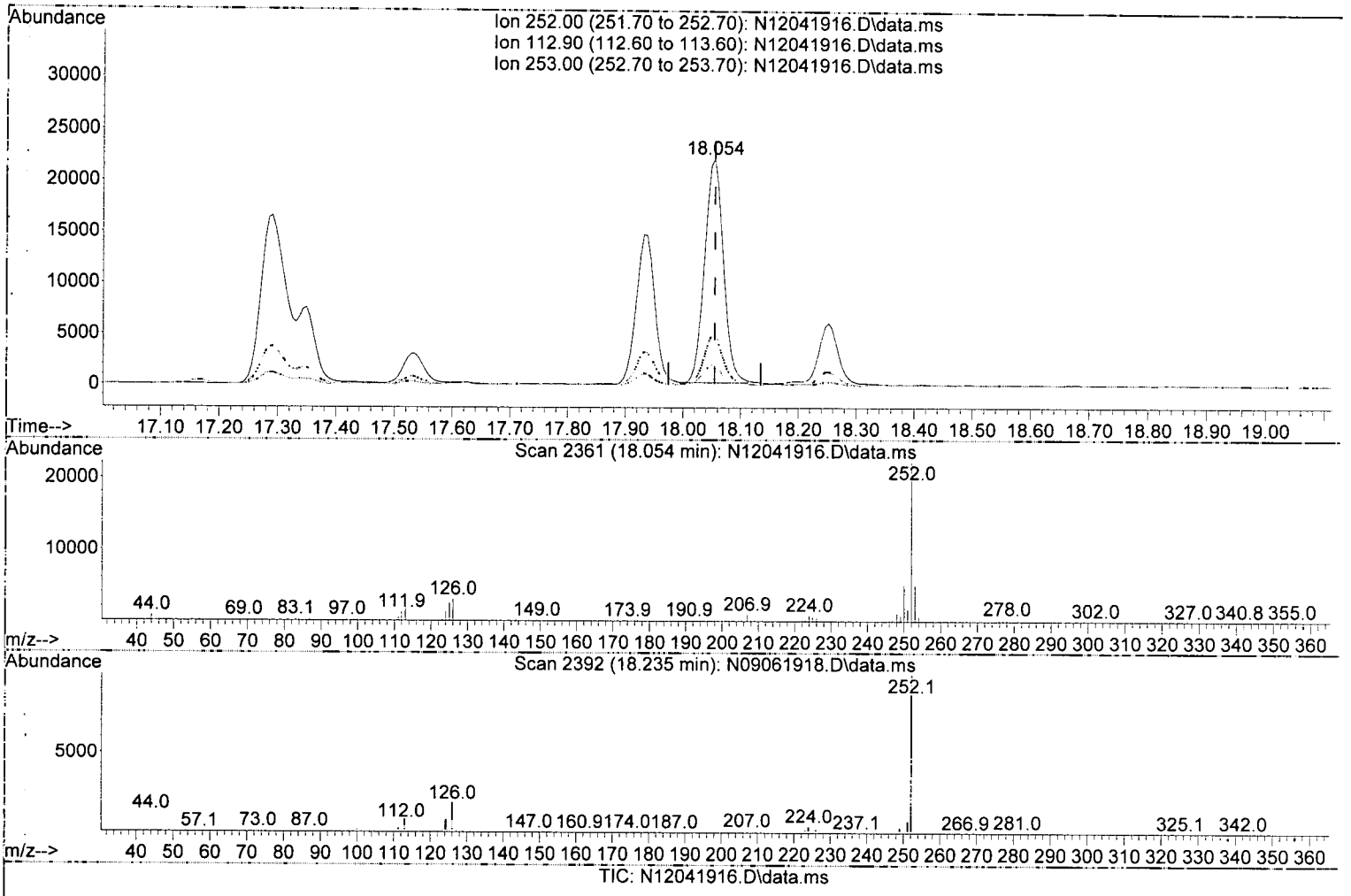

(35) Benzo(a)pyrene (T)

18.054min (-0.000) 34.62 ng/ml

response 49834

Ion	Exp%	Act%
252.00	100.00	100.00
112.90	12.70	8.79
253.00	21.90	22.31
0.00	0.00	0.00

Quantitation Report (Qedit)

Data Path : U:\data\2109-12\9L04042\
Data File : N12041916.D
Acq On : 04 Dec 2019 09:49 pm
Operator : JK/ AMS/ DTH
Sample : A9J0095-32@10000
Misc : 10000x, 8270D LL PAH ONLY
ALS Vial : 16 Sample Multiplier: 1
DataAcq Meth:LVI14_BNA_ACQ.M

Quant Time: Dec 05 08:40:40 2019
Quant Method : U:\methods\SV14_090619_PAHR6.M
Quant Title : EPA 8270D: Semivolatile Organics
QLast Update : Fri Nov 08 10:03:37 2019
Response via : Initial Calibration
InstName : SV-GCMS14

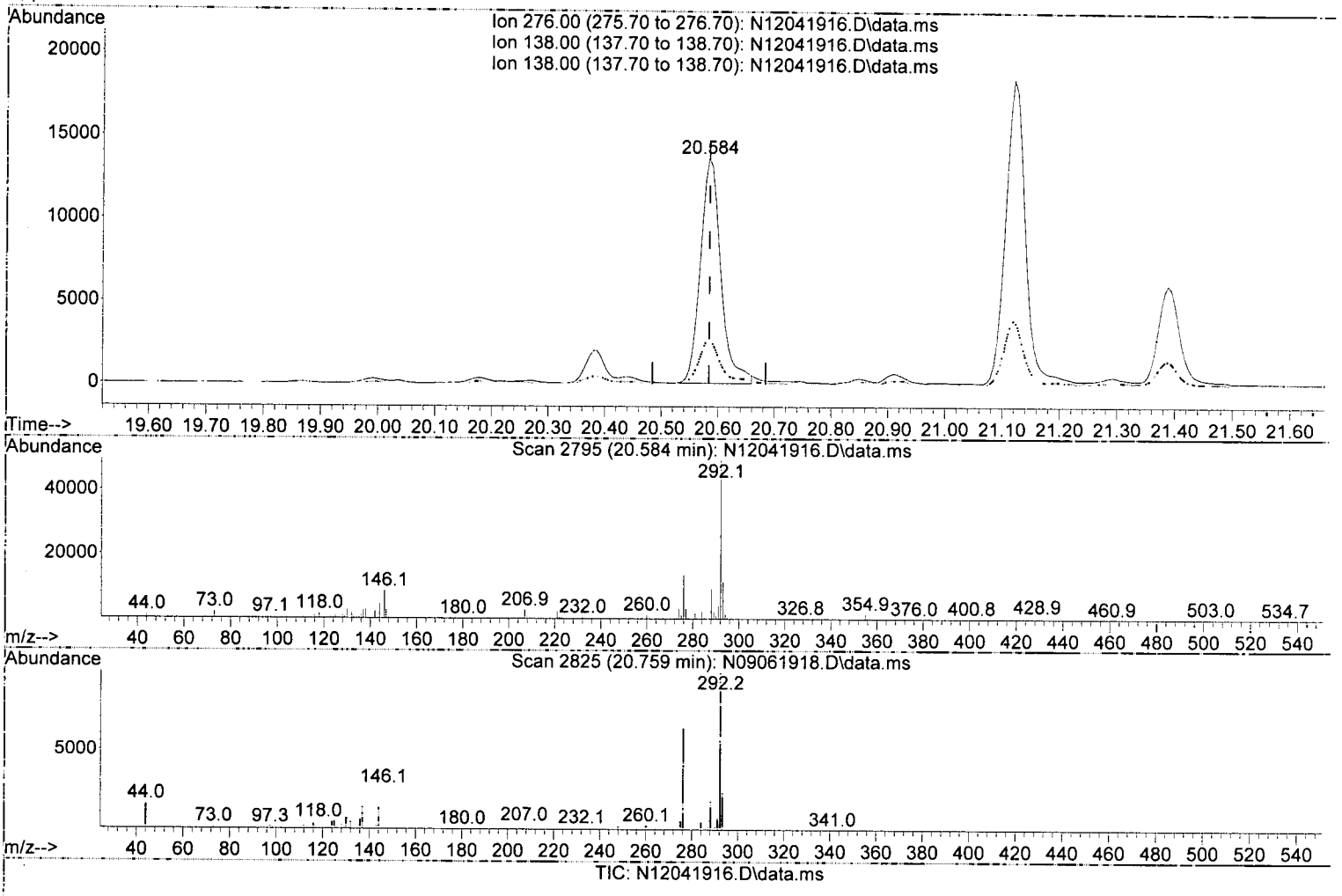

(38) Indeno(1,2,3-cd)Pyrene (T)

20.584min (-0.000) 23.06 ng/ml

response 34431

Ion	Exp%	Act%
276.00	100.00	100.00
138.00	31.60	20.13
138.00	31.60	20.13
0.00	0.00	0.00

Quantitation Report (Qedit)

Data Path : U:\data\2109-12\9L04042\
Data File : N12041916.D
Acq On : 04 Dec 2019 09:49 pm
Operator : JK/ AMS/ DTH
Sample : A9J0095-32@10000
Misc : 10000x, 8270D LL PAH ONLY
ALS Vial : 16 Sample Multiplier: 1
DataAcq Meth:LVI14_BNA_ACQ.M

Quant Time: Dec 05 08:40:40 2019
Quant Method : U:\methods\SV14_090619_PAHR6.M
Quant Title : EPA 8270D: Semivolatile Organics
QLast Update : Fri Nov 08 10:03:37 2019
Response via : Initial Calibration
InstName : SV-GCMS14

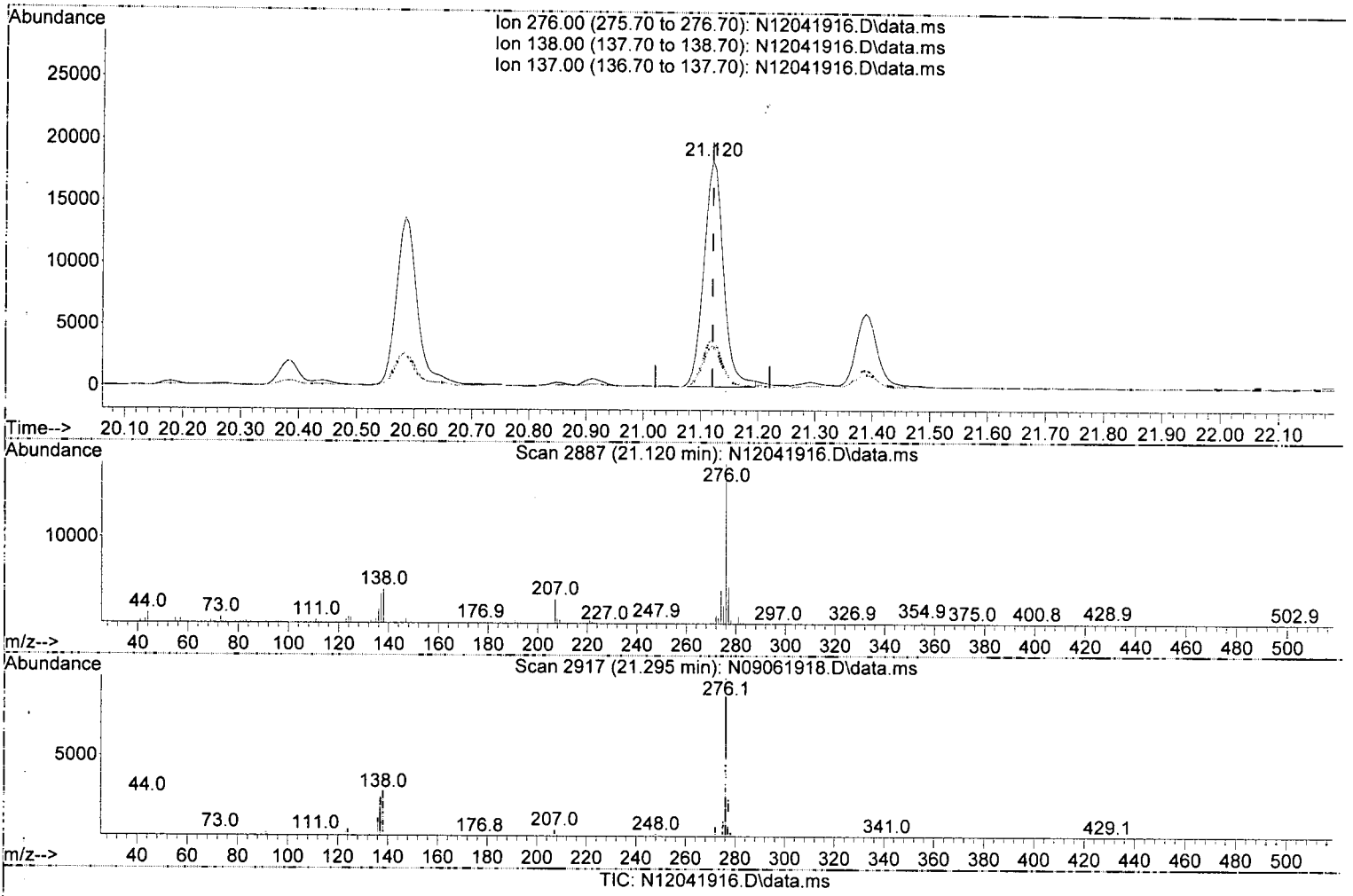

(40) Benzo(g,h,i)perylene (T)

21.120min (-0.000) 27.77 ng/ml

response 43973

Ion	Exp%	Act%
276.00	100.00	100.00
138.00	21.00	21.37
137.00	18.60	18.36
0.00	0.00	0.00

Data Path : U:\data\2109-12\9L04042\
Data File : N12041916.D
Acq On : 04 Dec 2019 09:49 pm
Operator : JK/ AMS/ DTH
Sample : A9J0095-32@10000
Misc : 10000x, 8270D LL PAH ONLY
ALS Vial : 16 Sample Multiplier: 1
DataAcq Meth:LVI14_BNA_ACQ.M

Quant Time: Dec 05 08:40:40 2019
Quant Method : U:\methods\SV14_090619_PAHR6.M
Quant Title : EPA 8270D: Semivolatile Organics
QLast Update : Fri Nov 08 10:03:37 2019
Response via : Initial Calibration
InstName : SV-GCMS14

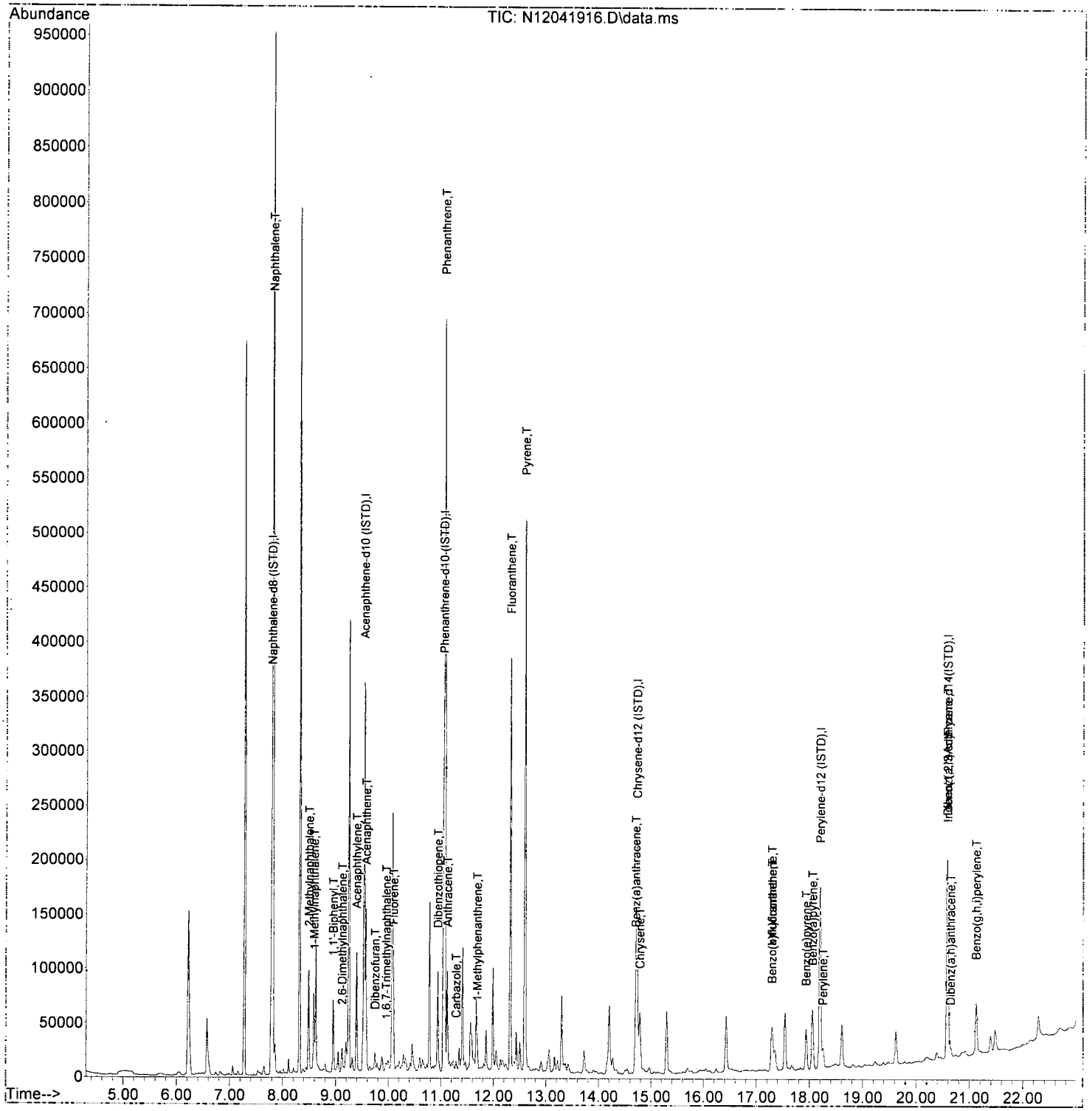

No Name Entered Quantitation Report (Not Reviewed)

Data Path : U:\data\2109-12\9L04042\
Data File : N12041917.D
Acq On : 04 Dec 2019 10:21 pm
Operator : JK/ AMS/ DTH
Sample : A9J0095-33@40
Misc : 40x, 8270D LL PAH ONLY
ALS Vial : 17 Sample Multiplier: 1
DataAcq Meth:LVI14_BNA_ACQ.M

RPI

Quant Time: Dec 05 08:40:43 2019
Quant Method : U:\methods\SV14_090619_PAHR6.M
Quant Title : EPA 8270D: Semivolatile Organics
QLast Update : Fri Nov 08 10:03:37 2019
Response via : Initial Calibration
InstName : SV-GCMS14

DTH 12/5/19

Compound	R.T.	QIon	Response	Conc	Units	Dev(Min)
Internal Standards						
1) Naphthalene-d8 (ISTD)	7.778	136	177017	100.00	ng/ml	0.00
9) Acenaphthene-d10 (ISTD)	9.533	162	109138	100.00	ng/ml	0.00
17) Phenanthrene-d10 (ISTD)	11.042	188	184778	100.00	ng/ml	0.00
24) Chrysene-d12 (ISTD)	14.726	240	168643	100.00	ng/ml	0.00
29) Perylene-d12 (ISTD)	18.188	264	168663	100.00	ng/ml	0.00
37) Dibenz(a,h)Anthrcene-d...	20.578	292	148594	100.00	ng/ml	0.00
System Monitoring Compounds						
2) Nitrobenzene-d5 (Surr)	7.091	82	1368	2.33	ng/ml	0.00
10) 2-Fluorobiphenyl (Surr)	8.851	172	3436	2.11	ng/ml	0.00
11) Acenaphthylene d-8 (Surr)	9.381	160	3454	0.12	ng/ml	0.00
26) Terphenyl-d14 (Surr)	12.797	244	3269	1.84	ng/ml	0.00
33) Benzo(a)pyrene d-12 (S...	0.000	264	0	0.00	ng/ml	
Target Compounds						Qvalue
3) Decalin	0.000		0	N.D.		
4) Naphthalene	7.802	128	148194	75.90	ng/ml	99
5) 2-Methylnaphthalene	8.489	142	5449	3.29	ng/ml	97
6) 1-Methylnaphthalene	8.589	142	4681	2.83	ng/ml	97
7) 1,1'-Biphenyl	8.950	154	2300	1.03	ng/ml	97
8) 2,6-Dimethylnaphthalene	9.119	156	844	0.52	ng/ml	97
12) Acenaphthylene	9.393	152	3356	1.42	ng/ml	96
13) Acenaphthene	9.568	153	4893	3.15	ng/ml	96
14) Dibenzofuran	9.743	168	325	N.D.		
15) 1,6,7-Trimethylnaphtha...	9.952	170	234	N.D.		
16) Fluorene	10.092	166	1898	1.20	ng/ml	100
18) Dibenzothiopene	10.937	184	1576	0.82	ng/ml	97
19) Phenanthrene	11.066	178	6835	3.16	ng/ml	98
20) Anthracene	11.118	178	1630	0.81	ng/ml	95
21) Carbazole	11.287	167	234	N.D.		
22) 1-Methylphenanthrene	11.689	192	916	0.61	ng/ml	98
23) Fluoranthene	12.313	202	8267	3.79	ng/ml	94
25) Pyrene	12.599	202	10252	3.89	ng/ml	98
27) Benz(a)anthracene	14.703	228	2182	1.11	ng/ml	65
28) Chrysene	14.784	228	1610	0.87	ng/ml	96
30) Benzo(b)fluoranthene	17.285	252	2040	1.05	ng/ml	94
31) Benzo(k)fluoranthene	17.285	252	2554	1.33	ng/ml	92
32) Benzo(b+k)fluoranthene	17.285	252	2621	1.32	ng/ml	92
34) Benzo(e)pyrene	17.932	252	1575	0.80	ng/ml	92
35) Benzo(a)pyrene	18.048	252	2176	1.31	ng/ml	96
36) Perylene	18.247	252	15984	7.79	ng/ml	99
38) Indeno(1,2,3-cd)Pyrene	20.584	276	1911	1.04	ng/ml	88
39) Dibenz(a,h)anthracene	20.642	278	370	N.D.		
40) Benzo(g,h,i)perylene	21.120	276	2367	1.22	ng/ml	85

(#) = qualifier out of range (m) = manual integration (+) = signals summed

No Name Entered Quantitation Report (Not Reviewed)

Data Path : U:\data\2109-12\9L04042\
Data File : N12041917.D
Acq On : 04 Dec 2019 10:21 pm
Operator : JK/ AMS/ DTH
Sample : A9J0095-33@40
Misc : 40x, 8270D LL PAH ONLY
ALS Vial : 17 Sample Multiplier: 1
DataAcq Meth:LVI14_BNA_ACQ.M

Quant Time: Dec 05 08:40:43 2019
Quant Method : U:\methods\SV14_090619_PAHR6.M
Quant Title : EPA 8270D: Semivolatile Organics
QLast Update : Fri Nov 08 10:03:37 2019
Response via : Initial Calibration
InstName : SV-GCMS14

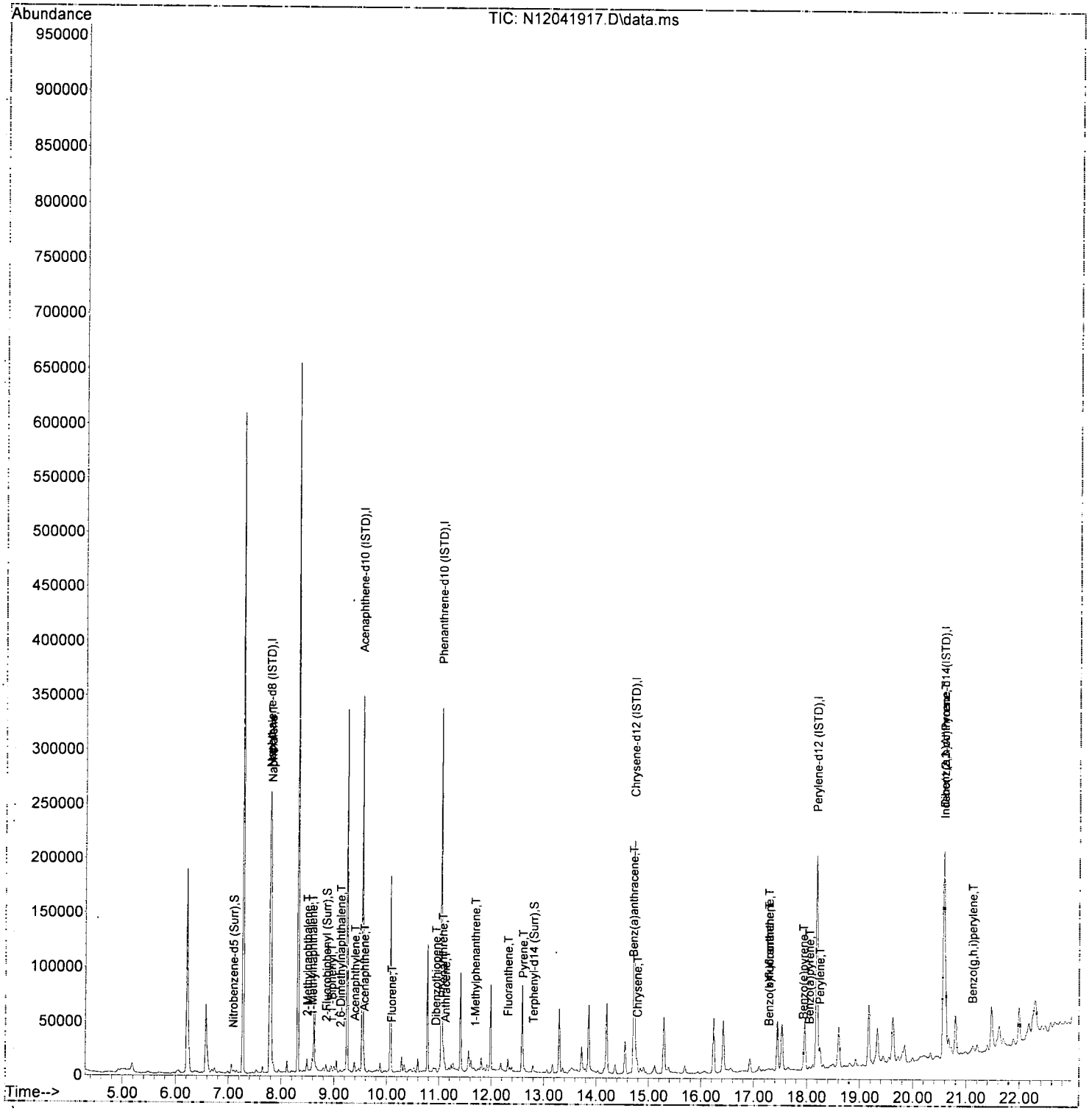

APEX LABORATORIES, LLC
6700 SW Sandburg St. Tigard OR 97223 phone 503-718-2323

Semivolatile Organic Compounds (PAHs) by EPA 8270D
Benchsheet & Analysis Sequence Data

Sequence 9L05024 (A9J0095-33RE1)

ELEMENT SEQUENCE LOG

Apex Laboratories

Sequence:	**9L05024**	Instrument:	**SV-GCMS14**
Date:	**12/05/19 08:07**	Calibration:	**A9I1001**

#	Lab Number	Matrix	Analysis	Client	Due	Batch	ISTD ID	STD ID
1	9L05024-TUN1	Sediment	QC	QC			A19K048	A19K329
2	9L05024-CCV1	Sediment	QC	QC			A19K048	A19K012
3	9L05024-CCB1	Sediment	QC	QC			A19K048	
4	A9J0463-40	Sediment	8270D LL PAH Only (Scan)	Anchor QEA, LLC	12/16/19	9120480	A19K048	
5	A9J0463-57	Sediment	8270D LL PAH Only (Scan)	Anchor QEA, LLC	12/16/19	9120480	A19K048	
6	A9J0463-58	Sediment	8270D LL PAH Only (Scan)	Anchor QEA, LLC	12/16/19	9120480	A19K048	
7	A9J0095-33RE1	Sediment	8270D LL PAH Only (Scan)	Anchor QEA, LLC	12/16/19	9120480	A19K048	
8	A9J0096-34RE1	Sediment	8270D LL PAH Only (Scan)	Anchor QEA, LLC	12/16/19	9120480	A19K048	
9	9L05024-IBL1	Sediment	QC	QC			A19K048	

Data Entered By: DH 12/5/19

Data Reviewed By: 12/6/19

Comments:

Data Path : U:\data\2109-12\9L05024\
Data File : N12051901.D
Acq On : 05 Dec 2019 08:18 am
Operator : JK/ AMS/ DTH
Sample : 9L05024-TUN1
Misc : 1x, A19K329 DFTPP@45
ALS Vial : 1 Sample Multiplier: 1

Integration File: rteint.p

DTH 12/5/19

Method : U:\methods\DFTPP.M
Title : 8270 DFTPP Tune Method
Last Update : Wed Nov 06 13:10:03 2019

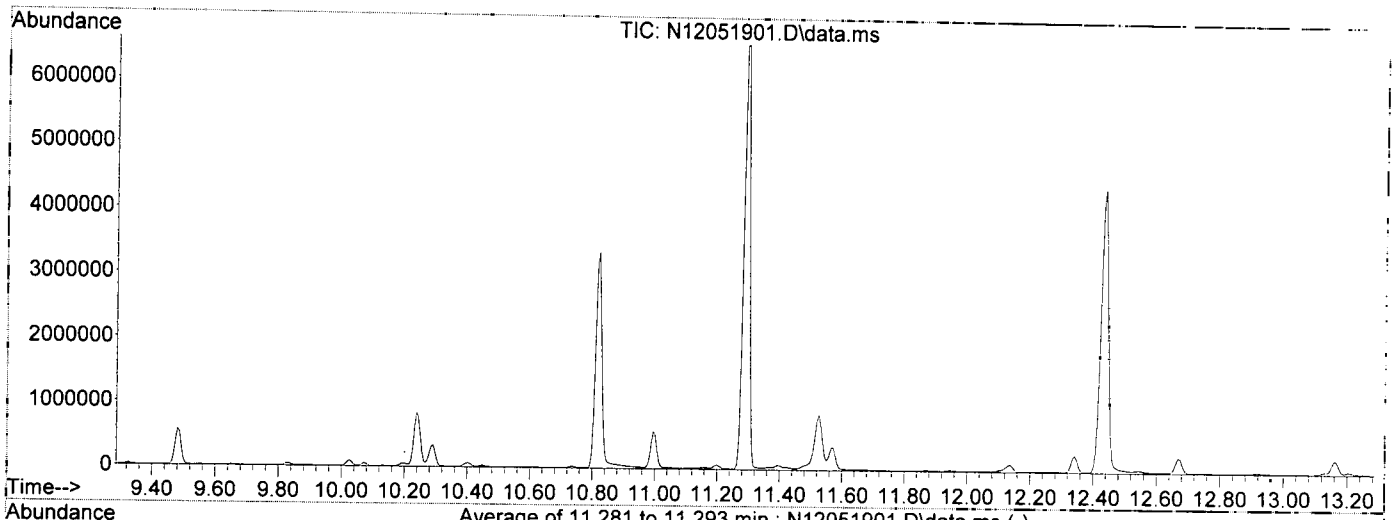

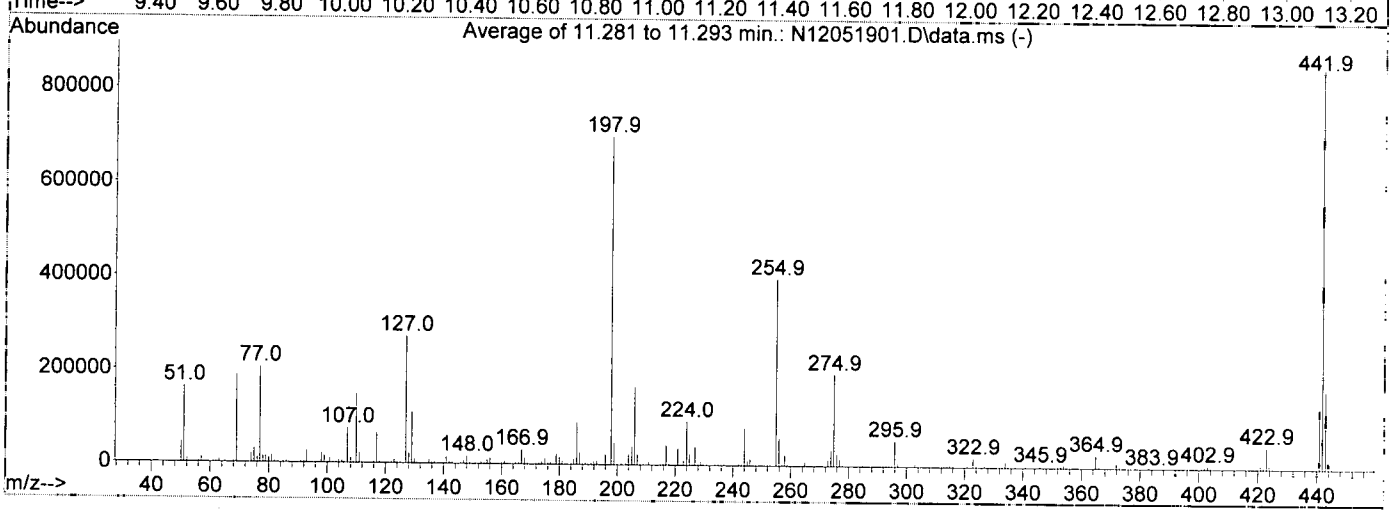

AutoFind: Scans 1199, 1200, 1201; Background Corrected with Scan 1194

Target Mass	Rel. to Mass	Lower Limit%	Upper Limit%	Rel. Abn%	Raw Abn	Result Pass/Fail
68	69	0.00	2	1.7	3195	PASS
69	69	100	100	100.0	188677	PASS
70	69	0.00	2	0.5	861	PASS
197	198	0.00	2	0.0	0	PASS
198	198	100	100	100.0	699965	PASS
199	198	5	9	6.8	47390	PASS
365	198	1	100	3.9	27141	PASS
441	443	0.01	150	76.6	127485	PASS
442	198	0.10	200	122.0	853824	PASS
443	442	15	24	19.5	166443	PASS

Quantitation Report (Not Reviewed)

Data Path : U:\data\2109-12\9L05024\
Data File : N12051901.D
Acq On : 05 Dec 2019 08:18 am
Operator : JK/ AMS/ DTH
Sample : 9L05024-TUN1
Misc : 1x, A19K329 DFTPP@45
ALS Vial : 1 Sample Multiplier: 1
DataAcq Meth:DFTPP.M

Quant Time: Dec 05 17:45:18 2019
Quant Method : U:\methods\DFTPP.M
Quant Title : 8270 DFTPP Tune Method
QLast Update : Wed Nov 06 13:10:03 2019
Response via : Initial Calibration
InstName : SV-GCMS14

DTH 12/5/19

Compound	R.T.	QIon	Response	Conc	Units	Dev(Min)
Internal Standards						
1) 1,4-Dichlorobenzene-d4	6.519	150	129675	2.00	ug/mL	0.00
2) Naphthalene-d8	7.720	136	321404	2.00	ug/mL	-0.01
3) Acenaphthene-d10	9.480	162	172851	2.00	ug/mL	-0.01
5) Phenanthrene-d10	10.996	188	308250	2.00	ug/mL	-0.01
11) Chrysene-d12	14.627	240	268583	2.00	ug/mL	-0.01
12) Perylene-d12	16.714	264	270333	2.00	ug/mL	-0.01
13) Dibenz(a,h)anthracene-...	17.908	292	249317	2.00	ug/mL	#-0.01
Target Compounds						Qvalue
4) Pentachlorophenol	10.821	266	689051	42.21	ug/mL	80
6) DFTPP	11.293	442	1434440	57.64	ug/mL	71
7) Benzidine	12.435	184	3134070	28.58	ug/mL	97
8) 4,4-DDE	12.669	TIC	343317	No Calib		
9) 4,4-DDD	13.164	TIC	383592	No Calib		
10) 4,4-DDT	13.689	TIC	10646670	33.68	ug/mL	95

(#) = qualifier out of range (m) = manual integration (+) = signals summed

Quantitation Report (Qedit)

Data Path : U:\data\2109-12\9L05024\
Data File : N12051901.D
Acq On : 05 Dec 2019 08:18 am
Operator : JK/ AMS/ DTH
Sample : 9L05024-TUN1
Misc : 1x, A19K329 DFTPP@45
ALS Vial : 1 Sample Multiplier: 1
DataAcq Meth:DFTPP.M

Quant Time: Dec 05 17:45:18 2019
Quant Method : U:\methods\DFTPP.M
Quant Title : 8270 DFTPP Tune Method
QLast Update : Wed Nov 06 13:10:03 2019
Response via : Initial Calibration
InstName : SV-GCMS14

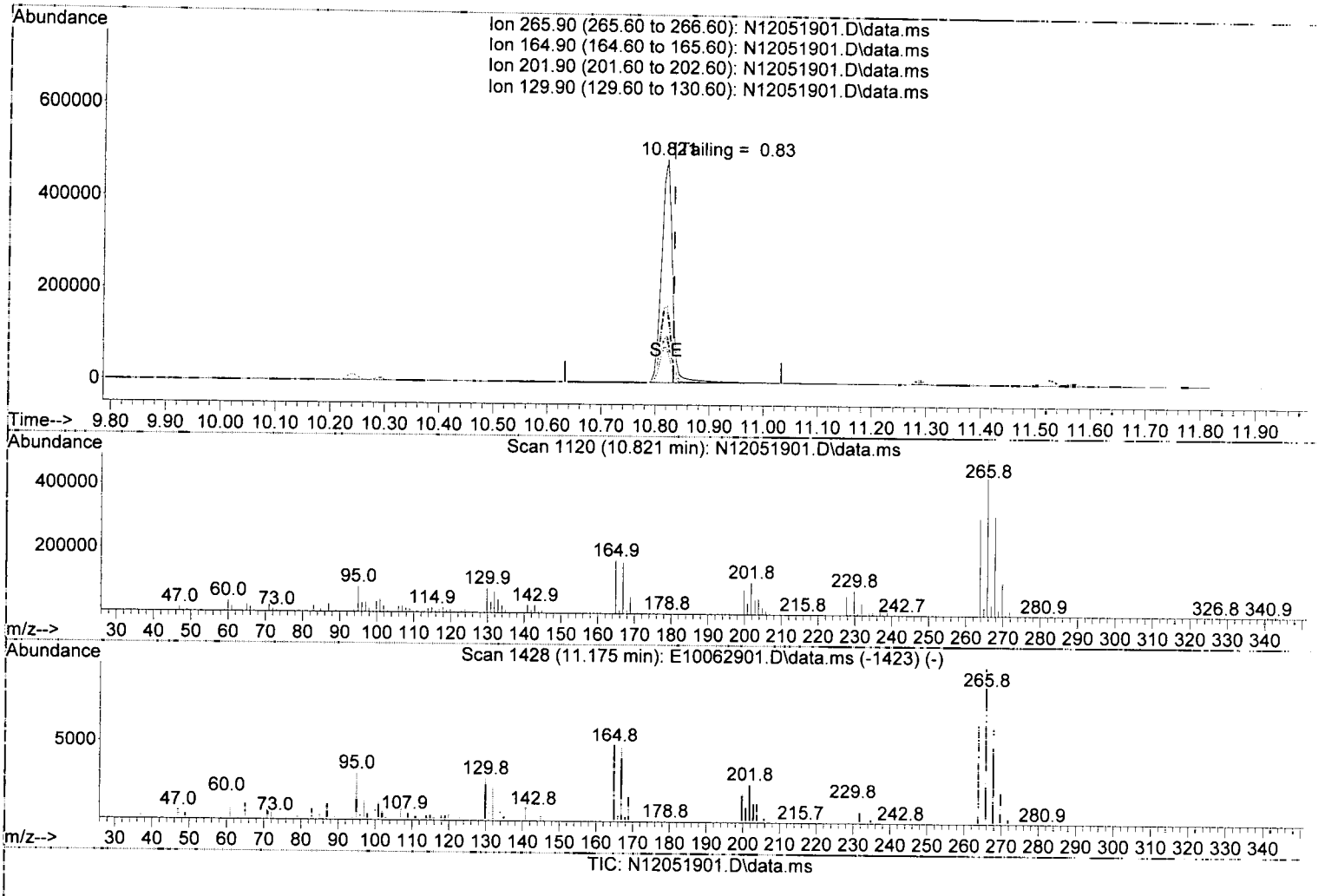

(4) Pentachlorophenol

10.821min (-0.012) 42.21 ug/mL

response 689051

Ion	Exp%	Act%
265.90	100.00	100.00
164.90	50.60	34.09
201.90	25.80	20.59
129.90	27.30	15.80

01/30/2015 Anchor QEA, LLC - Gasco PreRD_DG 2019 - 4a-b. DOC-CAP Testing Cores Page 1012 of 1115

Quantitation Report (Qedit)

Data Path : U:\data\2109-12\9L05024\
Data File : N12051901.D
Acq On : 05 Dec 2019 08:18 am
Operator : JK/ AMS/ DTH
Sample : 9L05024-TUN1
Misc : 1x, A19K329 DFTPP@45
ALS Vial : 1 Sample Multiplier: 1
DataAcq Meth:DFTPP.M

Quant Time: Dec 05 17:45:18 2019
Quant Method : U:\methods\DFTPP.M
Quant Title : 8270 DFTPP Tune Method
QLast Update : Wed Nov 06 13:10:03 2019
Response via : Initial Calibration
InstName : SV-GCMS14

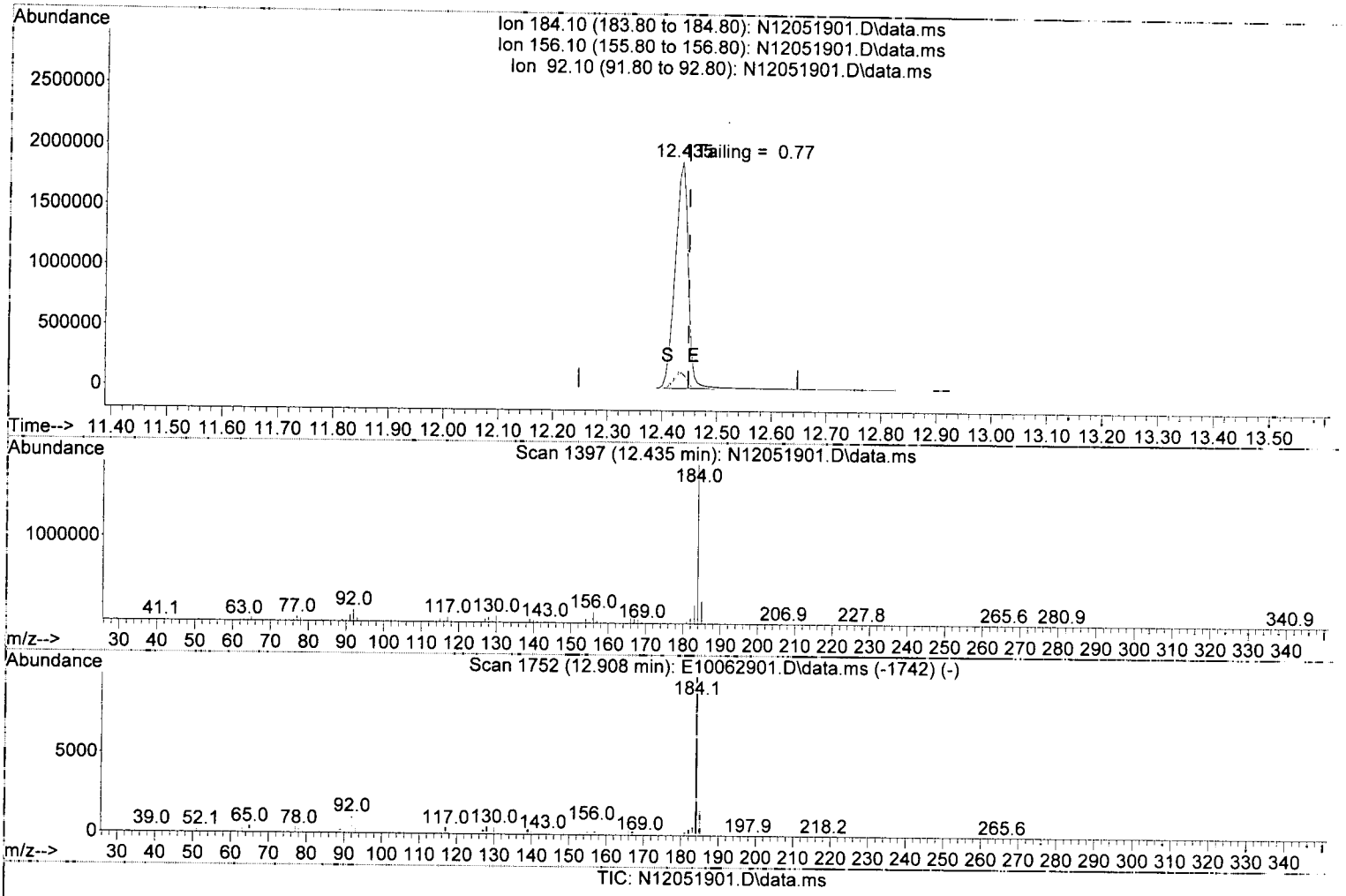

(7) Benzidine

12.435min (-0.012) 28.58 ug/mL

response 3134070

Ion	Exp%	Act%
184.10	100.00	100.00
156.10	8.50	6.94
92.10	8.20	7.47
0.00	0.00	0.00

DDT Breakdown Check (Validated 5/1/2013)

From:
9L05024-TUN1
SV-GCMS14

First Column Area Counts		Percent Breakdown
DDE	343317	
DDD	383592	
DDT	1064670	6.39 PASS

Breakdown must be less than 20% to accept sample data.

Quantitation Report (Not Reviewed)

Data Path : U:\data\2109-12\9L05024\
Data File : N12051901.D
Acq On : 05 Dec 2019 08:18 am
Operator : JK/ AMS/ DTH
Sample : 9L05024-TUN1
Misc : 1x, A19K329 DFTPP@45
ALS Vial : 1 Sample Multiplier: 1
DataAcq Meth:DFTPP.M

Quant Time: Dec 05 17:45:18 2019
Quant Method : U:\methods\DFTPP.M
Quant Title : 8270 DFTPP Tune Method
QLast Update : Wed Nov 06 13:10:03 2019
Response via : Initial Calibration
InstName : SV-GCMS14

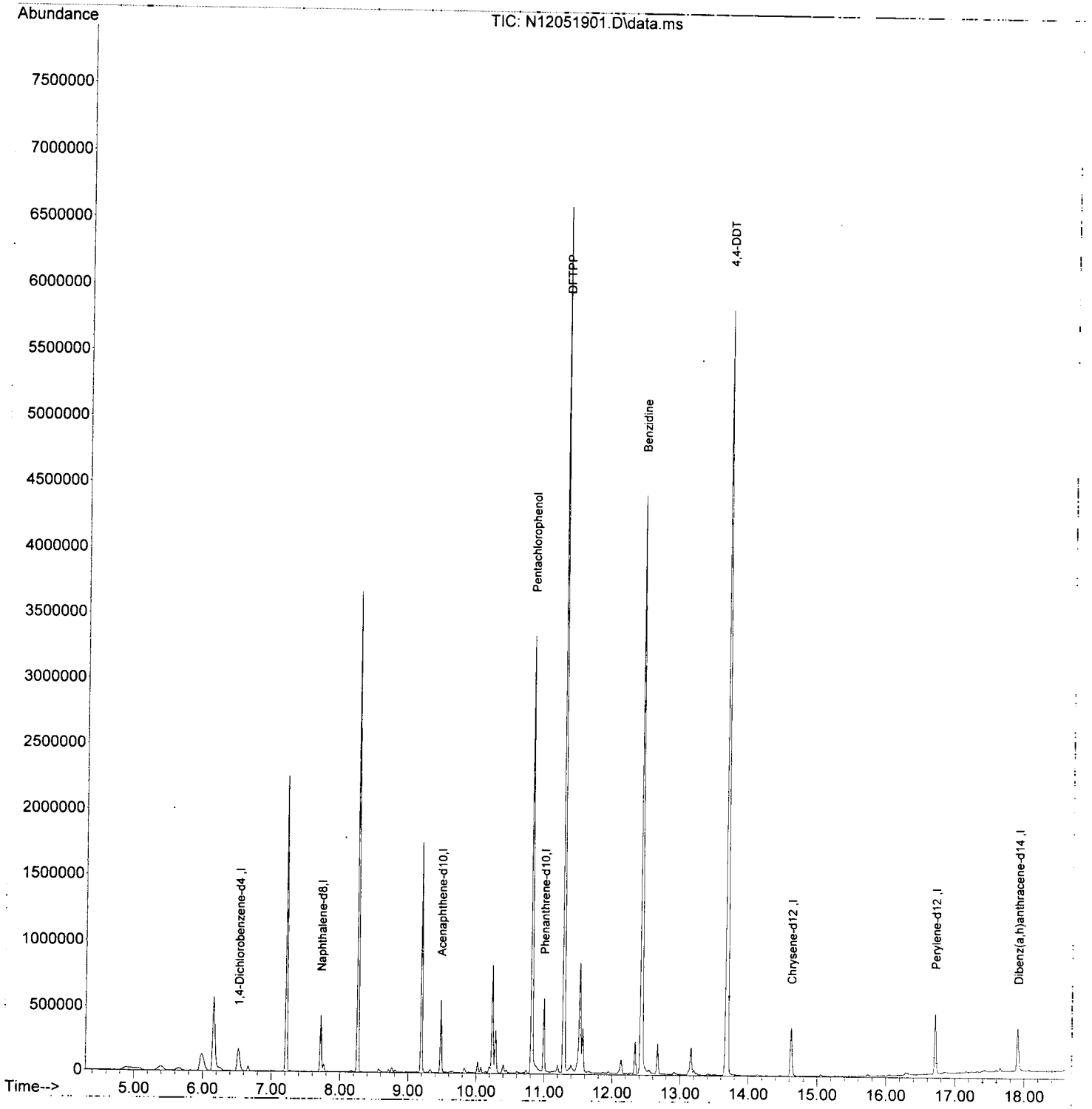

Evaluate Continuing Calibration Report

Data Path : U:\data\2109-12\9L05024\
Data File : N12051902.D
Acq On : 05 Dec 2019 08:46 am
Operator : JK/ AMS/ DTH
Sample : 9L05024-CCV1
Misc : 1x, A19K012@50
ALS Vial : 2 Sample Multiplier: 1
DataAcq Meth:LVI14_BNA_ACQ.M

Quant Time: Dec 05 17:47:09 2019
Quant Method : U:\methods\SV14_090619_PAHR6.M
Quant Title : EPA 8270D: Semivolatile Organics
QLast Update : Fri Nov 08 10:03:37 2019
Response via : Initial Calibration
InstName : SV-GCMS14

DTH 12/5/19

Min. RRF : 0.000 Min. Rel. Area : 50% Max. R.T. Dev 0.50min
Max. RRF Dev : 20% Max. Rel. Area : 200%

		Compound	Amount	Calc.	%Dev	Area%	Dev(min)
1	I	Naphthalene-d8 (ISTD)	100.000	100.000	0.0	115	0.00
2	S	Nitrobenzene-d5 (Surr)	50.000	46.482	7.0	110	0.00
3	T	Decalin	50.000	27.087	45.8#	62	0.00
4	T	Naphthalene	50.000	48.262	3.5	113	0.00
5	T	2-Methylnaphthalene	50.000	40.172	19.7	92	0.00
6	T	1-Methylnaphthalene	50.000	40.399	19.2	90	0.00
7	T	1,1'-Biphenyl	50.000	37.742	24.5#	87	0.00
8	T	2,6-Dimethylnaphthalene	50.000	36.330	27.3#	81	0.00
9	I	Acenaphthene-d10 (ISTD)	100.000	100.000	0.0	88	0.00
10	S	2-Fluorobiphenyl (Surr)	50.000	51.941	-3.9	92	0.00
11	S	Acenaphthylene d-8 (Surr)	50.000	1.226	97.5#	5	0.00
12	T	Acenaphthylene	50.000	44.670	10.7	78	0.00
13	T	Acenaphthene	50.000	46.367	7.3	83	0.00
14	T	Dibenzofuran	50.000	45.846	8.3	81	0.00
15	T	1,6,7-Trimethylnaphthalene	50.000	46.300	7.4	83	0.00
16	T	Fluorene	50.000	43.333	13.3	76	0.00
17	I	Phenanthrene-d10 (ISTD)	100.000	100.000	0.0	76	0.00
18	T	Dibenzothiopene	50.000	47.791	4.4	74	0.00
19	T	Phenanthrene	50.000	48.114	3.8	74	0.00
20	T	Anthracene	50.000	44.595	10.8	69	0.00
21	T	Carbazole	50.000	41.957	16.1	65	0.00
22	T	1-Methylphenanthrene	50.000	48.637	2.7	75	0.00
23	T	Fluoranthene	50.000	47.898	4.2	73	0.00
24	I	Chrysene-d12 (ISTD)	100.000	100.000	0.0	81	0.00
25	T	Pyrene	50.000	46.233	7.5	74	0.00
26	S	Terphenyl-d14 (Surr)	50.000	46.469	7.1	76	0.00
27	T	Benz(a)anthracene	50.000	43.937	12.1	75	0.00
28	T	Chrysene	50.000	46.897	6.2	77	0.00
29	I	Perylene-d12 (ISTD)	100.000	100.000	0.0	92	0.00
30	T	Benzo(b)fluoranthene	50.000	46.659	6.7	85	0.00
31	T	Benzo(k)fluoranthene	50.000	48.244	3.5	90	0.00
32	T	Benzo(b+k)fluoranthene	100.000	94.641	5.4	87	0.06
33	S	Benzo(a)pyrene d-12 (Surr)	50.000	0.000	100.0#	0	-18.02#
34	T	Benzo(e)pyrene	50.000	45.969	8.1	85	0.00
35	T	Benzo(a)pyrene	50.000	48.010	4.0	86	0.00
36	T	Perylene	50.000	48.367	3.3	88	0.00
37	I	Dibenz(a,h)Anthrcene-d14(IS	100.000	100.000	0.0	116	0.00
38	T	Indeno(1,2,3-cd)Pyrene	50.000	46.022	8.0	108	0.00
39	T	Dibenz(a,h)anthracene	50.000	47.859	4.3	113	0.00
40	T	Benzo(g,h,i)perylene	50.000	45.457	9.1	104	0.00

(#) = Out of Range SPCC's out = 0 CCC's out = 0

Quantitation Report (Not Reviewed)

Data Path : U:\data\2109-12\9L05024\
Data File : N12051902.D
Acq On : 05 Dec 2019 08:46 am
Operator : JK/ AMS/ DTH
Sample : 9L05024-CCV1
Misc : 1x, A19K012@50
ALS Vial : 2 Sample Multiplier: 1
DataAcq Meth:LVI14_BNA_ACQ.M

Quant Time: Dec 05 17:47:09 2019
Quant Method : U:\methods\SV14_090619_PAHR6.M
Quant Title : EPA 8270D: Semivolatile Organics
QLast Update : Fri Nov 08 10:03:37 2019
Response via : Initial Calibration
InstName : SV-GCMS14

DTH 12/5/19

Compound	R.T.	QIon	Response	Conc	Units	Dev(Min)
Internal Standards						
1) Naphthalene-d8 (ISTD)	7.778	136	170379	100.00	ng/ml	0.00
9) Acenaphthene-d10 (ISTD)	9.533	162	103502	100.00	ng/ml	0.00
17) Phenanthrene-d10 (ISTD)	11.042	188	167356	100.00	ng/ml	0.00
24) Chrysene-d12 (ISTD)	14.726	240	137262	100.00	ng/ml	0.00
29) Perylene-d12 (ISTD)	18.188	264	130320	100.00	ng/ml	0.00
37) Dibenz(a,h)Anthrcene-d...	20.578	292	108393	100.00	ng/ml	0.00
System Monitoring Compounds						
2) Nitrobenzene-d5 (Surr)	7.091	82	26316	46.48	ng/ml	0.00
10) 2-Fluorobiphenyl (Surr)	8.845	172	80201	51.94	ng/ml	0.00
11) Acenaphthylene d-8 (Surr)	9.375	160	5553	1.23	ng/ml	0.00
26) Terphenyl-d14 (Surr)	12.791	244	67083	46.47	ng/ml	0.00
33) Benzo(a)pyrene d-12 (S...	0.000	264	0	0.00	ng/ml	
Target Compounds						Qvalue
3) Decalin	7.254	138	3436	27.09	ng/ml	85
4) Naphthalene	7.802	128	90691	48.26	ng/ml	99
5) 2-Methylnaphthalene	8.484	142	63969	40.17	ng/ml	97
6) 1-Methylnaphthalene	8.583	142	64320	40.40	ng/ml	98
7) 1,1'-Biphenyl	8.950	154	80831	37.74	ng/ml	97
8) 2,6-Dimethylnaphthalene	9.107	156	56823	36.33	ng/ml	98
12) Acenaphthylene	9.393	152	100373	44.67	ng/ml	99
13) Acenaphthene	9.568	153	68241	46.37	ng/ml	100
14) Dibenzofuran	9.743	168	84514	45.85	ng/ml	95
15) 1,6,7-Trimethylnaphtha...	9.952	170	57148	46.30	ng/ml	98
16) Fluorene	10.092	166	65262	43.33	ng/ml	99
18) Dibenzothiopene	10.937	184	83651	47.79	ng/ml	96
19) Phenanthrene	11.066	178	94224	48.11	ng/ml	99
20) Anthracene	11.118	178	81233	44.59	ng/ml	99
21) Carbazole	11.287	167	61843	41.96	ng/ml	98
22) 1-Methylphenanthrene	11.695	192	66166	48.64	ng/ml	98
23) Fluoranthene	12.313	202	94508	47.90	ng/ml	96
25) Pyrene	12.599	202	99146	46.23	ng/ml	99
27) Benz(a)anthracene	14.703	228	70020	43.94	ng/ml	99
28) Chrysene	14.784	228	70726	46.90	ng/ml	100
30) Benzo(b)fluoranthene	17.285	252	70163	46.66	ng/ml	93
31) Benzo(k)fluoranthene	17.349	252	71428	48.24	ng/ml	92
32) Benzo(b+k)fluoranthene	17.349	252	145569	94.64	ng/ml	92
34) Benzo(e)pyrene	17.932	252	69897	45.97	ng/ml	98
35) Benzo(a)pyrene	18.054	252	61793	48.01	ng/ml	95
36) Perylene	18.252	252	76674	48.37	ng/ml	100
38) Indeno(1,2,3-cd)Pyrene	20.584	276	61523	46.02	ng/ml	78
39) Dibenz(a,h)anthracene	20.642	278	60116	47.86	ng/ml	81
40) Benzo(g,h,i)perylene	21.120	276	64463	45.46	ng/ml	99

(#) = qualifier out of range (m) = manual integration (+) = signals summed

Quantitation Report (Not Reviewed)

Data Path : U:\data\2109-12\9L05024\
Data File : N12051902.D
Acq On : 05 Dec 2019 08:46 am
Operator : JK/ AMS/ DTH
Sample : 9L05024-CCV1
Misc : 1x, A19K012@50
ALS Vial : 2 Sample Multiplier: 1
DataAcq Meth:LVI14_BNA_ACQ.M

Quant Time: Dec 05 17:47:09 2019
Quant Method : U:\methods\SV14_090619_PAHR6.M
Quant Title : EPA 8270D: Semivolatile Organics
QLast Update : Fri Nov 08 10:03:37 2019
Response via : Initial Calibration
InstName : SV-GCMS14

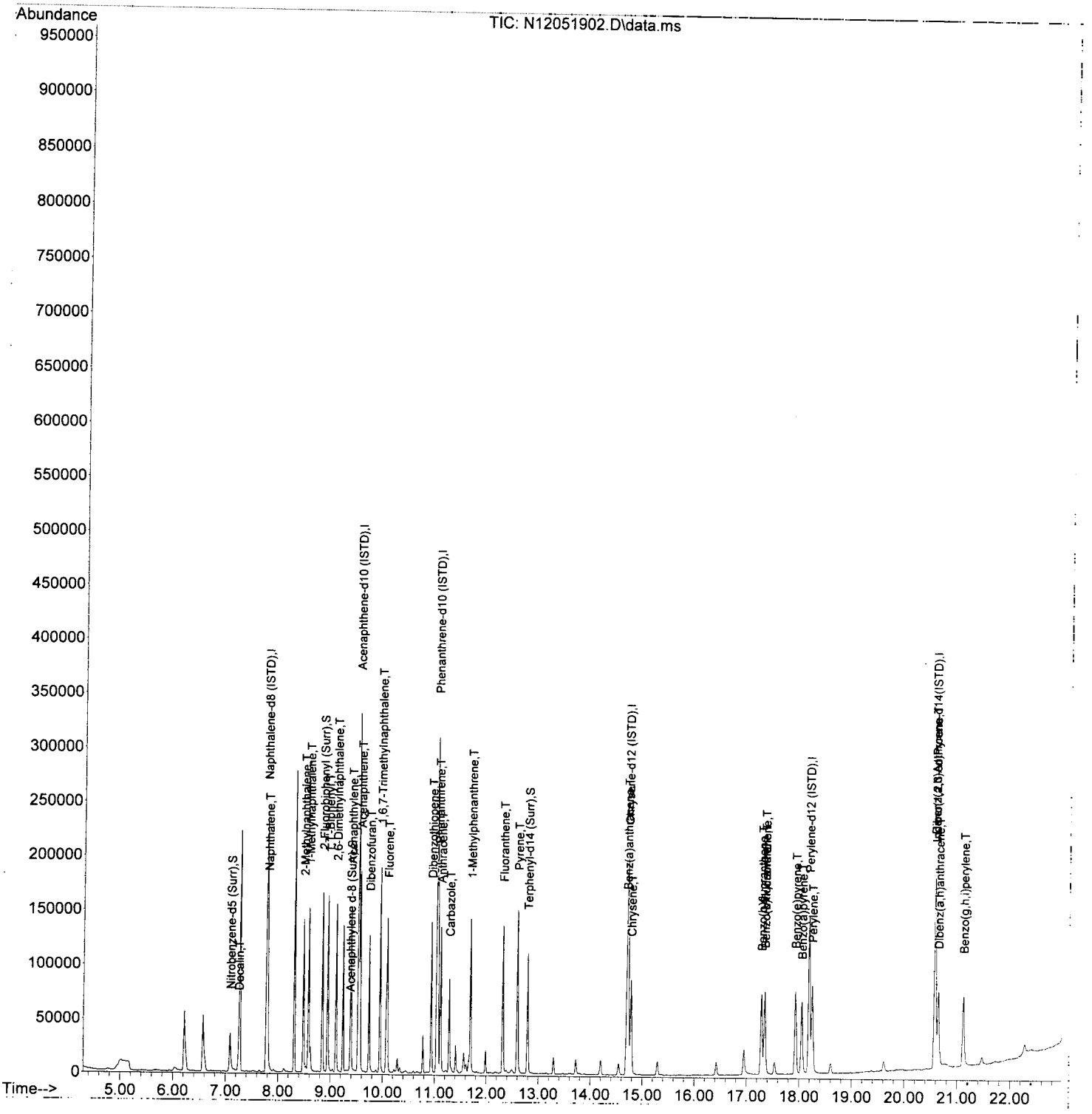

Quantitation Report (Not Reviewed)

Data Path : U:\data\2109-12\9L05024\
Data File : N12051903.D
Acq On : 05 Dec 2019 09:18 am
Operator : JK/ AMS/ DTH
Sample : 9L05024-CCB1
Misc : 1x, DCM + ISTD
ALS Vial : 3 Sample Multiplier: 1
DataAcq Meth:LVI14_BNA_ACQ.M

Quant Time: Dec 05 17:47:52 2019
Quant Method : U:\methods\SV14_090619_PAHR6.M
Quant Title : EPA 8270D: Semivolatile Organics
QLast Update : Fri Nov 08 10:03:37 2019
Response via : Initial Calibration
InstName : SV-GCMS14

DTH 12/5/19

Compound	R.T.	QIon	Response	Conc Units	Dev(Min)
Internal Standards					
1) Naphthalene-d8 (ISTD)	7.784	136	178476	100.00 ng/ml	0.00
9) Acenaphthene-d10 (ISTD)	9.533	162	105435	100.00 ng/ml	0.00
17) Phenanthrene-d10 (ISTD)	11.042	188	173972	100.00 ng/ml	0.00
24) Chrysene-d12 (ISTD)	14.726	240	154390	100.00 ng/ml	0.00
29) Perylene-d12 (ISTD)	18.188	264	149072	100.00 ng/ml	0.00
37) Dibenz(a,h)Anthrcene-d...	20.578	292	127372	100.00 ng/ml	0.00
System Monitoring Compounds					
2) Nitrobenzene-d5 (Surr)	7.271	82	85	0.14 ng/ml	0.17
10) 2-Fluorobiphenyl (Surr)	0.000	172	0	0.00 ng/ml	
11) Acenaphthylene d-8 (Surr)	9.381	160	4208	0.54 ng/ml	0.00
26) Terphenyl-d14 (Surr)	0.000	244	0	0.00 ng/ml	
33) Benzo(a)pyrene d-12 (S...	0.000	264	0	0.00 ng/ml	
Target Compounds					Qvalue
3) Decalin	0.000		0	N.D.	
4) Naphthalene	7.807	128	165	N.D.	
5) 2-Methylnaphthalene	0.000		0	N.D.	
6) 1-Methylnaphthalene	0.000		0	N.D.	
7) 1,1'-Biphenyl	0.000		0	N.D.	
8) 2,6-Dimethylnaphthalene	0.000		0	N.D.	
12) Acenaphthylene	9.393	152	56	N.D.	
13) Acenaphthene	0.000		0	N.D.	
14) Dibenzofuran	0.000		0	N.D.	
15) 1,6,7-Trimethylnaphtha...	0.000		0	N.D.	
16) Fluorene	0.000		0	N.D.	
18) Dibenzothiopene	0.000		0	N.D.	
19) Phenanthrene	11.042	178	153	N.D.	
20) Anthracene	11.042	178	140	N.D.	
21) Carbazole	11.561	167	201	N.D.	
22) 1-Methylphenanthrene	0.000		0	N.D.	
23) Fluoranthene	0.000		0	N.D.	
25) Pyrene	12.599	202	89	N.D.	
27) Benz(a)anthracene	14.726	228	457	N.D.	
28) Chrysene	14.784	228	86	N.D.	
30) Benzo(b)fluoranthene	17.291	252	76	N.D.	
31) Benzo(k)fluoranthene	17.355	252	145	N.D.	
32) Benzo(b+k)fluoranthene	17.291	252	76	N.D.	
34) Benzo(e)pyrene	17.938	252	212	N.D.	
35) Benzo(a)pyrene	18.042	252	206	N.D.	
36) Perylene	18.194	252	454	N.D.	
38) Indeno(1,2,3-cd)Pyrene	20.590	276	349	N.D.	
39) Dibenz(a,h)anthracene	20.642	278	502	N.D.	
40) Benzo(g,h,i)perylene	21.120	276	430	N.D.	

(#) = qualifier out of range (m) = manual integration (+) = signals summed

Quantitation Report (Not Reviewed)

Data Path : U:\data\2109-12\9L05024\
Data File : N12051903.D
Acq On : 05 Dec 2019 09:18 am
Operator : JK/ AMS/ DTH
Sample : 9L05024-CCB1
Misc : 1x, DCM + ISTD
ALS Vial : 3 Sample Multiplier: 1
DataAcq Meth:LVI14_BNA_ACQ.M

Quant Time: Dec 05 17:47:52 2019
Quant Method : U:\methods\SV14_090619_PAHR6.M
Quant Title : EPA 8270D: Semivolatile Organics
QLast Update : Fri Nov 08 10:03:37 2019
Response via : Initial Calibration
InstName : SV-GCMS14

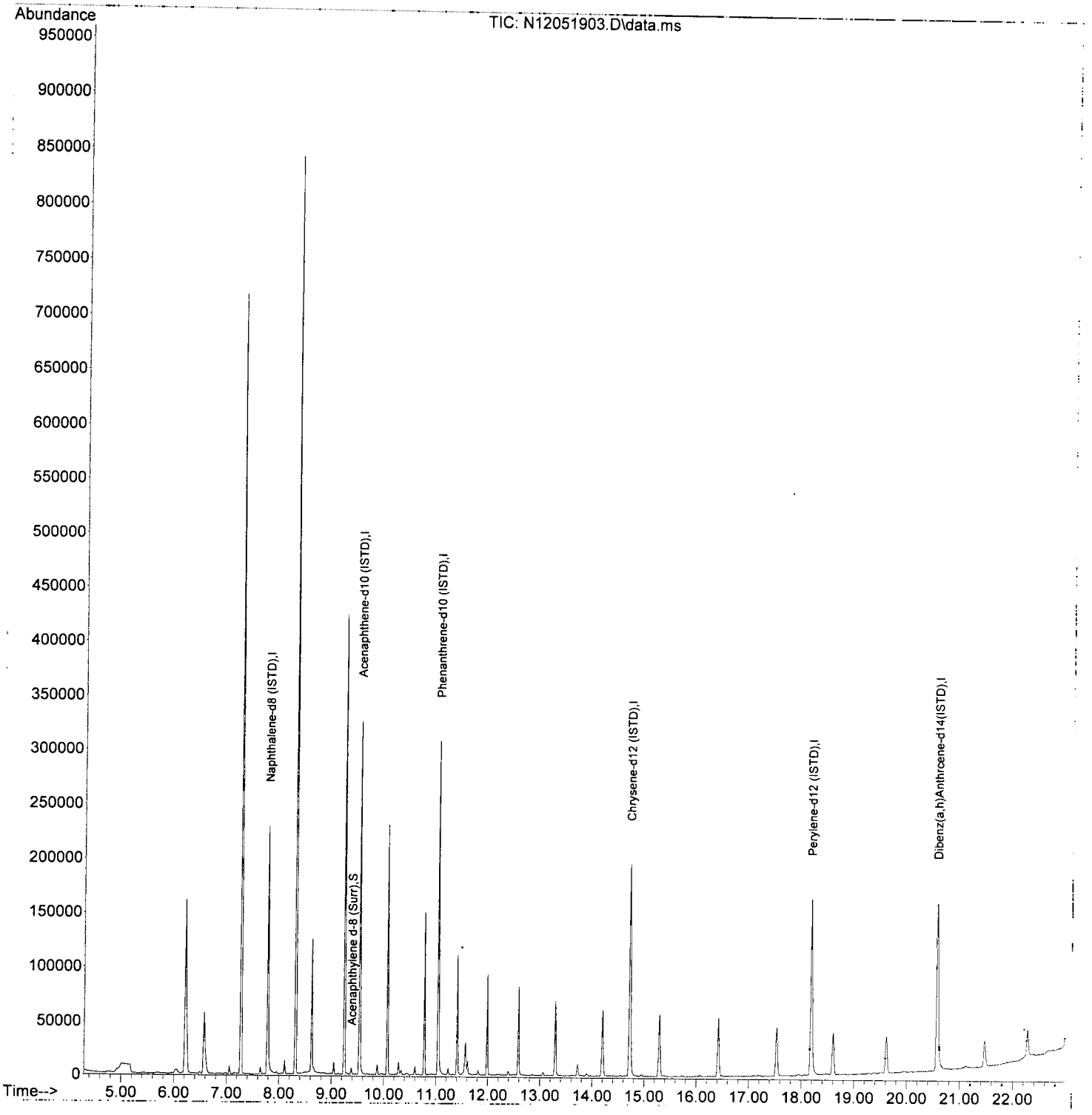

Quantitation Report (Not Reviewed)

Data Path : U:\data\2109-12\9L05024\
Data File : N12051907.D
Acq On : 05 Dec 2019 11:29 am
Operator : JK/ AMS/ DTH
Sample : A9J0095-33RE1@10
Misc : 10x, 8270D LL PAH ONLY
ALS Vial : 7 Sample Multiplier: 1
DataAcq Meth:LVI14_BNA_ACQ.M

Quant Time: Dec 05 17:48:04 2019
Quant Method : U:\methods\SV14_090619_PAHR6.M
Quant Title : EPA 8270D: Semivolatile Organics
QLast Update : Fri Nov 08 10:03:37 2019
Response via : Initial Calibration
InstName : SV-GCMS14

DTH 12/5/19

Compound	R.T.	QIon	Response	Conc	Units	Dev(Min)
Internal Standards						
1) Naphthalene-d8 (ISTD)	7.796	136	178219	100.00	ng/ml	0.01
9) Acenaphthene-d10 (ISTD)	9.544	162	112614	100.00	ng/ml	0.00
17) Phenanthrene-d10 (ISTD)	11.054	188	196165	100.00	ng/ml	0.01
24) Chrysene-d12 (ISTD)	14.738	240	182308	100.00	ng/ml	0.01
29) Perylene-d12 (ISTD)	18.206	264	185392	100.00	ng/ml	0.01
37) Dibenz(a,h)Anthrcene-d...	20.596	292	159750	100.00	ng/ml	0.02
System Monitoring Compounds						
2) Nitrobenzene-d5 (Surr)	7.102	82	4325	7.30	ng/ml	0.00
10) 2-Fluorobiphenyl (Surr)	8.857	172	13093	7.79	ng/ml	0.00
11) Acenaphthylene d-8 (Surr)	9.387	160	3630	0.15	ng/ml	0.00
26) Terphenyl-d14 (Surr)	12.803	244	14139	7.37	ng/ml	0.00
33) Benzo(a)pyrene d-12 (S...	17.984	264	56	0.04	ng/ml	-0.03
Target Compounds						Qvalue
3) Decalin	7.341	138	67	0.50	ng/ml#	1
4) Naphthalene	7.813	128	571275	290.63	ng/ml	99
5) 2-Methylnaphthalene	8.495	142	20902	12.55	ng/ml	98
6) 1-Methylnaphthalene	8.594	142	17875	10.73	ng/ml	97
7) 1,1'-Biphenyl	8.962	154	9545	4.26	ng/ml	98
8) 2,6-Dimethylnaphthalene	9.125	156	3460	2.11	ng/ml	93
12) Acenaphthylene	9.405	152	10382	4.25	ng/ml	95
13) Acenaphthene	9.579	153	18413	11.50	ng/ml	99
14) Dibenzofuran	9.754	168	1558	0.78	ng/ml	88
15) 1,6,7-Trimethylnaphtha...	9.964	170	829	0.62	ng/ml	95
16) Fluorene	10.098	166	7249	4.42	ng/ml	99
18) Dibenzothiopene	10.949	184	6245	3.04	ng/ml	96
19) Phenanthrene	11.077	178	25021	10.90	ng/ml	99
20) Anthracene	11.130	178	6490	3.04	ng/ml	97
21) Carbazole	11.299	167	1140	0.66	ng/ml	84
22) 1-Methylphenanthrene	11.701	192	2819	1.77	ng/ml	86
23) Fluoranthene	12.325	202	33458	14.47	ng/ml	93
25) Pyrene	12.604	202	42136	14.79	ng/ml	100
27) Benz(a)anthracene	14.720	228	7346	3.47	ng/ml#	65
28) Chrysene	14.796	228	6325	3.16	ng/ml	93
30) Benzo(b)fluoranthene	17.302	252	8154	3.81	ng/ml	93
31) Benzo(k)fluoranthene	~~17.302~~	~~252~~	~~10068~~	~~4.78~~	~~ng/ml~~	~~92~~ mL ND
32) Benzo(b+k)fluoranthene	17.302	252	11214	5.12	ng/ml	92
34) Benzo(e)pyrene	17.949	252	6128	2.83	ng/ml	95
35) Benzo(a)pyrene	18.066	252	8202	4.48	ng/ml	97
36) Perylene	18.270	252	68131	30.21	ng/ml	99
38) Indeno(1,2,3-cd)Pyrene	20.601	276	6409	3.25	ng/ml	95
39) Dibenz(a,h)anthracene	20.654	278	982	0.53	ng/ml#	13
40) Benzo(g,h,i)perylene	21.138	276	7220	3.45	ng/ml	91

(#) = qualifier out of range (m) = manual integration (+) = signals summed

Quantitation Report (Qedit)

Data Path : U:\data\2109-12\9L05024\
Data File : N12051907.D
Acq On : 05 Dec 2019 11:29 am
Operator : JK/ AMS/ DTH
Sample : A9J0095-33RE1@10
Misc : 10x, 8270D LL PAH ONLY
ALS Vial : 7 Sample Multiplier: 1
DataAcq Meth:LVI14_BNA_ACQ.M

Quant Time: Dec 05 17:48:04 2019
Quant Method : U:\methods\SV14_090619_PAHR6.M
Quant Title : EPA 8270D: Semivolatile Organics
QLast Update : Fri Nov 08 10:03:37 2019
Response via : Initial Calibration
InstName : SV-GCMS14

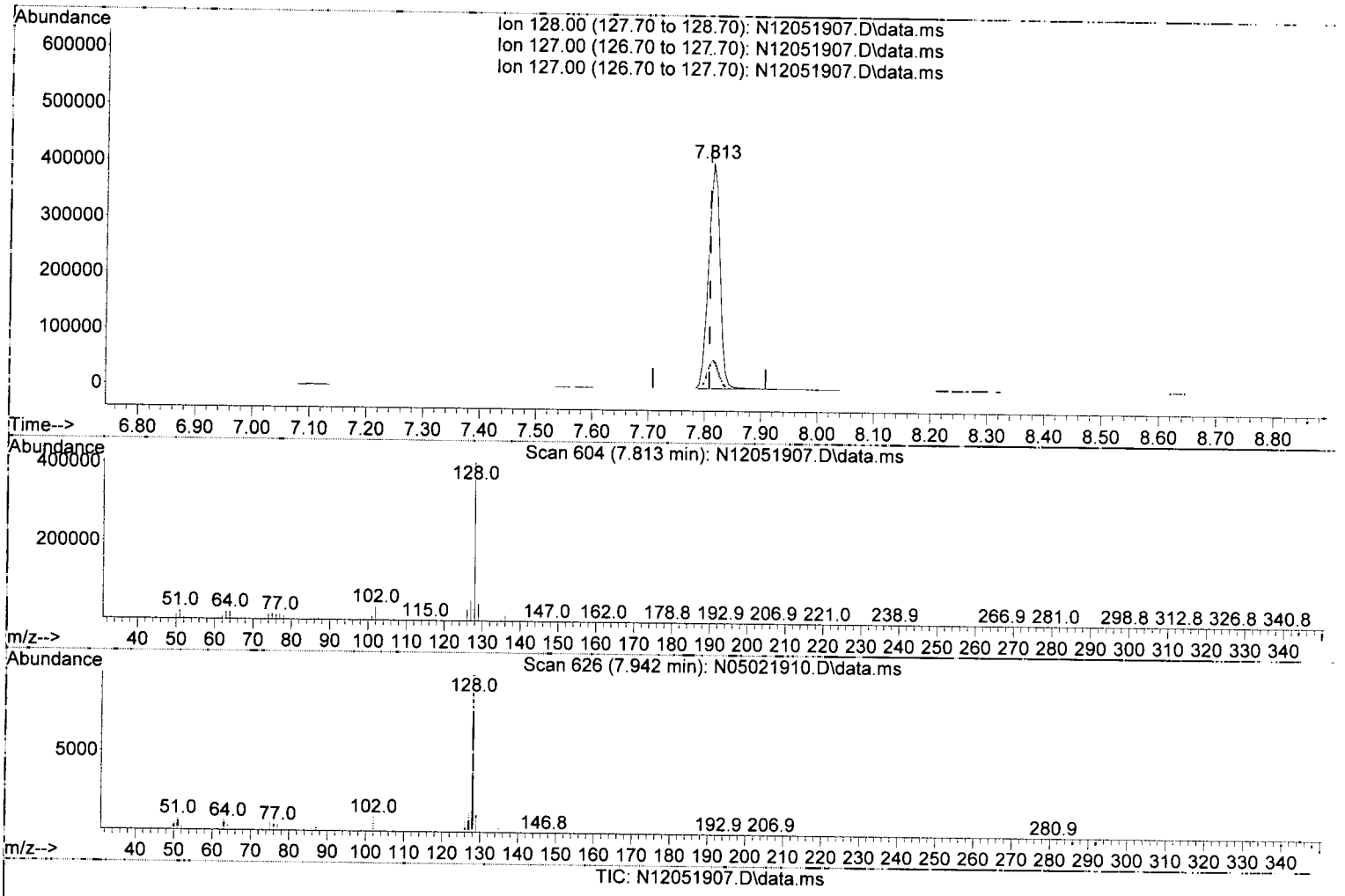

(4) Naphthalene (T)

7.813min (+ 0.006) 290.63 ng/ml

response 571275

Ion	Exp%	Act%
128.00	100.00	100.00
127.00	12.60	12.82
127.00	12.60	12.82
0.00	0.00	0.00

Quantitation Report (Qedit)

Data Path : U:\data\2109-12\9L05024\
Data File : N12051907.D
Acq On : 05 Dec 2019 11:29 am
Operator : JK/ AMS/ DTH
Sample : A9J0095-33RE1@10
Misc : 10x, 8270D LL PAH ONLY
ALS Vial : 7 Sample Multiplier: 1
DataAcq Meth:LVI14_BNA_ACQ.M

Quant Time: Dec 05 17:48:04 2019
Quant Method : U:\methods\SV14_090619_PAHR6.M
Quant Title : EPA 8270D: Semivolatile Organics
QLast Update : Fri Nov 08 10:03:37 2019
Response via : Initial Calibration
InstName : SV-GCMS14

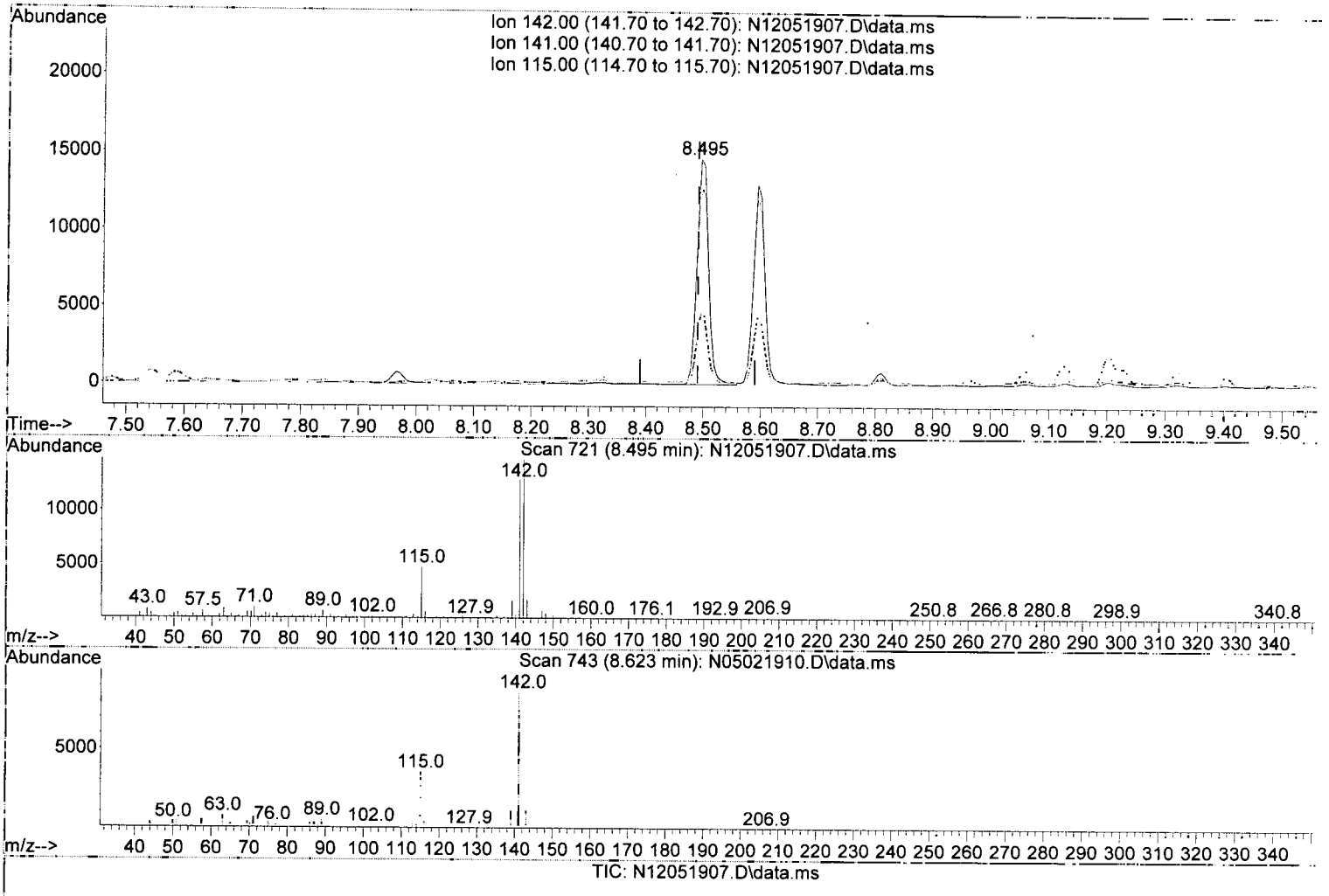

TIC: N12051907.D\data.ms

(5) 2-Methylnaphthalene (T)

8.495min (+ 0.006) 12.55 ng/ml

response 20902

Ion	Exp%	Act%
142.00	100.00	100.00
141.00	86.60	87.56
115.00	35.70	32.24
0.00	0.00	0.00

Quantitation Report (Qedit)

Data Path : U:\data\2109-12\9L05024\
Data File : N12051907.D
Acq On : 05 Dec 2019 11:29 am
Operator : JK/ AMS/ DTH
Sample : A9J0095-33RE1@10
Misc : 10x, 8270D LL PAH ONLY
ALS Vial : 7 Sample Multiplier: 1
DataAcq Meth:LVI14_BNA_ACQ.M

Quant Time: Dec 05 17:48:04 2019
Quant Method : U:\methods\SV14_090619_PAHR6.M
Quant Title : EPA 8270D: Semivolatile Organics
QLast Update : Fri Nov 08 10:03:37 2019
Response via : Initial Calibration
InstName : SV-GCMS14

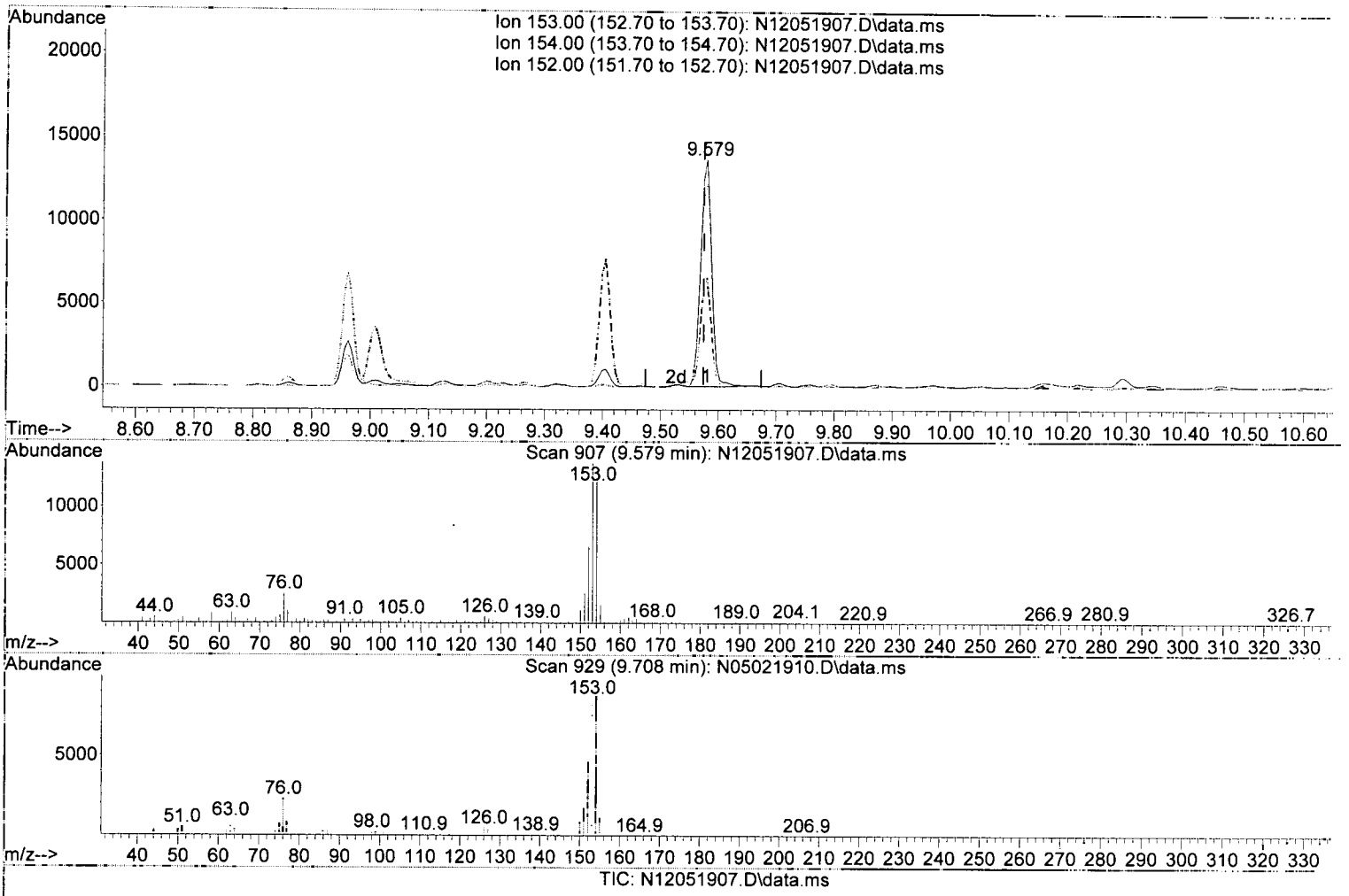

(13) Acenaphthene (T)

9.579min (+ 0.006) 11.50 ng/ml

response 18413

Ion	Exp%	Act%
153.00	100.00	100.00
154.00	90.70	89.32
152.00	46.80	47.82
0.00	0.00	0.00

Quantitation Report (Qedit)

Data Path : U:\data\2109-12\9L05024\
Data File : N12051907.D
Acq On : 05 Dec 2019 11:29 am
Operator : JK/ AMS/ DTH
Sample : A9J0095-33RE1@10
Misc : 10x, 8270D LL PAH ONLY
ALS Vial : 7 Sample Multiplier: 1
DataAcq Meth:LVI14_BNA_ACQ.M

Quant Time: Dec 05 17:48:04 2019
Quant Method : U:\methods\SV14_090619_PAHR6.M
Quant Title : EPA 8270D: Semivolatile Organics
QLast Update : Fri Nov 08 10:03:37 2019
Response via : Initial Calibration
InstName : SV-GCMS14

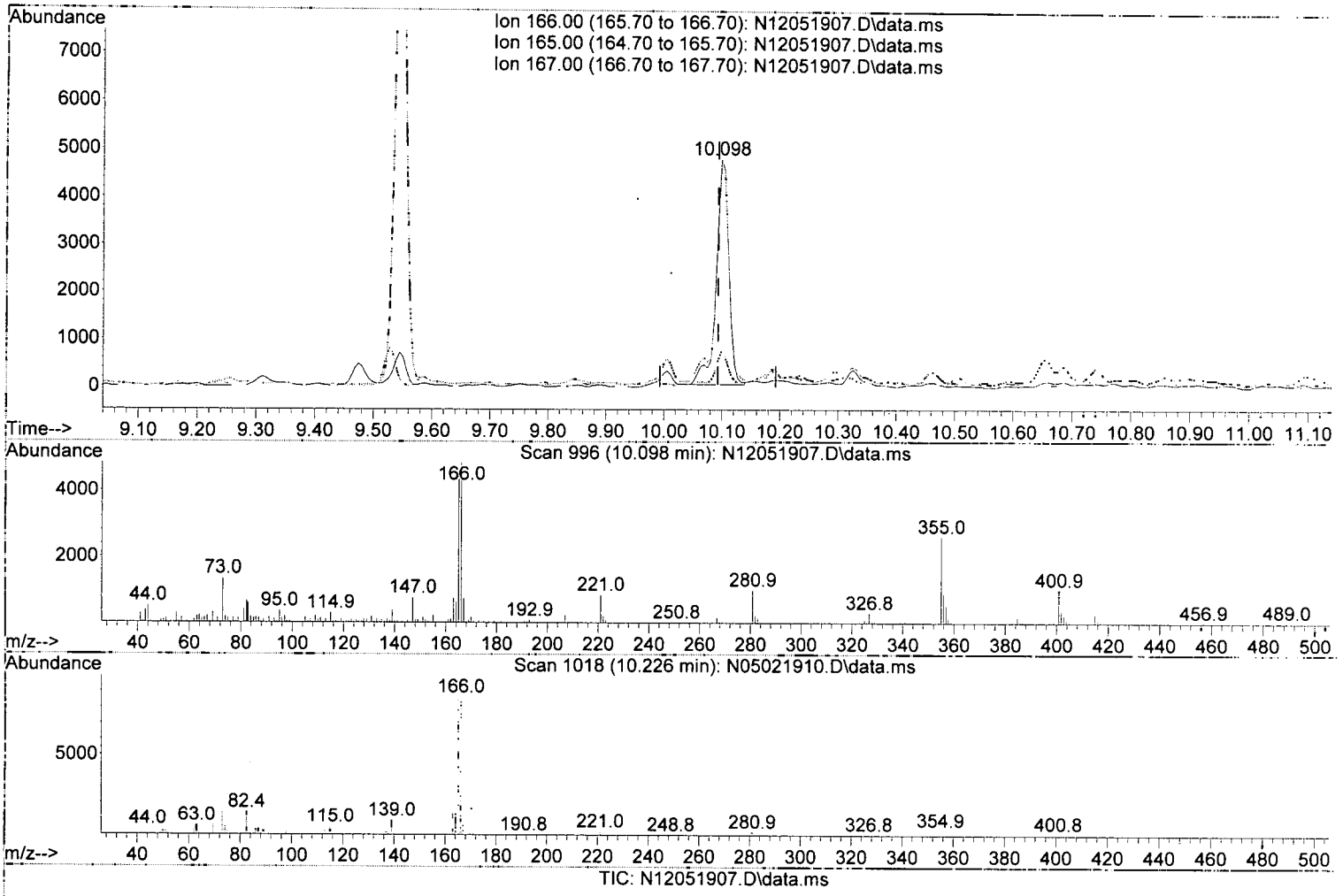

(16) Fluorene (T)

10.098min (+ 0.006) 4.42 ng/ml

response 7249

Ion	Exp%	Act%
166.00	100.00	100.00
165.00	95.70	95.95
167.00	13.60	15.66
0.00	0.00	0.00

Anchor QEA, LLC - Gasco Prep DG 2019 - 4a-b. DOC-CAP Testing Cores Page 1025 of 1115

Quantitation Report (Qedit)

Data Path : U:\data\2109-12\9L05024\
Data File : N12051907.D
Acq On : 05 Dec 2019 11:29 am
Operator : JK/ AMS/ DTH
Sample : A9J0095-33RE1@10
Misc : 10x, 8270D LL PAH ONLY
ALS Vial : 7 Sample Multiplier: 1
DataAcq Meth:LVI14_BNA_ACQ.M

Quant Time: Dec 05 17:48:04 2019
Quant Method : U:\methods\SV14_090619_PAHR6.M
Quant Title : EPA 8270D: Semivolatile Organics
QLast Update : Fri Nov 08 10:03:37 2019
Response via : Initial Calibration
InstName : SV-GCMS14

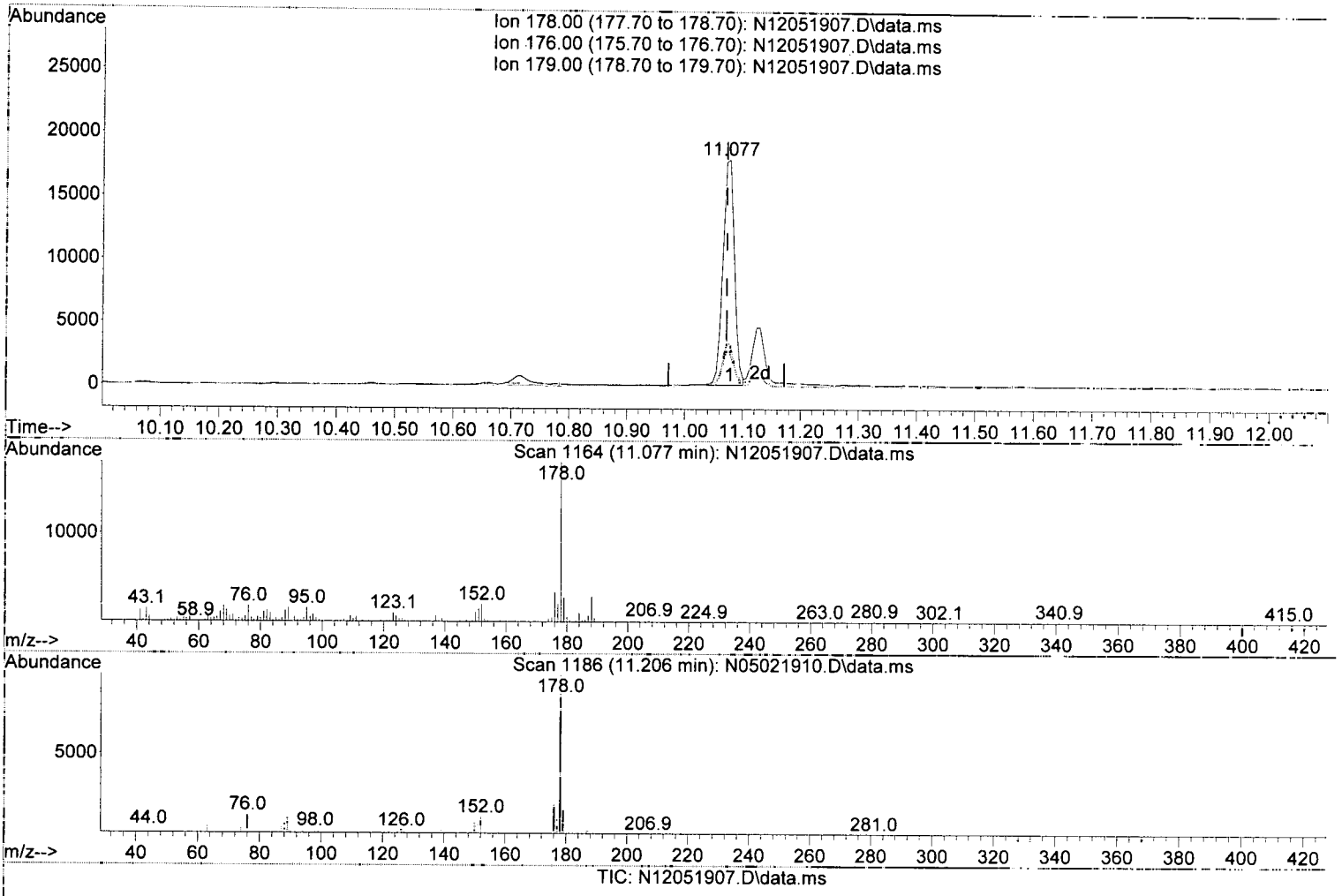

TIC: N12051907.D\data.ms

(19) Phenanthrene (T)

11.077min (+ 0.006) 10.90 ng/ml

response 25021

Ion	Exp%	Act%
178.00	100.00	100.00
176.00	19.00	18.93
179.00	15.10	15.51
0.00	0.00	0.00

Quantitation Report (Qedit)

Data Path : U:\data\2109-12\9L05024\
Data File : N12051907.D
Acq On : 05 Dec 2019 11:29 am
Operator : JK/ AMS/ DTH
Sample : A9J0095-33RE1@10
Misc : 10x, 8270D LL PAH ONLY
ALS Vial : 7 Sample Multiplier: 1
DataAcq Meth:LVI14_BNA_ACQ.M

Quant Time: Dec 05 17:48:04 2019
Quant Method : U:\methods\SV14_090619_PAHR6.M
Quant Title : EPA 8270D: Semivolatile Organics
QLast Update : Fri Nov 08 10:03:37 2019
Response via : Initial Calibration
InstName : SV-GCMS14

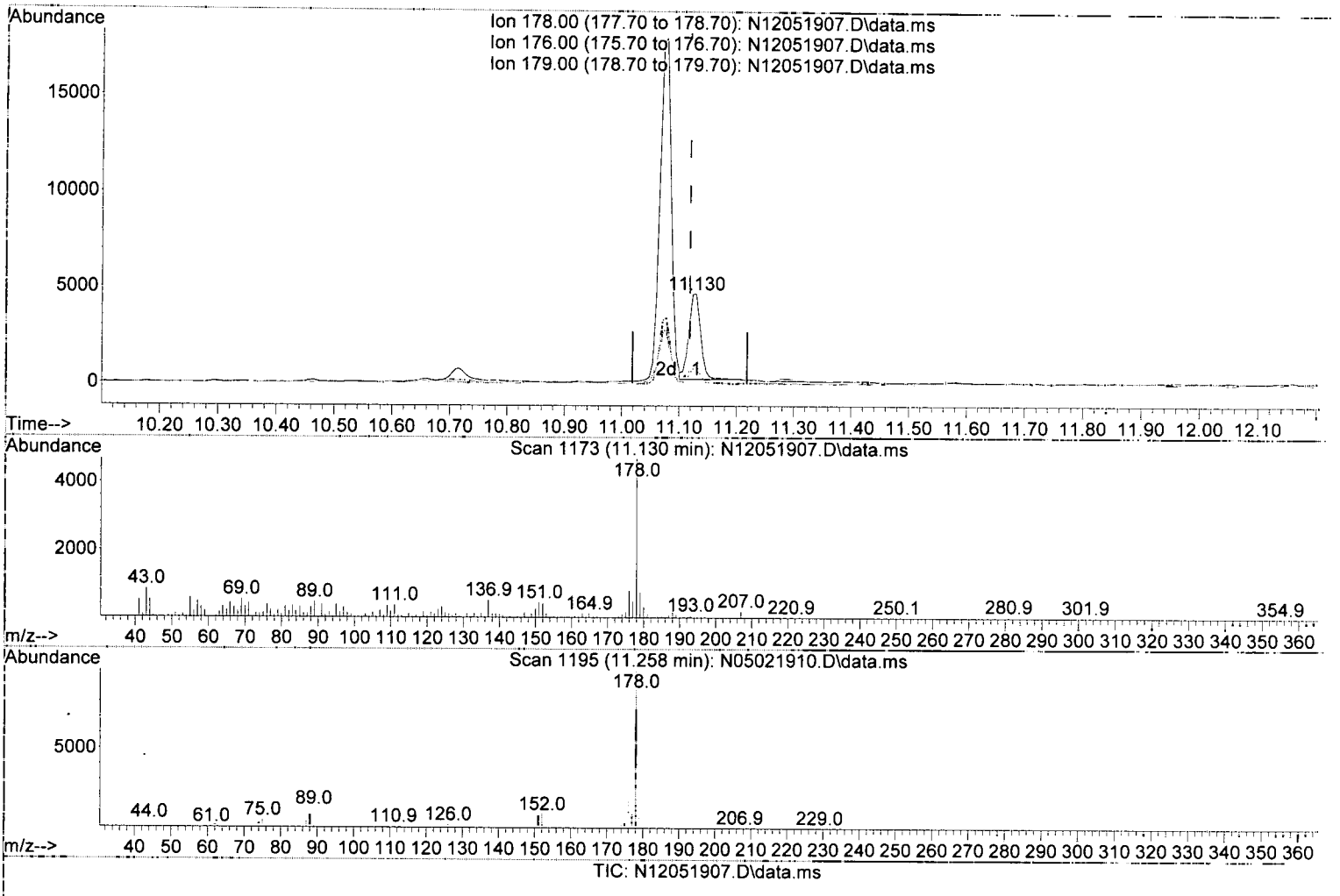

(20) Anthracene (T)

11.130min (+ 0.012) 3.04 ng/ml J

response 6490

Ion	Exp%	Act%
178.00	100.00	100.00
176.00	18.90	17.53
179.00	15.30	16.40
0.00	0.00	0.00

Quantitation Report (Qedit)

Data Path : U:\data\2109-12\9L05024\
Data File : N12051907.D
Acq On : 05 Dec 2019 11:29 am
Operator : JK/ AMS/ DTH
Sample : A9J0095-33RE1@10
Misc : 10x, 8270D LL PAH ONLY
ALS Vial : 7 Sample Multiplier: 1
DataAcq Meth:LVI14_BNA_ACQ.M

Quant Time: Dec 05 17:48:04 2019
Quant Method : U:\methods\SV14_090619_PAHR6.M
Quant Title : EPA 8270D: Semivolatile Organics
QLast Update : Fri Nov 08 10:03:37 2019
Response via : Initial Calibration
InstName : SV-GCMS14

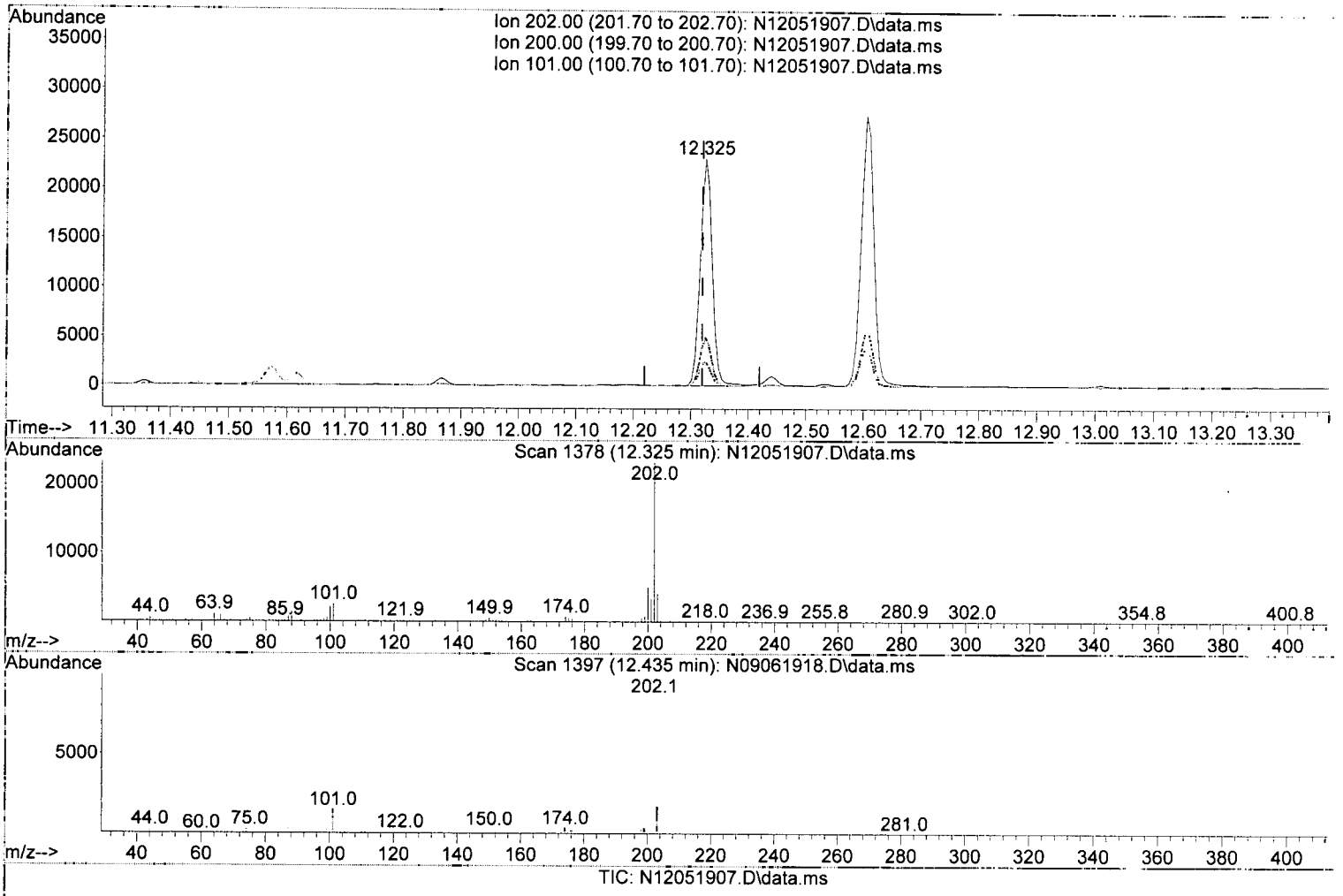

(23) Fluoranthene (T)

12.325min (+ 0.006) 14.47 ng/ml

response 33458

Ion	Exp%	Act%
202.00	100.00	100.00
200.00	19.70	21.60
101.00	15.30	10.95
0.00	0.00	0.00

Quantitation Report (Qedit)

Data Path : U:\data\2109-12\9L05024\
Data File : N12051907.D
Acq On : 05 Dec 2019 11:29 am
Operator : JK/ AMS/ DTH
Sample : A9J0095-33RE1@10
Misc : 10x, 8270D LL PAH ONLY
ALS Vial : 7 Sample Multiplier: 1
DataAcq Meth:LVI14_BNA_ACQ.M

Quant Time: Dec 05 17:48:04 2019
Quant Method : U:\methods\SV14_090619_PAHR6.M
Quant Title : EPA 8270D: Semivolatile Organics
QLast Update : Fri Nov 08 10:03:37 2019
Response via : Initial Calibration
InstName : SV-GCMS14

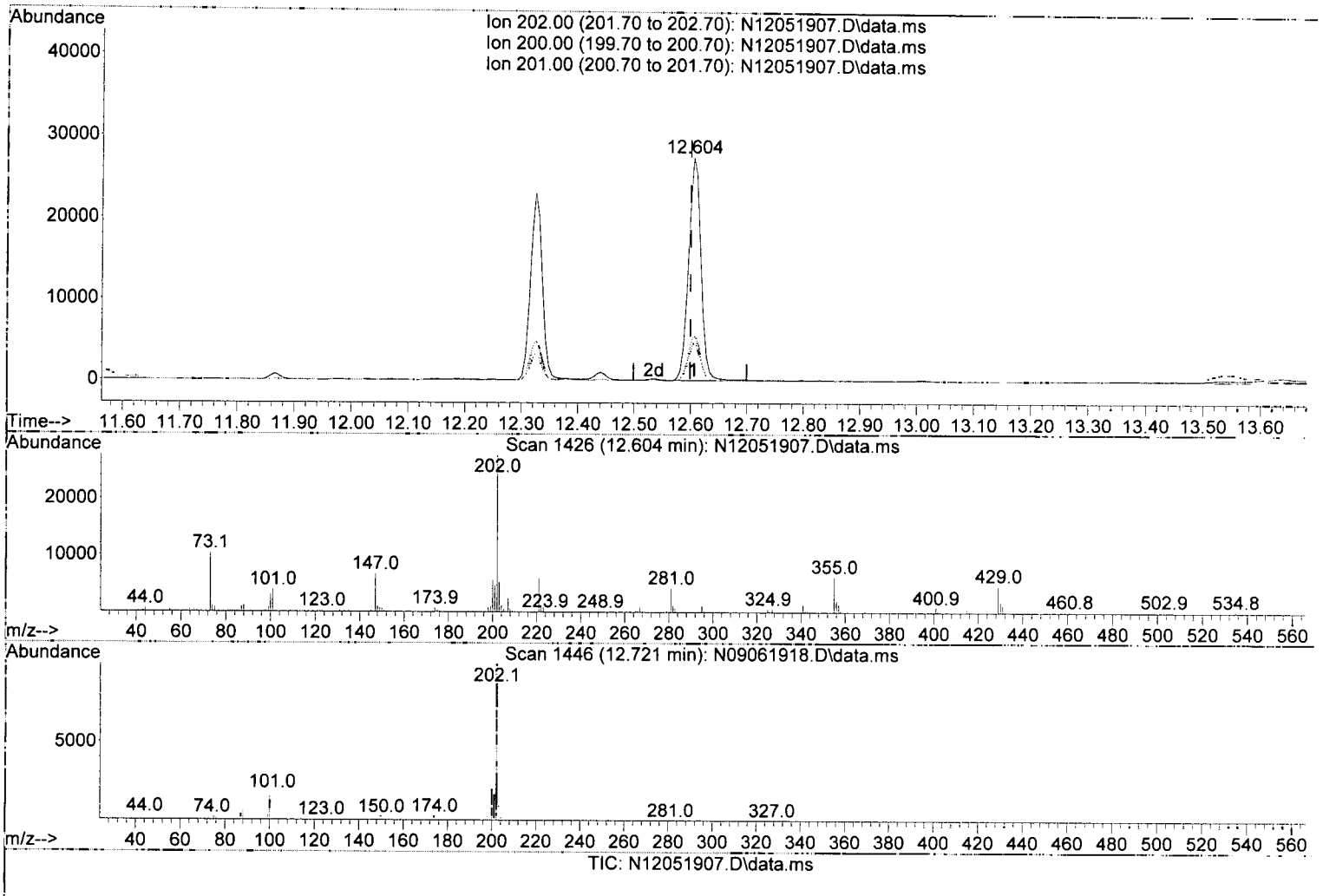

(25) Pyrene (T)

12.604min (+ 0.006) 14.79 ng/ml

response 42136

Ion	Exp%	Act%
202.00	100.00	100.00
200.00	20.70	20.48
201.00	16.80	16.96
0.00	0.00	0.00

01/30/20 Anchor QEA, LLC - Cascade PreRD DG 2019 - 4a-b. DOC-CAP Testing Cores Page 1029 of 1115

Quantitation Report (Qedit)

Data Path : U:\data\2109-12\9L05024\
Data File : N12051907.D
Acq On : 05 Dec 2019 11:29 am
Operator : JK/ AMS/ DTH
Sample : A9J0095-33RE1@10
Misc : 10x, 8270D LL PAH ONLY
ALS Vial : 7 Sample Multiplier: 1
DataAcq Meth:LVI14_BNA_ACQ.M

Quant Time: Dec 05 17:48:04 2019
Quant Method : U:\methods\SV14_090619_PAHR6.M
Quant Title : EPA 8270D: Semivolatile Organics
QLast Update : Fri Nov 08 10:03:37 2019
Response via : Initial Calibration
InstName : SV-GCMS14

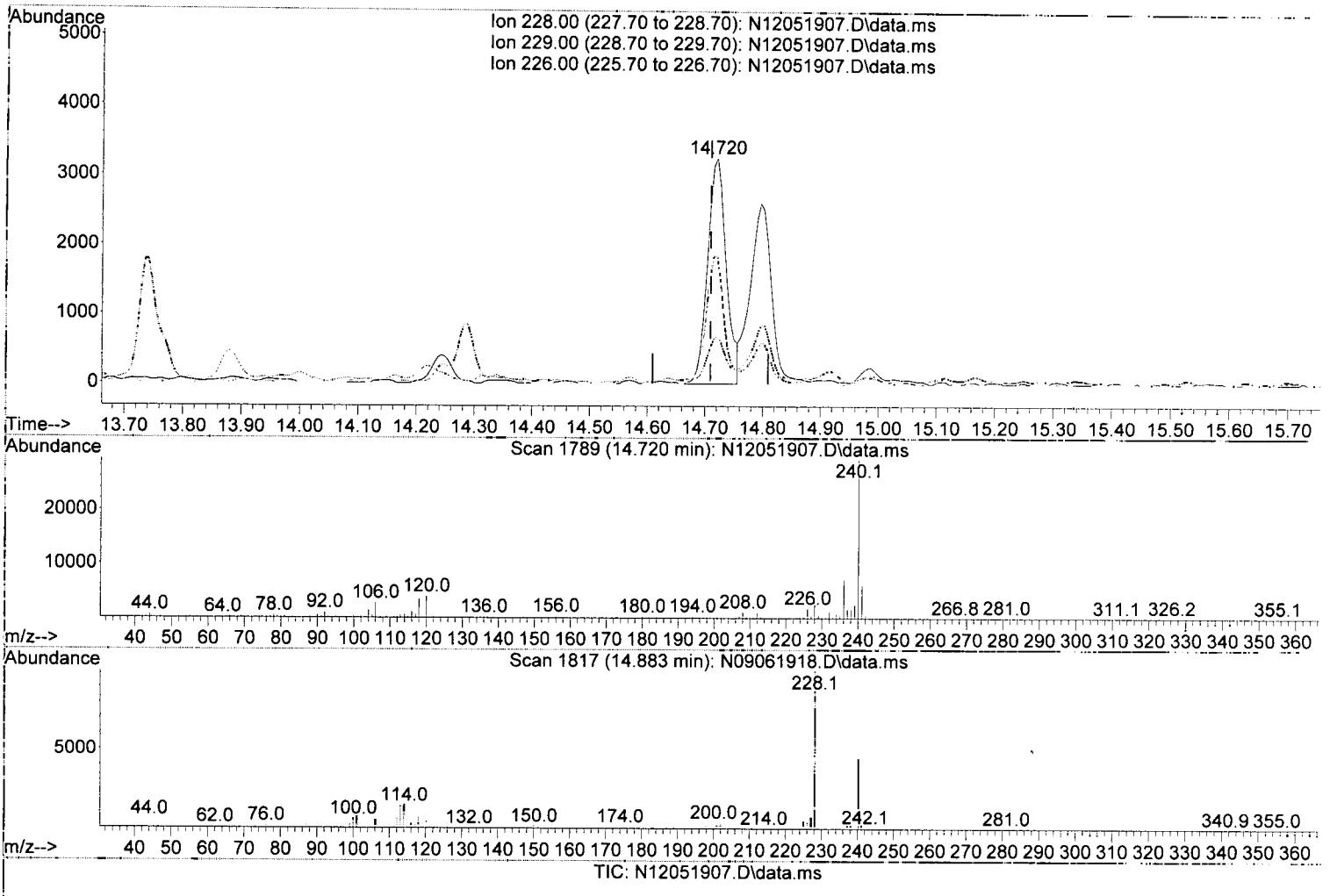

(27) Benz(a)anthracene (T)

14.720min (+ 0.012) 3.47 ng/ml J

response 7346

Ion	Exp%	Act%
228.00	100.00	100.00
229.00	19.40	21.09
226.00	26.20	56.29#
0.00	0.00	0.00

Quantitation Report (Qedit)

Data Path : U:\data\2109-12\9L05024\
Data File : N12051907.D
Acq On : 05 Dec 2019 11:29 am
Operator : JK/ AMS/ DTH
Sample : A9J0095-33RE1@10
Misc : 10x, 8270D LL PAH ONLY
ALS Vial : 7 Sample Multiplier: 1
DataAcq Meth:LVI14_BNA_ACQ.M

Quant Time: Dec 05 17:48:04 2019
Quant Method : U:\methods\SV14_090619_PAHR6.M
Quant Title : EPA 8270D: Semivolatile Organics
QLast Update : Fri Nov 08 10:03:37 2019
Response via : Initial Calibration
InstName : SV-GCMS14

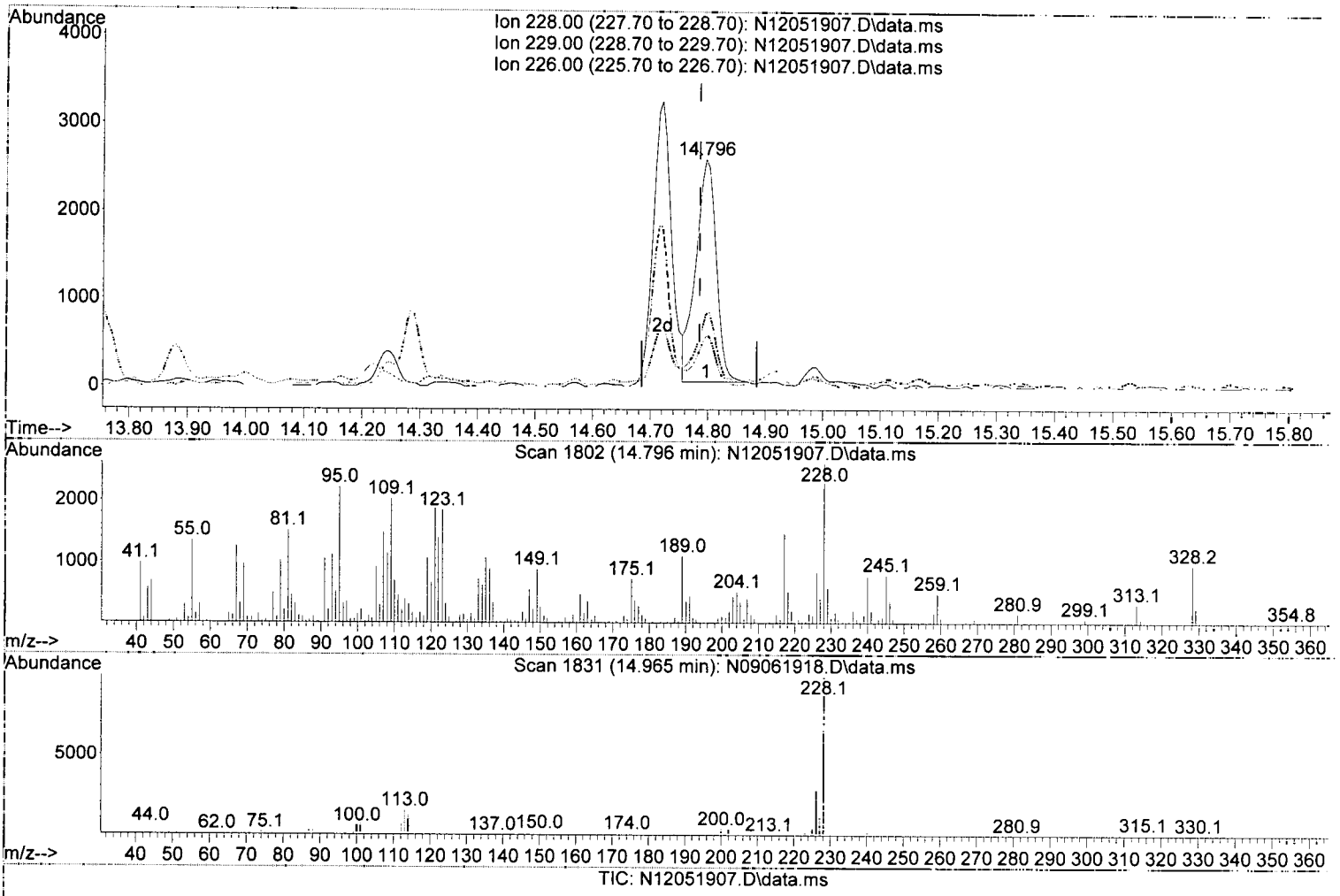

(28) Chrysene (T)

14.796min (+ 0.012) 3.16 ng/ml J

response 6325

Ion	Exp%	Act%
228.00	100.00	100.00
229.00	19.60	22.50
226.00	28.60	32.23
0.00	0.00	0.00

Quantitation Report (Qedit)

Data Path : U:\data\2109-12\9L05024\
Data File : N12051907.D
Acq On : 05 Dec 2019 11:29 am
Operator : JK/ AMS/ DTH
Sample : A9J0095-33RE1@10
Misc : 10x, 8270D LL PAH ONLY
ALS Vial : 7 Sample Multiplier: 1
DataAcq Meth:LVI14_BNA_ACQ.M

Quant Time: Dec 05 17:48:04 2019
Quant Method : U:\methods\SV14_090619_PAHR6.M
Quant Title : EPA 8270D: Semivolatile Organics
QLast Update : Fri Nov 08 10:03:37 2019
Response via : Initial Calibration
InstName : SV-GCMS14

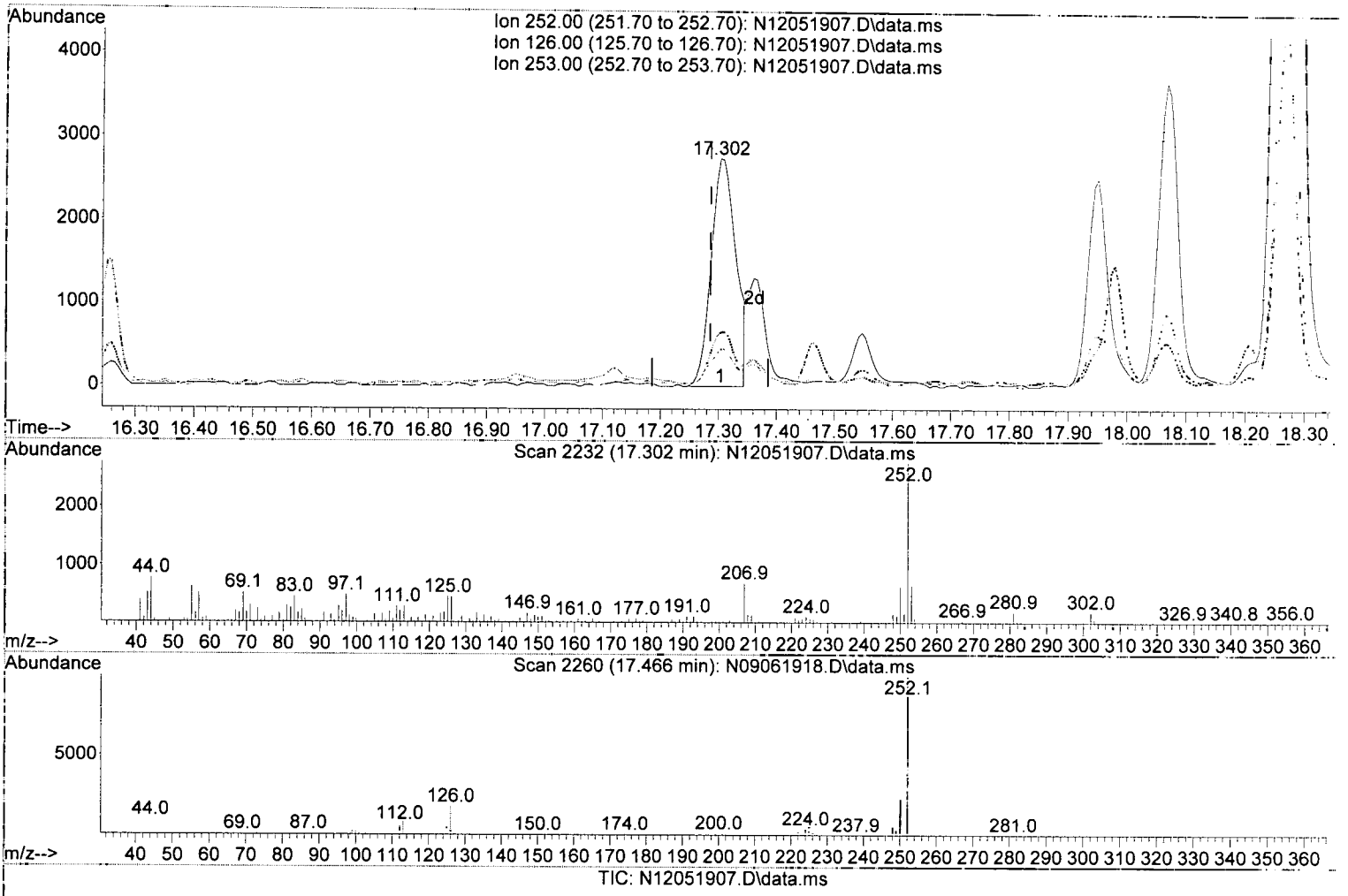

(30) Benzo(b)fluoranthene (T)

17.302min (+ 0.018) 3.81 ng/ml J

response 8154

Ion	Exp%	Act%
252.00	100.00	100.00
126.00	20.00	16.56
253.00	21.10	23.82
0.00	0.00	0.00

Quantitation Report (Qedit)

Data Path : U:\data\2109-12\9L05024\
Data File : N12051907.D
Acq On : 05 Dec 2019 11:29 am
Operator : JK/ AMS/ DTH
Sample : A9J0095-33RE1@10
Misc : 10x, 8270D LL PAH ONLY
ALS Vial : 7 Sample Multiplier: 1
DataAcq Meth:LVI14_BNA_ACQ.M

Quant Time: Dec 05 17:48:04 2019
Quant Method : U:\methods\SV14_090619_PAHR6.M
Quant Title : EPA 8270D: Semivolatile Organics
QLast Update : Fri Nov 08 10:03:37 2019
Response via : Initial Calibration
InstName : SV-GCMS14

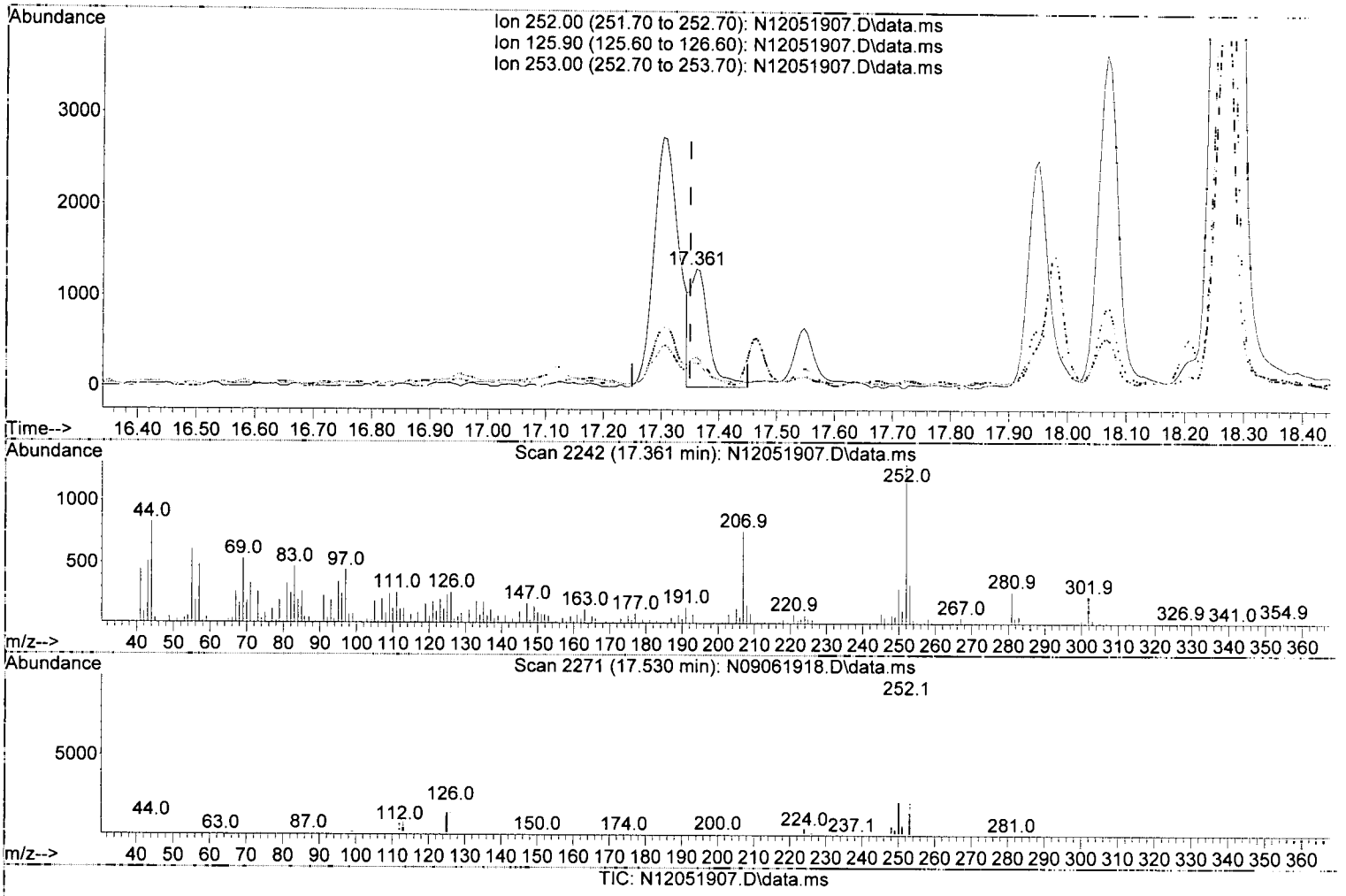

(31) Benzo(k)fluoranthene (T)

17.361min (+ 0.012) 1.42 ng/ml m ND

response 2989

DTH 12/5/19

Ion	Exp%	Act%
252.00	100.00	100.00
125.90	22.10	20.48
253.00	21.50	25.46
0.00	0.00	0.00

Quantitation Report (Qedit)

Data Path : U:\data\2109-12\9L05024\
Data File : N12051907.D
Acq On : 05 Dec 2019 11:29 am
Operator : JK/ AMS/ DTH
Sample : A9J0095-33RE1@10
Misc : 10x, 8270D LL PAH ONLY
ALS Vial : 7 Sample Multiplier: 1
DataAcq Meth:LVI14_BNA_ACQ.M

Quant Time: Dec 05 17:48:04 2019
Quant Method : U:\methods\SV14_090619_PAHR6.M
Quant Title : EPA 8270D: Semivolatile Organics
QLast Update : Fri Nov 08 10:03:37 2019
Response via : Initial Calibration
InstName : SV-GCMS14

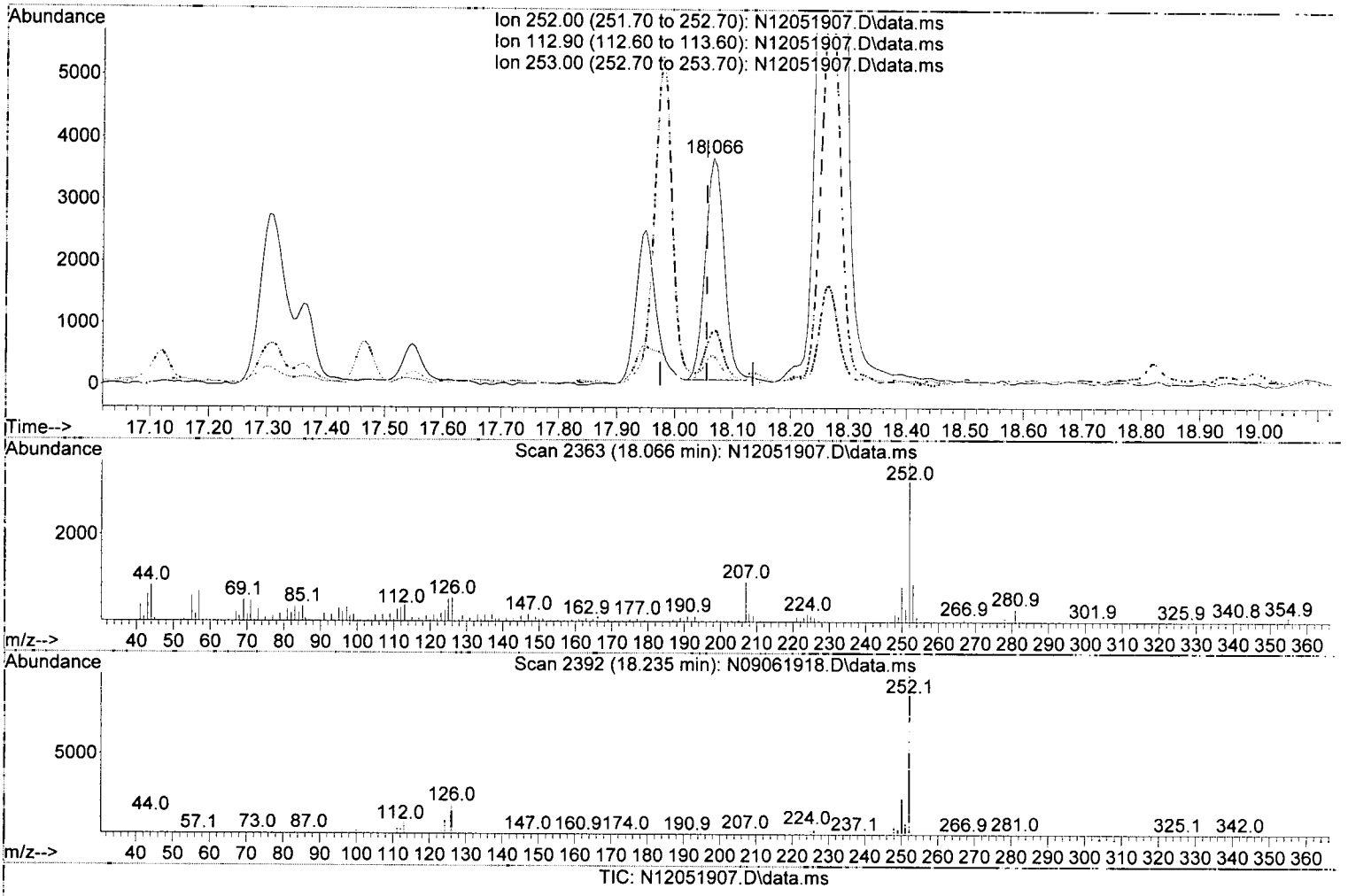

(35) Benzo(a)pyrene (T)

18.066min (+ 0.012) 4.48 ng/ml J

response 8202

Ion	Exp%	Act%
252.00	100.00	100.00
112.90	12.70	13.13
253.00	21.90	24.22
0.00	0.00	0.00

Quantitation Report (Qedit)

Data Path : U:\data\2109-12\9L05024\
Data File : N12051907.D
Acq On : 05 Dec 2019 11:29 am
Operator : JK/ AMS/ DTH
Sample : A9J0095-33RE1@10
Misc : 10x, 8270D LL PAH ONLY
ALS Vial : 7 Sample Multiplier: 1
DataAcq Meth:LVI14_BNA_ACQ.M

Quant Time: Dec 05 17:48:04 2019
Quant Method : U:\methods\SV14_090619_PAHR6.M
Quant Title : EPA 8270D: Semivolatile Organics
QLast Update : Fri Nov 08 10:03:37 2019
Response via : Initial Calibration
InstName : SV-GCMS14

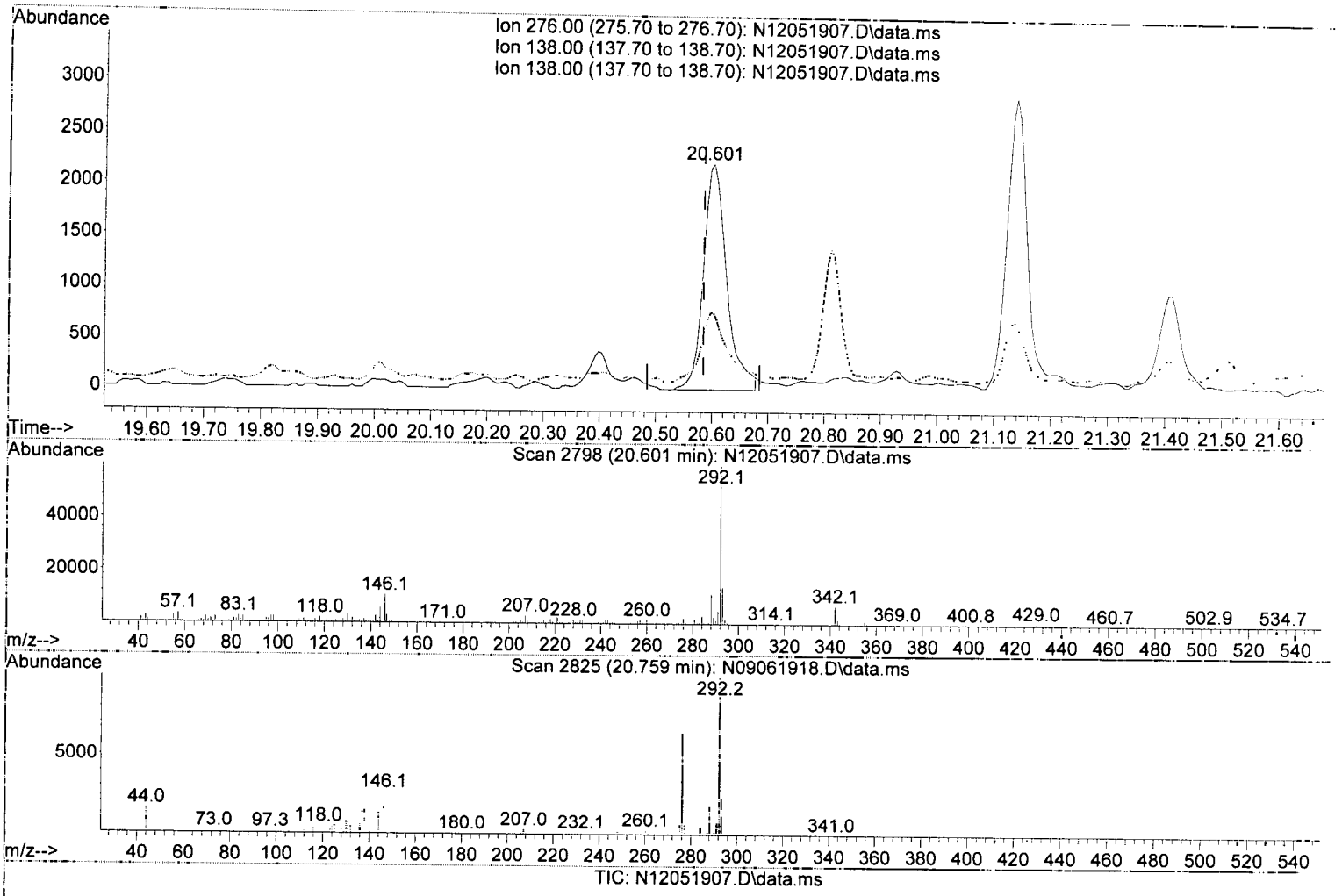

(38) Indeno(1,2,3-cd)Pyrene (T)

20.601min (+ 0.018) 3.25 ng/ml J

response 6409

Ion	Exp%	Act%
276.00	100.00	100.00
138.00	31.60	34.49
138.00	31.60	34.49
0.00	0.00	0.00

Quantitation Report (Qedit)

Data Path : U:\data\2109-12\9L05024\
Data File : N12051907.D
Acq On : 05 Dec 2019 11:29 am
Operator : JK/ AMS/ DTH
Sample : A9J0095-33RE1@10
Misc : 10x, 8270D LL PAH ONLY
ALS Vial : 7 Sample Multiplier: 1
DataAcq Meth:LVI14_BNA_ACQ.M

Quant Time: Dec 05 17:48:04 2019
Quant Method : U:\methods\SV14_090619_PAHR6.M
Quant Title : EPA 8270D: Semivolatile Organics
QLast Update : Fri Nov 08 10:03:37 2019
Response via : Initial Calibration
InstName : SV-GCMS14

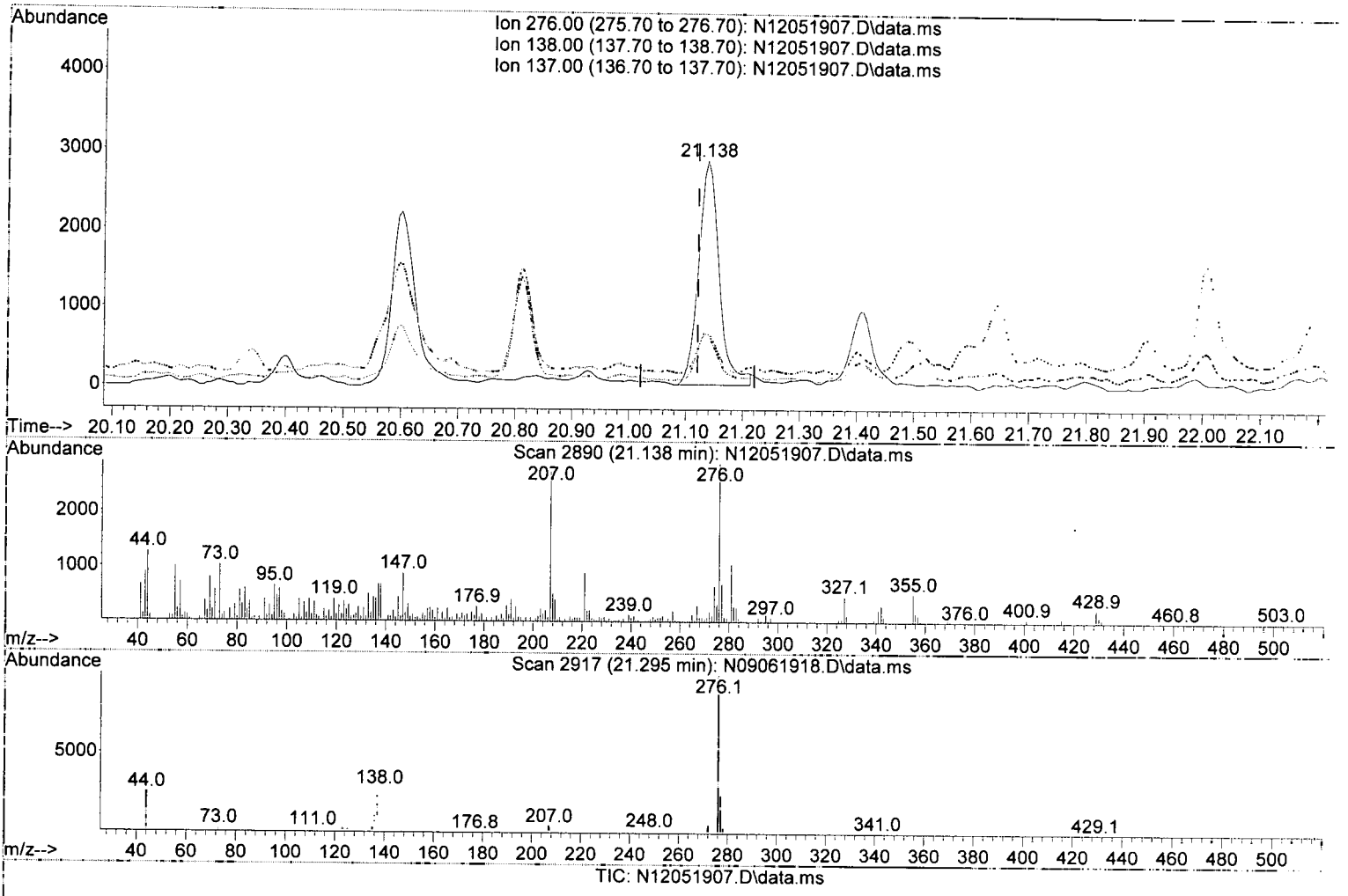

(40) Benzo(g,h,i)perylene (T)

21.138min (+ 0.018) 3.45 ng/ml J

response 7220

Ion	Exp%	Act%
276.00	100.00	100.00
138.00	21.00	23.76
137.00	18.60	23.79
0.00	0.00	0.00

Quantitation Report (Not Reviewed)

Data Path : U:\data\2109-12\9L05024\
Data File : N12051907.D
Acq On : 05 Dec 2019 11:29 am
Operator : JK/ AMS/ DTH
Sample : A9J0095-33RE1@10
Misc : 10x, 8270D LL PAH ONLY
ALS Vial : 7 Sample Multiplier: 1
DataAcq Meth:LVI14_BNA_ACQ.M

Quant Time: Dec 05 17:48:04 2019
Quant Method : U:\methods\SV14_090619_PAHR6.M
Quant Title : EPA 8270D: Semivolatile Organics
QLast Update : Fri Nov 08 10:03:37 2019
Response via : Initial Calibration
InstName : SV-GCMS14

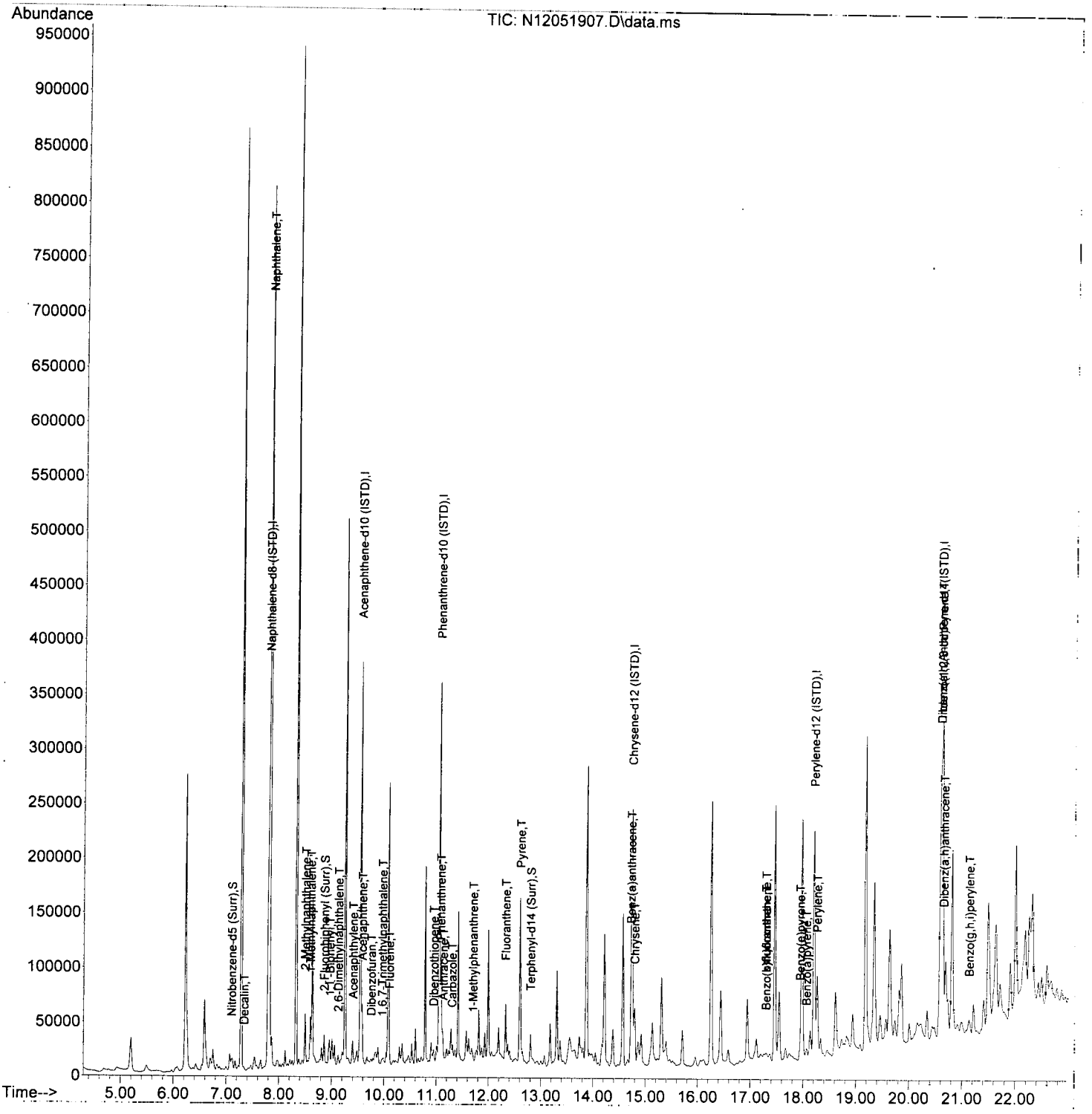

APEX LABORATORIES, LLC
6700 SW Sandburg St. Tigard OR 97223 phone 503-718-2323

Semivolatile Organic Compounds (PAHs) by EPA 8270D
Calibration Data

Sequence 9I06028 (Cal ID A9I1001) SV-GCMS14

ELEMENT SEQUENCE LOG

Apex Laboratories

Sequence:	9I06028	Instrument:	SV-GCMS14
Date:	09/06/19 15:37	Calibration:	A9I1001

#	Lab Number	Matrix	Analysis	Client	Due	Batch	ISTD ID	STD ID
1	9I06028-TUN1	Sediment	QC	QC			A19I102	A19H414
2	9I06028-ICB1	Sediment	QC	QC			A19I102	
3	9I06028-CAL1	Sediment	QC	QC			A19I102	A19I015
4	9I06028-CAL2	Sediment	QC	QC			A19I102	A19I016
5	9I06028-CAL3	Sediment	QC	QC			A19I102	A19I017
6	9I06028-CAL4	Sediment	QC	QC			A19I102	A19I018
7	9I06028-CAL5	Sediment	QC	QC			A19I102	A19I019
8	9I06028-CAL6	Sediment	QC	QC			A19I102	A19I020
9	9I06028-CAL7	Sediment	QC	QC			A19I102	A19I021
10	9I06028-CAL8	Sediment	QC	QC			A19I102	A19I022
11	9I06028-CAL9	Sediment	QC	QC			A19I102	A19I023
12	9I06028-CALA	Sediment	QC	QC			A19I102	A19I024
13	9I06028-IBL1	Sediment	QC	QC			A19I102	
14	9I06028-ICV1	Sediment	QC	QC			A19I102	A19I025
15	9I06028-IBL2	Sediment	QC	QC			A19I102	

Data Entered By: 9/10/19

Data Reviewed By: 9/11/19

Comments:

Calibration Status Report SV-GCMS14

Method Path : N:\methods\
Method File : SV14_090619_PAH.M
Title : EPA 8270D: Semivolatile Organics
Last Update : Mon Sep 09 14:58:53 2019
Response Via : Initial Calibration

A9I1001
9/9/19

#	ID	Conc	ISTD Conc	Path\File
1	1.0	1	100	N:\data\2019-09\9I06028\N09061913.D
2	2.5	3	100	N:\data\2019-09\9I06028\N09061914.D
3	5.0	5	100	N:\data\2019-09\9I06028\N09061915.D
4	10.0	10	100	N:\data\2019-09\9I06028\N09061916.D
5	25.0	25	100	N:\data\2019-09\9I06028\N09061917.D
6	50.0	50	100	N:\data\2019-09\9I06028\N09061918.D
7	100	100	100	N:\data\2019-09\9I06028\N09061919.D
8	200	200	100	N:\data\2019-09\9I06028\N09061920.D
9	300	300	100	N:\data\2019-09\9I06028\N09061921.D
10	400	400	100	N:\data\2019-09\9I06028\N09061922.D

#	ID	Update Time	Quant Time	Acquisition Time
1	1.0	Sep 09 14:58 2019	Sep 09 14:46 2019	06 Sep 2019 04:51 pm
2	2.5	Sep 09 14:58 2019	Sep 09 14:46 2019	06 Sep 2019 05:23 pm
3	5.0	Sep 09 14:58 2019	Sep 09 14:47 2019	06 Sep 2019 05:55 pm
4	10.0	Sep 09 14:58 2019	Sep 09 14:47 2019	06 Sep 2019 06:27 pm
5	25.0	Sep 09 14:58 2019	Sep 09 14:47 2019	06 Sep 2019 07:00 pm
6	50.0	Sep 09 14:58 2019	Sep 09 14:47 2019	06 Sep 2019 07:32 pm
7	100	Sep 09 14:58 2019	Sep 09 14:47 2019	06 Sep 2019 08:04 pm
8	200	Sep 09 14:58 2019	Sep 09 14:47 2019	06 Sep 2019 08:37 pm
9	300	Sep 09 14:58 2019	Sep 09 14:47 2019	06 Sep 2019 09:09 pm
10	400	Sep 09 14:58 2019	Sep 09 14:47 2019	06 Sep 2019 09:41 pm

SV14_090619_PAH.M Mon Sep 09 15:05:37 2019

Compound List Report SV-GCMS14

Method Path : N:\methods\
Method File : SV14_090619_PAH.M
Title : EPA 8270D: Semivolatile Organics
Last Update : Mon Sep 09 14:58:53 2019
Response Via : Initial Calibration

9/9/19

Total Cpnds : 40

PK#		Compound Name	QIon	Exp_RT	Rel_RT	Cal	#Qual	A/H	ID
1	I	Naphthalene-d8 (ISTD)	136	7.883	1.000	A	2	A	B
2	S	Nitrobenzene-d5 (Surr)	82	7.184	0.911	A	1	A	R
3	T	Decalin	138	7.364	0.934	A	2	A	B
4	T	Naphthalene	128	7.907	1.003	A	2	A	R
5	T	2-Methylnaphthalene	142	8.589	1.089	A	2	A	R
6	T	1-Methylnaphthalene	142	8.688	1.102	A	2	A	R
7	T	1,1'-Biphenyl	154	9.055	1.149	A	2	A	B
8	T	2,6-Dimethylnaphthalene	156	9.212	1.169	A	2	A	R
9	I	Acenaphthene-d10 (ISTD)	162	9.638	1.000	A	2	A	R
10	S	2-Fluorobiphenyl (Surr)	172	8.950	0.929	A	2	A	R
11	S	Acenaphthylene d-8 (Surr)	160	9.480	0.984	Q	2	A	R
12	T	Acenaphthylene	152	9.498	0.985	A	2	A	R
13	T	Acenaphthene	153	9.673	1.004	A	2	A	R
14	T	Dibenzofuran	168	9.848	1.022	A	2	A	R
15	T	1,6,7-Trimethylnaphthalene	170	10.057	1.044	A	2	A	R
16	T	Fluorene	166	10.191	1.057	A	2	A	R
17	I	Phenanthrene-d10 (ISTD)	188	11.147	1.000	A	2	A	R
18	T	Dibenzothiopene	184	11.042	0.991	A	3	A	R
19	T	Phenanthrene	178	11.171	1.002	A	2	A	R
20	T	Anthracene	178	11.223	1.007	A	2	A	R
21	T	Carbazole	167	11.390	1.022	A	2	A	R
22	T	1-Methylphenanthrene	192	11.794	1.058	A	2	A	R
23	T	Fluoranthene	202	12.435	1.116	A	2	A	R
24	I	Chrysene-d12 (ISTD)	240	14.906	1.000	A	2	A	R
25	T	Pyrene	202	12.721	0.853	A	2	A	R
26	S	Terphenyl-d14 (Surr)	244	12.930	0.867	A	2	A	R
27	T	Benz(a)anthracene	228	14.883	0.998	A	2	A	R
28	T	Chrysene	228	14.965	1.004	A	2	A	R
29	I	Perylene-d12 (ISTD)	264	18.374	1.000	A	2	A	R
30	T	Benzo(b)fluoranthene	252	17.465	0.951	A	2	A	R
31	T	Benzo(k)fluoranthene	252	17.529	0.954	A	2	A	R
32	T	Benzo(b+k)fluoranthene	252	17.529	0.954	A	2	A	R
33	S	Benzo(a)pyrene d-12 (Surr)	264	18.176	0.989	A	2	A	B
34	T	Benzo(e)pyrene	252	18.118	0.986	A	2	A	R
35	T	Benzo(a)pyrene	252	18.234	0.992	A	2	A	R
36	T	Perylene	252	18.433	1.003	A	2	A	R
37	I	Dibenz(a,h)Anthrcene-d14(ISTD)	292	20.764	1.000	A	2	A	R
38	T	Indeno(1,2,3-cd)Pyrene	276	20.758	1.000	A	2	A	R
39	T	Dibenz(a,h)anthracene	278	20.828	1.003	A	2	A	R
40	T	Benzo(g,h,i)perylene	276	21.294	1.026	A	2	A	R

Cal A = Average L = Linear LO = Linear w/origin Q = Quad QO = Quad w/origin
#Qual = number of qualifiers
A/H = Area or Height
ID R = R.T. B = R.T. & Q Q = Qvalue L = Largest A = All

SV14_090619_PAH.M Mon Sep 09 15:05:30 2019

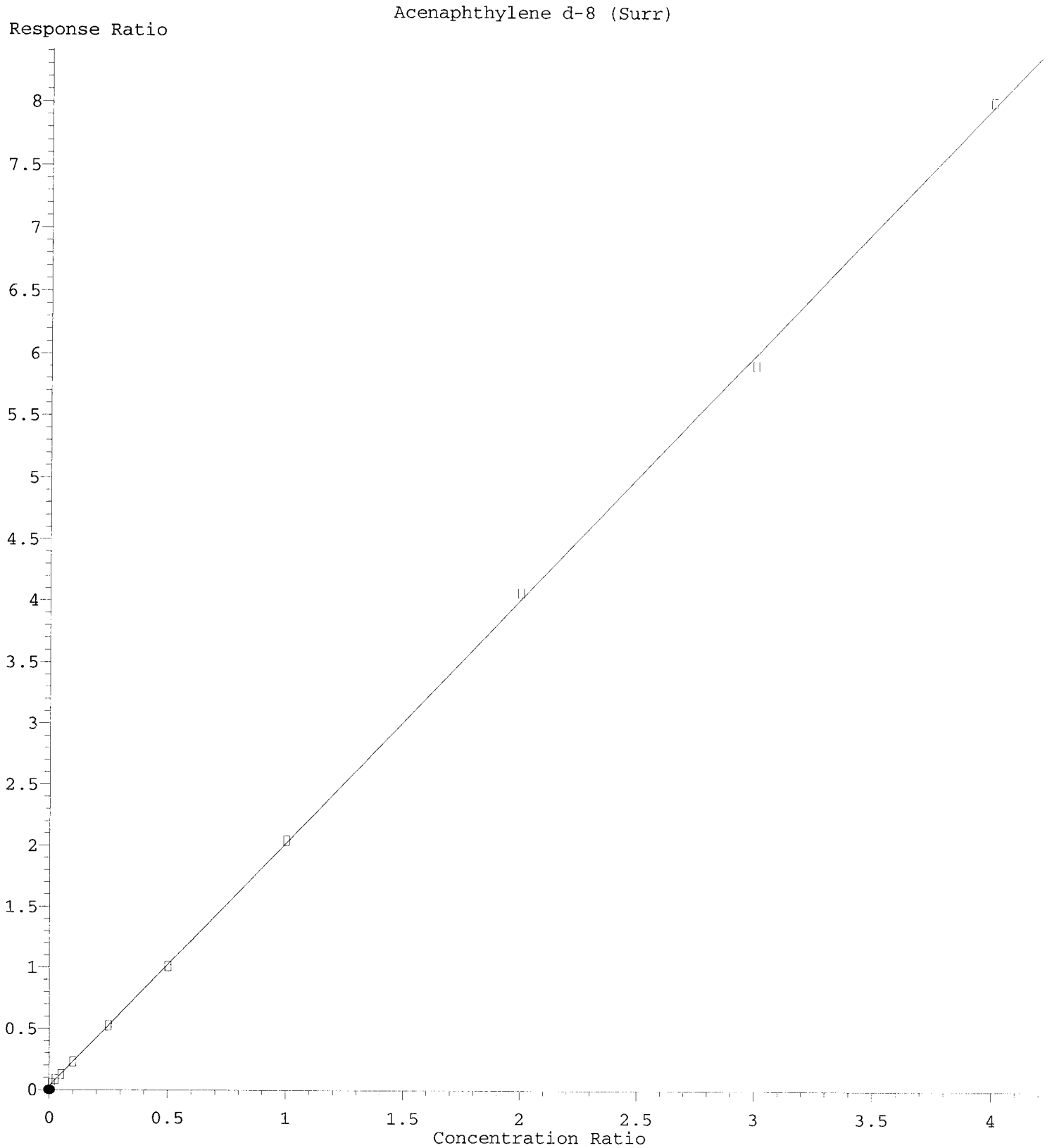

R = -2.27e-003 A*A + 2.00e+000 A + 2.92e-002
Coef of Det (r^2) = 0.999 Curve Fit: Quadratic w(1/a^2)
Method Name: N:\methods\SV14_090619_PAH.M_
Calibration Table Last Updated: Mon Sep 09 15:00:15 2019

Quantitation Report (Qedit)

Data Path : N:\data\2019-09\9I06028\REQUANT\
Data File : N09061913.D
Acq On : 06 Sep 2019 04:51 pm
Operator :
Sample : 9I06028-CAL1
Misc : 1x, A19I015@1
ALS Vial : 3 Sample Multiplier: 1
DataAcq Meth:LVI14_BNA_ACQ.M

Quant Time: Sep 09 15:06:04 2019
Quant Method : N:\methods\SV14_090619_PAH.M
Quant Title : EPA 8270D: Semivolatile Organics
QLast Update : Mon Sep 09 14:58:53 2019
Response via : Initial Calibration
InstName : SV-GCMS14

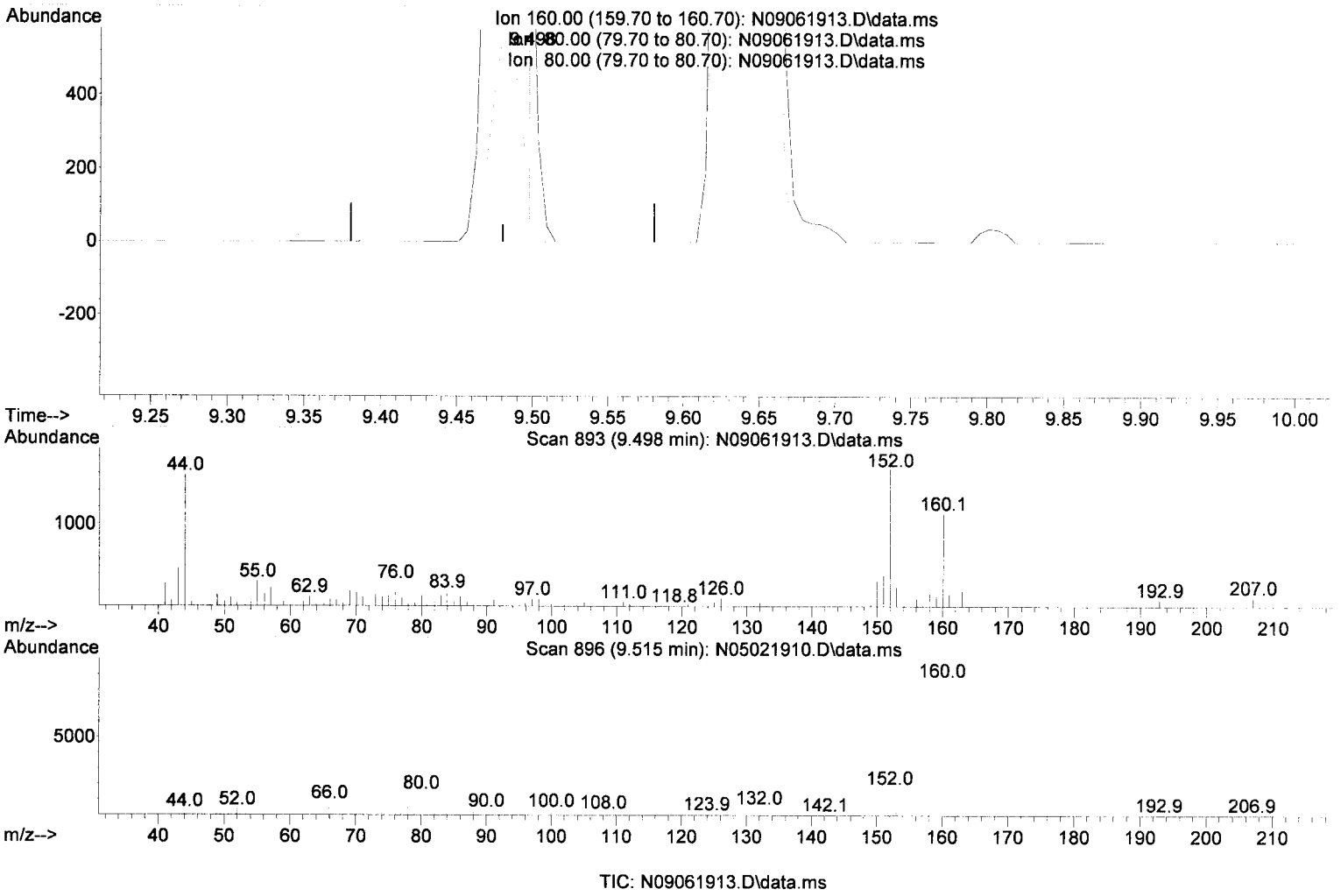

TIC: N09061913.D\data.ms

(11) Acenaphthylene d-8 (Surr) (S)

9.498min (+ 0.017) -1.00 ng/ml m

response 111

Ion	Exp%	Act%
160.00	100.00	100.00
80.00	14.40	12.44
80.00	14.40	12.44
0.00	0.00	0.00

Response Factor Report SV-GCMS14

Method Path : N:\methods\
Method File : SV14_090619_PAH.M
Title : EPA 8270D: Semivolatile Organics
Last Update : Mon Sep 09 14:58:53 2019
Response Via : Initial Calibration

9/9/19

Calibration Files
1.0 =N09061913.D 2.5 =N09061914.D 5.0 =N09061915.D 10.0=N09061916.D 25.0=N09061917.D 50.0=N09061918.D 100 =N09061919.D
200 =N09061920.D 300 =N09061921.D 400 =N09061922.D

		Compound	1.0	2.5	5.0	10.0	25.0	50.0	100	200	300	400	Avg	%RSD	
															6.52
1)	I	Naphthalene-d8 (ISTD)	----------ISTD----------												
2)	S	Nitrobenzene-d...	0.391	0.340	0.316	0.315	0.306	0.324	0.323	0.334	0.338	0.337	0.332	7.09	Not used
3)	T	Decalin		0.076	0.070	0.069	0.070	0.075	0.077	0.077	0.075	0.081	0.074	5.47	Not used
4)	T	Naphthalene	1.158	1.135	1.098	1.123	1.090	1.083	1.082	1.092	1.078	1.090	1.103	2.42	✓
5)	T	2-Methylnaphth...	0.893	0.907	0.881	0.886	0.895	0.941	0.965	1.001	1.001	0.975	0.935	5.16	✓
6)	T	1-Methylnaphth...	0.821	0.875	0.837	0.916	0.923	0.964	0.986	1.025	1.016	0.981	0.934	7.70	✓
7)	T	1,1'-Biphenyl	1.222	1.201	1.123	1.186	1.195	1.259	1.326	1.389	1.390	1.279	1.257	7.10	Not used
8)	T	2,6-Dimethylna...	0.823	0.850	0.815	0.851	0.892	0.943	0.994	1.034	1.033	0.946	0.918	9.12	Not used
															2.97
9)	I	Acenaphthene-d10 (...	----------ISTD----------												
10)	S	2-Fluorobiphen...	1.424	1.562	1.481	1.499	1.500	1.482	1.499	1.496	1.477	1.498	1.492	2.26	✓
11)	S	Acenaphthylene...	4.877	3.301	2.497	2.282	2.108	2.021	2.043	2.031	1.970	2.004	2.513	36.74	Not used (Surrogate)
12)	T	Acenaphthylene	2.050	2.174	2.139	2.171	2.195	2.172	2.248	2.243	2.161	2.158	2.171	2.55	✓
13)	T	Acenaphthene	1.439	1.487	1.404	1.417	1.419	1.394	1.443	1.431	1.388	1.396	1.422	2.10	✓
14)	T	Dibenzofuran	1.760	1.773	1.736	1.780	1.790	1.777	1.831	1.827	1.771	1.765	1.781	1.63	✓
15)	T	1,6,7-Trimethy...	1.249	1.207	1.173	1.178	1.169	1.168	1.213	1.212	1.178	1.178	1.193	2.23	Not used
16)	T	Fluorene	1.369	1.405	1.409	1.422	1.461	1.447	1.526	1.545	1.493	1.476	1.455	3.85	✓
															5.33
17)	I	Phenanthrene-d10 (...	----------ISTD----------												
18)	T	Dibenzothiopene	1.030	1.080	1.056	1.038	1.030	1.033	1.050	1.056	1.042	1.043	1.046	1.46	Not used
19)	T	Phenanthrene	1.287	1.194	1.137	1.165	1.154	1.152	1.158	1.178	1.134	1.143	1.170	3.85	✓
20)	T	Anthracene	1.097	1.089	1.049	1.062	1.069	1.076	1.110	1.115	1.102	1.115	1.088	2.16	✓
21)	T	Carbazole	0.872	0.830	0.810	0.818	0.866	0.871	0.905	0.945	0.940	0.950	0.881	5.99	✓
22)	T	1-Methylphenan...	0.803	0.804	0.781	0.794	0.802	0.805	0.824	0.842	0.826	0.847	0.813	2.60	Not used
23)	T	Fluoranthene	1.194	1.127	1.104	1.124	1.162	1.171	1.202	1.227	1.218	1.261	1.179	4.30	✓
															15.52
24)	I	Chrysene-d12 (ISTD)	----------ISTD----------												
25)	T	Pyrene	1.634	1.742	1.585	1.636	1.580	1.571	1.560	1.478	1.416	1.421	1.562	6.48	✓
26)	S	Terphenyl-d14 ...	1.150	1.092	1.037	1.058	1.060	1.046	1.049	1.021	0.993	1.012	1.052	4.22	✓
27)	T	Benz(a)anthracene	1.394	1.221	1.088	1.093	1.114	1.098	1.142	1.149	1.139	1.173	1.161	7.87	✓
28)	T	Chrysene	1.134	1.107	1.087	1.087	1.098	1.082	1.095	1.103	1.080	1.114	1.099	1.52	✓
															18.95
29)	I	Perylene-d12 (ISTD)	----------ISTD----------												
30)	T	Benzo(b)fluora...	1.117	1.085	1.065	1.092	1.128	1.164	1.194	1.231	1.217	1.246	1.154	5.68	✓
31)	T	Benzo(k)fluora...	1.067	1.082	1.086	1.036	1.128	1.118	1.196	1.221	1.198	1.228	1.136	6.13	✓
32)	T	Benzo(b+k)fluo...	2.224	2.236	2.233	2.230	2.344	2.357	2.457	2.518	2.473	2.532	2.361	5.36	✓
33)	S	Benzo(a)pyrene...	0.639	0.751	0.745	0.759	0.782	0.808	0.845	0.885	0.880	0.902	0.800	10.15	Not used (Surrogate)
34)	T	Benzo(e)pyrene	1.244	1.173	1.075	1.091	1.139	1.151	1.184	1.213	1.188	1.210	1.167	4.61	Not used
35)	T	Benzo(a)pyrene	0.983	0.860	0.859	0.902	0.977	1.004	1.043	1.085	1.068	1.095	0.988	9.00	✓
36)	T	Perylene	1.038	1.226	1.199	1.189	1.232	1.218	1.248	1.282	1.254	1.278	1.216	5.74	Not used

Method Path : N:\methods\
Method File : SV14_090619_PAH.M
Title : EPA 8270D: Semivolatile Organics

~~2.69~~ 2.60 9/2 9/10/19

37)	I	Dibenz(a,h)Anthrce...	----------ISTD----------										
38)	T	Indeno(1,2,3-c...	1.208	1.280	1.185	1.191	1.192	1.223	1.260	1.262	1.249	1.283	1.233	3.08
39)	T	Dibenz(a,h)ant...	1.173	1.144	1.121	1.116	1.120	1.144	1.178	1.194	1.182	1.217	1.159	3.01
40)	T	Benzo(g,h,i)pe...	1.245	1.185	1.241	1.251	1.289	1.328	1.388	1.395	1.368	1.394	1.308	5.85

(#) = Out of Range

CALIBRATION SEQUENCE REVIEW SHEET

SEQUENCE: 9I06028

Analysis Included
8270D LL PAH Only (Scan)

INSTRUMENT SEQUENCE LOG

SampleID	SampleName	Matrix	STDID	ISTD_ID	Analyzed
9I06028-TUN1	MS Tune	Sediment	A19H414	A19I102	9/6/2019 3:51:00PM
9I06028-ICB1	Initial Cal Blank	Sediment		A19I102	9/6/2019 4:18:00PM
9I06028-CAL1	Cal Standard	Sediment	A19I015	"	9/6/2019 4:51:00PM
9I06028-CAL2	Cal Standard	Sediment	A19I016	"	9/6/2019 5:23:00PM
9I06028-CAL3	Cal Standard	Sediment	A19I017	"	9/6/2019 5:55:00PM
9I06028-CAL4	Cal Standard	Sediment	A19I018	"	9/6/2019 6:27:00PM
9I06028-CAL5	Cal Standard	Sediment	A19I019	"	9/6/2019 7:00:00PM
9I06028-CAL6	Cal Standard	Sediment	A19I020	"	9/6/2019 7:32:00PM
9I06028-CAL7	Cal Standard	Sediment	A19I021	"	9/6/2019 8:04:00PM
9I06028-CAL8	Cal Standard	Sediment	A19I022	"	9/6/2019 8:37:00PM
9I06028-CAL9	Cal Standard	Sediment	A19I023	"	9/6/2019 9:09:00PM
9I06028-CALA	Cal Standard	Sediment	A19I024	"	9/6/2019 9:41:00PM
9I06028-ICV1	Initial Cal Check	Sediment	A19I025	"	9/6/2019 10:45:00PM

CALIBRATION STANDARD RECOVERIES

Calibration: **A9I1001** Instrument: **SV-GCMS14**

8270D LL PAH Only (Scan) Sequence: **9I06028** Matrix: **Sediment**

9I06028-CAL1	Inst. MRL	Recalc Res.	Cal Level	%Rec.	Qual
9I06028-CAL2	Inst. MRL	Recalc Res.	Cal Level	%Rec.	Qual
9I06028-CAL3	Inst. MRL	Recalc Res.	Cal Level	%Rec.	Qual
9I06028-CAL4	Inst. MRL	Recalc Res.	Cal Level	%Rec.	Qual
9I06028-CAL5	Inst. MRL	Recalc Res.	Cal Level	%Rec.	Qual
9I06028-CAL6	Inst. MRL	Recalc Res.	Cal Level	%Rec.	Qual
9I06028-CAL7	Inst. MRL	Recalc Res.	Cal Level	%Rec.	Qual
9I06028-CAL8	Inst. MRL	Recalc Res.	Cal Level	%Rec.	Qual
9I06028-CAL9	Inst. MRL	Recalc Res.	Cal Level	%Rec.	Qual
9I06028-CALA	Inst. MRL	Recalc Res.	Cal Level	%Rec.	Qual

Compounds listed above have recalculated recoveries outside 70-130% of the true values, and the calibration levels are above the reporting level. If no compounds are listed, all are OK. Please see the next section for quadatic fit compounds.

CALIBRATION SEQUENCE REVIEW SHEET

SEQUENCE: 9I06028

Analytes With Quadratic Curve Fits

Qualifier	iMDL	iMRL	Spike Amt	%Difference	OK?	Raise MRL to ?
				———	☐	☐ ———

Analytes listed above have quadratic curve fits. If they are using a weighting otpion, they must be checked against the requanted curve points to determine if the recalculated results are within limits (70-130 or as specified).

ICV RECOVERIES

Calibration: **A9I1001** Instrument: **SV-GCMS14**

8270D LL PAH Only (Scan) Sequence: **9I06028** Matrix: **Sediment**

9I06028-ICV1	Inst. MRL	ICV Level	Result	%Rec.	Qual

Compounds listed above have Initial Calibration Verification standard recoveries outside 70-130% of the true values. If no compounds are listed, all have passing recoveries.

Evaluate Continuing Calibration Report

Data Path : N:\data\2019-09\9I06028\
Data File : N09061924.D
Acq On : 06 Sep 2019 10:45 pm
Operator :
Sample : 9I06028-ICV1
Misc : 1x, A19I025@50
ALS Vial : 13 Sample Multiplier: 1
DataAcq Meth:LVI14_BNA_ACQ.M

Quant Time: Sep 10 10:28:40 2019
Quant Method : N:\methods\SV14_090619_PAH.M
Quant Title : EPA 8270D: Semivolatile Organics
QLast Update : Mon Sep 09 14:58:53 2019
Response via : Initial Calibration
InstName : SV-GCMS14

9/10/19

Min. RRF : 0.000 Min. Rel. Area : 50% Max. R.T. Dev 0.50min
Max. RRF Dev : 30% Max. Rel. Area : 200%

		Compound	Amount	Calc.	%Dev	Area%	Dev(min)
1	I	Naphthalene-d8 (ISTD)	100.000	100.000	0.0	123	0.00
2	S	Nitrobenzene-d5 (Surr)	50.000	46.212	7.6	116	0.00
3	T	Decalin	50.000	48.753	2.5	118	0.00
4	T	Naphthalene	50.000	49.942	0.1	125	0.00
5	T	2-Methylnaphthalene	50.000	46.827	6.3	114	0.00
6	T	1-Methylnaphthalene	50.000	47.766	4.5	113	0.00
7	T	1,1'-Biphenyl	50.000	46.341	7.3	113	0.00
8	T	2,6-Dimethylnaphthalene	50.000	45.797	8.4	109	0.00
9	I	Acenaphthene-d10 (ISTD)	100.000	100.000	0.0	106	0.00
10	S	2-Fluorobiphenyl (Surr)	50.000	49.669	0.7	106	0.00
11	S	Acenaphthylene d-8 (Surr)	50.000	49.308	1.4	106	0.00
12	T	Acenaphthylene	50.000	51.950	-3.9	110	0.00
13	T	Acenaphthene	50.000	50.335	-0.7	109	0.00
14	T	Dibenzofuran	50.000	50.914	-1.8	108	0.00
15	T	1,6,7-Trimethylnaphthalene	50.000	50.151	-0.3	109	0.00
16	T	Fluorene	50.000	50.867	-1.7	109	0.00
17	I	Phenanthrene-d10 (ISTD)	100.000	100.000	0.0	107	0.00
18	T	Dibenzothiopene	50.000	49.794	0.4	108	0.00
19	T	Phenanthrene	50.000	50.398	-0.8	110	0.00
20	T	Anthracene	50.000	51.792	-3.6	112	0.00
21	T	Carbazole	50.000	50.683	-1.4	110	-0.02
22	T	1-Methylphenanthrene	50.000	51.441	-2.9	111	0.00
23	T	Fluoranthene	50.000	50.556	-1.1	109	0.00
24	I	Chrysene-d12 (ISTD)	100.000	100.000	0.0	111	0.00
25	T	Pyrene	50.000	49.139	1.7	109	0.00
26	S	Terphenyl-d14 (Surr)	50.000	48.699	2.6	109	0.00
27	T	Benz(a)anthracene	50.000	48.477	3.0	114	0.00
28	T	Chrysene	50.000	52.375	-4.8	118	0.00
29	I	Perylene-d12 (ISTD)	100.000	100.000	0.0	114	0.00
30	T	Benzo(b)fluoranthene	50.000	50.587	-1.2	115	0.00
31	T	Benzo(k)fluoranthene	50.000	49.972	0.1	116	0.00
32	T	Benzo(b+k)fluoranthene	100.000	100.734	-0.7	115	0.00
33	S	Benzo(a)pyrene d-12 (Surr)	50.000	53.210	-6.4	120	0.00
34	T	Benzo(e)pyrene	50.000	50.277	-0.6	117	0.00
35	T	Benzo(a)pyrene	50.000	51.177	-2.4	115	0.00
36	T	Perylene	50.000	50.891	-1.8	116	0.00
37	I	Dibenz(a,h)Anthrcene-d14(IS	100.000	100.000	0.0	117	0.00
38	T	Indeno(1,2,3-cd)Pyrene	50.000	49.977	0.0	118	0.00
39	T	Dibenz(a,h)anthracene	50.000	49.339	1.3	117	0.00
40	T	Benzo(g,h,i)perylene	50.000	53.580	-7.2	123	0.00

(#) = Out of Range SPCC's out = 0 CCC's out = 0

Quantitation Report (Not Reviewed)

Data Path : N:\data\2019-09\9I06028\
Data File : N09061911.D
Acq On : 06 Sep 2019 03:51 pm
Operator :
Sample : 9I06028-TUN1
Misc : 1x, A19H414 DFTPP@45
ALS Vial : 1 Sample Multiplier: 1
DataAcq Meth:DFTPP.M

Quant Time: Sep 06 17:15:52 2019
Quant Method : N:\methods\DFTPP.M
Quant Title : 8270 DFTPP Tune Method
QLast Update : Thu Sep 05 08:50:46 2019
Response via : Initial Calibration
InstName : SV-GCMS14

9/9/19

Compound	R.T.	QIon	Response	Conc	Units	Dev(Min)
Internal Standards						
1) 1,4-Dichlorobenzene-d4	6.613	150	163761	2.00	ug/mL	# 0.00
2) Naphthalene-d8	7.825	136	486548	2.00	ug/mL	0.00
3) Acenaphthene-d10	9.585	162	255378	2.00	ug/mL	0.00
5) Phenanthrene-d10	11.101	188	470705	2.00	ug/mL	0.00
11) Chrysene-d12	14.779	240	413133	2.00	ug/mL	# 0.00
12) Perylene-d12	16.830	264	372325	2.00	ug/mL	# 0.00
13) Dibenz(a,h)anthracene-...	18.060	292	295670	2.00	ug/mL	0.00
Target Compounds						Qvalue
4) Pentachlorophenol	10.920	266	1134816	47.06	ug/mL	93
6) DFTPP	11.404	442	1326743	34.91	ug/mL	90
7) Benzidine	12.558	184	4304187	25.70	ug/mL	97
8) 4,4-DDE	12.808	TIC	375170	No Calib		
9) 4,4-DDD	13.310	TIC	188617	No Calib		
10) 4,4-DDT	13.869	TIC	15944082	33.03	ug/mL	98

(#) = qualifier out of range (m) = manual integration (+) = signals summed

Data Path : N:\data\2019-09\9I06028\
Data File : N09061911.D
Acq On : 06 Sep 2019 03:51 pm
Operator :
Sample : 9I06028-TUN1
Misc : 1x, A19H414 DFTPP@45
ALS Vial : 1 Sample Multiplier: 1

Integration File: rteint.p

Method : N:\methods\DFTPP.M
Title : 8270 DFTPP Tune Method
Last Update : Thu Sep 05 08:50:46 2019

9/9/19

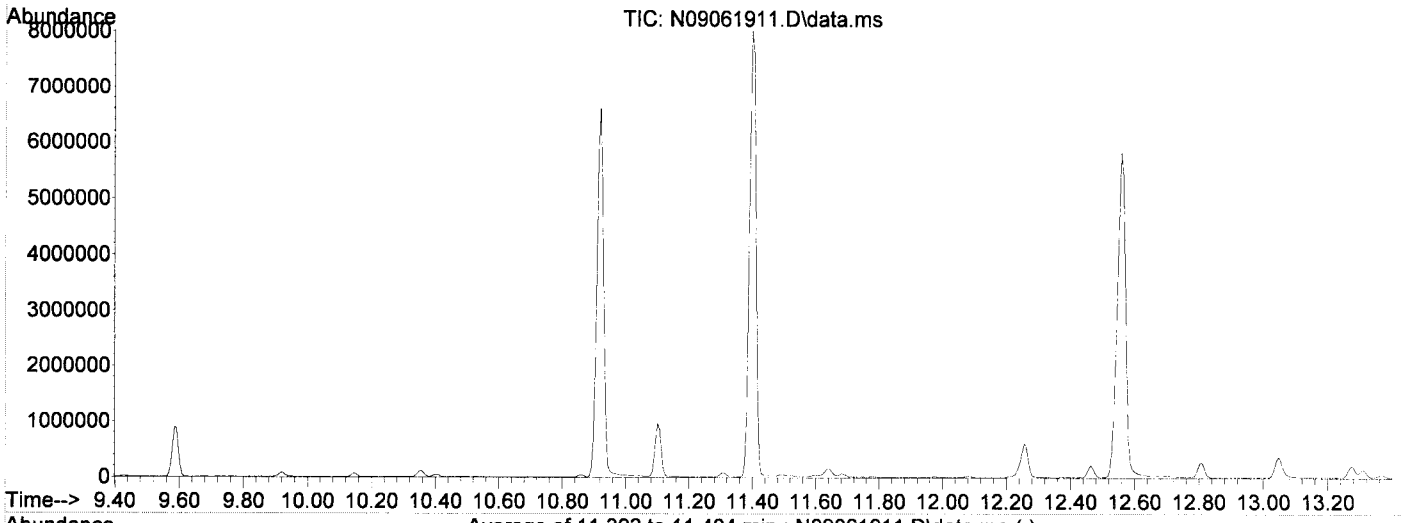

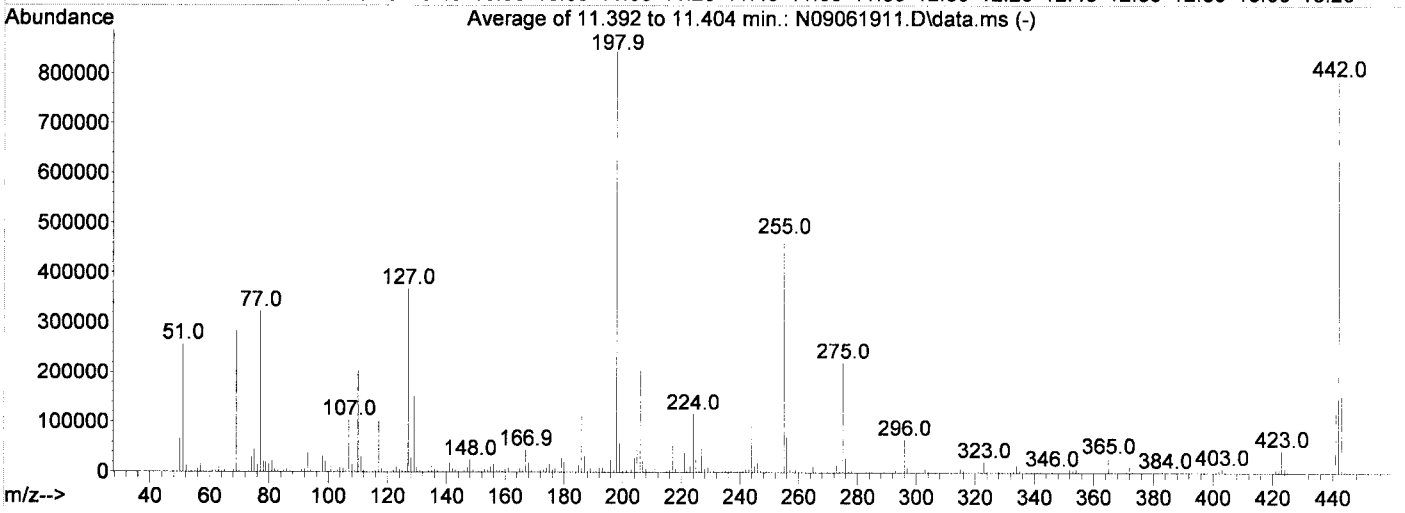

AutoFind: Scans 1218, 1219, 1220; Background Corrected with Scan 1212

Target Mass	Rel. to Mass	Lower Limit%	Upper Limit%	Rel. Abn%	Raw Abn	Result Pass/Fail
68	69	0.00	2	1.5	4348	PASS
69	69	100	100	100.0	283608	PASS
70	69	0.00	2	0.5	1319	PASS
197	198	0.00	2	0.5	4054	PASS
198	198	100	100	100.0	845182	PASS
199	198	5	9	6.9	57976	PASS
365	198	1	100	3.6	30576	PASS
441	443	0.01	150	78.0	120320	PASS
442	198	0.10	200	93.1	787179	PASS
443	442	15	24	19.6	154213	PASS

Quantitation Report (Qedit)

Data Path : N:\data\2019-09\9I06028\
Data File : N09061911.D
Acq On : 06 Sep 2019 03:51 pm
Operator :
Sample : 9I06028-TUN1
Misc : 1x, A19H414 DFTPP@45
ALS Vial : 1 Sample Multiplier: 1
DataAcq Meth:DFTPP.M

Quant Time: Sep 06 17:15:52 2019
Quant Method : N:\methods\DFTPP.M
Quant Title : 8270 DFTPP Tune Method
QLast Update : Thu Sep 05 08:50:46 2019
Response via : Initial Calibration
InstName : SV-GCMS14

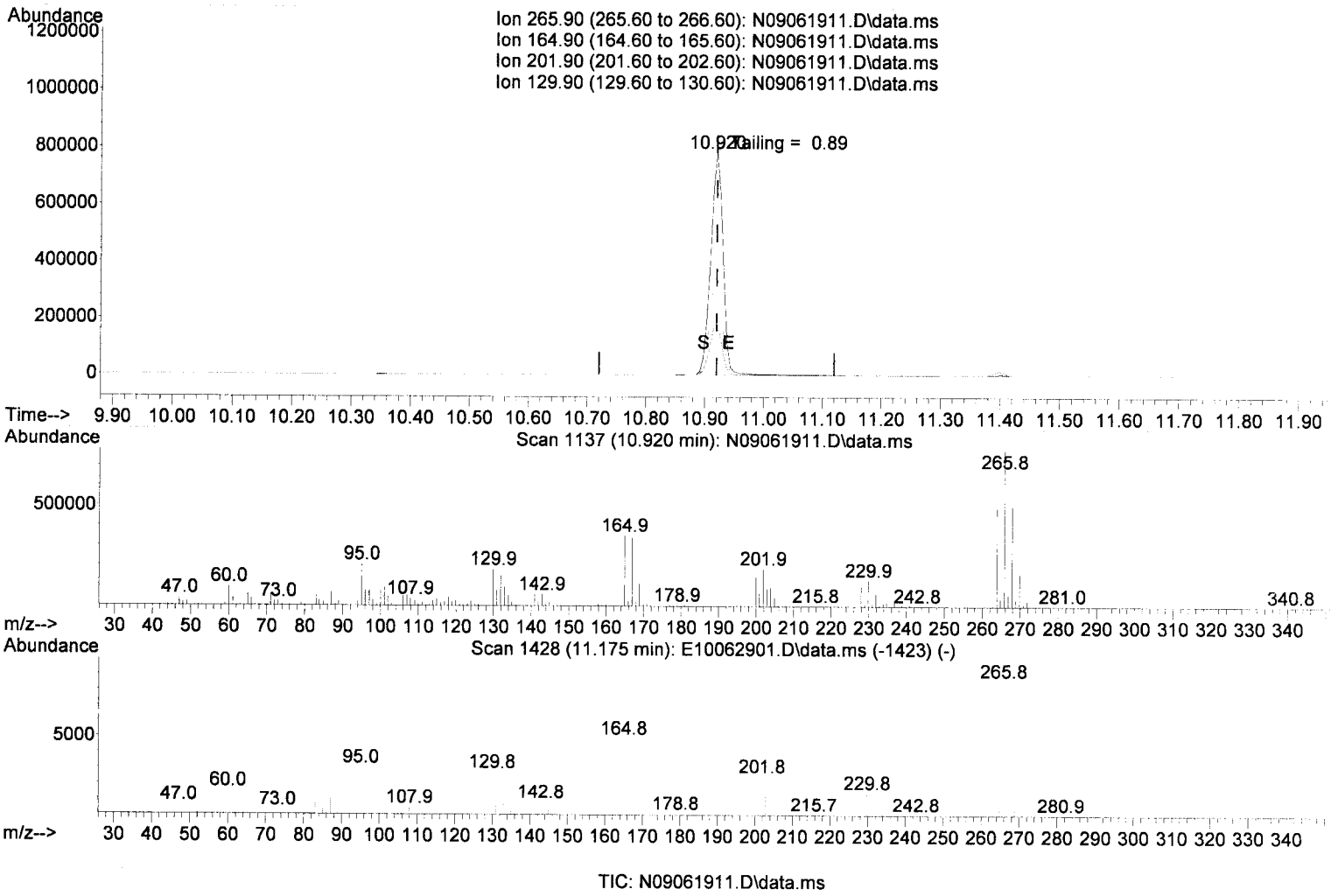

TIC: N09061911.D\data.ms

(4) Pentachlorophenol

10.920min (+ 0.000) 47.06 ug/mL

response 1134816

Ion	Exp%	Act%
265.90	100.00	100.00
164.90	50.60	44.95
201.90	25.80	23.85
129.90	27.30	23.19

9/9/19

Quantitation Report (Qedit)

Data Path : N:\data\2019-09\9I06028\
Data File : N09061911.D
Acq On : 06 Sep 2019 03:51 pm
Operator :
Sample : 9I06028-TUN1
Misc : 1x, A19H414 DFTPP@45
ALS Vial : 1 Sample Multiplier: 1
DataAcq Meth:DFTPP.M

Quant Time: Sep 06 17:15:52 2019
Quant Method : N:\methods\DFTPP.M
Quant Title : 8270 DFTPP Tune Method
QLast Update : Thu Sep 05 08:50:46 2019
Response via : Initial Calibration
InstName : SV-GCMS14

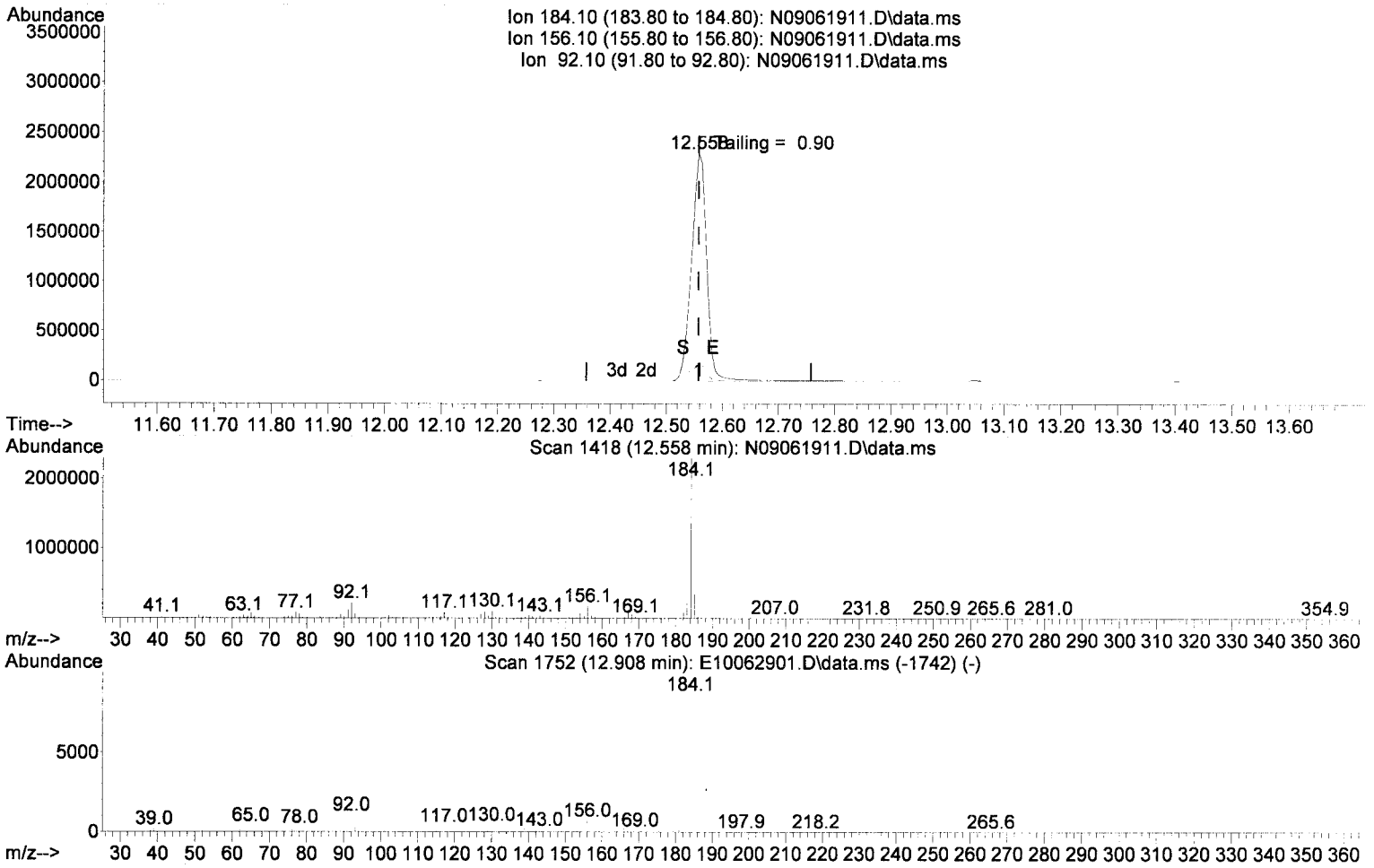

TIC: N09061911.D\data.ms

(7) Benzidine

12.558min (+ 0.000) 25.70 ug/mL

response 4304187

Ion	Exp%	Act%
184.10	100.00	100.00
156.10	8.50	7.39
92.10	8.20	9.56
0.00	0.00	0.00

9/9/19

DDT Breakdown Check (Validated 5/1/2013)

From:
9I06028-TUN1
SV-GCMS14

First Column Area Counts		Percent Breakdown	
DDE	375170		
DDD	188617		
DDT	15944082	**3.42**	**PASS**

Breakdown must be less than 20% to accept sample data.

Quantitation Report (Not Reviewed)

Data Path : N:\data\2019-09\9I06028\
Data File : N09061911.D
Acq On : 06 Sep 2019 03:51 pm
Operator :
Sample : 9I06028-TUN1
Misc : 1x, A19H414 DFTPP@45
ALS Vial : 1 Sample Multiplier: 1
DataAcq Meth:DFTPP.M

Quant Time: Sep 06 17:15:52 2019
Quant Method : N:\methods\DFTPP.M
Quant Title : 8270 DFTPP Tune Method
QLast Update : Thu Sep 05 08:50:46 2019
Response via : Initial Calibration
InstName : SV-GCMS14

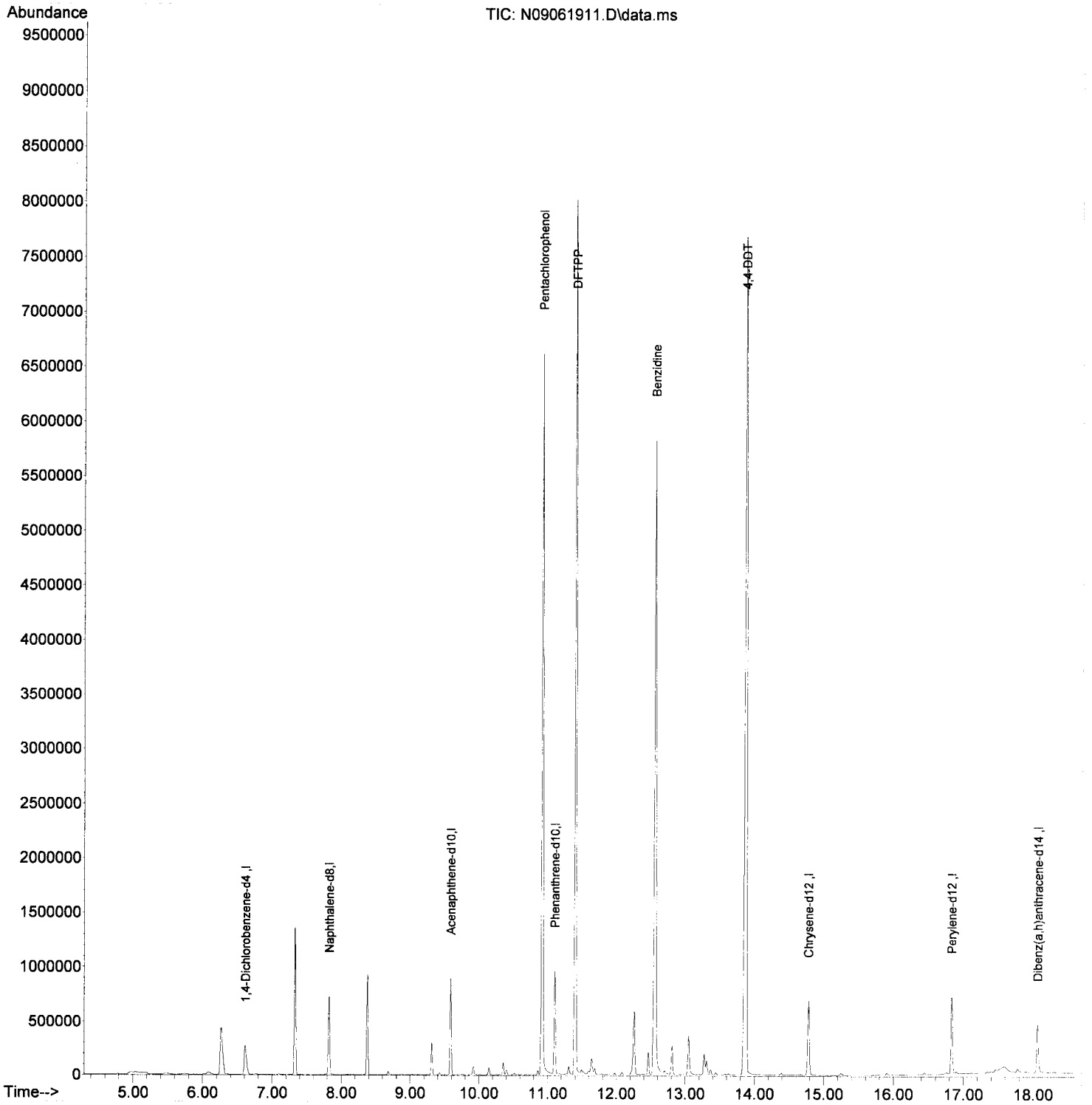

Quantitation Report (Not Reviewed)

Data Path : N:\data\2019-09\9I06028\
Data File : N09061912.D
Acq On : 06 Sep 2019 04:18 pm
Operator :
Sample : 9I06028-ICB1
Misc : 1x, DCM + ISTD
ALS Vial : 2 Sample Multiplier: 1
DataAcq Meth:LVI14_BNA_ACQ.M

Quant Time: Sep 09 14:46:43 2019
Quant Method : N:\methods\SV14_090619_PAH.M
Quant Title : EPA 8270D: Semivolatile Organics
QLast Update : Mon Sep 09 10:14:28 2019
Response via : Initial Calibration
InstName : SV-GCMS14

9/9/19

Compound	R.T.	QIon	Response	Conc	Units	Dev(Min)
Internal Standards						
1) Naphthalene-d8 (ISTD)	7.883	136	153621	100.00	ng/ml	0.00
9) Acenaphthene-d10 (ISTD)	9.643	162	109411	100.00	ng/ml	0.00
17) Phenanthrene-d10 (ISTD)	11.147	188	203705	100.00	ng/ml	0.00
24) Chrysene-d12 (ISTD)	14.907	240	156122	100.00	ng/ml	0.00
29) Perylene-d12 (ISTD)	18.381	264	131660	100.00	ng/ml	0.00
37) Dibenz(a,h)Anthrcene-d...	20.765	292	95634	100.00	ng/ml	0.00
System Monitoring Compounds						
2) Nitrobenzene-d5 (Surr)	7.254	82	241	0.47	ng/ml	0.07
10) 2-Fluorobiphenyl (Surr)	0.000	172	0	0.00	ng/ml	
11) Acenaphthylene d-8 (Surr)	9.486	160	3573	0.17	ng/ml	0.00
26) Terphenyl-d14 (Surr)	12.931	244	228	0.14	ng/ml	0.00
33) Benzo(a)pyrene d-12 (S...	0.000	264	0	0.00	ng/ml	
Target Compounds						Qvalue
3) Decalin	0.000		0	N.D.		
4) Naphthalene	7.907	128	157	N.D.		
5) 2-Methylnaphthalene	0.000		0	N.D.		
6) 1-Methylnaphthalene	0.000		0	N.D.		
7) 1,1'-Biphenyl	0.000		0	N.D.		
8) 2,6-Dimethylnaphthalene	0.000		0	N.D.		
12) Acenaphthylene	9.498	152	86	N.D.		
13) Acenaphthene	0.000		0	N.D.		
14) Dibenzofuran	0.000		0	N.D.		
15) 1,6,7-Trimethylnaphtha...	0.000		0	N.D.		
16) Fluorene	0.000		0	N.D.		
18) Dibenzothiopene	11.042	184	87	N.D.		
19) Phenanthrene	11.171	178	288	N.D.		
20) Anthracene	11.223	178	75	N.D.		
21) Carbazole	11.380	167	333	No Calib		
22) 1-Methylphenanthrene	11.800	192	131	N.D.		
23) Fluoranthene	12.435	202	251	N.D.		
25) Pyrene	12.727	202	195	N.D.		
27) Benz(a)anthracene	14.901	228	646	N.D.		
28) Chrysene	14.965	228	290	N.D.		
30) Benzo(b)fluoranthene	17.466	252	208	N.D.		
31) Benzo(k)fluoranthene	17.524	252	168	N.D.		
32) Benzo(b+k)fluoranthene	17.524	252	168	N.D.		
34) Benzo(e)pyrene	18.113	252	178	N.D.		
35) Benzo(a)pyrene	0.000		0	N.D.		
36) Perylene	18.439	252	178	N.D.		
38) Indeno(1,2,3-cd)Pyrene	20.770	276	158	N.D.		
39) Dibenz(a,h)anthracene	20.834	278	121	N.D.		
40) Benzo(g,h,i)perylene	21.301	276	89	N.D.		

(#) = qualifier out of range (m) = manual integration (+) = signals summed

Quantitation Report (Not Reviewed)

Data Path : N:\data\2019-09\9I06028\
Data File : N09061912.D
Acq On : 06 Sep 2019 04:18 pm
Operator :
Sample : 9I06028-ICB1
Misc : 1x, DCM + ISTD
ALS Vial : 2 Sample Multiplier: 1
DataAcq Meth:LVI14_BNA_ACQ.M

Quant Time: Sep 09 14:46:43 2019
Quant Method : N:\methods\SV14_090619_PAH.M
Quant Title : EPA 8270D: Semivolatile Organics
QLast Update : Mon Sep 09 10:14:28 2019
Response via : Initial Calibration
InstName : SV-GCMS14

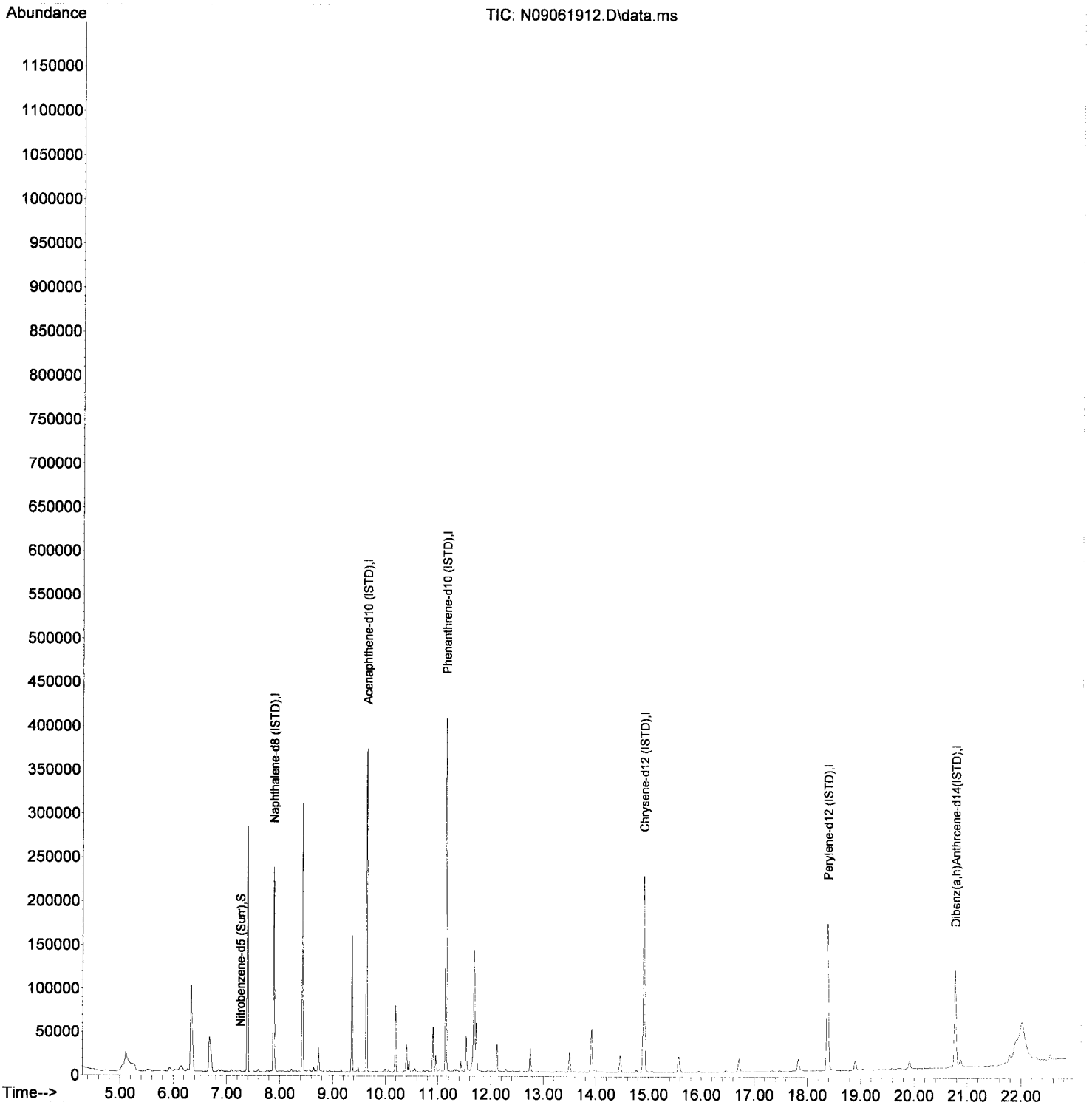

Quantitation Report (Not Reviewed)

Data Path : N:\data\2019-09\9I06028\
Data File : N09061912.D
Acq On : 06 Sep 2019 04:18 pm
Operator :
Sample : 9I06028-ICB1
Misc : 1x, DCM + ISTD
ALS Vial : 2 Sample Multiplier: 1
DataAcq Meth:LVI14_BNA_ACQ.M

Final Reagent

Quant Time: Sep 10 10:28:34 2019
Quant Method : N:\methods\SV14_090619_PAH.M
Quant Title : EPA 8270D: Semivolatile Organics
QLast Update : Mon Sep 09 14:58:53 2019
Response via : Initial Calibration
InstName : SV-GCMS14

9/10/19

Compound	R.T.	QIon	Response	Conc	Units	Dev(Min)
Internal Standards						
1) Naphthalene-d8 (ISTD)	7.883	136	153621	100.00	ng/ml	0.00
9) Acenaphthene-d10 (ISTD)	9.643	162	109411	100.00	ng/ml	0.00
17) Phenanthrene-d10 (ISTD)	11.147	188	203705	100.00	ng/ml	0.00
24) Chrysene-d12 (ISTD)	14.907	240	156122	100.00	ng/ml	0.00
29) Perylene-d12 (ISTD)	18.381	264	131660	100.00	ng/ml	0.00
37) Dibenz(a,h)Anthrcene-d...	20.765	292	95634	100.00	ng/ml	0.00
System Monitoring Compounds						
2) Nitrobenzene-d5 (Surr)	7.254	82	241	0.47	ng/ml	0.07
10) 2-Fluorobiphenyl (Surr)	0.000	172	0	0.00	ng/ml	
11) Acenaphthylene d-8 (Surr)	9.486	160	3573	0.17	ng/ml	0.00
26) Terphenyl-d14 (Surr)	12.931	244	228	0.14	ng/ml	0.00
33) Benzo(a)pyrene d-12 (S...	0.000	264	0	0.00	ng/ml	
Target Compounds						Qvalue
3) Decalin	0.000		0	N.D.		
4) Naphthalene	7.907	128	157	N.D.		
5) 2-Methylnaphthalene	0.000		0	N.D.		
6) 1-Methylnaphthalene	0.000		0	N.D.		
7) 1,1'-Biphenyl	0.000		0	N.D.		
8) 2,6-Dimethylnaphthalene	0.000		0	N.D.		
12) Acenaphthylene	9.498	152	86	N.D.		
13) Acenaphthene	0.000		0	N.D.		
14) Dibenzofuran	0.000		0	N.D.		
15) 1,6,7-Trimethylnaphtha...	0.000		0	N.D.		
16) Fluorene	0.000		0	N.D.		
18) Dibenzothiopene	11.042	184	87	N.D.		
19) Phenanthrene	11.171	178	288	N.D.		
20) Anthracene	11.223	178	75	N.D.		
21) Carbazole	11.380	167	333	N.D.		
22) 1-Methylphenanthrene	11.800	192	131	N.D.		
23) Fluoranthene	12.435	202	251	N.D.		
25) Pyrene	12.727	202	195	N.D.		
27) Benz(a)anthracene	14.901	228	646	N.D.		
28) Chrysene	14.965	228	290	N.D.		
30) Benzo(b)fluoranthene	17.466	252	208	N.D.		
31) Benzo(k)fluoranthene	17.524	252	168	N.D.		
32) Benzo(b+k)fluoranthene	17.524	252	168	N.D.		
34) Benzo(e)pyrene	18.113	252	178	N.D.		
35) Benzo(a)pyrene	0.000		0	N.D.		
36) Perylene	18.439	252	178	N.D.		
38) Indeno(1,2,3-cd)Pyrene	20.770	276	158	N.D.		
39) Dibenz(a,h)anthracene	20.834	278	121	N.D.		
40) Benzo(g,h,i)perylene	21.301	276	89	N.D.		

(#) = qualifier out of range (m) = manual integration (+) = signals summed

Quantitation Report (Not Reviewed)

Data Path : N:\data\2019-09\9I06028\
Data File : N09061912.D
Acq On : 06 Sep 2019 04:18 pm
Operator :
Sample : 9I06028-ICB1
Misc : 1x, DCM + ISTD
ALS Vial : 2 Sample Multiplier: 1
DataAcq Meth:LVI14_BNA_ACQ.M

Quant Time: Sep 10 10:28:34 2019
Quant Method : N:\methods\SV14_090619_PAH.M
Quant Title : EPA 8270D: Semivolatile Organics
QLast Update : Mon Sep 09 14:58:53 2019
Response via : Initial Calibration
InstName : SV-GCMS14

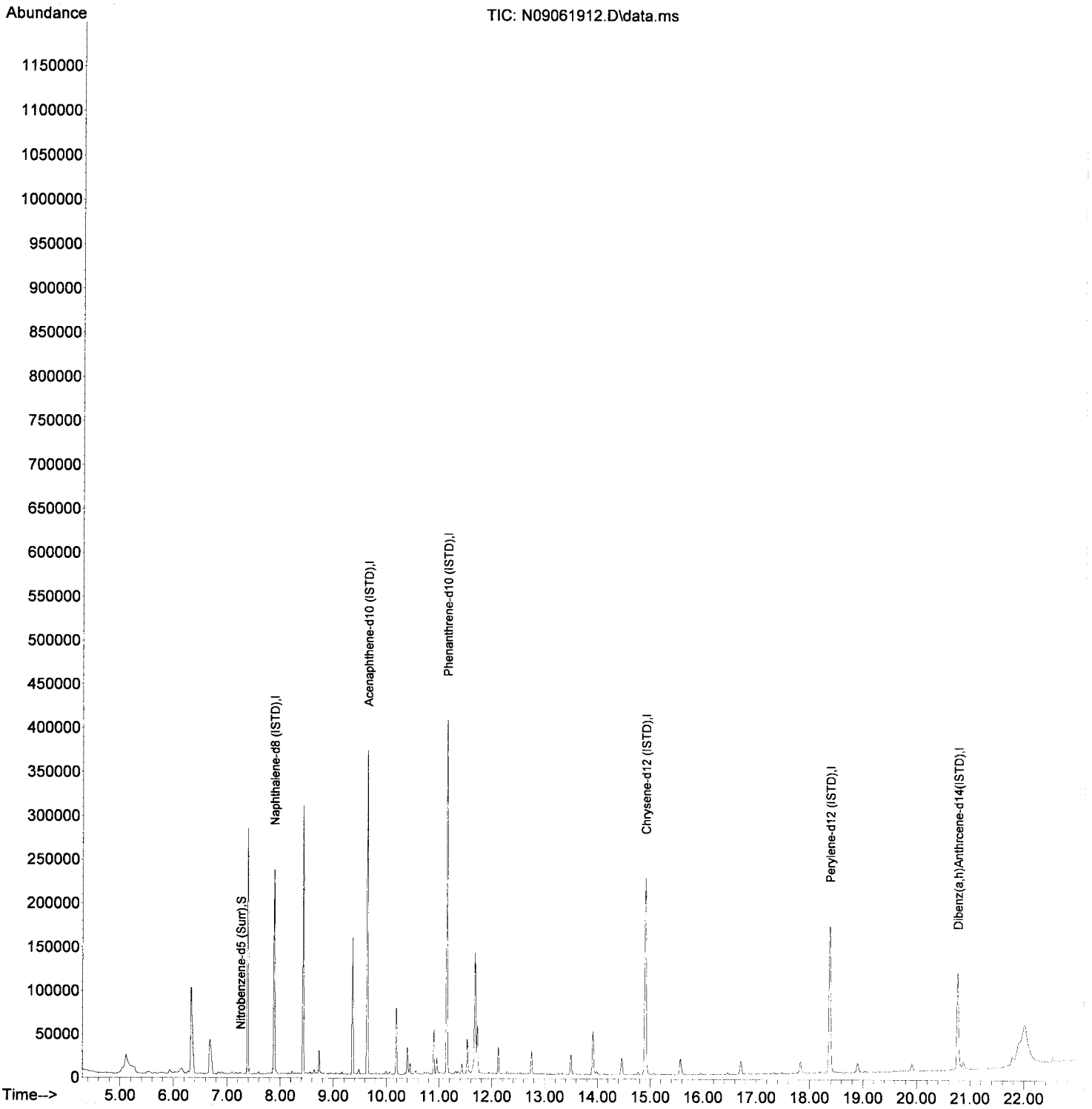

Quantitation Report (Not Reviewed)

Data Path : N:\data\2019-09\9I06028\
Data File : N09061913.D
Acq On : 06 Sep 2019 04:51 pm
Operator :
Sample : 9I06028-CAL1
Misc : 1x, A19I015@1
ALS Vial : 3 Sample Multiplier: 1
DataAcq Meth:LVI14_BNA_ACQ.M

Quant Time: Sep 09 14:46:51 2019
Quant Method : N:\methods\SV14_090619_PAH.M
Quant Title : EPA 8270D: Semivolatile Organics
QLast Update : Mon Sep 09 10:14:28 2019
Response via : Initial Calibration
InstName : SV-GCMS14

9/9/19

Compound	R.T.	QIon	Response	Conc	Units	Dev(Min)
Internal Standards						
1) Naphthalene-d8 (ISTD)	7.883	136	173610	100.00	ng/ml	0.00
9) Acenaphthene-d10 (ISTD)	9.643	162	119749	100.00	ng/ml	0.00
17) Phenanthrene-d10 (ISTD)	11.147	188	214815	100.00	ng/ml	0.00
24) Chrysene-d12 (ISTD)	14.907	240	149008	100.00	ng/ml	0.00
29) Perylene-d12 (ISTD)	18.375	264	120943	100.00	ng/ml	0.00
37) Dibenz(a,h)Anthrcene-d...	20.764	292	80323	100.00	ng/ml	0.00
System Monitoring Compounds						
2) Nitrobenzene-d5 (Surr)	7.189	82	679	1.18	ng/ml	0.00
10) 2-Fluorobiphenyl (Surr)	8.956	172	1705	0.95	ng/ml	0.00
11) Acenaphthylene d-8 (Surr)	9.486	160	5840	0.98	ng/ml	0.00
26) Terphenyl-d14 (Surr)	12.931	244	1714	1.09	ng/ml	0.00
33) Benzo(a)pyrene d-12 (S...	18.176	264	773	0.80	ng/ml	0.00
Target Compounds						Qvalue
3) Decalin	7.364	138	87	0.67	ng/ml#	38
4) Naphthalene	7.906	128	2011	1.05	ng/ml	99
5) 2-Methylnaphthalene	8.588	142	1551	0.96	ng/ml	94
6) 1-Methylnaphthalene	8.687	142	1426	0.88	ng/ml	100
7) 1,1'-Biphenyl	9.055	154	2122	0.97	ng/ml	93
8) 2,6-Dimethylnaphthalene	9.212	156	1429	0.90	ng/ml	93
12) Acenaphthylene	9.498	152	2455	0.94	ng/ml	98
13) Acenaphthene	9.672	153	1723	1.01	ng/ml	97
14) Dibenzofuran	9.847	168	2108	0.99	ng/ml	91
15) 1,6,7-Trimethylnaphtha...	10.057	170	1496	1.05	ng/ml	75
16) Fluorene	10.197	166	1639	0.94	ng/ml	98
18) Dibenzothiopene	11.042	184	2213	0.99	ng/ml	95
19) Phenanthrene	11.170	178	2765	1.10	ng/ml	99
20) Anthracene	11.223	178	2357	1.01	ng/ml	97
21) Carbazole	11.380	167	1874	No Calib		
22) 1-Methylphenanthrene	11.794	192	1725	0.99	ng/ml	92
23) Fluoranthene	12.435	202	2565	1.01	ng/ml	98
25) Pyrene	12.721	202	2435	1.05	ng/ml	96
27) Benz(a)anthracene	14.883	228	2077	1.20	ng/ml	98
28) Chrysene	14.965	228	1690	1.03	ng/ml	96
30) Benzo(b)fluoranthene	17.465	252	1351	0.97	ng/ml	95
31) Benzo(k)fluoranthene	17.529	252	1291	0.94	ng/ml	96
32) Benzo(b+k)fluoranthene	17.465	252	2690	0.94	ng/ml	97
34) Benzo(e)pyrene	18.112	252	1505	1.07	ng/ml	94
35) Benzo(a)pyrene	18.235	252	1189	1.00	ng/ml	99
36) Perylene	18.433	252	1255	0.85	ng/ml	99
38) Indeno(1,2,3-cd)Pyrene	20.759	276	970	0.98	ng/ml	74
39) Dibenz(a,h)anthracene	20.828	278	942	1.01	ng/ml	86
40) Benzo(g,h,i)perylene	21.295	276	1000	0.95	ng/ml	93

(#) = qualifier out of range (m) = manual integration (+) = signals summed

Quantitation Report (Not Reviewed)

Data Path : N:\data\2019-09\9I06028\
Data File : N09061913.D
Acq On : 06 Sep 2019 04:51 pm
Operator :
Sample : 9I06028-CAL1
Misc : 1x, A19I015@1
ALS Vial : 3 Sample Multiplier: 1
DataAcq Meth:LVI14_BNA_ACQ.M

Quant Time: Sep 09 14:46:51 2019
Quant Method : N:\methods\SV14_090619_PAH.M
Quant Title : EPA 8270D: Semivolatile Organics
QLast Update : Mon Sep 09 10:14:28 2019
Response via : Initial Calibration
InstName : SV-GCMS14

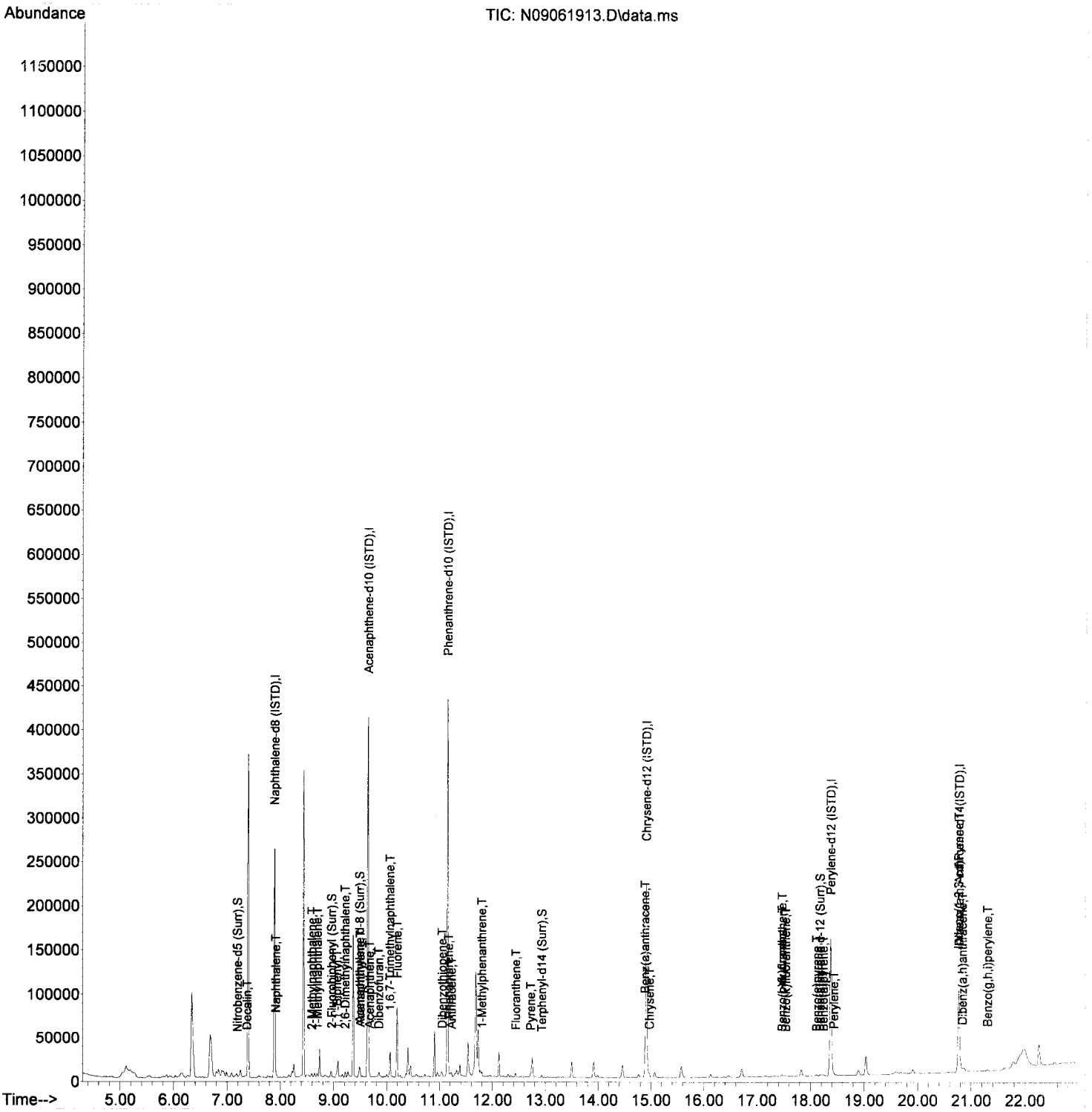

Quantitation Report (Not Reviewed)

Data Path : N:\data\2019-09\9I06028\
Data File : N09061914.D
Acq On : 06 Sep 2019 05:23 pm
Operator :
Sample : 9I06028-CAL2
Misc : 1x, A19I016@2.5
ALS Vial : 4 Sample Multiplier: 1
DataAcq Meth:LVI14_BNA_ACQ.M

Quant Time: Sep 09 14:46:55 2019
Quant Method : N:\methods\SV14_090619_PAH.M
Quant Title : EPA 8270D: Semivolatile Organics
QLast Update : Mon Sep 09 10:14:28 2019
Response via : Initial Calibration
InstName : SV-GCMS14

9/9/19

Compound	R.T.	QIon	Response	Conc	Units	Dev(Min)
Internal Standards						
1) Naphthalene-d8 (ISTD)	7.883	136	170471	100.00	ng/ml	0.00
9) Acenaphthene-d10 (ISTD)	9.638	162	119278	100.00	ng/ml	0.00
17) Phenanthrene-d10 (ISTD)	11.147	188	215482	100.00	ng/ml	0.00
24) Chrysene-d12 (ISTD)	14.907	240	151986	100.00	ng/ml	0.00
29) Perylene-d12 (ISTD)	18.375	264	123595	100.00	ng/ml	0.00
37) Dibenz(a,h)Anthrcene-d...	20.759	292	82584	100.00	ng/ml	0.00
System Monitoring Compounds						
2) Nitrobenzene-d5 (Surr)	7.184	82	1447	2.55	ng/ml	0.00
10) 2-Fluorobiphenyl (Surr)	8.950	172	4658	2.62	ng/ml	0.00
11) Acenaphthylene d-8 (Surr)	9.480	160	9843	2.67	ng/ml	0.00
26) Terphenyl-d14 (Surr)	12.931	244	4151	2.60	ng/ml	0.00
33) Benzo(a)pyrene d-12 (S...	18.171	264	2322	2.35	ng/ml	0.00
Target Compounds						Qvalue
3) Decalin	7.364	138	323	2.54	ng/ml	87
4) Naphthalene	7.906	128	4837	2.57	ng/ml	98
5) 2-Methylnaphthalene	8.588	142	3865	2.43	ng/ml	96
6) 1-Methylnaphthalene	8.688	142	3730	2.34	ng/ml	97
7) 1,1'-Biphenyl	9.055	154	5118	2.39	ng/ml	97
8) 2,6-Dimethylnaphthalene	9.212	156	3622	2.31	ng/ml	97
12) Acenaphthylene	9.498	152	6483	2.50	ng/ml	98
13) Acenaphthene	9.673	153	4435	2.61	ng/ml	96
14) Dibenzofuran	9.847	168	5286	2.49	ng/ml	95
15) 1,6,7-Trimethylnaphtha...	10.057	170	3598	2.53	ng/ml	87
16) Fluorene	10.191	166	4189	2.41	ng/ml	94
18) Dibenzothiopene	11.042	184	5817	2.58	ng/ml	97
19) Phenanthrene	11.171	178	6430	2.55	ng/ml	99
20) Anthracene	11.223	178	5868	2.50	ng/ml	98
21) Carbazole	11.380	167	4473	No Calib		
22) 1-Methylphenanthrene	11.794	192	4331	2.47	ng/ml	98
23) Fluoranthene	12.429	202	6070	2.39	ng/ml	95
25) Pyrene	12.721	202	6620	2.79	ng/ml	98
27) Benz(a)anthracene	14.883	228	4639	2.63	ng/ml	97
28) Chrysene	14.959	228	4207	2.52	ng/ml	99
30) Benzo(b)fluoranthene	17.460	252	3353	2.35	ng/ml	96
31) Benzo(k)fluoranthene	17.530	252	3343	2.38	ng/ml	93
32) Benzo(b+k)fluoranthene	17.530	252	6909	2.37	ng/ml	93
34) Benzo(e)pyrene	18.112	252	3623	2.51	ng/ml	97
35) Benzo(a)pyrene	18.229	252	2658	2.18	ng/ml	100
36) Perylene	18.433	252	3787	2.52	ng/ml	99
38) Indeno(1,2,3-cd)Pyrene	20.759	276	2642	2.59	ng/ml	100
39) Dibenz(a,h)anthracene	20.823	278	2361	2.47	ng/ml	87
40) Benzo(g,h,i)perylene	21.289	276	2446	2.26	ng/ml	97

(#) = qualifier out of range (m) = manual integration (+) = signals summed

Quantitation Report (Not Reviewed)

Data Path : N:\data\2019-09\9I06028\
Data File : N09061914.D
Acq On : 06 Sep 2019 05:23 pm
Operator :
Sample : 9I06028-CAL2
Misc : 1x, A19I016@2.5
ALS Vial : 4 Sample Multiplier: 1
DataAcq Meth:LVI14_BNA_ACQ.M

Quant Time: Sep 09 14:46:55 2019
Quant Method : N:\methods\SV14_090619_PAH.M
Quant Title : EPA 8270D: Semivolatile Organics
QLast Update : Mon Sep 09 10:14:28 2019
Response via : Initial Calibration
InstName : SV-GCMS14

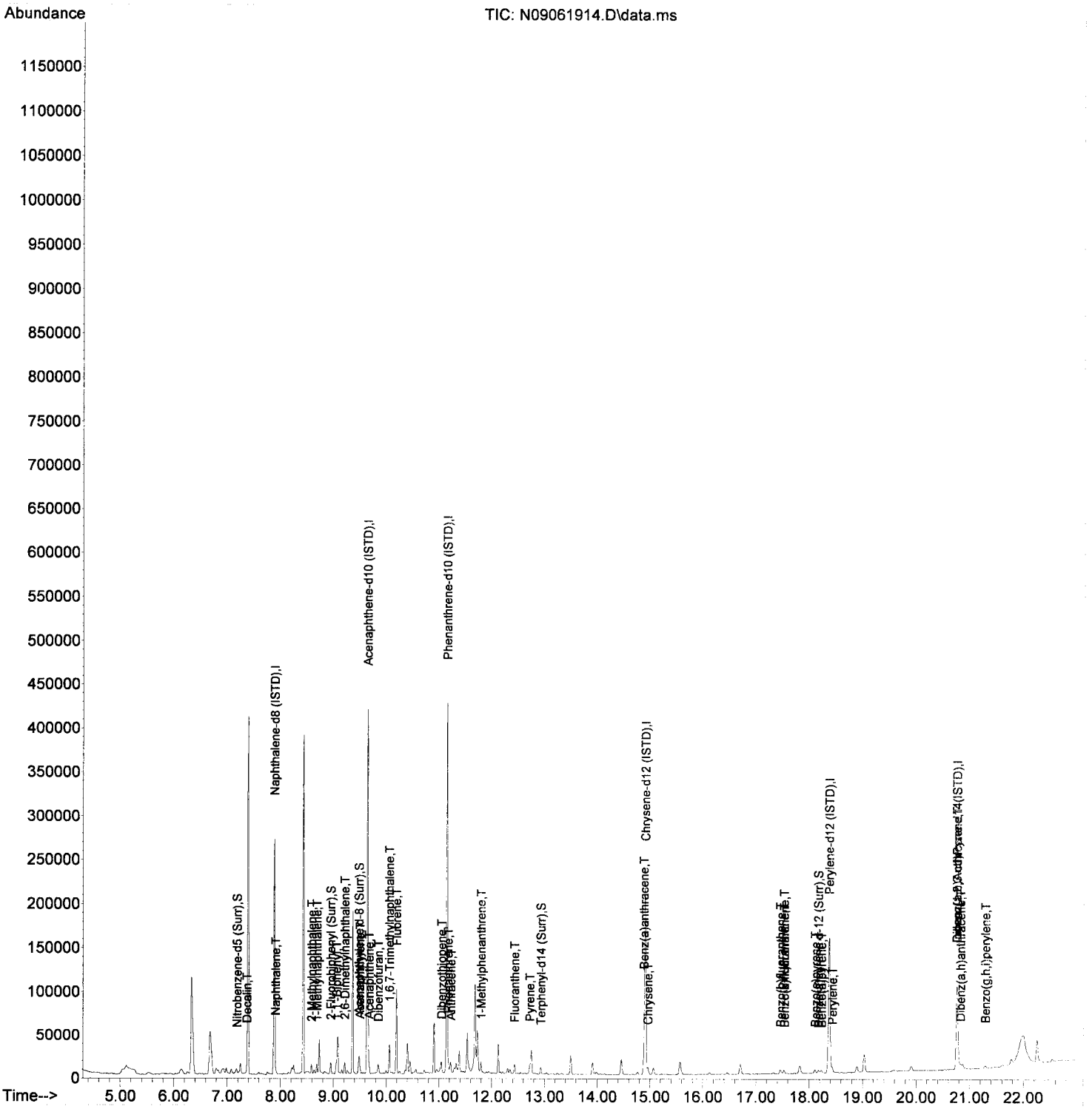

Quantitation Report (Not Reviewed)

Data Path : N:\data\2019-09\9I06028\
Data File : N09061915.D
Acq On : 06 Sep 2019 05:55 pm
Operator :
Sample : 9I06028-CAL3
Misc : 1x, A19I017@5
ALS Vial : 5 Sample Multiplier: 1
DataAcq Meth:LVI14_BNA_ACQ.M

Quant Time: Sep 09 14:47:00 2019
Quant Method : N:\methods\SV14_090619_PAH.M
Quant Title : EPA 8270D: Semivolatile Organics
QLast Update : Mon Sep 09 10:14:28 2019
Response via : Initial Calibration
InstName : SV-GCMS14

9/9/19

Compound	R.T.	QIon	Response	Conc	Units	Dev(Min)
Internal Standards						
1) Naphthalene-d8 (ISTD)	7.883	136	165670	100.00	ng/ml	0.00
9) Acenaphthene-d10 (ISTD)	9.638	162	115422	100.00	ng/ml	0.00
17) Phenanthrene-d10 (ISTD)	11.147	188	210311	100.00	ng/ml	0.00
24) Chrysene-d12 (ISTD)	14.907	240	150233	100.00	ng/ml	0.00
29) Perylene-d12 (ISTD)	18.375	264	124460	100.00	ng/ml	0.00
37) Dibenz(a,h)Anthrcene-d...	20.759	292	83358	100.00	ng/ml	0.00
System Monitoring Compounds						
2) Nitrobenzene-d5 (Surr)	7.184	82	2621	4.76	ng/ml	0.00
10) 2-Fluorobiphenyl (Surr)	8.950	172	8548	4.96	ng/ml	0.00
11) Acenaphthylene d-8 (Surr)	9.480	160	14409	4.79	ng/ml	0.00
26) Terphenyl-d14 (Surr)	12.931	244	7787	4.93	ng/ml	0.00
33) Benzo(a)pyrene d-12 (S...	18.177	264	4638	4.66	ng/ml	0.00
Target Compounds						Qvalue
3) Decalin	7.364	138	582	4.72	ng/ml	91
4) Naphthalene	7.906	128	9092	4.98	ng/ml	99
5) 2-Methylnaphthalene	8.588	142	7294	4.71	ng/ml	97
6) 1-Methylnaphthalene	8.688	142	6937	4.48	ng/ml	96
7) 1,1'-Biphenyl	9.055	154	9300	4.47	ng/ml	96
8) 2,6-Dimethylnaphthalene	9.212	156	6755	4.44	ng/ml	99
12) Acenaphthylene	9.498	152	12342	4.93	ng/ml	99
13) Acenaphthene	9.673	153	8103	4.94	ng/ml	98
14) Dibenzofuran	9.847	168	10021	4.87	ng/ml	99
15) 1,6,7-Trimethylnaphtha...	10.057	170	6769	4.92	ng/ml	98
16) Fluorene	10.191	166	8130	4.84	ng/ml	99
18) Dibenzothiopene	11.042	184	11105	5.05	ng/ml	97
19) Phenanthrene	11.171	178	11957	4.86	ng/ml	98
20) Anthracene	11.223	178	11026	4.82	ng/ml	99
21) Carbazole	11.380	167	8513	No Calib		
22) 1-Methylphenanthrene	11.794	192	8212	4.80	ng/ml	99
23) Fluoranthene	12.435	202	11610	4.68	ng/ml	98
25) Pyrene	12.721	202	11908	5.07	ng/ml	100
27) Benz(a)anthracene	14.883	228	8173	4.69	ng/ml	96
28) Chrysene	14.959	228	8164	4.95	ng/ml	96
30) Benzo(b)fluoranthene	17.460	252	6625	4.61	ng/ml	95
31) Benzo(k)fluoranthene	17.530	252	6760	4.78	ng/ml	96
32) Benzo(b+k)fluoranthene	17.460	252	13896	4.73	ng/ml	93
34) Benzo(e)pyrene	18.112	252	6692	4.61	ng/ml	98
35) Benzo(a)pyrene	18.229	252	5344	4.35	ng/ml	99
36) Perylene	18.433	252	7462	4.93	ng/ml	97
38) Indeno(1,2,3-cd)Pyrene	20.759	276	4940	4.80	ng/ml	95
39) Dibenz(a,h)anthracene	20.829	278	4673	4.84	ng/ml	98
40) Benzo(g,h,i)perylene	21.295	276	5171	4.74	ng/ml	92

(#) = qualifier out of range (m) = manual integration (+) = signals summed

Quantitation Report (Not Reviewed)

Data Path : N:\data\2019-09\9I06028\
Data File : N09061915.D
Acq On : 06 Sep 2019 05:55 pm
Operator :
Sample : 9I06028-CAL3
Misc : 1x, A19I017@5
ALS Vial : 5 Sample Multiplier: 1
DataAcq Meth:LVI14_BNA_ACQ.M

Quant Time: Sep 09 14:47:00 2019
Quant Method : N:\methods\SV14_090619_PAH.M
Quant Title : EPA 8270D: Semivolatile Organics
QLast Update : Mon Sep 09 10:14:28 2019
Response via : Initial Calibration
InstName : SV-GCMS14

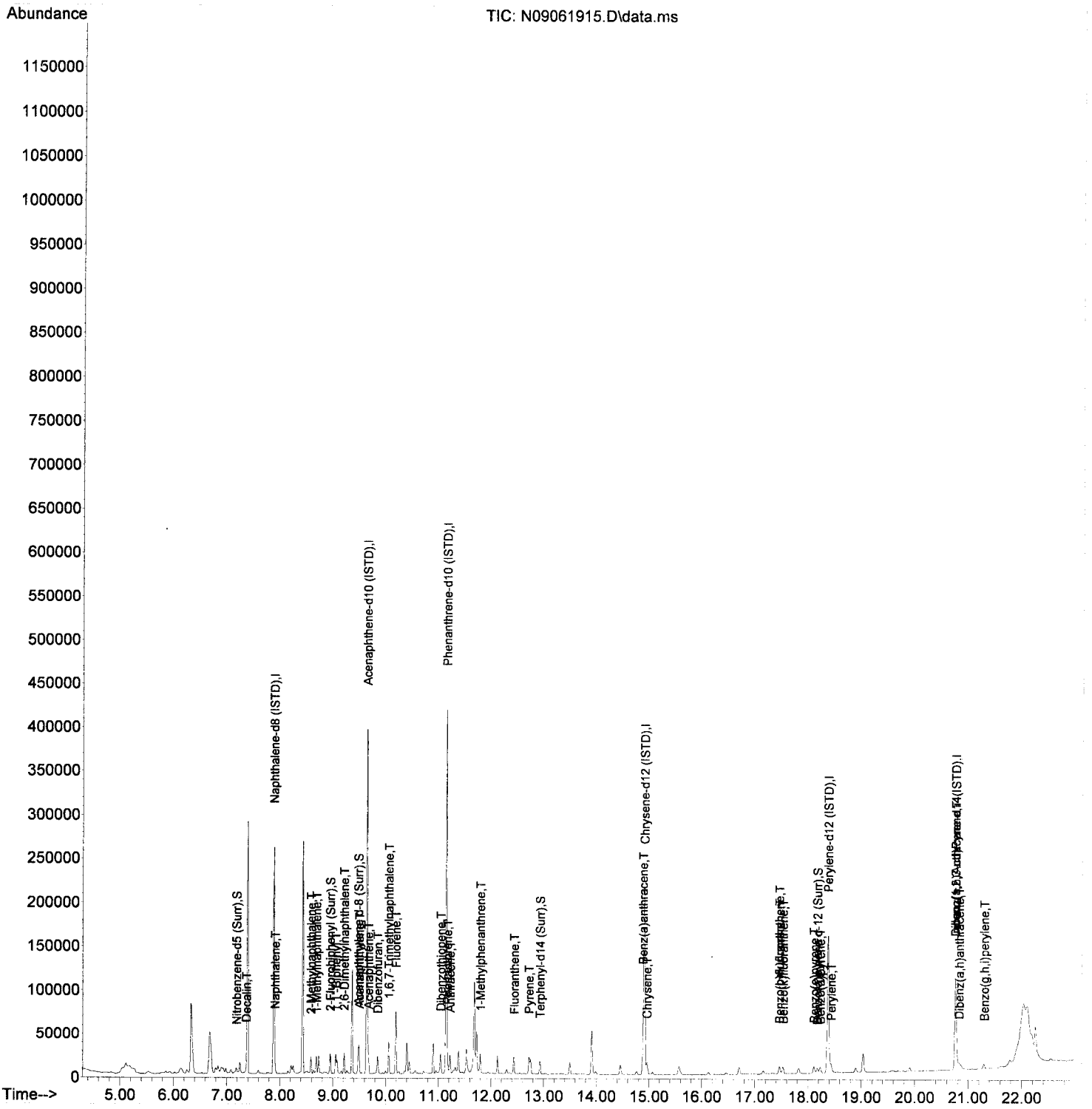

Quantitation Report (Not Reviewed)

Data Path : N:\data\2019-09\9I06028\
Data File : N09061916.D
Acq On : 06 Sep 2019 06:27 pm
Operator :
Sample : 9I06028-CAL4
Misc : 1x, A19I018@10
ALS Vial : 6 Sample Multiplier: 1
DataAcq Meth:LVI14_BNA_ACQ.M

Quant Time: Sep 09 14:47:05 2019
Quant Method : N:\methods\SV14_090619_PAH.M
Quant Title : EPA 8270D: Semivolatile Organics
QLast Update : Mon Sep 09 10:14:28 2019
Response via : Initial Calibration
InstName : SV-GCMS14

9/9/19

Compound	R.T.	QIon	Response	Conc	Units	Dev(Min)
Internal Standards						
1) Naphthalene-d8 (ISTD)	7.883	136	160906	100.00	ng/ml	0.00
9) Acenaphthene-d10 (ISTD)	9.638	162	118305	100.00	ng/ml	0.00
17) Phenanthrene-d10 (ISTD)	11.147	188	216396	100.00	ng/ml	0.00
24) Chrysene-d12 (ISTD)	14.907	240	153303	100.00	ng/ml	0.00
29) Perylene-d12 (ISTD)	18.375	264	125859	100.00	ng/ml	0.00
37) Dibenz(a,h)Anthrcene-d...	20.759	292	82058	100.00	ng/ml	0.00
System Monitoring Compounds						
2) Nitrobenzene-d5 (Surr)	7.184	82	5073	9.49	ng/ml	0.00
10) 2-Fluorobiphenyl (Surr)	8.950	172	17737	10.05	ng/ml	0.00
11) Acenaphthylene d-8 (Surr)	9.480	160	27001	9.97	ng/ml	0.00
26) Terphenyl-d14 (Surr)	12.931	244	16215	10.06	ng/ml	0.00
33) Benzo(a)pyrene d-12 (S...	18.177	264	9551	9.49	ng/ml	0.00
Target Compounds						Qvalue
3) Decalin	7.365	138	1106	9.23	ng/ml	96
4) Naphthalene	7.907	128	18065	10.18	ng/ml	98
5) 2-Methylnaphthalene	8.589	142	14250	9.48	ng/ml	98
6) 1-Methylnaphthalene	8.688	142	14747	9.81	ng/ml	97
7) 1,1'-Biphenyl	9.055	154	19088	9.44	ng/ml	99
8) 2,6-Dimethylnaphthalene	9.212	156	13690	9.27	ng/ml	97
12) Acenaphthylene	9.498	152	25683	10.00	ng/ml	98
13) Acenaphthene	9.673	153	16768	9.97	ng/ml	99
14) Dibenzofuran	9.848	168	21062	10.00	ng/ml	97
15) 1,6,7-Trimethylnaphtha...	10.057	170	13937	9.88	ng/ml	99
16) Fluorene	10.191	166	16819	9.77	ng/ml	100
18) Dibenzothiopene	11.042	184	22465	9.93	ng/ml	98
19) Phenanthrene	11.171	178	25204	9.95	ng/ml	100
20) Anthracene	11.223	178	22988	9.76	ng/ml	100
21) Carbazole	11.380	167	17697	No Calib		
22) 1-Methylphenanthrene	11.794	192	17190	9.77	ng/ml	100
23) Fluoranthene	12.435	202	24321	9.53	ng/ml	98
25) Pyrene	12.721	202	25073	10.47	ng/ml	99
27) Benz(a)anthracene	14.883	228	16760	9.42	ng/ml	97
28) Chrysene	14.965	228	16658	9.89	ng/ml	99
30) Benzo(b)fluoranthene	17.466	252	13743	9.46	ng/ml	97
31) Benzo(k)fluoranthene	17.530	252	13038	9.12	ng/ml	95
32) Benzo(b+k)fluoranthene	17.466	252	28065	9.45	ng/ml	95
34) Benzo(e)pyrene	18.113	252	13726	9.35	ng/ml	98
35) Benzo(a)pyrene	18.229	252	11353	9.13	ng/ml	99
36) Perylene	18.433	252	14964	9.77	ng/ml	97
38) Indeno(1,2,3-cd)Pyrene	20.759	276	9774	9.66	ng/ml	91
39) Dibenz(a,h)anthracene	20.829	278	9159	9.63	ng/ml	90
40) Benzo(g,h,i)perylene	21.295	276	10267	9.56	ng/ml	92

(#) = qualifier out of range (m) = manual integration (+) = signals summed

Quantitation Report (Not Reviewed)

Data Path : N:\data\2019-09\9I06028\
Data File : N09061916.D
Acq On : 06 Sep 2019 06:27 pm
Operator :
Sample : 9I06028-CAL4
Misc : 1x, A19I018@10
ALS Vial : 6 Sample Multiplier: 1
DataAcq Meth:LVI14_BNA_ACQ.M

Quant Time: Sep 09 14:47:05 2019
Quant Method : N:\methods\SV14_090619_PAH.M
Quant Title : EPA 8270D: Semivolatile Organics
QLast Update : Mon Sep 09 10:14:28 2019
Response via : Initial Calibration
InstName : SV-GCMS14

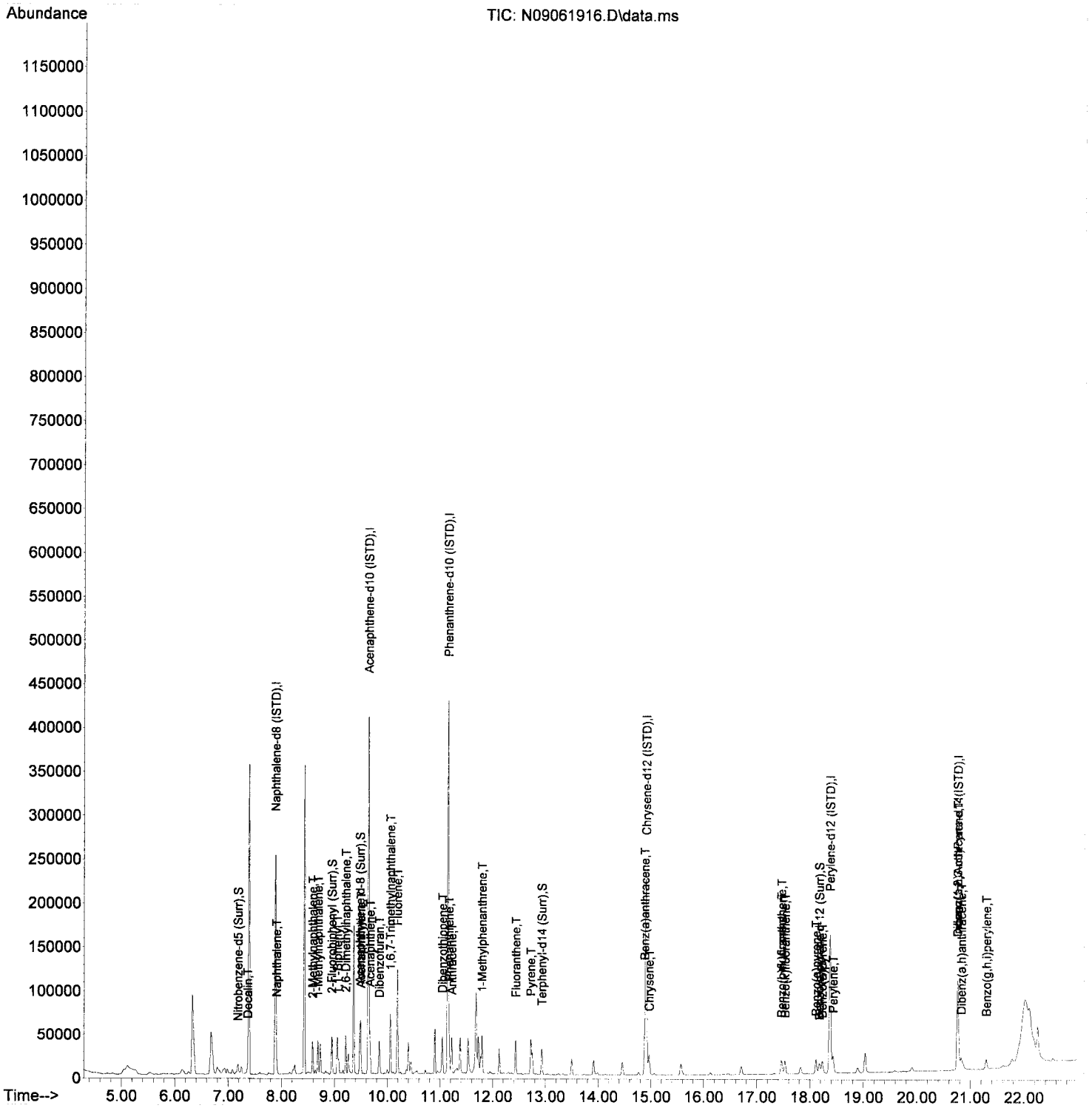

Quantitation Report (Not Reviewed)

Data Path : N:\data\2019-09\9I06028\
Data File : N09061917.D
Acq On : 06 Sep 2019 07:00 pm
Operator :
Sample : 9I06028-CAL5
Misc : 1x, A19I019@25
ALS Vial : 7 Sample Multiplier: 1
DataAcq Meth:LVI14_BNA_ACQ.M

Quant Time: Sep 09 14:47:10 2019
Quant Method : N:\methods\SV14_090619_PAH.M
Quant Title : EPA 8270D: Semivolatile Organics
QLast Update : Mon Sep 09 10:14:28 2019
Response via : Initial Calibration
InstName : SV-GCMS14

9/9/19

Compound	R.T.	QIon	Response	Conc	Units	Dev(Min)
Internal Standards						
1) Naphthalene-d8 (ISTD)	7.883	136	158689	100.00	ng/ml	0.00
9) Acenaphthene-d10 (ISTD)	9.638	162	118239	100.00	ng/ml	0.00
17) Phenanthrene-d10 (ISTD)	11.147	188	219818	100.00	ng/ml	0.00
24) Chrysene-d12 (ISTD)	14.907	240	167298	100.00	ng/ml	0.00
29) Perylene-d12 (ISTD)	18.375	264	142122	100.00	ng/ml	0.00
37) Dibenz(a,h)Anthrcene-d...	20.765	292	96960	100.00	ng/ml	0.00
System Monitoring Compounds						
2) Nitrobenzene-d5 (Surr)	7.184	82	12124	22.99	ng/ml	0.00
10) 2-Fluorobiphenyl (Surr)	8.950	172	44333	25.13	ng/ml	0.00
11) Acenaphthylene d-8 (Surr)	9.480	160	62320	24.95	ng/ml	0.00
26) Terphenyl-d14 (Surr)	12.931	244	44339	25.20	ng/ml	0.00
33) Benzo(a)pyrene d-12 (S...	18.177	264	27791	24.45	ng/ml	0.00
Target Compounds						Qvalue
3) Decalin	7.365	138	2777	23.50	ng/ml	94
4) Naphthalene	7.907	128	43246	24.71	ng/ml	99
5) 2-Methylnaphthalene	8.589	142	35507	23.94	ng/ml	98
6) 1-Methylnaphthalene	8.688	142	36615	24.69	ng/ml	98
7) 1,1'-Biphenyl	9.055	154	47414	23.77	ng/ml	98
8) 2,6-Dimethylnaphthalene	9.212	156	35377	24.28	ng/ml	98
12) Acenaphthylene	9.498	152	64887	25.28	ng/ml	98
13) Acenaphthene	9.673	153	41951	24.95	ng/ml	100
14) Dibenzofuran	9.848	168	52926	25.13	ng/ml	98
15) 1,6,7-Trimethylnaphtha...	10.057	170	34543	24.50	ng/ml	99
16) Fluorene	10.191	166	43186	25.10	ng/ml	99
18) Dibenzothiopene	11.042	184	56622	24.63	ng/ml	98
19) Phenanthrene	11.171	178	63419	24.66	ng/ml	100
20) Anthracene	11.223	178	58731	24.55	ng/ml	99
21) Carbazole	11.380	167	47604	No Calib		
22) 1-Methylphenanthrene	11.794	192	44094	24.68	ng/ml	99
23) Fluoranthene	12.435	202	63845	24.64	ng/ml	99
25) Pyrene	12.721	202	66093	25.29	ng/ml	99
27) Benz(a)anthracene	14.883	228	46578	23.98	ng/ml	99
28) Chrysene	14.965	228	45910	24.98	ng/ml	99
30) Benzo(b)fluoranthene	17.466	252	40093	24.45	ng/ml	97
31) Benzo(k)fluoranthene	17.530	252	40088	24.83	ng/ml	98
32) Benzo(b+k)fluoranthene	17.530	252	83294	24.83	ng/ml	98
34) Benzo(e)pyrene	18.113	252	40463	24.40	ng/ml	98
35) Benzo(a)pyrene	18.235	252	34709	24.73	ng/ml	99
36) Perylene	18.433	252	43783	25.33	ng/ml	100
38) Indeno(1,2,3-cd)Pyrene	20.759	276	28895	24.16	ng/ml	94
39) Dibenz(a,h)anthracene	20.829	278	27156	24.16	ng/ml	92
40) Benzo(g,h,i)perylene	21.295	276	31234	24.62	ng/ml	92

(#) = qualifier out of range (m) = manual integration (+) = signals summed

Quantitation Report (Not Reviewed)

Data Path : N:\data\2019-09\9I06028\
Data File : N09061917.D
Acq On : 06 Sep 2019 07:00 pm
Operator :
Sample : 9I06028-CAL5
Misc : 1x, A19I019@25
ALS Vial : 7 Sample Multiplier: 1
DataAcq Meth:LVI14_BNA_ACQ.M

Quant Time: Sep 09 14:47:10 2019
Quant Method : N:\methods\SV14_090619_PAH.M
Quant Title : EPA 8270D: Semivolatile Organics
QLast Update : Mon Sep 09 10:14:28 2019
Response via : Initial Calibration
InstName : SV-GCMS14

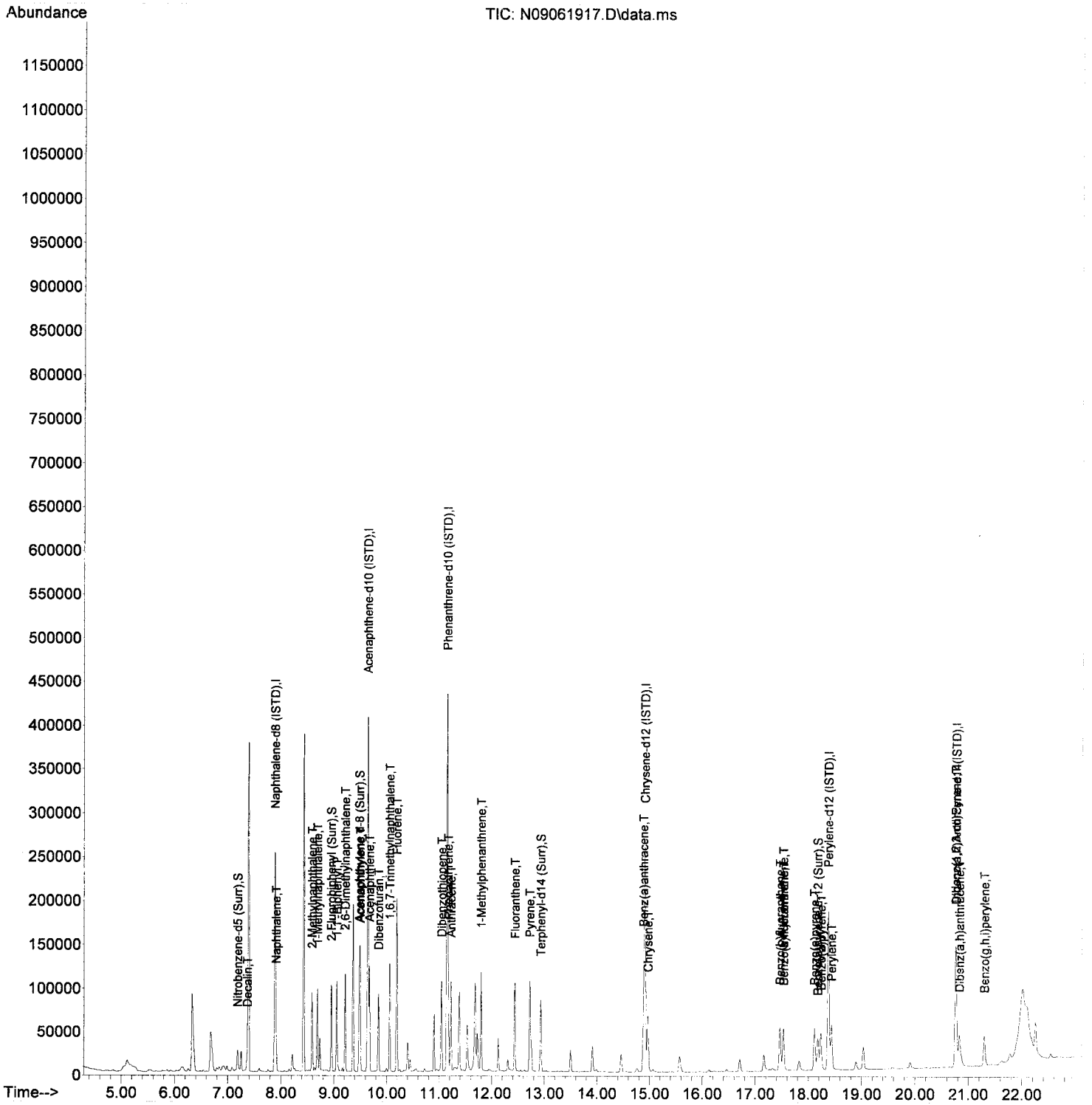

Quantitation Report (Not Reviewed)

Data Path : N:\data\2019-09\9I06028\
Data File : N09061918.D
Acq On : 06 Sep 2019 07:32 pm
Operator :
Sample : 9I06028-CAL6
Misc : 1x, A19I020@50
ALS Vial : 8 Sample Multiplier: 1
DataAcq Meth:LVI14_BNA_ACQ.M

Quant Time: Sep 09 14:47:15 2019
Quant Method : N:\methods\SV14_090619_PAH.M
Quant Title : EPA 8270D: Semivolatile Organics
QLast Update : Mon Sep 09 10:14:28 2019
Response via : Initial Calibration
InstName : SV-GCMS14

9/9/19

Compound	R.T.	QIon	Response	Conc	Units	Dev(Min)
Internal Standards						
1) Naphthalene-d8 (ISTD)	7.883	136	148351	100.00	ng/ml	0.00
9) Acenaphthene-d10 (ISTD)	9.638	162	117951	100.00	ng/ml	0.00
17) Phenanthrene-d10 (ISTD)	11.147	188	219661	100.00	ng/ml	0.00
24) Chrysene-d12 (ISTD)	14.907	240	169841	100.00	ng/ml	0.00
29) Perylene-d12 (ISTD)	18.375	264	142416	100.00	ng/ml	0.00
37) Dibenz(a,h)Anthrcene-d...	20.765	292	93265	100.00	ng/ml	0.00
System Monitoring Compounds						
2) Nitrobenzene-d5 (Surr)	7.184	82	23996	48.68	ng/ml	0.00
10) 2-Fluorobiphenyl (Surr)	8.950	172	87417	49.68	ng/ml	0.00
11) Acenaphthylene d-8 (Surr)	9.480	160	119179	49.18	ng/ml	0.00
26) Terphenyl-d14 (Surr)	12.931	244	88785	49.70	ng/ml	0.00
33) Benzo(a)pyrene d-12 (S...	18.177	264	57544	50.53	ng/ml	0.00
Target Compounds						Qvalue
3) Decalin	7.364	138	5568	50.41	ng/ml	97
4) Naphthalene	7.907	128	80326	49.09	ng/ml	99
5) 2-Methylnaphthalene	8.589	142	69811	50.35	ng/ml	98
6) 1-Methylnaphthalene	8.688	142	71477	51.56	ng/ml	97
7) 1,1'-Biphenyl	9.055	154	93359	50.06	ng/ml	98
8) 2,6-Dimethylnaphthalene	9.212	156	69912	51.34	ng/ml	97
12) Acenaphthylene	9.498	152	128075	50.02	ng/ml	99
13) Acenaphthene	9.673	153	82212	49.02	ng/ml	100
14) Dibenzofuran	9.848	168	104783	49.88	ng/ml	98
15) 1,6,7-Trimethylnaphtha...	10.057	170	68907	48.99	ng/ml	99
16) Fluorene	10.191	166	85319	49.71	ng/ml	100
18) Dibenzothiopene	11.042	184	113451	49.38	ng/ml	98
19) Phenanthrene	11.171	178	126501	49.21	ng/ml	100
20) Anthracene	11.223	178	118187	49.43	ng/ml	99
21) Carbazole	11.380	167	95634	No Calib		
22) 1-Methylphenanthrene	11.794	192	88417	49.52	ng/ml	99
23) Fluoranthene	12.435	202	128587	49.65	ng/ml	99
25) Pyrene	12.721	202	133393	50.27	ng/ml	100
27) Benz(a)anthracene	14.883	228	93207	47.27	ng/ml	100
28) Chrysene	14.965	228	91866	49.23	ng/ml	99
30) Benzo(b)fluoranthene	17.466	252	82867	50.43	ng/ml	98
31) Benzo(k)fluoranthene	17.530	252	79638	49.22	ng/ml	97
32) Benzo(b+k)fluoranthene	17.530	252	167848	49.93	ng/ml	97
34) Benzo(e)pyrene	18.118	252	81957	49.32	ng/ml	99
35) Benzo(a)pyrene	18.235	252	71520	50.85	ng/ml	98
36) Perylene	18.433	252	86757	50.08	ng/ml	100
38) Indeno(1,2,3-cd)Pyrene	20.759	276	57046	49.59	ng/ml	90
39) Dibenz(a,h)anthracene	20.829	278	53335	49.34	ng/ml	90
40) Benzo(g,h,i)perylene	21.295	276	61905	50.73	ng/ml	90

(#) = qualifier out of range (m) = manual integration (+) = signals summed

Quantitation Report (Not Reviewed)

Data Path : N:\data\2019-09\9I06028\
Data File : N09061918.D
Acq On : 06 Sep 2019 07:32 pm
Operator :
Sample : 9I06028-CAL6
Misc : 1x, A19I020@50
ALS Vial : 8 Sample Multiplier: 1
DataAcq Meth:LVI14_BNA_ACQ.M

Quant Time: Sep 09 14:47:15 2019
Quant Method : N:\methods\SV14_090619_PAH.M
Quant Title : EPA 8270D: Semivolatile Organics
QLast Update : Mon Sep 09 10:14:28 2019
Response via : Initial Calibration
InstName : SV-GCMS14

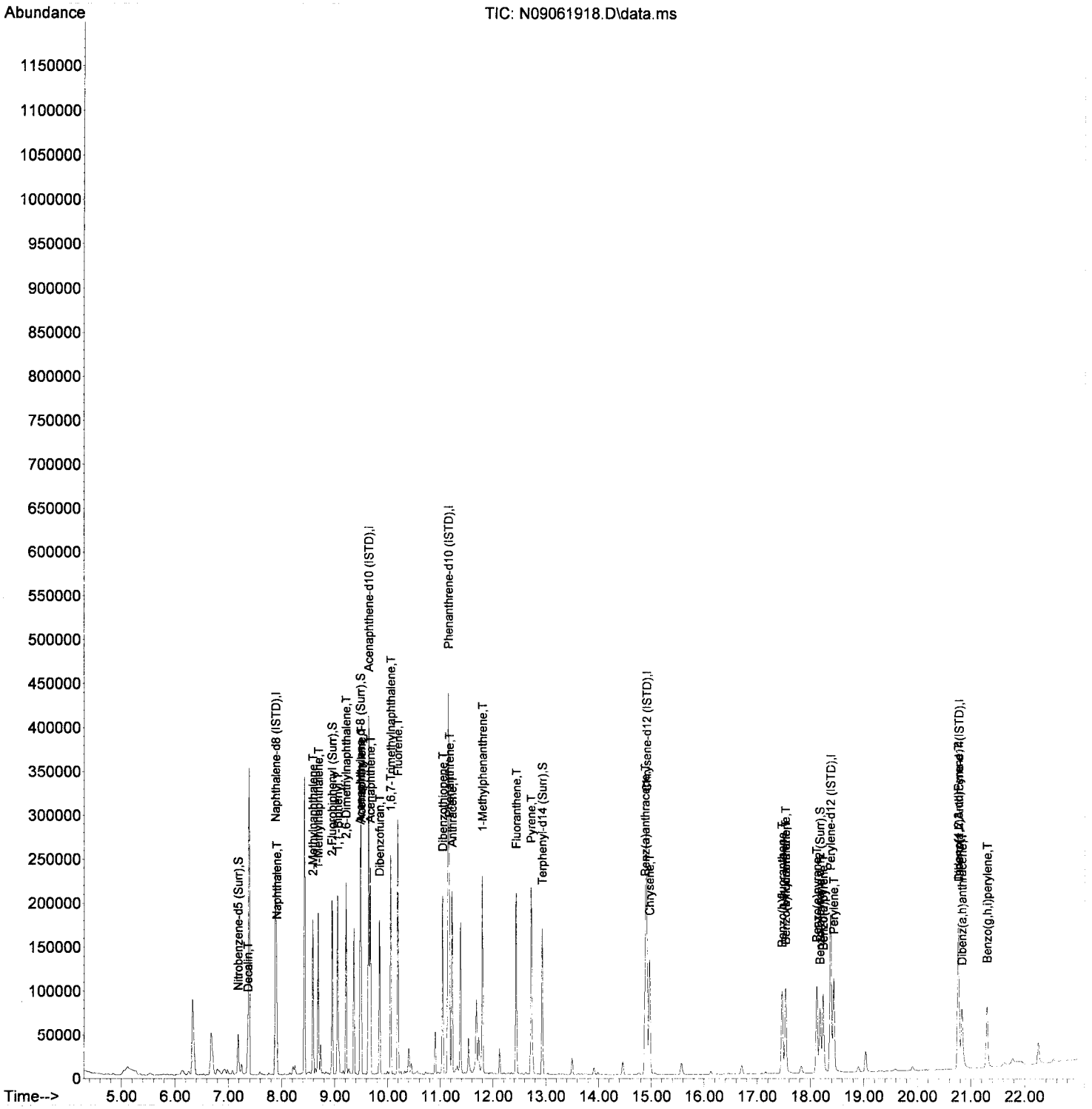

Quantitation Report (Not Reviewed)

Data Path : N:\data\2019-09\9I06028\
Data File : N09061919.D
Acq On : 06 Sep 2019 08:04 pm
Operator :
Sample : 9I06028-CAL7
Misc : 1x, A19I021@100
ALS Vial : 9 Sample Multiplier: 1
DataAcq Meth:LVI14_BNA_ACQ.M

Quant Time: Sep 09 14:47:19 2019
Quant Method : N:\methods\SV14_090619_PAH.M
Quant Title : EPA 8270D: Semivolatile Organics
QLast Update : Mon Sep 09 10:14:28 2019
Response via : Initial Calibration
InstName : SV-GCMS14

9/9/19

Compound	R.T.	QIon	Response	Conc	Units	Dev(Min)
Internal Standards						
1) Naphthalene-d8 (ISTD)	7.883	136	148917	100.00	ng/ml	0.00
9) Acenaphthene-d10 (ISTD)	9.638	162	121411	100.00	ng/ml	0.00
17) Phenanthrene-d10 (ISTD)	11.147	188	233582	100.00	ng/ml	0.00
24) Chrysene-d12 (ISTD)	14.907	240	187274	100.00	ng/ml	0.00
29) Perylene-d12 (ISTD)	18.381	264	159070	100.00	ng/ml	0.00
37) Dibenz(a,h)Anthrcene-d...	20.764	292	103600	100.00	ng/ml	0.00
System Monitoring Compounds						
2) Nitrobenzene-d5 (Surr)	7.184	82	48056	97.11	ng/ml	0.00
10) 2-Fluorobiphenyl (Surr)	8.956	172	182001	100.48	ng/ml	0.00
11) Acenaphthylene d-8 (Surr)	9.480	160	248072	101.01	ng/ml	0.00
26) Terphenyl-d14 (Surr)	12.931	244	196418	99.72	ng/ml	0.00
33) Benzo(a)pyrene d-12 (S...	18.182	264	134446	105.69	ng/ml	0.00
Target Compounds						Qvalue
3) Decalin	7.364	138	11430	103.09	ng/ml	94
4) Naphthalene	7.906	128	161201	98.15	ng/ml	100
5) 2-Methylnaphthalene	8.588	142	143766	103.29	ng/ml	99
6) 1-Methylnaphthalene	8.687	142	146804	105.50	ng/ml	98
7) 1,1'-Biphenyl	9.055	154	197491	105.50	ng/ml	99
8) 2,6-Dimethylnaphthalene	9.212	156	148070	108.31	ng/ml	97
12) Acenaphthylene	9.498	152	272913	103.54	ng/ml	99
13) Acenaphthene	9.672	153	175245	101.51	ng/ml	100
14) Dibenzofuran	9.847	168	222327	102.81	ng/ml	98
15) 1,6,7-Trimethylnaphtha...	10.057	170	147218	101.68	ng/ml	100
16) Fluorene	10.191	166	185216	104.84	ng/ml	99
18) Dibenzothiopene	11.042	184	245278	100.40	ng/ml	98
19) Phenanthrene	11.170	178	270427	98.94	ng/ml	100
20) Anthracene	11.223	178	259236	101.96	ng/ml	99
21) Carbazole	11.380	167	211369	No Calib		
22) 1-Methylphenanthrene	11.794	192	192550	101.41	ng/ml	98
23) Fluoranthene	12.435	202	280652	101.91	ng/ml	99
25) Pyrene	12.727	202	292089	99.83	ng/ml	99
27) Benz(a)anthracene	14.889	228	213884	98.37	ng/ml	99
28) Chrysene	14.971	228	205074	99.67	ng/ml	99
30) Benzo(b)fluoranthene	17.471	252	189979	103.50	ng/ml	97
31) Benzo(k)fluoranthene	17.535	252	190175	105.23	ng/ml	97
32) Benzo(b+k)fluoranthene	17.535	252	390913	104.11	ng/ml	97
34) Benzo(e)pyrene	18.124	252	188367	101.49	ng/ml	98
35) Benzo(a)pyrene	18.241	252	165951	105.63	ng/ml	99
36) Perylene	18.439	252	198533	102.60	ng/ml	100
38) Indeno(1,2,3-cd)Pyrene	20.764	276	130568	102.18	ng/ml	90
39) Dibenz(a,h)anthracene	20.834	278	122057	101.65	ng/ml	90
40) Benzo(g,h,i)perylene	21.301	276	143780	106.06	ng/ml	91

(#) = qualifier out of range (m) = manual integration (+) = signals summed

Quantitation Report (Not Reviewed)

Data Path : N:\data\2019-09\9I06028\
Data File : N09061919.D
Acq On : 06 Sep 2019 08:04 pm
Operator :
Sample : 9I06028-CAL7
Misc : 1x, A19I021@100
ALS Vial : 9 Sample Multiplier: 1
DataAcq Meth:LVI14_BNA_ACQ.M

Quant Time: Sep 09 14:47:19 2019
Quant Method : N:\methods\SV14_090619_PAH.M
Quant Title : EPA 8270D: Semivolatile Organics
QLast Update : Mon Sep 09 10:14:28 2019
Response via : Initial Calibration
InstName : SV-GCMS14

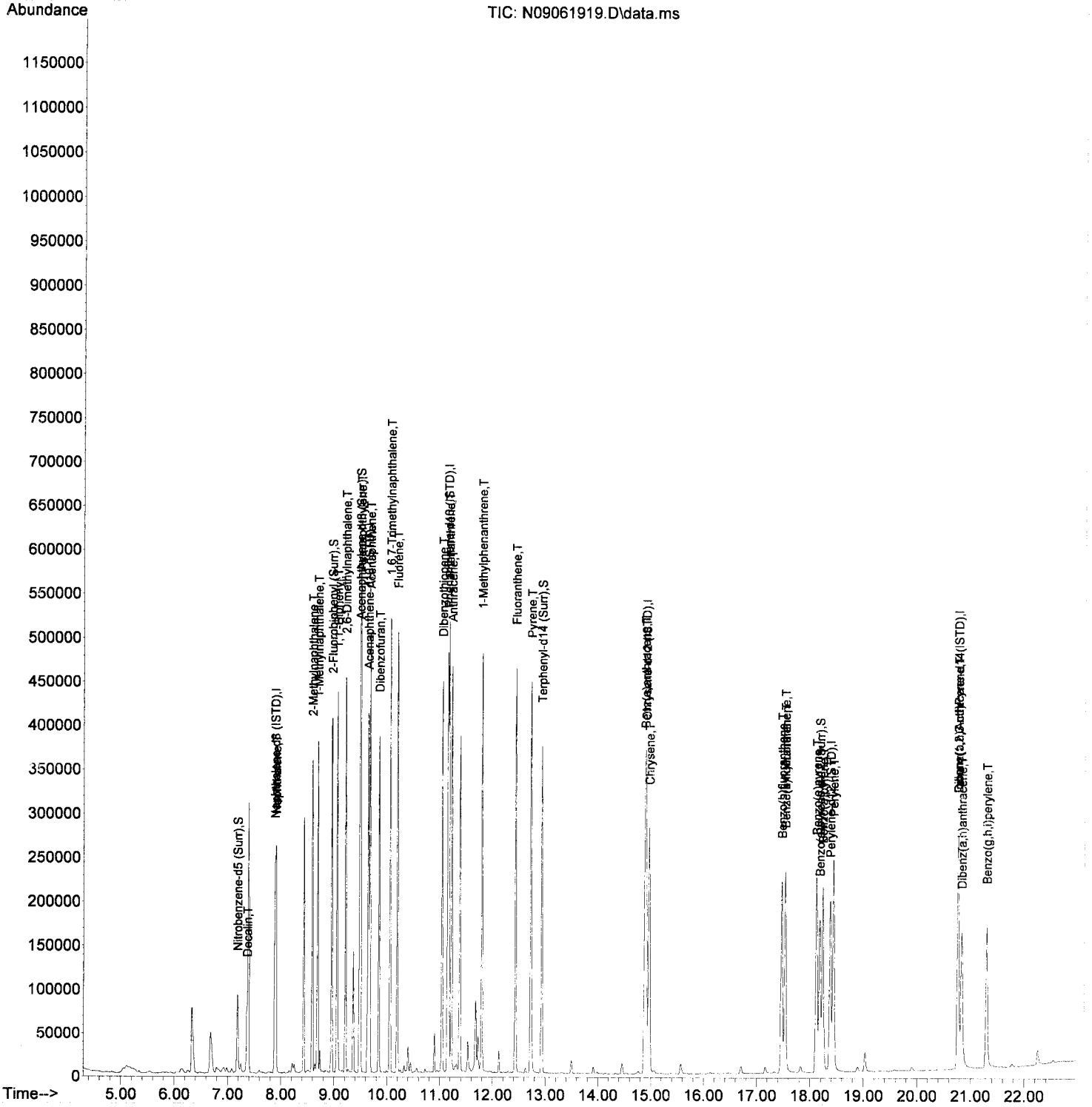

Quantitation Report (Not Reviewed)

Data Path : N:\data\2019-09\9I06028\
Data File : N09061920.D
Acq On : 06 Sep 2019 08:37 pm
Operator :
Sample : 9I06028-CAL8
Misc : 1x, A19I022@200
ALS Vial : 10 Sample Multiplier: 1
DataAcq Meth:LVI14_BNA_ACQ.M

Quant Time: Sep 09 14:47:30 2019
Quant Method : N:\methods\SV14_090619_PAH.M
Quant Title : EPA 8270D: Semivolatile Organics
QLast Update : Mon Sep 09 10:14:28 2019
Response via : Initial Calibration
InstName : SV-GCMS14

9/9/19

Compound	R.T.	QIon	Response	Conc	Units	Dev(Min)
Internal Standards						
1) Naphthalene-d8 (ISTD)	7.883	136	148783	100.00	ng/ml	0.00
9) Acenaphthene-d10 (ISTD)	9.638	162	126650	100.00	ng/ml	0.00
17) Phenanthrene-d10 (ISTD)	11.147	188	244292	100.00	ng/ml	0.00
24) Chrysene-d12 (ISTD)	14.913	240	211033	100.00	ng/ml	0.00
29) Perylene-d12 (ISTD)	18.381	264	182214	100.00	ng/ml	0.00
37) Dibenz(a,h)Anthrcene-d...	20.770	292	126578	100.00	ng/ml	0.00
System Monitoring Compounds						
2) Nitrobenzene-d5 (Surr)	7.184	82	99288	200.83	ng/ml	0.00
10) 2-Fluorobiphenyl (Surr)	8.956	172	378966	200.57	ng/ml	0.00
11) Acenaphthylene d-8 (Surr)	9.486	160	514554	202.58	ng/ml	0.00
26) Terphenyl-d14 (Surr)	12.931	244	430770	194.09	ng/ml	0.00
33) Benzo(a)pyrene d-12 (S...	18.188	264	322602	221.39	ng/ml	0.01
Target Compounds						Qvalue
3) Decalin	7.364	138	22829	206.09	ng/ml	95
4) Naphthalene	7.907	128	324908	198.00	ng/ml	100
5) 2-Methylnaphthalene	8.588	142	297992	214.30	ng/ml	98
6) 1-Methylnaphthalene	8.688	142	304942	219.34	ng/ml	98
7) 1,1'-Biphenyl	9.055	154	413306	220.99	ng/ml	98
8) 2,6-Dimethylnaphthalene	9.212	156	307564	225.18	ng/ml	99
12) Acenaphthylene	9.498	152	568160	206.64	ng/ml	99
13) Acenaphthene	9.673	153	362489	201.28	ng/ml	100
14) Dibenzofuran	9.848	168	462691	205.12	ng/ml	99
15) 1,6,7-Trimethylnaphtha...	10.057	170	307091	203.33	ng/ml	98
16) Fluorene	10.197	166	391380	212.38	ng/ml	99
18) Dibenzothiopene	11.042	184	515882	201.91	ng/ml	98
19) Phenanthrene	11.171	178	575793	201.42	ng/ml	100
20) Anthracene	11.223	178	544931	204.94	ng/ml	99
21) Carbazole	11.380	167	461912	No Calib		
22) 1-Methylphenanthrene	11.800	192	411489	207.21	ng/ml	99
23) Fluoranthene	12.435	202	599723	208.23	ng/ml	99
25) Pyrene	12.727	202	623857	189.22	ng/ml	100
27) Benz(a)anthracene	14.889	228	484834	197.88	ng/ml	99
28) Chrysene	14.971	228	465584	200.80	ng/ml	99
30) Benzo(b)fluoranthene	17.477	252	448476	213.30	ng/ml	96
31) Benzo(k)fluoranthene	17.541	252	445148	215.03	ng/ml	97
32) Benzo(b+k)fluoranthene	17.541	252	917698	213.36	ng/ml	97
34) Benzo(e)pyrene	18.130	252	441980	207.89	ng/ml	99
35) Benzo(a)pyrene	18.247	252	395245	219.63	ng/ml	98
36) Perylene	18.451	252	467343	210.85	ng/ml	99
38) Indeno(1,2,3-cd)Pyrene	20.770	276	319524	204.65	ng/ml	89
39) Dibenz(a,h)anthracene	20.840	278	302142	205.95	ng/ml	89
40) Benzo(g,h,i)perylene	21.307	276	353209	213.26	ng/ml	90

(#) = qualifier out of range (m) = manual integration (+) = signals summed

Quantitation Report (Not Reviewed)

Data Path : N:\data\2019-09\9I06028\
Data File : N09061920.D
Acq On : 06 Sep 2019 08:37 pm
Operator :
Sample : 9I06028-CAL8
Misc : 1x, A19I022@200
ALS Vial : 10 Sample Multiplier: 1
DataAcq Meth:LVI14_BNA_ACQ.M

Quant Time: Sep 09 14:47:30 2019
Quant Method : N:\methods\SV14_090619_PAH.M
Quant Title : EPA 8270D: Semivolatile Organics
QLast Update : Mon Sep 09 10:14:28 2019
Response via : Initial Calibration
InstName : SV-GCMS14



Quantitation Report (Not Reviewed)

Data Path : N:\data\2019-09\9I06028\
Data File : N09061921.D
Acq On : 06 Sep 2019 09:09 pm
Operator :
Sample : 9I06028-CAL9
Misc : 1x, A19I023@300
ALS Vial : 11 Sample Multiplier: 1
DataAcq Meth:LVI14_BNA_ACQ.M

Quant Time: Sep 09 14:47:34 2019
Quant Method : N:\methods\SV14_090619_PAH.M
Quant Title : EPA 8270D: Semivolatile Organics
QLast Update : Mon Sep 09 10:14:28 2019
Response via : Initial Calibration
InstName : SV-GCMS14

9/d 9/9/19

Compound	R.T.	QIon	Response	Conc	Units	Dev(Min)
Internal Standards						
1) Naphthalene-d8 (ISTD)	7.883	136	144322	100.00	ng/ml	0.00
9) Acenaphthene-d10 (ISTD)	9.643	162	126204	100.00	ng/ml	0.00
17) Phenanthrene-d10 (ISTD)	11.147	188	242216	100.00	ng/ml	0.00
24) Chrysene-d12 (ISTD)	14.918	240	215566	100.00	ng/ml	0.01
29) Perylene-d12 (ISTD)	18.386	264	189767	100.00	ng/ml	0.01
37) Dibenz(a,h)Anthrcene-d...	20.776	292	133133	100.00	ng/ml	0.01
System Monitoring Compounds						
2) Nitrobenzene-d5 (Surr)	7.184	82	146381	305.23	ng/ml	0.00
10) 2-Fluorobiphenyl (Surr)	8.955	172	559316	297.07	ng/ml	0.00
11) Acenaphthylene d-8 (Surr)	9.486	160	745779	295.55	ng/ml	0.00
26) Terphenyl-d14 (Surr)	12.936	244	642064	283.20	ng/ml	0.00
33) Benzo(a)pyrene d-12 (S...	18.194	264	500951	330.10	ng/ml	0.02
Target Compounds						Qvalue
3) Decalin	7.364	138	32583	303.24	ng/ml	97
4) Naphthalene	7.906	128	466678	293.18	ng/ml	100
5) 2-Methylnaphthalene	8.588	142	433604	321.46	ng/ml	99
6) 1-Methylnaphthalene	8.693	142	439781	326.10	ng/ml	99
7) 1,1'-Biphenyl	9.055	154	601929	331.80	ng/ml	98
8) 2,6-Dimethylnaphthalene	9.218	156	447080	337.45	ng/ml	99
12) Acenaphthylene	9.498	152	818063	298.58	ng/ml	99
13) Acenaphthene	9.672	153	525474	292.81	ng/ml	99
14) Dibenzofuran	9.847	168	670519	298.30	ng/ml	100
15) 1,6,7-Trimethylnaphtha...	10.057	170	446194	296.47	ng/ml	97
16) Fluorene	10.197	166	565155	307.76	ng/ml	99
18) Dibenzothiopene	11.042	184	757296	298.94	ng/ml	98
19) Phenanthrene	11.170	178	823752	290.63	ng/ml	99
20) Anthracene	11.223	178	800967	303.81	ng/ml	100
21) Carbazole	11.380	167	683176	No Calib		
22) 1-Methylphenanthrene	11.800	192	600130	304.80	ng/ml	99
23) Fluoranthene	12.441	202	885026	309.92	ng/ml	98
25) Pyrene	12.727	202	915663	271.88	ng/ml	100
27) Benz(a)anthracene	14.895	228	736689	294.35	ng/ml	100
28) Chrysene	14.976	228	698605	294.96	ng/ml	99
30) Benzo(b)fluoranthene	17.483	252	692733	316.36	ng/ml	96
31) Benzo(k)fluoranthene	17.547	252	681890	316.29	ng/ml	97
32) Benzo(b+k)fluoranthene	17.547	252	1407871	314.29	ng/ml	97
34) Benzo(e)pyrene	18.136	252	676479	305.53	ng/ml	99
35) Benzo(a)pyrene	18.258	252	607972	324.39	ng/ml	98
36) Perylene	18.456	252	713926	309.27	ng/ml	99
38) Indeno(1,2,3-cd)Pyrene	20.782	276	498760	303.72	ng/ml	88
39) Dibenz(a,h)anthracene	20.846	278	471957	305.86	ng/ml	90
40) Benzo(g,h,i)perylene	21.318	276	546350	313.63	ng/ml	89

(#) = qualifier out of range (m) = manual integration (+) = signals summed

Quantitation Report (Not Reviewed)

Data Path : N:\data\2019-09\9I06028\
Data File : N09061921.D
Acq On : 06 Sep 2019 09:09 pm
Operator :
Sample : 9I06028-CAL9
Misc : 1x, A19I023@300
ALS Vial : 11 Sample Multiplier: 1
DataAcq Meth:LVI14_BNA_ACQ.M

Quant Time: Sep 09 14:47:34 2019
Quant Method : N:\methods\SV14_090619_PAH.M
Quant Title : EPA 8270D: Semivolatile Organics
QLast Update : Mon Sep 09 10:14:28 2019
Response via : Initial Calibration
InstName : SV-GCMS14



Quantitation Report (Not Reviewed)

Data Path : N:\data\2019-09\9I06028\
Data File : N09061922.D
Acq On : 06 Sep 2019 09:41 pm
Operator :
Sample : 9I06028-CALA
Misc : 1x, A19I024@400
ALS Vial : 12 Sample Multiplier: 1
DataAcq Meth:LVI14_BNA_ACQ.M

Quant Time: Sep 09 14:47:40 2019
Quant Method : N:\methods\SV14_090619_PAH.M
Quant Title : EPA 8270D: Semivolatile Organics
QLast Update : Mon Sep 09 10:14:28 2019
Response via : Initial Calibration
InstName : SV-GCMS14

9/9/19

Compound	R.T.	QIon	Response	Conc	Units	Dev(Min)
Internal Standards						
1) Naphthalene-d8 (ISTD)	7.877	136	151798	100.00	ng/ml	0.00
9) Acenaphthene-d10 (ISTD)	9.638	162	120378	100.00	ng/ml	0.00
17) Phenanthrene-d10 (ISTD)	11.147	188	227701	100.00	ng/ml	0.00
24) Chrysene-d12 (ISTD)	14.913	240	211373	100.00	ng/ml	0.00
29) Perylene-d12 (ISTD)	18.387	264	191099	100.00	ng/ml	0.01
37) Dibenz(a,h)Anthrcene-d...	20.776	292	134738	100.00	ng/ml	0.01
System Monitoring Compounds						
2) Nitrobenzene-d5 (Surr)	7.178	82	204654	405.72	ng/ml	0.00
10) 2-Fluorobiphenyl (Surr)	8.950	172	721151	401.56	ng/ml	0.00
11) Acenaphthylene d-8 (Surr)	9.480	160	964800	401.86	ng/ml	0.00
26) Terphenyl-d14 (Surr)	12.931	244	855839	384.98	ng/ml	0.00
33) Benzo(a)pyrene d-12 (S...	18.200	264	689197	450.98	ng/ml	0.02
Target Compounds						Qvalue
3) Decalin	7.359	138	49479	437.80	ng/ml	96
4) Naphthalene	7.901	128	662079	395.46	ng/ml	100
5) 2-Methylnaphthalene	8.589	142	592165	417.39	ng/ml	99
6) 1-Methylnaphthalene	8.688	142	595669	419.94	ng/ml	98
7) 1,1'-Biphenyl	9.055	154	776505	406.95	ng/ml	98
8) 2,6-Dimethylnaphthalene	9.212	156	574431	412.22	ng/ml	99
12) Acenaphthylene	9.498	152	1039006	397.57	ng/ml	99
13) Acenaphthene	9.673	153	672408	392.83	ng/ml	99
14) Dibenzofuran	9.848	168	849810	396.36	ng/ml	99
15) 1,6,7-Trimethylnaphtha...	10.057	170	567245	395.14	ng/ml	98
16) Fluorene	10.191	166	710688	405.74	ng/ml	99
18) Dibenzothiopene	11.042	184	950081	398.95	ng/ml	98
19) Phenanthrene	11.171	178	1041489	390.88	ng/ml	99
20) Anthracene	11.223	178	1015402	409.70	ng/ml	100
21) Carbazole	11.380	167	865078	No Calib		
22) 1-Methylphenanthrene	11.794	192	771189	416.65	ng/ml	99
23) Fluoranthene	12.435	202	1148955	427.99	ng/ml	98
25) Pyrene	12.727	202	1201811	363.93	ng/ml	100
27) Benz(a)anthracene	14.889	228	991720	404.11	ng/ml	99
28) Chrysene	14.977	228	942172	405.69	ng/ml	99
30) Benzo(b)fluoranthene	17.483	252	952609	432.01	ng/ml	96
31) Benzo(k)fluoranthene	17.553	252	938589	432.32	ng/ml	96
32) Benzo(b+k)fluoranthene	17.553	252	1935514	429.07	ng/ml	96
34) Benzo(e)pyrene	18.136	252	924774	414.75	ng/ml	99
35) Benzo(a)pyrene	18.258	252	837229	443.59	ng/ml	98
36) Perylene	18.456	252	976822	420.21	ng/ml	99
38) Indeno(1,2,3-cd)Pyrene	20.782	276	691371	416.00	ng/ml	88
39) Dibenz(a,h)anthracene	20.846	278	656172	420.18	ng/ml	89
40) Benzo(g,h,i)perylene	21.318	276	751545	426.28	ng/ml	89

(#) = qualifier out of range (m) = manual integration (+) = signals summed

Quantitation Report (Not Reviewed)

Data Path : N:\data\2019-09\9I06028\
Data File : N09061922.D
Acq On : 06 Sep 2019 09:41 pm
Operator :
Sample : 9I06028-CALA
Misc : 1x, A19I024@400
ALS Vial : 12 Sample Multiplier: 1
DataAcq Meth:LVI14_BNA_ACQ.M

Quant Time: Sep 09 14:47:40 2019
Quant Method : N:\methods\SV14_090619_PAH.M
Quant Title : EPA 8270D: Semivolatile Organics
QLast Update : Mon Sep 09 10:14:28 2019
Response via : Initial Calibration
InstName : SV-GCMS14



Quantitation Report (Not Reviewed)

Data Path : N:\data\2019-09\9I06028\
Data File : N09061924.D
Acq On : 06 Sep 2019 10:45 pm
Operator :
Sample : 9I06028-ICV1
Misc : 1x, A19I025@50
ALS Vial : 13 Sample Multiplier: 1
DataAcq Meth:LVI14_BNA_ACQ.M

Quant Time: Sep 09 14:47:49 2019
Quant Method : N:\methods\SV14_090619_PAH.M
Quant Title : EPA 8270D: Semivolatile Organics
QLast Update : Mon Sep 09 10:14:28 2019
Response via : Initial Calibration
InstName : SV-GCMS14

9/9/19

Compound	R.T.	QIon	Response	Conc	Units	Dev(Min)
Internal Standards						
1) Naphthalene-d8 (ISTD)	7.877	136	181748	100.00	ng/ml	0.00
9) Acenaphthene-d10 (ISTD)	9.638	162	125177	100.00	ng/ml	0.00
17) Phenanthrene-d10 (ISTD)	11.141	188	235054	100.00	ng/ml	0.00
24) Chrysene-d12 (ISTD)	14.901	240	188693	100.00	ng/ml	0.00
29) Perylene-d12 (ISTD)	18.369	264	162940	100.00	ng/ml	0.00
37) Dibenz(a,h)Anthrcene-d...	20.759	292	108931	100.00	ng/ml	0.00
System Monitoring Compounds						
2) Nitrobenzene-d5 (Surr)	7.178	82	27909	46.21	ng/ml	0.00
10) 2-Fluorobiphenyl (Surr)	8.950	172	92755	49.67	ng/ml	0.00
11) Acenaphthylene d-8 (Surr)	9.474	160	126796	49.31	ng/ml	0.00
26) Terphenyl-d14 (Surr)	12.925	244	96645	48.70	ng/ml	0.00
33) Benzo(a)pyrene d-12 (S...	18.171	264	69335	53.21	ng/ml	0.00
Target Compounds						Qvalue
3) Decalin	7.359	138	6597	48.75	ng/ml	96
4) Naphthalene	7.901	128	100112	49.94	ng/ml	99
5) 2-Methylnaphthalene	8.583	142	79542	46.83	ng/ml	99
6) 1-Methylnaphthalene	8.682	142	81122	47.77	ng/ml	98
7) 1,1'-Biphenyl	9.049	154	105870	46.34	ng/ml	98
8) 2,6-Dimethylnaphthalene	9.206	156	76410	45.80	ng/ml	98
12) Acenaphthylene	9.492	152	141177	51.95	ng/ml	99
13) Acenaphthene	9.667	153	89594	50.33	ng/ml	100
14) Dibenzofuran	9.842	168	113513	50.91	ng/ml	98
15) 1,6,7-Trimethylnaphtha...	10.052	170	74864	50.15	ng/ml	99
16) Fluorene	10.191	166	92650	50.87	ng/ml	98
18) Dibenzothiopene	11.037	184	122412	49.79	ng/ml	98
19) Phenanthrene	11.165	178	138621	50.40	ng/ml	100
20) Anthracene	11.217	178	132505	51.79	ng/ml	99
21) Carbazole	11.375	167	104923	No Calib		
22) 1-Methylphenanthrene	11.788	192	98289	51.44	ng/ml	100
23) Fluoranthene	12.430	202	140103	50.56	ng/ml	99
25) Pyrene	12.721	202	144864	49.14	ng/ml	99
27) Benz(a)anthracene	14.878	228	106201	48.48	ng/ml	99
28) Chrysene	14.959	228	108583	52.38	ng/ml	99
30) Benzo(b)fluoranthene	17.460	252	95110	50.59	ng/ml	97
31) Benzo(k)fluoranthene	17.524	252	92505	49.97	ng/ml	97
32) Benzo(b+k)fluoranthene	17.524	252	193724	50.37	ng/ml	97
34) Benzo(e)pyrene	18.113	252	95583	50.28	ng/ml	98
35) Benzo(a)pyrene	18.229	252	82357	51.18	ng/ml	99
36) Perylene	18.427	252	100869	50.89	ng/ml	100
38) Indeno(1,2,3-cd)Pyrene	20.759	276	67142	49.97	ng/ml	89
39) Dibenz(a,h)anthracene	20.823	278	62283	49.33	ng/ml	90
40) Benzo(g,h,i)perylene	21.289	276	76359	53.57	ng/ml	91

(#) = qualifier out of range (m) = manual integration (+) = signals summed

Quantitation Report (Not Reviewed)

Data Path : N:\data\2019-09\9I06028\
Data File : N09061924.D
Acq On : 06 Sep 2019 10:45 pm
Operator :
Sample : 9I06028-ICV1
Misc : 1x, A19I025@50
ALS Vial : 13 Sample Multiplier: 1
DataAcq Meth:LVI14_BNA_ACQ.M

Quant Time: Sep 09 14:47:49 2019
Quant Method : N:\methods\SV14_090619_PAH.M
Quant Title : EPA 8270D: Semivolatile Organics
QLast Update : Mon Sep 09 10:14:28 2019
Response via : Initial Calibration
InstName : SV-GCMS14

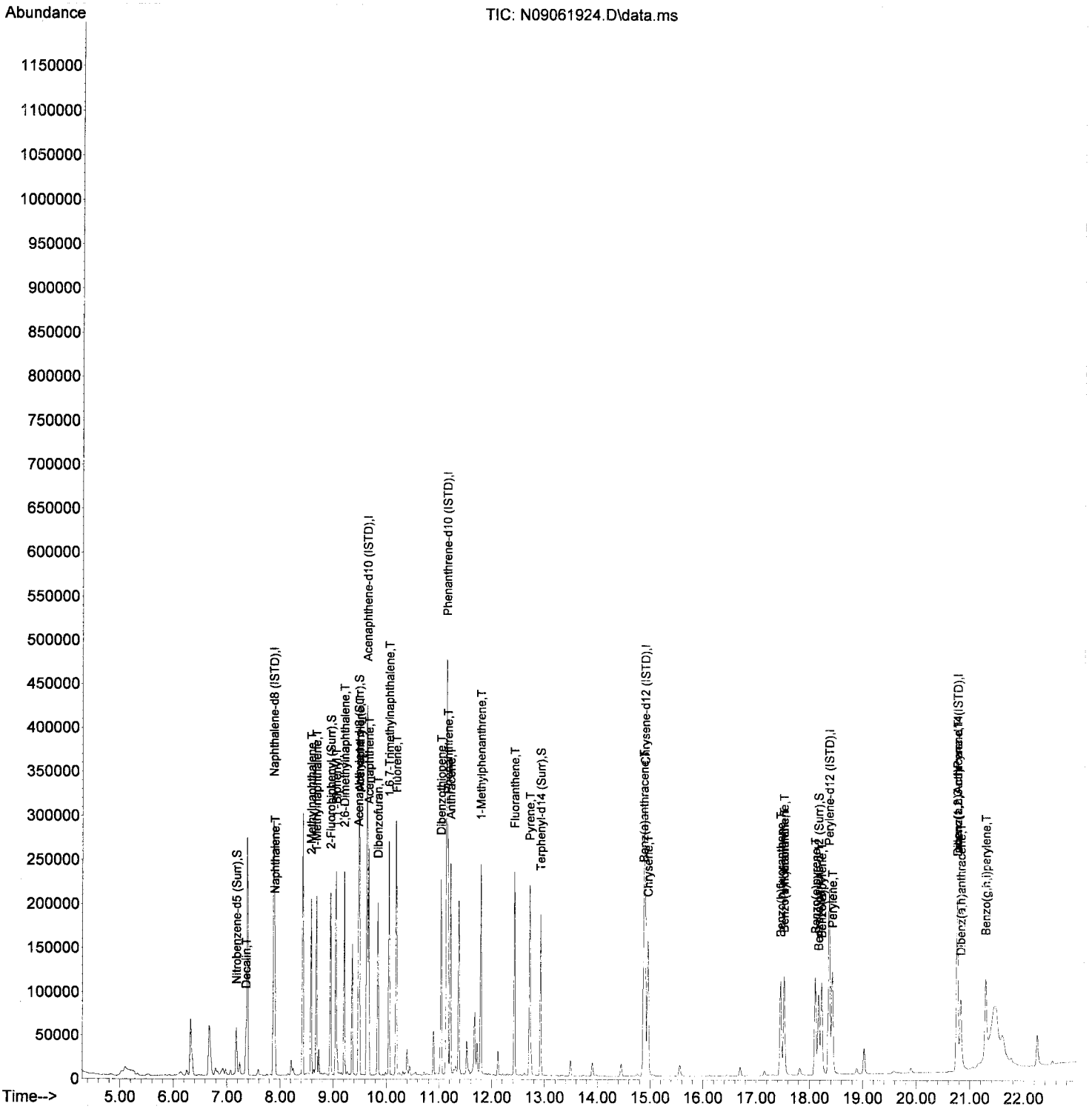

Quantitation Report (Not Reviewed)

Data Path : N:\data\2019-09\9I06028\
Data File : N09061924.D
Acq On : 06 Sep 2019 10:45 pm
Operator :
Sample : 9I06028-ICV1
Misc : 1x, A19I025@50
ALS Vial : 13 Sample Multiplier: 1
DataAcq Meth:LVI14_BNA_ACQ.M

Final Reqmart

Quant Time: Sep 10 10:28:40 2019
Quant Method : N:\methods\SV14_090619_PAH.M
Quant Title : EPA 8270D: Semivolatile Organics
QLast Update : Mon Sep 09 14:58:53 2019
Response via : Initial Calibration
InstName : SV-GCMS14

JK 9/10/19

Compound	R.T.	QIon	Response	Conc	Units	Dev(Min)
Internal Standards						
1) Naphthalene-d8 (ISTD)	7.877	136	181748	100.00	ng/ml	0.00
9) Acenaphthene-d10 (ISTD)	9.638	162	125177	100.00	ng/ml	0.00
17) Phenanthrene-d10 (ISTD)	11.141	188	235054	100.00	ng/ml	0.00
24) Chrysene-d12 (ISTD)	14.901	240	188693	100.00	ng/ml	0.00
29) Perylene-d12 (ISTD)	18.369	264	162940	100.00	ng/ml	0.00
37) Dibenz(a,h)Anthrcene-d...	20.759	292	108931	100.00	ng/ml	0.00
System Monitoring Compounds						
2) Nitrobenzene-d5 (Surr)	7.178	82	27909	46.21	ng/ml	0.00
10) 2-Fluorobiphenyl (Surr)	8.950	172	92755	49.67	ng/ml	0.00
11) Acenaphthylene d-8 (Surr)	9.474	160	126796	49.31	ng/ml	0.00
26) Terphenyl-d14 (Surr)	12.925	244	96645	48.70	ng/ml	0.00
33) Benzo(a)pyrene d-12 (S...	18.171	264	69335	53.21	ng/ml	0.00
Target Compounds						Qvalue
3) Decalin	7.359	138	6597	48.75	ng/ml	96
4) Naphthalene	7.901	128	100112	49.94	ng/ml	99
5) 2-Methylnaphthalene	8.583	142	79542	46.83	ng/ml	99
6) 1-Methylnaphthalene	8.682	142	81122	47.77	ng/ml	98
7) 1,1'-Biphenyl	9.049	154	105870	46.34	ng/ml	98
8) 2,6-Dimethylnaphthalene	9.206	156	76410	45.80	ng/ml	98
12) Acenaphthylene	9.492	152	141177	51.95	ng/ml	99
13) Acenaphthene	9.667	153	89594	50.33	ng/ml	100
14) Dibenzofuran	9.842	168	113513	50.91	ng/ml	98
15) 1,6,7-Trimethylnaphtha...	10.052	170	74864	50.15	ng/ml	99
16) Fluorene	10.191	166	92650	50.87	ng/ml	98
18) Dibenzothiopene	11.037	184	122412	49.79	ng/ml	98
19) Phenanthrene	11.165	178	138621	50.40	ng/ml	100
20) Anthracene	11.217	178	132505	51.79	ng/ml	99
21) Carbazole	11.375	167	104923	50.68	ng/ml	99
22) 1-Methylphenanthrene	11.788	192	98289	51.44	ng/ml	100
23) Fluoranthene	12.430	202	140103	50.56	ng/ml	99
25) Pyrene	12.721	202	144864	49.14	ng/ml	99
27) Benz(a)anthracene	14.878	228	106201	48.48	ng/ml	99
28) Chrysene	14.959	228	108583	52.38	ng/ml	99
30) Benzo(b)fluoranthene	17.460	252	95110	50.59	ng/ml	97
31) Benzo(k)fluoranthene	17.524	252	92505	49.97	ng/ml	97
32) Benzo(b+k)fluoranthene	17.524	252	193724	100.73	ng/ml	97
34) Benzo(e)pyrene	18.113	252	95583	50.28	ng/ml	98
35) Benzo(a)pyrene	18.229	252	82357	51.18	ng/ml	99
36) Perylene	18.427	252	100869	50.89	ng/ml	100
38) Indeno(1,2,3-cd)Pyrene	20.759	276	67142	49.98	ng/ml	89
39) Dibenz(a,h)anthracene	20.823	278	62283	49.34	ng/ml	90
40) Benzo(g,h,i)perylene	21.289	276	76359	53.58	ng/ml	91

(#) = qualifier out of range (m) = manual integration (+) = signals summed

Quantitation Report (Not Reviewed)

Data Path : N:\data\2019-09\9I06028\
Data File : N09061924.D
Acq On : 06 Sep 2019 10:45 pm
Operator :
Sample : 9I06028-ICV1
Misc : 1x, A19I025@50
ALS Vial : 13 Sample Multiplier: 1
DataAcq Meth:LVI14_BNA_ACQ.M

Quant Time: Sep 10 10:28:40 2019
Quant Method : N:\methods\SV14_090619_PAH.M
Quant Title : EPA 8270D: Semivolatile Organics
QLast Update : Mon Sep 09 14:58:53 2019
Response via : Initial Calibration
InstName : SV-GCMS14

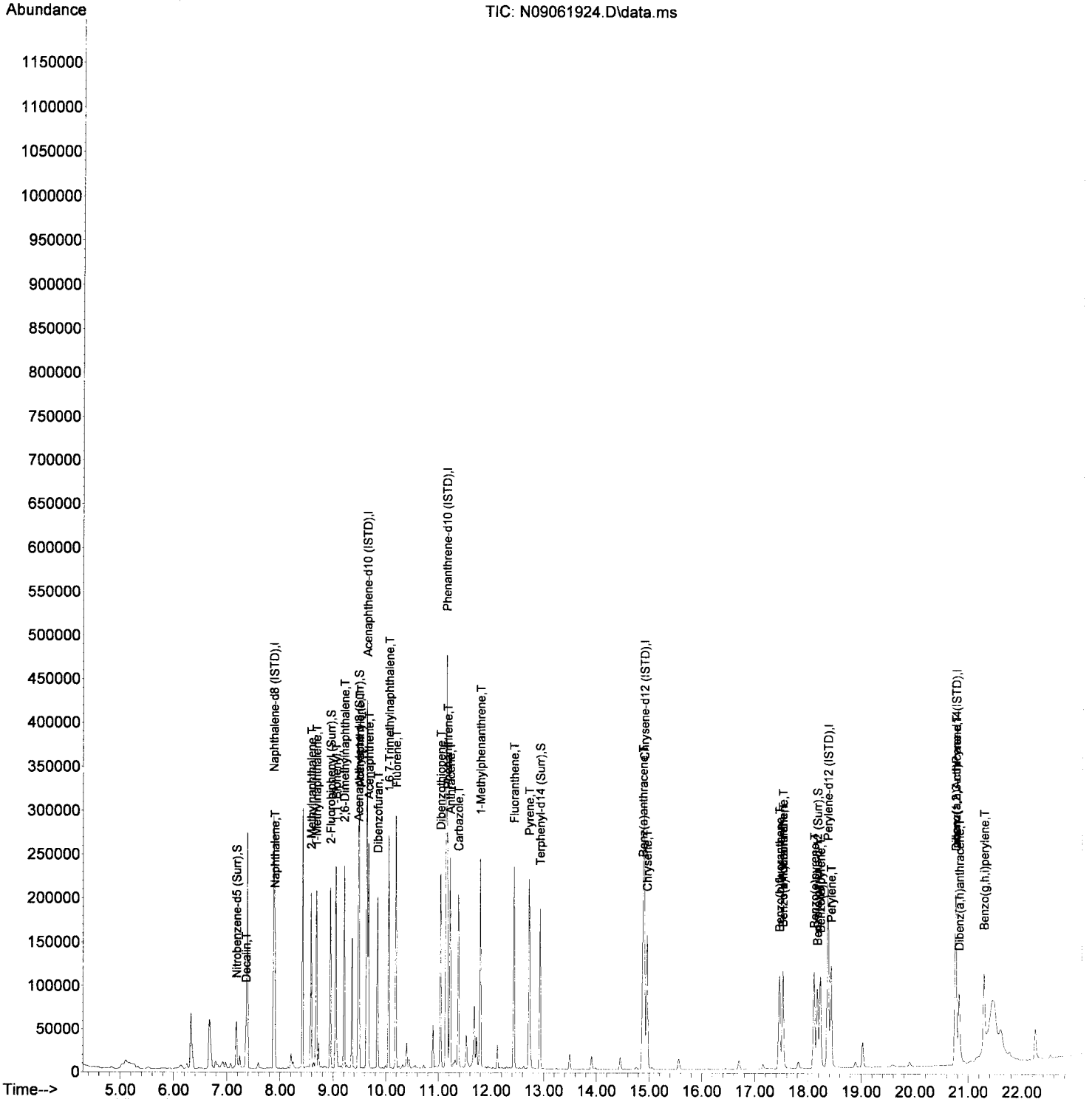

APEX LABORATORIES, LLC
6700 SW Sandburg St. Tigard OR 97223 phone 503-718-2323

Conventional Chemistry Parameters
Benchsheet & Analysis Sequence Data

Total Organic Carbon- Soil (5310 B)

Batch 9120591
Sequence 9L12028 (A9J0095-02RE1,03,14)

Apex Laboratories

PREPARATION BENCH SHEET

BATCH #: 9120591 (Soil)

Prep Method: PSEP-5310B TOC

#	Lab Number		Analysis	Prepared	Initial (N/A)	Final (N/A)	Spike ID	Source ID	ul Spike	ul Surr.	Sample ID	Extraction Comments	pH <2	pH Other	pH >11
	9120591-BLK1		QC	12/05/19 11:39	5	5									
	9120591-BS1		QC	12/05/19 11:39	5	5	A19K246		1						
	A9I0890-17	A	Total Organic Carbon - Soil (5310 B)	12/05/19 11:39	5	5					PDI-018SC-A-06-07-190926	MS/MSD			
	9120591-DUP1		QC	12/05/19 11:39	5	5		A9I0890-17							
	A9I0890-18	A	Total Organic Carbon - Soil (5310 B)	12/05/19 11:39	5	5					PDI-018SC-A-07-08-190926				
	A9I0890-18RE1	A	Total Organic Carbon - Soil (5310 B)	12/05/19 11:39	5	5					PDI-018SC-A-07-08-190926	Added 12/13/2019 by jkp			
	A9J0033-50	A	Total Organic Carbon - Soil (5310 B)	12/05/19 11:39	5	5					PDI-064SC-A-00-01-190929				
	9120591-DUP2		QC	12/05/19 11:39	5	5		A9J0033-50							
	A9J0033-51	A	Total Organic Carbon - Soil (5310 B)	12/05/19 11:39	5	5					PDI-064SC-A-01-02-190929				
	A9J0095-02	A	Total Organic Carbon - Soil (5310 B)	12/05/19 11:39	5	5					PDI-046SC-A-01-02-191001				
	9120591-DUP3		QC	12/05/19 11:39	5	5		A9J0095-02							
	A9J0095-02RE1	A	Total Organic Carbon - Soil (5310 B)	12/05/19 11:39	5	5					PDI-046SC-A-01-02-191001	Added 12/13/2019 by DAS			
	A9J0095-03	A	Total Organic Carbon - Soil (5310 B)	12/05/19 11:39	5	5					PDI-046SC-A-02-03-191001				
	A9J0095-14	A	Total Organic Carbon - Soil (5310 B)	12/05/19 11:39	5	5					PDI-047SC-A-01-02-191001				
	A9J0095-15	A	Total Organic Carbon - Soil (5310 B)	12/05/19 11:39	5	5					PDI-047SC-A-02-03-191001				
	A9J0095-32	A	Total Organic Carbon - Soil (5310 B)	12/05/19 11:39	5	5					PDI-071SC-A-08-09-191001				
	A9J0095-33	A	Total Organic Carbon - Soil (5310 B)	12/05/19 11:39	5	5					PDI-071SC-A-09-10-191001				
	A9J0096-23	A	Total Organic Carbon - Soil (5310 B)	12/05/19 11:39	5	5					PDI-042SC-A-01-02-190930				
	9120591-DUP4		QC	12/05/19 11:39	5	5		A9J0096-23							
	A9J0096-24	A	Total Organic Carbon - Soil (5310 B)	12/05/19 11:39	5	5					PDI-042SC-A-02-03-190930				
	A9J0096-34	A	Total Organic Carbon - Soil (5310 B)	12/05/19 11:39	5	5					PDI-044SC-A-00-01-190930				

JCP 12-13-19
Prepared By: Date

CMM 12/16/19
Reviewed By: Date

Printed: 12/13/2019 4:17:40PM

Apex Laboratories

PREPARATION BENCH SHEET

BATCH #: 9120591 (Soil)

Prep Method: PSEP-5310B TOC

#	Lab Number		Analysis	Prepared	Initial (N/A)	Final (N/A)	Spike ID	Source ID	ul Spike	ul Surr.	Sample ID	Extraction Comments	pH <2	pH 2-11	pH >11
	A9J0096-35	A	Total Organic Carbon - Soil (5310 B)	12/05/19 11:39	5	5					PDI-044SC-A-01-02-190930				
	A9J0353-41	A	Total Organic Carbon - Soil (5310 B)	12/05/19 11:39	5	5					PDI-043SC-A-02-03-191008				
	9120591-DUP5		QC	12/05/19 11:39	5	5		A9J0353-41							
	A9J0353-42	A	Total Organic Carbon - Soil (5310 B)	12/05/19 11:39	5	5					PDI-043SC-A-03-04-191008				
	A9J0463-39	A	Total Organic Carbon - Soil (5310 B)	12/05/19 11:39	5	5					PDI-045SC-A-02-03-191010				
	9120591-DUP6		QC	12/05/19 11:39	5	5		A9J0463-39							
	A9J0463-40	A	Total Organic Carbon - Soil (5310 B)	12/05/19 11:39	5	5					PDI-045SC-A-03-04-191010				
	A9J0463-57	A	Total Organic Carbon - Soil (5310 B)	12/05/19 11:39	5	5					PDI-067SC-A-04-05-191010				
	A9J0463-58	A	Total Organic Carbon - Soil (5310 B)	12/05/19 11:39	5	5					PDI-067SC-A-05-06-191010				

Standards/Reagents

Reagent(s)

Std ID	Exp. Date	Description
A13L221	11/30/23	Wet Chem Balance 3
A19F020	06/03/29	TOC Soil Drying Oven @70oC
A19F088	12/08/19	10% Phosphoric Acid ✓
A19J023	11/30/23	Wet Chem Balance 4
A19J145	05/30/22	TOC Soil Blank Matrix

Analyte Spike(s)

Std ID	Exp. Date	Description
A19K246	05/12/20	TOC 10k ppm secondary ✓

Surrogate(s)

Std ID	Exp. Date	Description

JKP 12-13-19

Prepared By: Date

Reviewed By: Date

Batch 9120591 — TOC PSEP preweigh — Analyst JKP

Date/Time:	12-6-19 @ 0832	12-6-19 @ 1038	12-6-19 @ 1538		Effervesces?	Comments
T(°C) IN / OUT:	71.3 / 70.0	70.6 / 69.8	71.8 / 69.8	71.3 / 72.0		
Sample ID	Wt 1(g)	Wt 2(g)	Wt 3(g)	Wt 4(g)	(yes/no)	
A9I0890-17	5.0278	5.0254			no	
A9I0890-17DUP	3.9855	3.9790	3.9765		no	
A9J0033-50	~~8.3462~~ 5.7241	5.7162			no	
A9J0033-50DUP	6.6780 JKP 12-6-19	6.6722	6.6667	6.6746	no	
A9J0033-51	6.6103	6.6031	6.6021		no	
A9J0095-02	7.0251	7.0208			no	
A9J0095-02DUP	6.0140	6.0089	6.0089		no	
A9J0095-03	7.9861	7.9787	7.9690	7.9709	no	
A9J0095-14	6.1777	6.1794			no	
A9J0095-15	7.0766	7.0717			no	
A9J0095-32	5.7730	5.7679	5.7545	5.7539	no	
A9J0095-33	5.9793	5.9764			no	
A9J0096-23	7.3355	7.3327			no	
A9J0096-23DUP	7.5541	7.5489	7.5483		no	
A9J0096-24	7.8557	7.8532			no	
A9J0096-34	5.7759	5.7727			no	
A9J0096-35	5.3869	5.3801	5.3821		no	
A9J0353-41	5.4110	5.4066			no	
A9J0353-41DUP	6.0165	6.0130			no	
A9J0353-42	8.2619	8.2554	8.2533		no	
A9J0463-39	7.5015	7.4908	7.4946		no	
A9J0463-39DUP	6.8125	6.8058	6.8364	6.8012	no	
A9J0463-40	7.3562	7.3523			no	
A9J0463-57	5.0702	5.0669			no	
A9J0463-58	7.1908	7.1876			no	
A9I0890-18	8.3462	8.3352	8.3415	8.3367	no	

JKP oven on 12-5-19 @ 1139 JKP 12-6-19

ELEMENT SEQUENCE LOG

Apex Laboratories

Sequence: **9L12028** Instrument: **TOC**

Date: **12/12/19 09:52** Calibration: **A8B0203**

#	Lab Number	Matrix	Analysis	Client	Due	Batch	ISTD ID	STD ID
1	9L12028-CCV1	Soil	QC	QC				A19K222
2	9L12028-CCB1	Soil	QC	QC				
3	9120591-BLK1	Soil	QC	QC		9120591		
4	9120591-BS1	Soil	QC	QC		9120591		
5	A9I0890-17	Soil	Total Organic Carbon - Soil (5310 B)	Anchor QEA, LLC	12/16/19	9120591		
6	9120591-DUP1	Soil	QC	QC		9120591		
7	A9I0890-18	Soil	Total Organic Carbon - Soil (5310 B)	Anchor QEA, LLC	12/16/19	9120591		
8	A9I0890-18RE1	Soil	Total Organic Carbon - Soil (5310 B)	Anchor QEA, LLC	12/16/19	9120591		
9	9L12028-CCV2	Soil	QC	QC				A19K222
10	9L12028-CCB2	Soil	QC	QC				
11	9L12028-CCV3	Soil	QC	QC				A19K222
12	9L12028-CCB3	Soil	QC	QC				
13	A9J0033-50	Soil	Total Organic Carbon - Soil (5310 B)	Anchor QEA, LLC	12/16/19	9120591		
14	9120591-DUP2	Soil	QC	QC		9120591		
15	A9J0033-51	Soil	Total Organic Carbon - Soil (5310 B)	Anchor QEA, LLC	12/16/19	9120591		
16	A9J0095-02	Soil	Total Organic Carbon - Soil (5310 B)	Anchor QEA, LLC	12/16/19	9120591		
17	9120591-DUP3	Soil	QC	QC		9120591		
18	A9J0095-02RE1	Soil	Total Organic Carbon - Soil (5310 B)	Anchor QEA, LLC	12/16/19	9120591		
19	A9J0095-03	Soil	Total Organic Carbon - Soil (5310 B)	Anchor QEA, LLC	12/16/19	9120591		
20	A9J0095-14	Soil	Total Organic Carbon - Soil (5310 B)	Anchor QEA, LLC	12/16/19	9120591		
21	9L12028-CCV4	Soil	QC	QC				A19K222
22	9L12028-CCB4	Soil	QC	QC				

Data Entered By: JKP 12-13-19 Comments:

Data Reviewed By: [illegible] 12/16/19

TOC Data

Sample ID (Reporting Levels based on lowest amount used.)	Rep #	Amount (mg or ul)	instrument response (ug C)	Calculated ug C	TOC (mg/kg or mg/l)	Average TOC (mg/kg or mg/l)	Date and Time
9L2028-CCV1	1	20	274.50	199.98	9,998.84	10,138	12/12/19 @ 10:30
	2	20	279.80	205.53	10,276.70		
9L2028-CCB1	1	100	0	5.15	51.53	52	12/12/19 @ 10:41
	2	100	0	5.15	51.53		
9120591-BLK1	1	97	2.981	7.95	81.93	76	12/12/19 @ 10:51
	2	97.5	2.691	7.68	78.74	RSD: 9.1%	
	3	93.4	1.327	6.4	68.55		
9120591-BS1	1	20.0	280.9	206.71	10,335.53	10,419	12/12/19 @ 10:59
	2	20.0	281.6	207.46	10,373.18	RSD: 1.1%	
	3	20.0	284.8	210.95	10,547.38		
A9I0890-17	1	14.2	531.3	801.43	56,438.83	56,183	12/12/19 @ 11:41
	2	13.4	519	751.83	56,106.77	RSD: 0.4%	
	3	14.2	529.8	795.24	56,002.81		
9120591-DUP1	1	12.3	523.7	770.47	62,639.91	57,947	12/12/19 @ 12:38
	2	12.5	507.1	706.33	56,506.39	RSD: 7.2%	
	3	10.9	475.3	596.16	54,693.96		
A9I0890-18	1	13.1	233.9	162.89	12,434.28	8,606	12/12/19 @ 13:00
	2	12.4	85.96	69.79	5,628.33	RSD: 40.5%	
	3	12.6	133.9	97.72	7,755.75		
A9I0890-18RE1	1	15.5	144.3	103.66	6,687.91	8,469	12/12/19 @ 13:34
	2	15.4	262.4	187.95	12,204.77	RSD: 38.2%	
	3	15.0	133.9	97.72	6,514.83		
Sample ID	1			5.15	#DIV/0!	#DIV/0!	
	2			5.15	#DIV/0!	#DIV/0!	
	3			5.15	#DIV/0!		

30.2 °10 DUE 12/16/19

Sample ID (Reporting Levels based on lowest amount used.)	Rep #	Amount (mg or ul)	instrument response (ug C)	Calculated ug C	TOC (mg/kg or mg/l)	Average TOC (mg/kg or mg/l)	Date and Time
Sample ID	1			5.15	#DIV/0!	#DIV/0!	
	2			5.15	#DIV/0!	#DIV/0!	
	3			5.15	#DIV/0!		
Sample ID	1			5.15	#DIV/0!	#DIV/0!	
	2			5.15	#DIV/0!	#DIV/0!	
	3			5.15	#DIV/0!		
Sample ID	1			5.15	#DIV/0!	#DIV/0!	
	2			5.15	#DIV/0!	#DIV/0!	
	3			5.15	#DIV/0!		
9L2028-CCV2	1	20.0	273.5	198.95	9,947.43	10,166	12/12/19 @ 13:52
	2	20.0	281.8	207.68	10,383.96		
9L2028-CCB2	1	100.0	0	5.15	51.53	52	12/12/19 @ 14:13
	2	100.0	0	5.15	51.53		
Sample ID	1			5.15	#DIV/0!	#DIV/0!	
	2			5.15	#DIV/0!	#DIV/0!	
	3			5.15	#DIV/0!		
Sample ID	1			5.15	#DIV/0!	#DIV/0!	
	2			5.15	#DIV/0!	#DIV/0!	
	3			5.15	#DIV/0!		
Sample ID	1			5.15	#DIV/0!	#DIV/0!	
	2			5.15	#DIV/0!	#DIV/0!	
	3			5.15	#DIV/0!		
Sample ID	1			5.15	#DIV/0!	#DIV/0!	
	2			5.15	#DIV/0!	#DIV/0!	
	3			5.15	#DIV/0!		
Sample ID	1			5.15	#DIV/0!	#DIV/0!	
	2			5.15	#DIV/0!	#DIV/0!	
	3			5.15	#DIV/0!		

TOC Data

Sample ID (Reporting Levels based on lowest amount used.)	Rep #	Amount (mg or ul)	instrument response (ug C)	Calculated ug C	TOC (mg/kg or mg/l)	Average TOC (mg/kg or mg/l)	Date and Time
9L12028-CCV3	1	20	281.90	207.79	10,389.36	10,285	12/12/19 @ 15:40
	2	20	278.00	203.63	10,181.31		
9L12028-CCB3	1	100	0.16	5.31	53.06	52	12/12/19 @ 15:58
	2	100	0	5.16	51.56		
A9J0033-50	1	13.3	420.000	440.66	33,131.97	35,431	12/12/19 @ 16:10
	2	15.6	484.900	627.72	40,238.68	RSD: 11.8%	
	3	15.4	445.500	507.02	32,923.36		
9120591-DUP2	1	16.0	468.2	573.73	35,858.39	33,497	12/12/19 @ 16:38
	2	17.4	469.2	576.85	33,152.14	RSD: 6.6%	
	3	17.3	458.6	544.61	31,480.14		
A9J0033-51	1	21.1	492.1	652.34	30,916.75	31,374	12/12/19 @ 17:05
	2	18.9	461.5	553.26	29,273.12	RSD: 7.5%	
	3	18.0	479.8	610.78	33,932.19		
A9J0095-02	1	71.3	172.8	120.44	1,689.14	2,305	12/12/19 @ 17:30
	2	67.9	189.1	130.65	1,924.19	RSD: 37.8%	
	3	73.2	310.6	241.73	3,302.34		
9120591-DUP3	1	68.2	106.7	82.14	1,204.44	1,299	12/12/19 @ 18:00
	2	73.2	106.7	82.14	1,122.17	RSD: 18.4%	
	3	78.2	176.7	122.83	1,570.68		
A9J0095-02RE1	1	75.8	225.1	155.95	2,057.43	1,804	12/12/19 @ 18:20
	2	71.2	167	116.93	1,642.29	RSD: 12.3%	
	3	80.0	198.6	136.92	1,711.44		
A9J0095-03	1	92.9	53.91	48.9	526.36	556	12/12/19 @ 18:44
	2	96.5	56.41	50.64	524.72	RSD: 9.4%	
	3	97.2	70.26	59.9	616.26		

Sample ID (Reporting Levels based on lowest amount used.)	Rep #	Amount (mg or ul)	instrument response (ug C)	Calculated ug C	TOC (mg/kg or mg/l)	Average TOC (mg/kg or mg/l)	Date and Time
A9J0095-14	1	15.1	358.8	314.12	20,802.59	18,115	12/12/19 @ 19:10
	2	12.6	280.3	206.07	16,354.59	RSD: 13.1%	
	3	13.5	302.9	232.02	17,186.70		
Sample ID	1			5.15	#DIV/0!	#DIV/0!	
	2			5.15	#DIV/0!	#DIV/0!	
	3			5.15	#DIV/0!		
Sample ID	1			5.15	#DIV/0!	#DIV/0!	
	2			5.15	#DIV/0!	#DIV/0!	
	3			5.15	#DIV/0!		
9L12028-CCV4	1	20.0	257	182.87	9,143.48	9,109	12/12/19 @ 19:39
	2	20.0	255.5	181.49	9,074.34		
9L12028-CCB4	1	100.0	0	5.15	51.53	52	12/12/19 @ 20:01
	2	100.0		5.15	51.53		
Sample ID	1			5.15	#DIV/0!	#DIV/0!	
	2			5.15	#DIV/0!	#DIV/0!	
	3			5.15	#DIV/0!		
Sample ID	1			5.15	#DIV/0!	#DIV/0!	
	2			5.15	#DIV/0!	#DIV/0!	
	3			5.15	#DIV/0!		
Sample ID	1			5.15	#DIV/0!	#DIV/0!	
	2			5.15	#DIV/0!	#DIV/0!	
	3			5.15	#DIV/0!		
Sample ID	1			5.15	#DIV/0!	#DIV/0!	
	2			5.15	#DIV/0!	#DIV/0!	
	3			5.15	#DIV/0!		
Sample ID	1			5.15	#DIV/0!	#DIV/0!	
	2			5.15	#DIV/0!	#DIV/0!	
	3			5.15	#DIV/0!		

Sequence 9L1202B
Batch 9120591

TOC Soil data log

Date/Time 12-12-19
Analyst JKP/~~AMP~~

Sample ID	Wt1(mg or ul)** / Wt2(mg or ul)** / Wt3(mg or ul)**	raw TOC (ug)	Comments	Date and Time
9L1202B -CCV1	20	274.5		12-12-19@1030
	20	279.8		
9L1202B -CCB1	100	0		1041
	100	0		
9120591 -BLK1	97.0	2.981		1051
	97.5	2.691		
	93.4	1.327		
9120591 -BS1	20	280.9	Time Out	1059
	20	281.6	Time Out	
	20	284.8		
A9I0890 -17	14.2	531.3		1141
	13.4	519		
	14.2	529.8	Time Out	
9120591 -DUP1	12.3	523.7		1238
	12.5	507.1		
	10.9	475.3		
A9I0890 -18	13.1	233.9		1300
	12.4	85.96		
	12.6	133.9		
A9I0890 -18RE1 ~~A9J0033~~ ~~JKP 12-12-19~~ -50	15.5 ~~JKP 12-12-19~~	144.3		1334
	15.4	262.4		
	15.0	133.9		

Sample ID	Wt1(mg or ul)** / Wt2(mg or ul)** / Wt3(mg or ul)**	raw TOC (ug)	Comments	Date and Time
9L1202B -CCV2 ~~9120591~~ ~~JKP 12-12-19~~ ~~DUP2~~	20	273.5		12-12-19@1352
	20	281.8		
9L1202B -CCB2 ~~A9J0033~~ ~~JKP 12-12-19~~ ~~51~~	100	0		1413
	100	0		
9L1202B -CCV3	~~100~~ 20	281.9		1540
	~~100~~ 20	278.0		
9L1202B.. CCB3	~~2~~100	0.162		1558
	~~12/12/19~~ 100	0.003		
A9J0033-50	49.7/13.3	RR-2 727.4/420		1610
	15.6	484.9	Time out	
	15.4	445.5		
9120591-DUP2	16.0	468.2		1638
	17.4	469.2		
	17.3	458.6		
~~A9L0033~~-51 A9J	21.1	492.1		1705
	18.9	461.5		
	18.0	479.8		
A9J0895-02	19.6/71.3	*7.7/172.8	*(RR-1)	1730
	67.9	189.1		
	73.2	310.6		

**Sample mass input into instrument as 1000 mg to output actual ug C

Sequence 9L12028
Batch 9120591

TOC Soil data log

Date/Time 12/12/19 1800
Analyst CMM

Sample ID	Wt1(mg or ul)**	raw TOC (ug)	Comments	Date and Time
	Wt2(mg or ul)**	raw TOC (ug)		
	Wt3(mg or ul)**	raw TOC (ug)		
A950095-02 DUP 9120591-DUP2	68.2	106.7		12/12/19 1800
	73.2	106.7		
	78.2	176.7		
A950095-02RE1	75.8	225.1	-02 >30% RSD	1820
	71.2	167.0		
	80.0	198.6		
A950095-03	~~42.8 (420)~~ 96.5	(178) 92.4	53.91	1844
	~~43.0 49.5~~	56.41		
	~~98.5~~ 97.2	70.26		
A950095-14 (spiked)	15.1	358.8		1910
	12.6	280.3		
	~~12.9~~ 13.5	302.9		
9L12028-LCS4	20	257	Time out	1939
	20	255.5		
9L12028-LCS4	100	0		2001
	100	0		

Sample ID	Wt1(mg or ul)**	raw TOC (ug)	Comments	Date and Time
	Wt2(mg or ul)**	raw TOC (ug)		
	Wt3(mg or ul)**	raw TOC (ug)		

APEX LABORATORIES, LLC
6700 SW Sandburg St. Tigard OR 97223 phone 503-718-2323

Conventional Chemistry Parameters
Benchsheet & Analysis Sequence Data

Sequence 9L13026 (A9J0095-15,32,33)

ELEMENT SEQUENCE LOG

Apex Laboratories

Sequence: **9L13026** Instrument: **TOC**

Date: **12/13/19 08:54** Calibration: **A8B0203**

#	Lab Number	Matrix	Analysis	Client	Due	Batch	ISTD ID	STD ID
1	9L13026-CCV1	Soil	QC	QC				A19K222
2	9L13026-CCB1	Soil	QC	QC				
3	A9J0095-15	Soil	Total Organic Carbon - Soil (5310 B)	Anchor QEA, LLC	12/16/19	9120591		
4	A9J0095-32	Soil	Total Organic Carbon - Soil (5310 B)	Anchor QEA, LLC	12/16/19	9120591		
5	A9J0095-33	Soil	Total Organic Carbon - Soil (5310 B)	Anchor QEA, LLC	12/16/19	9120591		
6	A9J0096-23	Soil	Total Organic Carbon - Soil (5310 B)	Anchor QEA, LLC	12/16/19	9120591		
7	9120591-DUP4	Soil	QC	QC		9120591		
8	A9J0096-24	Soil	Total Organic Carbon - Soil (5310 B)	Anchor QEA, LLC	12/16/19	9120591		
9	A9J0096-34	Soil	Total Organic Carbon - Soil (5310 B)	Anchor QEA, LLC	12/16/19	9120591		
10	A9J0096-35	Soil	Total Organic Carbon - Soil (5310 B)	Anchor QEA, LLC	12/16/19	9120591		
11	A9J0353-41	Soil	Total Organic Carbon - Soil (5310 B)	Anchor QEA, LLC	12/16/19	9120591		
12	9120591-DUP5	Soil	QC	QC		9120591		
13	9L13026-CCV2	Soil	QC	QC				A19K222
14	9L13026-CCB2	Soil	QC	QC				
15	A9J0353-41RE1	Soil	Total Organic Carbon - Soil (5310 B)	Anchor QEA, LLC	12/16/19	9120591		
16	A9J0353-42	Soil	Total Organic Carbon - Soil (5310 B)	Anchor QEA, LLC	12/16/19	9120591		
17	A9J0463-39	Soil	Total Organic Carbon - Soil (5310 B)	Anchor QEA, LLC	12/16/19	9120591		
18	9120591-DUP6	Soil	QC	QC		9120591		
19	A9J0463-40	Soil	Total Organic Carbon - Soil (5310 B)	Anchor QEA, LLC	12/16/19	9120591		
20	A9J0463-57	Soil	Total Organic Carbon - Soil (5310 B)	Anchor QEA, LLC	12/16/19	9120591		
21	A9J0463-58	Soil	Total Organic Carbon - Soil (5310 B)	Anchor QEA, LLC	12/16/19	9120591		
22	9L13026-CCV3	Soil	QC	QC				A19K222
23	9L13026-CCB3	Soil	QC	QC				

Data Entered By: 12/14/19

Data Reviewed By: 12/16/19

Comments:

TOC Data

Sample ID (Reporting Levels based on lowest amount used.)	Rep #	Amount (mg or ul)	instrument response (ug C)	Calculated ug C	TOC (mg/kg or mg/l)	Average TOC (mg/kg or mg/l)	Date and Time
9L13026-CCV1	1	20	261.80	187.38	9,369.01	9,520	12/13/19 09:00 AM
	2	20	268.00	193.41	9,670.32		
9L13026-CCB1	1	100	0.07	5.22	52.23	52	12/13/19 09:19 AM
	2	100	0	5.15	51.53		
A9J0095-15	1	60.4	352.900	304.09	5,034.63	4,338	12/13/19 09:29 AM
	2	50.7	257.600	183.43	3,617.87	RSD: 16.3%	
	3	52.4	300.000	228.48	4,360.34		
A9J0095-32	1	7.3	410.3	417.65	57,212.00	50,996	12/13/19 10:16 AM
	2	8.2	399.8	394.06	48,056.11	RSD: 10.6%	
	3	7.4	380	353.13	47,720.37		
A9J0095-33	1	6.4	92.82	73.95	11,554.83	12,218	12/13/19 11:16 AM
	2	8.3	131.4	96.3	11,602.30	RSD: 9.1%	
	3	10.3	201.7	139.02	13,496.73		
A9J0096-23	1	42.3	172.2	120.07	2,838.54	3,416	12/13/19 11:42 AM
	2	53.5	253	179.21	3,349.72	RSD: 17.9%	
	3	46.0	261.1	186.71	4,059.00		
9120591-DUP4	1	45.3	219.9	152.01	3,355.63	4,040	12/13/19 12:00 PM
	2	52.2	334.4	274.84	5,265.12	RSD: 26.3%	
	3	44.3	223.8	154.96	3,497.90		
A9J0096-24	1	95.5	15.86	19.46	203.73	211	12/13/19 12:27 PM
	2	93.2	17.15	20.56	220.61	RSD: 4.1%	
	3	92.7	15.7	19.32	208.40		
A9J0096-34	1	24.3	251.3	177.68	7,311.99	8,597	12/13/19 01:12 PM
	2	25.7	339.8	283.04	11,013.41	RSD: 24.4%	
	3	26.8	274.6	200.08	7,465.67		

GW 12/14/19

TOC Data

Sample ID (Reporting Levels based on lowest amount used.)	Rep #	Amount (mg or ul)	instrument response (ug C)	Calculated ug C	TOC (mg/kg or mg/l)	Average TOC (mg/kg or mg/l)	Date and Time
A9J0096-35	1	70.9	307	237.13	3,344.62	2,971	12/13/19 01:33 PM
	2	70.3	241.5	169.16	2,406.33	RSD: 16.7%	
	3	67.5	287.1	213.5	3,162.89		
A9J0096-41	1	35.0	82.94	67.93	1,940.90	2,241	12/13/19 01:53 PM
	2	34.1	56.51	50.7	1,486.92	RSD: 42%	
	3	41.5	198.4	136.78	3,295.92		
9120591-DUP5	1	43.9	177	123.01	2,802.10	2,973	12/13/19 02:12 PM
	2	41.6	204	140.59	3,379.68	RSD: 11.9%	
	3	39.9	154	109.26	2,738.41		
9J13026-CCV2	1	20.0	260.2	185.86	9,293.10	9,147	12/13/19 02:33 PM
	2	20.0	253.9	180.03	9,001.29		
9K13026-CCB2	1	100.0	0	5.15	51.53	52	12/13/19 03:00 PM
	2	100.0	0	5.15	51.53		
A9J0353-41RE1	1	40.3	85.750	69.66	1,728.60	1,786	12/13/19 03:30 PM
	2	41.3	96.130	75.93	1,838.48	RSD: 3.1%	
	3	38.5	84.500	68.89	1,789.47		
A9J0353-42	1	95.2	19.89	22.88	240.34	244	12/13/19 04:08 PM
	2	95.8	24.61	26.79	279.64	RSD: 14.2%	
	3	95.1	16.54	20.04	210.72		
A9J0463-39	1	46.6	343.9	289.46	6,211.49	5,566	12/13/19 04:26 PM
	2	44.7	298.8	227.04	5,079.12	RSD: 10.5%	
	3	47.2	320.7	255.19	5,406.62		
9120591-DUP6	1	45.6	314.3	246.57	5,407.14	5,782	12/13/19 04:50 PM
	2	45.8	327	264.02	5,764.70	RSD: 6.6%	
	3	46.8	343.6	288.98	6,174.81		
A9L0463-40	1	42.6	311.6	243.03	5,704.86	5,693	12/13/19 05:22 PM
	2	39.7	292.3	219.39	5,526.24	RSD: 2.8%	
	3	40.8	308.2	238.65	5,849.38		

>30% MR 2/14/19

TOC Data

Sample ID (Reporting Levels based on lowest amount used.)	Rep #	Amount (mg or ul)	instrument response (ug C)	Calculated ug C	TOC (mg/kg or mg/l)	Average TOC (mg/kg or mg/l)	Date and Time
A9L0463-57	1	40.1	493	655.48	16,346.11	16,850	12/13/19 05:48 PM
	2	37.8	486	631.43	16,704.54	RSD: 3.5%	
	3	38.1	496.2	666.73	17,499.59		
A9L0463-58	1	40.1	426.5	456.75	11,390.22	11,505	12/13/19 06:10 PM
	2	35.4	399.2	392.75	11,094.71	RSD: 4.1%	
	3	37.7	425.2	453.49	12,028.79		
Sample ID	1			5.15	#DIV/0!	#DIV/0!	
	2			5.15	#DIV/0!	#DIV/0!	
	3			5.15	#DIV/0!		
Sample ID	1			5.15	#DIV/0!	#DIV/0!	
	2			5.15	#DIV/0!	#DIV/0!	
	3			5.15	#DIV/0!		
Sample ID	1			5.15	#DIV/0!	#DIV/0!	
	2			5.15	#DIV/0!	#DIV/0!	
	3			5.15	#DIV/0!		
9L13026-CCV3	1	20.0	256.5	182.41	9,120.36	9,235	12/13/19 06:34 PM
	2	20.0	261.4	187	9,349.96		
9L13026-CCB3	1	100.0	0	5.15	51.53	52	12/13/19 07:06 PM
	2	100.0	0	5.15	51.53		

Sequence 9L13026
Batch 9120591

TOC Soil data log

Date/Time 12/13/19 0900
Analyst [illegible]

Sample ID	Wt1(mg or ul)** / Wt2(mg or ul)** / Wt3(mg or ul)**	raw TOC (ug) / raw TOC (ug) / raw TOC (ug)	Comments	Date and Time
9L13026-CCV1	20	261.8	Time out	12/13/19 0900
	20	268	Time out	
9L13026-CCB1	100	0.074		0919
	100	0		
A9J0095-15	60.4	352.9		0929
	50.7	257.6		
	52.4	300.0		
-32	7.3	410.3		1016
	8.2	399.8		
	7.4	380.0		
-33	6.4	92.82		1116
	8.3	131.4		
	10.3	201.7		
A9J0096-23	42.3	172.2		1142
	53.5	253.0		
	46.0	261.1		
9120591-DUP4	45.3	219.9		1200
	52.2	334.4		
	44.3	223.8		
A9J0096-24 ~~A9L00~~	~~98.1~~	~~0~~ [illegible] 12/13/19	- poss. error on inst.	1227
	95.5	15.86		
	93.2	17.15		
	92.7	15.70	Time out	

Sample ID	Wt1(mg or ul)** / Wt2(mg or ul)** / Wt3(mg or ul)**	raw TOC (ug) / raw TOC (ug) / raw TOC (ug)	Comments	Date and Time
A9J0096-34	24.3	251.3		12/13/19 1312
	25.7	339.8		
	26.8	274.6		
-35	70.9	307.0		1333
	70.3	241.5		
	67.5	287.1		
A9J0353-41	35.0	82.94		1353
	34.1	56.51	>30% RSD	
	41.5	198.4	all REI	
9120591-DUP5	43.9	177		1412
	41.6	204.0		
	39.9	154		
9L13026-CCV2	20	260.2		1433
	20	253.9		
9L13026-CCB2	100	0		1500
	100	0		
A9J0353-41 ~~A9J0096~~ REI	40.3	85.75		1530
	41.3	96.13		
	38.5	84.5		
A9J0353-42	95.2	19.89		~~1408~~ 1608 [illegible] 12/13/19
	95.8	24.61		
	95.1	16.54		

**Sample mass input into instrument as 1000 mg to output actual ug C

Sequence 9L13026
Batch 9120591

TOC Soil data log

Date/Time 12/19/19
Analyst CMM

Sample ID	Wt1(mg or ul)** / Wt2(mg or ul)** / Wt3(mg or ul)**	raw TOC (ug)	Comments	Date and Time
A9J0463-39	49.6	No data	Inst. error	12/19/19 16:26
	~~46.6~~ (46.6)	343.9		
	44.7 / 47.2	298.8 / 320.7		
9120591-DUP6	45.6	314.3		1650
	45.8	327		
	46.8	343.6		
A9J0463-40	42.6	311.6		1722
	39.7	292.3		
	40.8	308.2		
-57	40.1	493		1749
	37.8	486		
	38.1	496.2		
-58	40.1	426.5		1810
	35.4	399.2		
	37.7	425.2		
9L13026-CCV3	20	256.5	Time out	1834
	20	261.4		
9L13026-CCB3	100	0		1906
	100	0		

Sample ID	Wt1(mg or ul)** / Wt2(mg or ul)** / Wt3(mg or ul)**	raw TOC (ug)	Comments	Date and Time

APEX LABORATORIES, LLC
6700 SW Sandburg St. Tigard OR 97223 phone 503-718-2323

Conventional Chemistry Parameters
Calibration Data

Sequence 8B02022 (Cal ID A8B0203) TOC

ELEMENT SEQUENCE LOG

Apex Laboratories

Sequence:	8B02022	Instrument:	TOC
Date:	02/02/18 10:15	Calibration:	A8B0203

Order	Lab Number	Matrix	Analysis	Client	Due	Batch	ISTD ID	STD ID
1	8B02022-CAL1	Soil	QC	QC				
2	8B02022-CAL2	Soil	QC	QC				A18B030
3	8B02022-CAL3	Soil	QC	QC				A18B029
4	8B02022-CAL4	Soil	QC	QC				A18B028
5	8B02022-CAL5	Soil	QC	QC				A18B027
6	8B02022-CAL6	Soil	QC	QC				A18B026
7	8B02022-CAL7	Soil	QC	QC				A18B025
8	8B02022-CAL8	Soil	QC	QC				A18B024
9	8B02022-CAL9	Soil	QC	QC				A18B023
10	8B02022-CALA	Soil	QC	QC				A18B022
11	8B02022-CALB	Soil	QC	QC				A18B021
12	8B02022-ICV1	Soil	QC	QC				A18B031
13	8B02022-ICB1	Soil	QC	QC				
14	8B02022-ICV2	Soil	QC	QC				A18B031
15	8B02022-ICB2	Soil	QC	QC				

Data Entered By: JKP 2-2-18

Comments:

Data Reviewed By: JCS 2/14/18

2/2/2018 5:40:11PM

TOC Data

Sample ID	Rep #	Amount (mg or ul)	instrument response (ug C)	Calculated ug C	TOC (mg/kg or mg/l)	Average TOC (mg/kg or mg/l)	Date and Time
	1			5.15	#DIV/0!	#DIV/0!	
	2			5.15	#DIV/0!		
	1			5.15	#DIV/0!	#DIV/0!	
	2			5.15	#DIV/0!		
8B02022-CAL1	1	20	1.847	6.89	344.50	323	
	2	20	1.106	6.2	309.77		
	3	20	1.192	6.28	313.81		
[redacted]	1	20.0	14.4	18.2	909.78	[redacted]	
	2	20.0	16.65	20.13	1,006.70		
	3	20.0	15.74	19.35	967.66		
[redacted]	1	20.0	44.37	42.07	2,103.69	[redacted]	
	2	20.0	48.3	44.93	2,246.27		
	3	20.0	47.81	44.57	2,228.65		
[redacted]	1	20.0	123.9	92.03	4,601.40	[redacted]	
	2	20.0	131.8	96.53	4,826.34		
	3	20.0	132.4	96.87	4,843.42		
[redacted]	1	20.0	278.8	204.47	10,223.57	[redacted]	
	2	20.0	287.6	214.05	10,702.70		
	3	20.0	284.1	210.18	10,508.98		
[redacted]	1	20.0	350.7	300.44	15,022.06	[redacted]	
	2	20.0	345	291.2	14,560.12		
	3	20.0	361	317.95	15,897.40		
[redacted]	1	20.0	399.1	392.54	19,626.76	[redacted]	
	2	20.0	402.2	399.33	19,966.67		
	3	20.0	410.3	417.65	20,882.38		

TOC Data

Sample ID	Rep #	Amount (mg or ul)	instrument response (ug C)	Calculated ug C	TOC (mg/kg or mg/l)	Average TOC (mg/kg or mg/l)	Date and Time
8B02022-CAL8	1	20.0	437.8	486.05	24,302.72	24,424	
	2	20.0	440.9	494.4	24,719.83		
	3	20.0	437.4	484.99	24,249.38		
8B02022-CAL9	1	20.0	473.2	589.45	29,472.51	29,844	
	2	20.0	473.6	590.72	29,536.19		
	3	20.0	479.7	610.45	30,522.56		
8B02022-CAL10	1	20.0	503.7	693.77	34,688.41	34,766	
	2	20.0	504.4	696.34	34,816.94		
	3	20.0	504.6	697.07	34,853.73		
	1			5.15	#DIV/0!	#DIV/0!	
	2			5.15	#DIV/0!		
	1			5.15	#DIV/0!	#DIV/0!	
	2			5.15	#DIV/0!		
8B02022-CAL11	1	20	529.100	792.36	39,618.21	40,444	
	2	20	532.500	806.41	40,320.67		
	3	20	537.600	827.87	41,393.75		
8B02022-ICV1	1	20.0	298.2	226.32	11,315.89	11,747	
	2	20.0	312	243.55	12,177.38		
	3			5.15	#DIV/0!		
8B022-ICB1	1	20.0	0	5.15	257.64	258	
	2	20.0	0	5.15	257.64		
	3			5.15	#DIV/0!		
8B02022-ICV2	1	20.0	277.9	203.52	10,176.04	10,428	
	2	20.0	287.2	213.61	10,680.34		
	3			5.15	#DIV/0!		
8B02022-ICB2	1	20.0	0	5.15	257.64	258	
	2	20.0	0	5.15	257.64		
	3			5.15	#DIV/0!		

⇒ ICV1 failed high. Reprepped and reanalyzed below as ICV2. JKP 2-2-18

Sequence 8B02022
Batch

TOC Soil data log

Date/Time 2-2-18 @ ~~1520~~ 1735
Analyst JKP JKP 2-2-18

Sample ID	Wt1(mg or ul)**	raw TOC (ug)	Comments
	Wt2(mg or ul)**	raw TOC (ug)	
	Wt3(mg or ul)**	raw TOC (ug)	
8B02022-Cal1	20	1.847	
	20	1.106	
	20	1.192	
8B02022-Cal2	20	14.4	Time Out
	20	16.65	
	20	15.74	
8B02022-Cal3	20	44.37	
	20	48.3	
	20	47.81	
8B02022-Cal4	20	123.9	Time Out
	20	131.8	
	20	132.4	
8B02022-Cal5	20	278.8	
	20	287.6	
	20	284.1	
8B02022-Cal6	20	350.7	Time Out
	20	345	
	20	361	
8B02022-Cal7	20	399.1	Time Out
	20	402.2	
	20	410.3	
8B02022-Cal8	20	437.8	Time Out
	20	440.9	
	20	437.4	

Sample ID	Wt1(mg or ul)**	raw TOC (ug)	Comments
	Wt2(mg or ul)**	raw TOC (ug)	
	Wt3(mg or ul)**	raw TOC (ug)	
8B02022-Cal9	20	473.2	Time Out
	20	473.6	Time Out
	20	479.7	Time Out
8B02022-Cal10A JKP 2-2-18	20	503.7	
	20	504.4	Time Out
	20	504.6	Time Out
8B02022-Cal11B JKP 2-2-18	20	529.1	Time Out
	20	532.5	Time Out
	20	537.6	Time Out
8B02022-ICV1	20	298.2	Time Out
	20	312	Time Out
	JKP 3-2-18 ~~20~~		
8B02022-ICB1	20	0	
	20	0	
	JKP 3-2-18 ~~20~~		
8B02022-ICV2	20	277.9	Time Out
	20	287.2	Time Out
8B02022-ICB2	20	0	
	20	0	

ICV1 failed high. Reprepped and reanalyzed below as ICV2
JKP 2-2-18

**Sample mass input into instrument as 1000 mg to output actual ug C

Cal Standard	Instrument Reponse	Average Instrument Response
1	1.85	1.38
	1.11	
	1.19	
2	14.4	15.6
	16.65	
	15.74	
3	44.37	46.83
	48.3	
	47.81	
4	123.9	129.37
	131.8	
	132.4	
5	278.8	283.5
	287.6	
	284.1	
6	350.7	352.23
	345	
	361	
7	399.1	403.87
	402.2	
	410.3	
8	437.8	438.7
	440.9	
	437.4	
9	473.2	475.5
	473.6	
	479.7	
10	503.7	504.23
	504.4	
	504.6	
11	529.1	533.07
	532.5	
	537.6	

450 ug curve

TOC resp ug C		True ug C
533.07		800
504.23		700
475.5		600
438.7		500
403.87		400
352.23		300
283.5		200
129.37		100
46.83		50
15.6		20
1.38		0

TOC resp ug C	Requant	% recovery
533.07	808.77	101.1
504.23	695.73	99.39
475.5	596.81	99.47
438.7	488.46	97.69
403.87	403.04	100.76
352.23	302.98	100.99
283.5	209.52	104.76
129.37	95.14	95.14
46.83	43.86	87.73
15.6	19.23	96.15
1.38	6.45	N/A

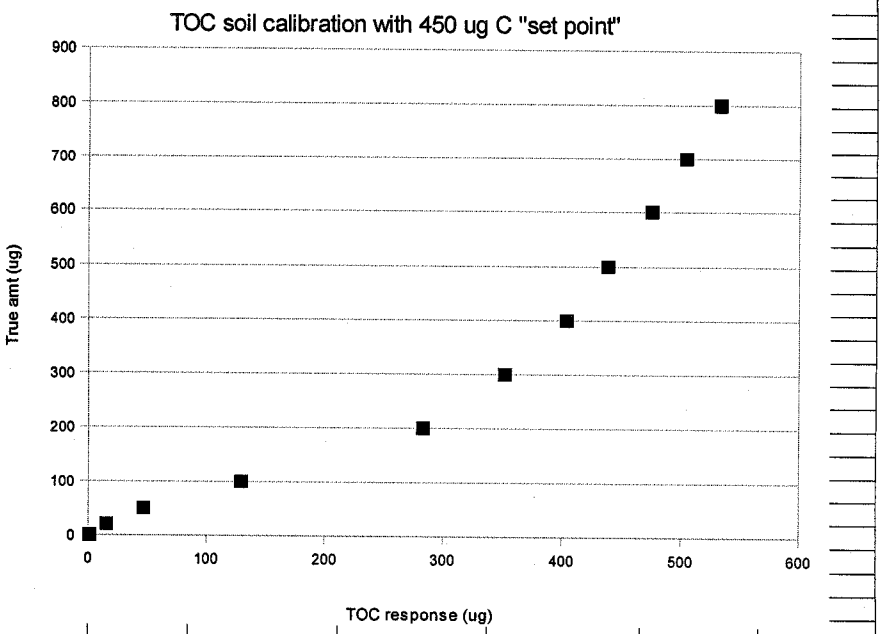

X (response)	X^2	X^3	y (ug C)
533.07	284160.07	151476261.9	800
504.23	254251.25	128201957.5	700
475.5	226100.25	107510668.9	600
438.7	192457.69	84431188.6	500
403.87	163108.28	65873999.14	400
352.23	124068.32	43700998.31	300
283.5	80372.25	22785532.88	200
129.37	16735.73	2165046.18	100
46.83	2192.74	102678.55	50
15.6	243.26	3793.98	20
1.38	1.91	2.64	0

curve calculations

0.00000740	-0.00289199	0.94586231	5.15285875
0	0	0.14	5.96
0.99945	8.03	#N/A	#N/A
4233.13	7	#N/A	#N/A
818003.66	450.89	#N/A	#N/A

APEX LABORATORIES, LLC
6700 SW Sandburg St. Tigard OR 97223 phone 503-718-2323

Total Solids by SM2540/PSEP
Benchsheet Data

Batch 9120502 (A9J0095-02,03,14,15,32,33)

APEX LABORATORIES

Apex Laboratories

PREPARATION BENCH SHEET

Percent Solids + Dry Weight Worksheet

BATCH #: 9120502 (Matrix: Sediment)

Lab Number	Analysis	QC Source ID	Prepared (Time In)	Weighed (Time Out)	Tare Wt. (g)	Wet Weight (+Tare) (g)	Dry Weight (+Tare) (g)	% Solids (Calc)	LogComments
A9J0095-02	Dry Weight		12/06/19 17:00		1.26	27.005	20.95	76.5	Use Results from TS.. Make NR once completed.
A9J0095-02	Solids, Total (SM 254		12/06/19 17:00		1.26	27.005	20.95	76.5	Use Results for Dry Weight (Not for Waters)
9120502-DUP1	QC	A9J0095-02	12/06/19 17:00		1.265	27.97	21.615	76.2	
A9J0095-03	Dry Weight		12/06/19 17:00		1.27	27.46	21.41	76.9	Use Results from TS.. Make NR once completed.
A9J0095-03	Solids, Total (SM 254		12/06/19 17:00		1.27	27.46	21.41	76.9	Use Results for Dry Weight (Not for Waters)
A9J0095-14	Dry Weight		12/06/19 17:00		1.27	29.59	18	59.1	Use Results from TS..Make NR once completed.
A9J0095-14	Solids, Total (SM 254		12/06/19 17:00		1.27	29.59	18	59.1	Use Results for Dry Weight (Not for Waters)
A9J0095-15	Dry Weight		12/06/19 17:00		1.26	28.38	21.61	75.0	Use Results from TS.. Make NR once completed.
A9J0095-15	Solids, Total (SM 254		12/06/19 17:00		1.26	28.38	21.61	75.0	Use Results for Dry Weight (Not for Waters)
A9J0095-32	Dry Weight		12/06/19 17:00		1.255	28.81	21.325	72.8	Use Results from TS.. Make NR once completed.
A9J0095-32	Solids, Total (SM 254		12/06/19 17:00		1.255	28.81	21.325	72.8	Use Results for Dry Weight (Not for Waters)
A9J0095-33	Dry Weight		12/06/19 17:00		1.265	26.685	17.145	62.5	Use Results from TS.. Make NR once completed.
A9J0095-33	Solids, Total (SM 254		12/06/19 17:00		1.265	26.685	17.145	62.5	Use Results for Dry Weight (Not for Waters)

NPP 12/9/19
Prepared By: Date

James S. Johnson 12/10/19
Reviewed By: Date

Batch #: 9120502

Analyst: nrp

Total Solids Worksheet

Method: SM 2540 G

Date: 12/4/2019

Sample ID	Tare Wt. (g)	Vessel ID	Initial (wet) Wt. (g)	Final Weight (g)			Comments
				1st weighing	2nd Weighing	3rd Weighing	
A9J0095-02	1.260	095-02	27.005	20.950	20.950	[redacted]	
9120502-DUP1	1.265	095-02Dup	27.970	21.615	21.615	[redacted]	source: A9J0095-02
A9J0095-03	1.270	095-03	27.460	21.410	21.415	[redacted]	
A9J0095-14	1.270	095-14	29.590	18.000	18.005	[redacted]	
A9J0095-15	1.260	095-15	28.380	21.620	21.610	[redacted]	
A9J0095-32	1.255	095-32	28.810	21.330	21.325	[redacted]	
A9J0095-33	1.265	095-33	26.685	17.145	17.145	[redacted]	
					[redacted]	[redacted]	
					[redacted]	[redacted]	
					[redacted]	[redacted]	
					[redacted]	[redacted]	
					[redacted]	[redacted]	
					[redacted]	[redacted]	
					[redacted]	[redacted]	
					[redacted]	[redacted]	
					[redacted]	[redacted]	
					[redacted]	[redacted]	
					[redacted]	[redacted]	
					[redacted]	[redacted]	
					[redacted]	[redacted]	
					[redacted]	[redacted]	
					[redacted]	[redacted]	
					[redacted]	[redacted]	
Date/time first in oven: 12/6/19@18:20		**Oven temp. (°C; in/out):**		**104.1/103.7**	**103.3/103.1**	/	
		Time of weighing:		12/9@10:10	12/9@16:50		

APEX LABORATORIES, LLC
6700 SW Sandburg St. Tigard OR 97223 phone 503-718-2323

Balance Checksheets

Extractions November 2019
Extractions December 2019
Wet Chem November 2019
Wet Chem December 2019

Balance Challenge Log

Wet Chem Balance 1
Ohaus Adventurer Pro
ID# 8C30461093

Weight ID	weight (g)	acceptance range (g)	
	<0.5000g	± 0.5mg	
	>/=0.5000g	± 0.1%	
1000015949	0.005g	0.0045	0.0055
66067	0.100g	0.0995	0.1005
66067	100g	99.9000	100.1000

If other than as listed above, the weight and tracking ID of the mass used to challenge the balance must be recorded.

Month: NOV
Year: 2019

Alternate Weight/ID used: | Date Range:

Day/Time	Initials	Weight 1	Observed	Weight 2	Observed	Weight 3	Observed
1							
2							
3							
4 9:59	MRF		99.9986		0.1001		0.0050
5 07:20	MRF		99.9989		0.1000		0.0050
6 0710	MRF		99.9986		0.0999		0.0050
7 0749	MRF		99.9981		0.1001		0.0051
8 0845	MRF		99.9987		0.1000		0.0051
9							
10							
11 7:55	MRF		99.9994		0.1001		0.0050
12 8:00	MRF		99.9993		0.1000		0.0051
13 9:46	MRF		99.9997		0.1002		0.0051
14 0827	MRF		99.9995		0.0998		0.0048
15 0613	JKP		100.0002		0.1001		0.0050
16		100.0000g		0.1000g		.0050g	
17							
18 9:25	MRF		100.0011		0.1000		0.0050
19 7:43	MRF		100.0014		0.0999		0.0049
20 10:30	MRF		100.0012		0.1000		0.0050
21 11:00	MRF		100.0011		0.1001		0.0049
22							
23							
24 12							
25 14:22	MRF		100.0017		0.1000		0.0051
26 7:35	MRF		100.0002		0.1000		0.0050
27 8:58	MRF		99.9997		0.1000		0.0050
28							
29							
30							
31							

Balance Challenge Log

Wet Chem Balance 1
Ohaus Adventurer Pro
ID# 8C30461093

Weight ID	weight (g)	acceptance range (g)	
	<0.5000g	± 0.5mg	
	>/=0.5000g	± 0.1%	
1000015949	0.005g	0.0045	0.0055
66067	0.100g	0.0995	0.1005
66067	100g	99.9000	100.1000

If other than as listed above, the weight and tracking ID of the mass used to challenge the balance must be recorded.

Month: Dec
Year: 2019

Alternate Weight/ID used:

Date Range:

Day/Time	Initials	Weight 1	Observed	Weight 2	Observed	Weight 3	Observed
1							
2 8:16	MRF		99.9979		0.1000		0.0051
3 9:13	MRF		99.9971		0.1000		0.0049
4 11:24	MRF		99.9982		0.1000		0.0050
5 10:41	MRF		99.9987		0.1001		0.0050
6 10:21	MMK		99.9983		0.1000		0.0050
7							
8							
9							
10 10:25	MAS		99.9991		0.1002		0.0050
11 12:30	MAS		99.9993		0.1000		0.0049
12 10:25	MAS		99.9994	MAS 12-12-19	~~0.9~~ 0.1000		0.0051
13 1017	MAS		99.9995		0.1000		0.0052
MAS 12-16-19 14 ~~1030~~	~~MAS~~		~~99.9994~~		~~0.0999~~		~~0.0050~~
15							
16 1030	MAS	100.0000g	99.9994	0.1000g	0.0999	.0050g	0.0050
17 1030	MAS		99.9992		0.0999		0.0049
18 1315	[illegible]		99.9991		0.1002		0.0053
19 1016	MAS		99.9992		0.0999		0.0049
20 1038	MAS		99.9996		0.1000		0.0051
21							
22							
23 1024	MRF		99.9997		0.1000		0.0049
24 1020	MRF		99.9998		0.1001		0.0051
25							0
26 1017	MAS		99.9992		0.0999		0.0049
27 1307	MAS		99.9993		0.1001		0.0050
28							
29							
30 9:40	MRF		99.9989		0.1001		0.0050
31							

Balance Challenge Log

Extractions
AND FX-2000
ID# 5210177

Weight ID	weight (g)	acceptance range (g)	
	=/<1g	± 0.02g	
	>1g	± 2%	
10077	0.5g	0.48	0.52
1000143395	300g	294.00	306.00

If other than as listed above, the weight and tracking ID of the mass used to challenge the balance must be recorded.

Alternate Weight/ID used:

Date Range:

Month: November
Year: 2019

Day/Time	Initials	Weight One	Observed	Weight Two	Observed
1 07:40	JAG		.48		299.98
2					
3					
4 07:25	JAG		.51		300.00
5 07:25	JAG		.50		299.98
6 07:55	JAG		.51		299.99
7 07:20	JAG		.49		299.95
8 0734	AJJ		0.51		299.98
9					
10					
11 07:15	JAG		.50		299.98
12 10:20	CmA		0.49		299.99
13					
14 07:20	JAG		.50		299.97
15 0710	AJJ		0.50		299.97
16		0.50g		300.00g	
17					
18 0720	AJJ		0.49		299.95
19 9/15	~~xc~~		0.50		299.96
20 0718	AJJ		0.50		299.98
21 0724	AJJ		0.51		299.96
22 0733	AJJ		0.50		299.97
23 ~~0~~					
24					
25 07:20	JAG		~~JAG 11/25/19 .49~~ .49		299.95
26 08:05	JAG		.49		299.97
27 07:05	JAG		.49		300.00
28					
29					
30					
31					

Balance Challenge Log

Extractions
AND FX-2000
ID# 5210177

Weight ID	weight (g)	acceptance range (g)	
	=/<1g	± 0.02g	
	>1g	± 2%	
10077	0.5g	0.48	0.52
1000143395	300g	294.00	306.00

If other than as listed above, the weight and tracking ID of the mass used to challenge the balance must be recorded.

Month: December
Year: 2019

Alternate Weight/ID used:

Date Range:

Day/Time	Initials	Weight One	Observed	Weight Two	Observed
1			0.50		300.00
2 0723	AJJ		0.50		300.00
3 10:35	CAH		0.50		299.99
4 0725	AJJ		0.50		300.01
5 0712	AJJ		0.49		300.00
6 10:30	CAH		0.50		300.02
7					
8					
9	JAG		.48		300.00
10 1004	AJJ		0.51		300.02
11 0710	AJJ		0.50		300.02
12 0715	JAG		.50		300.01
13 07:17	JAG		.49		300.00
14 0707	AJJ		0. AJJ 12/19		
15					
16 0707	AJJ	0.50g	0.49	300.00g	300.01
17 0718	AJJ		0.50		300.02
18 06:55	CAH		0.50		300.01
19 07:20	JAG		.49		300.00
20 9:55	JC		0.50		300.00
21					
22					
23 3:50	CAH		0.51		300.02
24 1335	JC		0.50		300.02
25					
26 10:40	CAH		0.49		300.00
27 11:25	CAH		0.50		300.01
28					
29					
30 9:20	JC		0.48		300.00
31 0934	AJJ		0.50		300.00