



Apex Laboratories, LLC
6700 SW Sandburg St. Tigard, Oregon 97223
503.718.2323

**Level IV Data Package for
Anchor QEA, LLC
Gasco PreRD_DG 2019 – 4a-b. DOC-CAP Testing Cores
Apex Laboratories Work Order #:
A9J0599**

The information contained in this Data Package is intended solely for the purpose of validating client sample results submitted under the associated Chain of Custody(ies). An effort has been made to remove all traceable non-client data. Any incidental inclusion of non-client data is considered privileged and confidential information. The use of this information for any purpose other than data validation is strictly prohibited, and constitutes a breach of contract.

Table of Contents
A9J0599
(page 1 of 2)

Analytical Case Narrative
Analytical Report
Sample Receipt Documentation
(Work orders, Chain of Custody & Cooler Receipt Forms)
CLP-Like Forms
Raw Data

Polychlorinated Biphenyls by EPA 8082A
Benchsheet & Analysis Sequence Data

Batch 9121318
Sequence 0A09035 (A9J0599-17,18,32)
Sequence 0A10008 (A9J0599-30,31)
Sequence 0A09006 (QC Only)

Batch 9121399
Sequence 0A07022 (A9J0599-33)
Sequence 0A08014 (A9J0599-45,46,47,48)
Sequence 0A02025 (QC Only)

Batch 0010436
Sequence 0A16015 (A9J0599-15RE1,16RE1)
Sequence 0A16014 (QC Only)

Calibration Data

Sequence 9L03052 (Cal ID A9L0407) DUALECD2F
Sequence 0A13050 (Cal ID A0A1501) DUALECD2R

Organochloride Pesticides by EPA 8081B
Benchsheet & Analysis Sequence Data

Batch 0010079
Batch 0010165
Sequence 0A13038 (A9J0599-33RE1,45RE1,46RE1,48RE1)
Sequence 0A14039 (A9J0599-18RE1,47RE1)
Sequence 0A15038 (A9J0599-15RE1,16RE1,17RE1,30RE1,31RE1,32RE1)

Calibration Data

Sequence 0A08041 (Cal ID A0A0906) DualECD5

Table of Contents
A9J0599
(page 2 of 2)

Total Solids by SM2540/PSEP
Benchsheet Data

Batch 9121155 (A9J0599-15,16,17,18,30,31,32)

Batch 9121426 (A9J0599-33,45,46,47,48)

Balance Checksheets

Extractions December 2019

Extractions January 2020

Wet Chem December 2019

Analytical Case Narrative

Analytical Case Narrative

Client: Anchor QEA, LLC
Project: Gasco PreRD_DG 2019 – 4a-b. DOC-CAP Testing Cores
Apex Work Order Number: A9J0599

Date: 02/14/2020

This data package contains data associated with analysis of samples for the above referenced Apex work order numbers. The data package Table of Contents, along with the PDF bookmarks, allow for ease of navigation and location of items within the data deliverable.

The Sample Receipt Documentation section of this package contains sample receipt information, including sample temperature and condition of receipt documented on Cooler Receipt Form(s). Apex analyzed the samples by the methods indicated on the Chain of Custody. Any additional analyses requested are indicated on the Apex Work Order.

If any anomalies were encountered during analysis that could potentially impact data quality, sample results are qualified and/or a separate Case Narrative is included in the Analytical Report. Please refer to the Notes and Definition section of the Analytical Report(s) for Qualifier explanations, Conventions, and the Blank Policy.

Data represented in this package are in compliance with the referenced method(s), both technically and for completeness, for all conditions other than those stated above and/or noted by qualification of the reported data. The signature below verifies that the Laboratory Director or his designee has authorized release of this data package.



Estella Rieben,
Quality Systems Manager
Apex Laboratories, LLC

Analytical Report



Friday, January 17, 2020

Ryan Barth
Anchor QEA, LLC
6720 SW Macadam Ave. Suite 125
Portland, OR 97219

RE: A9J0599 - Gasco PreRD DG 2019 - 4a-b. DOC-CAP Testing Cores - [none]

Thank you for using Apex Laboratories. We greatly appreciate your business and strive to provide the highest quality services to the environmental industry.

Enclosed are the results of analyses for work order A9J0599, which was received by the laboratory on 10/16/2019 at 10:00:00AM.

If you have any questions concerning this report or the services we offer, please feel free to contact me by email at: dthomas@apex-labs.com, or by phone at 503-718-2323.

Please note: All samples will be disposed of within 30 days of sample receipt, unless prior arrangements have been made.

Cooler Receipt Information

(See Cooler Receipt Form for details)

Cooler #1 1.1 degC Cooler #2 1.4 degC

This Final Report is the official version of the data results for this sample submission, unless superseded by a subsequent, labeled amended report.
All other deliverables derived from this data, including Electronic Data Deliverables (EDDs), CLP-like forms, client requested summary sheets, and all other products are considered secondary to this report.



Apex Laboratories

The results in this report apply to the samples analyzed in accordance with the chain of custody document. This analytical report must be reproduced in its entirety.



Apex Laboratories, LLC

6700 S.W. Sandburg Street
Tigard, OR 97223
503-718-2323
EPA ID: OR01039

Anchor QEA, LLC
6720 SW Macadam Ave. Suite 125
Portland, OR 97219

Project: Gasco PreRD DG 2019 - 4a-b. DOC-CAP Testing Cores
Project Number: [none]
Project Manager: Ryan Barth

Report ID:
A9J0599 - 01 17 20 1413

ANALYTICAL REPORT FOR SAMPLES

SAMPLE INFORMATION

Client Sample ID	Laboratory ID	Matrix	Date Sampled	Date Received
PDI-049SC-B-00-02-191015	A9J0599-15	Sediment	10/15/19 13:32	10/16/19 10:00
PDI-049SC-B-02-04-191015	A9J0599-16	Sediment	10/15/19 13:32	10/16/19 10:00
PDI-049SC-B-04-06-191015	A9J0599-17	Sediment	10/15/19 13:32	10/16/19 10:00
PDI-049SC-B-06-08-191015	A9J0599-18	Sediment	10/15/19 13:32	10/16/19 10:00
PDI-052SC-B-00-02-191015	A9J0599-30	Sediment	10/15/19 08:54	10/16/19 10:00
PDI-052SC-B-02-04-191015	A9J0599-31	Sediment	10/15/19 08:54	10/16/19 10:00
PDI-052SC-B-04-06-191015	A9J0599-32	Sediment	10/15/19 08:54	10/16/19 10:00
PDI-052SC-B-06-08-191015	A9J0599-33	Sediment	10/15/19 08:54	10/16/19 10:00
PDI-055SC-B-00-02-191015	A9J0599-45	Sediment	10/15/19 10:47	10/16/19 10:00
PDI-055SC-B-02-04-191015	A9J0599-46	Sediment	10/15/19 10:47	10/16/19 10:00
PDI-055SC-B-04-06-191015	A9J0599-47	Sediment	10/15/19 10:47	10/16/19 10:00
PDI-055SC-B-06-08-191015	A9J0599-48	Sediment	10/15/19 10:47	10/16/19 10:00

Apex Laboratories

The results in this report apply to the samples analyzed in accordance with the chain of custody document. This analytical report must be reproduced in its entirety.



Anchor QEA, LLC
6720 SW Macadam Ave. Suite 125
Portland, OR 97219

Project: **Gasco PreRD DG 2019 - 4a-b. DOC-CAP Testing Cores**
Project Number: [none]
Project Manager: **Ryan Barth**

Report ID:
A9J0599 - 01 17 20 1413

ANALYTICAL SAMPLE RESULTS

Polychlorinated Biphenyls by EPA 8082A

Analyte	Sample Result	Detection Limit	Reporting Limit	Units	Dilution	Date Analyzed	Method Ref.	Notes	
PDI-049SC-B-00-02-191015 (A9J0599-15RE1)			Matrix: Sediment		Batch: 0010436		C-07		
Aroclor 1016	ND	1.17	2.32	ug/kg dry	1	01/16/20 08:31	EPA 8082A		
Aroclor 1221	ND	1.17	2.32	ug/kg dry	1	01/16/20 08:31	EPA 8082A		
Aroclor 1232	ND	1.17	2.32	ug/kg dry	1	01/16/20 08:31	EPA 8082A		
Aroclor 1242	6.40	1.17	2.32	ug/kg dry	1	01/16/20 08:31	EPA 8082A	P-10	
Aroclor 1248	ND	1.17	2.32	ug/kg dry	1	01/16/20 08:31	EPA 8082A		
Aroclor 1254	9.39	1.17	2.32	ug/kg dry	1	01/16/20 08:31	EPA 8082A	P-10	
Aroclor 1260	6.60	1.17	2.32	ug/kg dry	1	01/16/20 08:31	EPA 8082A	P-10	
Aroclor 1262	ND	1.17	2.32	ug/kg dry	1	01/16/20 08:31	EPA 8082A		
Aroclor 1268	ND	1.17	2.32	ug/kg dry	1	01/16/20 08:31	EPA 8082A		
<i>Surrogate: Decachlorobiphenyl (Surr)</i>		<i>Recovery: 29 %</i>		<i>Limits: 43-120 %</i>		<i>1</i>	<i>01/16/20 08:31</i>	<i>EPA 8082A</i>	<i>S-03</i>
PDI-049SC-B-02-04-191015 (A9J0599-16RE1)			Matrix: Sediment		Batch: 0010436		C-07		
Aroclor 1016	ND	1.20	2.38	ug/kg dry	1	01/16/20 09:06	EPA 8082A		
Aroclor 1221	ND	1.20	2.38	ug/kg dry	1	01/16/20 09:06	EPA 8082A		
Aroclor 1232	ND	1.20	2.38	ug/kg dry	1	01/16/20 09:06	EPA 8082A		
Aroclor 1242	5.70	1.20	2.38	ug/kg dry	1	01/16/20 09:06	EPA 8082A	P-10	
Aroclor 1248	ND	1.20	2.38	ug/kg dry	1	01/16/20 09:06	EPA 8082A		
Aroclor 1254	7.99	1.20	2.38	ug/kg dry	1	01/16/20 09:06	EPA 8082A	P-10	
Aroclor 1260	4.82	1.20	2.38	ug/kg dry	1	01/16/20 09:06	EPA 8082A	P-10	
Aroclor 1262	ND	1.20	2.38	ug/kg dry	1	01/16/20 09:06	EPA 8082A		
Aroclor 1268	ND	1.20	2.38	ug/kg dry	1	01/16/20 09:06	EPA 8082A		
<i>Surrogate: Decachlorobiphenyl (Surr)</i>		<i>Recovery: 26 %</i>		<i>Limits: 43-120 %</i>		<i>1</i>	<i>01/16/20 09:06</i>	<i>EPA 8082A</i>	<i>S-03</i>
PDI-049SC-B-04-06-191015 (A9J0599-17)			Matrix: Sediment		Batch: 9121318		C-07		
Aroclor 1016	ND	2.17	2.17	ug/kg dry	1	01/09/20 20:05	EPA 8082A		
Aroclor 1221	ND	7.49	7.49	ug/kg dry	1	01/09/20 20:05	EPA 8082A	R-02	
Aroclor 1232	ND	4.40	4.40	ug/kg dry	1	01/09/20 20:05	EPA 8082A	R-02	
Aroclor 1242	ND	2.28	2.28	ug/kg dry	1	01/09/20 20:05	EPA 8082A	R-02	
Aroclor 1248	ND	5.38	5.38	ug/kg dry	1	01/09/20 20:05	EPA 8082A	R-02	
Aroclor 1254	ND	6.35	6.35	ug/kg dry	1	01/09/20 20:05	EPA 8082A	R-02	
Aroclor 1260	5.70	1.09	2.17	ug/kg dry	1	01/09/20 20:05	EPA 8082A		
Aroclor 1262	ND	1.09	2.17	ug/kg dry	1	01/09/20 20:05	EPA 8082A		
Aroclor 1268	ND	1.09	2.17	ug/kg dry	1	01/09/20 20:05	EPA 8082A		

Apex Laboratories

The results in this report apply to the samples analyzed in accordance with the chain of custody document. This analytical report must be reproduced in its entirety.



Anchor QEA, LLC 6720 SW Macadam Ave. Suite 125 Portland, OR 97219	Project: Gasco PreRD DG 2019 - 4a-b. DOC-CAP Testing Cores Project Number: [none] Project Manager: Ryan Barth	Report ID: A9J0599 - 01 17 20 1413
--	--	--

ANALYTICAL SAMPLE RESULTS

Polychlorinated Biphenyls by EPA 8082A

Analyte	Sample Result	Detection Limit	Reporting Limit	Units	Dilution	Date Analyzed	Method Ref.	Notes
PDI-049SC-B-04-06-191015 (A9J0599-17)				Matrix: Sediment		Batch: 9121318		C-07
<i>Surrogate: Decachlorobiphenyl (Surr)</i>		<i>Recovery: 65 %</i>		<i>Limits: 43-120 %</i>		<i>1</i>	<i>01/09/20 20:05</i>	<i>EPA 8082A</i>
PDI-049SC-B-06-08-191015 (A9J0599-18)				Matrix: Sediment		Batch: 9121318		C-07
Aroclor 1016	ND	0.876	1.74	ug/kg dry	1	01/09/20 20:40	EPA 8082A	
Aroclor 1221	ND	0.876	1.74	ug/kg dry	1	01/09/20 20:40	EPA 8082A	
Aroclor 1232	ND	0.876	1.74	ug/kg dry	1	01/09/20 20:40	EPA 8082A	
Aroclor 1242	ND	0.876	1.74	ug/kg dry	1	01/09/20 20:40	EPA 8082A	
Aroclor 1248	ND	0.876	1.74	ug/kg dry	1	01/09/20 20:40	EPA 8082A	
Aroclor 1254	ND	0.876	1.74	ug/kg dry	1	01/09/20 20:40	EPA 8082A	
Aroclor 1260	ND	0.876	1.74	ug/kg dry	1	01/09/20 20:40	EPA 8082A	
Aroclor 1262	ND	0.876	1.74	ug/kg dry	1	01/09/20 20:40	EPA 8082A	
Aroclor 1268	ND	0.876	1.74	ug/kg dry	1	01/09/20 20:40	EPA 8082A	
<i>Surrogate: Decachlorobiphenyl (Surr)</i>		<i>Recovery: 88 %</i>		<i>Limits: 43-120 %</i>		<i>1</i>	<i>01/09/20 20:40</i>	<i>EPA 8082A</i>
PDI-052SC-B-00-02-191015 (A9J0599-30)				Matrix: Sediment		Batch: 9121318		C-07
Aroclor 1016	ND	1.17	2.33	ug/kg dry	1	01/10/20 09:16	EPA 8082A	
Aroclor 1221	ND	1.17	2.33	ug/kg dry	1	01/10/20 09:16	EPA 8082A	
Aroclor 1232	ND	1.17	2.33	ug/kg dry	1	01/10/20 09:16	EPA 8082A	
Aroclor 1242	7.95	1.17	2.33	ug/kg dry	1	01/10/20 09:16	EPA 8082A	P-10
Aroclor 1248	ND	1.17	2.33	ug/kg dry	1	01/10/20 09:16	EPA 8082A	
Aroclor 1254	15.9	1.17	2.33	ug/kg dry	1	01/10/20 09:16	EPA 8082A	P-10
Aroclor 1260	4.98	1.17	2.33	ug/kg dry	1	01/10/20 09:16	EPA 8082A	P-10
Aroclor 1262	ND	1.17	2.33	ug/kg dry	1	01/10/20 09:16	EPA 8082A	
Aroclor 1268	ND	1.17	2.33	ug/kg dry	1	01/10/20 09:16	EPA 8082A	
<i>Surrogate: Decachlorobiphenyl (Surr)</i>		<i>Recovery: 24 %</i>		<i>Limits: 43-120 %</i>		<i>1</i>	<i>01/10/20 09:16</i>	<i>EPA 8082A</i>
PDI-052SC-B-02-04-191015 (A9J0599-31)				Matrix: Sediment		Batch: 9121318		C-07
Aroclor 1016	ND	1.06	2.11	ug/kg dry	1	01/10/20 09:51	EPA 8082A	
Aroclor 1221	ND	1.06	2.11	ug/kg dry	1	01/10/20 09:51	EPA 8082A	
Aroclor 1232	ND	1.06	2.11	ug/kg dry	1	01/10/20 09:51	EPA 8082A	
Aroclor 1242	13.7	1.06	2.11	ug/kg dry	1	01/10/20 09:51	EPA 8082A	P-10
Aroclor 1248	ND	1.06	2.11	ug/kg dry	1	01/10/20 09:51	EPA 8082A	
Aroclor 1254	13.7	1.06	2.11	ug/kg dry	1	01/10/20 09:51	EPA 8082A	P-10
Aroclor 1260	7.92	1.06	2.11	ug/kg dry	1	01/10/20 09:51	EPA 8082A	P-10

Apex Laboratories

The results in this report apply to the samples analyzed in accordance with the chain of custody document. This analytical report must be reproduced in its entirety.



Anchor QEA, LLC 6720 SW Macadam Ave. Suite 125 Portland, OR 97219	Project: Gasco PreRD DG 2019 - 4a-b. DOC-CAP Testing Cores Project Number: [none] Project Manager: Ryan Barth	Report ID: A9J0599 - 01 17 20 1413
--	--	--

ANALYTICAL SAMPLE RESULTS

Polychlorinated Biphenyls by EPA 8082A

Analyte	Sample Result	Detection Limit	Reporting Limit	Units	Dilution	Date Analyzed	Method Ref.	Notes	
PDI-052SC-B-02-04-191015 (A9J0599-31)				Matrix: Sediment		Batch: 9121318		C-07	
Aroclor 1262	ND	1.06	2.11	ug/kg dry	1	01/10/20 09:51	EPA 8082A		
Aroclor 1268	ND	1.06	2.11	ug/kg dry	1	01/10/20 09:51	EPA 8082A		
<i>Surrogate: Decachlorobiphenyl (Surr)</i>		<i>Recovery: 39 %</i>		<i>Limits: 43-120 %</i>		<i>1</i>	<i>01/10/20 09:51</i>	<i>EPA 8082A</i>	<i>S-03</i>
PDI-052SC-B-04-06-191015 (A9J0599-32)				Matrix: Sediment		Batch: 9121318		C-07	
Aroclor 1016	ND	1.08	2.14	ug/kg dry	1	01/09/20 21:15	EPA 8082A		
Aroclor 1221	ND	1.08	2.14	ug/kg dry	1	01/09/20 21:15	EPA 8082A		
Aroclor 1232	ND	1.08	2.14	ug/kg dry	1	01/09/20 21:15	EPA 8082A		
Aroclor 1242	4.34	1.08	2.14	ug/kg dry	1	01/09/20 21:15	EPA 8082A	P-10	
Aroclor 1248	ND	1.08	2.14	ug/kg dry	1	01/09/20 21:15	EPA 8082A		
Aroclor 1254	6.04	1.08	2.14	ug/kg dry	1	01/09/20 21:15	EPA 8082A	P-10, Q-42	
Aroclor 1260	4.69	1.08	2.14	ug/kg dry	1	01/09/20 21:15	EPA 8082A	P-10, Q-42	
Aroclor 1262	ND	1.08	2.14	ug/kg dry	1	01/09/20 21:15	EPA 8082A	Q-42	
Aroclor 1268	ND	1.08	2.14	ug/kg dry	1	01/09/20 21:15	EPA 8082A	Q-42	
<i>Surrogate: Decachlorobiphenyl (Surr)</i>		<i>Recovery: 52 %</i>		<i>Limits: 43-120 %</i>		<i>1</i>	<i>01/09/20 21:15</i>	<i>EPA 8082A</i>	
PDI-052SC-B-06-08-191015 (A9J0599-33)				Matrix: Sediment		Batch: 9121399		C-07	
Aroclor 1016	ND	0.881	1.75	ug/kg dry	1	01/07/20 12:18	EPA 8082A		
Aroclor 1221	ND	0.881	1.75	ug/kg dry	1	01/07/20 12:18	EPA 8082A		
Aroclor 1232	ND	0.881	1.75	ug/kg dry	1	01/07/20 12:18	EPA 8082A		
Aroclor 1242	2.17	0.881	1.75	ug/kg dry	1	01/07/20 12:18	EPA 8082A	P-10	
Aroclor 1248	ND	0.881	1.75	ug/kg dry	1	01/07/20 12:18	EPA 8082A		
Aroclor 1254	2.89	0.881	1.75	ug/kg dry	1	01/07/20 12:18	EPA 8082A	P-10	
Aroclor 1260	1.95	0.881	1.75	ug/kg dry	1	01/07/20 12:18	EPA 8082A	P-10	
Aroclor 1262	ND	0.881	1.75	ug/kg dry	1	01/07/20 12:18	EPA 8082A		
Aroclor 1268	ND	0.881	1.75	ug/kg dry	1	01/07/20 12:18	EPA 8082A		
<i>Surrogate: Decachlorobiphenyl (Surr)</i>		<i>Recovery: 70 %</i>		<i>Limits: 43-120 %</i>		<i>1</i>	<i>01/07/20 12:18</i>	<i>EPA 8082A</i>	
PDI-055SC-B-00-02-191015 (A9J0599-45)				Matrix: Sediment		Batch: 9121399		C-07	
Aroclor 1016	ND	1.26	2.50	ug/kg dry	1	01/08/20 12:42	EPA 8082A		
Aroclor 1221	ND	1.26	2.50	ug/kg dry	1	01/08/20 12:42	EPA 8082A		
Aroclor 1232	ND	1.26	2.50	ug/kg dry	1	01/08/20 12:42	EPA 8082A		
Aroclor 1242	9.72	1.26	2.50	ug/kg dry	1	01/08/20 12:42	EPA 8082A	P-10	

Apex Laboratories

The results in this report apply to the samples analyzed in accordance with the chain of custody document. This analytical report must be reproduced in its entirety.



Anchor QEA, LLC 6720 SW Macadam Ave. Suite 125 Portland, OR 97219	Project: Gasco PreRD DG 2019 - 4a-b. DOC-CAP Testing Cores Project Number: [none] Project Manager: Ryan Barth	Report ID: A9J0599 - 01 17 20 1413
--	--	--

ANALYTICAL SAMPLE RESULTS

Polychlorinated Biphenyls by EPA 8082A

Analyte	Sample Result	Detection Limit	Reporting Limit	Units	Dilution	Date Analyzed	Method Ref.	Notes
PDI-055SC-B-00-02-191015 (A9J0599-45)			Matrix: Sediment			Batch: 9121399		C-07
Aroclor 1248	ND	1.26	2.50	ug/kg dry	1	01/08/20 12:42	EPA 8082A	
Aroclor 1254	11.7	1.26	2.50	ug/kg dry	1	01/08/20 12:42	EPA 8082A	P-10
Aroclor 1260	6.52	1.26	2.50	ug/kg dry	1	01/08/20 12:42	EPA 8082A	P-10
Aroclor 1262	ND	1.26	2.50	ug/kg dry	1	01/08/20 12:42	EPA 8082A	
Aroclor 1268	ND	1.26	2.50	ug/kg dry	1	01/08/20 12:42	EPA 8082A	
<i>Surrogate: Decachlorobiphenyl (Surr)</i>		<i>Recovery: 47 %</i>		<i>Limits: 43-120 %</i>		<i>1</i>	<i>01/08/20 12:42</i>	<i>EPA 8082A</i>
PDI-055SC-B-02-04-191015 (A9J0599-46)			Matrix: Sediment			Batch: 9121399		C-07
Aroclor 1016	ND	1.20	2.38	ug/kg dry	1	01/08/20 13:18	EPA 8082A	
Aroclor 1221	ND	1.20	2.38	ug/kg dry	1	01/08/20 13:18	EPA 8082A	
Aroclor 1232	ND	1.20	2.38	ug/kg dry	1	01/08/20 13:18	EPA 8082A	
Aroclor 1242	28.5	1.20	2.38	ug/kg dry	1	01/08/20 13:18	EPA 8082A	P-10
Aroclor 1248	ND	1.20	2.38	ug/kg dry	1	01/08/20 13:18	EPA 8082A	
Aroclor 1254	22.6	1.20	2.38	ug/kg dry	1	01/08/20 13:18	EPA 8082A	P-10
Aroclor 1260	14.5	1.20	2.38	ug/kg dry	1	01/08/20 13:18	EPA 8082A	P-10
Aroclor 1262	ND	1.20	2.38	ug/kg dry	1	01/08/20 13:18	EPA 8082A	
Aroclor 1268	ND	1.20	2.38	ug/kg dry	1	01/08/20 13:18	EPA 8082A	
<i>Surrogate: Decachlorobiphenyl (Surr)</i>		<i>Recovery: 29 %</i>		<i>Limits: 43-120 %</i>		<i>1</i>	<i>01/08/20 13:18</i>	<i>EPA 8082A</i>
PDI-055SC-B-04-06-191015 (A9J0599-47)			Matrix: Sediment			Batch: 9121399		C-07
Aroclor 1016	ND	0.909	1.80	ug/kg dry	1	01/08/20 13:53	EPA 8082A	
Aroclor 1221	ND	0.909	1.80	ug/kg dry	1	01/08/20 13:53	EPA 8082A	
Aroclor 1232	ND	0.909	1.80	ug/kg dry	1	01/08/20 13:53	EPA 8082A	
Aroclor 1242	2.02	0.909	1.80	ug/kg dry	1	01/08/20 13:53	EPA 8082A	P-10
Aroclor 1248	ND	0.909	1.80	ug/kg dry	1	01/08/20 13:53	EPA 8082A	
Aroclor 1254	4.11	0.909	1.80	ug/kg dry	1	01/08/20 13:53	EPA 8082A	P-10
Aroclor 1260	4.22	0.909	1.80	ug/kg dry	1	01/08/20 13:53	EPA 8082A	P-10
Aroclor 1262	ND	0.909	1.80	ug/kg dry	1	01/08/20 13:53	EPA 8082A	
Aroclor 1268	ND	0.909	1.80	ug/kg dry	1	01/08/20 13:53	EPA 8082A	
<i>Surrogate: Decachlorobiphenyl (Surr)</i>		<i>Recovery: 87 %</i>		<i>Limits: 43-120 %</i>		<i>1</i>	<i>01/08/20 13:53</i>	<i>EPA 8082A</i>
PDI-055SC-B-06-08-191015 (A9J0599-48)			Matrix: Sediment			Batch: 9121399		C-07
Aroclor 1016	ND	0.866	1.72	ug/kg dry	1	01/08/20 14:55	EPA 8082A	

Apex Laboratories

The results in this report apply to the samples analyzed in accordance with the chain of custody document. This analytical report must be reproduced in its entirety.



Anchor QEA, LLC 6720 SW Macadam Ave. Suite 125 Portland, OR 97219	Project: Gasco PreRD DG 2019 - 4a-b. DOC-CAP Testing Cores Project Number: [none] Project Manager: Ryan Barth	Report ID: A9J0599 - 01 17 20 1413
--	---	--

ANALYTICAL SAMPLE RESULTS

Polychlorinated Biphenyls by EPA 8082A

Analyte	Sample Result	Detection Limit	Reporting Limit	Units	Dilution	Date Analyzed	Method Ref.	Notes
PDI-055SC-B-06-08-191015 (A9J0599-48)				Matrix: Sediment		Batch: 9121399		C-07
Aroclor 1221	ND	0.866	1.72	ug/kg dry	1	01/08/20 14:55	EPA 8082A	
Aroclor 1232	ND	0.866	1.72	ug/kg dry	1	01/08/20 14:55	EPA 8082A	
Aroclor 1242	ND	0.866	1.72	ug/kg dry	1	01/08/20 14:55	EPA 8082A	
Aroclor 1248	ND	0.866	1.72	ug/kg dry	1	01/08/20 14:55	EPA 8082A	
Aroclor 1254	ND	0.866	1.72	ug/kg dry	1	01/08/20 14:55	EPA 8082A	
Aroclor 1260	ND	0.866	1.72	ug/kg dry	1	01/08/20 14:55	EPA 8082A	
Aroclor 1262	ND	0.866	1.72	ug/kg dry	1	01/08/20 14:55	EPA 8082A	
Aroclor 1268	ND	0.866	1.72	ug/kg dry	1	01/08/20 14:55	EPA 8082A	
<i>Surrogate: Decachlorobiphenyl (Surr)</i>		<i>Recovery: 88 %</i>		<i>Limits: 43-120 %</i>		<i>1</i>	<i>01/08/20 14:55</i>	<i>EPA 8082A</i>

Apex Laboratories

The results in this report apply to the samples analyzed in accordance with the chain of custody document. This analytical report must be reproduced in its entirety.



Anchor QEA, LLC 6720 SW Macadam Ave. Suite 125 Portland, OR 97219	Project: Gasco PreRD DG 2019 - 4a-b. DOC-CAP Testing Cores Project Number: [none] Project Manager: Ryan Barth	Report ID: A9J0599 - 01 17 20 1413
--	---	---

ANALYTICAL SAMPLE RESULTS

Organochlorine Pesticides by EPA 8081B

Analyte	Sample Result	Detection Limit	Reporting Limit	Units	Dilution	Date Analyzed	Method Ref.	Notes
PDI-049SC-B-00-02-191015 (A9J0599-15RE1)			Matrix: Sediment		Batch: 0010079		C-05, H-08	
2,4'-DDD	ND	45.1	45.1	ug/kg dry	5	01/15/20 19:27	EPA 8081B	R-02
2,4'-DDE	ND	16.7	33.4	ug/kg dry	5	01/15/20 19:27	EPA 8081B	
2,4'-DDT	ND	16.7	33.4	ug/kg dry	5	01/15/20 19:27	EPA 8081B	
4,4'-DDD	71.7	16.7	33.4	ug/kg dry	5	01/15/20 19:27	EPA 8081B	
4,4'-DDE	17.4	16.7	33.4	ug/kg dry	5	01/15/20 19:27	EPA 8081B	J, P-11
4,4'-DDT	ND	16.7	33.4	ug/kg dry	5	01/15/20 19:27	EPA 8081B	
<i>Surrogate: 2,4,5,6-TCMX (Surr)</i>		<i>Recovery: 88 %</i>		<i>Limits: 42-129 %</i>		5	01/15/20 19:27	EPA 8081B
<i>Decachlorobiphenyl (Surr)</i>		<i>147 %</i>		<i>55-130 %</i>		5	01/15/20 19:27	EPA 8081B S-04
PDI-049SC-B-02-04-191015 (A9J0599-16RE1)			Matrix: Sediment		Batch: 0010079		C-05, H-08	
2,4'-DDD	38.0	7.07	14.1	ug/kg dry	2	01/15/20 20:04	EPA 8081B	
2,4'-DDE	ND	16.3	16.3	ug/kg dry	2	01/15/20 20:04	EPA 8081B	R-02
2,4'-DDT	ND	14.1	14.1	ug/kg dry	2	01/15/20 20:04	EPA 8081B	
4,4'-DDD	117	7.07	14.1	ug/kg dry	2	01/15/20 20:04	EPA 8081B	
4,4'-DDE	23.2	7.07	14.1	ug/kg dry	2	01/15/20 20:04	EPA 8081B	P-11
4,4'-DDT	302	7.07	14.1	ug/kg dry	2	01/15/20 20:04	EPA 8081B	
<i>Surrogate: 2,4,5,6-TCMX (Surr)</i>		<i>Recovery: 74 %</i>		<i>Limits: 42-129 %</i>		2	01/15/20 20:04	EPA 8081B
<i>Decachlorobiphenyl (Surr)</i>		<i>105 %</i>		<i>55-130 %</i>		2	01/15/20 20:04	EPA 8081B
PDI-049SC-B-04-06-191015 (A9J0599-17RE1)			Matrix: Sediment		Batch: 0010079		C-05, H-08	
2,4'-DDD	19.0	6.09	12.2	ug/kg dry	2	01/15/20 20:42	EPA 8081B	
2,4'-DDE	ND	12.2	12.2	ug/kg dry	2	01/15/20 20:42	EPA 8081B	
2,4'-DDT	ND	6.09	12.2	ug/kg dry	2	01/15/20 20:42	EPA 8081B	
4,4'-DDD	60.6	6.09	12.2	ug/kg dry	2	01/15/20 20:42	EPA 8081B	
4,4'-DDE	9.61	6.09	12.2	ug/kg dry	2	01/15/20 20:42	EPA 8081B	J, P-11
4,4'-DDT	14.6	6.09	12.2	ug/kg dry	2	01/15/20 20:42	EPA 8081B	
<i>Surrogate: 2,4,5,6-TCMX (Surr)</i>		<i>Recovery: 60 %</i>		<i>Limits: 42-129 %</i>		2	01/15/20 20:42	EPA 8081B
<i>Decachlorobiphenyl (Surr)</i>		<i>109 %</i>		<i>55-130 %</i>		2	01/15/20 20:42	EPA 8081B
PDI-049SC-B-06-08-191015 (A9J0599-18RE1)			Matrix: Sediment		Batch: 0010079		H-08, C-05	
2,4'-DDD	ND	1.28	2.55	ug/kg dry	1	01/14/20 15:46	EPA 8081B	
2,4'-DDE	ND	1.28	2.55	ug/kg dry	1	01/14/20 15:46	EPA 8081B	
2,4'-DDT	ND	1.28	2.55	ug/kg dry	1	01/14/20 15:46	EPA 8081B	
4,4'-DDD	ND	1.28	2.55	ug/kg dry	1	01/14/20 15:46	EPA 8081B	

Apex Laboratories

The results in this report apply to the samples analyzed in accordance with the chain of custody document. This analytical report must be reproduced in its entirety.



Anchor QEA, LLC 6720 SW Macadam Ave. Suite 125 Portland, OR 97219	Project: Gasco PreRD DG 2019 - 4a-b. DOC-CAP Testing Cores Project Number: [none] Project Manager: Ryan Barth	Report ID: A9J0599 - 01 17 20 1413
--	--	--

ANALYTICAL SAMPLE RESULTS

Organochlorine Pesticides by EPA 8081B

Analyte	Sample Result	Detection Limit	Reporting Limit	Units	Dilution	Date Analyzed	Method Ref.	Notes
PDI-049SC-B-06-08-191015 (A9J0599-18RE1)			Matrix: Sediment		Batch: 0010079		H-08, C-05	
4,4'-DDE	ND	1.28	2.55	ug/kg dry	1	01/14/20 15:46	EPA 8081B	
4,4'-DDT	ND	1.28	2.55	ug/kg dry	1	01/14/20 15:46	EPA 8081B	
<i>Surrogate: 2,4,5,6-TCMX (Surr)</i>		<i>Recovery: 52 %</i>		<i>Limits: 42-129 %</i>		<i>1 01/14/20 15:46 EPA 8081B</i>		
<i>Decachlorobiphenyl (Surr)</i>		<i>100 %</i>		<i>55-130 %</i>		<i>1 01/14/20 15:46 EPA 8081B</i>		
PDI-052SC-B-00-02-191015 (A9J0599-30RE1)			Matrix: Sediment		Batch: 0010079		C-05, H-08	
2,4'-DDD	ND	72.3	72.3	ug/kg dry	5	01/15/20 21:20	EPA 8081B	R-02
2,4'-DDE	ND	33.6	33.6	ug/kg dry	5	01/15/20 21:20	EPA 8081B	
2,4'-DDT	ND	33.6	33.6	ug/kg dry	5	01/15/20 21:20	EPA 8081B	
4,4'-DDD	99.8	16.8	33.6	ug/kg dry	5	01/15/20 21:20	EPA 8081B	
4,4'-DDE	ND	33.6	33.6	ug/kg dry	5	01/15/20 21:20	EPA 8081B	
4,4'-DDT	ND	33.6	33.6	ug/kg dry	5	01/15/20 21:20	EPA 8081B	
<i>Surrogate: 2,4,5,6-TCMX (Surr)</i>		<i>Recovery: 86 %</i>		<i>Limits: 42-129 %</i>		<i>5 01/15/20 21:20 EPA 8081B</i>		
<i>Decachlorobiphenyl (Surr)</i>		<i>131 %</i>		<i>55-130 %</i>		<i>5 01/15/20 21:20 EPA 8081B</i>		<i>S-04</i>
PDI-052SC-B-02-04-191015 (A9J0599-31RE1)			Matrix: Sediment		Batch: 0010079		C-05, H-08	
2,4'-DDD	ND	41.7	41.7	ug/kg dry	5	01/15/20 21:57	EPA 8081B	R-02
2,4'-DDE	ND	29.8	29.8	ug/kg dry	5	01/15/20 21:57	EPA 8081B	
2,4'-DDT	ND	14.9	29.8	ug/kg dry	5	01/15/20 21:57	EPA 8081B	
4,4'-DDD	135	14.9	29.8	ug/kg dry	5	01/15/20 21:57	EPA 8081B	
4,4'-DDE	24.9	14.9	29.8	ug/kg dry	5	01/15/20 21:57	EPA 8081B	J, P-11
4,4'-DDT	ND	29.8	29.8	ug/kg dry	5	01/15/20 21:57	EPA 8081B	
<i>Surrogate: 2,4,5,6-TCMX (Surr)</i>		<i>Recovery: 98 %</i>		<i>Limits: 42-129 %</i>		<i>5 01/15/20 21:57 EPA 8081B</i>		
<i>Decachlorobiphenyl (Surr)</i>		<i>120 %</i>		<i>55-130 %</i>		<i>5 01/15/20 21:57 EPA 8081B</i>		
PDI-052SC-B-04-06-191015 (A9J0599-32RE1)			Matrix: Sediment		Batch: 0010079		C-05, H-08	
2,4'-DDD	ND	72.1	72.1	ug/kg dry	5	01/15/20 22:35	EPA 8081B	Q-42, R-02
2,4'-DDE	ND	32.2	32.2	ug/kg dry	5	01/15/20 22:35	EPA 8081B	R-02
2,4'-DDT	ND	38.4	38.4	ug/kg dry	5	01/15/20 22:35	EPA 8081B	R-02
4,4'-DDD	107	15.3	30.7	ug/kg dry	5	01/15/20 22:35	EPA 8081B	Q-42
4,4'-DDE	ND	30.7	30.7	ug/kg dry	5	01/15/20 22:35	EPA 8081B	
4,4'-DDT	ND	41.4	41.4	ug/kg dry	5	01/15/20 22:35	EPA 8081B	R-02, Q-42
<i>Surrogate: 2,4,5,6-TCMX (Surr)</i>		<i>Recovery: 94 %</i>		<i>Limits: 42-129 %</i>		<i>5 01/15/20 22:35 EPA 8081B</i>		
<i>Decachlorobiphenyl (Surr)</i>		<i>142 %</i>		<i>55-130 %</i>		<i>5 01/15/20 22:35 EPA 8081B</i>		<i>S-04</i>

Apex Laboratories

The results in this report apply to the samples analyzed in accordance with the chain of custody document. This analytical report must be reproduced in its entirety.



Anchor QEA, LLC 6720 SW Macadam Ave. Suite 125 Portland, OR 97219	Project: Gasco PreRD DG 2019 - 4a-b. DOC-CAP Testing Cores Project Number: [none] Project Manager: Ryan Barth	Report ID: A9J0599 - 01 17 20 1413
--	---	--

ANALYTICAL SAMPLE RESULTS

Organochlorine Pesticides by EPA 8081B

Analyte	Sample Result	Detection Limit	Reporting Limit	Units	Dilution	Date Analyzed	Method Ref.	Notes
PDI-052SC-B-06-08-191015 (A9J0599-33RE1)			Matrix: Sediment		Batch: 0010165		C-05, H-08	
2,4'-DDD	ND	2.90	2.90	ug/kg dry	1	01/13/20 21:58	EPA 8081B	R-02
2,4'-DDE	ND	1.26	2.52	ug/kg dry	1	01/13/20 21:58	EPA 8081B	
2,4'-DDT	ND	1.26	2.52	ug/kg dry	1	01/13/20 21:58	EPA 8081B	
4,4'-DDD	7.51	1.26	2.52	ug/kg dry	1	01/13/20 21:58	EPA 8081B	
4,4'-DDE	ND	2.52	2.52	ug/kg dry	1	01/13/20 21:58	EPA 8081B	
4,4'-DDT	ND	1.26	2.52	ug/kg dry	1	01/13/20 21:58	EPA 8081B	
<i>Surrogate: 2,4,5,6-TCMX (Surr)</i>		<i>Recovery: 62 %</i>		<i>Limits: 42-129 %</i>		<i>1</i>	<i>01/13/20 21:58</i>	<i>EPA 8081B</i>
<i>Decachlorobiphenyl (Surr)</i>		<i>86 %</i>		<i>55-130 %</i>		<i>1</i>	<i>01/13/20 21:58</i>	<i>EPA 8081B</i>
PDI-055SC-B-00-02-191015 (A9J0599-45RE1)			Matrix: Sediment		Batch: 0010165		C-05, H-08	
2,4'-DDD	ND	24.0	24.0	ug/kg dry	2	01/13/20 22:35	EPA 8081B	R-02
2,4'-DDE	ND	15.5	15.5	ug/kg dry	2	01/13/20 22:35	EPA 8081B	R-02
2,4'-DDT	ND	12.9	12.9	ug/kg dry	2	01/13/20 22:35	EPA 8081B	R-02
4,4'-DDD	49.6	3.70	7.40	ug/kg dry	2	01/13/20 22:35	EPA 8081B	
4,4'-DDE	17.4	3.70	7.40	ug/kg dry	2	01/13/20 22:35	EPA 8081B	P-11
4,4'-DDT	50.3	3.70	7.40	ug/kg dry	2	01/13/20 22:35	EPA 8081B	
<i>Surrogate: 2,4,5,6-TCMX (Surr)</i>		<i>Recovery: 69 %</i>		<i>Limits: 42-129 %</i>		<i>2</i>	<i>01/13/20 22:35</i>	<i>EPA 8081B</i>
<i>Decachlorobiphenyl (Surr)</i>		<i>91 %</i>		<i>55-130 %</i>		<i>2</i>	<i>01/13/20 22:35</i>	<i>EPA 8081B</i>
PDI-055SC-B-02-04-191015 (A9J0599-46RE1)			Matrix: Sediment		Batch: 0010165		C-05, H-08	
2,4'-DDD	ND	74.0	74.0	ug/kg dry	5	01/13/20 23:13	EPA 8081B	R-02
2,4'-DDE	ND	50.2	50.2	ug/kg dry	5	01/13/20 23:13	EPA 8081B	R-02
2,4'-DDT	ND	29.1	29.1	ug/kg dry	5	01/13/20 23:13	EPA 8081B	R-02
4,4'-DDD	166	8.81	17.6	ug/kg dry	5	01/13/20 23:13	EPA 8081B	
4,4'-DDE	49.0	8.81	17.6	ug/kg dry	5	01/13/20 23:13	EPA 8081B	P-11
4,4'-DDT	ND	32.6	32.6	ug/kg dry	5	01/13/20 23:13	EPA 8081B	R-02
<i>Surrogate: 2,4,5,6-TCMX (Surr)</i>		<i>Recovery: 121 %</i>		<i>Limits: 42-129 %</i>		<i>5</i>	<i>01/13/20 23:13</i>	<i>EPA 8081B</i>
<i>Decachlorobiphenyl (Surr)</i>		<i>116 %</i>		<i>55-130 %</i>		<i>5</i>	<i>01/13/20 23:13</i>	<i>EPA 8081B</i>
PDI-055SC-B-04-06-191015 (A9J0599-47RE1)			Matrix: Sediment		Batch: 0010165		C-05, H-08	
2,4'-DDD	ND	5.97	5.97	ug/kg dry	1	01/14/20 17:53	EPA 8081B	R-02
2,4'-DDE	ND	3.89	3.89	ug/kg dry	1	01/14/20 17:53	EPA 8081B	R-02
2,4'-DDT	ND	1.30	2.59	ug/kg dry	1	01/14/20 17:53	EPA 8081B	

Apex Laboratories

The results in this report apply to the samples analyzed in accordance with the chain of custody document. This analytical report must be reproduced in its entirety.



Anchor QEA, LLC 6720 SW Macadam Ave. Suite 125 Portland, OR 97219	Project: Gasco PreRD DG 2019 - 4a-b. DOC-CAP Testing Cores Project Number: [none] Project Manager: Ryan Barth	Report ID: A9J0599 - 01 17 20 1413
--	---	--

ANALYTICAL SAMPLE RESULTS

Organochlorine Pesticides by EPA 8081B

Analyte	Sample Result	Detection Limit	Reporting Limit	Units	Dilution	Date Analyzed	Method Ref.	Notes
PDI-055SC-B-04-06-191015 (A9J0599-47RE1)				Matrix: Sediment		Batch: 0010165		C-05, H-08
4,4'-DDD	13.7	1.30	2.59	ug/kg dry	1	01/14/20 17:53	EPA 8081B	
4,4'-DDE	5.01	1.30	2.59	ug/kg dry	1	01/14/20 17:53	EPA 8081B	P-11
4,4'-DDT	ND	2.72	2.72	ug/kg dry	1	01/14/20 17:53	EPA 8081B	R-02
<i>Surrogate: 2,4,5,6-TCMX (Surr)</i>		<i>Recovery: 68 %</i>		<i>Limits: 42-129 %</i>		<i>1</i>	<i>01/14/20 17:53</i>	<i>EPA 8081B</i>
<i>Decachlorobiphenyl (Surr)</i>		<i>93 %</i>		<i>55-130 %</i>		<i>1</i>	<i>01/14/20 17:53</i>	<i>EPA 8081B</i>
PDI-055SC-B-06-08-191015 (A9J0599-48RE1)				Matrix: Sediment		Batch: 0010165		C-05, H-08
2,4'-DDD	ND	1.27	2.54	ug/kg dry	1	01/13/20 17:09	EPA 8081B	
2,4'-DDE	ND	1.27	2.54	ug/kg dry	1	01/13/20 17:09	EPA 8081B	
2,4'-DDT	ND	1.27	2.54	ug/kg dry	1	01/13/20 17:09	EPA 8081B	
4,4'-DDD	ND	1.27	2.54	ug/kg dry	1	01/13/20 17:09	EPA 8081B	
4,4'-DDE	ND	1.27	2.54	ug/kg dry	1	01/13/20 17:09	EPA 8081B	
4,4'-DDT	ND	1.27	2.54	ug/kg dry	1	01/13/20 17:09	EPA 8081B	
<i>Surrogate: 2,4,5,6-TCMX (Surr)</i>		<i>Recovery: 55 %</i>		<i>Limits: 42-129 %</i>		<i>1</i>	<i>01/13/20 17:09</i>	<i>EPA 8081B</i>
<i>Decachlorobiphenyl (Surr)</i>		<i>73 %</i>		<i>55-130 %</i>		<i>1</i>	<i>01/13/20 17:09</i>	<i>EPA 8081B</i>

Apex Laboratories

The results in this report apply to the samples analyzed in accordance with the chain of custody document. This analytical report must be reproduced in its entirety.



Anchor QEA, LLC 6720 SW Macadam Ave. Suite 125 Portland, OR 97219	Project: Gasco PreRD DG 2019 - 4a-b. DOC-CAP Testing Cores Project Number: [none] Project Manager: Ryan Barth	Report ID: A9J0599 - 01 17 20 1413
--	---	--

ANALYTICAL SAMPLE RESULTS

Solid and Moisture Determinations

Analyte	Sample Result	Detection Limit	Reporting Limit	Units	Dilution	Date Analyzed	Method Ref.	Notes
PDI-049SC-B-00-02-191015 (A9J0599-15)				Matrix: Sediment				
Batch: 9121155								
Total Solids	55.9	1.00	1.00	% by Weight	1	12/27/19 17:55	SM 2540 G	
PDI-049SC-B-02-04-191015 (A9J0599-16)				Matrix: Sediment				
Batch: 9121155								
Total Solids	55.1	1.00	1.00	% by Weight	1	12/27/19 17:55	SM 2540 G	
PDI-049SC-B-04-06-191015 (A9J0599-17)				Matrix: Sediment				
Batch: 9121155								
Total Solids	60.3	1.00	1.00	% by Weight	1	12/27/19 17:55	SM 2540 G	
PDI-049SC-B-06-08-191015 (A9J0599-18)				Matrix: Sediment				
Batch: 9121155								
Total Solids	75.7	1.00	1.00	% by Weight	1	12/27/19 17:55	SM 2540 G	
PDI-052SC-B-00-02-191015 (A9J0599-30)				Matrix: Sediment				
Batch: 9121155								
Total Solids	56.0	1.00	1.00	% by Weight	1	12/27/19 17:55	SM 2540 G	
PDI-052SC-B-02-04-191015 (A9J0599-31)				Matrix: Sediment				
Batch: 9121155								
Total Solids	61.9	1.00	1.00	% by Weight	1	12/27/19 17:55	SM 2540 G	
PDI-052SC-B-04-06-191015 (A9J0599-32)				Matrix: Sediment				
Batch: 9121155								
Total Solids	61.1	1.00	1.00	% by Weight	1	12/27/19 17:55	SM 2540 G	
PDI-052SC-B-06-08-191015 (A9J0599-33)				Matrix: Sediment				
Batch: 9121426								
Total Solids	74.2	1.00	1.00	% by Weight	1	01/06/20 13:00	SM 2540 G	
PDI-055SC-B-00-02-191015 (A9J0599-45)				Matrix: Sediment				
Batch: 9121426								
Total Solids	53.0	1.00	1.00	% by Weight	1	01/06/20 13:00	SM 2540 G	
PDI-055SC-B-02-04-191015 (A9J0599-46)				Matrix: Sediment				
Batch: 9121426								

Apex Laboratories

The results in this report apply to the samples analyzed in accordance with the chain of custody document. This analytical report must be reproduced in its entirety.



Anchor QEA, LLC 6720 SW Macadam Ave. Suite 125 Portland, OR 97219	Project: Gasco PreRD DG 2019 - 4a-b. DOC-CAP Testing Cores Project Number: [none] Project Manager: Ryan Barth	Report ID: A9J0599 - 01 17 20 1413
--	---	--

ANALYTICAL SAMPLE RESULTS

Solid and Moisture Determinations

Analyte	Sample Result	Detection Limit	Reporting Limit	Units	Dilution	Date Analyzed	Method Ref.	Notes
PDI-055SC-B-02-04-191015 (A9J0599-46)				Matrix: Sediment				
Total Solids	55.7	1.00	1.00	% by Weight	1	01/06/20 13:00	SM 2540 G	
PDI-055SC-B-04-06-191015 (A9J0599-47)				Matrix: Sediment				
Batch: 9121426								
Total Solids	72.3	1.00	1.00	% by Weight	1	01/06/20 13:00	SM 2540 G	
PDI-055SC-B-06-08-191015 (A9J0599-48)				Matrix: Sediment				
Batch: 9121426								
Total Solids	75.9	1.00	1.00	% by Weight	1	01/06/20 13:00	SM 2540 G	

Apex Laboratories

The results in this report apply to the samples analyzed in accordance with the chain of custody document. This analytical report must be reproduced in its entirety.



Anchor QEA, LLC 6720 SW Macadam Ave. Suite 125 Portland, OR 97219	Project: Gasco PreRD DG 2019 - 4a-b. DOC-CAP Testing Cores Project Number: [none] Project Manager: Ryan Barth	Report ID: A9J0599 - 01 17 20 1413
--	--	--

QUALITY CONTROL (QC) SAMPLE RESULTS

Polychlorinated Biphenyls by EPA 8082A

Analyte	Result	Detection Limit	Reporting Limit	Units	Dilution	Spike Amount	Source Result	% REC	% REC Limits	RPD	RPD Limit	Notes
Batch 0010436 - EPA 3546												
Sediment												
Blank (0010436-BLK1)												
Prepared: 01/15/20 10:24 Analyzed: 01/16/20 08:31 C-07												
<u>EPA 8082A</u>												
Aroclor 1016	ND	0.648	1.29	ug/kg wet	1	---	---	---	---	---	---	
Aroclor 1221	ND	0.648	1.29	ug/kg wet	1	---	---	---	---	---	---	
Aroclor 1232	ND	0.648	1.29	ug/kg wet	1	---	---	---	---	---	---	
Aroclor 1242	ND	0.648	1.29	ug/kg wet	1	---	---	---	---	---	---	
Aroclor 1248	ND	0.648	1.29	ug/kg wet	1	---	---	---	---	---	---	
Aroclor 1254	ND	0.648	1.29	ug/kg wet	1	---	---	---	---	---	---	
Aroclor 1260	ND	0.648	1.29	ug/kg wet	1	---	---	---	---	---	---	
Aroclor 1262	ND	0.648	1.29	ug/kg wet	1	---	---	---	---	---	---	
Aroclor 1268	ND	0.648	1.29	ug/kg wet	1	---	---	---	---	---	---	
<i>Surr: Decachlorobiphenyl (Surr) Recovery: 94 % Limits: 43-120 % Dilution: 1x</i>												
LCS (0010436-BS1)												
Prepared: 01/15/20 10:24 Analyzed: 01/16/20 08:49 C-07												
<u>EPA 8082A</u>												
Aroclor 1016	45.4	0.670	1.33	ug/kg wet	1	83.3	---	54	47-134%	---	---	
Aroclor 1260	67.2	0.670	1.33	ug/kg wet	1	83.3	---	81	53-140%	---	---	
<i>Surr: Decachlorobiphenyl (Surr) Recovery: 90 % Limits: 43-120 % Dilution: 1x</i>												
LCS Dup (0010436-BSD1)												
Prepared: 01/15/20 11:34 Analyzed: 01/16/20 09:06 C-07, Q-19												
<u>EPA 8082A</u>												
Aroclor 1016	53.5	0.670	1.33	ug/kg wet	1	83.3	---	64	47-134%	16	30%	
Aroclor 1260	68.8	0.670	1.33	ug/kg wet	1	83.3	---	83	53-140%	2	30%	
<i>Surr: Decachlorobiphenyl (Surr) Recovery: 93 % Limits: 43-120 % Dilution: 1x</i>												
Batch 9121318 - EPA 3546												
Sediment												
Blank (9121318-BLK1)												
Prepared: 12/26/19 10:25 Analyzed: 01/09/20 08:50 C-07												
<u>EPA 8082A</u>												
Aroclor 1016	ND	0.648	1.29	ug/kg wet	1	---	---	---	---	---	---	
Aroclor 1221	ND	0.648	1.29	ug/kg wet	1	---	---	---	---	---	---	
Aroclor 1232	ND	0.648	1.29	ug/kg wet	1	---	---	---	---	---	---	
Aroclor 1242	ND	0.648	1.29	ug/kg wet	1	---	---	---	---	---	---	
Aroclor 1248	ND	0.648	1.29	ug/kg wet	1	---	---	---	---	---	---	
Aroclor 1254	ND	0.648	1.29	ug/kg wet	1	---	---	---	---	---	---	

Apex Laboratories

The results in this report apply to the samples analyzed in accordance with the chain of custody document. This analytical report must be reproduced in its entirety.



Anchor QEA, LLC 6720 SW Macadam Ave. Suite 125 Portland, OR 97219	Project: Gasco PreRD DG 2019 - 4a-b. DOC-CAP Testing Cores Project Number: [none] Project Manager: Ryan Barth	Report ID: A9J0599 - 01 17 20 1413
--	---	--

QUALITY CONTROL (QC) SAMPLE RESULTS

Polychlorinated Biphenyls by EPA 8082A

Analyte	Result	Detection Limit	Reporting Limit	Units	Dilution	Spike Amount	Source Result	% REC	% REC Limits	RPD	RPD Limit	Notes
Batch 9121318 - EPA 3546												
Sediment												
Blank (9121318-BLK1)												
						Prepared: 12/26/19 10:25		Analyzed: 01/09/20 08:50				C-07
Aroclor 1260	ND	0.648	1.29	ug/kg wet	1	---	---	---	---	---	---	
Aroclor 1262	ND	0.648	1.29	ug/kg wet	1	---	---	---	---	---	---	
Aroclor 1268	ND	0.648	1.29	ug/kg wet	1	---	---	---	---	---	---	
<i>Surr: Decachlorobiphenyl (Surr)</i>		<i>Recovery: 100 %</i>		<i>Limits: 43-120 %</i>		<i>Dilution: 1x</i>						
LCS (9121318-BS1)												
						Prepared: 12/26/19 10:25		Analyzed: 01/09/20 09:07				C-07
EPA 8082A												
Aroclor 1016	74.0	0.670	1.33	ug/kg wet	1	83.3	---	89	47-134%	---	---	
Aroclor 1260	84.2	0.670	1.33	ug/kg wet	1	83.3	---	101	53-140%	---	---	
<i>Surr: Decachlorobiphenyl (Surr)</i>		<i>Recovery: 105 %</i>		<i>Limits: 43-120 %</i>		<i>Dilution: 1x</i>						
Matrix Spike (9121318-MS1)												
						Prepared: 12/26/19 10:25		Analyzed: 01/09/20 21:50				C-07
QC Source Sample: PDI-052SC-B-04-06-191015 (A9J0599-32)												
EPA 8082A												
Aroclor 1016	76.0	1.08	2.14	ug/kg dry	1	134	ND	57	47-134%	---	---	
Aroclor 1260	65.4	1.08	2.14	ug/kg dry	1	134	4.69	45	53-140%	---	---	Q-01
<i>Surr: Decachlorobiphenyl (Surr)</i>		<i>Recovery: 53 %</i>		<i>Limits: 43-120 %</i>		<i>Dilution: 1x</i>						
Matrix Spike Dup (9121318-MSD1)												
						Prepared: 12/26/19 10:25		Analyzed: 01/09/20 22:25				C-07
QC Source Sample: PDI-052SC-B-04-06-191015 (A9J0599-32)												
EPA 8082A												
Aroclor 1016	71.0	1.08	2.14	ug/kg dry	1	134	ND	53	47-134%	7	30%	
Aroclor 1260	59.8	1.08	2.14	ug/kg dry	1	134	4.69	41	53-140%	9	30%	Q-01
<i>Surr: Decachlorobiphenyl (Surr)</i>		<i>Recovery: 43 %</i>		<i>Limits: 43-120 %</i>		<i>Dilution: 1x</i>						

Apex Laboratories

The results in this report apply to the samples analyzed in accordance with the chain of custody document. This analytical report must be reproduced in its entirety.



Anchor QEA, LLC 6720 SW Macadam Ave. Suite 125 Portland, OR 97219	Project: Gasco PreRD DG 2019 - 4a-b. DOC-CAP Testing Cores Project Number: [none] Project Manager: Ryan Barth	Report ID: A9J0599 - 01 17 20 1413
--	---	--

QUALITY CONTROL (QC) SAMPLE RESULTS

Polychlorinated Biphenyls by EPA 8082A

Analyte	Result	Detection Limit	Reporting Limit	Units	Dilution	Spike Amount	Source Result	% REC	% REC Limits	RPD	RPD Limit	Notes
Batch 9121399 - EPA 3546												
Sediment												
Blank (9121399-BLK1)												
Prepared: 12/30/19 09:02 Analyzed: 01/02/20 13:26 C-07												
<u>EPA 8082A</u>												
Aroclor 1016	ND	0.648	1.29	ug/kg wet	1	---	---	---	---	---	---	
Aroclor 1221	ND	0.648	1.29	ug/kg wet	1	---	---	---	---	---	---	
Aroclor 1232	ND	0.648	1.29	ug/kg wet	1	---	---	---	---	---	---	
Aroclor 1242	ND	0.648	1.29	ug/kg wet	1	---	---	---	---	---	---	
Aroclor 1248	ND	0.648	1.29	ug/kg wet	1	---	---	---	---	---	---	
Aroclor 1254	ND	0.648	1.29	ug/kg wet	1	---	---	---	---	---	---	
Aroclor 1260	ND	0.648	1.29	ug/kg wet	1	---	---	---	---	---	---	
Aroclor 1262	ND	0.648	1.29	ug/kg wet	1	---	---	---	---	---	---	
Aroclor 1268	ND	0.648	1.29	ug/kg wet	1	---	---	---	---	---	---	
<i>Surr: Decachlorobiphenyl (Surr) Recovery: 100 % Limits: 43-120 % Dilution: 1x</i>												
LCS (9121399-BS1)												
Prepared: 12/30/19 09:02 Analyzed: 01/02/20 13:44 C-07												
<u>EPA 8082A</u>												
Aroclor 1016	60.1	0.670	1.33	ug/kg wet	1	83.3	---	72	47-134%	---	---	
Aroclor 1260	79.1	0.670	1.33	ug/kg wet	1	83.3	---	95	53-140%	---	---	
<i>Surr: Decachlorobiphenyl (Surr) Recovery: 100 % Limits: 43-120 % Dilution: 1x</i>												
LCS Dup (9121399-BSD1)												
Prepared: 12/30/19 09:02 Analyzed: 01/02/20 14:01 C-07, Q-19												
<u>EPA 8082A</u>												
Aroclor 1016	58.1	0.670	1.33	ug/kg wet	1	83.3	---	70	47-134%	3	30%	
Aroclor 1260	77.2	0.670	1.33	ug/kg wet	1	83.3	---	93	53-140%	2	30%	
<i>Surr: Decachlorobiphenyl (Surr) Recovery: 102 % Limits: 43-120 % Dilution: 1x</i>												

Apex Laboratories

The results in this report apply to the samples analyzed in accordance with the chain of custody document. This analytical report must be reproduced in its entirety.



Anchor QEA, LLC 6720 SW Macadam Ave. Suite 125 Portland, OR 97219	Project: Gasco PreRD DG 2019 - 4a-b. DOC-CAP Testing Cores Project Number: [none] Project Manager: Ryan Barth	Report ID: A9J0599 - 01 17 20 1413
--	---	--

QUALITY CONTROL (QC) SAMPLE RESULTS

Organochlorine Pesticides by EPA 8081B

Analyte	Result	Detection Limit	Reporting Limit	Units	Dilution	Spike Amount	Source Result	% REC	% REC Limits	RPD	RPD Limit	Notes
Batch 0010079 - EPA 3546/3640A (GPC) Sediment												
Blank (0010079-BLK1) Prepared: 12/24/19 13:17 Analyzed: 01/14/20 13:22 C-05												
<u>EPA 8081B</u>												
2,4'-DDD	ND	0.909	1.82	ug/kg wet	1	---	---	---	---	---	---	
2,4'-DDE	ND	0.909	1.82	ug/kg wet	1	---	---	---	---	---	---	
2,4'-DDT	ND	0.909	1.82	ug/kg wet	1	---	---	---	---	---	---	
4,4'-DDD	ND	0.909	1.82	ug/kg wet	1	---	---	---	---	---	---	
4,4'-DDE	ND	0.909	1.82	ug/kg wet	1	---	---	---	---	---	---	
4,4'-DDT	ND	0.909	1.82	ug/kg wet	1	---	---	---	---	---	---	
Surr: 2,4,5,6-TCMX (Surr)		Recovery: 76 %		Limits: 42-129 %		Dilution: 1x						
Decachlorobiphenyl (Surr)		101 %		55-130 %		"						
LCS (0010079-BS1) Prepared: 12/24/19 13:17 Analyzed: 01/14/20 13:39 C-05												
<u>EPA 8081B</u>												
2,4'-DDD	52.0	1.00	2.00	ug/kg wet	1	50.0	---	104	50-150%	---	---	
2,4'-DDE	47.4	1.00	2.00	ug/kg wet	1	50.0	---	95	50-150%	---	---	
2,4'-DDT	57.3	1.00	2.00	ug/kg wet	1	50.0	---	115	50-150%	---	---	
4,4'-DDD	60.6	1.00	2.00	ug/kg wet	1	50.0	---	121	50-150%	---	---	
4,4'-DDE	53.9	1.00	2.00	ug/kg wet	1	50.0	---	108	50-150%	---	---	
4,4'-DDT	63.2	1.00	2.00	ug/kg wet	1	50.0	---	126	50-150%	---	---	
Surr: 2,4,5,6-TCMX (Surr)		Recovery: 82 %		Limits: 42-129 %		Dilution: 1x						
Decachlorobiphenyl (Surr)		106 %		55-130 %		"						
Matrix Spike (0010079-MS1) Prepared: 12/24/19 13:17 Analyzed: 01/15/20 23:13 C-05, H-08												
<u>QC Source Sample: PDI-052SC-B-04-06-191015 (A9J0599-32RE1)</u>												
<u>EPA 8081B</u>												
2,4'-DDD	136	73.9	73.9	ug/kg dry	5	78.6	ND	174	50-150%	---	---	Q-01, R-02
2,4'-DDE	106	33.0	33.0	ug/kg dry	5	78.6	ND	135	50-150%	---	---	R-02
2,4'-DDT	101	39.3	39.3	ug/kg dry	5	78.6	ND	129	50-150%	---	---	R-02
4,4'-DDD	234	15.7	31.4	ug/kg dry	5	78.6	107	161	50-150%	---	---	Q-01
4,4'-DDE	107	31.4	31.4	ug/kg dry	5	78.6	ND	136	50-150%	---	---	
4,4'-DDT	127	42.4	42.4	ug/kg dry	5	78.6	ND	161	50-150%	---	---	Q-01, R-02
Surr: 2,4,5,6-TCMX (Surr)		Recovery: 99 %		Limits: 42-129 %		Dilution: 5x						
Decachlorobiphenyl (Surr)		202 %		55-130 %		"						
S-04												

Apex Laboratories

The results in this report apply to the samples analyzed in accordance with the chain of custody document. This analytical report must be reproduced in its entirety.



Anchor QEA, LLC 6720 SW Macadam Ave. Suite 125 Portland, OR 97219	Project: Gasco PreRD DG 2019 - 4a-b. DOC-CAP Testing Cores Project Number: [none] Project Manager: Ryan Barth	Report ID: A9J0599 - 01 17 20 1413
--	---	--

QUALITY CONTROL (QC) SAMPLE RESULTS

Organochlorine Pesticides by EPA 8081B

Analyte	Result	Detection Limit	Reporting Limit	Units	Dilution	Spike Amount	Source Result	% REC	% REC Limits	RPD	RPD Limit	Notes	
Batch 0010079 - EPA 3546/3640A (GPC)						Sediment							
Matrix Spike Dup (0010079-MSD1)						Prepared: 12/24/19 13:17 Analyzed: 01/15/20 23:51						C-05, H-08	
QC Source Sample: PDI-052SC-B-04-06-191015 (A9J0599-32RE1)													
EPA 8081B													
2,4'-DDD	117	75.0	75.0	ug/kg dry	5	79.8	ND	147	75-130%	15	35%	Q-01, R-02	
2,4'-DDE	97.8	33.5	33.5	ug/kg dry	5	79.8	ND	122	74-131%	8	35%	R-02	
2,4'-DDT	93.3	39.9	39.9	ug/kg dry	5	79.8	ND	117	64-136%	8	35%	R-02	
4,4'-DDD	182	16.0	31.9	ug/kg dry	5	79.8	107	94	56-139%	25	30%		
4,4'-DDE	97.8	31.9	31.9	ug/kg dry	5	79.8	ND	123	56-134%	8	30%		
4,4'-DDT	113	43.1	43.1	ug/kg dry	5	79.8	ND	142	50-141%	11	30%	Q-01, R-02	
Surr: 2,4,5,6-TCMX (Surr)		Recovery: 87 %		Limits: 42-129 %		Dilution: 5x							
Decachlorobiphenyl (Surr)		118 %		55-130 %		"							

Apex Laboratories

The results in this report apply to the samples analyzed in accordance with the chain of custody document. This analytical report must be reproduced in its entirety.



Anchor QEA, LLC 6720 SW Macadam Ave. Suite 125 Portland, OR 97219	Project: Gasco PreRD DG 2019 - 4a-b. DOC-CAP Testing Cores Project Number: [none] Project Manager: Ryan Barth	Report ID: A9J0599 - 01 17 20 1413
--	---	--

QUALITY CONTROL (QC) SAMPLE RESULTS

Organochlorine Pesticides by EPA 8081B

Analyte	Result	Detection Limit	Reporting Limit	Units	Dilution	Spike Amount	Source Result	% REC	% REC Limits	RPD	RPD Limit	Notes
Batch 0010165 - EPA 3546/3640A (GPC) Sediment												
Blank (0010165-BLK1) Prepared: 01/02/20 07:08 Analyzed: 01/13/20 16:35 C-05												
<u>EPA 8081B</u>												
2,4'-DDD	ND	0.909	1.82	ug/kg wet	1	---	---	---	---	---	---	
2,4'-DDE	ND	0.909	1.82	ug/kg wet	1	---	---	---	---	---	---	
2,4'-DDT	ND	0.909	1.82	ug/kg wet	1	---	---	---	---	---	---	
4,4'-DDD	ND	0.909	1.82	ug/kg wet	1	---	---	---	---	---	---	
4,4'-DDE	ND	0.909	1.82	ug/kg wet	1	---	---	---	---	---	---	
4,4'-DDT	ND	0.909	1.82	ug/kg wet	1	---	---	---	---	---	---	
Surr: 2,4,5,6-TCMX (Surr)		Recovery: 61 %		Limits: 42-129 %		Dilution: 1x						
Decachlorobiphenyl (Surr)		76 %		55-130 %		"						
LCS (0010165-BS1) Prepared: 01/02/20 07:08 Analyzed: 01/13/20 16:52 C-05												
<u>EPA 8081B</u>												
2,4'-DDD	46.5	1.00	2.00	ug/kg wet	1	50.0	---	93	50-150%	---	---	
2,4'-DDE	41.6	1.00	2.00	ug/kg wet	1	50.0	---	83	50-150%	---	---	
2,4'-DDT	51.2	1.00	2.00	ug/kg wet	1	50.0	---	102	50-150%	---	---	
4,4'-DDD	53.5	1.00	2.00	ug/kg wet	1	50.0	---	107	50-150%	---	---	
4,4'-DDE	48.2	1.00	2.00	ug/kg wet	1	50.0	---	96	50-150%	---	---	
4,4'-DDT	57.7	1.00	2.00	ug/kg wet	1	50.0	---	115	50-150%	---	---	
Surr: 2,4,5,6-TCMX (Surr)		Recovery: 60 %		Limits: 42-129 %		Dilution: 1x						
Decachlorobiphenyl (Surr)		87 %		55-130 %		"						
Matrix Spike (0010165-MS1) Prepared: 01/02/20 07:08 Analyzed: 01/16/20 16:38 R-04												
<u>QC Source Sample: Non-SDG (A9J0718-18RE1)</u>												
<u>EPA 8081B</u>												
2,4'-DDD	82.1	6.94	6.94	ug/kg dry	2	86.7	ND	95	50-150%	---	---	
2,4'-DDE	78.7	3.47	6.94	ug/kg dry	2	86.7	ND	91	50-150%	---	---	
2,4'-DDT	73.6	3.47	6.94	ug/kg dry	2	86.7	ND	85	50-150%	---	---	
4,4'-DDD	93.6	3.47	6.94	ug/kg dry	2	86.7	ND	108	50-150%	---	---	
4,4'-DDE	82.3	3.47	6.94	ug/kg dry	2	86.7	ND	95	50-150%	---	---	
4,4'-DDT	82.8	3.47	6.94	ug/kg dry	2	86.7	ND	95	50-150%	---	---	
Surr: 2,4,5,6-TCMX (Surr)		Recovery: 74 %		Limits: 42-129 %		Dilution: 2x						
Decachlorobiphenyl (Surr)		107 %		55-130 %		"						

Apex Laboratories

The results in this report apply to the samples analyzed in accordance with the chain of custody document. This analytical report must be reproduced in its entirety.



Anchor QEA, LLC 6720 SW Macadam Ave. Suite 125 Portland, OR 97219	Project: Gasco PreRD DG 2019 - 4a-b. DOC-CAP Testing Cores Project Number: [none] Project Manager: Ryan Barth	Report ID: A9J0599 - 01 17 20 1413
--	---	--

QUALITY CONTROL (QC) SAMPLE RESULTS

Organochlorine Pesticides by EPA 8081B

Analyte	Result	Detection Limit	Reporting Limit	Units	Dilution	Spike Amount	Source Result	% REC	% REC Limits	RPD	RPD Limit	Notes
Batch 0010165 - EPA 3546/3640A (GPC)						Sediment						
Matrix Spike Dup (0010165-MSD1)						Prepared: 01/02/20 07:08 Analyzed: 01/16/20 17:16						R-04
QC Source Sample: Non-SDG (A9J0718-18RE1)												
2,4'-DDD	79.1	6.85	6.85	ug/kg dry	2	85.6	ND	92	50-150%	4	35%	
2,4'-DDE	76.2	3.42	6.85	ug/kg dry	2	85.6	ND	89	50-150%	3	35%	
2,4'-DDT	70.2	3.42	6.85	ug/kg dry	2	85.6	ND	82	50-150%	5	35%	
4,4'-DDD	91.8	3.42	6.85	ug/kg dry	2	85.6	ND	107	50-150%	2	30%	
4,4'-DDE	79.1	3.42	6.85	ug/kg dry	2	85.6	ND	92	50-150%	4	30%	
4,4'-DDT	76.7	3.42	6.85	ug/kg dry	2	85.6	ND	90	50-150%	8	30%	
<i>Surr: 2,4,5,6-TCMX (Surr)</i>		<i>Recovery: 79 %</i>		<i>Limits: 42-129 %</i>		<i>Dilution: 2x</i>						
<i>Decachlorobiphenyl (Surr)</i>		<i>107 %</i>		<i>55-130 %</i>		<i>"</i>						

Apex Laboratories

The results in this report apply to the samples analyzed in accordance with the chain of custody document. This analytical report must be reproduced in its entirety.



Apex Laboratories, LLC

6700 S.W. Sandburg Street
 Tigard, OR 97223
 503-718-2323
 EPA ID: OR01039

Anchor QEA, LLC 6720 SW Macadam Ave. Suite 125 Portland, OR 97219	Project: Gasco PreRD DG 2019 - 4a-b. DOC-CAP Testing Cores Project Number: [none] Project Manager: Ryan Barth	Report ID: A9J0599 - 01 17 20 1413
--	---	--

QUALITY CONTROL (QC) SAMPLE RESULTS

Solid and Moisture Determinations

Analyte	Result	Detection Limit	Reporting Limit	Units	Dilution	Spike Amount	Source Result	% REC	% REC Limits	RPD	RPD Limit	Notes
Batch 9121155 - Total Solids (SM2540G/PSEP)						Sediment						
Duplicate (9121155-DUP1)						Prepared: 12/19/19 17:01 Analyzed: 12/27/19 17:55						
<u>QC Source Sample: PDI-052SC-B-04-06-191015 (A9J0599-32)</u>												
<u>SM 2540 G</u>												
Total Solids	61.6	1.00	1.00	% by Weight	1	---	61.1	---	---	0.8	10%	

Apex Laboratories

The results in this report apply to the samples analyzed in accordance with the chain of custody document. This analytical report must be reproduced in its entirety.



Apex Laboratories, LLC

6700 S.W. Sandburg Street
 Tigard, OR 97223
 503-718-2323
 EPA ID: OR01039

Anchor QEA, LLC 6720 SW Macadam Ave. Suite 125 Portland, OR 97219	Project: Gasco PreRD DG 2019 - 4a-b. DOC-CAP Testing Cores Project Number: [none] Project Manager: Ryan Barth	Report ID: A9J0599 - 01 17 20 1413
--	---	--

QUALITY CONTROL (QC) SAMPLE RESULTS

Solid and Moisture Determinations

Analyte	Result	Detection Limit	Reporting Limit	Units	Dilution	Spike Amount	Source Result	% REC	% REC Limits	RPD	RPD Limit	Notes
Batch 9121426 - Total Solids (SM2540G/PSEP)						Sediment						
Duplicate (9121426-DUP1)						Prepared: 12/30/19 15:18 Analyzed: 01/06/20 13:00						
<u>QC Source Sample: PDI-052SC-B-06-08-191015 (A9J0599-33)</u>												
<u>SM 2540 G</u>												
Total Solids	74.1	1.00	1.00	% by Weight	1	---	74.2	---	---	0.2	10%	

Apex Laboratories

The results in this report apply to the samples analyzed in accordance with the chain of custody document. This analytical report must be reproduced in its entirety.



Anchor QEA, LLC
6720 SW Macadam Ave. Suite 125
Portland, OR 97219

Project: **Gasco PreRD DG 2019 - 4a-b. DOC-CAP Testing Cores**
Project Number: [none]
Project Manager: **Ryan Barth**

Report ID:
A9J0599 - 01 17 20 1413

SAMPLE PREPARATION INFORMATION

Polychlorinated Biphenyls by EPA 8082A

Prep: EPA 3546

Lab Number	Matrix	Method	Sampled	Prepared	Sample Initial/Final	Default Initial/Final	RL Prep Factor
<u>Batch: 0010436</u>							
A9J0599-15RE1	Sediment	EPA 8082A	10/15/19 13:32	01/15/20 10:24	30.8g/2mL	30g/2mL	0.97
A9J0599-16RE1	Sediment	EPA 8082A	10/15/19 13:32	01/15/20 15:43	30.45g/2mL	30g/2mL	0.99
<u>Batch: 9121318</u>							
A9J0599-17	Sediment	EPA 8082A	10/15/19 13:32	12/26/19 10:25	30.53g/2mL	30g/2mL	0.98
A9J0599-18	Sediment	EPA 8082A	10/15/19 13:32	12/26/19 10:25	30.3g/2mL	30g/2mL	0.99
A9J0599-30	Sediment	EPA 8082A	10/15/19 08:54	12/26/19 10:25	30.57g/2mL	30g/2mL	0.98
A9J0599-31	Sediment	EPA 8082A	10/15/19 08:54	12/26/19 10:25	30.52g/2mL	30g/2mL	0.98
A9J0599-32	Sediment	EPA 8082A	10/15/19 08:54	12/26/19 10:25	30.49g/2mL	30g/2mL	0.98
<u>Batch: 9121399</u>							
A9J0599-33	Sediment	EPA 8082A	10/15/19 08:54	12/30/19 09:52	30.73g/2mL	30g/2mL	0.98
A9J0599-45	Sediment	EPA 8082A	10/15/19 10:47	12/30/19 09:52	30.11g/2mL	30g/2mL	1.00
A9J0599-46	Sediment	EPA 8082A	10/15/19 10:47	12/30/19 09:52	30.12g/2mL	30g/2mL	1.00
A9J0599-47	Sediment	EPA 8082A	10/15/19 10:47	12/30/19 09:52	30.6g/2mL	30g/2mL	0.98
A9J0599-48	Sediment	EPA 8082A	10/15/19 10:47	12/30/19 09:52	30.57g/2mL	30g/2mL	0.98

Organochlorine Pesticides by EPA 8081B

Prep: EPA 3546/3640A (GPC)

Lab Number	Matrix	Method	Sampled	Prepared	Sample Initial/Final	Default Initial/Final	RL Prep Factor
<u>Batch: 0010079</u>							
A9J0599-15RE1	Sediment	EPA 8081B	10/15/19 13:32	12/24/19 13:17	10.71g/20mL	10g/5mL	3.73
A9J0599-16RE1	Sediment	EPA 8081B	10/15/19 13:32	12/24/19 13:17	10.27g/20mL	10g/5mL	3.89
A9J0599-17RE1	Sediment	EPA 8081B	10/15/19 13:32	12/24/19 13:17	10.89g/20mL	10g/5mL	3.67
A9J0599-18RE1	Sediment	EPA 8081B	10/15/19 13:32	12/24/19 13:17	10.34g/10mL	10g/5mL	1.93
A9J0599-30RE1	Sediment	EPA 8081B	10/15/19 08:54	12/24/19 13:17	10.62g/20mL	10g/5mL	3.77
A9J0599-31RE1	Sediment	EPA 8081B	10/15/19 08:54	12/24/19 13:17	10.85g/20mL	10g/5mL	3.69
A9J0599-32RE1	Sediment	EPA 8081B	10/15/19 08:54	12/24/19 13:17	10.66g/20mL	10g/5mL	3.75
<u>Batch: 0010165</u>							
A9J0599-33RE1	Sediment	EPA 8081B	10/15/19 08:54	01/02/20 07:08	10.7g/10mL	10g/5mL	1.87
A9J0599-45RE1	Sediment	EPA 8081B	10/15/19 10:47	01/02/20 07:08	10.21g/10mL	10g/5mL	1.96
A9J0599-46RE1	Sediment	EPA 8081B	10/15/19 10:47	01/02/20 07:08	10.18g/10mL	10g/5mL	1.96
A9J0599-47RE1	Sediment	EPA 8081B	10/15/19 10:47	01/02/20 07:08	10.67g/10mL	10g/5mL	1.87
A9J0599-48RE1	Sediment	EPA 8081B	10/15/19 10:47	01/02/20 07:08	10.36g/10mL	10g/5mL	1.93

Apex Laboratories

The results in this report apply to the samples analyzed in accordance with the chain of custody document. This analytical report must be reproduced in its entirety.



Anchor QEA, LLC
 6720 SW Macadam Ave. Suite 125
 Portland, OR 97219

Project: **Gasco PreRD DG 2019 - 4a-b. DOC-CAP Testing Cores**
 Project Number: [none]
 Project Manager: **Ryan Barth**

Report ID:
A9J0599 - 01 17 20 1413

SAMPLE PREPARATION INFORMATION

Solid and Moisture Determinations

Prep: Total Solids (SM2540G/PSEP)

Lab Number	Matrix	Method	Sampled	Prepared	Sample Initial/Final	Default Initial/Final	RL Prep Factor
<u>Batch: 9121155</u>							
A9J0599-15	Sediment	SM 2540 G	10/15/19 13:32	12/19/19 17:01			NA
A9J0599-16	Sediment	SM 2540 G	10/15/19 13:32	12/19/19 17:01			NA
A9J0599-17	Sediment	SM 2540 G	10/15/19 13:32	12/19/19 17:01			NA
A9J0599-18	Sediment	SM 2540 G	10/15/19 13:32	12/19/19 17:01			NA
A9J0599-30	Sediment	SM 2540 G	10/15/19 08:54	12/19/19 17:01			NA
A9J0599-31	Sediment	SM 2540 G	10/15/19 08:54	12/19/19 17:01			NA
A9J0599-32	Sediment	SM 2540 G	10/15/19 08:54	12/19/19 17:01			NA
<u>Batch: 9121426</u>							
A9J0599-33	Sediment	SM 2540 G	10/15/19 08:54	12/30/19 15:18			NA
A9J0599-45	Sediment	SM 2540 G	10/15/19 10:47	12/30/19 15:18			NA
A9J0599-46	Sediment	SM 2540 G	10/15/19 10:47	12/30/19 15:18			NA
A9J0599-47	Sediment	SM 2540 G	10/15/19 10:47	12/30/19 15:18			NA
A9J0599-48	Sediment	SM 2540 G	10/15/19 10:47	12/30/19 15:18			NA

Apex Laboratories

The results in this report apply to the samples analyzed in accordance with the chain of custody document. This analytical report must be reproduced in its entirety.



Anchor QEA, LLC 6720 SW Macadam Ave. Suite 125 Portland, OR 97219	Project: Gasco PreRD DG 2019 - 4a-b. DOC-CAP Testing Cores Project Number: [none] Project Manager: Ryan Barth	Report ID: A9J0599 - 01 17 20 1413
--	---	--

QUALIFIER DEFINITIONS

Client Sample and Quality Control (QC) Sample Qualifier Definitions:

Apex Laboratories

- C-05** Extract has undergone a GPC (Gel-Permeation Chromatography) cleanup per EPA 3640A. Reporting levels may be raised due to dilution necessary for cleanup. Sample Final Volume includes the GPC dilution factor, see the Prep page for details.
- C-07** Extract has undergone Sulfuric Acid Cleanup by EPA 3665A, Sulfur Cleanup by EPA 3660B, and Florisil Cleanup by EPA 3620B in order to minimize matrix interference.
- H-08** Sample hold time extended by freezing at -18 degrees C. Total time at 4 degrees C was less than the standard hold time.
- J** Estimated Result. Result detected below the lowest point of the calibration curve, but above the specified MDL.
- P-10** Result estimated due to the presence of multiple PCB Aroclors and/or matrix interference.
- P-11** Result estimated. Secondary column confirmation does not meet method criteria due to matrix interference.
- Q-01** Spike recovery and/or RPD is outside acceptance limits.
- Q-19** Blank Spike Duplicate (BSD) sample analyzed in place of Matrix Spike/Duplicate samples due to limited sample amount available for analysis.
- Q-42** Matrix Spike and/or Duplicate analysis was performed on this sample. % Recovery or RPD for this analyte is outside laboratory control limits. (Refer to the QC Section of Analytical Report.)
- R-02** The Reporting Limit for this analyte has been raised to account for interference from coeluting organic compounds present in the sample.
- R-04** Reporting levels elevated due to preparation and/or analytical dilution necessary for analysis.
- S-03** Reextraction and analysis, or analysis of laboratory duplicate, confirms surrogate failure due to sample matrix effect.
- S-04** Surrogate recovery is outside of established control limits due to a sample matrix effect.

Apex Laboratories

The results in this report apply to the samples analyzed in accordance with the chain of custody document. This analytical report must be reproduced in its entirety.



Anchor QEA, LLC

6720 SW Macadam Ave. Suite 125
Portland, OR 97219

Project: Gasco PreRD DG 2019 - 4a-b. DOC-CAP Testing Cores

Project Number: [none]
Project Manager: Ryan Barth

Report ID:
A9J0599 - 01 17 20 1413

REPORTING NOTES AND CONVENTIONS:

Abbreviations:

- DET Analyte DETECTED at or above the detection or reporting limit.
- ND Analyte NOT DETECTED at or above the detection or reporting limit.
- NR Result Not Reported
- RPD Relative Percent Difference. RPDs for Matrix Spikes and Matrix Spike Duplicates are based on concentration, not recovery.

Detection Limits: Limit of Detection (LOD)

Limits of Detection (LODs) are normally set at a level of one half the validated Limit of Quantitation (LOQ).
If no value is listed ('-----'), then the data has not been evaluated below the Reporting Limit.

Reporting Limits: Limit of Quantitation (LOQ)

Validated Limits of Quantitation (LOQs) are reported as the Reporting Limits for all analyses where the LOQ, MRL, PQL or CRL are requested. The LOQ represents a level at or above the low point of the calibration curve, that has been validated according to Apex Laboratories' comprehensive LOQ policies and procedures.

Reporting Conventions:

- Basis: Results for soil samples are generally reported on a 100% dry weight basis. The Result Basis is listed following the units as "dry", "wet", or " " (blank) designation.
"dry" Sample results and Reporting Limits are reported on a dry weight basis. (i.e. "ug/kg dry")
See Percent Solids section for details of dry weight analysis.
"wet" Sample results and Reporting Limits for this analysis are normally dry weight corrected, but have not been modified in this case.
" " Results without 'wet' or 'dry' designation are not normally dry weight corrected. These results are considered 'As Received'.

QC Source:

In cases where there is insufficient sample provided for Sample Duplicates and/or Matrix Spikes, a Lab Control Sample Duplicate (LCS Dup) may be analyzed to demonstrate accuracy and precision of the extraction batch.

Non-Client Batch QC Samples (Duplicates and Matrix Spike/Duplicates) may not be included in this report. Please request a Full QC report if this data is required.

Miscellaneous Notes:

- " --- " QC results are not applicable. For example, % Recoveries for Blanks and Duplicates, % RPD for Blanks, Blank Spikes and Matrix Spikes, etc.
- " *** " Used to indicate a possible discrepancy with the Sample and Sample Duplicate results when the %RPD is not available. In this case, either the Sample or the Sample Duplicate has a reportable result for this analyte, while the other is Non Detect (ND).

Blanks:

Standard practice is to evaluate the results from Blank QC Samples down to a level equal to 1/2 the Reporting Limit (RL).
-For Blank hits falling between 1/2 the RL and the RL (J flagged hits), the associated sample and QC data will receive a 'B-02' qualifier.
-For Blank hits above the RL, the associated sample and QC data will receive a 'B' qualifier, per Apex Laboratories' Blank Policy.
For further details, please request a copy of this document.

Apex Laboratories

The results in this report apply to the samples analyzed in accordance with the chain of custody document. This analytical report must be reproduced in its entirety.



Anchor QEA, LLC

6720 SW Macadam Ave. Suite 125
Portland, OR 97219

Project: Gasco PreRD DG 2019 - 4a-b. DOC-CAP Testing Cores

Project Number: [none]

Project Manager: Ryan Barth

Report ID:

A9J0599 - 01 17 20 1413

REPORTING NOTES AND CONVENTIONS (Cont.):

Blanks (Cont.):

Sample results flagged with a 'B' or 'B-02' qualifier are potentially biased high if the sample results are less than ten times the level found in the blank for inorganic analyses, or less than five times the level found in the blank for organic analyses.

'B' and 'B-02' qualifications are only applied to sample results detected above the Reporting Level.

Preparation Notes:

Mixed Matrix Samples:

Water Samples:

Water samples containing significant amounts of sediment are decanted or separated prior to extraction, and only the water portion analyzed, unless otherwise directed by the client.

Soil and Sediment Samples:

Soil and Sediment samples containing significant amounts of water are decanted prior to extraction, and only the solid portion analyzed, unless otherwise directed by the client.

Sampling and Preservation Notes:

Certain regulatory programs, such as National Pollutant Discharge Elimination System (NPDES), require that activities such as sample filtration (for dissolved metals, orthophosphate, hexavalent chromium, etc.) and testing of short hold analytes (pH, Dissolved Oxygen, etc.) be performed in the field (on-site) within a short time window. In addition, sample matrix spikes are required for some analyses, and sufficient volume must be provided, and billable site specific QC requested, if this is required. All regulatory permits should be reviewed to ensure that these requirements are being met.

Data users should be aware of which regulations pertain to the samples they submit for testing. If related sample collection activities are not approved for a particular regulatory program, results should be considered estimates. Apex Laboratories will qualify these analytes according to the most stringent requirements, however results for samples that are for non-regulatory purposes may be acceptable.

Samples that have been filtered and preserved at Apex Laboratories per client request are listed in the preparation section of the report with the date and time of filtration listed.

Apex Laboratories maintains detailed records on sample receipt, including client label verification, cooler temperature, sample preservation, hold time compliance and field filtration. Data is qualified as necessary, and the lack of qualification indicates compliance with required parameters.

Apex Laboratories

The results in this report apply to the samples analyzed in accordance with the chain of custody document. This analytical report must be reproduced in its entirety.



Apex Laboratories, LLC

6700 S.W. Sandburg Street
Tigard, OR 97223
503-718-2323
EPA ID: OR01039

Anchor QEA, LLC

6720 SW Macadam Ave. Suite 125
Portland, OR 97219

Project: **Gasco PreRD DG 2019 - 4a-b. DOC-CAP Testing Cores**

Project Number: [none]

Project Manager: **Ryan Barth**

Report ID:

A9J0599 - 01 17 20 1413

LABORATORY ACCREDITATION INFORMATION

TNI Certification ID: OR100062 (Primary Accreditation) - EPA ID: OR01039

All methods and analytes reported from work performed at Apex Laboratories are included on Apex Laboratories' ORELAP Scope of Certification, with the exception of any analyte(s) listed below:

Apex Laboratories

Matrix	Analysis	TNI_ID	Analyte	TNI_ID	Accreditation
<u>All reported analytes are included in Apex Laboratories' current ORELAP scope.</u>					

Secondary Accreditations

Apex Laboratories also maintains reciprocal accreditation with non-TNI states (Washington DOE), as well as other state specific accreditations not listed here.

Subcontract Laboratory Accreditations

Subcontracted data falls outside of Apex Laboratories' Scope of Accreditation. Please see the Subcontract Laboratory report for full details, or contact your Project Manager for more information.

Field Testing Parameters

Results for Field Tested data are provided by the client or sampler, and fall outside of Apex Laboratories' Scope of Accreditation.

Apex Laboratories

The results in this report apply to the samples analyzed in accordance with the chain of custody document. This analytical report must be reproduced in its entirety.



Anchor QEA, LLC
6720 SW Macadam Ave. Suite 125
Portland, OR 97219

Project: **Gasco PreRD DG 2019 - 4a-b. DOC-CAP Testing Cores**
Project Number: [none]
Project Manager: **Ryan Barth**

Report ID:
A9J0599 - 01 17 20 1413

ENVIRONMENTAL SAMPLE CHAIN OF CUSTODY

ANCHOR QEA 1201 1/2 Avenue, Suite 2000, Seattle, WA 98107
POC: Delaney Peterson (360-715-2707) 1605 Cornwell Avenue, Bellingham, WA 98225
Project: Gasco PDI
Client: NW Natural

AGJ0599
 APEX1-20191015-152359
COC ID: CO
Sample Custodian: Apex - Archive
Lab: Apex - Archive

COC Sample Number	Field Sample ID	Sample Type	Matrix	Collected Date	Time	Containers	Lab #	OC	Test Request	Method	TAT**	Preservative
001	PDI-048SC-A-00-01-191015	N	SE	10/15/2019	13:29	1			Archive (APEX)	ARCHIVE	-1	-10°C
002	PDI-048SC-A-01-02-191015	N	SE	10/15/2019	13:29	1			Archive (APEX)	ARCHIVE	-1	-10°C
003	PDI-048SC-A-02-03-191015	N	SE	10/15/2019	13:29	1			Archive (APEX)	ARCHIVE	-1	-10°C
004	PDI-048SC-A-03-04-191015	N	SE	10/15/2019	13:29	1			Archive (APEX)	ARCHIVE	-1	-10°C
005	PDI-048SC-A-04-05-191015	N	SE	10/15/2019	13:29	1			Archive (APEX)	ARCHIVE	-1	-10°C
006	PDI-048SC-A-05-06-191015	N	SE	10/15/2019	13:29	1			Archive (APEX)	ARCHIVE	-1	-10°C
007	PDI-048SC-A-06-07-191015	N	SE	10/15/2019	13:29	1			Archive (APEX)	ARCHIVE	-1	-10°C
008	PDI-048SC-A-07-08-191015	N	SE	10/15/2019	13:29	1			Archive (APEX)	ARCHIVE	-1	-10°C
009	PDI-048SC-A-08-09-191015	N	SE	10/15/2019	13:29	1			Archive (APEX)	ARCHIVE	-1	-10°C
010	PDI-048SC-A-09-10-191015	N	SE	10/15/2019	13:29	1			Archive (APEX)	ARCHIVE	-1	-10°C
011	PDI-048SC-A-10-11-191015	N	SE	10/15/2019	13:29	1			Archive (APEX)	ARCHIVE	-1	-10°C

Comment:

Requested By	Signature	Print Name	Company	Date/Time	Requested By	Signature	Print Name	Company	Date/Time
Delaney Peterson		Delaney Peterson	Anchor QEA	10/15/2019 1000	Delaney Peterson		Delaney Peterson	Anchor QEA	10/15/2019 1000
Eli Soren		Eli Soren	APEX LABS	10/15/2019 1000	Eli Soren		Eli Soren	APEX LABS	10/15/2019 1000

Date Printed: 10/15/2019

Page 1 of 5

Apex Laboratories

The results in this report apply to the samples analyzed in accordance with the chain of custody document. This analytical report must be reproduced in its entirety.



Anchor QEA, LLC
6720 SW Macadam Ave. Suite 125
Portland, OR 97219

Project: **Gasco PreRD DG 2019 - 4a-b. DOC-CAP Testing Cores**
Project Number: **[none]**
Project Manager: **Ryan Barth**

Report ID:
A9J0599 - 01 17 20 1413

AGJ0599

COC ID: APEX1-20191015-152359
Sample Custodian: CO
Lab: Apex - Archive

ENVIRONMENTAL SAMPLE CHAIN OF CUSTODY

POC: **Delaney Peterson (360-715-2707)**
1605 Cornwell Avenue, Bellingham, WA 98225
Project: Gasco PDI
Client: NW Natural

COC Sample Number	Field Sample ID	Sample Type	Matrix	Collected Date	Time	Lab #	Containers	OC*	Test Request	Method	TAT**	Preservative
011	PDI-0495C-A-10-11-191015	N	SE	10/15/2019	13:29	1			Archive (APEX)	ARCHIVE	-1	-10°C
012	PDI-0495C-A-11-12-191015	N	SE	10/15/2019	13:29	1			Archive (APEX)	ARCHIVE	-1	-10°C
013	PDI-0495C-A-12-13-191015	N	SE	10/15/2019	13:29	1			Archive (APEX)	ARCHIVE	-1	-10°C
014	PDI-0495C-A-13-14-191015	N	SE	10/15/2019	13:29	1			Archive (APEX)	ARCHIVE	-1	-10°C
015	PDI-0495C-B-00-02-191015	N	SE	10/15/2019	13:32	1			Archive (APEX)	ARCHIVE	-1	-10°C
016	PDI-0495C-B-02-04-191015	N	SE	10/15/2019	13:32	1			Archive (APEX)	ARCHIVE	-1	-10°C
017	PDI-0495C-B-04-06-191015	N	SE	10/15/2019	13:32	1			Archive (APEX)	ARCHIVE	-1	-10°C
018	PDI-0495C-B-08-08-191015	N	SE	10/15/2019	13:32	1			Archive (APEX)	ARCHIVE	-1	-10°C
019	PDI-0525C-A-00-01-191015	N	SE	10/15/2019	8:41	1			Archive (APEX)	ARCHIVE	-1	-10°C
020	PDI-0525C-A-01-02-191015	N	SE	10/15/2019	8:41	1			Archive (APEX)	ARCHIVE	-1	-10°C
021	PDI-0525C-A-02-03-191015	N	SE	10/15/2019	8:41	1			Archive (APEX)	ARCHIVE	-1	-10°C

Comment:

Received By:	Signature	Print Name	Company	Date/Time	Released By:	Signature	Print Name	Company	Date/Time
		Delaney Peterson	Anchor QEA, LLC	10/15/2019 09:45			Ryan Barth	Apex Laboratories, LLC	10/15/2019 10:00

* Lab OC Requested for sample when box is checked ** TAT = Turn Around Time in DAYS # POC = Project Point of Contact

Date Printed: 10/15/2019

Page 2 of 5



Anchor QEA, LLC
6720 SW Macadam Ave. Suite 125
Portland, OR 97219

Project: **Gasco PreRD DG 2019 - 4a-b. DOC-CAP Testing Cores**

Project Number: [none]
Project Manager: **Ryan Barth**

Report ID:
A9J0599 - 01 17 20 1413

AJJS09

COC ID: APEX1-20191015-162359
Sample Custodian: CO, SN, BJ, DL
Lab: Apex - Archive

ENVIRONMENTAL SAMPLE CHAIN OF CUSTODY



POC: Delaney Peterson (360-715-2707) Project: Gasco PDI Client: NW Natural
1605 Cornwell Avenue, Bellingham, WA 98225

COC Sample Number	Field Sample ID	Sample Type	Matrix	Collected Date	Time	Containers	Lab #	OC	Test Request	Method	TAT**	Preservative
021	PDI-0525C-A-02-03-191015	N	SE	10/15/2019	8:41	1		<input type="checkbox"/>	Archive (APEX)	ARCHIVE	-1	-10°C
022	PDI-0525C-A-03-04-191015	N	SE	10/15/2019	8:41	1		<input type="checkbox"/>	Archive (APEX)	ARCHIVE	-1	-10°C
023	PDI-0525C-A-04-05-191015	N	SE	10/15/2019	8:41	1		<input type="checkbox"/>	Archive (APEX)	ARCHIVE	-1	-10°C
024	PDI-0525C-A-05-06-191015	N	SE	10/15/2019	8:41	1		<input type="checkbox"/>	Archive (APEX)	ARCHIVE	-1	-10°C
025	PDI-0525C-A-06-07-191015	N	SE	10/15/2019	8:41	1		<input type="checkbox"/>	Archive (APEX)	ARCHIVE	-1	-10°C
026	PDI-0525C-A-07-08-191015	N	SE	10/15/2019	8:41	1		<input type="checkbox"/>	Archive (APEX)	ARCHIVE	-1	-10°C
027	PDI-0525C-A-08-09-191015	N	SE	10/15/2019	8:41	1		<input type="checkbox"/>	Archive (APEX)	ARCHIVE	-1	-10°C
028	PDI-0525C-A-09-10-191015	N	SE	10/15/2019	8:41	1		<input type="checkbox"/>	Archive (APEX)	ARCHIVE	-1	-10°C
029	PDI-0525C-A-10-11-191015	N	SE	10/15/2019	8:41	1		<input type="checkbox"/>	Archive (APEX)	ARCHIVE	-1	-10°C
030	PDI-0525C-B-00-02-191015	N	SE	10/15/2019	8:54	1		<input type="checkbox"/>	Archive (APEX)	ARCHIVE	-1	-10°C
031	PDI-0525C-B-02-04-191015	N	SE	10/15/2019	8:54	1		<input type="checkbox"/>	Archive (APEX)	ARCHIVE	-1	-10°C

Requested By	Signature	Print Name	Company	Date/Time	Requested By	Signature	Print Name	Company	Date/Time
<i>[Signature]</i>	<i>[Signature]</i>	<i>[Signature]</i>	<i>[Signature]</i>	<i>[Signature]</i>	<i>[Signature]</i>	<i>[Signature]</i>	<i>[Signature]</i>	<i>[Signature]</i>	<i>[Signature]</i>
<i>[Signature]</i>	<i>[Signature]</i>	<i>[Signature]</i>	<i>[Signature]</i>	<i>[Signature]</i>	<i>[Signature]</i>	<i>[Signature]</i>	<i>[Signature]</i>	<i>[Signature]</i>	<i>[Signature]</i>
<i>[Signature]</i>	<i>[Signature]</i>	<i>[Signature]</i>	<i>[Signature]</i>	<i>[Signature]</i>	<i>[Signature]</i>	<i>[Signature]</i>	<i>[Signature]</i>	<i>[Signature]</i>	<i>[Signature]</i>
<i>[Signature]</i>	<i>[Signature]</i>	<i>[Signature]</i>	<i>[Signature]</i>	<i>[Signature]</i>	<i>[Signature]</i>	<i>[Signature]</i>	<i>[Signature]</i>	<i>[Signature]</i>	<i>[Signature]</i>

* Lab OC Requested for sample when box is checked ** TAT = Turn Around Time in DAYS # POC = Project Point of Contact

Date Printed: 10/15/2019

[Signature]



Anchor QEA, LLC
6720 SW Macadam Ave. Suite 125
Portland, OR 97219

Project: **Gasco PreRD DG 2019 - 4a-b. DOC-CAP Testing Cores**
Project Number: [none]
Project Manager: **Ryan Barth**

Report ID:
A9J0599 - 01 17 20 1413

A9J0599

APEX1-20191015-152359
CO, SN, BJ, DL
Apex - Archive

COC ID:
Sample Custodian:
Lab:

ENVIRONMENTAL SAMPLE CHAIN OF CUSTODY

POC: * Delaney Peterson (360-715-2707) Project: Gasco PDI Client: INW Natural
1605 Cornwall Avenue, Bellingham, WA 98225

COC Sample Number	Field Sample ID	Sample Type	Matrix	Collected Date	Time	Lab #	OC	Containers	Test Request	Method	TAT**	Preservative
031	PDI-055SC-B-02-04-191015	N	SE	10/15/2019	8:54	1		1	Archive (APEX)	ARCHIVE	-1	-10°C
032	PDI-055SC-B-04-05-191015	N	SE	10/15/2019	8:54	1		1	Archive (APEX)	ARCHIVE	-1	-10°C
033	PDI-055SC-B-06-08-191015	N	SE	10/15/2019	8:54	1		1	Archive (APEX)	ARCHIVE	-1	-10°C
034	PDI-055SC-A-00-01-191015	N	SE	10/15/2019	10:51	1		1	Archive (APEX)	ARCHIVE	-1	-10°C
035	PDI-055SC-A-01-02-191015	N	SE	10/15/2019	10:51	1		1	Archive (APEX)	ARCHIVE	-1	-10°C
036	PDI-055SC-A-02-03-191015	N	SE	10/15/2019	10:51	1		1	Archive (APEX)	ARCHIVE	-1	-10°C
037	PDI-055SC-A-03-04-191015	N	SE	10/15/2019	10:51	1		1	Archive (APEX)	ARCHIVE	-1	-10°C
038	PDI-055SC-A-04-05-191015	N	SE	10/15/2019	10:51	1		1	Archive (APEX)	ARCHIVE	-1	-10°C
039	PDI-055SC-A-05-06-191015	N	SE	10/15/2019	10:51	1		1	Archive (APEX)	ARCHIVE	-1	-10°C
040	PDI-055SC-A-06-07-191015	N	SE	10/15/2019	10:51	1		1	Archive (APEX)	ARCHIVE	-1	-10°C
041	PDI-055SC-A-07-08-191015	N	SE	10/15/2019	10:51	1		1	Archive (APEX)	ARCHIVE	-1	-10°C

Comment:

Received By: Signature: <i>[Signature]</i>	Received By: Signature: <i>[Signature]</i>
Print Name: <i>[Name]</i>	Print Name: <i>[Name]</i>
Company: <i>[Company]</i>	Company: <i>[Company]</i>
Date/Time: <i>[Date/Time]</i>	Date/Time: <i>[Date/Time]</i>

Date Printed: 10/15/2019

* Lab OC Requested for sample when box is checked ** TAT = Turn Around Time In Days # POC = Project Point of Contact

Page 4 of 5

Apex Laboratories

The results in this report apply to the samples analyzed in accordance with the chain of custody document. This analytical report must be reproduced in its entirety.

[Signature]



Anchor QEA, LLC
6720 SW Macadam Ave. Suite 125
Portland, OR 97219

Project: **Gasco PreRD DG 2019 - 4a-b. DOC-CAP Testing Cores**
Project Number: [none]
Project Manager: **Ryan Barth**

Report ID:
A9J0599 - 01 17 20 1413

Anchor QEA
1201 33rd Avenue, Suite 200, Seattle, WA 98101

POC: Delaney Peterson (360-715-2707)
1605 Cornwell Avenue, Bellingham, WA 98225

Project: Gasco PDI
Client: NW Natural

ENVIRONMENTAL SAMPLE CHAIN OF CUSTODY

COC ID: APEX1-20191015-152359
Sample Custodian: CO, SN, BJ, DL
Lab: Apex - Archive

A9J0599

COC Sample Number	Field Sample ID	Sample Type	Matrix	Collected Date	Time	Containers	Lab #	OC	Test Request	Method	TAT**	Preservative
041	PDI-055SC-A-07-08-191015	N	SE	10/15/2019	10:51	1			Archive (APEX)	ARCHIVE	-1	-10°C
042	PDI-055SC-A-08-09-191015	N	SE	10/15/2019	10:51	1			Archive (APEX)	ARCHIVE	-1	-10°C
043	PDI-055SC-A-09-10-191015	N	SE	10/15/2019	10:51	1			Archive (APEX)	ARCHIVE	-1	-10°C
044	PDI-055SC-A-10-11-191015	N	SE	10/15/2019	10:51	1			Archive (APEX)	ARCHIVE	-1	-10°C
045	PDI-055SC-B-00-02-191015	N	SE	10/15/2019	10:47	1			Archive (APEX)	ARCHIVE	-1	-10°C
046	PDI-055SC-B-02-04-191015	N	SE	10/15/2019	10:47	1			Archive (APEX)	ARCHIVE	-1	-10°C
047	PDI-055SC-B-04-06-191015	N	SE	10/15/2019	10:47	1			Archive (APEX)	ARCHIVE	-1	-10°C
048	PDI-055SC-B-06-08-191015	N	SE	10/15/2019	10:47	1			Archive (APEX)	ARCHIVE	-1	-10°C

Received By: [Signature] Signature
Print Name: [Name] Print Name
Company: [Company] Company
Date/Time: [Date/Time] Date/Time

Retransmitted By: [Signature] Signature
Print Name: [Name] Print Name
Company: [Company] Company
Date/Time: [Date/Time] Date/Time

Date Printed: 10/16/2019

Page 5 of 5

Apex Laboratories

The results in this report apply to the samples analyzed in accordance with the chain of custody document. This analytical report must be reproduced in its entirety.



Anchor QEA, LLC 6720 SW Macadam Ave. Suite 125 Portland, OR 97219	Project: Gasco PreRD DG 2019 - 4a-b. DOC-CAP Testing Cores Project Number: [none] Project Manager: Ryan Barth	Report ID: A9J0599 - 01 17 20 1413
--	--	--

APEX LABS COOLER RECEIPT FORM

Client: Anchor -QEA Element WO#: A9 J0599

Project/Project #: Gasco PDI Archive

Delivery Info:
Date/time received: 10/16/19 @ 1000 By: EJ
Delivered by: Apex Client ESS FedEx UPS Swift Senvoy SDS Other

Cooler Inspection Date/time inspected: 10/16/19 @ 1048 By: EJ

Chain of Custody included? Yes No Custody seals? Yes No

Signed/dated by client? Yes No

Signed/dated by Apex? Yes No

	Cooler #1	Cooler #2	Cooler #3	Cooler #4	Cooler #5	Cooler #6	Cooler #7
Temperature (°C)	<u>1.1</u>	<u>1.4</u>					
Received on ice? (Y/N)	<u>Y</u>	<u>Y</u>					
Temp. blanks? (Y/N)	<u>Y</u>	<u>Y</u>					
Ice type: (Gel/Real/Other)	<u>Real</u>	<u>Real</u>					
Condition:	<u>Good</u>	<u>Good</u>					

Cooler out of temp? (Y/N) Possible reason why: (N)

If some coolers are in temp and some out, were green dots applied to out of temperature samples? Yes/No/NA (NA)

Out of temperature samples form initiated? Yes/No/NA (NA)

Samples Inspection: Date/time inspected: 10/16/19 @ 2137 By: (Signature)

All samples intact? Yes No Comments: _____

Bottle labels/COCs agree? Yes No Comments: _____

COC/container discrepancies form initiated? Yes No NA

Containers/volumes received appropriate for analysis? Yes No Comments: _____

Do VOA vials have visible headspace? Yes No NA

Comments: _____

Water samples: pH checked: Yes No NA pH appropriate? Yes No NA

Comments: _____

Additional information: _____

Labeled by: (Signature) Witness: (Signature) Cooler Inspected by: (Signature) See Project Contact Form: Y

**Sample Receipt Documentation
(Work orders, Chain of Custody & Cooler Receipt Forms)**

A9J0599

Apex Laboratories

Client: Anchor QEA, LLC	Project Manager: Darwin Thomas
Project: Gasco PreRD_DG 2019 - 4a-b. DOC-CAP Testing Cores	Project Number: [none]

<p>Report To: Anchor QEA, LLC Ryan Barth 6720 SW Macadam Ave. Suite 125 Portland, OR 97219 Phone: (503) 670-1108 Fax: na</p>	<p>Invoice To: Anchor QEA, LLC Seattle Accounts Payable 1201 3rd Avenue, Suite 2600 Seattle, WA 98101 Phone : (206) 287-9130 Fax: (206) 287-9131</p>
---	---

Date Due: 01/09/20 17:00 (56 day TAT)	
Received By: Eli S. Joyner	Date Received: 10/16/19 10:00
Logged In By: Susan L. Treat	Date Logged In: 10/16/19 17:49

Cooler #1 received at 1.1°C									
Custody Seals	Yes	Containers Intact	Yes	COC/Labels Agree	Yes	PH Confirmed	No	Received On Ice	Yes
Temperature OK	Yes								
Cooler #2 received at 1.4°C									
Custody Seals	Yes	Containers Intact	Yes	COC/Labels Agree	Yes	PH Confirmed	No	Received On Ice	Yes
Temperature OK	Yes								

Analysis	Due	TAT	Expires	Comments
A9J0599-01 PDI-049SC-A-00-01-191015 [Sediment] Sampled 10/15/19				
13:29 (GMT-08:00) Pacific Time (US & Canada) 1 Containers				
Sample Control				
Archive Samples - Frozen	01/15/20 17:00	10	10/16/19 13:29	
A9J0599-02 PDI-049SC-A-01-02-191015 [Sediment] Sampled 10/15/19				
13:29 (GMT-08:00) Pacific Time (US & Canada) 1 Containers				
Sample Control				
Archive Samples - Frozen	01/15/20 17:00	10	10/16/19 13:29	
A9J0599-03 PDI-049SC-A-02-03-191015 [Sediment] Sampled 10/15/19				
13:29 (GMT-08:00) Pacific Time (US & Canada) 1 Containers				
Sample Control				
Archive Samples - Frozen	01/15/20 17:00	10	10/16/19 13:29	
A9J0599-04 PDI-049SC-A-03-04-191015 [Sediment] Sampled 10/15/19				
13:29 (GMT-08:00) Pacific Time (US & Canada) 1 Containers				
Sample Control				
Archive Samples - Frozen	01/15/20 17:00	10	10/16/19 13:29	
A9J0599-05 PDI-049SC-A-04-05-191015 [Sediment] Sampled 10/15/19				
13:29 (GMT-08:00) Pacific Time (US & Canada) 1 Containers				
Sample Control				
Archive Samples - Frozen	01/15/20 17:00	10	10/16/19 13:29	
A9J0599-06 PDI-049SC-A-05-06-191015 [Sediment] Sampled 10/15/19				
13:29 (GMT-08:00) Pacific Time (US & Canada) 1 Containers				
Sample Control				
Archive Samples - Frozen	01/15/20 17:00	10	10/16/19 13:29	

A9J0599

Apex Laboratories

Client: Anchor QEA, LLC	Project Manager: Darwin Thomas
Project: Gasco PreRD_DG 2019 - 4a-b. DOC-CAP Testing Cores	Project Number: [none]

Analysis	Due	TAT	Expires	Comments
----------	-----	-----	---------	----------

**A9J0599-07 PDI-049SC-A-06-07-191015 [Sediment] Sampled 10/15/19
13:29 (GMT-08:00) Pacific Time (US & Canada) 1 Containers**
Sample Control

Archive Samples - Frozen	01/15/20 17:00	10	10/16/19 13:29	
--------------------------	----------------	----	----------------	--

**A9J0599-08 PDI-049SC-A-07-08-191015 [Sediment] Sampled 10/15/19
13:29 (GMT-08:00) Pacific Time (US & Canada) 1 Containers**
Sample Control

Archive Samples - Frozen	01/15/20 17:00	10	10/16/19 13:29	
--------------------------	----------------	----	----------------	--

**A9J0599-09 PDI-049SC-A-08-09-191015 [Sediment] Sampled 10/15/19
13:29 (GMT-08:00) Pacific Time (US & Canada) 1 Containers**
Sample Control

Archive Samples - Frozen	01/15/20 17:00	10	10/16/19 13:29	
--------------------------	----------------	----	----------------	--

**A9J0599-10 PDI-049SC-A-09-10-191015 [Sediment] Sampled 10/15/19
13:29 (GMT-08:00) Pacific Time (US & Canada) 1 Containers**
Sample Control

Archive Samples - Frozen	01/15/20 17:00	10	10/16/19 13:29	
--------------------------	----------------	----	----------------	--

**A9J0599-11 PDI-049SC-A-10-11-191015 [Sediment] Sampled 10/15/19 13:29
(GMT-08:00) Pacific Time (US & Canada) 1 Containers**
Sample Control

Archive Samples - Frozen	01/15/20 17:00	10	10/16/19 13:29	
--------------------------	----------------	----	----------------	--

**A9J0599-12 PDI-049SC-A-11-12-191015 [Sediment] Sampled 10/15/19 13:29
(GMT-08:00) Pacific Time (US & Canada) 1 Containers**
Sample Control

Archive Samples - Frozen	01/15/20 17:00	10	10/16/19 13:29	
--------------------------	----------------	----	----------------	--

**A9J0599-13 PDI-049SC-A-12-13-191015 [Sediment] Sampled 10/15/19
13:29 (GMT-08:00) Pacific Time (US & Canada) 1 Containers**
Sample Control

Archive Samples - Frozen	01/15/20 17:00	10	10/16/19 13:29	
--------------------------	----------------	----	----------------	--

**A9J0599-14 PDI-049SC-A-13-14-191015 [Sediment] Sampled 10/15/19
13:29 (GMT-08:00) Pacific Time (US & Canada) 1 Containers**
Sample Control

Archive Samples - Frozen	01/15/20 17:00	10	10/16/19 13:29	
--------------------------	----------------	----	----------------	--

A9J0599

Apex Laboratories

Client: Anchor QEA, LLC	Project Manager: Darwin Thomas
Project: Gasco PreRD_DG 2019 - 4a-b. DOC-CAP Testing Cores	Project Number: [none]

Analysis	Due	TAT	Expires	Comments
A9J0599-15 PDI-049SC-B-00-02-191015 [Sediment] Sampled 10/15/19 13:32 (GMT-08:00) Pacific Time (US & Canada) 1 Containers				
Dry Weight				
Dry Weight	01/06/20 17:00	10	04/12/20 13:32	Use Results from TS.. Make NR once completed.
Project Mgmt				
Data Package	02/25/20 17:00	10	01/22/20 13:32	
Sample Control				
Archive Samples - Frozen	01/15/20 17:00	10	10/16/19 13:32	
Semivols (ECD)				
8081B 2,4+4,4-DDx Only (+Add)	01/06/20 17:00	10	10/29/19 13:32	MDL. Use Custom Spike.
8082 PCBs - Low Level (30g/2mL)	01/06/20 17:00	10	10/14/20 13:32	+1262,1268
Wet Chem				
Solids, Total (SM 2540 G,B)	01/06/20 17:00	10	04/12/20 13:32	Use Results for Dry Weight (Not for Waters)
A9J0599-16 PDI-049SC-B-02-04-191015 [Sediment] Sampled 10/15/19 13:32 (GMT-08:00) Pacific Time (US & Canada) 1 Containers				
Dry Weight				
Dry Weight	01/06/20 17:00	3	04/12/20 13:32	Use Results from TS.. Make NR once completed.
Sample Control				
Archive Samples - Frozen	01/15/20 17:00	10	10/16/19 13:32	
Semivols (ECD)				
8081B 2,4+4,4-DDx Only (+Add)	01/06/20 17:00	10	10/29/19 13:32	MDL. Use Custom Spike.
8082 PCBs - Low Level (30g/2mL)	01/06/20 17:00	10	10/14/20 13:32	+1262,1268
Wet Chem				
Solids, Total (SM 2540 G,B)	01/06/20 17:00	10	04/12/20 13:32	Use Results for Dry Weight (Not for Waters)
A9J0599-17 PDI-049SC-B-04-06-191015 [Sediment] Sampled 10/15/19 13:32 (GMT-08:00) Pacific Time (US & Canada) 1 Containers				
Dry Weight				
Dry Weight	01/06/20 17:00	3	04/12/20 13:32	Use Results from TS.. Make NR once completed.
Sample Control				
Archive Samples - Frozen	01/15/20 17:00	10	10/16/19 13:32	
Semivols (ECD)				
8081B 2,4+4,4-DDx Only (+Add)	01/06/20 17:00	10	10/29/19 13:32	MDL. Use Custom Spike.
8082 PCBs - Low Level (30g/2mL)	01/06/20 17:00	10	10/14/20 13:32	+1262,1268
Wet Chem				
Solids, Total (SM 2540 G,B)	01/06/20 17:00	10	04/12/20 13:32	Use Results for Dry Weight (Not for Waters)

A9J0599

Apex Laboratories

Client: Anchor QEA, LLC	Project Manager: Darwin Thomas
Project: Gasco PreRD_DG 2019 - 4a-b. DOC-CAP Testing Cores	Project Number: [none]

Analysis	Due	TAT	Expires	Comments
----------	-----	-----	---------	----------

A9J0599-18 PDI-049SC-B-06-08-191015 [Sediment] Sampled 10/15/19 13:32
(GMT-08:00) Pacific Time (US & Canada) 1 Containers
Dry Weight

Dry Weight	01/06/20 17:00	3	04/12/20 13:32	Use Results from TS.. Make NR once completed.
------------	----------------	---	----------------	---

Sample Control

Archive Samples - Frozen	01/15/20 17:00	10	10/16/19 13:32	
--------------------------	----------------	----	----------------	--

Semivols (ECD)

8081B 2,4+4,4-DDx Only (+Add)	01/06/20 17:00	10	10/29/19 13:32	MDL. Use Custom Spike.
-------------------------------	----------------	----	----------------	------------------------

8082 PCBs - Low Level (30g/2mL)	01/06/20 17:00	10	10/14/20 13:32	+1262,1268
---------------------------------	----------------	----	----------------	------------

Wet Chem

Solids, Total (SM 2540 G,B)	01/06/20 17:00	10	04/12/20 13:32	Use Results for Dry Weight (Not for Waters)
-----------------------------	----------------	----	----------------	---

A9J0599-19 PDI-052SC-A-00-01-191015 [Sediment] Sampled 10/15/19
08:41 (GMT-08:00) Pacific Time (US & Canada) 1 Containers
Sample Control

Archive Samples - Frozen	01/15/20 17:00	10	10/16/19 08:41	
--------------------------	----------------	----	----------------	--

A9J0599-20 PDI-052SC-A-01-02-191015 [Sediment] Sampled 10/15/19
08:41 (GMT-08:00) Pacific Time (US & Canada) 1 Containers
Sample Control

Archive Samples - Frozen	01/15/20 17:00	10	10/16/19 08:41	
--------------------------	----------------	----	----------------	--

A9J0599-21 PDI-052SC-A-02-03-191015 [Sediment] Sampled 10/15/19
08:41 (GMT-08:00) Pacific Time (US & Canada) 1 Containers
Sample Control

Archive Samples - Frozen	01/15/20 17:00	10	10/16/19 08:41	
--------------------------	----------------	----	----------------	--

A9J0599-22 PDI-052SC-A-03-04-191015 [Sediment] Sampled 10/15/19
08:41 (GMT-08:00) Pacific Time (US & Canada) 1 Containers
Sample Control

Archive Samples - Frozen	01/15/20 17:00	10	10/16/19 08:41	
--------------------------	----------------	----	----------------	--

A9J0599-23 PDI-052SC-A-04-05-191015 [Sediment] Sampled 10/15/19
08:41 (GMT-08:00) Pacific Time (US & Canada) 1 Containers
Sample Control

Archive Samples - Frozen	01/15/20 17:00	10	10/16/19 08:41	
--------------------------	----------------	----	----------------	--

A9J0599-24 PDI-052SC-A-05-06-191015 [Sediment] Sampled 10/15/19
08:41 (GMT-08:00) Pacific Time (US & Canada) 1 Containers
Sample Control

Archive Samples - Frozen	01/15/20 17:00	10	10/16/19 08:41	
--------------------------	----------------	----	----------------	--

A9J0599

Apex Laboratories

Client: Anchor QEA, LLC	Project Manager: Darwin Thomas
Project: Gasco PreRD_DG 2019 - 4a-b. DOC-CAP Testing Cores	Project Number: [none]

Analysis	Due	TAT	Expires	Comments
A9J0599-25 PDI-052SC-A-06-07-191015 [Sediment] Sampled 10/15/19				
08:41 (GMT-08:00) Pacific Time (US & Canada) 1 Containers				
Sample Control				
Archive Samples - Frozen	01/15/20 17:00	10	10/16/19 08:41	
A9J0599-26 PDI-052SC-A-07-08-191015 [Sediment] Sampled 10/15/19				
08:41 (GMT-08:00) Pacific Time (US & Canada) 1 Containers				
Sample Control				
Archive Samples - Frozen	01/15/20 17:00	10	10/16/19 08:41	
A9J0599-27 PDI-052SC-A-08-09-191015 [Sediment] Sampled 10/15/19				
08:41 (GMT-08:00) Pacific Time (US & Canada) 1 Containers				
Sample Control				
Archive Samples - Frozen	01/15/20 17:00	10	10/16/19 08:41	
A9J0599-28 PDI-052SC-A-09-10-191015 [Sediment] Sampled 10/15/19				
08:41 (GMT-08:00) Pacific Time (US & Canada) 1 Containers				
Sample Control				
Archive Samples - Frozen	01/15/20 17:00	10	10/16/19 08:41	
A9J0599-29 PDI-052SC-A-10-11-191015 [Sediment] Sampled 10/15/19 08:41				
(GMT-08:00) Pacific Time (US & Canada) 1 Containers				
Sample Control				
Archive Samples - Frozen	01/15/20 17:00	10	10/16/19 08:41	
A9J0599-30 PDI-052SC-B-00-02-191015 [Sediment] Sampled 10/15/19 08:54				
(GMT-08:00) Pacific Time (US & Canada) 1 Containers				
Dry Weight				
Dry Weight	01/06/20 17:00	10	04/12/20 08:54	Use Results from TS.. Make NR once completed.
Sample Control				
Archive Samples - Frozen	01/15/20 17:00	10	10/16/19 08:54	
Semivols (ECD)				
8081B 2,4+4,4-DDx Only (+Add)	01/06/20 17:00	10	10/29/19 08:54	MDL. Use Custom Spike.
8082 PCBs - Low Level (30g/2mL)	01/06/20 17:00	10	10/14/20 08:54	+1262,1268
Wet Chem				
Solids, Total (SM 2540 G,B)	01/06/20 17:00	10	04/12/20 08:54	Use Results for Dry Weight (Not for Waters)

A9J0599

Apex Laboratories

Client: Anchor QEA, LLC	Project Manager: Darwin Thomas
Project: Gasco PreRD_DG 2019 - 4a-b. DOC-CAP Testing Cores	Project Number: [none]

Analysis	Due	TAT	Expires	Comments
----------	-----	-----	---------	----------

A9J0599-31 PDI-052SC-B-02-04-191015 [Sediment] Sampled 10/15/19 08:54 (GMT-08:00) Pacific Time (US & Canada) 1 Containers

Analysis	Due	TAT	Expires	Comments
Dry Weight				
Dry Weight	01/06/20 17:00	3	04/12/20 08:54	Use Results from TS.. Make NR once completed.
Sample Control				
Archive Samples - Frozen	01/15/20 17:00	10	10/16/19 08:54	
Semivols (ECD)				
8081B 2,4+4,4-DDx Only (+Add)	01/06/20 17:00	10	10/29/19 08:54	MDL. Use Custom Spike.
8082 PCBs - Low Level (30g/2mL)	01/06/20 17:00	10	10/14/20 08:54	+1262,1268
Wet Chem				
Solids, Total (SM 2540 G,B)	01/06/20 17:00	10	04/12/20 08:54	Use Results for Dry Weight (Not for Waters)

A9J0599-32 PDI-052SC-B-04-06-191015 [Sediment] Sampled 10/15/19 08:54 (GMT-08:00) Pacific Time (US & Canada) 1 Containers

Analysis	Due	TAT	Expires	Comments
Dry Weight				
Dry Weight	01/06/20 17:00	3	04/12/20 08:54	Use Results from TS.. Make NR once completed.
Sample Control				
Archive Samples - Frozen	01/15/20 17:00	10	10/16/19 08:54	
Semivols (ECD)				
8081B 2,4+4,4-DDx Only (+Add)	01/06/20 17:00	10	10/29/19 08:54	MS/MSD this sample. MDL. Use Custom Spike.
8082 PCBs - Low Level (30g/2mL)	01/06/20 17:00	10	10/14/20 08:54	MS/MSD this sample.+1262,1268
Wet Chem				
Solids, Total (SM 2540 G,B)	01/06/20 17:00	10	04/12/20 08:54	Use Results for Dry Weight (Not for Waters)

A9J0599-33 PDI-052SC-B-06-08-191015 [Sediment] Sampled 10/15/19 08:54 (GMT-08:00) Pacific Time (US & Canada) 1 Containers

Analysis	Due	TAT	Expires	Comments
Dry Weight				
Dry Weight	01/09/20 17:00	10	04/12/20 08:54	Use Results from TS.. Make NR once completed.
Sample Control				
Archive Samples - Frozen	01/15/20 17:00	10	10/16/19 08:54	
Semivols (ECD)				
8081B 2,4+4,4-DDx Only (+Add)	01/09/20 17:00	10	10/29/19 08:54	MDL. Use Custom Spike.
8082 PCBs - Low Level (30g/2mL)	01/09/20 17:00	10	10/14/20 08:54	+1262,1268
Wet Chem				
Solids, Total (SM 2540 G,B)	01/09/20 17:00	10	04/12/20 08:54	Use Results for Dry Weight (Not for Waters)

A9J0599-34 PDI-055SC-A-00-01-191015 [Sediment] Sampled 10/15/19 10:51 (GMT-08:00) Pacific Time (US & Canada) 1 Containers

Analysis	Due	TAT	Expires	Comments
Sample Control				
Archive Samples - Frozen	01/15/20 17:00	10	10/16/19 10:51	

A9J0599

Apex Laboratories

Client: Anchor QEA, LLC	Project Manager: Darwin Thomas
Project: Gasco PreRD_DG 2019 - 4a-b. DOC-CAP Testing Cores	Project Number: [none]

Analysis	Due	TAT	Expires	Comments
A9J0599-35 PDI-055SC-A-01-02-191015 [Sediment] Sampled 10/15/19				
10:51 (GMT-08:00) Pacific Time (US & Canada) 1 Containers				
Sample Control				
Archive Samples - Frozen	01/15/20 17:00	10	10/16/19 10:51	
A9J0599-36 PDI-055SC-A-02-03-191015 [Sediment] Sampled 10/15/19				
10:51 (GMT-08:00) Pacific Time (US & Canada) 1 Containers				
Sample Control				
Archive Samples - Frozen	01/15/20 17:00	10	10/16/19 10:51	
A9J0599-37 PDI-055SC-A-03-04-191015 [Sediment] Sampled 10/15/19				
10:51 (GMT-08:00) Pacific Time (US & Canada) 1 Containers				
Sample Control				
Archive Samples - Frozen	01/15/20 17:00	10	10/16/19 10:51	
A9J0599-38 PDI-055SC-A-04-05-191015 [Sediment] Sampled 10/15/19				
10:51 (GMT-08:00) Pacific Time (US & Canada) 1 Containers				
Sample Control				
Archive Samples - Frozen	01/15/20 17:00	10	10/16/19 10:51	
A9J0599-39 PDI-055SC-A-05-06-191015 [Sediment] Sampled 10/15/19				
10:51 (GMT-08:00) Pacific Time (US & Canada) 1 Containers				
Sample Control				
Archive Samples - Frozen	01/15/20 17:00	10	10/16/19 10:51	
A9J0599-40 PDI-055SC-A-06-07-191015 [Sediment] Sampled 10/15/19				
10:51 (GMT-08:00) Pacific Time (US & Canada) 1 Containers				
Sample Control				
Archive Samples - Frozen	01/15/20 17:00	10	10/16/19 10:51	
A9J0599-41 PDI-055SC-A-07-08-191015 [Sediment] Sampled 10/15/19				
10:51 (GMT-08:00) Pacific Time (US & Canada) 1 Containers				
Sample Control				
Archive Samples - Frozen	01/15/20 17:00	10	10/16/19 10:51	
A9J0599-42 PDI-055SC-A-08-09-191015 [Sediment] Sampled 10/15/19				
10:51 (GMT-08:00) Pacific Time (US & Canada) 1 Containers				
Sample Control				
Archive Samples - Frozen	01/15/20 17:00	10	10/16/19 10:51	
A9J0599-43 PDI-055SC-A-09-10-191015 [Sediment] Sampled 10/15/19				
10:51 (GMT-08:00) Pacific Time (US & Canada) 1 Containers				
Sample Control				
Archive Samples - Frozen	01/15/20 17:00	10	10/16/19 10:51	

A9J0599

Apex Laboratories

Client: Anchor QEA, LLC	Project Manager: Darwin Thomas
Project: Gasco PreRD_DG 2019 - 4a-b. DOC-CAP Testing Cores	Project Number: [none]

Analysis	Due	TAT	Expires	Comments
A9J0599-44 PDI-055SC-A-10-11-191015 [Sediment] Sampled 10/15/19 10:51 (GMT-08:00) Pacific Time (US & Canada) 1 Containers				
Sample Control				
Archive Samples - Frozen	01/15/20 17:00	10	10/16/19 10:51	
A9J0599-45 PDI-055SC-B-00-02-191015 [Sediment] Sampled 10/15/19 10:47 (GMT-08:00) Pacific Time (US & Canada) 1 Containers				
Dry Weight				
Dry Weight	01/09/20 17:00	10	04/12/20 10:47	Use Results from TS.. Make NR once completed.
Sample Control				
Archive Samples - Frozen	01/15/20 17:00	10	10/16/19 10:47	
Semivols (ECD)				
8081B 2,4+4,4-DDx Only (+Add)	01/09/20 17:00	10	10/29/19 10:47	MDL. Use Custom Spike.
8082 PCBs - Low Level (30g/2mL)	01/09/20 17:00	10	10/14/20 10:47	+1262,1268
Wet Chem				
Solids, Total (SM 2540 G,B)	01/09/20 17:00	10	04/12/20 10:47	Use Results for Dry Weight (Not for Waters)
A9J0599-46 PDI-055SC-B-02-04-191015 [Sediment] Sampled 10/15/19 10:47 (GMT-08:00) Pacific Time (US & Canada) 1 Containers				
Dry Weight				
Dry Weight	01/09/20 17:00	10	04/12/20 10:47	Use Results from TS.. Make NR once completed.
Sample Control				
Archive Samples - Frozen	01/15/20 17:00	10	10/16/19 10:47	
Semivols (ECD)				
8081B 2,4+4,4-DDx Only (+Add)	01/09/20 17:00	10	10/29/19 10:47	MDL. Use Custom Spike.
8082 PCBs - Low Level (30g/2mL)	01/09/20 17:00	10	10/14/20 10:47	+1262,1268
Wet Chem				
Solids, Total (SM 2540 G,B)	01/09/20 17:00	10	04/12/20 10:47	Use Results for Dry Weight (Not for Waters)
A9J0599-47 PDI-055SC-B-04-06-191015 [Sediment] Sampled 10/15/19 10:47 (GMT-08:00) Pacific Time (US & Canada) 1 Containers				
Dry Weight				
Dry Weight	01/09/20 17:00	10	04/12/20 10:47	Use Results from TS.. Make NR once completed.
Sample Control				
Archive Samples - Frozen	01/15/20 17:00	10	10/16/19 10:47	
Semivols (ECD)				
8081B 2,4+4,4-DDx Only (+Add)	01/09/20 17:00	10	10/29/19 10:47	MDL. Use Custom Spike.
8082 PCBs - Low Level (30g/2mL)	01/09/20 17:00	10	10/14/20 10:47	+1262,1268
Wet Chem				
Solids, Total (SM 2540 G,B)	01/09/20 17:00	10	04/12/20 10:47	Use Results for Dry Weight (Not for Waters)

A9J0599

Apex Laboratories

Client: Anchor QEA, LLC	Project Manager: Darwin Thomas
Project: Gasco PreRD_DG 2019 - 4a-b. DOC-CAP Testing Cores	Project Number: [none]

Analysis	Due	TAT	Expires	Comments
----------	-----	-----	---------	----------

A9J0599-48 PDI-055SC-B-06-08-191015 [Sediment] Sampled 10/15/19 10:47 (GMT-08:00) Pacific Time (US & Canada) 1 Containers

Analysis	Due	TAT	Expires	Comments
Dry Weight				
Dry Weight	01/09/20 17:00	10	04/12/20 10:47	Use Results from TS.. Make NR once completed.
Sample Control				
Archive Samples - Frozen	01/15/20 17:00	10	10/16/19 10:47	
Semivols (ECD)				
8081B 2,4+4,4-DDx Only (+Add)	01/09/20 17:00	10	10/29/19 10:47	MDL. Use Custom Spike.
8082 PCBs - Low Level (30g/2mL)	01/09/20 17:00	10	10/14/20 10:47	+1262,1268
Wet Chem				
Solids, Total (SM 2540 G,B)	01/09/20 17:00	10	04/12/20 10:47	Use Results for Dry Weight (Not for Waters)

ENVIRONMENTAL SAMPLE CHAIN OF CUSTODY

AGJ0599

POC: # Delaney Peterson (360-715-2707)
 1605 Cornwall Avenue, Bellingham, WA 98225

Project: Gasco PDI
Client: NW Natural

COC ID: APEX1-20191015-152359
Sample Custodian: CO
Lab: Apex - Archive

COC Sample Number	Field Sample ID	Sample Type	Matrix	Collected Date	Time	Containers #	Lab QC*	Test Request	Method	TAT**	Preservative
001	PDI-049SC-A-00-01-191015	N	SE	10/15/2019	13:29	1	<input type="checkbox"/>	Archive (APEX)	ARCHIVE	-1	-10°C
002	PDI-049SC-A-01-02-191015	N	SE	10/15/2019	13:29	1	<input type="checkbox"/>	Archive (APEX)	ARCHIVE	-1	-10°C
003	PDI-049SC-A-02-03-191015	N	SE	10/15/2019	13:29	1	<input type="checkbox"/>	Archive (APEX)	ARCHIVE	-1	-10°C
004	PDI-049SC-A-03-04-191015	N	SE	10/15/2019	13:29	1	<input type="checkbox"/>	Archive (APEX)	ARCHIVE	-1	-10°C
005	PDI-049SC-A-04-05-191015	N	SE	10/15/2019	13:29	1	<input type="checkbox"/>	Archive (APEX)	ARCHIVE	-1	-10°C
006	PDI-049SC-A-05-06-191015	N	SE	10/15/2019	13:29	1	<input type="checkbox"/>	Archive (APEX)	ARCHIVE	-1	-10°C
007	PDI-049SC-A-06-07-191015	N	SE	10/15/2019	13:29	1	<input type="checkbox"/>	Archive (APEX)	ARCHIVE	-1	-10°C
008	PDI-049SC-A-07-08-191015	N	SE	10/15/2019	13:29	1	<input type="checkbox"/>	Archive (APEX)	ARCHIVE	-1	-10°C
009	PDI-049SC-A-08-09-191015	N	SE	10/15/2019	13:29	1	<input type="checkbox"/>	Archive (APEX)	ARCHIVE	-1	-10°C
010	PDI-049SC-A-09-10-191015	N	SE	10/15/2019	13:29	1	<input type="checkbox"/>	Archive (APEX)	ARCHIVE	-1	-10°C
011	PDI-049SC-A-10-11-191015	N	SE	10/15/2019	13:29	1	<input type="checkbox"/>	Archive (APEX)	ARCHIVE	-1	-10°C

Comment:

Relinquished By	Received By	Relinquished By	Received By	Relinquished By	Received By
Signature:	Signature:	Signature:	Signature:	Signature:	Signature:
Print Name: COREPC	Print Name: Eli Soyma	Print Name:	Print Name:	Print Name:	Print Name:
Company: AQ	Company: APEX LABS	Company:	Company:	Company:	Company:
Date/Time: 10/16/19 0945	Date/Time: 10/16/19 1000	Date/Time:	Date/Time:	Date/Time:	Date/Time:

ENVIRONMENTAL SAMPLE CHAIN OF CUSTODY

A9J0599

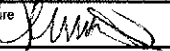

POC: # Delaney Peterson (360-715-2707)
 1605 Cornwall Avenue, Bellingham, WA 98225

Project: Gasco PDI
Client: NW Natural

COC ID: APEX1-20191015-152359
Sample Custodian: CO
Lab: Apex - Archive

COC Sample Number	Field Sample ID	Sample Type	Matrix	Collected Date	Time	Containers #	Lab QC*	Test Request	Method	TAT**	Preservative
011	PDI-049SC-A-10-11-191015	N	SE	10/15/2019	13:29	1	<input type="checkbox"/>	Archive (APEX)	ARCHIVE	-1	-10°C
012	PDI-049SC-A-11-12-191015	N	SE	10/15/2019	13:29	1	<input type="checkbox"/>	Archive (APEX)	ARCHIVE	-1	-10°C
013	PDI-049SC-A-12-13-191015	N	SE	10/15/2019	13:29	1	<input type="checkbox"/>	Archive (APEX)	ARCHIVE	-1	-10°C
014	PDI-049SC-A-13-14-191015	N	SE	10/15/2019	13:29	1	<input type="checkbox"/>	Archive (APEX)	ARCHIVE	-1	-10°C
015	PDI-049SC-B-00-02-191015	N	SE	10/15/2019	13:32	1	<input type="checkbox"/>	Archive (APEX)	ARCHIVE	-1	-10°C
016	PDI-049SC-B-02-04-191015	N	SE	10/15/2019	13:32	1	<input type="checkbox"/>	Archive (APEX)	ARCHIVE	-1	-10°C
017	PDI-049SC-B-04-06-191015	N	SE	10/15/2019	13:32	1	<input type="checkbox"/>	Archive (APEX)	ARCHIVE	-1	-10°C
018	PDI-049SC-B-06-08-191015	N	SE	10/15/2019	13:32	1	<input type="checkbox"/>	Archive (APEX)	ARCHIVE	-1	-10°C
019	PDI-052SC-A-00-01-191015	N	SE	10/15/2019	8:41	1	<input type="checkbox"/>	Archive (APEX)	ARCHIVE	-1	-10°C
020	PDI-052SC-A-01-02-191015	N	SE	10/15/2019	8:41	1	<input type="checkbox"/>	Archive (APEX)	ARCHIVE	-1	-10°C
021	PDI-052SC-A-02-03-191015	N	SE	10/15/2019	8:41	1	<input type="checkbox"/>	Archive (APEX)	ARCHIVE	-1	-10°C

Comment:

Relinquished By:	Received By:	Relinquished By:	Received By:	Relinquished By:	Received By:
Signature: 	Signature: 	Signature:	Signature:	Signature:	Signature:
Print Name: C. O'BRIEN	Print Name: E. Joyner	Print Name:	Print Name:	Print Name:	Print Name:
Company: AQ	Company: APEX LABS	Company:	Company:	Company:	Company:
Date/Time: 10/16/19 0945	Date/Time: 10/16/19 1000	Date/Time:	Date/Time:	Date/Time:	Date/Time:

ENVIRONMENTAL SAMPLE CHAIN OF CUSTODY

AGJ0599

POC: # Delaney Peterson (360-715-2707)
 1605 Cornwall Avenue, Bellingham, WA 98225

Project: Gasco PDI
Client: NW Natural

COC ID: APEX1-20191015-152359
Sample Custodian: CO, SN, BJ, DL
Lab: Apex - Archive

COC Sample Number	Field Sample ID	Sample Type	Matrix	Collected Date	Time	Containers #	Lab QC*	Test Request	Method	TAT**	Preservative
021	PDI-052SC-A-02-03-191015	N	SE	10/15/2019	8:41	1	<input type="checkbox"/>				
								Archive (APEX)	ARCHIVE	-1	-10°C
022	PDI-052SC-A-03-04-191015	N	SE	10/15/2019	8:41	1	<input type="checkbox"/>				
								Archive (APEX)	ARCHIVE	-1	-10°C
023	PDI-052SC-A-04-05-191015	N	SE	10/15/2019	8:41	1	<input type="checkbox"/>				
								Archive (APEX)	ARCHIVE	-1	-10°C
024	PDI-052SC-A-05-06-191015	N	SE	10/15/2019	8:41	1	<input type="checkbox"/>				
								Archive (APEX)	ARCHIVE	-1	-10°C
025	PDI-052SC-A-06-07-191015	N	SE	10/15/2019	8:41	1	<input type="checkbox"/>				
								Archive (APEX)	ARCHIVE	-1	-10°C
026	PDI-052SC-A-07-08-191015	N	SE	10/15/2019	8:41	1	<input type="checkbox"/>				
								Archive (APEX)	ARCHIVE	-1	-10°C
027	PDI-052SC-A-08-09-191015	N	SE	10/15/2019	8:41	1	<input type="checkbox"/>				
								Archive (APEX)	ARCHIVE	-1	-10°C
028	PDI-052SC-A-09-10-191015	N	SE	10/15/2019	8:41	1	<input type="checkbox"/>				
								Archive (APEX)	ARCHIVE	-1	-10°C
029	PDI-052SC-A-10-11-191015	N	SE	10/15/2019	8:41	1	<input type="checkbox"/>				
								Archive (APEX)	ARCHIVE	-1	-10°C
030	PDI-052SC-B-00-02-191015	N	SE	10/15/2019	8:54	1	<input type="checkbox"/>				
								Archive (APEX)	ARCHIVE	-1	-10°C
031	PDI-052SC-B-02-04-191015	N	SE	10/15/2019	8:54	1	<input type="checkbox"/>				
								Archive (APEX)	ARCHIVE	-1	-10°C

Comment:

Relinquished By:	Received By:	Relinquished By:	Received By:	Relinquished By:	Received By:
Signature <i>[Signature]</i>	Signature <i>[Signature]</i>	Signature	Signature	Signature	Signature
Print Name C. OREIRO	Print Name Eli Taylor	Print Name	Print Name	Print Name	Print Name
Company AQ	Company APEX LABS	Company	Company	Company	Company
Date/Time 10/16/19 0945	Date/Time 10/16/19 1000	Date/Time	Date/Time	Date/Time	Date/Time

ENVIRONMENTAL SAMPLE CHAIN OF CUSTODY

A9J0599

POC: # Delaney Peterson (360-715-2707)
1605 Cornwall Avenue, Bellingham, WA 98225

Project: Gasco PDI
Client: NW Natural

COC ID: APEX1-20191015-152359
Sample Custodian: CO, SN, BJ, DL
Lab: Apex - Archive

COC Sample Number	Field Sample ID	Sample Type	Matrix	Collected Date	Time	Containers #	Lab QC*	Test Request	Method	TAT**	Preservative
031	PDI-052SC-B-02-04-191015	N	SE	10/15/2019	8:54	1	<input type="checkbox"/>	Archive (APEX)	ARCHIVE	-1	-10°C
032	PDI-052SC-B-04-06-191015	N	SE	10/15/2019	8:54	1	<input type="checkbox"/>	Archive (APEX)	ARCHIVE	-1	-10°C
033	PDI-052SC-B-06-08-191015	N	SE	10/15/2019	8:54	1	<input type="checkbox"/>	Archive (APEX)	ARCHIVE	-1	-10°C
034	PDI-055SC-A-00-01-191015	N	SE	10/15/2019	10:51	1	<input type="checkbox"/>	Archive (APEX)	ARCHIVE	-1	-10°C
035	PDI-055SC-A-01-02-191015	N	SE	10/15/2019	10:51	1	<input type="checkbox"/>	Archive (APEX)	ARCHIVE	-1	-10°C
036	PDI-055SC-A-02-03-191015	N	SE	10/15/2019	10:51	1	<input type="checkbox"/>	Archive (APEX)	ARCHIVE	-1	-10°C
037	PDI-055SC-A-03-04-191015	N	SE	10/15/2019	10:51	1	<input type="checkbox"/>	Archive (APEX)	ARCHIVE	-1	-10°C
038	PDI-055SC-A-04-05-191015	N	SE	10/15/2019	10:51	1	<input type="checkbox"/>	Archive (APEX)	ARCHIVE	-1	-10°C
039	PDI-055SC-A-05-06-191015	N	SE	10/15/2019	10:51	1	<input type="checkbox"/>	Archive (APEX)	ARCHIVE	-1	-10°C
040	PDI-055SC-A-06-07-191015	N	SE	10/15/2019	10:51	1	<input type="checkbox"/>	Archive (APEX)	ARCHIVE	-1	-10°C
041	PDI-055SC-A-07-08-191015	N	SE	10/15/2019	10:51	1	<input type="checkbox"/>	Archive (APEX)	ARCHIVE	-1	-10°C

Comment:

Relinquished By:	Received By:	Relinquished By:	Received By:	Relinquished By:	Received By:
Signature:	Signature:	Signature:	Signature:	Signature:	Signature:
Print Name: C. O'BEIRNE	Print Name: Eric Joyner	Print Name:	Print Name:	Print Name:	Print Name:
Company: AQ	Company: APEX LABS	Company:	Company:	Company:	Company:
Date/Time: 10/16/19 0945	Date/Time: 10/16/19 1000	Date/Time:	Date/Time:	Date/Time:	Date/Time:



ENVIRONMENTAL SAMPLE CHAIN OF CUSTODY



AGJ0599

POC: # Delaney Peterson (360-715-2707)
1605 Cornwall Avenue, Bellingham, WA 98225

Project: Gasco PDI
Client: NW Natural

COC ID: APEX1-20191015-152359
Sample Custodian: CO, SN, BJ, DL
Lab: Apex - Archive

COC Sample Number	Field Sample ID	Sample Type	Matrix	Collected Date	Collected Time	Containers #	Lab QC*	Test Request	Method	TAT**	Preservative
041	PDI-055SC-A-07-08-191015	N	SE	10/15/2019	10:51	1	<input type="checkbox"/>	Archive (APEX)	ARCHIVE	-1	-10°C
042	PDI-055SC-A-08-09-191015	N	SE	10/15/2019	10:51	1	<input type="checkbox"/>	Archive (APEX)	ARCHIVE	-1	-10°C
043	PDI-055SC-A-09-10-191015	N	SE	10/15/2019	10:51	1	<input type="checkbox"/>	Archive (APEX)	ARCHIVE	-1	-10°C
044	PDI-055SC-A-10-11-191015	N	SE	10/15/2019	10:51	1	<input type="checkbox"/>	Archive (APEX)	ARCHIVE	-1	-10°C
045	PDI-055SC-B-00-02-191015	N	SE	10/15/2019	10:47	1	<input type="checkbox"/>	Archive (APEX)	ARCHIVE	-1	-10°C
046	PDI-055SC-B-02-04-191015	N	SE	10/15/2019	10:47	1	<input type="checkbox"/>	Archive (APEX)	ARCHIVE	-1	-10°C
047	PDI-055SC-B-04-06-191015	N	SE	10/15/2019	10:47	1	<input type="checkbox"/>	Archive (APEX)	ARCHIVE	-1	-10°C
048	PDI-055SC-B-06-08-191015	N	SE	10/15/2019	10:47	1	<input type="checkbox"/>	Archive (APEX)	ARCHIVE	-1	-10°C

Comment:					
Relinquished By:	Received By:	Relinquished By:	Received By:	Relinquished By:	Received By:
Signature 	Signature 	Signature	Signature	Signature	Signature
Print Name COREIRO	Print Name Eli Jones	Print Name	Print Name	Print Name	Print Name
Company AD	Company APEX LABS	Company	Company	Company	Company
Date/Time 10/16/19 0945	Date/Time 10/16/19 1000	Date/Time	Date/Time	Date/Time	Date/Time

APEX LABS COOLER RECEIPT FORM

Client: Anchor - QEA Element WO#: A9 J0599

Project/Project #: Gasco PDI Archive

Delivery Info:

Date/time received: 10/16/19 @ 1000 By: ES

Delivered by: Apex Client ESS FedEx UPS Swift Senvoy SDS Other

Cooler Inspection Date/time inspected: 10/16/19 @ 1048 By: ES

Chain of Custody included? Yes No Custody seals? Yes No

Signed/dated by client? Yes No

Signed/dated by Apex? Yes No

	<u>Cooler #1</u>	<u>Cooler #2</u>	<u>Cooler #3</u>	<u>Cooler #4</u>	<u>Cooler #5</u>	<u>Cooler #6</u>	<u>Cooler #7</u>
Temperature (°C)	<u>1.1</u>	<u>1.4</u>					
Received on ice? (Y/N)	<u>Y</u>	<u>Y</u>					
Temp. blanks? (Y/N)	<u>Y</u>	<u>Y</u>					
Ice type: (Gel/Real/Other)	<u>Real</u>	<u>Real</u>					
Condition:	<u>Good</u>	<u>Good</u>					

Cooler out of temp? (Y/N) Possible reason why: _____
If some coolers are in temp and some out, were green dots applied to out of temperature samples? Yes/No/NA NA

Out of temperature samples form initiated? Yes/No/NA NA

Samples Inspection: Date/time inspected: 10/16/19 @ 2137 By: [Signature]

All samples intact? Yes No Comments: _____

Bottle labels/COCs agree? Yes No Comments: _____

COC/container discrepancies form initiated? Yes No NA

Containers/volumes received appropriate for analysis? Yes No Comments: _____

Do VOA vials have visible headspace? Yes No NA

Comments: _____

Water samples: pH checked: Yes No NA pH appropriate? Yes No NA

Comments: _____

Additional information: _____

Labeled by: [Signature] Witness: [Signature] Cooler Inspected by: [Signature] See Project Contact Form: Y

CLP-Like Forms

Apex Laboratories

SDG: Gasco PreRD_DG 2019

CLASS: GC

METHOD: EPA 8082A

ANALYSES DATA PACKAGE COVER PAGE

EPA 8082A

Laboratory: Apex Laboratories

SDG: Gasco PreRD_DG 2019

Client: Anchor QEA, LLC

Project: Gasco PreRD_DG 2019 - 4a-b. DOC-CAP Testing Co

Client Sample Id:	Lab Sample Id:	Matrix
<u>PDI-049SC-B-00-02-191015</u>	<u>A9J0599-15</u>	<u>Sediment</u>
<u>PDI-049SC-B-02-04-191015</u>	<u>A9J0599-16</u>	<u>Sediment</u>
<u>PDI-049SC-B-04-06-191015</u>	<u>A9J0599-17</u>	<u>Sediment</u>
<u>PDI-049SC-B-06-08-191015</u>	<u>A9J0599-18</u>	<u>Sediment</u>
<u>PDI-052SC-B-00-02-191015</u>	<u>A9J0599-30</u>	<u>Sediment</u>
<u>PDI-052SC-B-02-04-191015</u>	<u>A9J0599-31</u>	<u>Sediment</u>
<u>PDI-052SC-B-04-06-191015</u>	<u>A9J0599-32</u>	<u>Sediment</u>
<u>PDI-052SC-B-06-08-191015</u>	<u>A9J0599-33</u>	<u>Sediment</u>
<u>PDI-055SC-B-00-02-191015</u>	<u>A9J0599-45</u>	<u>Sediment</u>
<u>PDI-055SC-B-02-04-191015</u>	<u>A9J0599-46</u>	<u>Sediment</u>
<u>PDI-055SC-B-04-06-191015</u>	<u>A9J0599-47</u>	<u>Sediment</u>
<u>PDI-055SC-B-06-08-191015</u>	<u>A9J0599-48</u>	<u>Sediment</u>

I certify that this data package is in compliance with the terms and conditions of the contract, both technically and for completeness, for other than the conditions detailed above. Release of the data contained in this hardcopy data package and in computer-readable data submitted on diskette has been authorized by the Laboratory Manager or the Manager's designee, as verified by the following signatures.

Signature: _____



Name: _____

David G. Jack

Forms Created: _____

1/31/2020 3:34PM

Title: _____

Technical Manager

METHOD DETECTION AND REPORTING LIMITS

EPA 8082A

Laboratory: Apex Laboratories

SDG: Gasco PreRD_DG 2019

Client: Anchor QEA, LLC

Project: Gasco PreRD_DG 2019 - 4a-b. DOC-CAP

Batch Matrix: Sediment

Analyte	MDL	MRL	Units
Aroclor 1016	0.670	1.33	ug/kg
Aroclor 1221	0.670	1.33	ug/kg
Aroclor 1232	0.670	1.33	ug/kg
Aroclor 1242	0.670	1.33	ug/kg
Aroclor 1248	0.670	1.33	ug/kg
Aroclor 1254	0.670	1.33	ug/kg
Aroclor 1260	0.670	1.33	ug/kg
Aroclor 1262	0.670	1.33	ug/kg
Aroclor 1268	0.670	1.33	ug/kg

Note: MDLs are listed only if the corresponding analyte was evaluated to the MDL in this report .

ORGANIC ANALYSIS DATA SHEET

EPA 8082A

PDI-049SC-B-00-02-191015

Laboratory: <u>Apex Laboratories</u>	SDG: <u>Gasco PreRD_DG 2019</u>	
Client: <u>Anchor QEA, LLC</u>	Project: <u>Gasco PreRD_DG 2019 - 4a-b. DOC-CAP Testing Co</u>	
Matrix: <u>Sediment</u>	Laboratory ID: <u>A9J0599-15RE1</u>	File ID: <u>ECD2R004.D</u>
Sampled: <u>10/15/19 13:32</u>	Prepared: <u>01/15/20 10:24</u>	Analyzed: <u>01/16/20 08:31</u>
Solids: <u>55.87</u>	Preparation: <u>EPA 3546</u>	Initial/Final: <u>30.8 g / 2 mL</u>
Batch: <u>0010436</u>	Sequence: <u>0A16015</u>	Calibration: <u>A0A1501</u>
		Instrument: <u>DUALECD2R</u>

CAS NO.	COMPOUND	DILUTION	CONC. (ug/kg dry)	Q
12674-11-2	Aroclor 1016	1	1.17	U
11104-28-2	Aroclor 1221	1	1.17	U
11141-16-5	Aroclor 1232	1	1.17	U
53469-21-9	Aroclor 1242	1	6.40	
12672-29-6	Aroclor 1248	1	1.17	U
11097-69-1	Aroclor 1254	1	9.39	
11096-82-5	Aroclor 1260	1	6.60	
37324-23-5	Aroclor 1262	1	1.17	U
11100-14-4	Aroclor 1268	1	1.17	U

SYSTEM MONITORING COMPOUND	ADDED (ug/kg dry)	CONC (ug/kg dry)	% REC	QC LIMITS	Q
Decachlorobiphenyl (Surr)	29.1	8.56	29	43 - 120	*

* Values outside of QC limits

ORGANIC ANALYSIS DATA SHEET

EPA 8082A

PDI-049SC-B-02-04-191015

Laboratory: <u>Apex Laboratories</u>	SDG: <u>Gasco PreRD_DG 2019</u>	
Client: <u>Anchor QEA, LLC</u>	Project: <u>Gasco PreRD_DG 2019 - 4a-b. DOC-CAP Testing Co</u>	
Matrix: <u>Sediment</u>	Laboratory ID: <u>A9J0599-16RE1</u>	File ID: <u>ECD2R006.D</u>
Sampled: <u>10/15/19 13:32</u>	Prepared: <u>01/15/20 15:43</u>	Analyzed: <u>01/16/20 09:06</u>
Solids: <u>55.11</u>	Preparation: <u>EPA 3546</u>	Initial/Final: <u>30.45 g / 2 mL</u>
Batch: <u>0010436</u>	Sequence: <u>0A16015</u>	Calibration: <u>A0A1501</u>
		Instrument: <u>DUALECD2R</u>

CAS NO.	COMPOUND	DILUTION	CONC. (ug/kg dry)	Q
12674-11-2	Aroclor 1016	1	1.20	U
11104-28-2	Aroclor 1221	1	1.20	U
11141-16-5	Aroclor 1232	1	1.20	U
53469-21-9	Aroclor 1242	1	5.70	
12672-29-6	Aroclor 1248	1	1.20	U
11097-69-1	Aroclor 1254	1	7.99	
11096-82-5	Aroclor 1260	1	4.82	
37324-23-5	Aroclor 1262	1	1.20	U
11100-14-4	Aroclor 1268	1	1.20	U

SYSTEM MONITORING COMPOUND	ADDED (ug/kg dry)	CONC (ug/kg dry)	% REC	QC LIMITS	Q
Decachlorobiphenyl (Surr)	29.8	7.87	26	43 - 120	*

* Values outside of QC limits

ORGANIC ANALYSIS DATA SHEET

EPA 8082A

PDI-049SC-B-04-06-191015

Laboratory: <u>Apex Laboratories</u>	SDG: <u>Gasco PreRD_DG 2019</u>	
Client: <u>Anchor QEA, LLC</u>	Project: <u>Gasco PreRD_DG 2019 - 4a-b. DOC-CAP Testing Co</u>	
Matrix: <u>Sediment</u>	Laboratory ID: <u>A9J0599-17</u>	File ID: <u>ECD2F011.D</u>
Sampled: <u>10/15/19 13:32</u>	Prepared: <u>12/26/19 10:25</u>	Analyzed: <u>01/09/20 20:05</u>
Solids: <u>60.32</u>	Preparation: <u>EPA 3546</u>	Initial/Final: <u>30.53 g / 2 mL</u>
Batch: <u>9121318</u>	Sequence: <u>0A09035</u>	Calibration: <u>A9L0407</u>
		Instrument: <u>DUALECD2F</u>

CAS NO.	COMPOUND	DILUTION	CONC. (ug/kg dry)	Q
12674-11-2	Aroclor 1016	1	2.17	U
11104-28-2	Aroclor 1221	1	7.49	U
11141-16-5	Aroclor 1232	1	4.40	U
53469-21-9	Aroclor 1242	1	2.28	U
12672-29-6	Aroclor 1248	1	5.38	U
11097-69-1	Aroclor 1254	1	6.35	U
11096-82-5	Aroclor 1260	1	5.70	
37324-23-5	Aroclor 1262	1	1.09	U
11100-14-4	Aroclor 1268	1	1.09	U

SYSTEM MONITORING COMPOUND	ADDED (ug/kg dry)	CONC (ug/kg dry)	% REC	QC LIMITS	Q
Decachlorobiphenyl (Surr)	27.2	17.8	65	43 - 120	

* Values outside of QC limits

ORGANIC ANALYSIS DATA SHEET

EPA 8082A

PDI-049SC-B-06-08-191015

Laboratory: <u>Apex Laboratories</u>	SDG: <u>Gasco PreRD_DG 2019</u>	
Client: <u>Anchor QEA, LLC</u>	Project: <u>Gasco PreRD_DG 2019 - 4a-b. DOC-CAP Testing Co</u>	
Matrix: <u>Sediment</u>	Laboratory ID: <u>A9J0599-18</u>	File ID: <u>ECD2F013.D</u>
Sampled: <u>10/15/19 13:32</u>	Prepared: <u>12/26/19 10:25</u>	Analyzed: <u>01/09/20 20:40</u>
Solids: <u>75.71</u>	Preparation: <u>EPA 3546</u>	Initial/Final: <u>30.3 g / 2 mL</u>
Batch: <u>9121318</u>	Sequence: <u>0A09035</u>	Calibration: <u>A9L0407</u>
		Instrument: <u>DUALECD2F</u>

CAS NO.	COMPOUND	DILUTION	CONC. (ug/kg dry)	Q
12674-11-2	Aroclor 1016	1	0.876	U
11104-28-2	Aroclor 1221	1	0.876	U
11141-16-5	Aroclor 1232	1	0.876	U
53469-21-9	Aroclor 1242	1	0.876	U
12672-29-6	Aroclor 1248	1	0.876	U
11097-69-1	Aroclor 1254	1	0.876	U
11096-82-5	Aroclor 1260	1	0.876	U
37324-23-5	Aroclor 1262	1	0.876	U
11100-14-4	Aroclor 1268	1	0.876	U

SYSTEM MONITORING COMPOUND	ADDED (ug/kg dry)	CONC (ug/kg dry)	% REC	QC LIMITS	Q
Decachlorobiphenyl (Surr)	21.8	19.1	88	43 - 120	

* Values outside of QC limits

ORGANIC ANALYSIS DATA SHEET

EPA 8082A

PDI-052SC-B-00-02-191015

Laboratory: <u>Apex Laboratories</u>	SDG: <u>Gasco PreRD_DG 2019</u>	
Client: <u>Anchor QEA, LLC</u>	Project: <u>Gasco PreRD_DG 2019 - 4a-b. DOC-CAP Testing Co</u>	
Matrix: <u>Sediment</u>	Laboratory ID: <u>A9J0599-30</u>	File ID: <u>ECD2F005.D</u>
Sampled: <u>10/15/19 08:54</u>	Prepared: <u>12/26/19 10:25</u>	Analyzed: <u>01/10/20 09:16</u>
Solids: <u>55.99</u>	Preparation: <u>EPA 3546</u>	Initial/Final: <u>30.57 g / 2 mL</u>
Batch: <u>9121318</u>	Sequence: <u>0A10008</u>	Calibration: <u>A9L0407</u>
		Instrument: <u>DUALECD2F</u>

CAS NO.	COMPOUND	DILUTION	CONC. (ug/kg dry)	Q
12674-11-2	Aroclor 1016	1	1.17	U
11104-28-2	Aroclor 1221	1	1.17	U
11141-16-5	Aroclor 1232	1	1.17	U
53469-21-9	Aroclor 1242	1	7.95	
12672-29-6	Aroclor 1248	1	1.17	U
11097-69-1	Aroclor 1254	1	15.9	
11096-82-5	Aroclor 1260	1	4.98	
37324-23-5	Aroclor 1262	1	1.17	U
11100-14-4	Aroclor 1268	1	1.17	U

SYSTEM MONITORING COMPOUND	ADDED (ug/kg dry)	CONC (ug/kg dry)	% REC	QC LIMITS	Q
Decachlorobiphenyl (Surr)	29.2	7.06	24	43 - 120	*

* Values outside of QC limits

ORGANIC ANALYSIS DATA SHEET

EPA 8082A

PDI-052SC-B-02-04-191015

Laboratory: <u>Apex Laboratories</u>	SDG: <u>Gasco PreRD_DG 2019</u>	
Client: <u>Anchor QEA, LLC</u>	Project: <u>Gasco PreRD_DG 2019 - 4a-b. DOC-CAP Testing Co</u>	
Matrix: <u>Sediment</u>	Laboratory ID: <u>A9J0599-31</u>	File ID: <u>ECD2F007.D</u>
Sampled: <u>10/15/19 08:54</u>	Prepared: <u>12/26/19 10:25</u>	Analyzed: <u>01/10/20 09:51</u>
Solids: <u>61.88</u>	Preparation: <u>EPA 3546</u>	Initial/Final: <u>30.52 g / 2 mL</u>
Batch: <u>9121318</u>	Sequence: <u>0A10008</u>	Calibration: <u>A9L0407</u>
		Instrument: <u>DUALECD2F</u>

CAS NO.	COMPOUND	DILUTION	CONC. (ug/kg dry)	Q
12674-11-2	Aroclor 1016	1	1.06	U
11104-28-2	Aroclor 1221	1	1.06	U
11141-16-5	Aroclor 1232	1	1.06	U
53469-21-9	Aroclor 1242	1	13.7	
12672-29-6	Aroclor 1248	1	1.06	U
11097-69-1	Aroclor 1254	1	13.7	
11096-82-5	Aroclor 1260	1	7.92	
37324-23-5	Aroclor 1262	1	1.06	U
11100-14-4	Aroclor 1268	1	1.06	U

SYSTEM MONITORING COMPOUND	ADDED (ug/kg dry)	CONC (ug/kg dry)	% REC	QC LIMITS	Q
Decachlorobiphenyl (Surr)	26.5	10.3	39	43 - 120	*

* Values outside of QC limits

ORGANIC ANALYSIS DATA SHEET

EPA 8082A

PDI-052SC-B-04-06-191015

Laboratory: <u>Apex Laboratories</u>	SDG: <u>Gasco PreRD_DG 2019</u>	
Client: <u>Anchor QEA, LLC</u>	Project: <u>Gasco PreRD_DG 2019 - 4a-b. DOC-CAP Testing Co</u>	
Matrix: <u>Sediment</u>	Laboratory ID: <u>A9J0599-32</u>	File ID: <u>ECD2F015.D</u>
Sampled: <u>10/15/19 08:54</u>	Prepared: <u>12/26/19 10:25</u>	Analyzed: <u>01/09/20 21:15</u>
Solids: <u>61.12</u>	Preparation: <u>EPA 3546</u>	Initial/Final: <u>30.49 g / 2 mL</u>
Batch: <u>9121318</u>	Sequence: <u>0A09035</u>	Calibration: <u>A9L0407</u>
		Instrument: <u>DUALECD2F</u>

CAS NO.	COMPOUND	DILUTION	CONC. (ug/kg dry)	Q
12674-11-2	Aroclor 1016	1	1.08	U
11104-28-2	Aroclor 1221	1	1.08	U
11141-16-5	Aroclor 1232	1	1.08	U
53469-21-9	Aroclor 1242	1	4.34	
12672-29-6	Aroclor 1248	1	1.08	U
11097-69-1	Aroclor 1254	1	6.04	
11096-82-5	Aroclor 1260	1	4.69	
37324-23-5	Aroclor 1262	1	1.08	U
11100-14-4	Aroclor 1268	1	1.08	U

SYSTEM MONITORING COMPOUND	ADDED (ug/kg dry)	CONC (ug/kg dry)	% REC	QC LIMITS	Q
Decachlorobiphenyl (Surr)	26.8	14.0	52	43 - 120	

* Values outside of QC limits

ORGANIC ANALYSIS DATA SHEET

EPA 8082A

PDI-052SC-B-06-08-191015

Laboratory: <u>Apex Laboratories</u>	SDG: <u>Gasco PreRD_DG 2019</u>	
Client: <u>Anchor QEA, LLC</u>	Project: <u>Gasco PreRD_DG 2019 - 4a-b. DOC-CAP Testing Co</u>	
Matrix: <u>Sediment</u>	Laboratory ID: <u>A9J0599-33</u>	File ID: <u>ECD2F015.D</u>
Sampled: <u>10/15/19 08:54</u>	Prepared: <u>12/30/19 09:52</u>	Analyzed: <u>01/07/20 12:18</u>
Solids: <u>74.22</u>	Preparation: <u>EPA 3546</u>	Initial/Final: <u>30.73 g / 2 mL</u>
Batch: <u>9121399</u>	Sequence: <u>0A07022</u>	Calibration: <u>A9L0407</u> Instrument: <u>DUALECD2F</u>

CAS NO.	COMPOUND	DILUTION	CONC. (ug/kg dry)	Q
12674-11-2	Aroclor 1016	1	0.881	U
11104-28-2	Aroclor 1221	1	0.881	U
11141-16-5	Aroclor 1232	1	0.881	U
53469-21-9	Aroclor 1242	1	2.17	
12672-29-6	Aroclor 1248	1	0.881	U
11097-69-1	Aroclor 1254	1	2.89	
11096-82-5	Aroclor 1260	1	1.95	
37324-23-5	Aroclor 1262	1	0.881	U
11100-14-4	Aroclor 1268	1	0.881	U

SYSTEM MONITORING COMPOUND	ADDED (ug/kg dry)	CONC (ug/kg dry)	% REC	QC LIMITS	Q
Decachlorobiphenyl (Surr)	21.9	15.3	70	43 - 120	

* Values outside of QC limits

ORGANIC ANALYSIS DATA SHEET

EPA 8082A

PDI-055SC-B-00-02-191015

Laboratory: <u>Apex Laboratories</u>	SDG: <u>Gasco PreRD_DG 2019</u>	
Client: <u>Anchor QEA, LLC</u>	Project: <u>Gasco PreRD_DG 2019 - 4a-b. DOC-CAP Testing Co</u>	
Matrix: <u>Sediment</u>	Laboratory ID: <u>A9J0599-45</u>	File ID: <u>ECD2F009.D</u>
Sampled: <u>10/15/19 10:47</u>	Prepared: <u>12/30/19 09:52</u>	Analyzed: <u>01/08/20 12:42</u>
Solids: <u>52.96</u>	Preparation: <u>EPA 3546</u>	Initial/Final: <u>30.11 g / 2 mL</u>
Batch: <u>9121399</u>	Sequence: <u>0A08014</u>	Calibration: <u>A9L0407</u> Instrument: <u>DUALECD2F</u>

CAS NO.	COMPOUND	DILUTION	CONC. (ug/kg dry)	Q
12674-11-2	Aroclor 1016	1	1.26	U
11104-28-2	Aroclor 1221	1	1.26	U
11141-16-5	Aroclor 1232	1	1.26	U
53469-21-9	Aroclor 1242	1	9.72	
12672-29-6	Aroclor 1248	1	1.26	U
11097-69-1	Aroclor 1254	1	11.7	
11096-82-5	Aroclor 1260	1	6.52	
37324-23-5	Aroclor 1262	1	1.26	U
11100-14-4	Aroclor 1268	1	1.26	U

SYSTEM MONITORING COMPOUND	ADDED (ug/kg dry)	CONC (ug/kg dry)	% REC	QC LIMITS	Q
Decachlorobiphenyl (Surr)	31.4	14.9	47	43 - 120	

* Values outside of QC limits

ORGANIC ANALYSIS DATA SHEET

EPA 8082A

PDI-055SC-B-02-04-191015

Laboratory: <u>Apex Laboratories</u>	SDG: <u>Gasco PreRD_DG 2019</u>	
Client: <u>Anchor QEA, LLC</u>	Project: <u>Gasco PreRD_DG 2019 - 4a-b. DOC-CAP Testing Co</u>	
Matrix: <u>Sediment</u>	Laboratory ID: <u>A9J0599-46</u>	File ID: <u>ECD2F011.D</u>
Sampled: <u>10/15/19 10:47</u>	Prepared: <u>12/30/19 09:52</u>	Analyzed: <u>01/08/20 13:18</u>
Solids: <u>55.75</u>	Preparation: <u>EPA 3546</u>	Initial/Final: <u>30.12 g / 2 mL</u>
Batch: <u>9121399</u>	Sequence: <u>0A08014</u>	Calibration: <u>A9L0407</u> Instrument: <u>DUALECD2F</u>

CAS NO.	COMPOUND	DILUTION	CONC. (ug/kg dry)	Q
12674-11-2	Aroclor 1016	1	1.20	U
11104-28-2	Aroclor 1221	1	1.20	U
11141-16-5	Aroclor 1232	1	1.20	U
53469-21-9	Aroclor 1242	1	28.5	
12672-29-6	Aroclor 1248	1	1.20	U
11097-69-1	Aroclor 1254	1	22.6	
11096-82-5	Aroclor 1260	1	14.5	
37324-23-5	Aroclor 1262	1	1.20	U
11100-14-4	Aroclor 1268	1	1.20	U

SYSTEM MONITORING COMPOUND	ADDED (ug/kg dry)	CONC (ug/kg dry)	% REC	QC LIMITS	Q
Decachlorobiphenyl (Surr)	29.8	8.78	29	43 - 120	*

* Values outside of QC limits

ORGANIC ANALYSIS DATA SHEET

EPA 8082A

PDI-055SC-B-04-06-191015

Laboratory: <u>Apex Laboratories</u>	SDG: <u>Gasco PreRD_DG 2019</u>	
Client: <u>Anchor QEA, LLC</u>	Project: <u>Gasco PreRD_DG 2019 - 4a-b. DOC-CAP Testing Co</u>	
Matrix: <u>Sediment</u>	Laboratory ID: <u>A9J0599-47</u>	File ID: <u>ECD2F013.D</u>
Sampled: <u>10/15/19 10:47</u>	Prepared: <u>12/30/19 09:52</u>	Analyzed: <u>01/08/20 13:53</u>
Solids: <u>72.26</u>	Preparation: <u>EPA 3546</u>	Initial/Final: <u>30.6 g / 2 mL</u>
Batch: <u>9121399</u>	Sequence: <u>0A08014</u>	Calibration: <u>A9L0407</u> Instrument: <u>DUALECD2F</u>

CAS NO.	COMPOUND	DILUTION	CONC. (ug/kg dry)	Q
12674-11-2	Aroclor 1016	1	0.909	U
11104-28-2	Aroclor 1221	1	0.909	U
11141-16-5	Aroclor 1232	1	0.909	U
53469-21-9	Aroclor 1242	1	2.02	
12672-29-6	Aroclor 1248	1	0.909	U
11097-69-1	Aroclor 1254	1	4.11	
11096-82-5	Aroclor 1260	1	4.22	
37324-23-5	Aroclor 1262	1	0.909	U
11100-14-4	Aroclor 1268	1	0.909	U

SYSTEM MONITORING COMPOUND	ADDED (ug/kg dry)	CONC (ug/kg dry)	% REC	QC LIMITS	Q
Decachlorobiphenyl (Surr)	22.6	19.6	87	43 - 120	

* Values outside of QC limits

ORGANIC ANALYSIS DATA SHEET

EPA 8082A

PDI-055SC-B-06-08-191015

Laboratory: <u>Apex Laboratories</u>	SDG: <u>Gasco PreRD_DG 2019</u>	
Client: <u>Anchor QEA, LLC</u>	Project: <u>Gasco PreRD_DG 2019 - 4a-b. DOC-CAP Testing Co</u>	
Matrix: <u>Sediment</u>	Laboratory ID: <u>A9J0599-48</u>	File ID: <u>ECD2F015.D</u>
Sampled: <u>10/15/19 10:47</u>	Prepared: <u>12/30/19 09:52</u>	Analyzed: <u>01/08/20 14:55</u>
Solids: <u>75.89</u>	Preparation: <u>EPA 3546</u>	Initial/Final: <u>30.57 g / 2 mL</u>
Batch: <u>9121399</u>	Sequence: <u>0A08014</u>	Calibration: <u>A9L0407</u>
		Instrument: <u>DUALECD2F</u>

CAS NO.	COMPOUND	DILUTION	CONC. (ug/kg dry)	Q
12674-11-2	Aroclor 1016	1	0.866	U
11104-28-2	Aroclor 1221	1	0.866	U
11141-16-5	Aroclor 1232	1	0.866	U
53469-21-9	Aroclor 1242	1	0.866	U
12672-29-6	Aroclor 1248	1	0.866	U
11097-69-1	Aroclor 1254	1	0.866	U
11096-82-5	Aroclor 1260	1	0.866	U
37324-23-5	Aroclor 1262	1	0.866	U
11100-14-4	Aroclor 1268	1	0.866	U

SYSTEM MONITORING COMPOUND	ADDED (ug/kg dry)	CONC (ug/kg dry)	% REC	QC LIMITS	Q
Decachlorobiphenyl (Surr)	21.6	18.9	88	43 - 120	

* Values outside of QC limits

PREPARATION BATCH SUMMARY

EPA 8082A

Laboratory: Apex Laboratories

SDG: Gasco PreRD_DG 2019

Client: Anchor QEA, LLC

Project: Gasco PreRD_DG 2019 - 4a-b. DOC-CAP Testing Co

Batch: 0010436

Batch Matrix: Sediment

Preparation: EPA 3546

SAMPLE NAME	LAB SAMPLE ID	LAB FILE ID	DATE PREPARED	OBSERVATIONS
Blank	0010436-BLK1	ECD2F004.D	01/15/20 10:24	
LCS	0010436-BS1	ECD2F005.D	01/15/20 10:24	
LCS Dup	0010436-BSD1	ECD2F006.D	01/15/20 11:34	
PDI-049SC-B-00-02-191015	A9J0599-15RE1	ECD2R004.D	01/15/20 10:24	
PDI-049SC-B-02-04-191015	A9J0599-16RE1	ECD2R006.D	01/15/20 15:43	

Note: Client samples are listed only if they are included in this report.

Duplicates and Matrix Spike/Duplicates QC Samples are only listed if sourced from a sample included in this report.

PREPARATION BATCH SUMMARY

EPA 8082A

Laboratory: Apex Laboratories

SDG: Gasco PreRD_DG 2019

Client: Anchor QEA, LLC

Project: Gasco PreRD_DG 2019 - 4a-b. DOC-CAP Testing Co

Batch: 9121318

Batch Matrix: Sediment

Preparation: EPA 3546

SAMPLE NAME	LAB SAMPLE ID	LAB FILE ID	DATE PREPARED	OBSERVATIONS
Blank	9121318-BLK1	ECD2F005.D	12/26/19 10:25	
LCS	9121318-BS1	ECD2F006.D	12/26/19 10:25	
PDI-052SC-B-04-06-191015 (MS)	9121318-MS1	ECD2F017.D	12/26/19 10:25	
PDI-052SC-B-04-06-191015 (MSD)	9121318-MSD1	ECD2F019.D	12/26/19 10:25	
PDI-049SC-B-04-06-191015	A9J0599-17	ECD2F011.D	12/26/19 10:25	
PDI-049SC-B-06-08-191015	A9J0599-18	ECD2F013.D	12/26/19 10:25	
PDI-052SC-B-00-02-191015	A9J0599-30	ECD2F005.D	12/26/19 10:25	
PDI-052SC-B-02-04-191015	A9J0599-31	ECD2F007.D	12/26/19 10:25	
PDI-052SC-B-04-06-191015	A9J0599-32	ECD2F015.D	12/26/19 10:25	

Note: Client samples are listed only if they are included in this report.

Duplicates and Matrix Spike/Duplicates QC Samples are only listed if sourced from a sample included in this report.

PREPARATION BATCH SUMMARY

EPA 8082A

Laboratory: Apex Laboratories

SDG: Gasco PreRD_DG 2019

Client: Anchor QEA, LLC

Project: Gasco PreRD_DG 2019 - 4a-b. DOC-CAP Testing Cc

Batch: 9121399

Batch Matrix: Sediment

Preparation: EPA 3546

SAMPLE NAME	LAB SAMPLE ID	LAB FILE ID	DATE PREPARED	OBSERVATIONS
Blank	9121399-BLK1	ECD2F013.D	12/30/19 09:02	
LCS	9121399-BS1	ECD2F014.D	12/30/19 09:02	
LCS Dup	9121399-BSD1	ECD2F015.D	12/30/19 09:02	
PDI-052SC-B-06-08-191015	A9J0599-33	ECD2F015.D	12/30/19 09:52	
PDI-055SC-B-00-02-191015	A9J0599-45	ECD2F009.D	12/30/19 09:52	
PDI-055SC-B-02-04-191015	A9J0599-46	ECD2F011.D	12/30/19 09:52	
PDI-055SC-B-04-06-191015	A9J0599-47	ECD2F013.D	12/30/19 09:52	
PDI-055SC-B-06-08-191015	A9J0599-48	ECD2F015.D	12/30/19 09:52	

Note: Client samples are listed only if they are included in this report.

Duplicates and Matrix Spike/Duplicates QC Samples are only listed if sourced from a sample included in this report.

METHOD BLANK DATA SHEET

EPA 8082A

Laboratory: <u>Apex Laboratories</u>	SDG: <u>Gasco PreRD_DG 2019</u>	
Client: <u>Anchor QEA, LLC</u>	Project: <u>Gasco PreRD_DG 2019 - 4a-b. DOC-CAP Testing C</u>	
Matrix: <u>Sediment</u>	Laboratory ID: <u>0010436-BLK1</u>	File ID: <u>ECD2F004.D</u>
Prepared: <u>01/15/20 10:24</u>	Preparation: <u>EPA 3546</u>	Initial/Final: <u>31 g / 2 mL</u>
Analyzed: <u>01/16/20 08:31</u>	Instrument: <u>DUALECD2F</u>	
Batch: <u>0010436</u>	Sequence: <u>0A16014</u>	Calibration: <u>A9L0407</u>

CAS NO.	COMPOUND	CONC. (ug/kg wet)	Q
12674-11-2	Aroclor 1016	0.648	U
11104-28-2	Aroclor 1221	0.648	U
11141-16-5	Aroclor 1232	0.648	U
53469-21-9	Aroclor 1242	0.648	U
12672-29-6	Aroclor 1248	0.648	U
11097-69-1	Aroclor 1254	0.648	U
11096-82-5	Aroclor 1260	0.648	U
37324-23-5	Aroclor 1262	0.648	U
11100-14-4	Aroclor 1268	0.648	U

SYSTEM MONITORING COMPOUND	ADDED (ug/kg wet)	CONC (ug/kg wet)	% REC	QC LIMITS	Q
Decachlorobiphenyl (Surr)	16.1	15.2	94	43 - 120	

METHOD BLANK DATA SHEET
EPA 8082A

Laboratory: Apex Laboratories SDG: Gasco PreRD_DG 2019
 Client: Anchor QEA, LLC Project: Gasco PreRD_DG 2019 - 4a-b. DOC-CAP Testing C
 Matrix: Sediment Laboratory ID: 9121318-BLK1 File ID: ECD2F005.D
 Prepared: 12/26/19 10:25 Preparation: EPA 3546 Initial/Final: 31 g / 2 mL
 Analyzed: 01/09/20 08:50 Instrument: DUALECD2F
 Batch: 9121318 Sequence: 0A09006 Calibration: A9L0407

CAS NO.	COMPOUND	CONC. (ug/kg wet)	Q
12674-11-2	Aroclor 1016	0.648	U
11104-28-2	Aroclor 1221	0.648	U
11141-16-5	Aroclor 1232	0.648	U
53469-21-9	Aroclor 1242	0.648	U
12672-29-6	Aroclor 1248	0.648	U
11097-69-1	Aroclor 1254	0.648	U
11096-82-5	Aroclor 1260	0.648	U
37324-23-5	Aroclor 1262	0.648	U
11100-14-4	Aroclor 1268	0.648	U

SYSTEM MONITORING COMPOUND	ADDED (ug/kg wet)	CONC (ug/kg wet)	% REC	QC LIMITS	Q
Decachlorobiphenyl (Surr)	16.1	16.1	100	43 - 120	

METHOD BLANK DATA SHEET

EPA 8082A

Laboratory: <u>Apex Laboratories</u>	SDG: <u>Gasco PreRD_DG 2019</u>	
Client: <u>Anchor QEA, LLC</u>	Project: <u>Gasco PreRD_DG 2019 - 4a-b. DOC-CAP Testing C</u>	
Matrix: <u>Sediment</u>	Laboratory ID: <u>9121399-BLK1</u>	File ID: <u>ECD2F013.D</u>
Prepared: <u>12/30/19 09:02</u>	Preparation: <u>EPA 3546</u>	Initial/Final: <u>31 g / 2 mL</u>
Analyzed: <u>01/02/20 13:26</u>	Instrument: <u>DUALECD2F</u>	
Batch: <u>9121399</u>	Sequence: <u>0A02025</u>	Calibration: <u>A9L0407</u>

CAS NO.	COMPOUND	CONC. (ug/kg wet)	Q
12674-11-2	Aroclor 1016	0.648	U
11104-28-2	Aroclor 1221	0.648	U
11141-16-5	Aroclor 1232	0.648	U
53469-21-9	Aroclor 1242	0.648	U
12672-29-6	Aroclor 1248	0.648	U
11097-69-1	Aroclor 1254	0.648	U
11096-82-5	Aroclor 1260	0.648	U
37324-23-5	Aroclor 1262	0.648	U
11100-14-4	Aroclor 1268	0.648	U

SYSTEM MONITORING COMPOUND	ADDED (ug/kg wet)	CONC (ug/kg wet)	% REC	QC LIMITS	Q
Decachlorobiphenyl (Surr)	16.1	16.1	100	43 - 120	

LCS / LCS DUPLICATE RECOVERY

EPA 8082A

Laboratory: Apex Laboratories

SDG: Gasco PreRD_DG 2019

Client: Anchor QEA, LLC

Project: Gasco PreRD_DG 2019 - 4a-b. DOC-CAP Testing Co

Matrix: Sediment

Batch: 0010436

Laboratory ID: 0010436-BS1

Preparation: EPA 3546

Initial/Final: 30 g / 2 mL

COMPOUND	SPIKE ADDED (ug/kg wet)	LCS CONCENTRATION (ug/kg wet)	LCS % REC. (* = Out)	QC LIMITS REC.
Aroclor 1016	83.3	45.4	54	47 - 134
Aroclor 1260	83.3	67.2	81	53 - 140

* = Values outside of QC limits

LCS / LCS DUPLICATE RECOVERY

EPA 8082A

Laboratory: <u>Apex Laboratories</u>	SDG: <u>Gasco PreRD_DG 2019</u>
Client: <u>Anchor QEA, LLC</u>	Project: <u>Gasco PreRD_DG 2019 - 4a-b. DOC-CAP Testing Co</u>
Matrix: <u>Sediment</u>	
Batch: <u>0010436</u>	Laboratory ID: <u>0010436-BSD1</u>
Preparation: <u>EPA 3546</u>	Initial/Final: <u>30 g / 2 mL</u>

COMPOUND	SPIKE ADDED (ug/kg wet)	LCSD CONCENTRATION (ug/kg wet)	LCSD % REC. #	% RPD #	QC LIMITS	
					RPD	
Aroclor 1016	83.3	53.5	64	16	30	47 - 134
Aroclor 1260	83.3	68.8	83	2	30	53 - 140

* = Values outside of QC limits

LCS / LCS DUPLICATE RECOVERY

EPA 8082A

Laboratory: Apex Laboratories

SDG: Gasco PreRD_DG 2019

Client: Anchor QEA, LLC

Project: Gasco PreRD_DG 2019 - 4a-b. DOC-CAP Testing Co

Matrix: Sediment

Batch: 9121318

Laboratory ID: 9121318-BS1

Preparation: EPA 3546

Initial/Final: 30 g / 2 mL

COMPOUND	SPIKE ADDED (ug/kg wet)	LCS CONCENTRATION (ug/kg wet)	LCS % REC. (* = Out)	QC LIMITS REC.
Aroclor 1016	83.3	74.0	89	47 - 134
Aroclor 1260	83.3	84.2	101	53 - 140

* = Values outside of QC limits

LCS / LCS DUPLICATE RECOVERY

EPA 8082A

Laboratory: Apex Laboratories

SDG: Gasco PreRD_DG 2019

Client: Anchor QEA, LLC

Project: Gasco PreRD_DG 2019 - 4a-b. DOC-CAP Testing Co

Matrix: Sediment

Batch: 9121399

Laboratory ID: 9121399-BS1

Preparation: EPA 3546

Initial/Final: 30 g / 2 mL

COMPOUND	SPIKE ADDED (ug/kg wet)	LCS CONCENTRATION (ug/kg wet)	LCS % REC. (* = Out)	QC LIMITS REC.
Aroclor 1016	83.3	60.1	72	47 - 134
Aroclor 1260	83.3	79.1	95	53 - 140

* = Values outside of QC limits

LCS / LCS DUPLICATE RECOVERY

EPA 8082A

Laboratory: Apex Laboratories

SDG: Gasco PreRD_DG 2019

Client: Anchor QEA, LLC

Project: Gasco PreRD_DG 2019 - 4a-b. DOC-CAP Testing Co

Matrix: Sediment

Batch: 9121399

Laboratory ID: 9121399-BSD1

Preparation: EPA 3546

Initial/Final: 30 g / 2 mL

COMPOUND	SPIKE ADDED (ug/kg wet)	LCSD CONCENTRATION (ug/kg wet)	LCSD % REC. #	% RPD #	QC LIMITS	
					RPD	
Aroclor 1016	83.3	58.1	70	3	30	47 - 134
Aroclor 1260	83.3	77.2	93	2	30	53 - 140

* = Values outside of QC limits

MATRIX SPIKE / MATRIX SPIKE DUPLICATE RECOVERY

PDI-052SC-B-04-06-191015

EPA 8082A

Laboratory: Apex Laboratories

SDG: Gasco PreRD_DG 2019

Client: Anchor QEA, LLC

Project: Gasco PreRD_DG 2019 - 4a-b. DOC-CAP Testing Co

Matrix: Sediment

Batch: 9121318

Laboratory ID: 9121318-MS1

Preparation: EPA 3546

Initial/Final: 30.46 g / 2 mL

Source Sample Name: PDI-052SC-B-04-06-191015

COMPOUND	SPIKE ADDED (ug/kg dry)	SAMPLE CONCENTRATION (ug/kg dry)	MS CONCENTRATION (ug/kg dry)	MS % REC. (* = Out)	QC LIMITS REC.
Aroclor 1016	134	ND	76.0	57	47 - 134
Aroclor 1260	134	4.69	65.4	45 *	53 - 140

MATRIX SPIKE / MATRIX SPIKE DUPLICATE RECOVERY

PDI-052SC-B-04-06-191015

EPA 8082A

Laboratory: Apex Laboratories

SDG: Gasco PreRD DG 2019

Client: Anchor QEA, LLC

Project: Gasco PreRD DG 2019 - 4a-b. DOC-CAP Testing Co

Matrix: Sediment

Batch: 9121318

Laboratory ID: 9121318-MSD1

Preparation: EPA 3546

Initial/Final: 30.44 g / 2 mL

Source Sample Name: PDI-052SC-B-04-06-191015

COMPOUND	SPIKE ADDED (ug/kg dry)	MSD CONCENTRATION (ug/kg dry)	MSD % RECOVERY	% RPD	QC LIMITS	
					RPD	REC.
Aroclor 1016	134	71.0	53	7	30	47 - 134
Aroclor 1260	134	59.8	41 *	9	30	53 - 140

ANALYSIS BATCH (SEQUENCE) SUMMARY

EPA 8082A

Laboratory: Apex Laboratories

SDG: Gasco PreRD_DG 2019

Client: Anchor QEA, LLC

Project: Gasco PreRD_DG 2019 - 4a-b. DOC-CAP Testing C

Sequence: 0A02025

Instrument: DUALECD2F

Matrix: Sediment

Calibration: A9L0407

Sample Name	Lab Sample ID	Lab File ID	Analysis Date/Time
Calibration Check	0A02025-CCV2	ECD2F011.D	01/02/20 12:43
Calibration Blank	0A02025-CCB2	ECD2F012.D	01/02/20 13:01
Blank	9121399-BLK1	ECD2F013.D	01/02/20 13:26
LCS	9121399-BS1	ECD2F014.D	01/02/20 13:44
LCS Dup	9121399-BSD1	ECD2F015.D	01/02/20 14:01
Calibration Check	0A02025-CCV3	ECD2F025.D	01/02/20 16:47
Calibration Blank	0A02025-CCB3	ECD2F026.D	01/02/20 17:05

Note: Client samples are listed only if they are included in this report.

Duplicates and Matrix Spike/Duplicates QC Samples are only listed if sourced from a sample included in this report.

ANALYSIS BATCH (SEQUENCE) SUMMARY

EPA 8082A

Laboratory: Apex Laboratories

SDG: Gasco PreRD_DG 2019

Client: Anchor QEA, LLC

Project: Gasco PreRD_DG 2019 - 4a-b. DOC-CAP Testing C

Sequence: 0A07022

Instrument: DUALECD2F

Matrix: Sediment

Calibration: A9L0407

Sample Name	Lab Sample ID	Lab File ID	Analysis Date/Time
Calibration Check	0A07022-CCV1	ECD2F003.D	01/07/20 08:31
Calibration Blank	0A07022-CCB1	ECD2F004.D	01/07/20 08:55
Calibration Check	0A07022-CCV2	ECD2F013.D	01/07/20 11:43
Calibration Blank	0A07022-CCB2	ECD2F014.D	01/07/20 12:00
PDI-052SC-B-06-08-191015	A9J0599-33	ECD2F015.D	01/07/20 12:18
Calibration Check	0A07022-CCV3	ECD2F029.D	01/07/20 16:25
Calibration Blank	0A07022-CCB3	ECD2F030.D	01/07/20 16:43

Note: Client samples are listed only if they are included in this report.

Duplicates and Matrix Spike/Duplicates QC Samples are only listed if sourced from a sample included in this report.

ANALYSIS BATCH (SEQUENCE) SUMMARY

EPA 8082A

Laboratory: Apex Laboratories

SDG: Gasco PreRD_DG 2019

Client: Anchor QEA, LLC

Project: Gasco PreRD_DG 2019 - 4a-b. DOC-CAP Testing C

Sequence: 0A08014

Instrument: DUALECD2F

Matrix: Sediment

Calibration: A9L0407

Sample Name	Lab Sample ID	Lab File ID	Analysis Date/Time
Calibration Check	0A08014-CCV1	ECD2F004.D	01/08/20 10:36
Calibration Blank	0A08014-CCB1	ECD2F005.D	01/08/20 10:54
Calibration Check	0A08014-CCV2	ECD2F007.D	01/08/20 11:58
Calibration Blank	0A08014-CCB2	ECD2F008.D	01/08/20 12:16
PDI-055SC-B-00-02-191015	A9J0599-45	ECD2F009.D	01/08/20 12:42
PDI-055SC-B-02-04-191015	A9J0599-46	ECD2F011.D	01/08/20 13:18
PDI-055SC-B-04-06-191015	A9J0599-47	ECD2F013.D	01/08/20 13:53
PDI-055SC-B-06-08-191015	A9J0599-48	ECD2F015.D	01/08/20 14:55
Calibration Check	0A08014-CCV3	ECD2F023.D	01/08/20 17:17
Calibration Blank	0A08014-CCB3	ECD2F024.D	01/08/20 17:34

Note: Client samples are listed only if they are included in this report.

Duplicates and Matrix Spike/Duplicates QC Samples are only listed if sourced from a sample included in this report.

ANALYSIS BATCH (SEQUENCE) SUMMARY

EPA 8082A

Laboratory: Apex Laboratories

SDG: Gasco PreRD_DG 2019

Client: Anchor QEA, LLC

Project: Gasco PreRD_DG 2019 - 4a-b. DOC-CAP Testing C

Sequence: 0A09006

Instrument: DUALECD2F

Matrix: Sediment

Calibration: A9L0407

Sample Name	Lab Sample ID	Lab File ID	Analysis Date/Time
Calibration Check	0A09006-CCV1	ECD2F003.D	01/09/20 08:03
Calibration Blank	0A09006-CCB1	ECD2F004.D	01/09/20 08:20
Blank	9121318-BLK1	ECD2F005.D	01/09/20 08:50
LCS	9121318-BS1	ECD2F006.D	01/09/20 09:07
Calibration Check	0A09006-CCV2	ECD2F017.D	01/09/20 12:21
Calibration Blank	0A09006-CCB2	ECD2F018.D	01/09/20 12:39
Calibration Check	0A09006-CCV3	ECD2F031.D	01/09/20 16:28
Calibration Blank	0A09006-CCB3	ECD2F032.D	01/09/20 16:46

Note: Client samples are listed only if they are included in this report.

Duplicates and Matrix Spike/Duplicates QC Samples are only listed if sourced from a sample included in this report.

ANALYSIS BATCH (SEQUENCE) SUMMARY

EPA 8082A

Laboratory: Apex Laboratories

SDG: Gasco PreRD_DG 2019

Client: Anchor QEA, LLC

Project: Gasco PreRD_DG 2019 - 4a-b. DOC-CAP Testing C

Sequence: 0A09035

Instrument: DUALECD2F

Matrix: Sediment

Calibration: A9L0407

Sample Name	Lab Sample ID	Lab File ID	Analysis Date/Time
Calibration Check	0A09035-CCV1	ECD2F001.D	01/09/20 17:09
Calibration Blank	0A09035-CCB1	ECD2F002.D	01/09/20 17:26
PDI-049SC-B-04-06-191015	A9J0599-17	ECD2F011.D	01/09/20 20:05
PDI-049SC-B-06-08-191015	A9J0599-18	ECD2F013.D	01/09/20 20:40
PDI-052SC-B-04-06-191015	A9J0599-32	ECD2F015.D	01/09/20 21:15
PDI-052SC-B-04-06-191015 (MS)	9121318-MS1	ECD2F017.D	01/09/20 21:50
PDI-052SC-B-04-06-191015 (MSD)	9121318-MSD1	ECD2F019.D	01/09/20 22:25
Calibration Check	0A09035-CCV2	ECD2F021.D	01/09/20 23:00
Calibration Blank	0A09035-CCB2	ECD2F022.D	01/09/20 23:18

Note: Client samples are listed only if they are included in this report.

Duplicates and Matrix Spike/Duplicates QC Samples are only listed if sourced from a sample included in this report.

ANALYSIS BATCH (SEQUENCE) SUMMARY

EPA 8082A

Laboratory: Apex Laboratories

SDG: Gasco PreRD_DG 2019

Client: Anchor QEA, LLC

Project: Gasco PreRD_DG 2019 - 4a-b. DOC-CAP Testing Co

Sequence: 0A10008

Instrument: DUALECD2F

Matrix: Sediment

Calibration: A9L0407

Sample Name	Lab Sample ID	Lab File ID	Analysis Date/Time
Calibration Check	0A10008-CCV1	ECD2F003.D	01/10/20 08:41
Calibration Blank	0A10008-CCB1	ECD2F004.D	01/10/20 08:58
PDI-052SC-B-00-02-191015	A9J0599-30	ECD2F005.D	01/10/20 09:16
PDI-052SC-B-02-04-191015	A9J0599-31	ECD2F007.D	01/10/20 09:51
Calibration Check	0A10008-CCV2	ECD2F013.D	01/10/20 11:37
Calibration Blank	0A10008-CCB2	ECD2F014.D	01/10/20 11:55

Note: Client samples are listed only if they are included in this report.

Duplicates and Matrix Spike/Duplicates QC Samples are only listed if sourced from a sample included in this report.

ANALYSIS BATCH (SEQUENCE) SUMMARY

EPA 8082A

Laboratory: <u>Apex Laboratories</u>	SDG: <u>Gasco PreRD_DG 2019</u>
Client: <u>Anchor QEA, LLC</u>	Project: <u>Gasco PreRD_DG 2019 - 4a-b. DOC-CAP Testing C</u>
Sequence: <u>0A13050</u>	Instrument: <u>DUALECD2R</u>
Matrix: <u>Sediment</u>	Calibration: <u>A0A1501</u>

Sample Name	Lab Sample ID	Lab File ID	Analysis Date/Time
Initial Cal Blank	0A13050-ICB1	ECD2R004.D	01/13/20 17:15
Cal Standard	0A13050-CAL1	ECD2R005.D	01/13/20 17:33
Cal Standard	0A13050-CAL2	ECD2R006.D	01/13/20 17:50
Cal Standard	0A13050-CAL3	ECD2R007.D	01/13/20 18:08
Cal Standard	0A13050-CAL4	ECD2R008.D	01/13/20 18:25
Cal Standard	0A13050-CAL5	ECD2R009.D	01/13/20 18:43
Cal Standard	0A13050-CAL6	ECD2R010.D	01/13/20 19:01
Cal Standard	0A13050-CAL7	ECD2R011.D	01/13/20 19:18
Initial Cal Check	0A13050-ICV1	ECD2R013.D	01/13/20 19:54
Cal Standard	0A13050-CAL8	ECD2R014.D	01/13/20 20:11
Cal Standard	0A13050-CAL9	ECD2R015.D	01/13/20 20:29
Cal Standard	0A13050-CALA	ECD2R016.D	01/13/20 20:46
Cal Standard	0A13050-CALB	ECD2R017.D	01/13/20 21:04
Cal Standard	0A13050-CALC	ECD2R018.D	01/13/20 21:22
Cal Standard	0A13050-CALD	ECD2R019.D	01/13/20 21:39
Cal Standard	0A13050-CALE	ECD2R020.D	01/13/20 21:57
Initial Cal Check	0A13050-ICV2	ECD2R021.D	01/13/20 22:15
Initial Cal Check	0A13050-ICV3	ECD2R022.D	01/13/20 22:32
Initial Cal Check	0A13050-ICV4	ECD2R023.D	01/13/20 22:50
Initial Cal Check	0A13050-ICV5	ECD2R025.D	01/14/20 08:02

Note: Client samples are listed only if they are included in this report.
 Duplicates and Matrix Spike/Duplicates QC Samples are only listed if sourced from a sample included in this report.

ANALYSIS BATCH (SEQUENCE) SUMMARY

EPA 8082A

Laboratory: Apex Laboratories

SDG: Gasco PreRD_DG 2019

Client: Anchor QEA, LLC

Project: Gasco PreRD_DG 2019 - 4a-b. DOC-CAP Testing C

Sequence: 0A16014

Instrument: DUALECD2F

Matrix: Sediment

Calibration: A9L0407

Sample Name	Lab Sample ID	Lab File ID	Analysis Date/Time
Calibration Check	0A16014-CCV1	ECD2F002.D	01/16/20 07:56
Calibration Blank	0A16014-CCB1	ECD2F003.D	01/16/20 08:13
Blank	0010436-BLK1	ECD2F004.D	01/16/20 08:31
LCS	0010436-BS1	ECD2F005.D	01/16/20 08:49
LCS Dup	0010436-BSD1	ECD2F006.D	01/16/20 09:06
Calibration Check	0A16014-CCV2	ECD2F011.D	01/16/20 10:34
Calibration Blank	0A16014-CCB2	ECD2F012.D	01/16/20 10:52
Calibration Check	0A16014-CCV3	ECD2F019.D	01/16/20 12:56
Calibration Blank	0A16014-CCB3	ECD2F020.D	01/16/20 13:13
Calibration Check	0A16014-CCV4	ECD2F029.D	01/16/20 15:52
Calibration Blank	0A16014-CCB4	ECD2F030.D	01/16/20 16:10

Note: Client samples are listed only if they are included in this report.

Duplicates and Matrix Spike/Duplicates QC Samples are only listed if sourced from a sample included in this report.

ANALYSIS BATCH (SEQUENCE) SUMMARY

EPA 8082A

Laboratory: Apex Laboratories

SDG: Gasco PreRD_DG 2019

Client: Anchor QEA, LLC

Project: Gasco PreRD_DG 2019 - 4a-b. DOC-CAP Testing C

Sequence: 0A16015

Instrument: DUALECD2R

Matrix: Sediment

Calibration: A0A1501

Sample Name	Lab Sample ID	Lab File ID	Analysis Date/Time
Calibration Check	0A16015-CCV1	ECD2R002.D	01/16/20 07:56
Calibration Blank	0A16015-CCB1	ECD2R003.D	01/16/20 08:13
PDI-049SC-B-00-02-191015	A9J0599-15RE1	ECD2R004.D	01/16/20 08:31
PDI-049SC-B-02-04-191015	A9J0599-16RE1	ECD2R006.D	01/16/20 09:06
Calibration Check	0A16015-CCV2	ECD2R012.D	01/16/20 10:52
Calibration Blank	0A16015-CCB2	ECD2R013.D	01/16/20 11:10
Calibration Check	0A16015-CCV3	ECD2R021.D	01/16/20 13:31
Calibration Blank	0A16015-CCB3	ECD2R022.D	01/16/20 13:49
Calibration Check	0A16015-CCV4	ECD2R029.D	01/16/20 15:52
Calibration Blank	0A16015-CCB4	ECD2R030.D	01/16/20 16:10

Note: Client samples are listed only if they are included in this report.

Duplicates and Matrix Spike/Duplicates QC Samples are only listed if sourced from a sample included in this report.

ANALYSIS BATCH (SEQUENCE) SUMMARY

EPA 8082A

Laboratory: Apex Laboratories

SDG: Gasco PreRD_DG 2019

Client: Anchor QEA, LLC

Project: Gasco PreRD_DG 2019 - 4a-b. DOC-CAP Testing C

Sequence: 9L03052

Instrument: DUALECD2F

Matrix: Sediment

Calibration: A9L0407

Sample Name	Lab Sample ID	Lab File ID	Analysis Date/Time
Initial Cal Blank	9L03052-ICB1	ECD2F002.D	12/03/19 16:47
Cal Standard	9L03052-CAL1	ECD2F003.D	12/03/19 17:04
Cal Standard	9L03052-CAL2	ECD2F004.D	12/03/19 17:22
Cal Standard	9L03052-CAL3	ECD2F005.D	12/03/19 17:40
Cal Standard	9L03052-CAL4	ECD2F006.D	12/03/19 17:57
Cal Standard	9L03052-CAL5	ECD2F007.D	12/03/19 18:15
Cal Standard	9L03052-CAL6	ECD2F008.D	12/03/19 18:32
Cal Standard	9L03052-CAL7	ECD2F009.D	12/03/19 18:50
Initial Cal Check	9L03052-ICV1	ECD2F011.D	12/03/19 19:25
Cal Standard	9L03052-CAL8	ECD2F012.D	12/03/19 19:43
Cal Standard	9L03052-CAL9	ECD2F013.D	12/03/19 20:01
Cal Standard	9L03052-CALA	ECD2F014.D	12/03/19 20:18
Cal Standard	9L03052-CALB	ECD2F015.D	12/03/19 20:36
Cal Standard	9L03052-CALC	ECD2F016.D	12/03/19 20:53
Cal Standard	9L03052-CALD	ECD2F017.D	12/03/19 21:11
Cal Standard	9L03052-CALE	ECD2F018.D	12/03/19 21:29
Initial Cal Check	9L03052-ICV2	ECD2F019.D	12/03/19 21:46
Initial Cal Check	9L03052-ICV3	ECD2F020.D	12/03/19 22:04
Initial Cal Check	9L03052-ICV4	ECD2F021.D	12/03/19 22:21
Initial Cal Check	9L03052-ICV5	ECD2F022.D	12/03/19 22:39

Note: Client samples are listed only if they are included in this report.

Duplicates and Matrix Spike/Duplicates QC Samples are only listed if sourced from a sample included in this report.

INITIAL CALIBRATION DATA (Summary)

EPA 8082A

Laboratory: Apex Laboratories

SDG: Gasco PreRD DG 2019

Client: Anchor QEA, LLC

Project: Gasco PreRD_DG 2019 - 4a-b. DOC-CAP Testing

Calibration: A0A1501

Date: 01/15/20 08:26

Instrument: DUALECD2R

Compound	Mean RF	FIT	RF RSD	Mean RT	RT RSD	Linear r	Quad COD	LIMIT	Q
Aroclor 1016		Ave						20	
Aroclor 1221		Ave						20	
Aroclor 1232		Ave						20	
Aroclor 1242		Ave						20	
Aroclor 1248		Ave						20	
Aroclor 1254		Ave						20	
Aroclor 1260		Ave						20	
Aroclor 1262		Ave						20	
Aroclor 1268		Ave						20	
Decachlorobiphenyl (Surr)	111223.7	Ave	7.396349	10.55114	1.281006E-02			20	

Note: ** Quad COD may be incorrect if weighting (1/a) or (1/a²) used. Weighting not shown here. Please see instrument calibration printouts for validation.

INITIAL CALIBRATION DATA

EPA 8082A

Laboratory: Apex Laboratories

SDG: Gasco PreRD DG 2019

Client: Anchor QEA, LLC

Project: Gasco PreRD DG 2019 - 4a-b. DOC-CAP Te

Calibration: A0A1501

Instrument: DUALECD2R

Calibration Date: 01/15/20 08:26

Compound	Level 01		Level 02		Level 03		Level 04		Level 05		Level 06	
	ng/mL	RF	ng/mL	RF	ng/mL	RF	ng/mL	RF	ng/mL	RF	ng/mL	RF
1016 (1)	20	7263.95	50	6876.42	100	6397.28	200	5954.215	500	5671.72	1000	5624.087
1016 (2)	20	12472.9	50	11959.92	100	11426.6	200	11672.72	500	10968.62	1000	11025.44
1016 (3)	20	5801.75	50	5801.38	100	5369.91	200	5336.32	500	5077.81	1000	5145.954
1016 (4)	20	5870.45	50	5570.68	100	5194.09	200	4909.52	500	4406.78	1000	4338.878
1016 (5)	20	6568.75	50	6158.62	100	5693.13	200	5381.97	500	5073.978	1000	5224.293
1016 (6)	20	6760.6	50	6310.16	100	5881.35	200	5800.32	500	5147.766	1000	5149.713
Aroclor 1016	20	θ	50	θ	100	θ	200	θ	500	θ	1000	θ
1260 (1)	20	11821.5	50	10819.18	100	10604.65	200	10466.11	500	10161.83	1000	10123.09
1260 (2)	20	14049.55	50	13128.22	100	13214.6	200	12556.99	500	12304.63	1000	12298.76
1260 (3)	20	14118	50	13483.44	100	13273.38	200	13721.19	500	13080.06	1000	12961.67
1260 (4)	20	20729.65	50	20959.06	100	20510.63	200	21259.37	500	20993.46	1000	21886.59
1260 (5)	20	12895.05	50	12167.28	100	12204.07	200	12359.45	500	12141.69	1000	12074.36
1260 (6)	20	5118.75	50	5238.06	100	4788.51	200	5044.68	500	4784.452	1000	4594.659
Aroclor 1260	20	θ	50	θ	100	θ	200	θ	500	θ	1000	θ
Decachlorobiphenyl (Surr)	10	107063.8	25	110239.3	50	107929.1	100	108917.2	250	100873.3	500	117191.4

INITIAL CALIBRATION DATA (Continued)

EPA 8082A

Laboratory: Apex Laboratories

SDG: Gasco PreRD_DG 2019

Client: Anchor QEA, LLC

Project: Gasco PreRD_DG 2019 - 4a-b. DOC-CAP Te

Calibration: A0A1501

Instrument: DUALECD2R

Matrix:

Calibration Date: 01/15/20 08:26

Compound	Level 07		Level 08		Level 09		Level 10		Level 11		Level 12	
	ng/mL	RF	ng/mL	RF	ng/mL	RF	ng/mL	RF	ng/mL	RF	ng/mL	RF
1016 (1)	1500	5486.193										
1016 (2)	1500	10563.24										
1016 (3)	1500	4962.429										
1016 (4)	1500	4294.934										
1016 (5)	1500	4717.885										
1016 (6)	1500	4938.143										
Aroclor 1016	1500	ϕ										
1254 (1)											500	8473.848
1254 (2)											500	13909.83
1254 (3)											500	15174.34
1254 (4)											500	10916.49
1254 (5)											500	11248.66
1254 (6)											500	3527.182
Aroclor 1254											500	ϕ
1260 (1)	1500	9698.7										
1260 (2)	1500	11784.49										
1260 (3)	1500	12190.36										
1260 (4)	1500	21728.56										
1260 (5)	1500	11801.18										
1260 (6)	1500	4590.586										
Aroclor 1260	1500	ϕ										
Decachlorobiphenyl (Surr)	800	126351.8	200	ϕ	200	ϕ	200	ϕ	200	ϕ	200	ϕ

INITIAL CALIBRATION DATA (Continued)

EPA 8082A

Laboratory: Apex Laboratories

SDG: Gasco PreRD_DG 2019

Client: Anchor QEA, LLC

Project: Gasco PreRD_DG 2019 - 4a-b. DOC-CAP Te

Calibration: AOA1501

Instrument: DUALECD2R

Matrix:

Calibration Date: 01/15/20 08:26

Compound	Level 13		Level 14		Level 15		Level 16		Level 17		Level 18	
	ng/mL	RF	ng/mL	RF	ng/mL	RF	ng/mL	RF	ng/mL	RF	ng/mL	RF
1262 (1)	500	10571.7										
1262 (2)	500	15277.51										
1262 (3)	500	12804.2										
1262 (4)	500	27524.62										
1262 (5)	500	16419.55										
1262 (6)	500	7200.532										
Aroclor 1262	500	θ										
Decachlorobiphenyl (Surr)	200	θ	200	θ								

INITIAL CALIBRATION DATA (Summary)

EPA 8082A

Laboratory: Apex Laboratories

SDG: Gasco PreRD DG 2019

Client: Anchor QEA, LLC

Project: Gasco PreRD_DG 2019 - 4a-b. DOC-CAP Testing

Calibration: A9L0407

Date: 12/04/19 16:35

Instrument: DUALECD2F

Compound	Mean RF	FIT	RF RSD	Mean RT	RT RSD	Linear r	Quad COD	LIMIT	Q
Aroclor 1016		Ave						20	
Aroclor 1221		Ave						20	
Aroclor 1232		Ave						20	
Aroclor 1242		Ave						20	
Aroclor 1248		Ave						20	
Aroclor 1254		Ave						20	
Aroclor 1260		Ave						20	
Aroclor 1262		Ave						20	
Aroclor 1268		Ave						20	
Decachlorobiphenyl (Surr)	111675.2	Ave	5.500462	9.577571	1.534808E-02			20	

Note: ** Quad COD may be incorrect if weighting (1/a) or (1/a²) used. Weighting not shown here. Please see instrument calibration printouts for validation.

INITIAL CALIBRATION DATA

EPA 8082A

Laboratory: Apex Laboratories

SDG: Gasco PreRD DG 2019

Client: Anchor QEA, LLC

Project: Gasco PreRD DG 2019 - 4a-b. DOC-CAP Te

Calibration: A9L0407

Instrument: DUALECD2F

Calibration Date: 12/04/19 16:35

Compound	Level 01		Level 02		Level 03		Level 04		Level 05		Level 06	
	ng/mL	RF	ng/mL	RF	ng/mL	RF	ng/mL	RF	ng/mL	RF	ng/mL	RF
1016 (1)	20	4495.2	50	3868.58	100	3742.24	200	3518.675	500	3742.964	1000	3364.096
1016 (2)	20	8055.7	50	7041.6	100	7109.24	200	6629.815	500	7719.472	1000	6834.377
1016 (3)	20	4743.3	50	3989.8	100	3902.73	200	3716.885	500	4044.31	1000	3751.237
1016 (4)	20	4367.6	50	3817.86	100	3564.25	200	3253.31	500	3640.01	1000	3257.104
1016 (5)	20	4872.4	50	4418.04	100	4040.11	200	3837.1	500	4384.308	1000	3740.486
1016 (6)	20	3414.35	50	3075.66	100	2907.89	200	2718.155	500	2968.966	1000	2774.363
Aroclor 1016	20	θ	50	θ	100	θ	200	θ	500	θ	1000	θ
1260 (1)	20	9305.95	50	8378.72	100	8424.4	200	7900.825	500	8847.398	1000	7808.345
1260 (2)	20	11265.7	50	10133.76	100	10128.79	200	9613.795	500	10650.27	1000	9589.273
1260 (3)	20	8938.8	50	8042.48	100	8021.99	200	7279.085	500	7995.658	1000	7355.01
1260 (4)	20	18701.5	50	18890.76	100	18328.8	200	18081.26	500	20178.5	1000	17708.5
1260 (5)	20	12705.3	50	12305.94	100	12216.37	200	11356.71	500	12577.89	1000	11580.15
1260 (6)	20	5766.1	50	5178.38	100	5114.87	200	4648.95	500	5398.078	1000	4725.786
Aroclor 1260	20	θ	50	θ	100	θ	200	θ	500	θ	1000	θ
Decachlorobiphenyl (Surr)	10	108539.5	25	107985.3	50	113778.6	100	105778.6	250	124333.5	500	109807.6

INITIAL CALIBRATION DATA (Continued)

EPA 8082A

Laboratory: Apex Laboratories

SDG: Gasco PreRD_DG 2019

Client: Anchor QEA, LLC

Project: Gasco PreRD_DG 2019 - 4a-b. DOC-CAP Te

Calibration: A9L0407

Instrument: DUALECD2F

Matrix:

Calibration Date: 12/04/19 16:35

Compound	Level 07		Level 08		Level 09		Level 10		Level 11		Level 12	
	ng/mL	RF	ng/mL	RF	ng/mL	RF	ng/mL	RF	ng/mL	RF	ng/mL	RF
1016 (1)	1500	3433.924										
1016 (2)	1500	6967.146										
1016 (3)	1500	3662.205										
1016 (4)	1500	3141.323										
1016 (5)	1500	3767.969										
1016 (6)	1500	2673.243										
Aroclor 1016	1500	ϕ										
1254 (1)											500	5998.118
1254 (2)											500	7287.568
1254 (3)											500	11209.97
1254 (4)											500	7130.028
1254 (5)											500	7658.99
1254 (6)											500	2493.888
Aroclor 1254											500	ϕ
1260 (1)	1500	7628.894										
1260 (2)	1500	10035.16										
1260 (3)	1500	7423.086										
1260 (4)	1500	18439.97										
1260 (5)	1500	11929.48										
1260 (6)	1500	4970.047										
Aroclor 1260	1500	ϕ										
Decachlorobiphenyl (Surr)	800	111502.9	200	ϕ	200	ϕ	200	ϕ	200	ϕ	200	ϕ

INITIAL CALIBRATION DATA (Continued)

EPA 8082A

Laboratory: Apex Laboratories

SDG: Gasco PreRD_DG 2019

Client: Anchor QEA, LLC

Project: Gasco PreRD_DG 2019 - 4a-b. DOC-CAP Te

Calibration: A9L0407

Instrument: DUALECD2F

Matrix:

Calibration Date: 12/04/19 16:35

Compound	Level 13		Level 14		Level 15		Level 16		Level 17		Level 18	
	ng/mL	RF	ng/mL	RF	ng/mL	RF	ng/mL	RF	ng/mL	RF	ng/mL	RF
1262 (1)	500	8046.414										
1262 (2)	500	11225.07										
1262 (3)	500	9704.932										
1262 (4)	500	20660.1										
1262 (5)	500	13082.36										
1262 (6)	500	6676.638										
Aroclor 1262	500	0										
Decachlorobiphenyl (Surr)	200	0	200	0								

SECOND-SOURCE CALIBRATION VERIFICATION

EPA 8082A

Laboratory: Apex Laboratories SDG: Gasco PreRD DG 2019
Client: Anchor QEA, LLC Project: Gasco PreRD_DG 2019 - 4a-b. DOC-CAP
Instrument ID: DUALECD2R Calibration: A0A1501
Lab File ID: ECD2R013.D
Sequence: 0A13050 Inject Date: 01/13/20
Lab Sample ID: 0A13050-ICV1 Inject Time: 19:54

ANALYTE	EXPECTED (ng/mL)	FOUND (ng/mL)	% DRIFT	QC LIMIT
Aroclor 1016	500	472	-5.6	70 - 130
Aroclor 1260	500	503	0.5	70 - 130
Decachlorobiphenyl (Surr)	200	187	-6.4	70 - 130

SECOND-SOURCE CALIBRATION VERIFICATION

EPA 8082A

Laboratory: Apex Laboratories SDG: Gasco PreRD DG 2019
Client: Anchor QEA, LLC Project: Gasco PreRD_DG 2019 - 4a-b. DOC-CAP
Instrument ID: DUALECD2R Calibration: A0A1501
Lab File ID: ECD2R021.D
Sequence: 0A13050 Inject Date: 01/13/20
Lab Sample ID: 0A13050-ICV2 Inject Time: 22:15

ANALYTE	EXPECTED (ng/mL)	FOUND (ng/mL)	% DRIFT	QC LIMIT
Aroclor 1221	1000	923	-7.7	70 - 130
Aroclor 1254	500	509	1.9	70 - 130
Decachlorobiphenyl (Surr)	80.0	84.1	5.2	70 - 130

SECOND-SOURCE CALIBRATION VERIFICATION

EPA 8082A

Laboratory: Apex Laboratories SDG: Gasco PreRD DG 2019
Client: Anchor QEA, LLC Project: Gasco PreRD_DG 2019 - 4a-b. DOC-CAP
Instrument ID: DUALECD2R Calibration: A0A1501
Lab File ID: ECD2R022.D
Sequence: 0A13050 Inject Date: 01/13/20
Lab Sample ID: 0A13050-ICV3 Inject Time: 22:32

ANALYTE	EXPECTED (ng/mL)	FOUND (ng/mL)	% DRIFT	QC LIMIT
Aroclor 1232	500	513	2.6	70 - 130
Aroclor 1262	500	453	-9.4	70 - 130
Decachlorobiphenyl (Surr)	80.0	84.4	5.5	70 - 130

SECOND-SOURCE CALIBRATION VERIFICATION

EPA 8082A

Laboratory: Apex Laboratories SDG: Gasco PreRD DG 2019
Client: Anchor QEA, LLC Project: Gasco PreRD_DG 2019 - 4a-b. DOC-CAP
Instrument ID: DUALECD2R Calibration: A0A1501
Lab File ID: ECD2R023.D
Sequence: 0A13050 Inject Date: 01/13/20
Lab Sample ID: 0A13050-ICV4 Inject Time: 22:50

ANALYTE	EXPECTED (ng/mL)	FOUND (ng/mL)	% DRIFT	QC LIMIT
Aroclor 1242	500	525	5.1	70 - 130
Aroclor 1268	500	503	0.6	70 - 130

SECOND-SOURCE CALIBRATION VERIFICATION

EPA 8082A

Laboratory: Apex Laboratories SDG: Gasco PreRD DG 2019
Client: Anchor QEA, LLC Project: Gasco PreRD_DG 2019 - 4a-b. DOC-CAP
Instrument ID: DUALECD2R Calibration: A0A1501
Lab File ID: ECD2R025.D
Sequence: 0A13050 Inject Date: 01/14/20
Lab Sample ID: 0A13050-ICV5 Inject Time: 08:02

ANALYTE	EXPECTED (ng/mL)	FOUND (ng/mL)	% DRIFT	QC LIMIT
Aroclor 1248	500	591	18.2	70 - 130

SECOND-SOURCE CALIBRATION VERIFICATION

EPA 8082A

Laboratory: Apex Laboratories SDG: Gasco PreRD DG 2019
Client: Anchor QEA, LLC Project: Gasco PreRD_DG 2019 - 4a-b. DOC-CAP
Instrument ID: DUALECD2F Calibration: A9L0407
Lab File ID: ECD2F011.D
Sequence: 9L03052 Inject Date: 12/03/19
Lab Sample ID: 9L03052-ICV1 Inject Time: 19:25

ANALYTE	EXPECTED (ng/mL)	FOUND (ng/mL)	% DRIFT	QC LIMIT
Aroclor 1016	500	434	-13.1	70 - 130
Aroclor 1260	500	429	-14.1	70 - 130
Decachlorobiphenyl (Surr)	200	184	-7.8	70 - 130

SECOND-SOURCE CALIBRATION VERIFICATION

EPA 8082A

Laboratory: Apex Laboratories SDG: Gasco PreRD DG 2019
Client: Anchor QEA, LLC Project: Gasco PreRD_DG 2019 - 4a-b. DOC-CAP
Instrument ID: DUALECD2F Calibration: A9L0407
Lab File ID: ECD2F019.D
Sequence: 9L03052 Inject Date: 12/03/19
Lab Sample ID: 9L03052-ICV2 Inject Time: 21:46

ANALYTE	EXPECTED (ng/mL)	FOUND (ng/mL)	% DRIFT	QC LIMIT
Aroclor 1221	1000	923	-7.7	70 - 130
Aroclor 1254	500	507	1.3	70 - 130
Decachlorobiphenyl (Surr)	80.0	81.5	1.8	70 - 130

SECOND-SOURCE CALIBRATION VERIFICATION

EPA 8082A

Laboratory: Apex Laboratories SDG: Gasco PreRD DG 2019
Client: Anchor QEA, LLC Project: Gasco PreRD_DG 2019 - 4a-b. DOC-CAP
Instrument ID: DUALECD2F Calibration: A9L0407
Lab File ID: ECD2F020.D
Sequence: 9L03052 Inject Date: 12/03/19
Lab Sample ID: 9L03052-ICV3 Inject Time: 22:04

ANALYTE	EXPECTED (ng/mL)	FOUND (ng/mL)	% DRIFT	QC LIMIT
Aroclor 1232	500	541	8.2	70 - 130
Aroclor 1262	500	492	-1.6	70 - 130
Decachlorobiphenyl (Surr)	80.0	83.5	4.4	70 - 130

SECOND-SOURCE CALIBRATION VERIFICATION

EPA 8082A

Laboratory: Apex Laboratories SDG: Gasco PreRD DG 2019
Client: Anchor QEA, LLC Project: Gasco PreRD_DG 2019 - 4a-b. DOC-CAP
Instrument ID: DUALECD2F Calibration: A9L0407
Lab File ID: ECD2F021.D
Sequence: 9L03052 Inject Date: 12/03/19
Lab Sample ID: 9L03052-ICV4 Inject Time: 22:21

ANALYTE	EXPECTED (ng/mL)	FOUND (ng/mL)	% DRIFT	QC LIMIT
Aroclor 1242	500	523	4.6	70 - 130
Aroclor 1268	500	490	-1.9	70 - 130

SECOND-SOURCE CALIBRATION VERIFICATION

EPA 8082A

Laboratory:	<u>Apex Laboratories</u>	SDG:	<u>Gasco PreRD_DG 2019</u>
Client:	<u>Anchor QEA, LLC</u>	Project:	<u>Gasco PreRD_DG 2019 - 4a-b. DOC-CAP</u>
Instrument ID:	<u>DUALECD2F</u>	Calibration:	<u>A9L0407</u>
Lab File ID:	<u>ECD2F022.D</u>		
Sequence:	<u>9L03052</u>	Inject Date:	<u>12/03/19</u>
Lab Sample ID:	<u>9L03052-ICV5</u>	Inject Time:	<u>22:39</u>

ANALYTE	EXPECTED (ng/mL)	FOUND (ng/mL)	% DRIFT	QC LIMIT
Aroclor 1248	500	544	8.7	70 - 130

CONTINUING CALIBRATION CHECK

EPA 8082A

Laboratory: <u>Apex Laboratories</u>	SDG: <u>Gasco PreRD DG 2019</u>
Client: <u>Anchor QEA, LLC</u>	Project: <u>Gasco PreRD DG 2019 - 4a-b. DOC-CAP Testing C</u>
Instrument ID: <u>DUALECD2F</u>	Calibration: <u>A9L0407</u>
Lab File ID: <u>ECD2F011.D</u>	Calibration Date: <u>12/04/19 16:35</u>
Sequence: <u>0A02025</u>	Injection Date: <u>01/02/20</u>
Lab Sample ID: <u>0A02025-CCV2</u>	Injection Time: <u>12:43</u>

COMPOUND	Curve Fit	Calculated Concentration (ng/mL) [L/Q Fits]			Response Factors [Ave RF]			Limit
		STD	CCV	% DIFF	ICAL	CCV	% Drift	
Aroclor 1016	Ave	500	535				7.0	20
Aroclor 1260	Ave	500	557				11.3	20

** Quadratic Curve fit may be weighted (1/a or 1/a2).

* = Values outside of QC limits

CONTINUING CALIBRATION CHECK

EPA 8082A

Laboratory: <u>Apex Laboratories</u>	SDG: <u>Gasco PreRD DG 2019</u>
Client: <u>Anchor QEA, LLC</u>	Project: <u>Gasco PreRD DG 2019 - 4a-b. DOC-CAP Testing C</u>
Instrument ID: <u>DUALECD2F</u>	Calibration: <u>A9L0407</u>
Lab File ID: <u>ECD2F025.D</u>	Calibration Date: <u>12/04/19 16:35</u>
Sequence: <u>0A02025</u>	Injection Date: <u>01/02/20</u>
Lab Sample ID: <u>0A02025-CCV3</u>	Injection Time: <u>16:47</u>

COMPOUND	Curve Fit	Calculated Concentration (ng/mL) [L/Q Fits]			Response Factors [Ave RF]			Limit
		STD	CCV	% DIFF	ICAL	CCV	% Drift	
Aroclor 1016	Ave	500	555				10.9	20
Aroclor 1260	Ave	500	545				9.1	20

** Quadratic Curve fit may be weighted (1/a or 1/a²).

* = Values outside of QC limits

CONTINUING CALIBRATION CHECK

EPA 8082A

Laboratory: <u>Apex Laboratories</u>	SDG: <u>Gasco PreRD DG 2019</u>
Client: <u>Anchor QEA, LLC</u>	Project: <u>Gasco PreRD DG 2019 - 4a-b. DOC-CAP Testing C</u>
Instrument ID: <u>DUALECD2F</u>	Calibration: <u>A9L0407</u>
Lab File ID: <u>ECD2F003.D</u>	Calibration Date: <u>12/04/19 16:35</u>
Sequence: <u>0A07022</u>	Injection Date: <u>01/07/20</u>
Lab Sample ID: <u>0A07022-CCV1</u>	Injection Time: <u>08:31</u>

COMPOUND	Curve Fit	Calculated Concentration (ng/mL) [L/Q Fits]			Response Factors [Ave RF]			Limit
		STD	CCV	% DIFF	ICAL	CCV	% Drift	
Aroclor 1016	Ave	500	519				3.7	20
Aroclor 1260	Ave	500	520				4.0	20

** Quadratic Curve fit may be weighted (1/a or 1/a2).

* = Values outside of QC limits

CONTINUING CALIBRATION CHECK

EPA 8082A

Laboratory: <u>Apex Laboratories</u>	SDG: <u>Gasco PreRD DG 2019</u>
Client: <u>Anchor QEA, LLC</u>	Project: <u>Gasco PreRD DG 2019 - 4a-b. DOC-CAP Testing C</u>
Instrument ID: <u>DUALECD2F</u>	Calibration: <u>A9L0407</u>
Lab File ID: <u>ECD2F013.D</u>	Calibration Date: <u>12/04/19 16:35</u>
Sequence: <u>0A07022</u>	Injection Date: <u>01/07/20</u>
Lab Sample ID: <u>0A07022-CCV2</u>	Injection Time: <u>11:43</u>

COMPOUND	Curve Fit	Calculated Concentration (ng/mL) [L/Q Fits]			Response Factors [Ave RF]			Limit
		STD	CCV	% DIFF	ICAL	CCV	% Drift	
Aroclor 1016	Ave	500	492				-1.6	20
Aroclor 1260	Ave	500	518				3.5	20

** Quadratic Curve fit may be weighted (1/a or 1/a2).

* = Values outside of QC limits

CONTINUING CALIBRATION CHECK

EPA 8082A

Laboratory: <u>Apex Laboratories</u>	SDG: <u>Gasco PreRD DG 2019</u>
Client: <u>Anchor QEA, LLC</u>	Project: <u>Gasco PreRD DG 2019 - 4a-b. DOC-CAP Testing C</u>
Instrument ID: <u>DUALECD2F</u>	Calibration: <u>A9L0407</u>
Lab File ID: <u>ECD2F029.D</u>	Calibration Date: <u>12/04/19 16:35</u>
Sequence: <u>0A07022</u>	Injection Date: <u>01/07/20</u>
Lab Sample ID: <u>0A07022-CCV3</u>	Injection Time: <u>16:25</u>

COMPOUND	Curve Fit	Calculated Concentration (ng/mL) [L/Q Fits]			Response Factors [Ave RF]			Limit
		STD	CCV	% DIFF	ICAL	CCV	% Drift	
Aroclor 1016	Ave	500	479				-4.1	20
Aroclor 1260	Ave	500	471				-5.8	20

** Quadratic Curve fit may be weighted (1/a or 1/a2).

* = Values outside of QC limits

CONTINUING CALIBRATION CHECK

EPA 8082A

Laboratory: <u>Apex Laboratories</u>	SDG: <u>Gasco PreRD DG 2019</u>
Client: <u>Anchor QEA, LLC</u>	Project: <u>Gasco PreRD DG 2019 - 4a-b. DOC-CAP Testing C</u>
Instrument ID: <u>DUALECD2F</u>	Calibration: <u>A9L0407</u>
Lab File ID: <u>ECD2F004.D</u>	Calibration Date: <u>12/04/19 16:35</u>
Sequence: <u>0A08014</u>	Injection Date: <u>01/08/20</u>
Lab Sample ID: <u>0A08014-CCV1</u>	Injection Time: <u>10:36</u>

COMPOUND	Curve Fit	Calculated Concentration (ng/mL) [L/Q Fits]			Response Factors [Ave RF]			Limit
		STD	CCV	% DIFF	ICAL	CCV	% Drift	
Aroclor 1016	Ave	500	573				14.6	20
Aroclor 1260	Ave	500	533				6.6	20

** Quadratic Curve fit may be weighted (1/a or 1/a2).

* = Values outside of QC limits

CONTINUING CALIBRATION CHECK

EPA 8082A

Laboratory: <u>Apex Laboratories</u>	SDG: <u>Gasco PreRD DG 2019</u>
Client: <u>Anchor QEA, LLC</u>	Project: <u>Gasco PreRD DG 2019 - 4a-b. DOC-CAP Testing C</u>
Instrument ID: <u>DUALECD2F</u>	Calibration: <u>A9L0407</u>
Lab File ID: <u>ECD2F007.D</u>	Calibration Date: <u>12/04/19 16:35</u>
Sequence: <u>0A08014</u>	Injection Date: <u>01/08/20</u>
Lab Sample ID: <u>0A08014-CCV2</u>	Injection Time: <u>11:58</u>

COMPOUND	Curve Fit	Calculated Concentration (ng/mL) [L/Q Fits]			Response Factors [Ave RF]			Limit
		STD	CCV	% DIFF	ICAL	CCV	% Drift	
Aroclor 1016	Ave	500	541				8.1	20
Aroclor 1260	Ave	500	522				4.5	20

** Quadratic Curve fit may be weighted (1/a or 1/a2).

* = Values outside of QC limits

CONTINUING CALIBRATION CHECK

EPA 8082A

Laboratory: <u>Apex Laboratories</u>	SDG: <u>Gasco PreRD DG 2019</u>
Client: <u>Anchor QEA, LLC</u>	Project: <u>Gasco PreRD DG 2019 - 4a-b. DOC-CAP Testing C</u>
Instrument ID: <u>DUALECD2F</u>	Calibration: <u>A9L0407</u>
Lab File ID: <u>ECD2F023.D</u>	Calibration Date: <u>12/04/19 16:35</u>
Sequence: <u>0A08014</u>	Injection Date: <u>01/08/20</u>
Lab Sample ID: <u>0A08014-CCV3</u>	Injection Time: <u>17:17</u>

COMPOUND	Curve Fit	Calculated Concentration (ng/mL) [L/Q Fits]			Response Factors [Ave RF]			Limit
		STD	CCV	% DIFF	ICAL	CCV	% Drift	
Aroclor 1016	Ave	500	572				14.4	20
Aroclor 1260	Ave	500	581				16.2	20

** Quadratic Curve fit may be weighted (1/a or 1/a2).

* = Values outside of QC limits

CONTINUING CALIBRATION CHECK

EPA 8082A

Laboratory: <u>Apex Laboratories</u>	SDG: <u>Gasco PreRD DG 2019</u>
Client: <u>Anchor QEA, LLC</u>	Project: <u>Gasco PreRD DG 2019 - 4a-b. DOC-CAP Testing C</u>
Instrument ID: <u>DUALECD2F</u>	Calibration: <u>A9L0407</u>
Lab File ID: <u>ECD2F003.D</u>	Calibration Date: <u>12/04/19 16:35</u>
Sequence: <u>0A09006</u>	Injection Date: <u>01/09/20</u>
Lab Sample ID: <u>0A09006-CCV1</u>	Injection Time: <u>08:03</u>

COMPOUND	Curve Fit	Calculated Concentration (ng/mL) [L/Q Fits]			Response Factors [Ave RF]			Limit
		STD	CCV	% DIFF	ICAL	CCV	% Drift	
Aroclor 1016	Ave	500	554				10.8	20
Aroclor 1260	Ave	500	550				10.1	20

** Quadratic Curve fit may be weighted (1/a or 1/a²).

* = Values outside of QC limits

CONTINUING CALIBRATION CHECK

EPA 8082A

Laboratory: <u>Apex Laboratories</u>	SDG: <u>Gasco PreRD DG 2019</u>
Client: <u>Anchor QEA, LLC</u>	Project: <u>Gasco PreRD DG 2019 - 4a-b. DOC-CAP Testing C</u>
Instrument ID: <u>DUALECD2F</u>	Calibration: <u>A9L0407</u>
Lab File ID: <u>ECD2F017.D</u>	Calibration Date: <u>12/04/19 16:35</u>
Sequence: <u>0A09006</u>	Injection Date: <u>01/09/20</u>
Lab Sample ID: <u>0A09006-CCV2</u>	Injection Time: <u>12:21</u>

COMPOUND	Curve Fit	Calculated Concentration (ng/mL) [L/Q Fits]			Response Factors [Ave RF]			Limit
		STD	CCV	% DIFF	ICAL	CCV	% Drift	
Aroclor 1016	Ave	500	551				10.2	20
Aroclor 1260	Ave	500	546				9.1	20

** Quadratic Curve fit may be weighted (1/a or 1/a²).

* = Values outside of QC limits

CONTINUING CALIBRATION CHECK

EPA 8082A

Laboratory: <u>Apex Laboratories</u>	SDG: <u>Gasco PreRD DG 2019</u>
Client: <u>Anchor QEA, LLC</u>	Project: <u>Gasco PreRD DG 2019 - 4a-b. DOC-CAP Testing C</u>
Instrument ID: <u>DUALECD2F</u>	Calibration: <u>A9L0407</u>
Lab File ID: <u>ECD2F031.D</u>	Calibration Date: <u>12/04/19 16:35</u>
Sequence: <u>0A09006</u>	Injection Date: <u>01/09/20</u>
Lab Sample ID: <u>0A09006-CCV3</u>	Injection Time: <u>16:28</u>

COMPOUND	Curve Fit	Calculated Concentration (ng/mL) [L/Q Fits]			Response Factors [Ave RF]			Limit
		STD	CCV	% DIFF	ICAL	CCV	% Drift	
Aroclor 1016	Ave	500	558				11.6	20
Aroclor 1260	Ave	500	538				7.7	20

** Quadratic Curve fit may be weighted (1/a or 1/a²).

* = Values outside of QC limits

CONTINUING CALIBRATION CHECK

EPA 8082A

Laboratory: <u>Apex Laboratories</u>	SDG: <u>Gasco PreRD DG 2019</u>
Client: <u>Anchor QEA, LLC</u>	Project: <u>Gasco PreRD DG 2019 - 4a-b. DOC-CAP Testing C</u>
Instrument ID: <u>DUALECD2F</u>	Calibration: <u>A9L0407</u>
Lab File ID: <u>ECD2F001.D</u>	Calibration Date: <u>12/04/19 16:35</u>
Sequence: <u>0A09035</u>	Injection Date: <u>01/09/20</u>
Lab Sample ID: <u>0A09035-CCV1</u>	Injection Time: <u>17:09</u>

COMPOUND	Curve Fit	Calculated Concentration (ng/mL) [L/Q Fits]			Response Factors [Ave RF]			Limit
		STD	CCV	% DIFF	ICAL	CCV	% Drift	
Aroclor 1016	Ave	500	515				3.0	20
Aroclor 1260	Ave	500	517				3.4	20

** Quadratic Curve fit may be weighted (1/a or 1/a²).

* = Values outside of QC limits

CONTINUING CALIBRATION CHECK

EPA 8082A

Laboratory: <u>Apex Laboratories</u>	SDG: <u>Gasco PreRD DG 2019</u>
Client: <u>Anchor QEA, LLC</u>	Project: <u>Gasco PreRD DG 2019 - 4a-b. DOC-CAP Testing C</u>
Instrument ID: <u>DUALECD2F</u>	Calibration: <u>A9L0407</u>
Lab File ID: <u>ECD2F021.D</u>	Calibration Date: <u>12/04/19 16:35</u>
Sequence: <u>0A09035</u>	Injection Date: <u>01/09/20</u>
Lab Sample ID: <u>0A09035-CCV2</u>	Injection Time: <u>23:00</u>

COMPOUND	Curve Fit	Calculated Concentration (ng/mL) [L/Q Fits]			Response Factors [Ave RF]			Limit
		STD	CCV	% DIFF	ICAL	CCV	% Drift	
Aroclor 1016	Ave	500	537				7.4	20
Aroclor 1260	Ave	500	516				3.1	20

** Quadratic Curve fit may be weighted (1/a or 1/a2).

* = Values outside of QC limits

CONTINUING CALIBRATION CHECK

EPA 8082A

Laboratory: Apex Laboratories

SDG: Gasco PreRD DG 2019

Client: Anchor QEA, LLC

Project: Gasco PreRD DG 2019 - 4a-b. DOC-CAP Testing C

Instrument ID: DUALECD2F

Calibration: A9L0407

Lab File ID: ECD2F003.D

Calibration Date: 12/04/19 16:35

Sequence: 0A10008

Injection Date: 01/10/20

Lab Sample ID: 0A10008-CCV1

Injection Time: 08:41

COMPOUND	Curve Fit	Calculated Concentration (ng/mL) [L/Q Fits]			Response Factors [Ave RF]			Limit
		STD	CCV	% DIFF	ICAL	CCV	% Drift	
Aroclor 1016	Ave	500	546				9.2	20
Aroclor 1260	Ave	500	529				5.8	20

** Quadratic Curve fit may be weighted (1/a or 1/a²).

* = Values outside of QC limits

CONTINUING CALIBRATION CHECK

EPA 8082A

Laboratory: <u>Apex Laboratories</u>	SDG: <u>Gasco PreRD DG 2019</u>
Client: <u>Anchor QEA, LLC</u>	Project: <u>Gasco PreRD DG 2019 - 4a-b. DOC-CAP Testing C</u>
Instrument ID: <u>DUALECD2F</u>	Calibration: <u>A9L0407</u>
Lab File ID: <u>ECD2F013.D</u>	Calibration Date: <u>12/04/19 16:35</u>
Sequence: <u>0A10008</u>	Injection Date: <u>01/10/20</u>
Lab Sample ID: <u>0A10008-CCV2</u>	Injection Time: <u>11:37</u>

COMPOUND	Curve Fit	Calculated Concentration (ng/mL) [L/Q Fits]			Response Factors [Ave RF]			Limit
		STD	CCV	% DIFF	ICAL	CCV	% Drift	
Aroclor 1016	Ave	500	533				6.6	20
Aroclor 1260	Ave	500	552				10.4	20

** Quadratic Curve fit may be weighted (1/a or 1/a2).

* = Values outside of QC limits

CONTINUING CALIBRATION CHECK

EPA 8082A

Laboratory: Apex Laboratories

SDG: Gasco PreRD DG 2019

Client: Anchor QEA, LLC

Project: Gasco PreRD DG 2019 - 4a-b. DOC-CAP Testing C

Instrument ID: DUALECD2F

Calibration: A9L0407

Lab File ID: ECD2F002.D

Calibration Date: 12/04/19 16:35

Sequence: 0A16014

Injection Date: 01/16/20

Lab Sample ID: 0A16014-CCV1

Injection Time: 07:56

COMPOUND	Curve Fit	Calculated Concentration (ng/mL) [L/Q Fits]			Response Factors [Ave RF]			Limit
		STD	CCV	% DIFF	ICAL	CCV	% Drift	
Aroclor 1016	Ave	500	534				6.9	20
Aroclor 1260	Ave	500	530				5.9	20

** Quadratic Curve fit may be weighted (1/a or 1/a²).

* = Values outside of QC limits

CONTINUING CALIBRATION CHECK

EPA 8082A

Laboratory: <u>Apex Laboratories</u>	SDG: <u>Gasco PreRD DG 2019</u>
Client: <u>Anchor QEA, LLC</u>	Project: <u>Gasco PreRD DG 2019 - 4a-b. DOC-CAP Testing C</u>
Instrument ID: <u>DUALECD2F</u>	Calibration: <u>A9L0407</u>
Lab File ID: <u>ECD2F011.D</u>	Calibration Date: <u>12/04/19 16:35</u>
Sequence: <u>0A16014</u>	Injection Date: <u>01/16/20</u>
Lab Sample ID: <u>0A16014-CCV2</u>	Injection Time: <u>10:34</u>

COMPOUND	Curve Fit	Calculated Concentration (ng/mL) [L/Q Fits]			Response Factors [Ave RF]			Limit
		STD	CCV	% DIFF	ICAL	CCV	% Drift	
Aroclor 1016	Ave	500	535				6.9	20
Aroclor 1260	Ave	500	527				5.4	20

** Quadratic Curve fit may be weighted (1/a or 1/a²).

* = Values outside of QC limits

CONTINUING CALIBRATION CHECK

EPA 8082A

Laboratory: <u>Apex Laboratories</u>	SDG: <u>Gasco PreRD DG 2019</u>
Client: <u>Anchor QEA, LLC</u>	Project: <u>Gasco PreRD DG 2019 - 4a-b. DOC-CAP Testing C</u>
Instrument ID: <u>DUALECD2F</u>	Calibration: <u>A9L0407</u>
Lab File ID: <u>ECD2F019.D</u>	Calibration Date: <u>12/04/19 16:35</u>
Sequence: <u>0A16014</u>	Injection Date: <u>01/16/20</u>
Lab Sample ID: <u>0A16014-CCV3</u>	Injection Time: <u>12:56</u>

COMPOUND	Curve Fit	Calculated Concentration (ng/mL) [L/Q Fits]			Response Factors [Ave RF]			Limit
		STD	CCV	% DIFF	ICAL	CCV	% Drift	
Aroclor 1016	Ave	500	556				11.1	20
Aroclor 1260	Ave	500	531				6.2	20

** Quadratic Curve fit may be weighted (1/a or 1/a2).

* = Values outside of QC limits

CONTINUING CALIBRATION CHECK

EPA 8082A

Laboratory: <u>Apex Laboratories</u>	SDG: <u>Gasco PreRD DG 2019</u>
Client: <u>Anchor QEA, LLC</u>	Project: <u>Gasco PreRD DG 2019 - 4a-b. DOC-CAP Testing C</u>
Instrument ID: <u>DUALECD2F</u>	Calibration: <u>A9L0407</u>
Lab File ID: <u>ECD2F029.D</u>	Calibration Date: <u>12/04/19 16:35</u>
Sequence: <u>0A16014</u>	Injection Date: <u>01/16/20</u>
Lab Sample ID: <u>0A16014-CCV4</u>	Injection Time: <u>15:52</u>

COMPOUND	Curve Fit	Calculated Concentration (ng/mL) [L/Q Fits]			Response Factors [Ave RF]			Limit
		STD	CCV	% DIFF	ICAL	CCV	% Drift	
Aroclor 1016	Ave	500	536				7.2	20
Aroclor 1260	Ave	500	521				4.3	20

** Quadratic Curve fit may be weighted (1/a or 1/a²).

* = Values outside of QC limits

CONTINUING CALIBRATION CHECK

EPA 8082A

Laboratory: <u>Apex Laboratories</u>	SDG: <u>Gasco PreRD DG 2019</u>
Client: <u>Anchor QEA, LLC</u>	Project: <u>Gasco PreRD DG 2019 - 4a-b. DOC-CAP Testing C</u>
Instrument ID: <u>DUALECD2R</u>	Calibration: <u>A0A1501</u>
Lab File ID: <u>ECD2R002.D</u>	Calibration Date: <u>01/15/20 08:26</u>
Sequence: <u>0A16015</u>	Injection Date: <u>01/16/20</u>
Lab Sample ID: <u>0A16015-CCV1</u>	Injection Time: <u>07:56</u>

COMPOUND	Curve Fit	Calculated Concentration (ng/mL) [L/Q Fits]			Response Factors [Ave RF]			Limit
		STD	CCV	% DIFF	ICAL	CCV	% Drift	
Aroclor 1016	Ave	500	455				-9.0	20
Aroclor 1260	Ave	500	494				-1.3	20

** Quadratic Curve fit may be weighted (1/a or 1/a2).

* = Values outside of QC limits

CONTINUING CALIBRATION CHECK

EPA 8082A

Laboratory: <u>Apex Laboratories</u>	SDG: <u>Gasco PreRD DG 2019</u>
Client: <u>Anchor QEA, LLC</u>	Project: <u>Gasco PreRD DG 2019 - 4a-b. DOC-CAP Testing C</u>
Instrument ID: <u>DUALECD2R</u>	Calibration: <u>A0A1501</u>
Lab File ID: <u>ECD2R012.D</u>	Calibration Date: <u>01/15/20 08:26</u>
Sequence: <u>0A16015</u>	Injection Date: <u>01/16/20</u>
Lab Sample ID: <u>0A16015-CCV2</u>	Injection Time: <u>10:52</u>

COMPOUND	Curve Fit	Calculated Concentration (ng/mL) [L/Q Fits]			Response Factors [Ave RF]			Limit
		STD	CCV	% DIFF	ICAL	CCV	% Drift	
Aroclor 1016	Ave	500	435				-12.9	20
Aroclor 1260	Ave	500	474				-5.3	20

** Quadratic Curve fit may be weighted (1/a or 1/a2).

* = Values outside of QC limits

CONTINUING CALIBRATION CHECK

EPA 8082A

Laboratory: <u>Apex Laboratories</u>	SDG: <u>Gasco PreRD DG 2019</u>
Client: <u>Anchor QEA, LLC</u>	Project: <u>Gasco PreRD DG 2019 - 4a-b. DOC-CAP Testing C</u>
Instrument ID: <u>DUALECD2R</u>	Calibration: <u>A0A1501</u>
Lab File ID: <u>ECD2R021.D</u>	Calibration Date: <u>01/15/20 08:26</u>
Sequence: <u>0A16015</u>	Injection Date: <u>01/16/20</u>
Lab Sample ID: <u>0A16015-CCV3</u>	Injection Time: <u>13:31</u>

COMPOUND	Curve Fit	Calculated Concentration (ng/mL) [L/Q Fits]			Response Factors [Ave RF]			Limit
		STD	CCV	% DIFF	ICAL	CCV	% Drift	
Aroclor 1016	Ave	500	459				-8.1	20
Aroclor 1260	Ave	500	489				-2.1	20

** Quadratic Curve fit may be weighted (1/a or 1/a2).

* = Values outside of QC limits

CONTINUING CALIBRATION CHECK

EPA 8082A

Laboratory: <u>Apex Laboratories</u>	SDG: <u>Gasco PreRD DG 2019</u>
Client: <u>Anchor QEA, LLC</u>	Project: <u>Gasco PreRD DG 2019 - 4a-b. DOC-CAP Testing C</u>
Instrument ID: <u>DUALECD2R</u>	Calibration: <u>A0A1501</u>
Lab File ID: <u>ECD2R029.D</u>	Calibration Date: <u>01/15/20 08:26</u>
Sequence: <u>0A16015</u>	Injection Date: <u>01/16/20</u>
Lab Sample ID: <u>0A16015-CCV4</u>	Injection Time: <u>15:52</u>

COMPOUND	Curve Fit	Calculated Concentration (ng/mL) [L/Q Fits]			Response Factors [Ave RF]			Limit
		STD	CCV	% DIFF	ICAL	CCV	% Drift	
Aroclor 1016	Ave	500	438				-12.3	20
Aroclor 1260	Ave	500	480				-4.0	20

** Quadratic Curve fit may be weighted (1/a or 1/a2).

* = Values outside of QC limits

SURROGATE STANDARD RECOVERY AND RT SUMMARY

EPA 8082A

Laboratory: <u>Apex Laboratories</u>	SDG: <u>Gasco PreRD DG 2019</u>
Client: <u>Anchor QEA, LLC</u>	Project: <u>Gasco PreRD DG 2019 - 4a-b. DOC-CAP Testing Co</u>
Sequence: <u>0A02025</u>	Instrument: <u>DUALECD2F</u>
Matrix: <u>Sediment</u>	Calibration: <u>A9L0407</u>

Surrogate Compound	Spike Level ng/mL	% Recovery	Recovery Limits	RT	Calibration Mean RT	RT Diff	RT Diff Limit	Q
Calibration Check (0A02025-CCV2)			Lab File ID: ECD2F011.D		Analyzed: 01/02/20 12:43			
Decachlorobiphenyl (Surr)	250	111	80 - 120	9.556	9.577571	-0.0216	+/-1.0	
Calibration Blank (0A02025-CCB2)			Lab File ID: ECD2F012.D		Analyzed: 01/02/20 13:01			
Decachlorobiphenyl (Surr)	100	110	43 - 120	9.555	9.577571	-0.0226	+/-1.0	
Blank (9121399-BLK1)			Lab File ID: ECD2F013.D		Analyzed: 01/02/20 13:26			
Decachlorobiphenyl (Surr)	16.1	100	43 - 120	9.558	9.577571	-0.0196	+/-1.0	
LCS (9121399-BS1)			Lab File ID: ECD2F014.D		Analyzed: 01/02/20 13:44			
Decachlorobiphenyl (Surr)	16.7	100	43 - 120	9.556	9.577571	-0.0216	+/-1.0	
LCS Dup (9121399-BSD1)			Lab File ID: ECD2F015.D		Analyzed: 01/02/20 14:01			
Decachlorobiphenyl (Surr)	16.7	102	43 - 120	9.556	9.577571	-0.0216	+/-1.0	
Calibration Check (0A02025-CCV3)			Lab File ID: ECD2F025.D		Analyzed: 01/02/20 16:47			
Decachlorobiphenyl (Surr)	250	112	80 - 120	9.554	9.577571	-0.0236	+/-1.0	
Calibration Blank (0A02025-CCB3)			Lab File ID: ECD2F026.D		Analyzed: 01/02/20 17:05			
Decachlorobiphenyl (Surr)	100	113	43 - 120	9.553	9.577571	-0.0246	+/-1.0	

SURROGATE STANDARD RECOVERY AND RT SUMMARY

EPA 8082A

Laboratory: <u>Apex Laboratories</u>	SDG: <u>Gasco PreRD DG 2019</u>
Client: <u>Anchor QEA, LLC</u>	Project: <u>Gasco PreRD DG 2019 - 4a-b. DOC-CAP Testing C</u>
Sequence: <u>0A07022</u>	Instrument: <u>DUALECD2F</u>
Matrix: <u>Sediment</u>	Calibration: <u>A9L0407</u>

Surrogate Compound	Spike Level ng/mL	% Recovery	Recovery Limits	RT	Calibration Mean RT	RT Diff	RT Diff Limit	Q
Calibration Check (0A07022-CCV1)			Lab File ID: ECD2F003.D		Analyzed: 01/07/20 08:31			
Decachlorobiphenyl (Surr)	250	106	80 - 120	9.572	9.577571	-0.0056	+/-1.0	
Calibration Blank (0A07022-CCB1)			Lab File ID: ECD2F004.D		Analyzed: 01/07/20 08:55			
Decachlorobiphenyl (Surr)	100	98	43 - 120	9.575	9.577571	-0.0026	+/-1.0	
Calibration Check (0A07022-CCV2)			Lab File ID: ECD2F013.D		Analyzed: 01/07/20 11:43			
Decachlorobiphenyl (Surr)	250	104	80 - 120	9.571	9.577571	-0.0066	+/-1.0	
Calibration Blank (0A07022-CCB2)			Lab File ID: ECD2F014.D		Analyzed: 01/07/20 12:00			
Decachlorobiphenyl (Surr)	100	107	43 - 120	9.571	9.577571	-0.0066	+/-1.0	
PDI-052SC-B-06-08-191015 (A9J0599-33)			Lab File ID: ECD2F015.D		Analyzed: 01/07/20 12:18			
Decachlorobiphenyl (Surr)	21.9	70	43 - 120	9.571	9.577571	-0.0066	+/-1.0	
Calibration Check (0A07022-CCV3)			Lab File ID: ECD2F029.D		Analyzed: 01/07/20 16:25			
Decachlorobiphenyl (Surr)	250	99	80 - 120	9.572	9.577571	-0.0056	+/-1.0	
Calibration Blank (0A07022-CCB3)			Lab File ID: ECD2F030.D		Analyzed: 01/07/20 16:43			
Decachlorobiphenyl (Surr)	100	93	43 - 120	9.572	9.577571	-0.0056	+/-1.0	

SURROGATE STANDARD RECOVERY AND RT SUMMARY

EPA 8082A

Laboratory: <u>Apex Laboratories</u>	SDG: <u>Gasco PreRD DG 2019</u>
Client: <u>Anchor QEA, LLC</u>	Project: <u>Gasco PreRD DG 2019 - 4a-b. DOC-CAP Testing C</u>
Sequence: <u>0A08014</u>	Instrument: <u>DUALECD2F</u>
Matrix: <u>Sediment</u>	Calibration: <u>A9L0407</u>

Surrogate Compound	Spike Level ng/mL	% Recovery	Recovery Limits	RT	Calibration Mean RT	RT Diff	RT Diff Limit	Q
Calibration Check (0A08014-CCV1)			Lab File ID: ECD2F004.D		Analyzed: 01/08/20 10:36			
Decachlorobiphenyl (Surr)	250	107	80 - 120	9.572	9.577571	-0.0056	+/-1.0	
Calibration Blank (0A08014-CCB1)			Lab File ID: ECD2F005.D		Analyzed: 01/08/20 10:54			
Decachlorobiphenyl (Surr)	100	99	43 - 120	9.571	9.577571	-0.0066	+/-1.0	
Calibration Check (0A08014-CCV2)			Lab File ID: ECD2F007.D		Analyzed: 01/08/20 11:58			
Decachlorobiphenyl (Surr)	250	106	80 - 120	9.568	9.577571	-0.0096	+/-1.0	
Calibration Blank (0A08014-CCB2)			Lab File ID: ECD2F008.D		Analyzed: 01/08/20 12:16			
Decachlorobiphenyl (Surr)	100	108	43 - 120	9.565	9.577571	-0.0126	+/-1.0	
PDI-055SC-B-00-02-191015 (A9J0599-45)			Lab File ID: ECD2F009.D		Analyzed: 01/08/20 12:42			
Decachlorobiphenyl (Surr)	31.4	47	43 - 120	9.571	9.577571	-0.0066	+/-1.0	
PDI-055SC-B-02-04-191015 (A9J0599-46)			Lab File ID: ECD2F011.D		Analyzed: 01/08/20 13:18			
Decachlorobiphenyl (Surr)	29.8	29	43 - 120	9.565	9.577571	-0.0126	+/-1.0	*
PDI-055SC-B-04-06-191015 (A9J0599-47)			Lab File ID: ECD2F013.D		Analyzed: 01/08/20 13:53			
Decachlorobiphenyl (Surr)	22.6	87	43 - 120	9.563	9.577571	-0.0146	+/-1.0	
PDI-055SC-B-06-08-191015 (A9J0599-48)			Lab File ID: ECD2F015.D		Analyzed: 01/08/20 14:55			
Decachlorobiphenyl (Surr)	21.6	88	43 - 120	9.567	9.577571	-0.0106	+/-1.0	
Calibration Check (0A08014-CCV3)			Lab File ID: ECD2F023.D		Analyzed: 01/08/20 17:17			
Decachlorobiphenyl (Surr)	250	120	80 - 120	9.563	9.577571	-0.0146	+/-1.0	
Calibration Blank (0A08014-CCB3)			Lab File ID: ECD2F024.D		Analyzed: 01/08/20 17:34			
Decachlorobiphenyl (Surr)	100	111	43 - 120	9.564	9.577571	-0.0136	+/-1.0	

SURROGATE STANDARD RECOVERY AND RT SUMMARY

EPA 8082A

Laboratory: <u>Apex Laboratories</u>	SDG: <u>Gasco PreRD DG 2019</u>
Client: <u>Anchor QEA, LLC</u>	Project: <u>Gasco PreRD DG 2019 - 4a-b. DOC-CAP Testing C</u>
Sequence: <u>0A09006</u>	Instrument: <u>DUALECD2F</u>
Matrix: <u>Sediment</u>	Calibration: <u>A9L0407</u>

Surrogate Compound	Spike Level ng/mL	% Recovery	Recovery Limits	RT	Calibration Mean RT	RT Diff	RT Diff Limit	Q
Calibration Check (0A09006-CCV1)			Lab File ID: ECD2F003.D		Analyzed: 01/09/20 08:03			
Decachlorobiphenyl (Surr)	250	112	80 - 120	9.56	9.577571	-0.0176	+/-1.0	
Calibration Blank (0A09006-CCB1)			Lab File ID: ECD2F004.D		Analyzed: 01/09/20 08:20			
Decachlorobiphenyl (Surr)	100	104	43 - 120	9.561	9.577571	-0.0166	+/-1.0	
Blank (9121318-BLK1)			Lab File ID: ECD2F005.D		Analyzed: 01/09/20 08:50			
Decachlorobiphenyl (Surr)	16.1	100	43 - 120	9.567	9.577571	-0.0106	+/-1.0	
LCS (9121318-BS1)			Lab File ID: ECD2F006.D		Analyzed: 01/09/20 09:07			
Decachlorobiphenyl (Surr)	16.7	105	43 - 120	9.56	9.577571	-0.0176	+/-1.0	
Calibration Check (0A09006-CCV2)			Lab File ID: ECD2F017.D		Analyzed: 01/09/20 12:21			
Decachlorobiphenyl (Surr)	250	109	80 - 120	9.561	9.577571	-0.0166	+/-1.0	
Calibration Blank (0A09006-CCB2)			Lab File ID: ECD2F018.D		Analyzed: 01/09/20 12:39			
Decachlorobiphenyl (Surr)	100	103	43 - 120	9.56	9.577571	-0.0176	+/-1.0	
Calibration Check (0A09006-CCV3)			Lab File ID: ECD2F031.D		Analyzed: 01/09/20 16:28			
Decachlorobiphenyl (Surr)	250	109	80 - 120	9.562	9.577571	-0.0156	+/-1.0	
Calibration Blank (0A09006-CCB3)			Lab File ID: ECD2F032.D		Analyzed: 01/09/20 16:46			
Decachlorobiphenyl (Surr)	100	102	43 - 120	9.559	9.577571	-0.0186	+/-1.0	

SURROGATE STANDARD RECOVERY AND RT SUMMARY

EPA 8082A

Laboratory: <u>Apex Laboratories</u>	SDG: <u>Gasco PreRD DG 2019</u>
Client: <u>Anchor QEA, LLC</u>	Project: <u>Gasco PreRD DG 2019 - 4a-b. DOC-CAP Testing C</u>
Sequence: <u>0A09035</u>	Instrument: <u>DUALECD2F</u>
Matrix: <u>Sediment</u>	Calibration: <u>A9L0407</u>

Surrogate Compound	Spike Level ng/mL	% Recovery	Recovery Limits	RT	Calibration Mean RT	RT Diff	RT Diff Limit	Q
Calibration Check (0A09035-CCV1)			Lab File ID: ECD2F001.D		Analyzed: 01/09/20 17:09			
Decachlorobiphenyl (Surr)	250	107	80 - 120	9.564	9.577571	-0.0136	+/-1.0	
Calibration Blank (0A09035-CCB1)			Lab File ID: ECD2F002.D		Analyzed: 01/09/20 17:26			
Decachlorobiphenyl (Surr)	100	102	43 - 120	9.562	9.577571	-0.0156	+/-1.0	
PDI-049SC-B-04-06-191015 (A9J0599-17)			Lab File ID: ECD2F011.D		Analyzed: 01/09/20 20:05			
Decachlorobiphenyl (Surr)	27.2	65	43 - 120	9.561	9.577571	-0.0166	+/-1.0	
PDI-049SC-B-06-08-191015 (A9J0599-18)			Lab File ID: ECD2F013.D		Analyzed: 01/09/20 20:40			
Decachlorobiphenyl (Surr)	21.8	88	43 - 120	9.561	9.577571	-0.0166	+/-1.0	
PDI-052SC-B-04-06-191015 (A9J0599-32)			Lab File ID: ECD2F015.D		Analyzed: 01/09/20 21:15			
Decachlorobiphenyl (Surr)	26.8	52	43 - 120	9.563	9.577571	-0.0146	+/-1.0	
Matrix Spike (9121318-MS1)			Lab File ID: ECD2F017.D		Analyzed: 01/09/20 21:50			
Decachlorobiphenyl (Surr)	26.9	53	43 - 120	9.562	9.577571	-0.0156	+/-1.0	
Matrix Spike Dup (9121318-MSD1)			Lab File ID: ECD2F019.D		Analyzed: 01/09/20 22:25			
Decachlorobiphenyl (Surr)	26.9	43	43 - 120	9.564	9.577571	-0.0136	+/-1.0	
Calibration Check (0A09035-CCV2)			Lab File ID: ECD2F021.D		Analyzed: 01/09/20 23:00			
Decachlorobiphenyl (Surr)	250	106	80 - 120	9.56	9.577571	-0.0176	+/-1.0	
Calibration Blank (0A09035-CCB2)			Lab File ID: ECD2F022.D		Analyzed: 01/09/20 23:18			
Decachlorobiphenyl (Surr)	100	109	43 - 120	9.56	9.577571	-0.0176	+/-1.0	

SURROGATE STANDARD RECOVERY AND RT SUMMARY

EPA 8082A

Laboratory: <u>Apex Laboratories</u>	SDG: <u>Gasco PreRD DG 2019</u>
Client: <u>Anchor QEA, LLC</u>	Project: <u>Gasco PreRD DG 2019 - 4a-b. DOC-CAP Testing C</u>
Sequence: <u>0A10008</u>	Instrument: <u>DUALECD2F</u>
Matrix: <u>Sediment</u>	Calibration: <u>A9L0407</u>

Surrogate Compound	Spike Level ng/mL	% Recovery	Recovery Limits	RT	Calibration Mean RT	RT Diff	RT Diff Limit	Q
Calibration Check (0A10008-CCV1)			Lab File ID: ECD2F003.D		Analyzed: 01/10/20 08:41			
Decachlorobiphenyl (Surr)	250	102	80 - 120	9.563	9.577571	-0.0146	+/-1.0	
Calibration Blank (0A10008-CCB1)			Lab File ID: ECD2F004.D		Analyzed: 01/10/20 08:58			
Decachlorobiphenyl (Surr)	100	102	43 - 120	9.562	9.577571	-0.0156	+/-1.0	
PDI-052SC-B-00-02-191015 (A9J0599-30)			Lab File ID: ECD2F005.D		Analyzed: 01/10/20 09:16			
Decachlorobiphenyl (Surr)	29.2	24	43 - 120	9.563	9.577571	-0.0146	+/-1.0	*
PDI-052SC-B-02-04-191015 (A9J0599-31)			Lab File ID: ECD2F007.D		Analyzed: 01/10/20 09:51			
Decachlorobiphenyl (Surr)	26.5	39	43 - 120	9.564	9.577571	-0.0136	+/-1.0	*
Calibration Check (0A10008-CCV2)			Lab File ID: ECD2F013.D		Analyzed: 01/10/20 11:37			
Decachlorobiphenyl (Surr)	250	106	80 - 120	9.563	9.577571	-0.0146	+/-1.0	
Calibration Blank (0A10008-CCB2)			Lab File ID: ECD2F014.D		Analyzed: 01/10/20 11:55			
Decachlorobiphenyl (Surr)	100	107	43 - 120	9.562	9.577571	-0.0156	+/-1.0	

SURROGATE STANDARD RECOVERY AND RT SUMMARY

EPA 8082A

Laboratory: <u>Apex Laboratories</u>	SDG: <u>Gasco PreRD DG 2019</u>
Client: <u>Anchor QEA, LLC</u>	Project: <u>Gasco PreRD DG 2019 - 4a-b. DOC-CAP Testing Co</u>
Sequence: <u>0A13050</u>	Instrument: <u>DUALECD2R</u>
Matrix: <u>Sediment</u>	Calibration: <u>A0A1501</u>

Surrogate Compound	Spike Level ng/mL	% Recovery	Recovery Limits	RT	Calibration Mean RT	RT Diff	RT Diff Limit	Q
Initial Cal Check (0A13050-ICV1)			Lab File ID: ECD2R013.D		Analyzed: 01/13/20 19:54			
Decachlorobiphenyl (Surr)	200	94	70 - 130	10.551	10.55114	-0.0001	+/-1.0	
Initial Cal Check (0A13050-ICV2)			Lab File ID: ECD2R021.D		Analyzed: 01/13/20 22:15			
Decachlorobiphenyl (Surr)	80.0	105	70 - 130	10.548	10.55114	-0.0031	+/-1.0	
Initial Cal Check (0A13050-ICV3)			Lab File ID: ECD2R022.D		Analyzed: 01/13/20 22:32			
Decachlorobiphenyl (Surr)	80.0	105	70 - 130	10.549	10.55114	-0.0021	+/-1.0	

SURROGATE STANDARD RECOVERY AND RT SUMMARY

EPA 8082A

Laboratory: <u>Apex Laboratories</u>	SDG: <u>Gasco PreRD DG 2019</u>
Client: <u>Anchor QEA, LLC</u>	Project: <u>Gasco PreRD DG 2019 - 4a-b. DOC-CAP Testing Co</u>
Sequence: <u>0A16014</u>	Instrument: <u>DUALECD2F</u>
Matrix: <u>Sediment</u>	Calibration: <u>A9L0407</u>

Surrogate Compound	Spike Level ng/mL	% Recovery	Recovery Limits	RT	Calibration Mean RT	RT Diff	RT Diff Limit	Q
Calibration Check (0A16014-CCV1)			Lab File ID: ECD2F002.D		Analyzed: 01/16/20 07:56			
Decachlorobiphenyl (Surr)	250	104	80 - 120	9.566	9.577571	-0.0116	+/-1.0	
Calibration Blank (0A16014-CCB1)			Lab File ID: ECD2F003.D		Analyzed: 01/16/20 08:13			
Decachlorobiphenyl (Surr)	100	101	43 - 120	9.563	9.577571	-0.0146	+/-1.0	
Blank (0010436-BLK1)			Lab File ID: ECD2F004.D		Analyzed: 01/16/20 08:31			
Decachlorobiphenyl (Surr)	16.1	94	43 - 120	9.563	9.577571	-0.0146	+/-1.0	
LCS (0010436-BS1)			Lab File ID: ECD2F005.D		Analyzed: 01/16/20 08:49			
Decachlorobiphenyl (Surr)	16.7	90	43 - 120	9.563	9.577571	-0.0146	+/-1.0	
LCS Dup (0010436-BSD1)			Lab File ID: ECD2F006.D		Analyzed: 01/16/20 09:06			
Decachlorobiphenyl (Surr)	16.7	93	43 - 120	9.562	9.577571	-0.0156	+/-1.0	
Calibration Check (0A16014-CCV2)			Lab File ID: ECD2F011.D		Analyzed: 01/16/20 10:34			
Decachlorobiphenyl (Surr)	250	108	80 - 120	9.562	9.577571	-0.0156	+/-1.0	
Calibration Blank (0A16014-CCB2)			Lab File ID: ECD2F012.D		Analyzed: 01/16/20 10:52			
Decachlorobiphenyl (Surr)	100	100	43 - 120	9.561	9.577571	-0.0166	+/-1.0	
Calibration Check (0A16014-CCV3)			Lab File ID: ECD2F019.D		Analyzed: 01/16/20 12:56			
Decachlorobiphenyl (Surr)	250	102	80 - 120	9.562	9.577571	-0.0156	+/-1.0	
Calibration Blank (0A16014-CCB3)			Lab File ID: ECD2F020.D		Analyzed: 01/16/20 13:13			
Decachlorobiphenyl (Surr)	100	104	43 - 120	9.561	9.577571	-0.0166	+/-1.0	
Calibration Check (0A16014-CCV4)			Lab File ID: ECD2F029.D		Analyzed: 01/16/20 15:52			
Decachlorobiphenyl (Surr)	250	108	80 - 120	9.562	9.577571	-0.0156	+/-1.0	
Calibration Blank (0A16014-CCB4)			Lab File ID: ECD2F030.D		Analyzed: 01/16/20 16:10			
Decachlorobiphenyl (Surr)	100	102	43 - 120	9.56	9.577571	-0.0176	+/-1.0	

SURROGATE STANDARD RECOVERY AND RT SUMMARY

EPA 8082A

Laboratory: <u>Apex Laboratories</u>	SDG: <u>Gasco PreRD DG 2019</u>
Client: <u>Anchor QEA, LLC</u>	Project: <u>Gasco PreRD DG 2019 - 4a-b. DOC-CAP Testing C</u>
Sequence: <u>0A16015</u>	Instrument: <u>DUALECD2R</u>
Matrix: <u>Sediment</u>	Calibration: <u>A0A1501</u>

Surrogate Compound	Spike Level ng/mL	% Recovery	Recovery Limits	RT	Calibration Mean RT	RT Diff	RT Diff Limit	Q
Calibration Check (0A16015-CCV1)			Lab File ID: ECD2R002.D		Analyzed: 01/16/20 07:56			
Decachlorobiphenyl (Surr)	250	101	80 - 120	10.554	10.55114	0.0029	+/-1.0	
Calibration Blank (0A16015-CCB1)			Lab File ID: ECD2R003.D		Analyzed: 01/16/20 08:13			
Decachlorobiphenyl (Surr)	100	96	43 - 120	10.553	10.55114	0.0019	+/-1.0	
PDI-049SC-B-00-02-191015 (A9J0599-15RE1)			Lab File ID: ECD2R004.D		Analyzed: 01/16/20 08:31			
Decachlorobiphenyl (Surr)	29.1	29	43 - 120	10.554	10.55114	0.0029	+/-1.0	*
PDI-049SC-B-02-04-191015 (A9J0599-16RE1)			Lab File ID: ECD2R006.D		Analyzed: 01/16/20 09:06			
Decachlorobiphenyl (Surr)	29.8	26	43 - 120	10.552	10.55114	0.0009	+/-1.0	*
Calibration Check (0A16015-CCV2)			Lab File ID: ECD2R012.D		Analyzed: 01/16/20 10:52			
Decachlorobiphenyl (Surr)	250	104	80 - 120	10.552	10.55114	0.0009	+/-1.0	
Calibration Blank (0A16015-CCB2)			Lab File ID: ECD2R013.D		Analyzed: 01/16/20 11:10			
Decachlorobiphenyl (Surr)	100	98	43 - 120	10.55	10.55114	-0.0011	+/-1.0	
Calibration Check (0A16015-CCV3)			Lab File ID: ECD2R021.D		Analyzed: 01/16/20 13:31			
Decachlorobiphenyl (Surr)	250	105	80 - 120	10.551	10.55114	-0.0001	+/-1.0	
Calibration Blank (0A16015-CCB3)			Lab File ID: ECD2R022.D		Analyzed: 01/16/20 13:49			
Decachlorobiphenyl (Surr)	100	99	43 - 120	10.549	10.55114	-0.0021	+/-1.0	
Calibration Check (0A16015-CCV4)			Lab File ID: ECD2R029.D		Analyzed: 01/16/20 15:52			
Decachlorobiphenyl (Surr)	250	107	80 - 120	10.55	10.55114	-0.0011	+/-1.0	
Calibration Blank (0A16015-CCB4)			Lab File ID: ECD2R030.D		Analyzed: 01/16/20 16:10			
Decachlorobiphenyl (Surr)	100	98	43 - 120	10.549	10.55114	-0.0021	+/-1.0	

SURROGATE STANDARD RECOVERY AND RT SUMMARY

EPA 8082A

Laboratory: <u>Apex Laboratories</u>	SDG: <u>Gasco PreRD DG 2019</u>
Client: <u>Anchor QEA, LLC</u>	Project: <u>Gasco PreRD DG 2019 - 4a-b. DOC-CAP Testing Co</u>
Sequence: <u>9L03052</u>	Instrument: <u>DUALECD2F</u>
Matrix: <u>Sediment</u>	Calibration: <u>A9L0407</u>

Surrogate Compound	Spike Level ng/mL	% Recovery	Recovery Limits	RT	Calibration Mean RT	RT Diff	RT Diff Limit	Q
Initial Cal Check (9L03052-ICV1)			Lab File ID: ECD2F011.D		Analyzed: 12/03/19 19:25			
Decachlorobiphenyl (Surr)	200	92	70 - 130	9.577	9.577571	-0.0006	+/-1.0	
Initial Cal Check (9L03052-ICV2)			Lab File ID: ECD2F019.D		Analyzed: 12/03/19 21:46			
Decachlorobiphenyl (Surr)	80.0	102	70 - 130	9.576	9.577571	-0.0016	+/-1.0	
Initial Cal Check (9L03052-ICV3)			Lab File ID: ECD2F020.D		Analyzed: 12/03/19 22:04			
Decachlorobiphenyl (Surr)	80.0	104	70 - 130	9.577	9.577571	-0.0006	+/-1.0	

HOLDING TIME SUMMARY

EPA 8082A

Laboratory: Apex Laboratories

SDG: Gasco PreRD DG 2019

Client: Anchor QEA, LLC

Project: Gasco PreRD DG 2019 - 4a-b. DOC-CAP Testing C

Sample Name	Date Collected	Date Received	Date Prepared	Days to Prep	Max Days to Prep	Date Analyzed	Days to Analysis	Max Days to Analysis	Q
PDI-049SC-B-00-02-191015	10/15/19 13:32	10/16/19 10:00	01/15/20 10:24	91.87	365.00	01/16/20 08:31	0.92	40.00	
PDI-049SC-B-02-04-191015	10/15/19 13:32	10/16/19 10:00	01/15/20 15:43	92.09	365.00	01/16/20 09:06	0.72	40.00	
PDI-049SC-B-04-06-191015	10/15/19 13:32	10/16/19 10:00	12/26/19 10:25	71.87	365.00	01/09/20 20:05	14.40	40.00	
PDI-049SC-B-06-08-191015	10/15/19 13:32	10/16/19 10:00	12/26/19 10:25	71.87	365.00	01/09/20 20:40	14.43	40.00	
PDI-052SC-B-00-02-191015	10/15/19 08:54	10/16/19 10:00	12/26/19 10:25	72.06	365.00	01/10/20 09:16	14.95	40.00	
PDI-052SC-B-02-04-191015	10/15/19 08:54	10/16/19 10:00	12/26/19 10:25	72.06	365.00	01/10/20 09:51	14.98	40.00	
PDI-052SC-B-04-06-191015	10/15/19 08:54	10/16/19 10:00	12/26/19 10:25	72.06	365.00	01/09/20 21:15	14.45	40.00	
PDI-052SC-B-06-08-191015	10/15/19 08:54	10/16/19 10:00	12/30/19 09:52	76.04	365.00	01/07/20 12:18	8.10	40.00	
PDI-055SC-B-00-02-191015	10/15/19 10:47	10/16/19 10:00	12/30/19 09:52	75.96	365.00	01/08/20 12:42	9.12	40.00	
PDI-055SC-B-02-04-191015	10/15/19 10:47	10/16/19 10:00	12/30/19 09:52	75.96	365.00	01/08/20 13:18	9.14	40.00	
PDI-055SC-B-04-06-191015	10/15/19 10:47	10/16/19 10:00	12/30/19 09:52	75.96	365.00	01/08/20 13:53	9.17	40.00	
PDI-055SC-B-06-08-191015	10/15/19 10:47	10/16/19 10:00	12/30/19 09:52	75.96	365.00	01/08/20 14:55	9.21	40.00	

Apex Laboratories

SDG: Gasco PreRD_DG 2019

CLASS: GC

METHOD: EPA 8081B

ANALYSES DATA PACKAGE COVER PAGE

EPA 8081B

Laboratory: Apex Laboratories

SDG: Gasco PreRD_DG 2019

Client: Anchor QEA, LLC

Project: Gasco PreRD_DG 2019 - 4a-b. DOC-CAP Testing Co

Client Sample Id:	Lab Sample Id:	Matrix
<u>PDI-049SC-B-00-02-191015</u>	<u>A9J0599-15</u>	<u>Sediment</u>
<u>PDI-049SC-B-02-04-191015</u>	<u>A9J0599-16</u>	<u>Sediment</u>
<u>PDI-049SC-B-04-06-191015</u>	<u>A9J0599-17</u>	<u>Sediment</u>
<u>PDI-049SC-B-06-08-191015</u>	<u>A9J0599-18</u>	<u>Sediment</u>
<u>PDI-052SC-B-00-02-191015</u>	<u>A9J0599-30</u>	<u>Sediment</u>
<u>PDI-052SC-B-02-04-191015</u>	<u>A9J0599-31</u>	<u>Sediment</u>
<u>PDI-052SC-B-04-06-191015</u>	<u>A9J0599-32</u>	<u>Sediment</u>
<u>PDI-052SC-B-06-08-191015</u>	<u>A9J0599-33</u>	<u>Sediment</u>
<u>PDI-055SC-B-00-02-191015</u>	<u>A9J0599-45</u>	<u>Sediment</u>
<u>PDI-055SC-B-02-04-191015</u>	<u>A9J0599-46</u>	<u>Sediment</u>
<u>PDI-055SC-B-04-06-191015</u>	<u>A9J0599-47</u>	<u>Sediment</u>
<u>PDI-055SC-B-06-08-191015</u>	<u>A9J0599-48</u>	<u>Sediment</u>

I certify that this data package is in compliance with the terms and conditions of the contract, both technically and for completeness, for other than the conditions detailed above. Release of the data contained in this hardcopy data package and in computer-readable data submitted on diskette has been authorized by the Laboratory Manager or the Manager's designee, as verified by the following signatures.

Signature: _____



Name: _____

David G. Jack

Forms Created: _____

1/31/2020 3:25PM

Title: _____

Technical Manager

METHOD DETECTION AND REPORTING LIMITS

EPA 8081B

Laboratory: Apex Laboratories

SDG: Gasco PreRD_DG 2019

Client: Anchor QEA, LLC

Project: Gasco PreRD_DG 2019 - 4a-b. DOC-CAP

Batch Matrix: Sediment

Analyte	MDL	MRL	Units
2,4'-DDD	0.500	1.00	ug/kg
2,4'-DDD [2C]	0.500	1.00	ug/kg
2,4'-DDE	0.500	1.00	ug/kg
2,4'-DDE [2C]	0.500	1.00	ug/kg
2,4'-DDT	0.500	1.00	ug/kg
2,4'-DDT [2C]	0.500	1.00	ug/kg
4,4'-DDD	0.500	1.00	ug/kg
4,4'-DDD [2C]	0.500	1.00	ug/kg
4,4'-DDE	0.500	1.00	ug/kg
4,4'-DDE [2C]	0.500	1.00	ug/kg
4,4'-DDT	0.500	1.00	ug/kg
4,4'-DDT [2C]	0.500	1.00	ug/kg

Note: MDLs are listed only if the corresponding analyte was evaluated to the MDL in this report .

METHOD DETECTION AND REPORTING LIMITS

EPA 8081B

Laboratory: Apex Laboratories

SDG: Gasco PreRD_DG 2019

Client: Anchor QEA, LLC

Project: Gasco PreRD_DG 2019 - 4a-b. DOC-CAP

Batch Matrix: Soil

Analyte	MDL	MRL	Units
2,4'-DDD	0.500	1.00	ug/kg
2,4'-DDD [2C]	0.500	1.00	ug/kg
2,4'-DDE	0.500	1.00	ug/kg
2,4'-DDE [2C]	0.500	1.00	ug/kg
2,4'-DDT	0.500	1.00	ug/kg
2,4'-DDT [2C]	0.500	1.00	ug/kg
4,4'-DDD	0.500	1.00	ug/kg
4,4'-DDD [2C]	0.500	1.00	ug/kg
4,4'-DDE	0.500	1.00	ug/kg
4,4'-DDE [2C]	0.500	1.00	ug/kg
4,4'-DDT	0.500	1.00	ug/kg
4,4'-DDT [2C]	0.500	1.00	ug/kg

Note: MDLs are listed only if the corresponding analyte was evaluated to the MDL in this report .

ORGANIC ANALYSIS DATA SHEET

EPA 8081B

PDI-049SC-B-00-02-191015

Laboratory: <u>Apex Laboratories</u>	SDG: <u>Gasco PreRD_DG 2019</u>	
Client: <u>Anchor QEA, LLC</u>	Project: <u>Gasco PreRD_DG 2019 - 4a-b. DOC-CAP Testing Co</u>	
Matrix: <u>Sediment</u>	Laboratory ID: <u>A9J0599-15RE1</u>	File ID: <u>ECD5-01152028.D</u>
Sampled: <u>10/15/19 13:32</u>	Prepared: <u>12/24/19 13:17</u>	Analyzed: <u>01/15/20 19:27</u>
Solids: <u>55.87</u>	Preparation: <u>EPA 3546/3640A (GPC)</u>	Initial/Final: <u>10.71 g / 20 mL</u>
Batch: <u>0010079</u>	Sequence: <u>0A15038</u>	Calibration: <u>A0A0906</u> Instrument: <u>DUALECD5</u>

CAS NO.	COMPOUND	DILUTION	CONC. (ug/kg dry)	Q
53-19-0	2,4'-DDD [2C]	5	45.1	U
3424-82-6	2,4'-DDE [2C]	5	16.7	U
789-02-6	2,4'-DDT [2C]	5	16.7	U
72-54-8	4,4'-DDD [2C]	5	71.7	D
72-55-9	4,4'-DDE	5	17.4	JD
50-29-3	4,4'-DDT [2C]	5	16.7	U

SYSTEM MONITORING COMPOUND	ADDED (ug/kg dry)	CONC (ug/kg dry)	% REC	QC LIMITS	Q
2,4,5,6-TCMX (Surr) [2C]	83.6	73.3	88	42 - 129	
Decachlorobiphenyl (Surr)	83.6	123	147	55 - 130	*

* Values outside of QC limits

ORGANIC ANALYSIS DATA SHEET

EPA 8081B

PDI-049SC-B-02-04-191015

Laboratory: <u>Apex Laboratories</u>	SDG: <u>Gasco PreRD_DG 2019</u>	
Client: <u>Anchor QEA, LLC</u>	Project: <u>Gasco PreRD_DG 2019 - 4a-b. DOC-CAP Testing Co</u>	
Matrix: <u>Sediment</u>	Laboratory ID: <u>A9J0599-16RE1</u>	File ID: <u>ECD5-01152030.D</u>
Sampled: <u>10/15/19 13:32</u>	Prepared: <u>12/24/19 13:17</u>	Analyzed: <u>01/15/20 20:04</u>
Solids: <u>55.11</u>	Preparation: <u>EPA 3546/3640A (GPC)</u>	Initial/Final: <u>10.27 g / 20 mL</u>
Batch: <u>0010079</u>	Sequence: <u>0A15038</u>	Calibration: <u>A0A0906</u> Instrument: <u>DUALECD5</u>

CAS NO.	COMPOUND	DILUTION	CONC. (ug/kg dry)	Q
53-19-0	2,4'-DDD	2	38.0	D
3424-82-6	2,4'-DDE [2C]	2	16.3	U
789-02-6	2,4'-DDT [2C]	2	14.1	U
72-54-8	4,4'-DDD [2C]	2	117	D
72-55-9	4,4'-DDE	2	23.2	D
50-29-3	4,4'-DDT	2	302	D

SYSTEM MONITORING COMPOUND	ADDED (ug/kg dry)	CONC (ug/kg dry)	% REC	QC LIMITS	Q
2,4,5,6-TCMX (Surr) [2C]	88.3	65.6	74	42 - 129	
Decachlorobiphenyl (Surr)	88.3	92.8	105	55 - 130	

* Values outside of QC limits

ORGANIC ANALYSIS DATA SHEET

EPA 8081B

PDI-049SC-B-04-06-191015

Laboratory: <u>Apex Laboratories</u>	SDG: <u>Gasco PreRD_DG 2019</u>	
Client: <u>Anchor QEA, LLC</u>	Project: <u>Gasco PreRD_DG 2019 - 4a-b. DOC-CAP Testing Co</u>	
Matrix: <u>Sediment</u>	Laboratory ID: <u>A9J0599-17RE1</u>	File ID: <u>ECD5-01152032.D</u>
Sampled: <u>10/15/19 13:32</u>	Prepared: <u>12/24/19 13:17</u>	Analyzed: <u>01/15/20 20:42</u>
Solids: <u>60.32</u>	Preparation: <u>EPA 3546/3640A (GPC)</u>	Initial/Final: <u>10.89 g / 20 mL</u>
Batch: <u>0010079</u>	Sequence: <u>0A15038</u>	Calibration: <u>A0A0906</u>
		Instrument: <u>DUALECD5</u>

CAS NO.	COMPOUND	DILUTION	CONC. (ug/kg dry)	Q
53-19-0	2,4'-DDD	2	19.0	D
3424-82-6	2,4'-DDE [2C]	2	12.2	U
789-02-6	2,4'-DDT [2C]	2	6.09	U
72-54-8	4,4'-DDD [2C]	2	60.6	D
72-55-9	4,4'-DDE	2	9.61	JD
50-29-3	4,4'-DDT	2	14.6	D

SYSTEM MONITORING COMPOUND	ADDED (ug/kg dry)	CONC (ug/kg dry)	% REC	QC LIMITS	Q
2,4,5,6-TCMX (Surr) [2C]	76.1	46.0	60	42 - 129	
Decachlorobiphenyl (Surr) [2C]	76.1	82.8	109	55 - 130	

* Values outside of QC limits

ORGANIC ANALYSIS DATA SHEET

EPA 8081B

PDI-049SC-B-06-08-191015

Laboratory: <u>Apex Laboratories</u>	SDG: <u>Gasco PreRD_DG 2019</u>	
Client: <u>Anchor QEA, LLC</u>	Project: <u>Gasco PreRD_DG 2019 - 4a-b. DOC-CAP Testing Co</u>	
Matrix: <u>Sediment</u>	Laboratory ID: <u>A9J0599-18RE1</u>	File ID: <u>ECD5-01142017.D</u>
Sampled: <u>10/15/19 13:32</u>	Prepared: <u>12/24/19 13:17</u>	Analyzed: <u>01/14/20 15:46</u>
Solids: <u>75.71</u>	Preparation: <u>EPA 3546/3640A (GPC)</u>	Initial/Final: <u>10.34 g / 10 mL</u>
Batch: <u>0010079</u>	Sequence: <u>0A14039</u>	Calibration: <u>A0A0906</u> Instrument: <u>DUALECD5</u>

CAS NO.	COMPOUND	DILUTION	CONC. (ug/kg dry)	Q
53-19-0	2,4'-DDD	1	1.28	U
3424-82-6	2,4'-DDE [2C]	1	1.28	U
789-02-6	2,4'-DDT [2C]	1	1.28	U
72-54-8	4,4'-DDD [2C]	1	1.28	U
72-55-9	4,4'-DDE [2C]	1	1.28	U
50-29-3	4,4'-DDT [2C]	1	1.28	U

SYSTEM MONITORING COMPOUND	ADDED (ug/kg dry)	CONC (ug/kg dry)	% REC	QC LIMITS	Q
2,4,5,6-TCMX (Surr) [2C]	63.9	33.4	52	42 - 129	
Decachlorobiphenyl (Surr) [2C]	63.9	63.6	100	55 - 130	

* Values outside of QC limits

ORGANIC ANALYSIS DATA SHEET

EPA 8081B

PDI-052SC-B-00-02-191015

Laboratory: <u>Apex Laboratories</u>	SDG: <u>Gasco PreRD_DG 2019</u>	
Client: <u>Anchor QEA, LLC</u>	Project: <u>Gasco PreRD_DG 2019 - 4a-b. DOC-CAP Testing Co</u>	
Matrix: <u>Sediment</u>	Laboratory ID: <u>A9J0599-30RE1</u>	File ID: <u>ECD5-01152034.D</u>
Sampled: <u>10/15/19 08:54</u>	Prepared: <u>12/24/19 13:17</u>	Analyzed: <u>01/15/20 21:20</u>
Solids: <u>55.99</u>	Preparation: <u>EPA 3546/3640A (GPC)</u>	Initial/Final: <u>10.62 g / 20 mL</u>
Batch: <u>0010079</u>	Sequence: <u>0A15038</u>	Calibration: <u>A0A0906</u>
		Instrument: <u>DUALECD5</u>

CAS NO.	COMPOUND	DILUTION	CONC. (ug/kg dry)	Q
53-19-0	2,4'-DDD	5	72.3	U
3424-82-6	2,4'-DDE [2C]	5	33.6	U
789-02-6	2,4'-DDT [2C]	5	33.6	U
72-54-8	4,4'-DDD [2C]	5	99.8	D
72-55-9	4,4'-DDE	5	33.6	U
50-29-3	4,4'-DDT [2C]	5	33.6	U

SYSTEM MONITORING COMPOUND	ADDED (ug/kg dry)	CONC (ug/kg dry)	% REC	QC LIMITS	Q
2,4,5,6-TCMX (Surr) [2C]	84.1	72.0	86	42 - 129	
Decachlorobiphenyl (Surr)	84.1	110	131	55 - 130	*

* Values outside of QC limits

ORGANIC ANALYSIS DATA SHEET

EPA 8081B

PDI-052SC-B-02-04-191015

Laboratory: <u>Apex Laboratories</u>	SDG: <u>Gasco PreRD_DG 2019</u>	
Client: <u>Anchor QEA, LLC</u>	Project: <u>Gasco PreRD_DG 2019 - 4a-b. DOC-CAP Testing Co</u>	
Matrix: <u>Sediment</u>	Laboratory ID: <u>A9J0599-31RE1</u>	File ID: <u>ECD5-01152036.D</u>
Sampled: <u>10/15/19 08:54</u>	Prepared: <u>12/24/19 13:17</u>	Analyzed: <u>01/15/20 21:57</u>
Solids: <u>61.88</u>	Preparation: <u>EPA 3546/3640A (GPC)</u>	Initial/Final: <u>10.85 g / 20 mL</u>
Batch: <u>0010079</u>	Sequence: <u>0A15038</u>	Calibration: <u>A0A0906</u>
		Instrument: <u>DUALECD5</u>

CAS NO.	COMPOUND	DILUTION	CONC. (ug/kg dry)	Q
53-19-0	2,4'-DDD	5	41.7	U
3424-82-6	2,4'-DDE [2C]	5	29.8	U
789-02-6	2,4'-DDT	5	14.9	U
72-54-8	4,4'-DDD [2C]	5	135	D
72-55-9	4,4'-DDE	5	24.9	JD
50-29-3	4,4'-DDT [2C]	5	29.8	U

SYSTEM MONITORING COMPOUND	ADDED (ug/kg dry)	CONC (ug/kg dry)	% REC	QC LIMITS	Q
2,4,5,6-TCMX (Surr) [2C]	74.5	73.0	98	42 - 129	
Decachlorobiphenyl (Surr)	74.5	89.1	120	55 - 130	

* Values outside of QC limits

ORGANIC ANALYSIS DATA SHEET

EPA 8081B

PDI-052SC-B-04-06-191015

Laboratory: <u>Apex Laboratories</u>	SDG: <u>Gasco PreRD_DG 2019</u>	
Client: <u>Anchor QEA, LLC</u>	Project: <u>Gasco PreRD_DG 2019 - 4a-b. DOC-CAP Testing Co</u>	
Matrix: <u>Sediment</u>	Laboratory ID: <u>A9J0599-32RE1</u>	File ID: <u>ECD5-01152038.D</u>
Sampled: <u>10/15/19 08:54</u>	Prepared: <u>12/24/19 13:17</u>	Analyzed: <u>01/15/20 22:35</u>
Solids: <u>61.12</u>	Preparation: <u>EPA 3546/3640A (GPC)</u>	Initial/Final: <u>10.66 g / 20 mL</u>
Batch: <u>0010079</u>	Sequence: <u>0A15038</u>	Calibration: <u>A0A0906</u>
		Instrument: <u>DUALECD5</u>

CAS NO.	COMPOUND	DILUTION	CONC. (ug/kg dry)	Q
53-19-0	2,4'-DDD	5	72.1	U
3424-82-6	2,4'-DDE [2C]	5	32.2	U
789-02-6	2,4'-DDT	5	38.4	U
72-54-8	4,4'-DDD [2C]	5	107	D
72-55-9	4,4'-DDE	5	30.7	U
50-29-3	4,4'-DDT [2C]	5	41.4	U

SYSTEM MONITORING COMPOUND	ADDED (ug/kg dry)	CONC (ug/kg dry)	% REC	QC LIMITS	Q
2,4,5,6-TCMX (Surr) [2C]	76.7	72.0	94	42 - 129	
Decachlorobiphenyl (Surr)	76.7	109	142	55 - 130	*

* Values outside of QC limits

ORGANIC ANALYSIS DATA SHEET

EPA 8081B

PDI-052SC-B-06-08-191015

Laboratory: <u>Apex Laboratories</u>	SDG: <u>Gasco PreRD_DG 2019</u>	
Client: <u>Anchor QEA, LLC</u>	Project: <u>Gasco PreRD_DG 2019 - 4a-b. DOC-CAP Testing Co</u>	
Matrix: <u>Sediment</u>	Laboratory ID: <u>A9J0599-33RE1</u>	File ID: <u>ECD5-01132038.D</u>
Sampled: <u>10/15/19 08:54</u>	Prepared: <u>01/02/20 07:08</u>	Analyzed: <u>01/13/20 21:58</u>
Solids: <u>74.22</u>	Preparation: <u>EPA 3546/3640A (GPC)</u>	Initial/Final: <u>10.7 g / 10 mL</u>
Batch: <u>0010165</u>	Sequence: <u>0A13038</u>	Calibration: <u>A0A0906</u> Instrument: <u>DUALECD5</u>

CAS NO.	COMPOUND	DILUTION	CONC. (ug/kg dry)	Q
53-19-0	2,4'-DDD	1	2.90	U
3424-82-6	2,4'-DDE	1	1.26	U
789-02-6	2,4'-DDT [2C]	1	1.26	U
72-54-8	4,4'-DDD	1	7.51	
72-55-9	4,4'-DDE	1	2.52	U
50-29-3	4,4'-DDT	1	1.26	U

SYSTEM MONITORING COMPOUND	ADDED (ug/kg dry)	CONC (ug/kg dry)	% REC	QC LIMITS	Q
2,4,5,6-TCMX (Surr) [2C]	63.0	39.3	62	42 - 129	
Decachlorobiphenyl (Surr) [2C]	63.0	54.3	86	55 - 130	

* Values outside of QC limits

ORGANIC ANALYSIS DATA SHEET

EPA 8081B

PDI-055SC-B-00-02-191015

Laboratory: <u>Apex Laboratories</u>	SDG: <u>Gasco PreRD_DG 2019</u>	
Client: <u>Anchor QEA, LLC</u>	Project: <u>Gasco PreRD_DG 2019 - 4a-b. DOC-CAP Testing Co</u>	
Matrix: <u>Sediment</u>	Laboratory ID: <u>A9J0599-45RE1</u>	File ID: <u>ECD5-01132040.D</u>
Sampled: <u>10/15/19 10:47</u>	Prepared: <u>01/02/20 07:08</u>	Analyzed: <u>01/13/20 22:35</u>
Solids: <u>52.96</u>	Preparation: <u>EPA 3546/3640A (GPC)</u>	Initial/Final: <u>10.21 g / 10 mL</u>
Batch: <u>0010165</u>	Sequence: <u>0A13038</u>	Calibration: <u>A0A0906</u>
		Instrument: <u>DUALECD5</u>

CAS NO.	COMPOUND	DILUTION	CONC. (ug/kg dry)	Q
53-19-0	2,4'-DDD	2	24.0	U
3424-82-6	2,4'-DDE	2	15.5	U
789-02-6	2,4'-DDT	2	12.9	U
72-54-8	4,4'-DDD	2	49.6	D
72-55-9	4,4'-DDE	2	17.4	D
50-29-3	4,4'-DDT	2	50.3	D

SYSTEM MONITORING COMPOUND	ADDED (ug/kg dry)	CONC (ug/kg dry)	% REC	QC LIMITS	Q
2,4,5,6-TCMX (Surr) [2C]	92.5	63.6	69	42 - 129	
Decachlorobiphenyl (Surr) [2C]	92.5	84.4	91	55 - 130	

* Values outside of QC limits

ORGANIC ANALYSIS DATA SHEET

EPA 8081B

PDI-055SC-B-02-04-191015

Laboratory: <u>Apex Laboratories</u>	SDG: <u>Gasco PreRD_DG 2019</u>	
Client: <u>Anchor QEA, LLC</u>	Project: <u>Gasco PreRD_DG 2019 - 4a-b. DOC-CAP Testing Co</u>	
Matrix: <u>Sediment</u>	Laboratory ID: <u>A9J0599-46RE1</u>	File ID: <u>ECD5-01132042.D</u>
Sampled: <u>10/15/19 10:47</u>	Prepared: <u>01/02/20 07:08</u>	Analyzed: <u>01/13/20 23:13</u>
Solids: <u>55.75</u>	Preparation: <u>EPA 3546/3640A (GPC)</u>	Initial/Final: <u>10.18 g / 10 mL</u>
Batch: <u>0010165</u>	Sequence: <u>0A13038</u>	Calibration: <u>A0A0906</u> Instrument: <u>DUALECD5</u>

CAS NO.	COMPOUND	DILUTION	CONC. (ug/kg dry)	Q
53-19-0	2,4'-DDD	5	74.0	U
3424-82-6	2,4'-DDE [2C]	5	50.2	U
789-02-6	2,4'-DDT	5	29.1	U
72-54-8	4,4'-DDD	5	166	D
72-55-9	4,4'-DDE	5	49.0	D
50-29-3	4,4'-DDT	5	32.6	U

SYSTEM MONITORING COMPOUND	ADDED (ug/kg dry)	CONC (ug/kg dry)	% REC	QC LIMITS	Q
2,4,5,6-TCMX (Surr)	88.1	107	121	42 - 129	
Decachlorobiphenyl (Surr)	88.1	103	116	55 - 130	

* Values outside of QC limits

ORGANIC ANALYSIS DATA SHEET

EPA 8081B

PDI-0555SC-B-04-06-191015

Laboratory: <u>Apex Laboratories</u>	SDG: <u>Gasco PreRD_DG 2019</u>	
Client: <u>Anchor QEA, LLC</u>	Project: <u>Gasco PreRD_DG 2019 - 4a-b. DOC-CAP Testing Co</u>	
Matrix: <u>Sediment</u>	Laboratory ID: <u>A9J0599-47RE1</u>	File ID: <u>ECD5-01142024.D</u>
Sampled: <u>10/15/19 10:47</u>	Prepared: <u>01/02/20 07:08</u>	Analyzed: <u>01/14/20 17:53</u>
Solids: <u>72.26</u>	Preparation: <u>EPA 3546/3640A (GPC)</u>	Initial/Final: <u>10.67 g / 10 mL</u>
Batch: <u>0010165</u>	Sequence: <u>0A14039</u>	Calibration: <u>A0A0906</u>
		Instrument: <u>DUALECD5</u>

CAS NO.	COMPOUND	DILUTION	CONC. (ug/kg dry)	Q
53-19-0	2,4'-DDD	1	5.97	U
3424-82-6	2,4'-DDE	1	3.89	U
789-02-6	2,4'-DDT [2C]	1	1.30	U
72-54-8	4,4'-DDD	1	13.7	
72-55-9	4,4'-DDE	1	5.01	
50-29-3	4,4'-DDT	1	2.72	U

SYSTEM MONITORING COMPOUND	ADDED (ug/kg dry)	CONC (ug/kg dry)	% REC	QC LIMITS	Q
2,4,5,6-TCMX (Surr) [2C]	64.8	44.2	68	42 - 129	
Decachlorobiphenyl (Surr) [2C]	64.8	60.2	93	55 - 130	

* Values outside of QC limits

ORGANIC ANALYSIS DATA SHEET

EPA 8081B

PDI-055SC-B-06-08-191015

Laboratory: <u>Apex Laboratories</u>	SDG: <u>Gasco PreRD_DG 2019</u>	
Client: <u>Anchor QEA, LLC</u>	Project: <u>Gasco PreRD_DG 2019 - 4a-b. DOC-CAP Testing Co</u>	
Matrix: <u>Sediment</u>	Laboratory ID: <u>A9J0599-48RE1</u>	File ID: <u>ECD5-01132022.D</u>
Sampled: <u>10/15/19 10:47</u>	Prepared: <u>01/02/20 07:08</u>	Analyzed: <u>01/13/20 17:09</u>
Solids: <u>75.89</u>	Preparation: <u>EPA 3546/3640A (GPC)</u>	Initial/Final: <u>10.36 g / 10 mL</u>
Batch: <u>0010165</u>	Sequence: <u>0A13038</u>	Calibration: <u>A0A0906</u>
		Instrument: <u>DUALECD5</u>

CAS NO.	COMPOUND	DILUTION	CONC. (ug/kg dry)	Q
53-19-0	2,4'-DDD [2C]	1	1.27	U
3424-82-6	2,4'-DDE [2C]	1	1.27	U
789-02-6	2,4'-DDT [2C]	1	1.27	U
72-54-8	4,4'-DDD [2C]	1	1.27	U
72-55-9	4,4'-DDE [2C]	1	1.27	U
50-29-3	4,4'-DDT [2C]	1	1.27	U

SYSTEM MONITORING COMPOUND	ADDED (ug/kg dry)	CONC (ug/kg dry)	% REC	QC LIMITS	Q
2,4,5,6-TCMX (Surr) [2C]	63.6	34.8	55	42 - 129	
Decachlorobiphenyl (Surr) [2C]	63.6	46.3	73	55 - 130	

* Values outside of QC limits

PREPARATION BATCH SUMMARY

EPA 8081B

Laboratory: Apex Laboratories

SDG: Gasco PreRD_DG 2019

Client: Anchor QEA, LLC

Project: Gasco PreRD_DG 2019 - 4a-b. DOC-CAP Testing Cc

Batch: 0010079

Batch Matrix: Sediment

Preparation: EPA 3546/3640A (GPC)

SAMPLE NAME	LAB SAMPLE ID	LAB FILE ID	DATE PREPARED	OBSERVATIONS
Blank	0010079-BLK1	ECD5-01142009.D	12/24/19 13:17	
LCS	0010079-BS1	ECD5-01142010.D	12/24/19 13:17	
PDI-052SC-B-04-06-191015 (MS)	0010079-MS1	ECD5-01152040.D	12/24/19 13:17	
PDI-052SC-B-04-06-191015 (MSD)	0010079-MSD1	ECD5-01152042.D	12/24/19 13:17	
PDI-049SC-B-00-02-191015	A9J0599-15RE1	ECD5-01152028.D	12/24/19 13:17	
PDI-049SC-B-02-04-191015	A9J0599-16RE1	ECD5-01152030.D	12/24/19 13:17	
PDI-049SC-B-04-06-191015	A9J0599-17RE1	ECD5-01152032.D	12/24/19 13:17	
PDI-049SC-B-06-08-191015	A9J0599-18RE1	ECD5-01142017.D	12/24/19 13:17	
PDI-052SC-B-00-02-191015	A9J0599-30RE1	ECD5-01152034.D	12/24/19 13:17	
PDI-052SC-B-02-04-191015	A9J0599-31RE1	ECD5-01152036.D	12/24/19 13:17	
PDI-052SC-B-04-06-191015	A9J0599-32RE1	ECD5-01152038.D	12/24/19 13:17	

Note: Client samples are listed only if they are included in this report.

Duplicates and Matrix Spike/Duplicates QC Samples are only listed if sourced from a sample included in this report.

PREPARATION BATCH SUMMARY

EPA 8081B

Laboratory: Apex Laboratories

SDG: Gasco PreRD_DG 2019

Client: Anchor QEA, LLC

Project: Gasco PreRD_DG 2019 - 4a-b. DOC-CAP Testing Cc

Batch: 0010165

Batch Matrix: Sediment

Preparation: EPA 3546/3640A (GPC)

SAMPLE NAME	LAB SAMPLE ID	LAB FILE ID	DATE PREPARED	OBSERVATIONS
Blank	0010165-BLK1	ECD5-01132020.D	01/02/20 07:08	
LCS	0010165-BS1	ECD5-01132021.D	01/02/20 07:08	
PDI-052SC-B-06-08-191015	A9J0599-33RE1	ECD5-01132038.D	01/02/20 07:08	
PDI-055SC-B-00-02-191015	A9J0599-45RE1	ECD5-01132040.D	01/02/20 07:08	
PDI-055SC-B-02-04-191015	A9J0599-46RE1	ECD5-01132042.D	01/02/20 07:08	
PDI-055SC-B-04-06-191015	A9J0599-47RE1	ECD5-01142024.D	01/02/20 07:08	
PDI-055SC-B-06-08-191015	A9J0599-48RE1	ECD5-01132022.D	01/02/20 07:08	

Note: Client samples are listed only if they are included in this report.

Duplicates and Matrix Spike/Duplicates QC Samples are only listed if sourced from a sample included in this report.

METHOD BLANK DATA SHEET

EPA 8081B

Laboratory: <u>Apex Laboratories</u>	SDG: <u>Gasco PreRD_DG 2019</u>	
Client: <u>Anchor QEA, LLC</u>	Project: <u>Gasco PreRD_DG 2019 - 4a-b. DOC-CAP Testing C</u>	
Matrix: <u>Sediment</u>	Laboratory ID: <u>0010079-BLK1</u>	File ID: <u>ECD5-01142009.D</u>
Prepared: <u>12/24/19 13:17</u>	Preparation: <u>EPA 3546/3640A (GPC)</u>	Initial/Final: <u>11 g / 10 mL</u>
Analyzed: <u>01/14/20 13:22</u>	Instrument: <u>DUALECD5</u>	
Batch: <u>0010079</u>	Sequence: <u>0A14039</u>	Calibration: <u>A0A0906</u>

CAS NO.	COMPOUND	CONC. (ug/kg wet)	Q
53-19-0	2,4'-DDD [2C]	0.909	U
3424-82-6	2,4'-DDE [2C]	0.909	U
789-02-6	2,4'-DDT [2C]	0.909	U
72-54-8	4,4'-DDD [2C]	0.909	U
72-55-9	4,4'-DDE [2C]	0.909	U
50-29-3	4,4'-DDT [2C]	0.909	U

SYSTEM MONITORING COMPOUND	ADDED (ug/kg wet)	CONC (ug/kg wet)	% REC	QC LIMITS	Q
2,4,5,6-TCMX (Surr) [2C]	45.5	34.7	76	42 - 129	
Decachlorobiphenyl (Surr) [2C]	45.5	46.1	101	55 - 130	

METHOD BLANK DATA SHEET
EPA 8081B

Laboratory: Apex Laboratories SDG: Gasco PreRD_DG 2019
 Client: Anchor QEA, LLC Project: Gasco PreRD_DG 2019 - 4a-b. DOC-CAP Testing C
 Matrix: Sediment Laboratory ID: 0010165-BLK1 File ID: ECD5-01132020.D
 Prepared: 01/02/20 07:08 Preparation: EPA 3546/3640A (GPC) Initial/Final: 11 g / 10 mL
 Analyzed: 01/13/20 16:35 Instrument: DUALECD5
 Batch: 0010165 Sequence: 0A13038 Calibration: A0A0906

CAS NO.	COMPOUND	CONC. (ug/kg wet)	Q
53-19-0	2,4'-DDD [2C]	0.909	U
3424-82-6	2,4'-DDE [2C]	0.909	U
789-02-6	2,4'-DDT [2C]	0.909	U
72-54-8	4,4'-DDD [2C]	0.909	U
72-55-9	4,4'-DDE [2C]	0.909	U
50-29-3	4,4'-DDT [2C]	0.909	U

SYSTEM MONITORING COMPOUND	ADDED (ug/kg wet)	CONC (ug/kg wet)	% REC	QC LIMITS	Q
2,4,5,6-TCMX (Surr) [2C]	45.5	27.7	61	42 - 129	
Decachlorobiphenyl (Surr) [2C]	45.5	34.4	76	55 - 130	

LCS / LCS DUPLICATE RECOVERY

EPA 8081B

Laboratory: Apex Laboratories

SDG: Gasco PreRD_DG 2019

Client: Anchor QEA, LLC

Project: Gasco PreRD_DG 2019 - 4a-b. DOC-CAP Testing Co

Matrix: Sediment

Batch: 0010079

Laboratory ID: 0010079-BS1

Preparation: EPA 3546/3640A (GPC)

Initial/Final: 10 g / 10 mL

COMPOUND	SPIKE ADDED (ug/kg wet)	LCS CONCENTRATION (ug/kg wet)	LCS % REC. (* = Out)	QC LIMITS REC.
2,4'-DDD [2C]	50.0	52.0	104	50 - 150
2,4'-DDE [2C]	50.0	47.4	95	50 - 150
2,4'-DDT [2C]	50.0	57.3	115	50 - 150
4,4'-DDD [2C]	50.0	60.6	121	50 - 150
4,4'-DDE [2C]	50.0	53.9	108	50 - 150
4,4'-DDT [2C]	50.0	63.2	126	50 - 150

* = Values outside of QC limits

LCS / LCS DUPLICATE RECOVERY

EPA 8081B

Laboratory: Apex Laboratories

SDG: Gasco PreRD_DG 2019

Client: Anchor QEA, LLC

Project: Gasco PreRD_DG 2019 - 4a-b. DOC-CAP Testing Co

Matrix: Sediment

Batch: 0010165

Laboratory ID: 0010165-BS1

Preparation: EPA 3546/3640A (GPC)

Initial/Final: 10 g / 10 mL

COMPOUND	SPIKE ADDED (ug/kg wet)	LCS CONCENTRATION (ug/kg wet)	LCS % REC. (*=Out)	QC LIMITS REC.
2,4'-DDD [2C]	50.0	46.5	93	50 - 150
2,4'-DDE [2C]	50.0	41.6	83	50 - 150
2,4'-DDT [2C]	50.0	51.2	102	50 - 150
4,4'-DDD [2C]	50.0	53.5	107	50 - 150
4,4'-DDE [2C]	50.0	48.2	96	50 - 150
4,4'-DDT [2C]	50.0	57.7	115	50 - 150

* = Values outside of QC limits

MATRIX SPIKE / MATRIX SPIKE DUPLICATE RECOVERY**EPA 8081B****PDI-052SC-B-04-06-191015**Laboratory: Apex LaboratoriesSDG: Gasco PreRD_DG 2019Client: Anchor QEA, LLCProject: Gasco PreRD_DG 2019 - 4a-b. DOC-CAP Testing CMatrix: SedimentBatch: 0010079Laboratory ID: 0010079-MS1Preparation: EPA 3546/3640A (GPC)Initial/Final: 10.41 g / 20 mLSource Sample Name: PDI-052SC-B-04-06-191015

COMPOUND	SPIKE ADDED (ug/kg dry)	SAMPLE CONCENTRATION (ug/kg dry)	MS CONCENTRATION (ug/kg dry)	MS % REC. (*=Out)	QC LIMITS REC.
2,4'-DDD	78.6	ND	136	174 *	50 - 150
2,4'-DDE [2C]	78.6	ND	106	135	50 - 150
2,4'-DDT	78.6	ND	101	129	50 - 150
4,4'-DDD [2C]	78.6	107	234	161 *	50 - 150
4,4'-DDE	78.6	ND	107	136	50 - 150
4,4'-DDT [2C]	78.6	ND	127	161 *	50 - 150

MATRIX SPIKE / MATRIX SPIKE DUPLICATE RECOVERY

EPA 8081B

PDI-052SC-B-04-06-191015

Laboratory: Apex Laboratories

SDG: Gasco PreRD DG 2019

Client: Anchor QEA, LLC

Project: Gasco PreRD DG 2019 - 4a-b. DOC-CAP Testing Co

Matrix: Sediment

Batch: 0010079

Laboratory ID: 0010079-MSD1

Preparation: EPA 3546/3640A (GPC)

Initial/Final: 10.25 g / 20 mL

Source Sample Name: PDI-052SC-B-04-06-191015

COMPOUND	SPIKE ADDED (ug/kg dry)	MSD CONCENTRATION (ug/kg dry)	MSD % RECOVERY	% RPD	QC LIMITS	
					RPD	REC.
2,4'-DDD	79.8	117	147 *	15	35	75 - 130
2,4'-DDE [2C]	79.8	97.8	122	8	35	74 - 131
2,4'-DDT	79.8	93.3	117	8	35	64 - 136
4,4'-DDD [2C]	79.8	182	94	25	30	56 - 139
4,4'-DDE	79.8	97.8	123	8	30	56 - 134
4,4'-DDT [2C]	79.8	113	142 *	11	30	50 - 141

ANALYSIS BATCH (SEQUENCE) SUMMARY

EPA 8081B

Laboratory: Apex Laboratories

SDG: Gasco PreRD_DG 2019

Client: Anchor QEA, LLC

Project: Gasco PreRD_DG 2019 - 4a-b. DOC-CAP Testing C

Sequence: 0A08041

Instrument: DUALECD5

Matrix: Sediment

Calibration: A0A0906

Sample Name	Lab Sample ID	Lab File ID	Analysis Date/Time
Initial Cal Blank	0A08041-ICB1	ECD5-01082010.D	01/08/20 14:26
Cal Standard	0A08041-CAL1	ECD5-01082011.D	01/08/20 14:50
Cal Standard	0A08041-CAL2	ECD5-01082012.D	01/08/20 15:07
Cal Standard	0A08041-CAL3	ECD5-01082013.D	01/08/20 15:24
Cal Standard	0A08041-CAL4	ECD5-01082014.D	01/08/20 15:41
Cal Standard	0A08041-CAL5	ECD5-01082015.D	01/08/20 15:58
Cal Standard	0A08041-CAL6	ECD5-01082016.D	01/08/20 16:16
Cal Standard	0A08041-CAL7	ECD5-01082017.D	01/08/20 16:33
Cal Standard	0A08041-CAL8	ECD5-01082018.D	01/08/20 16:50
Cal Standard	0A08041-CAL9	ECD5-01082019.D	01/08/20 17:07
Initial Cal Check	0A08041-ICV1	ECD5-01082021.D	01/08/20 17:42
Cal Standard	0A08041-CALA	ECD5-01082022.D	01/08/20 17:59
Cal Standard	0A08041-CALB	ECD5-01082023.D	01/08/20 18:16
Cal Standard	0A08041-CALC	ECD5-01082024.D	01/08/20 18:33
Cal Standard	0A08041-CALD	ECD5-01082025.D	01/08/20 18:51
Cal Standard	0A08041-CALE	ECD5-01082026.D	01/08/20 19:08
Cal Standard	0A08041-CALF	ECD5-01082027.D	01/08/20 19:25
Cal Standard	0A08041-CALG	ECD5-01082028.D	01/08/20 19:42
Cal Standard	0A08041-CALH	ECD5-01082029.D	01/08/20 19:59
Cal Standard	0A08041-CALI	ECD5-01082030.D	01/08/20 20:16
Initial Cal Check	0A08041-ICV2	ECD5-01082032.D	01/08/20 20:50

Note: Client samples are listed only if they are included in this report.

Duplicates and Matrix Spike/Duplicates QC Samples are only listed if sourced from a sample included in this report.

ANALYSIS BATCH (SEQUENCE) SUMMARY

EPA 8081B

Laboratory: <u>Apex Laboratories</u>	SDG: <u>Gasco PreRD_DG 2019</u>
Client: <u>Anchor QEA, LLC</u>	Project: <u>Gasco PreRD_DG 2019 - 4a-b. DOC-CAP Testing C</u>
Sequence: <u>0A13038</u>	Instrument: <u>DUALECD5</u>
Matrix: <u>Sediment</u>	Calibration: <u>A0A0906</u>

Sample Name	Lab Sample ID	Lab File ID	Analysis Date/Time
Calibration Check	0A13038-CCV3	ECD5-01132017.D	01/13/20 15:43
Calibration Check	0A13038-CCV4	ECD5-01132018.D	01/13/20 16:01
Calibration Blank	0A13038-CCB3	ECD5-01132019.D	01/13/20 16:18
Blank	0010165-BLK1	ECD5-01132020.D	01/13/20 16:35
LCS	0010165-BS1	ECD5-01132021.D	01/13/20 16:52
PDI-055SC-B-06-08-191015	A9J0599-48RE1	ECD5-01132022.D	01/13/20 17:09
Calibration Check	0A13038-CCV5	ECD5-01132033.D	01/13/20 20:29
Calibration Blank	0A13038-CCB4	ECD5-01132035.D	01/13/20 21:03
Calibration Check	0A13038-CCV6	ECD5-01132034.D	01/13/20 20:46
PDI-052SC-B-06-08-191015	A9J0599-33RE1	ECD5-01132038.D	01/13/20 21:58
PDI-055SC-B-00-02-191015	A9J0599-45RE1	ECD5-01132040.D	01/13/20 22:35
PDI-055SC-B-02-04-191015	A9J0599-46RE1	ECD5-01132042.D	01/13/20 23:13
Calibration Check	0A13038-CCV7	ECD5-01132044.D	01/13/20 23:51
Calibration Check	0A13038-CCV8	ECD5-01132045.D	01/14/20 00:08
Calibration Blank	0A13038-CCB5	ECD5-01132046.D	01/14/20 00:25

Note: Client samples are listed only if they are included in this report.
 Duplicates and Matrix Spike/Duplicates QC Samples are only listed if sourced from a sample included in this report.

ANALYSIS BATCH (SEQUENCE) SUMMARY

EPA 8081B

Laboratory: Apex Laboratories

SDG: Gasco PreRD_DG 2019

Client: Anchor QEA, LLC

Project: Gasco PreRD_DG 2019 - 4a-b. DOC-CAP Testing C

Sequence: 0A14039

Instrument: DUALECD5

Matrix: Sediment

Calibration: A0A0906

Sample Name	Lab Sample ID	Lab File ID	Analysis Date/Time
Calibration Check	0A14039-CCV2	ECD5-01142006.D	01/14/20 12:30
Calibration Check	0A14039-CCV3	ECD5-01142007.D	01/14/20 12:47
Calibration Blank	0A14039-CCB1	ECD5-01142008.D	01/14/20 13:05
Blank	0010079-BLK1	ECD5-01142009.D	01/14/20 13:22
LCS	0010079-BS1	ECD5-01142010.D	01/14/20 13:39
PDI-049SC-B-06-08-191015	A9J0599-18RE1	ECD5-01142017.D	01/14/20 15:46
Calibration Check	0A14039-CCV4	ECD5-01142019.D	01/14/20 16:24
Calibration Check	0A14039-CCV5	ECD5-01142020.D	01/14/20 16:41
Calibration Blank	0A14039-CCB2	ECD5-01142021.D	01/14/20 16:58
PDI-055SC-B-04-06-191015	A9J0599-47RE1	ECD5-01142024.D	01/14/20 17:53
Calibration Check	0A14039-CCV6	ECD5-01142038.D	01/14/20 22:17
Calibration Check	0A14039-CCV7	ECD5-01142039.D	01/14/20 22:34
Calibration Blank	0A14039-CCB3	ECD5-01142040.D	01/14/20 22:51

Note: Client samples are listed only if they are included in this report.

Duplicates and Matrix Spike/Duplicates QC Samples are only listed if sourced from a sample included in this report.

ANALYSIS BATCH (SEQUENCE) SUMMARY

EPA 8081B

Laboratory: Apex Laboratories

SDG: Gasco PreRD_DG 2019

Client: Anchor QEA, LLC

Project: Gasco PreRD_DG 2019 - 4a-b. DOC-CAP Testing C

Sequence: 0A15038

Instrument: DUALECD5

Matrix: Sediment

Calibration: A0A0906

Sample Name	Lab Sample ID	Lab File ID	Analysis Date/Time
Calibration Check	0A15038-CCV1	ECD5-01152004.D	01/15/20 12:02
Calibration Check	0A15038-CCV2	ECD5-01152005.D	01/15/20 12:19
Calibration Blank	0A15038-CCB1	ECD5-01152006.D	01/15/20 12:37
Calibration Check	0A15038-CCV3	ECD5-01152023.D	01/15/20 17:57
Calibration Check	0A15038-CCV4	ECD5-01152024.D	01/15/20 18:14
Calibration Blank	0A15038-CCB2	ECD5-01152025.D	01/15/20 18:31
PDI-049SC-B-00-02-191015	A9J0599-15RE1	ECD5-01152028.D	01/15/20 19:27
PDI-049SC-B-02-04-191015	A9J0599-16RE1	ECD5-01152030.D	01/15/20 20:04
PDI-049SC-B-04-06-191015	A9J0599-17RE1	ECD5-01152032.D	01/15/20 20:42
PDI-052SC-B-00-02-191015	A9J0599-30RE1	ECD5-01152034.D	01/15/20 21:20
PDI-052SC-B-02-04-191015	A9J0599-31RE1	ECD5-01152036.D	01/15/20 21:57
PDI-052SC-B-04-06-191015	A9J0599-32RE1	ECD5-01152038.D	01/15/20 22:35
PDI-052SC-B-04-06-191015 (MS)	0010079-MS1	ECD5-01152040.D	01/15/20 23:13
PDI-052SC-B-04-06-191015 (MSD)	0010079-MSD1	ECD5-01152042.D	01/15/20 23:51
Calibration Check	0A15038-CCV5	ECD5-01152044.D	01/16/20 00:28
Calibration Check	0A15038-CCV6	ECD5-01152045.D	01/16/20 00:45
Calibration Blank	0A15038-CCB3	ECD5-01152046.D	01/16/20 01:02

Note: Client samples are listed only if they are included in this report.

Duplicates and Matrix Spike/Duplicates QC Samples are only listed if sourced from a sample included in this report.

INITIAL CALIBRATION DATA (Summary)

EPA 8081B

Laboratory: Apex Laboratories

SDG: Gasco PreRD DG 2019

Client: Anchor QEA, LLC

Project: Gasco PreRD_DG 2019 - 4a-b. DOC-CAP Testing

Calibration: A0A0906

Date: 01/09/20 14:49

Instrument: DUALECD5

Compound	Mean RF	FIT	RF RSD	Mean RT	RT RSD	Linear r	Quad COD	LIMIT	Q
2,4'-DDD	127233.9	Ave	8.994727	7.715	5.572383E-03			20	
2,4'-DDD [2C]	184439.9	Ave	9.605745	8.643111	1.280134E-02			20	
2,4'-DDE	142591.4	Ave	9.811269	7.342222	7.204752E-03			20	
2,4'-DDE [2C]	210590.9	Ave	8.531601	8.268333	1.726557E-02			20	
2,4'-DDT	146476.3	Ave	9.825225	7.898555	1.066419E-02			20	
4,4'-DDD	172653.6	Ave	2.178027	8.015889	1.803436E-02			20	
4,4'-DDD [2C]	245806.6	Ave	9.708042	8.908444	7.244163E-03			20	
4,4'-DDE	206185.8	Ave	1.663277	7.594444	2.216168E-02			20	
4,4'-DDT	165661.7	Ave	4.350626	8.214889	2.098691E-02			20	
4,4'-DDT [2C]	228252.9	XXX	13.82611	9.137666	1.188783E-02				
2,4,5,6-TCMX (Surr)	195260.8	Ave	8.044129	5.402555	2.375058E-02			20	
2,4,5,6-TCMX (Surr) [2C]	298083.4	Ave	5.865502	6.126222	1.994939E-02			20	
Decachlorobiphenyl (Surr)	158816.5	XXX	10.60878	9.609556	1.864959E-02				
Decachlorobiphenyl (Surr) [2C]	177947	Ave	8.45679	10.74122	1.451108E-02			20	

Note: ** Quad COD may be incorrect if weighting (1/a) or (1/a²) used. Weighting not shown here. Please see instrument calibration printouts for validation.

INITIAL CALIBRATION DATA

EPA 8081B

Laboratory: Apex Laboratories

SDG: Gasco PreRD DG 2019

Client: Anchor QEA, LLC

Project: Gasco PreRD DG 2019 - 4a-b. DOC-CAP Te

Calibration: A0A0906

Instrument: DUALECD5

Calibration Date: 01/09/20 14:49

Compound	Level 01		Level 02		Level 03		Level 04		Level 05		Level 06	
	ng/mL	RF	ng/mL	RF	ng/mL	RF	ng/mL	RF	ng/mL	RF	ng/mL	RF
4,4'-DDD	0.5	172848	1	170626	2	175404	5	165919.6	10	168207.7	25	175695.7
4,4'-DDD [2C]	0.5	226570	1	228024	2	226703	5	228734.6	10	230106.3	25	246538.3
4,4'-DDE	0.5	205984	1	201598	2	205882.5	5	208070	10	202139.2	25	208465
4,4'-DDE [2C]	0.5	278282	1	277811	2	270717.5	5	284613	10	282646.2	25	308245.2
4,4'-DDT	0.5	169822	1	163203	2	159844	5	157993.8	10	154575.2	25	167817.7
4,4'-DDT [2C]	0.5	206192	1	203174	2	204336.5	5	205453.6	10	202334	25	229982.9
2,4,5,6-TCMX (Surr)	0.5	225726	1	211254	2	207758	5	190014.8	10	184038.3	25	185780.8
2,4,5,6-TCMX (Surr) [2C]	0.5	316438	1	311231	2	294522.5	5	275220.6	10	269632	25	289948.2
Decachlorobiphenyl (Surr)	0.5	192208	1	176609	2	170211.5	5	155122.6	10	147768.3	25	145968.8
Decachlorobiphenyl (Surr) [2C]	0.5	202416	1	194428	2	177552.5	5	166896.6	10	158682.9	25	163506.5

INITIAL CALIBRATION DATA (Continued)

EPA 8081B

Laboratory: Apex Laboratories

SDG: Gasco PreRD_DG 2019

Client: Anchor QEA, LLC

Project: Gasco PreRD_DG 2019 - 4a-b. DOC-CAP Te

Calibration: A0A0906

Instrument: DUALECD5

Matrix:

Calibration Date: 01/09/20 14:49

Compound	Level 07		Level 08		Level 09		Level 10		Level 11		Level 12	
	ng/mL	RF	ng/mL	RF	ng/mL	RF	ng/mL	RF	ng/mL	RF	ng/mL	RF
2,4'-DDD							0.5	143736	1	143303	2	129266.5
2,4'-DDD [2C]							0.5	203698	1	193608	2	172787.5
2,4'-DDE							0.5	163452	1	161136	2	143165
2,4'-DDE [2C]							0.5	230012	1	220925	2	199825
2,4'-DDT							0.5	166662	1	162358	2	144684
2,4'-DDT [2C]							0.5	217156	1	215626	2	183950
4,4'-DDD	50	174327.1	100	177532	200	173322.2						
4,4'-DDD [2C]	50	262112.6	100	274047.5	200	289423.2						
4,4'-DDE	50	210966.2	100	209813.2	200	202754						
4,4'-DDE [2C]	50	326860	100	342401.6	200	350667.2						
4,4'-DDT	50	176497.5	100	172303.9	200	168898.5						
4,4'-DDT [2C]	50	251539.8	100	270459.7	200	280803.8						
2,4,5,6-TCMX (Surr)	50	186674.6	100	186080.1	200	180021						
2,4,5,6-TCMX (Surr) [2C]	50	299470	100	307263.2	200	319025						
Decachlorobiphenyl (Surr)	50	146485.7	100	147363.6	200	147610.5						
Decachlorobiphenyl (Surr) [2C]	50	167129.6	100	183258.6	200	187652.6						

INITIAL CALIBRATION DATA (Continued)

EPA 8081B

Laboratory: Apex Laboratories

SDG: Gasco PreRD_DG 2019

Client: Anchor QEA, LLC

Project: Gasco PreRD_DG 2019 - 4a-b. DOC-CAP Te

Calibration: AOA0906

Instrument: DUALECD5

Matrix:

Calibration Date: 01/09/20 14:49

Compound	Level 13		Level 14		Level 15		Level 16		Level 17		Level 18	
	ng/mL	RF	ng/mL	RF	ng/mL	RF	ng/mL	RF	ng/mL	RF	ng/mL	RF
2,4'-DDD	5	130902.6	10	126332.6	25	111004.7	50	115879.8	100	116925.1	200	127755
2,4'-DDD [2C]	5	184836.2	10	173759.8	25	160041.2	50	170518.3	100	184379.2	200	216331.1
2,4'-DDE	5	150078.2	10	142639.2	25	125983	50	126180	100	129015.7	200	141673.8
2,4'-DDE [2C]	5	212891.8	10	200402.7	25	187451.1	50	193424.7	100	207630.4	200	242755.7
2,4'-DDT	5	153929.4	10	148509.6	25	124868.4	50	133927.9	100	130187.4	200	153160
2,4'-DDT [2C]	5	206068.8	10	199219.6	25	180318.5	50	190790.3	100	212105.1	200	259012.4

SECOND-SOURCE CALIBRATION VERIFICATION

EPA 8081B

Laboratory: Apex Laboratories SDG: Gasco PreRD DG 2019
Client: Anchor QEA, LLC Project: Gasco PreRD_DG 2019 - 4a-b. DOC-CAP
Instrument ID: DUALECD5 Calibration: A0A0906
Lab File ID: ECD5-01082021.D
Sequence: 0A08041 Inject Date: 01/08/20
Lab Sample ID: 0A08041-ICV1 Inject Time: 17:42

ANALYTE	EXPECTED (ng/mL)	FOUND (ng/mL)	% DRIFT	QC LIMIT
4,4'-DDD	50.0	47.8	-4.5	70 - 130
4,4'-DDD [2C]	50.0	50.7	1.5	70 - 130
4,4'-DDE	50.0	49.1	-1.7	70 - 130
4,4'-DDE [2C]	50.0	50.1	0.2	70 - 130
4,4'-DDT	50.0	49.5	-0.9	70 - 130
4,4'-DDT [2C]	50.0	51.4	2.8	70 - 130
2,4,5,6-TCMX (Surr)	50.0	46.6	-6.8	70 - 130
2,4,5,6-TCMX (Surr) [2C]	50.0	47.2	-5.6	70 - 130
Decachlorobiphenyl (Surr)	50.0	47.7	-4.7	70 - 130
Decachlorobiphenyl (Surr) [2C]	50.0	45.4	-9.2	70 - 130

SECOND-SOURCE CALIBRATION VERIFICATION

EPA 8081B

Laboratory: Apex Laboratories SDG: Gasco PreRD DG 2019
Client: Anchor QEA, LLC Project: Gasco PreRD_DG 2019 - 4a-b. DOC-CAP
Instrument ID: DUALECD5 Calibration: A0A0906
Lab File ID: ECD5-01082032.D
Sequence: 0A08041 Inject Date: 01/08/20
Lab Sample ID: 0A08041-ICV2 Inject Time: 20:50

ANALYTE	EXPECTED (ng/mL)	FOUND (ng/mL)	% DRIFT	QC LIMIT
2,4'-DDD	50.0	48.0	-4.0	70 - 130
2,4'-DDD [2C]	50.0	49.9	-0.2	70 - 130
2,4'-DDE	50.0	46.9	-6.1	70 - 130
2,4'-DDE [2C]	50.0	49.9	-0.2	70 - 130
2,4'-DDT	50.0	47.1	-5.9	70 - 130
2,4'-DDT [2C]	50.0	50.6	1.1	70 - 130

CONTINUING CALIBRATION CHECK

EPA 8081B

Laboratory: Apex Laboratories

SDG: Gasco PreRD DG 2019

Client: Anchor QEA, LLC

Project: Gasco PreRD DG 2019 - 4a-b. DOC-CAP Testing C

Instrument ID: DUALECD5

Calibration: A0A0906

Lab File ID: ECD5-01132017.D

Calibration Date: 01/09/20 14:49

Sequence: 0A13038

Injection Date: 01/13/20

Lab Sample ID: 0A13038-CCV3

Injection Time: 15:43

COMPOUND	Curve Fit	Calculated Concentration (ng/mL) [L/Q Fits]			Response Factors [Ave RF]			Limit
		STD	CCV	% DIFF	ICAL	CCV	% Drift	
4,4'-DDD	Ave	50.0	48.4		172653.6	167008	-3.3	20
4,4'-DDD [2C]	Ave	50.0	57.2		245806.6	281077	14.3	20
4,4'-DDE	Ave	50.0	48.7		206185.8	200746.4	-2.6	20
4,4'-DDE [2C]	XXX	50.0	54.0	8.1				20
4,4'-DDT	Ave	50.0	51.2		165661.7	169752.1	2.5	20
4,4'-DDT [2C]	XXX	50.0	56.0	12.0				20

** Quadratic Curve fit may be weighted (1/a or 1/a2).

* = Values outside of QC limits

CONTINUING CALIBRATION CHECK

EPA 8081B

Laboratory: <u>Apex Laboratories</u>	SDG: <u>Gasco PreRD DG 2019</u>
Client: <u>Anchor QEA, LLC</u>	Project: <u>Gasco PreRD DG 2019 - 4a-b. DOC-CAP Testing C</u>
Instrument ID: <u>DUALECD5</u>	Calibration: <u>A0A0906</u>
Lab File ID: <u>ECD5-01132018.D</u>	Calibration Date: <u>01/09/20 14:49</u>
Sequence: <u>0A13038</u>	Injection Date: <u>01/13/20</u>
Lab Sample ID: <u>0A13038-CCV4</u>	Injection Time: <u>16:01</u>

COMPOUND	Curve Fit	Calculated Concentration (ng/mL) [L/Q Fits]			Response Factors [Ave RF]			Limit
		STD	CCV	% DIFF	ICAL	CCV	% Drift	
2,4'-DDD	Ave	50.0	45.9		127233.9	116883.5	-8.1	20
2,4'-DDD [2C]	Ave	50.0	52.2		184439.9	192659.6	4.5	20
2,4'-DDE	Ave	50.0	44.8		142591.4	127700.8	-10.4	20
2,4'-DDE [2C]	Ave	50.0	51.1		210590.9	215065.8	2.1	20
2,4'-DDT	Ave	50.0	46.4		146476.3	135974.4	-7.2	20
2,4'-DDT [2C]	XXX	50.0	53.0	6.0				20

** Quadratic Curve fit may be weighted (1/a or 1/a2).

* = Values outside of QC limits

CONTINUING CALIBRATION CHECK

EPA 8081B

Laboratory: Apex Laboratories

SDG: Gasco PreRD DG 2019

Client: Anchor QEA, LLC

Project: Gasco PreRD DG 2019 - 4a-b. DOC-CAP Testing C

Instrument ID: DUALECD5

Calibration: A0A0906

Lab File ID: ECD5-01132033.D

Calibration Date: 01/09/20 14:49

Sequence: 0A13038

Injection Date: 01/13/20

Lab Sample ID: 0A13038-CCV5

Injection Time: 20:29

COMPOUND	Curve Fit	Calculated Concentration (ng/mL) [L/Q Fits]			Response Factors [Ave RF]			Limit
		STD	CCV	% DIFF	ICAL	CCV	% Drift	
4,4'-DDD	Ave	100	94.2		172653.6	162583.8	-5.8	20
4,4'-DDD [2C]	Ave	100	112		245806.6	275693.7	12.2	20
4,4'-DDE	Ave	100	94.7		206185.8	195179.8	-5.3	20
4,4'-DDE [2C]	XXX	100	102	1.9				20
4,4'-DDT	Ave	100	97.7		165661.7	161918.5	-2.3	20
4,4'-DDT [2C]	XXX	100	102	1.7				20

** Quadratic Curve fit may be weighted (1/a or 1/a2).

* = Values outside of QC limits

CONTINUING CALIBRATION CHECK

EPA 8081B

Laboratory: Apex Laboratories

SDG: Gasco PreRD DG 2019

Client: Anchor QEA, LLC

Project: Gasco PreRD DG 2019 - 4a-b. DOC-CAP Testing C

Instrument ID: DUALECD5

Calibration: A0A0906

Lab File ID: ECD5-01132034.D

Calibration Date: 01/09/20 14:49

Sequence: 0A13038

Injection Date: 01/13/20

Lab Sample ID: 0A13038-CCV6

Injection Time: 20:46

COMPOUND	Curve Fit	Calculated Concentration (ng/mL) [L/Q Fits]			Response Factors [Ave RF]			Limit
		STD	CCV	% DIFF	ICAL	CCV	% Drift	
2,4'-DDD	Ave	100	83.8		127233.9	106665.2	-16.2	20
2,4'-DDD [2C]	Ave	100	102		184439.9	187792.3	1.8	20
2,4'-DDE	Ave	100	84.0		142591.4	119798.2	-16.0	20
2,4'-DDE [2C]	Ave	100	95.7		210590.9	201589.2	-4.3	20
2,4'-DDT	Ave	100	88.2		146476.3	129120	-11.8	20
2,4'-DDT [2C]	XXX	100	97.9	-2.1				20

** Quadratic Curve fit may be weighted (1/a or 1/a2).

* = Values outside of QC limits

CONTINUING CALIBRATION CHECK

EPA 8081B

Laboratory: Apex Laboratories

SDG: Gasco PreRD DG 2019

Client: Anchor QEA, LLC

Project: Gasco PreRD DG 2019 - 4a-b. DOC-CAP Testing C

Instrument ID: DUALECD5

Calibration: A0A0906

Lab File ID: ECD5-01132044.D

Calibration Date: 01/09/20 14:49

Sequence: 0A13038

Injection Date: 01/13/20

Lab Sample ID: 0A13038-CCV7

Injection Time: 23:51

COMPOUND	Curve Fit	Calculated Concentration (ng/mL) [L/Q Fits]			Response Factors [Ave RF]			Limit
		STD	CCV	% DIFF	ICAL	CCV	% Drift	
4,4'-DDD	Ave	50.0	45.8		172653.6	158181.9	-8.4	20
4,4'-DDD [2C]	Ave	50.0	53.1		245806.6	261239	6.3	20
4,4'-DDE	Ave	50.0	45.5		206185.8	187738.8	-8.9	20
4,4'-DDE [2C]	XXX	50.0	50.0	0.03				20
4,4'-DDT	Ave	50.0	48.1		165661.7	159401.3	-3.8	20
4,4'-DDT [2C]	XXX	50.0	51.4	2.7				20

** Quadratic Curve fit may be weighted (1/a or 1/a2).

* = Values outside of QC limits

CONTINUING CALIBRATION CHECK

EPA 8081B

Laboratory: <u>Apex Laboratories</u>	SDG: <u>Gasco PreRD DG 2019</u>
Client: <u>Anchor QEA, LLC</u>	Project: <u>Gasco PreRD DG 2019 - 4a-b. DOC-CAP Testing C</u>
Instrument ID: <u>DUALECD5</u>	Calibration: <u>A0A0906</u>
Lab File ID: <u>ECD5-01132045.D</u>	Calibration Date: <u>01/09/20 14:49</u>
Sequence: <u>0A13038</u>	Injection Date: <u>01/14/20</u>
Lab Sample ID: <u>0A13038-CCV8</u>	Injection Time: <u>00:08</u>

COMPOUND	Curve Fit	Calculated Concentration (ng/mL) [L/Q Fits]			Response Factors [Ave RF]			Limit
		STD	CCV	% DIFF	ICAL	CCV	% Drift	
2,4'-DDD	Ave	50.0	44.3		127233.9	112742	-11.4	20
2,4'-DDD [2C]	Ave	50.0	51.3		184439.9	189276.7	2.6	20
2,4'-DDE	Ave	50.0	44.6		142591.4	127280.6	-10.7	20
2,4'-DDE [2C]	Ave	50.0	51.0		210590.9	214687	1.9	20
2,4'-DDT	Ave	50.0	46.4		146476.3	135991.8	-7.2	20
2,4'-DDT [2C]	XXX	50.0	53.8	7.6				20

** Quadratic Curve fit may be weighted (1/a or 1/a2).

* = Values outside of QC limits

CONTINUING CALIBRATION CHECK

EPA 8081B

Laboratory: <u>Apex Laboratories</u>	SDG: <u>Gasco PreRD DG 2019</u>
Client: <u>Anchor QEA, LLC</u>	Project: <u>Gasco PreRD DG 2019 - 4a-b. DOC-CAP Testing C</u>
Instrument ID: <u>DUALECD5</u>	Calibration: <u>A0A0906</u>
Lab File ID: <u>ECD5-01142006.D</u>	Calibration Date: <u>01/09/20 14:49</u>
Sequence: <u>0A14039</u>	Injection Date: <u>01/14/20</u>
Lab Sample ID: <u>0A14039-CCV2</u>	Injection Time: <u>12:30</u>

COMPOUND	Curve Fit	Calculated Concentration (ng/mL) [L/Q Fits]			Response Factors [Ave RF]			Limit
		STD	CCV	% DIFF	ICAL	CCV	% Drift	
4,4'-DDD	Ave	50.0	45.4		172653.6	156844.6	-9.2	20
4,4'-DDD [2C]	Ave	50.0	54.8		245806.6	269360.2	9.6	20
4,4'-DDE	Ave	50.0	46.2		206185.8	190710.6	-7.5	20
4,4'-DDE [2C]	XXX	50.0	53.9	7.9				20
4,4'-DDT	Ave	50.0	47.4		165661.7	157116.6	-5.2	20
4,4'-DDT [2C]	XXX	50.0	55.5	11.0				20

** Quadratic Curve fit may be weighted (1/a or 1/a2).

* = Values outside of QC limits

CONTINUING CALIBRATION CHECK

EPA 8081B

Laboratory: Apex Laboratories

SDG: Gasco PreRD DG 2019

Client: Anchor QEA, LLC

Project: Gasco PreRD DG 2019 - 4a-b. DOC-CAP Testing C

Instrument ID: DUALECD5

Calibration: A0A0906

Lab File ID: ECD5-01142007.D

Calibration Date: 01/09/20 14:49

Sequence: 0A14039

Injection Date: 01/14/20

Lab Sample ID: 0A14039-CCV3

Injection Time: 12:47

COMPOUND	Curve Fit	Calculated Concentration (ng/mL) [L/Q Fits]			Response Factors [Ave RF]			Limit
		STD	CCV	% DIFF	ICAL	CCV	% Drift	
2,4'-DDD	Ave	50.0	44.1		127233.9	112292.3	-11.7	20
2,4'-DDD [2C]	Ave	50.0	52.0		184439.9	191849.9	4.0	20
2,4'-DDE	Ave	50.0	45.0		142591.4	128471.5	-9.9	20
2,4'-DDE [2C]	Ave	50.0	52.5		210590.9	220954.8	4.9	20
2,4'-DDT	Ave	50.0	47.1		146476.3	137937.9	-5.8	20
2,4'-DDT [2C]	XXX	50.0	56.5	13.1				20

** Quadratic Curve fit may be weighted (1/a or 1/a2).

* = Values outside of QC limits

CONTINUING CALIBRATION CHECK

EPA 8081B

Laboratory: Apex Laboratories

SDG: Gasco PreRD DG 2019

Client: Anchor QEA, LLC

Project: Gasco PreRD DG 2019 - 4a-b. DOC-CAP Testing C

Instrument ID: DUALECD5

Calibration: A0A0906

Lab File ID: ECD5-01142019.D

Calibration Date: 01/09/20 14:49

Sequence: 0A14039

Injection Date: 01/14/20

Lab Sample ID: 0A14039-CCV4

Injection Time: 16:24

COMPOUND	Curve Fit	Calculated Concentration (ng/mL) [L/Q Fits]			Response Factors [Ave RF]			Limit
		STD	CCV	% DIFF	ICAL	CCV	% Drift	
4,4'-DDD	Ave	100	91.5		172653.6	157917.2	-8.5	20
4,4'-DDD [2C]	Ave	100	111		245806.6	272575.7	10.9	20
4,4'-DDE	Ave	100	94.2		206185.8	194123.1	-5.9	20
4,4'-DDE [2C]	XXX	100	102	2.3				20
4,4'-DDT	Ave	100	97.7		165661.7	161906.1	-2.3	20
4,4'-DDT [2C]	XXX	100	104	4.3				20

** Quadratic Curve fit may be weighted (1/a or 1/a2).

* = Values outside of QC limits

CONTINUING CALIBRATION CHECK

EPA 8081B

Laboratory: Apex Laboratories

SDG: Gasco PreRD DG 2019

Client: Anchor QEA, LLC

Project: Gasco PreRD DG 2019 - 4a-b. DOC-CAP Testing C

Instrument ID: DUALECD5

Calibration: A0A0906

Lab File ID: ECD5-01142020.D

Calibration Date: 01/09/20 14:49

Sequence: 0A14039

Injection Date: 01/14/20

Lab Sample ID: 0A14039-CCV5

Injection Time: 16:41

COMPOUND	Curve Fit	Calculated Concentration (ng/mL) [L/Q Fits]			Response Factors [Ave RF]			Limit
		STD	CCV	% DIFF	ICAL	CCV	% Drift	
2,4'-DDD	Ave	100	85.0		127233.9	108118.6	-15.0	20
2,4'-DDD [2C]	Ave	100	104		184439.9	192025.2	4.1	20
2,4'-DDE	Ave	100	87.5		142591.4	124772.1	-12.5	20
2,4'-DDE [2C]	Ave	100	102		210590.9	214782.8	2.0	20
2,4'-DDT	Ave	100	88.5		146476.3	129657.5	-11.5	20
2,4'-DDT [2C]	XXX	100	102	2.4				20

** Quadratic Curve fit may be weighted (1/a or 1/a2).

* = Values outside of QC limits

CONTINUING CALIBRATION CHECK

EPA 8081B

Laboratory: <u>Apex Laboratories</u>	SDG: <u>Gasco PreRD DG 2019</u>
Client: <u>Anchor QEA, LLC</u>	Project: <u>Gasco PreRD DG 2019 - 4a-b. DOC-CAP Testing C</u>
Instrument ID: <u>DUALECD5</u>	Calibration: <u>A0A0906</u>
Lab File ID: <u>ECD5-01142038.D</u>	Calibration Date: <u>01/09/20 14:49</u>
Sequence: <u>0A14039</u>	Injection Date: <u>01/14/20</u>
Lab Sample ID: <u>0A14039-CCV6</u>	Injection Time: <u>22:17</u>

COMPOUND	Curve Fit	Calculated Concentration (ng/mL) [L/Q Fits]			Response Factors [Ave RF]			Limit
		STD	CCV	% DIFF	ICAL	CCV	% Drift	
4,4'-DDD	Ave	50.0	43.9		172653.6	151478.1	-12.3	20
4,4'-DDD [2C]	Ave	50.0	52.5		245806.6	258262.2	5.1	20
4,4'-DDE	Ave	50.0	45.7		206185.8	188287.4	-8.7	20
4,4'-DDE [2C]	XXX	50.0	51.4	2.8				20
4,4'-DDT	Ave	50.0	47.9		165661.7	158609.9	-4.3	20
4,4'-DDT [2C]	XXX	50.0	53.8	7.6				20

** Quadratic Curve fit may be weighted (1/a or 1/a2).

* = Values outside of QC limits

CONTINUING CALIBRATION CHECK

EPA 8081B

Laboratory: Apex Laboratories

SDG: Gasco PreRD DG 2019

Client: Anchor QEA, LLC

Project: Gasco PreRD DG 2019 - 4a-b. DOC-CAP Testing C

Instrument ID: DUALECD5

Calibration: A0A0906

Lab File ID: ECD5-01142039.D

Calibration Date: 01/09/20 14:49

Sequence: 0A14039

Injection Date: 01/14/20

Lab Sample ID: 0A14039-CCV7

Injection Time: 22:34

COMPOUND	Curve Fit	Calculated Concentration (ng/mL) [L/Q Fits]			Response Factors [Ave RF]			Limit
		STD	CCV	% DIFF	ICAL	CCV	% Drift	
2,4'-DDD	Ave	50.0	45.0		127233.9	114633.8	-9.9	20
2,4'-DDD [2C]	Ave	50.0	50.3		184439.9	185458.5	0.6	20
2,4'-DDE	Ave	50.0	44.6		142591.4	127247.2	-10.8	20
2,4'-DDE [2C]	Ave	50.0	50.9		210590.9	214512.8	1.9	20
2,4'-DDT	Ave	50.0	45.7		146476.3	133850	-8.6	20
2,4'-DDT [2C]	XXX	50.0	53.5	7.0				20

** Quadratic Curve fit may be weighted (1/a or 1/a2).

* = Values outside of QC limits

CONTINUING CALIBRATION CHECK

EPA 8081B

Laboratory: Apex Laboratories

SDG: Gasco PreRD DG 2019

Client: Anchor QEA, LLC

Project: Gasco PreRD DG 2019 - 4a-b. DOC-CAP Testing C

Instrument ID: DUALECD5

Calibration: A0A0906

Lab File ID: ECD5-01152004.D

Calibration Date: 01/09/20 14:49

Sequence: 0A15038

Injection Date: 01/15/20

Lab Sample ID: 0A15038-CCV1

Injection Time: 12:02

COMPOUND	Curve Fit	Calculated Concentration (ng/mL) [L/Q Fits]			Response Factors [Ave RF]			Limit
		STD	CCV	% DIFF	ICAL	CCV	% Drift	
4,4'-DDD	Ave	50.0	44.2		172653.6	152748.4	-11.5	20
4,4'-DDD [2C]	Ave	50.0	54.7		245806.6	268815.6	9.4	20
4,4'-DDE	Ave	50.0	45.1		206185.8	186181.4	-9.7	20
4,4'-DDE [2C]	XXX	50.0	52.6	5.2				20
4,4'-DDT	Ave	50.0	44.8		165661.7	148558.5	-10.3	20
4,4'-DDT [2C]	XXX	50.0	51.3	2.7				20

** Quadratic Curve fit may be weighted (1/a or 1/a2).

* = Values outside of QC limits

CONTINUING CALIBRATION CHECK

EPA 8081B

Laboratory: <u>Apex Laboratories</u>	SDG: <u>Gasco PreRD DG 2019</u>
Client: <u>Anchor QEA, LLC</u>	Project: <u>Gasco PreRD DG 2019 - 4a-b. DOC-CAP Testing C</u>
Instrument ID: <u>DUALECD5</u>	Calibration: <u>A0A0906</u>
Lab File ID: <u>ECD5-01152005.D</u>	Calibration Date: <u>01/09/20 14:49</u>
Sequence: <u>0A15038</u>	Injection Date: <u>01/15/20</u>
Lab Sample ID: <u>0A15038-CCV2</u>	Injection Time: <u>12:19</u>

COMPOUND	Curve Fit	Calculated Concentration (ng/mL) [L/Q Fits]			Response Factors [Ave RF]			Limit
		STD	CCV	% DIFF	ICAL	CCV	% Drift	
2,4'-DDD	Ave	50.0	43.0		127233.9	109408.5	-14.0	20
2,4'-DDD [2C]	Ave	50.0	50.6		184439.9	186766	1.3	20
2,4'-DDE	Ave	50.0	43.9		142591.4	125301.2	-12.1	20
2,4'-DDE [2C]	Ave	50.0	50.9		210590.9	214383.6	1.8	20
2,4'-DDT	Ave	50.0	44.0		146476.3	128836.2	-12.0	20
2,4'-DDT [2C]	XXX	50.0	52.4	4.8				20

** Quadratic Curve fit may be weighted (1/a or 1/a2).

* = Values outside of QC limits

CONTINUING CALIBRATION CHECK

EPA 8081B

Laboratory: Apex Laboratories

SDG: Gasco PreRD DG 2019

Client: Anchor QEA, LLC

Project: Gasco PreRD DG 2019 - 4a-b. DOC-CAP Testing C

Instrument ID: DUALECD5

Calibration: A0A0906

Lab File ID: ECD5-01152023.D

Calibration Date: 01/09/20 14:49

Sequence: 0A15038

Injection Date: 01/15/20

Lab Sample ID: 0A15038-CCV3

Injection Time: 17:57

COMPOUND	Curve Fit	Calculated Concentration (ng/mL) [L/Q Fits]			Response Factors [Ave RF]			Limit
		STD	CCV	% DIFF	ICAL	CCV	% Drift	
4,4'-DDD	Ave	100	89.4		172653.6	154408	-10.6	20
4,4'-DDD [2C]	Ave	100	112		245806.6	275131.3	11.9	20
4,4'-DDE	Ave	100	90.5		206185.8	186618.6	-9.5	20
4,4'-DDE [2C]	XXX	100	99.4	-0.6				20
4,4'-DDT	Ave	100	98.0		165661.7	162422.6	-2.0	20
4,4'-DDT [2C]	XXX	100	107	7.4				20

** Quadratic Curve fit may be weighted (1/a or 1/a2).

* = Values outside of QC limits

CONTINUING CALIBRATION CHECK

EPA 8081B

Laboratory: Apex Laboratories

SDG: Gasco PreRD DG 2019

Client: Anchor QEA, LLC

Project: Gasco PreRD DG 2019 - 4a-b. DOC-CAP Testing C

Instrument ID: DUALECD5

Calibration: A0A0906

Lab File ID: ECD5-01152024.D

Calibration Date: 01/09/20 14:49

Sequence: 0A15038

Injection Date: 01/15/20

Lab Sample ID: 0A15038-CCV4

Injection Time: 18:14

COMPOUND	Curve Fit	Calculated Concentration (ng/mL) [L/Q Fits]			Response Factors [Ave RF]			Limit
		STD	CCV	% DIFF	ICAL	CCV	% Drift	
2,4'-DDD	Ave	100	80.8		127233.9	102819.8	-19.2	20
2,4'-DDD [2C]	Ave	100	97.3		184439.9	179473.3	-2.7	20
2,4'-DDE	Ave	100	80.8		142591.4	115159.5	-19.2	20
2,4'-DDE [2C]	Ave	100	97.6		210590.9	205626.4	-2.4	20
2,4'-DDT	Ave	100	87.4		146476.3	127985.4	-12.6	20
2,4'-DDT [2C]	XXX	100	97.9	-2.1				20

** Quadratic Curve fit may be weighted (1/a or 1/a2).

* = Values outside of QC limits

CONTINUING CALIBRATION CHECK

EPA 8081B

Laboratory: Apex Laboratories

SDG: Gasco PreRD DG 2019

Client: Anchor QEA, LLC

Project: Gasco PreRD DG 2019 - 4a-b. DOC-CAP Testing C

Instrument ID: DUALECD5

Calibration: A0A0906

Lab File ID: ECD5-01152044.D

Calibration Date: 01/09/20 14:49

Sequence: 0A15038

Injection Date: 01/16/20

Lab Sample ID: 0A15038-CCV5

Injection Time: 00:28

COMPOUND	Curve Fit	Calculated Concentration (ng/mL) [L/Q Fits]			Response Factors [Ave RF]			Limit
		STD	CCV	% DIFF	ICAL	CCV	% Drift	
4,4'-DDD	Ave	50.0	39.5		172653.6	136547.5	-20.9*	20
4,4'-DDD [2C]	Ave	50.0	49.5		245806.6	243330	-1.0	20
4,4'-DDE	Ave	50.0	42.4		206185.8	174771.7	-15.2	20
4,4'-DDE [2C]	XXX	50.0	48.4	-3.2				20
4,4'-DDT	Ave	50.0	44.3		165661.7	146641.3	-11.5	20
4,4'-DDT [2C]	XXX	50.0	51.3	2.7				20

** Quadratic Curve fit may be weighted (1/a or 1/a2).

* = Values outside of QC limits

CONTINUING CALIBRATION CHECK

EPA 8081B

Laboratory: Apex Laboratories

SDG: Gasco PreRD DG 2019

Client: Anchor QEA, LLC

Project: Gasco PreRD DG 2019 - 4a-b. DOC-CAP Testing C

Instrument ID: DUALECD5

Calibration: A0A0906

Lab File ID: ECD5-01152045.D

Calibration Date: 01/09/20 14:49

Sequence: 0A15038

Injection Date: 01/16/20

Lab Sample ID: 0A15038-CCV6

Injection Time: 00:45

COMPOUND	Curve Fit	Calculated Concentration (ng/mL) [L/Q Fits]			Response Factors [Ave RF]			Limit
		STD	CCV	% DIFF	ICAL	CCV	% Drift	
2,4'-DDD	Ave	50.0	43.0		127233.9	109519.2	-13.9	20
2,4'-DDD [2C]	Ave	50.0	50.4		184439.9	185980.4	0.8	20
2,4'-DDE	Ave	50.0	44.1		142591.4	125825.5	-11.8	20
2,4'-DDE [2C]	Ave	50.0	51.2		210590.9	215457.2	2.3	20
2,4'-DDT	Ave	50.0	47.1		146476.3	137998.7	-5.8	20
2,4'-DDT [2C]	XXX	50.0	56.2	12.4				20

** Quadratic Curve fit may be weighted (1/a or 1/a2).

* = Values outside of QC limits

SURROGATE STANDARD RECOVERY AND RT SUMMARY

EPA 8081B

Laboratory: <u>Apex Laboratories</u>	SDG: <u>Gasco PreRD DG 2019</u>
Client: <u>Anchor QEA, LLC</u>	Project: <u>Gasco PreRD DG 2019 - 4a-b. DOC-CAP Testing Co</u>
Sequence: <u>0A08041</u>	Instrument: <u>DUALECD5</u>
Matrix: <u>Sediment</u>	Calibration: <u>A0A0906</u>

Surrogate Compound	Spike Level ng/mL	% Recovery	Recovery Limits	RT	Calibration Mean RT	RT Diff	RT Diff Limit	Q
Initial Cal Check (0A08041-ICV1)		Lab File ID: ECD5-01082021.D			Analyzed: 01/08/20 17:42			
2,4,5,6-TCMX (Surr)	50.0	93	70 - 130	5.402	5.402555	-0.0006	+/-1.0	
2,4,5,6-TCMX (Surr) [2C]	50.0	94	70 - 130	6.125	6.126222	-0.0012	+/-1.0	
Decachlorobiphenyl (Surr)	50.0	95	70 - 130	9.608	9.609556	-0.0016	+/-1.0	
Decachlorobiphenyl (Surr) [2C]	50.0	91	70 - 130	10.74	10.74122	-0.0012	+/-1.0	

SURROGATE STANDARD RECOVERY AND RT SUMMARY

EPA 8081B

Laboratory: <u>Apex Laboratories</u>	SDG: <u>Gasco PreRD DG 2019</u>
Client: <u>Anchor QEA, LLC</u>	Project: <u>Gasco PreRD DG 2019 - 4a-b. DOC-CAP Testing C</u>
Sequence: <u>0A13038</u>	Instrument: <u>DUALECD5</u>
Matrix: <u>Soil</u>	Calibration: <u>A0A0906</u>

Surrogate Compound	Spike Level ng/mL	% Recovery	Recovery Limits	RT	Calibration Mean RT	RT Diff	RT Diff Limit	Q
Calibration Check (0A13038-CCV3) Lab File ID: ECD5-01132017.D Analyzed: 01/13/20 15:43								
2,4,5,6-TCMX (Surr)	50.0	94	80 - 120	5.392	5.402555	-0.0106	+/-1.0	
2,4,5,6-TCMX (Surr)	50.0	94	80 - 120	5.392	5.402555	-0.0106	+/-1.0	
2,4,5,6-TCMX (Surr) [2C]	50.0	106	80 - 120	6.116	6.126222	-0.0102	+/-1.0	
2,4,5,6-TCMX (Surr) [2C]	50.0	106	80 - 120	6.116	6.126222	-0.0102	+/-1.0	
Decachlorobiphenyl (Surr)	50.0	95	80 - 120	9.596	9.609556	-0.0136	+/-1.0	
Decachlorobiphenyl (Surr)	50.0	95	80 - 120	9.596	9.609556	-0.0136	+/-1.0	
Decachlorobiphenyl (Surr) [2C]	50.0	98	80 - 120	10.729	10.74122	-0.0122	+/-1.0	
Decachlorobiphenyl (Surr) [2C]	50.0	98	80 - 120	10.729	10.74122	-0.0122	+/-1.0	
Calibration Blank (0A13038-CCB3) Lab File ID: ECD5-01132019.D Analyzed: 01/13/20 16:18								
2,4,5,6-TCMX (Surr) [2C]	100	103	25 - 140	6.117	6.126222	-0.0092	+/-1.0	
2,4,5,6-TCMX (Surr) [2C]	100	103	25 - 140	6.117	6.126222	-0.0092	+/-1.0	
Decachlorobiphenyl (Surr) [2C]	100	98	30 - 135	10.729	10.74122	-0.0122	+/-1.0	
Decachlorobiphenyl (Surr) [2C]	100	98	30 - 135	10.729	10.74122	-0.0122	+/-1.0	
Blank (0010165-BLK1) Lab File ID: ECD5-01132020.D Analyzed: 01/13/20 16:35								
2,4,5,6-TCMX (Surr) [2C]	45.5	61	42 - 129	6.116	6.126222	-0.0102	+/-1.0	
2,4,5,6-TCMX (Surr) [2C]	45.5	61	42 - 129	6.116	6.126222	-0.0102	+/-1.0	
Decachlorobiphenyl (Surr) [2C]	45.5	76	55 - 130	10.727	10.74122	-0.0142	+/-1.0	
Decachlorobiphenyl (Surr) [2C]	45.5	76	55 - 130	10.727	10.74122	-0.0142	+/-1.0	
LCS (0010165-BS1) Lab File ID: ECD5-01132021.D Analyzed: 01/13/20 16:52								
2,4,5,6-TCMX (Surr) [2C]	50.0	60	42 - 129	6.124	6.126222	-0.0022	+/-1.0	
2,4,5,6-TCMX (Surr) [2C]	50.0	60	42 - 129	6.124	6.126222	-0.0022	+/-1.0	
Decachlorobiphenyl (Surr) [2C]	50.0	87	55 - 130	10.735	10.74122	-0.0062	+/-1.0	
Decachlorobiphenyl (Surr) [2C]	50.0	87	55 - 130	10.735	10.74122	-0.0062	+/-1.0	
PDI-055SC-B-06-08-191015 (A9J0599-48RE1) Lab File ID: ECD5-01132022.D Analyzed: 01/13/20 17:09								
2,4,5,6-TCMX (Surr) [2C]	63.6	55	42 - 129	6.123	6.126222	-0.0032	+/-1.0	
Decachlorobiphenyl (Surr) [2C]	63.6	73	55 - 130	10.736	10.74122	-0.0052	+/-1.0	

SURROGATE STANDARD RECOVERY AND RT SUMMARY

EPA 8081B

Laboratory: Apex Laboratories
 Client: Anchor QEA, LLC
 Sequence: 0A13038
 Matrix: Sediment

SDG: Gasco PreRD_DG 2019
 Project: Gasco PreRD DG 2019 - 4a-b. DOC-CAP Testing Co
 Instrument: DUALECD5
 Calibration: A0A0906

Surrogate Compound	Spike Level ng/mL	% Recovery	Recovery Limits	RT	Calibration Mean RT	RT Diff	RT Diff Limit	Q
Calibration Check (0A13038-CCV5) Lab File ID: ECD5-01132033.D Analyzed: 01/13/20 20:29								
2,4,5,6-TCMX (Surr)	100	90	80 - 120	5.391	5.402555	-0.0116	+/-1.0	
2,4,5,6-TCMX (Surr)	100	90	80 - 120	5.391	5.402555	-0.0116	+/-1.0	
2,4,5,6-TCMX (Surr) [2C]	100	101	80 - 120	6.116	6.126222	-0.0102	+/-1.0	
2,4,5,6-TCMX (Surr) [2C]	100	101	80 - 120	6.116	6.126222	-0.0102	+/-1.0	
Decachlorobiphenyl (Surr)	100	96	80 - 120	9.595	9.609556	-0.0146	+/-1.0	
Decachlorobiphenyl (Surr)	100	96	80 - 120	9.595	9.609556	-0.0146	+/-1.0	
Decachlorobiphenyl (Surr) [2C]	100	101	80 - 120	10.738	10.74122	-0.0032	+/-1.0	
Decachlorobiphenyl (Surr) [2C]	100	101	80 - 120	10.738	10.74122	-0.0032	+/-1.0	
Calibration Blank (0A13038-CCB4) Lab File ID: ECD5-01132035.D Analyzed: 01/13/20 21:03								
2,4,5,6-TCMX (Surr) [2C]	100	103	25 - 140	6.131	6.126222	0.0048	+/-1.0	
2,4,5,6-TCMX (Surr) [2C]	100	103	25 - 140	6.131	6.126222	0.0048	+/-1.0	
Decachlorobiphenyl (Surr) [2C]	100	99	30 - 135	10.745	10.74122	0.0038	+/-1.0	
Decachlorobiphenyl (Surr) [2C]	100	99	30 - 135	10.745	10.74122	0.0038	+/-1.0	
PDI-052SC-B-06-08-191015 (A9J0599-33RE1) Lab File ID: ECD5-01132038.D Analyzed: 01/13/20 21:58								
2,4,5,6-TCMX (Surr) [2C]	63.0	62	42 - 129	6.12	6.126222	-0.0062	+/-1.0	
Decachlorobiphenyl (Surr) [2C]	63.0	86	55 - 130	10.731	10.74122	-0.0102	+/-1.0	
PDI-055SC-B-00-02-191015 (A9J0599-45RE1) Lab File ID: ECD5-01132040.D Analyzed: 01/13/20 22:35								
2,4,5,6-TCMX (Surr) [2C]	92.5	69	42 - 129	6.115	6.126222	-0.0112	+/-1.0	
Decachlorobiphenyl (Surr) [2C]	92.5	91	55 - 130	10.726	10.74122	-0.0152	+/-1.0	
PDI-055SC-B-02-04-191015 (A9J0599-46RE1) Lab File ID: ECD5-01132042.D Analyzed: 01/13/20 23:13								
2,4,5,6-TCMX (Surr)	88.1	121	42 - 129	5.406	5.402555	0.0034	+/-1.0	
Decachlorobiphenyl (Surr)	88.1	116	55 - 130	9.608	9.609556	-0.0016	+/-1.0	
Calibration Check (0A13038-CCV7) Lab File ID: ECD5-01132044.D Analyzed: 01/13/20 23:51								
2,4,5,6-TCMX (Surr)	50.0	91	80 - 120	5.391	5.402555	-0.0116	+/-1.0	
2,4,5,6-TCMX (Surr)	50.0	91	80 - 120	5.391	5.402555	-0.0116	+/-1.0	
2,4,5,6-TCMX (Surr) [2C]	50.0	98	80 - 120	6.116	6.126222	-0.0102	+/-1.0	
2,4,5,6-TCMX (Surr) [2C]	50.0	98	80 - 120	6.116	6.126222	-0.0102	+/-1.0	
Decachlorobiphenyl (Surr)	50.0	99	80 - 120	9.594	9.609556	-0.0156	+/-1.0	
Decachlorobiphenyl (Surr)	50.0	99	80 - 120	9.594	9.609556	-0.0156	+/-1.0	
Decachlorobiphenyl (Surr) [2C]	50.0	98	80 - 120	10.725	10.74122	-0.0162	+/-1.0	
Decachlorobiphenyl (Surr) [2C]	50.0	98	80 - 120	10.725	10.74122	-0.0162	+/-1.0	

SURROGATE STANDARD RECOVERY AND RT SUMMARY

EPA 8081B

Laboratory: <u>Apex Laboratories</u>	SDG: <u>Gasco PreRD_DG 2019</u>
Client: <u>Anchor QEA, LLC</u>	Project: <u>Gasco PreRD DG 2019 - 4a-b. DOC-CAP Testing Co</u>
Sequence: <u>0A13038</u>	Instrument: <u>DUALECD5</u>
Matrix: <u>Sediment</u>	Calibration: <u>A0A0906</u>

Surrogate Compound	Spike Level ng/mL	% Recovery	Recovery Limits	RT	Calibration Mean RT	RT Diff	RT Diff Limit	Q
Calibration Blank (0A13038-CCB5)		Lab File ID: ECD5-01132046.D Analyzed: 01/14/20 00:25						
2,4,5,6-TCMX (Surr) [2C]	100	103	25 - 140	6.115	6.126222	-0.0112	+/-1.0	
2,4,5,6-TCMX (Surr) [2C]	100	103	25 - 140	6.115	6.126222	-0.0112	+/-1.0	
Decachlorobiphenyl (Surr) [2C]	100	106	30 - 135	10.727	10.74122	-0.0142	+/-1.0	
Decachlorobiphenyl (Surr) [2C]	100	106	30 - 135	10.727	10.74122	-0.0142	+/-1.0	

SURROGATE STANDARD RECOVERY AND RT SUMMARY

EPA 8081B

Laboratory: Apex Laboratories

SDG: Gasco PreRD DG 2019

Client: Anchor QEA, LLC

Project: Gasco PreRD DG 2019 - 4a-b. DOC-CAP Testing C

Sequence: 0A14039

Instrument: DUALECD5

Matrix: Sediment

Calibration: A0A0906

Surrogate Compound	Spike Level ng/mL	% Recovery	Recovery Limits	RT	Calibration Mean RT	RT Diff	RT Diff Limit	Q
Calibration Check (0A14039-CCV2) Lab File ID: ECD5-01142006.D Analyzed: 01/14/20 12:30								
2,4,5,6-TCMX (Surr)	50.0	91	80 - 120	5.402	5.402555	-0.0006	+/-1.0	
2,4,5,6-TCMX (Surr) [2C]	50.0	106	80 - 120	6.129	6.126222	0.0028	+/-1.0	
Decachlorobiphenyl (Surr)	50.0	92	80 - 120	9.608	9.609556	-0.0016	+/-1.0	
Decachlorobiphenyl (Surr) [2C]	50.0	110	80 - 120	10.744	10.74122	0.0028	+/-1.0	
Calibration Blank (0A14039-CCB1) Lab File ID: ECD5-01142008.D Analyzed: 01/14/20 13:05								
2,4,5,6-TCMX (Surr) [2C]	100	109	42 - 129	6.129	6.126222	0.0028	+/-1.0	
Decachlorobiphenyl (Surr) [2C]	100	103	55 - 130	10.745	10.74122	0.0038	+/-1.0	
Blank (0010079-BLK1) Lab File ID: ECD5-01142009.D Analyzed: 01/14/20 13:22								
2,4,5,6-TCMX (Surr) [2C]	45.5	76	42 - 129	6.128	6.126222	0.0018	+/-1.0	
Decachlorobiphenyl (Surr) [2C]	45.5	101	55 - 130	10.743	10.74122	0.0018	+/-1.0	
LCS (0010079-BS1) Lab File ID: ECD5-01142010.D Analyzed: 01/14/20 13:39								
2,4,5,6-TCMX (Surr) [2C]	50.0	82	42 - 129	6.129	6.126222	0.0028	+/-1.0	
Decachlorobiphenyl (Surr) [2C]	50.0	106	55 - 130	10.744	10.74122	0.0028	+/-1.0	
PDI-049SC-B-06-08-191015 (A9J0599-18RE1) Lab File ID: ECD5-01142017.D Analyzed: 01/14/20 15:46								
2,4,5,6-TCMX (Surr) [2C]	63.9	52	42 - 129	6.13	6.126222	0.0038	+/-1.0	
Decachlorobiphenyl (Surr) [2C]	63.9	100	55 - 130	10.744	10.74122	0.0028	+/-1.0	
Calibration Check (0A14039-CCV4) Lab File ID: ECD5-01142019.D Analyzed: 01/14/20 16:24								
2,4,5,6-TCMX (Surr)	100	94	80 - 120	5.401	5.402555	-0.0016	+/-1.0	
2,4,5,6-TCMX (Surr) [2C]	100	105	80 - 120	6.129	6.126222	0.0028	+/-1.0	
Decachlorobiphenyl (Surr)	100	94	80 - 120	9.61	9.609556	0.0004	+/-1.0	
Decachlorobiphenyl (Surr) [2C]	100	102	80 - 120	10.748	10.74122	0.0068	+/-1.0	
Calibration Blank (0A14039-CCB2) Lab File ID: ECD5-01142021.D Analyzed: 01/14/20 16:58								
2,4,5,6-TCMX (Surr) [2C]	100	105	42 - 129	6.119	6.126222	-0.0072	+/-1.0	
Decachlorobiphenyl (Surr) [2C]	100	101	55 - 130	10.757	10.74122	0.0158	+/-1.0	
PDI-055SC-B-04-06-191015 (A9J0599-47RE1) Lab File ID: ECD5-01142024.D Analyzed: 01/14/20 17:53								
2,4,5,6-TCMX (Surr) [2C]	64.8	68	42 - 129	6.12	6.126222	-0.0062	+/-1.0	
Decachlorobiphenyl (Surr) [2C]	64.8	93	55 - 130	10.732	10.74122	-0.0092	+/-1.0	
Calibration Check (0A14039-CCV6) Lab File ID: ECD5-01142038.D Analyzed: 01/14/20 22:17								
2,4,5,6-TCMX (Surr)	50.0	95	80 - 120	5.392	5.402555	-0.0106	+/-1.0	
2,4,5,6-TCMX (Surr) [2C]	50.0	99	80 - 120	6.119	6.126222	-0.0072	+/-1.0	
Decachlorobiphenyl (Surr)	50.0	98	80 - 120	9.597	9.609556	-0.0126	+/-1.0	
Decachlorobiphenyl (Surr) [2C]	50.0	101	80 - 120	10.73	10.74122	-0.0112	+/-1.0	

SURROGATE STANDARD RECOVERY AND RT SUMMARY

EPA 8081B

Laboratory: <u>Apex Laboratories</u>	SDG: <u>Gasco PreRD_DG 2019</u>
Client: <u>Anchor QEA, LLC</u>	Project: <u>Gasco PreRD DG 2019 - 4a-b. DOC-CAP Testing Co</u>
Sequence: <u>0A14039</u>	Instrument: <u>DUALECD5</u>
Matrix: <u>Sediment</u>	Calibration: <u>A0A0906</u>

Surrogate Compound	Spike Level ng/mL	% Recovery	Recovery Limits	RT	Calibration Mean RT	RT Diff	RT Diff Limit	Q
Calibration Blank (0A14039-CCB3)			Lab File ID: ECD5-01142040.D		Analyzed: 01/14/20 22:51			
2,4,5,6-TCMX (Surr) [2C]	100	106	42 - 129	6.12	6.126222	-0.0062	+/-1.0	
Decachlorobiphenyl (Surr) [2C]	100	106	55 - 130	10.733	10.74122	-0.0082	+/-1.0	

SURROGATE STANDARD RECOVERY AND RT SUMMARY

EPA 8081B

Laboratory: <u>Apex Laboratories</u>	SDG: <u>Gasco PreRD DG 2019</u>
Client: <u>Anchor QEA, LLC</u>	Project: <u>Gasco PreRD DG 2019 - 4a-b. DOC-CAP Testing C</u>
Sequence: <u>0A15038</u>	Instrument: <u>DUALECD5</u>
Matrix: <u>Sediment</u>	Calibration: <u>A0A0906</u>

Surrogate Compound	Spike Level ng/mL	% Recovery	Recovery Limits	RT	Calibration Mean RT	RT Diff	RT Diff Limit	Q
Calibration Check (0A15038-CCV1) Lab File ID: ECD5-01152004.D Analyzed: 01/15/20 12:02								
2,4,5,6-TCMX (Surr)	50.0	89	80 - 120	5.393	5.402555	-0.0096	+/-1.0	
2,4,5,6-TCMX (Surr) [2C]	50.0	104	80 - 120	6.12	6.126222	-0.0062	+/-1.0	
Decachlorobiphenyl (Surr)	50.0	95	80 - 120	9.601	9.609556	-0.0086	+/-1.0	
Decachlorobiphenyl (Surr) [2C]	50.0	98	80 - 120	10.735	10.74122	-0.0062	+/-1.0	
Calibration Blank (0A15038-CCB1) Lab File ID: ECD5-01152006.D Analyzed: 01/15/20 12:37								
2,4,5,6-TCMX (Surr) [2C]	100	105	42 - 129	6.119	6.126222	-0.0072	+/-1.0	
Decachlorobiphenyl (Surr) [2C]	100	100	55 - 130	10.734	10.74122	-0.0072	+/-1.0	
Calibration Check (0A15038-CCV3) Lab File ID: ECD5-01152023.D Analyzed: 01/15/20 17:57								
2,4,5,6-TCMX (Surr)	100	92	80 - 120	5.406	5.402555	0.0034	+/-1.0	
2,4,5,6-TCMX (Surr) [2C]	100	103	80 - 120	6.134	6.126222	0.0078	+/-1.0	
Decachlorobiphenyl (Surr)	100	97	80 - 120	9.613	9.609556	0.0034	+/-1.0	
Decachlorobiphenyl (Surr) [2C]	100	105	80 - 120	10.751	10.74122	0.0098	+/-1.0	
Calibration Blank (0A15038-CCB2) Lab File ID: ECD5-01152025.D Analyzed: 01/15/20 18:31								
2,4,5,6-TCMX (Surr) [2C]	100	104	42 - 129	6.12	6.126222	-0.0062	+/-1.0	
Decachlorobiphenyl (Surr) [2C]	100	100	55 - 130	10.736	10.74122	-0.0052	+/-1.0	
PDI-049SC-B-00-02-191015 (A9J0599-15RE1) Lab File ID: ECD5-01152028.D Analyzed: 01/15/20 19:27								
2,4,5,6-TCMX (Surr) [2C]	83.6	88	42 - 129	6.116	6.126222	-0.0102	+/-1.0	
Decachlorobiphenyl (Surr)	83.6	147	55 - 130	9.605	9.609556	-0.0046	+/-1.0	*
PDI-049SC-B-02-04-191015 (A9J0599-16RE1) Lab File ID: ECD5-01152030.D Analyzed: 01/15/20 20:04								
2,4,5,6-TCMX (Surr) [2C]	88.3	74	42 - 129	6.134	6.126222	0.0078	+/-1.0	
Decachlorobiphenyl (Surr)	88.3	105	55 - 130	9.611	9.609556	0.0014	+/-1.0	
PDI-049SC-B-04-06-191015 (A9J0599-17RE1) Lab File ID: ECD5-01152032.D Analyzed: 01/15/20 20:42								
2,4,5,6-TCMX (Surr) [2C]	76.1	60	42 - 129	6.116	6.126222	-0.0102	+/-1.0	
Decachlorobiphenyl (Surr) [2C]	76.1	109	55 - 130	10.737	10.74122	-0.0042	+/-1.0	
PDI-052SC-B-00-02-191015 (A9J0599-30RE1) Lab File ID: ECD5-01152034.D Analyzed: 01/15/20 21:20								
2,4,5,6-TCMX (Surr) [2C]	84.1	86	42 - 129	6.115	6.126222	-0.0112	+/-1.0	
Decachlorobiphenyl (Surr)	84.1	131	55 - 130	9.593	9.609556	-0.0166	+/-1.0	*
PDI-052SC-B-02-04-191015 (A9J0599-31RE1) Lab File ID: ECD5-01152036.D Analyzed: 01/15/20 21:57								
2,4,5,6-TCMX (Surr) [2C]	74.5	98	42 - 129	6.115	6.126222	-0.0112	+/-1.0	
Decachlorobiphenyl (Surr)	74.5	120	55 - 130	9.6	9.609556	-0.0096	+/-1.0	
PDI-052SC-B-04-06-191015 (A9J0599-32RE1) Lab File ID: ECD5-01152038.D Analyzed: 01/15/20 22:35								
2,4,5,6-TCMX (Surr) [2C]	76.7	94	42 - 129	6.117	6.126222	-0.0092	+/-1.0	
Decachlorobiphenyl (Surr)	76.7	142	55 - 130	9.594	9.609556	-0.0156	+/-1.0	*

SURROGATE STANDARD RECOVERY AND RT SUMMARY

EPA 8081B

Laboratory: Apex Laboratories
 Client: Anchor QEA, LLC
 Sequence: 0A15038
 Matrix: Sediment

SDG: Gasco PreRD_DG 2019
 Project: Gasco PreRD DG 2019 - 4a-b. DOC-CAP Testing Co
 Instrument: DUALECD5
 Calibration: A0A0906

Surrogate Compound	Spike Level ug/kg dry	% Recovery	Recovery Limits	RT	Calibration Mean RT	RT Diff	RT Diff Limit	Q
Matrix Spike (0010079-MS1)			Lab File ID: ECD5-01152040.D		Analyzed: 01/15/20 23:13			
2,4,5,6-TCMX (Surr) [2C]	78.6	99	42 - 129	6.123	6.126222	-0.0032	+/-1.0	
Decachlorobiphenyl (Surr) [2C]	78.6	202	55 - 130	10.74	10.74122	-0.0012	+/-1.0	*
Matrix Spike Dup (0010079-MSD1)			Lab File ID: ECD5-01152042.D		Analyzed: 01/15/20 23:51			
2,4,5,6-TCMX (Surr) [2C]	79.8	87	42 - 129	6.114	6.126222	-0.0122	+/-1.0	
Decachlorobiphenyl (Surr)	79.8	118	55 - 130	9.592	9.609556	-0.0176	+/-1.0	
Calibration Check (0A15038-CCV5)			Lab File ID: ECD5-01152044.D		Analyzed: 01/16/20 00:28			
2,4,5,6-TCMX (Surr)	50.0	91	80 - 120	5.388	5.402555	-0.0146	+/-1.0	
2,4,5,6-TCMX (Surr) [2C]	50.0	96	80 - 120	6.115	6.126222	-0.0112	+/-1.0	
Decachlorobiphenyl (Surr)	50.0	94	80 - 120	9.596	9.609556	-0.0136	+/-1.0	
Decachlorobiphenyl (Surr) [2C]	50.0	101	80 - 120	10.727	10.74122	-0.0142	+/-1.0	
Calibration Blank (0A15038-CCB3)			Lab File ID: ECD5-01152046.D		Analyzed: 01/16/20 01:02			
2,4,5,6-TCMX (Surr) [2C]	100	105	42 - 129	6.114	6.126222	-0.0122	+/-1.0	
Decachlorobiphenyl (Surr) [2C]	100	103	55 - 130	10.727	10.74122	-0.0142	+/-1.0	

HOLDING TIME SUMMARY

EPA 8081B

Laboratory: Apex Laboratories

SDG: Gasco PreRD DG 2019

Client: Anchor QEA, LLC

Project: Gasco PreRD DG 2019 - 4a-b. DOC-CAP Testing C

Sample Name	Date Collected	Date Received	Date Prepared	Days to Prep	Max Days to Prep	Date Analyzed	Days to Analysis	Max Days to Analysis	Q
PDI-049SC-B-00-02-191015	10/15/19 13:32	10/16/19 10:00	12/24/19 13:17	69.99	14.00	01/15/20 19:27	22.26	40.00	*
PDI-049SC-B-02-04-191015	10/15/19 13:32	10/16/19 10:00	12/24/19 13:17	69.99	14.00	01/15/20 20:04	22.28	40.00	*
PDI-049SC-B-04-06-191015	10/15/19 13:32	10/16/19 10:00	12/24/19 13:17	69.99	14.00	01/15/20 20:42	22.31	40.00	*
PDI-049SC-B-06-08-191015	10/15/19 13:32	10/16/19 10:00	12/24/19 13:17	69.99	14.00	01/14/20 15:46	21.10	40.00	*
PDI-052SC-B-00-02-191015	10/15/19 08:54	10/16/19 10:00	12/24/19 13:17	70.18	14.00	01/15/20 21:20	22.34	40.00	*
PDI-052SC-B-02-04-191015	10/15/19 08:54	10/16/19 10:00	12/24/19 13:17	70.18	14.00	01/15/20 21:57	22.36	40.00	*
PDI-052SC-B-04-06-191015	10/15/19 08:54	10/16/19 10:00	12/24/19 13:17	70.18	14.00	01/15/20 22:35	22.39	40.00	*
PDI-052SC-B-06-08-191015	10/15/19 08:54	10/16/19 10:00	01/02/20 07:08	78.93	14.00	01/13/20 21:58	11.62	40.00	*
PDI-055SC-B-00-02-191015	10/15/19 10:47	10/16/19 10:00	01/02/20 07:08	78.85	14.00	01/13/20 22:35	11.64	40.00	*
PDI-055SC-B-02-04-191015	10/15/19 10:47	10/16/19 10:00	01/02/20 07:08	78.85	14.00	01/13/20 23:13	11.67	40.00	*
PDI-055SC-B-04-06-191015	10/15/19 10:47	10/16/19 10:00	01/02/20 07:08	78.85	14.00	01/14/20 17:53	12.45	40.00	*
PDI-055SC-B-06-08-191015	10/15/19 10:47	10/16/19 10:00	01/02/20 07:08	78.85	14.00	01/13/20 17:09	11.42	40.00	*

Apex Laboratories

SDG: Gasco PreRD_DG 2019

CLASS: WET

METHOD: SM 2540 G

ANALYSES DATA PACKAGE COVER PAGE

SM 2540 G

Laboratory: Apex Laboratories

SDG: Gasco PreRD_DG 2019

Client: Anchor QEA, LLC

Project: Gasco PreRD_DG 2019 - 4a-b. DOC-CAP Testing Co

Client Sample Id:	Lab Sample Id:	Matrix
<u>PDI-049SC-B-00-02-191015</u>	<u>A9J0599-15</u>	<u>Sediment</u>
<u>PDI-049SC-B-02-04-191015</u>	<u>A9J0599-16</u>	<u>Sediment</u>
<u>PDI-049SC-B-04-06-191015</u>	<u>A9J0599-17</u>	<u>Sediment</u>
<u>PDI-049SC-B-06-08-191015</u>	<u>A9J0599-18</u>	<u>Sediment</u>
<u>PDI-052SC-B-00-02-191015</u>	<u>A9J0599-30</u>	<u>Sediment</u>
<u>PDI-052SC-B-02-04-191015</u>	<u>A9J0599-31</u>	<u>Sediment</u>
<u>PDI-052SC-B-04-06-191015</u>	<u>A9J0599-32</u>	<u>Sediment</u>
<u>PDI-052SC-B-06-08-191015</u>	<u>A9J0599-33</u>	<u>Sediment</u>
<u>PDI-055SC-B-00-02-191015</u>	<u>A9J0599-45</u>	<u>Sediment</u>
<u>PDI-055SC-B-02-04-191015</u>	<u>A9J0599-46</u>	<u>Sediment</u>
<u>PDI-055SC-B-04-06-191015</u>	<u>A9J0599-47</u>	<u>Sediment</u>
<u>PDI-055SC-B-06-08-191015</u>	<u>A9J0599-48</u>	<u>Sediment</u>

I certify that this data package is in compliance with the terms and conditions of the contract, both technically and for completeness, for other than the conditions detailed above. Release of the data contained in this hardcopy data package and in computer-readable data submitted on diskette has been authorized by the Laboratory Manager or the Manager's designee, as verified by the following signatures.

Signature:



Name:

David G. Jack

Forms Created:

1/31/2020 3:25PM

Title:

Technical Manager

METHOD DETECTION AND REPORTING LIMITS

SM 2540 G

Laboratory: Apex Laboratories

SDG: Gasco PreRD_DG 2019

Client: Anchor QEA, LLC

Project: Gasco PreRD_DG 2019 - 4a-b. DOC-CAP

Batch Matrix: Sediment

Analyte	MDL	MRL	Units
Total Solids	1.00	1.00	% by Weight

Note: MDLs are listed only if the corresponding analyte was evaluated to the MDL in this report .

INORGANIC ANALYSIS DATA SHEET

SM 2540 G

PDI-049SC-B-00-02-191015

Laboratory: Apex Laboratories

SDG: Gasco PreRD DG 2019

Client: Anchor QEA, LLC

Project: Gasco PreRD DG 2019 - 4a-b. DOC-CAP Testing Cores

Matrix: Sediment

Laboratory ID: A9J0599-15

Sampled: 10/15/19 13:32

Prepared: 12/19/19 17:01

Analyzed: 12/27/19 17:55

Solids: 55.87

Preparation: Total Solids (SM2540G/PSEP)

Initial/Final: 1 N/A / 1 N/A

Batch: 9121155

Calibration:

Instrument: Inst

CAS NO.	Analyte	Concentration (% by Weight)	Dilution Factor	Q	Method
TS	Total Solids	55.9	1		SM 2540 G

INORGANIC ANALYSIS DATA SHEET

SM 2540 G

PDI-049SC-B-02-04-191015

Laboratory: Apex Laboratories

SDG: Gasco PreRD_DG 2019

Client: Anchor QEA, LLC

Project: Gasco PreRD DG 2019 - 4a-b. DOC-CAP Testing Cores

Matrix: Sediment

Laboratory ID: A9J0599-16

Sampled: 10/15/19 13:32

Prepared: 12/19/19 17:01

Analyzed: 12/27/19 17:55

Solids: 55.11

Preparation: Total Solids (SM2540G/PSEP)

Initial/Final: 1 N/A / 1 N/A

Batch: 9121155

Calibration:

Instrument: Inst

CAS NO.	Analyte	Concentration (% by Weight)	Dilution Factor	Q	Method
TS	Total Solids	55.1	1		SM 2540 G

INORGANIC ANALYSIS DATA SHEET

SM 2540 G

PDI-049SC-B-04-06-191015

Laboratory: Apex Laboratories

SDG: Gasco PreRD_DG 2019

Client: Anchor QEA, LLC

Project: Gasco PreRD DG 2019 - 4a-b. DOC-CAP Testing Cores

Matrix: Sediment

Laboratory ID: A9J0599-17

Sampled: 10/15/19 13:32

Prepared: 12/19/19 17:01

Analyzed: 12/27/19 17:55

Solids: 60.32

Preparation: Total Solids (SM2540G/PSEP)

Initial/Final: 1 N/A / 1 N/A

Batch: 9121155

Calibration:

Instrument: Inst

CAS NO.	Analyte	Concentration (% by Weight)	Dilution Factor	Q	Method
TS	Total Solids	60.3	1		SM 2540 G

INORGANIC ANALYSIS DATA SHEET

SM 2540 G

PDI-049SC-B-06-08-191015

Laboratory: Apex Laboratories

SDG: Gasco PreRD_DG 2019

Client: Anchor QEA, LLC

Project: Gasco PreRD DG 2019 - 4a-b. DOC-CAP Testing Cores

Matrix: Sediment

Laboratory ID: A9J0599-18

Sampled: 10/15/19 13:32

Prepared: 12/19/19 17:01

Analyzed: 12/27/19 17:55

Solids: 75.71

Preparation: Total Solids (SM2540G/PSEP)

Initial/Final: 1 N/A / 1 N/A

Batch: 9121155

Calibration:

Instrument: Inst

CAS NO.	Analyte	Concentration (% by Weight)	Dilution Factor	Q	Method
TS	Total Solids	75.7	1		SM 2540 G

INORGANIC ANALYSIS DATA SHEET

SM 2540 G

PDI-052SC-B-00-02-191015

Laboratory: Apex Laboratories

SDG: Gasco PreRD_DG 2019

Client: Anchor QEA, LLC

Project: Gasco PreRD_DG 2019 - 4a-b. DOC-CAP Testing Cores

Matrix: Sediment

Laboratory ID: A9J0599-30

Sampled: 10/15/19 08:54

Prepared: 12/19/19 17:01

Analyzed: 12/27/19 17:55

Solids: 55.99

Preparation: Total Solids (SM2540G/PSEP)

Initial/Final: 1 N/A / 1 N/A

Batch: 9121155

Calibration:

Instrument: Inst

CAS NO.	Analyte	Concentration (% by Weight)	Dilution Factor	Q	Method
TS	Total Solids	56.0	1		SM 2540 G

INORGANIC ANALYSIS DATA SHEET

SM 2540 G

PDI-052SC-B-02-04-191015

Laboratory: Apex Laboratories

SDG: Gasco PreRD_DG 2019

Client: Anchor QEA, LLC

Project: Gasco PreRD DG 2019 - 4a-b. DOC-CAP Testing Cores

Matrix: Sediment

Laboratory ID: A9J0599-31

Sampled: 10/15/19 08:54

Prepared: 12/19/19 17:01

Analyzed: 12/27/19 17:55

Solids: 61.88

Preparation: Total Solids (SM2540G/PSEP)

Initial/Final: 1 N/A / 1 N/A

Batch: 9121155

Calibration:

Instrument: Inst

CAS NO.	Analyte	Concentration (% by Weight)	Dilution Factor	Q	Method
TS	Total Solids	61.9	1		SM 2540 G

INORGANIC ANALYSIS DATA SHEET

SM 2540 G

PDI-052SC-B-04-06-191015

Laboratory: Apex Laboratories

SDG: Gasco PreRD_DG 2019

Client: Anchor QEA, LLC

Project: Gasco PreRD DG 2019 - 4a-b. DOC-CAP Testing Cores

Matrix: Sediment

Laboratory ID: A9J0599-32

Sampled: 10/15/19 08:54

Prepared: 12/19/19 17:01

Analyzed: 12/27/19 17:55

Solids: 61.12

Preparation: Total Solids (SM2540G/PSEP)

Initial/Final: 1 N/A / 1 N/A

Batch: 9121155

Calibration:

Instrument: Inst

CAS NO.	Analyte	Concentration (% by Weight)	Dilution Factor	Q	Method
TS	Total Solids	61.1	1		SM 2540 G

INORGANIC ANALYSIS DATA SHEET

SM 2540 G

PDI-052SC-B-06-08-191015

Laboratory: Apex Laboratories

SDG: Gasco PreRD_DG 2019

Client: Anchor QEA, LLC

Project: Gasco PreRD DG 2019 - 4a-b. DOC-CAP Testing Cores

Matrix: Sediment

Laboratory ID: A9J0599-33

Sampled: 10/15/19 08:54

Prepared: 12/30/19 15:18

Analyzed: 01/06/20 13:00

Solids: 74.22

Preparation: Total Solids (SM2540G/PSEP)

Initial/Final: 1 N/A / 1 N/A

Batch: 9121426

Calibration:

Instrument: Inst

CAS NO.	Analyte	Concentration (% by Weight)	Dilution Factor	Q	Method
TS	Total Solids	74.2	1		SM 2540 G

INORGANIC ANALYSIS DATA SHEET

SM 2540 G

PDI-055SC-B-00-02-191015

Laboratory: Apex Laboratories

SDG: Gasco PreRD_DG 2019

Client: Anchor QEA, LLC

Project: Gasco PreRD DG 2019 - 4a-b. DOC-CAP Testing Cores

Matrix: Sediment

Laboratory ID: A9J0599-45

Sampled: 10/15/19 10:47

Prepared: 12/30/19 15:18

Analyzed: 01/06/20 13:00

Solids: 52.96

Preparation: Total Solids (SM2540G/PSEP)

Initial/Final: 1 N/A / 1 N/A

Batch: 9121426

Calibration:

Instrument: Inst

CAS NO.	Analyte	Concentration (% by Weight)	Dilution Factor	Q	Method
TS	Total Solids	53.0	1		SM 2540 G

INORGANIC ANALYSIS DATA SHEET

SM 2540 G

PDI-055SC-B-02-04-191015

Laboratory: Apex Laboratories

SDG: Gasco PreRD_DG 2019

Client: Anchor QEA, LLC

Project: Gasco PreRD_DG 2019 - 4a-b. DOC-CAP Testing Cores

Matrix: Sediment

Laboratory ID: A9J0599-46

Sampled: 10/15/19 10:47

Prepared: 12/30/19 15:18

Analyzed: 01/06/20 13:00

Solids: 55.75

Preparation: Total Solids (SM2540G/PSEP)

Initial/Final: 1 N/A / 1 N/A

Batch: 9121426

Calibration:

Instrument: Inst

CAS NO.	Analyte	Concentration (% by Weight)	Dilution Factor	Q	Method
TS	Total Solids	55.7	1		SM 2540 G

INORGANIC ANALYSIS DATA SHEET

SM 2540 G

PDI-055SC-B-04-06-191015

Laboratory: Apex Laboratories

SDG: Gasco PreRD_DG 2019

Client: Anchor QEA, LLC

Project: Gasco PreRD DG 2019 - 4a-b. DOC-CAP Testing Cores

Matrix: Sediment

Laboratory ID: A9J0599-47

Sampled: 10/15/19 10:47

Prepared: 12/30/19 15:18

Analyzed: 01/06/20 13:00

Solids: 72.26

Preparation: Total Solids (SM2540G/PSEP)

Initial/Final: 1 N/A / 1 N/A

Batch: 9121426

Calibration:

Instrument: Inst

CAS NO.	Analyte	Concentration (% by Weight)	Dilution Factor	Q	Method
TS	Total Solids	72.3	1		SM 2540 G

INORGANIC ANALYSIS DATA SHEET

SM 2540 G

PDI-055SC-B-06-08-191015

Laboratory: Apex Laboratories

SDG: Gasco PreRD_DG 2019

Client: Anchor QEA, LLC

Project: Gasco PreRD DG 2019 - 4a-b. DOC-CAP Testing Cores

Matrix: Sediment

Laboratory ID: A9J0599-48

Sampled: 10/15/19 10:47

Prepared: 12/30/19 15:18

Analyzed: 01/06/20 13:00

Solids: 75.89

Preparation: Total Solids (SM2540G/PSEP)

Initial/Final: 1 N/A / 1 N/A

Batch: 9121426

Calibration:

Instrument: Inst

CAS NO.	Analyte	Concentration (% by Weight)	Dilution Factor	Q	Method
TS	Total Solids	75.9	1		SM 2540 G

PREPARATION BATCH SUMMARY

SM 2540 G

Laboratory: Apex Laboratories

SDG: Gasco PreRD_DG 2019

Client: Anchor QEA, LLC

Project: Gasco PreRD_DG 2019 - 4a-b. DOC-CAP Testing Cc

Batch: 9121155

Batch Matrix: Sediment

Preparation: Total Solids (SM2540G/PSEP)

SAMPLE NAME	LAB SAMPLE ID	LAB FILE ID	DATE PREPARED	OBSERVATIONS
PDI-052SC-B-04-06-191015 (Dup)	9121155-DUP1		12/19/19 17:01	
PDI-049SC-B-00-02-191015	A9J0599-15		12/19/19 17:01	
PDI-049SC-B-02-04-191015	A9J0599-16		12/19/19 17:01	
PDI-049SC-B-04-06-191015	A9J0599-17		12/19/19 17:01	
PDI-049SC-B-06-08-191015	A9J0599-18		12/19/19 17:01	
PDI-052SC-B-00-02-191015	A9J0599-30		12/19/19 17:01	
PDI-052SC-B-02-04-191015	A9J0599-31		12/19/19 17:01	
PDI-052SC-B-04-06-191015	A9J0599-32		12/19/19 17:01	

Note: Client samples are listed only if they are included in this report.

Duplicates and Matrix Spike/Duplicates QC Samples are only listed if sourced from a sample included in this report.

PREPARATION BATCH SUMMARY

SM 2540 G

Laboratory: Apex Laboratories

SDG: Gasco PreRD_DG 2019

Client: Anchor QEA, LLC

Project: Gasco PreRD_DG 2019 - 4a-b. DOC-CAP Testing Co

Batch: 9121426

Batch Matrix: Sediment

Preparation: Total Solids (SM2540G/PSEP)

SAMPLE NAME	LAB SAMPLE ID	LAB FILE ID	DATE PREPARED	OBSERVATIONS
PDI-052SC-B-06-08-191015 (Dup)	9121426-DUP1		12/30/19 15:18	
PDI-052SC-B-06-08-191015	A9J0599-33		12/30/19 15:18	
PDI-055SC-B-00-02-191015	A9J0599-45		12/30/19 15:18	
PDI-055SC-B-02-04-191015	A9J0599-46		12/30/19 15:18	
PDI-055SC-B-04-06-191015	A9J0599-47		12/30/19 15:18	
PDI-055SC-B-06-08-191015	A9J0599-48		12/30/19 15:18	

Note: Client samples are listed only if they are included in this report.

Duplicates and Matrix Spike/Duplicates QC Samples are only listed if sourced from a sample included in this report.

DUPLICATES

PDI-052SC-B-04-06-191015

SM 2540 G

Laboratory: Apex Laboratories

SDG: Gasco PreRD_DG 2019

Client: Anchor QEA, LLC

Project: Gasco PreRD_DG 2019 - 4a-b. DOC-CAP

Matrix: Sediment

Laboratory ID: 9121155-DUP1

Batch: 9121155

Lab Source ID: A9J0599-32

Preparation: Total Solids (SM2540G/PSEP)

Initial/Final: 1 N/A / 1 N/A

Source Sample Name: PDI-052SC-B-04-06-191015

% Solids: 61.12

ANALYTE	CONTROL LIMIT	SAMPLE CONCENTRATION (% by Weight)	C	DUPLICATE CONCENTRATION (% by Weight)	C	RPD %	Q	METHOD
Total Solids	10	61.1		61.6		0.8		SM 2540 G

* Values outside of QC limits

DUPLICATES

PDI-052SC-B-06-08-191015

SM 2540 G

Laboratory: Apex Laboratories

SDG: Gasco PreRD_DG 2019

Client: Anchor QEA, LLC

Project: Gasco PreRD_DG 2019 - 4a-b. DOC-CAP

Matrix: Sediment

Laboratory ID: 9121426-DUP1

Batch: 9121426

Lab Source ID: A9J0599-33

Preparation: Total Solids (SM2540G/PSEP)

Initial/Final: 1 N/A / 1 N/A

Source Sample Name: PDI-052SC-B-06-08-191015

% Solids: 74.22

ANALYTE	CONTROL LIMIT	SAMPLE CONCENTRATION (% by Weight)	C	DUPLICATE CONCENTRATION (% by Weight)	C	RPD %	Q	METHOD
Total Solids	10	74.2		74.1		0.2		SM 2540 G

* Values outside of QC limits

HOLDING TIME SUMMARY

SM 2540 G

Laboratory: Apex Laboratories

SDG: Gasco PreRD DG 2019

Client: Anchor QEA, LLC

Project: Gasco PreRD DG 2019 - 4a-b. DOC-CAP Testing C

Sample Name	Date Collected	Date Received	Date Prepared	Days to Prep	Max Days to Prep	Date Analyzed	Days to Analysis	Max Days to Analysis	Q
PDI-049SC-B-00-02-191015	10/15/19 13:32	10/16/19 10:00	12/19/19 17:01	65.15	180.00	12/27/19 17:55	8.04		
PDI-049SC-B-02-04-191015	10/15/19 13:32	10/16/19 10:00	12/19/19 17:01	65.15	180.00	12/27/19 17:55	8.04		
PDI-049SC-B-04-06-191015	10/15/19 13:32	10/16/19 10:00	12/19/19 17:01	65.15	180.00	12/27/19 17:55	8.04		
PDI-049SC-B-06-08-191015	10/15/19 13:32	10/16/19 10:00	12/19/19 17:01	65.15	180.00	12/27/19 17:55	8.04		
PDI-052SC-B-00-02-191015	10/15/19 08:54	10/16/19 10:00	12/19/19 17:01	65.34	180.00	12/27/19 17:55	8.04		
PDI-052SC-B-02-04-191015	10/15/19 08:54	10/16/19 10:00	12/19/19 17:01	65.34	180.00	12/27/19 17:55	8.04		
PDI-052SC-B-04-06-191015	10/15/19 08:54	10/16/19 10:00	12/19/19 17:01	65.34	180.00	12/27/19 17:55	8.04		
PDI-052SC-B-06-08-191015	10/15/19 08:54	10/16/19 10:00	12/30/19 15:18	76.27	180.00	01/06/20 13:00	6.90		
PDI-055SC-B-00-02-191015	10/15/19 10:47	10/16/19 10:00	12/30/19 15:18	76.19	180.00	01/06/20 13:00	6.90		
PDI-055SC-B-02-04-191015	10/15/19 10:47	10/16/19 10:00	12/30/19 15:18	76.19	180.00	01/06/20 13:00	6.90		
PDI-055SC-B-04-06-191015	10/15/19 10:47	10/16/19 10:00	12/30/19 15:18	76.19	180.00	01/06/20 13:00	6.90		
PDI-055SC-B-06-08-191015	10/15/19 10:47	10/16/19 10:00	12/30/19 15:18	76.19	180.00	01/06/20 13:00	6.90		

Raw Data

**Polychlorinated Biphenyls by EPA 8082A
Benchsheet & Analysis Sequence Data**

Batch 9121318
Sequence 0A09035 (A9J0599-17,18,32)



Apex Laboratories
PREPARATION BENCH SHEET

BATCH #: 9121318 (Sediment)

JAN 16 2020

Prep Method: EPA 3546

#	Lab Number	Analysis	Prepared	Initial (g)	Final (mL)	Spike ID	Source ID	ul Spike	ul Surr.	Sample ID	Extraction Comments	pH		
												<2	2-11	>11
	9121318-BLK1	QC	12/26/19 10:25	31	2				100					
	9121318-BS1	QC	12/26/19 10:25	30	2	A19L171		100	100					
	A9J0558-47	A 8082 PCBs - Low Level (30g/2mL)	12/26/19 10:25	30.51	2				100	PDI-076SC-B-02-05-191013	+1262,1268			
	A9J0558-48	A 8082 PCBs - Low Level (30g/2mL)	12/26/19 10:25	30.73	2				100	PDI-076SC-B-05-07-191013	+1262,1268			
	A9J0594-12	A 8082 PCBs - Low Level (30g/2mL)	12/26/19 10:25	30.37	2				100	PDI-026SC-B-00-02-191014	+1262,1268			
	A9J0594-13	A 8082 PCBs - Low Level (30g/2mL)	12/26/19 10:25	30.33	2				100	PDI-026SC-B-02-04-191014	+1262,1268			
	A9J0594-14	A 8082 PCBs - Low Level (30g/2mL)	12/26/19 10:25	30.55	2				100	PDI-026SC-B-04-06-191014	+1262,1268			
	A9J0594-15	A 8082 PCBs - Low Level (30g/2mL)	12/26/19 10:25	30.34	2				100	PDI-026SC-B-06-08-191014	+1262,1268			
	A9J0594-30	A 8082 PCBs - Low Level (30g/2mL)	12/26/19 10:25	30.82	2				100	PDI-077SC-B-00-02-191014	+1262,1268			
	A9J0594-31	A 8082 PCBs - Low Level (30g/2mL)	12/26/19 10:25	30.58	2				100	PDI-077SC-B-02-04-191014	+1262,1268			
	A9J0594-32	A 8082 PCBs - Low Level (30g/2mL)	12/26/19 10:25	30.8	2				100	PDI-077SC-B-04-06-191014	+1262,1268			
	A9J0594-33	A 8082 PCBs - Low Level (30g/2mL)	12/26/19 10:25	30.1	2				100	PDI-077SC-B-06-08-191014	+1262,1268			
	A9J0594-45	A 8082 PCBs - Low Level (30g/2mL)	12/26/19 10:25	30.19	2				100	PDI-079SC-B-00-02-191014	+1262,1268			
	A9J0594-46	A 8082 PCBs - Low Level (30g/2mL)	12/26/19 10:25	30.64	2				100	PDI-079SC-B-02-04-191014	+1262,1268			
	A9J0594-47	A 8082 PCBs - Low Level (30g/2mL)	12/26/19 10:25	30.37	2				100	PDI-079SC-B-04-06-191014	+1262,1268			
	A9J0599-15	A 8082 PCBs - Low Level (30g/2mL)	12/26/19 10:25	30.66	2				100	PDI-049SC-B-00-02-191015	+1262,1268			
	A9J0599-16	A 8082 PCBs - Low Level (30g/2mL)	12/26/19 10:25	30.32	2				100	PDI-049SC-B-02-04-191015	+1262,1268			
	A9J0599-17	A 8082 PCBs - Low Level (30g/2mL)	12/26/19 10:25	30.53	2				100	PDI-049SC-B-04-06-191015	+1262,1268			
	A9J0599-18	A 8082 PCBs - Low Level (30g/2mL)	12/26/19 10:25	30.3	2				100	PDI-049SC-B-06-08-191015	+1262,1268			

Prepared By: _____ Date: _____

[Signature]
Reviewed By: _____ Date: 1/16/20

Apex Laboratories
PREPARATION BENCH SHEET

BATCH #: 9121318 (Sediment)

Prep Method: EPA 3546

#	Lab Number	Analysis	Prepared	Initial (g)	Final (mL)	Spike ID	Source ID	ul Spike	ul Surr.	Sample ID	Extraction Comments	pH		
												<2	$\frac{7}{8}$	>11
	A9J0599-30	A 8082 PCBs - Low Level (30g/2mL)	12/26/19 10:25	30.57	2				100	PDI-052SC-B-00-02-191015	+1262,1268			
	A9J0599-31	A 8082 PCBs - Low Level (30g/2mL)	12/26/19 10:25	30.52	2				100	PDI-052SC-B-02-04-191015	+1262,1268			
	A9J0599-32	A 8082 PCBs - Low Level (30g/2mL)	12/26/19 10:25	30.49	2				100	PDI-052SC-B-04-06-191015	MS/MSD this sample.+1262,1268			
	9121318-MSI	QC	12/26/19 10:25	30.46	2	A19L171	A9J0599-32	100	100					
	9121318-MSDI	QC	12/26/19 10:25	30.44	2	A19L171	A9J0599-32	100	100					

Standards/Reagents

Reagent(s)			Analyte Spike(s)			Surrogate(s)		
Std ID	Exp. Date	Description	Std ID	Exp. Date	Description	Std ID	Exp. Date	Description
A13L219	11/30/23	Extractions Balance	A19L171	02/28/20	8082 PCB Matrix Spike	A19L272	06/20/20	8082 PCB Surrogate Spike
A18K311	12/31/20	Glass Wool						
A19C104	09/03/23	Florisil Lot 817211-CM						
A19G279	01/18/20	Sulfuric Acid						
A19H411	08/31/21	n-Hexane Lot# 192712						
A19I211	05/07/22	Copper, Granular Lot# J260003						
A19I263	03/18/20	DCM CHEM PROD. 194934						
A19K010	10/29/25	Sodium Sulfate Lot # 188777						

Method 3546 digestion time and temperature achieved.

Initial: _____

Witness: _____

Prepared By: _____ Date _____

Reviewed By: _____ Date _____



Apex Laboratories
PREPARATION BENCH SHEET

BATCH #: 9121318 (Sediment)

Prep Method: EPA 3546

#	Lab Number	Analysis	Prepared	Initial (g)	Final (mL)	Spike ID	Source ID	ul Spike	ul Surr.	Sample ID	Extraction Comments	pH			
												<2	5-9	>11	
1/2	9121318-BLK1	QC	12/26/19 10:25	30.31	2				100						
3/4	9121318-BS1	QC	12/26/19 10:25	30	2	A19L171		100	100						
5/6	A9J0558-47	A 8082 PCBs - Low Level (30g/2mL)	12/26/19 10:25	30.51	2				100	PDI-076SC-B-02-05-191013	+1262,1268	Mud Odor			
7/8	A9J0558-48	A 8082 PCBs - Low Level (30g/2mL)	12/26/19 10:25	30.73	2				100	PDI-076SC-B-05-07-191013	+1262,1268	Mud			
9/10	A9J0594-12	A 8082 PCBs - Low Level (30g/2mL)	12/26/19 10:25	30.37	2				100	PDI-026SC-B-00-02-191014	+1262,1268	Mud			
11/12	A9J0594-13	A 8082 PCBs - Low Level (30g/2mL)	12/26/19 10:25	30.33	2				100	PDI-026SC-B-02-04-191014	+1262,1268	Mud			
13/14	A9J0594-14	A 8082 PCBs - Low Level (30g/2mL)	12/26/19 10:25	30.55	2				100	PDI-026SC-B-04-06-191014	+1262,1268	Mud Odor			
15/16	A9J0594-15	A 8082 PCBs - Low Level (30g/2mL)	12/26/19 10:25	30.34	2				100	PDI-026SC-B-06-08-191014	+1262,1268	dirt			
17/18	A9J0594-30	A 8082 PCBs - Low Level (30g/2mL)	12/26/19 10:25	30.82	2				100	PDI-077SC-B-00-02-191014	+1262,1268	Mud			
19/20	A9J0594-31	A 8082 PCBs - Low Level (30g/2mL)	12/26/19 10:25	30.58	2				100	PDI-077SC-B-02-04-191014	+1262,1268	Mud			
21/22	A9J0594-32	A 8082 PCBs - Low Level (30g/2mL)	12/26/19 10:25	30.80	2				100	PDI-077SC-B-04-06-191014	+1262,1268	Mud			
23/24	A9J0594-33	A 8082 PCBs - Low Level (30g/2mL)	12/26/19 10:25	30.10	2				100	PDI-077SC-B-06-08-191014	+1262,1268	Mud			
25/26	A9J0594-45	A 8082 PCBs - Low Level (30g/2mL)	12/26/19 10:25	30.19	2				100	PDI-079SC-B-00-02-191014	+1262,1268	Mud			
27/28	A9J0594-46	A 8082 PCBs - Low Level (30g/2mL)	12/26/19 10:25	30.64	2				100	PDI-079SC-B-02-04-191014	+1262,1268	Mud			
29/30	A9J0594-47	A 8082 PCBs - Low Level (30g/2mL)	12/26/19 10:25	30.37	2				100	PDI-079SC-B-04-06-191014	+1262,1268	Mud Odor			
31/32	A9J0599-15	A 8082 PCBs - Low Level (30g/2mL)	12/26/19 10:25	30.66	2				100	PDI-049SC-B-00-02-191015	+1262,1268	Mud			
33/34	A9J0599-16	A 8082 PCBs - Low Level (30g/2mL)	12/26/19 10:25	30.32	2				100	PDI-049SC-B-02-04-191015	+1262,1268	Mud			
35/36	A9J0599-17	A 8082 PCBs - Low Level (30g/2mL)	12/26/19 10:25	30.53	2				100	PDI-049SC-B-04-06-191015	+1262,1268	Mud			
37/38	A9J0599-18	A 8082 PCBs - Low Level (30g/2mL)	12/26/19 10:25	30.30	2				100	PDI-049SC-B-06-08-191015	+1262,1268	dirt			

Prepared By: *[Signature]*

Date: 12/26/19
12/26/19

Reviewed By: SCG
Date: 12/26/2019

Apex Laboratories

PREPARATION BENCH SHEET

BATCH #: 9121318 (Sediment)

Prep Method: EPA 3546

#	Lab Number	Analysis	Prepared	Initial (g)	Final (mL)	Spike ID	Source ID	ul Spike	ul Surr.	Sample ID	Extraction Comments	pH		
												<2	Other	>11
39/40	A9J0599-30	A 8082 PCBs - Low Level (30g/2mL)	12/26/19 10:25	30.57	2 /				100	PDI-052SC-B-00-02-191015	+1262,1268 Mud *			
41/42	A9J0599-31	A 8082 PCBs - Low Level (30g/2mL)	12/26/19 10:25	30.52	2 /				100	PDI-052SC-B-02-04-191015	+1262,1268 Mud *			
43/44	A9J0599-32	A 8082 PCBs - Low Level (30g/2mL)	12/26/19 10:25	30.49	2 /				100	PDI-052SC-B-04-06-191015	MS/MSD this sample. +1262,1268 Mud *			
49/40	9121318-MS1	QC	12/26/19 10:25	30.46	2 /	A19L171	A9J0599-32	100	100					
47/48	9121318-MSD1	QC	12/26/19 10:25	30.44	2 /	A19L171	A9J0599-32	100	100					

Standards/Reagents

Reagent(s)			Analyte Spike(s)			Surrogate(s)		
Std ID	Exp. Date	Description	Std ID	Exp. Date	Description	Std ID	Exp. Date	Description
A13L219	11/30/23	Extractions Balance	A19L171	02/28/20	8082 PCB Matrix Spike	A19L272	06/20/20	8082 PCB Surrogate Spike
A18K311	12/31/20	Glass Wool						
A19C104	09/03/23	Florisil Lot 817211-CM						
A19G279	01/18/20	Sulfuric Acid						
A19H411	08/31/21	n-Hexane Lot# 192712						
A19I211	05/07/22	Copper, Granular Lot# J260003						
A19I263	03/18/20	DCM CHEM PROD. 194934						
A19K010	10/29/25	Sodium Sulfate Lot # 188777						

* = Staining On Turbo Vap

Method 3546 digestion time and temperature achieved.

Initial: SC

Witness: SC 12/26/19

Prepared By: _____ Date: _____

Reviewed By: _____ Date: _____



ELEMENT SEQUENCE LOG

Apex Laboratories

Sequence: **0A09035**

Instrument: **DUALECD2F**

Date: **01/09/20 17:04**

Calibration: **A9L0407**

#	Lab Number	Matrix	Analysis	Client	Due	Batch	ISTD ID	STD ID
1	0A09035-CCV1	Sediment	QC	QC				
2	0A09035-CCB1	Sediment	QC	QC				A19L338
3	A9J0594-46	Sediment	8082 PCBs - Low Level (30g/2mL)	Anchor QEA, LLC	01/06/20	9121318		A19L339
4	0A09035-IBL1	Sediment	QC	QC				
5	A9J0594-47	Sediment	8082 PCBs - Low Level (30g/2mL)	Anchor QEA, LLC	01/06/20	9121318		
6	0A09035-IBL2	Sediment	QC	QC				
7	A9J0599-15	Sediment	8082 PCBs - Low Level (30g/2mL)	Anchor QEA, LLC	01/06/20	9121318		
8	0A09035-IBL3	Sediment	QC	QC				
9	A9J0599-16	Sediment	8082 PCBs - Low Level (30g/2mL)	Anchor QEA, LLC	01/06/20	9121318		
10	0A09035-IBL4	Sediment	QC	QC				
11	A9J0599-17	Sediment	8082 PCBs - Low Level (30g/2mL)	Anchor QEA, LLC	01/06/20	9121318		
12	0A09035-IBL5	Sediment	QC	QC				
13	A9J0599-18	Sediment	8082 PCBs - Low Level (30g/2mL)	Anchor QEA, LLC	01/06/20	9121318		
14	0A09035-IBL6	Sediment	QC	QC				
15	A9J0599-32	Sediment	8082 PCBs - Low Level (30g/2mL)	Anchor QEA, LLC	01/06/20	9121318		
16	0A09035-IBL7	Sediment	QC	QC				
17	9121318-MS1	Sediment	QC	QC		9121318		
18	0A09035-IBL8	Sediment	QC	QC				
19	9121318-MSD1	Sediment	QC	QC		9121318		
20	0A09035-IBL9	Sediment	QC	QC				
21	0A09035-CCV2	Sediment	QC	QC				A19L338
22	0A09035-CCB2	Sediment	QC	QC				A19L339

Data Entered By: MC 1/13/20

Comments:

Data Reviewed By: MC 1/13/20 Anchor QEA, LLC - Gasco PreRD_DG 2019 - 4a-b. DOC-CAP Testing Cores Page 235 of 1200

TOTAL AROCLOR AVERAGE RESULTS

The average result for the 1016 and 1260 selected peaks are reported here to facilitate data entry and review. Averages are done on all individual peaks and must be for matrix spikes if all peaks are not used in the average.

0A09035-CCV1

Aroclor 1016

<u>Peak</u>	<u>Initial Res</u>
1016 (1)	487.83
1016 (2)	538.17
1016 (3)	525.94
1016 (4)	501.13
1016 (5)	514.47
1016 (6)	523.78
Average:	515.22

Aroclor 1260

<u>Peak</u>	<u>Initial Res</u>
1260 (1)	540.98
1260 (2)	523.79
1260 (3)	505.10
1260 (4)	532.09
1260 (5)	528.82
1260 (6)	472.29
Average:	517.18

9121318-MS1

Aroclor 1016

<u>Peak</u>	<u>Initial Res</u>
1016 (1)	629.42
1016 (2)	825.19
1016 (3)	717.27
1016 (4)	661.87
1016 (5)	714.47
1016 (6)	696.68
Average:	707.48

Aroclor 1260

<u>Peak</u>	<u>Initial Res</u>
1260 (1)	636.52
1260 (2)	688.83
1260 (3)	580.72
1260 (4)	630.95
1260 (5)	641.45
1260 (6)	580.20
Average:	626.45 608.33

TOTAL AROCLOR AVERAGE RESULTS

The average result for the 1016 and 1260 selected peaks are reported here to facilitate data entry and review. Averages are done on all individual peaks and must be for matrix spikes if all peaks are not used in the average.

9121318-MSD1

Aroclor 1016

<u>Peak</u>	<u>Initial Res</u>
1016 (1)	615.38
1016 (2)	781.51
1016 (3)	655.86
1016 (4)	622.91
1016 (5)	645.82
1016 (6)	639.16
Average:	660.11

Aroclor 1260

<u>Peak</u>	<u>Initial Res</u>
1260 (1)	Ø 592.97
1260 (2)	Ø 648.27
1260 (3)	538.12
1260 (4)	594.78
1260 (5)	577.38
1260 (6)	513.96
Average:	577.58 556.06

1/13/20

0A09035-CCV2

Aroclor 1016

<u>Peak</u>	<u>Initial Res</u>
1016 (1)	503.97
1016 (2)	569.96
1016 (3)	523.47
1016 (4)	543.95
1016 (5)	549.96
1016 (6)	531.89
Average:	537.20

Aroclor 1260

<u>Peak</u>	<u>Initial Res</u>
1260 (1)	525.01
1260 (2)	535.15
1260 (3)	494.24
1260 (4)	532.15
1260 (5)	527.02
1260 (6)	480.30
Average:	515.65

Quantitation Report (Not Reviewed)

Data Path : K:\DATA\0A09035\
 Data File : ECD2F001.D
 Signal(s) : ECD1A.CH
 Acq On : 09 Jan 2020 17:09
 Operator : MJB / KAK
 Sample : 0A09035-CCV1
 Misc :
 ALS Vial : 2 Sample Multiplier: 1

Integration File: PCB1.e
 Quant Time: Jan 13 11:21:22 2020
 Quant Method : K:\METHODS\FECD2_QUANTPCB_191203RT2.M
 Quant Title : PCB Data Analysis
 QLast Update : Wed Dec 04 15:29:22 2019
 Response via : Initial Calibration
 Integrator: ChemStation 6890 Scale Mode: Small noise peaks clipped

[Handwritten Signature]
 1/13/20

Compound	R.T.	Response	Conc	Units
System Monitoring Compounds				
1) S TCMX (S)	4.815	18708782	280.964	ng/ml
62) S DCBP (S)	9.564	29755344	266.446	ng/ml
Target Compounds				
2) Aroclor 1016 (1)	5.726	1823485	487.829	ng/ml
3) Aroclor 1016 (2)	6.141	3871530	538.168	ng/ml
4) Aroclor 1016 (3)	6.222	2089508	525.937	ng/ml
5) Aroclor 1016 (4)	6.378	1792735	501.134	ng/ml
6) Aroclor 1016 (5)	6.600	2135826	514.473	ng/ml
7) Aroclor 1016 (6)	6.725	1536362	523.778	ng/ml
8) Aroclor 1016 - AVE	0.000	0	N.D.	ng/ml
9) Aroclor 1221 (1)	5.166	176359	162.929	ng/ml
10) Aroclor 1221 (2)	5.285	197702	275.517	ng/ml
11) Aroclor 1221 (3)	5.365	880634	376.321	ng/ml
12) Aroclor 1221 - AVE	0.000	0	N.D.	ng/ml
13) Aroclor 1232 (1)	5.365	880634	495.805	ng/ml
14) Aroclor 1232 (2)	6.141	3871530	1392.545	ng/ml
15) Aroclor 1232 (3)	6.222	2089508	1424.398	ng/ml
16) Aroclor 1232 (4)	6.378	1792735	1573.451	ng/ml
17) Aroclor 1232 (5)	6.600	2135826	1487.365	ng/ml
18) Aroclor 1232 (6)	6.725	1536362	1282.309	ng/ml
19) Aroclor 1232 - AVE	0.000	0	N.D.	ng/ml
20) Aroclor 1242 (1)	5.726	1823485	686.547	ng/ml
21) Aroclor 1242 (2)	6.141	3871530	746.379	ng/ml
22) Aroclor 1242 (3)	6.222	2089508	740.916	ng/ml
23) Aroclor 1242 (4)	6.378	1792735	783.134	ng/ml
24) Aroclor 1242 (5)	6.600	2135826	715.590	ng/ml
25) Aroclor 1242 (6)	6.725	1536362	612.286	ng/ml
26) Aroclor 1242 - AVE	0.000	0	N.D.	ng/ml
27) Aroclor 1248 (1)	6.141	3871530	1137.583	ng/ml
28) Aroclor 1248 (2)	6.378	1792735	397.043	ng/ml
29) Aroclor 1248 (3)	6.600	2135826	409.251	ng/ml
30) Aroclor 1248 (4)	6.893	403922	69.580	ng/ml
31) Aroclor 1248 (5)	6.926	1426644	231.624	ng/ml
32) Aroclor 1248 (6)	7.412	3340934	977.620	ng/ml
33) Aroclor 1248 - AVE	0.000	0	N.D.	ng/ml
34) Aroclor 1254 (1)	6.926	1426644	237.849	ng/ml
35) Aroclor 1254 (2)	7.036	1567107	215.038	ng/ml
36) Aroclor 1254 (3)	7.412	3340934	298.032	ng/ml
37) Aroclor 1254 (4)	7.571	448033	62.837	ng/ml
38) Aroclor 1254 (5)	7.951	4335539	566.072	ng/ml
39) Aroclor 1254 (6)	8.242	461354	184.994	ng/ml
40) Aroclor 1254 - AVE	0.000	0	N.D.	ng/ml
41) Aroclor 1260 (1)	7.525	4505171	540.980	ng/ml
42) Aroclor 1260 (2)	7.658	5343901	523.789	ng/ml
43) Aroclor 1260 (3)	8.212	3972707	505.102	ng/ml
44) Aroclor 1260 (4)	8.382	9906678	532.089	ng/ml
45) Aroclor 1260 (5)	8.681	6396635	528.823	ng/ml
46) Aroclor 1260 (6)	9.070	2415570	472.289	ng/ml
47) Aroclor 1260 - AVE	0.000	0	N.D.	ng/ml

✓

✓

Quantitation Report (Not Reviewed)

Data Path : K:\DATA\0A09035\
 Data File : ECD2F001.D
 Signal(s) : ECD1A.CH
 Acq On : 09 Jan 2020 17:09
 Operator : MJB / KAK
 Sample : 0A09035-CCV1
 Misc :
 ALS Vial : 2 Sample Multiplier: 1

Integration File: PCB1.e
 Quant Time: Jan 13 11:21:22 2020
 Quant Method : K:\METHODS\FECD2_QUANTPCB_191203RT2.M
 Quant Title : PCB Data Analysis
 QLast Update : Wed Dec 04 15:29:22 2019
 Response via : Initial Calibration
 Integrator: ChemStation 6890 Scale Mode: Small noise peaks clipped

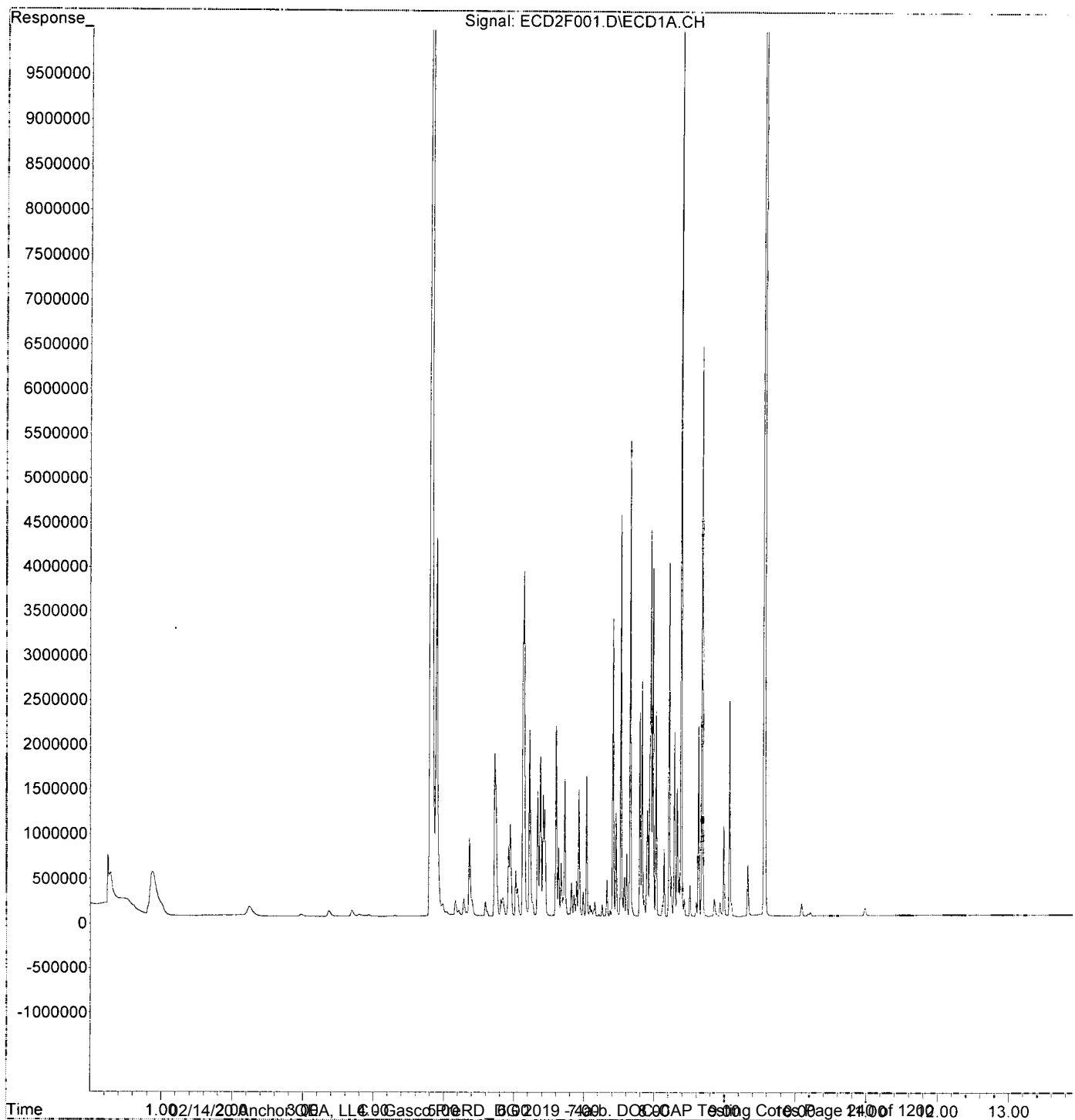
Compound	R.T.	Response	Conc	Units
48) Aroclor 1262 (1)	7.658	5343901	664.135	ng/ml
49) Aroclor 1262 (2)	7.981	3906451	348.011	ng/ml
50) Aroclor 1262 (3)	8.212	3972707	409.349	ng/ml
51) Aroclor 1262 (4)	8.382	9906678	479.508	ng/ml
52) Aroclor 1262 (5)	8.681	6396635	488.951	ng/ml
53) Aroclor 1262 (6)	9.070	2415570	361.794	ng/ml
54) Aroclor 1262 - AVE	0.000	0	N.D.	ng/ml
55) Aroclor 1268 (1)	8.212	3972707	778.316	ng/ml
56) Aroclor 1268 (2)	8.629	2126085	86.688	ng/ml
57) Aroclor 1268 (3)	8.681	6396635	313.343	ng/ml
58) Aroclor 1268 (4)	8.854	195858	10.226	ng/ml
59) Aroclor 1268 (5)	9.070	2415570	311.697	ng/ml
60) Aroclor 1268 (6)	9.328	578884	11.072	ng/ml
61) Aroclor 1268 - AVE	0.000	0	N.D.	ng/ml

(f)=RT Delta > 1/2 Window

(m)=manual int.

Data Path : K:\DATA\0A09035\
Data File : ECD2F001.D
Signal(s) : ECD1A.CH
Acq On : 09 Jan 2020 17:09
Operator : MJB / KAK
Sample : 0A09035-CCV1
Misc :
ALS Vial : 2 Sample Multiplier: 1

Integration File: PCB1.e
Quant Time: Jan 13 11:21:22 2020
Quant Method : K:\METHODS\FECD2_QUANTPCB_191203RT2.M
Quant Title : PCB Data Analysis
QLast Update : Wed Dec 04 15:29:22 2019
Response via : Initial Calibration
Integrator: ChemStation 6890 Scale Mode: Small noise peaks clipped



Data Path : K:\DATA\0A09035\
 Data File : ECD2F002.D
 Signal(s) : ECD1A.CH
 Acq On : 09 Jan 2020 17:26
 Operator : MJB / KAK
 Sample : 0A09035-CCB1
 Misc :
 ALS Vial : 3 Sample Multiplier: 1

Integration File: PCB1.e
 Quant Time: Jan 13 11:21:45 2020
 Quant Method : K:\METHODS\FECD2_QUANTPCB_191203RT2.M
 Quant Title : PCB Data Analysis
 QLast Update : Wed Dec 04 15:29:22 2019
 Response via : Initial Calibration
 Integrator: ChemStation 6890 Scale Mode: Small noise peaks clipped

[Handwritten Signature]
 1/13/20

Compound	R.T.	Response	Conc Units
System Monitoring Compounds			
1) S TCMX (S)	4.810	8018648	120.422 ng/ml
62) S DCBP (S)	9.562	11382323	101.924 ng/ml
Target Compounds			
2) Aroclor 1016 (1)	5.725	2394	0.640 ng/ml
3) Aroclor 1016 (2)	6.154	6520	0.906 ng/ml
4) Aroclor 1016 (3)	6.231	4648	1.170 ng/ml
5) Aroclor 1016 (4)	6.382	2199	0.615 ng/ml
6) Aroclor 1016 (5)	6.604	3939	0.949 ng/ml
7) Aroclor 1016 (6)	6.728	3813	1.300 ng/ml
8) Aroclor 1016 - AVE	0.000	0	N.D. ng/ml
9) Aroclor 1221 (1)	5.171	11625	10.740 ng/ml
10) Aroclor 1221 (2)	5.286	12156	16.941 ng/ml
11) Aroclor 1221 (3)	5.342	11733	5.014 ng/ml
12) Aroclor 1221 - AVE	0.000	0	N.D. ng/ml
13) Aroclor 1232 (1)	5.342	11733	6.606 ng/ml
14) Aroclor 1232 (2)	6.154	6520	2.345 ng/ml
15) Aroclor 1232 (3)	6.231	4648	3.169 ng/ml
16) Aroclor 1232 (4)	6.382	2199	1.930 ng/ml
17) Aroclor 1232 (5)	6.604	3939	2.743 ng/ml
18) Aroclor 1232 (6)	6.728	3813	3.183 ng/ml
19) Aroclor 1232 - AVE	0.000	0	N.D. ng/ml
20) Aroclor 1242 (1)	5.725	2394	0.901 ng/ml
21) Aroclor 1242 (2)	6.154	6520	1.257 ng/ml
22) Aroclor 1242 (3)	6.231	4648	1.648 ng/ml
23) Aroclor 1242 (4)	6.382	2199	0.960 ng/ml
24) Aroclor 1242 (5)	6.604	3939	1.320 ng/ml
25) Aroclor 1242 (6)	6.728	3813	1.520 ng/ml
26) Aroclor 1242 - AVE	0.000	0	N.D. ng/ml
27) Aroclor 1248 (1)	6.154	6520	1.916 ng/ml
28) Aroclor 1248 (2)	6.382	2199	0.487 ng/ml
29) Aroclor 1248 (3)	6.604	3939	0.755 ng/ml
30) Aroclor 1248 (4)	6.893	4224	0.728 ng/ml
31) Aroclor 1248 (5)	6.933	4526	0.735 ng/ml
32) Aroclor 1248 (6)	7.410	7920	2.318 ng/ml
33) Aroclor 1248 - AVE	0.000	0	N.D. ng/ml
34) Aroclor 1254 (1)	6.933	4526	0.755 ng/ml
35) Aroclor 1254 (2)	7.034	4368	0.599 ng/ml
36) Aroclor 1254 (3)	7.410	7920	0.707 ng/ml
37) Aroclor 1254 (4)	7.571	6766	0.949 ng/ml
38) Aroclor 1254 (5)	7.951	5051	0.660 ng/ml
39) Aroclor 1254 (6)	8.238	1570	0.630 ng/ml
40) Aroclor 1254 - AVE	0.000	0	N.D. ng/ml
41) Aroclor 1260 (1)	7.522	7720	0.927 ng/ml
42) Aroclor 1260 (2)	7.656	6892	0.676 ng/ml
43) Aroclor 1260 (3)	8.210	2106	0.268 ng/ml
44) Aroclor 1260 (4)	8.381	5149	0.277 ng/ml
45) Aroclor 1260 (5)	8.678	1882	0.156 ng/ml
46) Aroclor 1260 (6)	9.066	3238	0.633 ng/ml
47) Aroclor 1260 - AVE	0.000	0	N.D. ng/ml

Data Path : K:\DATA\0A09035\
 Data File : ECD2F002.D
 Signal(s) : ECD1A.CH
 Acq On : 09 Jan 2020 17:26
 Operator : MJB / KAK
 Sample : 0A09035-CCB1
 Misc :
 ALS Vial : 3 Sample Multiplier: 1

Integration File: PCB1.e
 Quant Time: Jan 13 11:21:45 2020
 Quant Method : K:\METHODS\FECD2_QUANTPCB_191203RT2.M
 Quant Title : PCB Data Analysis
 QLast Update : Wed Dec 04 15:29:22 2019
 Response via : Initial Calibration
 Integrator: ChemStation 6890 Scale Mode: Small noise peaks clipped

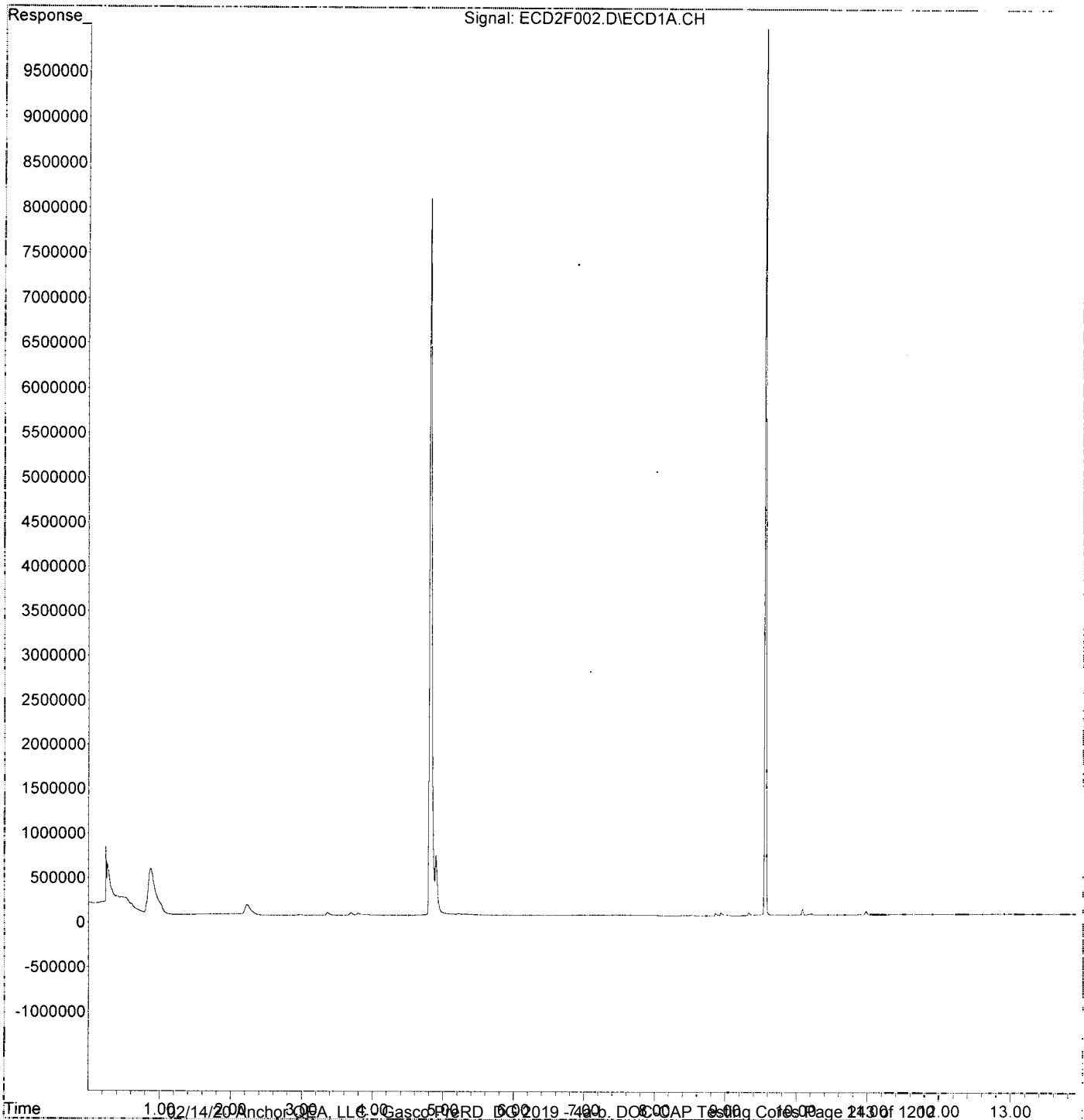
Compound	R.T.	Response	Conc Units
48) Aroclor 1262 (1)	7.656	6892	0.857 ng/ml
49) Aroclor 1262 (2)	7.980	3836	0.342 ng/ml
50) Aroclor 1262 (3)	8.210	2106	0.217 ng/ml
51) Aroclor 1262 (4)	8.381	5149	0.249 ng/ml
52) Aroclor 1262 (5)	8.678	1882	0.144 ng/ml
53) Aroclor 1262 (6)	9.066	3238	0.485 ng/ml
54) Aroclor 1262 - AVE	0.000	0	N.D. ng/ml
55) Aroclor 1268 (1)	8.210	2106	0.413 ng/ml
56) Aroclor 1268 (2)	8.625	624	0.025 ng/ml
57) Aroclor 1268 (3)	8.678	1882	0.092 ng/ml
58) Aroclor 1268 (4)	8.859	28789	1.503 ng/ml
59) Aroclor 1268 (5)	9.066	3238	0.418 ng/ml
60) Aroclor 1268 (6)	9.329	33581	0.642 ng/ml
61) Aroclor 1268 - AVE	0.000	0	N.D. ng/ml

(f)=RT Delta > 1/2 Window

(m)=manual int.

Data Path : K:\DATA\0A09035\
Data File : ECD2F002.D
Signal(s) : ECD1A.CH
Acq On : 09 Jan 2020 17:26
Operator : MJB / KAK
Sample : 0A09035-CCB1
Misc :
ALS Vial : 3 Sample Multiplier: 1

Integration File: PCB1.e
Quant Time: Jan 13 11:21:45 2020
Quant Method : K:\METHODS\FECD2_QUANTPCB_191203RT2.M
Quant Title : PCB Data Analysis
QLast Update : Wed Dec 04 15:29:22 2019
Response via : Initial Calibration
Integrator: ChemStation 6890 Scale Mode: Small noise peaks clipped



Data Path : K:\DATA\0A09035\
 Data File : ECD2F007.D
 Signal(s) : ECD1A.CH
 Acq On : 09 Jan 2020 18:54
 Operator : MJB / KAK
 Sample : A9J0599-15
 Misc :
 ALS Vial : 6 Sample Multiplier: 1

Integration File: PCB1.e
 Quant Time: Jan 13 11:22:51 2020
 Quant Method : K:\METHODS\FECD2_QUANTPCB_191203RT2.M
 Quant Title : PCB Data Analysis
 QLast Update : Wed Dec 04 15:29:22 2019
 Response via : Initial Calibration
 Integrator: ChemStation 6890 Scale Mode: Small noise peaks clipped

1/13/20
1242 P-10
1254 P-10
1260 P-10

Compound	R.T.	Response	Conc Units
System Monitoring Compounds			
1) S TCMX (S)	4.804	8424411	126.516 ng/ml
62) S DCBP (S)	9.559	7268582	65.087 ng/ml
Target Compounds			
2) Aroclor 1016 (1)	5.720	126882	33.944 ng/ml
3) Aroclor 1016 (2)	6.130	373663	51.942 ng/ml
4) Aroclor 1016 (3)	6.214	179308	45.132 ng/ml
5) Aroclor 1016 (4)	6.372	359280	100.432 ng/ml
6) Aroclor 1016 (5)	6.599	740765	178.434 ng/ml
7) Aroclor 1016 (6)	6.717	326428	111.286 ng/ml
8) Aroclor 1016 - AVE	0.000	0	N.D. ng/ml
9) Aroclor 1221 (1)	5.157	13792	12.742 ng/ml
10) Aroclor 1221 (2)	5.294	31749	44.245 ng/ml
11) Aroclor 1221 (3)	5.349	321989	137.595 ng/ml
12) Aroclor 1221 - AVE	0.000	0	N.D. ng/ml
13) Aroclor 1232 (1)	5.349	321989	181.283 ng/ml
14) Aroclor 1232 (2)	6.130	373663	134.402 ng/ml
15) Aroclor 1232 (3)	6.214	179308	122.232 ng/ml
16) Aroclor 1232 (4)	6.372	359280	315.333 ng/ml
17) Aroclor 1232 (5)	6.599	740765	515.861 ng/ml
18) Aroclor 1232 (6)	6.717	326428	272.450 ng/ml
19) Aroclor 1232 - AVE	0.000	0	N.D. ng/ml
20) Aroclor 1242 (1)	5.720	126882	47.771 ng/ml
21) Aroclor 1242 (2)	6.130	373663	72.037 ng/ml
22) Aroclor 1242 (3)	6.214	179308	63.580 ng/ml
23) Aroclor 1242 (4)	6.372	359280	156.947 ng/ml
24) Aroclor 1242 (5)	6.599	740765	248.187 ng/ml
25) Aroclor 1242 (6)	6.717	326428	130.092 ng/ml
26) Aroclor 1242 - AVE	0.000	0	N.D. ng/ml
27) Aroclor 1248 (1)	6.130	373663	109.794 ng/ml
28) Aroclor 1248 (2)	6.372	359280	79.571 ng/ml
29) Aroclor 1248 (3)	6.599	740765	141.940 ng/ml
30) Aroclor 1248 (4)	6.886	520032	89.581 ng/ml
31) Aroclor 1248 (5)	6.923	769225	124.888 ng/ml
32) Aroclor 1248 (6)	7.401	908707	265.905 ng/ml
33) Aroclor 1248 - AVE	0.000	0	N.D. ng/ml
34) Aroclor 1254 (1)	6.923	769225	128.244 ng/ml
35) Aroclor 1254 (2)	7.052	3166071	434.448 ng/ml
36) Aroclor 1254 (3)	7.401	908707	81.062 ng/ml
37) Aroclor 1254 (4)	7.566	549184	77.024 ng/ml
38) Aroclor 1254 (5)	7.945	827149	107.997 ng/ml
39) Aroclor 1254 (6)	8.236	154482	61.944 ng/ml
40) Aroclor 1254 - AVE	0.000	0	N.D. ng/ml
41) Aroclor 1260 (1)	7.519	713343	85.658 ng/ml
42) Aroclor 1260 (2)	7.653	1022371	100.209 ng/ml
43) Aroclor 1260 (3)	8.208	400817	50.961 ng/ml
44) Aroclor 1260 (4)	8.378	1033906	55.531 ng/ml
45) Aroclor 1260 (5)	8.676	672499	55.597 ng/ml
46) Aroclor 1260 (6)	9.067	215678	42.169 ng/ml
47) Aroclor 1260 - AVE	0.000	0	N.D. ng/ml

5.06
RR-7

61.229
69.765
M7
1/15/20

73.343

51.065

Data Path : K:\DATA\0A09035\
 Data File : ECD2F007.D
 Signal(s) : ECD1A.CH
 Acq On : 09 Jan 2020 18:54
 Operator : MJB / KAK
 Sample : A9J0599-15
 Misc :
 ALS Vial : 6 Sample Multiplier: 1

Integration File: PCB1.e
 Quant Time: Jan 13 11:22:51 2020
 Quant Method : K:\METHODS\FECD2_QUANTPCB_191203RT2.M
 Quant Title : PCB Data Analysis
 QLast Update : Wed Dec 04 15:29:22 2019
 Response via : Initial Calibration
 Integrator: ChemStation 6890 Scale Mode: Small noise peaks clipped

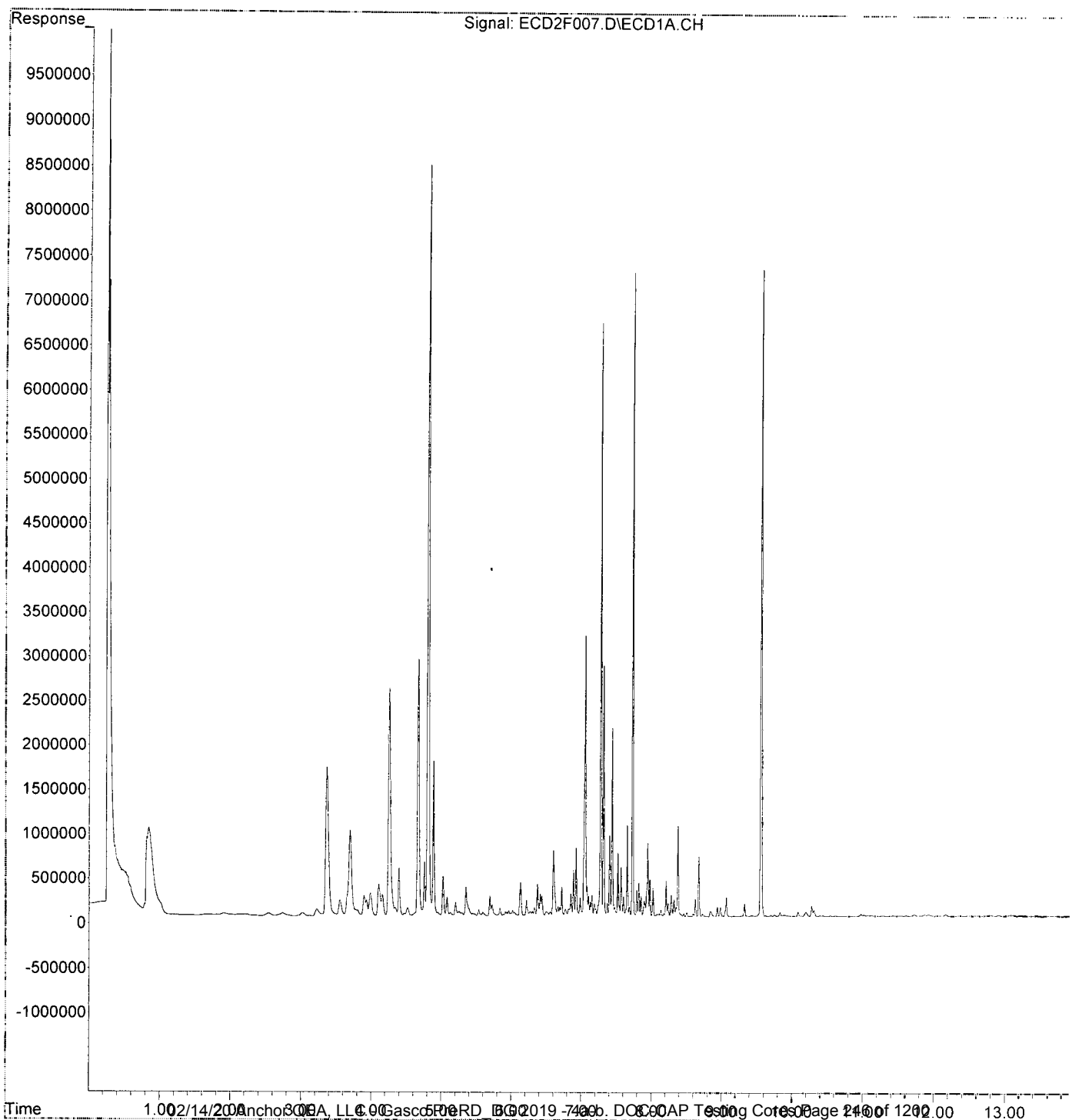
Compound	R.T.	Response	Conc	Units
48) Aroclor 1262 (1)	7.653	1022371	127.059	ng/ml
49) Aroclor 1262 (2)	7.976	420381	37.450	ng/ml
50) Aroclor 1262 (3)	8.208	400817	41.300	ng/ml
51) Aroclor 1262 (4)	8.378	1033906	50.044	ng/ml
52) Aroclor 1262 (5)	8.676	672499	51.405	ng/ml
53) Aroclor 1262 (6)	9.067	215678	32.303	ng/ml
54) Aroclor 1262 - AVE	0.000	0	N.D.	ng/ml
55) Aroclor 1268 (1)	8.208	400817	78.526	ng/ml
56) Aroclor 1268 (2)	8.625	204980	8.358	ng/ml
57) Aroclor 1268 (3)	8.676	672499	32.943	ng/ml
58) Aroclor 1268 (4)	8.840	62670	3.272	ng/ml
59) Aroclor 1268 (5)	9.067	215678	27.830	ng/ml
60) Aroclor 1268 (6)	9.324	145483	2.783	ng/ml
61) Aroclor 1268 - AVE	0.000	0	N.D.	ng/ml

(f)=RT Delta > 1/2 Window

(m)=manual int.

Data Path : K:\DATA\0A09035\
 Data File : ECD2F007.D
 Signal(s) : ECD1A.CH
 Acq On : 09 Jan 2020 18:54
 Operator : MJB / KAK
 Sample : A9J0599-15
 Misc :
 ALS Vial : 6 Sample Multiplier: 1

Integration File: PCB1.e
 Quant Time: Jan 13 11:22:51 2020
 Quant Method : K:\METHODS\FECD2_QUANTPCB_191203RT2.M
 Quant Title : PCB Data Analysis
 QLast Update : Wed Dec 04 15:29:22 2019
 Response via : Initial Calibration
 Integrator: ChemStation 6890 Scale Mode: Small noise peaks clipped



Data Path : K:\DATA\0A09035\
 Data File : ECD2F009.D
 Signal(s) : ECD1A.CH
 Acq On : 09 Jan 2020 19:29
 Operator : MJB / KAK
 Sample : A9J0599-16
 Misc :
 ALS Vial : 7 Sample Multiplier: 1

Integration File: PCB1.e
 Quant Time: Jan 13 11:23:12 2020
 Quant Method : K:\METHODS\FECD2_QUANTPCB_191203RT2.M
 Quant Title : PCB Data Analysis
 QLast Update : Wed Dec 04 15:29:22 2019
 Response via : Initial Calibration
 Integrator: ChemStation 6890 Scale Mode: Small noise peaks clipped

[Handwritten Signature]
 1/13/20
 12A2 P-10
 125A P-10
 1260 P-10
 RR-7

Compound	R.T.	Response	Conc Units
System Monitoring Compounds			
1) S TCMX (S)	4.803	6838786	102.703 ng/ml
62) S DCBP (S)	9.559	5162446	46.227 ng/ml
Target Compounds			
2) Aroclor 1016 (1)	5.719	159858	42.766 ng/ml
3) Aroclor 1016 (2)	6.130	547053	76.044 ng/ml
4) Aroclor 1016 (3)	6.213	234975	59.144 ng/ml
5) Aroclor 1016 (4)	6.372	481158	134.501 ng/ml
6) Aroclor 1016 (5)	6.597	952005	229.317 ng/ml
7) Aroclor 1016 (6)	6.717	455081	155.147 ng/ml
8) Aroclor 1016 - AVE	0.000	0	N.D. ng/ml
9) Aroclor 1221 (1)	5.156	17796	16.441 ng/ml
10) Aroclor 1221 (2)	5.294	36724	51.178 ng/ml
11) Aroclor 1221 (3)	5.349	594983	254.254 ng/ml
12) Aroclor 1221 - AVE	0.000	0	N.D. ng/ml
13) Aroclor 1232 (1)	5.349	594983	334.981 ng/ml
14) Aroclor 1232 (2)	6.130	547053	196.769 ng/ml
15) Aroclor 1232 (3)	6.213	234975	160.180 ng/ml
16) Aroclor 1232 (4)	6.372	481158	422.303 ng/ml
17) Aroclor 1232 (5)	6.597	952005	662.966 ng/ml
18) Aroclor 1232 (6)	6.717	455081	379.828 ng/ml
19) Aroclor 1232 - AVE	0.000	0	N.D. ng/ml
20) Aroclor 1242 (1)	5.719	159858	60.187 ng/ml
21) Aroclor 1242 (2)	6.130	547053	105.465 ng/ml
22) Aroclor 1242 (3)	6.213	234975	83.319 ng/ml
23) Aroclor 1242 (4)	6.372	481158	210.188 ng/ml
24) Aroclor 1242 (5)	6.597	952005	318.961 ng/ml
25) Aroclor 1242 (6)	6.717	455081	181.363 ng/ml
26) Aroclor 1242 - AVE	0.000	0	N.D. ng/ml
27) Aroclor 1248 (1)	6.130	547053	160.742 ng/ml
28) Aroclor 1248 (2)	6.372	481158	106.564 ng/ml
29) Aroclor 1248 (3)	6.597	952005	182.416 ng/ml
30) Aroclor 1248 (4)	6.886	683168	117.683 ng/ml
31) Aroclor 1248 (5)	6.922	961752	156.146 ng/ml
32) Aroclor 1248 (6)	7.401	1019344	298.279 ng/ml
33) Aroclor 1248 - AVE	0.000	0	N.D. ng/ml
34) Aroclor 1254 (1)	6.922	961752	160.342 ng/ml
35) Aroclor 1254 (2)	7.051	5010580	687.552 ng/ml
36) Aroclor 1254 (3)	7.401	1019344	90.932 ng/ml
37) Aroclor 1254 (4)	7.565	562629	78.910 ng/ml
38) Aroclor 1254 (5)	7.945	1082897	141.389 ng/ml
39) Aroclor 1254 (6)	8.236	177770	71.282 ng/ml
40) Aroclor 1254 - AVE	0.000	0	N.D. ng/ml
41) Aroclor 1260 (1)	7.519	8821330	105.926 ng/ml
42) Aroclor 1260 (2)	7.654	15375380	150.704 ng/ml
43) Aroclor 1260 (3)	8.208	582788	74.097 ng/ml
44) Aroclor 1260 (4)	8.378	1605803	86.248 ng/ml
45) Aroclor 1260 (5)	8.676	1018379	84.192 ng/ml
46) Aroclor 1260 (6)	9.067	315645	61.714 ng/ml
47) Aroclor 1260 - AVE	0.000	0	N.D. ng/ml

82.990

86.376

76.563

Data Path : K:\DATA\0A09035\
 Data File : ECD2F009.D
 Signal(s) : ECD1A.CH
 Acq On : 09 Jan 2020 19:29
 Operator : MJB / KAK
 Sample : A9J0599-16
 Misc :
 ALS Vial : 7 Sample Multiplier: 1

Integration File: PCB1.e
 Quant Time: Jan 13 11:23:12 2020
 Quant Method : K:\METHODS\FECD2_QUANTPCB_191203RT2.M
 Quant Title : PCB Data Analysis
 QLast Update : Wed Dec 04 15:29:22 2019
 Response via : Initial Calibration
 Integrator: ChemStation 6890 Scale Mode: Small noise peaks clipped

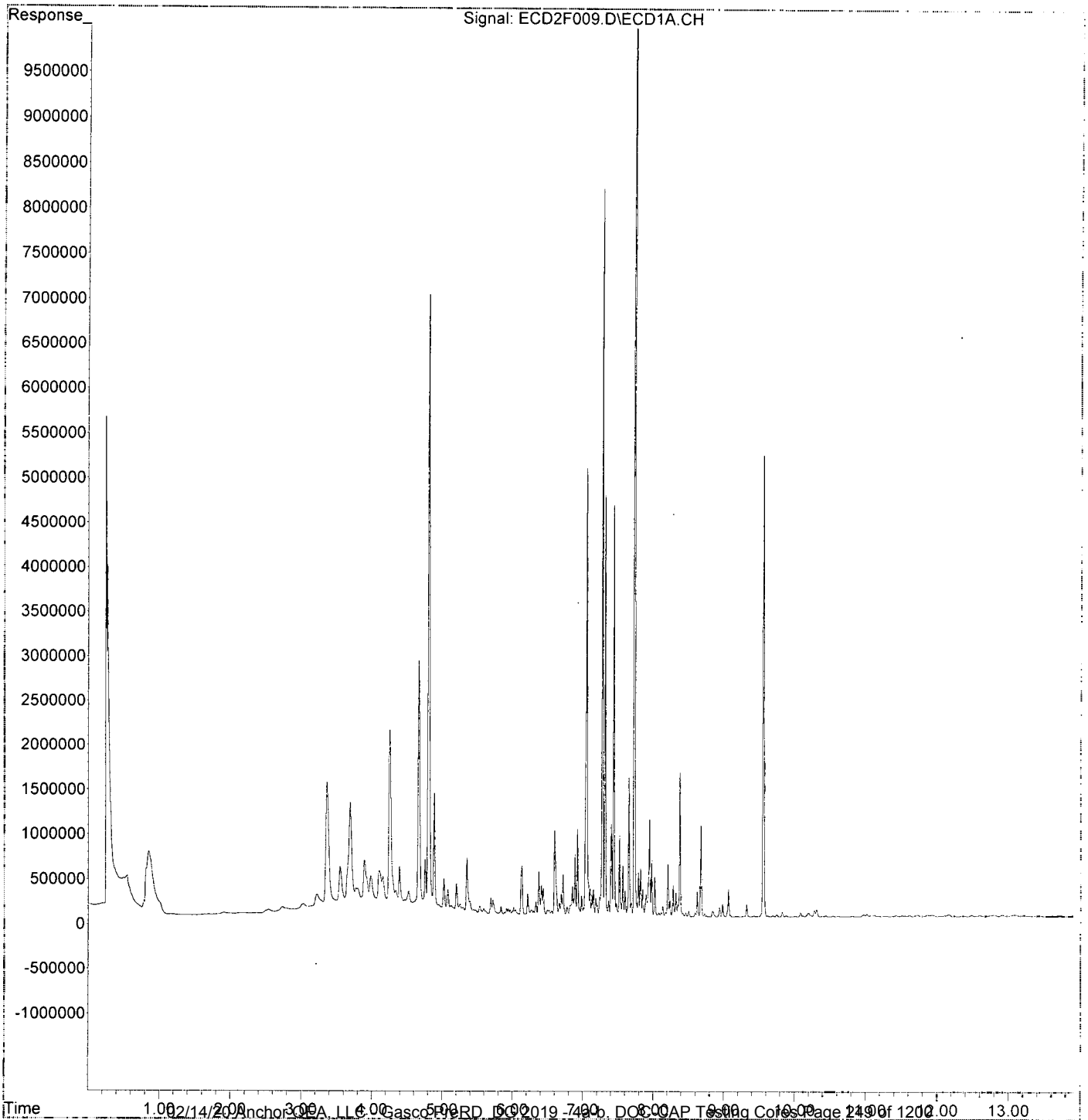
Compound	R.T.	Response	Conc Units
48) Aroclor 1262 (1)	7.654	1537538	191.084 ng/ml
49) Aroclor 1262 (2)	7.976	612952	54.606 ng/ml
50) Aroclor 1262 (3)	8.208	582788	60.051 ng/ml
51) Aroclor 1262 (4)	8.378	1605803	77.725 ng/ml
52) Aroclor 1262 (5)	8.676	1018379	77.844 ng/ml
53) Aroclor 1262 (6)	9.067	315645	47.276 ng/ml
54) Aroclor 1262 - AVE	0.000	0	N.D. ng/ml
55) Aroclor 1268 (1)	8.208	582788	114.177 ng/ml
56) Aroclor 1268 (2)	8.625	278225	11.344 ng/ml
57) Aroclor 1268 (3)	8.676	1018379	49.886 ng/ml
58) Aroclor 1268 (4)	8.840	63394	3.310 ng/ml
59) Aroclor 1268 (5)	9.067	315645	40.730 ng/ml
60) Aroclor 1268 (6)	9.324	140066	2.679 ng/ml
61) Aroclor 1268 - AVE	0.000	0	N.D. ng/ml

(f)=RT Delta > 1/2 Window

(m)=manual int.

Data Path : K:\DATA\0A09035\
 Data File : ECD2F009.D
 Signal(s) : ECD1A.CH
 Acq On : 09 Jan 2020 19:29
 Operator : MJB / KAK
 Sample : A9J0599-16
 Misc :
 ALS Vial : 7 Sample Multiplier: 1

Integration File: PCB1.e
 Quant Time: Jan 13 11:23:12 2020
 Quant Method : K:\METHODS\FECD2_QUANTPCB_191203RT2.M
 Quant Title : PCB Data Analysis
 QLast Update : Wed Dec 04 15:29:22 2019
 Response via : Initial Calibration
 Integrator: ChemStation 6890 Scale Mode: Small noise peaks clipped



Data Path : K:\DATA\0A09035\
 Data File : ECD2F011.D
 Signal(s) : ECD1A.CH
 Acq On : 09 Jan 2020 20:05
 Operator : MJB / KAK
 Sample : A9J0599-17
 Misc :
 ALS Vial : 8 Sample Multiplier: 1

Integration File: PCB1.e
 Quant Time: Jan 13 11:23:34 2020
 Quant Method : K:\METHODS\FECD2_QUANTPCB_191203RT2.M
 Quant Title : PCB Data Analysis
 QLast Update : Wed Dec 04 15:29:22 2019
 Response via : Initial Calibration
 Integrator: ChemStation 6890 Scale Mode: Small noise peaks clipped

Handwritten: 1/13/20
1260

Compound	R.T.	Response	Conc Units
System Monitoring Compounds			
1) S TCMX (S)	4.804	14815763	222.500 ng/ml
62) S DCBP (S)	9.561	18282410	163.711 ng/ml
Target Compounds			
2) Aroclor 1016 (1)	5.721	52988	14.176 ng/ml
3) Aroclor 1016 (2)	6.131	94292	13.107 ng/ml
4) Aroclor 1016 (3)	6.214	59045	14.862 ng/ml
5) Aroclor 1016 (4)	6.371	176480	49.333 ng/ml
6) Aroclor 1016 (5)	6.599	251222	60.514 ng/ml
7) Aroclor 1016 (6)	6.717	103728	35.363 ng/ml
8) Aroclor 1016 - AVE	0.000	0	N.D. ng/ml
9) Aroclor 1221 (1)	5.157 5.155	3013	2.783 ng/ml <i>68.678 MI</i>
10) Aroclor 1221 (2)	5.291	8397	11.701 ng/ml <i>88.482 MI</i>
11) Aroclor 1221 (3)	5.349	186977	79.901 ng/ml
12) Aroclor 1221 - AVE	0.000	0	N.D. ng/ml
13) Aroclor 1232 (1)	5.349	186977	105.270 ng/ml
14) Aroclor 1232 (2)	6.131	94292	33.916 ng/ml
15) Aroclor 1232 (3)	6.214	59045	40.250 ng/ml
16) Aroclor 1232 (4)	6.371	176480	154.893 ng/ml
17) Aroclor 1232 (5)	6.599	251222	174.948 ng/ml
18) Aroclor 1232 (6)	6.717	103728	86.575 ng/ml
19) Aroclor 1232 - AVE	0.000	0	N.D. ng/ml
20) Aroclor 1242 (1)	5.721	52988	19.950 ng/ml
21) Aroclor 1242 (2)	6.131	94292	18.178 ng/ml
22) Aroclor 1242 (3)	6.214	59045	20.937 ng/ml
23) Aroclor 1242 (4)	6.371	176480	77.093 ng/ml
24) Aroclor 1242 (5)	6.599	251222	84.170 ng/ml
25) Aroclor 1242 (6)	6.717	103728	41.339 ng/ml
26) Aroclor 1242 - AVE	0.000	0	N.D. ng/ml
27) Aroclor 1248 (1)	6.131	94292	27.706 ng/ml
28) Aroclor 1248 (2)	6.371	176480	39.086 ng/ml
29) Aroclor 1248 (3)	6.599	251222	48.137 ng/ml
30) Aroclor 1248 (4)	6.887	280765	48.365 ng/ml
31) Aroclor 1248 (5)	6.921	453327	73.600 ng/ml
32) Aroclor 1248 (6)	7.403	648384	189.729 ng/ml
33) Aroclor 1248 - AVE	0.000	0	N.D. ng/ml
34) Aroclor 1254 (1)	6.921	453327	75.578 ng/ml
35) Aroclor 1254 (2)	7.053	10832523	1486.439 ng/ml
36) Aroclor 1254 (3)	7.403	648384	57.840 ng/ml
37) Aroclor 1254 (4)	7.568	416142	58.365 ng/ml
38) Aroclor 1254 (5)	7.947	2523474	329.479 ng/ml
39) Aroclor 1254 (6)	8.237	133444	53.508 ng/ml
40) Aroclor 1254 - AVE	0.000	0	N.D. ng/ml
41) Aroclor 1260 (1)	7.520	5807810	69.740 ng/ml
42) Aroclor 1260 (2)	7.657	25994830	254.791 ng/ml
43) Aroclor 1260 (3)	8.209	374168	47.573 ng/ml
44) Aroclor 1260 (4)	8.377	1104614	59.329 ng/ml
45) Aroclor 1260 (5)	8.677	651394	53.852 ng/ml
46) Aroclor 1260 (6)	9.068	251255	49.125 ng/ml
47) Aroclor 1260 - AVE	0.000	0	N.D. ng/ml

Handwritten: ↑ MDC

Handwritten: R-02

Handwritten: 52.46
52.470
1/13/20

Data Path : K:\DATA\0A09035\
 Data File : ECD2F011.D
 Signal(s) : ECD1A.CH
 Acq On : 09 Jan 2020 20:05
 Operator : MJB / KAK
 Sample : A9J0599-17
 Misc :
 ALS Vial : 8 Sample Multiplier: 1

Integration File: PCB1.e
 Quant Time: Jan 13 11:23:34 2020
 Quant Method : K:\METHODS\FECD2_QUANTPCB_191203RT2.M
 Quant Title : PCB Data Analysis
 QLast Update : Wed Dec 04 15:29:22 2019.
 Response via : Initial Calibration
 Integrator: ChemStation 6890 Scale Mode: Small noise peaks clipped

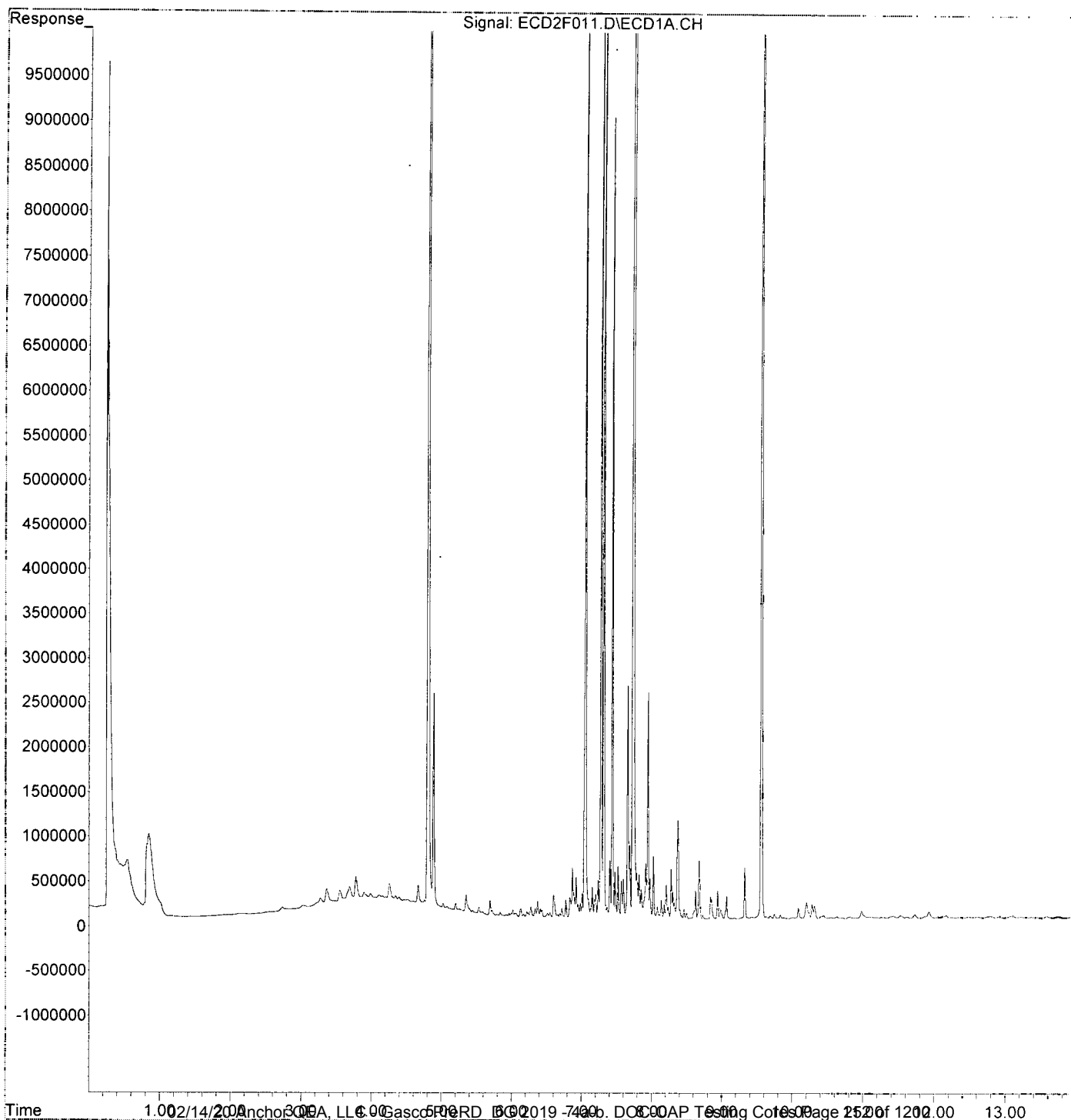
Compound	R.T.	Response	Conc	Units
48) Aroclor 1262 (1)	7.657	2599483	323.061	ng/ml
49) Aroclor 1262 (2)	7.976	457381	40.746	ng/ml
50) Aroclor 1262 (3)	8.209	374168	38.554	ng/ml
51) Aroclor 1262 (4)	8.377	1104614	53.466	ng/ml
52) Aroclor 1262 (5)	8.677	651394	49.792	ng/ml
53) Aroclor 1262 (6)	9.068	251255	37.632	ng/ml
54) Aroclor 1262 - AVE	0.000	0	N.D.	ng/ml
55) Aroclor 1268 (1)	8.209	374168	73.305	ng/ml
56) Aroclor 1268 (2)	8.625	311952	12.719	ng/ml
57) Aroclor 1268 (3)	8.677	651394	31.909	ng/ml
58) Aroclor 1268 (4)	8.854	216546	11.306	ng/ml
59) Aroclor 1268 (5)	9.068	251255	32.421	ng/ml
60) Aroclor 1268 (6)	9.326	573293	10.965	ng/ml
61) Aroclor 1268 - AVE	0.000	0	N.D.	ng/ml

(f)=RT Delta > 1/2 Window

(m)=manual int.

Data Path : K:\DATA\0A09035\
Data File : ECD2F011.D
Signal(s) : ECD1A.CH
Acq On : 09 Jan 2020 20:05
Operator : MJB / KAK
Sample : A9J0599-17
Misc :
ALS Vial : 8 Sample Multiplier: 1

Integration File: PCB1.e
Quant Time: Jan 13 11:23:34 2020
Quant Method : K:\METHODS\FECD2_QUANTPCB_191203RT2.M
Quant Title : PCB Data Analysis
QLast Update : Wed Dec 04 15:29:22 2019
Response via : Initial Calibration
Integrator: ChemStation 6890 Scale Mode: Small noise peaks clipped



Data Path : K:\DATA\0A09035\
 Data File : ECD2F013.D
 Signal(s) : ECD1A.CH
 Acq On : 09 Jan 2020 20:40
 Operator : MJB / KAK
 Sample : A9J0599-18
 Misc :
 ALS Vial : 9 Sample Multiplier: 1

Integration File: PCB1.e
 Quant Time: Jan 13 11:23:56 2020
 Quant Method : K:\METHODS\FECD2_QUANTPCB_191203RT2.M
 Quant Title : PCB Data Analysis
 QLast Update : Wed Dec 04 15:29:22 2019
 Response via : Initial Calibration
 Integrator: ChemStation 6890 Scale Mode: Small noise peaks clipped

[Handwritten Signature]
 1/13/20

Compound	R.T.	Response	Conc Units
System Monitoring Compounds			
1) S TCMX (S)	4.807	17610189	264.466 ng/ml
62) S DCBP (S)	9.561	24432238	218.780 ng/ml
Target Compounds			
2) Aroclor 1016 (1)	5.710	4632	1.239 ng/ml
3) Aroclor 1016 (2)	6.133	2449	0.340 ng/ml
4) Aroclor 1016 (3)	6.234	500	0.126 ng/ml
5) Aroclor 1016 (4)	6.371	3698	1.034 ng/ml
6) Aroclor 1016 (5)	6.595	3349	0.807 ng/ml
7) Aroclor 1016 (6)	6.717	1991	0.679 ng/ml
8) Aroclor 1016 - AVE	0.000	0	N.D. ng/ml
9) Aroclor 1221 (1)	5.158	7963	7.357 ng/ml
10) Aroclor 1221 (2)	5.282	9743	13.577 ng/ml
11) Aroclor 1221 (3)	5.350	15229	6.508 ng/ml
12) Aroclor 1221 - AVE	0.000	0	N.D. ng/ml
13) Aroclor 1232 (1)	5.350	15229	8.574 ng/ml
14) Aroclor 1232 (2)	6.133	2449	0.881 ng/ml
15) Aroclor 1232 (3)	6.234	500	0.341 ng/ml
16) Aroclor 1232 (4)	6.371	3698	3.245 ng/ml
17) Aroclor 1232 (5)	6.595	3349	2.332 ng/ml
18) Aroclor 1232 (6)	6.717	1991	1.662 ng/ml
19) Aroclor 1232 - AVE	0.000	0	N.D. ng/ml
20) Aroclor 1242 (1)	5.710	4632	1.744 ng/ml
21) Aroclor 1242 (2)	6.133	2449	0.472 ng/ml
22) Aroclor 1242 (3)	6.234	500	0.177 ng/ml
23) Aroclor 1242 (4)	6.371	3698	1.615 ng/ml
24) Aroclor 1242 (5)	6.595	3349	1.122 ng/ml
25) Aroclor 1242 (6)	6.717	1991	0.794 ng/ml
26) Aroclor 1242 - AVE	0.000	0	N.D. ng/ml
27) Aroclor 1248 (1)	6.133	2449	0.720 ng/ml
28) Aroclor 1248 (2)	6.371	3698	0.819 ng/ml
29) Aroclor 1248 (3)	6.595	3349	0.642 ng/ml
30) Aroclor 1248 (4)	6.885	3134	0.540 ng/ml
31) Aroclor 1248 (5)	6.922	5904	0.958 ng/ml
32) Aroclor 1248 (6)	7.403	12599	3.687 ng/ml
33) Aroclor 1248 - AVE	0.000	0	N.D. ng/ml
34) Aroclor 1254 (1)	6.922	5904	0.984 ng/ml
35) Aroclor 1254 (2)	7.033	8160	1.120 ng/ml
36) Aroclor 1254 (3)	7.403	12599	1.124 ng/ml
37) Aroclor 1254 (4)	7.573	15100	2.118 ng/ml
38) Aroclor 1254 (5)	7.946	11636	1.519 ng/ml
39) Aroclor 1254 (6)	8.235	2285	0.916 ng/ml
40) Aroclor 1254 - AVE	0.000	0	N.D. ng/ml
41) Aroclor 1260 (1)	7.520	13678	1.642 ng/ml
42) Aroclor 1260 (2)	7.653	17669	1.732 ng/ml
43) Aroclor 1260 (3)	8.209	7890	1.003 ng/ml
44) Aroclor 1260 (4)	8.366	42551	2.285 ng/ml
45) Aroclor 1260 (5)	8.674	17065	1.411 ng/ml
46) Aroclor 1260 (6)	9.066	10859	2.123 ng/ml
47) Aroclor 1260 - AVE	0.000	0	N.D. ng/ml

Data Path : K:\DATA\0A09035\
 Data File : ECD2F013.D
 Signal(s) : ECD1A.CH
 Acq On : 09 Jan 2020 20:40
 Operator : MJB / KAK
 Sample : A9J0599-18
 Misc :
 ALS Vial : 9 Sample Multiplier: 1

Integration File: PCB1.e
 Quant Time: Jan 13 11:23:56 2020
 Quant Method : K:\METHODS\FECD2_QUANTPCB_191203RT2.M
 Quant Title : PCB Data Analysis
 QLast Update : Wed Dec 04 15:29:22 2019
 Response via : Initial Calibration
 Integrator: ChemStation 6890 Scale Mode: Small noise peaks clipped

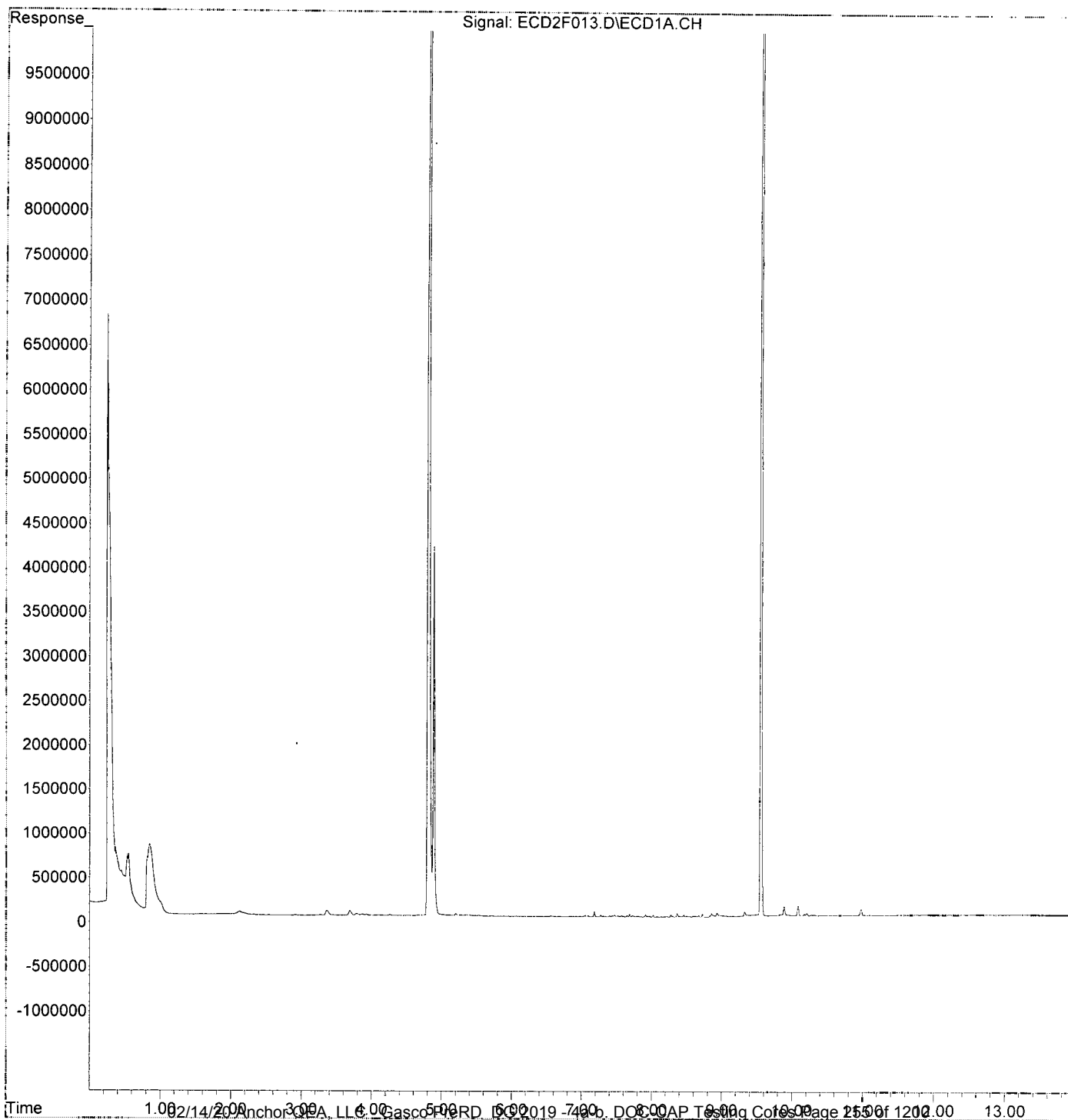
Compound	R.T.	Response	Conc Units
48) Aroclor 1262 (1)	7.653	17669	2.196 ng/ml
49) Aroclor 1262 (2)	7.976	9781	0.871 ng/ml
50) Aroclor 1262 (3)	8.209	7890	0.813 ng/ml
51) Aroclor 1262 (4)	8.366	42551	2.060 ng/ml
52) Aroclor 1262 (5)	8.674	17065	1.304 ng/ml
53) Aroclor 1262 (6)	9.066	10859	1.626 ng/ml
54) Aroclor 1262 - AVE	0.000	0	N.D. ng/ml
55) Aroclor 1268 (1)	8.209	7890	1.546 ng/ml
56) Aroclor 1268 (2)	8.625	11655	0.475 ng/ml
57) Aroclor 1268 (3)	8.674	17065	0.836 ng/ml
58) Aroclor 1268 (4)	8.856	40384	2.108 ng/ml
59) Aroclor 1268 (5)	9.066	10859	1.401 ng/ml
60) Aroclor 1268 (6)	9.328	54173	1.036 ng/ml
61) Aroclor 1268 - AVE	0.000	0	N.D. ng/ml

(f)=RT Delta > 1/2 Window

(m)=manual int.

Data Path : K:\DATA\0A09035\
Data File : ECD2F013.D
Signal(s) : ECD1A.CH
Acq On : 09 Jan 2020 20:40
Operator : MJB / KAK
Sample : A9J0599-18
Misc :
ALS Vial : 9 Sample Multiplier: 1

Integration File: PCB1.e
Quant Time: Jan 13 11:23:56 2020
Quant Method : K:\METHODS\FECD2_QUANTPCB_191203RT2.M
Quant Title : PCB Data Analysis
QLast Update : Wed Dec 04 15:29:22 2019
Response via : Initial Calibration
Integrator: ChemStation 6890 Scale Mode: Small noise peaks clipped



Data Path : K:\DATA\0A09035\
 Data File : ECD2F015.D
 Signal(s) : ECD1A.CH
 Acq On : 09 Jan 2020 21:15
 Operator : MJB / KAK
 Sample : A9J0599-32
 Misc :
 ALS Vial : 10 Sample Multiplier: 1

Integration File: PCB1.e
 Quant Time: Jan 13 11:24:17 2020
 Quant Method : K:\METHODS\FECD2_QUANTPCB_191203RT2.M
 Quant Title : PCB Data Analysis
 QLast Update : Wed Dec 04 15:29:22 2019
 Response via : Initial Calibration
 Integrator: ChemStation 6890 Scale Mode: Small noise peaks clipped

Handwritten:
 1/13/20
 1242 P-10
 1254 P-10
 1260 P-10

Compound	R.T.	Response	Conc Units
System Monitoring Compounds			
1) S TCMX (S)	4.806	15026532	225.665 ng/ml
62) S DCBP (S)	9.563	14540340	130.202 ng/ml

Compound	R.T.	Response	Conc Units
Target Compounds			
2) Aroclor 1016 (1)	5.722	85352	22.834 ng/ml
3) Aroclor 1016 (2)	6.131	230498	32.041 ng/ml
4) Aroclor 1016 (3)	6.214	125983	31.711 ng/ml
5) Aroclor 1016 (4)	6.374	273838	76.548 ng/ml
6) Aroclor 1016 (5)	6.601	611799	147.369 ng/ml
7) Aroclor 1016 (6)	6.718	259185	88.362 ng/ml
8) Aroclor 1016 - AVE	0.000	0	N.D. ng/ml
9) Aroclor 1221 (1)	5.200	242320	223.866 ng/ml
10) Aroclor 1221 (2)	5.297	28707	40.006 ng/ml
11) Aroclor 1221 (3)	5.351	339057	144.889 ng/ml
12) Aroclor 1221 - AVE	0.000	0	N.D. ng/ml
13) Aroclor 1232 (1)	5.351	339057	190.892 ng/ml
14) Aroclor 1232 (2)	6.131	230498	82.908 ng/ml
15) Aroclor 1232 (3)	6.214	125983	85.882 ng/ml
16) Aroclor 1232 (4)	6.374	273838	240.343 ng/ml
17) Aroclor 1232 (5)	6.601	611799	426.050 ng/ml
18) Aroclor 1232 (6)	6.718	259185	216.326 ng/ml
19) Aroclor 1232 - AVE	0.000	0	N.D. ng/ml
20) Aroclor 1242 (1)	5.722	85352	32.135 ng/ml
21) Aroclor 1242 (2)	6.131	230498	44.437 ng/ml
22) Aroclor 1242 (3)	6.214	125983	44.672 ng/ml
23) Aroclor 1242 (4)	6.374	273838	119.623 ng/ml
24) Aroclor 1242 (5)	6.601	611799	204.978 ng/ml
25) Aroclor 1242 (6)	6.718	259185	103.293 ng/ml
26) Aroclor 1242 - AVE	0.000	0	N.D. ng/ml
27) Aroclor 1248 (1)	6.131	230498	67.728 ng/ml
28) Aroclor 1248 (2)	6.374	273838	60.648 ng/ml
29) Aroclor 1248 (3)	6.601	611799	117.228 ng/ml
30) Aroclor 1248 (4)	6.889	414455	71.395 ng/ml
31) Aroclor 1248 (5)	6.923	579407	94.070 ng/ml
32) Aroclor 1248 (6)	7.403	688846	201.569 ng/ml
33) Aroclor 1248 - AVE	0.000	0	N.D. ng/ml
34) Aroclor 1254 (1)	6.923	579407	96.598 ng/ml
35) Aroclor 1254 (2)	7.055	8309157	1140.182 ng/ml
36) Aroclor 1254 (3)	7.403	688846	61.449 ng/ml
37) Aroclor 1254 (4)	7.568	396227	55.572 ng/ml
38) Aroclor 1254 (5)	7.947	634881	82.894 ng/ml
39) Aroclor 1254 (6)	8.238	129128	51.778 ng/ml
40) Aroclor 1254 - AVE	0.000	0	N.D. ng/ml
41) Aroclor 1260 (1)	7.522	527215	63.308 ng/ml
42) Aroclor 1260 (2)	7.655	752508	73.758 ng/ml
43) Aroclor 1260 (3)	8.210	324534	41.262 ng/ml
44) Aroclor 1260 (4)	8.379	891071	47.860 ng/ml
45) Aroclor 1260 (5)	8.679	576189	47.635 ng/ml
46) Aroclor 1260 (6)	9.070	193656	37.863 ng/ml
47) Aroclor 1260 - AVE	0.000	0	N.D. ng/ml

Handwritten:
 40.415
 56.266
 43.655

Quantitation Report (Not Reviewed)

Data Path : K:\DATA\0A09035\
 Data File : ECD2F015.D
 Signal(s) : ECD1A.CH
 Acq On : 09 Jan 2020 21:15
 Operator : MJB / KAK
 Sample : A9J0599-32
 Misc :
 ALS Vial : 10 Sample Multiplier: 1

Integration File: PCB1.e
 Quant Time: Jan 13 11:24:17 2020
 Quant Method : K:\METHODS\FECD2_QUANTPCB_191203RT2.M
 Quant Title : PCB Data Analysis
 QLast Update : Wed Dec 04 15:29:22 2019
 Response via : Initial Calibration
 Integrator: ChemStation 6890 Scale Mode: Small noise peaks clipped

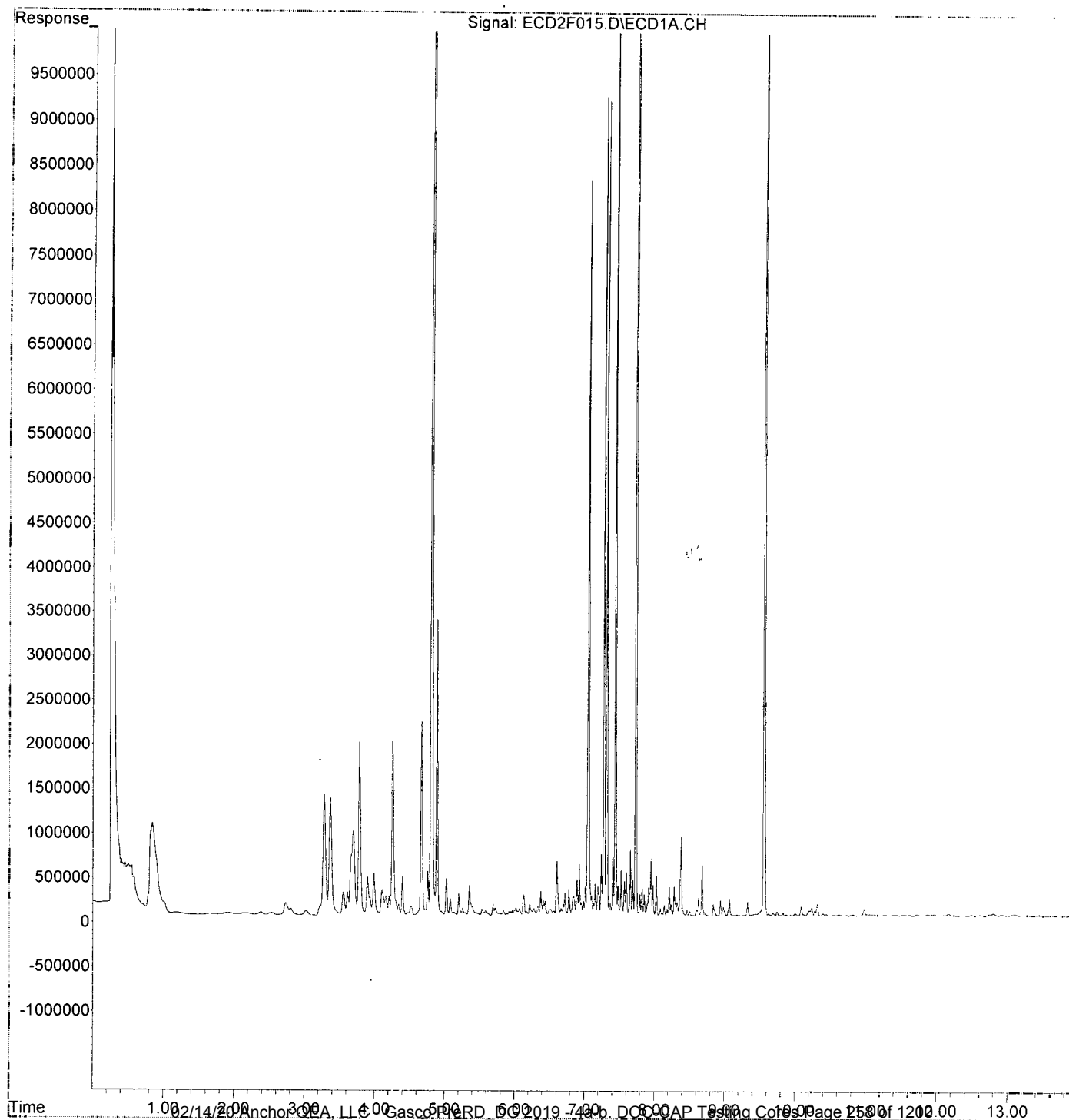
Compound	R.T.	Response	Conc Units
48) Aroclor 1262 (1)	7.655	752508	93.521 ng/ml
49) Aroclor 1262 (2)	7.978	344878	30.724 ng/ml
50) Aroclor 1262 (3)	8.210	324534	33.440 ng/ml
51) Aroclor 1262 (4)	8.379	891071	43.130 ng/ml
52) Aroclor 1262 (5)	8.679	576189	44.043 ng/ml
53) Aroclor 1262 (6)	9.070	193656	29.005 ng/ml
54) Aroclor 1262 - AVE	0.000	0	N.D. ng/ml
55) Aroclor 1268 (1)	8.210	324534	63.581 ng/ml
56) Aroclor 1268 (2)	8.627	204575	8.341 ng/ml
57) Aroclor 1268 (3)	8.679	576189	28.225 ng/ml
58) Aroclor 1268 (4)	8.839	130628	6.820 ng/ml
59) Aroclor 1268 (5)	9.070	193656	24.989 ng/ml
60) Aroclor 1268 (6)	9.328	160617	3.072 ng/ml
61) Aroclor 1268 - AVE	0.000	0	N.D. ng/ml

(f)=RT Delta > 1/2 Window

(m)=manual int.

Data Path : K:\DATA\0A09035\
 Data File : ECD2F015.D
 Signal(s) : ECD1A.CH
 Acq On : 09 Jan 2020 21:15
 Operator : MJB / KAK
 Sample : A9J0599-32
 Misc :
 ALS Vial : 10 Sample Multiplier: 1

Integration File: PCB1.e
 Quant Time: Jan 13 11:24:17 2020
 Quant Method : K:\METHODS\FECD2_QUANTPCB_191203RT2.M
 Quant Title : PCB Data Analysis
 QLast Update : Wed Dec 04 15:29:22 2019
 Response via : Initial Calibration
 Integrator: ChemStation 6890 Scale Mode: Small noise peaks clipped



Data Path : K:\DATA\0A09035\
 Data File : ECD2F017.D
 Signal(s) : ECD1A.CH
 Acq On : 09 Jan 2020 21:50
 Operator : MJB / KAK
 Sample : 9121318-MS1
 Misc :
 ALS Vial : 11 Sample Multiplier: 1

Integration File: PCB1.e
 Quant Time: Jan 13 11:24:38 2020
 Quant Method : K:\METHODS\FECD2_QUANTPCB_191203RT2.M
 Quant Title : PCB Data Analysis
 QLast Update : Wed Dec 04 15:29:22 2019
 Response via : Initial Calibration
 Integrator: ChemStation 6890 Scale Mode: Small noise peaks clipped

MJB
 1/13/20

Compound	R.T.	Response	Conc	Units
System Monitoring Compounds				
1) S TCMX (S)	4.805	14503177	217.805	ng/ml
62) S DCBP (S)	9.562	14756426	132.137	ng/ml
Target Compounds				
2) Aroclor 1016 (1)	5.721	2352759	629.424	ng/ml
3) Aroclor 1016 (2)	6.132	5936351	825.192	ng/ml
4) Aroclor 1016 (3)	6.214	2849665	717.271	ng/ml
5) Aroclor 1016 (4)	6.373	2367734	661.867	ng/ml
6) Aroclor 1016 (5)	6.595	2966128	714.474	ng/ml
7) Aroclor 1016 (6)	6.719	2043514	696.677	ng/ml
8) Aroclor 1016 - AVE	0.000	0	N.D.	ng/ml
9) Aroclor 1221 (1)	5.158	245312	226.631	ng/ml
10) Aroclor 1221 (2)	5.276	275157	383.458	ng/ml
11) Aroclor 1221 (3)	5.356	1621309	692.834	ng/ml
12) Aroclor 1221 - AVE	0.000	0	N.D.	ng/ml
13) Aroclor 1232 (1)	5.356	1621309	912.811	ng/ml
14) Aroclor 1232 (2)	6.132	5936351	2135.238	ng/ml
15) Aroclor 1232 (3)	6.214	2849665	1942.590	ng/ml
16) Aroclor 1232 (4)	6.373	2367734	2078.118	ng/ml
17) Aroclor 1232 (5)	6.595	2966128	2065.579	ng/ml
18) Aroclor 1232 (6)	6.719	2043514	1705.599	ng/ml
19) Aroclor 1232 - AVE	0.000	0	N.D.	ng/ml
20) Aroclor 1242 (1)	5.721	2352759	885.820	ng/ml
21) Aroclor 1242 (2)	6.132	5936351	1144.449	ng/ml
22) Aroclor 1242 (3)	6.214	2849665	1010.459	ng/ml
23) Aroclor 1242 (4)	6.373	2367734	1034.315	ng/ml
24) Aroclor 1242 (5)	6.595	2966128	993.776	ng/ml
25) Aroclor 1242 (6)	6.719	2043514	814.402	ng/ml
26) Aroclor 1242 - AVE	0.000	0	N.D.	ng/ml
27) Aroclor 1248 (1)	6.132	5936351	1744.295	ng/ml
28) Aroclor 1248 (2)	6.373	2367734	524.390	ng/ml
29) Aroclor 1248 (3)	6.595	2966128	568.348	ng/ml
30) Aroclor 1248 (4)	6.888	887418	152.868	ng/ml
31) Aroclor 1248 (5)	6.921	2342179	380.267	ng/ml
32) Aroclor 1248 (6)	7.406	3968503	1161.258	ng/ml
33) Aroclor 1248 - AVE	0.000	0	N.D.	ng/ml
34) Aroclor 1254 (1)	6.921	2342179	390.486	ng/ml
35) Aroclor 1254 (2)	7.053	9516935	1305.914	ng/ml
36) Aroclor 1254 (3)	7.406	3968503	354.015	ng/ml
37) Aroclor 1254 (4)	7.566	910684	127.725	ng/ml
38) Aroclor 1254 (5)	7.946	5291888	690.938	ng/ml
39) Aroclor 1254 (6)	8.237	561243	225.047	ng/ml
40) Aroclor 1254 - AVE	0.000	0	N.D.	ng/ml
41) Aroclor 1260 (1)	7.520	5300842	636.524	ng/ml
42) Aroclor 1260 (2)	7.654	7027741	688.832	ng/ml
43) Aroclor 1260 (3)	8.209	4567424	580.716	ng/ml
44) Aroclor 1260 (4)	8.380	11747387	630.953	ng/ml
45) Aroclor 1260 (5)	8.678	7759002	641.453	ng/ml
46) Aroclor 1260 (6)	9.069	2967516	580.205	ng/ml
47) Aroclor 1260 - AVE	0.000	0	N.D.	ng/ml

Data Path : K:\DATA\0A09035\
 Data File : ECD2F017.D
 Signal(s) : ECD1A.CH
 Acq On : 09 Jan 2020 21:50
 Operator : MJB / KAK
 Sample : 9121318-MS1
 Misc :
 ALS Vial : 11 Sample Multiplier: 1

Integration File: PCB1.e
 Quant Time: Jan 13 11:24:38 2020
 Quant Method : K:\METHODS\FECD2_QUANTPCB_191203RT2.M
 Quant Title : PCB Data Analysis
 QLast Update : Wed Dec 04 15:29:22 2019
 Response via : Initial Calibration
 Integrator: ChemStation 6890 Scale Mode: Small noise peaks clipped

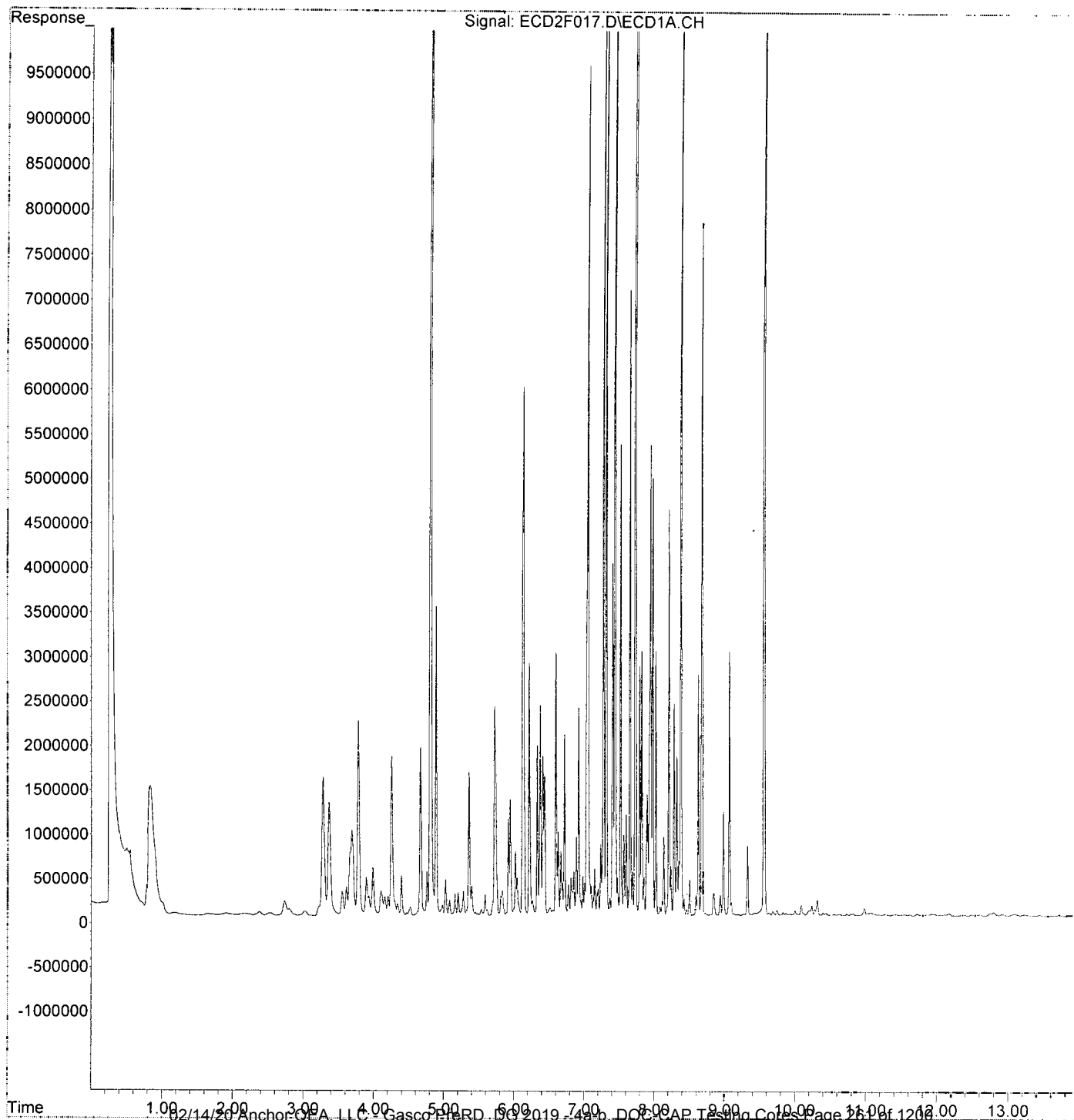
Compound	R.T.	Response	Conc Units
48) Aroclor 1262 (1)	7.654	7027741	873.400 ng/ml
49) Aroclor 1262 (2)	7.978	4915582	437.911 ng/ml
50) Aroclor 1262 (3)	8.209	4567424	470.629 ng/ml
51) Aroclor 1262 (4)	8.380	11747387	568.603 ng/ml
52) Aroclor 1262 (5)	8.678	7759002	593.089 ng/ml
53) Aroclor 1262 (6)	9.069	2967516	444.463 ng/ml
54) Aroclor 1262 - AVE	0.000	0	N.D. ng/ml
55) Aroclor 1268 (1)	8.209	4567424	894.830 ng/ml
56) Aroclor 1268 (2)	8.627	2712161	110.585 ng/ml
57) Aroclor 1268 (3)	8.678	7759002	380.079 ng/ml
58) Aroclor 1268 (4)	8.847	250706	13.089 ng/ml
59) Aroclor 1268 (5)	9.069	2967516	382.918 ng/ml
60) Aroclor 1268 (6)	9.327	787417	15.061 ng/ml
61) Aroclor 1268 - AVE	0.000	0	N.D. ng/ml

(f)=RT Delta > 1/2 Window

(m)=manual int.

Data Path : K:\DATA\0A09035\
Data File : ECD2F017.D
Signal(s) : ECD1A.CH
Acq On : 09 Jan 2020 21:50
Operator : MJB / KAK
Sample : 9121318-MS1
Misc :
ALS Vial : 11 Sample Multiplier: 1

Integration File: PCB1.e
Quant Time: Jan 13 11:24:38 2020
Quant Method : K:\METHODS\FECD2_QUANTPCB_191203RT2.M
Quant Title : PCB Data Analysis
QLast Update : Wed Dec 04 15:29:22 2019
Response via : Initial Calibration
Integrator: ChemStation 6890 Scale Mode: Small noise peaks clipped



Data Path : K:\DATA\0A09035\
 Data File : ECD2F019.D
 Signal(s) : ECD1A.CH
 Acq On : 09 Jan 2020 22:25
 Operator : MJB / KAK
 Sample : 9121318-MSD1
 Misc :
 ALS Vial : 12 Sample Multiplier: 1

Integration File: PCB1.e
 Quant Time: Jan 13 11:24:59 2020
 Quant Method : K:\METHODS\FECD2_QUANTPCB_191203RT2.M
 Quant Title : PCB Data Analysis
 QLast Update : Wed Dec 04 15:29:22 2019
 Response via : Initial Calibration
 Integrator: ChemStation 6890 Scale Mode: Small noise peaks clipped

[Handwritten Signature]
 1/13/20

Compound	R.T.	Response	Conc	Units
System Monitoring Compounds				
1) S TCMX (S)	4.806	11937829	179.280	ng/ml
62) S DCBP (S)	9.564	11887546	106.448	ng/ml
Target Compounds				
2) Aroclor 1016 (1)	5.722	2300279	615.384	ng/ml
3) Aroclor 1016 (2)	6.133	5622083	781.506	ng/ml
4) Aroclor 1016 (3)	6.215	2605698	655.864	ng/ml
5) Aroclor 1016 (4)	6.374	2228362	622.908	ng/ml
6) Aroclor 1016 (5)	6.596	2681130	645.824	ng/ml
7) Aroclor 1016 (6)	6.720	1874790	639.156	ng/ml
8) Aroclor 1016 - AVE	0.000	0	N.D.	ng/ml
9) Aroclor 1221 (1)	5.159	234628	216.760	ng/ml
10) Aroclor 1221 (2)	5.278	268924	374.771	ng/ml
11) Aroclor 1221 (3)	5.357	1583552	676.699	ng/ml
12) Aroclor 1221 - AVE	0.000	0	N.D.	ng/ml
13) Aroclor 1232 (1)	5.357	1583552	891.554	ng/ml
14) Aroclor 1232 (2)	6.133	5622083	2022.199	ng/ml
15) Aroclor 1232 (3)	6.215	2605698	1776.280	ng/ml
16) Aroclor 1232 (4)	6.374	2228362	1955.793	ng/ml
17) Aroclor 1232 (5)	6.596	2681130	1867.109	ng/ml
18) Aroclor 1232 (6)	6.720	1874790	1564.775	ng/ml
19) Aroclor 1232 - AVE	0.000	0	N.D.	ng/ml
20) Aroclor 1242 (1)	5.722	2300279	866.061	ng/ml
21) Aroclor 1242 (2)	6.133	5622083	1083.862	ng/ml
22) Aroclor 1242 (3)	6.215	2605698	923.951	ng/ml
23) Aroclor 1242 (4)	6.374	2228362	973.432	ng/ml
24) Aroclor 1242 (5)	6.596	2681130	898.290	ng/ml
25) Aroclor 1242 (6)	6.720	1874790	747.160	ng/ml
26) Aroclor 1242 - AVE	0.000	0	N.D.	ng/ml
27) Aroclor 1248 (1)	6.133	5622083	1651.953	ng/ml
28) Aroclor 1248 (2)	6.374	2228362	493.523	ng/ml
29) Aroclor 1248 (3)	6.596	2681130	513.739	ng/ml
30) Aroclor 1248 (4)	6.889	826035	142.294	ng/ml
31) Aroclor 1248 (5)	6.923	2129992	345.817	ng/ml
32) Aroclor 1248 (6)	7.408	3602463	1054.148	ng/ml
33) Aroclor 1248 - AVE	0.000	0	N.D.	ng/ml
34) Aroclor 1254 (1)	6.923	2129992	355.110	ng/ml
35) Aroclor 1254 (2)	7.055	8015398	1099.873	ng/ml
36) Aroclor 1254 (3)	7.408	3602463	321.362	ng/ml
37) Aroclor 1254 (4)	7.568	812859	114.005	ng/ml
38) Aroclor 1254 (5)	7.947	4912402	641.390	ng/ml
39) Aroclor 1254 (6)	8.238	497162	199.352	ng/ml
40) Aroclor 1254 - AVE	0.000	0	N.D.	ng/ml
41) Aroclor 1260 (1)	7.521	4938136	592.971	ng/ml
42) Aroclor 1260 (2)	7.655	6613925	648.272	ng/ml
43) Aroclor 1260 (3)	8.210	4232370	538.116	ng/ml
44) Aroclor 1260 (4)	8.381	11073805	594.775	ng/ml
45) Aroclor 1260 (5)	8.680	6983947	577.378	ng/ml
46) Aroclor 1260 (6)	9.071	2628716	513.963	ng/ml
47) Aroclor 1260 - AVE	0.000	0	N.D.	ng/ml

Data Path : K:\DATA\0A09035\
 Data File : ECD2F019.D
 Signal(s) : ECD1A.CH
 Acq On : 09 Jan 2020 22:25
 Operator : MJB / KAK
 Sample : 9121318-MSD1
 Misc :
 ALS Vial : 12 Sample Multiplier: 1

Integration File: PCB1.e
 Quant Time: Jan 13 11:24:59 2020
 Quant Method : K:\METHODS\FECD2_QUANTPCB_191203RT2.M
 Quant Title : PCB Data Analysis
 QLast Update : Wed Dec 04 15:29:22 2019
 Response via : Initial Calibration
 Integrator: ChemStation 6890 Scale Mode: Small noise peaks clipped

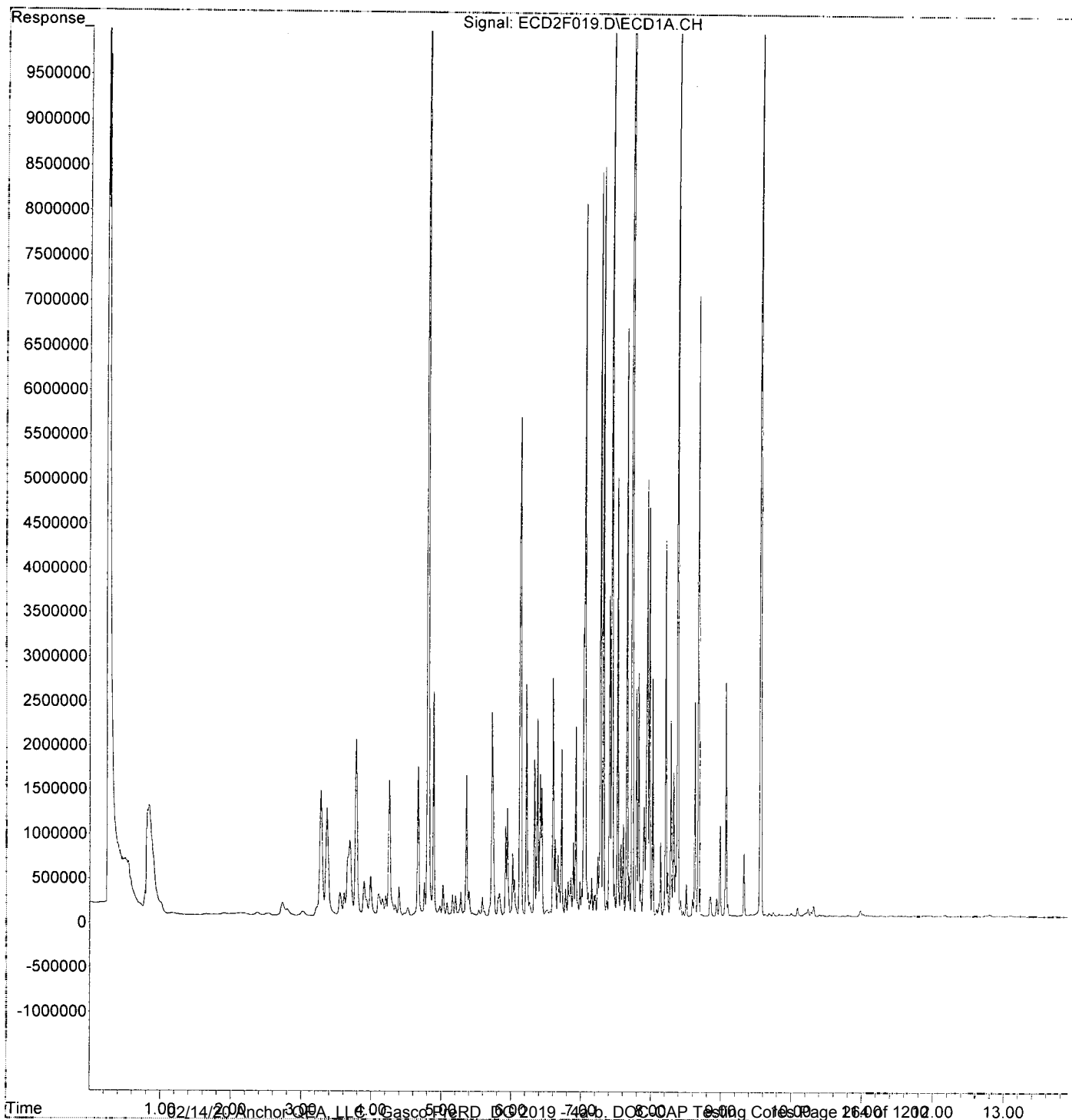
	Compound	R.T.	Response	Conc	Units
48)	Aroclor 1262 (1)	7.655	6613925	821.972	ng/ml
49)	Aroclor 1262 (2)	7.979	4606239	410.353	ng/ml
50)	Aroclor 1262 (3)	8.210	4232370	436.105	ng/ml
51)	Aroclor 1262 (4)	8.381	11073805	536.000	ng/ml
52)	Aroclor 1262 (5)	8.680	6983947	533.844	ng/ml
53)	Aroclor 1262 (6)	9.071	2628716	393.719	ng/ml
54)	Aroclor 1262 - AVE	0.000	0	N.D.	ng/ml
55)	Aroclor 1268 (1)	8.210	4232370	829.188	ng/ml
56)	Aroclor 1268 (2)	8.628	2405606	98.085	ng/ml
57)	Aroclor 1268 (3)	8.680	6983947	342.112	ng/ml
58)	Aroclor 1268 (4)	8.850	222557	11.620	ng/ml
59)	Aroclor 1268 (5)	9.071	2628716	339.201	ng/ml
60)	Aroclor 1268 (6)	9.328	713874	13.654	ng/ml
61)	Aroclor 1268 - AVE	0.000	0	N.D.	ng/ml

(f)=RT Delta > 1/2 Window

(m)=manual int.

Data Path : K:\DATA\0A09035\
Data File : ECD2F019.D
Signal(s) : ECD1A.CH
Acq On : 09 Jan 2020 22:25
Operator : MJB / KAK
Sample : 9121318-MSD1
Misc :
ALS Vial : 12 Sample Multiplier: 1

Integration File: PCB1.e
Quant Time: Jan 13 11:24:59 2020
Quant Method : K:\METHODS\FECD2_QUANTPCB_191203RT2.M
Quant Title : PCB Data Analysis
QLast Update : Wed Dec 04 15:29:22 2019
Response via : Initial Calibration
Integrator: ChemStation 6890 Scale Mode: Small noise peaks clipped



Data Path : K:\DATA\0A09035\
 Data File : ECD2F021.D
 Signal(s) : ECD1A.CH
 Acq On : 09 Jan 2020 23:00
 Operator : MJB / KAK
 Sample : 0A09035-CCV2
 Misc :
 ALS Vial : 2 Sample Multiplier: 1

Integration File: PCB1.e
 Quant Time: Jan 13 11:25:22 2020
 Quant Method : K:\METHODS\FECD2_QUANTPCB_191203RT2.M
 Quant Title : PCB Data Analysis
 QLast Update : Wed Dec 04 15:29:22 2019
 Response via : Initial Calibration
 Integrator: ChemStation 6890 Scale Mode: Small noise peaks clipped

[Handwritten Signature]
 1/13/20

Compound	R.T.	Response	Conc	Units
System Monitoring Compounds				
1) S TCMX (S)	4.812	19671848	295.427	ng/ml
62) S DCBP (S)	9.560	29624638	265.275	ng/ml
Target Compounds				
2) Aroclor 1016 (1)	5.724	1883810	503.968	ng/ml
3) Aroclor 1016 (2)	6.137	4100230	569.959	ng/ml
4) Aroclor 1016 (3)	6.218	2079726	523.475	ng/ml
5) Aroclor 1016 (4)	6.375	1945893	543.947	ng/ml
6) Aroclor 1016 (5)	6.596	2283149	549.959	ng/ml
7) Aroclor 1016 (6)	6.722	1560154	531.890	ng/ml
8) Aroclor 1016 - AVE	0.000	0	N.D.	ng/ml
9) Aroclor 1221 (1)	5.162	193821	179.060	ng/ml
10) Aroclor 1221 (2)	5.282	206311	287.514	ng/ml
11) Aroclor 1221 (3)	5.362	876910	374.730	ng/ml
12) Aroclor 1221 - AVE	0.000	0	N.D.	ng/ml
13) Aroclor 1232 (1)	5.362	876910	493.708	ng/ml
14) Aroclor 1232 (2)	6.137	4100230	1474.806	ng/ml
15) Aroclor 1232 (3)	6.218	2079726	1417.730	ng/ml
16) Aroclor 1232 (4)	6.375	1945893	1707.875	ng/ml
17) Aroclor 1232 (5)	6.596	2283149	1589.959	ng/ml
18) Aroclor 1232 (6)	6.722	1560154	1302.167	ng/ml
19) Aroclor 1232 - AVE	0.000	0	N.D.	ng/ml
20) Aroclor 1242 (1)	5.724	1883810	709.259	ng/ml
21) Aroclor 1242 (2)	6.137	4100230	790.469	ng/ml
22) Aroclor 1242 (3)	6.218	2079726	737.447	ng/ml
23) Aroclor 1242 (4)	6.375	1945893	850.039	ng/ml
24) Aroclor 1242 (5)	6.596	2283149	764.949	ng/ml
25) Aroclor 1242 (6)	6.722	1560154	621.768	ng/ml
26) Aroclor 1242 - AVE	0.000	0	N.D.	ng/ml
27) Aroclor 1248 (1)	6.137	4100230	1204.783	ng/ml
28) Aroclor 1248 (2)	6.375	1945893	430.964	ng/ml
29) Aroclor 1248 (3)	6.596	2283149	437.480	ng/ml
30) Aroclor 1248 (4)	6.889	410514	70.716	ng/ml
31) Aroclor 1248 (5)	6.922	1476922	239.787	ng/ml
32) Aroclor 1248 (6)	7.408	3397545	994.185	ng/ml
33) Aroclor 1248 - AVE	0.000	0	N.D.	ng/ml
34) Aroclor 1254 (1)	6.922	1476922	246.231	ng/ml
35) Aroclor 1254 (2)	7.031	1576940	216.388	ng/ml
36) Aroclor 1254 (3)	7.408	3397545	303.082	ng/ml
37) Aroclor 1254 (4)	7.567	440312	61.755	ng/ml
38) Aroclor 1254 (5)	7.947	4156764	542.730	ng/ml
39) Aroclor 1254 (6)	8.238	435634	174.680	ng/ml
40) Aroclor 1254 - AVE	0.000	0	N.D.	ng/ml
41) Aroclor 1260 (1)	7.521	4372168	525.009	ng/ml
42) Aroclor 1260 (2)	7.654	5459800	535.149	ng/ml
43) Aroclor 1260 (3)	8.209	3887275	494.240	ng/ml
44) Aroclor 1260 (4)	8.379	9907868	532.153	ng/ml
45) Aroclor 1260 (5)	8.677	6374789	527.017	ng/ml
46) Aroclor 1260 (6)	9.067	2456525	480.297	ng/ml
47) Aroclor 1260 - AVE	0.000	0	N.D.	ng/ml

Data Path : K:\DATA\0A09035\
 Data File : ECD2F021.D
 Signal(s) : ECD1A.CH
 Acq On : 09 Jan 2020 23:00
 Operator : MJB / KAK
 Sample : 0A09035-CCV2
 Misc :
 ALS Vial : 2 Sample Multiplier: 1

Integration File: PCB1.e
 Quant Time: Jan 13 11:25:22 2020
 Quant Method : K:\METHODS\FECD2_QUANTPCB_191203RT2.M
 Quant Title : PCB Data Analysis
 QLast Update : Wed Dec 04 15:29:22 2019
 Response via : Initial Calibration
 Integrator: ChemStation 6890 Scale Mode: Small noise peaks clipped

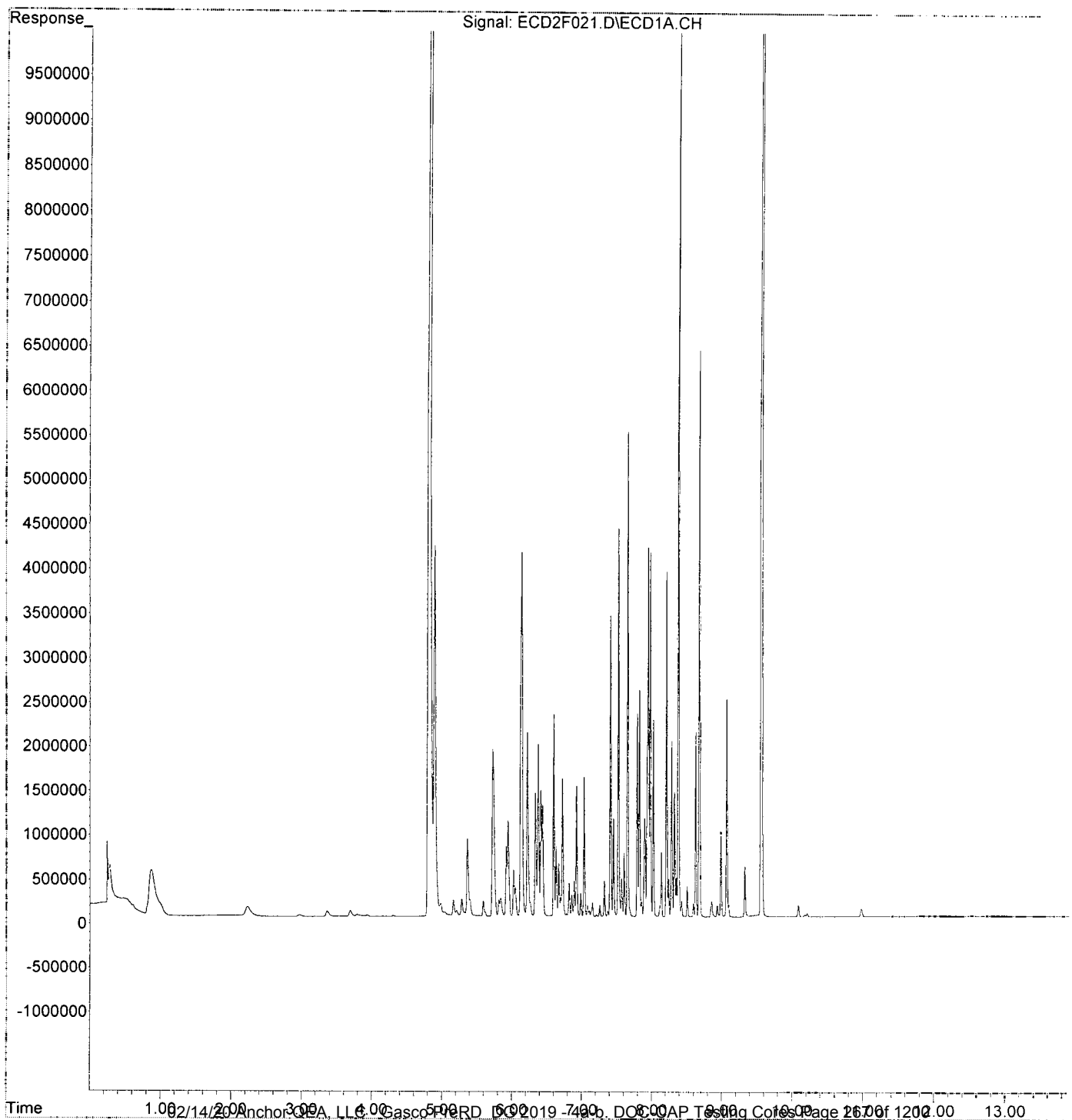
Compound	R.T.	Response	Conc Units
48) Aroclor 1262 (1)	7.654	5459800	678.538 ng/ml
49) Aroclor 1262 (2)	7.977	4102997	365.521 ng/ml
50) Aroclor 1262 (3)	8.209	3887275	400.546 ng/ml
51) Aroclor 1262 (4)	8.379	9907868	479.565 ng/ml
52) Aroclor 1262 (5)	8.677	6374789	487.281 ng/ml
53) Aroclor 1262 (6)	9.067	2456525	367.929 ng/ml
54) Aroclor 1262 - AVE	0.000	0	N.D. ng/ml
55) Aroclor 1268 (1)	8.209	3887275	761.578 ng/ml
56) Aroclor 1268 (2)	8.625	2081970	84.890 ng/ml
57) Aroclor 1268 (3)	8.677	6374789	312.272 ng/ml
58) Aroclor 1268 (4)	8.851	178510	9.320 ng/ml
59) Aroclor 1268 (5)	9.067	2456525	316.982 ng/ml
60) Aroclor 1268 (6)	9.325	573914	10.977 ng/ml
61) Aroclor 1268 - AVE	0.000	0	N.D. ng/ml

(f)=RT Delta > 1/2 Window

(m)=manual int.

Data Path : K:\DATA\0A09035\
Data File : ECD2F021.D
Signal(s) : ECD1A.CH
Acq On : 09 Jan 2020 23:00
Operator : MJB / KAK
Sample : 0A09035-CCV2
Misc :
ALS Vial : 2 Sample Multiplier: 1

Integration File: PCB1.e
Quant Time: Jan 13 11:25:22 2020
Quant Method : K:\METHODS\FECD2_QUANTPCB_191203RT2.M
Quant Title : PCB Data Analysis
QLast Update : Wed Dec 04 15:29:22 2019
Response via : Initial Calibration
Integrator: ChemStation 6890 Scale Mode: Small noise peaks clipped



Data Path : K:\DATA\0A09035\
 Data File : ECD2F022.D
 Signal(s) : ECD1A.CH
 Acq On : 09 Jan 2020 23:18
 Operator : MJB / KAK
 Sample : 0A09035-CCB2
 Misc :
 ALS Vial : 3 Sample Multiplier: 1

Integration File: PCB1.e
 Quant Time: Jan 13 11:25:44 2020
 Quant Method : K:\METHODS\FECD2_QUANTPCB_191203RT2.M
 Quant Title : PCB Data Analysis
 QLast Update : Wed Dec 04 15:29:22 2019
 Response via : Initial Calibration
 Integrator: ChemStation 6890 Scale Mode: Small noise peaks clipped

MJB
 1/13/20
 Clean

Compound	R.T.	Response	Conc Units
System Monitoring Compounds			
1) S TCMX (S)	4.812	7772559	116.727 ng/ml
62) S DCBP (S)	9.560	12211549	109.349 ng/ml
Target Compounds			
2) Aroclor 1016 (1)	5.732	3825	1.023 ng/ml
3) Aroclor 1016 (2)	6.153	7954	1.106 ng/ml
4) Aroclor 1016 (3)	6.231	5608	1.412 ng/ml
5) Aroclor 1016 (4)	6.382	2864	0.801 ng/ml
6) Aroclor 1016 (5)	6.600	4227	1.018 ng/ml
7) Aroclor 1016 (6)	6.727	3772	1.286 ng/ml
8) Aroclor 1016 - AVE	0.000	0	N.D. ng/ml
9) Aroclor 1221 (1)	5.150	12863	11.883 ng/ml
10) Aroclor 1221 (2)	5.292	12824	17.871 ng/ml
11) Aroclor 1221 (3)	5.364	12140	5.188 ng/ml
12) Aroclor 1221 - AVE	0.000	0	N.D. ng/ml
13) Aroclor 1232 (1)	5.364	12140	6.835 ng/ml
14) Aroclor 1232 (2)	6.153	7954	2.861 ng/ml
15) Aroclor 1232 (3)	6.231	5608	3.823 ng/ml
16) Aroclor 1232 (4)	6.382	2864	2.513 ng/ml
17) Aroclor 1232 (5)	6.600	4227	2.944 ng/ml
18) Aroclor 1232 (6)	6.727	3772	3.148 ng/ml
19) Aroclor 1232 - AVE	0.000	0	N.D. ng/ml
20) Aroclor 1242 (1)	5.732	3825	1.440 ng/ml
21) Aroclor 1242 (2)	6.153	7954	1.534 ng/ml
22) Aroclor 1242 (3)	6.231	5608	1.989 ng/ml
23) Aroclor 1242 (4)	6.382	2864	1.251 ng/ml
24) Aroclor 1242 (5)	6.600	4227	1.416 ng/ml
25) Aroclor 1242 (6)	6.727	3772	1.503 ng/ml
26) Aroclor 1242 - AVE	0.000	0	N.D. ng/ml
27) Aroclor 1248 (1)	6.153	7954	2.337 ng/ml
28) Aroclor 1248 (2)	6.382	2864	0.634 ng/ml
29) Aroclor 1248 (3)	6.600	4227	0.810 ng/ml
30) Aroclor 1248 (4)	6.896	4368	0.752 ng/ml
31) Aroclor 1248 (5)	6.934	4613	0.749 ng/ml
32) Aroclor 1248 (6)	7.408	6318	1.849 ng/ml
33) Aroclor 1248 - AVE	0.000	0	N.D. ng/ml
34) Aroclor 1254 (1)	6.934	4613	0.769 ng/ml
35) Aroclor 1254 (2)	7.038	4285	0.588 ng/ml
36) Aroclor 1254 (3)	7.408	6318	0.564 ng/ml
37) Aroclor 1254 (4)	7.569	6237	0.875 ng/ml
38) Aroclor 1254 (5)	7.954	4731	0.618 ng/ml
39) Aroclor 1254 (6)	8.244	1656	0.664 ng/ml
40) Aroclor 1254 - AVE	0.000	0	N.D. ng/ml
41) Aroclor 1260 (1)	7.518	6711	0.806 ng/ml
42) Aroclor 1260 (2)	7.657	6365	0.624 ng/ml
43) Aroclor 1260 (3)	8.207	2224	0.283 ng/ml
44) Aroclor 1260 (4)	8.381	4472	0.240 ng/ml
45) Aroclor 1260 (5)	8.679	1750	0.145 ng/ml
46) Aroclor 1260 (6)	9.041	10125	1.980 ng/ml
47) Aroclor 1260 - AVE	0.000	0	N.D. ng/ml

Data Path : K:\DATA\0A09035\
 Data File : ECD2F022.D
 Signal(s) : ECD1A.CH
 Acq On : 09 Jan 2020 23:18
 Operator : MJB / KAK
 Sample : 0A09035-CCB2
 Misc :
 ALS Vial : 3 Sample Multiplier: 1

Integration File: PCB1.e
 Quant Time: Jan 13 11:25:44 2020
 Quant Method : K:\METHODS\FECD2_QUANTPCB_191203RT2.M
 Quant Title : PCB Data Analysis
 QLast Update : Wed Dec 04 15:29:22 2019
 Response via : Initial Calibration
 Integrator: ChemStation 6890 Scale Mode: Small noise peaks clipped

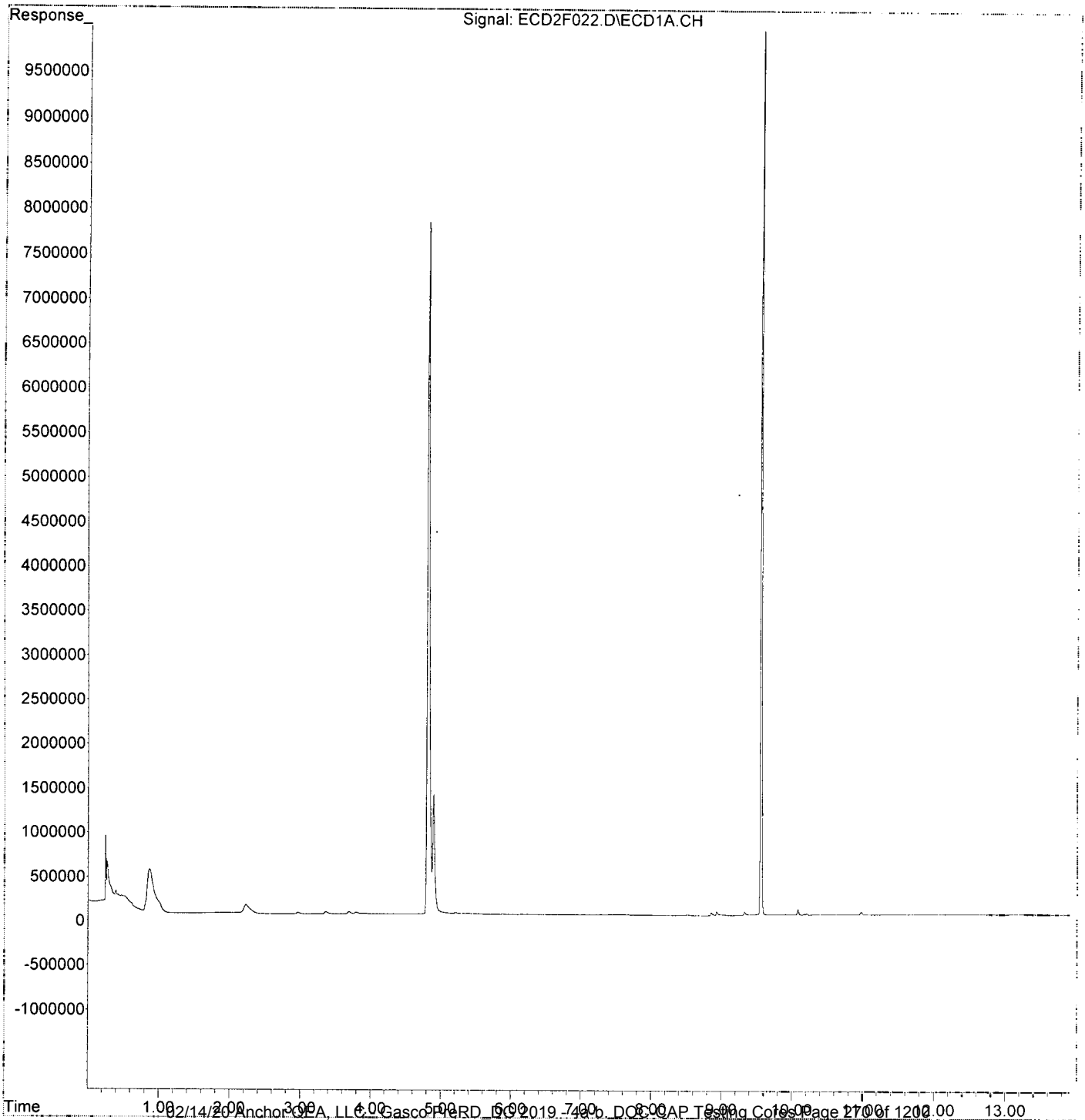
Compound	R.T.	Response	Conc Units
48) Aroclor 1262 (1)	7.657	6365	0.791 ng/ml
49) Aroclor 1262 (2)	7.980	3582	0.319 ng/ml
50) Aroclor 1262 (3)	8.207	2224	0.229 ng/ml
51) Aroclor 1262 (4)	8.381	4472	0.216 ng/ml
52) Aroclor 1262 (5)	8.679	1750	0.134 ng/ml
53) Aroclor 1262 (6)	9.041	10125	1.517 ng/ml
54) Aroclor 1262 - AVE	0.000	0	N.D. ng/ml
55) Aroclor 1268 (1)	8.207	2224	0.436 ng/ml
56) Aroclor 1268 (2)	8.622	471	0.019 ng/ml
57) Aroclor 1268 (3)	8.679	1750	0.086 ng/ml
58) Aroclor 1268 (4)	8.857	35339	1.845 ng/ml
59) Aroclor 1268 (5)	9.041	10125	1.307 ng/ml
60) Aroclor 1268 (6)	9.328	40987	0.784 ng/ml
61) Aroclor 1268 - AVE	0.000	0	N.D. ng/ml

(f)=RT Delta > 1/2 Window

(m)=manual int.

Data Path : K:\DATA\0A09035\
Data File : ECD2F022.D
Signal(s) : ECD1A.CH
Acq On : 09 Jan 2020 23:18
Operator : MJB / KAK
Sample : 0A09035-CCB2
Misc :
ALS Vial : 3 Sample Multiplier: 1

Integration File: PCB1.e
Quant Time: Jan 13 11:25:44 2020
Quant Method : K:\METHODS\FECD2_QUANTPCB_191203RT2.M
Quant Title : PCB Data Analysis
QLast Update : Wed Dec 04 15:29:22 2019
Response via : Initial Calibration
Integrator: ChemStation 6890 Scale Mode: Small noise peaks clipped



**Polychlorinated Biphenyls by EPA 8082A
Benchsheet & Analysis Sequence Data**

Sequence 0A10008 (A9J0599-30,31)



ELEMENT SEQUENCE LOG

Apex Laboratories

Sequence: **0A10008**

Instrument: **DUALECD2F**

Date: **01/10/20 07:53**

Calibration: **A9L0407**

#	Lab Number	Matrix	Analysis	Client	Due	Batch	ISTD ID	STD ID
1	0A10008-CCV1	Sediment	QC	QC				A19L338
2	0A10008-CCB1	Sediment	QC	QC				A19L339
3	A9J0599-30	Sediment	8082 PCBs - Low Level (30g/2mL)	Anchor QEA, LLC	01/06/20	9121318		
4	0A10008-IBL1	Sediment	QC	QC				
5	A9J0599-31	Sediment	8082 PCBs - Low Level (30g/2mL)	Anchor QEA, LLC	01/06/20	9121318		
6	0A10008-IBL2	Sediment	QC	QC				
7	A9J0718-15	Sediment	8082 PCBs - Low Level (30g/2mL)	Anchor QEA, LLC	01/09/20	0010039		
8	0A10008-IBL3	Sediment	QC	QC				
9	0010039-BLK1	Sediment	QC	QC		0010039		
10	0010039-BS1	Sediment	QC	QC		0010039		
11	0A10008-CCV2	Sediment	QC	QC				A19L338
12	0A10008-CCB2	Sediment	QC	QC				A19L339

Data Entered By: *[Signature]* 1/15/20

Comments:

Data Reviewed By: *[Signature]* 1/15/20 Anchor QEA, LLC - Gasco PreRD_DG 2019 - 4a-b. DOC-CAP Testing Cores Page 272 of 1200

TOTAL AROCLOR AVERAGE RESULTS

The average result for the 1016 and 1260 selected peaks are reported here to facilitate data entry and review. Averages are done on all individual peaks and must be for matrix spikes if all peaks are not used in the average.

0A10008-CCV1

Aroclor 1016

<u>Peak</u>	<u>Initial Res</u>
1016 (1)	512.68
1016 (2)	567.92
1016 (3)	543.49
1016 (4)	545.18
1016 (5)	541.55
1016 (6)	564.87
Average:	545.95

Aroclor 1260

<u>Peak</u>	<u>Initial Res</u>
1260 (1)	528.21
1260 (2)	538.72
1260 (3)	521.47
1260 (4)	561.38
1260 (5)	542.02
1260 (6)	482.69
Average:	529.08

0010039-BS1

Aroclor 1016

<u>Peak</u>	<u>Initial Res</u>
1016 (1)	932.50
1016 (2)	1,093.49
1016 (3)	1,029.47
1016 (4)	1,087.64
1016 (5)	1,012.89
1016 (6)	993.57
Average:	1,024.93

Aroclor 1260

<u>Peak</u>	<u>Initial Res</u>
1260 (1)	1,172.29
1260 (2)	1,270.14
1260 (3)	1,170.44
1260 (4)	1,312.50
1260 (5)	1,262.81
1260 (6)	1,236.57
Average:	1,237.46

TOTAL AROCLOR AVERAGE RESULTS

The average result for the 1016 and 1260 selected peaks are reported here to facilitate data entry and review. Averages are done on all individual peaks and must be for matrix spikes if all peaks are not used in the average.

0A10008-CCV2

Aroclor 1016

<u>Peak</u>	<u>Initial Res</u>
1016 (1)	497.85
1016 (2)	541.62
1016 (3)	532.05
1016 (4)	544.07
1016 (5)	540.96
1016 (6)	541.46
Average:	533.00

Aroclor 1260

<u>Peak</u>	<u>Initial Res</u>
1260 (1)	547.39
1260 (2)	567.28
1260 (3)	537.11
1260 (4)	582.73
1260 (5)	561.47
1260 (6)	516.88
Average:	552.14

Data Path : K:\DATA\0A10008\
 Data File : ECD2F003.D
 Signal(s) : ECD1A.CH
 Acq On : 10 Jan 2020 8:41
 Operator : MJB / KAK
 Sample : 0A10008-CCV1
 Misc :
 ALS Vial : 2 Sample Multiplier: 1

Integration File: PCB1.e
 Quant Time: Jan 13 12:34:15 2020
 Quant Method : K:\METHODS\FECD2_QUANTPCB_191203RT2.M
 Quant Title : PCB Data Analysis
 QLast Update : Wed Dec 04 15:29:22 2019
 Response via : Initial Calibration
 Integrator: ChemStation 6890 Scale Mode: Small noise peaks clipped

[Handwritten signature]
 1/15/20

Compound	R.T.	Response	Conc	Units
System Monitoring Compounds				
1) S TCMX (S)	4.812	19610850	294.511	ng/ml
62) S DCBP (S)	9.563	28447031	254.730	ng/ml
Target Compounds				
2) Aroclor 1016 (1)	5.725	1916362	512.676	ng/ml
3) Aroclor 1016 (2)	6.139	4085573	567.921	ng/ml
4) Aroclor 1016 (3)	6.221	2159244	543.490	ng/ml
5) Aroclor 1016 (4)	6.376	1950310	545.182	ng/ml
6) Aroclor 1016 (5)	6.597	2248250	541.553	ng/ml
7) Aroclor 1016 (6)	6.724	1656907	564.875	ng/ml
8) Aroclor 1016 - AVE	0.000	0	N.D.	ng/ml
9) Aroclor 1221 (1)	5.164	187738	173.440	ng/ml
10) Aroclor 1221 (2)	5.284	210444	293.274	ng/ml
11) Aroclor 1221 (3)	5.364	905896	387.116	ng/ml
12) Aroclor 1221 - AVE	0.000	0	N.D.	ng/ml
13) Aroclor 1232 (1)	5.364	905896	510.027	ng/ml
14) Aroclor 1232 (2)	6.139	4085573	1469.534	ng/ml
15) Aroclor 1232 (3)	6.221	2159244	1471.936	ng/ml
16) Aroclor 1232 (4)	6.376	1950310	1711.752	ng/ml
17) Aroclor 1232 (5)	6.597	2248250	1565.656	ng/ml
18) Aroclor 1232 (6)	6.724	1656907	1382.921	ng/ml
19) Aroclor 1232 - AVE	0.000	0	N.D.	ng/ml
20) Aroclor 1242 (1)	5.725	1916362	721.515	ng/ml
21) Aroclor 1242 (2)	6.139	4085573	787.644	ng/ml
22) Aroclor 1242 (3)	6.221	2159244	765.643	ng/ml
23) Aroclor 1242 (4)	6.376	1950310	851.969	ng/ml
24) Aroclor 1242 (5)	6.597	2248250	753.257	ng/ml
25) Aroclor 1242 (6)	6.724	1656907	660.327	ng/ml
26) Aroclor 1242 - AVE	0.000	0	N.D.	ng/ml
27) Aroclor 1248 (1)	6.139	4085573	1200.476	ng/ml
28) Aroclor 1248 (2)	6.376	1950310	431.942	ng/ml
29) Aroclor 1248 (3)	6.597	2248250	430.793	ng/ml
30) Aroclor 1248 (4)	6.891	422847	72.840	ng/ml
31) Aroclor 1248 (5)	6.924	1520247	246.821	ng/ml
32) Aroclor 1248 (6)	7.410	3388213	991.454	ng/ml
33) Aroclor 1248 - AVE	0.000	0	N.D.	ng/ml
34) Aroclor 1254 (1)	6.924	1520247	253.454	ng/ml
35) Aroclor 1254 (2)	7.034	1610478	220.990	ng/ml
36) Aroclor 1254 (3)	7.410	3388213	302.250	ng/ml
37) Aroclor 1254 (4)	7.570	466194	65.385	ng/ml
38) Aroclor 1254 (5)	7.949	4279002	558.690	ng/ml
39) Aroclor 1254 (6)	8.241	466647	187.116	ng/ml
40) Aroclor 1254 - AVE	0.000	0	N.D.	ng/ml
41) Aroclor 1260 (1)	7.523	4398806	528.208	ng/ml
42) Aroclor 1260 (2)	7.656	5496260	538.723	ng/ml
43) Aroclor 1260 (3)	8.211	4101421	521.467	ng/ml
44) Aroclor 1260 (4)	8.381	10451970	561.376	ng/ml
45) Aroclor 1260 (5)	8.679	6556248	542.019	ng/ml
46) Aroclor 1260 (6)	9.069	2468751	482.687	ng/ml
47) Aroclor 1260 - AVE	0.000	0	N.D.	ng/ml

✓

✓

Data Path : K:\DATA\0A10008\
 Data File : ECD2F003.D
 Signal(s) : ECD1A.CH
 Acq On : 10 Jan 2020 8:41
 Operator : MJB / KAK
 Sample : 0A10008-CCV1
 Misc :
 ALS Vial : 2 Sample Multiplier: 1

Integration File: PCB1.e
 Quant Time: Jan 13 12:34:15 2020
 Quant Method : K:\METHODS\FECD2_QUANTPCB_191203RT2.M
 Quant Title : PCB Data Analysis
 QLast Update : Wed Dec 04 15:29:22 2019
 Response via : Initial Calibration
 Integrator: ChemStation 6890 Scale Mode: Small noise peaks clipped

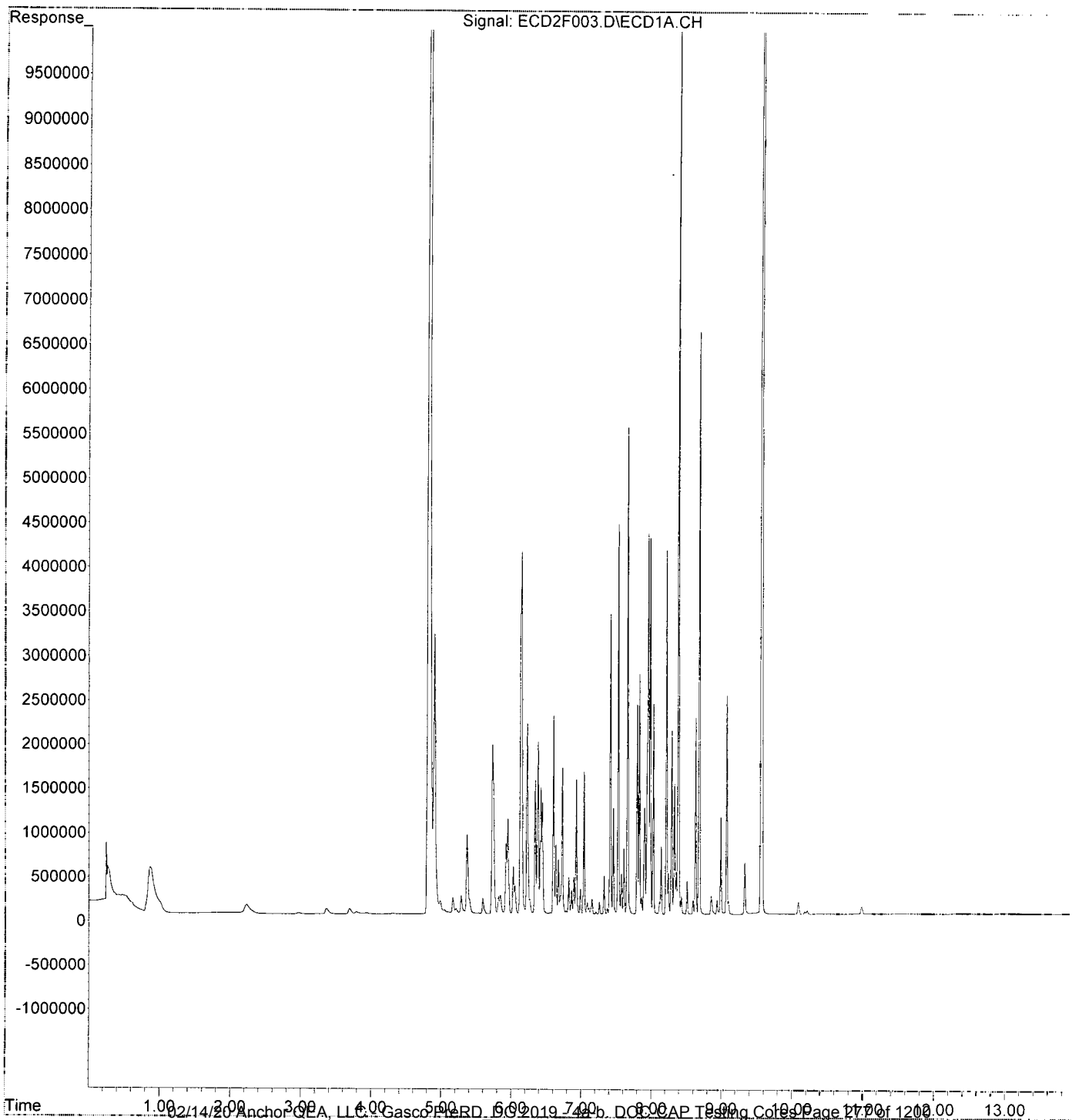
Compound	R.T.	Response	Conc	Units
48) Aroclor 1262 (1)	7.656	5496260	683.070	ng/ml
49) Aroclor 1262 (2)	7.979	4247580	378.401	ng/ml
50) Aroclor 1262 (3)	8.211	4101421	422.612	ng/ml
51) Aroclor 1262 (4)	8.381	10451970	505.901	ng/ml
52) Aroclor 1262 (5)	8.679	6556248	501.152	ng/ml
53) Aroclor 1262 (6)	9.069	2468751	369.760	ng/ml
54) Aroclor 1262 - AVE	0.000	0	N.D.	ng/ml
55) Aroclor 1268 (1)	8.211	4101421	803.533	ng/ml
56) Aroclor 1268 (2)	8.627	2212267	90.202	ng/ml
57) Aroclor 1268 (3)	8.679	6556248	321.161	ng/ml
58) Aroclor 1268 (4)	8.853	210490	10.990	ng/ml
59) Aroclor 1268 (5)	9.069	2468751	318.559	ng/ml
60) Aroclor 1268 (6)	9.327	591740	11.318	ng/ml
61) Aroclor 1268 - AVE	0.000	0	N.D.	ng/ml

(f)=RT Delta > 1/2 Window

(m)=manual int.

Data Path : K:\DATA\0A10008\
Data File : ECD2F003.D
Signal(s) : ECD1A.CH
Acq On : 10 Jan 2020 8:41
Operator : MJB / KAK
Sample : 0A10008-CCV1
Misc :
ALS Vial : 2 Sample Multiplier: 1

Integration File: PCB1.e
Quant Time: Jan 13 12:34:15 2020
Quant Method : K:\METHODS\FECD2_QUANTPCB_191203RT2.M
Quant Title : PCB Data Analysis
QLast Update : Wed Dec 04 15:29:22 2019
Response via : Initial Calibration
Integrator: ChemStation 6890 Scale Mode: Small noise peaks clipped



Data Path : K:\DATA\0A10008\
 Data File : ECD2F004.D
 Signal(s) : ECD1A.CH
 Acq On : 10 Jan 2020 8:58
 Operator : MJB / KAK
 Sample : 0A10008-CCB1
 Misc :
 ALS Vial : 3 Sample Multiplier: 1

Integration File: PCB1.e
 Quant Time: Jan 13 12:34:36 2020
 Quant Method : K:\METHODS\FECD2_QUANTPCB_191203RT2.M
 Quant Title : PCB Data Analysis
 QLast Update : Wed Dec 04 15:29:22 2019
 Response via : Initial Calibration
 Integrator: ChemStation 6890 Scale Mode: Small noise peaks clipped

[Handwritten Signature]
 1/16/20
[Handwritten Name]

Compound	R.T.	Response	Conc Units
System Monitoring Compounds			
1) S TCMX (S)	4.812	7197912	108.097 ng/ml
62) S DCBP (S)	9.562	11419619	102.257 ng/ml
Target Compounds			
2) Aroclor 1016 (1)	5.733	3208	0.858 ng/ml
3) Aroclor 1016 (2)	6.140	4822	0.670 ng/ml
4) Aroclor 1016 (3)	6.233	4028	1.014 ng/ml
5) Aroclor 1016 (4)	6.384	2081	0.582 ng/ml
6) Aroclor 1016 (5)	6.603	3492	0.841 ng/ml
7) Aroclor 1016 (6)	6.728	3424	1.167 ng/ml
8) Aroclor 1016 - AVE	0.000	0	N.D. ng/ml
9) Aroclor 1221 (1)	5.157	13443	12.419 ng/ml
10) Aroclor 1221 (2)	5.295	12892	17.967 ng/ml
11) Aroclor 1221 (3)	5.368	12079	5.162 ng/ml
12) Aroclor 1221 - AVE	0.000	0	N.D. ng/ml
13) Aroclor 1232 (1)	5.368	12079	6.801 ng/ml
14) Aroclor 1232 (2)	6.140	4822	1.734 ng/ml
15) Aroclor 1232 (3)	6.233	4028	2.746 ng/ml
16) Aroclor 1232 (4)	6.384	2081	1.826 ng/ml
17) Aroclor 1232 (5)	6.603	3492	2.431 ng/ml
18) Aroclor 1232 (6)	6.728	3424	2.858 ng/ml
19) Aroclor 1232 - AVE	0.000	0	N.D. ng/ml
20) Aroclor 1242 (1)	5.733	3208	1.208 ng/ml
21) Aroclor 1242 (2)	6.140	4822	0.930 ng/ml
22) Aroclor 1242 (3)	6.233	4028	1.428 ng/ml
23) Aroclor 1242 (4)	6.384	2081	0.909 ng/ml
24) Aroclor 1242 (5)	6.603	3492	1.170 ng/ml
25) Aroclor 1242 (6)	6.728	3424	1.365 ng/ml
26) Aroclor 1242 - AVE	0.000	0	N.D. ng/ml
27) Aroclor 1248 (1)	6.140	4822	1.417 ng/ml
28) Aroclor 1248 (2)	6.384	2081	0.461 ng/ml
29) Aroclor 1248 (3)	6.603	3492	0.669 ng/ml
30) Aroclor 1248 (4)	6.892	3621	0.624 ng/ml
31) Aroclor 1248 (5)	6.932	4038	0.656 ng/ml
32) Aroclor 1248 (6)	7.412	6017	1.761 ng/ml
33) Aroclor 1248 - AVE	0.000	0	N.D. ng/ml
34) Aroclor 1254 (1)	6.932	4038	0.673 ng/ml
35) Aroclor 1254 (2)	7.038	3970	0.545 ng/ml
36) Aroclor 1254 (3)	7.412	6017	0.537 ng/ml
37) Aroclor 1254 (4)	7.572	6371	0.894 ng/ml
38) Aroclor 1254 (5)	7.956	4465	0.583 ng/ml
39) Aroclor 1254 (6)	8.239	766	0.307 ng/ml
40) Aroclor 1254 - AVE	0.000	0	N.D. ng/ml
41) Aroclor 1260 (1)	7.525	7277	0.874 ng/ml
42) Aroclor 1260 (2)	7.657	6104	0.598 ng/ml
43) Aroclor 1260 (3)	8.209	1126	0.143 ng/ml
44) Aroclor 1260 (4)	8.381	5093	0.274 ng/ml
45) Aroclor 1260 (5)	8.679	1844	0.152 ng/ml
46) Aroclor 1260 (6)	9.043	8337	1.630 ng/ml
47) Aroclor 1260 - AVE	0.000	0	N.D. ng/ml

Data Path : K:\DATA\0A10008\
 Data File : ECD2F004.D
 Signal(s) : ECD1A.CH
 Acq On : 10 Jan 2020 8:58
 Operator : MJB / KAK
 Sample : 0A10008-CCB1
 Misc :
 ALS Vial : 3 Sample Multiplier: 1

Integration File: PCB1.e
 Quant Time: Jan 13 12:34:36 2020
 Quant Method : K:\METHODS\FECD2_QUANTPCB_191203RT2.M
 Quant Title : PCB Data Analysis
 QLast Update : Wed Dec 04 15:29:22 2019
 Response via : Initial Calibration
 Integrator: ChemStation 6890 Scale Mode: Small noise peaks clipped

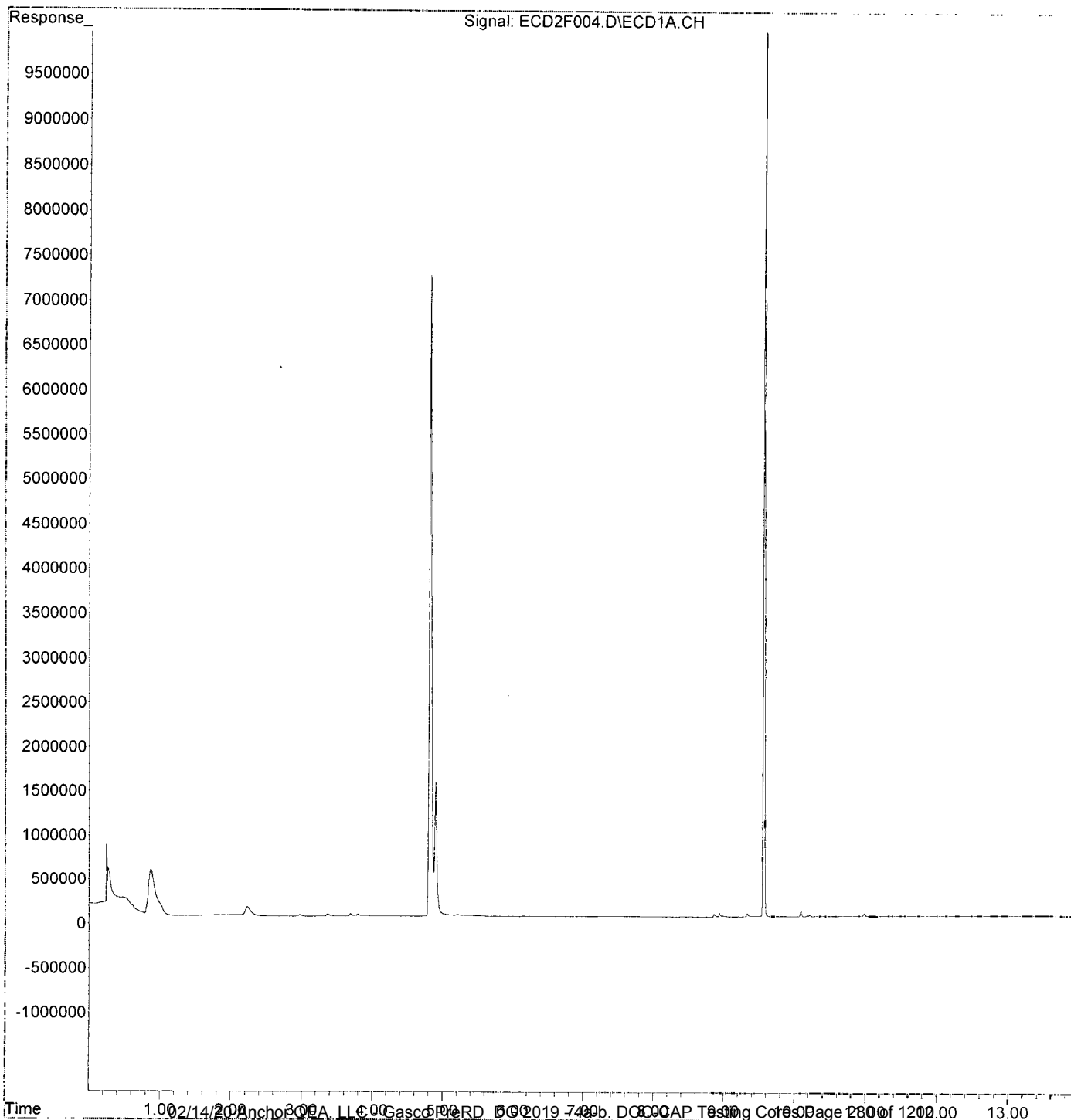
	Compound	R.T.	Response	Conc Units
48)	Aroclor 1262 (1)	7.657	6104	0.759 ng/ml
49)	Aroclor 1262 (2)	7.979	3308	0.295 ng/ml
50)	Aroclor 1262 (3)	8.209	1126	0.116 ng/ml
51)	Aroclor 1262 (4)	8.381	5093	0.247 ng/ml
52)	Aroclor 1262 (5)	8.679	1844	0.141 ng/ml
53)	Aroclor 1262 (6)	9.043	8337	1.249 ng/ml
54)	Aroclor 1262 - AVE	0.000	0	N.D. ng/ml
55)	Aroclor 1268 (1)	8.209	1126	0.221 ng/ml
56)	Aroclor 1268 (2)	8.628	571	0.023 ng/ml
57)	Aroclor 1268 (3)	8.679	1844	0.090 ng/ml
58)	Aroclor 1268 (4)	8.860	37036	1.934 ng/ml
59)	Aroclor 1268 (5)	9.043	8337	1.076 ng/ml
60)	Aroclor 1268 (6)	9.330	37791	0.723 ng/ml
61)	Aroclor 1268 - AVE	0.000	0	N.D. ng/ml

(f)=RT Delta > 1/2 Window

(m)=manual int.

Data Path : K:\DATA\0A10008\
Data File : ECD2F004.D
Signal(s) : ECD1A.CH
Acq On : 10 Jan 2020 8:58
Operator : MJB / KAK
Sample : 0A10008-CCB1
Misc :
ALS Vial : 3 Sample Multiplier: 1

Integration File: PCB1.e
Quant Time: Jan 13 12:34:36 2020
Quant Method : K:\METHODS\FECD2_QUANTPCB_191203RT2.M
Quant Title : PCB Data Analysis
QLast Update : Wed Dec 04 15:29:22 2019
Response via : Initial Calibration
Integrator: ChemStation 6890 Scale Mode: Small noise peaks clipped



Data Path : K:\DATA\0A10008\
 Data File : ECD2F005.D
 Signal(s) : ECD1A.CH
 Acq On : 10 Jan 2020 9:16
 Operator : MJB / KAK
 Sample : A9J0599-30
 Misc :
 ALS Vial : 4 Sample Multiplier: 1

1/15/20

Integration File: PCB1.e
 Quant Time: Jan 13 12:34:58 2020
 Quant Method : K:\METHODS\FECD2_QUANTPCB_191203RT2.M
 Quant Title : PCB Data Analysis
 QLast Update : Wed Dec 04 15:29:22 2019
 Response via : Initial Calibration
 Integrator: ChemStation 6890 Scale Mode: Small noise peaks clipped

*RR-7
 12A2 P-10
 125A P-10
 1260 P-10*

Compound	R.T.	Response	Conc Units
System Monitoring Compounds			
1) S TCMX (S)	4.804	7624304	114.500 ng/ml
62) S DCBP (S)	9.563	6748272	60.428 ng/ml
Target Compounds			
2) Aroclor 1016 (1)	5.721	135905	36.358 ng/ml
3) Aroclor 1016 (2)	6.131	443144	61.600 ng/ml
4) Aroclor 1016 (3)	6.214	190303	47.900 ng/ml
5) Aroclor 1016 (4)	6.373	574817	160.682 ng/ml
6) Aroclor 1016 (5)	6.600	960583	231.383 ng/ml
7) Aroclor 1016 (6)	6.719	423337	144.325 ng/ml
8) Aroclor 1016 - AVE	0.000	0	N.D. ng/ml
9) Aroclor 1221 (1)	5.162	24725	22.842 ng/ml
10) Aroclor 1221 (2)	5.296	49763	69.349 ng/ml
11) Aroclor 1221 (3)	5.350	633158	270.567 ng/ml
12) Aroclor 1221 - AVE	0.000	0	N.D. ng/ml
13) Aroclor 1232 (1)	5.350	633158	356.474 ng/ml
14) Aroclor 1232 (2)	6.131	443144	159.394 ng/ml
15) Aroclor 1232 (3)	6.214	190303	129.728 ng/ml
16) Aroclor 1232 (4)	6.373	574817	504.507 ng/ml
17) Aroclor 1232 (5)	6.600	960583	668.939 ng/ml
18) Aroclor 1232 (6)	6.719	423337	353.334 ng/ml
19) Aroclor 1232 - AVE	0.000	0	N.D. ng/ml
20) Aroclor 1242 (1)	5.721	135905	51.169 ng/ml
21) Aroclor 1242 (2)	6.131	443144	85.432 ng/ml
22) Aroclor 1242 (3)	6.214	190303	67.479 ng/ml
23) Aroclor 1242 (4)	6.373	574817	251.102 ng/ml
24) Aroclor 1242 (5)	6.600	960583	321.835 ng/ml
25) Aroclor 1242 (6)	6.719	423337	168.712 ng/ml
26) Aroclor 1242 - AVE	0.000	0	N.D. ng/ml
27) Aroclor 1248 (1)	6.131	443144	130.210 ng/ml
28) Aroclor 1248 (2)	6.373	574817	127.307 ng/ml
29) Aroclor 1248 (3)	6.600	960583	184.060 ng/ml
30) Aroclor 1248 (4)	6.888	685899	118.154 ng/ml
31) Aroclor 1248 (5)	6.924	1173801	190.574 ng/ml
32) Aroclor 1248 (6)	7.403	1561155	456.823 ng/ml
33) Aroclor 1248 - AVE	0.000	0	N.D. ng/ml
34) Aroclor 1254 (1)	6.924	1173801	195.695 ng/ml
35) Aroclor 1254 (2)	7.054 <i>7.058</i>	2795496	383.598 ng/ml
36) Aroclor 1254 (3)	7.403	1561155	139.265 ng/ml
37) Aroclor 1254 (4)	7.567	981667	137.681 ng/ml
38) Aroclor 1254 (5)	7.948	1343126	175.366 ng/ml
39) Aroclor 1254 (6)	8.239	325199	130.398 ng/ml
40) Aroclor 1254 - AVE	0.000	0	N.D. ng/ml
41) Aroclor 1260 (1)	7.522	945762	113.567 ng/ml
42) Aroclor 1260 (2)	7.655	1262806	123.775 ng/ml
43) Aroclor 1260 (3)	8.210	347690	44.206 ng/ml
44) Aroclor 1260 (4)	8.380	862521	46.326 ng/ml
45) Aroclor 1260 (5)	8.678	602489	49.809 ng/ml
46) Aroclor 1260 (6)	9.069	153583	30.028 ng/ml
47) Aroclor 1260 - AVE	0.000	0	N.D. ng/ml

68.027

245.896 MI

135.781

42.592

Data Path : K:\DATA\0A10008\
 Data File : ECD2F005.D
 Signal(s) : ECD1A.CH
 Acq On : 10 Jan 2020 9:16
 Operator : MJB / KAK
 Sample : A9J0599-30
 Misc :
 ALS Vial : 4 Sample Multiplier: 1

Integration File: PCB1.e
 Quant Time: Jan 13 12:34:58 2020
 Quant Method : K:\METHODS\FECD2_QUANTPCB_191203RT2.M
 Quant Title : PCB Data Analysis
 QLast Update : Wed Dec 04 15:29:22 2019
 Response via : Initial Calibration
 Integrator: ChemStation 6890 Scale Mode: Small noise peaks clipped

Compound	R.T.	Response	Conc Units
48) Aroclor 1262 (1)	7.655	1262806	156.940 ng/ml
49) Aroclor 1262 (2)	7.978	381586	33.994 ng/ml
50) Aroclor 1262 (3)	8.210	347690	35.826 ng/ml
51) Aroclor 1262 (4)	8.380	862521	41.748 ng/ml
52) Aroclor 1262 (5)	8.678	602489	46.054 ng/ml
53) Aroclor 1262 (6)	9.069	153583	23.003 ng/ml
54) Aroclor 1262 - AVE	0.000	0	N.D. ng/ml
55) Aroclor 1268 (1)	8.210	347690	68.118 ng/ml
56) Aroclor 1268 (2)	8.627	174662	7.122 ng/ml
57) Aroclor 1268 (3)	8.678	602489	29.513 ng/ml
58) Aroclor 1268 (4)	8.855	60936	3.181 ng/ml
59) Aroclor 1268 (5)	9.069	153583	19.818 ng/ml
60) Aroclor 1268 (6)	9.328	115026	2.200 ng/ml
61) Aroclor 1268 - AVE	0.000	0	N.D. ng/ml

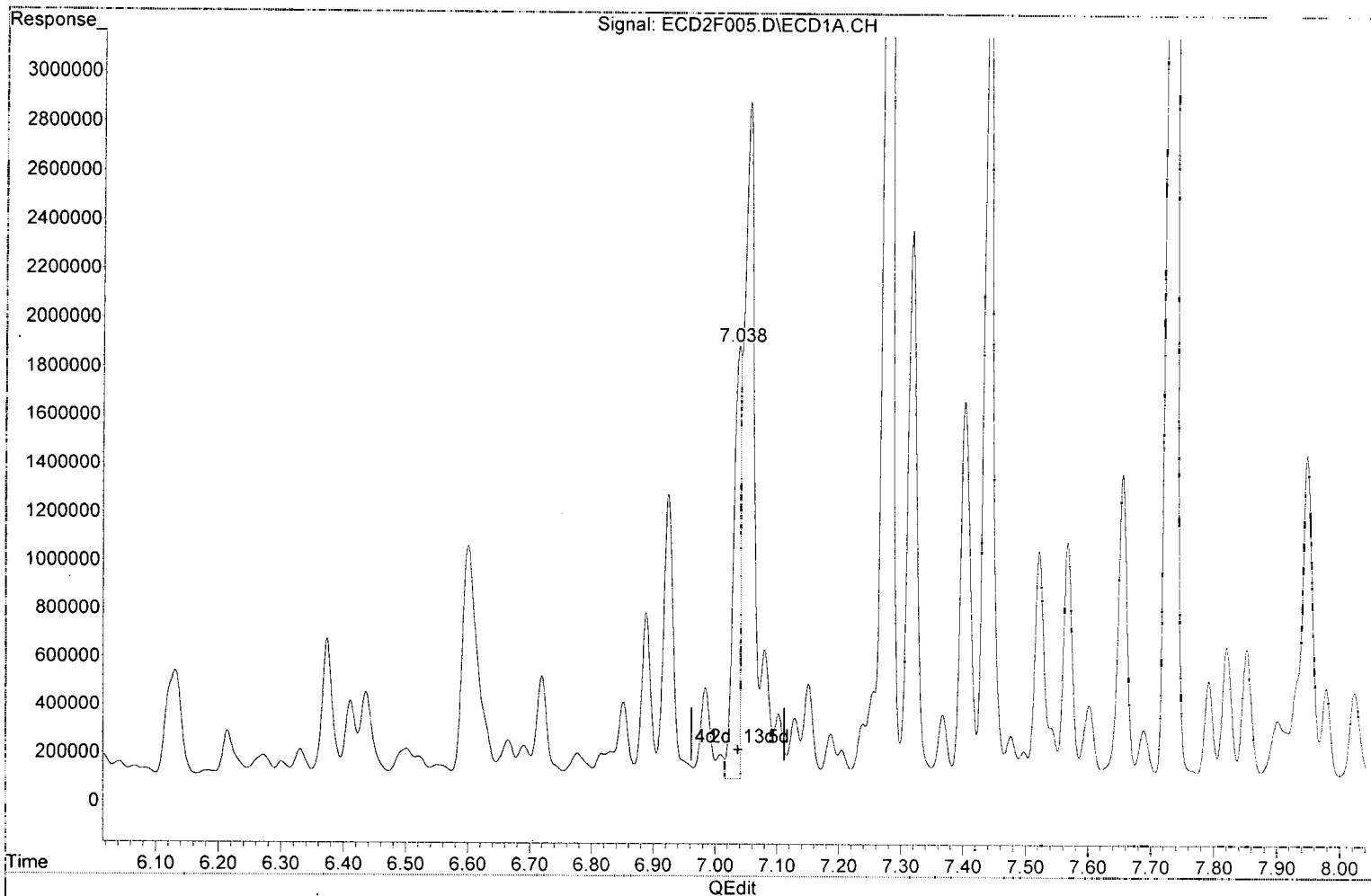
(f)=RT Delta > 1/2 Window

(m)=manual int.

Quantitation Report (Qedit)

Data Path : K:\DATA\0A10008\
Data File : ECD2F005.D
Signal(s) : ECD1A.CH
Acq On : 10 Jan 2020 9:16
Operator : MJB / KAK
Sample : A9J0599-30
Misc :
ALS Vial : 4 Sample Multiplier: 1

Integration File: PCB1.e
Quant Time: Jan 13 12:34:58 2020
Quant Method : K:\METHODS\FECD2_QUANTPCB_191203RT2.M
Quant Title : PCB Data Analysis
QLast Update : Wed Dec 04 15:29:22 2019
Response via : Initial Calibration
Integrator: ChemStation 6890 Scale Mode: Small noise peaks clipped



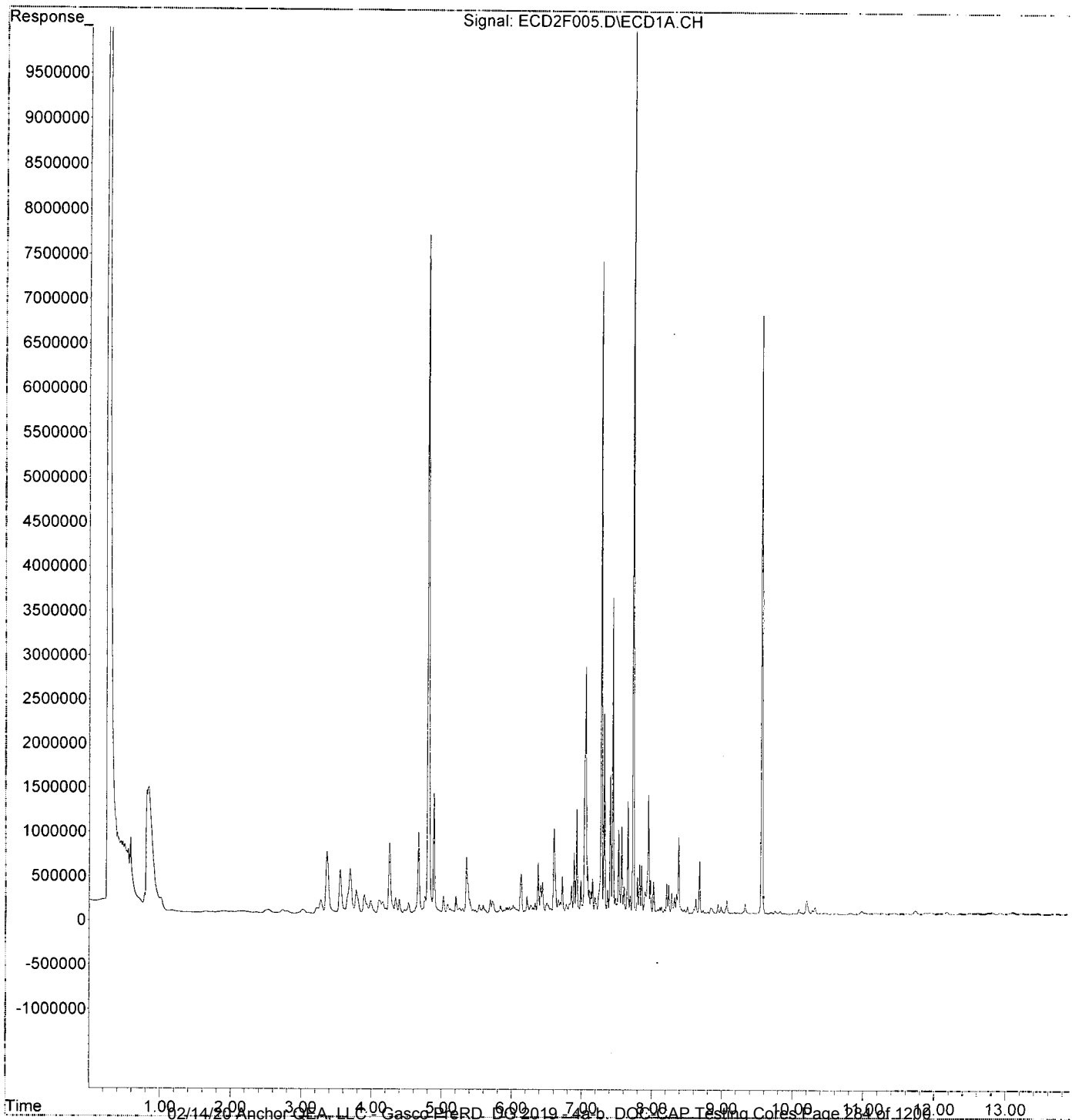
(35) Aroclor 1254 (2)

7.038min 245.896 ng/m³ *[Signature]* 1/15/20

response 1791983

Data Path : K:\DATA\0A10008\
Data File : ECD2F005.D
Signal(s) : ECD1A.CH
Acq On : 10 Jan 2020 9:16
Operator : MJB / KAK
Sample : A9J0599-30
Misc :
ALS Vial : 4 Sample Multiplier: 1

Integration File: PCB1.e
Quant Time: Jan 13 12:34:58 2020
Quant Method : K:\METHODS\FECD2_QUANTPCB_191203RT2.M
Quant Title : PCB Data Analysis
QLast Update : Wed Dec 04 15:29:22 2019
Response via : Initial Calibration
Integrator: ChemStation 6890 Scale Mode: Small noise peaks clipped



Data Path : K:\DATA\0A10008\
 Data File : ECD2F007.D
 Signal(s) : ECD1A.CH
 Acq On : 10 Jan 2020 9:51
 Operator : MJB / KAK
 Sample : A9J0559-31
 Misc : *9 1/15/20*
 ALS Vial : 5 Sample Multiplier: 1

Integration File: PCB1.e
 Quant Time: Jan 13 12:35:20 2020
 Quant Method : K:\METHODS\FECD2_QUANTPCB_191203RT2.M
 Quant Title : PCB Data Analysis
 QLast Update : Wed Dec 04 15:29:22 2019
 Response via : Initial Calibration
 Integrator: ChemStation 6890 Scale Mode: Small noise peaks clipped

1/15/20
RR-7
1242 P-10
1254 P-10
1260 P-10

Compound	R.T.	Response	Conc Units
System Monitoring Compounds			
1) S TCMX (S)	4.805	15430495	231.732 ng/ml
62) S DCBP (S)	9.564	10844782	97.110 ng/ml <i>5-06</i>
Target Compounds			
2) Aroclor 1016 (1)	5.721	245572	65.697 ng/ml
3) Aroclor 1016 (2)	6.131	833640	115.881 ng/ml
4) Aroclor 1016 (3)	6.214	383138	96.437 ng/ml
5) Aroclor 1016 (4)	6.375	801687	224.101 ng/ml
6) Aroclor 1016 (5)	6.602	2296463	553.166 ng/ml
7) Aroclor 1016 (6)	6.719	909461	310.054 ng/ml
8) Aroclor 1016 - AVE	0.000	0	N.D. ng/ml
9) Aroclor 1221 (1)	5.201	854006	788.969 ng/ml
10) Aroclor 1221 (2)	5.296	101731	141.772 ng/ml
11) Aroclor 1221 (3)	5.350	1548940	661.908 ng/ml
12) Aroclor 1221 - AVE	0.000	0	N.D. ng/ml
13) Aroclor 1232 (1)	5.350	1548940	872.067 ng/ml
14) Aroclor 1232 (2)	6.131	833640	299.851 ng/ml
15) Aroclor 1232 (3)	6.214	383138	261.182 ng/ml
16) Aroclor 1232 (4)	6.375	801687	703.627 ng/ml
17) Aroclor 1232 (5)	6.602	2296463	1599.231 ng/ml
18) Aroclor 1232 (6)	6.719	909461	759.072 ng/ml
19) Aroclor 1232 - AVE	0.000	0	N.D. ng/ml
20) Aroclor 1242 (1)	5.721	245572	92.458 ng/ml
21) Aroclor 1242 (2)	6.131	833640	160.715 ng/ml
22) Aroclor 1242 (3)	6.214	383138	135.856 ng/ml
23) Aroclor 1242 (4)	6.375	801687	350.207 ng/ml
24) Aroclor 1242 (5)	6.602	2296463	769.410 ng/ml
25) Aroclor 1242 (6)	6.719	909461	362.447 ng/ml
26) Aroclor 1242 - AVE	0.000	0	N.D. ng/ml
27) Aroclor 1248 (1)	6.131	833640	244.951 ng/ml
28) Aroclor 1248 (2)	6.375	801687	177.552 ng/ml
29) Aroclor 1248 (3)	6.602	2296463	440.031 ng/ml
30) Aroclor 1248 (4)	6.889	1188278	204.694 ng/ml
31) Aroclor 1248 (5)	6.925	1631885	264.946 ng/ml
32) Aroclor 1248 (6)	7.404	1630904	477.233 ng/ml
33) Aroclor 1248 - AVE	0.000	0	N.D. ng/ml
34) Aroclor 1254 (1)	6.925	1631885	272.066 ng/ml
35) Aroclor 1254 (2)	7.054	5364291	736.088 ng/ml
36) Aroclor 1254 (3)	7.404	1630904	145.487 ng/ml
37) Aroclor 1254 (4)	7.568	939431	131.757 ng/ml
38) Aroclor 1254 (5)	7.949	1355163	176.938 ng/ml
39) Aroclor 1254 (6)	8.239	277181	111.144 ng/ml
40) Aroclor 1254 - AVE	0.000	0	N.D. ng/ml
41) Aroclor 1260 (1)	7.522	1131182	135.832 ng/ml
42) Aroclor 1260 (2)	7.656	1535923	150.545 ng/ml
43) Aroclor 1260 (3)	8.211	566513	72.028 ng/ml
44) Aroclor 1260 (4)	8.381	1559834	83.779 ng/ml
45) Aroclor 1260 (5)	8.680	1021845	84.478 ng/ml
46) Aroclor 1260 (6)	9.070	301013	58.854 ng/ml
47) Aroclor 1260 - AVE	0.000	0	N.D. ng/ml

129.076
129.463
7A.785

Data Path : K:\DATA\0A10008\
 Data File : ECD2F007.D
 Signal(s) : ECD1A.CH
 Acq On : 10 Jan 2020 9:51
 Operator : MJB / KAK
 Sample : A9J0589-31
 Misc : *9 200 1/15/20*
 ALS Vial : 5 Sample Multiplier: 1

Integration File: PCB1.e
 Quant Time: Jan 13 12:35:20 2020
 Quant Method : K:\METHODS\FECD2_QUANTPCB_191203RT2.M
 Quant Title : PCB Data Analysis
 QLast Update : Wed Dec 04 15:29:22 2019
 Response via : Initial Calibration
 Integrator: ChemStation 6890 Scale Mode: Small noise peaks clipped

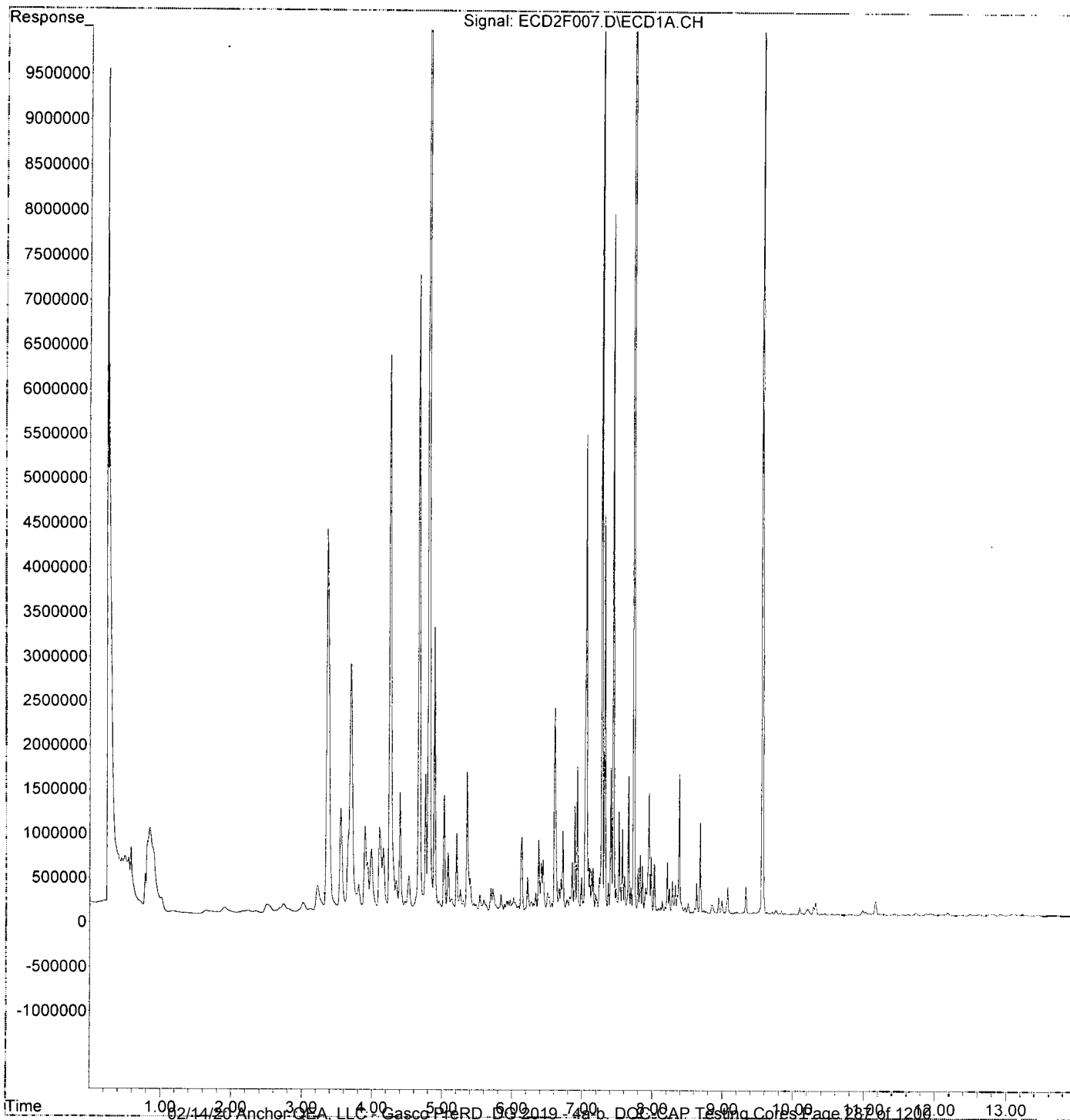
Compound	R.T.	Response	Conc Units
48) Aroclor 1262 (1)	7.656	1535923	190.883 ng/ml
49) Aroclor 1262 (2)	7.979	632042	56.306 ng/ml
50) Aroclor 1262 (3)	8.211	566513	58.374 ng/ml
51) Aroclor 1262 (4)	8.381	1559834	75.500 ng/ml
52) Aroclor 1262 (5)	8.680	1021845	78.109 ng/ml
53) Aroclor 1262 (6)	9.070	301013	45.085 ng/ml
54) Aroclor 1262 - AVE	0.000	0	N.D. ng/ml
55) Aroclor 1268 (1)	8.211	566513	110.989 ng/ml
56) Aroclor 1268 (2)	8.628	337447	13.759 ng/ml
57) Aroclor 1268 (3)	8.680	1021845	50.056 ng/ml
58) Aroclor 1268 (4)	8.855	92664	4.838 ng/ml
59) Aroclor 1268 (5)	9.070	301013	38.842 ng/ml
60) Aroclor 1268 (6)	9.328	310738	5.943 ng/ml
61) Aroclor 1268 - AVE	0.000	0	N.D. ng/ml

(f)=RT Delta > 1/2 Window

(m)=manual int.

Data Path : K:\DATA\0A10008\
Data File : ECD2F007.D
Signal(s) : ECD1A.CH
Acq On : 10 Jan 2020 9:51
Operator : MJB / KAK
Sample : A9J0589-31
Misc : *9 1/15/20*
ALS Vial : 5 Sample Multiplier: 1

Integration File: PCB1.e
Quant Time: Jan 13 12:35:20 2020
Quant Method : K:\METHODS\FECD2_QUANTPCB_191203RT2.M
Quant Title : PCB Data Analysis
QLast Update : Wed Dec 04 15:29:22 2019
Response via : Initial Calibration
Integrator: ChemStation 6890 Scale Mode: Small noise peaks clipped



Data Path : K:\DATA\0A10008\
 Data File : ECD2F011.D
 Signal(s) : ECD1A.CH
 Acq On : 10 Jan 2020 11:02
 Operator : MJB / KAK
 Sample : 0010039-BLK1
 Misc :
 ALS Vial : 7 Sample Multiplier: 1

Integration File: PCB1.e
 Quant Time: Jan 13 12:36:02 2020
 Quant Method : K:\METHODS\FECD2_QUANTPCB_191203RT2.M
 Quant Title : PCB Data Analysis
 QLast Update : Wed Dec 04 15:29:22 2019
 Response via : Initial Calibration
 Integrator: ChemStation 6890 Scale Mode: Small noise peaks clipped

Handwritten:
 1/15/20
 Clean

Compound	R.T.	Response	Conc	Units
System Monitoring Compounds				
1) S TCMX (S)	4.813	14036064	210.790	ng/ml
62) S DCBP (S)	9.562	26098110	233.697	ng/ml
Target Compounds				
2) Aroclor 1016 (1)	5.725	5641	1.509	ng/ml
3) Aroclor 1016 (2)	6.136	5768	0.802	ng/ml
4) Aroclor 1016 (3)	6.218	3583	0.902	ng/ml
5) Aroclor 1016 (4)	6.375	3232	0.903	ng/ml
6) Aroclor 1016 (5)	6.598	4375	1.054	ng/ml
7) Aroclor 1016 (6)	6.723	3254	1.109	ng/ml
8) Aroclor 1016 - AVE	0.000	0	N.D.	ng/ml
9) Aroclor 1221 (1)	5.169	15462	14.285	ng/ml
10) Aroclor 1221 (2)	5.304	13768	19.186	ng/ml
11) Aroclor 1221 (3)	5.356	16330	6.978	ng/ml
12) Aroclor 1221 - AVE	0.000	0	N.D.	ng/ml
13) Aroclor 1232 (1)	5.356	16330	9.194	ng/ml
14) Aroclor 1232 (2)	6.136	5768	2.075	ng/ml
15) Aroclor 1232 (3)	6.218	3583	2.442	ng/ml
16) Aroclor 1232 (4)	6.375	3232	2.836	ng/ml
17) Aroclor 1232 (5)	6.598	4375	3.047	ng/ml
18) Aroclor 1232 (6)	6.723	3254	2.716	ng/ml
19) Aroclor 1232 - AVE	0.000	0	N.D.	ng/ml
20) Aroclor 1242 (1)	5.725	5641	2.124	ng/ml
21) Aroclor 1242 (2)	6.136	5768	1.112	ng/ml
22) Aroclor 1242 (3)	6.218	3583	1.270	ng/ml
23) Aroclor 1242 (4)	6.375	3232	1.412	ng/ml
24) Aroclor 1242 (5)	6.598	4375	1.466	ng/ml
25) Aroclor 1242 (6)	6.723	3254	1.297	ng/ml
26) Aroclor 1242 - AVE	0.000	0	N.D.	ng/ml
27) Aroclor 1248 (1)	6.136	5768	1.695	ng/ml
28) Aroclor 1248 (2)	6.375	3232	0.716	ng/ml
29) Aroclor 1248 (3)	6.598	4375	0.838	ng/ml
30) Aroclor 1248 (4)	6.894	1869	0.322	ng/ml
31) Aroclor 1248 (5)	6.925	3332	0.541	ng/ml
32) Aroclor 1248 (6)	7.409	6912	2.023	ng/ml
33) Aroclor 1248 - AVE	0.000	0	N.D.	ng/ml
34) Aroclor 1254 (1)	6.925	3332	0.555	ng/ml
35) Aroclor 1254 (2)	7.035	3818	0.524	ng/ml
36) Aroclor 1254 (3)	7.409	6912	0.617	ng/ml
37) Aroclor 1254 (4)	7.571	5513	0.773	ng/ml
38) Aroclor 1254 (5)	7.954	5414	0.707	ng/ml
39) Aroclor 1254 (6)	8.238	751	0.301	ng/ml
40) Aroclor 1254 - AVE	0.000	0	N.D.	ng/ml
41) Aroclor 1260 (1)	7.521	9330	1.120	ng/ml
42) Aroclor 1260 (2)	7.655	7773	0.762	ng/ml
43) Aroclor 1260 (3)	8.211	1777	0.226	ng/ml
44) Aroclor 1260 (4)	8.377	6234	0.335	ng/ml
45) Aroclor 1260 (5)	8.677	2537	0.210	ng/ml
46) Aroclor 1260 (6)	9.043	12486	2.441	ng/ml
47) Aroclor 1260 - AVE	0.000	0	N.D.	ng/ml

Data Path : K:\DATA\0A10008\
 Data File : ECD2F011.D
 Signal(s) : ECD1A.CH
 Acq On : 10 Jan 2020 11:02
 Operator : MJB / KAK
 Sample : 0010039-BLK1
 Misc :
 ALS Vial : 7 Sample Multiplier: 1

Integration File: PCB1.e
 Quant Time: Jan 13 12:36:02 2020
 Quant Method : K:\METHODS\FECD2_QUANTPCB_191203RT2.M
 Quant Title : PCB Data Analysis
 QLast Update : Wed Dec 04 15:29:22 2019
 Response via : Initial Calibration
 Integrator: ChemStation 6890 Scale Mode: Small noise peaks clipped

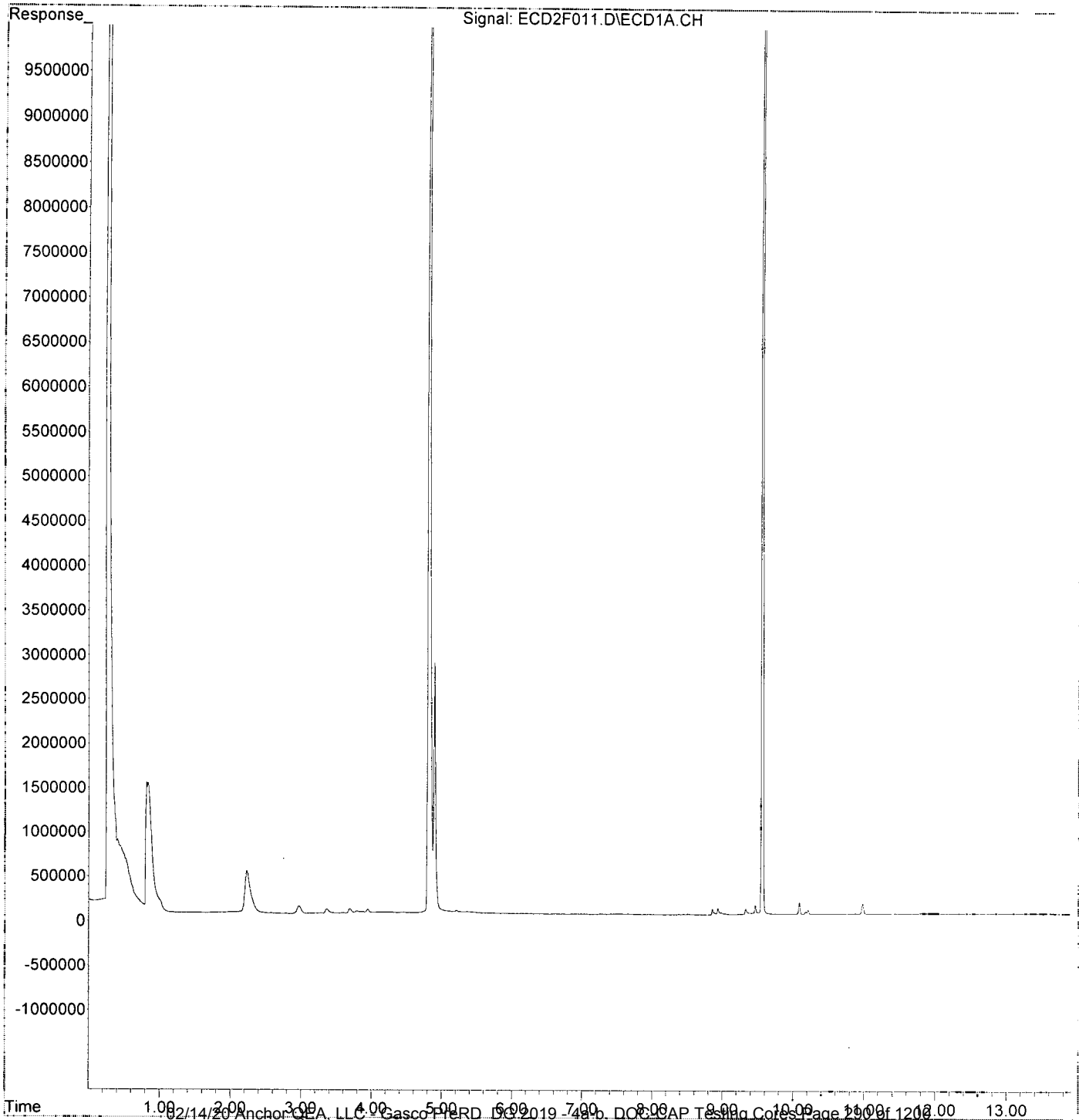
Compound	R.T.	Response	Conc Units
48) Aroclor 1262 (1)	7.655	7773	0.966 ng/ml
49) Aroclor 1262 (2)	7.979	4030	0.359 ng/ml
50) Aroclor 1262 (3)	8.211	1777	0.183 ng/ml
51) Aroclor 1262 (4)	8.377	6234	0.302 ng/ml
52) Aroclor 1262 (5)	8.677	2537	0.194 ng/ml
53) Aroclor 1262 (6)	9.043	12486	1.870 ng/ml
54) Aroclor 1262 - AVE	0.000	0	N.D. ng/ml
55) Aroclor 1268 (1)	8.211	1777	0.348 ng/ml
56) Aroclor 1268 (2)	8.629	1269	0.052 ng/ml
57) Aroclor 1268 (3)	8.677	2537	0.124 ng/ml
58) Aroclor 1268 (4)	8.859	62179	3.246 ng/ml
59) Aroclor 1268 (5)	9.043	12486	1.611 ng/ml
60) Aroclor 1268 (6)	9.330	61165	1.170 ng/ml
61) Aroclor 1268 - AVE	0.000	0	N.D. ng/ml

(f)=RT Delta > 1/2 Window

(m)=manual int.

Data Path : K:\DATA\0A10008\
Data File : ECD2F011.D
Signal(s) : ECD1A.CH
Acq On : 10 Jan 2020 11:02
Operator : MJB / KAK
Sample : 0010039-BLK1
Misc :
ALS Vial : 7 Sample Multiplier: 1

Integration File: PCB1.e
Quant Time: Jan 13 12:36:02 2020
Quant Method : K:\METHODS\FECD2_QUANTPCB_191203RT2.M
Quant Title : PCB Data Analysis
QLast Update : Wed Dec 04 15:29:22 2019
Response via : Initial Calibration
Integrator: ChemStation 6890 Scale Mode: Small noise peaks clipped



Data Path : K:\DATA\0A10008\
 Data File : ECD2F012.D
 Signal(s) : ECD1A.CH
 Acq On : 10 Jan 2020 11:19
 Operator : MJB / KAK
 Sample : 0010039-BS1
 Misc :
 ALS Vial : 8 Sample Multiplier: 1

MJB
 1/15/20

Integration File: PCB1.e
 Quant Time: Jan 13 12:36:24 2020
 Quant Method : K:\METHODS\FECD2_QUANTPCB_191203RT2.M
 Quant Title : PCB Data Analysis
 QLast Update : Wed Dec 04 15:29:22 2019
 Response via : Initial Calibration
 Integrator: ChemStation 6890 Scale Mode: Small noise peaks clipped

Compound	R.T.	Response	Conc	Units
System Monitoring Compounds				
1) S TCMX (S)	4.813	13969912	209.797	ng/ml
62) S DCBP (S)	9.563	28533011	255.500	ng/ml
Target Compounds				
2) Aroclor 1016 (1)	5.724	3485640	932.498	ng/ml
3) Aroclor 1016 (2)	6.138	7866473	1093.491	ng/ml
4) Aroclor 1016 (3)	6.219	4090010	1029.470	ng/ml
5) Aroclor 1016 (4)	6.376	3890874	1087.640	ng/ml
6) Aroclor 1016 (5)	6.597	4205006	1012.892	ng/ml
7) Aroclor 1016 (6)	6.722	2914382	993.575	ng/ml
8) Aroclor 1016 - AVE	0.000	0	N.D.	ng/ml
9) Aroclor 1221 (1)	5.164	335394	309.852	ng/ml
10) Aroclor 1221 (2)	5.282	355848	495.908	ng/ml
11) Aroclor 1221 (3)	5.363	1585711	677.622	ng/ml
12) Aroclor 1221 - AVE	0.000	0	N.D.	ng/ml
13) Aroclor 1232 (1)	5.363	1585711	892.769	ng/ml
14) Aroclor 1232 (2)	6.138	7866473	2829.480	ng/ml
15) Aroclor 1232 (3)	6.219	4090010	2788.121	ng/ml
16) Aroclor 1232 (4)	6.376	3890874	3414.950	ng/ml
17) Aroclor 1232 (5)	6.597	4205006	2928.319	ng/ml
18) Aroclor 1232 (6)	6.722	2914382	2432.460	ng/ml
19) Aroclor 1232 - AVE	0.000	0	N.D.	ng/ml
20) Aroclor 1242 (1)	5.724	3485640	1312.352	ng/ml
21) Aroclor 1242 (2)	6.138	7866473	1516.550	ng/ml
22) Aroclor 1242 (3)	6.219	4090010	1450.271	ng/ml
23) Aroclor 1242 (4)	6.376	3890874	1699.679	ng/ml
24) Aroclor 1242 (5)	6.597	4205006	1408.851	ng/ml
25) Aroclor 1242 (6)	6.722	2914382	1161.469	ng/ml
26) Aroclor 1242 - AVE	0.000	0	N.D.	ng/ml
27) Aroclor 1248 (1)	6.138	7866473	2311.429	ng/ml
28) Aroclor 1248 (2)	6.376	3890874	861.725	ng/ml
29) Aroclor 1248 (3)	6.597	4205006	805.733	ng/ml
30) Aroclor 1248 (4)	6.890	868087	149.538	ng/ml
31) Aroclor 1248 (5)	6.923	3072235	498.796	ng/ml
32) Aroclor 1248 (6)	7.410	7049608	2062.846	ng/ml
33) Aroclor 1248 - AVE	0.000	0	N.D.	ng/ml
34) Aroclor 1254 (1)	6.923	3072235	512.200	ng/ml
35) Aroclor 1254 (2)	7.034	3448353	473.183	ng/ml
36) Aroclor 1254 (3)	7.410	7049608	628.869	ng/ml
37) Aroclor 1254 (4)	7.569	1028997	144.319	ng/ml
38) Aroclor 1254 (5)	7.949	9330462	1218.237	ng/ml
39) Aroclor 1254 (6)	8.241	904585	362.721	ng/ml
40) Aroclor 1254 - AVE	0.000	0	N.D.	ng/ml
41) Aroclor 1260 (1)	7.523	9762572	1172.288	ng/ml
42) Aroclor 1260 (2)	7.655	12958448	1270.138	ng/ml
43) Aroclor 1260 (3)	8.211	9205731	1170.444	ng/ml
44) Aroclor 1260 (4)	8.381	24436810	1312.504	ng/ml
45) Aroclor 1260 (5)	8.680	15274902	1262.809	ng/ml
46) Aroclor 1260 (6)	9.069	6324579	1236.573	ng/ml
47) Aroclor 1260 - AVE	0.000	0	N.D.	ng/ml

Quantitation Report (Not Reviewed)

Data Path : K:\DATA\0A10008\
 Data File : ECD2F012.D
 Signal(s) : ECD1A.CH
 Acq On : 10 Jan 2020 11:19
 Operator : MJB / KAK
 Sample : 0010039-BS1
 Misc :
 ALS Vial : 8 Sample Multiplier: 1

Integration File: PCB1.e
 Quant Time: Jan 13 12:36:24 2020
 Quant Method : K:\METHODS\FECD2_QUANTPCB_191203RT2.M
 Quant Title : PCB Data Analysis
 QLast Update : Wed Dec 04 15:29:22 2019
 Response via : Initial Calibration
 Integrator: ChemStation 6890 Scale Mode: Small noise peaks clipped

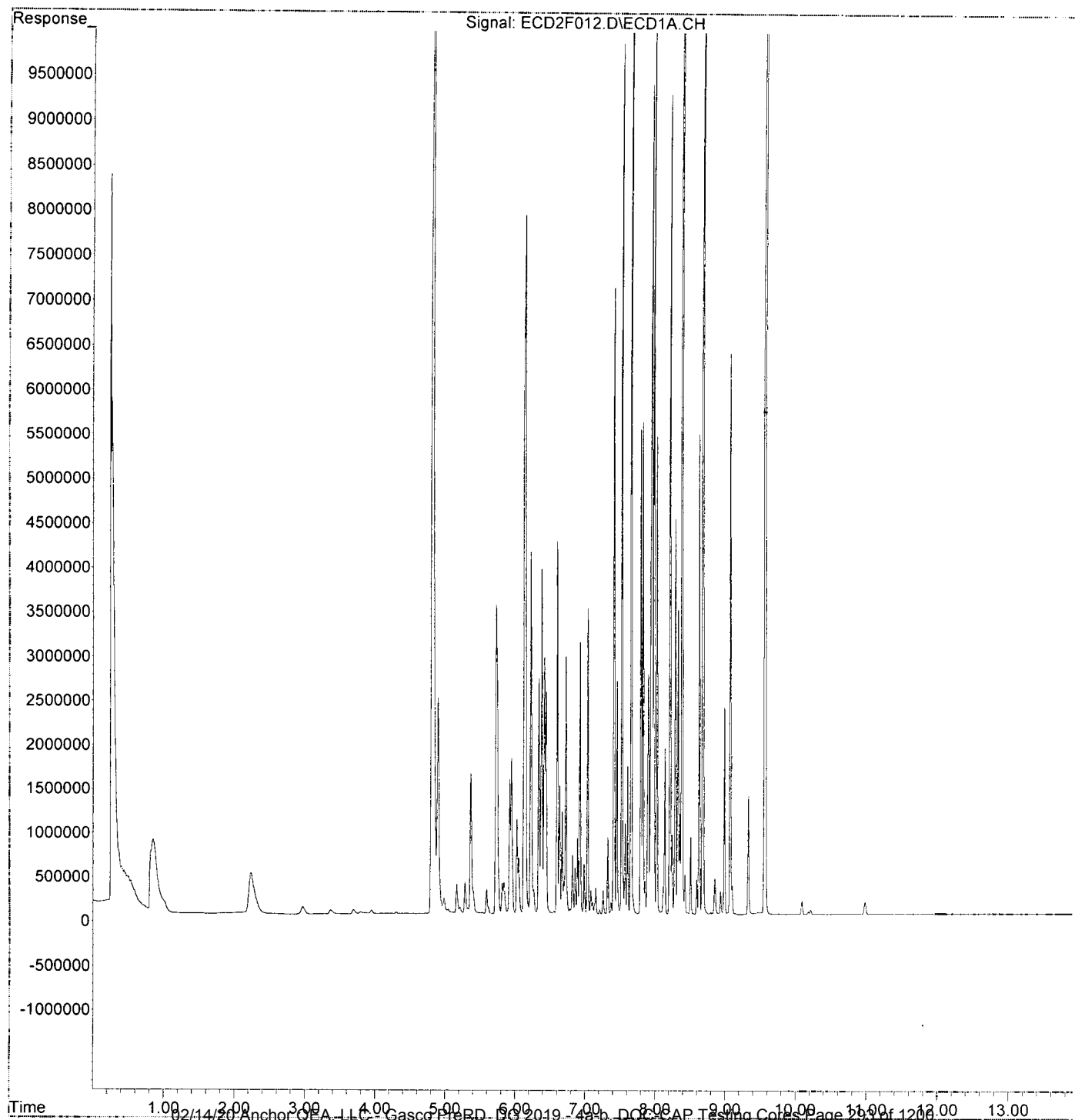
Compound	R.T.	Response	Conc	Units
48) Aroclor 1262 (1)	7.655	12958448	1610.463	ng/ml
49) Aroclor 1262 (2)	7.979	10035417	894.018	ng/ml
50) Aroclor 1262 (3)	8.211	9205731	948.562	ng/ml
51) Aroclor 1262 (4)	8.381	24436810	1182.802	ng/ml
52) Aroclor 1262 (5)	8.680	15274902	1167.595	ng/ml
53) Aroclor 1262 (6)	9.069	6324579	947.270	ng/ml
54) Aroclor 1262 - AVE	0.000	0	N.D.	ng/ml
55) Aroclor 1268 (1)	8.211	9205731	1803.547	ng/ml
56) Aroclor 1268 (2)	8.627	5403087	220.304	ng/ml
57) Aroclor 1268 (3)	8.680	15274902	748.249	ng/ml
58) Aroclor 1268 (4)	8.851	407945	21.299	ng/ml
59) Aroclor 1268 (5)	9.069	6324579	816.102	ng/ml
60) Aroclor 1268 (6)	9.327	1340338	25.636	ng/ml
61) Aroclor 1268 - AVE	0.000	0	N.D.	ng/ml

(f)=RT Delta > 1/2 Window

(m)=manual int.

Data Path : K:\DATA\0A10008\
Data File : ECD2F012.D
Signal(s) : ECD1A.CH
Acq On : 10 Jan 2020 11:19
Operator : MJB / KAK
Sample : 0010039-BS1
Misc :
ALS Vial : 8 Sample Multiplier: 1

Integration File: PCB1.e
Quant Time: Jan 13 12:36:24 2020
Quant Method : K:\METHODS\FECD2_QUANTPCB_191203RT2.M
Quant Title : PCB Data Analysis
QLast Update : Wed Dec 04 15:29:22 2019
Response via : Initial Calibration
Integrator: ChemStation 6890 Scale Mode: Small noise peaks clipped



Data Path : K:\DATA\0A10008\
 Data File : ECD2F013.D
 Signal(s) : ECD1A.CH
 Acq On : 10 Jan 2020 11:37
 Operator : MJB / KAK
 Sample : 0A10008-CCV2
 Misc :
 ALS Vial : 2 Sample Multiplier: 1

Integration File: PCB1.e
 Quant Time: Jan 13 12:36:45 2020
 Quant Method : K:\METHODS\FECD2_QUANTPCB_191203RT2.M
 Quant Title : PCB Data Analysis
 QLast Update : Wed Dec 04 15:29:22 2019
 Response via : Initial Calibration
 Integrator: ChemStation 6890 Scale Mode: Small noise peaks clipped

Handwritten: 1/15/20

Compound	R.T.	Response	Conc	Units
System Monitoring Compounds				
1) S TCMX (S)	4.813	18854294	283.150	ng/ml
62) S DCBP (S)	9.563	29474761	263.933	ng/ml
Target Compounds				
2) Aroclor 1016 (1)	5.725	1860960	497.855	ng/ml
3) Aroclor 1016 (2)	6.139	3896334	541.616	ng/ml
4) Aroclor 1016 (3)	6.221	2113813	532.054	ng/ml
5) Aroclor 1016 (4)	6.376	1946335	544.071	ng/ml
6) Aroclor 1016 (5)	6.598	2245769	540.956	ng/ml
7) Aroclor 1016 (6)	6.724	1588230	541.461	ng/ml
8) Aroclor 1016 - AVE	0.000	0	N.D.	ng/ml
9) Aroclor 1221 (1)	5.164	190699	176.177	ng/ml
10) Aroclor 1221 (2)	5.283	201273	280.493	ng/ml
11) Aroclor 1221 (3)	5.364	871818	372.554	ng/ml
12) Aroclor 1221 - AVE	0.000	0	N.D.	ng/ml
13) Aroclor 1232 (1)	5.364	871818	490.841	ng/ml
14) Aroclor 1232 (2)	6.139	3896334	1401.467	ng/ml
15) Aroclor 1232 (3)	6.221	2113813	1440.966	ng/ml
16) Aroclor 1232 (4)	6.376	1946335	1708.263	ng/ml
17) Aroclor 1232 (5)	6.598	2245769	1563.929	ng/ml
18) Aroclor 1232 (6)	6.724	1588230	1325.600	ng/ml
19) Aroclor 1232 - AVE	0.000	0	N.D.	ng/ml
20) Aroclor 1242 (1)	5.725	1860960	700.656	ng/ml
21) Aroclor 1242 (2)	6.139	3896334	751.161	ng/ml
22) Aroclor 1242 (3)	6.221	2113813	749.534	ng/ml
23) Aroclor 1242 (4)	6.376	1946335	850.232	ng/ml
24) Aroclor 1242 (5)	6.598	2245769	752.426	ng/ml
25) Aroclor 1242 (6)	6.724	1588230	632.957	ng/ml
26) Aroclor 1242 - AVE	0.000	0	N.D.	ng/ml
27) Aroclor 1248 (1)	6.139	3896334	1144.871	ng/ml
28) Aroclor 1248 (2)	6.376	1946335	431.062	ng/ml
29) Aroclor 1248 (3)	6.598	2245769	430.318	ng/ml
30) Aroclor 1248 (4)	6.891	423537	72.959	ng/ml
31) Aroclor 1248 (5)	6.924	1565309	254.137	ng/ml
32) Aroclor 1248 (6)	7.410	3397609	994.204	ng/ml
33) Aroclor 1248 - AVE	0.000	0	N.D.	ng/ml
34) Aroclor 1254 (1)	6.924	1565309	260.967	ng/ml
35) Aroclor 1254 (2)	7.034	1586425	217.689	ng/ml
36) Aroclor 1254 (3)	7.410	3397609	303.088	ng/ml
37) Aroclor 1254 (4)	7.570	470089	65.931	ng/ml
38) Aroclor 1254 (5)	7.949	4432405	578.719	ng/ml
39) Aroclor 1254 (6)	8.240	487345	195.416	ng/ml
40) Aroclor 1254 - AVE	0.000	0	N.D.	ng/ml
41) Aroclor 1260 (1)	7.522	4558535	547.388	ng/ml
42) Aroclor 1260 (2)	7.656	5787592	567.278	ng/ml
43) Aroclor 1260 (3)	8.211	4224490	537.114	ng/ml
44) Aroclor 1260 (4)	8.380	10849539	582.730	ng/ml
45) Aroclor 1260 (5)	8.679	6791499	561.468	ng/ml
46) Aroclor 1260 (6)	9.069	2643654	516.884	ng/ml
47) Aroclor 1260 - AVE	0.000	0	N.D.	ng/ml

Data Path : K:\DATA\0A10008\
 Data File : ECD2F013.D
 Signal(s) : ECD1A.CH
 Acq On : 10 Jan 2020 11:37
 Operator : MJB / KAK
 Sample : 0A10008-CCV2
 Misc :
 ALS Vial : 2 Sample Multiplier: 1

Integration File: PCB1.e
 Quant Time: Jan 13 12:36:45 2020
 Quant Method : K:\METHODS\FECD2_QUANTPCB_191203RT2.M
 Quant Title : PCB Data Analysis
 QLast Update : Wed Dec 04 15:29:22 2019
 Response via : Initial Calibration
 Integrator: ChemStation 6890 Scale Mode: Small noise peaks clipped

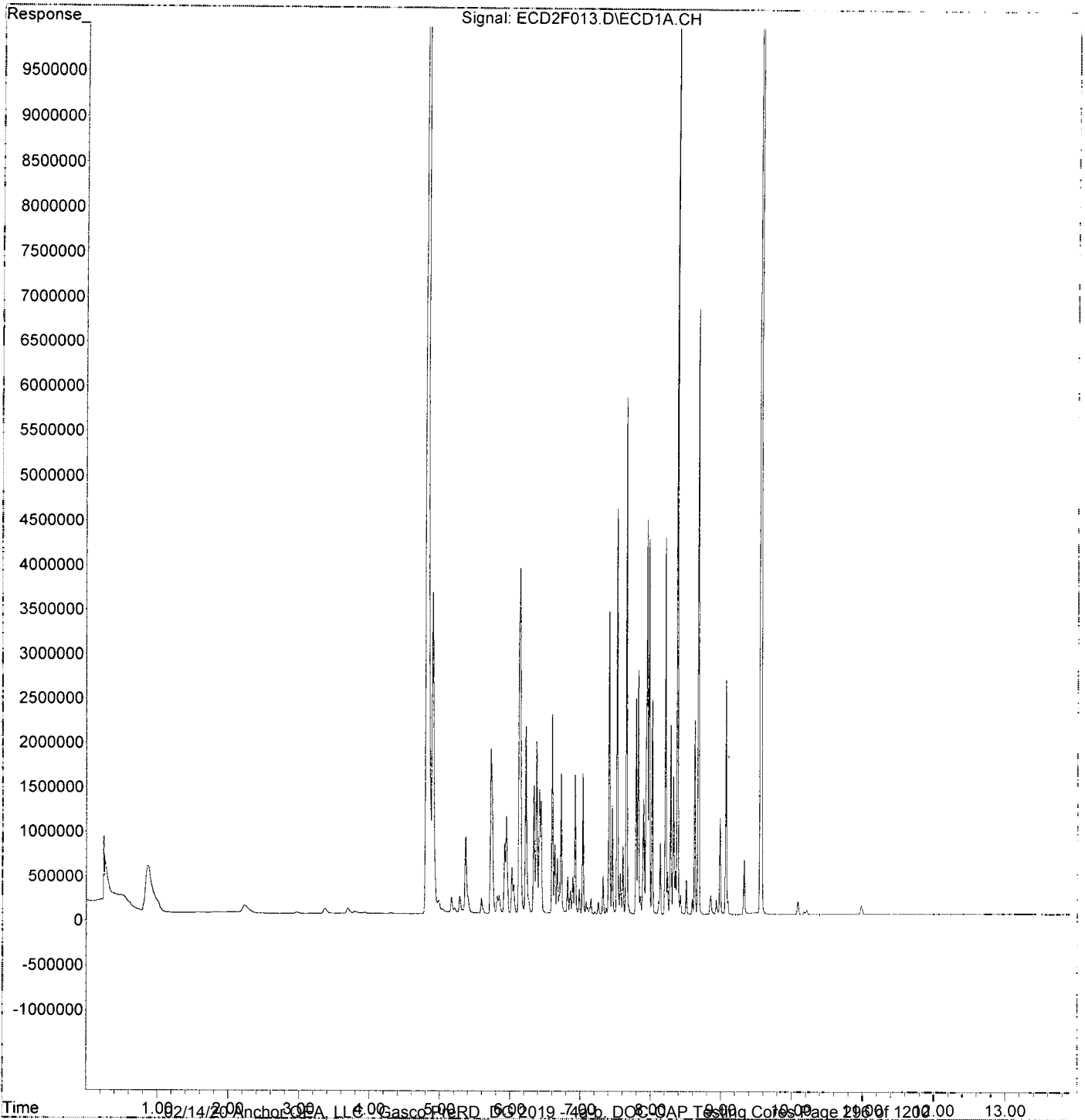
Compound	R.T.	Response	Conc Units
48) Aroclor 1262 (1)	7.656	5787592	719.276 ng/ml
49) Aroclor 1262 (2)	7.978	4215463	375.540 ng/ml
50) Aroclor 1262 (3)	8.211	4224490	435.293 ng/ml
51) Aroclor 1262 (4)	8.380	10849539	525.145 ng/ml
52) Aroclor 1262 (5)	8.679	6791499	519.134 ng/ml
53) Aroclor 1262 (6)	9.069	2643654	395.956 ng/ml
54) Aroclor 1262 - AVE	0.000	0	N.D. ng/ml
55) Aroclor 1268 (1)	8.211	4224490	827.644 ng/ml
56) Aroclor 1268 (2)	8.627	2185810	89.123 ng/ml
57) Aroclor 1268 (3)	8.679	6791499	332.685 ng/ml
58) Aroclor 1268 (4)	8.854	215885	11.271 ng/ml
59) Aroclor 1268 (5)	9.069	2643654	341.128 ng/ml
60) Aroclor 1268 (6)	9.328	624268	11.940 ng/ml
61) Aroclor 1268 - AVE	0.000	0	N.D. ng/ml

(f)=RT Delta > 1/2 Window

(m)=manual int.

Data Path : K:\DATA\0A10008\
Data File : ECD2F013.D
Signal(s) : ECD1A.CH
Acq On : 10 Jan 2020 11:37
Operator : MJB / KAK
Sample : 0A10008-CCV2
Misc :
ALS Vial : 2 Sample Multiplier: 1

Integration File: PCB1.e
Quant Time: Jan 13 12:36:45 2020
Quant Method : K:\METHODS\FECD2_QUANTPCB_191203RT2.M
Quant Title : PCB Data Analysis
QLast Update : Wed Dec 04 15:29:22 2019
Response via : Initial Calibration
Integrator: ChemStation 6890 Scale Mode: Small noise peaks clipped



Data Path : K:\DATA\0A10008\
 Data File : ECD2F014.D
 Signal(s) : ECD1A.CH
 Acq On : 10 Jan 2020 11:55
 Operator : MJB / KAK
 Sample : 0A10008-CCB2
 Misc :
 ALS Vial : 3 Sample Multiplier: 1

Integration File: PCB1.e
 Quant Time: Jan 13 12:37:07 2020
 Quant Method : K:\METHODS\FECD2_QUANTPCB_191203RT2.M
 Quant Title : PCB Data Analysis
 QLast Update : Wed Dec 04 15:29:22 2019
 Response via : Initial Calibration
 Integrator: ChemStation 6890 Scale Mode: Small noise peaks clipped

[Handwritten signature]
 1/15/20
[Handwritten signature]

Compound	R.T.	Response	Conc Units

System Monitoring Compounds			
1) S TCMX (S)	4.813	7010099	105.276 ng/ml
62) S DCBP (S)	9.562	11932739	106.852 ng/ml
Target Compounds			
2) Aroclor 1016 (1)	5.729	4401	1.177 ng/ml
3) Aroclor 1016 (2)	6.143	8271	1.150 ng/ml
4) Aroclor 1016 (3)	6.234	6380	1.606 ng/ml
5) Aroclor 1016 (4)	6.382	2553	0.714 ng/ml
6) Aroclor 1016 (5)	6.604	4035	0.972 ng/ml
7) Aroclor 1016 (6)	6.727	3587	1.223 ng/ml
8) Aroclor 1016 - AVE	0.000	0	N.D. ng/ml
9) Aroclor 1221 (1)	5.166	14197	13.116 ng/ml
10) Aroclor 1221 (2)	5.283	14108	19.661 ng/ml
11) Aroclor 1221 (3)	5.378	13470	5.756 ng/ml
12) Aroclor 1221 - AVE	0.000	0	N.D. ng/ml
13) Aroclor 1232 (1)	5.378	13470	7.584 ng/ml
14) Aroclor 1232 (2)	6.143	8271	2.975 ng/ml
15) Aroclor 1232 (3)	6.234	6380	4.349 ng/ml
16) Aroclor 1232 (4)	6.382	2553	2.241 ng/ml
17) Aroclor 1232 (5)	6.604	4035	2.810 ng/ml
18) Aroclor 1232 (6)	6.727	3587	2.994 ng/ml
19) Aroclor 1232 - AVE	0.000	0	N.D. ng/ml
20) Aroclor 1242 (1)	5.729	4401	1.657 ng/ml
21) Aroclor 1242 (2)	6.143	8271	1.595 ng/ml
22) Aroclor 1242 (3)	6.234	6380	2.262 ng/ml
23) Aroclor 1242 (4)	6.382	2553	1.115 ng/ml
24) Aroclor 1242 (5)	6.604	4035	1.352 ng/ml
25) Aroclor 1242 (6)	6.727	3587	1.430 ng/ml
26) Aroclor 1242 - AVE	0.000	0	N.D. ng/ml
27) Aroclor 1248 (1)	6.143	8271	2.430 ng/ml
28) Aroclor 1248 (2)	6.382	2553	0.566 ng/ml
29) Aroclor 1248 (3)	6.604	4035	0.773 ng/ml
30) Aroclor 1248 (4)	6.892	3277	0.565 ng/ml
31) Aroclor 1248 (5)	6.931	3448	0.560 ng/ml
32) Aroclor 1248 (6)	7.410	4802	1.405 ng/ml
33) Aroclor 1248 - AVE	0.000	0	N.D. ng/ml
34) Aroclor 1254 (1)	6.931	3448	0.575 ng/ml
35) Aroclor 1254 (2)	7.036	3761	0.516 ng/ml
36) Aroclor 1254 (3)	7.410	4802	0.428 ng/ml
37) Aroclor 1254 (4)	7.572	6332	0.888 ng/ml
38) Aroclor 1254 (5)	7.954	5003	0.653 ng/ml
39) Aroclor 1254 (6)	8.237	730	0.293 ng/ml
40) Aroclor 1254 - AVE	0.000	0	N.D. ng/ml
41) Aroclor 1260 (1)	7.523	6922	0.831 ng/ml
42) Aroclor 1260 (2)	7.657	7049	0.691 ng/ml
43) Aroclor 1260 (3)	8.211	1196	0.152 ng/ml
44) Aroclor 1260 (4)	8.380	7059	0.379 ng/ml
45) Aroclor 1260 (5)	8.680	2779	0.230 ng/ml
46) Aroclor 1260 (6)	9.067	3245	0.634 ng/ml
47) Aroclor 1260 - AVE	0.000	0	N.D. ng/ml

Data Path : K:\DATA\0A10008\
 Data File : ECD2F014.D
 Signal(s) : ECD1A.CH
 Acq On : 10 Jan 2020 11:55
 Operator : MJB / KAK
 Sample : 0A10008-CCB2
 Misc :
 ALS Vial : 3 Sample Multiplier: 1

Integration File: PCB1.e
 Quant Time: Jan 13 12:37:07 2020
 Quant Method : K:\METHODS\FECD2_QUANTPCB_191203RT2.M
 Quant Title : PCB Data Analysis
 QLast Update : Wed Dec 04 15:29:22 2019
 Response via : Initial Calibration
 Integrator: ChemStation , 6890 Scale Mode: Small noise peaks clipped

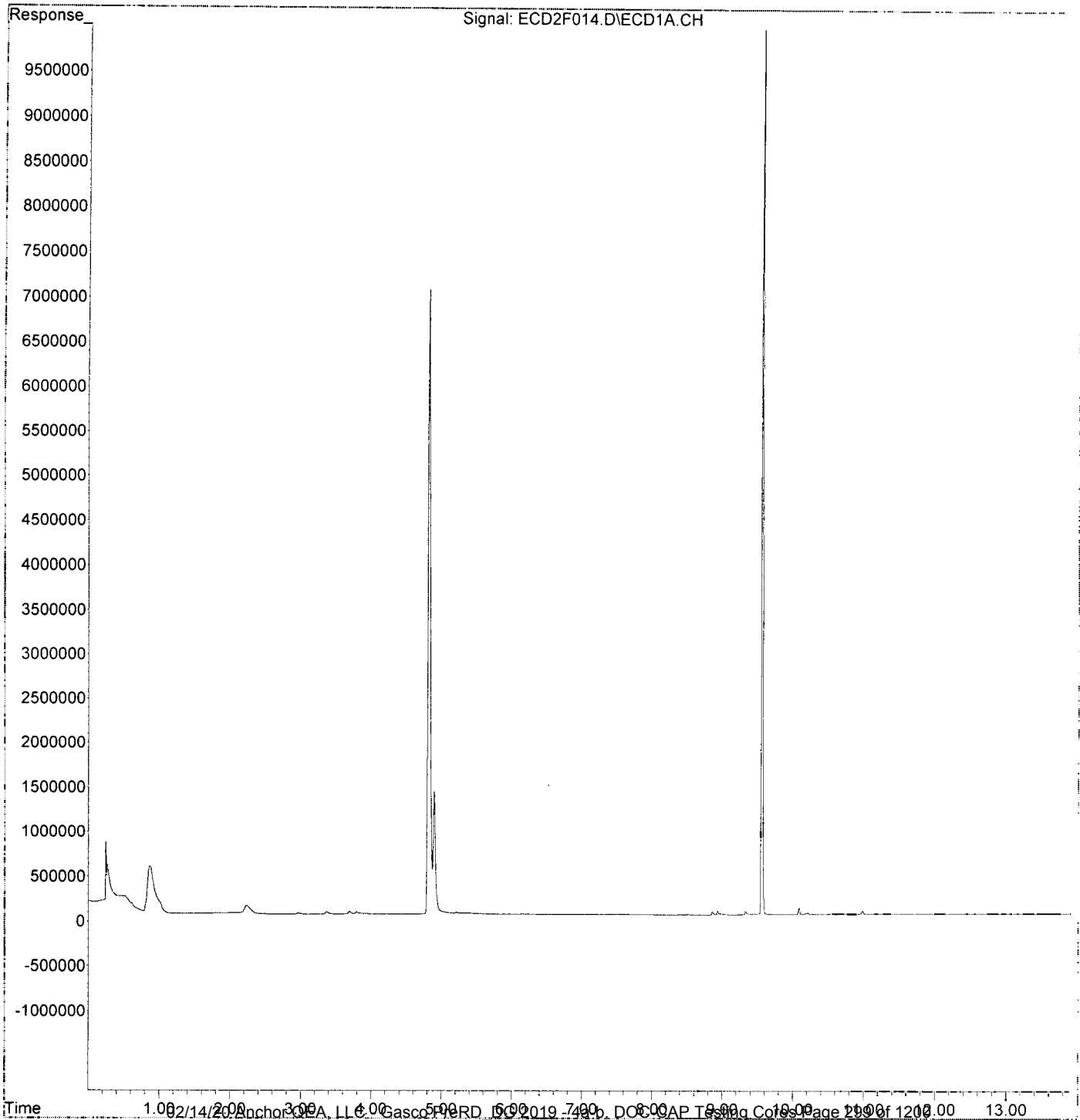
Compound	R.T.	Response	Conc Units
48) Aroclor 1262 (1)	7.657	7049	0.876 ng/ml
49) Aroclor 1262 (2)	7.981	3217	0.287 ng/ml
50) Aroclor 1262 (3)	8.211	1196	0.123 ng/ml
51) Aroclor 1262 (4)	8.380	7059	0.342 ng/ml
52) Aroclor 1262 (5)	8.680	2779	0.212 ng/ml
53) Aroclor 1262 (6)	9.067	3245	0.486 ng/ml
54) Aroclor 1262 - AVE	0.000	0	N.D. ng/ml
55) Aroclor 1268 (1)	8.211	1196	0.234 ng/ml
56) Aroclor 1268 (2)	8.625	800	0.033 ng/ml
57) Aroclor 1268 (3)	8.680	2779	0.136 ng/ml
58) Aroclor 1268 (4)	8.859	39119	2.042 ng/ml
59) Aroclor 1268 (5)	9.067	3245	0.419 ng/ml
60) Aroclor 1268 (6)	9.330	38812	0.742 ng/ml
61) Aroclor 1268 - AVE	0.000	0	N.D. ng/ml

(f)=RT Delta > 1/2 Window

(m)=manual int.

Data Path : K:\DATA\0A10008\
Data File : ECD2F014.D
Signal(s) : ECD1A.CH
Acq On : 10 Jan 2020 11:55
Operator : MJB / KAK
Sample : 0A10008-CCB2
Misc :
ALS Vial : 3 Sample Multiplier: 1

Integration File: PCB1.e
Quant Time: Jan 13 12:37:07 2020
Quant Method : K:\METHODS\FECD2_QUANTPCB_191203RT2.M
Quant Title : PCB Data Analysis
QLast Update : Wed Dec 04 15:29:22 2019
Response via : Initial Calibration
Integrator: ChemStation 6890 Scale Mode: Small noise peaks clipped



**Polychlorinated Biphenyls by EPA 8082A
Benchsheet & Analysis Sequence Data**

Sequence 0A09006 (QC Only)



ELEMENT SEQUENCE LOG

Apex Laboratories

Sequence: **0A09006**

Instrument: **DUALECD2F**

Date: **01/09/20 07:10**

Calibration: **A9L0407**

#	Lab Number	Matrix	Analysis	Client	Due	Batch	ISTD ID	STD ID
1	0A09006-CCV1	Sediment	QC	QC				
2	0A09006-CCB1	Sediment	QC	QC				A19L338
3	9121318-BLK1	Sediment	QC	QC		9121318		A19L339
4	9121318-BS1	Sediment	QC	QC		9121318		
5	A9J0558-47	Sediment	8082 PCBs - Low Level (30g/2mL)	Anchor QEA, LLC	01/06/20	9121318		
6	0A09006-IBL1	Sediment	QC	QC				
7	A9J0558-48	Sediment	8082 PCBs - Low Level (30g/2mL)	Anchor QEA, LLC	01/06/20	9121318		
8	0A09006-IBL2	Sediment	QC	QC				
9	A9J0594-12	Sediment	8082 PCBs - Low Level (30g/2mL)	Anchor QEA, LLC	01/06/20	9121318		
10	0A09006-IBL3	Sediment	QC	QC				
11	A9J0594-13	Sediment	8082 PCBs - Low Level (30g/2mL)	Anchor QEA, LLC	01/06/20	9121318		
12	0A09006-IBL4	Sediment	QC	QC				
13	A9J0594-14	Sediment	8082 PCBs - Low Level (30g/2mL)	Anchor QEA, LLC	01/06/20	9121318		
14	0A09006-IBL5	Sediment	QC	QC				
15	0A09006-CCV2	Sediment	QC	QC				A19L338
16	0A09006-CCB2	Sediment	QC	QC				A19L339
17	A9J0594-15	Sediment	8082 PCBs - Low Level (30g/2mL)	Anchor QEA, LLC	01/06/20	9121318		
18	0A09006-IBL6	Sediment	QC	QC				
19	A9J0594-30	Sediment	8082 PCBs - Low Level (30g/2mL)	Anchor QEA, LLC	01/06/20	9121318		
20	0A09006-IBL7	Sediment	QC	QC				
21	A9J0594-31	Sediment	8082 PCBs - Low Level (30g/2mL)	Anchor QEA, LLC	01/06/20	9121318		
22	0A09006-IBL8	Sediment	QC	QC				
23	A9J0594-32	Sediment	8082 PCBs - Low Level (30g/2mL)	Anchor QEA, LLC	01/06/20	9121318		
24	0A09006-IBL9	Sediment	QC	QC				
25	A9J0594-33	Sediment	8082 PCBs - Low Level (30g/2mL)	Anchor QEA, LLC	01/06/20	9121318		
26	0A09006-IBLA	Sediment	QC	QC				
27	A9J0594-45	Sediment	8082 PCBs - Low Level (30g/2mL)	Anchor QEA, LLC	01/06/20	9121318		
28	0A09006-IBLB	Sediment	QC	QC				
29	0A09006-CCV3	Sediment	QC	QC				A19L338
30	0A09006-CCB3	Sediment	QC	QC				A19L339

Data Entered By: MA ^{1/13/20} ~~1/13/20~~ ^{1/13/20} Comments:

Data Reviewed By: MA 02/14/20 Anchor QEA, LLC - Gasco PreRD_DG 2019 - 4a-b. DOC-CAP Testing Cores Page 301 of 1200

TOTAL AROCLOR AVERAGE RESULTS

The average result for the 1016 and 1260 selected peaks are reported here to facilitate data entry and review. Averages are done on all individual peaks and must be for matrix spikes if all peaks are not used in the average.

0A09006-CCV1

Aroclor 1016

<u>Peak</u>	<u>Initial Res</u>
1016 (1)	547.23
1016 (2)	576.37
1016 (3)	559.18
1016 (4)	557.86
1016 (5)	545.47
1016 (6)	538.71
Average:	554.14

Aroclor 1260

<u>Peak</u>	<u>Initial Res</u>
1260 (1)	546.94
1260 (2)	565.34
1260 (3)	556.77
1260 (4)	537.73
1260 (5)	573.07
1260 (6)	523.00
Average:	550.48

9121318-BS1

Aroclor 1016

<u>Peak</u>	<u>Initial Res</u>
1016 (1)	1,057.61
1016 (2)	1,202.95
1016 (3)	1,069.31
1016 (4)	1,134.25
1016 (5)	1,107.09
1016 (6)	1,088.62
Average:	1,109.97

Aroclor 1260

<u>Peak</u>	<u>Initial Res</u>
1260 (1)	1,220.20
1260 (2)	1,284.81
1260 (3)	1,232.14
1260 (4)	1,339.50
1260 (5)	1,276.86
1260 (6)	1,224.40
Average:	1,262.99

TOTAL AROCLOR AVERAGE RESULTS

The average result for the 1016 and 1260 selected peaks are reported here to facilitate data entry and review. Averages are done on all individual peaks and must be for matrix spikes if all peaks are not used in the average.

0A09006-CCV2

Aroclor 1016

<u>Peak</u>	<u>Initial Res</u>
1016 (1)	520.75
1016 (2)	578.06
1016 (3)	544.31
1016 (4)	548.53
1016 (5)	553.70
1016 (6)	559.86
Average:	550.87 ✓

Aroclor 1260

<u>Peak</u>	<u>Initial Res</u>
1260 (1)	550.64
1260 (2)	567.29
1260 (3)	534.34
1260 (4)	561.23
1260 (5)	550.14
1260 (6)	510.65
Average:	545.72 ✓

0A09006-CCV3

Aroclor 1016

<u>Peak</u>	<u>Initial Res</u>
1016 (1)	538.95
1016 (2)	595.75
1016 (3)	555.49
1016 (4)	562.82
1016 (5)	546.35
1016 (6)	548.60
Average:	557.99 ✓

Aroclor 1260

<u>Peak</u>	<u>Initial Res</u>
1260 (1)	541.26
1260 (2)	571.84
1260 (3)	513.10
1260 (4)	554.17
1260 (5)	556.72
1260 (6)	493.16
Average:	538.38 ✓

Data Path : K:\DATA\0A09006\
 Data File : ECD2F003.D
 Signal(s) : ECD1A.CH
 Acq On : 09 Jan 2020 8:03
 Operator : MJB / KAK
 Sample : 0A09006-CCV1
 Misc :
 ALS Vial : 2 Sample Multiplier: 1

Integration File: PCB1.e
 Quant Time: Jan 10 11:33:21 2020
 Quant Method : K:\METHODS\FECD2_QUANTPCB_191203RT2.M
 Quant Title : PCB Data Analysis
 QLast Update : Wed Dec 04 15:29:22 2019
 Response via : Initial Calibration
 Integrator: ChemStation 6890 Scale Mode: Small noise peaks clipped

MJB
 1/10/20

Compound	R.T.	Response	Conc	Units
System Monitoring Compounds				
1) S TCMX (S)	4.812	20650266	310.121	ng/ml
62) S DCBP (S)	9.560	31333417	280.576	ng/ml
Target Compounds				
2) Aroclor 1016 (1)	5.725	2045523	547.230	ng/ml
3) Aroclor 1016 (2)	6.137	4146350	576.370	ng/ml
4) Aroclor 1016 (3)	6.219	2221576	559.179	ng/ml
5) Aroclor 1016 (4)	6.374	1995655	557.858	ng/ml
6) Aroclor 1016 (5)	6.597	2264528	545.474	ng/ml
7) Aroclor 1016 (6)	6.723	1580152	538.707	ng/ml
8) Aroclor 1016 - AVE	0.000	0	N.D.	ng/ml
9) Aroclor 1221 (1)	5.164	196587	181.616	ng/ml
10) Aroclor 1221 (2)	5.283	212504	296.144	ng/ml
11) Aroclor 1221 (3)	5.363	969895	414.465	ng/ml
12) Aroclor 1221 - AVE	0.000	0	N.D.	ng/ml
13) Aroclor 1232 (1)	5.363	969895	546.059	ng/ml
14) Aroclor 1232 (2)	6.137	4146350	1491.395	ng/ml
15) Aroclor 1232 (3)	6.219	2221576	1514.427	ng/ml
16) Aroclor 1232 (4)	6.374	1995655	1751.551	ng/ml
17) Aroclor 1232 (5)	6.597	2264528	1576.992	ng/ml
18) Aroclor 1232 (6)	6.723	1580152	1318.858	ng/ml
19) Aroclor 1232 - AVE	0.000	0	N.D.	ng/ml
20) Aroclor 1242 (1)	5.725	2045523	770.145	ng/ml
21) Aroclor 1242 (2)	6.137	4146350	799.361	ng/ml
22) Aroclor 1242 (3)	6.219	2221576	787.745	ng/ml
23) Aroclor 1242 (4)	6.374	1995655	871.777	ng/ml
24) Aroclor 1242 (5)	6.597	2264528	758.711	ng/ml
25) Aroclor 1242 (6)	6.723	1580152	629.738	ng/ml
26) Aroclor 1242 - AVE	0.000	0	N.D.	ng/ml
27) Aroclor 1248 (1)	6.137	4146350	1218.334	ng/ml
28) Aroclor 1248 (2)	6.374	1995655	441.985	ng/ml
29) Aroclor 1248 (3)	6.597	2264528	433.912	ng/ml
30) Aroclor 1248 (4)	6.890	442669	76.255	ng/ml
31) Aroclor 1248 (5)	6.923	1556192	252.657	ng/ml
32) Aroclor 1248 (6)	7.409	3576561	1046.568	ng/ml
33) Aroclor 1248 - AVE	0.000	0	N.D.	ng/ml
34) Aroclor 1254 (1)	6.923	1556192	259.447	ng/ml
35) Aroclor 1254 (2)	7.033	1638764	224.871	ng/ml
36) Aroclor 1254 (3)	7.409	3576561	319.052	ng/ml
37) Aroclor 1254 (4)	7.569	476992	66.899	ng/ml
38) Aroclor 1254 (5)	7.948	4614800	602.534	ng/ml
39) Aroclor 1254 (6)	8.239	498942	200.066	ng/ml
40) Aroclor 1254 - AVE	0.000	0	N.D.	ng/ml
41) Aroclor 1260 (1)	7.522	4554781	546.937	ng/ml
42) Aroclor 1260 (2)	7.655	5767801	565.338	ng/ml
43) Aroclor 1260 (3)	8.210	4379075	556.769	ng/ml
44) Aroclor 1260 (4)	8.380	10011736	537.731	ng/ml
45) Aroclor 1260 (5)	8.678	6931805	573.067	ng/ml
46) Aroclor 1260 (6)	9.068	2674933	522.999	ng/ml
47) Aroclor 1260 - AVE	0.000	0	N.D.	ng/ml

Quantitation Report (Not Reviewed)

Data Path : K:\DATA\0A09006\
 Data File : ECD2F003.D
 Signal(s) : ECD1A.CH
 Acq On : 09 Jan 2020 8:03
 Operator : MJB / KAK
 Sample : 0A09006-CCV1
 Misc :
 ALS Vial : 2 Sample Multiplier: 1

Integration File: PCB1.e
 Quant Time: Jan 10 11:33:21 2020
 Quant Method : K:\METHODS\FECD2_QUANTPCB_191203RT2.M
 Quant Title : PCB Data Analysis
 QLast Update : Wed Dec 04 15:29:22 2019
 Response via : Initial Calibration
 Integrator: ChemStation 6890 Scale Mode: Small noise peaks clipped

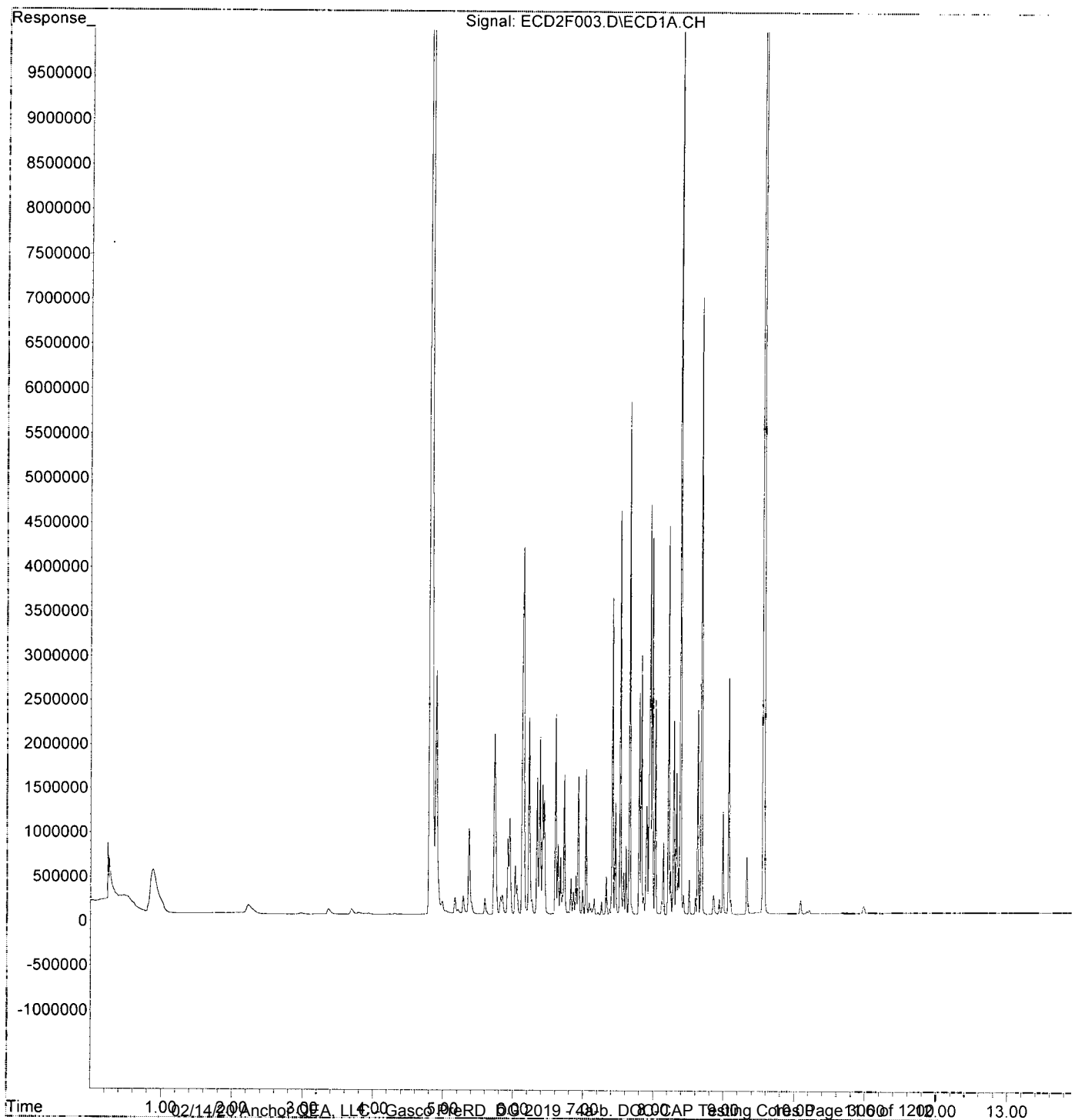
	Compound	R.T.	Response	Conc	Units
48)	Aroclor 1262 (1)	7.655	5767801	716.816	ng/ml
49)	Aroclor 1262 (2)	7.978	4241538	377.863	ng/ml
50)	Aroclor 1262 (3)	8.210	4379075	451.222	ng/ml
51)	Aroclor 1262 (4)	8.380	10011736	484.593	ng/ml
52)	Aroclor 1262 (5)	8.678	6931805	529.859	ng/ml
53)	Aroclor 1262 (6)	9.068	2674933	400.641	ng/ml
54)	Aroclor 1262 - AVE	0.000	0	N.D.	ng/ml
55)	Aroclor 1268 (1)	8.210	4379075	857.930	ng/ml
56)	Aroclor 1268 (2)	8.627	2311649	94.254	ng/ml
57)	Aroclor 1268 (3)	8.678	6931805	339.558	ng/ml
58)	Aroclor 1268 (4)	8.852	218340	11.400	ng/ml
59)	Aroclor 1268 (5)	9.068	2674933	345.164	ng/ml
60)	Aroclor 1268 (6)	9.326	648795	12.409	ng/ml
61)	Aroclor 1268 - AVE	0.000	0	N.D.	ng/ml

(f)=RT Delta > 1/2 Window

(m)=manual int.

Data Path : K:\DATA\0A09006\
Data File : ECD2F003.D
Signal(s) : ECD1A.CH
Acq On : 09 Jan 2020 8:03
Operator : MJB / KAK
Sample : 0A09006-CCV1
Misc :
ALS Vial : 2 Sample Multiplier: 1

Integration File: PCB1.e
Quant Time: Jan 10 11:33:21 2020
Quant Method : K:\METHODS\FECD2_QUANTPCB_191203RT2.M
Quant Title : PCB Data Analysis
QLast Update : Wed Dec 04 15:29:22 2019
Response via : Initial Calibration
Integrator: ChemStation 6890 Scale Mode: Small noise peaks clipped



Data Path : K:\DATA\0A09006\
 Data File : ECD2F004.D
 Signal(s) : ECD1A.CH
 Acq On : 09 Jan 2020 8:20
 Operator : MJB / KAK
 Sample : 0A09006-CCB1
 Misc :
 ALS Vial : 3 Sample Multiplier: 1

Integration File: PCB1.e
 Quant Time: Jan 10 11:33:43 2020
 Quant Method : K:\METHODS\FECD2_QUANTPCB_191203RT2.M
 Quant Title : PCB Data Analysis
 QLast Update : Wed Dec 04 15:29:22 2019
 Response via : Initial Calibration
 Integrator: ChemStation 6890 Scale Mode: Small noise peaks clipped

MJB
 1/10/20
 Clean

Compound	R.T.	Response	Conc Units
System Monitoring Compounds			
1) S TCMX (S)	4.810	7450117	111.884 ng/ml
62) S DCBP (S)	9.561	11626184	104.107 ng/ml
Target Compounds			
2) Aroclor 1016 (1)	5.726	1921	0.514 ng/ml
3) Aroclor 1016 (2)	6.140	3758	0.522 ng/ml
4) Aroclor 1016 (3)	6.233	2866	0.721 ng/ml
5) Aroclor 1016 (4)	6.383	1114	0.311 ng/ml
6) Aroclor 1016 (5)	6.604	2029	0.489 ng/ml
7) Aroclor 1016 (6)	6.728	2029	0.692 ng/ml
8) Aroclor 1016 - AVE	0.000	0	N.D. ng/ml
9) Aroclor 1221 (1)	5.157	11704	10.813 ng/ml
10) Aroclor 1221 (2)	5.286	11755	16.381 ng/ml
11) Aroclor 1221 (3)	5.371	10029	4.285 ng/ml
12) Aroclor 1221 - AVE	0.000	0	N.D. ng/ml
13) Aroclor 1232 (1)	5.371	10029	5.646 ng/ml
14) Aroclor 1232 (2)	6.140	3758	1.352 ng/ml
15) Aroclor 1232 (3)	6.233	2866	1.953 ng/ml
16) Aroclor 1232 (4)	6.383	1114	0.978 ng/ml
17) Aroclor 1232 (5)	6.604	2029	1.413 ng/ml
18) Aroclor 1232 (6)	6.728	2029	1.693 ng/ml
19) Aroclor 1232 - AVE	0.000	0	N.D. ng/ml
20) Aroclor 1242 (1)	5.726	1921	0.723 ng/ml
21) Aroclor 1242 (2)	6.140	3758	0.725 ng/ml
22) Aroclor 1242 (3)	6.233	2866	1.016 ng/ml
23) Aroclor 1242 (4)	6.383	1114	0.487 ng/ml
24) Aroclor 1242 (5)	6.604	2029	0.680 ng/ml
25) Aroclor 1242 (6)	6.728	2029	0.808 ng/ml
26) Aroclor 1242 - AVE	0.000	0	N.D. ng/ml
27) Aroclor 1248 (1)	6.140	3758	1.104 ng/ml
28) Aroclor 1248 (2)	6.383	1114	0.247 ng/ml
29) Aroclor 1248 (3)	6.604	2029	0.389 ng/ml
30) Aroclor 1248 (4)	6.897	2299	0.396 ng/ml
31) Aroclor 1248 (5)	6.932	2377	0.386 ng/ml
32) Aroclor 1248 (6)	7.411	5024	1.470 ng/ml
33) Aroclor 1248 - AVE	0.000	0	N.D. ng/ml
34) Aroclor 1254 (1)	6.932	2377	0.396 ng/ml
35) Aroclor 1254 (2)	7.036	2351	0.323 ng/ml
36) Aroclor 1254 (3)	7.411	5024	0.448 ng/ml
37) Aroclor 1254 (4)	7.563	4535	0.636 ng/ml
38) Aroclor 1254 (5)	7.955	3600	0.470 ng/ml
39) Aroclor 1254 (6)	8.241	628	0.252 ng/ml
40) Aroclor 1254 - AVE	0.000	0	N.D. ng/ml
41) Aroclor 1260 (1)	7.520	5872	0.705 ng/ml
42) Aroclor 1260 (2)	7.655	4714	0.462 ng/ml
43) Aroclor 1260 (3)	8.208	1095	0.139 ng/ml
44) Aroclor 1260 (4)	8.380	6042	0.325 ng/ml
45) Aroclor 1260 (5)	8.679	2009	0.166 ng/ml
46) Aroclor 1260 (6)	9.066	2542	0.497 ng/ml
47) Aroclor 1260 - AVE	0.000	0	N.D. ng/ml

Data Path : K:\DATA\0A09006\
 Data File : ECD2F004.D
 Signal(s) : ECD1A.CH
 Acq On : 09 Jan 2020 8:20
 Operator : MJB / KAK
 Sample : 0A09006-CCB1
 Misc :
 ALS Vial : 3 Sample Multiplier: 1

Integration File: PCB1.e
 Quant Time: Jan 10 11:33:43 2020
 Quant Method : K:\METHODS\FECD2_QUANTPCB_191203RT2.M
 Quant Title : PCB Data Analysis
 QLast Update : Wed Dec 04 15:29:22 2019
 Response via : Initial Calibration
 Integrator: ChemStation 6890 Scale Mode: Small noise peaks clipped

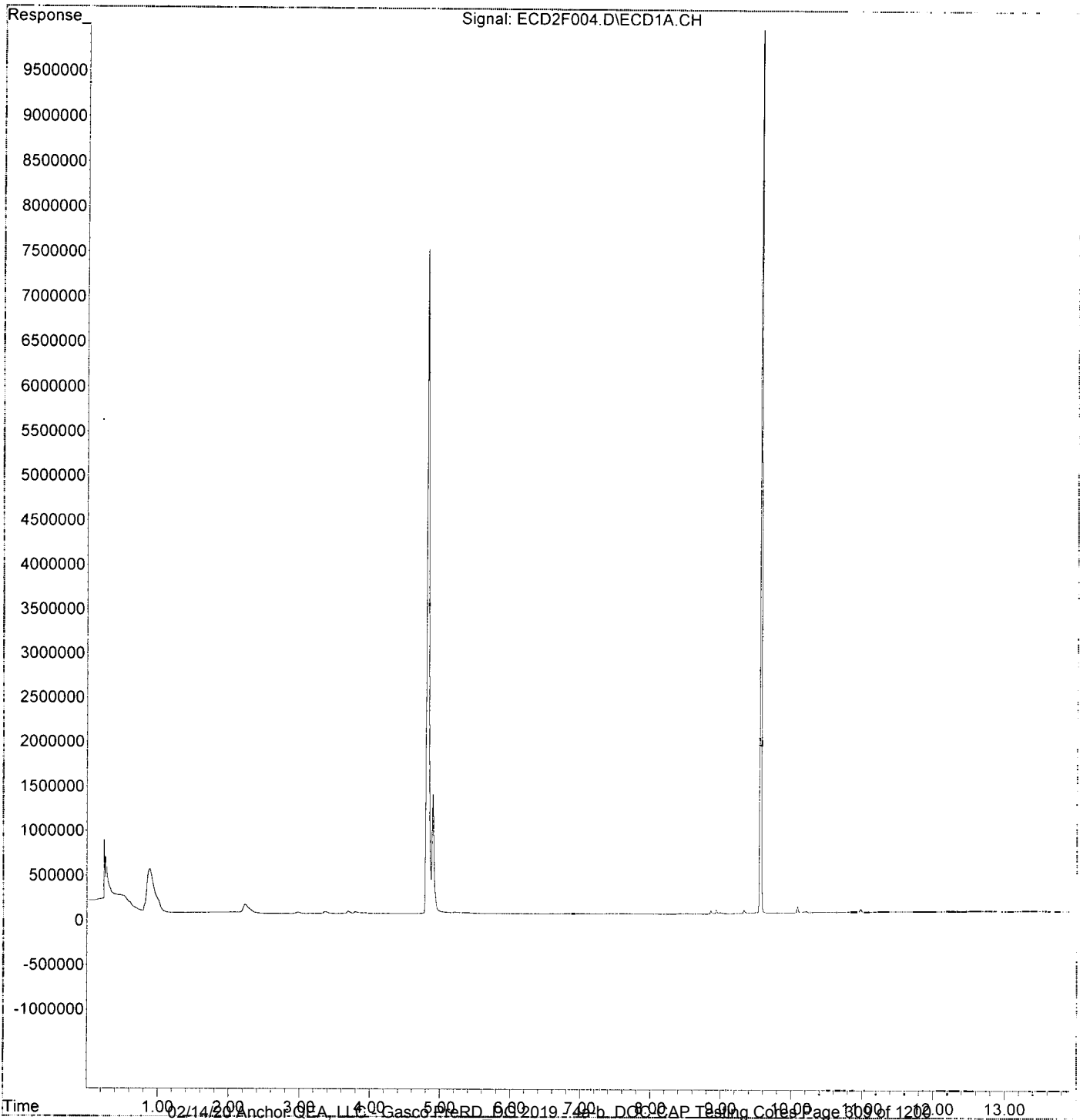
Compound	R.T.	Response	Conc Units
48) Aroclor 1262 (1)	7.655	4714	0.586 ng/ml
49) Aroclor 1262 (2)	7.982	2277	0.203 ng/ml
50) Aroclor 1262 (3)	8.208	1095	0.113 ng/ml
51) Aroclor 1262 (4)	8.380	6042	0.292 ng/ml
52) Aroclor 1262 (5)	8.679	2009	0.154 ng/ml
53) Aroclor 1262 (6)	9.066	2542	0.381 ng/ml
54) Aroclor 1262 - AVE	0.000	0	N.D. ng/ml
55) Aroclor 1268 (1)	8.208	1095	0.215 ng/ml
56) Aroclor 1268 (2)	8.637	648	0.026 ng/ml
57) Aroclor 1268 (3)	8.679	2009	0.098 ng/ml
58) Aroclor 1268 (4)	8.858	37303	1.948 ng/ml
59) Aroclor 1268 (5)	9.066	2542	0.328 ng/ml
60) Aroclor 1268 (6)	9.328	38643	0.739 ng/ml
61) Aroclor 1268 - AVE	0.000	0	N.D. ng/ml

(f)=RT Delta > 1/2 Window

(m)=manual int.

Data Path : K:\DATA\0A09006\
Data File : ECD2F004.D
Signal(s) : ECD1A.CH
Acq On : 09 Jan 2020 8:20
Operator : MJB / KAK
Sample : 0A09006-CCB1
Misc :
ALS Vial : 3 Sample Multiplier: 1

Integration File: PCB1.e
Quant Time: Jan 10 11:33:43 2020
Quant Method : K:\METHODS\FECD2_QUANTPCB_191203RT2.M
Quant Title : PCB Data Analysis
QLast Update : Wed Dec 04 15:29:22 2019
Response via : Initial Calibration
Integrator: ChemStation 6890 Scale Mode: Small noise peaks clipped



Data Path : K:\DATA\0A09006\
 Data File : ECD2F005.D
 Signal(s) : ECD1A.CH
 Acq On : 09 Jan 2020 8:50
 Operator : MJB / KAK
 Sample : 9121318-BLK1
 Misc :
 ALS Vial : 4 Sample Multiplier: 1

Integration File: PCB1.e
 Quant Time: Jan 10 11:34:05 2020
 Quant Method : K:\METHODS\FECD2_QUANTPCB_191203RT2.M
 Quant Title : PCB Data Analysis
 QLast Update : Wed Dec 04 15:29:22 2019
 Response via : Initial Calibration
 Integrator: ChemStation 6890 Scale Mode: Small noise peaks clipped

1/10/20
Clean

Compound	R.T.	Response	Conc Units
System Monitoring Compounds			
1) S TCMX (S)	4.816	15542222	233.410 ng/ml
62) S DCBP (S)	9.567	27869806	249.561 ng/ml
Target Compounds			
2) Aroclor 1016 (1)	5.726	7919	2.119 ng/ml
3) Aroclor 1016 (2)	6.142	10168	1.413 ng/ml
4) Aroclor 1016 (3)	6.223	5443	1.370 ng/ml
5) Aroclor 1016 (4)	6.381	5809	1.624 ng/ml
6) Aroclor 1016 (5)	6.602	5877	1.416 ng/ml
7) Aroclor 1016 (6)	6.727	4520	1.541 ng/ml
8) Aroclor 1016 - AVE	0.000	0	N.D. ng/ml
9) Aroclor 1221 (1)	5.183	16674	15.404 ng/ml
10) Aroclor 1221 (2)	5.296	12656	17.637 ng/ml
11) Aroclor 1221 (3)	5.364	15522	6.633 ng/ml
12) Aroclor 1221 - AVE	0.000	0	N.D. ng/ml
13) Aroclor 1232 (1)	5.364	15522	8.739 ng/ml
14) Aroclor 1232 (2)	6.142	10168	3.657 ng/ml
15) Aroclor 1232 (3)	6.223	5443	3.711 ng/ml
16) Aroclor 1232 (4)	6.381	5809	5.098 ng/ml
17) Aroclor 1232 (5)	6.602	5877	4.093 ng/ml
18) Aroclor 1232 (6)	6.727	4520	3.772 ng/ml
19) Aroclor 1232 - AVE	0.000	0	N.D. ng/ml
20) Aroclor 1242 (1)	5.726	7919	2.982 ng/ml
21) Aroclor 1242 (2)	6.142	10168	1.960 ng/ml
22) Aroclor 1242 (3)	6.223	5443	1.930 ng/ml
23) Aroclor 1242 (4)	6.381	5809	2.538 ng/ml
24) Aroclor 1242 (5)	6.602	5877	1.969 ng/ml
25) Aroclor 1242 (6)	6.727	4520	1.801 ng/ml
26) Aroclor 1242 - AVE	0.000	0	N.D. ng/ml
27) Aroclor 1248 (1)	6.142	10168	2.988 ng/ml
28) Aroclor 1248 (2)	6.381	5809	1.287 ng/ml
29) Aroclor 1248 (3)	6.602	5877	1.126 ng/ml
30) Aroclor 1248 (4)	6.897	1994	0.343 ng/ml
31) Aroclor 1248 (5)	6.926	4007	0.650 ng/ml
32) Aroclor 1248 (6)	7.413	9024	2.641 ng/ml
33) Aroclor 1248 - AVE	0.000	0	N.D. ng/ml
34) Aroclor 1254 (1)	6.926	4007	0.668 ng/ml
35) Aroclor 1254 (2)	7.038	4064	0.558 ng/ml
36) Aroclor 1254 (3)	7.413	9024	0.805 ng/ml
37) Aroclor 1254 (4)	7.572	4755	0.667 ng/ml
38) Aroclor 1254 (5)	7.955	5373	0.702 ng/ml
39) Aroclor 1254 (6)	8.242	897	0.360 ng/ml
40) Aroclor 1254 - AVE	0.000	0	N.D. ng/ml
41) Aroclor 1260 (1)	7.526	10058	1.208 ng/ml
42) Aroclor 1260 (2)	7.659	8353	0.819 ng/ml
43) Aroclor 1260 (3)	8.215	2808	0.357 ng/ml
44) Aroclor 1260 (4)	8.382	7888	0.424 ng/ml
45) Aroclor 1260 (5)	8.681	5298	0.438 ng/ml
46) Aroclor 1260 (6)	9.072	4423	0.865 ng/ml
47) Aroclor 1260 - AVE	0.000	0	N.D. ng/ml

Quantitation Report (Not Reviewed)

Data Path : K:\DATA\0A09006\
 Data File : ECD2F005.D
 Signal(s) : ECD1A.CH
 Acq On : 09 Jan 2020 8:50
 Operator : MJB / KAK
 Sample : 9121318-BLK1
 Misc :
 ALS Vial : 4 Sample Multiplier: 1

Integration File: PCB1.e
 Quant Time: Jan 10 11:34:05 2020
 Quant Method : K:\METHODS\FECD2_QUANTPCB_191203RT2.M
 Quant Title : PCB Data Analysis
 QLast Update : Wed Dec 04 15:29:22 2019
 Response via : Initial Calibration
 Integrator: ChemStation 6890 Scale Mode: Small noise peaks clipped

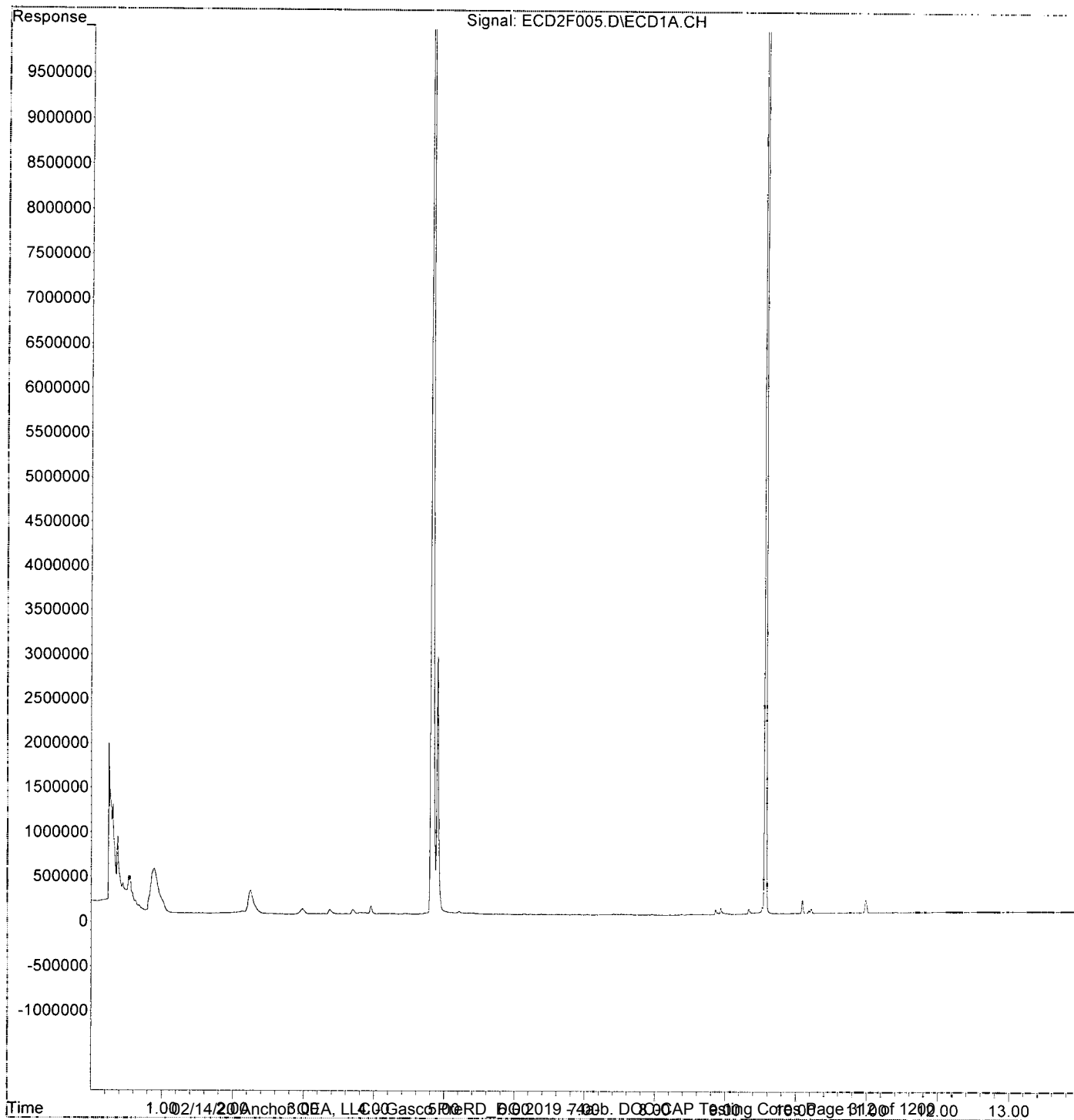
Compound	R.T.	Response	Conc Units
48) Aroclor 1262 (1)	7.659	8353	1.038 ng/ml
49) Aroclor 1262 (2)	7.981	3515	0.313 ng/ml
50) Aroclor 1262 (3)	8.215	2808	0.289 ng/ml
51) Aroclor 1262 (4)	8.382	7888	0.382 ng/ml
52) Aroclor 1262 (5)	8.681	5298	0.405 ng/ml
53) Aroclor 1262 (6)	9.072	4423	0.662 ng/ml
54) Aroclor 1262 - AVE	0.000	0	N.D. ng/ml
55) Aroclor 1268 (1)	8.215	2808	0.550 ng/ml
56) Aroclor 1268 (2)	8.630	2038	0.083 ng/ml
57) Aroclor 1268 (3)	8.681	5298	0.260 ng/ml
58) Aroclor 1268 (4)	8.862	54230	2.831 ng/ml
59) Aroclor 1268 (5)	9.072	4423	0.571 ng/ml
60) Aroclor 1268 (6)	9.333	55695	1.065 ng/ml
61) Aroclor 1268 - AVE	0.000	0	N.D. ng/ml

(f)=RT Delta > 1/2 Window

(m)=manual int.

Data Path : K:\DATA\0A09006\
Data File : ECD2F005.D
Signal(s) : ECD1A.CH
Acq On : 09 Jan 2020 8:50
Operator : MJB / KAK
Sample : 9121318-BLK1
Misc :
ALS Vial : 4 Sample Multiplier: 1

Integration File: PCB1.e
Quant Time: Jan 10 11:34:05 2020
Quant Method : K:\METHODS\FECD2_QUANTPCB_191203RT2.M
Quant Title : PCB Data Analysis
QLast Update : Wed Dec 04 15:29:22 2019
Response via : Initial Calibration
Integrator: ChemStation 6890 Scale Mode: Small noise peaks clipped



Data Path : K:\DATA\0A09006\
 Data File : ECD2F006.D
 Signal(s) : ECD1A.CH
 Acq On : 09 Jan 2020 9:07
 Operator : MJB / KAK
 Sample : 9121318-BS1
 Misc :
 ALS Vial : 5 Sample Multiplier: 1

Integration File: PCB1.e
 Quant Time: Jan 10 11:34:27 2020
 Quant Method : K:\METHODS\FECD2_QUANTPCB_191203RT2.M
 Quant Title : PCB Data Analysis
 QLast Update : Wed Dec 04 15:29:22 2019
 Response via : Initial Calibration
 Integrator: ChemStation 6890 Scale Mode: Small noise peaks clipped

MJB
 1/10/20

Compound	R.T.	Response	Conc	Units
System Monitoring Compounds				
1) S TCMX (S)	4.810	15965538	239.767	ng/ml
62) S DCBP (S)	9.560	29362357	262.927	ng/ml
Target Compounds				
2) Aroclor 1016 (1)	5.723	3953308	1057.612	ng/ml
3) Aroclor 1016 (2)	6.136	8653909	1202.950	ng/ml
4) Aroclor 1016 (3)	6.217	4248293	1069.311	ng/ml
5) Aroclor 1016 (4)	6.373	4057599	1134.246	ng/ml
6) Aroclor 1016 (5)	6.595	4596065	1107.089	ng/ml
7) Aroclor 1016 (6)	6.720	3193172	1088.620	ng/ml
8) Aroclor 1016 - AVE	0.000	0	N.D.	ng/ml
9) Aroclor 1221 (1)	5.162	353638	326.706	ng/ml
10) Aroclor 1221 (2)	5.282	396397	552.417	ng/ml
11) Aroclor 1221 (3)	5.362	1823337	779.166	ng/ml
12) Aroclor 1221 - AVE	0.000	0	N.D.	ng/ml
13) Aroclor 1232 (1)	5.362	1823337	1026.555	ng/ml
14) Aroclor 1232 (2)	6.136	8653909	3112.712	ng/ml
15) Aroclor 1232 (3)	6.217	4248293	2896.022	ng/ml
16) Aroclor 1232 (4)	6.373	4057599	3561.282	ng/ml
17) Aroclor 1232 (5)	6.595	4596065	3200.648	ng/ml
18) Aroclor 1232 (6)	6.720	3193172	2665.149	ng/ml
19) Aroclor 1232 - AVE	0.000	0	N.D.	ng/ml
20) Aroclor 1242 (1)	5.723	3953308	1488.430	ng/ml
21) Aroclor 1242 (2)	6.136	8653909	1668.357	ng/ml
22) Aroclor 1242 (3)	6.217	4248293	1506.396	ng/ml
23) Aroclor 1242 (4)	6.373	4057599	1772.511	ng/ml
24) Aroclor 1242 (5)	6.595	4596065	1539.872	ng/ml
25) Aroclor 1242 (6)	6.720	3193172	1272.575	ng/ml
26) Aroclor 1242 - AVE	0.000	0	N.D.	ng/ml
27) Aroclor 1248 (1)	6.136	8653909	2542.804	ng/ml
28) Aroclor 1248 (2)	6.373	4057599	898.650	ng/ml
29) Aroclor 1248 (3)	6.595	4596065	880.665	ng/ml
30) Aroclor 1248 (4)	6.888	1006168	173.324	ng/ml
31) Aroclor 1248 (5)	6.922	3200644	519.644	ng/ml
32) Aroclor 1248 (6)	7.409	7448947	2179.701	ng/ml
33) Aroclor 1248 - AVE	0.000	0	N.D.	ng/ml
34) Aroclor 1254 (1)	6.922	3200644	533.608	ng/ml
35) Aroclor 1254 (2)	7.032	3614313	495.956	ng/ml
36) Aroclor 1254 (3)	7.409	7448947	664.493	ng/ml
37) Aroclor 1254 (4)	7.568	1088848	152.713	ng/ml
38) Aroclor 1254 (5)	7.948	10200088	1331.780	ng/ml
39) Aroclor 1254 (6)	8.239	1021311	409.526	ng/ml
40) Aroclor 1254 - AVE	0.000	0	N.D.	ng/ml
41) Aroclor 1260 (1)	7.520	10161542	1220.197	ng/ml
42) Aroclor 1260 (2)	7.654	13108170	1284.813	ng/ml
43) Aroclor 1260 (3)	8.209	9690940	1232.135	ng/ml
44) Aroclor 1260 (4)	8.379	24939359	1339.496	ng/ml
45) Aroclor 1260 (5)	8.678	15444835	1276.857	ng/ml
46) Aroclor 1260 (6)	9.067	6262341	1224.404	ng/ml
47) Aroclor 1260 - AVE	0.000	0	N.D.	ng/ml

✓

✓

Data Path : K:\DATA\0A09006\
 Data File : ECD2F006.D
 Signal(s) : ECD1A.CH
 Acq On : 09 Jan 2020 9:07
 Operator : MJB / KAK
 Sample : 9121318-BS1
 Misc :
 ALS Vial : 5 Sample Multiplier: 1

Integration File: PCB1.e
 Quant Time: Jan 10 11:34:27 2020
 Quant Method : K:\METHODS\FECD2_QUANTPCB_191203RT2.M
 Quant Title : PCB Data Analysis
 QLast Update : Wed Dec 04 15:29:22 2019
 Response via : Initial Calibration
 Integrator: ChemStation 6890 Scale Mode: Small noise peaks clipped

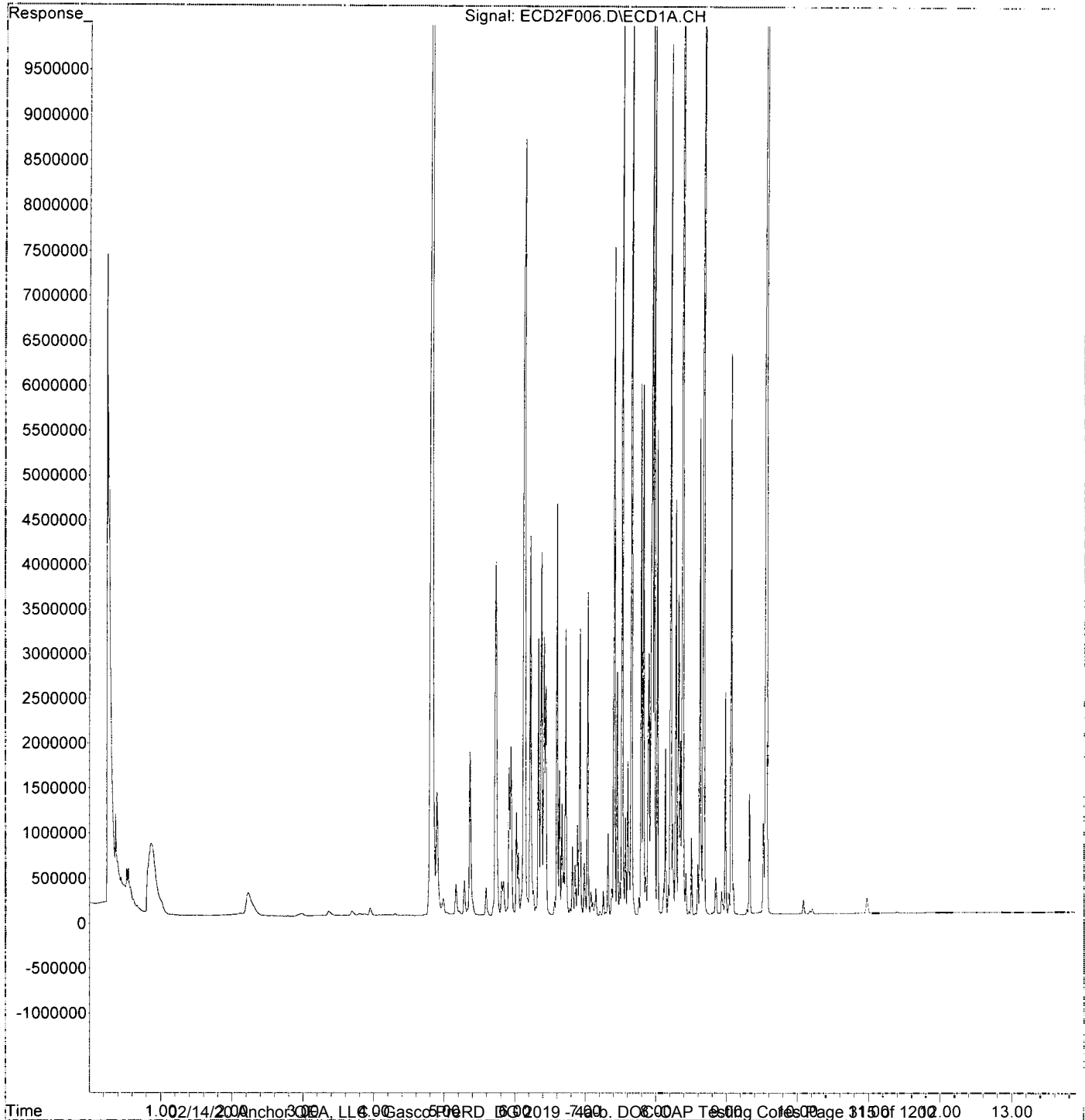
Compound	R.T.	Response	Conc	Units
48) Aroclor 1262 (1)	7.654	13108170	1629.070	ng/ml
49) Aroclor 1262 (2)	7.978	9933407	884.930	ng/ml
50) Aroclor 1262 (3)	8.209	9690940	998.558	ng/ml
51) Aroclor 1262 (4)	8.379	24939359	1207.127	ng/ml
52) Aroclor 1262 (5)	8.678	15444835	1180.584	ng/ml
53) Aroclor 1262 (6)	9.067	6262341	937.948	ng/ml
54) Aroclor 1262 - AVE	0.000	0	N.D.	ng/ml
55) Aroclor 1268 (1)	8.209	9690940	1898.607	ng/ml
56) Aroclor 1268 (2)	8.625	5542400	225.984	ng/ml
57) Aroclor 1268 (3)	8.678	15444835	756.574	ng/ml
58) Aroclor 1268 (4)	8.848	426765	22.281	ng/ml
59) Aroclor 1268 (5)	9.067	6262341	808.072	ng/ml
60) Aroclor 1268 (6)	9.325	1351974	25.859	ng/ml
61) Aroclor 1268 - AVE	0.000	0	N.D.	ng/ml

(f)=RT Delta > 1/2 Window

(m)=manual int.

Data Path : K:\DATA\0A09006\
Data File : ECD2F006.D
Signal(s) : ECD1A.CH
Acq On : 09 Jan 2020 9:07
Operator : MJB / KAK
Sample : 9121318-BS1
Misc :
ALS Vial : 5 Sample Multiplier: 1

Integration File: PCB1.e
Quant Time: Jan 10 11:34:27 2020
Quant Method : K:\METHODS\FECD2_QUANTPCB_191203RT2.M
Quant Title : PCB Data Analysis
QLast Update : Wed Dec 04 15:29:22 2019
Response via : Initial Calibration
Integrator: ChemStation 6890 Scale Mode: Small noise peaks clipped



Data Path : K:\DATA\0A09006\
 Data File : ECD2F017.D
 Signal(s) : ECD1A.CH
 Acq On : 09 Jan 2020 12:21
 Operator : MJB / KAK
 Sample : 0A09006-CCV2
 Misc :
 ALS Vial : 2 Sample Multiplier: 1

Integration File: PCB1.e
 Quant Time: Jan 10 11:36:39 2020
 Quant Method : K:\METHODS\FECD2_QUANTPCB_191203RT2.M
 Quant Title : PCB Data Analysis
 QLast Update : Wed Dec 04 15:29:22 2019
 Response via : Initial Calibration
 Integrator: ChemStation 6890 Scale Mode: Small noise peaks clipped

[Handwritten signature]
 1/10/20

Compound	R.T.	Response	Conc	Units
System Monitoring Compounds				
1) S TCMX (S)	4.811	20024969	300.730	ng/ml
62) S DCBP (S)	9.561	30483131	272.963	ng/ml
Target Compounds				
2) Aroclor 1016 (1)	5.725	1946547	520.751	ng/ml
3) Aroclor 1016 (2)	6.137	4158477	578.055	ng/ml
4) Aroclor 1016 (3)	6.218	2162506	544.311	ng/ml
5) Aroclor 1016 (4)	6.374	1962269	548.525	ng/ml
6) Aroclor 1016 (5)	6.596	2298674	553.699	ng/ml
7) Aroclor 1016 (6)	6.722	1642190	559.857	ng/ml
8) Aroclor 1016 - AVE	0.000	0	N.D.	ng/ml
9) Aroclor 1221 (1)	5.164	195003	180.152	ng/ml
10) Aroclor 1221 (2)	5.282	212885	296.675	ng/ml
11) Aroclor 1221 (3)	5.362	931753	398.166	ng/ml
12) Aroclor 1221 - AVE	0.000	0	N.D.	ng/ml
13) Aroclor 1232 (1)	5.362	931753	524.585	ng/ml
14) Aroclor 1232 (2)	6.137	4158477	1495.756	ng/ml
15) Aroclor 1232 (3)	6.218	2162506	1474.160	ng/ml
16) Aroclor 1232 (4)	6.374	1962269	1722.249	ng/ml
17) Aroclor 1232 (5)	6.596	2298674	1600.771	ng/ml
18) Aroclor 1232 (6)	6.722	1642190	1370.637	ng/ml
19) Aroclor 1232 - AVE	0.000	0	N.D.	ng/ml
20) Aroclor 1242 (1)	5.725	1946547	732.880	ng/ml
21) Aroclor 1242 (2)	6.137	4158477	801.698	ng/ml
22) Aroclor 1242 (3)	6.218	2162506	766.800	ng/ml
23) Aroclor 1242 (4)	6.374	1962269	857.193	ng/ml
24) Aroclor 1242 (5)	6.596	2298674	770.151	ng/ml
25) Aroclor 1242 (6)	6.722	1642190	654.462	ng/ml
26) Aroclor 1242 - AVE	0.000	0	N.D.	ng/ml
27) Aroclor 1248 (1)	6.137	4158477	1221.897	ng/ml
28) Aroclor 1248 (2)	6.374	1962269	434.591	ng/ml
29) Aroclor 1248 (3)	6.596	2298674	440.455	ng/ml
30) Aroclor 1248 (4)	6.889	430481	74.155	ng/ml
31) Aroclor 1248 (5)	6.923	1538887	249.848	ng/ml
32) Aroclor 1248 (6)	7.408	3438813	1006.261	ng/ml
33) Aroclor 1248 - AVE	0.000	0	N.D.	ng/ml
34) Aroclor 1254 (1)	6.923	1538887	256.562	ng/ml
35) Aroclor 1254 (2)	7.032	1623596	222.790	ng/ml
36) Aroclor 1254 (3)	7.408	3438813	306.764	ng/ml
37) Aroclor 1254 (4)	7.568	466406	65.414	ng/ml
38) Aroclor 1254 (5)	7.947	4483913	585.444	ng/ml
39) Aroclor 1254 (6)	8.239	469033	188.073	ng/ml
40) Aroclor 1254 - AVE	0.000	0	N.D.	ng/ml
41) Aroclor 1260 (1)	7.521	4585613	550.640	ng/ml
42) Aroclor 1260 (2)	7.654	5787690	567.287	ng/ml
43) Aroclor 1260 (3)	8.209	4202687	534.342	ng/ml
44) Aroclor 1260 (4)	8.379	10449290	561.232	ng/ml
45) Aroclor 1260 (5)	8.677	6654491	550.141	ng/ml
46) Aroclor 1260 (6)	9.067	2611792	510.654	ng/ml
47) Aroclor 1260 - AVE	0.000	0	N.D.	ng/ml

Quantitation Report (Not Reviewed)

Data Path : K:\DATA\0A09006\
 Data File : ECD2F017.D
 Signal(s) : ECD1A.CH
 Acq On : 09 Jan 2020 12:21
 Operator : MJB / KAK
 Sample : 0A09006-CCV2
 Misc :
 ALS Vial : 2 Sample Multiplier: 1

Integration File: PCB1.e
 Quant Time: Jan 10 11:36:39 2020
 Quant Method : K:\METHODS\FECD2_QUANTPCB_191203RT2.M
 Quant Title : PCB Data Analysis
 QLast Update : Wed Dec 04 15:29:22 2019
 Response via : Initial Calibration
 Integrator: ChemStation 6890 Scale Mode: Small noise peaks clipped

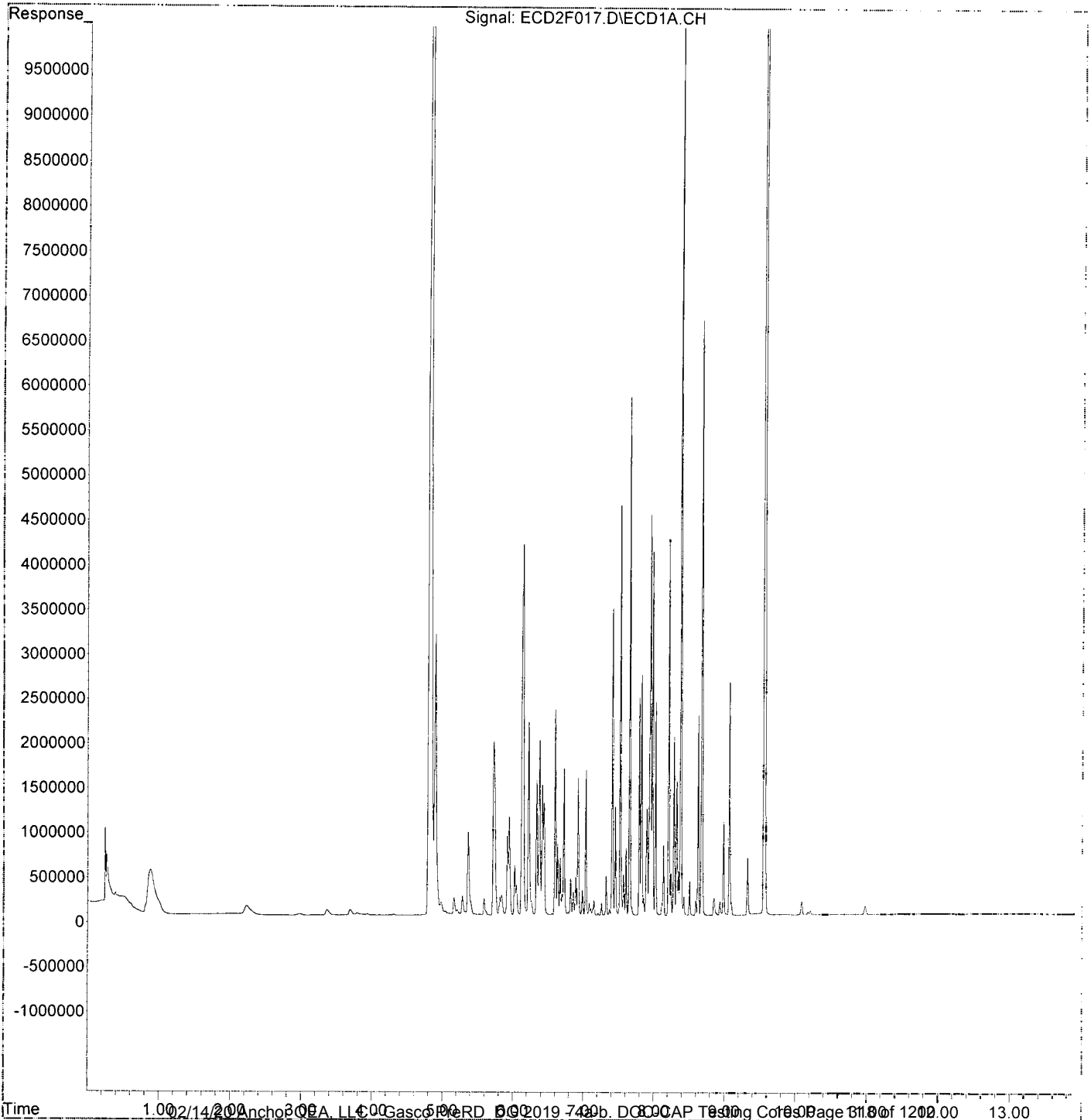
Compound	R.T.	Response	Conc	Units
48) Aroclor 1262 (1)	7.654	5787690	719.288	ng/ml
49) Aroclor 1262 (2)	7.978	4079246	363.405	ng/ml
50) Aroclor 1262 (3)	8.209	4202687	433.047	ng/ml
51) Aroclor 1262 (4)	8.379	10449290	505.772	ng/ml
52) Aroclor 1262 (5)	8.677	6654491	508.661	ng/ml
53) Aroclor 1262 (6)	9.067	2611792	391.184	ng/ml
54) Aroclor 1262 - AVE	0.000	0	N.D.	ng/ml
55) Aroclor 1268 (1)	8.209	4202687	823.372	ng/ml
56) Aroclor 1268 (2)	8.626	2236388	91.186	ng/ml
57) Aroclor 1268 (3)	8.677	6654491	325.974	ng/ml
58) Aroclor 1268 (4)	8.851	193697	10.113	ng/ml
59) Aroclor 1268 (5)	9.067	2611792	337.017	ng/ml
60) Aroclor 1268 (6)	9.325	639186	12.225	ng/ml
61) Aroclor 1268 - AVE	0.000	0	N.D.	ng/ml

(f)=RT Delta > 1/2 Window

(m)=manual int.

Data Path : K:\DATA\0A09006\
Data File : ECD2F017.D
Signal(s) : ECD1A.CH
Acq On : 09 Jan 2020 12:21
Operator : MJB / KAK
Sample : 0A09006-CCV2
Misc :
ALS Vial : 2 Sample Multiplier: 1

Integration File: PCB1.e
Quant Time: Jan 10 11:36:39 2020
Quant Method : K:\METHODS\FECD2_QUANTPCB_191203RT2.M
Quant Title : PCB Data Analysis
QLast Update : Wed Dec 04 15:29:22 2019
Response via : Initial Calibration
Integrator: ChemStation 6890 Scale Mode: Small noise peaks clipped



Data Path : K:\DATA\0A09006\
 Data File : ECD2F018.D
 Signal(s) : ECD1A.CH
 Acq On : 09 Jan 2020 12:39
 Operator : MJB / KAK
 Sample : 0A09006-CCB2
 Misc :
 ALS Vial : 3 Sample Multiplier: 1

Integration File: PCB1.e
 Quant Time: Jan 10 11:37:01 2020
 Quant Method : K:\METHODS\FECD2_QUANTPCB_191203RT2.M
 Quant Title : PCB Data Analysis
 QLast Update : Wed Dec 04 15:29:22 2019
 Response via : Initial Calibration
 Integrator: ChemStation 6890 Scale Mode: Small noise peaks clipped

MJB
 1/10/20
 Clean

Compound	R.T.	Response	Conc Units
System Monitoring Compounds			
1) S TCMX (S)	4.811	7304280	109.694 ng/ml
62) S DCBP (S)	9.560	11492776	102.913 ng/ml
Target Compounds			
2) Aroclor 1016 (1)	5.728	3038	0.813 ng/ml
3) Aroclor 1016 (2)	6.139	5250	0.730 ng/ml
4) Aroclor 1016 (3)	6.231	4263	1.073 ng/ml
5) Aroclor 1016 (4)	6.382	2198	0.614 ng/ml
6) Aroclor 1016 (5)	6.604	3391	0.817 ng/ml
7) Aroclor 1016 (6)	6.727	3025	1.031 ng/ml
8) Aroclor 1016 - AVE	0.000	0	N.D. ng/ml
9) Aroclor 1221 (1)	5.165	12124	11.200 ng/ml
10) Aroclor 1221 (2)	5.292	12771	17.798 ng/ml
11) Aroclor 1221 (3)	5.381	10715	4.579 ng/ml
12) Aroclor 1221 - AVE	0.000	0	N.D. ng/ml
13) Aroclor 1232 (1)	5.381	10715	6.033 ng/ml
14) Aroclor 1232 (2)	6.139	5250	1.888 ng/ml
15) Aroclor 1232 (3)	6.231	4263	2.906 ng/ml
16) Aroclor 1232 (4)	6.382	2198	1.929 ng/ml
17) Aroclor 1232 (5)	6.604	3391	2.361 ng/ml
18) Aroclor 1232 (6)	6.727	3025	2.525 ng/ml
19) Aroclor 1232 - AVE	0.000	0	N.D. ng/ml
20) Aroclor 1242 (1)	5.728	3038	1.144 ng/ml
21) Aroclor 1242 (2)	6.139	5250	1.012 ng/ml
22) Aroclor 1242 (3)	6.231	4263	1.512 ng/ml
23) Aroclor 1242 (4)	6.382	2198	0.960 ng/ml
24) Aroclor 1242 (5)	6.604	3391	1.136 ng/ml
25) Aroclor 1242 (6)	6.727	3025	1.205 ng/ml
26) Aroclor 1242 - AVE	0.000	0	N.D. ng/ml
27) Aroclor 1248 (1)	6.139	5250	1.543 ng/ml
28) Aroclor 1248 (2)	6.382	2198	0.487 ng/ml
29) Aroclor 1248 (3)	6.604	3391	0.650 ng/ml
30) Aroclor 1248 (4)	6.893	3442	0.593 ng/ml
31) Aroclor 1248 (5)	6.932	3446	0.560 ng/ml
32) Aroclor 1248 (6)	7.410	5847	1.711 ng/ml
33) Aroclor 1248 - AVE	0.000	0	N.D. ng/ml
34) Aroclor 1254 (1)	6.932	3446	0.575 ng/ml
35) Aroclor 1254 (2)	7.037	3106	0.426 ng/ml
36) Aroclor 1254 (3)	7.410	5847	0.522 ng/ml
37) Aroclor 1254 (4)	7.572	4332	0.608 ng/ml
38) Aroclor 1254 (5)	7.953	3047	0.398 ng/ml
39) Aroclor 1254 (6)	8.237	685	0.275 ng/ml
40) Aroclor 1254 - AVE	0.000	0	N.D. ng/ml
41) Aroclor 1260 (1)	7.524	5461	0.656 ng/ml
42) Aroclor 1260 (2)	7.654	4343	0.426 ng/ml
43) Aroclor 1260 (3)	8.215	913	0.116 ng/ml
44) Aroclor 1260 (4)	8.382	4784	0.257 ng/ml
45) Aroclor 1260 (5)	8.680	1649	0.136 ng/ml
46) Aroclor 1260 (6)	9.066	2636	0.515 ng/ml
47) Aroclor 1260 - AVE	0.000	0	N.D. ng/ml

Quantitation Report (Not Reviewed)

Data Path : K:\DATA\0A09006\
 Data File : ECD2F018.D
 Signal(s) : ECD1A.CH
 Acq On : 09 Jan 2020 12:39
 Operator : MJB / KAK
 Sample : 0A09006-CCB2
 Misc :
 ALS Vial : 3 Sample Multiplier: 1

Integration File: PCB1.e
 Quant Time: Jan 10 11:37:01 2020
 Quant Method : K:\METHODS\FECD2_QUANTPCB_191203RT2.M
 Quant Title : PCB Data Analysis
 QLast Update : Wed Dec 04 15:29:22 2019
 Response via : Initial Calibration
 Integrator: ChemStation 6890 Scale Mode: Small noise peaks clipped

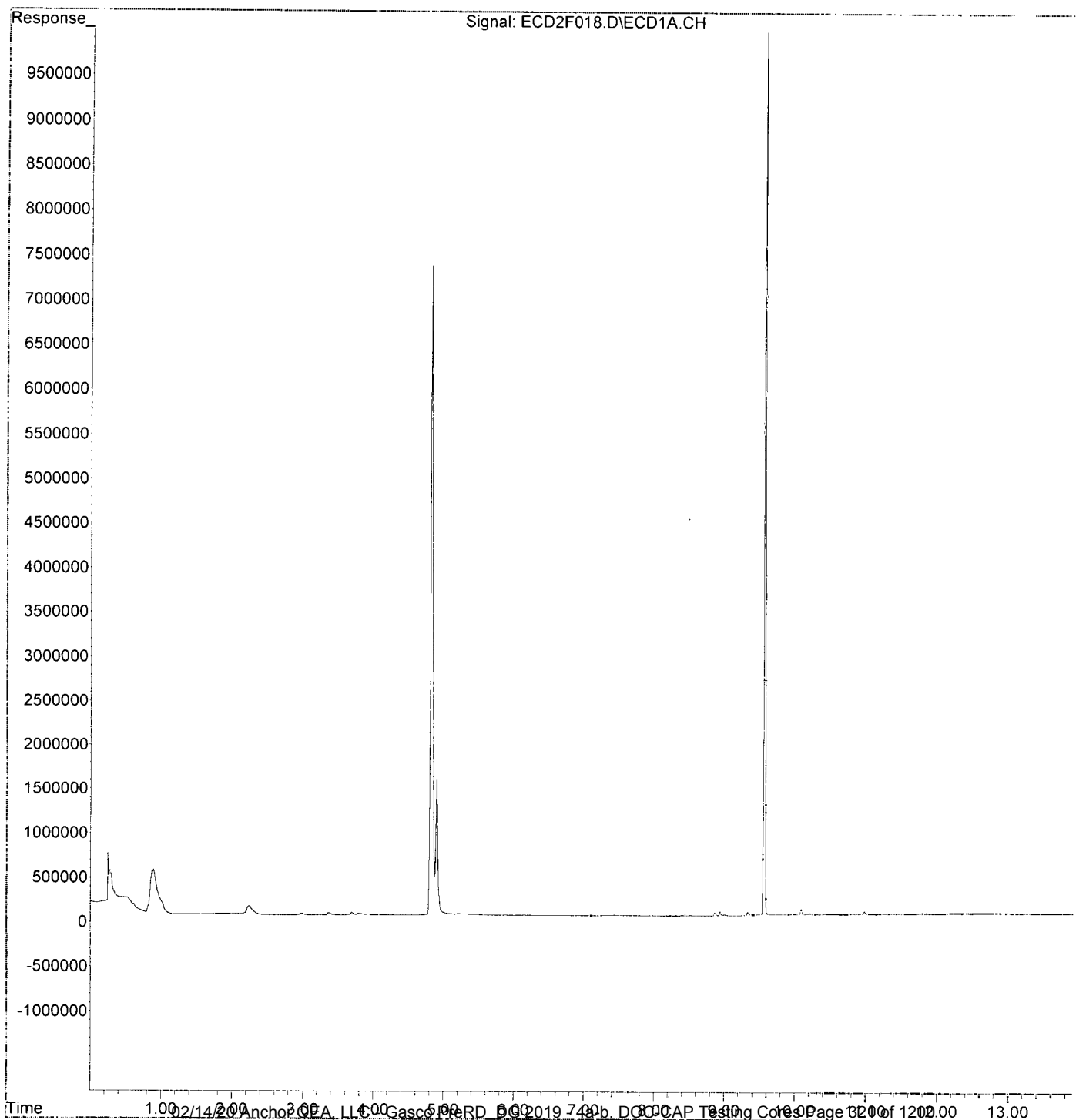
	Compound	R.T.	Response	Conc Units
48)	Aroclor 1262 (1)	7.654	4343	0.540 ng/ml
49)	Aroclor 1262 (2)	7.982	1949	0.174 ng/ml
50)	Aroclor 1262 (3)	8.215	913	0.094 ng/ml
51)	Aroclor 1262 (4)	8.382	4784	0.232 ng/ml
52)	Aroclor 1262 (5)	8.680	1649	0.126 ng/ml
53)	Aroclor 1262 (6)	9.066	2636	0.395 ng/ml
54)	Aroclor 1262 - AVE	0.000	0	N.D. ng/ml
55)	Aroclor 1268 (1)	8.215	913	0.179 ng/ml
56)	Aroclor 1268 (2)	8.628	630	0.026 ng/ml
57)	Aroclor 1268 (3)	8.680	1649	0.081 ng/ml
58)	Aroclor 1268 (4)	8.859	36891	1.926 ng/ml
59)	Aroclor 1268 (5)	9.066	2636	0.340 ng/ml
60)	Aroclor 1268 (6)	9.328	38840	0.743 ng/ml
61)	Aroclor 1268 - AVE	0.000	0	N.D. ng/ml

(f)=RT Delta > 1/2 Window

(m)=manual int.

Data Path : K:\DATA\0A09006\
 Data File : ECD2F018.D
 Signal(s) : ECD1A.CH
 Acq On : 09 Jan 2020 12:39
 Operator : MJB / KAK
 Sample : 0A09006-CCB2
 Misc :
 ALS Vial : 3 Sample Multiplier: 1

Integration File: PCB1.e
 Quant Time: Jan 10 11:37:01 2020
 Quant Method : K:\METHODS\FECD2_QUANTPCB_191203RT2.M
 Quant Title : PCB Data Analysis
 QLast Update : Wed Dec 04 15:29:22 2019
 Response via : Initial Calibration
 Integrator: ChemStation 6890 Scale Mode: Small noise peaks clipped



Data Path : K:\DATA\0A09006\
 Data File : ECD2F031.D
 Signal(s) : ECD1A.CH
 Acq On : 09 Jan 2020 16:28
 Operator : MJB / KAK
 Sample : 0A09006-CCV3
 Misc :
 ALS Vial : 2 Sample Multiplier: 1

Integration File: PCB1.e
 Quant Time: Jan 10 11:39:34 2020
 Quant Method : K:\METHODS\FECD2_QUANTPCB_191203RT2.M
 Quant Title : PCB Data Analysis
 QLast Update : Wed Dec 04 15:29:22 2019
 Response via : Initial Calibration
 Integrator: ChemStation 6890 Scale Mode: Small noise peaks clipped

[Handwritten Signature]
 1/13/20

Compound	R.T.	Response	Conc	Units
System Monitoring Compounds				
1) S TCMX (S)	4.811	20969867	314.921	ng/ml
62) S DCBP (S)	9.562	30447704	272.645	ng/ml
Target Compounds				
2) Aroclor 1016 (1)	5.724	2014554	538.945	ng/ml
3) Aroclor 1016 (2)	6.137	4285791	595.753	ng/ml
4) Aroclor 1016 (3)	6.219	2206940	555.495	ng/ml
5) Aroclor 1016 (4)	6.374	2013413	562.822	ng/ml
6) Aroclor 1016 (5)	6.596	2268165	546.350	ng/ml
7) Aroclor 1016 (6)	6.723	1609166	548.599	ng/ml
8) Aroclor 1016 - AVE	0.000	0	N.D.	ng/ml
9) Aroclor 1221 (1)	5.164	200428	185.165	ng/ml
10) Aroclor 1221 (2)	5.283	222600	310.214	ng/ml
11) Aroclor 1221 (3)	5.363	957129	409.010	ng/ml
12) Aroclor 1221 - AVE	0.000	0	N.D.	ng/ml
13) Aroclor 1232 (1)	5.363	957129	538.872	ng/ml
14) Aroclor 1232 (2)	6.137	4285791	1541.550	ng/ml
15) Aroclor 1232 (3)	6.219	2206940	1504.450	ng/ml
16) Aroclor 1232 (4)	6.374	2013413	1767.137	ng/ml
17) Aroclor 1232 (5)	6.596	2268165	1579.525	ng/ml
18) Aroclor 1232 (6)	6.723	1609166	1343.075	ng/ml
19) Aroclor 1232 - AVE	0.000	0	N.D.	ng/ml
20) Aroclor 1242 (1)	5.724	2014554	758.485	ng/ml
21) Aroclor 1242 (2)	6.137	4285791	826.243	ng/ml
22) Aroclor 1242 (3)	6.219	2206940	782.556	ng/ml
23) Aroclor 1242 (4)	6.374	2013413	879.534	ng/ml
24) Aroclor 1242 (5)	6.596	2268165	759.929	ng/ml
25) Aroclor 1242 (6)	6.723	1609166	641.301	ng/ml
26) Aroclor 1242 - AVE	0.000	0	N.D.	ng/ml
27) Aroclor 1248 (1)	6.137	4285791	1259.306	ng/ml
28) Aroclor 1248 (2)	6.374	2013413	445.918	ng/ml
29) Aroclor 1248 (3)	6.596	2268165	434.609	ng/ml
30) Aroclor 1248 (4)	6.889	432680	74.534	ng/ml
31) Aroclor 1248 (5)	6.923	1555986	252.624	ng/ml
32) Aroclor 1248 (6)	7.409	3371270	986.496	ng/ml
33) Aroclor 1248 - AVE	0.000	0	N.D.	ng/ml
34) Aroclor 1254 (1)	6.923	1555986	259.412	ng/ml
35) Aroclor 1254 (2)	7.033	1648907	226.263	ng/ml
36) Aroclor 1254 (3)	7.409	3371270	300.738	ng/ml
37) Aroclor 1254 (4)	7.568	449519	63.046	ng/ml
38) Aroclor 1254 (5)	7.948	4363655	569.743	ng/ml
39) Aroclor 1254 (6)	8.239	444117	178.082	ng/ml
40) Aroclor 1254 - AVE	0.000	0	N.D.	ng/ml
41) Aroclor 1260 (1)	7.521	4507495	541.259	ng/ml
42) Aroclor 1260 (2)	7.654	5834130	571.839	ng/ml
43) Aroclor 1260 (3)	8.209	4035637	513.103	ng/ml
44) Aroclor 1260 (4)	8.379	10317728	554.166	ng/ml
45) Aroclor 1260 (5)	8.678	6734104	556.723	ng/ml
46) Aroclor 1260 (6)	9.068	2522332	493.163	ng/ml
47) Aroclor 1260 - AVE	0.000	0	N.D.	ng/ml

Data Path : K:\DATA\0A09006\
 Data File : ECD2F031.D
 Signal(s) : ECD1A.CH
 Acq On : 09 Jan 2020 16:28
 Operator : MJB / KAK
 Sample : 0A09006-CCV3
 Misc :
 ALS Vial : 2 Sample Multiplier: 1

Integration File: PCB1.e
 Quant Time: Jan 10 11:39:34 2020
 Quant Method : K:\METHODS\FECD2_QUANTPCB_191203RT2.M
 Quant Title : PCB Data Analysis
 QLast Update : Wed Dec 04 15:29:22 2019
 Response via : Initial Calibration
 Integrator: ChemStation 6890 Scale Mode: Small noise peaks clipped

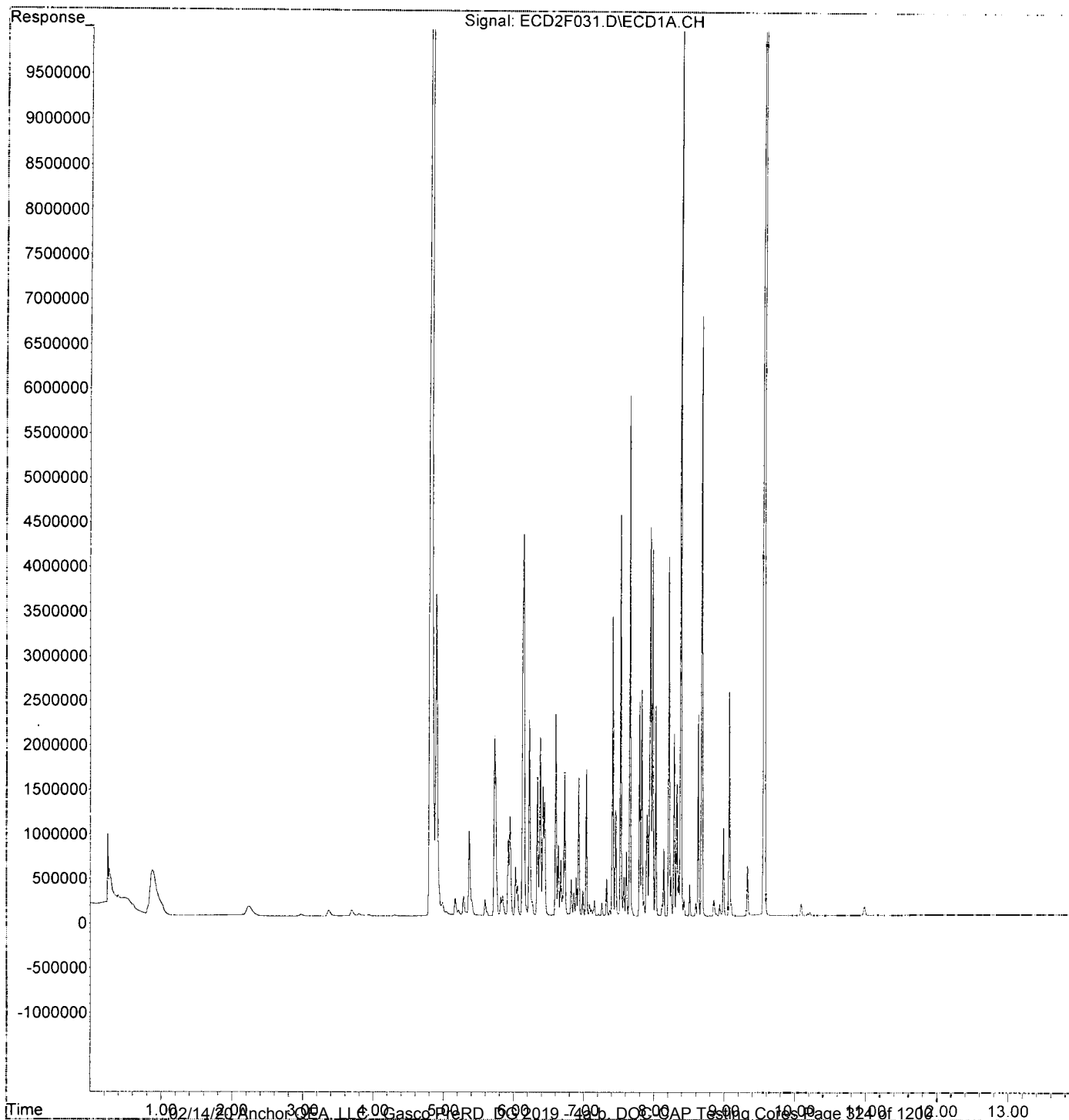
Compound	R.T.	Response	Conc	Units
48) Aroclor 1262 (1)	7.654	5834130	725.060	ng/ml
49) Aroclor 1262 (2)	7.977	4113621	366.467	ng/ml
50) Aroclor 1262 (3)	8.209	4035637	415.834	ng/ml
51) Aroclor 1262 (4)	8.379	10317728	499.404	ng/ml
52) Aroclor 1262 (5)	8.678	6734104	514.747	ng/ml
53) Aroclor 1262 (6)	9.068	2522332	377.785	ng/ml
54) Aroclor 1262 - AVE	0.000	0	N.D.	ng/ml
55) Aroclor 1268 (1)	8.209	4035637	790.645	ng/ml
56) Aroclor 1268 (2)	8.626	2263748	92.301	ng/ml
57) Aroclor 1268 (3)	8.678	6734104	329.874	ng/ml
58) Aroclor 1268 (4)	8.852	183217	9.566	ng/ml
59) Aroclor 1268 (5)	9.068	2522332	325.473	ng/ml
60) Aroclor 1268 (6)	9.326	567711	10.858	ng/ml
61) Aroclor 1268 - AVE	0.000	0	N.D.	ng/ml

(f)=RT Delta > 1/2 Window

(m)=manual int.

Data Path : K:\DATA\0A09006\
Data File : ECD2F031.D
Signal(s) : ECD1A.CH
Acq On : 09 Jan 2020 16:28
Operator : MJB / KAK
Sample : 0A09006-CCV3
Misc :
ALS Vial : 2 Sample Multiplier: 1

Integration File: PCB1.e
Quant Time: Jan 10 11:39:34 2020
Quant Method : K:\METHODS\FECD2_QUANTPCB_191203RT2.M
Quant Title : PCB Data Analysis
QLast Update : Wed Dec 04 15:29:22 2019
Response via : Initial Calibration
Integrator: ChemStation 6890 Scale Mode: Small noise peaks clipped



Data Path : K:\DATA\0A09006\
 Data File : ECD2F032.D
 Signal(s) : ECD1A.CH
 Acq On : 09 Jan 2020 16:46
 Operator : MJB / KAK
 Sample : 0A09006-CCB3
 Misc :
 ALS Vial : 3 Sample Multiplier: 1

Integration File: PCB1.e
 Quant Time: Jan 10 11:39:56 2020
 Quant Method : K:\METHODS\FECD2_QUANTPCB_191203RT2.M
 Quant Title : PCB Data Analysis
 QLast Update : Wed Dec 04 15:29:22 2019
 Response via : Initial Calibration
 Integrator: ChemStation 6890 Scale Mode: Small noise peaks clipped

Handwritten:
 1/13/20
 Clean

Compound	R.T.	Response	Conc	Units
System Monitoring Compounds				
1) S TCMX (S)	4.812	7263368	109.080	ng/ml
62) S DCBP (S)	9.559	11335072	101.500	ng/ml
Target Compounds				
2) Aroclor 1016 (1)	5.735	3224	0.863	ng/ml
3) Aroclor 1016 (2)	6.153	6466	0.899	ng/ml
4) Aroclor 1016 (3)	6.230	4527	1.140	ng/ml
5) Aroclor 1016 (4)	6.382	2342	0.655	ng/ml
6) Aroclor 1016 (5)	6.601	4444	1.070	ng/ml
7) Aroclor 1016 (6)	6.724	4038	1.377	ng/ml
8) Aroclor 1016 - AVE	0.000	0	N.D.	ng/ml
9) Aroclor 1221 (1)	5.163	11903	10.996	ng/ml
10) Aroclor 1221 (2)	5.290	13439	18.728	ng/ml
11) Aroclor 1221 (3)	5.403	11877	5.076	ng/ml
12) Aroclor 1221 - AVE	0.000	0	N.D.	ng/ml
13) Aroclor 1232 (1)	5.403	11877	6.687	ng/ml
14) Aroclor 1232 (2)	6.153	6466	2.326	ng/ml
15) Aroclor 1232 (3)	6.230	4527	3.086	ng/ml
16) Aroclor 1232 (4)	6.382	2342	2.055	ng/ml
17) Aroclor 1232 (5)	6.601	4444	3.095	ng/ml
18) Aroclor 1232 (6)	6.724	4038	3.370	ng/ml
19) Aroclor 1232 - AVE	0.000	0	N.D.	ng/ml
20) Aroclor 1242 (1)	5.735	3224	1.214	ng/ml
21) Aroclor 1242 (2)	6.153	6466	1.247	ng/ml
22) Aroclor 1242 (3)	6.230	4527	1.605	ng/ml
23) Aroclor 1242 (4)	6.382	2342	1.023	ng/ml
24) Aroclor 1242 (5)	6.601	4444	1.489	ng/ml
25) Aroclor 1242 (6)	6.724	4038	1.609	ng/ml
26) Aroclor 1242 - AVE	0.000	0	N.D.	ng/ml
27) Aroclor 1248 (1)	6.153	6466	1.900	ng/ml
28) Aroclor 1248 (2)	6.382	2342	0.519	ng/ml
29) Aroclor 1248 (3)	6.601	4444	0.851	ng/ml
30) Aroclor 1248 (4)	6.895	4958	0.854	ng/ml
31) Aroclor 1248 (5)	6.933	5319	0.864	ng/ml
32) Aroclor 1248 (6)	7.408	7653	2.239	ng/ml
33) Aroclor 1248 - AVE	0.000	0	N.D.	ng/ml
34) Aroclor 1254 (1)	6.933	5319	0.887	ng/ml
35) Aroclor 1254 (2)	7.035	4776	0.655	ng/ml
36) Aroclor 1254 (3)	7.408	7653	0.683	ng/ml
37) Aroclor 1254 (4)	7.572	6903	0.968	ng/ml
38) Aroclor 1254 (5)	7.956	5579	0.728	ng/ml
39) Aroclor 1254 (6)	8.243	1700	0.682	ng/ml
40) Aroclor 1254 - AVE	0.000	0	N.D.	ng/ml
41) Aroclor 1260 (1)	7.523	7403	0.889	ng/ml
42) Aroclor 1260 (2)	7.655	7048	0.691	ng/ml
43) Aroclor 1260 (3)	8.206	2578	0.328	ng/ml
44) Aroclor 1260 (4)	8.378	4369	0.235	ng/ml
45) Aroclor 1260 (5)	8.680	1842	0.152	ng/ml
46) Aroclor 1260 (6)	9.063	3322	0.650	ng/ml
47) Aroclor 1260 - AVE	0.000	0	N.D.	ng/ml

Quantitation Report (Not Reviewed)

Data Path : K:\DATA\0A09006\
 Data File : ECD2F032.D
 Signal(s) : ECD1A.CH
 Acq On : 09 Jan 2020 16:46
 Operator : MJB / KAK
 Sample : 0A09006-CCB3
 Misc :
 ALS Vial : 3 Sample Multiplier: 1

Integration File: PCB1.e
 Quant Time: Jan 10 11:39:56 2020
 Quant Method : K:\METHODS\FECD2_QUANTPCB_191203RT2.M
 Quant Title : PCB Data Analysis
 QLast Update : Wed Dec 04 15:29:22 2019
 Response via : Initial Calibration
 Integrator: ChemStation 6890 Scale Mode: Small noise peaks clipped

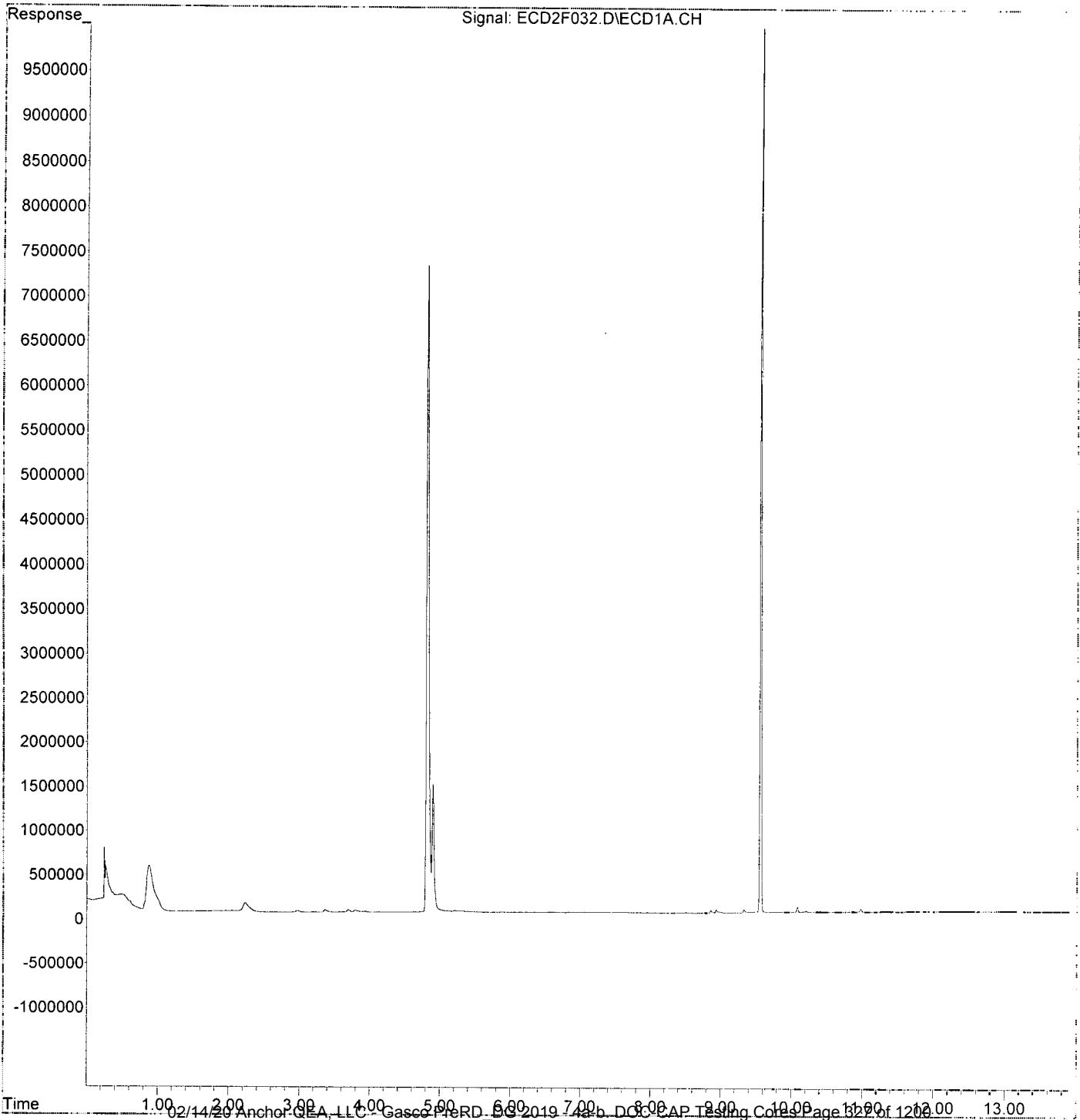
Compound	R.T.	Response	Conc Units
48) Aroclor 1262 (1)	7.655	7048	0.876 ng/ml
49) Aroclor 1262 (2)	7.990	3823	0.341 ng/ml
50) Aroclor 1262 (3)	8.206	2578	0.266 ng/ml
51) Aroclor 1262 (4)	8.378	4369	0.211 ng/ml
52) Aroclor 1262 (5)	8.680	1842	0.141 ng/ml
53) Aroclor 1262 (6)	9.063	3322	0.498 ng/ml
54) Aroclor 1262 - AVE	0.000	0	N.D. ng/ml
55) Aroclor 1268 (1)	8.206	2578	0.505 ng/ml
56) Aroclor 1268 (2)	8.625	474	0.019 ng/ml
57) Aroclor 1268 (3)	8.680	1842	0.090 ng/ml
58) Aroclor 1268 (4)	8.857	33100	1.728 ng/ml
59) Aroclor 1268 (5)	9.063	3322	0.429 ng/ml
60) Aroclor 1268 (6)	9.328	37528	0.718 ng/ml
61) Aroclor 1268 - AVE	0.000	0	N.D. ng/ml

(f)=RT Delta > 1/2 Window

(m)=manual int.

Data Path : K:\DATA\0A09006\
Data File : ECD2F032.D
Signal(s) : ECD1A.CH
Acq On : 09 Jan 2020 16:46
Operator : MJB / KAK
Sample : 0A09006-CCB3
Misc :
ALS Vial : 3 Sample Multiplier: 1

Integration File: PCB1.e
Quant Time: Jan 10 11:39:56 2020
Quant Method : K:\METHODS\FECD2_QUANTPCB_191203RT2.M
Quant Title : PCB Data Analysis
QLast Update : Wed Dec 04 15:29:22 2019
Response via : Initial Calibration
Integrator: ChemStation 6890 Scale Mode: Small noise peaks clipped



**Polychlorinated Biphenyls by EPA 8082A
Benchsheet & Analysis Sequence Data**

Batch 9121399
Sequence 0A07022 (A9J0599-33)



Apex Laboratories
PREPARATION BENCH SHEET

JAN 16 2020

BATCH #: 9121399 (Sediment)

Prep Method: EPA 3546

#	Lab Number	Analysis	Prepared	Initial (g)	Final (mL)	Spike ID	Source ID	ul Spike	ul Surr.	Sample ID	Extraction Comments	pH		
												<2	2-11	>11
	9121399-BLK1	QC	12/30/19 09:02	31	2				100					
	9121399-BSD1	QC	12/30/19 09:02	30	2	A19L171		100	100					
	9121399-BS1	QC	12/30/19 09:02	30	2	A19L171		100	100					
	A910890-03RE1	A 8082 PCBs - Low Level (30g/2mL)	12/30/19 09:02	30.44	5				100	PDI-013SC-A-02-03-190925	Re-extract added 12/27/2019 by KAK			
	A910890-04RE1	A 8082 PCBs - Low Level (30g/2mL)	12/30/19 09:02	30.11	2				100	PDI-013SC-A-03-04-190925	Re-extract added 12/27/2019 by KAK			
	A9J0033-16RE1	A 8082 PCBs - Low Level (30g/2mL)	12/30/19 09:02	30.08	2				100	PDI-024SC-A-02-03-190927	Re-extract added 12/27/2019 by KAK			
	A9J0033-17RE1	A 8082 PCBs - Low Level (30g/2mL)	12/30/19 09:02	30.2	5				100	PDI-024SC-A-03-04-190927	Re-extract added 12/27/2019 by KAK			
	A9J0033-26RE1	A 8082 PCBs - Low Level (30g/2mL)	12/30/19 09:02	30.26	5				100	PDI-025SC-A-02-03-190927	Re-extract added 12/27/2019 by KAK			
	A9J0033-26RE2	A 8082 PCBs - Low Level (30g/2mL)	12/30/19 09:02	30.26	5				100	PDI-025SC-A-02-03-190927	Re-extract added 12/27/2019 by KAK			
	A9J0033-40RE1	A 8082 PCBs - Low Level (30g/2mL)	12/30/19 09:02	30.15	2				100	PDI-036SC-A-01-02-190929	Re-extract added 12/27/2019 by KAK			
	A9J0033-40RE2	A 8082 PCBs - Low Level (30g/2mL)	12/30/19 09:02	30.15	2				100	PDI-036SC-A-01-02-190929	Re-extract added 12/27/2019 by KAK			
	A9J0353-41RE1	A 8082 PCBs - Low Level (30g/2mL)	12/30/19 09:02	30.42	2				100	PDI-043SC-A-02-03-191008	Re-extract added 12/27/2019 by KAK			
	A9J0353-41RE2	A 8082 PCBs - Low Level (30g/2mL)	12/30/19 09:02	30.42	2				100	PDI-043SC-A-02-03-191008	Re-extract added 12/27/2019 by KAK			
	A9J0360-23RE1	A 8082 PCBs - Low Level (30g/2mL)	12/30/19 09:02	30.37	5				100	PDI-023SC-A-04-05-191009	Re-extract added 12/27/2019 by KAK			
	A9J0360-23RE2	A 8082 PCBs - Low Level (30g/2mL)	12/30/19 09:02	30.37	5				100	PDI-023SC-A-04-05-191009	Re-extract added 12/27/2019 by KAK			
	A9J0360-24RE1	A 8082 PCBs - Low Level (30g/2mL)	12/30/19 09:02	30.66	5				100	PDI-023SC-A-05-06-191009	Re-extract added 12/27/2019 by KAK			
	A9J0360-24RE2	A 8082 PCBs - Low Level (30g/2mL)	12/30/19 09:02	30.66	5				100	PDI-023SC-A-05-06-191009	Re-extract added 12/27/2019 by KAK			
	A9J0553-08RE2	A 8082 PCBs - Low Level (30g/2mL)	12/30/19 09:02	30.51	5				100	PDI-015SC-A-07-08-191012	Re-extract added 12/27/2019 by KAK			
	A9J0553-08RE3	A 8082 PCBs - Low Level (30g/2mL)	12/30/19 09:02	30.51	5				100	PDI-015SC-A-07-08-191012	Re-extract added 12/27/2019 by KAK			

Prepared By: _____ Date: _____

[Signature]
Reviewed By: _____ Date: 1/16/20

Apex Laboratories
PREPARATION BENCH SHEET

BATCH #: 9121399 (Sediment)

Prep Method: EPA 3546

#	Lab Number	Analysis	Prepared	Initial (g)	Final (mL)	Spike ID	Source ID	ul Spike	ul Surr.	Sample ID	Extraction Comments	pH		
												<2	one	>11
	A9J0594-05RE1	A 8082 PCBs - Low Level (30g/2mL)	12/30/19 09:02	30.17	2				100	PDI-026SC-A-04-05-191014	Re-extract added 12/27/2019 by KAK			
	A9J0594-16RE1	A 8082 PCBs - Low Level (30g/2mL)	12/30/19 09:02	30.78	2				100	PDI-077SC-A-00-01-191014	Re-extract added 12/27/2019 by KAK			
	A9J0599-33	A 8082 PCBs - Low Level (30g/2mL)	12/30/19 09:52	30.73	2				100	PDI-052SC-B-06-08-191015	+1262,1268			
	A9J0599-45	A 8082 PCBs - Low Level (30g/2mL)	12/30/19 09:52	30.11	2				100	PDI-055SC-B-00-02-191015	+1262,1268			
	A9J0599-46	A 8082 PCBs - Low Level (30g/2mL)	12/30/19 09:52	30.12	2				100	PDI-055SC-B-02-04-191015	+1262,1268			
	A9J0599-47	A 8082 PCBs - Low Level (30g/2mL)	12/30/19 09:52	30.6	2				100	PDI-055SC-B-04-06-191015	+1262,1268			
	A9J0599-48	A 8082 PCBs - Low Level (30g/2mL)	12/30/19 09:52	30.57	2				100	PDI-055SC-B-06-08-191015	+1262,1268			
	A9J0716-25	B 8082 PCBs - Low Level (30g/2mL)	12/30/19 09:52	30.8	2				100	PDI-059SC-B-00-02-191016	+1262,1268			
	A9J0716-26	A 8082 PCBs - Low Level (30g/2mL)	12/30/19 09:52	30.62	2				100	PDI-059SC-B-02-04-191016	+1262,1268			
	A9J0716-27	A 8082 PCBs - Low Level (30g/2mL)	12/30/19 09:52	30.11	2				100	PDI-059SC-B-04-06-191016	+1262,1268			

Standards/Reagents

Reagent(s)			Analyte Spike(s)			Surrogate(s)		
Std ID	Exp. Date	Description	Std ID	Exp. Date	Description	Std ID	Exp. Date	Description
A13L219	11/30/23	Extractions Balance	A19L171	02/28/20	8082 PCB Matrix Spike	A19L272	06/20/20	8082 PCB Surrogate Spike
A18K311	12/31/20	Glass Wool						
A19C104	09/03/23	Florisil Lot 817211-CM						
A19G279	01/18/20	Sulfuric Acid						
A19H411	08/31/21	n-Hexane Lot# 192712						
A19I211	05/07/22	Copper, Granular Lot# J260003						
A19I263	03/18/20	DCM CHEM PROD. 194934						
A19L136	06/06/20	Sodium Sulfate Lot # 194950						

Prepared By: _____ Date _____

Reviewed By: _____ Date _____

Apex Laboratories

PREPARATION BENCH SHEET

BATCH #: 9121399 (Sediment)

Prep Method: EPA 3546

#	Lab Number	Analysis	Prepared	Initial (g)	Final (mL)	Spike ID	Source ID	ul Spike	ul Surr.	Sample ID	Extraction Comments	pH	
												<2	>11

Method 3546 digestion time and temperture achieved.

Initial:

Witness: _____

Prepared By: _____ Date _____

Reviewed By: _____ Date _____



Apex Laboratories
PREPARATION BENCH SHEET
BATCH #: 9121399 (Sediment)

Prep Method: EPA 3546

#	Lab Number	Analysis	Prepared	Initial (g)	Final (mL)	Spike ID	Source ID	ul Spike	ul Surr.	Sample ID	Extraction Comments	pH		
												<2	8	>11
1	9121399-BLK1	QC	12/30/19 09:02	30.31	2 ✓				100					
3	9121399-BSD1	QC	12/30/19 09:02	30	2 ✓	A19L171		100	100					
5	9121399-BS1	QC	12/30/19 09:02	30	2 ✓	A19L171		100	100					
7	A9I0890-03RE1	A 8082 PCBs - Low Level (30g/2mL)	12/30/19 09:02	30 30.44	2 ✓ 5				100	PDI-013SC-A-02-03-190925	Re-extract added 12/27/2019 by KAK Sand, product sheet, odor			
9	A9I0890-04RE1	A 8082 PCBs - Low Level (30g/2mL)	12/30/19 09:02	30 30.11	2 ✓				100	PDI-013SC-A-03-04-190925	Re-extract added 12/27/2019 by KAK Sand			
11	A9J0033-16RE1	A 8082 PCBs - Low Level (30g/2mL)	12/30/19 09:02	30 30.08	2 ✓				100	PDI-024SC-A-02-03-190927	Re-extract added 12/27/2019 by KAK Sand, product, odor			
13	A9J0033-17RE1	A 8082 PCBs - Low Level (30g/2mL)	12/30/19 09:02	30 30.20	2 ✓ 5				100	PDI-024SC-A-03-04-190927	Re-extract added 12/27/2019 by KAK Sand			
15	A9J0033-26RE1	A 8082 PCBs - Low Level (30g/2mL)	12/30/19 09:02	30 30.26	2 ✓ 5				100	PDI-025SC-A-02-03-190927	Re-extract added 12/27/2019 by KAK Sand, odor			
17	A9J0033-40RE1	A 8082 PCBs - Low Level (30g/2mL)	12/30/19 09:02	30 30.15	2 ✓				100	PDI-036SC-A-01-02-190929	Re-extract added 12/27/2019 by KAK Sand			
19	A9J0353-41RE1	A 8082 PCBs - Low Level (30g/2mL)	12/30/19 09:02	30 30.42	2 ✓				100	PDI-043SC-A-02-03-191008	Re-extract added 12/27/2019 by KAK Sand, odor			
21	A9J0360-23RE1	A 8082 PCBs - Low Level (30g/2mL)	12/30/19 09:02	30 30.37	2 ✓ 5				100	PDI-023SC-A-04-05-191009	Re-extract added 12/27/2019 by KAK Sand/mud, odor			
23	A9J0360-24RE1	A 8082 PCBs - Low Level (30g/2mL)	12/30/19 09:02	30 30.66	2 ✓ 5				100	PDI-023SC-A-05-06-191009	Re-extract added 12/27/2019 by KAK Sand, odor			
25	A9J0553-08RE2	A 8082 PCBs - Low Level (30g/2mL)	12/30/19 09:02	30 30.51	2 ✓ 5				100	PDI-015SC-A-07-08-191012	Re-extract added 12/27/2019 by KAK Sand, product sheet, odor			
27	A9J0594-05RE1	A 8082 PCBs - Low Level (30g/2mL)	12/30/19 09:02	30 30.17	2 ✓				100	PDI-026SC-A-04-05-191014	Re-extract added 12/27/2019 by KAK Sand, odor			
29	A9J0594-16RE1	A 8082 PCBs - Low Level (30g/2mL)	12/30/19 09:02	30 30.78	2 ✓				100	PDI-077SC-A-00-01-191014	Re-extract added 12/27/2019 by KAK MUD			
31	A9J0599-33	A 8082 PCBs - Low Level (30g/2mL)	12/30/19 09:52	30 30.73	2 ✓				100	PDI-052SC-B-06-08-191015	+1262,1268 MUD/Sand			
33	A9J0599-45	A 8082 PCBs - Low Level (30g/2mL)	12/30/19 09:52	30 30.11	2 ✓				100	PDI-055SC-B-00-02-191015	+1262,1268 MUD			
35	A9J0599-46	A 8082 PCBs - Low Level (30g/2mL)	12/30/19 09:52	30 30.12	2 ✓				100	PDI-055SC-B-02-04-191015	+1262,1268 MUD			
37	A9J0599-47	A 8082 PCBs - Low Level (30g/2mL)	12/30/19 09:52	30 30.60	2 ✓				100	PDI-055SC-B-04-06-191015	+1262,1268 MUD/Sand			

Prepared By: [Signature] Date: 12/30/19

Reviewed By: SCG Date: 12/30/2019

Apex Laboratories

PREPARATION BENCH SHEET

BATCH #: 9121399 (Sediment)

Prep Method: EPA 3546

#	Lab Number	Analysis	Prepared	Initial (g)	Final (mL)	Spike ID	Source ID	ul Spike	ul Surr.	Sample ID	Extraction Comments	pH		
												<2	2-6	>11
39 40	A9J0599-48	A 8082 PCBs - Low Level (30g/2mL)	12/30/19 09:52	30 30.57	2	/			100	PDI-055SC-B-06-08-191015	+1262,1268 Sand			
41 42	A9J0716-25	A/B 8082 PCBs - Low Level (30g/2mL)	12/30/19 09:52	30 30.80	2	/			100	PDI-059SC-B-00-02-191016	+1262,1268 Mud ##			
43 44	A9J0716-26	A 8082 PCBs - Low Level (30g/2mL)	12/30/19 09:52	30 30.62	2	/			100	PDI-059SC-B-02-04-191016	+1262,1268 Sand, odor ##			
45 46	A9J0716-27	A 8082 PCBs - Low Level (30g/2mL)	12/30/19 09:52	30 30.11	2	/			100	PDI-059SC-B-04-06-191016	+1262,1268 Sand			

Standards/Reagents

Reagent(s)			Analyte Spike(s)			Surrogate(s)		
Std ID	Exp. Date	Description	Std ID	Exp. Date	Description	Std ID	Exp. Date	Description
A13L219	11/30/23	Extractions Balance	A19L171	02/28/20	8082 PCB Matrix Spike	A19L272	06/20/20	8082 PCB Surrogate Spike
A18K311	12/31/20	Glass Wool						
A19C104	09/03/23	Florisil Lot 817211-CM						
A19G279	01/18/20	Sulfuric Acid						
A19H411	08/31/21	n-Hexane Lot# 192712						
A19I211	05/07/22	Copper, Granular Lot# J260003						
A19I263	03/18/20	DCM CHEM PROD. 194934						
A19L136	06/06/20	Sodium Sulfate Lot # 194950						

Method 3546 digestion time and temperature achieved.

Initial: *S*

Witness: *Acet 12/30/19*

** = Heavy staining on Turbo Vap.*

= precipitant formed after hexane exchange.

Prepared By: _____ Date: _____

Reviewed By: _____ Date: _____



ELEMENT SEQUENCE LOG

Apex Laboratories

Sequence: **0A07022**

Instrument: **DUALECD2F**

Date: **01/07/20 07:37**

Calibration: **A9L0407**

#	Lab Number	Matrix	Analysis	Client	Due	Batch	ISTD ID	STD ID
1	0A07022-CCV1	Sediment	QC	QC				
2	0A07022-CCB1	Sediment	QC	QC				A19L338
3	A9J0360-15RE1	Sediment	8082 PCBs - Low Level (30g/2mL)	Anchor QEA, LLC	12/26/19	9120877		A19L339
4	0A07022-IBL1	Sediment	QC	QC				
5	A9J0095-14RE1	Soil	8082 PCBs - Low Level (30g/2mL)	Anchor QEA, LLC	12/16/19	9120609		
6	0A07022-IBL2	Sediment	QC	QC				
7	A9J0594-05RE1	Sediment	8082 PCBs - Low Level (30g/2mL)	Anchor QEA, LLC	12/11/19	9121399		
8	0A07022-IBL3	Sediment	QC	QC				
9	A9J0594-16RE1	Sediment	8082 PCBs - Low Level (30g/2mL)	Anchor QEA, LLC	12/16/19	9121399		
10	0A07022-IBL4	Sediment	QC	QC				
11	0A07022-CCV2	Sediment	QC	QC				A19L338
12	0A07022-CCB2	Sediment	QC	QC				A19L339
13	A9J0599-33	Sediment	8082 PCBs - Low Level (30g/2mL)	Anchor QEA, LLC	01/09/20	9121399		
14	0A07022-IBL5	Sediment	QC	QC				
15	A9J0033-26RE2	Sediment	8082 PCBs - Low Level (30g/2mL)	Anchor QEA, LLC	12/11/19	9121399		
16	0A07022-IBL6	Sediment	QC	QC				
17	A9J0033-40RE2	Sediment	8082 PCBs - Low Level (30g/2mL)	Anchor QEA, LLC	12/11/19	9121399		
18	0A07022-IBL7	Sediment	QC	QC				
19	A9J0353-41RE2	Sediment	8082 PCBs - Low Level (30g/2mL)	Anchor QEA, LLC	12/16/19	9121399		
20	0A07022-IBL8	Sediment	QC	QC				
21	A9J0360-23RE2	Sediment	8082 PCBs - Low Level (30g/2mL)	Anchor QEA, LLC	12/11/19	9121399		
22	0A07022-IBL9	Sediment	QC	QC				
23	A9J0360-24RE2	Sediment	8082 PCBs - Low Level (30g/2mL)	Anchor QEA, LLC	12/11/19	9121399		
24	0A07022-IBLA	Sediment	QC	QC				
25	A9J0553-08RE3	Sediment	8082 PCBs - Low Level (30g/2mL)	Anchor QEA, LLC	12/11/19	9121399		
26	0A07022-IBLB	Sediment	QC	QC				
27	0A07022-CCV3	Sediment	QC	QC				A19L338
28	0A07022-CCB3	Sediment	QC	QC				A19L339

Data Entered By: *[Signature]* 1/8/20

Comments:

Data Reviewed By: *[Signature]* 02/14/20 Anchor QEA, LLC - Gasco PreRD_DG 2019 - 4a-b. DOC-CAP Testing Cores Page 334 of 1200

TOTAL AROCLOR AVERAGE RESULTS

The average result for the 1016 and 1260 selected peaks are reported here to facilitate data entry and review. Averages are done on all individual peaks and must be for matrix spikes if all peaks are not used in the average.

0A07022-CCV1

Aroclor 1016

<u>Peak</u>	<u>Initial Res</u>
1016 (1)	476.75
1016 (2)	544.22
1016 (3)	503.57
1016 (4)	531.14
1016 (5)	531.59
1016 (6)	524.53
Average:	518.63

Aroclor 1260

<u>Peak</u>	<u>Initial Res</u>
1260 (1)	545.00
1260 (2)	528.22
1260 (3)	503.83
1260 (4)	534.41
1260 (5)	518.67
1260 (6)	489.11
Average:	519.87

0A07022-CCV2

Aroclor 1016

<u>Peak</u>	<u>Initial Res</u>
1016 (1)	447.58
1016 (2)	515.72
1016 (3)	461.76
1016 (4)	505.88
1016 (5)	487.90
1016 (6)	533.29
Average:	492.02

Aroclor 1260

<u>Peak</u>	<u>Initial Res</u>
1260 (1)	525.79
1260 (2)	523.92
1260 (3)	520.33
1260 (4)	525.46
1260 (5)	512.51
1260 (6)	497.79
Average:	517.63

TOTAL AROCLOR AVERAGE RESULTS

The average result for the 1016 and 1260 selected peaks are reported here to facilitate data entry and review. Averages are done on all individual peaks and must be for matrix spikes if all peaks are not used in the average.

0A07022-CCV3

Aroclor 1016

<u>Peak</u>	<u>Initial Res</u>
1016 (1)	453.72
1016 (2)	510.59
1016 (3)	479.02
1016 (4)	473.80
1016 (5)	489.13
1016 (6)	470.10
Average:	479.39

Aroclor 1260

<u>Peak</u>	<u>Initial Res</u>
1260 (1)	473.97
1260 (2)	460.84
1260 (3)	474.11
1260 (4)	498.22
1260 (5)	478.92
1260 (6)	438.43
Average:	470.75

Data Path: K:\DATA\0A07022\
 Data File: ECD2F003.D
 Signal(s): ECD1A.CH
 Acq On: 07 Jan 2020 8:31
 Operator: MJB / KAK
 Sample: 0A07022-CCV1
 Misc:
 ALS Vial: 2 Sample Multiplier: 1

Integration File: PCB1.e
 Quant Time: Jan 07 14:41:05 2020
 Quant Method: K:\METHODS\FECD2_QUANTPCB_191203RT2.M
 Quant Title: PCB Data Analysis
 @Last Update: Wed Dec 04 15:29:22 2019
 Response via: Initial Calibration
 Integrator: ChemStation 6890 Scale Mode: Small noise peaks clipped

MJB
 1/7/20

Compound	R.T.	Response	Conc Units
System Monitoring Compounds			
1) S TCMX (S)	4.812	18640679	279.941 ng/ml
62) S DCBP (S)	9.572	29460592	263.806 ng/ml
Target Compounds			
2) Aroclor 1016 (1)	5.728	1782062	476.748 ng/ml
3) Aroclor 1016 (2)	6.141	3915082	544.222 ng/ml
4) Aroclor 1016 (3)	6.222	2000653	503.572 ng/ml
5) Aroclor 1016 (4)	6.379	1900067	531.137 ng/ml
6) Aroclor 1016 (5)	6.601	2206889	531.590 ng/ml
7) Aroclor 1016 (6)	6.726	1538573	524.532 ng/ml
8) Aroclor 1016 - AVE	0.000	0	N.D. ng/ml
9) Aroclor 1221 (1)	5.166	177241	163.743 ng/ml
10) Aroclor 1221 (2)	5.286	189108	263.540 ng/ml
11) Aroclor 1221 (3)	5.366	853933	364.911 ng/ml
12) Aroclor 1221 - AVE	0.000	0	N.D. ng/ml
13) Aroclor 1232 (1)	5.366	853933	480.772 ng/ml
14) Aroclor 1232 (2)	6.141	3915082	1408.210 ng/ml
15) Aroclor 1232 (3)	6.222	2000653	1363.826 ng/ml
16) Aroclor 1232 (4)	6.379	1900067	1667.654 ng/ml
17) Aroclor 1232 (5)	6.601	2206889	1536.853 ng/ml
18) Aroclor 1232 (6)	6.726	1538573	1284.154 ng/ml
19) Aroclor 1232 - AVE	0.000	0	N.D. ng/ml
20) Aroclor 1242 (1)	5.728	1782062	670.951 ng/ml
21) Aroclor 1242 (2)	6.141	3915082	754.775 ng/ml
22) Aroclor 1242 (3)	6.222	2000653	709.409 ng/ml
23) Aroclor 1242 (4)	6.379	1900067	830.020 ng/ml
24) Aroclor 1242 (5)	6.601	2206889	739.399 ng/ml
25) Aroclor 1242 (6)	6.726	1538573	613.167 ng/ml
26) Aroclor 1242 - AVE	0.000	0	N.D. ng/ml
27) Aroclor 1248 (1)	6.141	3915082	1150.380 ng/ml
28) Aroclor 1248 (2)	6.379	1900067	420.814 ng/ml
29) Aroclor 1248 (3)	6.601	2206889	422.868 ng/ml
30) Aroclor 1248 (4)	6.894	395220	68.081 ng/ml
31) Aroclor 1248 (5)	6.927	1431789	232.460 ng/ml
32) Aroclor 1248 (6)	7.414	3379481	988.899 ng/ml
33) Aroclor 1248 - AVE	0.000	0	N.D. ng/ml
34) Aroclor 1254 (1)	6.927	1431789	238.706 ng/ml
35) Aroclor 1254 (2)	7.037	1580454	216.870 ng/ml
36) Aroclor 1254 (3)	7.414	3379481	301.471 ng/ml
37) Aroclor 1254 (4)	7.574	438052	61.438 ng/ml
38) Aroclor 1254 (5)	7.954	4226612	551.850 ng/ml
39) Aroclor 1254 (6)	8.246	445612	178.681 ng/ml
40) Aroclor 1254 - AVE	0.000	0	N.D. ng/ml
41) Aroclor 1260 (1)	7.527	4538662	545.002 ng/ml
42) Aroclor 1260 (2)	7.660	5389069	528.216 ng/ml
43) Aroclor 1260 (3)	8.216	3962685	503.828 ng/ml
44) Aroclor 1260 (4)	8.386	9949811	534.405 ng/ml
45) Aroclor 1260 (5)	8.685	6273827	518.671 ng/ml
46) Aroclor 1260 (6)	9.076	2501598	489.109 ng/ml
47) Aroclor 1260 - AVE	0.000	0	N.D. ng/ml

Quantitation Report (Not Reviewed)

Data Path : K:\DATA\0A07022\
 Data File : ECD2F003.D
 Signal(s) : ECD1A.CH
 Acq On : 07 Jan 2020 8:31
 Operator : MJB / KAK
 Sample : 0A07022-CCV1
 Misc :
 ALS Vial : 2 Sample Multiplier: 1

Integration File: PCB1.e
 Quant Time: Jan 07 14:41:05 2020
 Quant Method : K:\METHODS\FECD2_QUANTPCB_191203RT2.M
 Quant Title : PCB Data Analysis
 QLast Update : Wed Dec 04 15:29:22 2019
 Response via : Initial Calibration
 Integrator: ChemStation 6890 Scale Mode: Small noise peaks clipped

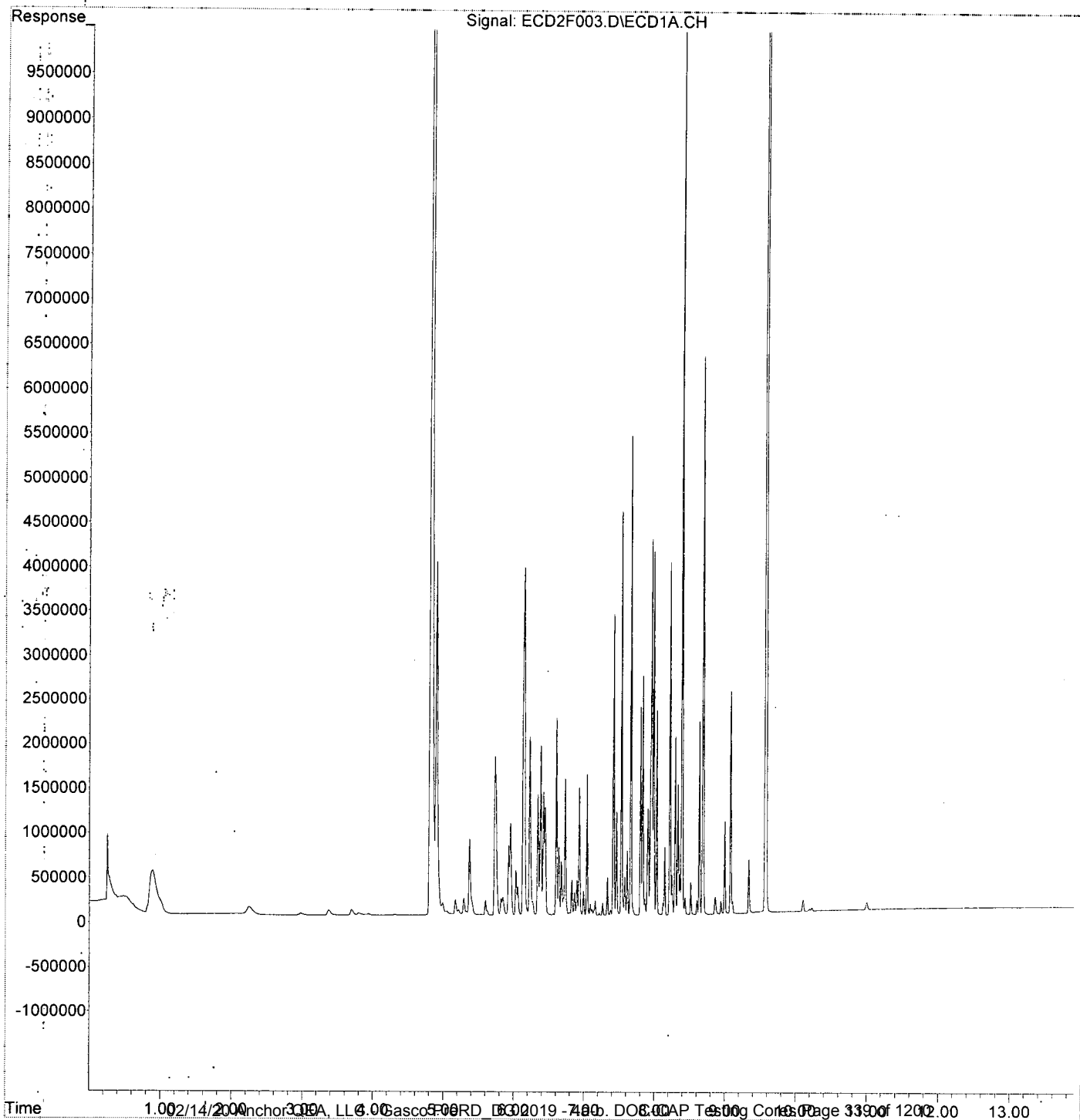
Compound	R.T.	Response	Conc Units
48) Aroclor 1262 (1)	7.660	5389069	669.748 ng/ml
49) Aroclor 1262 (2)	7.983	4084184	363.845 ng/ml
50) Aroclor 1262 (3)	8.216	3962685	408.317 ng/ml
51) Aroclor 1262 (4)	8.386	9949811	481.596 ng/ml
52) Aroclor 1262 (5)	8.685	6273827	479.564 ng/ml
53) Aroclor 1262 (6)	9.076	2501598	374.679 ng/ml
54) Aroclor 1262 - AVE	0.000	0	N.D. ng/ml
55) Aroclor 1268 (1)	8.216	3962685	776.352 ng/ml
56) Aroclor 1268 (2)	8.634	2170650	88.505 ng/ml
57) Aroclor 1268 (3)	8.685	6273827	307.327 ng/ml
58) Aroclor 1268 (4)	8.859	192741	10.063 ng/ml
59) Aroclor 1268 (5)	9.076	2501598	322.798 ng/ml
60) Aroclor 1268 (6)	9.335	599872	11.473 ng/ml
61) Aroclor 1268 - AVE	0.000	0	N.D. ng/ml

(f)=RT Delta > 1/2 Window

(m)=manual int.

Data Path : K:\DATA\0A07022\
Data File : ECD2F003.D
Signal(s) : ECD1A.CH
Acq On : 07 Jan 2020 8:31
Operator : MJB / KAK
Sample : 0A07022-CCV1
Misc :
ALS Vial : 2 Sample Multiplier: 1

Integration File: PCB1.e
Quant Time: Jan 07 14:41:05 2020
Quant Method : K:\METHODS\FECD2_QUANTPCB_191203RT2.M
Quant Title : PCB Data Analysis
QLast Update : Wed Dec 04 15:29:22 2019
Response via : Initial Calibration
Integrator: ChemStation 6890 Scale Mode: Small noise peaks clipped



Quantitation Report (Not Reviewed)

Data Path : K:\DATA\0A07022\
 Data File : ECD2F004.D
 Signal(s) : ECD1A.CH
 Acq On : 07 Jan 2020 8:55
 Operator : MJB / KAK
 Sample : 0A07022-CCB1
 Misc :
 ALS Vial : 3 Sample Multiplier: 1

Integration File: PCB1.e
 Quant Time: Jan 07 14:42:20 2020
 Quant Method : K:\METHODS\FECD2_QUANTPCB_191203RT2.M
 Quant Title : PCB Data Analysis
 Last Update : Wed Dec 04 15:29:22 2019
 Response via : Initial Calibration
 Integrator: ChemStation 6890 Scale Mode: Small noise peaks clipped

11/7/20
Clean

Compound	R.T.	Response	Conc Units
System Monitoring Compounds			
1) S TCMX (S)	4.816	7481255	112.352 ng/ml
62) S DCBP (S)	9.575	10966936	98.204 ng/ml
Target Compounds			
2) Aroclor 1016 (1)	5.731	1153	0.308 ng/ml
3) Aroclor 1016 (2)	6.147	4316	0.600 ng/ml
4) Aroclor 1016 (3)	6.211	841	0.212 ng/ml
5) Aroclor 1016 (4)	6.393	896	0.251 ng/ml
6) Aroclor 1016 (5)	6.611	2009	0.484 ng/ml
7) Aroclor 1016 (6)	6.736	1680	0.573 ng/ml
8) Aroclor 1016 - AVE	0.000	0	N.D. ng/ml
9) Aroclor 1221 (1)	5.163	10522	9.721 ng/ml
10) Aroclor 1221 (2)	5.293	11041	15.387 ng/ml
11) Aroclor 1221 (3)	5.375	9286	3.968 ng/ml
12) Aroclor 1221 - AVE	0.000	0	N.D. ng/ml
13) Aroclor 1232 (1)	5.375	9286	5.228 ng/ml
14) Aroclor 1232 (2)	6.147	4316	1.553 ng/ml
15) Aroclor 1232 (3)	6.211	841	0.573 ng/ml
16) Aroclor 1232 (4)	6.393	896	0.787 ng/ml
17) Aroclor 1232 (5)	6.611	2009	1.399 ng/ml
18) Aroclor 1232 (6)	6.736	1680	1.402 ng/ml
19) Aroclor 1232 - AVE	0.000	0	N.D. ng/ml
20) Aroclor 1242 (1)	5.731	1153	0.434 ng/ml
21) Aroclor 1242 (2)	6.147	4316	0.832 ng/ml
22) Aroclor 1242 (3)	6.211	841	0.298 ng/ml
23) Aroclor 1242 (4)	6.393	896	0.392 ng/ml
24) Aroclor 1242 (5)	6.611	2009	0.673 ng/ml
25) Aroclor 1242 (6)	6.736	1680	0.669 ng/ml
26) Aroclor 1242 - AVE	0.000	0	N.D. ng/ml
27) Aroclor 1248 (1)	6.147	4316	1.268 ng/ml
28) Aroclor 1248 (2)	6.393	896	0.199 ng/ml
29) Aroclor 1248 (3)	6.611	2009	0.385 ng/ml
30) Aroclor 1248 (4)	6.906	1386	0.239 ng/ml
31) Aroclor 1248 (5)	6.925	1373	0.223 ng/ml
32) Aroclor 1248 (6)	7.421	4188	1.226 ng/ml
33) Aroclor 1248 - AVE	0.000	0	N.D. ng/ml
34) Aroclor 1254 (1)	6.925	1373	0.229 ng/ml
35) Aroclor 1254 (2)	7.046	1319	0.181 ng/ml
36) Aroclor 1254 (3)	7.421	4188	0.374 ng/ml
37) Aroclor 1254 (4)	7.570	2467	0.346 ng/ml
38) Aroclor 1254 (5)	7.941	1196	0.156 ng/ml
39) Aroclor 1254 (6)	8.253	455	0.183 ng/ml
40) Aroclor 1254 - AVE	0.000	0	N.D. ng/ml
41) Aroclor 1260 (1)	7.529	3867	0.464 ng/ml
42) Aroclor 1260 (2)	7.665	3207	0.314 ng/ml
43) Aroclor 1260 (3)	8.217	973	0.124 ng/ml
44) Aroclor 1260 (4)	8.392	5122	0.275 ng/ml
45) Aroclor 1260 (5)	8.688	1910	0.158 ng/ml
46) Aroclor 1260 (6)	9.081	1312	0.257 ng/ml
47) Aroclor 1260 - AVE	0.000	0	N.D. ng/ml

Quantitation Report (Not Reviewed)

Data Path : K:\DATA\0A07022\
 Data File : ECD2F004.D
 Signal(s) : ECD1A.CH
 Acq On : 07 Jan 2020 8:55
 Operator : MJB / KAK
 Sample : 0A07022-CCB1
 Misc :
 ALS Vial : 3 Sample Multiplier: 1

Integration File: PCB1.e
 Quant Time: Jan 07 14:42:20 2020
 Quant Method : K:\METHODS\FECD2_QUANTPCB_191203RT2.M
 Quant Title : PCB Data Analysis
 QLast Update : Wed Dec 04 15:29:22 2019
 Response via : Initial Calibration
 Integrator: ChemStation 6890 Scale Mode: Small noise peaks clipped

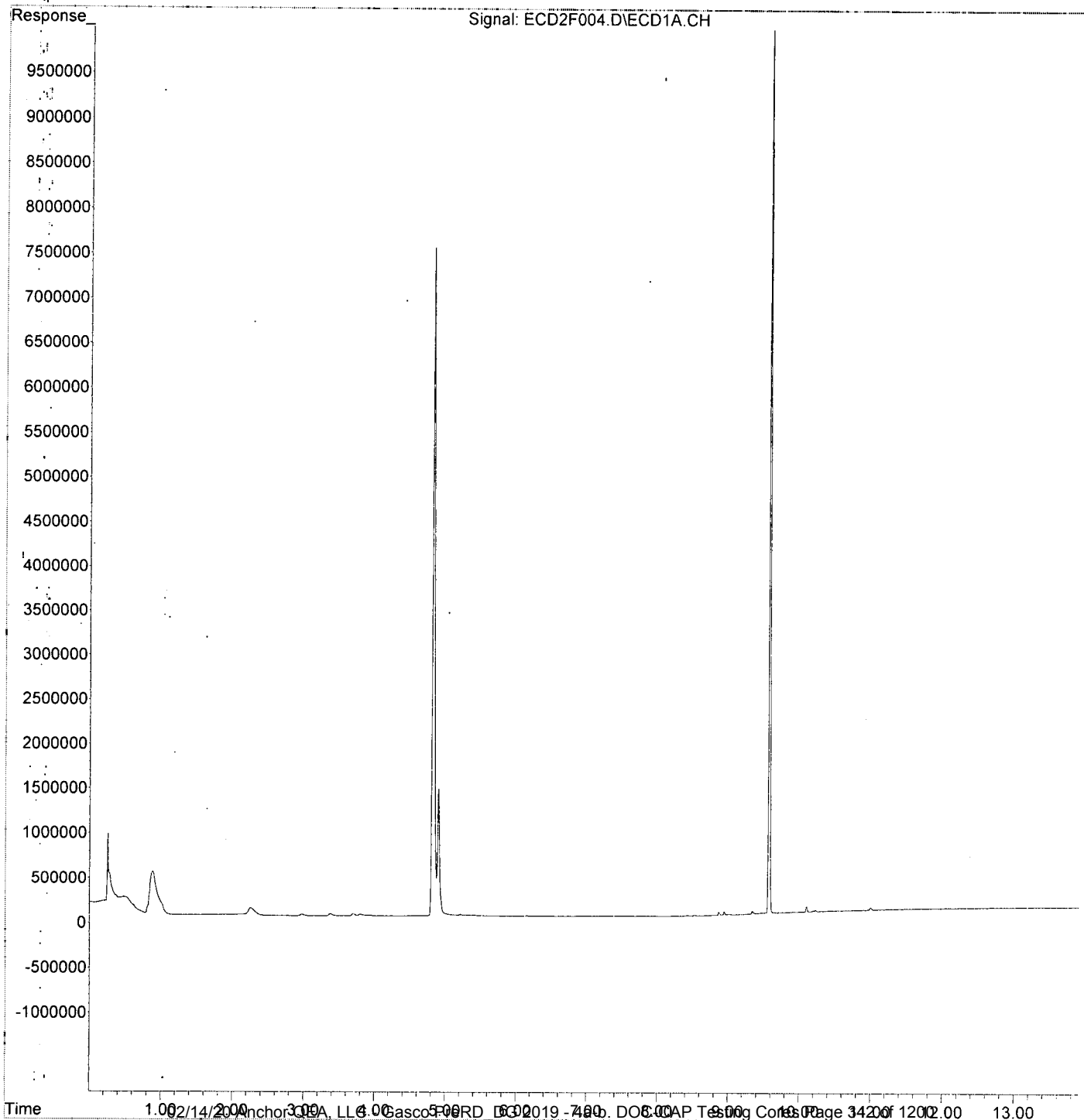
Compound	R.T.	Response	Conc Units
48) Aroclor 1262 (1)	7.665	3207	0.399 ng/ml
49) Aroclor 1262 (2)	7.991	1643	0.146 ng/ml
50) Aroclor 1262 (3)	8.217	973	0.100 ng/ml
51) Aroclor 1262 (4)	8.392	5122	0.248 ng/ml
52) Aroclor 1262 (5)	8.688	1910	0.146 ng/ml
53) Aroclor 1262 (6)	9.081	1312	0.197 ng/ml
54) Aroclor 1262 - AVE	0.000	0	N.D. ng/ml
55) Aroclor 1268 (1)	8.217	973	0.191 ng/ml
56) Aroclor 1268 (2)	8.636	526	0.021 ng/ml
57) Aroclor 1268 (3)	8.688	1910	0.094 ng/ml
58) Aroclor 1268 (4)	8.870	34170	1.784 ng/ml
59) Aroclor 1268 (5)	9.081	1312	0.169 ng/ml
60) Aroclor 1268 (6)	9.342	33315	0.637 ng/ml
61) Aroclor 1268 - AVE	0.000	0	N.D. ng/ml

(f)=RT Delta > 1/2 Window

(m)=manual int.

Data Path : K:\DATA\0A07022\
Data File : ECD2F004.D
Signal(s) : ECD1A.CH
Acq On : 07 Jan 2020 8:55
Operator : MJB / KAK
Sample : 0A07022-CCB1
Misc :
ALS Vial : 3 Sample Multiplier: 1

Integration File: PCB1.e
Quant Time: Jan 07 14:42:20 2020
Quant Method : K:\METHODS\FECD2_QUANTPCB_191203RT2.M
Quant Title : PCB Data Analysis
QLast Update : Wed Dec 04 15:29:22 2019
Response via : Initial Calibration
Integrator: ChemStation 6890 Scale Mode: Small noise peaks clipped



Data Path : K:\DATA\0A07022\
 Data File : ECD2F013.D
 Signal(s) : ECD1A.CH
 Acq On : 07 Jan 2020 11:43
 Operator : MJB / KAK
 Sample : 0A07022-CCV2
 Misc :
 ALS Vial : 2 Sample Multiplier: 1

Integration File: PCB1.e
 Quant Time: Jan 07 14:44:09 2020
 Quant Method : K:\METHODS\FECD2_QUANTPCB_191203RT2.M
 Quant Title : PCB Data Analysis
 QLast Update : Wed Dec 04 15:29:22 2019
 Response via : Initial Calibration
 Integrator: ChemStation 6890 Scale Mode: Small noise peaks clipped

MJB
 1/7/20

Compound	R.T.	Response	Conc Units
System Monitoring Compounds			
1) S TCMX (S)	4.812	17159578	257.699 ng/ml
62) S DCBP (S)	9.571	29108385	260.652 ng/ml
Target Compounds			
2) Aroclor 1016 (1)	5.727	1673046	447.583 ng/ml
3) Aroclor 1016 (2)	6.140	3710046	515.721 ng/ml
4) Aroclor 1016 (3)	6.222	1834537	461.760 ng/ml
5) Aroclor 1016 (4)	6.378	1809704	505.878 ng/ml
6) Aroclor 1016 (5)	6.600	2025507	487.899 ng/ml
7) Aroclor 1016 (6)	6.726	1564259	533.289 ng/ml
8) Aroclor 1016 - AVE	0.000	0	N.D. ng/ml
9) Aroclor 1221 (1)	5.165	168376	155.553 ng/ml
10) Aroclor 1221 (2)	5.284	181824	253.389 ng/ml
11) Aroclor 1221 (3)	5.365	820140	350.470 ng/ml
12) Aroclor 1221 - AVE	0.000	0	N.D. ng/ml
13) Aroclor 1232 (1)	5.365	820140	461.746 ng/ml
14) Aroclor 1232 (2)	6.140	3710046	1334.461 ng/ml
15) Aroclor 1232 (3)	6.222	1834537	1250.587 ng/ml
16) Aroclor 1232 (4)	6.378	1809704	1588.345 ng/ml
17) Aroclor 1232 (5)	6.600	2025507	1410.540 ng/ml
18) Aroclor 1232 (6)	6.726	1564259	1305.593 ng/ml
19) Aroclor 1232 - AVE	0.000	0	N.D. ng/ml
20) Aroclor 1242 (1)	5.727	1673046	629.906 ng/ml
21) Aroclor 1242 (2)	6.140	3710046	715.247 ng/ml
22) Aroclor 1242 (3)	6.222	1834537	650.506 ng/ml
23) Aroclor 1242 (4)	6.378	1809704	790.547 ng/ml
24) Aroclor 1242 (5)	6.600	2025507	678.629 ng/ml
25) Aroclor 1242 (6)	6.726	1564259	623.404 ng/ml
26) Aroclor 1242 - AVE	0.000	0	N.D. ng/ml
27) Aroclor 1248 (1)	6.140	3710046	1090.134 ng/ml
28) Aroclor 1248 (2)	6.378	1809704	400.801 ng/ml
29) Aroclor 1248 (3)	6.600	2025507	388.113 ng/ml
30) Aroclor 1248 (4)	6.893	389102	67.027 ng/ml
31) Aroclor 1248 (5)	6.926	1480551	240.376 ng/ml
32) Aroclor 1248 (6)	7.413	3293293	963.679 ng/ml
33) Aroclor 1248 - AVE	0.000	0	N.D. ng/ml
34) Aroclor 1254 (1)	6.926	1480551	246.836 ng/ml
35) Aroclor 1254 (2)	7.036	1571382	215.625 ng/ml
36) Aroclor 1254 (3)	7.413	3293293	293.782 ng/ml
37) Aroclor 1254 (4)	7.573	440000	61.711 ng/ml
38) Aroclor 1254 (5)	7.953	4289627	560.077 ng/ml
39) Aroclor 1254 (6)	8.245	449556	180.263 ng/ml
40) Aroclor 1254 - AVE	0.000	0	N.D. ng/ml
41) Aroclor 1260 (1)	7.526	4378676	525.791 ng/ml
42) Aroclor 1260 (2)	7.659	5345213	523.917 ng/ml
43) Aroclor 1260 (3)	8.215	4092451	520.327 ng/ml
44) Aroclor 1260 (4)	8.386	9783178	525.456 ng/ml
45) Aroclor 1260 (5)	8.685	6199335	512.512 ng/ml
46) Aroclor 1260 (6)	9.075	2546016	497.794 ng/ml
47) Aroclor 1260 - AVE	0.000	0	N.D. ng/ml

Quantitation Report (Not Reviewed)

Data Path : K:\DATA\0A07022\
 Data File : ECD2F013.D
 Signal(s) : ECD1A.CH
 Acq On : 07 Jan 2020 11:43
 Operator : MJB / KAK
 Sample : 0A07022-CCV2
 Misc :
 ALS Vial : 2 Sample Multiplier: 1

Integration File: PCB1.e
 Quant Time: Jan 07 14:44:09 2020
 Quant Method : K:\METHODS\FECD2_QUANTPCB_191203RT2.M
 Quant Title : PCB Data Analysis
 QLast Update : Wed Dec 04 15:29:22 2019
 Response via : Initial Calibration
 Integrator: ChemStation 6890 Scale Mode: Small noise peaks clipped

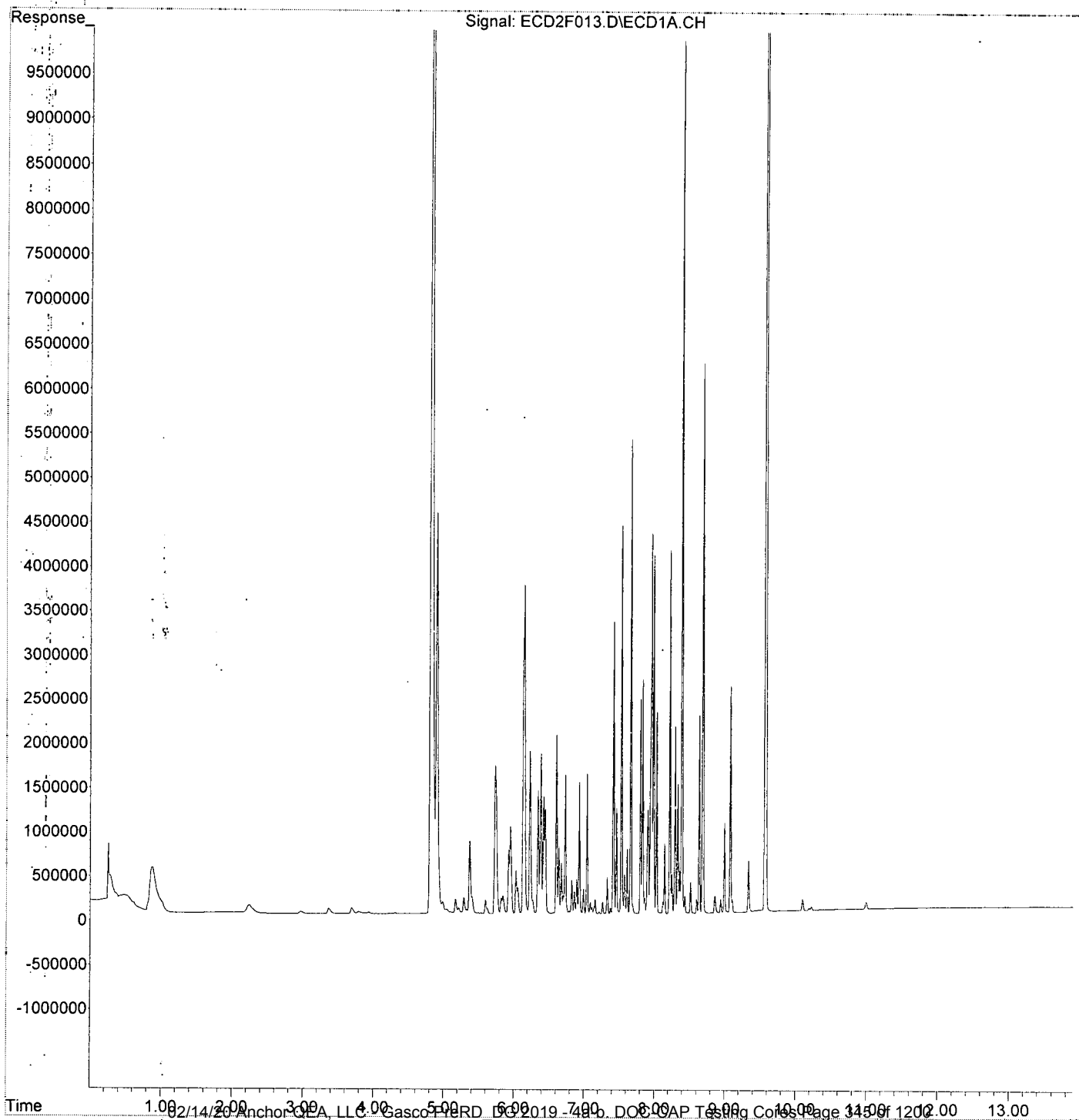
Compound	R.T.	Response	Conc Units
48) Aroclor 1262 (1)	7.659	5345213	664.298 ng/ml
49) Aroclor 1262 (2)	7.983	4041186	360.014 ng/ml
50) Aroclor 1262 (3)	8.215	4092451	421.688 ng/ml
51) Aroclor 1262 (4)	8.386	9783178	473.530 ng/ml
52) Aroclor 1262 (5)	8.685	6199335	473.870 ng/ml
53) Aroclor 1262 (6)	9.075	2546016	381.332 ng/ml
54) Aroclor 1262 - AVE	0.000	0	N.D. ng/ml
55) Aroclor 1268 (1)	8.215	4092451	801.775 ng/ml
56) Aroclor 1268 (2)	8.632	2226877	90.798 ng/ml
57) Aroclor 1268 (3)	8.685	6199335	303.678 ng/ml
58) Aroclor 1268 (4)	8.859	190627	9.953 ng/ml
59) Aroclor 1268 (5)	9.075	2546016	328.529 ng/ml
60) Aroclor 1268 (6)	9.334	583249	11.155 ng/ml
61) Aroclor 1268 - AVE	0.000	0	N.D. ng/ml

(f)=RT Delta > 1/2 Window

(m)=manual int.

Data Path : K:\DATA\0A07022\
Data File : ECD2F013.D
Signal(s) : ECD1A.CH
Acq On : 07 Jan 2020 11:43
Operator : MJB / KAK
Sample : 0A07022-CCV2
Misc :
ALS Vial : 2 Sample Multiplier: 1

Integration File: PCB1.e
Quant Time: Jan 07 14:44:09 2020
Quant Method : K:\METHODS\FECD2_QUANTPCB_191203RT2.M
Quant Title : PCB Data Analysis
QLast Update : Wed Dec 04 15:29:22 2019
Response via : Initial Calibration
Integrator: ChemStation 6890 Scale Mode: Small noise peaks clipped



Data Path : K:\DATA\0A07022\
 Data File : ECD2F014.D
 Signal(s) : ECD1A.CH
 Acq On : 07 Jan 2020 12:00
 Operator : MJB / KAK
 Sample : 0A07022-CCB2
 Misc :
 ALS Vial : 3 Sample Multiplier: 1

Integration File: PCB1.e
 Quant Time: Jan 07 14:44:31 2020
 Quant Method : K:\METHODS\FECD2_QUANTPCB_191203RT2.M
 Quant Title : PCB Data Analysis
 Last Update : Wed Dec 04 15:29:22 2019
 Response via : Initial Calibration
 Integrator: ChemStation 6890 Scale Mode: Small noise peaks clipped

MJB
 1/7/20

Clean

Compound	R.T.	Response	Conc Units
System Monitoring Compounds			
1) S TCMX (S)	4.814	7038291	105.699 ng/ml
62) S DCBP (S)	9.571	11905837	106.611 ng/ml
Target Compounds			
2) Aroclor 1016 (1)	5.728	1838	0.492 ng/ml
3) Aroclor 1016 (2)	6.143	6171	0.858 ng/ml
4) Aroclor 1016 (3)	6.235	4468	1.125 ng/ml
5) Aroclor 1016 (4)	6.382	1258	0.352 ng/ml
6) Aroclor 1016 (5)	6.605	2564	0.618 ng/ml
7) Aroclor 1016 (6)	6.730	2213	0.755 ng/ml
8) Aroclor 1016 - AVE	0.000	0	N.D. ng/ml
9) Aroclor 1221 (1)	5.158	11168	10.318 ng/ml
10) Aroclor 1221 (2)	5.290	11739	16.359 ng/ml
11) Aroclor 1221 (3)	5.372	10097	4.315 ng/ml
12) Aroclor 1221 - AVE	0.000	0	N.D. ng/ml
13) Aroclor 1232 (1)	5.372	10097	5.685 ng/ml
14) Aroclor 1232 (2)	6.143	6171	2.220 ng/ml
15) Aroclor 1232 (3)	6.235	4468	3.046 ng/ml
16) Aroclor 1232 (4)	6.382	1258	1.104 ng/ml
17) Aroclor 1232 (5)	6.605	2564	1.785 ng/ml
18) Aroclor 1232 (6)	6.730	2213	1.847 ng/ml
19) Aroclor 1232 - AVE	0.000	0	N.D. ng/ml
20) Aroclor 1242 (1)	5.728	1838	0.692 ng/ml
21) Aroclor 1242 (2)	6.143	6171	1.190 ng/ml
22) Aroclor 1242 (3)	6.235	4468	1.584 ng/ml
23) Aroclor 1242 (4)	6.382	1258	0.549 ng/ml
24) Aroclor 1242 (5)	6.605	2564	0.859 ng/ml
25) Aroclor 1242 (6)	6.730	2213	0.882 ng/ml
26) Aroclor 1242 - AVE	0.000	0	N.D. ng/ml
27) Aroclor 1248 (1)	6.143	6171	1.813 ng/ml
28) Aroclor 1248 (2)	6.382	1258	0.279 ng/ml
29) Aroclor 1248 (3)	6.605	2564	0.491 ng/ml
30) Aroclor 1248 (4)	6.898	1809	0.312 ng/ml
31) Aroclor 1248 (5)	6.931	2049	0.333 ng/ml
32) Aroclor 1248 (6)	7.412	4633	1.356 ng/ml
33) Aroclor 1248 - AVE	0.000	0	N.D. ng/ml
34) Aroclor 1254 (1)	6.931	2049	0.342 ng/ml
35) Aroclor 1254 (2)	7.045	2556	0.351 ng/ml
36) Aroclor 1254 (3)	7.412	4633	0.413 ng/ml
37) Aroclor 1254 (4)	7.574	3860	0.541 ng/ml
38) Aroclor 1254 (5)	7.956	3653	0.477 ng/ml
39) Aroclor 1254 (6)	8.243	568	0.228 ng/ml
40) Aroclor 1254 - AVE	0.000	0	N.D. ng/ml
41) Aroclor 1260 (1)	7.526	5035	0.605 ng/ml
42) Aroclor 1260 (2)	7.661	5213	0.511 ng/ml
43) Aroclor 1260 (3)	8.215	1216	0.155 ng/ml
44) Aroclor 1260 (4)	8.387	6114	0.328 ng/ml
45) Aroclor 1260 (5)	8.685	2477	0.205 ng/ml
46) Aroclor 1260 (6)	9.078	1489	0.291 ng/ml
47) Aroclor 1260 - AVE	0.000	0	N.D. ng/ml

Data Path : K:\DATA\0A07022\
 Data File : ECD2F014.D
 Signal(s) : ECD1A.CH
 Acq On : 07 Jan 2020 12:00
 Operator : MJB / KAK
 Sample : 0A07022-CCB2
 Misc :
 ALS Vial : 3 Sample Multiplier: 1

Integration File: PCB1.e
 Quant Time: Jan 07 14:44:31 2020
 Quant Method : K:\METHODS\FECD2_QUANTPCB_191203RT2.M
 Quant Title : PCB Data Analysis
 QLast Update : Wed Dec 04 15:29:22 2019
 Response via : Initial Calibration
 Integrator: ChemStation 6890 Scale Mode: Small noise peaks clipped

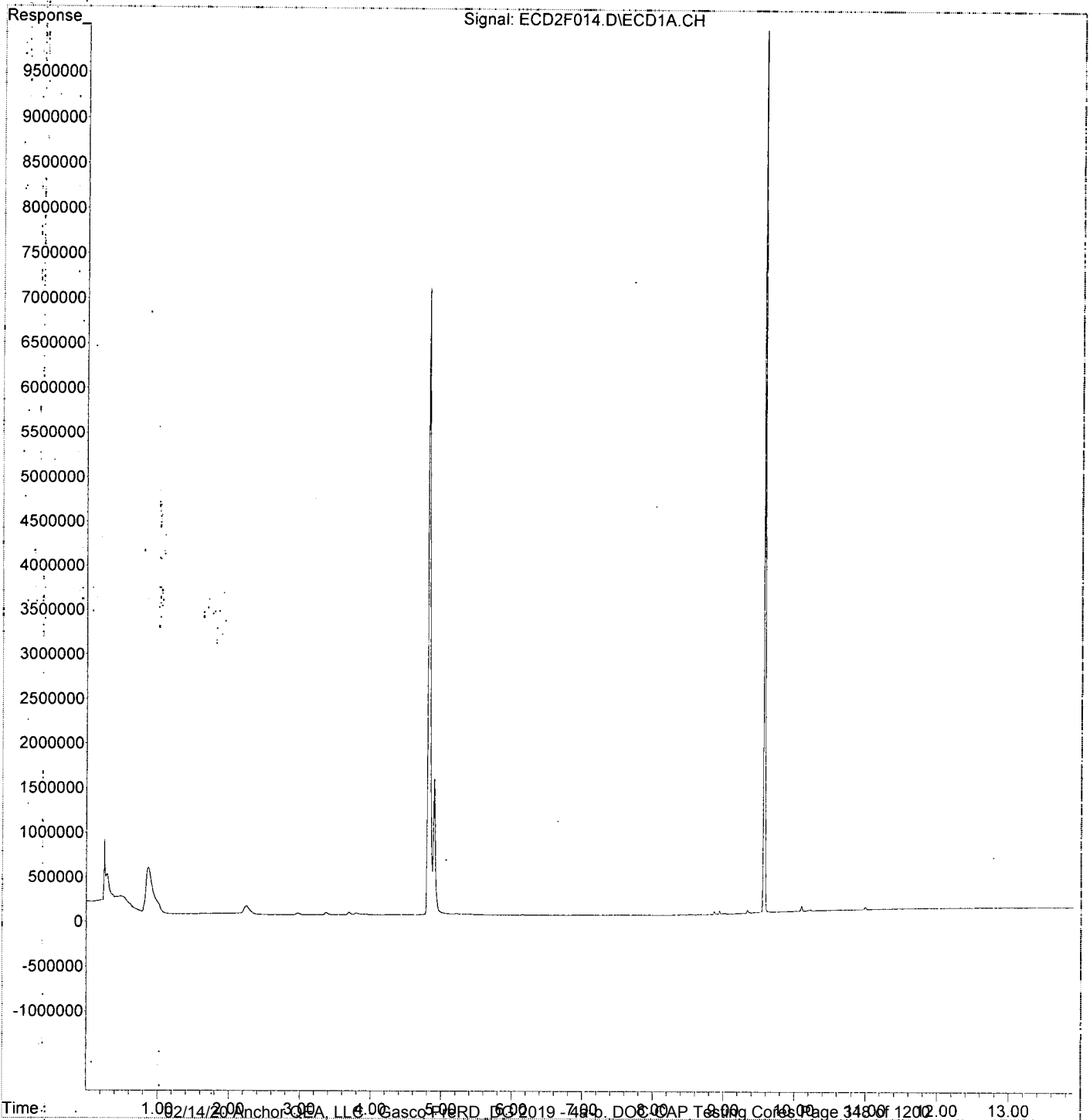
Compound	R.T.	Response	Conc Units
48) Aroclor 1262 (1)	7.661	5213	0.648 ng/ml
49) Aroclor 1262 (2)	7.985	2216	0.197 ng/ml
50) Aroclor 1262 (3)	8.215	1216	0.125 ng/ml
51) Aroclor 1262 (4)	8.387	6114	0.296 ng/ml
52) Aroclor 1262 (5)	8.685	2477	0.189 ng/ml
53) Aroclor 1262 (6)	9.078	1489	0.223 ng/ml
54) Aroclor 1262 - AVE	0.000	0	N.D. ng/ml
55) Aroclor 1268 (1)	8.215	1216	0.238 ng/ml
56) Aroclor 1268 (2)	8.632	633	0.026 ng/ml
57) Aroclor 1268 (3)	8.685	2477	0.121 ng/ml
58) Aroclor 1268 (4)	8.866	31696	1.655 ng/ml
59) Aroclor 1268 (5)	9.078	1489	0.192 ng/ml
60) Aroclor 1268 (6)	9.338	33478	0.640 ng/ml
61) Aroclor 1268 - AVE	0.000	0	N.D. ng/ml

(f)=RT Delta > 1/2 Window

(m)=manual int.

Data Path : K:\DATA\0A07022\
Data File : ECD2F014.D
Signal(s) : ECD1A.CH
Acq On : 07 Jan 2020 12:00
Operator : MJB / KAK
Sample : 0A07022-CCB2
Misc :
ALS Vial : 3 Sample Multiplier: 1

Integration File: PCB1.e
Quant Time: Jan 07 14:44:31 2020
Quant Method : K:\METHODS\FECD2_QUANTPCB_191203RT2.M
Quant Title : PCB Data Analysis
Last Update : Wed Dec 04 15:29:22 2019
Response via : Initial Calibration
Integrator: ChemStation 6890 Scale Mode: Small noise peaks clipped



Data Path : K:\DATA\0A07022\
 Data File : ECD2F015.D
 Signal(s) : ECD1A.CH
 Acq On : 07 Jan 2020 12:18
 Operator : MJB / KAK
 Sample : A9J0599-33
 Misc :
 ALS Vial : 8 Sample Multiplier: 1

Integration File: PCB1.e
 Quant Time: Jan 07 14:44:53 2020
 Quant Method : K:\METHODS\FECD2_QUANTPCB_191203RT2.M
 Quant Title : PCB Data Analysis
 QLast Update : Wed Dec 04 15:29:22 2019
 Response via : Initial Calibration
 Integrator: ChemStation 6890 Scale Mode: Small noise peaks clipped

11/7/20
12A2 P-10
125A P-10
1260 P-10

Compound	R.T.	Response	Conc Units
System Monitoring Compounds			
1) S TCMX (S)	4.809	16012225	240.468 ng/ml
62) S DCBP (S)	9.571	19486114	174.489 ng/ml

Compound	R.T.	Response	Conc Units
Target Compounds			
2) Aroclor 1016 (1)	5.723	47009	12.576 ng/ml
3) Aroclor 1016 (2)	6.133	137364	19.094 ng/ml
4) Aroclor 1016 (3)	6.216	84848	21.357 ng/ml
5) Aroclor 1016 (4)	6.376	155494	43.466 ng/ml
6) Aroclor 1016 (5)	6.603	379222	91.346 ng/ml
7) Aroclor 1016 (6)	6.721	168165	57.331 ng/ml
8) Aroclor 1016 - AVE	0.000	0	N.D. ng/ml
9) Aroclor 1221 (1)	5.135 <i>6.153</i>	22377	20.673 ng/ml <i>9.612 MI</i>
10) Aroclor 1221 (2)	5.298	20998	29.262 ng/ml
11) Aroclor 1221 (3)	5.353	220280	94.132 ng/ml
12) Aroclor 1221 - AVE	0.000	0	N.D. ng/ml
13) Aroclor 1232 (1)	5.353	220280	124.020 ng/ml
14) Aroclor 1232 (2)	6.133	137364	49.408 ng/ml
15) Aroclor 1232 (3)	6.216	84848	57.840 ng/ml
16) Aroclor 1232 (4)	6.376	155494	136.474 ng/ml
17) Aroclor 1232 (5)	6.603	379222	264.086 ng/ml
18) Aroclor 1232 (6)	6.721	168165	140.357 ng/ml
19) Aroclor 1232 - AVE	0.000	0	N.D. ng/ml
20) Aroclor 1242 (1)	5.723	47009	17.699 ng/ml
21) Aroclor 1242 (2)	6.133	137364	26.482 ng/ml
22) Aroclor 1242 (3)	6.216	84848	30.086 ng/ml
23) Aroclor 1242 (4)	6.376	155494	67.926 ng/ml
24) Aroclor 1242 (5)	6.603	379222	127.055 ng/ml
25) Aroclor 1242 (6)	6.721	168165	67.019 ng/ml
26) Aroclor 1242 - AVE	0.000	0	N.D. ng/ml
27) Aroclor 1248 (1)	6.133	137364	40.362 ng/ml
28) Aroclor 1248 (2)	6.376	155494	34.438 ng/ml
29) Aroclor 1248 (3)	6.603	379222	72.664 ng/ml
30) Aroclor 1248 (4)	6.891	219566	37.823 ng/ml
31) Aroclor 1248 (5)	6.927	327501	53.172 ng/ml
32) Aroclor 1248 (6)	7.407	360367	105.450 ng/ml
33) Aroclor 1248 - AVE	0.000	0	N.D. ng/ml
34) Aroclor 1254 (1)	6.927	327501	54.601 ng/ml
35) Aroclor 1254 (2)	7.056	1021485	140.168 ng/ml
36) Aroclor 1254 (3)	7.407	360367	32.147 ng/ml
37) Aroclor 1254 (4)	7.572	225416	31.615 ng/ml
38) Aroclor 1254 (5)	7.952	319489	41.714 ng/ml
39) Aroclor 1254 (6)	8.243	66111	26.509 ng/ml
40) Aroclor 1254 - AVE	0.000	0	N.D. ng/ml
41) Aroclor 1260 (1)	7.525	286675	34.424 ng/ml
42) Aroclor 1260 (2)	7.659	381406	37.384 ng/ml
43) Aroclor 1260 (3)	8.215	167659	21.317 ng/ml
44) Aroclor 1260 (4)	8.385	451955	24.275 ng/ml
45) Aroclor 1260 (5)	8.684	286382	23.676 ng/ml
46) Aroclor 1260 (6)	9.075	100461	19.642 ng/ml
47) Aroclor 1260 - AVE	0.000	0	N.D. ng/ml

24.756

32.996

22.228

Data Path : K:\DATA\0A07022\
 Data File : ECD2F015.D
 Signal(s) : ECD1A.CH
 Acq On : 07 Jan 2020 12:18
 Operator : MJB / KAK
 Sample : A9J0599-33
 Misc :
 ALS Vial : 8 Sample Multiplier: 1

Integration File: PCB1.e
 Quant Time: Jan 07 14:44:53 2020
 Quant Method : K:\METHODS\FECD2_QUANTPCB_191203RT2.M
 Quant Title : PCB Data Analysis
 QLast Update : Wed Dec 04 15:29:22 2019
 Response via : Initial Calibration
 Integrator: ChemStation 6890 Scale Mode: Small noise peaks clipped

Compound	R.T.	Response	Conc Units
48) Aroclor 1262 (1)	7.659	381406	47.401 ng/ml
49) Aroclor 1262 (2)	7.982	174737	15.567 ng/ml
50) Aroclor 1262 (3)	8.215	167659	17.276 ng/ml
51) Aroclor 1262 (4)	8.385	451955	21.876 ng/ml
52) Aroclor 1262 (5)	8.684	286382	21.891 ng/ml
53) Aroclor 1262 (6)	9.075	100461	15.047 ng/ml
54) Aroclor 1262 - AVE	0.000	0	N.D. ng/ml
55) Aroclor 1268 (1)	8.215	167659	32.847 ng/ml
56) Aroclor 1268 (2)	8.632	100482	4.097 ng/ml
57) Aroclor 1268 (3)	8.684	286382	14.029 ng/ml
58) Aroclor 1268 (4)	8.863	53185	2.777 ng/ml
59) Aroclor 1268 (5)	9.075	100461	12.963 ng/ml
60) Aroclor 1268 (6)	9.335	108109	2.068 ng/ml
61) Aroclor 1268 - AVE	0.000	0	N.D. ng/ml

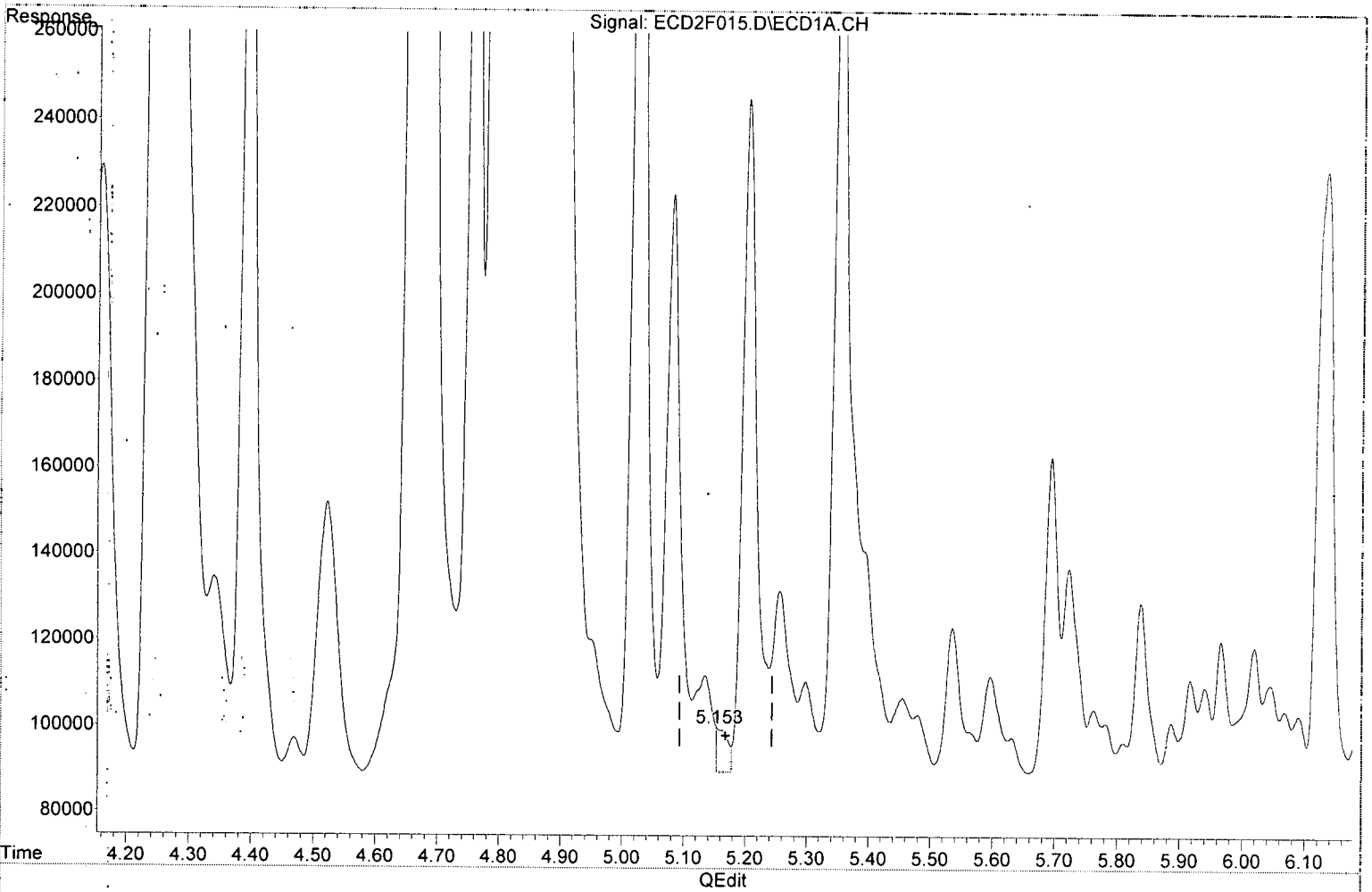
(f)=RT Delta > 1/2 Window

(m)=manual int.

Quantitation Report (Qedit)

Data Path : K:\DATA\0A07022\
Data File : ECD2F015.D
Signal(s) : ECD1A.CH
Acq On : 07 Jan 2020 12:18
Operator : MJB / KAK
Sample : A9J0599-33
Misc :
ALS Vial : 8 Sample Multiplier: 1

Integration File: PCB1.e
Quant Time: Jan 07 14:44:53 2020
Quant Method : K:\METHODS\FECD2_QUANTPCB_191203RT2.M
Quant Title : PCB Data Analysis
QLast Update : Wed Dec 04 15:29:22 2019
Response via : Initial Calibration
Integrator: ChemStation 6890 Scale Mode: Small noise peaks clipped



(9) Aroclor 1221 (1)

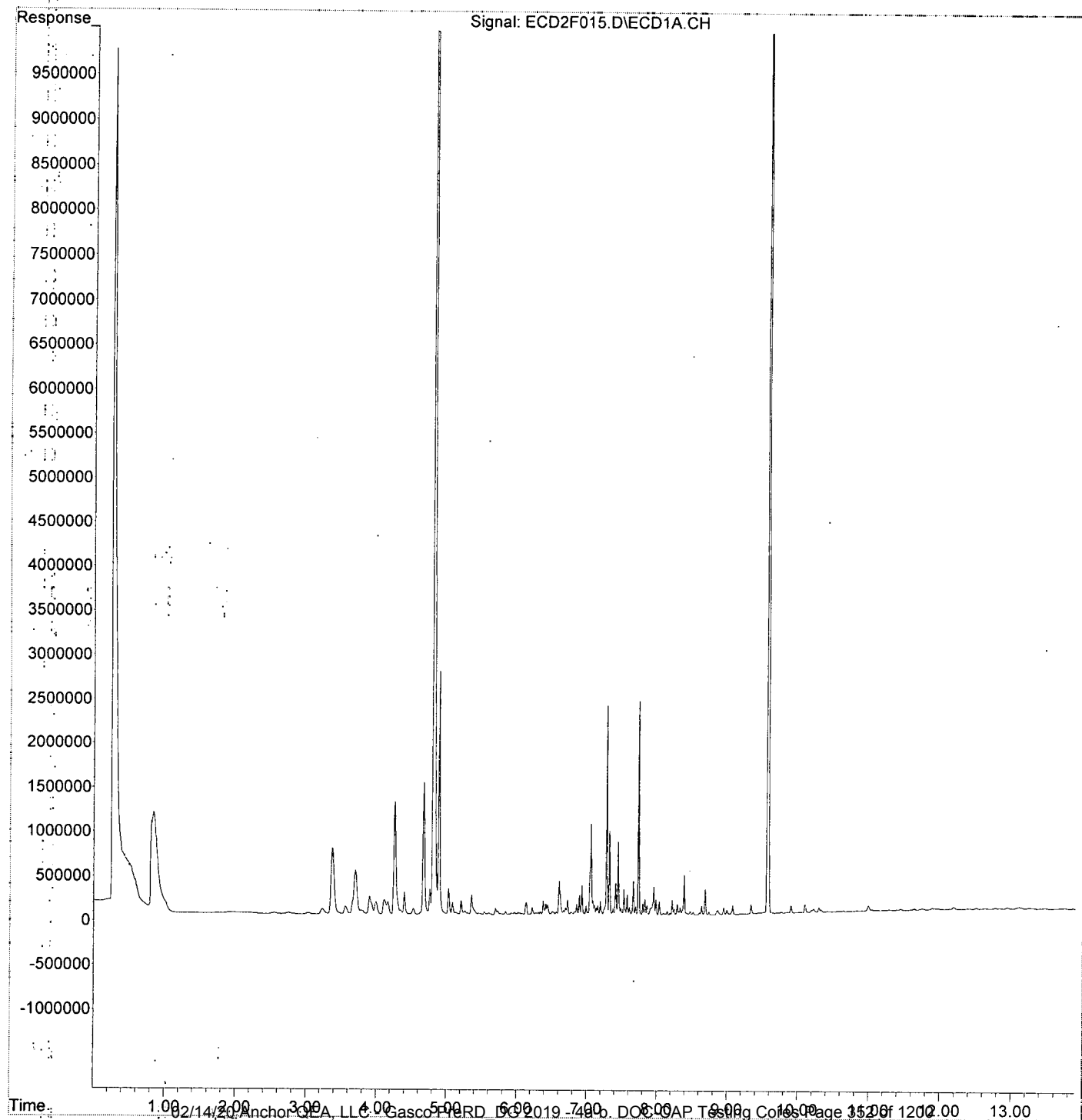
5.153min 9.612 ng/ml/m

response 10404

MJB
1/7/20

Data Path : K:\DATA\0A07022\
Data File : ECD2F015.D
Signal(s) : ECD1A.CH
Acq On : 07 Jan 2020 12:18
Operator : MJB / KAK
Sample : A9J0599-33
Misc :
ALS Vial : 8 Sample Multiplier: 1

Integration File: PCB1.e
Quant Time: Jan 07 14:44:53 2020
Quant Method : K:\METHODS\FECD2_QUANTPCB_191203RT2.M
Quant Title : PCB Data Analysis
QLast Update : Wed Dec 04 15:29:22 2019
Response via : Initial Calibration
Integrator: ChemStation 6890 Scale Mode: Small noise peaks clipped



Quantitation Report (Not Reviewed)

Data Path : K:\DATA\0A07022\
 Data File : ECD2F029.D
 Signal(s) : ECD1A.CH
 Acq On : 07 Jan 2020 16:25
 Operator : MJB / KAK
 Sample : 0A07022-CCV3
 Misc :
 ALS Vial : 2 Sample Multiplier: 1

Integration File: PCB1.e
 Quant Time: Jan 07 17:22:01 2020
 Quant Method : K:\METHODS\FECD2_QUANTPCB_191203RT2.M
 Quant Title : PCB Data Analysis
 QLast Update : Wed Dec 04 15:29:22 2019
 Response via : Initial Calibration
 Integrator: ChemStation 6890 Scale Mode: Small noise peaks clipped

[Handwritten Signature]
 1/8/20

Compound	R.T.	Response	Conc Units
System Monitoring Compounds			
1) S TCMX (S)	4.813	18270898	274.388 ng/ml
62) S DCBP (S)	9.572	27687738	247.931 ng/ml
Target Compounds			
2) Aroclor 1016 (1)	5.726	1695985	453.720 ng/ml
3) Aroclor 1016 (2)	6.140	3673110	510.586 ng/ml
4) Aroclor 1016 (3)	6.223	1903108	479.019 ng/ml
5) Aroclor 1016 (4)	6.378	1694934	473.795 ng/ml
6) Aroclor 1016 (5)	6.601	2030611	489.129 ng/ml
7) Aroclor 1016 (6)	6.726	1378912	470.100 ng/ml
8) Aroclor 1016 - AVE	0.000	0	N.D. ng/ml
9) Aroclor 1221 (1)	5.166	180919	167.141 ng/ml
10) Aroclor 1221 (2)	5.284	190628	265.658 ng/ml
11) Aroclor 1221 (3)	5.366	838465	358.301 ng/ml
12) Aroclor 1221 - AVE	0.000	0	N.D. ng/ml
13) Aroclor 1232 (1)	5.366	838465	472.063 ng/ml
14) Aroclor 1232 (2)	6.140	3673110	1321.176 ng/ml
15) Aroclor 1232 (3)	6.223	1903108	1297.331 ng/ml
16) Aroclor 1232 (4)	6.378	1694934	1487.613 ng/ml
17) Aroclor 1232 (5)	6.601	2030611	1414.095 ng/ml
18) Aroclor 1232 (6)	6.726	1378912	1150.895 ng/ml
19) Aroclor 1232 - AVE	0.000	0	N.D. ng/ml
20) Aroclor 1242 (1)	5.726	1695985	638.542 ng/ml
21) Aroclor 1242 (2)	6.140	3673110	708.126 ng/ml
22) Aroclor 1242 (3)	6.223	1903108	674.820 ng/ml
23) Aroclor 1242 (4)	6.378	1694934	740.411 ng/ml
24) Aroclor 1242 (5)	6.601	2030611	680.339 ng/ml
25) Aroclor 1242 (6)	6.726	1378912	549.538 ng/ml
26) Aroclor 1242 - AVE	0.000	0	N.D. ng/ml
27) Aroclor 1248 (1)	6.140	3673110	1079.281 ng/ml
28) Aroclor 1248 (2)	6.378	1694934	375.383 ng/ml
29) Aroclor 1248 (3)	6.601	2030611	389.091 ng/ml
30) Aroclor 1248 (4)	6.894	360212	62.051 ng/ml
31) Aroclor 1248 (5)	6.927	1303999	211.712 ng/ml
32) Aroclor 1248 (6)	7.414	2891877	846.217 ng/ml
33) Aroclor 1248 - AVE	0.000	0	N.D. ng/ml
34) Aroclor 1254 (1)	6.927	1303999	217.401 ng/ml
35) Aroclor 1254 (2)	7.037	1384461	189.976 ng/ml
36) Aroclor 1254 (3)	7.414	2891877	257.974 ng/ml
37) Aroclor 1254 (4)	7.574	377590	52.958 ng/ml
38) Aroclor 1254 (5)	7.954	3688363	481.573 ng/ml
39) Aroclor 1254 (6)	8.245	387378	155.331 ng/ml
40) Aroclor 1254 - AVE	0.000	0	N.D. ng/ml
41) Aroclor 1260 (1)	7.526	3947094	473.967 ng/ml
42) Aroclor 1260 (2)	7.660	4701688	460.842 ng/ml
43) Aroclor 1260 (3)	8.216	3728926	474.107 ng/ml
44) Aroclor 1260 (4)	8.386	9276004	498.215 ng/ml
45) Aroclor 1260 (5)	8.685	5793057	478.924 ng/ml
46) Aroclor 1260 (6)	9.076	2242413	438.433 ng/ml
47) Aroclor 1260 - AVE	0.000	0	N.D. ng/ml

Data Path : K:\DATA\0A07022\
 Data File : ECD2F029.D
 Signal(s) : ECD1A.CH
 Acq On : 07 Jan 2020 16:25
 Operator : MJB / KAK
 Sample : 0A07022-CCV3
 Misc :
 ALS Vial : 2 Sample Multiplier: 1

Integration File: PCB1.e
 Quant Time: Jan 07 17:22:01 2020
 Quant Method : K:\METHODS\FECD2_QUANTPCB_191203RT2.M
 Quant Title : PCB Data Analysis
 QLast Update : Wed Dec 04 15:29:22 2019
 Response via : Initial Calibration
 Integrator: ChemStation 6890 Scale Mode: Small noise peaks clipped

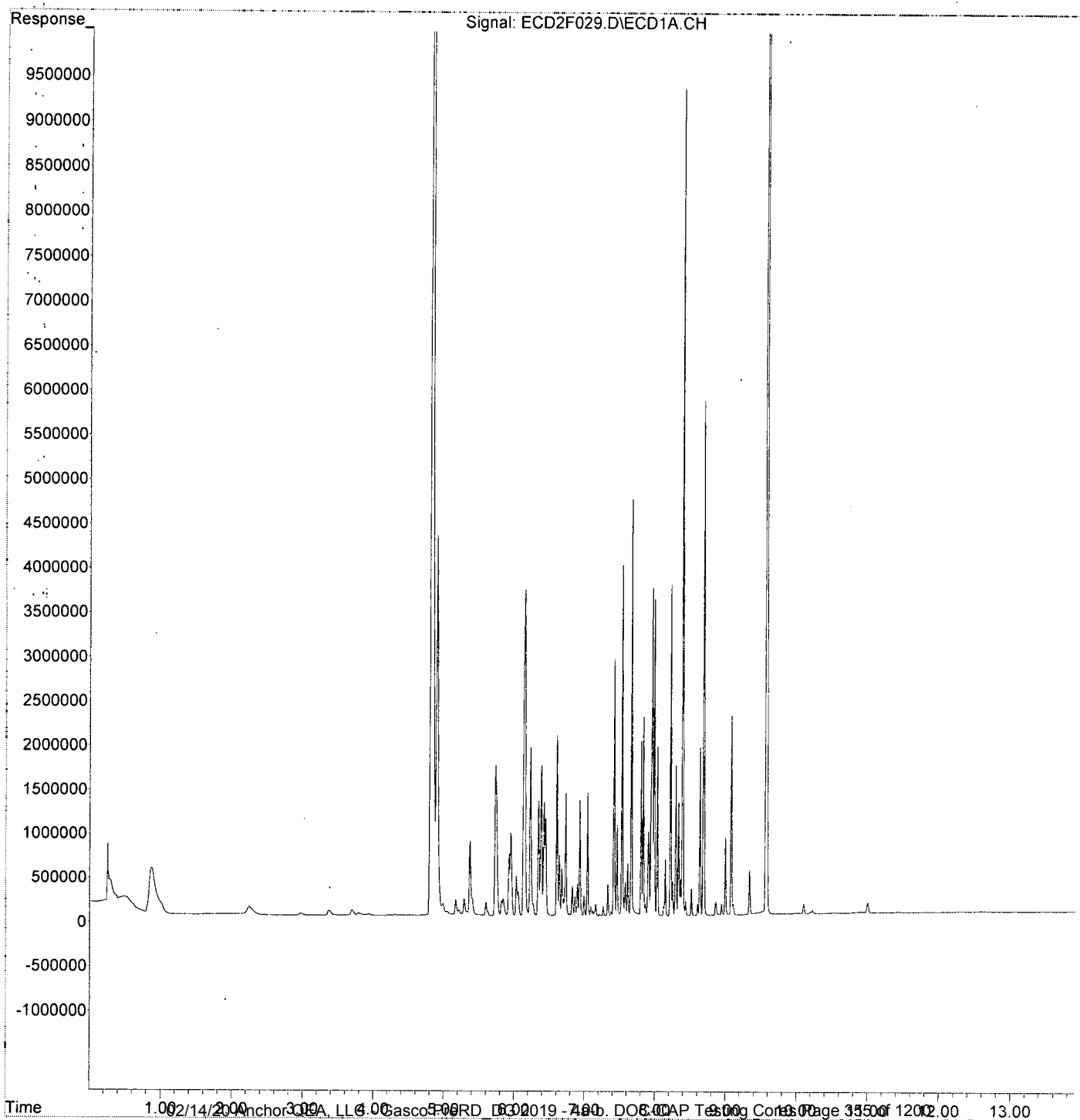
Compound	R.T.	Response	Conc Units
48) Aroclor 1262 (1)	7.660	4701688	584.321 ng/ml
49) Aroclor 1262 (2)	7.984	3566441	317.721 ng/ml
50) Aroclor 1262 (3)	8.216	3728926	384.230 ng/ml
51) Aroclor 1262 (4)	8.386	9276004	448.982 ng/ml
52) Aroclor 1262 (5)	8.685	5793057	442.814 ng/ml
53) Aroclor 1262 (6)	9.076	2242413	335.860 ng/ml
54) Aroclor 1262 - AVE	0.000	0	N.D. ng/ml
55) Aroclor 1268 (1)	8.216	3728926	730.555 ng/ml
56) Aroclor 1268 (2)	8.633	1890175	77.069 ng/ml
57) Aroclor 1268 (3)	8.685	5793057	283.776 ng/ml
58) Aroclor 1268 (4)	8.858	151506	7.910 ng/ml
59) Aroclor 1268 (5)	9.076	2242413	289.353 ng/ml
60) Aroclor 1268 (6)	9.336	506827	9.694 ng/ml
61) Aroclor 1268 - AVE	0.000	0	N.D. ng/ml

(f)=RT Delta > 1/2 Window

(m)=manual int.

Data Path : K:\DATA\0A07022\
Data File : ECD2F029.D
Signal(s) : ECD1A.CH
Acq On : 07 Jan 2020 16:25
Operator : MJB / KAK
Sample : 0A07022-CCV3
Misc :
ALS Vial : 2 Sample Multiplier: 1

Integration File: PCB1.e
Quant Time: Jan 07 17:22:01 2020
Quant Method : K:\METHODS\FECD2_QUANTPCB_191203RT2.M
Quant Title : PCB Data Analysis
QLast Update : Wed Dec 04 15:29:22 2019
Response via : Initial Calibration
Integrator: ChemStation 6890 Scale Mode: Small noise peaks clipped



Data Path : K:\DATA\0A07022\
 Data File : ECD2F030.D
 Signal(s) : ECD1A.CH
 Acq On : 07 Jan 2020 16:43
 Operator : MJB / KAK
 Sample : 0A07022-CCB3
 Misc :
 ALS Vial : 3 Sample Multiplier: 1

Integration File: PCB1.e
 Quant Time: Jan 07 17:22:35 2020
 Quant Method : K:\METHODS\FECD2_QUANTPCB_191203RT2.M
 Quant Title : PCB Data Analysis
 Last Update : Wed Dec 04 15:29:22 2019
 Response via : Initial Calibration
 Integrator: ChemStation 6890 Scale Mode: Small noise peaks clipped

[Handwritten signature]
 1/8/20
[Handwritten word]

Compound	R.T.	Response	Conc Units
System Monitoring Compounds			
1) S TCMX (S)	4.814	7164022	107.588 ng/ml
62) S DCBP (S)	9.572	10365660	92.820 ng/ml
Target Compounds			
2) Aroclor 1016 (1)	5.730	3587	0.960 ng/ml
3) Aroclor 1016 (2)	6.156	5744	0.798 ng/ml
4) Aroclor 1016 (3)	6.235	3762	0.947 ng/ml
5) Aroclor 1016 (4)	6.376	690	0.193 ng/ml
6) Aroclor 1016 (5)	6.607	2059	0.496 ng/ml
7) Aroclor 1016 (6)	6.730	1754	0.598 ng/ml
8) Aroclor 1016 - AVE	0.000	0	N.D. ng/ml
9) Aroclor 1221 (1)	5.168	11768	10.871 ng/ml
10) Aroclor 1221 (2)	5.286	13354	18.610 ng/ml
11) Aroclor 1221 (3)	5.384	11320	4.837 ng/ml
12) Aroclor 1221 - AVE	0.000	0	N.D. ng/ml
13) Aroclor 1232 (1)	5.384	11320	6.373 ng/ml
14) Aroclor 1232 (2)	6.156	5744	2.066 ng/ml
15) Aroclor 1232 (3)	6.235	3762	2.564 ng/ml
16) Aroclor 1232 (4)	6.376	690	0.605 ng/ml
17) Aroclor 1232 (5)	6.607	2059	1.434 ng/ml
18) Aroclor 1232 (6)	6.730	1754	1.464 ng/ml
19) Aroclor 1232 - AVE	0.000	0	N.D. ng/ml
20) Aroclor 1242 (1)	5.730	3587	1.351 ng/ml
21) Aroclor 1242 (2)	6.156	5744	1.107 ng/ml
22) Aroclor 1242 (3)	6.235	3762	1.334 ng/ml
23) Aroclor 1242 (4)	6.376	690	0.301 ng/ml
24) Aroclor 1242 (5)	6.607	2059	0.690 ng/ml
25) Aroclor 1242 (6)	6.730	1754	0.699 ng/ml
26) Aroclor 1242 - AVE	0.000	0	N.D. ng/ml
27) Aroclor 1248 (1)	6.156	5744	1.688 ng/ml
28) Aroclor 1248 (2)	6.376	690	0.153 ng/ml
29) Aroclor 1248 (3)	6.607	2059	0.395 ng/ml
30) Aroclor 1248 (4)	6.898	2389	0.411 ng/ml
31) Aroclor 1248 (5)	6.926	2407	0.391 ng/ml
32) Aroclor 1248 (6)	7.416	5072	1.484 ng/ml
33) Aroclor 1248 - AVE	0.000	0	N.D. ng/ml
34) Aroclor 1254 (1)	6.926	2407	0.401 ng/ml
35) Aroclor 1254 (2)	7.044	2530	0.347 ng/ml
36) Aroclor 1254 (3)	7.416	5072	0.452 ng/ml
37) Aroclor 1254 (4)	7.574	4542	0.637 ng/ml
38) Aroclor 1254 (5)	7.960	2078	0.271 ng/ml
39) Aroclor 1254 (6)	8.248	4557	1.827 ng/ml
40) Aroclor 1254 - AVE	0.000	0	N.D. ng/ml
41) Aroclor 1260 (1)	7.526	5330	0.640 ng/ml
42) Aroclor 1260 (2)	7.661	4746	0.465 ng/ml
43) Aroclor 1260 (3)	8.248	4557	0.579 ng/ml
44) Aroclor 1260 (4)	8.388	5868	0.315 ng/ml
45) Aroclor 1260 (5)	8.689	1269	0.105 ng/ml
46) Aroclor 1260 (6)	9.034	4716	0.922 ng/ml
47) Aroclor 1260 - AVE	0.000	0	N.D. ng/ml

Data Path : K:\DATA\0A07022\
 Data File : ECD2F030.D
 Signal(s) : ECD1A.CH
 Acq On : 07 Jan 2020 16:43
 Operator : MJB / KAK
 Sample : 0A07022-CCB3
 Misc :
 ALS Vial : 3 Sample Multiplier: 1

Integration File: PCB1.e
 Quant Time: Jan 07 17:22:35 2020
 Quant Method : K:\METHODS\FECD2_QUANTPCB_191203RT2.M
 Quant Title : PCB Data Analysis
 QLast Update : Wed Dec 04 15:29:22 2019
 Response via : Initial Calibration
 Integrator: ChemStation 6890 Scale Mode: Small noise peaks clipped

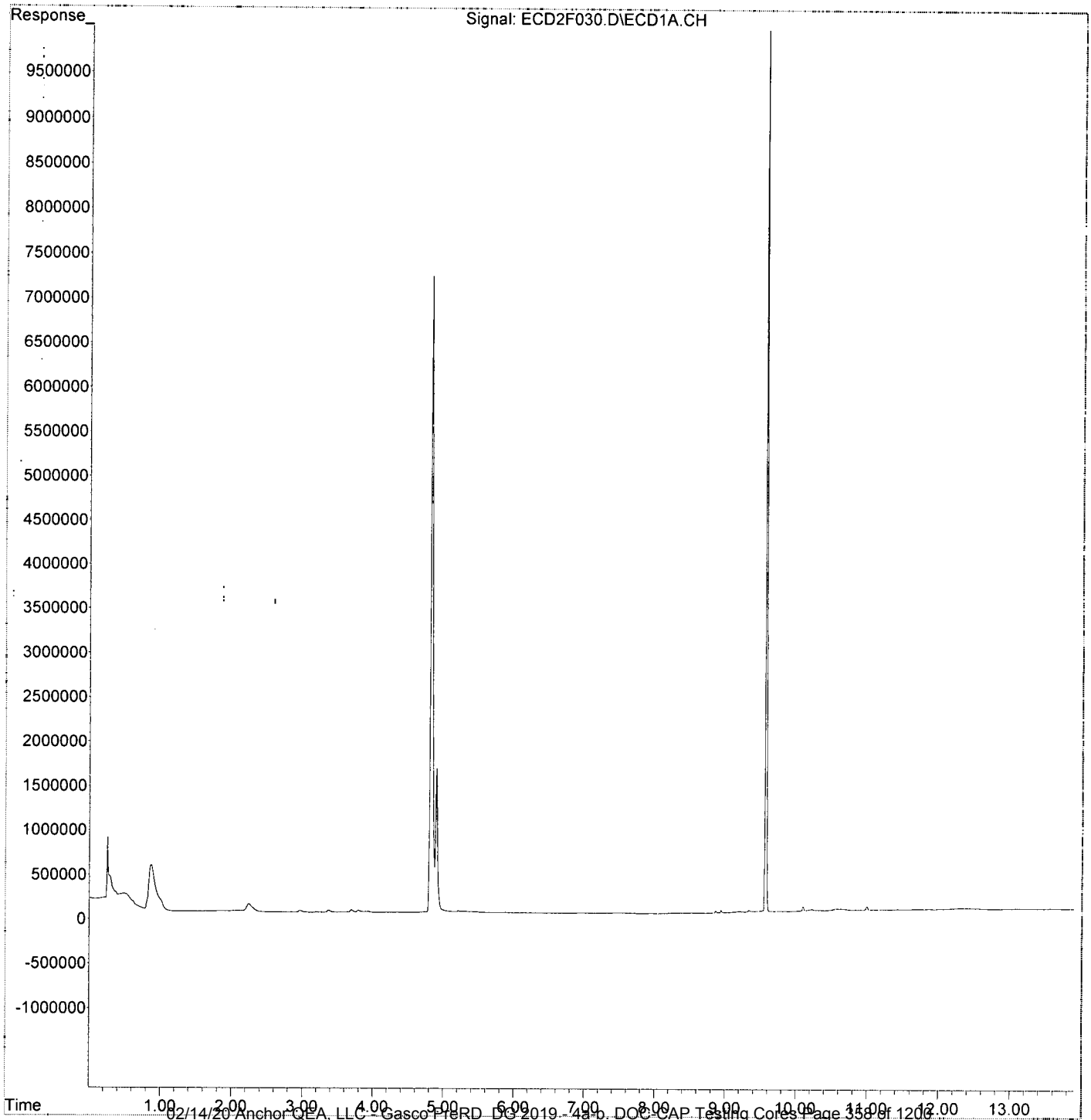
Compound	R.T.	Response	Conc Units
48) Aroclor 1262 (1)	7.661	4746	0.590 ng/ml
49) Aroclor 1262 (2)	7.984	964	0.086 ng/ml
50) Aroclor 1262 (3)	8.248	4557	0.470 ng/ml
51) Aroclor 1262 (4)	8.388	5868	0.284 ng/ml
52) Aroclor 1262 (5)	8.689	1269	0.097 ng/ml
53) Aroclor 1262 (6)	9.034	4716	0.706 ng/ml
54) Aroclor 1262 - AVE	0.000	0	N.D. ng/ml
55) Aroclor 1268 (1)	8.248	4557	0.893 ng/ml
56) Aroclor 1268 (2)	8.624	1026	0.042 ng/ml
57) Aroclor 1268 (3)	8.689	1269	0.062 ng/ml
58) Aroclor 1268 (4)	8.868	23305	1.217 ng/ml
59) Aroclor 1268 (5)	9.034	4716	0.608 ng/ml
60) Aroclor 1268 (6)	9.339	25116	0.480 ng/ml
61) Aroclor 1268 - AVE	0.000	0	N.D. ng/ml

(f)=RT Delta > 1/2 Window

(m)=manual int.

Data Path : K:\DATA\0A07022\
Data File : ECD2F030.D
Signal(s) : ECD1A.CH
Acq On : 07 Jan 2020 16:43
Operator : MJB / KAK
Sample : 0A07022-CCB3
Misc :
ALS Vial : 3 Sample Multiplier: 1

Integration File: PCB1.e
Quant Time: Jan 07 17:22:35 2020
Quant Method : K:\METHODS\FECD2_QUANTPCB_191203RT2.M
Quant Title : PCB Data Analysis
QLast Update : Wed Dec 04 15:29:22 2019
Response via : Initial Calibration
Integrator: ChemStation 6890 Scale Mode: Small noise peaks clipped



**Polychlorinated Biphenyls by EPA 8082A
Benchsheet & Analysis Sequence Data**

Sequence 0A08014 (A9J0599-45,46,47,48)



ELEMENT SEQUENCE LOG

Apex Laboratories

Sequence: **0A08014**

Instrument: **DUALECD2F**

Date: **01/08/20 07:15**

Calibration: **A9L0407**

#	Lab Number	Matrix	Analysis	Client	Due	Batch	ISTD ID	STD ID
1	0A08014-CCV1	Sediment	QC	QC				A19L338
2	0A08014-CCB1	Sediment	QC	QC				A19L339
3	0A08014-CCV2	Sediment	QC	QC				A19L338
4	0A08014-CCB2	Sediment	QC	QC				A19L339
5	A9J0599-45	Sediment	8082 PCBs - Low Level (30g/2mL)	Anchor QEA, LLC	01/09/20	9121399		
6	0A08014-IBL1	Sediment	QC	QC				
7	A9J0599-46	Sediment	8082 PCBs - Low Level (30g/2mL)	Anchor QEA, LLC	01/09/20	9121399		
8	0A08014-IBL2	Sediment	QC	QC				
9	A9J0599-47	Sediment	8082 PCBs - Low Level (30g/2mL)	Anchor QEA, LLC	01/09/20	9121399		
10	0A08014-IBL3	Sediment	QC	QC				
11	A9J0599-48	Sediment	8082 PCBs - Low Level (30g/2mL)	Anchor QEA, LLC	01/09/20	9121399		
12	0A08014-IBL4	Sediment	QC	QC				
13	A9J0716-25	Sediment	8082 PCBs - Low Level (30g/2mL)	Anchor QEA, LLC	01/09/20	9121399		
14	0A08014-IBL5	Sediment	QC	QC				
15	A9J0716-26	Sediment	8082 PCBs - Low Level (30g/2mL)	Anchor QEA, LLC	01/09/20	9121399		
16	0A08014-IBL6	Sediment	QC	QC				
17	A9J0716-27	Sediment	8082 PCBs - Low Level (30g/2mL)	Anchor QEA, LLC	01/09/20	9121399		
18	0A08014-IBL7	Sediment	QC	QC				
19	0A08014-CCV3	Sediment	QC	QC				A19L338
20	0A08014-CCB3	Sediment	QC	QC				A19L339

Data Entered By: *WZ* 1/10/20

Comments:

Data Reviewed By: *WZ* 1/13/20 Anchor QEA, LLC - Gasco PreRD_DG 2019 - 4a-b. DOC-CAP Testing Cores Page 360 of 1200

TOTAL AROCLOR AVERAGE RESULTS

The average result for the 1016 and 1260 selected peaks are reported here to facilitate data entry and review. Averages are done on all individual peaks and must be for matrix spikes if all peaks are not used in the average.

0A08014-CCV1

Aroclor 1016

<u>Peak</u>	<u>Initial Res</u>
1016 (1)	559.87
1016 (2)	603.96
1016 (3)	592.04
1016 (4)	545.18
1016 (5)	567.19
1016 (6)	569.42
Average:	572.94

Aroclor 1260

<u>Peak</u>	<u>Initial Res</u>
1260 (1)	545.45
1260 (2)	556.42
1260 (3)	535.97
1260 (4)	544.66
1260 (5)	529.39
1260 (6)	485.71
Average:	532.93

0A08014-CCV2

Aroclor 1016

<u>Peak</u>	<u>Initial Res</u>
1016 (1)	554.61
1016 (2)	557.59
1016 (3)	533.69
1016 (4)	537.19
1016 (5)	522.40
1016 (6)	538.27
Average:	540.63

Aroclor 1260

<u>Peak</u>	<u>Initial Res</u>
1260 (1)	536.07
1260 (2)	517.65
1260 (3)	534.90
1260 (4)	522.50
1260 (5)	533.63
1260 (6)	489.05
Average:	522.30

TOTAL AROCLOR AVERAGE RESULTS

The average result for the 1016 and 1260 selected peaks are reported here to facilitate data entry and review. Averages are done on all individual peaks and must be for matrix spikes if all peaks are not used in the average.

0A08014-CCV3

Aroclor 1016

<u>Peak</u>	<u>Initial Res</u>
1016 (1)	538.56
1016 (2)	595.00
1016 (3)	567.38
1016 (4)	576.23
1016 (5)	566.89
1016 (6)	587.25
Average:	571.89

Aroclor 1260

<u>Peak</u>	<u>Initial Res</u>
1260 (1)	581.22
1260 (2)	591.92
1260 (3)	560.25
1260 (4)	599.04
1260 (5)	602.35
1260 (6)	552.55
Average:	581.22

Data Path : K:\DATA\0A08014\
 Data File : ECD2F004.D
 Signal(s) : ECD1A.CH
 Acq On : 08 Jan 2020 10:36
 Operator : MJB / KAK
 Sample : 0A08014-CCV1
 Misc :
 ALS Vial : 2 Sample Multiplier: 1

Integration File: PCB1.e
 Quant Time: Jan 09 15:42:24 2020
 Quant Method: K:\METHODS\FECD2_QUANTPCB_191203RT2.M
 Quant Title: PCB Data Analysis
 Last Update: Wed Dec 04 15:29:22 2019
 Response via: Initial Calibration
 Integrator: ChemStation 6890 Scale Mode: Small noise peaks clipped

[Handwritten Signature]
 1/9/20

Compound	R.T.	Response	Conc	Units
System Monitoring Compounds				
1) S TCMX (S)	4.814	21494254	322.796	ng/ml
62) S DCBP (S)	9.572	29960278	268.281	ng/ml
Target Compounds				
2) Aroclor 1016 (1)	5.730	2092771	559.870	ng/ml
3) Aroclor 1016 (2)	6.142	4344811	603.957	ng/ml
4) Aroclor 1016 (3)	6.224	2352151	592.045	ng/ml
5) Aroclor 1016 (4)	6.380	1950317	545.184	ng/ml
6) Aroclor 1016 (5)	6.602	2354683	567.190	ng/ml
7) Aroclor 1016 (6)	6.727	1670251	569.424	ng/ml
8) Aroclor 1016 - AVE	0.000	0	N.D.	ng/ml
9) Aroclor 1221 (1)	5.167	197939	182.865	ng/ml
10) Aroclor 1221 (2)	5.288	219920	306.479	ng/ml
11) Aroclor 1221 (3)	5.368	995381	425.356	ng/ml
12) Aroclor 1221 - AVE	0.000	0	N.D.	ng/ml
13) Aroclor 1232 (1)	5.368	995381	560.408	ng/ml
14) Aroclor 1232 (2)	6.142	4344811	1562.779	ng/ml
15) Aroclor 1232 (3)	6.224	2352151	1603.439	ng/ml
16) Aroclor 1232 (4)	6.380	1950317	1711.758	ng/ml
17) Aroclor 1232 (5)	6.602	2354683	1639.775	ng/ml
18) Aroclor 1232 (6)	6.727	1670251	1394.058	ng/ml
19) Aroclor 1232 - AVE	0.000	0	N.D.	ng/ml
20) Aroclor 1242 (1)	5.730	2092771	787.934	ng/ml
21) Aroclor 1242 (2)	6.142	4344811	837.621	ng/ml
22) Aroclor 1242 (3)	6.224	2352151	834.046	ng/ml
23) Aroclor 1242 (4)	6.380	1950317	851.972	ng/ml
24) Aroclor 1242 (5)	6.602	2354683	788.916	ng/ml
25) Aroclor 1242 (6)	6.727	1670251	665.645	ng/ml
26) Aroclor 1242 - AVE	0.000	0	N.D.	ng/ml
27) Aroclor 1248 (1)	6.142	4344811	1276.648	ng/ml
28) Aroclor 1248 (2)	6.380	1950317	431.943	ng/ml
29) Aroclor 1248 (3)	6.602	2354683	451.187	ng/ml
30) Aroclor 1248 (4)	6.895	455331	78.436	ng/ml
31) Aroclor 1248 (5)	6.928	1566327	254.303	ng/ml
32) Aroclor 1248 (6)	7.415	3456485	1011.432	ng/ml
33) Aroclor 1248 - AVE	0.000	0	N.D.	ng/ml
34) Aroclor 1254 (1)	6.928	1566327	261.136	ng/ml
35) Aroclor 1254 (2)	7.038	1664781	228.441	ng/ml
36) Aroclor 1254 (3)	7.415	3456485	308.340	ng/ml
37) Aroclor 1254 (4)	7.575	468542	65.714	ng/ml
38) Aroclor 1254 (5)	7.954	4372992	570.962	ng/ml
39) Aroclor 1254 (6)	8.246	473599	189.904	ng/ml
40) Aroclor 1254 - AVE	0.000	0	N.D.	ng/ml
41) Aroclor 1260 (1)	7.528	4542399	545.451	ng/ml
42) Aroclor 1260 (2)	7.661	5676796	556.418	ng/ml
43) Aroclor 1260 (3)	8.217	4215528	535.975	ng/ml
44) Aroclor 1260 (4)	8.387	10140807	544.664	ng/ml
45) Aroclor 1260 (5)	8.686	6403455	529.387	ng/ml
46) Aroclor 1260 (6)	9.076	2484214	485.710	ng/ml
47) Aroclor 1260 - AVE	0.000	0	N.D.	ng/ml

Data Path : K:\DATA\0A08014\
 Data File : ECD2F004.D
 Signal(s) : ECD1A.CH
 Acq On : 08 Jan 2020 10:36
 Operator : MJB / KAK
 Sample : 0A08014-CCV1
 Misc :
 ALS Vial : 2 Sample Multiplier: 1

Integration File: PCB1.e
 Quant Time: Jan 09 15:42:24 2020
 Quant Method : K:\METHODS\FECD2_QUANTPCB_191203RT2.M
 Quant Title : PCB Data Analysis
 QLast Update : Wed Dec 04 15:29:22 2019
 Response via : Initial Calibration
 Integrator: ChemStation 6890 Scale Mode: Small noise peaks clipped

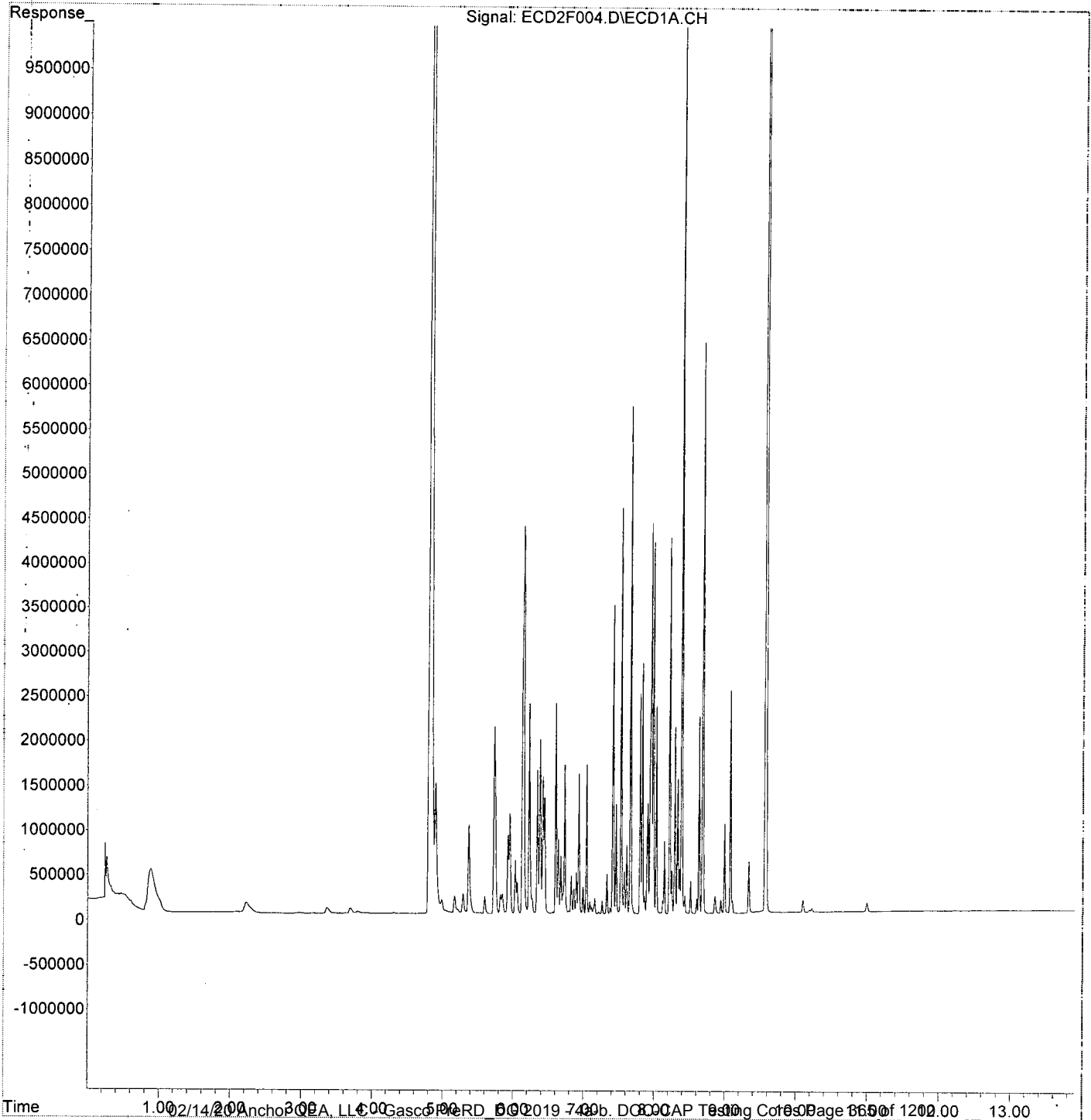
Compound	R.T.	Response	Conc	Units
48) Aroclor 1262 (1)	7.661	5676796	705.506	ng/ml
49) Aroclor 1262 (2)	7.985	4164902	371.036	ng/ml
50) Aroclor 1262 (3)	8.217	4215528	434.370	ng/ml
51) Aroclor 1262 (4)	8.387	10140807	490.840	ng/ml
52) Aroclor 1262 (5)	8.686	6403455	489.472	ng/ml
53) Aroclor 1262 (6)	9.076	2484214	372.076	ng/ml
54) Aroclor 1262 - AVE	0.000	0	N.D.	ng/ml
55) Aroclor 1268 (1)	8.217	4215528	825.888	ng/ml
56) Aroclor 1268 (2)	8.634	2199755	89.692	ng/ml
57) Aroclor 1268 (3)	8.686	6403455	313.677	ng/ml
58) Aroclor 1268 (4)	8.861	189135	9.875	ng/ml
59) Aroclor 1268 (5)	9.076	2484214	320.555	ng/ml
60) Aroclor 1268 (6)	9.336	574562	10.989	ng/ml
61) Aroclor 1268 - AVE	0.000	0	N.D.	ng/ml

(f)=RT Delta > 1/2 Window

(m)=manual int.

Data Path : K:\DATA\0A08014\
Data File : ECD2F004.D
Signal(s) : ECD1A.CH
Acq On : 08 Jan 2020 10:36
Operator : MJB / KAK
Sample : 0A08014-CCV1
Misc :
ALS Vial : 2 Sample Multiplier: 1

Integration File: PCB1.e
Quant Time: Jan 09 15:42:24 2020
Quant Method : K:\METHODS\FECD2_QUANTPCB_191203RT2.M
Quant Title : PCB Data Analysis
QLast Update : Wed Dec 04 15:29:22 2019
Response via : Initial Calibration
Integrator: ChemStation 6890 Scale Mode: Small noise peaks clipped



Data Path : K:\DATA\0A08014\
 Data File : ECD2F005.D
 Signal(s) : ECD1A.CH
 Acq On : 08 Jan 2020 10:54
 Operator : MJB / KAK
 Sample : 0A08014-CCB1
 Misc :
 ALS Vial : 3 Sample Multiplier: 1

Integration File: PCB1.e
 Quant Time: Jan 09 15:42:46 2020
 Quant Method : K:\METHODS\FECD2_QUANTPCB_191203RT2.M
 Quant Title : PCB Data Analysis
 QLast Update : Wed Dec 04 15:29:22 2019
 Response via: Initial Calibration
 Integrator: ChemStation 6890 Scale Mode: Small noise peaks clipped

1/9/20
Clean

Compound	R.T.	Response	Conc Units
System Monitoring Compounds			
1) S TCMX (S)	4.814	7411106	111.298 ng/ml
62) S DCBP (S)	9.571	11104935	99.440 ng/ml

Compound	R.T.	Response	Conc Units
Target Compounds			
2) Aroclor 1016 (1)	5.727	2235	0.598 ng/ml
3) Aroclor 1016 (2)	6.159	2350	0.327 ng/ml
4) Aroclor 1016 (3)	6.217	841	0.212 ng/ml
5) Aroclor 1016 (4)	6.385	624	0.174 ng/ml
6) Aroclor 1016 (5)	6.595	1070	0.258 ng/ml
7) Aroclor 1016 (6)	6.733	1073	0.366 ng/ml
8) Aroclor 1016 - AVE	0.000	0	N.D. ng/ml
9) Aroclor 1221 (1)	5.167	12043	11.126 ng/ml
10) Aroclor 1221 (2)	5.296	11912	16.600 ng/ml
11) Aroclor 1221 (3)	5.368	11177	4.776 ng/ml
12) Aroclor 1221 - AVE	0.000	0	N.D. ng/ml
13) Aroclor 1232 (1)	5.368	11177	6.293 ng/ml
14) Aroclor 1232 (2)	6.159	2350	0.845 ng/ml
15) Aroclor 1232 (3)	6.217	841	0.573 ng/ml
16) Aroclor 1232 (4)	6.385	624	0.548 ng/ml
17) Aroclor 1232 (5)	6.595	1070	0.745 ng/ml
18) Aroclor 1232 (6)	6.733	1073	0.896 ng/ml
19) Aroclor 1232 - AVE	0.000	0	N.D. ng/ml
20) Aroclor 1242 (1)	5.727	2235	0.842 ng/ml
21) Aroclor 1242 (2)	6.159	2350	0.453 ng/ml
22) Aroclor 1242 (3)	6.217	841	0.298 ng/ml
23) Aroclor 1242 (4)	6.385	624	0.273 ng/ml
24) Aroclor 1242 (5)	6.595	1070	0.358 ng/ml
25) Aroclor 1242 (6)	6.733	1073	0.428 ng/ml
26) Aroclor 1242 - AVE	0.000	0	N.D. ng/ml
27) Aroclor 1248 (1)	6.159	2350	0.691 ng/ml
28) Aroclor 1248 (2)	6.385	624	0.138 ng/ml
29) Aroclor 1248 (3)	6.595	1070	0.205 ng/ml
30) Aroclor 1248 (4)	6.901	1250	0.215 ng/ml
31) Aroclor 1248 (5)	6.934	1364	0.221 ng/ml
32) Aroclor 1248 (6)	7.420	3092	0.905 ng/ml
33) Aroclor 1248 - AVE	0.000	0	N.D. ng/ml
34) Aroclor 1254 (1)	6.934	1364	0.227 ng/ml
35) Aroclor 1254 (2)	7.036	1223	0.168 ng/ml
36) Aroclor 1254 (3)	7.420	3092	0.276 ng/ml
37) Aroclor 1254 (4)	7.573	3251	0.456 ng/ml
38) Aroclor 1254 (5)	7.964	2321	0.303 ng/ml
39) Aroclor 1254 (6)	8.243	407	0.163 ng/ml
40) Aroclor 1254 - AVE	0.000	0	N.D. ng/ml
41) Aroclor 1260 (1)	7.529	4105	0.493 ng/ml
42) Aroclor 1260 (2)	7.662	2885	0.283 ng/ml
43) Aroclor 1260 (3)	8.214	837	0.106 ng/ml
44) Aroclor 1260 (4)	8.385	4133	0.222 ng/ml
45) Aroclor 1260 (5)	8.683	1841	0.152 ng/ml
46) Aroclor 1260 (6)	9.079	1608	0.314 ng/ml
47) Aroclor 1260 - AVE	0.000	0	N.D. ng/ml

Data Path : K:\DATA\0A08014\
 Data File : ECD2F005.D
 Signal(s) : ECD1A.CH
 Acq On : 08 Jan 2020 10:54
 Operator : MJB / KAK
 Sample : 0A08014-CCB1
 Misc :
 ALS Vial : 3 Sample Multiplier: 1

Integration File: PCB1.e
 Quant Time: Jan 09 15:42:46 2020
 Quant Method : K:\METHODS\FECD2_QUANTPCB_191203RT2.M
 Quant Title : PCB Data Analysis
 QLast Update : Wed Dec 04 15:29:22 2019
 Response via : Initial Calibration
 Integrator: ChemStation 6890 Scale Mode: Small noise peaks clipped

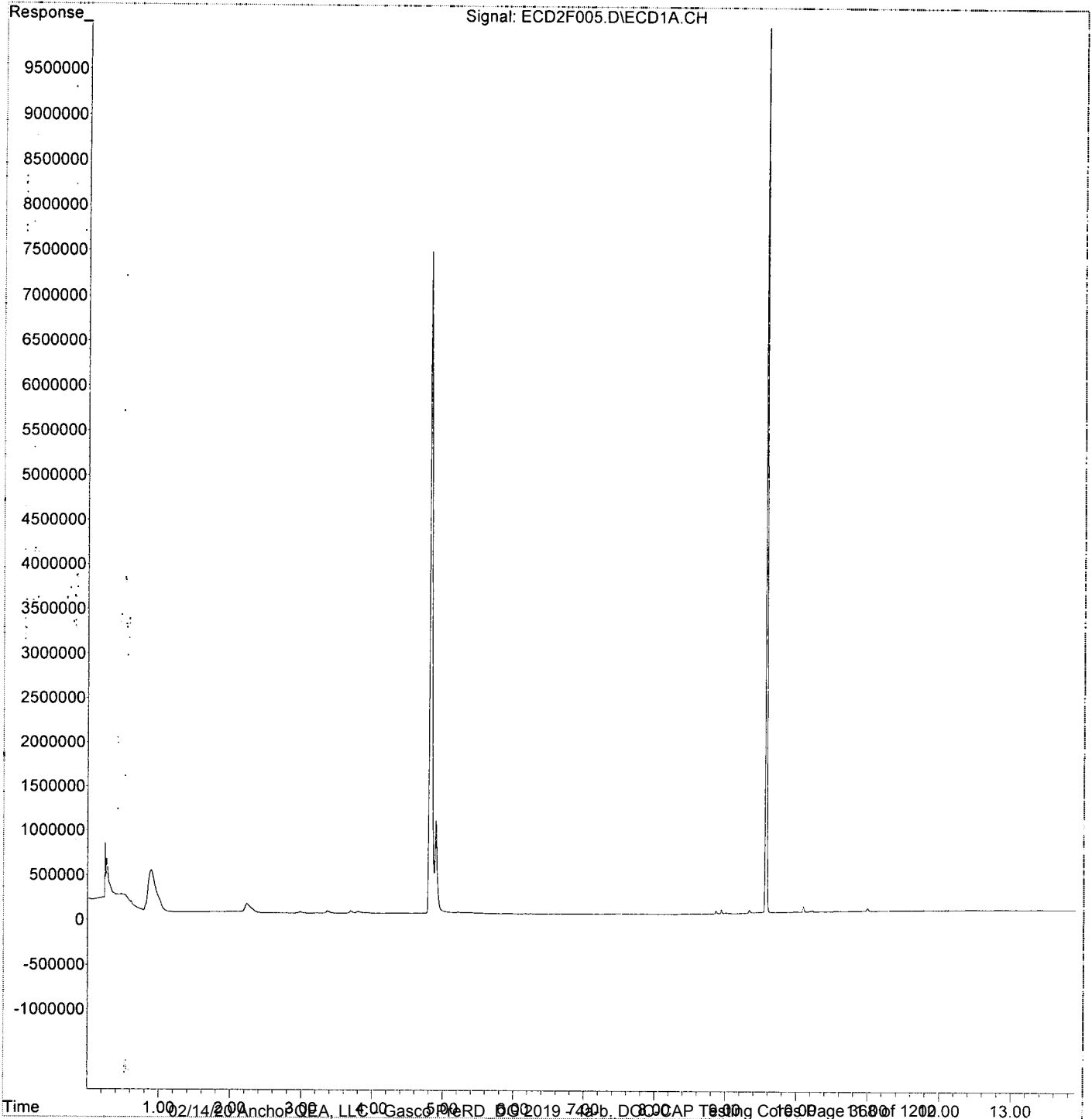
Compound	R.T.	Response	Conc Units
48) Aroclor 1262 (1)	7.662	2885	0.359 ng/ml
49) Aroclor 1262 (2)	7.983	1443	0.129 ng/ml
50) Aroclor 1262 (3)	8.214	837	0.086 ng/ml
51) Aroclor 1262 (4)	8.385	4133	0.200 ng/ml
52) Aroclor 1262 (5)	8.683	1841	0.141 ng/ml
53) Aroclor 1262 (6)	9.079	1608	0.241 ng/ml
54) Aroclor 1262 - AVE	0.000	0	N.D. ng/ml
55) Aroclor 1268 (1)	8.214	837	0.164 ng/ml
56) Aroclor 1268 (2)	8.636	605	0.025 ng/ml
57) Aroclor 1268 (3)	8.683	1841	0.090 ng/ml
58) Aroclor 1268 (4)	8.866	37028	1.933 ng/ml
59) Aroclor 1268 (5)	9.079	1608	0.208 ng/ml
60) Aroclor 1268 (6)	9.338	36528	0.699 ng/ml
61) Aroclor 1268 - AVE	0.000	0	N.D. ng/ml

(f)=RT Delta > 1/2 Window

(m)=manual int.

Data Path : K:\DATA\0A08014\
Data File : ECD2F005.D
Signal(s) : ECD1A.CH
Acq On : 08 Jan 2020 10:54
Operator : MJB / KAK
Sample : 0A08014-CCB1
Misc :
ALS Vial : 3 Sample Multiplier: 1

Integration File: PCB1.e
Quant Time: Jan 09 15:42:46 2020
Quant Method : K:\METHODS\FECD2_QUANTPCB_191203RT2.M
Quant Title : PCB Data Analysis
QLast Update : Wed Dec 04 15:29:22 2019
Response via : Initial Calibration
Integrator: ChemStation 6890 Scale Mode: Small noise peaks clipped



Data Path : K:\DATA\0A08014\
 Data File : ECD2F007.D
 Signal(s) : ECD1A.CH
 Acq On : 08 Jan 2020 11:58
 Operator : MJB / KAK
 Sample : 0A08014-CCV2
 Misc :
 ALS Vial : 2 Sample Multiplier: 1

Integration File: PCB1.e
 Quant Time: Jan 09 15:43:07 2020
 Quant Method: K:\METHODS\FECD2_QUANTPCB_191203RT2.M
 Quant Title: PCB Data Analysis
 Last Update: Wed Dec 04 15:29:22 2019
 Response via: Initial Calibration
 Integrator: ChemStation 6890 Scale Mode: Small noise peaks clipped

Handwritten: 1/9/20

Compound	R.T.	Response	Conc	Units
System Monitoring Compounds				
1) S TCMX (S)	4.812	19498039	292.817	ng/ml
62) S DCBP (S)	9.568	29625601	265.284	ng/ml
Target Compounds				
2) Aroclor 1016 (1)	5.727	2073096	554.606	ng/ml
3) Aroclor 1016 (2)	6.142	4011282	557.594	ng/ml
4) Aroclor 1016 (3)	6.222	2120316	533.691	ng/ml
5) Aroclor 1016 (4)	6.379	1921731	537.193	ng/ml
6) Aroclor 1016 (5)	6.600	2168735	522.400	ng/ml
7) Aroclor 1016 (6)	6.725	1578869	538.270	ng/ml
8) Aroclor 1016 - AVE	0.000	0	N.D.	ng/ml
9) Aroclor 1221 (1)	5.166	196121	181.185	ng/ml
10) Aroclor 1221 (2)	5.286	213607	297.681	ng/ml
11) Aroclor 1221 (3)	5.367	950024	405.974	ng/ml
12) Aroclor 1221 - AVE	0.000	0	N.D.	ng/ml
13) Aroclor 1232 (1)	5.367	950024	534.872	ng/ml
14) Aroclor 1232 (2)	6.142	4011282	1442.812	ng/ml
15) Aroclor 1232 (3)	6.222	2120316	1445.400	ng/ml
16) Aroclor 1232 (4)	6.379	1921731	1686.669	ng/ml
17) Aroclor 1232 (5)	6.600	2168735	1510.283	ng/ml
18) Aroclor 1232 (6)	6.725	1578869	1317.787	ng/ml
19) Aroclor 1232 - AVE	0.000	0	N.D.	ng/ml
20) Aroclor 1242 (1)	5.727	2073096	780.526	ng/ml
21) Aroclor 1242 (2)	6.142	4011282	773.321	ng/ml
22) Aroclor 1242 (3)	6.222	2120316	751.840	ng/ml
23) Aroclor 1242 (4)	6.379	1921731	839.484	ng/ml
24) Aroclor 1242 (5)	6.600	2168735	726.616	ng/ml
25) Aroclor 1242 (6)	6.725	1578869	629.226	ng/ml
26) Aroclor 1242 - AVE	0.000	0	N.D.	ng/ml
27) Aroclor 1248 (1)	6.142	4011282	1178.647	ng/ml
28) Aroclor 1248 (2)	6.379	1921731	425.612	ng/ml
29) Aroclor 1248 (3)	6.600	2168735	415.557	ng/ml
30) Aroclor 1248 (4)	6.894	424198	73.073	ng/ml
31) Aroclor 1248 (5)	6.927	1412550	229.336	ng/ml
32) Aroclor 1248 (6)	7.413	3401724	995.408	ng/ml
33) Aroclor 1248 - AVE	0.000	0	N.D.	ng/ml
34) Aroclor 1254 (1)	6.927	1412550	235.499	ng/ml
35) Aroclor 1254 (2)	7.037	1571113	215.588	ng/ml
36) Aroclor 1254 (3)	7.413	3401724	303.455	ng/ml
37) Aroclor 1254 (4)	7.573	454203	63.703	ng/ml
38) Aroclor 1254 (5)	7.953	4252383	555.215	ng/ml
39) Aroclor 1254 (6)	8.244	464947	186.435	ng/ml
40) Aroclor 1254 - AVE	0.000	0	N.D.	ng/ml
41) Aroclor 1260 (1)	7.526	4464316	536.074	ng/ml
42) Aroclor 1260 (2)	7.659	5281314	517.654	ng/ml
43) Aroclor 1260 (3)	8.214	4207104	534.904	ng/ml
44) Aroclor 1260 (4)	8.384	9728205	522.503	ng/ml
45) Aroclor 1260 (5)	8.683	6454723	533.626	ng/ml
46) Aroclor 1260 (6)	9.073	2501318	489.054	ng/ml
47) Aroclor 1260 - AVE	0.000	0	N.D.	ng/ml

Data Path : K:\DATA\0A08014\
 Data File : ECD2F007.D
 Signal(s) : ECD1A.CH
 Acq On : 08 Jan 2020 11:58
 Operator : MJB / KAK
 Sample : 0A08014-CCV2
 Misc :
 ALS Vial : 2 Sample Multiplier: 1

Integration File: PCB1.e
 Quant Time: Jan 09 15:43:07 2020
 Quant Method : K:\METHODS\FECD2_QUANTPCB_191203RT2.M
 Quant Title : PCB Data Analysis
 QLast Update : Wed Dec 04 15:29:22 2019
 Response via : Initial Calibration
 Integrator: ChemStation 6890 Scale Mode: Small noise peaks clipped

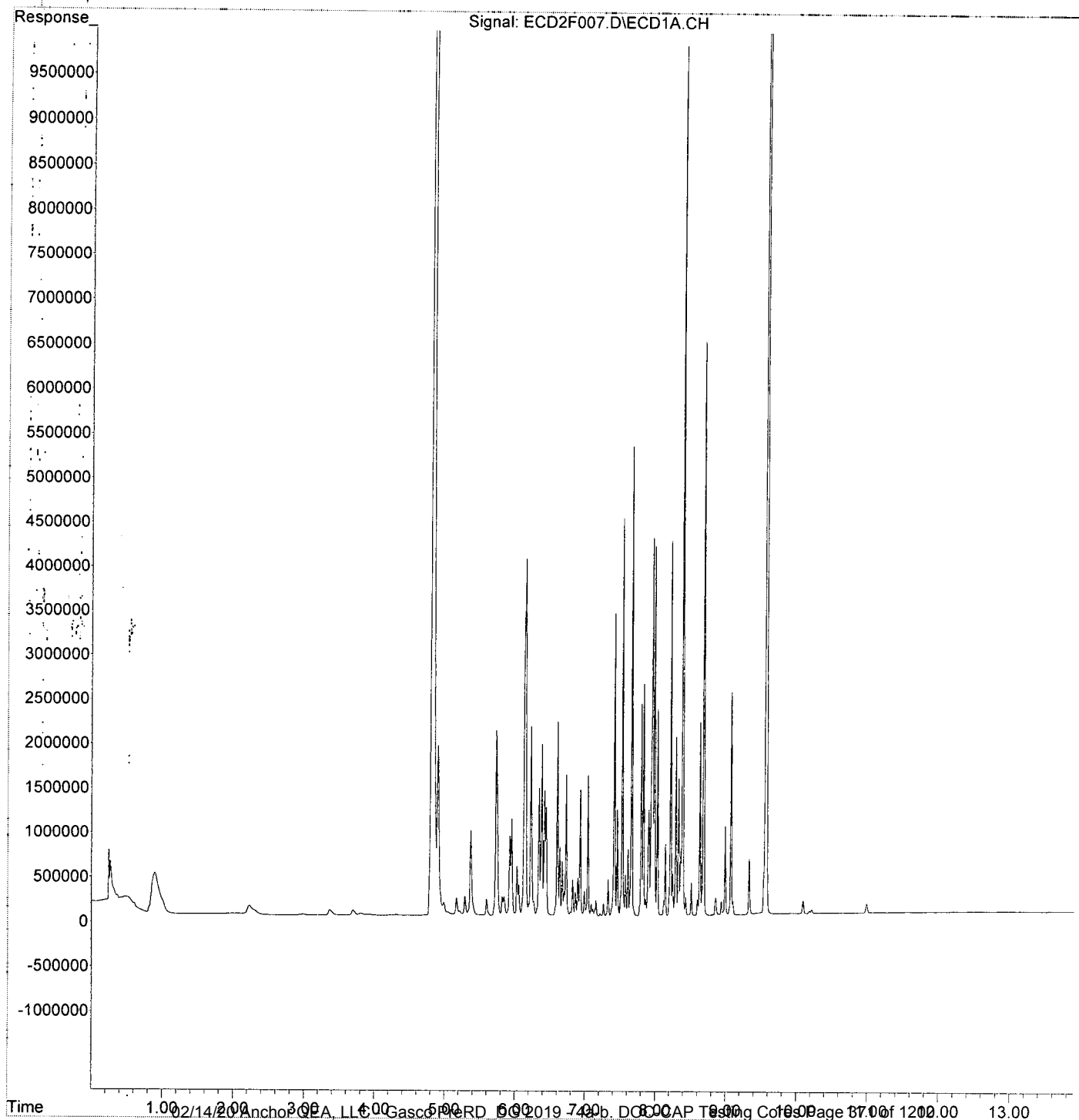
Compound	R.T.	Response	Conc Units
48) Aroclor 1262 (1)	7.659	5281314	656.356 ng/ml
49) Aroclor 1262 (2)	7.982	4149275	369.644 ng/ml
50) Aroclor 1262 (3)	8.214	4207104	433.502 ng/ml
51) Aroclor 1262 (4)	8.384	9728205	470.869 ng/ml
52) Aroclor 1262 (5)	8.683	6454723	493.391 ng/ml
53) Aroclor 1262 (6)	9.073	2501318	374.637 ng/ml
54) Aroclor 1262 - AVE	0.000	0	N.D. ng/ml
55) Aroclor 1268 (1)	8.214	4207104	824.238 ng/ml
56) Aroclor 1268 (2)	8.631	2167687	88.385 ng/ml
57) Aroclor 1268 (3)	8.683	6454723	316.188 ng/ml
58) Aroclor 1268 (4)	8.857	195379	10.201 ng/ml
59) Aroclor 1268 (5)	9.073	2501318	322.762 ng/ml
60) Aroclor 1268 (6)	9.331	621214	11.882 ng/ml
61) Aroclor 1268 - AVE	0.000	0	N.D. ng/ml

(f)=RT Delta > 1/2 Window

(m)=manual int.

Data Path : K:\DATA\0A08014\
Data File : ECD2F007.D
Signal(s) : ECD1A.CH
Acq On : 08 Jan 2020 11:58
Operator : MJB / KAK
Sample : 0A08014-CCV2
Misc :
ALS Vial : 2 Sample Multiplier: 1

Integration File: PCB1.e
Quant Time: Jan 09 15:43:07 2020
Quant Method : K:\METHODS\FECD2_QUANTPCB_191203RT2.M
Quant Title : PCB Data Analysis
QLast Update : Wed Dec 04 15:29:22 2019
Response via : Initial Calibration
Integrator: ChemStation 6890 Scale Mode: Small noise peaks clipped



Data Path : K:\DATA\0A08014\
 Data File : ECD2F008.D
 Signal(s) : ECD1A.CH
 Acq On : 08 Jan 2020 12:16
 Operator : MJB / KAK
 Sample : 0A08014-CCB2
 Misc :
 ALS Vial : 3 Sample Multiplier: 1

Integration File: PCB1.e
 Quant Time: Jan 09 15:43:27 2020
 Quant Method: K:\METHODS\FECD2_QUANTPCB_191203RT2.M
 Quant Title : PCB Data Analysis
 Last Update: Wed Dec 04 15:29:22 2019
 Response via: Initial Calibration
 Integrator: ChemStation 6890 Scale Mode: Small noise peaks clipped

*1/9/20
Clean*

Compound	R.T.	Response	Conc Units
System Monitoring Compounds			
1) S TCMX (S)	4.812	8210987	123.311 ng/ml
62) S DCBP (S)	9.565	12041689	107.828 ng/ml
Target Compounds			
2) Aroclor 1016 (1)	5.732	1747	0.467 ng/ml
3) Aroclor 1016 (2)	6.140	3284	0.456 ng/ml
4) Aroclor 1016 (3)	6.234	2398	0.604 ng/ml
5) Aroclor 1016 (4)	6.386	611	0.171 ng/ml
6) Aroclor 1016 (5)	6.603	1618	0.390 ng/ml
7) Aroclor 1016 (6)	6.730	1286	0.438 ng/ml
8) Aroclor 1016 - AVE	0.000	0	N.D. ng/ml
9) Aroclor 1221 (1)	5.176	10913	10.082 ng/ml
10) Aroclor 1221 (2)	5.287	11665	16.257 ng/ml
11) Aroclor 1221 (3)	5.364	9937	4.246 ng/ml
12) Aroclor 1221 - AVE	0.000	0	N.D. ng/ml
13) Aroclor 1232 (1)	5.364	9937	5.594 ng/ml
14) Aroclor 1232 (2)	6.140	3284	1.181 ng/ml
15) Aroclor 1232 (3)	6.234	2398	1.635 ng/ml
16) Aroclor 1232 (4)	6.386	611	0.536 ng/ml
17) Aroclor 1232 (5)	6.603	1618	1.127 ng/ml
18) Aroclor 1232 (6)	6.730	1286	1.073 ng/ml
19) Aroclor 1232 - AVE	0.000	0	N.D. ng/ml
20) Aroclor 1242 (1)	5.732	1747	0.658 ng/ml
21) Aroclor 1242 (2)	6.140	3284	0.633 ng/ml
22) Aroclor 1242 (3)	6.234	2398	0.850 ng/ml
23) Aroclor 1242 (4)	6.386	611	0.267 ng/ml
24) Aroclor 1242 (5)	6.603	1618	0.542 ng/ml
25) Aroclor 1242 (6)	6.730	1286	0.513 ng/ml
26) Aroclor 1242 - AVE	0.000	0	N.D. ng/ml
27) Aroclor 1248 (1)	6.140	3284	0.965 ng/ml
28) Aroclor 1248 (2)	6.386	611	0.135 ng/ml
29) Aroclor 1248 (3)	6.603	1618	0.310 ng/ml
30) Aroclor 1248 (4)	6.901	1346	0.232 ng/ml
31) Aroclor 1248 (5)	6.927	1535	0.249 ng/ml
32) Aroclor 1248 (6)	7.415	5746	1.682 ng/ml
33) Aroclor 1248 - AVE	0.000	0	N.D. ng/ml
34) Aroclor 1254 (1)	6.927	1535	0.256 ng/ml
35) Aroclor 1254 (2)	7.037	1525	0.209 ng/ml
36) Aroclor 1254 (3)	7.415	5746	0.513 ng/ml
37) Aroclor 1254 (4)	7.572	3958	0.555 ng/ml
38) Aroclor 1254 (5)	7.955	2504	0.327 ng/ml
39) Aroclor 1254 (6)	8.240	546	0.219 ng/ml
40) Aroclor 1254 - AVE	0.000	0	N.D. ng/ml
41) Aroclor 1260 (1)	7.526	4874	0.585 ng/ml
42) Aroclor 1260 (2)	7.659	4229	0.414 ng/ml
43) Aroclor 1260 (3)	8.216	867	0.110 ng/ml
44) Aroclor 1260 (4)	8.384	3385	0.182 ng/ml
45) Aroclor 1260 (5)	8.683	1512	0.125 ng/ml
46) Aroclor 1260 (6)	9.074	2659	0.520 ng/ml
47) Aroclor 1260 - AVE	0.000	0	N.D. ng/ml

Quantitation Report (Not Reviewed)

Data Path : K:\DATA\0A08014\
 Data File : ECD2F008.D
 Signal(s) : ECD1A.CH
 Acq On : 08 Jan 2020 12:16
 Operator : MJB / KAK
 Sample : 0A08014-CCB2
 Misc :
 ALS Vial : 3 Sample Multiplier: 1

Integration File: PCB1.e
 Quant Time: Jan 09 15:43:27 2020
 Quant Method : K:\METHODS\FECD2_QUANTPCB_191203RT2.M
 Quant Title : PCB Data Analysis
 QLast Update : Wed Dec 04 15:29:22 2019
 Response via : Initial Calibration
 Integrator: ChemStation 6890 Scale Mode: Small noise peaks clipped

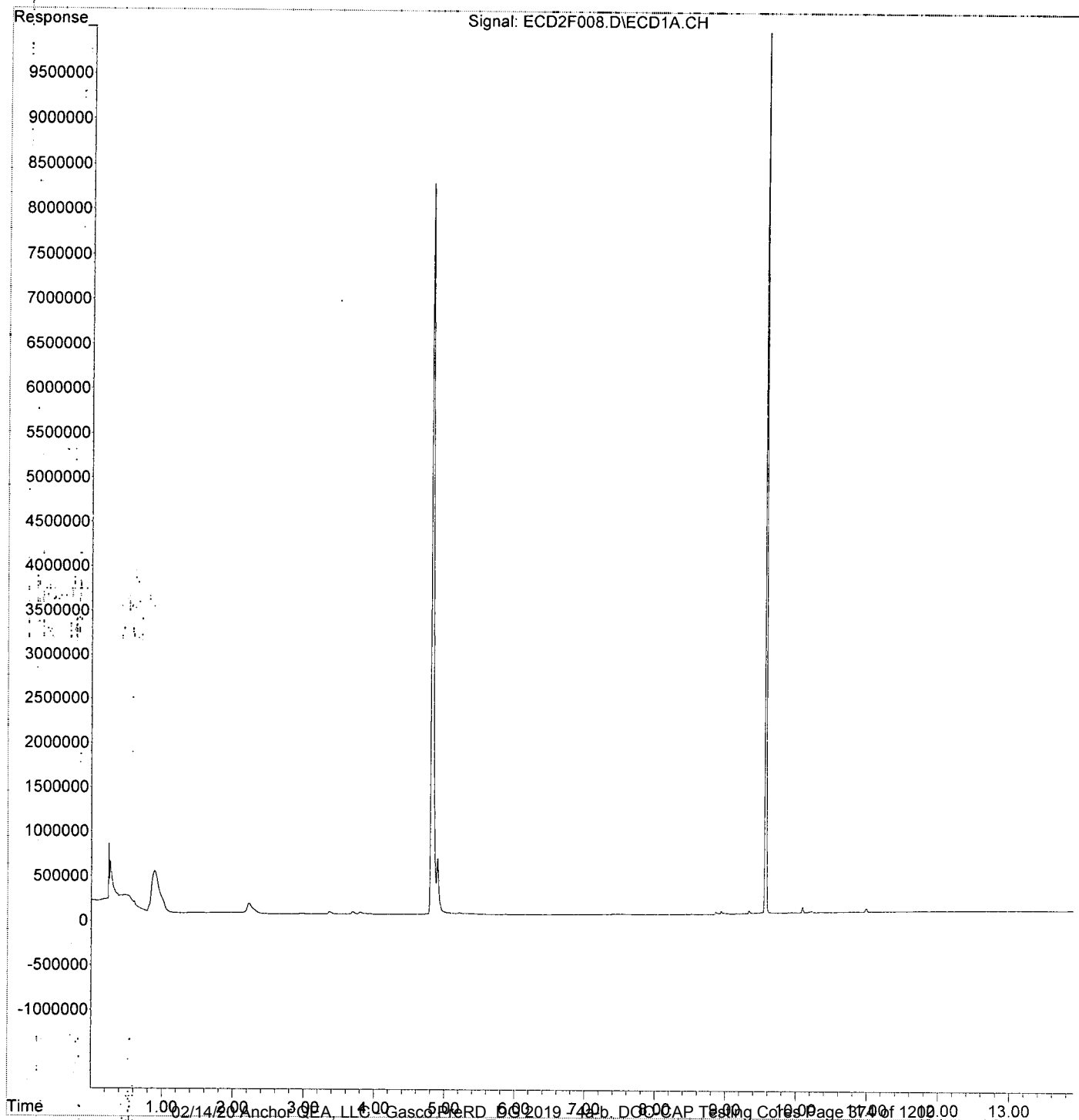
Compound	R.T.	Response	Conc Units
48) Aroclor 1262 (1)	7.659	4229	0.526 ng/ml
49) Aroclor 1262 (2)	7.980	1620	0.144 ng/ml
50) Aroclor 1262 (3)	8.216	867	0.089 ng/ml
51) Aroclor 1262 (4)	8.384	3385	0.164 ng/ml
52) Aroclor 1262 (5)	8.683	1512	0.116 ng/ml
53) Aroclor 1262 (6)	9.074	2659	0.398 ng/ml
54) Aroclor 1262 - AVE	0.000	0	N.D. ng/ml
55) Aroclor 1268 (1)	8.216	867	0.170 ng/ml
56) Aroclor 1268 (2)	8.629	500	0.020 ng/ml
57) Aroclor 1268 (3)	8.683	1512	0.074 ng/ml
58) Aroclor 1268 (4)	8.862	27672	1.445 ng/ml
59) Aroclor 1268 (5)	9.074	2659	0.343 ng/ml
60) Aroclor 1268 (6)	9.333	33893	0.648 ng/ml
61) Aroclor 1268 - AVE	0.000	0	N.D. ng/ml

(f)=RT Delta > 1/2 Window

(m)=manual int.

Data Path : K:\DATA\0A08014\
Data File : ECD2F008.D
Signal(s) : ECD1A.CH
Acq On : 08 Jan 2020 12:16
Operator : MJB / KAK
Sample : 0A08014-CCB2
Misc :
ALS Vial : 3 Sample Multiplier: 1

Integration File: PCB1.e
Quant Time: Jan 09 15:43:27 2020
Quant Method : K:\METHODS\FECD2_QUANTPCB_191203RT2.M
Quant Title : PCB Data Analysis
QLast Update : Wed Dec 04 15:29:22 2019
Response via : Initial Calibration
Integrator: ChemStation 6890 Scale Mode: Small noise peaks clipped



Data Path : K:\DATA\0A08014\
 Data File : ECD2F009.D
 Signal(s) : ECD1A.CH
 Acq On : 08 Jan 2020 12:42
 Operator : MJB / KAK
 Sample : A9J0599-45
 Misc :
 ALS Vial : 4 Sample Multiplier: 1

Integration File: PCB1.e
 Quant Time: Jan 09 15:43:48 2020
 Quant Method: K:\METHODS\FECD2_QUANTPCB_191203RT2.M
 Quant Title: PCB Data Analysis
 QLast Update: Wed Dec 04 15:29:22 2019
 Response via: Initial Calibration
 Integrator: ChemStation 6890 Scale Mode: Small noise peaks clipped

11/9/20
1242 P-10
125A P-10
1260 P-10

Compound	R.T.	Response	Conc Units
System Monitoring Compounds			
1) S TCMX (S)	4.811	13633822	204.750 ng/ml
62) S DCBP (S)	9.571	13253201	118.676 ng/ml
Target Compounds			
2) Aroclor 1016 (1)	5.728	162482	43.468 ng/ml
3) Aroclor 1016 (2)	6.137	463623	64.447 ng/ml
4) Aroclor 1016 (3)	6.220	230780	58.088 ng/ml
5) Aroclor 1016 (4)	6.378	484525	135.442 ng/ml
6) Aroclor 1016 (5)	6.605	957622	230.670 ng/ml
7) Aroclor 1016 (6)	6.724	480954	163.967 ng/ml
8) Aroclor 1016 - AVE	0.000	0	N.D. ng/ml
9) Aroclor 1221 (1)	5.165	17514	16.180 ng/ml
10) Aroclor 1221 (2)	5.302	50715	70.677 ng/ml
11) Aroclor 1221 (3)	5.356	549087	234.641 ng/ml
12) Aroclor 1221 - AVE	0.000	0	N.D. ng/ml
13) Aroclor 1232 (1)	5.356	549087	309.141 ng/ml
14) Aroclor 1232 (2)	6.137	463623	166.760 ng/ml
15) Aroclor 1232 (3)	6.220	230780	157.320 ng/ml
16) Aroclor 1232 (4)	6.378	484525	425.259 ng/ml
17) Aroclor 1232 (5)	6.605	957622	666.878 ng/ml
18) Aroclor 1232 (6)	6.724	480954	401.424 ng/ml
19) Aroclor 1232 - AVE	0.000	0	N.D. ng/ml
20) Aroclor 1242 (1)	5.728	162482	61.175 ng/ml
21) Aroclor 1242 (2)	6.137	463623	89.380 ng/ml
22) Aroclor 1242 (3)	6.220	230780	81.832 ng/ml
23) Aroclor 1242 (4)	6.378	484525	211.659 ng/ml
24) Aroclor 1242 (5)	6.605	957622	320.843 ng/ml
25) Aroclor 1242 (6)	6.724	480954	191.675 ng/ml
26) Aroclor 1242 - AVE	0.000	0	N.D. ng/ml
27) Aroclor 1248 (1)	6.137	463623	136.228 ng/ml
28) Aroclor 1248 (2)	6.378	484525	107.309 ng/ml
29) Aroclor 1248 (3)	6.605	957622	183.493 ng/ml
30) Aroclor 1248 (4)	6.893	719976	124.024 ng/ml
31) Aroclor 1248 (5)	6.929	1064537	172.834 ng/ml
32) Aroclor 1248 (6)	7.408	1184053	346.476 ng/ml
33) Aroclor 1248 - AVE	0.000	0	N.D. ng/ml
34) Aroclor 1254 (1)	6.929	1064537	177.479 ng/ml
35) Aroclor 1254 (2)	7.059	2593877	355.932 ng/ml
36) Aroclor 1254 (3)	7.408	1184053	105.625 ng/ml
37) Aroclor 1254 (4)	7.573	674775	94.638 ng/ml
38) Aroclor 1254 (5)	7.953	931782	121.659 ng/ml
39) Aroclor 1254 (6)	8.244	196990	78.989 ng/ml
40) Aroclor 1254 - AVE	0.000	0	N.D. ng/ml
41) Aroclor 1260 (1)	7.527	807927	97.016 ng/ml
42) Aroclor 1260 (2)	7.661	1055481	103.454 ng/ml
43) Aroclor 1260 (3)	8.216	395067	50.230 ng/ml
44) Aroclor 1260 (4)	8.386	994716	53.426 ng/ml
45) Aroclor 1260 (5)	8.683	744439	61.544 ng/ml
46) Aroclor 1260 (6)	9.076	218243	42.671 ng/ml
47) Aroclor 1260 - AVE	0.000	0	N.D. ng/ml

77.962

93.084

51.968

Data Path : K:\DATA\0A08014\
 Data File : ECD2F009.D
 Signal(s) : ECD1A.CH
 Acq On : 08 Jan 2020 12:42
 Operator : MJB / KAK
 Sample : A9J0599-45
 Misc :
 ALS Vial : 4 Sample Multiplier: 1

Integration File: PCB1.e
 Quant Time: Jan 09 15:43:48 2020
 Quant Method : K:\METHODS\FECD2_QUANTPCB_191203RT2.M
 Quant Title : PCB Data Analysis
 QLast Update : Wed Dec 04 15:29:22 2019
 Response via : Initial Calibration
 Integrator: ChemStation 6890 Scale Mode: Small noise peaks clipped

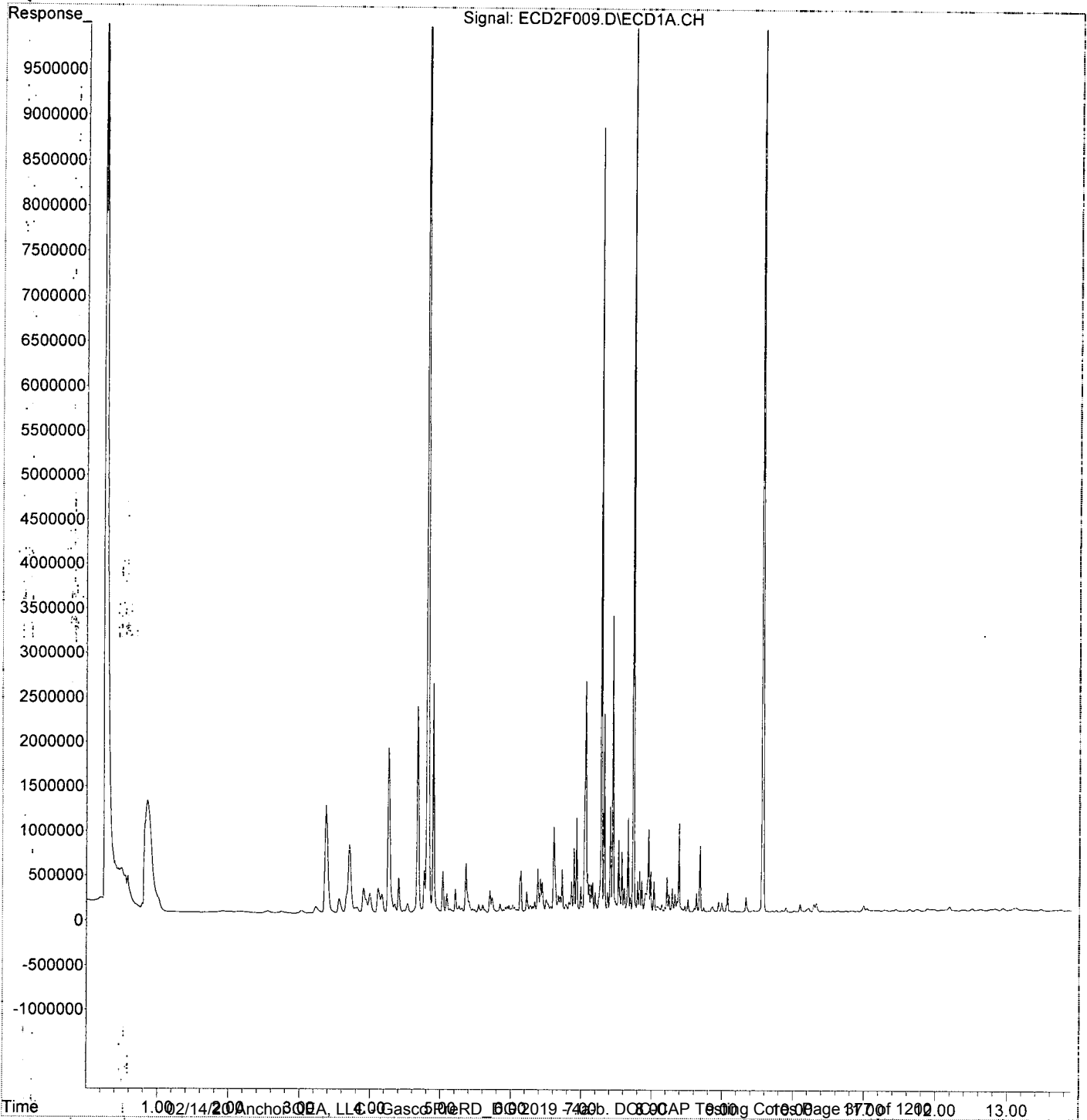
Compound	R.T.	Response	Conc	Units
48) Aroclor 1262 (1)	7.661	1055481	131.174	ng/ml
49) Aroclor 1262 (2)	7.984	451004	40.178	ng/ml
50) Aroclor 1262 (3)	8.216	395067	40.708	ng/ml
51) Aroclor 1262 (4)	8.386	994716	48.147	ng/ml
52) Aroclor 1262 (5)	8.683	744439	56.904	ng/ml
53) Aroclor 1262 (6)	9.076	218243	32.688	ng/ml
54) Aroclor 1262 - AVE	0.000	0	N.D.	ng/ml
55) Aroclor 1268 (1)	8.216	395067	77.400	ng/ml
56) Aroclor 1268 (2)	8.633	212227	8.653	ng/ml
57) Aroclor 1268 (3)	8.683	744439	36.467	ng/ml
58) Aroclor 1268 (4)	8.863	64499	3.367	ng/ml
59) Aroclor 1268 (5)	9.076	218243	28.161	ng/ml
60) Aroclor 1268 (6)	9.335	162800	3.114	ng/ml
61) Aroclor 1268 - AVE	0.000	0	N.D.	ng/ml

(f)=RT Delta > 1/2 Window

(m)=manual int.

Data Path : K:\DATA\0A08014\
Data File : ECD2F009.D
Signal(s) : ECD1A.CH
Acq On : 08 Jan 2020 12:42
Operator : MJB / KAK
Sample : A9J0599-45
Misc :
ALS Vial : 4 Sample Multiplier: 1

Integration File: PCB1.e
Quant Time: Jan 09 15:43:48 2020
Quant Method : K:\METHODS\FECD2_QUANTPCB_191203RT2.M
Quant Title : PCB Data Analysis
QLast Update : Wed Dec 04 15:29:22 2019
Response via : Initial Calibration
Integrator: ChemStation 6890 Scale Mode: Small noise peaks clipped



Data Path : K:\DATA\0A08014\
 Data File : ECD2F011.D
 Signal(s) : ECD1A.CH
 Acq On : 08 Jan 2020 13:18
 Operator : MJB / KAK
 Sample : A9J0599-46
 Misc :
 ALS Vial : 5 Sample Multiplier: 1

Integration File: PCB1.e
 Quant Time: Jan 09 15:44:09 2020
 Quant Method: K:\METHODS\FECD2_QUANTPCB_191203RT2.M
 Quant Title: PCB Data Analysis
 QLast Update: Wed Dec 04 15:29:22 2019
 Response via: Initial Calibration
 Integrator: ChemStation 6890 Scale Mode: Small noise peaks clipped

11/9/20
12AZ P-10
125A P-10
1260 P-10

Compound	R.T.	Response	Conc Units
System Monitoring Compounds			
1) S TCMX (S)	4.808	23842943	358.068 ng/ml
62) S DCBP (S)	9.565	8230344	73.699 ng/ml
Target Compounds			
2) Aroclor 1016 (1)	5.725	418899	112.066 ng/ml
3) Aroclor 1016 (2)	6.132	1514822	210.570 ng/ml
4) Aroclor 1016 (3)	6.216	756812	190.492 ng/ml
5) Aroclor 1016 (4)	6.375	1238471	346.197 ng/ml
6) Aroclor 1016 (5)	6.603	3802669	915.978 ng/ml
7) Aroclor 1016 (6)	6.720	1538133	524.382 ng/ml
8) Aroclor 1016 - AVE	0.000	0	N.D. ng/ml
9) Aroclor 1221 (1)	5.137	180014	166.305 ng/ml
10) Aroclor 1221 (2)	5.299	154637	215.501 ng/ml
11) Aroclor 1221 (3)	5.353	2024120	864.967 ng/ml
12) Aroclor 1221 - AVE	0.000	0	N.D. ng/ml
13) Aroclor 1232 (1)	5.353	2024120	1139.597 ng/ml
14) Aroclor 1232 (2)	6.132	1514822	544.864 ng/ml
15) Aroclor 1232 (3)	6.216	756812	515.911 ng/ml
16) Aroclor 1232 (4)	6.375	1238471	1086.984 ng/ml
17) Aroclor 1232 (5)	6.603	3802669	2648.136 ng/ml
18) Aroclor 1232 (6)	6.720	1538133	1283.787 ng/ml
19) Aroclor 1232 - AVE	0.000	0	N.D. ng/ml
20) Aroclor 1242 (1)	5.725	418899	157.717 ng/ml
21) Aroclor 1242 (2)	6.132	1514822	292.037 ng/ml
22) Aroclor 1242 (3)	6.216	756812	268.357 ng/ml
23) Aroclor 1242 (4)	6.375	1238471	541.011 ng/ml
24) Aroclor 1242 (5)	6.603	3802669	1274.051 ng/ml
25) Aroclor 1242 (6)	6.720	1538133	612.992 ng/ml
26) Aroclor 1242 - AVE	0.000	0	N.D. ng/ml
27) Aroclor 1248 (1)	6.132	1514822	445.105 ng/ml
28) Aroclor 1248 (2)	6.375	1238471	274.288 ng/ml
29) Aroclor 1248 (3)	6.603	3802669	728.640 ng/ml
30) Aroclor 1248 (4)	6.891	1915489	329.964 ng/ml
31) Aroclor 1248 (5)	6.926	2579905	418.863 ng/ml
32) Aroclor 1248 (6)	7.405	2435933	712.799 ng/ml
33) Aroclor 1248 - AVE	0.000	0	N.D. ng/ml
34) Aroclor 1254 (1)	6.926	2579905	430.119 ng/ml
35) Aroclor 1254 (2)	7.057	8921752	1224.243 ng/ml
36) Aroclor 1254 (3)	7.405	2435933	217.300 ng/ml
37) Aroclor 1254 (4)	7.569	1385339	194.296 ng/ml
38) Aroclor 1254 (5)	7.950	1959598	255.856 ng/ml
39) Aroclor 1254 (6)	8.240	392019	157.192 ng/ml
40) Aroclor 1254 - AVE	0.000	0	N.D. ng/ml
41) Aroclor 1260 (1)	7.523	1738096	208.710 ng/ml
42) Aroclor 1260 (2)	7.656	2195028	215.148 ng/ml
43) Aroclor 1260 (3)	8.211	976473	124.152 ng/ml
44) Aroclor 1260 (4)	8.382	2535360	136.174 ng/ml
45) Aroclor 1260 (5)	8.681	1584903	131.027 ng/ml
46) Aroclor 1260 (6)	9.071	486956	95.209 ng/ml
47) Aroclor 1260 - AVE	0.000	0	N.D. ng/ml

Report for high w/low sunset evaluation
MLJ 1/13/20

239.370

189.596

121.641

Quantitation Report (Not Reviewed)

Data Path : K:\DATA\0A08014\
 Data File : ECD2F011.D
 Signal(s) : ECD1A.CH
 Acq On : 08 Jan 2020 13:18
 Operator : MJB / KAK
 Sample : A9J0599-46
 Misc :
 ALS Vial : 5 Sample Multiplier: 1

Integration File: PCB1.e
 Quant Time: Jan 09 15:44:09 2020
 Quant Method : K:\METHODS\FECD2_QUANTPCB_191203RT2.M
 Quant Title : PCB Data Analysis
 QLast Update : Wed Dec 04 15:29:22 2019
 Response via : Initial Calibration
 Integrator: ChemStation 6890 Scale Mode: Small noise peaks clipped

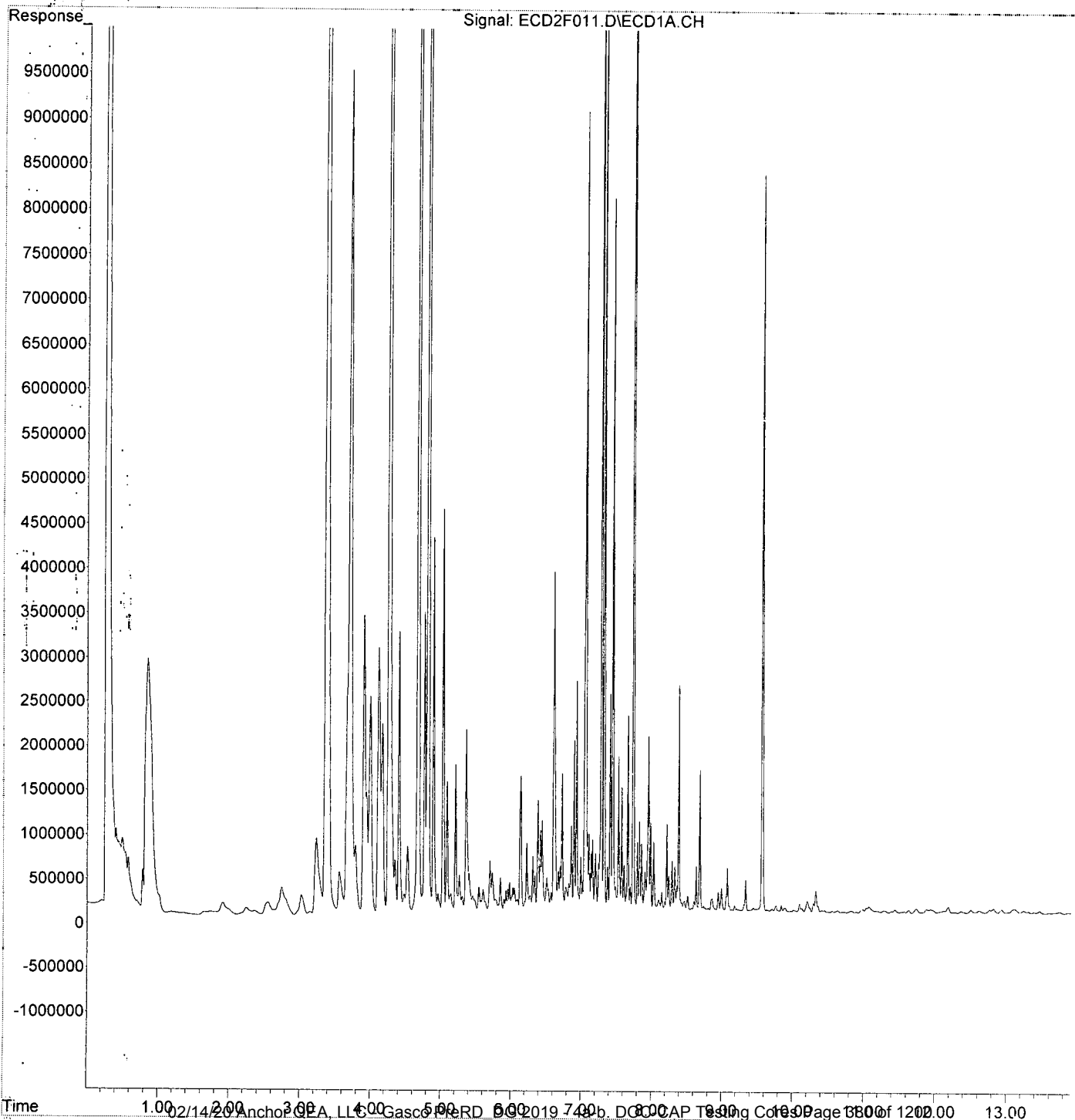
Compound	R.T.	Response	Conc	Units
48) Aroclor 1262 (1)	7.656	2195028	272.796	ng/ml
49) Aroclor 1262 (2)	7.980	987603	87.982	ng/ml
50) Aroclor 1262 (3)	8.211	976473	100.616	ng/ml
51) Aroclor 1262 (4)	8.382	2535360	122.718	ng/ml
52) Aroclor 1262 (5)	8.681	1584903	121.148	ng/ml
53) Aroclor 1262 (6)	9.071	486956	72.934	ng/ml
54) Aroclor 1262 - AVE	0.000	0	N.D.	ng/ml
55) Aroclor 1268 (1)	8.211	976473	191.306	ng/ml
56) Aroclor 1268 (2)	8.629	505614	20.616	ng/ml
57) Aroclor 1268 (3)	8.681	1584903	77.637	ng/ml
58) Aroclor 1268 (4)	8.855	144900	7.565	ng/ml
59) Aroclor 1268 (5)	9.071	486956	62.835	ng/ml
60) Aroclor 1268 (6)	9.330	350124	6.697	ng/ml
61) Aroclor 1268 - AVE	0.000	0	N.D.	ng/ml

(f)=RT Delta > 1/2 Window

(m)=manual int.

Data Path : K:\DATA\0A08014\
Data File : ECD2F011.D
Signal(s) : ECD1A.CH
Acq On : 08 Jan 2020 13:18
Operator : MJB / KAK
Sample : A9J0599-46
Misc :
ALS Vial : 5 Sample Multiplier: 1

Integration File: PCB1.e
Quant Time: Jan 09 15:44:09 2020
Quant Method : K:\METHODS\FECD2_QUANTPCB_191203RT2.M
Quant Title : PCB Data Analysis
QLast Update : Wed Dec 04 15:29:22 2019
Response via : Initial Calibration
Integrator: ChemStation 6890 Scale Mode: Small noise peaks clipped



Data Path: K:\DATA\0A08014\
 Data File: ECD2F013.D
 Signal(s): ECD1A.CH
 Acq On: 08 Jan 2020 13:53
 Operator: MJB / KAK
 Sample: A9J0599-47
 Misc:
 ALS Vial: 6 Sample Multiplier: 1

Integration File: PCB1.e
 Quant Time: Jan 09 15:44:29 2020
 Quant Method: K:\METHODS\FECD2_QUANTPCB_191203RT2.M
 Quant Title: PCB Data Analysis
 QLast Update: Wed Dec 04 15:29:22 2019
 Response via: Initial Calibration
 Integrator: ChemStation 6890 Scale Mode: Small noise peaks clipped

Handwritten:
 1/9/20
 1202 P-10
 125A P-10
 1260 P-10

Compound	R.T.	Response	Conc	Units
System Monitoring Compounds				
1) S TCMX (S)	4.806	19915649	299.089	ng/ml
62) S DCBP (S)	9.563	24226988	216.942	ng/ml
Target Compounds				
2) Aroclor 1016 (1)	5.723	58549	15.663	ng/ml
3) Aroclor 1016 (2)	6.132	99952	13.894	ng/ml
4) Aroclor 1016 (3)	6.216	72685	18.295	ng/ml
5) Aroclor 1016 (4)	6.373	149673	41.839	ng/ml
6) Aroclor 1016 (5)	6.601	351604	84.694	ng/ml
7) Aroclor 1016 (6)	6.718	124722	42.521	ng/ml
8) Aroclor 1016 - AVE	0.000	0	N.D.	ng/ml
9) Aroclor 1221 (1)	5.162	9405	8.689	ng/ml
10) Aroclor 1221 (2)	5.296	17101	23.831	ng/ml
11) Aroclor 1221 (3)	5.349	282323	120.645	ng/ml
12) Aroclor 1221 - AVE	0.000	0	N.D.	ng/ml
13) Aroclor 1232 (1)	5.349	282323	158.950	ng/ml
14) Aroclor 1232 (2)	6.132	99952	35.952	ng/ml
15) Aroclor 1232 (3)	6.216	72685	49.549	ng/ml
16) Aroclor 1232 (4)	6.373	149673	131.366	ng/ml
17) Aroclor 1232 (5)	6.601	351604	244.853	ng/ml
18) Aroclor 1232 (6)	6.718	124722	104.098	ng/ml
19) Aroclor 1232 - AVE	0.000	0	N.D.	ng/ml
20) Aroclor 1242 (1)	5.723	58549	22.044	ng/ml
21) Aroclor 1242 (2)	6.132	99952	19.269	ng/ml
22) Aroclor 1242 (3)	6.216	72685	25.773	ng/ml
23) Aroclor 1242 (4)	6.373	149673	65.383	ng/ml
24) Aroclor 1242 (5)	6.601	351604	117.802	ng/ml
25) Aroclor 1242 (6)	6.718	124722	49.706	ng/ml
26) Aroclor 1242 - AVE	0.000	0	N.D.	ng/ml
27) Aroclor 1248 (1)	6.132	99952	29.369	ng/ml
28) Aroclor 1248 (2)	6.373	149673	33.149	ng/ml
29) Aroclor 1248 (3)	6.601	351604	67.372	ng/ml
30) Aroclor 1248 (4)	6.889	206150	35.512	ng/ml
31) Aroclor 1248 (5)	6.923	336385	54.614	ng/ml
32) Aroclor 1248 (6)	7.404	546283	159.853	ng/ml
33) Aroclor 1248 - AVE	0.000	0	N.D.	ng/ml
34) Aroclor 1254 (1)	6.923	336385	56.082	ng/ml
35) Aroclor 1254 (2)	7.055	4921878	675.380	ng/ml
36) Aroclor 1254 (3)	7.404	546283	48.732	ng/ml
37) Aroclor 1254 (4)	7.568	297666	41.748	ng/ml
38) Aroclor 1254 (5)	7.948	610899	79.762	ng/ml
39) Aroclor 1254 (6)	8.238	113912	45.676	ng/ml
40) Aroclor 1254 - AVE	0.000	0	N.D.	ng/ml
41) Aroclor 1260 (1)	7.522	505142	60.657	ng/ml
42) Aroclor 1260 (2)	7.655	748319	73.347	ng/ml
43) Aroclor 1260 (3)	8.211	331662	42.168	ng/ml
44) Aroclor 1260 (4)	8.380	932396	50.079	ng/ml
45) Aroclor 1260 (5)	8.679	572064	47.294	ng/ml
46) Aroclor 1260 (6)	9.070	241042	47.128	ng/ml
47) Aroclor 1260 - AVE	0.000	0	N.D.	ng/ml

Handwritten: 22.362

Handwritten: 45.385

Handwritten: 46.667

Data Path : K:\DATA\0A08014\
 Data File : ECD2F013.D
 Signal(s) : ECD1A.CH
 Acq On : 08 Jan 2020 13:53
 Operator : MJB / KAK
 Sample : A9J0599-47
 Misc :
 ALS Vial : 6 Sample Multiplier: 1

Integration File: PCB1.e
 Quant Time: Jan 09 15:44:29 2020
 Quant Method : K:\METHODS\FECD2_QUANTPCB_191203RT2.M
 Quant Title : PCB Data Analysis
 QLast Update : Wed Dec 04 15:29:22 2019
 Response via : Initial Calibration
 Integrator: ChemStation 6890 Scale Mode: Small noise peaks clipped

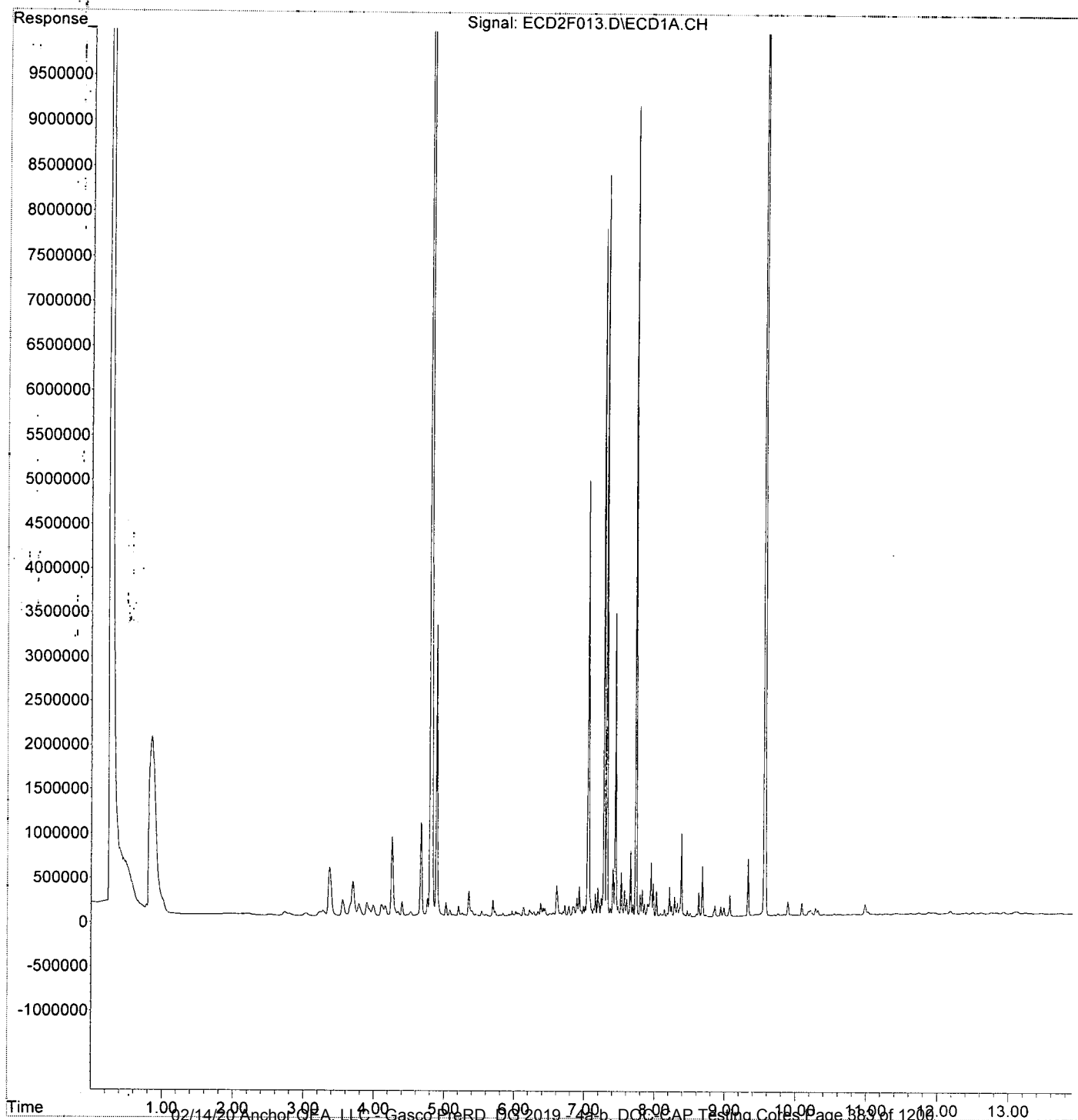
Compound	R.T.	Response	Conc	Units
48) Aroclor 1262 (1)	7.655	748319	93.000	ng/ml
49) Aroclor 1262 (2)	7.979	371192	33.068	ng/ml
50) Aroclor 1262 (3)	8.211	331662	34.175	ng/ml
51) Aroclor 1262 (4)	8.380	932396	45.130	ng/ml
52) Aroclor 1262 (5)	8.679	572064	43.728	ng/ml
53) Aroclor 1262 (6)	9.070	241042	36.102	ng/ml
54) Aroclor 1262 - AVE	0.000	0	N.D.	ng/ml
55) Aroclor 1268 (1)	8.211	331662	64.978	ng/ml
56) Aroclor 1268 (2)	8.628	268495	10.948	ng/ml
57) Aroclor 1268 (3)	8.679	572064	28.023	ng/ml
58) Aroclor 1268 (4)	8.857	121200	6.328	ng/ml
59) Aroclor 1268 (5)	9.070	241042	31.103	ng/ml
60) Aroclor 1268 (6)	9.328	648751	12.408	ng/ml
61) Aroclor 1268 - AVE	0.000	0	N.D.	ng/ml

(f)=RT Delta > 1/2 Window

(m)=manual int.

Data Path : K:\DATA\0A08014\
Data File : ECD2F013.D
Signal(s) : ECD1A.CH
Acq On : 08 Jan 2020 13:53
Operator : MJB / KAK
Sample : A9J0599-47
Misc :
ALS Vial : 6 Sample Multiplier: 1

Integration File: PCB1.e
Quant Time: Jan 09 15:44:29 2020
Quant Method : K:\METHODS\FECD2_QUANTPCB_191203RT2.M
Quant Title : PCB Data Analysis
QLast Update : Wed Dec 04 15:29:22 2019
Response via : Initial Calibration
Integrator: ChemStation 6890 Scale Mode: Small noise peaks clipped



Data Path: K:\DATA\0A08014\
 Data File: ECD2F015.D
 Signal(s): ECD1A.CH
 Acq On: 08 Jan 2020 14:55
 Operator: MJB / KAK
 Sample: A9J0599-48
 Misc:
 ALS Vial: 7 Sample Multiplier: 1

Integration File: PCB1.e
 Quant Time: Jan 09 15:44:50 2020
 Quant Method: K:\METHODS\FECD2_QUANTPCB_191203RT2.M
 Quant Title: PCB Data Analysis
 QLast Update: Wed Dec 04 15:29:22 2019
 Response via: Initial Calibration
 Integrator: ChemStation 6890 Scale Mode: Small noise peaks clipped

Handwritten: 1/9/20

Compound	R.T.	Response	Conc Units
System Monitoring Compounds			
1) S TCMX (S)	4.811	15413352	231.474 ng/ml
62) S DCBP (S)	9.567	24497095	219.360 ng/ml
Target Compounds			
2) Aroclor 1016 (1)	5.723	7351	1.967 ng/ml
3) Aroclor 1016 (2)	6.140	8997	1.251 ng/ml
4) Aroclor 1016 (3)	6.218	5050	1.271 ng/ml
5) Aroclor 1016 (4)	6.376	11178	3.125 ng/ml
6) Aroclor 1016 (5)	6.599	10387	2.502 ng/ml
7) Aroclor 1016 (6)	6.723	7850	2.676 ng/ml
8) Aroclor 1016 - AVE	0.000	0	N.D. ng/ml
9) Aroclor 1221 (1)	5.173	13545	12.513 ng/ml
10) Aroclor 1221 (2)	5.289	14036	19.561 ng/ml
11) Aroclor 1221 (3)	5.356	3036751	1297.694 ng/ml
12) Aroclor 1221 - AVE	0.000	0	N.D. ng/ml
13) Aroclor 1232 (1)	5.356	3036751	1709.717 ng/ml
14) Aroclor 1232 (2)	6.140	8997	3.236 ng/ml
15) Aroclor 1232 (3)	6.218	5050	3.443 ng/ml
16) Aroclor 1232 (4)	6.376	11178	9.811 ng/ml
17) Aroclor 1232 (5)	6.599	10387	7.233 ng/ml
18) Aroclor 1232 (6)	6.723	7850	6.552 ng/ml
19) Aroclor 1232 - AVE	0.000	0	N.D. ng/ml
20) Aroclor 1242 (1)	5.723	7351	2.768 ng/ml
21) Aroclor 1242 (2)	6.140	8997	1.735 ng/ml
22) Aroclor 1242 (3)	6.218	5050	1.791 ng/ml
23) Aroclor 1242 (4)	6.376	11178	4.883 ng/ml
24) Aroclor 1242 (5)	6.599	10387	3.480 ng/ml
25) Aroclor 1242 (6)	6.723	7850	3.128 ng/ml
26) Aroclor 1242 - AVE	0.000	0	N.D. ng/ml
27) Aroclor 1248 (1)	6.140	8997	2.644 ng/ml
28) Aroclor 1248 (2)	6.376	11178	2.476 ng/ml
29) Aroclor 1248 (3)	6.599	10387	1.990 ng/ml
30) Aroclor 1248 (4)	6.891	17044	2.936 ng/ml
31) Aroclor 1248 (5)	6.925	41161	6.683 ng/ml
32) Aroclor 1248 (6)	7.406	78321	22.918 ng/ml
33) Aroclor 1248 - AVE	0.000	0	N.D. ng/ml
34) Aroclor 1254 (1)	6.925	41161	6.862 ng/ml
35) Aroclor 1254 (2)	7.035	58543	8.033 ng/ml
36) Aroclor 1254 (3)	7.406	78321	6.987 ng/ml
37) Aroclor 1254 (4)	7.570	68071	9.547 ng/ml
38) Aroclor 1254 (5)	7.950	60819	7.941 ng/ml
39) Aroclor 1254 (6)	8.242	19964	8.005 ng/ml
40) Aroclor 1254 - AVE	0.000	0	N.D. ng/ml
41) Aroclor 1260 (1)	7.524	49517	5.946 ng/ml
42) Aroclor 1260 (2)	7.657	60047	5.886 ng/ml
43) Aroclor 1260 (3)	8.212	10150	1.290 ng/ml
44) Aroclor 1260 (4)	8.382	25815	1.387 ng/ml
45) Aroclor 1260 (5)	8.680	20068	1.659 ng/ml
46) Aroclor 1260 (6)	9.071	5572	1.089 ng/ml
47) Aroclor 1260 - AVE	0.000	0	N.D. ng/ml

Handwritten: N.P.M.

Handwritten: <MDL

Data Path : K:\DATA\0A08014\
 Data File : ECD2F015.D
 Signal(s) : ECD1A.CH
 Acq On : 08 Jan 2020 14:55
 Operator : MJB / KAK
 Sample : A9J0599-48
 Misc :
 ALS Vial : 7 Sample Multiplier: 1

Integration File: PCB1.e
 Quant Time: Jan 09 15:44:50 2020
 Quant Method : K:\METHODS\FECD2_QUANTPCB_191203RT2.M
 Quant Title : PCB Data Analysis
 QLast Update : Wed Dec 04 15:29:22 2019
 Response via : Initial Calibration
 Integrator: ChemStation 6890 Scale Mode: Small noise peaks clipped

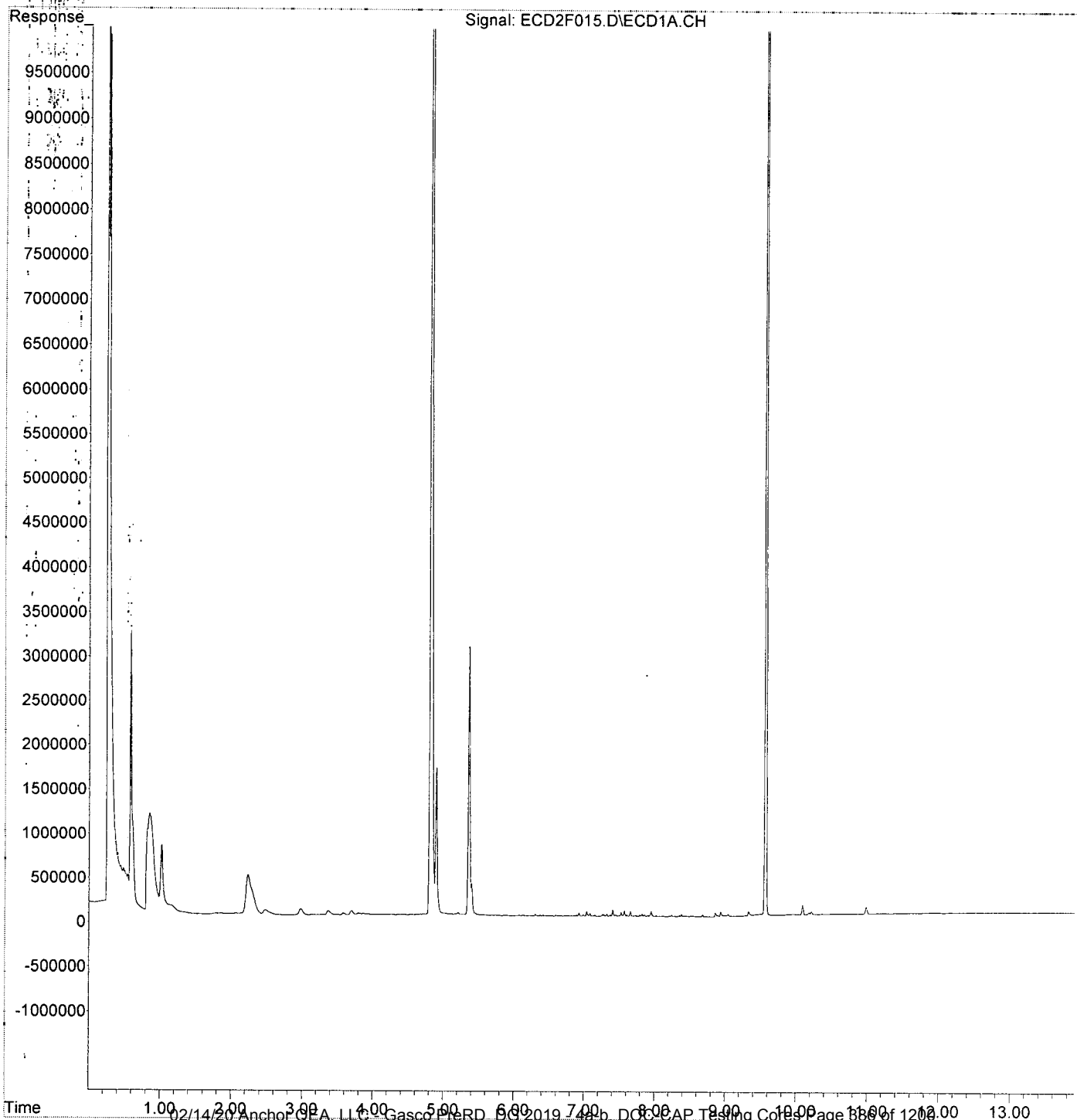
Compound	R.T.	Response	Conc Units
48) Aroclor 1262 (1)	7.657	60047	7.463 ng/ml
49) Aroclor 1262 (2)	7.980	11531	1.027 ng/ml
50) Aroclor 1262 (3)	8.212	10150	1.046 ng/ml
51) Aroclor 1262 (4)	8.382	25815	1.250 ng/ml
52) Aroclor 1262 (5)	8.680	20068	1.534 ng/ml
53) Aroclor 1262 (6)	9.071	5572	0.835 ng/ml
54) Aroclor 1262 - AVE	0.000	0	N.D. ng/ml
55) Aroclor 1268 (1)	8.212	10150	1.989 ng/ml
56) Aroclor 1268 (2)	8.630	5941	0.242 ng/ml
57) Aroclor 1268 (3)	8.680	20068	0.983 ng/ml
58) Aroclor 1268 (4)	8.861	43644	2.279 ng/ml
59) Aroclor 1268 (5)	9.071	5572	0.719 ng/ml
60) Aroclor 1268 (6)	9.332	50395	0.964 ng/ml
61) Aroclor 1268 - AVE	0.000	0	N.D. ng/ml

(f)=RT Delta > 1/2 Window

(m)=manual int.

Data Path : K:\DATA\0A08014\
Data File : ECD2F015.D
Signal(s) : ECD1A.CH
Acq On : 08 Jan 2020 14:55
Operator : MJB / KAK
Sample : A9J0599-48
Misc :
ALS Vial : 7 Sample Multiplier: 1

Integration File: PCB1.e
Quant Time: Jan 09 15:44:50 2020
Quant Method : K:\METHODS\FECD2_QUANTPCB_191203RT2.M
Quant Title : PCB Data Analysis
QLast Update : Wed Dec 04 15:29:22 2019
Response via : Initial Calibration
Integrator: ChemStation 6890 Scale Mode: Small noise peaks clipped



Data Path : K:\DATA\0A08014\
 Data File : ECD2F023.D
 Signal(s) : ECD1A.CH
 Acq On : 08 Jan 2020 17:17
 Operator : MJB / KAK
 Sample : 0A08014-CCV3
 Misc :
 ALS Vial : 2 Sample Multiplier: 1

Integration File: PCB1.e
 Quant Time: Jan 09 15:46:15 2020
 Quant Method : K:\METHODS\FECD2_QUANTPCB_191203RT2.M
 Quant Title : PCB Data Analysis
 QLast Update : Wed Dec 04 15:29:22 2019
 Response via : Initial Calibration
 Integrator: ChemStation 6890 Scale Mode: Small noise peaks clipped

Handwritten: 1/10/20

Compound	R.T.	Response	Conc	Units
System Monitoring Compounds				
1) S TCMX (S)	4.811	21844466	328.055	ng/ml
62) S DCBP (S)	9.563	33573999	300.640	ng/ml
Target Compounds				
2) Aroclor 1016 (1)	5.725	2013097	538.555	ng/ml
3) Aroclor 1016 (2)	6.138	4280345	594.996	ng/ml
4) Aroclor 1016 (3)	6.219	2254171	567.383	ng/ml
5) Aroclor 1016 (4)	6.375	2061374	576.228	ng/ml
6) Aroclor 1016 (5)	6.598	2353438	566.891	ng/ml
7) Aroclor 1016 (6)	6.723	1722546	587.253	ng/ml
8) Aroclor 1016 - AVE	0.000	0	N.D.	ng/ml
9) Aroclor 1221 (1)	5.164	206741	190.996	ng/ml
10) Aroclor 1221 (2)	5.284	224657	313.081	ng/ml
11) Aroclor 1221 (3)	5.364	999988	427.325	ng/ml
12) Aroclor 1221 - AVE	0.000	0	N.D.	ng/ml
13) Aroclor 1232 (1)	5.364	999988	563.002	ng/ml
14) Aroclor 1232 (2)	6.138	4280345	1539.591	ng/ml
15) Aroclor 1232 (3)	6.219	2254171	1536.647	ng/ml
16) Aroclor 1232 (4)	6.375	2061374	1809.231	ng/ml
17) Aroclor 1232 (5)	6.598	2353438	1638.908	ng/ml
18) Aroclor 1232 (6)	6.723	1722546	1437.706	ng/ml
19) Aroclor 1232 - AVE	0.000	0	N.D.	ng/ml
20) Aroclor 1242 (1)	5.725	2013097	757.936	ng/ml
21) Aroclor 1242 (2)	6.138	4280345	825.193	ng/ml
22) Aroclor 1242 (3)	6.219	2254171	799.303	ng/ml
23) Aroclor 1242 (4)	6.375	2061374	900.485	ng/ml
24) Aroclor 1242 (5)	6.598	2353438	788.499	ng/ml
25) Aroclor 1242 (6)	6.723	1722546	686.486	ng/ml
26) Aroclor 1242 - AVE	0.000	0	N.D.	ng/ml
27) Aroclor 1248 (1)	6.138	4280345	1257.706	ng/ml
28) Aroclor 1248 (2)	6.375	2061374	456.539	ng/ml
29) Aroclor 1248 (3)	6.598	2353438	450.949	ng/ml
30) Aroclor 1248 (4)	6.890	440285	75.844	ng/ml
31) Aroclor 1248 (5)	6.924	1565998	254.249	ng/ml
32) Aroclor 1248 (6)	7.409	3567501	1043.917	ng/ml
33) Aroclor 1248 - AVE	0.000	0	N.D.	ng/ml
34) Aroclor 1254 (1)	6.924	1565998	261.081	ng/ml
35) Aroclor 1254 (2)	7.033	1743875	239.295	ng/ml
36) Aroclor 1254 (3)	7.409	3567501	318.243	ng/ml
37) Aroclor 1254 (4)	7.569	489445	68.646	ng/ml
38) Aroclor 1254 (5)	7.949	4669889	609.726	ng/ml
39) Aroclor 1254 (6)	8.240	505833	202.829	ng/ml
40) Aroclor 1254 - AVE	0.000	0	N.D.	ng/ml
41) Aroclor 1260 (1)	7.523	4840264	581.218	ng/ml
42) Aroclor 1260 (2)	7.655	6038998	591.920	ng/ml
43) Aroclor 1260 (3)	8.211	4406463	560.251	ng/ml
44) Aroclor 1260 (4)	8.381	11153225	599.041	ng/ml
45) Aroclor 1260 (5)	8.679	7286033	602.352	ng/ml
46) Aroclor 1260 (6)	9.069	2826057	552.547	ng/ml
47) Aroclor 1260 - AVE	0.000	0	N.D.	ng/ml

✓

✓

Data Path : K:\DATA\0A08014\
 Data File : ECD2F023.D
 Signal(s) : ECD1A.CH
 Acq On : 08 Jan 2020 17:17
 Operator : MJB / KAK
 Sample : 0A08014-CCV3
 Misc :
 ALS Vial : 2 Sample Multiplier: 1

Integration File: PCB1.e
 Quant Time: Jan 09 15:46:15 2020
 Quant Method : K:\METHODS\FECD2_QUANTPCB_191203RT2.M
 Quant Title : PCB Data Analysis
 QLast Update : Wed Dec 04 15:29:22 2019
 Response via : Initial Calibration
 Integrator: ChemStation 6890 Scale Mode: Small noise peaks clipped

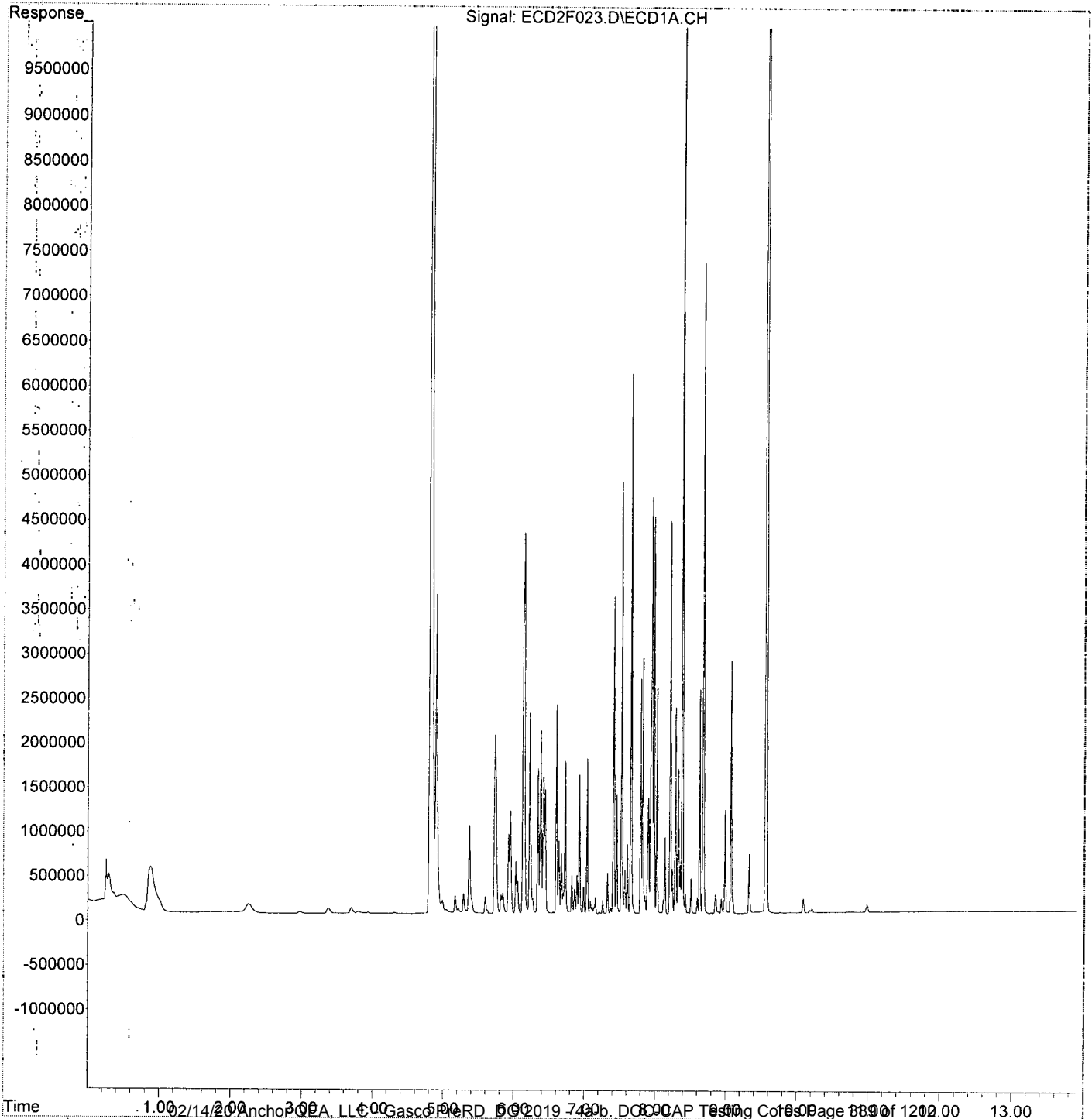
Compound	R.T.	Response	Conc	Units
48) Aroclor 1262 (1)	7.655	6038998	750.520	ng/ml
49) Aroclor 1262 (2)	7.979	4452668	396.672	ng/ml
50) Aroclor 1262 (3)	8.211	4406463	454.044	ng/ml
51) Aroclor 1262 (4)	8.381	11153225	539.844	ng/ml
52) Aroclor 1262 (5)	8.679	7286033	556.936	ng/ml
53) Aroclor 1262 (6)	9.069	2826057	423.275	ng/ml
54) Aroclor 1262 - AVE	0.000	0	N.D.	ng/ml
55) Aroclor 1268 (1)	8.211	4406463	863.295	ng/ml
56) Aroclor 1268 (2)	8.627	2517357	102.642	ng/ml
57) Aroclor 1268 (3)	8.679	7286033	356.910	ng/ml
58) Aroclor 1268 (4)	8.852	217452	11.353	ng/ml
59) Aroclor 1268 (5)	9.069	2826057	364.665	ng/ml
60) Aroclor 1268 (6)	9.327	665660	12.732	ng/ml
61) Aroclor 1268 - AVE	0.000	0	N.D.	ng/ml

(f)=RT Delta > 1/2 Window

(m)=manual int.

Data Path : K:\DATA\0A08014\
Data File : ECD2F023.D
Signal(s) : ECD1A.CH
Acq On : 08 Jan 2020 17:17
Operator : MJB / KAK
Sample : 0A08014-CCV3
Misc :
ALS Vial : 2 Sample Multiplier: 1

Integration File: PCB1.e
Quant Time: Jan 09 15:46:15 2020
Quant Method : K:\METHODS\FECD2_QUANTPCB_191203RT2.M
Quant Title : PCB Data Analysis
QLast Update : Wed Dec 04 15:29:22 2019
Response via : Initial Calibration
Integrator: ChemStation 6890 Scale Mode: Small noise peaks clipped



Data Path: K:\DATA\0A08014\
 Data File: ECD2F024.D
 Signal(s): ECD1A.CH
 Acq On: 08 Jan 2020 17:34
 Operator: MJB / KAK
 Sample: 0A08014-CCB3
 Misc:
 ALS Vial: 3 Sample Multiplier: 1

Integration File: PCB1.e
 Quant Time: Jan 09 15:46:36 2020
 Quant Method: K:\METHODS\FECD2_QUANTPCB_191203RT2.M
 Quant Title: PCB Data Analysis
 Last Update: Wed Dec 04 15:29:22 2019
 Response via: Initial Calibration
 Integrator: ChemStation 6890 Scale Mode: Small noise peaks clipped

Handwritten:
 1/10/20
 Clean

Compound	R.T.	Response	Conc Units
System Monitoring Compounds			
1) S TCMX (S)	4.811	7988260	119.966 ng/ml
62) S DCBP (S)	9.564	12347969	110.570 ng/ml
Target Compounds			
2) Aroclor 1016 (1)	5.724	1815	0.485 ng/ml
3) Aroclor 1016 (2)	6.142	5091	0.708 ng/ml
4) Aroclor 1016 (3)	6.232	3919	0.986 ng/ml
5) Aroclor 1016 (4)	6.382	1197	0.335 ng/ml
6) Aroclor 1016 (5)	6.604	2446	0.589 ng/ml
7) Aroclor 1016 (6)	6.726	2143	0.731 ng/ml
8) Aroclor 1016 - AVE	0.000	0	N.D. ng/ml
9) Aroclor 1221 (1)	5.172	11612	10.728 ng/ml
10) Aroclor 1221 (2)	5.292	12493	17.410 ng/ml
11) Aroclor 1221 (3)	5.363	10357	4.426 ng/ml
12) Aroclor 1221 - AVE	0.000	0	N.D. ng/ml
13) Aroclor 1232 (1)	5.363	10357	5.831 ng/ml
14) Aroclor 1232 (2)	6.142	5091	1.831 ng/ml
15) Aroclor 1232 (3)	6.232	3919	2.671 ng/ml
16) Aroclor 1232 (4)	6.382	1197	1.050 ng/ml
17) Aroclor 1232 (5)	6.604	2446	1.703 ng/ml
18) Aroclor 1232 (6)	6.726	2143	1.788 ng/ml
19) Aroclor 1232 - AVE	0.000	0	N.D. ng/ml
20) Aroclor 1242 (1)	5.724	1815	0.683 ng/ml
21) Aroclor 1242 (2)	6.142	5091	0.981 ng/ml
22) Aroclor 1242 (3)	6.232	3919	1.389 ng/ml
23) Aroclor 1242 (4)	6.382	1197	0.523 ng/ml
24) Aroclor 1242 (5)	6.604	2446	0.819 ng/ml
25) Aroclor 1242 (6)	6.726	2143	0.854 ng/ml
26) Aroclor 1242 - AVE	0.000	0	N.D. ng/ml
27) Aroclor 1248 (1)	6.142	5091	1.496 ng/ml
28) Aroclor 1248 (2)	6.382	1197	0.265 ng/ml
29) Aroclor 1248 (3)	6.604	2446	0.469 ng/ml
30) Aroclor 1248 (4)	6.901	2362	0.407 ng/ml
31) Aroclor 1248 (5)	6.930	2666	0.433 ng/ml
32) Aroclor 1248 (6)	7.409	6310	1.846 ng/ml
33) Aroclor 1248 - AVE	0.000	0	N.D. ng/ml
34) Aroclor 1254 (1)	6.930	2666	0.444 ng/ml
35) Aroclor 1254 (2)	7.034	1975	0.271 ng/ml
36) Aroclor 1254 (3)	7.409	6310	0.563 ng/ml
37) Aroclor 1254 (4)	7.572	4536	0.636 ng/ml
38) Aroclor 1254 (5)	7.957	4175	0.545 ng/ml
39) Aroclor 1254 (6)	8.240	752	0.302 ng/ml
40) Aroclor 1254 - AVE	0.000	0	N.D. ng/ml
41) Aroclor 1260 (1)	7.521	5857	0.703 ng/ml
42) Aroclor 1260 (2)	7.658	4841	0.474 ng/ml
43) Aroclor 1260 (3)	8.214	1346	0.171 ng/ml
44) Aroclor 1260 (4)	8.379	6274	0.337 ng/ml
45) Aroclor 1260 (5)	8.681	2756	0.228 ng/ml
46) Aroclor 1260 (6)	9.070	2629	0.514 ng/ml
47) Aroclor 1260 - AVE	0.000	0	N.D. ng/ml

Data Path : K:\DATA\0A08014\
 Data File : ECD2F024.D
 Signal(s) : ECD1A.CH
 Acq On : 08 Jan 2020 17:34
 Operator : MJB / KAK
 Sample : 0A08014-CCB3
 Misc :
 ALS Vial : 3 Sample Multiplier: 1

Integration File: PCB1.e
 Quant Time: Jan 09 15:46:36 2020
 Quant Method : K:\METHODS\FECD2_QUANTPCB_191203RT2.M
 Quant Title : PCB Data Analysis
 QLast Update : Wed Dec 04 15:29:22 2019
 Response via : Initial Calibration
 Integrator: ChemStation 6890 Scale Mode: Small noise peaks clipped

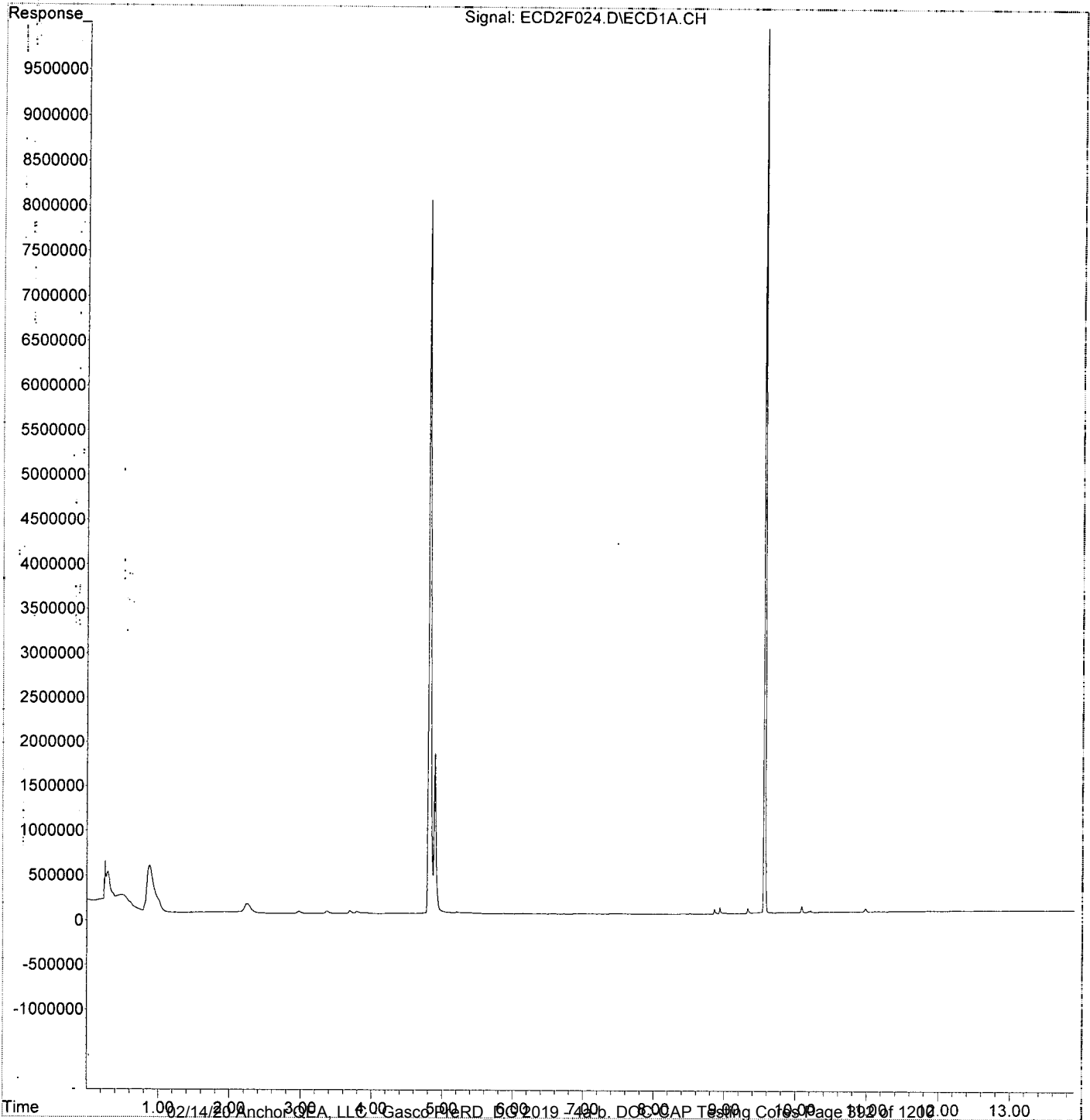
	Compound	R.T.	Response	Conc Units
48)	Aroclor 1262 (1)	7.658	4841	0.602 ng/ml
49)	Aroclor 1262 (2)	7.982	2253	0.201 ng/ml
50)	Aroclor 1262 (3)	8.214	1346	0.139 ng/ml
51)	Aroclor 1262 (4)	8.379	6274	0.304 ng/ml
52)	Aroclor 1262 (5)	8.681	2756	0.211 ng/ml
53)	Aroclor 1262 (6)	9.070	2629	0.394 ng/ml
54)	Aroclor 1262 - AVE	0.000	0	N.D. ng/ml
55)	Aroclor 1268 (1)	8.214	1346	0.264 ng/ml
56)	Aroclor 1268 (2)	8.630	741	0.030 ng/ml
57)	Aroclor 1268 (3)	8.681	2756	0.135 ng/ml
58)	Aroclor 1268 (4)	8.859	55081	2.876 ng/ml
59)	Aroclor 1268 (5)	9.070	2629	0.339 ng/ml
60)	Aroclor 1268 (6)	9.329	55467	1.061 ng/ml
61)	Aroclor 1268 - AVE	0.000	0	N.D. ng/ml

(f)=RT Delta > 1/2 Window

(m)=manual int.

Data Path : K:\DATA\0A08014\
Data File : ECD2F024.D
Signal(s) : ECD1A.CH
Acq On : 08 Jan 2020 17:34
Operator : MJB / KAK
Sample : 0A08014-CCB3
Misc :
ALS Vial : 3 Sample Multiplier: 1

Integration File: PCB1.e
Quant Time: Jan 09 15:46:36 2020
Quant Method : K:\METHODS\FECD2_QUANTPCB_191203RT2.M
Quant Title : PCB Data Analysis
QLast Update : Wed Dec 04 15:29:22 2019
Response via : Initial Calibration
Integrator: ChemStation 6890 Scale Mode: Small noise peaks clipped



**Polychlorinated Biphenyls by EPA 8082A
Benchsheet & Analysis Sequence Data**

Sequence 0A02025 (QC Only)



ELEMENT SEQUENCE LOG

Apex Laboratories

Sequence: **0A02025**

Instrument: **DUALECD2F**

Date: **01/02/20 09:20**

Calibration: **A9L0407**

#	Lab Number	Matrix	Analysis	Client	Due	Batch	ISTD ID	STD ID
1	0A02025-CCV1	Sediment	QC	QC				
2	0A02025-CCB1	Sediment	QC	QC				A19L338
3	9121377-BLK1	Sediment	QC	QC				A19L339
4	9121377-BS1	Sediment	QC	QC		9121377		
5	A9I0172-09	Sediment	8082 PCBs - Low Level (2mL FV)	Anchor QEA, LLC	01/03/20	9121377		
6	0A02025-IBL1	Sediment	QC	QC				
7	9121377-DUP1	Sediment	QC	QC		9121377		
8	0A02025-IBL2	Sediment	QC	QC				
9	0A02025-CCV2	Sediment	QC	QC				A19L338
10	0A02025-CCB2	Sediment	QC	QC				A19L339
11	9121399-BLK1	Sediment	QC	QC		9121399		
12	9121399-BS1	Sediment	QC	QC		9121399		
13	9121399-BSD1	Sediment	QC	QC		9121399		
14	A9I0890-03RE1	Sediment	8082 PCBs - Low Level (30g/2mL)	Anchor QEA, LLC	12/11/19	9121399		
15	0A02025-IBL3	Sediment	QC	QC				
16	A9I0890-04RE1	Sediment	8082 PCBs - Low Level (30g/2mL)	Anchor QEA, LLC	12/11/19	9121399		
17	0A02025-IBL4	Sediment	QC	QC				
18	A9J0033-16RE1	Sediment	8082 PCBs - Low Level (30g/2mL)	Anchor QEA, LLC	12/11/19	9121399		
19	0A02025-IBL5	Sediment	QC	QC				
20	A9J0033-17RE1	Sediment	8082 PCBs - Low Level (30g/2mL)	Anchor QEA, LLC	12/11/19	9121399		
21	0A02025-IBL6	Sediment	QC	QC				
22	0A02025-CCV3	Sediment	QC	QC				A19L338
23	0A02025-CCB3	Sediment	QC	QC				A19L339

Comments:

Data Entered By: *[Signature]* 1/7/20

Data Reviewed By: *[Signature]* 1/7/20 Anchor QEA, LLC - Gasco PreRD_DG 2019 - 4a-b. DOC-CAP Testing Cores Page 394 of 1200

TOTAL AROCLOR AVERAGE RESULTS

The average result for the 1016 and 1260 selected peaks are reported here to facilitate data entry and review. Averages are done on all individual peaks and must be for matrix spikes if all peaks are not used in the average.

0A02025-CCV1

Aroclor 1016

<u>Peak</u>	<u>Initial Res</u>
1016 (1)	483.42
1016 (2)	540.40
1016 (3)	505.91
1016 (4)	525.60
1016 (5)	527.55
1016 (6)	531.99

Average: 519.15

Aroclor 1260

<u>Peak</u>	<u>Initial Res</u>
1260 (1)	532.57
1260 (2)	540.30
1260 (3)	550.02
1260 (4)	546.78
1260 (5)	551.66
1260 (6)	505.29

Average: 537.77

9121377-BS1

Aroclor 1016

<u>Peak</u>	<u>Initial Res</u>
1016 (1)	868.86
1016 (2)	1,035.60
1016 (3)	959.44
1016 (4)	1,007.22
1016 (5)	1,007.49
1016 (6)	1,003.55

Average: 980.36

Aroclor 1260

<u>Peak</u>	<u>Initial Res</u>
1260 (1)	1,159.59
1260 (2)	1,181.42
1260 (3)	1,160.58
1260 (4)	1,337.56
1260 (5)	1,312.55
1260 (6)	1,234.42

Average: 1,231.02

TOTAL AROCLOR AVERAGE RESULTS

The average result for the 1016 and 1260 selected peaks are reported here to facilitate data entry and review. Averages are done on all individual peaks and must be for matrix spikes if all peaks are not used in the average.

0A02025-CCV2

Aroclor 1016

<u>Peak</u>	<u>Initial Res</u>
1016 (1)	508.74
1016 (1)	508.74
1016 (2)	544.89
1016 (2)	544.89
1016 (3)	522.84
1016 (3)	522.84
1016 (4)	543.79
1016 (4)	543.79
1016 (5)	538.30
1016 (5)	538.30
1016 (6)	552.62
1016 (6)	552.62
Average:	535.20

Aroclor 1260

<u>Peak</u>	<u>Initial Res</u>
1260 (1)	550.35
1260 (1)	550.35
1260 (2)	552.44
1260 (2)	552.44
1260 (3)	548.81
1260 (3)	548.81
1260 (4)	581.68
1260 (4)	581.68
1260 (5)	581.87
1260 (5)	581.87
1260 (6)	524.00
1260 (6)	524.00
Average:	556.53

9121399-BS1

Aroclor 1016

<u>Peak</u>	<u>Initial Res</u>
1016 (1)	820.59
1016 (2)	992.52
1016 (3)	873.16
1016 (4)	995.36
1016 (5)	898.20
1016 (6)	832.49
Average:	902.05

TOTAL AROCLOR AVERAGE RESULTS

The average result for the 1016 and 1260 selected peaks are reported here to facilitate data entry and review. Averages are done on all individual peaks and must be for matrix spikes if all peaks are not used in the average.

9121399-BS1

Aroclor 1260

<u>Peak</u>	<u>Initial Res</u>
1260 (1)	1,069.74
1260 (2)	1,200.86
1260 (3)	1,173.94
1260 (4)	1,284.32
1260 (5)	1,196.82
1260 (6)	1,195.60
Average:	1,186.88

9121399-BSD1

Aroclor 1016

<u>Peak</u>	<u>Initial Res</u>
1016 (1)	825.78
1016 (2)	961.90
1016 (3)	811.15
1016 (4)	978.32
1016 (5)	858.85
1016 (6)	793.16
Average:	871.53

Aroclor 1260

<u>Peak</u>	<u>Initial Res</u>
1260 (1)	1,099.96
1260 (2)	1,122.69
1260 (3)	1,092.87
1260 (4)	1,238.73
1260 (5)	1,206.79
1260 (6)	1,188.40
Average:	1,158.24

0A02025-CCV3

TOTAL AROCLOR AVERAGE RESULTS

The average result for the 1016 and 1260 selected peaks are reported here to facilitate data entry and review. Averages are done on all individual peaks and must be for matrix spikes if all peaks are not used in the average.

0A02025-CCV3

Aroclor 1016

<u>Peak</u>	<u>Initial Res</u>
1016 (1)	529.06
1016 (2)	584.75
1016 (3)	544.36
1016 (4)	548.17
1016 (5)	557.60
1016 (6)	563.32
Average:	554.54

Aroclor 1260

<u>Peak</u>	<u>Initial Res</u>
1260 (1)	534.97
1260 (2)	554.34
1260 (3)	549.89
1260 (4)	548.65
1260 (5)	567.46
1260 (6)	516.99
Average:	545.38

Data Path : K:\DATA\0A02025\
 Data File : ECD2F003.D
 Signal(s) : ECD1A.CH
 Acq On : 02 Jan 2020 10:08
 Operator : MJB / KAK
 Sample : 0A02025-CCV1
 Misc :
 ALS Vial : 2 Sample Multiplier: 1

Integration File: PCB1.e
 Quant Time: Jan 07 08:43:35 2020
 Quant Method : K:\METHODS\FECD2_QUANTPCB_191203RT1.M
 Quant Title : PCB Data Analysis
 QLast Update : Wed Dec 04 15:29:22 2019
 Response via : Initial Calibration
 Integrator: ChemStation 6890 Scale Mode: Small noise peaks clipped

[Handwritten signature]
 1/7/20

Compound	R.T.	Response	Conc Units
System Monitoring Compounds			
1) S TCMX (S)	4.808	17674369	265.430 ng/ml
62) S DCBP (S)	9.554	31567368	282.671 ng/ml
Target Compounds			
2) Aroclor 1016 (1)	5.721	1807018	483.424 ng/ml
3) Aroclor 1016 (2)	6.133	3887580	540.399 ng/ml
4) Aroclor 1016 (3)	6.215	2009958	505.914 ng/ml
5) Aroclor 1016 (4)	6.371	1880260	525.601 ng/ml
6) Aroclor 1016 (5)	6.593	2190126	527.552 ng/ml
7) Aroclor 1016 (6)	6.718	1560461	531.994 ng/ml
8) Aroclor 1016 - AVE	0.000	0	N.D. ng/ml
9) Aroclor 1221 (1)	5.160	168119	155.316 ng/ml
10) Aroclor 1221 (2)	5.279	186905	260.470 ng/ml
11) Aroclor 1221 (3)	5.361	815874	348.647 ng/ml
12) Aroclor 1221 - AVE	0.000	0	N.D. ng/ml
13) Aroclor 1232 (1)	5.361	815874	459.344 ng/ml
14) Aroclor 1232 (2)	6.133	3887580	1398.318 ng/ml
15) Aroclor 1232 (3)	6.215	2009958	1370.169 ng/ml
16) Aroclor 1232 (4)	6.371	1880260	1650.270 ng/ml
17) Aroclor 1232 (5)	6.593	2190126	1525.179 ng/ml
18) Aroclor 1232 (6)	6.718	1560461	1302.423 ng/ml
19) Aroclor 1232 - AVE	0.000	0	N.D. ng/ml
20) Aroclor 1242 (1)	5.721	1807018	680.347 ng/ml
21) Aroclor 1242 (2)	6.133	3887580	749.473 ng/ml
22) Aroclor 1242 (3)	6.215	2009958	712.708 ng/ml
23) Aroclor 1242 (4)	6.371	1880260	821.368 ng/ml
24) Aroclor 1242 (5)	6.593	2190126	733.783 ng/ml
25) Aroclor 1242 (6)	6.718	1560461	621.890 ng/ml
26) Aroclor 1242 - AVE	0.000	0	N.D. ng/ml
27) Aroclor 1248 (1)	6.133	3887580	1142.299 ng/ml
28) Aroclor 1248 (2)	6.371	1880260	416.428 ng/ml
29) Aroclor 1248 (3)	6.593	2190126	419.656 ng/ml
30) Aroclor 1248 (4)	6.885	398872	68.710 ng/ml
31) Aroclor 1248 (5)	6.918	1511878	245.463 ng/ml
32) Aroclor 1248 (6)	7.404	3399951	994.889 ng/ml
33) Aroclor 1248 - AVE	0.000	0	N.D. ng/ml
34) Aroclor 1254 (1)	6.918	1511878	252.059 ng/ml
35) Aroclor 1254 (2)	7.028	1602339	219.873 ng/ml
36) Aroclor 1254 (3)	7.404	3399951	303.297 ng/ml
37) Aroclor 1254 (4)	7.563	451999	63.394 ng/ml
38) Aroclor 1254 (5)	7.943	4355836	568.722 ng/ml
39) Aroclor 1254 (6)	8.234	471266	188.968 ng/ml
40) Aroclor 1254 - AVE	0.000	0	N.D. ng/ml
41) Aroclor 1260 (1)	7.516	4435134	532.570 ng/ml
42) Aroclor 1260 (2)	7.649	5512341	540.299 ng/ml
43) Aroclor 1260 (3)	8.205	4326004	550.021 ng/ml
44) Aroclor 1260 (4)	8.374	10180247	546.782 ng/ml
45) Aroclor 1260 (5)	8.673	6672809	551.655 ng/ml
46) Aroclor 1260 (6)	9.062	2584333	505.285 ng/ml
47) Aroclor 1260 - AVE	0.000	0	N.D. ng/ml

Quantitation Report (Not Reviewed)

Data Path : K:\DATA\0A02025\
 Data File : ECD2F003.D
 Signal(s) : ECD1A.CH
 Acq On : 02 Jan 2020 10:08
 Operator : MJB / KAK
 Sample : 0A02025-CCV1
 Misc :
 ALS Vial : 2 Sample Multiplier: 1

Integration File: PCB1.e
 Quant Time: Jan 07 08:43:35 2020
 Quant Method : K:\METHODS\FECD2_QUANTPCB_191203RT1.M
 Quant Title : PCB Data Analysis
 QLast Update : Wed Dec 04 15:29:22 2019
 Response via : Initial Calibration
 Integrator: ChemStation 6890 Scale Mode: Small noise peaks clipped

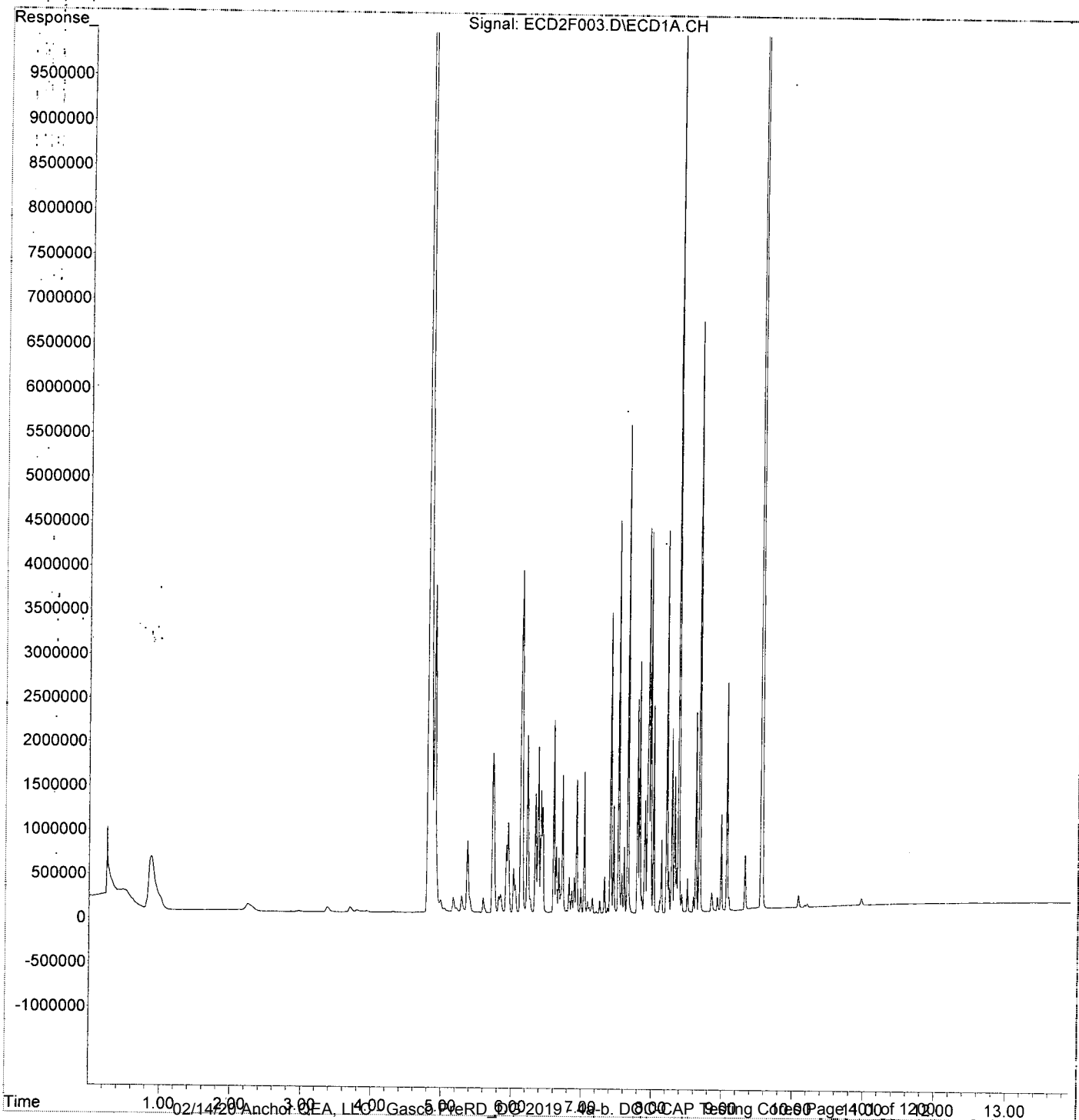
Compound	R.T.	Response	Conc Units
48) Aroclor 1262 (1)	7.649	5512341	685.068 ng/ml
49) Aroclor 1262 (2)	7.972	4308795	383.855 ng/ml
50) Aroclor 1262 (3)	8.205	4326004	445.753 ng/ml
51) Aroclor 1262 (4)	8.374	10180247	492.749 ng/ml
52) Aroclor 1262 (5)	8.673	6672809	510.061 ng/ml
53) Aroclor 1262 (6)	9.062	2584333	387.071 ng/ml
54) Aroclor 1262 - AVE	0.000	0	N.D. ng/ml
55) Aroclor 1268 (1)	8.205	4326004	847.532 ng/ml
56) Aroclor 1268 (2)	8.621	2266017	92.394 ng/ml
57) Aroclor 1268 (3)	8.673	6672809	326.871 ng/ml
58) Aroclor 1268 (4)	8.846	206485	10.781 ng/ml
59) Aroclor 1268 (5)	9.062	2584333	333.474 ng/ml
60) Aroclor 1268 (6)	9.319	619749	11.854 ng/ml
61) Aroclor 1268 - AVE	0.000	0	N.D. ng/ml

(f)=RT Delta > 1/2 Window

(m)=manual int.

Data Path : K:\DATA\0A02025\
Data File : ECD2F003.D
Signal(s) : ECD1A.CH
Acq On : 02 Jan 2020 10:08
Operator : MJB / KAK
Sample : 0A02025-CCV1
Misc :
ALS Vial : 2 Sample Multiplier: 1

Integration File: PCB1.e
Quant Time: Jan 07 08:43:35 2020
Quant Method : K:\METHODS\FECD2_QUANTPCB_191203RT1.M
Quant Title : PCB Data Analysis
QLast Update : Wed Dec 04 15:29:22 2019
Response via : Initial Calibration
Integrator: ChemStation 6890 Scale Mode: Small noise peaks clipped



Data Path : K:\DATA\0A02025\
 Data File : ECD2F004.D
 Signal(s) : ECD1A.CH
 Acq On : 02 Jan 2020 10:26
 Operator : MJB / KAK
 Sample : 0A02025-CCB1
 Misc :
 ALS Vial : 3 Sample Multiplier: 1

Integration File: PCB1.e
 Quant Time: Jan 07 08:43:57 2020
 Quant Method : K:\METHODS\FECD2_QUANTPCB_191203RT1.M
 Quant Title : PCB Data Analysis
 QLast Update : Wed Dec 04 15:29:22 2019
 Response via : Initial Calibration
 Integrator: ChemStation 6890 Scale Mode: Small noise peaks clipped

[Handwritten Signature]
 1/7/20

Compound	R.T.	Response	Conc Units
System Monitoring Compounds			
1) S TCMX (S)	4.810	7474292	112.247 ng/ml
62) S DCBP (S)	9.554	13202182	118.220 ng/ml
Target Compounds			
2) Aroclor 1016 (1)	5.719	1128	0.302 ng/ml
3) Aroclor 1016 (2)	6.139	5468	0.760 ng/ml
4) Aroclor 1016 (3)	6.207	1016	0.256 ng/ml
5) Aroclor 1016 (4)	6.366	831	0.232 ng/ml
6) Aroclor 1016 (5)	6.599	2663	0.642 ng/ml
7) Aroclor 1016 (6)	6.722	2346	0.800 ng/ml
8) Aroclor 1016 - AVE	0.000	0	N.D. ng/ml
9) Aroclor 1221 (1)	5.160	11350	10.486 ng/ml
10) Aroclor 1221 (2)	5.280	13068	18.211 ng/ml
11) Aroclor 1221 (3)	5.374	9825	4.199 ng/ml
12) Aroclor 1221 - AVE	0.000	0	N.D. ng/ml
13) Aroclor 1232 (1)	5.374	9825	5.532 ng/ml
14) Aroclor 1232 (2)	6.139	5468	1.967 ng/ml
15) Aroclor 1232 (3)	6.207	1016	0.693 ng/ml
16) Aroclor 1232 (4)	6.366	831	0.729 ng/ml
17) Aroclor 1232 (5)	6.599	2663	1.855 ng/ml
18) Aroclor 1232 (6)	6.722	2346	1.958 ng/ml
19) Aroclor 1232 - AVE	0.000	0	N.D. ng/ml
20) Aroclor 1242 (1)	5.719	1128	0.425 ng/ml
21) Aroclor 1242 (2)	6.139	5468	1.054 ng/ml
22) Aroclor 1242 (3)	6.207	1016	0.360 ng/ml
23) Aroclor 1242 (4)	6.366	831	0.363 ng/ml
24) Aroclor 1242 (5)	6.599	2663	0.892 ng/ml
25) Aroclor 1242 (6)	6.722	2346	0.935 ng/ml
26) Aroclor 1242 - AVE	0.000	0	N.D. ng/ml
27) Aroclor 1248 (1)	6.139	5468	1.607 ng/ml
28) Aroclor 1248 (2)	6.366	831	0.184 ng/ml
29) Aroclor 1248 (3)	6.599	2663	0.510 ng/ml
30) Aroclor 1248 (4)	6.886	1188	0.205 ng/ml
31) Aroclor 1248 (5)	6.927	1693	0.275 ng/ml
32) Aroclor 1248 (6)	7.405	5176	1.515 ng/ml
33) Aroclor 1248 - AVE	0.000	0	N.D. ng/ml
34) Aroclor 1254 (1)	6.927	1693	0.282 ng/ml
35) Aroclor 1254 (2)	7.033	1373	0.188 ng/ml
36) Aroclor 1254 (3)	7.405	5176	0.462 ng/ml
37) Aroclor 1254 (4)	7.564	2348	0.329 ng/ml
38) Aroclor 1254 (5)	7.951	4653	0.608 ng/ml
39) Aroclor 1254 (6)	8.233	1013	0.406 ng/ml
40) Aroclor 1254 - AVE	0.000	0	N.D. ng/ml
41) Aroclor 1260 (1)	7.519	3996	0.480 ng/ml
42) Aroclor 1260 (2)	7.651	3985	0.391 ng/ml
43) Aroclor 1260 (3)	8.206	1734	0.220 ng/ml
44) Aroclor 1260 (4)	8.372	8183	0.440 ng/ml
45) Aroclor 1260 (5)	8.674	2763	0.228 ng/ml
46) Aroclor 1260 (6)	9.066	3283	0.632 ng/ml
47) Aroclor 1260 - AVE	0.000	0	N.D. ng/ml

Data Path : K:\DATA\0A02025\
 Data File : ECD2F004.D
 Signal(s) : ECD1A.CH
 Acq On : 02 Jan 2020 10:26
 Operator : MJB / KAK
 Sample : 0A02025-CCB1
 Misc :
 ALS Vial : 3 Sample Multiplier: 1

Integration File: PCB1.e
 Quant Time: Jan 07 08:43:57 2020
 Quant Method : K:\METHODS\FECD2_QUANTPCB_191203RT1.M
 Quant Title : PCB Data Analysis
 QLast Update : Wed Dec 04 15:29:22 2019
 Response via : Initial Calibration
 Integrator: ChemStation 6890 Scale Mode: Small noise peaks clipped

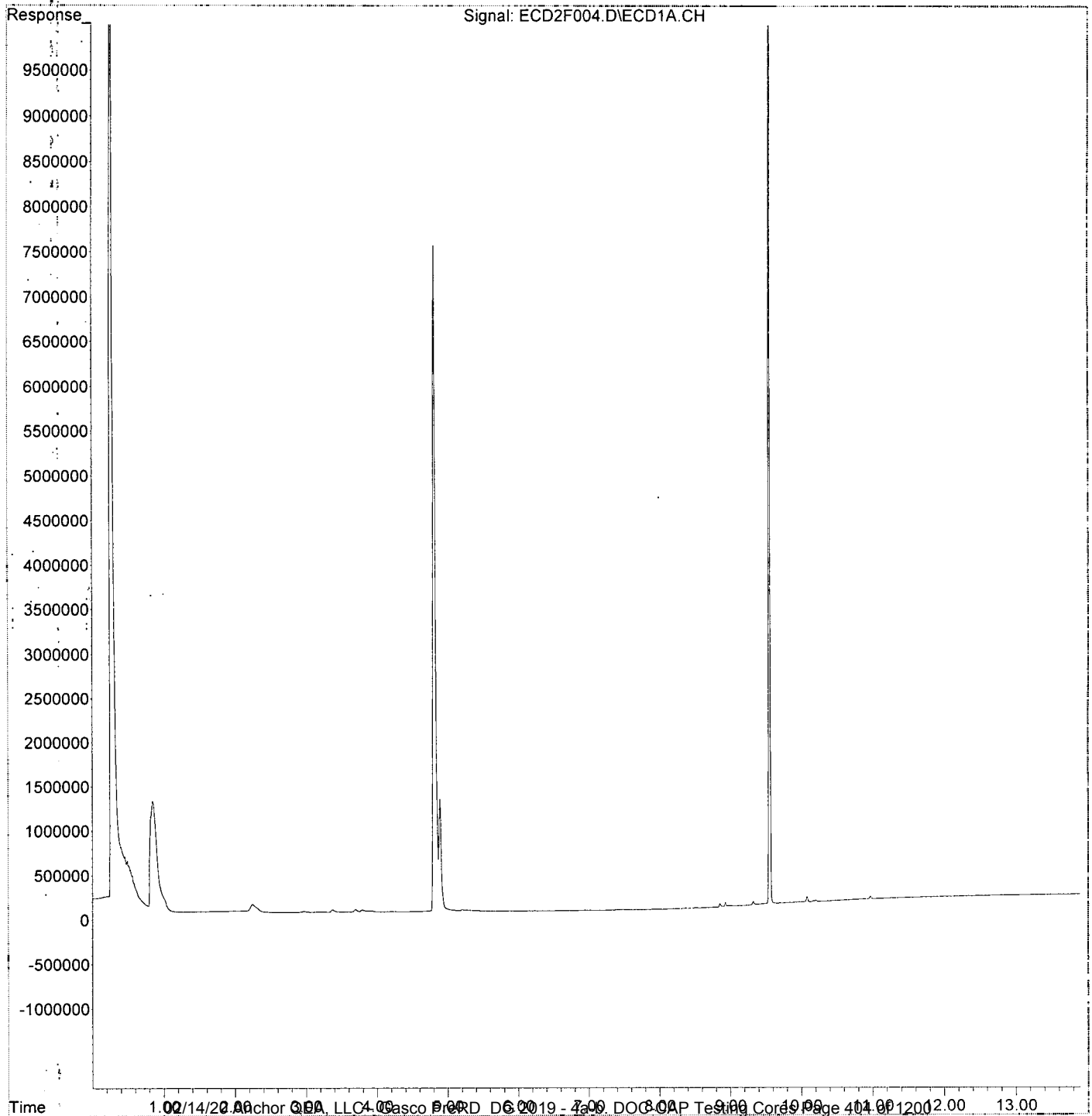
Compound	R.T.	Response	Conc Units
48) Aroclor 1262 (1)	7.651	3985	0.495 ng/ml
49) Aroclor 1262 (2)	7.975	2212	0.197 ng/ml
50) Aroclor 1262 (3)	8.206	1734	0.179 ng/ml
51) Aroclor 1262 (4)	8.372	8183	0.396 ng/ml
52) Aroclor 1262 (5)	8.674	2763	0.211 ng/ml
53) Aroclor 1262 (6)	9.066	3233	0.484 ng/ml
54) Aroclor 1262 - AVE	0.000	0	N.D. ng/ml
55) Aroclor 1268 (1)	8.206	1734	0.340 ng/ml
56) Aroclor 1268 (2)	8.624	1264	0.052 ng/ml
57) Aroclor 1268 (3)	8.674	2763	0.135 ng/ml
58) Aroclor 1268 (4)	8.852	39778	2.077 ng/ml
59) Aroclor 1268 (5)	9.066	3233	0.417 ng/ml
60) Aroclor 1268 (6)	9.322	45138	0.863 ng/ml
61) Aroclor 1268 - AVE	0.000	0	N.D. ng/ml

(f)=RT Delta > 1/2 Window

(m)=manual int.

Data Path : K:\DATA\0A02025\
Data File : ECD2F004.D
Signal(s) : ECD1A.CH
Acq On : 02 Jan 2020 10:26
Operator : MJB / KAK
Sample : 0A02025-CCB1
Misc :
ALS Vial : 3 Sample Multiplier: 1

Integration File: PCB1.e
Quant Time: Jan 07 08:43:57 2020
Quant Method : K:\METHODS\FECD2_QUANTPCB_191203RT1.M
Quant Title : PCB Data Analysis
QLast Update : Wed Dec 04 15:29:22 2019
Response via : Initial Calibration
Integrator: ChemStation 6890 Scale Mode: Small noise peaks clipped



Data Path : K:\DATA\0A02025\
 Data File : ECD2F005.D
 Signal(s) : ECD1A.CH
 Acq On : 02 Jan 2020 10:58
 Operator : MJB / KAK
 Sample : 9121377-BLK1
 Misc :
 ALS Vial : 4 Sample Multiplier: 1

Integration File: PCB1.e
 Quant Time: Jan 07 08:44:19 2020
 Quant Method : K:\METHODS\FECD2_QUANTPCB_191203RT1.M
 Quant Title : PCB Data Analysis
 QLast Update : Wed Dec 04 15:29:22 2019
 Response via : Initial Calibration
 Integrator: ChemStation 6890 Scale Mode: Small noise peaks clipped

MJB
 1/7/20
 Clean

Compound	R.T.	Response	Conc Units
System Monitoring Compounds			
1) S TCMX (S)	4.810	14125814	212.138 ng/ml
62) S DCBP (S)	9.559	28046835	251.147 ng/ml
Target Compounds			
2) Aroclor 1016 (1)	5.724	5190	1.388 ng/ml
3) Aroclor 1016 (2)	6.140	7144	0.993 ng/ml
4) Aroclor 1016 (3)	6.220	3808	0.958 ng/ml
5) Aroclor 1016 (4)	6.376	4125	1.153 ng/ml
6) Aroclor 1016 (5)	6.596	5852	1.410 ng/ml
7) Aroclor 1016 (6)	6.723	4282	1.460 ng/ml
8) Aroclor 1016 - AVE	0.000	0	N.D. ng/ml
9) Aroclor 1221 (1)	5.165	15634	14.443 ng/ml
10) Aroclor 1221 (2)	5.284	14931	20.808 ng/ml
11) Aroclor 1221 (3)	5.358	14709	6.285 ng/ml
12) Aroclor 1221 - AVE	0.000	0	N.D. ng/ml
13) Aroclor 1232 (1)	5.358	14709	8.281 ng/ml
14) Aroclor 1232 (2)	6.140	7144	2.570 ng/ml
15) Aroclor 1232 (3)	6.220	3808	2.596 ng/ml
16) Aroclor 1232 (4)	6.376	4125	3.620 ng/ml
17) Aroclor 1232 (5)	6.596	5852	4.075 ng/ml
18) Aroclor 1232 (6)	6.723	4282	3.574 ng/ml
19) Aroclor 1232 - AVE	0.000	0	N.D. ng/ml
20) Aroclor 1242 (1)	5.724	5190	1.954 ng/ml
21) Aroclor 1242 (2)	6.140	7144	1.377 ng/ml
22) Aroclor 1242 (3)	6.220	3808	1.350 ng/ml
23) Aroclor 1242 (4)	6.376	4125	1.802 ng/ml
24) Aroclor 1242 (5)	6.596	5852	1.961 ng/ml
25) Aroclor 1242 (6)	6.723	4282	1.706 ng/ml
26) Aroclor 1242 - AVE	0.000	0	N.D. ng/ml
27) Aroclor 1248 (1)	6.140	7144	2.099 ng/ml
28) Aroclor 1248 (2)	6.376	4125	0.914 ng/ml
29) Aroclor 1248 (3)	6.596	5852	1.121 ng/ml
30) Aroclor 1248 (4)	6.890	1912	0.329 ng/ml
31) Aroclor 1248 (5)	6.924	4228	0.686 ng/ml
32) Aroclor 1248 (6)	7.410	10986	3.215 ng/ml
33) Aroclor 1248 - AVE	0.000	0	N.D. ng/ml
34) Aroclor 1254 (1)	6.924	4228	0.705 ng/ml
35) Aroclor 1254 (2)	7.034	4100	0.563 ng/ml
36) Aroclor 1254 (3)	7.410	10986	0.980 ng/ml
37) Aroclor 1254 (4)	7.564	2953	0.414 ng/ml
38) Aroclor 1254 (5)	7.931	2448	0.320 ng/ml
39) Aroclor 1254 (6)	8.228	379	0.152 ng/ml
40) Aroclor 1254 - AVE	0.000	0	N.D. ng/ml
41) Aroclor 1260 (1)	7.520	9578	1.150 ng/ml
42) Aroclor 1260 (2)	7.654	7069	0.693 ng/ml
43) Aroclor 1260 (3)	8.208	2520	0.320 ng/ml
44) Aroclor 1260 (4)	8.375	10653	0.572 ng/ml
45) Aroclor 1260 (5)	8.679	3789	0.313 ng/ml
46) Aroclor 1260 (6)	9.067	1093	0.214 ng/ml
47) Aroclor 1260 - AVE	0.000	0	N.D. ng/ml

Data Path : K:\DATA\0A02025\
 Data File : ECD2F005.D
 Signal(s) : ECD1A.CH
 Acq On : 02 Jan 2020 10:58
 Operator : MJB / KAK
 Sample : 9121377-BLK1
 Misc :
 ALS Vial : 4 Sample Multiplier: 1

Integration File: PCB1.e
 Quant Time: Jan 07 08:44:19 2020
 Quant Method : K:\METHODS\FECD2_QUANTPCB_191203RT1.M
 Quant Title : PCB Data Analysis
 QLast Update : Wed Dec 04 15:29:22 2019
 Response via : Initial Calibration
 Integrator: ChemStation 6890 Scale Mode: Small noise peaks clipped

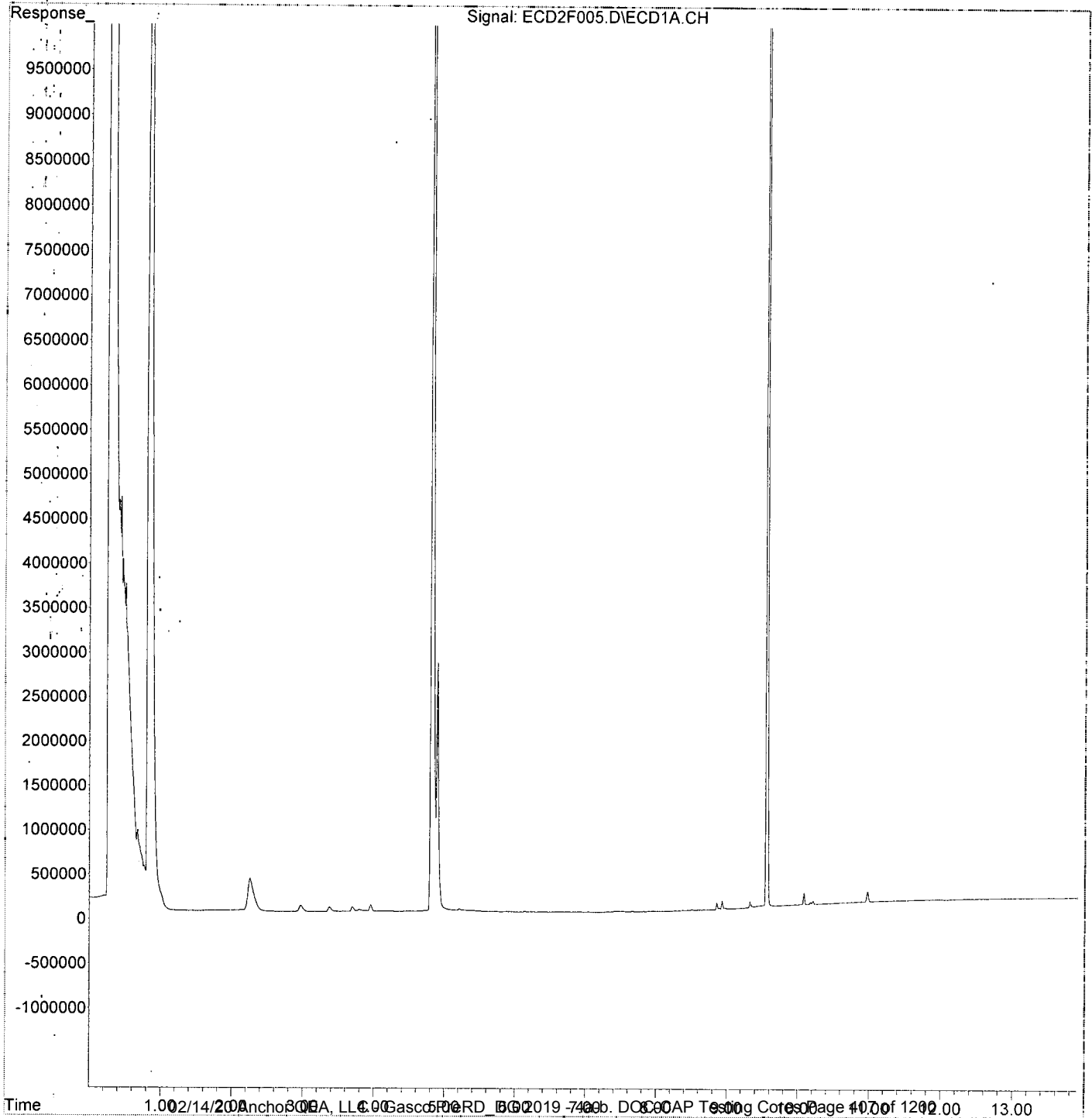
Compound	R.T.	Response	Conc Units
48) Aroclor 1262 (1)	7.654	7069	0.878 ng/ml
49) Aroclor 1262 (2)	7.977	3567	0.318 ng/ml
50) Aroclor 1262 (3)	8.208	2520	0.260 ng/ml
51) Aroclor 1262 (4)	8.375	10653	0.516 ng/ml
52) Aroclor 1262 (5)	8.679	3789	0.290 ng/ml
53) Aroclor 1262 (6)	9.067	1093	0.164 ng/ml
54) Aroclor 1262 - AVE	0.000	0	N.D. ng/ml
55) Aroclor 1268 (1)	8.208	2520	0.494 ng/ml
56) Aroclor 1268 (2)	8.627	2628	0.107 ng/ml
57) Aroclor 1268 (3)	8.679	3789	0.186 ng/ml
58) Aroclor 1268 (4)	8.857	77622	4.053 ng/ml
59) Aroclor 1268 (5)	9.067	1093	0.141 ng/ml
60) Aroclor 1268 (6)	9.325	74331	1.422 ng/ml
61) Aroclor 1268 - AVE	0.000	0	N.D. ng/ml

(f)=RT Delta > 1/2 Window

(m)=manual int.

Data Path : K:\DATA\0A02025\
Data File : ECD2F005.D
Signal(s) : ECD1A.CH
Acq On : 02 Jan 2020 10:58
Operator : MJB / KAK
Sample : 9121377-BLK1
Misc :
ALS Vial : 4 Sample Multiplier: 1

Integration File: PCB1.e
Quant Time: Jan 07 08:44:19 2020
Quant Method : K:\METHODS\FECD2_QUANTPCB_191203RT1.M
Quant Title : PCB Data Analysis
QLast Update : Wed Dec 04 15:29:22 2019
Response via : Initial Calibration
Integrator: ChemStation 6890 Scale Mode: Small noise peaks clipped



Data Path: K:\DATA\0A02025\
 Data File : ECD2F006.D
 Signal(s) : ECD1A.CH
 Acq On : 02 Jan 2020 11:15
 Operator : MJB / KAK
 Sample : 9121377-BS1
 Misc :
 ALS Vial : 5 Sample Multiplier: 1

Integration File: PCB1.e
 Quant Time: Jan 07 08:44:41 2020
 Quant Method : K:\METHODS\FECD2_QUANTPCB_191203RT1.M
 Quant Title : PCB Data Analysis
 QLast Update : Wed Dec 04 15:29:22 2019
 Response via : Initial Calibration
 Integrator: ChemStation 6890 Scale Mode: Small noise peaks clipped

[Handwritten signature]
 1/7/20

Compound	R.T.	Response	Conc	Units
System Monitoring Compounds				
1) S TCMX (S)	4.806	13080968	196.447	ng/ml
62) S DCBP (S)	9.557	28774569	257.663	ng/ml
Target Compounds				
2) Aroclor 1016 (1)	5.721	3247747	868.856	ng/ml
3) Aroclor 1016 (2)	6.133	7450043	1035.605	ng/ml
4) Aroclor 1016 (3)	6.215	3811771	959.437	ng/ml
5) Aroclor 1016 (4)	6.372	3603191	1007.222	ng/ml
6) Aroclor 1016 (5)	6.593	4182580	1007.490	ng/ml
7) Aroclor 1016 (6)	6.718	2943646	1003.551	ng/ml
8) Aroclor 1016 - AVE	0.000	0	N.D.	ng/ml
9) Aroclor 1221 (1)	5.160	289346	267.311	ng/ml
10) Aroclor 1221 (2)	5.280	313729	437.211	ng/ml
11) Aroclor 1221 (3)	5.361	1517069	648.289	ng/ml
12) Aroclor 1221 - AVE	0.000	0	N.D.	ng/ml
13) Aroclor 1232 (1)	5.361	1517069	854.123	ng/ml
14) Aroclor 1232 (2)	6.133	7450043	2679.695	ng/ml
15) Aroclor 1232 (3)	6.215	3811771	2598.448	ng/ml
16) Aroclor 1232 (4)	6.372	3603191	3162.456	ng/ml
17) Aroclor 1232 (5)	6.593	4182580	2912.702	ng/ml
18) Aroclor 1232 (6)	6.718	2943646	2456.885	ng/ml
19) Aroclor 1232 - AVE	0.000	0	N.D.	ng/ml
20) Aroclor 1242 (1)	5.721	3247747	1222.785	ng/ml
21) Aroclor 1242 (2)	6.133	7450043	1436.268	ng/ml
22) Aroclor 1242 (3)	6.215	3811771	1351.610	ng/ml
23) Aroclor 1242 (4)	6.372	3603191	1574.009	ng/ml
24) Aroclor 1242 (5)	6.593	4182580	1401.337	ng/ml
25) Aroclor 1242 (6)	6.718	2943646	1173.131	ng/ml
26) Aroclor 1242 - AVE	0.000	0	N.D.	ng/ml
27) Aroclor 1248 (1)	6.133	7450043	2189.068	ng/ml
28) Aroclor 1248 (2)	6.372	3603191	798.011	ng/ml
29) Aroclor 1248 (3)	6.593	4182580	801.436	ng/ml
30) Aroclor 1248 (4)	6.886	813941	140.210	ng/ml
31) Aroclor 1248 (5)	6.919	2965460	481.460	ng/ml
32) Aroclor 1248 (6)	7.405	7231895	2116.187	ng/ml
33) Aroclor 1248 - AVE	0.000	0	N.D.	ng/ml
34) Aroclor 1254 (1)	6.919	2965460	494.398	ng/ml
35) Aroclor 1254 (2)	7.029	3502496	480.613	ng/ml
36) Aroclor 1254 (3)	7.405	7231895	645.130	ng/ml
37) Aroclor 1254 (4)	7.564	973716	136.565	ng/ml
38) Aroclor 1254 (5)	7.944	10065836	1314.251	ng/ml
39) Aroclor 1254 (6)	8.235	952629	381.985	ng/ml
40) Aroclor 1254 - AVE	0.000	0	N.D.	ng/ml
41) Aroclor 1260 (1)	7.518	9656817	1159.589	ng/ml
42) Aroclor 1260 (2)	7.651	12053300	1181.419	ng/ml
43) Aroclor 1260 (3)	8.206	9128163	1160.582	ng/ml
44) Aroclor 1260 (4)	8.376	24903385	1337.563	ng/ml
45) Aroclor 1260 (5)	8.673	15876593	1312.552	ng/ml
46) Aroclor 1260 (6)	9.063	6313548	1234.416	ng/ml
47) Aroclor 1260 - AVE	0.000	0	N.D.	ng/ml

Data Path: K:\DATA\0A02025\
 Data File : ECD2F006.D
 Signal(s) : ECD1A.CH
 Acq On : 02 Jan 2020 11:15
 Operator : MJB / KAK
 Sample : 9121377-BS1
 Misc :
 ALS Vial : 5 Sample Multiplier: 1

Integration File: PCB1.e
 Quant Time: Jan 07 08:44:41 2020
 Quant Method : K:\METHODS\FECD2_QUANTPCB_191203RT1.M
 Quant Title : PCB Data Analysis
 QLast Update : Wed Dec 04 15:29:22 2019
 Response via : Initial Calibration
 Integrator: ChemStation 6890 Scale Mode: Small noise peaks clipped

Compound	R.T.	Response	Conc	Units
48) Aroclor 1262 (1)	7.651	12053300	1497.972	ng/ml
49) Aroclor 1262 (2)	7.974	9276999	826.454	ng/ml
50) Aroclor 1262 (3)	8.206	9128163	940.569	ng/ml
51) Aroclor 1262 (4)	8.376	24903385	1205.386	ng/ml
52) Aroclor 1262 (5)	8.673	15876593	1213.588	ng/ml
53) Aroclor 1262 (6)	9.063	6313548	945.618	ng/ml
54) Aroclor 1262 - AVE	0.000	0	N.D.	ng/ml
55) Aroclor 1268 (1)	8.206	9128163	1788.350	ng/ml
56) Aroclor 1268 (2)	8.622	5342246	217.823	ng/ml
57) Aroclor 1268 (3)	8.673	15876593	777.723	ng/ml
58) Aroclor 1268 (4)	8.845	424064	22.140	ng/ml
59) Aroclor 1268 (5)	9.063	6313548	814.679	ng/ml
60) Aroclor 1268 (6)	9.321	1390052	26.587	ng/ml
61) Aroclor 1268 - AVE	0.000	0	N.D.	ng/ml

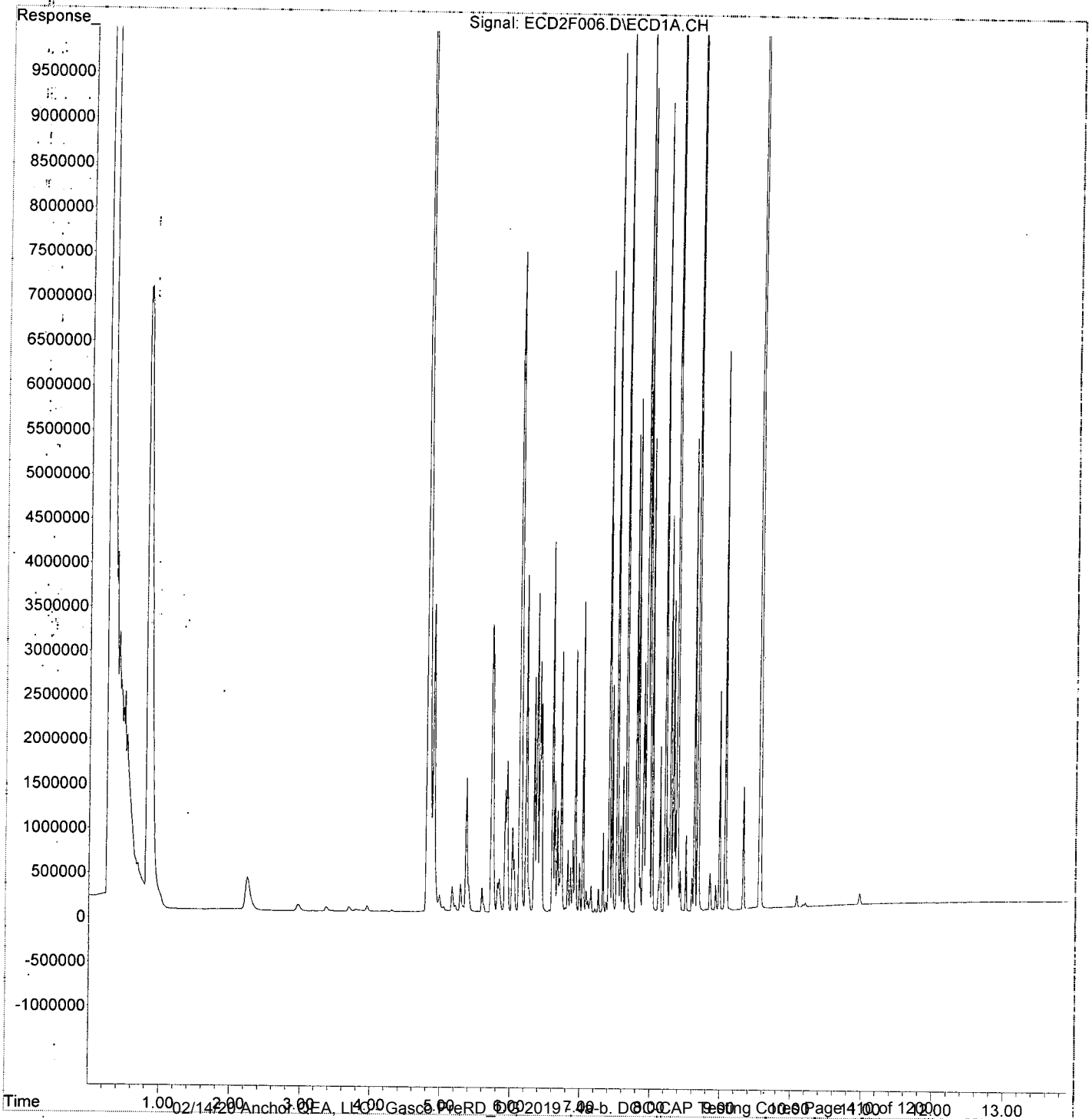
(f)=RT Delta > 1/2 Window

(m)=manual int.

Quantitation Report (Not Reviewed)

Data Path : K:\DATA\0A02025\
Data File : ECD2F006.D
Signal(s) : ECD1A.CH
Acq On : 02 Jan 2020 11:15
Operator : MJB / KAK
Sample : 9121377-BS1
Misc :
ALS Vial : 5 Sample Multiplier: 1

Integration File: PCB1.e
Quant Time: Jan 07 08:44:41 2020
Quant Method : K:\METHODS\FECD2_QUANTPCB_191203RT1.M
Quant Title : PCB Data Analysis
QLast Update : Wed Dec 04 15:29:22 2019
Response via : Initial Calibration
Integrator: ChemStation 6890 Scale Mode: Small noise peaks clipped



Data Path : K:\DATA\0A02025\
 Data File : ECD2F011.D
 Signal(s) : ECD1A.CH
 Acq On : 02 Jan 2020 12:43
 Operator : MJB / KAK
 Sample : 0A02025-CCV2
 Misc :
 ALS Vial : 2 Sample Multiplier: 1

Integration File: PCB1.e
 Quant Time: Jan 07 08:45:47 2020
 Quant Method : K:\METHODS\FECD2_QUANTPCB_191203RT1.M
 Quant Title : PCB Data Analysis
 QLast Update : Wed Dec 04 15:29:22 2019
 Response via : Initial Calibration
 Integrator: ChemStation 6890 Scale Mode: Small noise peaks clipped

MJB
 11/7/20

Compound	R.T.	Response	Conc	Units
System Monitoring Compounds				
1) S TCMX (S)	4.809	17379468	261.001	ng/ml
62) S DCBP (S)	9.556	31076982	278.280	ng/ml
Target Compounds				
2) Aroclor 1016 (1)	5.720	1901632	508.735	ng/ml
3) Aroclor 1016 (2)	6.133	3919871	544.888	ng/ml
4) Aroclor 1016 (3)	6.215	2077209	522.841	ng/ml
5) Aroclor 1016 (4)	6.370	1945327	543.789	ng/ml
6) Aroclor 1016 (5)	6.592	2234756	538.303	ng/ml
7) Aroclor 1016 (6)	6.717	1620949	552.616	ng/ml
8) Aroclor 1016 - AVE	0.000	0	N.D.	ng/ml
9) Aroclor 1221 (1)	5.160	174150	160.888	ng/ml
10) Aroclor 1221 (2)	5.280	198458	276.570	ng/ml
11) Aroclor 1221 (3)	5.361	847196	362.032	ng/ml
12) Aroclor 1221 - AVE	0.000	0	N.D.	ng/ml
13) Aroclor 1232 (1)	5.361	847196	476.979	ng/ml
14) Aroclor 1232 (2)	6.133	3919871	1409.933	ng/ml
15) Aroclor 1232 (3)	6.215	2077209	1416.014	ng/ml
16) Aroclor 1232 (4)	6.370	1945327	1707.378	ng/ml
17) Aroclor 1232 (5)	6.592	2234756	1556.259	ng/ml
18) Aroclor 1232 (6)	6.717	1620949	1352.909	ng/ml
19) Aroclor 1232 - AVE	0.000	0	N.D.	ng/ml
20) Aroclor 1242 (1)	5.720	1901632	715.969	ng/ml
21) Aroclor 1242 (2)	6.133	3919871	755.698	ng/ml
22) Aroclor 1242 (3)	6.215	2077209	736.555	ng/ml
23) Aroclor 1242 (4)	6.370	1945327	849.792	ng/ml
24) Aroclor 1242 (5)	6.592	2234756	748.736	ng/ml
25) Aroclor 1242 (6)	6.717	1620949	645.997	ng/ml
26) Aroclor 1242 - AVE	0.000	0	N.D.	ng/ml
27) Aroclor 1248 (1)	6.133	3919871	1151.787	ng/ml
28) Aroclor 1248 (2)	6.370	1945327	430.838	ng/ml
29) Aroclor 1248 (3)	6.592	2234756	428.208	ng/ml
30) Aroclor 1248 (4)	6.885	420211	72.386	ng/ml
31) Aroclor 1248 (5)	6.919	1595370	259.018	ng/ml
32) Aroclor 1248 (6)	7.405	3530601	1033.120	ng/ml
33) Aroclor 1248 - AVE	0.000	0	N.D.	ng/ml
34) Aroclor 1254 (1)	6.919	1595370	265.978	ng/ml
35) Aroclor 1254 (2)	7.028	1563384	214.528	ng/ml
36) Aroclor 1254 (3)	7.405	3530601	314.952	ng/ml
37) Aroclor 1254 (4)	7.564	465881	65.341	ng/ml
38) Aroclor 1254 (5)	7.943	4388602	573.000	ng/ml
39) Aroclor 1254 (6)	8.234	496246	198.985	ng/ml
40) Aroclor 1254 - AVE	0.000	0	N.D.	ng/ml
41) Aroclor 1260 (1)	7.517	4583169	550.346	ng/ml
42) Aroclor 1260 (2)	7.650	5636253	552.444	ng/ml
43) Aroclor 1260 (3)	8.204	4316479	548.810	ng/ml
44) Aroclor 1260 (4)	8.374	10830055	581.683	ng/ml
45) Aroclor 1260 (5)	8.673	7038286	581.870	ng/ml
46) Aroclor 1260 (6)	9.063	2680072	524.004	ng/ml
47) Aroclor 1260 - AVE	0.000	0	N.D.	ng/ml

Quantitation Report (Not Reviewed)

Data Path : K:\DATA\0A02025\
 Data File : ECD2F011.D
 Signal(s) : ECD1A.CH
 Acq On : 02 Jan 2020 12:43
 Operator : MJB / KAK
 Sample : 0A02025-CCV2
 Misc :
 ALS Vial : 2 Sample Multiplier: 1

Integration File: PCB1.e
 Quant Time: Jan 07 08:45:47 2020
 Quant Method : K:\METHODS\FECD2_QUANTPCB_191203RT1.M
 Quant Title : PCB Data Analysis
 QLast Update : Wed Dec 04 15:29:22 2019
 Response via : Initial Calibration
 Integrator: ChemStation 6890 Scale Mode: Small noise peaks clipped

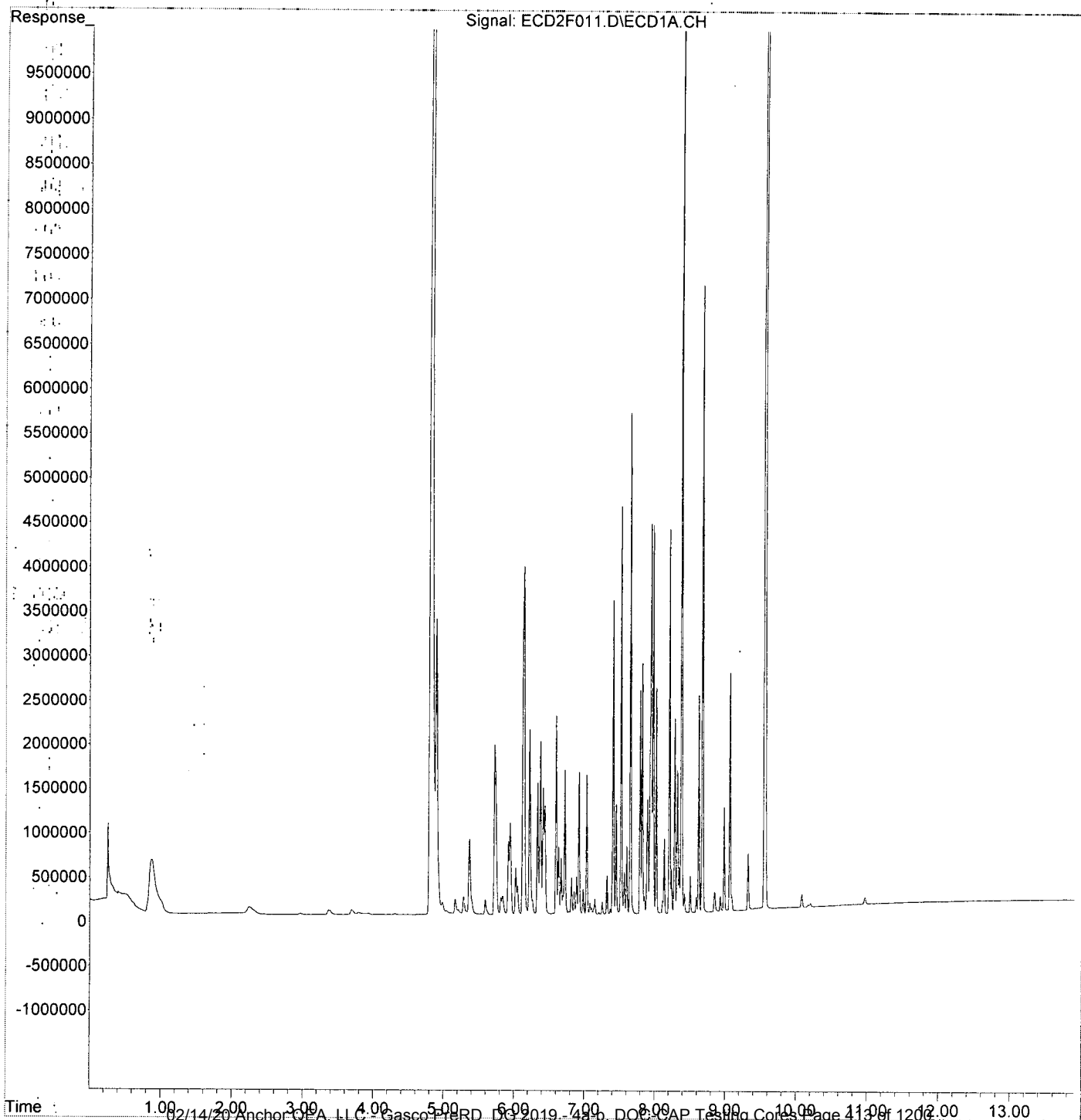
Compound	R.T.	Response	Conc Units
48) Aroclor 1262 (1)	7.650	5636253	700.468 ng/ml
49) Aroclor 1262 (2)	7.973	4368601	389.182 ng/ml
50) Aroclor 1262 (3)	8.204	4316479	444.772 ng/ml
51) Aroclor 1262 (4)	8.374	10830055	524.202 ng/ml
52) Aroclor 1262 (5)	8.673	7038286	537.998 ng/ml
53) Aroclor 1262 (6)	9.063	2680072	401.410 ng/ml
54) Aroclor 1262 - AVE	0.000	0	N.D. ng/ml
55) Aroclor 1268 (1)	8.204	4316479	845.666 ng/ml
56) Aroclor 1268 (2)	8.621	2443246	99.620 ng/ml
57) Aroclor 1268 (3)	8.673	7038286	344.774 ng/ml
58) Aroclor 1268 (4)	8.847	221101	11.544 ng/ml
59) Aroclor 1268 (5)	9.063	2680072	345.828 ng/ml
60) Aroclor 1268 (6)	9.320	635985	12.164 ng/ml
61) Aroclor 1268 - AVE	0.000	0	N.D. ng/ml

(f)=RT Delta > 1/2 Window

(m)=manual int.

Data Path : K:\DATA\0A02025\
Data File : ECD2F011.D
Signal(s) : ECD1A.CH
Acq On : 02 Jan 2020 12:43
Operator : MJB / KAK
Sample : 0A02025-CCV2
Misc :
ALS Vial : 2 Sample Multiplier: 1

Integration File: PCB1.e
Quant Time: Jan 07 08:45:47 2020
Quant Method : K:\METHODS\FECD2_QUANTPCB_191203RT1.M
Quant Title : PCB Data Analysis
QLast Update : Wed Dec 04 15:29:22 2019
Response via : Initial Calibration
Integrator: ChemStation 6890 Scale Mode: Small noise peaks clipped



Quantitation Report (Not Reviewed)

Data Path : K:\DATA\0A02025\
 Data File : ECD2F012.D
 Signal(s) : ECD1A.CH
 Acq On : 02 Jan 2020 13:01
 Operator : MJB / KAK
 Sample : 0A02025-CCB2
 Misc :
 ALS Vial : 3 Sample Multiplier: 1

Integration File: PCB1.e
 Quant Time: Jan 07 08:46:09 2020
 Quant Method : K:\METHODS\FECD2_QUANTPCB_191203RT1.M
 Quant Title : PCB Data Analysis
 Last Update : Wed Dec 04 15:29:22 2019
 Response via : Initial Calibration
 Integrator: ChemStation 6890 Scale Mode: Small noise peaks clipped

Handwritten:
 1/7/20
 Clean

Compound	R.T.	Response	Conc Units
System Monitoring Compounds			
1) S TCMX (S)	4.806	6701557	100.642 ng/ml
62) S DCBP (S)	9.555	12282301	109.982 ng/ml
Target Compounds			
2) Aroclor 1016 (1)	5.716	1403	0.375 ng/ml
3) Aroclor 1016 (2)	6.137	6061	0.842 ng/ml
4) Aroclor 1016 (3)	6.199	1090	0.274 ng/ml
5) Aroclor 1016 (4)	6.374	3691	1.032 ng/ml
6) Aroclor 1016 (5)	6.595	4735	1.140 ng/ml
7) Aroclor 1016 (6)	6.723	3736	1.274 ng/ml
8) Aroclor 1016 - AVE	0.000	0	N.D. ng/ml
9) Aroclor 1221 (1)	5.159	11328	10.465 ng/ml
10) Aroclor 1221 (2)	5.277	13017	18.141 ng/ml
11) Aroclor 1221 (3)	5.354	11407	4.875 ng/ml
12) Aroclor 1221 - AVE	0.000	0	N.D. ng/ml
13) Aroclor 1232 (1)	5.354	11407	6.422 ng/ml
14) Aroclor 1232 (2)	6.137	6061	2.180 ng/ml
15) Aroclor 1232 (3)	6.199	1090	0.743 ng/ml
16) Aroclor 1232 (4)	6.374	3691	3.239 ng/ml
17) Aroclor 1232 (5)	6.595	4735	3.297 ng/ml
18) Aroclor 1232 (6)	6.723	3736	3.118 ng/ml
19) Aroclor 1232 - AVE	0.000	0	N.D. ng/ml
20) Aroclor 1242 (1)	5.716	1403	0.528 ng/ml
21) Aroclor 1242 (2)	6.137	6061	1.168 ng/ml
22) Aroclor 1242 (3)	6.199	1090	0.386 ng/ml
23) Aroclor 1242 (4)	6.374	3691	1.612 ng/ml
24) Aroclor 1242 (5)	6.595	4735	1.586 ng/ml
25) Aroclor 1242 (6)	6.723	3736	1.489 ng/ml
26) Aroclor 1242 - AVE	0.000	0	N.D. ng/ml
27) Aroclor 1248 (1)	6.137	6061	1.781 ng/ml
28) Aroclor 1248 (2)	6.374	3691	0.817 ng/ml
29) Aroclor 1248 (3)	6.595	4735	0.907 ng/ml
30) Aroclor 1248 (4)	6.887	3873	0.667 ng/ml
31) Aroclor 1248 (5)	6.920	5630	0.914 ng/ml
32) Aroclor 1248 (6)	7.400	9962	2.915 ng/ml
33) Aroclor 1248 - AVE	0.000	0	N.D. ng/ml
34) Aroclor 1254 (1)	6.920	5630	0.939 ng/ml
35) Aroclor 1254 (2)	7.029	7423	1.019 ng/ml
36) Aroclor 1254 (3)	7.400	9962	0.889 ng/ml
37) Aroclor 1254 (4)	7.564	6746	0.946 ng/ml
38) Aroclor 1254 (5)	7.945	8978	1.172 ng/ml
39) Aroclor 1254 (6)	8.234	1780	0.714 ng/ml
40) Aroclor 1254 - AVE	0.000	0	N.D. ng/ml
41) Aroclor 1260 (1)	7.519	7385	0.887 ng/ml
42) Aroclor 1260 (2)	7.650	8294	0.813 ng/ml
43) Aroclor 1260 (3)	8.204	2647	0.336 ng/ml
44) Aroclor 1260 (4)	8.374	10801	0.580 ng/ml
45) Aroclor 1260 (5)	8.674	4746	0.392 ng/ml
46) Aroclor 1260 (6)	9.064	3574	0.699 ng/ml
47) Aroclor 1260 - AVE	0.000	0	N.D. ng/ml

Quantitation Report (Not Reviewed)

Data Path : K:\DATA\0A02025\
 Data File : ECD2F012.D
 Signal(s) : ECD1A.CH
 Acq On : 02 Jan 2020 13:01
 Operator : MJB / KAK
 Sample : 0A02025-CCB2
 Misc :
 ALS Vial : 3 Sample Multiplier: 1

Integration File: PCB1.e
 Quant Time: Jan 07 08:46:09 2020
 Quant Method : K:\METHODS\FECD2_QUANTPCB_191203RT1.M
 Quant Title : PCB Data Analysis
 QLast Update : Wed Dec 04 15:29:22 2019
 Response via : Initial Calibration
 Integrator: ChemStation 6890 Scale Mode: Small noise peaks clipped

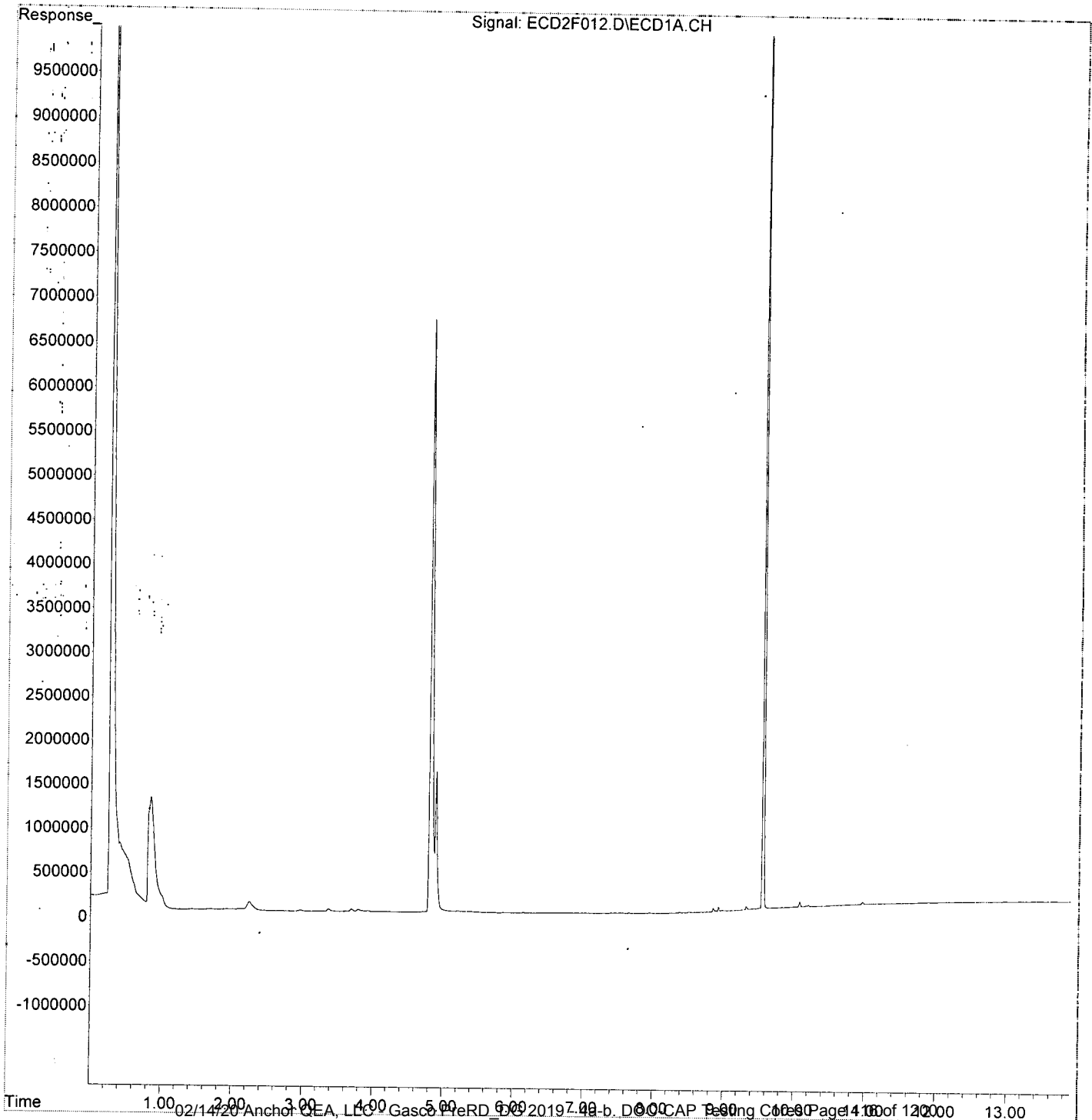
Compound	R.T.	Response	Conc Units
48) Aroclor 1262 (1)	7.650	8294	1.031 ng/ml
49) Aroclor 1262 (2)	7.976	3234	0.288 ng/ml
50) Aroclor 1262 (3)	8.204	2647	0.273 ng/ml
51) Aroclor 1262 (4)	8.374	10801	0.523 ng/ml
52) Aroclor 1262 (5)	8.674	4746	0.363 ng/ml
53) Aroclor 1262 (6)	9.064	3574	0.535 ng/ml
54) Aroclor 1262 - AVE	0.000	0	N.D. ng/ml
55) Aroclor 1268 (1)	8.204	2647	0.519 ng/ml
56) Aroclor 1268 (2)	8.621	1571	0.064 ng/ml
57) Aroclor 1268 (3)	8.674	4746	0.233 ng/ml
58) Aroclor 1268 (4)	8.852	41191	2.151 ng/ml
59) Aroclor 1268 (5)	9.064	3574	0.461 ng/ml
60) Aroclor 1268 (6)	9.322	39348	0.753 ng/ml
61) Aroclor 1268 - AVE	0.000	0	N.D. ng/ml

(f)=RT Delta > 1/2 Window

(m)=manual int.

Data Path : K:\DATA\0A02025\
Data File : ECD2F012.D
Signal(s) : ECD1A.CH
Acq On : 02 Jan 2020 13:01
Operator : MJB / KAK
Sample : 0A02025-CCB2
Misc :
ALS Vial : 3 Sample Multiplier: 1

Integration File: PCB1.e
Quant Time: Jan 07 08:46:09 2020
Quant Method : K:\METHODS\FECD2_QUANTPCB_191203RT1.M
Quant Title : PCB Data Analysis
QLast Update : Wed Dec 04 15:29:22 2019
Response via : Initial Calibration
Integrator: ChemStation 6890 Scale Mode: Small noise peaks clipped



Quantitation Report (Not Reviewed)

Data Path : K:\DATA\0A02025\
 Data File : ECD2F013.D
 Signal(s) : ECD1A.CH
 Acq On : 02 Jan 2020 13:26
 Operator : MJB/KAK
 Sample : 9121399-BLK1
 Misc :
 ALS Vial : 8 Sample Multiplier: 1

Integration File: PCB1.e
 Quant Time: Jan 07 08:46:31 2020
 Quant Method : K:\METHODS\FECD2_QUANTPCB_191203RT1.M
 Quant Title : PCB Data Analysis
 QLast Update : Wed Dec 04 15:29:22 2019
 Response via : Initial Calibration
 Integrator: ChemStation 6890 Scale Mode: Small noise peaks clipped

MJB
 1/7/20
 Clean

Compound	R.T.	Response	Conc Units
System Monitoring Compounds			
1) S TCMX (S)	4.810	10721673	161.016 ng/ml
62) S DCBP (S)	9.558	27836168	249.260 ng/ml
Target Compounds			
2) Aroclor 1016 (1)	5.722	1962	0.525 ng/ml
3) Aroclor 1016 (2)	6.137	3383	0.470 ng/ml
4) Aroclor 1016 (3)	6.231	2133	0.537 ng/ml
5) Aroclor 1016 (4)	6.377	2075	0.580 ng/ml
6) Aroclor 1016 (5)	6.599	3281	0.790 ng/ml
7) Aroclor 1016 (6)	6.722	2388	0.814 ng/ml
8) Aroclor 1016 - AVE	0.000	0	N.D. ng/ml
9) Aroclor 1221 (1)	5.164	14499	13.395 ng/ml
10) Aroclor 1221 (2)	5.294	13267	18.489 ng/ml
11) Aroclor 1221 (3)	5.354	15950	6.816 ng/ml
12) Aroclor 1221 - AVE	0.000	0	N.D. ng/ml
13) Aroclor 1232 (1)	5.354	15950	8.980 ng/ml
14) Aroclor 1232 (2)	6.137	3383	1.217 ng/ml
15) Aroclor 1232 (3)	6.231	2133	1.454 ng/ml
16) Aroclor 1232 (4)	6.377	2075	1.821 ng/ml
17) Aroclor 1232 (5)	6.599	3281	2.285 ng/ml
18) Aroclor 1232 (6)	6.722	2388	1.993 ng/ml
19) Aroclor 1232 - AVE	0.000	0	N.D. ng/ml
20) Aroclor 1242 (1)	5.722	1962	0.739 ng/ml
21) Aroclor 1242 (2)	6.137	3383	0.652 ng/ml
22) Aroclor 1242 (3)	6.231	2133	0.756 ng/ml
23) Aroclor 1242 (4)	6.377	2075	0.906 ng/ml
24) Aroclor 1242 (5)	6.599	3281	1.099 ng/ml
25) Aroclor 1242 (6)	6.722	2388	0.952 ng/ml
26) Aroclor 1242 - AVE	0.000	0	N.D. ng/ml
27) Aroclor 1248 (1)	6.137	3383	0.994 ng/ml
28) Aroclor 1248 (2)	6.377	2075	0.459 ng/ml
29) Aroclor 1248 (3)	6.599	3281	0.629 ng/ml
30) Aroclor 1248 (4)	6.893	1667	0.287 ng/ml
31) Aroclor 1248 (5)	6.922	2537	0.412 ng/ml
32) Aroclor 1248 (6)	7.407	6206	1.816 ng/ml
33) Aroclor 1248 - AVE	0.000	0	N.D. ng/ml
34) Aroclor 1254 (1)	6.922	2537	0.423 ng/ml
35) Aroclor 1254 (2)	7.032	2961	0.406 ng/ml
36) Aroclor 1254 (3)	7.407	6206	0.554 ng/ml
37) Aroclor 1254 (4)	7.566	3994	0.560 ng/ml
38) Aroclor 1254 (5)	7.955	6011	0.785 ng/ml
39) Aroclor 1254 (6)	8.232	702	0.281 ng/ml
40) Aroclor 1254 - AVE	0.000	0	N.D. ng/ml
41) Aroclor 1260 (1)	7.520	8047	0.966 ng/ml
42) Aroclor 1260 (2)	7.652	6399	0.627 ng/ml
43) Aroclor 1260 (3)	8.207	2341	0.298 ng/ml
44) Aroclor 1260 (4)	8.375	8675	0.466 ng/ml
45) Aroclor 1260 (5)	8.677	3933	0.325 ng/ml
46) Aroclor 1260 (6)	9.067	4833	0.945 ng/ml
47) Aroclor 1260 - AVE	0.000	0	N.D. ng/ml

Quantitation Report (Not Reviewed)

Data Path : K:\DATA\0A02025\
 Data File : ECD2F013.D
 Signal(s) : ECD1A.CH
 Acq On : 02 Jan 2020 13:26
 Operator : MJB / KAK
 Sample : 9121399-BLK1
 Misc :
 ALS Vial : 8 Sample Multiplier: 1

Integration File: PCB1.e
 Quant Time: Jan 07 08:46:31 2020
 Quant Method : K:\METHODS\FECD2_QUANTPCB_191203RT1.M
 Quant Title : PCB Data Analysis
 QLast Update : Wed Dec 04 15:29:22 2019
 Response via : Initial Calibration
 Integrator: ChemStation 6890 Scale Mode: Small noise peaks clipped

Compound	R.T.	Response	Conc Units
48) Aroclor 1262 (1)	7.652	6399	0.795 ng/ml
49) Aroclor 1262 (2)	7.977	3096	0.276 ng/ml
50) Aroclor 1262 (3)	8.207	2341	0.241 ng/ml
51) Aroclor 1262 (4)	8.375	8675	0.420 ng/ml
52) Aroclor 1262 (5)	8.677	3933	0.301 ng/ml
53) Aroclor 1262 (6)	9.067	4833	0.724 ng/ml
54) Aroclor 1262 - AVE	0.000	0	N.D. ng/ml
55) Aroclor 1268 (1)	8.207	2341	0.459 ng/ml
56) Aroclor 1268 (2)	8.624	2139	0.087 ng/ml
57) Aroclor 1268 (3)	8.677	3933	0.193 ng/ml
58) Aroclor 1268 (4)	8.855	75547	3.944 ng/ml
59) Aroclor 1268 (5)	9.067	4833	0.624 ng/ml
60) Aroclor 1268 (6)	9.324	77751	1.487 ng/ml
61) Aroclor 1268 - AVE	0.000	0	N.D. ng/ml

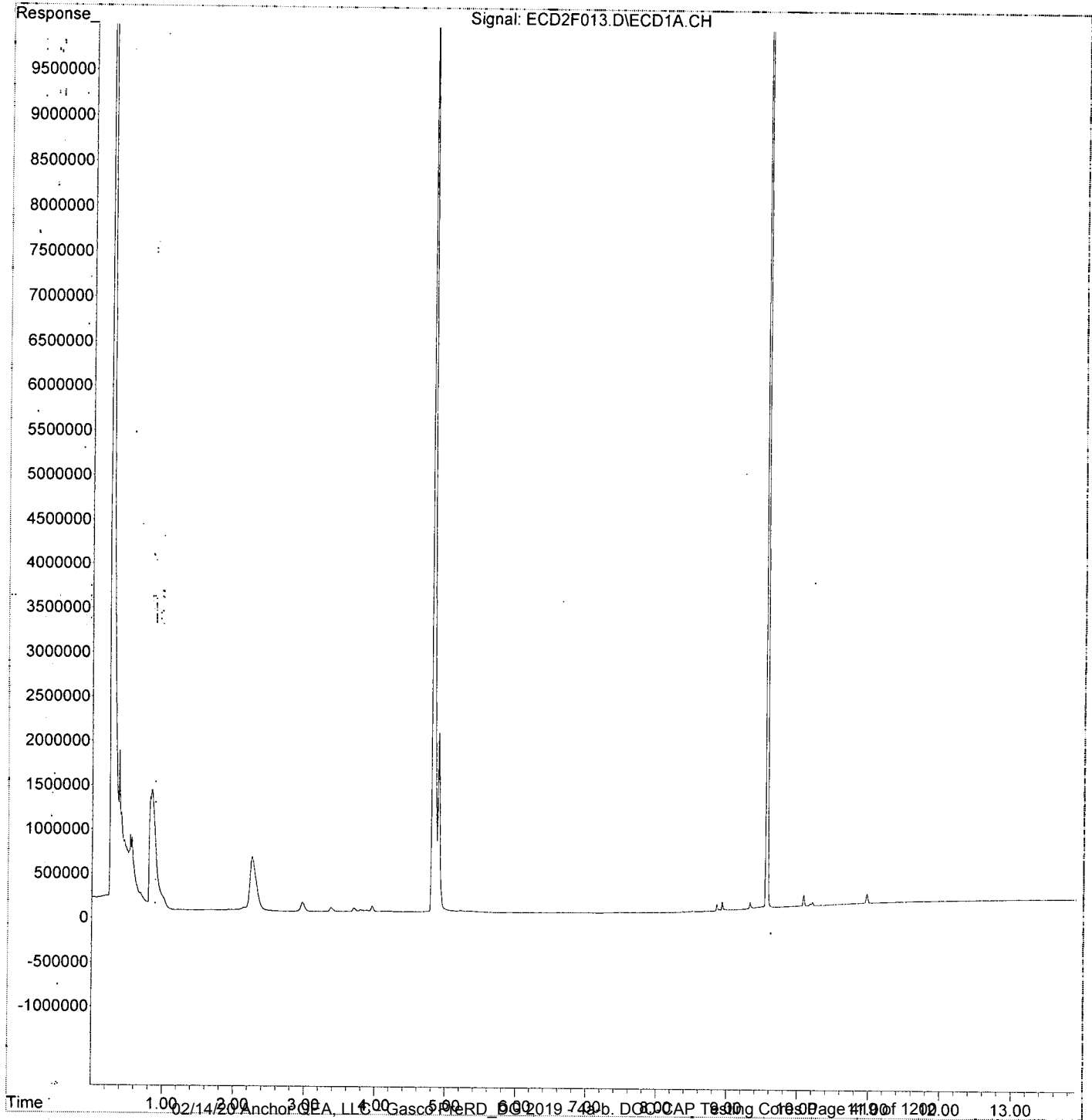
(f)=RT Delta > 1/2 Window

(m)=manual int.

Quantitation Report (Not Reviewed)

Data Path : K:\DATA\0A02025\
Data File : ECD2F013.D
Signal(s) : ECD1A.CH
Acq On : 02 Jan 2020 13:26
Operator : MJB / KAK
Sample : 9121399-BLK1
Misc :
ALS Vial : 8 Sample Multiplier: 1

Integration File: PCB1.e
Quant Time: Jan 07 08:46:31 2020
Quant Method : K:\METHODS\FECD2_QUANTPCB_191203RT1.M
Quant Title : PCB Data Analysis
QLast Update : Wed Dec 04 15:29:22 2019
Response via : Initial Calibration
Integrator: ChemStation 6890 Scale Mode: Small noise peaks clipped



Quantitation Report (Not Reviewed)

Data Path : K:\DATA\0A02025\
 Data File : ECD2F014.D
 Signal(s) : ECD1A.CH
 Acq On : 02 Jan 2020 13:44
 Operator : MJB / KAK
 Sample : 9121399-BS1
 Misc :
 ALS Vial : 9 Sample Multiplier: 1

Integration File: PCB1.e
 Quant Time: Jan 07 08:46:52 2020
 Quant Method : K:\METHODS\FECD2_QUANTPCB_191203RT1.M
 Quant Title : PCB Data Analysis
 QLast Update : Wed Dec 04 15:29:22 2019
 Response via : Initial Calibration
 Integrator: ChemStation 6890 Scale Mode: Small noise peaks clipped

[Handwritten signature]
 1/7/20

Compound	R.T.	Response	Conc Units
System Monitoring Compounds			
1) S TCMX (S)	4.811	11544120	173.367 ng/ml
62) S DCBP (S)	9.556	27782781	248.782 ng/ml
Target Compounds			
2) Aroclor 1016 (1)	5.721	3067325	820.588 ng/ml
3) Aroclor 1016 (2)	6.133	7140109	992.522 ng/ml
4) Aroclor 1016 (3)	6.216	3468984	873.156 ng/ml
5) Aroclor 1016 (4)	6.371	3560751	995.359 ng/ml
6) Aroclor 1016 (5)	6.592	3728885	898.205 ng/ml
7) Aroclor 1016 (6)	6.718	2441890	832.492 ng/ml
8) Aroclor 1016 - AVE	0.000	0	N.D. ng/ml
9) Aroclor 1221 (1)	5.162	245244	226.568 ng/ml
10) Aroclor 1221 (2)	5.280	285802	398.292 ng/ml
11) Aroclor 1221 (3)	5.363	1289101	550.871 ng/ml
12) Aroclor 1221 - AVE	0.000	0	N.D. ng/ml
13) Aroclor 1232 (1)	5.363	1289101	725.775 ng/ml
14) Aroclor 1232 (2)	6.133	7140109	2568.216 ng/ml
15) Aroclor 1232 (3)	6.216	3468984	2364.774 ng/ml
16) Aroclor 1232 (4)	6.371	3560751	3125.207 ng/ml
17) Aroclor 1232 (5)	6.592	3728885	2596.754 ng/ml
18) Aroclor 1232 (6)	6.718	2441890	2038.099 ng/ml
19) Aroclor 1232 - AVE	0.000	0	N.D. ng/ml
20) Aroclor 1242 (1)	5.721	3067325	1154.856 ng/ml
21) Aroclor 1242 (2)	6.133	7140109	1376.517 ng/ml
22) Aroclor 1242 (3)	6.216	3468984	1230.062 ng/ml
23) Aroclor 1242 (4)	6.371	3560751	1555.470 ng/ml
24) Aroclor 1242 (5)	6.592	3728885	1249.331 ng/ml
25) Aroclor 1242 (6)	6.718	2441890	973.166 ng/ml
26) Aroclor 1242 - AVE	0.000	0	N.D. ng/ml
27) Aroclor 1248 (1)	6.133	7140109	2097.999 ng/ml
28) Aroclor 1248 (2)	6.371	3560751	788.612 ng/ml
29) Aroclor 1248 (3)	6.592	3728885	714.502 ng/ml
30) Aroclor 1248 (4)	6.886	766645	132.063 ng/ml
31) Aroclor 1248 (5)	6.918	2755900	447.437 ng/ml
32) Aroclor 1248 (6)	7.405	6666122	1950.631 ng/ml
33) Aroclor 1248 - AVE	0.000	0	N.D. ng/ml
34) Aroclor 1254 (1)	6.918	2755900	459.461 ng/ml
35) Aroclor 1254 (2)	7.028	3214670	441.117 ng/ml
36) Aroclor 1254 (3)	7.405	6666122	594.660 ng/ml
37) Aroclor 1254 (4)	7.564	857511	120.268 ng/ml
38) Aroclor 1254 (5)	7.944	8927952	1165.683 ng/ml
39) Aroclor 1254 (6)	8.234	803708	322.271 ng/ml
40) Aroclor 1254 - AVE	0.000	0	N.D. ng/ml
41) Aroclor 1260 (1)	7.517	8908593	1069.743 ng/ml
42) Aroclor 1260 (2)	7.651	12251677	1200.863 ng/ml
43) Aroclor 1260 (3)	8.205	9233237	1173.942 ng/ml
44) Aroclor 1260 (4)	8.376	23912150	1284.324 ng/ml
45) Aroclor 1260 (5)	8.673	14476668	1196.817 ng/ml
46) Aroclor 1260 (6)	9.063	6115005	1195.597 ng/ml
47) Aroclor 1260 - AVE	0.000	0	N.D. ng/ml

Quantitation Report (Not Reviewed)

Data Path : K:\DATA\0A02025\
 Data File : ECD2F014.D
 Signal(s) : ECD1A.CH
 Acq On : 02 Jan 2020 13:44
 Operator : MJB / KAK
 Sample : 9121399-BS1
 Misc :
 ALS Vial : 9 Sample Multiplier: 1

Integration File: PCB1.e
 Quant Time: Jan 07 08:46:52 2020
 Quant Method : K:\METHODS\FECD2_QUANTPCB_191203RT1.M
 Quant Title : PCB Data Analysis
 QLast Update : Wed Dec 04 15:29:22 2019
 Response via : Initial Calibration
 Integrator: ChemStation 6890 Scale Mode: Small noise peaks clipped

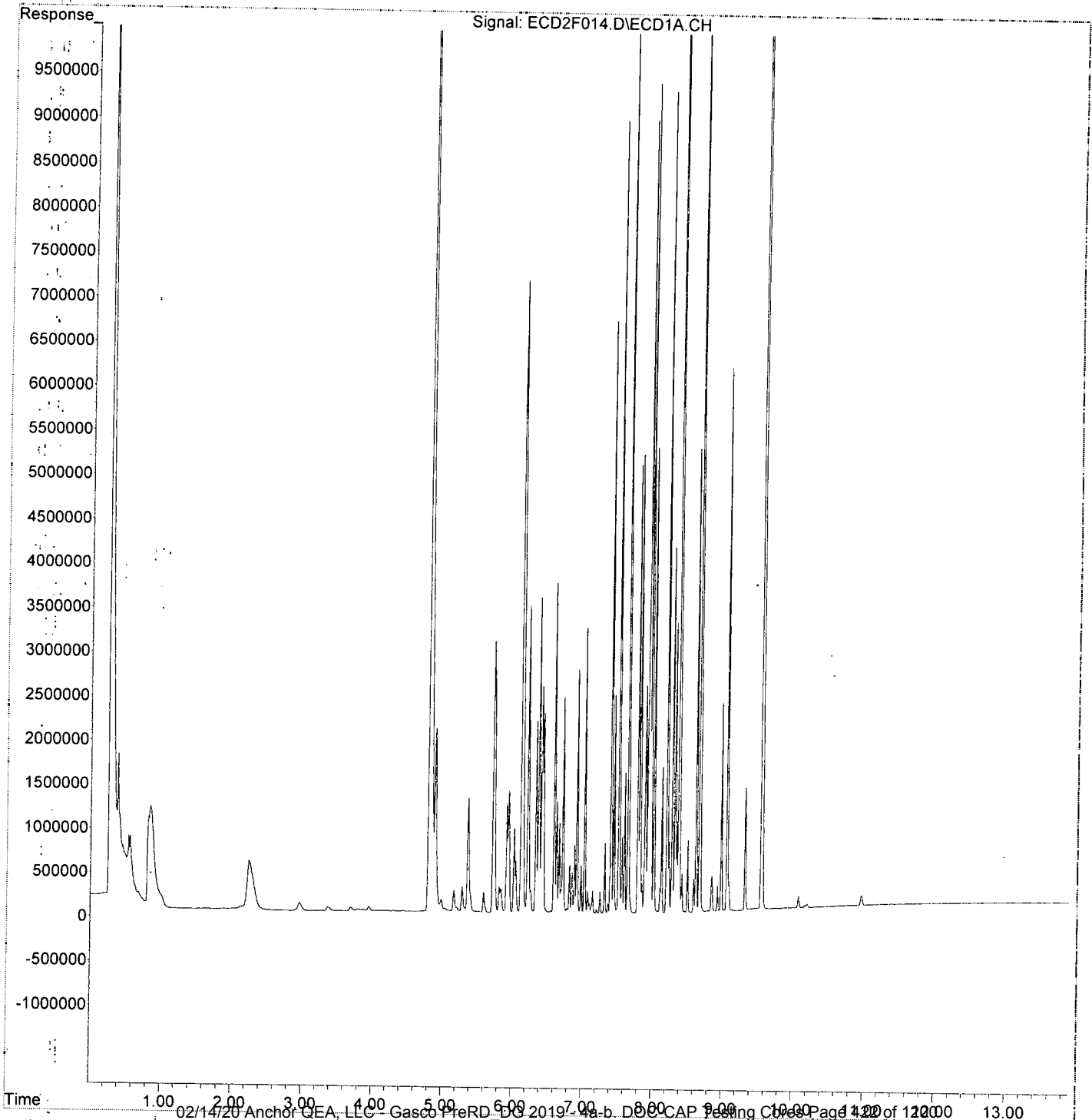
Compound	R.T.	Response	Conc	Units
48) Aroclor 1262 (1)	7.651	12251677	1522.626	ng/ml
49) Aroclor 1262 (2)	7.974	9334945	831.616	ng/ml
50) Aroclor 1262 (3)	8.205	9233237	951.396	ng/ml
51) Aroclor 1262 (4)	8.376	23912150	1157.408	ng/ml
52) Aroclor 1262 (5)	8.673	14476668	1106.579	ng/ml
53) Aroclor 1262 (6)	9.063	6115005	915.881	ng/ml
54) Aroclor 1262 - AVE	0.000	0	N.D.	ng/ml
55) Aroclor 1268 (1)	8.205	9233237	1808.936	ng/ml
56) Aroclor 1268 (2)	8.622	5223895	212.997	ng/ml
57) Aroclor 1268 (3)	8.673	14476668	709.147	ng/ml
58) Aroclor 1268 (4)	8.845	401574	20.966	ng/ml
59) Aroclor 1268 (5)	9.063	6115005	789.060	ng/ml
60) Aroclor 1268 (6)	9.321	1384150	26.474	ng/ml
61) Aroclor 1268 - AVE	0.000	0	N.D.	ng/ml

(f)=RT Delta > 1/2 Window

(m)=manual int.

Data Path : K:\DATA\0A02025\
Data File : ECD2F014.D
Signal(s) : ECD1A.CH
Acq On : 02 Jan 2020 13:44
Operator : MJB / KAK
Sample : 9121399-BS1
Misc :
ALS Vial : 9 Sample Multiplier: 1

Integration File: PCB1.e
Quant Time: Jan 07 08:46:52 2020
Quant Method : K:\METHODS\FECD2_QUANTPCB_191203RT1.M
Quant Title : PCB Data Analysis
QLast Update : Wed Dec 04 15:29:22 2019
Response via : Initial Calibration
Integrator: ChemStation 6890 Scale Mode: Small noise peaks clipped



Quantitation Report (Not Reviewed)

Data Path : K:\DATA\0A02025\
 Data File: ECD2F015.D
 Signal(s) : ECD1A.CH
 Acq On : 02 Jan 2020 14:01
 Operator : MJB / KAK
 Sample : 9121399-BSD1
 Misc :
 ALS Vial : 10 Sample Multiplier: 1

Integration File: PCB1.e
 Quant Time: Jan 07 08:47:13 2020
 Quant Method : K:\METHODS\FECD2_QUANTPCB_191203RT1.M
 Quant Title : PCB Data Analysis
 QLast Update : Wed Dec 04 15:29:22 2019
 Response via : Initial Calibration
 Integrator: ChemStation 6890 Scale Mode: Small noise peaks clipped

Handwritten signature
1/7/20

G-19

Compound	R.T.	Response	Conc	Units
System Monitoring Compounds				
1) S TCMX (S)	4.809	11136581	167.247	ng/ml
62) S DCBP (S)	9.556	28492080	255.134	ng/ml
Target Compounds				
2) Aroclor 1016 (1)	5.721	3086740	825.783	ng/ml
3) Aroclor 1016 (2)	6.132	6919850	961.904	ng/ml
4) Aroclor 1016 (3)	6.215	3222621	811.146	ng/ml
5) Aroclor 1016 (4)	6.370	3499802	978.321	ng/ml
6) Aroclor 1016 (5)	6.592	3565524	858.855	ng/ml
7) Aroclor 1016 (6)	6.717	2326506	793.155	ng/ml
8) Aroclor 1016 - AVE	0.000	0	N.D.	ng/ml
9) Aroclor 1221 (1)	5.162	241495	223.104	ng/ml
10) Aroclor 1221 (2)	5.279	288336	401.824	ng/ml
11) Aroclor 1221 (3)	5.361	1319950	564.054	ng/ml
12) Aroclor 1221 - AVE	0.000	0	N.D.	ng/ml
13) Aroclor 1232 (1)	5.361	1319950	743.143	ng/ml
14) Aroclor 1232 (2)	6.132	6919850	2488.991	ng/ml
15) Aroclor 1232 (3)	6.215	3222621	2196.831	ng/ml
16) Aroclor 1232 (4)	6.370	3499802	3071.713	ng/ml
17) Aroclor 1232 (5)	6.592	3565524	2482.991	ng/ml
18) Aroclor 1232 (6)	6.717	2326506	1941.795	ng/ml
19) Aroclor 1232 - AVE	0.000	0	N.D.	ng/ml
20) Aroclor 1242 (1)	5.721	3086740	1162.165	ng/ml
21) Aroclor 1242 (2)	6.132	6919850	1334.054	ng/ml
22) Aroclor 1242 (3)	6.215	3222621	1142.705	ng/ml
23) Aroclor 1242 (4)	6.370	3499802	1528.845	ng/ml
24) Aroclor 1242 (5)	6.592	3565524	1194.598	ng/ml
25) Aroclor 1242 (6)	6.717	2326506	927.183	ng/ml
26) Aroclor 1242 - AVE	0.000	0	N.D.	ng/ml
27) Aroclor 1248 (1)	6.132	6919850	2033.280	ng/ml
28) Aroclor 1248 (2)	6.370	3499802	775.113	ng/ml
29) Aroclor 1248 (3)	6.592	3565524	683.200	ng/ml
30) Aroclor 1248 (4)	6.885	726614	125.167	ng/ml
31) Aroclor 1248 (5)	6.918	2751356	446.699	ng/ml
32) Aroclor 1248 (6)	7.405	6398347	1872.276	ng/ml
33) Aroclor 1248 - AVE	0.000	0	N.D.	ng/ml
34) Aroclor 1254 (1)	6.918	2751356	458.703	ng/ml
35) Aroclor 1254 (2)	7.028	3237987	444.317	ng/ml
36) Aroclor 1254 (3)	7.405	6398347	570.773	ng/ml
37) Aroclor 1254 (4)	7.563	825382	115.761	ng/ml
38) Aroclor 1254 (5)	7.944	8592117	1121.834	ng/ml
39) Aroclor 1254 (6)	8.234	774972	310.748	ng/ml
40) Aroclor 1254 - AVE	0.000	0	N.D.	ng/ml
41) Aroclor 1260 (1)	7.516	9160206	1099.956	ng/ml
42) Aroclor 1260 (2)	7.649	11454085	1122.686	ng/ml
43) Aroclor 1260 (3)	8.205	8595613	1092.872	ng/ml
44) Aroclor 1260 (4)	8.375	23063190	1238.726	ng/ml
45) Aroclor 1260 (5)	8.673	14597348	1206.794	ng/ml
46) Aroclor 1260 (6)	9.063	6078190	1188.399	ng/ml
47) Aroclor 1260 - AVE	0.000	0	N.D.	ng/ml

Quantitation Report (Not Reviewed)

Data Path : K:\DATA\0A02025\
 Data File : ECD2F015.D
 Signal(s) : ECD1A.CH
 Acq On : 02 Jan 2020 14:01
 Operator : MJB / KAK
 Sample : 9121399-BSD1
 Misc :
 ALS Vial : 10 Sample Multiplier: 1

Integration File: PCB1.e
 Quant Time: Jan 07 08:47:13 2020
 Quant Method : K:\METHODS\FECD2_QUANTPCB_191203RT1.M
 Quant Title : PCB Data Analysis
 QLast Update : Wed Dec 04 15:29:22 2019
 Response via : Initial Calibration
 Integrator: ChemStation 6890 Scale Mode: Small noise peaks clipped

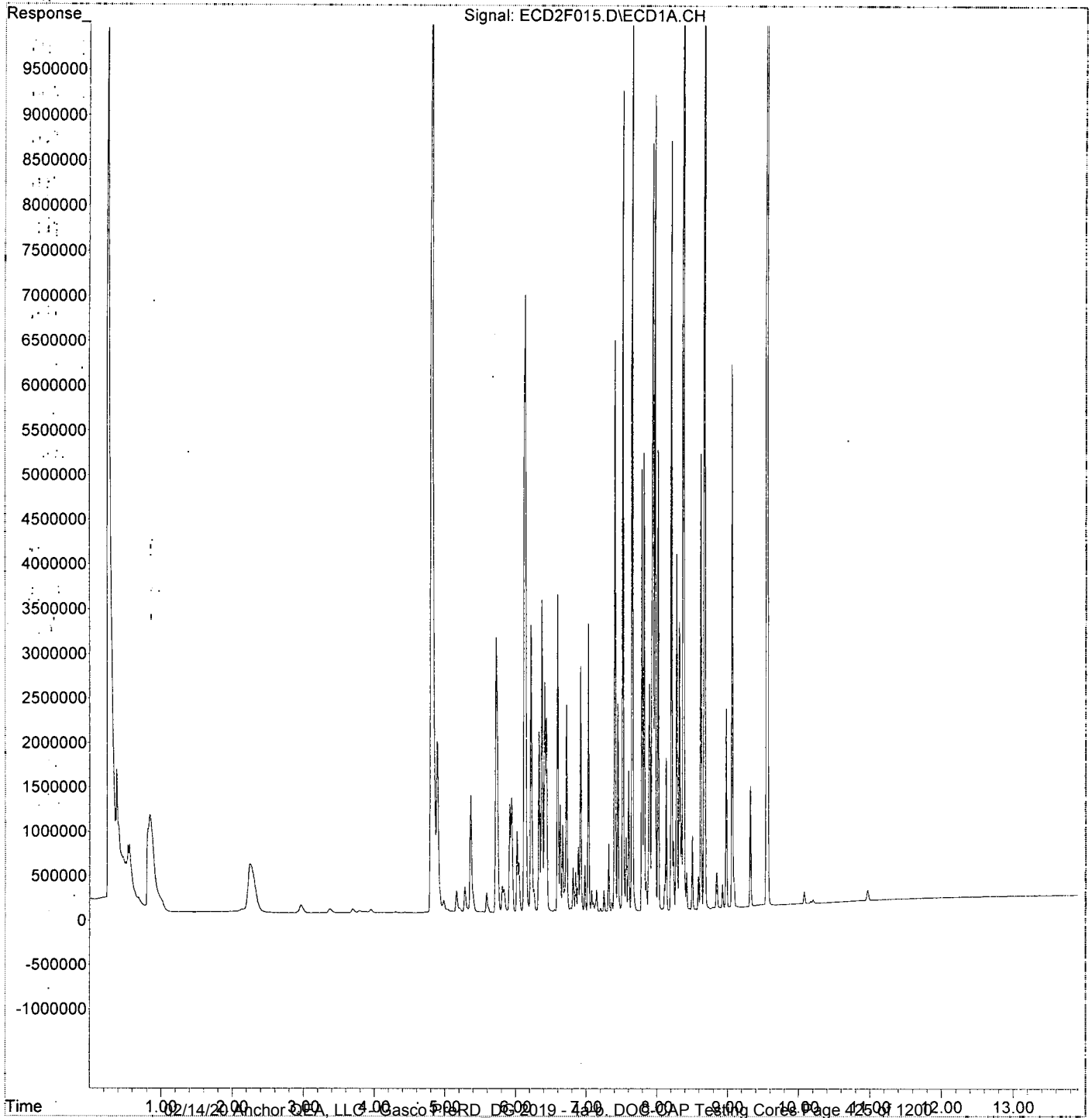
Compound	R.T.	Response	Conc	Units
48) Aroclor 1262 (1)	7.649	11454085	1423.502	ng/ml
49) Aroclor 1262 (2)	7.973	9102357	810.895	ng/ml
50) Aroclor 1262 (3)	8.205	8595613	885.695	ng/ml
51) Aroclor 1262 (4)	8.375	23063190	1116.316	ng/ml
52) Aroclor 1262 (5)	8.673	14597348	1115.804	ng/ml
53) Aroclor 1262 (6)	9.063	6078190	910.367	ng/ml
54) Aroclor 1262 - AVE	0.000	0	N.D.	ng/ml
55) Aroclor 1268 (1)	8.205	8595613	1684.016	ng/ml
56) Aroclor 1268 (2)	8.621	5090405	207.554	ng/ml
57) Aroclor 1268 (3)	8.673	14597348	715.059	ng/ml
58) Aroclor 1268 (4)	8.846	403990	21.092	ng/ml
59) Aroclor 1268 (5)	9.063	6078190	784.309	ng/ml
60) Aroclor 1268 (6)	9.320	1358293	25.979	ng/ml
61) Aroclor 1268 - AVE	0.000	0	N.D.	ng/ml

(f)=RT Delta > 1/2 Window

(m)=manual int.

Data Path : K:\DATA\0A02025\
Data File : ECD2F015.D
Signal(s) : ECD1A.CH
Acq On : 02 Jan 2020 14:01
Operator : MJB / KAK
Sample : 9121399-BSD1
Misc :
ALS Vial : 10 Sample Multiplier: 1

Integration File: PCB1.e
Quant Time: Jan 07 08:47:13 2020
Quant Method : K:\METHODS\FECD2_QUANTPCB_191203RT1.M
Quant Title : PCB Data Analysis
QLast Update : Wed Dec 04 15:29:22 2019
Response via : Initial Calibration
Integrator: ChemStation 6890 Scale Mode: Small noise peaks clipped



Data Path : K:\DATA\0A02025\
 Data File : ECD2F025.D
 Signal(s) : ECD1A.CH
 Acq On : 02 Jan 2020 16:47
 Operator : MJB / KAK
 Sample : 0A02025-CCV3
 Misc :
 ALS Vial : 2 Sample Multiplier: 1

Integration File: PCB1.e
 Quant Time: Jan 07 08:49:02 2020
 Quant Method : K:\METHODS\FECD2_QUANTPCB_191203RT1.M
 Quant Title : PCB Data Analysis
 QLast Update : Wed Dec 04 15:29:22 2019
 Response via : Initial Calibration
 Integrator: ChemStation 6890 Scale Mode: Small noise peaks clipped

MJB
 1/7/20

Compound	R.T.	Response	Conc	Units
System Monitoring Compounds				
1) S TCMX (S)	4.806	18722726	281.174	ng/ml
62) S DCBP (S)	9.554	31262272	279.939	ng/ml
Target Compounds				
2) Aroclor 1016 (1)	5.720	1977619	529.064	ng/ml
3) Aroclor 1016 (2)	6.132	4206647	584.751	ng/ml
4) Aroclor 1016 (3)	6.214	2162696	544.359	ng/ml
5) Aroclor 1016 (4)	6.370	1960994	548.169	ng/ml
6) Aroclor 1016 (5)	6.591	2314859	557.598	ng/ml
7) Aroclor 1016 (6)	6.717	1652359	563.324	ng/ml
8) Aroclor 1016 - AVE	0.000	0	N.D.	ng/ml
9) Aroclor 1221 (1)	5.159	182766	168.847	ng/ml
10) Aroclor 1221 (2)	5.279	206002	287.084	ng/ml
11) Aroclor 1221 (3)	5.359	944722	403.708	ng/ml
12) Aroclor 1221 - AVE	0.000	0	N.D.	ng/ml
13) Aroclor 1232 (1)	5.359	944722	531.887	ng/ml
14) Aroclor 1232 (2)	6.132	4206647	1513.083	ng/ml
15) Aroclor 1232 (3)	6.214	2162696	1474.290	ng/ml
16) Aroclor 1232 (4)	6.370	1960994	1721.129	ng/ml
17) Aroclor 1232 (5)	6.591	2314859	1612.042	ng/ml
18) Aroclor 1232 (6)	6.717	1652359	1379.125	ng/ml
19) Aroclor 1232 - AVE	0.000	0	N.D.	ng/ml
20) Aroclor 1242 (1)	5.720	1977619	744.578	ng/ml
21) Aroclor 1242 (2)	6.132	4206647	810.985	ng/ml
22) Aroclor 1242 (3)	6.214	2162696	766.867	ng/ml
23) Aroclor 1242 (4)	6.370	1960994	856.636	ng/ml
24) Aroclor 1242 (5)	6.591	2314859	775.573	ng/ml
25) Aroclor 1242 (6)	6.717	1652359	658.515	ng/ml
26) Aroclor 1242 - AVE	0.000	0	N.D.	ng/ml
27) Aroclor 1248 (1)	6.132	4206647	1236.052	ng/ml
28) Aroclor 1248 (2)	6.370	1960994	434.308	ng/ml
29) Aroclor 1248 (3)	6.591	2314859	443.556	ng/ml
30) Aroclor 1248 (4)	6.884	427462	73.635	ng/ml
31) Aroclor 1248 (5)	6.917	1534038	249.060	ng/ml
32) Aroclor 1248 (6)	7.403	3481964	1018.888	ng/ml
33) Aroclor 1248 - AVE	0.000	0	N.D.	ng/ml
34) Aroclor 1254 (1)	6.917	1534038	255.753	ng/ml
35) Aroclor 1254 (2)	7.027	1608539	220.724	ng/ml
36) Aroclor 1254 (3)	7.403	3481964	310.613	ng/ml
37) Aroclor 1254 (4)	7.562	478450	67.104	ng/ml
38) Aroclor 1254 (5)	7.942	4493361	586.678	ng/ml
39) Aroclor 1254 (6)	8.233	468998	188.059	ng/ml
40) Aroclor 1254 - AVE	0.000	0	N.D.	ng/ml
41) Aroclor 1260 (1)	7.516	4455136	534.972	ng/ml
42) Aroclor 1260 (2)	7.649	5655614	554.342	ng/ml
43) Aroclor 1260 (3)	8.204	4324965	549.889	ng/ml
44) Aroclor 1260 (4)	8.374	10215041	548.651	ng/ml
45) Aroclor 1260 (5)	8.671	6863941	567.457	ng/ml
46) Aroclor 1260 (6)	9.061	2644194	516.989	ng/ml
47) Aroclor 1260 - AVE	0.000	0	N.D.	ng/ml

✓

✓

Quantitation Report (Not Reviewed)

Data Path : K:\DATA\0A02025\
 Data File : ECD2F025.D
 Signal(s) : ECD1A.CH
 Acq On : 02 Jan 2020 16:47
 Operator : MJB / KAK
 Sample : 0A02025-CCV3
 Misc :
 ALS Vial : 2 Sample Multiplier: 1

Integration File: PCB1.e
 Quant Time: Jan 07 08:49:02 2020
 Quant Method : K:\METHODS\FECD2_QUANTPCB_191203RT1.M
 Quant Title : PCB Data Analysis
 QLast Update : Wed Dec 04 15:29:22 2019
 Response via : Initial Calibration
 Integrator: ChemStation 6890 Scale Mode: Small noise peaks clipped

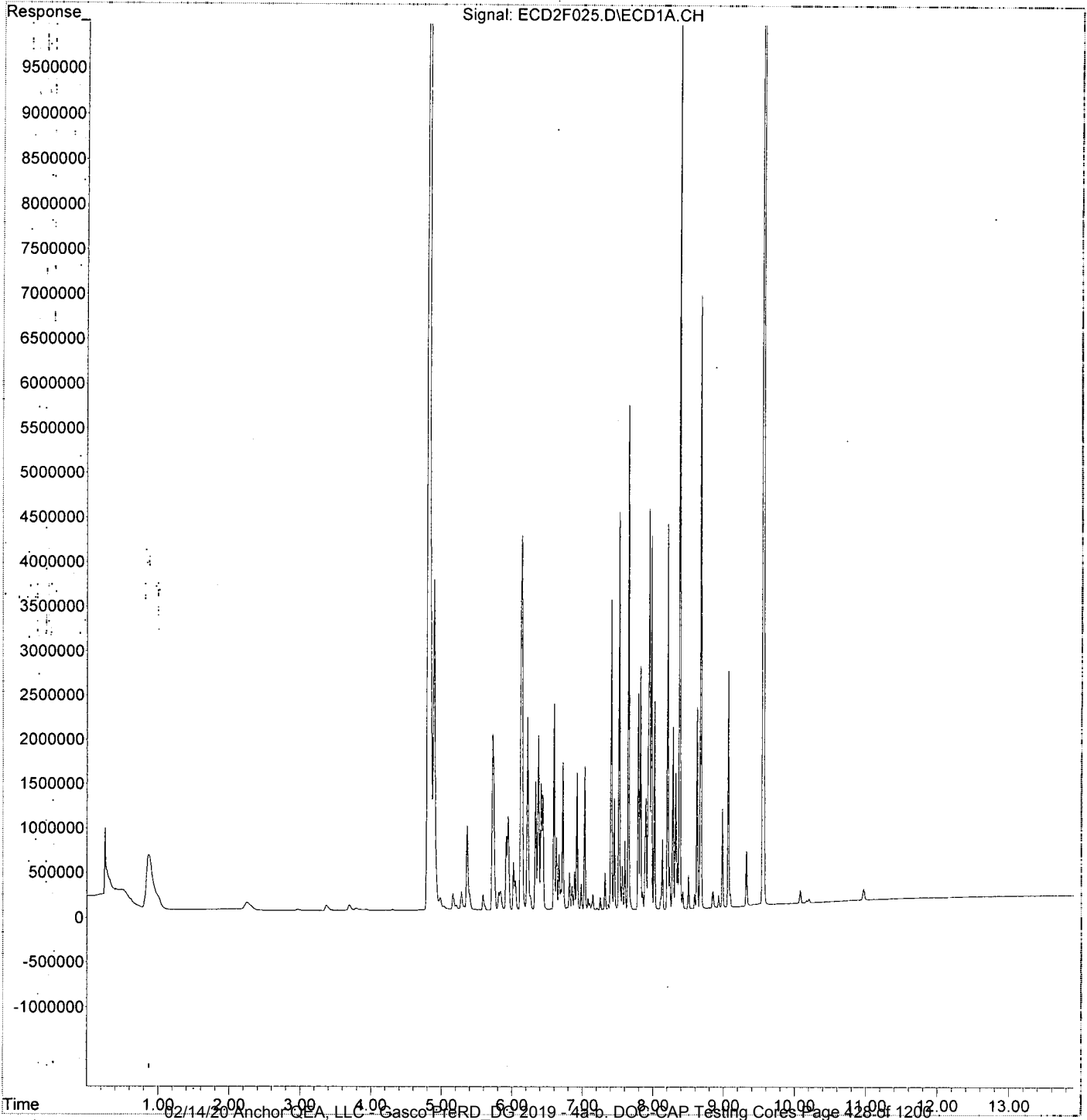
Compound	R.T.	Response	Conc	Units
48) Aroclor 1262 (1)	7.649	5655614	702.874	ng/ml
49) Aroclor 1262 (2)	7.972	4188557	373.143	ng/ml
50) Aroclor 1262 (3)	8.204	4324965	445.646	ng/ml
51) Aroclor 1262 (4)	8.374	10215041	494.433	ng/ml
52) Aroclor 1262 (5)	8.671	6863941	524.671	ng/ml
53) Aroclor 1262 (6)	9.061	2644194	396.037	ng/ml
54) Aroclor 1262 - AVE	0.000	0	N.D.	ng/ml
55) Aroclor 1268 (1)	8.204	4324965	847.329	ng/ml
56) Aroclor 1268 (2)	8.620	2256159	91.992	ng/ml
57) Aroclor 1268 (3)	8.671	6863941	336.234	ng/ml
58) Aroclor 1268 (4)	8.846	185919	9.707	ng/ml
59) Aroclor 1268 (5)	9.061	2644194	341.198	ng/ml
60) Aroclor 1268 (6)	9.319	614150	11.747	ng/ml
61) Aroclor 1268 - AVE	0.000	0	N.D.	ng/ml

(f)=RT Delta > 1/2 Window

(m)=manual int.

Data Path : K:\DATA\0A02025\
Data File : ECD2F025.D
Signal(s) : ECD1A.CH
Acq On : 02 Jan 2020 16:47
Operator : MJB / KAK
Sample : 0A02025-CCV3
Misc :
ALS Vial : 2 Sample Multiplier: 1

Integration File: PCB1.e
Quant Time: Jan 07 08:49:02 2020
Quant Method : K:\METHODS\FECD2_QUANTPCB_191203RT1.M
Quant Title : PCB Data Analysis
QLast Update : Wed Dec 04 15:29:22 2019
Response via : Initial Calibration
Integrator: ChemStation 6890 Scale Mode: Small noise peaks clipped



Data Path : K:\DATA\0A02025\
 Data File : ECD2F026.D
 Signal(s) : ECD1A.CH
 Acq On : 02 Jan 2020 17:05
 Operator : MJB / KAK
 Sample : 0A02025-CCB3
 Misc :
 ALS Vial : 3 Sample Multiplier: 1

Integration File: PCB1.e
 Quant Time: Jan 07 08:49:24 2020
 Quant Method : K:\METHODS\FECD2_QUANTPCB_191203RT1.M
 Quant Title : PCB Data Analysis
 QLast Update : Wed Dec 04 15:29:22 2019
 Response via : Initial Calibration
 Integrator: ChemStation 6890 Scale Mode: Small noise peaks clipped

[Handwritten Signature]
 1/7/20

Compound	R.T.	Response	Conc Units
System Monitoring Compounds			
1) S TCMX (S)	4.805	7350983	110.395 ng/ml
62) S DCBP (S)	9.553	12666308	113.421 ng/ml
Target Compounds			
2) Aroclor 1016 (1)	5.713	1316	0.352 ng/ml
3) Aroclor 1016 (2)	6.135	4699	0.653 ng/ml
4) Aroclor 1016 (3)	6.226	3710	0.934 ng/ml
5) Aroclor 1016 (4)	6.375	2691	0.752 ng/ml
6) Aroclor 1016 (5)	6.598	4434	1.068 ng/ml
7) Aroclor 1016 (6)	6.722	3900	1.330 ng/ml
8) Aroclor 1016 - AVE	0.000	0	N.D. ng/ml
9) Aroclor 1221 (1)	5.174	11651	10.764 ng/ml
10) Aroclor 1221 (2)	5.281	13608	18.964 ng/ml
11) Aroclor 1221 (3)	5.356	10812	4.620 ng/ml
12) Aroclor 1221 - AVE	0.000	0	N.D. ng/ml
13) Aroclor 1232 (1)	5.356	10812	6.087 ng/ml
14) Aroclor 1232 (2)	6.135	4699	1.690 ng/ml
15) Aroclor 1232 (3)	6.226	3710	2.529 ng/ml
16) Aroclor 1232 (4)	6.375	2691	2.362 ng/ml
17) Aroclor 1232 (5)	6.598	4434	3.088 ng/ml
18) Aroclor 1232 (6)	6.722	3900	3.255 ng/ml
19) Aroclor 1232 - AVE	0.000	0	N.D. ng/ml
20) Aroclor 1242 (1)	5.713	1316	0.496 ng/ml
21) Aroclor 1242 (2)	6.135	4699	0.906 ng/ml
22) Aroclor 1242 (3)	6.226	3710	1.315 ng/ml
23) Aroclor 1242 (4)	6.375	2691	1.176 ng/ml
24) Aroclor 1242 (5)	6.598	4434	1.486 ng/ml
25) Aroclor 1242 (6)	6.722	3900	1.554 ng/ml
26) Aroclor 1242 - AVE	0.000	0	N.D. ng/ml
27) Aroclor 1248 (1)	6.135	4699	1.381 ng/ml
28) Aroclor 1248 (2)	6.375	2691	0.596 ng/ml
29) Aroclor 1248 (3)	6.598	4434	0.850 ng/ml
30) Aroclor 1248 (4)	6.886	3778	0.651 ng/ml
31) Aroclor 1248 (5)	6.918	4253	0.690 ng/ml
32) Aroclor 1248 (6)	7.399	8171	2.391 ng/ml
33) Aroclor 1248 - AVE	0.000	0	N.D. ng/ml
34) Aroclor 1254 (1)	6.918	4253	0.709 ng/ml
35) Aroclor 1254 (2)	7.030	5096	0.699 ng/ml
36) Aroclor 1254 (3)	7.399	8171	0.729 ng/ml
37) Aroclor 1254 (4)	7.564	4591	0.644 ng/ml
38) Aroclor 1254 (5)	7.944	5171	0.675 ng/ml
39) Aroclor 1254 (6)	8.234	1163	0.466 ng/ml
40) Aroclor 1254 - AVE	0.000	0	N.D. ng/ml
41) Aroclor 1260 (1)	7.515	6142	0.738 ng/ml
42) Aroclor 1260 (2)	7.650	5450	0.534 ng/ml
43) Aroclor 1260 (3)	8.205	1372	0.174 ng/ml
44) Aroclor 1260 (4)	8.372	5430	0.292 ng/ml
45) Aroclor 1260 (5)	8.673	2617	0.216 ng/ml
46) Aroclor 1260 (6)	9.064	1292	0.253 ng/ml
47) Aroclor 1260 - AVE	0.000	0	N.D. ng/ml

Data Path : K:\DATA\0A02025\
 Data File : ECD2F026.D
 Signal(s) : ECD1A.CH
 Acq On : 02 Jan 2020 17:05
 Operator : MJB / KAK
 Sample : 0A02025-CCB3
 Misc :
 ALS Vial : 3 . Sample Multiplier: 1

Integration File: PCB1.e
 Quant Time: Jan 07 08:49:24 2020
 Quant Method : K:\METHODS\FECD2_QUANTPCB_191203RT1.M
 Quant Title : PCB Data Analysis
 QLast Update : Wed Dec 04 15:29:22 2019
 Response via : Initial Calibration
 Integrator: ChemStation 6890 Scale Mode: Small noise peaks clipped

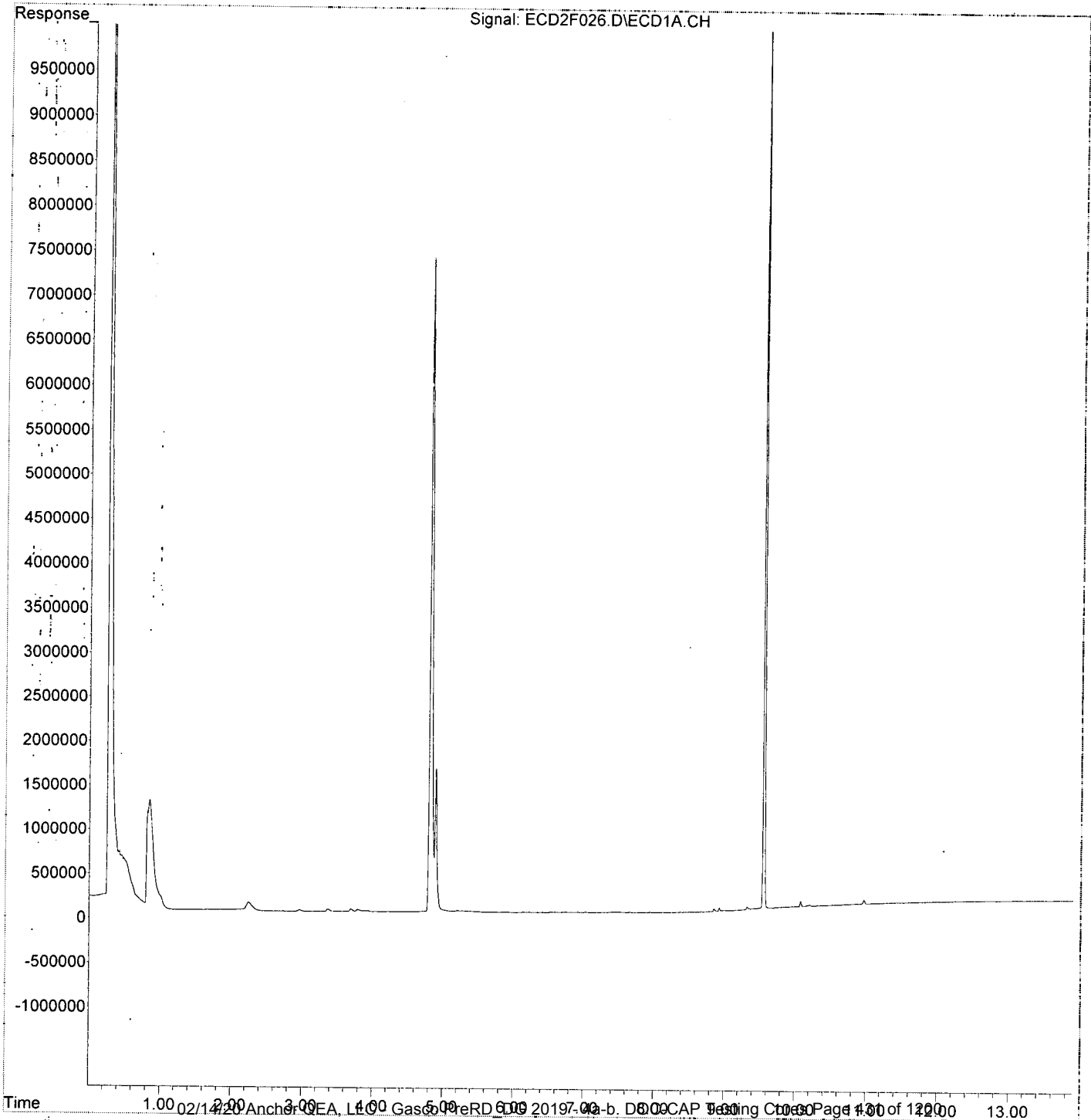
Compound	R.T.	Response	Conc Units
48) Aroclor 1262 (1)	7.650	5450	0.677 ng/ml
49) Aroclor 1262 (2)	7.972	2094	0.187 ng/ml
50) Aroclor 1262 (3)	8.205	1372	0.141 ng/ml
51) Aroclor 1262 (4)	8.372	5430	0.263 ng/ml
52) Aroclor 1262 (5)	8.673	2617	0.200 ng/ml
53) Aroclor 1262 (6)	9.064	1292	0.193 ng/ml
54) Aroclor 1262 - AVE	0.000	0	N.D. ng/ml
55) Aroclor 1268 (1)	8.205	1372	0.269 ng/ml
56) Aroclor 1268 (2)	8.622	843	0.034 ng/ml
57) Aroclor 1268 (3)	8.673	2617	0.128 ng/ml
58) Aroclor 1268 (4)	8.852	31487	1.644 ng/ml
59) Aroclor 1268 (5)	9.064	1292	0.167 ng/ml
60) Aroclor 1268 (6)	9.322	32474	0.621 ng/ml
61) Aroclor 1268 - AVE	0.000	0	N.D. ng/ml

(f)=RT Delta > 1/2 Window

(m)=manual int.

Data Path : K:\DATA\0A02025\
Data File : ECD2F026.D
Signal(s) : ECD1A.CH
Acq On : 02 Jan 2020 17:05
Operator : MJB / KAK
Sample : 0A02025-CCB3
Misc :
ALS Vial : 3 Sample Multiplier: 1

Integration File: PCB1.e
Quant Time: Jan 07 08:49:24 2020
Quant Method : K:\METHODS\FECD2_QUANTPCB_191203RT1.M
Quant Title : PCB Data Analysis
QLast Update : Wed Dec 04 15:29:22 2019
Response via : Initial Calibration
Integrator: ChemStation 6890 Scale Mode: Small noise peaks clipped



**Polychlorinated Biphenyls by EPA 8082A
Benchsheet & Analysis Sequence Data**

Batch 0010436
Sequence 0A16015 (A9J0599-15RE1,16RE1)



Apex Laboratories
PREPARATION BENCH SHEET


BATCH #: 0010436 (Sediment)

Prep Method: EPA 3546

#	Lab Number	Analysis	Prepared	Initial (g)	Final (mL)	Spike ID	Source ID	ul Spike	ul Surr.	Sample ID	Extraction Comments	pH		
												<2	2-11	>11
	0010436-BLK1	QC	01/15/20 10:24	31	2				100					
	0010436-BSDI	QC	01/15/20 11:34	30	2	A20A036		100	100					
	0010436-BSI	QC	01/15/20 10:24	30	2	A20A036		100	100					
	A9J0514-31RE1	A 8082 PCBs - Low Level (30g/2mL)	01/15/20 10:24	30.58	2				100	PDI-066SC-B-06-08-191011	Re-extract added 1/14/2020 by KAK			
	A9J0514-37RE1	A 8082 PCBs - Low Level (30g/2mL)	01/15/20 10:24	30.84	2				100	PDI-092SC-B-00-02-191011	Re-extract added 1/14/2020 by KAK			
	A9J0558-12RE1	A 8082 PCBs - Low Level (30g/2mL)	01/15/20 10:24	30.45	5				100	PDI-073SC-B-00-02-191013	Re-extract added 1/14/2020 by KAK			
	A9J0594-13RE1	A 8082 PCBs - Low Level (30g/2mL)	01/15/20 10:24	30.81	2				100	PDI-026SC-B-02-04-191014	Re-extract added 1/14/2020 by KAK			
	A9J0594-14RE1	A 8082 PCBs - Low Level (30g/2mL)	01/15/20 10:24	30.23	2				100	PDI-026SC-B-04-06-191014	Re-extract added 1/14/2020 by KAK			
	A9J0599-15RE1	A 8082 PCBs - Low Level (30g/2mL)	01/15/20 10:24	30.8	2				100	PDI-049SC-B-00-02-191015	Re-extract added 1/14/2020 by KAK			
	A9J0599-16RE1	A 8082 PCBs - Low Level (30g/2mL)	01/15/20 15:43	30.45	2				100	PDI-049SC-B-02-04-191015	Added 1/15/2020 By MKZ			
	A9J0599-30RE1	A 8082 PCBs - Low Level (30g/2mL)	01/15/20 15:43	30.21	2				100	PDI-052SC-B-00-02-191015	Re-extract added 1/15/2020 by KAK			
	A9J0599-31RE1	A 8082 PCBs - Low Level (30g/2mL)	01/15/20 15:43	30.35	2				100	PDI-052SC-B-02-04-191015	Re-extract added 1/15/2020 by KAK			
	A9J0599-46RE1	A 8082 PCBs - Low Level (30g/2mL)	01/15/20 10:24	30.12	2				100	PDI-055SC-B-02-04-191015	Re-extract added 1/14/2020 by KAK			
	A9J0716-26RE1	A 8082 PCBs - Low Level (30g/2mL)	01/15/20 10:24	30.61	2				100	PDI-059SC-B-02-04-191016	Needs to be thawed Added 1/13/2020 By MKZ due to low surrogate			
	A9J0903-05RE1	A 8082 PCBs - Low Level (30g/2mL)	01/15/20 10:24	30.1	2				100	PDI-057SC-A-04-05-191023	Re-extract added 1/14/2020 by KAK			

Standards/Reagents

Prepared By: _____ Date: _____


 Reviewed By: _____ Date: 1/16/20

Apex Laboratories
PREPARATION BENCH SHEET

BATCH #: 0010436 (Sediment)

Prep Method: EPA 3546

#	Lab Number	Analysis	Prepared	Initial (g)	Final (mL)	Spike ID	Source ID	ul Spike	ul Surr.	Sample ID	Extraction Comments	pH	
												<2	>11
Reagent(s)				Analyte Spike(s)				Surrogate(s)					
<u>Std ID</u>	<u>Exp. Date</u>	<u>Description</u>		<u>Std ID</u>	<u>Exp. Date</u>	<u>Description</u>		<u>Std ID</u>	<u>Exp. Date</u>	<u>Description</u>			
A13L219	11/30/23	Extractions Balance		A20A036	07/03/20	8082 PCB Matrix Spike		A19L272	06/20/20	8082 PCB Surrogate Spike			
A18K311	12/31/20	Glass Wool											
A19C104	09/03/23	Florisil Lot 8172.11-CM											
A19G279	01/18/20	Sulfuric Acid											
A19H411	08/31/21	n-Hexane Lot# 192712											
A19I211	05/07/22	Copper, Granular Lot# J260003											
A19I263	03/18/20	DCM CHEM PROD. 194934											
A19L136	06/06/20	Sodium Sulfate Lot # 194950											

Method 3546 digestion time and temperature achieved.
Initial: _____

Witness: _____

Prepared By: _____ Date _____

Reviewed By: _____ Date _____



Apex Laboratories
PREPARATION BENCH SHEET

BATCH #: 0010436 (Sediment)

Prep Method: EPA 3546

#	Lab Number	Analysis	Prepared	Initial (g)	Final (mL)	Spike ID	Source ID	ul Spike	ul Surr.	Sample ID	Extraction Comments	pH		
												<2	8-9	>11
	0010436-BLK1	QC	01/15/20 10:24	31	2				100					
	0010436-BSD1	QC	01/15/20 11:34	30	2	A20A036		100	100					
	0010436-BS1	QC	01/15/20 10:24	30	2	A20A036		100	100					
	A9J0514-31RE1	A 8082 PCBs - Low Level (30g/2mL)	01/15/20 10:24	30.58	2				100	PDI-066SC-B-06-08-191011	Re-extract added 1/14/2020 by KAK			
	A9J0514-37RE1	A 8082 PCBs - Low Level (30g/2mL)	01/15/20 10:24	30.84	2				100	PDI-092SC-B-00-02-191011	Re-extract added 1/14/2020 by KAK			
	A9J0558-12RE1	A 8082 PCBs - Low Level (30g/2mL)	01/15/20 10:24	30.45	2				100	PDI-073SC-B-00-02-191013	Re-extract added 1/14/2020 by KAK			
	A9J0594-13RE1	A 8082 PCBs - Low Level (30g/2mL)	01/15/20 10:24	30.81	2				100	PDI-026SC-B-02-04-191014	Re-extract added 1/14/2020 by KAK			
	A9J0594-14RE1	A 8082 PCBs - Low Level (30g/2mL)	01/15/20 10:24	30.23	2				100	PDI-026SC-B-04-06-191014	Re-extract added 1/14/2020 by KAK			
	A9J0599-15RE1	A 8082 PCBs - Low Level (30g/2mL)	01/15/20 10:24	30.8	2				100	PDI-049SC-B-00-02-191015	Re-extract added 1/14/2020 by KAK			
	A9J0599-16RE1	A 8082 PCBs - Low Level (30g/2mL)	01/15/20 15:43	30 30.45	2				100	PDI-049SC-B-02-04-191015	Added 1/15/2020 By MKZ <i>Must order</i>			
	A9J0599-30RE1	A 8082 PCBs - Low Level (30g/2mL)	01/15/20 15:43	30 30.21	2				100	PDI-052SC-B-00-02-191015	Re-extract added 1/15/2020 by KAK <i>Must</i>			
	A9J0599-31RE1	A 8082 PCBs - Low Level (30g/2mL)	01/15/20 15:43	30 30.33	2				100	PDI-052SC-B-02-04-191015	Re-extract added 1/15/2020 by KAK <i>Must</i>			
	A9J0599-46RE1	A 8082 PCBs - Low Level (30g/2mL)	01/15/20 10:24	30.12	2				100	PDI-055SC-B-02-04-191015	Re-extract added 1/14/2020 by KAK			
	A9J0716-26RE1	A 8082 PCBs - Low Level (30g/2mL)	01/15/20 10:24	30.61	2				100	PDI-059SC-B-02-04-191016	Needs to be thawed Added 1/13/2020 By MKZ due to low surrogate			
	A9J0903-05RE1	A 8082 PCBs - Low Level (30g/2mL)	01/15/20 10:24	30.1	2				100	PDI-057SC-A-04-05-191023	Re-extract added 1/14/2020 by KAK			

Standards/Reagents

⊕ = staining on Turbo cap

Amf

V/15/20

Prepared By:

Date

[Signature]
Reviewed By:

1/16/20
Date

Apex Laboratories

PREPARATION BENCH SHEET

BATCH #: 0010436 (Sediment)

Prep Method: EPA 3546

#	Lab Number	Analysis	Prepared	Initial (g)	Final (mL)	Spike ID	Source ID	ul Spike	ul Surr.	Sample ID	Extraction Comments	pH	
												<2	>11

Reagent(s)		
Std ID	Exp. Date	Description
A13L219	11/30/23	Extractions Balance
A18K311	12/31/20	Glass Wool
A19C104	09/03/23	Florisil Lot 817211-CM
A19G279	01/18/20	Sulfuric Acid
A19H411	08/31/21	n-Hexane Lot# 192712
A19I211	05/07/22	Copper, Granular Lot# J260003
A19I263	03/18/20	DCM CHEM PROD. 194934
A19L136	06/06/20	Sodium Sulfate Lot # 194950

Analyte Spike(s)		
Std ID	Exp. Date	Description
A20A036	07/03/20	8082 PCB Matrix Spike

Surrogate(s)		
Std ID	Exp. Date	Description
A19L272	06/20/20	8082 PCB Surrogate Spike

Method 3546 digestion time and temperture achieved.

Initial:

Witness: _____

Prepared By: _____ Date _____

Reviewed By: _____ Date _____



Apex Laboratories
PREPARATION BENCH SHEET

BATCH #: 0010436 (Sediment)

Prep Method: EPA 3546

#	Lab Number	Analysis	Prepared	Initial (g)	Final (mL)	Spike ID	Source ID	ul Spike	ul Surr.	Sample ID	Extraction Comments	pH			
												<2	8	>11	
1/2	0010436-BLK1	QC	01/15/20 10:24	30	31	2			100						
3/4	0010436-BS1	QC	01/15/20 10:24	30		2	A20A036	100	100						
5/6	A9J0514-31RE1	A 8082 PCBs - Low Level (30g/2mL)	01/15/20 10:24	30	30.58	2			100	PDI-066SC-B-06-08-191011	Re-extract added 1/14/2020 by KAK Mud Odor				
7/8	A9J0514-37RE1	A 8082 PCBs - Low Level (30g/2mL)	01/15/20 10:24	30	30.84	2			100	PDI-092SC-B-00-02-191011	Re-extract added 1/14/2020 by KAK Mud				
9/10	A9J0558-12RE1	A 8082 PCBs - Low Level (30g/2mL)	01/15/20 10:24	30	30.45	2			100	PDI-073SC-B-00-02-191013	Re-extract added 1/14/2020 by KAK Mud Odor				
11/12	A9J0594-13RE1	A 8082 PCBs - Low Level (30g/2mL)	01/15/20 10:24	30	30.81	2			100	PDI-026SC-B-02-04-191014	Re-extract added 1/14/2020 by KAK Mud Odor				
13/14	A9J0594-14RE1	A 8082 PCBs - Low Level (30g/2mL)	01/15/20 10:24	30	30.23	2			100	PDI-026SC-B-04-06-191014	Re-extract added 1/14/2020 by KAK dirt color				
15/16	A9J0599-15RE1	A 8082 PCBs - Low Level (30g/2mL)	01/15/20 10:24	30	30.80	2			100	PDI-049SC-B-00-02-191015	Re-extract added 1/14/2020 by KAK Mud				
17/18	A9J0599-46RE1	A 8082 PCBs - Low Level (30g/2mL)	01/15/20 10:24	30	30.12	2			100	PDI-055SC-B-02-04-191015	Re-extract added 1/14/2020 by KAK Mud				
19/20	A9J0716-26RE1	A 8082 PCBs - Low Level (30g/2mL)	01/15/20 10:24	30	30.61	2			100	PDI-059SC-B-02-04-191016	Needs to be thawed Added 1/13/2020 By MKZ due to low surrogate dirt				
21/22	A9J0903-05RE1	A 8082 PCBs - Low Level (30g/2mL)	01/15/20 10:24	30	30.10	2			100	PDI-057SC-A-04-05-191023	Re-extract added 1/14/2020 by KAK Mud				
23/24	A9J0903-25RE1	A 8082 PCBs - Low Level (30g/2mL)	01/15/20 10:24	30		2			100	PDI-062SC-A-07-08-191023	Re-extract added 1/14/2020 by KAK				
25/26	0010436-MS1	QC	01/15/20 10:24	30		2	A20A036	A9J0903-25RE1	100	100					
27/28	0010436-MSD1	QC	01/15/20 10:26	30		2	A20A036	A9J0903-25RE1	100	100					

Standards/Reagents

* = Removed from Batch
= Staining on Turbo Vap.

Prepared By: JAG Date: 1/15/20
Date: 1/15/2020

Reviewed By: [Signature] Date: 1/16/20

Apex Laboratories

PREPARATION BENCH SHEET

BATCH #: 0010436 (Sediment)

Prep Method: EPA 3546

#	Lab Number	Analysis	Prepared	Initial (g)	Final (mL)	Spike ID	Source ID	ul Spike	ul Surr.	Sample ID	Extraction Comments	pH		
												<2	5-9	>11
Reagent(s)				Analyte Spike(s)				Surrogate(s)						
<u>Std ID</u>	<u>Exp. Date</u>	<u>Description</u>		<u>Std ID</u>	<u>Exp. Date</u>	<u>Description</u>		<u>Std ID</u>	<u>Exp. Date</u>	<u>Description</u>				
A13L219	11/30/23	Extractions Balance		A20A036	07/03/20	8082 PCB Matrix Spike		A19L272	06/20/20	8082 PCB Surrogate Spike				
A18K311	12/31/20	Glass Wool												
A19C104	09/03/23	Florisol Lot 817211-CM												
A19G279	01/18/20	Sulfuric Acid												
A19H411	08/31/21	n-Hexane Lot# 192712												
A19I211	05/07/22	Copper, Granular Lot# J260003												
A19I263	03/18/20	DCM CHEM PROD. 194934												
A19L136	06/06/20	Sodium Sulfate Lot # 194950												

Method 3546 digestion time and temperture achieved.

Initial: Leuth

Witness: MCB 1/15/20

Prepared By: _____ Date _____

Reviewed By: _____ Date _____



Apex Laboratories
PREPARATION BENCH SHEET

BATCH #: 0010436 (Sediment)

Prep Method: EPA 3546

#	Lab Number	Analysis	Prepared	Initial (g)	Final (mL)	Spike ID	Source ID	ul Spike	ul Surr.	Sample ID	Extraction Comments	pH		
												<2	2-8	>11
	0010436-BLK1	QC	01/15/20 10:24	30	2				100					
	0010436-BSD1	QC	01/15/20 11:34	30	2	A20A036		100	100					
	0010436-BS1	QC	01/15/20 10:24	30	2	A20A036		100	100					
	A9J0514-31RE1	A 8082 PCBs - Low Level (30g/2mL)	01/15/20 10:24	30	2				100	PDI-066SC-B-06-08-191011	Re-extract added 1/14/2020 by KAK			
	A9J0514-37RE1	A 8082 PCBs - Low Level (30g/2mL)	01/15/20 10:24	30	2				100	PDI-092SC-B-00-02-191011	Re-extract added 1/14/2020 by KAK			
	A9J0558-12RE1	A 8082 PCBs - Low Level (30g/2mL)	01/15/20 10:24	30	2				100	PDI-073SC-B-00-02-191013	Re-extract added 1/14/2020 by KAK			
	A9J0594-13RE1	A 8082 PCBs - Low Level (30g/2mL)	01/15/20 10:24	30	2				100	PDI-026SC-B-02-04-191014	Re-extract added 1/14/2020 by KAK			
	A9J0594-14RE1	A 8082 PCBs - Low Level (30g/2mL)	01/15/20 10:24	30	2				100	PDI-026SC-B-04-06-191014	Re-extract added 1/14/2020 by KAK			
	A9J0599-15RE1	A 8082 PCBs - Low Level (30g/2mL)	01/15/20 10:24	30	2				100	PDI-049SC-B-00-02-191015	Re-extract added 1/14/2020 by KAK			
	A9J0599-46RE1	A 8082 PCBs - Low Level (30g/2mL)	01/15/20 10:24	30	2				100	PDI-055SC-B-02-04-191015	Re-extract added 1/14/2020 by KAK			
	A9J0716-26RE1	A 8082 PCBs - Low Level (30g/2mL)	01/15/20 10:24	30	2				100	PDI-059SC-B-02-04-191016	Needs to be thawed Added 1/13/2020 By MKZ due to low surrogate			
	A9J0903-05RE1	A 8082 PCBs - Low Level (30g/2mL)	01/15/20 10:24	30	2				100	PDI-057SC-A-04-05-191023	Re-extract added 1/14/2020 by KAK			

Standards/Reagents

Reagent(s)			Analyte Spike(s)			Surrogate(s)		
Std ID	Exp. Date	Description	Std ID	Exp. Date	Description	Std ID	Exp. Date	Description
A13L219	11/30/23	Extractions Balance	A20A036	07/03/20	8082 PCB Matrix Spike	A19L272	06/20/20	8082 PCB Surrogate Spike
A18K311	12/31/20	Glass Wool						
A19C104	09/03/23	Florisol Lot 817211-CM						
A19G279	01/18/20	Sulfuric Acid						
A19H411	08/31/21	n-Hexane Lot# 192712						
A19I211	05/07/22	Copper, Granular Lot# J260003						
A19I263	03/18/20	DCM CHEM PROD. 194934						
A19L136	06/06/20	Sodium Sulfate Lot # 194950						

Prepared By: AWH Date: 1/15/20

Reviewed By: MKZ Date: 1/16/20

Apex Laboratories

PREPARATION BENCH SHEET

BATCH #: 0010436 (Sediment)

Prep Method: EPA 3546

#	Lab Number	Analysis	Prepared	Initial (g)	Final (mL)	Spike ID	Source ID	ul Spike	ul Surr.	Sample ID	Extraction Comments	pH		
												<2	$\frac{8}{8}$	>11

Method 3546 digestion time and temperature achieved.

Initial:

Witness:
 1/15/20

Prepared By: _____ Date _____

Reviewed By: _____ Date _____



ELEMENT SEQUENCE LOG

Apex Laboratories

Sequence: **0A16015**

Instrument: **DUALECD2R**

Date: **01/16/20 07:29**

Calibration: **A0A1501**

#	Lab Number	Matrix	Analysis	Client	Due	Batch	ISTD ID	STD ID
1	0A16015-CCV1	Sediment	QC	QC				
2	0A16015-CCB1	Sediment	QC	QC				A19L338
3	A9J0599-15RE1	Sediment	8082 PCBs - Low Level (30g/2mL)	Anchor QEA, LLC	01/06/20	0010436		A19L339
4	0A16015-IBL1	Sediment	QC	QC				
5	A9J0599-16RE1	Sediment	8082 PCBs - Low Level (30g/2mL)	Anchor QEA, LLC	01/06/20	0010436		
6	0A16015-IBL2	Sediment	QC	QC				
7	A9J0599-30RE1	Sediment	8082 PCBs - Low Level (30g/2mL)	Anchor QEA, LLC	01/06/20	0010436		
8	0A16015-IBL3	Sediment	QC	QC				
9	A9J0599-31RE1	Sediment	8082 PCBs - Low Level (30g/2mL)	Anchor QEA, LLC	01/06/20	0010436		
10	0A16015-IBL4	Sediment	QC	QC				
11	0A16015-CCV2	Sediment	QC	QC				A19L338
12	0A16015-CCB2	Sediment	QC	QC				A19L339
13	A9J0599-46RE1	Sediment	8082 PCBs - Low Level (30g/2mL)	Anchor QEA, LLC	01/09/20	0010436		
14	0A16015-IBL5	Sediment	QC	QC				
15	A9J0716-26RE1	Sediment	8082 PCBs - Low Level (30g/2mL)	Anchor QEA, LLC	01/09/20	0010436		
16	0A16015-IBL6	Sediment	QC	QC				
17	A9J0903-05RE1	Sediment	8082 PCBs - Low Level (30g/2mL)	Anchor QEA, LLC	01/02/20	0010436		
18	0A16015-IBL7	Sediment	QC	QC				
19	0A16015-CCV3	Sediment	QC	QC				A19L338
20	0A16015-CCB3	Sediment	QC	QC				A19L339
21	A9J0903-16	Sediment	8082 PCBs - Low Level (30g/2mL)	Anchor QEA, LLC	01/17/20	0010092		
22	0A16015-IBL8	Sediment	QC	QC				
23	A9J0903-17	Sediment	8082 PCBs - Low Level (30g/2mL)	Anchor QEA, LLC	01/17/20	0010092		
24	0A16015-IBL9	Sediment	QC	QC				
25	A9J0903-31	Sediment	8082 PCBs - Low Level (30g/2mL)	Anchor QEA, LLC	01/17/20	0010092		
26	0A16015-IBLA	Sediment	QC	QC				
27	0A16015-CCV4	Sediment	QC	QC				A19L338
28	0A16015-CCB4	Sediment	QC	QC				A19L339

Data Entered By: *[Signature]* 1/17/20

Comments: *Complete*

Data Reviewed By: *[Signature]* 1/17/20 Anchor QEA, LLC - Gasco PreRD_DG 2019 - 4a-b. DOC-CAP Testing Cores Page 441 of 1200



ELEMENT SEQUENCE LOG

Apex Laboratories

Sequence: **0A16015**

Instrument: **DUALECD2R**

Date: **01/16/20 07:29**

Calibration: **A0A1501**

#	Lab Number	Matrix	Analysis	Client	Due	Batch	ISTD ID	STD ID
1	0A16015-CCV1	Sediment	QC	QC				
2	0A16015-CCB1	Sediment	QC	QC				A19L338
3	A9J0599-15RE1	Sediment	8082 PCBs - Low Level (30g/2mL)	Anchor QEA, LLC	01/06/20	0010436		A19L339
4	0A16015-IBL1	Sediment	QC	QC				
5	A9J0599-16RE1	Sediment	8082 PCBs - Low Level (30g/2mL)	Anchor QEA, LLC	01/06/20	0010436		
6	0A16015-IBL2	Sediment	QC	QC				
7	A9J0599-30RE1	Sediment	8082 PCBs - Low Level (30g/2mL)	Anchor QEA, LLC	01/06/20	0010436		
8	0A16015-IBL3	Sediment	QC	QC				
9	A9J0599-31RE1	Sediment	8082 PCBs - Low Level (30g/2mL)	Anchor QEA, LLC	01/06/20	0010436		
10	0A16015-IBL4	Sediment	QC	QC				
11	0A16015-CCV2	Sediment	QC	QC				A19L338
12	0A16015-CCB2	Sediment	QC	QC				A19L339
13	A9J0599-46RE1	Sediment	8082 PCBs - Low Level (30g/2mL)	Anchor QEA, LLC	01/09/20	0010436		
14	0A16015-IBL5	Sediment	QC	QC				
15	A9J0716-26RE1	Sediment	8082 PCBs - Low Level (30g/2mL)	Anchor QEA, LLC	01/09/20	0010436		
16	0A16015-IBL6	Sediment	QC	QC				
17	A9J0903-05RE1	Sediment	8082 PCBs - Low Level (30g/2mL)	Anchor QEA, LLC	01/02/20	0010436		
18	0A16015-IBL7	Sediment	QC	QC				
19	0A16015-CCV3	Sediment	QC	QC				A19L338
20	0A16015-CCB3	Sediment	QC	QC				A19L339

Data Entered By: *[Signature]* 1/16/20

Comments: *Partial*

Data Reviewed By: *[Signature]* 1/16/20 Anchor QEA, LLC - Gasco PreRD_DG 2019 - 4a-b. DOC-CAP Testing Cores Page 442 of 1200

TOTAL AROCLOR AVERAGE RESULTS

The average result for the 1016 and 1260 selected peaks are reported here to facilitate data entry and review. Averages are done on all individual peaks and must be for matrix spikes if all peaks are not used in the average.

0A16015-CCV1

Aroclor 1016

<u>Peak</u>	<u>Initial Res</u>
1016 (1)	438.18
1016 (2)	478.41
1016 (3)	474.46
1016 (4)	429.63
1016 (5)	456.15
1016 (6)	451.98
Average:	454.80

Aroclor 1260

<u>Peak</u>	<u>Initial Res</u>
1260 (1)	472.23
1260 (2)	467.51
1260 (3)	466.98
1260 (4)	517.40
1260 (5)	523.14
1260 (6)	514.53
Average:	493.63

0A16015-CCV2

Aroclor 1016

<u>Peak</u>	<u>Initial Res</u>
1016 (1)	435.01
1016 (2)	454.03
1016 (3)	449.48
1016 (4)	424.42
1016 (5)	427.85
1016 (6)	422.05
Average:	435.47

Aroclor 1260

<u>Peak</u>	<u>Initial Res</u>
1260 (1)	452.86
1260 (2)	461.47
1260 (3)	465.18
1260 (4)	497.75
1260 (5)	489.86
1260 (6)	473.87
Average:	473.50

TOTAL AROCLOR AVERAGE RESULTS

The average result for the 1016 and 1260 selected peaks are reported here to facilitate data entry and review. Averages are done on all individual peaks and must be for matrix spikes if all peaks are not used in the average.

0A16015-CCV3

Aroclor 1016

<u>Peak</u>	<u>Initial Res</u>
1016 (1)	454.73
1016 (2)	478.24
1016 (3)	481.38
1016 (4)	436.11
1016 (5)	456.22
1016 (6)	449.54
Average:	459.37

Aroclor 1260

<u>Peak</u>	<u>Initial Res</u>
1260 (1)	448.67
1260 (2)	480.60
1260 (3)	478.10
1260 (4)	521.79
1260 (5)	516.71
1260 (6)	490.54
Average:	489.40

TOTAL AROCLOR AVERAGE RESULTS

The average result for the 1016 and 1260 selected peaks are reported here to facilitate data entry and review. Averages are done on all individual peaks and must be for matrix spikes if all peaks are not used in the average.

0A16015-CCV3

Aroclor 1016

<u>Peak</u>	<u>Initial Res</u>
1016 (1)	454.73
1016 (2)	478.24
1016 (3)	481.38
1016 (4)	436.11
1016 (5)	456.22
1016 (6)	449.54
Average:	459.37

Aroclor 1260

<u>Peak</u>	<u>Initial Res</u>
1260 (1)	448.67
1260 (2)	480.60
1260 (3)	478.10
1260 (4)	521.79
1260 (5)	516.71
1260 (6)	490.54
Average:	489.40 ✓

0A16015-CCV4

Aroclor 1016

<u>Peak</u>	<u>Initial Res</u>
1016 (1)	439.35
1016 (2)	475.32
1016 (3)	455.19
1016 (4)	412.88
1016 (5)	427.30
1016 (6)	420.95
Average:	438.50 ✓

Aroclor 1260

<u>Peak</u>	<u>Initial Res</u>
1260 (1)	434.79
1260 (2)	466.23
1260 (3)	472.48
1260 (4)	515.09
1260 (5)	507.80
1260 (6)	483.56
Average:	479.99 ✓

Data Path : K:\DATA\0A16015\
 Data File : ECD2R002.D
 Signal(s) : ECD2B.CH
 Acq On : 16 Jan 2020 7:56
 Operator : MJB / KAK
 Sample : 0A16015-CCV1
 Misc :
 ALS Vial : 52 Sample Multiplier: 1

Handwritten signature
 1/16/20

Integration File: events.e
 Quant Time: Jan 16 11:45:51 2020
 Quant Method : L:\Methods\RECD2_QUANTPCB_200113.M
 Quant Title : PCB Data Analysis
 QLast Update : Tue Jan 14 09:35:58 2020
 Response via : Initial Calibration
 Integrator: ChemStation 6890 Scale Mode: Small noise peaks clipped

Compound	R.T.	Response	Conc	Units
System Monitoring Compounds				
1) S TCMX (S)	5.631	55345325	245.297	ng/ml
62) S DCBP (S)	10.554	28162070	253.202	ng/ml
Target Compounds				
2) Aroclor 1016 (1)	6.302	2708811	438.178	ng/ml
3) Aroclor 1016 (2)	6.792	5473603	478.405	ng/ml
4) Aroclor 1016 (3)	6.919	2541461	474.463	ng/ml
5) Aroclor 1016 (4)	7.005	2122706	429.631	ng/ml
6) Aroclor 1016 (5)	7.049	2529580	456.149	ng/ml
7) Aroclor 1016 (6)	7.175	2581949	451.976	ng/ml
8) Aroclor 1016 - AVE	0.000	0	N.D.	ng/ml
9) Aroclor 1221 (1)	5.806	203672	117.220	ng/ml
10) Aroclor 1221 (2)	5.879	392601	228.658	ng/ml
11) Aroclor 1221 (3)	5.966	1848821	323.956	ng/ml
12) Aroclor 1221 - AVE	0.000	0	N.D.	ng/ml
13) Aroclor 1232 (1)	5.966	1848821	404.556	ng/ml
14) Aroclor 1232 (2)	6.302	2708811	1040.757	ng/ml
15) Aroclor 1232 (3)	6.792	5473603	1118.898	ng/ml
16) Aroclor 1232 (4)	7.005	2122706	1254.675	ng/ml
17) Aroclor 1232 (5)	7.049	2529580	1215.651	ng/ml
18) Aroclor 1232 (6)	7.175	2581949	1190.016	ng/ml
19) Aroclor 1232 - AVE	0.000	0	N.D.	ng/ml
20) Aroclor 1242 (1)	6.302	2708811	595.824	ng/ml
21) Aroclor 1242 (2)	6.792	5473603	620.418	ng/ml
22) Aroclor 1242 (3)	6.919	2541461	663.537	ng/ml
23) Aroclor 1242 (4)	7.005	2122706	642.545	ng/ml
24) Aroclor 1242 (5)	7.049	2529580	633.356	ng/ml
25) Aroclor 1242 (6)	7.175	2581949	619.052	ng/ml
26) Aroclor 1242 - AVE	0.000	0	N.D.	ng/ml
27) Aroclor 1248 (1)	6.765	4076552	789.719	ng/ml
28) Aroclor 1248 (2)	7.005	2122706	333.793	ng/ml
29) Aroclor 1248 (3)	7.049	2529580	426.158	ng/ml
30) Aroclor 1248 (4)	7.175	2581949	353.909	ng/ml
31) Aroclor 1248 (5)	7.540	571610	64.213	ng/ml
32) Aroclor 1248 (6)	7.699	2086778	256.323	ng/ml
33) Aroclor 1248 - AVE	0.000	0	N.D.	ng/ml
34) Aroclor 1254 (1)	7.518	1711250	201.945	ng/ml
35) Aroclor 1254 (2)	7.699	2086778	150.022	ng/ml
36) Aroclor 1254 (3)	8.009	1244950	82.043	ng/ml
37) Aroclor 1254 (4)	8.249	829285	75.966	ng/ml
38) Aroclor 1254 (5)	8.584	6192646	550.523	ng/ml
39) Aroclor 1254 (6)	8.801	922043	261.411	ng/ml
40) Aroclor 1254 - AVE	0.000	0	N.D.	ng/ml
41) Aroclor 1260 (1)	8.145	4971587	472.231	ng/ml
42) Aroclor 1260 (2)	8.352	5966583	467.510	ng/ml
43) Aroclor 1260 (3)	8.584	6192646	466.976	ng/ml
44) Aroclor 1260 (4)	9.068	10944354	517.403	ng/ml
45) Aroclor 1260 (5)	9.327	6400482	523.141	ng/ml
46) Aroclor 1260 (6)	9.893	2510870	514.527	ng/ml
47) Aroclor 1260 - AVE	0.000	0	N.D.	ng/ml

Data Path : K:\DATA\0A16015\
 Data File : ECD2R002.D
 Signal(s) : ECD2B.CH
 Acq On : 16 Jan 2020 7:56
 Operator : MJB / KAK
 Sample : 0A16015-CCV1
 Misc :
 ALS Vial : 52 Sample Multiplier: 1

Integration File: events.e
 Quant Time: Jan 16 11:45:51 2020
 Quant Method : L:\Methods\RECD2_QUANTPCB_200113.M
 Quant Title : PCB Data Analysis
 QLast Update : Tue Jan 14 09:35:58 2020
 Response via : Initial Calibration
 Integrator: ChemStation 6890 Scale Mode: Small noise peaks clipped

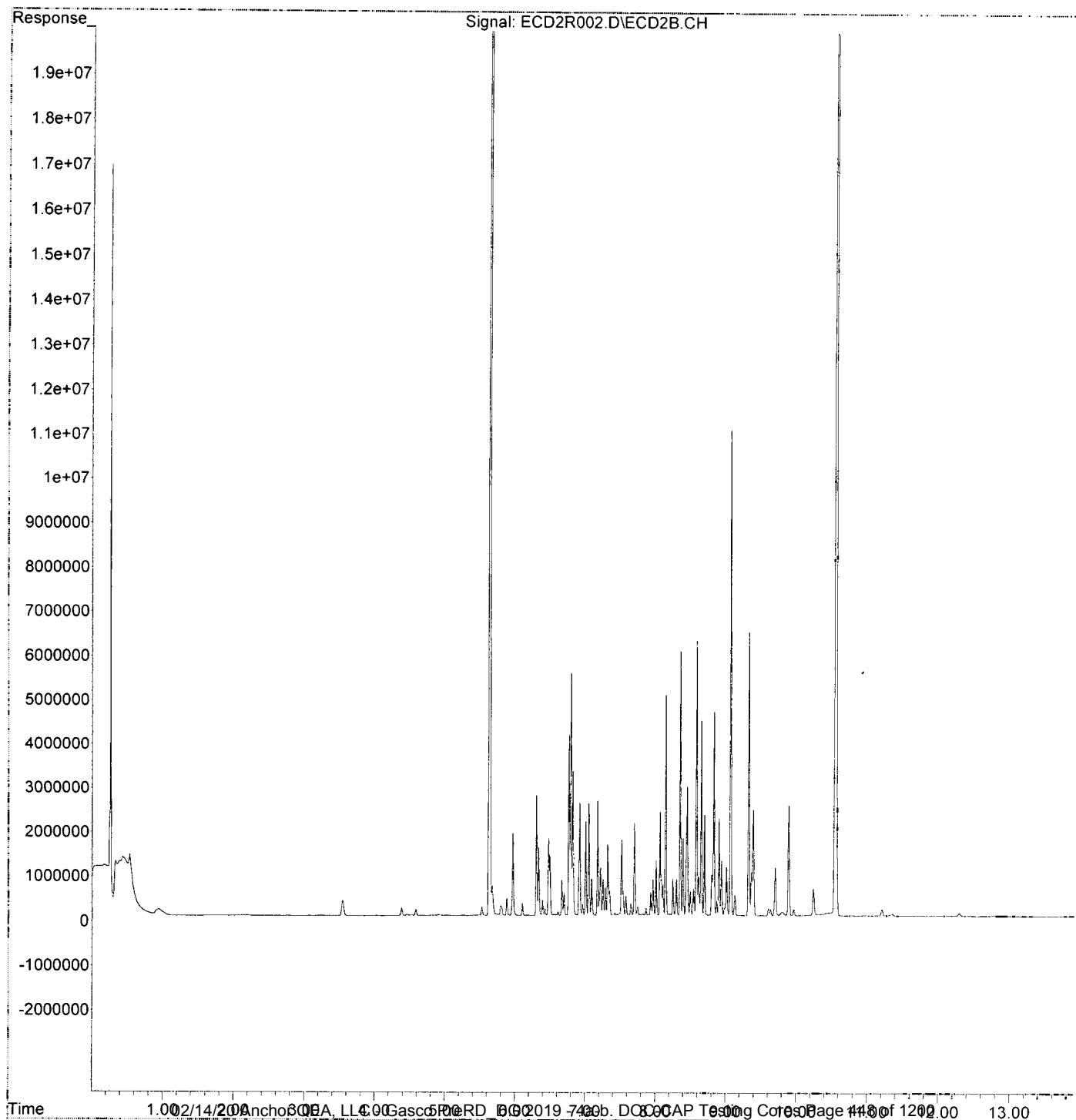
Compound	R.T.	Response	Conc	Units
48) Aroclor 1262 (1)	8.352	5966583	564.392	ng/ml
49) Aroclor 1262 (2)	8.652	4395485	287.710	ng/ml
50) Aroclor 1262 (3)	8.830	4588136	358.331	ng/ml
51) Aroclor 1262 (4)	9.068	10944354	397.621	ng/ml
52) Aroclor 1262 (5)	9.327	6400482	389.809	ng/ml
53) Aroclor 1262 (6)	9.893	2510870	348.706	ng/ml
54) Aroclor 1262 - AVE	0.000	0	N.D.	ng/ml
55) Aroclor 1268 (1)	8.871	338672	54.343	ng/ml
56) Aroclor 1268 (2)	9.327	6400482	230.511	ng/ml
57) Aroclor 1268 (3)	9.390	2413725	107.199	ng/ml
58) Aroclor 1268 (4)	9.605	169283	8.792	ng/ml
59) Aroclor 1268 (5)	9.893	2510870	320.953	ng/ml
60) Aroclor 1268 (6)	10.242	613795	12.127	ng/ml
61) Aroclor 1268 - AVE	0.000	0	N.D.	ng/ml

(f)=RT Delta > 1/2 Window

(m)=manual int.

Data Path : K:\DATA\0A16015\
Data File : ECD2R002.D
Signal(s) : ECD2B.CH
Acq On : 16 Jan 2020 7:56
Operator : MJB / KAK
Sample : 0A16015-CCV1
Misc :
ALS Vial : 52 Sample Multiplier: 1

Integration File: events.e
Quant Time: Jan 16 11:45:51 2020
Quant Method : L:\Methods\RECD2_QUANTPCB_200113.M
Quant Title : PCB Data Analysis
QLast Update : Tue Jan 14 09:35:58 2020
Response via : Initial Calibration
Integrator: ChemStation 6890 Scale Mode: Small noise peaks clipped



Data Path : K:\DATA\0A16015\
 Data File : ECD2R003.D
 Signal(s) : ECD2B.CH
 Acq On : 16 Jan 2020 8:13
 Operator : MJB / KAK
 Sample : 0A16015-CCB1
 Misc :
 ALS Vial : 53 Sample Multiplier: 1

Integration File: events.e
 Quant Time: Jan 16 11:46:13 2020
 Quant Method : L:\Methods\RECD2_QUANTPCB_200113.M
 Quant Title : PCB Data Analysis
 QLast Update : Tue Jan 14 09:35:58 2020
 Response via : Initial Calibration
 Integrator: ChemStation 6890 Scale Mode: Small noise peaks clipped

MJB
 1/16/20
 Clean

Compound	R.T.	Response	Conc Units
System Monitoring Compounds			
1) S TCMX (S)	5.630	18280014	81.019 ng/ml
62) S DCBP (S)	10.553	10674701	95.975 ng/ml
Target Compounds			
2) Aroclor 1016 (1)	6.295	2658	0.430 ng/ml
3) Aroclor 1016 (2)	6.789	6480	0.566 ng/ml
4) Aroclor 1016 (3)	6.916	6837	1.276 ng/ml
5) Aroclor 1016 (4)	7.002	7347	1.487 ng/ml
6) Aroclor 1016 (5)	7.042	7370	1.329 ng/ml
7) Aroclor 1016 (6)	7.176	8166	1.430 ng/ml
8) Aroclor 1016 - AVE	0.000	0	N.D. ng/ml
9) Aroclor 1221 (1)	5.851f	4922	2.833 ng/ml
10) Aroclor 1221 (2)	5.887	3785	2.204 ng/ml
11) Aroclor 1221 (3)	5.949	30092	5.273 ng/ml
12) Aroclor 1221 - AVE	0.000	0	N.D. ng/ml
13) Aroclor 1232 (1)	5.949	30092	6.585 ng/ml
14) Aroclor 1232 (2)	6.295	2658	1.021 ng/ml
15) Aroclor 1232 (3)	6.789	6480	1.325 ng/ml
16) Aroclor 1232 (4)	7.002	7347	4.342 ng/ml
17) Aroclor 1232 (5)	7.042	7370	3.542 ng/ml
18) Aroclor 1232 (6)	7.176	8166	3.764 ng/ml
19) Aroclor 1232 - AVE	0.000	0	N.D. ng/ml
20) Aroclor 1242 (1)	6.295	2658	0.585 ng/ml
21) Aroclor 1242 (2)	6.789	6480	0.734 ng/ml
22) Aroclor 1242 (3)	6.916	6837	1.785 ng/ml
23) Aroclor 1242 (4)	7.002	7347	2.224 ng/ml
24) Aroclor 1242 (5)	7.042	7370	1.845 ng/ml
25) Aroclor 1242 (6)	7.176	8166	1.958 ng/ml
26) Aroclor 1242 - AVE	0.000	0	N.D. ng/ml
27) Aroclor 1248 (1)	6.775	6714	1.301 ng/ml
28) Aroclor 1248 (2)	7.002	7347	1.155 ng/ml
29) Aroclor 1248 (3)	7.042	7370	1.242 ng/ml
30) Aroclor 1248 (4)	7.176	8166	1.119 ng/ml
31) Aroclor 1248 (5)	7.566	20022	2.249 ng/ml
32) Aroclor 1248 (6)	7.703	31474	3.866 ng/ml
33) Aroclor 1248 - AVE	0.000	0	N.D. ng/ml
34) Aroclor 1254 (1)	7.509	8735	1.031 ng/ml
35) Aroclor 1254 (2)	7.703	31474	2.263 ng/ml
36) Aroclor 1254 (3)	8.002	13934	0.918 ng/ml
37) Aroclor 1254 (4)	8.237	10056	0.921 ng/ml
38) Aroclor 1254 (5)	8.581	6675	0.593 ng/ml
39) Aroclor 1254 (6)	8.808	2230	0.632 ng/ml
40) Aroclor 1254 - AVE	0.000	0	N.D. ng/ml
41) Aroclor 1260 (1)	8.145	12005	1.140 ng/ml
42) Aroclor 1260 (2)	8.345	9744	0.764 ng/ml
43) Aroclor 1260 (3)	8.581	6675	0.503 ng/ml
44) Aroclor 1260 (4)	9.069	1578	0.075 ng/ml
45) Aroclor 1260 (5)	9.328	1988	0.163 ng/ml
46) Aroclor 1260 (6)	9.896	3188	0.653 ng/ml
47) Aroclor 1260 - AVE	0.000	0	N.D. ng/ml

Data Path : K:\DATA\0A16015\
 Data File : ECD2R003.D
 Signal(s) : ECD2B.CH
 Acq On : 16 Jan 2020 8:13
 Operator : MJB / KAK
 Sample : 0A16015-CCB1
 Misc :
 ALS Vial : 53 Sample Multiplier: 1

Integration File: events.e
 Quant Time: Jan 16 11:46:13 2020
 Quant Method : L:\Methods\RECD2_QUANTPCB_200113.M
 Quant Title : PCB Data Analysis
 QLast Update : Tue Jan 14 09:35:58 2020
 Response via : Initial Calibration
 Integrator: ChemStation 6890 Scale Mode: Small noise peaks clipped

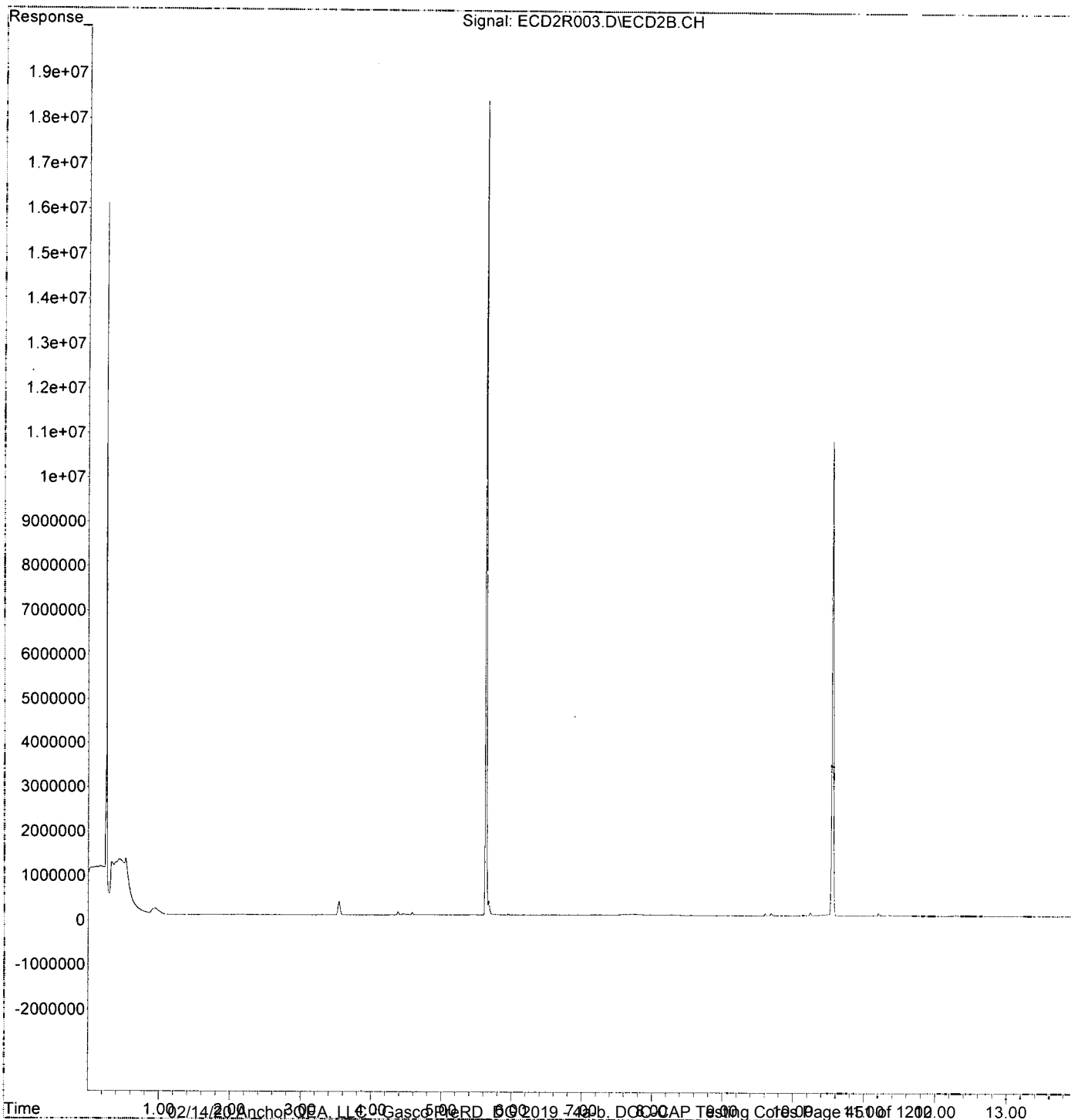
	Compound	R.T.	Response	Conc Units
48)	Aroclor 1262 (1)	8.345	9744	0.922 ng/ml
49)	Aroclor 1262 (2)	8.646	4803	0.314 ng/ml
50)	Aroclor 1262 (3)	8.826	2456	0.192 ng/ml
51)	Aroclor 1262 (4)	9.069	1578	0.057 ng/ml
52)	Aroclor 1262 (5)	9.328	1988	0.121 ng/ml
53)	Aroclor 1262 (6)	9.896	3188	0.443 ng/ml
54)	Aroclor 1262 - AVE	0.000	0	N.D. ng/ml
55)	Aroclor 1268 (1)	8.871	2819	0.452 ng/ml
56)	Aroclor 1268 (2)	9.328	1988	0.072 ng/ml
57)	Aroclor 1268 (3)	9.386	1297	0.058 ng/ml
58)	Aroclor 1268 (4)	9.605	51248	2.662 ng/ml
59)	Aroclor 1268 (5)	9.896	3188	0.408 ng/ml
60)	Aroclor 1268 (6)	10.243	67316	1.330 ng/ml
61)	Aroclor 1268 - AVE	0.000	0	N.D. ng/ml

(f)=RT Delta > 1/2 Window

(m)=manual int.

Data Path : K:\DATA\0A16015\
Data File : ECD2R003.D
Signal(s) : ECD2B.CH
Acq On : 16 Jan 2020 8:13
Operator : MJB / KAK
Sample : 0A16015-CCB1
Misc :
ALS Vial : 53 Sample Multiplier: 1

Integration File: events.e
Quant Time: Jan 16 11:46:13 2020
Quant Method : L:\Methods\RECD2_QUANTPCB_200113.M
Quant Title : PCB Data Analysis
QLast Update : Tue Jan 14 09:35:58 2020
Response via : Initial Calibration
Integrator: ChemStation 6890 Scale Mode: Small noise peaks clipped



Data Path : K:\DATA\0A16015\
 Data File : ECD2R004.D
 Signal(s) : ECD2B.CH
 Acq On : 16 Jan 2020 8:31
 Operator : MJB / KAK
 Sample : A9J0599-15RE1
 Misc :
 ALS Vial : 54 Sample Multiplier: 1

Integration File: events.e
 Quant Time: Jan 16 11:46:31 2020
 Quant Method : L:\Methods\RECD2_QUANTPCB_200113.M
 Quant Title : PCB Data Analysis
 QLast Update : Tue Jan 14 09:35:58 2020
 Response via : Initial Calibration
 Integrator: ChemStation 6890 Scale Mode: Small noise peaks clipped

1/16/20
1242 P-10
1254 P-10
1260 P-10

Compound	R.T.	Response	Conc Units
System Monitoring Compounds			
1) S TCMX (S)	5.630	19065015	84.498 ng/ml
62) S DCBP (S)	10.554	8188522	73.622 ng/ml
Target Compounds			
2) Aroclor 1016 (1)	6.303	142660	23.077 ng/ml
3) Aroclor 1016 (2)	6.791	517823	45.259 ng/ml
4) Aroclor 1016 (3)	6.920	287661	53.703 ng/ml
5) Aroclor 1016 (4)	7.005	527562	106.777 ng/ml
6) Aroclor 1016 (5)	7.050	480192	86.591 ng/ml
7) Aroclor 1016 (6)	7.175	465478	81.483 ng/ml
8) Aroclor 1016 - AVE	0.000	0	N.D. ng/ml
9) Aroclor 1221 (1)	5.788	18205	10.478 ng/ml
10) Aroclor 1221 (2)	5.892	62992	36.688 ng/ml
11) Aroclor 1221 (3)	5.973	131596	23.059 ng/ml
12) Aroclor 1221 - AVE	0.000	0	N.D. ng/ml
13) Aroclor 1232 (1)	5.973	131596	28.796 ng/ml
14) Aroclor 1232 (2)	6.303	142660	54.812 ng/ml
15) Aroclor 1232 (3)	6.791	517823	105.852 ng/ml
16) Aroclor 1232 (4)	7.005	527562	311.828 ng/ml
17) Aroclor 1232 (5)	7.050	480192	230.768 ng/ml
18) Aroclor 1232 (6)	7.175	465478	214.538 ng/ml
19) Aroclor 1232 - AVE	0.000	0	N.D. ng/ml
20) Aroclor 1242 (1)	6.303	142660	31.379 ng/ml
21) Aroclor 1242 (2)	6.791	517823	58.694 ng/ml
22) Aroclor 1242 (3)	6.920	287661	75.104 ng/ml
23) Aroclor 1242 (4)	7.005	527562	159.693 ng/ml
24) Aroclor 1242 (5)	7.050	480192	120.230 ng/ml
25) Aroclor 1242 (6)	7.175	465478	111.604 ng/ml
26) Aroclor 1242 - AVE	0.000	0	N.D. ng/ml
27) Aroclor 1248 (1)	6.763	342959	66.439 ng/ml
28) Aroclor 1248 (2)	7.005	527562	82.958 ng/ml
29) Aroclor 1248 (3)	7.050	480192	80.898 ng/ml
30) Aroclor 1248 (4)	7.175	465478	63.803 ng/ml
31) Aroclor 1248 (5)	7.541	836037	93.918 ng/ml
32) Aroclor 1248 (6)	7.692	3850932	473.017 ng/ml
33) Aroclor 1248 - AVE	0.000	0	N.D. ng/ml
34) Aroclor 1254 (1)	7.520	813232	95.970 ng/ml
35) Aroclor 1254 (2)	7.692	3850932	276.850 ng/ml
36) Aroclor 1254 (3)	7.997	3870742	255.085 ng/ml
37) Aroclor 1254 (4)	8.249	798532	73.149 ng/ml
38) Aroclor 1254 (5)	8.583	1389539	123.529 ng/ml
39) Aroclor 1254 (6)	8.830 8.813	597749	169.469 ng/ml
40) Aroclor 1254 - AVE	0.000	0	N.D. ng/ml
41) Aroclor 1260 (1)	8.145	971110	92.242 ng/ml
42) Aroclor 1260 (2)	8.351	1487346	116.541 ng/ml
43) Aroclor 1260 (3)	8.583	1389539	104.783 ng/ml
44) Aroclor 1260 (4)	9.068	1254532	59.309 ng/ml
45) Aroclor 1260 (5)	9.327	763862	62.434 ng/ml
46) Aroclor 1260 (6)	9.893	237322	48.632 ng/ml
47) Aroclor 1260 - AVE	0.000	0	N.D. ng/ml

55.059

80.788

73.244M

56.742

Data Path : K:\DATA\0A16015\
 Data File : ECD2R004.D
 Signal(s) : ECD2B.CH
 Acq On : 16 Jan 2020 8:31
 Operator : MJB / KAK
 Sample : A9J0599-15RE1
 Misc :
 ALS Vial : 54 Sample Multiplier: 1

Integration File: events.e
 Quant Time: Jan 16 11:46:31 2020
 Quant Method : L:\Methods\RECD2_QUANTPCB_200113.M
 Quant Title : PCB Data Analysis
 QLast Update : Tue Jan 14 09:35:58 2020
 Response via : Initial Calibration
 Integrator: ChemStation 6890 Scale Mode: Small noise peaks clipped

	Compound	R.T.	Response	Conc	Units
48)	Aroclor 1262 (1)	8.351	1487346	140.691	ng/ml
49)	Aroclor 1262 (2)	8.653	580468	37.995	ng/ml
50)	Aroclor 1262 (3)	8.830	597749	46.684	ng/ml
51)	Aroclor 1262 (4)	9.068	1254532	45.579	ng/ml
52)	Aroclor 1262 (5)	9.327	763862	46.521	ng/ml
53)	Aroclor 1262 (6)	9.893	237322	32.959	ng/ml
54)	Aroclor 1262 - AVE	0.000	0	N.D.	ng/ml
55)	Aroclor 1268 (1)	8.871	104255	16.729	ng/ml
56)	Aroclor 1268 (2)	9.327	763862	27.510	ng/ml
57)	Aroclor 1268 (3)	9.391	296623	13.174	ng/ml
58)	Aroclor 1268 (4)	9.607	57437	2.983	ng/ml
59)	Aroclor 1268 (5)	9.893	237322	30.336	ng/ml
60)	Aroclor 1268 (6)	10.244	194949	3.852	ng/ml
61)	Aroclor 1268 - AVE	0.000	0	N.D.	ng/ml

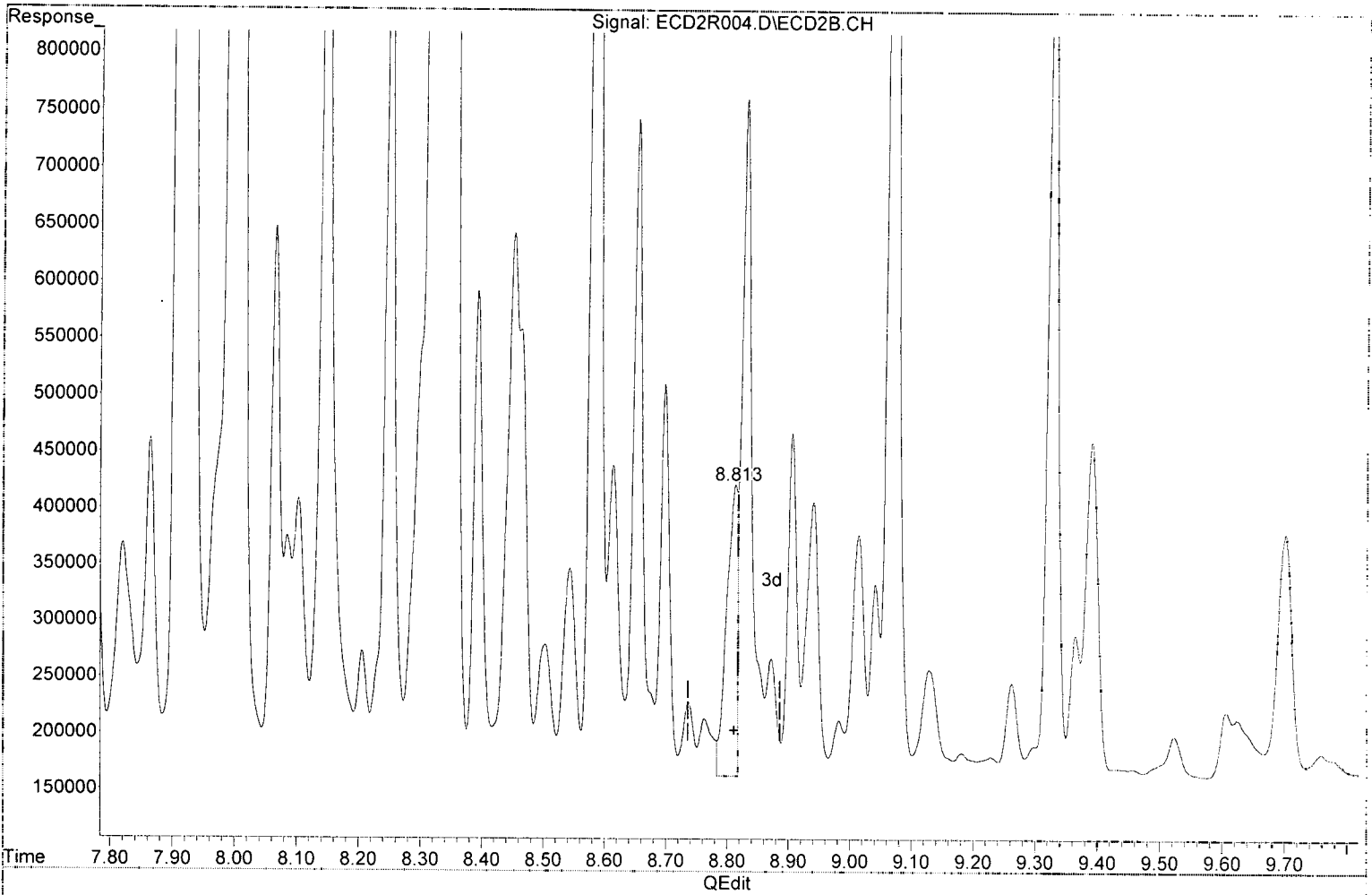
(f)=RT Delta > 1/2 Window

(m)=manual int.

Quantitation Report (Qedit)

Data Path : K:\DATA\0A16015\
Data File : ECD2R004.D
Signal(s) : ECD2B.CH
Acq On : 16 Jan 2020 8:31
Operator : MJB / KAK
Sample : A9J0599-15RE1
Misc :
ALS Vial : 54 Sample Multiplier: 1

Integration File: events.e
Quant Time: Jan 16 11:46:31 2020
Quant Method : L:\Methods\RECD2_QUANTPCB_200113.M
Quant Title : PCB Data Analysis
QLast Update : Tue Jan 14 09:35:58 2020
Response via : Initial Calibration
Integrator: ChemStation 6890 Scale Mode: Small noise peaks clipped



(39) Aroclor 1254 (6)

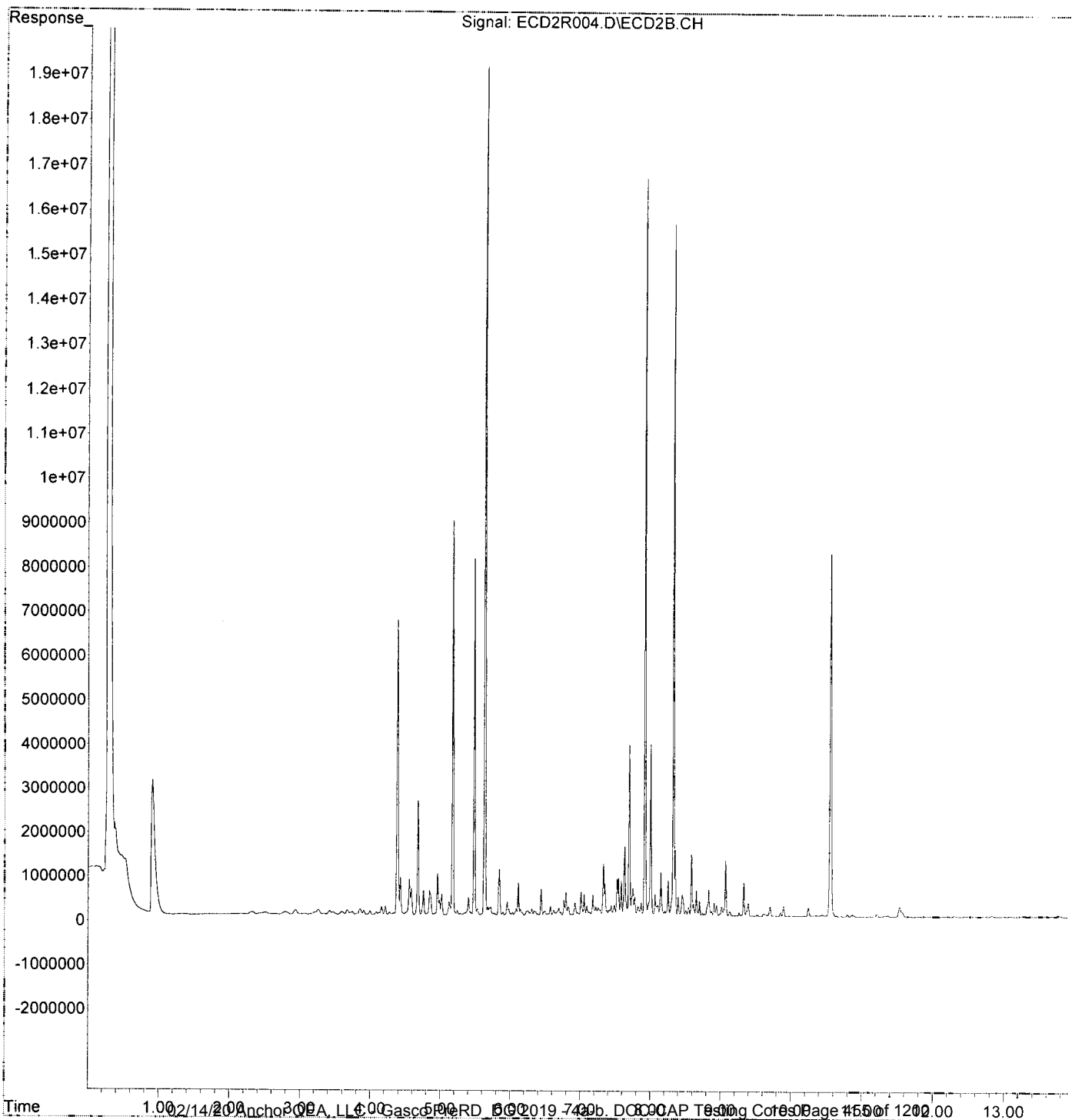
8.813min 73.244 ng/ml (m)

response 258344

[Handwritten signature]
1/16/20

Data Path : K:\DATA\0A16015\
Data File : ECD2R004.D
Signal(s) : ECD2B.CH
Acq On : 16 Jan 2020 8:31
Operator : MJB / KAK
Sample : A9J0599-15RE1
Misc :
ALS Vial : 54 Sample Multiplier: 1

Integration File: events.e
Quant Time: Jan 16 11:46:31 2020
Quant Method : L:\Methods\RECD2_QUANTPCB_200113.M
Quant Title : PCB Data Analysis
QLast Update : Tue Jan 14 09:35:58 2020
Response via : Initial Calibration
Integrator: ChemStation 6890 Scale Mode: Small noise peaks clipped



Data Path : K:\DATA\0A16015\
 Data File : ECD2R006.D
 Signal(s) : ECD2B.CH
 Acq On : 16 Jan 2020 9:06
 Operator : MJB / KAK
 Sample : A9J0599-16RE1
 Misc :
 ALS Vial : 55 Sample Multiplier: 1

Integration File: events.e
 Quant Time: Jan 16 11:46:53 2020
 Quant Method : L:\Methods\RECD2_QUANTPCB_200113.M
 Quant Title : PCB Data Analysis
 QLast Update : Tue Jan 14 09:35:58 2020
 Response via : Initial Calibration
 Integrator: ChemStation 6890 Scale Mode: Small noise peaks clipped

Handwritten:
 1/16/20
 12A2 P-10
 125A P-10
 1260 P-10

Compound	R.T.	Response	Conc Units
System Monitoring Compounds			
1) S TCMX (S)	5.629	17699166	78.445 ng/ml
62) S DCBP (S)	10.552	7341912	66.010 ng/ml

Compound	R.T.	Response	Conc Units
Target Compounds			
2) Aroclor 1016 (1)	6.302	142005	22.971 ng/ml
3) Aroclor 1016 (2)	6.790	440254	38.479 ng/ml
4) Aroclor 1016 (3)	6.918	238386	44.504 ng/ml
5) Aroclor 1016 (4)	7.004	440290	89.114 ng/ml
6) Aroclor 1016 (5)	7.050	389714	70.275 ng/ml
7) Aroclor 1016 (6)	7.174	421173	73.727 ng/ml
8) Aroclor 1016 - AVE	0.000	0	N.D. ng/ml
9) Aroclor 1221 (1)	5.788	13484	7.761 ng/ml
10) Aroclor 1221 (2)	5.891	65912	38.389 ng/ml
11) Aroclor 1221 (3)	5.949	517571	90.690 ng/ml
12) Aroclor 1221 - AVE	0.000	0	N.D. ng/ml
13) Aroclor 1232 (1)	5.949	517571	113.254 ng/ml
14) Aroclor 1232 (2)	6.302	142005	54.560 ng/ml
15) Aroclor 1232 (3)	6.790	440254	89.995 ng/ml
16) Aroclor 1232 (4)	7.004	440290	260.244 ng/ml
17) Aroclor 1232 (5)	7.050	389714	187.286 ng/ml
18) Aroclor 1232 (6)	7.174	421173	194.118 ng/ml
19) Aroclor 1232 - AVE	0.000	0	N.D. ng/ml
20) Aroclor 1242 (1)	6.302	142005	31.235 ng/ml
21) Aroclor 1242 (2)	6.790	440254	49.902 ng/ml
22) Aroclor 1242 (3)	6.918	238386	62.239 ng/ml
23) Aroclor 1242 (4)	7.004	440290	133.276 ng/ml
24) Aroclor 1242 (5)	7.050	389714	97.577 ng/ml
25) Aroclor 1242 (6)	7.174	421173	100.981 ng/ml
26) Aroclor 1242 - AVE	0.000	0	N.D. ng/ml
27) Aroclor 1248 (1)	6.763	326069	63.167 ng/ml
28) Aroclor 1248 (2)	7.004	440290	69.235 ng/ml
29) Aroclor 1248 (3)	7.050	389714	65.655 ng/ml
30) Aroclor 1248 (4)	7.174	421173	57.730 ng/ml
31) Aroclor 1248 (5)	7.541	658532	73.978 ng/ml
32) Aroclor 1248 (6)	7.691	3799433	466.691 ng/ml
33) Aroclor 1248 - AVE	0.000	0	N.D. ng/ml
34) Aroclor 1254 (1)	7.519	685936	80.947 ng/ml
35) Aroclor 1254 (2)	7.691	3799433	273.147 ng/ml
36) Aroclor 1254 (3)	7.996	6045237	398.386 ng/ml
37) Aroclor 1254 (4)	8.248	601450	55.096 ng/ml
38) Aroclor 1254 (5)	8.582	1060737	94.299 ng/ml
39) Aroclor 1254 (6)	8.811	229338	65.020 ng/mlm
40) Aroclor 1254 - AVE	0.000	0	N.D. ng/ml
41) Aroclor 1260 (1)	8.145	776375	73.745 ng/ml
42) Aroclor 1260 (2)	8.350	1183089	92.701 ng/ml
43) Aroclor 1260 (3)	8.582	1060737	79.988 ng/ml
44) Aroclor 1260 (4)	9.067	909930	43.018 ng/mlm
45) Aroclor 1260 (5)	9.325	525880	42.983 ng/mlm
46) Aroclor 1260 (6)	9.890	171987	35.244 ng/mlm
47) Aroclor 1260 - AVE	0.000	0	N.D. ng/ml

Handwritten: 47.702

Handwritten: 67.021

Handwritten: 40.415

Data Path : K:\DATA\0A16015\
 Data File : ECD2R006.D
 Signal(s) : ECD2B.CH
 Acq On : 16 Jan 2020 9:06
 Operator : MJB / KAK
 Sample : A9J0599-16RE1
 Misc :
 ALS Vial : 55 Sample Multiplier: 1

Integration File: events.e
 Quant Time: Jan 16 11:46:53 2020
 Quant Method : L:\Methods\RECD2_QUANTPCB_200113.M
 Quant Title : PCB Data Analysis
 QLast Update : Tue Jan 14 09:35:58 2020
 Response via : Initial Calibration
 Integrator: ChemStation 6890 Scale Mode: Small noise peaks clipped

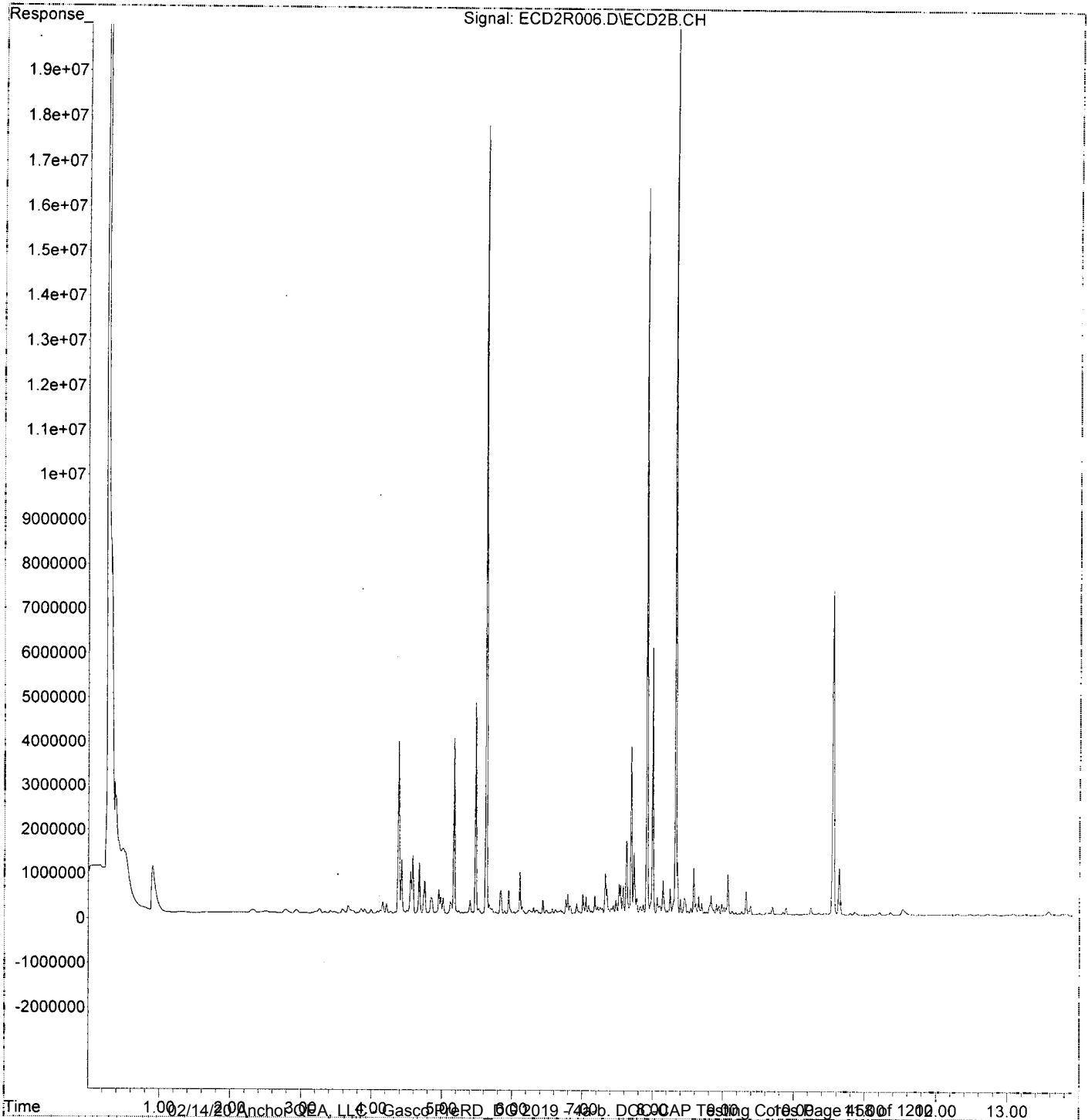
Compound	R.T.	Response	Conc	Units
48) Aroclor 1262 (1)	8.350	1183089	111.911	ng/ml
49) Aroclor 1262 (2)	8.651	437152	28.614	ng/ml
50) Aroclor 1262 (3)	8.829	462014	36.083	ng/ml
51) Aroclor 1262 (4)	9.067	932431	33.876	ng/ml
52) Aroclor 1262 (5)	9.325	550695	33.539	ng/ml
53) Aroclor 1262 (6)	9.891	203847	28.310	ng/ml
54) Aroclor 1262 - AVE	0.000	0	N.D.	ng/ml
55) Aroclor 1268 (1)	8.869	129327	20.752	ng/ml
56) Aroclor 1268 (2)	9.325	550695	19.833	ng/ml
57) Aroclor 1268 (3)	9.389	231472	10.280	ng/ml
58) Aroclor 1268 (4)	9.604	77523	4.027	ng/ml
59) Aroclor 1268 (5)	9.891	203847	26.057	ng/ml
60) Aroclor 1268 (6)	10.240	197392	3.900	ng/ml
61) Aroclor 1268 - AVE	0.000	0	N.D.	ng/ml

(f)=RT Delta > 1/2 Window

(m)=manual int.

Data Path : K:\DATA\0A16015\
Data File : ECD2R006.D
Signal(s) : ECD2B.CH
Acq On : 16 Jan 2020 9:06
Operator : MJB / KAK
Sample : A9J0599-16RE1
Misc :
ALS Vial : 55 Sample Multiplier: 1

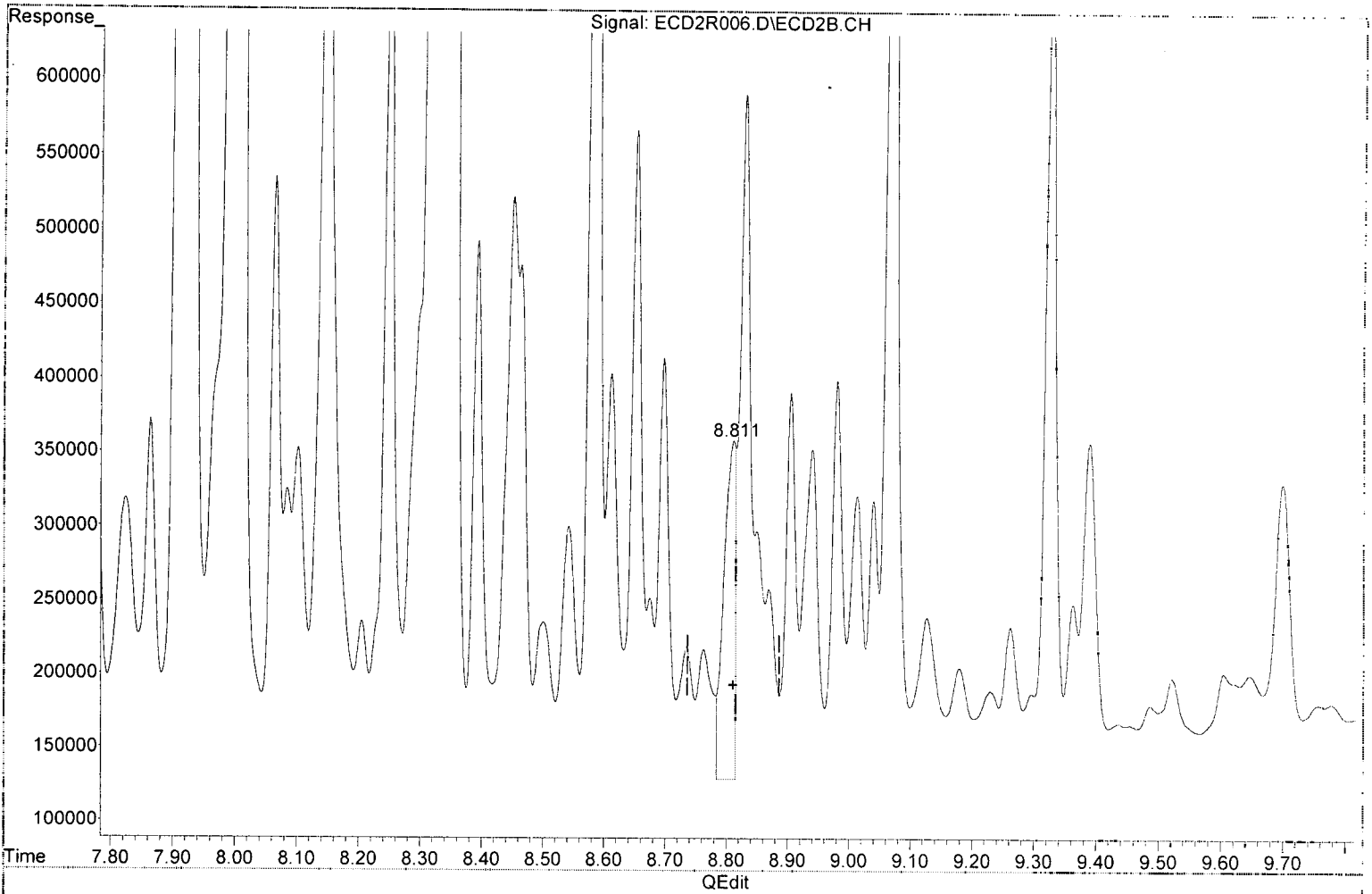
Integration File: events.e
Quant Time: Jan 16 11:46:53 2020
Quant Method : L:\Methods\RECD2_QUANTPCB_200113.M
Quant Title : PCB Data Analysis
QLast Update : Tue Jan 14 09:35:58 2020
Response via : Initial Calibration
Integrator: ChemStation 6890 Scale Mode: Small noise peaks clipped



Quantitation Report (Qedit)

Data Path : K:\DATA\0A16015\
Data File : ECD2R006.D
Signal(s) : ECD2B.CH
Acq On : 16 Jan 2020 9:06
Operator : MJB / KAK
Sample : A9J0599-16RE1
Misc :
ALS Vial : 55 Sample Multiplier: 1

Integration File: events.e
Quant Time: Jan 16 11:46:53 2020
Quant Method : L:\Methods\RECD2_QUANTPCB_200113.M
Quant Title : PCB Data Analysis
QLast Update : Tue Jan 14 09:35:58 2020
Response via : Initial Calibration
Integrator: ChemStation 6890 Scale Mode: Small noise peaks clipped



(39) Aroclor 1254 (6)

8.811min 65.020 ng/ml

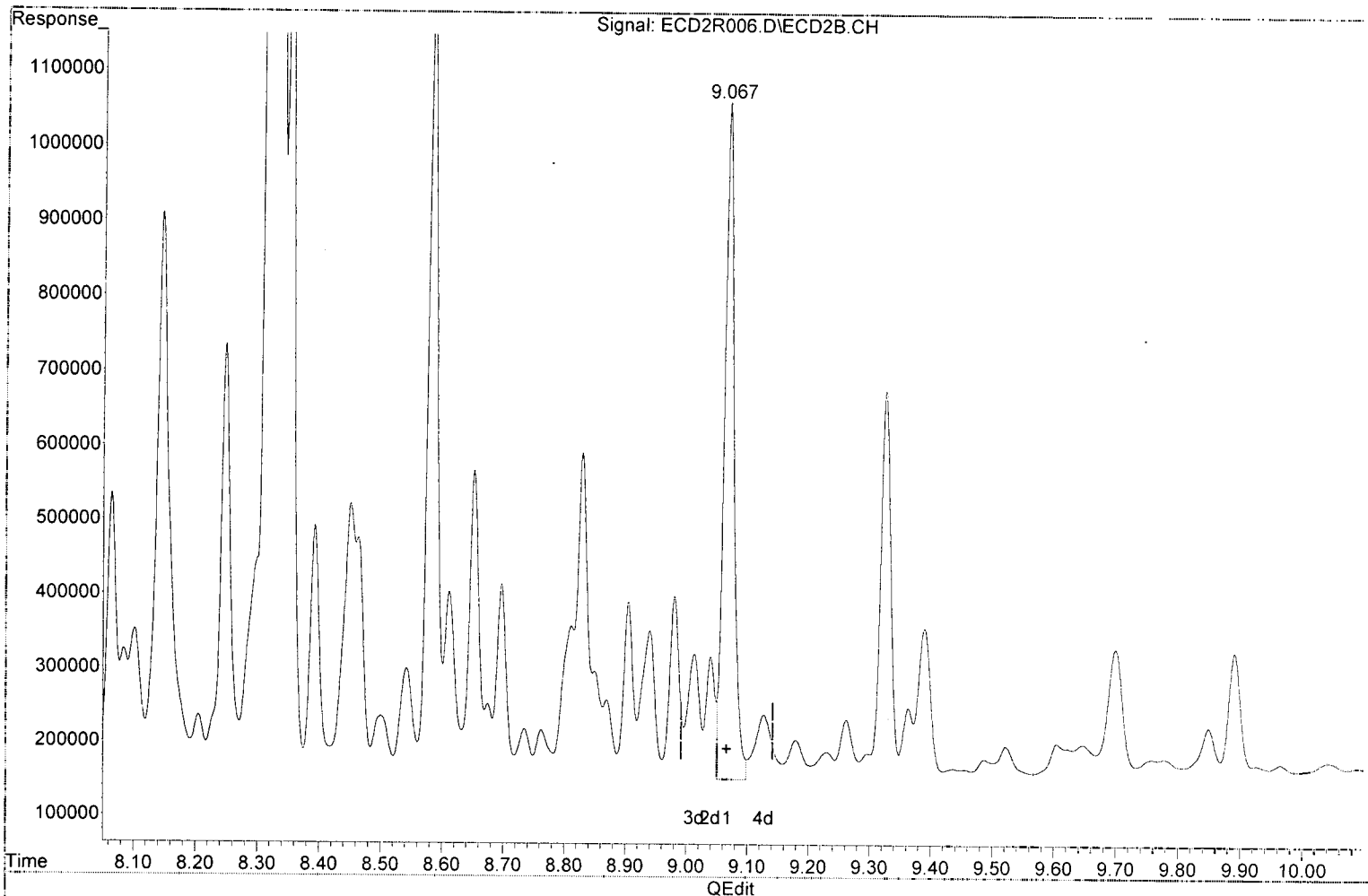
response 229338

MJB
1/16/20

Quantitation Report (Qedit)

Data Path : K:\DATA\0A16015\
Data File : ECD2R006.D
Signal(s) : ECD2B.CH
Acq On : 16 Jan 2020 9:06
Operator : MJB / KAK
Sample : A9J0599-16RE1
Misc :
ALS Vial : 55 Sample Multiplier: 1

Integration File: events.e
Quant Time: Jan 16 11:46:53 2020
Quant Method : L:\Methods\RECD2_QUANTPCB_200113.M
Quant Title : PCB Data Analysis
QLast Update : Tue Jan 14 09:35:58 2020
Response via : Initial Calibration
Integrator: ChemStation 6890 Scale Mode: Small noise peaks clipped



(44) Aroclor 1260 (4)

9.067min 43.018 ng/ml/m

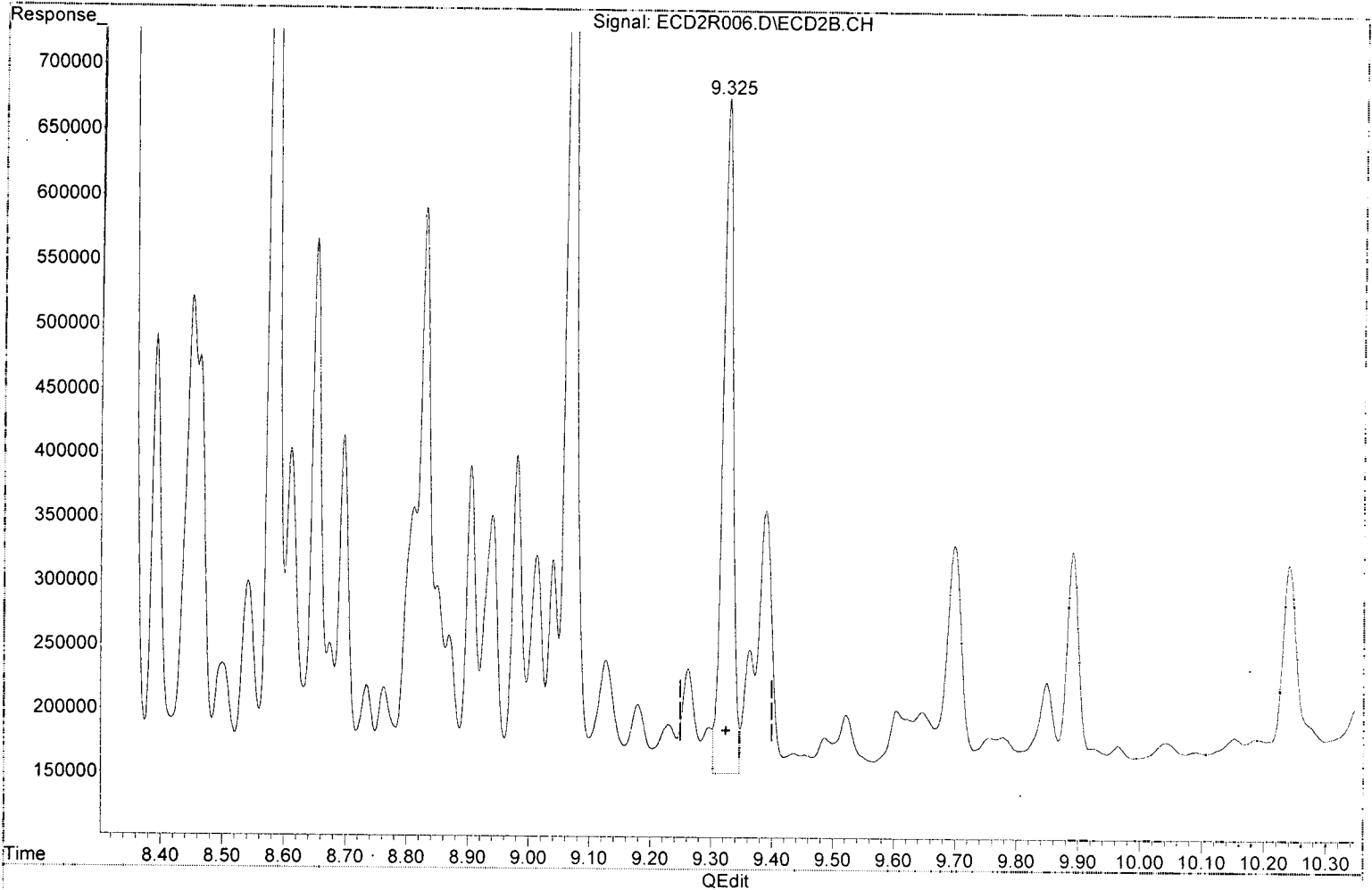
response 909930

M. King
1/16/20

Quantitation Report (Qedit)

Data Path : K:\DATA\0A16015\
Data File : ECD2R006.D
Signal(s) : ECD2B.CH
Acq On : 16 Jan 2020 9:06
Operator : MJB / KAK
Sample : A9J0599-16RE1
Misc :
ALS Vial : 55 Sample Multiplier: 1

Integration File: events.e
Quant Time: Jan 16 11:46:53 2020
Quant Method : L:\Methods\RECD2_QUANTPCB_200113.M
Quant Title : PCB Data Analysis
QLast Update : Tue Jan 14 09:35:58 2020
Response via : Initial Calibration
Integrator: ChemStation 6890 Scale Mode: Small noise peaks clipped



(45) Aroclor 1260 (5)

9.325min 42.983 ng/ml (m)

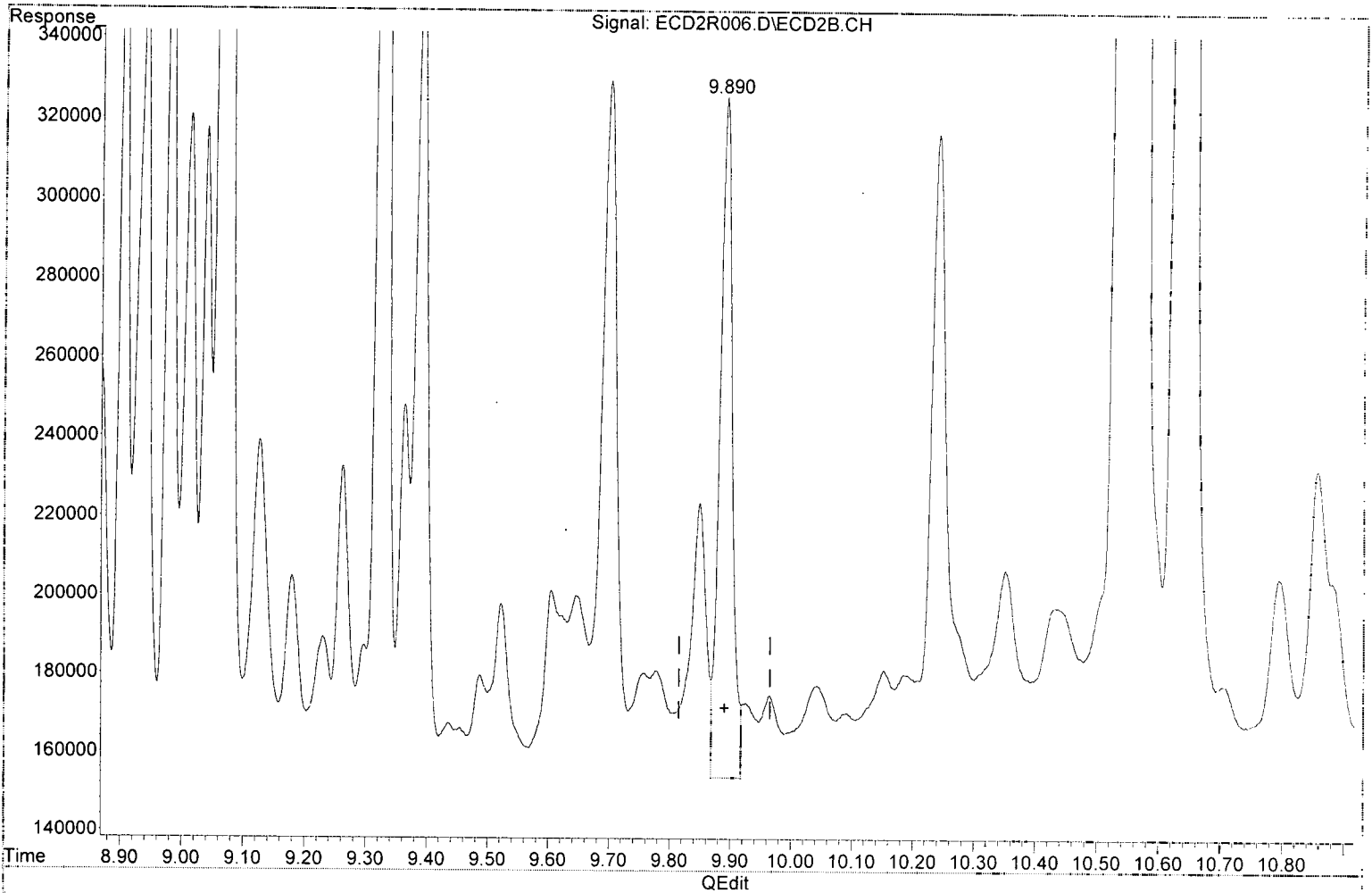
response 525880

Handwritten signature and date: 1/16/20

Quantitation Report (Qedit)

Data Path : K:\DATA\0A16015\
Data File : ECD2R006.D
Signal(s) : ECD2B.CH
Acq On : 16 Jan 2020 9:06
Operator : MJB / KAK
Sample : A9J0599-16RE1
Misc :
ALS Vial : 55 Sample Multiplier: 1

Integration File: events.e
Quant Time: Jan 16 11:46:53 2020
Quant Method : L:\Methods\RECD2_QUANTPCB_200113.M
Quant Title : PCB Data Analysis
QLast Update : Tue Jan 14 09:35:58 2020
Response via : Initial Calibration
Integrator: ChemStation 6890 Scale Mode: Small noise peaks clipped



(46) Aroclor 1260 (6)

9.890min 35.244 ng/ml

response 171987

[Handwritten signature]
1/16/20

Data Path : K:\DATA\0A16015\
 Data File : ECD2R006.D
 Signal(s) : ECD2B.CH
 Acq On : 16 Jan 2020 9:06
 Operator : MJB / KAK
 Sample : A9J0599-16RE1
 Misc :
 ALS Vial : 55 Sample Multiplier: 1

Handwritten: 1/16/20

Integration File: events.e
 Quant Time: Jan 16 11:46:53 2020
 Quant Method : L:\Methods\RECD2_QUANTPCB_200113.M
 Quant Title : PCB Data Analysis
 QLast Update : Tue Jan 14 09:35:58 2020
 Response via : Initial Calibration
 Integrator: ChemStation 6890 Scale Mode: Small noise peaks clipped

Handwritten: MI

Compound	R.T.	Response	Conc Units
System Monitoring Compounds			
1) S TCMX (S)	5.629	17699166	78.445 ng/ml
62) S DCBP (S)	10.552	7341912	66.010 ng/ml
Target Compounds			
2) Aroclor 1016 (1)	6.302	142005	22.971 ng/ml
3) Aroclor 1016 (2)	6.790	440254	38.479 ng/ml
4) Aroclor 1016 (3)	6.918	238386	44.504 ng/ml
5) Aroclor 1016 (4)	7.004	440290	89.114 ng/ml
6) Aroclor 1016 (5)	7.050	389714	70.275 ng/ml
7) Aroclor 1016 (6)	7.174	421173	73.727 ng/ml
8) Aroclor 1016 - AVE	0.000	0	N.D. ng/ml
9) Aroclor 1221 (1)	5.788	13484	7.761 ng/ml
10) Aroclor 1221 (2)	5.891	65912	38.389 ng/ml
11) Aroclor 1221 (3)	5.949	517571	90.690 ng/ml
12) Aroclor 1221 - AVE	0.000	0	N.D. ng/ml
13) Aroclor 1232 (1)	5.949	517571	113.254 ng/ml
14) Aroclor 1232 (2)	6.302	142005	54.560 ng/ml
15) Aroclor 1232 (3)	6.790	440254	89.995 ng/ml
16) Aroclor 1232 (4)	7.004	440290	260.244 ng/ml
17) Aroclor 1232 (5)	7.050	389714	187.286 ng/ml
18) Aroclor 1232 (6)	7.174	421173	194.118 ng/ml
19) Aroclor 1232 - AVE	0.000	0	N.D. ng/ml
20) Aroclor 1242 (1)	6.302	142005	31.235 ng/ml
21) Aroclor 1242 (2)	6.790	440254	49.902 ng/ml
22) Aroclor 1242 (3)	6.918	238386	62.239 ng/ml
23) Aroclor 1242 (4)	7.004	440290	133.276 ng/ml
24) Aroclor 1242 (5)	7.050	389714	97.577 ng/ml
25) Aroclor 1242 (6)	7.174	421173	100.981 ng/ml
26) Aroclor 1242 - AVE	0.000	0	N.D. ng/ml
27) Aroclor 1248 (1)	6.763	326069	63.167 ng/ml
28) Aroclor 1248 (2)	7.004	440290	69.235 ng/ml
29) Aroclor 1248 (3)	7.050	389714	65.655 ng/ml
30) Aroclor 1248 (4)	7.174	421173	57.730 ng/ml
31) Aroclor 1248 (5)	7.541	658532	73.978 ng/ml
32) Aroclor 1248 (6)	7.691	3799433	466.691 ng/ml
33) Aroclor 1248 - AVE	0.000	0	N.D. ng/ml
34) Aroclor 1254 (1)	7.519	685936	80.947 ng/ml
35) Aroclor 1254 (2)	7.691	3799433	273.147 ng/ml
36) Aroclor 1254 (3)	7.996	6045237	398.386 ng/ml
37) Aroclor 1254 (4)	8.248	601450	55.096 ng/ml
38) Aroclor 1254 (5)	8.582	1060737	94.299 ng/ml
39) Aroclor 1254 (6)	8.829	462014	130.987 ng/ml
40) Aroclor 1254 - AVE	0.000	0	N.D. ng/ml
41) Aroclor 1260 (1)	8.145	776375	73.745 ng/ml
42) Aroclor 1260 (2)	8.350	1183089	92.701 ng/ml
43) Aroclor 1260 (3)	8.582	1060737	79.988 ng/ml
44) Aroclor 1260 (4)	9.067	932431	44.081 ng/ml
45) Aroclor 1260 (5)	9.325	550695	45.011 ng/ml
46) Aroclor 1260 (6)	9.891	203847	41.772 ng/ml
47) Aroclor 1260 - AVE	0.000	0	N.D. ng/ml

Data Path : K:\DATA\0A16015\
 Data File : ECD2R006.D
 Signal(s) : ECD2B.CH
 Acq On : 16 Jan 2020 9:06
 Operator : MJB / KAK
 Sample : A9J0599-16RE1
 Misc :
 ALS Vial : 55 Sample Multiplier: 1

Integration File: events.e
 Quant Time: Jan 16 11:46:53 2020
 Quant Method : L:\Methods\RECD2_QUANTPCB_200113.M
 Quant Title : PCB Data Analysis
 QLast Update : Tue Jan 14 09:35:58 2020
 Response via : Initial Calibration
 Integrator: ChemStation 6890 Scale Mode: Small noise peaks clipped

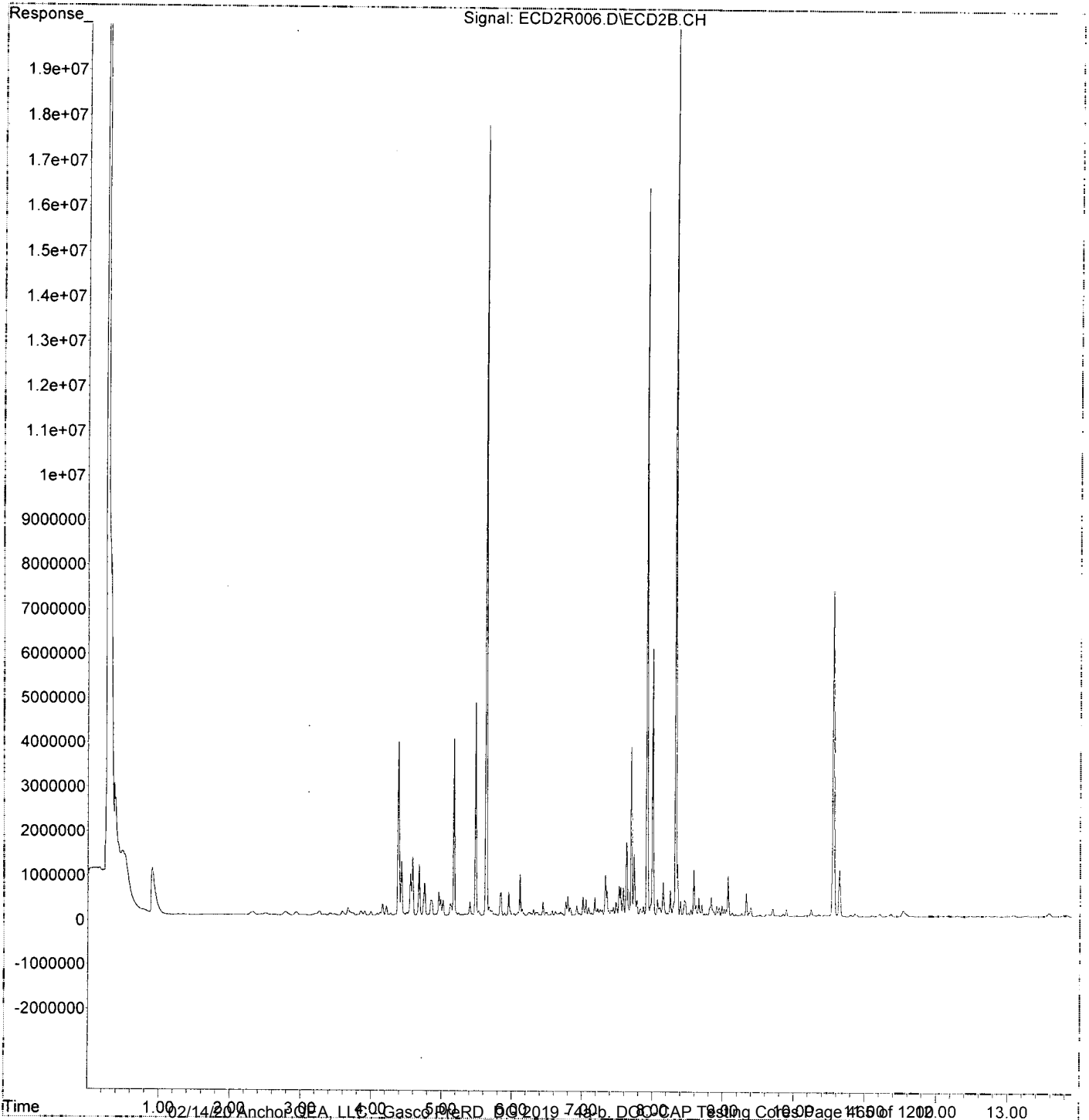
Compound	R.T.	Response	Conc Units
48) Aroclor 1262 (1)	8.350	1183089	111.911 ng/ml
49) Aroclor 1262 (2)	8.651	437152	28.614 ng/ml
50) Aroclor 1262 (3)	8.829	462014	36.083 ng/ml
51) Aroclor 1262 (4)	9.067	932431	33.876 ng/ml
52) Aroclor 1262 (5)	9.325	550695	33.539 ng/ml
53) Aroclor 1262 (6)	9.891	203847	28.310 ng/ml
54) Aroclor 1262 - AVE	0.000	0	N.D. ng/ml
55) Aroclor 1268 (1)	8.869	129327	20.752 ng/ml
56) Aroclor 1268 (2)	9.325	550695	19.833 ng/ml
57) Aroclor 1268 (3)	9.389	231472	10.280 ng/ml
58) Aroclor 1268 (4)	9.604	77523	4.027 ng/ml
59) Aroclor 1268 (5)	9.891	203847	26.057 ng/ml
60) Aroclor 1268 (6)	10.240	197392	3.900 ng/ml
61) Aroclor 1268 - AVE	0.000	0	N.D. ng/ml

(f)=RT Delta > 1/2 Window

(m)=manual int.

Data Path : K:\DATA\0A16015\
Data File : ECD2R006.D
Signal(s) : ECD2B.CH
Acq On : 16 Jan 2020 9:06
Operator : MJB / KAK
Sample : A9J0599-16RE1
Misc :
ALS Vial : 55 Sample Multiplier: 1

Integration File: events.e
Quant Time: Jan 16 11:46:53 2020
Quant Method : L:\Methods\RECD2_QUANTPCB_200113.M
Quant Title : PCB Data Analysis
QLast Update : Tue Jan 14 09:35:58 2020
Response via : Initial Calibration
Integrator: ChemStation 6890 Scale Mode: Small noise peaks clipped



Data Path : K:\DATA\0A16015\
 Data File : ECD2R008.D
 Signal(s) : ECD2B.CH
 Acq On : 16 Jan 2020 9:41
 Operator : MJB / KAK
 Sample : A9J0599-30RE1
 Misc :
 ALS Vial : 56 Sample Multiplier: 1

Integration File: events.e
 Quant Time: Jan 16 11:47:15 2020
 Quant Method : L:\Methods\RECD2_QUANTPCB_200113.M
 Quant Title : PCB Data Analysis
 QLast Update : Tue Jan 14 09:35:58 2020
 Response via : Initial Calibration
 Integrator: ChemStation 6890 Scale Mode: Small noise peaks clipped

Handwritten: 1/16/20

Handwritten: RR-8

Compound	R.T.	Response	Conc Units
System Monitoring Compounds			
1) S TCMX (S)	5.630	15988038	70.861 ng/ml
62) S DCBP (S)	10.552	6521066	58.630 ng/ml
Target Compounds			
2) Aroclor 1016 (1)	6.302	120111	19.429 ng/ml
3) Aroclor 1016 (2)	6.790	352155	30.779 ng/ml
4) Aroclor 1016 (3)	6.919	184774	34.495 ng/ml
5) Aroclor 1016 (4)	7.005	374334	75.764 ng/ml
6) Aroclor 1016 (5)	7.050	377943	68.153 ng/ml
7) Aroclor 1016 (6)	7.174	363553	63.641 ng/ml
8) Aroclor 1016 - AVE	0.000	0	N.D. ng/ml
9) Aroclor 1221 (1)	5.792	46114	26.540 ng/ml
10) Aroclor 1221 (2)	5.892	69497	40.477 ng/ml
11) Aroclor 1221 (3)	5.949	325019	56.951 ng/ml
12) Aroclor 1221 - AVE	0.000	0	N.D. ng/ml
13) Aroclor 1232 (1)	5.949	325019	71.120 ng/ml
14) Aroclor 1232 (2)	6.302	120111	46.148 ng/ml
15) Aroclor 1232 (3)	6.790	352155	71.987 ng/ml
16) Aroclor 1232 (4)	7.005	374334	221.259 ng/ml
17) Aroclor 1232 (5)	7.050	377943	181.630 ng/ml
18) Aroclor 1232 (6)	7.174	363553	167.561 ng/ml
19) Aroclor 1232 - AVE	0.000	0	N.D. ng/ml
20) Aroclor 1242 (1)	6.302	120111	26.419 ng/ml
21) Aroclor 1242 (2)	6.790	352155	39.916 ng/ml
22) Aroclor 1242 (3)	6.919	184774	48.242 ng/ml
23) Aroclor 1242 (4)	7.005	374334	113.311 ng/ml
24) Aroclor 1242 (5)	7.050	377943	94.629 ng/ml
25) Aroclor 1242 (6)	7.174	363553	87.166 ng/ml
26) Aroclor 1242 - AVE	0.000	0	N.D. ng/ml
27) Aroclor 1248 (1)	6.763	264926	51.322 ng/ml
28) Aroclor 1248 (2)	7.005	374334	58.864 ng/ml
29) Aroclor 1248 (3)	7.050	377943	63.672 ng/ml
30) Aroclor 1248 (4)	7.174	363553	49.832 ng/ml
31) Aroclor 1248 (5)	7.541	548957	61.668 ng/ml
32) Aroclor 1248 (6)	7.692	2003916	246.145 ng/ml
33) Aroclor 1248 - AVE	0.000	0	N.D. ng/ml
34) Aroclor 1254 (1)	7.521	472262	55.732 ng/ml
35) Aroclor 1254 (2)	7.692	2003916	144.065 ng/ml
36) Aroclor 1254 (3)	7.996	5042267	332.289 ng/ml
37) Aroclor 1254 (4)	8.248	466122	42.699 ng/ml
38) Aroclor 1254 (5)	8.582	659845	58.660 ng/ml
39) Aroclor 1254 (6)	8.831 8.811	310486	88.027 ng/ml 42.232 ml
40) Aroclor 1254 - AVE	0.000	0	N.D. ng/ml
41) Aroclor 1260 (1)	8.145	475702	45.185 ng/ml
42) Aroclor 1260 (2)	8.350	736449	57.704 ng/ml
43) Aroclor 1260 (3)	8.582	659845	49.758 ng/ml
44) Aroclor 1260 (4)	9.068	542976	25.670 ng/ml
45) Aroclor 1260 (5)	9.326	327209	26.744 ng/ml
46) Aroclor 1260 (6)	9.891	102966	21.100 ng/ml
47) Aroclor 1260 - AVE	0.000	0	N.D. ng/ml

Data Path : K:\DATA\0A16015\
 Data File : ECD2R008.D
 Signal(s) : ECD2B.CH
 Acq On : 16 Jan 2020 9:41
 Operator : MJB / KAK
 Sample : A9J0599-30RE1
 Misc :
 ALS Vial : 56 Sample Multiplier: 1

Integration File: events.e
 Quant Time: Jan 16 11:47:15 2020
 Quant Method : L:\Methods\RECD2_QUANTPCB_200113.M
 Quant Title : PCB Data Analysis
 QLast Update : Tue Jan 14 09:35:58 2020
 Response via : Initial Calibration
 Integrator: ChemStation 6890 Scale Mode: Small noise peaks clipped

Compound	R.T.	Response	Conc Units
48) Aroclor 1262 (1)	8.350	736449	69.662 ng/ml
49) Aroclor 1262 (2)	8.652	270911	17.733 ng/ml
50) Aroclor 1262 (3)	8.831	310486	24.249 ng/ml
51) Aroclor 1262 (4)	9.068	542976	19.727 ng/ml
52) Aroclor 1262 (5)	9.326	327209	19.928 ng/ml
53) Aroclor 1262 (6)	9.891	102966	14.300 ng/ml
54) Aroclor 1262 - AVE	0.000	0	N.D. ng/ml
55) Aroclor 1268 (1)	8.845	321730	51.624 ng/ml
56) Aroclor 1268 (2)	9.326	327209	11.784 ng/ml
57) Aroclor 1268 (3)	9.391	142985	6.350 ng/ml
58) Aroclor 1268 (4)	9.605	33581	1.744 ng/ml
59) Aroclor 1268 (5)	9.891	102966	13.162 ng/ml
60) Aroclor 1268 (6)	10.243	87124	1.721 ng/ml
61) Aroclor 1268 - AVE	0.000	0	N.D. ng/ml

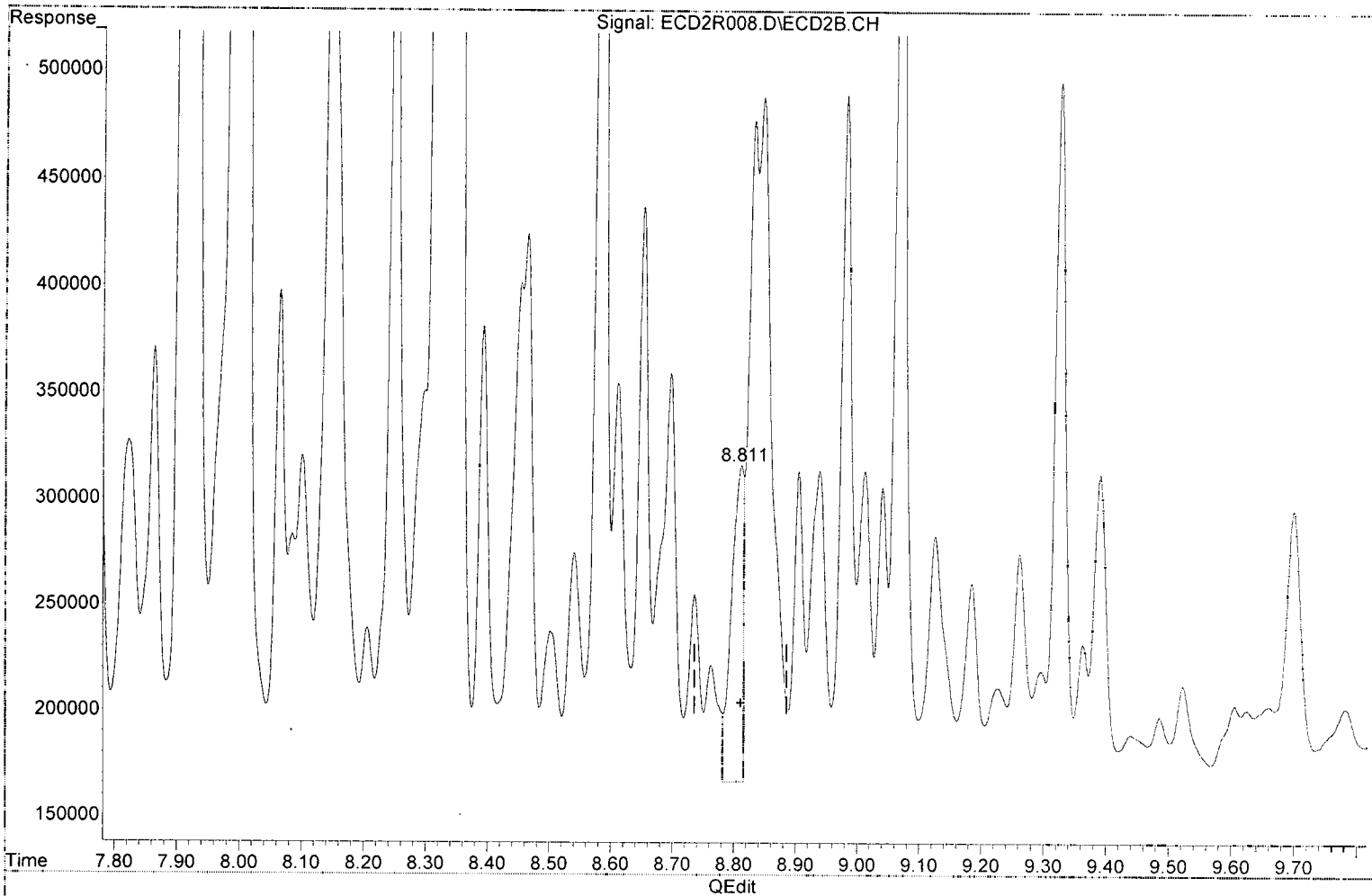
(f)=RT Delta > 1/2 Window

(m)=manual int.

Quantitation Report (Qedit)

Data Path : K:\DATA\0A16015\
Data File : ECD2R008.D
Signal(s) : ECD2B.CH
Acq On : 16 Jan 2020 9:41
Operator : MJB / KAK
Sample : A9J0599-30RE1
Misc :
ALS Vial : 56 Sample Multiplier: 1

Integration File: events.e
Quant Time: Jan 16 11:47:15 2020
Quant Method : L:\Methods\RECD2_QUANTPCB_200113.M
Quant Title : PCB Data Analysis
QLast Update : Tue Jan 14 09:35:58 2020
Response via : Initial Calibration
Integrator: ChemStation 6890 Scale Mode: Small noise peaks clipped



(39) Aroclor 1254 (6)

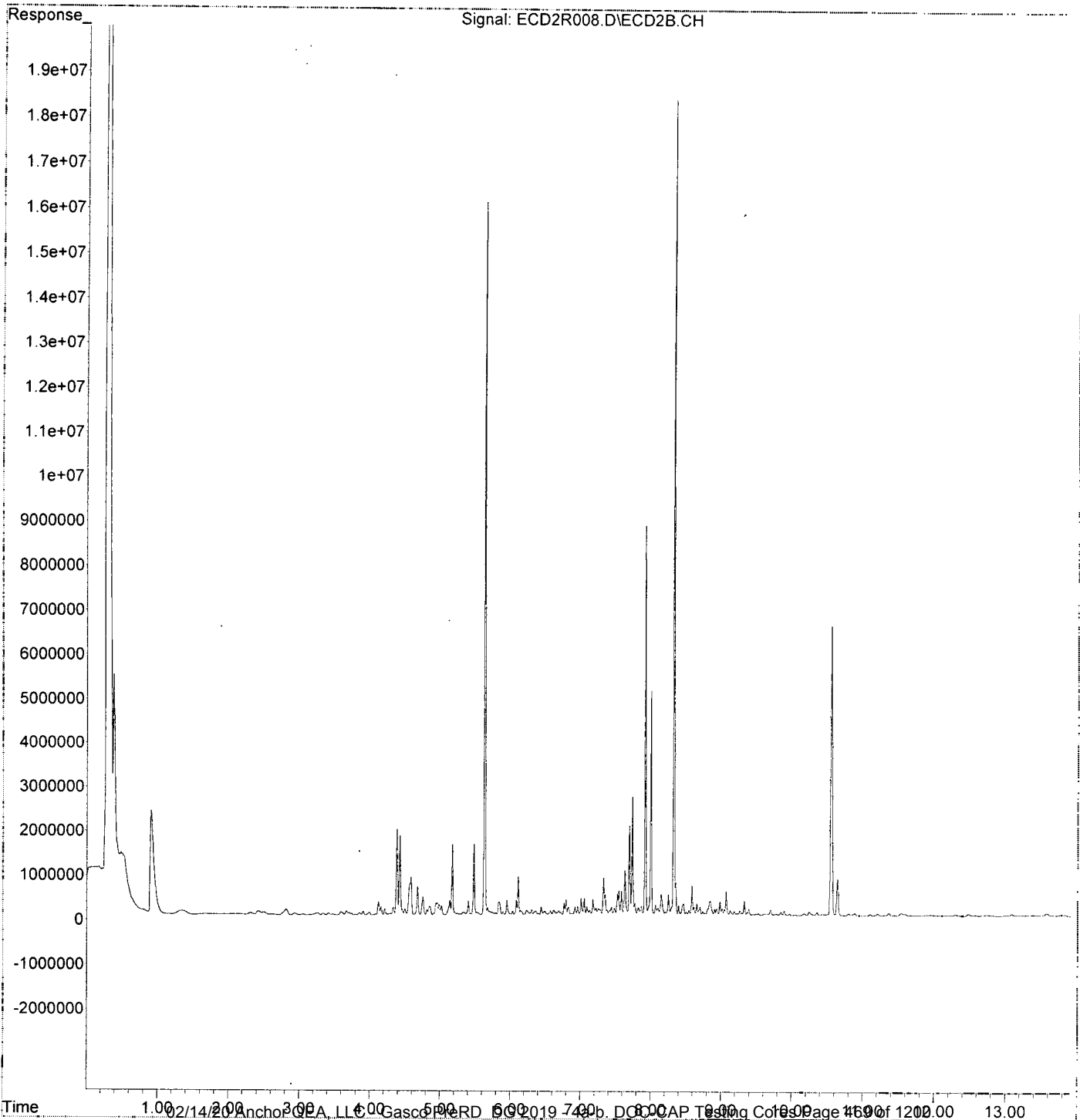
8.811min 42.232 ng/ml (m)

response 148960

Handwritten signature and date: 1/16/20

Data Path : K:\DATA\0A16015\
Data File : ECD2R008.D
Signal(s) : ECD2B.CH
Acq On : 16 Jan 2020 9:41
Operator : MJB / KAK
Sample : A9J0599-30RE1
Misc :
ALS Vial : 56 Sample Multiplier: 1

Integration File: events.e
Quant Time: Jan 16 11:47:15 2020
Quant Method : L:\Methods\RECD2_QUANTPCB_200113.M
Quant Title : PCB Data Analysis
QLast Update : Tue Jan 14 09:35:58 2020
Response via : Initial Calibration
Integrator: ChemStation 6890 Scale Mode: Small noise peaks clipped



Data Path : K:\DATA\0A16015\
 Data File : ECD2R010.D
 Signal(s) : ECD2B.CH
 Acq On : 16 Jan 2020 10:17
 Operator : MJB / KAK
 Sample : A9J0599-31RE1
 Misc :
 ALS Vial : 57 Sample Multiplier: 1

[Handwritten Signature]
 1/16/20

Integration File: events.e
 Quant Time: Jan 16 11:47:37 2020
 Quant Method : L:\Methods\RECD2_QUANTPCB_200113.M
 Quant Title : PCB Data Analysis
 QLast Update : Tue Jan 14 09:35:58 2020
 Response via : Initial Calibration
 Integrator: ChemStation 6890 Scale Mode: Small noise peaks clipped

RR-8

Compound	R.T.	Response	Conc Units
System Monitoring Compounds			
1) S TCMX (S)	5.630	29732912	131.780 ng/ml
62) S DCBP (S)	10.551	9168973	82.437 ng/ml

Compound	R.T.	Response	Conc Units
Target Compounds			
2) Aroclor 1016 (1)	6.303	264595	42.801 ng/ml
3) Aroclor 1016 (2)	6.791	802780	70.165 ng/ml
4) Aroclor 1016 (3)	6.920	454302	84.813 ng/ml
5) Aroclor 1016 (4)	7.006	814477	164.849 ng/ml
6) Aroclor 1016 (5)	7.050	750672	135.366 ng/ml
7) Aroclor 1016 (6)	7.175	809139	141.642 ng/ml
8) Aroclor 1016 - AVE	0.000	0	N.D. ng/ml
9) Aroclor 1221 (1)	5.792	51431	29.600 ng/ml
10) Aroclor 1221 (2)	5.893	151765	88.391 ng/ml
11) Aroclor 1221 (3)	5.950	1349824	236.520 ng/ml
12) Aroclor 1221 - AVE	0.000	0	N.D. ng/ml
13) Aroclor 1232 (1)	5.950	1349824	295.366 ng/ml
14) Aroclor 1232 (2)	6.303	264595	101.661 ng/ml
15) Aroclor 1232 (3)	6.791	802780	164.102 ng/ml
16) Aroclor 1232 (4)	7.006	814477	481.416 ng/ml
17) Aroclor 1232 (5)	7.050	750672	360.753 ng/ml
18) Aroclor 1232 (6)	7.175	809139	372.931 ng/ml
19) Aroclor 1232 - AVE	0.000	0	N.D. ng/ml
20) Aroclor 1242 (1)	6.303	264595	58.200 ng/ml
21) Aroclor 1242 (2)	6.791	802780	90.993 ng/ml
22) Aroclor 1242 (3)	6.920	454302	118.611 ng/ml
23) Aroclor 1242 (4)	7.006	814477	246.543 ng/ml
24) Aroclor 1242 (5)	7.050	750672	187.953 ng/ml
25) Aroclor 1242 (6)	7.175	809139	194.000 ng/ml
26) Aroclor 1242 - AVE	0.000	0	N.D. ng/ml
27) Aroclor 1248 (1)	6.763	615964	119.326 ng/ml
28) Aroclor 1248 (2)	7.006	814477	128.076 ng/ml
29) Aroclor 1248 (3)	7.050	750672	126.466 ng/ml
30) Aroclor 1248 (4)	7.175	809139	110.909 ng/ml
31) Aroclor 1248 (5)	7.542	1342097	150.768 ng/ml
32) Aroclor 1248 (6)	7.692	4803769	590.055 ng/ml
33) Aroclor 1248 - AVE	0.000	0	N.D. ng/ml
34) Aroclor 1254 (1)	7.521	1108072	130.764 ng/ml
35) Aroclor 1254 (2)	7.692	4803769	345.351 ng/ml
36) Aroclor 1254 (3)	7.997	7911080	521.346 ng/ml
37) Aroclor 1254 (4)	8.249	1023509	93.758 ng/ml
38) Aroclor 1254 (5)	8.582	1471454	130.811 ng/ml
39) Aroclor 1254 (6)	8.831 8.811	642697	182.213 86.427 ml
40) Aroclor 1254 - AVE	0.000	0	N.D. ng/ml
41) Aroclor 1260 (1)	8.145	1021812	97.058 ng/ml
42) Aroclor 1260 (2)	8.351	1559431	122.189 ng/ml
43) Aroclor 1260 (3)	8.582	1471454	110.960 ng/ml
44) Aroclor 1260 (4)	9.067	1208853	57.150 ng/ml
45) Aroclor 1260 (5)	9.325	727333	59.448 ng/ml
46) Aroclor 1260 (6)	9.891	206993	42.417 ng/ml
47) Aroclor 1260 - AVE	0.000	0	N.D. ng/ml

Data Path : K:\DATA\0A16015\
 Data File : ECD2R010.D
 Signal(s) : ECD2B.CH
 Acq On : 16 Jan 2020 10:17
 Operator : MJB / KAK
 Sample : A9J0599-31RE1
 Misc :
 ALS Vial : 57 Sample Multiplier: 1

Integration File: events.e
 Quant Time: Jan 16 11:47:37 2020
 Quant Method : L:\Methods\RECD2_QUANTPCB_200113.M
 Quant Title : PCB Data Analysis
 QLast Update : Tue Jan 14 09:35:58 2020
 Response via : Initial Calibration
 Integrator: ChemStation 6890 Scale Mode: Small noise peaks clipped

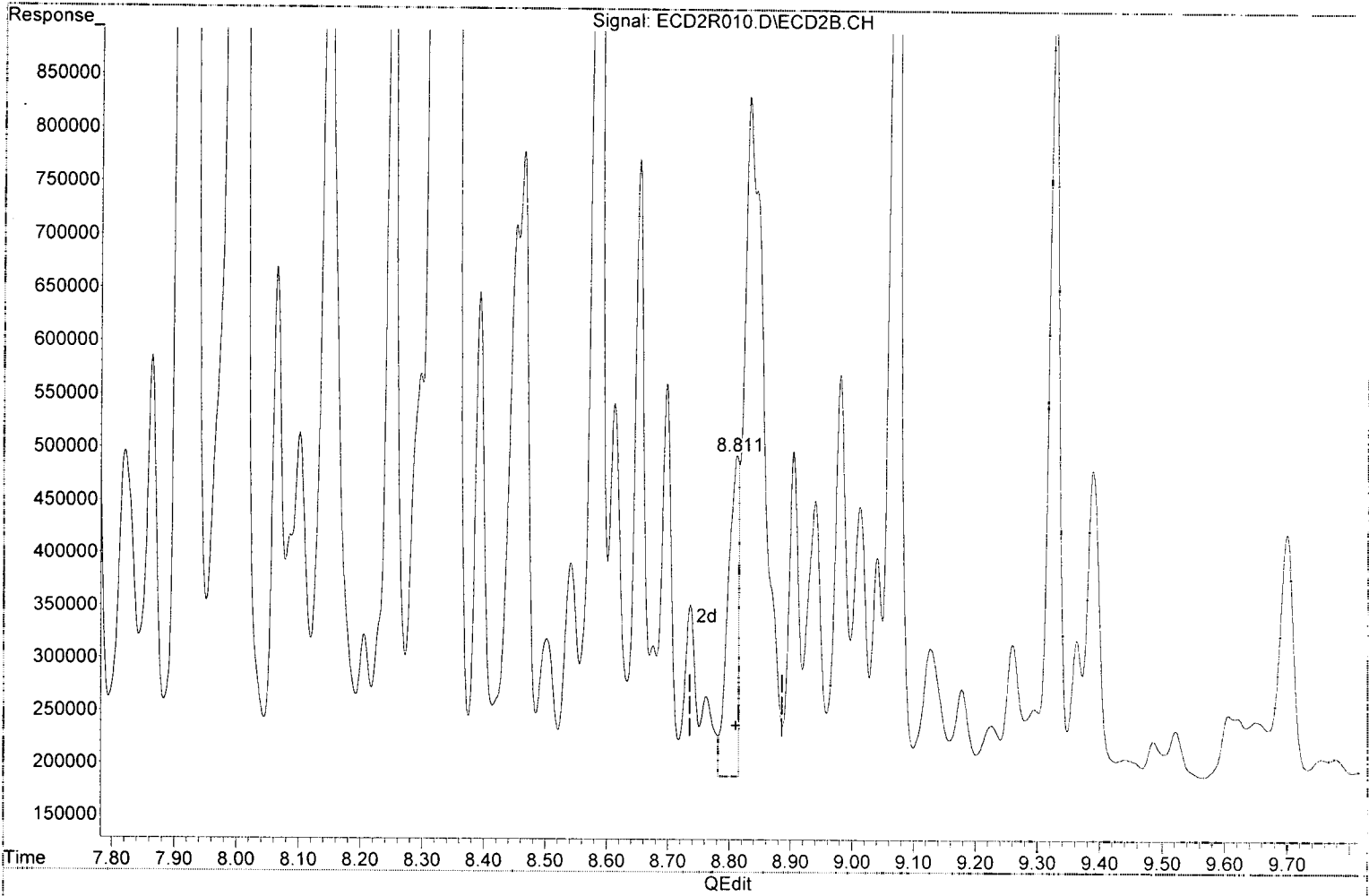
Compound	R.T.	Response	Conc Units
48) Aroclor 1262 (1)	8.351	1559431	147.510 ng/ml
49) Aroclor 1262 (2)	8.652	581937	38.091 ng/ml
50) Aroclor 1262 (3)	8.831	642697	50.194 ng/ml
51) Aroclor 1262 (4)	9.067	1208853	43.919 ng/ml
52) Aroclor 1262 (5)	9.325	727333	44.297 ng/ml
53) Aroclor 1262 (6)	9.891	206993	28.747 ng/ml
54) Aroclor 1262 - AVE	0.000	0	N.D. ng/ml
55) Aroclor 1268 (1)	8.831	642697	103.126 ng/ml
56) Aroclor 1268 (2)	9.325	727333	26.195 ng/ml
57) Aroclor 1268 (3)	9.389	294341	13.072 ng/ml
58) Aroclor 1268 (4)	9.606	64039	3.326 ng/ml
59) Aroclor 1268 (5)	9.891	206993	26.459 ng/ml
60) Aroclor 1268 (6)	10.241	271184	5.358 ng/ml
61) Aroclor 1268 - AVE	0.000	0	N.D. ng/ml

(f)=RT Delta > 1/2 Window (m)=manual int.

Quantitation Report (Qedit)

Data Path : K:\DATA\0A16015\
Data File : ECD2R010.D
Signal(s) : ECD2B.CH
Acq On : 16 Jan 2020 10:17
Operator : MJB / KAK
Sample : A9J0599-31RE1
Misc :
ALS Vial : 57 Sample Multiplier: 1

Integration File: events.e
Quant Time: Jan 16 11:47:37 2020
Quant Method : L:\Methods\RECD2_QUANTPCB_200113.M
Quant Title : PCB Data Analysis
QLast Update : Tue Jan 14 09:35:58 2020
Response via : Initial Calibration
Integrator: ChemStation 6890 Scale Mode: Small noise peaks clipped



(39) Aroclor 1254 (6)

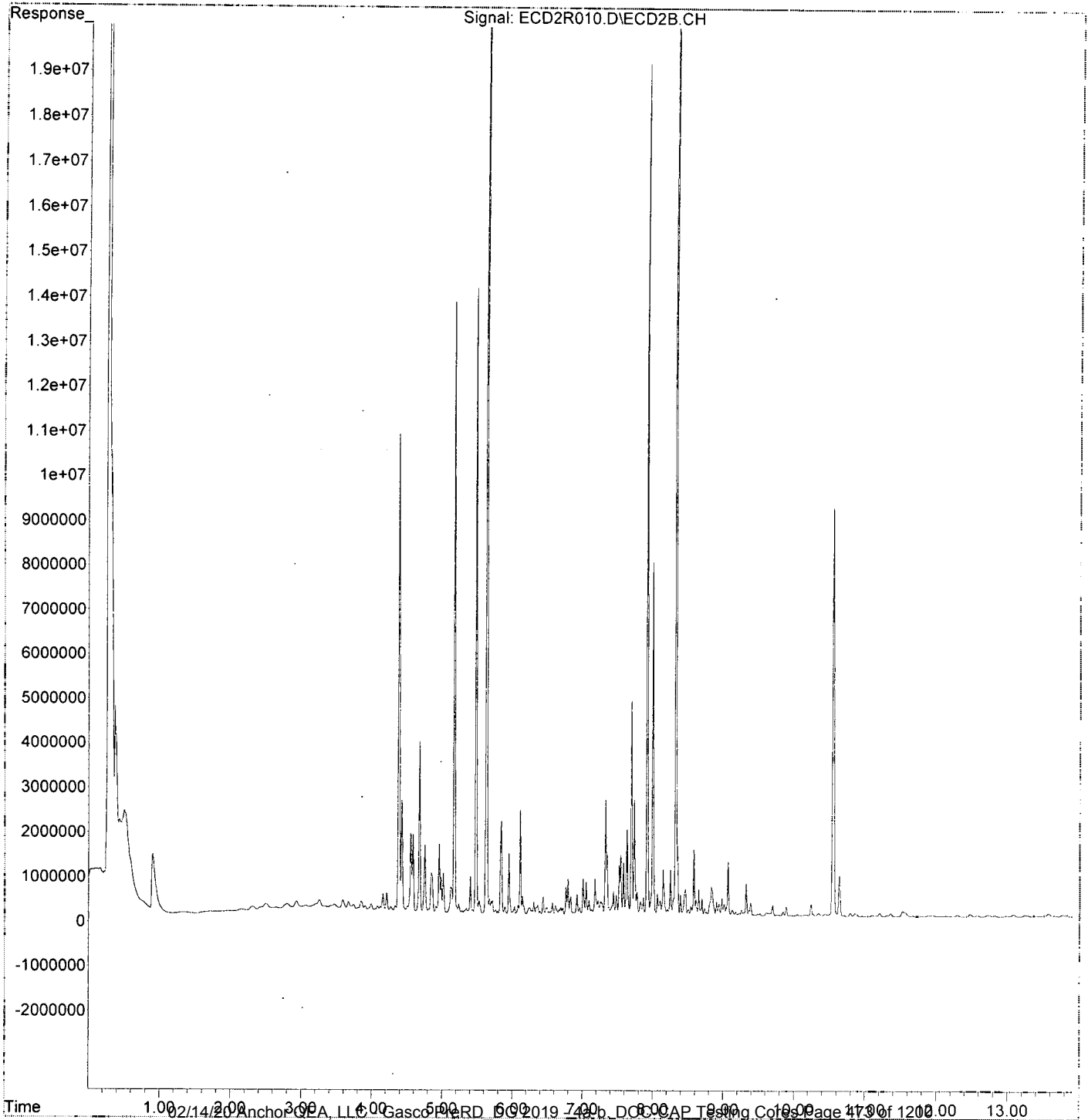
8.811min 86.427 ng/ml(m)

response 304843

[Handwritten signature]
1/16/20

Data Path : K:\DATA\0A16015\
Data File : ECD2R010.D
Signal(s) : ECD2B.CH
Acq On : 16 Jan 2020 10:17
Operator : MJB / KAK
Sample : A9J0599-31RE1
Misc :
ALS Vial : 57 Sample Multiplier: 1

Integration File: events.e
Quant Time: Jan 16 11:47:37 2020
Quant Method : L:\Methods\RECD2_QUANTPCB_200113.M
Quant Title : PCB Data Analysis
QLast Update : Tue Jan 14 09:35:58 2020
Response via : Initial Calibration
Integrator: ChemStation 6890 Scale Mode: Small noise peaks clipped



Data Path : K:\DATA\0A16015\
 Data File : ECD2R012.D
 Signal(s) : ECD2B.CH
 Acq On : 16 Jan 2020 10:52
 Operator : MJB / KAK
 Sample : 0A16015-CCV2
 Misc :
 ALS Vial : 52 Sample Multiplier: 1

Integration File: events.e
 Quant Time: Jan 16 11:47:59 2020
 Quant Method : L:\Methods\RECD2_QUANTPCB_200113.M
 Quant Title : PCB Data Analysis
 QLast Update : Tue Jan 14 09:35:58 2020
 Response via : Initial Calibration
 Integrator: ChemStation 6890 Scale Mode: Small noise peaks clipped

[Handwritten Signature]
 1/16/20

Compound	R.T.	Response	Conc	Units
System Monitoring Compounds				
1) S TCMX (S)	5.630	49989932	221.561	ng/ml
62) S DCBP (S)	10.552	28840481	259.302	ng/ml
Target Compounds				
2) Aroclor 1016 (1)	6.300	2689194	435.005	ng/ml
3) Aroclor 1016 (2)	6.790	5194731	454.031	ng/ml
4) Aroclor 1016 (3)	6.917	2407654	449.482	ng/ml
5) Aroclor 1016 (4)	7.003	2096958	424.420	ng/ml
6) Aroclor 1016 (5)	7.048	2372637	427.848	ng/ml
7) Aroclor 1016 (6)	7.173	2410997	422.051	ng/ml
8) Aroclor 1016 - AVE	0.000	0	N.D.	ng/ml
9) Aroclor 1221 (1)	5.805	195991	112.799	ng/ml
10) Aroclor 1221 (2)	5.878	390734	227.571	ng/ml
11) Aroclor 1221 (3)	5.965	1790439	313.726	ng/ml
12) Aroclor 1221 - AVE	0.000	0	N.D.	ng/ml
13) Aroclor 1232 (1)	5.965	1790439	391.781	ng/ml
14) Aroclor 1232 (2)	6.300	2689194	1033.219	ng/ml
15) Aroclor 1232 (3)	6.790	5194731	1061.891	ng/ml
16) Aroclor 1232 (4)	7.003	2096958	1239.456	ng/ml
17) Aroclor 1232 (5)	7.048	2372637	1140.228	ng/ml
18) Aroclor 1232 (6)	7.173	2410997	1111.225	ng/ml
19) Aroclor 1232 - AVE	0.000	0	N.D.	ng/ml
20) Aroclor 1242 (1)	6.300	2689194	591.509	ng/ml
21) Aroclor 1242 (2)	6.790	5194731	588.808	ng/ml
22) Aroclor 1242 (3)	6.917	2407654	628.602	ng/ml
23) Aroclor 1242 (4)	7.003	2096958	634.751	ng/ml
24) Aroclor 1242 (5)	7.048	2372637	594.061	ng/ml
25) Aroclor 1242 (6)	7.173	2410997	578.064	ng/ml
26) Aroclor 1242 - AVE	0.000	0	N.D.	ng/ml
27) Aroclor 1248 (1)	6.763	3983762	771.743	ng/ml
28) Aroclor 1248 (2)	7.003	2096958	329.744	ng/ml
29) Aroclor 1248 (3)	7.048	2372637	399.718	ng/ml
30) Aroclor 1248 (4)	7.173	2410997	330.477	ng/ml
31) Aroclor 1248 (5)	7.539	568377	63.850	ng/ml
32) Aroclor 1248 (6)	7.698	2000936	245.779	ng/ml
33) Aroclor 1248 - AVE	0.000	0	N.D.	ng/ml
34) Aroclor 1254 (1)	7.516	1657045	195.548	ng/ml
35) Aroclor 1254 (2)	7.698	2000936	143.851	ng/ml
36) Aroclor 1254 (3)	8.007	1195211	78.765	ng/ml
37) Aroclor 1254 (4)	8.248	814949	74.653	ng/ml
38) Aroclor 1254 (5)	8.582	6168874	548.410	ng/ml
39) Aroclor 1254 (6)	8.800	914696	259.328	ng/ml
40) Aroclor 1254 - AVE	0.000	0	N.D.	ng/ml
41) Aroclor 1260 (1)	8.144	4767610	452.856	ng/ml
42) Aroclor 1260 (2)	8.351	5889479	461.469	ng/ml
43) Aroclor 1260 (3)	8.582	6168874	465.184	ng/ml
44) Aroclor 1260 (4)	9.067	10528648	497.750	ng/ml
45) Aroclor 1260 (5)	9.325	5993349	489.864	ng/ml
46) Aroclor 1260 (6)	9.890	2312490	473.875	ng/ml
47) Aroclor 1260 - AVE	0.000	0	N.D.	ng/ml

Data Path : K:\DATA\0A16015\
 Data File : ECD2R012.D
 Signal(s) : ECD2B.CH
 Acq On : 16 Jan 2020 10:52
 Operator : MJB / KAK
 Sample : 0A16015-CCV2
 Misc :
 ALS Vial : 52 Sample Multiplier: 1

Integration File: events.e
 Quant Time: Jan 16 11:47:59 2020
 Quant Method : L:\Methods\RECD2_QUANTPCB_200113.M
 Quant Title : PCB Data Analysis
 QLast Update : Tue Jan 14 09:35:58 2020
 Response via : Initial Calibration
 Integrator: ChemStation 6890 Scale Mode: Small noise peaks clipped

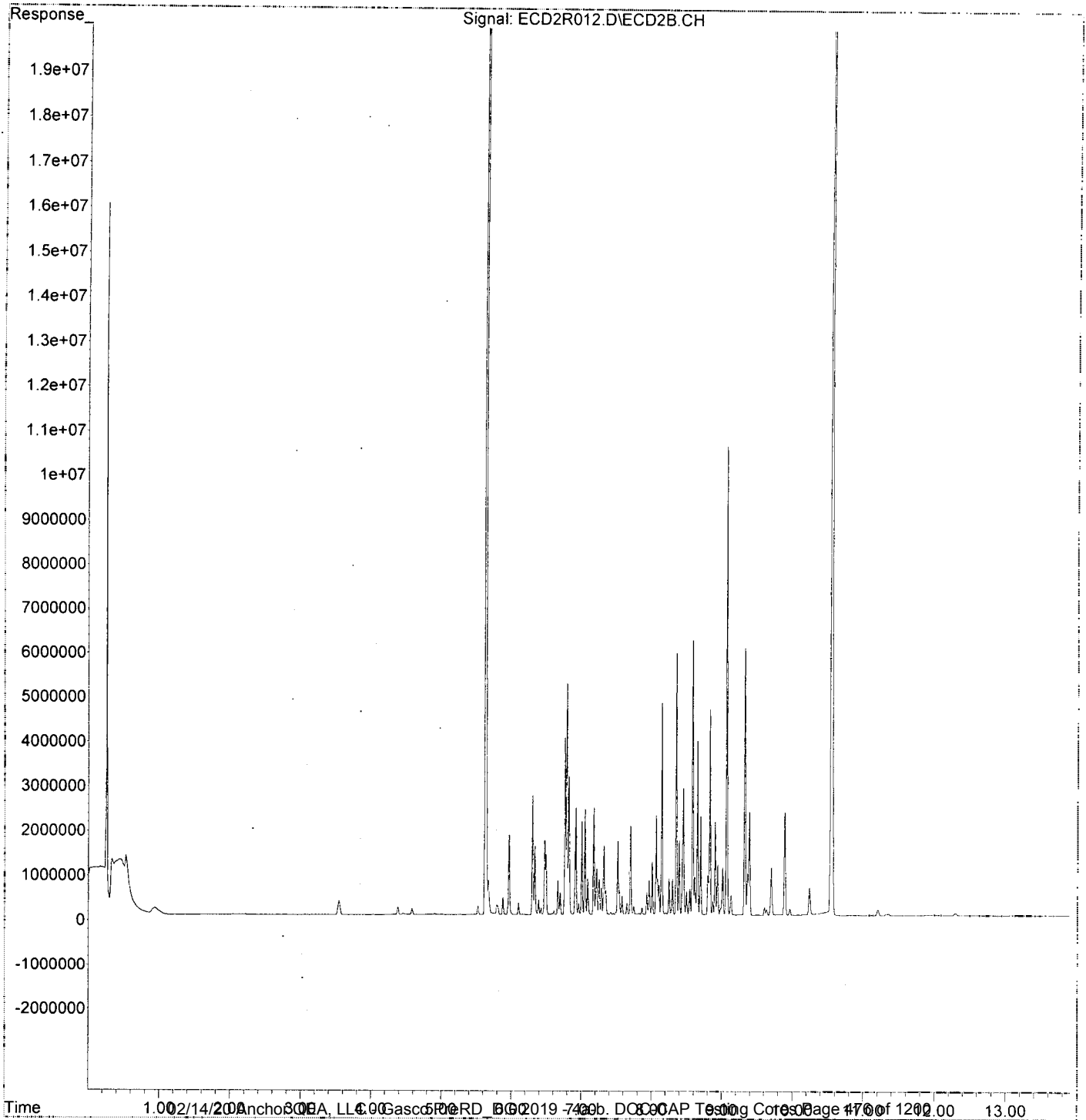
Compound	R.T.	Response	Conc	Units
48) Aroclor 1262 (1)	8.351	5889479	557.099	ng/ml
49) Aroclor 1262 (2)	8.651	3914116	256.201	ng/ml
50) Aroclor 1262 (3)	8.828	4617282	360.607	ng/ml
51) Aroclor 1262 (4)	9.067	10528648	382.518	ng/ml
52) Aroclor 1262 (5)	9.325	5993349	365.013	ng/ml
53) Aroclor 1262 (6)	9.890	2312490	321.155	ng/ml
54) Aroclor 1262 - AVE	0.000	0	N.D.	ng/ml
55) Aroclor 1268 (1)	8.870	316017	50.708	ng/ml
56) Aroclor 1268 (2)	9.325	5993349	215.848	ng/ml
57) Aroclor 1268 (3)	9.388	2333444	103.634	ng/ml
58) Aroclor 1268 (4)	9.604	185364	9.628	ng/ml
59) Aroclor 1268 (5)	9.890	2312490	295.595	ng/ml
60) Aroclor 1268 (6)	10.240	619546	12.240	ng/ml
61) Aroclor 1268 - AVE	0.000	0	N.D.	ng/ml

(f)=RT Delta > 1/2 Window

(m)=manual int.

Data Path : K:\DATA\0A16015\
Data File : ECD2R012.D
Signal(s) : ECD2B.CH
Acq On : 16 Jan 2020 10:52
Operator : MJB / KAK
Sample : 0A16015-CCV2
Misc :
ALS Vial : 52 Sample Multiplier: 1

Integration File: events.e
Quant Time: Jan 16 11:47:59 2020
Quant Method : L:\Methods\RECD2_QUANTPCB_200113.M
Quant Title : PCB Data Analysis
QLast Update : Tue Jan 14 09:35:58 2020
Response via : Initial Calibration
Integrator: ChemStation 6890 Scale Mode: Small noise peaks clipped



Data Path : K:\DATA\0A16015\
 Data File : ECD2R013.D
 Signal(s) : ECD2B.CH
 Acq On : 16 Jan 2020 11:10
 Operator : MJB / KAK
 Sample : 0A16015-CCB2
 Misc :
 ALS Vial : 53 Sample Multiplier: 1

Integration File: events.e
 Quant Time: Jan 16 11:48:21 2020
 Quant Method : L:\Methods\RECD2_QUANTPCB_200113.M
 Quant Title : PCB Data Analysis
 QLast Update : Tue Jan 14 09:35:58 2020
 Response via : Initial Calibration
 Integrator: ChemStation 6890 Scale Mode: Small noise peaks clipped

MJB
 1/16/20
 Clean

Compound	R.T.	Response	Conc Units
System Monitoring Compounds			
1) S TCMX (S)	5.628	18481495	81.912 ng/ml
62) S DCBP (S)	10.550	10884200	97.859 ng/ml
Target Compounds			
2) Aroclor 1016 (1)	6.300	3976	0.643 ng/ml
3) Aroclor 1016 (2)	6.785	8190	0.716 ng/ml
4) Aroclor 1016 (3)	6.916	7928	1.480 ng/ml
5) Aroclor 1016 (4)	7.004	8776	1.776 ng/ml
6) Aroclor 1016 (5)	7.047	8578	1.547 ng/ml
7) Aroclor 1016 (6)	7.168	9411	1.647 ng/ml
8) Aroclor 1016 - AVE	0.000	0	N.D. ng/ml
9) Aroclor 1221 (1)	5.833	6664	3.836 ng/ml
10) Aroclor 1221 (2)	5.879	4511	2.627 ng/ml
11) Aroclor 1221 (3)	5.947	32564	5.706 ng/ml
12) Aroclor 1221 - AVE	0.000	0	N.D. ng/ml
13) Aroclor 1232 (1)	5.947	32564	7.126 ng/ml
14) Aroclor 1232 (2)	6.300	3976	1.528 ng/ml
15) Aroclor 1232 (3)	6.785	8190	1.674 ng/ml
16) Aroclor 1232 (4)	7.004	8776	5.187 ng/ml
17) Aroclor 1232 (5)	7.047	8578	4.122 ng/ml
18) Aroclor 1232 (6)	7.168	9411	4.337 ng/ml
19) Aroclor 1232 - AVE	0.000	0	N.D. ng/ml
20) Aroclor 1242 (1)	6.300	3976	0.875 ng/ml
21) Aroclor 1242 (2)	6.785	8190	0.928 ng/ml
22) Aroclor 1242 (3)	6.916	7928	2.070 ng/ml
23) Aroclor 1242 (4)	7.004	8776	2.657 ng/ml
24) Aroclor 1242 (5)	7.047	8578	2.148 ng/ml
25) Aroclor 1242 (6)	7.168	9411	2.256 ng/ml
26) Aroclor 1242 - AVE	0.000	0	N.D. ng/ml
27) Aroclor 1248 (1)	6.759	7204	1.396 ng/ml
28) Aroclor 1248 (2)	7.004	8776	1.380 ng/ml
29) Aroclor 1248 (3)	7.047	8578	1.445 ng/ml
30) Aroclor 1248 (4)	7.168	9411	1.290 ng/ml
31) Aroclor 1248 (5)	7.558	16853	1.893 ng/ml
32) Aroclor 1248 (6)	7.702	33027	4.057 ng/ml
33) Aroclor 1248 - AVE	0.000	0	N.D. ng/ml
34) Aroclor 1254 (1)	7.512	11306	1.334 ng/ml
35) Aroclor 1254 (2)	7.702	33027	2.374 ng/ml
36) Aroclor 1254 (3)	8.010	16068	1.059 ng/ml
37) Aroclor 1254 (4)	8.236	13490	1.236 ng/ml
38) Aroclor 1254 (5)	8.579	10565	0.939 ng/ml
39) Aroclor 1254 (6)	8.815	6841	1.939 ng/ml
40) Aroclor 1254 - AVE	0.000	0	N.D. ng/ml
41) Aroclor 1260 (1)	8.142	15256	1.449 ng/ml
42) Aroclor 1260 (2)	8.353	13281	1.041 ng/ml
43) Aroclor 1260 (3)	8.579	10565	0.797 ng/ml
44) Aroclor 1260 (4)	9.067	3558	0.168 ng/ml
45) Aroclor 1260 (5)	9.324	3041	0.249 ng/ml
46) Aroclor 1260 (6)	9.892	11313	2.318 ng/ml
47) Aroclor 1260 - AVE	0.000	0	N.D. ng/ml

Data Path : K:\DATA\0A16015\
 Data File : ECD2R013.D
 Signal(s) : ECD2B.CH
 Acq On : 16 Jan 2020 11:10
 Operator : MJB / KAK
 Sample : 0A16015-CCB2
 Misc :
 ALS Vial : 53 Sample Multiplier: 1

Integration File: events.e
 Quant Time: Jan 16 11:48:21 2020
 Quant Method : L:\Methods\RECD2_QUANTPCB_200113.M
 Quant Title : PCB Data Analysis
 QLast Update : Tue Jan 14 09:35:58 2020
 Response via : Initial Calibration
 Integrator: ChemStation 6890 Scale Mode: Small noise peaks clipped

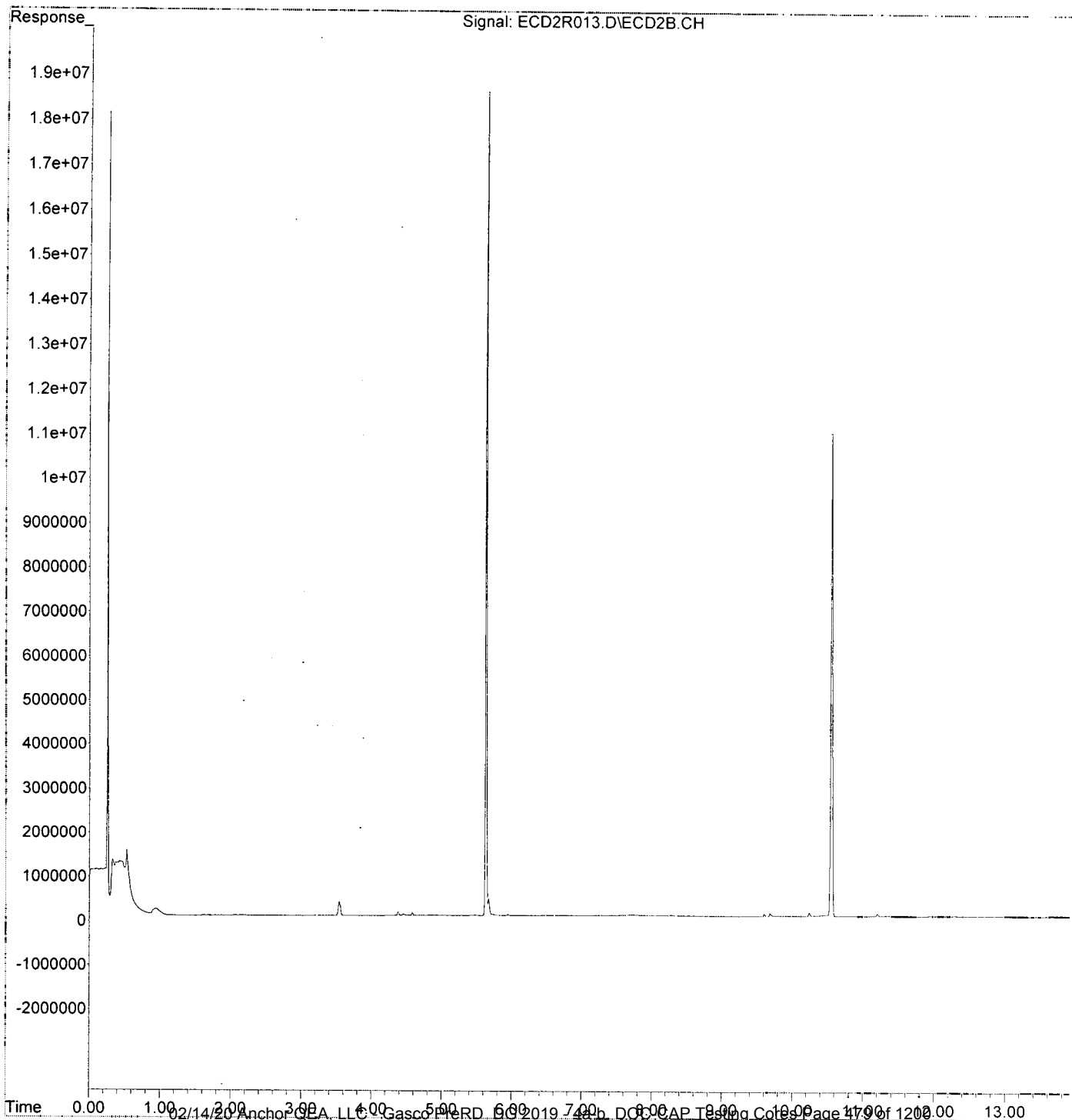
Compound	R.T.	Response	Conc Units
48) Aroclor 1262 (1)	8.345	13261	1.254 ng/ml
49) Aroclor 1262 (2)	8.652	7634	0.500 ng/ml
50) Aroclor 1262 (3)	8.830	6039	0.472 ng/ml
51) Aroclor 1262 (4)	9.067	3558	0.129 ng/ml
52) Aroclor 1262 (5)	9.324	3041	0.185 ng/ml
53) Aroclor 1262 (6)	9.892	11313	1.571 ng/ml
54) Aroclor 1262 - AVE	0.000	0	N.D. ng/ml
55) Aroclor 1268 (1)	8.863	4895	0.785 ng/ml
56) Aroclor 1268 (2)	9.324	3041	0.110 ng/ml
57) Aroclor 1268 (3)	9.386	3704	0.165 ng/ml
58) Aroclor 1268 (4)	9.604	59661	3.099 ng/ml
59) Aroclor 1268 (5)	9.892	11313	1.446 ng/ml
60) Aroclor 1268 (6)	10.240	86889	1.717 ng/ml
61) Aroclor 1268 - AVE	0.000	0	N.D. ng/ml

(f)=RT Delta > 1/2 Window

(m)=manual int.

Data Path : K:\DATA\0A16015\
Data File : ECD2R013.D
Signal(s) : ECD2B.CH
Acq On : 16 Jan 2020 11:10
Operator : MJB / KAK
Sample : 0A16015-CCB2
Misc :
ALS Vial : 53 Sample Multiplier: 1

Integration File: events.e
Quant Time: Jan 16 11:48:21 2020
Quant Method : L:\Methods\RECD2_QUANTPCB_200113.M
Quant Title : PCB Data Analysis
QLast Update : Tue Jan 14 09:35:58 2020
Response via : Initial Calibration
Integrator: ChemStation 6890 Scale Mode: Small noise peaks clipped



Data Path : K:\DATA\0A16015\
 Data File : ECD2R014.D
 Signal(s) : ECD2B.CH
 Acq On : 16 Jan 2020 11:27
 Operator : MJB / KAK
 Sample : A9J0599-46RE1
 Misc :
 ALS Vial : 58 Sample Multiplier: 1

Integration File: events.e
 Quant Time: Jan 16 15:04:19 2020
 Quant Method : L:\Methods\RECD2_QUANTPCB_200113.M
 Quant Title : PCB Data Analysis
 QLast Update : Tue Jan 14 09:35:58 2020
 Response via : Initial Calibration
 Integrator: ChemStation 6890 Scale Mode: Small noise peaks clipped

1/16/20
1242 P-10
1254 P-10
1260 P-10

Compound	R.T.	Response	Conc Units
System Monitoring Compounds			
1) S TCMX (S)	5.629	38558530	170.896 ng/ml
62) S DCBP (S)	10.551	8574421	77.092 ng/ml
Target Compounds			
2) Aroclor 1016 (1)	6.303	422133	68.284 ng/ml
3) Aroclor 1016 (2)	6.789	1358919	118.773 ng/ml
4) Aroclor 1016 (3)	6.918	890318	166.212 ng/ml
5) Aroclor 1016 (4)	7.004	1279939	259.057 ng/ml
6) Aroclor 1016 (5)	7.048	1201756	216.708 ng/ml
7) Aroclor 1016 (6)	7.174	1224691	214.385 ng/ml
8) Aroclor 1016 - AVE	0.000	0	N.D. ng/ml
9) Aroclor 1221 (1)	5.789	118035	67.933 ng/ml
10) Aroclor 1221 (2)	5.891	276235	160.884 ng/ml
11) Aroclor 1221 (3)	5.949	2388378	418.499 ng/ml
12) Aroclor 1221 - AVE	0.000	0	N.D. ng/ml
13) Aroclor 1232 (1)	5.949	2388378	522.621 ng/ml
14) Aroclor 1232 (2)	6.303	422133	162.188 ng/ml
15) Aroclor 1232 (3)	6.789	1358919	277.786 ng/ml
16) Aroclor 1232 (4)	7.004	1279939	756.538 ng/ml
17) Aroclor 1232 (5)	7.048	1201756	577.533 ng/ml
18) Aroclor 1232 (6)	7.174	1224691	564.458 ng/ml
19) Aroclor 1232 - AVE	0.000	0	N.D. ng/ml
20) Aroclor 1242 (1)	6.303	422133	92.851 ng/ml
21) Aroclor 1242 (2)	6.789	1358919	154.030 ng/ml
22) Aroclor 1242 (3)	6.918	890318	232.449 ng/ml
23) Aroclor 1242 (4)	7.004	1279939	387.438 ng/ml
24) Aroclor 1242 (5)	7.048	1201756	300.896 ng/ml
25) Aroclor 1242 (6)	7.174	1224691	293.634 ng/ml
26) Aroclor 1242 - AVE	0.000	0	N.D. ng/ml
27) Aroclor 1248 (1)	6.762	1065196	206.352 ng/ml
28) Aroclor 1248 (2)	7.004	1279939	201.269 ng/ml
29) Aroclor 1248 (3)	7.048	1201756	202.460 ng/ml
30) Aroclor 1248 (4)	7.174	1224691	167.869 ng/ml
31) Aroclor 1248 (5)	7.540	2001926	224.891 ng/ml
32) Aroclor 1248 (6)	7.691	6536319	802.868 ng/ml
33) Aroclor 1248 - AVE	0.000	0	N.D. ng/ml
34) Aroclor 1254 (1)	7.520	1804248	212.920 ng/ml
35) Aroclor 1254 (2)	7.691	6536319	469.906 ng/ml
36) Aroclor 1254 (3)	7.996	7607822	501.361 ng/ml
37) Aroclor 1254 (4)	8.247	1570087	143.827 ng/ml
38) Aroclor 1254 (5)	8.582	2532732	225.159 ng/ml
39) Aroclor 1254 (6)	8.828	1095578	310.610 ng/ml
40) Aroclor 1254 - AVE	0.000	0	N.D. ng/ml
41) Aroclor 1260 (1)	8.144	1728207	164.156 ng/ml
42) Aroclor 1260 (2)	8.350	2454598	192.330 ng/ml
43) Aroclor 1260 (3)	8.582	2532732	190.989 ng/ml
44) Aroclor 1260 (4)	9.067	2472054	116.868 ng/ml
45) Aroclor 1260 (5)	9.325	1316714	107.621 ng/ml
46) Aroclor 1260 (6)	9.891	416712	85.393 ng/ml
47) Aroclor 1260 - AVE	0.000	0	N.D. ng/ml

5-03

159.777

177.971

129.976 MI

103.294

Data Path : K:\DATA\0A16015\
 Data File : ECD2R014.D
 Signal(s) : ECD2B.CH
 Acq On : 16 Jan 2020 11:27
 Operator : MJB / KAK
 Sample : A9J0599-46RE1
 Misc :
 ALS Vial : 58 Sample Multiplier: 1

Integration File: events.e
 Quant Time: Jan 16 15:04:19 2020
 Quant Method : L:\Methods\RECD2_QUANTPCB_200113.M
 Quant Title : PCB Data Analysis
 QLast Update : Tue Jan 14 09:35:58 2020
 Response via : Initial Calibration
 Integrator: ChemStation 6890 Scale Mode: Small noise peaks clipped

Compound	R.T.	Response	Conc	Units
48) Aroclor 1262 (1)	8.350	2454598	232.186	ng/ml
49) Aroclor 1262 (2)	8.651	1055146	69.065	ng/ml
50) Aroclor 1262 (3)	8.828	1095578	85.564	ng/ml
51) Aroclor 1262 (4)	9.067	2472054	89.812	ng/ml
52) Aroclor 1262 (5)	9.325	1316714	80.192	ng/ml
53) Aroclor 1262 (6)	9.891	416712	57.872	ng/ml
54) Aroclor 1262 - AVE	0.000	0	N.D.	ng/ml
55) Aroclor 1268 (1)	8.870	190621	30.587	ng/ml
56) Aroclor 1268 (2)	9.325	1316714	47.421	ng/ml
57) Aroclor 1268 (3)	9.388	567173	25.189	ng/ml
58) Aroclor 1268 (4)	9.606	103617	5.382	ng/ml
59) Aroclor 1268 (5)	9.891	416712	53.266	ng/ml
60) Aroclor 1268 (6)	10.240	414446	8.188	ng/ml
61) Aroclor 1268 - AVE	0.000	0	N.D.	ng/ml

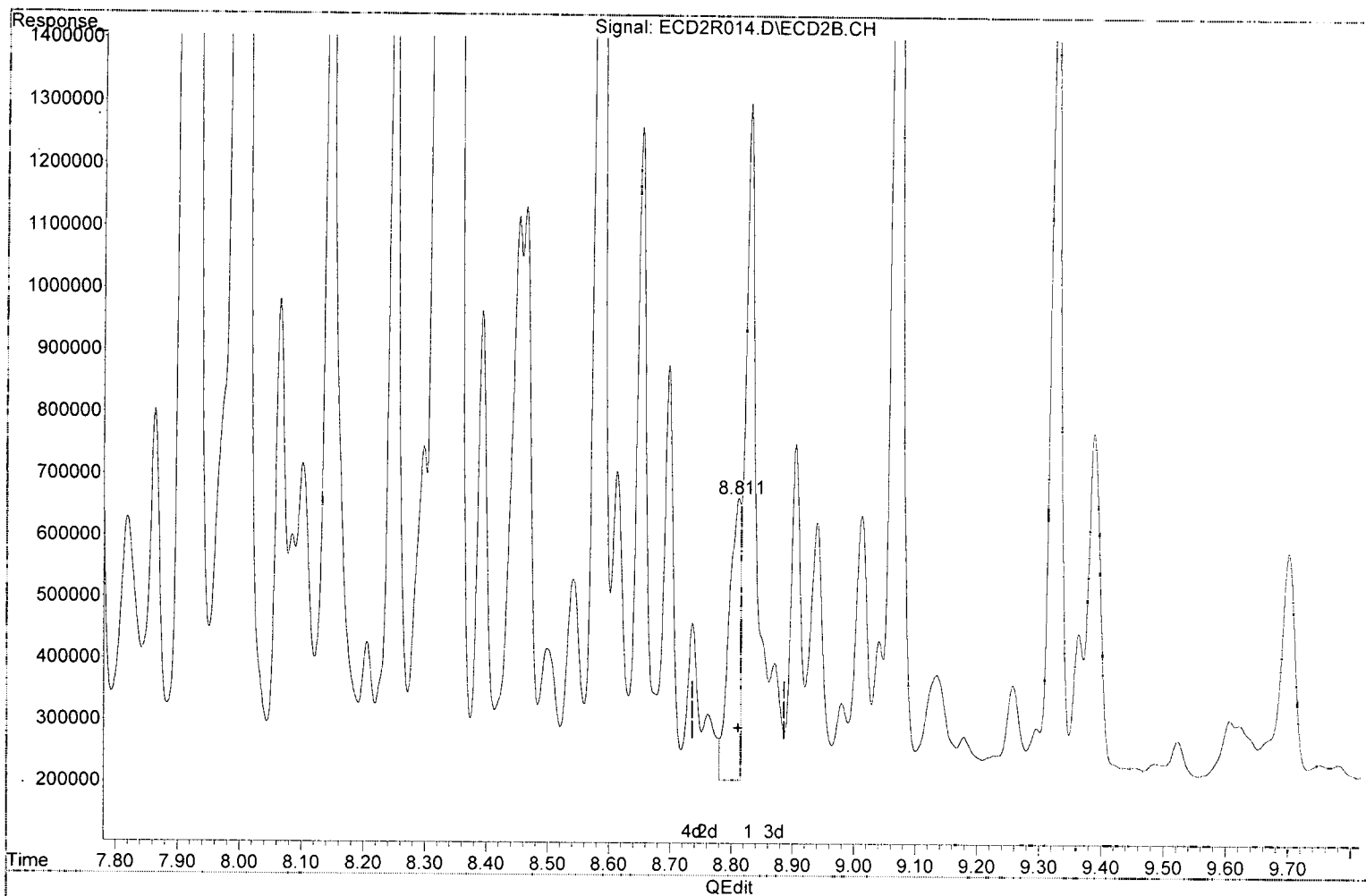
(f)=RT Delta > 1/2 Window

(m)=manual int.

Quantitation Report (Qedit)

Data Path : K:\DATA\0A16015\
Data File : ECD2R014.D
Signal(s) : ECD2B.CH
Acq On : 16 Jan 2020 11:27
Operator : MJB / KAK
Sample : A9J0599-46RE1
Misc :
ALS Vial : 58 Sample Multiplier: 1

Integration File: events.e
Quant Time: Jan 16 15:04:19 2020
Quant Method : L:\Methods\RECD2_QUANTPCB_200113.M
Quant Title : PCB Data Analysis
QLast Update : Tue Jan 14 09:35:58 2020
Response via : Initial Calibration
Integrator: ChemStation 6890 Scale Mode: Small noise peaks clipped



(39) Aroclor 1254 (6)

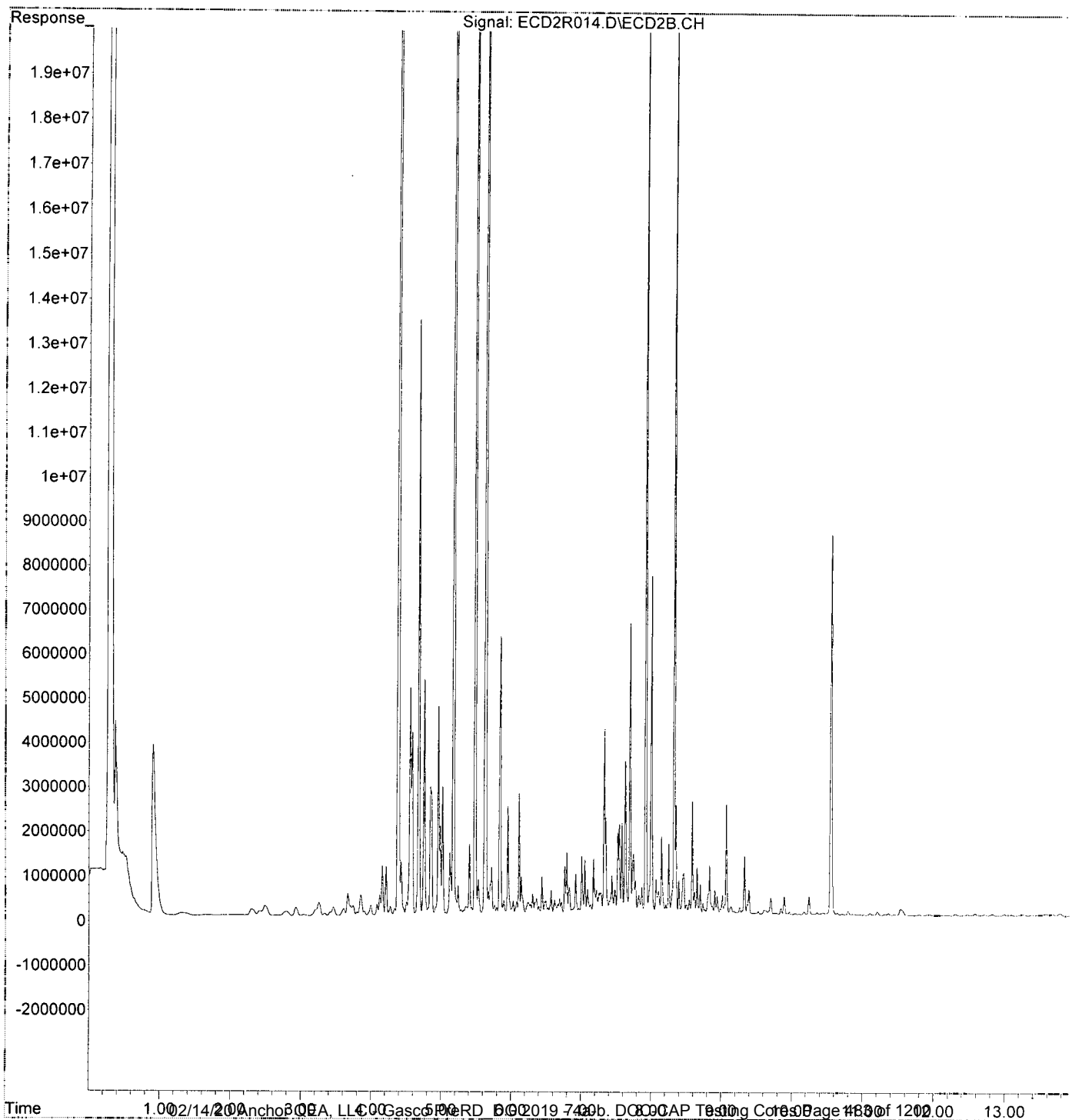
8.811min 129.976 ng/ml

response 458450

MJB
1/16/20

Data Path : K:\DATA\0A16015\
Data File : ECD2R014.D
Signal(s) : ECD2B.CH
Acq On : 16 Jan 2020 11:27
Operator : MJB / KAK
Sample : A9J0599-46RE1
Misc :
ALS Vial : 58 Sample Multiplier: 1

Integration File: events.e
Quant Time: Jan 16 15:04:19 2020
Quant Method : L:\Methods\RECD2_QUANTPCB_200113.M
Quant Title : PCB Data Analysis
QLast Update : Tue Jan 14 09:35:58 2020
Response via : Initial Calibration
Integrator: ChemStation 6890 Scale Mode: Small noise peaks clipped



Data Path : K:\DATA\0A16015\
 Data File : ECD2R021.D
 Signal(s) : ECD2B.CH
 Acq On : 16 Jan 2020 13:31
 Operator : MJB / KAK
 Sample : 0A16015-CCV3
 Misc :
 ALS Vial : 52 Sample Multiplier: 1

Integration File: events.e
 Quant Time: Jan 16 15:05:24 2020
 Quant Method : L:\Methods\RECD2_QUANTPCB_200113.M
 Quant Title : PCB Data Analysis
 QLast Update : Tue Jan 14 09:35:58 2020
 Response via : Initial Calibration
 Integrator: ChemStation 6890 Scale Mode: Small noise peaks clipped

[Handwritten Signature]
 1/16/20

Compound	R.T.	Response	Conc	Units
System Monitoring Compounds				
1) S TCMX (S)	5.629	54945614	243.525	ng/ml
62) S DCBP (S)	10.551	29087958	261.527	ng/ml
Target Compounds				
2) Aroclor 1016 (1)	6.300	2811108	454.726	ng/ml
3) Aroclor 1016 (2)	6.790	5471719	478.241	ng/ml
4) Aroclor 1016 (3)	6.917	2578500	481.377	ng/ml
5) Aroclor 1016 (4)	7.003	2154696	436.106	ng/ml
6) Aroclor 1016 (5)	7.048	2529968	456.218	ng/ml
7) Aroclor 1016 (6)	7.173	2568011	449.537	ng/ml
8) Aroclor 1016 - AVE	0.000	0	N.D.	ng/ml
9) Aroclor 1221 (1)	5.804	207605	119.484	ng/ml
10) Aroclor 1221 (2)	5.877	405511	236.177	ng/ml
11) Aroclor 1221 (3)	5.964	1968900	344.997	ng/ml
12) Aroclor 1221 - AVE	0.000	0	N.D.	ng/ml
13) Aroclor 1232 (1)	5.964	1968900	430.832	ng/ml
14) Aroclor 1232 (2)	6.300	2811108	1080.060	ng/ml
15) Aroclor 1232 (3)	6.790	5471719	1118.513	ng/ml
16) Aroclor 1232 (4)	7.003	2154696	1273.583	ng/ml
17) Aroclor 1232 (5)	7.048	2529968	1215.837	ng/ml
18) Aroclor 1232 (6)	7.173	2568011	1183.593	ng/ml
19) Aroclor 1232 - AVE	0.000	0	N.D.	ng/ml
20) Aroclor 1242 (1)	6.300	2811108	618.325	ng/ml
21) Aroclor 1242 (2)	6.790	5471719	620.204	ng/ml
22) Aroclor 1242 (3)	6.917	2578500	673.208	ng/ml
23) Aroclor 1242 (4)	7.003	2154696	652.228	ng/ml
24) Aroclor 1242 (5)	7.048	2529968	633.453	ng/ml
25) Aroclor 1242 (6)	7.173	2568011	615.710	ng/ml
26) Aroclor 1242 - AVE	0.000	0	N.D.	ng/ml
27) Aroclor 1248 (1)	6.762	4027101	780.139	ng/ml
28) Aroclor 1248 (2)	7.003	2154696	338.823	ng/ml
29) Aroclor 1248 (3)	7.048	2529968	426.224	ng/ml
30) Aroclor 1248 (4)	7.173	2568011	351.999	ng/ml
31) Aroclor 1248 (5)	7.539	574016	64.484	ng/ml
32) Aroclor 1248 (6)	7.697	2015932	247.621	ng/ml
33) Aroclor 1248 - AVE	0.000	0	N.D.	ng/ml
34) Aroclor 1254 (1)	7.516	1765805	208.383	ng/ml
35) Aroclor 1254 (2)	7.697	2015932	144.929	ng/ml
36) Aroclor 1254 (3)	8.007	1232100	81.196	ng/ml
37) Aroclor 1254 (4)	8.247	814683	74.629	ng/ml
38) Aroclor 1254 (5)	8.582	6340188	563.639	ng/ml
39) Aroclor 1254 (6)	8.799	929673	263.574	ng/ml
40) Aroclor 1254 - AVE	0.000	0	N.D.	ng/ml
41) Aroclor 1260 (1)	8.143	4723510	448.668	ng/ml
42) Aroclor 1260 (2)	8.350	6133676	480.603	ng/ml
43) Aroclor 1260 (3)	8.582	6340188	478.102	ng/ml
44) Aroclor 1260 (4)	9.066	11037176	521.791	ng/ml
45) Aroclor 1260 (5)	9.325	6321770	516.707	ng/ml
46) Aroclor 1260 (6)	9.891	2393804	490.538	ng/ml
47) Aroclor 1260 - AVE	0.000	0	N.D.	ng/ml

Data Path : K:\DATA\0A16015\
 Data File : ECD2R021.D
 Signal(s) : ECD2B.CH
 Acq On : 16 Jan 2020 13:31
 Operator : MJB / KAK
 Sample : 0A16015-CCV3
 Misc :
 ALS Vial : 52 Sample Multiplier: 1

Integration File: events.e
 Quant Time: Jan 16 15:05:24 2020
 Quant Method : L:\Methods\RECD2_QUANTPCB_200113.M
 Quant Title : PCB Data Analysis
 QLast Update : Tue Jan 14 09:35:58 2020
 Response via : Initial Calibration
 Integrator: ChemStation 6890 Scale Mode: Small noise peaks clipped

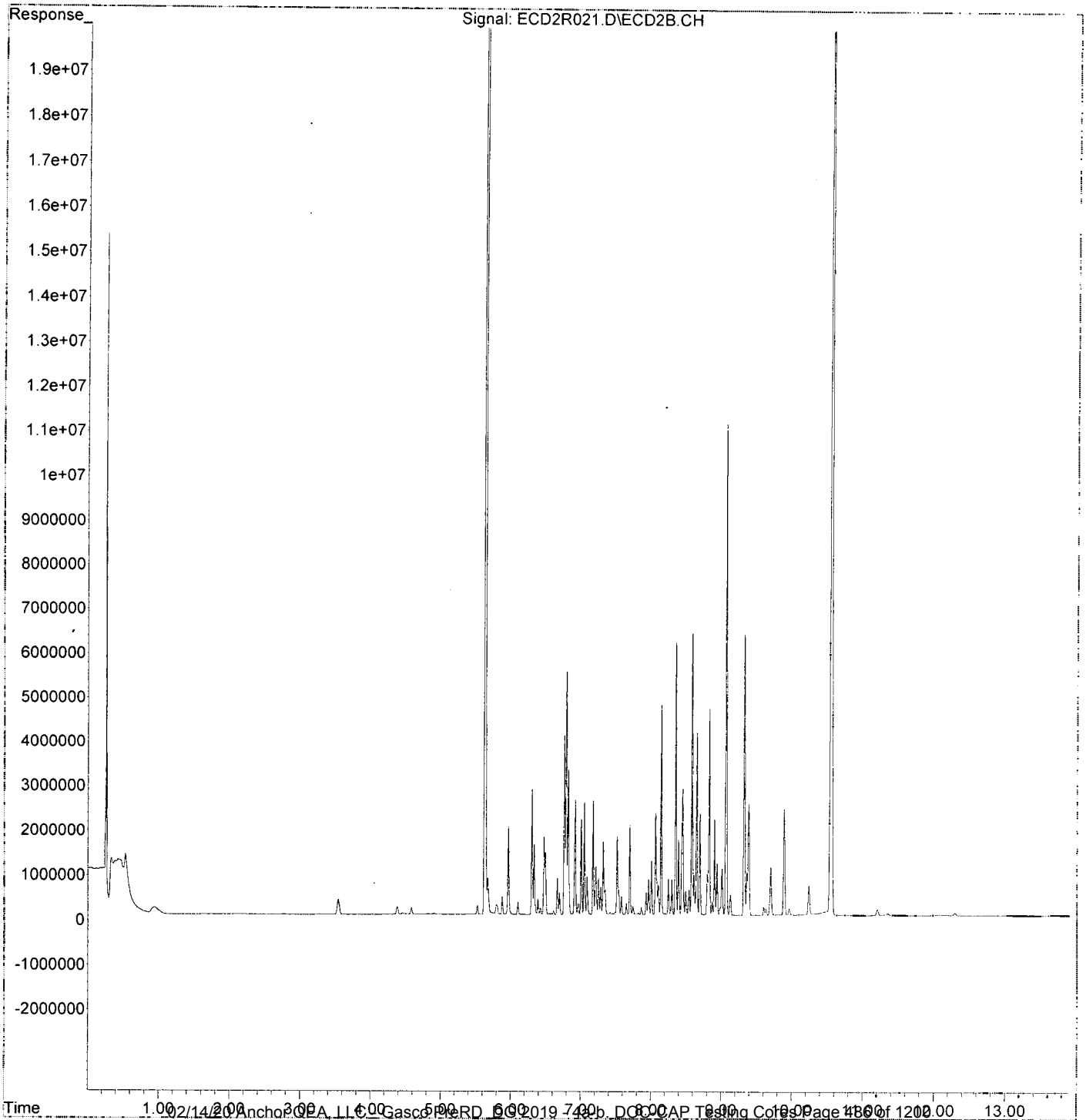
Compound	R.T.	Response	Conc Units
48) Aroclor 1262 (1)	8.350	6133676	580.198 ng/ml
49) Aroclor 1262 (2)	8.650	4102286	268.518 ng/ml
50) Aroclor 1262 (3)	8.828	4650080	363.168 ng/ml
51) Aroclor 1262 (4)	9.066	11037176	400.993 ng/ml
52) Aroclor 1262 (5)	9.325	6321770	385.015 ng/ml
53) Aroclor 1262 (6)	9.891	2393804	332.448 ng/ml
54) Aroclor 1262 - AVE	0.000	0	N.D. ng/ml
55) Aroclor 1268 (1)	8.869	319346	51.242 ng/ml
56) Aroclor 1268 (2)	9.325	6321770	227.676 ng/ml
57) Aroclor 1268 (3)	9.388	2504235	111.219 ng/ml
58) Aroclor 1268 (4)	9.603	196663	10.215 ng/ml
59) Aroclor 1268 (5)	9.891	2393804	305.988 ng/ml
60) Aroclor 1268 (6)	10.240	671854	13.274 ng/ml
61) Aroclor 1268 - AVE	0.000	0	N.D. ng/ml

(f)=RT Delta > 1/2 Window

(m)=manual int.

Data Path : K:\DATA\0A16015\
Data File : ECD2R021.D
Signal(s) : ECD2B.CH
Acq On : 16 Jan 2020 13:31
Operator : MJB / KAK
Sample : 0A16015-CCV3
Misc :
ALS Vial : 52 Sample Multiplier: 1

Integration File: events.e
Quant Time: Jan 16 15:05:24 2020
Quant Method : L:\Methods\RECD2_QUANTPCB_200113.M
Quant Title : PCB Data Analysis
QLast Update : Tue Jan 14 09:35:58 2020
Response via : Initial Calibration
Integrator: ChemStation 6890 Scale Mode: Small noise peaks clipped



Data Path : K:\DATA\0A16015\
 Data File : ECD2R022.D
 Signal(s) : ECD2B.CH
 Acq On : 16 Jan 2020 13:49
 Operator : MJB / KAK
 Sample : 0A16015-CCB3
 Misc :
 ALS Vial : 53 Sample Multiplier: 1

Integration File: events.e
 Quant Time: Jan 16 15:05:46 2020
 Quant Method : L:\Methods\RECD2_QUANTPCB_200113.M
 Quant Title : PCB Data Analysis
 QLast Update : Tue Jan 14 09:35:58 2020
 Response via : Initial Calibration
 Integrator: ChemStation 6890 Scale Mode: Small noise peaks clipped

MJB
 1/16/20
clean

Compound	R.T.	Response	Conc Units
System Monitoring Compounds			
1) S TCMX (S)	5.628	18324981	81.218 ng/ml
62) S DCBP (S)	10.549	11038753	99.248 ng/ml
Target Compounds			
2) Aroclor 1016 (1)	6.302	4516	0.730 ng/ml
3) Aroclor 1016 (2)	6.792	7325	0.640 ng/ml
4) Aroclor 1016 (3)	6.918	7084	1.323 ng/ml
5) Aroclor 1016 (4)	7.008	7615	1.541 ng/ml
6) Aroclor 1016 (5)	7.057	7580	1.367 ng/ml
7) Aroclor 1016 (6)	7.169	9085	1.590 ng/ml
8) Aroclor 1016 - AVE	0.000	0	N.D. ng/ml
9) Aroclor 1221 (1)	5.856f	6134	3.531 ng/ml
10) Aroclor 1221 (2)	5.878	5376	3.131 ng/ml
11) Aroclor 1221 (3)	5.982	7398	1.296 ng/ml
12) Aroclor 1221 - AVE	0.000	0	N.D. ng/ml
13) Aroclor 1232 (1)	5.948	34039	7.448 ng/ml
14) Aroclor 1232 (2)	6.302	4516	1.735 ng/ml
15) Aroclor 1232 (3)	6.785	7351	1.503 ng/ml
16) Aroclor 1232 (4)	7.008	7615	4.501 ng/ml
17) Aroclor 1232 (5)	7.057	7580	3.643 ng/ml
18) Aroclor 1232 (6)	7.169	9085	4.187 ng/ml
19) Aroclor 1232 - AVE	0.000	0	N.D. ng/ml
20) Aroclor 1242 (1)	6.302	4516	0.993 ng/ml
21) Aroclor 1242 (2)	6.785	7351	0.833 ng/ml
22) Aroclor 1242 (3)	6.918	7084	1.850 ng/ml
23) Aroclor 1242 (4)	7.008	7615	2.305 ng/ml
24) Aroclor 1242 (5)	7.057	7580	1.898 ng/ml
25) Aroclor 1242 (6)	7.169	9085	2.178 ng/ml
26) Aroclor 1242 - AVE	0.000	0	N.D. ng/ml
27) Aroclor 1248 (1)	6.773	7439	1.441 ng/ml
28) Aroclor 1248 (2)	7.008	7615	1.197 ng/ml
29) Aroclor 1248 (3)	7.057	7580	1.277 ng/ml
30) Aroclor 1248 (4)	7.169	9085	1.245 ng/ml
31) Aroclor 1248 (5)	7.526	12061	1.355 ng/ml
32) Aroclor 1248 (6)	7.703	31305	3.845 ng/ml
33) Aroclor 1248 - AVE	0.000	0	N.D. ng/ml
34) Aroclor 1254 (1)	7.526	12061	1.423 ng/ml
35) Aroclor 1254 (2)	7.703	31305	2.251 ng/ml
36) Aroclor 1254 (3)	8.003	15295	1.008 ng/ml
37) Aroclor 1254 (4)	8.245	14494	1.328 ng/ml
38) Aroclor 1254 (5)	8.550	12592	1.119 ng/ml
39) Aroclor 1254 (6)	8.811	6043	1.713 ng/ml
40) Aroclor 1254 - AVE	0.000	0	N.D. ng/ml
41) Aroclor 1260 (1)	8.146	14509	1.378 ng/ml
42) Aroclor 1260 (2)	8.349	14187	1.112 ng/ml
43) Aroclor 1260 (3)	8.550	12592	0.950 ng/ml
44) Aroclor 1260 (4)	9.067	2249	0.106 ng/ml
45) Aroclor 1260 (5)	9.328	3238	0.265 ng/ml
46) Aroclor 1260 (6)	9.895	5691	1.166 ng/ml
47) Aroclor 1260 - AVE	0.000	0	N.D. ng/ml

Data Path : K:\DATA\0A16015\
 Data File : ECD2R022.D
 Signal(s) : ECD2B.CH
 Acq On : 16 Jan 2020 13:49
 Operator : MJB / KAK
 Sample : 0A16015-CCB3
 Misc :
 ALS Vial : 53 Sample Multiplier: 1

Integration File: events.e
 Quant Time: Jan 16 15:05:46 2020
 Quant Method : L:\Methods\RECD2_QUANTPCB_200113.M
 Quant Title : PCB Data Analysis
 QLast Update : Tue Jan 14 09:35:58 2020
 Response via : Initial Calibration
 Integrator: ChemStation 6890 Scale Mode: Small noise peaks clipped

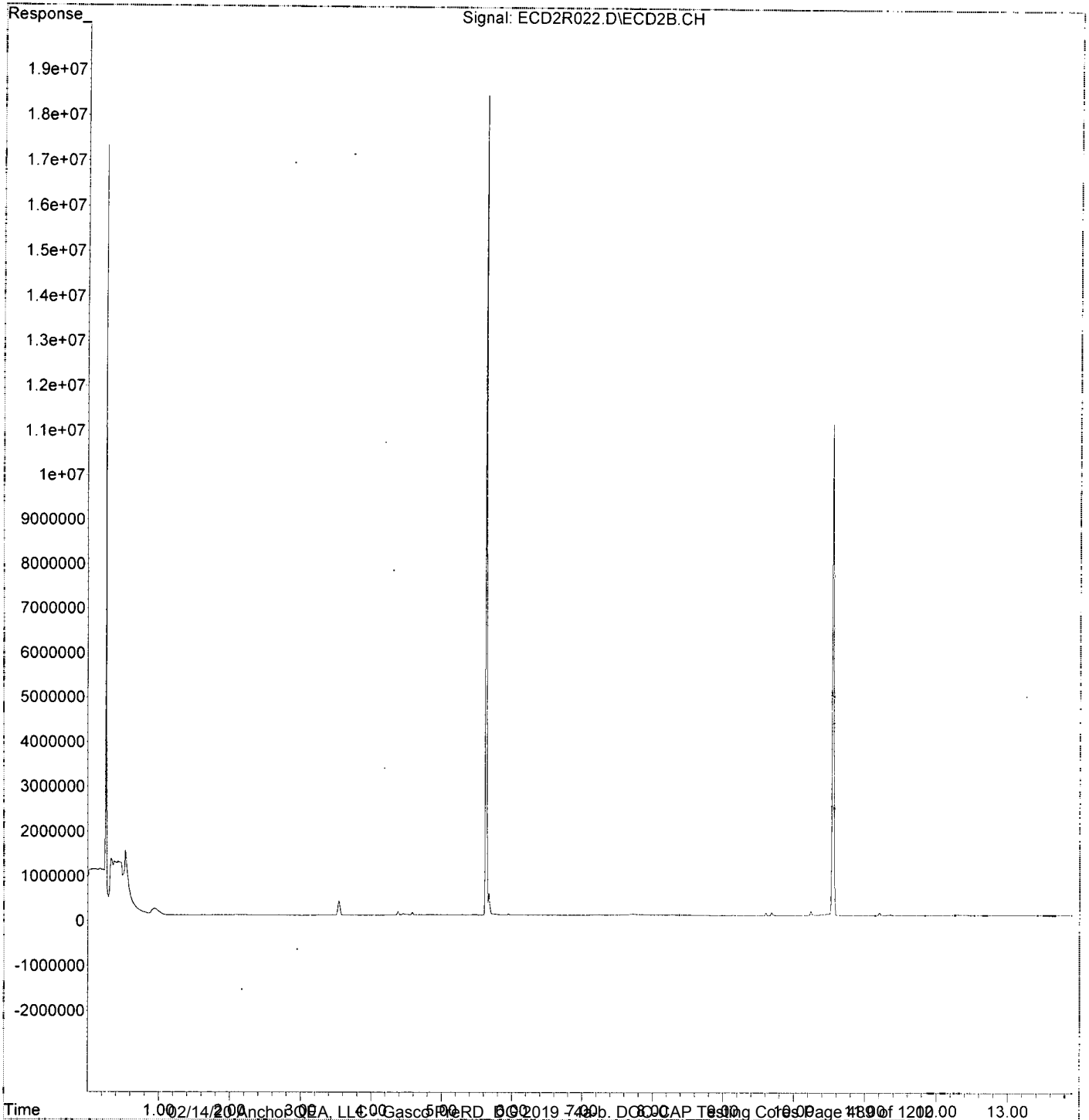
	Compound	R.T.	Response	Conc Units
48)	Aroclor 1262 (1)	8.349	14187	1.342 ng/ml
49)	Aroclor 1262 (2)	8.655	6443	0.422 ng/ml
50)	Aroclor 1262 (3)	8.811	6043	0.472 ng/ml
51)	Aroclor 1262 (4)	9.067	2249	0.082 ng/ml
52)	Aroclor 1262 (5)	9.328	3238	0.197 ng/ml
53)	Aroclor 1262 (6)	9.895	5691	0.790 ng/ml
54)	Aroclor 1262 - AVE	0.000	0	N.D. ng/ml
55)	Aroclor 1268 (1)	8.864	3417	0.548 ng/ml
56)	Aroclor 1268 (2)	9.328	3238	0.117 ng/ml
57)	Aroclor 1268 (3)	9.389	2385	0.106 ng/ml
58)	Aroclor 1268 (4)	9.605	67368	3.499 ng/ml
59)	Aroclor 1268 (5)	9.895	5691	0.727 ng/ml
60)	Aroclor 1268 (6)	10.240	98702	1.950 ng/ml
61)	Aroclor 1268 - AVE	0.000	0	N.D. ng/ml

(f)=RT Delta > 1/2 Window

(m)=manual int.

Data Path : K:\DATA\0A16015\
Data File : ECD2R022.D
Signal(s) : ECD2B.CH
Acq On : 16 Jan 2020 13:49
Operator : MJB / KAK
Sample : 0A16015-CCB3
Misc :
ALS Vial : 53 Sample Multiplier: 1

Integration File: events.e
Quant Time: Jan 16 15:05:46 2020
Quant Method : L:\Methods\RECD2_QUANTPCB_200113.M
Quant Title : PCB Data Analysis
QLast Update : Tue Jan 14 09:35:58 2020
Response via : Initial Calibration
Integrator: ChemStation 6890 Scale Mode: Small noise peaks clipped



Data Path : K:\DATA\0A16015\
 Data File : ECD2R029.D
 Signal(s) : ECD2B.CH
 Acq On : 16 Jan 2020 15:52
 Operator : MJB / KAK
 Sample : 0A16015-CCV4
 Misc :
 ALS Vial : 52 Sample Multiplier: 1

Integration File: events.e
 Quant Time: Jan 16 16:43:47 2020
 Quant Method : L:\Methods\RECD2_QUANTPCB_200113.M
 Quant Title : PCB Data Analysis
 QLast Update : Tue Jan 14 09:35:58 2020
 Response via : Initial Calibration
 Integrator: ChemStation 6890 Scale Mode: Small noise peaks clipped

MJB
 1/17/20

Compound	R.T.	Response	Conc	Units
System Monitoring Compounds				
1) S TCMX (S)	5.629	54377804	241.009	ng/ml
62) S DCBP (S)	10.550	29685332	266.898	ng/ml
Target Compounds				
2) Aroclor 1016 (1)	6.300	2716055	439.350	ng/ml
3) Aroclor 1016 (2)	6.790	5438270	475.317	ng/ml
4) Aroclor 1016 (3)	6.916	2438222	455.189	ng/ml
5) Aroclor 1016 (4)	7.003	2039935	412.879	ng/ml
6) Aroclor 1016 (5)	7.048	2369597	427.299	ng/ml
7) Aroclor 1016 (6)	7.173	2404715	420.951	ng/ml
8) Aroclor 1016 - AVE	0.000	0	N.D.	ng/ml
9) Aroclor 1221 (1)	5.804	194554	111.972	ng/ml
10) Aroclor 1221 (2)	5.877	399732	232.811	ng/ml
11) Aroclor 1221 (3)	5.965	1884065	330.132	ng/ml
12) Aroclor 1221 - AVE	0.000	0	N.D.	ng/ml
13) Aroclor 1232 (1)	5.965	1884065	412.268	ng/ml
14) Aroclor 1232 (2)	6.300	2716055	1043.540	ng/ml
15) Aroclor 1232 (3)	6.790	5438270	1111.675	ng/ml
16) Aroclor 1232 (4)	7.003	2039935	1205.751	ng/ml
17) Aroclor 1232 (5)	7.048	2369597	1138.767	ng/ml
18) Aroclor 1232 (6)	7.173	2404715	1108.330	ng/ml
19) Aroclor 1232 - AVE	0.000	0	N.D.	ng/ml
20) Aroclor 1242 (1)	6.300	2716055	597.417	ng/ml
21) Aroclor 1242 (2)	6.790	5438270	616.413	ng/ml
22) Aroclor 1242 (3)	6.916	2438222	636.583	ng/ml
23) Aroclor 1242 (4)	7.003	2039935	617.490	ng/ml
24) Aroclor 1242 (5)	7.048	2369597	593.300	ng/ml
25) Aroclor 1242 (6)	7.173	2404715	576.558	ng/ml
26) Aroclor 1242 - AVE	0.000	0	N.D.	ng/ml
27) Aroclor 1248 (1)	6.762	3975071	770.060	ng/ml
28) Aroclor 1248 (2)	7.003	2039935	320.777	ng/ml
29) Aroclor 1248 (3)	7.048	2369597	399.206	ng/ml
30) Aroclor 1248 (4)	7.173	2404715	329.616	ng/ml
31) Aroclor 1248 (5)	7.538	539679	60.626	ng/ml
32) Aroclor 1248 (6)	7.697	1945656	238.988	ng/ml
33) Aroclor 1248 - AVE	0.000	0	N.D.	ng/ml
34) Aroclor 1254 (1)	7.516	1661488	196.072	ng/ml
35) Aroclor 1254 (2)	7.697	1945656	139.876	ng/ml
36) Aroclor 1254 (3)	8.007	1145791	75.508	ng/ml
37) Aroclor 1254 (4)	8.247	760880	69.700	ng/ml
38) Aroclor 1254 (5)	8.582	6265615	557.010	ng/ml
39) Aroclor 1254 (6)	8.799	891384	252.718	ng/ml
40) Aroclor 1254 - AVE	0.000	0	N.D.	ng/ml
41) Aroclor 1260 (1)	8.143	4577375	434.787	ng/ml
42) Aroclor 1260 (2)	8.350	5950233	466.229	ng/ml
43) Aroclor 1260 (3)	8.582	6265615	472.479	ng/ml
44) Aroclor 1260 (4)	9.066	10895398	515.089	ng/ml
45) Aroclor 1260 (5)	9.325	6212855	507.805	ng/ml
46) Aroclor 1260 (6)	9.890	2359740	483.557	ng/ml
47) Aroclor 1260 - AVE	0.000	0	N.D.	ng/ml

Data Path : K:\DATA\0A16015\
 Data File : ECD2R029.D
 Signal(s) : ECD2B.CH
 Acq On : 16 Jan 2020 15:52
 Operator : MJB / KAK
 Sample : 0A16015-CCV4
 Misc :
 ALS Vial : 52 Sample Multiplier: 1

Integration File: events.e
 Quant Time: Jan 16 16:43:47 2020
 Quant Method : L:\Methods\RECD2_QUANTPCB_200113.M
 Quant Title : PCB Data Analysis
 QLast Update : Tue Jan 14 09:35:58 2020
 Response via : Initial Calibration
 Integrator: ChemStation 6890 Scale Mode: Small noise peaks clipped

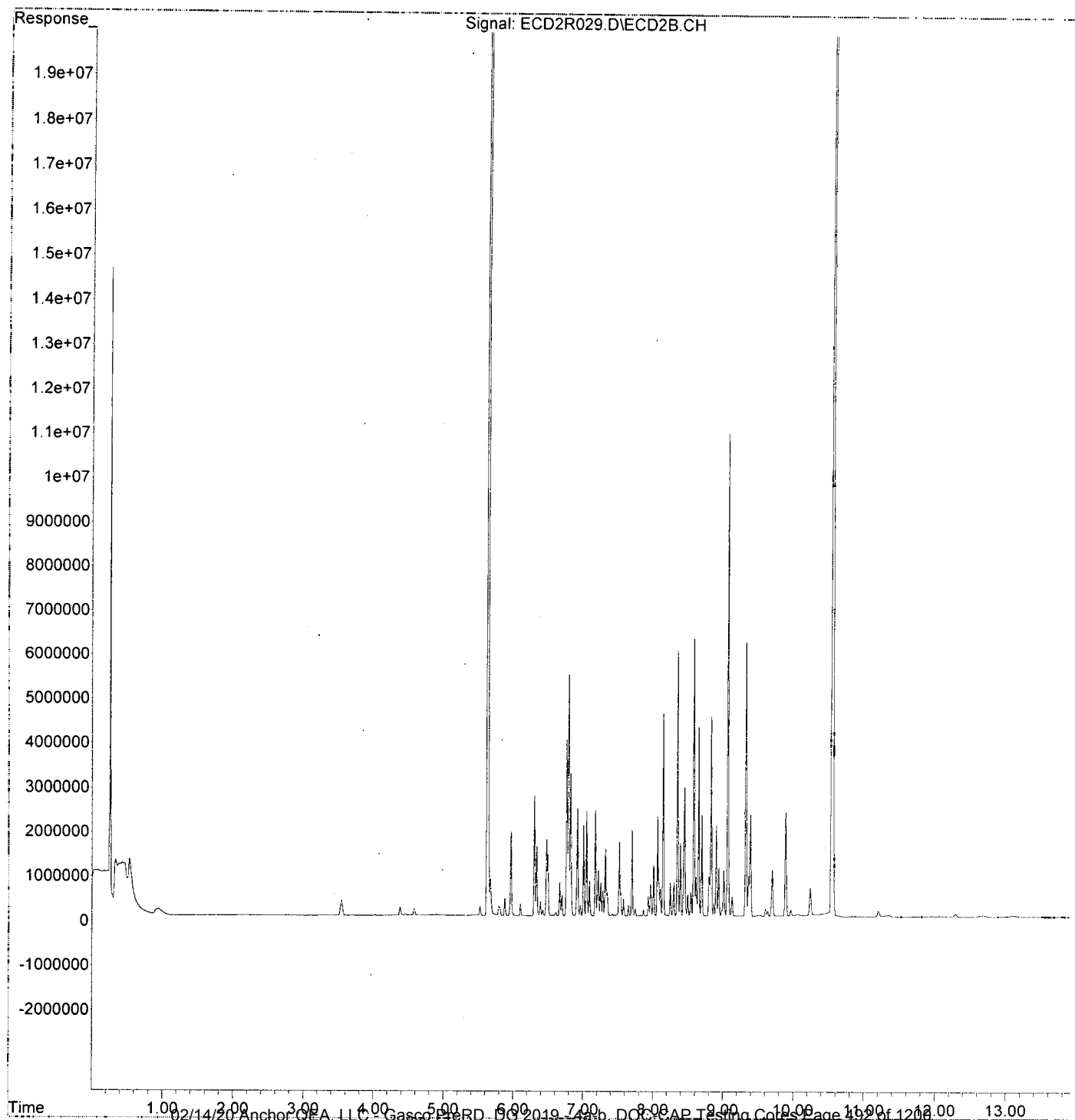
Compound	R.T.	Response	Conc	Units
48) Aroclor 1262 (1)	8.350	5950233	562.846	ng/ml
49) Aroclor 1262 (2)	8.651	4299997	281.459	ng/ml
50) Aroclor 1262 (3)	8.829	4510515	352.268	ng/ml
51) Aroclor 1262 (4)	9.066	10895398	395.842	ng/ml
52) Aroclor 1262 (5)	9.325	6212855	378.382	ng/ml
53) Aroclor 1262 (6)	9.890	2359740	327.717	ng/ml
54) Aroclor 1262 - AVE	0.000	0	N.D.	ng/ml
55) Aroclor 1268 (1)	8.869	301471	48.374	ng/ml
56) Aroclor 1268 (2)	9.325	6212855	223.753	ng/ml
57) Aroclor 1268 (3)	9.388	2312060	102.684	ng/ml
58) Aroclor 1268 (4)	9.604	185281	9.623	ng/ml
59) Aroclor 1268 (5)	9.890	2359740	301.634	ng/ml
60) Aroclor 1268 (6)	10.240	657754	12.995	ng/ml
61) Aroclor 1268 - AVE	0.000	0	N.D.	ng/ml

(f)=RT Delta > 1/2 Window

(m)=manual int.

Data Path : K:\DATA\0A16015\
Data File : ECD2R029.D
Signal(s) : ECD2B.CH
Acq On : 16 Jan 2020 15:52
Operator : MJB / KAK
Sample : 0A16015-CCV4
Misc :
ALS Vial : 52 Sample Multiplier: 1

Integration File: events.e
Quant Time: Jan 16 16:43:47 2020
Quant Method : L:\Methods\RECD2_QUANTPCB_200113.M
Quant Title : PCB Data Analysis
QLast Update : Tue Jan 14 09:35:58 2020
Response via : Initial Calibration
Integrator: ChemStation 6890 Scale Mode: Small noise peaks clipped



Data Path : K:\DATA\0A16015\
 Data File : ECD2R030.D
 Signal(s) : ECD2B.CH
 Acq On : 16 Jan 2020 16:10
 Operator : MJB / KAK
 Sample : 0A16015-CCB4
 Misc :
 ALS Vial : 53 Sample Multiplier: 1

Integration File: events.e
 Quant Time: Jan 16 16:44:09 2020
 Quant Method : L:\Methods\RECD2_QUANTPCB_200113.M
 Quant Title : PCB Data Analysis
 QLast Update : Tue Jan 14 09:35:58 2020
 Response via : Initial Calibration
 Integrator: ChemStation 6890 Scale Mode: Small noise peaks clipped

MJB
 1/17/20
 Clean

Compound	R.T.	Response	Conc Units
System Monitoring Compounds			
1) S TCMX (S)	5.628	19296513	85.524 ng/ml
62) S DCBP (S)	10.549	10887156	97.885 ng/ml
Target Compounds			
2) Aroclor 1016 (1)	6.301	2136	0.346 ng/ml
3) Aroclor 1016 (2)	6.793	4508	0.394 ng/ml
4) Aroclor 1016 (3)	6.916	4306	0.804 ng/ml
5) Aroclor 1016 (4)	7.004	4643	0.940 ng/ml
6) Aroclor 1016 (5)	7.046	4603	0.830 ng/ml
7) Aroclor 1016 (6)	7.179	5446	0.953 ng/ml
8) Aroclor 1016 - AVE	0.000	0	N.D. ng/ml
9) Aroclor 1221 (1)	5.840	6999	4.028 ng/ml
10) Aroclor 1221 (2)	5.882	4745	2.764 ng/ml
11) Aroclor 1221 (3)	5.980	6648	1.165 ng/ml
12) Aroclor 1221 - AVE	0.000	0	N.D. ng/ml
13) Aroclor 1232 (1)	5.948	35111	7.683 ng/ml
14) Aroclor 1232 (2)	6.301	2136	0.821 ng/ml
15) Aroclor 1232 (3)	6.793	4508	0.922 ng/ml
16) Aroclor 1232 (4)	7.004	4643	2.744 ng/ml
17) Aroclor 1232 (5)	7.046	4603	2.212 ng/ml
18) Aroclor 1232 (6)	7.179	5446	2.510 ng/ml
19) Aroclor 1232 - AVE	0.000	0	N.D. ng/ml
20) Aroclor 1242 (1)	6.301	2136	0.470 ng/ml
21) Aroclor 1242 (2)	6.793	4508	0.511 ng/ml
22) Aroclor 1242 (3)	6.916	4306	1.124 ng/ml
23) Aroclor 1242 (4)	7.004	4643	1.405 ng/ml
24) Aroclor 1242 (5)	7.046	4603	1.153 ng/ml
25) Aroclor 1242 (6)	7.179	5446	1.306 ng/ml
26) Aroclor 1242 - AVE	0.000	0	N.D. ng/ml
27) Aroclor 1248 (1)	6.760	6691	1.296 ng/ml
28) Aroclor 1248 (2)	7.004	4643	0.730 ng/ml
29) Aroclor 1248 (3)	7.046	4603	0.775 ng/ml
30) Aroclor 1248 (4)	7.179	5446	0.747 ng/ml
31) Aroclor 1248 (5)	7.546	8865	0.996 ng/ml
32) Aroclor 1248 (6)	7.702	22329	2.743 ng/ml
33) Aroclor 1248 - AVE	0.000	0	N.D. ng/ml
34) Aroclor 1254 (1)	7.518	7751	0.915 ng/ml
35) Aroclor 1254 (2)	7.702	22329	1.605 ng/ml
36) Aroclor 1254 (3)	8.010	10255	0.676 ng/ml
37) Aroclor 1254 (4)	8.241	7380	0.676 ng/ml
38) Aroclor 1254 (5)	8.577	9017	0.802 ng/ml
39) Aroclor 1254 (6)	8.798	12395	3.514 ng/ml
40) Aroclor 1254 - AVE	0.000	0	N.D. ng/ml
41) Aroclor 1260 (1)	8.146	8898	0.845 ng/ml
42) Aroclor 1260 (2)	8.349	9224	0.723 ng/ml
43) Aroclor 1260 (3)	8.577	9017	0.680 ng/ml
44) Aroclor 1260 (4)	9.065	5790	0.274 ng/ml
45) Aroclor 1260 (5)	9.326	4645	0.380 ng/ml
46) Aroclor 1260 (6)	9.916	43157	8.844 ng/ml
47) Aroclor 1260 - AVE	0.000	0	N.D. ng/ml

Data Path : K:\DATA\0A16015\
 Data File : ECD2R030.D
 Signal(s) : ECD2B.CH
 Acq On : 16 Jan 2020 16:10
 Operator : MJB / KAK
 Sample : 0A16015-CCB4
 Misc :
 ALS Vial : 53 Sample Multiplier: 1

Integration File: events.e
 Quant Time: Jan 16 16:44:09 2020
 Quant Method : L:\Methods\RECD2_QUANTPCB_200113.M
 Quant Title : PCB Data Analysis
 QLast Update : Tue Jan 14 09:35:58 2020
 Response via : Initial Calibration
 Integrator: ChemStation 6890 Scale Mode: Small noise peaks clipped

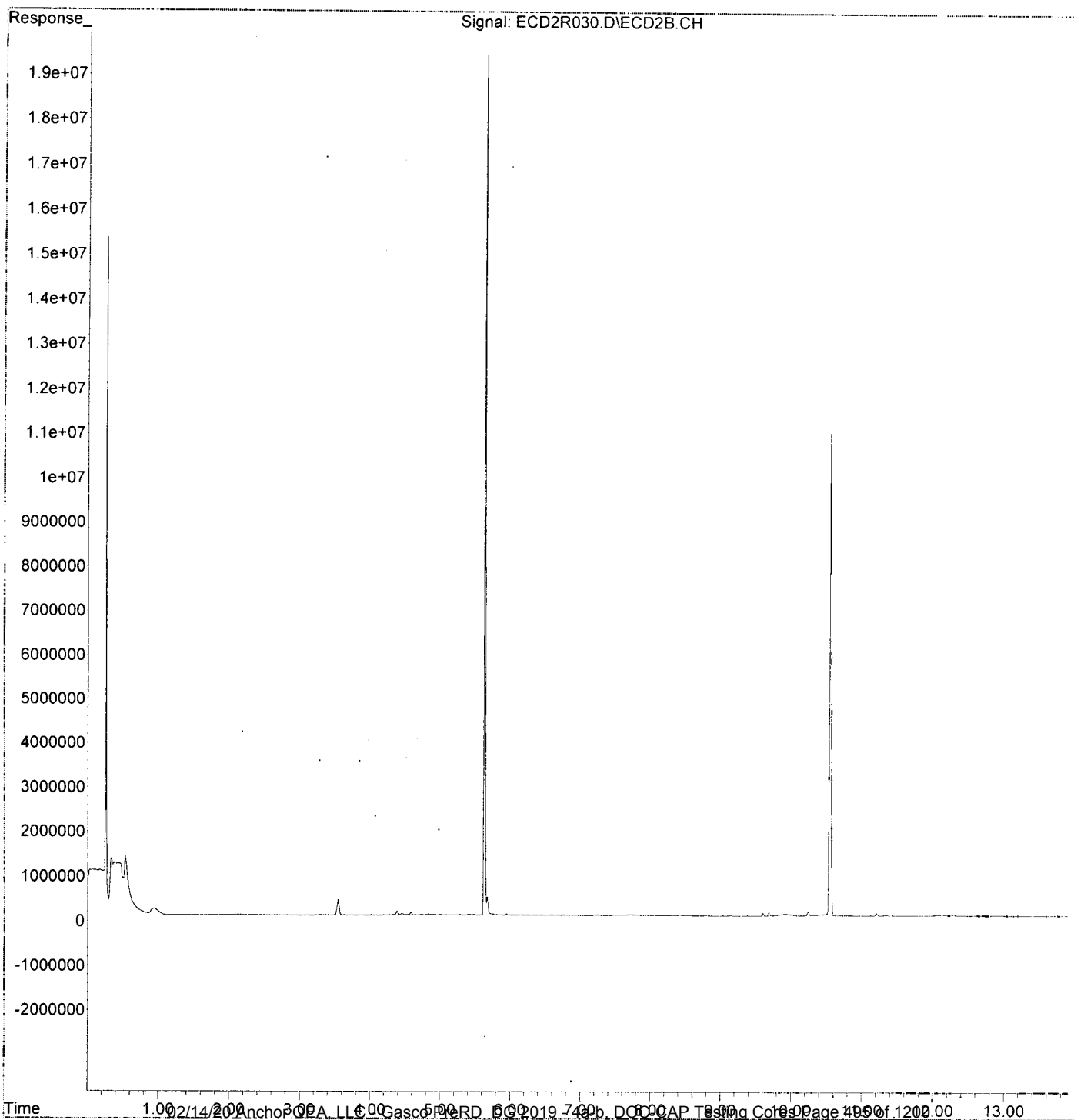
Compound	R.T.	Response	Conc Units
48) Aroclor 1262 (1)	8.349	9224	0.873 ng/ml
49) Aroclor 1262 (2)	8.652	5816	0.381 ng/ml
50) Aroclor 1262 (3)	8.851	4181	0.327 ng/ml
51) Aroclor 1262 (4)	9.065	5790	0.210 ng/ml
52) Aroclor 1262 (5)	9.326	4645	0.283 ng/ml
53) Aroclor 1262 (6)	9.916	43157	5.994 ng/ml
54) Aroclor 1262 - AVE	0.000	0	N.D. ng/ml
55) Aroclor 1268 (1)	8.851	4181	0.671 ng/ml
56) Aroclor 1268 (2)	9.326	4645	0.167 ng/ml
57) Aroclor 1268 (3)	9.386	6384	0.284 ng/ml
58) Aroclor 1268 (4)	9.604	74381	3.863 ng/ml
59) Aroclor 1268 (5)	9.916	43157	5.517 ng/ml
60) Aroclor 1268 (6)	10.239	96458	1.906 ng/ml
61) Aroclor 1268 - AVE	0.000	0	N.D. ng/ml

(f)=RT Delta > 1/2 Window

(m)=manual int.

Data Path : K:\DATA\0A16015\
Data File : ECD2R030.D
Signal(s) : ECD2B.CH
Acq On : 16 Jan 2020 16:10
Operator : MJB / KAK
Sample : 0A16015-CCB4
Misc :
ALS Vial : 53 Sample Multiplier: 1

Integration File: events.e
Quant Time: Jan 16 16:44:09 2020
Quant Method : L:\Methods\RECD2_QUANTPCB_200113.M
Quant Title : PCB Data Analysis
QLast Update : Tue Jan 14 09:35:58 2020
Response via : Initial Calibration
Integrator: ChemStation 6890 Scale Mode: Small noise peaks clipped



**Polychlorinated Biphenyls by EPA 8082A
Benchsheet & Analysis Sequence Data**

Sequence 0A16014 (QC Only)



ELEMENT SEQUENCE LOG

Apex Laboratories

Sequence: **0A16014**

Instrument: **DUALECD2F**

Date: **01/16/20 07:29**

Calibration: **A9L0407**

#	Lab Number	Matrix	Analysis	Client	Due	Batch	ISTD ID	STD ID
1	0A16014-CCV1	Sediment	QC	QC				
2	0A16014-CCB1	Sediment	QC	QC				A19L338
3	0010436-BLK1	Sediment	QC	QC				A19L339
4	0010436-BS1	Sediment	QC	QC		0010436		
5	0010436-BSD1	Sediment	QC	QC		0010436		
6	A9J0514-31RE1	Sediment	8082 PCBs - Low Level (30g/2mL)	Anchor QEA, LLC	12/27/19	0010436		
7	0A16014-IBL1	Sediment	QC	QC				
8	A9J0514-37RE1	Sediment	8082 PCBs - Low Level (30g/2mL)	Anchor QEA, LLC	12/27/19	0010436		
9	0A16014-IBL2	Sediment	QC	QC				
10	0A16014-CCV2	Sediment	QC	QC				A19L338
11	0A16014-CCB2	Sediment	QC	QC				A19L339
12	A9J0558-12RE1	Sediment	8082 PCBs - Low Level (30g/2mL)	Anchor QEA, LLC	01/02/20	0010436		
13	0A16014-IBL3	Sediment	QC	QC				
14	A9J0594-13RE1	Sediment	8082 PCBs - Low Level (30g/2mL)	Anchor QEA, LLC	01/06/20	0010436		
15	0A16014-IBL4	Sediment	QC	QC				
16	A9J0594-14RE1	Sediment	8082 PCBs - Low Level (30g/2mL)	Anchor QEA, LLC	01/06/20	0010436		
17	0A16014-IBL5	Sediment	QC	QC				
18	0A16014-CCV3	Sediment	QC	QC				A19L338
19	0A16014-CCB3	Sediment	QC	QC				A19L339
20	A9J0861-37	Sediment	8082 PCBs - Low Level (30g/2mL)	Anchor QEA, LLC	01/17/20	0010092		
21	0A16014-IBL6	Sediment	QC	QC				
22	A9J0861-38	Sediment	8082 PCBs - Low Level (30g/2mL)	Anchor QEA, LLC	01/17/20	0010092		
23	0A16014-IBL7	Sediment	QC	QC				
24	A9J0903-14	Sediment	8082 PCBs - Low Level (30g/2mL)	Anchor QEA, LLC	01/17/20	0010092		
25	0A16014-IBL8	Sediment	QC	QC				
26	A9J0903-15	Sediment	8082 PCBs - Low Level (30g/2mL)	Anchor QEA, LLC	01/17/20	0010092		
27	0A16014-IBL9	Sediment	QC	QC				
28	0A16014-CCV4	Sediment	QC	QC				A19L338
29	0A16014-CCB4	Sediment	QC	QC				A19L339

Data Entered By: *[Signature]* 1/20/20
 Comments: *Complete*

Data Reviewed By: *[Signature]* 1/20/20
 Apex Laboratories - Gasco PreRD_DG 2019 - 4a-b. DOC-CAP Testing Cores Page 497 of 1200

TOTAL AROCLOR AVERAGE RESULTS

The average result for the 1016 and 1260 selected peaks are reported here to facilitate data entry and review. Averages are done on all individual peaks and must be for matrix spikes if all peaks are not used in the average.

0A16014-CCV1

Aroclor 1016

<u>Peak</u>	<u>Initial Res</u>
1016 (1)	488.41
1016 (2)	564.14
1016 (3)	527.93
1016 (4)	529.52
1016 (5)	534.87
1016 (6)	560.79
Average:	534.28 ✓

Aroclor 1260

<u>Peak</u>	<u>Initial Res</u>
1260 (1)	548.70
1260 (2)	547.21
1260 (3)	521.42
1260 (4)	525.73
1260 (5)	537.07
1260 (6)	497.77
Average:	529.65 ✓

0010436-BS1

Aroclor 1016

<u>Peak</u>	<u>Initial Res</u>
1016 (1)	547.64
1016 (2)	719.08
1016 (3)	647.76
1016 (4)	742.61
1016 (5)	713.16
1016 (6)	712.71
Average:	680.49 ✓

Aroclor 1260

<u>Peak</u>	<u>Initial Res</u>
1260 (1)	913.22
1260 (2)	1,036.01
1260 (3)	993.89
1260 (4)	1,088.90
1260 (5)	1,038.79
1260 (6)	973.67
Average:	1,007.41 ✓

TOTAL AROCLOR AVERAGE RESULTS

The average result for the 1016 and 1260 selected peaks are reported here to facilitate data entry and review. Averages are done on all individual peaks and must be for matrix spikes if all peaks are not used in the average.

0010436-BSD1

Aroclor 1016

<u>Peak</u>	<u>Initial Res</u>
1016 (1)	720.21
1016 (2)	879.62
1016 (3)	789.57
1016 (4)	879.72
1016 (5)	778.60
1016 (6)	763.02
Average:	801.79

Aroclor 1260

<u>Peak</u>	<u>Initial Res</u>
1260 (1)	943.11
1260 (2)	1,087.29
1260 (3)	993.77
1260 (4)	1,079.79
1260 (5)	1,078.96
1260 (6)	1,012.16
Average:	1,032.51

0A16014-CCV2

Aroclor 1016

<u>Peak</u>	<u>Initial Res</u>
1016 (1)	513.42
1016 (2)	549.95
1016 (3)	525.29
1016 (4)	541.64
1016 (5)	526.09
1016 (6)	552.02
Average:	534.74

Aroclor 1260

<u>Peak</u>	<u>Initial Res</u>
1260 (1)	525.15
1260 (2)	554.52
1260 (3)	496.90
1260 (4)	540.60
1260 (5)	538.37
1260 (6)	505.77
Average:	526.89

TOTAL AROCLOR AVERAGE RESULTS

The average result for the 1016 and 1260 selected peaks are reported here to facilitate data entry and review. Averages are done on all individual peaks and must be for matrix spikes if all peaks are not used in the average.

0A16014-CCV3

Aroclor 1016

<u>Peak</u>	<u>Initial Res</u>
1016 (1)	525.95
1016 (2)	586.34
1016 (3)	544.73
1016 (4)	560.91
1016 (5)	561.17
1016 (6)	554.17
Average:	555.55 ✓

Aroclor 1260

<u>Peak</u>	<u>Initial Res</u>
1260 (1)	557.01
1260 (2)	536.51
1260 (3)	517.04
1260 (4)	540.77
1260 (5)	557.20
1260 (6)	476.90
Average:	530.91 ✓

TOTAL AROCLOR AVERAGE RESULTS

The average result for the 1016 and 1260 selected peaks are reported here to facilitate data entry and review. Averages are done on all individual peaks and must be for matrix spikes if all peaks are not used in the average.

0A16014-CCV3

Aroclor 1016

<u>Peak</u>	<u>Initial Res</u>
1016 (1)	525.95
1016 (2)	586.34
1016 (3)	544.73
1016 (4)	560.91
1016 (5)	561.17
1016 (6)	554.17
Average:	555.55

Aroclor 1260

<u>Peak</u>	<u>Initial Res</u>
1260 (1)	557.01
1260 (2)	536.51
1260 (3)	517.04
1260 (4)	540.77
1260 (5)	557.20
1260 (6)	476.90
Average:	530.91

0A16014-CCV4

Aroclor 1016

<u>Peak</u>	<u>Initial Res</u>
1016 (1)	487.98
1016 (2)	551.98
1016 (3)	531.52
1016 (4)	550.73
1016 (5)	533.76
1016 (6)	558.50
Average:	535.75

Aroclor 1260

<u>Peak</u>	<u>Initial Res</u>
1260 (1)	536.92
1260 (2)	540.42
1260 (3)	510.48
1260 (4)	542.77
1260 (5)	513.09
1260 (6)	484.05
Average:	521.29

Data Path : K:\DATA\0A16014\
 Data File : ECD2F002.D
 Signal(s) : ECD1A.CH
 Acq On : 16 Jan 2020 7:56
 Operator : MJB / KAK
 Sample : 0A16014-CCV1
 Misc :
 ALS Vial : 2 Sample Multiplier: 1

Integration File: PCB1.e
 Quant Time: Jan 16 08:14:16 2020
 Quant Method : K:\METHODS\FECD2_QUANTPCB_191203RT2.M
 Quant Title : PCB Data Analysis
 QLast Update : Wed Dec 04 15:29:22 2019
 Response via : Initial Calibration
 Integrator: ChemStation 6890 Scale Mode: Small noise peaks clipped

1/16/20

Compound	R.T.	Response	Conc	Units
System Monitoring Compounds				
1) S TCMX (S)	4.815	18047868	271.039	ng/ml
62) S DCBP (S)	9.566	29075742	260.360	ng/ml
Target Compounds				
2) Aroclor 1016 (1)	5.727	1825667	488.413	ng/ml
3) Aroclor 1016 (2)	6.140	4058359	564.138	ng/ml
4) Aroclor 1016 (3)	6.222	2097423	527.929	ng/ml
5) Aroclor 1016 (4)	6.377	1894267	529.516	ng/ml
6) Aroclor 1016 (5)	6.599	2220507	534.870	ng/ml
7) Aroclor 1016 (6)	6.725	1644938	560.794	ng/ml
8) Aroclor 1016 - AVE	0.000	0	N.D.	ng/ml
9) Aroclor 1221 (1)	5.165	182207	168.331	ng/ml
10) Aroclor 1221 (2)	5.285	196750	274.190	ng/ml
11) Aroclor 1221 (3)	5.365	855444	365.557	ng/ml
12) Aroclor 1221 - AVE	0.000	0	N.D.	ng/ml
13) Aroclor 1232 (1)	5.365	855444	481.622	ng/ml
14) Aroclor 1232 (2)	6.140	4058359	1459.745	ng/ml
15) Aroclor 1232 (3)	6.222	2097423	1429.794	ng/ml
16) Aroclor 1232 (4)	6.377	1894267	1662.564	ng/ml
17) Aroclor 1232 (5)	6.599	2220507	1546.336	ng/ml
18) Aroclor 1232 (6)	6.725	1644938	1372.931	ng/ml
19) Aroclor 1232 - AVE	0.000	0	N.D.	ng/ml
20) Aroclor 1242 (1)	5.727	1825667	687.368	ng/ml
21) Aroclor 1242 (2)	6.140	4058359	782.397	ng/ml
22) Aroclor 1242 (3)	6.222	2097423	743.722	ng/ml
23) Aroclor 1242 (4)	6.377	1894267	827.487	ng/ml
24) Aroclor 1242 (5)	6.599	2220507	743.962	ng/ml
25) Aroclor 1242 (6)	6.725	1644938	655.557	ng/ml
26) Aroclor 1242 - AVE	0.000	0	N.D.	ng/ml
27) Aroclor 1248 (1)	6.140	4058359	1192.479	ng/ml
28) Aroclor 1248 (2)	6.377	1894267	419.530	ng/ml
29) Aroclor 1248 (3)	6.599	2220507	425.477	ng/ml
30) Aroclor 1248 (4)	6.892	444025	76.488	ng/ml
31) Aroclor 1248 (5)	6.926	1498692	243.322	ng/ml
32) Aroclor 1248 (6)	7.412	3479458	1018.154	ng/ml
33) Aroclor 1248 - AVE	0.000	0	N.D.	ng/ml
34) Aroclor 1254 (1)	6.926	1498692	249.860	ng/ml
35) Aroclor 1254 (2)	7.036	1624438	222.905	ng/ml
36) Aroclor 1254 (3)	7.412	3479458	310.389	ng/ml
37) Aroclor 1254 (4)	7.571	459408	64.433	ng/ml
38) Aroclor 1254 (5)	7.952	4353092	568.364	ng/ml
39) Aroclor 1254 (6)	8.242	451974	181.232	ng/ml
40) Aroclor 1254 - AVE	0.000	0	N.D.	ng/ml
41) Aroclor 1260 (1)	7.524	4569496	548.705	ng/ml
42) Aroclor 1260 (2)	7.657	5582867	547.211	ng/ml
43) Aroclor 1260 (3)	8.213	4101017	521.416	ng/ml
44) Aroclor 1260 (4)	8.382	9788235	525.727	ng/ml
45) Aroclor 1260 (5)	8.681	6496390	537.070	ng/ml
46) Aroclor 1260 (6)	9.071	2545917	497.774	ng/ml
47) Aroclor 1260 - AVE	0.000	0	N.D.	ng/ml

Data Path : K:\DATA\0A16014\
 Data File : ECD2F002.D
 Signal(s) : ECD1A.CH
 Acq On : 16 Jan 2020 7:56
 Operator : MJB / KAK
 Sample : 0A16014-CCV1
 Misc :
 ALS Vial : 2 Sample Multiplier: 1

Integration File: PCB1.e
 Quant Time: Jan 16 08:14:16 2020
 Quant Method : K:\METHODS\FECD2_QUANTPCB_191203RT2.M
 Quant Title : PCB Data Analysis
 QLast Update : Wed Dec 04 15:29:22 2019
 Response via : Initial Calibration
 Integrator: ChemStation 6890 Scale Mode: Small noise peaks clipped

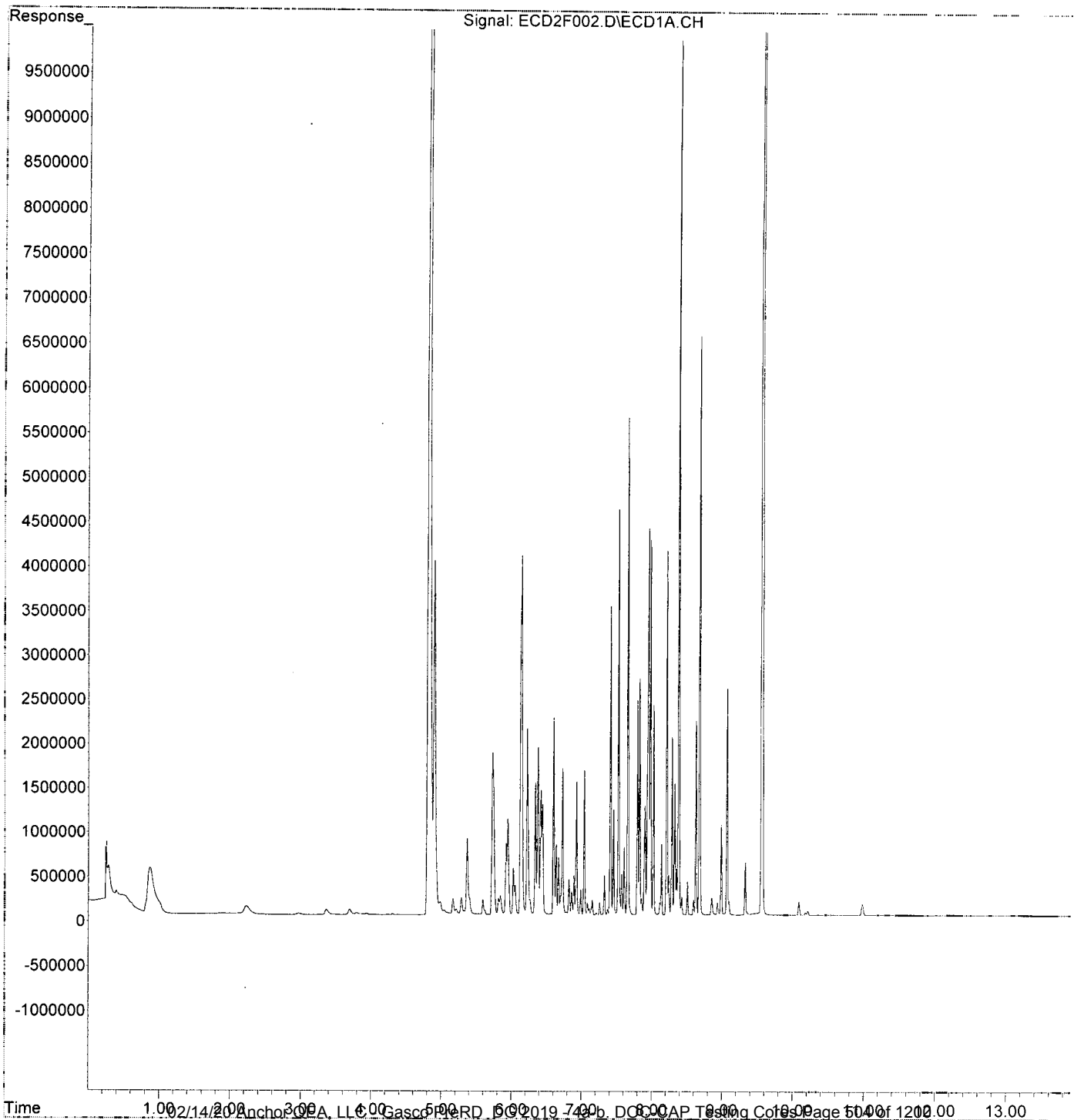
Compound	R.T.	Response	Conc Units
48) Aroclor 1262 (1)	7.657	5582867	693.833 ng/ml
49) Aroclor 1262 (2)	7.980	4219992	375.943 ng/ml
50) Aroclor 1262 (3)	8.213	4101017	422.570 ng/ml
51) Aroclor 1262 (4)	8.382	9788235	473.775 ng/ml
52) Aroclor 1262 (5)	8.681	6496390	496.576 ng/ml
53) Aroclor 1262 (6)	9.071	2545917	381.317 ng/ml
54) Aroclor 1262 - AVE	0.000	0	N.D. ng/ml
55) Aroclor 1268 (1)	8.213	4101017	803.454 ng/ml
56) Aroclor 1268 (2)	8.629	2189554	89.276 ng/ml
57) Aroclor 1268 (3)	8.681	6496390	318.229 ng/ml
58) Aroclor 1268 (4)	8.855	194336	10.146 ng/ml
59) Aroclor 1268 (5)	9.071	2545917	328.517 ng/ml
60) Aroclor 1268 (6)	9.330	591249	11.309 ng/ml
61) Aroclor 1268 - AVE	0.000	0	N.D. ng/ml

(f)=RT Delta > 1/2 Window

(m)=manual int.

Data Path : K:\DATA\0A16014\
Data File : ECD2F002.D
Signal(s) : ECD1A.CH
Acq On : 16 Jan 2020 7:56
Operator : MJB / KAK
Sample : 0A16014-CCV1
Misc :
ALS Vial : 2 Sample Multiplier: 1

Integration File: PCB1.e
Quant Time: Jan 16 08:14:16 2020
Quant Method : K:\METHODS\FECD2_QUANTPCB_191203RT2.M
Quant Title : PCB Data Analysis
QLast Update : Wed Dec 04 15:29:22 2019
Response via : Initial Calibration
Integrator: ChemStation 6890 Scale Mode: Small noise peaks clipped



Data Path : K:\DATA\0A16014\
 Data File : ECD2F003.D
 Signal(s) : ECD1A.CH
 Acq On : 16 Jan 2020 8:13
 Operator : MJB / KAK
 Sample : 0A16014-CCB1
 Misc :
 ALS Vial : 3 Sample Multiplier: 1

Integration File: PCB1.e
 Quant Time: Jan 16 10:30:30 2020
 Quant Method : K:\METHODS\FECD2_QUANTPCB_191203RT2.M
 Quant Title : PCB Data Analysis
 QLast Update : Wed Dec 04 15:29:22 2019
 Response via : Initial Calibration
 Integrator: ChemStation 6890 Scale Mode: Small noise peaks clipped

MJB
 1/16/20

clean

Compound	R.T.	Response	Conc Units
System Monitoring Compounds			
1) S TCMX (S)	4.816	7024610	105.494 ng/ml
62) S DCBP (S)	9.563	11278889	100.997 ng/ml
Target Compounds			
2) Aroclor 1016 (1)	5.732	2824	0.755 ng/ml
3) Aroclor 1016 (2)	6.157	5956	0.828 ng/ml
4) Aroclor 1016 (3)	6.234	3870	0.974 ng/ml
5) Aroclor 1016 (4)	6.374	716	0.200 ng/ml
6) Aroclor 1016 (5)	6.603	1415	0.341 ng/ml
7) Aroclor 1016 (6)	6.726	994	0.339 ng/ml
8) Aroclor 1016 - AVE	0.000	0	N.D. ng/ml
9) Aroclor 1221 (1)	5.176	13425	12.403 ng/ml
10) Aroclor 1221 (2)	5.283	12427	17.318 ng/ml
11) Aroclor 1221 (3)	5.360	12067	5.157 ng/ml
12) Aroclor 1221 - AVE	0.000	0	N.D. ng/ml
13) Aroclor 1232 (1)	5.360	12067	6.794 ng/ml
14) Aroclor 1232 (2)	6.157	5956	2.142 ng/ml
15) Aroclor 1232 (3)	6.234	3870	2.638 ng/ml
16) Aroclor 1232 (4)	6.374	716	0.629 ng/ml
17) Aroclor 1232 (5)	6.603	1415	0.986 ng/ml
18) Aroclor 1232 (6)	6.726	994	0.829 ng/ml
19) Aroclor 1232 - AVE	0.000	0	N.D. ng/ml
20) Aroclor 1242 (1)	5.732	2824	1.063 ng/ml
21) Aroclor 1242 (2)	6.157	5956	1.148 ng/ml
22) Aroclor 1242 (3)	6.234	3870	1.372 ng/ml
23) Aroclor 1242 (4)	6.374	716	0.313 ng/ml
24) Aroclor 1242 (5)	6.603	1415	0.474 ng/ml
25) Aroclor 1242 (6)	6.726	994	0.396 ng/ml
26) Aroclor 1242 - AVE	0.000	0	N.D. ng/ml
27) Aroclor 1248 (1)	6.157	5956	1.750 ng/ml
28) Aroclor 1248 (2)	6.374	716	0.159 ng/ml
29) Aroclor 1248 (3)	6.603	1415	0.271 ng/ml
30) Aroclor 1248 (4)	6.894	883	0.152 ng/ml
31) Aroclor 1248 (5)	6.932	1218	0.198 ng/ml
32) Aroclor 1248 (6)	7.412	3633	1.063 ng/ml
33) Aroclor 1248 - AVE	0.000	0	N.D. ng/ml
34) Aroclor 1254 (1)	6.932	1218	0.203 ng/ml
35) Aroclor 1254 (2)	7.038	965	0.132 ng/ml
36) Aroclor 1254 (3)	7.412	3633	0.324 ng/ml
37) Aroclor 1254 (4)	7.572	5108	0.716 ng/ml
38) Aroclor 1254 (5)	7.954	4493	0.587 ng/ml
39) Aroclor 1254 (6)	8.241	650	0.261 ng/ml
40) Aroclor 1254 - AVE	0.000	0	N.D. ng/ml
41) Aroclor 1260 (1)	7.522	5979	0.718 ng/ml
42) Aroclor 1260 (2)	7.657	5736	0.562 ng/ml
43) Aroclor 1260 (3)	8.213	1347	0.171 ng/ml
44) Aroclor 1260 (4)	8.380	6388	0.343 ng/ml
45) Aroclor 1260 (5)	8.679	2325	0.192 ng/ml
46) Aroclor 1260 (6)	9.066	3506	0.686 ng/ml
47) Aroclor 1260 - AVE	0.000	0	N.D. ng/ml

Data Path : K:\DATA\0A16014\
 Data File : ECD2F003.D
 Signal(s) : ECD1A.CH
 Acq On : 16 Jan 2020 8:13
 Operator : MJB / KAK
 Sample : 0A16014-CCB1
 Misc :
 ALS Vial : 3 Sample Multiplier: 1

Integration File: PCB1.e
 Quant Time: Jan 16 10:30:30 2020
 Quant Method : K:\METHODS\FECD2_QUANTPCB_191203RT2.M
 Quant Title : PCB Data Analysis
 QLast Update : Wed Dec 04 15:29:22 2019
 Response via : Initial Calibration
 Integrator: ChemStation 6890 Scale Mode: Small noise peaks clipped

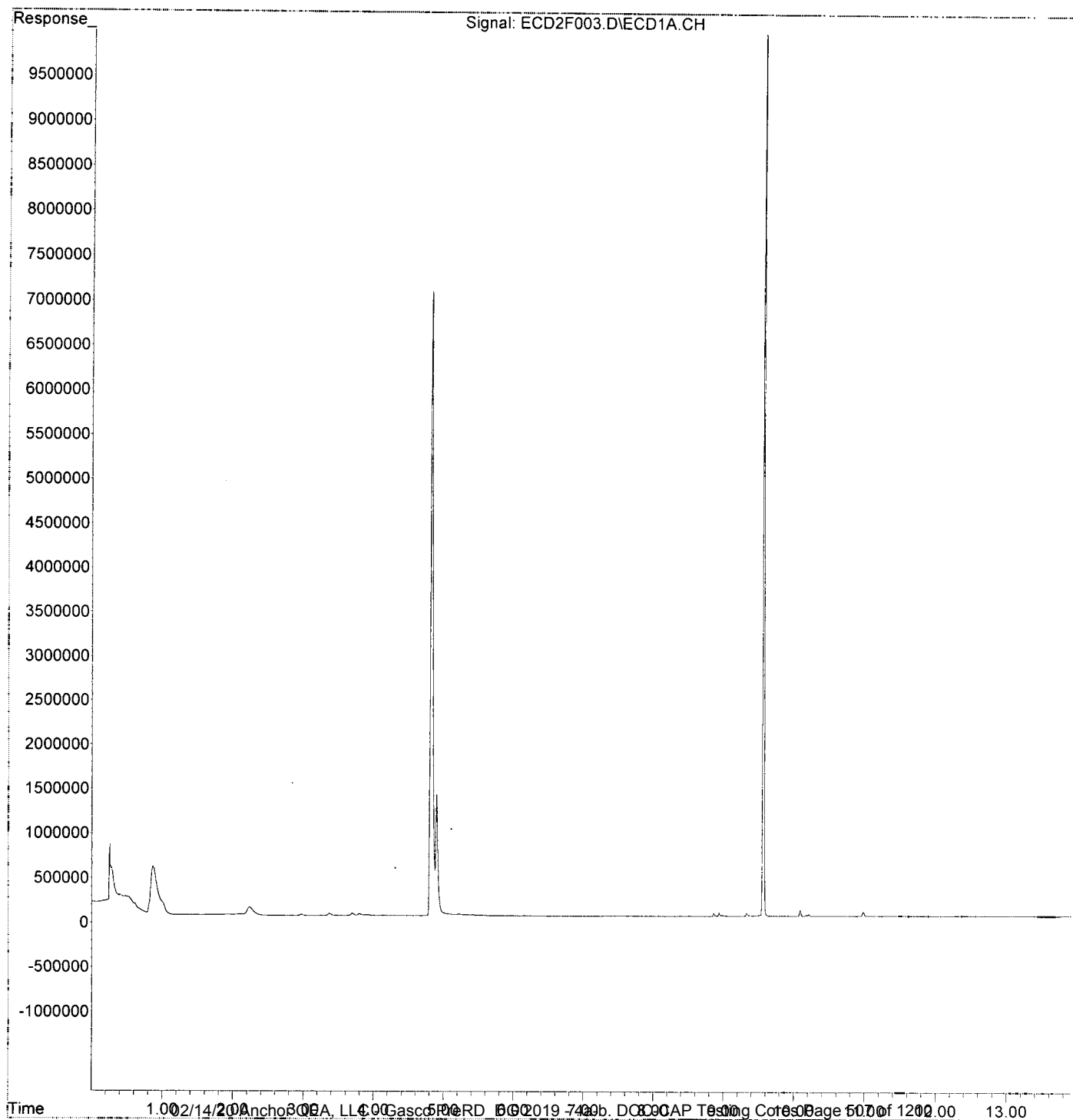
Compound	R.T.	Response	Conc Units
48) Aroclor 1262 (1)	7.657	5736	0.713 ng/ml
49) Aroclor 1262 (2)	7.976	2908	0.259 ng/ml
50) Aroclor 1262 (3)	8.213	1347	0.139 ng/ml
51) Aroclor 1262 (4)	8.380	6388	0.309 ng/ml
52) Aroclor 1262 (5)	8.679	2325	0.178 ng/ml
53) Aroclor 1262 (6)	9.066	3506	0.525 ng/ml
54) Aroclor 1262 - AVE	0.000	0	N.D. ng/ml
55) Aroclor 1268 (1)	8.213	1347	0.264 ng/ml
56) Aroclor 1268 (2)	8.626	869	0.035 ng/ml
57) Aroclor 1268 (3)	8.679	2325	0.114 ng/ml
58) Aroclor 1268 (4)	8.859	35365	1.846 ng/ml
59) Aroclor 1268 (5)	9.066	3506	0.452 ng/ml
60) Aroclor 1268 (6)	9.330	37688	0.721 ng/ml
61) Aroclor 1268 - AVE	0.000	0	N.D. ng/ml

(f)=RT Delta > 1/2 Window

(m)=manual int.

Data Path : K:\DATA\0A16014\
Data File : ECD2F003.D
Signal(s) : ECD1A.CH
Acq On : 16 Jan 2020 8:13
Operator : MJB / KAK
Sample : 0A16014-CCB1
Misc :
ALS Vial : 3 Sample Multiplier: 1

Integration File: PCB1.e
Quant Time: Jan 16 10:30:30 2020
Quant Method : K:\METHODS\FECD2_QUANTPCB_191203RT2.M
Quant Title : PCB Data Analysis
QLast Update : Wed Dec 04 15:29:22 2019
Response via : Initial Calibration
Integrator: ChemStation 6890 Scale Mode: Small noise peaks clipped



Data Path : K:\DATA\0A16014\
 Data File : ECD2F004.D
 Signal(s) : ECD1A.CH
 Acq On : 16 Jan 2020 8:31
 Operator : MJB / KAK
 Sample : 0010436-BLK1
 Misc :
 ALS Vial : 4 Sample Multiplier: 1

Integration File: PCB1.e
 Quant Time: Jan 16 10:30:51 2020
 Quant Method : K:\METHODS\FECD2_QUANTPCB_191203RT2.M
 Quant Title : PCB Data Analysis
 QLast Update : Wed Dec 04 15:29:22 2019
 Response via : Initial Calibration
 Integrator: ChemStation 6890 Scale Mode: Small noise peaks clipped

[Handwritten signature]
 1/16/20

Compound	R.T.	Response	Conc Units
System Monitoring Compounds			
1) S TCMX (S)	4.814	10077216	151.337 ng/ml
62) S DCBP (S)	9.563	26261504	235.160 ng/ml
Target Compounds			
2) Aroclor 1016 (1)	5.728	10796	2.888 ng/ml
3) Aroclor 1016 (2)	6.139	19289	2.681 ng/ml
4) Aroclor 1016 (3)	6.221	11484	2.890 ng/ml
5) Aroclor 1016 (4)	6.375	11029	3.083 ng/ml
6) Aroclor 1016 (5)	6.597	12110	2.917 ng/ml
7) Aroclor 1016 (6)	6.723	7653	2.609 ng/ml
8) Aroclor 1016 - AVE	0.000	0	N.D. ng/ml
9) Aroclor 1221 (1)	5.170	15735	14.537 ng/ml
10) Aroclor 1221 (2)	5.312	12749	17.767 ng/ml
11) Aroclor 1221 (3)	5.364	17440	7.453 ng/ml
12) Aroclor 1221 - AVE	0.000	0	N.D. ng/ml
13) Aroclor 1232 (1)	5.364	17440	9.819 ng/ml
14) Aroclor 1232 (2)	6.139	19289	6.938 ng/ml
15) Aroclor 1232 (3)	6.221	11484	7.828 ng/ml
16) Aroclor 1232 (4)	6.375	11029	9.680 ng/ml
17) Aroclor 1232 (5)	6.597	12110	8.433 ng/ml
18) Aroclor 1232 (6)	6.723	7653	6.387 ng/ml
19) Aroclor 1232 - AVE	0.000	0	N.D. ng/ml
20) Aroclor 1242 (1)	5.728	10796	4.065 ng/ml
21) Aroclor 1242 (2)	6.139	19289	3.719 ng/ml
22) Aroclor 1242 (3)	6.221	11484	4.072 ng/ml
23) Aroclor 1242 (4)	6.375	11029	4.818 ng/ml
24) Aroclor 1242 (5)	6.597	12110	4.057 ng/ml
25) Aroclor 1242 (6)	6.723	7653	3.050 ng/ml
26) Aroclor 1242 - AVE	0.000	0	N.D. ng/ml
27) Aroclor 1248 (1)	6.139	19289	5.668 ng/ml
28) Aroclor 1248 (2)	6.375	11029	2.443 ng/ml
29) Aroclor 1248 (3)	6.597	12110	2.320 ng/ml
30) Aroclor 1248 (4)	6.890	2369	0.408 ng/ml
31) Aroclor 1248 (5)	6.923	7905	1.283 ng/ml
32) Aroclor 1248 (6)	7.409	12906	3.776 ng/ml
33) Aroclor 1248 - AVE	0.000	0	N.D. ng/ml
34) Aroclor 1254 (1)	6.923	7905	1.318 ng/ml
35) Aroclor 1254 (2)	7.034	7628	1.047 ng/ml
36) Aroclor 1254 (3)	7.409	12906	1.151 ng/ml
37) Aroclor 1254 (4)	7.570	5638	0.791 ng/ml
38) Aroclor 1254 (5)	7.950	9445	1.233 ng/ml
39) Aroclor 1254 (6)	8.239	833	0.334 ng/ml
40) Aroclor 1254 - AVE	0.000	0	N.D. ng/ml
41) Aroclor 1260 (1)	7.522	17393	2.089 ng/ml
42) Aroclor 1260 (2)	7.655	16044	1.573 ng/ml
43) Aroclor 1260 (3)	8.210	4509	0.573 ng/ml
44) Aroclor 1260 (4)	8.379	11468	0.616 ng/ml
45) Aroclor 1260 (5)	8.676	4923	0.407 ng/ml
46) Aroclor 1260 (6)	9.069	5644	1.104 ng/ml
47) Aroclor 1260 - AVE	0.000	0	N.D. ng/ml

← MDL

Data Path : K:\DATA\0A16014\
 Data File : ECD2F004.D
 Signal(s) : ECD1A.CH
 Acq On : 16 Jan 2020 8:31
 Operator : MJB / KAK
 Sample : 0010436-BLK1
 Misc :
 ALS Vial : 4 Sample Multiplier: 1

Integration File: PCB1.e
 Quant Time: Jan 16 10:30:51 2020
 Quant Method : K:\METHODS\FECD2_QUANTPCB_191203RT2.M
 Quant Title : PCB Data Analysis
 QLast Update : Wed Dec 04 15:29:22 2019
 Response via : Initial Calibration
 Integrator: ChemStation 6890 Scale Mode: Small noise peaks clipped

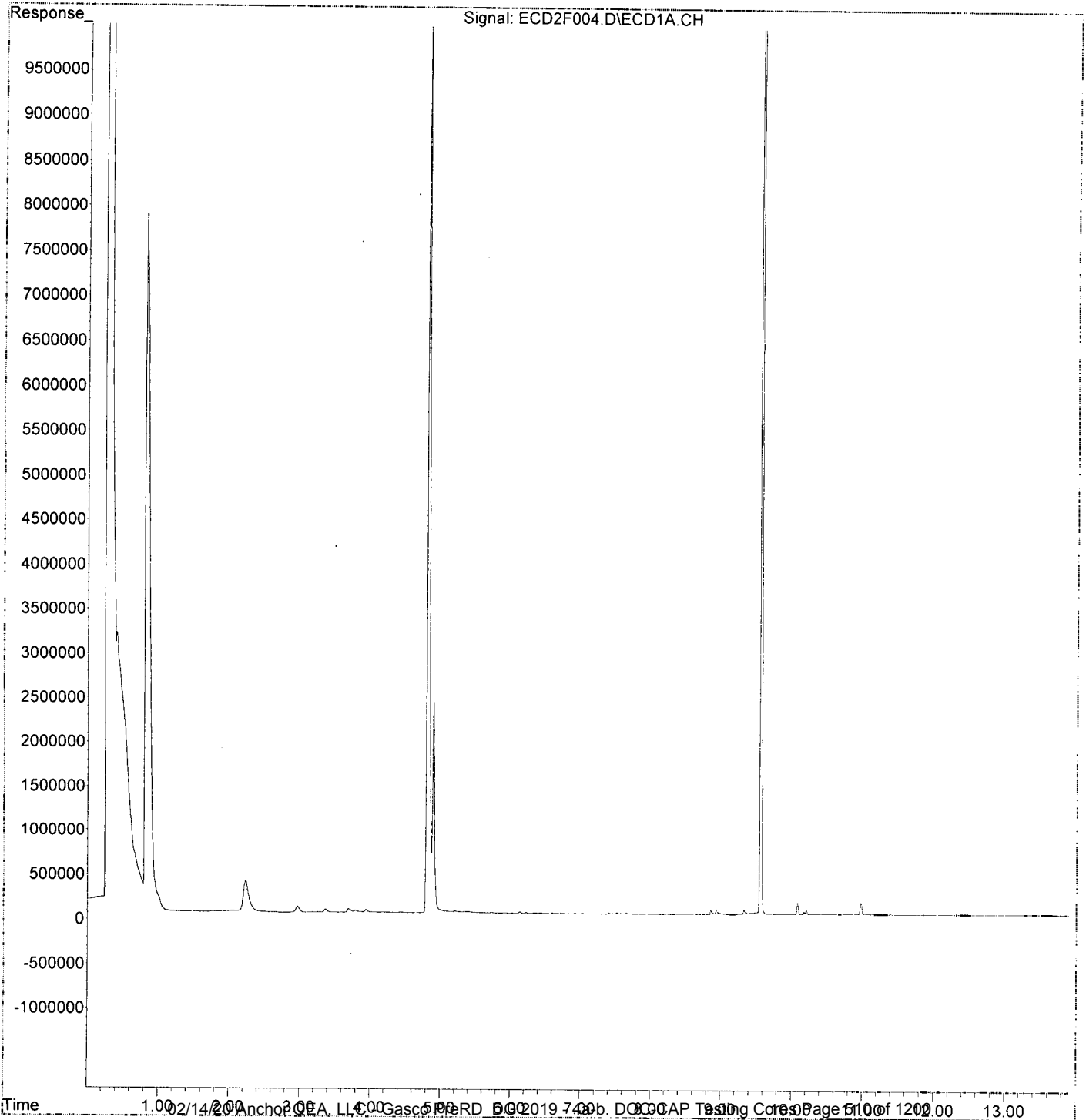
	Compound	R.T.	Response	Conc Units
48)	Aroclor 1262 (1)	7.655	16044	1.994 ng/ml
49)	Aroclor 1262 (2)	7.978	8388	0.747 ng/ml
50)	Aroclor 1262 (3)	8.210	4509	0.465 ng/ml
51)	Aroclor 1262 (4)	8.379	11468	0.555 ng/ml
52)	Aroclor 1262 (5)	8.676	4923	0.376 ng/ml
53)	Aroclor 1262 (6)	9.069	5644	0.845 ng/ml
54)	Aroclor 1262 - AVE	0.000	0	N.D. ng/ml
55)	Aroclor 1268 (1)	8.210	4509	0.883 ng/ml
56)	Aroclor 1268 (2)	8.628	2093	0.085 ng/ml
57)	Aroclor 1268 (3)	8.676	4923	0.241 ng/ml
58)	Aroclor 1268 (4)	8.858	51023	2.664 ng/ml
59)	Aroclor 1268 (5)	9.069	5644	0.728 ng/ml
60)	Aroclor 1268 (6)	9.330	50934	0.974 ng/ml
61)	Aroclor 1268 - AVE	0.000	0	N.D. ng/ml

(f)=RT Delta > 1/2 Window

(m)=manual int.

Data Path : K:\DATA\0A16014\
Data File : ECD2F004.D
Signal(s) : ECD1A.CH
Acq On : 16 Jan 2020 8:31
Operator : MJB / KAK
Sample : 0010436-BLK1
Misc :
ALS Vial : 4 Sample Multiplier: 1

Integration File: PCB1.e
Quant Time: Jan 16 10:30:51 2020
Quant Method : K:\METHODS\FECD2_QUANTPCB_191203RT2.M
Quant Title : PCB Data Analysis
QLast Update : Wed Dec 04 15:29:22 2019
Response via : Initial Calibration
Integrator: ChemStation 6890 Scale Mode: Small noise peaks clipped



Data Path : K:\DATA\0A16014\
 Data File : ECD2F005.D
 Signal(s) : ECD1A.CH
 Acq On : 16 Jan 2020 8:49
 Operator : MJB / KAK
 Sample : 0010436-BS1
 Misc :
 ALS Vial : 5 Sample Multiplier: 1

Integration File: PCB1.e
 Quant Time: Jan 16 10:31:13 2020
 Quant Method : K:\METHODS\FECD2_QUANTPCB_191203RT2.M
 Quant Title : PCB Data Analysis
 QLast Update : Wed Dec 04 15:29:22 2019
 Response via : Initial Calibration
 Integrator: ChemStation 6890 Scale Mode: Small noise peaks clipped

[Handwritten Signature]
 1/16/20

Compound	R.T.	Response	Conc Units
System Monitoring Compounds			
1) S TCMX (S)	4.813	7720440	115.944 ng/ml
62) S DCBP (S)	9.563	25054763	224.354 ng/ml
Target Compounds			
2) Aroclor 1016 (1)	5.726	2047056	547.640 ng/ml
3) Aroclor 1016 (2)	6.138	5172986	719.079 ng/ml
4) Aroclor 1016 (3)	6.220	2573506	647.761 ng/ml
5) Aroclor 1016 (4)	6.375	2656562	742.605 ng/ml
6) Aroclor 1016 (5)	6.597	2960674	713.160 ng/ml
7) Aroclor 1016 (6)	6.723	2090528	712.705 ng/ml
8) Aroclor 1016 - AVE	0.000	0	N.D. ng/ml
9) Aroclor 1221 (1)	5.164	184912	170.830 ng/ml
10) Aroclor 1221 (2)	5.283	204516	285.013 ng/ml
11) Aroclor 1221 (3)	5.363	897498	383.527 ng/ml
12) Aroclor 1221 - AVE	0.000	0	N.D. ng/ml
13) Aroclor 1232 (1)	5.363	897498	505.299 ng/ml
14) Aroclor 1232 (2)	6.138	5172986	1860.664 ng/ml
15) Aroclor 1232 (3)	6.220	2573506	1754.335 ng/ml
16) Aroclor 1232 (4)	6.375	2656562	2331.617 ng/ml
17) Aroclor 1232 (5)	6.597	2960674	2061.780 ng/ml
18) Aroclor 1232 (6)	6.723	2090528	1744.838 ng/ml
19) Aroclor 1232 - AVE	0.000	0	N.D. ng/ml
20) Aroclor 1242 (1)	5.726	2047056	770.722 ng/ml
21) Aroclor 1242 (2)	6.138	5172986	997.282 ng/ml
22) Aroclor 1242 (3)	6.220	2573506	912.536 ng/ml
23) Aroclor 1242 (4)	6.375	2656562	1160.486 ng/ml
24) Aroclor 1242 (5)	6.597	2960674	991.948 ng/ml
25) Aroclor 1242 (6)	6.723	2090528	833.138 ng/ml
26) Aroclor 1242 - AVE	0.000	0	N.D. ng/ml
27) Aroclor 1248 (1)	6.138	5172986	1519.994 ng/ml
28) Aroclor 1248 (2)	6.375	2656562	588.358 ng/ml
29) Aroclor 1248 (3)	6.597	2960674	567.303 ng/ml
30) Aroclor 1248 (4)	6.891	647538	111.546 ng/ml
31) Aroclor 1248 (5)	6.923	2287384	371.370 ng/ml
32) Aroclor 1248 (6)	7.410	5582465	1633.533 ng/ml
33) Aroclor 1248 - AVE	0.000	0	N.D. ng/ml
34) Aroclor 1254 (1)	6.923	2287384	381.350 ng/ml
35) Aroclor 1254 (2)	7.034	2705185	371.206 ng/ml
36) Aroclor 1254 (3)	7.410	5582465	497.991 ng/ml
37) Aroclor 1254 (4)	7.570	768026	107.717 ng/ml
38) Aroclor 1254 (5)	7.949	7788596	1016.922 ng/ml
39) Aroclor 1254 (6)	8.240	742835	297.862 ng/ml
40) Aroclor 1254 - AVE	0.000	0	N.D. ng/ml
41) Aroclor 1260 (1)	7.522	7605144	913.225 ng/ml
42) Aroclor 1260 (2)	7.656	10569786	1036.010 ng/ml
43) Aroclor 1260 (3)	8.211	7817103	993.890 ng/ml
44) Aroclor 1260 (4)	8.381	20273689	1088.902 ng/ml
45) Aroclor 1260 (5)	8.679	12565196	1038.791 ng/ml
46) Aroclor 1260 (6)	9.069	4979942	973.672 ng/ml
47) Aroclor 1260 - AVE	0.000	0	N.D. ng/ml

Q-30

✓

✓

Data Path : K:\DATA\0A16014\
 Data File : ECD2F005.D
 Signal(s) : ECD1A.CH
 Acq On : 16 Jan 2020 8:49
 Operator : MJB / KAK
 Sample : 0010436-BS1
 Misc :
 ALS Vial : 5 Sample Multiplier: 1

Integration File: PCB1.e
 Quant Time: Jan 16 10:31:13 2020
 Quant Method : K:\METHODS\FECD2_QUANTPCB_191203RT2.M
 Quant Title : PCB Data Analysis
 QLast Update : Wed Dec 04 15:29:22 2019
 Response via : Initial Calibration
 Integrator: ChemStation 6890 Scale Mode: Small noise peaks clipped

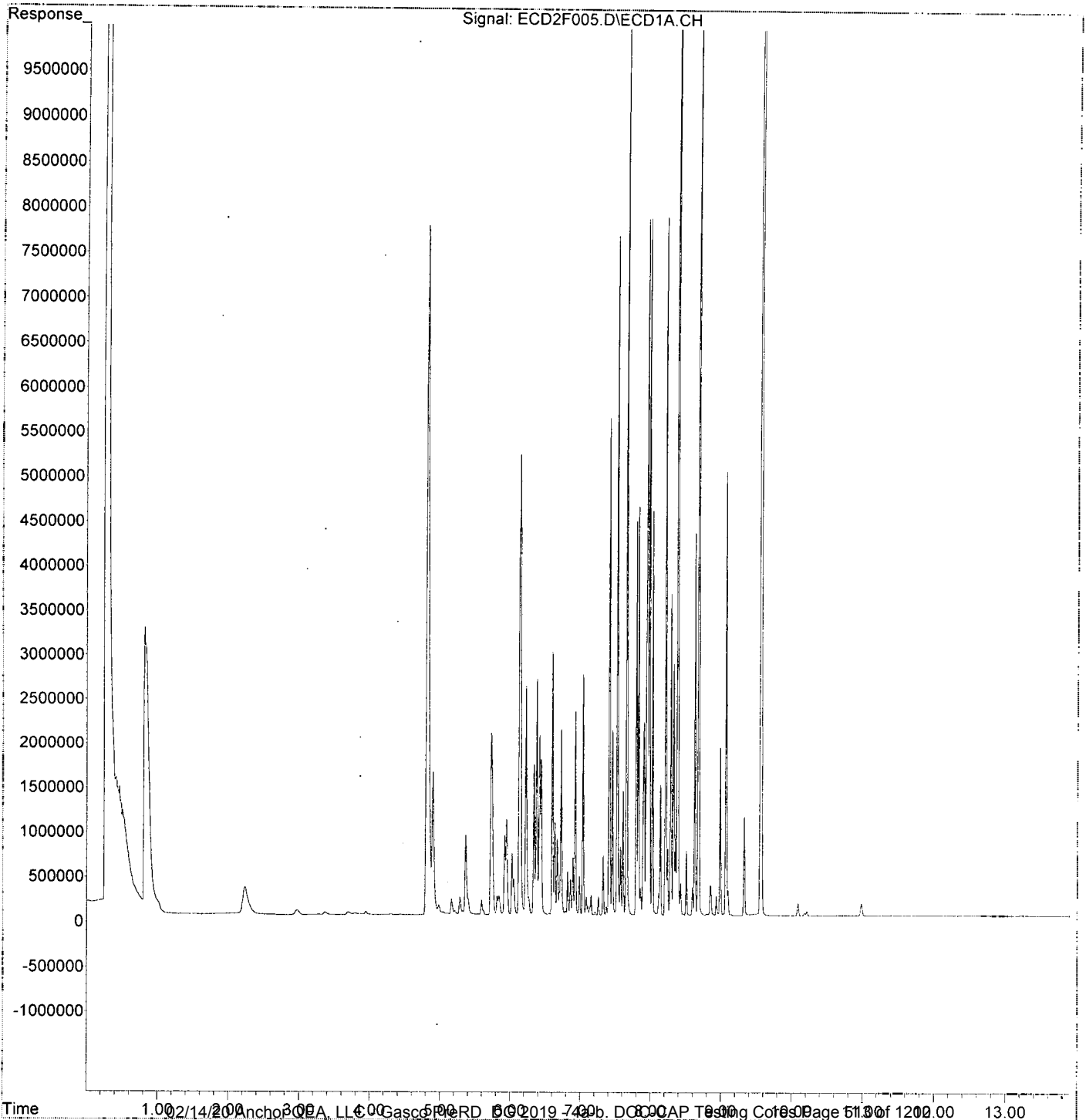
	Compound	R.T.	Response	Conc	Units
48)	Aroclor 1262 (1)	7.656	10569786	1313.602	ng/ml
49)	Aroclor 1262 (2)	7.979	7797944	694.690	ng/ml
50)	Aroclor 1262 (3)	8.211	7817103	805.477	ng/ml
51)	Aroclor 1262 (4)	8.381	20273689	981.297	ng/ml
52)	Aroclor 1262 (5)	8.679	12565196	960.468	ng/ml
53)	Aroclor 1262 (6)	9.069	4979942	745.876	ng/ml
54)	Aroclor 1262 - AVE	0.000	0	N.D.	ng/ml
55)	Aroclor 1268 (1)	8.211	7817103	1531.493	ng/ml
56)	Aroclor 1268 (2)	8.627	4305593	175.555	ng/ml
57)	Aroclor 1268 (3)	8.679	12565196	615.513	ng/ml
58)	Aroclor 1268 (4)	8.851	344626	17.993	ng/ml
59)	Aroclor 1268 (5)	9.069	4979942	642.595	ng/ml
60)	Aroclor 1268 (6)	9.328	1114335	21.313	ng/ml
61)	Aroclor 1268 - AVE	0.000	0	N.D.	ng/ml

(f)=RT Delta > 1/2 Window

(m)=manual int.

Data Path : K:\DATA\0A16014\
Data File : ECD2F005.D
Signal(s) : ECD1A.CH
Acq On : 16 Jan 2020 8:49
Operator : MJB / KAK
Sample : 0010436-BS1
Misc :
ALS Vial : 5 Sample Multiplier: 1

Integration File: PCB1.e
Quant Time: Jan 16 10:31:13 2020
Quant Method : K:\METHODS\FECD2_QUANTPCB_191203RT2.M
Quant Title : PCB Data Analysis
QLast Update : Wed Dec 04 15:29:22 2019
Response via : Initial Calibration
Integrator: ChemStation 6890 Scale Mode: Small noise peaks clipped



Data Path : K:\DATA\0A16014\
 Data File : ECD2F006.D
 Signal(s) : ECD1A.CH
 Acq On : 16 Jan 2020 9:06
 Operator : MJB / KAK
 Sample : 0010436-BSD1
 Misc :
 ALS Vial : 6 Sample Multiplier: 1

Integration File: PCB1.e
 Quant Time: Jan 16 10:31:34 2020
 Quant Method : K:\METHODS\FECD2_QUANTPCB_191203RT2.M
 Quant Title : PCB Data Analysis
 QLast Update : Wed Dec 04 15:29:22 2019
 Response via : Initial Calibration
 Integrator: ChemStation 6890 Scale Mode: Small noise peaks clipped

[Handwritten Signature]
 1/16/20
 Q-19

Compound	R.T.	Response	Conc	Units
System Monitoring Compounds				
1) S TCMX (S)	4.813	11812595	177.399	ng/ml
62) S DCBP (S)	9.562	26055262	233.313	ng/ml
Target Compounds				
2) Aroclor 1016 (1)	5.725	2692132	720.215	ng/ml
3) Aroclor 1016 (2)	6.137	6327936	879.624	ng/ml
4) Aroclor 1016 (3)	6.219	3136903	789.570	ng/ml
5) Aroclor 1016 (4)	6.375	3147070	879.720	ng/ml
6) Aroclor 1016 (5)	6.596	3232331	778.596	ng/ml
7) Aroclor 1016 (6)	6.722	2238114	763.020	ng/ml
8) Aroclor 1016 - AVE	0.000	0	N.D.	ng/ml
9) Aroclor 1221 (1)	5.163	259539	239.774	ng/ml
10) Aroclor 1221 (2)	5.281	283638	395.276	ng/ml
11) Aroclor 1221 (3)	5.364	1240517	530.110	ng/ml
12) Aroclor 1221 - AVE	0.000	0	N.D.	ng/ml
13) Aroclor 1232 (1)	5.364	1240517	698.422	ng/ml
14) Aroclor 1232 (2)	6.137	6327936	2276.086	ng/ml
15) Aroclor 1232 (3)	6.219	3136903	2138.397	ng/ml
16) Aroclor 1232 (4)	6.375	3147070	2762.127	ng/ml
17) Aroclor 1232 (5)	6.596	3232331	2250.959	ng/ml
18) Aroclor 1232 (6)	6.722	2238114	1868.019	ng/ml
19) Aroclor 1232 - AVE	0.000	0	N.D.	ng/ml
20) Aroclor 1242 (1)	5.725	2692132	1013.594	ng/ml
21) Aroclor 1242 (2)	6.137	6327936	1219.941	ng/ml
22) Aroclor 1242 (3)	6.219	3136903	1112.310	ng/ml
23) Aroclor 1242 (4)	6.375	3147070	1374.758	ng/ml
24) Aroclor 1242 (5)	6.596	3232331	1082.965	ng/ml
25) Aroclor 1242 (6)	6.722	2238114	891.955	ng/ml
26) Aroclor 1242 - AVE	0.000	0	N.D.	ng/ml
27) Aroclor 1248 (1)	6.137	6327936	1859.356	ng/ml
28) Aroclor 1248 (2)	6.375	3147070	696.992	ng/ml
29) Aroclor 1248 (3)	6.596	3232331	619.356	ng/ml
30) Aroclor 1248 (4)	6.890	693821	119.518	ng/ml
31) Aroclor 1248 (5)	6.923	2492983	404.751	ng/ml
32) Aroclor 1248 (6)	7.409	5766157	1687.285	ng/ml
33) Aroclor 1248 - AVE	0.000	0	N.D.	ng/ml
34) Aroclor 1254 (1)	6.923	2492983	415.627	ng/ml
35) Aroclor 1254 (2)	7.033	2805545	384.977	ng/ml
36) Aroclor 1254 (3)	7.409	5766157	514.377	ng/ml
37) Aroclor 1254 (4)	7.569	812699	113.983	ng/ml
38) Aroclor 1254 (5)	7.948	7729859	1009.253	ng/ml
39) Aroclor 1254 (6)	8.239	786902	315.532	ng/ml
40) Aroclor 1254 - AVE	0.000	0	N.D.	ng/ml
41) Aroclor 1260 (1)	7.521	7854007	943.108	ng/ml
42) Aroclor 1260 (2)	7.655	11092934	1087.287	ng/ml
43) Aroclor 1260 (3)	8.210	7816138	993.767	ng/ml
44) Aroclor 1260 (4)	8.380	20104038	1079.790	ng/ml
45) Aroclor 1260 (5)	8.678	13051076	1078.960	ng/ml
46) Aroclor 1260 (6)	9.068	5176775	1012.156	ng/ml
47) Aroclor 1260 - AVE	0.000	0	N.D.	ng/ml

Data Path : K:\DATA\0A16014\
 Data File : ECD2F006.D
 Signal(s) : ECD1A.CH
 Acq On : 16 Jan 2020 9:06
 Operator : MJB / KAK
 Sample : 0010436-BSD1
 Misc :
 ALS Vial : 6 Sample Multiplier: 1

Integration File: PCB1.e
 Quant Time: Jan 16 10:31:34 2020
 Quant Method : K:\METHODS\FECD2_QUANTPCB_191203RT2.M
 Quant Title : PCB Data Analysis
 QLast Update : Wed Dec 04 15:29:22 2019
 Response via : Initial Calibration
 Integrator: ChemStation 6890 Scale Mode: Small noise peaks clipped

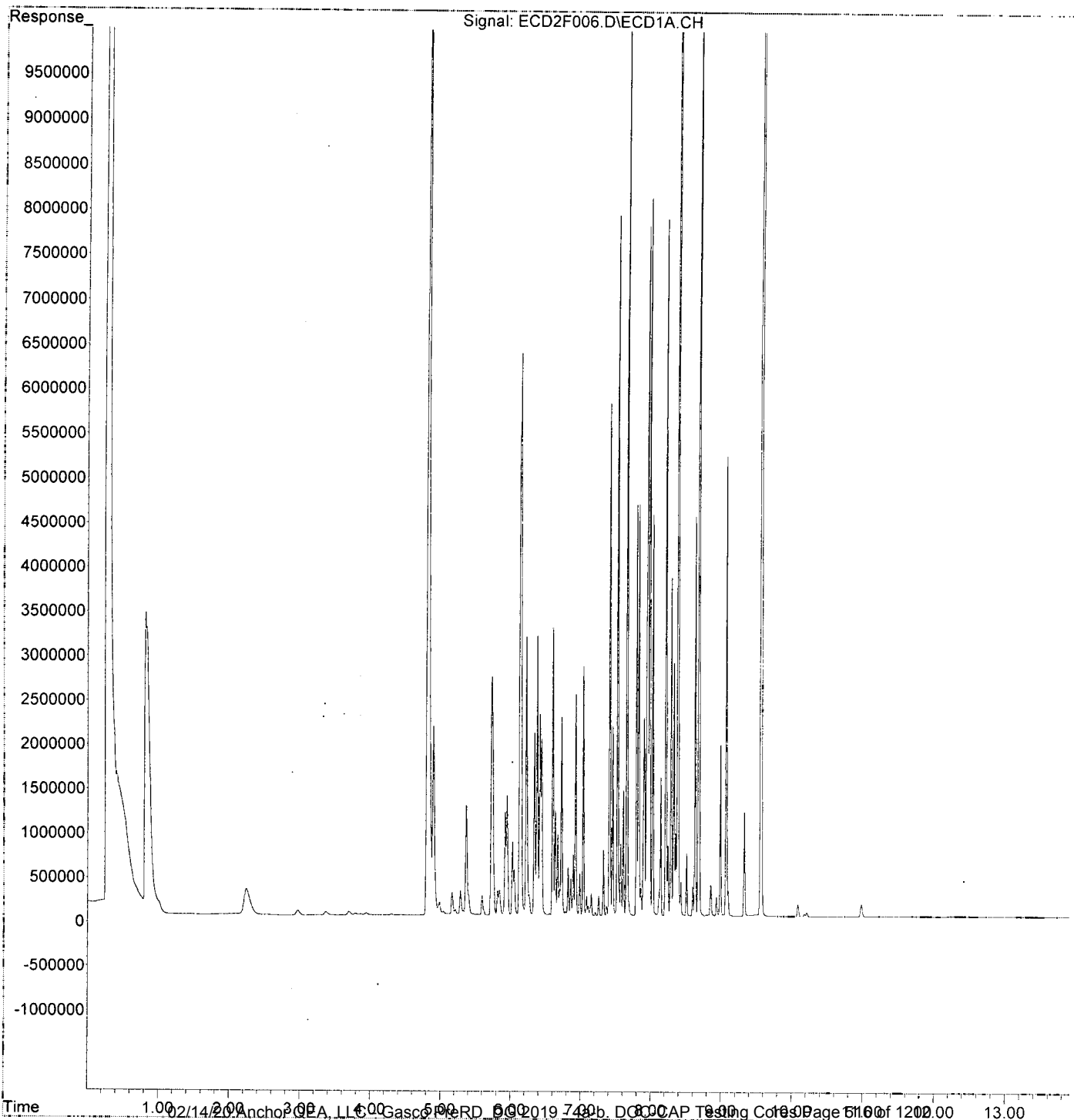
Compound	R.T.	Response	Conc Units
48) Aroclor 1262 (1)	7.655	11092934	1378.618 ng/ml
49) Aroclor 1262 (2)	7.978	8044095	716.619 ng/ml
50) Aroclor 1262 (3)	8.210	7816138	805.378 ng/ml
51) Aroclor 1262 (4)	8.380	20104038	973.086 ng/ml
52) Aroclor 1262 (5)	8.678	13051076	997.608 ng/ml
53) Aroclor 1262 (6)	9.068	5176775	775.356 ng/ml
54) Aroclor 1262 - AVE	0.000	0	N.D. ng/ml
55) Aroclor 1268 (1)	8.210	7816138	1531.304 ng/ml
56) Aroclor 1268 (2)	8.626	4496315	183.331 ng/ml
57) Aroclor 1268 (3)	8.678	13051076	639.314 ng/ml
58) Aroclor 1268 (4)	8.850	352354	18.396 ng/ml
59) Aroclor 1268 (5)	9.068	5176775	667.994 ng/ml
60) Aroclor 1268 (6)	9.326	1168163	22.343 ng/ml
61) Aroclor 1268 - AVE	0.761	139327	NoCal ng/ml

(f)=RT Delta > 1/2 Window

(m)=manual int.

Data Path : K:\DATA\0A16014\
Data File : ECD2F006.D
Signal(s) : ECD1A.CH
Acq On : 16 Jan 2020 9:06
Operator : MJB / KAK
Sample : 0010436-BSD1
Misc :
ALS Vial : 6 Sample Multiplier: 1

Integration File: PCB1.e
Quant Time: Jan 16 10:31:34 2020
Quant Method : K:\METHODS\FECD2_QUANTPCB_191203RT2.M
Quant Title : PCB Data Analysis
QLast Update : Wed Dec 04 15:29:22 2019
Response via : Initial Calibration
Integrator: ChemStation 6890 Scale Mode: Small noise peaks clipped



Data Path : K:\DATA\0A16014\
 Data File : ECD2F011.D
 Signal(s) : ECD1A.CH
 Acq On : 16 Jan 2020 10:34
 Operator : MJB / KAK
 Sample : 0A16014-CCV2
 Misc :
 ALS Vial : 2 Sample Multiplier: 1

Integration File: PCB1.e
 Quant Time: Jan 16 11:05:47 2020
 Quant Method : K:\METHODS\FECD2_QUANTPCB_191203RT2.M
 Quant Title : PCB Data Analysis
 QLast Update : Wed Dec 04 15:29:22 2019
 Response via : Initial Calibration
 Integrator: ChemStation 6890 Scale Mode: Small noise peaks clipped

Handwritten signature
 1/16/20

Compound	R.T.	Response	Conc	Units
System Monitoring Compounds				
1) S TCMX (S)	4.813	18118248	272.096	ng/ml
62) S DCBP (S)	9.562	30032378	268.926	ng/ml
Target Compounds				
2) Aroclor 1016 (1)	5.724	1919140	513.419	ng/ml
3) Aroclor 1016 (2)	6.138	3956305	549.952	ng/ml
4) Aroclor 1016 (3)	6.219	2086953	525.294	ng/ml
5) Aroclor 1016 (4)	6.374	1937623	541.636	ng/ml
6) Aroclor 1016 (5)	6.596	2184062	526.092	ng/ml
7) Aroclor 1016 (6)	6.722	1619209	552.023	ng/ml
8) Aroclor 1016 - AVE	0.000	0	N.D.	ng/ml
9) Aroclor 1221 (1)	5.164	187401	173.129	ng/ml
10) Aroclor 1221 (2)	5.283	210993	294.039	ng/ml
11) Aroclor 1221 (3)	5.364	881576	376.724	ng/ml
12) Aroclor 1221 - AVE	0.000	0	N.D.	ng/ml
13) Aroclor 1232 (1)	5.364	881576	496.335	ng/ml
14) Aroclor 1232 (2)	6.138	3956305	1423.038	ng/ml
15) Aroclor 1232 (3)	6.219	2086953	1422.657	ng/ml
16) Aroclor 1232 (4)	6.374	1937623	1700.617	ng/ml
17) Aroclor 1232 (5)	6.596	2184062	1520.956	ng/ml
18) Aroclor 1232 (6)	6.722	1619209	1351.456	ng/ml
19) Aroclor 1232 - AVE	0.000	0	N.D.	ng/ml
20) Aroclor 1242 (1)	5.724	1919140	722.561	ng/ml
21) Aroclor 1242 (2)	6.138	3956305	762.722	ng/ml
22) Aroclor 1242 (3)	6.219	2086953	740.010	ng/ml
23) Aroclor 1242 (4)	6.374	1937623	846.427	ng/ml
24) Aroclor 1242 (5)	6.596	2184062	731.751	ng/ml
25) Aroclor 1242 (6)	6.722	1619209	645.303	ng/ml
26) Aroclor 1242 - AVE	0.000	0	N.D.	ng/ml
27) Aroclor 1248 (1)	6.138	3956305	1162.493	ng/ml
28) Aroclor 1248 (2)	6.374	1937623	429.132	ng/ml
29) Aroclor 1248 (3)	6.596	2184062	418.494	ng/ml
30) Aroclor 1248 (4)	6.889	424994	73.210	ng/ml
31) Aroclor 1248 (5)	6.922	1514060	245.817	ng/ml
32) Aroclor 1248 (6)	7.409	3272323	957.543	ng/ml
33) Aroclor 1248 - AVE	0.000	0	N.D.	ng/ml
34) Aroclor 1254 (1)	6.922	1514060	252.423	ng/ml
35) Aroclor 1254 (2)	7.033	1636065	224.501	ng/ml
36) Aroclor 1254 (3)	7.409	3272323	291.912	ng/ml
37) Aroclor 1254 (4)	7.568	474697	66.577	ng/ml
38) Aroclor 1254 (5)	7.948	4254388	555.476	ng/ml
39) Aroclor 1254 (6)	8.239	458542	183.866	ng/ml
40) Aroclor 1254 - AVE	0.000	0	N.D.	ng/ml
41) Aroclor 1260 (1)	7.521	4373337	525.150	ng/ml
42) Aroclor 1260 (2)	7.655	5657438	554.521	ng/ml
43) Aroclor 1260 (3)	8.210	3908182	496.898	ng/ml
44) Aroclor 1260 (4)	8.380	10065150	540.600	ng/ml
45) Aroclor 1260 (5)	8.678	6512110	538.370	ng/ml
46) Aroclor 1260 (6)	9.069	2586831	505.774	ng/ml
47) Aroclor 1260 - AVE	0.000	0	N.D.	ng/ml

Data Path : K:\DATA\0A16014\
 Data File : ECD2F011.D
 Signal(s) : ECD1A.CH
 Acq On : 16 Jan 2020 10:34
 Operator : MJB / KAK
 Sample : 0A16014-CCV2
 Misc :
 ALS Vial : 2 Sample Multiplier: 1

Integration File: PCB1.e
 Quant Time: Jan 16 11:05:47 2020
 Quant Method : K:\METHODS\FECD2_QUANTPCB_191203RT2.M
 Quant Title : PCB Data Analysis
 QLast Update : Wed Dec 04 15:29:22 2019
 Response via : Initial Calibration
 Integrator: ChemStation 6890 Scale Mode: Small noise peaks clipped

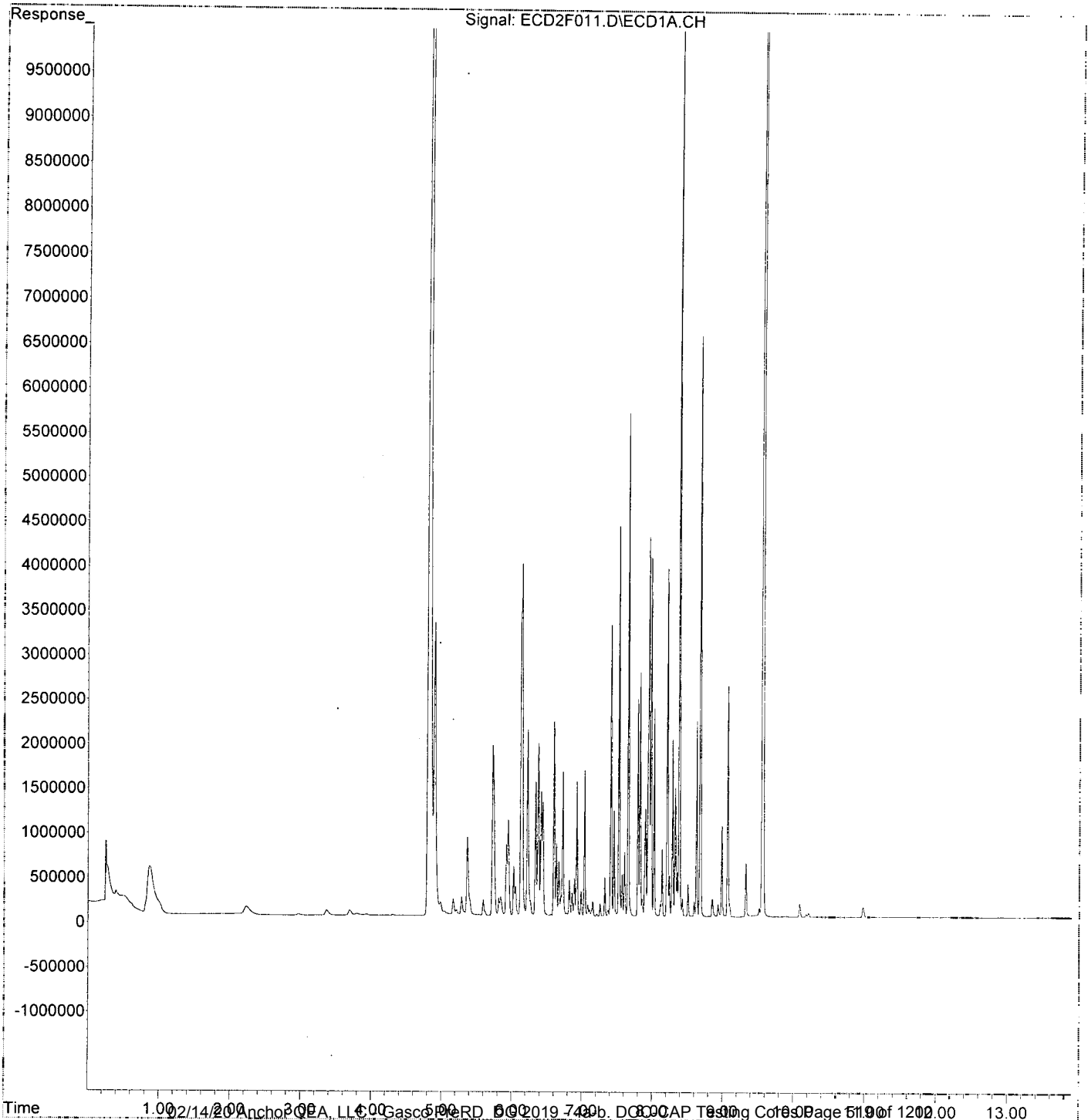
Compound	R.T.	Response	Conc	Units
48) Aroclor 1262 (1)	7.655	5657438	703.101	ng/ml
49) Aroclor 1262 (2)	7.978	4030633	359.074	ng/ml
50) Aroclor 1262 (3)	8.210	3908182	402.701	ng/ml
51) Aroclor 1262 (4)	8.380	10065150	487.178	ng/ml
52) Aroclor 1262 (5)	8.678	6512110	497.778	ng/ml
53) Aroclor 1262 (6)	9.069	2586831	387.445	ng/ml
54) Aroclor 1262 - AVE	0.000	0	N.D.	ng/ml
55) Aroclor 1268 (1)	8.210	3908182	765.674	ng/ml
56) Aroclor 1268 (2)	8.626	2196477	89.558	ng/ml
57) Aroclor 1268 (3)	8.678	6512110	318.999	ng/ml
58) Aroclor 1268 (4)	8.852	198281	10.352	ng/ml
59) Aroclor 1268 (5)	9.069	2586831	333.796	ng/ml
60) Aroclor 1268 (6)	9.326	598673	11.451	ng/ml
61) Aroclor 1268 - AVE	0.000	0	N.D.	ng/ml

(f)=RT Delta > 1/2 Window

(m)=manual int.

Data Path : K:\DATA\0A16014\
Data File : ECD2F011.D
Signal(s) : ECD1A.CH
Acq On : 16 Jan 2020 10:34
Operator : MJB / KAK
Sample : 0A16014-CCV2
Misc :
ALS Vial : 2 Sample Multiplier: 1

Integration File: PCB1.e
Quant Time: Jan 16 11:05:47 2020
Quant Method : K:\METHODS\FECD2_QUANTPCB_191203RT2.M
Quant Title : PCB Data Analysis
QLast Update : Wed Dec 04 15:29:22 2019
Response via : Initial Calibration
Integrator: ChemStation 6890 Scale Mode: Small noise peaks clipped



Data Path : K:\DATA\0A16014\
 Data File : ECD2F012.D
 Signal(s) : ECD1A.CH
 Acq On : 16 Jan 2020 10:52
 Operator : MJB / KAK
 Sample : 0A16014-CCB2
 Misc :
 ALS Vial : 3 Sample Multiplier: 1

Integration File: PCB1.e
 Quant Time: Jan 16 11:43:38 2020
 Quant Method : K:\METHODS\FECD2_QUANTPCB_191203RT2.M
 Quant Title : PCB Data Analysis
 QLast Update : Wed Dec 04 15:29:22 2019
 Response via : Initial Calibration
 Integrator: ChemStation 6890 Scale Mode: Small noise peaks clipped

1/16/20
clean

Compound	R.T.	Response	Conc Units
System Monitoring Compounds			
1) S TCMX (S)	4.813	6787241	101.929 ng/ml
62) S DCBP (S)	9.561	11144197	99.791 ng/ml
Target Compounds			
2) Aroclor 1016 (1)	5.721	3875	1.037 ng/ml
3) Aroclor 1016 (2)	6.153	6484	0.901 ng/ml
4) Aroclor 1016 (3)	6.233	4983	1.254 ng/ml
5) Aroclor 1016 (4)	6.382	2267	0.634 ng/ml
6) Aroclor 1016 (5)	6.601	3033	0.731 ng/ml
7) Aroclor 1016 (6)	6.726	2498	0.852 ng/ml
8) Aroclor 1016 - AVE	0.000	0	N.D. ng/ml
9) Aroclor 1221 (1)	5.165	13884	12.827 ng/ml
10) Aroclor 1221 (2)	5.285	12479	17.391 ng/ml
11) Aroclor 1221 (3)	5.348	12895	5.510 ng/ml
12) Aroclor 1221 - AVE	0.000	0	N.D. ng/ml
13) Aroclor 1232 (1)	5.348	12895	7.260 ng/ml
14) Aroclor 1232 (2)	6.153	6484	2.332 ng/ml
15) Aroclor 1232 (3)	6.233	4983	3.397 ng/ml
16) Aroclor 1232 (4)	6.382	2267	1.990 ng/ml
17) Aroclor 1232 (5)	6.601	3033	2.112 ng/ml
18) Aroclor 1232 (6)	6.726	2498	2.085 ng/ml
19) Aroclor 1232 - AVE	0.000	0	N.D. ng/ml
20) Aroclor 1242 (1)	5.721	3875	1.459 ng/ml
21) Aroclor 1242 (2)	6.153	6484	1.250 ng/ml
22) Aroclor 1242 (3)	6.233	4983	1.767 ng/ml
23) Aroclor 1242 (4)	6.382	2267	0.990 ng/ml
24) Aroclor 1242 (5)	6.601	3033	1.016 ng/ml
25) Aroclor 1242 (6)	6.726	2498	0.996 ng/ml
26) Aroclor 1242 - AVE	0.000	0	N.D. ng/ml
27) Aroclor 1248 (1)	6.153	6484	1.905 ng/ml
28) Aroclor 1248 (2)	6.382	2267	0.502 ng/ml
29) Aroclor 1248 (3)	6.601	3033	0.581 ng/ml
30) Aroclor 1248 (4)	6.893	2486	0.428 ng/ml
31) Aroclor 1248 (5)	6.922	2815	0.457 ng/ml
32) Aroclor 1248 (6)	7.409	4684	1.371 ng/ml
33) Aroclor 1248 - AVE	0.000	0	N.D. ng/ml
34) Aroclor 1254 (1)	6.922	2815	0.469 ng/ml
35) Aroclor 1254 (2)	7.037	2964	0.407 ng/ml
36) Aroclor 1254 (3)	7.409	4684	0.418 ng/ml
37) Aroclor 1254 (4)	7.570	6390	0.896 ng/ml
38) Aroclor 1254 (5)	7.954	5874	0.767 ng/ml
39) Aroclor 1254 (6)	8.241	1773	0.711 ng/ml
40) Aroclor 1254 - AVE	0.000	0	N.D. ng/ml
41) Aroclor 1260 (1)	7.524	6986	0.839 ng/ml
42) Aroclor 1260 (2)	7.655	6829	0.669 ng/ml
43) Aroclor 1260 (3)	8.211	1840	0.234 ng/ml
44) Aroclor 1260 (4)	8.378	6711	0.360 ng/ml
45) Aroclor 1260 (5)	8.680	2179	0.180 ng/ml
46) Aroclor 1260 (6)	9.068	2996	0.586 ng/ml
47) Aroclor 1260 - AVE	0.000	0	N.D. ng/ml

Data Path : K:\DATA\0A16014\
 Data File : ECD2F012.D
 Signal(s) : ECD1A.CH
 Acq On : 16 Jan 2020 10:52
 Operator : MJB / KAK
 Sample : 0A16014-CCB2
 Misc :
 ALS Vial : 3 Sample Multiplier: 1

Integration File: PCB1.e
 Quant Time: Jan 16 11:43:38 2020
 Quant Method : K:\METHODS\FECD2_QUANTPCB_191203RT2.M
 Quant Title : PCB Data Analysis
 QLast Update : Wed Dec 04 15:29:22 2019
 Response via : Initial Calibration
 Integrator: ChemStation 6890 Scale Mode: Small noise peaks clipped

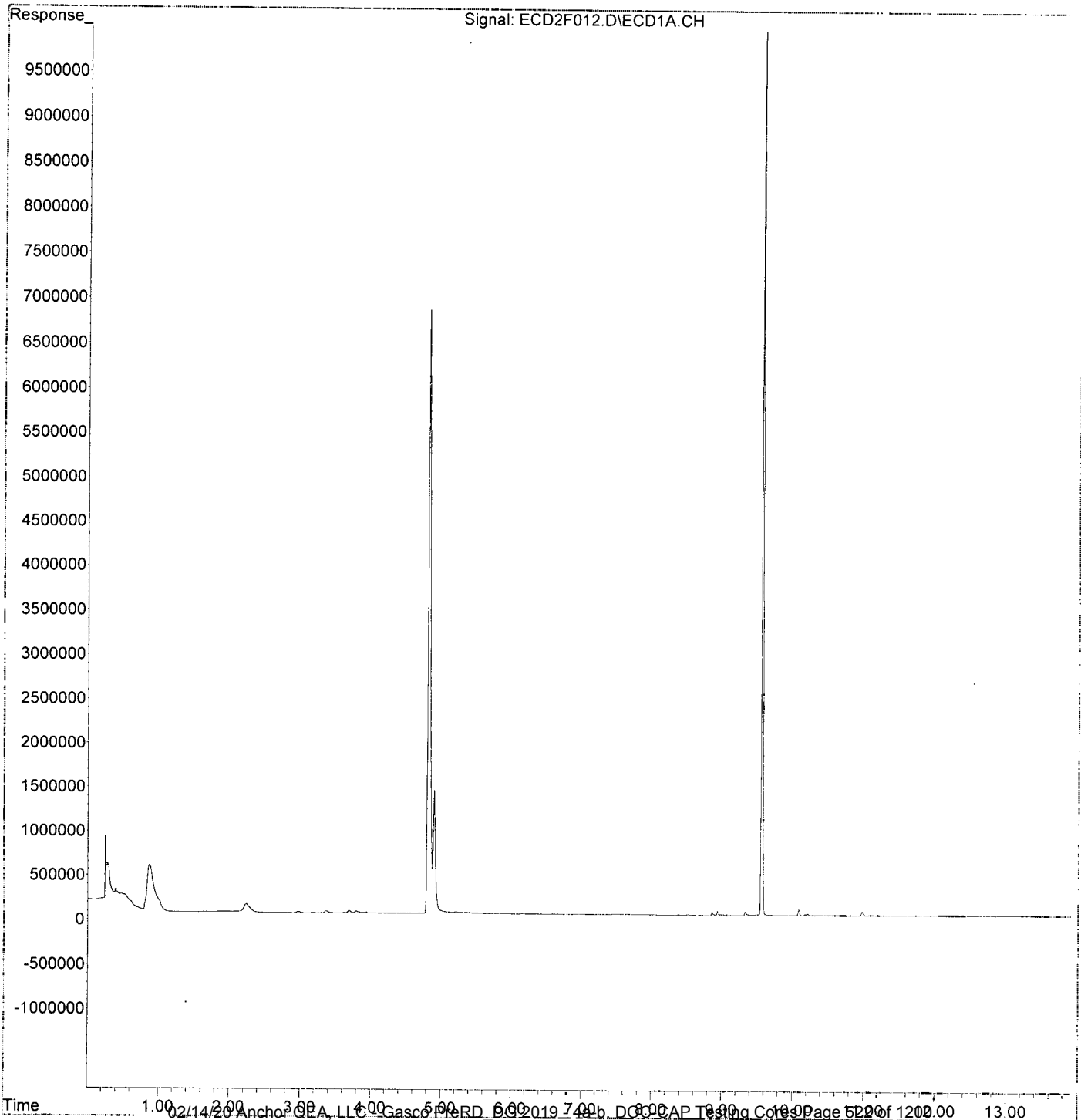
	Compound	R.T.	Response	Conc Units
48)	Aroclor 1262 (1)	7.655	6829	0.849 ng/ml
49)	Aroclor 1262 (2)	7.976	4041	0.360 ng/ml
50)	Aroclor 1262 (3)	8.211	1840	0.190 ng/ml
51)	Aroclor 1262 (4)	8.378	6711	0.325 ng/ml
52)	Aroclor 1262 (5)	8.680	2179	0.167 ng/ml
53)	Aroclor 1262 (6)	9.068	2996	0.449 ng/ml
54)	Aroclor 1262 - AVE	0.000	0	N.D. ng/ml
55)	Aroclor 1268 (1)	8.211	1840	0.360 ng/ml
56)	Aroclor 1268 (2)	8.628	948	0.039 ng/ml
57)	Aroclor 1268 (3)	8.680	2179	0.107 ng/ml
58)	Aroclor 1268 (4)	8.859	41250	2.154 ng/ml
59)	Aroclor 1268 (5)	9.068	2996	0.387 ng/ml
60)	Aroclor 1268 (6)	9.328	43650	0.835 ng/ml
61)	Aroclor 1268 - AVE	0.000	0	N.D. ng/ml

(f)=RT Delta > 1/2 Window

(m)=manual int.

Data Path : K:\DATA\0A16014\
Data File : ECD2F012.D
Signal(s) : ECD1A.CH
Acq On : 16 Jan 2020 10:52
Operator : MJB / KAK
Sample : 0A16014-CCB2
Misc :
ALS Vial : 3 Sample Multiplier: 1

Integration File: PCB1.e
Quant Time: Jan 16 11:43:38 2020
Quant Method : K:\METHODS\FECD2_QUANTPCB_191203RT2.M
Quant Title : PCB Data Analysis
QLast Update : Wed Dec 04 15:29:22 2019
Response via : Initial Calibration
Integrator: ChemStation 6890 Scale Mode: Small noise peaks clipped



Data Path : K:\DATA\0A16014\
 Data File : ECD2F019.D
 Signal(s) : ECD1A.CH
 Acq On : 16 Jan 2020 12:56
 Operator : MJB / KAK
 Sample : 0A16014-CCV3
 Misc :
 ALS Vial : 2 Sample Multiplier: 1

Integration File: PCB1.e
 Quant Time: Jan 16 14:01:05 2020
 Quant Method : K:\METHODS\FECD2_QUANTPCB_191203RT2.M
 Quant Title : PCB Data Analysis
 QLast Update : Wed Dec 04 15:29:22 2019
 Response via : Initial Calibration
 Integrator: ChemStation 6890 Scale Mode: Small noise peaks clipped

[Handwritten signature]
 1/16/20

Compound	R.T.	Response	Conc Units
System Monitoring Compounds			
1) S TCMX (S)	4.812	19168944	287.875 ng/ml
62) S DCBP (S)	9.562	28565336	255.790 ng/ml
Target Compounds			
2) Aroclor 1016 (1)	5.724	1965964	525.946 ng/ml
3) Aroclor 1016 (2)	6.138	4218099	586.343 ng/ml
4) Aroclor 1016 (3)	6.219	2164165	544.728 ng/ml
5) Aroclor 1016 (4)	6.374	2006557	560.905 ng/ml
6) Aroclor 1016 (5)	6.596	2329670	561.165 ng/ml
7) Aroclor 1016 (6)	6.722	1625505	554.169 ng/ml
8) Aroclor 1016 - AVE	0.000	0	N.D. ng/ml
9) Aroclor 1221 (1)	5.164	196150	181.212 ng/ml
10) Aroclor 1221 (2)	5.283	208380	290.397 ng/ml
11) Aroclor 1221 (3)	5.364	898518	383.963 ng/ml
12) Aroclor 1221 - AVE	0.000	0	N.D. ng/ml
13) Aroclor 1232 (1)	5.364	898518	505.873 ng/ml
14) Aroclor 1232 (2)	6.138	4218099	1517.202 ng/ml
15) Aroclor 1232 (3)	6.219	2164165	1475.291 ng/ml
16) Aroclor 1232 (4)	6.374	2006557	1761.119 ng/ml
17) Aroclor 1232 (5)	6.596	2329670	1622.356 ng/ml
18) Aroclor 1232 (6)	6.722	1625505	1356.712 ng/ml
19) Aroclor 1232 - AVE	0.000	0	N.D. ng/ml
20) Aroclor 1242 (1)	5.724	1965964	740.190 ng/ml
21) Aroclor 1242 (2)	6.138	4218099	813.193 ng/ml
22) Aroclor 1242 (3)	6.219	2164165	767.388 ng/ml
23) Aroclor 1242 (4)	6.374	2006557	876.539 ng/ml
24) Aroclor 1242 (5)	6.596	2329670	780.536 ng/ml
25) Aroclor 1242 (6)	6.722	1625505	647.813 ng/ml
26) Aroclor 1242 - AVE	0.000	0	N.D. ng/ml
27) Aroclor 1248 (1)	6.138	4218099	1239.416 ng/ml
28) Aroclor 1248 (2)	6.374	2006557	444.399 ng/ml
29) Aroclor 1248 (3)	6.596	2329670	446.395 ng/ml
30) Aroclor 1248 (4)	6.889	428716	73.851 ng/ml
31) Aroclor 1248 (5)	6.922	1511434	245.390 ng/ml
32) Aroclor 1248 (6)	7.408	3367730	985.461 ng/ml
33) Aroclor 1248 - AVE	0.000	0	N.D. ng/ml
34) Aroclor 1254 (1)	6.922	1511434	251.985 ng/ml
35) Aroclor 1254 (2)	7.033	1605642	220.326 ng/ml
36) Aroclor 1254 (3)	7.408	3367730	300.423 ng/ml
37) Aroclor 1254 (4)	7.568	469825	65.894 ng/ml
38) Aroclor 1254 (5)	7.948	4285909	559.592 ng/ml
39) Aroclor 1254 (6)	8.239	471337	188.997 ng/ml
40) Aroclor 1254 - AVE	0.000	0	N.D. ng/ml
41) Aroclor 1260 (1)	7.521	4638693	557.014 ng/ml
42) Aroclor 1260 (2)	7.654	5473660	536.507 ng/ml
43) Aroclor 1260 (3)	8.209	4066581	517.037 ng/ml
44) Aroclor 1260 (4)	8.379	10068307	540.770 ng/ml
45) Aroclor 1260 (5)	8.678	6739842	557.197 ng/ml
46) Aroclor 1260 (6)	9.068	2439139	476.897 ng/ml
47) Aroclor 1260 - AVE	0.000	0	N.D. ng/ml

Data Path : K:\DATA\0A16014\
 Data File : ECD2F019.D
 Signal(s) : ECD1A.CH
 Acq On : 16 Jan 2020 12:56
 Operator : MJB / KAK
 Sample : 0A16014-CCV3
 Misc :
 ALS Vial : 2 Sample Multiplier: 1

Integration File: PCB1.e
 Quant Time: Jan 16 14:01:05 2020
 Quant Method : K:\METHODS\FECD2_QUANTPCB_191203RT2.M
 Quant Title : PCB Data Analysis
 QLast Update : Wed Dec 04 15:29:22 2019
 Response via : Initial Calibration
 Integrator: ChemStation 6890 Scale Mode: Small noise peaks clipped

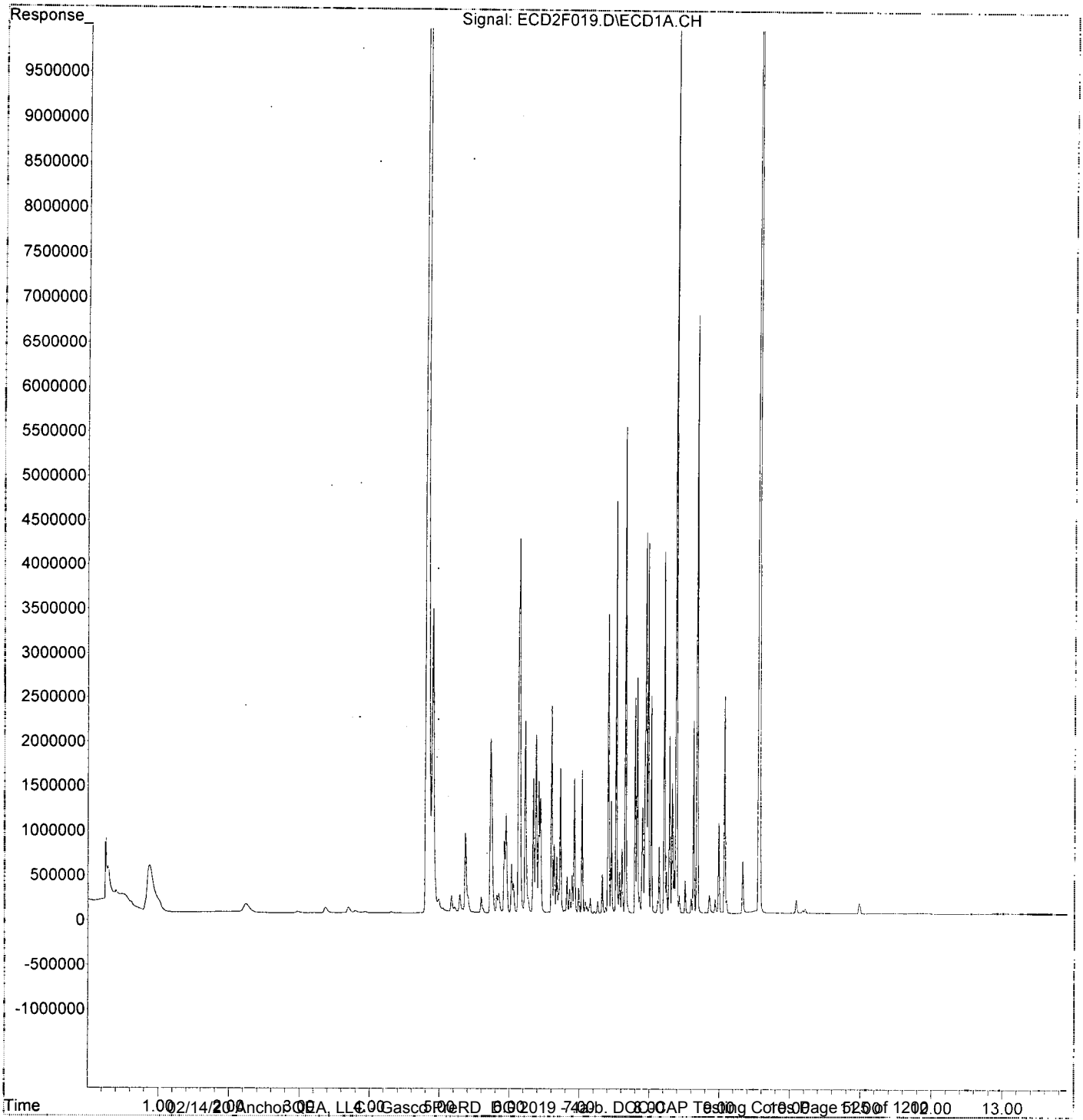
Compound	R.T.	Response	Conc Units
48) Aroclor 1262 (1)	7.654	5473660	680.261 ng/ml
49) Aroclor 1262 (2)	7.978	4176447	372.064 ng/ml
50) Aroclor 1262 (3)	8.209	4066581	419.022 ng/ml
51) Aroclor 1262 (4)	8.379	10068307	487.331 ng/ml
52) Aroclor 1262 (5)	8.678	6739842	515.185 ng/ml
53) Aroclor 1262 (6)	9.068	2439139	365.324 ng/ml
54) Aroclor 1262 - AVE	0.000	0	N.D. ng/ml
55) Aroclor 1268 (1)	8.209	4066581	796.707 ng/ml
56) Aroclor 1268 (2)	8.626	2163410	88.210 ng/ml
57) Aroclor 1268 (3)	8.678	6739842	330.155 ng/ml
58) Aroclor 1268 (4)	8.852	203371	10.618 ng/ml
59) Aroclor 1268 (5)	9.068	2439139	314.738 ng/ml
60) Aroclor 1268 (6)	9.327	594396	11.369 ng/ml
61) Aroclor 1268 - AVE	0.000	0	N.D. ng/ml

(f)=RT Delta > 1/2 Window

(m)=manual int.

Data Path : K:\DATA\0A16014\
Data File : ECD2F019.D
Signal(s) : ECD1A.CH
Acq On : 16 Jan 2020 12:56
Operator : MJB / KAK
Sample : 0A16014-CCV3
Misc :
ALS Vial : 2 Sample Multiplier: 1

Integration File: PCB1.e
Quant Time: Jan 16 14:01:05 2020
Quant Method : K:\METHODS\FECD2_QUANTPCB_191203RT2.M
Quant Title : PCB Data Analysis
QLast Update : Wed Dec 04 15:29:22 2019
Response via : Initial Calibration
Integrator: ChemStation 6890 Scale Mode: Small noise peaks clipped



Data Path : K:\DATA\0A16014\
 Data File : ECD2F020.D
 Signal(s) : ECD1A.CH
 Acq On : 16 Jan 2020 13:13
 Operator : MJB / KAK
 Sample : 0A16014-CCB3
 Misc :
 ALS Vial : 3 Sample Multiplier: 1

Integration File: PCB1.e
 Quant Time: Jan 16 14:01:26 2020
 Quant Method : K:\METHODS\FECD2_QUANTPCB_191203RT2.M
 Quant Title : PCB Data Analysis
 QLast Update : Wed Dec 04 15:29:22 2019
 Response via : Initial Calibration
 Integrator: ChemStation 6890 Scale Mode: Small noise peaks clipped

[Handwritten signature]
 1/16/20
[Handwritten word]

Compound	R.T.	Response	Conc Units
System Monitoring Compounds			
1) S TCMX (S)	4.814	6947293	104.333 ng/ml
62) S DCBP (S)	9.561	11602985	103.899 ng/ml
Target Compounds			
2) Aroclor 1016 (1)	5.727	3436	0.919 ng/ml
3) Aroclor 1016 (2)	6.141	4950	0.688 ng/ml
4) Aroclor 1016 (3)	6.230	4330	1.090 ng/ml
5) Aroclor 1016 (4)	6.382	1709	0.478 ng/ml
6) Aroclor 1016 (5)	6.599	2896	0.698 ng/ml
7) Aroclor 1016 (6)	6.727	2140	0.729 ng/ml
8) Aroclor 1016 - AVE	0.000	0	N.D. ng/ml
9) Aroclor 1221 (1)	5.166	13499	12.471 ng/ml
10) Aroclor 1221 (2)	5.294	12512	17.437 ng/ml
11) Aroclor 1221 (3)	5.365	12253	5.236 ng/ml
12) Aroclor 1221 - AVE	0.000	0	N.D. ng/ml
13) Aroclor 1232 (1)	5.365	12253	6.899 ng/ml
14) Aroclor 1232 (2)	6.141	4950	1.780 ng/ml
15) Aroclor 1232 (3)	6.230	4330	2.952 ng/ml
16) Aroclor 1232 (4)	6.382	1709	1.500 ng/ml
17) Aroclor 1232 (5)	6.599	2896	2.017 ng/ml
18) Aroclor 1232 (6)	6.727	2140	1.786 ng/ml
19) Aroclor 1232 - AVE	0.000	0	N.D. ng/ml
20) Aroclor 1242 (1)	5.727	3436	1.294 ng/ml
21) Aroclor 1242 (2)	6.141	4950	0.954 ng/ml
22) Aroclor 1242 (3)	6.230	4330	1.535 ng/ml
23) Aroclor 1242 (4)	6.382	1709	0.747 ng/ml
24) Aroclor 1242 (5)	6.599	2896	0.970 ng/ml
25) Aroclor 1242 (6)	6.727	2140	0.853 ng/ml
26) Aroclor 1242 - AVE	0.000	0	N.D. ng/ml
27) Aroclor 1248 (1)	6.141	4950	1.454 ng/ml
28) Aroclor 1248 (2)	6.382	1709	0.378 ng/ml
29) Aroclor 1248 (3)	6.599	2896	0.555 ng/ml
30) Aroclor 1248 (4)	6.892	2227	0.384 ng/ml
31) Aroclor 1248 (5)	6.931	2794	0.454 ng/ml
32) Aroclor 1248 (6)	7.408	3417	1.000 ng/ml
33) Aroclor 1248 - AVE	0.000	0	N.D. ng/ml
34) Aroclor 1254 (1)	6.931	2794	0.466 ng/ml
35) Aroclor 1254 (2)	7.035	2098	0.288 ng/ml
36) Aroclor 1254 (3)	7.408	3417	0.305 ng/ml
37) Aroclor 1254 (4)	7.567	4397	0.617 ng/ml
38) Aroclor 1254 (5)	7.951	3617	0.472 ng/ml
39) Aroclor 1254 (6)	8.246	1005	0.403 ng/ml
40) Aroclor 1254 - AVE	0.000	0	N.D. ng/ml
41) Aroclor 1260 (1)	7.523	4935	0.593 ng/ml
42) Aroclor 1260 (2)	7.654	4504	0.441 ng/ml
43) Aroclor 1260 (3)	8.210	1262	0.160 ng/ml
44) Aroclor 1260 (4)	8.378	5867	0.315 ng/ml
45) Aroclor 1260 (5)	8.679	3000	0.248 ng/ml
46) Aroclor 1260 (6)	9.066	2478	0.484 ng/ml
47) Aroclor 1260 - AVE	0.000	0	N.D. ng/ml

Data Path : K:\DATA\0A16014\
 Data File : ECD2F020.D
 Signal(s) : ECD1A.CH
 Acq On : 16 Jan 2020 13:13
 Operator : MJB / KAK
 Sample : 0A16014-CCB3
 Misc :
 ALS Vial : 3 Sample Multiplier: 1

Integration File: PCB1.e
 Quant Time: Jan 16 14:01:26 2020
 Quant Method : K:\METHODS\FECD2_QUANTPCB_191203RT2.M
 Quant Title : PCB Data Analysis
 QLast Update : Wed Dec 04 15:29:22 2019
 Response via : Initial Calibration
 Integrator: ChemStation 6890 Scale Mode: Small noise peaks clipped

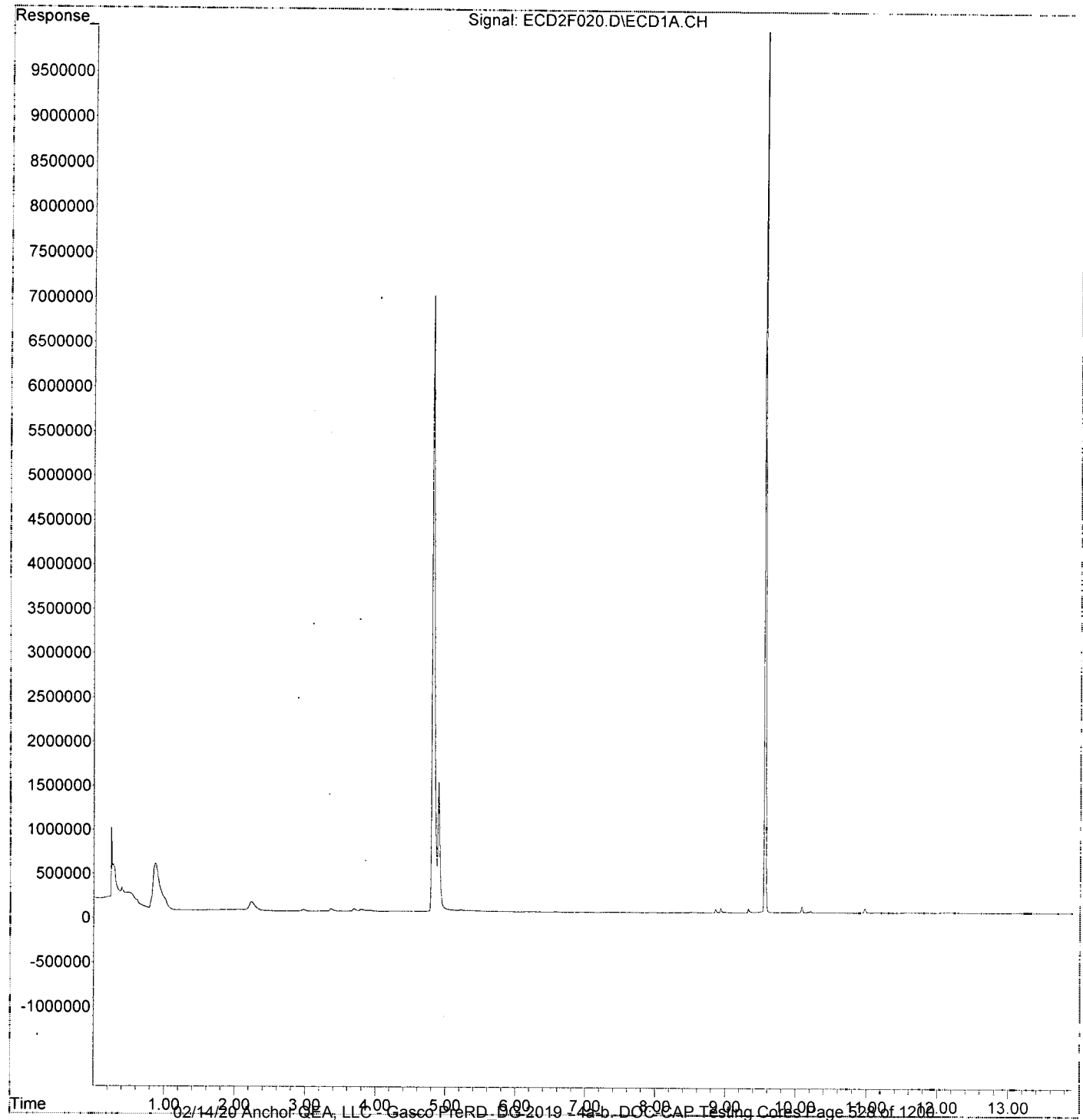
Compound	R.T.	Response	Conc Units
48) Aroclor 1262 (1)	7.654	4504	0.560 ng/ml
49) Aroclor 1262 (2)	7.976	2242	0.200 ng/ml
50) Aroclor 1262 (3)	8.210	1262	0.130 ng/ml
51) Aroclor 1262 (4)	8.378	5867	0.284 ng/ml
52) Aroclor 1262 (5)	8.679	3000	0.229 ng/ml
53) Aroclor 1262 (6)	9.066	2478	0.371 ng/ml
54) Aroclor 1262 - AVE	0.000	0	N.D. ng/ml
55) Aroclor 1268 (1)	8.210	1262	0.247 ng/ml
56) Aroclor 1268 (2)	8.628	2376	0.097 ng/ml
57) Aroclor 1268 (3)	8.679	3000	0.147 ng/ml
58) Aroclor 1268 (4)	8.858	41993	2.192 ng/ml
59) Aroclor 1268 (5)	9.066	2478	0.320 ng/ml
60) Aroclor 1268 (6)	9.327	46184	0.883 ng/ml
61) Aroclor 1268 - AVE	0.000	0	N.D. ng/ml

(f)=RT Delta > 1/2 Window

(m)=manual int.

Data Path : K:\DATA\0A16014\
Data File : ECD2F020.D
Signal(s) : ECD1A.CH
Acq On : 16 Jan 2020 13:13
Operator : MJB / KAK
Sample : 0A16014-CCB3
Misc :
ALS Vial : 3 Sample Multiplier: 1

Integration File: PCB1.e
Quant Time: Jan 16 14:01:26 2020
Quant Method : K:\METHODS\FECD2_QUANTPCB_191203RT2.M
Quant Title : PCB Data Analysis
QLast Update : Wed Dec 04 15:29:22 2019
Response via : Initial Calibration
Integrator: ChemStation 6890 Scale Mode: Small noise peaks clipped



Data Path : K:\DATA\0A16014\
 Data File : ECD2F029.D
 Signal(s) : ECD1A.CH
 Acq On : 16 Jan 2020 15:52
 Operator : MJB / KAK
 Sample : 0A16014-CCV4
 Misc :
 ALS Vial : 2 Sample Multiplier: 1

Integration File: PCB1.e
 Quant Time: Jan 16 16:33:22 2020
 Quant Method : K:\METHODS\FECD2_QUANTPCB_191203RT2.M
 Quant Title : PCB Data Analysis
 QLast Update : Wed Dec 04 15:29:22 2019
 Response via : Initial Calibration
 Integrator: ChemStation 6890 Scale Mode: Small noise peaks clipped

Handwritten signature
 1/20/20

Compound	R.T.	Response	Conc	Units
System Monitoring Compounds				
1) S TCMX (S)	4.813	18862932	283.279	ng/ml
62) S DCBP (S)	9.562	30077193	269.328	ng/ml
Target Compounds				
2) Aroclor 1016 (1)	5.725	1824049	487.980	ng/ml
3) Aroclor 1016 (2)	6.138	3970904	551.982	ng/ml
4) Aroclor 1016 (3)	6.219	2111701	531.523	ng/ml
5) Aroclor 1016 (4)	6.374	1970160	550.731	ng/ml
6) Aroclor 1016 (5)	6.596	2215890	533.758	ng/ml
7) Aroclor 1016 (6)	6.723	1638201	558.497	ng/ml
8) Aroclor 1016 - AVE	0.000	0	N.D.	ng/ml
9) Aroclor 1221 (1)	5.164	192282	177.639	ng/ml
10) Aroclor 1221 (2)	5.282	206678	288.026	ng/ml
11) Aroclor 1221 (3)	5.364	903980	386.298	ng/ml
12) Aroclor 1221 - AVE	0.000	0	N.D.	ng/ml
13) Aroclor 1232 (1)	5.364	903980	508.948	ng/ml
14) Aroclor 1232 (2)	6.138	3970904	1428.289	ng/ml
15) Aroclor 1232 (3)	6.219	2111701	1439.527	ng/ml
16) Aroclor 1232 (4)	6.374	1970160	1729.174	ng/ml
17) Aroclor 1232 (5)	6.596	2215890	1543.121	ng/ml
18) Aroclor 1232 (6)	6.723	1638201	1367.308	ng/ml
19) Aroclor 1232 - AVE	0.000	0	N.D.	ng/ml
20) Aroclor 1242 (1)	5.725	1824049	686.759	ng/ml
21) Aroclor 1242 (2)	6.138	3970904	765.537	ng/ml
22) Aroclor 1242 (3)	6.219	2111701	748.785	ng/ml
23) Aroclor 1242 (4)	6.374	1970160	860.640	ng/ml
24) Aroclor 1242 (5)	6.596	2215890	742.415	ng/ml
25) Aroclor 1242 (6)	6.723	1638201	652.872	ng/ml
26) Aroclor 1242 - AVE	0.000	0	N.D.	ng/ml
27) Aroclor 1248 (1)	6.138	3970904	1166.782	ng/ml
28) Aroclor 1248 (2)	6.374	1970160	436.338	ng/ml
29) Aroclor 1248 (3)	6.596	2215890	424.593	ng/ml
30) Aroclor 1248 (4)	6.890	429107	73.918	ng/ml
31) Aroclor 1248 (5)	6.922	1490311	241.961	ng/ml
32) Aroclor 1248 (6)	7.409	3337938	976.743	ng/ml
33) Aroclor 1248 - AVE	0.000	0	N.D.	ng/ml
34) Aroclor 1254 (1)	6.922	1490311	248.463	ng/ml
35) Aroclor 1254 (2)	7.032	1611101	221.075	ng/ml
36) Aroclor 1254 (3)	7.409	3337938	297.765	ng/ml
37) Aroclor 1254 (4)	7.569	457162	64.118	ng/ml
38) Aroclor 1254 (5)	7.947	4364164	569.809	ng/ml
39) Aroclor 1254 (6)	8.239	431264	172.928	ng/ml
40) Aroclor 1254 - AVE	0.000	0	N.D.	ng/ml
41) Aroclor 1260 (1)	7.521	4471355	536.920	ng/ml
42) Aroclor 1260 (2)	7.655	5513604	540.423	ng/ml
43) Aroclor 1260 (3)	8.210	4014968	510.475	ng/ml
44) Aroclor 1260 (4)	8.379	10105622	542.774	ng/ml
45) Aroclor 1260 (5)	8.677	6206369	513.094	ng/ml
46) Aroclor 1260 (6)	9.067	2475735	484.052	ng/ml
47) Aroclor 1260 - AVE	0.000	0	N.D.	ng/ml

Handwritten bracket and checkmark grouping rows 2-7.

Handwritten bracket and checkmark grouping rows 41-46.

Data Path : K:\DATA\0A16014\
 Data File : ECD2F029.D
 Signal(s) : ECD1A.CH
 Acq On : 16 Jan 2020 15:52
 Operator : MJB / KAK
 Sample : 0A16014-CCV4
 Misc :
 ALS Vial : 2 Sample Multiplier: 1

Integration File: PCB1.e
 Quant Time: Jan 16 16:33:22 2020
 Quant Method : K:\METHODS\FECD2_QUANTPCB_191203RT2.M
 Quant Title : PCB Data Analysis
 QLast Update : Wed Dec 04 15:29:22 2019
 Response via : Initial Calibration
 Integrator: ChemStation 6890 Scale Mode: Small noise peaks clipped

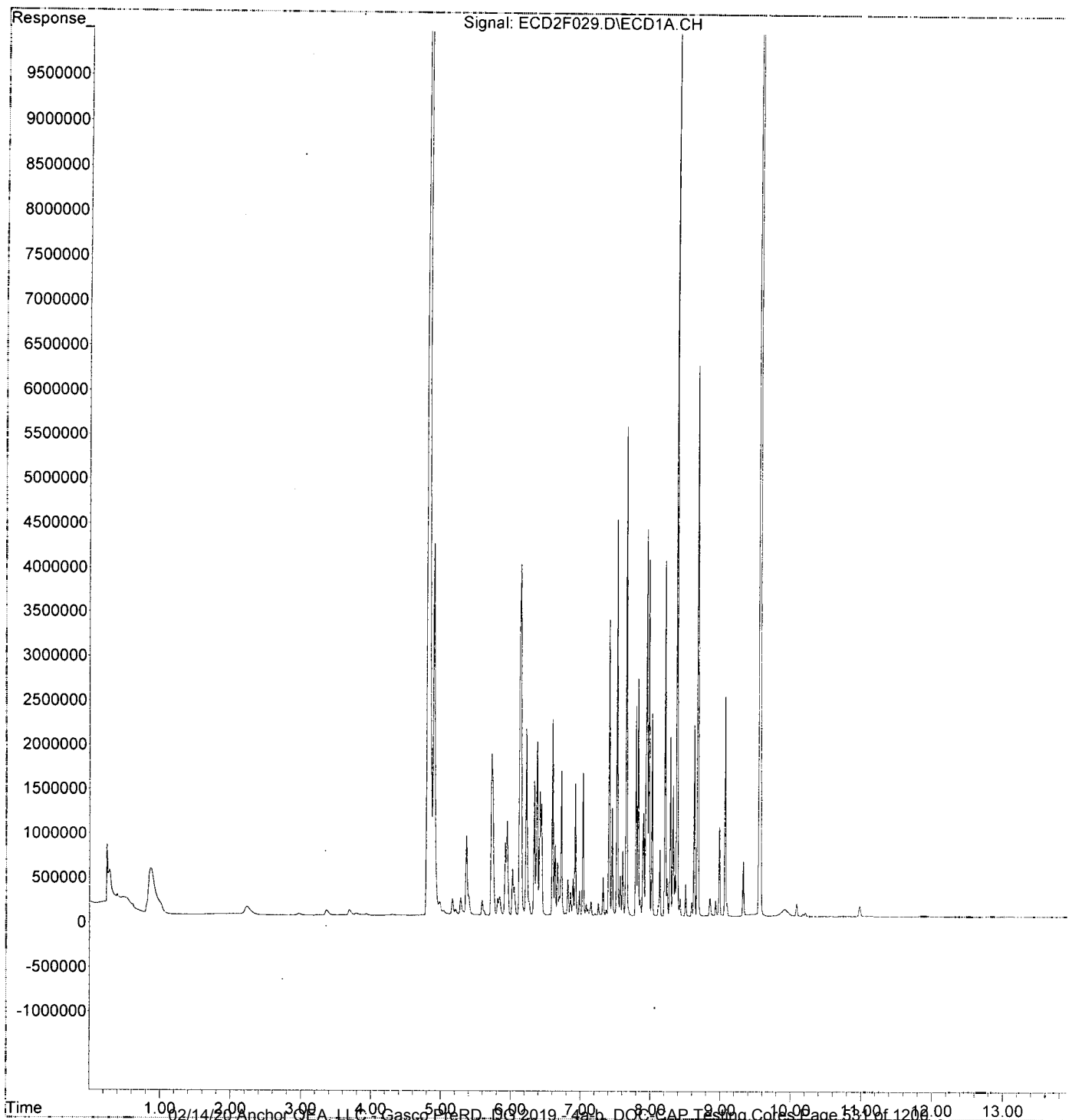
Compound	R.T.	Response	Conc	Units
48) Aroclor 1262 (1)	7.655	5513604	685.225	ng/ml
49) Aroclor 1262 (2)	7.978	4032435	359.235	ng/ml
50) Aroclor 1262 (3)	8.210	4014968	413.704	ng/ml
51) Aroclor 1262 (4)	8.379	10105622	489.137	ng/ml
52) Aroclor 1262 (5)	8.677	6206369	474.407	ng/ml
53) Aroclor 1262 (6)	9.067	2475735	370.806	ng/ml
54) Aroclor 1262 - AVE	0.000	0	N.D.	ng/ml
55) Aroclor 1268 (1)	8.210	4014968	786.595	ng/ml
56) Aroclor 1268 (2)	8.626	2158327	88.003	ng/ml
57) Aroclor 1268 (3)	8.677	6206369	304.022	ng/ml
58) Aroclor 1268 (4)	8.852	206038	10.757	ng/ml
59) Aroclor 1268 (5)	9.067	2475735	319.461	ng/ml
60) Aroclor 1268 (6)	9.326	619140	11.842	ng/ml
61) Aroclor 1268 - AVE	0.000	0	N.D.	ng/ml

(f)=RT Delta > 1/2 Window

(m)=manual int.

Data Path : K:\DATA\0A16014\
Data File : ECD2F029.D
Signal(s) : ECD1A.CH
Acq On : 16 Jan 2020 15:52
Operator : MJB / KAK
Sample : 0A16014-CCV4
Misc :
ALS Vial : 2 Sample Multiplier: 1

Integration File: PCB1.e
Quant Time: Jan 16 16:33:22 2020
Quant Method : K:\METHODS\FECD2_QUANTPCB_191203RT2.M
Quant Title : PCB Data Analysis
QLast Update : Wed Dec 04 15:29:22 2019
Response via : Initial Calibration
Integrator: ChemStation 6890 Scale Mode: Small noise peaks clipped



Data Path : K:\DATA\0A16014\
 Data File : ECD2F030.D
 Signal(s) : ECD1A.CH
 Acq On : 16 Jan 2020 16:10
 Operator : MJB / KAK
 Sample : 0A16014-CCB4
 Misc :
 ALS Vial : 3 Sample Multiplier: 1

Integration File: PCB1.e
 Quant Time: Jan 16 16:33:44 2020
 Quant Method : K:\METHODS\FECD2_QUANTPCB_191203RT2.M
 Quant Title : PCB Data Analysis
 QLast Update : Wed Dec 04 15:29:22 2019
 Response via : Initial Calibration
 Integrator: ChemStation 6890 Scale Mode: Small noise peaks clipped

[Handwritten Signature]
 1/20/20

Compound	R.T.	Response	Conc	Units
System Monitoring Compounds				
1) S TCMX (S)	4.813	6899113	103.609	ng/ml
62) S DCBP (S)	9.560	11414679	102.213	ng/ml
Target Compounds				
2) Aroclor 1016 (1)	5.732	3850	1.030	ng/ml
3) Aroclor 1016 (2)	6.151	7174	0.997	ng/ml
4) Aroclor 1016 (3)	6.231	5350	1.347	ng/ml
5) Aroclor 1016 (4)	6.380	2130	0.595	ng/ml
6) Aroclor 1016 (5)	6.598	3097	0.746	ng/ml
7) Aroclor 1016 (6)	6.727	2175	0.742	ng/ml
8) Aroclor 1016 - AVE	0.000	0	N.D.	ng/ml
9) Aroclor 1221 (1)	5.161	13149	12.148	ng/ml
10) Aroclor 1221 (2)	5.288	12696	17.694	ng/ml
11) Aroclor 1221 (3)	5.364	11964	5.113	ng/ml
12) Aroclor 1221 - AVE	0.000	0	N.D.	ng/ml
13) Aroclor 1232 (1)	5.364	11964	6.736	ng/ml
14) Aroclor 1232 (2)	6.151	7174	2.580	ng/ml
15) Aroclor 1232 (3)	6.231	5350	3.647	ng/ml
16) Aroclor 1232 (4)	6.380	2130	1.869	ng/ml
17) Aroclor 1232 (5)	6.598	3097	2.157	ng/ml
18) Aroclor 1232 (6)	6.727	2175	1.815	ng/ml
19) Aroclor 1232 - AVE	0.000	0	N.D.	ng/ml
20) Aroclor 1242 (1)	5.732	3850	1.450	ng/ml
21) Aroclor 1242 (2)	6.151	7174	1.383	ng/ml
22) Aroclor 1242 (3)	6.231	5350	1.897	ng/ml
23) Aroclor 1242 (4)	6.380	2130	0.930	ng/ml
24) Aroclor 1242 (5)	6.598	3097	1.038	ng/ml
25) Aroclor 1242 (6)	6.727	2175	0.867	ng/ml
26) Aroclor 1242 - AVE	0.000	0	N.D.	ng/ml
27) Aroclor 1248 (1)	6.151	7174	2.108	ng/ml
28) Aroclor 1248 (2)	6.380	2130	0.472	ng/ml
29) Aroclor 1248 (3)	6.598	3097	0.593	ng/ml
30) Aroclor 1248 (4)	6.891	2676	0.461	ng/ml
31) Aroclor 1248 (5)	6.930	3488	0.566	ng/ml
32) Aroclor 1248 (6)	7.407	3578	1.047	ng/ml
33) Aroclor 1248 - AVE	0.000	0	N.D.	ng/ml
34) Aroclor 1254 (1)	6.930	3488	0.581	ng/ml
35) Aroclor 1254 (2)	7.028	2530	0.347	ng/ml
36) Aroclor 1254 (3)	7.407	3578	0.319	ng/ml
37) Aroclor 1254 (4)	7.569	4571	0.641	ng/ml
38) Aroclor 1254 (5)	7.955	5169	0.675	ng/ml
39) Aroclor 1254 (6)	8.241	2486	0.997	ng/ml
40) Aroclor 1254 - AVE	0.000	0	N.D.	ng/ml
41) Aroclor 1260 (1)	7.524	4984	0.599	ng/ml
42) Aroclor 1260 (2)	7.655	5535	0.543	ng/ml
43) Aroclor 1260 (3)	8.210	2527	0.321	ng/ml
44) Aroclor 1260 (4)	8.377	4354	0.234	ng/ml
45) Aroclor 1260 (5)	8.678	2472	0.204	ng/ml
46) Aroclor 1260 (6)	9.068	5930	1.159	ng/ml
47) Aroclor 1260 - AVE	0.000	0	N.D.	ng/ml

Data Path : K:\DATA\0A16014\
 Data File : ECD2F030.D
 Signal(s) : ECD1A.CH
 Acq On : 16 Jan 2020 16:10
 Operator : MJB / KAK
 Sample : 0A16014-CCB4
 Misc :
 ALS Vial : 3 Sample Multiplier: 1

Integration File: PCB1.e
 Quant Time: Jan 16 16:33:44 2020
 Quant Method : K:\METHODS\FECD2_QUANTPCB_191203RT2.M
 Quant Title : PCB Data Analysis
 QLast Update : Wed Dec 04 15:29:22 2019
 Response via : Initial Calibration
 Integrator: ChemStation 6890 Scale Mode: Small noise peaks clipped

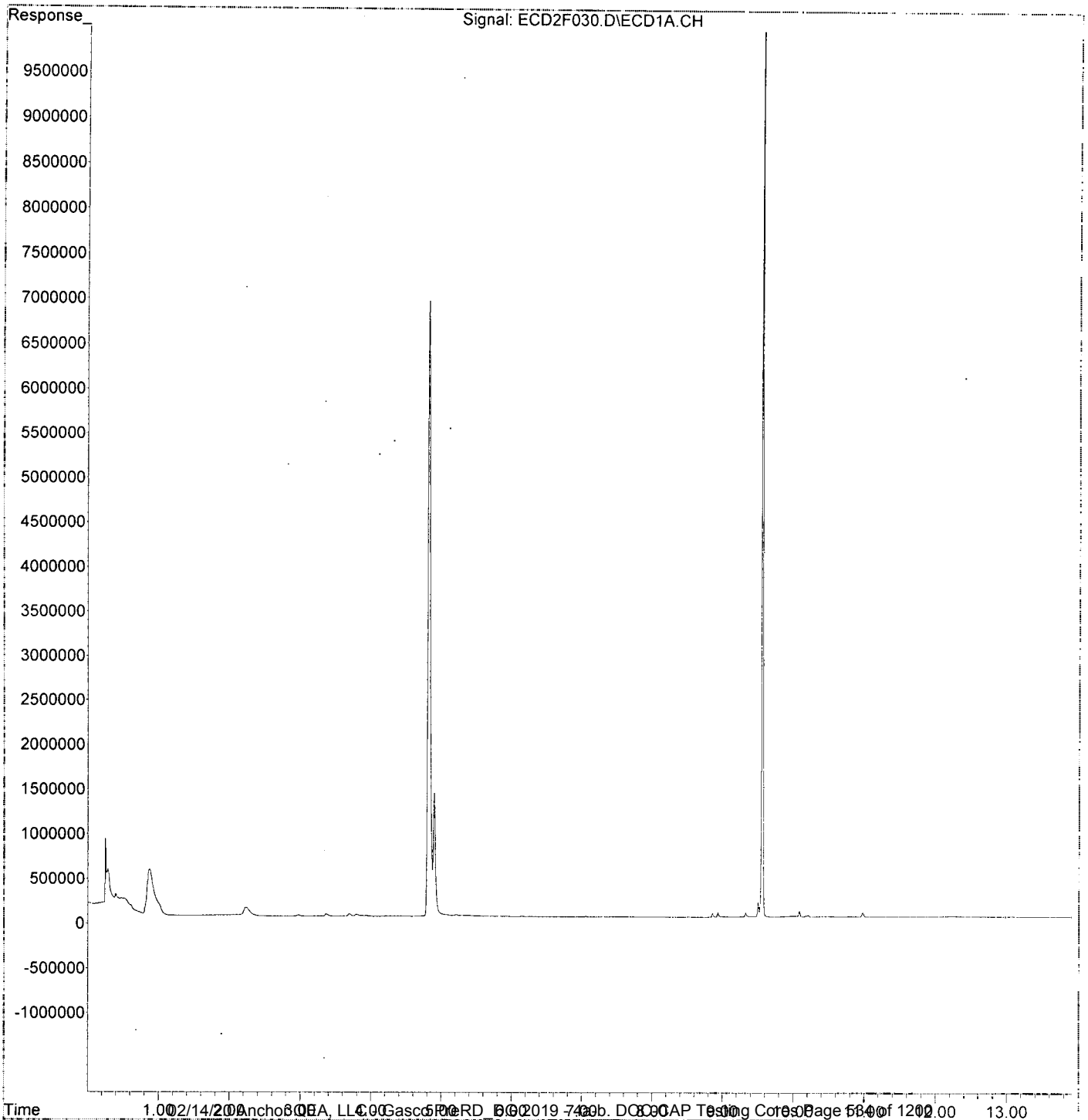
Compound	R.T.	Response	Conc Units
48) Aroclor 1262 (1)	7.655	5535	0.688 ng/ml
49) Aroclor 1262 (2)	7.975	3623	0.323 ng/ml
50) Aroclor 1262 (3)	8.210	2527	0.260 ng/ml
51) Aroclor 1262 (4)	8.377	4354	0.211 ng/ml
52) Aroclor 1262 (5)	8.678	2472	0.189 ng/ml
53) Aroclor 1262 (6)	9.068	5930	0.888 ng/ml
54) Aroclor 1262 - AVE	0.000	0	N.D. ng/ml
55) Aroclor 1268 (1)	8.210	2527	0.495 ng/ml
56) Aroclor 1268 (2)	8.630	796	0.032 ng/ml
57) Aroclor 1268 (3)	8.678	2472	0.121 ng/ml
58) Aroclor 1268 (4)	8.857	46057	2.405 ng/ml
59) Aroclor 1268 (5)	9.068	5930	0.765 ng/ml
60) Aroclor 1268 (6)	9.327	48462	0.927 ng/ml
61) Aroclor 1268 - AVE	0.000	0	N.D. ng/ml

(f)=RT Delta > 1/2 Window

(m)=manual int.

Data Path : K:\DATA\0A16014\
Data File : ECD2F030.D
Signal(s) : ECD1A.CH
Acq On : 16 Jan 2020 16:10
Operator : MJB / KAK
Sample : 0A16014-CCB4
Misc :
ALS Vial : 3 Sample Multiplier: 1

Integration File: PCB1.e
Quant Time: Jan 16 16:33:44 2020
Quant Method : K:\METHODS\FECD2_QUANTPCB_191203RT2.M
Quant Title : PCB Data Analysis
QLast Update : Wed Dec 04 15:29:22 2019.
Response via : Initial Calibration
Integrator: ChemStation 6890 Scale Mode: Small noise peaks clipped



**Polychlorinated Biphenyls by EPA 8082A
Calibration Data**

Sequence 9L03052 (Cal ID A9L0407) DUALECD2F



ELEMENT SEQUENCE LOG

Apex Laboratories

Sequence: 9L03052

Instrument: DUALECD2F

Date: 12/03/19 16:21

Calibration: A9L0407

#	Lab Number	Matrix	Analysis	Client	Due	Batch	ISTD ID	STD ID
1	9L03052-ICB1	Water	QC	QC				A19K026
2	9L03052-CAL1	Water	QC	QC				A19F250
3	9L03052-CAL2	Water	QC	QC				A19F251
4	9L03052-CAL3	Water	QC	QC				A19F252
5	9L03052-CAL4	Water	QC	QC				A19F253
6	9L03052-CAL5	Water	QC	QC				A19F247
7	9L03052-CAL6	Water	QC	QC				A19F248
8	9L03052-CAL7	Water	QC	QC				A19F249
9	9L03052-IBL1	Water	QC	QC				
10	9L03052-ICV1	Water	QC	QC				A19H459
11	9L03052-CAL8	Water	QC	QC				A19H447
12	9L03052-CAL9	Water	QC	QC				A19H448
13	9L03052-CALA	Water	QC	QC				A19H449
14	9L03052-CALB	Water	QC	QC				A19H450
15	9L03052-CALC	Water	QC	QC				A19H451
16	9L03052-CALD	Water	QC	QC				A19H452
17	9L03052-CALE	Water	QC	QC				A19H453
18	9L03052-ICV2	Water	QC	QC				A19H405
19	9L03052-ICV3	Water	QC	QC				A19J367
20	9L03052-ICV4	Water	QC	QC				A19H406
21	9L03052-ICV5	Water	QC	QC				A19L037

Data Entered By: *[Signature]* 12/14/19

Comments:

Data Reviewed By: *[Signature]* 12/14/2019
2019/12/14/2019 Apex Laboratories, LLC - Gasco PreRD_DG 2019 - 4a-b. DOC-CAP Testing Cores Page 536 of 1200

Calibration Status Report HP G1530A

Method Path : K:\METHODS\
 Method File : FECD2_QUANTPCB_191203.M
 Title : PCB Data Analysis
 Last Update : Wed Dec 04 15:29:22 2019
 Response Via : Initial Calibration

A9L0407
[Signature] 12/4/19

#	ID	Conc	ISTD Conc	Path\File
1	1	10	0	K:\DATA\9L03052\ECD2F003.D
2	2	25	0	K:\DATA\9L03052\ECD2F004.D
3	3	50	0	K:\DATA\9L03052\ECD2F005.D
4	4	100	0	K:\DATA\9L03052\ECD2F006.D
5	5	250	0	K:\DATA\9L03052\ECD2F018.D
6	6	500	0	K:\DATA\9L03052\ECD2F008.D
7	7	800	0	K:\DATA\9L03052\ECD2F009.D

#	ID	Update Time	Quant Time	Acquisition Time
1	1	Dec 04 15:26 2019	Dec 04 14:50 2019	03 Dec 2019 17:04
2	2	Dec 04 15:26 2019	Dec 04 14:51 2019	03 Dec 2019 17:22
3	3	Dec 04 15:27 2019	Dec 04 14:52 2019	03 Dec 2019 17:40
4	4	Dec 04 15:27 2019	Dec 04 14:54 2019	03 Dec 2019 17:57
5	5	Dec 04 15:29 2019	Dec 04 15:14 2019	03 Dec 2019 21:29
6	6	Dec 04 15:27 2019	Dec 04 14:56 2019	03 Dec 2019 18:32
7	7	Dec 04 15:27 2019	Dec 04 14:57 2019	03 Dec 2019 18:50

FECD2_QUANTPCB_191203.M Wed Dec 04 16:46:54 2019

Response Factor Report HP G1530A

Method Path : K:\METHODS\
 Method File : FECD2_QUANTPCB_191203.M
 Title : PCB Data Analysis
 Last Update : Wed Dec 04 15:29:22 2019
 Response Via : Initial Calibration

Calibration Files

1 =ECD2F003.D 2 =ECD2F004.D 3 =ECD2F005.D
 4 =ECD2F006.D 5 =ECD2F018.D 6 =ECD2F008.D

[Handwritten Signature]
 12/14/19

Compound	1	2	3	4	5	6	Avg	%RSD
1) S TCMX (S)	6.079	6.081	6.245	6.243	7.658	6.722	6.659	E4 10.39
2) Aroclor 1016 ...	4.495	3.869	3.742	3.519	3.743	3.364	3.738	E3 10.19 ✓
3) Aroclor 1016 ...	8.056	7.042	7.109	6.630	7.719	6.834	7.194	E3 7.06 ✓
4) Aroclor 1016 ...	4.743	3.990	3.903	3.717	4.044	3.751	3.973	E3 9.28 ✓
5) Aroclor 1016 ...	4.368	3.818	3.564	3.253	3.640	3.257	3.577	E3 11.88 ✓
6) Aroclor 1016 ...	4.872	4.418	4.040	3.837	4.384	3.740	4.151	E3 10.18 ✓
7) Aroclor 1016 (6)	3.414	3.076	2.908	2.718	2.969	2.774	2.933	E3 8.72 ✓
8) Aroclor 1016 ...							0.000	-1.00
9) Aroclor 1221 (1)					1.082		1.082	E3 0.00
10) Aroclor 1221 (2)					7.176		7.176	E2 0.00
11) Aroclor 1221 (3)					2.340		2.340	E3 0.00
12) Aroclor 1221 ...							0.000	-1.00
13) Aroclor 1232 (1)					1.776		1.776	E3 0.00
14) Aroclor 1232 (2)					2.780		2.780	E3 0.00
15) Aroclor 1232 (3)					1.467		1.467	E3 0.00
16) Aroclor 1232 (4)					1.139		1.139	E3 0.00
17) Aroclor 1232 (5)					1.436		1.436	E3 0.00
18) Aroclor 1232 (6)					1.198		1.198	E3 0.00
19) Aroclor 1232 ...							0.000	-1.00
20) Aroclor 1242 ...					2.656		2.656	E3 0.00
21) Aroclor 1242 ...					5.187		5.187	E3 0.00
22) Aroclor 1242 ...					2.820		2.820	E3 0.00
23) Aroclor 1242 ...					2.289		2.289	E3 0.00
24) Aroclor 1242 ...					2.985		2.985	E3 0.00
25) Aroclor 1242 (6)					2.509		2.509	E3 0.00
26) Aroclor 1242 ...							0.000	-1.00
27) Aroclor 1248 ...					3.403		3.403	E3 0.00
28) Aroclor 1248 ...					4.515		4.515	E3 0.00
29) Aroclor 1248 ...					5.219		5.219	E3 0.00
30) Aroclor 1248 ...					5.805		5.805	E3 0.00
31) Aroclor 1248 ...					6.159		6.159	E3 0.00
32) Aroclor 1248 (6)					3.417		3.417	E3 0.00
33) Aroclor 1248 ...							0.000	-1.00
34) Aroclor 1254 ...					5.998		5.998	E3 0.00
35) Aroclor 1254 ...					7.288		7.288	E3 0.00
36) Aroclor 1254 ...					1.121		1.121	E4 0.00
37) Aroclor 1254 ...					7.130		7.130	E3 0.00
38) Aroclor 1254 ...					7.659		7.659	E3 0.00
39) Aroclor 1254 (6)					2.494		2.494	E3 0.00
40) Aroclor 1254 ...							0.000	-1.00
41) Aroclor 1260 ...	9.306	8.379	8.424	7.901	8.847	7.808	8.328	E3 7.24 ✓
42) Aroclor 1260 ...	1.127	1.013	1.013	0.961	1.065	0.959	1.020	E4 5.79 ✓
43) Aroclor 1260 (3)	8.939	8.042	8.022	7.279	7.996	7.355	7.865	E3 7.39 ✓
44) Aroclor 1260 (4)	1.870	1.889	1.833	1.808	2.018	1.771	1.862	E4 4.24 ✓
45) Aroclor 1260 (5)	1.271	1.231	1.222	1.136	1.258	1.158	1.210	E4 4.14 ✓
46) Aroclor 1260 (6)	5.766	5.178	5.115	4.649	5.398	4.726	5.115	E3 7.56 ✓
47) Aroclor 1260 ...							0.000	-1.00
48) Aroclor 1262 (1)					8.046		8.046	E3 0.00
49) Aroclor 1262 (2)					1.123		1.123	E4 0.00
50) Aroclor 1262 (3)					9.705		9.705	E3 0.00
51) Aroclor 1262 (4)					2.066		2.066	E4 0.00
52) Aroclor 1262 (5)					1.308		1.308	E4 0.00
53) Aroclor 1262 (6)					6.677		6.677	E3 0.00
54) Aroclor 1262 ...							0.000	-1.00
55) Aroclor 1268 (1)					5.104		5.104	E3 0.00
56) Aroclor 1268 (2)					2.453		2.453	E4 0.00
57) Aroclor 1268 (3)					2.041		2.041	E4 0.00
58) Aroclor 1268 (4)					1.915		1.915	E4 0.00
59) Aroclor 1268 (5)					7.750		7.750	E3 0.00
60) Aroclor 1268 (6)								

Response Factor Report HP G1530A

Method Path : K:\METHODS\
 Method File : FECD2_QUANTPCB_191203.M
 Title : PCB Data Analysis
 Last Update : Wed Dec 04 15:29:22 2019
 Response Via : Initial Calibration

Calibration Files

1	=ECD2F003.D	2	=ECD2F004.D	3	=ECD2F005.D
4	=ECD2F006.D	5	=ECD2F018.D	6	=ECD2F008.D

Compound	1	2	3	4	5	6	Avg	%RSD
61) Aroclor 1268 ...							0.000	-1.00
62) S DCBP (S)	1.085	1.080	1.138	1.058	1.243	1.098	1.117 E5	5.50 ✓

(#) = Out of Range ### Number of calibration levels exceeded format ###

Compound List Report HP G1530A

Method Path : K:\METHODS\
 Method File : FECD2_QUANTPCB_191203.M
 Title : PCB Data Analysis
 Last Update : Wed Dec 04 15:29:22 2019
 Response Via : Initial Calibration

Handwritten signature
 12/14/19

Total Cpnds : 62

PK#	Compound Name	Exp_RT	Rel_RT	Cal	A/H	ID
1	S TCMX (S)	4.811	1.000	A	H	L
2	Aroclor 1016 (1)	5.729	1.000	A	H	R
3	Aroclor 1016 (2)	6.143	1.000	A	H	R
4	Aroclor 1016 (3)	6.225	1.000	A	H	R
5	Aroclor 1016 (4)	6.382	1.000	A	H	R
6	Aroclor 1016 (5)	6.604	1.000	A	H	R
7	Aroclor 1016 (6)	6.730	1.000	A	H	R
8	Aroclor 1016 - AVE	0.749	1.000	A	H	R
9	Aroclor 1221 (1)	5.167	1.000	A	H	R
10	Aroclor 1221 (2)	5.285	1.000	A	H	R
11	Aroclor 1221 (3)	5.366	1.000	A	H	R
12	Aroclor 1221 - AVE	0.749	1.000	A	H	R
13	Aroclor 1232 (1)	5.367	1.000	A	H	R
14	Aroclor 1232 (2)	6.142	1.000	A	H	R
15	Aroclor 1232 (3)	6.225	1.000	A	H	R
16	Aroclor 1232 (4)	6.381	1.000	A	H	R
17	Aroclor 1232 (5)	6.603	1.000	A	H	R
18	Aroclor 1232 (6)	6.730	1.000	A	H	R
19	Aroclor 1232 - AVE	0.749	1.000	A	H	R
20	Aroclor 1242 (1)	5.728	1.000	A	H	R
21	Aroclor 1242 (2)	6.141	1.000	A	H	R
22	Aroclor 1242 (3)	6.224	1.000	A	H	R
23	Aroclor 1242 (4)	6.380	1.000	A	H	R
24	Aroclor 1242 (5)	6.603	1.000	A	H	R
25	Aroclor 1242 (6)	6.728	1.000	A	H	R
26	Aroclor 1242 - AVE	0.749	1.000	A	H	R
27	Aroclor 1248 (1)	6.131	1.000	A	H	R
28	Aroclor 1248 (2)	6.380	1.000	A	H	R
29	Aroclor 1248 (3)	6.601	1.000	A	H	R
30	Aroclor 1248 (4)	6.897	1.000	A	H	R
31	Aroclor 1248 (5)	6.934	1.000	A	H	R
32	Aroclor 1248 (6)	7.411	1.000	A	H	R
33	Aroclor 1248 - AVE	0.749	1.000	A	H	R
34	Aroclor 1254 (1)	6.930	1.000	A	H	R
35	Aroclor 1254 (2)	7.040	1.000	A	H	R
36	Aroclor 1254 (3)	7.412	1.000	A	H	R
37	Aroclor 1254 (4)	7.577	1.000	A	H	R
38	Aroclor 1254 (5)	7.958	1.000	A	H	R
39	Aroclor 1254 (6)	8.250	1.000	A	H	R
40	Aroclor 1254 - AVE	0.749	1.000	A	H	R
41	Aroclor 1260 (1)	7.532	1.000	A	H	R
42	Aroclor 1260 (2)	7.665	1.000	A	H	R
43	Aroclor 1260 (3)	8.221	1.000	A	H	R
44	Aroclor 1260 (4)	8.391	1.000	A	H	R
45	Aroclor 1260 (5)	8.690	1.000	A	H	R
46	Aroclor 1260 (6)	9.082	1.000	A	H	R
47	Aroclor 1260 - AVE	0.749	1.000	A	H	R
48	Aroclor 1262 (1)	7.664	1.000	A	H	R
49	Aroclor 1262 (2)	7.988	1.000	A	H	R
50	Aroclor 1262 (3)	8.220	1.000	A	H	R
51	Aroclor 1262 (4)	8.390	1.000	A	H	R
52	Aroclor 1262 (5)	8.688	1.000	A	H	R
53	Aroclor 1262 (6)	9.081	1.000	A	H	R
54	Aroclor 1262 - AVE	0.749	1.000	A	H	R
55	Aroclor 1268 (1)	8.212	1.000	A	H	R
56	Aroclor 1268 (2)	8.637	1.000	A	H	R

57	Aroclor 1268 (3)	8.685	1.000	A	H	R
58	Aroclor 1268 (4)	8.867	1.000	A	H	R
59	Aroclor 1268 (5)	9.080	1.000	A	H	R
60	Aroclor 1268 (6)	9.340	1.000	A	H	R
61	Aroclor 1268 - AVE	0.752	1.000	A	H	R
62	S DCBP (S)	9.578	1.000	A	H	R

Cal A = Average L = Linear LO = Linear w/origin Q = Quad QO = Quad w/origin
 A/H = Area or Height
 ID R = R.T. B = R.T. & Q Q = Qvalue L = Largest A = All

FECD2_QUANTPCB_191203.M Wed Dec 04 16:46:45 2019

Element Calibration Review Sheet

Calibration ID: **A9L0407**

Instrument: **DUALECD2F**

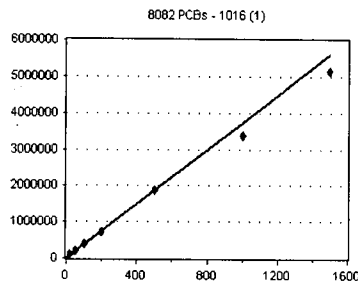
Calibration Date: **12/04/2019**

Analysis: **8082 PCBs**

Instrument Cal ID: **FECD2_QUANTPCB_19120**

1016 (1)

Curve Fit: **AVERAGE RF**

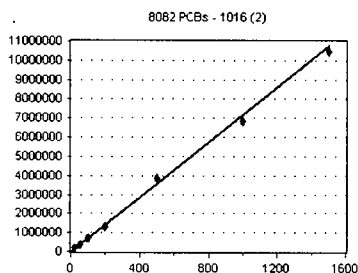


Standard	Concentration	Response	Response	
			Factor	RT
9L03052-CAL1	20	89904	4495.200	5.73
9L03052-CAL2	50	193429	3868.580	5.73
9L03052-CAL3	100	374224	3742.240	5.73
9L03052-CAL4	200	703735	3518.675	5.73
9L03052-CAL5	500	1871482	3742.964	5.73
9L03052-CAL6	1000	3364096	3364.096	5.73
9L03052-CAL7	1500	5150886	3433.924	5.73

AVE RF 3737.954 **RF RSD** 10.19 **AVE RT** 5.73

1016 (2)

Curve Fit: **AVERAGE RF**

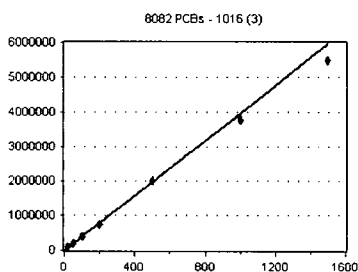


Standard	Concentration	Response	Response	
			Factor	RT
9L03052-CAL1	20	161114	8055.700	6.14
9L03052-CAL2	50	352080	7041.600	6.14
9L03052-CAL3	100	710924	7109.240	6.14
9L03052-CAL4	200	1325963	6629.815	6.14
9L03052-CAL5	500	3859736	7719.472	6.14
9L03052-CAL6	1000	6834377	6834.377	6.14
9L03052-CAL7	1500	045072E+07	6967.146	6.14

AVE RF 7193.907 **RF RSD** 7.06 **AVE RT** 6.14

1016 (3)

Curve Fit: **AVERAGE RF**

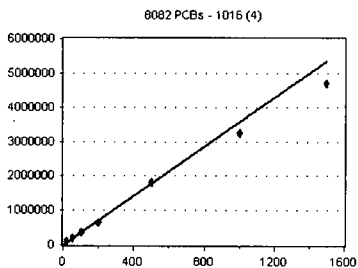


Standard	Concentration	Response	Response	
			Factor	RT
9L03052-CAL1	20	94866	4743.300	6.23
9L03052-CAL2	50	199490	3989.800	6.23
9L03052-CAL3	100	390273	3902.730	6.23
9L03052-CAL4	200	743377	3716.885	6.22
9L03052-CAL5	500	2022155	4044.310	6.23
9L03052-CAL6	1000	3751237	3751.237	6.23
9L03052-CAL7	1500	5493308	3662.205	6.22

AVE RF 3972.924 **RF RSD** 9.28 **AVE RT** 6.22

1016 (4)

Curve Fit: **AVERAGE RF**



Standard	Concentration	Response	Response	
			Factor	RT
9L03052-CAL1	20	87352	4367.600	6.38
9L03052-CAL2	50	190893	3817.860	6.38
9L03052-CAL3	100	356425	3564.250	6.38
9L03052-CAL4	200	650662	3253.310	6.38
9L03052-CAL5	500	1820005	3640.010	6.38
9L03052-CAL6	1000	3257104	3257.104	6.38
9L03052-CAL7	1500	4711985	3141.323	6.38

AVE RF 3577.351 **RF RSD** 11.88 **AVE RT** 6.38

Element Calibration Review Sheet

Calibration ID: **A9L0407**

Instrument: **DUALECD2F**

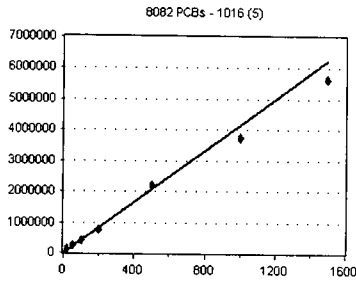
Calibration Date: **12/04/2019**

Analysis: **8082 PCBs**

Instrument Cal ID: **FECD2_QUANTPCB_19120**

1016 (5)

Curve Fit: **AVERAGE RF**

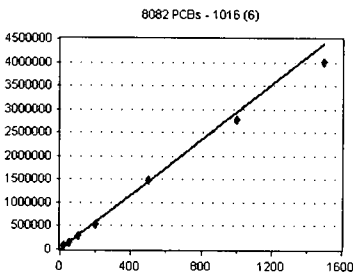


Standard	Concentration	Response	Response Factor	RT
9L03052-CAL1	20	97448	4872.400	6.60
9L03052-CAL2	50	220902	4418.040	6.60
9L03052-CAL3	100	404011	4040.110	6.60
9L03052-CAL4	200	767420	3837.100	6.60
9L03052-CAL5	500	2192154	4384.308	6.60
9L03052-CAL6	1000	3740486	3740.486	6.60
9L03052-CAL7	1500	5651954	3767.969	6.60

AVE RF 4151.488 RF RSD 10.18 AVE RT 6.60

1016 (6)

Curve Fit: **AVERAGE RF**

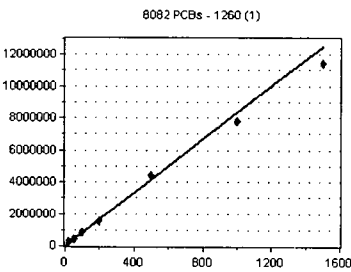


Standard	Concentration	Response	Response Factor	RT
9L03052-CAL1	20	68287	3414.350	6.73
9L03052-CAL2	50	153783	3075.660	6.73
9L03052-CAL3	100	290789	2907.890	6.73
9L03052-CAL4	200	543631	2718.155	6.73
9L03052-CAL5	500	1484483	2968.966	6.73
9L03052-CAL6	1000	2774363	2774.363	6.73
9L03052-CAL7	1500	4009865	2673.243	6.73

AVE RF 2933.232 RF RSD 8.72 AVE RT 6.73

1260 (1)

Curve Fit: **AVERAGE RF**

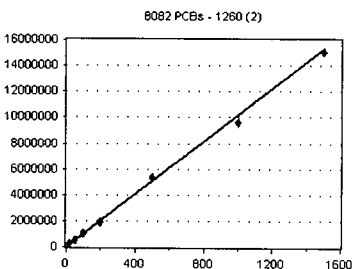


Standard	Concentration	Response	Response Factor	RT
9L03052-CAL1	20	186119	9305.950	7.53
9L03052-CAL2	50	418936	8378.720	7.53
9L03052-CAL3	100	842440	8424.400	7.53
9L03052-CAL4	200	1580165	7900.825	7.53
9L03052-CAL5	500	4423699	8847.398	7.53
9L03052-CAL6	1000	7808345	7808.345	7.53
9L03052-CAL7	1500	144334E+07	7628.894	7.53

AVE RF 8327.790 RF RSD 7.24 AVE RT 7.53

1260 (2)

Curve Fit: **AVERAGE RF**



Standard	Concentration	Response	Response Factor	RT
9L03052-CAL1	20	225314	11265.700	7.67
9L03052-CAL2	50	506688	10133.760	7.67
9L03052-CAL3	100	1012879	10128.790	7.67
9L03052-CAL4	200	1922759	9613.795	7.67
9L03052-CAL5	500	5325133	10650.270	7.67
9L03052-CAL6	1000	9589273	9589.273	7.67
9L03052-CAL7	1500	505274E+07	10035.160	7.67

AVE RF 10202.390 RF RSD 5.79 AVE RT 7.67

Element Calibration Review Sheet

Calibration ID: **A9L0407**

Instrument: **DUALECD2F**

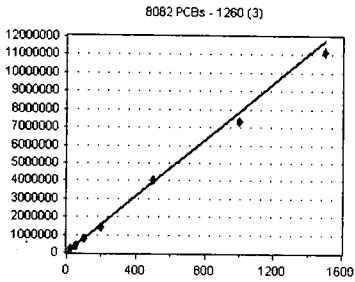
Calibration Date: **12/04/2019**

Analysis: **8082 PCBs**

Instrument Cal ID: **FECD2_QUANTPCB_19120**

1260 (3)

Curve Fit: **AVERAGE RF**

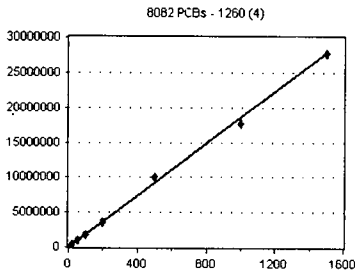


Standard	Concentration	Response	Response Factor	RT
9L03052-CAL1	20	178776	8938.800	8.22
9L03052-CAL2	50	402124	8042.480	8.22
9L03052-CAL3	100	802199	8021.990	8.22
9L03052-CAL4	200	1455817	7279.085	8.22
9L03052-CAL5	500	3997829	7995.658	8.22
9L03052-CAL6	1000	7355010	7355.010	8.22
9L03052-CAL7	1500	113463E+07	7423.086	8.22

AVE RF 7865.158 **RF RSD** 7.39 **AVE RT** 8.22

1260 (4)

Curve Fit: **AVERAGE RF**

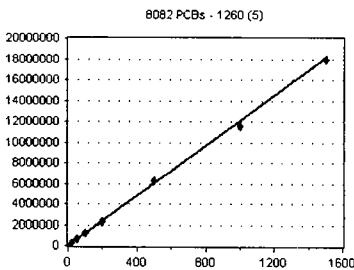


Standard	Concentration	Response	Response Factor	RT
9L03052-CAL1	20	374030	18701.500	8.39
9L03052-CAL2	50	944538	18890.760	8.39
9L03052-CAL3	100	1832880	18328.800	8.39
9L03052-CAL4	200	3616251	18081.260	8.39
9L03052-CAL5	500	008925E+07	20178.500	8.39
9L03052-CAL6	1000	.77085E+07	17708.500	8.39
9L03052-CAL7	1500	765995E+07	18439.970	8.39

AVE RF 18618.470 **RF RSD** 4.24 **AVE RT** 8.39

1260 (5)

Curve Fit: **AVERAGE RF**

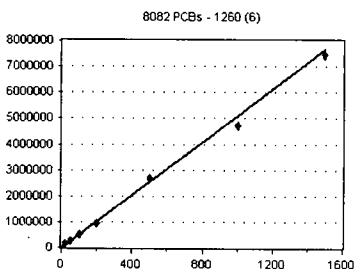


Standard	Concentration	Response	Response Factor	RT
9L03052-CAL1	20	254106	12705.300	8.69
9L03052-CAL2	50	615297	12305.940	8.69
9L03052-CAL3	100	1221637	12216.370	8.69
9L03052-CAL4	200	2271341	11356.710	8.69
9L03052-CAL5	500	6288943	12577.890	8.69
9L03052-CAL6	1000	158015E+07	11580.150	8.69
9L03052-CAL7	1500	789422E+07	11929.480	8.69

AVE RF 12095.980 **RF RSD** 4.14 **AVE RT** 8.69

1260 (6)

Curve Fit: **AVERAGE RF**



Standard	Concentration	Response	Response Factor	RT
9L03052-CAL1	20	115322	5766.100	9.08
9L03052-CAL2	50	258919	5178.380	9.08
9L03052-CAL3	100	511487	5114.870	9.08
9L03052-CAL4	200	929790	4648.950	9.08
9L03052-CAL5	500	2699039	5398.078	9.08
9L03052-CAL6	1000	4725786	4725.786	9.08
9L03052-CAL7	1500	7455071	4970.047	9.08

AVE RF 5114.602 **RF RSD** 7.56 **AVE RT** 9.08

Element Calibration Review Sheet

Calibration ID: **A9L0407**

Instrument: **DUALECD2F**

Calibration Date: **12/04/2019**

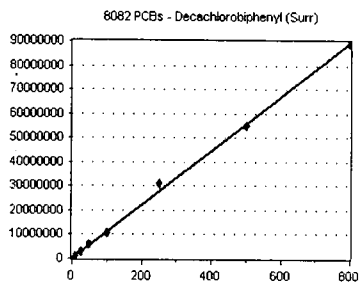
Analysis: **8082 PCBs**

Instrument Cal ID: **FECD2_QUANTPCB_19120**

Decachlorobiphenyl (Surr)

Curve Fit: **AVERAGE RF**

<u>Standard</u>	<u>Concentration</u>	<u>Response</u>	<u>Response Factor</u>	<u>RT</u>
9L03052-CAL1	10	1085395	108539.500	9.58
9L03052-CAL2	25	2699632	107985.300	9.58
9L03052-CAL3	50	5688932	113778.600	9.58
9L03052-CAL4	100	057786E+07	105778.600	9.58
9L03052-CAL5	250	108338E+07	124333.500	9.58
9L03052-CAL6	500	490382E+07	109807.600	9.58
9L03052-CAL7	800	920232E+07	111502.900	9.58



AVE RF **111675.200** RF RSD **5.50** AVE RT **9.58**

CALIBRATION SEQUENCE REVIEW SHEET

SEQUENCE: 9L03052

Analysis Included

1311/8082 TCLP PCBs
 608 PCBs
 608 PCBs - LL (1000/1mL) +1262/68
 8082 PCBs
 8082 PCBs - Low Level (2mL FV)
 8082 PCBs - Low Level (2mL FV) +1262/68
 8082 PCBs - Low Level (1000/1mL)
 8082 PCBs - Low Level (1000/1mL) +1262/68
 8082 PCBs - Low Level (30g/2mL)
 8082 PCBs + 1262/1268
 8082 PCBs in Trans. Oil - LL

INSTRUMENT SEQUENCE LOG

<u>SampleID</u>	<u>SampleName</u>	<u>Matrix</u>	<u>STDID</u>	<u>ISTD ID</u>	<u>Analyzed</u>
9L03052-ICB1	Initial Cal Blank	Water	A19K026		12/3/2019 4:47:00PM
9L03052-CAL1	Cal Standard	Water	A19F250	"	12/3/2019 5:04:00PM
9L03052-CAL2	Cal Standard	Water	A19F251	"	12/3/2019 5:22:00PM
9L03052-CAL3	Cal Standard	Water	A19F252	"	12/3/2019 5:40:00PM
9L03052-CAL4	Cal Standard	Water	A19F253	"	12/3/2019 5:57:00PM
9L03052-CAL5	Cal Standard	Water	A19F247	"	12/3/2019 6:15:00PM
9L03052-CAL6	Cal Standard	Water	A19F248	"	12/3/2019 6:32:00PM
9L03052-CAL7	Cal Standard	Water	A19F249	"	12/3/2019 6:50:00PM
9L03052-ICV1	Initial Cal Check	Water	A19H459	"	12/3/2019 7:25:00PM
9L03052-CAL8	Cal Standard	Water	A19H447	"	12/3/2019 7:43:00PM
9L03052-CAL9	Cal Standard	Water	A19H448	"	12/3/2019 8:01:00PM
9L03052-CALA	Cal Standard	Water	A19H449	"	12/3/2019 8:18:00PM
9L03052-CALB	Cal Standard	Water	A19H450	"	12/3/2019 8:36:00PM
9L03052-CALC	Cal Standard	Water	A19H451	"	12/3/2019 8:53:00PM
9L03052-CALD	Cal Standard	Water	A19H452	"	12/3/2019 9:11:00PM
9L03052-CALE	Cal Standard	Water	A19H453	"	12/3/2019 9:29:00PM
9L03052-ICV2	Initial Cal Check	Water	A19H405	"	12/3/2019 9:46:00PM
9L03052-ICV3	Initial Cal Check	Water	A19J367	"	12/3/2019 10:04:00PM
9L03052-ICV4	Initial Cal Check	Water	A19H406	"	12/3/2019 10:21:00PM
9L03052-ICV5	Initial Cal Check	Water	A19L037	"	12/3/2019 10:39:00PM

CALIBRATION STANDARD RECOVERIES

Calibration: **A9L0407**

Instrument: **DUALECD2F**

1311/8082 TCLP PCBs

Sequence: **9L03052**

Matrix: **Water**

9L03052-CAL1

Inst. MRL Recalc Res. Cal Level %Rec. Qual

Aroclor 1016	0.0000	0.00	20.0	0	
Aroclor 1260	0.0000	0.00	20.0	0	
Aroclor 1016	0.0000	0.00	20.0	0	
Aroclor 1260	0.0000	0.00	20.0	0	

9L03052-CAL2

Inst. MRL Recalc Res. Cal Level %Rec. Qual

Aroclor 1016	0.0000	0.00	50.0	0	
Aroclor 1260	0.0000	0.00	50.0	0	

CALIBRATION SEQUENCE REVIEW SHEET

SEQUENCE: 9L03052

Aroclor 1016	0.0000	0.00	50.0	0	
Aroclor 1260	0.0000	0.00	50.0	0	
9L03052-CAL3	Inst. MRL	Recalc Res.	Cal Level	%Rec.	Qual
Aroclor 1016	0.0000	0.00	100	0	
Aroclor 1260	0.0000	0.00	100	0	
Aroclor 1016	0.0000	0.00	100	0	
Aroclor 1260	0.0000	0.00	100	0	
9L03052-CAL4	Inst. MRL	Recalc Res.	Cal Level	%Rec.	Qual
Aroclor 1016	0.0000	0.00	200	0	
Aroclor 1260	0.0000	0.00	200	0	
Aroclor 1016	0.0000	0.00	200	0	
Aroclor 1260	0.0000	0.00	200	0	
9L03052-CAL5	Inst. MRL	Recalc Res.	Cal Level	%Rec.	Qual
Aroclor 1016	0.0000	0.00	500	0	
Aroclor 1260	0.0000	0.00	500	0	
Aroclor 1016	0.0000	0.00	500	0	
Aroclor 1260	0.0000	0.00	500	0	
9L03052-CAL6	Inst. MRL	Recalc Res.	Cal Level	%Rec.	Qual
Aroclor 1016	800.0000	0.00	1000	0	
Aroclor 1260	800.0000	0.00	1000	0	
Aroclor 1016	0.0000	0.00	1000	0	
Aroclor 1260	0.0000	0.00	1000	0	
Aroclor 1016	0.0000	0.00	1000	0	
Aroclor 1260	0.0000	0.00	1000	0	
9L03052-CAL7	Inst. MRL	Recalc Res.	Cal Level	%Rec.	Qual
Aroclor 1016	800.0000	0.00	1500	0	
Aroclor 1260	800.0000	0.00	1500	0	
Aroclor 1016	0.0000	0.00	1500	0	
Aroclor 1260	0.0000	0.00	1500	0	
Aroclor 1016	0.0000	0.00	1500	0	
Aroclor 1260	0.0000	0.00	1500	0	
9L03052-CAL8	Inst. MRL	Recalc Res.	Cal Level	%Rec.	Qual
Aroclor 1221	0.0000	0.00	500	0	
Aroclor 1221	0.0000	0.00	500	0	
9L03052-CAL9	Inst. MRL	Recalc Res.	Cal Level	%Rec.	Qual
Aroclor 1232	0.0000	0.00	500	0	
Aroclor 1232	0.0000	0.00	500	0	
9L03052-CALA	Inst. MRL	Recalc Res.	Cal Level	%Rec.	Qual
Aroclor 1242	0.0000	0.00	500	0	
Aroclor 1242	0.0000	0.00	500	0	
9L03052-CALB	Inst. MRL	Recalc Res.	Cal Level	%Rec.	Qual
Aroclor 1248	0.0000	0.00	500	0	
Aroclor 1248	0.0000	0.00	500	0	
9L03052-CALC	Inst. MRL	Recalc Res.	Cal Level	%Rec.	Qual
Aroclor 1254	0.0000	0.00	500	0	
Aroclor 1254	0.0000	0.00	500	0	

CALIBRATION SEQUENCE REVIEW SHEET

SEQUENCE: 9L03052

9L03052-CALD	Inst. MRL	Recalc Res.	Cal Level	%Rec.	Qual
Aroclor 1262	0.0000	0.00	500	0	
Aroclor 1262	0.0000	0.00	500	0	
9L03052-CALE	Inst. MRL	Recalc Res.	Cal Level	%Rec.	Qual
Aroclor 1268	0.0000	0.00	500	0	
Aroclor 1268	0.0000	0.00	500	0	

Compounds listed above have recalculated recoveries outside 70-130% of the true values, and the calibration levels are above the reporting level. If no compounds are listed, all are OK. Please see the next section for quadratic fit compounds.

Analytes With Quadratic Curve Fits

Qualifier iMDL iMRL Spike Amt %Difference OK? Raise MRL to ?
_____ _____

Analytes listed above have quadratic curve fits. If they are using a weighting option, they must be checked against the requested curve points to determine if the recalculated results are within limits (70-130 or as specified).

ICV RECOVERIES

Calibration: **A9L0407** Instrument: **DUALECD2F**
 8082 PCBs Sequence: **9L03052** Matrix: **Water**

9L03052-ICV1	Inst. MRL	ICV Level	Result	%Rec.	Qual
1260 (6)	20	500	338.20	68	
1260 (6)	20	500	338.20	68	
1260 (6)	20	500	338.20	68	
1260 (6)	20	500	338.20	68	
1260 (6)	20	500	338.20	68	
1260 (6)	20	500	338.20	68	
1260 (6)	20	500	338.20	68	
1260 (6)	20	500	338.20	68	
1260 (6)	20	500	338.20	68	
1260 (6)	20	500	338.20	68	
1260 (6)	20	500	338.20	68	

Compounds listed above have Initial Calibration Verification standard recoveries outside 70-130% of the true values. If no compounds are listed, all have passing recoveries.

Data Path : K:\DATA\9L03052\
 Data File : ECD2F002.D
 Signal(s) : ECD1A.CH
 Acq On : 03 Dec 2019 16:47
 Operator : MJB / KAK
 Sample : 9L03052-ICB1
 Misc :
 ALS Vial : 2 Sample Multiplier: 1

Integration File: PCB1.e
 Quant Time: Dec 04 15:46:12 2019
 Quant Method : K:\METHODS\FECD2_QUANTPCB_191203.M
 Quant Title : PCB Data Analysis
 QLast Update : Wed Dec 04 15:29:22 2019
 Response via : Initial Calibration
 Integrator: ChemStation 6890 Scale Mode: Small noise peaks clipped

12/4/19
Clean

Compound	R.T.	Response	Conc Units
System Monitoring Compounds			
1) S TCMX (S)	4.809	6338084	95.184 ng/ml
62) S DCBP (S)	9.578	10758324	96.336 ng/ml
Target Compounds			
2) Aroclor 1016 (1)	5.730	2193	0.587 ng/ml
3) Aroclor 1016 (2)	6.146	1281	0.178 ng/ml
4) Aroclor 1016 (3)	6.226	1076	0.271 ng/ml
5) Aroclor 1016 (4)	6.380	447	0.125 ng/ml
6) Aroclor 1016 (5)	6.607	951	0.229 ng/ml
7) Aroclor 1016 (6)	6.731	562	0.191 ng/ml
8) Aroclor 1016 - AVE	0.000	0	N.D. ng/ml
9) Aroclor 1221 (1)	5.162	6620	6.116 ng/ml
10) Aroclor 1221 (2)	5.300	5965	8.313 ng/ml
11) Aroclor 1221 (3)	5.361	4965	2.122 ng/ml
12) Aroclor 1221 - AVE	0.000	0	N.D. ng/ml
13) Aroclor 1232 (1)	5.371	4826	2.717 ng/ml
14) Aroclor 1232 (2)	6.146	1281	0.461 ng/ml
15) Aroclor 1232 (3)	6.226	1076	0.733 ng/ml
16) Aroclor 1232 (4)	6.380	447	0.392 ng/ml
17) Aroclor 1232 (5)	6.607	951	0.662 ng/ml
18) Aroclor 1232 (6)	6.731	562	0.469 ng/ml
19) Aroclor 1232 - AVE	0.000	0	N.D. ng/ml
20) Aroclor 1242 (1)	5.730	2193	0.826 ng/ml
21) Aroclor 1242 (2)	6.137	1320	0.255 ng/ml
22) Aroclor 1242 (3)	6.226	1076	0.382 ng/ml
23) Aroclor 1242 (4)	6.380	447	0.195 ng/ml
24) Aroclor 1242 (5)	6.607	951	0.319 ng/ml
25) Aroclor 1242 (6)	6.731	562	0.224 ng/ml
26) Aroclor 1242 - AVE	0.000	0	N.D. ng/ml
27) Aroclor 1248 (1)	6.130	1280	0.376 ng/ml
28) Aroclor 1248 (2)	6.380	447	0.099 ng/ml
29) Aroclor 1248 (3)	6.598	1020	0.196 ng/ml
30) Aroclor 1248 (4)	6.903	924	0.159 ng/ml
31) Aroclor 1248 (5)	6.933	1036	0.168 ng/ml
32) Aroclor 1248 (6)	7.414	1315	0.385 ng/ml
33) Aroclor 1248 - AVE	0.000	0	N.D. ng/ml
34) Aroclor 1254 (1)	6.933	1036	0.173 ng/ml
35) Aroclor 1254 (2)	7.027	397	0.054 ng/ml
36) Aroclor 1254 (3)	7.414	1315	0.117 ng/ml
37) Aroclor 1254 (4)	7.581	1251	0.175 ng/ml
38) Aroclor 1254 (5)	7.969	3567	0.466 ng/ml
39) Aroclor 1254 (6)	8.251	439	0.176 ng/ml
40) Aroclor 1254 - AVE	0.000	0	N.D. ng/ml
41) Aroclor 1260 (1)	7.530	1532	0.184 ng/ml
42) Aroclor 1260 (2)	7.661	810	0.079 ng/ml
43) Aroclor 1260 (3)	8.220	1016	0.129 ng/ml
44) Aroclor 1260 (4)	8.387	4410	0.237 ng/ml
45) Aroclor 1260 (5)	8.693	3008	0.249 ng/ml
46) Aroclor 1260 (6)	9.084	3317	0.648 ng/ml
47) Aroclor 1260 - AVE	0.000	0	N.D. ng/ml

Quantitation Report (Not Reviewed)

Data Path : K:\DATA\9L03052\
 Data File : ECD2F002.D
 Signal(s) : ECD1A.CH
 Acq On : 03 Dec 2019 16:47
 Operator : MJB / KAK
 Sample : 9L03052-ICB1
 Misc :
 ALS Vial : 2 Sample Multiplier: 1

Integration File: PCB1.e
 Quant Time: Dec 04 15:46:12 2019
 Quant Method : K:\METHODS\FECD2_QUANTPCB_191203.M
 Quant Title : PCB Data Analysis
 QLast Update : Wed Dec 04 15:29:22 2019
 Response via : Initial Calibration
 Integrator: ChemStation 6890 Scale Mode: Small noise peaks clipped

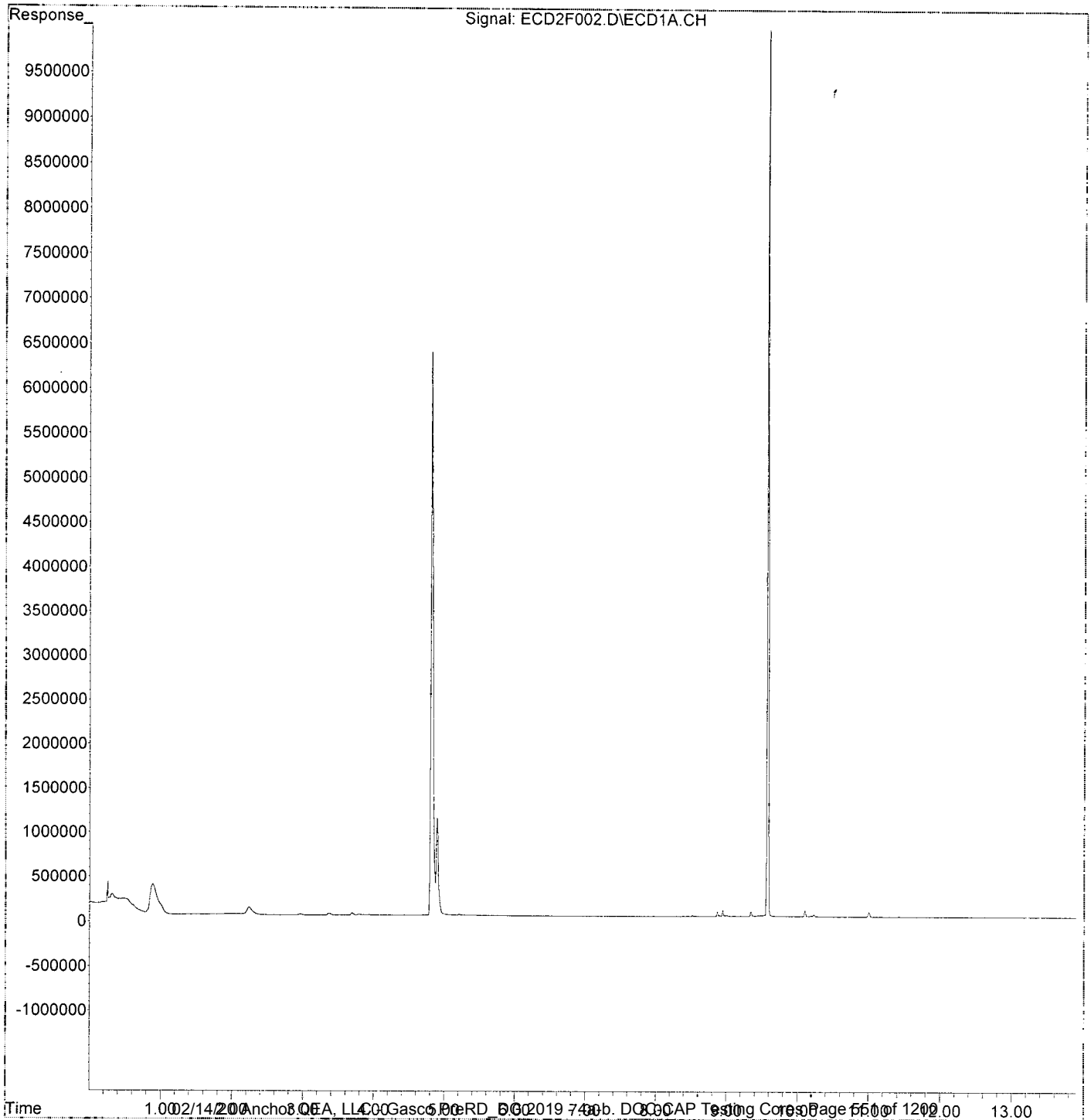
Compound	R.T.	Response	Conc Units
48) Aroclor 1262 (1)	7.661	810	0.101 ng/ml
49) Aroclor 1262 (2)	7.993	631	0.056 ng/ml
50) Aroclor 1262 (3)	8.220	1016	0.105 ng/ml
51) Aroclor 1262 (4)	8.387	4410	0.213 ng/ml
52) Aroclor 1262 (5)	8.693	3008	0.230 ng/ml
53) Aroclor 1262 (6)	9.084	3317	0.497 ng/ml
54) Aroclor 1262 - AVE	0.000	0	N.D. ng/ml
55) Aroclor 1268 (1)	8.220	1016	0.199 ng/ml
56) Aroclor 1268 (2)	8.643	2303	0.094 ng/ml
57) Aroclor 1268 (3)	8.693	3008	0.147 ng/ml
58) Aroclor 1268 (4)	8.870	57632	3.009 ng/ml
59) Aroclor 1268 (5)	9.078	3271	0.422 ng/ml
60) Aroclor 1268 (6)	9.344	58231	1.114 ng/ml
61) Aroclor 1268 - AVE	0.000	0	N.D. ng/ml

(f)=RT Delta > 1/2 Window

(m)=manual int.

Data Path : K:\DATA\9L03052\
Data File : ECD2F002.D
Signal(s) : ECD1A.CH
Acq On : 03 Dec 2019 16:47
Operator : MJB / KAK
Sample : 9L03052-ICB1
Misc :
ALS Vial : 2 Sample Multiplier: 1

Integration File: PCB1.e
Quant Time: Dec 04 15:46:12 2019
Quant Method : K:\METHODS\FECD2_QUANTPCB_191203.M
Quant Title : PCB Data Analysis
QLast Update : Wed Dec 04 15:29:22 2019
Response via : Initial Calibration
Integrator: ChemStation 6890 Scale Mode: Small noise peaks clipped



Quantitation Report (Not Reviewed)

Data Path : K:\DATA\9L03052\
 Data File : ECD2F010.D
 Signal(s) : ECD1A.CH
 Acq On : 03 Dec 2019 19:08
 Operator : MJB / KAK
 Sample : 9L03052-~~1211~~
 Misc :
 ALS Vial : 1 Sample Multiplier: 1

Integration File: PCB1.e
 Quant Time: Dec 04 15:46:27 2019
 Quant Method : K:\METHODS\FECD2_QUANTPCB_191203.M
 Quant Title : PCB Data Analysis
 QLast Update : Wed Dec 04 15:29:22 2019
 Response via : Initial Calibration
 Integrator: ChemStation 6890 Scale Mode: Small noise peaks clipped

Handwritten: 12/11/19

Compound	R.T.	Response	Conc Units
System Monitoring Compounds			
1) S TCMX (S)	4.737f	12545	0.188 ng/ml
62) S DCBP (S)	9.577	25002	0.224 ng/ml
Target Compounds			
2) Aroclor 1016 (1)	5.752	12668	3.389 ng/ml
3) Aroclor 1016 (2)	6.145	16520	2.296 ng/ml
4) Aroclor 1016 (3)	6.237	10133	2.550 ng/ml
5) Aroclor 1016 (4)	6.391	8879	2.482 ng/ml
6) Aroclor 1016 (5)	6.610	12655	3.048 ng/ml
7) Aroclor 1016 (6)	6.735	9348	3.187 ng/ml
8) Aroclor 1016 - AVE	0.000	0	N.D. ng/ml
9) Aroclor 1221 (1)	5.136	3825	3.533 ng/ml
10) Aroclor 1221 (2)	5.250	9695	13.511 ng/ml
11) Aroclor 1221 (3)	5.363	4759	2.034 ng/ml
12) Aroclor 1221 - AVE	0.000	0	N.D. ng/ml
13) Aroclor 1232 (1)	5.363	4759	2.679 ng/ml
14) Aroclor 1232 (2)	6.145	16520	5.942 ng/ml
15) Aroclor 1232 (3)	6.237	10133	6.907 ng/ml
16) Aroclor 1232 (4)	6.391	8879	7.793 ng/ml
17) Aroclor 1232 (5)	6.610	12655	8.813 ng/ml
18) Aroclor 1232 (6)	6.735	9348	7.802 ng/ml
19) Aroclor 1232 - AVE	0.000	0	N.D. ng/ml
20) Aroclor 1242 (1)	5.703	6298	2.371 ng/ml
21) Aroclor 1242 (2)	6.145	16520	3.185 ng/ml
22) Aroclor 1242 (3)	6.211	2588	0.918 ng/ml
23) Aroclor 1242 (4)	6.391	8879	3.879 ng/ml
24) Aroclor 1242 (5)	6.610	12655	4.240 ng/ml
25) Aroclor 1242 (6)	6.735	9348	3.725 ng/ml
26) Aroclor 1242 - AVE	0.000	0	N.D. ng/ml
27) Aroclor 1248 (1)	6.145	16520	4.854 ng/ml
28) Aroclor 1248 (2)	6.391	8879	1.966 ng/ml
29) Aroclor 1248 (3)	6.610	12655	2.425 ng/ml
30) Aroclor 1248 (4)	6.901	6862	1.182 ng/ml
31) Aroclor 1248 (5)	6.936	6915	1.123 ng/ml
32) Aroclor 1248 (6)	7.418	9012	2.637 ng/ml
33) Aroclor 1248 - AVE	0.000	0	N.D. ng/ml
34) Aroclor 1254 (1)	6.936	6915	1.153 ng/ml
35) Aroclor 1254 (2)	7.044	8240	1.131 ng/ml
36) Aroclor 1254 (3)	7.418	9012	0.804 ng/ml
37) Aroclor 1254 (4)	7.580	6917	0.970 ng/ml
38) Aroclor 1254 (5)	7.959	19034	2.485 ng/ml
39) Aroclor 1254 (6)	8.250	3740	1.500 ng/ml
40) Aroclor 1254 - AVE	0.000	0	N.D. ng/ml
41) Aroclor 1260 (1)	7.532	14399	1.729 ng/ml
42) Aroclor 1260 (2)	7.666	25104	2.461 ng/ml
43) Aroclor 1260 (3)	8.222	9877	1.256 ng/ml
44) Aroclor 1260 (4)	8.392	31578	1.696 ng/ml
45) Aroclor 1260 (5)	8.690	20342	1.682 ng/ml
46) Aroclor 1260 (6)	9.082	8134	1.590 ng/ml
47) Aroclor 1260 - AVE	0.000	0	N.D. ng/ml

Handwritten: << MDL

Quantitation Report (Not Reviewed)

Data Path : K:\DATA\9L03052\
 Data File : ECD2F010.D
 Signal(s) : ECD1A.CH
 Acq On : 03 Dec 2019 19:08
 Operator : MJB / KAK
 Sample : 9L03052-IBL1
 Misc :
 ALS Vial : 1 Sample Multiplier: 1

Integration File: PCB1.e
 Quant Time: Dec 04 15:46:27 2019
 Quant Method : K:\METHODS\FECD2_QUANTPCB_191203.M
 Quant Title : PCB Data Analysis
 QLast Update : Wed Dec 04 15:29:22 2019
 Response via : Initial Calibration
 Integrator: ChemStation 6890 Scale Mode: Small noise peaks clipped

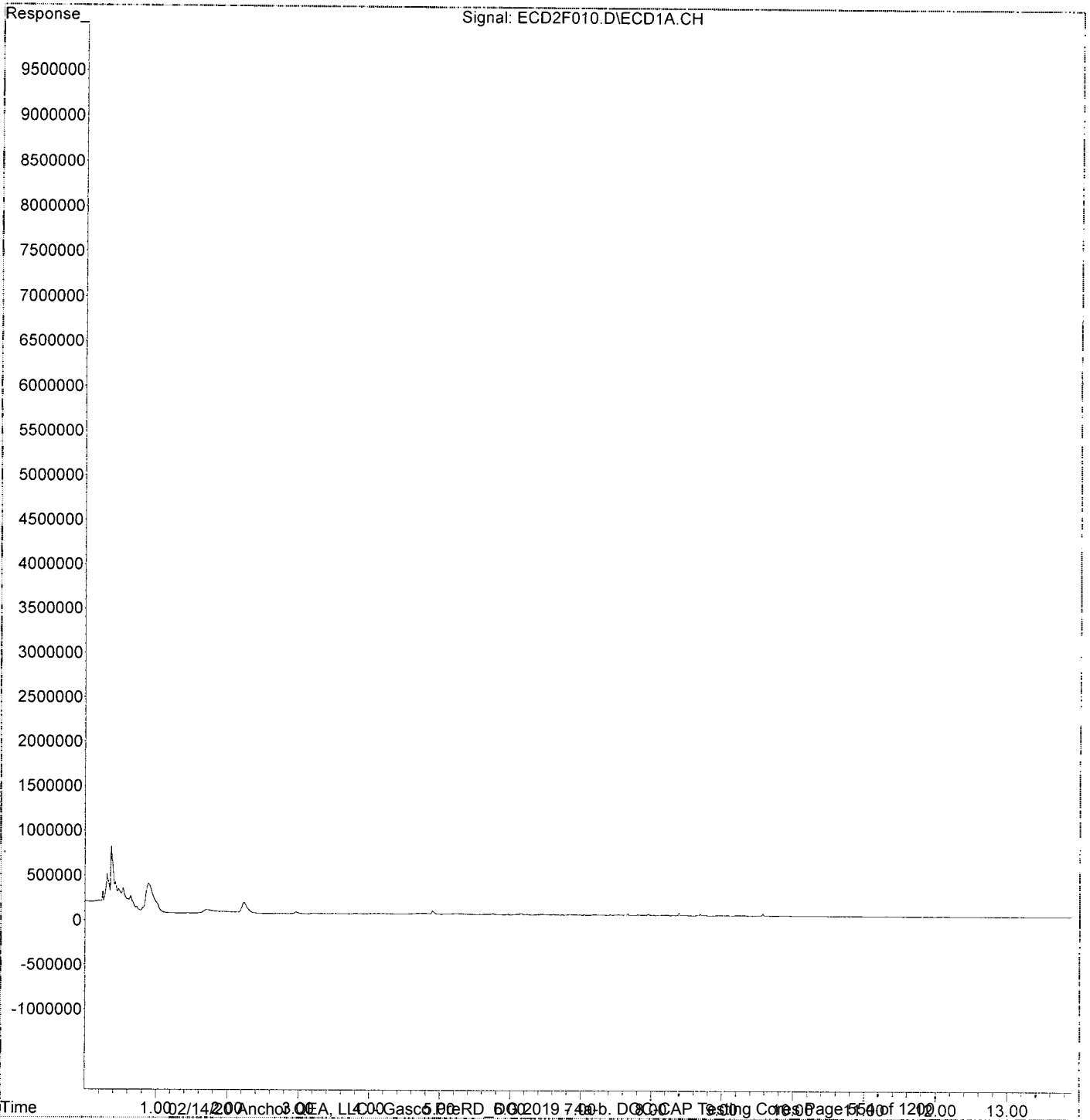
Compound	R.T.	Response	Conc Units
48) Aroclor 1262 (1)	7.666	25104	3.120 ng/ml
49) Aroclor 1262 (2)	7.989	9638	0.859 ng/ml
50) Aroclor 1262 (3)	8.222	9877	1.018 ng/ml
51) Aroclor 1262 (4)	8.392	31578	1.528 ng/ml
52) Aroclor 1262 (5)	8.690	20342	1.555 ng/ml
53) Aroclor 1262 (6)	9.082	8134	1.218 ng/ml
54) Aroclor 1262 - AVE	0.000	0	N.D. ng/ml
55) Aroclor 1268 (1)	8.222	9877	1.935 ng/ml
56) Aroclor 1268 (2)	8.639	4889	0.199 ng/ml
57) Aroclor 1268 (3)	8.690	20342	0.996 ng/ml
58) Aroclor 1268 (4)	8.872	2484	0.130 ng/ml
59) Aroclor 1268 (5)	9.082	8134	1.050 ng/ml
60) Aroclor 1268 (6)	9.341	4085	0.078 ng/ml
61) Aroclor 1268 - AVE	0.000	0	N.D. ng/ml

(f)=RT Delta > 1/2 Window

(m)=manual int.

Data Path : K:\DATA\9L03052\
Data File : ECD2F010.D
Signal(s) : ECD1A.CH
Acq On : 03 Dec 2019 19:08
Operator : MJB / KAK
Sample : 9L03052-IBL1
Misc :
ALS Vial : 1 Sample Multiplier: 1

Integration File: PCB1.e
Quant Time: Dec 04 15:46:27 2019
Quant Method : K:\METHODS\FECD2_QUANTPCB_191203.M
Quant Title : PCB Data Analysis
QLast Update : Wed Dec 04 15:29:22 2019
Response via : Initial Calibration
Integrator: ChemStation 6890 Scale Mode: Small noise peaks clipped



Quantitation Report (Not Reviewed)

Data Path : K:\DATA\9L03052\
 Data File : ECD2F011.D
 Signal(s) : ECD1A.CH
 Acq On : 03 Dec 2019 19:25
 Operator : MJB / KAK
 Sample : 9L03052-TCM1
 Misc :
 ALS Vial : 10 Sample Multiplier: 1

Integration File: PCB1.e
 Quant Time: Dec 04 15:46:41 2019
 Quant Method : K:\METHODS\FECD2_QUANTPCB_191203.M
 Quant Title : PCB Data Analysis
 QLast Update : Wed Dec 04 15:29:22 2019
 Response via : Initial Calibration
 Integrator: ChemStation 6890 Scale Mode: Small noise peaks clipped

12/4/19
1016, 1260

Compound	R.T.	Response	Conc	Units
System Monitoring Compounds				
1) S TCMX (S)	4.809	11420854	171.516	ng/ml
62) S DCBP (S)	9.577	20581453	184.298	ng/ml
Target Compounds				
2) Aroclor 1016 (1)	5.729	1584967	424.020	ng/ml
3) Aroclor 1016 (2)	6.143	3295907	458.153	ng/ml
4) Aroclor 1016 (3)	6.224	1748585	440.125	ng/ml
5) Aroclor 1016 (4)	6.381	1506724	421.184	ng/ml
6) Aroclor 1016 (5)	6.604	1802153	434.098	ng/ml
7) Aroclor 1016 (6)	6.730	1256017	428.203	ng/ml
8) Aroclor 1016 - AVE	0.000	0	N.D.	ng/ml
9) Aroclor 1221 (1)	5.167	154121	142.384	ng/ml
10) Aroclor 1221 (2)	5.287	169658	236.435	ng/ml
11) Aroclor 1221 (3)	5.367	741426	316.834	ng/ml
12) Aroclor 1221 - AVE	0.000	0	N.D.	ng/ml
13) Aroclor 1232 (1)	5.367	741426	417.429	ng/ml
14) Aroclor 1232 (2)	6.143	3295907	1185.500	ng/ml
15) Aroclor 1232 (3)	6.224	1748585	1191.994	ng/ml
16) Aroclor 1232 (4)	6.381	1506724	1322.425	ng/ml
17) Aroclor 1232 (5)	6.604	1802153	1254.999	ng/ml
18) Aroclor 1232 (6)	6.730	1256017	1048.322	ng/ml
19) Aroclor 1232 - AVE	0.000	0	N.D.	ng/ml
20) Aroclor 1242 (1)	5.729	1584967	596.744	ng/ml
21) Aroclor 1242 (2)	6.143	3295907	635.407	ng/ml
22) Aroclor 1242 (3)	6.224	1748585	620.028	ng/ml
23) Aroclor 1242 (4)	6.381	1506724	658.194	ng/ml
24) Aroclor 1242 (5)	6.604	1802153	603.796	ng/ml
25) Aroclor 1242 (6)	6.730	1256017	500.560	ng/ml
26) Aroclor 1242 - AVE	0.000	0	N.D.	ng/ml
27) Aroclor 1248 (1)	6.143	3295907	968.446	ng/ml
28) Aroclor 1248 (2)	6.381	1506724	333.699	ng/ml
29) Aroclor 1248 (3)	6.604	1802153	345.316	ng/ml
30) Aroclor 1248 (4)	6.898	306212	52.748	ng/ml
31) Aroclor 1248 (5)	6.931	1452015	235.743	ng/ml
32) Aroclor 1248 (6)	7.419	3020035	883.719	ng/ml
33) Aroclor 1248 - AVE	0.000	0	N.D.	ng/ml
34) Aroclor 1254 (1)	6.931	1452015	242.078	ng/ml
35) Aroclor 1254 (2)	7.042	1517384	208.215	ng/ml
36) Aroclor 1254 (3)	7.419	3020035	269.406	ng/ml
37) Aroclor 1254 (4)	7.578	308753	43.303	ng/ml
38) Aroclor 1254 (5)	7.959	4100152	535.339	ng/ml
39) Aroclor 1254 (6)	8.251	442599	177.474	ng/ml
40) Aroclor 1254 - AVE	0.000	0	N.D.	ng/ml
41) Aroclor 1260 (1)	7.531	4033365	484.326	ng/ml
42) Aroclor 1260 (2)	7.665	4859368	476.297	ng/ml
43) Aroclor 1260 (3)	8.221	3358472	427.006	ng/ml
44) Aroclor 1260 (4)	8.391	7851638	421.712	ng/ml
45) Aroclor 1260 (5)	8.691	5184287	428.596	ng/ml
46) Aroclor 1260 (6)	9.082	1729763	338.201	ng/ml
47) Aroclor 1260 - AVE	0.000	0	N.D.	ng/ml

43A.297

42A.356

Quantitation Report (Not Reviewed)

Data Path : K:\DATA\9L03052\
 Data File : ECD2F011.D
 Signal(s) : ECD1A.CH
 Acq On : 03 Dec 2019 19:25
 Operator : MJB / KAK
 Sample : 9L03052-ICV1
 Misc :
 ALS Vial : 10 Sample Multiplier: 1

Integration File: PCB1.e
 Quant Time: Dec 04 15:46:41 2019
 Quant Method : K:\METHODS\FECD2_QUANTPCB_191203.M
 Quant Title : PCB Data Analysis
 QLast Update : Wed Dec 04 15:29:22 2019
 Response via : Initial Calibration
 Integrator: ChemStation 6890 Scale Mode: Small noise peaks clipped

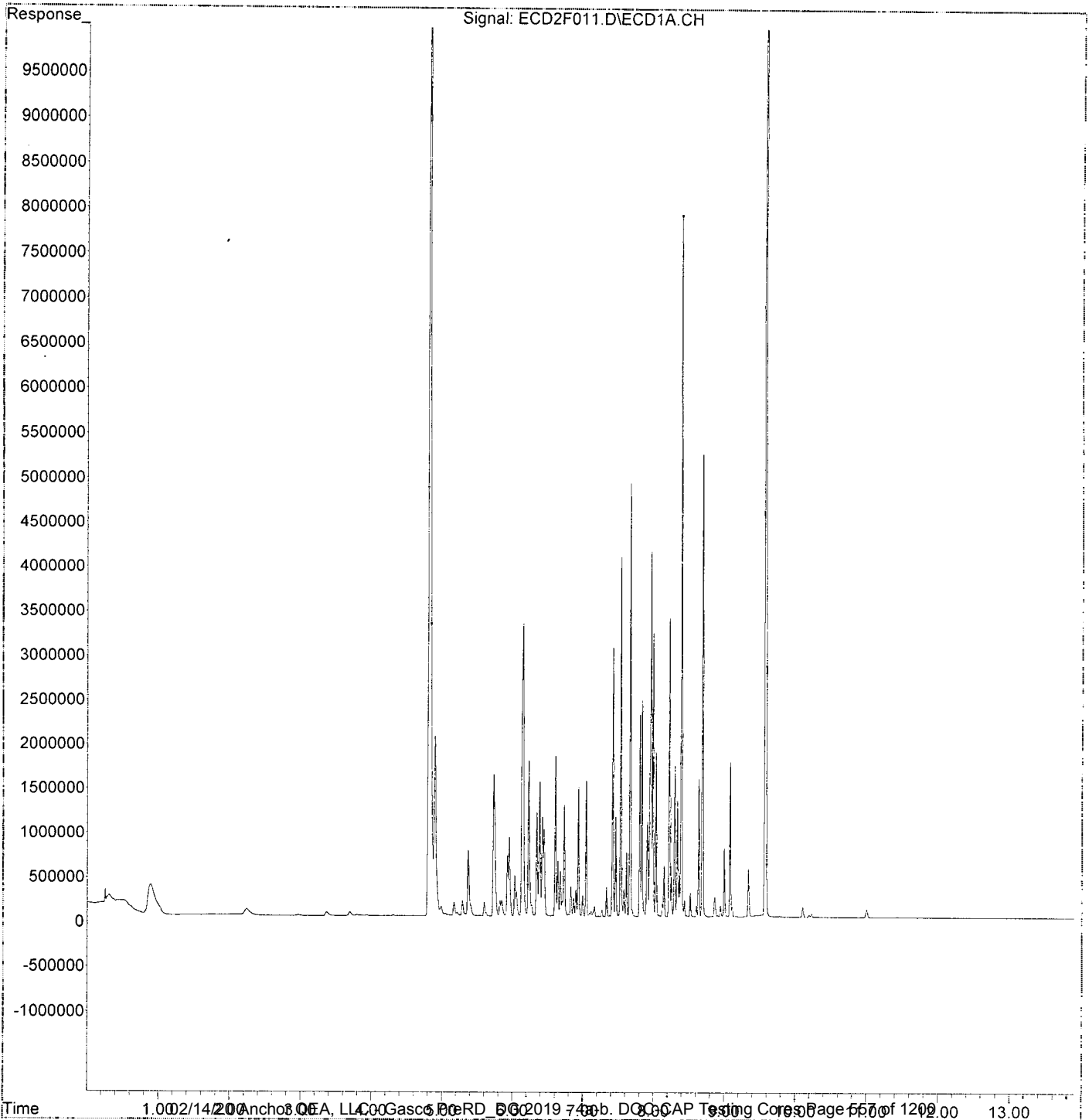
Compound	R.T.	Response	Conc	Units
48) Aroclor 1262 (1)	7.665	4859368	603.917	ng/ml
49) Aroclor 1262 (2)	7.989	3182035	283.476	ng/ml
50) Aroclor 1262 (3)	8.221	3358472	346.058	ng/ml
51) Aroclor 1262 (4)	8.391	7851638	380.039	ng/ml
52) Aroclor 1262 (5)	8.691	5184287	396.281	ng/ml
53) Aroclor 1262 (6)	9.082	1729763	259.077	ng/ml
54) Aroclor 1262 - AVE	0.000	0	N.D.	ng/ml
55) Aroclor 1268 (1)	8.221	3358472	657.977	ng/ml
56) Aroclor 1268 (2)	8.638	1542082	62.876	ng/ml
57) Aroclor 1268 (3)	8.691	5184287	253.955	ng/ml
58) Aroclor 1268 (4)	8.865	214550	11.202	ng/ml
59) Aroclor 1268 (5)	9.082	1729763	223.203	ng/ml
60) Aroclor 1268 (6)	9.340	542704	10.380	ng/ml
61) Aroclor 1268 - AVE	0.000	0	N.D.	ng/ml

(f)=RT Delta > 1/2 Window

(m)=manual int.

Data Path : K:\DATA\9L03052\
Data File : ECD2F011.D
Signal(s) : ECD1A.CH
Acq On : 03 Dec 2019 19:25
Operator : MJB / KAK
Sample : 9L03052-ICV1
Misc :
ALS Vial : 10 Sample Multiplier: 1

Integration File: PCB1.e
Quant Time: Dec 04 15:46:41 2019
Quant Method : K:\METHODS\FECD2_QUANTPCB_191203.M
Quant Title : PCB Data Analysis
QLast Update : Wed Dec 04 15:29:22 2019
Response via : Initial Calibration
Integrator: ChemStation 6890 Scale Mode: Small noise peaks clipped



Quantitation Report (Not Reviewed)

Data Path : K:\DATA\9L03052\
 Data File : ECD2F019.D
 Signal(s) : ECD1A.CH
 Acq On : 03 Dec 2019 21:46
 Operator : MJB / KAK
 Sample : 9L03052-ICV2
 Misc :
 ALS Vial : 18 Sample Multiplier: 1

Integration File: PCB1.e
 Quant Time: Dec 04 15:46:57 2019
 Quant Method : K:\METHODS\FECD2_QUANTPCB_191203.M
 Quant Title : PCB Data Analysis
 QLast Update : Wed Dec 04 15:29:22 2019
 Response via : Initial Calibration
 Integrator: ChemStation 6890 Scale Mode: Small noise peaks clipped

12/14/19
1221, 1254

Compound	R.T.	Response	Conc Units
System Monitoring Compounds			
1) S TCMX (S)	4.806	2523842	37.902 ng/ml
62) S DCBP (S)	9.576	9098738	81.475 ng/ml
Target Compounds			
2) Aroclor 1016 (1)	5.729	408626	109.318 ng/ml
3) Aroclor 1016 (2)	6.141	518754	72.110 ng/ml
4) Aroclor 1016 (3)	6.224	315790	79.485 ng/ml
5) Aroclor 1016 (4)	6.381	1796683	502.238 ng/ml
6) Aroclor 1016 (5)	6.602	1114869	268.547 ng/ml
7) Aroclor 1016 (6)	6.729	509980	173.863 ng/ml
8) Aroclor 1016 - AVE	0.000	0	N.D. ng/ml
9) Aroclor 1221 (1)	5.165	999048	922.965 ng/ml
10) Aroclor 1221 (2)	5.284	659283	918.773 ng/ml
11) Aroclor 1221 (3)	5.366	2169002	926.879 ng/ml
12) Aroclor 1221 - AVE	0.000	0	N.D. ng/ml
13) Aroclor 1232 (1)	5.366	2169002	1221.167 ng/ml
14) Aroclor 1232 (2)	6.141	518754	186.590 ng/ml
15) Aroclor 1232 (3)	6.224	315790	215.271 ng/ml
16) Aroclor 1232 (4)	6.381	1796683	1576.916 ng/ml
17) Aroclor 1232 (5)	6.602	1114869	776.382 ng/ml
18) Aroclor 1232 (6)	6.729	509980	425.650 ng/ml
19) Aroclor 1232 - AVE	0.000	0	N.D. ng/ml
20) Aroclor 1242 (1)	5.729	408626	153.849 ng/ml
21) Aroclor 1242 (2)	6.141	518754	100.009 ng/ml
22) Aroclor 1242 (3)	6.224	315790	111.975 ng/ml
23) Aroclor 1242 (4)	6.381	1796683	784.858 ng/ml
24) Aroclor 1242 (5)	6.602	1114869	373.527 ng/ml
25) Aroclor 1242 (6)	6.729	509980	203.242 ng/ml
26) Aroclor 1242 - AVE	0.000	0	N.D. ng/ml
27) Aroclor 1248 (1)	6.141	518754	152.427 ng/ml
28) Aroclor 1248 (2)	6.381	1796683	397.917 ng/ml
29) Aroclor 1248 (3)	6.602	1114869	213.623 ng/ml
30) Aroclor 1248 (4)	6.897	1645230	283.409 ng/ml
31) Aroclor 1248 (5)	6.930	3291877	534.456 ng/ml
32) Aroclor 1248 (6)	7.412	5438265	1591.338 ng/ml
33) Aroclor 1248 - AVE	0.000	0	N.D. ng/ml
34) Aroclor 1254 (1)	6.930	3291877	548.818 ng/ml
35) Aroclor 1254 (2)	7.040	3724068	511.017 ng/ml
36) Aroclor 1254 (3)	7.412	5438265	485.127 ng/ml
37) Aroclor 1254 (4)	7.577	3641186	510.683 ng/ml
38) Aroclor 1254 (5)	7.958	3764966	491.575 ng/ml
39) Aroclor 1254 (6)	8.249	1229847	493.144 ng/ml
40) Aroclor 1254 - AVE	0.000	0	N.D. ng/ml
41) Aroclor 1260 (1)	7.531	2171772	260.786 ng/ml
42) Aroclor 1260 (2)	7.664	2434418	238.612 ng/ml
43) Aroclor 1260 (3)	8.220	352887	44.867 ng/ml
44) Aroclor 1260 (4)	8.390	825894	44.359 ng/ml
45) Aroclor 1260 (5)	8.689	707191	58.465 ng/ml
46) Aroclor 1260 (6)	9.080	59626	11.658 ng/ml
47) Aroclor 1260 - AVE	0.000	0	N.D. ng/ml

922.872

506.727

Quantitation Report (Not Reviewed)

Data Path : K:\DATA\9L03052\
 Data File : ECD2F019.D
 Signal(s) : ECD1A.CH
 Acq On : 03 Dec 2019 21:46
 Operator : MJB / KAK
 Sample : 9L03052-ICV2
 Misc :
 ALS Vial : 18 Sample Multiplier: 1

Integration File: PCB1.e
 Quant Time: Dec 04 15:46:57 2019
 Quant Method : K:\METHODS\FECD2_QUANTPCB_191203.M
 Quant Title : PCB Data Analysis
 QLast Update : Wed Dec 04 15:29:22 2019
 Response via : Initial Calibration
 Integrator: ChemStation 6890 Scale Mode: Small noise peaks clipped

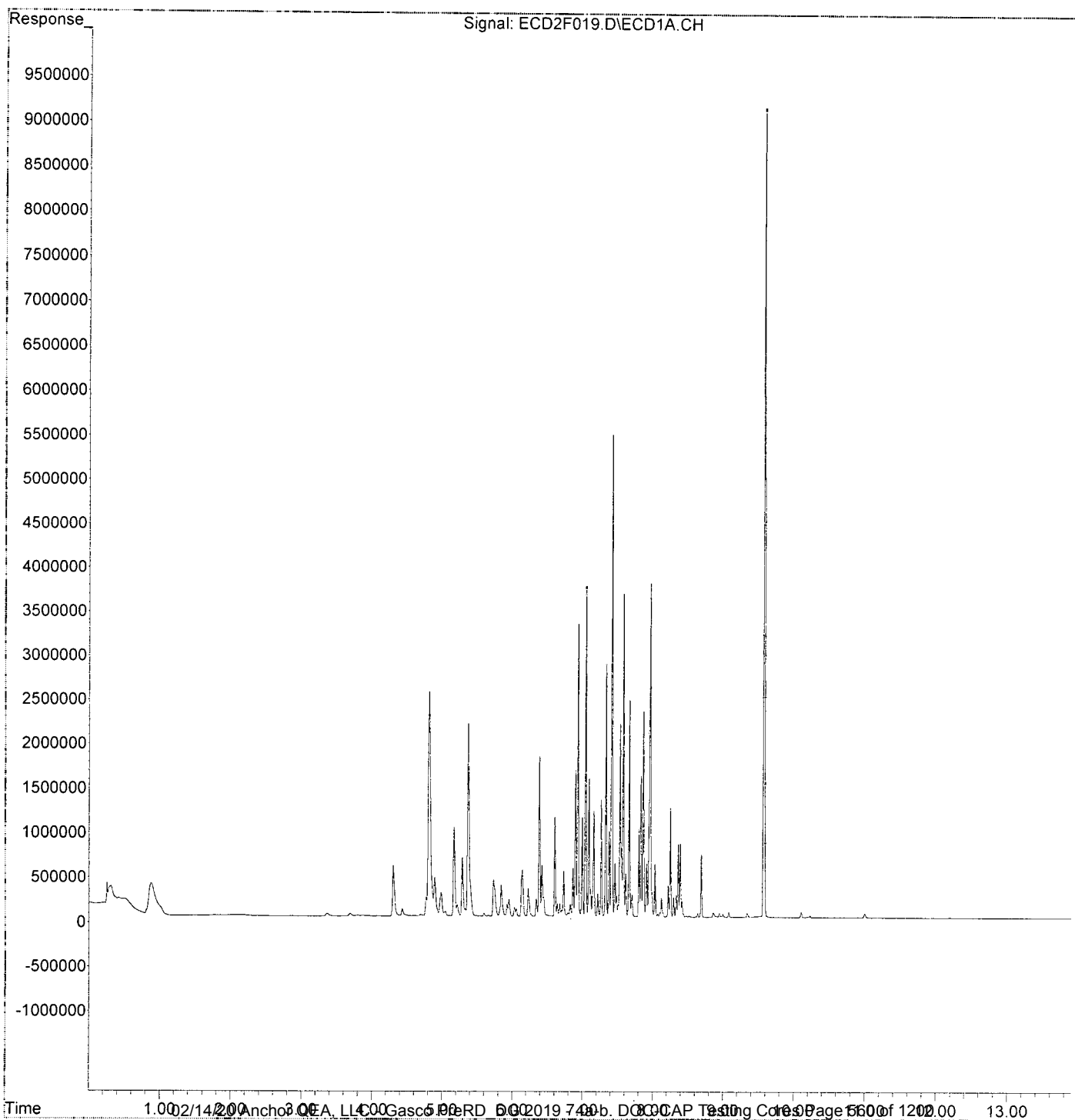
Compound	R.T.	Response	Conc	Units
48) Aroclor 1262 (1)	7.664	2434418	302.547	ng/ml
49) Aroclor 1262 (2)	7.986	283402	25.247	ng/ml
50) Aroclor 1262 (3)	8.220	352887	36.362	ng/ml
51) Aroclor 1262 (4)	8.390	825894	39.975	ng/ml
52) Aroclor 1262 (5)	8.689	707191	54.057	ng/ml
53) Aroclor 1262 (6)	9.080	59626	8.931	ng/ml
54) Aroclor 1262 - AVE	0.000	0	N.D.	ng/ml
55) Aroclor 1268 (1)	8.220	352887	69.136	ng/ml
56) Aroclor 1268 (2)	8.637	48189	1.965	ng/ml
57) Aroclor 1268 (3)	8.689	707191	34.642	ng/ml
58) Aroclor 1268 (4)	8.859	50067	2.614	ng/ml
59) Aroclor 1268 (5)	9.080	59626	7.694	ng/ml
60) Aroclor 1268 (6)	9.340	48854	0.934	ng/ml
61) Aroclor 1268 - AVE	0.000	0	N.D.	ng/ml

(f)=RT Delta > 1/2 Window

(m)=manual int.

Data Path : K:\DATA\9L03052\
 Data File : ECD2F019.D
 Signal(s) : ECD1A.CH
 Acq On : 03 Dec 2019 21:46
 Operator : MJB / KAK
 Sample : 9L03052-ICV2
 Misc :
 ALS Vial : 18 Sample Multiplier: 1

Integration File: PCB1.e
 Quant Time: Dec 04 15:46:57 2019
 Quant Method : K:\METHODS\FECD2_QUANTPCB_191203.M
 Quant Title : PCB Data Analysis
 QLast Update : Wed Dec 04 15:29:22 2019
 Response via : Initial Calibration
 Integrator: ChemStation 6890 Scale Mode: Small noise peaks clipped



Quantitation Report (Not Reviewed)

Data Path : K:\DATA\9L03052\
 Data File : ECD2F020.D
 Signal(s) : ECD1A.CH
 Acq On : 03 Dec 2019 22:04
 Operator : MJB / KAK
 Sample : 9L03052-ICV3
 Misc :
 ALS Vial : 19 Sample Multiplier: 1

12/14/19
1232, 1262

Integration File: PCB1.e
 Quant Time: Dec 04 15:47:09 2019
 Quant Method : K:\METHODS\FECD2_QUANTPCB_191203.M
 Quant Title : PCB Data Analysis
 QLast Update : Wed Dec 04 15:29:22 2019
 Response via : Initial Calibration
 Integrator: ChemStation 6890 Scale Mode: Small noise peaks clipped

Compound	R.T.	Response	Conc Units
System Monitoring Compounds			
1) S TCMX (S)	4.807	2529050	37.981 ng/ml
62) S DCBP (S)	9.577	9324205	83.494 ng/ml
Target Compounds			
2) Aroclor 1016 (1)	5.728	780192	208.722 ng/ml
3) Aroclor 1016 (2)	6.140	1503421	208.985 ng/ml
4) Aroclor 1016 (3)	6.224	809480	203.749 ng/ml
5) Aroclor 1016 (4)	6.381	633249	177.016 ng/ml
6) Aroclor 1016 (5)	6.603	781085	188.146 ng/ml
7) Aroclor 1016 (6)	6.729	644810	219.830 ng/ml
8) Aroclor 1016 - AVE	0.000	0	N.D. ng/ml
9) Aroclor 1221 (1)	5.165	352683	325.824 ng/ml
10) Aroclor 1221 (2)	5.284	262348	365.607 ng/ml
11) Aroclor 1221 (3)	5.366	914140	390.639 ng/ml
12) Aroclor 1221 - AVE	0.000	0	N.D. ng/ml
13) Aroclor 1232 (1)	5.366	914140	514.669 ng/ml
14) Aroclor 1232 (2)	6.140	1503421	540.763 ng/ml
15) Aroclor 1232 (3)	6.224	809480	551.815 ng/ml
16) Aroclor 1232 (4)	6.381	633249	555.792 ng/ml
17) Aroclor 1232 (5)	6.603	781085	543.939 ng/ml
18) Aroclor 1232 (6)	6.729	644810	538.185 ng/ml
19) Aroclor 1232 - AVE	0.000	0	N.D. ng/ml
20) Aroclor 1242 (1)	5.728	780192	293.744 ng/ml
21) Aroclor 1242 (2)	6.140	1503421	289.839 ng/ml
22) Aroclor 1242 (3)	6.224	809480	287.032 ng/ml
23) Aroclor 1242 (4)	6.381	633249	276.627 ng/ml
24) Aroclor 1242 (5)	6.603	781085	261.696 ng/ml
25) Aroclor 1242 (6)	6.729	644810	256.976 ng/ml
26) Aroclor 1242 - AVE	0.000	0	N.D. ng/ml
27) Aroclor 1248 (1)	6.140	1503421	441.755 ng/ml
28) Aroclor 1248 (2)	6.381	633249	140.248 ng/ml
29) Aroclor 1248 (3)	6.603	781085	149.666 ng/ml
30) Aroclor 1248 (4)	6.897	807432	139.089 ng/ml
31) Aroclor 1248 (5)	6.934	1110368	180.275 ng/ml
32) Aroclor 1248 (6)	7.419	2767318	809.769 ng/ml
33) Aroclor 1248 - AVE	0.000	0	N.D. ng/ml
34) Aroclor 1254 (1)	6.934	1110368	185.119 ng/ml
35) Aroclor 1254 (2)	7.041	720967	98.931 ng/ml
36) Aroclor 1254 (3)	7.419	2767318	246.862 ng/ml
37) Aroclor 1254 (4)	7.579	293242	41.128 ng/ml
38) Aroclor 1254 (5)	7.959	1932670	252.340 ng/ml
39) Aroclor 1254 (6)	8.251	135955	54.515 ng/ml
40) Aroclor 1254 - AVE	0.000	0	N.D. ng/ml
41) Aroclor 1260 (1)	7.531	3315864	398.168 ng/ml
42) Aroclor 1260 (2)	7.665	3967208	388.851 ng/ml
43) Aroclor 1260 (3)	8.220	4669824	593.736 ng/ml
44) Aroclor 1260 (4)	8.391	10490038	563.421 ng/ml
45) Aroclor 1260 (5)	8.689	6158136	509.106 ng/ml
46) Aroclor 1260 (6)	9.081	3347737	654.545 ng/ml
47) Aroclor 1260 - AVE	0.000	0	N.D. ng/ml

540.861

Quantitation Report (Not Reviewed)

Data Path : K:\DATA\9L03052\
 Data File : ECD2F020.D
 Signal(s) : ECD1A.CH
 Acq On : 03 Dec 2019 22:04
 Operator : MJB / KAK
 Sample : 9L03052-ICV3
 Misc :
 ALS Vial : 19 Sample Multiplier: 1

Integration File: PCB1.e
 Quant Time: Dec 04 15:47:09 2019
 Quant Method : K:\METHODS\FECD2_QUANTPCB_191203.M
 Quant Title : PCB Data Analysis
 QLast Update : Wed Dec 04 15:29:22 2019
 Response via : Initial Calibration
 Integrator: ChemStation 6890 Scale Mode: Small noise peaks clipped

Compound	R.T.	Response	Conc Units
48) Aroclor 1262 (1)	7.665	3967208	493.041 ng/ml
49) Aroclor 1262 (2)	7.988	5589920	497.985 ng/ml
50) Aroclor 1262 (3)	8.220	4669824	481.180 ng/ml
51) Aroclor 1262 (4)	8.391	10490038	507.744 ng/ml
52) Aroclor 1262 (5)	8.689	6158136	470.720 ng/ml
53) Aroclor 1262 (6)	9.081	3347737	501.411 ng/ml
54) Aroclor 1262 - AVE	0.000	0	N.D. ng/ml
55) Aroclor 1268 (1)	8.220	4669824	914.892 ng/ml
56) Aroclor 1268 (2)	8.638	3952358	161.152 ng/ml
57) Aroclor 1268 (3)	8.689	6158136	301.660 ng/ml
58) Aroclor 1268 (4)	8.867	311895	16.284 ng/ml
59) Aroclor 1268 (5)	9.081	3347737	431.981 ng/ml
60) Aroclor 1268 (6)	9.340	1087897	20.808 ng/ml
61) Aroclor 1268 - AVE	0.000	0	N.D. ng/ml

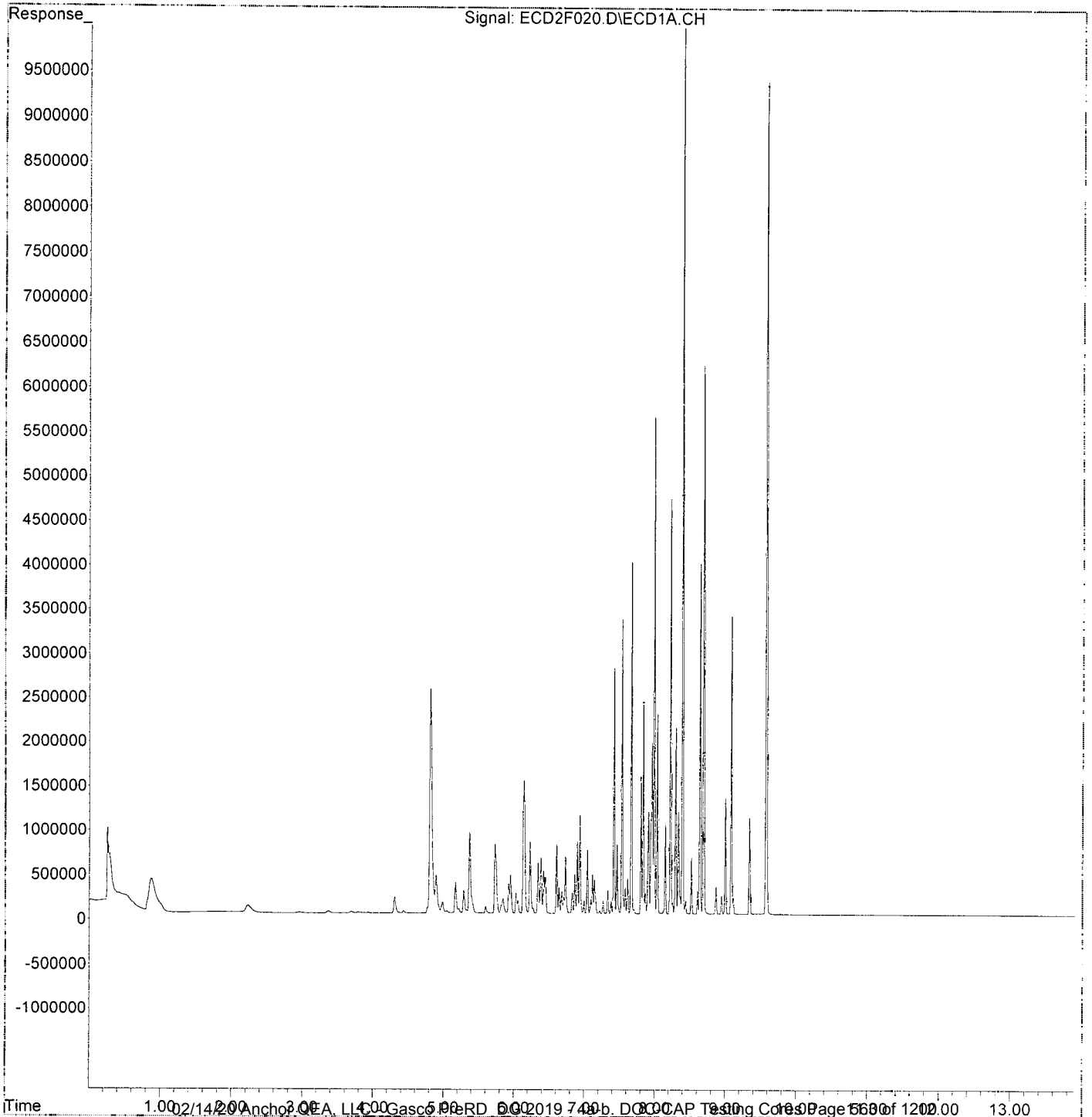
492.01A

(f)=RT Delta > 1/2 Window

(m)=manual int.

Data Path : K:\DATA\9L03052\
Data File : ECD2F020.D
Signal(s) : ECD1A.CH
Acq On : 03 Dec 2019 22:04
Operator : MJB / KAK
Sample : 9L03052-ICV3
Misc :
ALS Vial : 19 Sample Multiplier: 1

Integration File: PCB1.e
Quant Time: Dec 04 15:47:09 2019
Quant Method : K:\METHODS\FECD2_QUANTPCB_191203.M
Quant Title : PCB Data Analysis
QLast Update : Wed Dec 04 15:29:22 2019
Response via : Initial Calibration
Integrator: ChemStation 6890 Scale Mode: Small noise peaks clipped



Quantitation Report (Not Reviewed)

Data Path : K:\DATA\9L03052\
 Data File : ECD2F021.D
 Signal(s) : ECD1A.CH
 Acq On : 03 Dec 2019 22:21
 Operator : MJB / KAK
 Sample : 9L03052-~~TCV450~~
 Misc :
 ALS Vial : 20 Sample Multiplier: 1

Integration File: PCB1.e
 Quant Time: Dec 04 15:47:22 2019
 Quant Method : K:\METHODS\FECD2_QUANTPCB_191203.M
 Quant Title : PCB Data Analysis
 QLast Update : Wed Dec 04 15:29:22 2019
 Response via : Initial Calibration
 Integrator: ChemStation 6890 Scale Mode: Small noise peaks clipped

12/11/19
1242, 1268

Compound	R.T.	Response	Conc	Units
System Monitoring Compounds				
1) S TCMX (S)	4.809	2665860	40.035	ng/ml
62) S DCBP (S)	9.576	4442909	39.784	ng/ml
Target Compounds				
2) Aroclor 1016 (1)	5.728	1382752	369.922	ng/ml
3) Aroclor 1016 (2)	6.141	2750450	382.331	ng/ml
4) Aroclor 1016 (3)	6.223	1465507	368.873	ng/ml
5) Aroclor 1016 (4)	6.380	1228739	343.477	ng/ml
6) Aroclor 1016 (5)	6.603	1520400	366.230	ng/ml
7) Aroclor 1016 (6)	6.729	1310155	446.660	ng/ml
8) Aroclor 1016 - AVE	0.000	0	N.D.	ng/ml
9) Aroclor 1221 (1)	5.167	142252	131.419	ng/ml
10) Aroclor 1221 (2)	5.284	157140	218.989	ng/ml
11) Aroclor 1221 (3)	5.366	700121	299.183	ng/ml
12) Aroclor 1221 - AVE	0.000	0	N.D.	ng/ml
13) Aroclor 1232 (1)	5.366	700121	394.174	ng/ml
14) Aroclor 1232 (2)	6.141	2750450	989.305	ng/ml
15) Aroclor 1232 (3)	6.223	1465507	999.022	ng/ml
16) Aroclor 1232 (4)	6.380	1228739	1078.442	ng/ml
17) Aroclor 1232 (5)	6.603	1520400	1058.790	ng/ml
18) Aroclor 1232 (6)	6.729	1310155	1093.508	ng/ml
19) Aroclor 1232 - AVE	0.000	0	N.D.	ng/ml
20) Aroclor 1242 (1)	5.728	1382752	520.609	ng/ml
21) Aroclor 1242 (2)	6.141	2750450	530.250	ng/ml
22) Aroclor 1242 (3)	6.223	1465507	519.652	ng/ml
23) Aroclor 1242 (4)	6.380	1228739	536.759	ng/ml
24) Aroclor 1242 (5)	6.603	1520400	509.397	ng/ml
25) Aroclor 1242 (6)	6.729	1310155	522.136	ng/ml
26) Aroclor 1242 - AVE	0.000	0	N.D.	ng/ml
27) Aroclor 1248 (1)	6.141	2750450	808.173	ng/ml
28) Aroclor 1248 (2)	6.380	1228739	272.133	ng/ml
29) Aroclor 1248 (3)	6.603	1520400	291.328	ng/ml
30) Aroclor 1248 (4)	6.896	1550785	267.140	ng/ml
31) Aroclor 1248 (5)	6.935	1647945	267.554	ng/ml
32) Aroclor 1248 (6)	7.411	529842	155.042	ng/ml
33) Aroclor 1248 - AVE	0.000	0	N.D.	ng/ml
34) Aroclor 1254 (1)	6.935	1647945	274.744	ng/ml
35) Aroclor 1254 (2)	7.040	376012	51.596	ng/ml
36) Aroclor 1254 (3)	7.411	529842	47.265	ng/ml
37) Aroclor 1254 (4)	7.577	374880	52.578	ng/ml
38) Aroclor 1254 (5)	7.959	74111	9.676	ng/ml
39) Aroclor 1254 (6)	8.249	38994	15.636	ng/ml
40) Aroclor 1254 - AVE	0.000	0	N.D.	ng/ml
41) Aroclor 1260 (1)	7.552	195683	23.498	ng/ml
42) Aroclor 1260 (2)	7.664	79308	7.773	ng/ml
43) Aroclor 1260 (3)	8.212	2553339	324.639	ng/ml
44) Aroclor 1260 (4)	8.390	1205764	64.762	ng/ml
45) Aroclor 1260 (5)	8.685	10212114	844.257	ng/ml
46) Aroclor 1260 (6)	9.081	3853280	753.388	ng/ml
47) Aroclor 1260 - AVE	0.000	0	N.D.	ng/ml

523.134

Quantitation Report (Not Reviewed)

Data Path : K:\DATA\9L03052\
 Data File : ECD2F021.D
 Signal(s) : ECD1A.CH
 Acq On : 03 Dec 2019 22:21
 Operator : MJB / KAK
 Sample : 9L03052-ICV4
 Misc :
 ALS Vial : 20 Sample Multiplier: 1

Integration File: PCB1.e
 Quant Time: Dec 04 15:47:22 2019
 Quant Method : K:\METHODS\FECD2_QUANTPCB_191203.M
 Quant Title : PCB Data Analysis
 QLast Update : Wed Dec 04 15:29:22 2019
 Response via : Initial Calibration
 Integrator: ChemStation 6890 Scale Mode: Small noise peaks clipped

Compound	R.T.	Response	Conc Units
48) Aroclor 1262 (1)	7.664	79308	9.856 ng/ml
49) Aroclor 1262 (2)	7.988	2099746	187.059 ng/ml
50) Aroclor 1262 (3)	8.212	2553339	263.097 ng/ml
51) Aroclor 1262 (4)	8.390	1205764	58.362 ng/ml
52) Aroclor 1262 (5)	8.685	10212114	780.602 ng/ml
53) Aroclor 1262 (6)	9.081	3853280	577.129 ng/ml
54) Aroclor 1262 - AVE	0.000	0	N.D. ng/ml
55) Aroclor 1268 (1)	8.212	2553339	500.239 ng/ml
56) Aroclor 1268 (2)	8.638	11416672	465.499 ng/ml
57) Aroclor 1268 (3)	8.685	10212114	500.246 ng/ml
58) Aroclor 1268 (4)	8.868	9250966	482.994 ng/ml
59) Aroclor 1268 (5)	9.081	3853280	497.214 ng/ml
60) Aroclor 1268 (6)	9.341	25949592	496.325 ng/ml
61) Aroclor 1268 - AVE	0.000	0	N.D. ng/ml

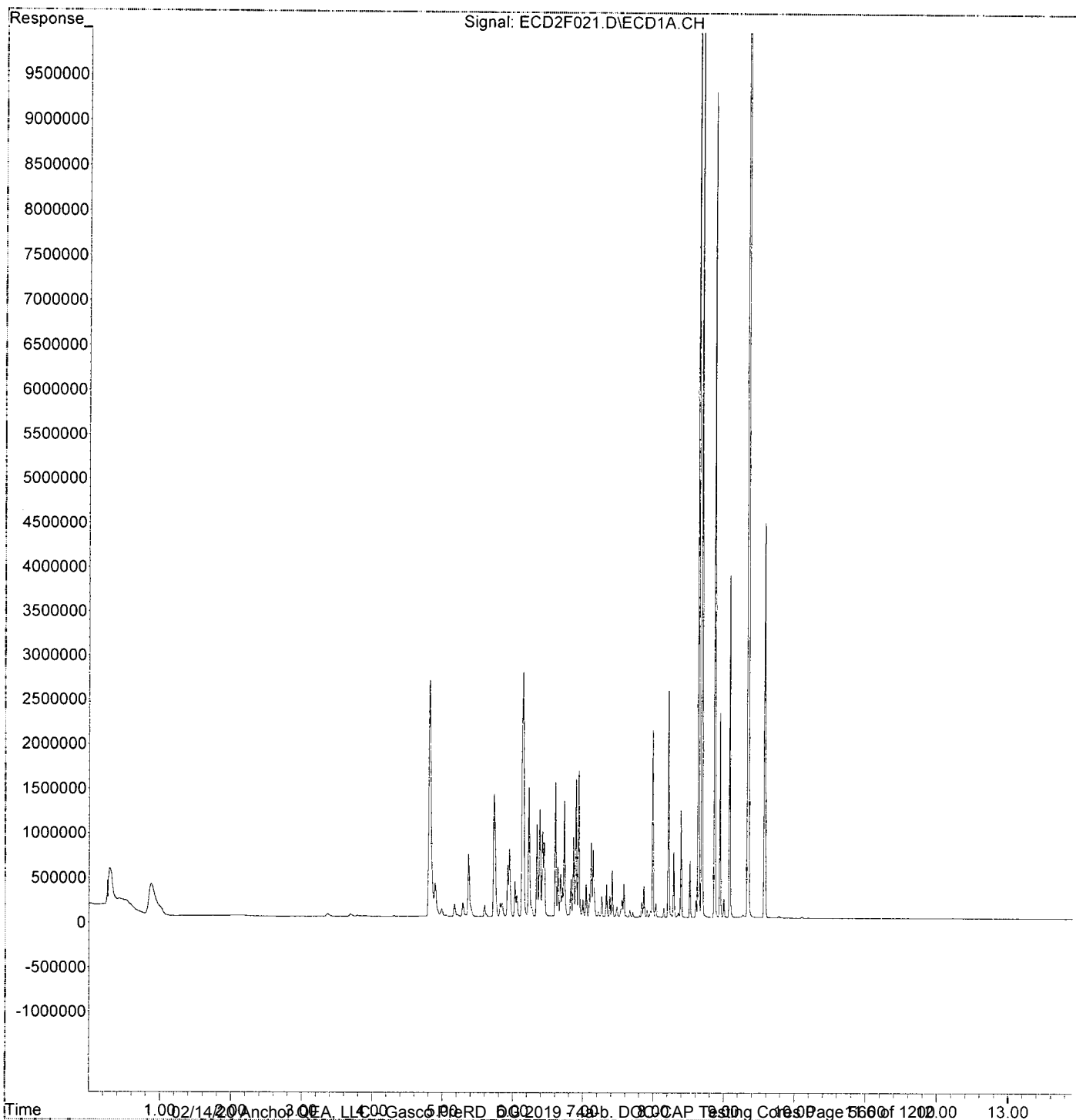
490.420

(f)=RT Delta > 1/2 Window

(m)=manual int.

Data Path : K:\DATA\9L03052\
Data File : ECD2F021.D
Signal(s) : ECD1A.CH
Acq On : 03 Dec 2019 22:21
Operator : MJB / KAK
Sample : 9L03052-ICV4
Misc :
ALS Vial : 20 Sample Multiplier: 1

Integration File: PCB1.e
Quant Time: Dec 04 15:47:22 2019
Quant Method : K:\METHODS\FECD2_QUANTPCB_191203.M
Quant Title : PCB Data Analysis
QLast Update : Wed Dec 04 15:29:22 2019
Response via : Initial Calibration
Integrator: ChemStation 6890 Scale Mode: Small noise peaks clipped



Quantitation Report (Not Reviewed)

Data Path : K:\DATA\9L03052\
 Data File : ECD2F022.D
 Signal(s) : ECD1A.CH
 Acq On : 03 Dec 2019 22:39
 Operator : MJB / KAK
 Sample : 9L03052-ICV5
 Misc :
 ALS Vial : 21 Sample Multiplier: 1

Integration File: PCB1.e
 Quant Time: Dec 04 15:47:36 2019
 Quant Method : K:\METHODS\FECD2_QUANTPCB_191203.M
 Quant Title : PCB Data Analysis
 QLast Update : Wed Dec 04 15:29:22 2019
 Response via : Initial Calibration
 Integrator: ChemStation 6890 Scale Mode: Small noise peaks clipped

Handwritten:
 12/11/19
 1248

Compound	R.T.	Response	Conc Units
System Monitoring Compounds			
1) S TCMX (S)	4.807	3885	0.058 ng/ml
62) S DCBP (S)	9.575	9875	0.088 ng/ml
Target Compounds			
2) Aroclor 1016 (1)	5.728	773412	206.908 ng/ml
3) Aroclor 1016 (2)	6.141	1727133	240.083 ng/ml
4) Aroclor 1016 (3)	6.223	962046	242.150 ng/ml
5) Aroclor 1016 (4)	6.381	2489269	695.841 ng/ml
6) Aroclor 1016 (5)	6.603	2879322	693.564 ng/ml
7) Aroclor 1016 (6)	6.729	2195827	748.604 ng/ml
8) Aroclor 1016 - AVE	0.000	0	N.D. ng/ml
9) Aroclor 1221 (1)	5.166	16969	15.677 ng/ml
10) Aroclor 1221 (2)	5.287	19525	27.211 ng/ml
11) Aroclor 1221 (3)	5.367	88672	37.892 ng/ml
12) Aroclor 1221 - AVE	0.000	0	N.D. ng/ml
13) Aroclor 1232 (1)	5.367	88672	49.923 ng/ml
14) Aroclor 1232 (2)	6.141	1727133	621.230 ng/ml
15) Aroclor 1232 (3)	6.223	962046	655.818 ng/ml
16) Aroclor 1232 (4)	6.381	2489269	2184.787 ng/ml
17) Aroclor 1232 (5)	6.603	2879322	2005.127 ng/ml
18) Aroclor 1232 (6)	6.729	2195827	1832.725 ng/ml
19) Aroclor 1232 - AVE	0.000	0	N.D. ng/ml
20) Aroclor 1242 (1)	5.728	773412	291.192 ng/ml
21) Aroclor 1242 (2)	6.141	1727133	332.968 ng/ml
22) Aroclor 1242 (3)	6.223	962046	341.130 ng/ml
23) Aroclor 1242 (4)	6.381	2489269	1087.406 ng/ml
24) Aroclor 1242 (5)	6.603	2879322	964.692 ng/ml
25) Aroclor 1242 (6)	6.729	2195827	875.103 ng/ml
26) Aroclor 1242 - AVE	0.000	0	N.D. ng/ml
27) Aroclor 1248 (1)	6.130	1712166	503.091 ng/ml
28) Aroclor 1248 (2)	6.381	2489269	551.307 ng/ml
29) Aroclor 1248 (3)	6.603	2879322	551.715 ng/ml
30) Aroclor 1248 (4)	6.897	3307894	569.822 ng/ml
31) Aroclor 1248 (5)	6.934	3316675	538.482 ng/ml
32) Aroclor 1248 (6)	7.411	1869117	546.939 ng/ml
33) Aroclor 1248 - AVE	0.000	0	N.D. ng/ml
34) Aroclor 1254 (1)	6.934	3316675	552.953 ng/ml
35) Aroclor 1254 (2)	7.041	1195032	163.982 ng/ml
36) Aroclor 1254 (3)	7.411	1869117	166.737 ng/ml
37) Aroclor 1254 (4)	7.578	1323324	185.599 ng/ml
38) Aroclor 1254 (5)	7.958	294269	38.421 ng/ml
39) Aroclor 1254 (6)	8.251	119096	47.755 ng/ml
40) Aroclor 1254 - AVE	0.000	0	N.D. ng/ml
41) Aroclor 1260 (1)	7.535	286492	34.402 ng/ml
42) Aroclor 1260 (2)	7.663	187599	18.388 ng/ml
43) Aroclor 1260 (3)	8.220	32805	4.171 ng/ml
44) Aroclor 1260 (4)	8.391	78085	4.194 ng/ml
45) Aroclor 1260 (5)	8.690	62566	5.172 ng/ml
46) Aroclor 1260 (6)	9.080	20052	3.921 ng/ml
47) Aroclor 1260 - AVE	0.000	0	N.D. ng/ml

Handwritten:
 543.589

Quantitation Report (Not Reviewed)

Data Path : K:\DATA\9L03052\
 Data File : ECD2F022.D
 Signal(s) : ECD1A.CH
 Acq On : 03 Dec 2019 22:39
 Operator : MJB / KAK
 Sample : 9L03052-ICV5
 Misc :
 ALS Vial : 21 Sample Multiplier: 1

Integration File: PCB1.e
 Quant Time: Dec 04 15:47:36 2019
 Quant Method : K:\METHODS\FECD2_QUANTPCB_191203.M
 Quant Title : PCB Data Analysis
 QLast Update : Wed Dec 04 15:29:22 2019
 Response via : Initial Calibration
 Integrator: ChemStation 6890 Scale Mode: Small noise peaks clipped

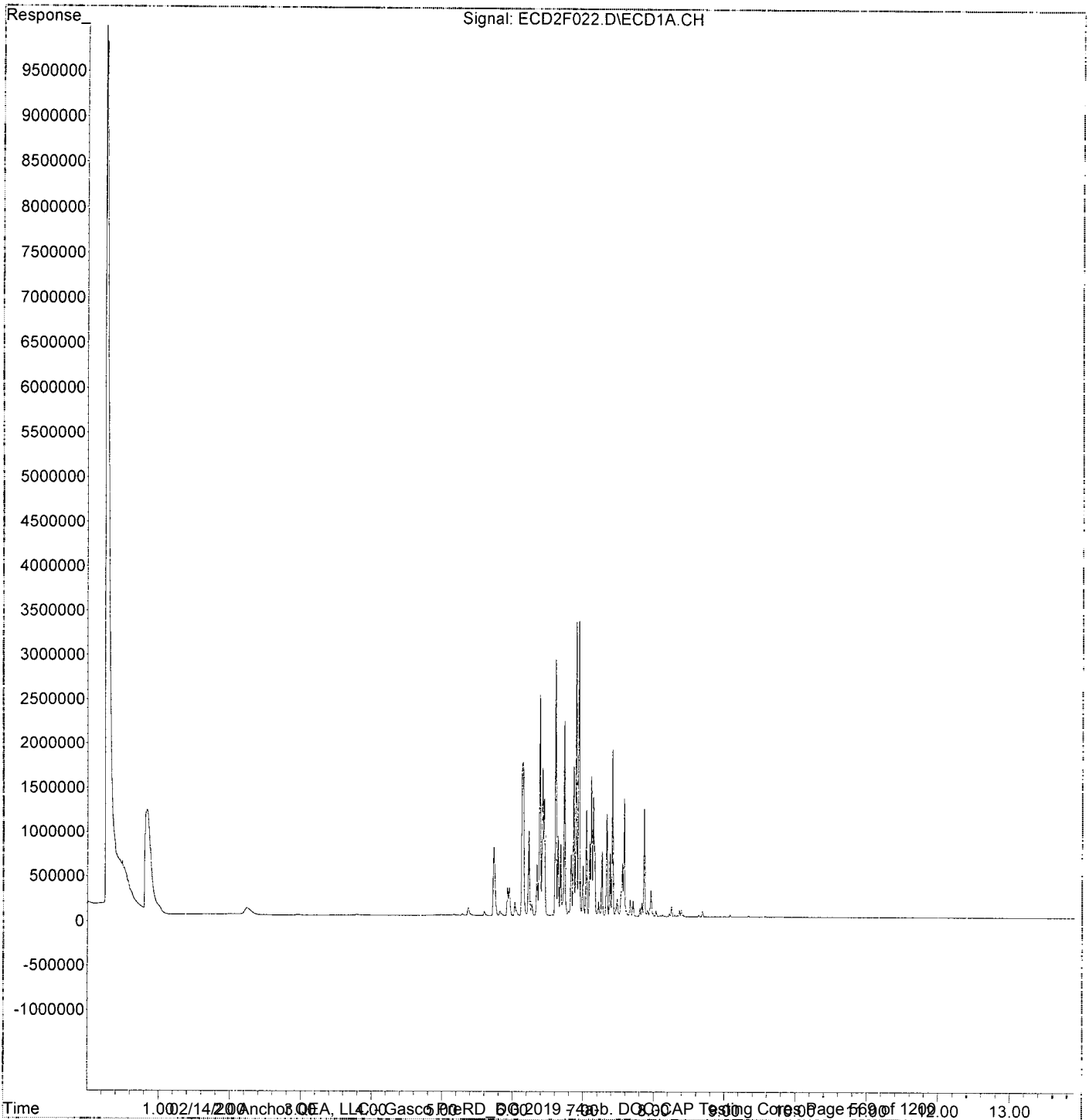
Compound	R.T.	Response	Conc Units
48) Aroclor 1262 (1)	7.663	187599	23.315 ng/ml
49) Aroclor 1262 (2)	7.988	36173	3.223 ng/ml
50) Aroclor 1262 (3)	8.220	32805	3.380 ng/ml
51) Aroclor 1262 (4)	8.391	78085	3.779 ng/ml
52) Aroclor 1262 (5)	8.690	62566	4.782 ng/ml
53) Aroclor 1262 (6)	9.080	20052	3.003 ng/ml
54) Aroclor 1262 - AVE	0.000	0	N.D. ng/ml
55) Aroclor 1268 (1)	8.220	32805	6.427 ng/ml
56) Aroclor 1268 (2)	8.638	20328	0.829 ng/ml
57) Aroclor 1268 (3)	8.690	62566	3.065 ng/ml
58) Aroclor 1268 (4)	8.865	4340	0.227 ng/ml
59) Aroclor 1268 (5)	9.080	20052	2.587 ng/ml
60) Aroclor 1268 (6)	9.340	13546	0.259 ng/ml
61) Aroclor 1268 - AVE	0.000	0	N.D. ng/ml

(f)=RT Delta > 1/2 Window

(m)=manual int.

Data Path : K:\DATA\9L03052\
Data File : ECD2F022.D
Signal(s) : ECD1A.CH
Acq On : 03 Dec 2019 22:39
Operator : MJB / KAK
Sample : 9L03052-ICV5
Misc :
ALS Vial : 21 Sample Multiplier: 1

Integration File: PCB1.e
Quant Time: Dec 04 15:47:36 2019
Quant Method : K:\METHODS\FECD2_QUANTPCB_191203.M
Quant Title : PCB Data Analysis
QLast Update : Wed Dec 04 15:29:22 2019
Response via : Initial Calibration
Integrator: ChemStation 6890 Scale Mode: Small noise peaks clipped



Quantitation Report (QT Reviewed)

Data Path : K:\DATA\9L03052\requant\
 Data File : ECD2F003.D
 Signal(s) : ECD1A.CH
 Acq On : 03 Dec 2019 17:04
 Operator : MJB / KAK
 Sample : 9L03052-CAL1
 Misc :
 ALS Vial : 3 Sample Multiplier: 1

Integration File: PCB1.e
 Quant Time: Dec 04 15:32:40 2019
 Quant Method : K:\METHODS\FECD2_QUANTPCB_191203.M
 Quant Title : PCB Data Analysis
 QLast Update : Wed Dec 04 15:29:22 2019
 Response via : Initial Calibration
 Integrator: ChemStation 6890 Scale Mode: Small noise peaks clipped

Compound	R.T.	Response	Conc Units
System Monitoring Compounds			
1) S TCMX (S)	4.810	607866	9.129 ng/ml
62) S DCBP (S)	9.578	1085395	9.719 ng/ml ✓
Target Compounds			
2) Aroclor 1016 (1)	5.730	89904	24.052 ng/ml
3) Aroclor 1016 (2)	6.144	161114	22.396 ng/ml
4) Aroclor 1016 (3)	6.226	94866	23.878 ng/ml
5) Aroclor 1016 (4)	6.382	87352	24.418 ng/ml
6) Aroclor 1016 (5)	6.604	97448	23.473 ng/ml
7) Aroclor 1016 (6)	6.731	68287	23.280 ng/ml
8) Aroclor 1016 - AVE	0.000	0	N.D. ng/ml
9) Aroclor 1221 (1)	0.000	0	N.D. ng/ml
10) Aroclor 1221 (2)	0.000	0	N.D. ng/ml
11) Aroclor 1221 (3)	0.000	0	N.D. ng/ml
12) Aroclor 1221 - AVE	0.000	0	N.D. ng/ml
13) Aroclor 1232 (1)	0.000	0	N.D. ng/ml
14) Aroclor 1232 (2)	0.000	0	N.D. ng/ml
15) Aroclor 1232 (3)	0.000	0	N.D. ng/ml
16) Aroclor 1232 (4)	0.000	0	N.D. ng/ml
17) Aroclor 1232 (5)	0.000	0	N.D. ng/ml
18) Aroclor 1232 (6)	0.000	0	N.D. ng/ml
19) Aroclor 1232 - AVE	0.000	0	N.D. ng/ml
20) Aroclor 1242 (1)	0.000	0	N.D. ng/ml
21) Aroclor 1242 (2)	0.000	0	N.D. ng/ml
22) Aroclor 1242 (3)	0.000	0	N.D. ng/ml
23) Aroclor 1242 (4)	0.000	0	N.D. ng/ml
24) Aroclor 1242 (5)	0.000	0	N.D. ng/ml
25) Aroclor 1242 (6)	0.000	0	N.D. ng/ml
26) Aroclor 1242 - AVE	0.000	0	N.D. ng/ml
27) Aroclor 1248 (1)	0.000	0	N.D. ng/ml
28) Aroclor 1248 (2)	0.000	0	N.D. ng/ml
29) Aroclor 1248 (3)	0.000	0	N.D. ng/ml
30) Aroclor 1248 (4)	0.000	0	N.D. ng/ml
31) Aroclor 1248 (5)	0.000	0	N.D. ng/ml
32) Aroclor 1248 (6)	0.000	0	N.D. ng/ml
33) Aroclor 1248 - AVE	0.000	0	N.D. ng/ml
34) Aroclor 1254 (1)	0.000	0	N.D. ng/ml
35) Aroclor 1254 (2)	0.000	0	N.D. ng/ml
36) Aroclor 1254 (3)	0.000	0	N.D. ng/ml
37) Aroclor 1254 (4)	0.000	0	N.D. ng/ml
38) Aroclor 1254 (5)	0.000	0	N.D. ng/ml
39) Aroclor 1254 (6)	0.000	0	N.D. ng/ml
40) Aroclor 1254 - AVE	0.000	0	N.D. ng/ml
41) Aroclor 1260 (1)	7.532	186119	22.349 ng/ml
42) Aroclor 1260 (2)	7.665	225314	22.084 ng/ml
43) Aroclor 1260 (3)	8.222	178776	22.730 ng/ml
44) Aroclor 1260 (4)	8.392	374030	20.089 ng/ml
45) Aroclor 1260 (5)	8.690	254106	21.007 ng/ml
46) Aroclor 1260 (6)	9.082	115322	22.548 ng/ml
47) Aroclor 1260 - AVE	0.000	0	N.D. ng/ml

MJB
12/4/19

Quantitation Report (QT Reviewed)

Data Path : K:\DATA\9L03052\requant\
 Data File : ECD2F003.D
 Signal(s) : ECD1A.CH
 Acq On : 03 Dec 2019 17:04
 Operator : MJB / KAK
 Sample : 9L03052-CAL1
 Misc :
 ALS Vial : 3 Sample Multiplier: 1

Integration File: PCB1.e
 Quant Time: Dec 04 15:32:40 2019
 Quant Method : K:\METHODS\FECD2_QUANTPCB_191203.M
 Quant Title : PCB Data Analysis
 QLast Update : Wed Dec 04 15:29:22 2019
 Response via : Initial Calibration
 Integrator: ChemStation 6890 Scale Mode: Small noise peaks clipped

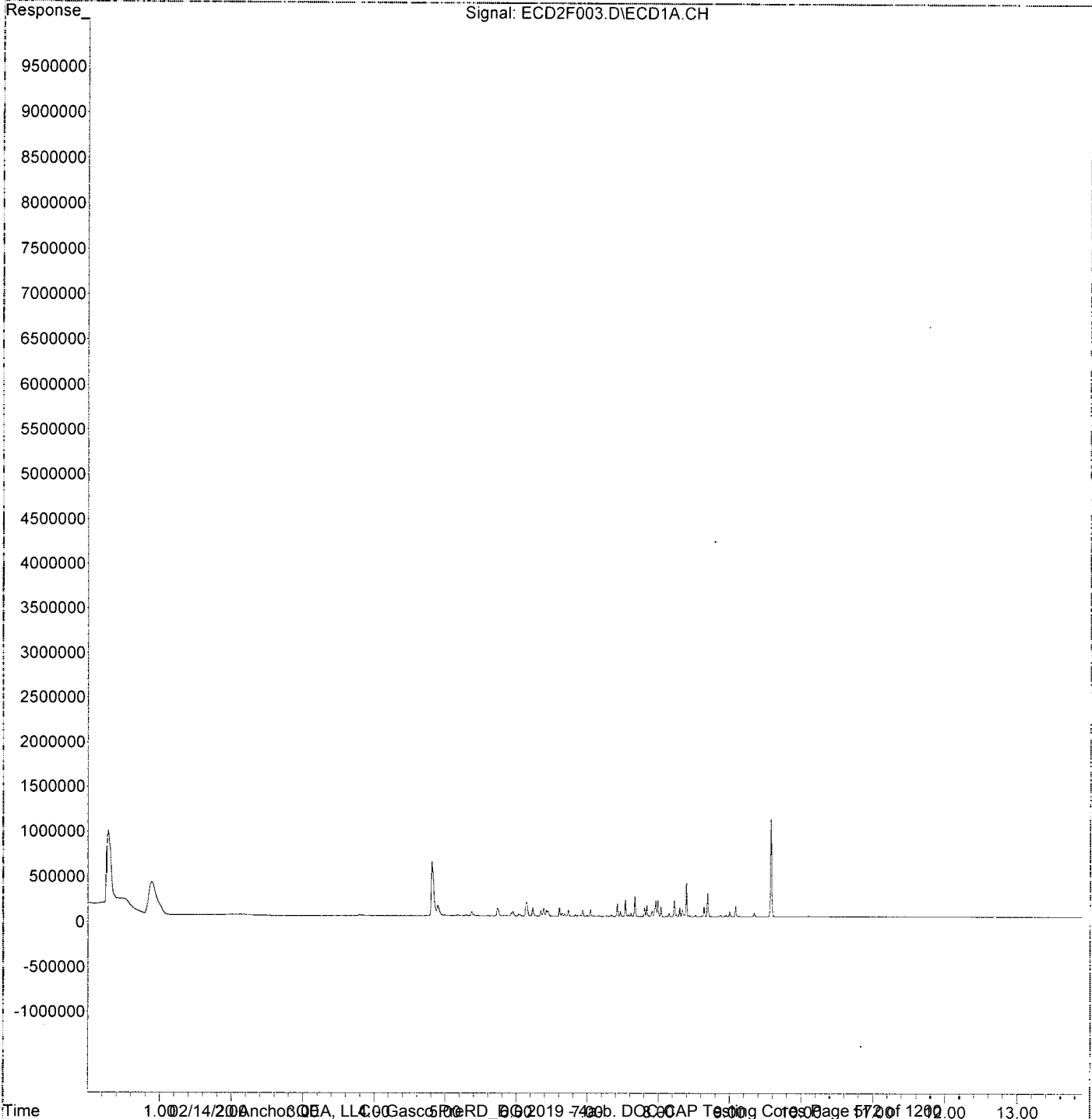
Compound	R.T.	Response	Conc	Units
48) Aroclor 1262 (1)	0.000	0	N.D.	ng/ml
49) Aroclor 1262 (2)	0.000	0	N.D.	ng/ml
50) Aroclor 1262 (3)	0.000	0	N.D.	ng/ml
51) Aroclor 1262 (4)	0.000	0	N.D.	ng/ml
52) Aroclor 1262 (5)	0.000	0	N.D.	ng/ml
53) Aroclor 1262 (6)	0.000	0	N.D.	ng/ml
54) Aroclor 1262 - AVE	0.000	0	N.D.	ng/ml
55) Aroclor 1268 (1)	0.000	0	N.D.	ng/ml
56) Aroclor 1268 (2)	0.000	0	N.D.	ng/ml
57) Aroclor 1268 (3)	0.000	0	N.D.	ng/ml
58) Aroclor 1268 (4)	0.000	0	N.D.	ng/ml
59) Aroclor 1268 (5)	0.000	0	N.D.	ng/ml
60) Aroclor 1268 (6)	0.000	0	N.D.	ng/ml
61) Aroclor 1268 - AVE	0.000	0	N.D.	ng/ml

(f)=RT Delta > 1/2 Window

(m)=manual int.

Data Path : K:\DATA\9L03052\requant\
Data File : ECD2F003.D
Signal(s) : ECD1A.CH
Acq On : 03 Dec 2019 17:04
Operator : MJB / KAK
Sample : 9L03052-CAL1
Misc :
ALS Vial : 3 Sample Multiplier: 1

Integration File: PCB1.e
Quant Time: Dec 04 15:32:40 2019
Quant Method : K:\METHODS\FECD2_QUANTPCB_191203.M
Quant Title : PCB Data Analysis
QLast Update : Wed Dec 04 15:29:22 2019
Response via : Initial Calibration
Integrator: ChemStation 6890 Scale Mode: Small noise peaks clipped



Quantitation Report (QT Reviewed)

Data Path : K:\DATA\9L03052\requant\
 Data File : ECD2F004.D
 Signal(s) : ECD1A.CH
 Acq On : 03 Dec 2019 17:22
 Operator : MJB / KAK
 Sample : 9L03052-CAL2
 Misc :
 ALS Vial : 4 Sample Multiplier: 1

Integration File: PCB1.e
 Quant Time: Dec 04 15:32:58 2019
 Quant Method : K:\METHODS\FECD2_QUANTPCB_191203.M
 Quant Title : PCB Data Analysis
 QLast Update : Wed Dec 04 15:29:22 2019
 Response via : Initial Calibration
 Integrator: ChemStation 6890 Scale Mode: Small noise peaks clipped

Compound	R.T.	Response	Conc	Units
System Monitoring Compounds				
1) S TCMX (S)	4.809	1520231	22.830	ng/ml ✓
62) S DCBP (S)	9.576	2699632	24.174	ng/ml ✓
Target Compounds				
2) Aroclor 1016 (1)	5.729	193429	51.747	ng/ml
3) Aroclor 1016 (2)	6.143	352080	48.941	ng/ml
4) Aroclor 1016 (3)	6.225	199490	50.212	ng/ml
5) Aroclor 1016 (4)	6.381	190893	53.362	ng/ml
6) Aroclor 1016 (5)	6.604	220902	53.210	ng/ml
7) Aroclor 1016 (6)	6.731	153783	52.428	ng/ml
8) Aroclor 1016 - AVE	0.000	0	N.D.	ng/ml
9) Aroclor 1221 (1)	0.000	0	N.D.	ng/ml
10) Aroclor 1221 (2)	0.000	0	N.D.	ng/ml
11) Aroclor 1221 (3)	0.000	0	N.D.	ng/ml
12) Aroclor 1221 - AVE	0.000	0	N.D.	ng/ml
13) Aroclor 1232 (1)	0.000	0	N.D.	ng/ml
14) Aroclor 1232 (2)	0.000	0	N.D.	ng/ml
15) Aroclor 1232 (3)	0.000	0	N.D.	ng/ml
16) Aroclor 1232 (4)	0.000	0	N.D.	ng/ml
17) Aroclor 1232 (5)	0.000	0	N.D.	ng/ml
18) Aroclor 1232 (6)	0.000	0	N.D.	ng/ml
19) Aroclor 1232 - AVE	0.000	0	N.D.	ng/ml
20) Aroclor 1242 (1)	0.000	0	N.D.	ng/ml
21) Aroclor 1242 (2)	0.000	0	N.D.	ng/ml
22) Aroclor 1242 (3)	0.000	0	N.D.	ng/ml
23) Aroclor 1242 (4)	0.000	0	N.D.	ng/ml
24) Aroclor 1242 (5)	0.000	0	N.D.	ng/ml
25) Aroclor 1242 (6)	0.000	0	N.D.	ng/ml
26) Aroclor 1242 - AVE	0.000	0	N.D.	ng/ml
27) Aroclor 1248 (1)	0.000	0	N.D.	ng/ml
28) Aroclor 1248 (2)	0.000	0	N.D.	ng/ml
29) Aroclor 1248 (3)	0.000	0	N.D.	ng/ml
30) Aroclor 1248 (4)	0.000	0	N.D.	ng/ml
31) Aroclor 1248 (5)	0.000	0	N.D.	ng/ml
32) Aroclor 1248 (6)	0.000	0	N.D.	ng/ml
33) Aroclor 1248 - AVE	0.000	0	N.D.	ng/ml
34) Aroclor 1254 (1)	0.000	0	N.D.	ng/ml
35) Aroclor 1254 (2)	0.000	0	N.D.	ng/ml
36) Aroclor 1254 (3)	0.000	0	N.D.	ng/ml
37) Aroclor 1254 (4)	0.000	0	N.D.	ng/ml
38) Aroclor 1254 (5)	0.000	0	N.D.	ng/ml
39) Aroclor 1254 (6)	0.000	0	N.D.	ng/ml
40) Aroclor 1254 - AVE	0.000	0	N.D.	ng/ml
41) Aroclor 1260 (1)	7.531	418936	50.306	ng/ml
42) Aroclor 1260 (2)	7.665	506688	49.664	ng/ml
43) Aroclor 1260 (3)	8.221	402124	51.127	ng/ml
44) Aroclor 1260 (4)	8.390	944538	50.731	ng/ml ✓
45) Aroclor 1260 (5)	8.690	615297	50.868	ng/ml
46) Aroclor 1260 (6)	9.081	258919	50.623	ng/ml
47) Aroclor 1260 - AVE	0.000	0	N.D.	ng/ml

12/4/19

Quantitation Report (QT Reviewed)

Data Path : K:\DATA\9L03052\requant\
 Data File : ECD2F004.D
 Signal(s) : ECD1A.CH
 Acq On : 03 Dec 2019 17:22
 Operator : MJB / KAK
 Sample : 9L03052-CAL2
 Misc :
 ALS Vial : 4 Sample Multiplier: 1

Integration File: PCB1.e
 Quant Time: Dec 04 15:32:58 2019
 Quant Method : K:\METHODS\FECD2_QUANTPCB_191203.M
 Quant Title : PCB Data Analysis
 QLast Update : Wed Dec 04 15:29:22 2019
 Response via : Initial Calibration
 Integrator: ChemStation 6890 Scale Mode: Small noise peaks clipped

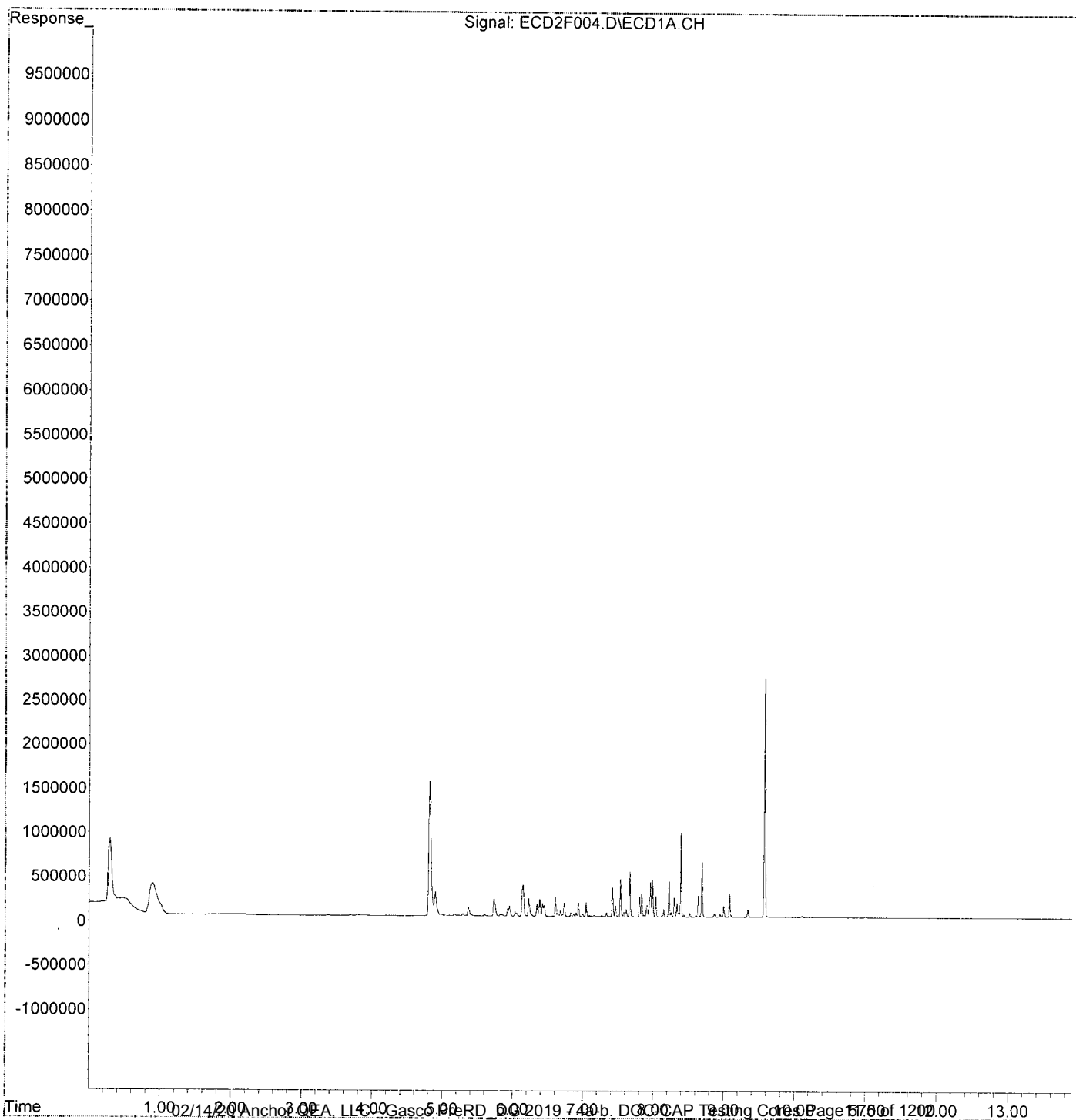
Compound	R.T.	Response	Conc	Units
48) Aroclor 1262 (1)	0.000	0	N.D.	ng/ml
49) Aroclor 1262 (2)	0.000	0	N.D.	ng/ml
50) Aroclor 1262 (3)	0.000	0	N.D.	ng/ml
51) Aroclor 1262 (4)	0.000	0	N.D.	ng/ml
52) Aroclor 1262 (5)	0.000	0	N.D.	ng/ml
53) Aroclor 1262 (6)	0.000	0	N.D.	ng/ml
54) Aroclor 1262 - AVE	0.000	0	N.D.	ng/ml
55) Aroclor 1268 (1)	0.000	0	N.D.	ng/ml
56) Aroclor 1268 (2)	0.000	0	N.D.	ng/ml
57) Aroclor 1268 (3)	0.000	0	N.D.	ng/ml
58) Aroclor 1268 (4)	0.000	0	N.D.	ng/ml
59) Aroclor 1268 (5)	0.000	0	N.D.	ng/ml
60) Aroclor 1268 (6)	0.000	0	N.D.	ng/ml
61) Aroclor 1268 - AVE	0.000	0	N.D.	ng/ml

(f)=RT Delta > 1/2 Window

(m)=manual int.

Data Path : K:\DATA\9L03052\requant\
 Data File : ECD2F004.D
 Signal(s) : ECD1A.CH
 Acq On : 03 Dec 2019 17:22
 Operator : MJB / KAK
 Sample : 9L03052-CAL2
 Misc :
 ALS Vial : 4 Sample Multiplier: 1

Integration File: PCB1.e
 Quant Time: Dec 04 15:32:58 2019
 Quant Method : K:\METHODS\FECD2_QUANTPCB_191203.M
 Quant Title : PCB Data Analysis
 QLast Update : Wed Dec 04 15:29:22 2019
 Response via : Initial Calibration
 Integrator: ChemStation 6890 Scale Mode: Small noise peaks clipped



Quantitation Report (QT Reviewed)

Data Path : K:\DATA\9L03052\requant\
 Data File : ECD2F005.D
 Signal(s) : ECD1A.CH
 Acq On : 03 Dec 2019 17:40
 Operator : MJB / KAK
 Sample : 9L03052-CAL3
 Misc :
 ALS Vial : 5 Sample Multiplier: 1

Integration File: PCB1.e
 Quant Time: Dec 04 15:33:14 2019
 Quant Method : K:\METHODS\FECD2_QUANTPCB_191203.M
 Quant Title : PCB Data Analysis
 QLast Update : Wed Dec 04 15:29:22 2019
 Response via : Initial Calibration
 Integrator: ChemStation 6890 Scale Mode: Small noise peaks clipped

Compound	R.T.	Response	Conc	Units
System Monitoring Compounds				
1) S TCMX (S)	4.809	3122586	46.894	ng/ml ✓
62) S DCBP (S)	9.577	5688932	50.942	ng/ml ✓
Target Compounds				
2) Aroclor 1016 (1)	5.729	374224	100.115	ng/ml
3) Aroclor 1016 (2)	6.143	710924	98.823	ng/ml
4) Aroclor 1016 (3)	6.225	390273	98.233	ng/ml
5) Aroclor 1016 (4)	6.381	356425	99.634	ng/ml
6) Aroclor 1016 (5)	6.604	404011	97.317	ng/ml
7) Aroclor 1016 (6)	6.730	290789	99.136	ng/ml
8) Aroclor 1016 - AVE	0.000	0	N.D.	ng/ml
9) Aroclor 1221 (1)	0.000	0	N.D.	ng/ml
10) Aroclor 1221 (2)	0.000	0	N.D.	ng/ml
11) Aroclor 1221 (3)	0.000	0	N.D.	ng/ml
12) Aroclor 1221 - AVE	0.000	0	N.D.	ng/ml
13) Aroclor 1232 (1)	0.000	0	N.D.	ng/ml
14) Aroclor 1232 (2)	0.000	0	N.D.	ng/ml
15) Aroclor 1232 (3)	0.000	0	N.D.	ng/ml
16) Aroclor 1232 (4)	0.000	0	N.D.	ng/ml
17) Aroclor 1232 (5)	0.000	0	N.D.	ng/ml
18) Aroclor 1232 (6)	0.000	0	N.D.	ng/ml
19) Aroclor 1232 - AVE	0.000	0	N.D.	ng/ml
20) Aroclor 1242 (1)	0.000	0	N.D.	ng/ml
21) Aroclor 1242 (2)	0.000	0	N.D.	ng/ml
22) Aroclor 1242 (3)	0.000	0	N.D.	ng/ml
23) Aroclor 1242 (4)	0.000	0	N.D.	ng/ml
24) Aroclor 1242 (5)	0.000	0	N.D.	ng/ml
25) Aroclor 1242 (6)	0.000	0	N.D.	ng/ml
26) Aroclor 1242 - AVE	0.000	0	N.D.	ng/ml
27) Aroclor 1248 (1)	0.000	0	N.D.	ng/ml
28) Aroclor 1248 (2)	0.000	0	N.D.	ng/ml
29) Aroclor 1248 (3)	0.000	0	N.D.	ng/ml
30) Aroclor 1248 (4)	0.000	0	N.D.	ng/ml
31) Aroclor 1248 (5)	0.000	0	N.D.	ng/ml
32) Aroclor 1248 (6)	0.000	0	N.D.	ng/ml
33) Aroclor 1248 - AVE	0.000	0	N.D.	ng/ml
34) Aroclor 1254 (1)	0.000	0	N.D.	ng/ml
35) Aroclor 1254 (2)	0.000	0	N.D.	ng/ml
36) Aroclor 1254 (3)	0.000	0	N.D.	ng/ml
37) Aroclor 1254 (4)	0.000	0	N.D.	ng/ml
38) Aroclor 1254 (5)	0.000	0	N.D.	ng/ml
39) Aroclor 1254 (6)	0.000	0	N.D.	ng/ml
40) Aroclor 1254 - AVE	0.000	0	N.D.	ng/ml
41) Aroclor 1260 (1)	7.531	842440	101.160	ng/ml
42) Aroclor 1260 (2)	7.665	1012879	99.279	ng/ml
43) Aroclor 1260 (3)	8.221	802199	101.994	ng/ml
44) Aroclor 1260 (4)	8.391	1832880	98.444	ng/ml
45) Aroclor 1260 (5)	8.689	1221637	100.995	ng/ml ✓
46) Aroclor 1260 (6)	9.082	511487	100.005	ng/ml
47) Aroclor 1260 - AVE	0.000	0	N.D.	ng/ml

12/4/19

Data Path : K:\DATA\9L03052\requant\
 Data File : ECD2F005.D
 Signal(s) : ECD1A.CH
 Acq On : 03 Dec 2019 17:40
 Operator : MJB / KAK
 Sample : 9L03052-CAL3
 Misc :
 ALS Vial : 5 Sample Multiplier: 1

Integration File: PCB1.e
 Quant Time: Dec 04 15:33:14 2019
 Quant Method : K:\METHODS\FECD2_QUANTPCB_191203.M
 Quant Title : PCB Data Analysis
 QLast Update : Wed Dec 04 15:29:22 2019
 Response via : Initial Calibration
 Integrator: ChemStation 6890 Scale Mode: Small noise peaks clipped

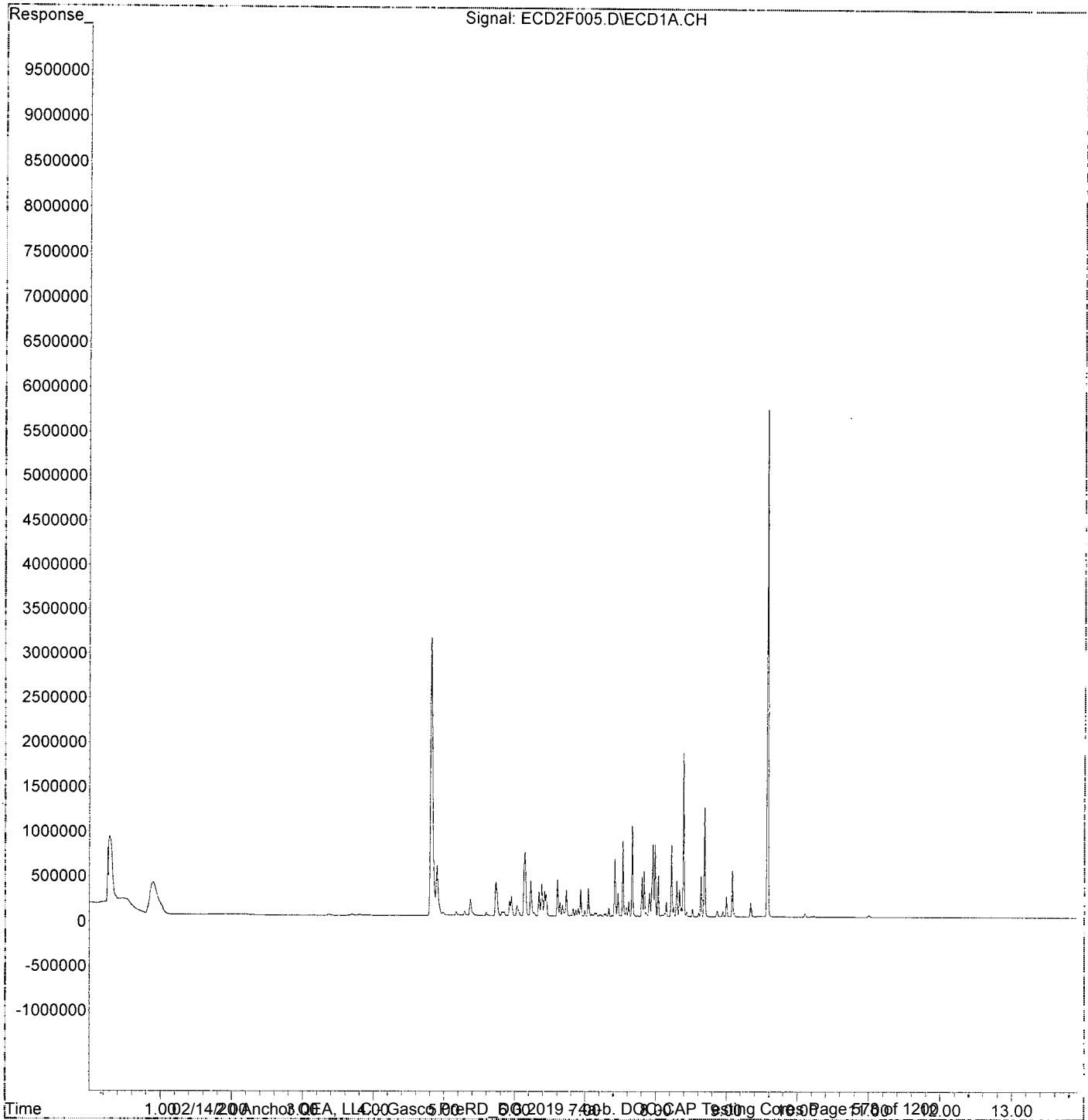
Compound	R.T.	Response	Conc	Units
48) Aroclor 1262 (1)	0.000	0	N.D.	ng/ml
49) Aroclor 1262 (2)	0.000	0	N.D.	ng/ml
50) Aroclor 1262 (3)	0.000	0	N.D.	ng/ml
51) Aroclor 1262 (4)	0.000	0	N.D.	ng/ml
52) Aroclor 1262 (5)	0.000	0	N.D.	ng/ml
53) Aroclor 1262 (6)	0.000	0	N.D.	ng/ml
54) Aroclor 1262 - AVE	0.000	0	N.D.	ng/ml
55) Aroclor 1268 (1)	0.000	0	N.D.	ng/ml
56) Aroclor 1268 (2)	0.000	0	N.D.	ng/ml
57) Aroclor 1268 (3)	0.000	0	N.D.	ng/ml
58) Aroclor 1268 (4)	0.000	0	N.D.	ng/ml
59) Aroclor 1268 (5)	0.000	0	N.D.	ng/ml
60) Aroclor 1268 (6)	0.000	0	N.D.	ng/ml
61) Aroclor 1268 - AVE	0.000	0	N.D.	ng/ml

(f)=RT Delta > 1/2 Window

(m)=manual int.

Data Path : K:\DATA\9L03052\requant\
Data File : ECD2F005.D
Signal(s) : ECD1A.CH
Acq On : 03 Dec 2019 17:40
Operator : MJB / KAK
Sample : 9L03052-CAL3
Misc :
ALS Vial : 5 Sample Multiplier: 1

Integration File: PCB1.e
Quant Time: Dec 04 15:33:14 2019
Quant Method : K:\METHODS\FECD2_QUANTPCB_191203.M
Quant Title : PCB Data Analysis
QLast Update : Wed Dec 04 15:29:22 2019
Response via : Initial Calibration
Integrator: ChemStation 6890 Scale Mode: Small noise peaks clipped



Quantitation Report (QT Reviewed)

Data Path : K:\DATA\9L03052\requant\
 Data File : ECD2F006.D
 Signal(s) : ECD1A.CH
 Acq On : 03 Dec 2019 17:57
 Operator : MJB / KAK
 Sample : 9L03052-CAL4
 Misc :
 ALS Vial : 6 Sample Multiplier: 1

Integration File: PCB1.e
 Quant Time: Dec 04 15:33:28 2019
 Quant Method : K:\METHODS\FECD2_QUANTPCB_191203.M
 Quant Title : PCB Data Analysis
 QLast Update : Wed Dec 04 15:29:22 2019
 Response via : Initial Calibration
 Integrator: ChemStation 6890 Scale Mode: Small noise peaks clipped

Compound	R.T.	Response	Conc	Units
System Monitoring Compounds				
1) S TCMX (S)	4.811	6242821	93.753	ng/ml ✓
62) S DCBP (S)	9.576	10577859	94.720	ng/ml ✓
Target Compounds				
2) Aroclor 1016 (1)	5.729	703735	188.267	ng/ml
3) Aroclor 1016 (2)	6.143	1325963	184.317	ng/ml
4) Aroclor 1016 (3)	6.224	743377	187.111	ng/ml
5) Aroclor 1016 (4)	6.381	650662	181.884	ng/ml
6) Aroclor 1016 (5)	6.604	767420	184.854	ng/ml
7) Aroclor 1016 (6)	6.729	543631	185.335	ng/ml
8) Aroclor 1016 - AVE	0.000	0	N.D.	ng/ml
9) Aroclor 1221 (1)	0.000	0	N.D.	ng/ml
10) Aroclor 1221 (2)	0.000	0	N.D.	ng/ml
11) Aroclor 1221 (3)	0.000	0	N.D.	ng/ml
12) Aroclor 1221 - AVE	0.000	0	N.D.	ng/ml
13) Aroclor 1232 (1)	0.000	0	N.D.	ng/ml
14) Aroclor 1232 (2)	0.000	0	N.D.	ng/ml
15) Aroclor 1232 (3)	0.000	0	N.D.	ng/ml
16) Aroclor 1232 (4)	0.000	0	N.D.	ng/ml
17) Aroclor 1232 (5)	0.000	0	N.D.	ng/ml
18) Aroclor 1232 (6)	0.000	0	N.D.	ng/ml
19) Aroclor 1232 - AVE	0.000	0	N.D.	ng/ml
20) Aroclor 1242 (1)	0.000	0	N.D.	ng/ml
21) Aroclor 1242 (2)	0.000	0	N.D.	ng/ml
22) Aroclor 1242 (3)	0.000	0	N.D.	ng/ml
23) Aroclor 1242 (4)	0.000	0	N.D.	ng/ml
24) Aroclor 1242 (5)	0.000	0	N.D.	ng/ml
25) Aroclor 1242 (6)	0.000	0	N.D.	ng/ml
26) Aroclor 1242 - AVE	0.000	0	N.D.	ng/ml
27) Aroclor 1248 (1)	0.000	0	N.D.	ng/ml
28) Aroclor 1248 (2)	0.000	0	N.D.	ng/ml
29) Aroclor 1248 (3)	0.000	0	N.D.	ng/ml
30) Aroclor 1248 (4)	0.000	0	N.D.	ng/ml
31) Aroclor 1248 (5)	0.000	0	N.D.	ng/ml
32) Aroclor 1248 (6)	0.000	0	N.D.	ng/ml
33) Aroclor 1248 - AVE	0.000	0	N.D.	ng/ml
34) Aroclor 1254 (1)	0.000	0	N.D.	ng/ml
35) Aroclor 1254 (2)	0.000	0	N.D.	ng/ml
36) Aroclor 1254 (3)	0.000	0	N.D.	ng/ml
37) Aroclor 1254 (4)	0.000	0	N.D.	ng/ml
38) Aroclor 1254 (5)	0.000	0	N.D.	ng/ml
39) Aroclor 1254 (6)	0.000	0	N.D.	ng/ml
40) Aroclor 1254 - AVE	0.000	0	N.D.	ng/ml
41) Aroclor 1260 (1)	7.531	1580165	189.746	ng/ml
42) Aroclor 1260 (2)	7.665	1922759	188.462	ng/ml
43) Aroclor 1260 (3)	8.220	1455817	185.097	ng/ml
44) Aroclor 1260 (4)	8.391	3616251	194.229	ng/ml ✓
45) Aroclor 1260 (5)	8.690	2271341	187.777	ng/ml
46) Aroclor 1260 (6)	9.080	929790	181.791	ng/ml
47) Aroclor 1260 - AVE	0.000	0	N.D.	ng/ml

12/11/19

Quantitation Report (QT Reviewed)

Data Path : K:\DATA\9L03052\requant\
 Data File : ECD2F006.D
 Signal(s) : ECD1A.CH
 Acq On : 03 Dec 2019 17:57
 Operator : MJB / KAK
 Sample : 9L03052-CAL4
 Misc :
 ALS Vial : 6 Sample Multiplier: 1

Integration File: PCB1.e
 Quant Time: Dec 04 15:33:28 2019
 Quant Method : K:\METHODS\FECD2_QUANTPCB_191203.M
 Quant Title : PCB Data Analysis
 QLast Update : Wed Dec 04 15:29:22 2019
 Response via : Initial Calibration
 Integrator: ChemStation 6890 Scale Mode: Small noise peaks clipped

Compound	R.T.	Response	Conc	Units
48) Aroclor 1262 (1)	0.000	0	N.D.	ng/mld
49) Aroclor 1262 (2)	0.000	0	N.D.	ng/mld
50) Aroclor 1262 (3)	0.000	0	N.D.	ng/mld
51) Aroclor 1262 (4)	0.000	0	N.D.	ng/mld
52) Aroclor 1262 (5)	0.000	0	N.D.	ng/mld
53) Aroclor 1262 (6)	0.000	0	N.D.	ng/mld
54) Aroclor 1262 - AVE	0.000	0	N.D.	ng/mld
55) Aroclor 1268 (1)	0.000	0	N.D.	ng/mld
56) Aroclor 1268 (2)	0.000	0	N.D.	ng/mld
57) Aroclor 1268 (3)	0.000	0	N.D.	ng/mld
58) Aroclor 1268 (4)	0.000	0	N.D.	ng/mld
59) Aroclor 1268 (5)	0.000	0	N.D.	ng/mld
60) Aroclor 1268 (6)	0.000	0	N.D.	ng/mld
61) Aroclor 1268 - AVE	0.000	0	N.D.	ng/mld

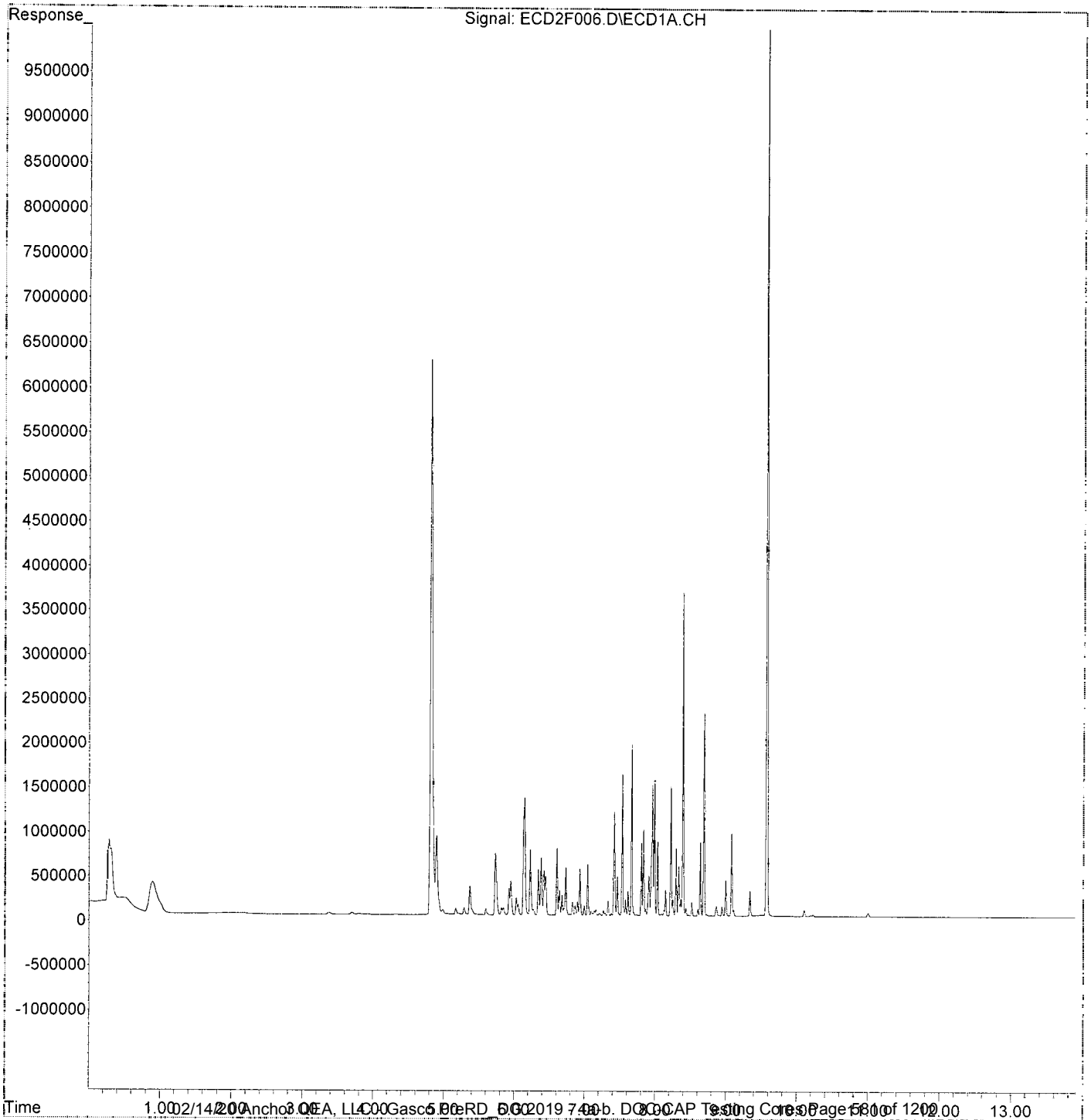
(f)=RT Delta > 1/2 Window

(m)=manual int.

Quantitation Report (QT Reviewed)

Data Path : K:\DATA\9L03052\requant\
Data File : ECD2F006.D
Signal(s) : ECD1A.CH
Acq On : 03 Dec 2019 17:57
Operator : MJB / KAK
Sample : 9L03052-CAL4
Misc :
ALS Vial : 6 Sample Multiplier: 1

Integration File: PCB1.e
Quant Time: Dec 04 15:33:28 2019
Quant Method : K:\METHODS\FECD2_QUANTPCB_191203.M
Quant Title : PCB Data Analysis
QLast Update : Wed Dec 04 15:29:22 2019
Response via : Initial Calibration
Integrator: ChemStation 6890 Scale Mode: Small noise peaks clipped



Data Path : K:\DATA\9L03052\requant\
 Data File : ECD2F007.D
 Signal(s) : ECD1A.CH
 Acq On : 03 Dec 2019 18:15
 Operator : MJB / KAK
 Sample : 9L03052-CAL5
 Misc :
 ALS Vial : 7 Sample Multiplier: 1

Integration File: PCB1.e
 Quant Time: Dec 04 15:33:46 2019
 Quant Method : K:\METHODS\FECD2_QUANTPCB_191203.M
 Quant Title : PCB Data Analysis
 QLast Update : Wed Dec 04 15:29:22 2019
 Response via : Initial Calibration
 Integrator: ChemStation 6890 Scale Mode: Small noise peaks clipped

Compound	R.T.	Response	Conc	Units
System Monitoring Compounds				
1) S TCMX (S)	4.811	19144959	287.515	ng/ml
62) S DCBP (S)	9.578	31083383	278.338	ng/ml
Target Compounds				
2) Aroclor 1016 (1)	5.729	1871482	500.670	ng/ml
3) Aroclor 1016 (2)	6.143	3859736	536.529	ng/ml
4) Aroclor 1016 (3)	6.225	2022155	508.984	ng/ml
5) Aroclor 1016 (4)	6.382	1820005	508.757	ng/ml
6) Aroclor 1016 (5)	6.604	2192154	528.041	ng/ml
7) Aroclor 1016 (6)	6.730	1484483	506.092	ng/ml
8) Aroclor 1016 - AVE	0.000	0	N.D.	ng/ml
9) Aroclor 1221 (1)	0.000	0	N.D.	ng/ml
10) Aroclor 1221 (2)	0.000	0	N.D.	ng/ml
11) Aroclor 1221 (3)	0.000	0	N.D.	ng/ml
12) Aroclor 1221 - AVE	0.000	0	N.D.	ng/ml
13) Aroclor 1232 (1)	0.000	0	N.D.	ng/ml
14) Aroclor 1232 (2)	0.000	0	N.D.	ng/ml
15) Aroclor 1232 (3)	0.000	0	N.D.	ng/ml
16) Aroclor 1232 (4)	0.000	0	N.D.	ng/ml
17) Aroclor 1232 (5)	0.000	0	N.D.	ng/ml
18) Aroclor 1232 (6)	0.000	0	N.D.	ng/ml
19) Aroclor 1232 - AVE	0.000	0	N.D.	ng/ml
20) Aroclor 1242 (1)	0.000	0	N.D.	ng/ml
21) Aroclor 1242 (2)	0.000	0	N.D.	ng/ml
22) Aroclor 1242 (3)	0.000	0	N.D.	ng/ml
23) Aroclor 1242 (4)	0.000	0	N.D.	ng/ml
24) Aroclor 1242 (5)	0.000	0	N.D.	ng/ml
25) Aroclor 1242 (6)	0.000	0	N.D.	ng/ml
26) Aroclor 1242 - AVE	0.000	0	N.D.	ng/ml
27) Aroclor 1248 (1)	0.000	0	N.D.	ng/ml
28) Aroclor 1248 (2)	0.000	0	N.D.	ng/ml
29) Aroclor 1248 (3)	0.000	0	N.D.	ng/ml
30) Aroclor 1248 (4)	0.000	0	N.D.	ng/ml
31) Aroclor 1248 (5)	0.000	0	N.D.	ng/ml
32) Aroclor 1248 (6)	0.000	0	N.D.	ng/ml
33) Aroclor 1248 - AVE	0.000	0	N.D.	ng/ml
34) Aroclor 1254 (1)	0.000	0	N.D.	ng/ml
35) Aroclor 1254 (2)	0.000	0	N.D.	ng/ml
36) Aroclor 1254 (3)	0.000	0	N.D.	ng/ml
37) Aroclor 1254 (4)	0.000	0	N.D.	ng/ml
38) Aroclor 1254 (5)	0.000	0	N.D.	ng/ml
39) Aroclor 1254 (6)	0.000	0	N.D.	ng/ml
40) Aroclor 1254 - AVE	0.000	0	N.D.	ng/ml
41) Aroclor 1260 (1)	7.532	4423699	531.197	ng/ml
42) Aroclor 1260 (2)	7.665	5325133	521.949	ng/ml
43) Aroclor 1260 (3)	8.221	3997829	508.296	ng/ml
44) Aroclor 1260 (4)	8.391	10089251	541.895	ng/ml
45) Aroclor 1260 (5)	8.690	6288943	519.920	ng/ml
46) Aroclor 1260 (6)	9.082	2699039	527.712	ng/ml
47) Aroclor 1260 - AVE	0.000	0	N.D.	ng/ml

MJB
12/4/19

Quantitation Report (QT Reviewed)

Data Path : K:\DATA\9L03052\requant\
 Data File : ECD2F007.D
 Signal(s) : ECD1A.CH
 Acq On : 03 Dec 2019 18:15
 Operator : MJB / KAK
 Sample : 9L03052-CAL5
 Misc :
 ALS Vial : 7 Sample Multiplier: 1

Integration File: PCB1.e
 Quant Time: Dec 04 15:33:46 2019
 Quant Method : K:\METHODS\FECD2_QUANTPCB_191203.M
 Quant Title : PCB Data Analysis
 QLast Update : Wed Dec 04 15:29:22 2019
 Response via : Initial Calibration
 Integrator: ChemStation 6890 Scale Mode: Small noise peaks clipped

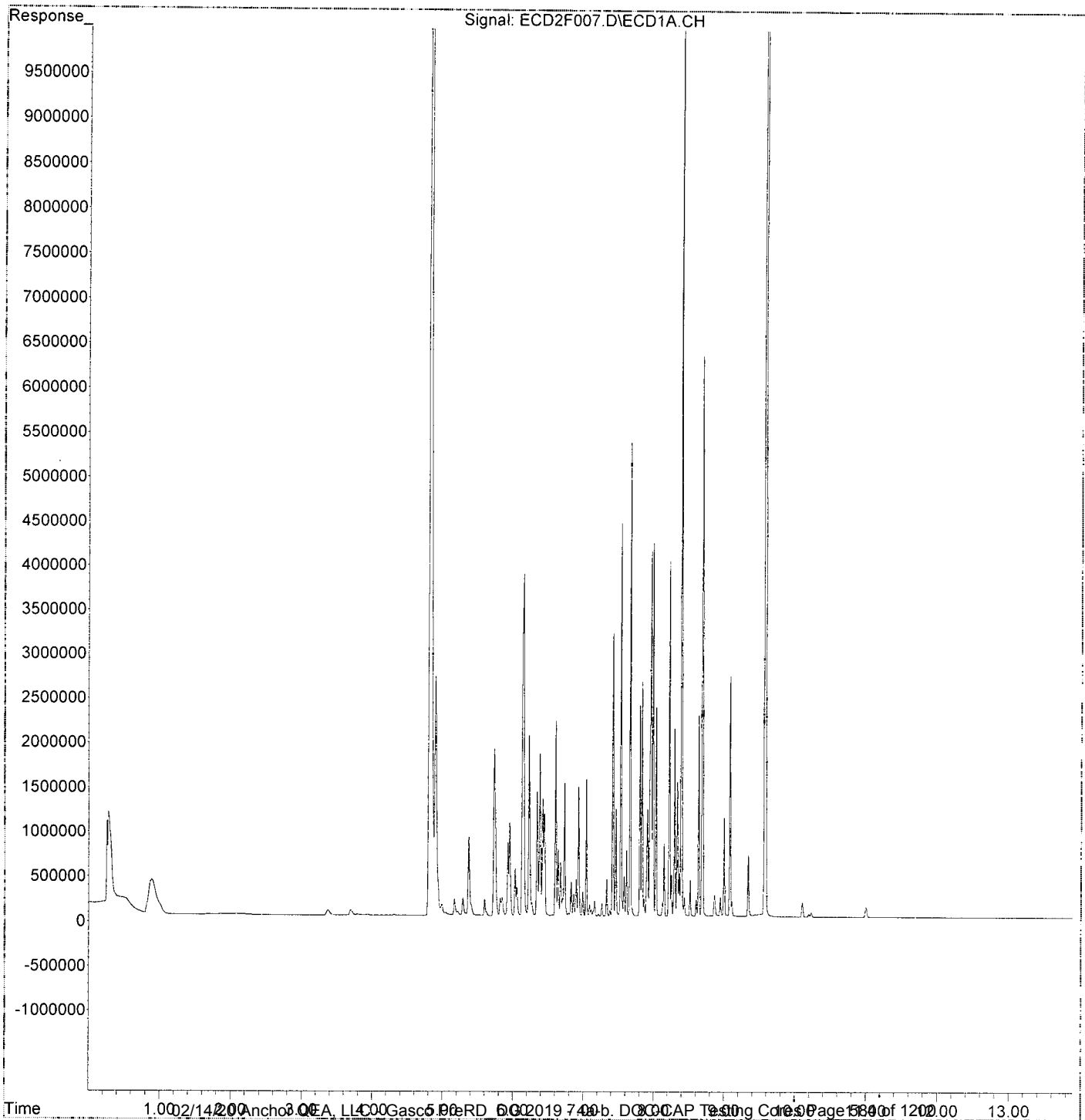
Compound	R.T.	Response	Conc	Units
48) Aroclor 1262 (1)	0.000	0	N.D.	ng/ml
49) Aroclor 1262 (2)	0.000	0	N.D.	ng/ml
50) Aroclor 1262 (3)	0.000	0	N.D.	ng/ml
51) Aroclor 1262 (4)	0.000	0	N.D.	ng/ml
52) Aroclor 1262 (5)	0.000	0	N.D.	ng/ml
53) Aroclor 1262 (6)	0.000	0	N.D.	ng/ml
54) Aroclor 1262 - AVE	0.000	0	N.D.	ng/ml
55) Aroclor 1268 (1)	0.000	0	N.D.	ng/ml
56) Aroclor 1268 (2)	0.000	0	N.D.	ng/ml
57) Aroclor 1268 (3)	0.000	0	N.D.	ng/ml
58) Aroclor 1268 (4)	0.000	0	N.D.	ng/ml
59) Aroclor 1268 (5)	0.000	0	N.D.	ng/ml
60) Aroclor 1268 (6)	0.000	0	N.D.	ng/ml
61) Aroclor 1268 - AVE	0.000	0	N.D.	ng/ml

(f)=RT Delta > 1/2 Window

(m)=manual int.

Data Path : K:\DATA\9L03052\requant\
Data File : ECD2F007.D
Signal(s) : ECD1A.CH
Acq On : 03 Dec 2019 18:15
Operator : MJB / KAK
Sample : 9L03052-CAL5
Misc :
ALS Vial : 7 Sample Multiplier: 1

Integration File: PCB1.e
Quant Time: Dec 04 15:33:46 2019
Quant Method : K:\METHODS\FECD2_QUANTPCB_191203.M
Quant Title : PCB Data Analysis
QLast Update : Wed Dec 04 15:29:22 2019
Response via : Initial Calibration
Integrator: ChemStation 6890 Scale Mode: Small noise peaks clipped



Data Path : K:\DATA\9L03052\requant\
 Data File : ECD2F008.D
 Signal(s) : ECD1A.CH
 Acq On : 03 Dec 2019 18:32
 Operator : MJB / KAK
 Sample : 9L03052-CAL6
 Misc :
 ALS Vial : 8 Sample Multiplier: 1

Integration File: PCB1.e
 Quant Time: Dec 04 15:34:01 2019
 Quant Method : K:\METHODS\FECD2_QUANTPCB_191203.M
 Quant Title : PCB Data Analysis
 QLast Update : Wed Dec 04 15:29:22 2019
 Response via : Initial Calibration
 Integrator: ChemStation 6890 Scale Mode: Small noise peaks clipped

Compound	R.T.	Response	Conc	Units
System Monitoring Compounds				
1) S TCMX (S)	4.810	33608191	504.720	ng/ml
62) S DCBP (S)	9.578	54903816	491.639	ng/ml ✓
Target Compounds				
2) Aroclor 1016 (1)	5.729	3364096	899.982	ng/ml
3) Aroclor 1016 (2)	6.142	6834377	950.023	ng/ml
4) Aroclor 1016 (3)	6.225	3751237	944.200	ng/ml
5) Aroclor 1016 (4)	6.382	3257104	910.478	ng/ml
6) Aroclor 1016 (5)	6.604	3740486	900.999	ng/ml
7) Aroclor 1016 (6)	6.730	2774363	945.839	ng/ml
8) Aroclor 1016 - AVE	0.000	0	N.D.	ng/ml
9) Aroclor 1221 (1)	0.000	0	N.D.	ng/ml
10) Aroclor 1221 (2)	0.000	0	N.D.	ng/ml
11) Aroclor 1221 (3)	0.000	0	N.D.	ng/ml
12) Aroclor 1221 - AVE	0.000	0	N.D.	ng/ml
13) Aroclor 1232 (1)	0.000	0	N.D.	ng/ml
14) Aroclor 1232 (2)	0.000	0	N.D.	ng/ml
15) Aroclor 1232 (3)	0.000	0	N.D.	ng/ml
16) Aroclor 1232 (4)	0.000	0	N.D.	ng/ml
17) Aroclor 1232 (5)	0.000	0	N.D.	ng/ml
18) Aroclor 1232 (6)	0.000	0	N.D.	ng/ml
19) Aroclor 1232 - AVE	0.000	0	N.D.	ng/ml
20) Aroclor 1242 (1)	0.000	0	N.D.	ng/ml
21) Aroclor 1242 (2)	0.000	0	N.D.	ng/ml
22) Aroclor 1242 (3)	0.000	0	N.D.	ng/ml
23) Aroclor 1242 (4)	0.000	0	N.D.	ng/ml
24) Aroclor 1242 (5)	0.000	0	N.D.	ng/ml
25) Aroclor 1242 (6)	0.000	0	N.D.	ng/ml
26) Aroclor 1242 - AVE	0.000	0	N.D.	ng/ml
27) Aroclor 1248 (1)	0.000	0	N.D.	ng/ml
28) Aroclor 1248 (2)	0.000	0	N.D.	ng/ml
29) Aroclor 1248 (3)	0.000	0	N.D.	ng/ml
30) Aroclor 1248 (4)	0.000	0	N.D.	ng/ml
31) Aroclor 1248 (5)	0.000	0	N.D.	ng/ml
32) Aroclor 1248 (6)	0.000	0	N.D.	ng/ml
33) Aroclor 1248 - AVE	0.000	0	N.D.	ng/ml
34) Aroclor 1254 (1)	0.000	0	N.D.	ng/ml
35) Aroclor 1254 (2)	0.000	0	N.D.	ng/ml
36) Aroclor 1254 (3)	0.000	0	N.D.	ng/ml
37) Aroclor 1254 (4)	0.000	0	N.D.	ng/ml
38) Aroclor 1254 (5)	0.000	0	N.D.	ng/ml
39) Aroclor 1254 (6)	0.000	0	N.D.	ng/ml
40) Aroclor 1254 - AVE	0.000	0	N.D.	ng/ml
41) Aroclor 1260 (1)	7.532	7808345	937.625	ng/ml
42) Aroclor 1260 (2)	7.665	9589273	939.904	ng/ml
43) Aroclor 1260 (3)	8.221	7355010	935.138	ng/ml
44) Aroclor 1260 (4)	8.391	17708495	951.125	ng/ml
45) Aroclor 1260 (5)	8.690	11580150	957.356	ng/ml
46) Aroclor 1260 (6)	9.081	4725786	923.979	ng/ml
47) Aroclor 1260 - AVE	0.000	0	N.D.	ng/ml

Handwritten signature
12/14/19

Quantitation Report (QT Reviewed)

Data Path : K:\DATA\9L03052\requant\
 Data File : ECD2F008.D
 Signal(s) : ECD1A.CH
 Acq On : 03 Dec 2019 18:32
 Operator : MJB / KAK
 Sample : 9L03052-CAL6
 Misc :
 ALS Vial : 8 Sample Multiplier: 1

Integration File: PCB1.e
 Quant Time: Dec 04 15:34:01 2019
 Quant Method : K:\METHODS\FECD2_QUANTPCB_191203.M
 Quant Title : PCB Data Analysis
 QLast Update : Wed Dec 04 15:29:22 2019
 Response via : Initial Calibration
 Integrator: ChemStation 6890 Scale Mode: Small noise peaks clipped

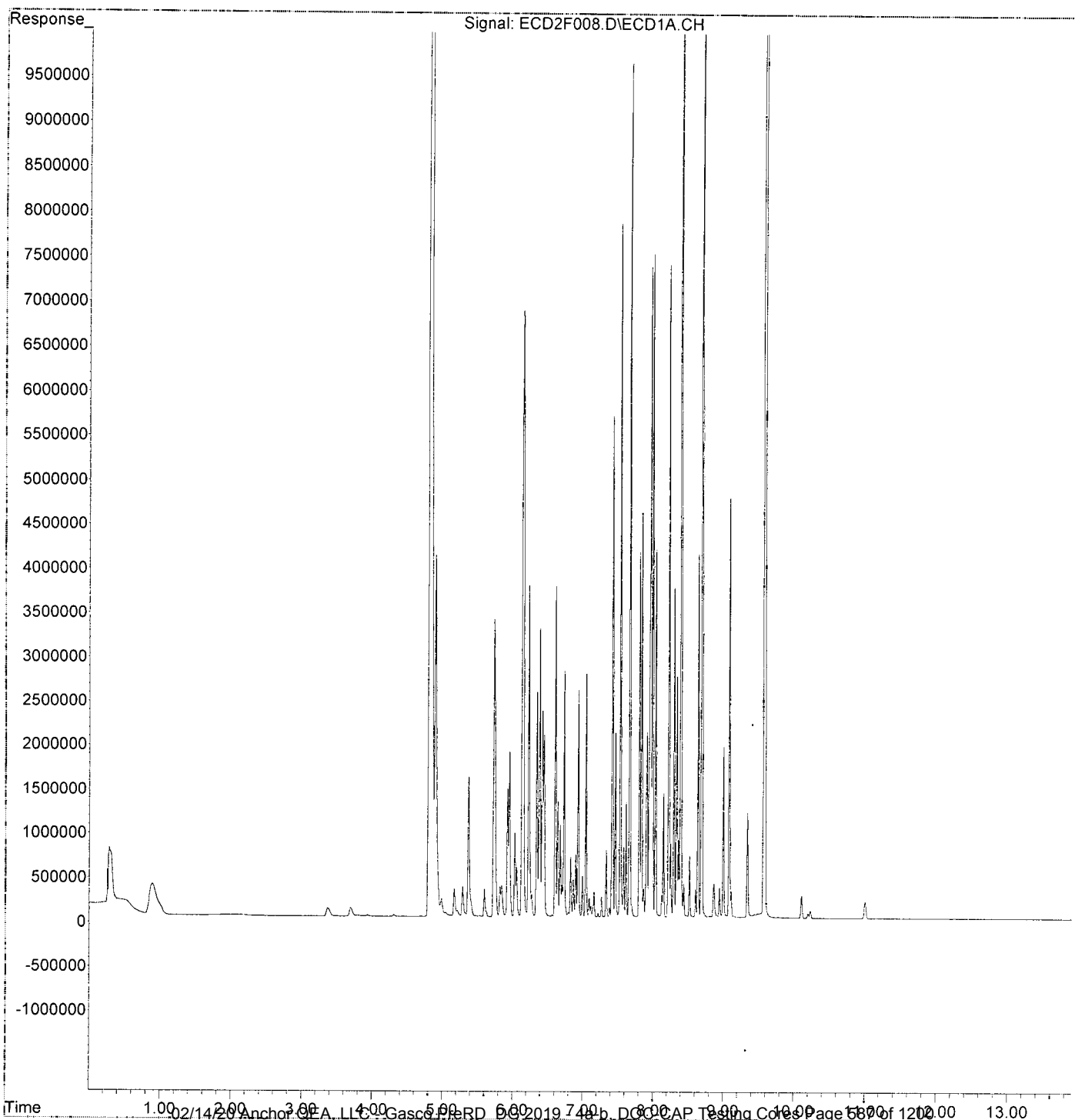
Compound	R.T.	Response	Conc	Units
48) Aroclor 1262 (1)	0.000	0	N.D.	ng/mld
49) Aroclor 1262 (2)	0.000	0	N.D.	ng/mld
50) Aroclor 1262 (3)	0.000	0	N.D.	ng/mld
51) Aroclor 1262 (4)	0.000	0	N.D.	ng/mld
52) Aroclor 1262 (5)	0.000	0	N.D.	ng/mld
53) Aroclor 1262 (6)	0.000	0	N.D.	ng/mld
54) Aroclor 1262 - AVE	0.000	0	N.D.	ng/mld
55) Aroclor 1268 (1)	0.000	0	N.D.	ng/mld
56) Aroclor 1268 (2)	0.000	0	N.D.	ng/mld
57) Aroclor 1268 (3)	0.000	0	N.D.	ng/mld
58) Aroclor 1268 (4)	0.000	0	N.D.	ng/mld
59) Aroclor 1268 (5)	0.000	0	N.D.	ng/mld
60) Aroclor 1268 (6)	0.000	0	N.D.	ng/mld
61) Aroclor 1268 - AVE	0.000	0	N.D.	ng/mld

(f)=RT Delta > 1/2 Window

(m)=manual int.

Data Path : K:\DATA\9L03052\request\
Data File : ECD2F008.D
Signal(s) : ECD1A.CH
Acq On : 03 Dec 2019 18:32
Operator : MJB / KAK
Sample : 9L03052-CAL6
Misc :
ALS Vial : 8 Sample Multiplier: 1

Integration File: PCB1.e
Quant Time: Dec 04 15:34:01 2019
Quant Method : K:\METHODS\FECD2_QUANTPCB_191203.M
Quant Title : PCB Data Analysis
QLast Update : Wed Dec 04 15:29:22 2019
Response via : Initial Calibration
Integrator: ChemStation 6890 Scale Mode: Small noise peaks clipped



Data Path : K:\DATA\9L03052\requant\
 Data File : ECD2F009.D
 Signal(s) : ECD1A.CH
 Acq On : 03 Dec 2019 18:50
 Operator : MJB / KAK
 Sample : 9L03052-CAL7
 Misc :
 ALS Vial : 9 Sample Multiplier: 1

Integration File: PCB1.e
 Quant Time: Dec 04 15:34:15 2019
 Quant Method : K:\METHODS\FECD2_QUANTPCB_191203.M
 Quant Title : PCB Data Analysis
 QLast Update : Wed Dec 04 15:29:22 2019
 Response via : Initial Calibration
 Integrator: ChemStation 6890 Scale Mode: Small noise peaks clipped

Compound	R.T.	Response	Conc	Units
System Monitoring Compounds				
1) S TCMX (S)	4.809	60673888	911.187	ng/ml ✓
62) S DCBP (S)	9.580	89202319	798.766	ng/ml ✓
Target Compounds				
2) Aroclor 1016 (1)	5.729	5150886	1377.995	ng/ml
3) Aroclor 1016 (2)	6.142	10450716	1452.718	ng/ml
4) Aroclor 1016 (3)	6.224	5493308	1382.686	ng/ml
5) Aroclor 1016 (4)	6.382	4711985	1317.170	ng/ml ✓
6) Aroclor 1016 (5)	6.604	5651954	1361.429	ng/ml
7) Aroclor 1016 (6)	6.730	4009865	1367.048	ng/ml
8) Aroclor 1016 - AVE	0.000	0	N.D.	ng/ml
9) Aroclor 1221 (1)	0.000	0	N.D.	ng/ml
10) Aroclor 1221 (2)	0.000	0	N.D.	ng/ml
11) Aroclor 1221 (3)	0.000	0	N.D.	ng/ml
12) Aroclor 1221 - AVE	0.000	0	N.D.	ng/ml
13) Aroclor 1232 (1)	0.000	0	N.D.	ng/ml
14) Aroclor 1232 (2)	0.000	0	N.D.	ng/ml
15) Aroclor 1232 (3)	0.000	0	N.D.	ng/ml
16) Aroclor 1232 (4)	0.000	0	N.D.	ng/ml
17) Aroclor 1232 (5)	0.000	0	N.D.	ng/ml
18) Aroclor 1232 (6)	0.000	0	N.D.	ng/ml
19) Aroclor 1232 - AVE	0.000	0	N.D.	ng/ml
20) Aroclor 1242 (1)	0.000	0	N.D.	ng/ml
21) Aroclor 1242 (2)	0.000	0	N.D.	ng/ml
22) Aroclor 1242 (3)	0.000	0	N.D.	ng/ml
23) Aroclor 1242 (4)	0.000	0	N.D.	ng/ml
24) Aroclor 1242 (5)	0.000	0	N.D.	ng/ml
25) Aroclor 1242 (6)	0.000	0	N.D.	ng/ml
26) Aroclor 1242 - AVE	0.000	0	N.D.	ng/ml
27) Aroclor 1248 (1)	0.000	0	N.D.	ng/ml
28) Aroclor 1248 (2)	0.000	0	N.D.	ng/ml
29) Aroclor 1248 (3)	0.000	0	N.D.	ng/ml
30) Aroclor 1248 (4)	0.000	0	N.D.	ng/ml
31) Aroclor 1248 (5)	0.000	0	N.D.	ng/ml
32) Aroclor 1248 (6)	0.000	0	N.D.	ng/ml
33) Aroclor 1248 - AVE	0.000	0	N.D.	ng/ml
34) Aroclor 1254 (1)	0.000	0	N.D.	ng/ml
35) Aroclor 1254 (2)	0.000	0	N.D.	ng/ml
36) Aroclor 1254 (3)	0.000	0	N.D.	ng/ml
37) Aroclor 1254 (4)	0.000	0	N.D.	ng/ml
38) Aroclor 1254 (5)	0.000	0	N.D.	ng/ml
39) Aroclor 1254 (6)	0.000	0	N.D.	ng/ml
40) Aroclor 1254 - AVE	0.000	0	N.D.	ng/ml
41) Aroclor 1260 (1)	7.532	11443339	1374.115	ng/ml
42) Aroclor 1260 (2)	7.665	15052739	1475.412	ng/ml
43) Aroclor 1260 (3)	8.221	11134634	1415.691	ng/ml ✓
44) Aroclor 1260 (4)	8.392	27659948	1485.619	ng/ml
45) Aroclor 1260 (5)	8.691	17894220	1479.353	ng/ml
46) Aroclor 1260 (6)	9.082	7455071	1457.605	ng/ml
47) Aroclor 1260 - AVE	0.000	0	N.D.	ng/ml

12/1/19

Quantitation Report (QT Reviewed)

Data Path : K:\DATA\9L03052\requant\
 Data File : ECD2F009.D
 Signal(s) : ECD1A.CH
 Acq On : 03 Dec 2019 18:50
 Operator : MJB / KAK
 Sample : 9L03052-CAL7
 Misc :
 ALS Vial : 9 Sample Multiplier: 1

Integration File: PCB1.e
 Quant Time: Dec 04 15:34:15 2019
 Quant Method : K:\METHODS\FECD2_QUANTPCB_191203.M
 Quant Title : PCB Data Analysis
 QLast Update : Wed Dec 04 15:29:22 2019
 Response via : Initial Calibration
 Integrator: ChemStation 6890 Scale Mode: Small noise peaks clipped

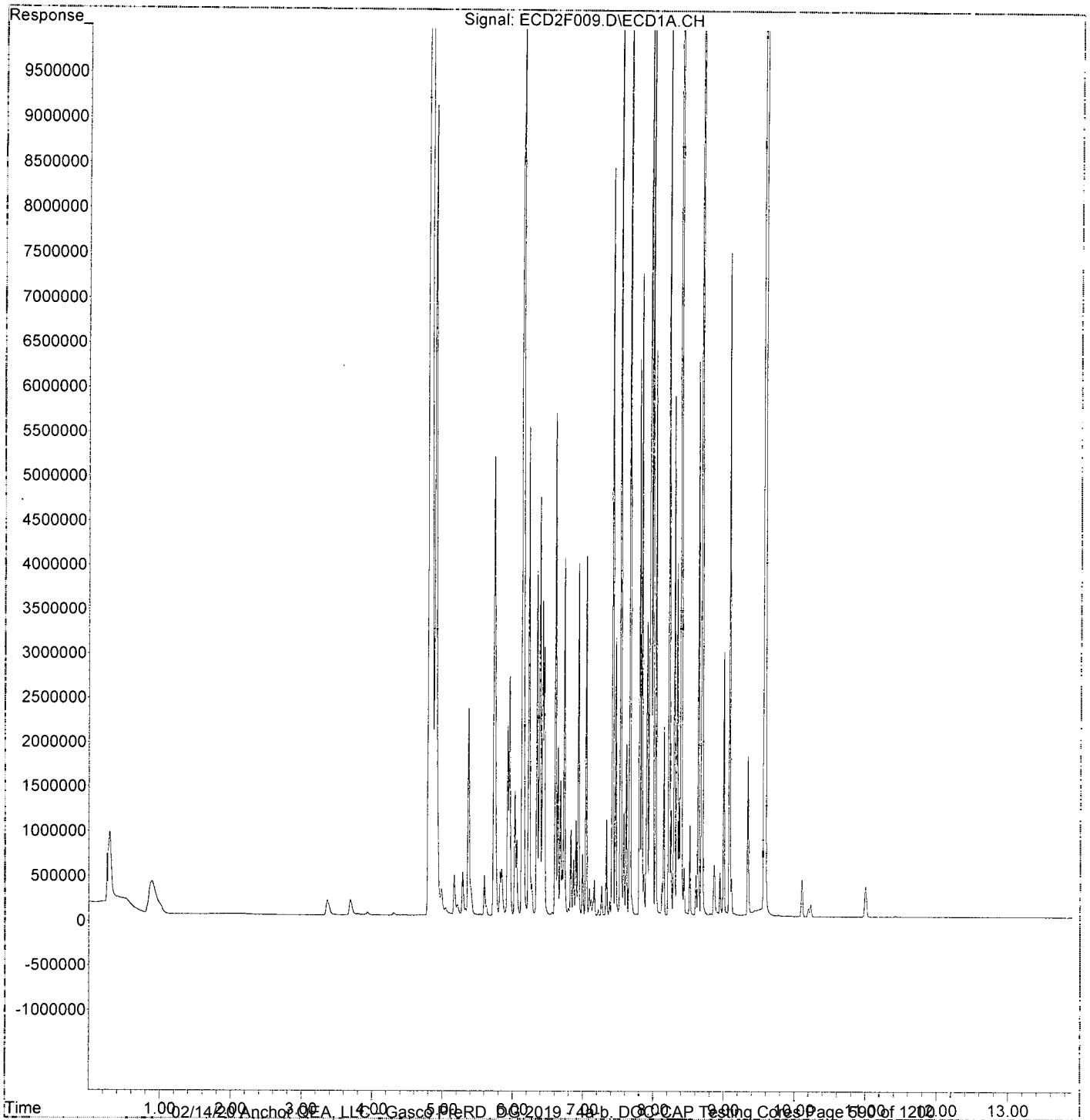
Compound	R.T.	Response	Conc	Units
48) Aroclor 1262 (1)	0.000	0	N.D.	ng/mld
49) Aroclor 1262 (2)	0.000	0	N.D.	ng/mld
50) Aroclor 1262 (3)	0.000	0	N.D.	ng/mld
51) Aroclor 1262 (4)	0.000	0	N.D.	ng/mld
52) Aroclor 1262 (5)	0.000	0	N.D.	ng/mld
53) Aroclor 1262 (6)	0.000	0	N.D.	ng/mld
54) Aroclor 1262 - AVE	0.000	0	N.D.	ng/mld
55) Aroclor 1268 (1)	0.000	0	N.D.	ng/mld
56) Aroclor 1268 (2)	0.000	0	N.D.	ng/mld
57) Aroclor 1268 (3)	0.000	0	N.D.	ng/mld
58) Aroclor 1268 (4)	0.000	0	N.D.	ng/mld
59) Aroclor 1268 (5)	0.000	0	N.D.	ng/mld
60) Aroclor 1268 (6)	0.000	0	N.D.	ng/mld
61) Aroclor 1268 - AVE	0.000	0	N.D.	ng/mld

(f)=RT Delta > 1/2 Window

(m)=manual int.

Data Path : K:\DATA\9L03052\request\
Data File : ECD2F009.D
Signal(s) : ECD1A.CH
Acq On : 03 Dec 2019 18:50
Operator : MJB / KAK
Sample : 9L03052-CAL7
Misc :
ALS Vial : 9 Sample Multiplier: 1

Integration File: PCB1.e
Quant Time: Dec 04 15:34:15 2019
Quant Method : K:\METHODS\FECD2_QUANTPCB_191203.M
Quant Title : PCB Data Analysis
QLast Update : Wed Dec 04 15:29:22 2019
Response via : Initial Calibration
Integrator: ChemStation 6890 Scale Mode: Small noise peaks clipped



Sequence Table (Front Injector):

Method and Injection Info Part:

Line	Location	SampleName	Method	Inj	SampleType	InjVolume	DataFile
1	Vial 1	Hexane	E2A21015	1	Sample		
2	Vial 2	9L03052-ICB1	E2A21015	1	Sample		
3	Vial 3	9L03052-CAL1	E2A21015	1	Sample		
4	Vial 4	9L03052-CAL2	E2A21015	1	Sample		
5	Vial 5	9L03052-CAL3	E2A21015	1	Sample		
6	Vial 6	9L03052-CAL4	E2A21015	1	Sample		
7	Vial 7	9L03052-CAL5	E2A21015	1	Sample		
8	Vial 8	9L03052-CAL6	E2A21015	1	Sample		
9	Vial 9	9L03052-CAL7	E2A21015	1	Sample		
10	Vial 1	9L03052-IBL1	E2A21015	1	Sample		
11	Vial 10	9L03052-ICV1	E2A21015	1	Sample		
12	Vial 11	9L03052-CAL8	E2A21015	1	Sample		
13	Vial 12	9L03052-CAL9	E2A21015	1	Sample		
14	Vial 13	9L03052-CALA	E2A21015	1	Sample		
15	Vial 14	9L03052-CALB	E2A21015	1	Sample		
16	Vial 15	9L03052-CALC	E2A21015	1	Sample		
17	Vial 16	9L03052-CALD	E2A21015	1	Sample		
18	Vial 17	9L03052-CALE	E2A21015	1	Sample		
19	Vial 18	9L03052-ICV2	E2A21015	1	Sample		
20	Vial 19	9L03052-ICV3	E2A21015	1	Sample		
21	Vial 20	9L03052-ICV4	E2A21015	1	Sample		
22	Vial 21	9L03052-ICV5	E2A21015	1	Sample		

Handwritten signature and date: 12/14/19

Sequence Table (Back Injector):

Method and Injection Info Part:

Line	Location	SampleName	Method	Inj	SampleType	InjVolume	DataFile
1	Vial 51	Hexane	E2A21015	1	Sample		
2	Vial 51	Hexane	E2A21015	1	Sample		
3	Vial 51	Hexane	E2A21015	1	Sample		
4	Vial 51	Hexane	E2A21015	1	Sample		
5	Vial 51	Hexane	E2A21015	1	Sample		
6	Vial 51	Hexane	E2A21015	1	Sample		
7	Vial 51	Hexane	E2A21015	1	Sample		
8	Vial 51	Hexane	E2A21015	1	Sample		
9	Vial 51	Hexane	E2A21015	1	Sample		
10	Vial 51	Hexane	E2A21015	1	Sample		
11	Vial 51	Hexane	E2A21015	1	Sample		
12	Vial 51	Hexane	E2A21015	1	Sample		
13	Vial 51	Hexane	E2A21015	1	Sample		
14	Vial 51	Hexane	E2A21015	1	Sample		
15	Vial 51	Hexane	E2A21015	1	Sample		
16	Vial 51	Hexane	E2A21015	1	Sample		
17	Vial 51	Hexane	E2A21015	1	Sample		
18	Vial 51	Hexane	E2A21015	1	Sample		
19	Vial 51	Hexane	E2A21015	1	Sample		
20	Vial 51	Hexane	E2A21015	1	Sample		
21	Vial 51	Hexane	E2A21015	1	Sample		
22	Vial 51	Hexane	E2A21015	1	Sample		

Quantitation Report (QT Reviewed)

Data Path : K:\DATA\9L03052\
 Data File : ECD2F003.D
 Signal(s) : ECD1A.CH
 Acq On : 03 Dec 2019 17:04
 Operator : MJB / KAK
 Sample : 9L03052-CAL1
 Misc :
 ALS Vial : 3 Sample Multiplier: 1

Integration File: PCB1.e
 Quant Time: Dec 04 14:49:16 2019
 Quant Method : K:\METHODS\FECD2_QUANTPCB_191203.M
 Quant Title : PCB Data Analysis
 QLast Update : Wed Dec 04 14:46:53 2019
 Response via : Initial Calibration
 Integrator: ChemStation 6890 Scale Mode: Small noise peaks clipped

Compound	R.T.	Response	Conc Units
System Monitoring Compounds			
1) S TCMX (S)	4.810	607866	10.347 ng/ml
62) S DCBP (S)	9.578	1085395	12.026 ng/ml
Target Compounds			
2) Aroclor 1016 (1)	5.730	89904	27.283 ng/ml
3) Aroclor 1016 (2)	6.144	161114	24.967 ng/ml
4) Aroclor 1016 (3)	6.226	94866	26.936 ng/ml
5) Aroclor 1016 (4)	6.382	87352	28.487 ng/ml
6) Aroclor 1016 (5)	6.604	97448	26.883 ng/ml
7) Aroclor 1016 (6)	6.731	68287	26.990 ng/ml
8) Aroclor 1016 - AVE	0.000	0	N.D. ng/ml
9) Aroclor 1221 (1)	0.000	0	N.D. ng/ml
10) Aroclor 1221 (2)	0.000	0	N.D. ng/ml
11) Aroclor 1221 (3)	0.000	0	N.D. ng/ml
12) Aroclor 1221 - AVE	0.000	0	N.D. ng/ml
13) Aroclor 1232 (1)	0.000	0	N.D. ng/ml
14) Aroclor 1232 (2)	0.000	0	N.D. ng/ml
15) Aroclor 1232 (3)	0.000	0	N.D. ng/ml
16) Aroclor 1232 (4)	0.000	0	N.D. ng/ml
17) Aroclor 1232 (5)	0.000	0	N.D. ng/ml
18) Aroclor 1232 (6)	0.000	0	N.D. ng/ml
19) Aroclor 1232 - AVE	0.000	0	N.D. ng/ml
20) Aroclor 1242 (1)	0.000	0	N.D. ng/ml
21) Aroclor 1242 (2)	0.000	0	N.D. ng/ml
22) Aroclor 1242 (3)	0.000	0	N.D. ng/ml
23) Aroclor 1242 (4)	0.000	0	N.D. ng/ml
24) Aroclor 1242 (5)	0.000	0	N.D. ng/ml
25) Aroclor 1242 (6)	0.000	0	N.D. ng/ml
26) Aroclor 1242 - AVE	0.000	0	N.D. ng/ml
27) Aroclor 1248 (1)	0.000	0	N.D. ng/ml
28) Aroclor 1248 (2)	0.000	0	N.D. ng/ml
29) Aroclor 1248 (3)	0.000	0	N.D. ng/ml
30) Aroclor 1248 (4)	0.000	0	N.D. ng/ml
31) Aroclor 1248 (5)	0.000	0	N.D. ng/ml
32) Aroclor 1248 (6)	0.000	0	N.D. ng/ml
33) Aroclor 1248 - AVE	0.000	0	N.D. ng/ml
34) Aroclor 1254 (1)	0.000	0	N.D. ng/ml
35) Aroclor 1254 (2)	0.000	0	N.D. ng/ml
36) Aroclor 1254 (3)	0.000	0	N.D. ng/ml
37) Aroclor 1254 (4)	0.000	0	N.D. ng/ml
38) Aroclor 1254 (5)	0.000	0	N.D. ng/ml
39) Aroclor 1254 (6)	0.000	0	N.D. ng/ml
40) Aroclor 1254 - AVE	0.000	0	N.D. ng/ml
41) Aroclor 1260 (1)	7.532	186119	26.585 ng/ml
42) Aroclor 1260 (2)	7.665	225314	25.315 ng/ml
43) Aroclor 1260 (3)	8.222	178776	26.838 ng/ml
44) Aroclor 1260 (4)	8.392	374030	23.669 ng/ml
45) Aroclor 1260 (5)	8.690	254106	24.637 ng/ml
46) Aroclor 1260 (6)	9.082	115322	26.770 ng/ml
47) Aroclor 1260 - AVE	0.000	0	N.D. ng/ml

Handwritten signature
12/4/19

Quantitation Report (QT Reviewed)

Data Path : K:\DATA\9L03052\
 Data File : ECD2F003.D
 Signal(s) : ECD1A.CH
 Acq On : 03 Dec 2019 17:04
 Operator : MJB / KAK
 Sample : 9L03052-CAL1
 Misc :
 ALS Vial : 3 Sample Multiplier: 1

Integration File: PCB1.e
 Quant Time: Dec 04 14:49:16 2019
 Quant Method : K:\METHODS\FECD2_QUANTPCB_191203.M
 Quant Title : PCB Data Analysis
 QLast Update : Wed Dec 04 14:46:53 2019
 Response via : Initial Calibration
 Integrator: ChemStation 6890 Scale Mode: Small noise peaks clipped

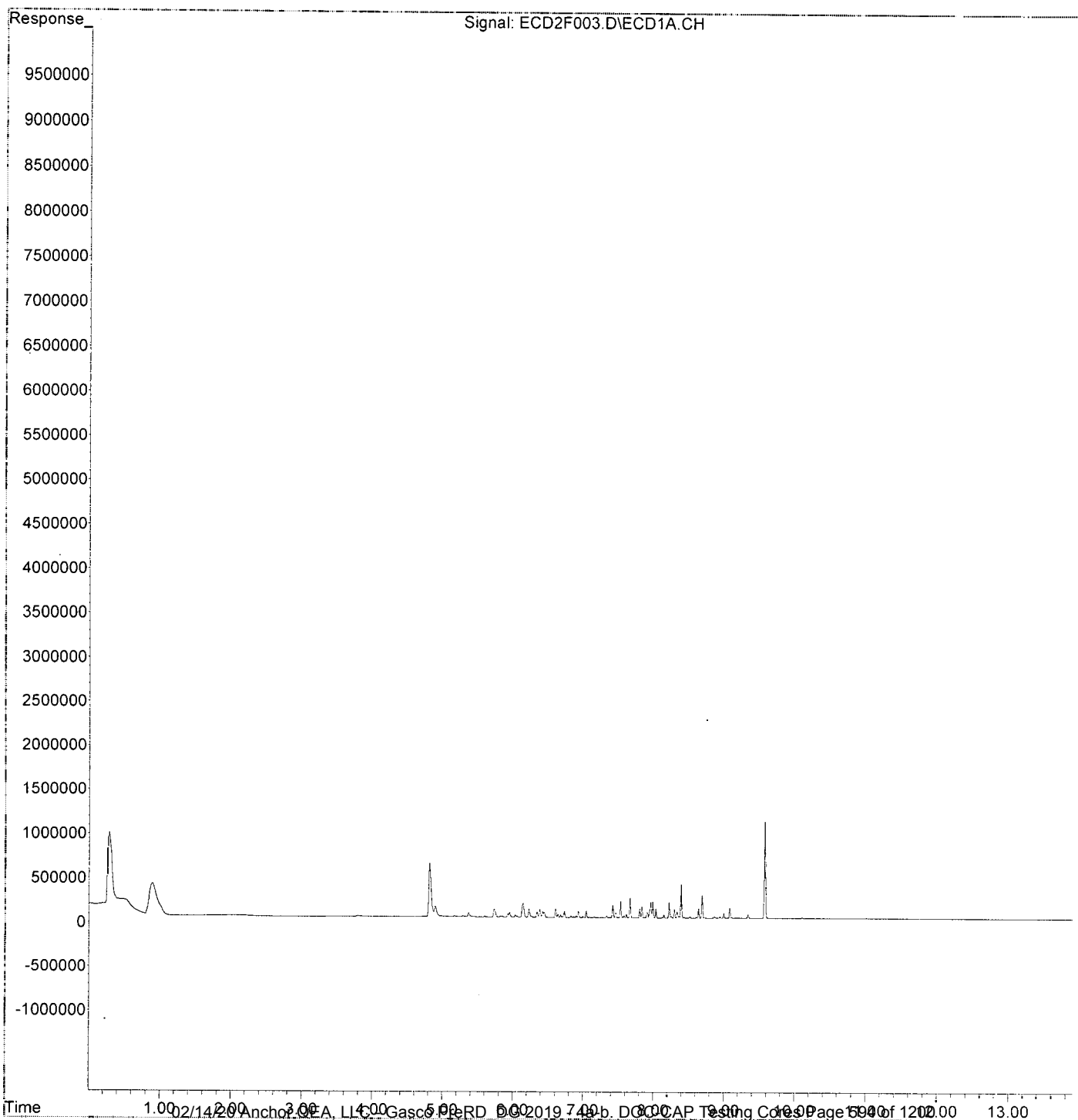
Compound	R.T.	Response	Conc	Units
48) Aroclor 1262 (1)	0.000	0	N.D.	ng/ml
49) Aroclor 1262 (2)	0.000	0	N.D.	ng/ml
50) Aroclor 1262 (3)	0.000	0	N.D.	ng/ml
51) Aroclor 1262 (4)	0.000	0	N.D.	ng/ml
52) Aroclor 1262 (5)	0.000	0	N.D.	ng/ml
53) Aroclor 1262 (6)	0.000	0	N.D.	ng/ml
54) Aroclor 1262 - AVE	0.000	0	N.D.	ng/ml
55) Aroclor 1268 (1)	0.000	0	N.D.	ng/ml
56) Aroclor 1268 (2)	0.000	0	N.D.	ng/ml
57) Aroclor 1268 (3)	0.000	0	N.D.	ng/ml
58) Aroclor 1268 (4)	0.000	0	N.D.	ng/ml
59) Aroclor 1268 (5)	0.000	0	N.D.	ng/ml
60) Aroclor 1268 (6)	0.000	0	N.D.	ng/ml
61) Aroclor 1268 - AVE	0.000	0	N.D.	ng/ml

(f)=RT Delta > 1/2 Window

(m)=manual int.

Data Path : K:\DATA\9L03052\
 Data File : ECD2F003.D
 Signal(s) : ECD1A.CH
 Acq On : 03 Dec 2019 17:04
 Operator : MJB / KAK
 Sample : 9L03052-CAL1
 Misc :
 ALS Vial : 3 Sample Multiplier: 1

Integration File: PCB1.e
 Quant Time: Dec 04 14:49:16 2019
 Quant Method : K:\METHODS\FECD2_QUANTPCB_191203.M
 Quant Title : PCB Data Analysis
 QLast Update : Wed Dec 04 14:46:53 2019
 Response via : Initial Calibration
 Integrator: ChemStation 6890 Scale Mode: Small noise peaks clipped



Quantitation Report (QT Reviewed)

Data Path : K:\DATA\9L03052\
 Data File : ECD2F004.D
 Signal(s) : ECD1A.CH
 Acq On : 03 Dec 2019 17:22
 Operator : MJB / KAK
 Sample : 9L03052-CAL2
 Misc :
 ALS Vial : 4 Sample Multiplier: 1

Integration File: PCB1.e
 Quant Time: Dec 04 14:50:40 2019
 Quant Method : K:\METHODS\FECD2_QUANTPCB_191203.M
 Quant Title : PCB Data Analysis
 QLast Update : Wed Dec 04 14:46:53 2019
 Response via : Initial Calibration
 Integrator: ChemStation 6890 Scale Mode: Small noise peaks clipped

Compound	R.T.	Response	Conc Units
System Monitoring Compounds			
1) S TCMX (S)	4.809	1520231	25.877 ng/ml
62) S DCBP (S)	9.576	2699632	29.910 ng/ml
Target Compounds			
2) Aroclor 1016 (1)	5.729	193429	58.698 ng/ml
3) Aroclor 1016 (2)	6.143	352080	54.560 ng/ml
4) Aroclor 1016 (3)	6.225	199490	56.642 ng/ml
5) Aroclor 1016 (4)	6.381	190893	62.253 ng/ml
6) Aroclor 1016 (5)	6.604	220902	60.940 ng/ml
7) Aroclor 1016 (6)	6.731	153783	60.783 ng/ml
8) Aroclor 1016 - AVE	0.000	0	N.D. ng/ml
9) Aroclor 1221 (1)	0.000	0	N.D. ng/ml
10) Aroclor 1221 (2)	0.000	0	N.D. ng/ml
11) Aroclor 1221 (3)	0.000	0	N.D. ng/ml
12) Aroclor 1221 - AVE	0.000	0	N.D. ng/ml
13) Aroclor 1232 (1)	0.000	0	N.D. ng/ml
14) Aroclor 1232 (2)	0.000	0	N.D. ng/ml
15) Aroclor 1232 (3)	0.000	0	N.D. ng/ml
16) Aroclor 1232 (4)	0.000	0	N.D. ng/ml
17) Aroclor 1232 (5)	0.000	0	N.D. ng/ml
18) Aroclor 1232 (6)	0.000	0	N.D. ng/ml
19) Aroclor 1232 - AVE	0.000	0	N.D. ng/ml
20) Aroclor 1242 (1)	0.000	0	N.D. ng/ml
21) Aroclor 1242 (2)	0.000	0	N.D. ng/ml
22) Aroclor 1242 (3)	0.000	0	N.D. ng/ml
23) Aroclor 1242 (4)	0.000	0	N.D. ng/ml
24) Aroclor 1242 (5)	0.000	0	N.D. ng/ml
25) Aroclor 1242 (6)	0.000	0	N.D. ng/ml
26) Aroclor 1242 - AVE	0.000	0	N.D. ng/ml
27) Aroclor 1248 (1)	0.000	0	N.D. ng/ml
28) Aroclor 1248 (2)	0.000	0	N.D. ng/ml
29) Aroclor 1248 (3)	0.000	0	N.D. ng/ml
30) Aroclor 1248 (4)	0.000	0	N.D. ng/ml
31) Aroclor 1248 (5)	0.000	0	N.D. ng/ml
32) Aroclor 1248 (6)	0.000	0	N.D. ng/ml
33) Aroclor 1248 - AVE	0.000	0	N.D. ng/ml
34) Aroclor 1254 (1)	0.000	0	N.D. ng/ml
35) Aroclor 1254 (2)	0.000	0	N.D. ng/ml
36) Aroclor 1254 (3)	0.000	0	N.D. ng/ml
37) Aroclor 1254 (4)	0.000	0	N.D. ng/ml
38) Aroclor 1254 (5)	0.000	0	N.D. ng/ml
39) Aroclor 1254 (6)	0.000	0	N.D. ng/ml
40) Aroclor 1254 - AVE	0.000	0	N.D. ng/ml
41) Aroclor 1260 (1)	7.531	418936	59.840 ng/ml
42) Aroclor 1260 (2)	7.665	506688	56.927 ng/ml
43) Aroclor 1260 (3)	8.221	402124	60.368 ng/ml
44) Aroclor 1260 (4)	8.390	944538	59.772 ng/ml
45) Aroclor 1260 (5)	8.690	615297	59.656 ng/ml
46) Aroclor 1260 (6)	9.081	258919	60.104 ng/ml
47) Aroclor 1260 - AVE	0.000	0	N.D. ng/ml

12/18/19

Quantitation Report (QT Reviewed)

Data Path : K:\DATA\9L03052\
 Data File : ECD2F004.D
 Signal(s) : ECD1A.CH
 Acq On : 03 Dec 2019 17:22
 Operator : MJB / KAK
 Sample : 9L03052-CAL2
 Misc :
 ALS Vial : 4 Sample Multiplier: 1

Integration File: PCB1.e
 Quant Time: Dec 04 14:50:40 2019
 Quant Method : K:\METHODS\FECD2_QUANTPCB_191203.M
 Quant Title : PCB Data Analysis
 QLast Update : Wed Dec 04 14:46:53 2019
 Response via : Initial Calibration
 Integrator: ChemStation 6890 Scale Mode: Small noise peaks clipped

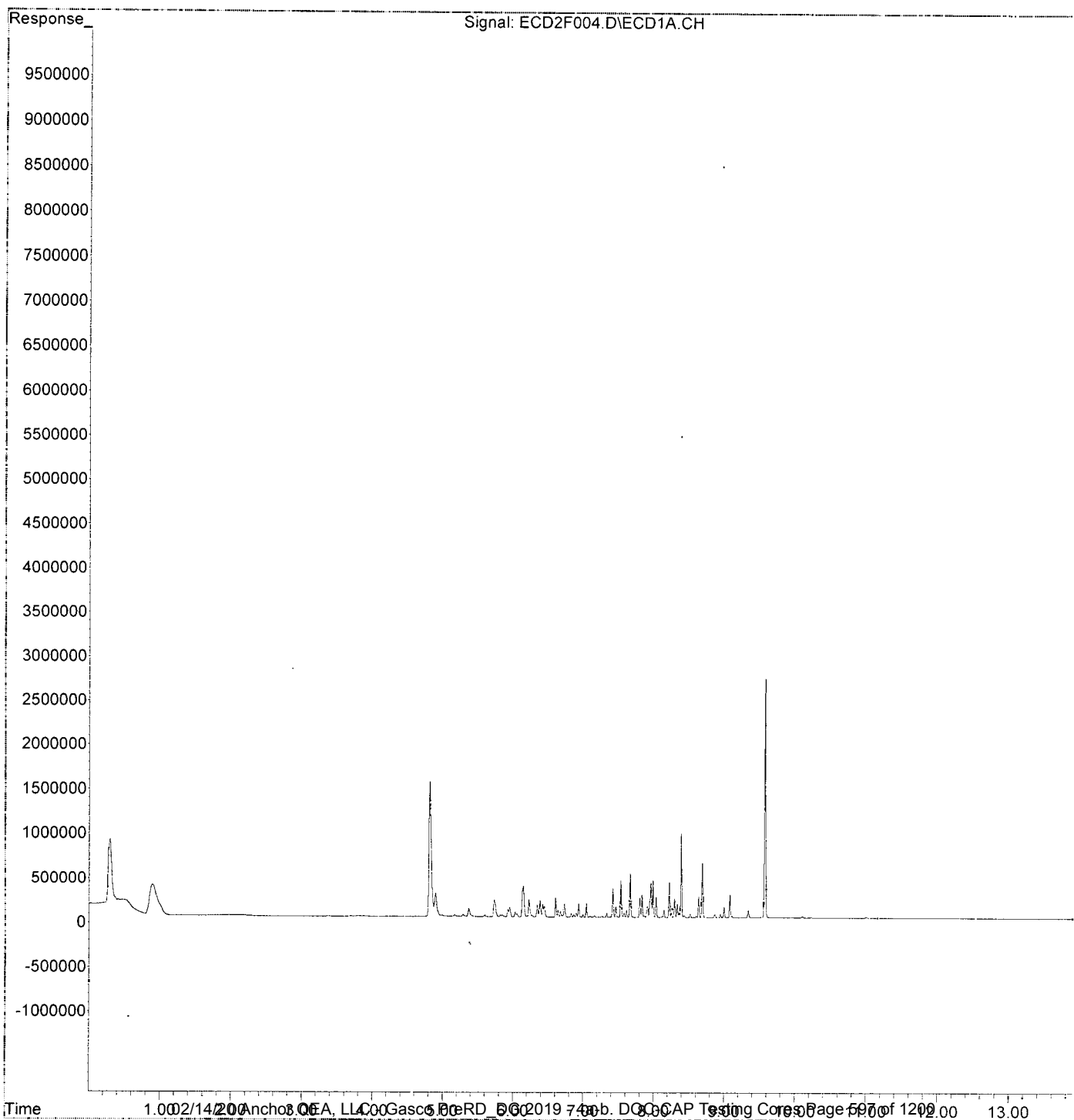
Compound	R.T.	Response	Conc	Units
48) Aroclor 1262 (1)	0.000	0	N.D.	ng/ml
49) Aroclor 1262 (2)	0.000	0	N.D.	ng/ml
50) Aroclor 1262 (3)	0.000	0	N.D.	ng/ml
51) Aroclor 1262 (4)	0.000	0	N.D.	ng/ml
52) Aroclor 1262 (5)	0.000	0	N.D.	ng/ml
53) Aroclor 1262 (6)	0.000	0	N.D.	ng/ml
54) Aroclor 1262 - AVE	0.000	0	N.D.	ng/ml
55) Aroclor 1268 (1)	0.000	0	N.D.	ng/ml
56) Aroclor 1268 (2)	0.000	0	N.D.	ng/ml
57) Aroclor 1268 (3)	0.000	0	N.D.	ng/ml
58) Aroclor 1268 (4)	0.000	0	N.D.	ng/ml
59) Aroclor 1268 (5)	0.000	0	N.D.	ng/ml
60) Aroclor 1268 (6)	0.000	0	N.D.	ng/ml
61) Aroclor 1268 - AVE	0.000	0	N.D.	ng/ml

(f)=RT Delta > 1/2 Window

(m)=manual int.

Data Path : K:\DATA\9L03052\
Data File : ECD2F004.D
Signal(s) : ECD1A.CH
Acq On : 03 Dec 2019 17:22
Operator : MJB / KAK
Sample : 9L03052-CAL2
Misc :
ALS Vial : 4 Sample Multiplier: 1

Integration File: PCB1.e
Quant Time: Dec 04 14:50:40 2019
Quant Method : K:\METHODS\FECD2_QUANTPCB_191203.M
Quant Title : PCB Data Analysis
QLast Update : Wed Dec 04 14:46:53 2019
Response via : Initial Calibration
Integrator: ChemStation 6890 Scale Mode: Small noise peaks clipped



Quantitation Report (QT Reviewed)

Data Path : K:\DATA\9L03052\
 Data File : ECD2F005.D
 Signal(s) : ECD1A.CH
 Acq On : 03 Dec 2019 17:40
 Operator : MJB / KAK
 Sample : 9L03052-CAL3
 Misc :
 ALS Vial : 5 Sample Multiplier: 1

Integration File: PCB1.e
 Quant Time: Dec 04 14:51:56 2019
 Quant Method : K:\METHODS\FECD2_QUANTPCB_191203.M
 Quant Title : PCB Data Analysis
 QLast Update : Wed Dec 04 14:46:53 2019
 Response via : Initial Calibration
 Integrator: ChemStation 6890 Scale Mode: Small noise peaks clipped

Compound	R.T.	Response	Conc Units
System Monitoring Compounds			
1) S TCMX (S)	4.809	3122586	53.152 ng/ml
62) S DCBP (S)	9.577	5688932	63.030 ng/ml
Target Compounds			
2) Aroclor 1016 (1)	5.729	374224	113.563 ng/ml
3) Aroclor 1016 (2)	6.143	710924	110.169 ng/ml
4) Aroclor 1016 (3)	6.225	390273	110.812 ng/ml
5) Aroclor 1016 (4)	6.381	356425	116.236 ng/ml
6) Aroclor 1016 (5)	6.604	404011	111.455 ng/ml
7) Aroclor 1016 (6)	6.730	290789	114.935 ng/ml
8) Aroclor 1016 - AVE	0.000	0	N.D. ng/ml
9) Aroclor 1221 (1)	0.000	0	N.D. ng/ml
10) Aroclor 1221 (2)	0.000	0	N.D. ng/ml
11) Aroclor 1221 (3)	0.000	0	N.D. ng/ml
12) Aroclor 1221 - AVE	0.000	0	N.D. ng/ml
13) Aroclor 1232 (1)	0.000	0	N.D. ng/ml
14) Aroclor 1232 (2)	0.000	0	N.D. ng/ml
15) Aroclor 1232 (3)	0.000	0	N.D. ng/ml
16) Aroclor 1232 (4)	0.000	0	N.D. ng/ml
17) Aroclor 1232 (5)	0.000	0	N.D. ng/ml
18) Aroclor 1232 (6)	0.000	0	N.D. ng/ml
19) Aroclor 1232 - AVE	0.000	0	N.D. ng/ml
20) Aroclor 1242 (1)	0.000	0	N.D. ng/ml
21) Aroclor 1242 (2)	0.000	0	N.D. ng/ml
22) Aroclor 1242 (3)	0.000	0	N.D. ng/ml
23) Aroclor 1242 (4)	0.000	0	N.D. ng/ml
24) Aroclor 1242 (5)	0.000	0	N.D. ng/ml
25) Aroclor 1242 (6)	0.000	0	N.D. ng/ml
26) Aroclor 1242 - AVE	0.000	0	N.D. ng/ml
27) Aroclor 1248 (1)	0.000	0	N.D. ng/ml
28) Aroclor 1248 (2)	0.000	0	N.D. ng/ml
29) Aroclor 1248 (3)	0.000	0	N.D. ng/ml
30) Aroclor 1248 (4)	0.000	0	N.D. ng/ml
31) Aroclor 1248 (5)	0.000	0	N.D. ng/ml
32) Aroclor 1248 (6)	0.000	0	N.D. ng/ml
33) Aroclor 1248 - AVE	0.000	0	N.D. ng/ml
34) Aroclor 1254 (1)	0.000	0	N.D. ng/ml
35) Aroclor 1254 (2)	0.000	0	N.D. ng/ml
36) Aroclor 1254 (3)	0.000	0	N.D. ng/ml
37) Aroclor 1254 (4)	0.000	0	N.D. ng/ml
38) Aroclor 1254 (5)	0.000	0	N.D. ng/ml
39) Aroclor 1254 (6)	0.000	0	N.D. ng/ml
40) Aroclor 1254 - AVE	0.000	0	N.D. ng/ml
41) Aroclor 1260 (1)	7.531	842440	120.332 ng/ml
42) Aroclor 1260 (2)	7.665	1012879	113.799 ng/ml
43) Aroclor 1260 (3)	8.221	802199	120.429 ng/ml
44) Aroclor 1260 (4)	8.391	1832880	115.988 ng/ml
45) Aroclor 1260 (5)	8.689	1221637	118.443 ng/ml
46) Aroclor 1260 (6)	9.082	511487	118.733 ng/ml
47) Aroclor 1260 - AVE	0.000	0	N.D. ng/ml

12/11/19

Data Path : K:\DATA\9L03052\
 Data File : ECD2F005.D
 Signal(s) : ECD1A.CH
 Acq On : 03 Dec 2019 17:40
 Operator : MJB / KAK
 Sample : 9L03052-CAL3
 Misc :
 ALS Vial : 5 Sample Multiplier: 1

Integration File: PCB1.e
 Quant Time: Dec 04 14:51:56 2019
 Quant Method : K:\METHODS\FECD2_QUANTPCB_191203.M
 Quant Title : PCB Data Analysis
 QLast Update : Wed Dec 04 14:46:53 2019
 Response via : Initial Calibration
 Integrator: ChemStation 6890 Scale Mode: Small noise peaks clipped

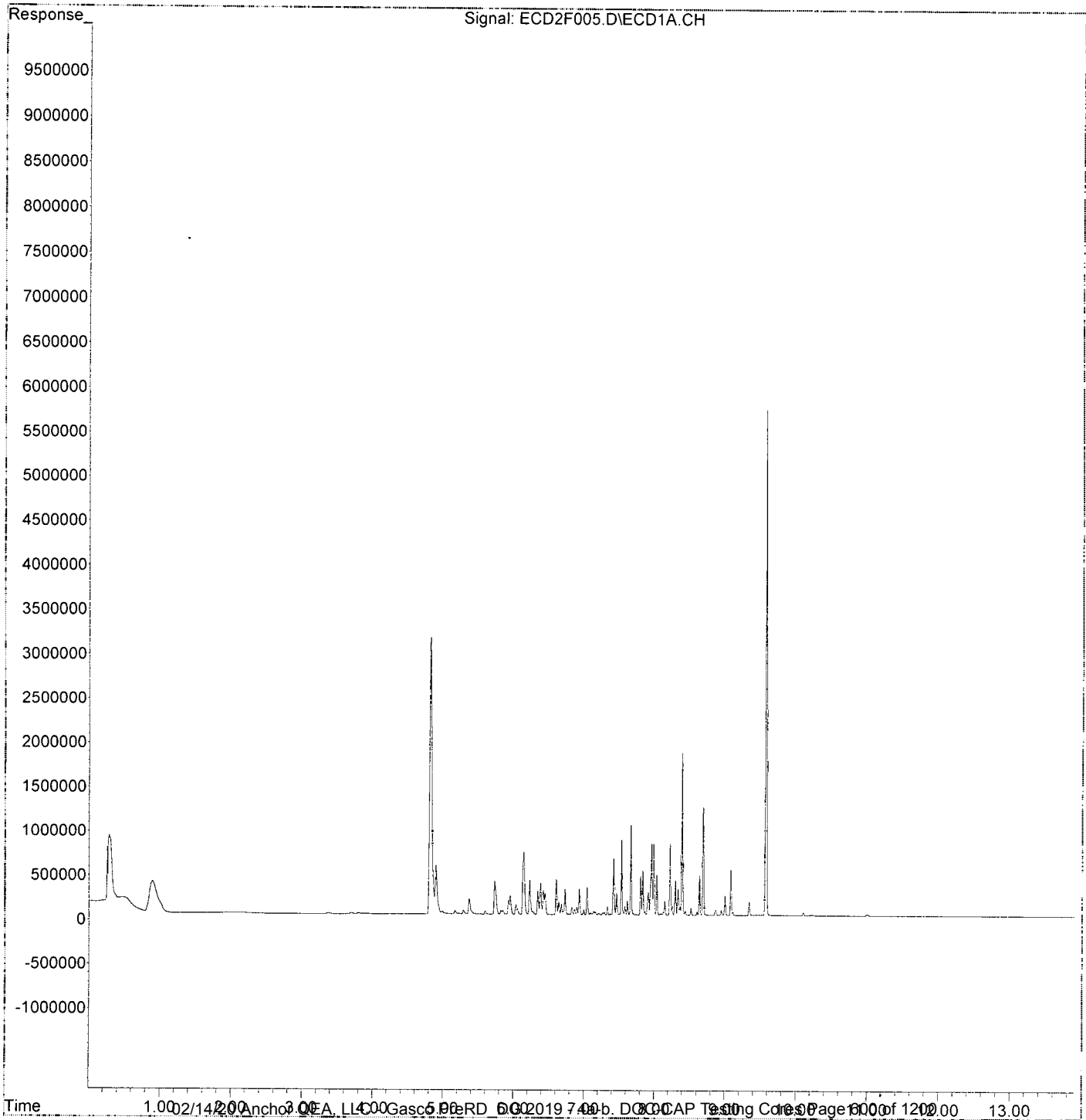
Compound	R.T.	Response	Conc	Units
48) Aroclor 1262 (1)	0.000	0	N.D.	ng/mld
49) Aroclor 1262 (2)	0.000	0	N.D.	ng/mld
50) Aroclor 1262 (3)	0.000	0	N.D.	ng/mld
51) Aroclor 1262 (4)	0.000	0	N.D.	ng/mld
52) Aroclor 1262 (5)	0.000	0	N.D.	ng/mld
53) Aroclor 1262 (6)	0.000	0	N.D.	ng/mld
54) Aroclor 1262 - AVE	0.000	0	N.D.	ng/mld
55) Aroclor 1268 (1)	0.000	0	N.D.	ng/mld
56) Aroclor 1268 (2)	0.000	0	N.D.	ng/mld
57) Aroclor 1268 (3)	0.000	0	N.D.	ng/mld
58) Aroclor 1268 (4)	0.000	0	N.D.	ng/mld
59) Aroclor 1268 (5)	0.000	0	N.D.	ng/mld
60) Aroclor 1268 (6)	0.000	0	N.D.	ng/mld
61) Aroclor 1268 - AVE	0.000	0	N.D.	ng/mld

(f)=RT Delta > 1/2 Window

(m)=manual int.

Data Path : K:\DATA\9L03052\
Data File : ECD2F005.D
Signal(s) : ECD1A.CH
Acq On : 03 Dec 2019 17:40
Operator : MJB / KAK
Sample : 9L03052-CAL3
Misc :
ALS Vial : 5 Sample Multiplier: 1

Integration File: PCB1.e
Quant Time: Dec 04 14:51:56 2019
Quant Method : K:\METHODS\FECD2_QUANTPCB_191203.M
Quant Title : PCB Data Analysis
QLast Update : Wed Dec 04 14:46:53 2019
Response via : Initial Calibration
Integrator: ChemStation 6890 Scale Mode: Small noise peaks clipped



Quantitation Report (QT Reviewed)

Data Path : K:\DATA\9L03052\
 Data File : ECD2F006.D
 Signal(s) : ECD1A.CH
 Acq On : 03 Dec 2019 17:57
 Operator : MJB / KAK
 Sample : 9L03052-CAL4
 Misc :
 ALS Vial : 6 Sample Multiplier: 1

Integration File: PCB1.e
 Quant Time: Dec 04 14:53:08 2019
 Quant Method : K:\METHODS\FECD2_QUANTPCB_191203.M
 Quant Title : PCB Data Analysis
 QLast Update : Wed Dec 04 14:46:53 2019
 Response via : Initial Calibration
 Integrator: ChemStation 6890 Scale Mode: Small noise peaks clipped

Compound	R.T.	Response	Conc Units
System Monitoring Compounds			
1) S TCMX (S)	4.811	6242821	106.264 ng/ml
62) S DCBP (S)	9.576	10577859	117.197 ng/ml
Target Compounds			
2) Aroclor 1016 (1)	5.729	703735	213.556 ng/ml
3) Aroclor 1016 (2)	6.143	1325963	205.479 ng/ml
4) Aroclor 1016 (3)	6.224	743377	211.070 ng/ml
5) Aroclor 1016 (4)	6.381	650662	212.191 ng/ml
6) Aroclor 1016 (5)	6.604	767420	211.709 ng/ml
7) Aroclor 1016 (6)	6.729	543631	214.871 ng/ml
8) Aroclor 1016 - AVE	0.000	0	N.D. ng/ml
9) Aroclor 1221 (1)	0.000	0	N.D. ng/ml
10) Aroclor 1221 (2)	0.000	0	N.D. ng/ml
11) Aroclor 1221 (3)	0.000	0	N.D. ng/ml
12) Aroclor 1221 - AVE	0.000	0	N.D. ng/ml
13) Aroclor 1232 (1)	0.000	0	N.D. ng/ml
14) Aroclor 1232 (2)	0.000	0	N.D. ng/ml
15) Aroclor 1232 (3)	0.000	0	N.D. ng/ml
16) Aroclor 1232 (4)	0.000	0	N.D. ng/ml
17) Aroclor 1232 (5)	0.000	0	N.D. ng/ml
18) Aroclor 1232 (6)	0.000	0	N.D. ng/ml
19) Aroclor 1232 - AVE	0.000	0	N.D. ng/ml
20) Aroclor 1242 (1)	0.000	0	N.D. ng/ml
21) Aroclor 1242 (2)	0.000	0	N.D. ng/ml
22) Aroclor 1242 (3)	0.000	0	N.D. ng/ml
23) Aroclor 1242 (4)	0.000	0	N.D. ng/ml
24) Aroclor 1242 (5)	0.000	0	N.D. ng/ml
25) Aroclor 1242 (6)	0.000	0	N.D. ng/ml
26) Aroclor 1242 - AVE	0.000	0	N.D. ng/ml
27) Aroclor 1248 (1)	0.000	0	N.D. ng/ml
28) Aroclor 1248 (2)	0.000	0	N.D. ng/ml
29) Aroclor 1248 (3)	0.000	0	N.D. ng/ml
30) Aroclor 1248 (4)	0.000	0	N.D. ng/ml
31) Aroclor 1248 (5)	0.000	0	N.D. ng/ml
32) Aroclor 1248 (6)	0.000	0	N.D. ng/ml
33) Aroclor 1248 - AVE	0.000	0	N.D. ng/ml
34) Aroclor 1254 (1)	0.000	0	N.D. ng/ml
35) Aroclor 1254 (2)	0.000	0	N.D. ng/ml
36) Aroclor 1254 (3)	0.000	0	N.D. ng/ml
37) Aroclor 1254 (4)	0.000	0	N.D. ng/ml
38) Aroclor 1254 (5)	0.000	0	N.D. ng/ml
39) Aroclor 1254 (6)	0.000	0	N.D. ng/ml
40) Aroclor 1254 - AVE	0.000	0	N.D. ng/ml
41) Aroclor 1260 (1)	7.531	1580165	225.708 ng/ml
42) Aroclor 1260 (2)	7.665	1922759	216.026 ng/ml
43) Aroclor 1260 (3)	8.220	1455817	218.552 ng/ml
44) Aroclor 1260 (4)	8.391	3616251	228.843 ng/ml
45) Aroclor 1260 (5)	8.690	2271341	220.217 ng/ml
46) Aroclor 1260 (6)	9.080	929790	215.835 ng/ml
47) Aroclor 1260 - AVE	0.000	0	N.D. ng/ml

Handwritten signature and date: 12/14/19

Data Path : K:\DATA\9L03052\
 Data File : ECD2F006.D
 Signal(s) : ECD1A.CH
 Acq On : 03 Dec 2019 17:57
 Operator : MJB / KAK
 Sample : 9L03052-CAL4
 Misc :
 ALS Vial : 6 Sample Multiplier: 1

Integration File: PCB1.e
 Quant Time: Dec 04 14:53:08 2019
 Quant Method : K:\METHODS\FECD2_QUANTPCB_191203.M
 Quant Title : PCB Data Analysis
 QLast Update : Wed Dec 04 14:46:53 2019
 Response via : Initial Calibration
 Integrator: ChemStation 6890 Scale Mode: Small noise peaks clipped

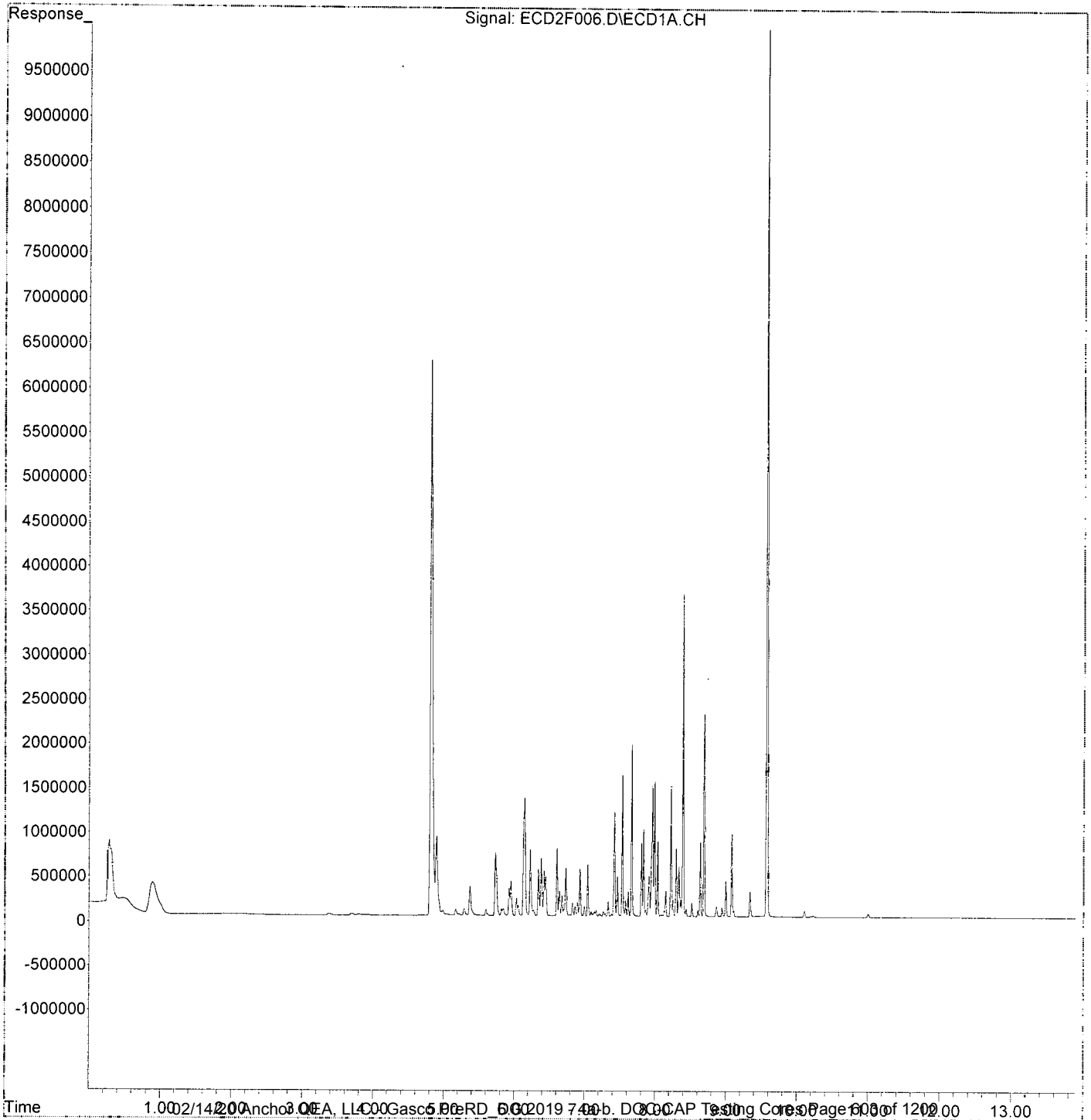
Compound	R.T.	Response	Conc	Units
48) Aroclor 1262 (1)	0.000	0	N.D.	ng/ml
49) Aroclor 1262 (2)	0.000	0	N.D.	ng/ml
50) Aroclor 1262 (3)	0.000	0	N.D.	ng/ml
51) Aroclor 1262 (4)	0.000	0	N.D.	ng/ml
52) Aroclor 1262 (5)	0.000	0	N.D.	ng/ml
53) Aroclor 1262 (6)	0.000	0	N.D.	ng/ml
54) Aroclor 1262 - AVE	0.000	0	N.D.	ng/ml
55) Aroclor 1268 (1)	0.000	0	N.D.	ng/ml
56) Aroclor 1268 (2)	0.000	0	N.D.	ng/ml
57) Aroclor 1268 (3)	0.000	0	N.D.	ng/ml
58) Aroclor 1268 (4)	0.000	0	N.D.	ng/ml
59) Aroclor 1268 (5)	0.000	0	N.D.	ng/ml
60) Aroclor 1268 (6)	0.000	0	N.D.	ng/ml
61) Aroclor 1268 - AVE	0.000	0	N.D.	ng/ml

(f)=RT Delta > 1/2 Window

(m)=manual int.

Data Path : K:\DATA\9L03052\
Data File : ECD2F006.D
Signal(s) : ECD1A.CH
Acq On : 03 Dec 2019 17:57
Operator : MJB / KAK
Sample : 9L03052-CAL4
Misc :
ALS Vial : 6 Sample Multiplier: 1

Integration File: PCB1.e
Quant Time: Dec 04 14:53:08 2019
Quant Method : K:\METHODS\FECD2_QUANTPCB_191203.M
Quant Title : PCB Data Analysis
QLast Update : Wed Dec 04 14:46:53 2019
Response via : Initial Calibration
Integrator: ChemStation 6890 Scale Mode: Small noise peaks clipped



Quantitation Report (QT Reviewed)

Data Path : K:\DATA\9L03052\
 Data File : ECD2F007.D
 Signal(s) : ECD1A.CH
 Acq On : 03 Dec 2019 18:15
 Operator : MJB / KAK
 Sample : 9L03052-CAL5
 Misc :
 ALS Vial : 7 Sample Multiplier: 1

Integration File: PCB1.e
 Quant Time: Dec 04 14:47:08 2019
 Quant Method : K:\METHODS\FECD2_QUANTPCB_191203.M
 Quant Title : PCB Data Analysis
 QLast Update : Wed Dec 04 14:46:53 2019
 Response via : Initial Calibration
 Integrator: ChemStation 6890 Scale Mode: Small noise peaks clipped

Compound	R.T.	Response	Conc Units
System Monitoring Compounds			
1) S TCMX (S)	4.811	19144959	325.882 ng/ml
62) S DCBP (S)	9.578	31083383	344.386 ng/ml
Target Compounds			
2) Aroclor 1016 (1)	5.729	1871482	567.923 ng/ml
3) Aroclor 1016 (2)	6.143	3859736	598.126 ng/ml
4) Aroclor 1016 (3)	6.225	2022155	574.160 ng/ml
5) Aroclor 1016 (4)	6.382	1820005	593.533 ng/ml
6) Aroclor 1016 (5)	6.604	2192154	604.752 ng/ml
7) Aroclor 1016 (6)	6.730	1484483	586.744 ng/ml
8) Aroclor 1016 - AVE	0.000	0	N.D. ng/ml
9) Aroclor 1221 (1)	0.000	0	N.D. ng/ml
10) Aroclor 1221 (2)	0.000	0	N.D. ng/ml
11) Aroclor 1221 (3)	0.000	0	N.D. ng/ml
12) Aroclor 1221 - AVE	0.000	0	N.D. ng/ml
13) Aroclor 1232 (1)	0.000	0	N.D. ng/ml
14) Aroclor 1232 (2)	0.000	0	N.D. ng/ml
15) Aroclor 1232 (3)	0.000	0	N.D. ng/ml
16) Aroclor 1232 (4)	0.000	0	N.D. ng/ml
17) Aroclor 1232 (5)	0.000	0	N.D. ng/ml
18) Aroclor 1232 (6)	0.000	0	N.D. ng/ml
19) Aroclor 1232 - AVE	0.000	0	N.D. ng/ml
20) Aroclor 1242 (1)	0.000	0	N.D. ng/ml
21) Aroclor 1242 (2)	0.000	0	N.D. ng/ml
22) Aroclor 1242 (3)	0.000	0	N.D. ng/ml
23) Aroclor 1242 (4)	0.000	0	N.D. ng/ml
24) Aroclor 1242 (5)	0.000	0	N.D. ng/ml
25) Aroclor 1242 (6)	0.000	0	N.D. ng/ml
26) Aroclor 1242 - AVE	0.000	0	N.D. ng/ml
27) Aroclor 1248 (1)	0.000	0	N.D. ng/ml
28) Aroclor 1248 (2)	0.000	0	N.D. ng/ml
29) Aroclor 1248 (3)	0.000	0	N.D. ng/ml
30) Aroclor 1248 (4)	0.000	0	N.D. ng/ml
31) Aroclor 1248 (5)	0.000	0	N.D. ng/ml
32) Aroclor 1248 (6)	0.000	0	N.D. ng/ml
33) Aroclor 1248 - AVE	0.000	0	N.D. ng/ml
34) Aroclor 1254 (1)	0.000	0	N.D. ng/ml
35) Aroclor 1254 (2)	0.000	0	N.D. ng/ml
36) Aroclor 1254 (3)	0.000	0	N.D. ng/ml
37) Aroclor 1254 (4)	0.000	0	N.D. ng/ml
38) Aroclor 1254 (5)	0.000	0	N.D. ng/ml
39) Aroclor 1254 (6)	0.000	0	N.D. ng/ml
40) Aroclor 1254 - AVE	0.000	0	N.D. ng/ml
41) Aroclor 1260 (1)	7.532	4423699	631.872 ng/ml
42) Aroclor 1260 (2)	7.665	5325133	598.290 ng/ml
43) Aroclor 1260 (3)	8.221	3997829	600.167 ng/ml
44) Aroclor 1260 (4)	8.391	10089251	638.466 ng/ml
45) Aroclor 1260 (5)	8.690	6288943	609.741 ng/ml
46) Aroclor 1260 (6)	9.082	2699039	626.537 ng/ml
47) Aroclor 1260 - AVE	0.000	0	N.D. ng/ml

[Handwritten signature]
12/4/19

Quantitation Report (QT Reviewed)

Data Path : K:\DATA\9L03052\
 Data File : ECD2F007.D
 Signal(s) : ECD1A.CH
 Acq On : 03 Dec 2019 18:15
 Operator : MJB / KAK
 Sample : 9L03052-CAL5
 Misc :
 ALS Vial : 7 Sample Multiplier: 1

Integration File: PCB1.e
 Quant Time: Dec 04 14:47:08 2019
 Quant Method : K:\METHODS\FECD2_QUANTPCB_191203.M
 Quant Title : PCB Data Analysis
 QLast Update : Wed Dec 04 14:46:53 2019
 Response via : Initial Calibration
 Integrator: ChemStation 6890 Scale Mode: Small noise peaks clipped

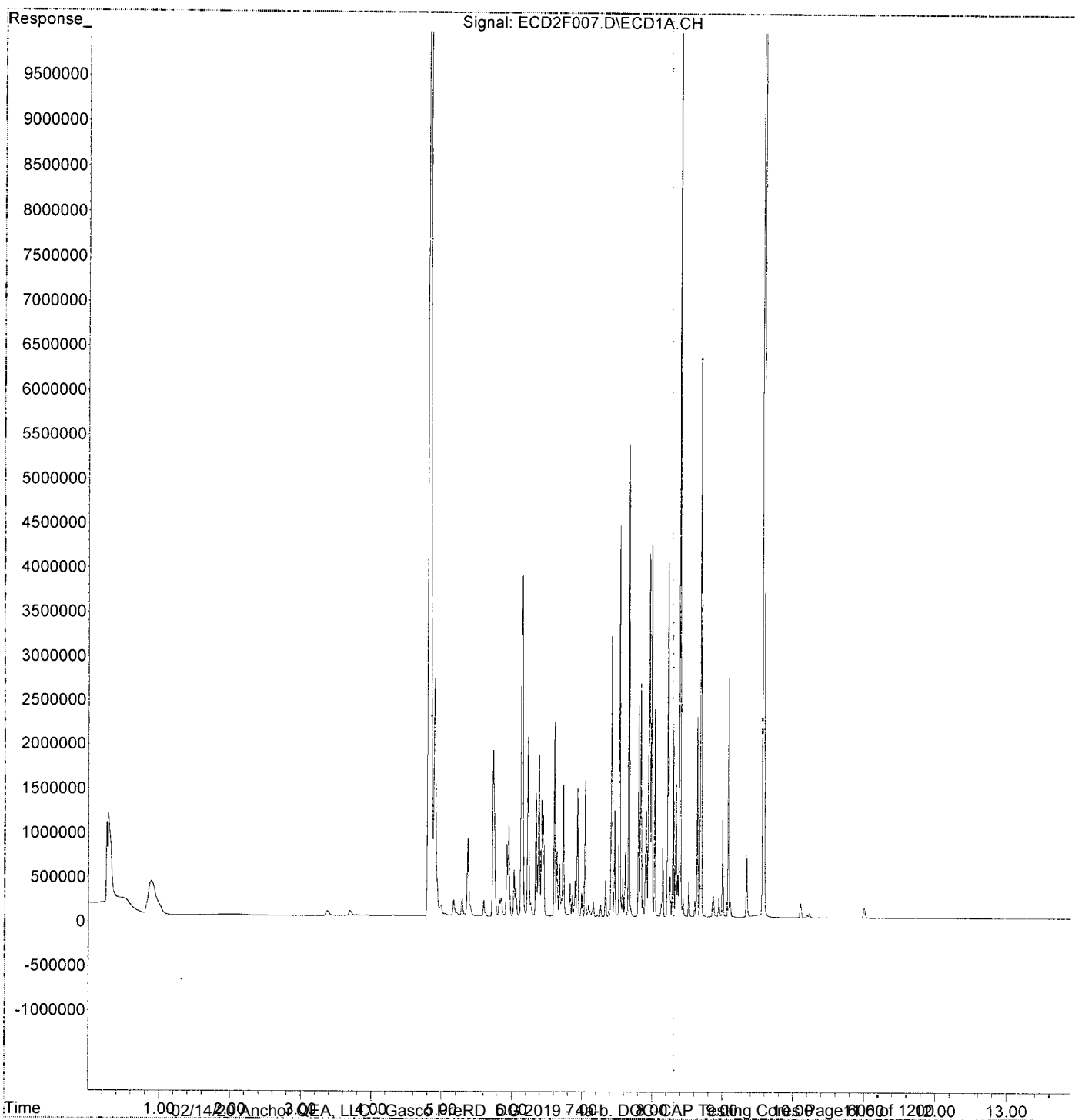
Compound	R.T.	Response	Conc	Units
48) Aroclor 1262 (1)	0.000	0	N.D.	ng/ml
49) Aroclor 1262 (2)	0.000	0	N.D.	ng/ml
50) Aroclor 1262 (3)	0.000	0	N.D.	ng/ml
51) Aroclor 1262 (4)	0.000	0	N.D.	ng/ml
52) Aroclor 1262 (5)	0.000	0	N.D.	ng/ml
53) Aroclor 1262 (6)	0.000	0	N.D.	ng/ml
54) Aroclor 1262 - AVE	0.000	0	N.D.	ng/ml
55) Aroclor 1268 (1)	0.000	0	N.D.	ng/ml
56) Aroclor 1268 (2)	0.000	0	N.D.	ng/ml
57) Aroclor 1268 (3)	0.000	0	N.D.	ng/ml
58) Aroclor 1268 (4)	0.000	0	N.D.	ng/ml
59) Aroclor 1268 (5)	0.000	0	N.D.	ng/ml
60) Aroclor 1268 (6)	0.000	0	N.D.	ng/ml
61) Aroclor 1268 - AVE	0.000	0	N.D.	ng/ml

(f)=RT Delta > 1/2 Window

(m)=manual int.

Data Path : K:\DATA\9L03052\
 Data File : ECD2F007.D
 Signal(s) : ECD1A.CH
 Acq On : 03 Dec 2019 18:15
 Operator : MJB / KAK
 Sample : 9L03052-CAL5
 Misc :
 ALS Vial : 7 Sample Multiplier: 1

Integration File: PCB1.e
 Quant Time: Dec 04 14:47:08 2019
 Quant Method : K:\METHODS\FECD2_QUANTPCB_191203.M
 Quant Title : PCB Data Analysis
 QLast Update : Wed Dec 04 14:46:53 2019
 Response via : Initial Calibration
 Integrator: ChemStation 6890 Scale Mode: Small noise peaks clipped



Quantitation Report (QT Reviewed)

Data Path : K:\DATA\9L03052\
 Data File : ECD2F008.D
 Signal(s) : ECD1A.CH
 Acq On : 03 Dec 2019 18:32
 Operator : MJB / KAK
 Sample : 9L03052-CAL6
 Misc :
 ALS Vial : 8 Sample Multiplier: 1

Integration File: PCB1.e
 Quant Time: Dec 04 14:54:26 2019
 Quant Method : K:\METHODS\FECD2_QUANTPCB_191203.M
 Quant Title : PCB Data Analysis
 QLast Update : Wed Dec 04 14:46:53 2019
 Response via : Initial Calibration
 Integrator: ChemStation 6890 Scale Mode: Small noise peaks clipped

Compound	R.T.	Response	Conc Units
System Monitoring Compounds			
1) S TCMX (S)	4.810	33608191	572.073 ng/ml
62) S DCBP (S)	9.578	54903816	608.303 ng/ml
Target Compounds			
2) Aroclor 1016 (1)	5.729	3364096	1020.874 ng/ml
3) Aroclor 1016 (2)	6.142	6834377	1059.093 ng/ml
4) Aroclor 1016 (3)	6.225	3751237	1065.106 ng/ml
5) Aroclor 1016 (4)	6.382	3257104	1062.193 ng/ml
6) Aroclor 1016 (5)	6.604	3740486	1031.893 ng/ml
7) Aroclor 1016 (6)	6.730	2774363	1096.572 ng/ml
8) Aroclor 1016 - AVE	0.000	0	N.D. ng/ml
9) Aroclor 1221 (1)	0.000	0	N.D. ng/ml
10) Aroclor 1221 (2)	0.000	0	N.D. ng/ml
11) Aroclor 1221 (3)	0.000	0	N.D. ng/ml
12) Aroclor 1221 - AVE	0.000	0	N.D. ng/ml
13) Aroclor 1232 (1)	0.000	0	N.D. ng/ml
14) Aroclor 1232 (2)	0.000	0	N.D. ng/ml
15) Aroclor 1232 (3)	0.000	0	N.D. ng/ml
16) Aroclor 1232 (4)	0.000	0	N.D. ng/ml
17) Aroclor 1232 (5)	0.000	0	N.D. ng/ml
18) Aroclor 1232 (6)	0.000	0	N.D. ng/ml
19) Aroclor 1232 - AVE	0.000	0	N.D. ng/ml
20) Aroclor 1242 (1)	0.000	0	N.D. ng/ml
21) Aroclor 1242 (2)	0.000	0	N.D. ng/ml
22) Aroclor 1242 (3)	0.000	0	N.D. ng/ml
23) Aroclor 1242 (4)	0.000	0	N.D. ng/ml
24) Aroclor 1242 (5)	0.000	0	N.D. ng/ml
25) Aroclor 1242 (6)	0.000	0	N.D. ng/ml
26) Aroclor 1242 - AVE	0.000	0	N.D. ng/ml
27) Aroclor 1248 (1)	0.000	0	N.D. ng/ml
28) Aroclor 1248 (2)	0.000	0	N.D. ng/ml
29) Aroclor 1248 (3)	0.000	0	N.D. ng/ml
30) Aroclor 1248 (4)	0.000	0	N.D. ng/ml
31) Aroclor 1248 (5)	0.000	0	N.D. ng/ml
32) Aroclor 1248 (6)	0.000	0	N.D. ng/ml
33) Aroclor 1248 - AVE	0.000	0	N.D. ng/ml
34) Aroclor 1254 (1)	0.000	0	N.D. ng/ml
35) Aroclor 1254 (2)	0.000	0	N.D. ng/ml
36) Aroclor 1254 (3)	0.000	0	N.D. ng/ml
37) Aroclor 1254 (4)	0.000	0	N.D. ng/ml
38) Aroclor 1254 (5)	0.000	0	N.D. ng/ml
39) Aroclor 1254 (6)	0.000	0	N.D. ng/ml
40) Aroclor 1254 - AVE	0.000	0	N.D. ng/ml
41) Aroclor 1260 (1)	7.532	7808345	1115.329 ng/ml
42) Aroclor 1260 (2)	7.665	9589273	1077.375 ng/ml
43) Aroclor 1260 (3)	8.221	7355010	1104.158 ng/ml
44) Aroclor 1260 (4)	8.391	17708495	1120.626 ng/ml
45) Aroclor 1260 (5)	8.690	11580150	1122.747 ng/ml
46) Aroclor 1260 (6)	9.081	4725786	1097.013 ng/ml
47) Aroclor 1260 - AVE	0.000	0	N.D. ng/ml

[Handwritten signature]
12/11/19

Quantitation Report (QT Reviewed)

Data Path : K:\DATA\9L03052\
 Data File : ECD2F008.D
 Signal(s) : ECD1A.CH
 Acq On : 03 Dec 2019 18:32
 Operator : MJB / KAK
 Sample : 9L03052-CAL6
 Misc :
 ALS Vial : 8 Sample Multiplier: 1

Integration File: PCB1.e
 Quant Time: Dec 04 14:54:26 2019
 Quant Method : K:\METHODS\FECD2_QUANTPCB_191203.M
 Quant Title : PCB Data Analysis
 QLast Update : Wed Dec 04 14:46:53 2019
 Response via : Initial Calibration
 Integrator: ChemStation 6890 Scale Mode: Small noise peaks clipped

Compound	R.T.	Response	Conc	Units
48) Aroclor 1262 (1)	0.000	0	N.D.	ng/ml
49) Aroclor 1262 (2)	0.000	0	N.D.	ng/ml
50) Aroclor 1262 (3)	0.000	0	N.D.	ng/ml
51) Aroclor 1262 (4)	0.000	0	N.D.	ng/ml
52) Aroclor 1262 (5)	0.000	0	N.D.	ng/ml
53) Aroclor 1262 (6)	0.000	0	N.D.	ng/ml
54) Aroclor 1262 - AVE	0.000	0	N.D.	ng/ml
55) Aroclor 1268 (1)	0.000	0	N.D.	ng/ml
56) Aroclor 1268 (2)	0.000	0	N.D.	ng/ml
57) Aroclor 1268 (3)	0.000	0	N.D.	ng/ml
58) Aroclor 1268 (4)	0.000	0	N.D.	ng/ml
59) Aroclor 1268 (5)	0.000	0	N.D.	ng/ml
60) Aroclor 1268 (6)	0.000	0	N.D.	ng/ml
61) Aroclor 1268 - AVE	0.000	0	N.D.	ng/ml

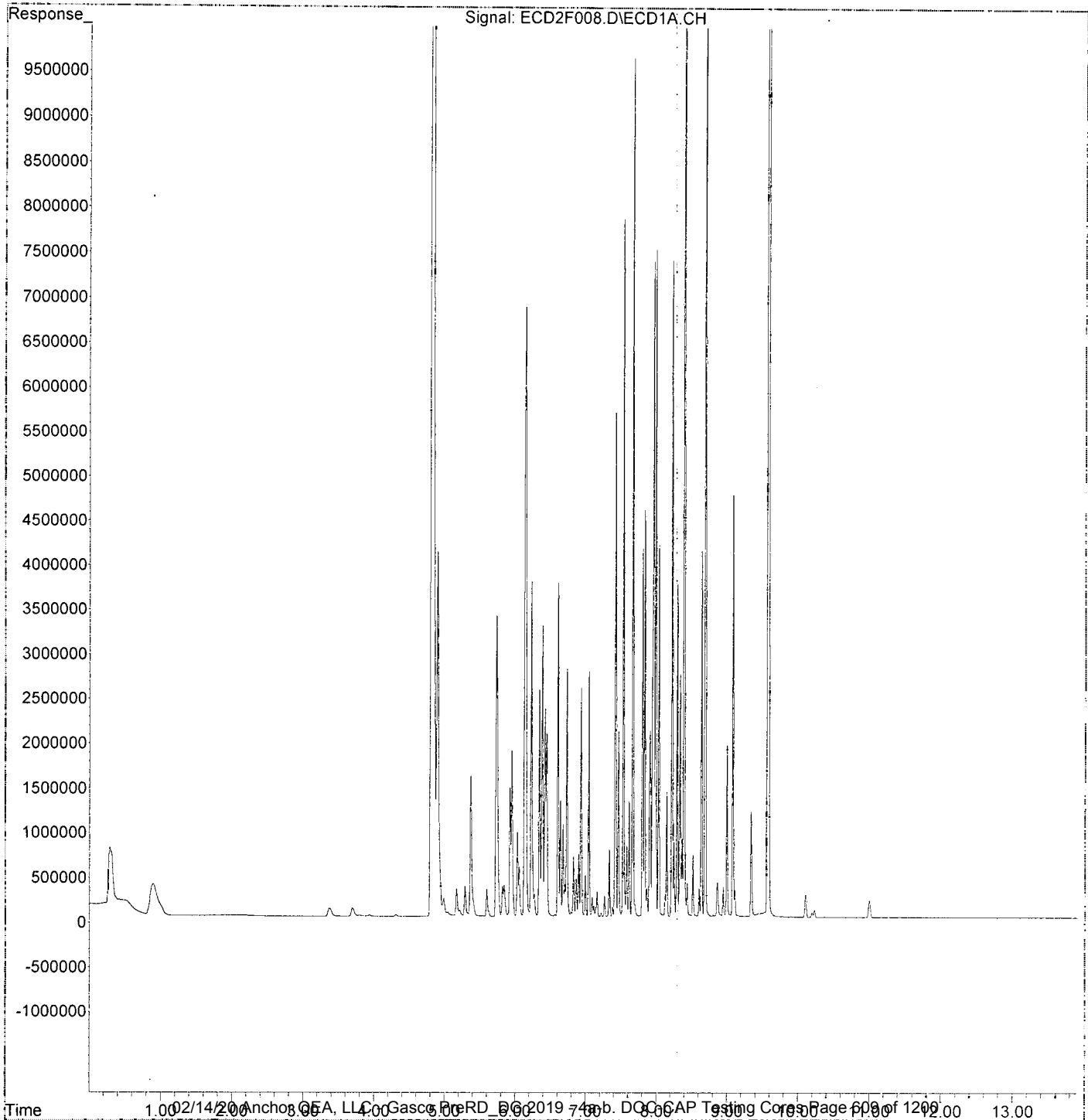
(f)=RT Delta > 1/2 Window

(m)=manual int.

Quantitation Report (QT Reviewed)

Data Path : K:\DATA\9L03052\
Data File : ECD2F008.D
Signal(s) : ECD1A.CH
Acq On : 03 Dec 2019 18:32
Operator : MJB / KAK
Sample : 9L03052-CAL6
Misc :
ALS Vial : 8 Sample Multiplier: 1

Integration File: PCB1.e
Quant Time: Dec 04 14:54:26 2019
Quant Method : K:\METHODS\FECD2_QUANTPCB_191203.M
Quant Title : PCB Data Analysis
QLast Update : Wed Dec 04 14:46:53 2019
Response via : Initial Calibration
Integrator: ChemStation 6890 Scale Mode: Small noise peaks clipped



Quantitation Report (QT Reviewed)

Data Path : K:\DATA\9L03052\
 Data File : ECD2F009.D
 Signal(s) : ECD1A.CH
 Acq On : 03 Dec 2019 18:50
 Operator : MJB / KAK
 Sample : 9L03052-CAL7
 Misc :
 ALS Vial : 9 Sample Multiplier: 1

Integration File: PCB1.e
 Quant Time: Dec 04 14:56:25 2019
 Quant Method : K:\METHODS\FECD2_QUANTPCB_191203.M
 Quant Title : PCB Data Analysis
 QLast Update : Wed Dec 04 14:46:53 2019
 Response via : Initial Calibration
 Integrator: ChemStation 6890 Scale Mode: Small noise peaks clipped

Compound	R.T.	Response	Conc Units
System Monitoring Compounds			
1) S TCMX (S)	4.809	60673888	1032.780 ng/ml
62) S DCBP (S)	9.580	89202319	988.310 ng/ml
Target Compounds			
2) Aroclor 1016 (1)	5.729	5150886	1563.096 ng/ml
3) Aroclor 1016 (2)	6.142	10450716	1619.501 ng/ml
4) Aroclor 1016 (3)	6.224	5493308	1559.740 ng/ml
5) Aroclor 1016 (4)	6.382	4711985	1536.653 ng/ml
6) Aroclor 1016 (5)	6.604	5651954	1559.212 ng/ml
7) Aroclor 1016 (6)	6.730	4009865	1584.906 ng/ml
8) Aroclor 1016 - AVE	0.000	0	N.D. ng/ml
9) Aroclor 1221 (1)	0.000	0	N.D. ng/ml
10) Aroclor 1221 (2)	0.000	0	N.D. ng/ml
11) Aroclor 1221 (3)	0.000	0	N.D. ng/ml
12) Aroclor 1221 - AVE	0.000	0	N.D. ng/ml
13) Aroclor 1232 (1)	0.000	0	N.D. ng/ml
14) Aroclor 1232 (2)	0.000	0	N.D. ng/ml
15) Aroclor 1232 (3)	0.000	0	N.D. ng/ml
16) Aroclor 1232 (4)	0.000	0	N.D. ng/ml
17) Aroclor 1232 (5)	0.000	0	N.D. ng/ml
18) Aroclor 1232 (6)	0.000	0	N.D. ng/ml
19) Aroclor 1232 - AVE	0.000	0	N.D. ng/ml
20) Aroclor 1242 (1)	0.000	0	N.D. ng/ml
21) Aroclor 1242 (2)	0.000	0	N.D. ng/ml
22) Aroclor 1242 (3)	0.000	0	N.D. ng/ml
23) Aroclor 1242 (4)	0.000	0	N.D. ng/ml
24) Aroclor 1242 (5)	0.000	0	N.D. ng/ml
25) Aroclor 1242 (6)	0.000	0	N.D. ng/ml
26) Aroclor 1242 - AVE	0.000	0	N.D. ng/ml
27) Aroclor 1248 (1)	0.000	0	N.D. ng/ml
28) Aroclor 1248 (2)	0.000	0	N.D. ng/ml
29) Aroclor 1248 (3)	0.000	0	N.D. ng/ml
30) Aroclor 1248 (4)	0.000	0	N.D. ng/ml
31) Aroclor 1248 (5)	0.000	0	N.D. ng/ml
32) Aroclor 1248 (6)	0.000	0	N.D. ng/ml
33) Aroclor 1248 - AVE	0.000	0	N.D. ng/ml
34) Aroclor 1254 (1)	0.000	0	N.D. ng/ml
35) Aroclor 1254 (2)	0.000	0	N.D. ng/ml
36) Aroclor 1254 (3)	0.000	0	N.D. ng/ml
37) Aroclor 1254 (4)	0.000	0	N.D. ng/ml
38) Aroclor 1254 (5)	0.000	0	N.D. ng/ml
39) Aroclor 1254 (6)	0.000	0	N.D. ng/ml
40) Aroclor 1254 - AVE	0.000	0	N.D. ng/ml
41) Aroclor 1260 (1)	7.532	11443339	1634.544 ng/ml
42) Aroclor 1260 (2)	7.665	15052739	1691.206 ng/ml
43) Aroclor 1260 (3)	8.221	11134634	1671.567 ng/ml
44) Aroclor 1260 (4)	8.392	27659948	1750.371 ng/ml
45) Aroclor 1260 (5)	8.691	17894220	1734.924 ng/ml
46) Aroclor 1260 (6)	9.082	7455071	1730.572 ng/ml
47) Aroclor 1260 - AVE	0.000	0	N.D. ng/ml

12/14/19

Quantitation Report (QT Reviewed)

Data Path : K:\DATA\9L03052\
 Data File : ECD2F009.D
 Signal(s) : ECD1A.CH
 Acq On : 03 Dec 2019 18:50
 Operator : MJB / KAK
 Sample : 9L03052-CAL7
 Misc :
 ALS Vial : 9 Sample Multiplier: 1

Integration File: PCB1.e
 Quant Time: Dec 04 14:56:25 2019
 Quant Method : K:\METHODS\FECD2_QUANTPCB_191203.M
 Quant Title : PCB Data Analysis
 QLast Update : Wed Dec 04 14:46:53 2019
 Response via : Initial Calibration
 Integrator: ChemStation 6890 Scale Mode: Small noise peaks clipped

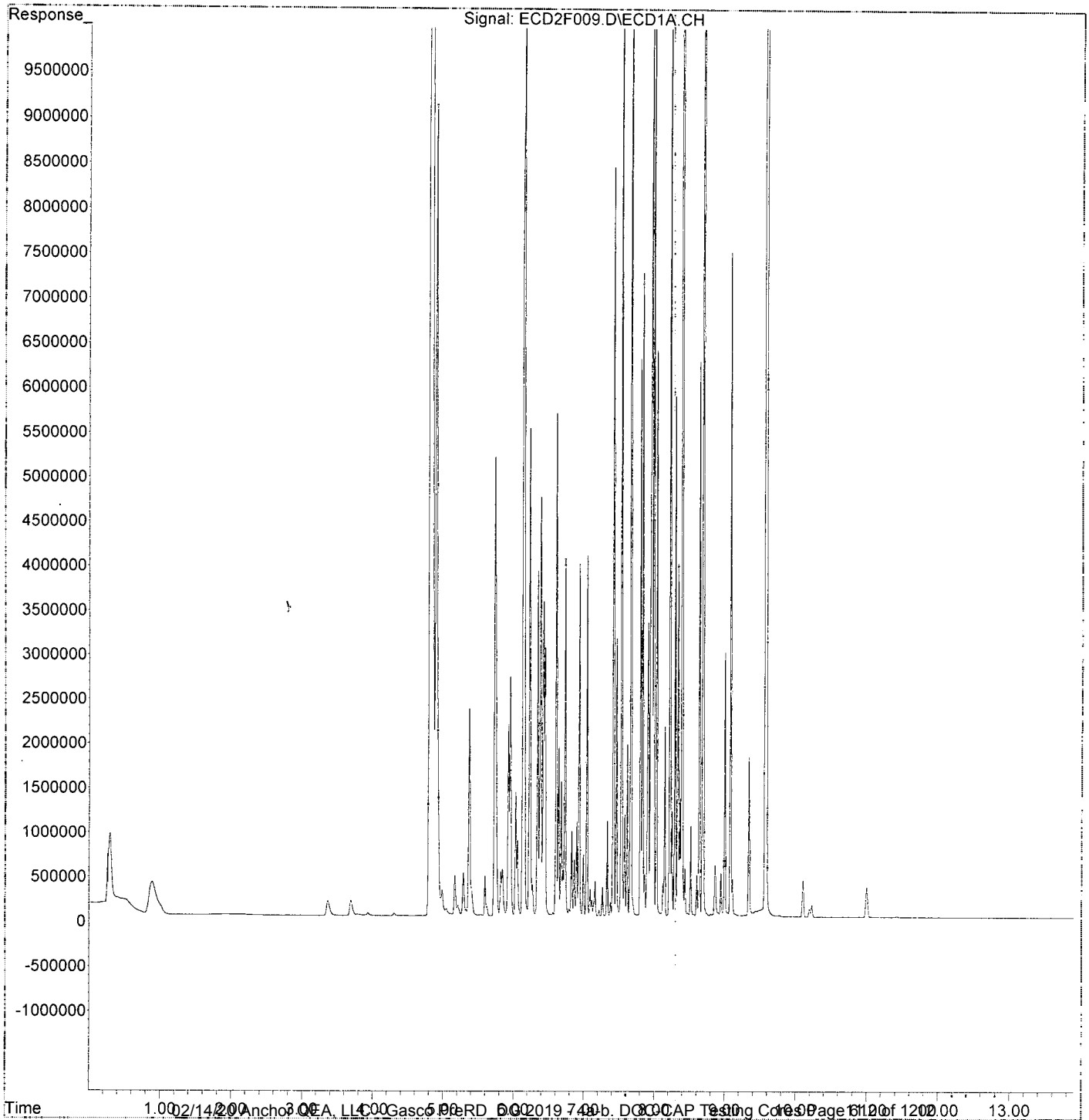
Compound	R.T.	Response	Conc	Units
48) Aroclor 1262 (1)	0.000	0	N.D.	ng/mld
49) Aroclor 1262 (2)	0.000	0	N.D.	ng/mld
50) Aroclor 1262 (3)	0.000	0	N.D.	ng/mld
51) Aroclor 1262 (4)	0.000	0	N.D.	ng/mld
52) Aroclor 1262 (5)	0.000	0	N.D.	ng/mld
53) Aroclor 1262 (6)	0.000	0	N.D.	ng/mld
54) Aroclor 1262 - AVE	0.000	0	N.D.	ng/mld
55) Aroclor 1268 (1)	0.000	0	N.D.	ng/mld
56) Aroclor 1268 (2)	0.000	0	N.D.	ng/mld
57) Aroclor 1268 (3)	0.000	0	N.D.	ng/mld
58) Aroclor 1268 (4)	0.000	0	N.D.	ng/mld
59) Aroclor 1268 (5)	0.000	0	N.D.	ng/mld
60) Aroclor 1268 (6)	0.000	0	N.D.	ng/mld
61) Aroclor 1268 - AVE	0.000	0	N.D.	ng/mld

(f)=RT Delta > 1/2 Window

(m)=manual int.

Data Path : K:\DATA\9L03052\
Data File : ECD2F009.D
Signal(s) : ECD1A.CH
Acq On : 03 Dec 2019 18:50
Operator : MJB / KAK
Sample : 9L03052-CAL7
Misc :
ALS Vial : 9 Sample Multiplier: 1

Integration File: PCB1.e
Quant Time: Dec 04 14:56:25 2019
Quant Method : K:\METHODS\FECD2_QUANTPCB_191203.M
Quant Title : PCB Data Analysis
QLast Update : Wed Dec 04 14:46:53 2019
Response via : Initial Calibration
Integrator: ChemStation 6890 Scale Mode: Small noise peaks clipped



Quantitation Report (QT Reviewed)

Data Path : K:\DATA\9L03052\
 Data File : ECD2F012.D
 Signal(s) : ECD1A.CH
 Acq On : 03 Dec 2019 19:43
 Operator : MJB / KAK
 Sample : 9L03052-CAL8
 Misc :
 ALS Vial : 11 Sample Multiplier: 1

Integration File: PCB1.e
 Quant Time: Dec 04 14:58:12 2019
 Quant Method : K:\METHODS\FECD2_QUANTPCB_191203.M
 Quant Title : PCB Data Analysis
 QLast Update : Wed Dec 04 14:58:04 2019
 Response via : Initial Calibration
 Integrator: ChemStation 6890 Scale Mode: Small noise peaks clipped

Compound	R.T.	Response	Conc	Units
System Monitoring Compounds				
1) S TCMX (S)	0.000	0	N.D.	ng/ml
62) S DCBP (S)	0.000	0	N.D.	ng/ml
Target Compounds				
2) Aroclor 1016 (1)	0.000	0	N.D.	ng/ml
3) Aroclor 1016 (2)	0.000	0	N.D.	ng/ml
4) Aroclor 1016 (3)	0.000	0	N.D.	ng/ml
5) Aroclor 1016 (4)	0.000	0	N.D.	ng/ml
6) Aroclor 1016 (5)	0.000	0	N.D.	ng/ml
7) Aroclor 1016 (6)	0.000	0	N.D.	ng/ml
8) Aroclor 1016 - AVE	0.000	0	N.D.	ng/ml
9) Aroclor 1221 (1)	5.167	541216	548.599	ng/ml
10) Aroclor 1221 (2)	5.286	358784	549.849	ng/ml
11) Aroclor 1221 (3)	5.366	1170056	547.567	ng/ml
12) Aroclor 1221 - AVE	0.000	0	N.D.	ng/ml
13) Aroclor 1232 (1)	0.000	0	N.D.	ng/ml
14) Aroclor 1232 (2)	0.000	0	N.D.	ng/ml
15) Aroclor 1232 (3)	0.000	0	N.D.	ng/ml
16) Aroclor 1232 (4)	0.000	0	N.D.	ng/ml
17) Aroclor 1232 (5)	0.000	0	N.D.	ng/ml
18) Aroclor 1232 (6)	0.000	0	N.D.	ng/ml
19) Aroclor 1232 - AVE	0.000	0	N.D.	ng/ml
20) Aroclor 1242 (1)	0.000	0	N.D.	ng/ml
21) Aroclor 1242 (2)	0.000	0	N.D.	ng/ml
22) Aroclor 1242 (3)	0.000	0	N.D.	ng/ml
23) Aroclor 1242 (4)	0.000	0	N.D.	ng/ml
24) Aroclor 1242 (5)	0.000	0	N.D.	ng/ml
25) Aroclor 1242 (6)	0.000	0	N.D.	ng/ml
26) Aroclor 1242 - AVE	0.000	0	N.D.	ng/ml
27) Aroclor 1248 (1)	0.000	0	N.D.	ng/ml
28) Aroclor 1248 (2)	0.000	0	N.D.	ng/ml
29) Aroclor 1248 (3)	0.000	0	N.D.	ng/ml
30) Aroclor 1248 (4)	0.000	0	N.D.	ng/ml
31) Aroclor 1248 (5)	0.000	0	N.D.	ng/ml
32) Aroclor 1248 (6)	0.000	0	N.D.	ng/ml
33) Aroclor 1248 - AVE	0.000	0	N.D.	ng/ml
34) Aroclor 1254 (1)	0.000	0	N.D.	ng/ml
35) Aroclor 1254 (2)	0.000	0	N.D.	ng/ml
36) Aroclor 1254 (3)	0.000	0	N.D.	ng/ml
37) Aroclor 1254 (4)	0.000	0	N.D.	ng/ml
38) Aroclor 1254 (5)	0.000	0	N.D.	ng/ml
39) Aroclor 1254 (6)	0.000	0	N.D.	ng/ml
40) Aroclor 1254 - AVE	0.000	0	N.D.	ng/ml
41) Aroclor 1260 (1)	0.000	0	N.D.	ng/ml
42) Aroclor 1260 (2)	0.000	0	N.D.	ng/ml
43) Aroclor 1260 (3)	0.000	0	N.D.	ng/ml
44) Aroclor 1260 (4)	0.000	0	N.D.	ng/ml
45) Aroclor 1260 (5)	0.000	0	N.D.	ng/ml
46) Aroclor 1260 (6)	0.000	0	N.D.	ng/ml
47) Aroclor 1260 - AVE	0.000	0	N.D.	ng/ml

12/4/19

Quantitation Report (QT Reviewed)

Data Path : K:\DATA\9L03052\
 Data File : ECD2F012.D
 Signal(s) : ECD1A.CH
 Acq On : 03 Dec 2019 19:43
 Operator : MJB / KAK
 Sample : 9L03052-CAL8
 Misc :
 ALS Vial : 11 Sample Multiplier: 1

Integration File: PCB1.e
 Quant Time: Dec 04 14:58:12 2019
 Quant Method : K:\METHODS\FECD2_QUANTPCB_191203.M
 Quant Title : PCB Data Analysis
 QLast Update : Wed Dec 04 14:58:04 2019
 Response via : Initial Calibration
 Integrator: ChemStation 6890 Scale Mode: Small noise peaks clipped

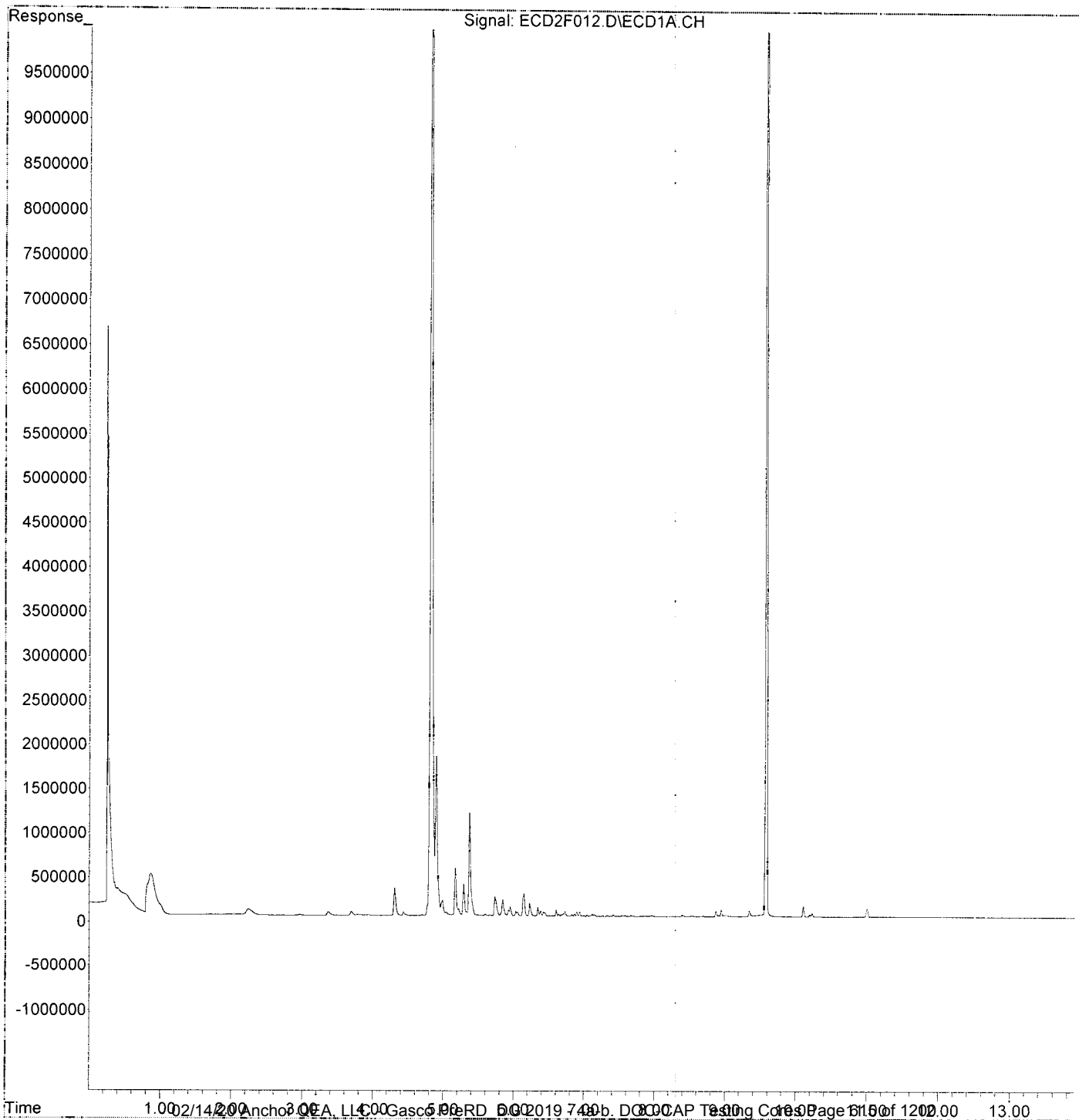
Compound	R.T.	Response	Conc	Units
48) Aroclor 1262 (1)	0.000	0	N.D.	ng/mld
49) Aroclor 1262 (2)	0.000	0	N.D.	ng/mld
50) Aroclor 1262 (3)	0.000	0	N.D.	ng/mld
51) Aroclor 1262 (4)	0.000	0	N.D.	ng/mld
52) Aroclor 1262 (5)	0.000	0	N.D.	ng/mld
53) Aroclor 1262 (6)	0.000	0	N.D.	ng/mld
54) Aroclor 1262 - AVE	0.000	0	N.D.	ng/mld
55) Aroclor 1268 (1)	0.000	0	N.D.	ng/mld
56) Aroclor 1268 (2)	0.000	0	N.D.	ng/mld
57) Aroclor 1268 (3)	0.000	0	N.D.	ng/mld
58) Aroclor 1268 (4)	0.000	0	N.D.	ng/mld
59) Aroclor 1268 (5)	0.000	0	N.D.	ng/mld
60) Aroclor 1268 (6)	0.000	0	N.D.	ng/mld
61) Aroclor 1268 - AVE	0.000	0	N.D.	ng/mld

(f)=RT Delta > 1/2 Window

(m)=manual int.

Data Path : K:\DATA\9L03052\
Data File : ECD2F012.D
Signal(s) : ECD1A.CH
Acq On : 03 Dec 2019 19:43
Operator : MJB / KAK
Sample : 9L03052-CAL8
Misc :
ALS Vial : 11 Sample Multiplier: 1

Integration File: PCB1.e
Quant Time: Dec 04 14:58:12 2019
Quant Method : K:\METHODS\FECD2_QUANTPCB_191203.M
Quant Title : PCB Data Analysis
QLast Update : Wed Dec 04 14:58:04 2019
Response via : Initial Calibration
Integrator: ChemStation 6890 Scale Mode: Small noise peaks clipped



Data Path : K:\DATA\9L03052\
 Data File : ECD2F013.D
 Signal(s) : ECD1A.CH
 Acq On : 03 Dec 2019 20:01
 Operator : MJB / KAK
 Sample : 9L03052-CAL9
 Misc :
 ALS Vial : 12 Sample Multiplier: 1

Integration File: PCB1.e
 Quant Time: Dec 04 14:59:44 2019
 Quant Method : K:\METHODS\FECD2_QUANTPCB_191203.M
 Quant Title : PCB Data Analysis
 QLast Update : Wed Dec 04 14:59:38 2019
 Response via : Initial Calibration
 Integrator: ChemStation 6890 Scale Mode: Small noise peaks clipped

Compound	R.T.	Response	Conc	Units
System Monitoring Compounds				
1) S TCMX (S)	0.000	0	N.D.	ng/ml
62) S DCBP (S)	0.000	0	N.D.	ng/ml
Target Compounds				
2) Aroclor 1016 (1)	0.000	0	N.D.	ng/ml
3) Aroclor 1016 (2)	0.000	0	N.D.	ng/ml
4) Aroclor 1016 (3)	0.000	0	N.D.	ng/ml
5) Aroclor 1016 (4)	0.000	0	N.D.	ng/ml
6) Aroclor 1016 (5)	0.000	0	N.D.	ng/ml
7) Aroclor 1016 (6)	0.000	0	N.D.	ng/ml
8) Aroclor 1016 - AVE	0.000	0	N.D.	ng/ml
9) Aroclor 1221 (1)	0.000	0	N.D.	ng/ml
10) Aroclor 1221 (2)	0.000	0	N.D.	ng/ml
11) Aroclor 1221 (3)	0.000	0	N.D.	ng/ml
12) Aroclor 1221 - AVE	0.000	0	N.D.	ng/ml
13) Aroclor 1232 (1)	5.368	888086	514.457	ng/ml
14) Aroclor 1232 (2)	6.142	1390092	546.929	ng/ml
15) Aroclor 1232 (3)	6.225	733471	527.208	ng/ml
16) Aroclor 1232 (4)	6.382	569682	572.844	ng/ml
17) Aroclor 1232 (5)	6.604	717990	566.540	ng/ml
18) Aroclor 1232 (6)	6.730	599061	579.471	ng/ml
19) Aroclor 1232 - AVE	0.000	0	N.D.	ng/ml
20) Aroclor 1242 (1)	0.000	0	N.D.	ng/ml
21) Aroclor 1242 (2)	0.000	0	N.D.	ng/ml
22) Aroclor 1242 (3)	0.000	0	N.D.	ng/ml
23) Aroclor 1242 (4)	0.000	0	N.D.	ng/ml
24) Aroclor 1242 (5)	0.000	0	N.D.	ng/ml
25) Aroclor 1242 (6)	0.000	0	N.D.	ng/ml
26) Aroclor 1242 - AVE	0.000	0	N.D.	ng/ml
27) Aroclor 1248 (1)	0.000	0	N.D.	ng/ml
28) Aroclor 1248 (2)	0.000	0	N.D.	ng/ml
29) Aroclor 1248 (3)	0.000	0	N.D.	ng/ml
30) Aroclor 1248 (4)	0.000	0	N.D.	ng/ml
31) Aroclor 1248 (5)	0.000	0	N.D.	ng/ml
32) Aroclor 1248 (6)	0.000	0	N.D.	ng/ml
33) Aroclor 1248 - AVE	0.000	0	N.D.	ng/ml
34) Aroclor 1254 (1)	0.000	0	N.D.	ng/ml
35) Aroclor 1254 (2)	0.000	0	N.D.	ng/ml
36) Aroclor 1254 (3)	0.000	0	N.D.	ng/ml
37) Aroclor 1254 (4)	0.000	0	N.D.	ng/ml
38) Aroclor 1254 (5)	0.000	0	N.D.	ng/ml
39) Aroclor 1254 (6)	0.000	0	N.D.	ng/ml
40) Aroclor 1254 - AVE	0.000	0	N.D.	ng/ml
41) Aroclor 1260 (1)	0.000	0	N.D.	ng/ml
42) Aroclor 1260 (2)	0.000	0	N.D.	ng/ml
43) Aroclor 1260 (3)	0.000	0	N.D.	ng/ml
44) Aroclor 1260 (4)	0.000	0	N.D.	ng/ml
45) Aroclor 1260 (5)	0.000	0	N.D.	ng/ml
46) Aroclor 1260 (6)	0.000	0	N.D.	ng/ml
47) Aroclor 1260 - AVE	0.000	0	N.D.	ng/ml

Handwritten signature
 12/11/19

Data Path : K:\DATA\9L03052\
 Data File : ECD2F013.D
 Signal(s) : ECD1A.CH
 Acq On : 03 Dec 2019 20:01
 Operator : MJB / KAK
 Sample : 9L03052-CAL9
 Misc :
 ALS Vial : 12 Sample Multiplier: 1

Integration File: PCB1.e
 Quant Time: Dec 04 14:59:44 2019
 Quant Method : K:\METHODS\FECD2_QUANTPCB_191203.M
 Quant Title : PCB Data Analysis
 QLast Update : Wed Dec 04 14:59:38 2019
 Response via : Initial Calibration
 Integrator: ChemStation 6890 Scale Mode: Small noise peaks clipped

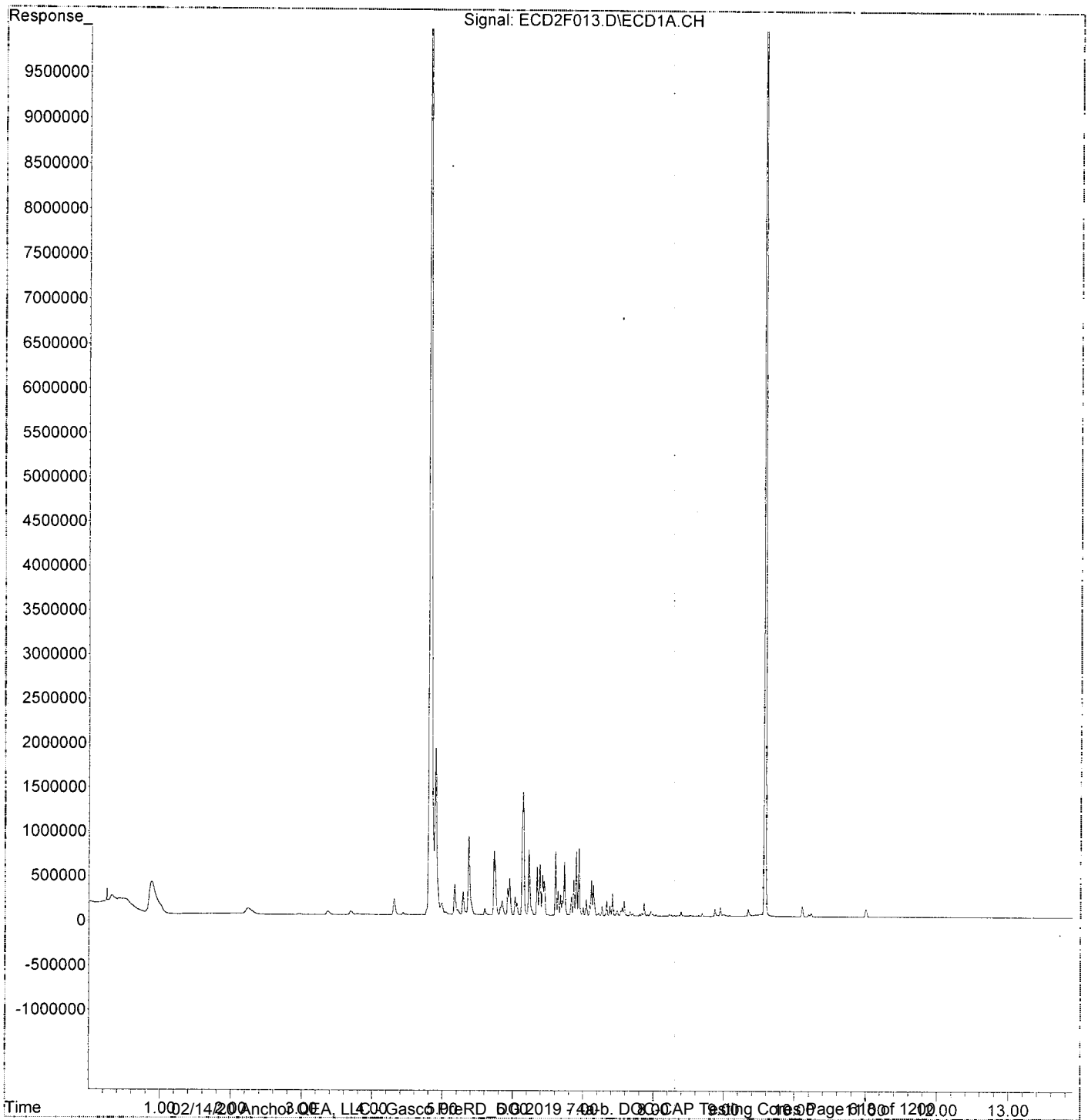
Compound	R.T.	Response	Conc	Units
48) Aroclor 1262 (1)	0.000	0	N.D.	ng/ml
49) Aroclor 1262 (2)	0.000	0	N.D.	ng/ml
50) Aroclor 1262 (3)	0.000	0	N.D.	ng/ml
51) Aroclor 1262 (4)	0.000	0	N.D.	ng/ml
52) Aroclor 1262 (5)	0.000	0	N.D.	ng/ml
53) Aroclor 1262 (6)	0.000	0	N.D.	ng/ml
54) Aroclor 1262 - AVE	0.000	0	N.D.	ng/ml
55) Aroclor 1268 (1)	0.000	0	N.D.	ng/ml
56) Aroclor 1268 (2)	0.000	0	N.D.	ng/ml
57) Aroclor 1268 (3)	0.000	0	N.D.	ng/ml
58) Aroclor 1268 (4)	0.000	0	N.D.	ng/ml
59) Aroclor 1268 (5)	0.000	0	N.D.	ng/ml
60) Aroclor 1268 (6)	0.000	0	N.D.	ng/ml
61) Aroclor 1268 - AVE	0.000	0	N.D.	ng/ml

(f)=RT Delta > 1/2 Window

(m)=manual int.

Data Path : K:\DATA\9L03052\
Data File : ECD2F013.D
Signal(s) : ECD1A.CH
Acq On : 03 Dec 2019 20:01
Operator : MJB / KAK
Sample : 9L03052-CAL9
Misc :
ALS Vial : 12 Sample Multiplier: 1

Integration File: PCB1.e
Quant Time: Dec 04 14:59:44 2019
Quant Method : K:\METHODS\FECD2_QUANTPCB_191203.M
Quant Title : PCB Data Analysis
QLast Update : Wed Dec 04 14:59:38 2019
Response via : Initial Calibration
Integrator: ChemStation 6890 Scale Mode: Small noise peaks clipped



Data Path : K:\DATA\9L03052\
 Data File : ECD2F014.D
 Signal(s) : ECD1A.CH
 Acq On : 03 Dec 2019 20:18
 Operator : MJB / KAK
 Sample : 9L03052-CALA
 Misc :
 ALS Vial : 13 Sample Multiplier: 1

Integration File: PCB1.e
 Quant Time: Dec 04 15:01:14 2019
 Quant Method : K:\METHODS\FECD2_QUANTPCB_191203.M
 Quant Title : PCB Data Analysis
 QLast Update : Wed Dec 04 15:01:07 2019
 Response via : Initial Calibration
 Integrator: ChemStation 6890 Scale Mode: Small noise peaks clipped.

Compound	R.T.	Response	Conc	Units
System Monitoring Compounds				
1) S TCMX (S)	0.000	0	N.D.	ng/ml
62) S DCBP (S)	0.000	0	N.D.	ng/ml
Target Compounds				
2) Aroclor 1016 (1)	0.000	0	N.D.	ng/ml
3) Aroclor 1016 (2)	0.000	0	N.D.	ng/ml
4) Aroclor 1016 (3)	0.000	0	N.D.	ng/ml
5) Aroclor 1016 (4)	0.000	0	N.D.	ng/ml
6) Aroclor 1016 (5)	0.000	0	N.D.	ng/ml
7) Aroclor 1016 (6)	0.000	0	N.D.	ng/ml
8) Aroclor 1016 - AVE	0.000	0	N.D.	ng/ml
9) Aroclor 1221 (1)	0.000	0	N.D.	ng/ml
10) Aroclor 1221 (2)	0.000	0	N.D.	ng/ml
11) Aroclor 1221 (3)	0.000	0	N.D.	ng/ml
12) Aroclor 1221 - AVE	0.000	0	N.D.	ng/ml
13) Aroclor 1232 (1)	0.000	0	N.D.	ng/ml
14) Aroclor 1232 (2)	0.000	0	N.D.	ng/ml
15) Aroclor 1232 (3)	0.000	0	N.D.	ng/ml
16) Aroclor 1232 (4)	0.000	0	N.D.	ng/ml
17) Aroclor 1232 (5)	0.000	0	N.D.	ng/ml
18) Aroclor 1232 (6)	0.000	0	N.D.	ng/ml
19) Aroclor 1232 - AVE	0.000	0	N.D.	ng/ml
20) Aroclor 1242 (1)	5.728	1328013	579.386	ng/ml
21) Aroclor 1242 (2)	6.141	2593542	562.063	ng/ml
22) Aroclor 1242 (3)	6.224	1410085	581.224	ng/ml
23) Aroclor 1242 (4)	6.380	1144590	560.027	ng/ml
24) Aroclor 1242 (5)	6.603	1492353	571.145	ng/ml
25) Aroclor 1242 (6)	6.729	1254611	589.352	ng/ml
26) Aroclor 1242 - AVE	0.000	0	N.D.	ng/ml
27) Aroclor 1248 (1)	0.000	0	N.D.	ng/ml
28) Aroclor 1248 (2)	0.000	0	N.D.	ng/ml
29) Aroclor 1248 (3)	0.000	0	N.D.	ng/ml
30) Aroclor 1248 (4)	0.000	0	N.D.	ng/ml
31) Aroclor 1248 (5)	0.000	0	N.D.	ng/ml
32) Aroclor 1248 (6)	0.000	0	N.D.	ng/ml
33) Aroclor 1248 - AVE	0.000	0	N.D.	ng/ml
34) Aroclor 1254 (1)	0.000	0	N.D.	ng/ml
35) Aroclor 1254 (2)	0.000	0	N.D.	ng/ml
36) Aroclor 1254 (3)	0.000	0	N.D.	ng/ml
37) Aroclor 1254 (4)	0.000	0	N.D.	ng/ml
38) Aroclor 1254 (5)	0.000	0	N.D.	ng/ml
39) Aroclor 1254 (6)	0.000	0	N.D.	ng/ml
40) Aroclor 1254 - AVE	0.000	0	N.D.	ng/ml
41) Aroclor 1260 (1)	0.000	0	N.D.	ng/ml
42) Aroclor 1260 (2)	0.000	0	N.D.	ng/ml
43) Aroclor 1260 (3)	0.000	0	N.D.	ng/ml
44) Aroclor 1260 (4)	0.000	0	N.D.	ng/ml
45) Aroclor 1260 (5)	0.000	0	N.D.	ng/ml
46) Aroclor 1260 (6)	0.000	0	N.D.	ng/ml
47) Aroclor 1260 - AVE	0.000	0	N.D.	ng/ml

Handwritten signature and date: 12/12/19

Data Path : K:\DATA\9L03052\
 Data File : ECD2F014.D
 Signal(s) : ECD1A.CH
 Acq On : 03 Dec 2019 20:18
 Operator : MJB / KAK
 Sample : 9L03052-CALA
 Misc :
 ALS Vial : 13 Sample Multiplier: 1

Integration File: PCB1.e
 Quant Time: Dec 04 15:01:14 2019
 Quant Method : K:\METHODS\FECD2_QUANTPCB_191203.M
 Quant Title : PCB Data Analysis
 QLast Update : Wed Dec 04 15:01:07 2019
 Response via : Initial Calibration
 Integrator: ChemStation 6890 Scale Mode: Small noise peaks clipped

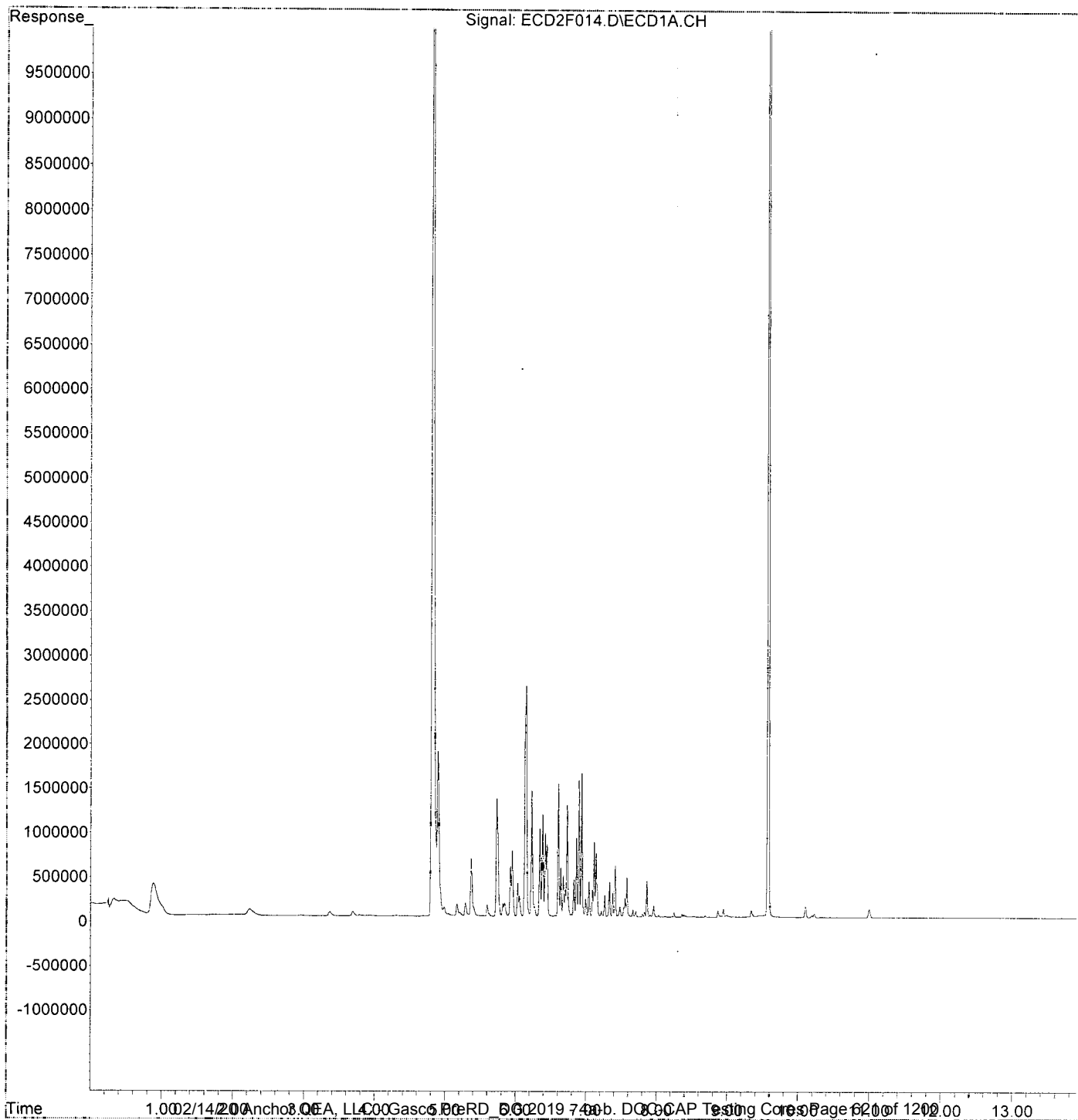
Compound	R.T.	Response	Conc	Units
48) Aroclor 1262 (1)	0.000	0	N.D.	ng/ml
49) Aroclor 1262 (2)	0.000	0	N.D.	ng/ml
50) Aroclor 1262 (3)	0.000	0	N.D.	ng/ml
51) Aroclor 1262 (4)	0.000	0	N.D.	ng/ml
52) Aroclor 1262 (5)	0.000	0	N.D.	ng/ml
53) Aroclor 1262 (6)	0.000	0	N.D.	ng/ml
54) Aroclor 1262 - AVE	0.000	0	N.D.	ng/ml
55) Aroclor 1268 (1)	0.000	0	N.D.	ng/ml
56) Aroclor 1268 (2)	0.000	0	N.D.	ng/ml
57) Aroclor 1268 (3)	0.000	0	N.D.	ng/ml
58) Aroclor 1268 (4)	0.000	0	N.D.	ng/ml
59) Aroclor 1268 (5)	0.000	0	N.D.	ng/ml
60) Aroclor 1268 (6)	0.000	0	N.D.	ng/ml
61) Aroclor 1268 - AVE	0.000	0	N.D.	ng/ml

(f)=RT Delta > 1/2 Window

(m)=manual int.

Data Path : K:\DATA\9L03052\
Data File : ECD2F014.D
Signal(s) : ECD1A.CH
Acq On : 03 Dec 2019 20:18
Operator : MJB / KAK
Sample : 9L03052-CALA
Misc :
ALS Vial : 13 Sample Multiplier: 1

Integration File: PCB1.e
Quant Time: Dec 04 15:01:14 2019
Quant Method : K:\METHODS\FECD2_QUANTPCB_191203.M
Quant Title : PCB Data Analysis
QLast Update : Wed Dec 04 15:01:07 2019
Response via : Initial Calibration
Integrator: ChemStation 6890 Scale Mode: Small noise peaks clipped



Quantitation Report (QT Reviewed)

Data Path : K:\DATA\9L03052\
 Data File : ECD2F015.D
 Signal(s) : ECD1A.CH
 Acq On : 03 Dec 2019 20:36
 Operator : MJB / KAK
 Sample : 9L03052-CALB
 Misc :
 ALS Vial : 14 Sample Multiplier: 1

Integration File: PCB1.e
 Quant Time: Dec 04 15:08:37 2019
 Quant Method : K:\METHODS\FECD2_QUANTPCB_191203.M
 Quant Title : PCB Data Analysis
 Last Update : Wed Dec 04 15:08:29 2019
 Response via : Initial Calibration
 Integrator: ChemStation 6890 Scale Mode: Small noise peaks clipped

Compound	R.T.	Response	Conc	Units
System Monitoring Compounds				
1) S TCMX (S)	0.000	0	N.D.	ng/ml
62) S DCBP (S)	0.000	0	N.D.	ng/ml
Target Compounds				
2) Aroclor 1016 (1)	0.000	0	N.D.	ng/ml
3) Aroclor 1016 (2)	0.000	0	N.D.	ng/ml
4) Aroclor 1016 (3)	0.000	0	N.D.	ng/ml
5) Aroclor 1016 (4)	0.000	0	N.D.	ng/ml
6) Aroclor 1016 (5)	0.000	0	N.D.	ng/ml
7) Aroclor 1016 (6)	0.000	0	N.D.	ng/ml
8) Aroclor 1016 - AVE	0.000	0	N.D.	ng/ml
9) Aroclor 1221 (1)	0.000	0	N.D.	ng/ml
10) Aroclor 1221 (2)	0.000	0	N.D.	ng/ml
11) Aroclor 1221 (3)	0.000	0	N.D.	ng/ml
12) Aroclor 1221 - AVE	0.000	0	N.D.	ng/ml
13) Aroclor 1232 (1)	0.000	0	N.D.	ng/ml
14) Aroclor 1232 (2)	0.000	0	N.D.	ng/ml
15) Aroclor 1232 (3)	0.000	0	N.D.	ng/ml
16) Aroclor 1232 (4)	0.000	0	N.D.	ng/ml
17) Aroclor 1232 (5)	0.000	0	N.D.	ng/ml
18) Aroclor 1232 (6)	0.000	0	N.D.	ng/ml
19) Aroclor 1232 - AVE	0.000	0	N.D.	ng/ml
20) Aroclor 1242 (1)	0.000	0	N.D.	ng/ml
21) Aroclor 1242 (2)	0.000	0	N.D.	ng/ml
22) Aroclor 1242 (3)	0.000	0	N.D.	ng/ml
23) Aroclor 1242 (4)	0.000	0	N.D.	ng/ml
24) Aroclor 1242 (5)	0.000	0	N.D.	ng/ml
25) Aroclor 1242 (6)	0.000	0	N.D.	ng/ml
26) Aroclor 1242 - AVE	0.000	0	N.D.	ng/ml
27) Aroclor 1248 (1)	6.132	1701647	573.384	ng/ml
28) Aroclor 1248 (2)	6.381	2257607	618.100	ng/ml
29) Aroclor 1248 (3)	6.602	2609430	598.171	ng/ml
30) Aroclor 1248 (4)	6.897	2902570	579.992	ng/ml
31) Aroclor 1248 (5)	6.935	3079652	600.040	ng/ml
32) Aroclor 1248 (6)	7.411	1708709	612.376	ng/ml
33) Aroclor 1248 - AVE	0.000	0	N.D.	ng/ml
34) Aroclor 1254 (1)	0.000	0	N.D.	ng/ml
35) Aroclor 1254 (2)	0.000	0	N.D.	ng/ml
36) Aroclor 1254 (3)	0.000	0	N.D.	ng/ml
37) Aroclor 1254 (4)	0.000	0	N.D.	ng/ml
38) Aroclor 1254 (5)	0.000	0	N.D.	ng/ml
39) Aroclor 1254 (6)	0.000	0	N.D.	ng/ml
40) Aroclor 1254 - AVE	0.000	0	N.D.	ng/ml
41) Aroclor 1260 (1)	0.000	0	N.D.	ng/ml
42) Aroclor 1260 (2)	0.000	0	N.D.	ng/ml
43) Aroclor 1260 (3)	0.000	0	N.D.	ng/ml
44) Aroclor 1260 (4)	0.000	0	N.D.	ng/ml
45) Aroclor 1260 (5)	0.000	0	N.D.	ng/ml
46) Aroclor 1260 (6)	0.000	0	N.D.	ng/ml
47) Aroclor 1260 - AVE	0.000	0	N.D.	ng/ml

MJB 12/14/19

Data Path : K:\DATA\9L03052\
 Data File : ECD2F015.D
 Signal(s) : ECD1A.CH
 Acq On : 03 Dec 2019 20:36
 Operator : MJB / KAK
 Sample : 9L03052-CALB
 Misc :
 ALS Vial : 14 Sample Multiplier: 1

Integration File: PCB1.e
 Quant Time: Dec 04 15:08:37 2019
 Quant Method : K:\METHODS\FECD2_QUANTPCB_191203.M
 Quant Title : PCB Data Analysis
 QLast Update : Wed Dec 04 15:08:29 2019
 Response via : Initial Calibration
 Integrator: ChemStation 6890 Scale Mode: Small noise peaks clipped

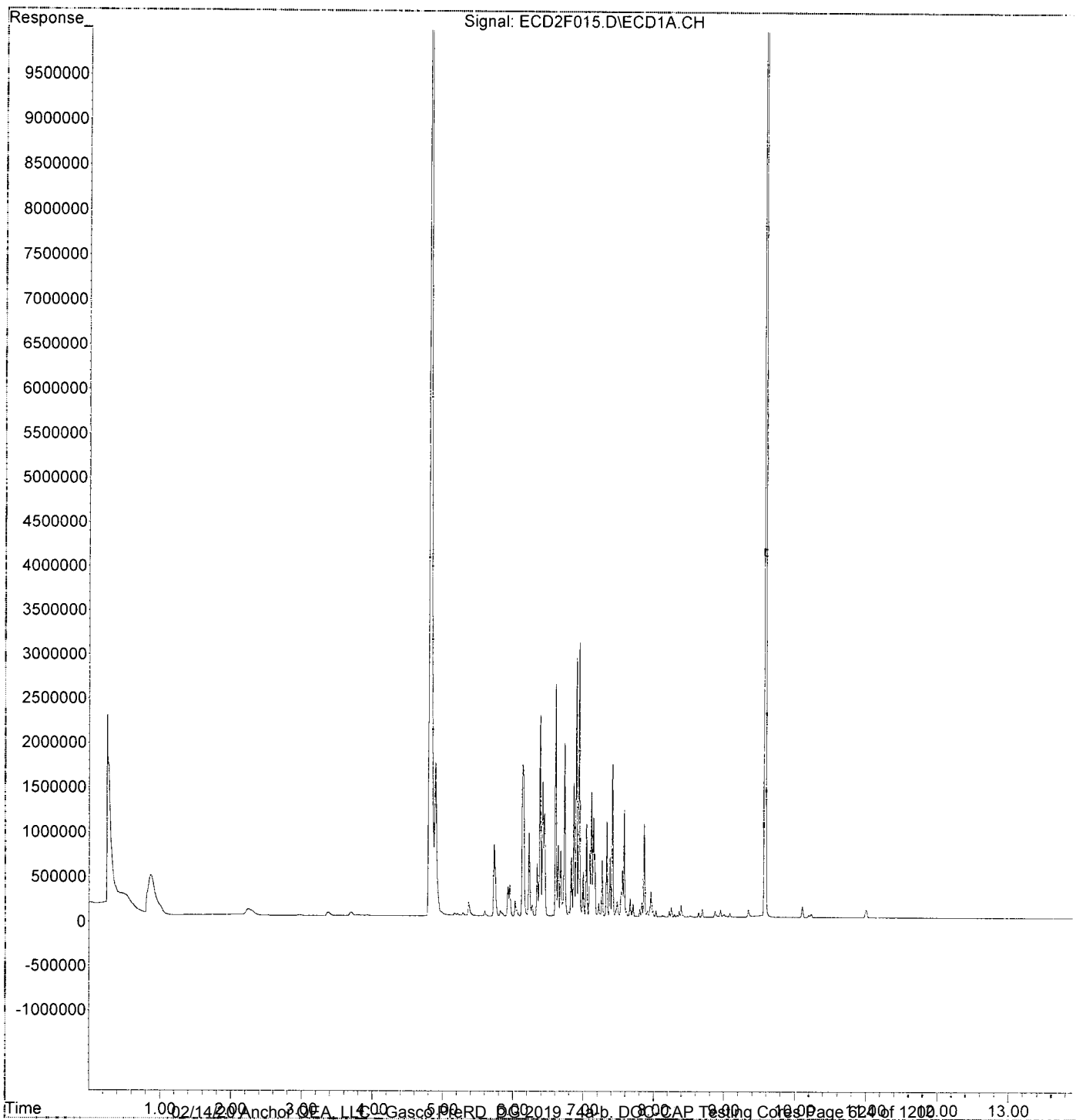
Compound	R.T.	Response	Conc	Units
48) Aroclor 1262 (1)	0.000	0	N.D.	ng/ml
49) Aroclor 1262 (2)	0.000	0	N.D.	ng/ml
50) Aroclor 1262 (3)	0.000	0	N.D.	ng/ml
51) Aroclor 1262 (4)	0.000	0	N.D.	ng/ml
52) Aroclor 1262 (5)	0.000	0	N.D.	ng/ml
53) Aroclor 1262 (6)	0.000	0	N.D.	ng/ml
54) Aroclor 1262 - AVE	0.000	0	N.D.	ng/ml
55) Aroclor 1268 (1)	0.000	0	N.D.	ng/ml
56) Aroclor 1268 (2)	0.000	0	N.D.	ng/ml
57) Aroclor 1268 (3)	0.000	0	N.D.	ng/ml
58) Aroclor 1268 (4)	0.000	0	N.D.	ng/ml
59) Aroclor 1268 (5)	0.000	0	N.D.	ng/ml
60) Aroclor 1268 (6)	0.000	0	N.D.	ng/ml
61) Aroclor 1268 - AVE	0.000	0	N.D.	ng/ml

(f)=RT Delta > 1/2 Window

(m)=manual int.

Data Path : K:\DATA\9L03052\
Data File : ECD2F015.D
Signal(s) : ECD1A.CH
Acq On : 03 Dec 2019 20:36
Operator : MJB / KAK
Sample : 9L03052-CALB
Misc :
ALS Vial : 14 Sample Multiplier: 1

Integration File: PCB1.e
Quant Time: Dec 04 15:08:37 2019
Quant Method : K:\METHODS\FECD2_QUANTPCB_191203.M
Quant Title : PCB Data Analysis
QLast Update : Wed Dec 04 15:08:29 2019
Response via : Initial Calibration
Integrator: ChemStation 6890 Scale Mode: Small noise peaks clipped



Data Path : K:\DATA\9L03052\
 Data File : ECD2F016.D
 Signal(s) : ECD1A.CH
 Acq On : 03 Dec 2019 20:53
 Operator : MJB / KAK
 Sample : 9L03052-CALC
 Misc :
 ALS Vial : 15 Sample Multiplier: 1

Integration File: PCB1.e
 Quant Time: Dec 04 15:10:17 2019
 Quant Method : K:\METHODS\FECD2_QUANTPCB_191203.M
 Quant Title : PCB Data Analysis
 QLast Update : Wed Dec 04 15:10:11 2019
 Response via : Initial Calibration
 Integrator: ChemStation 6890 Scale Mode: Small noise peaks clipped

Compound	R.T.	Response	Conc	Units
System Monitoring Compounds				
1) S TCMX (S)	0.000	0	N.D.	ng/ml
62) S DCBP (S)	0.000	0	N.D.	ng/ml
Target Compounds				
2) Aroclor 1016 (1)	0.000	0	N.D.	ng/ml
3) Aroclor 1016 (2)	0.000	0	N.D.	ng/ml
4) Aroclor 1016 (3)	0.000	0	N.D.	ng/ml
5) Aroclor 1016 (4)	0.000	0	N.D.	ng/ml
6) Aroclor 1016 (5)	0.000	0	N.D.	ng/ml
7) Aroclor 1016 (6)	0.000	0	N.D.	ng/ml
8) Aroclor 1016 - AVE	0.000	0	N.D.	ng/ml
9) Aroclor 1221 (1)	0.000	0	N.D.	ng/ml
10) Aroclor 1221 (2)	0.000	0	N.D.	ng/ml
11) Aroclor 1221 (3)	0.000	0	N.D.	ng/ml
12) Aroclor 1221 - AVE	0.000	0	N.D.	ng/ml
13) Aroclor 1232 (1)	0.000	0	N.D.	ng/ml
14) Aroclor 1232 (2)	0.000	0	N.D.	ng/ml
15) Aroclor 1232 (3)	0.000	0	N.D.	ng/ml
16) Aroclor 1232 (4)	0.000	0	N.D.	ng/ml
17) Aroclor 1232 (5)	0.000	0	N.D.	ng/ml
18) Aroclor 1232 (6)	0.000	0	N.D.	ng/ml
19) Aroclor 1232 - AVE	0.000	0	N.D.	ng/ml
20) Aroclor 1242 (1)	0.000	0	N.D.	ng/ml
21) Aroclor 1242 (2)	0.000	0	N.D.	ng/ml
22) Aroclor 1242 (3)	0.000	0	N.D.	ng/ml
23) Aroclor 1242 (4)	0.000	0	N.D.	ng/ml
24) Aroclor 1242 (5)	0.000	0	N.D.	ng/ml
25) Aroclor 1242 (6)	0.000	0	N.D.	ng/ml
26) Aroclor 1242 - AVE	0.000	0	N.D.	ng/ml
27) Aroclor 1248 (1)	0.000	0	N.D.	ng/ml
28) Aroclor 1248 (2)	0.000	0	N.D.	ng/ml
29) Aroclor 1248 (3)	0.000	0	N.D.	ng/ml
30) Aroclor 1248 (4)	0.000	0	N.D.	ng/ml
31) Aroclor 1248 (5)	0.000	0	N.D.	ng/ml
32) Aroclor 1248 (6)	0.000	0	N.D.	ng/ml
33) Aroclor 1248 - AVE	0.000	0	N.D.	ng/ml
34) Aroclor 1254 (1)	6.931	2999059	566.437	ng/ml
35) Aroclor 1254 (2)	7.041	3643784	577.886	ng/ml
36) Aroclor 1254 (3)	7.412	5604987	589.510	ng/ml
37) Aroclor 1254 (4)	7.578	3565014	559.341	ng/ml
38) Aroclor 1254 (5)	7.959	3829495	583.093	ng/ml
39) Aroclor 1254 (6)	8.251	1246944	598.592	ng/ml
40) Aroclor 1254 - AVE	0.000	0	N.D.	ng/ml
41) Aroclor 1260 (1)	0.000	0	N.D.	ng/ml
42) Aroclor 1260 (2)	0.000	0	N.D.	ng/ml
43) Aroclor 1260 (3)	0.000	0	N.D.	ng/ml
44) Aroclor 1260 (4)	0.000	0	N.D.	ng/ml
45) Aroclor 1260 (5)	0.000	0	N.D.	ng/ml
46) Aroclor 1260 (6)	0.000	0	N.D.	ng/ml
47) Aroclor 1260 - AVE	0.000	0	N.D.	ng/ml

MJB
12/4/19

Data Path : K:\DATA\9L03052\
 Data File : ECD2F016.D
 Signal(s) : ECD1A.CH
 Acq On : 03 Dec 2019 20:53
 Operator : MJB / KAK
 Sample : 9L03052-CALC
 Misc :
 ALS Vial : 15 Sample Multiplier: 1

Integration File: PCB1.e
 Quant Time: Dec 04 15:10:17 2019
 Quant Method : K:\METHODS\FECD2_QUANTPCB_191203.M
 Quant Title : PCB Data Analysis
 QLast Update : Wed Dec 04 15:10:11 2019
 Response via : Initial Calibration
 Integrator: ChemStation 6890 Scale Mode: Small noise peaks clipped

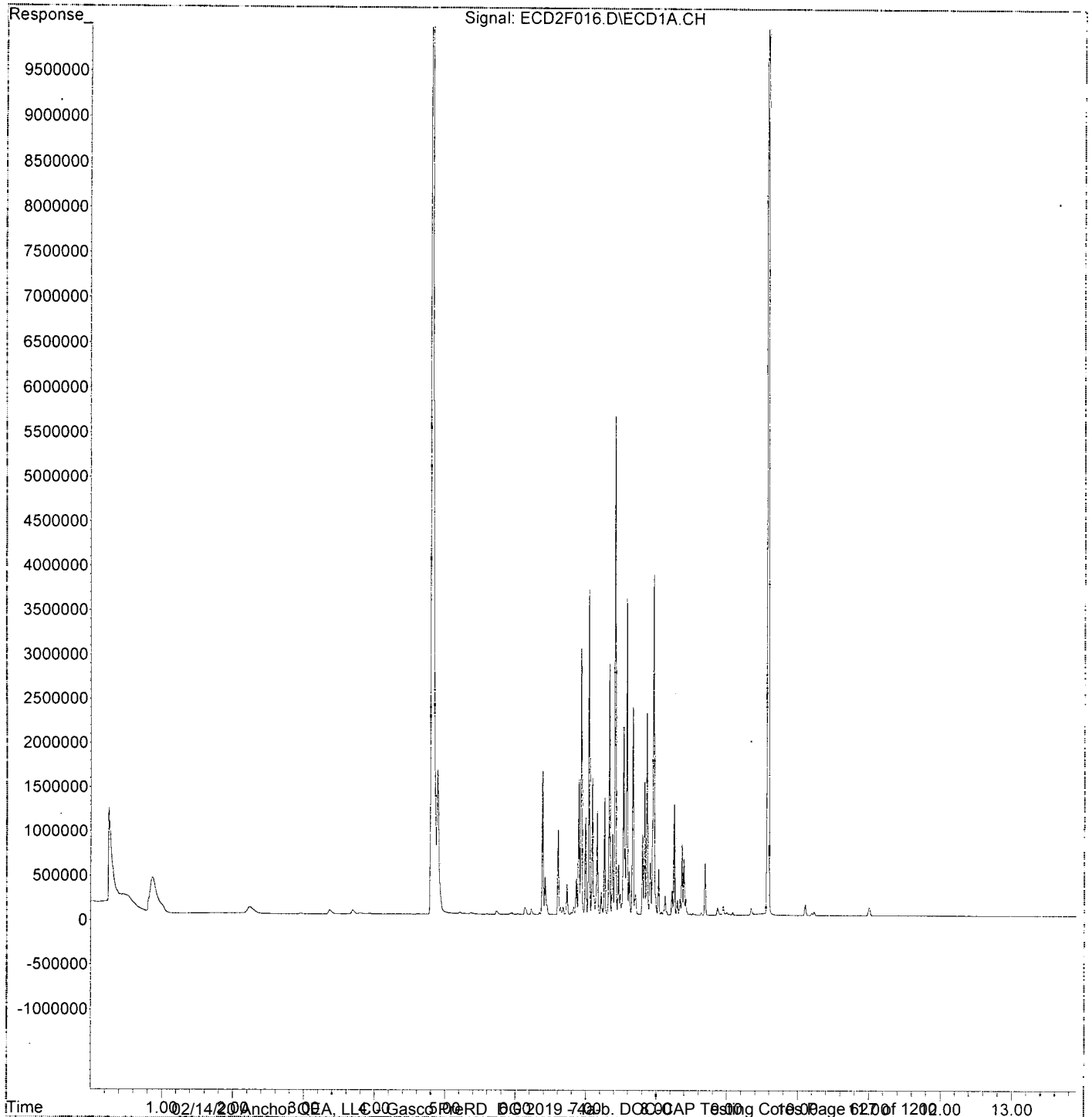
Compound	R.T.	Response	Conc	Units
48) Aroclor 1262 (1)	0.000	0	N.D.	ng/mld
49) Aroclor 1262 (2)	0.000	0	N.D.	ng/mld
50) Aroclor 1262 (3)	0.000	0	N.D.	ng/mld
51) Aroclor 1262 (4)	0.000	0	N.D.	ng/mld
52) Aroclor 1262 (5)	0.000	0	N.D.	ng/mld
53) Aroclor 1262 (6)	0.000	0	N.D.	ng/mld
54) Aroclor 1262 - AVE	0.000	0	N.D.	ng/mld
55) Aroclor 1268 (1)	0.000	0	N.D.	ng/mld
56) Aroclor 1268 (2)	0.000	0	N.D.	ng/mld
57) Aroclor 1268 (3)	0.000	0	N.D.	ng/mld
58) Aroclor 1268 (4)	0.000	0	N.D.	ng/mld
59) Aroclor 1268 (5)	0.000	0	N.D.	ng/mld
60) Aroclor 1268 (6)	0.000	0	N.D.	ng/mld
61) Aroclor 1268 - AVE	0.000	0	N.D.	ng/mld

(f)=RT Delta > 1/2 Window

(m)=manual int.

Data Path : K:\DATA\9L03052\
Data File : ECD2F016.D
Signal(s) : ECD1A.CH
Acq On : 03 Dec 2019 20:53
Operator : MJB / KAK
Sample : 9L03052-CALC
Misc :
ALS Vial : 15 Sample Multiplier: 1

Integration File: PCB1.e
Quant Time: Dec 04 15:10:17 2019
Quant Method : K:\METHODS\FECD2_QUANTPCB_191203.M
Quant Title : PCB Data Analysis
QLast Update : Wed Dec 04 15:10:11 2019
Response via : Initial Calibration
Integrator: ChemStation 6890 Scale Mode: Small noise peaks clipped



Data Path : K:\DATA\9L03052\
 Data File : ECD2F017.D
 Signal(s) : ECD1A.CH
 Acq On : 03 Dec 2019 21:11
 Operator : MJB / KAK
 Sample : 9L03052-CALD
 Misc :
 ALS Vial : 16 Sample Multiplier: 1

Integration File: PCB1.e
 Quant Time: Dec 04 15:11:52 2019
 Quant Method : K:\METHODS\FECD2_QUANTPCB_191203.M
 Quant Title : PCB Data Analysis
 QLast Update : Wed Dec 04 15:11:45 2019
 Response via : Initial Calibration
 Integrator: ChemStation 6890 Scale Mode: Small noise peaks clipped

MJB
 12/14/19

Compound	R.T.	Response	Conc	Units
System Monitoring Compounds				
1) S TCMX (S)	0.000	0	N.D.	ng/ml
62) S DCBP (S)	0.000	0	N.D.	ng/ml
Target Compounds				
2) Aroclor 1016 (1)	0.000	0	N.D.	ng/ml
3) Aroclor 1016 (2)	0.000	0	N.D.	ng/ml
4) Aroclor 1016 (3)	0.000	0	N.D.	ng/ml
5) Aroclor 1016 (4)	0.000	0	N.D.	ng/ml
6) Aroclor 1016 (5)	0.000	0	N.D.	ng/ml
7) Aroclor 1016 (6)	0.000	0	N.D.	ng/ml
8) Aroclor 1016 - AVE	0.000	0	N.D.	ng/ml
9) Aroclor 1221 (1)	0.000	0	N.D.	ng/ml
10) Aroclor 1221 (2)	0.000	0	N.D.	ng/ml
11) Aroclor 1221 (3)	0.000	0	N.D.	ng/ml
12) Aroclor 1221 - AVE	0.000	0	N.D.	ng/ml
13) Aroclor 1232 (1)	0.000	0	N.D.	ng/ml
14) Aroclor 1232 (2)	0.000	0	N.D.	ng/ml
15) Aroclor 1232 (3)	0.000	0	N.D.	ng/ml
16) Aroclor 1232 (4)	0.000	0	N.D.	ng/ml
17) Aroclor 1232 (5)	0.000	0	N.D.	ng/ml
18) Aroclor 1232 (6)	0.000	0	N.D.	ng/ml
19) Aroclor 1232 - AVE	0.000	0	N.D.	ng/ml
20) Aroclor 1242 (1)	0.000	0	N.D.	ng/ml
21) Aroclor 1242 (2)	0.000	0	N.D.	ng/ml
22) Aroclor 1242 (3)	0.000	0	N.D.	ng/ml
23) Aroclor 1242 (4)	0.000	0	N.D.	ng/ml
24) Aroclor 1242 (5)	0.000	0	N.D.	ng/ml
25) Aroclor 1242 (6)	0.000	0	N.D.	ng/ml
26) Aroclor 1242 - AVE	0.000	0	N.D.	ng/ml
27) Aroclor 1248 (1)	0.000	0	N.D.	ng/ml
28) Aroclor 1248 (2)	0.000	0	N.D.	ng/ml
29) Aroclor 1248 (3)	0.000	0	N.D.	ng/ml
30) Aroclor 1248 (4)	0.000	0	N.D.	ng/ml
31) Aroclor 1248 (5)	0.000	0	N.D.	ng/ml
32) Aroclor 1248 (6)	0.000	0	N.D.	ng/ml
33) Aroclor 1248 - AVE	0.000	0	N.D.	ng/ml
34) Aroclor 1254 (1)	0.000	0	N.D.	ng/ml
35) Aroclor 1254 (2)	0.000	0	N.D.	ng/ml
36) Aroclor 1254 (3)	0.000	0	N.D.	ng/ml
37) Aroclor 1254 (4)	0.000	0	N.D.	ng/ml
38) Aroclor 1254 (5)	0.000	0	N.D.	ng/ml
39) Aroclor 1254 (6)	0.000	0	N.D.	ng/ml
40) Aroclor 1254 - AVE	0.000	0	N.D.	ng/ml
41) Aroclor 1260 (1)	0.000	0	N.D.	ng/ml
42) Aroclor 1260 (2)	0.000	0	N.D.	ng/ml
43) Aroclor 1260 (3)	0.000	0	N.D.	ng/ml
44) Aroclor 1260 (4)	0.000	0	N.D.	ng/ml
45) Aroclor 1260 (5)	0.000	0	N.D.	ng/ml
46) Aroclor 1260 (6)	0.000	0	N.D.	ng/ml
47) Aroclor 1260 - AVE	0.000	0	N.D.	ng/ml

Quantitation Report (QT Reviewed)

Data Path : K:\DATA\9L03052\
 Data File : ECD2F017.D
 Signal(s) : ECD1A.CH
 Acq On : 03 Dec 2019 21:11
 Operator : MJB / KAK
 Sample : 9L03052-CALD
 Misc :
 ALS Vial : 16 Sample Multiplier: 1

Integration File: PCB1.e
 Quant Time: Dec 04 15:11:52 2019
 Quant Method : K:\METHODS\FECD2_QUANTPCB_191203.M
 Quant Title : PCB Data Analysis
 QLast Update : Wed Dec 04 15:11:45 2019
 Response via : Initial Calibration
 Integrator: ChemStation 6890 Scale Mode: Small noise peaks clipped

Compound	R.T.	Response	Conc Units
48) Aroclor 1262 (1)	7.664	4023207	603.629 ng/ml
49) Aroclor 1262 (2)	7.988	5612535	601.336 ng/ml
50) Aroclor 1262 (3)	8.220	4852466	611.448 ng/ml
51) Aroclor 1262 (4)	8.390	10330047	587.616 ng/ml
52) Aroclor 1262 (5)	8.688	6541182	608.155 ng/ml
53) Aroclor 1262 (6)	9.081	3338319	586.149 ng/ml
54) Aroclor 1262 - AVE	0.000	0	N.D. ng/ml
55) Aroclor 1268 (1)	0.000	0	N.D. ng/ml
56) Aroclor 1268 (2)	0.000	0	N.D. ng/ml
57) Aroclor 1268 (3)	0.000	0	N.D. ng/ml
58) Aroclor 1268 (4)	0.000	0	N.D. ng/ml
59) Aroclor 1268 (5)	0.000	0	N.D. ng/ml
60) Aroclor 1268 (6)	0.000	0	N.D. ng/ml
61) Aroclor 1268 - AVE	0.000	0	N.D. ng/ml

MJB
 12/14/19

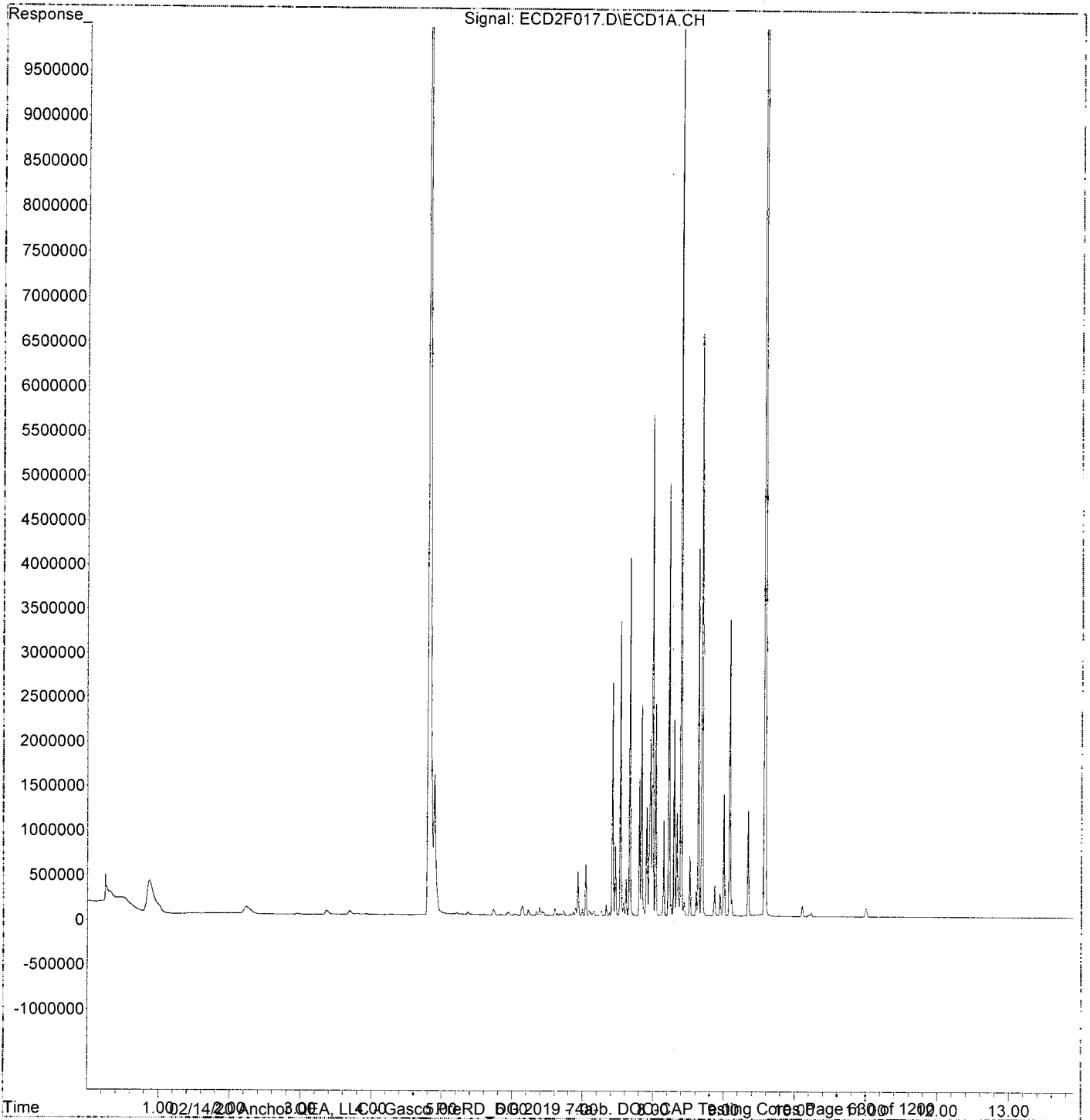
(f)=RT Delta > 1/2 Window

(m)=manual int.

Quantitation Report (QT Reviewed)

Data Path : K:\DATA\9L03052\
Data File : ECD2F017.D
Signal(s) : ECD1A.CH
Acq On : 03 Dec 2019 21:11
Operator : MJB / KAK
Sample : 9L03052-CALD
Misc :
ALS Vial : 16 Sample Multiplier: 1

Integration File: PCB1.e
Quant Time: Dec 04 15:11:52 2019
Quant Method : K:\METHODS\FECD2_QUANTPCB_191203.M
Quant Title : PCB Data Analysis
QLast Update : Wed Dec 04 15:11:45 2019
Response via : Initial Calibration
Integrator: ChemStation 6890 Scale Mode: Small noise peaks clipped



Quantitation Report (QT Reviewed)

Data Path : K:\DATA\9L03052\
 Data File : ECD2F018.D
 Signal(s) : ECD1A.CH
 Acq On : 03 Dec 2019 21:29
 Operator : MJB / KAK
 Sample : 9L03052-CALE
 Misc :
 ALS Vial : 17 Sample Multiplier: 1

Integration File: PCB1.e
 Quant Time: Dec 04 15:13:26 2019
 Quant Method : K:\METHODS\FECD2_QUANTPCB_191203.M
 Quant Title : PCB Data Analysis
 QLast Update : Wed Dec 04 15:13:19 2019
 Response via : Initial Calibration
 Integrator: ChemStation 6890 Scale Mode: Small noise peaks clipped

[Handwritten Signature]
 12/14/19

Compound	R.T.	Response	Conc	Units
System Monitoring Compounds				
1) S TCMX (S)	0.000	0	N.D.	ng/ml
62) S DCBP (S)	0.000	0	N.D.	ng/ml
Target Compounds				
2) Aroclor 1016 (1)	0.000	0	N.D.	ng/ml
3) Aroclor 1016 (2)	0.000	0	N.D.	ng/ml
4) Aroclor 1016 (3)	0.000	0	N.D.	ng/ml
5) Aroclor 1016 (4)	0.000	0	N.D.	ng/ml
6) Aroclor 1016 (5)	0.000	0	N.D.	ng/ml
7) Aroclor 1016 (6)	0.000	0	N.D.	ng/ml
8) Aroclor 1016 - AVE	0.000	0	N.D.	ng/ml
9) Aroclor 1221 (1)	0.000	0	N.D.	ng/ml
10) Aroclor 1221 (2)	0.000	0	N.D.	ng/ml
11) Aroclor 1221 (3)	0.000	0	N.D.	ng/ml
12) Aroclor 1221 - AVE	0.000	0	N.D.	ng/ml
13) Aroclor 1232 (1)	0.000	0	N.D.	ng/ml
14) Aroclor 1232 (2)	0.000	0	N.D.	ng/ml
15) Aroclor 1232 (3)	0.000	0	N.D.	ng/ml
16) Aroclor 1232 (4)	0.000	0	N.D.	ng/ml
17) Aroclor 1232 (5)	0.000	0	N.D.	ng/ml
18) Aroclor 1232 (6)	0.000	0	N.D.	ng/ml
19) Aroclor 1232 - AVE	0.000	0	N.D.	ng/ml
20) Aroclor 1242 (1)	0.000	0	N.D.	ng/ml
21) Aroclor 1242 (2)	0.000	0	N.D.	ng/ml
22) Aroclor 1242 (3)	0.000	0	N.D.	ng/ml
23) Aroclor 1242 (4)	0.000	0	N.D.	ng/ml
24) Aroclor 1242 (5)	0.000	0	N.D.	ng/ml
25) Aroclor 1242 (6)	0.000	0	N.D.	ng/ml
26) Aroclor 1242 - AVE	0.000	0	N.D.	ng/ml
27) Aroclor 1248 (1)	0.000	0	N.D.	ng/ml
28) Aroclor 1248 (2)	0.000	0	N.D.	ng/ml
29) Aroclor 1248 (3)	0.000	0	N.D.	ng/ml
30) Aroclor 1248 (4)	0.000	0	N.D.	ng/ml
31) Aroclor 1248 (5)	0.000	0	N.D.	ng/ml
32) Aroclor 1248 (6)	0.000	0	N.D.	ng/ml
33) Aroclor 1248 - AVE	0.000	0	N.D.	ng/ml
34) Aroclor 1254 (1)	0.000	0	N.D.	ng/ml
35) Aroclor 1254 (2)	0.000	0	N.D.	ng/ml
36) Aroclor 1254 (3)	0.000	0	N.D.	ng/ml
37) Aroclor 1254 (4)	0.000	0	N.D.	ng/ml
38) Aroclor 1254 (5)	0.000	0	N.D.	ng/ml
39) Aroclor 1254 (6)	0.000	0	N.D.	ng/ml
40) Aroclor 1254 - AVE	0.000	0	N.D.	ng/ml
41) Aroclor 1260 (1)	0.000	0	N.D.	ng/ml
42) Aroclor 1260 (2)	0.000	0	N.D.	ng/ml
43) Aroclor 1260 (3)	0.000	0	N.D.	ng/ml
44) Aroclor 1260 (4)	0.000	0	N.D.	ng/ml
45) Aroclor 1260 (5)	0.000	0	N.D.	ng/ml
46) Aroclor 1260 (6)	0.000	0	N.D.	ng/ml
47) Aroclor 1260 - AVE	0.000	0	N.D.	ng/ml

Quantitation Report (QT Reviewed)

Data Path : K:\DATA\9L03052\
 Data File : ECD2F018.D
 Signal(s) : ECD1A.CH
 Acq On : 03 Dec 2019 21:29
 Operator : MJB / KAK
 Sample : 9L03052-CALE
 Misc :
 ALS Vial : 17 Sample Multiplier: 1

Integration File: PCB1.e
 Quant Time: Dec 04 15:13:26 2019
 Quant Method : K:\METHODS\FECD2_QUANTPCB_191203.M
 Quant Title : PCB Data Analysis
 QLast Update : Wed Dec 04 15:13:19 2019
 Response via : Initial Calibration
 Integrator: ChemStation 6890 Scale Mode: Small noise peaks clipped

Compound	R.T.	Response	Conc	Units
48) Aroclor 1262 (1)	0.000	0	N.D.	ng/ml
49) Aroclor 1262 (2)	0.000	0	N.D.	ng/ml
50) Aroclor 1262 (3)	0.000	0	N.D.	ng/ml
51) Aroclor 1262 (4)	0.000	0	N.D.	ng/ml
52) Aroclor 1262 (5)	0.000	0	N.D.	ng/ml
53) Aroclor 1262 (6)	0.000	0	N.D.	ng/ml
54) Aroclor 1262 - AVE	0.000	0	N.D.	ng/ml
55) Aroclor 1268 (1)	8.212	2552118	620.744	ng/ml
56) Aroclor 1268 (2)	8.637	12262824	603.513	ng/ml
57) Aroclor 1268 (3)	8.685	10207095	608.706	ng/ml
58) Aroclor 1268 (4)	8.867	9576694	629.111	ng/ml
59) Aroclor 1268 (5)	9.081	3874868	615.533	ng/ml
60) Aroclor 1268 (6)	9.340	26141757	603.570	ng/ml
61) Aroclor 1268 - AVE	0.000	0	N.D.	ng/ml

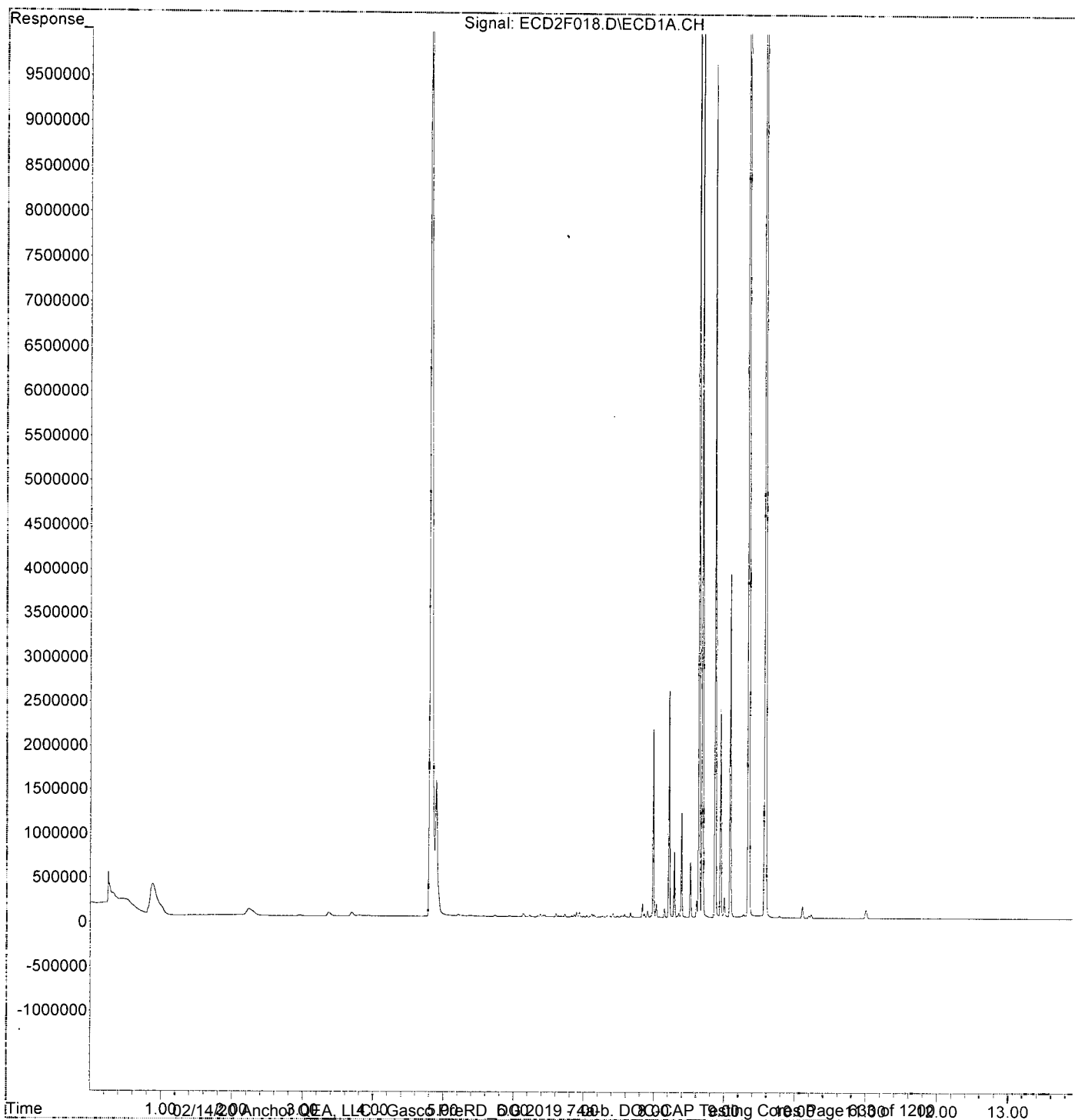
12/19/19

(f)=RT Delta > 1/2 Window

(m)=manual int.

Data Path : K:\DATA\9L03052\
 Data File : ECD2F018.D
 Signal(s) : ECD1A.CH
 Acq On : 03 Dec 2019 21:29
 Operator : MJB / KAK
 Sample : 9L03052-CALE
 Misc :
 ALS Vial : 17 Sample Multiplier: 1

Integration File: PCB1.e
 Quant Time: Dec 04 15:13:26 2019
 Quant Method : K:\METHODS\FECD2_QUANTPCB_191203.M
 Quant Title : PCB Data Analysis
 QLast Update : Wed Dec 04 15:13:19 2019
 Response via : Initial Calibration
 Integrator: ChemStation 6890 Scale Mode: Small noise peaks clipped



**Polychlorinated Biphenyls by EPA 8082A
Calibration Data**

Sequence 0A13050 (Cal ID A0A1501) DUALECD2R



ELEMENT SEQUENCE LOG

Apex Laboratories

Sequence: **0A13050**

Instrument: **DUALECD2R**

Date: **01/13/20 16:03**

Calibration: **A0A1501**

#	Lab Number	Matrix	Analysis	Client	Due	Batch	ISTD ID	STD ID
1	0A13050-ICB1	Water	QC	QC				A19L339
2	0A13050-CAL1	Water	QC	QC				A19L280
3	0A13050-CAL2	Water	QC	QC				A19L281
4	0A13050-CAL3	Water	QC	QC				A19L282
5	0A13050-CAL4	Water	QC	QC				A19L283
6	0A13050-CAL5	Water	QC	QC				A19L276
7	0A13050-CAL6	Water	QC	QC				A19L278
8	0A13050-CAL7	Water	QC	QC				A19L279
9	0A13050-IBL1	Water	QC	QC				
10	0A13050-ICV1	Water	QC	QC				A19H459
11	0A13050-CAL8	Water	QC	QC				A19H447
12	0A13050-CAL9	Water	QC	QC				A19H448
13	0A13050-CALA	Water	QC	QC				A19H449
14	0A13050-CALB	Water	QC	QC				A19H450
15	0A13050-CALC	Water	QC	QC				A19H451
16	0A13050-CALD	Water	QC	QC				A19H452
17	0A13050-CALE	Water	QC	QC				A19H453
18	0A13050-ICV2	Water	QC	QC				A19H405
19	0A13050-ICV3	Water	QC	QC				A19J367
20	0A13050-ICV4	Water	QC	QC				A19H406
21	0A13050-ICV5	Water	QC	QC				A19L037

Data Entered By: MC 1/15/20

Comments:

Data Reviewed By: MC 1/15/20

Calibration Status Report HP G1530A

Method Path : L:\Methods\
 Method File : RECD2_QUANTPCB_200113.M
 Title : PCB Data Analysis
 Last Update : Tue Jan 14 09:35:58 2020
 Response Via : Initial Calibration

AOA1501

[Signature]
 1/15/20

#	ID	Conc	ISTD Conc	Path\File
1	1	10	0	K:\DATA\0A13050\ECD2R005.D
2	2	25	0	K:\DATA\0A13050\ECD2R006.D
3	3	50	0	K:\DATA\0A13050\ECD2R007.D
4	4	100	0	K:\DATA\0A13050\ECD2R008.D
5	5	250	0	K:\DATA\0A13050\ECD2R020.D
6	6	500	0	K:\DATA\0A13050\ECD2R010.D
7	7	800	0	K:\DATA\0A13050\ECD2R011.D

#	ID	Update Time	Quant Time	Acquisition Time
1	1	Jan 14 09:33 2020	Jan 14 08:56 2020	13 Jan 2020 17:33
2	2	Jan 14 09:33 2020	Jan 14 09:03 2020	13 Jan 2020 17:50
3	3	Jan 14 09:34 2020	Jan 14 09:04 2020	13 Jan 2020 18:08
4	4	Jan 14 09:34 2020	Jan 14 09:05 2020	13 Jan 2020 18:25
5	5	Jan 14 09:35 2020	Jan 14 09:32 2020	13 Jan 2020 21:57
6	6	Jan 14 09:34 2020	Jan 14 09:06 2020	13 Jan 2020 19:01
7	7	Jan 14 09:34 2020	Jan 14 09:07 2020	13 Jan 2020 19:18

RECD2_QUANTPCB_200113.M Tue Jan 14 11:44:09 2020

Response Factor Report HP G1530A

Method Path : L:\Methods\
 Method File : RECD2_QUANTPCB_200113.M
 Title : PCB Data Analysis
 Last Update : Tue Jan 14 09:35:58 2020
 Response Via : Initial Calibration

Calibration Files

1 =ECD2R005.D 2 =ECD2R006.D 3 =ECD2R007.D
 4 =ECD2R008.D 5 =ECD2R020.D 6 =ECD2R010.D

[Handwritten signature]
 1/15/20

Compound	1	2	3	4	5	6	Avg	%RSD
1) S TCMX (S)	2.096	2.125	2.217	2.268	2.155	2.497	2.256	E5 6.90
2) Aroclor 1016 ...	7.264	6.876	6.397	5.954	5.672	5.624	6.182	E3 11.06 ✓
3) Aroclor 1016 ...	1.247	1.196	1.143	1.167	1.097	1.103	1.144	E4 5.70 ✓
4) Aroclor 1016 ...	5.802	5.801	5.370	5.336	5.078	5.146	5.357	E3 6.26 ✓
5) Aroclor 1016 ...	5.870	5.571	5.194	4.910	4.407	4.339	4.941	E3 12.78 ✓
6) Aroclor 1016 ...	6.569	6.159	5.693	5.382	5.074	5.224	5.546	E3 11.60 ✓
7) Aroclor 1016 (6)	6.761	6.310	5.881	5.800	5.148	5.150	5.713	E3 11.80 ✓
8) Aroclor 1016 ...							0.000	-1.00
9) Aroclor 1221 (1)					1.738		1.738	E3 0.00
10) Aroclor 1221 (2)					1.717		1.717	E3 0.00
11) Aroclor 1221 (3)					5.707		5.707	E3 0.00
12) Aroclor 1221 ...							0.000	-1.00
13) Aroclor 1232 (1)					4.570		4.570	E3 0.00
14) Aroclor 1232 (2)					2.603		2.603	E3 0.00
15) Aroclor 1232 (3)					4.892		4.892	E3 0.00
16) Aroclor 1232 (4)					1.692		1.692	E3 0.00
17) Aroclor 1232 (5)					2.081		2.081	E3 0.00
18) Aroclor 1232 (6)					2.170		2.170	E3 0.00
19) Aroclor 1232 ...							0.000	-1.00
20) Aroclor 1242 ...					4.546		4.546	E3 0.00
21) Aroclor 1242 ...					8.822		8.822	E3 0.00
22) Aroclor 1242 ...					3.830		3.830	E3 0.00
23) Aroclor 1242 ...					3.304		3.304	E3 0.00
24) Aroclor 1242 ...					3.994		3.994	E3 0.00
25) Aroclor 1242 (6)					4.171		4.171	E3 0.00
26) Aroclor 1242 ...							0.000	-1.00
27) Aroclor 1248 ...					5.162		5.162	E3 0.00
28) Aroclor 1248 ...					6.359		6.359	E3 0.00
29) Aroclor 1248 ...					5.936		5.936	E3 0.00
30) Aroclor 1248 ...					7.296		7.296	E3 0.00
31) Aroclor 1248 ...					8.902		8.902	E3 0.00
32) Aroclor 1248 (6)					8.141		8.141	E3 0.00
33) Aroclor 1248 ...							0.000	-1.00
34) Aroclor 1254 ...					8.474		8.474	E3 0.00
35) Aroclor 1254 ...					1.391		1.391	E4 0.00
36) Aroclor 1254 ...					1.517		1.517	E4 0.00
37) Aroclor 1254 ...					1.092		1.092	E4 0.00
38) Aroclor 1254 ...					1.125		1.125	E4 0.00
39) Aroclor 1254 (6)					3.527		3.527	E3 0.00
40) Aroclor 1254 ...							0.000	-1.00
41) Aroclor 1260 ...	1.182	1.082	1.060	1.047	1.016	1.012	1.053	E4 6.43 ✓
42) Aroclor 1260 ...	1.405	1.313	1.321	1.256	1.230	1.230	1.276	E4 5.91 ✓
43) Aroclor 1260 (3)	1.412	1.348	1.327	1.372	1.308	1.296	1.326	E4 4.63 ✓
44) Aroclor 1260 (4)	2.073	2.096	2.051	2.126	2.099	2.189	2.115	E4 2.39 ✓
45) Aroclor 1260 (5)	1.290	1.217	1.220	1.236	1.214	1.207	1.223	E4 2.75 ✓
46) Aroclor 1260 (6)	5.119	5.238	4.789	5.045	4.784	4.595	4.880	E3 5.26 ✓
47) Aroclor 1260 ...							0.000	-1.00
48) Aroclor 1262 (1)					1.057		1.057	E4 0.00
49) Aroclor 1262 (2)					1.528		1.528	E4 0.00
50) Aroclor 1262 (3)					1.280		1.280	E4 0.00
51) Aroclor 1262 (4)					2.752		2.752	E4 0.00
52) Aroclor 1262 (5)					1.642		1.642	E4 0.00
53) Aroclor 1262 (6)					7.201		7.201	E3 0.00
54) Aroclor 1262 ...							0.000	-1.00
55) Aroclor 1268 (1)					6.232		6.232	E3 0.00
56) Aroclor 1268 (2)					2.777		2.777	E4 0.00
57) Aroclor 1268 (3)					2.252		2.252	E4 0.00
58) Aroclor 1268 (4)					1.925		1.925	E4 0.00
59) Aroclor 1268 (5)					7.823		7.823	E3 0.00
60) Aroclor 1268 (6)					5.062		5.062	E4 0.00

Response Factor Report HP G1530A

Method Path : L:\Methods\
 Method File : RECD2_QUANTPCB_200113.M
 Title : PCB Data Analysis
 Last Update : Tue Jan 14 09:35:58 2020
 Response Via : Initial Calibration

Calibration Files

1	=ECD2R005.D	2	=ECD2R006.D	3	=ECD2R007.D
4	=ECD2R008.D	5	=ECD2R020.D	6	=ECD2R010.D

Compound	1	2	3	4	5	6	Avg	%RSD
61) Aroclor 1268 ...							0.000	-1.00
62) S DCBP (S)	1.071	1.102	1.079	1.089	1.009	1.172	1.112 E5	7.40 ✓

(#) = Out of Range ### Number of calibration levels exceeded format ###

Compound List Report HP G1530A

Method Path : L:\Methods\
 Method File : RECD2_QUANTPCB_200113.M
 Title : PCB Data Analysis
 Last Update : Tue Jan 14 09:35:58 2020
 Response Via : Initial Calibration

Total Cpnds : 62

PK#	Compound Name	Exp_RT	Rel_RT	Cal	A/H	ID
1	S TCMX (S)	5.629	1.000	A	H	R
2	Aroclor 1016 (1)	6.300	1.000	A	H	R
3	Aroclor 1016 (2)	6.789	1.000	A	H	R
4	Aroclor 1016 (3)	6.916	1.000	A	H	R
5	Aroclor 1016 (4)	7.003	1.000	A	H	R
6	Aroclor 1016 (5)	7.048	1.000	A	H	R
7	Aroclor 1016 (6)	7.173	1.000	A	H	R
8	Aroclor 1016 - AVE	1.729	1.000	A	H	R
9	Aroclor 1221 (1)	5.806	1.000	A	H	R
10	Aroclor 1221 (2)	5.878	1.000	A	H	R
11	Aroclor 1221 (3)	5.965	1.000	A	H	R
12	Aroclor 1221 - AVE	1.729	1.000	A	H	R
13	Aroclor 1232 (1)	5.963	1.000	A	H	R
14	Aroclor 1232 (2)	6.298	1.000	A	H	R
15	Aroclor 1232 (3)	6.789	1.000	A	H	R
16	Aroclor 1232 (4)	7.002	1.000	A	H	R
17	Aroclor 1232 (5)	7.047	1.000	A	H	R
18	Aroclor 1232 (6)	7.172	1.000	A	H	R
19	Aroclor 1232 - AVE	1.729	1.000	A	H	R
20	Aroclor 1242 (1)	6.299	1.000	A	H	R
21	Aroclor 1242 (2)	6.788	1.000	A	H	R
22	Aroclor 1242 (3)	6.916	1.000	A	H	R
23	Aroclor 1242 (4)	7.003	1.000	A	H	R
24	Aroclor 1242 (5)	7.047	1.000	A	H	R
25	Aroclor 1242 (6)	7.172	1.000	A	H	R
26	Aroclor 1242 - AVE	1.729	1.000	A	H	R
27	Aroclor 1248 (1)	6.761	1.000	A	H	R
28	Aroclor 1248 (2)	7.003	1.000	A	H	R
29	Aroclor 1248 (3)	7.047	1.000	A	H	R
30	Aroclor 1248 (4)	7.172	1.000	A	H	R
31	Aroclor 1248 (5)	7.538	1.000	A	H	R
32	Aroclor 1248 (6)	7.695	1.000	A	H	R
33	Aroclor 1248 - AVE	1.729	1.000	A	H	R
34	Aroclor 1254 (1)	7.515	1.000	A	H	R
35	Aroclor 1254 (2)	7.696	1.000	A	H	R
36	Aroclor 1254 (3)	8.006	1.000	A	H	R
37	Aroclor 1254 (4)	8.246	1.000	A	H	R
38	Aroclor 1254 (5)	8.580	1.000	A	H	R
39	Aroclor 1254 (6)	8.810	1.000	A	H	R
40	Aroclor 1254 - AVE	1.729	1.000	A	H	R
41	Aroclor 1260 (1)	8.144	1.000	A	H	R
42	Aroclor 1260 (2)	8.350	1.000	A	H	R
43	Aroclor 1260 (3)	8.582	1.000	A	H	R
44	Aroclor 1260 (4)	9.066	1.000	A	H	R
45	Aroclor 1260 (5)	9.324	1.000	A	H	R
46	Aroclor 1260 (6)	9.890	1.000	A	H	R
47	Aroclor 1260 - AVE	1.729	1.000	A	H	R
48	Aroclor 1262 (1)	8.349	1.000	A	H	R
49	Aroclor 1262 (2)	8.650	1.000	A	H	R
50	Aroclor 1262 (3)	8.828	1.000	A	H	R
51	Aroclor 1262 (4)	9.065	1.000	A	H	R
52	Aroclor 1262 (5)	9.324	1.000	A	H	R
53	Aroclor 1262 (6)	9.888	1.000	A	H	R
54	Aroclor 1262 - AVE	1.729	1.000	A	H	R
55	Aroclor 1268 (1)	8.867	1.000	A	H	R
56	Aroclor 1268 (2)	9.324	1.000	A	H	R

Handwritten signature
1/15/20

57	Aroclor 1268 (3)	9.390	1.000	A	H	R
58	Aroclor 1268 (4)	9.601	1.000	A	H	R
59	Aroclor 1268 (5)	9.888	1.000	A	H	R
60	Aroclor 1268 (6)	10.237	1.000	A	H	R
61	Aroclor 1268 - AVE	1.728	1.000	A	H	R
62	S DCBP (S)	10.552	1.000	A	H	R

Cal A = Average L = Linear LO = Linear w/origin Q = Quad QO = Quad w/origin
A/H = Area or Height
ID R = R.T. B = R.T. & Q Q = Qvalue L = Largest A = All

RECD2_QUANTPCB_200113.M Tue Jan 14 11:43:59 2020

Element Calibration Review Sheet

Calibration ID: **A0A1501**

Instrument: **DUALECD2R**

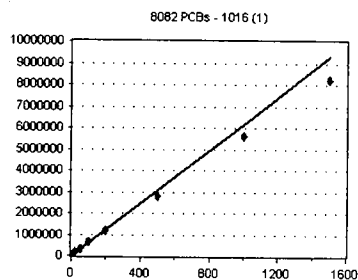
Calibration Date: **01/15/2020**

Analysis: **8082 PCBs**

Instrument Cal ID: **RECD2_QUANTPCB_20011**

1016 (1)

Curve Fit: **AVERAGE RF**

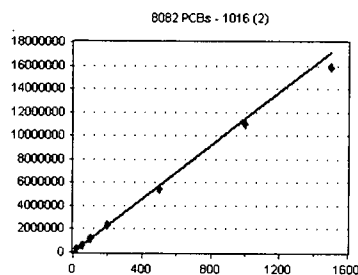


Standard	Concentration	Response	Response Factor	RT
0A13050-CAL1	20	145279	7263.950	6.30
0A13050-CAL2	50	343821	6876.420	6.30
0A13050-CAL3	100	639728	6397.280	6.30
0A13050-CAL4	200	1190843	5954.215	6.30
0A13050-CAL5	500	2835860	5671.720	6.30
0A13050-CAL6	1000	5624087	5624.087	6.30
0A13050-CAL7	1500	8229290	5486.193	6.30

AVE RF 6181.981 RF RSD 11.06 AVE RT 6.30

1016 (2)

Curve Fit: **AVERAGE RF**

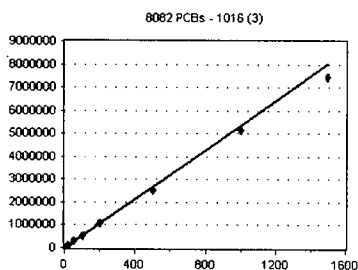


Standard	Concentration	Response	Response Factor	RT
0A13050-CAL1	20	249458	12472.900	6.79
0A13050-CAL2	50	597996	11959.920	6.79
0A13050-CAL3	100	1142660	11426.600	6.79
0A13050-CAL4	200	2334544	11672.720	6.79
0A13050-CAL5	500	5484312	10968.620	6.79
0A13050-CAL6	1000	102544E+07	11025.440	6.79
0A13050-CAL7	1500	584486E+07	10563.240	6.79

AVE RF 11441.350 RF RSD 5.70 AVE RT 6.79

1016 (3)

Curve Fit: **AVERAGE RF**

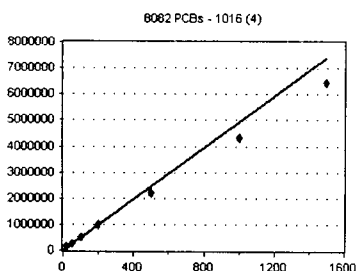


Standard	Concentration	Response	Response Factor	RT
0A13050-CAL1	20	116035	5801.750	6.92
0A13050-CAL2	50	290069	5801.380	6.92
0A13050-CAL3	100	536991	5369.910	6.92
0A13050-CAL4	200	1067264	5336.320	6.92
0A13050-CAL5	500	2538905	5077.810	6.92
0A13050-CAL6	1000	5145954	5145.954	6.92
0A13050-CAL7	1500	7443643	4962.429	6.92

AVE RF 5356.508 RF RSD 6.26 AVE RT 6.92

1016 (4)

Curve Fit: **AVERAGE RF**



Standard	Concentration	Response	Response Factor	RT
0A13050-CAL1	20	117409	5870.450	7.00
0A13050-CAL2	50	278534	5570.680	7.00
0A13050-CAL3	100	519409	5194.090	7.00
0A13050-CAL4	200	981904	4909.520	7.00
0A13050-CAL5	500	2203390	4406.780	7.00
0A13050-CAL6	1000	4338878	4338.878	7.00
0A13050-CAL7	1500	6442401	4294.934	7.00

AVE RF 4940.762 RF RSD 12.78 AVE RT 7.00

Element Calibration Review Sheet

Calibration ID: **A0A1501**

Instrument: **DUALECD2R**

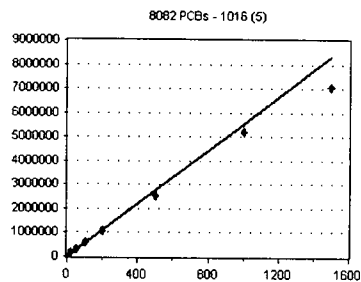
Calibration Date: **01/15/2020**

Analysis: **8082 PCBs**

Instrument Cal ID: **RECD2_QUANTPCB_20011**

1016 (5)

Curve Fit: **AVERAGE RF**

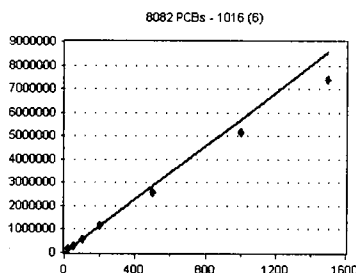


Standard	Concentration	Response	Response Factor	RT
0A13050-CAL1	20	131375	6568.750	7.05
0A13050-CAL2	50	307931	6158.620	7.05
0A13050-CAL3	100	569313	5693.130	7.05
0A13050-CAL4	200	1076394	5381.970	7.05
0A13050-CAL5	500	2536989	5073.978	7.05
0A13050-CAL6	1000	5224293	5224.293	7.05
0A13050-CAL7	1500	7076827	4717.885	7.05

AVE RF 5545.518 RF RSD 11.60 AVE RT 7.05

1016 (6)

Curve Fit: **AVERAGE RF**

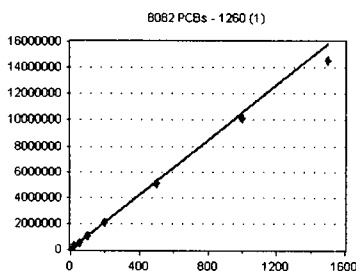


Standard	Concentration	Response	Response Factor	RT
0A13050-CAL1	20	135212	6760.600	7.17
0A13050-CAL2	50	315508	6310.160	7.17
0A13050-CAL3	100	588135	5881.350	7.17
0A13050-CAL4	200	1160064	5800.320	7.17
0A13050-CAL5	500	2573883	5147.766	7.17
0A13050-CAL6	1000	5149713	5149.713	7.17
0A13050-CAL7	1500	7407214	4938.143	7.17

AVE RF 5712.579 RF RSD 11.80 AVE RT 7.17

1260 (1)

Curve Fit: **AVERAGE RF**

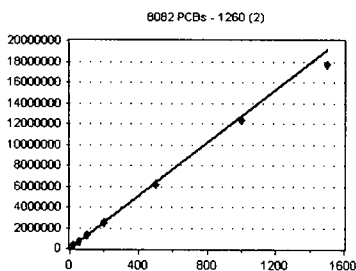


Standard	Concentration	Response	Response Factor	RT
0A13050-CAL1	20	236430	11821.500	8.14
0A13050-CAL2	50	540959	10819.180	8.14
0A13050-CAL3	100	1060465	10604.650	8.14
0A13050-CAL4	200	2093221	10466.110	8.14
0A13050-CAL5	500	5080914	10161.830	8.14
0A13050-CAL6	1000	012309E+07	10123.090	8.14
0A13050-CAL7	1500	454805E+07	9698.700	8.14

AVE RF 10527.860 RF RSD 6.43 AVE RT 8.14

1260 (2)

Curve Fit: **AVERAGE RF**



Standard	Concentration	Response	Response Factor	RT
0A13050-CAL1	20	280991	14049.550	8.35
0A13050-CAL2	50	656411	13128.220	8.35
0A13050-CAL3	100	1321460	13214.600	8.35
0A13050-CAL4	200	2511397	12556.990	8.35
0A13050-CAL5	500	6152313	12304.630	8.35
0A13050-CAL6	1000	229876E+07	12298.760	8.35
0A13050-CAL7	1500	767673E+07	11784.490	8.35

AVE RF 12762.460 RF RSD 5.91 AVE RT 8.35

Element Calibration Review Sheet

Calibration ID: **A0A1501**

Instrument: **DUALECD2R**

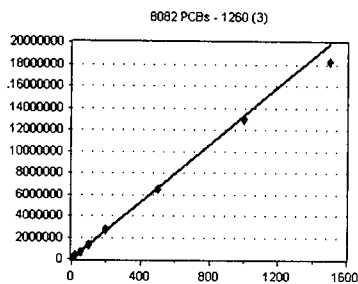
Calibration Date: **01/15/2020**

Analysis: **8082 PCBs**

Instrument Cal ID: **RECD2_QUANTPCB_20011**

1260 (3)

Curve Fit: **AVERAGE RF**

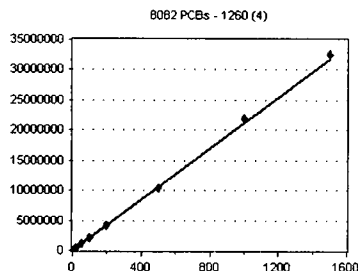


Standard	Concentration	Response	Response Factor	RT
0A13050-CAL1	20	282360	14118.000	8.58
0A13050-CAL2	50	674172	13483.440	8.58
0A13050-CAL3	100	1327338	13273.380	8.58
0A13050-CAL4	200	2744238	13721.190	8.58
0A13050-CAL5	500	6540031	13080.060	8.58
0A13050-CAL6	1000	296167E+07	12961.670	8.58
0A13050-CAL7	1500	828554E+07	12190.360	8.58

AVE RF **13261.160** **RF RSD** **4.63** **AVE RT** **8.58**

1260 (4)

Curve Fit: **AVERAGE RF**

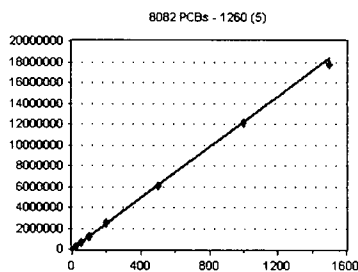


Standard	Concentration	Response	Response Factor	RT
0A13050-CAL1	20	414593	20729.650	9.07
0A13050-CAL2	50	1047953	20959.060	9.07
0A13050-CAL3	100	2051063	20510.630	9.07
0A13050-CAL4	200	4251874	21259.370	9.07
0A13050-CAL5	500	049673E+07	20993.460	9.07
0A13050-CAL6	1000	188659E+07	21886.590	9.07
0A13050-CAL7	1500	259284E+07	21728.560	9.07

AVE RF **21152.470** **RF RSD** **2.39** **AVE RT** **9.07**

1260 (5)

Curve Fit: **AVERAGE RF**

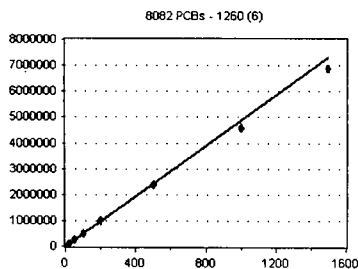


Standard	Concentration	Response	Response Factor	RT
0A13050-CAL1	20	257901	12895.050	9.33
0A13050-CAL2	50	608364	12167.280	9.33
0A13050-CAL3	100	1220407	12204.070	9.33
0A13050-CAL4	200	2471890	12359.450	9.33
0A13050-CAL5	500	6070844	12141.690	9.33
0A13050-CAL6	1000	207436E+07	12074.360	9.33
0A13050-CAL7	1500	770177E+07	11801.180	9.33

AVE RF **12234.730** **RF RSD** **2.75** **AVE RT** **9.33**

1260 (6)

Curve Fit: **AVERAGE RF**



Standard	Concentration	Response	Response Factor	RT
0A13050-CAL1	20	102375	5118.750	9.89
0A13050-CAL2	50	261903	5238.060	9.89
0A13050-CAL3	100	478851	4788.510	9.89
0A13050-CAL4	200	1008936	5044.680	9.89
0A13050-CAL5	500	2392226	4784.452	9.89
0A13050-CAL6	1000	4594659	4594.659	9.89
0A13050-CAL7	1500	6885880	4590.586	9.89

AVE RF **4879.957** **RF RSD** **5.26** **AVE RT** **9.89**

Element Calibration Review Sheet

Calibration ID: **A0A1501**

Instrument: **DUALECD2R**

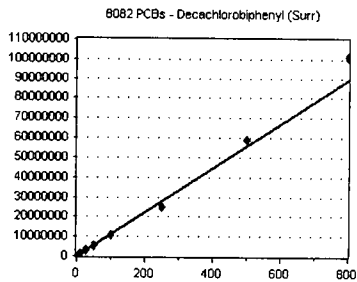
Calibration Date: **01/15/2020**

Analysis: **8082 PCBs**

Instrument Cal ID: **RECD2_QUANTPCB_20011**

Decachlorobiphenyl (Surr)

Curve Fit: **AVERAGE RF**



<u>Standard</u>	<u>Concentration</u>	<u>Response</u>	<u>Response Factor</u>	<u>RT</u>
0A13050-CAL1	10	1070638	107063.800	10.55
0A13050-CAL2	25	2755983	110239.300	10.55
0A13050-CAL3	50	5396453	107929.100	10.55
0A13050-CAL4	100	089172E+07	108917.200	10.55
0A13050-CAL5	250	521832E+07	100873.300	10.55
0A13050-CAL6	500	859571E+07	117191.400	10.55
0A13050-CAL7	800	010814E+08	126351.800	10.55

AVE RF **111223.700** RF RSD **7.40** AVE RT **10.55**

CALIBRATION SEQUENCE REVIEW SHEET

SEQUENCE: 0A13050

Analysis Included

1311/8082 TCLP PCBs
 608 PCBs
 608 PCBs - LL (1000/1mL) +1262/68
 8082 PCBs
 8082 PCBs - Low Level (2mL FV)
 8082 PCBs - Low Level (2mL FV) +1262/68
 8082 PCBs - Low Level (1000/1mL)
 8082 PCBs - Low Level (1000/1mL) +1262/68
 8082 PCBs - Low Level (30g/2mL)
 8082 PCBs + 1262/1268
 8082 PCBs in Trans. Oil - LL

INSTRUMENT SEQUENCE LOG

SampleID	SampleName	Matrix	STDID	ISTD_ID	Analyzed
0A13050-ICB1	Initial Cal Blank	Water	A19L339		1/13/2020 5:15:00PM
0A13050-CAL1	Cal Standard	Water	A19L280	"	1/13/2020 5:33:00PM
0A13050-CAL2	Cal Standard	Water	A19L281	"	1/13/2020 5:50:00PM
0A13050-CAL3	Cal Standard	Water	A19L282	"	1/13/2020 6:08:00PM
0A13050-CAL4	Cal Standard	Water	A19L283	"	1/13/2020 6:25:00PM
0A13050-CAL5	Cal Standard	Water	A19L276	"	1/13/2020 6:43:00PM
0A13050-CAL6	Cal Standard	Water	A19L278	"	1/13/2020 7:01:00PM
0A13050-CAL7	Cal Standard	Water	A19L279	"	1/13/2020 7:18:00PM
0A13050-ICV1	Initial Cal Check	Water	A19H459	"	1/13/2020 7:54:00PM
0A13050-CAL8	Cal Standard	Water	A19H447	"	1/13/2020 8:11:00PM
0A13050-CAL9	Cal Standard	Water	A19H448	"	1/13/2020 8:29:00PM
0A13050-CALA	Cal Standard	Water	A19H449	"	1/13/2020 8:46:00PM
0A13050-CALB	Cal Standard	Water	A19H450	"	1/13/2020 9:04:00PM
0A13050-CALC	Cal Standard	Water	A19H451	"	1/13/2020 9:22:00PM
0A13050-CALD	Cal Standard	Water	A19H452	"	1/13/2020 9:39:00PM
0A13050-CALE	Cal Standard	Water	A19H453	"	1/13/2020 9:57:00PM
0A13050-ICV2	Initial Cal Check	Water	A19H405	"	1/13/2020 10:15:00PM
0A13050-ICV3	Initial Cal Check	Water	A19J367	"	1/13/2020 10:32:00PM
0A13050-ICV4	Initial Cal Check	Water	A19H406	"	1/13/2020 10:50:00PM
0A13050-ICV5	Initial Cal Check	Water	A19L037	"	1/14/2020 8:02:00AM

CALIBRATION STANDARD RECOVERIES

Calibration: A0A1501 Instrument: DUALECD2R

1311/8082 TCLP PCBs Sequence: 0A13050 Matrix: Water

0A13050-CAL1	Inst. MRL	Recalc Res.	Cal Level	%Rec.	Qual
Aroclor 1016	0.0000	0.00	20.0	0	
Aroclor 1260	0.0000	0.00	20.0	0	
Aroclor 1016	0.0000	0.00	20.0	0	
Aroclor 1260	0.0000	0.00	20.0	0	
0A13050-CAL2	Inst. MRL	Recalc Res.	Cal Level	%Rec.	Qual
Aroclor 1016	0.0000	0.00	50.0	0	
Aroclor 1260	0.0000	0.00	50.0	0	

CALIBRATION SEQUENCE REVIEW SHEET

SEQUENCE: 0A13050

Aroclor 1016	0.0000	0.00	50.0	0	
Aroclor 1260	0.0000	0.00	50.0	0	
0A13050-CAL3	Inst. MRL	Recalc Res.	Cal Level	%Rec.	Qual
Aroclor 1016	0.0000	0.00	100	0	
Aroclor 1260	0.0000	0.00	100	0	
Aroclor 1016	0.0000	0.00	100	0	
Aroclor 1260	0.0000	0.00	100	0	
0A13050-CAL4	Inst. MRL	Recalc Res.	Cal Level	%Rec.	Qual
Aroclor 1016	0.0000	0.00	200	0	
Aroclor 1260	0.0000	0.00	200	0	
Aroclor 1016	0.0000	0.00	200	0	
Aroclor 1260	0.0000	0.00	200	0	
0A13050-CAL5	Inst. MRL	Recalc Res.	Cal Level	%Rec.	Qual
Aroclor 1016	0.0000	0.00	500	0	
Aroclor 1260	0.0000	0.00	500	0	
Aroclor 1016	0.0000	0.00	500	0	
Aroclor 1260	0.0000	0.00	500	0	
0A13050-CAL6	Inst. MRL	Recalc Res.	Cal Level	%Rec.	Qual
Aroclor 1016	800.0000	0.00	1000	0	
Aroclor 1260	800.0000	0.00	1000	0	
Aroclor 1016	0.0000	0.00	1000	0	
Aroclor 1260	0.0000	0.00	1000	0	
Aroclor 1016	0.0000	0.00	1000	0	
Aroclor 1260	0.0000	0.00	1000	0	
0A13050-CAL7	Inst. MRL	Recalc Res.	Cal Level	%Rec.	Qual
Aroclor 1016	800.0000	0.00	1500	0	
Aroclor 1260	800.0000	0.00	1500	0	
Aroclor 1016	0.0000	0.00	1500	0	
Aroclor 1260	0.0000	0.00	1500	0	
Aroclor 1016	0.0000	0.00	1500	0	
Aroclor 1260	0.0000	0.00	1500	0	
0A13050-CAL8	Inst. MRL	Recalc Res.	Cal Level	%Rec.	Qual
Aroclor 1221	0.0000	0.00	500	0	
Aroclor 1221	0.0000	0.00	500	0	
0A13050-CAL9	Inst. MRL	Recalc Res.	Cal Level	%Rec.	Qual
Aroclor 1232	0.0000	0.00	500	0	
Aroclor 1232	0.0000	0.00	500	0	
0A13050-CALA	Inst. MRL	Recalc Res.	Cal Level	%Rec.	Qual
Aroclor 1242	0.0000	0.00	500	0	
Aroclor 1242	0.0000	0.00	500	0	
0A13050-CALB	Inst. MRL	Recalc Res.	Cal Level	%Rec.	Qual
Aroclor 1248	0.0000	0.00	500	0	
Aroclor 1248	0.0000	0.00	500	0	
0A13050-CALC	Inst. MRL	Recalc Res.	Cal Level	%Rec.	Qual
Aroclor 1254	0.0000	0.00	500	0	
Aroclor 1254	0.0000	0.00	500	0	

CALIBRATION SEQUENCE REVIEW SHEET

SEQUENCE: 0A13050

0A13050-CALD	Inst. MRL	Recalc Res.	Cal Level	%Rec.	Qual
Aroclor 1262	0.0000	0.00	500	0	
Aroclor 1262	0.0000	0.00	500	0	
0A13050-CALE	Inst. MRL	Recalc Res.	Cal Level	%Rec.	Qual
Aroclor 1268	0.0000	0.00	500	0	
Aroclor 1268	0.0000	0.00	500	0	

Compounds listed above have recalculated recoveries outside 70-130% of the true values, and the calibration levels are above the reporting level. If no compounds are listed, all are OK. Please see the next section for quadratic fit compounds.

Analytes With Quadratic Curve Fits

<u>Qualifier</u>	<u>iMDL</u>	<u>iMRL</u>	<u>Spike Amt</u>	<u>%Difference</u>	<u>OK?</u>	<u>Raise MRL to ?</u>
				_____	<input type="checkbox"/>	<input type="checkbox"/> _____

Analytes listed above have quadratic curve fits. If they are using a weighting option, they must be checked against the requested curve points to determine if the recalculated results are within limits (70-130 or as specified).

ICV RECOVERIES

Calibration: **A0A1501** Instrument: **DUALECD2R**

608 PCBs - LL (1000/1mL) +1 Sequence: **0A13050** Matrix: **Water**

0A13050-ICV1	Inst. MRL	ICV Level	Result	%Rec.	Qual

Compounds listed above have Initial Calibration Verification standard recoveries outside 70-130% of the true values. If no compounds are listed, all have passing recoveries.

Data Path : K:\DATA\0A13050\
 Data File : ECD2R004.D
 Signal(s) : ECD2B.CH
 Acq On : 13 Jan 2020 17:15
 Operator : MJB / KAK
 Sample : 0A13050-ICB1
 Misc :
 ALS Vial : 53 Sample Multiplier: 1

Integration File: events.e
 Quant Time: Jan 14 11:23:02 2020
 Quant Method : L:\Methods\RECD2_QUANTPCB_200113.M
 Quant Title : PCB Data Analysis
 QLast Update : Tue Jan 14 09:35:58 2020
 Response via : Initial Calibration
 Integrator: ChemStation 6890 Scale Mode: Small noise peaks clipped

1/14/20
Clean

Compound	R.T.	Response	Conc Units
System Monitoring Compounds			
1) S TCMX (S)	5.630	20489642	90.812 ng/ml
62) S DCBP (S)	10.551	10248760	92.145 ng/ml
Target Compounds			
2) Aroclor 1016 (1)	6.307	2281	0.369 ng/ml
3) Aroclor 1016 (2)	6.801	10752	0.940 ng/ml
4) Aroclor 1016 (3)	6.911	6858	1.280 ng/ml
5) Aroclor 1016 (4)	7.004	8287	1.677 ng/ml
6) Aroclor 1016 (5)	7.042	8379	1.511 ng/ml
7) Aroclor 1016 (6)	7.167	10112	1.770 ng/ml
8) Aroclor 1016 - AVE	0.000	0	N.D. ng/ml
9) Aroclor 1221 (1)	5.806	6155	3.543 ng/ml
10) Aroclor 1221 (2)	5.880	2591	1.509 ng/ml
11) Aroclor 1221 (3)	5.949	32038	5.614 ng/ml
12) Aroclor 1221 - AVE	0.000	0	N.D. ng/ml
13) Aroclor 1232 (1)	5.949	32038	7.010 ng/ml
14) Aroclor 1232 (2)	6.307	2281	0.877 ng/ml
15) Aroclor 1232 (3)	6.801	10752	2.198 ng/ml
16) Aroclor 1232 (4)	7.004	8287	4.898 ng/ml
17) Aroclor 1232 (5)	7.042	8379	4.027 ng/ml
18) Aroclor 1232 (6)	7.167	10112	4.661 ng/ml
19) Aroclor 1232 - AVE	0.000	0	N.D. ng/ml
20) Aroclor 1242 (1)	6.307	2281	0.502 ng/ml
21) Aroclor 1242 (2)	6.801	10752	1.219 ng/ml
22) Aroclor 1242 (3)	6.911	6858	1.791 ng/ml
23) Aroclor 1242 (4)	7.004	8287	2.509 ng/ml
24) Aroclor 1242 (5)	7.042	8379	2.098 ng/ml
25) Aroclor 1242 (6)	7.167	10112	2.425 ng/ml
26) Aroclor 1242 - AVE	0.000	0	N.D. ng/ml
27) Aroclor 1248 (1)	6.756	5790	1.122 ng/ml
28) Aroclor 1248 (2)	7.004	8287	1.303 ng/ml
29) Aroclor 1248 (3)	7.042	8379	1.412 ng/ml
30) Aroclor 1248 (4)	7.167	10112	1.386 ng/ml
31) Aroclor 1248 (5)	7.538	44690	5.020 ng/ml
32) Aroclor 1248 (6)	7.679	43107	5.295 ng/ml
33) Aroclor 1248 - AVE	0.000	0	N.D. ng/ml
34) Aroclor 1254 (1)	7.495	12470	1.472 ng/ml
35) Aroclor 1254 (2)	7.679	43107	3.099 ng/ml
36) Aroclor 1254 (3)	8.002	12574	0.829 ng/ml
37) Aroclor 1254 (4)	8.266	37477	3.433 ng/ml
38) Aroclor 1254 (5)	8.581	4733	0.421 ng/ml
39) Aroclor 1254 (6)	8.814	1031	0.292 ng/ml
40) Aroclor 1254 - AVE	0.000	0	N.D. ng/ml
41) Aroclor 1260 (1)	8.144	11404	1.083 ng/ml
42) Aroclor 1260 (2)	8.351	8866	0.695 ng/ml
43) Aroclor 1260 (3)	8.581	4733	0.357 ng/ml
44) Aroclor 1260 (4)	9.066	3813	0.180 ng/ml
45) Aroclor 1260 (5)	9.322	4847	0.396 ng/ml
46) Aroclor 1260 (6)	9.899	14949	3.063 ng/ml
47) Aroclor 1260 - AVE	0.000	0	N.D. ng/ml

Data Path : K:\DATA\0A13050\
 Data File : ECD2R004.D
 Signal(s) : ECD2B.CH
 Acq On : 13 Jan 2020 17:15
 Operator : MJB / KAK
 Sample : 0A13050-ICB1
 Misc :
 ALS Vial : 53 Sample Multiplier: 1

Integration File: events.e
 Quant Time: Jan 14 11:23:02 2020
 Quant Method : L:\Methods\RECD2_QUANTPCB_200113.M
 Quant Title : PCB Data Analysis
 QLast Update : Tue Jan 14 09:35:58 2020
 Response via : Initial Calibration
 Integrator: ChemStation 6890 Scale Mode: Small noise peaks clipped

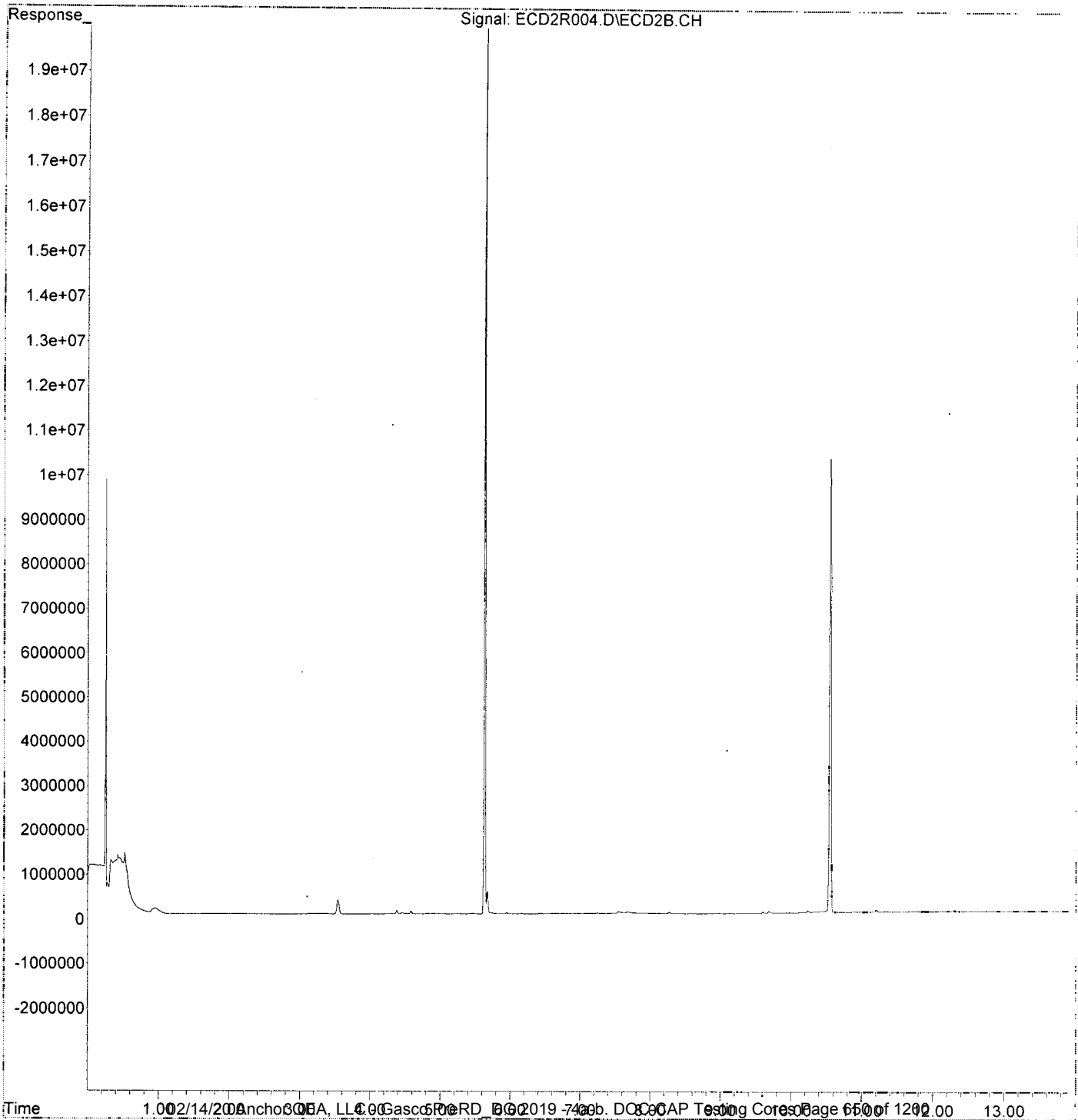
	Compound	R.T.	Response	Conc Units
48)	Aroclor 1262 (1)	8.351	8866	0.839 ng/ml
49)	Aroclor 1262 (2)	8.652	2754	0.180 ng/ml
50)	Aroclor 1262 (3)	8.829	2251	0.176 ng/ml
51)	Aroclor 1262 (4)	9.066	3813	0.139 ng/ml
52)	Aroclor 1262 (5)	9.322	4847	0.295 ng/ml
53)	Aroclor 1262 (6)	9.899	14949	2.076 ng/ml
54)	Aroclor 1262 - AVE	0.000	0	N.D. ng/ml
55)	Aroclor 1268 (1)	8.867	1260	0.202 ng/ml
56)	Aroclor 1268 (2)	9.322	4847	0.175 ng/ml
57)	Aroclor 1268 (3)	9.393	5166	0.229 ng/ml
58)	Aroclor 1268 (4)	9.605	45322	2.354 ng/ml
59)	Aroclor 1268 (5)	9.899	14949	1.911 ng/ml
60)	Aroclor 1268 (6)	10.242	60375	1.193 ng/ml
61)	Aroclor 1268 - AVE	0.000	0	N.D. ng/ml

(f)=RT Delta > 1/2 Window

(m)=manual int.

Data Path : K:\DATA\0A13050\
Data File : ECD2R004.D
Signal(s) : ECD2B.CH
Acq On : 13 Jan 2020 17:15
Operator : MJB / KAK
Sample : 0A13050-ICB1
Misc :
ALS Vial : 53 Sample Multiplier: 1

Integration File: events.e
Quant Time: Jan 14 11:23:02 2020
Quant Method : L:\Methods\RECD2_QUANTPCB_200113.M
Quant Title : PCB Data Analysis
QLast Update : Tue Jan 14 09:35:58 2020
Response via : Initial Calibration
Integrator: ChemStation 6890 Scale Mode: Small noise peaks clipped



Data Path : K:\DATA\0A13050\
 Data File : ECD2R012.D
 Signal(s) : ECD2B.CH
 Acq On : 13 Jan 2020 19:36
 Operator : MJB / KAK
 Sample : 0A13050-IBL1
 Misc :
 ALS Vial : 51 Sample Multiplier: 1

Integration File: events.e
 Quant Time: Jan 14 11:23:31 2020
 Quant Method : L:\Methods\RECD2_QUANTPCB_200113.M
 Quant Title : PCB Data Analysis
 QLast Update : Tue Jan 14 09:35:58 2020
 Response via : Initial Calibration
 Integrator: ChemStation 6890 Scale Mode: Small noise peaks clipped

[Handwritten Signature]
 1/14/20
 Clean

Compound	R.T.	Response	Conc Units
System Monitoring Compounds			
1) S TCMX (S)	5.626	1688	0.007 ng/ml
62) S DCBP (S)	10.549	12235	0.110 ng/ml
Target Compounds			
2) Aroclor 1016 (1)	6.301	11225	1.816 ng/ml
3) Aroclor 1016 (2)	6.790	16600	1.451 ng/ml
4) Aroclor 1016 (3)	6.922	16045	2.995 ng/ml
5) Aroclor 1016 (4)	7.002	17187	3.479 ng/ml
6) Aroclor 1016 (5)	7.050	17297	3.119 ng/ml
7) Aroclor 1016 (6)	7.177	20261	3.547 ng/ml
8) Aroclor 1016 - AVE	0.000	0	N.D. ng/ml
9) Aroclor 1221 (1)	5.809	10729	6.175 ng/ml
10) Aroclor 1221 (2)	5.875	9335	5.437 ng/ml
11) Aroclor 1221 (3)	5.964	12881	2.257 ng/ml
12) Aroclor 1221 - AVE	0.000	0	N.D. ng/ml
13) Aroclor 1232 (1)	5.964	12881	2.819 ng/ml
14) Aroclor 1232 (2)	6.296	11019	4.234 ng/ml
15) Aroclor 1232 (3)	6.790	16600	3.393 ng/ml
16) Aroclor 1232 (4)	7.002	17187	10.159 ng/ml
17) Aroclor 1232 (5)	7.050	17297	8.313 ng/ml
18) Aroclor 1232 (6)	7.177	20261	9.338 ng/ml
19) Aroclor 1232 - AVE	0.000	0	N.D. ng/ml
20) Aroclor 1242 (1)	6.301	11225	2.469 ng/ml
21) Aroclor 1242 (2)	6.790	16600	1.882 ng/ml
22) Aroclor 1242 (3)	6.922	16045	4.189 ng/ml
23) Aroclor 1242 (4)	7.002	17187	5.203 ng/ml
24) Aroclor 1242 (5)	7.050	17297	4.331 ng/ml
25) Aroclor 1242 (6)	7.177	20261	4.858 ng/ml
26) Aroclor 1242 - AVE	0.000	0	N.D. ng/ml
27) Aroclor 1248 (1)	6.733	14917	2.890 ng/ml
28) Aroclor 1248 (2)	7.002	17187	2.703 ng/ml
29) Aroclor 1248 (3)	7.050	17297	2.914 ng/ml
30) Aroclor 1248 (4)	7.177	20261	2.777 ng/ml
31) Aroclor 1248 (5)	7.539	40332	4.531 ng/ml
32) Aroclor 1248 (6)	7.688	50144	6.159 ng/ml
33) Aroclor 1248 - AVE	0.000	0	N.D. ng/ml
34) Aroclor 1254 (1)	7.500	20521	2.422 ng/ml
35) Aroclor 1254 (2)	7.688	50144	3.605 ng/ml
36) Aroclor 1254 (3)	8.005	20501	1.351 ng/ml
37) Aroclor 1254 (4)	8.229	15200	1.392 ng/ml
38) Aroclor 1254 (5)	8.580	11034	0.981 ng/ml
39) Aroclor 1254 (6)	8.795	231	0.065 ng/ml
40) Aroclor 1254 - AVE	0.000	0	N.D. ng/ml
41) Aroclor 1260 (1)	8.145	19053	1.810 ng/ml
42) Aroclor 1260 (2)	8.351	14859	1.164 ng/ml
43) Aroclor 1260 (3)	8.584	10985	0.828 ng/ml
44) Aroclor 1260 (4)	9.068	8772	0.415 ng/ml
45) Aroclor 1260 (5)	9.323	6842	0.559 ng/ml
46) Aroclor 1260 (6)	9.889	5119	1.049 ng/ml
47) Aroclor 1260 - AVE	0.000	0	N.D. ng/ml

Quantitation Report (Not Reviewed)

Data Path : K:\DATA\0A13050\
 Data File : ECD2R012.D
 Signal(s) : ECD2B.CH
 Acq On : 13 Jan 2020 19:36
 Operator : MJB / KAK
 Sample : 0A13050-IBL1
 Misc :
 ALS Vial : 51 Sample Multiplier: 1

Integration File: events.e
 Quant Time: Jan 14 11:23:31 2020
 Quant Method : L:\Methods\RECD2_QUANTPCB_200113.M
 Quant Title : PCB Data Analysis
 QLast Update : Tue Jan 14 09:35:58 2020
 Response via : Initial Calibration
 Integrator: ChemStation 6890 Scale Mode: Small noise peaks clipped

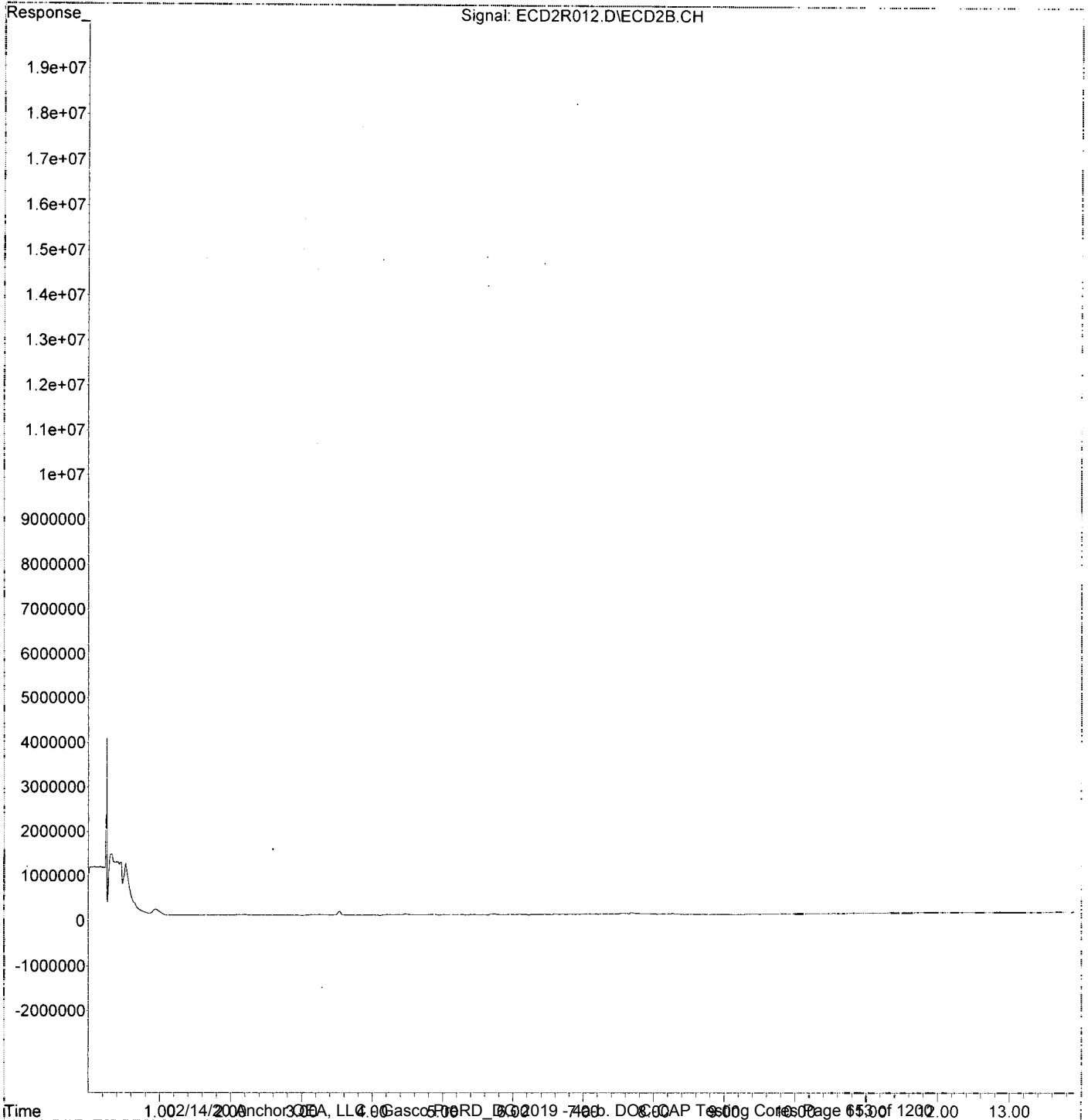
Compound	R.T.	Response	Conc Units
48) Aroclor 1262 (1)	8.351	14859	1.406 ng/ml
49) Aroclor 1262 (2)	8.648	8953	0.586 ng/ml
50) Aroclor 1262 (3)	8.830	8859	0.692 ng/ml
51) Aroclor 1262 (4)	9.068	8772	0.319 ng/ml
52) Aroclor 1262 (5)	9.323	6842	0.417 ng/ml
53) Aroclor 1262 (6)	9.889	5119	0.711 ng/ml
54) Aroclor 1262 - AVE	0.000	0	N.D. ng/ml
55) Aroclor 1268 (1)	8.866	6961	1.117 ng/ml
56) Aroclor 1268 (2)	9.323	6842	0.246 ng/ml
57) Aroclor 1268 (3)	9.392	5187	0.230 ng/ml
58) Aroclor 1268 (4)	9.602	4728	0.246 ng/ml
59) Aroclor 1268 (5)	9.889	5119	0.654 ng/ml
60) Aroclor 1268 (6)	10.234	4357	0.086 ng/ml
61) Aroclor 1268 - AVE	0.000	0	N.D. ng/ml

(f)=RT Delta > 1/2 Window

(m)=manual int.

Data Path : K:\DATA\0A13050\
 Data File : ECD2R012.D
 Signal(s) : ECD2B.CH
 Acq On : 13 Jan 2020 19:36
 Operator : MJB / KAK
 Sample : 0A13050-IBL1
 Misc :
 ALS Vial : 51 Sample Multiplier: 1

Integration File: events.e
 Quant Time: Jan 14 11:23:31 2020
 Quant Method : L:\Methods\RECD2_QUANTPCB_200113.M
 Quant Title : PCB Data Analysis
 QLast Update : Tue Jan 14 09:35:58 2020
 Response via : Initial Calibration
 Integrator: ChemStation 6890 Scale Mode: Small noise peaks clipped



Data Path : K:\DATA\0A13050\
 Data File : ECD2R013.D
 Signal(s) : ECD2B.CH
 Acq On : 13 Jan 2020 19:54
 Operator : MJB / KAK
 Sample : 0A13050-ICV1
 Misc :
 ALS Vial : 61 Sample Multiplier: 1

Integration File: events.e
 Quant Time: Jan 14 09:37:43 2020
 Quant Method : L:\Methods\RECD2_QUANTPCB_200113.M
 Quant Title : PCB Data Analysis
 QLast Update : Tue Jan 14 09:35:58 2020
 Response via : Initial Calibration
 Integrator: ChemStation 6890 Scale Mode: Small noise peaks clipped

1/14/20
1016, 1260

Compound	R.T.	Response	Conc	Units
System Monitoring Compounds				
1) S TCMX (S)	5.630	42078237	186.496	ng/ml
62) S DCBP (S)	10.551	20822783	187.215	ng/ml
Target Compounds				
2) Aroclor 1016 (1)	6.301	2889380	467.387	ng/ml
3) Aroclor 1016 (2)	6.790	5607269	490.088	ng/ml
4) Aroclor 1016 (3)	6.917	2567499	479.323	ng/ml
5) Aroclor 1016 (4)	7.004	2249246	455.243	ng/ml
6) Aroclor 1016 (5)	7.048	2695002	485.978	ng/ml
7) Aroclor 1016 (6)	7.174	2593036	453.917	ng/ml
8) Aroclor 1016 - AVE	0.000	0	N.D.	ng/ml
9) Aroclor 1221 (1)	5.805	201677	116.072	ng/ml
10) Aroclor 1221 (2)	5.878	410071	238.833	ng/ml
11) Aroclor 1221 (3)	5.965	1966837	344.635	ng/ml
12) Aroclor 1221 - AVE	0.000	0	N.D.	ng/ml
13) Aroclor 1232 (1)	5.965	1966837	430.380	ng/ml
14) Aroclor 1232 (2)	6.301	2889380	1110.133	ng/ml
15) Aroclor 1232 (3)	6.790	5607269	1146.221	ng/ml
16) Aroclor 1232 (4)	7.004	2249246	1329.470	ng/ml
17) Aroclor 1232 (5)	7.048	2695002	1295.148	ng/ml
18) Aroclor 1232 (6)	7.174	2593036	1195.127	ng/ml
19) Aroclor 1232 - AVE	0.000	0	N.D.	ng/ml
20) Aroclor 1242 (1)	6.301	2889380	635.541	ng/ml
21) Aroclor 1242 (2)	6.790	5607269	635.568	ng/ml
22) Aroclor 1242 (3)	6.917	2567499	670.336	ng/ml
23) Aroclor 1242 (4)	7.004	2249246	680.849	ng/ml
24) Aroclor 1242 (5)	7.048	2695002	674.775	ng/ml
25) Aroclor 1242 (6)	7.174	2593036	621.710	ng/ml
26) Aroclor 1242 - AVE	0.000	0	N.D.	ng/ml
27) Aroclor 1248 (1)	6.763	4488766	869.574	ng/ml
28) Aroclor 1248 (2)	7.004	2249246	353.691	ng/ml
29) Aroclor 1248 (3)	7.048	2695002	454.027	ng/ml
30) Aroclor 1248 (4)	7.174	2593036	355.429	ng/ml
31) Aroclor 1248 (5)	7.539	576503	64.763	ng/ml
32) Aroclor 1248 (6)	7.698	2400401	294.846	ng/ml
33) Aroclor 1248 - AVE	0.000	0	N.D.	ng/ml
34) Aroclor 1254 (1)	7.516	2114363	249.516	ng/ml
35) Aroclor 1254 (2)	7.698	2400401	172.569	ng/ml
36) Aroclor 1254 (3)	8.008	1313048	86.531	ng/ml
37) Aroclor 1254 (4)	8.247	825780	75.645	ng/ml
38) Aroclor 1254 (5)	8.583	7455081	662.753	ng/ml
39) Aroclor 1254 (6)	8.801	882029	250.066	ng/ml
40) Aroclor 1254 - AVE	0.000	0	N.D.	ng/ml
41) Aroclor 1260 (1)	8.144	5628529	534.632	ng/ml
42) Aroclor 1260 (2)	8.350	7018796	549.956	ng/ml
43) Aroclor 1260 (3)	8.583	7455081	562.174	ng/ml
44) Aroclor 1260 (4)	9.067	10304134	487.136	ng/ml
45) Aroclor 1260 (5)	9.325	6100150	498.593	ng/ml
46) Aroclor 1260 (6)	9.890	1867409	382.669	ng/ml
47) Aroclor 1260 - AVE	0.000	0	N.D.	ng/ml

471.989

502.527

Data Path : K:\DATA\0A13050\
 Data File : ECD2R013.D
 Signal(s) : ECD2B.CH
 Acq On : 13 Jan 2020 19:54
 Operator : MJB / KAK
 Sample : 0A13050-ICV1
 Misc :
 ALS Vial : 61 Sample Multiplier: 1

Integration File: events.e
 Quant Time: Jan 14 09:37:43 2020
 Quant Method : L:\Methods\RECD2_QUANTPCB_200113.M
 Quant Title : PCB Data Analysis
 QLast Update : Tue Jan 14 09:35:58 2020
 Response via : Initial Calibration
 Integrator: ChemStation 6890 Scale Mode: Small noise peaks clipped

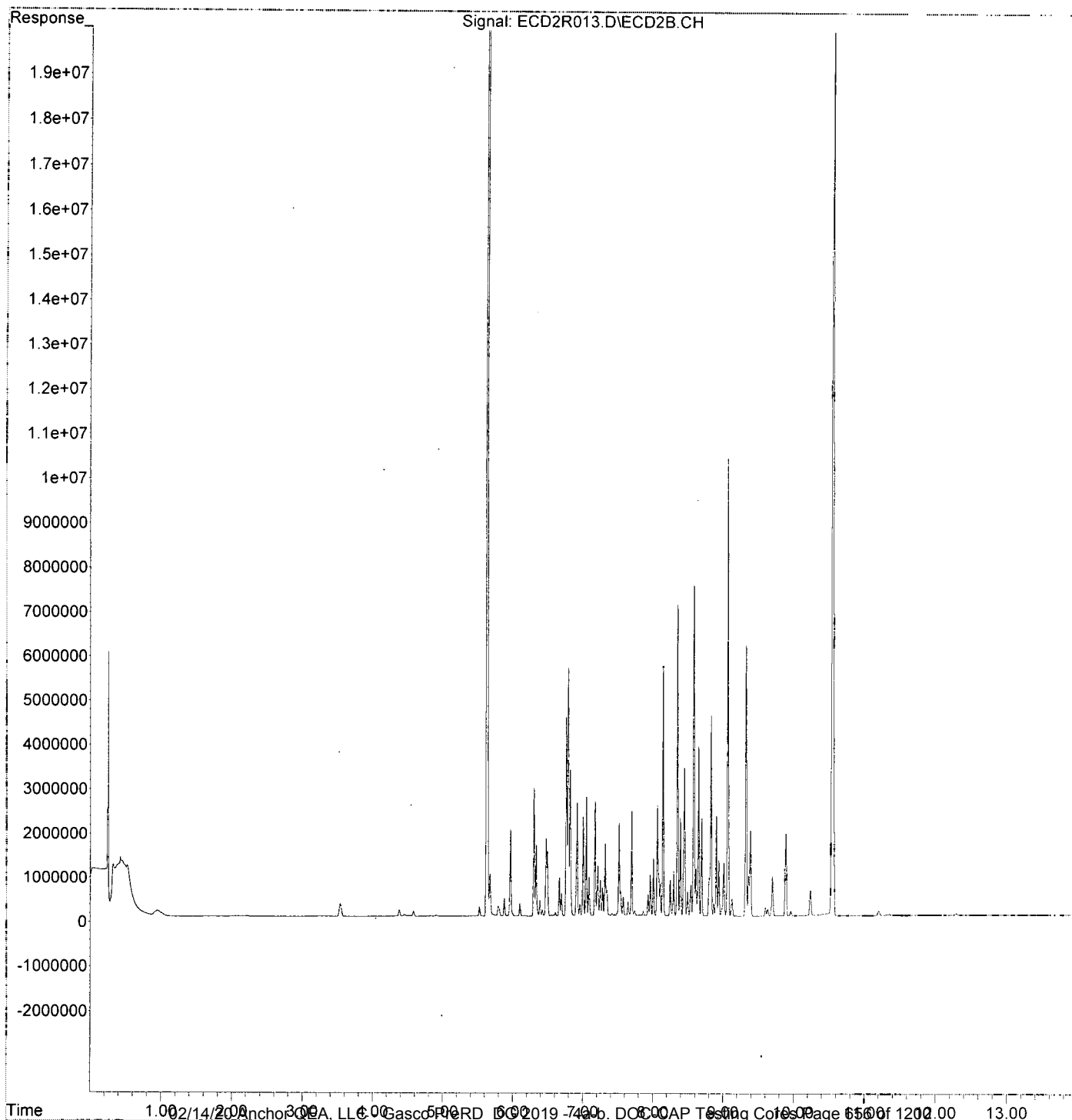
Compound	R.T.	Response	Conc Units
48) Aroclor 1262 (1)	8.350	7018796	663.923 ng/ml
49) Aroclor 1262 (2)	8.651	3830979	250.759 ng/ml
50) Aroclor 1262 (3)	8.829	4526983	353.555 ng/ml
51) Aroclor 1262 (4)	9.067	10304134	374.361 ng/ml
52) Aroclor 1262 (5)	9.325	6100150	371.517 ng/ml
53) Aroclor 1262 (6)	9.890	1867409	259.343 ng/ml
54) Aroclor 1262 - AVE	0.000	0	N.D. ng/ml
55) Aroclor 1268 (1)	8.869	290538	46.619 ng/ml
56) Aroclor 1268 (2)	9.325	6100150	219.694 ng/ml
57) Aroclor 1268 (3)	9.389	1939101	86.120 ng/ml
58) Aroclor 1268 (4)	9.604	197089	10.237 ng/ml
59) Aroclor 1268 (5)	9.890	1867409	238.702 ng/ml
60) Aroclor 1268 (6)	10.239	589830	11.653 ng/ml
61) Aroclor 1268 - AVE	0.000	0	N.D. ng/ml

(f)=RT Delta > 1/2 Window

(m)=manual int.

Data Path : K:\DATA\0A13050\
Data File : ECD2R013.D
Signal(s) : ECD2B.CH
Acq On : 13 Jan 2020 19:54
Operator : MJB / KAK
Sample : 0A13050-ICV1
Misc :
ALS Vial : 61 Sample Multiplier: 1

Integration File: events.e
Quant Time: Jan 14 09:37:43 2020
Quant Method : L:\Methods\RECD2_QUANTPCB_200113.M
Quant Title : PCB Data Analysis
QLast Update : Tue Jan 14 09:35:58 2020
Response via : Initial Calibration
Integrator: ChemStation 6890 Scale Mode: Small noise peaks clipped



Data Path : K:\DATA\0A13050\
 Data File : ECD2R021.D
 Signal(s) : ECD2B.CH
 Acq On : 13 Jan 2020 22:15
 Operator : MJB / KAK
 Sample : 0A13050-ICV2
 Misc :
 ALS Vial : 69 Sample Multiplier: 1

Integration File: events.e
 Quant Time: Jan 14 09:38:18 2020
 Quant Method : L:\Methods\RECD2_QUANTPCB_200113.M
 Quant Title : PCB Data Analysis
 QLast Update : Tue Jan 14 09:35:58 2020
 Response via : Initial Calibration
 Integrator: ChemStation 6890 Scale Mode: Small noise peaks clipped

1/14/20
1221, 125A

Compound	R.T.	Response	Conc	Units
System Monitoring Compounds				
1) S TCMX (S)	5.627	8366007	37.079	ng/ml
62) S DCBP (S)	10.548	9358034	84.137	ng/ml
Target Compounds				
2) Aroclor 1016 (1)	6.299	530484	85.811	ng/ml
3) Aroclor 1016 (2)	6.789	860190	75.183	ng/ml
4) Aroclor 1016 (3)	6.916	419193	78.259	ng/ml
5) Aroclor 1016 (4)	7.003	2660118	538.403	ng/ml
6) Aroclor 1016 (5)	7.047	962899	173.636	ng/ml
7) Aroclor 1016 (6)	7.173	1702556	298.036	ng/ml
8) Aroclor 1016 - AVE	0.000	0	N.D.	ng/ml
9) Aroclor 1221 (1)	5.805	1591287	915.838	ng/ml
10) Aroclor 1221 (2)	5.876	1584717	922.969	ng/ml
11) Aroclor 1221 (3)	5.964	5308894	930.240	ng/ml
12) Aroclor 1221 - AVE	0.000	0	N.D.	ng/ml
13) Aroclor 1232 (1)	5.964	5308894	1161.684	ng/ml
14) Aroclor 1232 (2)	6.299	530484	203.818	ng/ml
15) Aroclor 1232 (3)	6.789	860190	175.837	ng/ml
16) Aroclor 1232 (4)	7.003	2660118	1572.325	ng/ml
17) Aroclor 1232 (5)	7.047	962899	462.744	ng/ml
18) Aroclor 1232 (6)	7.173	1702556	784.706	ng/ml
19) Aroclor 1232 - AVE	0.000	0	N.D.	ng/ml
20) Aroclor 1242 (1)	6.299	530484	116.684	ng/ml
21) Aroclor 1242 (2)	6.789	860190	97.500	ng/ml
22) Aroclor 1242 (3)	6.916	419193	109.445	ng/ml
23) Aroclor 1242 (4)	7.003	2660118	805.220	ng/ml
24) Aroclor 1242 (5)	7.047	962899	241.091	ng/ml
25) Aroclor 1242 (6)	7.173	1702556	408.207	ng/ml
26) Aroclor 1242 - AVE	0.000	0	N.D.	ng/ml
27) Aroclor 1248 (1)	6.762	678412	131.424	ng/ml
28) Aroclor 1248 (2)	7.003	2660118	418.300	ng/ml
29) Aroclor 1248 (3)	7.047	962899	162.220	ng/ml
30) Aroclor 1248 (4)	7.173	1702556	233.370	ng/ml
31) Aroclor 1248 (5)	7.538	2699412	303.245	ng/ml
32) Aroclor 1248 (6)	7.697	7172222	880.977	ng/ml
33) Aroclor 1248 - AVE	0.000	0	N.D.	ng/ml
34) Aroclor 1254 (1)	7.516	4718199	556.795	ng/ml
35) Aroclor 1254 (2)	7.697	7172222	515.622	ng/ml
36) Aroclor 1254 (3)	8.008	7608333	501.395	ng/ml
37) Aroclor 1254 (4)	8.246	5568780	510.126	ng/ml
38) Aroclor 1254 (5)	8.580	5642709	501.634	ng/ml
39) Aroclor 1254 (6)	8.811	1659515	470.493	ng/ml
40) Aroclor 1254 - AVE	0.000	0	N.D.	ng/ml
41) Aroclor 1260 (1)	8.142	2581769	245.232	ng/ml
42) Aroclor 1260 (2)	8.349	3126649	244.988	ng/ml
43) Aroclor 1260 (3)	8.580	5642709	425.506	ng/ml
44) Aroclor 1260 (4)	9.065	944219	44.639	ng/ml
45) Aroclor 1260 (5)	9.323	736233	60.176	ng/ml
46) Aroclor 1260 (6)	9.889	56325	11.542	ng/ml
47) Aroclor 1260 - AVE	0.000	0	N.D.	ng/ml

923.016

509.344

Data Path : K:\DATA\0A13050\
 Data File : ECD2R021.D
 Signal(s) : ECD2B.CH
 Acq On : 13 Jan 2020 22:15
 Operator : MJB / KAK
 Sample : 0A13050-ICV2
 Misc :
 ALS Vial : 69 Sample Multiplier: 1

Integration File: events.e
 Quant Time: Jan 14 09:38:18 2020
 Quant Method : L:\Methods\RECD2_QUANTPCB_200113.M
 Quant Title : PCB Data Analysis
 QLast Update : Tue Jan 14 09:35:58 2020
 Response via : Initial Calibration
 Integrator: ChemStation 6890 Scale Mode: Small noise peaks clipped

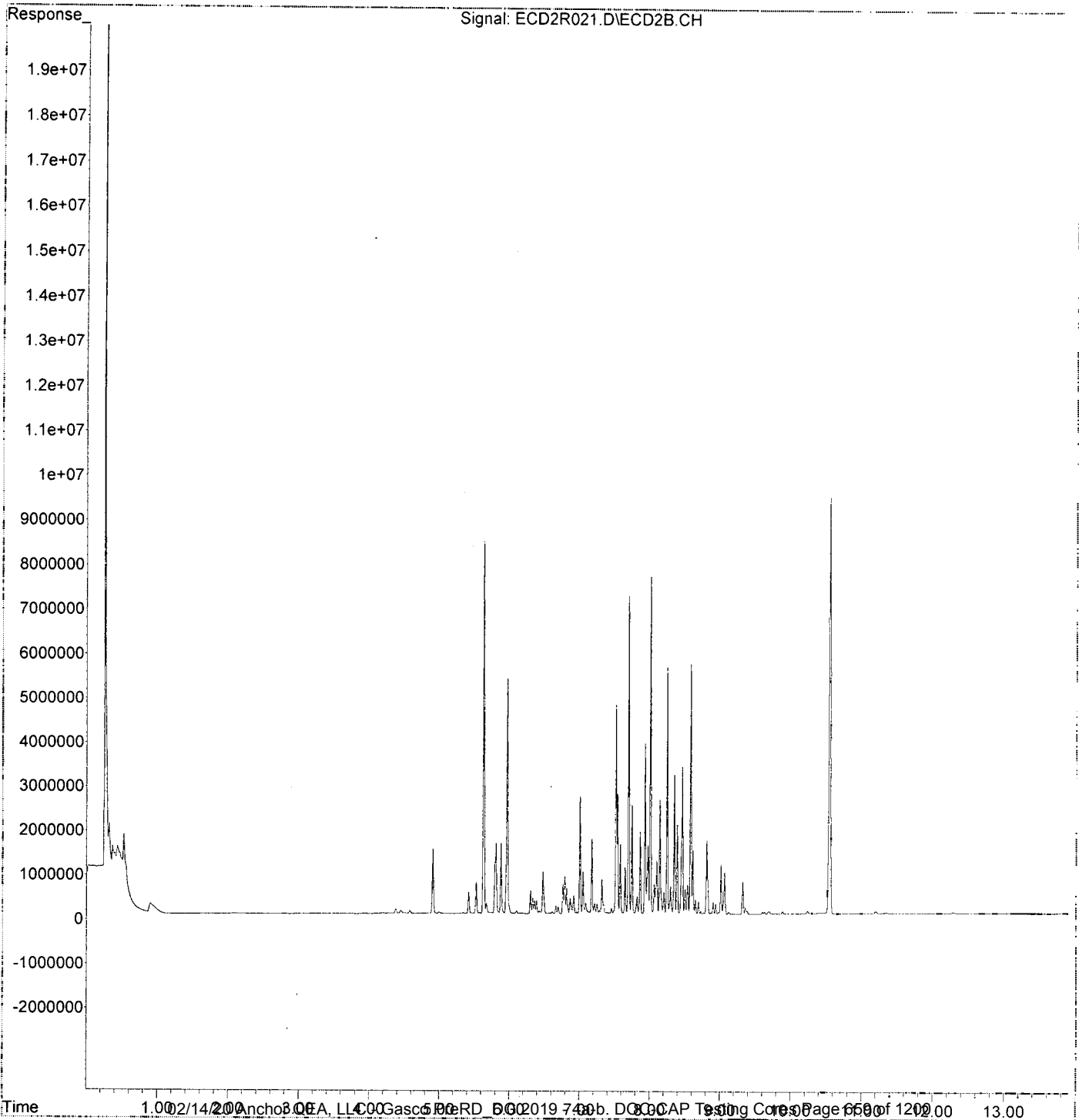
Compound	R.T.	Response	Conc Units
48) Aroclor 1262 (1)	8.349	3126649	295.757 ng/ml
49) Aroclor 1262 (2)	8.649	316091	20.690 ng/ml
50) Aroclor 1262 (3)	8.811	1659515	129.607 ng/ml
51) Aroclor 1262 (4)	9.065	944219	34.305 ng/ml
52) Aroclor 1262 (5)	9.323	736233	44.839 ng/ml
53) Aroclor 1262 (6)	9.889	56325	7.822 ng/ml
54) Aroclor 1262 - AVE	0.000	0	N.D. ng/ml
55) Aroclor 1268 (1)	8.870	37976	6.093 ng/ml
56) Aroclor 1268 (2)	9.323	736233	26.515 ng/ml
57) Aroclor 1268 (3)	9.385	69099	3.069 ng/ml
58) Aroclor 1268 (4)	9.604	39433	2.048 ng/ml
59) Aroclor 1268 (5)	9.889	56325	7.200 ng/ml
60) Aroclor 1268 (6)	10.240	59800	1.181 ng/ml
61) Aroclor 1268 - AVE	0.000	0	N.D. ng/ml

(f)=RT Delta > 1/2 Window

(m)=manual int.

Data Path : K:\DATA\0A13050\
Data File : ECD2R021.D
Signal(s) : ECD2B.CH
Acq On : 13 Jan 2020 22:15
Operator : MJB / KAK
Sample : 0A13050-ICV2
Misc :
ALS Vial : 69 Sample Multiplier: 1

Integration File: events.e
Quant Time: Jan 14 09:38:18 2020
Quant Method : L:\Methods\RECD2_QUANTPCB_200113.M
Quant Title : PCB Data Analysis
QLast Update : Tue Jan 14 09:35:58 2020
Response via : Initial Calibration
Integrator: ChemStation 6890 Scale Mode: Small noise peaks clipped



Data Path : K:\DATA\0A13050\
 Data File : ECD2R022.D
 Signal(s) : ECD2B.CH
 Acq On : 13 Jan 2020 22:32
 Operator : MJB / KAK
 Sample : 0A13050-ICV3
 Misc :
 ALS Vial : 70 Sample Multiplier: 1

Integration File: events.e
 Quant Time: Jan 14 09:38:51 2020
 Quant Method : L:\Methods\RECD2_QUANTPCB_200113.M
 Quant Title : PCB Data Analysis
 QLast Update : Tue Jan 14 09:35:58 2020
 Response via : Initial Calibration
 Integrator: ChemStation 6890 Scale Mode: Small noise peaks clipped

Handwritten:
 1/14/20
 1232, 1262

Compound	R.T.	Response	Conc	Units
System Monitoring Compounds				
1) S TCMX (S)	5.627	8656583	38.367	ng/ml
62) S DCBP (S)	10.549	9384526	84.375	ng/ml
Target Compounds				
2) Aroclor 1016 (1)	6.299	1350246	218.416	ng/ml
3) Aroclor 1016 (2)	6.789	2443408	213.559	ng/ml
4) Aroclor 1016 (3)	6.916	1134572	211.812	ng/ml
5) Aroclor 1016 (4)	7.002	928356	187.898	ng/ml
6) Aroclor 1016 (5)	7.047	1047657	188.920	ng/ml
7) Aroclor 1016 (6)	7.172	1131966	198.153	ng/ml
8) Aroclor 1016 - AVE	0.000	0	N.D.	ng/ml
9) Aroclor 1221 (1)	5.805	531565	305.933	ng/ml
10) Aroclor 1221 (2)	5.877	604859	352.281	ng/ml
11) Aroclor 1221 (3)	5.964	2221641	389.283	ng/ml
12) Aroclor 1221 - AVE	0.000	0	N.D.	ng/ml
13) Aroclor 1232 (1)	5.964	2221641	486.136	ng/ml
14) Aroclor 1232 (2)	6.299	1350246	518.780	ng/ml
15) Aroclor 1232 (3)	6.789	2443408	499.474	ng/ml
16) Aroclor 1232 (4)	7.002	928356	548.727	ng/ml
17) Aroclor 1232 (5)	7.047	1047657	503.477	ng/ml
18) Aroclor 1232 (6)	7.172	1131966	521.721	ng/ml
19) Aroclor 1232 - AVE	0.000	0	N.D.	ng/ml
20) Aroclor 1242 (1)	6.299	1350246	296.997	ng/ml
21) Aroclor 1242 (2)	6.789	2443408	276.953	ng/ml
22) Aroclor 1242 (3)	6.916	1134572	296.220	ng/ml
23) Aroclor 1242 (4)	7.002	928356	281.014	ng/ml
24) Aroclor 1242 (5)	7.047	1047657	262.312	ng/ml
25) Aroclor 1242 (6)	7.172	1131966	271.402	ng/ml
26) Aroclor 1242 - AVE	0.000	0	N.D.	ng/ml
27) Aroclor 1248 (1)	6.762	1888334	365.812	ng/ml
28) Aroclor 1248 (2)	7.002	928356	145.983	ng/ml
29) Aroclor 1248 (3)	7.047	1047657	176.499	ng/ml
30) Aroclor 1248 (4)	7.172	1131966	155.159	ng/ml
31) Aroclor 1248 (5)	7.538	1351685	151.845	ng/ml
32) Aroclor 1248 (6)	7.696	1745059	214.349	ng/ml
33) Aroclor 1248 - AVE	0.000	0	N.D.	ng/ml
34) Aroclor 1254 (1)	7.518	1328075	156.726	ng/ml
35) Aroclor 1254 (2)	7.696	1745059	125.455	ng/ml
36) Aroclor 1254 (3)	8.007	705753	46.510	ng/ml
37) Aroclor 1254 (4)	8.246	542138	49.662	ng/ml
38) Aroclor 1254 (5)	8.582	4080262	362.733	ng/ml
39) Aroclor 1254 (6)	8.797	1286937	364.863	ng/ml
40) Aroclor 1254 - AVE	0.000	0	N.D.	ng/ml
41) Aroclor 1260 (1)	8.143	4275414	406.105	ng/ml
42) Aroclor 1260 (2)	8.349	5037521	394.714	ng/ml
43) Aroclor 1260 (3)	8.582	4080262	307.685	ng/ml
44) Aroclor 1260 (4)	9.065	12366178	584.621	ng/ml
45) Aroclor 1260 (5)	9.324	7304758	597.051	ng/ml
46) Aroclor 1260 (6)	9.889	3314208	679.147	ng/ml
47) Aroclor 1260 - AVE	0.000	0	N.D.	ng/ml

Handwritten: 513.053

Quantitation Report (Not Reviewed)

Data Path : K:\DATA\0A13050\
 Data File : ECD2R022.D
 Signal(s) : ECD2B.CH
 Acq On : 13 Jan 2020 22:32
 Operator : MJB / KAK
 Sample : 0A13050-ICV3
 Misc :
 ALS Vial : 70 Sample Multiplier: 1

Integration File: events.e
 Quant Time: Jan 14 09:38:51 2020
 Quant Method : L:\Methods\RECD2_QUANTPCB_200113.M
 Quant Title : PCB Data Analysis
 QLast Update : Tue Jan 14 09:35:58 2020
 Response via : Initial Calibration
 Integrator: ChemStation 6890 Scale Mode: Small noise peaks clipped

Compound	R.T.	Response	Conc Units
48) Aroclor 1262 (1)	8.349	5037521	476.510 ng/ml
49) Aroclor 1262 (2)	8.650	6862374	449.182 ng/ml
50) Aroclor 1262 (3)	8.827	5598953	437.275 ng/ml
51) Aroclor 1262 (4)	9.065	12366178	449.277 ng/ml
52) Aroclor 1262 (5)	9.324	7304758	444.882 ng/ml
53) Aroclor 1262 (6)	9.889	3314208	460.273 ng/ml
54) Aroclor 1262 - AVE	0.000	0	N.D. ng/ml
55) Aroclor 1268 (1)	8.868	758406	121.692 ng/ml
56) Aroclor 1268 (2)	9.324	7304758	263.078 ng/ml
57) Aroclor 1268 (3)	9.388	3944690	175.193 ng/ml
58) Aroclor 1268 (4)	9.601	308022	15.998 ng/ml
59) Aroclor 1268 (5)	9.889	3314208	423.639 ng/ml
60) Aroclor 1268 (6)	10.238	1086007	21.456 ng/ml
61) Aroclor 1268 - AVE	0.000	0	N.D. ng/ml

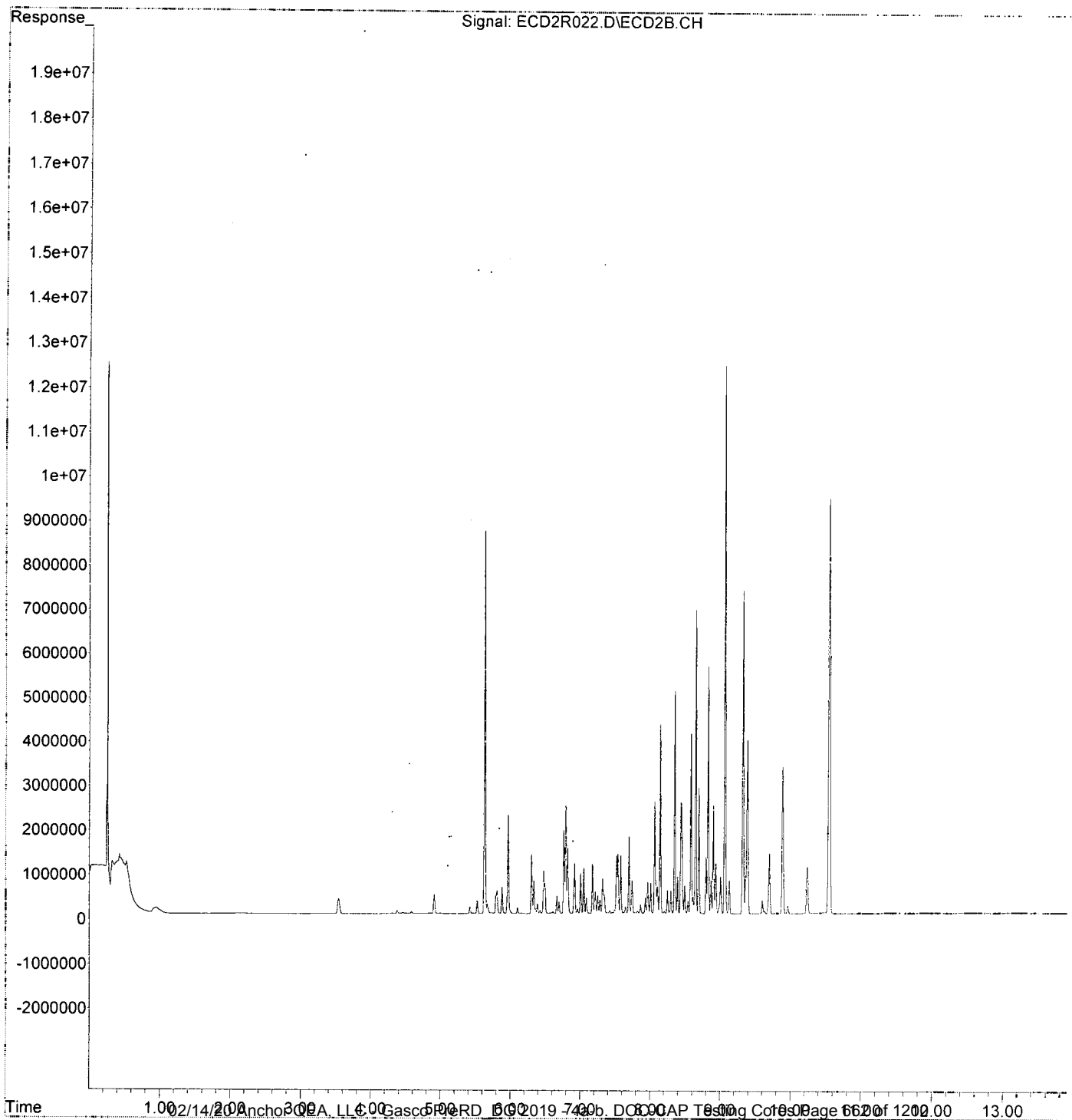
452.900

(f)=RT Delta > 1/2 Window

(m)=manual int.

Data Path : K:\DATA\0A13050\
Data File : ECD2R022.D
Signal(s) : ECD2B.CH
Acq On : 13 Jan 2020 22:32
Operator : MJB / KAK
Sample : 0A13050-ICV3
Misc :
ALS Vial : 70 Sample Multiplier: 1

Integration File: events.e
Quant Time: Jan 14 09:38:51 2020
Quant Method : L:\Methods\RECD2_QUANTPCB_200113.M
Quant Title : PCB Data Analysis
QLast Update : Tue Jan 14 09:35:58 2020
Response via : Initial Calibration
Integrator: ChemStation 6890 Scale Mode: Small noise peaks clipped



Data Path : K:\DATA\0A13050\
 Data File : ECD2R023.D
 Signal(s) : ECD2B.CH
 Acq On : 13 Jan 2020 22:50
 Operator : MJB / KAK
 Sample : 0A13050-ICV4
 Misc :
 ALS Vial : 71 Sample Multiplier: 1

Integration File: events.e
 Quant Time: Jan 14 09:39:27 2020
 Quant Method : L:\Methods\RECD2_QUANTPCB_200113.M
 Quant Title : PCB Data Analysis
 QLast Update : Tue Jan 14 09:35:58 2020
 Response via : Initial Calibration
 Integrator: ChemStation 6890 Scale Mode: Small noise peaks clipped

Handwritten:
 1/14/20
 1242, 1268

Compound	R.T.	Response	Conc Units
System Monitoring Compounds			
1) S TCMX (S)	5.627	9226068	40.891 ng/ml
62) S DCBP (S)	10.548	4337702	39.000 ng/ml
Target Compounds			
2) Aroclor 1016 (1)	6.299	2413373	390.388 ng/ml
3) Aroclor 1016 (2)	6.788	4561837	398.715 ng/ml
4) Aroclor 1016 (3)	6.915	2111530	394.199 ng/ml
5) Aroclor 1016 (4)	7.003	1711882	346.482 ng/ml
6) Aroclor 1016 (5)	7.047	2043722	368.536 ng/ml
7) Aroclor 1016 (6)	7.173	2181722	381.916 ng/ml
8) Aroclor 1016 - AVE	0.000	0	N.D. ng/ml
9) Aroclor 1221 (1)	5.804	182381	104.966 ng/ml
10) Aroclor 1221 (2)	5.876	369568	215.243 ng/ml
11) Aroclor 1221 (3)	5.964	1712969	300.152 ng/ml
12) Aroclor 1221 - AVE	0.000	0	N.D. ng/ml
13) Aroclor 1232 (1)	5.964	1712969	374.829 ng/ml
14) Aroclor 1232 (2)	6.299	2413373	927.246 ng/ml
15) Aroclor 1232 (3)	6.788	4561837	932.517 ng/ml
16) Aroclor 1232 (4)	7.003	1711882	1011.848 ng/ml
17) Aroclor 1232 (5)	7.047	2043722	982.160 ng/ml
18) Aroclor 1232 (6)	7.173	2181722	1005.553 ng/ml
19) Aroclor 1232 - AVE	0.000	0	N.D. ng/ml
20) Aroclor 1242 (1)	6.299	2413373	530.840 ng/ml
21) Aroclor 1242 (2)	6.788	4561837	517.071 ng/ml
22) Aroclor 1242 (3)	6.915	2111530	551.289 ng/ml
23) Aroclor 1242 (4)	7.003	1711882	518.188 ng/ml
24) Aroclor 1242 (5)	7.047	2043722	511.707 ng/ml
25) Aroclor 1242 (6)	7.173	2181722	523.093 ng/ml
26) Aroclor 1242 - AVE	0.000	0	N.D. ng/ml
27) Aroclor 1248 (1)	6.762	3611646	699.656 ng/ml
28) Aroclor 1248 (2)	7.003	1711882	269.191 ng/ml
29) Aroclor 1248 (3)	7.047	2043722	344.306 ng/ml
30) Aroclor 1248 (4)	7.173	2181722	299.050 ng/ml
31) Aroclor 1248 (5)	7.538	2591584	291.132 ng/ml
32) Aroclor 1248 (6)	7.694	2020479	248.179 ng/ml
33) Aroclor 1248 - AVE	0.000	0	N.D. ng/ml
34) Aroclor 1254 (1)	7.520	1648606	194.552 ng/ml
35) Aroclor 1254 (2)	7.694	2020479	145.255 ng/ml
36) Aroclor 1254 (3)	8.007	759688	50.064 ng/ml
37) Aroclor 1254 (4)	8.246	528301	48.395 ng/ml
38) Aroclor 1254 (5)	8.582	149523	13.293 ng/ml
39) Aroclor 1254 (6)	8.797	123265	34.947 ng/ml
40) Aroclor 1254 - AVE	0.000	0	N.D. ng/ml
41) Aroclor 1260 (1)	8.142	66974	6.362 ng/ml
42) Aroclor 1260 (2)	8.346	120430	9.436 ng/ml
43) Aroclor 1260 (3)	8.582	149523	11.275 ng/ml
44) Aroclor 1260 (4)	9.065	1461812	69.108 ng/ml
45) Aroclor 1260 (5)	9.324	13500094	1103.424 ng/ml
46) Aroclor 1260 (6)	9.889	3935860	806.536 ng/ml
47) Aroclor 1260 - AVE	0.000	0	N.D. ng/ml

Handwritten: 525.365

Data Path : K:\DATA\0A13050\
 Data File : ECD2R023.D
 Signal(s) : ECD2B.CH
 Acq On : 13 Jan 2020 22:50
 Operator : MJB / KAK
 Sample : 0A13050-ICV4
 Misc :
 ALS Vial : 71 Sample Multiplier: 1

Integration File: events.e
 Quant Time: Jan 14 09:39:27 2020
 Quant Method : L:\Methods\RECD2_QUANTPCB_200113.M
 Quant Title : PCB Data Analysis
 QLast Update : Tue Jan 14 09:35:58 2020
 Response via : Initial Calibration
 Integrator: ChemStation 6890 Scale Mode: Small noise peaks clipped

Compound	R.T.	Response	Conc	Units
48) Aroclor 1262 (1)	8.346	120430	11.392	ng/ml
49) Aroclor 1262 (2)	8.650	2695648	176.446	ng/ml
50) Aroclor 1262 (3)	8.827	202812	15.840	ng/ml
51) Aroclor 1262 (4)	9.065	1461812	53.109	ng/ml
52) Aroclor 1262 (5)	9.324	13500094	822.196	ng/ml
53) Aroclor 1262 (6)	9.889	3935860	546.607	ng/ml
54) Aroclor 1262 - AVE	0.000	0	N.D.	ng/ml
55) Aroclor 1268 (1)	8.868	3124772	501.395	ng/ml
56) Aroclor 1268 (2)	9.324	13500094	486.200	ng/ml
57) Aroclor 1268 (3)	9.390	11777316	523.058	ng/ml
58) Aroclor 1268 (4)	9.601	9243944	480.124	ng/ml
59) Aroclor 1268 (5)	9.889	3935860	503.102	ng/ml
60) Aroclor 1268 (6)	10.238	26494457	523.450	ng/ml
61) Aroclor 1268 - AVE	0.000	0	N.D.	ng/ml

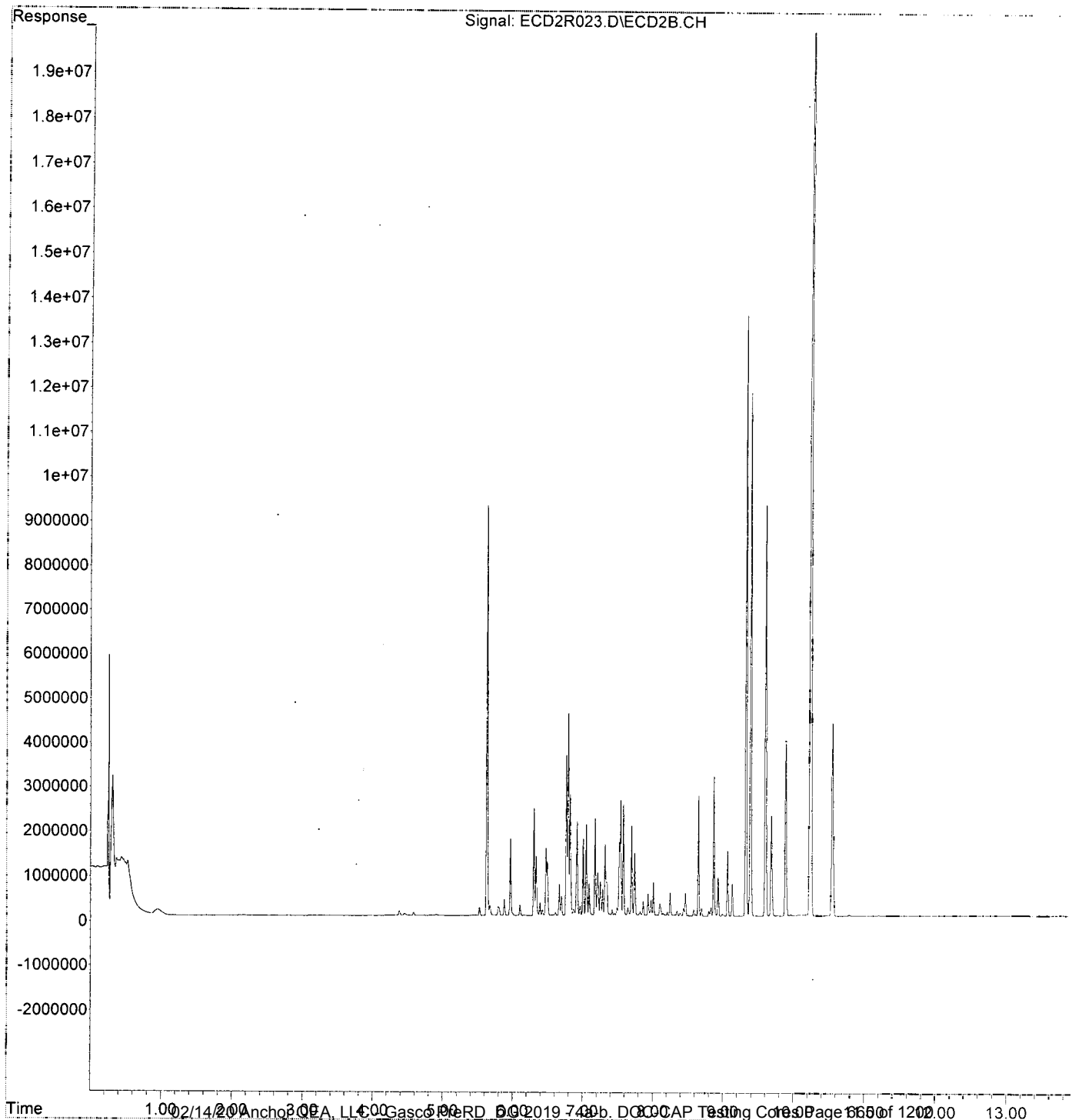
502.888

(f)=RT Delta > 1/2 Window

(m)=manual int.

Data Path : K:\DATA\0A13050\
Data File : ECD2R023.D
Signal(s) : ECD2B.CH
Acq On : 13 Jan 2020 22:50
Operator : MJB / KAK
Sample : 0A13050-ICV4
Misc :
ALS Vial : 71 Sample Multiplier: 1

Integration File: events.e
Quant Time: Jan 14 09:39:27 2020
Quant Method : L:\Methods\RECD2_QUANTPCB_200113.M
Quant Title : PCB Data Analysis
QLast Update : Tue Jan 14 09:35:58 2020
Response via : Initial Calibration
Integrator: ChemStation 6890 Scale Mode: Small noise peaks clipped



Data Path : K:\DATA\0A13050\
 Data File : ECD2R025.D
 Signal(s) : ECD2B.CH
 Acq On : 14 Jan 2020 8:02
 Operator : MJB / KAK
 Sample : 0A13050-ICV5
 Misc :
 ALS Vial : 72 Sample Multiplier: 1

Integration File: events.e
 Quant Time: Jan 14 09:40:40 2020
 Quant Method : L:\Methods\RECD2_QUANTPCB_200113.M
 Quant Title : PCB Data Analysis
 QLast Update : Tue Jan 14 09:35:58 2020
 Response via : Initial Calibration
 Integrator: ChemStation 6890 Scale Mode: Small noise peaks clipped

[Handwritten Signature]
 1/14/20
 12A8

Compound	R.T.	Response	Conc Units
System Monitoring Compounds			
1) S TCMX (S)	5.626	3813	0.017 ng/ml
62) S DCBP (S)	10.549	7136	0.064 ng/ml
Target Compounds			
2) Aroclor 1016 (1)	6.300	1394431	225.564 ng/ml
3) Aroclor 1016 (2)	6.790	2958219	258.555 ng/ml
4) Aroclor 1016 (3)	6.914	1341022	250.354 ng/ml
5) Aroclor 1016 (4)	7.004	3704379	749.759 ng/ml
6) Aroclor 1016 (5)	7.049	3586571	646.751 ng/ml
7) Aroclor 1016 (6)	7.174	4317847	755.849 ng/ml
8) Aroclor 1016 - AVE	0.000	0	N.D. ng/ml
9) Aroclor 1221 (1)	5.804	21978	12.649 ng/ml
10) Aroclor 1221 (2)	5.877	39285	22.880 ng/ml
11) Aroclor 1221 (3)	5.964	217044	38.031 ng/ml
12) Aroclor 1221 - AVE	0.000	0	N.D. ng/ml
13) Aroclor 1232 (1)	5.964	217044	47.493 ng/ml
14) Aroclor 1232 (2)	6.300	1394431	535.756 ng/ml
15) Aroclor 1232 (3)	6.790	2958219	604.710 ng/ml
16) Aroclor 1232 (4)	7.004	3704379	2189.560 ng/ml
17) Aroclor 1232 (5)	7.049	3586571	1723.613 ng/ml
18) Aroclor 1232 (6)	7.174	4317847	1990.089 ng/ml
19) Aroclor 1232 - AVE	0.000	0	N.D. ng/ml
20) Aroclor 1242 (1)	6.300	1394431	306.716 ng/ml
21) Aroclor 1242 (2)	6.790	2958219	335.306 ng/ml
22) Aroclor 1242 (3)	6.914	1341022	350.121 ng/ml
23) Aroclor 1242 (4)	7.004	3704379	1121.319 ng/ml
24) Aroclor 1242 (5)	7.049	3586571	898.006 ng/ml
25) Aroclor 1242 (6)	7.174	4317847	1035.253 ng/ml
26) Aroclor 1242 - AVE	0.000	0	N.D. ng/ml
27) Aroclor 1248 (1)	6.763	2856083	553.287 ng/ml
28) Aroclor 1248 (2)	7.004	3704379	582.509 ng/ml
29) Aroclor 1248 (3)	7.049	3586571	604.230 ng/ml
30) Aroclor 1248 (4)	7.174	4317847	591.850 ng/ml
31) Aroclor 1248 (5)	7.539	5461777	613.562 ng/ml
32) Aroclor 1248 (6)	7.696	4885408	600.083 ng/ml
33) Aroclor 1248 - AVE	0.000	0	N.D. ng/ml
34) Aroclor 1254 (1)	7.521	3710121	437.832 ng/ml
35) Aroclor 1254 (2)	7.696	4885408	351.220 ng/ml
36) Aroclor 1254 (3)	8.008	2831335	186.587 ng/ml
37) Aroclor 1254 (4)	8.248	1962735	179.795 ng/ml
38) Aroclor 1254 (5)	8.581	433653	38.552 ng/ml
39) Aroclor 1254 (6)	8.811	168693	47.827 ng/ml
40) Aroclor 1254 - AVE	0.000	0	N.D. ng/ml
41) Aroclor 1260 (1)	8.144	240144	22.810 ng/ml
42) Aroclor 1260 (2)	8.347	321684	25.205 ng/ml
43) Aroclor 1260 (3)	8.581	433653	32.701 ng/ml
44) Aroclor 1260 (4)	9.066	86034	4.067 ng/ml
45) Aroclor 1260 (5)	9.324	59779	4.886 ng/ml
46) Aroclor 1260 (6)	9.890	17482	3.582 ng/ml
47) Aroclor 1260 - AVE	0.000	0	N.D. ng/ml

590.920

Data Path : K:\DATA\0A13050\
 Data File : ECD2R025.D
 Signal(s) : ECD2B.CH
 Acq On : 14 Jan 2020 8:02
 Operator : MJB / KAK
 Sample : 0A13050-ICV5
 Misc :
 ALS Vial : 72 Sample Multiplier: 1

Integration File: events.e
 Quant Time: Jan 14 09:40:40 2020
 Quant Method : L:\Methods\RECD2_QUANTPCB_200113.M
 Quant Title : PCB Data Analysis
 QLast Update : Tue Jan 14 09:35:58 2020
 Response via : Initial Calibration
 Integrator: ChemStation 6890 Scale Mode: Small noise peaks clipped

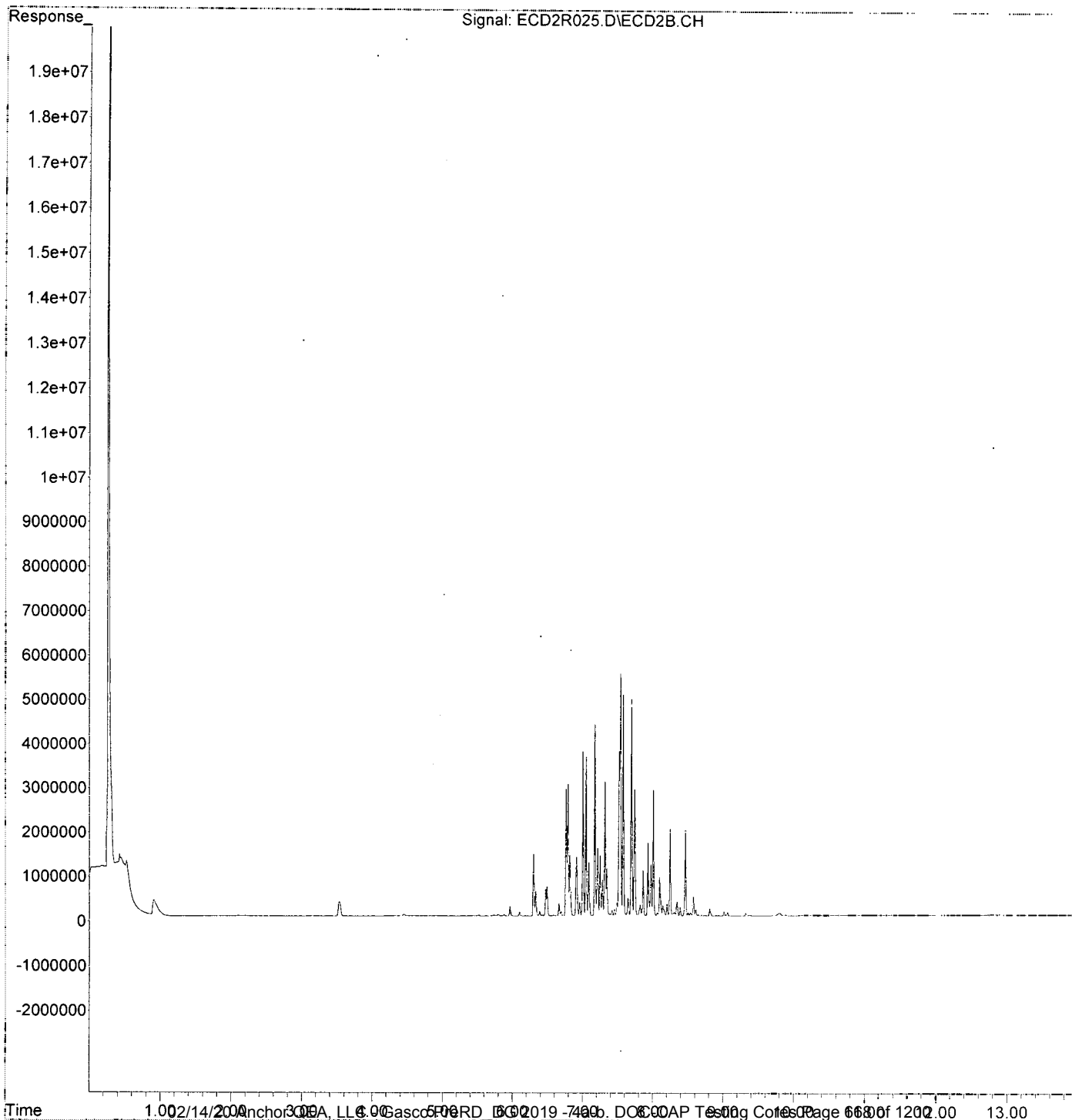
Compound	R.T.	Response	Conc Units
48) Aroclor 1262 (1)	8.347	321684	30.429 ng/ml
49) Aroclor 1262 (2)	8.651	34532	2.260 ng/ml
50) Aroclor 1262 (3)	8.811	168693	13.175 ng/ml
51) Aroclor 1262 (4)	9.066	86034	3.126 ng/ml
52) Aroclor 1262 (5)	9.324	59779	3.641 ng/ml
53) Aroclor 1262 (6)	9.890	17482	2.428 ng/ml
54) Aroclor 1262 - AVE	0.000	0	N.D. ng/ml
55) Aroclor 1268 (1)	8.871	5093	0.817 ng/ml
56) Aroclor 1268 (2)	9.324	59779	2.153 ng/ml
57) Aroclor 1268 (3)	9.389	17646	0.784 ng/ml
58) Aroclor 1268 (4)	9.602	2145	0.111 ng/ml
59) Aroclor 1268 (5)	9.890	17482	2.235 ng/ml
60) Aroclor 1268 (6)	10.239	7273	0.144 ng/ml
61) Aroclor 1268 - AVE	0.000	0	N.D. ng/ml

(f)=RT Delta > 1/2 Window

(m)=manual int.

Data Path : K:\DATA\0A13050\
Data File : ECD2R025.D
Signal(s) : ECD2B.CH
Acq On : 14 Jan 2020 8:02
Operator : MJB / KAK
Sample : 0A13050-ICV5
Misc :
ALS Vial : 72 Sample Multiplier: 1

Integration File: events.e
Quant Time: Jan 14 09:40:40 2020
Quant Method : L:\Methods\RECD2_QUANTPCB_200113.M
Quant Title : PCB Data Analysis
QLast Update : Tue Jan 14 09:35:58 2020
Response via : Initial Calibration
Integrator: ChemStation 6890 Scale Mode: Small noise peaks clipped



Data Path : K:\DATA\0A13050\quant
 Data File : ECD2R005.D
 Signal(s) : ECD2B.CH
 Acq On : 13 Jan 2020 17:33
 Operator : MJB / KAK
 Sample : 0A13050-CAL1
 Misc :
 ALS Vial : 54 Sample Multiplier: 1

Integration File: events.e
 Quant Time: Jan 14 11:03:11 2020
 Quant Method : L:\Methods\RECD2_QUANTPCB_200113.M
 Quant Title : PCB Data Analysis
 QLast Update : Tue Jan 14 09:35:58 2020
 Response via : Initial Calibration
 Integrator: ChemStation 6890 Scale Mode: Small noise peaks clipped

Compound	R.T.	Response	Conc	Units
System Monitoring Compounds				
1) S TCMX (S)	5.628	2095506	9.288	ng/ml ✓
62) S DCBP (S)	10.551	1072604	9.644	ng/ml ✓
Target Compounds				
2) Aroclor 1016 (1)	6.300	145279	23.500	ng/ml
3) Aroclor 1016 (2)	6.790	249458	21.803	ng/ml
4) Aroclor 1016 (3)	6.917	116035	21.662	ng/ml
5) Aroclor 1016 (4)	7.004	117409	23.763	ng/ml ✓
6) Aroclor 1016 (5)	7.049	131375	23.690	ng/ml
7) Aroclor 1016 (6)	7.174	135212	23.669	ng/ml
8) Aroclor 1016 - AVE	0.000	0	N.D.	ng/ml
9) Aroclor 1221 (1)	0.000	0	N.D.	ng/ml
10) Aroclor 1221 (2)	0.000	0	N.D.	ng/ml
11) Aroclor 1221 (3)	0.000	0	N.D.	ng/ml
12) Aroclor 1221 - AVE	0.000	0	N.D.	ng/ml
13) Aroclor 1232 (1)	0.000	0	N.D.	ng/ml
14) Aroclor 1232 (2)	0.000	0	N.D.	ng/ml
15) Aroclor 1232 (3)	0.000	0	N.D.	ng/ml
16) Aroclor 1232 (4)	0.000	0	N.D.	ng/ml
17) Aroclor 1232 (5)	0.000	0	N.D.	ng/ml
18) Aroclor 1232 (6)	0.000	0	N.D.	ng/ml
19) Aroclor 1232 - AVE	0.000	0	N.D.	ng/ml
20) Aroclor 1242 (1)	0.000	0	N.D.	ng/ml
21) Aroclor 1242 (2)	0.000	0	N.D.	ng/ml
22) Aroclor 1242 (3)	0.000	0	N.D.	ng/ml
23) Aroclor 1242 (4)	0.000	0	N.D.	ng/ml
24) Aroclor 1242 (5)	0.000	0	N.D.	ng/ml
25) Aroclor 1242 (6)	0.000	0	N.D.	ng/ml
26) Aroclor 1242 - AVE	0.000	0	N.D.	ng/ml
27) Aroclor 1248 (1)	0.000	0	N.D.	ng/ml
28) Aroclor 1248 (2)	0.000	0	N.D.	ng/ml
29) Aroclor 1248 (3)	0.000	0	N.D.	ng/ml
30) Aroclor 1248 (4)	0.000	0	N.D.	ng/ml
31) Aroclor 1248 (5)	0.000	0	N.D.	ng/ml
32) Aroclor 1248 (6)	0.000	0	N.D.	ng/ml
33) Aroclor 1248 - AVE	0.000	0	N.D.	ng/ml
34) Aroclor 1254 (1)	0.000	0	N.D.	ng/ml
35) Aroclor 1254 (2)	0.000	0	N.D.	ng/ml
36) Aroclor 1254 (3)	0.000	0	N.D.	ng/ml
37) Aroclor 1254 (4)	0.000	0	N.D.	ng/ml
38) Aroclor 1254 (5)	0.000	0	N.D.	ng/ml
39) Aroclor 1254 (6)	0.000	0	N.D.	ng/ml
40) Aroclor 1254 - AVE	0.000	0	N.D.	ng/ml
41) Aroclor 1260 (1)	8.144	236430	22.458	ng/ml
42) Aroclor 1260 (2)	8.351	280991	22.017	ng/ml
43) Aroclor 1260 (3)	8.582	282360	21.292	ng/ml
44) Aroclor 1260 (4)	9.067	414593	19.600	ng/ml ✓
45) Aroclor 1260 (5)	9.325	257901	21.079	ng/ml
46) Aroclor 1260 (6)	9.891	103156	21.139	ng/ml
47) Aroclor 1260 - AVE	0.000	0	N.D.	ng/ml

Handwritten signature
1/14/20

Data Path : K:\DATA\0A13050\requant\
 Data File : ECD2R005.D
 Signal(s) : ECD2B.CH
 Acq On : 13 Jan 2020 17:33
 Operator : MJB / KAK
 Sample : 0A13050-CAL1
 Misc :
 ALS Vial : 54 Sample Multiplier: 1

Integration File: events.e
 Quant Time: Jan 14 11:03:11 2020
 Quant Method : L:\Methods\RECD2_QUANTPCB_200113.M
 Quant Title : PCB Data Analysis
 QLast Update : Tue Jan 14 09:35:58 2020
 Response via : Initial Calibration
 Integrator: ChemStation 6890 Scale Mode: Small noise peaks clipped

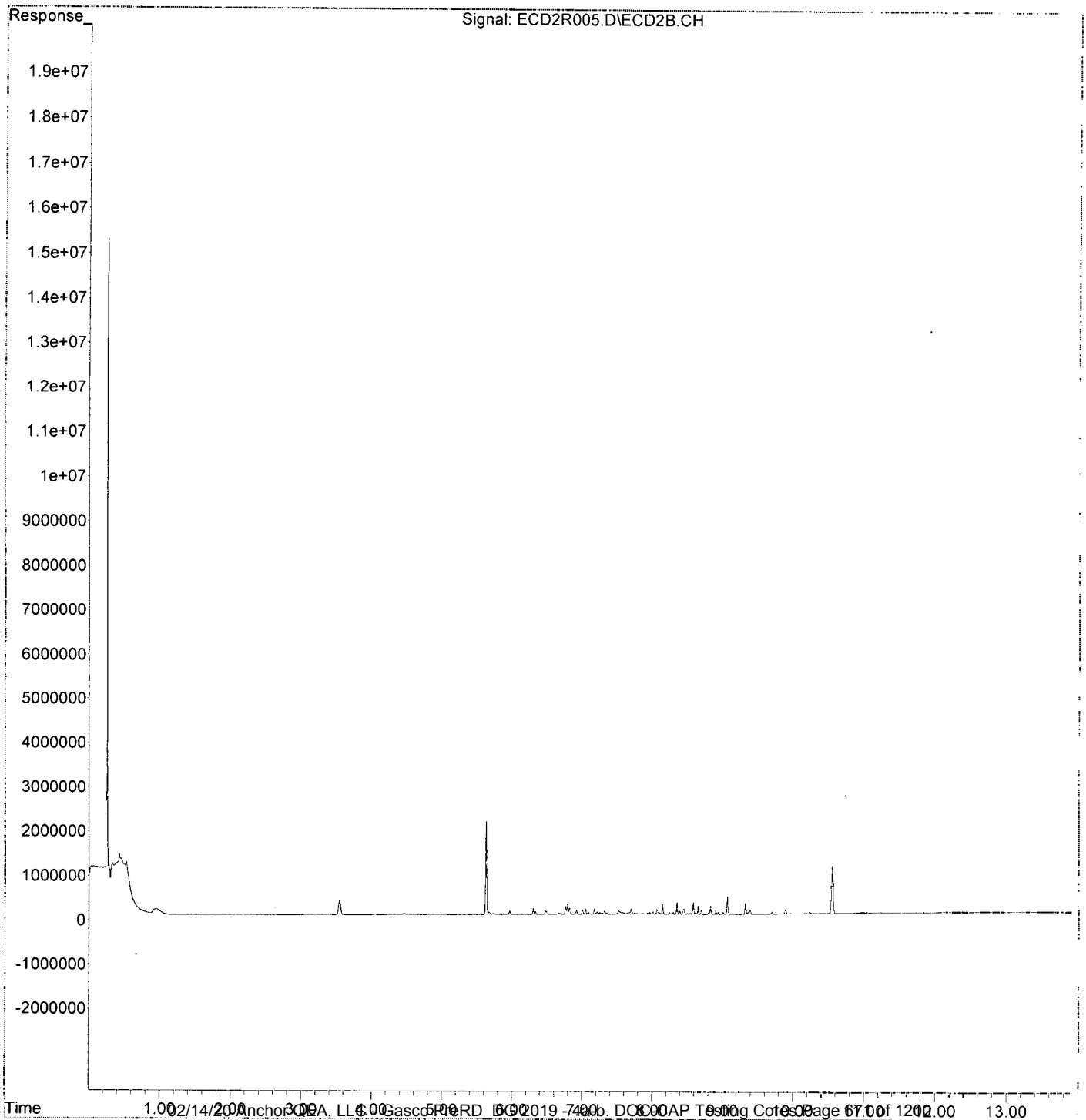
Compound	R.T.	Response	Conc	Units
48) Aroclor 1262 (1)	0.000	0	N.D.	ng/mld
49) Aroclor 1262 (2)	0.000	0	N.D.	ng/mld
50) Aroclor 1262 (3)	0.000	0	N.D.	ng/mld
51) Aroclor 1262 (4)	0.000	0	N.D.	ng/mld
52) Aroclor 1262 (5)	0.000	0	N.D.	ng/mld
53) Aroclor 1262 (6)	0.000	0	N.D.	ng/mld
54) Aroclor 1262 - AVE	0.000	0	N.D.	ng/mld
55) Aroclor 1268 (1)	0.000	0	N.D.	ng/mld
56) Aroclor 1268 (2)	0.000	0	N.D.	ng/mld
57) Aroclor 1268 (3)	0.000	0	N.D.	ng/mld
58) Aroclor 1268 (4)	0.000	0	N.D.	ng/mld
59) Aroclor 1268 (5)	0.000	0	N.D.	ng/mld
60) Aroclor 1268 (6)	0.000	0	N.D.	ng/mld
61) Aroclor 1268 - AVE	0.000	0	N.D.	ng/mld

(f)=RT Delta > 1/2 Window

(m)=manual int.

Data Path : K:\DATA\0A13050\requant\
 Data File : ECD2R005.D
 Signal(s) : ECD2B.CH
 Acq On : 13 Jan 2020 17:33
 Operator : MJB / KAK
 Sample : 0A13050-CAL1
 Misc :
 ALS Vial : 54 Sample Multiplier: 1

Integration File: events.e
 Quant Time: Jan 14 11:03:11 2020
 Quant Method : L:\Methods\RECD2_QUANTPCB_200113.M
 Quant Title : PCB Data Analysis
 QLast Update : Tue Jan 14 09:35:58 2020
 Response via : Initial Calibration
 Integrator: ChemStation 6890 Scale Mode: Small noise peaks clipped



Data Path : K:\DATA\0A13050\Quant
 Data File : ECD2R006.D
 Signal(s) : ECD2B.CH
 Acq On : 13 Jan 2020 17:50
 Operator : MJB / KAK
 Sample : 0A13050-CAL2
 Misc :
 ALS Vial : 55 Sample Multiplier: 1

Integration File: events.e
 Quant Time: Jan 14 11:03:32 2020
 Quant Method : L:\Methods\RECD2_QUANTPCB_200113.M
 Quant Title : PCB Data Analysis
 QLast Update : Tue Jan 14 09:35:58 2020
 Response via : Initial Calibration
 Integrator: ChemStation 6890 Scale Mode: Small noise peaks clipped

[Handwritten Signature]
 1/14/20

Compound	R.T.	Response	Conc	Units
System Monitoring Compounds				
1) S TCMX (S)	5.628	5312749	23.547	ng/ml ✓
62) S DCBP (S)	10.550	2755983	24.779	ng/ml ✓
Target Compounds				
2) Aroclor 1016 (1)	6.300	343821	55.617	ng/ml
3) Aroclor 1016 (2)	6.790	597996	52.266	ng/ml
4) Aroclor 1016 (3)	6.917	290069	54.153	ng/ml ✓
5) Aroclor 1016 (4)	7.004	278534	56.375	ng/ml
6) Aroclor 1016 (5)	7.048	307931	55.528	ng/ml
7) Aroclor 1016 (6)	7.174	315508	55.230	ng/ml
8) Aroclor 1016 - AVE	0.000	0	N.D.	ng/ml
9) Aroclor 1221 (1)	0.000	0	N.D.	ng/ml
10) Aroclor 1221 (2)	0.000	0	N.D.	ng/ml
11) Aroclor 1221 (3)	0.000	0	N.D.	ng/ml
12) Aroclor 1221 - AVE	0.000	0	N.D.	ng/ml
13) Aroclor 1232 (1)	0.000	0	N.D.	ng/ml
14) Aroclor 1232 (2)	0.000	0	N.D.	ng/ml
15) Aroclor 1232 (3)	0.000	0	N.D.	ng/ml
16) Aroclor 1232 (4)	0.000	0	N.D.	ng/ml
17) Aroclor 1232 (5)	0.000	0	N.D.	ng/ml
18) Aroclor 1232 (6)	0.000	0	N.D.	ng/ml
19) Aroclor 1232 - AVE	0.000	0	N.D.	ng/ml
20) Aroclor 1242 (1)	0.000	0	N.D.	ng/ml
21) Aroclor 1242 (2)	0.000	0	N.D.	ng/ml
22) Aroclor 1242 (3)	0.000	0	N.D.	ng/ml
23) Aroclor 1242 (4)	0.000	0	N.D.	ng/ml
24) Aroclor 1242 (5)	0.000	0	N.D.	ng/ml
25) Aroclor 1242 (6)	0.000	0	N.D.	ng/ml
26) Aroclor 1242 - AVE	0.000	0	N.D.	ng/ml
27) Aroclor 1248 (1)	0.000	0	N.D.	ng/ml
28) Aroclor 1248 (2)	0.000	0	N.D.	ng/ml
29) Aroclor 1248 (3)	0.000	0	N.D.	ng/ml
30) Aroclor 1248 (4)	0.000	0	N.D.	ng/ml
31) Aroclor 1248 (5)	0.000	0	N.D.	ng/ml
32) Aroclor 1248 (6)	0.000	0	N.D.	ng/ml
33) Aroclor 1248 - AVE	0.000	0	N.D.	ng/ml
34) Aroclor 1254 (1)	0.000	0	N.D.	ng/ml
35) Aroclor 1254 (2)	0.000	0	N.D.	ng/ml
36) Aroclor 1254 (3)	0.000	0	N.D.	ng/ml
37) Aroclor 1254 (4)	0.000	0	N.D.	ng/ml
38) Aroclor 1254 (5)	0.000	0	N.D.	ng/ml
39) Aroclor 1254 (6)	0.000	0	N.D.	ng/ml
40) Aroclor 1254 - AVE	0.000	0	N.D.	ng/ml
41) Aroclor 1260 (1)	8.144	540959	51.384	ng/ml
42) Aroclor 1260 (2)	8.350	656411	51.433	ng/ml
43) Aroclor 1260 (3)	8.582	674172	50.838	ng/ml
44) Aroclor 1260 (4)	9.066	1047953	49.543	ng/ml ✓
45) Aroclor 1260 (5)	9.325	608364	49.724	ng/ml
46) Aroclor 1260 (6)	9.891	261903	53.669	ng/ml
47) Aroclor 1260 - AVE	0.000	0	N.D.	ng/ml

Data Path : K:\DATA\0A13050\requant\
 Data File : ECD2R006.D
 Signal(s) : ECD2B.CH
 Acq On : 13 Jan 2020 17:50
 Operator : MJB / KAK
 Sample : 0A13050-CAL2
 Misc :
 ALS Vial : 55 Sample Multiplier: 1

Integration File: events.e
 Quant Time: Jan 14 11:03:32 2020
 Quant Method : L:\Methods\RECD2_QUANTPCB_200113.M
 Quant Title : PCB Data Analysis
 QLast Update : Tue Jan 14 09:35:58 2020
 Response via : Initial Calibration
 Integrator: ChemStation 6890 Scale Mode: Small noise peaks clipped

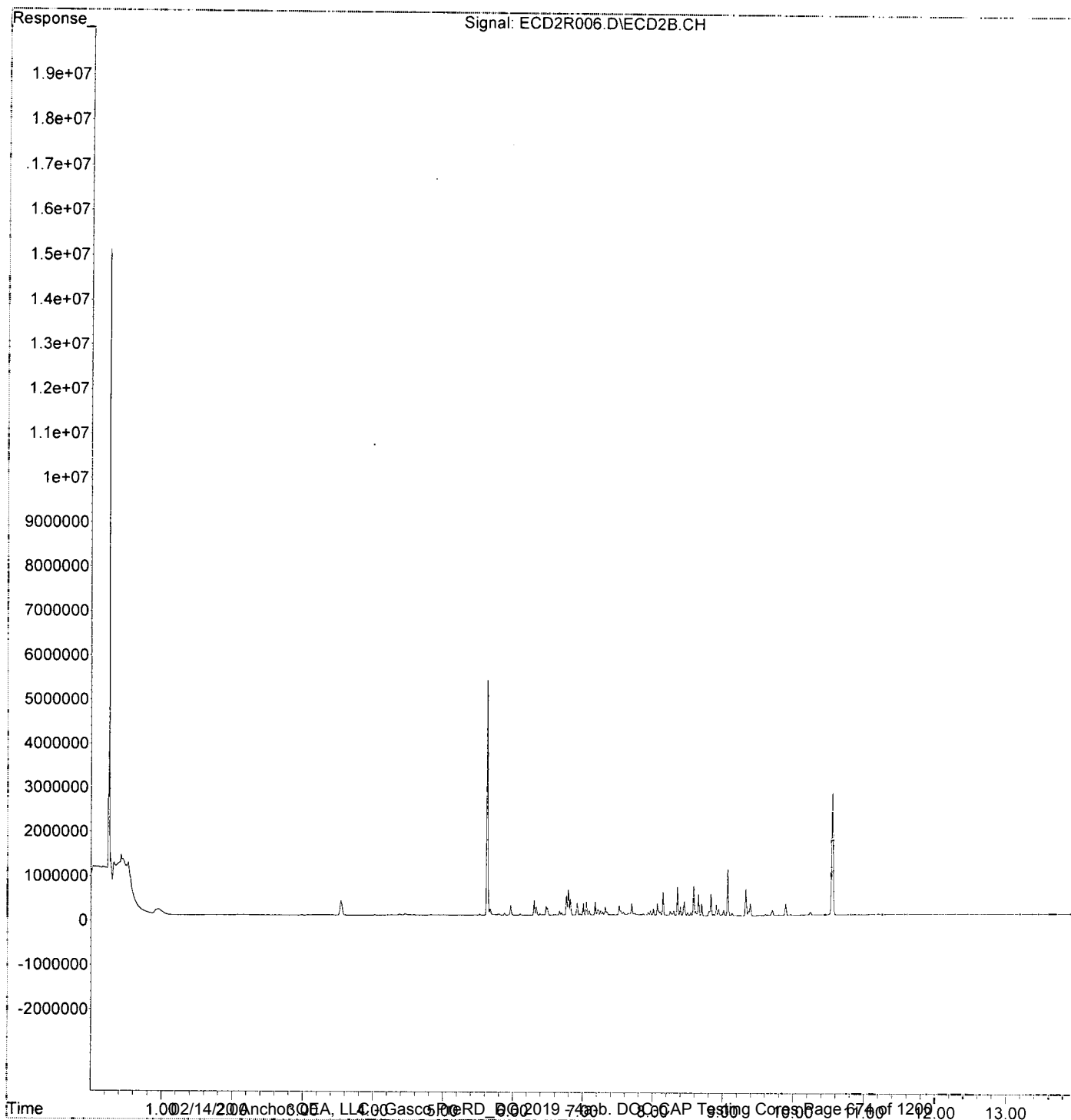
	Compound	R.T.	Response	Conc	Units
48)	Aroclor 1262 (1)	0.000	0	N.D.	ng/ml
49)	Aroclor 1262 (2)	0.000	0	N.D.	ng/ml
50)	Aroclor 1262 (3)	0.000	0	N.D.	ng/ml
51)	Aroclor 1262 (4)	0.000	0	N.D.	ng/ml
52)	Aroclor 1262 (5)	0.000	0	N.D.	ng/ml
53)	Aroclor 1262 (6)	0.000	0	N.D.	ng/ml
54)	Aroclor 1262 - AVE	0.000	0	N.D.	ng/ml
55)	Aroclor 1268 (1)	0.000	0	N.D.	ng/ml
56)	Aroclor 1268 (2)	0.000	0	N.D.	ng/ml
57)	Aroclor 1268 (3)	0.000	0	N.D.	ng/ml
58)	Aroclor 1268 (4)	0.000	0	N.D.	ng/ml
59)	Aroclor 1268 (5)	0.000	0	N.D.	ng/ml
60)	Aroclor 1268 (6)	0.000	0	N.D.	ng/ml
61)	Aroclor 1268 - AVE	0.000	0	N.D.	ng/ml

(f)=RT Delta > 1/2 Window

(m)=manual int.

Data Path : K:\DATA\0A13050\requant\
 Data File : ECD2R006.D
 Signal(s) : ECD2B.CH
 Acq On : 13 Jan 2020 17:50
 Operator : MJB / KAK
 Sample : 0A13050-CAL2
 Misc :
 ALS Vial : 55 Sample Multiplier: 1

Integration File: events.e
 Quant Time: Jan 14 11:03:32 2020
 Quant Method : L:\Methods\RECD2_QUANTPCB_200113.M
 Quant Title : PCB Data Analysis
 QLast Update : Tue Jan 14 09:35:58 2020
 Response via : Initial Calibration
 Integrator: ChemStation 6890 Scale Mode: Small noise peaks clipped



Data Path : K:\DATA\0A13050\Quant
 Data File : ECD2R007.D
 Signal(s) : ECD2B.CH
 Acq On : 13 Jan 2020 18:08
 Operator : MJB / KAK
 Sample : 0A13050-CAL3
 Misc :
 ALS Vial : 56 Sample Multiplier: 1

Integration File: events.e
 Quant Time: Jan 14 11:03:52 2020
 Quant Method : L:\Methods\RECD2_QUANTPCB_200113.M
 Quant Title : PCB Data Analysis
 QLast Update : Tue Jan 14 09:35:58 2020
 Response via : Initial Calibration
 Integrator: ChemStation 6890 Scale Mode: Small noise peaks clipped

Compound	R.T.	Response	Conc	Units
System Monitoring Compounds				
1) S TCMX (S)	5.628	11084215	49.127	ng/ml ✓
62) S DCBP (S)	10.550	5396453	48.519	ng/ml ✓
Target Compounds				
2) Aroclor 1016 (1)	6.300	639728	103.483	ng/ml
3) Aroclor 1016 (2)	6.790	1142660	99.871	ng/ml
4) Aroclor 1016 (3)	6.917	536991	100.250	ng/ml
5) Aroclor 1016 (4)	7.003	519409	105.127	ng/ml
6) Aroclor 1016 (5)	7.048	569313	102.662	ng/ml
7) Aroclor 1016 (6)	7.174	588135	102.954	ng/ml
8) Aroclor 1016 - AVE	0.000	0	N.D.	ng/ml
9) Aroclor 1221 (1)	0.000	0	N.D.	ng/ml
10) Aroclor 1221 (2)	0.000	0	N.D.	ng/ml
11) Aroclor 1221 (3)	0.000	0	N.D.	ng/ml
12) Aroclor 1221 - AVE	0.000	0	N.D.	ng/ml
13) Aroclor 1232 (1)	0.000	0	N.D.	ng/ml
14) Aroclor 1232 (2)	0.000	0	N.D.	ng/ml
15) Aroclor 1232 (3)	0.000	0	N.D.	ng/ml
16) Aroclor 1232 (4)	0.000	0	N.D.	ng/ml
17) Aroclor 1232 (5)	0.000	0	N.D.	ng/ml
18) Aroclor 1232 (6)	0.000	0	N.D.	ng/ml
19) Aroclor 1232 - AVE	0.000	0	N.D.	ng/ml
20) Aroclor 1242 (1)	0.000	0	N.D.	ng/ml
21) Aroclor 1242 (2)	0.000	0	N.D.	ng/ml
22) Aroclor 1242 (3)	0.000	0	N.D.	ng/ml
23) Aroclor 1242 (4)	0.000	0	N.D.	ng/ml
24) Aroclor 1242 (5)	0.000	0	N.D.	ng/ml
25) Aroclor 1242 (6)	0.000	0	N.D.	ng/ml
26) Aroclor 1242 - AVE	0.000	0	N.D.	ng/ml
27) Aroclor 1248 (1)	0.000	0	N.D.	ng/ml
28) Aroclor 1248 (2)	0.000	0	N.D.	ng/ml
29) Aroclor 1248 (3)	0.000	0	N.D.	ng/ml
30) Aroclor 1248 (4)	0.000	0	N.D.	ng/ml
31) Aroclor 1248 (5)	0.000	0	N.D.	ng/ml
32) Aroclor 1248 (6)	0.000	0	N.D.	ng/ml
33) Aroclor 1248 - AVE	0.000	0	N.D.	ng/ml
34) Aroclor 1254 (1)	0.000	0	N.D.	ng/ml
35) Aroclor 1254 (2)	0.000	0	N.D.	ng/ml
36) Aroclor 1254 (3)	0.000	0	N.D.	ng/ml
37) Aroclor 1254 (4)	0.000	0	N.D.	ng/ml
38) Aroclor 1254 (5)	0.000	0	N.D.	ng/ml
39) Aroclor 1254 (6)	0.000	0	N.D.	ng/ml
40) Aroclor 1254 - AVE	0.000	0	N.D.	ng/ml
41) Aroclor 1260 (1)	8.143	1060465	100.729	ng/ml
42) Aroclor 1260 (2)	8.351	1321460	103.543	ng/ml
43) Aroclor 1260 (3)	8.582	1327338	100.092	ng/ml
44) Aroclor 1260 (4)	9.066	2051063	96.966	ng/ml ✓
45) Aroclor 1260 (5)	9.325	1220407	99.749	ng/ml
46) Aroclor 1260 (6)	9.890	478851	98.126	ng/ml
47) Aroclor 1260 - AVE	0.000	0	N.D.	ng/ml

[Handwritten signature]
1/14/20

Data Path : K:\DATA\0A13050\requant\
 Data File : ECD2R007.D
 Signal(s) : ECD2B.CH
 Acq On : 13 Jan 2020 18:08
 Operator : MJB / KAK
 Sample : 0A13050-CAL3
 Misc :
 ALS Vial : 56 Sample Multiplier: 1

Integration File: events.e
 Quant Time: Jan 14 11:03:52 2020
 Quant Method : L:\Methods\RECD2_QUANTPCB_200113.M
 Quant Title : PCB Data Analysis
 QLast Update : Tue Jan 14 09:35:58 2020
 Response via : Initial Calibration
 Integrator: ChemStation 6890 Scale Mode: Small noise peaks clipped

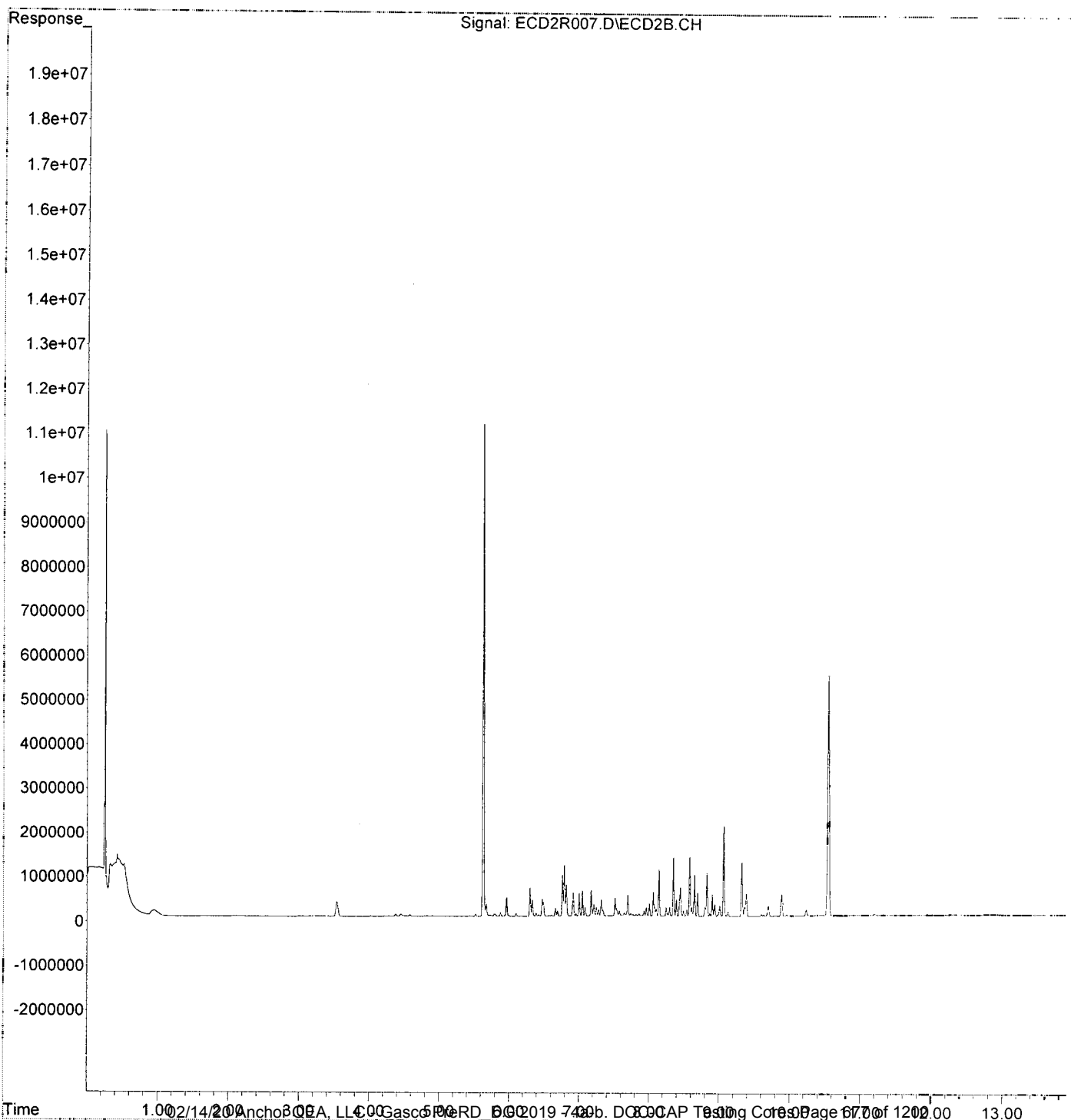
Compound	R.T.	Response	Conc	Units
48) Aroclor 1262 (1)	0.000	0	N.D.	ng/mld
49) Aroclor 1262 (2)	0.000	0	N.D.	ng/mld
50) Aroclor 1262 (3)	0.000	0	N.D.	ng/mld
51) Aroclor 1262 (4)	0.000	0	N.D.	ng/mld
52) Aroclor 1262 (5)	0.000	0	N.D.	ng/mld
53) Aroclor 1262 (6)	0.000	0	N.D.	ng/mld
54) Aroclor 1262 - AVE	0.000	0	N.D.	ng/mld
55) Aroclor 1268 (1)	0.000	0	N.D.	ng/mld
56) Aroclor 1268 (2)	0.000	0	N.D.	ng/mld
57) Aroclor 1268 (3)	0.000	0	N.D.	ng/mld
58) Aroclor 1268 (4)	0.000	0	N.D.	ng/mld
59) Aroclor 1268 (5)	0.000	0	N.D.	ng/mld
60) Aroclor 1268 (6)	0.000	0	N.D.	ng/mld
61) Aroclor 1268 - AVE	0.000	0	N.D.	ng/mld

(f)=RT Delta > 1/2 Window

(m)=manual int.

Data Path : K:\DATA\0A13050\requant\
Data File : ECD2R007.D
Signal(s) : ECD2B.CH
Acq On : 13 Jan 2020 18:08
Operator : MJB / KAK
Sample : 0A13050-CAL3
Misc :
ALS Vial : 56 Sample Multiplier: 1

Integration File: events.e
Quant Time: Jan 14 11:03:52 2020
Quant Method : L:\Methods\RECD2_QUANTPCB_200113.M
Quant Title : PCB Data Analysis
QLast Update : Tue Jan 14 09:35:58 2020
Response via : Initial Calibration
Integrator: ChemStation 6890 Scale Mode: Small noise peaks clipped



Data Path : K:\DATA\0A13050\quant
 Data File : ECD2R008.D
 Signal(s) : ECD2B.CH
 Acq On : 13 Jan 2020 18:25
 Operator : MJB / KAK
 Sample : 0A13050-CAT4
 Misc :
 ALS Vial : 57 Sample Multiplier: 1

Integration File: events.e
 Quant Time: Jan 14 11:04:13 2020
 Quant Method : L:\Methods\RECD2_QUANTPCB_200113.M
 Quant Title : PCB Data Analysis
 QLast Update : Tue Jan 14 09:35:58 2020
 Response via : Initial Calibration
 Integrator: ChemStation 6890 Scale Mode: Small noise peaks clipped

Compound	R.T.	Response	Conc	Units
System Monitoring Compounds				
1) S TCMX (S)	5.629	22681880	100.529	ng/ml ✓
62) S DCBP (S)	10.551	10891716	97.926	ng/ml ✓
Target Compounds				
2) Aroclor 1016 (1)	6.301	1190843	192.631	ng/ml
3) Aroclor 1016 (2)	6.790	2334544	204.044	ng/ml
4) Aroclor 1016 (3)	6.917	1067264	199.246	ng/ml
5) Aroclor 1016 (4)	7.004	981904	198.735	ng/ml
6) Aroclor 1016 (5)	7.049	1076394	194.102	ng/ml
7) Aroclor 1016 (6)	7.174	1160064	203.072	ng/ml
8) Aroclor 1016 - AVE	0.000	0	N.D.	ng/ml
9) Aroclor 1221 (1)	0.000	0	N.D.	ng/ml
10) Aroclor 1221 (2)	0.000	0	N.D.	ng/ml
11) Aroclor 1221 (3)	0.000	0	N.D.	ng/ml
12) Aroclor 1221 - AVE	0.000	0	N.D.	ng/ml
13) Aroclor 1232 (1)	0.000	0	N.D.	ng/ml
14) Aroclor 1232 (2)	0.000	0	N.D.	ng/ml
15) Aroclor 1232 (3)	0.000	0	N.D.	ng/ml
16) Aroclor 1232 (4)	0.000	0	N.D.	ng/ml
17) Aroclor 1232 (5)	0.000	0	N.D.	ng/ml
18) Aroclor 1232 (6)	0.000	0	N.D.	ng/ml
19) Aroclor 1232 - AVE	0.000	0	N.D.	ng/ml
20) Aroclor 1242 (1)	0.000	0	N.D.	ng/ml
21) Aroclor 1242 (2)	0.000	0	N.D.	ng/ml
22) Aroclor 1242 (3)	0.000	0	N.D.	ng/ml
23) Aroclor 1242 (4)	0.000	0	N.D.	ng/ml
24) Aroclor 1242 (5)	0.000	0	N.D.	ng/ml
25) Aroclor 1242 (6)	0.000	0	N.D.	ng/ml
26) Aroclor 1242 - AVE	0.000	0	N.D.	ng/ml
27) Aroclor 1248 (1)	0.000	0	N.D.	ng/ml
28) Aroclor 1248 (2)	0.000	0	N.D.	ng/ml
29) Aroclor 1248 (3)	0.000	0	N.D.	ng/ml
30) Aroclor 1248 (4)	0.000	0	N.D.	ng/ml
31) Aroclor 1248 (5)	0.000	0	N.D.	ng/ml
32) Aroclor 1248 (6)	0.000	0	N.D.	ng/ml
33) Aroclor 1248 - AVE	0.000	0	N.D.	ng/ml
34) Aroclor 1254 (1)	0.000	0	N.D.	ng/ml
35) Aroclor 1254 (2)	0.000	0	N.D.	ng/ml
36) Aroclor 1254 (3)	0.000	0	N.D.	ng/ml
37) Aroclor 1254 (4)	0.000	0	N.D.	ng/ml
38) Aroclor 1254 (5)	0.000	0	N.D.	ng/ml
39) Aroclor 1254 (6)	0.000	0	N.D.	ng/ml
40) Aroclor 1254 - AVE	0.000	0	N.D.	ng/ml
41) Aroclor 1260 (1)	8.144	2093221	198.827	ng/ml
42) Aroclor 1260 (2)	8.351	2511397	196.780	ng/ml
43) Aroclor 1260 (3)	8.582	2744238	206.938	ng/ml
44) Aroclor 1260 (4)	9.066	4251874	201.011	ng/ml ✓
45) Aroclor 1260 (5)	9.325	2471890	202.039	ng/ml
46) Aroclor 1260 (6)	9.891	1008936	206.751	ng/ml
47) Aroclor 1260 - AVE	0.000	0	N.D.	ng/ml

[Handwritten signature]
1/14/20

Quantitation Report (QT Reviewed)

Data Path : K:\DATA\0A13050\requant\
 Data File : ECD2R008.D
 Signal(s) : ECD2B.CH
 Acq On : 13 Jan 2020 18:25
 Operator : MJB / KAK
 Sample : 0A13050-CAL4
 Misc :
 ALS Vial : 57 Sample Multiplier: 1

Integration File: events.e
 Quant Time: Jan 14 11:04:13 2020
 Quant Method : L:\Methods\RECD2_QUANTPCB_200113.M
 Quant Title : PCB Data Analysis
 QLast Update : Tue Jan 14 09:35:58 2020
 Response via : Initial Calibration
 Integrator: ChemStation 6890 Scale Mode: Small noise peaks clipped

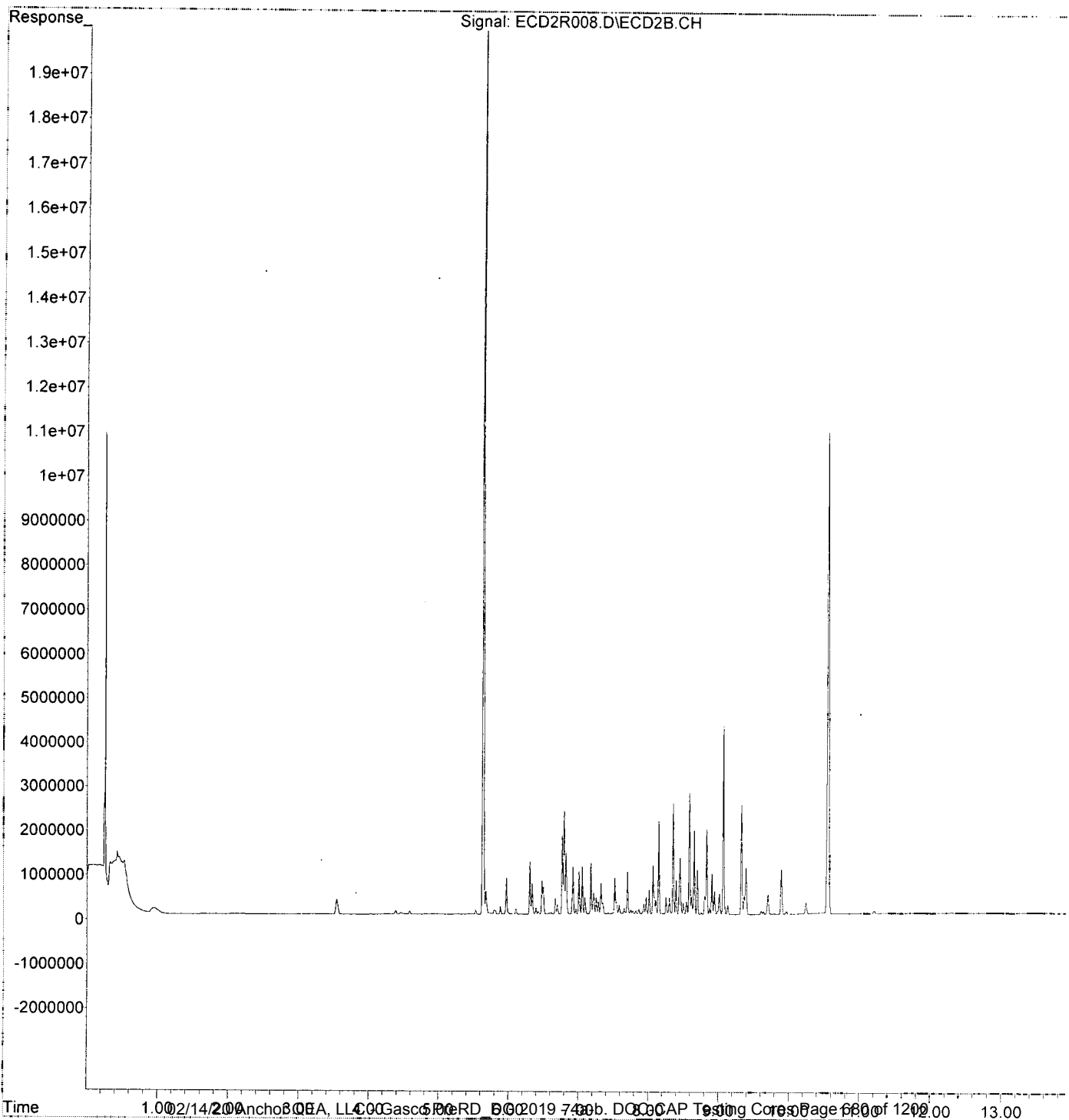
Compound	R.T.	Response	Conc	Units
48) Aroclor 1262 (1)	0.000	0	N.D.	ng/mld
49) Aroclor 1262 (2)	0.000	0	N.D.	ng/mld
50) Aroclor 1262 (3)	0.000	0	N.D.	ng/mld
51) Aroclor 1262 (4)	0.000	0	N.D.	ng/mld
52) Aroclor 1262 (5)	0.000	0	N.D.	ng/mld
53) Aroclor 1262 (6)	0.000	0	N.D.	ng/mld
54) Aroclor 1262 - AVE	0.000	0	N.D.	ng/mld
55) Aroclor 1268 (1)	0.000	0	N.D.	ng/mld
56) Aroclor 1268 (2)	0.000	0	N.D.	ng/mld
57) Aroclor 1268 (3)	0.000	0	N.D.	ng/mld
58) Aroclor 1268 (4)	0.000	0	N.D.	ng/mld
59) Aroclor 1268 (5)	0.000	0	N.D.	ng/mld
60) Aroclor 1268 (6)	0.000	0	N.D.	ng/mld
61) Aroclor 1268 - AVE	0.000	0	N.D.	ng/mld

(f)=RT Delta > 1/2 Window

(m)=manual int.

Data Path : K:\DATA\0A13050\requant\
 Data File : ECD2R008.D
 Signal(s) : ECD2B.CH
 Acq On : 13 Jan 2020 18:25
 Operator : MJB / KAK
 Sample : 0A13050-CAL4
 Misc :
 ALS Vial : 57 Sample Multiplier: 1

Integration File: events.e
 Quant Time: Jan 14 11:04:13 2020
 Quant Method : L:\Methods\RECD2_QUANTPCB_200113.M
 Quant Title : PCB Data Analysis
 QLast Update : Tue Jan 14 09:35:58 2020
 Response via : Initial Calibration
 Integrator: ChemStation 6890 Scale Mode: Small noise peaks clipped



Data Path : K:\DATA\0A13050\quant
 Data File : ECD2R009.D
 Signal(s) : ECD2B.CH
 Acq On : 13 Jan 2020 18:43
 Operator : MJB / KAK
 Sample : 0A13050-CAT5
 Misc :
 ALS Vial : 58 Sample Multiplier: 1

Integration File: events.e
 Quant Time: Jan 14 11:04:33 2020
 Quant Method : L:\Methods\RECD2_QUANTPCB_200113.M
 Quant Title : PCB Data Analysis
 QLast Update : Tue Jan 14 09:35:58 2020
 Response via : Initial Calibration
 Integrator: ChemStation 6890 Scale Mode: Small noise peaks clipped

Compound	R.T.	Response	Conc	Units
System Monitoring Compounds				
1) S TCMX (S)	5.629	53881075	238.807	ng/ml ✓
62) S DCBP (S)	10.552	25218318	226.735	ng/ml ✓
Target Compounds				
2) Aroclor 1016 (1)	6.300	2835860	458.730	ng/ml
3) Aroclor 1016 (2)	6.790	5484312	479.341	ng/ml
4) Aroclor 1016 (3)	6.917	2538905	473.985	ng/ml
5) Aroclor 1016 (4)	7.003	2203390	445.962	ng/ml
6) Aroclor 1016 (5)	7.048	2536989	457.485	ng/ml
7) Aroclor 1016 (6)	7.174	2573883	450.564	ng/ml
8) Aroclor 1016 - AVE	0.000	0	N.D.	ng/ml
9) Aroclor 1221 (1)	0.000	0	N.D.	ng/ml
10) Aroclor 1221 (2)	0.000	0	N.D.	ng/ml
11) Aroclor 1221 (3)	0.000	0	N.D.	ng/ml
12) Aroclor 1221 - AVE	0.000	0	N.D.	ng/ml
13) Aroclor 1232 (1)	0.000	0	N.D.	ng/ml
14) Aroclor 1232 (2)	0.000	0	N.D.	ng/ml
15) Aroclor 1232 (3)	0.000	0	N.D.	ng/ml
16) Aroclor 1232 (4)	0.000	0	N.D.	ng/ml
17) Aroclor 1232 (5)	0.000	0	N.D.	ng/ml
18) Aroclor 1232 (6)	0.000	0	N.D.	ng/ml
19) Aroclor 1232 - AVE	0.000	0	N.D.	ng/ml
20) Aroclor 1242 (1)	0.000	0	N.D.	ng/ml
21) Aroclor 1242 (2)	0.000	0	N.D.	ng/ml
22) Aroclor 1242 (3)	0.000	0	N.D.	ng/ml
23) Aroclor 1242 (4)	0.000	0	N.D.	ng/ml
24) Aroclor 1242 (5)	0.000	0	N.D.	ng/ml
25) Aroclor 1242 (6)	0.000	0	N.D.	ng/ml
26) Aroclor 1242 - AVE	0.000	0	N.D.	ng/ml
27) Aroclor 1248 (1)	0.000	0	N.D.	ng/ml
28) Aroclor 1248 (2)	0.000	0	N.D.	ng/ml
29) Aroclor 1248 (3)	0.000	0	N.D.	ng/ml
30) Aroclor 1248 (4)	0.000	0	N.D.	ng/ml
31) Aroclor 1248 (5)	0.000	0	N.D.	ng/ml
32) Aroclor 1248 (6)	0.000	0	N.D.	ng/ml
33) Aroclor 1248 - AVE	0.000	0	N.D.	ng/ml
34) Aroclor 1254 (1)	0.000	0	N.D.	ng/ml
35) Aroclor 1254 (2)	0.000	0	N.D.	ng/ml
36) Aroclor 1254 (3)	0.000	0	N.D.	ng/ml
37) Aroclor 1254 (4)	0.000	0	N.D.	ng/ml
38) Aroclor 1254 (5)	0.000	0	N.D.	ng/ml
39) Aroclor 1254 (6)	0.000	0	N.D.	ng/ml
40) Aroclor 1254 - AVE	0.000	0	N.D.	ng/ml
41) Aroclor 1260 (1)	8.144	5080914	482.616	ng/ml
42) Aroclor 1260 (2)	8.351	6152313	482.063	ng/ml
43) Aroclor 1260 (3)	8.583	6540031	493.172	ng/ml
44) Aroclor 1260 (4)	9.066	10496732	496.241	ng/ml ✓
45) Aroclor 1260 (5)	9.325	6070844	496.198	ng/ml
46) Aroclor 1260 (6)	9.891	2392226	490.214	ng/ml
47) Aroclor 1260 - AVE	0.000	0	N.D.	ng/ml

[Handwritten signature]
1/14/20

Quantitation Report (QT Reviewed)

Data Path : K:\DATA\0A13050\requant\
 Data File : ECD2R009.D
 Signal(s) : ECD2B.CH
 Acq On : 13 Jan 2020 18:43
 Operator : MJB / KAK
 Sample : 0A13050-CAL5
 Misc :
 ALS Vial : 58 Sample Multiplier: 1

Integration File: events.e
 Quant Time: Jan 14 11:04:33 2020
 Quant Method : L:\Methods\RECD2_QUANTPCB_200113.M
 Quant Title : PCB Data Analysis
 QLast Update : Tue Jan 14 09:35:58 2020
 Response via : Initial Calibration
 Integrator: ChemStation 6890 Scale Mode: Small noise peaks clipped

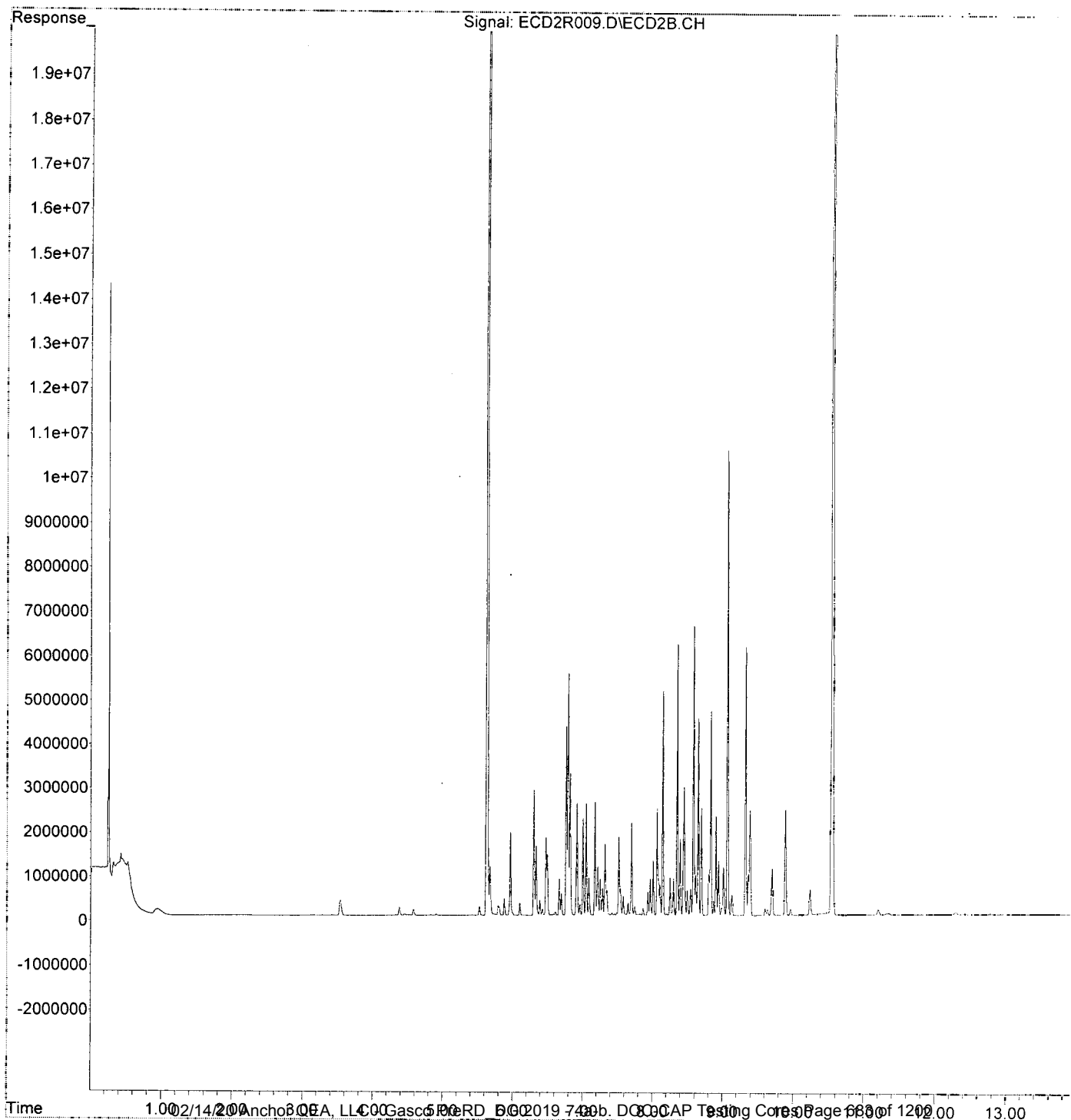
Compound	R.T.	Response	Conc	Units
48) Aroclor 1262 (1)	0.000	0	N.D.	ng/mld
49) Aroclor 1262 (2)	0.000	0	N.D.	ng/mld
50) Aroclor 1262 (3)	0.000	0	N.D.	ng/mld
51) Aroclor 1262 (4)	0.000	0	N.D.	ng/mld
52) Aroclor 1262 (5)	0.000	0	N.D.	ng/mld
53) Aroclor 1262 (6)	0.000	0	N.D.	ng/mld
54) Aroclor 1262 - AVE	0.000	0	N.D.	ng/mld
55) Aroclor 1268 (1)	0.000	0	N.D.	ng/mld
56) Aroclor 1268 (2)	0.000	0	N.D.	ng/mld
57) Aroclor 1268 (3)	0.000	0	N.D.	ng/mld
58) Aroclor 1268 (4)	0.000	0	N.D.	ng/mld
59) Aroclor 1268 (5)	0.000	0	N.D.	ng/mld
60) Aroclor 1268 (6)	0.000	0	N.D.	ng/mld
61) Aroclor 1268 - AVE	0.000	0	N.D.	ng/mld

(f)=RT Delta > 1/2 Window

(m)=manual int.

Data Path : K:\DATA\0A13050\requant\
Data File : ECD2R009.D
Signal(s) : ECD2B.CH
Acq On : 13 Jan 2020 18:43
Operator : MJB / KAK
Sample : 0A13050-CAL5
Misc :
ALS Vial : 58 Sample Multiplier: 1

Integration File: events.e
Quant Time: Jan 14 11:04:33 2020
Quant Method : L:\Methods\RECD2_QUANTPCB_200113.M
Quant Title : PCB Data Analysis
QLast Update : Tue Jan 14 09:35:58 2020
Response via : Initial Calibration
Integrator: ChemStation 6890 Scale Mode: Small noise peaks clipped



Data Path : K:\DATA\0A13050\regquant\
 Data File : ECD2R010.D
 Signal(s) : ECD2B.CH
 Acq On : 13 Jan 2020 19:01
 Operator : MJB / KAK
 Sample : 0A13050-CAL6
 Misc :
 ALS Vial : 59 Sample Multiplier: 1

Integration File: events.e
 Quant Time: Jan 14 11:04:53 2020
 Quant Method : L:\Methods\RECD2_QUANTPCB_200113.M
 Quant Title : PCB Data Analysis
 QLast Update : Tue Jan 14 09:35:58 2020
 Response via : Initial Calibration
 Integrator: ChemStation 6890 Scale Mode: Small noise peaks clipped

Compound	R.T.	Response	Conc	Units
System Monitoring Compounds				
1) S TCMX (S)	5.631	124870409	553.440	ng/ml
62) S DCBP (S)	10.551	58595711	526.828	ng/ml ✓
Target Compounds				
2) Aroclor 1016 (1)	6.300	5624087	909.755	ng/ml
3) Aroclor 1016 (2)	6.790	11025443	963.649	ng/ml
4) Aroclor 1016 (3)	6.917	5145954	960.692	ng/ml
5) Aroclor 1016 (4)	7.004	4338878	878.180	ng/ml
6) Aroclor 1016 (5)	7.048	5224293	942.075	ng/ml
7) Aroclor 1016 (6)	7.173	5149713	901.470	ng/ml
8) Aroclor 1016 - AVE	0.000	0	N.D.	ng/ml
9) Aroclor 1221 (1)	0.000	0	N.D.	ng/ml
10) Aroclor 1221 (2)	0.000	0	N.D.	ng/ml
11) Aroclor 1221 (3)	0.000	0	N.D.	ng/ml
12) Aroclor 1221 - AVE	0.000	0	N.D.	ng/ml
13) Aroclor 1232 (1)	0.000	0	N.D.	ng/ml
14) Aroclor 1232 (2)	0.000	0	N.D.	ng/ml
15) Aroclor 1232 (3)	0.000	0	N.D.	ng/ml
16) Aroclor 1232 (4)	0.000	0	N.D.	ng/ml
17) Aroclor 1232 (5)	0.000	0	N.D.	ng/ml
18) Aroclor 1232 (6)	0.000	0	N.D.	ng/ml
19) Aroclor 1232 - AVE	0.000	0	N.D.	ng/ml
20) Aroclor 1242 (1)	0.000	0	N.D.	ng/ml
21) Aroclor 1242 (2)	0.000	0	N.D.	ng/ml
22) Aroclor 1242 (3)	0.000	0	N.D.	ng/ml
23) Aroclor 1242 (4)	0.000	0	N.D.	ng/ml
24) Aroclor 1242 (5)	0.000	0	N.D.	ng/ml
25) Aroclor 1242 (6)	0.000	0	N.D.	ng/ml
26) Aroclor 1242 - AVE	0.000	0	N.D.	ng/ml
27) Aroclor 1248 (1)	0.000	0	N.D.	ng/ml
28) Aroclor 1248 (2)	0.000	0	N.D.	ng/ml
29) Aroclor 1248 (3)	0.000	0	N.D.	ng/ml
30) Aroclor 1248 (4)	0.000	0	N.D.	ng/ml
31) Aroclor 1248 (5)	0.000	0	N.D.	ng/ml
32) Aroclor 1248 (6)	0.000	0	N.D.	ng/ml
33) Aroclor 1248 - AVE	0.000	0	N.D.	ng/ml
34) Aroclor 1254 (1)	0.000	0	N.D.	ng/ml
35) Aroclor 1254 (2)	0.000	0	N.D.	ng/ml
36) Aroclor 1254 (3)	0.000	0	N.D.	ng/ml
37) Aroclor 1254 (4)	0.000	0	N.D.	ng/ml
38) Aroclor 1254 (5)	0.000	0	N.D.	ng/ml
39) Aroclor 1254 (6)	0.000	0	N.D.	ng/ml
40) Aroclor 1254 - AVE	0.000	0	N.D.	ng/ml
41) Aroclor 1260 (1)	8.143	10123087	961.552	ng/ml
42) Aroclor 1260 (2)	8.350	12298764	963.667	ng/ml
43) Aroclor 1260 (3)	8.582	12961672	977.416	ng/ml
44) Aroclor 1260 (4)	9.066	21886590	1034.706	ng/ml
45) Aroclor 1260 (5)	9.325	12074358	986.892	ng/ml
46) Aroclor 1260 (6)	9.890	4594659	941.536	ng/ml
47) Aroclor 1260 - AVE	0.000	0	N.D.	ng/ml

Handwritten signature
1/14/20

Data Path : K:\DATA\0A13050\requant\
 Data File : ECD2R010.D
 Signal(s) : ECD2B.CH
 Acq On : 13 Jan 2020 19:01
 Operator : MJB / KAK
 Sample : 0A13050-CAL6
 Misc :
 ALS Vial : 59 Sample Multiplier: 1

Integration File: events.e
 Quant Time: Jan 14 11:04:53 2020
 Quant Method : L:\Methods\RECD2_QUANTPCB_200113.M
 Quant Title : PCB Data Analysis
 QLast Update : Tue Jan 14 09:35:58 2020
 Response via : Initial Calibration
 Integrator: ChemStation 6890 Scale Mode: Small noise peaks clipped

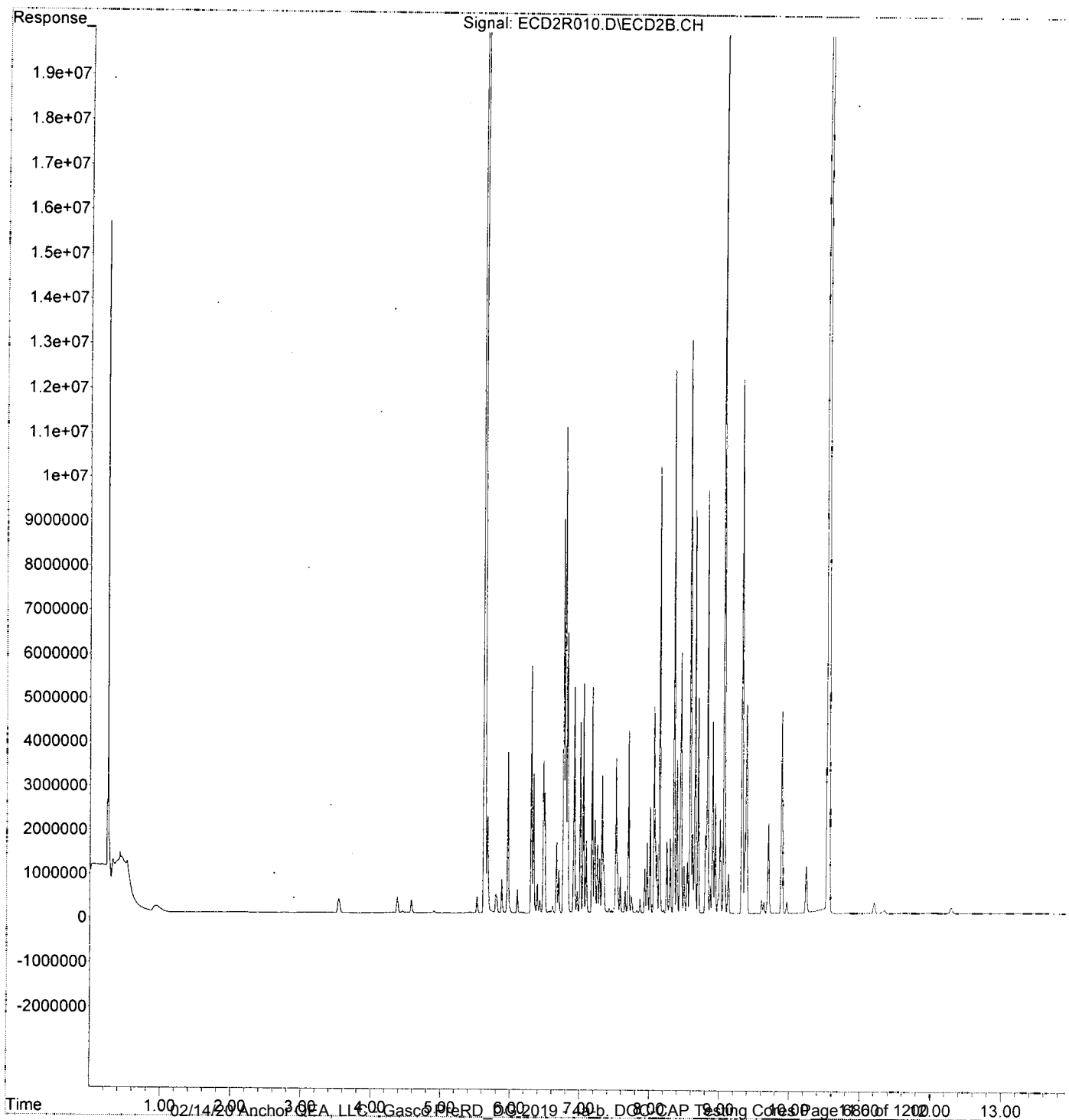
	Compound	R.T.	Response	Conc	Units
48)	Aroclor 1262 (1)	0.000	0	N.D.	ng/ml
49)	Aroclor 1262 (2)	0.000	0	N.D.	ng/ml
50)	Aroclor 1262 (3)	0.000	0	N.D.	ng/ml
51)	Aroclor 1262 (4)	0.000	0	N.D.	ng/ml
52)	Aroclor 1262 (5)	0.000	0	N.D.	ng/ml
53)	Aroclor 1262 (6)	0.000	0	N.D.	ng/ml
54)	Aroclor 1262 - AVE	0.000	0	N.D.	ng/ml
55)	Aroclor 1268 (1)	0.000	0	N.D.	ng/ml
56)	Aroclor 1268 (2)	0.000	0	N.D.	ng/ml
57)	Aroclor 1268 (3)	0.000	0	N.D.	ng/ml
58)	Aroclor 1268 (4)	0.000	0	N.D.	ng/ml
59)	Aroclor 1268 (5)	0.000	0	N.D.	ng/ml
60)	Aroclor 1268 (6)	0.000	0	N.D.	ng/ml
61)	Aroclor 1268 - AVE	0.000	0	N.D.	ng/ml

(f)=RT Delta > 1/2 Window

(m)=manual int.

Data Path : K:\DATA\0A13050\requant\
 Data File : ECD2R010.D
 Signal(s) : ECD2B.CH
 Acq On : 13 Jan 2020 19:01
 Operator : MJB / KAK
 Sample : 0A13050-CAL6
 Misc :
 ALS Vial : 59 Sample Multiplier: 1

Integration File: events.e
 Quant Time: Jan 14 11:04:53 2020
 Quant Method : L:\Methods\RECD2_QUANTPCB_200113.M
 Quant Title : PCB Data Analysis
 QLast Update : Tue Jan 14 09:35:58 2020
 Response via : Initial Calibration
 Integrator: ChemStation 6890 Scale Mode: Small noise peaks clipped



Data Path : K:\DATA\0A13050\quant
 Data File : ECD2R011.D
 Signal(s) : ECD2B.CH
 Acq On : 13 Jan 2020 19:18
 Operator : MJB / KAK
 Sample : 0A13050-CAL7
 Misc :
 ALS Vial : 60 Sample Multiplier: 1

Integration File: events.e
 Quant Time: Jan 14 11:05:13 2020
 Quant Method : L:\Methods\RECD2_QUANTPCB_200113.M
 Quant Title : PCB Data Analysis
 QLast Update : Tue Jan 14 09:35:58 2020
 Response via : Initial Calibration
 Integrator: ChemStation 6890 Scale Mode: Small noise peaks clipped

Compound	R.T.	Response	Conc	Units
System Monitoring Compounds				
1) S TCMX (S)	5.633	194842413	863.564	ng/ml
62) S DCBP (S)	10.553	101081415	908.812	ng/ml ✓
Target Compounds				
2) Aroclor 1016 (1)	6.300	8229290	1331.173	ng/ml
3) Aroclor 1016 (2)	6.791	15844863	1384.877	ng/ml
4) Aroclor 1016 (3)	6.917	7443643	1389.645	ng/ml
5) Aroclor 1016 (4)	7.004	6442401	1303.929	ng/ml
6) Aroclor 1016 (5)	7.049	7076827	1276.135	ng/ml
7) Aroclor 1016 (6)	7.174	7407214	1296.650	ng/ml
8) Aroclor 1016 - AVE	0.000	0	N.D.	ng/ml
9) Aroclor 1221 (1)	0.000	0	N.D.	ng/ml
10) Aroclor 1221 (2)	0.000	0	N.D.	ng/ml
11) Aroclor 1221 (3)	0.000	0	N.D.	ng/ml
12) Aroclor 1221 - AVE	0.000	0	N.D.	ng/ml
13) Aroclor 1232 (1)	0.000	0	N.D.	ng/ml
14) Aroclor 1232 (2)	0.000	0	N.D.	ng/ml
15) Aroclor 1232 (3)	0.000	0	N.D.	ng/ml
16) Aroclor 1232 (4)	0.000	0	N.D.	ng/ml
17) Aroclor 1232 (5)	0.000	0	N.D.	ng/ml
18) Aroclor 1232 (6)	0.000	0	N.D.	ng/ml
19) Aroclor 1232 - AVE	0.000	0	N.D.	ng/ml
20) Aroclor 1242 (1)	0.000	0	N.D.	ng/ml
21) Aroclor 1242 (2)	0.000	0	N.D.	ng/ml
22) Aroclor 1242 (3)	0.000	0	N.D.	ng/ml
23) Aroclor 1242 (4)	0.000	0	N.D.	ng/ml
24) Aroclor 1242 (5)	0.000	0	N.D.	ng/ml
25) Aroclor 1242 (6)	0.000	0	N.D.	ng/ml
26) Aroclor 1242 - AVE	0.000	0	N.D.	ng/ml
27) Aroclor 1248 (1)	0.000	0	N.D.	ng/ml
28) Aroclor 1248 (2)	0.000	0	N.D.	ng/ml
29) Aroclor 1248 (3)	0.000	0	N.D.	ng/ml
30) Aroclor 1248 (4)	0.000	0	N.D.	ng/ml
31) Aroclor 1248 (5)	0.000	0	N.D.	ng/ml
32) Aroclor 1248 (6)	0.000	0	N.D.	ng/ml
33) Aroclor 1248 - AVE	0.000	0	N.D.	ng/ml
34) Aroclor 1254 (1)	0.000	0	N.D.	ng/ml
35) Aroclor 1254 (2)	0.000	0	N.D.	ng/ml
36) Aroclor 1254 (3)	0.000	0	N.D.	ng/ml
37) Aroclor 1254 (4)	0.000	0	N.D.	ng/ml
38) Aroclor 1254 (5)	0.000	0	N.D.	ng/ml
39) Aroclor 1254 (6)	0.000	0	N.D.	ng/ml
40) Aroclor 1254 - AVE	0.000	0	N.D.	ng/ml
41) Aroclor 1260 (1)	8.144	14548054	1381.862	ng/ml
42) Aroclor 1260 (2)	8.351	17676726	1385.056	ng/ml
43) Aroclor 1260 (3)	8.583	18285536	1378.879	ng/ml
44) Aroclor 1260 (4)	9.067	32592843	1540.853	ng/ml
45) Aroclor 1260 (5)	9.325	17701773	1446.846	ng/ml
46) Aroclor 1260 (6)	9.891	6885880	1411.053	ng/ml
47) Aroclor 1260 - AVE	0.000	0	N.D.	ng/ml

[Handwritten signature]
1/14/20

Data Path : K:\DATA\0A13050\requant\
 Data File : ECD2R011.D
 Signal(s) : ECD2B.CH
 Acq On : 13 Jan 2020 19:18
 Operator : MJB / KAK
 Sample : 0A13050-CAL7
 Misc :
 ALS Vial : 60 Sample Multiplier: 1

Integration File: events.e
 Quant Time: Jan 14 11:05:13 2020
 Quant Method : L:\Methods\RECD2_QUANTPCB_200113.M
 Quant Title : PCB Data Analysis
 QLast Update : Tue Jan 14 09:35:58 2020
 Response via : Initial Calibration
 Integrator: ChemStation 6890 Scale Mode: Small noise peaks clipped

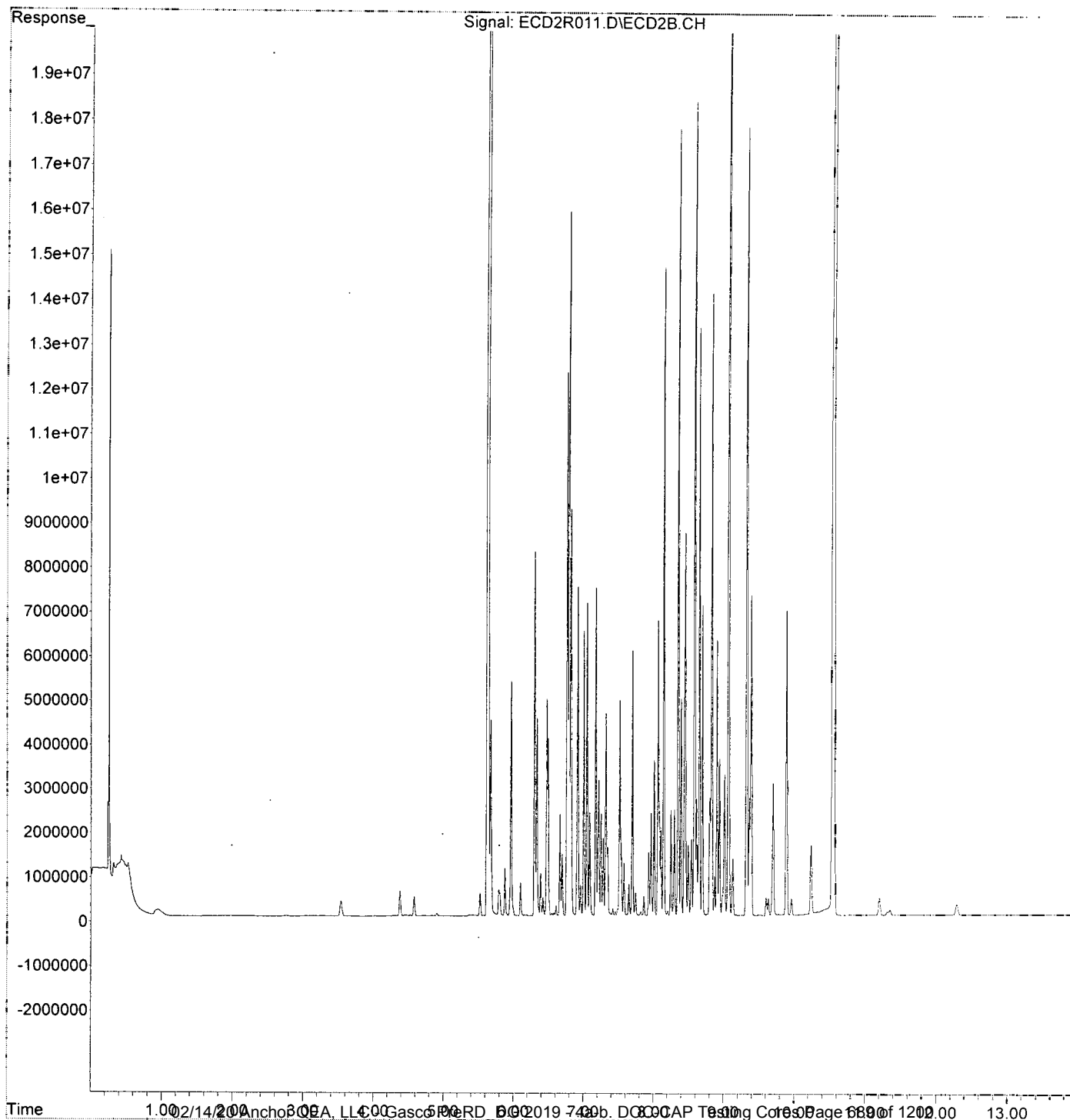
	Compound	R.T.	Response	Conc	Units
48)	Aroclor 1262 (1)	0.000	0	N.D.	ng/ml
49)	Aroclor 1262 (2)	0.000	0	N.D.	ng/ml
50)	Aroclor 1262 (3)	0.000	0	N.D.	ng/ml
51)	Aroclor 1262 (4)	0.000	0	N.D.	ng/ml
52)	Aroclor 1262 (5)	0.000	0	N.D.	ng/ml
53)	Aroclor 1262 (6)	0.000	0	N.D.	ng/ml
54)	Aroclor 1262 - AVE	0.000	0	N.D.	ng/ml
55)	Aroclor 1268 (1)	0.000	0	N.D.	ng/ml
56)	Aroclor 1268 (2)	0.000	0	N.D.	ng/ml
57)	Aroclor 1268 (3)	0.000	0	N.D.	ng/ml
58)	Aroclor 1268 (4)	0.000	0	N.D.	ng/ml
59)	Aroclor 1268 (5)	0.000	0	N.D.	ng/ml
60)	Aroclor 1268 (6)	0.000	0	N.D.	ng/ml
61)	Aroclor 1268 - AVE	0.000	0	N.D.	ng/ml

(f)=RT Delta > 1/2 Window

(m)=manual int.

Data Path : K:\DATA\0A13050\requant\
Data File : ECD2R011.D
Signal(s) : ECD2B.CH
Acq On : 13 Jan 2020 19:18
Operator : MJB / KAK
Sample : 0A13050-CAL7
Misc :
ALS Vial : 60 Sample Multiplier: 1

Integration File: events.e
Quant Time: Jan 14 11:05:13 2020
Quant Method : L:\Methods\RECD2_QUANTPCB_200113.M
Quant Title : PCB Data Analysis
QLast Update : Tue Jan 14 09:35:58 2020
Response via : Initial Calibration
Integrator: ChemStation 6890 Scale Mode: Small noise peaks clipped



Data Path : K:\DATA\0A13050\
 Data File : ECD2R005.D
 Signal(s) : ECD2B.CH
 Acq On : 13 Jan 2020 17:33
 Operator : MJB / KAK
 Sample : 0A13050-CAL1
 Misc :
 ALS Vial : 54 Sample Multiplier: 1

Integration File: events.e
 Quant Time: Jan 14 08:55:45 2020
 Quant Method : L:\Methods\RECD2_QUANTPCB_200113.M
 Quant Title : PCB Data Analysis
 QLast Update : Fri Oct 25 14:23:20 2019
 Response via : Initial Calibration
 Integrator: ChemStation 6890 Scale Mode: Small noise peaks clipped

[Handwritten Signature]
 1/14/20

Compound	R.T.	Response	Conc Units
System Monitoring Compounds			
1) S TCMX (S)	5.628	2095506	7.988 ng/ml
62) S DCBP (S)	10.551	1070638	7.294 ng/ml
Target Compounds			
2) Aroclor 1016 (1)	6.300	145279	16.355 ng/ml
3) Aroclor 1016 (2)	6.790	249458	15.245 ng/ml
4) Aroclor 1016 (3)	6.917	116035	15.753 ng/ml
5) Aroclor 1016 (4)	7.004	117409	15.744 ng/ml
6) Aroclor 1016 (5)	7.049	131375	15.922 ng/ml
7) Aroclor 1016 (6)	7.174	135212	16.427 ng/ml
8) Aroclor 1016 - AVE	0.000	0	N.D. ng/ml
9) Aroclor 1221 (1)	0.000	0	N.D. ng/ml
10) Aroclor 1221 (2)	0.000	0	N.D. ng/ml
11) Aroclor 1221 (3)	0.000	0	N.D. ng/ml
12) Aroclor 1221 - AVE	0.000	0	N.D. ng/ml
13) Aroclor 1232 (1)	0.000	0	N.D. ng/ml
14) Aroclor 1232 (2)	0.000	0	N.D. ng/ml
15) Aroclor 1232 (3)	0.000	0	N.D. ng/ml
16) Aroclor 1232 (4)	0.000	0	N.D. ng/ml
17) Aroclor 1232 (5)	0.000	0	N.D. ng/ml
18) Aroclor 1232 (6)	0.000	0	N.D. ng/ml
19) Aroclor 1232 - AVE	0.000	0	N.D. ng/ml
20) Aroclor 1242 (1)	0.000	0	N.D. ng/ml
21) Aroclor 1242 (2)	0.000	0	N.D. ng/ml
22) Aroclor 1242 (3)	0.000	0	N.D. ng/ml
23) Aroclor 1242 (4)	0.000	0	N.D. ng/ml
24) Aroclor 1242 (5)	0.000	0	N.D. ng/ml
25) Aroclor 1242 (6)	0.000	0	N.D. ng/ml
26) Aroclor 1242 - AVE	0.000	0	N.D. ng/ml
27) Aroclor 1248 (1)	0.000	0	N.D. ng/ml
28) Aroclor 1248 (2)	0.000	0	N.D. ng/ml
29) Aroclor 1248 (3)	0.000	0	N.D. ng/ml
30) Aroclor 1248 (4)	0.000	0	N.D. ng/ml
31) Aroclor 1248 (5)	0.000	0	N.D. ng/ml
32) Aroclor 1248 (6)	0.000	0	N.D. ng/ml
33) Aroclor 1248 - AVE	0.000	0	N.D. ng/ml
34) Aroclor 1254 (1)	0.000	0	N.D. ng/ml
35) Aroclor 1254 (2)	0.000	0	N.D. ng/ml
36) Aroclor 1254 (3)	0.000	0	N.D. ng/ml
37) Aroclor 1254 (4)	0.000	0	N.D. ng/ml
38) Aroclor 1254 (5)	0.000	0	N.D. ng/ml
39) Aroclor 1254 (6)	0.000	0	N.D. ng/ml
40) Aroclor 1254 - AVE	0.000	0	N.D. ng/ml
41) Aroclor 1260 (1)	8.144	236430	14.980 ng/ml
42) Aroclor 1260 (2)	8.351	280991	14.356 ng/ml
43) Aroclor 1260 (3)	8.582	282360	14.025 ng/ml
44) Aroclor 1260 (4)	9.067	414593	13.397 ng/ml
45) Aroclor 1260 (5)	9.325	257901	14.410 ng/ml
46) Aroclor 1260 (6)	9.891	102375	14.840 ng/ml
47) Aroclor 1260 - AVE	0.000	0	N.D. ng/ml

Data Path : K:\DATA\0A13050\
 Data File : ECD2R005.D
 Signal(s) : ECD2B.CH
 Acq On : 13 Jan 2020 17:33
 Operator : MJB / KAK
 Sample : 0A13050-CAL1
 Misc :
 ALS Vial : 54 Sample Multiplier: 1

Integration File: events.e
 Quant Time: Jan 14 08:55:45 2020
 Quant Method : L:\Methods\RECD2_QUANTPCB_200113.M
 Quant Title : PCB Data Analysis
 QLast Update : Fri Oct 25 14:23:20 2019
 Response via : Initial Calibration
 Integrator: ChemStation 6890 Scale Mode: Small noise peaks clipped

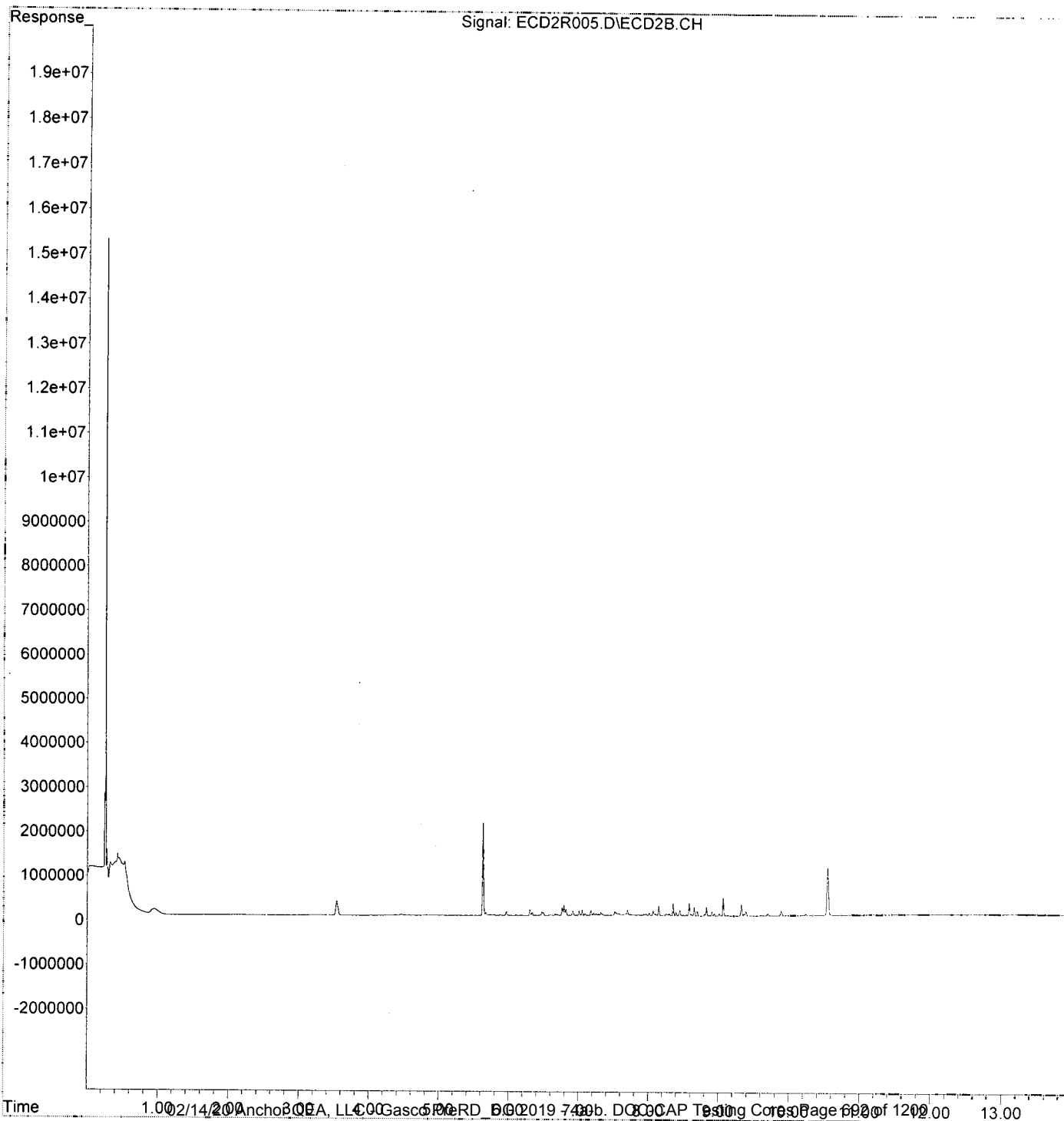
	Compound	R.T.	Response	Conc	Units
48)	Aroclor 1262 (1)	0.000	0	N.D.	ng/ml
49)	Aroclor 1262 (2)	0.000	0	N.D.	ng/ml
50)	Aroclor 1262 (3)	0.000	0	N.D.	ng/ml
51)	Aroclor 1262 (4)	0.000	0	N.D.	ng/ml
52)	Aroclor 1262 (5)	0.000	0	N.D.	ng/ml
53)	Aroclor 1262 (6)	0.000	0	N.D.	ng/ml
54)	Aroclor 1262 - AVE	0.000	0	N.D.	ng/ml
55)	Aroclor 1268 (1)	0.000	0	N.D.	ng/ml
56)	Aroclor 1268 (2)	0.000	0	N.D.	ng/ml
57)	Aroclor 1268 (3)	0.000	0	N.D.	ng/ml
58)	Aroclor 1268 (4)	0.000	0	N.D.	ng/ml
59)	Aroclor 1268 (5)	0.000	0	N.D.	ng/ml
60)	Aroclor 1268 (6)	0.000	0	N.D.	ng/ml
61)	Aroclor 1268 - AVE	0.000	0	N.D.	ng/ml

(f)=RT Delta > 1/2 Window

(m)=manual int.

Data Path : K:\DATA\0A13050\
Data File : ECD2R005.D
Signal(s) : ECD2B.CH
Acq On : 13 Jan 2020 17:33
Operator : MJB / KAK
Sample : 0A13050-CAL1
Misc :
ALS Vial : 54 Sample Multiplier: 1

Integration File: events.e
Quant Time: Jan 14 08:55:45 2020
Quant Method : L:\Methods\RECD2_QUANTPCB_200113.M
Quant Title : PCB Data Analysis
QLast Update : Fri Oct 25 14:23:20 2019
Response via : Initial Calibration
Integrator: ChemStation 6890 Scale Mode: Small noise peaks clipped



Data Path : K:\DATA\0A13050\
 Data File : ECD2R006.D
 Signal(s) : ECD2B.CH
 Acq On : 13 Jan 2020 17:50
 Operator : MJB / KAK
 Sample : 0A13050-CAL2
 Misc :
 ALS Vial : 55 Sample Multiplier: 1

Integration File: events.e
 Quant Time: Jan 14 09:01:01 2020
 Quant Method : L:\Methods\RECD2_QUANTPCB_200113.M
 Quant Title : PCB Data Analysis
 QLast Update : Fri Oct 25 14:23:20 2019
 Response via : Initial Calibration
 Integrator: ChemStation 6890 Scale Mode: Small noise peaks clipped

[Handwritten signature]
 1/14/20

Compound	R.T.	Response	Conc Units
System Monitoring Compounds			
1) S TCMX (S)	5.628	5312749	20.252 ng/ml
62) S DCBP (S)	10.550	2755983	18.775 ng/ml
Target Compounds			
2) Aroclor 1016 (1)	6.300	343821	38.705 ng/ml
3) Aroclor 1016 (2)	6.790	597996	36.545 ng/ml
4) Aroclor 1016 (3)	6.917	290069	39.380 ng/ml
5) Aroclor 1016 (4)	7.004	278534	37.350 ng/ml
6) Aroclor 1016 (5)	7.048	307931	37.320 ng/ml
7) Aroclor 1016 (6)	7.174	315508	38.331 ng/ml
8) Aroclor 1016 - AVE	0.000	0	N.D. ng/ml
9) Aroclor 1221 (1)	0.000	0	N.D. ng/ml
10) Aroclor 1221 (2)	0.000	0	N.D. ng/ml
11) Aroclor 1221 (3)	0.000	0	N.D. ng/ml
12) Aroclor 1221 - AVE	0.000	0	N.D. ng/ml
13) Aroclor 1232 (1)	0.000	0	N.D. ng/ml
14) Aroclor 1232 (2)	0.000	0	N.D. ng/ml
15) Aroclor 1232 (3)	0.000	0	N.D. ng/ml
16) Aroclor 1232 (4)	0.000	0	N.D. ng/ml
17) Aroclor 1232 (5)	0.000	0	N.D. ng/ml
18) Aroclor 1232 (6)	0.000	0	N.D. ng/ml
19) Aroclor 1232 - AVE	0.000	0	N.D. ng/ml
20) Aroclor 1242 (1)	0.000	0	N.D. ng/ml
21) Aroclor 1242 (2)	0.000	0	N.D. ng/ml
22) Aroclor 1242 (3)	0.000	0	N.D. ng/ml
23) Aroclor 1242 (4)	0.000	0	N.D. ng/ml
24) Aroclor 1242 (5)	0.000	0	N.D. ng/ml
25) Aroclor 1242 (6)	0.000	0	N.D. ng/ml
26) Aroclor 1242 - AVE	0.000	0	N.D. ng/ml
27) Aroclor 1248 (1)	0.000	0	N.D. ng/ml
28) Aroclor 1248 (2)	0.000	0	N.D. ng/ml
29) Aroclor 1248 (3)	0.000	0	N.D. ng/ml
30) Aroclor 1248 (4)	0.000	0	N.D. ng/ml
31) Aroclor 1248 (5)	0.000	0	N.D. ng/ml
32) Aroclor 1248 (6)	0.000	0	N.D. ng/ml
33) Aroclor 1248 - AVE	0.000	0	N.D. ng/ml
34) Aroclor 1254 (1)	0.000	0	N.D. ng/ml
35) Aroclor 1254 (2)	0.000	0	N.D. ng/ml
36) Aroclor 1254 (3)	0.000	0	N.D. ng/ml
37) Aroclor 1254 (4)	0.000	0	N.D. ng/ml
38) Aroclor 1254 (5)	0.000	0	N.D. ng/ml
39) Aroclor 1254 (6)	0.000	0	N.D. ng/ml
40) Aroclor 1254 - AVE	0.000	0	N.D. ng/ml
41) Aroclor 1260 (1)	8.144	540959	34.275 ng/ml
42) Aroclor 1260 (2)	8.350	656411	33.635 ng/ml
43) Aroclor 1260 (3)	8.582	674172	33.487 ng/ml
44) Aroclor 1260 (4)	9.066	1047953	38.864 ng/ml
45) Aroclor 1260 (5)	9.325	608364	33.992 ng/ml
46) Aroclor 1260 (6)	9.891	261903	37.965 ng/ml
47) Aroclor 1260 - AVE	0.000	0	N.D. ng/ml

Quantitation Report (QT Reviewed)

Data Path : K:\DATA\0A13050\
 Data File : ECD2R006.D
 Signal(s) : ECD2B.CH
 Acq On : 13 Jan 2020 17:50
 Operator : MJB / KAK
 Sample : 0A13050-CAL2
 Misc :
 ALS Vial : 55 Sample Multiplier: 1

Integration File: events.e
 Quant Time: Jan 14 09:01:01 2020
 Quant Method : L:\Methods\RECD2_QUANTPCB_200113.M
 Quant Title : PCB Data Analysis
 QLast Update : Fri Oct 25 14:23:20 2019
 Response via : Initial Calibration
 Integrator: ChemStation 6890 Scale Mode: Small noise peaks clipped

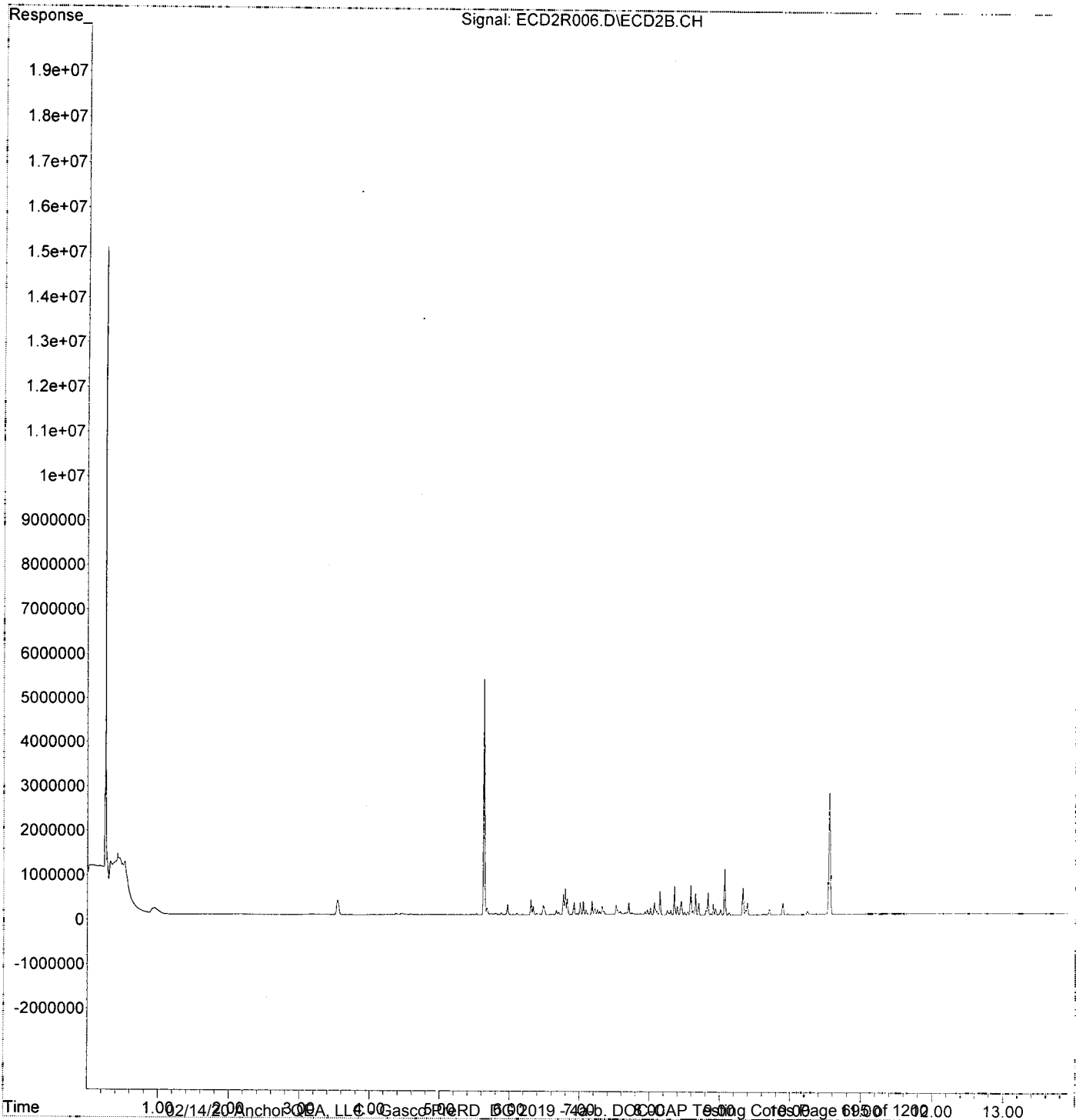
	Compound	R.T.	Response	Conc	Units
48)	Aroclor 1262 (1)	0.000	0	N.D.	ng/mld
49)	Aroclor 1262 (2)	0.000	0	N.D.	ng/mld
50)	Aroclor 1262 (3)	0.000	0	N.D.	ng/mld
51)	Aroclor 1262 (4)	0.000	0	N.D.	ng/mld
52)	Aroclor 1262 (5)	0.000	0	N.D.	ng/mld
53)	Aroclor 1262 (6)	0.000	0	N.D.	ng/mld
54)	Aroclor 1262 - AVE	0.000	0	N.D.	ng/mld
55)	Aroclor 1268 (1)	0.000	0	N.D.	ng/mld
56)	Aroclor 1268 (2)	0.000	0	N.D.	ng/mld
57)	Aroclor 1268 (3)	0.000	0	N.D.	ng/mld
58)	Aroclor 1268 (4)	0.000	0	N.D.	ng/mld
59)	Aroclor 1268 (5)	0.000	0	N.D.	ng/mld
60)	Aroclor 1268 (6)	0.000	0	N.D.	ng/mld
61)	Aroclor 1268 - AVE	0.000	0	N.D.	ng/mld

(f)=RT Delta > 1/2 Window

(m)=manual int.

Data Path : K:\DATA\0A13050\
 Data File : ECD2R006.D
 Signal(s) : ECD2B.CH
 Acq On : 13 Jan 2020 17:50
 Operator : MJB / KAK
 Sample : 0A13050-CAL2
 Misc :
 ALS Vial : 55 Sample Multiplier: 1

Integration File: events.e
 Quant Time: Jan 14 09:01:01 2020
 Quant Method : L:\Methods\RECD2_QUANTPCB_200113.M
 Quant Title : PCB Data Analysis
 QLast Update : Fri Oct 25 14:23:20 2019
 Response via : Initial Calibration
 Integrator: ChemStation 6890 Scale Mode: Small noise peaks clipped



Data Path : K:\DATA\0A13050\
 Data File : ECD2R007.D
 Signal(s) : ECD2B.CH
 Acq On : 13 Jan 2020 18:08
 Operator : MJB / KAK
 Sample : 0A13050-CAL3
 Misc :
 ALS Vial : 56 Sample Multiplier: 1

Integration File: events.e
 Quant Time: Jan 14 09:01:21 2020
 Quant Method : L:\Methods\RECD2_QUANTPCB_200113.M
 Quant Title : PCB Data Analysis
 QLast Update : Fri Oct 25 14:23:20 2019
 Response via : Initial Calibration
 Integrator: ChemStation 6890 Scale Mode: Small noise peaks clipped

Handwritten signature
 1/14/20

Compound	R.T.	Response	Conc Units
System Monitoring Compounds			
1) S TCMX (S)	5.628	11084215	42.253 ng/ml
62) S DCBP (S)	10.550	5396453	36.763 ng/ml
Target Compounds			
2) Aroclor 1016 (1)	6.300	639728	72.016 ng/ml
3) Aroclor 1016 (2)	6.790	1142660	69.831 ng/ml
4) Aroclor 1016 (3)	6.917	536991	72.903 ng/ml
5) Aroclor 1016 (4)	7.003	519409	69.651 ng/ml
6) Aroclor 1016 (5)	7.048	569313	68.999 ng/ml
7) Aroclor 1016 (6)	7.174	588135	71.453 ng/ml
8) Aroclor 1016 - AVE	0.000	0	N.D. ng/ml
9) Aroclor 1221 (1)	0.000	0	N.D. ng/ml
10) Aroclor 1221 (2)	0.000	0	N.D. ng/ml
11) Aroclor 1221 (3)	0.000	0	N.D. ng/ml
12) Aroclor 1221 - AVE	0.000	0	N.D. ng/ml
13) Aroclor 1232 (1)	0.000	0	N.D. ng/ml
14) Aroclor 1232 (2)	0.000	0	N.D. ng/ml
15) Aroclor 1232 (3)	0.000	0	N.D. ng/ml
16) Aroclor 1232 (4)	0.000	0	N.D. ng/ml
17) Aroclor 1232 (5)	0.000	0	N.D. ng/ml
18) Aroclor 1232 (6)	0.000	0	N.D. ng/ml
19) Aroclor 1232 - AVE	0.000	0	N.D. ng/ml
20) Aroclor 1242 (1)	0.000	0	N.D. ng/ml
21) Aroclor 1242 (2)	0.000	0	N.D. ng/ml
22) Aroclor 1242 (3)	0.000	0	N.D. ng/ml
23) Aroclor 1242 (4)	0.000	0	N.D. ng/ml
24) Aroclor 1242 (5)	0.000	0	N.D. ng/ml
25) Aroclor 1242 (6)	0.000	0	N.D. ng/ml
26) Aroclor 1242 - AVE	0.000	0	N.D. ng/ml
27) Aroclor 1248 (1)	0.000	0	N.D. ng/ml
28) Aroclor 1248 (2)	0.000	0	N.D. ng/ml
29) Aroclor 1248 (3)	0.000	0	N.D. ng/ml
30) Aroclor 1248 (4)	0.000	0	N.D. ng/ml
31) Aroclor 1248 (5)	0.000	0	N.D. ng/ml
32) Aroclor 1248 (6)	0.000	0	N.D. ng/ml
33) Aroclor 1248 - AVE	0.000	0	N.D. ng/ml
34) Aroclor 1254 (1)	0.000	0	N.D. ng/ml
35) Aroclor 1254 (2)	0.000	0	N.D. ng/ml
36) Aroclor 1254 (3)	0.000	0	N.D. ng/ml
37) Aroclor 1254 (4)	0.000	0	N.D. ng/ml
38) Aroclor 1254 (5)	0.000	0	N.D. ng/ml
39) Aroclor 1254 (6)	0.000	0	N.D. ng/ml
40) Aroclor 1254 - AVE	0.000	0	N.D. ng/ml
41) Aroclor 1260 (1)	8.143	1060465	67.191 ng/ml
42) Aroclor 1260 (2)	8.351	1321460	67.572 ng/ml
43) Aroclor 1260 (3)	8.582	1327338	65.931 ng/ml
44) Aroclor 1260 (4)	9.066	2051063	66.278 ng/ml
45) Aroclor 1260 (5)	9.325	1220407	68.190 ng/ml
46) Aroclor 1260 (6)	9.890	478851	69.413 ng/ml
47) Aroclor 1260 - AVE	0.000	0	N.D. ng/ml

Data Path : K:\DATA\0A13050\
 Data File : ECD2R007.D
 Signal(s) : ECD2B.CH
 Acq On : 13 Jan 2020 18:08
 Operator : MJB / KAK
 Sample : 0A13050-CAL3
 Misc :
 ALS Vial : 56 Sample Multiplier: 1

Integration File: events.e
 Quant Time: Jan 14 09:01:21 2020
 Quant Method : L:\Methods\RECD2_QUANTPCB_200113.M
 Quant Title : PCB Data Analysis
 QLast Update : Fri Oct 25 14:23:20 2019
 Response via : Initial Calibration
 Integrator: ChemStation 6890 Scale Mode: Small noise peaks clipped

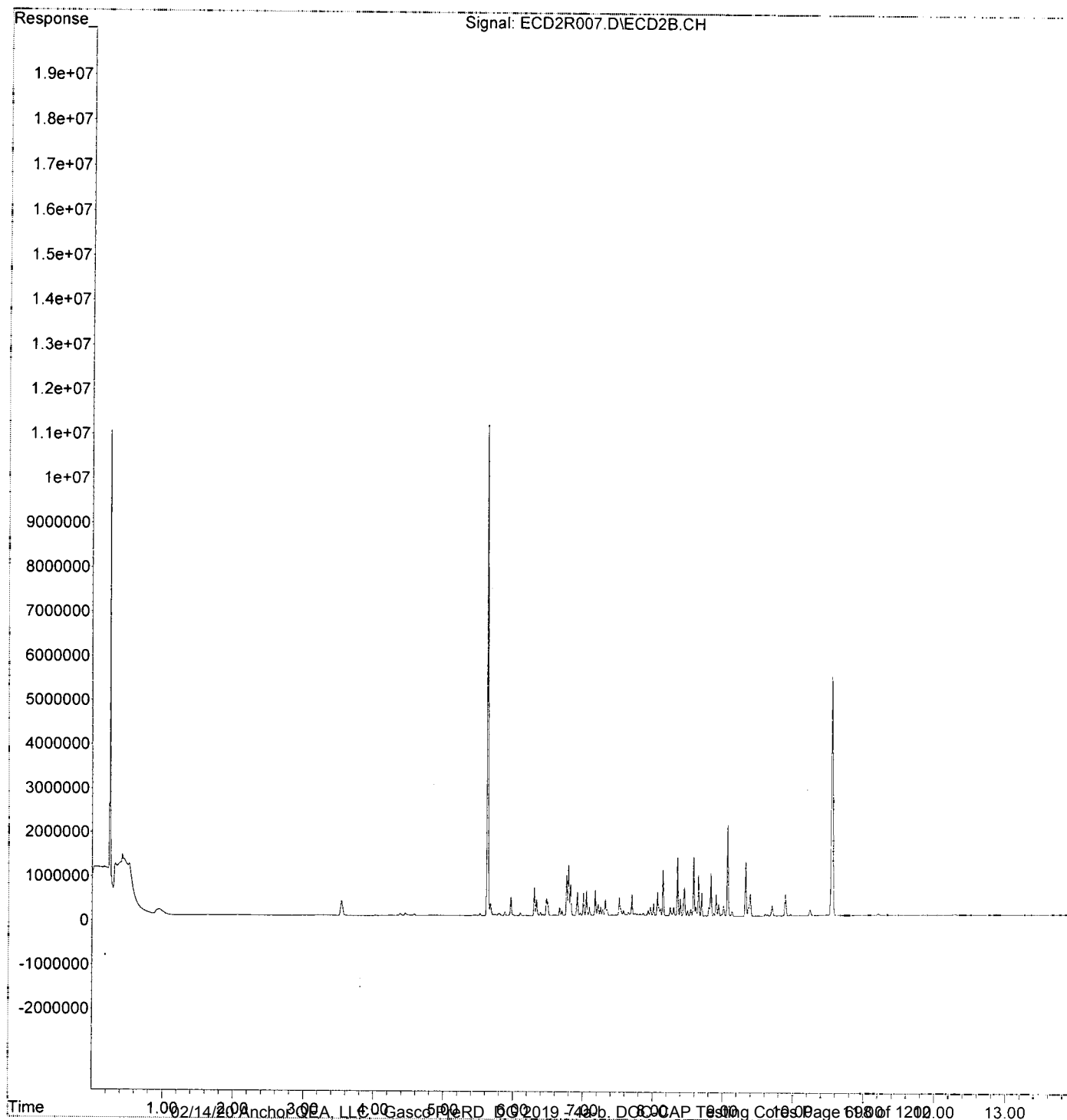
Compound	R.T.	Response	Conc	Units
48) Aroclor 1262 (1)	0.000	0	N.D.	ng/ml
49) Aroclor 1262 (2)	0.000	0	N.D.	ng/ml
50) Aroclor 1262 (3)	0.000	0	N.D.	ng/ml
51) Aroclor 1262 (4)	0.000	0	N.D.	ng/ml
52) Aroclor 1262 (5)	0.000	0	N.D.	ng/ml
53) Aroclor 1262 (6)	0.000	0	N.D.	ng/ml
54) Aroclor 1262 - AVE	0.000	0	N.D.	ng/ml
55) Aroclor 1268 (1)	0.000	0	N.D.	ng/ml
56) Aroclor 1268 (2)	0.000	0	N.D.	ng/ml
57) Aroclor 1268 (3)	0.000	0	N.D.	ng/ml
58) Aroclor 1268 (4)	0.000	0	N.D.	ng/ml
59) Aroclor 1268 (5)	0.000	0	N.D.	ng/ml
60) Aroclor 1268 (6)	0.000	0	N.D.	ng/ml
61) Aroclor 1268 - AVE	0.000	0	N.D.	ng/ml

(f)=RT Delta > 1/2 Window

(m)=manual int.

Data Path : K:\DATA\0A13050\
 Data File : ECD2R007.D
 Signal(s) : ECD2B.CH
 Acq On : 13 Jan 2020 18:08
 Operator : MJB / KAK
 Sample : 0A13050-CAL3
 Misc :
 ALS Vial : 56 Sample Multiplier: 1

Integration File: events.e
 Quant Time: Jan 14 09:01:21 2020
 Quant Method : L:\Methods\RECD2_QUANTPCB_200113.M
 Quant Title : PCB Data Analysis
 QLast Update : Fri Oct 25 14:23:20 2019
 Response via : Initial Calibration
 Integrator: ChemStation 6890 Scale Mode: Small noise peaks clipped



Data Path : K:\DATA\0A13050\
 Data File : ECD2R008.D
 Signal(s) : ECD2B.CH
 Acq On : 13 Jan 2020 18:25
 Operator : MJB / KAK
 Sample : 0A13050-CAL4
 Misc :
 ALS Vial : 57 Sample Multiplier: 1

Integration File: events.e
 Quant Time: Jan 14 09:01:42 2020
 Quant Method : L:\Methods\RECD2_QUANTPCB_200113.M
 Quant Title : PCB Data Analysis
 QLast Update : Fri Oct 25 14:23:20 2019
 Response via : Initial Calibration
 Integrator: ChemStation 6890 Scale Mode: Small noise peaks clipped

[Handwritten signature]
 1/14/20

Compound	R.T.	Response	Conc Units
System Monitoring Compounds			
1) S TCMX (S)	5.629	22681880	86.463 ng/ml
62) S DCBP (S)	10.551	10891716	74.199 ng/ml
Target Compounds			
2) Aroclor 1016 (1)	6.301	1190843	134.057 ng/ml
3) Aroclor 1016 (2)	6.790	2334544	142.670 ng/ml
4) Aroclor 1016 (3)	6.917	1067264	144.894 ng/ml
5) Aroclor 1016 (4)	7.004	981904	131.670 ng/ml
6) Aroclor 1016 (5)	7.049	1076394	130.455 ng/ml
7) Aroclor 1016 (6)	7.174	1160064	140.937 ng/ml
8) Aroclor 1016 - AVE	0.000	0	N.D. ng/ml
9) Aroclor 1221 (1)	0.000	0	N.D. ng/ml
10) Aroclor 1221 (2)	0.000	0	N.D. ng/ml
11) Aroclor 1221 (3)	0.000	0	N.D. ng/ml
12) Aroclor 1221 - AVE	0.000	0	N.D. ng/ml
13) Aroclor 1232 (1)	0.000	0	N.D. ng/ml
14) Aroclor 1232 (2)	0.000	0	N.D. ng/ml
15) Aroclor 1232 (3)	0.000	0	N.D. ng/ml
16) Aroclor 1232 (4)	0.000	0	N.D. ng/ml
17) Aroclor 1232 (5)	0.000	0	N.D. ng/ml
18) Aroclor 1232 (6)	0.000	0	N.D. ng/ml
19) Aroclor 1232 - AVE	0.000	0	N.D. ng/ml
20) Aroclor 1242 (1)	0.000	0	N.D. ng/ml
21) Aroclor 1242 (2)	0.000	0	N.D. ng/ml
22) Aroclor 1242 (3)	0.000	0	N.D. ng/ml
23) Aroclor 1242 (4)	0.000	0	N.D. ng/ml
24) Aroclor 1242 (5)	0.000	0	N.D. ng/ml
25) Aroclor 1242 (6)	0.000	0	N.D. ng/ml
26) Aroclor 1242 - AVE	0.000	0	N.D. ng/ml
27) Aroclor 1248 (1)	0.000	0	N.D. ng/ml
28) Aroclor 1248 (2)	0.000	0	N.D. ng/ml
29) Aroclor 1248 (3)	0.000	0	N.D. ng/ml
30) Aroclor 1248 (4)	0.000	0	N.D. ng/ml
31) Aroclor 1248 (5)	0.000	0	N.D. ng/ml
32) Aroclor 1248 (6)	0.000	0	N.D. ng/ml
33) Aroclor 1248 - AVE	0.000	0	N.D. ng/ml
34) Aroclor 1254 (1)	0.000	0	N.D. ng/ml
35) Aroclor 1254 (2)	0.000	0	N.D. ng/ml
36) Aroclor 1254 (3)	0.000	0	N.D. ng/ml
37) Aroclor 1254 (4)	0.000	0	N.D. ng/ml
38) Aroclor 1254 (5)	0.000	0	N.D. ng/ml
39) Aroclor 1254 (6)	0.000	0	N.D. ng/ml
40) Aroclor 1254 - AVE	0.000	0	N.D. ng/ml
41) Aroclor 1260 (1)	8.144	2093221	132.626 ng/ml
42) Aroclor 1260 (2)	8.351	2511397	128.304 ng/ml
43) Aroclor 1260 (3)	8.582	2744238	136.311 ng/ml
44) Aroclor 1260 (4)	9.066	4251874	137.396 ng/ml
45) Aroclor 1260 (5)	9.325	2471890	128.116 ng/ml
46) Aroclor 1260 (6)	9.891	1008936	146.253 ng/ml
47) Aroclor 1260 - AVE	0.000	0	N.D. ng/ml

Data Path : K:\DATA\0A13050\
 Data File : ECD2R008.D
 Signal(s) : ECD2B.CH
 Acq On : 13 Jan 2020 18:25
 Operator : MJB / KAK
 Sample : 0A13050-CAL4
 Misc :
 ALS Vial : 57 Sample Multiplier: 1

Integration File: events.e
 Quant Time: Jan 14 09:01:42 2020
 Quant Method : L:\Methods\RECD2_QUANTPCB_200113.M
 Quant Title : PCB Data Analysis
 QLast Update : Fri Oct 25 14:23:20 2019
 Response via : Initial Calibration
 Integrator: ChemStation 6890 Scale Mode: Small noise peaks clipped

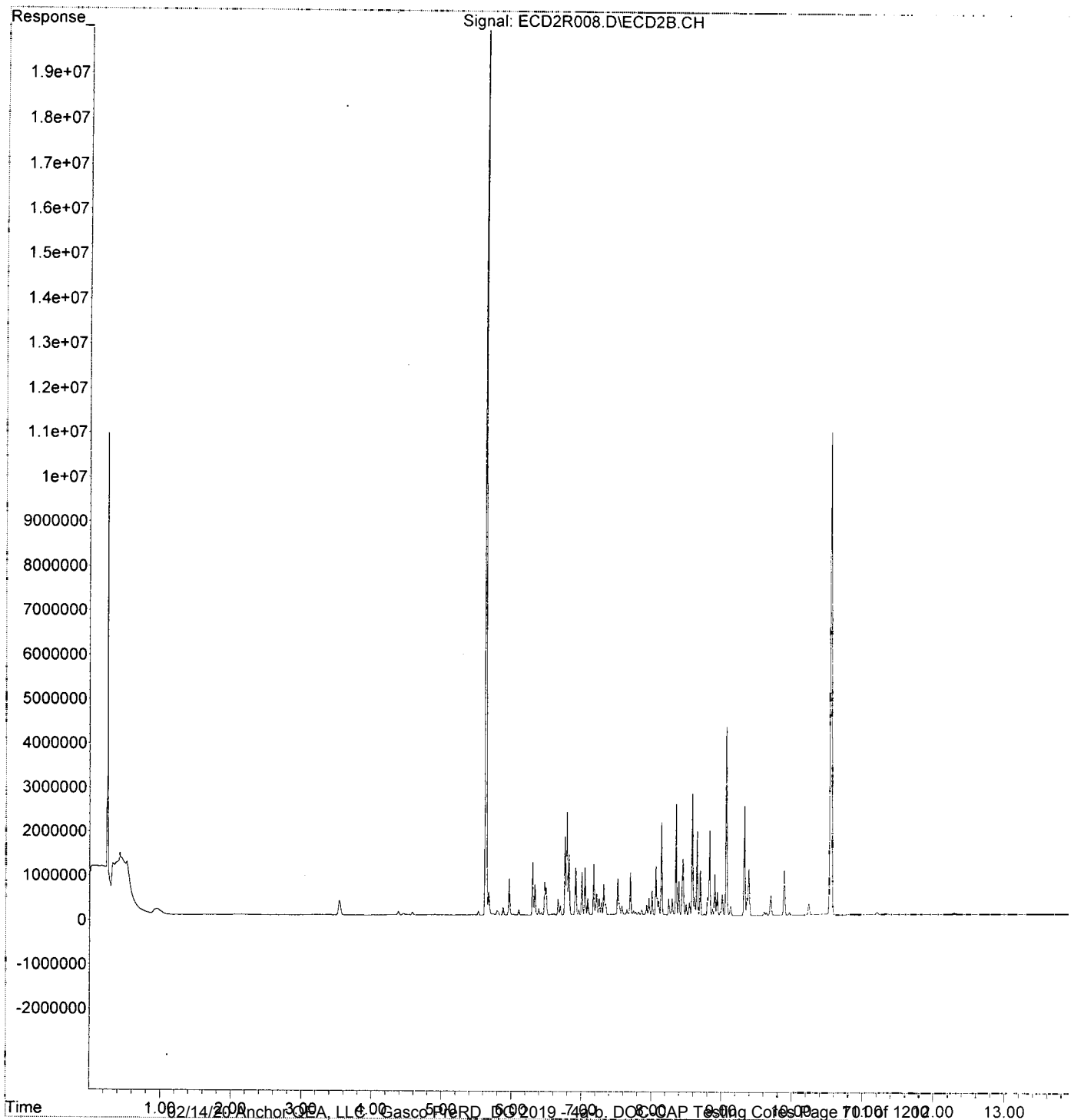
Compound	R.T.	Response	Conc	Units
48) Aroclor 1262 (1)	0.000	0	N.D.	ng/ml
49) Aroclor 1262 (2)	0.000	0	N.D.	ng/ml
50) Aroclor 1262 (3)	0.000	0	N.D.	ng/ml
51) Aroclor 1262 (4)	0.000	0	N.D.	ng/ml
52) Aroclor 1262 (5)	0.000	0	N.D.	ng/ml
53) Aroclor 1262 (6)	0.000	0	N.D.	ng/ml
54) Aroclor 1262 - AVE	0.000	0	N.D.	ng/ml
55) Aroclor 1268 (1)	0.000	0	N.D.	ng/ml
56) Aroclor 1268 (2)	0.000	0	N.D.	ng/ml
57) Aroclor 1268 (3)	0.000	0	N.D.	ng/ml
58) Aroclor 1268 (4)	0.000	0	N.D.	ng/ml
59) Aroclor 1268 (5)	0.000	0	N.D.	ng/ml
60) Aroclor 1268 (6)	0.000	0	N.D.	ng/ml
61) Aroclor 1268 - AVE	0.000	0	N.D.	ng/ml

(f)=RT Delta > 1/2 Window

(m)=manual int.

Data Path : K:\DATA\0A13050\
Data File : ECD2R008.D
Signal(s) : ECD2B.CH
Acq On : 13 Jan 2020 18:25
Operator : MJB / KAK
Sample : 0A13050-CAL4
Misc :
ALS Vial : 57 Sample Multiplier: 1

Integration File: events.e
Quant Time: Jan 14 09:01:42 2020
Quant Method : L:\Methods\RECD2_QUANTPCB_200113.M
Quant Title : PCB Data Analysis
QLast Update : Fri Oct 25 14:23:20 2019
Response via : Initial Calibration
Integrator: ChemStation 6890 Scale Mode: Small noise peaks clipped



Data Path : K:\DATA\0A13050\
 Data File : ECD2R009.D
 Signal(s) : ECD2B.CH
 Acq On : 13 Jan 2020 18:43
 Operator : MJB / KAK
 Sample : 0A13050-CAL5
 Misc :
 ALS Vial : 58 Sample Multiplier: 1

Integration File: events.e
 Quant Time: Jan 14 08:59:57 2020
 Quant Method : L:\Methods\RECD2_QUANTPCB_200113.M
 Quant Title : PCB Data Analysis
 QLast Update : Fri Oct 25 14:23:20 2019
 Response via : Initial Calibration
 Integrator: ChemStation 6890 Scale Mode: Small noise peaks clipped

Handwritten signature and date: 1/14/20

Compound	R.T.	Response	Conc Units
System Monitoring Compounds			
1) S TCMX (S)	5.629	53881075	205.393 ng/ml
62) S DCBP (S)	10.552	25218318	171.798 ng/ml
Target Compounds			
2) Aroclor 1016 (1)	6.300	2835860	319.242 ng/ml
3) Aroclor 1016 (2)	6.790	5484312	335.160 ng/ml
4) Aroclor 1016 (3)	6.917	2538905	344.687 ng/ml
5) Aroclor 1016 (4)	7.003	2203390	295.467 ng/ml
6) Aroclor 1016 (5)	7.048	2536989	307.474 ng/ml
7) Aroclor 1016 (6)	7.174	2573883	312.703 ng/ml
8) Aroclor 1016 - AVE	0.000	0	N.D. ng/ml
9) Aroclor 1221 (1)	0.000	0	N.D. ng/ml
10) Aroclor 1221 (2)	0.000	0	N.D. ng/ml
11) Aroclor 1221 (3)	0.000	0	N.D. ng/ml
12) Aroclor 1221 - AVE	0.000	0	N.D. ng/ml
13) Aroclor 1232 (1)	0.000	0	N.D. ng/ml
14) Aroclor 1232 (2)	0.000	0	N.D. ng/ml
15) Aroclor 1232 (3)	0.000	0	N.D. ng/ml
16) Aroclor 1232 (4)	0.000	0	N.D. ng/ml
17) Aroclor 1232 (5)	0.000	0	N.D. ng/ml
18) Aroclor 1232 (6)	0.000	0	N.D. ng/ml
19) Aroclor 1232 - AVE	0.000	0	N.D. ng/ml
20) Aroclor 1242 (1)	0.000	0	N.D. ng/ml
21) Aroclor 1242 (2)	0.000	0	N.D. ng/ml
22) Aroclor 1242 (3)	0.000	0	N.D. ng/ml
23) Aroclor 1242 (4)	0.000	0	N.D. ng/ml
24) Aroclor 1242 (5)	0.000	0	N.D. ng/ml
25) Aroclor 1242 (6)	0.000	0	N.D. ng/ml
26) Aroclor 1242 - AVE	0.000	0	N.D. ng/ml
27) Aroclor 1248 (1)	0.000	0	N.D. ng/ml
28) Aroclor 1248 (2)	0.000	0	N.D. ng/ml
29) Aroclor 1248 (3)	0.000	0	N.D. ng/ml
30) Aroclor 1248 (4)	0.000	0	N.D. ng/ml
31) Aroclor 1248 (5)	0.000	0	N.D. ng/ml
32) Aroclor 1248 (6)	0.000	0	N.D. ng/ml
33) Aroclor 1248 - AVE	0.000	0	N.D. ng/ml
34) Aroclor 1254 (1)	0.000	0	N.D. ng/ml
35) Aroclor 1254 (2)	0.000	0	N.D. ng/ml
36) Aroclor 1254 (3)	0.000	0	N.D. ng/ml
37) Aroclor 1254 (4)	0.000	0	N.D. ng/ml
38) Aroclor 1254 (5)	0.000	0	N.D. ng/ml
39) Aroclor 1254 (6)	0.000	0	N.D. ng/ml
40) Aroclor 1254 - AVE	0.000	0	N.D. ng/ml
41) Aroclor 1260 (1)	8.144	5080914	321.926 ng/ml
42) Aroclor 1260 (2)	8.351	6152313	314.315 ng/ml
43) Aroclor 1260 (3)	8.583	6540031	324.855 ng/ml
44) Aroclor 1260 (4)	9.066	10496732	339.193 ng/ml
45) Aroclor 1260 (5)	9.325	6070844	309.206 ng/ml
46) Aroclor 1260 (6)	9.891	2392226	346.773 ng/ml
47) Aroclor 1260 - AVE	0.000	0	N.D. ng/ml

Data Path : K:\DATA\0A13050\
 Data File : ECD2R009.D
 Signal(s) : ECD2B.CH
 Acq On : 13 Jan 2020 18:43
 Operator : MJB / KAK
 Sample : 0A13050-CAL5
 Misc :
 ALS Vial : 58 Sample Multiplier: 1

Integration File: events.e
 Quant Time: Jan 14 08:59:57 2020
 Quant Method : L:\Methods\RECD2_QUANTPCB_200113.M
 Quant Title : PCB Data Analysis
 QLast Update : Fri Oct 25 14:23:20 2019
 Response via : Initial Calibration
 Integrator: ChemStation 6890 Scale Mode: Small noise peaks clipped

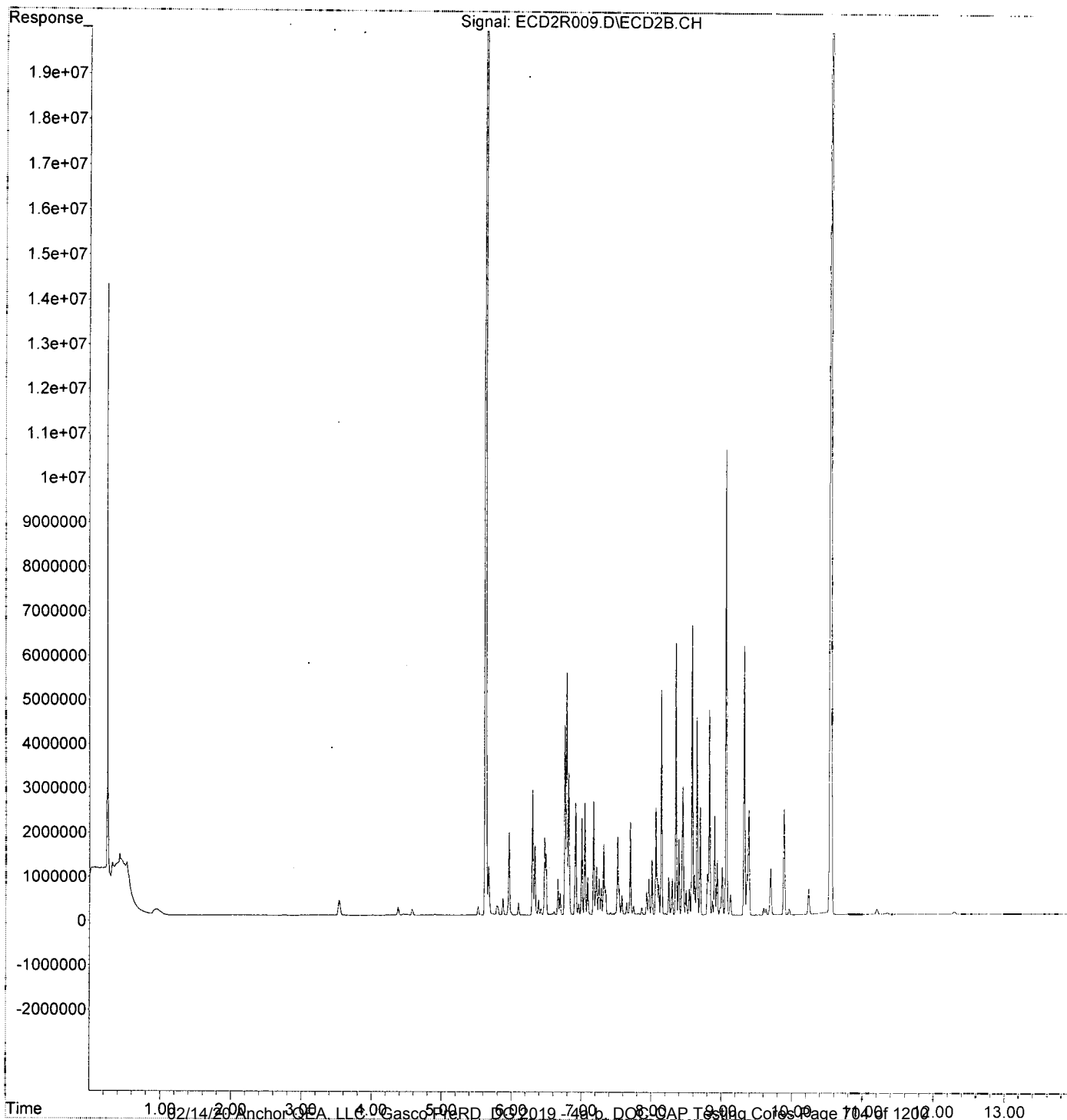
	Compound	R.T.	Response	Conc	Units
48)	Aroclor 1262 (1)	0.000	0	N.D.	ng/mld
49)	Aroclor 1262 (2)	0.000	0	N.D.	ng/mld
50)	Aroclor 1262 (3)	0.000	0	N.D.	ng/mld
51)	Aroclor 1262 (4)	0.000	0	N.D.	ng/mld
52)	Aroclor 1262 (5)	0.000	0	N.D.	ng/mld
53)	Aroclor 1262 (6)	0.000	0	N.D.	ng/mld
54)	Aroclor 1262 - AVE	0.000	0	N.D.	ng/mld
55)	Aroclor 1268 (1)	0.000	0	N.D.	ng/mld
56)	Aroclor 1268 (2)	0.000	0	N.D.	ng/mld
57)	Aroclor 1268 (3)	0.000	0	N.D.	ng/mld
58)	Aroclor 1268 (4)	0.000	0	N.D.	ng/mld
59)	Aroclor 1268 (5)	0.000	0	N.D.	ng/mld
60)	Aroclor 1268 (6)	0.000	0	N.D.	ng/mld
61)	Aroclor 1268 - AVE	0.000	0	N.D.	ng/mld

(f)=RT Delta > 1/2 Window

(m)=manual int.

Data Path : K:\DATA\0A13050\
 Data File : ECD2R009.D
 Signal(s) : ECD2B.CH
 Acq On : 13 Jan 2020 18:43
 Operator : MJB / KAK
 Sample : 0A13050-CAL5
 Misc :
 ALS Vial : 58 Sample Multiplier: 1

Integration File: events.e
 Quant Time: Jan 14 08:59:57 2020
 Quant Method : L:\Methods\RECD2_QUANTPCB_200113.M
 Quant Title : PCB Data Analysis
 QLast Update : Fri Oct 25 14:23:20 2019
 Response via : Initial Calibration
 Integrator: ChemStation 6890 Scale Mode: Small noise peaks clipped



Data Path : K:\DATA\0A13050\
 Data File : ECD2R010.D
 Signal(s) : ECD2B.CH
 Acq On : 13 Jan 2020 19:01
 Operator : MJB / KAK
 Sample : 0A13050-CAL6
 Misc :
 ALS Vial : 59 Sample Multiplier: 1

Integration File: events.e
 Quant Time: Jan 14 09:02:03 2020
 Quant Method : L:\Methods\RECD2_QUANTPCB_200113.M
 Quant Title : PCB Data Analysis
 QLast Update : Fri Oct 25 14:23:20 2019
 Response via : Initial Calibration
 Integrator: ChemStation 6890 Scale Mode: Small noise peaks clipped

[Handwritten Signature]
 1/14/20

Compound	R.T.	Response	Conc Units
System Monitoring Compounds			
1) S TCMX (S)	5.631	124870409	476.002 ng/ml
62) S DCBP (S)	10.551	58595711	399.179 ng/ml
Target Compounds			
2) Aroclor 1016 (1)	6.300	5624087	633.122 ng/ml
3) Aroclor 1016 (2)	6.790	11025443	673.792 ng/ml
4) Aroclor 1016 (3)	6.917	5145954	698.624 ng/ml
5) Aroclor 1016 (4)	7.004	4338878	581.829 ng/ml
6) Aroclor 1016 (5)	7.048	5224293	633.166 ng/ml
7) Aroclor 1016 (6)	7.173	5149713	625.642 ng/ml
8) Aroclor 1016 - AVE	0.000	0	N.D. ng/ml
9) Aroclor 1221 (1)	0.000	0	N.D. ng/ml
10) Aroclor 1221 (2)	0.000	0	N.D. ng/ml
11) Aroclor 1221 (3)	0.000	0	N.D. ng/ml
12) Aroclor 1221 - AVE	0.000	0	N.D. ng/ml
13) Aroclor 1232 (1)	0.000	0	N.D. ng/ml
14) Aroclor 1232 (2)	0.000	0	N.D. ng/ml
15) Aroclor 1232 (3)	0.000	0	N.D. ng/ml
16) Aroclor 1232 (4)	0.000	0	N.D. ng/ml
17) Aroclor 1232 (5)	0.000	0	N.D. ng/ml
18) Aroclor 1232 (6)	0.000	0	N.D. ng/ml
19) Aroclor 1232 - AVE	0.000	0	N.D. ng/ml
20) Aroclor 1242 (1)	0.000	0	N.D. ng/ml
21) Aroclor 1242 (2)	0.000	0	N.D. ng/ml
22) Aroclor 1242 (3)	0.000	0	N.D. ng/ml
23) Aroclor 1242 (4)	0.000	0	N.D. ng/ml
24) Aroclor 1242 (5)	0.000	0	N.D. ng/ml
25) Aroclor 1242 (6)	0.000	0	N.D. ng/ml
26) Aroclor 1242 - AVE	0.000	0	N.D. ng/ml
27) Aroclor 1248 (1)	0.000	0	N.D. ng/ml
28) Aroclor 1248 (2)	0.000	0	N.D. ng/ml
29) Aroclor 1248 (3)	0.000	0	N.D. ng/ml
30) Aroclor 1248 (4)	0.000	0	N.D. ng/ml
31) Aroclor 1248 (5)	0.000	0	N.D. ng/ml
32) Aroclor 1248 (6)	0.000	0	N.D. ng/ml
33) Aroclor 1248 - AVE	0.000	0	N.D. ng/ml
34) Aroclor 1254 (1)	0.000	0	N.D. ng/ml
35) Aroclor 1254 (2)	0.000	0	N.D. ng/ml
36) Aroclor 1254 (3)	0.000	0	N.D. ng/ml
37) Aroclor 1254 (4)	0.000	0	N.D. ng/ml
38) Aroclor 1254 (5)	0.000	0	N.D. ng/ml
39) Aroclor 1254 (6)	0.000	0	N.D. ng/ml
40) Aroclor 1254 - AVE	0.000	0	N.D. ng/ml
41) Aroclor 1260 (1)	8.143	10123087	641.397 ng/ml
42) Aroclor 1260 (2)	8.350	12298764	628.330 ng/ml
43) Aroclor 1260 (3)	8.582	12961672	643.829 ng/ml
44) Aroclor 1260 (4)	9.066	21886590	707.247 ng/ml
45) Aroclor 1260 (5)	9.325	12074358	674.651 ng/ml
46) Aroclor 1260 (6)	9.890	4594659	666.033 ng/ml
47) Aroclor 1260 - AVE	0.000	0	N.D. ng/ml

Data Path : K:\DATA\0A13050\
 Data File : ECD2R010.D
 Signal(s) : ECD2B.CH
 Acq On : 13 Jan 2020 19:01
 Operator : MJB / KAK
 Sample : 0A13050-CAL6
 Misc :
 ALS Vial : 59 Sample Multiplier: 1

Integration File: events.e
 Quant Time: Jan 14 09:02:03 2020
 Quant Method : L:\Methods\RECD2_QUANTPCB_200113.M
 Quant Title : PCB Data Analysis
 QLast Update : Fri Oct 25 14:23:20 2019
 Response via : Initial Calibration
 Integrator: ChemStation 6890 Scale Mode: Small noise peaks clipped

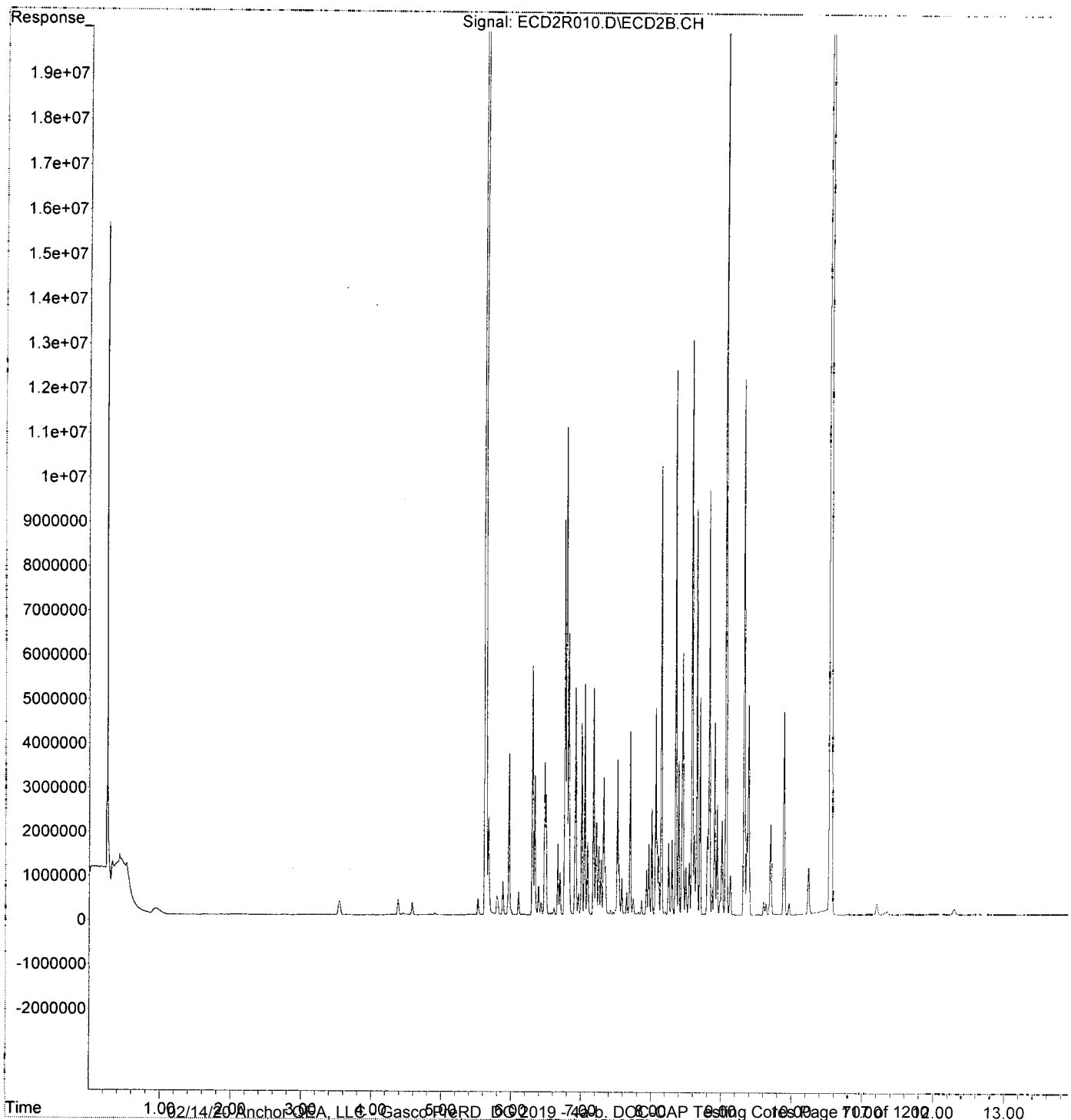
Compound	R.T.	Response	Conc	Units
48) Aroclor 1262 (1)	0.000	0	N.D.	ng/ml
49) Aroclor 1262 (2)	0.000	0	N.D.	ng/ml
50) Aroclor 1262 (3)	0.000	0	N.D.	ng/ml
51) Aroclor 1262 (4)	0.000	0	N.D.	ng/ml
52) Aroclor 1262 (5)	0.000	0	N.D.	ng/ml
53) Aroclor 1262 (6)	0.000	0	N.D.	ng/ml
54) Aroclor 1262 - AVE	0.000	0	N.D.	ng/ml
55) Aroclor 1268 (1)	0.000	0	N.D.	ng/ml
56) Aroclor 1268 (2)	0.000	0	N.D.	ng/ml
57) Aroclor 1268 (3)	0.000	0	N.D.	ng/ml
58) Aroclor 1268 (4)	0.000	0	N.D.	ng/ml
59) Aroclor 1268 (5)	0.000	0	N.D.	ng/ml
60) Aroclor 1268 (6)	0.000	0	N.D.	ng/ml
61) Aroclor 1268 - AVE	0.000	0	N.D.	ng/ml

(f)=RT Delta > 1/2 Window

(m)=manual int.

Data Path : K:\DATA\0A13050\
 Data File : ECD2R010.D
 Signal(s) : ECD2B.CH
 Acq On : 13 Jan 2020 19:01
 Operator : MJB / KAK
 Sample : 0A13050-CAL6
 Misc :
 ALS Vial : 59 Sample Multiplier: 1

Integration File: events.e
 Quant Time: Jan 14 09:02:03 2020
 Quant Method : L:\Methods\RECD2_QUANTPCB_200113.M
 Quant Title : PCB Data Analysis
 QLast Update : Fri Oct 25 14:23:20 2019
 Response via : Initial Calibration
 Integrator: ChemStation 6890 Scale Mode: Small noise peaks clipped



Data Path : K:\DATA\0A13050\
 Data File : ECD2R011.D
 Signal(s) : ECD2B.CH
 Acq On : 13 Jan 2020 19:18
 Operator : MJB / KAK
 Sample : 0A13050-CAL7
 Misc :
 ALS Vial : 60 Sample Multiplier: 1

Integration File: events.e
 Quant Time: Jan 14 09:02:23 2020
 Quant Method : L:\Methods\RECD2_QUANTPCB_200113.M
 Quant Title : PCB Data Analysis
 QLast Update : Fri Oct 25 14:23:20 2019
 Response via : Initial Calibration
 Integrator: ChemStation 6890 Scale Mode: Small noise peaks clipped

[Handwritten signature]
 1/14/20

Compound	R.T.	Response	Conc Units
System Monitoring Compounds			
1) S TCMX (S)	5.633	194842413	742.733 ng/ml
62) S DCBP (S)	10.553	101081415	688.610 ng/ml
Target Compounds			
2) Aroclor 1016 (1)	6.300	8229290	926.399 ng/ml
3) Aroclor 1016 (2)	6.791	15844863	968.319 ng/ml
4) Aroclor 1016 (3)	6.917	7443643	1010.563 ng/ml
5) Aroclor 1016 (4)	7.004	6442401	865.904 ng/ml
6) Aroclor 1016 (5)	7.049	7076827	857.687 ng/ml
7) Aroclor 1016 (6)	7.174	7407214	899.907 ng/ml
8) Aroclor 1016 - AVE	0.000	0	N.D. ng/ml
9) Aroclor 1221 (1)	0.000	0	N.D. ng/ml
10) Aroclor 1221 (2)	0.000	0	N.D. ng/ml
11) Aroclor 1221 (3)	0.000	0	N.D. ng/ml
12) Aroclor 1221 - AVE	0.000	0	N.D. ng/ml
13) Aroclor 1232 (1)	0.000	0	N.D. ng/ml
14) Aroclor 1232 (2)	0.000	0	N.D. ng/ml
15) Aroclor 1232 (3)	0.000	0	N.D. ng/ml
16) Aroclor 1232 (4)	0.000	0	N.D. ng/ml
17) Aroclor 1232 (5)	0.000	0	N.D. ng/ml
18) Aroclor 1232 (6)	0.000	0	N.D. ng/ml
19) Aroclor 1232 - AVE	0.000	0	N.D. ng/ml
20) Aroclor 1242 (1)	0.000	0	N.D. ng/ml
21) Aroclor 1242 (2)	0.000	0	N.D. ng/ml
22) Aroclor 1242 (3)	0.000	0	N.D. ng/ml
23) Aroclor 1242 (4)	0.000	0	N.D. ng/ml
24) Aroclor 1242 (5)	0.000	0	N.D. ng/ml
25) Aroclor 1242 (6)	0.000	0	N.D. ng/ml
26) Aroclor 1242 - AVE	0.000	0	N.D. ng/ml
27) Aroclor 1248 (1)	0.000	0	N.D. ng/ml
28) Aroclor 1248 (2)	0.000	0	N.D. ng/ml
29) Aroclor 1248 (3)	0.000	0	N.D. ng/ml
30) Aroclor 1248 (4)	0.000	0	N.D. ng/ml
31) Aroclor 1248 (5)	0.000	0	N.D. ng/ml
32) Aroclor 1248 (6)	0.000	0	N.D. ng/ml
33) Aroclor 1248 - AVE	0.000	0	N.D. ng/ml
34) Aroclor 1254 (1)	0.000	0	N.D. ng/ml
35) Aroclor 1254 (2)	0.000	0	N.D. ng/ml
36) Aroclor 1254 (3)	0.000	0	N.D. ng/ml
37) Aroclor 1254 (4)	0.000	0	N.D. ng/ml
38) Aroclor 1254 (5)	0.000	0	N.D. ng/ml
39) Aroclor 1254 (6)	0.000	0	N.D. ng/ml
40) Aroclor 1254 - AVE	0.000	0	N.D. ng/ml
41) Aroclor 1260 (1)	8.144	14548054	921.762 ng/ml
42) Aroclor 1260 (2)	8.351	17676726	903.084 ng/ml
43) Aroclor 1260 (3)	8.583	18285536	908.274 ng/ml
44) Aroclor 1260 (4)	9.067	32592843	1053.210 ng/ml
45) Aroclor 1260 (5)	9.325	17701773	989.081 ng/ml
46) Aroclor 1260 (6)	9.891	6885880	998.164 ng/ml
47) Aroclor 1260 - AVE	0.000	0	N.D. ng/ml

Data Path : K:\DATA\0A13050\
 Data File : ECD2R011.D
 Signal(s) : ECD2B.CH
 Acq On : 13 Jan 2020 19:18
 Operator : MJB / KAK
 Sample : 0A13050-CAL7
 Misc :
 ALS Vial : 60 Sample Multiplier: 1

Integration File: events.e
 Quant Time: Jan 14 09:02:23 2020
 Quant Method : L:\Methods\RECD2_QUANTPCB_200113.M
 Quant Title : PCB Data Analysis
 QLast Update : Fri Oct 25 14:23:20 2019
 Response via : Initial Calibration
 Integrator: ChemStation 6890 Scale Mode: Small noise peaks clipped

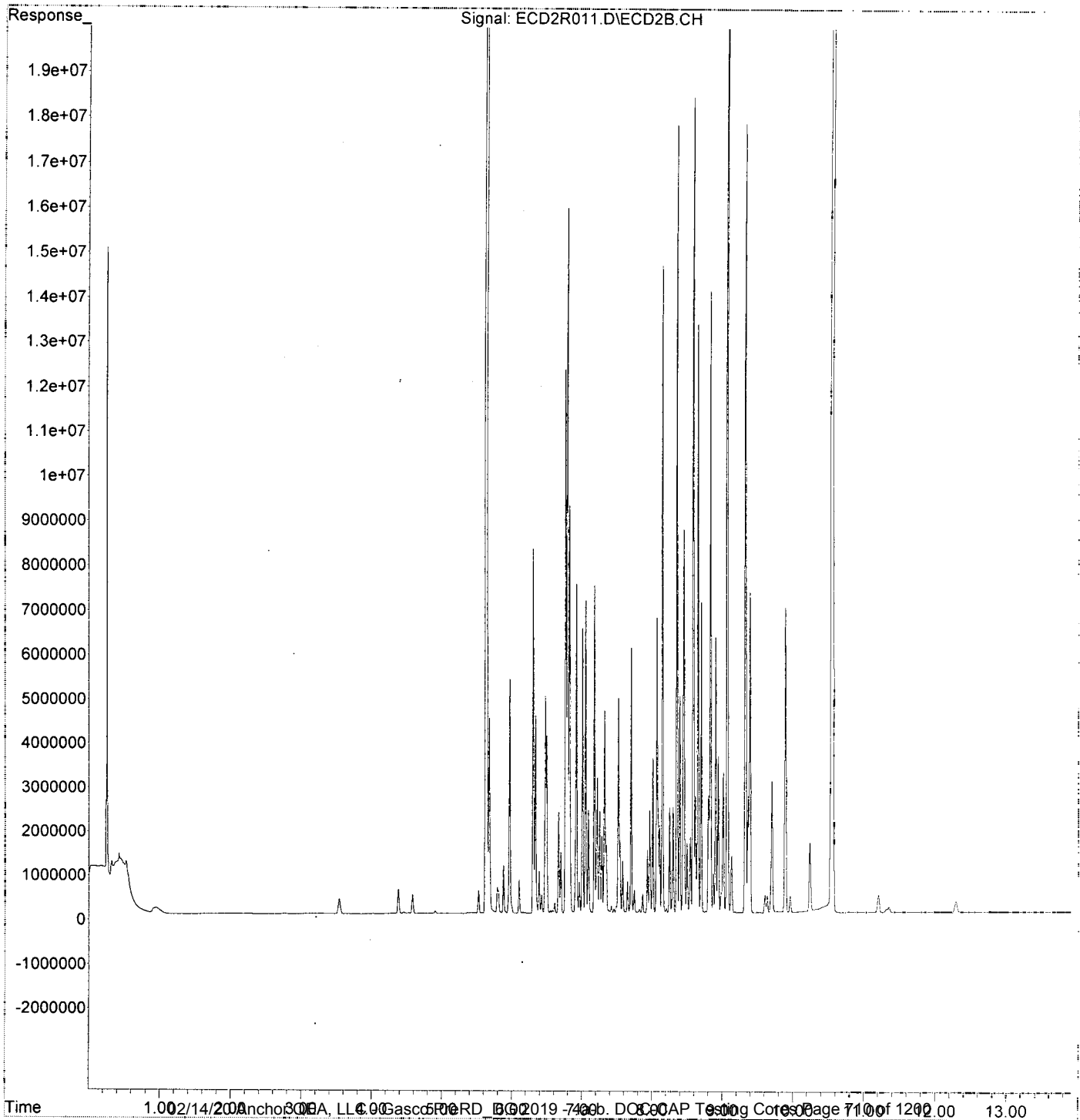
	Compound	R.T.	Response	Conc	Units
48)	Aroclor 1262 (1)	0.000	0	N.D.	ng/ml
49)	Aroclor 1262 (2)	0.000	0	N.D.	ng/ml
50)	Aroclor 1262 (3)	0.000	0	N.D.	ng/ml
51)	Aroclor 1262 (4)	0.000	0	N.D.	ng/ml
52)	Aroclor 1262 (5)	0.000	0	N.D.	ng/ml
53)	Aroclor 1262 (6)	0.000	0	N.D.	ng/ml
54)	Aroclor 1262 - AVE	0.000	0	N.D.	ng/ml
55)	Aroclor 1268 (1)	0.000	0	N.D.	ng/ml
56)	Aroclor 1268 (2)	0.000	0	N.D.	ng/ml
57)	Aroclor 1268 (3)	0.000	0	N.D.	ng/ml
58)	Aroclor 1268 (4)	0.000	0	N.D.	ng/ml
59)	Aroclor 1268 (5)	0.000	0	N.D.	ng/ml
60)	Aroclor 1268 (6)	0.000	0	N.D.	ng/ml
61)	Aroclor 1268 - AVE	0.000	0	N.D.	ng/ml

(f)=RT Delta > 1/2 Window

(m)=manual int.

Data Path : K:\DATA\0A13050\
 Data File : ECD2R011.D
 Signal(s) : ECD2B.CH
 Acq On : 13 Jan 2020 19:18
 Operator : MJB / KAK
 Sample : 0A13050-CAL7
 Misc :
 ALS Vial : 60 Sample Multiplier: 1

Integration File: events.e
 Quant Time: Jan 14 09:02:23 2020
 Quant Method : L:\Methods\RECD2_QUANTPCB_200113.M
 Quant Title : PCB Data Analysis
 QLast Update : Fri Oct 25 14:23:20 2019
 Response via : Initial Calibration
 Integrator: ChemStation 6890 Scale Mode: Small noise peaks clipped



Data Path : K:\DATA\0A13050\
 Data File : ECD2R014.D
 Signal(s) : ECD2B.CH
 Acq On : 13 Jan 2020 20:11
 Operator : MJB / KAK
 Sample : 0A13050-CAL8
 Misc :
 ALS Vial : 62 Sample Multiplier: 1

Integration File: events.e
 Quant Time: Jan 14 09:08:11 2020
 Quant Method : L:\Methods\RECD2_QUANTPCB_200113.M
 Quant Title : PCB Data Analysis
 QLast Update : Tue Jan 14 09:08:06 2020
 Response via : Initial Calibration
 Integrator: ChemStation 6890 Scale Mode: Small noise peaks clipped

Compound	R.T.	Response	Conc	Units
System Monitoring Compounds				
1) S TCMX (S)	0.000	0	N.D.	ng/ml
62) S DCBP (S)	0.000	0	N.D.	ng/ml
Target Compounds				
2) Aroclor 1016 (1)	0.000	0	N.D.	ng/ml
3) Aroclor 1016 (2)	0.000	0	N.D.	ng/ml
4) Aroclor 1016 (3)	0.000	0	N.D.	ng/ml
5) Aroclor 1016 (4)	0.000	0	N.D.	ng/ml
6) Aroclor 1016 (5)	0.000	0	N.D.	ng/ml
7) Aroclor 1016 (6)	0.000	0	N.D.	ng/ml
8) Aroclor 1016 - AVE	0.000	0	N.D.	ng/ml
9) Aroclor 1221 (1)	5.806	868760	405.233	ng/ml
10) Aroclor 1221 (2)	5.878	858489	392.721	ng/ml
11) Aroclor 1221 (3)	5.965	2853506	403.334	ng/ml
12) Aroclor 1221 - AVE	0.000	0	N.D.	ng/ml
13) Aroclor 1232 (1)	0.000	0	N.D.	ng/ml
14) Aroclor 1232 (2)	0.000	0	N.D.	ng/ml
15) Aroclor 1232 (3)	0.000	0	N.D.	ng/ml
16) Aroclor 1232 (4)	0.000	0	N.D.	ng/ml
17) Aroclor 1232 (5)	0.000	0	N.D.	ng/ml
18) Aroclor 1232 (6)	0.000	0	N.D.	ng/ml
19) Aroclor 1232 - AVE	0.000	0	N.D.	ng/ml
20) Aroclor 1242 (1)	0.000	0	N.D.	ng/ml
21) Aroclor 1242 (2)	0.000	0	N.D.	ng/ml
22) Aroclor 1242 (3)	0.000	0	N.D.	ng/ml
23) Aroclor 1242 (4)	0.000	0	N.D.	ng/ml
24) Aroclor 1242 (5)	0.000	0	N.D.	ng/ml
25) Aroclor 1242 (6)	0.000	0	N.D.	ng/ml
26) Aroclor 1242 - AVE	0.000	0	N.D.	ng/ml
27) Aroclor 1248 (1)	0.000	0	N.D.	ng/ml
28) Aroclor 1248 (2)	0.000	0	N.D.	ng/ml
29) Aroclor 1248 (3)	0.000	0	N.D.	ng/ml
30) Aroclor 1248 (4)	0.000	0	N.D.	ng/ml
31) Aroclor 1248 (5)	0.000	0	N.D.	ng/ml
32) Aroclor 1248 (6)	0.000	0	N.D.	ng/ml
33) Aroclor 1248 - AVE	0.000	0	N.D.	ng/ml
34) Aroclor 1254 (1)	0.000	0	N.D.	ng/ml
35) Aroclor 1254 (2)	0.000	0	N.D.	ng/ml
36) Aroclor 1254 (3)	0.000	0	N.D.	ng/ml
37) Aroclor 1254 (4)	0.000	0	N.D.	ng/ml
38) Aroclor 1254 (5)	0.000	0	N.D.	ng/ml
39) Aroclor 1254 (6)	0.000	0	N.D.	ng/ml
40) Aroclor 1254 - AVE	0.000	0	N.D.	ng/ml
41) Aroclor 1260 (1)	0.000	0	N.D.	ng/ml
42) Aroclor 1260 (2)	0.000	0	N.D.	ng/ml
43) Aroclor 1260 (3)	0.000	0	N.D.	ng/ml
44) Aroclor 1260 (4)	0.000	0	N.D.	ng/ml
45) Aroclor 1260 (5)	0.000	0	N.D.	ng/ml
46) Aroclor 1260 (6)	0.000	0	N.D.	ng/ml
47) Aroclor 1260 - AVE	0.000	0	N.D.	ng/ml

Handwritten signature
 1/14/20

Data Path : K:\DATA\0A13050\
 Data File : ECD2R014.D
 Signal(s) : ECD2B.CH
 Acq On : 13 Jan 2020 20:11
 Operator : MJB / KAK
 Sample : 0A13050-CAL8
 Misc :
 ALS Vial : 62 Sample Multiplier: 1

Integration File: events.e
 Quant Time: Jan 14 09:08:11 2020
 Quant Method : L:\Methods\RECD2_QUANTPCB_200113.M
 Quant Title : PCB Data Analysis
 QLast Update : Tue Jan 14 09:08:06 2020
 Response via : Initial Calibration
 Integrator: ChemStation 6890 Scale Mode: Small noise peaks clipped

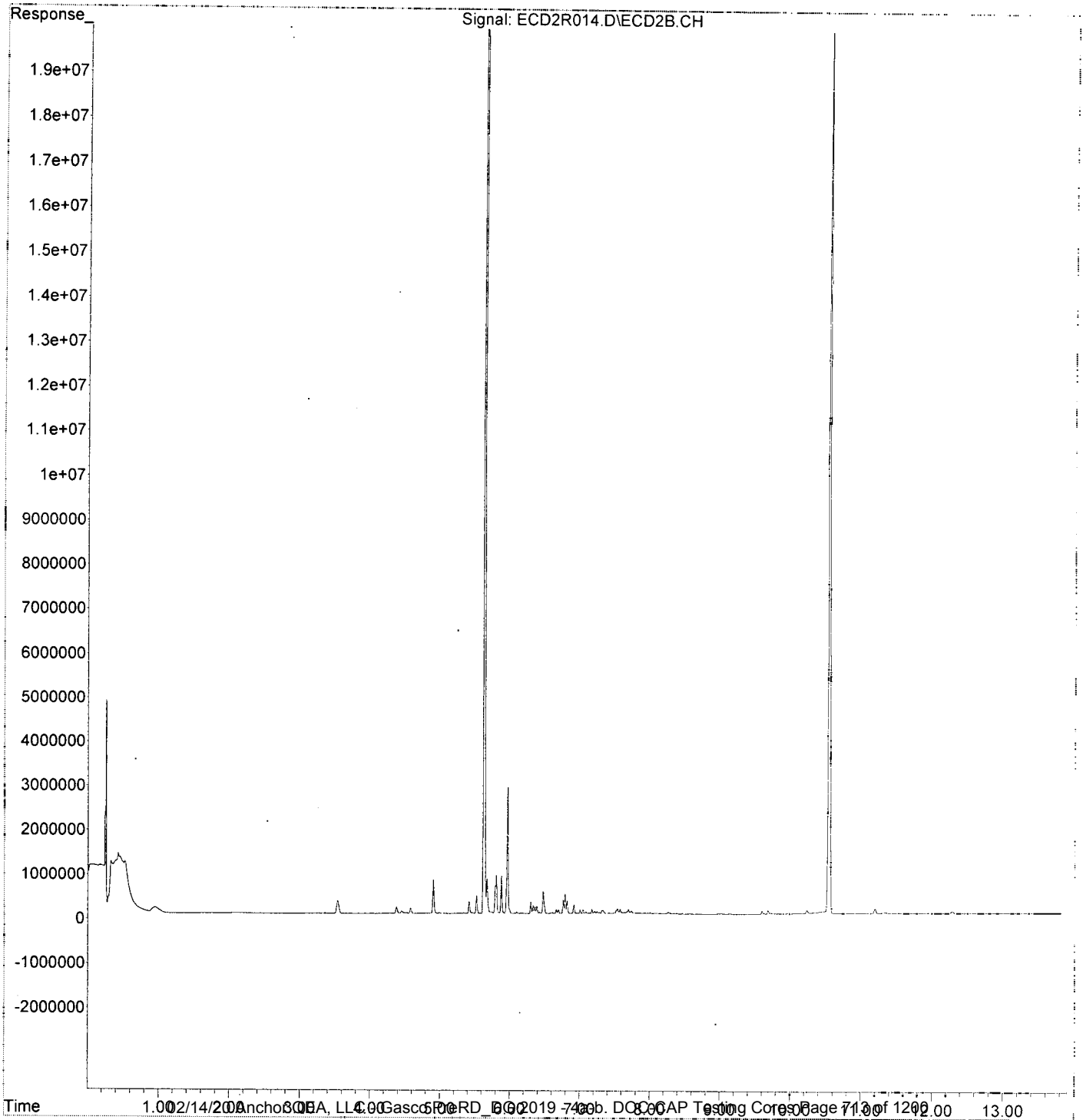
Compound	R.T.	Response	Conc	Units
48) Aroclor 1262 (1)	0.000	0	N.D.	ng/ml
49) Aroclor 1262 (2)	0.000	0	N.D.	ng/ml
50) Aroclor 1262 (3)	0.000	0	N.D.	ng/ml
51) Aroclor 1262 (4)	0.000	0	N.D.	ng/ml
52) Aroclor 1262 (5)	0.000	0	N.D.	ng/ml
53) Aroclor 1262 (6)	0.000	0	N.D.	ng/ml
54) Aroclor 1262 - AVE	0.000	0	N.D.	ng/ml
55) Aroclor 1268 (1)	0.000	0	N.D.	ng/ml
56) Aroclor 1268 (2)	0.000	0	N.D.	ng/ml
57) Aroclor 1268 (3)	0.000	0	N.D.	ng/ml
58) Aroclor 1268 (4)	0.000	0	N.D.	ng/ml
59) Aroclor 1268 (5)	0.000	0	N.D.	ng/ml
60) Aroclor 1268 (6)	0.000	0	N.D.	ng/ml
61) Aroclor 1268 - AVE	0.000	0	N.D.	ng/ml

(f)=RT Delta > 1/2 Window

(m)=manual int.

Data Path : K:\DATA\0A13050\
Data File : ECD2R014.D
Signal(s) : ECD2B.CH
Acq On : 13 Jan 2020 20:11
Operator : MJB / KAK
Sample : 0A13050-CAL8
Misc :
ALS Vial : 62 Sample Multiplier: 1

Integration File: events.e
Quant Time: Jan 14 09:08:11 2020
Quant Method : L:\Methods\RECD2_QUANTPCB_200113.M
Quant Title : PCB Data Analysis
QLast Update : Tue Jan 14 09:08:06 2020
Response via : Initial Calibration
Integrator: ChemStation 6890 Scale Mode: Small noise peaks clipped



Data Path : K:\DATA\0A13050\
 Data File : ECD2R015.D
 Signal(s) : ECD2B.CH
 Acq On : 13 Jan 2020 20:29
 Operator : MJB / KAK
 Sample : 0A13050-CAL9
 Misc :
 ALS Vial : 63 Sample Multiplier: 1

Integration File: events.e
 Quant Time: Jan 14 09:09:55 2020
 Quant Method : L:\Methods\RECD2_QUANTPCB_200113.M
 Quant Title : PCB Data Analysis
 QLast Update : Tue Jan 14 09:09:49 2020
 Response via : Initial Calibration
 Integrator: ChemStation 6890 Scale Mode: Small noise peaks clipped

Compound	R.T.	Response	Conc	Units
System Monitoring Compounds				
1) S TCMX (S)	0.000	0	N.D.	ng/ml
62) S DCBP (S)	0.000	0	N.D.	ng/ml
Target Compounds				
2) Aroclor 1016 (1)	0.000	0	N.D.	ng/ml
3) Aroclor 1016 (2)	0.000	0	N.D.	ng/ml
4) Aroclor 1016 (3)	0.000	0	N.D.	ng/ml
5) Aroclor 1016 (4)	0.000	0	N.D.	ng/ml
6) Aroclor 1016 (5)	0.000	0	N.D.	ng/ml
7) Aroclor 1016 (6)	0.000	0	N.D.	ng/ml
8) Aroclor 1016 - AVE	0.000	0	N.D.	ng/ml
9) Aroclor 1221 (1)	0.000	0	N.D.	ng/ml
10) Aroclor 1221 (2)	0.000	0	N.D.	ng/ml
11) Aroclor 1221 (3)	0.000	0	N.D.	ng/ml
12) Aroclor 1221 - AVE	0.000	0	N.D.	ng/ml
13) Aroclor 1232 (1)	5.963	2284999	399.149	ng/ml
14) Aroclor 1232 (2)	6.298	1301366	374.360	ng/ml
15) Aroclor 1232 (3)	6.789	2445980	377.801	ng/ml
16) Aroclor 1232 (4)	7.002	845919	354.297	ng/ml
17) Aroclor 1232 (5)	7.047	1040422	380.779	ng/ml
18) Aroclor 1232 (6)	7.172	1084837	365.755	ng/ml
19) Aroclor 1232 - AVE	0.000	0	N.D.	ng/ml
20) Aroclor 1242 (1)	0.000	0	N.D.	ng/ml
21) Aroclor 1242 (2)	0.000	0	N.D.	ng/ml
22) Aroclor 1242 (3)	0.000	0	N.D.	ng/ml
23) Aroclor 1242 (4)	0.000	0	N.D.	ng/ml
24) Aroclor 1242 (5)	0.000	0	N.D.	ng/ml
25) Aroclor 1242 (6)	0.000	0	N.D.	ng/ml
26) Aroclor 1242 - AVE	0.000	0	N.D.	ng/ml
27) Aroclor 1248 (1)	0.000	0	N.D.	ng/ml
28) Aroclor 1248 (2)	0.000	0	N.D.	ng/ml
29) Aroclor 1248 (3)	0.000	0	N.D.	ng/ml
30) Aroclor 1248 (4)	0.000	0	N.D.	ng/ml
31) Aroclor 1248 (5)	0.000	0	N.D.	ng/ml
32) Aroclor 1248 (6)	0.000	0	N.D.	ng/ml
33) Aroclor 1248 - AVE	0.000	0	N.D.	ng/ml
34) Aroclor 1254 (1)	0.000	0	N.D.	ng/ml
35) Aroclor 1254 (2)	0.000	0	N.D.	ng/ml
36) Aroclor 1254 (3)	0.000	0	N.D.	ng/ml
37) Aroclor 1254 (4)	0.000	0	N.D.	ng/ml
38) Aroclor 1254 (5)	0.000	0	N.D.	ng/ml
39) Aroclor 1254 (6)	0.000	0	N.D.	ng/ml
40) Aroclor 1254 - AVE	0.000	0	N.D.	ng/ml
41) Aroclor 1260 (1)	0.000	0	N.D.	ng/ml
42) Aroclor 1260 (2)	0.000	0	N.D.	ng/ml
43) Aroclor 1260 (3)	0.000	0	N.D.	ng/ml
44) Aroclor 1260 (4)	0.000	0	N.D.	ng/ml
45) Aroclor 1260 (5)	0.000	0	N.D.	ng/ml
46) Aroclor 1260 (6)	0.000	0	N.D.	ng/ml
47) Aroclor 1260 - AVE	0.000	0	N.D.	ng/ml

Handwritten signature and date: 1/14/20

Data Path : K:\DATA\0A13050\
 Data File : ECD2R015.D
 Signal(s) : ECD2B.CH
 Acq On : 13 Jan 2020 20:29
 Operator : MJB / KAK
 Sample : 0A13050-CAL9
 Misc :
 ALS Vial : 63 Sample Multiplier: 1

Integration File: events.e
 Quant Time: Jan 14 09:09:55 2020
 Quant Method : L:\Methods\RECD2_QUANTPCB_200113.M
 Quant Title : PCB Data Analysis
 QLast Update : Tue Jan 14 09:09:49 2020
 Response via : Initial Calibration
 Integrator: ChemStation 6890 Scale Mode: Small noise peaks clipped

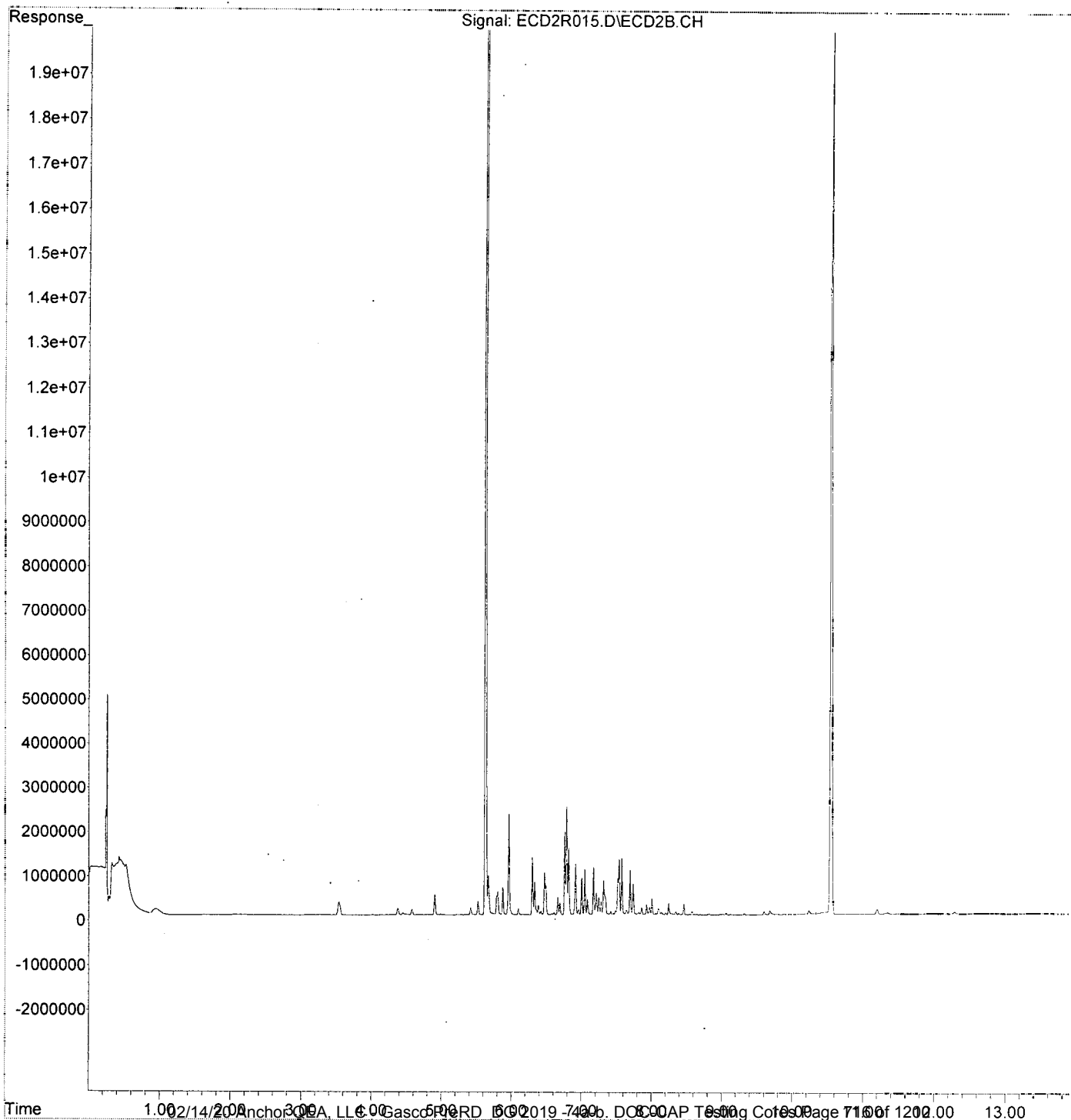
	Compound	R.T.	Response	Conc	Units
48)	Aroclor 1262 (1)	0.000	0	N.D.	ng/mld
49)	Aroclor 1262 (2)	0.000	0	N.D.	ng/mld
50)	Aroclor 1262 (3)	0.000	0	N.D.	ng/mld
51)	Aroclor 1262 (4)	0.000	0	N.D.	ng/mld
52)	Aroclor 1262 (5)	0.000	0	N.D.	ng/mld
53)	Aroclor 1262 (6)	0.000	0	N.D.	ng/mld
54)	Aroclor 1262 - AVE	0.000	0	N.D.	ng/mld
55)	Aroclor 1268 (1)	0.000	0	N.D.	ng/mld
56)	Aroclor 1268 (2)	0.000	0	N.D.	ng/mld
57)	Aroclor 1268 (3)	0.000	0	N.D.	ng/mld
58)	Aroclor 1268 (4)	0.000	0	N.D.	ng/mld
59)	Aroclor 1268 (5)	0.000	0	N.D.	ng/mld
60)	Aroclor 1268 (6)	0.000	0	N.D.	ng/mld
61)	Aroclor 1268 - AVE	0.000	0	N.D.	ng/mld

(f)=RT Delta > 1/2 Window

(m)=manual int.

Data Path : K:\DATA\0A13050\
Data File : ECD2R015.D
Signal(s) : ECD2B.CH
Acq On : 13 Jan 2020 20:29
Operator : MJB / KAK
Sample : 0A13050-CAL9
Misc :
ALS Vial : 63 Sample Multiplier: 1

Integration File: events.e
Quant Time: Jan 14 09:09:55 2020
Quant Method : L:\Methods\RECD2_QUANTPCB_200113.M
Quant Title : PCB Data Analysis
QLast Update : Tue Jan 14 09:09:49 2020
Response via : Initial Calibration
Integrator: ChemStation 6890 Scale Mode: Small noise peaks clipped



Data Path : K:\DATA\0A13050\
 Data File : ECD2R016.D
 Signal(s) : ECD2B.CH
 Acq On : 13 Jan 2020 20:46
 Operator : MJB / KAK
 Sample : 0A13050-CALA
 Misc :
 ALS Vial : 64 Sample Multiplier: 1

Integration File: events.e
 Quant Time: Jan 14 09:11:35 2020
 Quant Method : L:\Methods\RECD2_QUANTPCB_200113.M
 Quant Title : PCB Data Analysis
 QLast Update : Tue Jan 14 09:11:30 2020
 Response via : Initial Calibration
 Integrator: ChemStation 6890 Scale Mode: Small noise peaks clipped

Compound	R.T.	Response	Conc	Units
System Monitoring Compounds				
1) S TCMX (S)	0.000	0	N.D.	ng/ml
62) S DCBP (S)	0.000	0	N.D.	ng/ml
Target Compounds				
2) Aroclor 1016 (1)	0.000	0	N.D.	ng/ml
3) Aroclor 1016 (2)	0.000	0	N.D.	ng/ml
4) Aroclor 1016 (3)	0.000	0	N.D.	ng/ml
5) Aroclor 1016 (4)	0.000	0	N.D.	ng/ml
6) Aroclor 1016 (5)	0.000	0	N.D.	ng/ml
7) Aroclor 1016 (6)	0.000	0	N.D.	ng/ml
8) Aroclor 1016 - AVE	0.000	0	N.D.	ng/ml
9) Aroclor 1221 (1)	0.000	0	N.D.	ng/ml
10) Aroclor 1221 (2)	0.000	0	N.D.	ng/ml
11) Aroclor 1221 (3)	0.000	0	N.D.	ng/ml
12) Aroclor 1221 - AVE	0.000	0	N.D.	ng/ml
13) Aroclor 1232 (1)	0.000	0	N.D.	ng/ml
14) Aroclor 1232 (2)	0.000	0	N.D.	ng/ml
15) Aroclor 1232 (3)	0.000	0	N.D.	ng/ml
16) Aroclor 1232 (4)	0.000	0	N.D.	ng/ml
17) Aroclor 1232 (5)	0.000	0	N.D.	ng/ml
18) Aroclor 1232 (6)	0.000	0	N.D.	ng/ml
19) Aroclor 1232 - AVE	0.000	0	N.D.	ng/ml
20) Aroclor 1242 (1)	6.299	2273165	346.971	ng/ml
21) Aroclor 1242 (2)	6.788	4411225	372.830	ng/ml
22) Aroclor 1242 (3)	6.916	1915085	362.587	ng/ml
23) Aroclor 1242 (4)	7.003	1651796	330.840	ng/ml
24) Aroclor 1242 (5)	7.047	1996964	343.471	ng/ml
25) Aroclor 1242 (6)	7.172	2085406	326.623	ng/ml
26) Aroclor 1242 - AVE	0.000	0	N.D.	ng/ml
27) Aroclor 1248 (1)	0.000	0	N.D.	ng/ml
28) Aroclor 1248 (2)	0.000	0	N.D.	ng/ml
29) Aroclor 1248 (3)	0.000	0	N.D.	ng/ml
30) Aroclor 1248 (4)	0.000	0	N.D.	ng/ml
31) Aroclor 1248 (5)	0.000	0	N.D.	ng/ml
32) Aroclor 1248 (6)	0.000	0	N.D.	ng/ml
33) Aroclor 1248 - AVE	0.000	0	N.D.	ng/ml
34) Aroclor 1254 (1)	0.000	0	N.D.	ng/ml
35) Aroclor 1254 (2)	0.000	0	N.D.	ng/ml
36) Aroclor 1254 (3)	0.000	0	N.D.	ng/ml
37) Aroclor 1254 (4)	0.000	0	N.D.	ng/ml
38) Aroclor 1254 (5)	0.000	0	N.D.	ng/ml
39) Aroclor 1254 (6)	0.000	0	N.D.	ng/ml
40) Aroclor 1254 - AVE	0.000	0	N.D.	ng/ml
41) Aroclor 1260 (1)	0.000	0	N.D.	ng/ml
42) Aroclor 1260 (2)	0.000	0	N.D.	ng/ml
43) Aroclor 1260 (3)	0.000	0	N.D.	ng/ml
44) Aroclor 1260 (4)	0.000	0	N.D.	ng/ml
45) Aroclor 1260 (5)	0.000	0	N.D.	ng/ml
46) Aroclor 1260 (6)	0.000	0	N.D.	ng/ml
47) Aroclor 1260 - AVE	0.000	0	N.D.	ng/ml

[Handwritten signature]
 1/14/20

Data Path : K:\DATA\0A13050\
 Data File : ECD2R016.D
 Signal(s) : ECD2B.CH
 Acq On : 13 Jan 2020 20:46
 Operator : MJB / KAK
 Sample : 0A13050-CALA
 Misc :
 ALS Vial : 64 Sample Multiplier: 1

Integration File: events.e
 Quant Time: Jan 14 09:11:35 2020
 Quant Method : L:\Methods\RECD2_QUANTPCB_200113.M
 Quant Title : PCB Data Analysis
 QLast Update : Tue Jan 14 09:11:30 2020
 Response via : Initial Calibration
 Integrator: ChemStation 6890 Scale Mode: Small noise peaks clipped

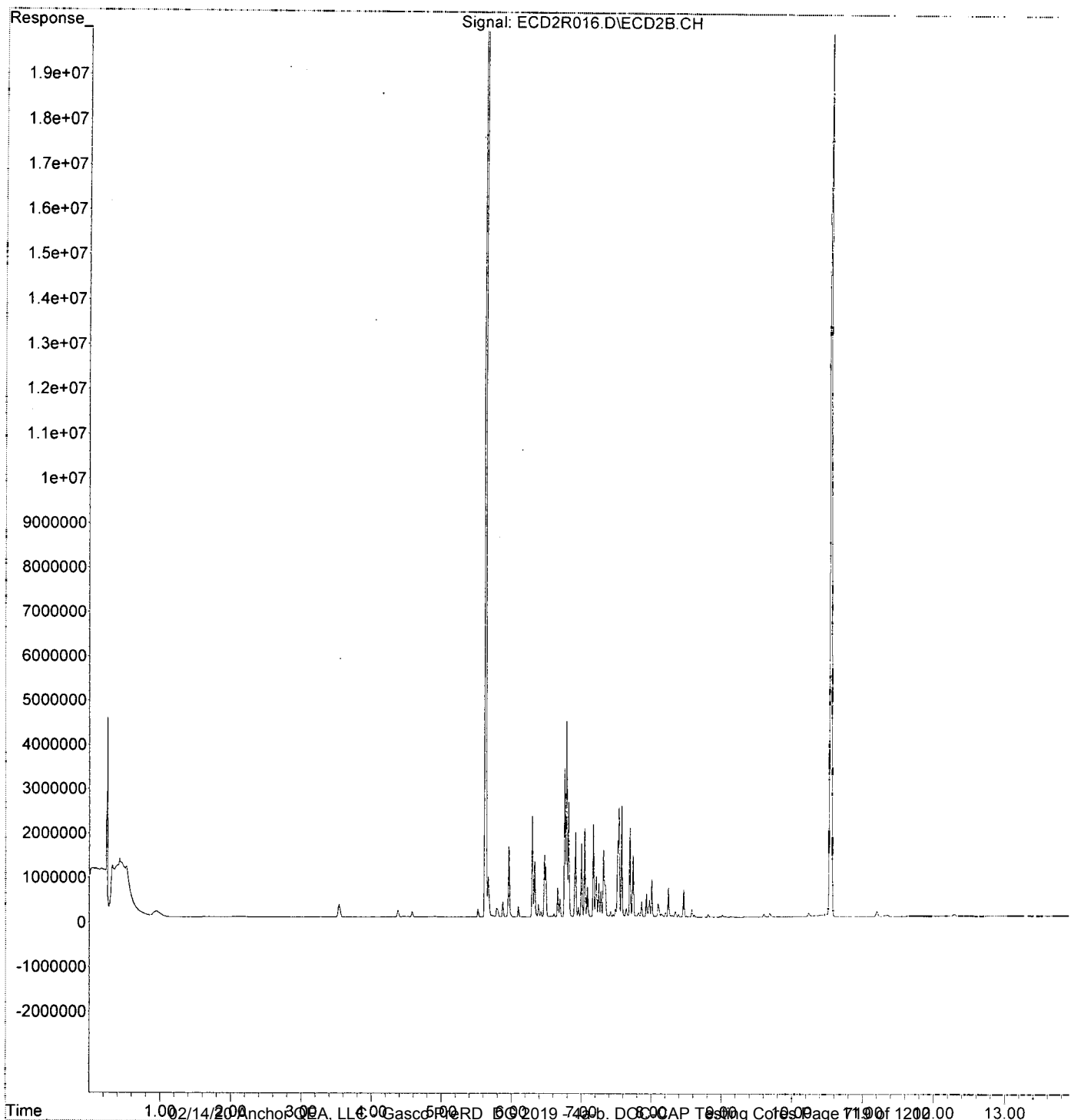
	Compound	R.T.	Response	Conc	Units
48)	Aroclor 1262 (1)	0.000	0	N.D.	ng/ml
49)	Aroclor 1262 (2)	0.000	0	N.D.	ng/ml
50)	Aroclor 1262 (3)	0.000	0	N.D.	ng/ml
51)	Aroclor 1262 (4)	0.000	0	N.D.	ng/ml
52)	Aroclor 1262 (5)	0.000	0	N.D.	ng/ml
53)	Aroclor 1262 (6)	0.000	0	N.D.	ng/ml
54)	Aroclor 1262 - AVE	0.000	0	N.D.	ng/ml
55)	Aroclor 1268 (1)	0.000	0	N.D.	ng/ml
56)	Aroclor 1268 (2)	0.000	0	N.D.	ng/ml
57)	Aroclor 1268 (3)	0.000	0	N.D.	ng/ml
58)	Aroclor 1268 (4)	0.000	0	N.D.	ng/ml
59)	Aroclor 1268 (5)	0.000	0	N.D.	ng/ml
60)	Aroclor 1268 (6)	0.000	0	N.D.	ng/ml
61)	Aroclor 1268 - AVE	0.000	0	N.D.	ng/ml

(f)=RT Delta > 1/2 Window

(m)=manual int.

Data Path : K:\DATA\0A13050\
 Data File : ECD2R016.D
 Signal(s) : ECD2B.CH
 Acq On : 13 Jan 2020 20:46
 Operator : MJB / KAK
 Sample : 0A13050-CALA
 Misc :
 ALS Vial : 64 Sample Multiplier: 1

Integration File: events.e
 Quant Time: Jan 14 09:11:35 2020
 Quant Method : L:\Methods\RECD2_QUANTPCB_200113.M
 Quant Title : PCB Data Analysis
 QLast Update : Tue Jan 14 09:11:30 2020
 Response via : Initial Calibration
 Integrator: ChemStation 6890 Scale Mode: Small noise peaks clipped



Data Path : K:\DATA\0A13050\
 Data File : ECD2R017.D
 Signal(s) : ECD2B.CH
 Acq On : 13 Jan 2020 21:04
 Operator : MJB / KAK
 Sample : 0A13050-CALB
 Misc :
 ALS Vial : 65 Sample Multiplier: 1

Integration File: events.e
 Quant Time: Jan 14 09:13:19 2020
 Quant Method : L:\Methods\RECD2_QUANTPCB_200113.M
 Quant Title : PCB Data Analysis
 QLast Update : Tue Jan 14 09:13:13 2020
 Response via : Initial Calibration
 Integrator: ChemStation 6890 Scale Mode: Small noise peaks clipped

Compound	R.T.	Response	Conc	Units
System Monitoring Compounds				
1) S TCMX (S)	0.000	0	N.D.	ng/ml
62) S DCBP (S)	0.000	0	N.D.	ng/ml
Target Compounds				
2) Aroclor 1016 (1)	0.000	0	N.D.	ng/ml
3) Aroclor 1016 (2)	0.000	0	N.D.	ng/ml
4) Aroclor 1016 (3)	0.000	0	N.D.	ng/ml
5) Aroclor 1016 (4)	0.000	0	N.D.	ng/ml
6) Aroclor 1016 (5)	0.000	0	N.D.	ng/ml
7) Aroclor 1016 (6)	0.000	0	N.D.	ng/ml
8) Aroclor 1016 - AVE	0.000	0	N.D.	ng/ml
9) Aroclor 1221 (1)	0.000	0	N.D.	ng/ml
10) Aroclor 1221 (2)	0.000	0	N.D.	ng/ml
11) Aroclor 1221 (3)	0.000	0	N.D.	ng/ml
12) Aroclor 1221 - AVE	0.000	0	N.D.	ng/ml
13) Aroclor 1232 (1)	0.000	0	N.D.	ng/ml
14) Aroclor 1232 (2)	0.000	0	N.D.	ng/ml
15) Aroclor 1232 (3)	0.000	0	N.D.	ng/ml
16) Aroclor 1232 (4)	0.000	0	N.D.	ng/ml
17) Aroclor 1232 (5)	0.000	0	N.D.	ng/ml
18) Aroclor 1232 (6)	0.000	0	N.D.	ng/ml
19) Aroclor 1232 - AVE	0.000	0	N.D.	ng/ml
20) Aroclor 1242 (1)	0.000	0	N.D.	ng/ml
21) Aroclor 1242 (2)	0.000	0	N.D.	ng/ml
22) Aroclor 1242 (3)	0.000	0	N.D.	ng/ml
23) Aroclor 1242 (4)	0.000	0	N.D.	ng/ml
24) Aroclor 1242 (5)	0.000	0	N.D.	ng/ml
25) Aroclor 1242 (6)	0.000	0	N.D.	ng/ml
26) Aroclor 1242 - AVE	0.000	0	N.D.	ng/ml
27) Aroclor 1248 (1)	6.761	2581015	345.871	ng/ml
28) Aroclor 1248 (2)	7.003	3179675	340.576	ng/ml
29) Aroclor 1248 (3)	7.047	2967887	338.430	ng/ml
30) Aroclor 1248 (4)	7.172	3647754	348.382	ng/ml
31) Aroclor 1248 (5)	7.538	4450876	344.149	ng/ml
32) Aroclor 1248 (6)	7.695	4070608	345.227	ng/ml
33) Aroclor 1248 - AVE	0.000	0	N.D.	ng/ml
34) Aroclor 1254 (1)	0.000	0	N.D.	ng/ml
35) Aroclor 1254 (2)	0.000	0	N.D.	ng/ml
36) Aroclor 1254 (3)	0.000	0	N.D.	ng/ml
37) Aroclor 1254 (4)	0.000	0	N.D.	ng/ml
38) Aroclor 1254 (5)	0.000	0	N.D.	ng/ml
39) Aroclor 1254 (6)	0.000	0	N.D.	ng/ml
40) Aroclor 1254 - AVE	0.000	0	N.D.	ng/ml
41) Aroclor 1260 (1)	0.000	0	N.D.	ng/ml
42) Aroclor 1260 (2)	0.000	0	N.D.	ng/ml
43) Aroclor 1260 (3)	0.000	0	N.D.	ng/ml
44) Aroclor 1260 (4)	0.000	0	N.D.	ng/ml
45) Aroclor 1260 (5)	0.000	0	N.D.	ng/ml
46) Aroclor 1260 (6)	0.000	0	N.D.	ng/ml
47) Aroclor 1260 - AVE	0.000	0	N.D.	ng/ml

Handwritten signature and date: 1/14/20

Data Path : K:\DATA\0A13050\
 Data File : ECD2R017.D
 Signal(s) : ECD2B.CH
 Acq On : 13 Jan 2020 21:04
 Operator : MJB / KAK
 Sample : 0A13050-CALB
 Misc :
 ALS Vial : 65 Sample Multiplier: 1

Integration File: events.e
 Quant Time: Jan 14 09:13:19 2020
 Quant Method : L:\Methods\RECD2_QUANTPCB_200113.M
 Quant Title : PCB Data Analysis
 QLast Update : Tue Jan 14 09:13:13 2020
 Response via : Initial Calibration
 Integrator: ChemStation 6890 Scale Mode: Small noise peaks clipped

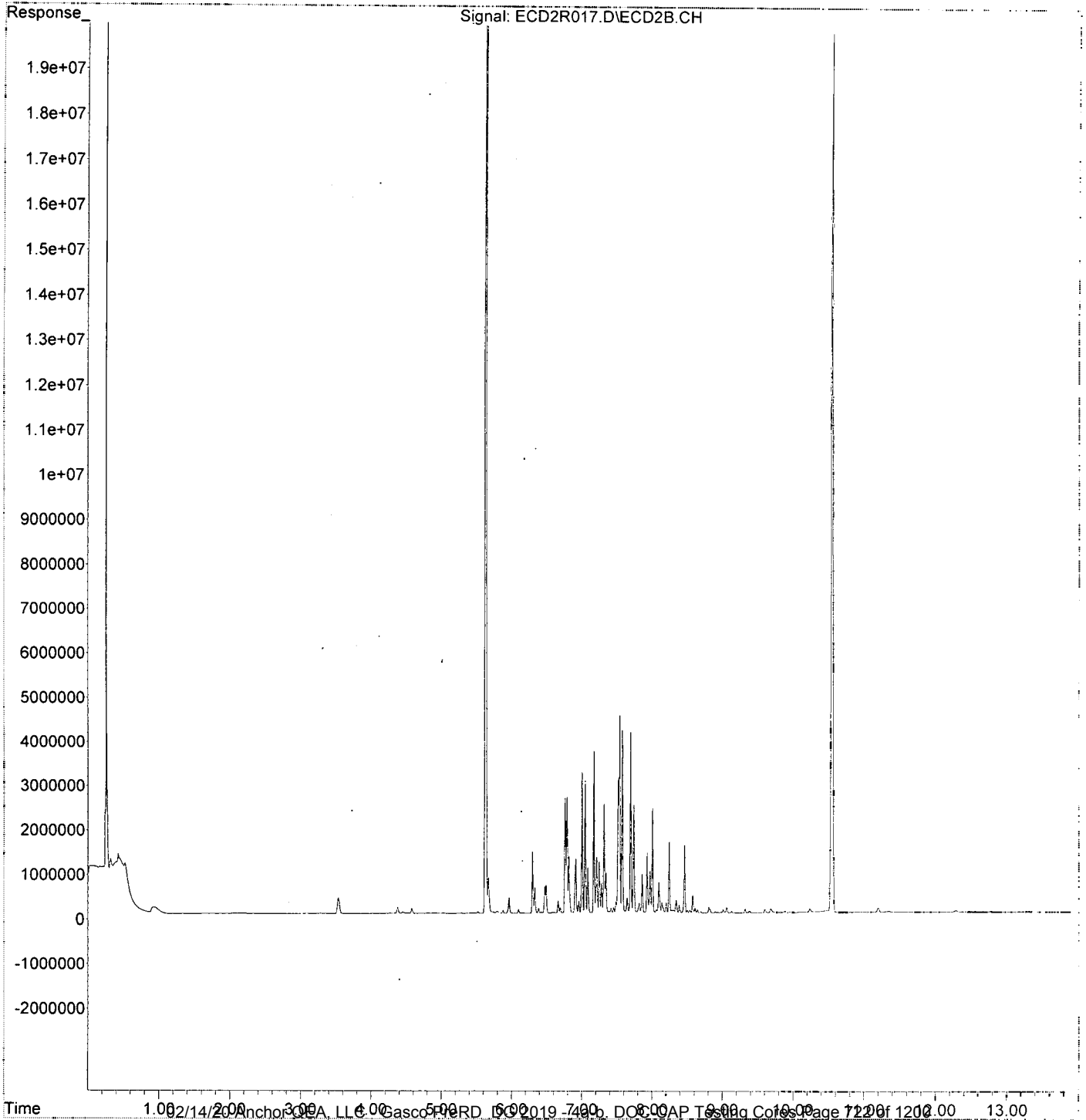
	Compound	R.T.	Response	Conc	Units
48)	Aroclor 1262 (1)	0.000	0	N.D.	ng/mld
49)	Aroclor 1262 (2)	0.000	0	N.D.	ng/mld
50)	Aroclor 1262 (3)	0.000	0	N.D.	ng/mld
51)	Aroclor 1262 (4)	0.000	0	N.D.	ng/mld
52)	Aroclor 1262 (5)	0.000	0	N.D.	ng/mld
53)	Aroclor 1262 (6)	0.000	0	N.D.	ng/mld
54)	Aroclor 1262 - AVE	0.000	0	N.D.	ng/mld
55)	Aroclor 1268 (1)	0.000	0	N.D.	ng/mld
56)	Aroclor 1268 (2)	0.000	0	N.D.	ng/mld
57)	Aroclor 1268 (3)	0.000	0	N.D.	ng/mld
58)	Aroclor 1268 (4)	0.000	0	N.D.	ng/mld
59)	Aroclor 1268 (5)	0.000	0	N.D.	ng/mld
60)	Aroclor 1268 (6)	0.000	0	N.D.	ng/mld
61)	Aroclor 1268 - AVE	0.000	0	N.D.	ng/mld

(f)=RT Delta > 1/2 Window

(m)=manual int.

Data Path : K:\DATA\0A13050\
Data File : ECD2R017.D
Signal(s) : ECD2B.CH
Acq On : 13 Jan 2020 21:04
Operator : MJB / KAK
Sample : 0A13050-CALB
Misc :
ALS Vial : 65 Sample Multiplier: 1

Integration File: events.e
Quant Time: Jan 14 09:13:19 2020
Quant Method : L:\Methods\RECD2_QUANTPCB_200113.M
Quant Title : PCB Data Analysis
QLast Update : Tue Jan 14 09:13:13 2020
Response via : Initial Calibration
Integrator: ChemStation 6890 Scale Mode: Small noise peaks clipped



Data Path : K:\DATA\0A13050\
 Data File : ECD2R018.D
 Signal(s) : ECD2B.CH
 Acq On : 13 Jan 2020 21:22
 Operator : MJB / KAK
 Sample : 0A13050-CALC
 Misc :
 ALS Vial : 66 Sample Multiplier: 1

Integration File: events.e
 Quant Time: Jan 14 09:15:06 2020
 Quant Method : L:\Methods\RECD2_QUANTPCB_200113.M
 Quant Title : PCB Data Analysis
 QLast Update : Tue Jan 14 09:14:59 2020
 Response via : Initial Calibration
 Integrator: ChemStation 6890 Scale Mode: Small noise peaks clipped

Compound	R.T.	Response	Conc	Units
System Monitoring Compounds				
1) S TCMX (S)	0.000	0	N.D.	ng/ml
62) S DCBP (S)	0.000	0	N.D.	ng/ml
Target Compounds				
2) Aroclor 1016 (1)	0.000	0	N.D.	ng/ml
3) Aroclor 1016 (2)	0.000	0	N.D.	ng/ml
4) Aroclor 1016 (3)	0.000	0	N.D.	ng/ml
5) Aroclor 1016 (4)	0.000	0	N.D.	ng/ml
6) Aroclor 1016 (5)	0.000	0	N.D.	ng/ml
7) Aroclor 1016 (6)	0.000	0	N.D.	ng/ml
8) Aroclor 1016 - AVE	0.000	0	N.D.	ng/ml
9) Aroclor 1221 (1)	0.000	0	N.D.	ng/ml
10) Aroclor 1221 (2)	0.000	0	N.D.	ng/ml
11) Aroclor 1221 (3)	0.000	0	N.D.	ng/ml
12) Aroclor 1221 - AVE	0.000	0	N.D.	ng/ml
13) Aroclor 1232 (1)	0.000	0	N.D.	ng/ml
14) Aroclor 1232 (2)	0.000	0	N.D.	ng/ml
15) Aroclor 1232 (3)	0.000	0	N.D.	ng/ml
16) Aroclor 1232 (4)	0.000	0	N.D.	ng/ml
17) Aroclor 1232 (5)	0.000	0	N.D.	ng/ml
18) Aroclor 1232 (6)	0.000	0	N.D.	ng/ml
19) Aroclor 1232 - AVE	0.000	0	N.D.	ng/ml
20) Aroclor 1242 (1)	0.000	0	N.D.	ng/ml
21) Aroclor 1242 (2)	0.000	0	N.D.	ng/ml
22) Aroclor 1242 (3)	0.000	0	N.D.	ng/ml
23) Aroclor 1242 (4)	0.000	0	N.D.	ng/ml
24) Aroclor 1242 (5)	0.000	0	N.D.	ng/ml
25) Aroclor 1242 (6)	0.000	0	N.D.	ng/ml
26) Aroclor 1242 - AVE	0.000	0	N.D.	ng/ml
27) Aroclor 1248 (1)	0.000	0	N.D.	ng/ml
28) Aroclor 1248 (2)	0.000	0	N.D.	ng/ml
29) Aroclor 1248 (3)	0.000	0	N.D.	ng/ml
30) Aroclor 1248 (4)	0.000	0	N.D.	ng/ml
31) Aroclor 1248 (5)	0.000	0	N.D.	ng/ml
32) Aroclor 1248 (6)	0.000	0	N.D.	ng/ml
33) Aroclor 1248 - AVE	0.000	0	N.D.	ng/ml
34) Aroclor 1254 (1)	7.515	4236924	327.807	ng/ml
35) Aroclor 1254 (2)	7.696	6954916	343.494	ng/ml
36) Aroclor 1254 (3)	8.006	7587169	354.082	ng/ml
37) Aroclor 1254 (4)	8.246	5458243	330.470	ng/ml
38) Aroclor 1254 (5)	8.580	5624331	358.394	ng/ml
39) Aroclor 1254 (6)	8.810	1763591	360.642	ng/ml
40) Aroclor 1254 - AVE	0.000	0	N.D.	ng/ml
41) Aroclor 1260 (1)	0.000	0	N.D.	ng/ml
42) Aroclor 1260 (2)	0.000	0	N.D.	ng/ml
43) Aroclor 1260 (3)	0.000	0	N.D.	ng/ml
44) Aroclor 1260 (4)	0.000	0	N.D.	ng/ml
45) Aroclor 1260 (5)	0.000	0	N.D.	ng/ml
46) Aroclor 1260 (6)	0.000	0	N.D.	ng/ml
47) Aroclor 1260 - AVE	0.000	0	N.D.	ng/ml

[Handwritten signature]
 1/14/20

Data Path : K:\DATA\0A13050\
 Data File : ECD2R018.D
 Signal(s) : ECD2B.CH
 Acq On : 13 Jan 2020 21:22
 Operator : MJB / KAK
 Sample : 0A13050-CALC
 Misc :
 ALS Vial : 66 Sample Multiplier: 1

Integration File: events.e
 Quant Time: Jan 14 09:15:06 2020
 Quant Method : L:\Methods\RECD2_QUANTPCB_200113.M
 Quant Title : PCB Data Analysis
 QLast Update : Tue Jan 14 09:14:59 2020
 Response via : Initial Calibration
 Integrator: ChemStation 6890 Scale Mode: Small noise peaks clipped

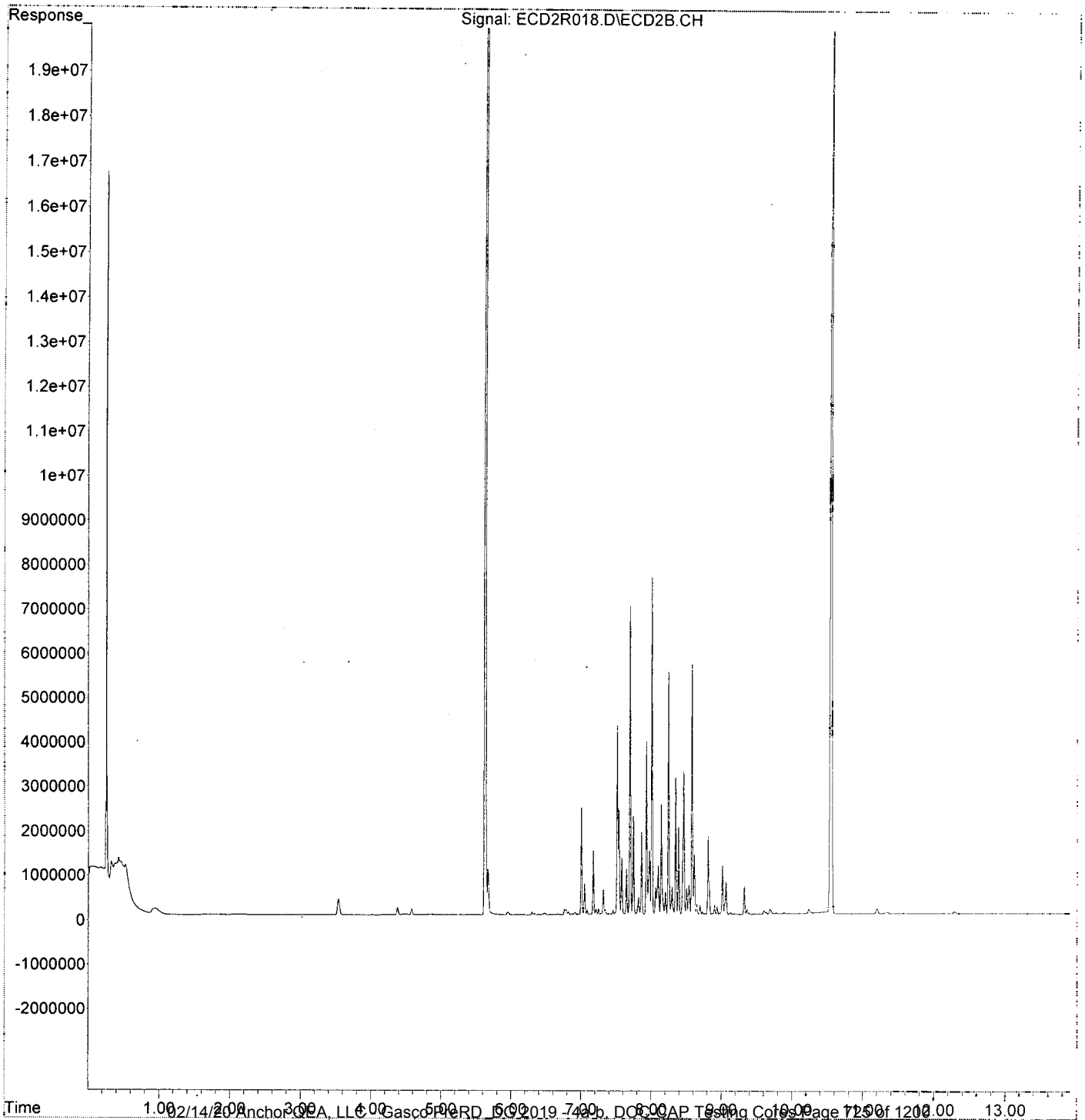
Compound	R.T.	Response	Conc	Units
48) Aroclor 1262 (1)	0.000	0	N.D.	ng/ml
49) Aroclor 1262 (2)	0.000	0	N.D.	ng/ml
50) Aroclor 1262 (3)	0.000	0	N.D.	ng/ml
51) Aroclor 1262 (4)	0.000	0	N.D.	ng/ml
52) Aroclor 1262 (5)	0.000	0	N.D.	ng/ml
53) Aroclor 1262 (6)	0.000	0	N.D.	ng/ml
54) Aroclor 1262 - AVE	0.000	0	N.D.	ng/ml
55) Aroclor 1268 (1)	0.000	0	N.D.	ng/ml
56) Aroclor 1268 (2)	0.000	0	N.D.	ng/ml
57) Aroclor 1268 (3)	0.000	0	N.D.	ng/ml
58) Aroclor 1268 (4)	0.000	0	N.D.	ng/ml
59) Aroclor 1268 (5)	0.000	0	N.D.	ng/ml
60) Aroclor 1268 (6)	0.000	0	N.D.	ng/ml
61) Aroclor 1268 - AVE	0.000	0	N.D.	ng/ml

(f)=RT Delta > 1/2 Window

(m)=manual int.

Data Path : K:\DATA\0A13050\
Data File : ECD2R018.D
Signal(s) : ECD2B.CH
Acq On : 13 Jan 2020 21:22
Operator : MJB / KAK
Sample : 0A13050-CALC
Misc :
ALS Vial : 66 Sample Multiplier: 1

Integration File: events.e
Quant Time: Jan 14 09:15:06 2020
Quant Method : L:\Methods\RECD2_QUANTPCB_200113.M
Quant Title : PCB Data Analysis
QLast Update : Tue Jan 14 09:14:59 2020
Response via : Initial Calibration
Integrator: ChemStation 6890 Scale Mode: Small noise peaks clipped



Data Path : K:\DATA\0A13050\
 Data File : ECD2R019.D
 Signal(s) : ECD2B.CH
 Acq On : 13 Jan 2020 21:39
 Operator : MJB / KAK
 Sample : 0A13050-CALD
 Misc :
 ALS Vial : 67 Sample Multiplier: 1

[Handwritten Signature]
 1/14/20

Integration File: events.e
 Quant Time: Jan 14 09:29:52 2020
 Quant Method : L:\Methods\RECD2_QUANTPCB_200113.M
 Quant Title : PCB Data Analysis
 QLast Update : Tue Jan 14 09:29:46 2020
 Response via : Initial Calibration
 Integrator: ChemStation 6890 Scale Mode: Small noise peaks clipped

Compound	R.T.	Response	Conc	Units
System Monitoring Compounds				
1) S TCMX (S)	0.000	0	N.D.	ng/ml
62) S DCBP (S)	0.000	0	N.D.	ng/ml
Target Compounds				
2) Aroclor 1016 (1)	0.000	0	N.D.	ng/ml
3) Aroclor 1016 (2)	0.000	0	N.D.	ng/ml
4) Aroclor 1016 (3)	0.000	0	N.D.	ng/ml
5) Aroclor 1016 (4)	0.000	0	N.D.	ng/ml
6) Aroclor 1016 (5)	0.000	0	N.D.	ng/ml
7) Aroclor 1016 (6)	0.000	0	N.D.	ng/ml
8) Aroclor 1016 - AVE	0.000	0	N.D.	ng/ml
9) Aroclor 1221 (1)	0.000	0	N.D.	ng/ml
10) Aroclor 1221 (2)	0.000	0	N.D.	ng/ml
11) Aroclor 1221 (3)	0.000	0	N.D.	ng/ml
12) Aroclor 1221 - AVE	0.000	0	N.D.	ng/ml
13) Aroclor 1232 (1)	0.000	0	N.D.	ng/ml
14) Aroclor 1232 (2)	0.000	0	N.D.	ng/ml
15) Aroclor 1232 (3)	0.000	0	N.D.	ng/ml
16) Aroclor 1232 (4)	0.000	0	N.D.	ng/ml
17) Aroclor 1232 (5)	0.000	0	N.D.	ng/ml
18) Aroclor 1232 (6)	0.000	0	N.D.	ng/ml
19) Aroclor 1232 - AVE	0.000	0	N.D.	ng/ml
20) Aroclor 1242 (1)	0.000	0	N.D.	ng/ml
21) Aroclor 1242 (2)	0.000	0	N.D.	ng/ml
22) Aroclor 1242 (3)	0.000	0	N.D.	ng/ml
23) Aroclor 1242 (4)	0.000	0	N.D.	ng/ml
24) Aroclor 1242 (5)	0.000	0	N.D.	ng/ml
25) Aroclor 1242 (6)	0.000	0	N.D.	ng/ml
26) Aroclor 1242 - AVE	0.000	0	N.D.	ng/ml
27) Aroclor 1248 (1)	0.000	0	N.D.	ng/ml
28) Aroclor 1248 (2)	0.000	0	N.D.	ng/ml
29) Aroclor 1248 (3)	0.000	0	N.D.	ng/ml
30) Aroclor 1248 (4)	0.000	0	N.D.	ng/ml
31) Aroclor 1248 (5)	0.000	0	N.D.	ng/ml
32) Aroclor 1248 (6)	0.000	0	N.D.	ng/ml
33) Aroclor 1248 - AVE	0.000	0	N.D.	ng/ml
34) Aroclor 1254 (1)	0.000	0	N.D.	ng/ml
35) Aroclor 1254 (2)	0.000	0	N.D.	ng/ml
36) Aroclor 1254 (3)	0.000	0	N.D.	ng/ml
37) Aroclor 1254 (4)	0.000	0	N.D.	ng/ml
38) Aroclor 1254 (5)	0.000	0	N.D.	ng/ml
39) Aroclor 1254 (6)	0.000	0	N.D.	ng/ml
40) Aroclor 1254 - AVE	0.000	0	N.D.	ng/ml
41) Aroclor 1260 (1)	0.000	0	N.D.	ng/ml
42) Aroclor 1260 (2)	0.000	0	N.D.	ng/ml
43) Aroclor 1260 (3)	0.000	0	N.D.	ng/ml
44) Aroclor 1260 (4)	0.000	0	N.D.	ng/ml
45) Aroclor 1260 (5)	0.000	0	N.D.	ng/ml
46) Aroclor 1260 (6)	0.000	0	N.D.	ng/ml
47) Aroclor 1260 - AVE	0.000	0	N.D.	ng/ml

Data Path : K:\DATA\0A13050\
 Data File : ECD2R019.D
 Signal(s) : ECD2B.CH
 Acq On : 13 Jan 2020 21:39
 Operator : MJB / KAK
 Sample : 0A13050-CALD
 Misc :
 ALS Vial : 67 Sample Multiplier: 1

Integration File: events.e
 Quant Time: Jan 14 09:29:52 2020
 Quant Method : L:\Methods\RECD2_QUANTPCB_200113.M
 Quant Title : PCB Data Analysis
 QLast Update : Tue Jan 14 09:29:46 2020
 Response via : Initial Calibration
 Integrator: ChemStation 6890 Scale Mode: Small noise peaks clipped

Compound	R.T.	Response	Conc Units
48) Aroclor 1262 (1)	8.349	5285848	349.281 ng/ml
49) Aroclor 1262 (2)	8.650	7638753	361.098 ng/ml
50) Aroclor 1262 (3)	8.828	6402101	366.499 ng/ml
51) Aroclor 1262 (4)	9.065	13762305	384.322 ng/ml
52) Aroclor 1262 (5)	9.324	8209776	373.769 ng/ml
53) Aroclor 1262 (6)	9.888	3600266	371.141 ng/ml
54) Aroclor 1262 - AVE	0.000	0	N.D. ng/ml
55) Aroclor 1268 (1)	0.000	0	N.D. ng/ml
56) Aroclor 1268 (2)	0.000	0	N.D. ng/ml
57) Aroclor 1268 (3)	0.000	0	N.D. ng/ml
58) Aroclor 1268 (4)	0.000	0	N.D. ng/ml
59) Aroclor 1268 (5)	0.000	0	N.D. ng/ml
60) Aroclor 1268 (6)	0.000	0	N.D. ng/ml
61) Aroclor 1268 - AVE	0.000	0	N.D. ng/ml

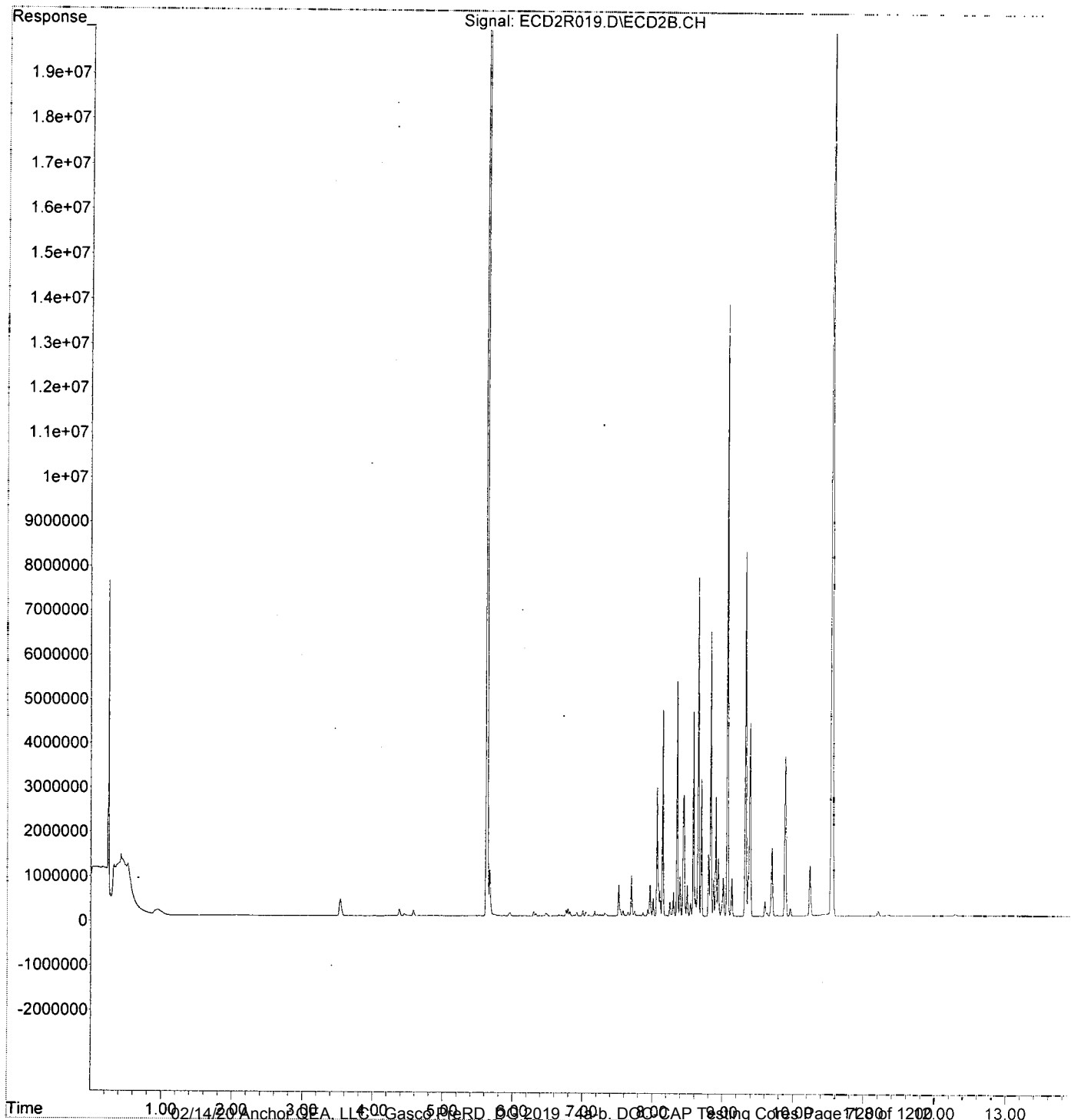
Handwritten signature and date: 1/14/20

(f)=RT Delta > 1/2 Window

(m)=manual int.

Data Path : K:\DATA\0A13050\
Data File : ECD2R019.D
Signal(s) : ECD2B.CH
Acq On : 13 Jan 2020 21:39
Operator : MJB / KAK
Sample : 0A13050-CALD
Misc :
ALS Vial : 67 Sample Multiplier: 1

Integration File: events.e
Quant Time: Jan 14 09:29:52 2020
Quant Method : L:\Methods\RECD2_QUANTPCB_200113.M
Quant Title : PCB Data Analysis
QLast Update : Tue Jan 14 09:29:46 2020
Response via : Initial Calibration
Integrator: ChemStation 6890 Scale Mode: Small noise peaks clipped



Data Path : K:\DATA\0A13050\
 Data File : ECD2R020.D
 Signal(s) : ECD2B.CH
 Acq On : 13 Jan 2020 21:57
 Operator : MJB / KAK
 Sample : 0A13050-CALE
 Misc :
 ALS Vial : 68 Sample Multiplier: 1

Integration File: events.e
 Quant Time: Jan 14 09:31:53 2020
 Quant Method : L:\Methods\RECD2_QUANTPCB_200113.M
 Quant Title : PCB Data Analysis
 QLast Update : Tue Jan 14 09:31:47 2020
 Response via : Initial Calibration
 Integrator: ChemStation 6890 Scale Mode: Small noise peaks clipped

Handwritten signature
 1/14/20

Compound	R.T.	Response	Conc	Units
System Monitoring Compounds				
1) S TCMX (S)	0.000	0	N.D.	ng/ml
62) S DCBP (S)	0.000	0	N.D.	ng/ml
Target Compounds				
2) Aroclor 1016 (1)	0.000	0	N.D.	ng/ml
3) Aroclor 1016 (2)	0.000	0	N.D.	ng/ml
4) Aroclor 1016 (3)	0.000	0	N.D.	ng/ml
5) Aroclor 1016 (4)	0.000	0	N.D.	ng/ml
6) Aroclor 1016 (5)	0.000	0	N.D.	ng/ml
7) Aroclor 1016 (6)	0.000	0	N.D.	ng/ml
8) Aroclor 1016 - AVE	0.000	0	N.D.	ng/ml
9) Aroclor 1221 (1)	0.000	0	N.D.	ng/ml
10) Aroclor 1221 (2)	0.000	0	N.D.	ng/ml
11) Aroclor 1221 (3)	0.000	0	N.D.	ng/ml
12) Aroclor 1221 - AVE	0.000	0	N.D.	ng/ml
13) Aroclor 1232 (1)	0.000	0	N.D.	ng/ml
14) Aroclor 1232 (2)	0.000	0	N.D.	ng/ml
15) Aroclor 1232 (3)	0.000	0	N.D.	ng/ml
16) Aroclor 1232 (4)	0.000	0	N.D.	ng/ml
17) Aroclor 1232 (5)	0.000	0	N.D.	ng/ml
18) Aroclor 1232 (6)	0.000	0	N.D.	ng/ml
19) Aroclor 1232 - AVE	0.000	0	N.D.	ng/ml
20) Aroclor 1242 (1)	0.000	0	N.D.	ng/ml
21) Aroclor 1242 (2)	0.000	0	N.D.	ng/ml
22) Aroclor 1242 (3)	0.000	0	N.D.	ng/ml
23) Aroclor 1242 (4)	0.000	0	N.D.	ng/ml
24) Aroclor 1242 (5)	0.000	0	N.D.	ng/ml
25) Aroclor 1242 (6)	0.000	0	N.D.	ng/ml
26) Aroclor 1242 - AVE	0.000	0	N.D.	ng/ml
27) Aroclor 1248 (1)	0.000	0	N.D.	ng/ml
28) Aroclor 1248 (2)	0.000	0	N.D.	ng/ml
29) Aroclor 1248 (3)	0.000	0	N.D.	ng/ml
30) Aroclor 1248 (4)	0.000	0	N.D.	ng/ml
31) Aroclor 1248 (5)	0.000	0	N.D.	ng/ml
32) Aroclor 1248 (6)	0.000	0	N.D.	ng/ml
33) Aroclor 1248 - AVE	0.000	0	N.D.	ng/ml
34) Aroclor 1254 (1)	0.000	0	N.D.	ng/ml
35) Aroclor 1254 (2)	0.000	0	N.D.	ng/ml
36) Aroclor 1254 (3)	0.000	0	N.D.	ng/ml
37) Aroclor 1254 (4)	0.000	0	N.D.	ng/ml
38) Aroclor 1254 (5)	0.000	0	N.D.	ng/ml
39) Aroclor 1254 (6)	0.000	0	N.D.	ng/ml
40) Aroclor 1254 - AVE	0.000	0	N.D.	ng/ml
41) Aroclor 1260 (1)	0.000	0	N.D.	ng/ml
42) Aroclor 1260 (2)	0.000	0	N.D.	ng/ml
43) Aroclor 1260 (3)	0.000	0	N.D.	ng/ml
44) Aroclor 1260 (4)	0.000	0	N.D.	ng/ml
45) Aroclor 1260 (5)	0.000	0	N.D.	ng/ml
46) Aroclor 1260 (6)	0.000	0	N.D.	ng/ml
47) Aroclor 1260 - AVE	0.000	0	N.D.	ng/ml

Data Path : K:\DATA\0A13050\
 Data File : ECD2R020.D
 Signal(s) : ECD2B.CH
 Acq On : 13 Jan 2020 21:57
 Operator : MJB / KAK
 Sample : 0A13050-CALE
 Misc :
 ALS Vial : 68 Sample Multiplier: 1

Integration File: events.e
 Quant Time: Jan 14 09:31:53 2020
 Quant Method : L:\Methods\RECD2_QUANTPCB_200113.M
 Quant Title : PCB Data Analysis
 QLast Update : Tue Jan 14 09:31:47 2020
 Response via : Initial Calibration
 Integrator: ChemStation 6890 Scale Mode: Small noise peaks clipped

Compound	R.T.	Response	Conc	Units
48) Aroclor 1262 (1)	0.000	0	N.D.	ng/ml
49) Aroclor 1262 (2)	0.000	0	N.D.	ng/ml
50) Aroclor 1262 (3)	0.000	0	N.D.	ng/ml
51) Aroclor 1262 (4)	0.000	0	N.D.	ng/ml
52) Aroclor 1262 (5)	0.000	0	N.D.	ng/ml
53) Aroclor 1262 (6)	0.000	0	N.D.	ng/ml
54) Aroclor 1262 - AVE	0.000	0	N.D.	ng/ml
55) Aroclor 1268 (1)	8.867	3116077	333.865	ng/ml
56) Aroclor 1268 (2)	9.324	13883261	353.838	ng/ml
57) Aroclor 1268 (3)	9.390	11258146	357.094	ng/ml
58) Aroclor 1268 (4)	9.601	9626631	355.419	ng/ml
59) Aroclor 1268 (5)	9.888	3911591	369.151	ng/ml
60) Aroclor 1268 (6)	10.237	25307518	744.410	ng/ml
61) Aroclor 1268 - AVE	0.000	0	N.D.	ng/ml

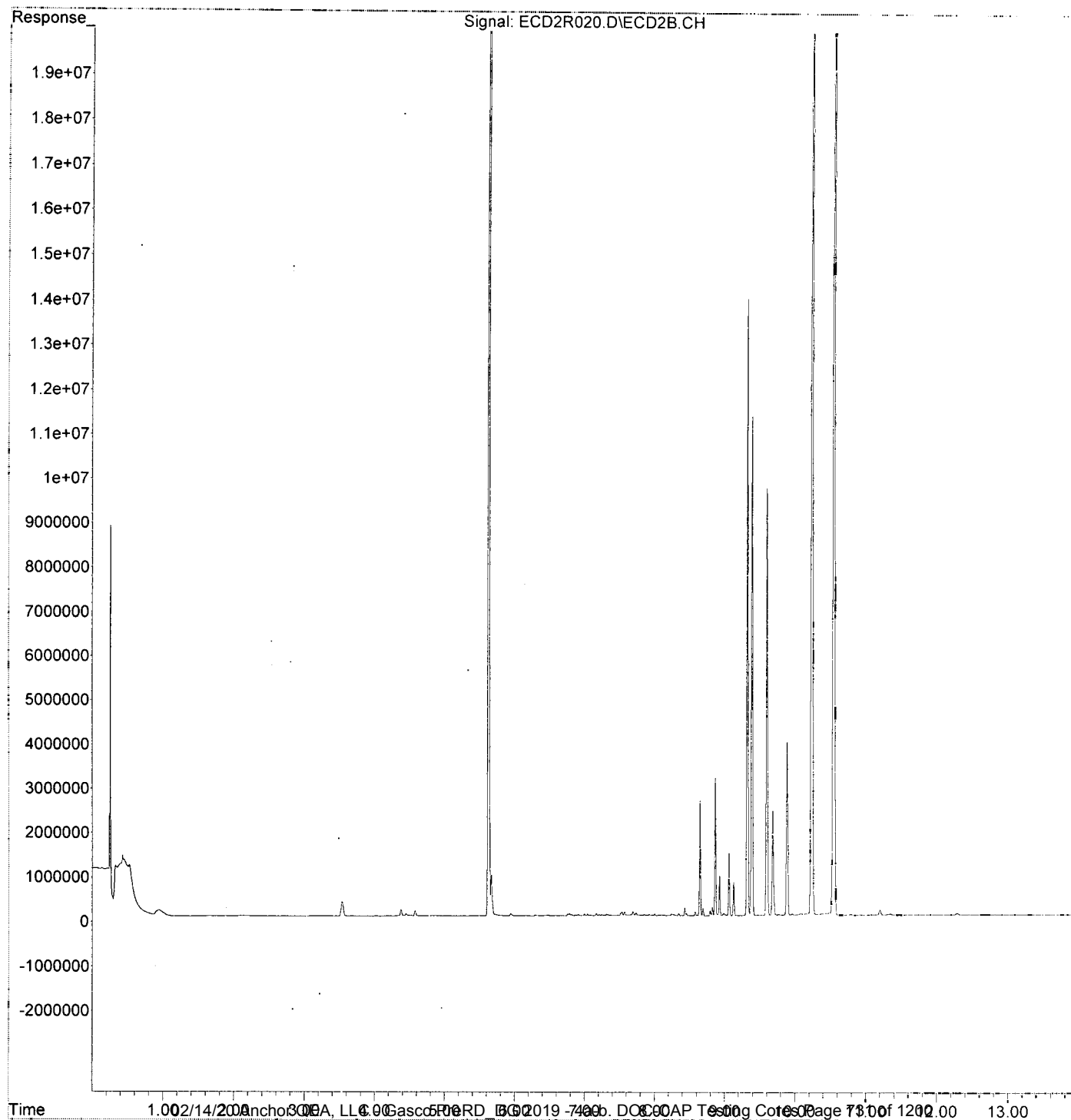
[Handwritten signature]
 1/14/20

(f)=RT Delta > 1/2 Window

(m)=manual int.

Data Path : K:\DATA\0A13050\
Data File : ECD2R020.D
Signal(s) : ECD2B.CH
Acq On : 13 Jan 2020 21:57
Operator : MJB / KAK
Sample : 0A13050-CALE
Misc :
ALS Vial : 68 Sample Multiplier: 1

Integration File: events.e
Quant Time: Jan 14 09:31:53 2020
Quant Method : L:\Methods\RECD2_QUANTPCB_200113.M
Quant Title : PCB Data Analysis
QLast Update : Tue Jan 14 09:31:47 2020
Response via : Initial Calibration
Integrator: ChemStation 6890 Scale Mode: Small noise peaks clipped



**Organochloride Pesticides by EPA 8081B
Benchsheet & Analysis Sequence Data**

Batch 0010079

Batch 0010165

Sequence 0A13038 (A9J0599-33RE1,45RE1,46RE1,48RE1)



Apex Laboratories
PREPARATION BENCH SHEET

BATCH #: 0010079 (Sediment)

Prep Method: EPA 3546/3640A (GPC)

#	Lab Number	Analysis	Prepared	Initial (g)	Final (mL)	Spike ID	Source ID	ul Spike	ul Surr.	Sample ID	Extraction Comments	pH			
												<2	8	>11	
	0010079-BLK1	QC	12/24/19 13:17	11	10				100						
	0010079-BS1	QC	12/24/19 13:17	10	10	A191221		100	100						
	A9J0558-47RE1	A 8081B 2,4+4,4-DDx Only (+Add)	12/24/19 13:17	10.22	20				100	PDI-076SC-B-02-05-191013	MDL. Use Custom Spike.				
	A9J0558-48RE1	A 8081B 2,4+4,4-DDx Only (+Add)	12/24/19 13:17	10.63	20				100	PDI-076SC-B-05-07-191013	MDL. Use Custom Spike.				
	A9J0594-12RE1	A 8081B 2,4+4,4-DDx Only (+Add)	12/24/19 13:17	10.7	20				100	PDI-026SC-B-00-02-191014	MDL. Use Custom Spike.				
	A9J0594-13RE1	A 8081B 2,4+4,4-DDx Only (+Add)	12/24/19 13:17	10.25	20				100	PDI-026SC-B-02-04-191014	MDL. Use Custom Spike.				
	A9J0594-14RE1	A 8081B 2,4+4,4-DDx Only (+Add)	12/24/19 13:17	10.62	20				100	PDI-026SC-B-04-06-191014	MDL. Use Custom Spike.				
	A9J0594-15RE1	A 8081B 2,4+4,4-DDx Only (+Add)	12/24/19 13:17	10.06	10				100	PDI-026SC-B-06-08-191014	MDL. Use Custom Spike.				
	A9J0594-30RE1	A 8081B 2,4+4,4-DDx Only (+Add)	12/24/19 13:17	10.13	20				100	PDI-077SC-B-00-02-191014	MDL. Use Custom Spike.				
	A9J0594-31RE1	A 8081B 2,4+4,4-DDx Only (+Add)	12/24/19 13:17	10.77	20				100	PDI-077SC-B-02-04-191014	MDL. Use Custom Spike.				
	A9J0594-32RE1	A 8081B 2,4+4,4-DDx Only (+Add)	12/24/19 13:17	10.09	20				100	PDI-077SC-B-04-06-191014	MDL. Use Custom Spike.				
	A9J0594-33RE1	A 8081B 2,4+4,4-DDx Only (+Add)	12/24/19 13:17	10.72	20				100	PDI-077SC-B-06-08-191014	MDL. Use Custom Spike.				
	A9J0594-45RE1	A 8081B 2,4+4,4-DDx Only (+Add)	12/24/19 13:17	10.26	20				100	PDI-079SC-B-00-02-191014	MDL. Use Custom Spike.				
	A9J0594-46RE1	A 8081B 2,4+4,4-DDx Only (+Add)	12/24/19 13:17	10.51	20				100	PDI-079SC-B-02-04-191014	MDL. Use Custom Spike.				
	A9J0594-47RE1	A 8081B 2,4+4,4-DDx Only (+Add)	12/24/19 13:17	10.07	20				100	PDI-079SC-B-04-06-191014	MDL. Use Custom Spike.				
	A9J0599-15RE1	A 8081B 2,4+4,4-DDx Only (+Add)	12/24/19 13:17	10.71	20				100	PDI-049SC-B-00-02-191015	MDL. Use Custom Spike.				
	A9J0599-16RE1	A 8081B 2,4+4,4-DDx Only (+Add)	12/24/19 13:17	10.27	20				100	PDI-049SC-B-02-04-191015	MDL. Use Custom Spike.				
	A9J0599-17RE1	A 8081B 2,4+4,4-DDx Only (+Add)	12/24/19 13:17	10.89	20				100	PDI-049SC-B-04-06-191015	MDL. Use Custom Spike.				
	A9J0599-18RE1	A 8081B 2,4+4,4-DDx Only (+Add)	12/24/19 13:17	10.34	10				100	PDI-049SC-B-06-08-191015	MDL. Use Custom Spike.				

Prepared By: _____ Date: _____

MWB
Reviewed By: _____ Date: 1/16/20

Apex Laboratories

PREPARATION BENCH SHEET

BATCH #: 0010079 (Sediment)

Prep Method: EPA 3546/3640A (GPC)

#	Lab Number	Analysis	Prepared	Initial (g)	Final (mL)	Spike ID	Source ID	ul Spike	ul Surr.	Sample ID	Extraction Comments	pH		
												<2	8	>11
	A9J0599-30RE1	A 8081B 2,4+4,4-DDx Only (+Add)	12/24/19 13:17	10.62	20				100	PDI-052SC-B-00-02-191015	MDL. Use Custom Spike.			
	A9J0599-31RE1	A 8081B 2,4+4,4-DDx Only (+Add)	12/24/19 13:17	10.85	20				100	PDI-052SC-B-02-04-191015	MDL. Use Custom Spike.			
	A9J0599-32RE1	A 8081B 2,4+4,4-DDx Only (+Add)	12/24/19 13:17	10.66	20				100	PDI-052SC-B-04-06-191015	MS/MSD this sample. MDL. Use Custom Spike.			
	0010079-MS1	QC	12/24/19 13:17	10.41	20	A19I221	A9J0599-32RE1	100	100					
	0010079-MSD1	QC	12/24/19 13:17	10.25	20	A19I221	A9J0599-32RE1	100	100					

Standards/Reagents

Reagent(s)			Analyte Spike(s)			Surrogate(s)		
<u>Std ID</u>	<u>Exp. Date</u>	<u>Description</u>	<u>Std ID</u>	<u>Exp. Date</u>	<u>Description</u>	<u>Std ID</u>	<u>Exp. Date</u>	<u>Description</u>
A19H411	08/31/21	n-Hexane Lot# 192712	A19I221	03/18/20	2,4 + 4,4 DDx Pesticide Matrix Spike	A19L272	06/20/20	8082 PCB Surrogate Spike
A19I263	03/18/20	DCM CHEM PROD. 194934						

From 9121296 on 1/3/2020 by gwh

Prepared By: _____ Date: _____

Reviewed By: _____ Date: _____



Apex Laboratories
PREPARATION BENCH SHEET

BATCH #: 0010079 (Sediment)

Prep Method: EPA 3546/3640A (GPC)

in / *Out*

#	Lab Number	Analysis	Prepared	Initial (g)	Final (mL)	Spike ID	Source ID	ul Spike	ul Surr.	Sample ID	Extraction Comments	pH		
												<2	2-8	>11
	0010079-BLK1	QC	12/24/19 13:17	11	5.10				100		<i>1mL</i> / <i>2mL</i>			
	0010079-BS1	QC	12/24/19 13:17	10	5.10	A191221		100	100		<i>1mL</i> / <i>2mL</i>			
	A9J0558-47RE1	A 8081B 2,4+4,4-DDx Only (+Add)	12/24/19 13:17	10.22	8 20				100	PDI-076SC-B-02-05-191013	MDL. Use Custom Spike. <i>0.5mL</i> / <i>2mL</i>			
	A9J0558-48RE1	A 8081B 2,4+4,4-DDx Only (+Add)	12/24/19 13:17	10.63	8 20				100	PDI-076SC-B-05-07-191013	MDL. Use Custom Spike. <i>0.5mL</i> / <i>2mL</i>			
	A9J0594-12RE1	A 8081B 2,4+4,4-DDx Only (+Add)	12/24/19 13:17	10.7	8 20				100	PDI-026SC-B-00-02-191014	MDL. Use Custom Spike. <i>0.5mL</i> / <i>2mL</i>			
	A9J0594-13RE1	A 8081B 2,4+4,4-DDx Only (+Add)	12/24/19 13:17	10.25	8 20				100	PDI-026SC-B-02-04-191014	MDL. Use Custom Spike. <i>0.5mL</i> / <i>2mL</i>			
	A9J0594-14RE1	A 8081B 2,4+4,4-DDx Only (+Add)	12/24/19 13:17	10.62	8 20				100	PDI-026SC-B-04-06-191014	MDL. Use Custom Spike. <i>0.5mL</i> / <i>2mL</i>			
	A9J0594-15RE1	A 8081B 2,4+4,4-DDx Only (+Add)	12/24/19 13:17	10.06	8 10				100	PDI-026SC-B-06-08-191014	MDL. Use Custom Spike. <i>1mL</i> / <i>2mL</i>			
	A9J0594-30RE1	A 8081B 2,4+4,4-DDx Only (+Add)	12/24/19 13:17	10.13	8 20				100	PDI-077SC-B-00-02-191014	MDL. Use Custom Spike. <i>0.5mL</i> / <i>2mL</i>			
	A9J0594-31RE1	A 8081B 2,4+4,4-DDx Only (+Add)	12/24/19 13:17	10.77	8 20				100	PDI-077SC-B-02-04-191014	MDL. Use Custom Spike. <i>0.5mL</i> / <i>2mL</i>			
	A9J0594-32RE1	A 8081B 2,4+4,4-DDx Only (+Add)	12/24/19 13:17	10.09	8 20				100	PDI-077SC-B-04-06-191014	MDL. Use Custom Spike. <i>0.5mL</i> / <i>2mL</i>			
	A9J0594-33RE1	A 8081B 2,4+4,4-DDx Only (+Add)	12/24/19 13:17	10.72	8 20				100	PDI-077SC-B-06-08-191014	MDL. Use Custom Spike. <i>0.5mL</i> / <i>2mL</i>			
	A9J0594-45RE1	A 8081B 2,4+4,4-DDx Only (+Add)	12/24/19 13:17	10.26	8 20				100	PDI-079SC-B-00-02-191014	MDL. Use Custom Spike. <i>0.5mL</i> / <i>2mL</i>			
	A9J0594-46RE1	A 8081B 2,4+4,4-DDx Only (+Add)	12/24/19 13:17	10.51	8 20				100	PDI-079SC-B-02-04-191014	MDL. Use Custom Spike. <i>0.5mL</i> / <i>2mL</i>			
	A9J0594-47RE1	A 8081B 2,4+4,4-DDx Only (+Add)	12/24/19 13:17	10.07	8 20				100	PDI-079SC-B-04-06-191014	MDL. Use Custom Spike. <i>0.5mL</i> / <i>2mL</i>			
	A9J0599-15RE1	A 8081B 2,4+4,4-DDx Only (+Add)	12/24/19 13:17	10.71	8 20				100	PDI-049SC-B-00-02-191015	MDL. Use Custom Spike. <i>0.5mL</i> / <i>2mL</i>			
	A9J0599-16RE1	A 8081B 2,4+4,4-DDx Only (+Add)	12/24/19 13:17	10.27	8 20				100	PDI-049SC-B-02-04-191015	MDL. Use Custom Spike. <i>0.5mL</i> / <i>2mL</i>			
	A9J0599-17RE1	A 8081B 2,4+4,4-DDx Only (+Add)	12/24/19 13:17	10.89	8 20				100	PDI-049SC-B-04-06-191015	MDL. Use Custom Spike. <i>0.5mL</i> / <i>2mL</i>			
	A9J0599-18RE1	A 8081B 2,4+4,4-DDx Only (+Add)	12/24/19 13:17	10.34	8 10				100	PDI-049SC-B-06-08-191015	MDL. Use Custom Spike. <i>1mL</i> / <i>2mL</i>			

Prepared By: *JAG* Date: *1/3/20*
1/6/20

Reviewed By: *cas* Date: *01/06/2020*

Apex Laboratories
PREPARATION BENCH SHEET

BATCH #: 0010079 (Sediment)

Prep Method: EPA 3546/3640A (GPC)

in | out

#	Lab Number	Analysis	Prepared	Initial (g)	Final (mL)	Spike ID	Source ID	ul Spike	ul Surr.	Sample ID	Extraction	Comments	pH		
													<2	2-8	>11
	A9J0599-30RE1	A 8081B 2,4+4,4-DDx Only (+Add)	12/24/19 13:17	10.62	8 20				100	PDI-052SC-B-00-02-191015	MDL Use Custom Spike. 0.5 mL	2 mL			
	A9J0599-31RE1	A 8081B 2,4+4,4-DDx Only (+Add)	12/24/19 13:17	10.85	8 20				100	PDI-052SC-B-02-04-191015	MDL Use Custom Spike. 0.5 mL	2 mL			
	A9J0599-32RE1	A 8081B 2,4+4,4-DDx Only (+Add)	12/24/19 13:17	10.66	5 20				100	PDI-052SC-B-04-06-191015	MS/MSD this sample. MDL Use Custom Spike. 0.5 mL	2 mL			
	0010079-MS1	QC	12/24/19 13:17	10.41	5 20	A19I221	A9J0599-32RE1	100	100		0.5 mL	2 mL			
	0010079-MSD1	QC	12/24/19 13:17	10.25	5 20	A19I221	A9J0599-32RE1	100	100		0.5 mL	2 mL			

Standards/Reagents

Reagent(s)			Analyte Spike(s)			Surrogate(s)		
Std ID	Exp. Date	Description	Std ID	Exp. Date	Description	Std ID	Exp. Date	Description
A19H411	08/31/21	n-Hexane Lot# 192712	A19I221	03/18/20	2,4 + 4,4 DDx Pesticide Matrix Spike	A19L272	06/20/20	8082 PCB Surrogate Spike
A19I263	03/18/20	DCM CHEM PROD. 194934						

From 9121296 on 1/3/2020 by gwh

Prepared By: _____ Date: _____

Reviewed By: _____ Date: _____



Apex Laboratories
PREPARATION BENCH SHEET

BATCH #: 9121296 (Sediment)

Prep Method: EPA 3546

#	Lab Number	Analysis	Prepared	Initial (g)	Final (mL)	Spike ID	Source ID	ul Spike	ul Surr.	Sample ID	Extraction Comments	pH		
												<2	one	>11
8	9121296-BLK1	QC	12/24/19 13:17	10.11	5 ✓				100					
9	9121296-BS1	QC	12/24/19 13:17	10	5 ✓	A191221		100	100					
10	A9J0558-47	A 8081B 2,4+4,4-DDx Only (+Add)	12/24/19 13:17	10.22	5 ✓				100	PDI-076SC-B-02-05-191013	MDL. Use Custom Spike. <i>MUD, odor #</i>			
11	A9J0558-48	A 8081B 2,4+4,4-DDx Only (+Add)	12/24/19 13:17	10.63	5 ✓				100	PDI-076SC-B-05-07-191013	MDL. Use Custom Spike. <i>MUD, odor #</i>			
12	A9J0594-12	A 8081B 2,4+4,4-DDx Only (+Add)	12/24/19 13:17	10.70	5 ✓				100	PDI-026SC-B-00-02-191014	MDL. Use Custom Spike. <i>MUD, odor #</i>			
13	A9J0594-13	A 8081B 2,4+4,4-DDx Only (+Add)	12/24/19 13:17	10.25	5 ✓				100	PDI-026SC-B-02-04-191014	MDL. Use Custom Spike. <i>MUD, odor #</i>			
14	A9J0594-14	A 8081B 2,4+4,4-DDx Only (+Add)	12/24/19 13:17	10.62	5 ✓				100	PDI-026SC-B-04-06-191014	MDL. Use Custom Spike. <i>Sand, odor, product screen #</i>			
15	A9J0594-15	A 8081B 2,4+4,4-DDx Only (+Add)	12/24/19 13:17	10.06	5 ✓				100	PDI-026SC-B-06-08-191014	MDL. Use Custom Spike. <i>SC 12/24/19 Sand, odor, product screen</i>			
16	A9J0594-30	A 8081B 2,4+4,4-DDx Only (+Add)	12/24/19 13:17	10.13	5 ✓				100	PDI-077SC-B-00-02-191014	MDL. Use Custom Spike. <i>MUD #</i>			
17	A9J0594-31	A 8081B 2,4+4,4-DDx Only (+Add)	12/24/19 13:17	10.77	5 ✓				100	PDI-077SC-B-02-04-191014	MDL. Use Custom Spike. <i>MUD #</i>			
18	A9J0594-32	A 8081B 2,4+4,4-DDx Only (+Add)	12/24/19 13:17	10.09	5 ✓				100	PDI-077SC-B-04-06-191014	MDL. Use Custom Spike. <i>MUD #</i>			
19	A9J0594-33	A 8081B 2,4+4,4-DDx Only (+Add)	12/24/19 13:17	10.72	5 ✓				100	PDI-077SC-B-06-08-191014	MDL. Use Custom Spike. <i>MUD #</i>			
20	A9J0594-45	A 8081B 2,4+4,4-DDx Only (+Add)	12/24/19 13:17	10.26	5 ✓				100	PDI-079SC-B-00-02-191014	MDL. Use Custom Spike. <i>MUD #</i>			
21	A9J0594-46	A 8081B 2,4+4,4-DDx Only (+Add)	12/24/19 13:17	10.51	5 ✓				100	PDI-079SC-B-02-04-191014	MDL. Use Custom Spike. <i>MUD, odor #</i>			
22	A9J0594-47	A 8081B 2,4+4,4-DDx Only (+Add)	12/24/19 13:17	10.07	5 ✓				100	PDI-079SC-B-04-06-191014	MDL. Use Custom Spike. <i>MUD #</i>			
23	A9J0599-15	A 8081B 2,4+4,4-DDx Only (+Add)	12/24/19 13:17	10.71	5 ✓				100	PDI-049SC-B-00-02-191015	MDL. Use Custom Spike. <i>MUD #</i>			
24	A9J0599-16	A 8081B 2,4+4,4-DDx Only (+Add)	12/24/19 13:17	10.27	5 ✓				100	PDI-049SC-B-02-04-191015	MDL. Use Custom Spike. <i>MUD #</i>			
25	A9J0599-17	A 8081B 2,4+4,4-DDx Only (+Add)	12/24/19 13:17	10.89	5 ✓				100	PDI-049SC-B-04-06-191015	MDL. Use Custom Spike. <i>MUD #</i>			
26	A9J0599-18	A 8081B 2,4+4,4-DDx Only (+Add)	12/24/19 13:17	10.25 10.34	5 ✓				100	PDI-049SC-B-06-08-191015	MDL. Use Custom Spike. <i>Sand</i>			

Prepared By: CAH Date: 12/24/19
 Reviewed By: SCG Date: 12/24/2019

Apex Laboratories
PREPARATION BENCH SHEET

BATCH #: 9121296 (Sediment)

Prep Method: EPA 3546

#	Lab Number	Analysis	Prepared	Initial (g)	Final (mL)	Spike ID	Source ID	ul Spike	ul Surr.	Sample ID	Extraction Comments	pH		
												<2	2-8	>11
27	A9J0599-30	A 8081B 2,4+4,4-DDx Only (+Add)	12/24/19 13:17	10.62	5 ✓				100	PDI-052SC-B-00-02-191015	MDL. Use Custom Spike. <i>MSD #</i>			
28	A9J0599-31	A 8081B 2,4+4,4-DDx Only (+Add)	12/24/19 13:17	10.85	5 ✓				100	PDI-052SC-B-02-04-191015	MDL. Use Custom Spike. <i>MSD #</i>			
29	A9J0599-32	A 8081B 2,4+4,4-DDx Only (+Add)	12/24/19 13:17	10.60	5 ✓				100	PDI-052SC-B-04-06-191015	MS/MSD this sample. MDL. Use Custom Spike. <i>MSD #</i>			
30	9121296-MS1	QC	12/24/19 13:17	10.41	5 ✓	A19I221	A9J0599-32	100	100		<i>MSD #</i>			
31	9121296-MSD1	QC	12/24/19 13:17	10.25	5 ✓	A19I221	A9J0599-32	100	100		<i>MSD #</i>			

Standards/Reagents

Reagent(s)			Analyte Spike(s)			Surrogate(s)		
Std ID	Exp. Date	Description	Std ID	Exp. Date	Description	Std ID	Exp. Date	Description
A13L219	11/30/23	Extractions Balance	<i>A19I221</i>	03/18/20	2,4 + 4,4 DDx Pesticide Matrix Spike	<i>A19L272</i>	06/20/20	8082 PCB Surrogate Spike
A18K311	12/31/20	Glass Wool						
A19I263	03/18/20	DCM CHEM PROD. 194934						
A19K010	10/29/25	Sodium Sulfate Lot # 188777						

Method 3546 digestion time and temperture achieved.

Initial: *CAK*

Witness: *JAG 12/24/19*

= staining on turbovap-

Prepared By: _____ Date: _____

Reviewed By: _____ Date: _____



Apex Laboratories
PREPARATION BENCH SHEET

BATCH #: 0010165 (Sediment)

Prep Method: EPA 3546/3640A (GPC)

#	Lab Number	Analysis	Prepared	Initial (g)	Final (mL)	Spike ID	Source ID	ul Spike	ul Surr.	Sample ID	Extraction Comments	pH		
												<2	2-11	>11
	0010165-BLK1	QC	01/02/20 07:08	11	10				100					
	0010165-BS1	QC	01/02/20 07:08	10	10	A19I221		100	100					
	A9J0599-33RE1	A 8081B 2,4+4,4-DDx Only (+Add)	01/02/20 07:08	10.7	10				100	PDI-052SC-B-06-08-191015	MDL. Use Custom Spike.			
	A9J0599-45RE1	A 8081B 2,4+4,4-DDx Only (+Add)	01/02/20 07:08	10.21	10				100	PDI-055SC-B-00-02-191015	MDL. Use Custom Spike.			
	A9J0599-46RE1	A 8081B 2,4+4,4-DDx Only (+Add)	01/02/20 07:08	10.18	10				100	PDI-055SC-B-02-04-191015	MDL. Use Custom Spike.			
	A9J0599-47RE1	A 8081B 2,4+4,4-DDx Only (+Add)	01/02/20 07:08	10.67	10				100	PDI-055SC-B-04-06-191015	MDL. Use Custom Spike.			
	A9J0599-48RE1	A 8081B 2,4+4,4-DDx Only (+Add)	01/02/20 07:08	10.36	10				100	PDI-055SC-B-06-08-191015	MDL. Use Custom Spike.			
	A9J0716-25RE1	B 8081B 2,4+4,4-DDx Only (+Add)	01/02/20 07:08	10.82	10				100	PDI-059SC-B-00-02-191016	MDL. Use Custom Spike.			
	A9J0716-26RE1	A 8081B 2,4+4,4-DDx Only (+Add)	01/02/20 07:08	10.39	10				100	PDI-059SC-B-02-04-191016	MDL. Use Custom Spike.			
	A9J0716-27RE1	A 8081B 2,4+4,4-DDx Only (+Add)	01/02/20 07:08	10.3	10				100	PDI-059SC-B-04-06-191016	MDL. Use Custom Spike.			
	A9J0716-28RE1	A 8081B 2,4+4,4-DDx Only (+Add)	01/02/20 07:08	10.42	10				100	PDI-059SC-B-06-08-191016	MDL. Use Custom Spike.			
	A9J0716-41RE1	A 8081B 2,4+4,4-DDx Only (+Add)	01/02/20 07:08	10.1	10				100	PDI-069SC-B-00-02-191016	MDL. Use Custom Spike.			
	A9J0716-42RE1	A 8081B 2,4+4,4-DDx Only (+Add)	01/02/20 07:08	10.43	10				100	PDI-069SC-B-02-04-191016	MDL. Use Custom Spike.			
	A9J0716-43RE1	A 8081B 2,4+4,4-DDx Only (+Add)	01/02/20 07:08	10.33	10				100	PDI-069SC-B-04-06-191016	MDL. Use Custom Spike.			
	A9J0716-44RE1	A 8081B 2,4+4,4-DDx Only (+Add)	01/02/20 07:08	10.58	10				100	PDI-069SC-B-06-08-191016	MDL. Use Custom Spike.			
	A9J0718-12RE1	A 8081B 2,4+4,4-DDx Only (+Add)	01/02/20 07:08	10.34	10				100	PDI-031SC-B-00-02-191017	MDL. Use Custom Spike.			
	A9J0718-13RE1	A 8081B 2,4+4,4-DDx Only (+Add)	01/02/20 07:08	10.46	10				100	PDI-031SC-B-02-04-191017	MDL. Use Custom Spike.			
	A9J0718-14RE1	A 8081B 2,4+4,4-DDx Only (+Add)	01/02/20 07:08	10.19	10				100	PDI-031SC-B-04-06-191017	MDL. Use Custom Spike.			
	A9J0718-15RE1	A 8081B 2,4+4,4-DDx Only (+Add)	01/02/20 07:08	10.1	10				100	PDI-031SC-B-06-08-191017	MDL. Use Custom Spike.			

Prepared By: _____ Date: _____

MJB
Reviewed By: _____ Date: 1/20/20

Apex Laboratories

PREPARATION BENCH SHEET

BATCH #: 0010165 (Sediment)

Prep Method: EPA 3546/3640A (GPC)

#	Lab Number	Analysis	Prepared	Initial (g)	Final (mL)	Spike ID	Source ID	ul Spike	ul Surr.	Sample ID	Extraction Comments	pH		
												<2	5-8	>11
	A9J0718-16RE1	A 8081B 2,4+4,4-DDx Only (+Add)	01/02/20 07:08	10.16	10				100	PDI-097SC-B-00-02-191017	MDL. Use Custom Spike.			
	A9J0718-16RE2	A 8081B 2,4+4,4-DDx Only (+Add)	01/02/20 07:08	10.16	10				100	PDI-097SC-B-00-02-191017	Added 1/14/2020 By MJB			
	A9J0718-17RE1	A 8081B 2,4+4,4-DDx Only (+Add)	01/02/20 07:08	10.47	10				100	PDI-097SC-B-02-04-191017	MDL. Use Custom Spike.			
	A9J0718-17RE2	A 8081B 2,4+4,4-DDx Only (+Add)	01/02/20 07:08	10.47	10				100	PDI-097SC-B-02-04-191017	Added 1/17/2020 By MJB			
	A9J0718-18RE1	A 8081B 2,4+4,4-DDx Only (+Add)	01/02/20 07:08	10.15	10				100	PDI-097SC-B-04-06-191017	MS/MSD this sample. MDL. Use Custom Spike.			
	0010165-MS1	QC	01/02/20 07:08	10.18	10	A19I221	A9J0718-18RE1	100	100					
	0010165-MSD1	QC	01/02/20 07:08	10.32	10	A19I221	A9J0718-18RE1	100	100					

Standards/Reagents

Reagent(s)			Analyte Spike(s)			Surrogate(s)		
Std ID	Exp. Date	Description	Std ID	Exp. Date	Description	Std ID	Exp. Date	Description
A19H411	08/31/21	n-Hexane Lot# 192712	A19I221	03/18/20	2,4 + 4,4 DDx Pesticide Matrix Spike	A19L272	06/20/20	8082 PCB Surrogate Spike
A19I263	03/18/20	DCM CHEM PROD. 194934						

From 0010004 on 1/7/2020 by ajj

Prepared By: _____ Date: _____

Reviewed By: _____ Date: _____



Apex Laboratories
PREPARATION BENCH SHEET

BATCH #: 0010165 (Sediment)

Prep Method: EPA 3546/3640A (GPC)

In Out

#	Lab Number	Analysis	Prepared	Initial (g)	Final (mL)	Spike ID	Source ID	ul Spike	ul Surr.	Sample ID	Extraction Comments	pH			
												<2	2-8	>11	
2	0010165-BLK1	QC	01/02/20 07:08	10 11.00	5/10				100		1mL	2mL			
3	0010165-BS1	QC	01/02/20 07:08	10	5/10	A191221		100	100		1mL	2mL			
4	A9J0599-33RE1	A 8081B 2,4+4,4-DDx Only (+Add)	01/02/20 07:08	10.7	5/10				100	PDI-052SC-B-06-08-191015	MDL. Use Custom Spike	1mL	2mL		
5	A9J0599-45RE1	A 8081B 2,4+4,4-DDx Only (+Add)	01/02/20 07:08	10.21	5/10				100	PDI-055SC-B-00-02-191015	MDL. Use Custom Spike	1mL	2mL		S,P
6	A9J0599-46RE1	A 8081B 2,4+4,4-DDx Only (+Add)	01/02/20 07:08	10.18	5/10				100	PDI-055SC-B-02-04-191015	MDL. Use Custom Spike	1mL	2mL		S,P
7	A9J0599-47RE1	A 8081B 2,4+4,4-DDx Only (+Add)	01/02/20 07:08	10.67	5/10				100	PDI-055SC-B-04-06-191015	MDL. Use Custom Spike	1mL	2mL		
8	A9J0599-48RE1	A 8081B 2,4+4,4-DDx Only (+Add)	01/02/20 07:08	10.36	5/10				100	PDI-055SC-B-06-08-191015	MDL. Use Custom Spike	1mL	2mL		
9	A9J0716-25RE1	B 8081B 2,4+4,4-DDx Only (+Add)	01/02/20 07:08	10.82	5/10				100	PDI-059SC-B-00-02-191016	MDL. Use Custom Spike	1mL	2mL		S,P
10	A9J0716-26RE1	A 8081B 2,4+4,4-DDx Only (+Add)	01/02/20 07:08	10.39	5/10				100	PDI-059SC-B-02-04-191016	MDL. Use Custom Spike	1mL	2mL		S,P
11	A9J0716-27RE1	A 8081B 2,4+4,4-DDx Only (+Add)	01/02/20 07:08	10.3	5/10				100	PDI-059SC-B-04-06-191016	MDL. Use Custom Spike	1mL	2mL		
12	A9J0716-28RE1	A 8081B 2,4+4,4-DDx Only (+Add)	01/02/20 07:08	10.42	5/10				100	PDI-059SC-B-06-08-191016	MDL. Use Custom Spike	1mL	2mL		
13	A9J0716-41RE1	A 8081B 2,4+4,4-DDx Only (+Add)	01/02/20 07:08	10.1	5/10				100	PDI-069SC-B-00-02-191016	MDL. Use Custom Spike	1mL	2mL		S,P
14	A9J0716-42RE1	A 8081B 2,4+4,4-DDx Only (+Add)	01/02/20 07:08	10.43	5/10				100	PDI-069SC-B-02-04-191016	MDL. Use Custom Spike	1mL	2mL		S,P
15	A9J0716-43RE1	A 8081B 2,4+4,4-DDx Only (+Add)	01/02/20 07:08	10.33	5/10				100	PDI-069SC-B-04-06-191016	MDL. Use Custom Spike	1mL	2mL		S,P
16	A9J0716-44RE1	A 8081B 2,4+4,4-DDx Only (+Add)	01/02/20 07:08	10.58	5/10				100	PDI-069SC-B-06-08-191016	MDL. Use Custom Spike	1mL	2mL		S,P
17	A9J0718-12RE1	A 8081B 2,4+4,4-DDx Only (+Add)	01/02/20 07:08	10.34	5/10				100	PDI-031SC-B-00-02-191017	MDL. Use Custom Spike	1mL	2mL		
18	A9J0718-13RE1	A 8081B 2,4+4,4-DDx Only (+Add)	01/02/20 07:08	10.46	5/10				100	PDI-031SC-B-02-04-191017	MDL. Use Custom Spike	1mL	2mL		S,P
19	A9J0718-14RE1	A 8081B 2,4+4,4-DDx Only (+Add)	01/02/20 07:08	10.19	5/10				100	PDI-031SC-B-04-06-191017	MDL. Use Custom Spike	1mL	2mL		
20	A9J0718-15RE1	A 8081B 2,4+4,4-DDx Only (+Add)	01/02/20 07:08	10.1	5/10				100	PDI-031SC-B-06-08-191017	MDL. Use Custom Spike	1mL	2mL		

Prepared By: ART Date: 1/7/20
ART 1/8/20
cm 1-8-20

Reviewed By: CAS Date: 01/08/2020

Apex Laboratories
PREPARATION BENCH SHEET

BATCH #: 0010165 (Sediment)

Prep Method: EPA 3546/3640A (GPC)

In Out

#	Lab Number	Analysis	Prepared	Initial (g)	Final (mL)	Spike ID	Source ID	ul Spike	ul Surr.	Sample ID	Extraction Comments	pH			
												<2	8	>11	
21	A9J0718-16RE1	A 8081B 2,4+4,4-DDx Only (+Add)	01/02/20 07:08	10.16	5 10				100	PDI-097SC-B-00-02-191017	MDL. Use Custom Spike. 1mL	2ul			
22	A9J0718-17RE1	A 8081B 2,4+4,4-DDx Only (+Add)	01/02/20 07:08	10.47	5 10				100	PDI-097SC-B-02-04-191017	MDL. Use Custom Spike. 1mL	2ul			
23	A9J0718-18RE1	A 8081B 2,4+4,4-DDx Only (+Add)	01/02/20 07:08	10.15	5 10				100	PDI-097SC-B-04-06-191017	MS/MSD this sample. MDL. Use Custom Spike. 1mL	2ul			
24	0010165-MS1	QC	01/02/20 07:08	10.15	5 10	A19I221	A9J0718-18RE1	100	100		1mL	2ul			
25	0010165-MSD1	QC	01/02/20 07:08	10.32	5 10	A19I221	A9J0718-18RE1	100	100		1mL	2ul			

Standards/Reagents

Reagent(s)			Analyte Spike(s)			Surrogate(s)		
Std ID	Exp. Date	Description	Std ID	Exp. Date	Description	Std ID	Exp. Date	Description
A19H411	08/31/21	n-Hexane Lot# 192712	A19I221	03/18/20	2,4 + 4,4 DDx Pesticide Matrix Spike	A19L272	06/20/20	8082 PCB Surrogate Spike
A19I263	03/18/20	DCM CHEM PROD. 194934						

From 0010004 on 1/7/2020 by ajj

S = staining on turbid tube during solvent exchange.

P = precipitate formed during solvent exchange.

Prepared By: AJJ Date: 1/7/20
AJJ 1/8/20

Reviewed By: _____ Date: _____



Apex Laboratories
PREPARATION BENCH SHEET

BATCH #: 0010004 (Sediment)

Prep Method: EPA 3546

#	Lab Number	Analysis	Prepared	Initial (g)	Final (mL)	Spike ID	Source ID	ul Spike	ul Surr.	Sample ID	Extraction Comments	pH		
												<2	Other	>11
1	0010004-BLK1	QC	01/02/20 07:08	10.1100	5				100					
2	0010004-BS1	QC	01/02/20 07:08	10	5	A191221		100	100					
3	A9J0599-33	A 8081B 2,4+4,4-DDx Only (+Add)	01/02/20 07:08	10.70	5				100	PDI-052SC-B-06-08-191015	MDL. Use Custom Spike. mud, sand			
4	A9J0599-45	A 8081B 2,4+4,4-DDx Only (+Add)	01/02/20 07:08	10.21	5				100	PDI-055SC-B-00-02-191015	MDL. Use Custom Spike. mud #			
5	A9J0599-46	A 8081B 2,4+4,4-DDx Only (+Add)	01/02/20 07:08	10.18	5				100	PDI-055SC-B-02-04-191015	MDL. Use Custom Spike. mud #			
6	A9J0599-47	A 8081B 2,4+4,4-DDx Only (+Add)	01/02/20 07:08	10.67	5				100	PDI-055SC-B-04-06-191015	MDL. Use Custom Spike. mud, sand			
7	A9J0599-48	A 8081B 2,4+4,4-DDx Only (+Add)	01/02/20 07:08	10.36	5				100	PDI-055SC-B-06-08-191015	MDL. Use Custom Spike. sand			
8	A9J0716-25	A 8081B 2,4+4,4-DDx Only (+Add)	01/02/20 07:08	10.82	5				100	PDI-059SC-B-00-02-191016	MDL. Use Custom Spike. mud #			
9	A9J0716-26	A 8081B 2,4+4,4-DDx Only (+Add)	01/02/20 07:08	10.39	5				100	PDI-059SC-B-02-04-191016	MDL. Use Custom Spike. sand, color #			
10	A9J0716-27	A 8081B 2,4+4,4-DDx Only (+Add)	01/02/20 07:08	10.30	5				100	PDI-059SC-B-04-06-191016	MDL. Use Custom Spike. mud, sand			
11	A9J0716-28	A 8081B 2,4+4,4-DDx Only (+Add)	01/02/20 07:08	10.42	5				100	PDI-059SC-B-06-08-191016	MDL. Use Custom Spike. mud #			
12	A9J0716-41	A 8081B 2,4+4,4-DDx Only (+Add)	01/02/20 07:08	10.10	5				100	PDI-069SC-B-00-02-191016	MDL. Use Custom Spike. mud #			
13	A9J0716-42	A 8081B 2,4+4,4-DDx Only (+Add)	01/02/20 07:08	10.43	5				100	PDI-069SC-B-02-04-191016	MDL. Use Custom Spike. mud #			
14	A9J0716-43	A 8081B 2,4+4,4-DDx Only (+Add)	01/02/20 07:08	10.33	5				100	PDI-069SC-B-04-06-191016	MDL. Use Custom Spike. mud #			
15	A9J0716-44	A 8081B 2,4+4,4-DDx Only (+Add)	01/02/20 07:08	10.58	5				100	PDI-069SC-B-06-08-191016	MDL. Use Custom Spike. mud, odor #			
16	A9J0718-12	A 8081B 2,4+4,4-DDx Only (+Add)	01/02/20 07:08	10.34	5				100	PDI-031SC-B-00-02-191017	MDL. Use Custom Spike. mud #			
17	A9J0718-13	A 8081B 2,4+4,4-DDx Only (+Add)	01/02/20 07:08	10.46	5				100	PDI-031SC-B-02-04-191017	MDL. Use Custom Spike. mud #			
18	A9J0718-14	A 8081B 2,4+4,4-DDx Only (+Add)	01/02/20 07:08	10.19	5				100	PDI-031SC-B-04-06-191017	MDL. Use Custom Spike. sand			
19	A9J0718-15	A 8081B 2,4+4,4-DDx Only (+Add)	01/02/20 07:08	10.10	5				100	PDI-031SC-B-06-08-191017	MDL. Use Custom Spike. sand			

Prepared By: ADJ Date: 1/2/20

Reviewed By: CAS Date: 01/02/20

Apex Laboratories
PREPARATION BENCH SHEET
BATCH #: 0010004 (Sediment)

Prep Method: EPA 3546

#	Lab Number	Analysis	Prepared	Initial (g)	Final (mL)	Spike ID	Source ID	ul Spike	ul Surr.	Sample ID	Extraction Comments	pH		
												<2	5-11	>11
20	A9J0718-16	A 8081B 2,4+4,4-DDx Only (+Add)	01/02/20 07:08	10.16	5				100	PDI-097SC-B-00-02-191017	MDL. Use Custom Spike.			
21	A9J0718-17	A 8081B 2,4+4,4-DDx - Only (+Add)	01/02/20 07:08	10.47	5				100	PDI-097SC-B-02-04-191017	MDL. Use Custom Spike.			
22	A9J0718-18	A 8081B 2,4+4,4-DDx Only (+Add)	01/02/20 07:08	10.15	5				100	PDI-097SC-B-04-06-191017	MS/MSD this sample. MDL. Use Custom Spike.			
23	0010004-MS1	QC	01/02/20 07:08	10.18	5	A19I221	A9J0718-18	100	100					
24	0010004-MSD1	QC	01/02/20 07:08	10.32	5	A19I221	A9J0718-18	100	100					

Standards/Reagents

Reagent(s)

Std ID	Exp. Date	Description
A13L219	11/30/23	Extractions Balance
A18K311	12/31/20	Glass Wool
A19I263	03/18/20	DCM CHEM PROD. 194934
A19L136	06/06/20	Sodium Sulfate Lot # 194950

Analyte Spike(s)

Std ID	Exp. Date	Description
A19I221	03/18/20	2,4 + 4,4 DDx Pesticide Matrix Spike

Surrogate(s)

Std ID	Exp. Date	Description
A19L272	06/20/20	8082 PCB Surrogate Spike

Method 3546 digestion time and temperture achieved.

Initial: I

Witness: AH 12 01/02/20

** = blown down together but separate from Qc and batch to avoid contamination*
12/20

= dark staining

Prepared By: ADD 12 1/2/20

Reviewed By: _____ Date _____



ELEMENT SEQUENCE LOG

Apex Laboratories

Sequence: **0A13038**

Instrument: **DUALECD5**

Date: **01/13/20 10:56**

Calibration: **A0A0906**

#	Lab Number	Matrix	Analysis	Client	Due	Batch	ISTD ID	STD ID
1	0A13038-BKD1	Water	QC	QC				A20A019
2	0A13038-CCV1	Water	QC	QC				A19K133
3	0A13038-CCB1	Water	QC	QC				A19L339
4	0010163-BS2	Soil	QC	QC		0010163		
5	A0A0065-02RE2	Soil	8081B Pesticides		01/10/20	0010163		
6	0010163-DUP3	Soil	QC	QC		0010163		
7	A0A0065-04RE1	Soil	8081B Pesticides		01/10/20	0010163		
8	0010163-MS2	Soil	QC	QC		0010163		
9	0A13038-CCV2	Water	QC	QC				A19K134
10	0A13038-CCB2	Water	QC	QC				A19L339
11	0010040-BLK1	Water	QC	QC		0010040		
12	0010040-BS1	Water	QC	QC		0010040		
13	0010040-BSD1	Water	QC	QC		0010040		
14	A9L1016-01	Water	608 Pesticides (SW)		01/13/20	0010040		
15	0A13038-CCV3	Water	QC	QC				A19K133
16	0A13038-CCV4	Water	QC	QC				A19J408
17	0A13038-CCB3	Water	QC	QC				A19L339
18	0010165-BLK1	Sediment	QC	QC		0010165		
19	0010165-BS1	Sediment	QC	QC		0010165		
20	A9J0599-48RE1	Sediment	8081B 2,4+4,4-DDx Only (+Add)	Anchor QEA, LLC	01/09/20	0010165		
21	A9J0716-28RE1	Sediment	8081B 2,4+4,4-DDx Only (+Add)	Anchor QEA, LLC	01/09/20	0010165		
22	A9J0718-15RE1	Sediment	8081B 2,4+4,4-DDx Only (+Add)	Anchor QEA, LLC	01/09/20	0010165		
23	A9J0716-27RE1	Sediment	8081B 2,4+4,4-DDx Only (+Add)	Anchor QEA, LLC	01/09/20	0010165		
24	A9J0718-14RE1	Sediment	8081B 2,4+4,4-DDx Only (+Add)	Anchor QEA, LLC	01/09/20	0010165		
25	A9J0718-16RE1	Sediment	8081B 2,4+4,4-DDx Only (+Add)	Anchor QEA, LLC	01/09/20	0010165		
26	0A13038-IBL1	Water	QC	QC				
27	A9J0553-46RE2	Soil	8081B 2,4+4,4-DDx Only (+Add)	Anchor QEA, LLC	01/02/20	9121450		
28	0A13038-IBL2	Water	QC	QC				
29	A9J0558-14RE2	Soil	8081B 2,4+4,4-DDx Only (+Add)	Anchor QEA, LLC	01/02/20	9121450		
30	0A13038-IBL3	Water	QC	QC				
31	0A13038-CCV5	Water	QC	QC				A19K134
32	0A13038-CCB4	Water	QC	QC				A19L339
33	0A13038-CCV6	Water	QC	QC				A19J409
34	A9J0558-15RE2	Soil	8081B 2,4+4,4-DDx Only (+Add)	Anchor QEA, LLC	01/02/20	9121450		
35	0A13038-IBL4	Water	QC	QC				
36	A9J0599-33RE1	Sediment	8081B 2,4+4,4-DDx Only (+Add)	Anchor QEA, LLC	01/09/20	0010165		
37	0A13038-IBL5	Water	QC	QC				
38	A9J0599-45RE1	Sediment	8081B 2,4+4,4-DDx Only (+Add)	Anchor QEA, LLC	01/09/20	0010165		
39	0A13038-IBL6	Water	QC	QC				
40	A9J0599-46RE1	Sediment	8081B 2,4+4,4-DDx Only (+Add)	Anchor QEA, LLC	01/09/20	0010165		
41	0A13038-IBL7	Water	QC	QC				
42	0A13038-CCV7	Water	QC	QC				A19K133
43	0A13038-CCV8	Water	QC	QC				A19J408
44	0A13038-CCB5	Water	QC	QC				A19L339
45	0A13038-IBL8	Water	QC	QC				

Data Entered By: MJB 1/15/20

Comments:

Data Reviewed By: [Signature] 01/14/20 Anchor QEA, LLC Gasco PreRD_DG 2019 - 4a-b. DOC-CAP Testing Cores Page 745 of 1200



ELEMENT SEQUENCE LOG

Apex Laboratories

Sequence: **0A13038**

Instrument: **DUALECD5**

Date: **01/13/20 10:56**

Calibration: **A0A0906**

#	Lab Number	Matrix	Analysis	Client	Due	Batch	ISTD ID	STD ID
1	0A13038-BKD1	Water	QC	QC				
2	0A13038-CCV1	Water	QC	QC				A20A019
3	0A13038-CCB1	Water	QC	QC				A19K133
4	0010163-BS2	Soil	QC	QC				A19L339
5	A0A0065-02RE2	Soil	8081B Pesticides		01/10/20	0010163		
6	0010163-DUP3	Soil	QC	QC		0010163		
7	A0A0065-04RE1	Soil	8081B Pesticides		01/10/20	0010163		
8	0010163-MS2	Soil	QC	QC		0010163		
9	0A13038-CCV2	Water	QC	QC				A19K134
10	0A13038-CCB2	Water	QC	QC				A19L339
11	0010040-BLK1	Water	QC	QC		0010040		
12	0010040-BS1	Water	QC	QC		0010040		
13	0010040-BSD1	Water	QC	QC		0010040		
14	A9L1016-01	Water	608 Pesticides (SW)	QC	01/13/20	0010040		
15	0A13038-CCV3	Water	QC	QC				A19K133
16	0A13038-CCV4	Water	QC	QC				A19J408
17	0A13038-CCB3	Water	QC	QC				A19L339
18	0010165-BLK1	Sediment	QC	QC		0010165		
19	0010165-BS1	Sediment	QC	QC		0010165		
20	A9J0599-48RE1	Sediment	8081B 2,4+4,4-DDx Only (+Add)	Anchor QEA, LLC	01/09/20	0010165		
21	A9J0718-15RE1	Sediment	8081B 2,4+4,4-DDx Only (+Add)	Anchor QEA, LLC	01/09/20	0010165		
22	A9J0716-27RE1	Sediment	8081B 2,4+4,4-DDx Only (+Add)	Anchor QEA, LLC	01/09/20	0010165		
23	A9J0718-14RE1	Sediment	8081B 2,4+4,4-DDx Only (+Add)	Anchor QEA, LLC	01/09/20	0010165		
24	A9J0718-16RE1	Sediment	8081B 2,4+4,4-DDx Only (+Add)	Anchor QEA, LLC	01/09/20	0010165		
25	0A13038-IBL1	Water	QC	QC				
26	A9J0553-46RE2	Soil	8081B 2,4+4,4-DDx Only (+Add)	Anchor QEA, LLC	01/02/20	9121450		
27	0A13038-IBL2	Water	QC	QC				
28	A9J0558-14RE2	Soil	8081B 2,4+4,4-DDx Only (+Add)	Anchor QEA, LLC	01/02/20	9121450		
29	0A13038-IBL3	Water	QC	QC				
30	0A13038-CCV5	Water	QC	QC				A19K134
31	0A13038-CCV6	Water	QC	QC				A19J409
32	0A13038-CCB4	Water	QC	QC				A19L339
33	A9J0558-15RE2	Soil	8081B 2,4+4,4-DDx Only (+Add)	Anchor QEA, LLC	01/02/20	9121450		
34	0A13038-IBL4	Water	QC	QC				
35	A9J0599-33RE1	Sediment	8081B 2,4+4,4-DDx Only (+Add)	Anchor QEA, LLC	01/09/20	0010165		
36	0A13038-IBL5	Water	QC	QC				
37	A9J0599-45RE1	Sediment	8081B 2,4+4,4-DDx Only (+Add)	Anchor QEA, LLC	01/09/20	0010165		
38	0A13038-IBL6	Water	QC	QC				
39	A9J0599-46RE1	Sediment	8081B 2,4+4,4-DDx Only (+Add)	Anchor QEA, LLC	01/09/20	0010165		
40	0A13038-IBL7	Water	QC	QC				
41	0A13038-CCV7	Water	QC	QC				A19K133
42	0A13038-CCV8	Water	QC	QC				A19J408
43	0A13038-CCB5	Water	QC	QC				A19L339
44	0A13038-IBL8	Water	QC	QC				

MS
1/14/20

Data Entered By: MP 1/14/20

Comments: Complete

Data Reviewed By: [Signature]

Pesticide BKD

Pesticide Breakdown Check (Validated 8/8/2013)

Sequence: 0A13038 BKD1
Data File: ECD5-01132003.D

First Column Area Counts		Percent Breakdown	
DDE	645385		
DDD	3772718		
DDT	156938139	2.74	PASS
Endrin	86602334	6.56	PASS
Endrin Aldehyde	2216550		
Endrin Ketone	3866915		

Second Column Area Counts		Percent Breakdown	
DDE	971249		
DDD	7381045		
DDT	255854321	3.16	PASS
Endrin	135195646	6.21	PASS
Endrin Aldehyde	3419869		
Endrin Ketone	5538494		

Breakdown must be less than 15% to accept sample data.

MA
1/3/20

Data Path : C:\msdchem\4\data\2020-01\0A13038\
 Data File : ECD5-01132003.D
 Signal(s) : Signal #1: ECD1A.CH Signal #2: ECD2B.CH
 Acq On : 13 Jan 2020 11:42
 Operator : MJB
 Sample : 0A13038-BKD1
 Misc : A20A019
 ALS Vial : 2 (Sig #1); 0 (Sig #2) Sample Multiplier: 1

Integration File signal 1: PEST1.e
 Integration File signal 2: PEST2.e
 Quant Time: Jan 13 11:57:20 2020
 Quant Method : C:\msdchem\4\methods\PestBreakdownCHK_200107.M
 Quant Title : Pesticides
 QLast Update : Thu Aug 21 11:53:22 2014
 Response via : Initial Calibration
 Integrator: ChemStation 6890 Scale Mode: Small noise peaks clipped

Compound	R.T.	Response	Conc	Units

Target Compounds				
1) 4,4'-DDE	7.585	645385	NoCal	ng/mL
2) Endrin	7.957	86602334	NoCal	ng/mL
3) 4,4'-DDD	8.006	3772718	NoCal	ng/mL
4) 4,4'-DDT	8.204	156938139	NoCal	ng/mL
5) Endrin Aldehyde	8.404	2216550	NoCal	ng/mL
6) Endrin Ketone	8.900	3866915	NoCal	ng/mL
8) 4,4'-DDE [2C]	8.482	971249	NoCal	ng/mL
9) Endrin [2C]	8.864	135195646	NoCal	ng/mL
10) 4,4'-DDD [2C]	8.900	7381045	NoCal	ng/mL
11) Endrin Aldehyde [2C]	9.248	3419869	NoCal	ng/mL
12) 4,4'-DDT [2C]	9.130	255854321	NoCal	ng/mL
13) Endrin Ketone [2C]	9.844	5538494	NoCal	ng/mL

(f)=RT Delta > 1/2 Window

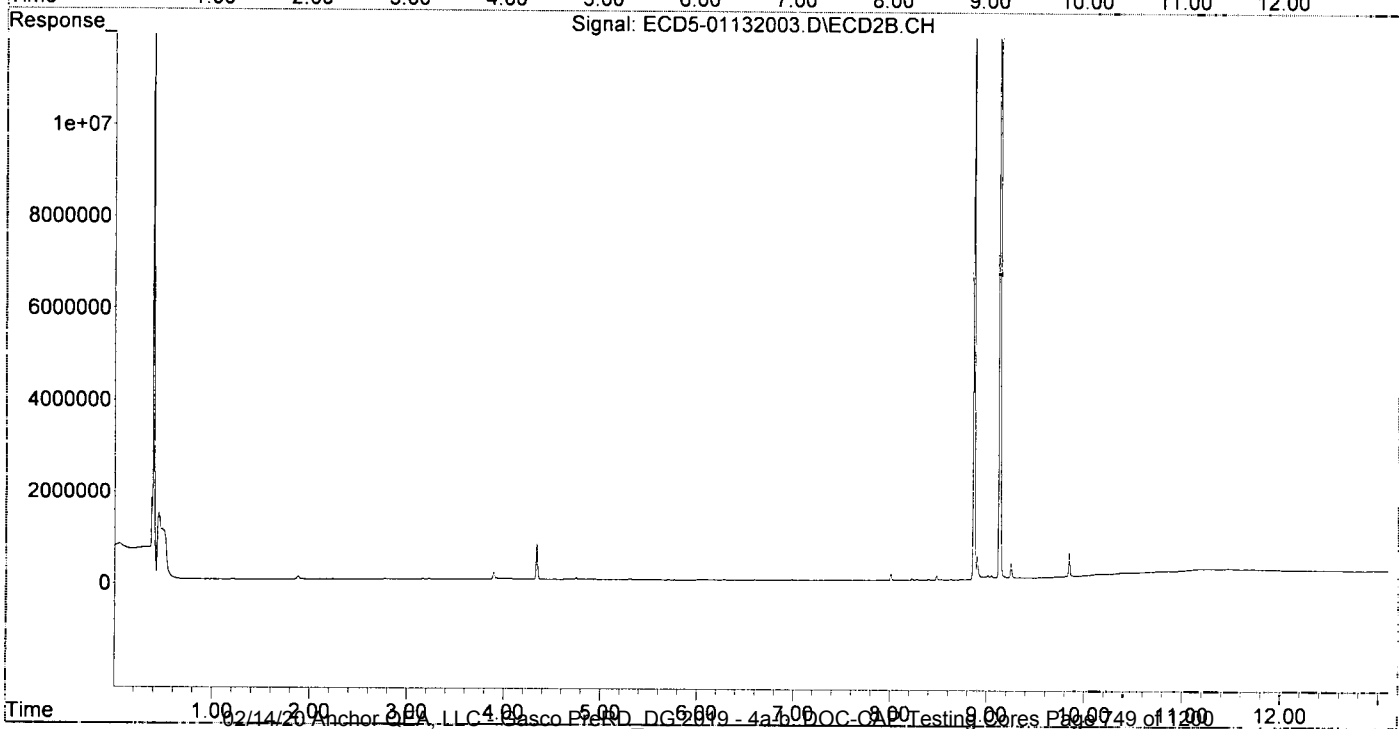
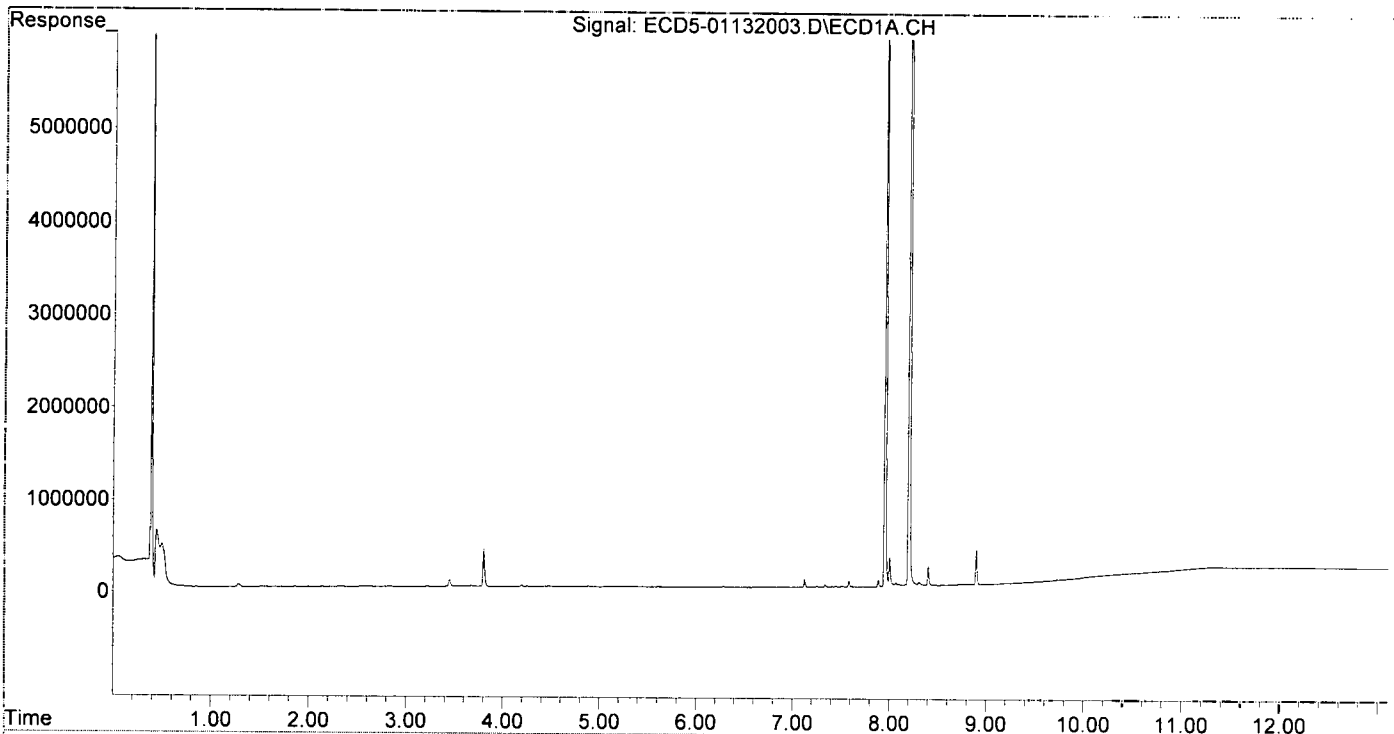
(m)=manual int.

WB
1/13/20

Quantitation Report (QT Reviewed)

Data Path : C:\msdchem\4\data\2020-01\0A13038\
Data File : ECD5-01132003.D
Signal(s) : Signal #1: ECD1A.CH Signal #2: ECD2B.CH
Acq On : 13 Jan 2020 11:42
Operator : MJB
Sample : 0A13038-BKD1
Misc : A20A019
ALS Vial : 2 (Sig #1); 0 (Sig #2) Sample Multiplier: 1

Integration File signal 1: PEST1.e
Integration File signal 2: PEST2.e
Quant Time: Jan 13 11:57:20 2020
Quant Method : C:\msdchem\4\methods\PestBreakdownCHK_200107.M
Quant Title : Pesticides
QLast Update : Thu Aug 21 11:53:22 2014
Response via : Initial Calibration
Integrator: ChemStation 6890 Scale Mode: Small noise peaks clipped



Quantitation Report (Not Reviewed)

Data Path : R:\data\2020-01\0A13038\
 Data File : ECD5-01132004.D
 Signal(s) : Signal #1: ECD1A.CH Signal #2: ECD2B.CH
 Acq On : 13 Jan 2020 12:00
 Operator : MJB
 Sample : 0A13038-CCV1
 Misc : A19K133, AB 50 ppb
 ALS Vial : 3 (Sig #1); 0 (Sig #2) Sample Multiplier: 1

Integration File signal 1: PEST1.e
 Integration File signal 2: PEST2.e
 Quant Time: Jan 13 14:37:33 2020
 Quant Method : R:\methods\ECD5_QUANTPEST_200107.M
 Quant Title : Instrument: DualECD5
 QLast Update : Thu Jan 09 11:11:29 2020
 Response via : Initial Calibration
 Integrator: ChemStation 6890 Scale Mode: Small noise peaks clipped

MJB
1/13/20

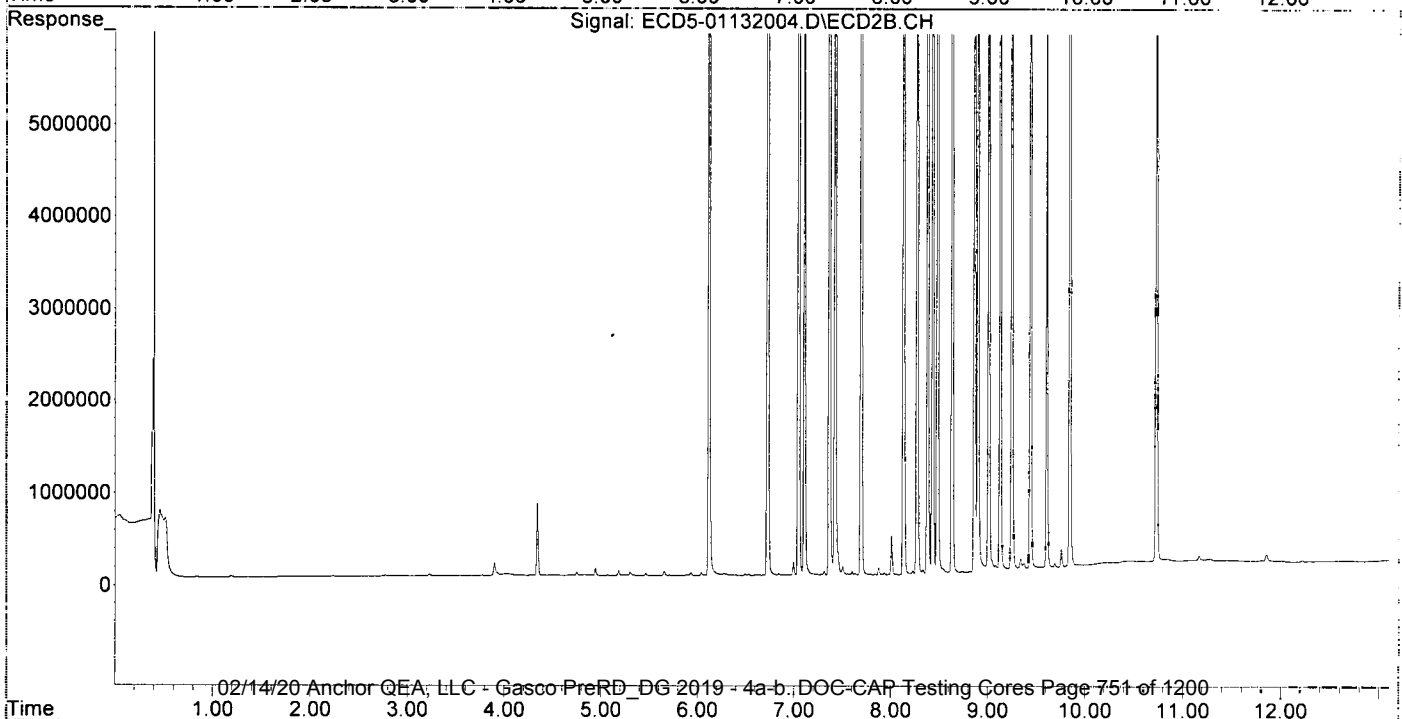
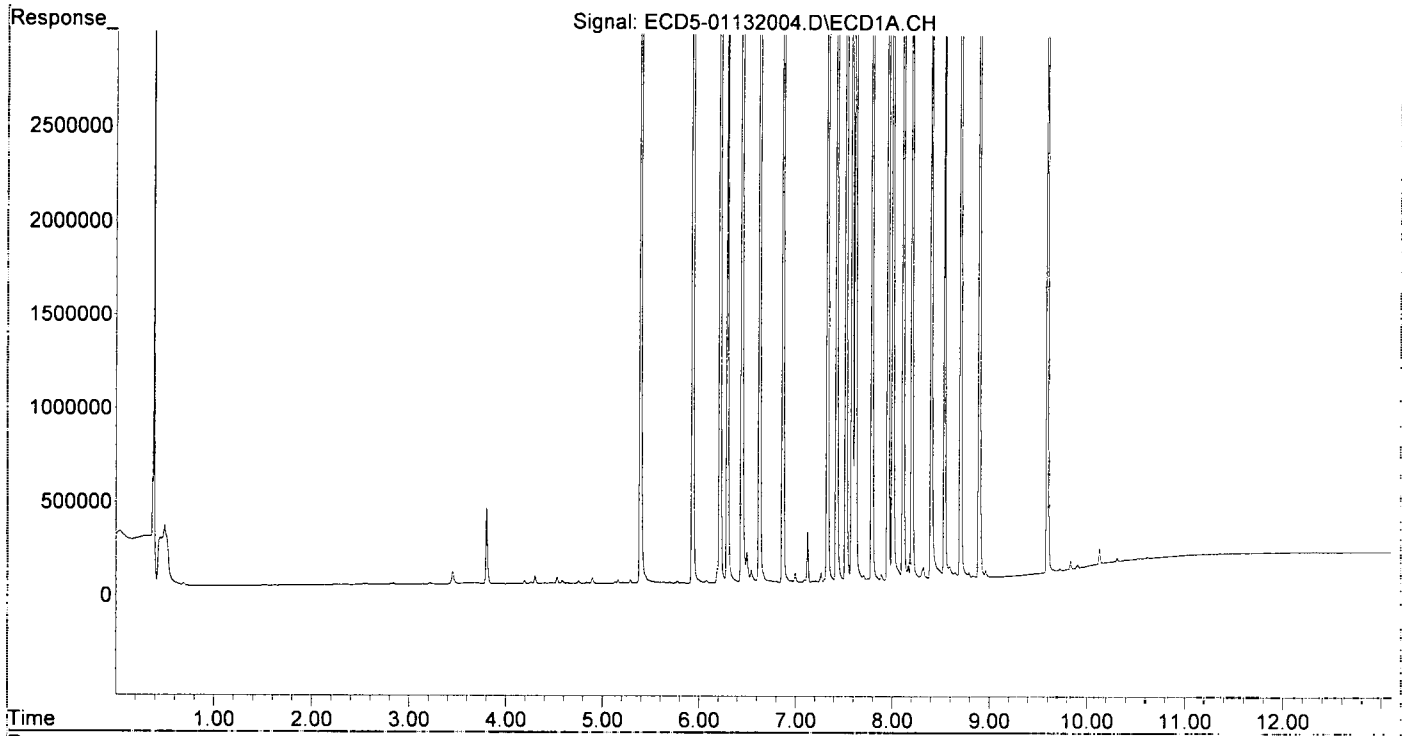
Compound	RT#1	RT#2	Resp#1	Resp#2	ng/mL	ng/mL
System Monitoring Compounds						
1) S TCMX (S)	5.394	6.118	8953141	15928932	45.852	53.438
22) S DCBP (S)	9.598	10.729	7016005	8271359	47.014	46.482
Target Compounds						
2) a-BHC	5.934	6.725	12975591	23774252	49.306	57.571
3) g-BHC	6.217	7.045	11180726	20273607	47.883	55.529
4) b-BHC	6.293	7.106	4383123	8053188	44.882	50.064
5) Heptachlor	6.626	7.424	10878877	19239343	47.875	54.274
6) d-BHC	6.442	7.364	10465727	19600106	48.043	54.849
7) Aldrin	6.868	7.693	10554329	18259026	47.835	54.822
8) Heptachlo...	7.330	8.132	9677856	16131725	46.945	52.369
9) trans-Chl...	7.425	8.272	9925034	16515428	47.101	52.963
10) cis-Chlor...	7.522	8.380	9436134	15579451	46.114	52.518
11) Endosulfa...	7.619	8.432	9175049	14709251	47.342	52.933
12) 4,4'-DDE	7.584	8.482	9901042	16321492	48.020	52.703
13) Dieldrin	7.791	8.634	10259917	16441238	47.637	53.220
14) Endrin	7.956	8.864	8636405	13546729	49.916	57.654
15) 4,4'-DDD	8.006	8.900	7997683	13405760	46.322	54.538
16) Endosulfa...	8.113	9.010	8016712	13184587	46.986	53.969
17) 4,4'-DDT	8.203	9.128	7923416	12586183	47.829	53.606
18) Endrin Al...	8.404	9.247	6742107	11074182	44.034	49.526
19) Endosulfa...	8.705	9.438	7819565	12553330	48.861	56.631
20) Methoxychlor	8.540	9.606	3905570	6149619	45.095	51.708
21) Endrin Ke...	8.899	9.844	9241758	14774535	48.394	58.996
23) Hexachlor...	3.215	0.000	7482	0	0.038	N.D. #
24) Hexachlor...	5.775	6.600	12282	9439	BelowCal	0.029
25) Oxychlordane	7.265	0.000	49092	0	0.078	N.D. #
26) 2,4'-DDE	7.330	8.272	9677856	16515428	67.871	78.424
27) trans-Non...	7.522	8.333	9436134	45129	47.245	0.147 #
28) 2,4'-DDD	7.706	8.634	26874	16441238	0.211	89.141 #
29) 2,4'-DDT	7.889	8.864	29242	13546729	0.200	65.557 #
30) cis-Nonac...	8.006	8.900	7997683	13405760	33.932	39.297
31) Mirex	8.654	9.844	27571	14774535	6722.843	78.574 #
32) Chlordane...	7.425	8.272	9925034	16515428	423.033	424.595
33) Chlordane...	7.522	8.380	9436134	15579451	327.408	485.373 #
34) Chlordane...	8.113f	9.082f	8016712	51243	1053.778	4.826 #
35) Chlordane...	3.800	0.000	403527	0	NoCal	N.D.
36) Toxaphene...	7.522	8.634	9436134	16441238	8959.303	6079.648
37) Toxaphene...	7.791	0.000	10259917	0	5275.933	N.D. #
38) Toxaphene...	8.113	9.010	8016712	13184587	1867.834	2173.072
39) Toxaphene...	8.322f	9.082	60843	51243	15.060	5.677 #
40) Toxaphene...	8.595	9.247	61566	11074182	18.726	2205.155 #
41) Toxaphene...	8.654	9.606f	27571	6149619	6.349	1095.375 #
42) Toxaphene...	3.800	0.000	403527	0	NoCal	N.D.

(f)=RT Delta > 1/2 Window (#)=Amounts differ by > .40% (m)=manual int.

Quantitation Report (Not Reviewed)

Data Path : R:\data\2020-01\0A13038\
Data File : ECD5-01132004.D
Signal(s) : Signal #1: ECD1A.CH Signal #2: ECD2B.CH
Acq On : 13 Jan 2020 12:00
Operator : MJB
Sample : 0A13038-CCV1
Misc : A19K133, AB 50 ppb
ALS Vial : 3 (Sig #1); 0 (Sig #2) Sample Multiplier: 1

Integration File signal 1: PEST1.e
Integration File signal 2: PEST2.e
Quant Time: Jan 13 14:37:33 2020
Quant Method : R:\methods\ECD5_QUANTPEST_200107.M
Quant Title : Instrument: DualECD5
QLast Update : Thu Jan 09 11:11:29 2020
Response via : Initial Calibration
Integrator: ChemStation 6890 Scale Mode: Small noise peaks clipped



Data Path : R:\data\2020-01\0A13038\
 Data File : ECD5-01132005.D
 Signal(s) : Signal #1: ECD1A.CH Signal #2: ECD2B.CH
 Acq On : 13 Jan 2020 12:17
 Operator : MJB
 Sample : 0A13038-CCB1
 Misc : A19L339
 ALS Vial : 7 (Sig #1); 0 (Sig #2) Sample Multiplier: 1

Integration File signal 1: PEST1.e
 Integration File signal 2: PEST2.e
 Quant Time: Jan 13 14:37:39 2020
 Quant Method : R:\methods\ECD5_QUANTPEST_200107.M
 Quant Title : Instrument: DualECD5
 QLast Update : Thu Jan 09 11:11:29 2020
 Response via : Initial Calibration
 Integrator: ChemStation 6890 Scale Mode: Small noise peaks clipped

MJB
1/13/20

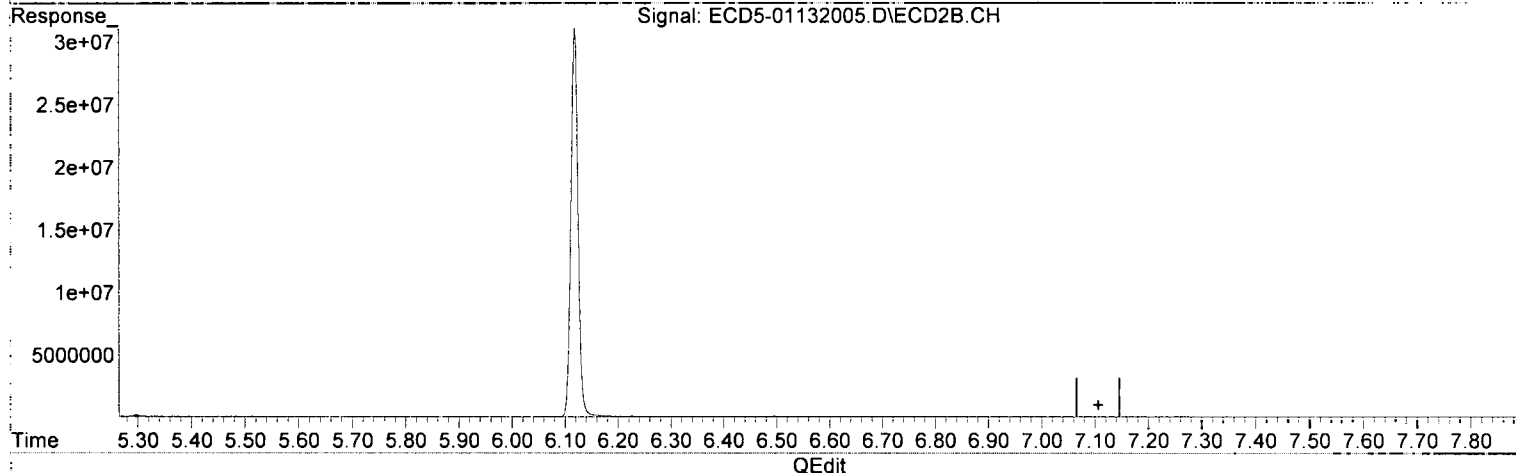
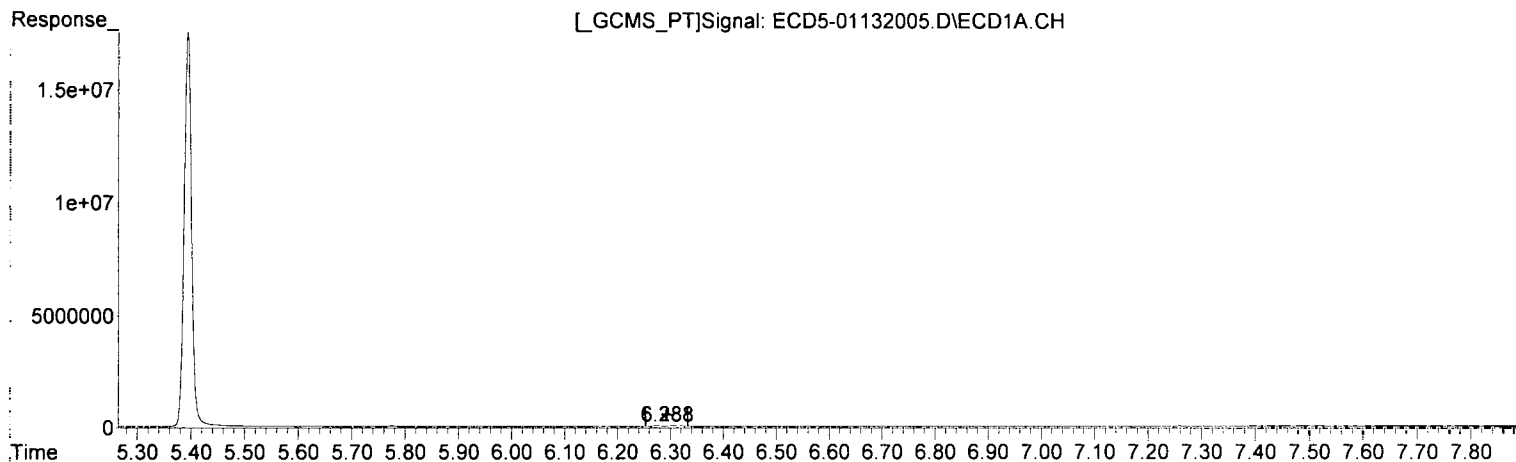
Compound	RT#1	RT#2	Resp#1	Resp#2	ng/mL	ng/mL
System Monitoring Compounds						
1) S TCMX (S)	5.394	6.118	17510338	31001863	89.677	104.004
22) S DCBP (S)	9.598	10.729	13682924	17002262	92.355	95.547
Target Compounds						
2) a-BHC	0.000	0.000	0	0	N.D.	N.D.
3) g-BHC	0.000	0.000	0	0	N.D.	N.D.
4) b-BHC	6.289	0.000	11477	0	5931.885	N.D. #
5) Heptachlor	0.000	0.000	0	0	N.D.	N.D.
6) d-BHC	0.000	7.365	0	6253	N.D.	0.076 #
7) Aldrin	0.000	7.696	0	11047	N.D.	0.033 #
8) Heptachlo...	0.000	0.000	0	0	N.D.	N.D.
9) trans-Chl...	7.412	8.283	6785	17477	0.032	0.056 #
10) cis-Chlor...	7.516	0.000	10662	0	0.052	N.D. #
11) Endosulfa...	0.000	0.000	0	0	N.D.	N.D.
12) 4,4'-DDE	0.000	0.000	0	0	N.D.	N.D.
13) Dieldrin	0.000	0.000	0	0	N.D.	N.D.
14) Endrin	0.000	8.864	0	2448	N.D.	0.010 #
15) 4,4'-DDD	0.000	8.864f	0	2448	N.D.	0.010 #
16) Endosulfa...	8.104	9.012	15433	4060	0.090	0.017 #
17) 4,4'-DDT	0.000	9.123	0	2230	N.D.	0.040 #
18) Endrin Al...	8.405	9.248	8822	10250	0.058	0.046
19) Endosulfa...	8.707	9.440	7428	9602	0.046	0.043
20) Methoxychlor	8.536	0.000	1440	0	0.017	N.D. #
21) Endrin Ke...	8.901	9.845	3586	7245	0.019	0.029 #
23) Hexachlor...	3.215	0.000	7246	0	0.036	N.D. #
24) Hexachlor...	5.776	6.602	22076	9233	BelowCal	0.029
25) Oxychlordane	7.257	0.000	13878	0	BelowCal	N.D.
26) 2,4'-DDE	0.000	8.283	0	17477	N.D.	0.083 #
27) trans-Non...	7.516	0.000	10662	0	BelowCal	N.D.
28) 2,4'-DDD	0.000	0.000	0	0	N.D.	N.D.
29) 2,4'-DDT	0.000	8.864	0	2448	N.D.	BelowCal
30) cis-Nonac...	0.000	0.000	0	0	N.D.	N.D.
31) Mirex	8.654	9.845	1490	7245	6723.036	BelowCal #
32) Chlordane...	7.412f	8.283	6785	17477	0.289	0.449 #
33) Chlordane...	7.516	0.000	10662	0	0.370	N.D. #
34) Chlordane...	8.066	9.046	6339	56548	0.833	5.326 #
35) Chlordane...	3.800	0.000	411713	0	NoCal	N.D.
36) Toxaphene...	7.516	0.000	10662	0	10.123	N.D. #
37) Toxaphene...	0.000	8.989f	0	18251	N.D.	5.241 #
38) Toxaphene...	8.104	9.012	15433	4060	BelowCal	BelowCal
39) Toxaphene...	0.000	9.046f	0	56548	N.D.	6.265 #
40) Toxaphene...	0.000	9.248	0	10250	N.D.	2.041 #
41) Toxaphene...	8.654	0.000	1490	0	0.343	N.D. #
42) Toxaphene...	3.800	0.000	411713	0	NoCal	N.D.

(f)=RT Delta > 1/2 Window (#)=Amounts differ by > 40% (m)=manual int.

Quantitation Report (Qedit)

Data Path : R:\data\2020-01\0A13038\
Data File : ECD5-01132005.D
Signal(s) : Signal #1: ECD1A.CH Signal #2: ECD2B.CH
Acq On : 13 Jan 2020 12:17
Operator : MJB
Sample : 0A13038-CCB1
Misc : A19L339
ALS Vial : 7 (Sig #1); 0 (Sig #2) Sample Multiplier: 1

Integration File signal 1: PEST1.e
Integration File signal 2: PEST2.e
Quant Time: Jan 13 14:37:39 2020
Quant Method : R:\methods\ECD5_QUANTPEST_200107.M
Quant Title : Instrument: DualECD5
QLast Update : Thu Jan 09 11:11:29 2020
Response via : Initial Calibration
Integrator: ChemStation 6890 Scale Mode: Small noise peaks clipped



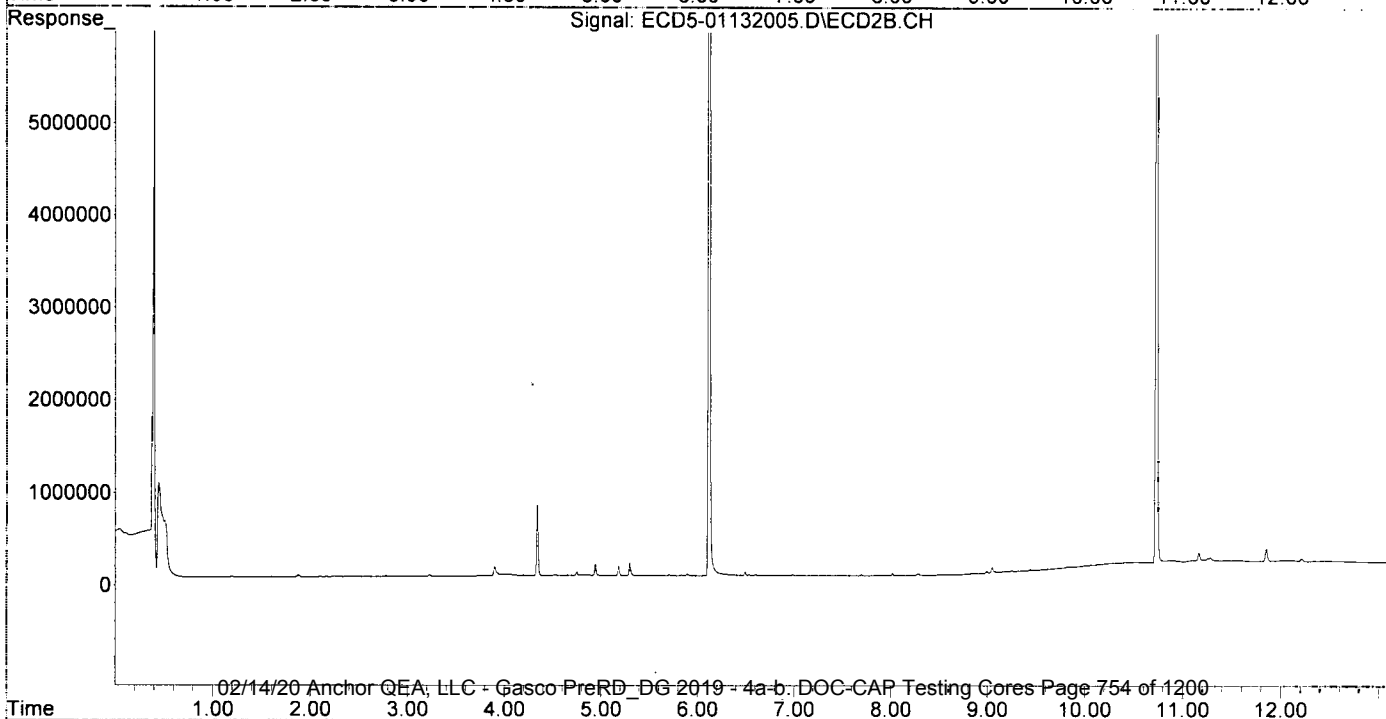
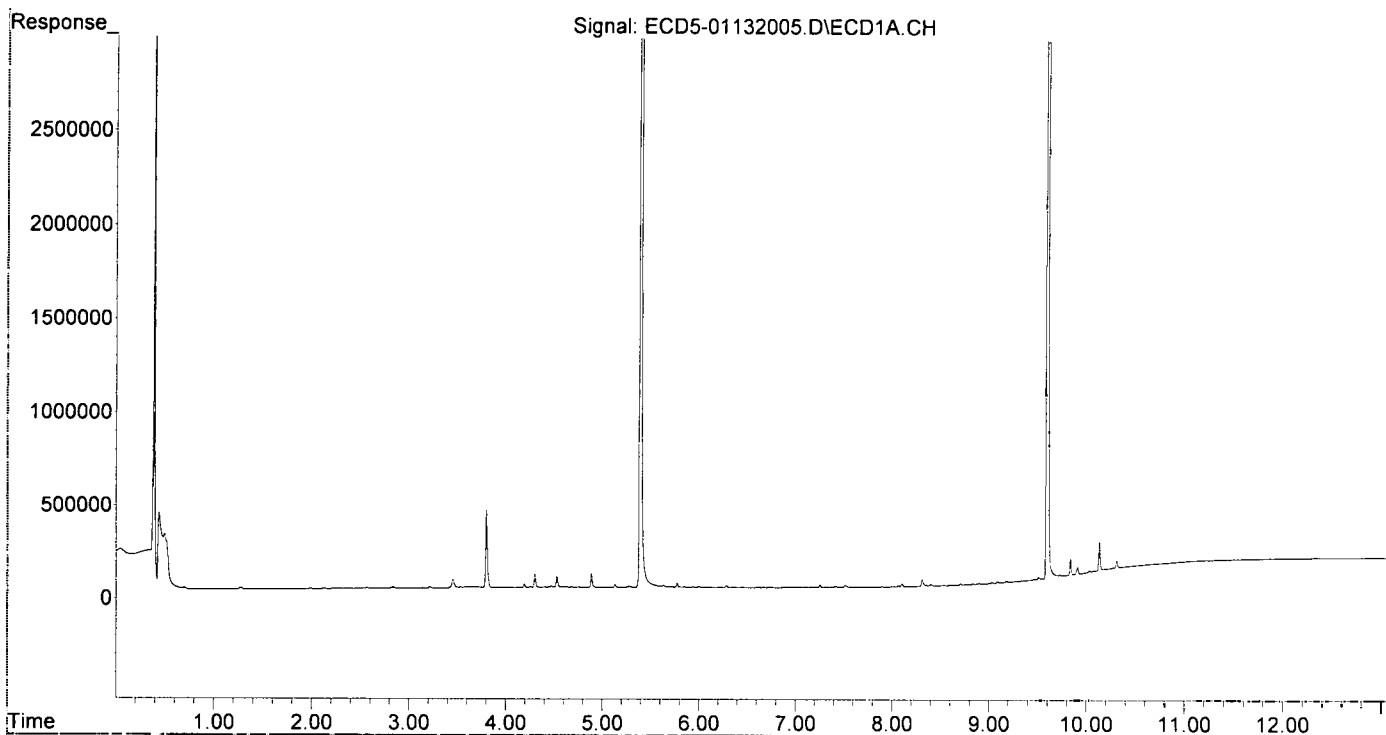
(4) b-BHC
6.289min 5931.885 ng/mL QDA
response 11477

MJB
1/13/20

(4) b-BHC #2
0.000min 0.000 ng/mL
response 0

Data Path : R:\data\2020-01\0A13038\
Data File : ECD5-01132005.D
Signal(s) : Signal #1: ECD1A.CH Signal #2: ECD2B.CH
Acq On : 13 Jan 2020 12:17
Operator : MJB
Sample : 0A13038-CCB1
Misc : A19L339
ALS Vial : 7 (Sig #1); 0 (Sig #2) Sample Multiplier: 1

Integration File signal 1: PEST1.e
Integration File signal 2: PEST2.e
Quant Time: Jan 13 14:37:39 2020
Quant Method : R:\methods\ECD5_QUANTPEST_200107.M
Quant Title : Instrument: DualECD5
QLast Update : Thu Jan 09 11:11:29 2020
Response via : Initial Calibration
Integrator: ChemStation 6890 Scale Mode: Small noise peaks clipped



Data Path : R:\data\2020-01\0A13038\
 Data File : ECD5-01132006.D
 Signal(s) : Signal #1: ECD1A.CH Signal #2: ECD2B.CH
 Acq On : 13 Jan 2020 12:34
 Operator : MJB
 Sample : 0010163-BS2
 Misc : 1x, 8081B, GPC, DDT Only
 ALS Vial : 8 (Sig #1); 0 (Sig #2) Sample Multiplier: 1

Integration File signal 1: PEST1.e
 Integration File signal 2: PEST2.e
 Quant Time: Jan 13 14:37:46 2020
 Quant Method : R:\methods\ECD5_QUANTPEST_200107.M
 Quant Title : Instrument: DualECD5
 QLast Update : Thu Jan 09 11:11:29 2020
 Response via : Initial Calibration
 Integrator: ChemStation 6890 Scale Mode: Small noise peaks clipped

MJB
1/13/20

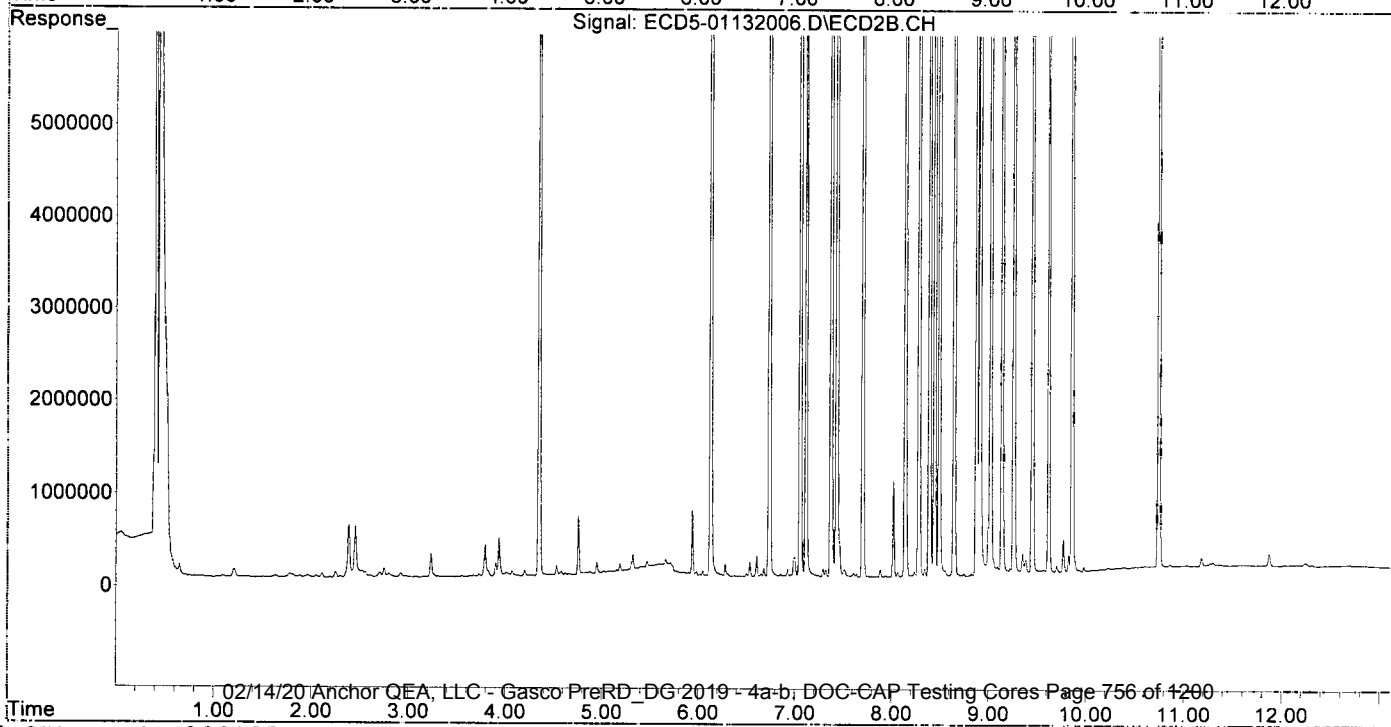
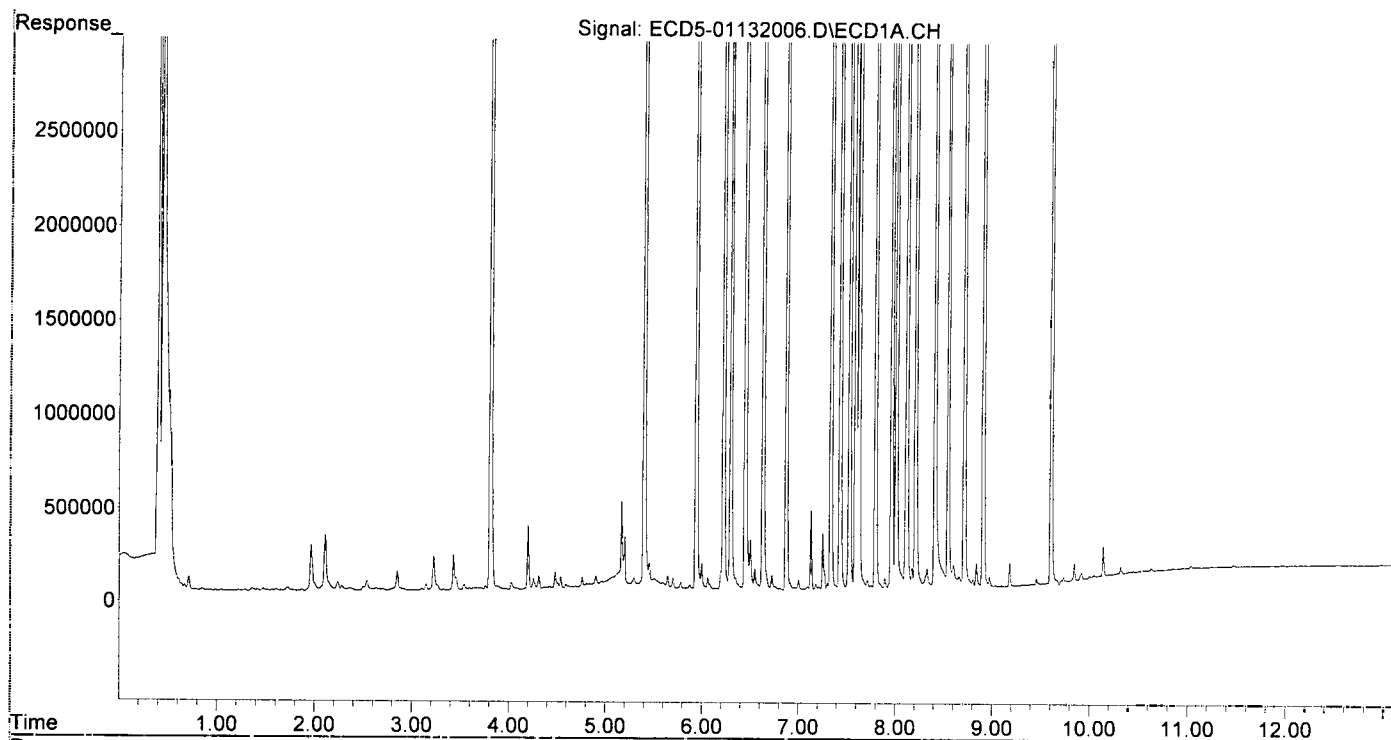
Compound	RT#1	RT#2	Resp#1	Resp#2	ng/mL	ng/mL
System Monitoring Compounds						
1) S TCMX (S)	5.401	6.125	15892231	28280270	81.390	94.874
22) S DCBP (S)	9.607	10.744	14019339	16917913	94.657	95.073
Target Compounds						
2) a-BHC	5.941	6.734	23886837	43456442	90.768	105.234
3) g-BHC	6.224	7.053	21200072	38700917	90.792	106.002
4) b-BHC	6.299	7.114	8745702	15385742	90.421	95.649
5) Heptachlor	6.633	7.432	20207064	36391195	88.925	102.659
6) d-BHC	6.449	7.372	20741540	38317990	95.214	101.852
7) Aldrin	6.875	7.701	18387997	31923788	83.340	95.851
8) Heptachlo...	7.336	8.141	18277479	31668210	88.659	102.807
9) trans-Chl...	7.431	8.282	19141302	32182811	90.838	103.206
10) cis-Chlor...	7.528	8.390	18166027	30713191	88.776	103.534
11) Endosulfa...	7.626	8.442	17498315	29557436	90.289	106.366
12) 4,4'-DDE	7.590	8.491	18931587	31880975	91.818	97.764
13) Dieldrin	7.798	8.644	20115625	33183103	93.397	107.413
14) Endrin	7.964	8.874	17161727	27542833	99.190	117.221
15) 4,4'-DDD	8.012	8.909	16116291	27427087	93.345	111.580
16) Endosulfa...	8.121	9.021	15901084	26967356	93.197	110.387
17) 4,4'-DDT	8.211	9.139	16848622	26898089	101.705	105.240
18) Endrin Al...	8.412	9.258	12743000	21448999	83.226	95.924
19) Endosulfa...	8.715	9.450	15399029	25431134	96.222	114.725
20) Methoxychlor	8.547	9.616	8499600	13428085	98.138	112.907
21) Endrin Ke...	8.909	9.856	18809408	29905694	98.494	119.416
23) Hexachlor...	3.224	3.789f	184347	350950	0.924	0.876
24) Hexachlor...	5.782	6.604	40806	234388	0.056	0.732 #
25) Oxychlordane	7.253	8.065	302882	49867	1.534	0.178 #
26) 2,4'-DDE	7.336	8.282	18277479	32182811	128.181	152.821
27) trans-Non...	7.528	8.343	18166027	88681	90.748	0.288 #
28) 2,4'-DDD	7.715	8.644	43660	33183103	0.343	179.913 #
29) 2,4'-DDT	7.895	8.874	55650	27542833	0.380	121.965 #
30) cis-Nonac...	8.012f	8.909	16116291	27427087	68.378	80.398
31) Mirex	8.663	9.856	57345	29905694	0.179	148.728 #
32) Chlordane...	7.431	8.282	19141302	32182811	815.856	827.387
33) Chlordane...	7.528	8.390	18166027	30713191	630.311	956.859 #
34) Chlordane...	0.000	9.092f	0	90848	N.D.	8.556 #
35) Chlordane...	3.809	3.789	10241162	350950	NoCal	NoCal
36) Toxaphene...	7.528	8.644f	18166027	33183103	17248.053	12270.463
37) Toxaphene...	7.798	0.000	20115625	0	10344.010	N.D. #
38) Toxaphene...	8.121	9.021	15901084	26967356	3625.896	3946.836
39) Toxaphene...	8.331f	9.092	104079	90848	25.762	10.066 #
40) Toxaphene...	8.604	9.258	120342	21448999	36.603	4271.048 #
41) Toxaphene...	8.663	9.616	57345	13428085	13.206	2391.821 #
42) Toxaphene...	3.809	3.789	10241162	350950	NoCal	NoCal

(f)=RT Delta > 1/2 Window (#)=Amounts differ by > 40% (m)=manual int.

Quantitation Report (Not Reviewed)

Data Path : R:\data\2020-01\0A13038\
Data File : ECD5-01132006.D
Signal(s) : Signal #1: ECD1A.CH Signal #2: ECD2B.CH
Acq On : 13 Jan 2020 12:34
Operator : MJB
Sample : 0010163-BS2
Misc : 1x, 8081B, GPC, DDT Only
ALS Vial : 8 (Sig #1); 0 (Sig #2) Sample Multiplier: 1

Integration File signal 1: PEST1.e
Integration File signal 2: PEST2.e
Quant Time: Jan 13 14:37:46 2020
Quant Method : R:\methods\ECD5_QUANTPEST_200107.M
Quant Title : Instrument: DualECD5
QLast Update : Thu Jan 09 11:11:29 2020
Response via : Initial Calibration
Integrator: ChemStation 6890 Scale Mode: Small noise peaks clipped



Data Path : R:\data\2020-01\0A13038\
 Data File : ECD5-01132011.D
 Signal(s) : Signal #1: ECD1A.CH Signal #2: ECD2B.CH
 Acq On : 13 Jan 2020 14:00
 Operator : MJB
 Sample : 0A13038-CCV2
 Misc : A19K134, AB 100 ppb
 ALS Vial : 5 (Sig #1); 0 (Sig #2) Sample Multiplier: 1

Integration File signal 1: PEST1.e
 Integration File signal 2: PEST2.e
 Quant Time: Jan 13 14:38:19 2020
 Quant Method : R:\methods\ECD5_QUANTPEST_200107.M
 Quant Title : Instrument: DualECD5
 QLast Update : Thu Jan 09 11:11:29 2020
 Response via : Initial Calibration
 Integrator: ChemStation 6890 Scale Mode: Small noise peaks clipped

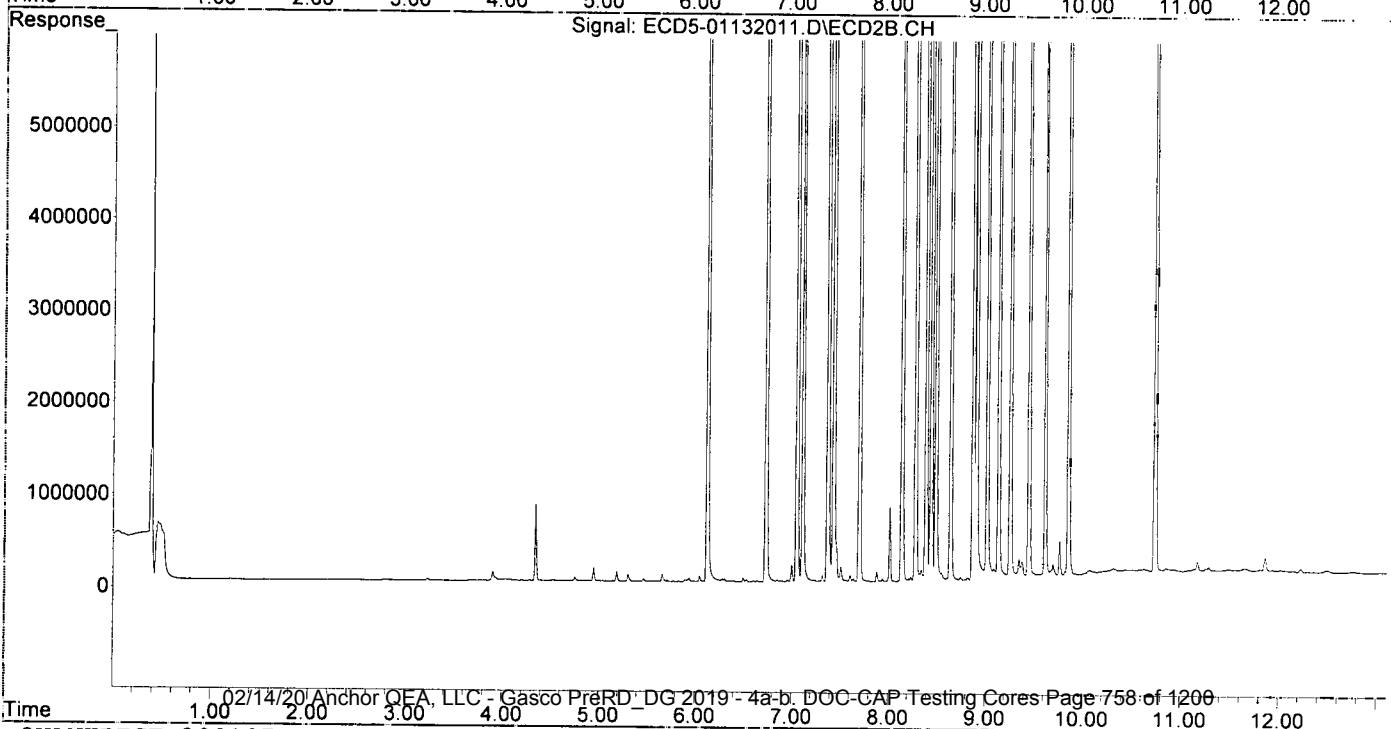
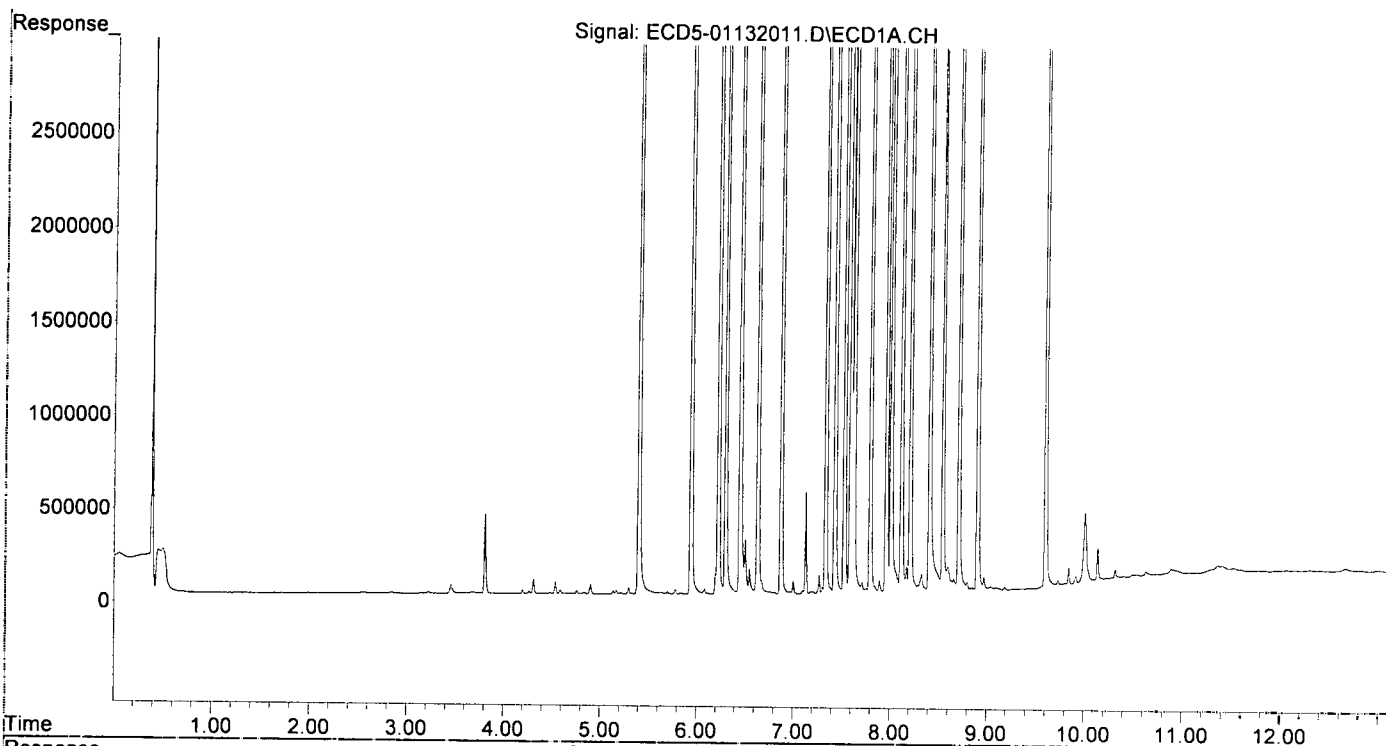
MJB
1/13/20

Compound	RT#1	RT#2	Resp#1	Resp#2	ng/mL	ng/mL
System Monitoring Compounds						
1) S TCMX (S)	5.400	6.124	18284208	32885633	93.640	110.324
22) S DCBP (S)	9.604	10.738	14473834	18434666	97.768	103.596
Target Compounds						
2) a-BHC	5.940	6.732	26638111	49540727	101.223	119.967
3) g-BHC	6.222	7.052	23771622	42863147	101.805	117.402
4) b-BHC	6.298	7.112	9491177	16769047	98.275	104.248
5) Heptachlor	6.632	7.431	22806207	40724212	100.363	114.882
6) d-BHC	6.448	7.371	22232554	42569514	102.058	111.952
7) Aldrin	6.874	7.700	22212776	39309874	100.675	118.027
8) Heptachlo...	7.335	8.138	20014046	34354896	97.082	111.529
9) trans-Chl...	7.430	8.279	20409899	34942491	96.859	112.056
10) cis-Chlor...	7.527	8.387	19807048	34082001	96.796	114.891
11) Endosulfa...	7.625	8.439	18494462	31418908	95.429	113.065
12) 4,4'-DDE	7.589	8.488	20512195	35460653	99.484	107.567
13) Dieldrin	7.797	8.641	21029516	34897883	97.641	112.964
14) Endrin	7.962	8.870	17850095	28699758	103.169	122.145
15) 4,4'-DDD	8.011	8.906	17425794	29633178	100.929	120.555
16) Endosulfa...	8.119	9.017	16701293	27766301	97.887	113.657
17) 4,4'-DDT	8.209	9.135	17657795	28190158	106.589	109.552
18) Endrin Al...	8.409	9.254	13493177	22816915	88.126	102.042
19) Endosulfa...	8.712	9.446	16205700	26784499	101.262	120.831
20) Methoxychlor	8.545	9.612	8694437	14060147	100.388	118.222
21) Endrin Ke...	8.906	9.851	19232779	31250768	100.711	124.787
23) Hexachlor...	3.222	0.000	8709	0	0.044	N.D. #
24) Hexachlor...	5.781	6.604	25216	11134	BelowCal	0.035
25) Oxychlorthane	7.270	8.057	96908	14236	0.352	0.051 #
26) 2,4'-DDE	7.335	8.279	20014046	34942491	140.359	165.926
27) trans-Non...	7.527	8.340	19807048	122875	98.889	0.400 #
28) 2,4'-DDD	7.712	8.641	56969	34897883	0.448	189.210 #
29) 2,4'-DDT	7.893	8.870	61823	28699758	0.422	126.268 #
30) cis-Nonac...	8.011f	8.906	17425794	29633178	73.934	86.865
31) Mirex	8.660	9.851	62334	31250768	0.216	154.574 #
32) Chlordane...	7.430	8.279	20409899	34942491	869.927	898.335
33) Chlordane...	7.527	8.387	19807048	34082001	687.250	1061.813 #
34) Chlordane...	8.119f	9.088f	16701293	105482	2195.346	9.934 #
35) Chlordane...	3.806	0.000	423838	0	NoCal	N.D.
36) Toxaphene...	7.527	8.641f	19807048	34897883	18806.149	12904.555
37) Toxaphene...	7.797	0.000	21029516	0	10813.958	N.D. #
38) Toxaphene...	8.119	9.017	16701293	27766301	3800.144	4039.949
39) Toxaphene...	8.329f	9.088	93163	105482	23.060	11.687 #
40) Toxaphene...	8.601	9.254	129911	22816915	39.513	4543.435 #
41) Toxaphene...	8.660	9.612f	62334	14060147	14.355	2504.405 #
42) Toxaphene...	3.806	0.000	423838	0	NoCal	N.D.

(f)=RT Delta > 1/2 Window (#)=Amounts differ by > 40% (m)=manual int.

Data Path : R:\data\2020-01\0A13038\
Data File : ECD5-01132011.D
Signal(s) : Signal #1: ECD1A.CH Signal #2: ECD2B.CH
Acq On : 13 Jan 2020 14:00
Operator : MJB
Sample : 0A13038-CCV2
Misc : A19K134, AB 100 ppb
ALS Vial : 5 (Sig #1); 0 (Sig #2) Sample Multiplier: 1

Integration File signal 1: PEST1.e
Integration File signal 2: PEST2.e
Quant Time: Jan 13 14:38:19 2020
Quant Method : R:\methods\ECD5_QUANTPEST_200107.M
Quant Title : Instrument: DualECD5
QLast Update : Thu Jan 09 11:11:29 2020
Response via : Initial Calibration
Integrator: ChemStation 6890 Scale Mode: Small noise peaks clipped



Data Path : R:\data\2020-01\0A13038\
 Data File : ECD5-01132012.D
 Signal(s) : Signal #1: ECD1A.CH Signal #2: ECD2B.CH
 Acq On : 13 Jan 2020 14:17
 Operator : MJB
 Sample : 0A13038-CCB2
 Misc : A19L339
 ALS Vial : 7 (Sig #1); 0 (Sig #2) Sample Multiplier: 1

Integration File signal 1: PEST1.e
 Integration File signal 2: PEST2.e
 Quant Time: Jan 13 14:38:25 2020
 Quant Method : R:\methods\ECD5_QUANTPEST_200107.M
 Quant Title : Instrument: DualECD5
 QLast Update : Thu Jan 09 11:11:29 2020
 Response via : Initial Calibration
 Integrator: ChemStation 6890 Scale Mode: Small noise peaks clipped

MJB
1/13/20

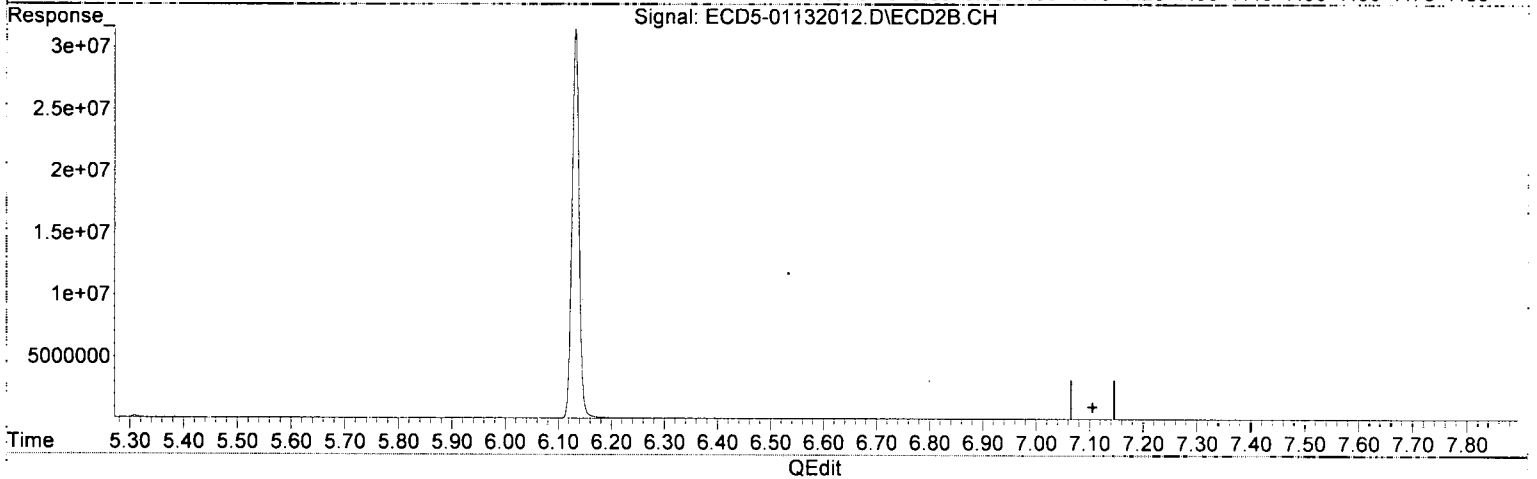
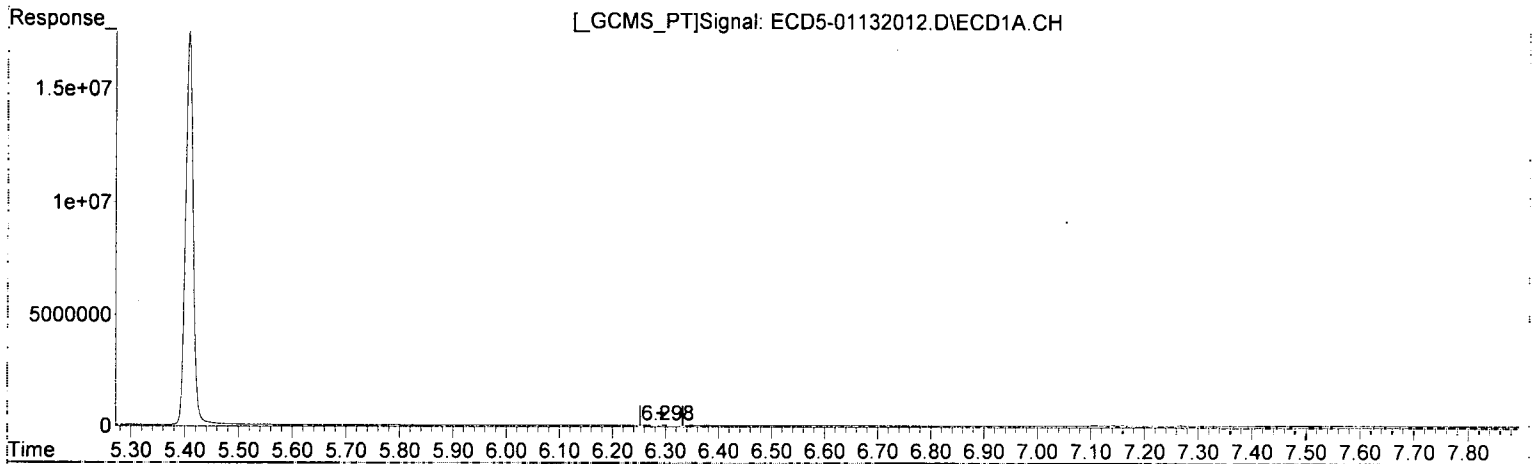
Compound	RT#1	RT#2	Resp#1	Resp#2	ng/mL	ng/mL
System Monitoring Compounds						
1) S TCMX (S)	5.408	6.132	17438760	31333501	89.310	105.116
22) S DCBP (S)	9.612	10.748	14134932	17937014	95.448	100.800
Target Compounds						
2) a-BHC	0.000	0.000	0	0	N.D.	N.D.
3) g-BHC	0.000	0.000	0	0	N.D.	N.D.
4) b-BHC	6.299	0.000	12810	0	5931.871	N.D. #
5) Heptachlor	0.000	0.000	0	0	N.D.	N.D.
6) d-BHC	6.459	7.379	8489	16623	0.039	0.107 #
7) Aldrin	0.000	7.709	0	13109	N.D.	0.039 #
8) Heptachlo...	0.000	0.000	0	0	N.D.	N.D.
9) trans-Chl...	7.425	8.295f	8953	17393	0.042	0.056
10) cis-Chlor...	7.529	0.000	9298	0	0.045	N.D. #
11) Endosulfa...	0.000	0.000	0	0	N.D.	N.D.
12) 4,4'-DDE	0.000	0.000	0	0	N.D.	N.D.
13) Dieldrin	0.000	0.000	0	0	N.D.	N.D.
14) Endrin	0.000	8.854	0	5870	N.D.	0.025 #
15) 4,4'-DDD	0.000	0.000	0	0	N.D.	N.D.
16) Endosulfa...	8.116	9.002	16341	16861	0.096	0.069
17) 4,4'-DDT	0.000	0.000	0	0	N.D.	N.D.
18) Endrin Al...	8.419	9.263	18051	27662	0.118	0.124
19) Endosulfa...	8.721	9.454	18523	23183	0.116	0.105
20) Methoxychlor	8.556	0.000	1294	0	0.015	N.D. #
21) Endrin Ke...	8.915	9.859	9309	15785	0.049	0.063
23) Hexachlor...	3.225	0.000	8180	0	0.041	N.D. #
24) Hexachlor...	5.789	6.614f	22904	10585	BelowCal	0.033
25) Oxychlordane	7.268	8.031f	15268	24325	BelowCal	0.087
26) 2,4'-DDE	0.000	8.295f	0	17393	N.D.	0.083 #
27) trans-Non...	7.529	0.000	9298	0	BelowCal	N.D.
28) 2,4'-DDD	0.000	0.000	0	0	N.D.	N.D.
29) 2,4'-DDT	0.000	8.854	0	5870	N.D.	BelowCal
30) cis-Nonac...	0.000	0.000	0	0	N.D.	N.D.
31) Mirex	8.667	9.859	1160	15785	6723.039	BelowCal #
32) Chlordane...	7.425	8.295	8953	17393	0.382	0.447
33) Chlordane...	7.529	0.000	9298	0	0.323	N.D. #
34) Chlordane...	8.080	9.059	7200	57303	0.946	5.397 #
35) Chlordane...	3.812	0.000	415064	0	NoCal	N.D.
36) Toxaphene...	7.529	0.000	9298	0	8.828	N.D. #
37) Toxaphene...	0.000	9.002f	0	16861	N.D.	4.842 #
38) Toxaphene...	8.116	9.002	16341	16861	BelowCal	BelowCal
39) Toxaphene...	8.325f	9.059	34596	57303	8.563	6.349
40) Toxaphene...	8.556f	9.263	1294	27662	0.394	5.508 #
41) Toxaphene...	8.667	0.000	1160	0	0.267	N.D. #
42) Toxaphene...	3.812	0.000	415064	0	NoCal	N.D.

(f)=RT Delta > 1/2 Window (#)=Amounts differ by > 40% (m)=manual int.

Quantitation Report (Qedit)

Data Path : R:\data\2020-01\0A13038\
Data File : ECD5-01132012.D
Signal(s) : Signal #1: ECD1A.CH Signal #2: ECD2B.CH
Acq On : 13 Jan 2020 14:17
Operator : MJB
Sample : 0A13038-CCB2
Misc : A19L339
ALS Vial : 7 (Sig #1); 0 (Sig #2) Sample Multiplier: 1

Integration File signal 1: PEST1.e
Integration File signal 2: PEST2.e
Quant Time: Jan 13 14:38:25 2020
Quant Method : R:\methods\ECD5_QUANTPEST_200107.M
Quant Title : Instrument: DualECD5
QLast Update : Thu Jan 09 11:11:29 2020
Response via : Initial Calibration
Integrator: ChemStation 6890 Scale Mode: Small noise peaks clipped



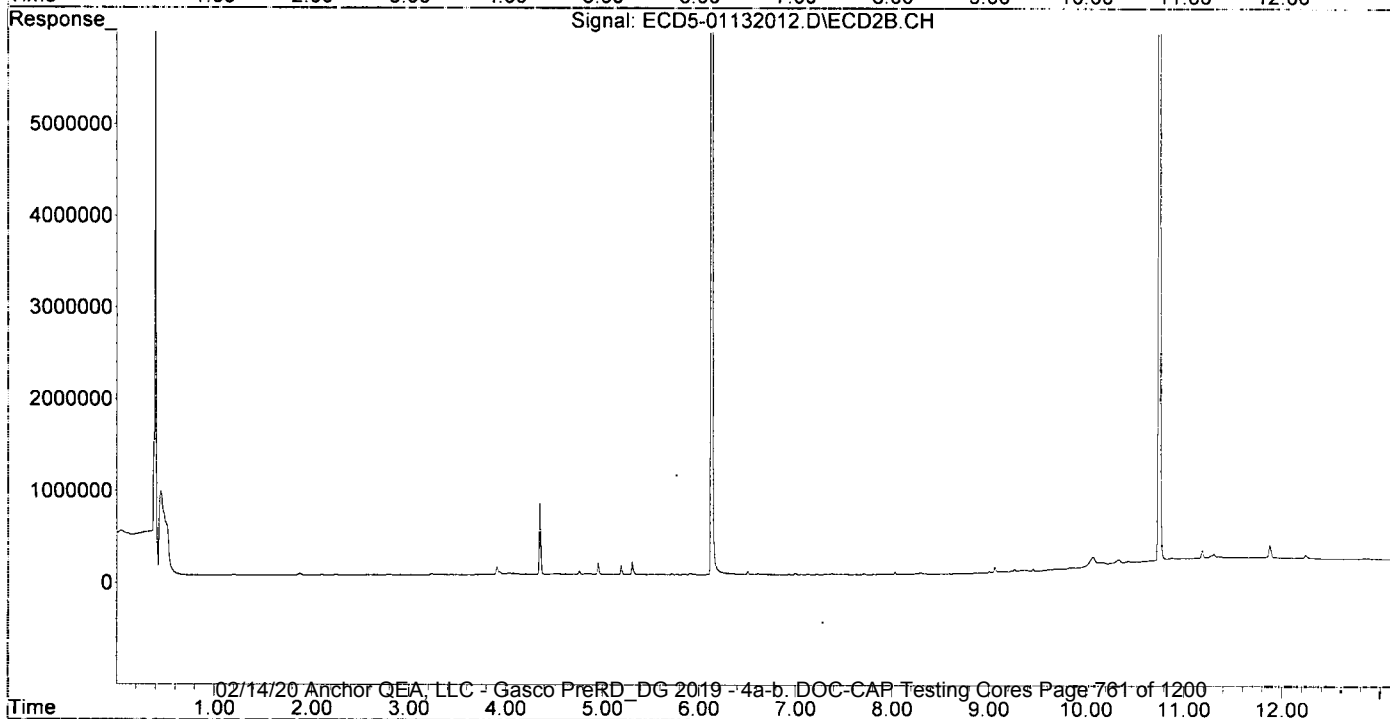
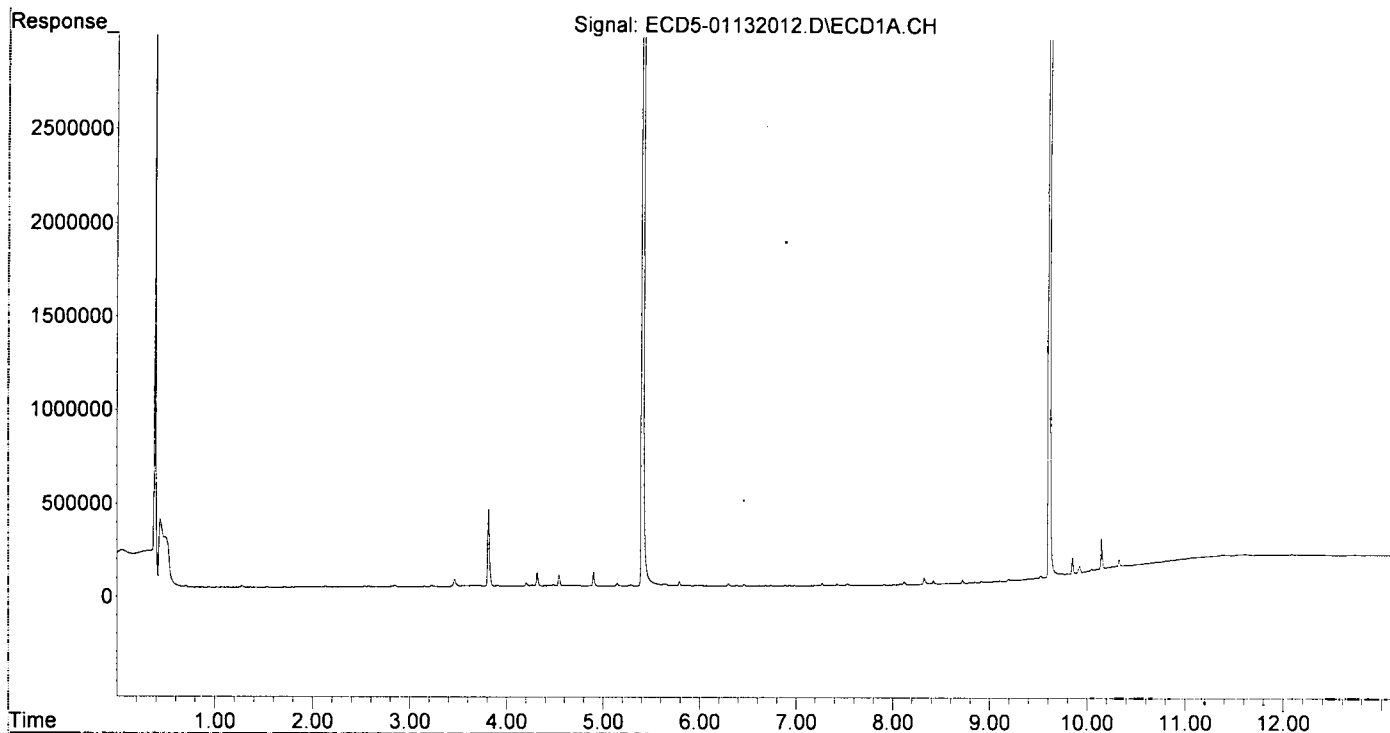
(4) b-BHC
6.299min 5931.871 ng/mL
response 12810

MJB
1/13/20

(4) b-BHC #2
0.000min 0.000 ng/mL
response 0

Data Path : R:\data\2020-01\0A13038\
Data File : ECD5-01132012.D
Signal(s) : Signal #1: ECD1A.CH Signal #2: ECD2B.CH
Acq On : 13 Jan 2020 14:17
Operator : MJB
Sample : 0A13038-CCB2
Misc : A19L339
ALS Vial : 7 (Sig #1); 0 (Sig #2) Sample Multiplier: 1

Integration File signal 1: PEST1.e
Integration File signal 2: PEST2.e
Quant Time: Jan 13 14:38:25 2020
Quant Method : R:\methods\ECD5_QUANTPEST_200107.M
Quant Title : Instrument: DualECD5
QLast Update : Thu Jan 09 11:11:29 2020
Response via : Initial Calibration
Integrator: ChemStation 6890 Scale Mode: Small noise peaks clipped



Data Path : R:\data\2020-01\0A13038\
 Data File : ECD5-01132013.D
 Signal(s) : Signal #1: ECD1A.CH Signal #2: ECD2B.CH
 Acq On : 13 Jan 2020 14:35
 Operator : MJB
 Sample : 0010040-BLK1
 Misc : 1x, 608 (SW)
 ALS Vial : 13 (Sig #1); 0 (Sig #2) Sample Multiplier: 1

Integration File signal 1: PEST1.e
 Integration File signal 2: PEST2.e
 Quant Time: Jan 13 16:03:16 2020
 Quant Method : R:\methods\ECD5_QUANTPEST_200107.M
 Quant Title : Instrument: DualECD5
 QLast Update : Thu Jan 09 11:11:29 2020
 Response via : Initial Calibration
 Integrator: ChemStation 6890 Scale Mode: Small noise peaks clipped

MJB
1/12/20

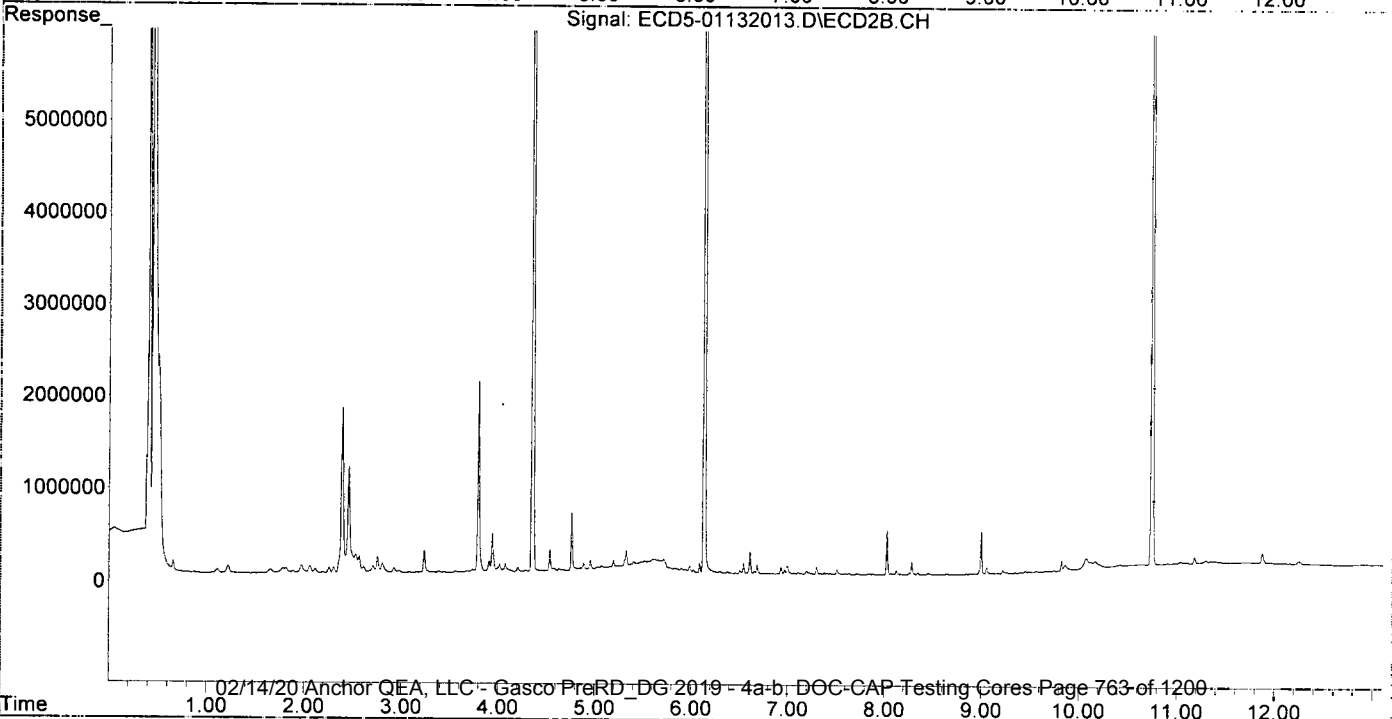
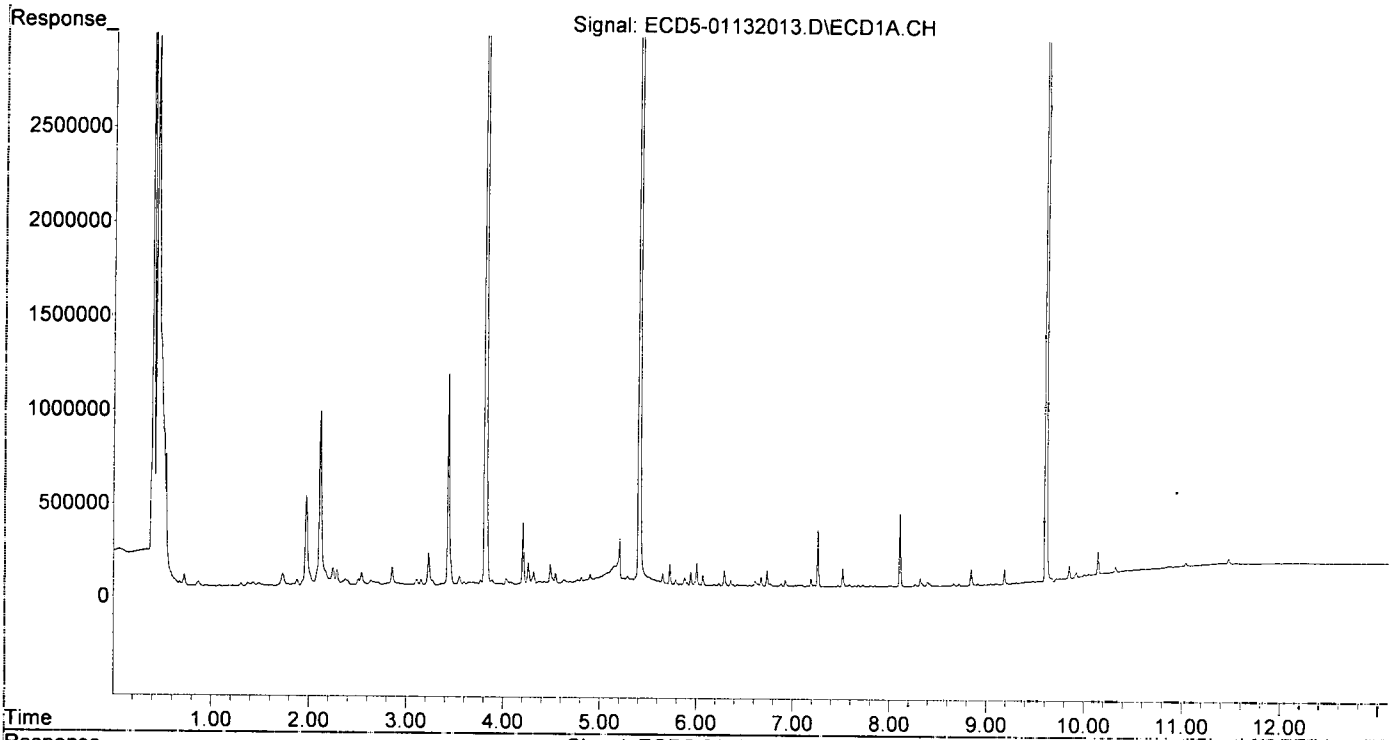
Compound	RT#1	RT#2	Resp#1	Resp#2	ng/mL	ng/mL
System Monitoring Compounds						
1) S TCMX (S)	5.407	6.132	14563678	25544202	74.586	85.695
22) S DCBP (S)	9.611	10.746	10631034	12969324	71.535	72.883
Target Compounds						
2) a-BHC	5.942	6.738	77749	6431	0.295	0.016 #
3) g-BHC	6.233	7.058	17229	11716	0.074	0.032 #
4) b-BHC	6.291	7.109	84349	16879	0.693	0.105 #
5) Heptachlor	6.609	7.438	32396	13536	0.143	0.038 #
6) d-BHC	6.428	7.378	14428	18429	0.066	0.113 #
7) Aldrin	6.878	7.702	14758	7555	0.067	0.023m#
8) Heptachlo...	0.000	8.124	0	43526	N.D.	0.141 #
9) trans-Chl...	0.000	8.282	0	140473	N.D.	0.450 #
10) cis-Chlor...	7.517	8.348f	96433	24351	0.471	0.082 #
11) Endosulfa...	7.641f	8.453f	4956	14615	0.026	0.053 #
12) 4,4'-DDE	7.587	8.481	11231	8909	0.054	0.064m
13) Dieldrin	7.802	8.648	6758	9944	0.031	0.032 #
14) Endrin	0.000	8.878	0	5461	N.D.	0.023 #
15) 4,4'-DDD	7.998	8.909	4920	6959	0.028	0.028m
16) Endosulfa...	8.109	8.999	392562	460034	2.301	1.883
17) 4,4'-DDT	0.000	9.108	0	5173	N.D.	0.053 #
18) Endrin Al...	8.393	9.261	22795	14789	0.149	0.066 #
19) Endosulfa...	8.719	9.454	11977	17416	0.075	0.079 #
20) Methoxychlor	0.000	9.566f	0	15436	N.D.	0.130 #
21) Endrin Ke...	8.914	9.858	8520	65303	0.045	0.261 #
23) Hexachlor...	3.228f	3.793	180427	2060095	0.905	5.141 #
24) Hexachlor...	5.788	6.610	37694	234135	0.040	0.731 #
25) Oxychlorane	7.260	8.064	300429	11904	1.520	0.043 #
26) 2,4'-DDE	0.000	8.257	0	20315	N.D.	0.096 #
27) trans-Non...	7.517	8.348	96433	24351	0.330	0.079 #
28) 2,4'-DDD	7.727	8.648	11208	9944	0.088	0.054
29) 2,4'-DDT	0.000	8.878	0	5461	N.D.	BelowCal
30) cis-Nonac...	7.998	8.934f	4920	9806	0.021	0.029
31) Mirex	8.663	9.858	12476	65303	6722.955	0.109 #
32) Chlordane...	7.468f	8.282	9057	140473	0.386	3.611 #
33) Chlordane...	7.517	0.000	96433	0	3.346	N.D. #
34) Chlordane...	8.109f	9.055	392562	70741	51.601	6.663 #
35) Chlordane...	3.813	3.793	9919632	2060095	NoCal	NoCal
36) Toxaphene...	7.517	8.648f	96433	9944	91.560	3.677 #
37) Toxaphene...	7.802	8.999f	6758	460034	3.475	132.097 #
38) Toxaphene...	8.109	8.999	392562	460034	89.678	85.356
39) Toxaphene...	8.393f	9.055	22795	70741	5.642	7.838
40) Toxaphene...	8.584	9.261	2204	14789	0.670	2.945 #
41) Toxaphene...	8.663	0.000	12476	0	2.873	N.D. #
42) Toxaphene...	3.813	3.793	9919632	2060095	NoCal	NoCal

(f)=RT Delta > 1/2 Window (#)=Amounts differ by > 40% (m)=manual int.

Quantitation Report (QT Reviewed)

Data Path : R:\data\2020-01\0A13038\
Data File : ECD5-01132013.D
Signal(s) : Signal #1: ECD1A.CH Signal #2: ECD2B.CH
Acq On : 13 Jan 2020 14:35
Operator : MJB
Sample : 0010040-BLK1
Misc : 1x, 608 (SW)
ALS Vial : 13 (Sig #1); 0 (Sig #2) Sample Multiplier: 1

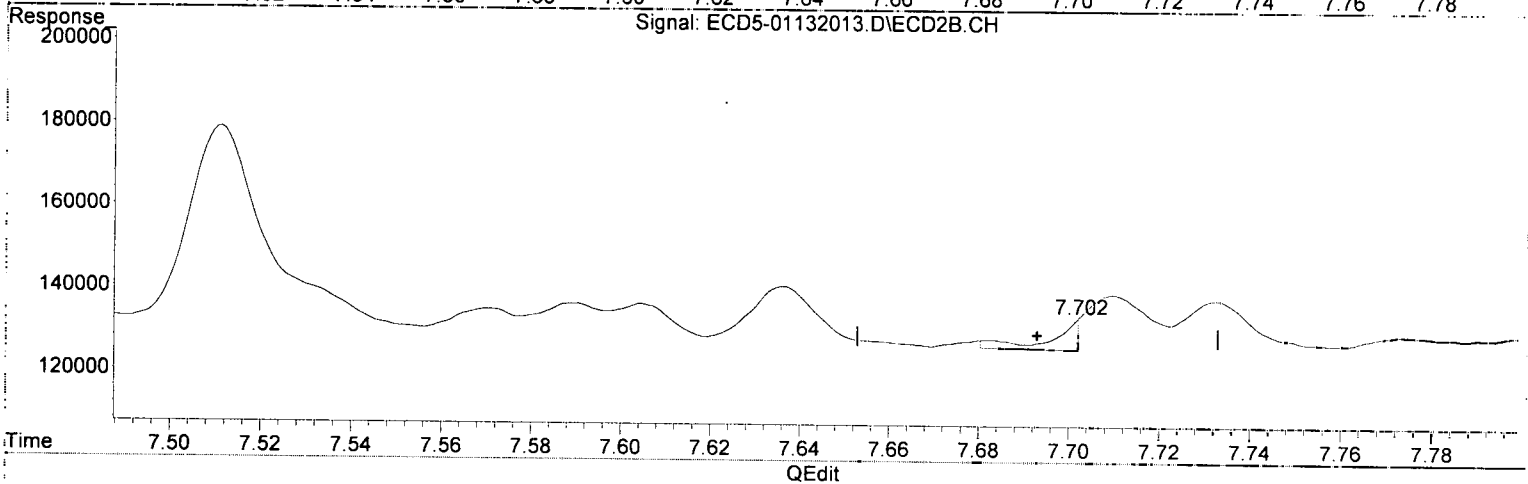
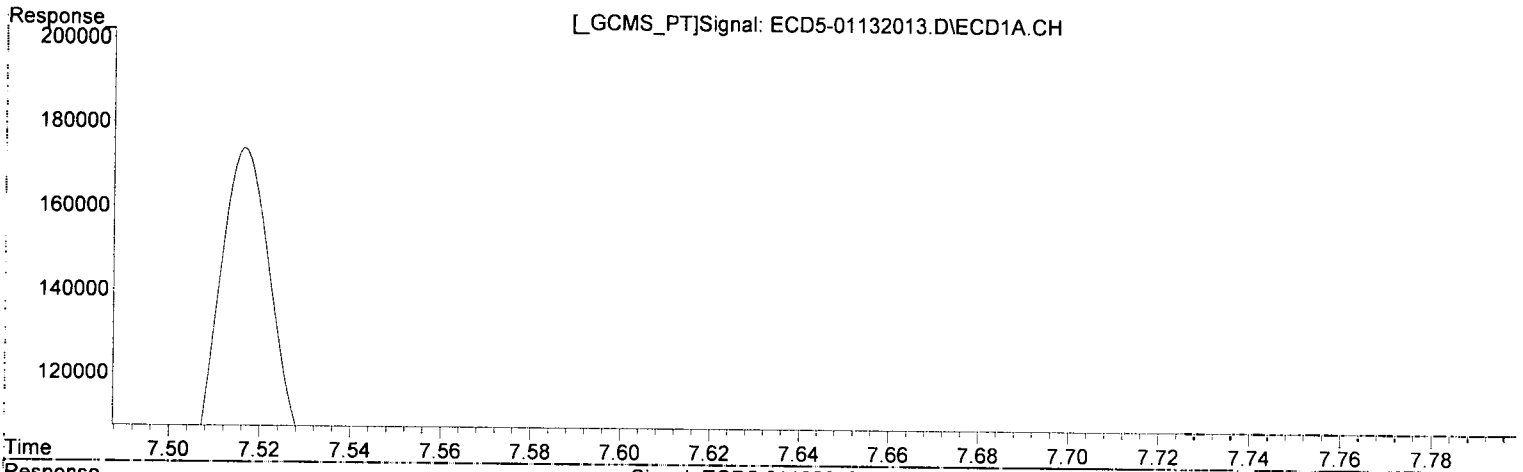
Integration File signal 1: PEST1.e
Integration File signal 2: PEST2.e
Quant Time: Jan 13 16:03:16 2020
Quant Method : R:\methods\ECD5_QUANTPEST_200107.M
Quant Title : Instrument: DualECD5
QLast Update : Thu Jan 09 11:11:29 2020
Response via : Initial Calibration
Integrator: ChemStation 6890 Scale Mode: Small noise peaks clipped



Quantitation Report (Qedit)

Data Path : R:\data\2020-01\0A13038\
Data File : ECD5-01132013.D
Signal(s) : Signal #1: ECD1A.CH Signal #2: ECD2B.CH
Acq On : 13 Jan 2020 14:35
Operator : MJB
Sample : 0010040-BLK1
Misc : 1x, 608 (SW)
ALS Vial : 13 (Sig #1); 0 (Sig #2) Sample Multiplier: 1

Integration File signal 1: PEST1.e
Integration File signal 2: PEST2.e
Quant Time: Jan 13 16:00:21 2020
Quant Method : R:\methods\ECD5_QUANTPEST_200107.M
Quant Title : Instrument: DualECD5
QLast Update : Thu Jan 09 11:11:29 2020
Response via : Initial Calibration
Integrator: ChemStation 6890 Scale Mode: Small noise peaks clipped



(7) Aldrin
6.878min 0.067 ng/mL
response 14758

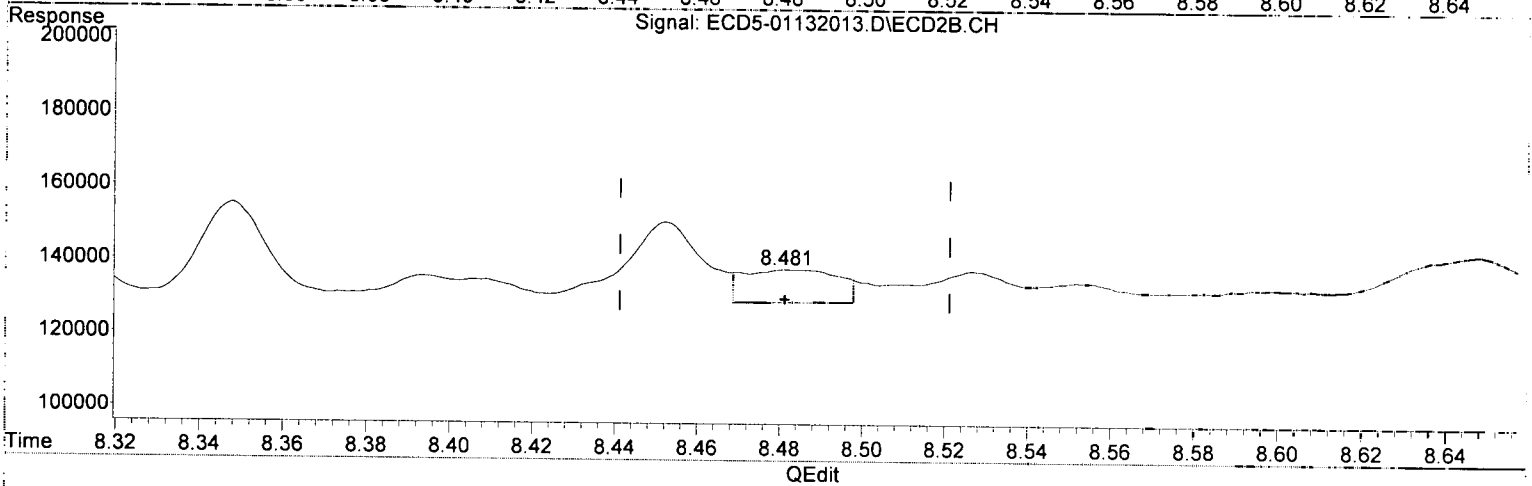
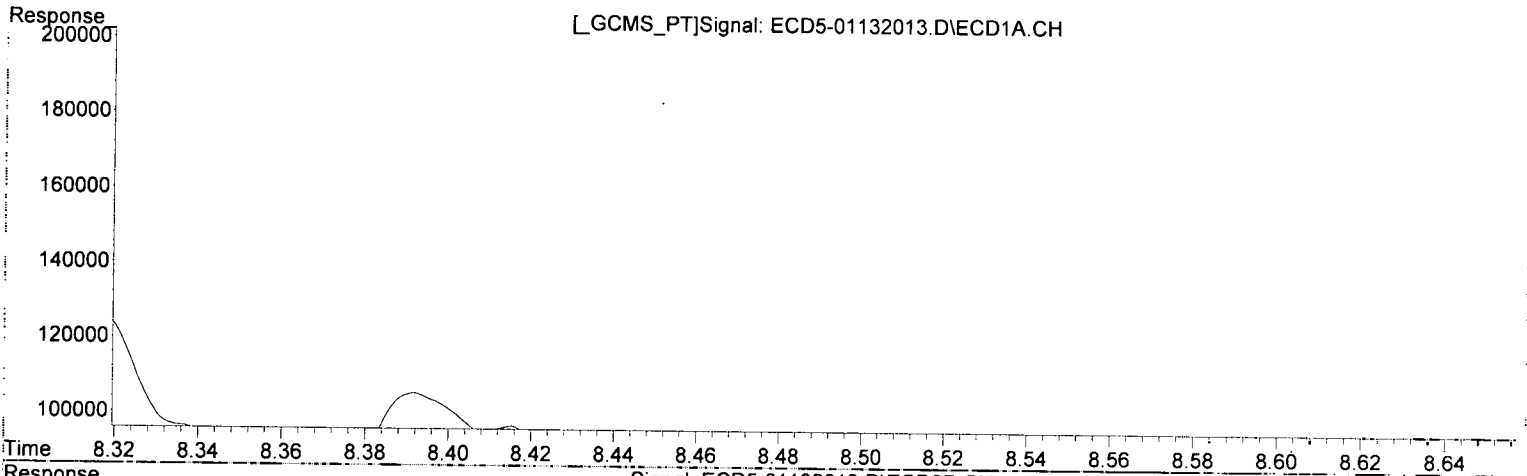
MJB
1/13/20

(7) Aldrin #2
7.702min 0.023 ng/mL m
response 7555

Quantitation Report (Qedit)

Data Path : R:\data\2020-01\0A13038\
Data File : ECD5-01132013.D
Signal(s) : Signal #1: ECD1A.CH Signal #2: ECD2B.CH
Acq On : 13 Jan 2020 14:35
Operator : MJB
Sample : 0010040-BLK1
Misc : 1x, 608 (SW)
ALS Vial : 13 (Sig #1); 0 (Sig #2) Sample Multiplier: 1

Integration File signal 1: PEST1.e
Integration File signal 2: PEST2.e
Quant Time: Jan 13 16:00:21 2020
Quant Method : R:\methods\ECD5_QUANTPEST_200107.M
Quant Title : Instrument: DualECD5
QLast Update : Thu Jan 09 11:11:29 2020
Response via : Initial Calibration
Integrator: ChemStation 6890 Scale Mode: Small noise peaks clipped



(12) 4,4'-DDE
7.587min 0.054 ng/mL
response 11231

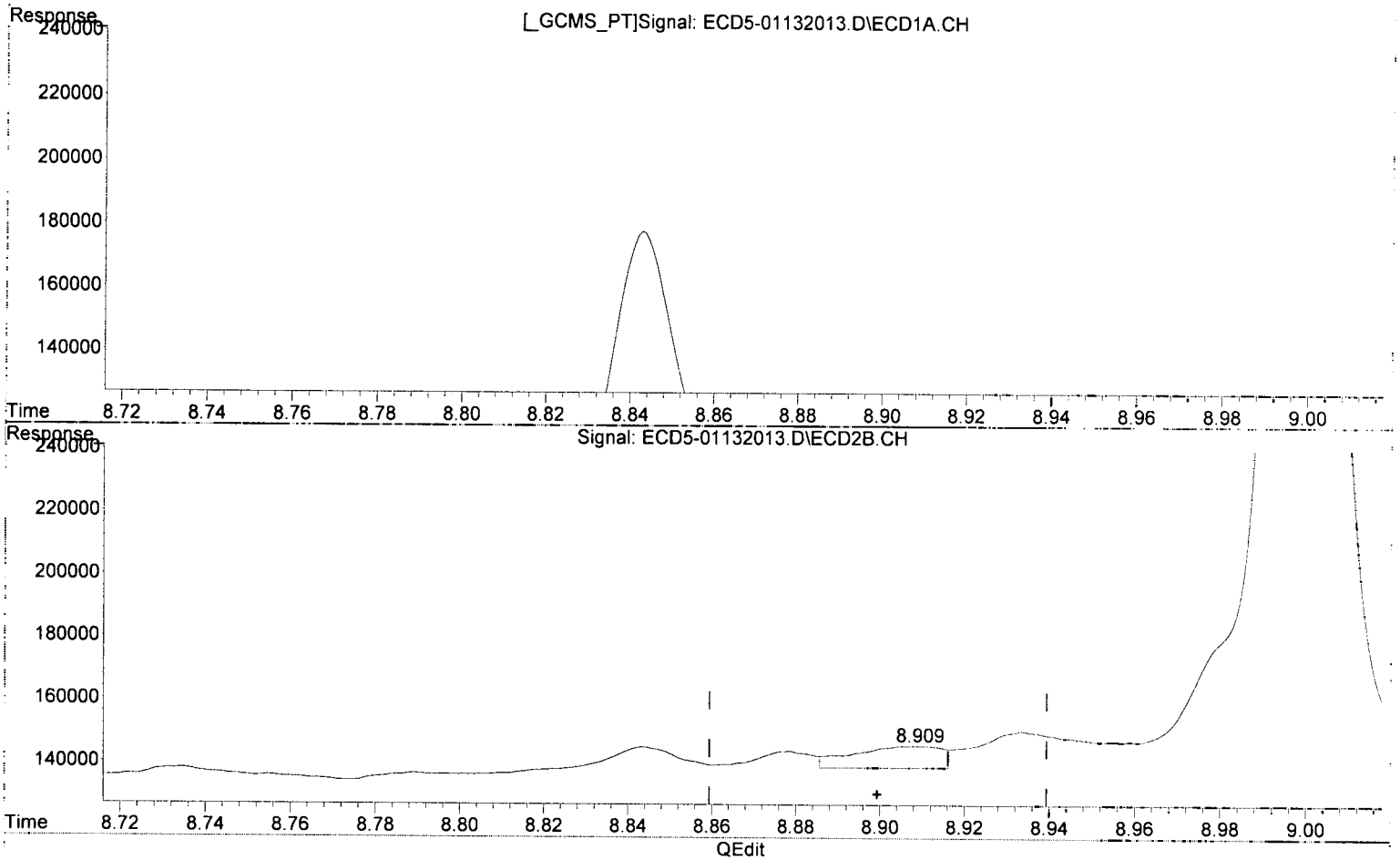
(12) 4,4'-DDE #2
8.481min 0.064 ng/mL
response 8909

MJB
1/13/20

Quantitation Report (Qedit)

Data Path : R:\data\2020-01\0A13038\
Data File : ECD5-01132013.D
Signal(s) : Signal #1: ECD1A.CH Signal #2: ECD2B.CH
Acq On : 13 Jan 2020 14:35
Operator : MJB
Sample : 0010040-BLK1
Misc : 1x, 608 (SW)
ALS Vial : 13 (Sig #1); 0 (Sig #2) Sample Multiplier: 1

Integration File signal 1: PEST1.e
Integration File signal 2: PEST2.e
Quant Time: Jan 13 16:00:21 2020
Quant Method : R:\methods\ECD5_QUANTPEST_200107.M
Quant Title : Instrument: DualECD5
QLast Update : Thu Jan 09 11:11:29 2020
Response via : Initial Calibration
Integrator: ChemStation 6890 Scale Mode: Small noise peaks clipped



(15) 4,4'-DDD
7.998min 0.028 ng/mL
response 4920

MJB
1/13/20

(15) 4,4'-DDD #2
8.909min 0.028 ng/mL (m)
response 6959

Quantitation Report (Not Reviewed)

Data Path : R:\data\2020-01\0A13038\
 Data File : ECD5-01132013.D
 Signal(s) : Signal #1: ECD1A.CH Signal #2: ECD2B.CH
 Acq On : 13 Jan 2020 14:35
 Operator : MJB
 Sample : 0010040-BLK1
 Misc : 1x, 608 (SW)
 ALS Vial : 13 (Sig #1); 0 (Sig #2) Sample Multiplier: 1

Integration File signal 1: PEST1.e
 Integration File signal 2: PEST2.e
 Quant Time: Jan 13 16:00:21 2020
 Quant Method : R:\methods\ECD5_QUANTPEST_200107.M
 Quant Title : Instrument: DualECD5
 QLast Update : Thu Jan 09 11:11:29 2020
 Response via : Initial Calibration
 Integrator: ChemStation 6890 Scale Mode: Small noise peaks clipped

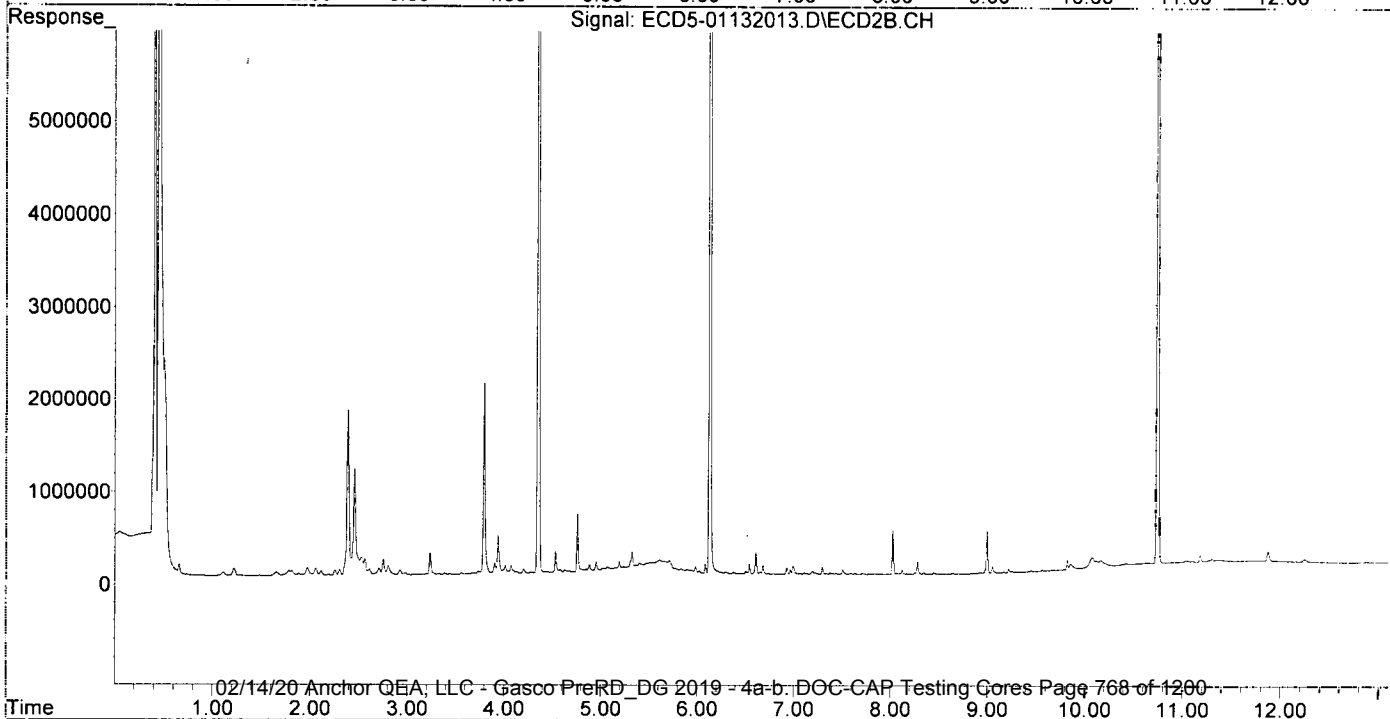
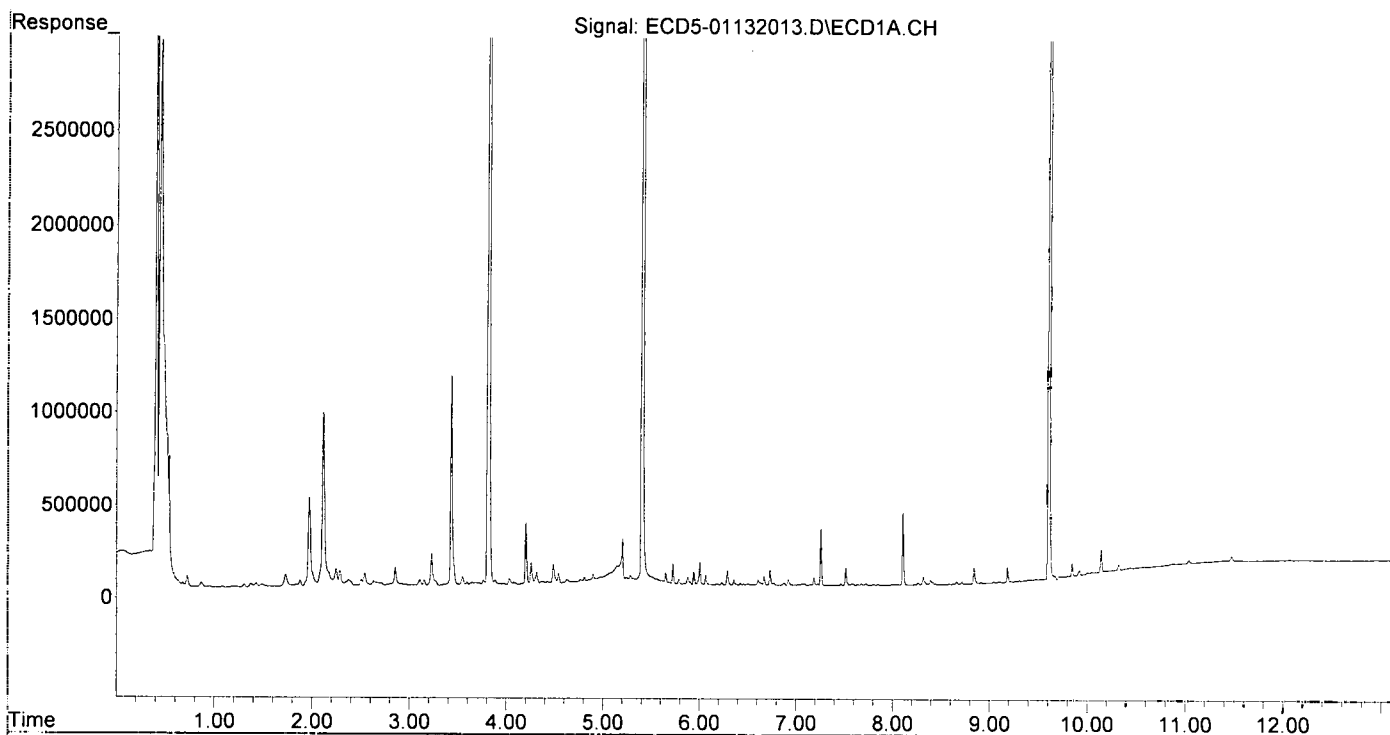
MJ
MJB
1/13/20

Compound	RT#1	RT#2	Resp#1	Resp#2	ng/mL	ng/mL
System Monitoring Compounds						
1) S TCMX (S)	5.407	6.132	14563678	25544202	74.586	85.695
22) S DCBP (S)	9.611	10.746	10631034	12969324	71.535	72.883
Target Compounds						
2) a-BHC	5.942	6.738	77749	6431	0.295	0.016 #
3) g-BHC	6.233	7.058	17229	11716	0.074	0.032 #
4) b-BHC	6.291	7.109	84349	16879	0.693	0.105 #
5) Heptachlor	6.609	7.438	32396	13536	0.143	0.038 #
6) d-BHC	6.428	7.378	14428	18429	0.066	0.113 #
7) Aldrin	6.878	7.710	14758	12418	0.067	0.037 #
8) Heptachlo...	0.000	8.124	0	43526	N.D.	0.141 #
9) trans-Chl...	0.000	8.282	0	140473	N.D.	0.450 #
10) cis-Chlor...	7.517	8.348f	96433	24351	0.471	0.082 #
11) Endosulfa...	7.641f	8.453f	4956	14615	0.026	0.053 #
12) 4,4'-DDE	7.587	8.453f	11251	14615	0.054	0.083 #
13) Dieldrin	7.802	8.648	6758	9944	0.031	0.032 #
14) Endrin	0.000	8.878	0	5461	N.D.	0.023 #
15) 4,4'-DDD	7.998	8.878f	4920	5461	0.028	0.022 #
16) Endosulfa...	8.109	8.999	392562	460034	2.301	1.883 #
17) 4,4'-DDT	0.000	9.108	0	5173	N.D.	0.053 #
18) Endrin Al...	8.393	9.261	22795	14789	0.149	0.066 #
19) Endosulfa...	8.719	9.454	11977	17416	0.075	0.079 #
20) Methoxychlor	0.000	9.566f	0	15436	N.D.	0.130 #
21) Endrin Ke...	8.914	9.858	8520	65303	0.045	0.261 #
23) Hexachlor...	3.228f	3.793	180427	2060095	0.905	5.141 #
24) Hexachlor...	5.788	6.610	37694	234135	0.040	0.731 #
25) Oxychlorane	7.260	8.064	300429	11904	1.520	0.043 #
26) 2,4'-DDE	0.000	8.257	0	20315	N.D.	0.096 #
27) trans-Non...	7.517	8.348	96433	24351	0.330	0.079 #
28) 2,4'-DDD	7.727	8.648	11208	9944	0.088	0.054 #
29) 2,4'-DDT	0.000	8.878	0	5461	N.D.	BelowCal
30) cis-Nonac...	7.998	8.934f	4920	9806	0.021	0.029 #
31) Mirex	8.663	9.858	12476	65303	6722.955	0.109 #
32) Chlordane...	7.468f	8.282	9057	140473	0.386	3.611 #
33) Chlordane...	7.517	0.000	96433	0	3.346	N.D. #
34) Chlordane...	8.109f	9.055	392562	70741	51.601	6.663 #
35) Chlordane...	3.813	3.793	9919632	2060095	NoCal	NoCal
36) Toxaphene...	7.517	8.648f	96433	9944	91.560	3.677 #
37) Toxaphene...	7.802	8.999f	6758	460034	3.475	132.097 #
38) Toxaphene...	8.109	8.999	392562	460034	89.678	85.356 #
39) Toxaphene...	8.393f	9.055	22795	70741	5.642	7.838 #
40) Toxaphene...	8.584	9.261	2204	14789	0.670	2.945 #
41) Toxaphene...	8.663	0.000	12476	0	2.873	N.D. #
42) Toxaphene...	3.813	3.793	9919632	2060095	NoCal	NoCal

(f)=RT Delta > 1/2 Window (#)=Amounts differ by > 40% (m)=manual int.

Data Path : R:\data\2020-01\0A13038\
Data File : ECD5-01132013.D
Signal(s) : Signal #1: ECD1A.CH Signal #2: ECD2B.CH
Acq On : 13 Jan 2020 14:35
Operator : MJB
Sample : 0010040-BLK1
Misc : 1x, 608 (SW)
ALS Vial : 13 (Sig #1); 0 (Sig #2) Sample Multiplier: 1

Integration File signal 1: PEST1.e
Integration File signal 2: PEST2.e
Quant Time: Jan 13 16:00:21 2020
Quant Method : R:\methods\ECD5_QUANTPEST_200107.M
Quant Title : Instrument: DualECD5
QLast Update : Thu Jan 09 11:11:29 2020
Response via : Initial Calibration
Integrator: ChemStation 6890 Scale Mode: Small noise peaks clipped



Data Path : R:\data\2020-01\0A13038\
 Data File : ECD5-01132014.D
 Signal(s) : Signal #1: ECD1A.CH Signal #2: ECD2B.CH
 Acq On : 13 Jan 2020 14:52
 Operator : MJB
 Sample : 0010040-BS1
 Misc : 1x, 608 (SW)
 ALS Vial : 14 (Sig #1); 0 (Sig #2) Sample Multiplier: 1

Integration File signal 1: PEST1.e
 Integration File signal 2: PEST2.e
 Quant Time: Jan 13 16:00:27 2020
 Quant Method : R:\methods\ECD5_QUANTPEST_200107.M
 Quant Title : Instrument: DualECD5
 QLast Update : Thu Jan 09 11:11:29 2020
 Response via : Initial Calibration
 Integrator: ChemStation 6890 Scale Mode: Small noise peaks clipped

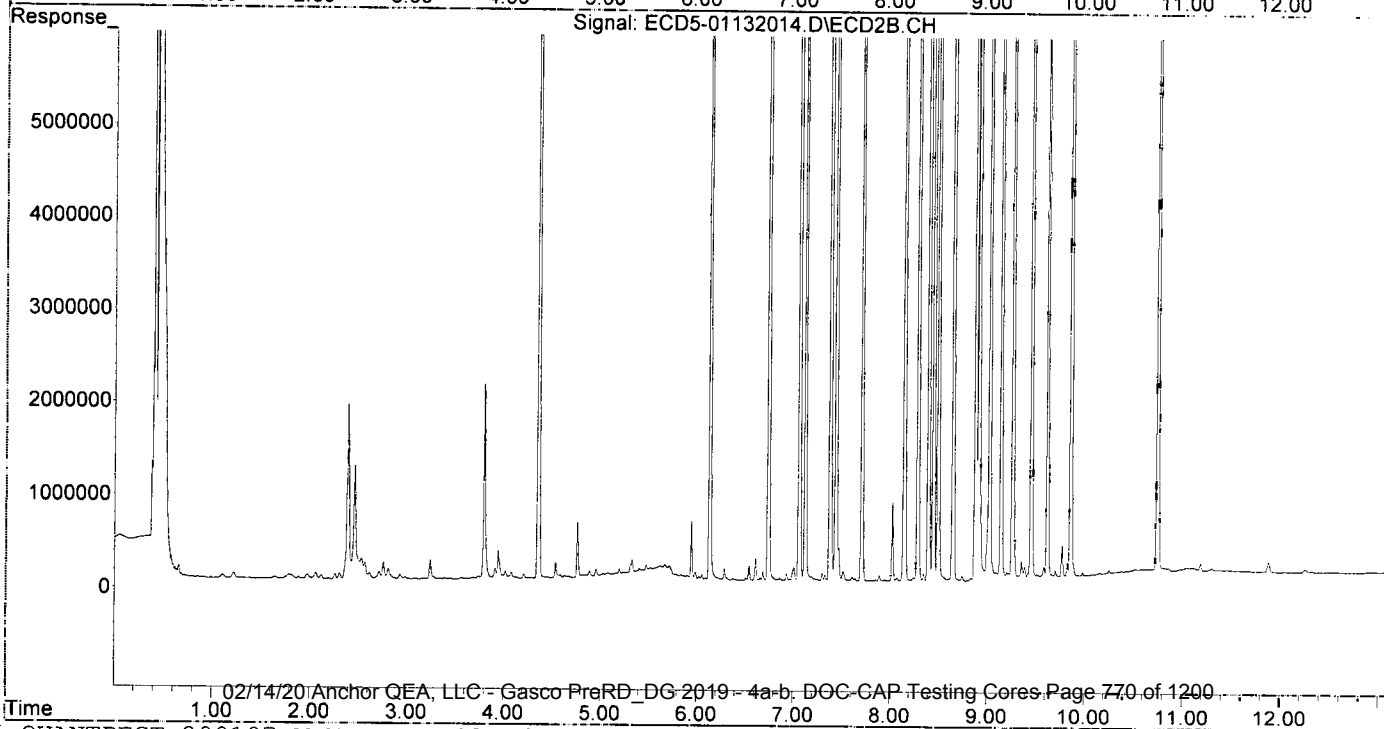
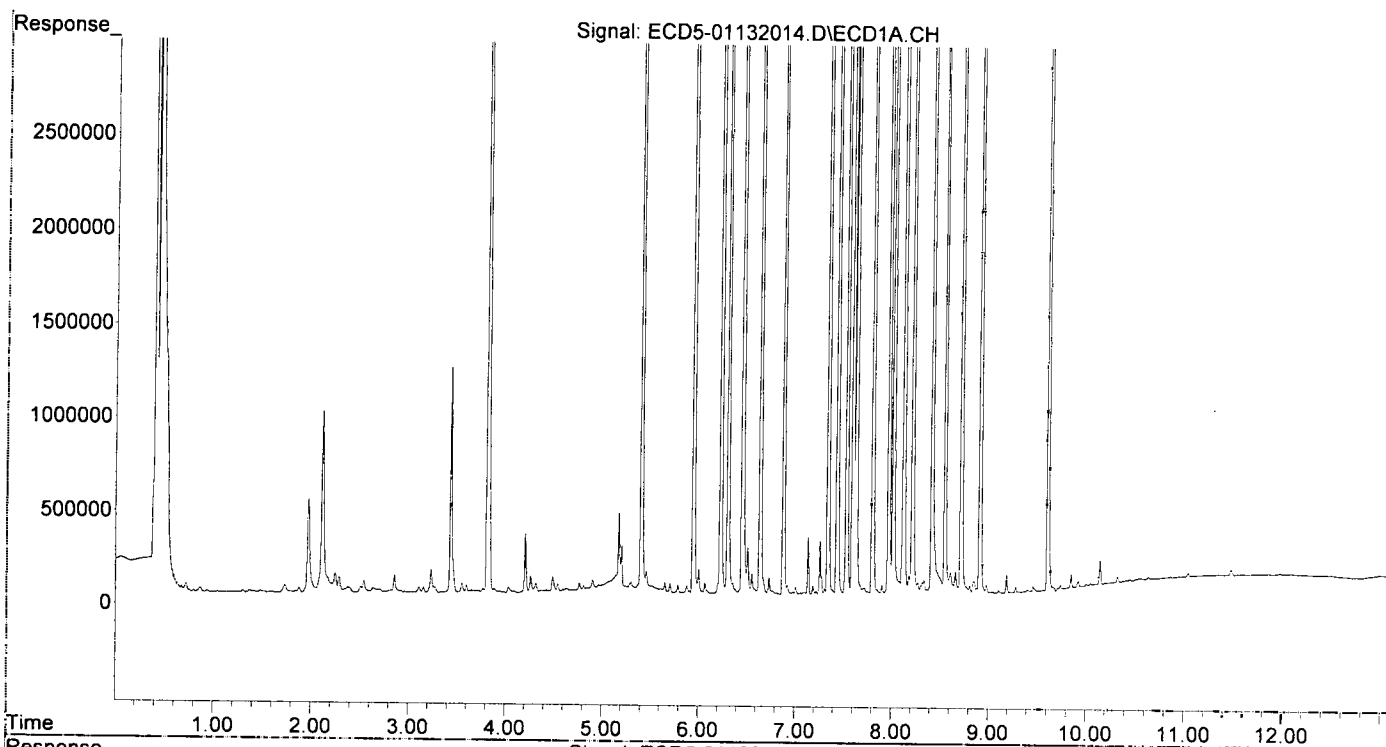
MJB
1/13/20

Compound	RT#1	RT#2	Resp#1	Resp#2	ng/mL	ng/mL
System Monitoring Compounds						
1) S TCMX (S)	5.409	6.133	10643770	18225825	54.510	61.143
22) S DCBP (S)	9.611	10.748f	11062377	13537677	74.471	76.077
Target Compounds						
2) a-BHC	5.949	6.741	21838403	40869011	82.984	98.968
3) g-BHC	6.232	7.061	20370695	36843514	87.240	100.914
4) b-BHC	6.307	7.121	8332831	14565832	86.081	90.552
5) Heptachlor	6.641	7.439	15363593	26988723	67.611	76.134
6) d-BHC	6.456	7.380	20429617	38123720	93.782	101.386
7) Aldrin	6.882	7.708	12048560	20120864	54.608	60.413
8) Heptachlo...	7.344	8.147	16862054	29168078	81.793	94.690
9) trans-Chl...	7.439	8.288	16321705	27045227	77.457	86.730
10) cis-Chlor...	7.536	8.396	15819172	26053784	77.307	87.828
11) Endosulfa...	7.633	8.448	16191618	27241537	83.547	98.032
12) 4,4'-DDE	7.597	8.497	15597970	26787393	75.650	83.474
13) Dieldrin	7.805	8.650	18910453	31436870	87.802	101.761
14) Endrin	7.971	8.880	16921093	25938522	97.800	110.393
15) 4,4'-DDD	8.018	8.914	15104465	25445128	87.484	103.517
16) Endosulfa...	8.127	9.026	15210640	26196400	89.150	107.231
17) 4,4'-DDT	8.217	9.144	14507047	24171217	87.570	95.971
18) Endrin Al...	8.418	9.263	12039548	19968481	78.632	89.303
19) Endosulfa...	8.720	9.425	15164407	58967	94.756	0.266 #
20) Methoxychlor	8.552	9.621	8235577	12894359	95.090	108.419
21) Endrin Ke...	8.914	9.861	17992792	28751783	94.218	114.809
23) Hexachlor...	3.233f	3.797	125766	2103262	0.631	5.249 #
24) Hexachlor...	5.790	6.611	46761	234123	0.087	0.731 #
25) Oxychlordane	7.261	8.072	283406	34422	1.422	0.123 #
26) 2,4'-DDE	7.344	8.288f	16862054	27045227	118.254	128.425
27) trans-Non...	7.536	8.349	15819172	76520	79.086	0.249 #
28) 2,4'-DDD	7.721	8.650	31755	31436870	0.250	170.445 #
29) 2,4'-DDT	7.901	8.880	45991	25938522	0.314	115.920 #
30) cis-Nonac...	7.971	8.914	16921093	25445128	71.792	74.589
31) Mirex	8.661	9.861	115462	28751783	0.609	143.668 #
32) Chlordane...	7.439	8.288	16321705	27045227	695.677	695.305
33) Chlordane...	7.536	8.396	15819172	26053784	548.881	811.697 #
34) Chlordane...	8.084	9.026f	69483	26196400	9.133	2467.231 #
35) Chlordane...	3.817	3.797	9217049	2103262	NoCal	NoCal
36) Toxaphene...	7.536f	8.650f	15819172	31436870	15019.790	11624.740
37) Toxaphene...	7.805	0.000	18910453	0	9724.277	N.D. #
38) Toxaphene...	8.127	9.026f	15210640	26196400	3474.954	3856.141
39) Toxaphene...	8.337f	9.096f	70306	81300	17.402	9.008 #
40) Toxaphene...	8.610f	9.263	112363	19968481	34.176	3976.238 #
41) Toxaphene...	8.661	9.621	115462	12894359	26.590	2296.754 #
42) Toxaphene...	3.817	3.797	9217049	2103262	NoCal	NoCal

(f)=RT Delta > 1/2 Window (#)=Amounts differ by > 40% (m)=manual int.

Data Path : R:\data\2020-01\0A13038\
Data File : ECD5-01132014.D
Signal(s) : Signal #1: ECD1A.CH Signal #2: ECD2B.CH
Acq On : 13 Jan 2020 14:52
Operator : MJB
Sample : 0010040-BS1
Misc : 1x, 608 (SW)
ALS Vial : 14 (Sig #1); 0 (Sig #2) Sample Multiplier: 1

Integration File signal 1: PEST1.e
Integration File signal 2: PEST2.e
Quant Time: Jan 13 16:00:27 2020
Quant Method : R:\methods\ECD5_QUANTPEST_200107.M
Quant Title : Instrument: DualECD5
QLast Update : Thu Jan 09 11:11:29 2020
Response via : Initial Calibration
Integrator: ChemStation 6890 Scale Mode: Small noise peaks clipped



Data Path : R:\data\2020-01\0A13038\
 Data File : ECD5-01132015.D
 Signal(s) : Signal #1: ECD1A.CH Signal #2: ECD2B.CH
 Acq On : 13 Jan 2020 15:09
 Operator : MJB
 Sample : 0010040-BSD1
 Misc : 1x, 608 (SW)
 ALS Vial : 15 (Sig #1); 0 (Sig #2) Sample Multiplier: 1

Integration File signal 1: PEST1.e
 Integration File signal 2: PEST2.e
 Quant Time: Jan 13 16:00:35 2020
 Quant Method : R:\methods\ECD5_QUANTPEST_200107.M
 Quant Title : Instrument: DualECD5
 QLast Update : Thu Jan 09 11:11:29 2020
 Response via : Initial Calibration
 Integrator: ChemStation 6890 Scale Mode: Small noise peaks clipped

Q19
 MJB
 1/13/20

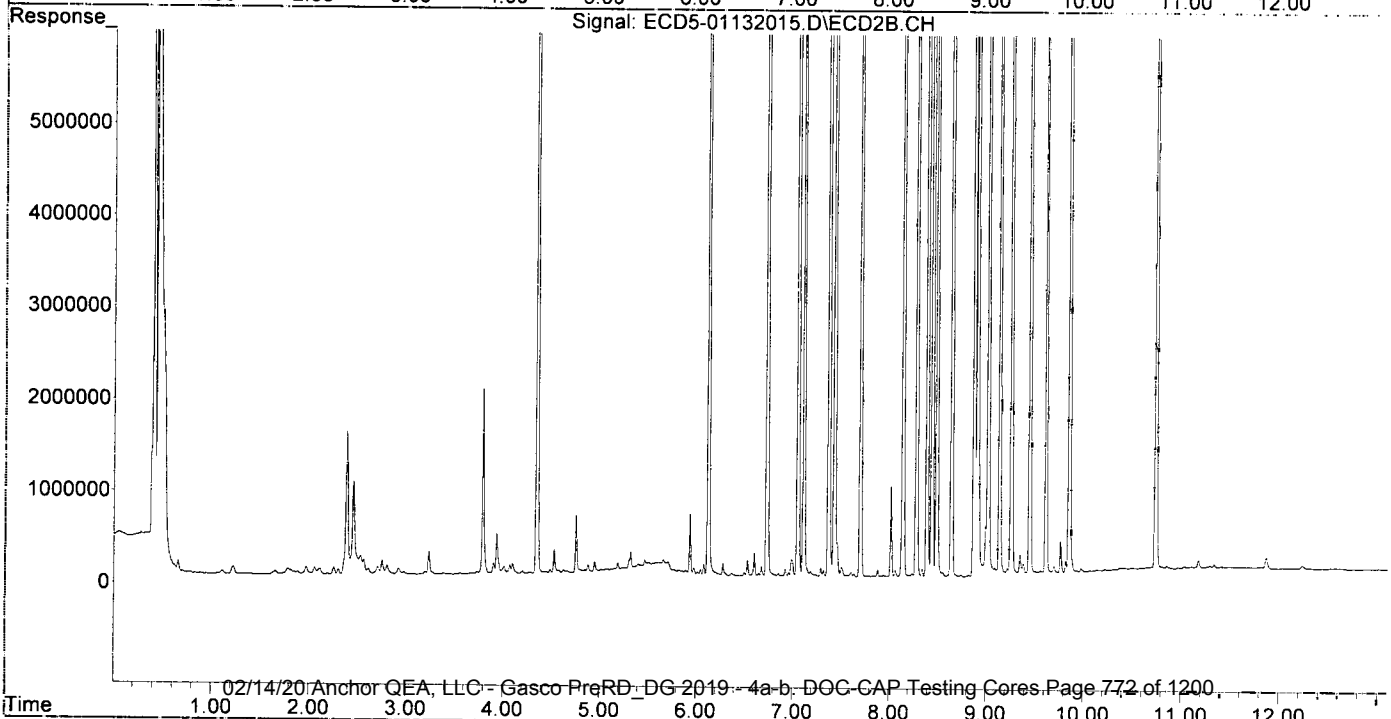
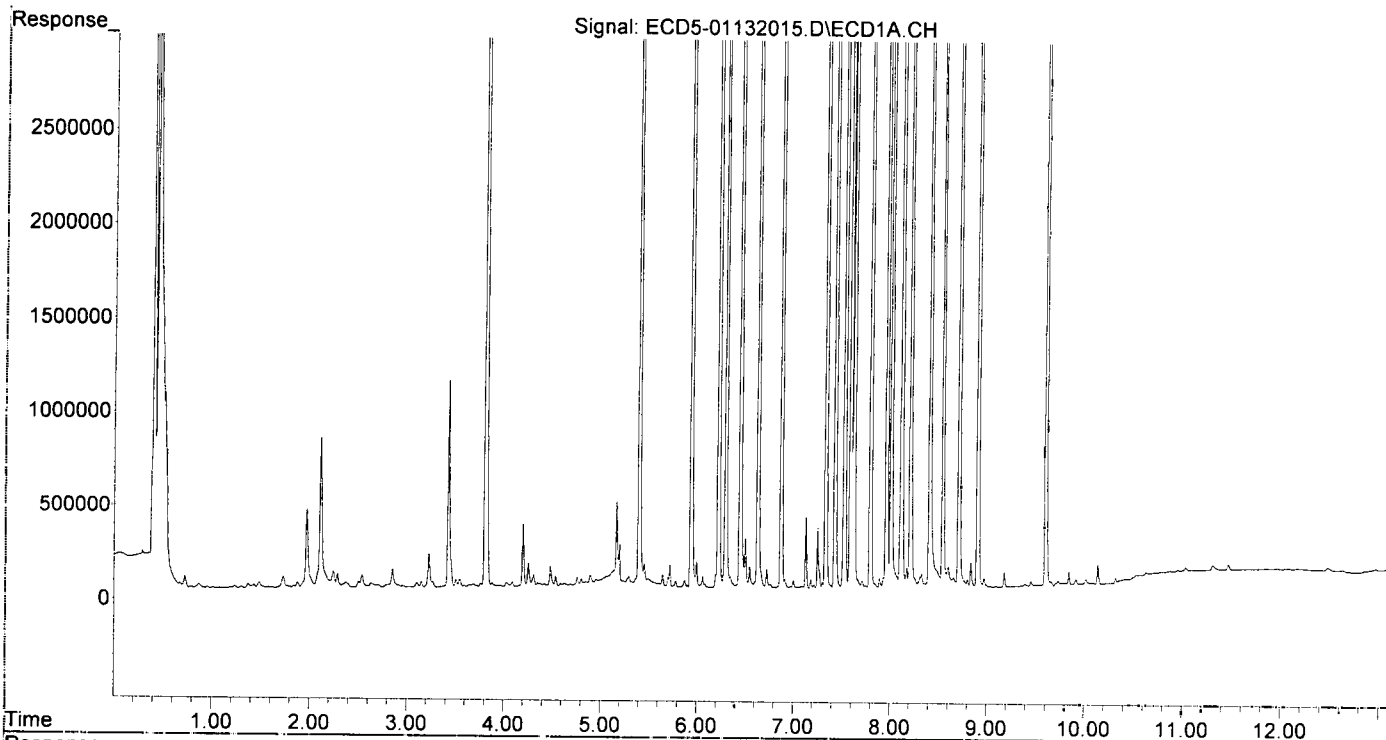
Compound	RT#1	RT#2	Resp#1	Resp#2	ng/mL	ng/mL
System Monitoring Compounds						
1) S TCMX (S)	5.403	6.127	14426178	25533316	73.882	85.658
22) S DCBP (S)	9.606	10.741	11474842	13984291	77.281	78.587
Target Compounds						
2) a-BHC	5.942	6.735	23493118	43733548	89.272	105.905
3) g-BHC	6.225	7.055	20895480	38344987	89.488	105.027
4) b-BHC	6.300	7.115	8969125	15575307	92.773	96.827
5) Heptachlor	6.635	7.433	18623839	32606864	81.958	91.983
6) d-BHC	6.450	7.373	21415505	39560211	98.308	104.824
7) Aldrin	6.876	7.702	15852015	26971373	71.846	80.981
8) Heptachlo...	7.337	8.141	18415785	30767217	89.330	99.882
9) trans-Chl...	7.432	8.282	17345932	30387351	82.318	97.448
10) cis-Chlor...	7.530	8.390	17102103	28856491	83.577	97.275
11) Endosulfa...	7.627	8.442	16891592	28071445	87.158	101.019
12) 4,4'-DDE	7.590	8.490	16656805	29817410	80.785	92.025
13) Dieldrin	7.799	8.644	19519325	33068408	90.629	107.042
14) Endrin	7.965	8.874	17312375	27235876	100.061	115.914
15) 4,4'-DDD	8.012	8.909	15470974	26451357	89.607	107.610
16) Endosulfa...	8.121	9.020	16088591	26793452	94.296	109.675
17) 4,4'-DDT	8.211	9.138	15524583	24988407	93.712	98.773
18) Endrin Al...	8.412	9.257	13132168	21968827	85.768	98.249
19) Endosulfa...	8.714	9.449	15723321	26451653	98.248	119.329
20) Methoxychlor	8.546	9.615	8500670	13414419	98.151	112.792
21) Endrin Ke...	8.908	9.854	18443298	29331766	96.577	117.125
23) Hexachlor...	3.227f	3.791f	183522	2022250	0.920	5.046 #
24) Hexachlor...	5.783	6.605	37665	252157	0.040	0.788 #
25) Oxychlordane	7.254	8.067	309967	70031	1.574	0.250 #
26) 2,4'-DDE	7.337	8.282	18415785	30387351	129.151	144.296
27) trans-Non...	7.530	8.343	17102103	84876	85.464	0.276 #
28) 2,4'-DDD	7.716	8.644	36794	33068408	0.289	179.291 #
29) 2,4'-DDT	7.895	8.874	51337	27235876	0.350	120.816 #
30) cis-Nonac...	8.012f	8.909	15470974	26451357	65.640	77.538
31) Mirex	8.661	9.854	54416	29331766	0.157	146.217 #
32) Chlordane...	7.432	8.282	17345932	30387351	739.333	781.227
33) Chlordane...	7.530	8.390	17102103	28856491	593.395	899.014 #
34) Chlordane...	0.000	9.091f	0	83303	N.D.	7.846 #
35) Chlordane...	3.811	3.791	9938000	2022250	NoCal	NoCal
36) Toxaphene...	7.530	8.644f	17102103	33068408	16237.891	12228.051
37) Toxaphene...	7.799	0.000	19519325	0	10037.376	N.D. #
38) Toxaphene...	8.121	9.020	16088591	26793452	3666.792	3926.451
39) Toxaphene...	8.331f	9.091	73532	83303	18.201	9.230 #
40) Toxaphene...	8.603	9.257	111745	21968827	33.988	4374.559 #
41) Toxaphene...	8.661	9.615	54416	13414419	12.532	2389.387 #
42) Toxaphene...	3.811	3.791	9938000	2022250	NoCal	NoCal

(f)=RT Delta > 1/2 Window (#)=Amounts differ by > 40% (m)=manual int.

Quantitation Report (Not Reviewed)

Data Path : R:\data\2020-01\0A13038\
Data File : ECD5-01132015.D
Signal(s) : Signal #1: ECD1A.CH Signal #2: ECD2B.CH
Acq On : 13 Jan 2020 15:09
Operator : MJB
Sample : 0010040-BSD1
Misc : 1x, 608 (SW)
ALS Vial : 15 (Sig #1); 0 (Sig #2) Sample Multiplier: 1

Integration File signal 1: PEST1.e
Integration File signal 2: PEST2.e
Quant Time: Jan 13 16:00:35 2020
Quant Method : R:\methods\ECD5_QUANTPEST_200107.M
Quant Title : Instrument: DualECD5
QLast Update : Thu Jan 09 11:11:29 2020
Response via : Initial Calibration
Integrator: ChemStation 6890 Scale Mode: Small noise peaks clipped



Data Path : R:\data\2020-01\0A13038\
 Data File : ECD5-01132017.D
 Signal(s) : Signal #1: ECD1A.CH Signal #2: ECD2B.CH
 Acq On : 13 Jan 2020 15:43
 Operator : MJB
 Sample : 0A13038-CCV3
 Misc : A19K133, AB 50 ppb
 ALS Vial : 3 (Sig #1); 0 (Sig #2) Sample Multiplier: 1

Integration File signal 1: PEST1.e
 Integration File signal 2: PEST2.e
 Quant Time: Jan 13 16:00:48 2020
 Quant Method : R:\methods\ECD5_QUANTPEST_200107.M
 Quant Title : Instrument: DualECD5
 QLast Update : Thu Jan 09 11:11:29 2020
 Response via : Initial Calibration
 Integrator: ChemStation 6890 Scale Mode: Small noise peaks clipped

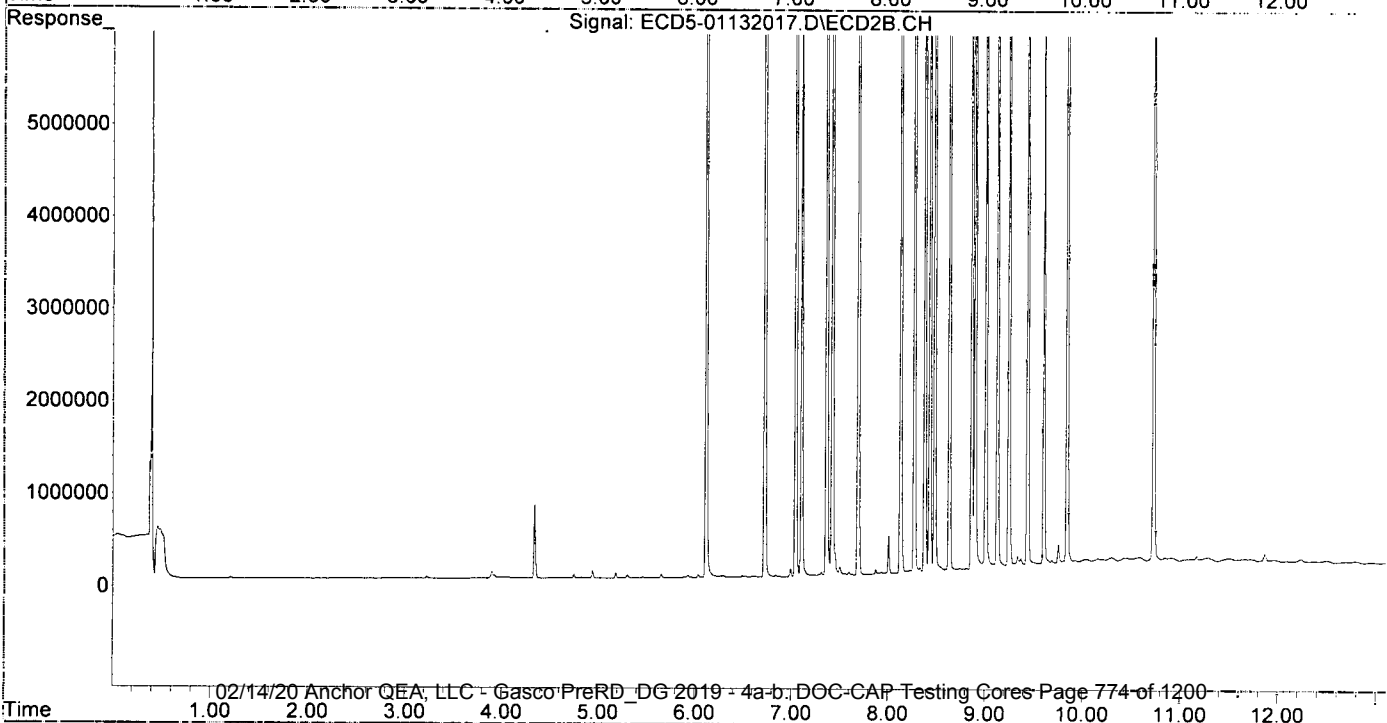
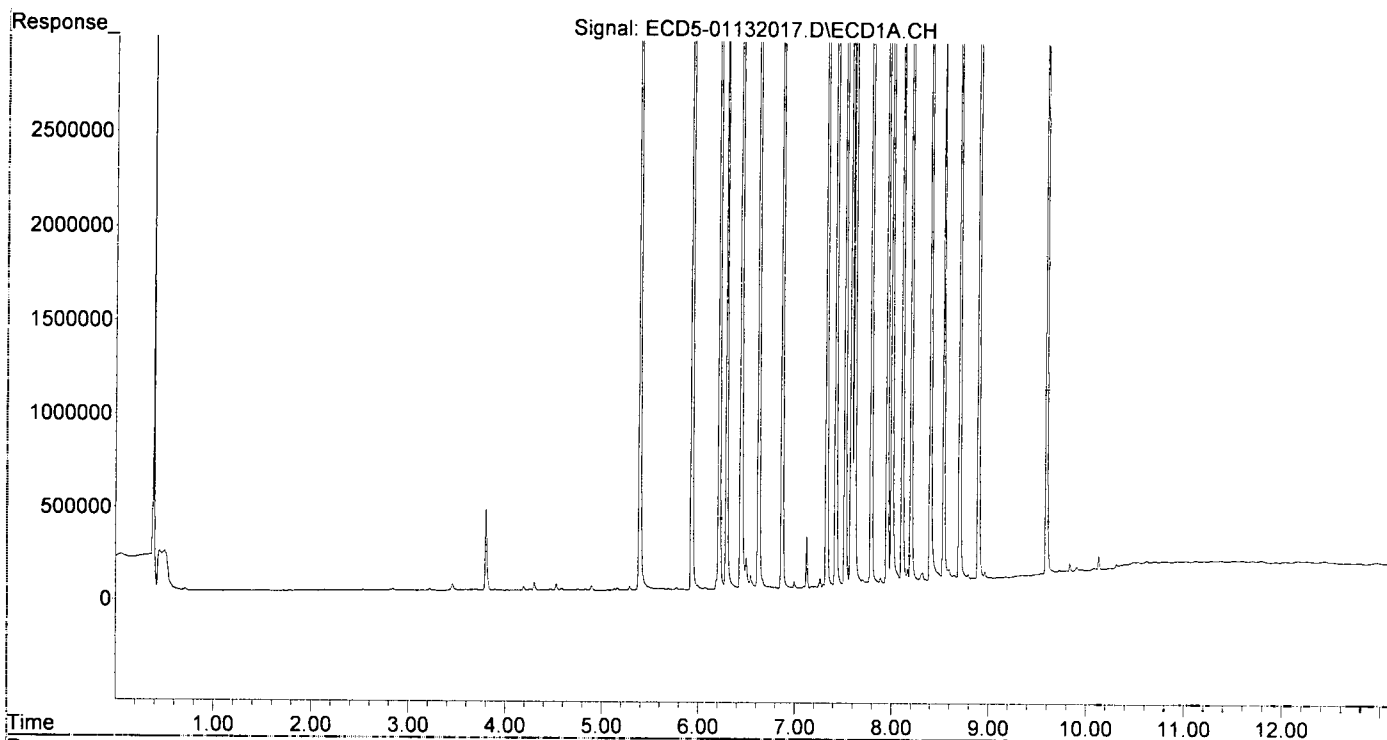
MJB
1/13/20

Compound	RT#1	RT#2	Resp#1	Resp#2	ng/mL	ng/mL
System Monitoring Compounds						
1) S TCMX (S)	5.392	6.116	9197872	15754386	47.106	52.852
22) S DCBP (S)	9.596	10.729	7123084	8747491	47.738	49.158
Target Compounds						
2) a-BHC	5.931	6.723	13397593	23572208	50.910	57.082
3) g-BHC	6.214	7.043	11781268	20786812	50.455	56.935
4) b-BHC	6.291	7.104	4535685	8274452	46.463	51.440
5) Heptachlor	6.625	7.422	11224244	19544704	49.395	55.135
6) d-BHC	6.441	7.362	10828512	20169608	49.708	56.347
7) Aldrin	6.866	7.691	10613072	18244457	48.102	54.779
8) Heptachlo...	7.327	8.130	10027430	16660400	48.640	54.086
9) trans-Chl...	7.423	8.270	10181136	16739547	48.316	53.681
10) cis-Chlor...	7.520	8.379	9773765	15985201	47.764	53.886
11) Endosulfa...	7.617	8.431	9236640	15215153	47.660	54.754
12) 4,4'-DDE	7.582	8.480	10037320	16764104	48.681	54.047
13) Dieldrin	7.789	8.633	10297923	17263720	47.813	55.882
14) Endrin	7.954	8.862	9042206	14024814	52.262	59.689
15) 4,4'-DDD	8.003	8.898	8350401	14053854	48.365	57.174
16) Endosulfa...	8.111	9.009	8214231	13020303	48.144	53.297
17) 4,4'-DDT	8.202	9.127	8487607	13208175	51.235	56.022
18) Endrin Al...	8.402	9.246	6884399	11240150	44.963	50.268
19) Endosulfa...	8.704	9.438	8065754	13026757	50.399	58.766
20) Methoxychlor	8.538	9.604	4192474	6590925	48.407	55.418
21) Endrin Ke...	8.898	9.843	9663245	14991642	50.601	59.863
23) Hexachlor...	3.216	0.000	9427	0	0.047	N.D. #
24) Hexachlor...	5.773	6.597	12762	10730	BelowCal	0.034
25) Oxychlorthane	7.262	8.050	49713	15987	0.081	0.057
26) 2,4'-DDE	7.327	8.270	10027430	16739547	70.323	79.488
27) trans-Non...	7.520	8.332	9773765	61685	48.934	0.201 #
28) 2,4'-DDD	7.704	8.633	31278	17263720	0.246	93.601 #
29) 2,4'-DDT	7.886	8.862	37853	14024814	0.258	67.640 #
30) cis-Nonac...	8.003	8.898	8350401	14053854	35.429	41.197
31) Mirex	8.651	9.843	35961	14991642	0.020	79.645 #
32) Chlordane...	7.423	8.270	10181136	16739547	433.949	430.356
33) Chlordane...	7.520	8.379	9773765	15985201	339.122	498.014 #
34) Chlordane...	8.111f	0.000	8214231	0	1079.742	N.D. #
35) Chlordane...	3.799	0.000	436684	0	NoCal	N.D.
36) Toxaphene...	7.520	8.633	9773765	17263720	9279.872	6383.786
37) Toxaphene...	7.789	0.000	10297923	0	5295.476	N.D. #
38) Toxaphene...	8.111	9.009	8214231	13020303	1912.835	2149.571
39) Toxaphene...	8.320f	0.000	56814	0	14.063	N.D. #
40) Toxaphene...	8.594	9.246	69194	11240150	21.046	2238.203 #
41) Toxaphene...	8.651	9.604f	35961	6590925	8.281	1173.981 #
42) Toxaphene...	3.799	0.000	436684	0	NoCal	N.D.

(f)=RT Delta > 1/2 Window (#)=Amounts differ by > 40% (m)=manual int.

Data Path : R:\data\2020-01\0A13038\
Data File : ECD5-01132017.D
Signal(s) : Signal #1: ECD1A.CH Signal #2: ECD2B.CH
Acq On : 13 Jan 2020 15:43
Operator : MJB
Sample : 0A13038-CCV3
Misc : A19K133, AB 50 ppb
ALS Vial : 3 (Sig #1); 0 (Sig #2) Sample Multiplier: 1

Integration File signal 1: PEST1.e
Integration File signal 2: PEST2.e
Quant Time: Jan 13 16:00:48 2020
Quant Method : R:\methods\ECD5_QUANTPEST_200107.M
Quant Title : Instrument: DualECD5
QLast Update : Thu Jan 09 11:11:29 2020
Response via : Initial Calibration
Integrator: ChemStation 6890 Scale Mode: Small noise peaks clipped



Data Path : R:\data\2020-01\0A13038\
 Data File : ECD5-01132018.D
 Signal(s) : Signal #1: ECD1A.CH Signal #2: ECD2B.CH
 Acq On : 13 Jan 2020 16:01
 Operator : MJB
 Sample : 0A13038-CCV4
 Misc : A19J408, 9-42 50 ppb
 ALS Vial : 4 (Sig #1); 0 (Sig #2) Sample Multiplier: 1

Integration File signal 1: PEST1.e
 Integration File signal 2: PEST2.e
 Quant Time: Jan 13 16:16:13 2020
 Quant Method : R:\methods\ECD5_QUANTPEST_200107.M
 Quant Title : Instrument: DualECD5
 QLast Update : Mon Jan 13 16:16:06 2020
 Response via : Initial Calibration
 Integrator: ChemStation 6890 Scale Mode: Small noise peaks clipped

MJB
1/13/20

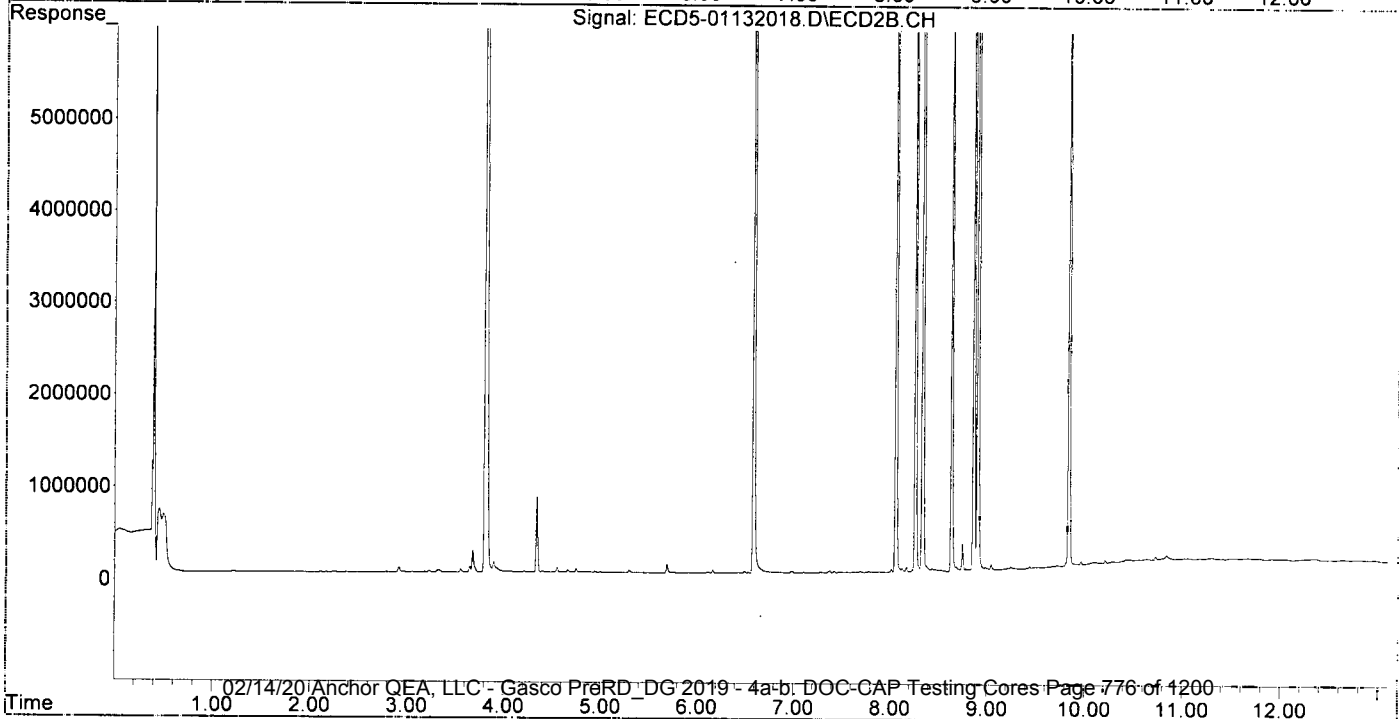
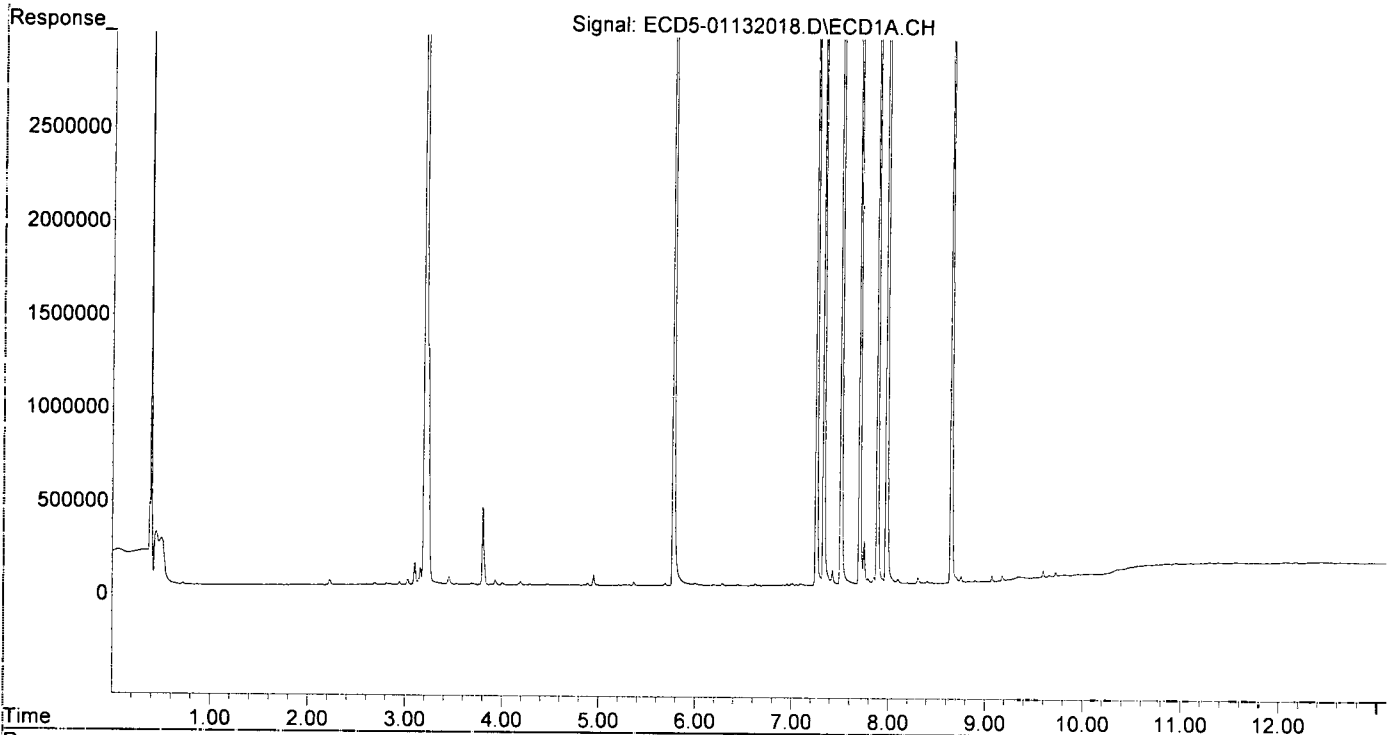
Compound	RT#1	RT#2	Resp#1	Resp#2	ng/mL	ng/mL
System Monitoring Compounds						
1) S TCMX (S)	5.365f	6.112	21677	10998	0.111	0.037 #
22) S DCBP (S)	9.596	10.728	39074	36371	0.106	0.204 #
Target Compounds						
2) a-BHC	5.928	6.700f	14875	12659	0.057	0.031 #
3) g-BHC	6.189f	0.000	6018	0	0.026	N.D. #
4) b-BHC	6.281	7.106	14039	7244	5931.859	0.045 #
5) Heptachlor	6.624	7.422	11669	16781	0.051	0.047
6) d-BHC	6.442	7.377	7934	21763	0.036	0.123 #
7) Aldrin	0.000	7.693	0	15113	N.D.	0.045 #
8) Heptachlo...	7.331	8.128	6385041	42344	30.972	0.137 #
9) trans-Chl...	7.423	8.259	79188	10753290	0.376	34.484 #
10) cis-Chlor...	7.511	0.000	9751818	0	47.657	N.D. #
11) Endosulfa...	0.000	8.434	0	28393	N.D.	0.102 #
12) 4,4'-DDE	0.000	8.454f	0	24856	N.D.	0.119 #
13) Dieldrin	7.791	8.634	31478	9632980	0.146	31.182 #
14) Endrin	7.982f	8.861	11237353	10724669	64.949	45.644
15) 4,4'-DDD	7.982f	8.904	11237353	18039926	65.086	73.391
16) Endosulfa...	8.099	8.985f	26916	31118	0.158	0.127
17) 4,4'-DDT	8.202	9.127	5966	4957	0.036	0.052 #
18) Endrin Al...	8.403	9.246	12125	23259	0.079	0.104
19) Endosulfa...	0.000	9.438	0	14488	N.D.	0.065 #
20) Methoxychlor	0.000	0.000	0	0	N.D.	N.D.
21) Endrin Ke...	8.898	9.839	8705	9750238	0.046	38.934 #
23) Hexachlor...	3.200	3.806	8682362	18471591	43.532	46.095
24) Hexachlor...	5.774	6.586	9227307	16344686	47.721	51.061
25) Oxychlorane	7.255	8.059	8641151	14367131	49.077	51.367
26) 2,4'-DDE	7.331	8.259	6385041	10753290	44.779	51.062
27) trans-Non...	7.511	8.334	9751818	16005027	48.824	52.051
28) 2,4'-DDD	7.704	8.634	5844173	9632980	45.933	52.228
29) 2,4'-DDT	7.887	8.861	6798721	10724669	46.415	52.986
30) cis-Nonac...	7.982	8.904	11237353	18039926	47.678	52.881
31) Mirex	8.650	9.839	6516316	9750238	48.416	53.138
32) Chlordane...	7.423	8.259f	79188	10753290	3.375	276.456 #
33) Chlordane...	7.511	0.000	9751818	0	338.361	N.D. #
34) Chlordane...	8.099	9.043	26916	55463	3.538	5.224 #
35) Chlordane...	3.801	3.806	414731	18471591	NoCal	NoCal
36) Toxaphene...	7.511	8.634	9751818	9632980	9259.034	3562.088 #
37) Toxaphene...	7.791	8.985	31478	31118	16.187	8.935 #
38) Toxaphene...	8.099	8.985	26916	31118	2.280	2.120
39) Toxaphene...	0.000	9.043f	0	55463	N.D.	6.145 #
40) Toxaphene...	0.000	9.246	0	23259	N.D.	4.632 #
41) Toxaphene...	8.650	0.000	6516316	0	1500.640	N.D. #
42) Toxaphene...	3.801	3.806	414731	18471591	NoCal	NoCal

(f)=RT Delta > 1/2 Window (#)=Amounts differ by > 40% (m)=manual int.

Quantitation Report (QT Reviewed)

Data Path : R:\data\2020-01\0A13038\
Data File : ECD5-01132018.D
Signal(s) : Signal #1: ECD1A.CH Signal #2: ECD2B.CH
Acq On : 13 Jan 2020 16:01
Operator : MJB
Sample : 0A13038-CCV4
Misc : A19J408, 9-42 50 ppb
ALS Vial : 4 (Sig #1); 0 (Sig #2) Sample Multiplier: 1

Integration File signal 1: PEST1.e
Integration File signal 2: PEST2.e
Quant Time: Jan 13 16:16:13 2020
Quant Method : R:\methods\ECD5_QUANTPEST_200107.M
Quant Title : Instrument: DualECD5
QLast Update : Mon Jan 13 16:16:06 2020
Response via : Initial Calibration
Integrator: ChemStation 6890 Scale Mode: Small noise peaks clipped



Quantitation Report (Not Reviewed)

Data Path : R:\data\2020-01\0A13038\
 Data File : ECD5-01132019.D
 Signal(s) : Signal #1: ECD1A.CH Signal #2: ECD2B.CH
 Acq On : 13 Jan 2020 16:18
 Operator : MJB
 Sample : 0A13038-CCB3
 Misc : A19L339
 ALS Vial : 7 (Sig #1); 0 (Sig #2) Sample Multiplier: 1

Integration File signal 1: PEST1.e
 Integration File signal 2: PEST2.e
 Quant Time: Jan 13 16:58:47 2020
 Quant Method : R:\methods\ECD5_QUANTPEST_200107.M
 Quant Title : Instrument: DualECD5
 QLast Update : Thu Jan 09 11:11:29 2020
 Response via : Initial Calibration
 Integrator: ChemStation 6890 Scale Mode: Small noise peaks clipped

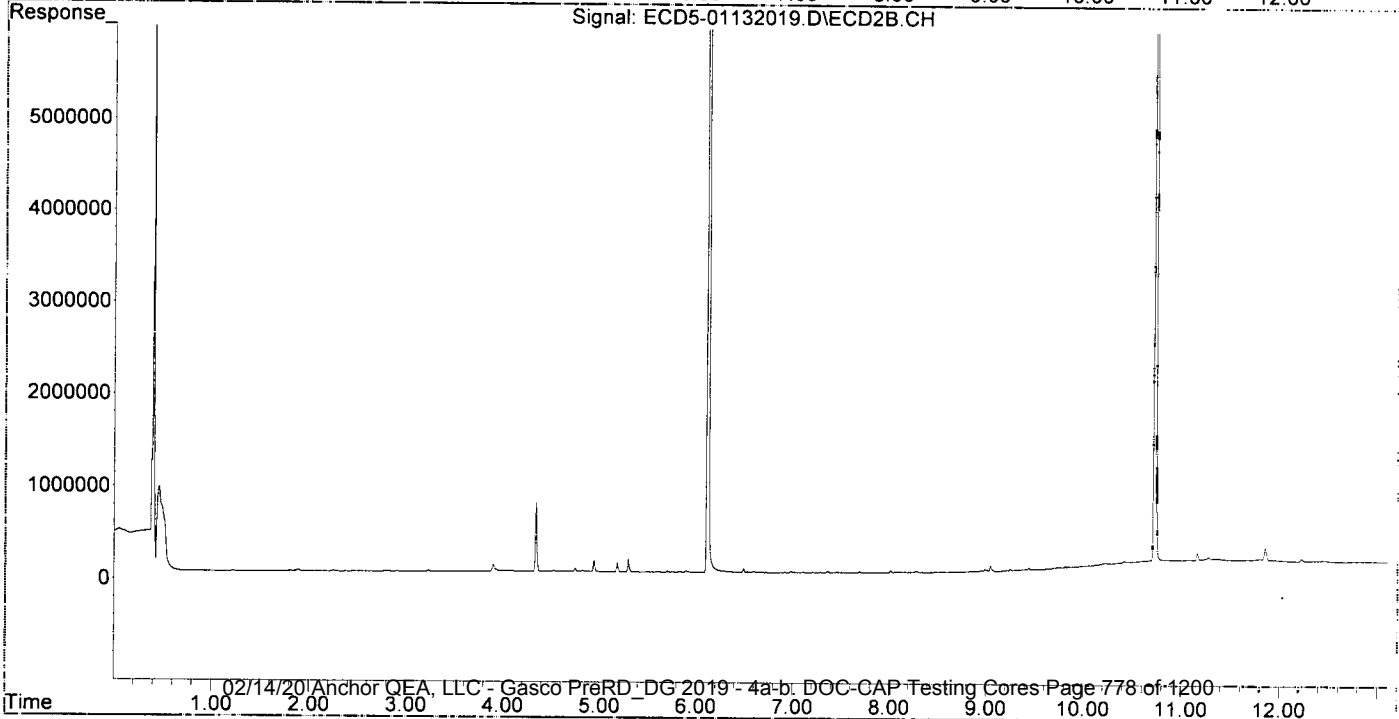
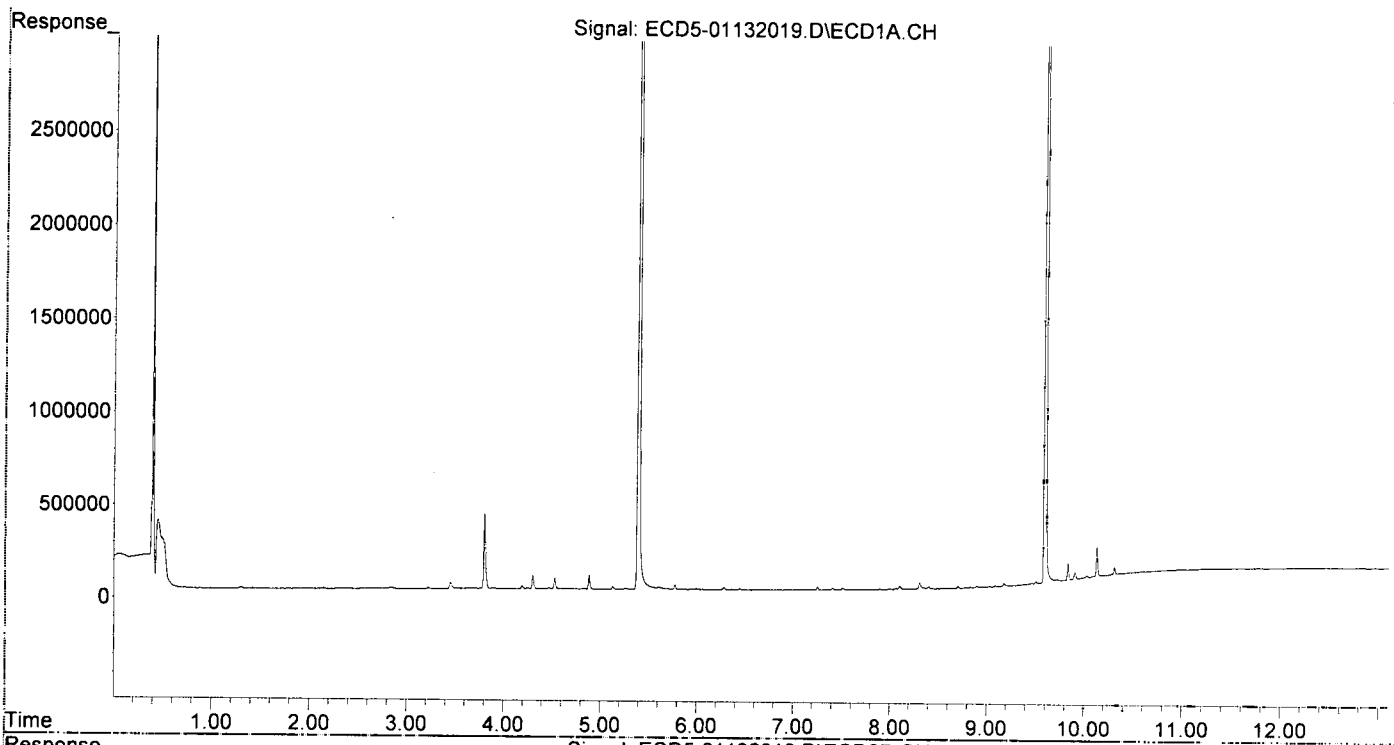
MJB
1/13/20

Compound	RT#1	RT#2	Resp#1	Resp#2	ng/mL	ng/mL
System Monitoring Compounds						
1) S TCMX (S)	5.394	6.117	17248348	30616565	88.335	102.711
22) S DCBP (S)	9.597	10.729	13456137	17515301	90.804	98.430
Target Compounds						
2) a-BHC	0.000	0.000	0	0	N.D.	N.D.
3) g-BHC	0.000	0.000	0	0	N.D.	N.D.
4) b-BHC	6.284	0.000	12819	0	5931.871	N.D. #
5) Heptachlor	0.000	7.458f	0	5424	N.D.	0.015 #
6) d-BHC	6.444	7.364	7746	15860	0.036	0.105 #
7) Aldrin	0.000	7.695	0	13080	N.D.	0.039 #
8) Heptachlo...	0.000	0.000	0	0	N.D.	N.D.
9) trans-Chl...	7.409	8.280	9836	14535	0.047	0.047
10) cis-Chlor...	7.514	0.000	9367	0	0.046	N.D. #
11) Endosulfa...	0.000	0.000	0	0	N.D.	N.D.
12) 4,4'-DDE	0.000	0.000	0	0	N.D.	N.D.
13) Dieldrin	0.000	8.634	0	5557	N.D.	0.018 #
14) Endrin	7.986f	8.863	2261	5607	0.013	0.024 #
15) 4,4'-DDD	7.986	8.903	2261	7208	0.013	0.029 #
16) Endosulfa...	8.102	9.010	17458	15150	0.102	0.062
17) 4,4'-DDT	0.000	0.000	0	0	N.D.	N.D.
18) Endrin Al...	8.404	9.248	12579	16528	0.082	0.074
19) Endosulfa...	8.706	9.439	13674	21207	0.085	0.096
20) Methoxychlor	8.541	0.000	1309	0	0.015	N.D. #
21) Endrin Ke...	8.900	9.844	8724	12120	0.046	0.048
23) Hexachlor...	3.219	0.000	7404	0	0.037	N.D. #
24) Hexachlor...	5.775	6.600	23376	10479	BelowCal	0.033
25) Oxychlordane	7.254	8.062	15780	2491	BelowCal	0.009
26) 2,4'-DDE	0.000	8.280f	0	14535	N.D.	0.069 #
27) trans-Non...	7.514	0.000	9367	0	BelowCal	N.D.
28) 2,4'-DDD	0.000	8.634	0	5557	N.D.	0.030 #
29) 2,4'-DDT	7.894	8.863	3552	5607	0.024	BelowCal #
30) cis-Nonac...	7.986	8.903	2261	7208	0.010	0.021 #
31) Mirex	8.653	9.844	1958	12120	6723.033	BelowCal #
32) Chlordane...	7.409f	8.280	9836	14535	0.419	0.374
33) Chlordane...	7.514	0.000	9367	0	0.325	N.D. #
34) Chlordane...	8.066	9.045	6671	58284	0.877	5.489 #
35) Chlordane...	3.802	0.000	404624	0	NoCal	N.D.
36) Toxaphene...	7.514	8.634	9367	5557	8.894	2.055 #
37) Toxaphene...	0.000	8.988	0	25268	N.D.	7.255 #
38) Toxaphene...	8.102	9.010	17458	15150	0.017	BelowCal #
39) Toxaphene...	0.000	9.045f	0	58284	N.D.	6.458 #
40) Toxaphene...	0.000	9.248	0	16528	N.D.	3.291 #
41) Toxaphene...	8.653	0.000	1958	0	0.451	N.D. #
42) Toxaphene...	3.802	0.000	404624	0	NoCal	N.D.

(f)=RT Delta > 1/2 Window (#)=Amounts differ by > 40% (m)=manual int.

Data Path : R:\data\2020-01\0A13038\
Data File : ECD5-01132019.D
Signal(s) : Signal #1: ECD1A.CH Signal #2: ECD2B.CH
Acq On : 13 Jan 2020 16:18
Operator : MJB
Sample : 0A13038-CCB3
Misc : A19L339
ALS Vial : 7 (Sig #1); 0 (Sig #2) Sample Multiplier: 1

Integration File signal 1: PEST1.e
Integration File signal 2: PEST2.e
Quant Time: Jan 13 16:58:47 2020
Quant Method : R:\methods\ECD5_QUANTPEST_200107.M
Quant Title : Instrument: DualECD5
QLast Update : Thu Jan 09 11:11:29 2020
Response via : Initial Calibration
Integrator: ChemStation 6890 Scale Mode: Small noise peaks clipped



Quantitation Report (Not Reviewed)

Data Path : R:\data\2020-01\0A13038\
 Data File : ECD5-01132020.D
 Signal(s) : Signal #1: ECD1A.CH Signal #2: ECD2B.CH
 Acq On : 13 Jan 2020 16:35
 Operator : MJB
 Sample : 0010165-BLK1
 Misc : 1x, 8081B 2,4+4,4-DDx Only, GPC
 ALS Vial : 17 (Sig #1); 0 (Sig #2) Sample Multiplier: 1

Integration File signal 1: PEST1.e
 Integration File signal 2: PEST2.e
 Quant Time: Jan 13 17:50:03 2020
 Quant Method : R:\methods\ECD5_QUANTPEST_200107.M
 Quant Title : Instrument: DualECD5
 QLast Update : Thu Jan 09 11:11:29 2020
 Response via : Initial Calibration
 Integrator: ChemStation 6890 Scale Mode: Small noise peaks clipped

MJB
1/13/20

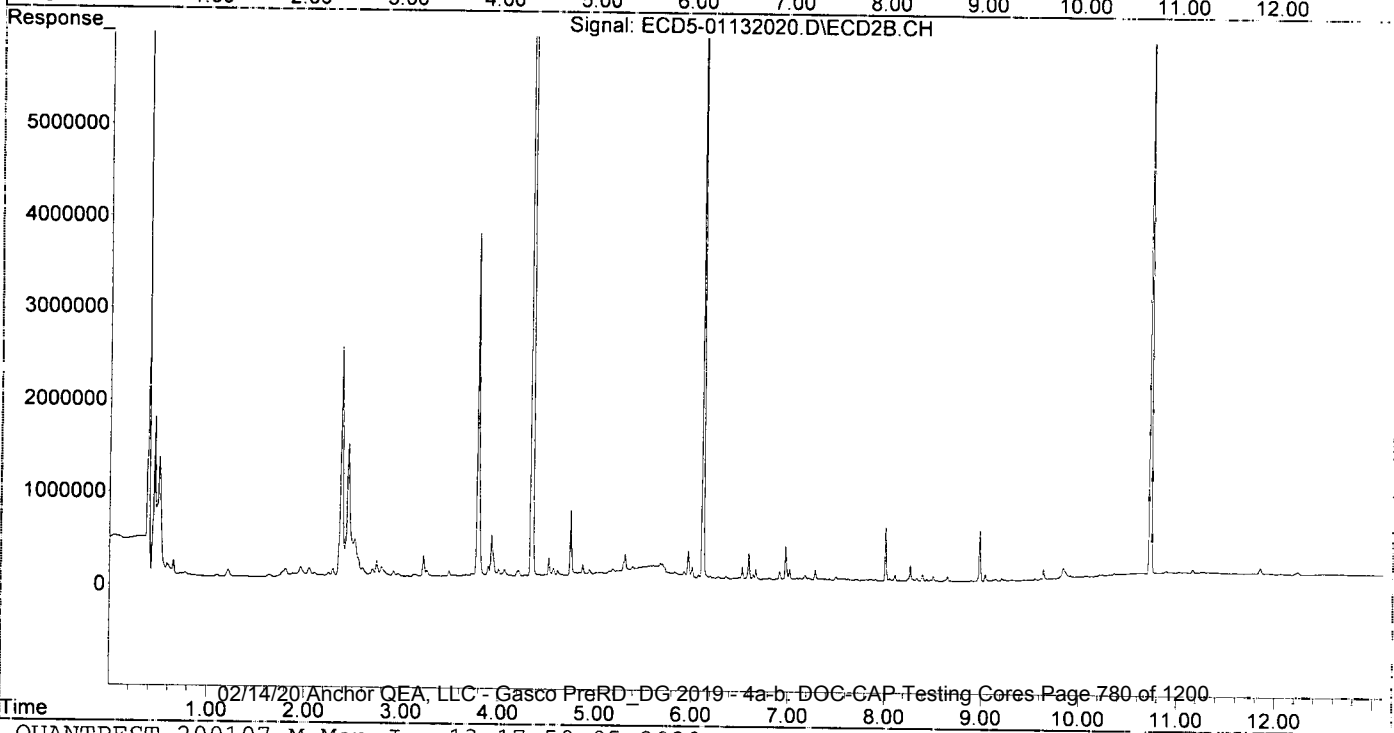
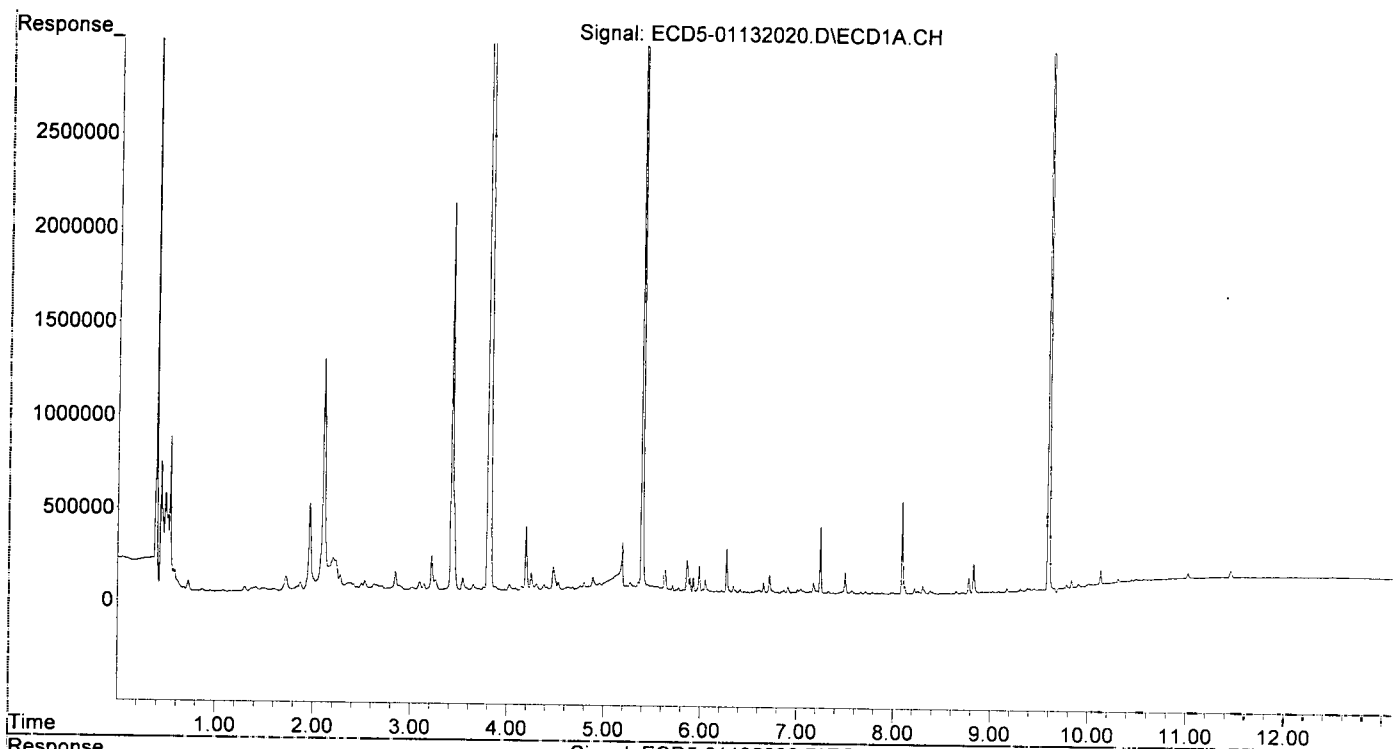
Compound	RT#1	RT#2	Resp#1	Resp#2	ng/mL	ng/mL
System Monitoring Compounds						
1) S TCMX (S)	5.393	6.116	5231947	9075058	26.795	30.445
22) S DCBP (S)	9.595	10.727	5652071	6737797	37.801	37.864
Target Compounds						
2) a-BHC	5.927	0.000	86440	0	0.328	N.D. #
3) g-BHC	6.220	7.018f	16577	115566	0.071	0.317 #
4) b-BHC	6.273	7.092	241444	25989	2.296	0.162 #
5) Heptachlor	6.609	7.428	20033	14949	0.088	0.042 #
6) d-BHC	6.442	7.361	8436	19943	0.039	0.117 #
7) Aldrin	6.864	7.697	17889	12128	0.081	0.036 #
8) Heptachlo...	7.328	8.152f	15365	9106	0.075	0.030 #
9) trans-Chl...	7.452f	8.266	11593	170637	0.055	0.547 #
10) cis-Chlor...	7.500f	8.392	115022	70220	0.562	0.237 #
11) Endosulfa...	0.000	8.437	0	22922	N.D.	0.082 #
12) 4,4'-DDE	7.572	8.478	17552	15641	0.085	0.087 #
13) Dieldrin	7.786	8.651	9608	51883	0.045	0.168 #
14) Endrin	7.983f	8.860	7823	5531	0.045	0.024 #
15) 4,4'-DDD	7.983f	8.895	7823	4697	0.045	0.019 #
16) Endosulfa...	8.092f	8.983f	493348	546858	2.892	2.238 #
17) 4,4'-DDT	8.220	9.118	31728	11357	0.192	0.082 #
18) Endrin Al...	8.405	9.228	10879	13339	0.071	0.060 #
19) Endosulfa...	8.706	9.439	8118	9130	0.051	0.041 #
20) Methoxychlor	8.570f	9.609	3292	15603	0.038	0.131 #
21) Endrin Ke...	8.915	9.842	10204	115962	0.053	0.463 #
23) Hexachlor...	3.218	3.781f	197468	3726704	0.990	9.300 #
24) Hexachlor...	5.774	6.595	28317	284001	BelowCal	0.887 #
25) Oxychlordane	7.244	8.052	360775	24155	1.866	0.086 #
26) 2,4'-DDE	7.328	8.266	15365	170637	0.108	0.810 #
27) trans-Non...	7.500	8.332	115022	32648	0.423	0.106 #
28) 2,4'-DDD	7.712	8.651	13955	51883	0.110	0.281 #
29) 2,4'-DDT	7.882	8.860	6819	5531	0.047	BelowCal #
30) cis-Nonac...	7.983	8.895	7823	4697	0.033	0.014 #
31) Mirex	8.648	9.842	12911	115962	6722.952	0.402 #
32) Chlordane...	7.452	8.294	11593	23673	0.494	0.609 #
33) Chlordane...	7.500f	8.392	115022	70220	3.991	2.188 #
34) Chlordane...	8.092	9.040	493348	72660	64.849	6.843 #
35) Chlordane...	3.802	3.781	9981812	3726704	NoCal	NoCal #
36) Toxaphene...	7.500	8.651f	115022	51883	109.210	19.185 #
37) Toxaphene...	7.786	8.983	9608	546858	4.941	157.028 #
38) Toxaphene...	8.092f	8.983f	493348	546858	113.732	102.064 #
39) Toxaphene...	8.382f	9.040f	18453	72660	4.568	8.050 #
40) Toxaphene...	8.570	9.228f	3292	13339	1.001	2.656 #
41) Toxaphene...	8.648	9.637	12911	115881	2.973	20.641 #
42) Toxaphene...	3.802	3.781f	9981812	3726704	NoCal	NoCal #

(f)=RT Delta > 1/2 Window (#)=Amounts differ by > 40% (m)=manual int.

Quantitation Report (Not Reviewed)

Data Path : R:\data\2020-01\0A13038\
Data File : ECD5-01132020.D
Signal(s) : Signal #1: ECD1A.CH Signal #2: ECD2B.CH
Acq On : 13 Jan 2020 16:35
Operator : MJB
Sample : 0010165-BLK1
Misc : 1x, 8081B 2,4+4,4-DDx Only, GPC
ALS Vial : 17 (Sig #1); 0 (Sig #2) Sample Multiplier: 1

Integration File signal 1: PEST1.e
Integration File signal 2: PEST2.e
Quant Time: Jan 13 17:50:03 2020
Quant Method : R:\methods\ECD5_QUANTPEST_200107.M
Quant Title : Instrument: DualECD5
QLast Update : Thu Jan 09 11:11:29 2020
Response via : Initial Calibration
Integrator: ChemStation 6890 Scale Mode: Small noise peaks clipped



Quantitation Report (Not Reviewed)

Data Path : R:\data\2020-01\0A13038\
 Data File : ECD5-01132021.D
 Signal(s) : Signal #1: ECD1A.CH Signal #2: ECD2B.CH
 Acq On : 13 Jan 2020 16:52
 Operator : MJB
 Sample : 0010165-BS1
 Misc : 1x, 8081B 2,4+4,4-DDx Only, GPC
 ALS Vial : 18 (Sig #1); 0 (Sig #2) Sample Multiplier: 1

Integration File signal 1: PEST1.e
 Integration File signal 2: PEST2.e
 Quant Time: Jan 13 17:50:10 2020
 Quant Method : R:\methods\ECD5_QUANTPEST_200107.M
 Quant Title : Instrument: DualECD5
 QLast Update : Thu Jan 09 11:11:29 2020
 Response via : Initial Calibration
 Integrator: ChemStation 6890 Scale Mode: Small noise peaks clipped

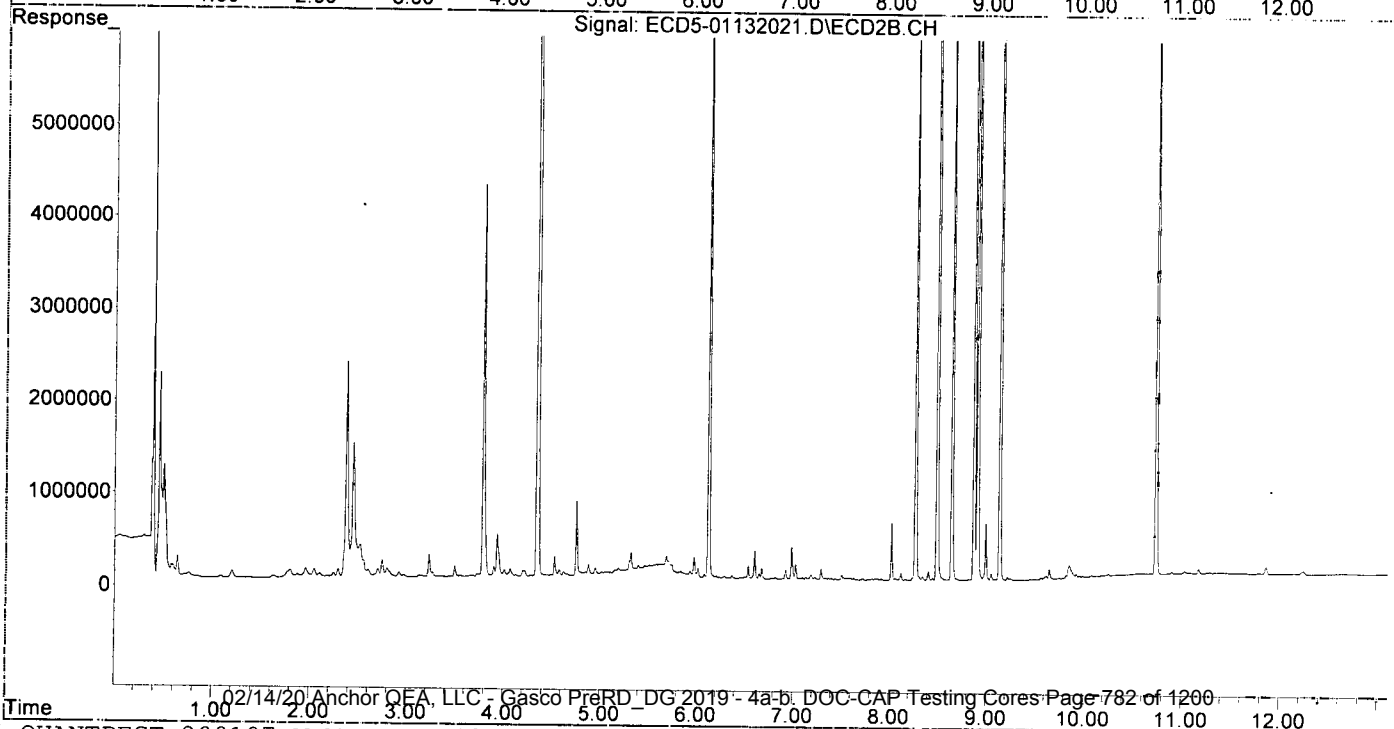
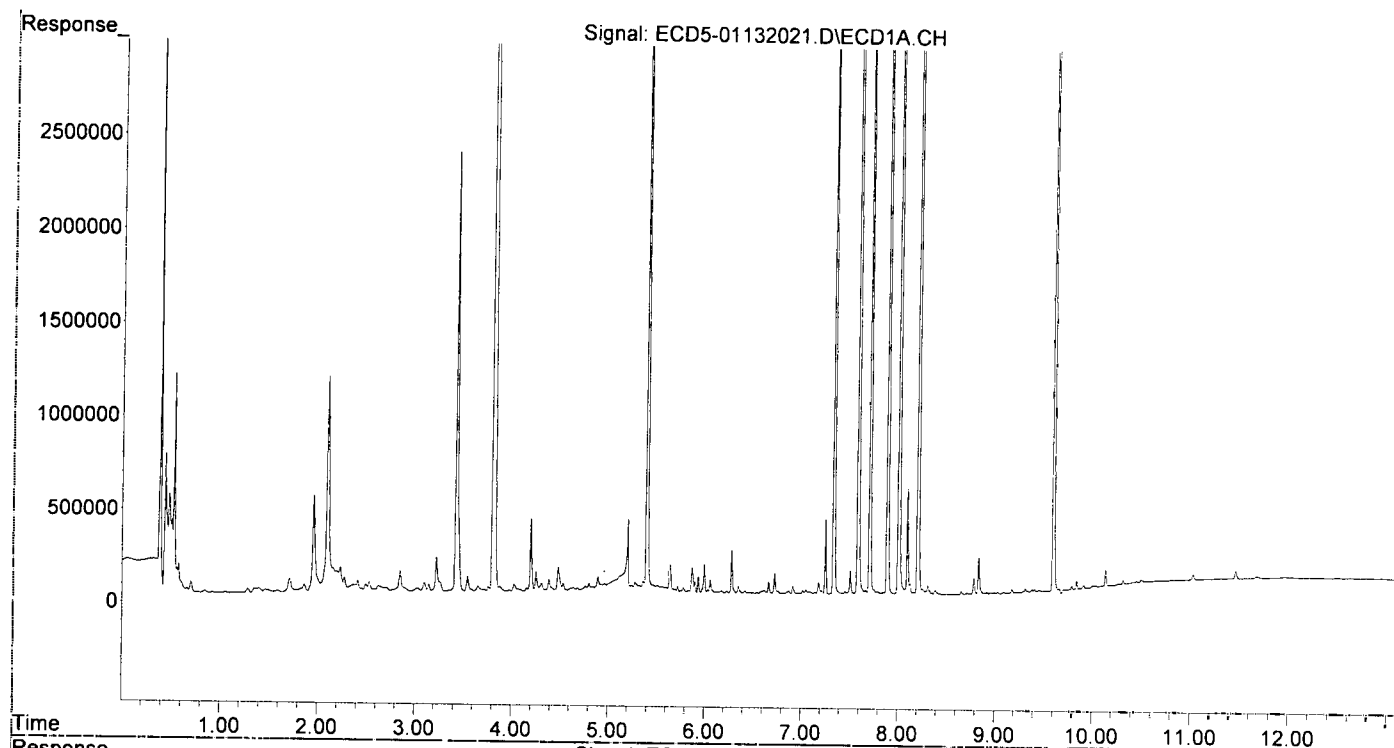
MJB
1/13/20

Compound	RT#1	RT#2	Resp#1	Resp#2	ng/mL	ng/mL
System Monitoring Compounds						
1) S TCMX (S)	5.399	6.124	5304231	8978789	27.165	30.122
22) S DCBP (S)	9.601	10.735	6598383	7739520	44.191	43.493
Target Compounds						
2) a-BHC	5.934	0.000	91351	0	0.347	N.D. #
3) g-BHC	6.228	7.026	16659	172657	0.071	0.473 #
4) b-BHC	6.280	7.100	235398	26859	2.235	0.167 #
5) Heptachlor	6.615	7.436	21151	14859	0.093	0.042 #
6) d-BHC	6.420f	7.369	17705	21242	0.081	0.121 #
7) Aldrin	6.871	7.705	16376	11853	0.074	0.036 #
8) Heptachlo...	7.336	8.116	5291857	76494	25.669	0.248 #
9) trans-Chl...	7.456f	8.265	14919	8767710	0.071	28.117 #
10) cis-Chlor...	7.507	8.399	126452	93692	0.618	0.316 #
11) Endosulfa...	7.587f	8.443	9092645	22125	46.917	0.080 #
12) 4,4'-DDE	7.587	8.487	9092645	14841286	44.099	48.181 #
13) Dieldrin	7.791	8.641	15534	8569957	0.072	27.741 #
14) Endrin	0.000	8.868	0	10324895	N.D.	43.942 #
15) 4,4'-DDD	8.009	8.905	8092613	13160797	46.872	53.541 #
16) Endosulfa...	8.099	8.991	567220	621590	3.324	2.544 #
17) 4,4'-DDT	8.207	9.134	8533879	13635598	51.514	57.672 #
18) Endrin Al...	8.388	9.255	22862	13907	0.149	0.062 #
19) Endosulfa...	8.713	9.447	8251	9979	0.052	0.045 #
20) Methoxychlor	8.576f	9.613	3292	36574	0.038	0.308 #
21) Endrin Ke...	8.921f	9.849	10249	134902	0.054	0.539 #
23) Hexachlor...	3.222f	3.787	192382	4265563	0.965	10.645 #
24) Hexachlor...	5.781	6.602	32165	315836	0.011	0.987 #
25) Oxychlorane	7.251	8.058	397492	22825	2.076	0.082 #
26) 2,4'-DDE	7.336	8.265	5291857	8767710	37.112	41.634 #
27) trans-Non...	7.507	8.339	126452	37803	0.481	0.123 #
28) 2,4'-DDD	7.709	8.641	5392964	8569957	42.386	46.465 #
29) 2,4'-DDT	7.892	8.868	6523299	10324895	44.535	51.165 #
30) cis-Nonac...	8.009f	8.905	8092613	13160797	34.335	38.579 #
31) Mirex	8.655	9.849	15655	134902	6722.931	0.512 #
32) Chlordane...	7.456	8.265	14919	8767710	0.636	225.409 #
33) Chlordane...	7.507f	8.399	126452	93692	4.388	2.919 #
34) Chlordane...	8.099	9.047	567220	69905	74.560	6.584 #
35) Chlordane...	3.807	3.787	11714215	4265563	NoCal	NoCal #
36) Toxaphene...	7.507	8.641f	126452	8569957	120.062	3169.003 #
37) Toxaphene...	7.791	8.991f	15534	621590	7.988	178.487 #
38) Toxaphene...	8.099	8.991	567220	621590	131.353	116.408 #
39) Toxaphene...	8.388f	9.047f	22862	69905	5.659	7.745 #
40) Toxaphene...	8.576	9.255	3292	13907	1.001	2.769 #
41) Toxaphene...	8.655	9.643	15655	111900	3.605	19.932 #
42) Toxaphene...	3.807	3.787	11714215	4265563	NoCal	NoCal #

(f)=RT Delta > 1/2 Window (#)=Amounts differ by > 40% (m)=manual int.

Data Path : R:\data\2020-01\0A13038\
 Data File : ECD5-01132021.D
 Signal(s) : Signal #1: ECD1A.CH Signal #2: ECD2B.CH
 Acq On : 13 Jan 2020 16:52
 Operator : MJB
 Sample : 0010165-BS1
 Misc : 1x, 8081B 2,4+4,4-DDx Only, GPC
 ALS Vial : 18 (Sig #1); 0 (Sig #2) Sample Multiplier: 1

Integration File signal 1: PEST1.e
 Integration File signal 2: PEST2.e
 Quant Time: Jan 13 17:50:10 2020
 Quant Method : R:\methods\ECD5_QUANTPEST_200107.M
 Quant Title : Instrument: DualECD5
 QLast Update : Thu Jan 09 11:11:29 2020
 Response via : Initial Calibration
 Integrator: ChemStation 6890 Scale Mode: Small noise peaks clipped



Quantitation Report (QT Reviewed)

Data Path : R:\data\2020-01\0A13038\
 Data File : ECD5-01132022.D
 Signal(s) : Signal #1: ECD1A.CH Signal #2: ECD2B.CH
 Acq On : 13 Jan 2020 17:09
 Operator : MJB
 Sample : A9J0599-48RE1
 Misc : 1x, 8081B 2,4+4,4-DDx Only, GPC
 ALS Vial : 19 (Sig #1); 0 (Sig #2) Sample Multiplier: 1

Integration File signal 1: PEST1.e
 Integration File signal 2: PEST2.e
 Quant Time: Jan 13 17:55:09 2020
 Quant Method : R:\methods\ECD5_QUANTPEST_200107.M
 Quant Title : Instrument: DualECD5
 QLast Update : Thu Jan 09 11:11:29 2020
 Response via : Initial Calibration
 Integrator: ChemStation 6890 Scale Mode: Small noise peaks clipped

MJB
1/13/20

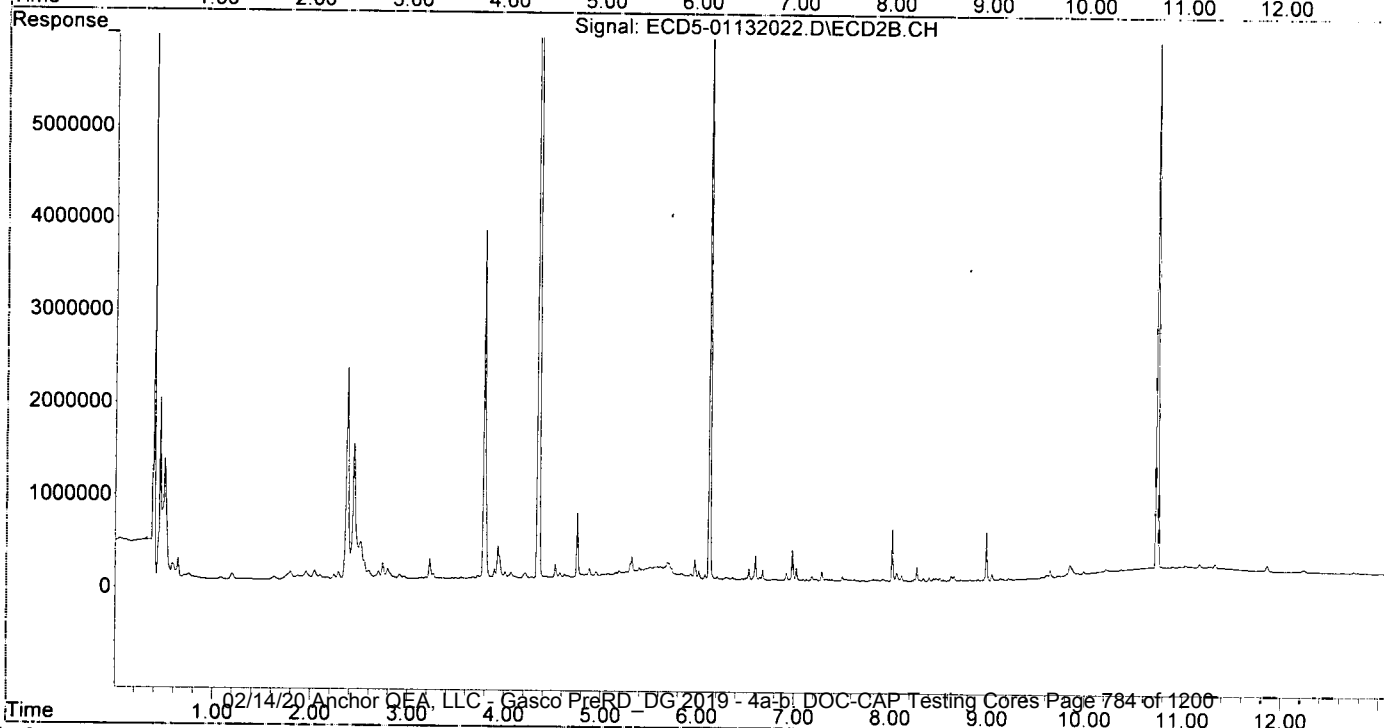
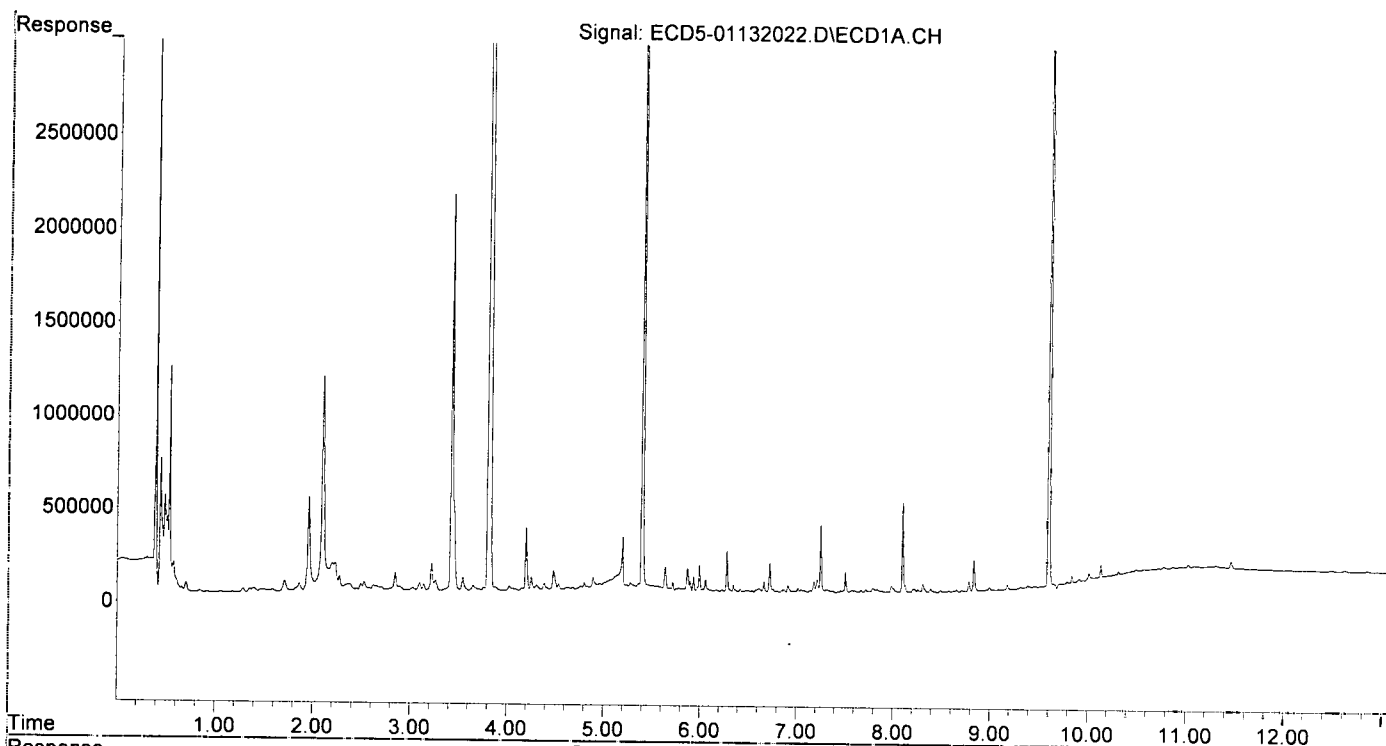
Compound	RT#1	RT#2	Resp#1	Resp#2	ng/mL	ng/mL
System Monitoring Compounds						
1) S TCMX (S)	5.399	6.123	4805652	8163927	24.611	27.388
22) S DCBP (S)	9.601	10.736	5551131	6470483	37.120	36.362
Target Compounds						
2) a-BHC	5.933	0.000	85623	0	0.325	N.D. #
3) g-BHC	6.227	7.025	15055	147557	0.064	0.404 #
4) b-BHC	6.279	7.098	219282	23393	2.070	0.145 #
5) Heptachlor	6.614	7.394f	20853	20968	0.092	0.059
6) d-BHC	6.419f	7.368	16219	18892	0.074	0.114 #
7) Aldrin	6.870	7.704	13110	10302	0.059	0.031 #
8) Heptachlo...	7.311	8.115	14762	62505	0.072	0.203 #
9) trans-Chl...	7.459f	8.273	9571	157009	0.045	0.504 #
10) cis-Chlor...	7.508	8.399	107933	39840	0.527	0.134 #
11) Endosulfa...	7.604	8.444	9681	27502	0.050	0.099 #
12) 4,4'-DDE	7.577	8.470	11525	30313	0.056	0.137 #
13) Dieldrin	7.793	8.627	22744	51656	0.106	0.167 #
14) Endrin	7.984f	8.870	34331	5305	0.198	0.023 #
15) 4,4'-DDD	7.984f	8.903	34331	15349	0.199	0.062 #
16) Endosulfa...	8.099	8.990	478392	529597	2.804	2.168
17) 4,4'-DDT	8.225f	9.133	19031	25657	0.115	0.149
18) Endrin Al...	8.390	9.233	18903	12457	0.123	0.056 #
19) Endosulfa...	8.712	9.455	7600	7251	0.047	0.033
20) Methoxychlor	8.579f	9.613	5214	32267	0.060	0.271 #
21) Endrin Ke...	8.921f	9.849	4435	117820	0.023	0.470 #
23) Hexachlor...	3.220f	3.786f	153758	3786087	0.771	9.448 #
24) Hexachlor...	5.781	6.602	25719	277204	BelowCal	0.866
25) Oxychlorthane	7.251	8.065	358531	87221	1.853	0.312 #
26) 2,4'-DDE	7.311	8.264	14762	56567	0.104	0.269m#
27) trans-Non...	7.508	8.339	107933	32092	0.388	0.104 #
28) 2,4'-DDD	7.720	8.627	15936	51656	0.125	0.280 #
29) 2,4'-DDT	0.000	8.870	0	5305	N.D.	BelowCal
30) cis-Nonac...	7.984	8.903	34331	15349	0.146	0.045 #
31) Mirex	8.655	9.849	11353	117820	6722.963	0.413 #
32) Chlordane...	7.459f	8.273	9571	157009	0.408	4.037 #
33) Chlordane...	7.508f	8.399	107933	39840	3.745	1.241 #
34) Chlordane...	8.099	9.046	478392	69744	62.884	6.569 #
35) Chlordane...	3.806	3.786	9890344	3786087	NoCal	NoCal
36) Toxaphene...	7.508	8.627	107933	51656	102.479	19.101 #
37) Toxaphene...	7.793	8.990f	22744	529597	11.695	152.071 #
38) Toxaphene...	8.099	8.990	478392	529597	110.163	98.746
39) Toxaphene...	8.390f	9.046f	18903	69744	4.679	7.727 #
40) Toxaphene...	8.579	9.233	5214	12457	1.586	2.481 #
41) Toxaphene...	8.655	9.643	11353	79806	2.614	14.215 #
42) Toxaphene...	3.806	3.786	9890344	3786087	NoCal	NoCal

(f)=RT Delta > 1/2 Window (#)=Amounts differ by > 40% (m)=manual int.

Quantitation Report (QT Reviewed)

Data Path : R:\data\2020-01\0A13038\
Data File : ECD5-01132022.D
Signal(s) : Signal #1: ECD1A.CH Signal #2: ECD2B.CH
Acq On : 13 Jan 2020 17:09
Operator : MJB
Sample : A9J0599-48RE1
Misc : 1x, 8081B 2,4+4,4-DDx Only, GPC
ALS Vial : 19 (Sig #1); 0 (Sig #2) Sample Multiplier: 1

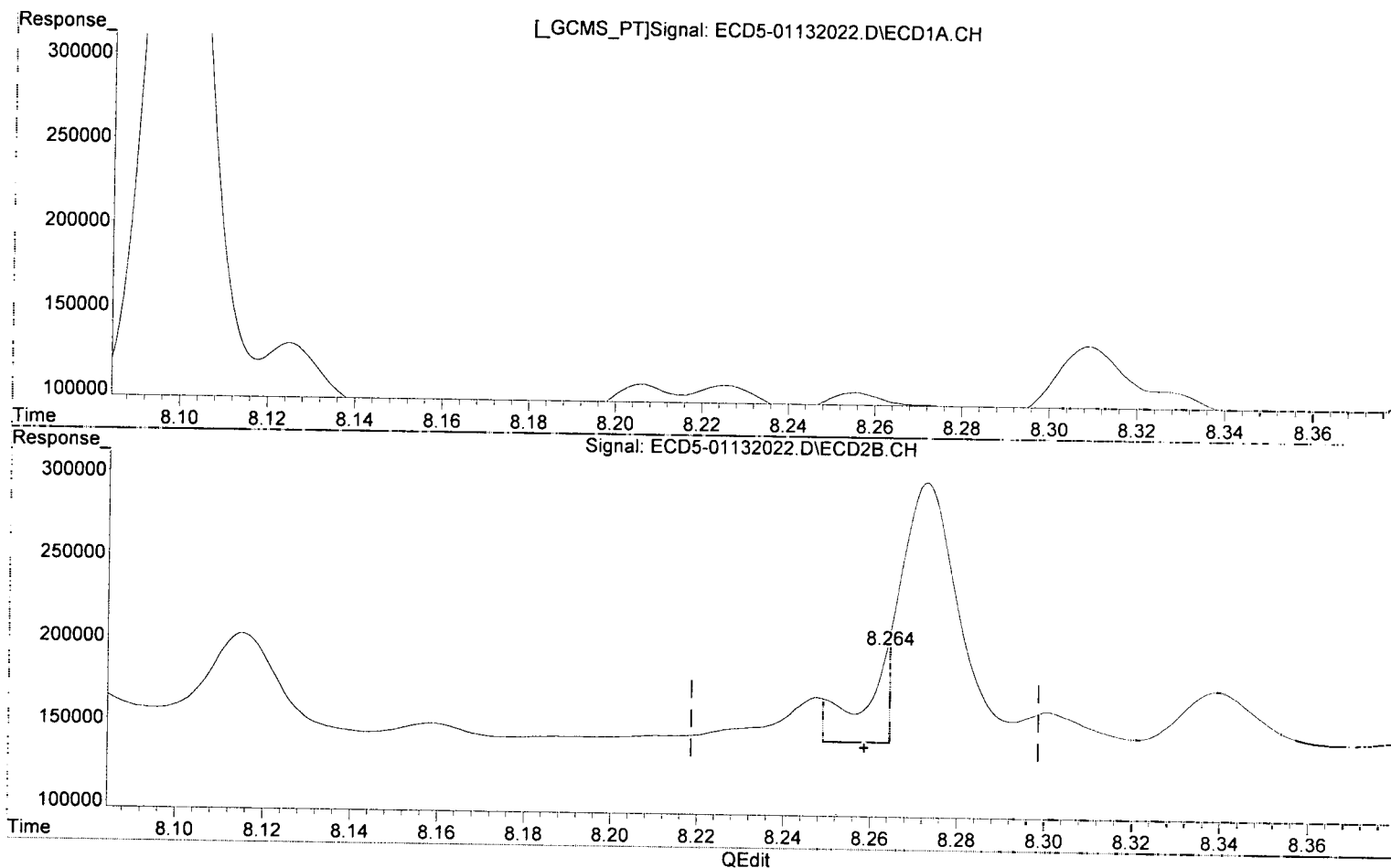
Integration File signal 1: PEST1.e
Integration File signal 2: PEST2.e
Quant Time: Jan 13 17:55:09 2020
Quant Method : R:\methods\ECD5_QUANTPEST_200107.M
Quant Title : Instrument: DualECD5
QLast Update : Thu Jan 09 11:11:29 2020
Response via : Initial Calibration
Integrator: ChemStation 6890 Scale Mode: Small noise peaks clipped



Quantitation Report (Qedit)

Data Path : R:\data\2020-01\0A13038\
Data File : ECD5-01132022.D
Signal(s) : Signal #1: ECD1A.CH Signal #2: ECD2B.CH
Acq On : 13 Jan 2020 17:09
Operator : MJB
Sample : A9J0599-48RE1
Misc : 1x, 8081B 2,4+4,4-DDx Only, GPC
ALS Vial : 19 (Sig #1); 0 (Sig #2) Sample Multiplier: 1

Integration File signal 1: PEST1.e
Integration File signal 2: PEST2.e
Quant Time: Jan 13 17:50:17 2020
Quant Method : R:\methods\ECD5_QUANTPEST_200107.M
Quant Title : Instrument: DualECD5
QLast Update : Thu Jan 09 11:11:29 2020
Response via : Initial Calibration
Integrator: ChemStation 6890 Scale Mode: Small noise peaks clipped



(26) 2,4'-DDE
7.311min 0.104 ng/mL
response 14762

MJB
1/13/20

(26) 2,4'-DDE #2
8.264min 0.269 ng/mL (+)
response 56567

Quantitation Report (Not Reviewed)

Data Path : R:\data\2020-01\0A13038\
 Data File : ECD5-01132022.D
 Signal(s) : Signal #1: ECD1A.CH Signal #2: ECD2B.CH
 Acq On : 13 Jan 2020 17:09
 Operator : MJB
 Sample : A9J0599-48RE1
 Misc : 1x, 8081B 2,4+4,4-DDx Only, GPC
 ALS Vial : 19 (Sig #1); 0 (Sig #2) Sample Multiplier: 1

Integration File signal 1: PEST1.e
 Integration File signal 2: PEST2.e
 Quant Time: Jan 13 17:50:17 2020
 Quant Method : R:\methods\ECD5_QUANTPEST_200107.M
 Quant Title : Instrument: DualECD5
 QLast Update : Thu Jan 09 11:11:29 2020
 Response via : Initial Calibration
 Integrator: ChemStation 6890 Scale Mode: Small noise peaks clipped

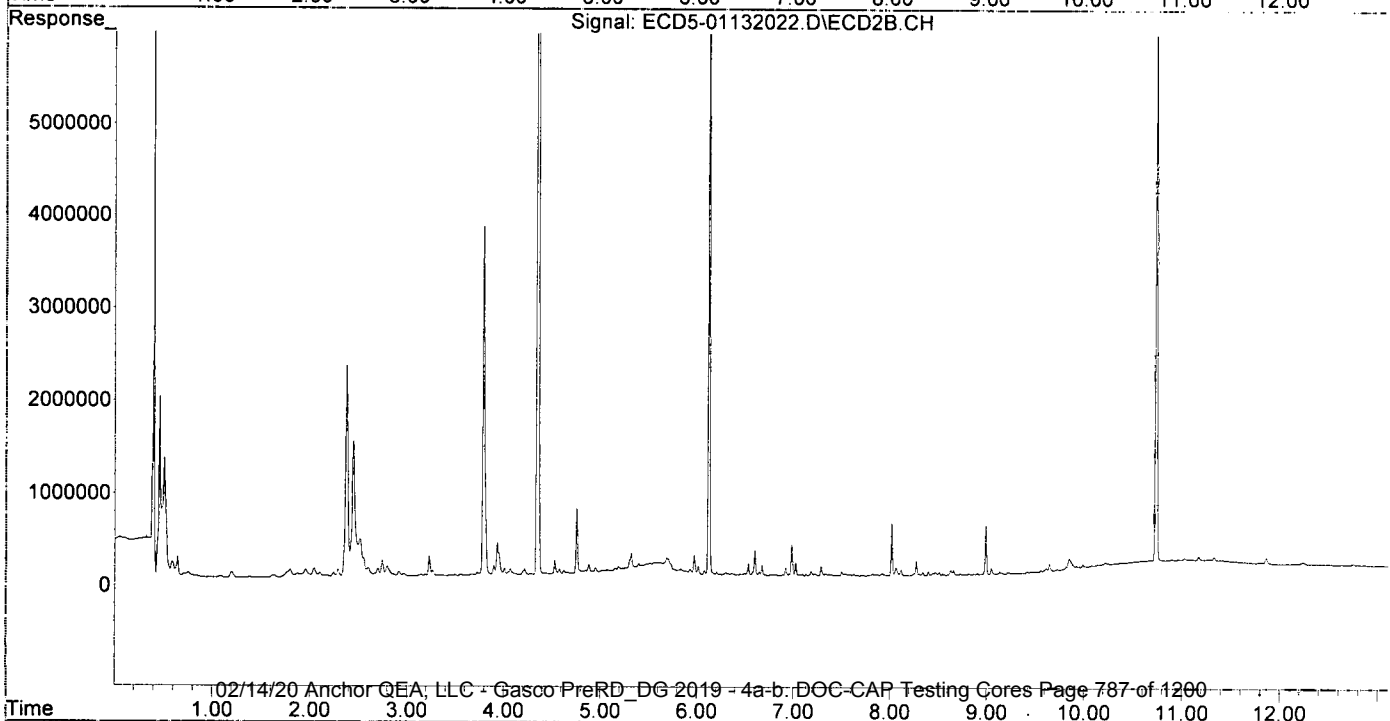
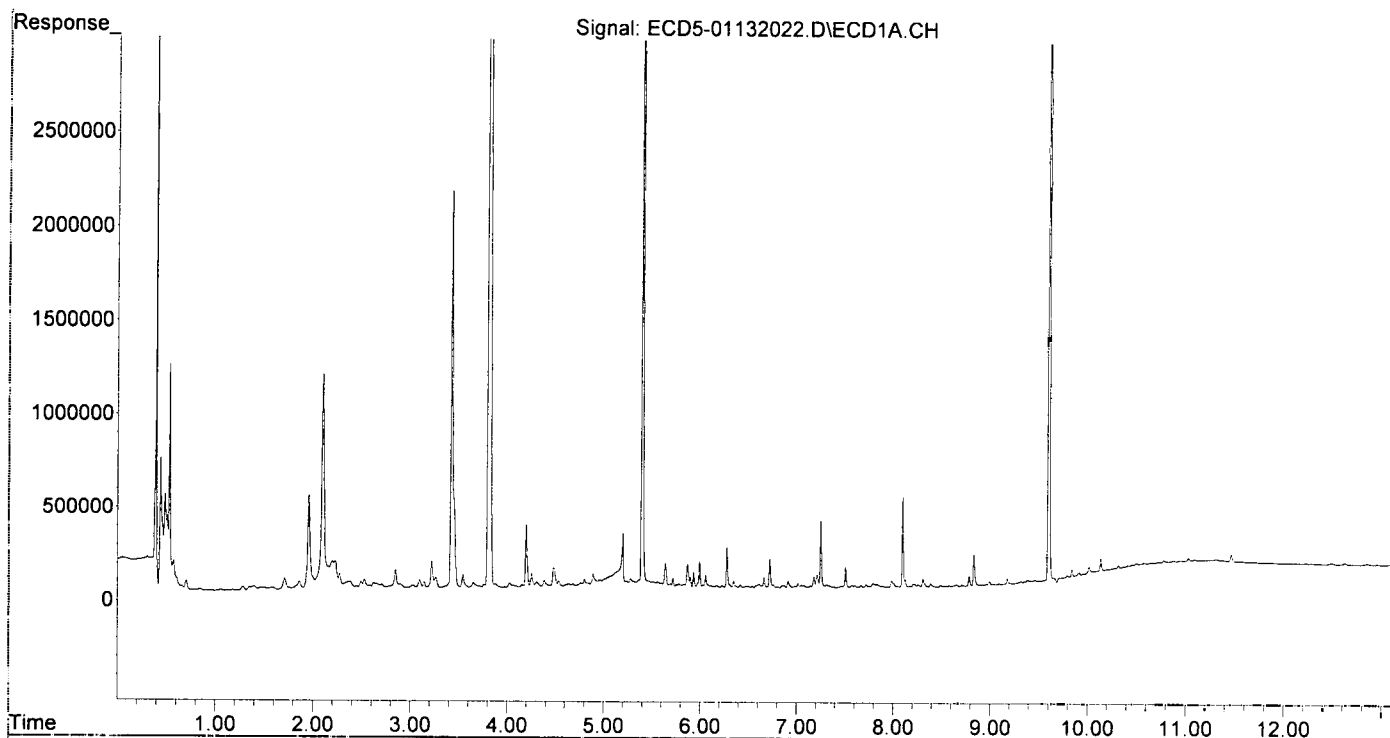
MI
MJB
1/13/20

Compound	RT#1	RT#2	Resp#1	Resp#2	ng/mL	ng/mL
System Monitoring Compounds						
1) S TCMX (S)	5.399	6.123	4805652	8163927	24.611	27.388
22) S DCBP (S)	9.601	10.736	5551131	6470483	37.120	36.362
Target Compounds						
2) a-BHC	5.933	0.000	85623	0	0.325	N.D. #
3) g-BHC	6.227	7.025	15055	147557	0.064	0.404 #
4) b-BHC	6.279	7.098	219282	23393	2.070	0.145 #
5) Heptachlor	6.614	7.394f	20853	20968	0.092	0.059
6) d-BHC	6.419f	7.368	16219	18892	0.074	0.114 #
7) Aldrin	6.870	7.704	13110	10302	0.059	0.031 #
8) Heptachlo...	7.311	8.115	14762	62505	0.072	0.203 #
9) trans-Chl...	7.459f	8.273	9571	157009	0.045	0.504 #
10) cis-Chlor...	7.508	8.399	107933	39840	0.527	0.134 #
11) Endosulfa...	7.604	8.444	9681	27502	0.050	0.099 #
12) 4,4'-DDE	7.577	8.470	11525	30313	0.056	0.137 #
13) Dieldrin	7.793	8.627	22744	51656	0.106	0.167 #
14) Endrin	7.984f	8.870	34331	5305	0.198	0.023 #
15) 4,4'-DDD	7.984f	8.903	34331	15349	0.199	0.062 #
16) Endosulfa...	8.099	8.990	478392	529597	2.804	2.168
17) 4,4'-DDT	8.225f	9.133	19031	25657	0.115	0.149
18) Endrin Al...	8.390	9.253	18903	12457	0.123	0.056 #
19) Endosulfa...	8.712	9.455	7600	7251	0.047	0.033
20) Methoxychlor	8.579f	9.613	5214	32267	0.060	0.271 #
21) Endrin Ke...	8.921f	9.849	4435	117820	0.023	0.470 #
23) Hexachlor...	3.220f	3.786f	153758	3786087	0.771	9.448 #
24) Hexachlor...	5.781	6.602	25719	277204	BelowCal	0.866
25) Oxychlorthane	7.251	8.065	358531	87221	1.853	0.312 #
26) 2,4'-DDE	7.311	8.248	14762	26574	0.104	0.126
27) trans-Non...	7.508	8.339	107933	32092	0.388	0.104 #
28) 2,4'-DDD	7.720	8.627	15936	51656	0.125	0.280 #
29) 2,4'-DDT	0.000	8.870	0	5305	N.D.	BelowCal
30) cis-Nonac...	7.984	8.903	34331	15349	0.146	0.045 #
31) Mirex	8.655	9.849	11353	117820	6722.963	0.413 #
32) Chlordane...	7.459f	8.273	9571	157009	0.408	4.037 #
33) Chlordane...	7.508f	8.399	107933	39840	3.745	1.241 #
34) Chlordane...	8.099	9.046	478392	69744	62.884	6.569 #
35) Chlordane...	3.806	3.786	9890344	3786087	NoCal	NoCal
36) Toxaphene...	7.508	8.627	107933	51656	102.479	19.101 #
37) Toxaphene...	7.793	8.990f	22744	529597	11.695	152.071 #
38) Toxaphene...	8.099	8.990	478392	529597	110.163	98.746
39) Toxaphene...	8.390f	9.046f	18903	69744	4.679	7.727 #
40) Toxaphene...	8.579	9.233	5214	12457	1.586	2.481 #
41) Toxaphene...	8.655	9.643	11353	79806	2.614	14.215 #
42) Toxaphene...	3.806	3.786	9890344	3786087	NoCal	NoCal

(f)=RT Delta > 1/2 Window (#)=Amounts differ by > 40% (m)=manual int.

Data Path : R:\data\2020-01\0A13038\
Data File : ECD5-01132022.D
Signal(s) : Signal #1: ECD1A.CH Signal #2: ECD2B.CH
Acq On : 13 Jan 2020 17:09
Operator : MJB
Sample : A9J0599-48RE1
Misc : 1x, 8081B 2,4+4,4-DDx Only, GPC
ALS Vial : 19 (Sig #1); 0 (Sig #2) Sample Multiplier: 1

Integration File signal 1: PEST1.e
Integration File signal 2: PEST2.e
Quant Time: Jan 13 17:50:17 2020
Quant Method : R:\methods\ECD5_QUANTPEST_200107.M
Quant Title : Instrument: DualECD5
QLast Update : Thu Jan 09 11:11:29 2020
Response via : Initial Calibration
Integrator: ChemStation 6890 Scale Mode: Small noise peaks clipped



Data Path : R:\data\2020-01\0A13038\
 Data File : ECD5-01132033.D
 Signal(s) : Signal #1: ECD1A.CH Signal #2: ECD2B.CH
 Acq On : 13 Jan 2020 20:29
 Operator : MJB
 Sample : 0A13038-CCV5
 Misc : A19K134, AB 100 ppb
 ALS Vial : 5 (Sig #1); 0 (Sig #2) Sample Multiplier: 1

Integration File signal 1: PEST1.e
 Integration File signal 2: PEST2.e
 Quant Time: Jan 14 10:30:26 2020
 Quant Method : R:\methods\ECD5_QUANTPEST_200107.M
 Quant Title : Instrument: DualECD5
 QLast Update : Thu Jan 09 11:11:29 2020
 Response via : Initial Calibration
 Integrator: ChemStation 6890 Scale Mode: Small noise peaks clipped

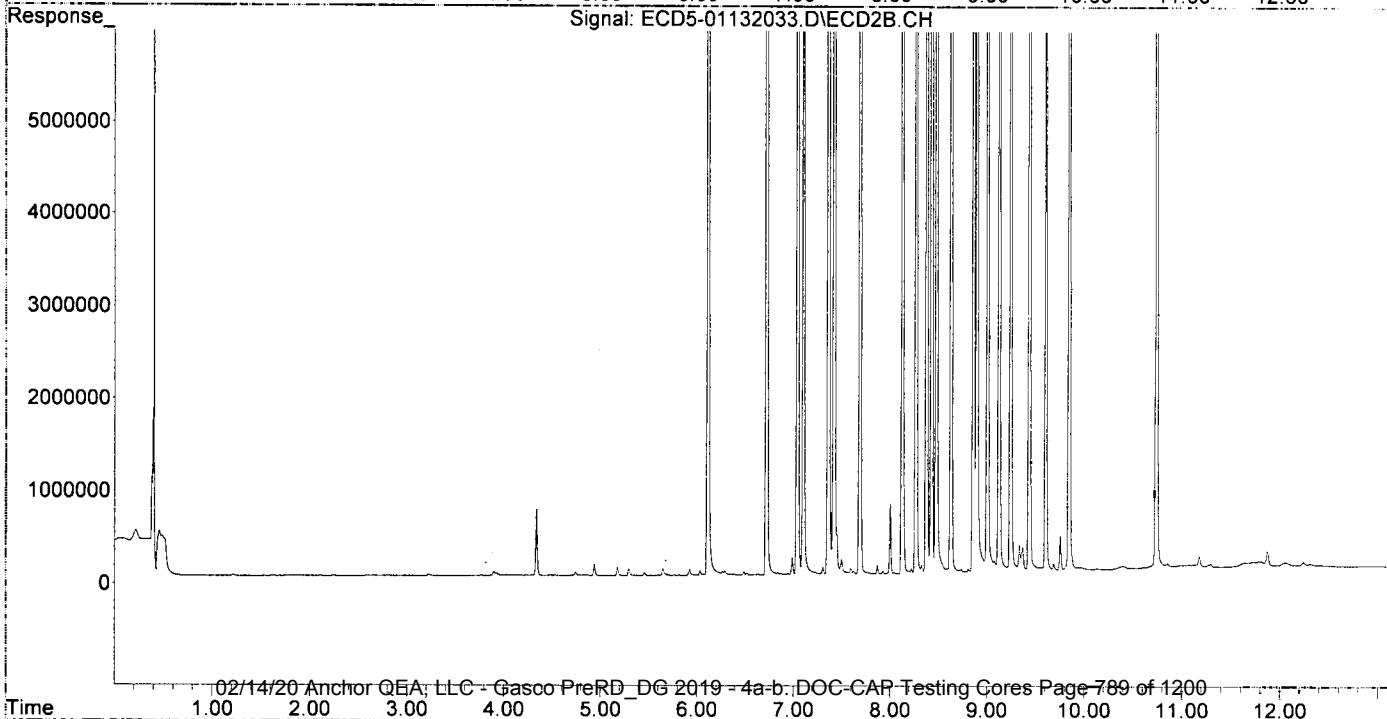
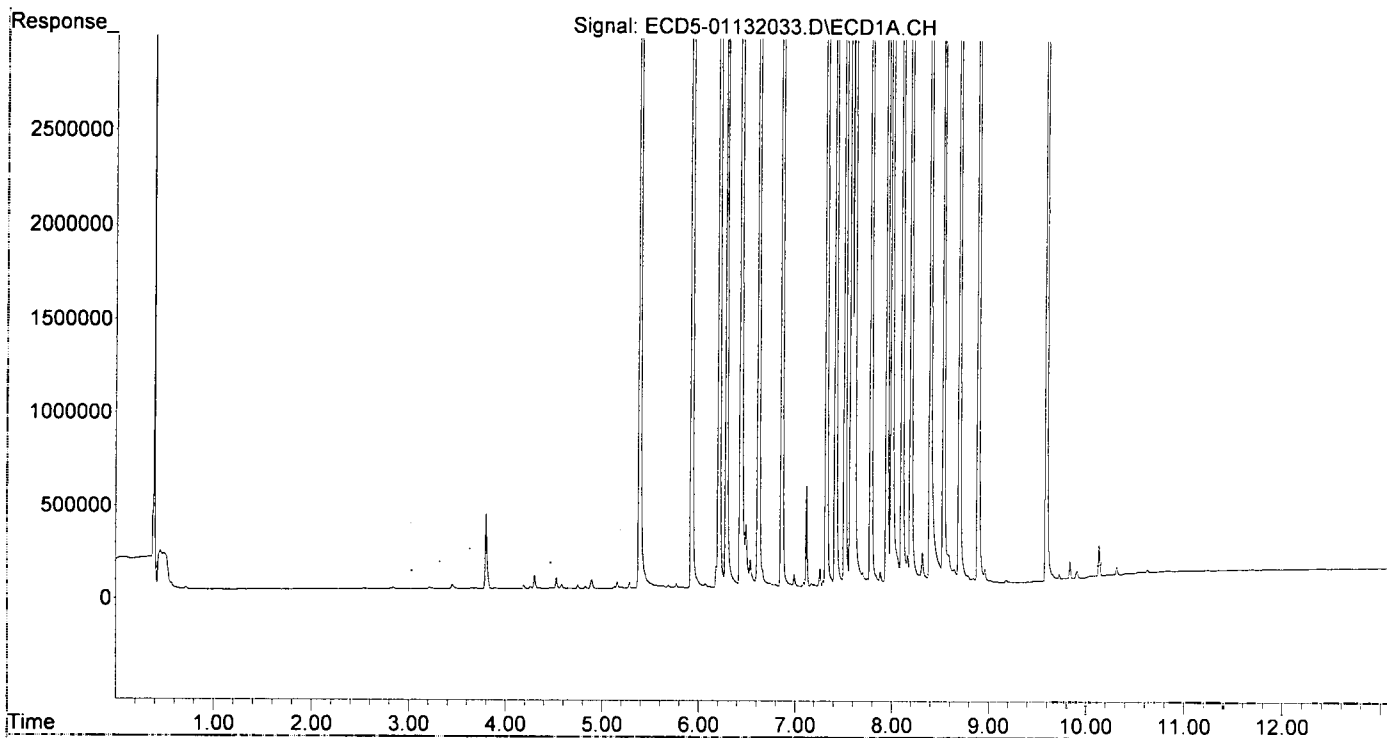
MJB 1/14/20

Compound	RT#1	RT#2	Resp#1	Resp#2	ng/mL	ng/mL
System Monitoring Compounds						
1) S TCMX (S)	5.391	6.116	17630081	30012378	90.290	100.684
22) S DCBP (S)	9.595	10.738	14203298	17988538	95.916	101.089
Target Compounds						
2) a-BHC	5.930	6.724	25972261	46079900	98.692	111.587
3) g-BHC	6.213	7.043	22550080	40008786	96.574	109.584
4) b-BHC	6.289	7.104	8815465	15277259	91.155	94.974
5) Heptachlor	6.622	7.421	22243568	39224274	97.887	110.651
6) d-BHC	6.438	7.362	20455548	38207121	93.901	101.586
7) Aldrin	6.864	7.690	20613224	36851358	93.425	110.646
8) Heptachlo...	7.325	8.129	19197565	32531361	93.122	105.609
9) trans-Chl...	7.420	8.269	19832631	32507299	94.119	104.247
10) cis-Chlor...	7.517	8.377	19114186	31891400	93.410	107.506
11) Endosulfa...	7.614	8.429	18114942	29732116	93.471	106.995
12) 4,4'-DDE	7.580	8.479	19517975	33389123	94.662	101.917
13) Dieldrin	7.787	8.631	20145824	33598872	93.538	108.759
14) Endrin	7.952	8.861	17623748	28125331	101.861	119.700
15) 4,4'-DDD	8.002	8.897	16258378	27569374	94.168	112.159
16) Endosulfa...	8.108	9.008	15703764	26920190	92.040	110.194
17) 4,4'-DDT	8.199	9.126	16191853	25851855	97.740	101.711
18) Endrin Al...	8.399	9.245	12759997	21711433	83.338	97.098
19) Endosulfa...	8.701	9.436	15829166	25873506	98.910	116.721
20) Methoxychlor	8.537	9.605	7843267	12594163	90.560	105.895
21) Endrin Ke...	8.895	9.845	18962632	29284655	99.296	116.936
23) Hexachlor...	3.216	0.000	9117	0	0.046	N.D. #
24) Hexachlor...	5.772	6.597	24948	10042	BelowCal	0.031
25) Oxychlorane	7.260	8.049	93408	13718	0.332	0.049 #
26) 2,4'-DDE	7.325	8.269	19197565	32507299	134.633	154.362
27) trans-Non...	7.517	8.330	19114186	88386	95.453	0.287 #
28) 2,4'-DDD	0.000	8.631	0	33598872	N.D.	182.167 #
29) 2,4'-DDT	7.884	8.861	71155	28125331	0.486	124.137 #
30) cis-Nonac...	8.002	8.897	16258378	27569374	68.981	80.816
31) Mirex	8.645	9.845	73965	29284655	0.302	146.010 #
32) Chlordane...	7.420	8.269	19832631	32507299	845.323	835.729
33) Chlordane...	7.517	8.377	19114186	31891400	663.209	993.566 #
34) Chlordane...	8.108f	9.080f	15703764	115371	2064.223	10.866 #
35) Chlordane...	3.799	0.000	401906	0	NoCal	N.D.
36) Toxaphene...	7.517	8.631	19114186	33598872	18148.298	12424.206
37) Toxaphene...	7.787	9.008f	20145824	26920190	10359.539	7730.005
38) Toxaphene...	8.108	9.008	15703764	26920190	3582.815	3941.311
39) Toxaphene...	8.320f	9.080	170153	115371	42.117	12.783 #
40) Toxaphene...	0.000	9.245	0	21711433	N.D.	4323.305 #
41) Toxaphene...	8.645	9.605f	73965	12594163	17.033	2243.283 #
42) Toxaphene...	3.799	0.000	401906	0	NoCal	N.D.

(f)=RT Delta > 1/2 Window (#)=Amounts differ by > 40% (m)=manual int.

Data Path : R:\data\2020-01\0A13038\
Data File : ECD5-01132033.D
Signal(s) : Signal #1: ECD1A.CH Signal #2: ECD2B.CH
Acq On : 13 Jan 2020 20:29
Operator : MJB
Sample : 0A13038-CCV5
Misc : A19K134, AB 100 ppb
ALS Vial : 5 (Sig #1); 0 (Sig #2) Sample Multiplier: 1

Integration File signal 1: PEST1.e
Integration File signal 2: PEST2.e
Quant Time: Jan 14 10:30:26 2020
Quant Method : R:\methods\ECD5_QUANTPEST_200107.M
Quant Title : Instrument: DualECD5
QLast Update : Thu Jan 09 11:11:29 2020
Response via : Initial Calibration
Integrator: ChemStation 6890 Scale Mode: Small noise peaks clipped



Data Path : R:\data\2020-01\0A13038\
 Data File : ECD5-01132034.D
 Signal(s) : Signal #1: ECD1A.CH Signal #2: ECD2B.CH
 Acq On : 13 Jan 2020 20:46
 Operator : MJB
 Sample : 0A13038-CCV6
 Misc : A19J409, 9-42 100 ppb
 ALS Vial : 6 (Sig #1); 0 (Sig #2) Sample Multiplier: 1

Integration File signal 1: PEST1.e
 Integration File signal 2: PEST2.e
 Quant Time: Jan 14 10:30:32 2020
 Quant Method : R:\methods\ECD5_QUANTPEST_200107.M
 Quant Title : Instrument: DualECD5
 QLast Update : Thu Jan 09 11:11:29 2020
 Response via : Initial Calibration
 Integrator: ChemStation 6890 Scale Mode: Small noise peaks clipped

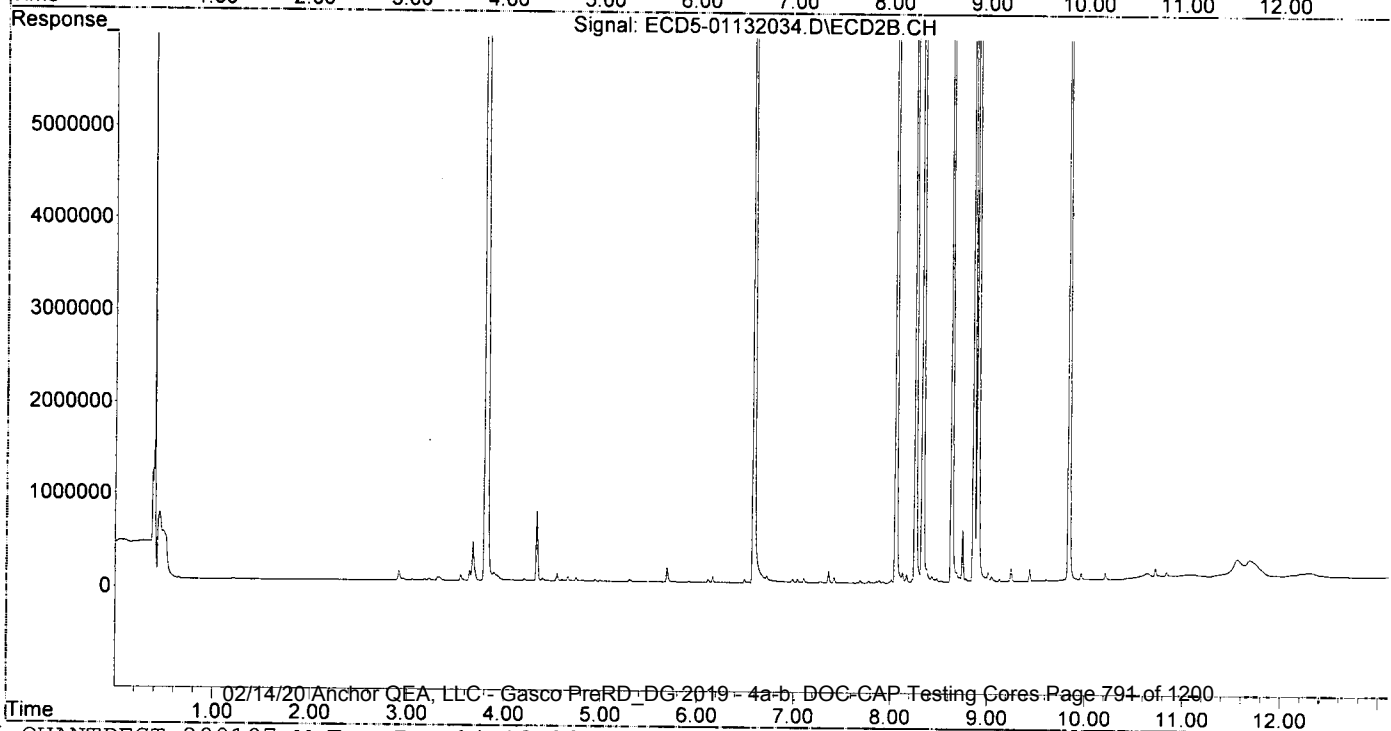
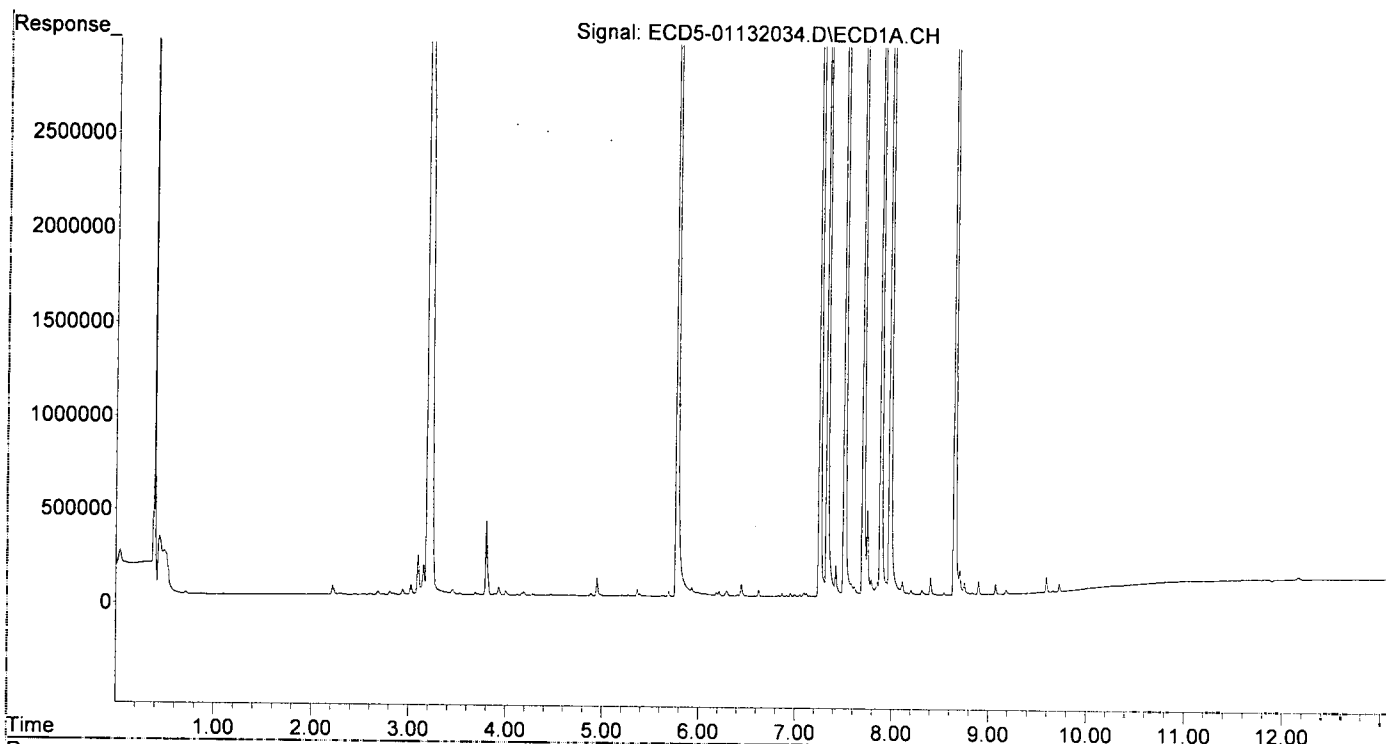
MJB
1/14/20

Compound	RT#1	RT#2	Resp#1	Resp#2	ng/mL	ng/mL
System Monitoring Compounds						
1) S TCMX (S)	5.390	6.115	12541	29965	0.064	0.101 #
22) S DCBP (S)	9.595	10.726	80017	83692	0.379	0.470
Target Compounds						
2) a-BHC	5.928	6.720	49063	64978	0.186	0.157
3) g-BHC	6.212	7.041	28696	37453	0.123	0.103
4) b-BHC	6.291	7.105	28644	44063	0.125	0.274 #
5) Heptachlor	6.623	7.420	37037	59746	0.163	0.169
6) d-BHC	6.443	7.362	66196	124876	0.304	0.429 #
7) Aldrin	6.865	7.690	17115	30170	0.078	0.091
8) Heptachlo...	7.329	8.127	11979822	109903	58.111	0.357 #
9) trans-Chl...	7.421	8.258	166782	20158920	0.791	64.647 #
10) cis-Chlor...	7.510	8.374	18259911	144461	89.235	0.487 #
11) Endosulfa...	7.614	8.430	52133	63218	0.269	0.227
12) 4,4'-DDE	7.614f	8.478	52133	40056	0.253	0.171
13) Dieldrin	7.789	8.632	86815	18779232	0.403	60.788 #
14) Endrin	7.981f	8.860	21151743	21315721	122.252	90.719
15) 4,4'-DDD	7.981f	8.902	21151743	35111958	122.510	142.844
16) Endosulfa...	8.110	9.007	77596	101527	0.455	0.416
17) 4,4'-DDT	8.202	9.126	29814	27606	0.180	0.159
18) Endrin Al...	8.402	9.245	95325	144877	0.623	0.648
19) Endosulfa...	8.702	9.436	131475	132451	0.822	0.598
20) Methoxychlor	8.541	9.604	12321	16656	0.142	0.140
21) Endrin Ke...	8.898	9.838	68952	18977216	0.361	75.778 #
23) Hexachlor...	3.197	3.805	16305593	36284058	81.754	90.546
24) Hexachlor...	5.772	6.584	17023444	30889764	88.137	96.500
25) Oxychlorthane	7.254	8.058	16410329	27734718	92.882	99.161
26) 2,4'-DDE	7.329	8.258	11979822	20158920	84.015	95.725
27) trans-Non...	7.510	8.333	18259911	31175751	91.214	101.388
28) 2,4'-DDD	7.703	8.632	10666519	18779232	83.834	101.818
29) 2,4'-DDT	7.886	8.860	12912004	21315721	88.151	97.942
30) cis-Nonac...	7.981	8.902	21151743	35111958	89.742	102.925
31) Mirex	8.649	9.838	12340967	18977216	92.527	98.952
32) Chlordane...	7.421	8.258f	166782	20158920	7.109	518.265 #
33) Chlordane...	7.510f	8.374	18259911	144461	633.568	4.501 #
34) Chlordane...	8.110f	9.044	77596	54703	10.200	5.152 #
35) Chlordane...	3.799	3.805	393925	36284058	NoCal	NoCal
36) Toxaphene...	7.510	8.632	18259911	18779232	17337.193	6944.193 #
37) Toxaphene...	7.789	9.007f	86815	101527	44.643	29.153
38) Toxaphene...	8.110	9.007	77596	101527	14.406	15.864
39) Toxaphene...	0.000	9.044f	0	54703	N.D.	6.061 #
40) Toxaphene...	0.000	9.245	0	144877	N.D.	28.849 #
41) Toxaphene...	8.649	9.604f	12340967	16656	2841.996	2.967 #
42) Toxaphene...	3.799	3.805	393925	36284058	NoCal	NoCal

(f)=RT Delta > 1/2 Window (#)=Amounts differ by > 40% (m)=manual int.

Data Path : R:\data\2020-01\0A13038\
Data File : ECD5-01132034.D
Signal(s) : Signal #1: ECD1A.CH Signal #2: ECD2B.CH
Acq On : 13 Jan 2020 20:46
Operator : MJB
Sample : 0A13038-CCV6
Misc : A19J409, 9-42 100 ppb
ALS Vial : 6 (Sig #1); 0 (Sig #2) Sample Multiplier: 1

Integration File signal 1: PEST1.e
Integration File signal 2: PEST2.e
Quant Time: Jan 14 10:30:32 2020
Quant Method : R:\methods\ECD5_QUANTPEST_200107.M
Quant Title : Instrument: DualECD5
QLast Update : Thu Jan 09 11:11:29 2020
Response via : Initial Calibration
Integrator: ChemStation 6890 Scale Mode: Small noise peaks clipped



Quantitation Report (Not Reviewed)

Data Path : R:\data\2020-01\0A13038\
 Data File : ECD5-01132035.D
 Signal(s) : Signal #1: ECD1A.CH Signal #2: ECD2B.CH
 Acq On : 13 Jan 2020 21:03
 Operator : MJB
 Sample : 0A13038-CCB4
 Misc : A19L339
 ALS Vial : 7 (Sig #1); 0 (Sig #2) Sample Multiplier: 1

Integration File signal 1: PEST1.e
 Integration File signal 2: PEST2.e
 Quant Time: Jan 14 10:30:40 2020
 Quant Method : R:\methods\ECD5_QUANTPEST_200107.M
 Quant Title : Instrument: DualECD5
 QLast Update : Thu Jan 09 11:11:29 2020
 Response via : Initial Calibration
 Integrator: ChemStation 6890 Scale Mode: Small noise peaks clipped

MJB
4/12/20

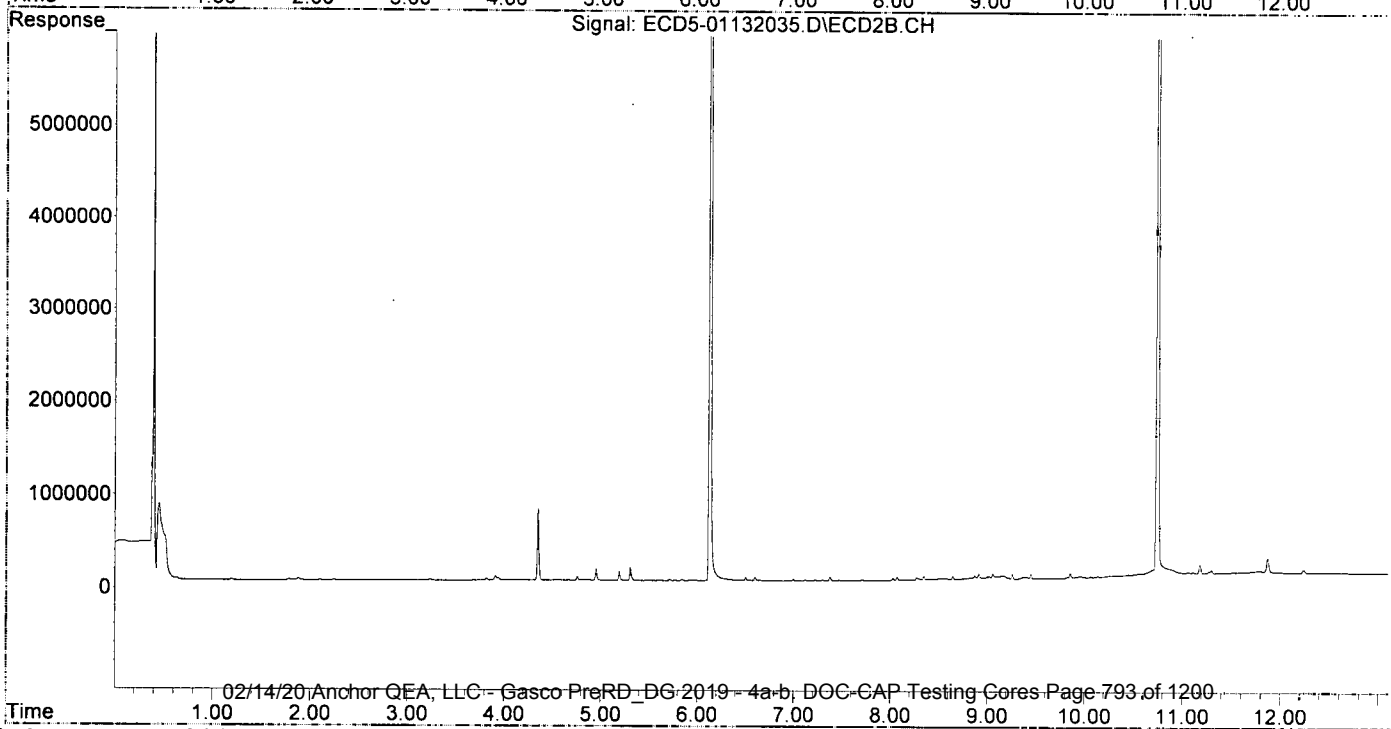
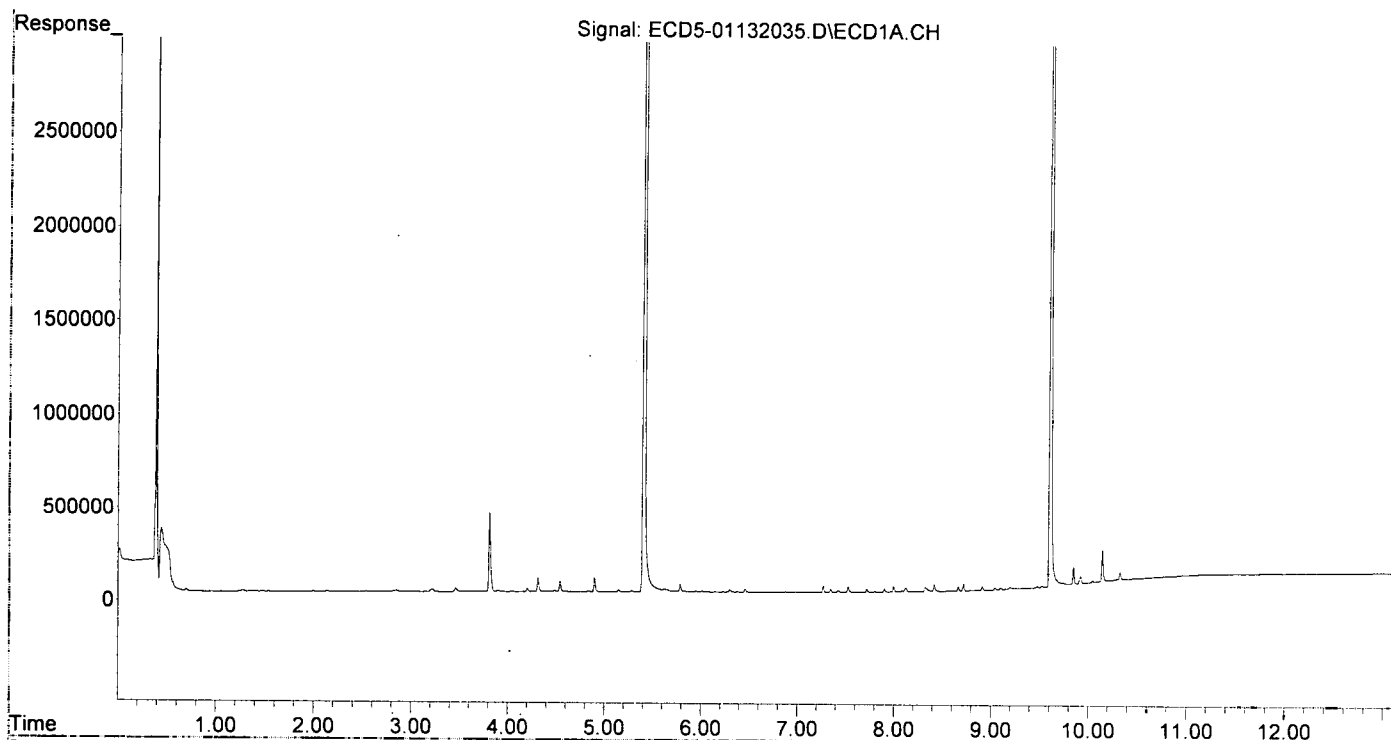
Compound		RT#1	RT#2	Resp#1	Resp#2	ng/mL	ng/mL
System Monitoring Compounds							
1)	S TCMX (S)	5.407	6.131	17441861	30680048	89.326	102.924
22)	S DCBP (S)	9.610	10.745	13979661	17690744	94.385	99.416
Target Compounds							
2)	a-BHC	5.948	0.000	4265	0	0.016	N.D. #
3)	g-BHC	0.000	0.000	0	0	N.D.	N.D.
4)	b-BHC	6.302	7.121	13763	9238	5931.862	0.057 #
5)	Heptachlor	0.000	0.000	0	0	N.D.	N.D.
6)	d-BHC	6.460	7.378	17382	35387	0.080	0.163 #
7)	Aldrin	0.000	7.709	0	12725	N.D.	0.038 #
8)	Heptachlo...	7.348	0.000	16189	0	0.079	N.D. #
9)	trans-Chl...	7.424	8.274	9192	24202	0.044	0.078 #
10)	cis-Chlor...	7.528	8.395	28610	1703	0.140	0.006 #
11)	Endosulfa...	0.000	8.395f	0	1703	N.D.	0.006 #
12)	4,4'-DDE	0.000	0.000	0	0	N.D.	N.D.
13)	Dieldrin	7.805	8.648	3615	28803	0.017	0.093 #
14)	Endrin	0.000	8.875	0	29411	N.D.	0.125 #
15)	4,4'-DDD	7.998	8.917	30738	48619	0.178	0.198
16)	Endosulfa...	8.124	9.001	19909	18181	0.117	0.074
17)	4,4'-DDT	0.000	0.000	0	0	N.D.	N.D.
18)	Endrin Al...	8.418	9.261	38660	54297	0.252	0.243
19)	Endosulfa...	8.720	9.451	37351	51627	0.233	0.233
20)	Methoxychlor	8.555	0.000	2267	0	0.026	N.D. #
21)	Endrin Ke...	8.914	9.855	21715	54015	0.114	0.216 #
23)	Hexachlor...	3.223f	3.816	12470	22493	0.063	0.056
24)	Hexachlor...	5.788	6.600	42914	35783	0.067	0.112 #
25)	Oxychlorthane	7.271	8.073	34011	33058	BelowCal	0.118
26)	2,4'-DDE	7.348	8.274	16189	24202	0.114	0.115
27)	trans-Non...	7.528	8.349	28610	34496	BelowCal	0.112
28)	2,4'-DDD	7.721	8.648	17433	28803	0.137	0.156
29)	2,4'-DDT	7.903	8.875	16625	29411	0.113	0.056 #
30)	cis-Nonac...	7.998	8.917	30738	48619	0.130	0.143
31)	Mirex	8.666	9.828	21134	14900	6722.891	BelowCal #
32)	Chlordane...	7.424	8.274	9192	24202	0.392	0.622 #
33)	Chlordane...	7.528	8.395	28610	1703	0.993	0.053 #
34)	Chlordane...	8.082	9.060	5018	48246	0.660	4.544 #
35)	Chlordane...	3.811	3.816	422910	22493	NoCal	NoCal
36)	Toxaphene...	7.528	8.648f	28610	28803	27.164	10.651 #
37)	Toxaphene...	7.805	9.001f	3615	18181	1.859	5.220 #
38)	Toxaphene...	8.124	9.001	19909	18181	0.604	BelowCal #
39)	Toxaphene...	8.329f	9.060	22754	48246	5.632	5.345
40)	Toxaphene...	8.555f	9.261	2267	54297	0.689	10.812 #
41)	Toxaphene...	8.666	0.000	21134	0	4.867	N.D. #
42)	Toxaphene...	3.811	3.816	422910	22493	NoCal	NoCal

(f)=RT Delta > 1/2 Window (#)=Amounts differ by > 40% (m)=manual int.

Quantitation Report (Not Reviewed)

Data Path : R:\data\2020-01\0A13038\
Data File : ECD5-01132035.D
Signal(s) : Signal #1: ECD1A.CH Signal #2: ECD2B.CH
Acq On : 13 Jan 2020 21:03
Operator : MJB
Sample : 0A13038-CCB4
Misc : A19L339
ALS Vial : 7 (Sig #1); 0 (Sig #2) Sample Multiplier: 1

Integration File signal 1: PEST1.e
Integration File signal 2: PEST2.e
Quant Time: Jan 14 10:30:40 2020
Quant Method : R:\methods\ECD5_QUANTPEST_200107.M
Quant Title : Instrument: DualECD5
QLast Update : Thu Jan 09 11:11:29 2020
Response via : Initial Calibration
Integrator: ChemStation 6890 Scale Mode: Small noise peaks clipped



Data Path : R:\data\2020-01\0A13038\
 Data File : ECD5-01132038.D
 Signal(s) : Signal #1: ECD1A.CH Signal #2: ECD2B.CH
 Acq On : 13 Jan 2020 21:58
 Operator : MJB
 Sample : A9J05/9-33RE1
 Misc : 1x, 8081B 2,4+4,4-DDx Only, GPC
 ALS Vial : 28 (Sig #1); 0 (Sig #2) Sample Multiplier: 1

Integration File signal 1: PEST1.e
 Integration File signal 2: PEST2.e
 Quant Time: Jan 14 11:44:32 2020
 Quant Method : R:\methods\ECD5_QUANTPEST_200107.M
 Quant Title : Instrument: DualECD5
 QLast Update : Thu Jan 09 11:11:29 2020
 Response via : Initial Calibration
 Integrator: ChemStation 6890 Scale Mode: Small noise peaks clipped

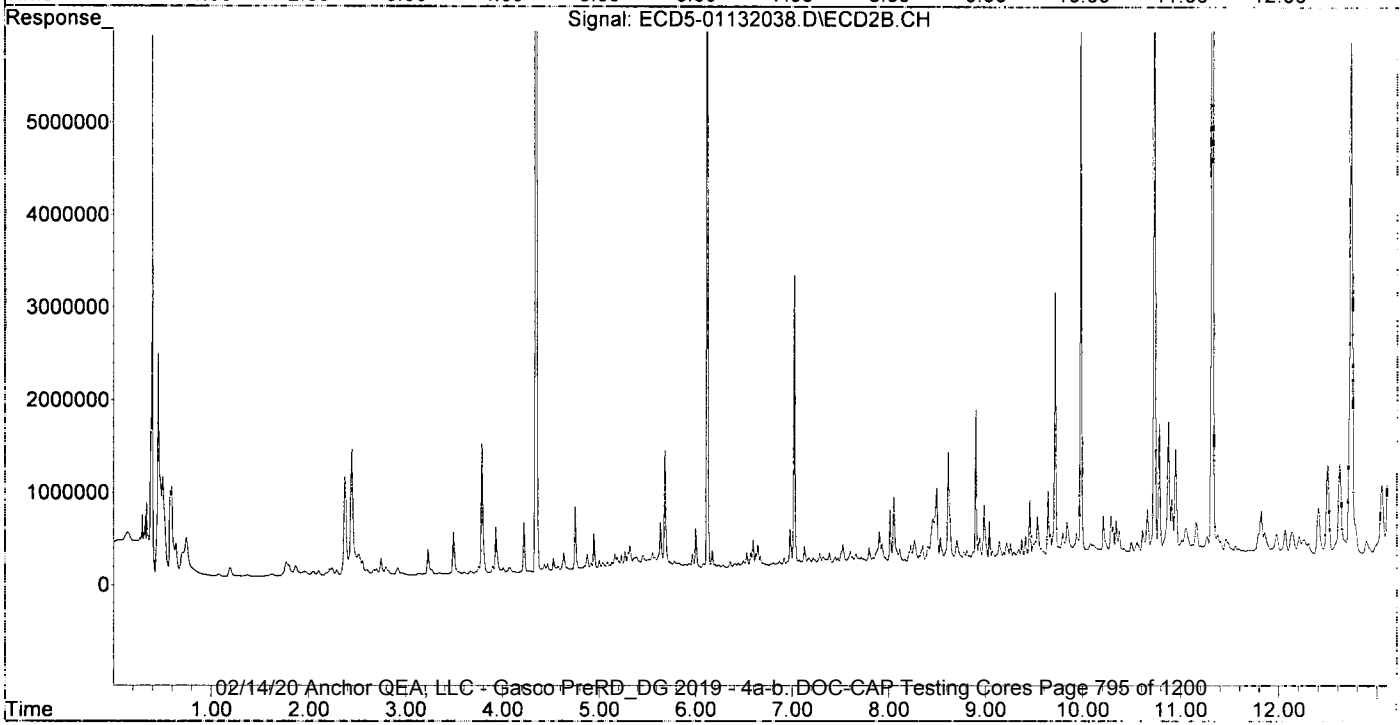
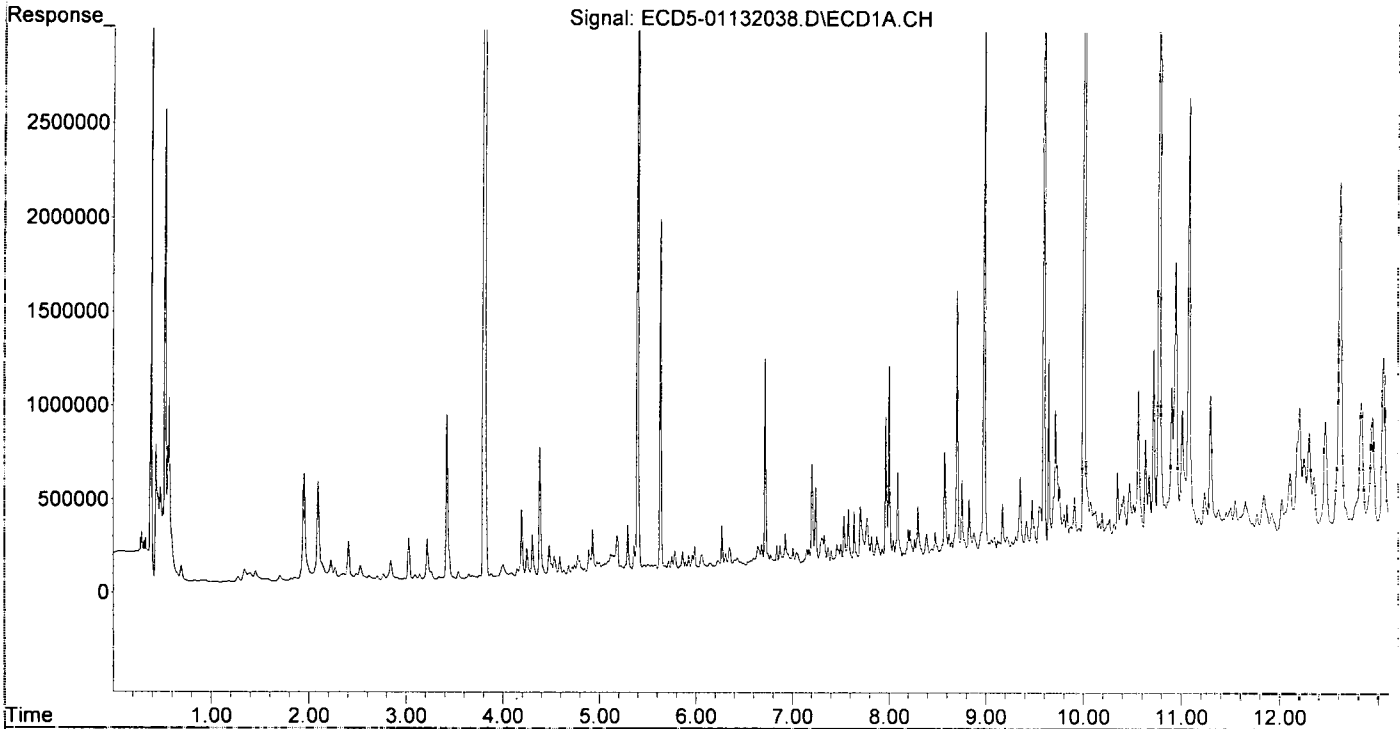
Compound	RT#1	RT#2	Resp#1	Resp#2	ng/mL	ng/mL
System Monitoring Compounds						
1) S TCMX (S)	5.395	6.120	5284683	9305853	27.065	31.219
22) S DCBP (S)	9.596	10.731	5618206	7673658	37.572	43.123
Target Compounds						
2) a-BHC	5.924	6.741	70760	31108	0.269	0.075 #
3) g-BHC	6.225	7.021f	31809	3143791	0.136	8.611 #
4) b-BHC	6.307	7.096	69301	55541	0.539	0.345
5) Heptachlor	6.640	7.444f	99913	92219	0.440	0.260 #
6) d-BHC	6.426	7.349	42869	71357	0.197	0.270
7) Aldrin	6.870	7.686	97233	74353	0.441	0.223 #
8) Heptachlo...	7.330	8.111	141005	162068	0.684	0.526
9) trans-Chl...	7.402f	8.265	57749	254557	0.274	0.816 #
10) cis-Chlor...	7.534	8.405f	239770	190149	1.172	0.641 #
11) Endosulfa...	7.638	8.456f	263018	486702	1.357	1.751
12) 4,4'-DDE	7.580	8.488	278432	698605	1.350	2.428m# P-01
13) Dieldrin	7.774	8.614	224278	1200097	1.041	3.885 #
14) Endrin	7.969	8.876	758985	116783	4.387	0.497 #
15) 4,4'-DDD	8.002	8.899	1030099	1648464	5.966	6.706
16) Endosulfa...	8.091f	8.985f	460421	632741	2.699	2.590
17) 4,4'-DDT	8.198	9.140	151207	227670	0.913	1.094 P-01
18) Endrin Al...	8.387	9.255	120992	198074	0.790	0.886
19) Endosulfa...	8.705	9.455	1417612	665135	8.858	3.001 #
20) Methoxychlor	8.577f	9.572f	564958	139356	6.523	1.172 #
21) Endrin Ke...	8.878f	9.838	116578	422796	0.610	1.688 #
23) Hexachlor...	3.216	3.784f	216137	1405473	1.084	3.507 #
24) Hexachlor...	5.781	6.595	97077	305099	0.348	0.953 #
25) Oxychlordane	7.241	8.052	403070	726067	2.108	2.596
26) 2,4'-DDE	7.330	8.265	141005	254557	0.989	1.209 P-01
27) trans-Non...	7.499	8.350	89402	195842	0.294	0.637 #
28) 2,4'-DDD	7.705	8.632	283171	519763	2.226 P-02	2.818m P-01
29) 2,4'-DDT	7.874	8.876	120560	116783	0.823	0.530
30) cis-Nonac...	7.969	8.899	758985	1648464	3.220	4.832 #
31) Mirex	8.644	9.838	72176	422796	0.288	2.176 #
32) Chlordane...	7.460f	8.265	85667	254557	3.651	6.544 #
33) Chlordane...	7.534	8.405	239770	190149	8.319	5.924
34) Chlordane...	8.091	9.068	460421	119953	60.521	11.297 #
35) Chlordane...	3.802	3.784	9903751	1405473	NoCal	NoCal
36) Toxaphene...	7.499	8.614	89402	1200097	84.884	443.772 #
37) Toxaphene...	7.819	8.985	123206	632741	63.356	181.688 #
38) Toxaphene...	8.091f	8.985f	460421	632741	105.875	118.546
39) Toxaphene...	8.387f	9.068	120992	119953	29.948	13.290 #
40) Toxaphene...	8.577	9.255	564958	198074	171.836	39.442 #
41) Toxaphene...	8.644	9.641	72176	752581	16.621	134.050 #
42) Toxaphene...	3.802	3.784	9903751	1405473	NoCal	NoCal

(f)=RT Delta > 1/2 Window (#)=Amounts differ by > 40% (m)=manual int.

Quantitation Report (QT Reviewed)

Data Path : R:\data\2020-01\0A13038\
Data File : ECD5-01132038.D
Signal(s) : Signal #1: ECD1A.CH Signal #2: ECD2B.CH
Acq On : 13 Jan 2020 21:58
Operator : MJB ⁹ *MJB 1/14/20*
Sample : A9J0579-33RE1
Misc : 1x, 8081B 2,4+4,4-DDx Only, GPC
ALS Vial : 28 (Sig #1); 0 (Sig #2) Sample Multiplier: 1

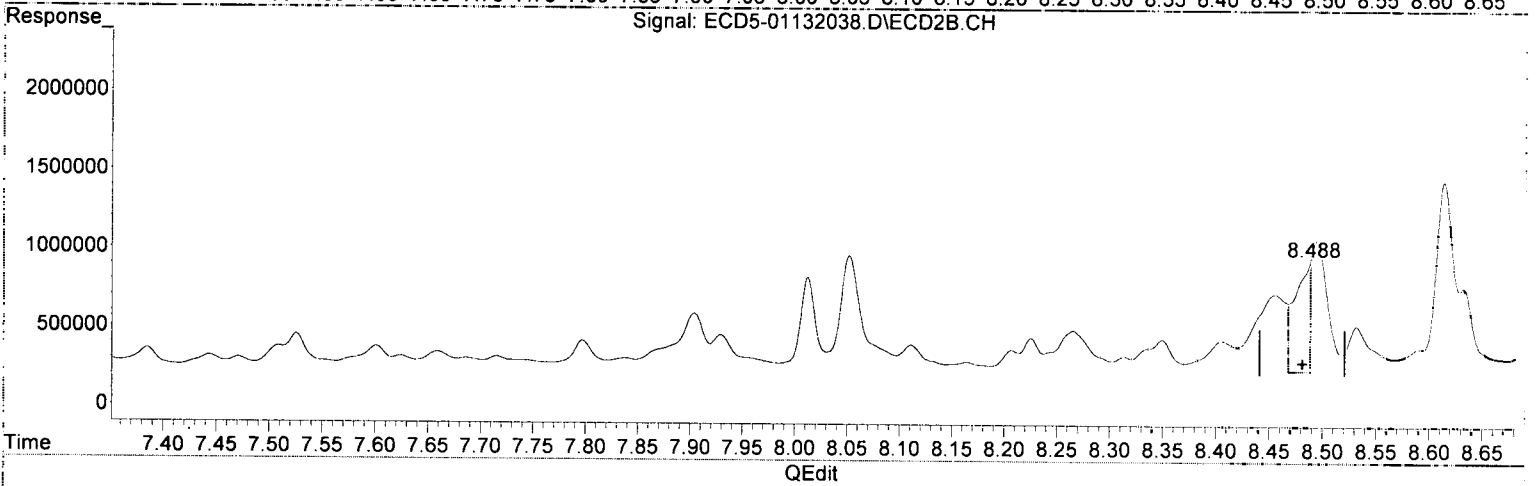
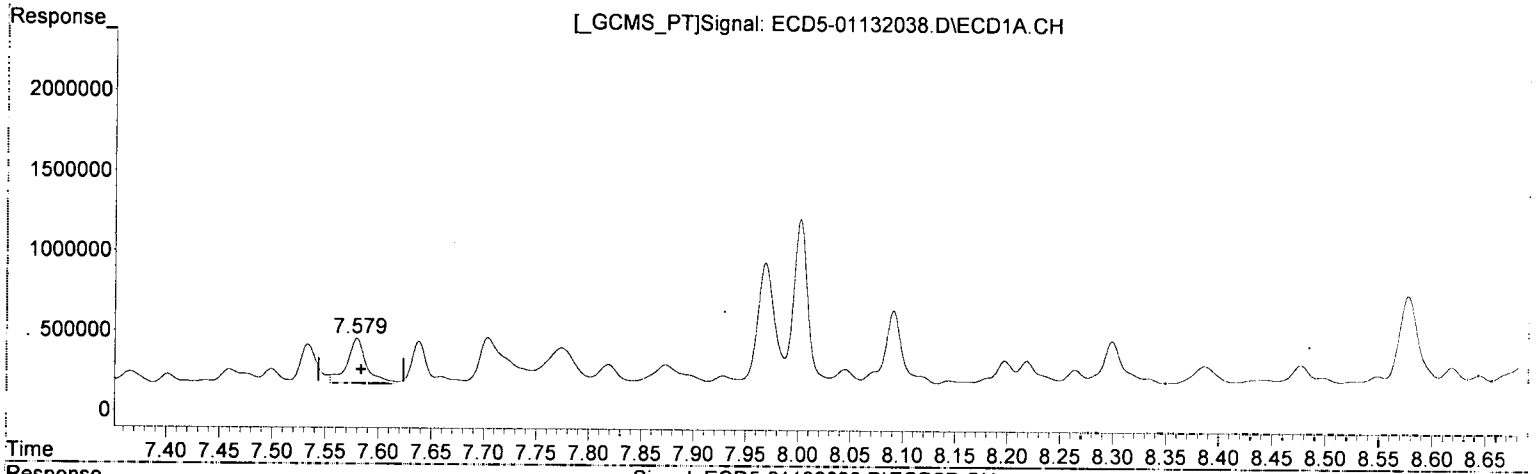
Integration File signal 1: PEST1.e
Integration File signal 2: PEST2.e
Quant Time: Jan 14 11:44:32 2020
Quant Method : R:\methods\ECD5_QUANTPEST_200107.M
Quant Title : Instrument: DualECD5
QLast Update : Thu Jan 09 11:11:29 2020
Response via : Initial Calibration
Integrator: ChemStation 6890 Scale Mode: Small noise peaks clipped



Quantitation Report (Qedit)

Data Path : R:\data\2020-01\0A13038\
Data File : ECD5-01132038.D
Signal(s) : Signal #1: ECD1A.CH Signal #2: ECD2B.CH
Acq On : 13 Jan 2020 21:58
Operator : MJB
Sample : A9J0579-33RE1 *MJB 1/14/20*
Misc : 1x, 8081B 2,4+4,4-DDx Only, GPC
ALS Vial : 28 (Sig #1); 0 (Sig #2) Sample Multiplier: 1

Integration File signal 1: PEST1.e
Integration File signal 2: PEST2.e
Quant Time: Jan 14 10:30:54 2020
Quant Method : R:\methods\ECD5_QUANTPEST_200107.M
Quant Title : Instrument: DualECD5
QLast Update : Thu Jan 09 11:11:29 2020
Response via : Initial Calibration
Integrator: ChemStation 6890 Scale Mode: Small noise peaks clipped



(12) 4,4'-DDE

7.580min 1.350 ng/mL *MJB 1/14/20*

response 278432

(12) 4,4'-DDE #2

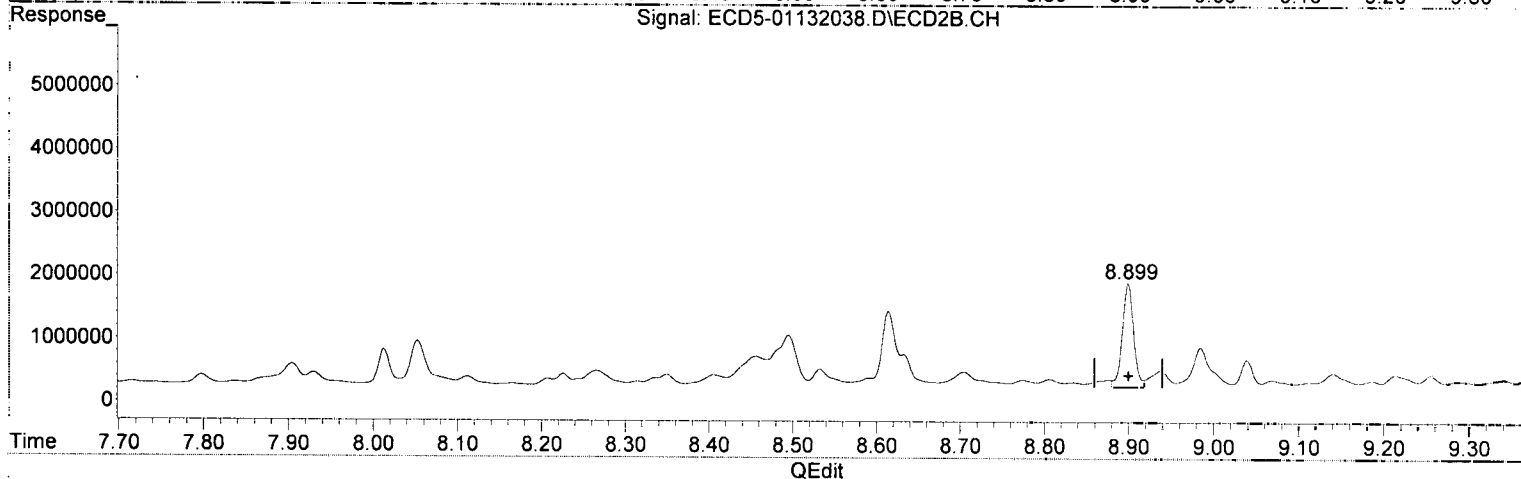
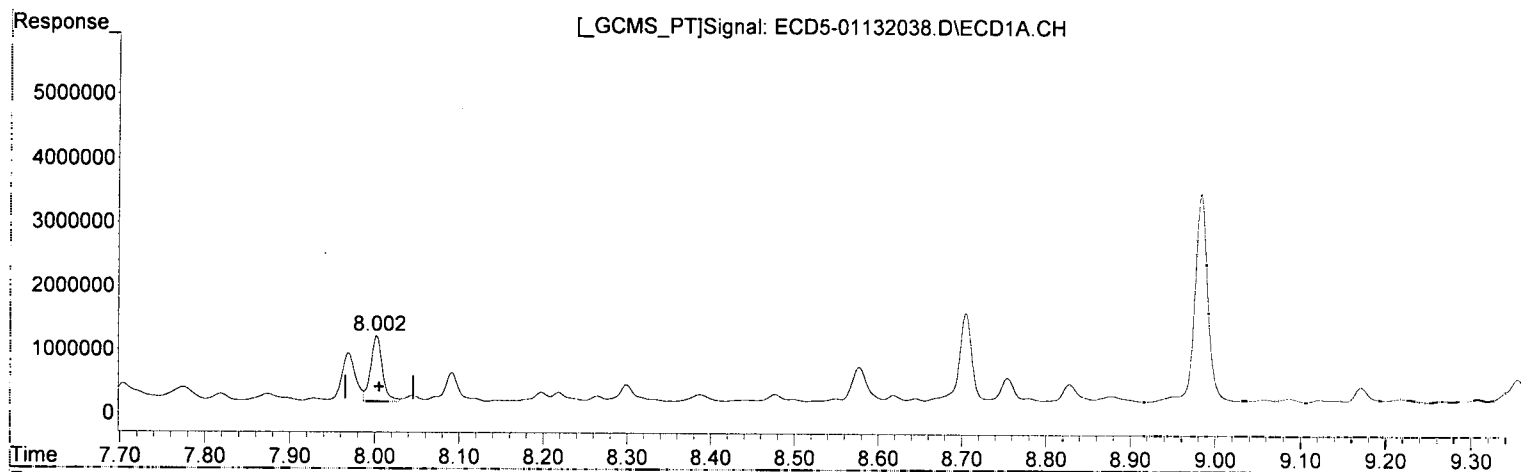
8.488min 2.428 ng/mL *MJB 1/14/20*

response 698605

Quantitation Report (Qedit)

Data Path : R:\data\2020-01\0A13038\
Data File : ECD5-01132038.D
Signal(s) : Signal #1: ECD1A.CH Signal #2: ECD2B.CH
Acq On : 13 Jan 2020 21:58
Operator : MJB
Sample : A9J0589-33RE1 *MJB 1/14/20*
Misc : 1x, 8081B 2,4+4,4-DDx Only, GPC
ALS Vial : 28 (Sig #1); 0 (Sig #2) Sample Multiplier: 1

Integration File signal 1: PEST1.e
Integration File signal 2: PEST2.e
Quant Time: Jan 14 10:30:54 2020
Quant Method : R:\methods\ECD5_QUANTPEST_200107.M
Quant Title : Instrument: DualECD5
QLast Update : Thu Jan 09 11:11:29 2020
Response via : Initial Calibration
Integrator: ChemStation 6890 Scale Mode: Small noise peaks clipped



(15) 4,4'-DDD
8.002min 5.966 ng/mL
response 1030099

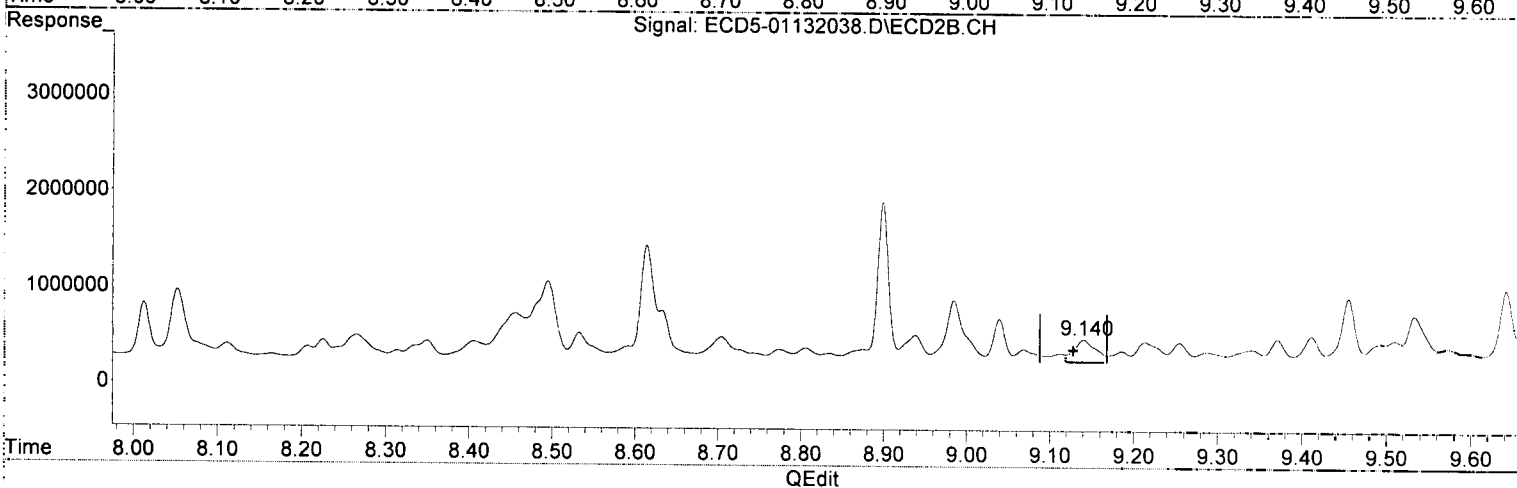
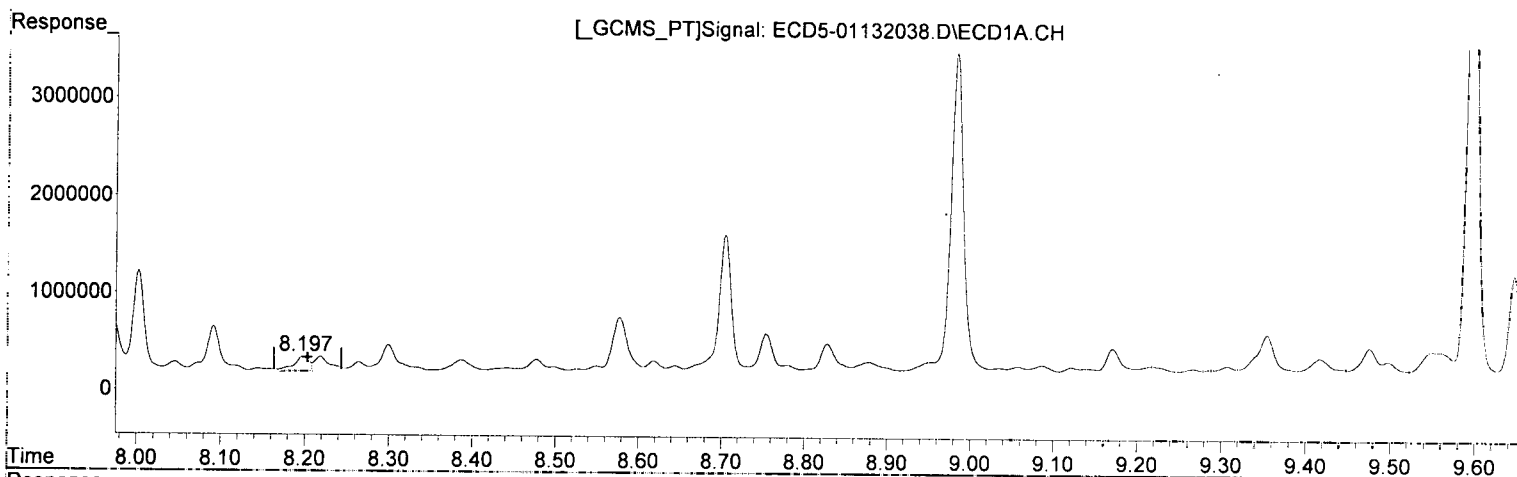
MJB 1/14/20

(15) 4,4'-DDD #2
8.899min 6.706 ng/mL
response 1648464

Quantitation Report (Qedit)

Data Path : R:\data\2020-01\0A13038\
Data File : ECD5-01132038.D
Signal(s) : Signal #1: ECD1A.CH Signal #2: ECD2B.CH
Acq On : 13 Jan 2020 21:58
Operator : MJB
Sample : A9J0579-33RE1 *MP 1/14/20*
Misc : 1x, 8081B 2,4+4,4-DDx Only, GPC
ALS Vial : 28 (Sig #1); 0 (Sig #2) Sample Multiplier: 1

Integration File signal 1: PEST1.e
Integration File signal 2: PEST2.e
Quant Time: Jan 14 10:30:54 2020
Quant Method : R:\methods\ECD5_QUANTPEST_200107.M
Quant Title : Instrument: DualECD5
QLast Update : Thu Jan 09 11:11:29 2020
Response via : Initial Calibration
Integrator: ChemStation 6890 Scale Mode: Small noise peaks clipped



(17) 4,4'-DDT

8.198min 0.913 ng/mL

response 151207

MP 1/14/20

(17) 4,4'-DDT #2

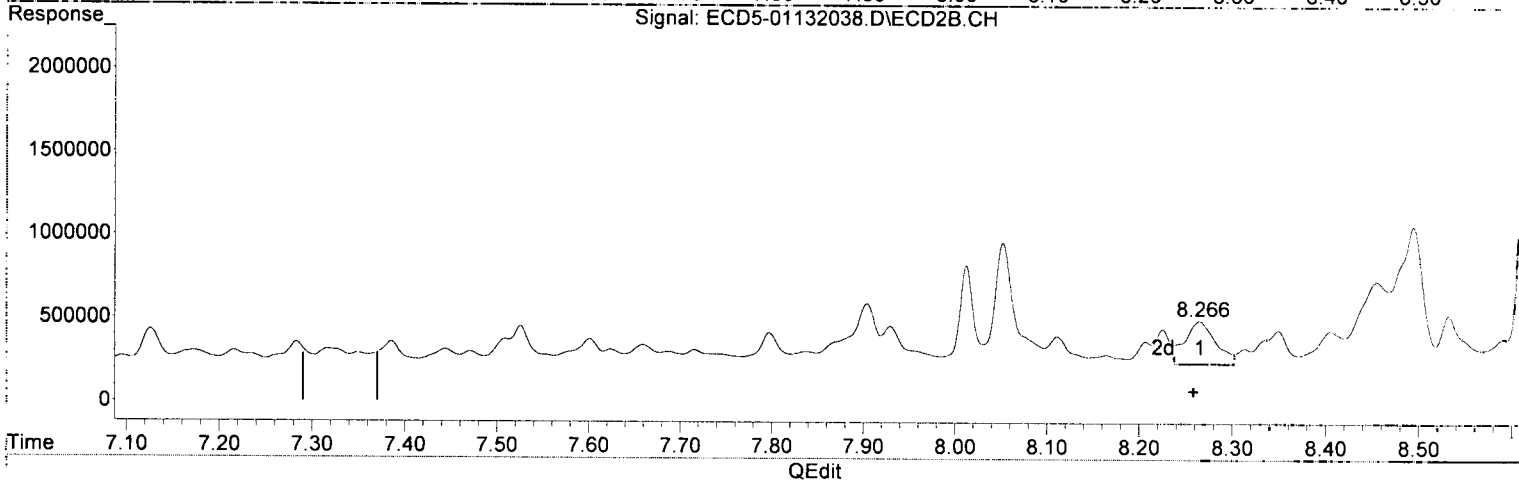
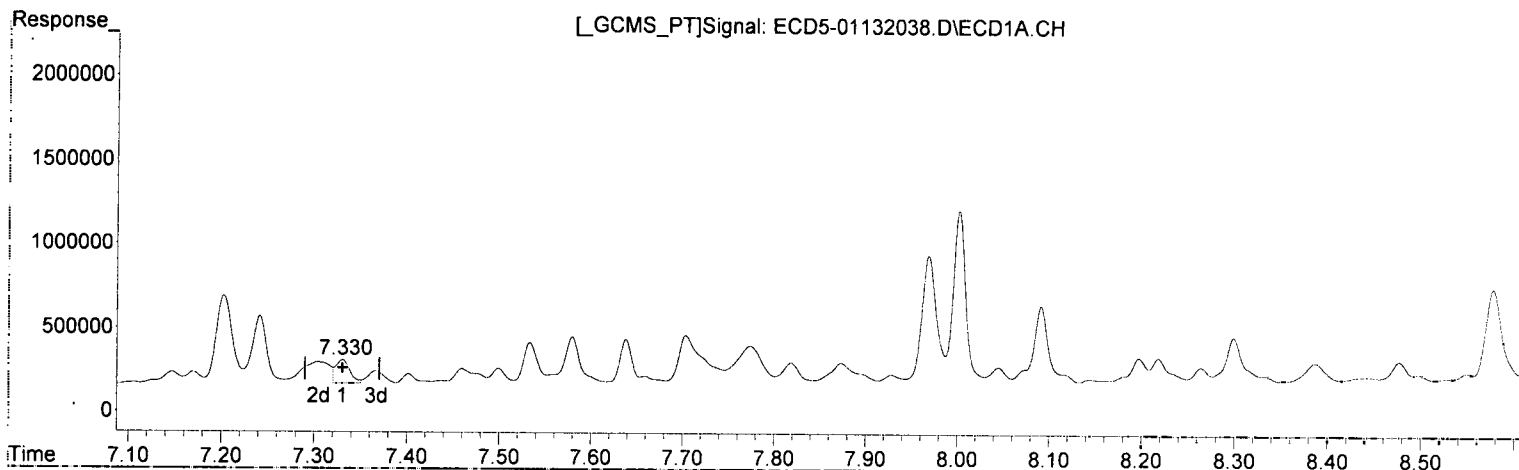
9.140min 1.094 ng/mL *2-01*

response 227670

Quantitation Report (Qedit)

Data Path : R:\data\2020-01\0A13038\
Data File : ECD5-01132038.D
Signal(s) : Signal #1: ECD1A.CH Signal #2: ECD2B.CH
Acq On : 13 Jan 2020 21:58
Operator : MJB
Sample : A9J0589-33RE1
Misc : 1x, 8081B 2,4+4,4-DDx Only, GPC
ALS Vial : 28 (Sig #1); 0 (Sig #2) Sample Multiplier: 1

Integration File signal 1: PEST1.e
Integration File signal 2: PEST2.e
Quant Time: Jan 14 10:30:54 2020
Quant Method : R:\methods\ECD5_QUANTPEST_200107.M
Quant Title : Instrument: DualECD5
QLast Update : Thu Jan 09 11:11:29 2020
Response via : Initial Calibration
Integrator: ChemStation 6890 Scale Mode: Small noise peaks clipped



(26) 2,4'-DDE
7.330min 0.989 ng/mL
response 141005

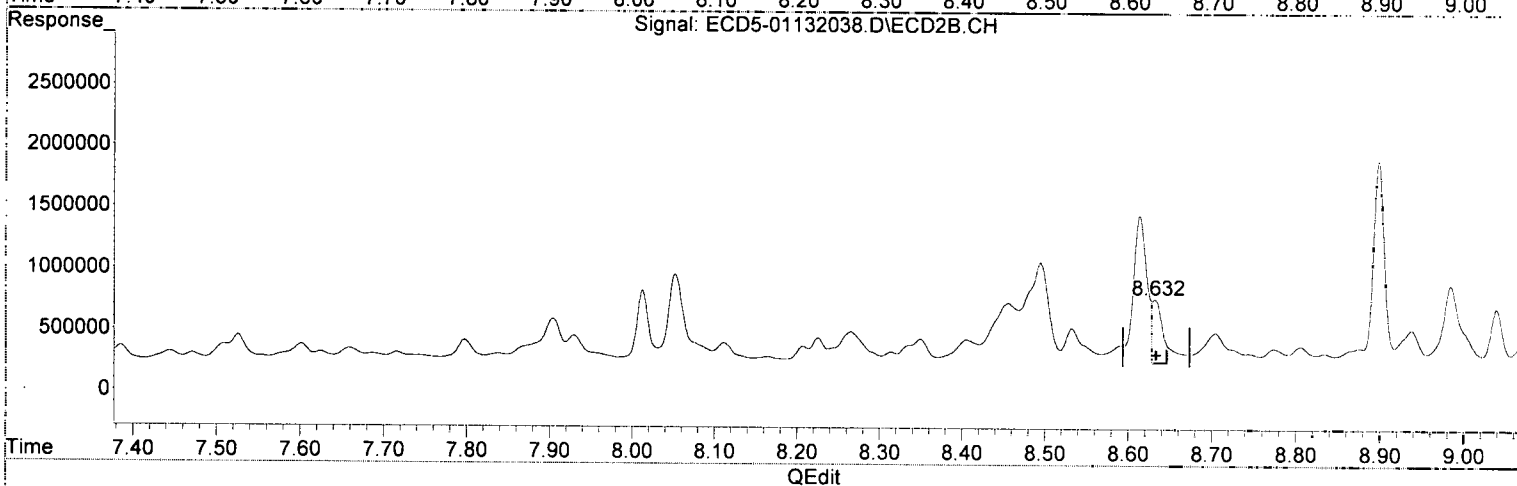
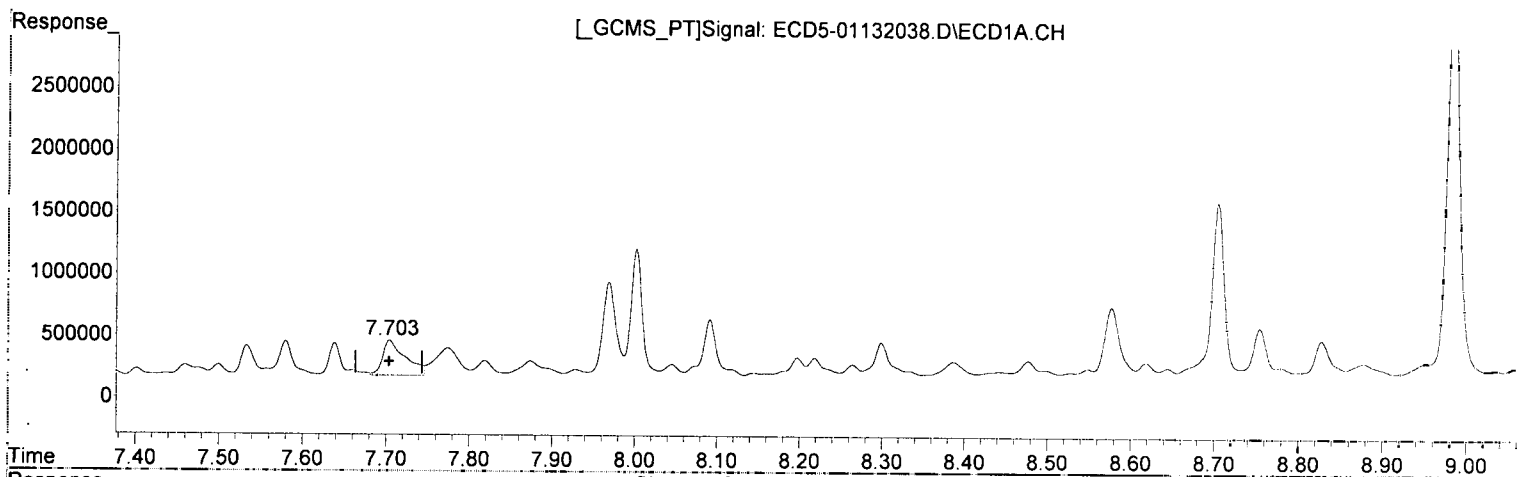
MJB
1/14/20

(26) 2,4'-DDE #2
8.265min 1.209 ng/mL
response 254557

Quantitation Report (Qedit)

Data Path : R:\data\2020-01\0A13038\
 Data File : ECD5-01132038.D
 Signal(s) : Signal #1: ECD1A.CH Signal #2: ECD2B.CH
 Acq On : 13 Jan 2020 21:58
 Operator : MJB *g* *NJB*
 Sample : A9J0579-33RE1 *1/14/20*
 Misc : 1x, 8081B 2,4+4,4-DDx Only, GPC
 ALS Vial : 28 (Sig #1); 0 (Sig #2) Sample Multiplier: 1

Integration File signal 1: PEST1.e
 Integration File signal 2: PEST2.e
 Quant Time: Jan 14 10:30:54 2020
 Quant Method : R:\methods\ECD5_QUANTPEST_200107.M
 Quant Title : Instrument: DualECD5
 QLast Update : Thu Jan 09 11:11:29 2020
 Response via : Initial Calibration
 Integrator: ChemStation 6890 Scale Mode: Small noise peaks clipped



(28) 2,4'-DDD

7.705min 2.226 ng/mL *2.2*

response 283171

(28) 2,4'-DDD #2

8.632min 2.818 ng/mL *(m) 1.5'*

response 519763

NJB
1/14/21

Data Path : R:\data\2020-01\0A13038\
 Data File : ECD5-01132038.D
 Signal(s) : Signal #1: ECD1A.CH Signal #2: ECD2B.CH
 Acq On : 13 Jan 2020 21:58
 Operator : MJB
 Sample : A9J059-33RE1
 Misc : 1x, 8081B 2,4+4,4-DDx Only, GPC
 ALS Vial : 28 (Sig #1); 0 (Sig #2) Sample Multiplier: 1

Integration File signal 1: PEST1.e
 Integration File signal 2: PEST2.e
 Quant Time: Jan 14 10:30:54 2020
 Quant Method : R:\methods\ECD5_QUANTPEST_200107.M
 Quant Title : Instrument: DualECD5
 QLast Update : Thu Jan 09 11:11:29 2020
 Response via : Initial Calibration
 Integrator: ChemStation 6890 Scale Mode: Small noise peaks clipped

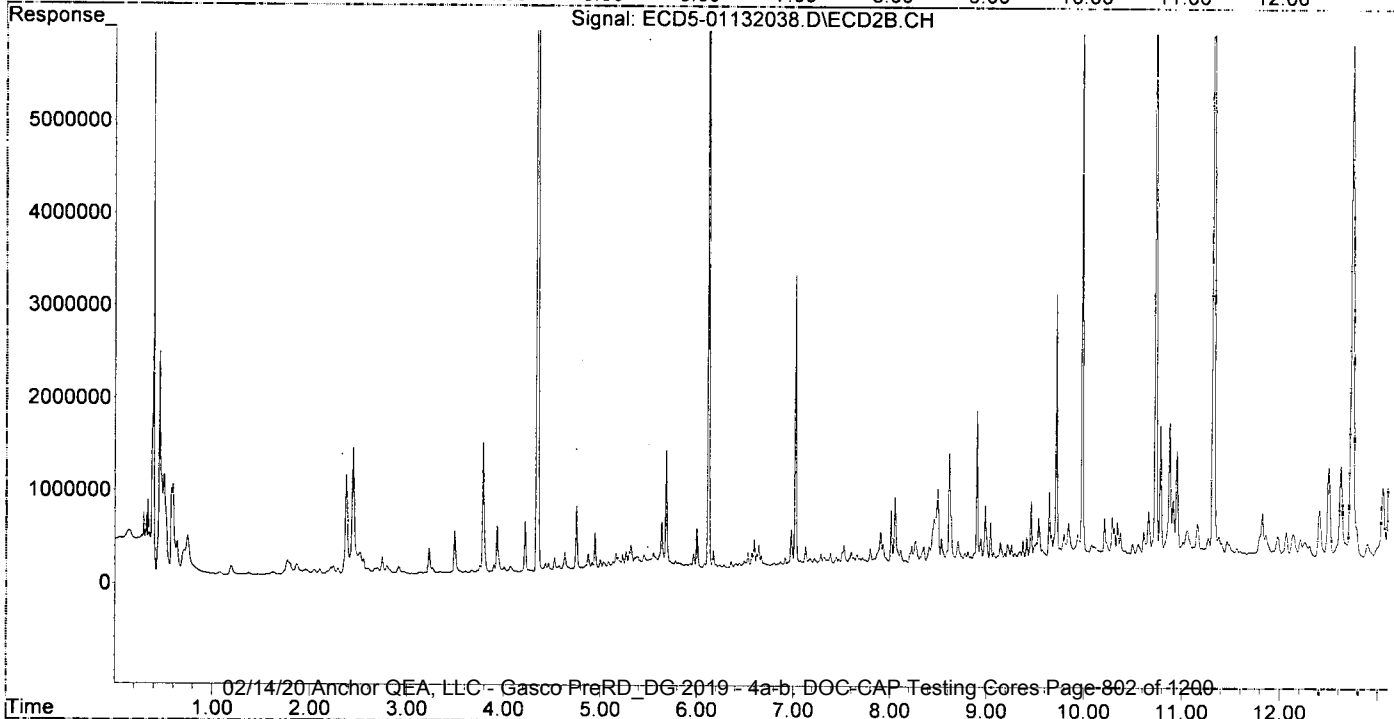
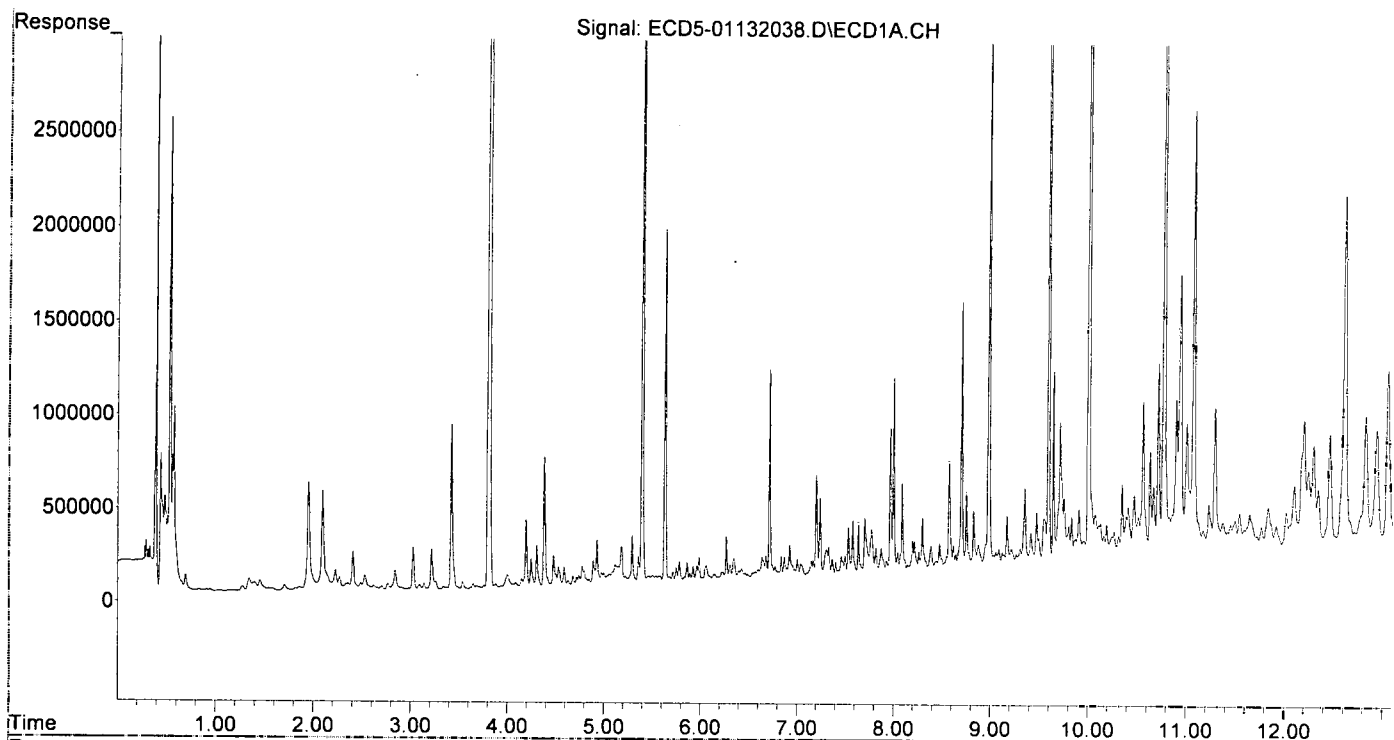
MI
MJB
1/14/20

Compound	RT#1	RT#2	Resp#1	Resp#2	ng/mL	ng/mL
System Monitoring Compounds						
1) S TCMX (S)	5.395	6.120	5284683	9305853	27.065	31.219
22) S DCBP (S)	9.596	10.731	5618206	7673658	37.572	43.123
Target Compounds						
2) a-BHC	5.924	6.741	70760	31108	0.269	0.075 #
3) g-BHC	6.225	7.021f	31809	3143791	0.136	8.611 #
4) b-BHC	6.307	7.096	69301	55541	0.539	0.345
5) Heptachlor	6.640	7.444f	99913	92219	0.440	0.260 #
6) d-BHC	6.426	7.349	42869	71357	0.197	0.270
7) Aldrin	6.870	7.686	97233	74353	0.441	0.223 #
8) Heptachlo...	7.330	8.111	141005	162068	0.684	0.526
9) trans-Chl...	7.402f	8.265	57749	254557	0.274	0.816 #
10) cis-Chlor...	7.534	8.405f	239770	190149	1.172	0.641 #
11) Endosulfa...	7.638	8.456f	263018	486702	1.357	1.751
12) 4,4'-DDE	7.580	8.495	278432	820884	1.350	2.846 #
13) Dieldrin	7.774	8.614	224278	1200097	1.041	3.885 #
14) Endrin	7.969	8.876	758985	116783	4.387	0.497 #
15) 4,4'-DDD	8.002	8.899	1030099	1648464	5.966	6.706
16) Endosulfa...	8.091f	8.985f	460421	632741	2.699	2.590
17) 4,4'-DDT	8.198	9.140	151207	227670	0.913	1.094
18) Endrin Al...	8.387	9.255	120992	198074	0.790	0.886
19) Endosulfa...	8.705	9.455	1417612	665135	8.858	3.001 #
20) Methoxychlor	8.577f	9.572f	564958	139356	6.523	1.172 #
21) Endrin Ke...	8.878f	9.838	116578	422796	0.610	1.688 #
23) Hexachlor...	3.216	3.784f	216137	1405473	1.084	3.507 #
24) Hexachlor...	5.781	6.595	97077	305099	0.348	0.953 #
25) Oxychlordane	7.241	8.052	403070	726067	2.108	2.596
26) 2,4'-DDE	7.330	8.265	141005	254557	0.989	1.209
27) trans-Non...	7.499	8.350	89402	195842	0.294	0.637 #
28) 2,4'-DDD	7.705	8.614	283171	1200097	2.226	6.507 #
29) 2,4'-DDT	7.874	8.876	120560	116783	0.823	0.530
30) cis-Nonac...	7.969	8.899	758985	1648464	3.220	4.832 #
31) Mirex	8.644	9.838	72176	422796	0.288	2.176 #
32) Chlordane...	7.460f	8.265	85667	254557	3.651	6.544 #
33) Chlordane...	7.534	8.405	239770	190149	8.319	5.924
34) Chlordane...	8.091	9.068	460421	119953	60.521	11.297 #
35) Chlordane...	3.802	3.784	9903751	1405473	NoCal	NoCal
36) Toxaphene...	7.499	8.614	89402	1200097	84.884	443.772 #
37) Toxaphene...	7.819	8.985	123206	632741	63.356	181.688 #
38) Toxaphene...	8.091f	8.985f	460421	632741	105.875	118.546
39) Toxaphene...	8.387f	9.068	120992	119953	29.948	13.290 #
40) Toxaphene...	8.577	9.255	564958	198074	171.836	39.442 #
41) Toxaphene...	8.644	9.641	72176	752581	16.621	134.050 #
42) Toxaphene...	3.802	3.784	9903751	1405473	NoCal	NoCal

(f)=RT Delta > 1/2 Window (#)=Amounts differ by > 40% (m)=manual int.

Data Path : R:\data\2020-01\0A13038\
Data File : ECD5-01132038.D
Signal(s) : Signal #1: ECD1A.CH Signal #2: ECD2B.CH
Acq On : 13 Jan 2020 21:58
Operator : MJB *g*
Sample : A9J0579-33RE1 *MJB 1/14/20*
Misc : 1x, 8081B 2,4+4,4-DDx Only, GPC
ALS Vial : 28 (Sig #1); 0 (Sig #2) Sample Multiplier: 1

Integration File signal 1: PEST1.e
Integration File signal 2: PEST2.e
Quant Time: Jan 14 10:30:54 2020
Quant Method : R:\methods\ECD5_QUANTPEST_200107.M
Quant Title : Instrument: DualECD5
QLast Update : Thu Jan 09 11:11:29 2020
Response via : Initial Calibration
Integrator: ChemStation 6890 Scale Mode: Small noise peaks clipped



Data Path : R:\data\2020-01\0A13038\
 Data File : ECD5-01132040.D
 Signal(s) : Signal #1: ECD1A.CH Signal #2: ECD2B.CH
 Acq On : 13 Jan 2020 22:35
 Operator : MJB
 Sample : A9J0589-45RE1#2
 Misc : 2x, 8081B 2,4+4,4-DDx Only, GPC
 ALS Vial : 29 (Sig #1); 0 (Sig #2) Sample Multiplier: 1

Integration File signal 1: PEST1.e
 Integration File signal 2: PEST2.e
 Quant Time: Jan 14 11:49:43 2020
 Quant Method : R:\methods\ECD5_QUANTPEST_200107.M
 Quant Title : Instrument: DualECD5
 QLast Update : Thu Jan 09 11:11:29 2020
 Response via : Initial Calibration
 Integrator: ChemStation 6890 Scale Mode: Small noise peaks clipped

MJB
1/14/20

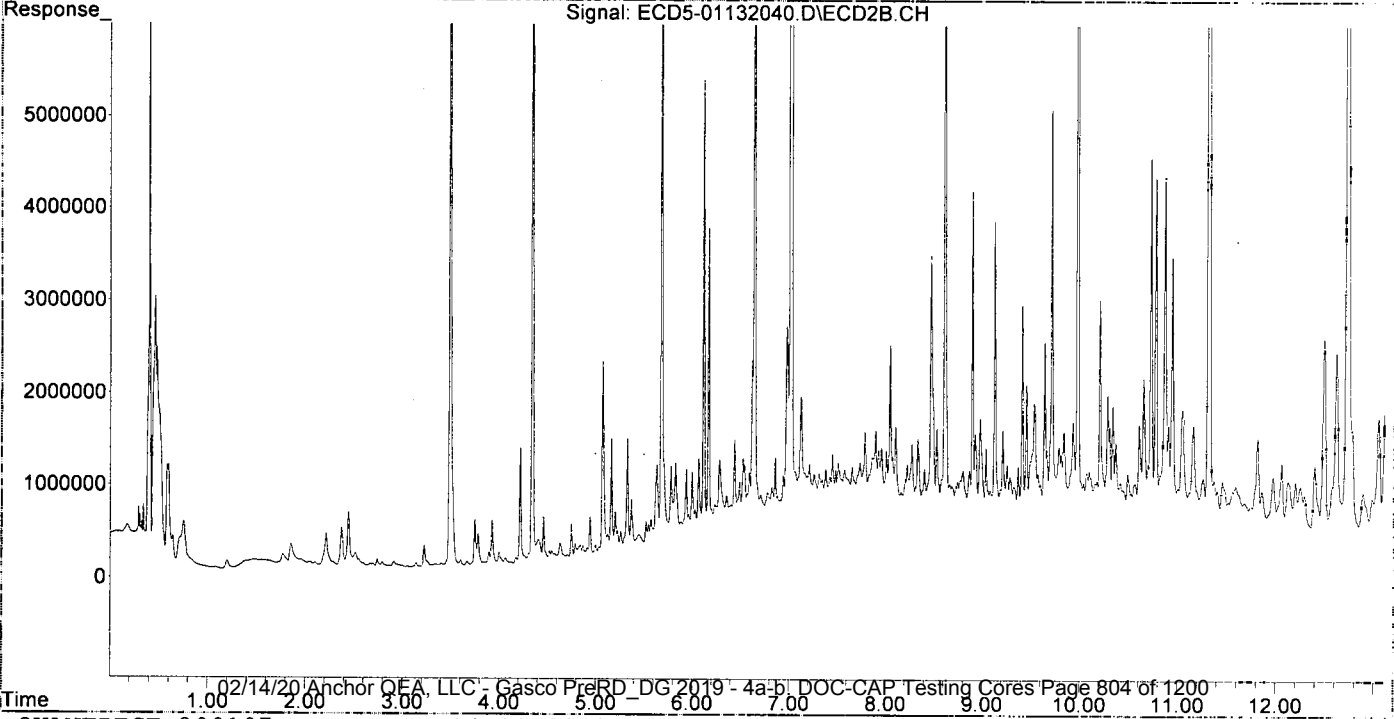
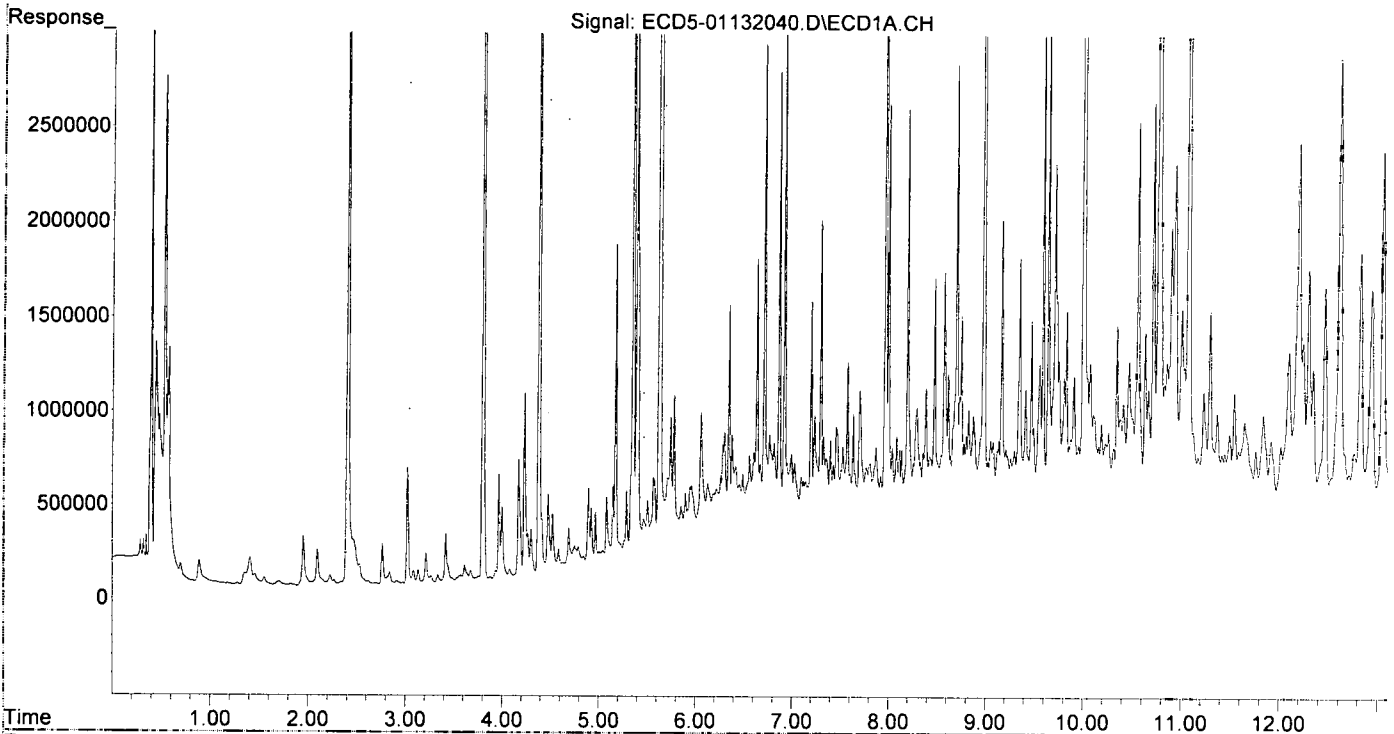
Compound	RT#1	RT#2	Resp#1	Resp#2	ng/mL	ng/mL
System Monitoring Compounds						
1) S TCMX (S)	5.392	6.115	2873670	5121279	14.717	17.181
22) S DCBP (S)	9.592	10.726	2857353	4058143	18.988	22.805
Target Compounds						
2) a-BHC	5.961f	6.706	395742	616843	1.504	1.494
3) g-BHC	6.221	7.065f	364026	852504	1.559	2.335 #
4) b-BHC	6.303	7.124	663905	1661315	6.612	10.328 #
5) Heptachlor	6.639	7.422	1564586	781815	6.885	2.205 #
6) d-BHC	6.457	7.380	376051	863825	1.726	2.621 #
7) Aldrin	6.868	7.709	2533606	785545	11.483	2.359 #
8) Heptachlo...	7.330	8.103f	594777	1294839	2.885	4.204 #
9) trans-Chl...	7.432	8.272	435805	1089947	2.068	3.495 #
10) cis-Chlor...	7.530	8.401f	525500	819402	2.568	2.762
11) Endosulfa...	7.636	8.401f	695312	819402	3.588	2.949
12) 4,4'-DDE	7.576	8.468	972670	3115641	4.717	10.608 #
13) Dieldrin	7.772	8.610f	404848	9340643	1.880	30.235 #
14) Endrin	7.965	8.864	5185657	776174	29.972	3.303 #
15) 4,4'-DDD	7.999	8.895	2317095	3790528	13.420	15.421
16) Endosulfa...	8.116	9.035f	485733	1017905	2.847	4.167 #
17) 4,4'-DDT	8.197	9.125	2253975	3453784	13.606	15.749
18) Endrin Al...	8.386	9.252	799298	816806	5.220	3.653
19) Endosulfa...	8.702	9.451	2488053	1679205	15.547	7.575 #
20) Methoxychlor	8.575f	9.594	1401842	594703	16.186	5.000 #
21) Endrin Ke...	8.877f	9.834	628402	1154630	3.291	4.611 #
23) Hexachlor...	3.213	3.779f	158986	330623	0.797	0.825
24) Hexachlor...	5.780	6.590	887218	869850	4.450	2.717
25) Oxychlordane	7.236	8.070	705224	965442	3.841	3.452
26) 2,4'-DDE	7.330	8.272	594777	1089947	4.171 P-02	5.176 P-01
27) trans-Non...	7.530	8.332	525500	1145974	2.494 P-02	3.727 #
28) 2,4'-DDD	7.703	8.624	819139	1942881	6.438 P-02	10.534m# P-01
29) 2,4'-DDT	7.872	8.864	507703	776174	3.466 P-02	4.085 P-01
30) cis-Nonac...	7.965	8.895	5185657	3790528	22.002	11.111 #
31) Mirex	8.616f	9.834	862064	1154630	6.151	6.378
32) Chlordane...	7.432	8.272	435805	1089947	18.575	28.021 #
33) Chlordane...	7.530	8.401	525500	819402	18.233	25.528 #
34) Chlordane...	8.086	9.079f	554714	552749	72.916	52.059
35) Chlordane...	3.798	3.779	5216091	330623	NoCal	NoCal
36) Toxaphene...	7.530	8.610	525500	9340643	498.945	3453.987 #
37) Toxaphene...	7.811	8.976	421878	1338421	216.942	384.321 #
38) Toxaphene...	8.116	8.976f	485733	1338421	111.915	252.299 #
39) Toxaphene...	8.386f	9.079	799298	552749	197.844	61.242 #
40) Toxaphene...	8.575	9.252	1401842	816806	426.380	162.647 #
41) Toxaphene...	8.616f	9.639	862064	2127599	198.524	378.970 #
42) Toxaphene...	3.798	3.779f	5216091	330623	NoCal	NoCal

(f)=RT Delta > 1/2 Window (#)=Amounts differ by > 40% (m)=manual int.

Quantitation Report (QT Reviewed)

Data Path : R:\data\2020-01\0A13038\
Data File : ECD5-01132040.D
Signal(s) : Signal #1: ECD1A.CH Signal #2: ECD2B.CH
Acq On : 13 Jan 2020 22:35
Operator : MJB ^g ^{MJB}
Sample : A9J0589-45RE1@2 ^{1/14/20}
Misc : 2x, 8081B 2,4+4,4-DDx Only, GPC
ALS Vial : 29 (Sig #1); 0 (Sig #2) Sample Multiplier: 1

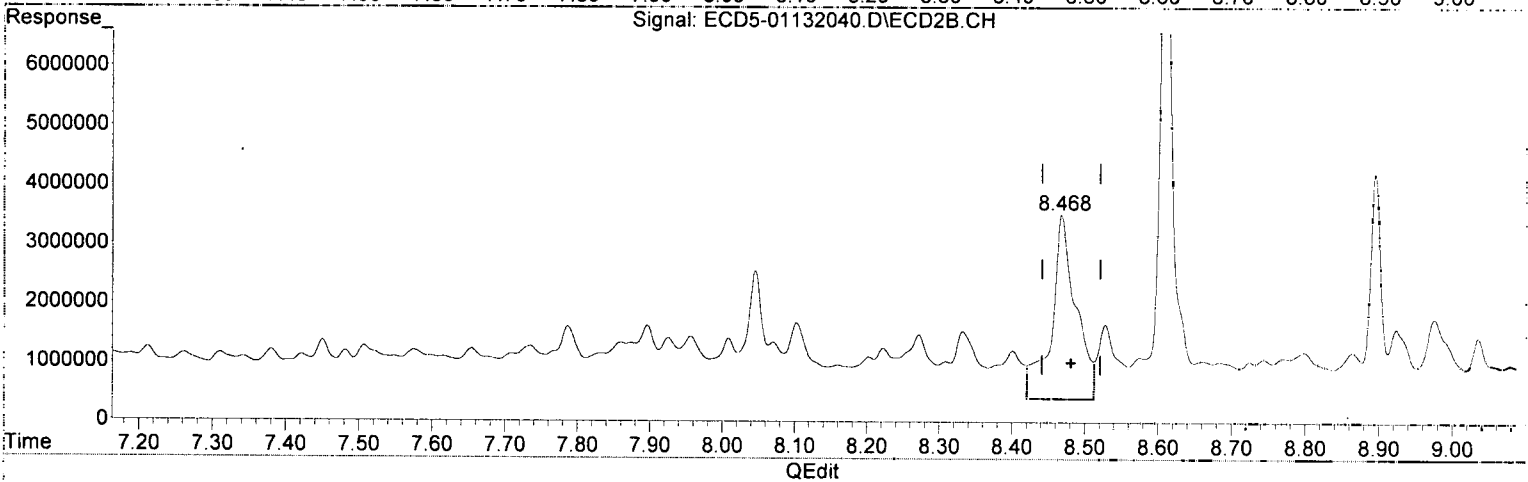
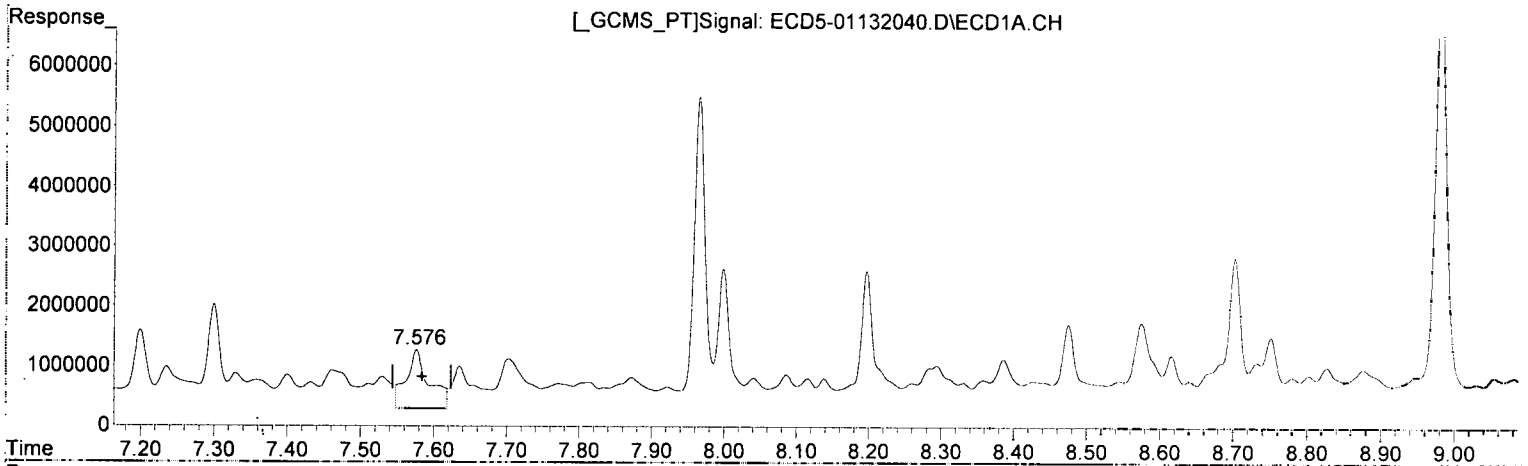
Integration File signal 1: PEST1.e
Integration File signal 2: PEST2.e
Quant Time: Jan 14 11:49:43 2020
Quant Method : R:\methods\ECD5_QUANTPEST_200107.M
Quant Title : Instrument: DualECD5
QLast Update : Thu Jan 09 11:11:29 2020
Response via : Initial Calibration
Integrator: ChemStation 6890 Scale Mode: Small noise peaks clipped



Quantitation Report (Qedit)

Data Path : R:\data\2020-01\0A13038\
Data File : ECD5-01132040.D
Signal(s) : Signal #1: ECD1A.CH Signal #2: ECD2B.CH
Acq On : 13 Jan 2020 22:35
Operator : MJB
Sample : A9J0519-45RE1@2 *MJB 1/14/20*
Misc : 2x, 8081B 2,4+4,4-DDx Only, GPC
ALS Vial : 29 (Sig #1); 0 (Sig #2) Sample Multiplier: 1

Integration File signal 1: PEST1.e
Integration File signal 2: PEST2.e
Quant Time: Jan 14 10:31:01 2020
Quant Method : R:\methods\ECD5_QUANTPEST_200107.M
Quant Title : Instrument: DualECD5
QLast Update : Thu Jan 09 11:11:29 2020
Response via : Initial Calibration
Integrator: ChemStation 6890 Scale Mode: Small noise peaks clipped



(12) 4,4'-DDE
7.576min 4.717 ng/mL
response 972670

P-11

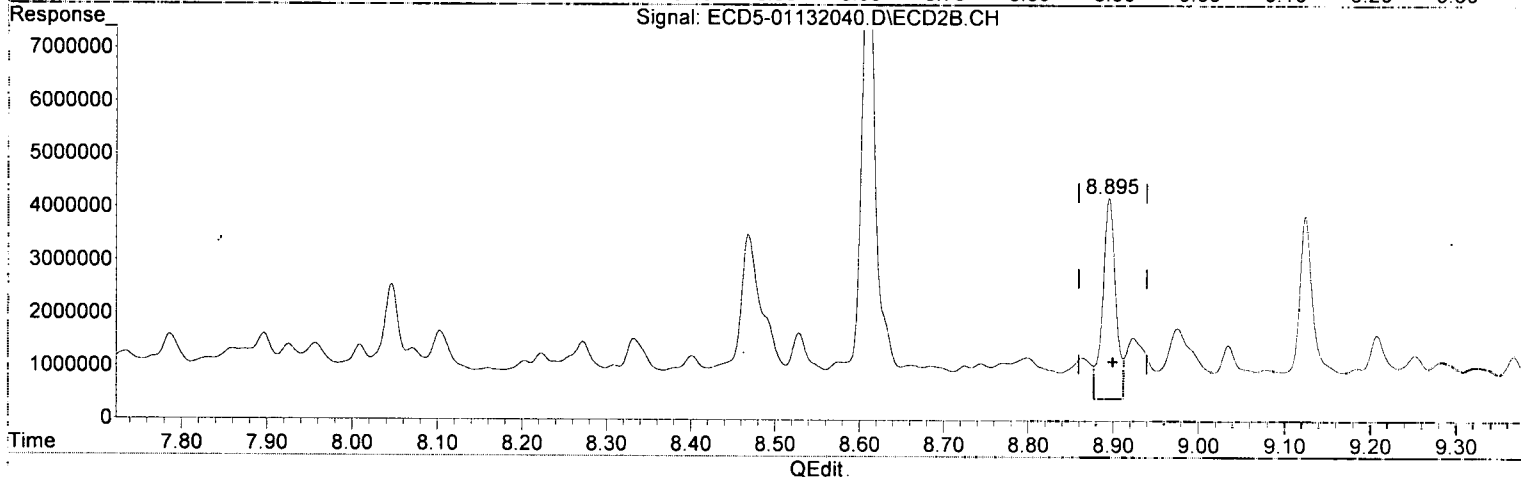
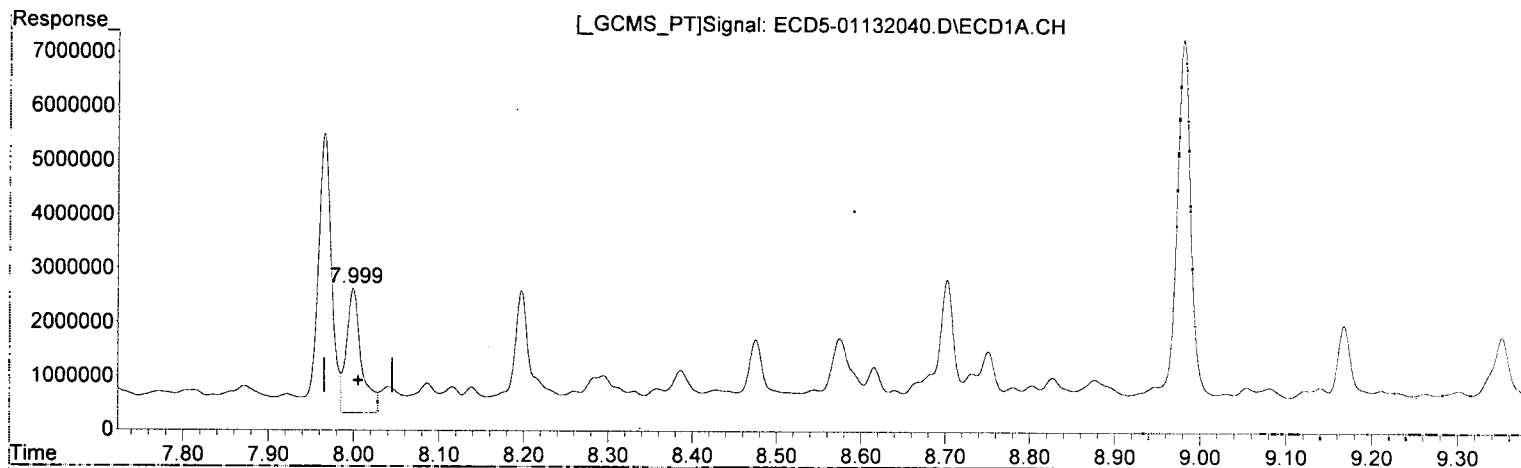
MJB 1/14/20

(12) 4,4'-DDE #2
8.468min 10.608 ng/mL
response 3115641

Quantitation Report (Qedit)

Data Path : R:\data\2020-01\0A13038\
Data File : ECD5-01132040.D
Signal(s) : Signal #1: ECD1A.CH Signal #2: ECD2B.CH
Acq On : 13 Jan 2020 22:35
Operator : MJB
Sample : A9J0589-45RE1@2
Misc : 2x, 8081B 2,4+4,4-DDx Only, GPC
ALS Vial : 29 (Sig #1); 0 (Sig #2) Sample Multiplier: 1

Integration File signal 1: PEST1.e
Integration File signal 2: PEST2.e
Quant Time: Jan 14 10:31:01 2020
Quant Method : R:\methods\ECD5_QUANTPEST_200107.M
Quant Title : Instrument: DualECD5
QLast Update : Thu Jan 09 11:11:29 2020
Response via : Initial Calibration
Integrator: ChemStation 6890 Scale Mode: Small noise peaks clipped



(15) 4,4'-DDD
7.999min 13.420 ng/mL
response 2317095

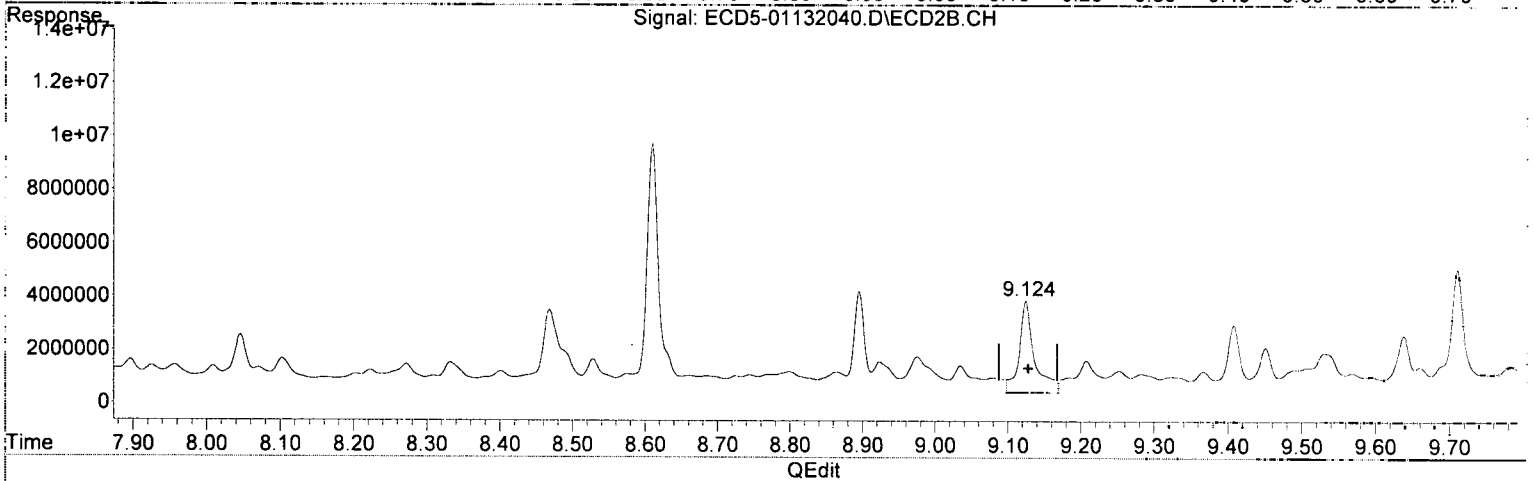
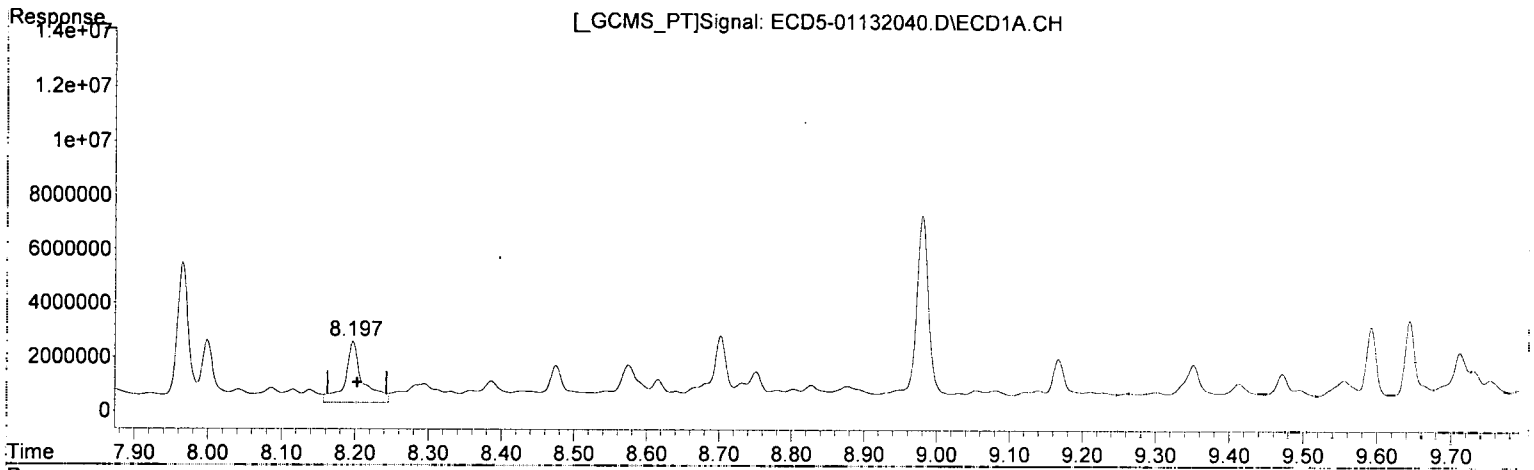
MJB
1/14/20

(15) 4,4'-DDD #2
8.895min 15.421 ng/mL
response 3790528

Quantitation Report (Qedit)

Data Path : R:\data\2020-01\0A13038\
Data File : ECD5-01132040.D
Signal(s) : Signal #1: ECD1A.CH Signal #2: ECD2B.CH
Acq On : 13 Jan 2020 22:35
Operator : MJB
Sample : A9J0579-45RE102
Misc : 2x, 8081B 2,4+4,4-DDx Only, GPC
ALS Vial : 29 (Sig #1); 0 (Sig #2) Sample Multiplier: 1

Integration File signal 1: PEST1.e
Integration File signal 2: PEST2.e
Quant Time: Jan 14 10:31:01 2020
Quant Method : R:\methods\ECD5_QUANTPEST_200107.M
Quant Title : Instrument: DualECD5
QLast Update : Thu Jan 09 11:11:29 2020
Response via : Initial Calibration
Integrator: ChemStation 6890 Scale Mode: Small noise peaks clipped



(17) 4,4'-DDT
8.197min 13.606 ng/mL
response 2253975

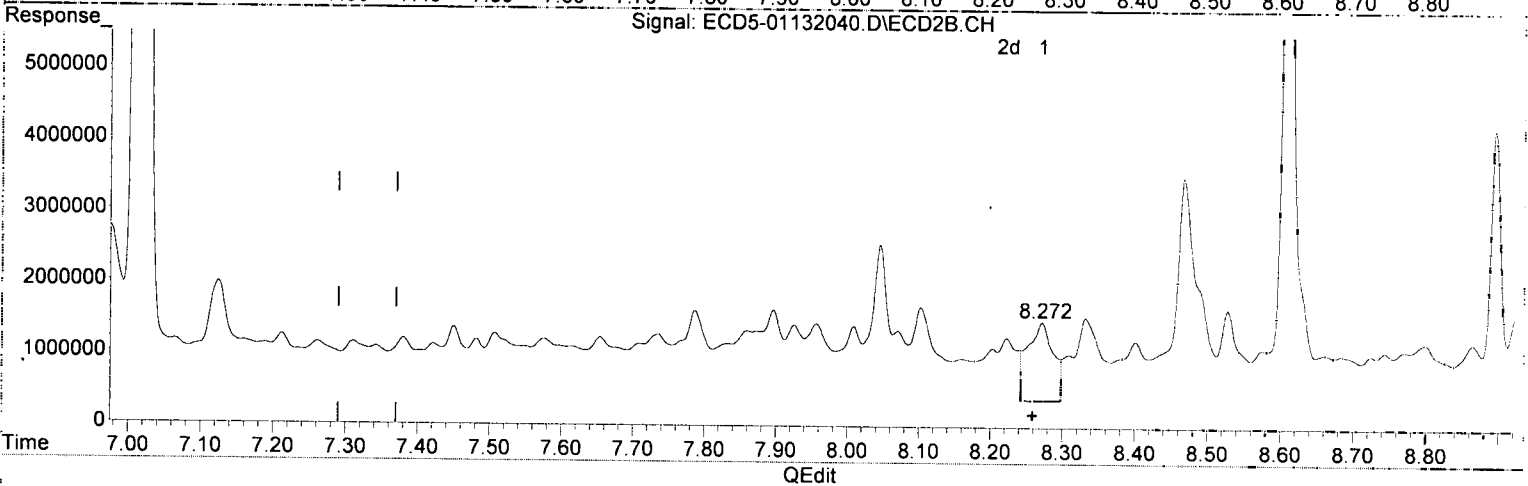
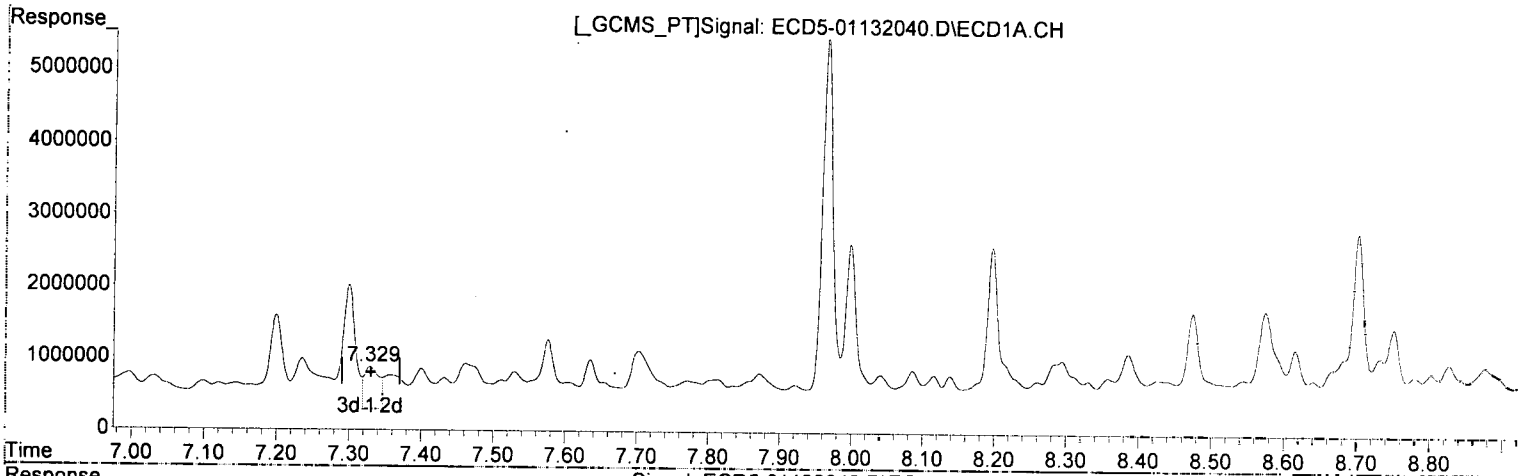
MJB
1/14/20

(17) 4,4'-DDT #2
9.125min 15.749 ng/mL
response 3453784

Quantitation Report (Qedit)

Data Path : R:\data\2020-01\0A13038\
Data File : ECD5-01132040.D
Signal(s) : Signal #1: ECD1A.CH Signal #2: ECD2B.CH
Acq On : 13 Jan 2020 22:35
Operator : MJB 9
Sample : A9J0579-45RE1@2 *WB 1/14/20*
Misc : 2x, 8081B 2,4+4,4-DDx Only, GPC
ALS Vial : 29 (Sig #1); 0 (Sig #2) Sample Multiplier: 1

Integration File signal 1: PEST1.e
Integration File signal 2: PEST2.e
Quant Time: Jan 14 10:31:01 2020
Quant Method : R:\methods\ECD5_QUANTPEST_200107.M
Quant Title : Instrument: DualECD5
QLast Update : Thu Jan 09 11:11:29 2020
Response via : Initial Calibration
Integrator: ChemStation 6890 Scale Mode: Small noise peaks clipped



(26) 2,4'-DDE

7.330min 4.171 ng/mL *P-02*
response 594777

WB 1/14/20

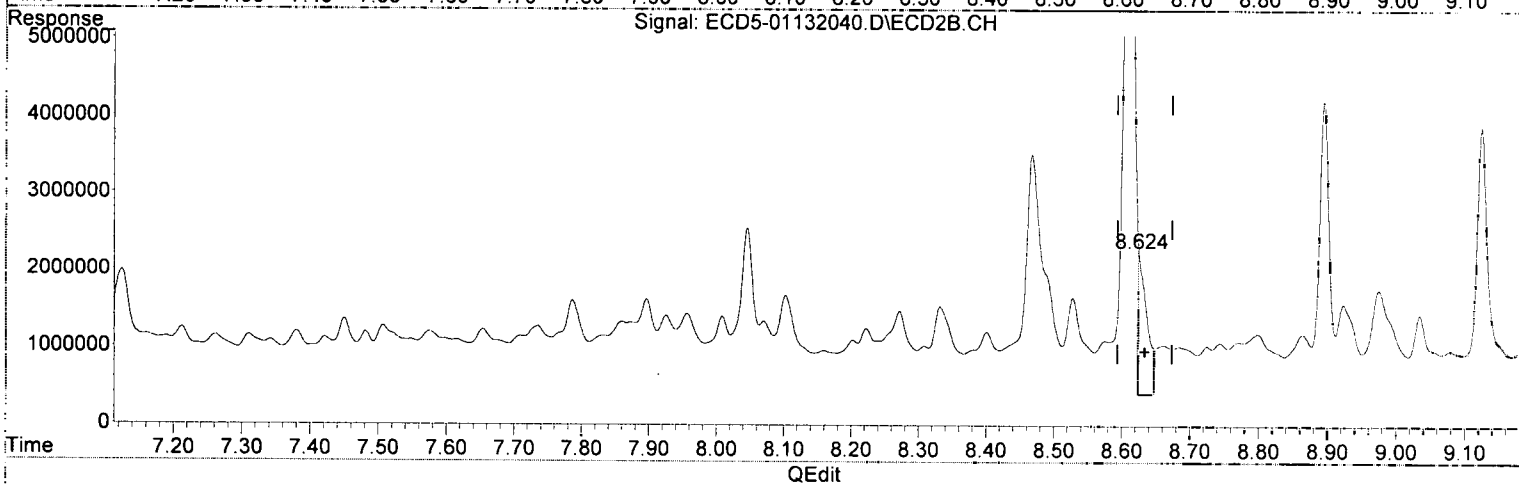
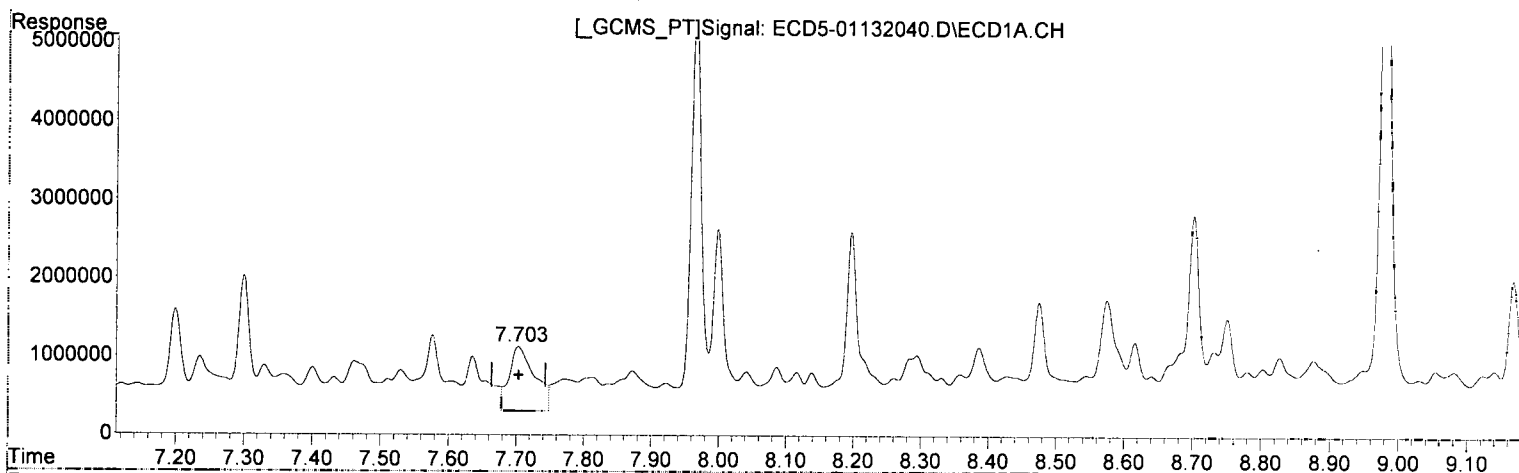
(26) 2,4'-DDE #2

8.272min 5.176 ng/mL *P-01*
response 1089947

Quantitation Report (Qedit)

Data Path : R:\data\2020-01\0A13038\
Data File : ECD5-01132040.D
Signal(s) : Signal #1: ECD1A.CH Signal #2: ECD2B.CH
Acq On : 13 Jan 2020 22:35
Operator : MJB 9
Sample : A9J0589-45RE1@2
Misc : 2x, 8081B 2,4+4,4-DDx Only, GPC
ALS Vial : 29 (Sig #1); 0 (Sig #2) Sample Multiplier: 1

Integration File signal 1: PEST1.e
Integration File signal 2: PEST2.e
Quant Time: Jan 14 10:31:01 2020
Quant Method : R:\methods\ECD5_QUANTPEST_200107.M
Quant Title : Instrument: DualECD5
QLast Update : Thu Jan 09 11:11:29 2020
Response via : Initial Calibration
Integrator: ChemStation 6890 Scale Mode: Small noise peaks clipped



(28) 2,4'-DDD

7.703min 6.438 ng/mL P-02

response 819139

MJB 1/14/20

(28) 2,4'-DDD #2

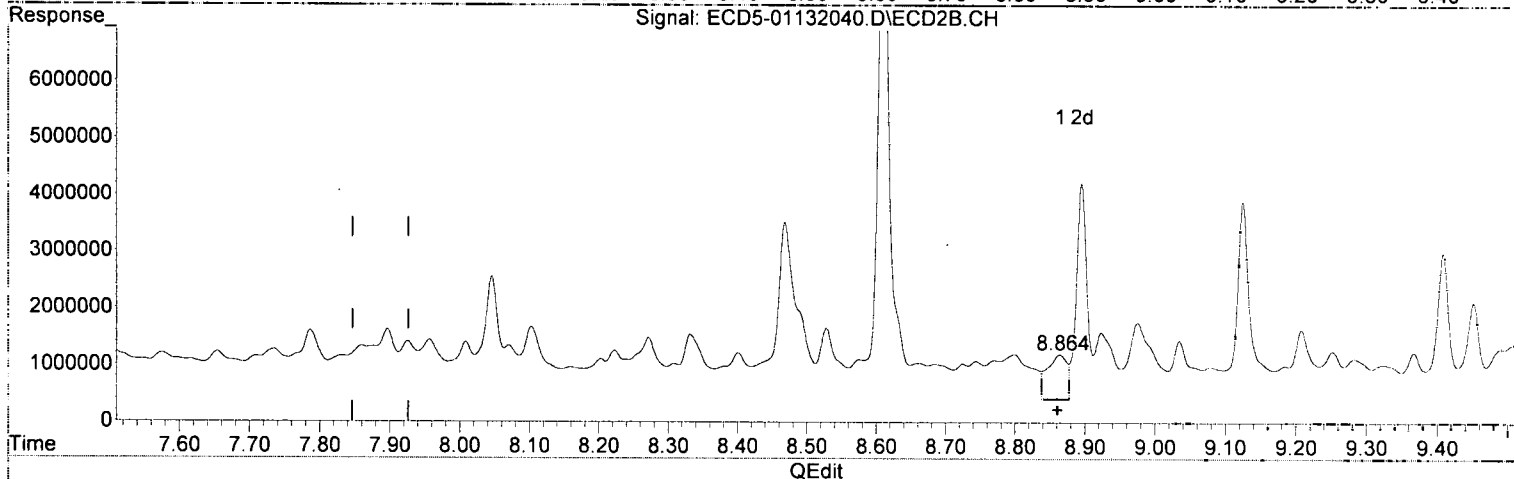
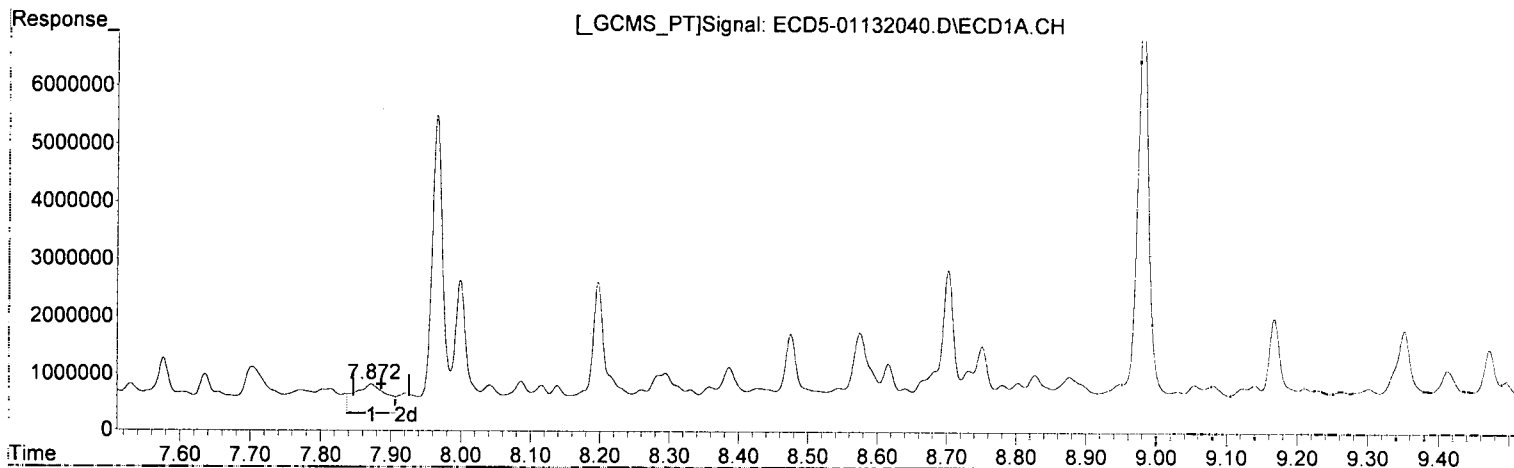
8.624min 10.534 ng/mL P-01

response 1942881

Quantitation Report (Qedit)

Data Path : R:\data\2020-01\0A13038\
Data File : ECD5-01132040.D
Signal(s) : Signal #1: ECD1A.CH Signal #2: ECD2B.CH
Acq On : 13 Jan 2020 22:35
Operator : MJB
Sample : A9J0579-45RE1@2 *MJB 1/14/20*
Misc : 2x, 8081B 2,4+4,4-DDx Only, GPC
ALS Vial : 29 (Sig #1); 0 (Sig #2) Sample Multiplier: 1

Integration File signal 1: PEST1.e
Integration File signal 2: PEST2.e
Quant Time: Jan 14 10:31:01 2020
Quant Method : R:\methods\ECD5_QUANTPEST_200107.M
Quant Title : Instrument: DualECD5
QLast Update : Thu Jan 09 11:11:29 2020
Response via : Initial Calibration
Integrator: ChemStation 6890 Scale Mode: Small noise peaks clipped



(29) 2,4'-DDT

7.872min 3.466 ng/mL *P-02*
response 507703 *MJB 1/14/20*

(29) 2,4'-DDT #2

8.864min 4.085 ng/mL *P-01*
response 776174

Data Path : R:\data\2020-01\0A13038\
 Data File : ECD5-01132040.D
 Signal(s) : Signal #1: ECD1A.CH Signal #2: ECD2B.CH
 Acq On : 13 Jan 2020 22:35
 Operator : MJB 9 *MJB 1/14/20*
 Sample : A9J0579-45RE1@2
 Misc : 2x, 8081B 2,4+4,4-DDx Only, GPC
 ALS Vial : 29 (Sig #1); 0 (Sig #2) Sample Multiplier: 1

Integration File signal 1: PEST1.e
 Integration File signal 2: PEST2.e
 Quant Time: Jan 14 10:31:01 2020
 Quant Method : R:\methods\ECD5_QUANTPEST_200107.M
 Quant Title : Instrument: DualECD5
 QLast Update : Thu Jan 09 11:11:29 2020
 Response via : Initial Calibration
 Integrator: ChemStation 6890 Scale Mode: Small noise peaks clipped

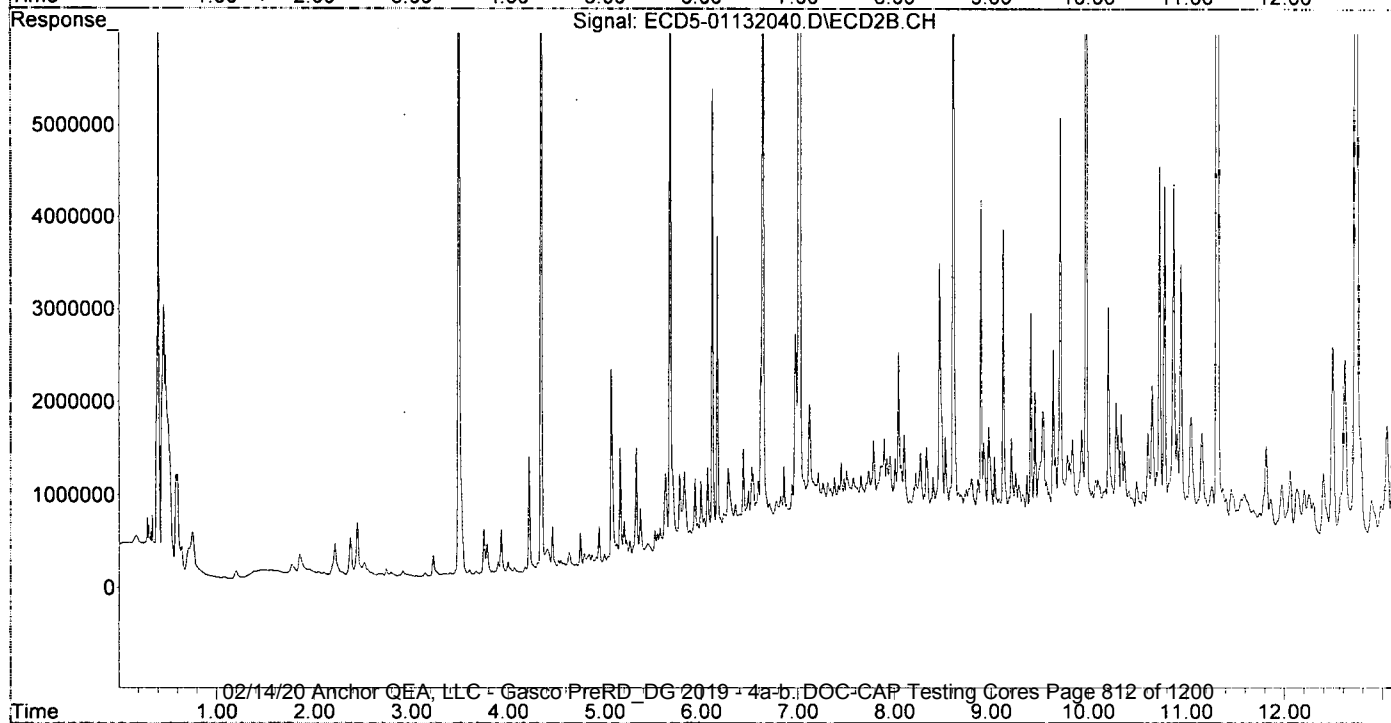
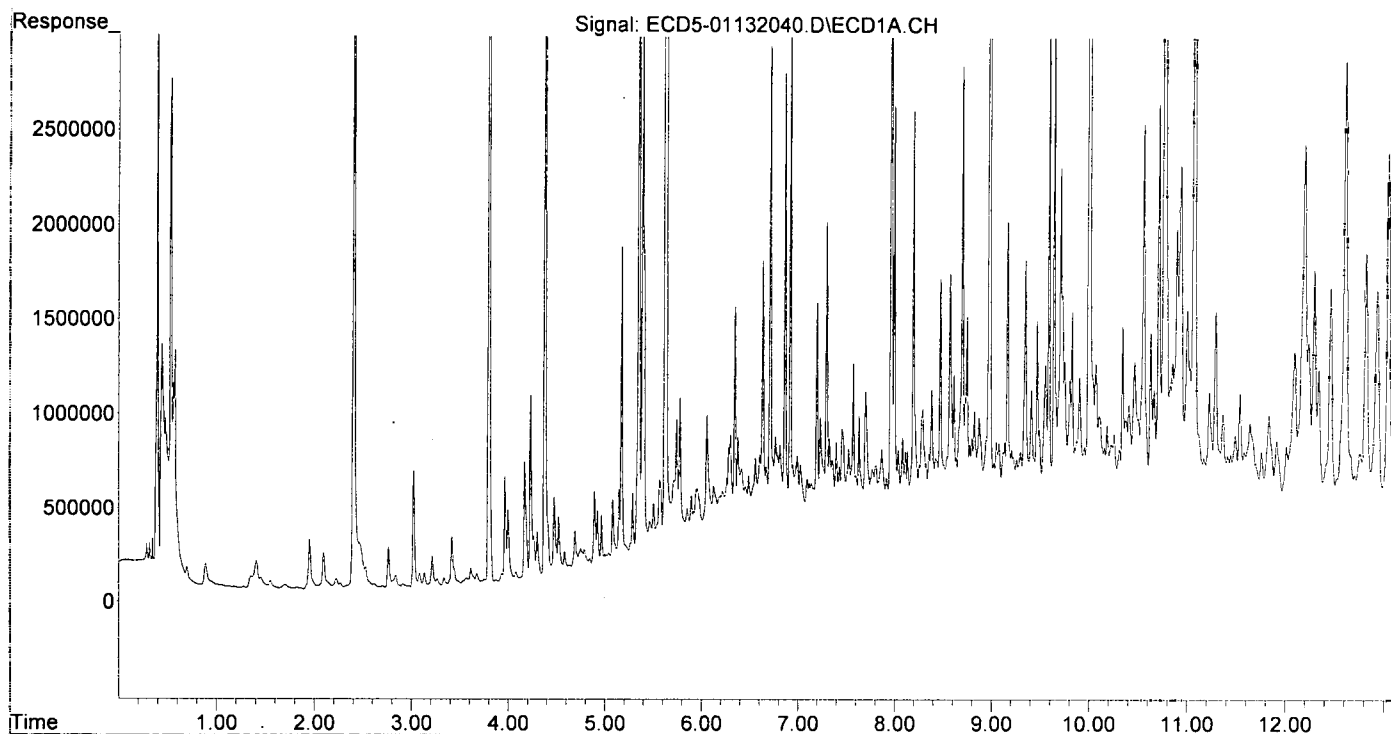
MJB 1/14/20

Compound	RT#1	RT#2	Resp#1	Resp#2	ng/mL	ng/mL
System Monitoring Compounds						
1) S TCMX (S)	5.392	6.115	2873670	5121279	14.717	17.181
22) S DCBP (S)	9.592	10.726	2857353	4058143	18.988	22.805
Target Compounds						
2) a-BHC	5.961f	6.706	395742	616843	1.504	1.494
3) g-BHC	6.221	7.065f	364026	852504	1.559	2.335 #
4) b-BHC	6.303	7.124	663905	1661315	6.612	10.328 #
5) Heptachlor	6.639	7.422	1564586	781815	6.885	2.205 #
6) d-BHC	6.457	7.380	376051	863825	1.726	2.621 #
7) Aldrin	6.868	7.709	2533606	785545	11.483	2.359 #
8) Heptachlo...	7.330	8.103f	594777	1294839	2.885	4.204 #
9) trans-Chl...	7.432	8.272	435805	1089947	2.068	3.495 #
10) cis-Chlor...	7.530	8.401f	525500	819402	2.568	2.762
11) Endosulfa...	7.636	8.401f	695312	819402	3.588	2.949
12) 4,4'-DDE	7.576	8.468	972670	3115641	4.717	10.608 #
13) Dieldrin	7.772	8.610f	404848	9340643	1.880	30.235 #
14) Endrin	7.965	8.864	5185657	776174	29.972	3.303 #
15) 4,4'-DDD	7.999	8.895	2317095	3790528	13.420	15.421
16) Endosulfa...	8.116	9.035f	485733	1017905	2.847	4.167 #
17) 4,4'-DDT	8.197	9.125	2253975	3453784	13.606	15.749
18) Endrin Al...	8.386	9.252	799298	816806	5.220	3.653
19) Endosulfa...	8.702	9.451	2488053	1679205	15.547	7.575 #
20) Methoxychlor	8.575f	9.594	1401842	594703	16.186	5.000 #
21) Endrin Ke...	8.877f	9.834	628402	1154630	3.291	4.611 #
23) Hexachlor...	3.213	3.779f	158986	330623	0.797	0.825
24) Hexachlor...	5.780	6.590	887218	869850	4.450	2.717
25) Oxychlordane	7.236	8.070	705224	965442	3.841	3.452
26) 2,4'-DDE	7.330	8.272	594777	1089947	4.171	5.176
27) trans-Non...	7.530	8.332	525500	1145974	2.494	3.727 #
28) 2,4'-DDD	7.703	8.610f	819139	9340643	6.438	50.643 #
29) 2,4'-DDT	7.872	8.864	507703	776174	3.466	4.085
30) cis-Nonac...	7.965	8.895	5185657	3790528	22.002	11.111 #
31) Mirex	8.616f	9.834	862064	1154630	6.151	6.378
32) Chlordane...	7.432	8.272	435805	1089947	18.575	28.021 #
33) Chlordane...	7.530	8.401	525500	819402	18.233	25.528 #
34) Chlordane...	8.086	9.079f	554714	552749	72.916	52.059
35) Chlordane...	3.798	3.779	5216091	330623	NoCal	NoCal
36) Toxaphene...	7.530	8.610	525500	9340643	498.945	3453.987 #
37) Toxaphene...	7.811	8.976	421878	1338421	216.942	384.321 #
38) Toxaphene...	8.116	8.976f	485733	1338421	111.915	252.299 #
39) Toxaphene...	8.386f	9.079	799298	552749	197.844	61.242 #
40) Toxaphene...	8.575	9.252	1401842	816806	426.380	162.647 #
41) Toxaphene...	8.616f	9.639	862064	2127599	198.524	378.970 #
42) Toxaphene...	3.798	3.779f	5216091	330623	NoCal	NoCal

(f)=RT Delta > 1/2 Window (#)=Amounts differ by > 40% (m)=manual int.

Data Path : R:\data\2020-01\0A13038\
Data File : ECD5-01132040.D
Signal(s) : Signal #1: ECD1A.CH Signal #2: ECD2B.CH
Acq On : 13 Jan 2020 22:35
Operator : MJB
Sample : A9J0589-45RE1@2 *WJ 1/14/20*
Misc : 2x, 8081B 2,4+4,4-DDx Only, GPC
ALS Vial : 29 (Sig #1); 0 (Sig #2) Sample Multiplier: 1

Integration File signal 1: PEST1.e
Integration File signal 2: PEST2.e
Quant Time: Jan 14 10:31:01 2020
Quant Method : R:\methods\ECD5_QUANTPEST_200107.M
Quant Title : Instrument: DualECD5
QLast Update : Thu Jan 09 11:11:29 2020
Response via : Initial Calibration
Integrator: ChemStation 6890 Scale Mode: Small noise peaks clipped



Data Path : R:\data\2020-01\0A13038\
 Data File : ECD5-01132042.D
 Signal(s) : Signal #1: ECD1A.CH Signal #2: ECD2B.CH
 Acq On : 13 Jan 2020 23:13
 Operator : MJB
 Sample : A9J0579-46RE185 *MJB 1/14/20*
 Misc : 5x, 8081B 2,4+4,4-DDx Only, GPC
 ALS Vial : 30 (Sig #1); 0 (Sig #2) Sample Multiplier: 1

Integration File signal 1: PEST1.e
 Integration File signal 2: PEST2.e
 Quant Time: Jan 14 11:55:20 2020
 Quant Method : R:\methods\ECD5_QUANTPEST_200107.M
 Quant Title : Instrument: DualECD5
 QLast Update : Thu Jan 09 11:11:29 2020
 Response via : Initial Calibration
 Integrator: ChemStation 6890 Scale Mode: Small noise peaks clipped

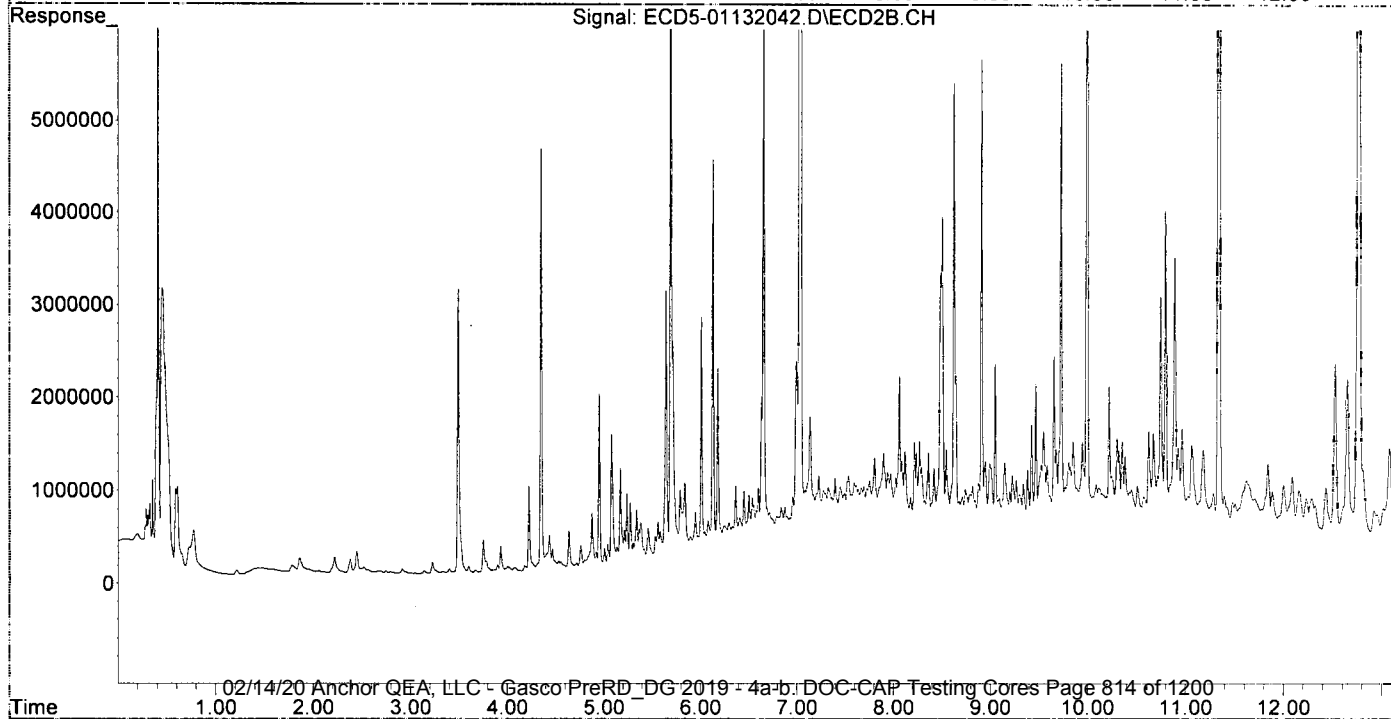
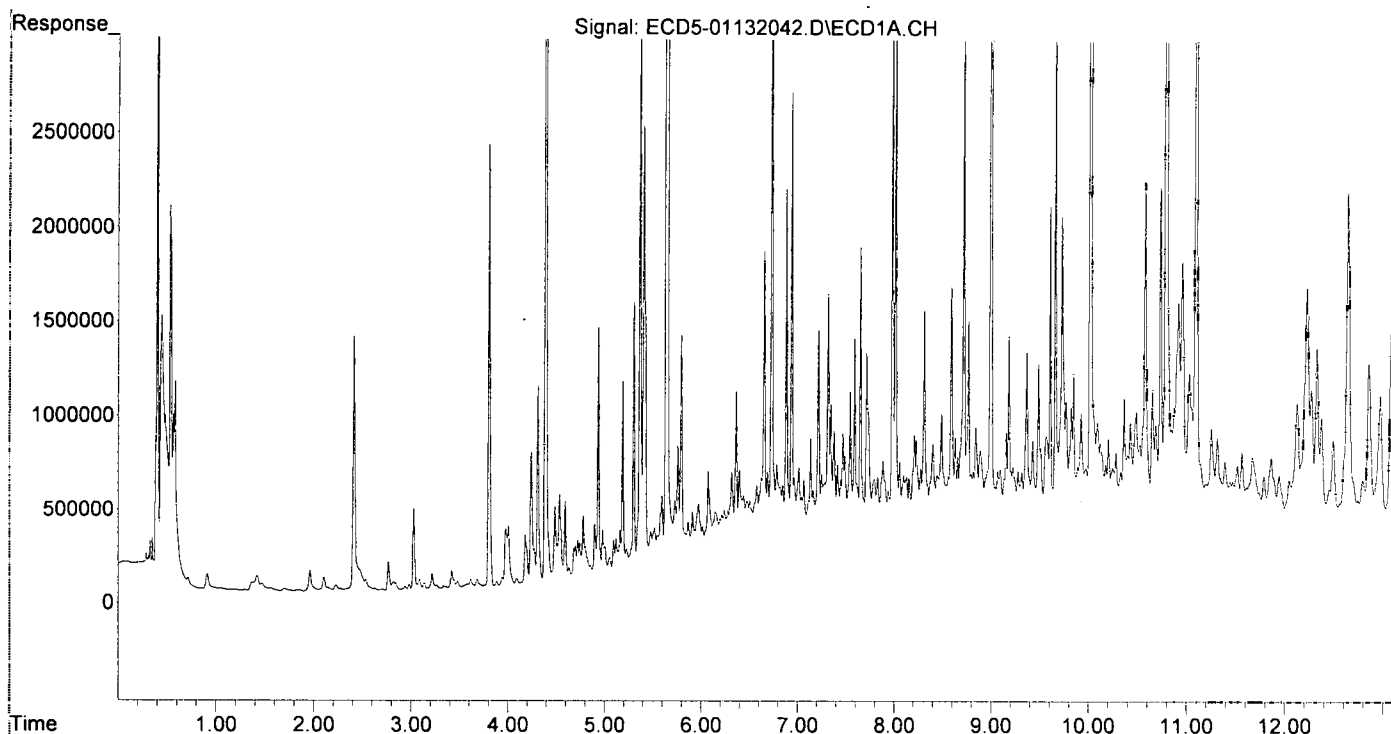
MJB 1/14/20

Compound	RT#1	RT#2	Resp#1	Resp#2	ng/mL	ng/mL
System Monitoring Compounds						
1) S TCMX (S)	5.406	6.130	2371493	4338826	12.145	14.556
22) S DCBP (S)	9.608	10.745	1761856	2637568	11.638	14.822m
Target Compounds						
2) a-BHC	5.912f	6.716	301878	505257	1.147	1.224
3) g-BHC	6.243f	7.035	294721	60935030	1.262	166.901 #
4) b-BHC	6.280	7.084f	292096	725853	2.813	4.512 #
5) Heptachlor	6.654f	7.397f	1645993	835380	7.244	2.357 #
6) d-BHC	6.441	7.359	367484	633602	1.687	1.940
7) Aldrin	6.884	7.693	1958274	733055	8.875	2.201 #
8) Heptachlo...	7.317	8.120	1399798	1093121	6.790	3.549 #
9) trans-Chl...	7.415	8.270	485560	1196698	2.304	3.838 #
10) cis-Chlor...	7.545f	8.361	867433	1067010	4.239	3.597
11) Endosulfa...	7.592f	8.418	1146298	903023	5.915	3.250 #
12) 4,4'-DDE	7.592	8.488	1146298	3006527	5.560	10.242 # <i>7-11</i>
13) Dieldrin	7.797	8.626	394537	5044379	1.832	16.329 #
14) Endrin	7.939	8.878	323604	711292	1.870	3.027 #
15) 4,4'-DDD	8.015	8.911	3252008	5292623	18.835	21.532
16) Endosulfa...	8.101	8.993	397482	916529	2.330	3.752 #
17) 4,4'-DDT	8.210	9.149f	607288	923856	3.666	4.324 <i>P-01</i>
18) Endrin Al...	8.400	9.267f	548798	726744	3.584	3.250
19) Endosulfa...	8.718	9.424	2698270	1315531	16.860	5.935 #
20) Methoxychlor	0.000	9.584f	0	872521	N.D.	7.336 #
21) Endrin Ke...	8.891	9.850	493237	1126506	2.583	4.498 #
23) Hexachlor...	3.216	3.806	82675	45910	0.415	0.115 #
24) Hexachlor...	5.760	6.580	659118	535520	3.266	1.673 #
25) Oxychlorane	7.251	8.062	442266	1915562	2.333	6.849 #
26) 2,4'-DDE	7.344	8.270	798716	1196698	5.601m	5.683 <i>P-02</i>
27) trans-Non...	7.491	8.324	529818	558279	2.515	1.816
28) 2,4'-DDD	7.714	8.644	1063004	1886756	8.355m <i>P-02</i>	10.230m <i>P-01</i>
29) 2,4'-DDT	7.886	8.878	482274	708328	3.293 <i>P-02</i>	3.722m <i>P-01</i>
30) cis-Nonac...	7.981	8.911	2820016	5292623	11.965	15.515
31) Mirex	8.657	9.850	469528	1126506	3.236	6.217 #
32) Chlordane...	7.415f	8.292	485560	908312	20.696	23.352
33) Chlordane...	7.545	8.361f	867433	1067010	30.098	33.242
34) Chlordane...	8.058f	9.051	467285	1989580	61.424	187.383 #
35) Chlordane...	3.804	3.806	2331720	45910	NoCal	NoCal
36) Toxaphene...	7.491	8.626	529818	5044379	503.045	1865.313 #
37) Toxaphene...	7.797	8.949	394537	949948	202.882	272.773
38) Toxaphene...	8.130	8.993	385306	916529	87.945	172.689 #
39) Toxaphene...	0.000	9.092	0	540876	N.D.	59.926 #
40) Toxaphene...	8.591	9.267	1374440	726744	418.045	144.713 #
41) Toxaphene...	8.657	9.655f	469528	2038124	108.128	363.032 #
42) Toxaphene...	3.804	3.806	2331720	45910	NoCal	NoCal

(f)=RT Delta > 1/2 Window (#)=Amounts differ by > 40% (m)=manual int.

Data Path : R:\data\2020-01\0A13038\
Data File : ECD5-01132042.D
Signal(s) : Signal #1: ECD1A.CH Signal #2: ECD2B.CH
Acq On : 13 Jan 2020 23:13
Operator : MJB
Sample : A9J0589-46RE1@5 *MJB 1/14/20*
Misc : 5x, 8081B 2,4+4,4-DDx Only, GPC
ALS Vial : 30 (Sig #1); 0 (Sig #2) Sample Multiplier: 1

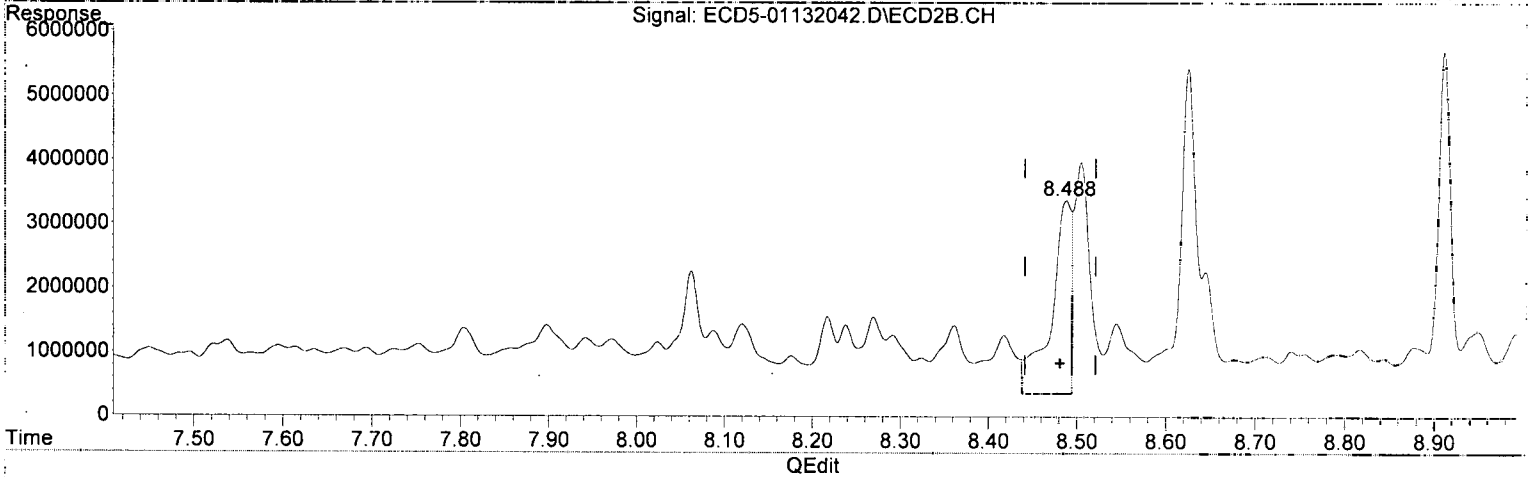
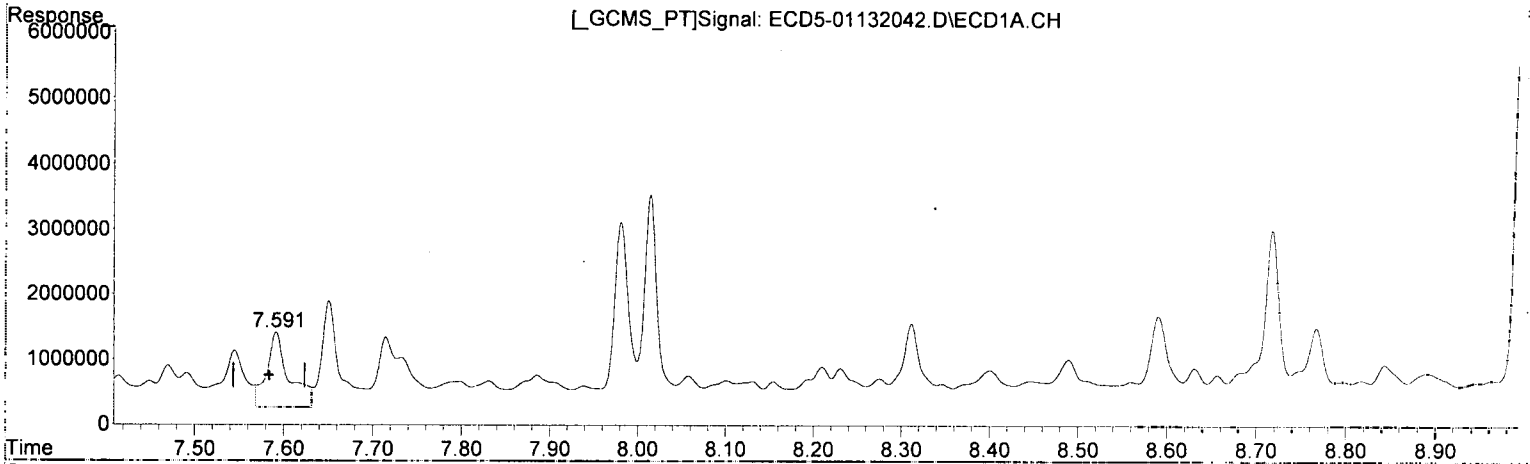
Integration File signal 1: PEST1.e
Integration File signal 2: PEST2.e
Quant Time: Jan 14 11:55:20 2020
Quant Method : R:\methods\ECD5_QUANTPEST_200107.M
Quant Title : Instrument: DualECD5
QLast Update : Thu Jan 09 11:11:29 2020
Response via : Initial Calibration
Integrator: ChemStation 6890 Scale Mode: Small noise peaks clipped



Quantitation Report (Qedit)

Data Path : R:\data\2020-01\0A13038\
Data File : ECD5-01132042.D
Signal(s) : Signal #1: ECD1A.CH Signal #2: ECD2B.CH
Acq On : 13 Jan 2020 23:13
Operator : MJB 9
Sample : A9J0519-46RE105 MJB 1/14/20
Misc : 5x, 8081B 2,4+4,4-DDx Only, GPC
ALS Vial : 30 (Sig #1); 0 (Sig #2) Sample Multiplier: 1

Integration File signal 1: PEST1.e
Integration File signal 2: PEST2.e
Quant Time: Jan 14 10:31:08 2020
Quant Method : R:\methods\ECD5_QUANTPEST_200107.M
Quant Title : Instrument: DualECD5
QLast Update : Thu Jan 09 11:11:29 2020
Response via : Initial Calibration
Integrator: ChemStation 6890 Scale Mode: Small noise peaks clipped



(12) 4,4'-DDE
7.592min 5.560 ng/mL
response 1146298

(P11)

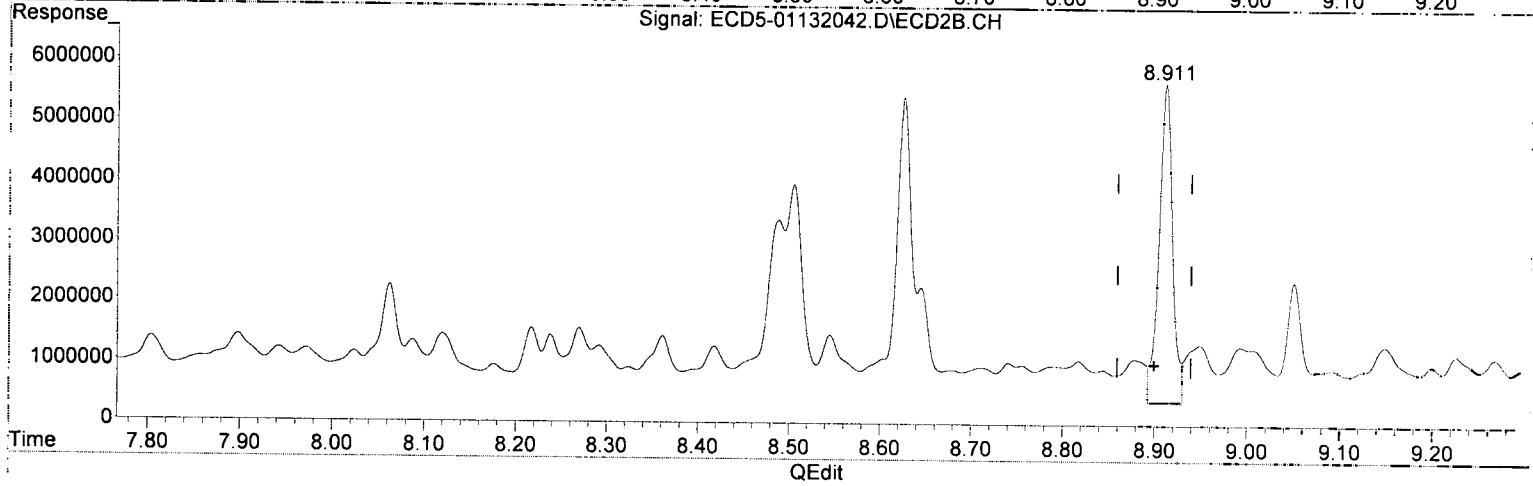
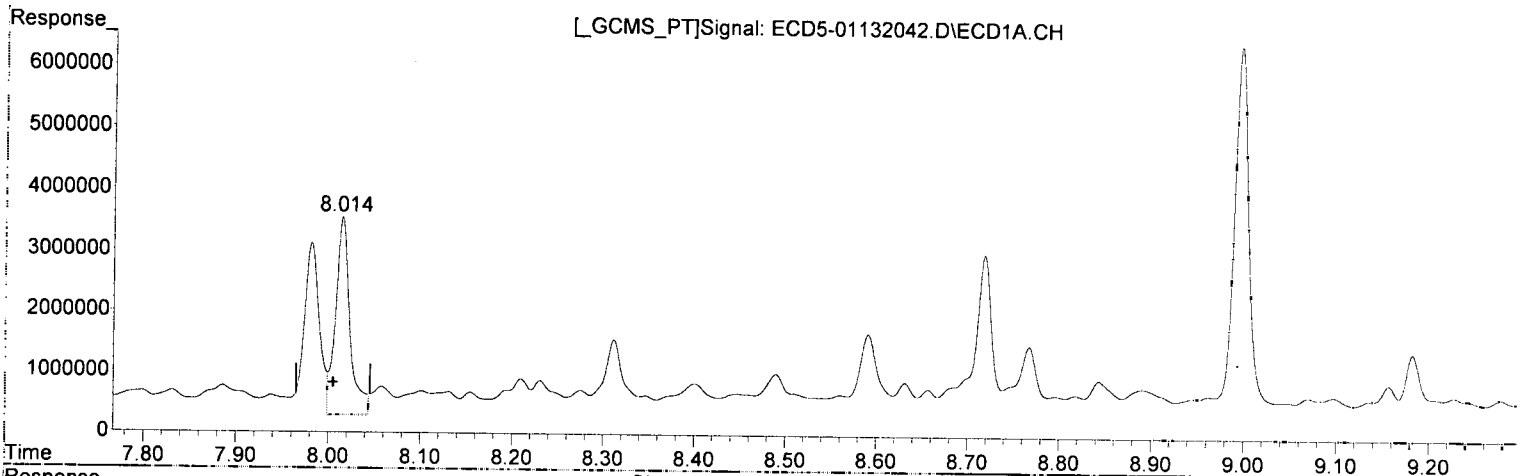
MJB 1/14/20

(12) 4,4'-DDE #2
8.488min 10.242 ng/mL
response 3006527

Quantitation Report (Qedit)

Data Path : R:\data\2020-01\0A13038\
Data File : ECD5-01132042.D
Signal(s) : Signal #1: ECD1A.CH Signal #2: ECD2B.CH
Acq On : 13 Jan 2020 23:13
Operator : MJB
Sample : A9J0579-46RE105 *MJB 1/14/20*
Misc : 5x, 8081B 2,4+4,4-DDx Only, GPC
ALS Vial : 30 (Sig #1); 0 (Sig #2) Sample Multiplier: 1

Integration File signal 1: PEST1.e
Integration File signal 2: PEST2.e
Quant Time: Jan 14 10:31:08 2020
Quant Method : R:\methods\ECD5_QUANTPEST_200107.M
Quant Title : Instrument: DualECD5
QLast Update : Thu Jan 09 11:11:29 2020
Response via : Initial Calibration
Integrator: ChemStation 6890 Scale Mode: Small noise peaks clipped



(15) 4,4'-DDD
8.015min 18.835 ng/mL
response 3252008

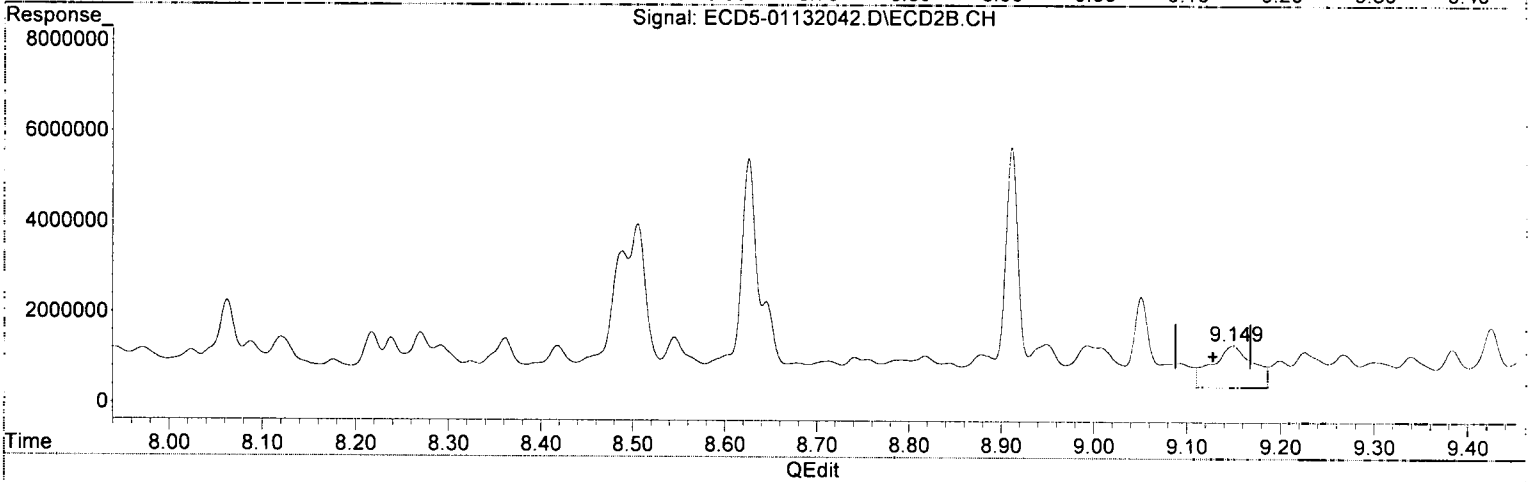
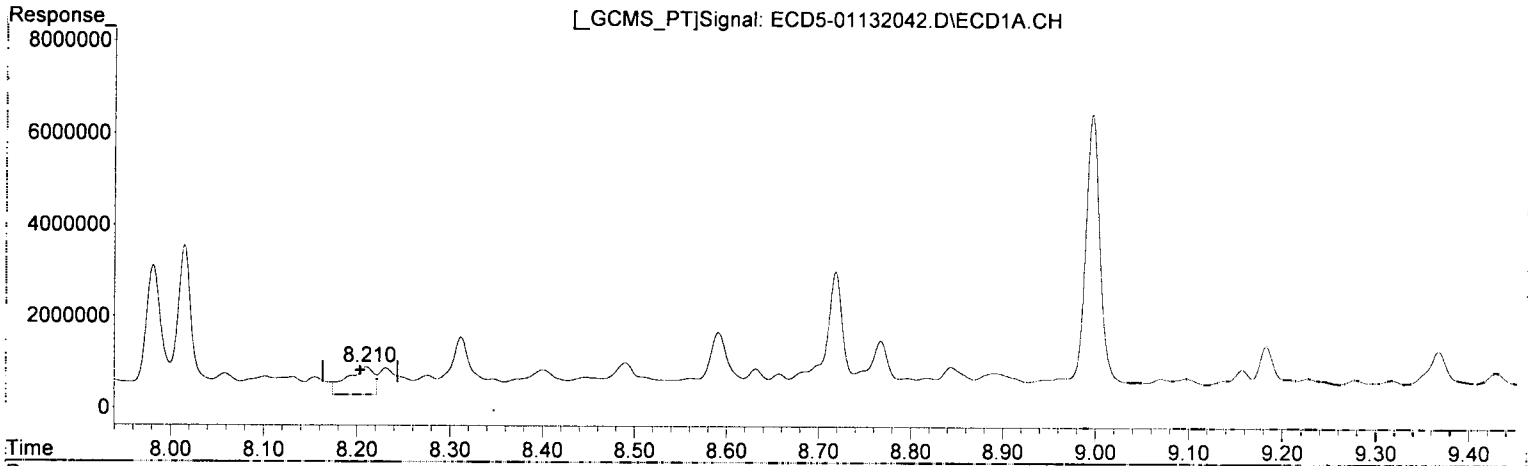
MJB 1/14/20

(15) 4,4'-DDD #2
8.911min 21.532 ng/mL
response 5292623

Quantitation Report (Qedit)

Data Path : R:\data\2020-01\0A13038\
Data File : ECD5-01132042.D
Signal(s) : Signal #1: ECD1A.CH Signal #2: ECD2B.CH
Acq On : 13 Jan 2020 23:13
Operator : MJB *9* *MJB 1/14/20*
Sample : A9J0589-46RE1@5
Misc : 5x, 8081B 2,4+4,4-DDx Only, GPC
ALS Vial : 30 (Sig #1); 0 (Sig #2) Sample Multiplier: 1

Integration File signal 1: PEST1.e
Integration File signal 2: PEST2.e
Quant Time: Jan 14 10:31:08 2020
Quant Method : R:\methods\ECD5_QUANTPEST_200107.M
Quant Title : Instrument: DualECD5
QLast Update : Thu Jan 09 11:11:29 2020
Response via : Initial Calibration
Integrator: ChemStation 6890 Scale Mode: Small noise peaks clipped



(17) 4,4'-DDT

8.210min 3.666 ng/mL *R-02*

response 607288

MJB 1/14/20

(17) 4,4'-DDT #2

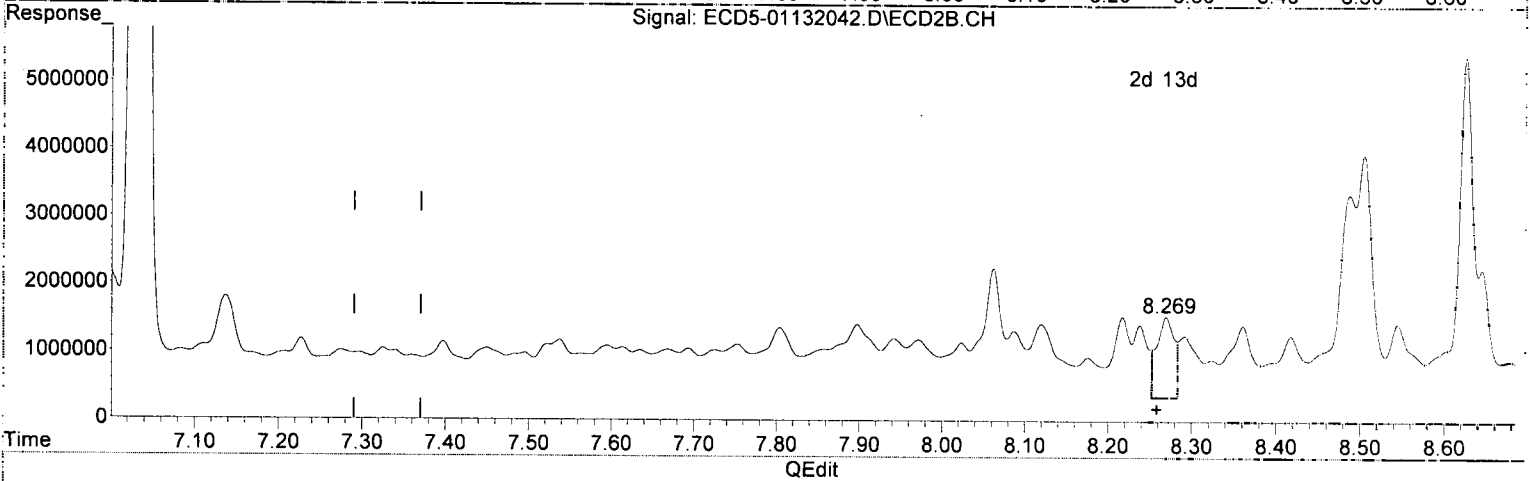
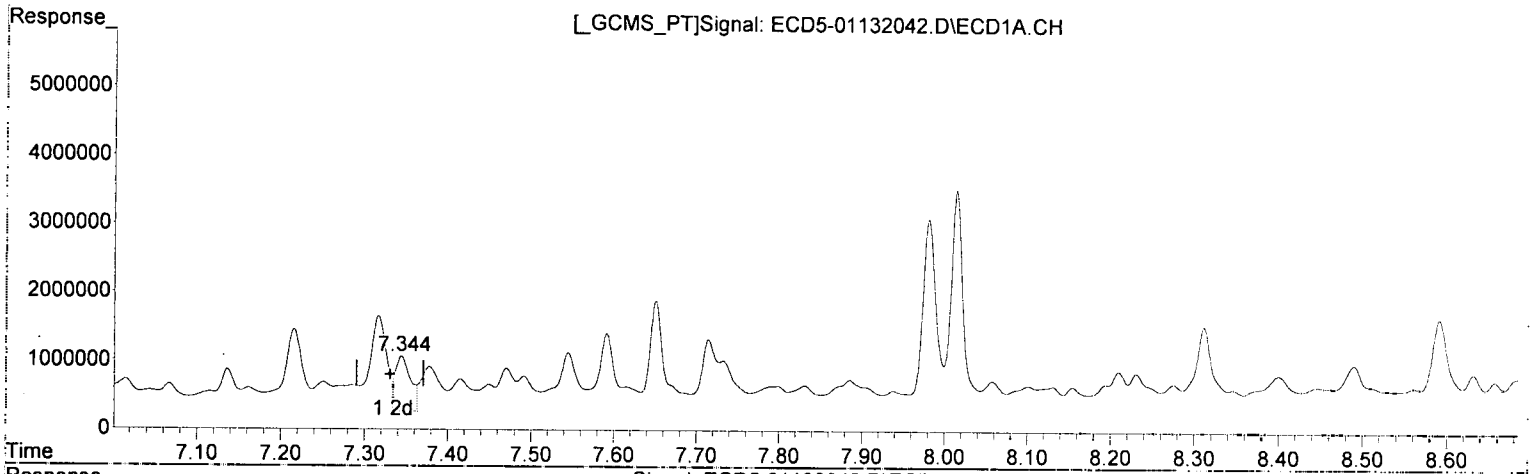
9.149min 4.324 ng/mL *R-01*

response 923856

Quantitation Report (Qedit)

Data Path : R:\data\2020-01\0A13038\
Data File : ECD5-01132042.D
Signal(s) : Signal #1: ECD1A.CH Signal #2: ECD2B.CH
Acq On : 13 Jan 2020 23:13
Operator : MJB
Sample : A9J0579-46RE105 *VB 1/14/20*
Misc : 5x, 8081B 2,4+4,4-DDx Only, GPC
ALS Vial : 30 (Sig #1); 0 (Sig #2) Sample Multiplier: 1

Integration File signal 1: PEST1.e
Integration File signal 2: PEST2.e
Quant Time: Jan 14 10:31:08 2020
Quant Method : R:\methods\ECD5_QUANTPEST_200107.M
Quant Title : Instrument: DualECD5
QLast Update : Thu Jan 09 11:11:29 2020
Response via : Initial Calibration
Integrator: ChemStation 6890 Scale Mode: Small noise peaks clipped



(26) 2,4'-DDE

7.344min 5.601 ng/mL (m)

response 798716

VB 1/14/20

(26) 2,4'-DDE #2

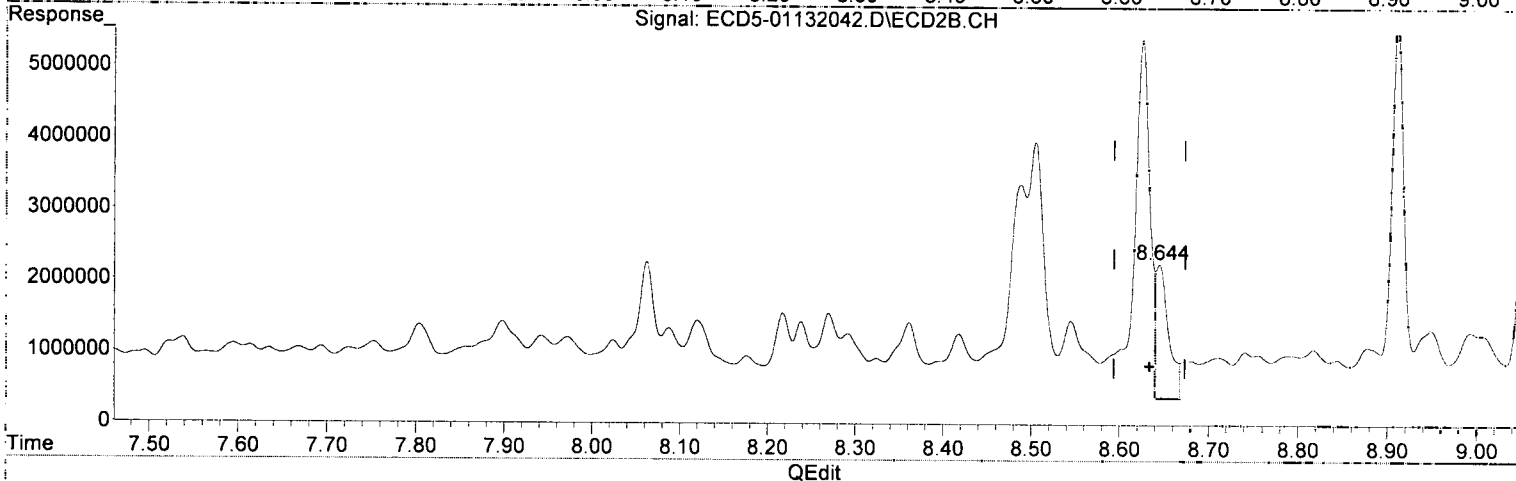
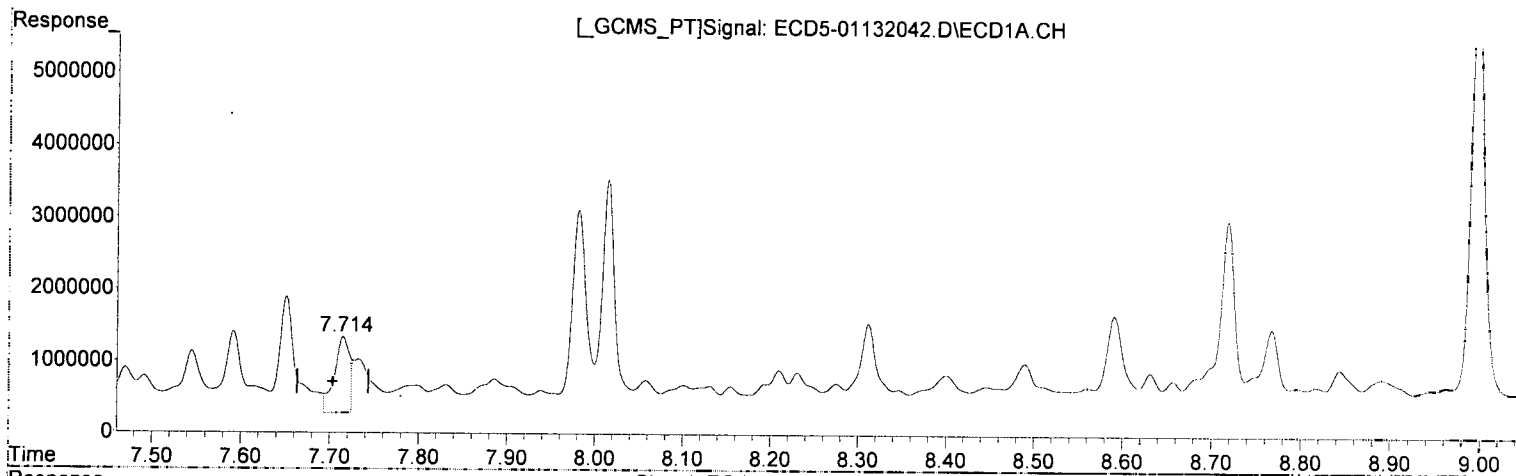
8.270min 5.683 ng/mL *2-2*

response 1196698

Quantitation Report (Qedit)

Data Path : R:\data\2020-01\0A13038\
Data File : ECD5-01132042.D
Signal(s) : Signal #1: ECD1A.CH Signal #2: ECD2B.CH
Acq On : 13 Jan 2020 23:13
Operator : MJB
Sample : A9J0579-46RE1@5 *MJB 1/14/20*
Misc : 5x, 8081B 2,4+4,4-DDx Only, GPC
ALS Vial : 30 (Sig #1); 0 (Sig #2) Sample Multiplier: 1

Integration File signal 1: PEST1.e
Integration File signal 2: PEST2.e
Quant Time: Jan 14 10:31:08 2020
Quant Method : R:\methods\ECD5_QUANTPEST_200107.M
Quant Title : Instrument: DualECD5
QLast Update : Thu Jan 09 11:11:29 2020
Response via : Initial Calibration
Integrator: ChemStation 6890 Scale Mode: Small noise peaks clipped



(28) 2,4'-DDD

7.714min 8.355 ng/mL *(m) P-2*
response 1063004

MJB 1/14/20

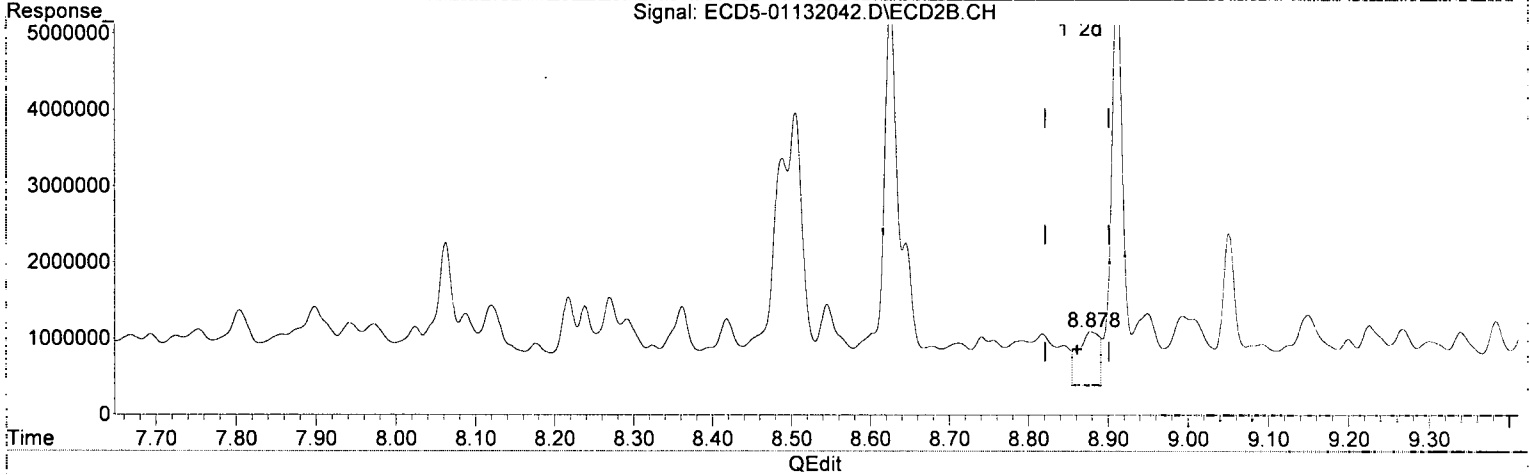
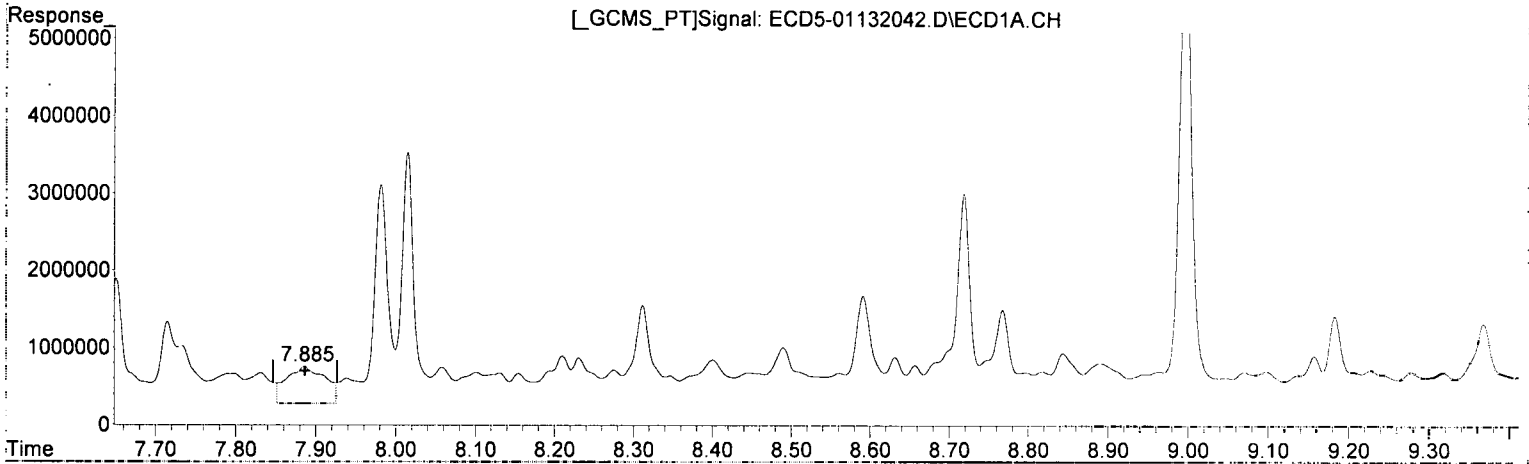
(28) 2,4'-DDD #2

8.644min 10.230 ng/mL *(m) P-1*
response 1886756

Quantitation Report (Qedit)

Data Path : R:\data\2020-01\0A13038\
Data File : ECD5-01132042.D
Signal(s) : Signal #1: ECD1A.CH Signal #2: ECD2B.CH
Acq On : 13 Jan 2020 23:13
Operator : MJB ⁹ *MJB V14/20*
Sample : A9J0589-46RE1@5
Misc : 5x, 8081B 2,4+4,4-DDx Only, GPC
ALS Vial : 30 (Sig #1); 0 (Sig #2) Sample Multiplier: 1

Integration File signal 1: PEST1.e
Integration File signal 2: PEST2.e
Quant Time: Jan 14 10:31:08 2020
Quant Method : R:\methods\ECD5_QUANTPEST_200107.M
Quant Title : Instrument: DualECD5
QLast Update : Thu Jan 09 11:11:29 2020
Response via : Initial Calibration
Integrator: ChemStation 6890 Scale Mode: Small noise peaks clipped



(29) 2,4'-DDT
7.886min 3.293 ng/mL *2.02*
response 482274

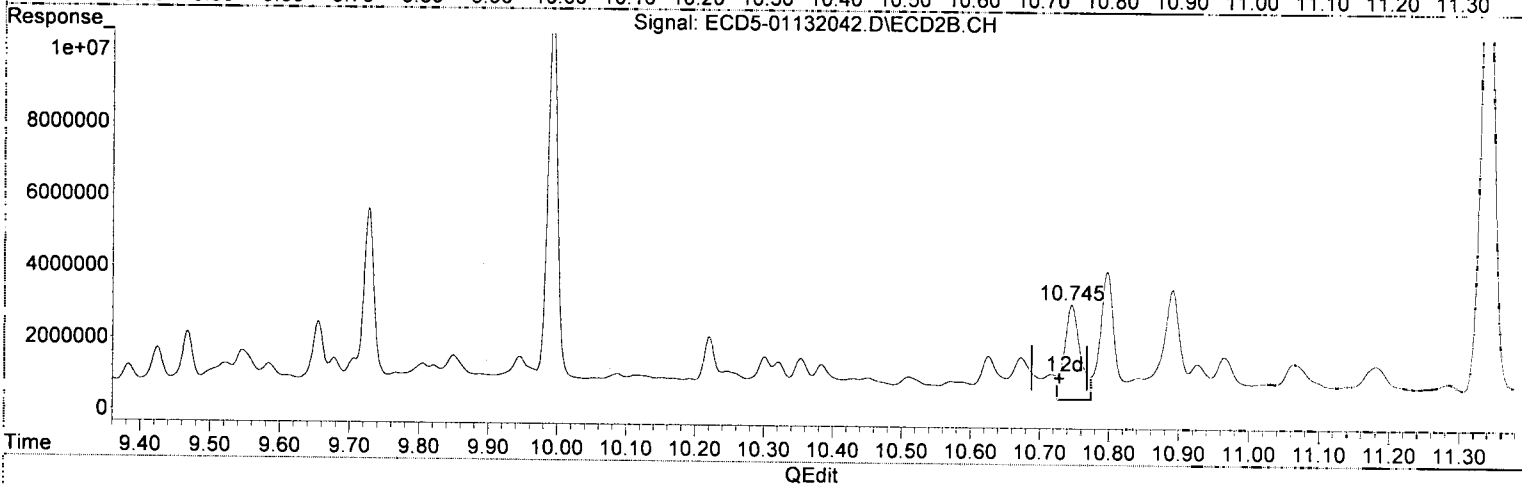
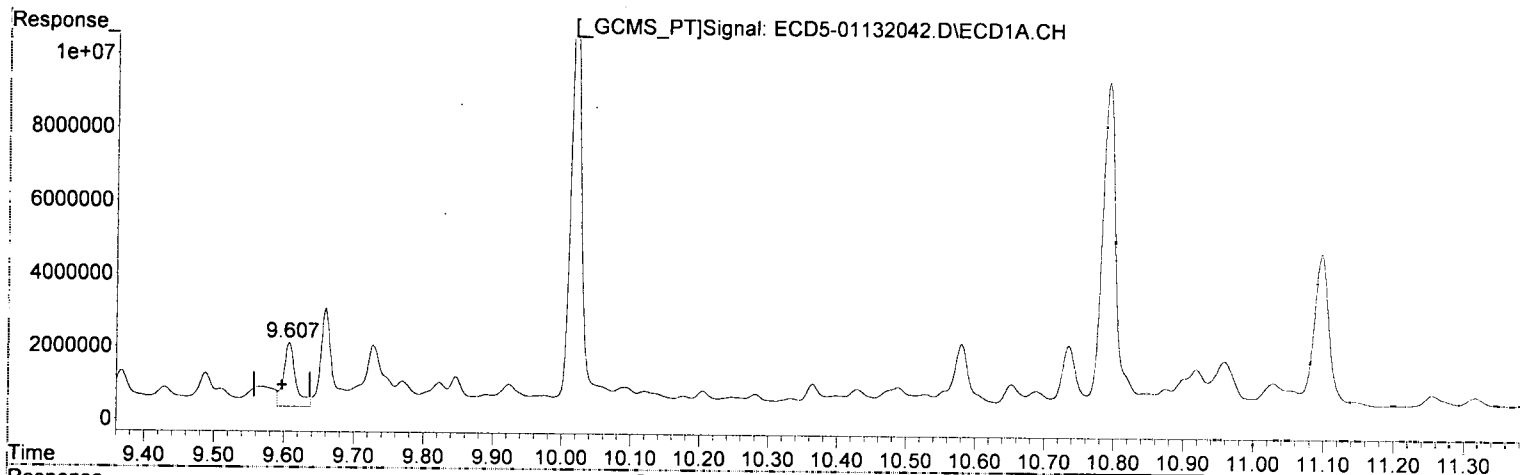
MJB V14/20

(29) 2,4'-DDT #2
8.878min 3.722 ng/mL *(m) 2.01*
response 708328

Quantitation Report (Qedit)

Data Path : R:\data\2020-01\0A13038\
Data File : ECD5-01132042.D
Signal(s) : Signal #1: ECD1A.CH Signal #2: ECD2B.CH
Acq On : 13 Jan 2020 23:13
Operator : MJB
Sample : A9J0579-46RE1@5 *MJB 1/14/20*
Misc : 5x, 8081B 2,4+4,4-DDx Only, GPC
ALS Vial : 30 (Sig #1); 0 (Sig #2) Sample Multiplier: 1

Integration File signal 1: PEST1.e
Integration File signal 2: PEST2.e
Quant Time: Jan 14 10:31:08 2020
Quant Method : R:\methods\ECD5_QUANTPEST_200107.M
Quant Title : Instrument: DualECD5
QLast Update : Thu Jan 09 11:11:29 2020
Response via : Initial Calibration
Integrator: ChemStation 6890 Scale Mode: Small noise peaks clipped



(22) DCBP (S) (S)

9.608min 11.638 ng/mL

response 1761856

MJB 1/14/20

(22) DCBP (S) #2 (S)

10.745min 14.822 ng/mL *(m)*

response 2637568

Quantitation Report (Not Reviewed)

Data Path : R:\data\2020-01\0A13038\
 Data File : ECD5-01132042.D
 Signal(s) : Signal #1: ECD1A.CH Signal #2: ECD2B.CH
 Acq On : 13 Jan 2020 23:13
 Operator : MJB
 Sample : A9J0589-46RE1@5
 Misc : 5x, 8081B 2,4+4,4-DDx Only, GPC
 ALS Vial : 30 (Sig #1); 0 (Sig #2) Sample Multiplier: 1

Integration File signal 1: PEST1.e
 Integration File signal 2: PEST2.e
 Quant Time: Jan 14 10:31:08 2020
 Quant Method : R:\methods\ECD5_QUANTPEST_200107.M
 Quant Title : Instrument: DualECD5
 QLast Update : Thu Jan 09 11:11:29 2020
 Response via : Initial Calibration
 Integrator: ChemStation 6890 Scale Mode: Small noise peaks clipped

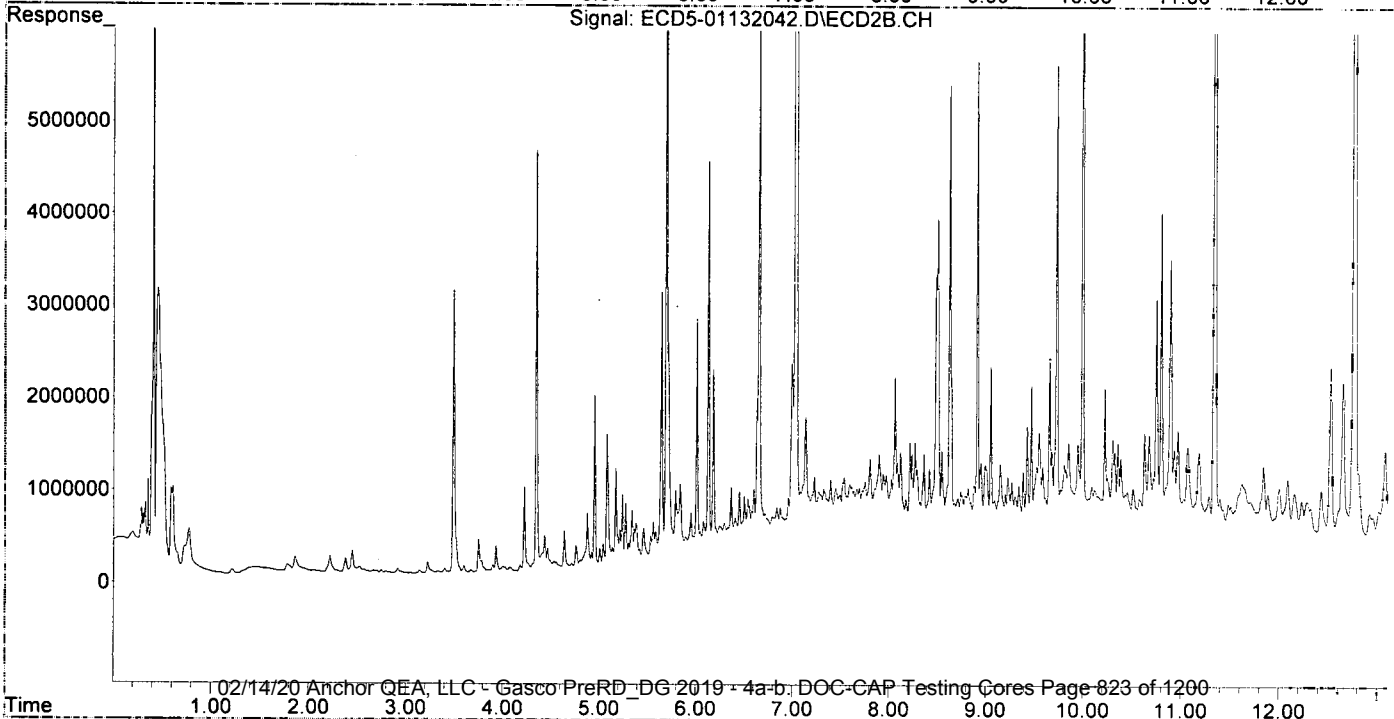
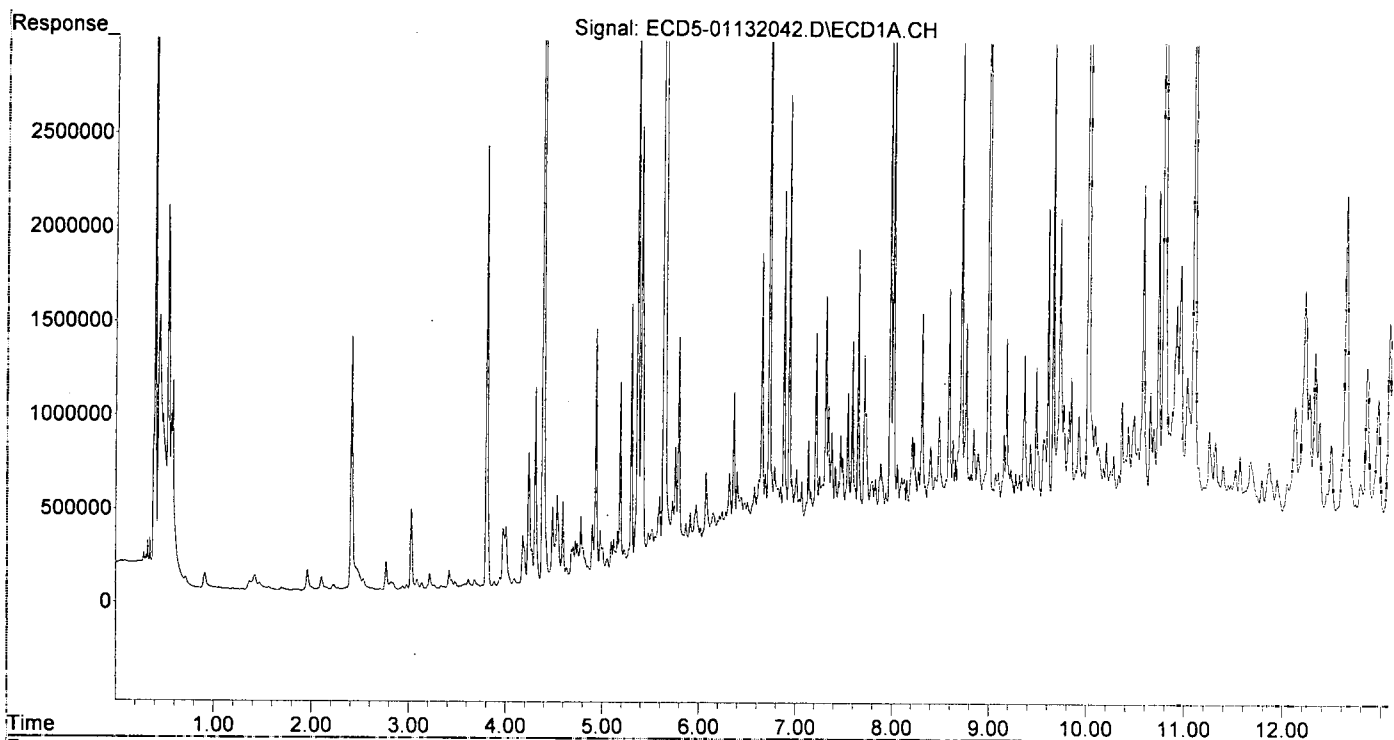
MJB
 1/14/20

Compound	RT#1	RT#2	Resp#1	Resp#2	ng/mL	ng/mL
System Monitoring Compounds						
1) S TCMX (S)	5.406	6.130	2371493	4338826	12.145	14.556
22) S DCBP (S)	9.608	10.717	1761856	703374	11.638	3.953 #
Target Compounds						
2) a-BHC	5.912f	6.716	301878	505257	1.147	1.224
3) g-BHC	6.243f	7.035	294721	60935030	1.262	166.901 #
4) b-BHC	6.280	7.084f	292096	725853	2.813	4.512 #
5) Heptachlor	6.654f	7.397f	1645993	835380	7.244	2.357 #
6) d-BHC	6.441	7.359	367484	633602	1.687	1.940
7) Aldrin	6.884	7.693	1958274	733055	8.875	2.201 #
8) Heptachlo...	7.317	8.120	1399798	1093121	6.790	3.549 #
9) trans-Chl...	7.415	8.270	485560	1196698	2.304	3.838 #
10) cis-Chlor...	7.545f	8.361	867433	1067010	4.239	3.597
11) Endosulfa...	7.592f	8.418	1146298	903023	5.915	3.250 #
12) 4,4'-DDE	7.592	8.488	1146298	3006527	5.560	10.242 #
13) Dieldrin	7.797	8.626	394537	5044379	1.832	16.329 #
14) Endrin	7.939	8.878	323604	711292	1.870	3.027 #
15) 4,4'-DDD	8.015	8.911	3252008	5292623	18.835	21.532
16) Endosulfa...	8.101	8.993	397482	916529	2.330	3.752 #
17) 4,4'-DDT	8.210	9.149f	607288	923856	3.666	4.324
18) Endrin Al...	8.400	9.267f	548798	726744	3.584	3.250
19) Endosulfa...	8.718	9.424	2698270	1315531	16.860	5.935 #
20) Methoxychlor	0.000	9.594f	0	872521	N.D.	7.336 #
21) Endrin Ke...	8.891	9.850	493237	1126506	2.583	4.498 #
23) Hexachlor...	3.216	3.806	82675	45910	0.415	0.115 #
24) Hexachlor...	5.760	6.580	659118	535520	3.266	1.673 #
25) Oxychlorane	7.251	8.062	442266	1915562	2.333	6.849 #
26) 2,4'-DDE	7.317	8.270	1399798	1196698	9.817	5.683 #
27) trans-Non...	7.491	8.324	529818	558279	2.515	1.816
28) 2,4'-DDD	7.715	8.626	1057727	5044379	8.313	27.350 #
29) 2,4'-DDT	7.886	8.844	482274	535865	3.293	2.795
30) cis-Nonac...	7.981	8.911	2820016	5292623	11.965	15.515
31) Mirex	8.657	9.850	469528	1126506	3.236	6.217 #
32) Chlordane...	7.415f	8.292	485560	908312	20.696	23.352
33) Chlordane...	7.545	8.361f	867433	1067010	30.098	33.242
34) Chlordane...	8.058f	9.051	467285	1989580	61.424	187.383 #
35) Chlordane...	3.804	3.806	2331720	45910	NoCal	NoCal
36) Toxaphene...	7.491	8.626	529818	5044379	503.045	1865.313 #
37) Toxaphene...	7.797	8.949	394537	949948	202.882	272.773
38) Toxaphene...	8.130	8.993	385306	916529	87.945	172.689 #
39) Toxaphene...	0.000	9.092	0	540876	N.D.	59.926 #
40) Toxaphene...	8.591	9.267	1374440	726744	418.045	144.713 #
41) Toxaphene...	8.657	9.655f	469528	2038124	108.128	363.032 #
42) Toxaphene...	3.804	3.806	2331720	45910	NoCal	NoCal

(f)=RT Delta > 1/2 Window (#)=Amounts differ by > 40% (m)=manual int.

Data Path : R:\data\2020-01\0A13038\
Data File : ECD5-01132042.D
Signal(s) : Signal #1: ECD1A.CH Signal #2: ECD2B.CH
Acq On : 13 Jan 2020 23:13
Operator : MJB 9
Sample : A9J0579-46RE1@5 *WPE 1/14/20*
Misc : 5x, 8081B 2,4+4,4-DDx Only, GPC
ALS Vial : 30 (Sig #1); 0 (Sig #2) Sample Multiplier: 1

Integration File signal 1: PEST1.e
Integration File signal 2: PEST2.e
Quant Time: Jan 14 10:31:08 2020
Quant Method : R:\methods\ECD5_QUANTPEST_200107.M
Quant Title : Instrument: DualECD5
QLast Update : Thu Jan 09 11:11:29 2020
Response via : Initial Calibration
Integrator: ChemStation 6890 Scale Mode: Small noise peaks clipped



Data Path : R:\data\2020-01\0A13038\
 Data File : ECD5-01132044.D
 Signal(s) : Signal #1: ECD1A.CH Signal #2: ECD2B.CH
 Acq On : 13 Jan 2020 23:51
 Operator : MJB
 Sample : 0A13038-CCV7
 Misc : A19K133, AB 50 ppb
 ALS Vial : 3 (Sig #1); 0 (Sig #2) Sample Multiplier: 1

Integration File signal 1: PEST1.e
 Integration File signal 2: PEST2.e
 Quant Time: Jan 14 10:31:15 2020
 Quant Method : R:\methods\ECD5_QUANTPEST_200107.M
 Quant Title : Instrument: DualECD5
 QLast Update : Thu Jan 09 11:11:29 2020
 Response via : Initial Calibration
 Integrator: ChemStation 6890 Scale Mode: Small noise peaks clipped

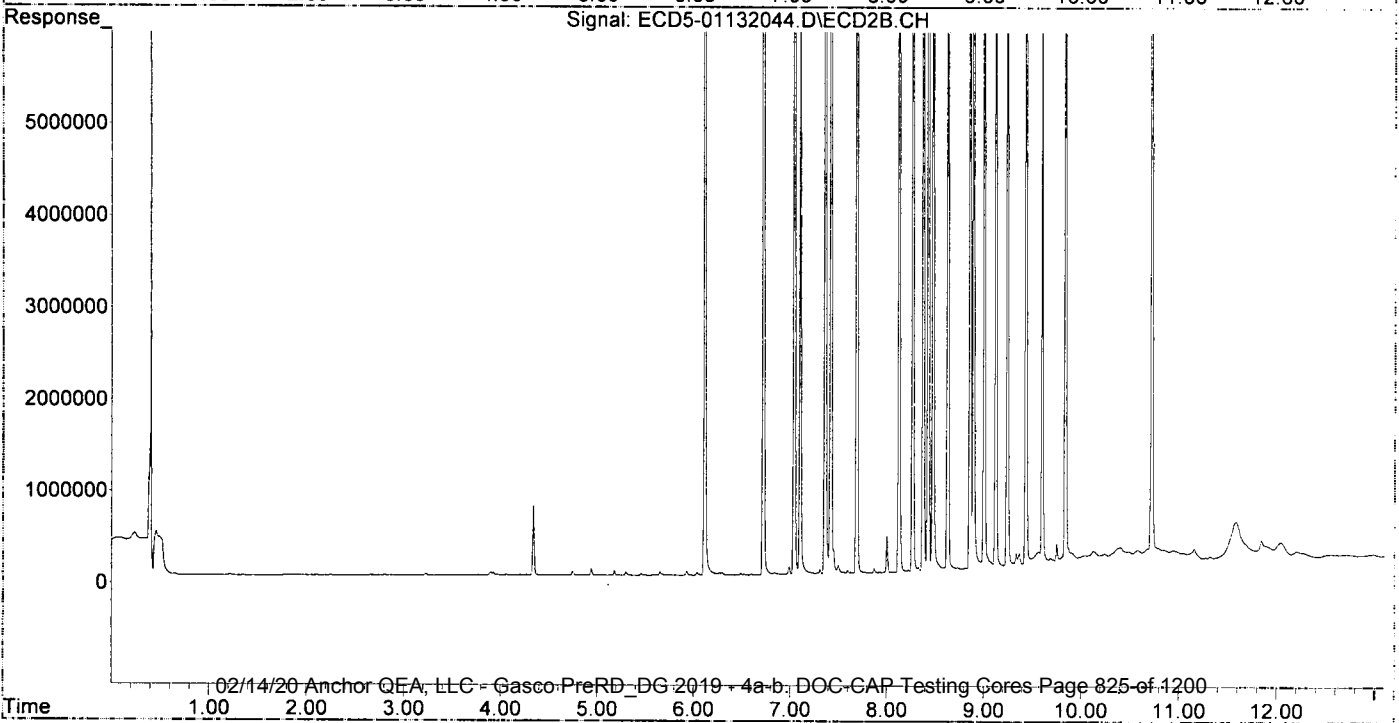
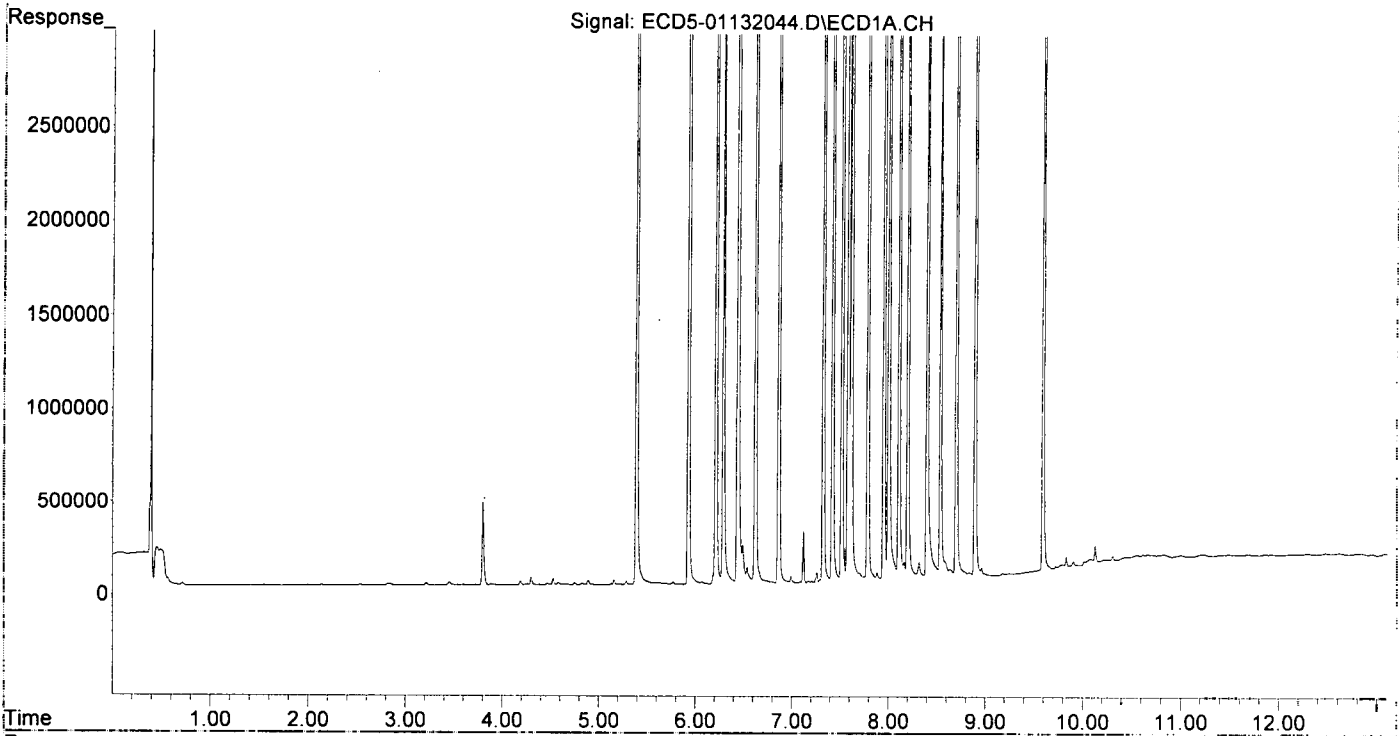
MJB
1/14/20

	Compound	RT#1	RT#2	Resp#1	Resp#2	ng/mL	ng/mL
System Monitoring Compounds							
1)	S TCMX (S)	5.391	6.116	8929983	14557813	45.734	48.838
22)	S DCBP (S)	9.594	10.725	7347110	8734407	49.254	49.084
Target Compounds							
2)	a-BHC	5.930	6.723	13154455	22479279	49.986	54.436
3)	g-BHC	6.213	7.042	11414561	19277302	48.884	52.800
4)	b-BHC	6.290	7.104	4273620	7552252	43.748	46.950
5)	Heptachlor	6.623	7.421	11233424	18833441	49.435	53.129
6)	d-BHC	6.440	7.362	9701719	18319493	44.536	51.463
7)	Aldrin	6.865	7.690	10537206	17633239	47.764	52.944
8)	Heptachlo...	7.326	8.128	9960149	15798379	48.314	51.287
9)	trans-Chl...	7.421	8.269	10018639	15951223	47.545	51.153
10)	cis-Chlor...	7.519	8.377	9683281	15203623	47.322	51.252
11)	Endosulfa...	7.615	8.429	9208907	14431362	47.517	51.933
12)	4,4'-DDE	7.581	8.479	9386939	15440121	45.527	50.016
13)	Dieldrin	7.787	8.631	10537206	16583794	48.924	53.681
14)	Endrin	7.953	8.861	8959079	13417589	51.781	57.105
15)	4,4'-DDD	8.003	8.897	7909094	13061951	45.809	53.139
16)	Endosulfa...	8.110	9.007	7913834	12521460	46.383	51.255
17)	4,4'-DDT	8.200	9.125	7970063	12012493	48.110	51.361
18)	Endrin Al...	8.400	9.244	6302779	10563343	41.164	47.241
19)	Endosulfa...	8.702	9.436	7848866	12100895	49.044	54.590
20)	Methoxychlor	8.538	9.603	3893559	6133660	44.956	51.573
21)	Endrin Ke...	8.896	9.841	9495081	14436834	49.720	57.648
23)	Hexachlor...	3.216	0.000	12015	0	0.060	N.D. #
24)	Hexachlor...	5.773	6.599	14284	9816	BelowCal	0.031
25)	Oxychlorthane	7.261	8.050	52752	8168	0.099	0.029 #
26)	2,4'-DDE	7.326	8.269	9960149	15951223	69.851	75.745
27)	trans-Non...	7.519	8.330	9683281	45237	48.481	0.147 #
28)	2,4'-DDD	0.000	8.631	0	16583794	N.D.	89.914 #
29)	2,4'-DDT	7.885	8.861	37945	13417589	0.259	64.992 #
30)	cis-Nonac...	8.003f	8.897	7909094	13061951	33.556	38.289
31)	Mirex	0.000	9.841	0	14436834	N.D.	76.902 #
32)	Chlordane...	7.421	8.269	10018639	15951223	427.023	410.089
33)	Chlordane...	7.519	8.377	9683281	15203623	335.983	473.664 #
34)	Chlordane...	8.110f	0.000	7913834	0	1040.255	N.D. #
35)	Chlordane...	3.800	0.000	442499	0	NoCal	N.D.
36)	Toxaphene...	7.519	8.631	9683281	16583794	9193.961	6132.363
37)	Toxaphene...	7.787	9.007f	10537206	12521460	5418.522	3595.478
38)	Toxaphene...	8.110	9.007	7913834	12521460	1844.375	2077.787
39)	Toxaphene...	8.320f	0.000	87287	0	21.606	N.D. #
40)	Toxaphene...	0.000	9.244	0	10563343	N.D.	2103.433 #
41)	Toxaphene...	0.000	9.603f	0	6133660	N.D.	1092.532 #
42)	Toxaphene...	3.800	0.000	442499	0	NoCal	N.D.

(f)=RT Delta > 1/2 Window (#)=Amounts differ by > 40% (m)=manual int.

Data Path : R:\data\2020-01\0A13038\
 Data File : ECD5-01132044.D
 Signal(s) : Signal #1: ECD1A.CH Signal #2: ECD2B.CH
 Acq On : 13 Jan 2020 23:51
 Operator : MJB
 Sample : 0A13038-CCV7
 Misc : A19K133, AB 50 ppb
 ALS Vial : 3 (Sig #1); 0 (Sig #2) Sample Multiplier: 1

Integration File signal 1: PEST1.e
 Integration File signal 2: PEST2.e
 Quant Time: Jan 14 10:31:15 2020
 Quant Method : R:\methods\ECD5_QUANTPEST_200107.M
 Quant Title : Instrument: DualECD5
 QLast Update : Thu Jan 09 11:11:29 2020
 Response via : Initial Calibration
 Integrator: ChemStation 6890 Scale Mode: Small noise peaks clipped



Quantitation Report (QT Reviewed)

Data Path : R:\data\2020-01\0A13038\
 Data File : ECD5-01132045.D
 Signal(s) : Signal #1: ECD1A.CH Signal #2: ECD2B.CH
 Acq On : 14 Jan 2020 0:08
 Operator : MJB
 Sample : 0A13038-CCV8
 Misc : A19J408, 9-42 50 ppb
 ALS Vial : 4 (Sig #1); 0 (Sig #2) Sample Multiplier: 1

Integration File signal 1: PEST1.e
 Integration File signal 2: PEST2.e
 Quant Time: Jan 14 12:00:17 2020
 Quant Method : R:\methods\ECD5_QUANTPEST_200107.M
 Quant Title : Instrument: DualECD5
 QLast Update : Thu Jan 09 11:11:29 2020
 Response via : Initial Calibration
 Integrator: ChemStation 6890 Scale Mode: Small noise peaks clipped

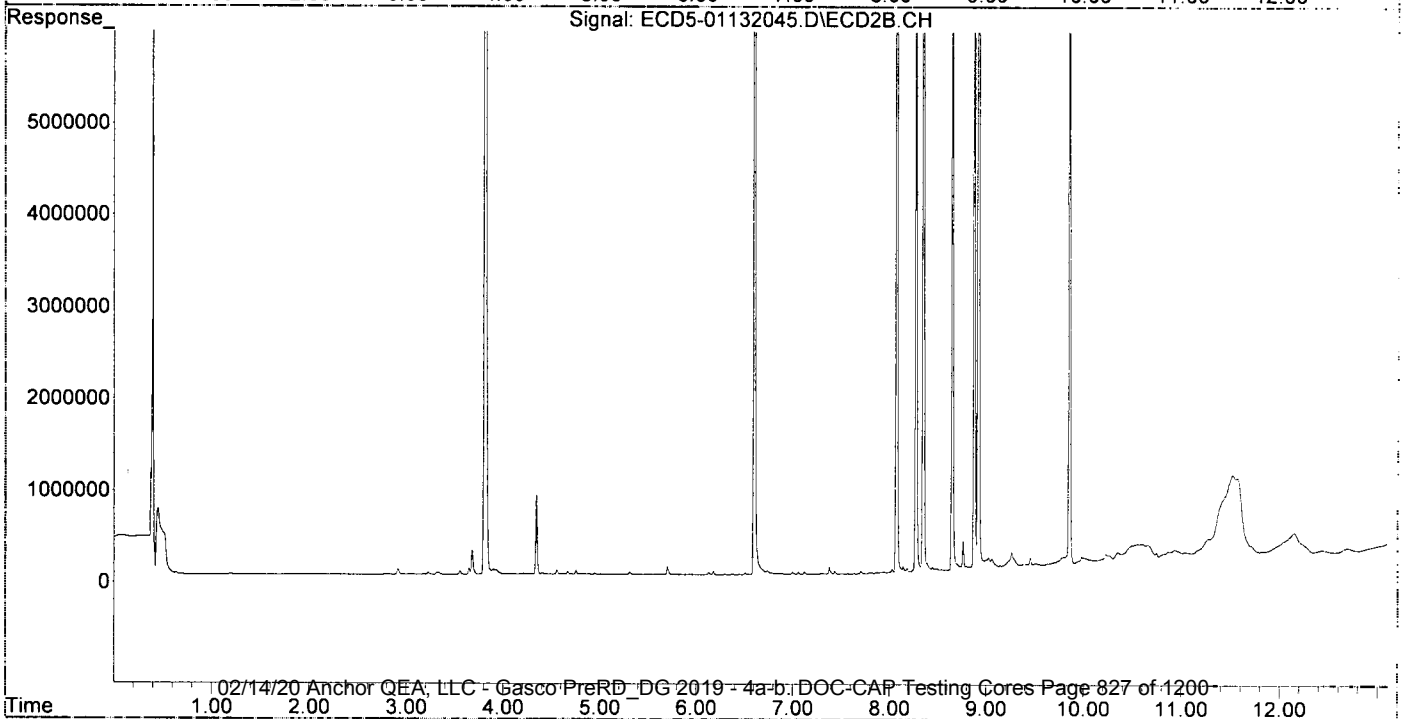
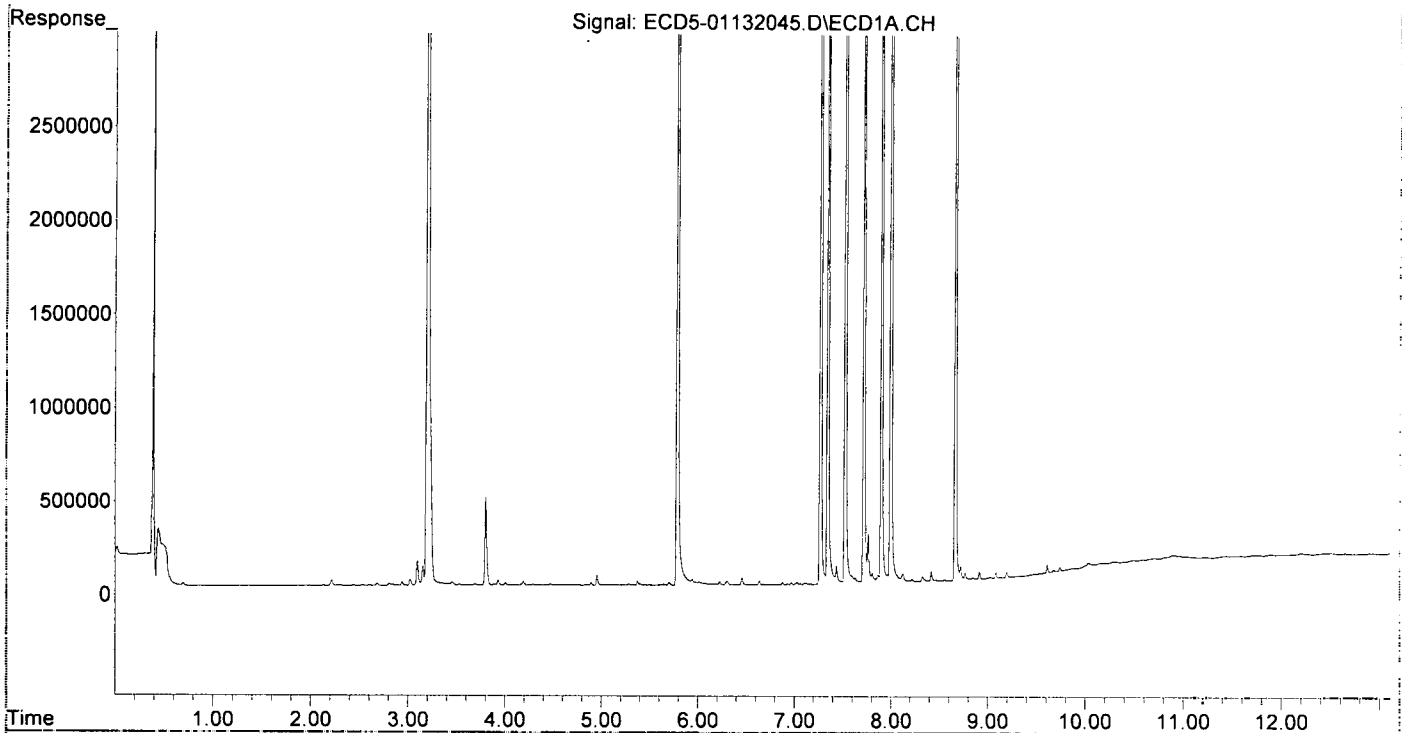
MJB
1/14/20

Compound	RT#1	RT#2	Resp#1	Resp#2	ng/mL	ng/mL
System Monitoring Compounds						
1) S TCMX (S)	5.402	6.129	8308	22505	0.043	0.075 #
22) S DCBP (S)	9.611	10.745	50878	82482	0.185	0.464 #
Target Compounds						
2) a-BHC	5.943	6.736	32146	39064	0.122	0.095
3) g-BHC	6.228	7.057	18522	21573	0.079	0.059
4) b-BHC	6.304	7.121	19971	26773	0.036	0.166 #
5) Heptachlor	6.638	7.436	22229	33351	0.098	0.094
6) d-BHC	6.458	7.378	38328	74463	0.176	0.279 #
7) Aldrin	6.879	7.707	11852	26785	0.054	0.080 #
8) Heptachlo...	7.347	8.144	6364030	59604	30.870	0.193 #
9) trans-Chl...	7.438	8.274	95797	10714745	0.455	34.361 #
10) cis-Chlor...	7.527	8.391	9656123	84107	47.189	0.284 #
11) Endosulfa...	7.632	8.446	30560	33000	0.158	0.119
12) 4,4'-DDE	0.000	8.494	0	20309	N.D.	0.103 #
13) Dieldrin	7.806	8.649	51131	9463836	0.237	30.634 #
14) Endrin	0.000	8.876	0	10906854	N.D.	46.419 #
15) 4,4'-DDD	7.998	8.918	11089329	18109828	64.229	73.675
16) Endosulfa...	8.125	9.002	45124	96051	0.264	0.393 #
17) 4,4'-DDT	8.218	9.142	14531	26135	0.088	0.152 #
18) Endrin Al...	8.418	9.262	53368	157418	0.349	0.704 #
19) Endosulfa...	8.720	9.453	71754	90645	0.448	0.409
20) Methoxychlor	8.555	9.621	7418	21394	0.086	0.180 #
21) Endrin Ke...	8.914	9.855	38270	9817350	0.200	39.202 #
23) Hexachlor...	3.198	3.807	9399464	19781687	47.128	49.364
24) Hexachlor...	5.786	6.600	9033043	15974740	46.714	49.905
25) Oxychlordane	7.271	8.074	8742971	14522851	49.654	51.924
26) 2,4'-DDE	7.347	8.273	6364030	10734348	44.631	50.973m
27) trans-Non...	7.527	8.349	9656123	15586372	48.346	50.689
28) 2,4'-DDD	7.720	8.649	5637101	9463836	44.305	51.311
29) 2,4'-DDT	7.902	8.876	6799591	10906854	46.421	53.812
30) cis-Nonac...	7.998	8.918	11089329	18109828	47.049	53.086
31) Mirex	8.666	9.855	6571165	9817350	48.829	53.486
32) Chlordane...	7.438	8.274	95797	10714745	4.083	275.465 #
33) Chlordane...	7.527	8.391	9656123	84107	335.041	2.620 #
34) Chlordane...	0.000	9.059	0	99132	N.D.	9.336 #
35) Chlordane...	3.801	3.807	469707	19781687	NoCal	NoCal
36) Toxaphene...	7.527	8.649f	9656123	9463836	9168.175	3499.542 #
37) Toxaphene...	7.806	9.002f	51131	96051	26.293	27.581
38) Toxaphene...	8.125	9.002	45124	96051	6.637	14.796 #
39) Toxaphene...	8.326f	9.059	25227	99132	6.244	10.983 #
40) Toxaphene...	8.555f	9.262	7418	157418	2.256	31.346 #
41) Toxaphene...	8.666	9.621	6571165	21394	1513.271	3.811 #
42) Toxaphene...	3.801	3.807	469707	19781687	NoCal	NoCal

(f)=RT Delta > 1/2 Window (#)=Amounts differ by > 40% (m)=manual int.

Data Path : R:\data\2020-01\0A13038\
Data File : ECD5-01132045.D
Signal(s) : Signal #1: ECD1A.CH Signal #2: ECD2B.CH
Acq On : 14 Jan 2020 0:08
Operator : MJB
Sample : 0A13038-CCV8
Misc : A19J408, 9-42 50 ppb
ALS Vial : 4 (Sig #1); 0 (Sig #2) Sample Multiplier: 1

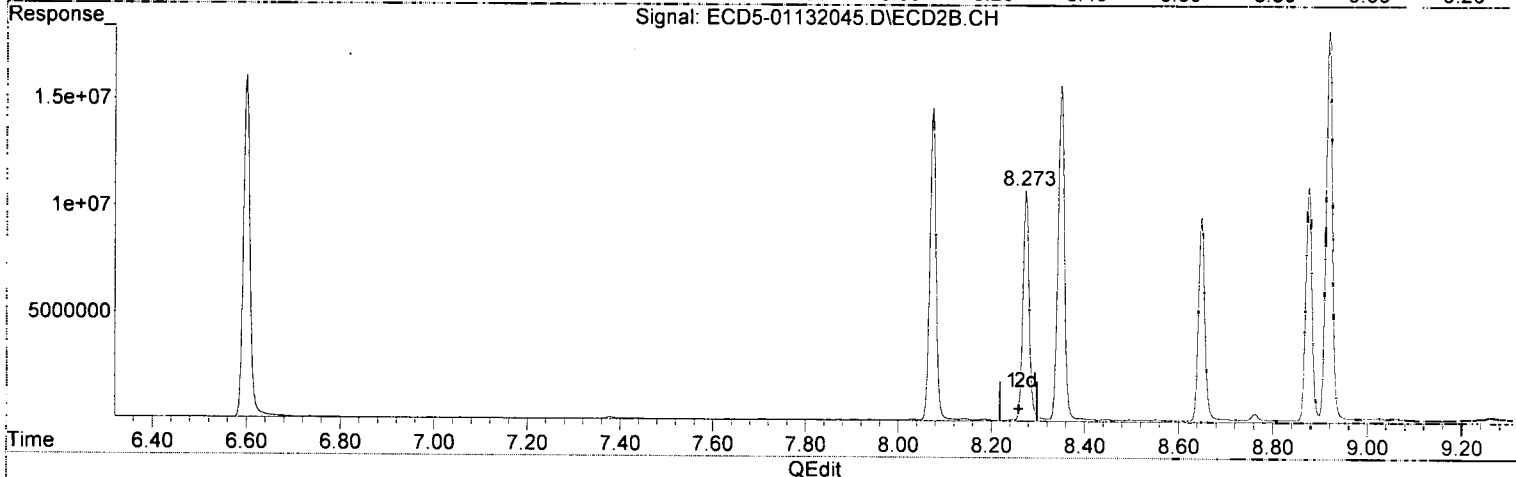
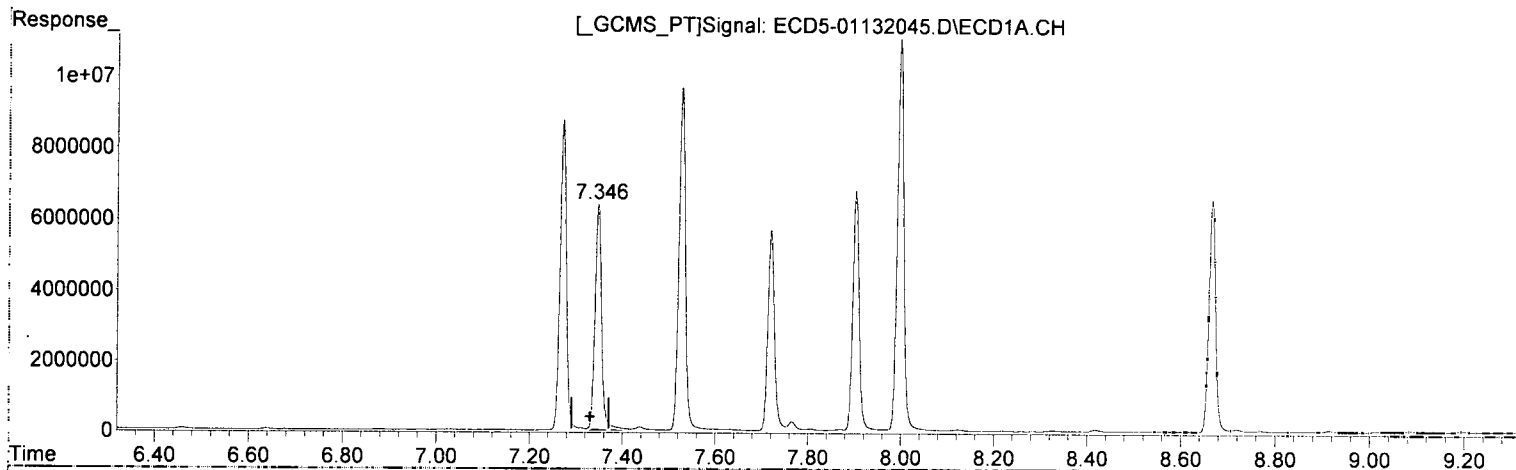
Integration File signal 1: PEST1.e
Integration File signal 2: PEST2.e
Quant Time: Jan 14 12:00:17 2020
Quant Method : R:\methods\ECD5_QUANTPEST_200107.M
Quant Title : Instrument: DualECD5
QLast Update : Thu Jan 09 11:11:29 2020
Response via : Initial Calibration
Integrator: ChemStation 6890 Scale Mode: Small noise peaks clipped



Quantitation Report (Qedit)

Data Path : R:\data\2020-01\0A13038\
Data File : ECD5-01132045.D
Signal(s) : Signal #1: ECD1A.CH Signal #2: ECD2B.CH
Acq On : 14 Jan 2020 0:08
Operator : MJB
Sample : 0A13038-CCV8
Misc : A19J408, 9-42 50 ppb
ALS Vial : 4 (Sig #1); 0 (Sig #2) Sample Multiplier: 1

Integration File signal 1: PEST1.e
Integration File signal 2: PEST2.e
Quant Time: Jan 14 10:31:22 2020
Quant Method : R:\methods\ECD5_QUANTPEST_200107.M
Quant Title : Instrument: DualECD5
QLast Update : Thu Jan 09 11:11:29 2020
Response via : Initial Calibration
Integrator: ChemStation 6890 Scale Mode: Small noise peaks clipped



(26) 2,4'-DDE
7.347min 44.631 ng/mL
response 6364030

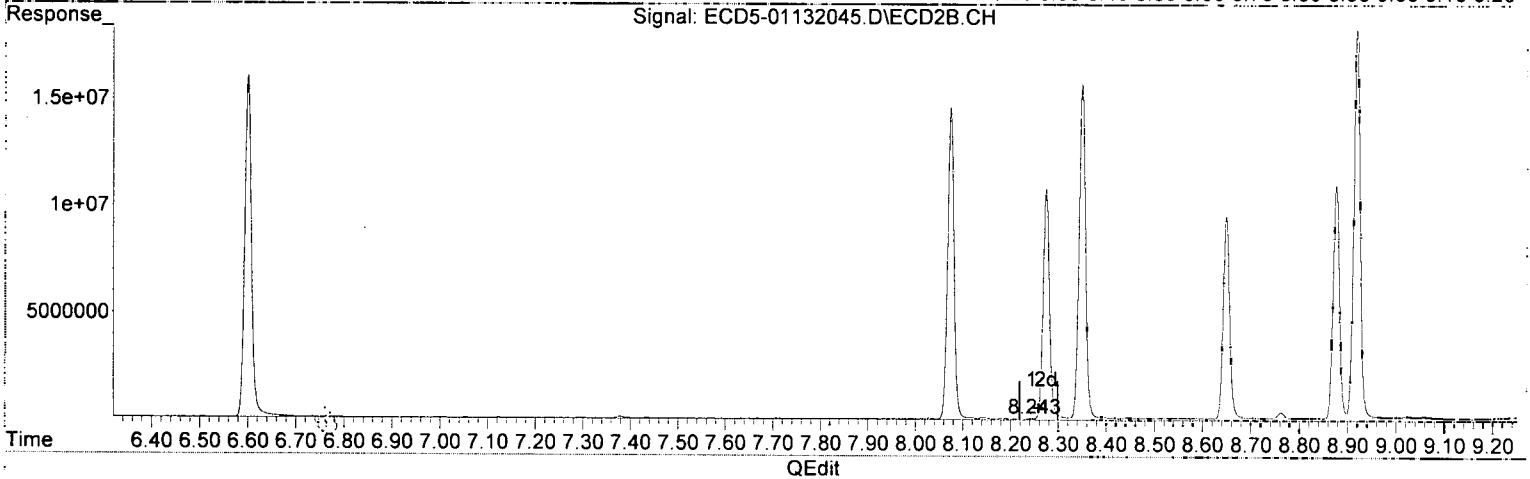
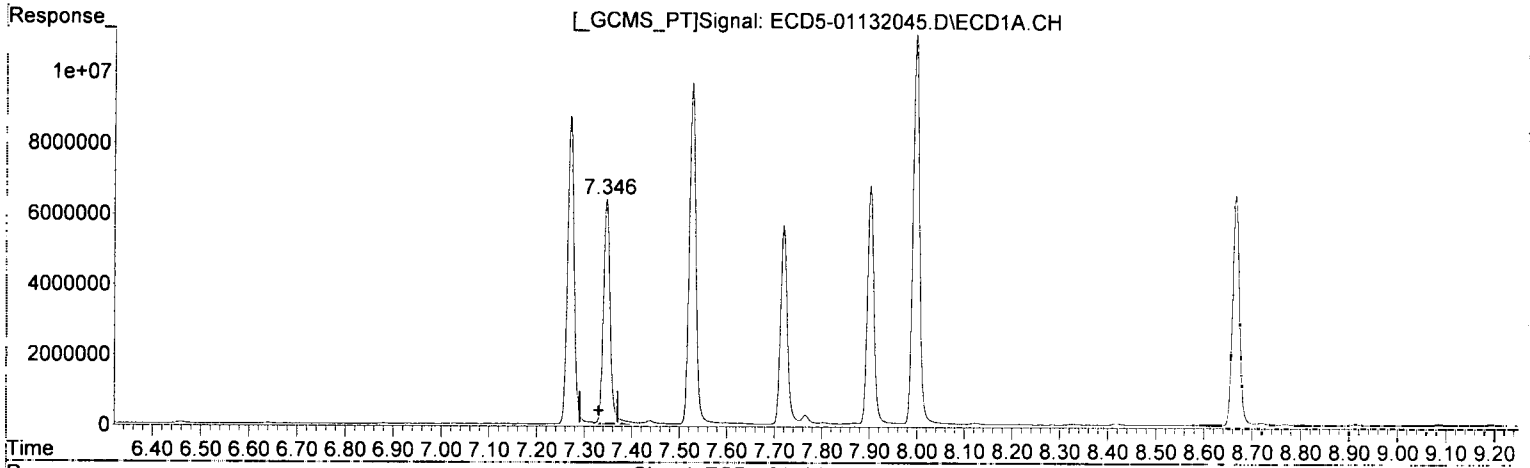
*MJB
1/14/20*

(26) 2,4'-DDE #2
8.273min 50.973 ng/mL (m)
response 10734348

Quantitation Report (Qedit)

Data Path : R:\data\2020-01\0A13038\
Data File : ECD5-01132045.D
Signal(s) : Signal #1: ECD1A.CH Signal #2: ECD2B.CH
Acq On : 14 Jan 2020 0:08
Operator : MJB
Sample : 0A13038-CCV8
Misc : A19J408, 9-42 50 ppb
ALS Vial : 4 (Sig #1); 0 (Sig #2) Sample Multiplier: 1

Integration File signal 1: PEST1.e
Integration File signal 2: PEST2.e
Quant Time: Jan 14 10:31:22 2020
Quant Method : R:\methods\ECD5_QUANTPEST_200107.M
Quant Title : Instrument: DualECD5
QLast Update : Thu Jan 09 11:11:29 2020
Response via : Initial Calibration
Integrator: ChemStation 6890 Scale Mode: Small noise peaks clipped



(26) 2,4'-DDE
7.347min 44.631 ng/mL
response 6364030

MJB
1/14/20

~~(26) 2,4'-DDE #2
8.243min 0.056 ng/mL
response 18092~~

Data Path : R:\data\2020-01\0A13038\
 Data File : ECD5-01132045.D
 Signal(s) : Signal #1: ECD1A.CH Signal #2: ECD2B.CH
 Acq On : 14 Jan 2020 0:08
 Operator : MJB
 Sample : 0A13038-CCV8
 Misc : A19J408, 9-42 50 ppb
 ALS Vial : 4 (Sig #1); 0 (Sig #2) Sample Multiplier: 1

Integration File signal 1: PEST1.e
 Integration File signal 2: PEST2.e
 Quant Time: Jan 14 10:31:22 2020
 Quant Method : R:\methods\ECD5_QUANTPEST_200107.M
 Quant Title : Instrument: DualECD5
 QLast Update : Thu Jan 09 11:11:29 2020
 Response via : Initial Calibration
 Integrator: ChemStation 6890 Scale Mode: Small noise peaks clipped

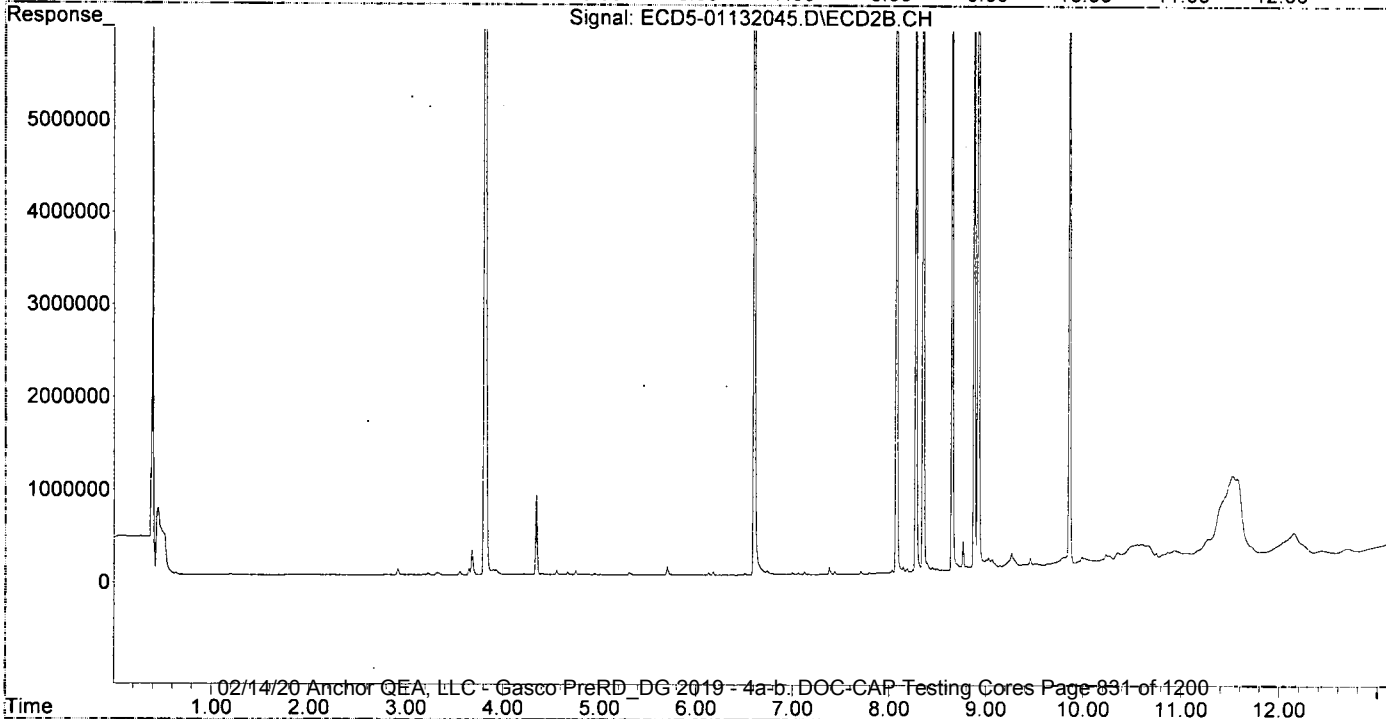
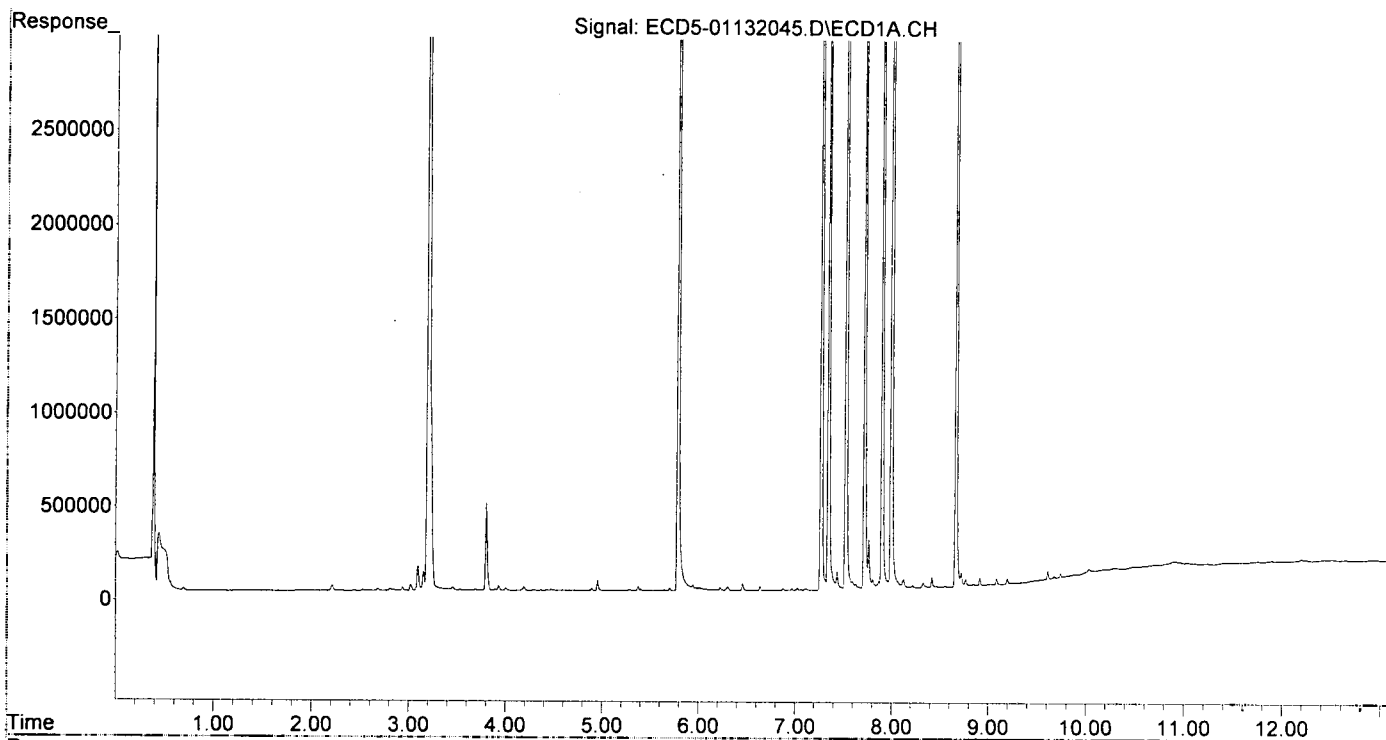
MJ
MJB
1/14/20

Compound	RT#1	RT#2	Resp#1	Resp#2	ng/mL	ng/mL
System Monitoring Compounds						
1) S TCMX (S)	5.402	6.129	8308	22505	0.043	0.075 #
22) S DCBP (S)	9.611	10.745	50878	82482	0.185	0.464 #
Target Compounds						
2) a-BHC	5.943	6.736	32146	39064	0.122	0.095
3) g-BHC	6.228	7.057	18522	21873	0.079	0.059
4) b-BHC	6.304	7.121	19971	26773	0.036	0.166 #
5) Heptachlor	6.638	7.436	22229	33351	0.098	0.094
6) d-BHC	6.458	7.378	38328	74463	0.176	0.279 #
7) Aldrin	6.879	7.707	11852	26785	0.054	0.080 #
8) Heptachlo...	7.347	8.144	6364030	59604	30.870	0.193 #
9) trans-Chl...	7.438	8.274	95797	10714745	0.455	34.361 #
10) cis-Chlor...	7.527	8.391	9656123	84107	47.189	0.284 #
11) Endosulfa...	7.632	8.446	30560	33000	0.158	0.119
12) 4,4'-DDE	0.000	8.494	0	20309	N.D.	0.103 #
13) Dieldrin	7.806	8.649	51131	9463836	0.237	30.634 #
14) Endrin	0.000	8.876	0	10906854	N.D.	46.419 #
15) 4,4'-DDD	7.998	8.918	11089329	18109828	64.229	73.675
16) Endosulfa...	8.125	9.002	45124	96051	0.264	0.393 #
17) 4,4'-DDT	8.218	9.142	14531	26135	0.088	0.152 #
18) Endrin Al...	8.418	9.262	53368	157418	0.349	0.704 #
19) Endosulfa...	8.720	9.453	71754	90645	0.448	0.409
20) Methoxychlor	8.555	9.621	7418	21394	0.086	0.180 #
21) Endrin Ke...	8.914	9.855	38270	9817350	0.200	39.202 #
23) Hexachlor...	3.198	3.807	9399464	19781687	47.128	49.364
24) Hexachlor...	5.786	6.600	9033043	15974740	46.714	49.905
25) Oxylordane	7.271	8.074	8742971	14522851	49.654	51.924
26) 2,4'-DDE	7.347	8.243	6364030	18092	44.631	0.086 #
27) trans-Non...	7.527	8.349	9656123	15586372	48.346	50.689
28) 2,4'-DDD	7.720	8.649	5637101	9463836	44.305	51.311
29) 2,4'-DDT	7.902	8.876	6799591	10906854	46.421	53.812
30) cis-Nonac...	7.998	8.918	11089329	18109828	47.049	53.086
31) Mirex	8.666	9.855	6571165	9817350	48.829	53.486
32) Chlordane...	7.438	8.274	95797	10714745	4.083	275.465 #
33) Chlordane...	7.527	8.391	9656123	84107	335.041	2.620 #
34) Chlordane...	0.000	9.059	0	99132	N.D.	9.336 #
35) Chlordane...	3.801	3.807	469707	19781687	NoCal	NoCal
36) Toxaphene...	7.527	8.649f	9656123	9463836	9168.175	3499.542 #
37) Toxaphene...	7.806	9.002f	51131	96051	26.293	27.581
38) Toxaphene...	8.125	9.002	45124	96051	6.637	14.796 #
39) Toxaphene...	8.326f	9.059	25227	99132	6.244	10.983 #
40) Toxaphene...	8.555f	9.262	7418	157418	2.256	31.346 #
41) Toxaphene...	8.666	9.621	6571165	21394	1513.271	3.811 #
42) Toxaphene...	3.801	3.807	469707	19781687	NoCal	NoCal

(f)=RT Delta > 1/2 Window (#)=Amounts differ by > 40% (m)=manual int.

Data Path : R:\data\2020-01\0A13038\
Data File : ECD5-01132045.D
Signal(s) : Signal #1: ECD1A.CH Signal #2: ECD2B.CH
Acq On : 14 Jan 2020 0:08
Operator : MJB
Sample : 0A13038-CCV8
Misc : A19J408, 9-42 50 ppb
ALS Vial : 4 (Sig #1); 0 (Sig #2) Sample Multiplier: 1

Integration File signal 1: PEST1.e
Integration File signal 2: PEST2.e
Quant Time: Jan 14 10:31:22 2020
Quant Method : R:\methods\ECD5_QUANTPEST_200107.M
Quant Title : Instrument: DualECD5
QLast Update : Thu Jan 09 11:11:29 2020
Response via : Initial Calibration
Integrator: ChemStation 6890 Scale Mode: Small noise peaks clipped



Data Path : R:\data\2020-01\0A13038\
 Data File : ECD5-01132046.D
 Signal(s) : Signal #1: ECD1A.CH Signal #2: ECD2B.CH
 Acq On : 14 Jan 2020 0:25
 Operator : MJB
 Sample : 0A13038-CCB5
 Misc : A19L339
 ALS Vial : 7 (Sig #1); 0 (Sig #2) Sample Multiplier: 1

Integration File signal 1: PEST1.e
 Integration File signal 2: PEST2.e
 Quant Time: Jan 14 10:31:28 2020
 Quant Method : R:\methods\ECD5_QUANTPEST_200107.M
 Quant Title : Instrument: DualECD5
 QLast Update : Thu Jan 09 11:11:29 2020
 Response via : Initial Calibration
 Integrator: ChemStation 6890 Scale Mode: Small noise peaks clipped

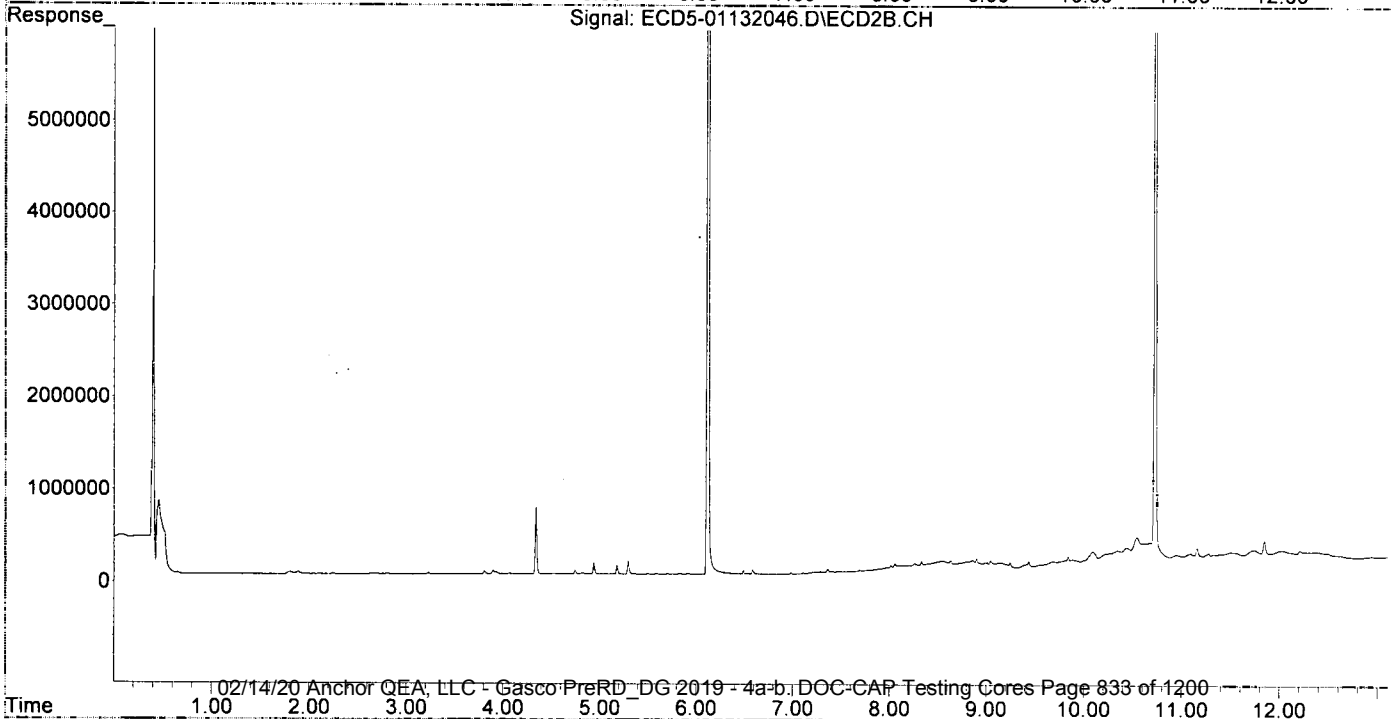
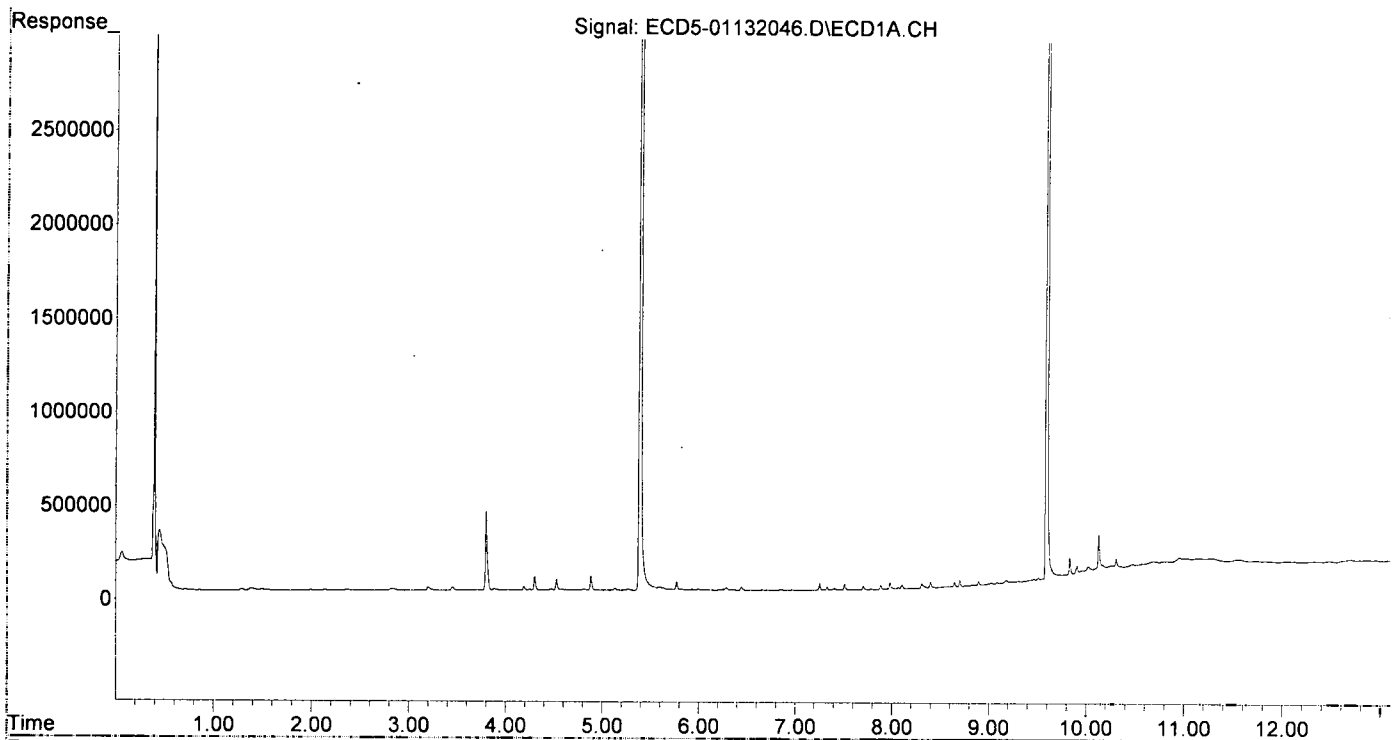
MJB
1/14/20

Compound	RT#1	RT#2	Resp#1	Resp#2	ng/mL	ng/mL
System Monitoring Compounds						
1) S TCMX (S)	5.391	6.115	17752735	30690648	90.918	102.960
22) S DCBP (S)	9.595	10.727	14607194	18899985	98.682	106.211
Target Compounds						
2) a-BHC	5.932	0.000	5757	0	0.022	N.D. #
3) g-BHC	6.254f	7.042	4790	3805	0.021	0.010 #
4) b-BHC	6.286	7.107	13900	8959	5931.860	0.056 #
5) Heptachlor	0.000	0.000	0	0	N.D.	N.D.
6) d-BHC	6.445	7.363	17663	32533	0.081	0.155 #
7) Aldrin	6.849	0.000	3908	0	0.018	N.D. #
8) Heptachlo...	7.333	8.130	18852	3190	0.091	0.010 #
9) trans-Chl...	7.409	8.259	8867	26254	0.042	0.084 #
10) cis-Chlor...	7.513	0.000	33894	0	0.166	N.D. #
11) Endosulfa...	7.616	0.000	2131	0	0.011	N.D. #
12) 4,4'-DDE	7.616f	0.000	2131	0	0.010	N.D. #
13) Dieldrin	7.790	8.632	3901	62312	0.018	0.202 #
14) Endrin	7.983f	8.860	35857	75114	0.207	0.320 #
15) 4,4'-DDD	7.983f	8.901	35857	89595	0.208	0.364 #
16) Endosulfa...	8.108	9.008	19890	51955	0.117	0.213 #
17) 4,4'-DDT	0.000	9.130	0	47927	N.D.	0.254 #
18) Endrin Al...	8.403	9.245	30427	56301	0.199	0.252
19) Endosulfa...	8.704	9.436	32714	60054	0.204	0.271
20) Methoxychlor	8.542	0.000	3018	0	0.035	N.D. #
21) Endrin Ke...	8.898	9.840	20887	88035	0.109	0.352 #
23) Hexachlor...	3.198	3.803	17184	31701	0.086	0.079
24) Hexachlor...	5.773	6.585	48884	42266	0.098	0.132
25) Oxychlorane	7.255	8.058	37990	30999	0.014	0.111 #
26) 2,4'-DDE	7.333	8.259	18852	26254	0.132	0.125
27) trans-Non...	7.513	8.333	33894	46705	0.014	0.152 #
28) 2,4'-DDD	7.706	8.632	17993	62312	0.141	0.338 #
29) 2,4'-DDT	7.888	8.860	20873	75114	0.143	0.304 #
30) cis-Nonac...	7.983	8.901	35857	89595	0.152	0.263 #
31) Mirex	8.650	9.840	24247	88035	6722.868	0.240 #
32) Chlordane...	7.409f	8.259f	8867	26254	0.378	0.675 #
33) Chlordane...	7.513	0.000	33894	0	1.176	N.D. #
34) Chlordane...	8.067	9.044	5922	68614	0.778	6.462 #
35) Chlordane...	3.799	3.803	422796	31701	NoCal	NoCal
36) Toxaphene...	7.513	8.632	33894	62312	32.181	23.042
37) Toxaphene...	7.790	8.986	3901	48644	2.006	13.968 #
38) Toxaphene...	8.108	9.008	19890	51955	0.599	6.191 #
39) Toxaphene...	0.000	9.044f	0	68614	N.D.	7.602 #
40) Toxaphene...	0.000	9.245	0	56301	N.D.	11.211 #
41) Toxaphene...	8.650	0.000	24247	0	5.584	N.D. #
42) Toxaphene...	3.799	3.803	422796	31701	NoCal	NoCal

(f)=RT Delta > 1/2 Window (#)=Amounts differ by > 40% (m)=manual int.

Data Path : R:\data\2020-01\0A13038\
Data File : ECD5-01132046.D
Signal(s) : Signal #1: ECD1A.CH Signal #2: ECD2B.CH
Acq On : 14 Jan 2020 0:25
Operator : MJB
Sample : 0A13038-CCB5
Misc : A19L339
ALS Vial : 7 (Sig #1); 0 (Sig #2) Sample Multiplier: 1

Integration File signal 1: PEST1.e
Integration File signal 2: PEST2.e
Quant Time: Jan 14 10:31:28 2020
Quant Method : R:\methods\ECD5_QUANTPEST_200107.M
Quant Title : Instrument: DualECD5
QLast Update : Thu Jan 09 11:11:29 2020
Response via : Initial Calibration
Integrator: ChemStation 6890 Scale Mode: Small noise peaks clipped



**Organochloride Pesticides by EPA 8081B
Benchsheet & Analysis Sequence Data**

Sequence 0A14039 (A9J0599-18RE1,47RE1)



ELEMENT SEQUENCE LOG

Apex Laboratories

Sequence: **0A14039**

Instrument: **DUALECD5**

Date: **01/14/20 10:47**

Calibration: **A0A0906**

#	Lab Number	Matrix	Analysis	Client	Due	Batch	ISTD ID	STD ID
1	0A14039-BKD1	Sediment	QC	QC				A20A019
2	0A14039-CCV1	Sediment	QC	QC				A19K133
3	0A14039-BKD2	Sediment	QC	QC				A20A019
4	0A14039-CCV2	Sediment	QC	QC				A19K133
5	0A14039-CCV3	Sediment	QC	QC				A19J408
6	0A14039-CCB1	Sediment	QC	QC				A19L339
7	0010079-BLK1	Sediment	QC	QC		0010079		
8	0010079-BS1	Sediment	QC	QC		0010079		
9	A9J0594-15RE1	Sediment	8081B 2,4+4,4-DDx Only (+Add)	Anchor QEA, LLC	01/06/20	0010079		
10	A9J0594-30RE1	Sediment	8081B 2,4+4,4-DDx Only (+Add)	Anchor QEA, LLC	01/06/20	0010079		
11	A9J0558-47RE1	Sediment	8081B 2,4+4,4-DDx Only (+Add)	Anchor QEA, LLC	01/06/20	0010079		
12	0A14039-IBL1	Sediment	QC	QC				
13	A9J0594-31RE1	Sediment	8081B 2,4+4,4-DDx Only (+Add)	Anchor QEA, LLC	01/06/20	0010079		
14	0A14039-IBL2	Sediment	QC	QC				
15	A9J0599-18RE1	Sediment	8081B 2,4+4,4-DDx Only (+Add)	Anchor QEA, LLC	01/06/20	0010079		
16	0A14039-IBL3	Sediment	QC	QC				
17	0A14039-CCV4	Sediment	QC	QC				A19K134
18	0A14039-CCV5	Sediment	QC	QC				A19J409
19	0A14039-CCB2	Sediment	QC	QC				A19L339
20	A9J0718-16RE2	Sediment	8081B 2,4+4,4-DDx Only (+Add)	Anchor QEA, LLC	01/09/20	0010165		
21	0A14039-IBL4	Sediment	QC	QC				
22	A9J0599-47RE1	Sediment	8081B 2,4+4,4-DDx Only (+Add)	Anchor QEA, LLC	01/09/20	0010165		
23	0A14039-IBL5	Sediment	QC	QC				
24	A9J0716-25RE1	Sediment	8081B 2,4+4,4-DDx Only (+Add)	Anchor QEA, LLC	01/09/20	0010165		
25	0A14039-IBL6	Sediment	QC	QC				
26	A9J0716-26RE1	Sediment	8081B 2,4+4,4-DDx Only (+Add)	Anchor QEA, LLC	01/09/20	0010165		
27	0A14039-IBL7	Sediment	QC	QC				
28	A9J0716-41RE1	Sediment	8081B 2,4+4,4-DDx Only (+Add)	Anchor QEA, LLC	01/09/20	0010165		
29	0A14039-IBL8	Sediment	QC	QC				
30	A9J0716-42RE1	Sediment	8081B 2,4+4,4-DDx Only (+Add)	Anchor QEA, LLC	01/09/20	0010165		
31	0A14039-IBL9	Sediment	QC	QC				
32	A9J0716-43RE1	Sediment	8081B 2,4+4,4-DDx Only (+Add)	Anchor QEA, LLC	01/09/20	0010165		
33	0A14039-IBLA	Sediment	QC	QC				
34	A9J0716-44RE1	Sediment	8081B 2,4+4,4-DDx Only (+Add)	Anchor QEA, LLC	01/09/20	0010165		
35	0A14039-IBLB	Sediment	QC	QC				
36	0A14039-CCV6	Sediment	QC	QC				A19K133
37	0A14039-CCV7	Sediment	QC	QC				A19J408
38	0A14039-CCB3	Sediment	QC	QC				A19L339
39	0A14039-IBLC	Sediment	QC	QC				

Data Entered By: MJB 1/15/20

Comments:

Data Reviewed By: MJB 1/15/20 01/14/20, Anchor QEA, LLC - Gasco PreRD_DG 2019 - 4a-b. DOC-CAP Testing Cores Page 835 of 1200

Quantitation Report (QT Reviewed)

Data Path : C:\msdchem\4\data\2020-01\0A14039\
 Data File : ECD5-01142003.D
 Signal(s) : Signal #1: ECD1A.CH Signal #2: ECD2B.CH
 Acq On : 14 Jan 2020 11:32
 Operator : MJB
 Sample : 0A14039-BKD1
 Misc : A20A019
 ALS Vial : 2 (Sig #1); 0 (Sig #2) Sample Multiplier: 1

Integration File signal 1: PEST1.e
 Integration File signal 2: PEST2.e
 Quant Time: Jan 14 11:46:03 2020
 Quant Method : C:\msdchem\4\methods\PestBreakdownCHK_200107.M
 Quant Title : Pesticides
 QLast Update : Thu Aug 21 11:53:22 2014
 Response via : Initial Calibration
 Integrator: ChemStation 6890 Scale Mode: Small noise peaks clipped

Compound	R.T.	Response	Conc	Units

Target Compounds				
1) 4,4'-DDE	7.589	630615	NoCal	ng/mL
2) Endrin	7.960	87237316	NoCal	ng/mL
3) 4,4'-DDD	8.010	5210781	NoCal	ng/mL
4) 4,4'-DDT	8.208	154900285	NoCal	ng/mL
5) Endrin Aldehyde	8.408	2036459	NoCal	ng/mL
6) Endrin Ketone	8.905	4100975	NoCal	ng/mL
8) 4,4'-DDE [2C]	8.489	941214	NoCal	ng/mL
9) Endrin [2C]	8.872	134790109	NoCal	ng/mL
10) 4,4'-DDD [2C]	8.908	8647174	NoCal	ng/mL
11) Endrin Aldehyde [2C]	9.256	3051729	NoCal	ng/mL
12) 4,4'-DDT [2C]	9.138	250446481	NoCal	ng/mL
13) Endrin Ketone [2C]	9.853	7133823	NoCal	ng/mL

(f)=RT Delta > 1/2 Window

(m)=manual int.

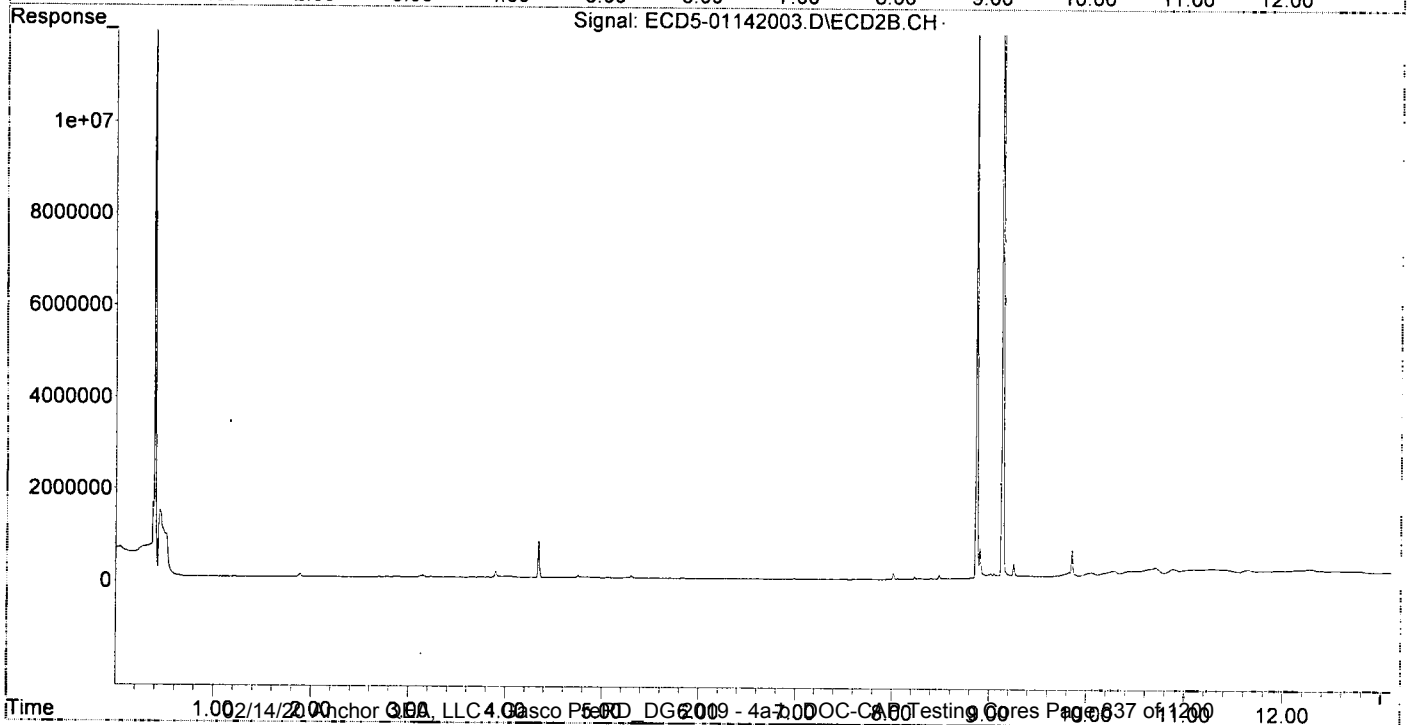
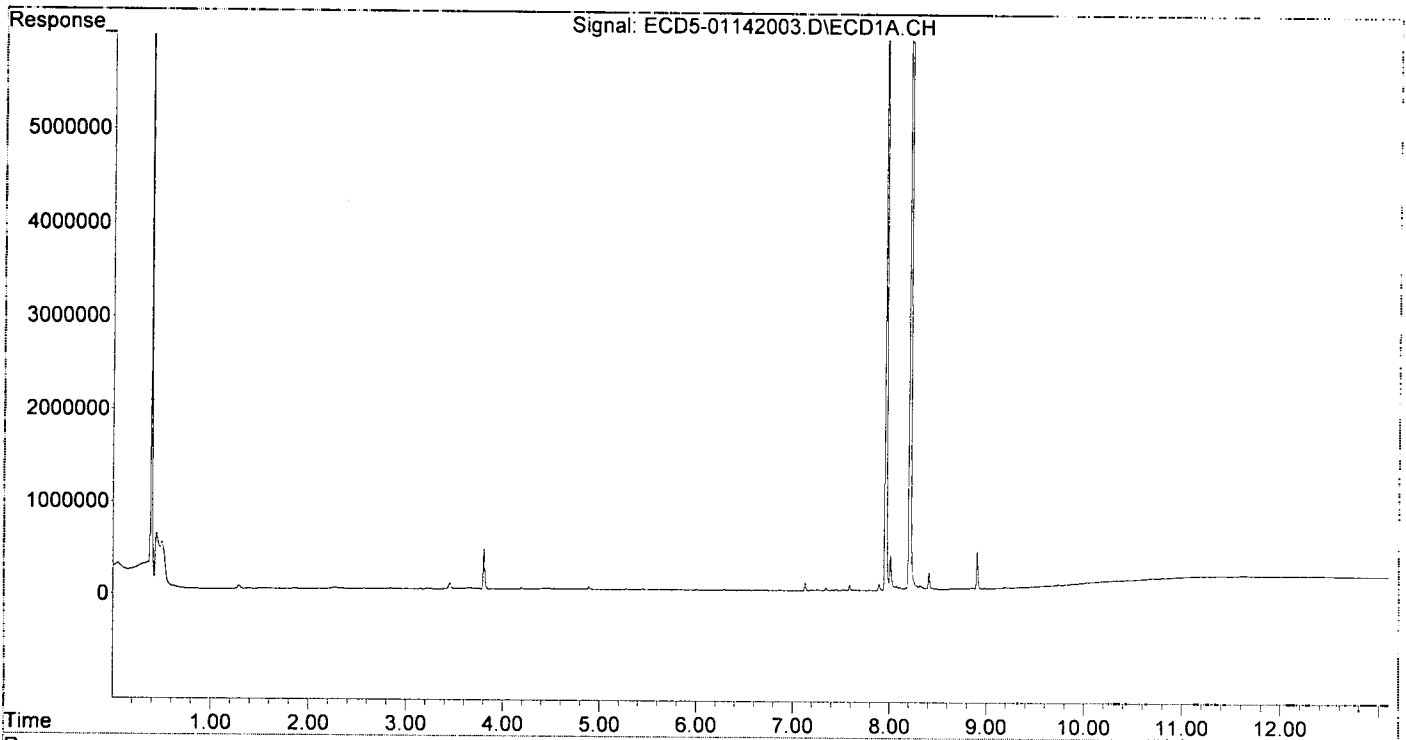
RT shift. maintenance performed.

MJD 7/14/20

Quantitation Report (QT Reviewed)

Data Path : C:\msdchem\4\data\2020-01\0A14039\
Data File : ECD5-01142003.D
Signal(s) : Signal #1: ECD1A.CH Signal #2: ECD2B.CH
Acq On : 14 Jan 2020 11:32
Operator : MJB
Sample : 0A14039-BKD1
Misc : A20A019
ALS Vial : 2 (Sig #1); 0 (Sig #2) Sample Multiplier: 1

Integration File signal 1: PEST1.e
Integration File signal 2: PEST2.e
Quant Time: Jan 14 11:46:03 2020
Quant Method : C:\msdchem\4\methods\PestBreakdownCHK_200107.M
Quant Title : Pesticides
QLast Update : Thu Aug 21 11:53:22 2014
Response via : Initial Calibration
Integrator: ChemStation 6890 Scale Mode: Small noise peaks clipped



Quantitation Report (QT Reviewed)

Data Path : R:\data\2020-01\0A14039\
 Data File : ECD5-01142004.D
 Signal(s) : Signal #1: ECD1A.CH Signal #2: ECD2B.CH
 Acq On : 14 Jan 2020 11:49
 Operator : MJB
 Sample : 0A14039-CCV1
 Misc : A19K133, AB 50 ppb
 ALS Vial : 3 (Sig #1); 0 (Sig #2) Sample Multiplier: 1

Integration File signal 1: PEST1.e
 Integration File signal 2: PEST2.e
 Quant Time: Jan 14 12:03:20 2020
 Quant Method : R:\methods\ECD5_QUANTPEST_200107.M
 Quant Title : Instrument: DualECD5
 QLast Update : Thu Jan 09 11:11:29 2020
 Response via : Initial Calibration
 Integrator: ChemStation 6890 Scale Mode: Small noise peaks clipped

*RT shift.
 Maintenance performed
 MJB
 1/14/20*

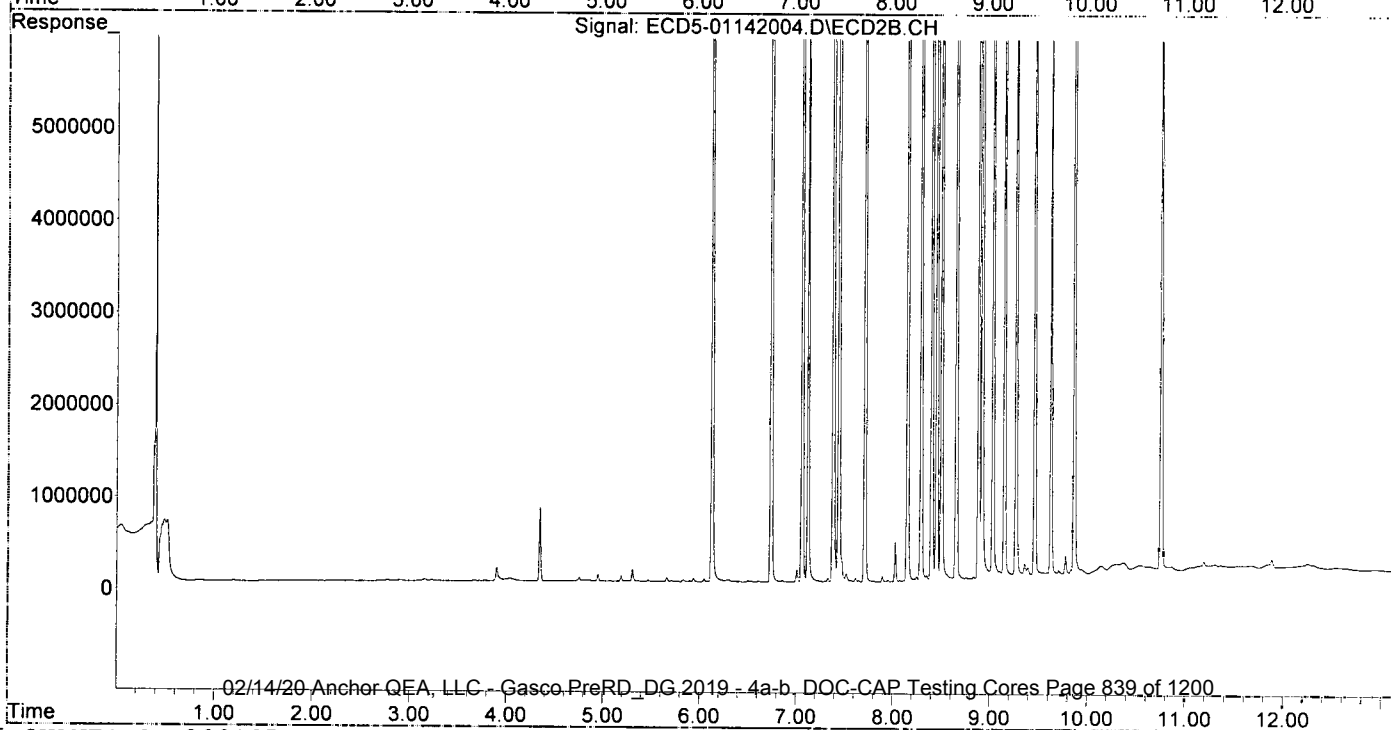
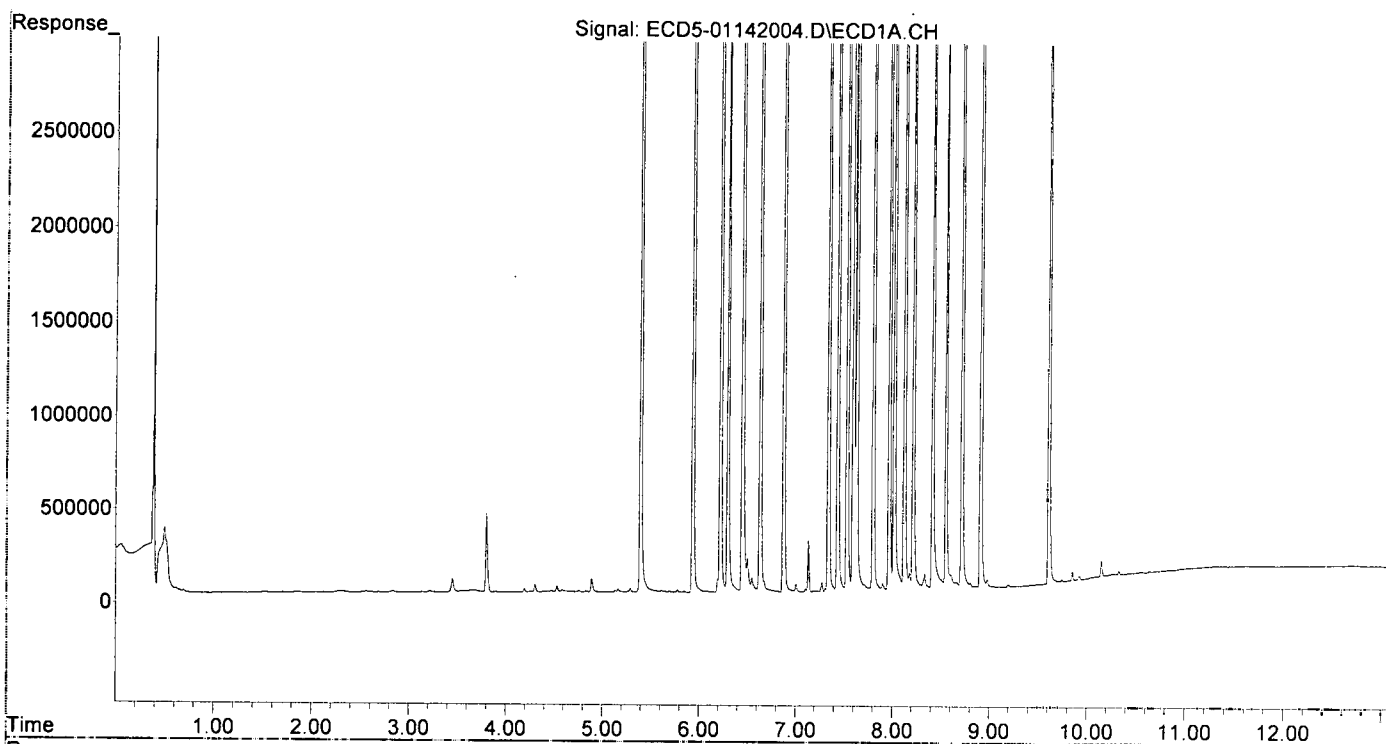
Compound	RT#1	RT#2	Resp#1	Resp#2	ng/mL	ng/mL
System Monitoring Compounds						
1) S TCMX (S)	5.396	6.125	9039089	15563099	46.292	52.211
22) S DCBP (S)	9.613	10.750f	6973727	8702523	46.728	48.905
Target Compounds						
2) a-BHC	5.936	6.736	13173596	23710890	50.059	57.418
3) g-BHC	6.221	7.057	11495175	20714708	49.230	56.737
4) b-BHC	6.299	7.119	4362587	8170895	44.669	50.796
5) Heptachlor	6.634	7.437	11126736	19450310	48.966	54.869
6) d-BHC	6.449	7.378	10075662	19718983	46.252	55.162
7) Aldrin	6.877	7.707	10785223	18420647	48.882	55.308
8) Heptachlo...	7.340	8.146	9840799	16457443	47.735	53.427
9) trans-Chl...	7.436	8.288	9929309	16421027	47.121	52.660
10) cis-Chlor...	7.533	8.396	9683194	15891451	47.321	53.570
11) Endosulfa...	7.630	8.448	9032415	15030041	46.606	54.088
12) 4,4'-DDE	7.596	8.498	9788441	16319533	47.474	52.697
13) Dieldrin	7.803	8.650	10208565	17247891	47.399	55.831
14) Endrin	7.968	8.880	8622094	13777984	49.833	58.638
15) 4,4'-DDD	8.018	8.916	7788585	13594828	45.111	55.307
16) Endosulfa...	8.125	9.027	8012198	13198231	46.960	54.025
17) 4,4'-DDT	8.217	9.145	7760913	12891949	46.848	54.796
18) Endrin Al...	8.417	9.265	6608980	10785937	43.164	48.237
19) Endosulfa...	8.719	9.456	7998903	12761197	49.982	57.568
20) Methoxychlor	8.555	9.623	3736648	6217180	43.144	52.276
21) Endrin Ke...	8.914	9.831	9350940	37548	48.965	0.150 #
23) Hexachlor...	3.215	0.000	8654	0	0.043	N.D. #
24) Hexachlor...	5.778	6.610f	12816	10008	BelowCal	0.031
25) Oxychlorane	7.274	8.068	49706	7778	0.081	0.028 #
26) 2,4'-DDE	7.340	8.243	9840799	47470	69.014	0.225 #
27) trans-Non...	7.533f	8.349	9683194	53652	48.481	0.174 #
28) 2,4'-DDD	0.000	8.650	0	17247891	N.D.	93.515 #
29) 2,4'-DDT	7.902	8.880	34402	13777984	0.235	66.566 #
30) cis-Nonac...	7.968	8.916	8622094	13594828	36.582	39.851
31) Mirex	0.000	9.831	0	37548	N.D.	BelowCal
32) Chlordane...	7.436	8.288	9929309	16421027	423.215	422.168
33) Chlordane...	7.533	8.396	9683194	15891451	335.980	495.093 #
34) Chlordane...	0.000	9.027f	0	13198231	N.D.	1243.037 #
35) Chlordane...	3.801	0.000	419024	0	NoCal	N.D.
36) Toxaphene...	7.533f	8.650f	9683194	17247891	9193.878	6377.933
37) Toxaphene...	7.803	0.000	10208565	0	5249.526	N.D. #
38) Toxaphene...	8.125	9.027f	8012198	13198231	1866.805	2175.021
39) Toxaphene...	8.335f	9.099f	82539	61708	20.430	6.837 #
40) Toxaphene...	8.555f	9.265	3736648	10785937	1136.527	2147.758 #
41) Toxaphene...	0.000	9.623	0	6217180	N.D.	1107.409 #
42) Toxaphene...	3.801	0.000	419024	0	NoCal	N.D.

(f)=RT Delta > 1/2 Window (#)=Amounts differ by > 40% (m)=manual int.

Quantitation Report (QT Reviewed)

Data Path : R:\data\2020-01\0A14039\
Data File : ECD5-01142004.D
Signal(s) : Signal #1: ECD1A.CH Signal #2: ECD2B.CH
Acq On : 14 Jan 2020 11:49
Operator : MJB
Sample : 0A14039-CCV1
Misc : A19K133, AB 50 ppb
ALS Vial : 3 (Sig #1); 0 (Sig #2) Sample Multiplier: 1

Integration File signal 1: PEST1.e
Integration File signal 2: PEST2.e
Quant Time: Jan 14 12:03:20 2020
Quant Method : R:\methods\ECD5_QUANTPEST_200107.M
Quant Title : Instrument: DualECD5
QLast Update : Thu Jan 09 11:11:29 2020
Response via : Initial Calibration
Integrator: ChemStation 6890 Scale Mode: Small noise peaks clipped



Pesticide BKD

Pesticide Breakdown Check (Validated 8/8/2013)

Sequence: 0A14039 BKD2
Data File: ECD5-01142005.D

First Column Area Counts		Percent Breakdown	
DDE	700333		
DDD	3844121		
DDT	159091301	2.78	PASS
Endrin	88418160	6.15	PASS
Endrin Aldehyde	2066897		
Endrin Ketone	3723149		

Second Column Area Counts		Percent Breakdown	
DDE	743497		
DDD	7341181		
DDT	270826930	2.90	PASS
Endrin	140351529	12.61	PASS
Endrin Aldehyde	6334956		
Endrin Ketone	13923508		

Breakdown must be less than 15% to accept sample data.

WJB
1/14/20

Quantitation Report (QT Reviewed)

Data Path : C:\msdchem\4\data\2020-01\0A14039\
 Data File : ECD5-01142005.D
 Signal(s) : Signal #1: ECD1A.CH Signal #2: ECD2B.CH
 Acq On : 14 Jan 2020 12:13
 Operator : MJB
 Sample : 0A14039-BKD2
 Misc : A20A019
 ALS Vial : 2 (Sig #1); 0 (Sig #2) Sample Multiplier: 1

Integration File signal 1: PEST1.e
 Integration File signal 2: PEST2.e
 Quant Time: Jan 14 12:26:56 2020
 Quant Method : C:\msdchem\4\methods\PestBreakdownCHK_200107.M
 Quant Title : Pesticides
 QLast Update : Thu Aug 21 11:53:22 2014
 Response via : Initial Calibration
 Integrator: ChemStation 6890 Scale Mode: Small noise peaks clipped

Compound	R.T.	Response	Conc	Units

Target Compounds				
1) 4,4'-DDE	7.587	700333	NoCal	ng/mL
2) Endrin	7.960	88418160	NoCal	ng/mL
3) 4,4'-DDD	8.008	3844121	NoCal	ng/mL
4) 4,4'-DDT	8.207	159091301	NoCal	ng/mL
5) Endrin Aldehyde	8.408	2066897	NoCal	ng/mL
6) Endrin Ketone	8.904	3723149	NoCal	ng/mL
8) 4,4'-DDE [2C]	8.487	743497	NoCal	ng/mL
9) Endrin [2C]	8.870	140351529	NoCal	ng/mL
10) 4,4'-DDD [2C]	8.905	7341181	NoCal	ng/mL
11) Endrin Aldehyde [2C]	9.254	6334956	NoCal	ng/mL
12) 4,4'-DDT [2C]	9.135	270826930	NoCal	ng/mL
13) Endrin Ketone [2C]	9.851	13923508	NoCal	ng/mL

(f)=RT Delta > 1/2 Window

(m)=manual int.

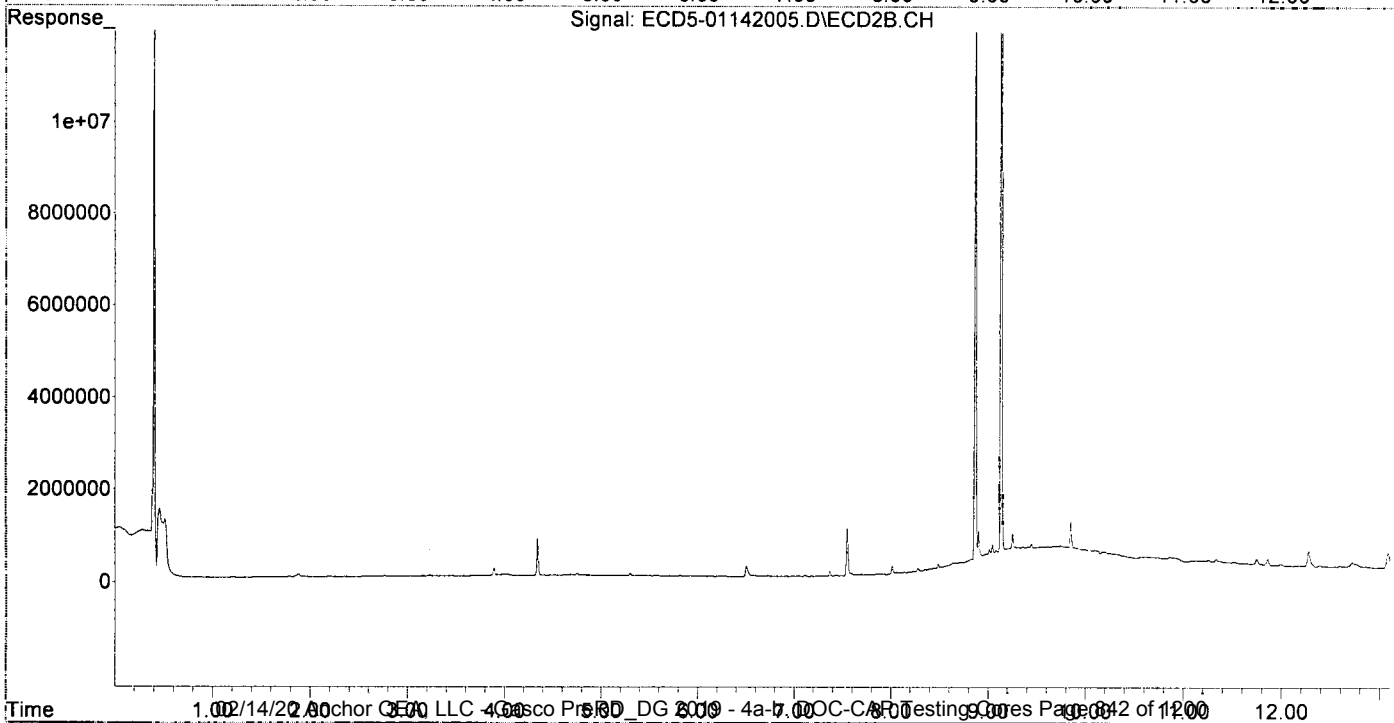
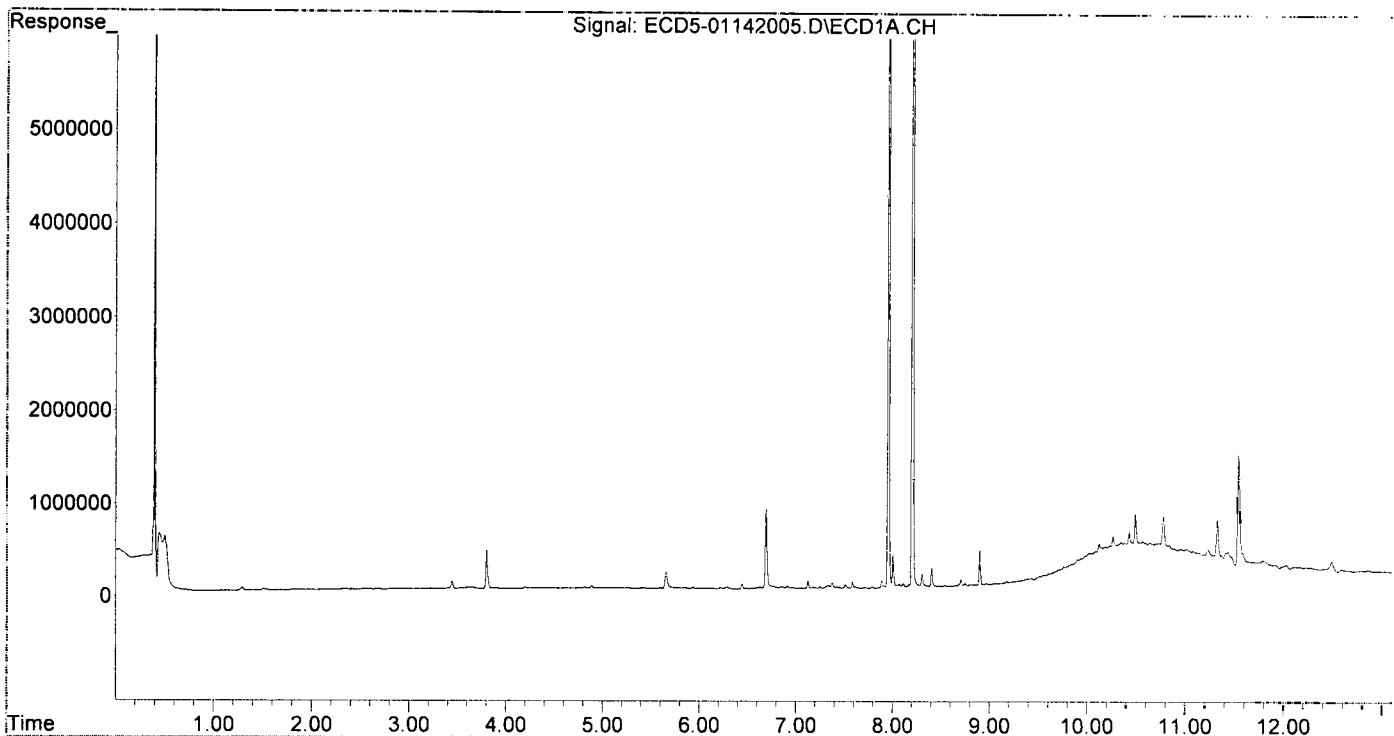
Replaced Merkin micro Seal.

*WB
1/14/20*

Quantitation Report (QT Reviewed)

Data Path : C:\msdchem\4\data\2020-01\0A14039\
 Data File : ECD5-01142005.D
 Signal(s) : Signal #1: ECD1A.CH Signal #2: ECD2B.CH
 Acq On : 14 Jan 2020 12:13
 Operator : MJB
 Sample : 0A14039-BKD2
 Misc : A20A019
 ALS Vial : 2 (Sig #1); 0 (Sig #2) Sample Multiplier: 1

Integration File signal 1: PEST1.e
 Integration File signal 2: PEST2.e
 Quant Time: Jan 14 12:26:56 2020
 Quant Method : C:\msdchem\4\methods\PestBreakdownCHK_200107.M
 Quant Title : Pesticides
 QLast Update : Thu Aug 21 11:53:22 2014
 Response via : Initial Calibration
 Integrator: ChemStation 6890 Scale Mode: Small noise peaks clipped



Quantitation Report (Not Reviewed)

Data Path : R:\data\2020-01\0A14039\
 Data File : ECD5-01142006.D
 Signal(s) : Signal #1: ECD1A.CH Signal #2: ECD2B.CH
 Acq On : 14 Jan 2020 12:30
 Operator : MJB
 Sample : 0A14039-CCV2
 Misc : A19K133, AB 50 ppb
 ALS Vial : 3 (Sig #1); 0 (Sig #2) Sample Multiplier: 1

Integration File signal 1: PEST1.e
 Integration File signal 2: PEST2.e
 Quant Time: Jan 14 15:47:15 2020
 Quant Method : R:\methods\ECD5_QUANTPEST_200107.M
 Quant Title : Instrument: DualECD5
 QLast Update : Thu Jan 09 11:11:29 2020
 Response via : Initial Calibration
 Integrator: ChemStation 6890 Scale Mode: Small noise peaks clipped

MJB
1/14/20

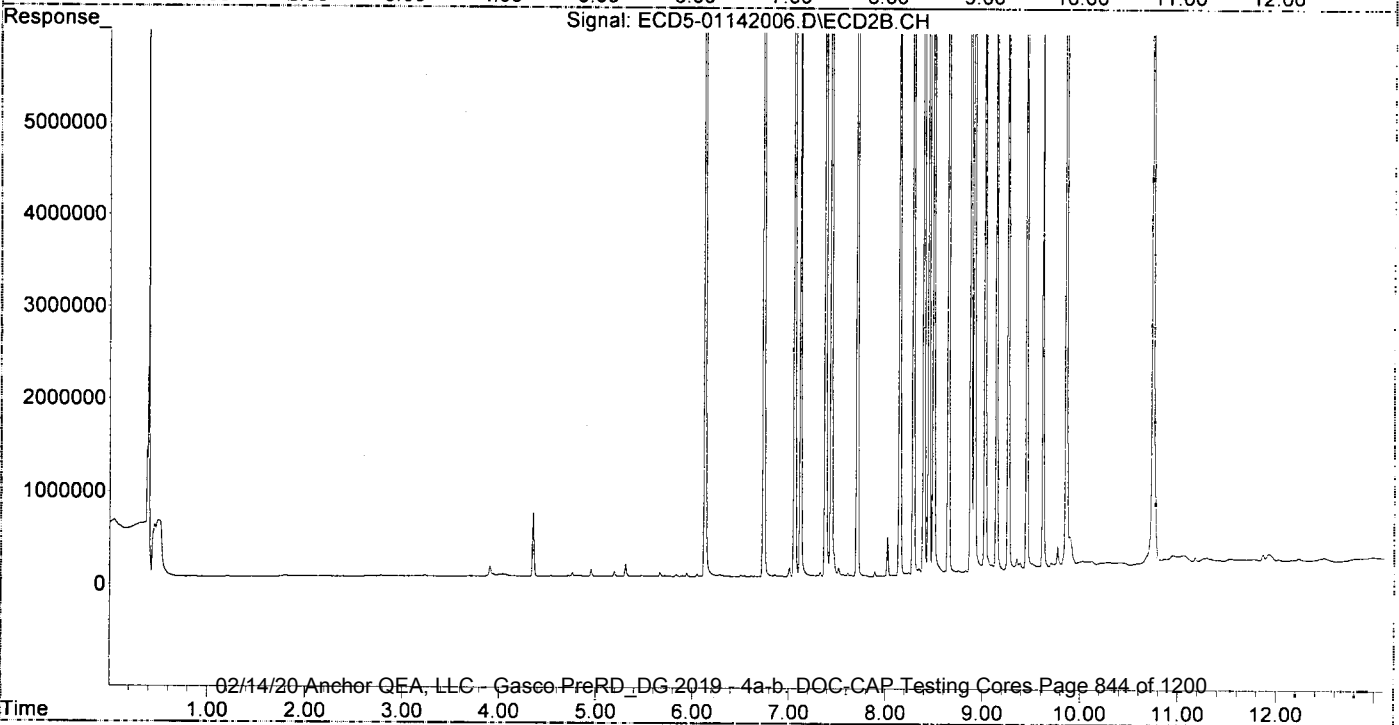
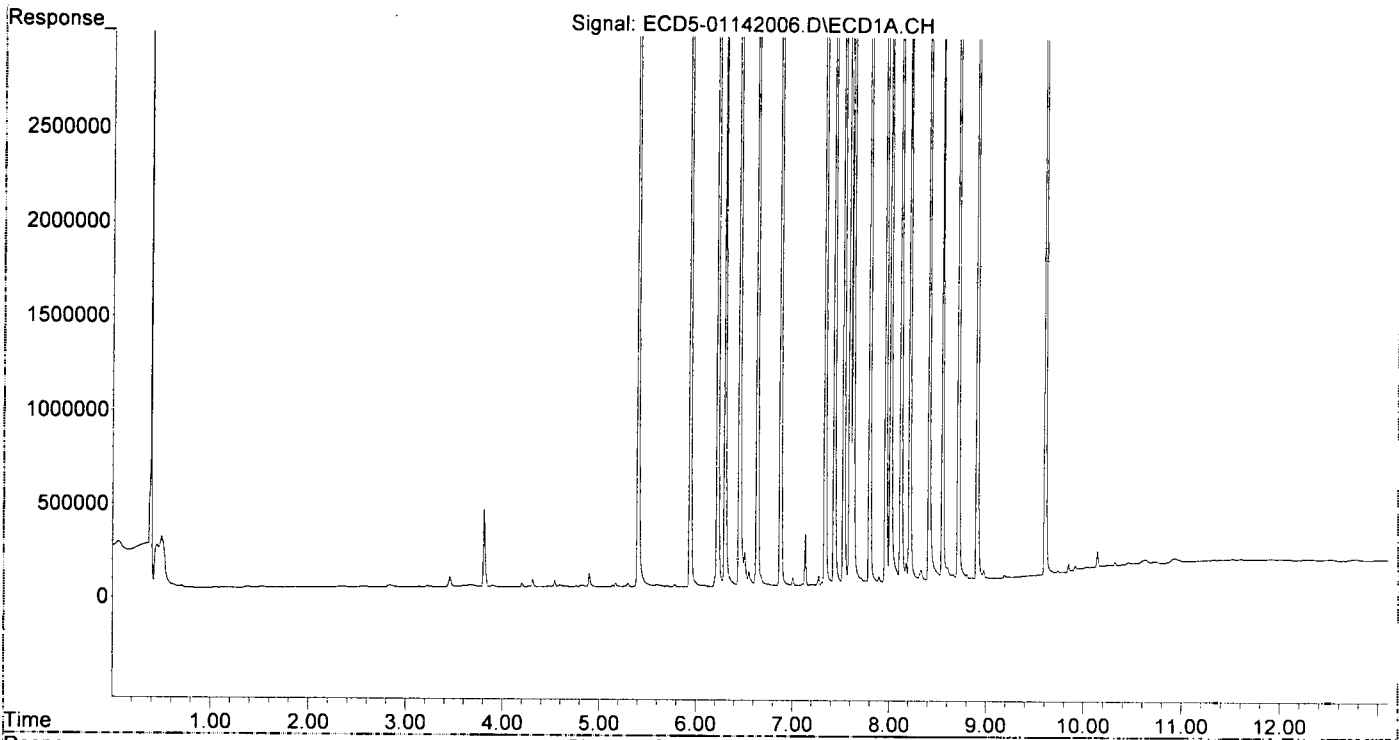
Compound	RT#1	RT#2	Resp#1	Resp#2	ng/mL	ng/mL
System Monitoring Compounds						
1) S TCMX (S)	5.402	6.129	8928974	15734984	45.728	52.787
22) S DCBP (S)	9.608	10.744	6844039	9807836	45.851	55.117
Target Compounds						
2) a-BHC	5.942	6.737	13175433	23593496	50.066	57.134
3) g-BHC	6.225	7.057	11437469	20524789	48.983	56.217
4) b-BHC	6.301	7.118	4398079	8135912	45.037	50.579
5) Heptachlor	6.635	7.436	11268625	19306788	49.590	54.464
6) d-BHC	6.451	7.376	10047373	19437824	46.122	54.421
7) Aldrin	6.877	7.705	10475191	18586032	47.477	55.804
8) Heptachlo...	7.338	8.144	9761650	16586055	47.351	53.844
9) trans-Chl...	7.434	8.284	9836563	16908234	46.681	54.222
10) cis-Chlor...	7.531	8.393	9758338	15700630	47.688	52.927
11) Endosulfa...	7.628	8.445	9234795	15155716	47.650	54.540
12) 4,4'-DDE	7.593	8.495	9535529	16730013	46.247	53.943
13) Dieldrin	7.800	8.647	10398727	17447566	48.282	56.477
14) Endrin	7.965	8.877	8915021	13714419	51.527	58.368
15) 4,4'-DDD	8.015	8.912	7842228	13468010	45.422	54.791
16) Endosulfa...	8.122	9.023	7996141	13335042	46.866	54.585
17) 4,4'-DDT	8.213	9.141	7855832	13067829	47.421	55.479
18) Endrin Al...	8.413	9.260	6775040	10857050	44.249	48.555
19) Endosulfa...	8.715	9.452	7844978	12968784	49.020	58.505
20) Methoxychlor	8.551	9.619	3821365	6240291	44.122	52.470
21) Endrin Ke...	8.909	9.857	9093367	14976366	47.617	59.802
23) Hexachlor...	3.222	0.000	8252	0	0.041	N.D. #
24) Hexachlor...	5.784	6.611	14768	10501	BelowCal	0.033
25) Oxychlorane	7.273	8.066	64032	10903	0.163	0.039 #
26) 2,4'-DDE	7.338	8.284	9761650	16908234	68.459	80.289
27) trans-Non...	7.531	8.347	9758338	69963	48.857	0.228 #
28) 2,4'-DDD	0.000	8.647	0	17447566	N.D.	94.598 #
29) 2,4'-DDT	7.898	8.877	56492	13714419	0.386	66.289 #
30) cis-Nonac...	8.015f	8.912	7842228	13468010	33.273	39.479
31) Mirex	8.660	9.857	38312	14976366	0.037	79.570 #
32) Chlordane...	7.434	8.284	9836563	16908234	419.262	434.693
33) Chlordane...	7.531	8.393	9758338	15700630	338.587	489.148 #
34) Chlordane...	0.000	9.023f	0	13335042	N.D.	1255.922 #
35) Chlordane...	3.808	0.000	413434	0	NoCal	N.D.
36) Toxaphene...	7.531	8.647f	9758338	17447566	9265.225	6451.769
37) Toxaphene...	7.800	0.000	10398727	0	5347.313	N.D. #
38) Toxaphene...	8.122	9.023	7996141	13335042	1863.144	2194.535
39) Toxaphene...	8.331f	0.000	76309	0	18.888	N.D. #
40) Toxaphene...	8.551f	9.260	3821365	10857050	1162.294	2161.918 #
41) Toxaphene...	8.660	9.619	38312	6240291	8.823	1111.526 #
42) Toxaphene...	3.808	0.000	413434	0	NoCal	N.D.

(f)=RT Delta > 1/2 Window (#)=Amounts differ by > 40% (m)=manual int.

Quantitation Report (Not Reviewed)

Data Path : R:\data\2020-01\0A14039\
Data File : ECD5-01142006.D
Signal(s) : Signal #1: ECD1A.CH Signal #2: ECD2B.CH
Acq On : 14 Jan 2020 12:30
Operator : MJB
Sample : 0A14039-CCV2
Misc : A19K133, AB 50 ppb
ALS Vial : 3 (Sig #1); 0 (Sig #2) Sample Multiplier: 1

Integration File signal 1: PEST1.e
Integration File signal 2: PEST2.e
Quant Time: Jan 14 15:47:15 2020
Quant Method : R:\methods\ECD5_QUANTPEST_200107.M
Quant Title : Instrument: DualECD5
QLast Update : Thu Jan 09 11:11:29 2020
Response via : Initial Calibration
Integrator: ChemStation 6890 Scale Mode: Small noise peaks clipped



Data Path : R:\data\2020-01\0A14039\
 Data File : ECD5-01142007.D
 Signal(s) : Signal #1: ECD1A.CH Signal #2: ECD2B.CH
 Acq On : 14 Jan 2020 12:47
 Operator : MJB
 Sample : 0A14039-CCV3
 Misc : A19J408, 9-42 50 ppb
 ALS Vial : 4 (Sig #1); 0 (Sig #2) Sample Multiplier: 1

Integration File signal 1: PEST1.e
 Integration File signal 2: PEST2.e
 Quant Time: Jan 14 15:47:21 2020
 Quant Method : R:\methods\ECD5_QUANTPEST_200107.M
 Quant Title : Instrument: DualECD5
 QLast Update : Thu Jan 09 11:11:29 2020
 Response via : Initial Calibration
 Integrator: ChemStation 6890 Scale Mode: Small noise peaks clipped

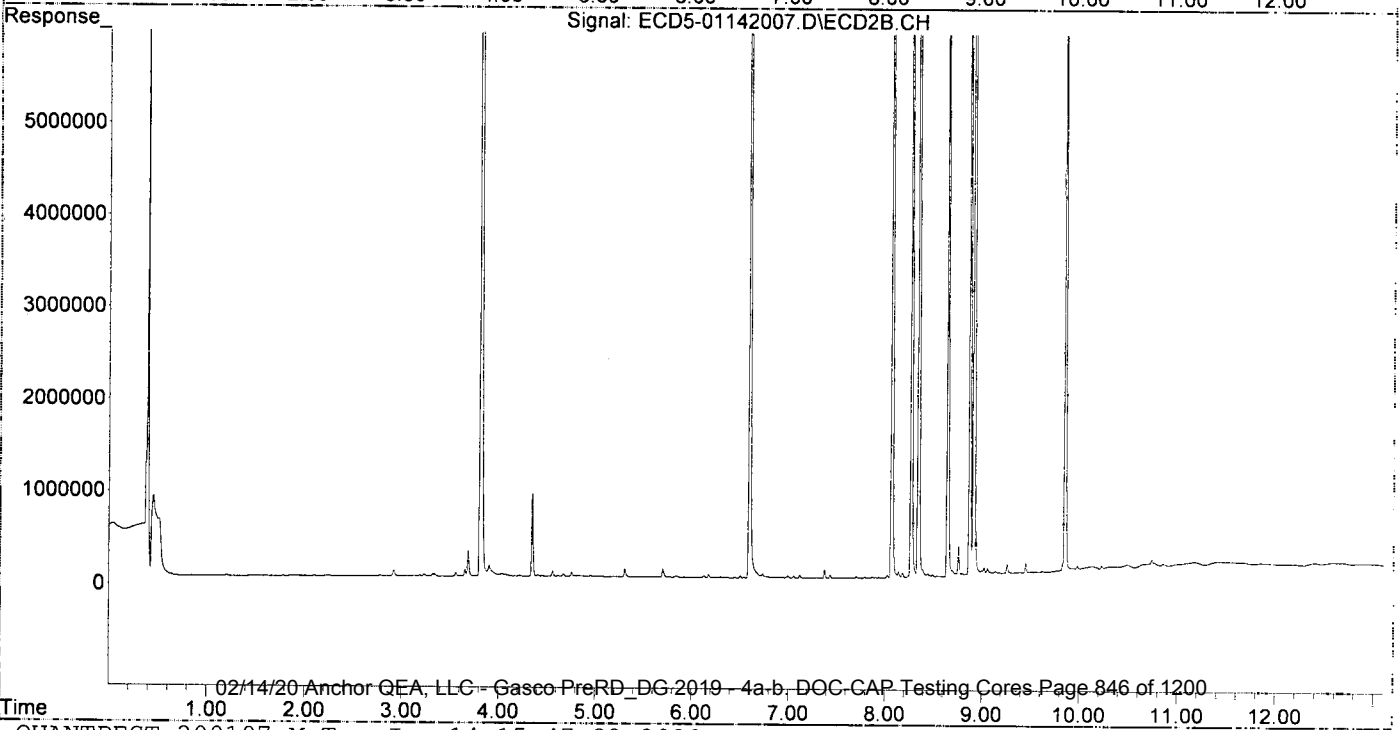
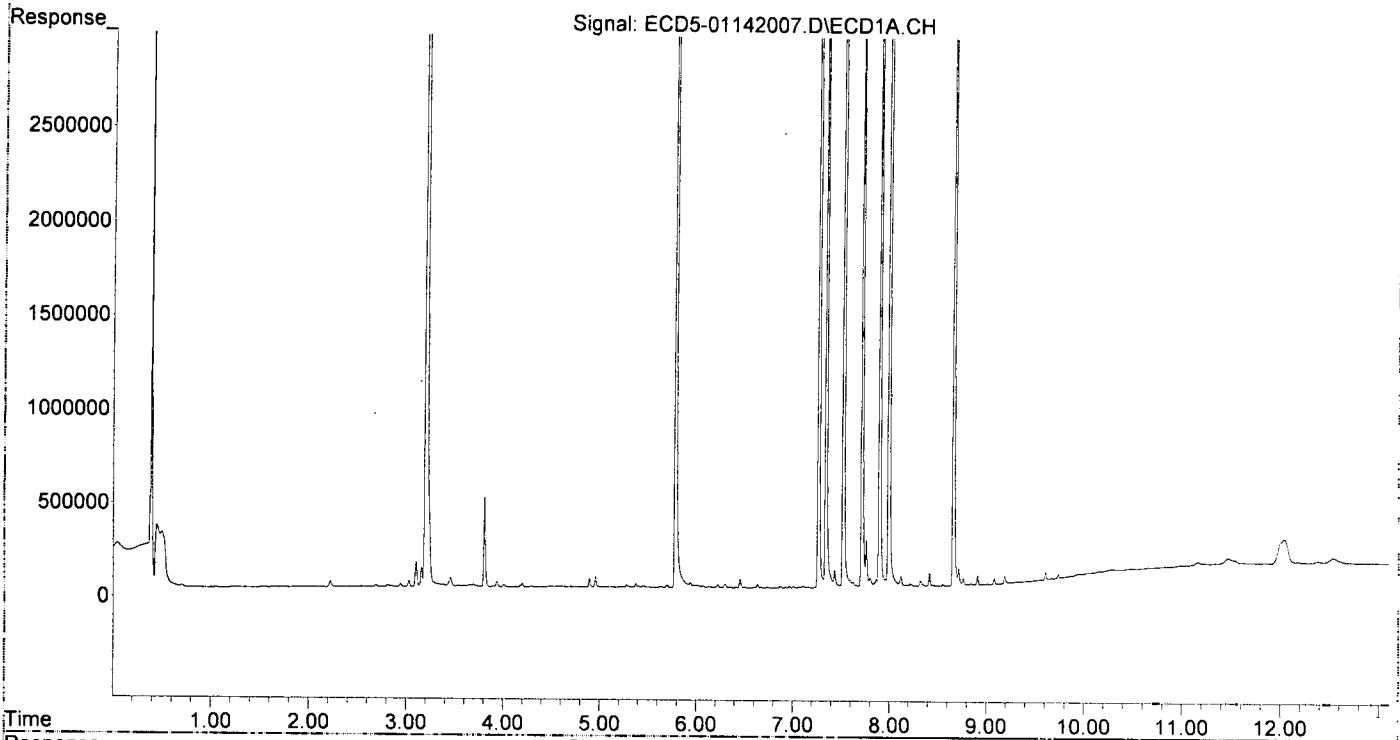
MJB
1/14/20

Compound	RT#1	RT#2	Resp#1	Resp#2	ng/mL	ng/mL
System Monitoring Compounds						
1) S TCMX (S)	5.402	6.128	8238	21730	0.042	0.073 #
22) S DCBP (S)	9.607	10.744	47672	79666	0.163	0.448 #
Target Compounds						
2) a-BHC	5.940	6.736	27662	36631	0.105	0.089
3) g-BHC	6.224	7.056	17493	21549	0.075	0.059
4) b-BHC	6.302	7.119	19853	31008	0.035	0.193 #
5) Heptachlor	6.634	7.435	20966	31378	0.092	0.089
6) d-BHC	6.453	7.376	47355	91531	0.217	0.330 #
7) Aldrin	6.875	7.705	9106	20426	0.041	0.061 #
8) Heptachlo...	7.342	8.142	6423577	60846	31.159	0.198 #
9) trans-Chl...	7.433	8.273	92730	11047736	0.440	35.429 #
10) cis-Chlor...	7.522	8.390	9673756	82729	47.275	0.279 #
11) Endosulfa...	7.627	8.445	27492	33229	0.142	0.120
12) 4,4'-DDE	7.627f	8.493	27492	21022	0.133	0.105
13) Dieldrin	7.801	8.648	48486	9592494	0.225	31.051 #
14) Endrin	7.960	8.875	40656	11508614	0.235	48.980 #
15) 4,4'-DDD	7.993f	8.917	11111827	18403393	64.359	74.869
16) Endosulfa...	8.121	9.023	52858	73508	0.310	0.301
17) 4,4'-DDT	8.213	9.141	16068	27464	0.097	0.158 #
18) Endrin Al...	8.413	9.260	70574	98696	0.461	0.441
19) Endosulfa...	8.715	9.452	91586	101373	0.572	0.457
20) Methoxychlor	8.551	9.619	9136	11026	0.105	0.093
21) Endrin Ke...	8.910	9.853	49068	10149421	0.257	40.528 #
23) Hexachlor...	3.203	3.815	9782972	21064650	49.051	52.566
24) Hexachlor...	5.784	6.599	9205780	16674514	47.609	52.091
25) Oxychlorane	7.266	8.072	8786788	14508272	49.902	51.872
26) 2,4'-DDE	7.342	8.273	6423577	11047736	45.049	52.461
27) trans-Non...	7.522	8.348	9673756	16137450	48.434	52.481
28) 2,4'-DDD	7.715	8.648	5614613	9592494	44.128	52.009
29) 2,4'-DDT	7.898	8.875	6896895	11508614	47.085	56.527
30) cis-Nonac...	7.993	8.917	11111827	18403393	47.145	53.947
31) Mirex	8.661	9.853	6579160	10149421	48.889	55.206
32) Chlordane...	7.433	8.273	92730	11047736	3.952	284.026 #
33) Chlordane...	7.522	8.390	9673756	82729	335.652	2.577 #
34) Chlordane...	0.000	9.058	0	60251	N.D.	5.675 #
35) Chlordane...	3.807	3.815	477752	21064650	NoCal	NoCal
36) Toxaphene...	7.522	8.648f	9673756	9592494	9184.917	3547.117 #
37) Toxaphene...	7.801	9.000f	48486	43130	24.933	12.384 #
38) Toxaphene...	8.121	9.000	52858	43130	8.488	4.467 #
39) Toxaphene...	8.322f	9.058	27674	60251	6.850	6.676
40) Toxaphene...	8.551f	9.260	9136	98696	2.779	19.653 #
41) Toxaphene...	8.661	9.619	6579160	11026	1515.112	1.964 #
42) Toxaphene...	3.807	3.815	477752	21064650	NoCal	NoCal

(f)=RT Delta > 1/2 Window (#)=Amounts differ by > 40% (m)=manual int.

Data Path : R:\data\2020-01\0A14039\
Data File : ECD5-01142007.D
Signal(s) : Signal #1: ECD1A.CH Signal #2: ECD2B.CH
Acq On : 14 Jan 2020 12:47
Operator : MJB
Sample : 0A14039-CCV3
Misc : A19J408, 9-42 50 ppb
ALS Vial : 4 (Sig #1); 0 (Sig #2) Sample Multiplier: 1

Integration File signal 1: PEST1.e
Integration File signal 2: PEST2.e
Quant Time: Jan 14 15:47:21 2020
Quant Method : R:\methods\ECD5_QUANTPEST_200107.M
Quant Title : Instrument: DualECD5
QLast Update : Thu Jan 09 11:11:29 2020
Response via : Initial Calibration
Integrator: ChemStation 6890 Scale Mode: Small noise peaks clipped



Data Path : R:\data\2020-01\0A14039\
 Data File : ECD5-01142008.D
 Signal(s) : Signal #1: ECD1A.CH Signal #2: ECD2B.CH
 Acq On : 14 Jan 2020 13:05
 Operator : MJB
 Sample : 0A14039-CCB1
 Misc : A19L339
 ALS Vial : 7 (Sig #1); 0 (Sig #2) Sample Multiplier: 1

Integration File signal 1: PEST1.e
 Integration File signal 2: PEST2.e
 Quant Time: Jan 14 15:47:27 2020
 Quant Method : R:\methods\ECD5_QUANTPEST_200107.M
 Quant Title : Instrument: DualECD5
 QLast Update : Thu Jan 09 11:11:29 2020
 Response via : Initial Calibration
 Integrator: ChemStation 6890 Scale Mode: Small noise peaks clipped

*MJB
1/14/20*

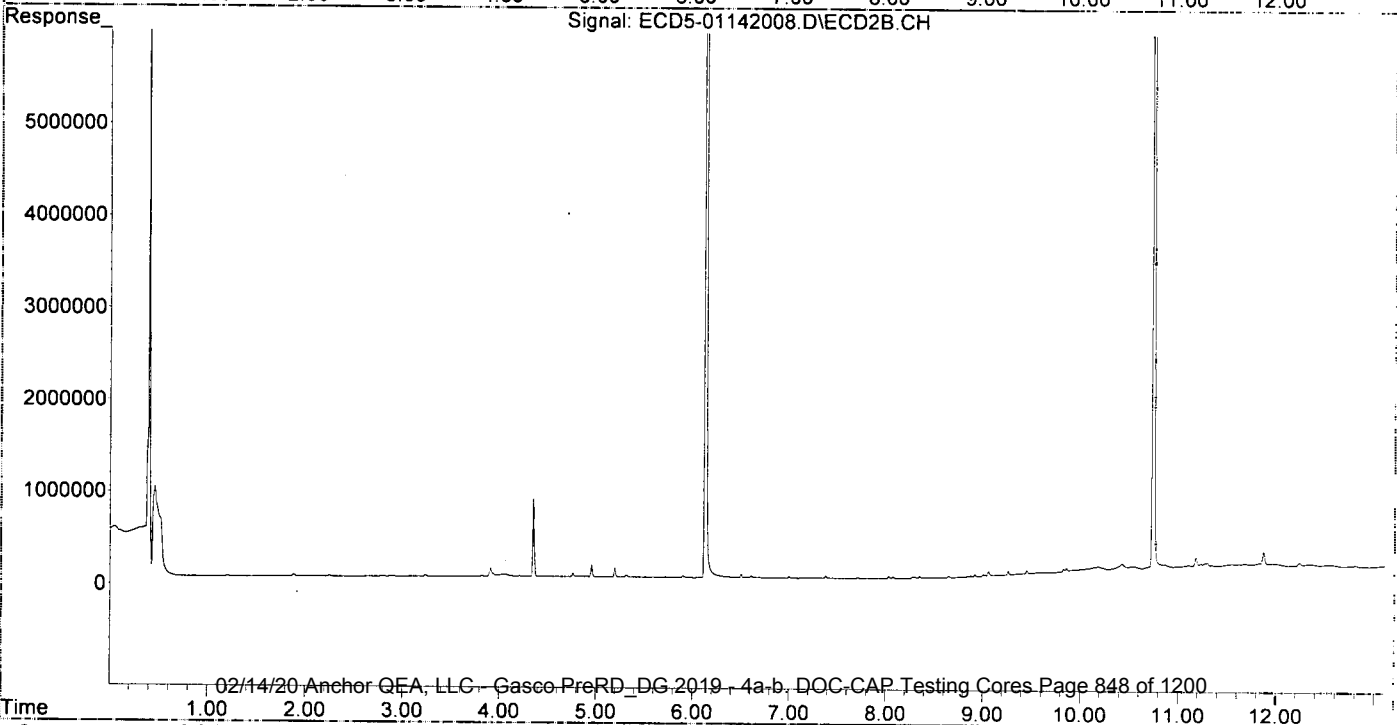
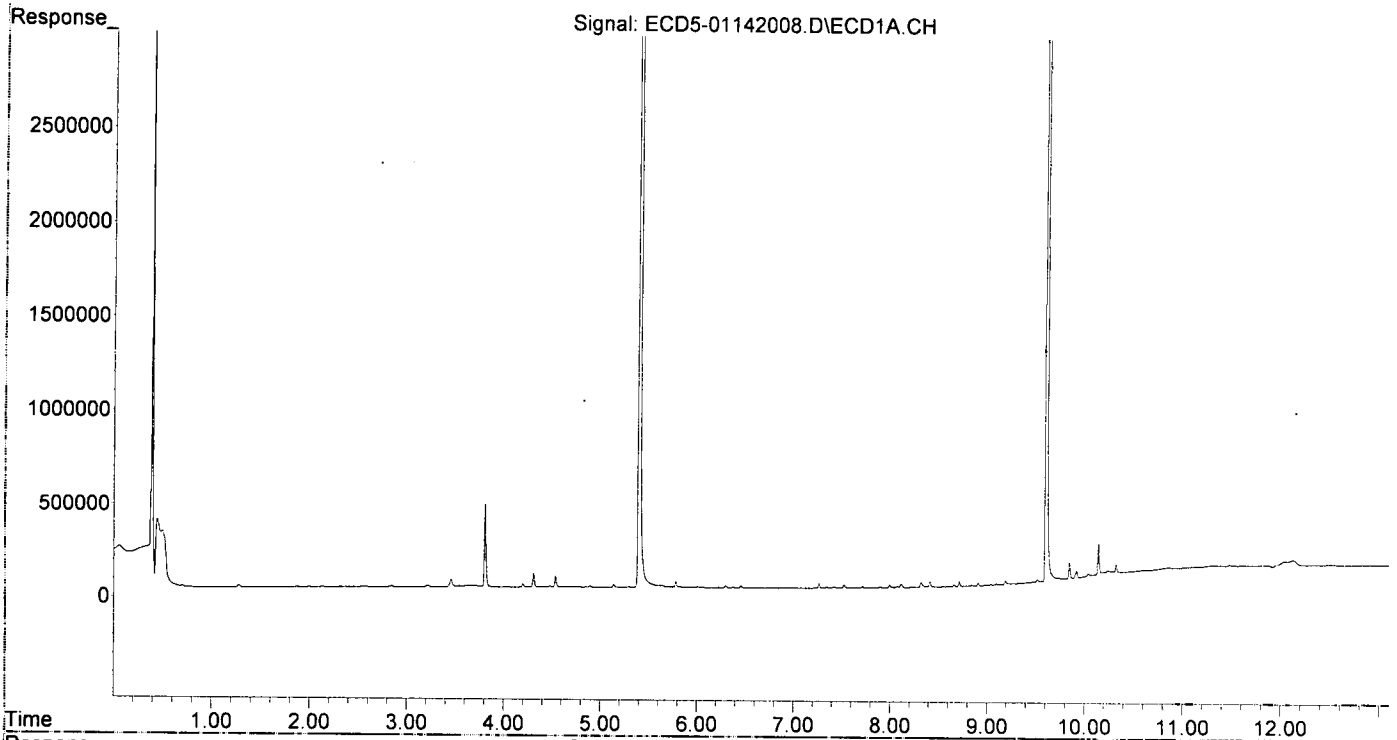
Compound	RT#1	RT#2	Resp#1	Resp#2	ng/mL	ng/mL
System Monitoring Compounds						
1) S TCMX (S)	5.402	6.129	17967650	32509946	92.019	109.063
22) S DCBP (S)	9.608	10.745	14303796	18335999	96.604	103.042
Target Compounds						
2) a-BHC	0.000	0.000	0	0	N.D.	N.D.
3) g-BHC	0.000	0.000	0	0	N.D.	N.D.
4) b-BHC	6.298	7.121	12239	7002	5931.877	0.044 #
5) Heptachlor	0.000	0.000	0	0	N.D.	N.D.
6) d-BHC	6.457	7.377	11674	25616	0.054	0.134 #
7) Aldrin	0.000	7.708	0	9194	N.D.	0.028 #
8) Heptachlo...	7.344	0.000	8265	0	0.040	N.D. #
9) trans-Chl...	7.421	8.294	6763	15223	0.032	0.049 #
10) cis-Chlor...	7.525	0.000	19013	0	0.093	N.D. #
11) Endosulfa...	0.000	0.000	0	0	N.D.	N.D.
12) 4,4'-DDE	0.000	0.000	0	0	N.D.	N.D.
13) Dieldrin	0.000	8.648	0	19580	N.D.	0.063 #
14) Endrin	7.966	8.875	1871	10734	0.011	0.046 #
15) 4,4'-DDD	7.995	8.917	15919	23366	0.092	0.095
16) Endosulfa...	8.116	9.024	18588	16909	0.109	0.069
17) 4,4'-DDT	0.000	0.000	0	0	N.D.	N.D.
18) Endrin Al...	8.414	9.261	30195	38271	0.197	0.171
19) Endosulfa...	8.716	9.452	27257	38950	0.170	0.176
20) Methoxychlor	8.550	9.621	1521	3397	0.018	0.029 #
21) Endrin Ke...	8.910	9.856	15287	40563	0.080	0.162 #
23) Hexachlor...	3.220	3.815	9770	10285	0.049	0.026 #
24) Hexachlor...	5.784	6.600	29817	19158	BelowCal	0.060
25) Oxychlordane	7.266	8.072	23570	17255	BelowCal	0.062
26) 2,4'-DDE	7.344	8.294f	8265	15223	0.058	0.072
27) trans-Non...	7.525	8.348	19013	17618	BelowCal	0.057
28) 2,4'-DDD	7.718	8.648	8572	19580	0.067	0.106 #
29) 2,4'-DDT	7.900	8.875	6564	10734	0.045	BelowCal #
30) cis-Nonac...	7.995	8.917	15919	23366	0.068	0.068
31) Mirex	8.662	9.856	9590	40563	6722.976	BelowCal #
32) Chlordane...	7.421	8.294	6763	15223	0.288	0.391
33) Chlordane...	7.525	0.000	19013	0	0.660	N.D. #
34) Chlordane...	8.076	9.058	7687	48355	1.010	4.554 #
35) Chlordane...	3.807	3.815	446898	10285	NoCal	NoCal
36) Toxaphene...	7.525	8.648f	19013	19580	18.052	7.240 #
37) Toxaphene...	0.000	9.002f	0	20336	N.D.	5.839 #
38) Toxaphene...	8.116	9.002	18588	20336	0.287	0.013 #
39) Toxaphene...	8.323f	9.058	27874	48355	6.899	5.358
40) Toxaphene...	8.550f	9.261	1521	38271	0.463	7.621 #
41) Toxaphene...	8.662	9.621	9590	3397	2.208	0.605 #
42) Toxaphene...	3.807	3.815	446898	10285	NoCal	NoCal

(f)=RT Delta > 1/2 Window (#)=Amounts differ by > 40% (m)=manual int.

Quantitation Report (Not Reviewed)

Data Path : R:\data\2020-01\0A14039\
Data File : ECD5-01142008.D
Signal(s) : Signal #1: ECD1A.CH Signal #2: ECD2B.CH
Acq On : 14 Jan 2020 13:05
Operator : MJB
Sample : 0A14039-CCB1
Misc : A19L339
ALS Vial : 7 (Sig #1); 0 (Sig #2) Sample Multiplier: 1

Integration File signal 1: PEST1.e
Integration File signal 2: PEST2.e
Quant Time: Jan 14 15:47:27 2020
Quant Method : R:\methods\ECD5_QUANTPEST_200107.M
Quant Title : Instrument: DualECD5
QLast Update : Thu Jan 09 11:11:29 2020
Response via : Initial Calibration
Integrator: ChemStation 6890 Scale Mode: Small noise peaks clipped



Quantitation Report (QT Reviewed)

Data Path : R:\data\2020-01\0A14039\
 Data File : ECD5-01142009.D
 Signal(s) : Signal #1: ECD1A.CH Signal #2: ECD2B.CH
 Acq On : 14 Jan 2020 13:22
 Operator : MJB
 Sample : 0010079-BLK1
 Misc : 1x, 8081B 2,4+4,4-DDx Only, GPC
 ALS Vial : 8 (Sig #1); 0 (Sig #2) Sample Multiplier: 1

Integration File signal 1: PEST1.e
 Integration File signal 2: PEST2.e
 Quant Time: Jan 14 15:58:59 2020
 Quant Method : R:\methods\ECD5_QUANTPEST_200107.M
 Quant Title : Instrument: DualECD5
 QLast Update : Thu Jan 09 11:11:29 2020
 Response via : Initial Calibration
 Integrator: ChemStation 6890 Scale Mode: Small noise peaks clipped

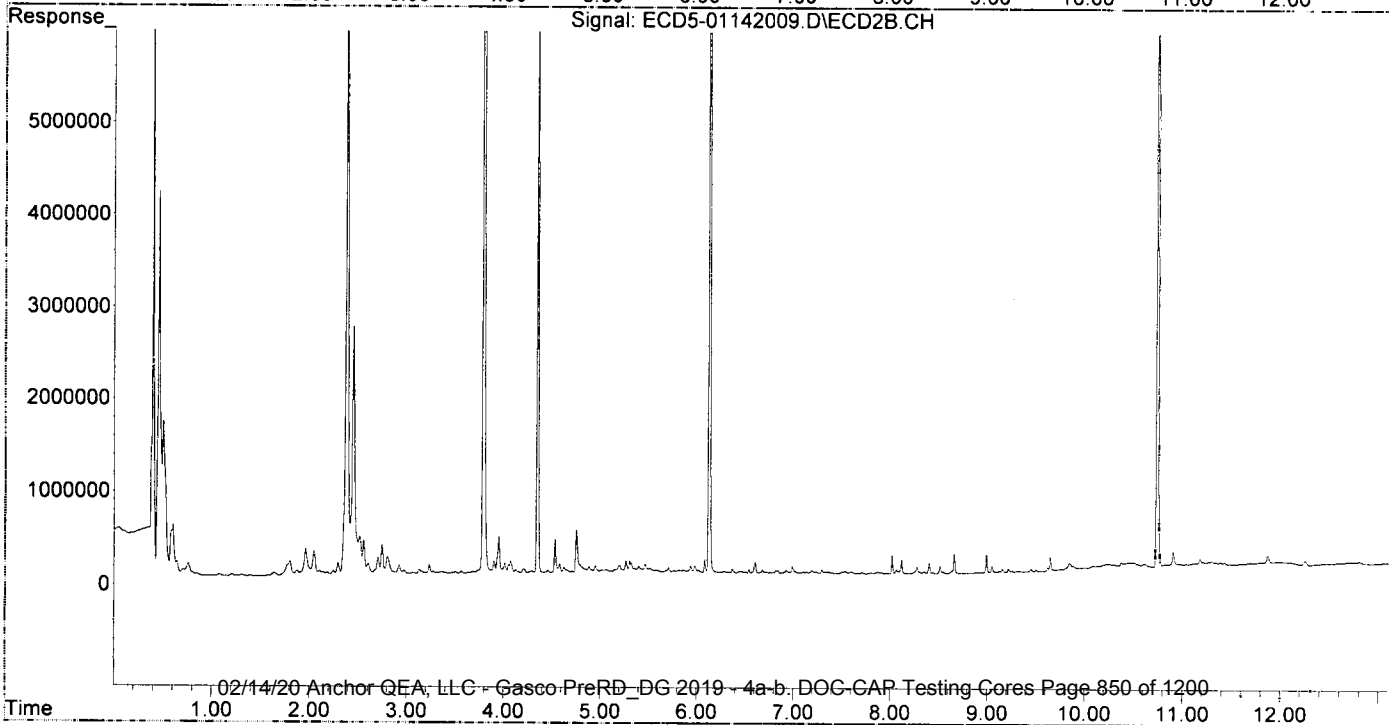
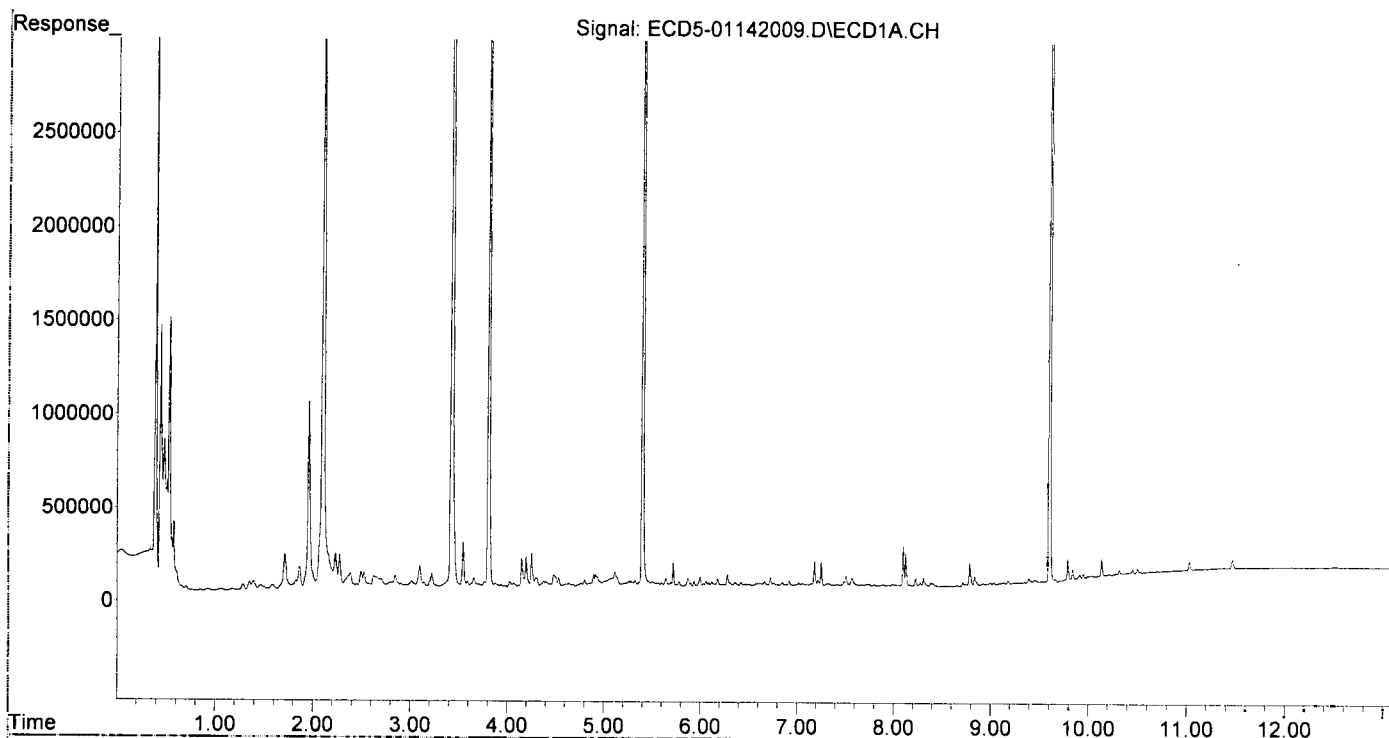
MJB
1/14/20

Compound	RT#1	RT#2	Resp#1	Resp#2	ng/mL	ng/mL
System Monitoring Compounds						
1) S TCMX (S)	5.401	6.128	6619339	11390290	33.900	38.212
22) S DCBP (S)	9.604	10.743	7270859	9018293	48.738	50.680
Target Compounds						
2) a-BHC	5.936	6.721	37573	26747	0.143	0.065 #
3) g-BHC	0.000	7.019f	0	34186	N.D.	0.094 #
4) b-BHC	6.282	7.106	71429	28215	0.561	0.175 #
5) Heptachlor	6.618	7.401f	22837	20246	0.100	0.057 #
6) d-BHC	6.451	7.372	18963	23721	0.087	0.128 #
7) Aldrin	6.877	7.709	16412	15432	0.074	0.046
8) Heptachlo...	7.336	8.121f	18863	150596	0.091	0.489 #
9) trans-Chl...	7.414	8.280	13628	73538	0.065	0.236 #
10) cis-Chlor...	7.511f	8.406	57976	116784	0.283	0.394
11) Endosulfa...	0.000	8.449	0	14811	N.D.	0.053 #
12) 4,4'-DDE	7.571f	8.517f	48989	80508	0.238	0.310
13) Dieldrin	7.796	8.664	13802	216443	0.064	0.701 #
14) Endrin	7.992f	8.873	13132	4947	0.076	0.021 #
15) 4,4'-DDD	7.992f	8.909	13132	6095	0.076	0.025 #
16) Endosulfa...	8.128	8.996f	177839	199036	1.042	0.815
17) 4,4'-DDT	8.228	9.153	46431	29745	0.280	0.169m
18) Endrin Al...	8.412	9.258	17857	15927	0.117	0.071
19) Endosulfa...	8.716	9.452	21706	30428	0.136	0.137
20) Methoxychlor	8.546	9.624	4272	40936	0.049	0.344 #
21) Endrin Ke...	8.925	9.846	12009	77242	0.063	0.308 #
23) Hexachlor...	3.221	3.790f	86152	17282386	0.432	43.128 #
24) Hexachlor...	5.781	6.605	35855	128709	0.031	0.402 #
25) Oxychlorane	7.254	8.068	134735	46204	0.569	0.165 #
26) 2,4'-DDE	7.336	8.280	18863	73538	0.132	0.349 #
27) trans-Non...	7.511	8.347	57976	27199	0.136	0.088
28) 2,4'-DDD	7.729	8.655	16507	89786	0.130	0.487m#
29) 2,4'-DDT	7.892	8.873	12609	4947	0.086	BelowCal #
30) cis-Nonac...	7.992	8.909	13132	6095	0.056	0.018 #
31) Mirex	8.656	9.846	6250	77242	6723.001	0.178 #
32) Chlordane...	7.414f	8.280	13628	73538	0.581	1.891 #
33) Chlordane...	7.511	8.406	57976	116784	2.012	3.638 #
34) Chlordane...	8.101f	9.053	213486	72547	28.062	6.833 #
35) Chlordane...	3.807	3.790	4142172	17282386	NoCal	NoCal
36) Toxaphene...	7.511	0.000	57976	0	55.046	N.D. #
37) Toxaphene...	7.796	8.996f	13802	199036	7.098	57.152 #
38) Toxaphene...	8.128	8.996	177839	199036	38.379	34.846
39) Toxaphene...	8.389f	9.053	20358	72547	5.039	8.038 #
40) Toxaphene...	8.579	9.258	4719	15927	1.435	3.171 #
41) Toxaphene...	8.656	9.624	6250	40936	1.439	7.292 #
42) Toxaphene...	3.807	3.790	4142172	17282386	NoCal	NoCal

(f)=RT Delta > 1/2 Window (#)=Amounts differ by > 40% (m)=manual int.

Data Path : R:\data\2020-01\0A14039\
 Data File : ECD5-01142009.D
 Signal(s) : Signal #1: ECD1A.CH Signal #2: ECD2B.CH
 Acq On : 14 Jan 2020 13:22
 Operator : MJB
 Sample : 0010079-BLK1
 Misc : 1x, 8081B 2,4+4,4-DDx Only, GPC
 ALS Vial : 8 (Sig #1); 0 (Sig #2) Sample Multiplier: 1

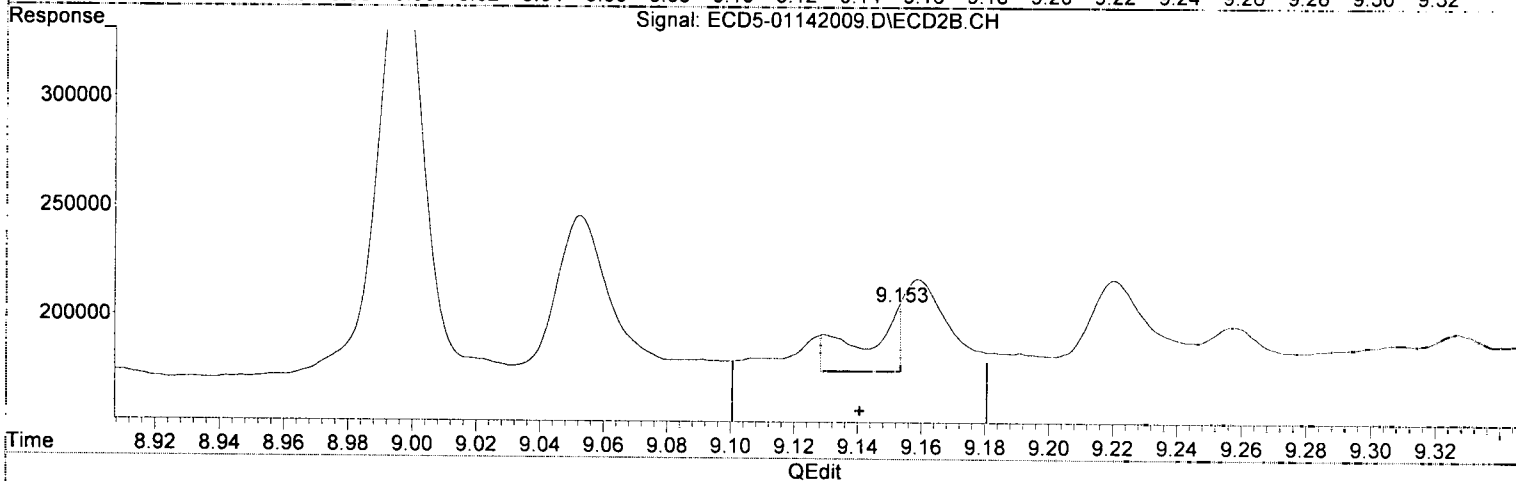
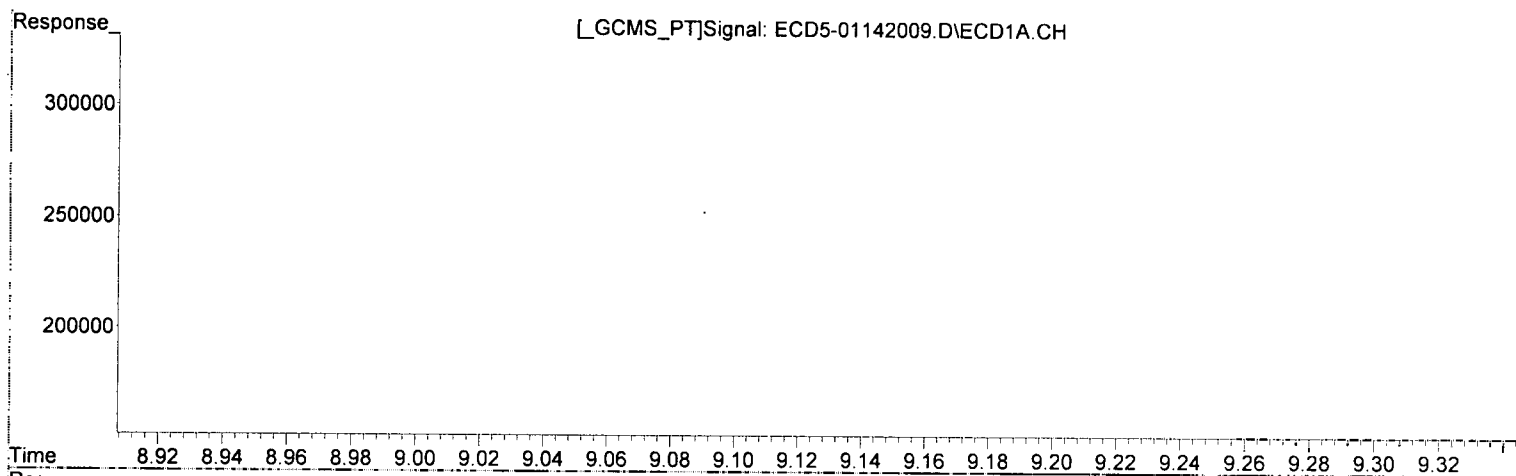
Integration File signal 1: PEST1.e
 Integration File signal 2: PEST2.e
 Quant Time: Jan 14 15:58:59 2020
 Quant Method : R:\methods\ECD5_QUANTPEST_200107.M
 Quant Title : Instrument: DualECD5
 QLast Update : Thu Jan 09 11:11:29 2020
 Response via : Initial Calibration
 Integrator: ChemStation 6890 Scale Mode: Small noise peaks clipped



Quantitation Report (Qedit)

Data Path : R:\data\2020-01\0A14039\
Data File : ECD5-01142009.D
Signal(s) : Signal #1: ECD1A.CH Signal #2: ECD2B.CH
Acq On : 14 Jan 2020 13:22
Operator : MJB
Sample : 0010079-BLK1
Misc : 1x, 8081B 2,4+4,4-DDx Only, GPC
ALS Vial : 8 (Sig #1); 0 (Sig #2) Sample Multiplier: 1

Integration File signal 1: PEST1.e
Integration File signal 2: PEST2.e
Quant Time: Jan 14 15:47:34 2020
Quant Method : R:\methods\ECD5_QUANTPEST_200107.M
Quant Title : Instrument: DualeCD5
QLast Update : Thu Jan 09 11:11:29 2020
Response via : Initial Calibration
Integrator: ChemStation 6890 Scale Mode: Small noise peaks clipped



(17) 4,4'-DDT
8.228min 0.280 ng/mL
response 46431

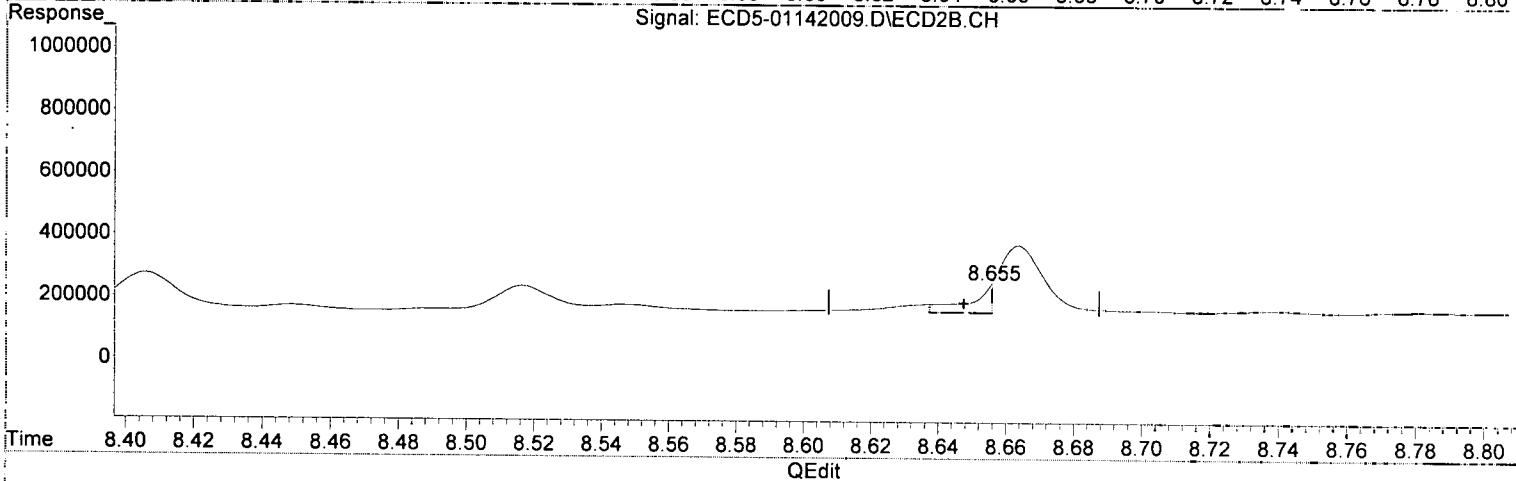
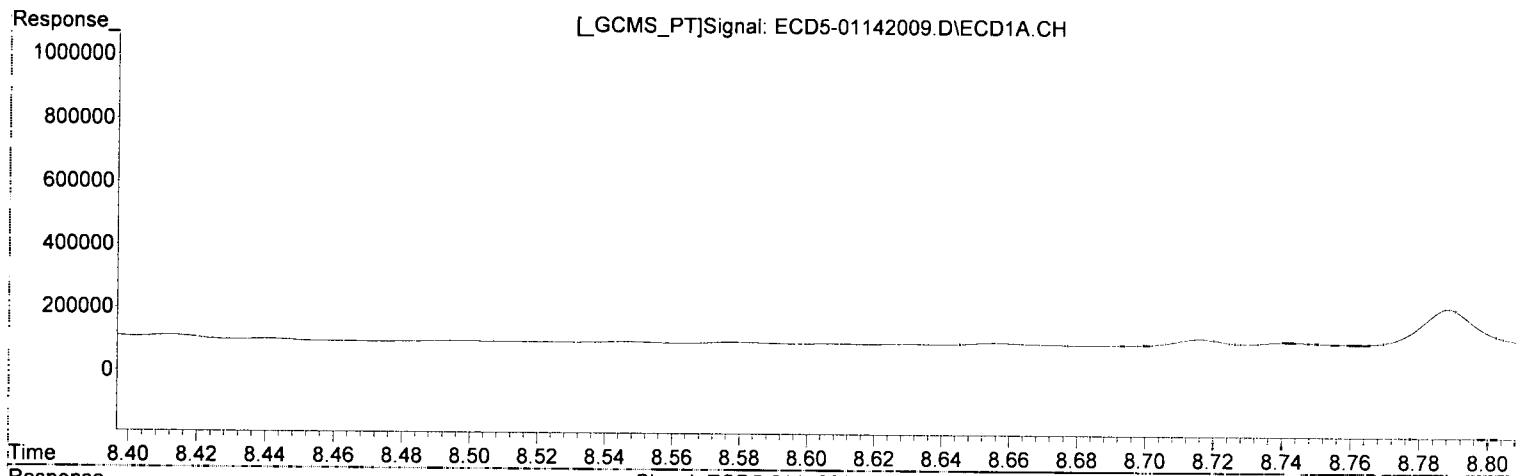
MJB
1/14/20

(17) 4,4'-DDT #2
9.153min 0.169 ng/mL (m)
response 29745

Quantitation Report (Qedit)

Data Path : R:\data\2020-01\0A14039\
Data File : ECD5-01142009.D
Signal(s) : Signal #1: ECD1A.CH Signal #2: ECD2B.CH
Acq On : 14 Jan 2020 13:22
Operator : MJB
Sample : 0010079-BLK1
Misc : 1x, 8081B 2,4+4,4-DDx Only, GPC
ALS Vial : 8 (Sig #1); 0 (Sig #2) Sample Multiplier: 1

Integration File signal 1: PEST1.e
Integration File signal 2: PEST2.e
Quant Time: Jan 14 15:47:34 2020
Quant Method : R:\methods\ECD5_QUANTPEST_200107.M
Quant Title : Instrument: DualECD5
QLast Update : Thu Jan 09 11:11:29 2020
Response via : Initial Calibration
Integrator: ChemStation 6890 Scale Mode: Small noise peaks clipped



(28) 2,4'-DDD

7.729min 0.130 ng/mL

response 16507

MJB 1/14/20

(28) 2,4'-DDD #2

8.655min 0.487 ng/mL (m)

response 89786

Data Path : R:\data\2020-01\0A14039\
 Data File : ECD5-01142009.D
 Signal(s) : Signal #1: ECD1A.CH Signal #2: ECD2B.CH
 Acq On : 14 Jan 2020 13:22
 Operator : MJB
 Sample : 0010079-BLK1
 Misc : 1x, 8081B 2,4+4,4-DDx Only, GPC
 ALS Vial : 8 (Sig #1); 0 (Sig #2) Sample Multiplier: 1

Integration File signal 1: PEST1.e
 Integration File signal 2: PEST2.e
 Quant Time: Jan 14 15:47:34 2020
 Quant Method : R:\methods\ECD5_QUANTPEST_200107.M
 Quant Title : Instrument: DualECD5
 QLast Update : Thu Jan 09 11:11:29 2020
 Response via : Initial Calibration
 Integrator: ChemStation 6890 Scale Mode: Small noise peaks clipped

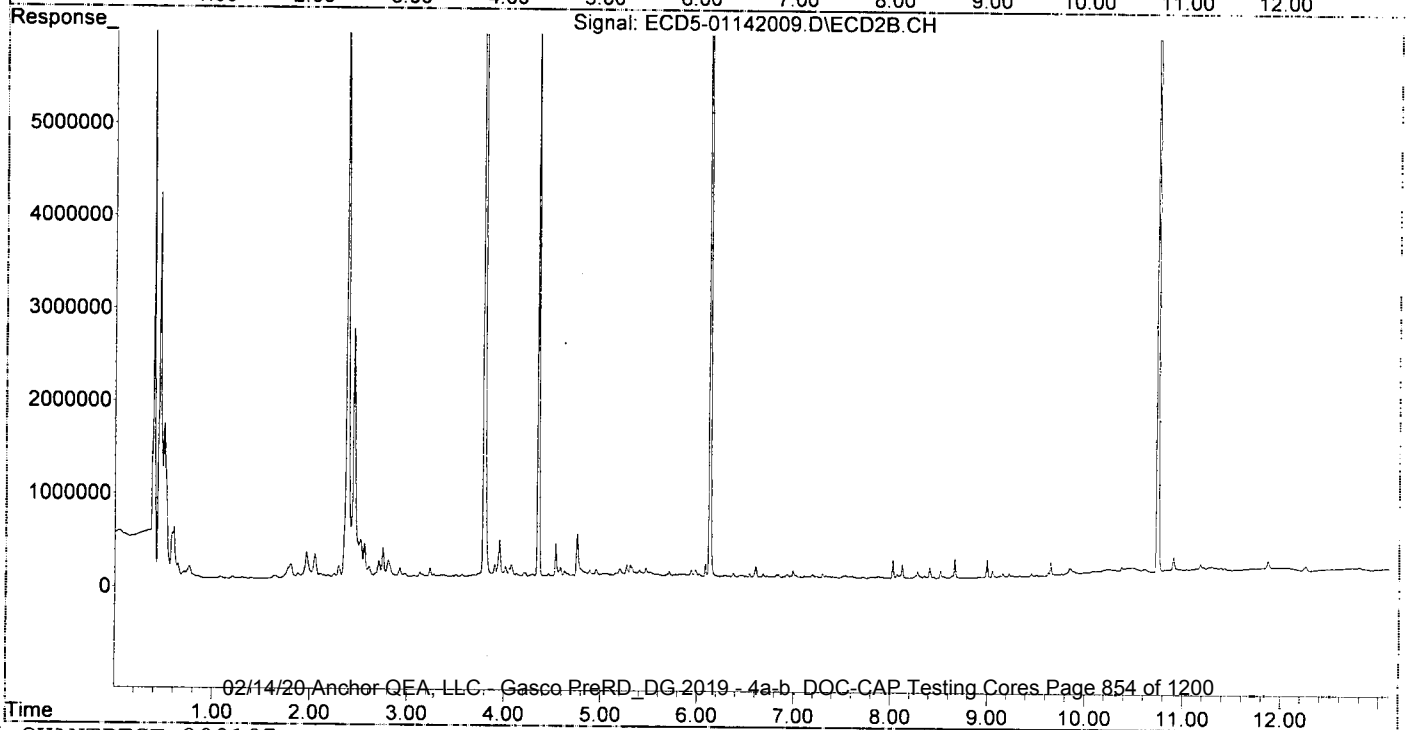
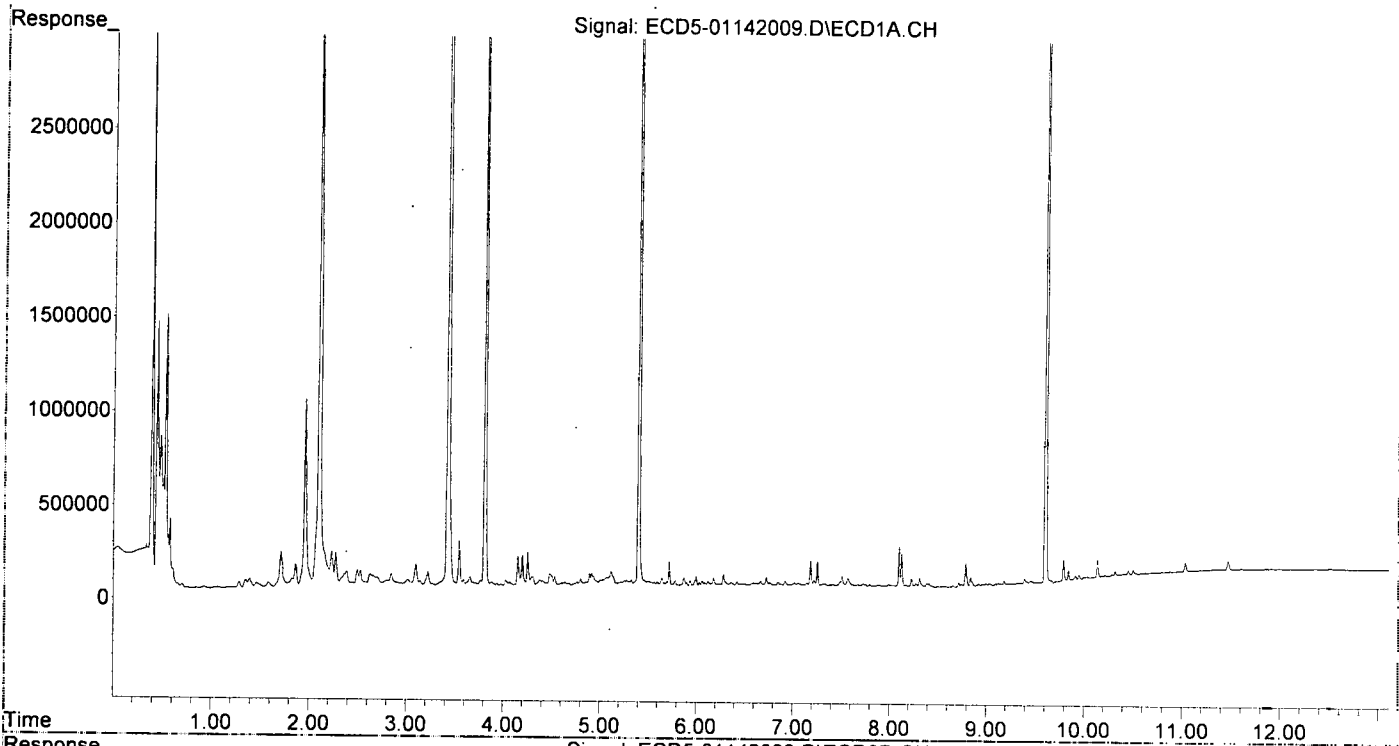
ML
MJB
1/14/20

Compound		RT#1	RT#2	Resp#1	Resp#2	ng/mL	ng/mL
System Monitoring Compounds							
1)	S TCMX (S)	5.401	6.128	6619339	11390290	33.900	38.212
22)	S DCBP (S)	9.604	10.743	7270859	9018293	48.738	50.680
Target Compounds							
2)	a-BHC	5.936	6.721	37573	26747	0.143	0.065 #
3)	g-BHC	0.000	7.019f	0	34186	N.D.	0.094 #
4)	b-BHC	6.282	7.106	71429	28215	0.561	0.175 #
5)	Heptachlor	6.618	7.401f	22837	20246	0.100	0.057 #
6)	d-BHC	6.451	7.372	18963	23721	0.087	0.128 #
7)	Aldrin	6.877	7.709	16412	15432	0.074	0.046
8)	Heptachlo...	7.336	8.121f	18863	150596	0.091	0.489 #
9)	trans-Chl...	7.414	8.280	13628	73538	0.065	0.236 #
10)	cis-Chlor...	7.511f	8.406	57976	116784	0.283	0.394
11)	Endosulfa...	0.000	8.449	0	14811	N.D.	0.053 #
12)	4,4'-DDE	7.571f	8.517f	48989	80508	0.238	0.310 #
13)	Dieldrin	7.796	8.664	13802	216443	0.064	0.701 #
14)	Endrin	7.992f	8.873	13132	4947	0.076	0.021 #
15)	4,4'-DDD	7.992f	8.909	13132	6095	0.076	0.025 #
16)	Endosulfa...	8.128	8.996f	177839	199036	1.042	0.815
17)	4,4'-DDT	8.228	9.130	46431	15903	0.280	0.104 #
18)	Endrin Al...	8.412	9.258	17857	15927	0.117	0.071
19)	Endosulfa...	8.716	9.452	21706	30428	0.136	0.137
20)	Methoxychlor	8.546	9.624	4272	40936	0.049	0.344 #
21)	Endrin Ke...	8.925	9.846	12009	77242	0.063	0.308 #
23)	Hexachlor...	3.221	3.790f	86152	17282386	0.432	43.128 #
24)	Hexachlor...	5.781	6.605	35855	128709	0.031	0.402 #
25)	Oxychlorthane	7.254	8.068	134735	46204	0.569	0.165 #
26)	2,4'-DDE	7.336	8.280	18863	73538	0.132	0.349 #
27)	trans-Non...	7.511	8.347	57976	27199	0.136	0.088
28)	2,4'-DDD	7.729	8.664	16507	216443	0.130	1.174 #
29)	2,4'-DDT	7.892	8.873	12609	4947	0.086	BelowCal #
30)	cis-Nonac...	7.992	8.909	13132	6095	0.056	0.018 #
31)	Mirex	8.656	9.846	6250	77242	6723.001	0.178 #
32)	Chlordane...	7.414f	8.280	13628	73538	0.581	1.891 #
33)	Chlordane...	7.511	8.406	57976	116784	2.012	3.638 #
34)	Chlordane...	8.101f	9.053	213486	72547	28.062	6.833 #
35)	Chlordane...	3.807	3.790	4142172	17282386	NoCal	NoCal
36)	Toxaphene...	7.511	0.000	57976	0	55.046	N.D. #
37)	Toxaphene...	7.796	8.996f	13802	199036	7.098	57.152 #
38)	Toxaphene...	8.128	8.996	177839	199036	38.379	34.846
39)	Toxaphene...	8.389f	9.053	20358	72547	5.039	8.038 #
40)	Toxaphene...	8.579	9.258	4719	15927	1.435	3.171 #
41)	Toxaphene...	8.656	9.624	6250	40936	1.439	7.292 #
42)	Toxaphene...	3.807	3.790	4142172	17282386	NoCal	NoCal

(f)=RT Delta > 1/2 Window (#)=Amounts differ by > 40% (m)=manual int.

Data Path : R:\data\2020-01\0A14039\
Data File : ECD5-01142009.D
Signal(s) : Signal #1: ECD1A.CH Signal #2: ECD2B.CH
Acq On : 14 Jan 2020 13:22
Operator : MJB
Sample : 0010079-BLK1
Misc : 1x, 8081B 2,4+4,4-DDx Only, GPC
ALS Vial : 8 (Sig #1); 0 (Sig #2) Sample Multiplier: 1

Integration File signal 1: PEST1.e
Integration File signal 2: PEST2.e
Quant Time: Jan 14 15:47:34 2020
Quant Method : R:\methods\ECD5_QUANTPEST_200107.M
Quant Title : Instrument: DualECD5
QLast Update : Thu Jan 09 11:11:29 2020
Response via : Initial Calibration
Integrator: ChemStation 6890 Scale Mode: Small noise peaks clipped



Data Path : R:\data\2020-01\0A14039\
 Data File : ECD5-01142010.D
 Signal(s) : Signal #1: ECD1A.CH Signal #2: ECD2B.CH
 Acq On : 14 Jan 2020 13:39
 Operator : MJB
 Sample : 0010079-BS1
 Misc : 1x, 8081B 2,4+4,4-DDx Only, GPC
 ALS Vial : 9 (Sig #1); 0 (Sig #2) Sample Multiplier: 1

Integration File signal 1: PEST1.e
 Integration File signal 2: PEST2.e
 Quant Time: Jan 14 15:47:40 2020
 Quant Method : R:\methods\ECD5_QUANTPEST_200107.M
 Quant Title : Instrument: DualECD5
 QLast Update : Thu Jan 09 11:11:29 2020
 Response via : Initial Calibration
 Integrator: ChemStation 6890 Scale Mode: Small noise peaks clipped

Compound	RT#1	RT#2	Resp#1	Resp#2	ng/mL	ng/mL	
System Monitoring Compounds							
1) S TCMX (S)	5.402	6.129	7032076	12203022	36.014	40.938	
22) S DCBP (S)	9.607	10.744	7695232	9392337	51.610	52.782	
Target Compounds							
2) a-BHC	5.939	0.000	36147	0	0.137	N.D.	#
3) g-BHC	6.234	7.021f	15153	32530	0.065	0.089	
4) b-BHC	6.286	7.107	56929	28304	0.413	0.176	#
5) Heptachlor	6.620	7.429	19845	14679	0.087	0.041	#
6) d-BHC	6.473f	7.374	16350	20234	0.075	0.118	#
7) Aldrin	6.880	7.713	14658	14255	0.066	0.043	
8) Heptachlo...	7.341	8.123f	5970529	349170	28.961	1.134	#
9) trans-Chl...	7.455f	8.273	18349	9977322	0.087	31.996	#
10) cis-Chlor...	7.512	8.407	56609	141311	0.277	0.476	#
11) Endosulfa...	7.592f	8.407f	10253986	141311	52.909	0.509	#
12) 4,4'-DDE	7.592	8.494	10253986	16724754	49.732	53.927	
13) Dieldrin	7.797	8.647	24261	9597843	0.113	31.068	#
14) Endrin	0.000	8.874	0	11678587	N.D.	49.703	#
15) 4,4'-DDD	8.013	8.912	8986889	14889144	52.052	60.573	
16) Endosulfa...	8.130	8.998f	193976	215043	1.137	0.880	
17) 4,4'-DDT	8.211	9.141	9641797	15091328	58.202	63.230	
18) Endrin Al...	8.392f	9.263	22532	16269	0.147	0.073	#
19) Endosulfa...	8.719	9.453	18329	22649	0.115	0.102	
20) Methoxychlor	8.549	9.624	5059	63137	0.058	0.531	#
21) Endrin Ke...	8.926	9.845	9961	65116	0.052	0.260	#
23) Hexachlor...	3.205	3.791f	90198	17661921	0.452	44.075	#
24) Hexachlor...	5.783	6.607	39807	122057	0.051	0.381	#
25) Oxychlorane	7.255	0.000	136256	0	0.578	N.D.	#
26) 2,4'-DDE	7.341	8.273	5970529	9977322	41.872	47.378	
27) trans-Non...	7.512	8.350	56609	28859	0.129	0.094	
28) 2,4'-DDD	7.713	8.647	5920668	9597843	46.534	52.038	
29) 2,4'-DDT	7.896	8.874	7341885	11678587	50.123	57.289	
30) cis-Nonac...	8.013f	8.912	8986889	14889144	38.129	43.645	
31) Mirex	8.658	9.845	8947	65116	6722.981	0.108	#
32) Chlordane...	7.455	8.273	18349	9977322	0.782	256.507	#
33) Chlordane...	7.512	8.407	56609	141311	1.964	4.403	#
34) Chlordane...	8.103f	9.054	247615	61232	32.548	5.767	#
35) Chlordane...	3.807	3.791	4287857	17661921	NoCal	NoCal	
36) Toxaphene...	7.512	8.647f	56609	9597843	53.748	3549.095	#
37) Toxaphene...	7.797	8.998f	24261	215043	12.475	61.749	#
38) Toxaphene...	8.103	8.998	247615	215043	55.057	37.956	
39) Toxaphene...	8.392f	9.054	22532	61232	5.577	6.784	
40) Toxaphene...	8.581	9.263	6042	16269	1.838	3.240	#
41) Toxaphene...	8.658	9.624	8947	63137	2.060	11.246	#
42) Toxaphene...	3.807	3.791	4287857	17661921	NoCal	NoCal	

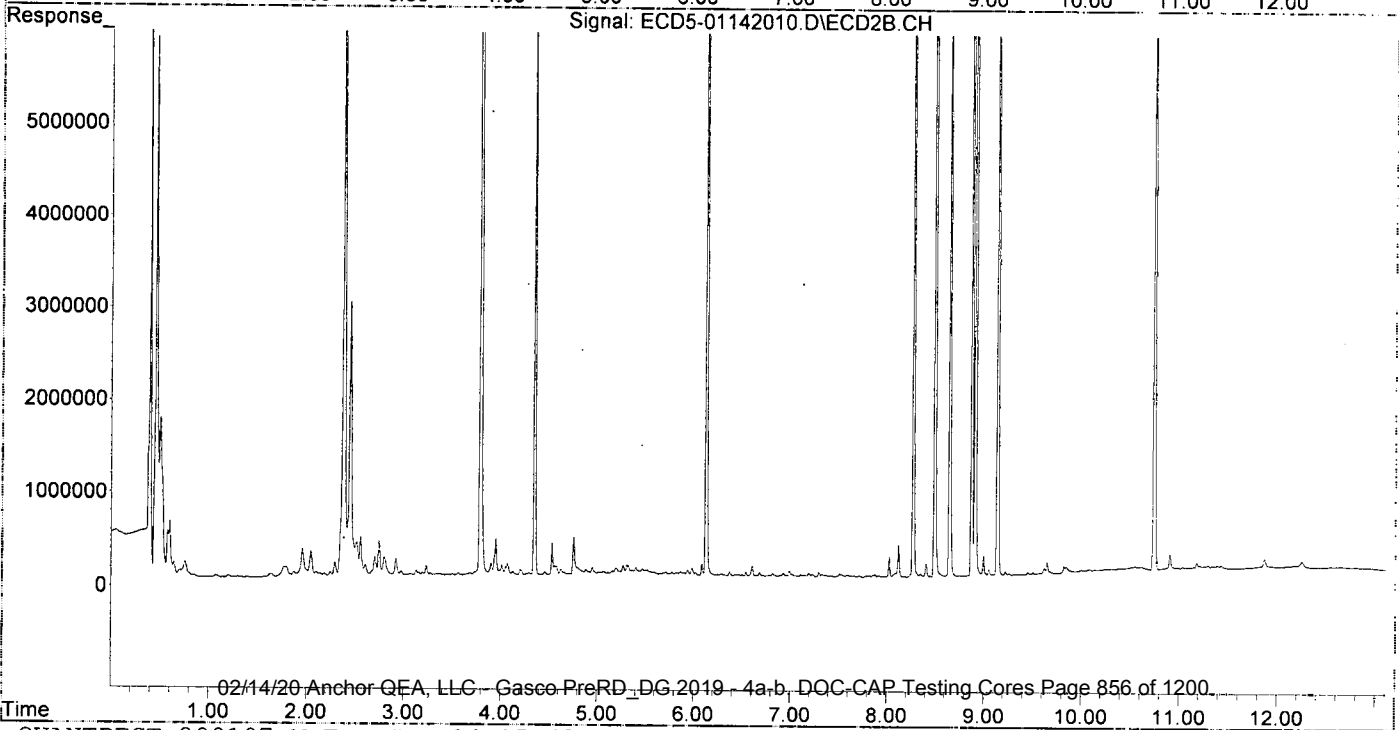
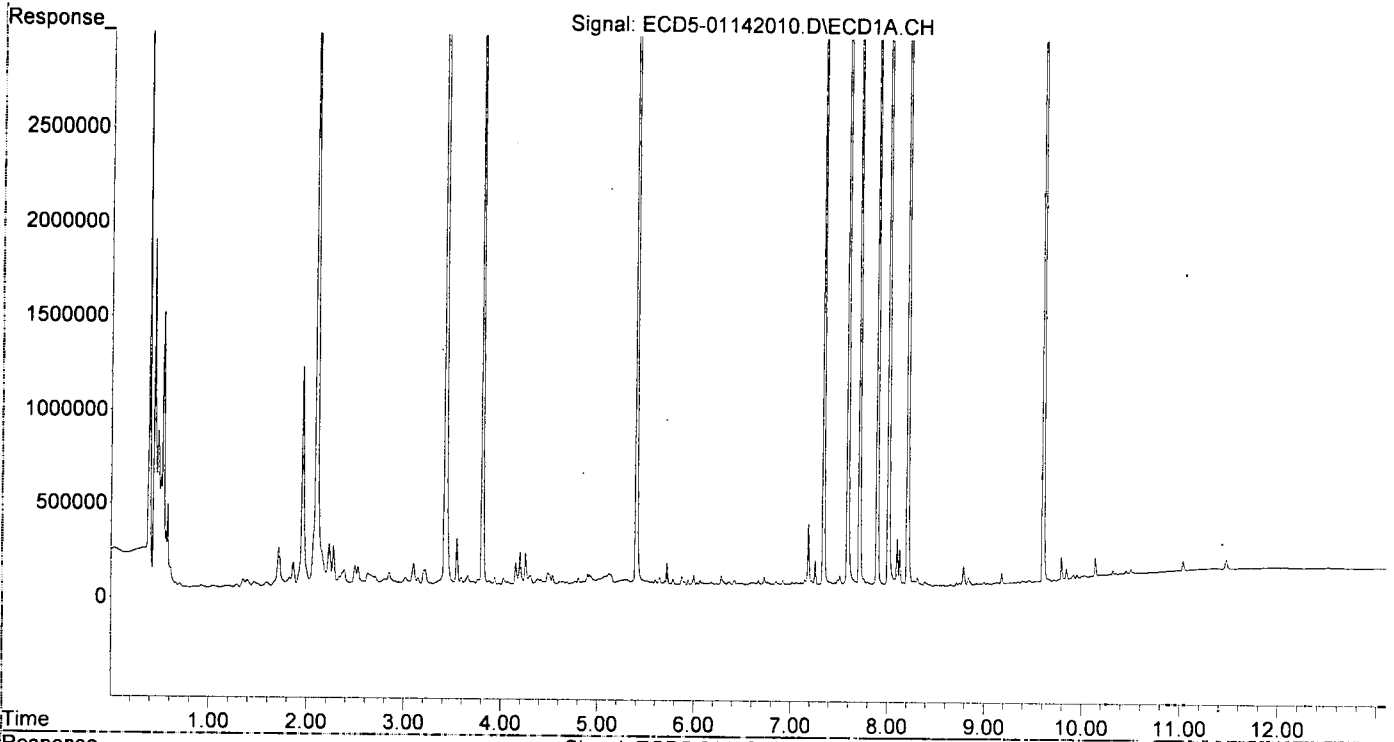
MJB 1/14/20

(f)=RT Delta > 1/2 Window (#)=Amounts differ by > 40% (m)=manual int.

Quantitation Report (Not Reviewed)

Data Path : R:\data\2020-01\0A14039\
Data File : ECD5-01142010.D
Signal(s) : Signal #1: ECD1A.CH Signal #2: ECD2B.CH
Acq On : 14 Jan 2020 13:39
Operator : MJB
Sample : 0010079-BS1
Misc : 1x, 8081B 2,4+4,4-DDx Only, GPC
ALS Vial : 9 (Sig #1); 0 (Sig #2) Sample Multiplier: 1

Integration File signal 1: PEST1.e
Integration File signal 2: PEST2.e
Quant Time: Jan 14 15:47:40 2020
Quant Method : R:\methods\ECD5_QUANTPEST_200107.M
Quant Title : Instrument: DualECD5
QLast Update : Thu Jan 09 11:11:29 2020
Response via : Initial Calibration
Integrator: ChemStation 6890 Scale Mode: Small noise peaks clipped



Quantitation Report (QT Reviewed)

Data Path : R:\data\2020-01\0A14039\
 Data File : ECD5-01142017.D
 Signal(s) : Signal #1: ECD1A.CH Signal #2: ECD2B.CH
 Acq On : 14 Jan 2020 15:46
 Operator : MJB
 Sample : A9J0599-18RE1
 Misc : 1x, 8081B 2,4+4,4-DDx Only, GPC
 ALS Vial : 14 (Sig #1); 0 (Sig #2) Sample Multiplier: 1

Integration File signal 1: PEST1.e
 Integration File signal 2: PEST2.e
 Quant Time: Jan 14 16:21:51 2020
 Quant Method : R:\methods\ECD5_QUANTPEST_200107.M
 Quant Title : Instrument: DualECD5
 QLast Update : Thu Jan 09 11:11:29 2020
 Response via : Initial Calibration
 Integrator: ChemStation 6890 Scale Mode: Small noise peaks clipped

MJB 1/14/20

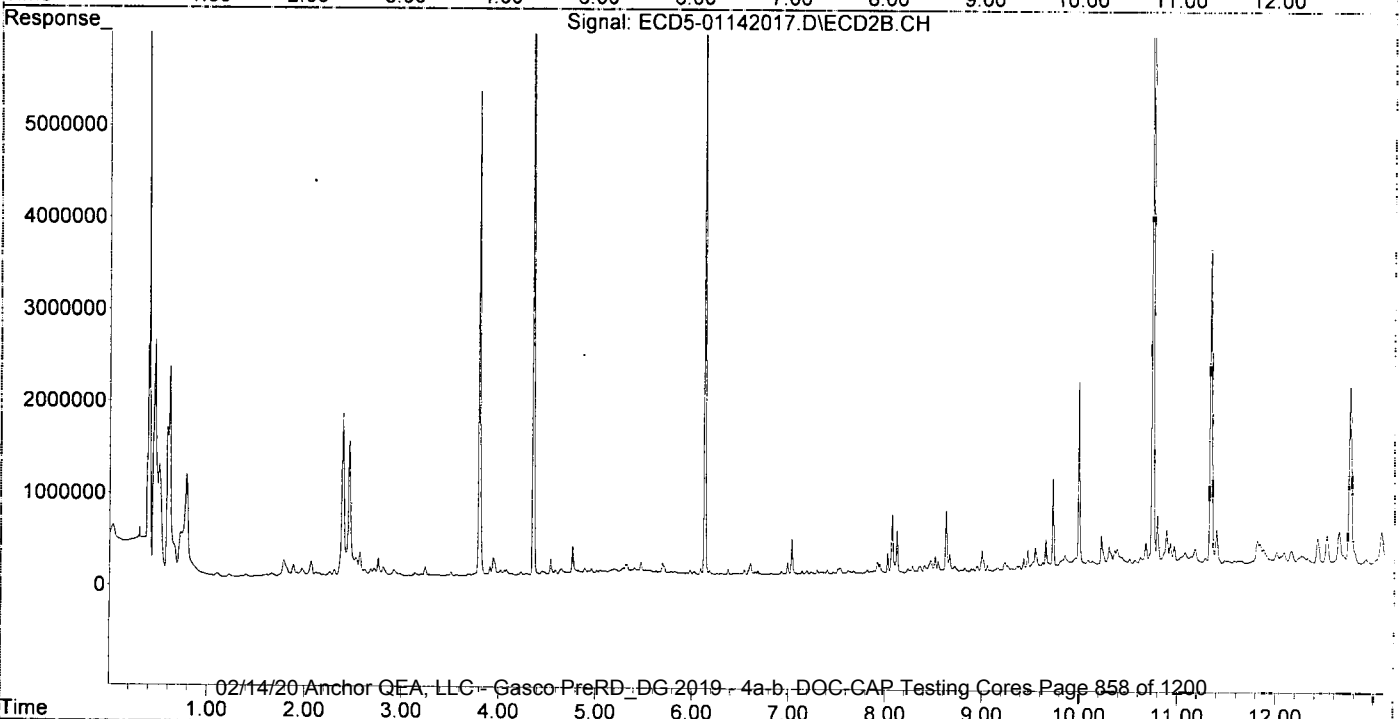
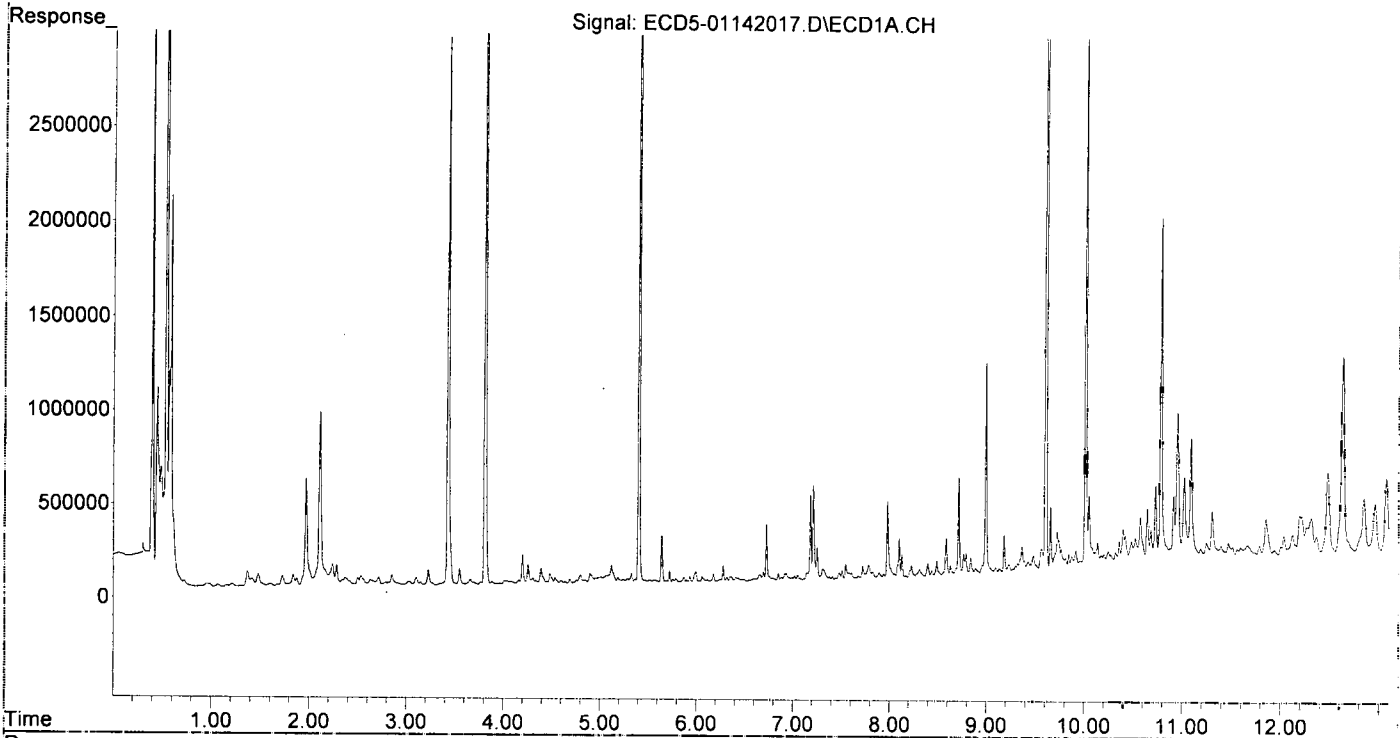
Compound	RT#1	RT#2	Resp#1	Resp#2	ng/mL	ng/mL
System Monitoring Compounds						
1) S TCMX (S)	5.403	6.130	4553963	7793059	23.322	26.144
22) S DCBP (S)	9.605	10.744	6761453	8858913	45.293	49.784
Target Compounds						
2) a-BHC	5.934	0.000	30515	0	0.116	N.D. #
3) g-BHC	6.244	7.032f	12512	380958	0.054	1.043 #
4) b-BHC	6.318	7.105	23913	11835	0.076	0.074
5) Heptachlor	6.653	7.459f	34673	18670	0.153	0.053 #
6) d-BHC	6.468	7.361	10200	17046	0.047	0.108 #
7) Aldrin	6.880	7.728f	17753	9369	0.080	0.028 #
8) Heptachlo...	7.309f	8.121f	57804	454749	0.280	1.476 #
9) trans-Chl...	7.408f	8.281	13690	69405	0.065	0.223 #
10) cis-Chlor...	7.546	8.404	79086	79382	0.386	0.268
11) Endosulfa...	7.604f	8.468f	30593	131308	0.158	0.473 #
12) 4,4'-DDE	7.582	8.514f	32722	173655	0.159	0.630 #
13) Dieldrin	7.786	8.664	70739	194642	0.328	0.630 #
14) Endrin	7.979	8.887	408176	26715	2.359	0.114 #
15) 4,4'-DDD	7.999	8.911	61611	28535	0.357m	0.116 #
16) Endosulfa...	8.128	8.997f	119874	227622	0.703	0.932
17) 4,4'-DDT	8.227	9.159	61756	34518	0.373	0.191 #
18) Endrin Al...	8.394	9.257	67162	53600	0.439	0.240 #
19) Endosulfa...	8.714	9.467	514759	220215	3.217	0.993 #
20) Methoxychlor	8.584f	9.622	197376	87683	2.279	0.737 #
21) Endrin Ke...	8.888f	9.848	29969	155675	0.157	0.622 #
23) Hexachlor...	3.225f	3.793f	84701	5250990	0.425	13.104 #
24) Hexachlor...	5.788	6.605	19039	122795	BelowCal	0.384
25) Oxychlorane	7.251	8.070	172368	637105	0.785	2.278 #
26) 2,4'-DDE	7.309f	8.281	57804	69405	0.405	0.330
27) trans-Non...	7.509	8.361	45476	67902	0.073	0.221 #
28) 2,4'-DDD	7.723	8.637	64609	298177	0.508	1.617m# <i>P-91</i>
29) 2,4'-DDT	7.891	8.887	27531	26715	0.188	0.041 #
30) cis-Nonac...	7.979	8.911	408176	28535	1.732	0.084 #
31) Mirex	8.629f	9.848	52120	155675	0.140	0.632 #
32) Chlordane...	7.408f	8.281	13690	69405	0.584	1.784 #
33) Chlordane...	7.546	8.404	79086	79382	2.744	2.473
34) Chlordane...	8.100f	9.051	209923	60556	27.594	5.703 #
35) Chlordane:..	3.809	3.793	4124011	5250990	NoCal	NoCal
36) Toxaphene...	7.509	8.627	45476	665296	43.178	246.014 #
37) Toxaphene...	7.786	8.950	70739	54937	36.376	15.775 #
38) Toxaphene...	8.128	8.997	119874	227622	24.519	40.399 #
39) Toxaphene...	8.394f	9.051f	67162	60556	16.624	6.709 #
40) Toxaphene...	8.584	9.257	197376	53600	60.033	10.673 #
41) Toxaphene...	8.629f	9.622	52120	87683	12.003	15.618
42) Toxaphene...	3.809	3.793	4124011	5250990	NoCal	NoCal

(f)=RT Delta > 1/2 Window (#)=Amounts differ by > 40% (m)=manual int.

Quantitation Report (QT Reviewed)

Data Path : R:\data\2020-01\0A14039\
Data File : ECD5-01142017.D
Signal(s) : Signal #1: ECD1A.CH Signal #2: ECD2B.CH
Acq On : 14 Jan 2020 15:46
Operator : MJB
Sample : A9J0599-18RE1
Misc : 1x, 8081B 2,4+4,4-DDx Only, GPC
ALS Vial : 14 (Sig #1); 0 (Sig #2) Sample Multiplier: 1

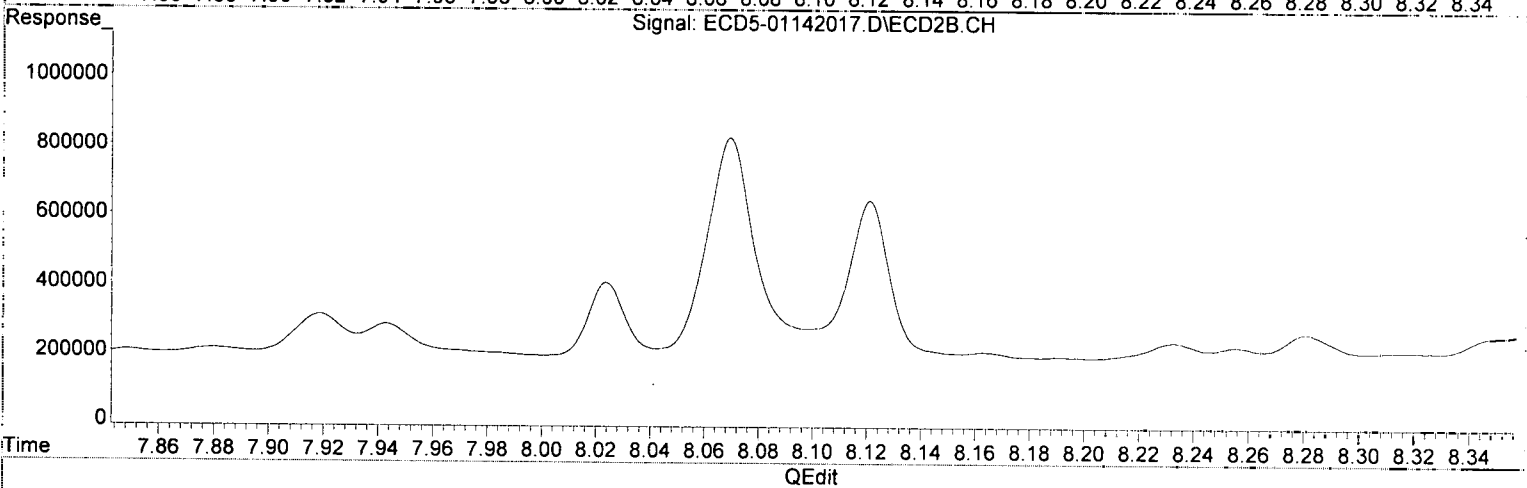
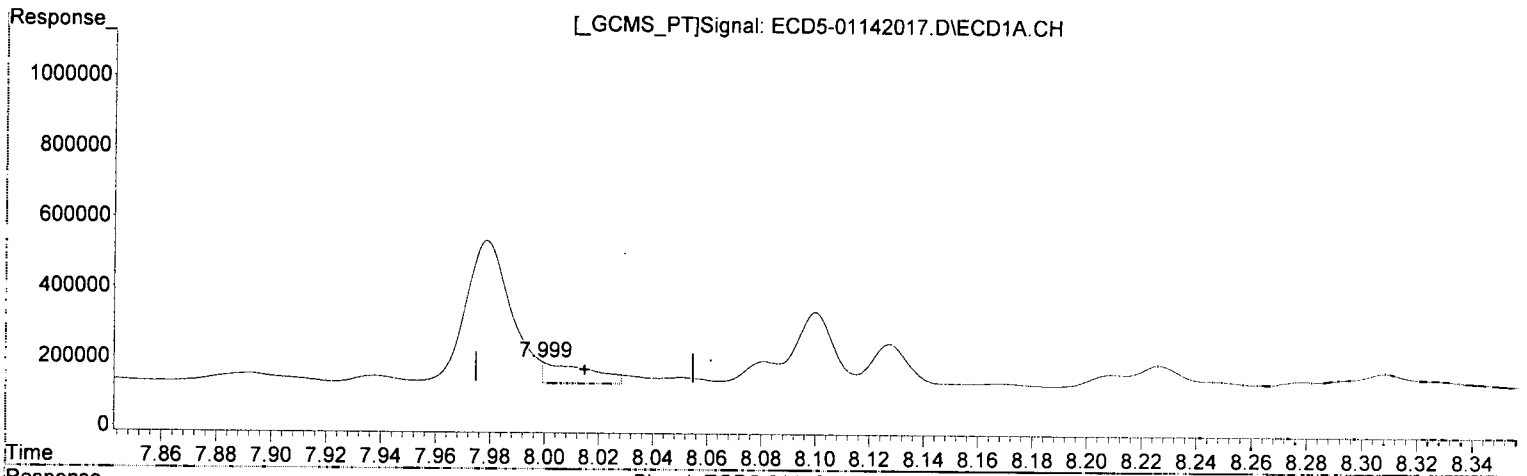
Integration File signal 1: PEST1.e
Integration File signal 2: PEST2.e
Quant Time: Jan 14 16:21:51 2020
Quant Method : R:\methods\ECD5_QUANTPEST_200107.M
Quant Title : Instrument: DualECD5
QLast Update : Thu Jan 09 11:11:29 2020
Response via : Initial Calibration
Integrator: ChemStation 6890 Scale Mode: Small noise peaks clipped



Quantitation Report (Qedit)

Data Path : R:\data\2020-01\0A14039\
Data File : ECD5-01142017.D
Signal(s) : Signal #1: ECD1A.CH Signal #2: ECD2B.CH
Acq On : 14 Jan 2020 15:46
Operator : MJB
Sample : A9J0599-18RE1
Misc : 1x, 8081B 2,4+4,4-DDx Only, GPC
ALS Vial : 14 (Sig #1); 0 (Sig #2) Sample Multiplier: 1

Integration File signal 1: PEST1.e
Integration File signal 2: PEST2.e
Quant Time: Jan 14 16:20:39 2020
Quant Method : R:\methods\ECD5_QUANTPEST_200107.M
Quant Title : Instrument: DualECD5
QLast Update : Thu Jan 09 11:11:29 2020
Response via : Initial Calibration
Integrator: ChemStation 6890 Scale Mode: Small noise peaks clipped



(15) 4,4'-DDD
7.999min 0.357 ng/mL (m)
response 61611

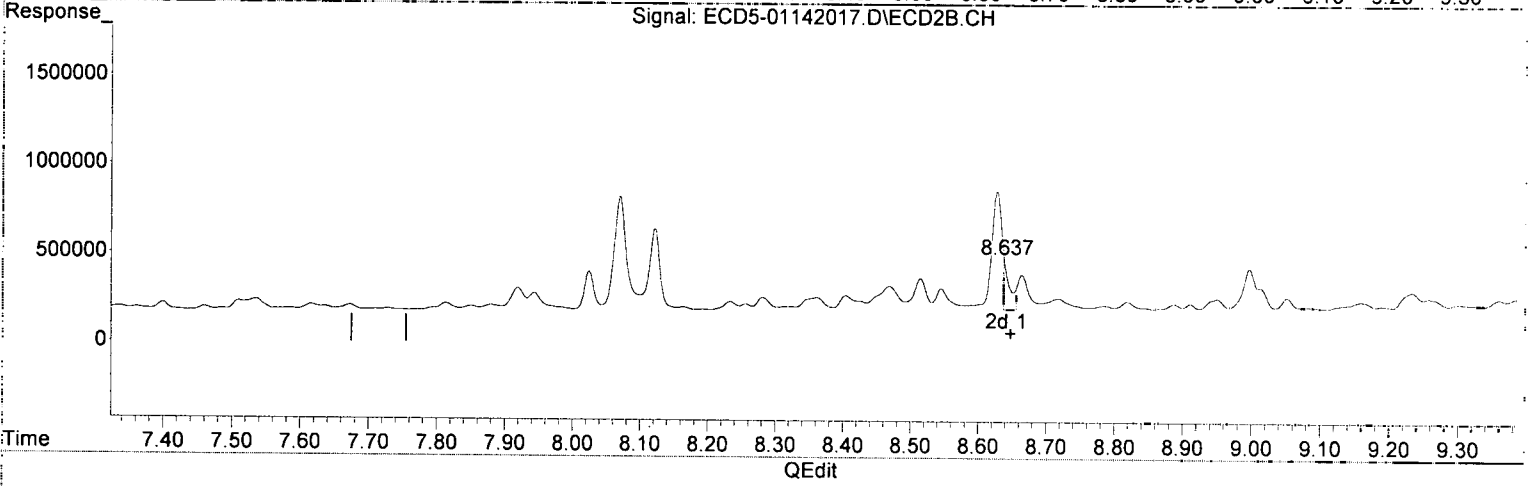
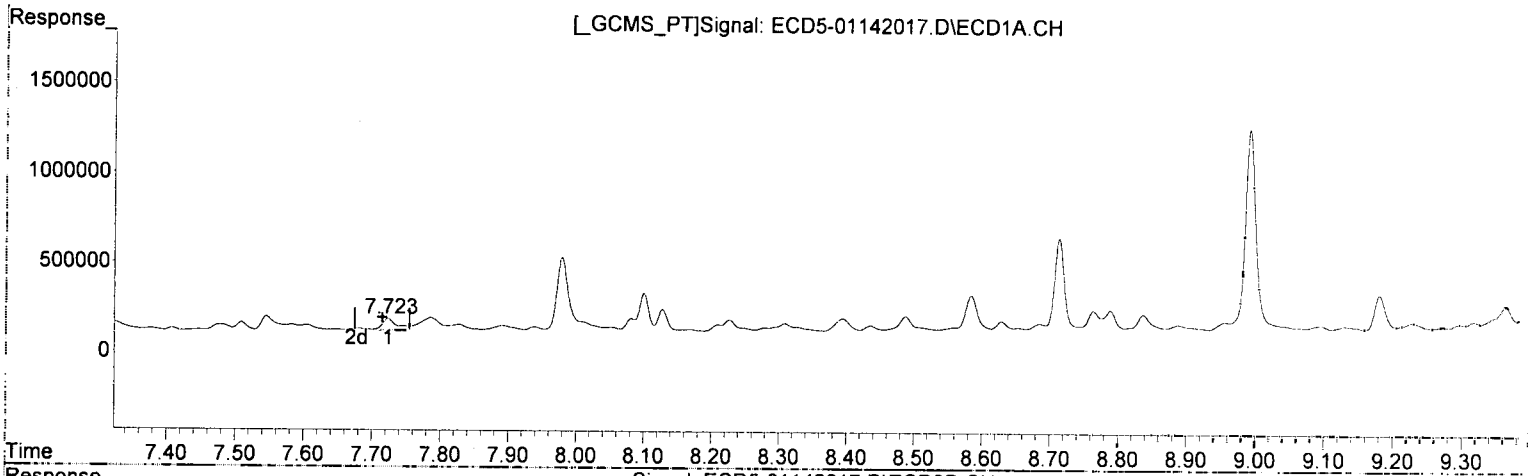
MJB
1/14/20

(15) 4,4'-DDD #2
8.911min 0.116 ng/mL
response 28535

Quantitation Report (Qedit)

Data Path : R:\data\2020-01\0A14039\
Data File : ECD5-01142017.D
Signal(s) : Signal #1: ECD1A.CH Signal #2: ECD2B.CH
Acq On : 14 Jan 2020 15:46
Operator : MJB
Sample : A9J0599-18RE1
Misc : 1x, 8081B 2,4+4,4-DDx Only, GPC
ALS Vial : 14 (Sig #1); 0 (Sig #2) Sample Multiplier: 1

Integration File signal 1: PEST1.e
Integration File signal 2: PEST2.e
Quant Time: Jan 14 16:20:39 2020
Quant Method : R:\methods\ECD5_QUANTPEST_200107.M
Quant Title : Instrument: DualECD5
QLast Update : Thu Jan 09 11:11:29 2020
Response via : Initial Calibration
Integrator: ChemStation 6890 Scale Mode: Small noise peaks clipped



(28) 2,4'-DDD

7.723min 0.508 ng/mL

response 64609

MJB 1/14/20

(28) 2,4'-DDD #2

8.637min 1.617 ng/mL (m) p.a

response 298177

Quantitation Report (Not Reviewed)

Data Path : R:\data\2020-01\0A14039\
 Data File : ECD5-01142017.D
 Signal(s) : Signal #1: ECD1A.CH Signal #2: ECD2B.CH
 Acq On : 14 Jan 2020 15:46
 Operator : MJB
 Sample : A9J0599-18RE1
 Misc : 1x, 8081B 2,4+4,4-DDx Only, GPC
 ALS Vial : 14 (Sig #1); 0 (Sig #2) Sample Multiplier: 1

Integration File signal 1: PEST1.e
 Integration File signal 2: PEST2.e
 Quant Time: Jan 14 16:20:39 2020
 Quant Method : R:\methods\ECD5_QUANTPEST_200107.M
 Quant Title : Instrument: DualECD5
 QLast Update : Thu Jan 09 11:11:29 2020
 Response via : Initial Calibration
 Integrator: ChemStation 6890 Scale Mode: Small noise peaks clipped

(MI)
MJB
1/14/20

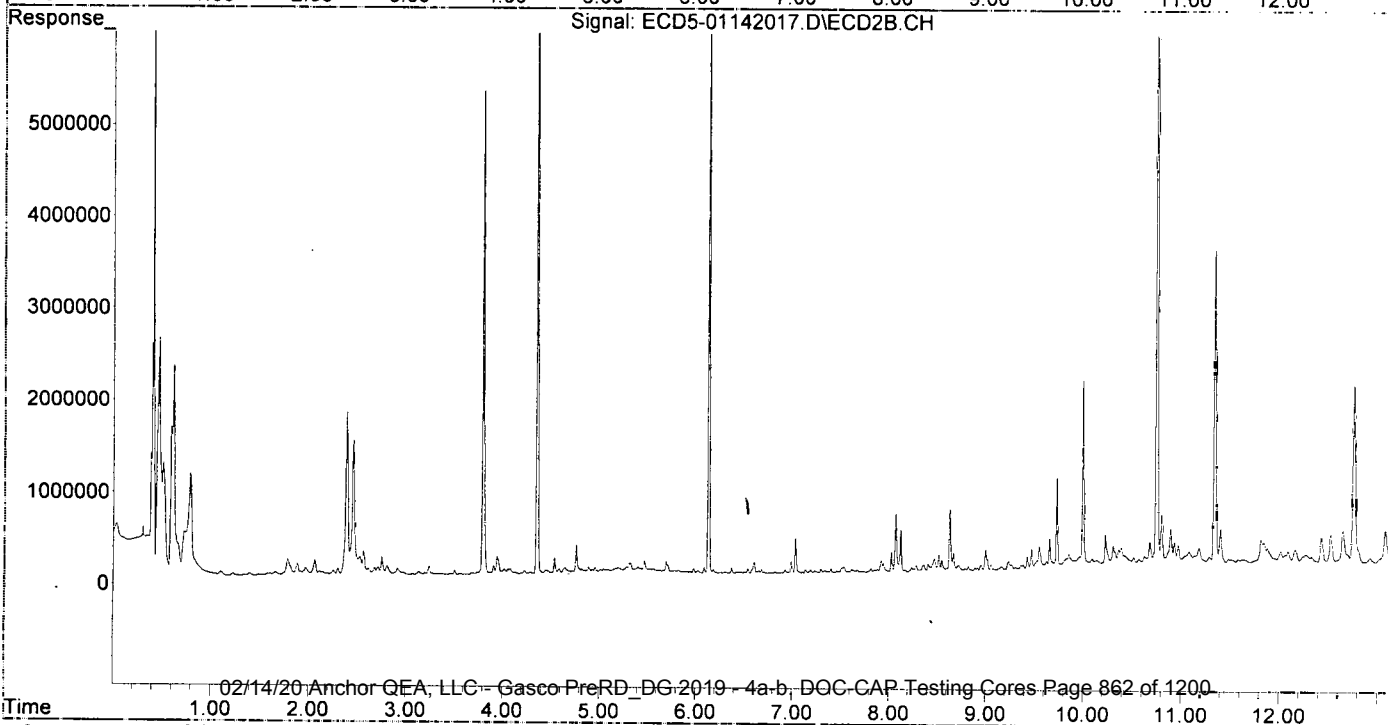
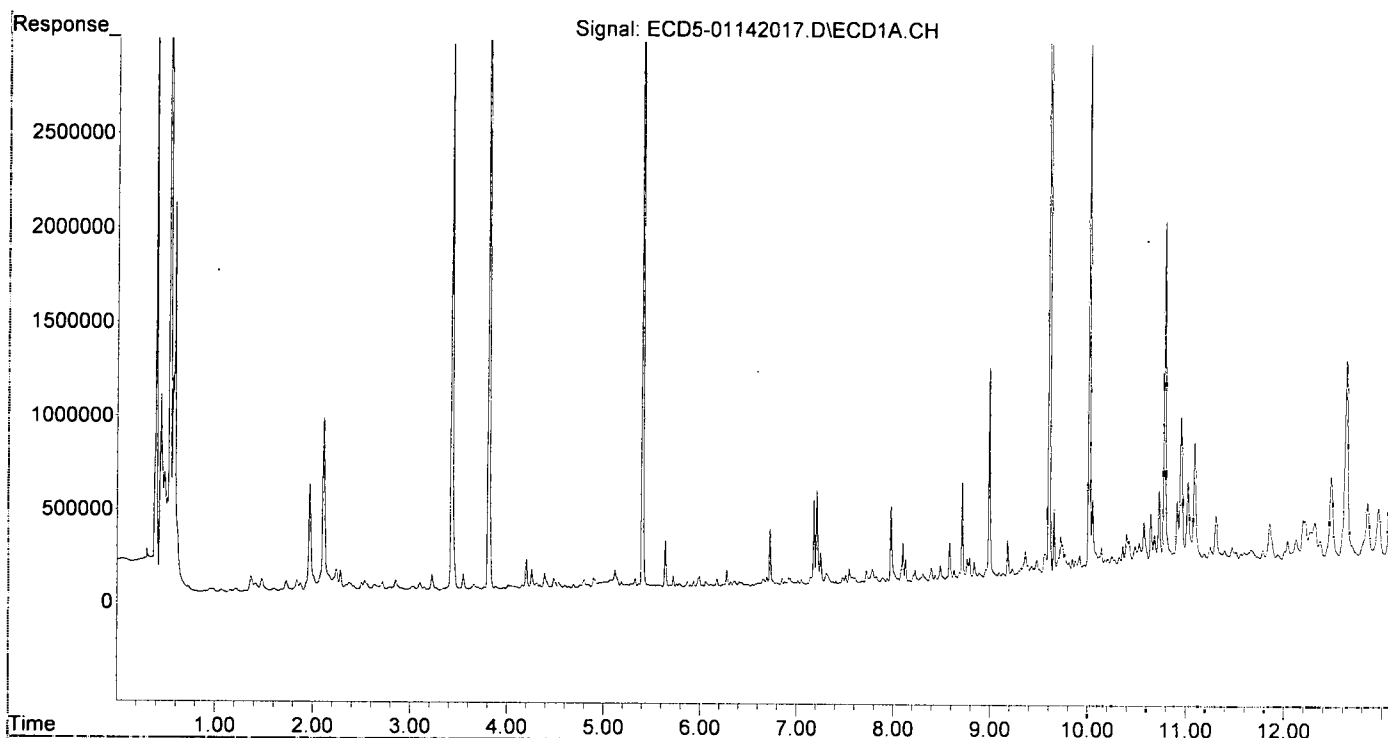
Compound	RT#1	RT#2	Resp#1	Resp#2	ng/mL	ng/mL
System Monitoring Compounds						
1) S TCMX (S)	5.403	6.130	4553963	7793059	23.322	26.144
22) S DCBP (S)	9.605	10.744	6761453	8858913	45.293	49.784
Target Compounds						
2) a-BHC	5.934	0.000	30515	0	0.116	N.D. #
3) g-BHC	6.244	7.032f	12512	380958	0.054	1.043 #
4) b-BHC	6.318	7.105	23913	11835	0.076	0.074 #
5) Heptachlor	6.653	7.459f	34673	18670	0.153	0.053 #
6) d-BHC	6.468	7.361	10200	17046	0.047	0.108 #
7) Aldrin	6.880	7.728f	17753	9369	0.080	0.028 #
8) Heptachlo...	7.309f	8.121f	57804	454749	0.280	1.476 #
9) trans-Chl...	7.408f	8.281	13690	69405	0.065	0.223 #
10) cis-Chlor...	7.546	8.404	79086	79382	0.386	0.268 #
11) Endosulfa...	7.604f	8.468f	80593	131308	0.158	0.473 #
12) 4,4'-DDE	7.582	8.514f	32722	173655	0.159	0.630 #
13) Dieldrin	7.786	8.664	70739	194642	0.328	0.630 #
14) Endrin	7.979	8.887	408176	26715	2.359	0.114 #
15) 4,4'-DDD	8.050f	8.911	19862	28535	0.115	0.116 #
16) Endosulfa...	8.128	8.997f	119874	227622	0.703	0.932 #
17) 4,4'-DDT	8.227	9.159	61756	34518	0.373	0.191 #
18) Endrin Al...	8.394	9.257	67162	53600	0.439	0.240 #
19) Endosulfa...	8.714	9.467	514759	220215	3.217	0.993 #
20) Methoxychlor	8.584f	9.622	197376	87683	2.279	0.737 #
21) Endrin Ke...	8.888f	9.848	29969	155675	0.157	0.622 #
23) Hexachlor...	3.225f	8.793f	84701	5250990	0.425	13.104 #
24) Hexachlor...	5.788	6.605	19039	122795	BelowCal	0.384 #
25) Oxylordane	7.251	8.070	172368	637105	0.785	2.278 #
26) 2,4'-DDE	7.309f	8.281	57804	69405	0.405	0.330 #
27) trans-Non...	7.509	8.361	45476	67902	0.073	0.221 #
28) 2,4'-DDD	7.723	8.664	64609	194642	0.508	1.055 #
29) 2,4'-DDT	7.891	8.887	27531	26715	0.188	0.041 #
30) cis-Nonac...	7.979	8.911	408176	28535	1.732	0.084 #
31) Mirex	8.629f	9.848	52120	155675	0.140	0.632 #
32) Chlordane...	7.408f	8.281	13690	69405	0.584	1.784 #
33) Chlordane...	7.546	8.404	79086	79382	2.744	2.473 #
34) Chlordane...	8.100f	9.051	209923	60556	27.594	5.703 #
35) Chlordane...	3.809	3.793	4124011	5250990	NoCal	NoCal #
36) Toxaphene...	7.509	8.627	45476	665296	43.178	246.014 #
37) Toxaphene...	7.786	8.950	70739	54937	36.376	15.775 #
38) Toxaphene...	8.128	8.997	119874	227622	24.519	40.399 #
39) Toxaphene...	8.394f	9.051f	67162	60556	16.624	6.709 #
40) Toxaphene...	8.584	9.257	197376	53600	60.033	10.673 #
41) Toxaphene...	8.629f	9.622	52120	87683	12.003	15.618 #
42) Toxaphene...	3.809	3.793	4124011	5250990	NoCal	NoCal #

(f)=RT Delta > 1/2 Window (#)=Amounts differ by > 40% (m)=manual int.

Quantitation Report (Not Reviewed)

Data Path : R:\data\2020-01\0A14039\
Data File : ECD5-01142017.D
Signal(s) : Signal #1: ECD1A.CH Signal #2: ECD2B.CH
Acq On : 14 Jan 2020 15:46
Operator : MJB
Sample : A9J0599-18RE1
Misc : 1x, 8081B 2,4+4,4-DDx Only, GPC
ALS Vial : 14 (Sig #1); 0 (Sig #2) Sample Multiplier: 1

Integration File signal 1: PEST1.e
Integration File signal 2: PEST2.e
Quant Time: Jan 14 16:20:39 2020
Quant Method : R:\methods\ECD5_QUANTPEST_200107.M
Quant Title : Instrument: DualECD5
QLast Update : Thu Jan 09 11:11:29 2020
Response via : Initial Calibration
Integrator: ChemStation 6890 Scale Mode: Small noise peaks clipped



Quantitation Report (Not Reviewed)

Data Path : R:\data\2020-01\0A14039\
 Data File : ECD5-01142019.D
 Signal(s) : Signal #1: ECD1A.CH Signal #2: ECD2B.CH
 Acq On : 14 Jan 2020 16:24
 Operator : MJB
 Sample : 0A14039-CCV4
 Misc : A19K134, AB 100 ppb
 ALS Vial : 5 (Sig #1); 0 (Sig #2) Sample Multiplier: 1

Integration File signal 1: PEST1.e
 Integration File signal 2: PEST2.e
 Quant Time: Jan 14 16:41:25 2020
 Quant Method : R:\methods\ECD5_QUANTPEST_200107.M
 Quant Title : Instrument: DualECD5
 QLast Update : Thu Jan 09 11:11:29 2020
 Response via : Initial Calibration
 Integrator: ChemStation 6890 Scale Mode: Small noise peaks clipped

MJB
1/14/20

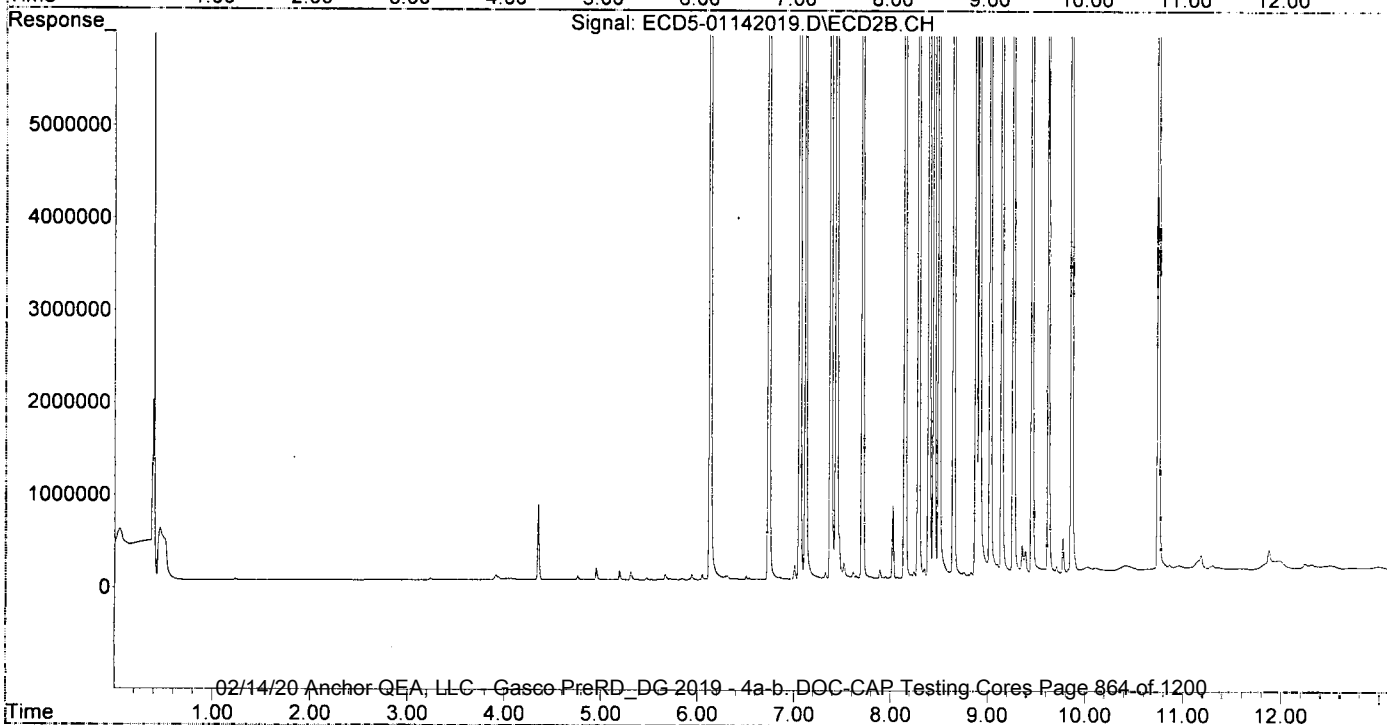
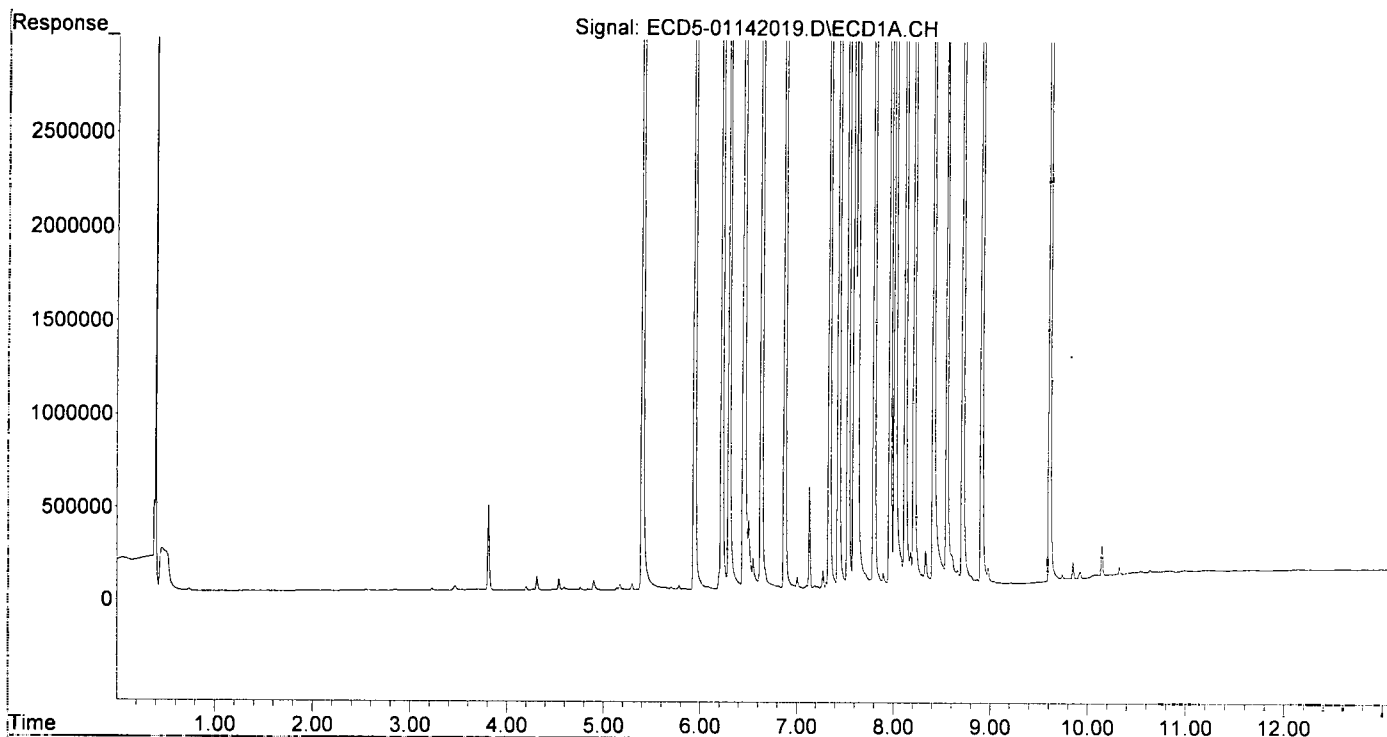
Compound	RT#1	RT#2	Resp#1	Resp#2	ng/mL	ng/mL
System Monitoring Compounds						
1) S TCMX (S)	5.401	6.129	18271735	31443558	93.576	105.486
22) S DCBP (S)	9.610	10.748	13910844	18084815	93.914	101.630
Target Compounds						
2) a-BHC	5.941	6.738	26833498	48043878	101.965	116.343
3) g-BHC	6.224	7.058	23698884	41347943	101.494	113.252
4) b-BHC	6.300	7.119	8825082	15620913	91.257	97.111
5) Heptachlor	6.634	7.438	22967405	40704566	101.073	114.826
6) d-BHC	6.450	7.378	20514585	39629776	94.172	104.989
7) Aldrin	6.877	7.707	21713237	37809761	98.411	113.523
8) Heptachlo...	7.339	8.146	19793413	32972158	96.012	107.040
9) trans-Chl...	7.434	8.287	20398187	33841890	96.803	108.526
10) cis-Chlor...	7.531	8.395	19573903	32154368	95.656	108.393
11) Endosulfa...	7.629	8.447	18710594	30223814	96.544	108.764
12) 4,4'-DDE	7.594	8.497	19412308	33536401	94.150	102.321
13) Dieldrin	7.801	8.649	21330982	35183564	99.040	113.889
14) Endrin	7.966	8.879	18069621	28564586	104.438	121.569
15) 4,4'-DDD	8.017	8.915	15791720	27257568	91.465	110.890
16) Endosulfa...	8.123	9.026	16334583	27144178	95.738	111.111
17) 4,4'-DDT	8.214	9.144	16190613	26608909	97.733	104.268
18) Endrin Al...	8.414	9.263	13107312	22453672	85.606	100.417
19) Endosulfa...	8.717	9.455	15957517	26058803	99.712	117.557
20) Methoxychlor	8.552	9.622	7684706	12695889	88.729	106.750
21) Endrin Ke...	8.911	9.860	19010855	29900837	99.549	119.397
23) Hexachlor...	3.226f	0.000	10505	0	0.053	N.D. #
24) Hexachlor...	5.783	6.611	25518	9958	BelowCal	0.031
25) Oxychlordane	7.273	8.066	94616	12550	0.339	0.045 #
26) 2,4'-DDE	7.339	8.287	19793413	33841890	138.812	160.700
27) trans-Non...	7.531	8.348	19573903	93331	97.733	0.304 #
28) 2,4'-DDD	0.000	8.649	0	35183564	N.D.	190.759 #
29) 2,4'-DDT	7.898	8.879	69220	28564586	0.473	125.767 #
30) cis-Nonac...	8.017f	8.915	15791720	27257568	67.001	79.902
31) Mirex	8.665	9.860	68265	29900837	0.259	148.707 #
32) Chlordane...	7.434	8.287	20398187	33841890	869.428	870.040
33) Chlordane...	7.531	8.395	19573903	32154368	679.160	1001.758 #
34) Chlordane...	0.000	9.026f	0	27144178	N.D.	2556.495 #
35) Chlordane...	3.809	0.000	460729	0	NoCal	N.D.
36) Toxaphene...	7.531f	8.649f	19573903	35183564	18584.786	13010.195
37) Toxaphene...	7.801	0.000	21330982	0	10968.980	N.D. #
38) Toxaphene...	8.123	9.026f	16334583	27144178	3720.383	3967.519
39) Toxaphene...	8.335f	9.097f	179840	102019	44.514	11.303 #
40) Toxaphene...	8.552f	9.263	7684706	22453672	2337.355	4471.104 #
41) Toxaphene...	8.665	9.622	68265	12695889	15.721	2261.402 #
42) Toxaphene...	3.809	0.000	460729	0	NoCal	N.D.

(f)=RT Delta > 1/2 Window (#)=Amounts differ by > 40% (m)=manual int.

Quantitation Report (Not Reviewed)

Data Path : R:\data\2020-01\0A14039\
Data File : ECD5-01142019.D
Signal(s) : Signal #1: ECD1A.CH Signal #2: ECD2B.CH
Acq On : 14 Jan 2020 16:24
Operator : MJB
Sample : 0A14039-CCV4
Misc : A19K134, AB 100 ppb
ALS Vial : 5 (Sig #1); 0 (Sig #2) Sample Multiplier: 1

Integration File signal 1: PEST1.e
Integration File signal 2: PEST2.e
Quant Time: Jan 14 16:41:25 2020
Quant Method : R:\methods\ECD5_QUANTPEST_200107.M
Quant Title : Instrument: DualECD5
QLast Update : Thu Jan 09 11:11:29 2020
Response via : Initial Calibration
Integrator: ChemStation 6890 Scale Mode: Small noise peaks clipped



Quantitation Report (QT Reviewed)

Data Path : R:\data\2020-01\0A14039\
 Data File : ECD5-01142020.D
 Signal(s) : Signal #1: ECD1A.CH Signal #2: ECD2B.CH
 Acq On : 14 Jan 2020 16:41
 Operator : MJB
 Sample : 0A14039-CCV5
 Misc : A19J409, 9-42 100 ppb
 ALS Vial : 6 (Sig #1); 0 (Sig #2) Sample Multiplier: 1

Integration File signal 1: PEST1.e
 Integration File signal 2: PEST2.e
 Quant Time: Jan 14 16:58:59 2020
 Quant Method : R:\methods\ECD5_QUANTPEST_200107.M
 Quant Title : Instrument: DualECD5
 QLast Update : Thu Jan 09 11:11:29 2020
 Response via : Initial Calibration
 Integrator: ChemStation 6890 Scale Mode: Small noise peaks clipped

MJB
1/14/20

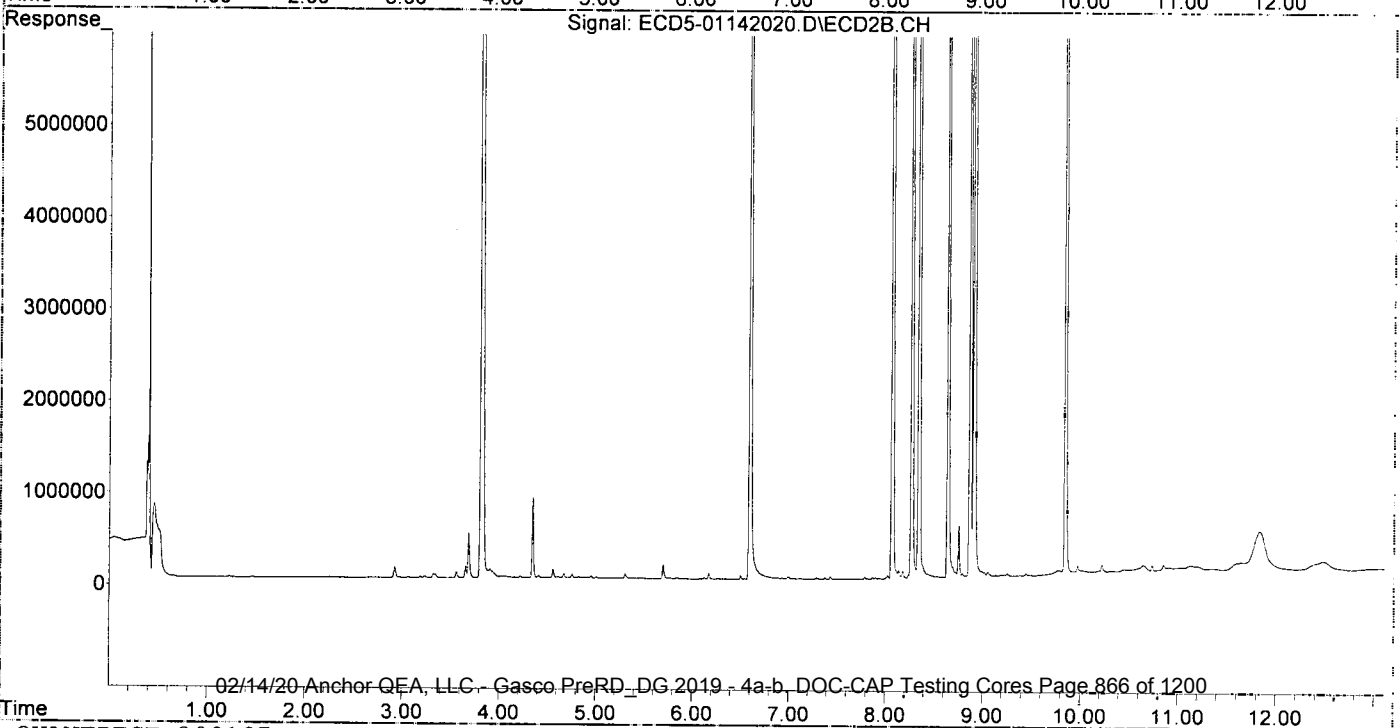
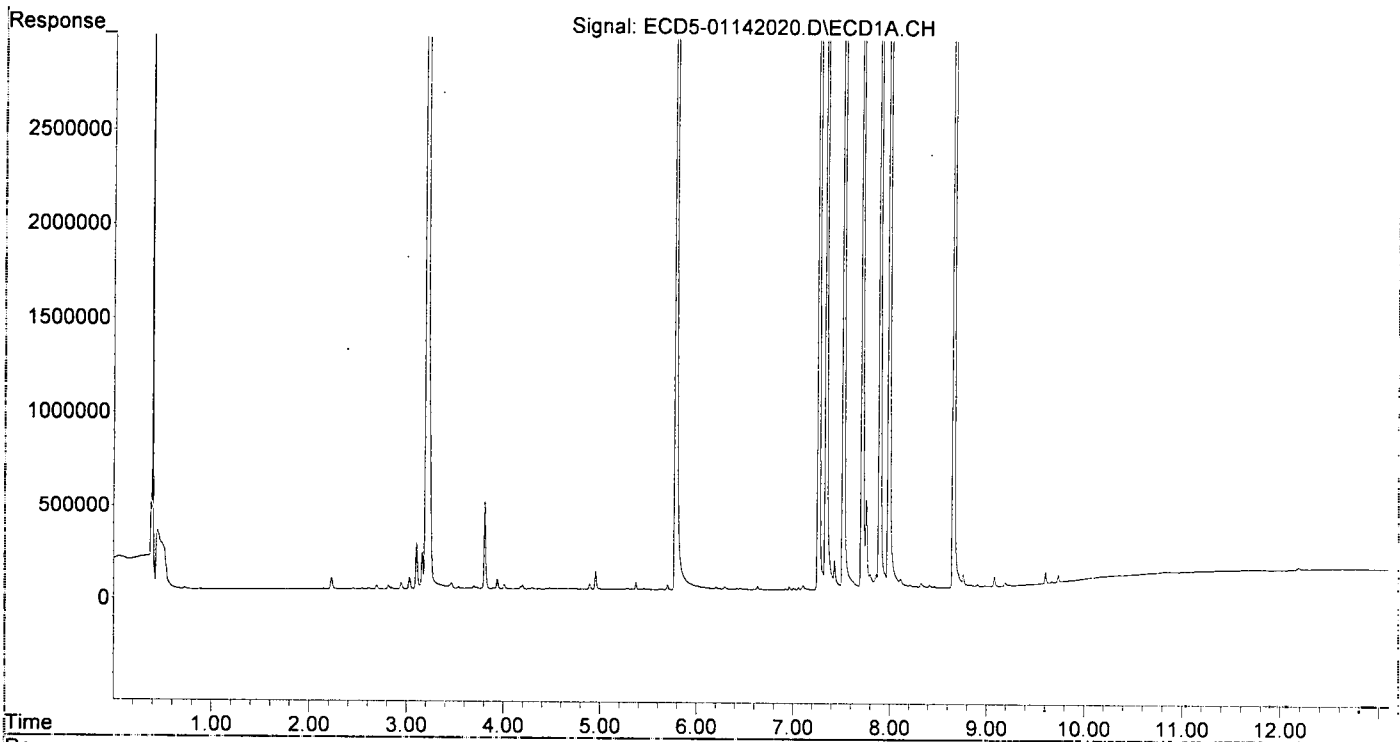
Compound	RT#1	RT#2	Resp#1	Resp#2	ng/mL	ng/mL
System Monitoring Compounds						
1) S TCMX (S)	5.372f	6.127	38218	13074	0.196	0.044 #
22) S DCBP (S)	9.606	10.742	66972	94625	0.292	0.532 #
Target Compounds						
2) a-BHC	0.000	0.000	0	0	N.D.	N.D.
3) g-BHC	6.201f	0.000	12312	0	0.053	N.D. #
4) b-BHC	6.292	7.118	16077	9209	5931.838	0.057 #
5) Heptachlor	6.634	7.433	16973	28224	0.075	0.080
6) d-BHC	6.454	7.376	7974	14792	0.037	0.102 #
7) Aldrin	0.000	0.000	0	0	N.D.	N.D.
8) Heptachlo...	7.340	8.139	12477208	88144	60.523	0.286 #
9) trans-Chl...	7.431	8.271	157235	21478282	0.746	68.878 #
10) cis-Chlor...	7.520	0.000	18778855	0	91.771	N.D. #
11) Endosulfa...	0.000	8.443	0	40688	N.D.	0.146 #
12) 4,4'-DDE	0.000	0.000	0	0	N.D.	N.D.
13) Dieldrin	7.799	8.645	79115	19202521	0.367	62.158 #
14) Endrin	7.991f	8.872	21333418	22439853	123.302	95.503
15) 4,4'-DDD	7.991f	8.915	21333418	36894615	123.562	150.096
16) Endosulfa...	8.114	9.059f	49905	52916	0.292	0.217
17) 4,4'-DDT	8.212	9.138	18038	15034	0.109	0.100
18) Endrin Al...	8.413	9.258	16573	29699	0.108	0.133
19) Endosulfa...	0.000	9.449	0	28032	N.D.	0.126 #
20) Methoxychlor	0.000	0.000	0	0	N.D.	N.D.
21) Endrin Ke...	8.908	9.851	12594	19506069	0.066	77.890 #
23) Hexachlor...	3.205	3.815	19550788	42499230	98.025	106.055
24) Hexachlor...	5.782	6.597	17792937	32318421	92.125	100.963
25) Oxychlorthane	7.264	8.070	16617642	29468165	94.044	105.359
26) 2,4'-DDE	7.340	8.271	12477208	21478282	87.503	101.991
27) trans-Non...	7.520	8.345	18778855	32135343	93.789	104.509
28) 2,4'-DDD	7.713	8.645	10811855	19202521	84.976	104.113
29) 2,4'-DDT	7.896	8.872	12965752	22439853	88.518	102.394
30) cis-Nonac...	7.991	8.915	21333418	36894615	90.513	108.151
31) Mirex	8.659	9.851	12861356	19506069	96.497	101.464
32) Chlordane...	7.431	8.271	157235	21478282	6.702	552.184 #
33) Chlordane...	7.520	0.000	18778855	0	651.574	N.D. #
34) Chlordane...	8.114f	9.059	49905	52916	6.560	4.984
35) Chlordane...	3.807	3.815	469745	42499230	NoCal	NoCal
36) Toxaphene...	7.520	8.645f	18778855	19202521	17829.913	7100.717 #
37) Toxaphene...	7.799	0.000	79115	0	40.683	N.D. #
38) Toxaphene...	8.114	0.000	49905	0	7.781	N.D. #
39) Toxaphene...	8.326f	9.059	25384	52916	6.283	5.863
40) Toxaphene...	0.000	9.258	0	29699	N.D.	5.914 #
41) Toxaphene...	8.659	0.000	12861356	0	2961.836	N.D. #
42) Toxaphene...	3.807	3.815	469745	42499230	NoCal	NoCal

(f)=RT Delta > 1/2 Window (#)=Amounts differ by > 40% (m)=manual int.

Quantitation Report (QT Reviewed)

Data Path : R:\data\2020-01\0A14039\
Data File : ECD5-01142020.D
Signal(s) : Signal #1: ECD1A.CH Signal #2: ECD2B.CH
Acq On : 14 Jan 2020 16:41
Operator : MJB
Sample : 0A14039-CCV5
Misc : A19J409, 9-42 100 ppb
ALS Vial : 6 (Sig #1); 0 (Sig #2) Sample Multiplier: 1

Integration File signal 1: PEST1.e
Integration File signal 2: PEST2.e
Quant Time: Jan 14 16:58:59 2020
Quant Method : R:\methods\ECD5_QUANTPEST_200107.M
Quant Title : Instrument: DualECD5
QLast Update : Thu Jan 09 11:11:29 2020
Response via : Initial Calibration
Integrator: ChemStation 6890 Scale Mode: Small noise peaks clipped



Data Path : R:\data\2020-01\0A14039\
 Data File : ECD5-01142021.D
 Signal(s) : Signal #1: ECD1A.CH Signal #2: ECD2B.CH
 Acq On : 14 Jan 2020 16:58
 Operator : MJB
 Sample : 0A14039-CCB2
 Misc : A19L339
 ALS Vial : 7 (Sig #1); 0 (Sig #2) Sample Multiplier: 1

Integration File signal 1: PEST1.e
 Integration File signal 2: PEST2.e
 Quant Time: Jan 14 17:26:23 2020
 Quant Method : R:\methods\ECD5_QUANTPEST_200107.M
 Quant Title : Instrument: DualECD5
 QLast Update : Thu Jan 09 11:11:29 2020
 Response via : Initial Calibration
 Integrator: ChemStation 6890 Scale Mode: Small noise peaks clipped

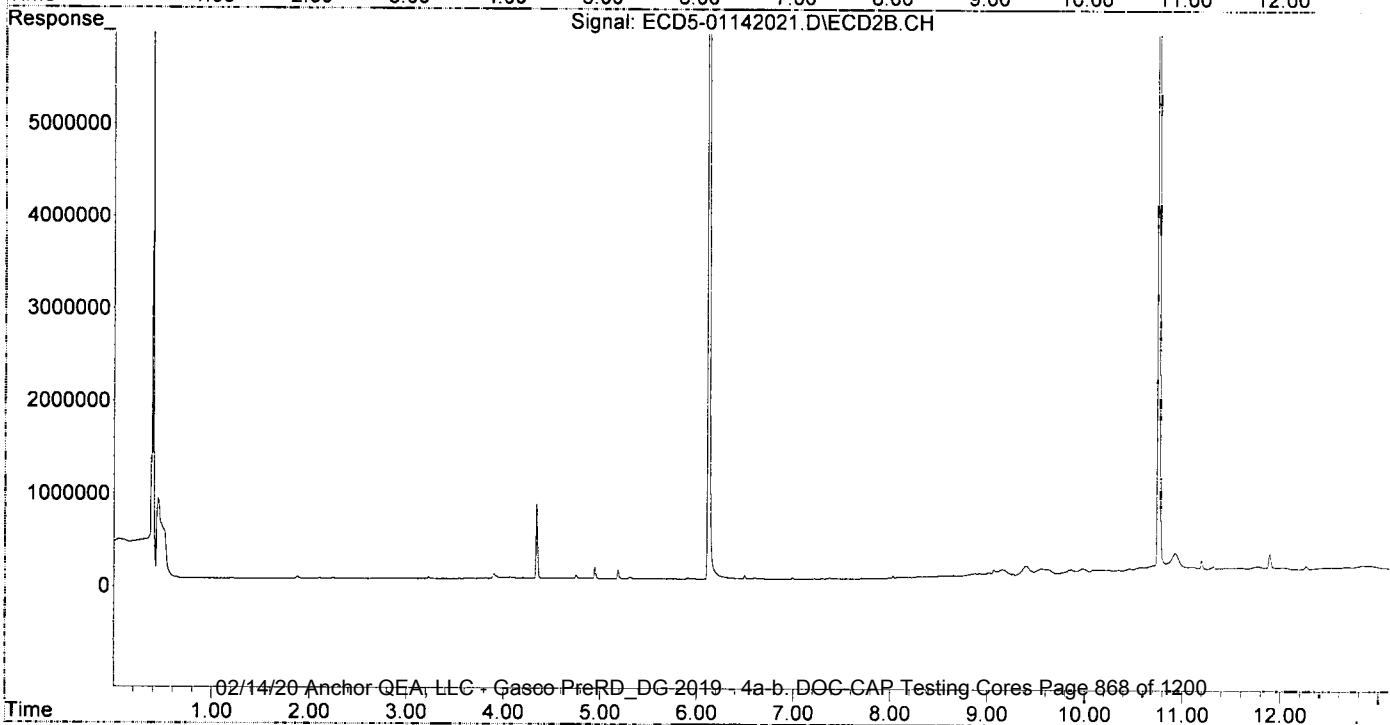
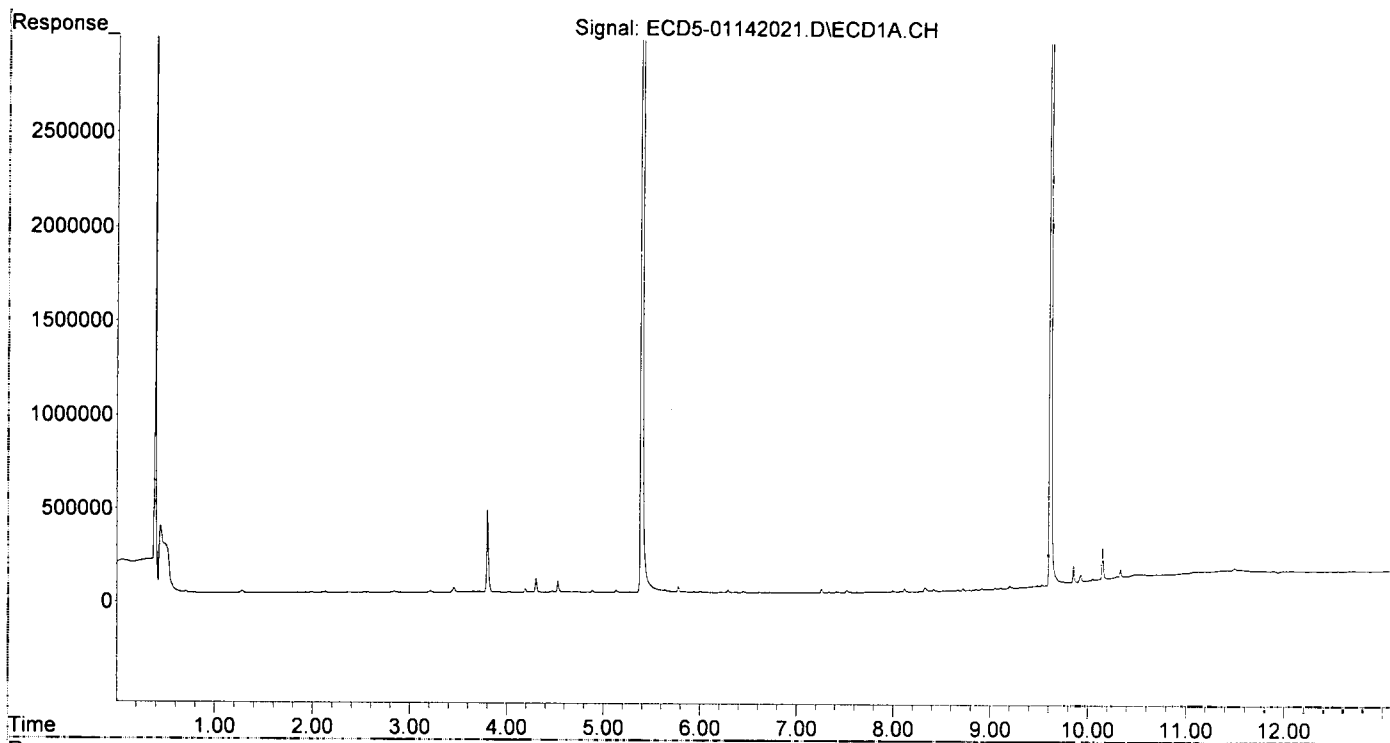
AJB
1/14/20

Compound	RT#1	RT#2	Resp#1	Resp#2	ng/mL	ng/mL
System Monitoring Compounds						
1) S TCMX (S)	5.393	6.119	17735635	31192783	90.830	104.644
22) S DCBP (S)	9.616	10.757	14253571	17973169	96.260	101.003
Target Compounds						
2) a-BHC	0.000	0.000	0	0	N.D.	N.D.
3) g-BHC	0.000	0.000	0	0	N.D.	N.D.
4) b-BHC	6.289	0.000	11857	0	5931.881	N.D. #
5) Heptachlor	0.000	0.000	0	0	N.D.	N.D.
6) d-BHC	6.449	7.370	6461	14077	0.030	0.100 #
7) Aldrin	0.000	7.705	0	7951	N.D.	0.024 #
8) Heptachlo...	7.336	0.000	4572	0	0.022	N.D. #
9) trans-Chl...	7.415	8.301	6062	8840	0.029	0.028
10) cis-Chlor...	7.519	0.000	12175	0	0.059	N.D. #
11) Endosulfa...	0.000	0.000	0	0	N.D.	N.D.
12) 4,4'-DDE	0.000	0.000	0	0	N.D.	N.D.
13) Dieldrin	0.000	8.652	0	11209	N.D.	0.036 #
14) Endrin	7.994f	8.880	8681	26113	0.050	0.111 #
15) 4,4'-DDD	7.994f	8.921	8681	28628	0.050	0.116 #
16) Endosulfa...	8.116	9.030	16541	29229	0.097	0.120
17) 4,4'-DDT	0.000	9.154	0	59851	N.D.	0.310 #
18) Endrin Al...	8.418	9.267	11623	15815	0.076	0.071
19) Endosulfa...	8.721	9.458	13767	40465	0.086	0.183 #
20) Methoxychlor	8.557	9.620	1498	49879	0.017	0.419 #
21) Endrin Ke...	8.916	9.865	8507	43397	0.045	0.173 #
23) Hexachlor...	3.212	3.805	9405	7855	0.047	0.020 #
24) Hexachlor...	5.774	6.604	26159	9167	BelowCal	0.029
25) Oxychlorthane	7.258	8.072	19554	8222	BelowCal	0.029
26) 2,4'-DDE	7.336	8.301f	4572	8840	0.032	0.042
27) trans-Non...	7.519	8.351	12175	9219	BelowCal	0.030
28) 2,4'-DDD	7.715	8.652	4169	11209	0.033	0.061 #
29) 2,4'-DDT	7.899	8.880	3905	26113	0.027	0.038 #
30) cis-Nonac...	7.994	8.921	8681	28628	0.037	0.084 #
31) Mirex	8.666	9.865	6415	43397	6723.000	BelowCal #
32) Chlordane...	7.415f	8.301	6062	8840	0.258	0.227
33) Chlordane...	7.519	8.351f	12175	9219	0.422	0.287
34) Chlordane...	8.080	9.067	4973	62556	0.654	5.892 #
35) Chlordane...	3.798	3.805	440016	7855	NoCal	NoCal
36) Toxaphene...	7.519	8.652f	12175	11209	11.559	4.145 #
37) Toxaphene...	0.000	9.007f	0	35936	N.D.	10.319 #
38) Toxaphene...	8.116	9.007	16541	35936	BelowCal	3.062
39) Toxaphene...	8.328f	9.067	21028	62556	5.205	6.931
40) Toxaphene...	8.557f	9.267	1498	15815	0.456	3.149 #
41) Toxaphene...	8.666	9.620	6415	49879	1.477	8.885 #
42) Toxaphene...	3.798	3.805	440016	7855	NoCal	NoCal

(f)=RT Delta > 1/2 Window (#)=Amounts differ by > 40% (m)=manual int.

Data Path : R:\data\2020-01\0A14039\
Data File : ECD5-01142021.D
Signal(s) : Signal #1: ECD1A.CH Signal #2: ECD2B.CH
Acq On : 14 Jan 2020 16:58
Operator : MJB
Sample : 0A14039-CCB2
Misc : A19L339
ALS Vial : 7 (Sig #1); 0 (Sig #2) Sample Multiplier: 1

Integration File signal 1: PEST1.e
Integration File signal 2: PEST2.e
Quant Time: Jan 14 17:26:23 2020
Quant Method : R:\methods\ECD5_QUANTPEST_200107.M
Quant Title : Instrument: DualECD5
QLast Update : Thu Jan 09 11:11:29 2020
Response via : Initial Calibration
Integrator: ChemStation 6890 Scale Mode: Small noise peaks clipped



Data Path : R:\data\2020-01\0A14039\
 Data File : ECD5-01142024.D
 Signal(s) : Signal #1: ECD1A.CH Signal #2: ECD2B.CH
 Acq On : 14 Jan 2020 17:53
 Operator : MJB
 Sample : A9J0599-47RE1
 Misc : 1x, 8081B 2,4+4,4-DDx Only, GPC
 ALS Vial : 16 (Sig #1); 0 (Sig #2) Sample Multiplier: 1

Integration File signal 1: PEST1.e
 Integration File signal 2: PEST2.e
 Quant Time: Jan 14 18:13:32 2020
 Quant Method : R:\methods\ECD5_QUANTPEST_200107.M
 Quant Title : Instrument: DualECD5
 QLast Update : Thu Jan 09 11:11:29 2020
 Response via : Initial Calibration
 Integrator: ChemStation 6890 Scale Mode: Small noise peaks clipped

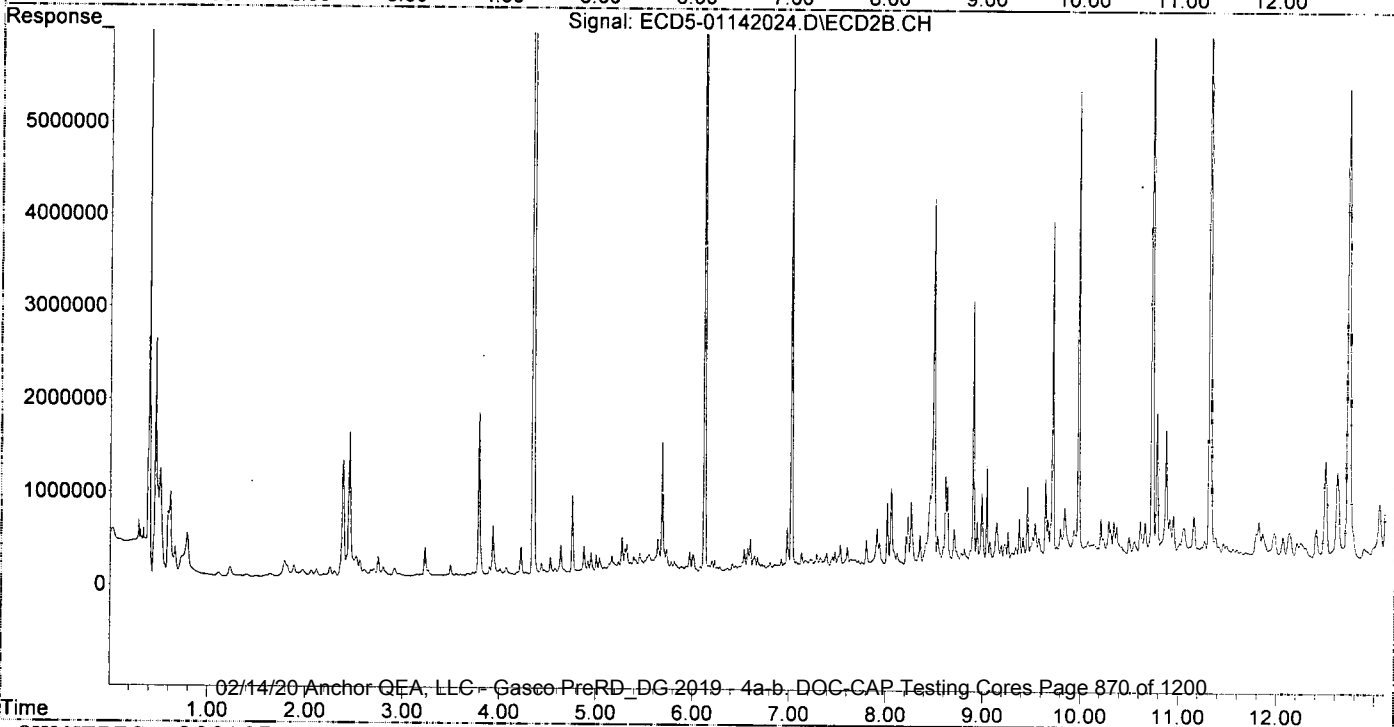
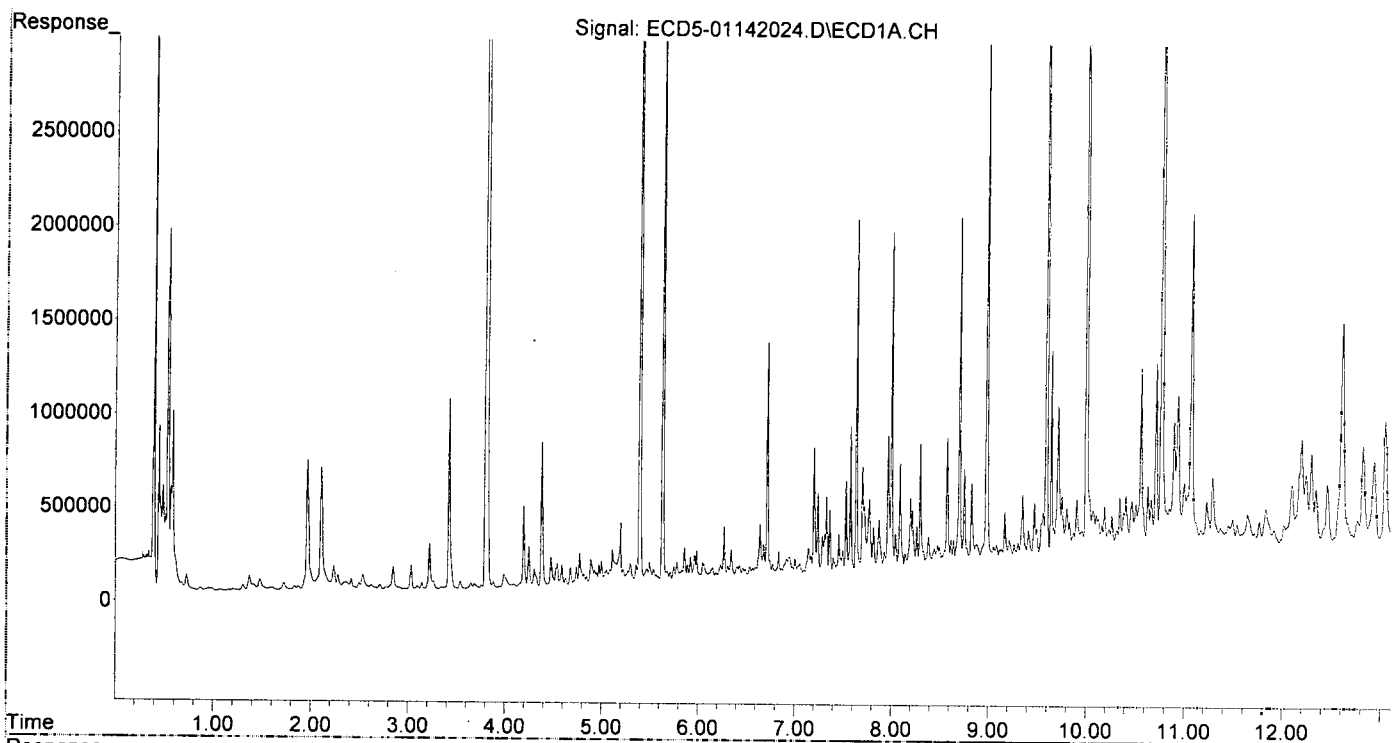
MJB
1/14/20

Compound	RT#1	RT#2	Resp#1	Resp#2	ng/mL	ng/mL
System Monitoring Compounds						
1) S TCMX (S)	5.394	6.120	5837131	10150147	29.894	34.051
22) S DCBP (S)	9.595	10.732	5877730	8253605	39.324	46.382
Target Compounds						
2) a-BHC	5.961f	6.741	140575	48033	0.534	0.116 #
3) g-BHC	6.231	7.072	83718	85429	0.359	0.234
4) b-BHC	6.308	7.125	76783	182890	0.616	1.137 #
5) Heptachlor	6.639	7.445	290716	132038	1.279	0.372 #
6) d-BHC	6.462	7.386	62664	171864	0.288	0.569 #
7) Aldrin	6.863	7.716	53740	83472	0.244	0.251
8) Heptachlo...	7.330	8.114f	425986	155616	2.066	0.505 #
9) trans-Chl...	7.456f	8.260f	224609	711119	1.066	2.280 #
10) cis-Chlor...	7.531	8.414f	509421	262079	2.490	0.883 #
11) Endosulfa...	7.637	8.456	1892166	775395	9.763	2.790 #
12) 4,4'-DDE	7.578	8.494	795878	3963369	8.860	13.439 #P11
13) Dieldrin	7.816	8.635	256603	864437	1.191	2.798 #
14) Endrin	7.967	8.867	736995	165461	4.260	0.704 #
15) 4,4'-DDD	8.001	8.901	1819146	2847147	10.536	11.583
16) Endosulfa...	8.144f	9.041	110091	1074773	0.645	4.399 #
17) 4,4'-DDT	8.217	9.141	342884	466769	2.070 ²⁰²	2.208 ²⁰¹
18) Endrin Al...	8.383f	9.258	196429	361193	1.283	1.615
19) Endosulfa...	8.704	9.457	1876299	838368	11.724	3.782 #
20) Methoxychlor	8.525f	9.643f	96002	918195	1.108	7.720 #
21) Endrin Ke...	8.882f	9.839	152330	607112	0.798	2.424 #
23) Hexachlor...	3.217	3.785f	242042	1753425	1.214	4.376 #
24) Hexachlor...	5.779	6.596	106030	342465	0.395	1.070 #
25) Oxychlorthane	7.288f	8.055	216860	850137	1.040	3.040 #
26) 2,4'-DDE	7.330	8.260	425986	711119	2.987 ²⁰²	3.377 ²⁰¹
27) trans-Non...	7.531	8.351	509421	341385	2.413 ²⁰²	1.110 #
28) 2,4'-DDD	7.701	8.635	581339	864437	4.569 ^{m202}	4.687 ²⁰¹
29) 2,4'-DDT	7.883	8.867	172945	165461	1.181 ^m	0.794
30) cis-Nonac...	8.001	8.901	1819146	2847147	7.718	8.346
31) Mirex	8.643	9.839	175678	607112	1.056	3.238 #
32) Chlordane...	7.456	8.260f	224609	711119	9.573	18.282 #
33) Chlordane...	7.531	8.414f	509421	262079	17.675	8.165 #
34) Chlordane...	8.090	9.070	590418	259512	77.609	24.441 #
35) Chlordane...	3.801	3.785	12154991	1753425	NoCal	NoCal
36) Toxaphene...	7.497	8.615	139021	970512	131.996	358.876 #
37) Toxaphene...	7.816	8.987	256603	774820	131.952	222.486 #
38) Toxaphene...	8.090f	8.987	590418	774820	136.885	145.713
39) Toxaphene...	8.383f	9.070	196429	259512	48.621	28.753 #
40) Toxaphene...	8.577	9.258	716199	361193	217.837	71.923 #
41) Toxaphene...	8.643	9.643	175678	918195	40.457	163.550 #
42) Toxaphene...	3.801	3.785	12154991	1753425	NoCal	NoCal

(f)=RT Delta > 1/2 Window (#)=Amounts differ by > 40% (m)=manual int.

Data Path : R:\data\2020-01\0A14039\
Data File : ECD5-01142024.D
Signal(s) : Signal #1: ECD1A.CH Signal #2: ECD2B.CH
Acq On : 14 Jan 2020 17:53
Operator : MJB
Sample : A9J0599-47RE1
Misc : 1x, 8081B 2,4+4,4-DDx Only, GPC
ALS Vial : 16 (Sig #1); 0 (Sig #2) Sample Multiplier: 1

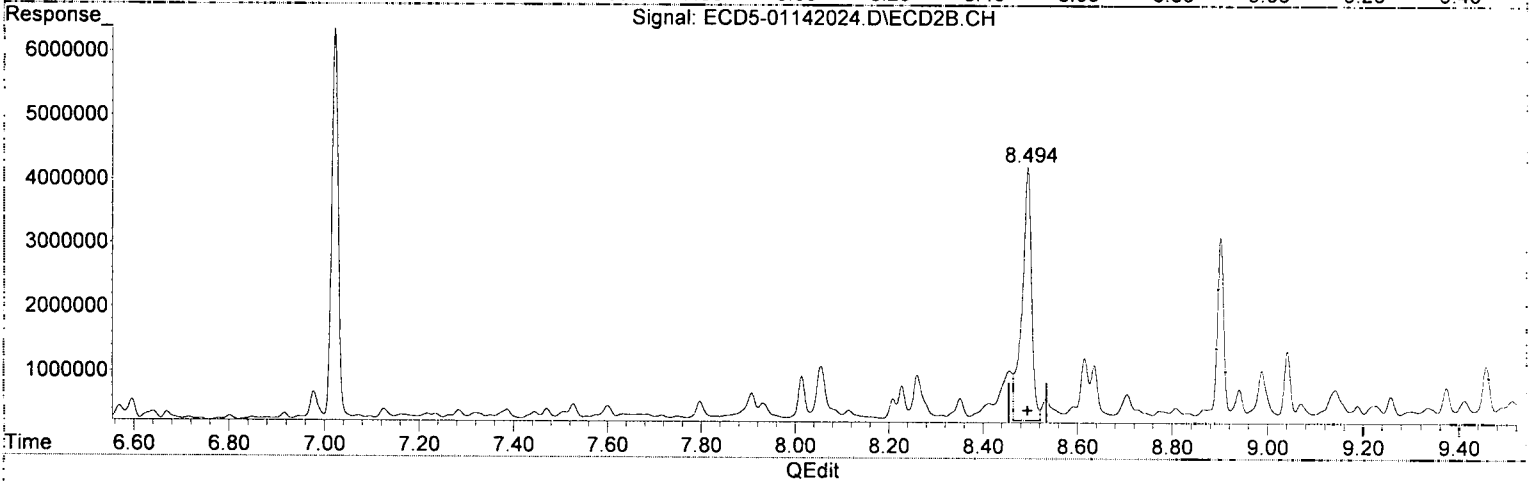
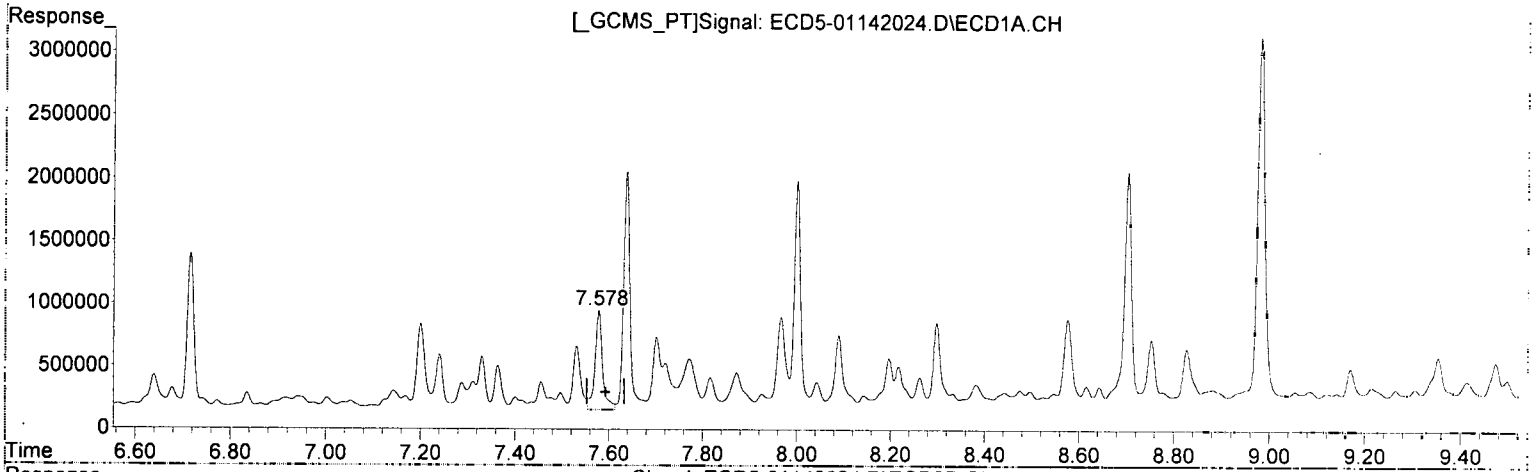
Integration File signal 1: PEST1.e
Integration File signal 2: PEST2.e
Quant Time: Jan 14 18:13:32 2020
Quant Method : R:\methods\ECD5_QUANTPEST_200107.M
Quant Title : Instrument: DualECD5
QLast Update : Thu Jan 09 11:11:29 2020
Response via : Initial Calibration
Integrator: ChemStation 6890 Scale Mode: Small noise peaks clipped



Quantitation Report (Qedit)

Data Path : R:\data\2020-01\0A14039\
Data File : ECD5-01142024.D
Signal(s) : Signal #1: ECD1A.CH Signal #2: ECD2B.CH
Acq On : 14 Jan 2020 17:53
Operator : MJB
Sample : A9J0599-47RE1
Misc : 1x, 8081B 2,4+4,4-DDx Only, GPC
ALS Vial : 16 (Sig #1); 0 (Sig #2) Sample Multiplier: 1

Integration File signal 1: PEST1.e
Integration File signal 2: PEST2.e
Quant Time: Jan 14 18:12:19 2020
Quant Method : R:\methods\ECD5_QUANTPEST_200107.M
Quant Title : Instrument: DualECD5
QLast Update : Thu Jan 09 11:11:29 2020
Response via : Initial Calibration
Integrator: ChemStation 6890 Scale Mode: Small noise peaks clipped



(12) 4,4'-DDE
7.578min 3.860 ng/mL
response 795878

P-11

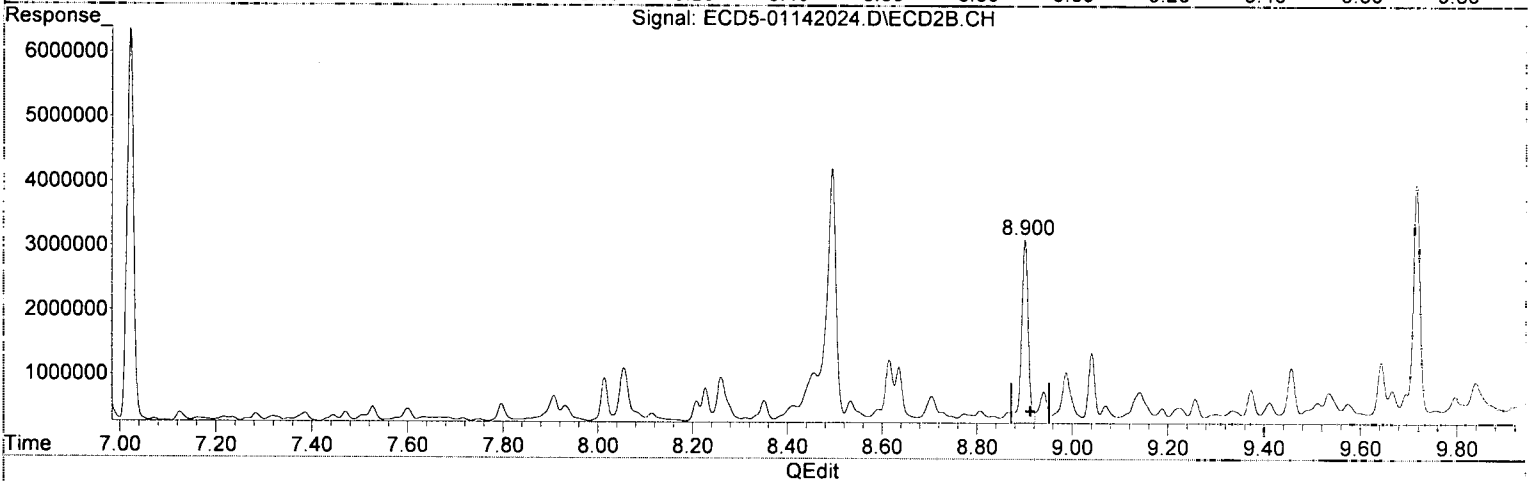
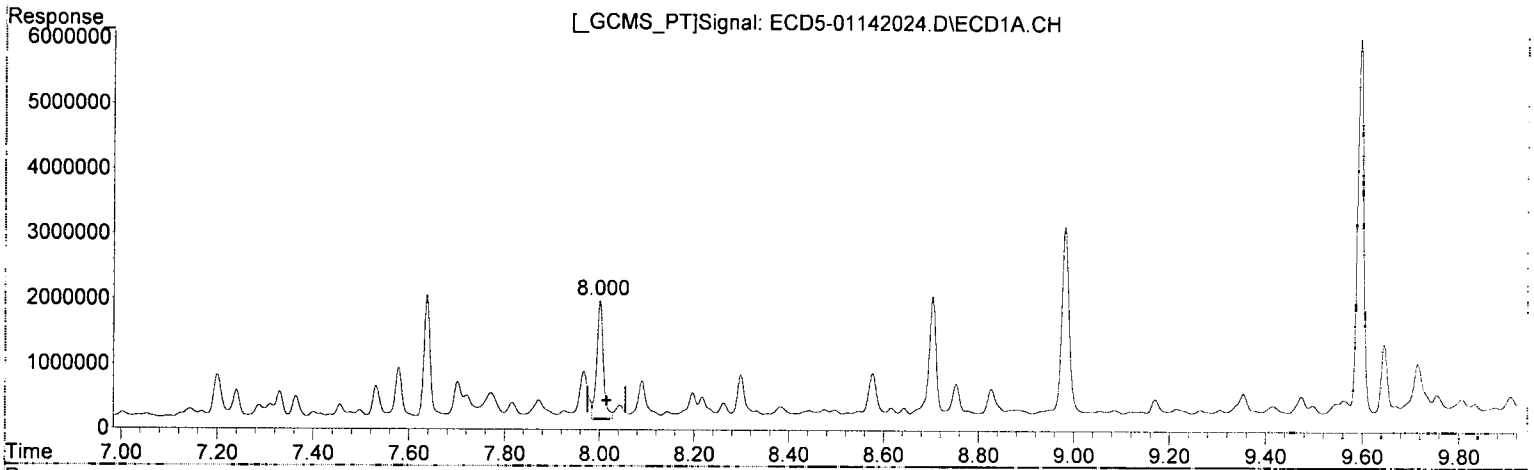
MJB 1/14/20

(12) 4,4'-DDE #2
8.494min 13.439 ng/mL
response 3963369

Quantitation Report (Qedit)

Data Path : R:\data\2020-01\0A14039\
Data File : ECD5-01142024.D
Signal(s) : Signal #1: ECD1A.CH Signal #2: ECD2B.CH
Acq On : 14 Jan 2020 17:53
Operator : MJB
Sample : A9J0599-47RE1
Misc : 1x, 8081B 2,4+4,4-DDx Only, GPC
ALS Vial : 16 (Sig #1); 0 (Sig #2) Sample Multiplier: 1

Integration File signal 1: PEST1.e
Integration File signal 2: PEST2.e
Quant Time: Jan 14 18:12:19 2020
Quant Method : R:\methods\ECD5_QUANTPEST_200107.M
Quant Title : Instrument: DualECD5
QLast Update : Thu Jan 09 11:11:29 2020
Response via : Initial Calibration
Integrator: ChemStation 6890 Scale Mode: Small noise peaks clipped



(15) 4,4'-DDD
8.001min 10.536 ng/mL
response 1819146

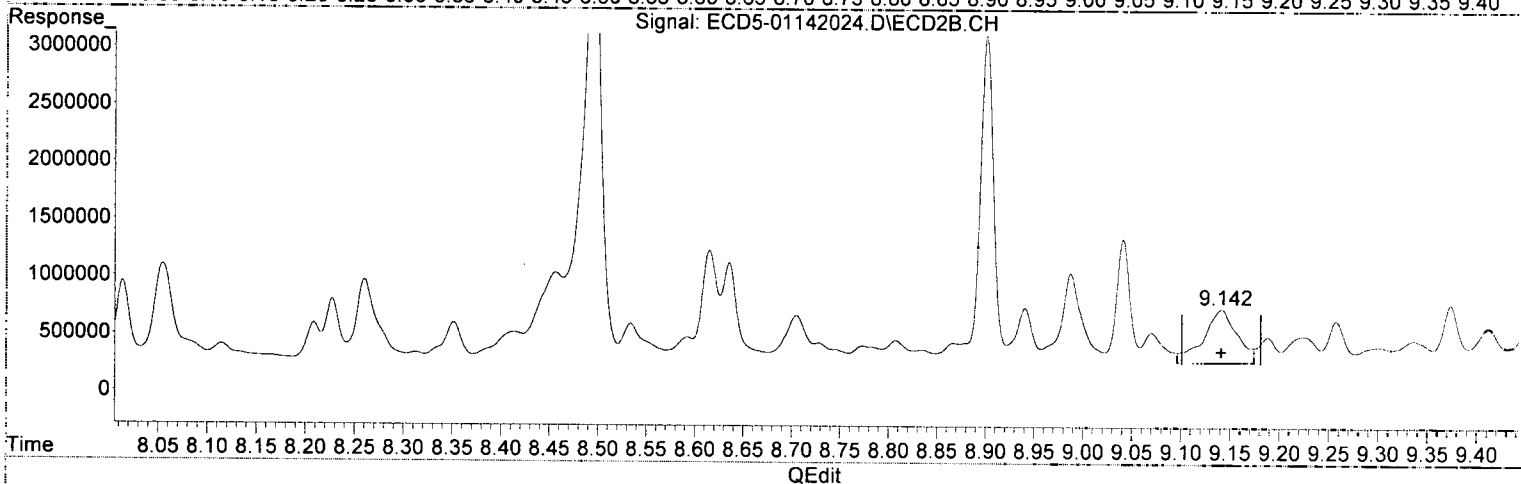
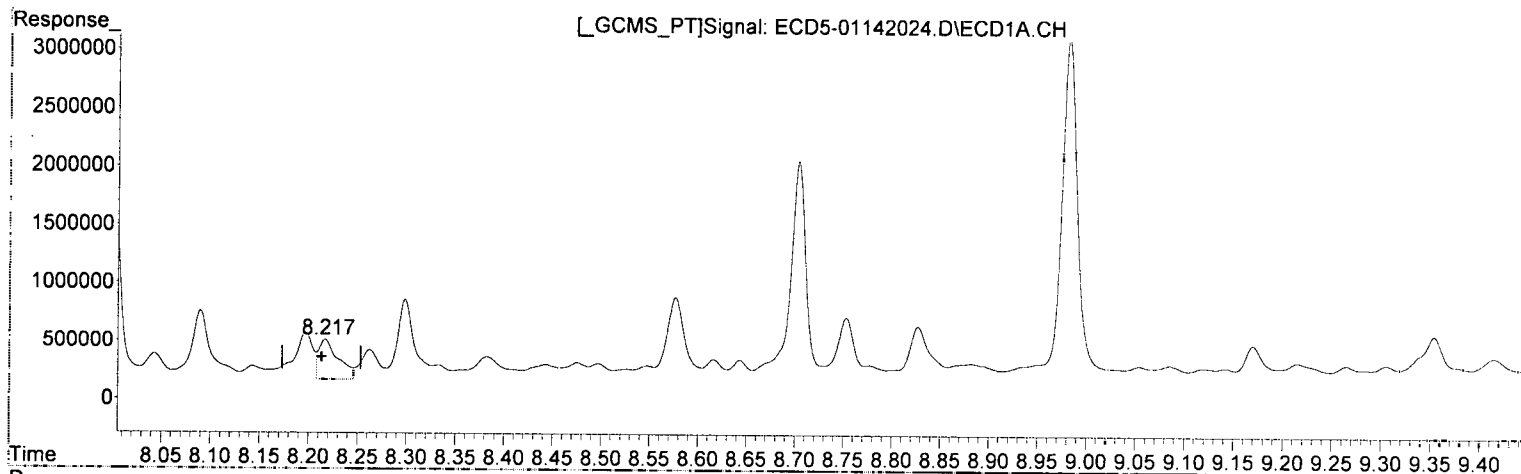
MJB
1/14/20

(15) 4,4'-DDD #2
8.901min 11.583 ng/mL
response 2847147

Quantitation Report (Qedit)

Data Path : R:\data\2020-01\0A14039\
 Data File : ECD5-01142024.D
 Signal(s) : Signal #1: ECD1A.CH Signal #2: ECD2B.CH
 Acq On : 14 Jan 2020 17:53
 Operator : MJB
 Sample : A9J0599-47RE1
 Misc : 1x, 8081B 2,4+4,4-DDx Only, GPC
 ALS Vial : 16 (Sig #1); 0 (Sig #2) Sample Multiplier: 1

Integration File signal 1: PEST1.e
 Integration File signal 2: PEST2.e
 Quant Time: Jan 14 18:12:19 2020
 Quant Method : R:\methods\ECD5_QUANTPEST_200107.M
 Quant Title : Instrument: DualECD5
 QLast Update : Thu Jan 09 11:11:29 2020
 Response via : Initial Calibration
 Integrator: ChemStation 6890 Scale Mode: Small noise peaks clipped



(17) 4,4'-DDT
 8.217min 2.070 ng/mL *2*
 response 342884

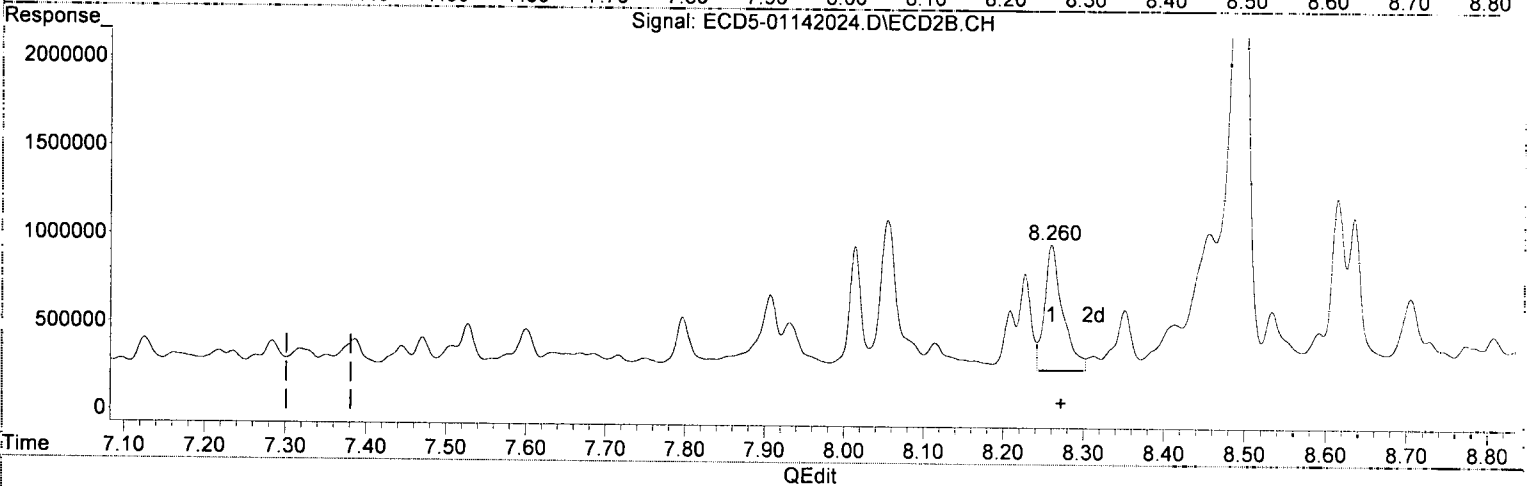
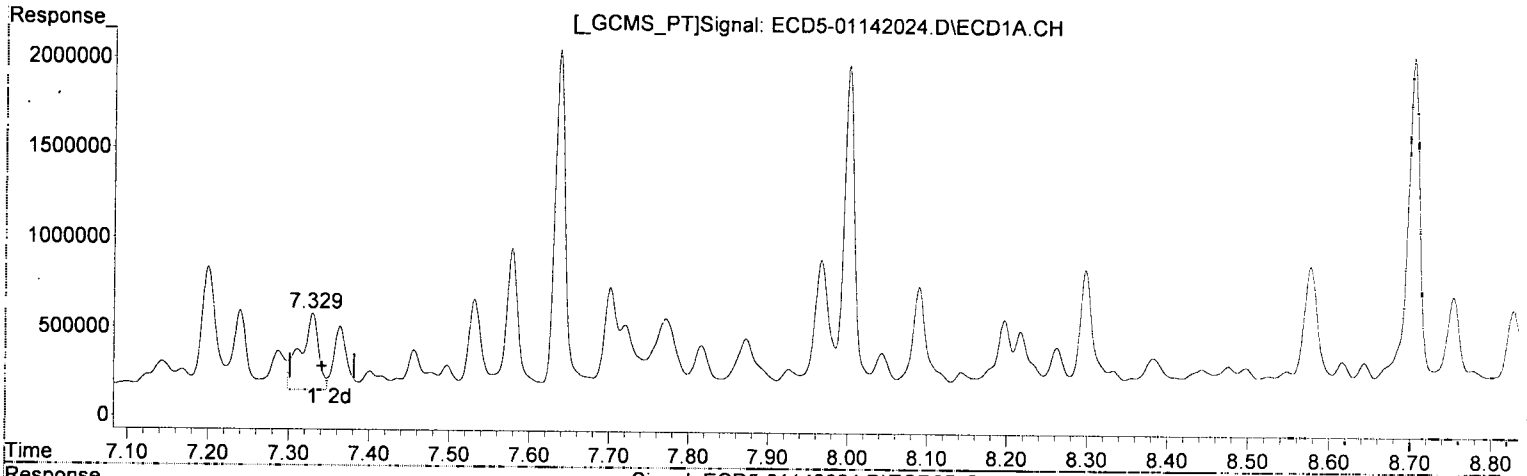
MJB 1/14/20

(17) 4,4'-DDT #2
 9.141min 2.208 ng/mL *1*
 response 466769

Quantitation Report (Qedit)

Data Path : R:\data\2020-01\0A14039\
Data File : ECD5-01142024.D
Signal(s) : Signal #1: ECD1A.CH Signal #2: ECD2B.CH
Acq On : 14 Jan 2020 17:53
Operator : MJB
Sample : A9J0599-47RE1
Misc : 1x, 8081B 2,4+4,4-DDx Only, GPC
ALS Vial : 16 (Sig #1); 0 (Sig #2) Sample Multiplier: 1

Integration File signal 1: PEST1.e
Integration File signal 2: PEST2.e
Quant Time: Jan 14 18:12:19 2020
Quant Method : R:\methods\ECD5_QUANTPEST_200107.M
Quant Title : Instrument: DualECD5
QLast Update : Thu Jan 09 11:11:29 2020
Response via : Initial Calibration
Integrator: ChemStation 6890 Scale Mode: Small noise peaks clipped



(26) 2,4'-DDE

7.330min 2.987 ng/mL *P-02*
response 425986

MJB 1/14/20

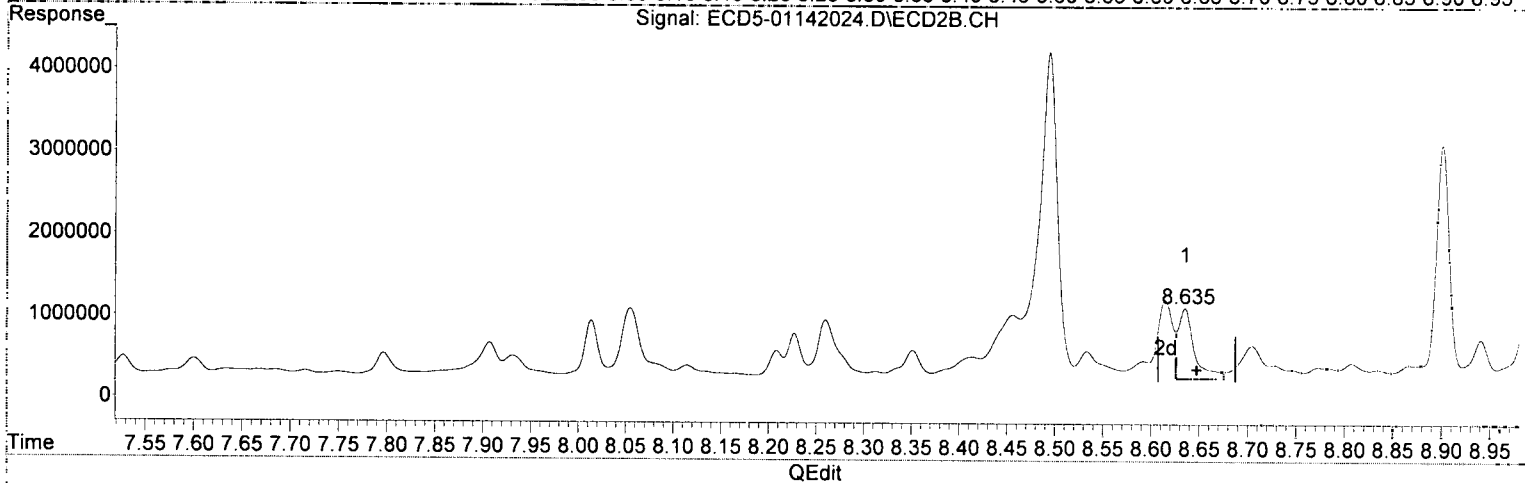
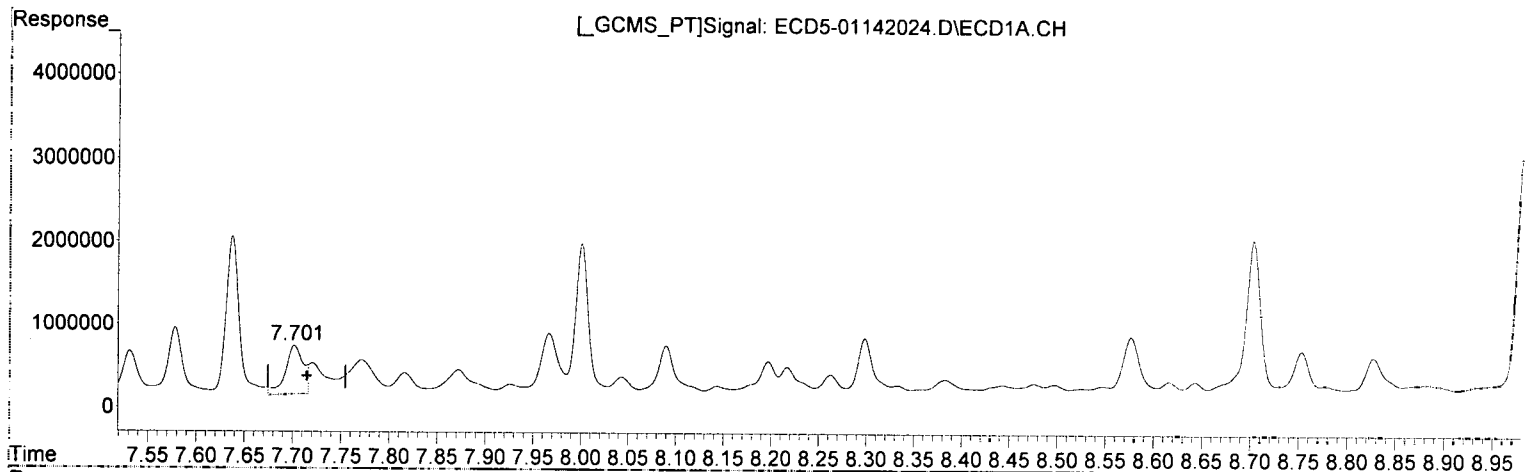
(26) 2,4'-DDE #2

8.260min 3.377 ng/mL *P-01*
response 711119

Quantitation Report (Qedit)

Data Path : R:\data\2020-01\0A14039\
Data File : ECD5-01142024.D
Signal(s) : Signal #1: ECD1A.CH Signal #2: ECD2B.CH
Acq On : 14 Jan 2020 17:53
Operator : MJB
Sample : A9J0599-47RE1
Misc : 1x, 8081B 2,4+4,4-DDx Only, GPC
ALS Vial : 16 (Sig #1); 0 (Sig #2) Sample Multiplier: 1

Integration File signal 1: PEST1.e
Integration File signal 2: PEST2.e
Quant Time: Jan 14 18:12:19 2020
Quant Method : R:\methods\ECD5_QUANTPEST_200107.M
Quant Title : Instrument: DualECD5
QLast Update : Thu Jan 09 11:11:29 2020
Response via : Initial Calibration
Integrator: ChemStation 6890 Scale Mode: Small noise peaks clipped



(28) 2,4'-DDD

7.701min 4.569 ng/mL *R-02*
response 581339

MJB 1/14/20

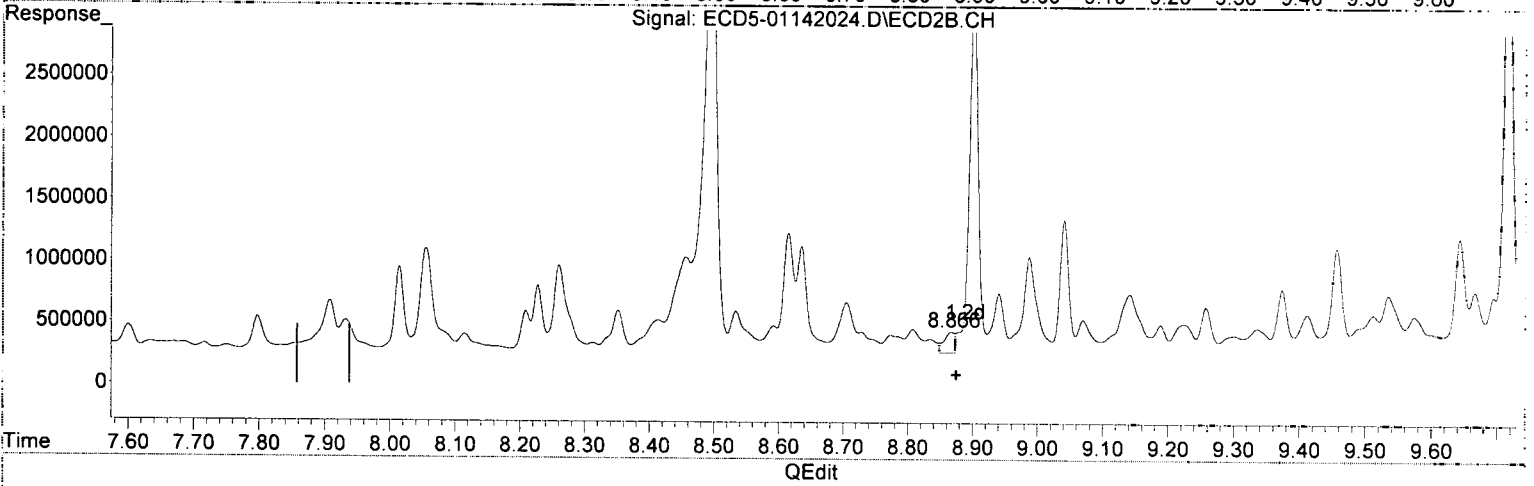
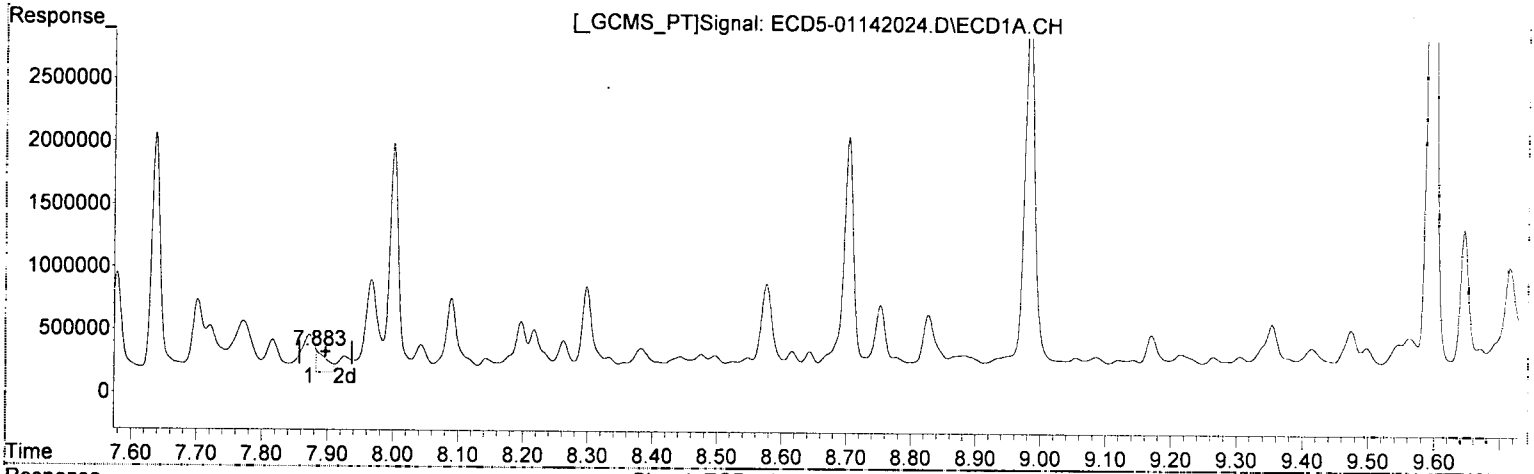
(28) 2,4'-DDD #2

8.635min 4.687 ng/mL *P-01*
response 864437

Quantitation Report (Qedit)

Data Path : R:\data\2020-01\0A14039\
Data File : ECD5-01142024.D
Signal(s) : Signal #1: ECD1A.CH Signal #2: ECD2B.CH
Acq On : 14 Jan 2020 17:53
Operator : MJB
Sample : A9J0599-47RE1
Misc : 1x, 8081B 2,4+4,4-DDx Only, GPC
ALS Vial : 16 (Sig #1); 0 (Sig #2) Sample Multiplier: 1

Integration File signal 1: PEST1.e
Integration File signal 2: PEST2.e
Quant Time: Jan 14 18:12:19 2020
Quant Method : R:\methods\ECD5_QUANTPEST_200107.M
Quant Title : Instrument: DualECD5
QLast Update : Thu Jan 09 11:11:29 2020
Response via : Initial Calibration
Integrator: ChemStation 6890 Scale Mode: Small noise peaks clipped



(29) 2,4'-DDT
7.883min 1.181 ng/mL $\text{\textcircled{m}}$
response 172945

MJB
1/14/20

(29) 2,4'-DDT #2
8.867min 0.794 ng/mL
response 165461

Quantitation Report (Not Reviewed)

Data Path : R:\data\2020-01\0A14039\
 Data File : ECD5-01142024.D
 Signal(s) : Signal #1: ECD1A.CH Signal #2: ECD2B.CH
 Acq On : 14 Jan 2020 17:53
 Operator : MJB
 Sample : A9J0599-47RE1
 Misc : 1x, 8081B 2,4+4,4-DDx Only, GPC
 ALS Vial : 16 (Sig #1); 0 (Sig #2) Sample Multiplier: 1

Integration File signal 1: PEST1.e
 Integration File signal 2: PEST2.e
 Quant Time: Jan 14 18:12:19 2020
 Quant Method : R:\methods\ECD5_QUANTPEST_200107.M
 Quant Title : Instrument: DualECD5
 QLast Update : Thu Jan 09 11:11:29 2020
 Response via : Initial Calibration
 Integrator: ChemStation 6890 Scale Mode: Small noise peaks clipped

ML
MJB
1/14/20

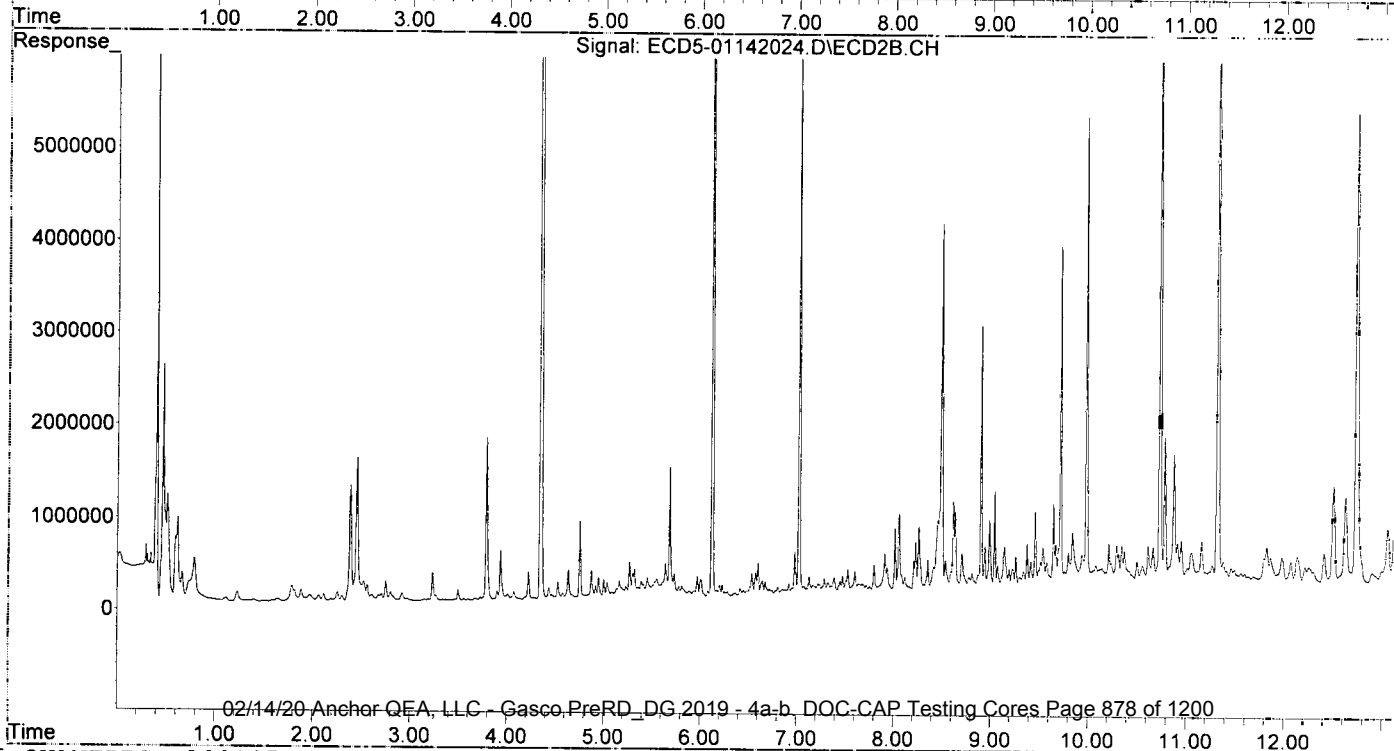
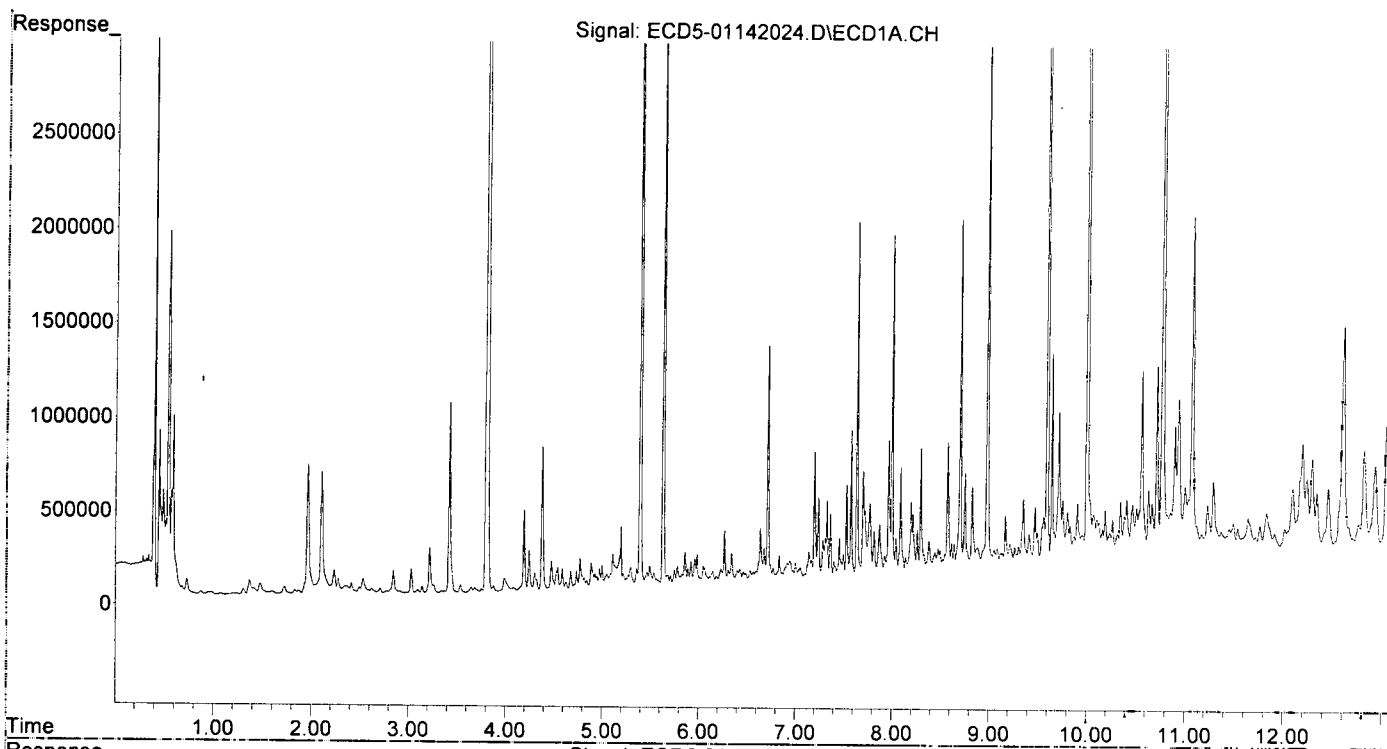
Compound	RT#1	RT#2	Resp#1	Resp#2	ng/mL	ng/mL
System Monitoring Compounds						
1) S TCMX (S)	5.394	6.120	5837131	10150147	29.894	34.051
22) S DCBP (S)	9.595	10.732	5877730	8253605	39.324	46.382
Target Compounds						
2) a-BHC	5.961f	6.741	140575	48033	0.534	0.116 #
3) g-BHC	6.231	7.072	83718	85429	0.359	0.234
4) b-BHC	6.308	7.125	76783	182890	0.616	1.137 #
5) Heptachlor	6.639	7.445	290716	132038	1.279	0.372 #
6) d-BHC	6.462	7.386	62664	171864	0.288	0.569 #
7) Aldrin	6.863	7.716	53740	83472	0.244	0.251
8) Heptachlo...	7.330	8.114f	425986	155616	2.066	0.505 #
9) trans-Chl...	7.456f	8.260f	224609	711119	1.066	2.280 #
10) cis-Chlor...	7.531	8.414f	509421	262079	2.490	0.883 #
11) Endosulfa...	7.637	8.456	1892166	775395	9.763	2.790 #
12) 4,4'-DDE	7.578	8.494	795878	3963369	3.860	13.439 #
13) Dieldrin	7.816	8.635	256603	864437	1.191	2.798 #
14) Endrin	7.967	8.867	736995	165461	4.260	0.704 #
15) 4,4'-DDD	8.001	8.901	1819146	2847147	10.536	11.583
16) Endosulfa...	8.144f	9.041	110091	1074773	0.645	4.399 #
17) 4,4'-DDT	8.217	9.141	342884	466769	2.070	2.208
18) Endrin Al...	8.383f	9.258	196429	361193	1.283	1.615
19) Endosulfa...	8.704	9.457	1876299	838368	11.724	3.782 #
20) Methoxychlor	8.525f	9.643f	96002	918195	1.108	7.720 #
21) Endrin Ke...	8.882f	9.839	152330	607112	0.798	2.424 #
23) Hexachlor...	3.217	3.785f	242042	1753425	1.214	4.376 #
24) Hexachlor...	5.779	6.596	106030	342465	0.395	1.070 #
25) Oxychlorthane	7.288f	8.055	216860	850137	1.040	3.040 #
26) 2,4'-DDE	7.330	8.260	425986	711119	2.987	3.377
27) trans-Non...	7.531	8.351	509421	341385	2.413	1.110 #
28) 2,4'-DDD	7.702	8.635	579457	864437	4.554	4.687
29) 2,4'-DDT	7.872f	8.867	297100	165461	2.028	0.794 #
30) cis-Nonac...	8.001	8.901	1819146	2847147	7.718	8.346
31) Mirex	8.643	9.839	175678	607112	1.056	3.238 #
32) Chlordane...	7.456	8.260f	224609	711119	9.573	18.282 #
33) Chlordane...	7.531	8.414f	509421	262079	17.675	8.165 #
34) Chlordane...	8.090	9.070	590418	259512	77.609	24.441 #
35) Chlordane...	3.801	3.785	12154991	1753425	NoCal	NoCal
36) Toxaphene...	7.497	8.615	139021	970512	131.996	358.876 #
37) Toxaphene...	7.816	8.987	256603	774820	131.952	222.486 #
38) Toxaphene...	8.090f	8.987	590418	774820	136.885	145.713
39) Toxaphene...	8.383f	9.070	196429	259512	48.621	28.753 #
40) Toxaphene...	8.577	9.258	716199	361193	217.837	71.923 #
41) Toxaphene...	8.643	9.643	175678	918195	40.457	163.550 #
42) Toxaphene...	3.801	3.785	12154991	1753425	NoCal	NoCal

(f)=RT Delta > 1/2 Window (#)=Amounts differ by > 40% (m)=manual int.

Quantitation Report (Not Reviewed)

Data Path : R:\data\2020-01\0A14039\
Data File : ECD5-01142024.D
Signal(s) : Signal #1: ECD1A.CH Signal #2: ECD2B.CH
Acq On : 14 Jan 2020 17:53
Operator : MJB
Sample : A9J0599-47RE1
Misc : 1x, 8081B 2,4+4,4-DDx Only, GPC
ALS Vial : 16 (Sig #1); 0 (Sig #2) Sample Multiplier: 1

Integration File signal 1: PEST1.e
Integration File signal 2: PEST2.e
Quant Time: Jan 14 18:12:19 2020
Quant Method : R:\methods\ECD5_QUANTPEST_200107.M
Quant Title : Instrument: DualECD5
QLast Update : Thu Jan 09 11:11:29 2020
Response via : Initial Calibration
Integrator: ChemStation 6890 Scale Mode: Small noise peaks clipped



Data Path : R:\data\2020-01\0A14039\
 Data File : ECD5-01142038.D
 Signal(s) : Signal #1: ECD1A.CH Signal #2: ECD2B.CH
 Acq On : 14 Jan 2020 22:17
 Operator : MJB
 Sample : 0A14039-CCV6
 Misc : A19K133, AB 50 ppb
 ALS Vial : 3 (Sig #1); 0 (Sig #2) Sample Multiplier: 1

Integration File signal 1: PEST1.e
 Integration File signal 2: PEST2.e
 Quant Time: Jan 15 11:01:28 2020
 Quant Method : R:\methods\ECD5_QUANTPEST_200107.M
 Quant Title : Instrument: DualECD5
 QLast Update : Thu Jan 09 11:11:29 2020
 Response via : Initial Calibration
 Integrator: ChemStation 6890 Scale Mode: Small noise peaks clipped

MJB
1/15/20

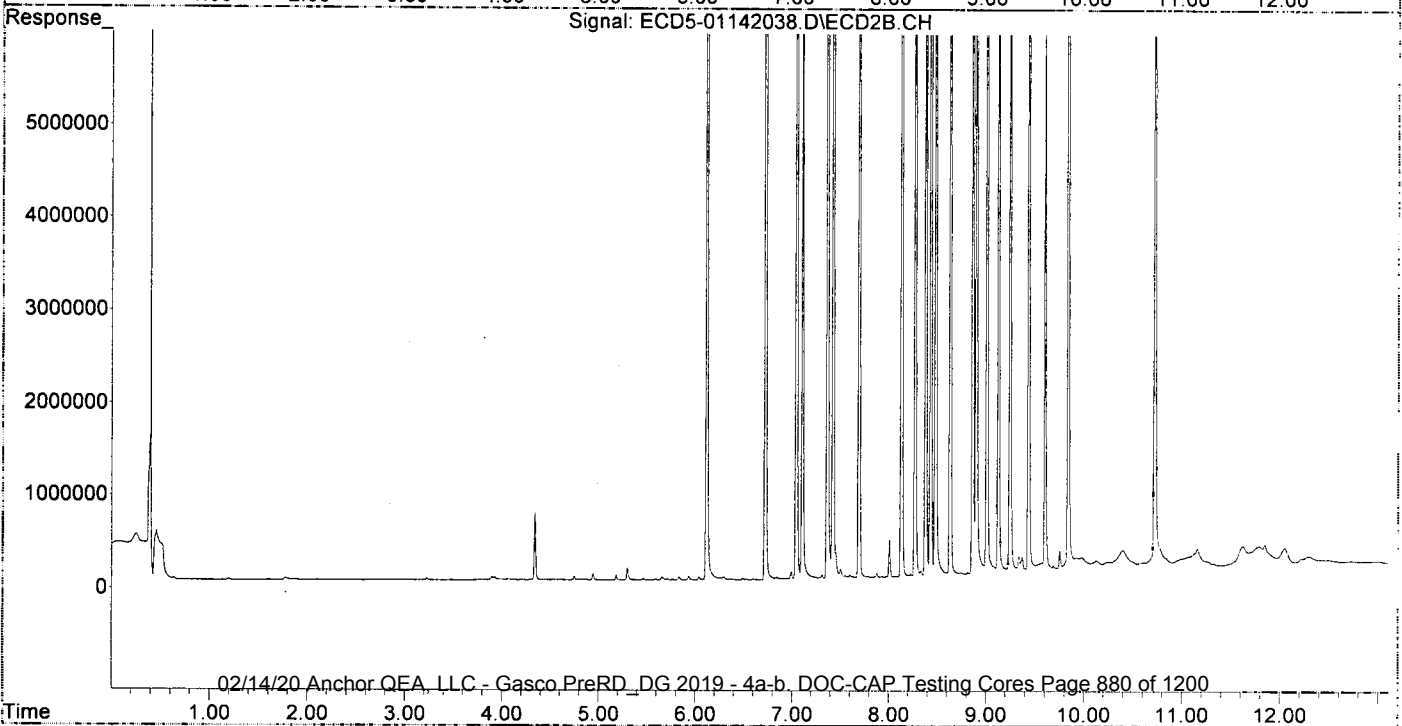
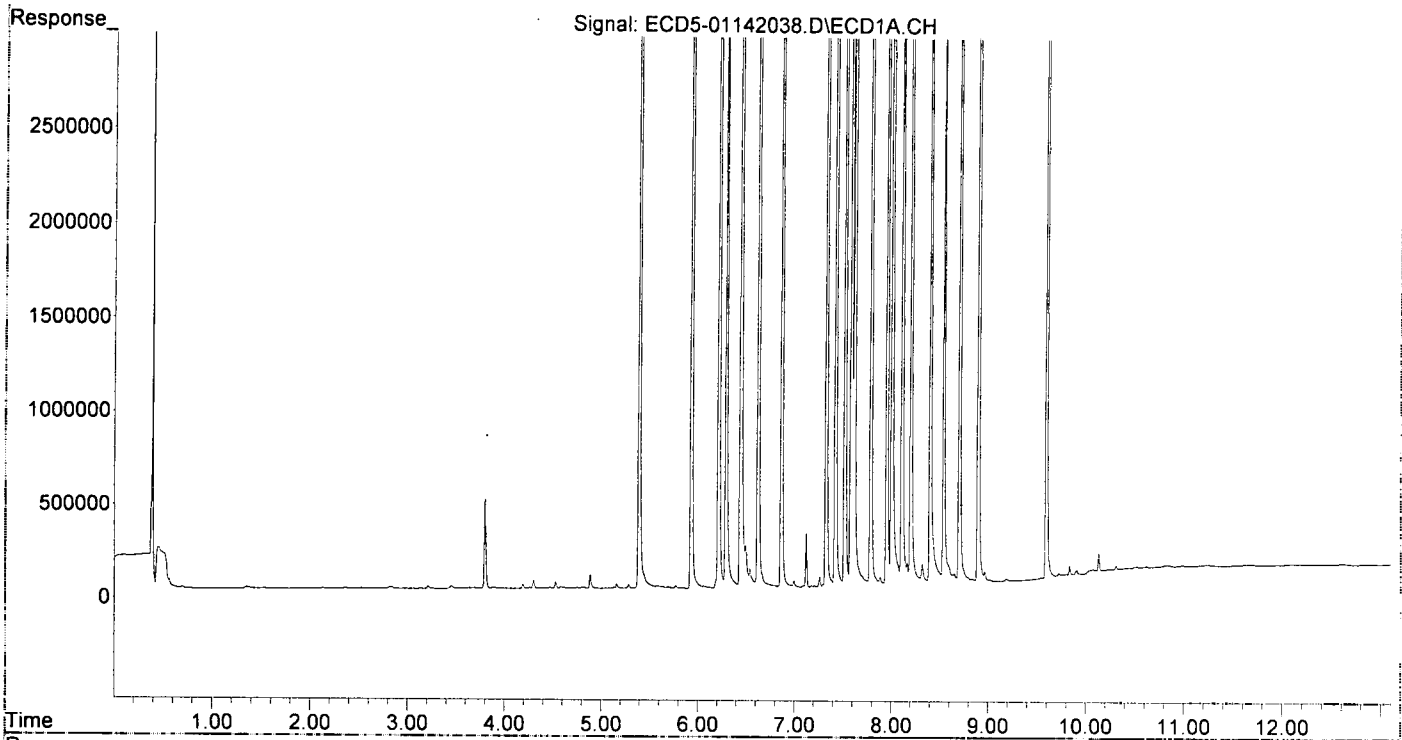
Compound	RT#1	RT#2	Resp#1	Resp#2	ng/mL	ng/mL
System Monitoring Compounds						
1) S TCMX (S)	5.392	6.119	9292908	14770750	47.592	49.552
22) S DCBP (S)	9.597	10.730	7308028	9010676	48.989	50.637
Target Compounds						
2) a-BHC	5.931	6.727	13714876	23021918	52.115	55.750
3) g-BHC	6.215	7.046	11671882	19700980	49.986	53.961
4) b-BHC	6.292	7.108	4220167	7497262	43.195	46.608
5) Heptachlor	6.625	7.425	12005788	20173744	52.834	56.910
6) d-BHC	6.441	7.366	9725850	18058717	44.646	50.770
7) Aldrin	6.866	7.694	10818056	18100171	49.031	54.346
8) Heptachlo...	7.327	8.132	10118149	16352685	49.080	53.087
9) trans-Chl...	7.423	8.273	9914503	16186528	47.051	51.908
10) cis-Chlor...	7.520	8.381	9645799	15456466	47.138	52.104
11) Endosulfa...	7.617	8.433	9429047	14618413	48.653	52.606
12) 4,4'-DDE	7.584	8.483	9414369	15898253	45.660	51.415
13) Dieldrin	7.789	8.635	10539829	16832138	48.937	54.485
14) Endrin	7.954	8.865	9443059	13996885	54.578	59.570
15) 4,4'-DDD	8.006	8.902	7573904	12913108	43.868	52.534
16) Endosulfa...	8.111	9.012	8229726	12890724	48.235	52.766
17) 4,4'-DDT	8.203	9.130	7930495	12640466	47.872	53.818
18) Endrin Al...	8.402	9.249	6519978	10484447	42.583	46.889
19) Endosulfa...	8.704	9.440	8119204	12505394	50.733	56.414
20) Methoxychlor	8.541	9.608	3765463	5985667	43.477	50.329
21) Endrin Ke...	8.898	9.845	9413081	14397540	49.291	57.491
23) Hexachlor...	3.213	0.000	13048	0	0.065	N.D. #
24) Hexachlor...	5.774	6.603	14188	9781	BelowCal	0.031
25) Oxychlorane	7.263	8.055	52365	8699	0.097	0.031 #
26) 2,4'-DDE	7.327	8.273	10118149	16186528	70.959	76.862
27) trans-Non...	7.520	8.334	9645799	52412	48.294	0.170 #
28) 2,4'-DDD	0.000	8.635	0	16832138	N.D.	91.261 #
29) 2,4'-DDT	7.887	8.865	42355	13996885	0.289	67.518 #
30) cis-Nonac...	8.006	8.902	7573904	12913108	32.134	37.853
31) Mirex	8.651	9.845	46647	14397540	0.099	76.707 #
32) Chlordane...	7.423	8.273	9914503	16186528	422.584	416.139
33) Chlordane...	7.520	8.381	9645799	15456466	334.682	481.541 #
34) Chlordane...	8.111f	0.000	8229726	0	1081.778	N.D. #
35) Chlordane...	3.798	0.000	479665	0	NoCal	N.D.
36) Toxaphene...	7.520	8.635	9645799	16832138	9158.373	6224.196
37) Toxaphene...	7.789	0.000	10539829	0	5419.871	N.D. #
38) Toxaphene...	8.111	9.012	8229726	12890724	1916.362	2130.986
39) Toxaphene...	8.323f	0.000	104494	0	25.865	N.D. #
40) Toxaphene...	0.000	9.249	0	10484447	N.D.	2087.723 #
41) Toxaphene...	8.651	9.608f	46647	5985667	10.742	1066.172 #
42) Toxaphene...	3.798	0.000	479665	0	NoCal	N.D.

(f)=RT Delta > 1/2 Window (#)=Amounts differ by > 40% (m)=manual int.

Quantitation Report (Not Reviewed)

Data Path : R:\data\2020-01\0A14039\
Data File : ECD5-01142038.D
Signal(s) : Signal #1: ECD1A.CH Signal #2: ECD2B.CH
Acq On : 14 Jan 2020 22:17
Operator : MJB
Sample : 0A14039-CCV6
Misc : A19K133, AB 50 ppb
ALS Vial : 3 (Sig #1); 0 (Sig #2) Sample Multiplier: 1

Integration File signal 1: PEST1.e
Integration File signal 2: PEST2.e
Quant Time: Jan 15 11:01:28 2020
Quant Method : R:\methods\ECD5_QUANTPEST_200107.M
Quant Title : Instrument: DualECD5
QLast Update : Thu Jan 09 11:11:29 2020
Response via : Initial Calibration
Integrator: ChemStation 6890 Scale Mode: Small noise peaks clipped



Data Path : R:\data\2020-01\0A14039\
 Data File : ECD5-01142039.D
 Signal(s) : Signal #1: ECD1A.CH Signal #2: ECD2B.CH
 Acq On : 14 Jan 2020 22:34
 Operator : MJB
 Sample : 0A14039-CCV7
 Misc : A19J408, 9-42 50 ppb
 ALS Vial : 4 (Sig #1); 0 (Sig #2) Sample Multiplier: 1

Integration File signal 1: PEST1.e
 Integration File signal 2: PEST2.e
 Quant Time: Jan 15 11:01:34 2020
 Quant Method : R:\methods\ECD5_QUANTPEST_200107.M
 Quant Title : Instrument: DualECD5
 QLast Update : Thu Jan 09 11:11:29 2020
 Response via : Initial Calibration
 Integrator: ChemStation 6890 Scale Mode: Small noise peaks clipped

MJB
1/15/20

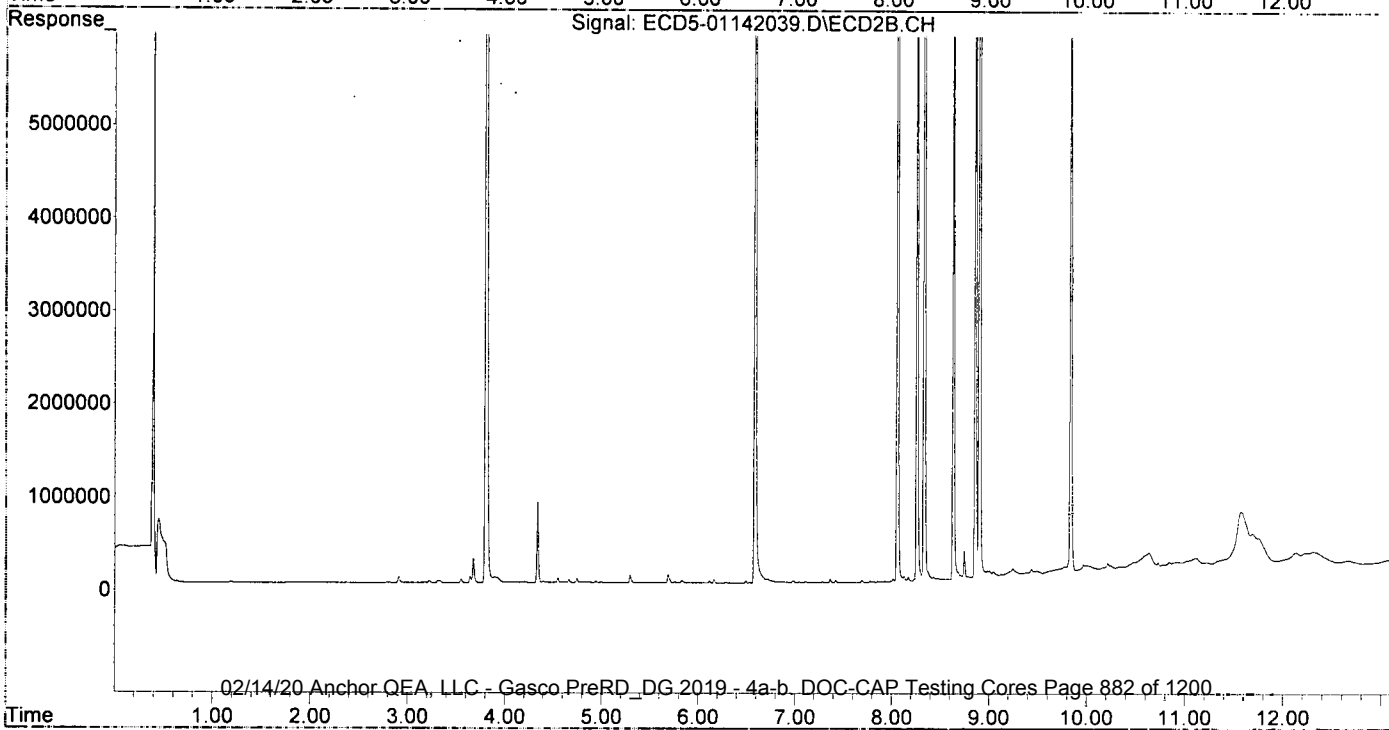
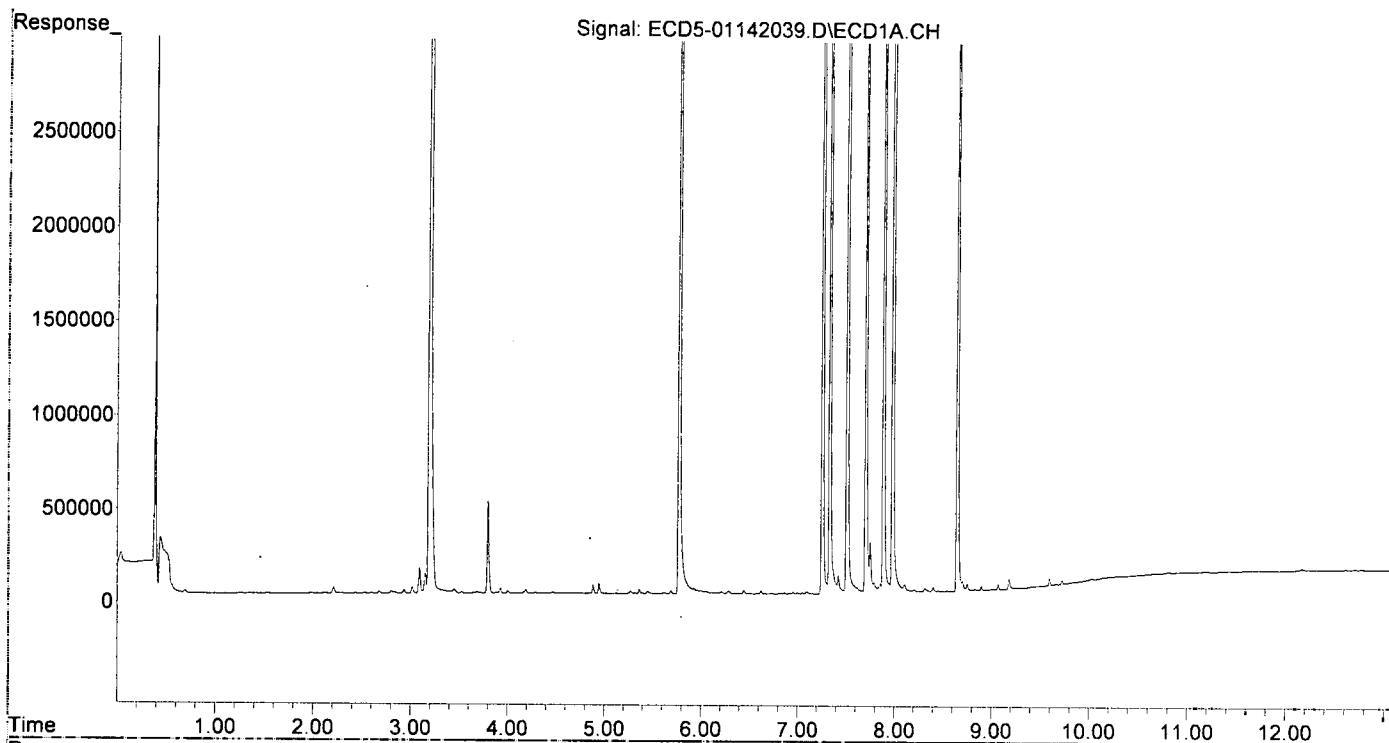
Compound	RT#1	RT#2	Resp#1	Resp#2	ng/mL	ng/mL
System Monitoring Compounds						
1) S TCMX (S)	5.392	6.118	5101	17495	0.026	0.059 #
22) S DCBP (S)	9.598	10.730	46505	95481	0.155	0.537 #
Target Compounds						
2) a-BHC	5.929	6.724	29849	35219	0.113	0.085
3) g-BHC	6.214	7.046	11120	8810	0.048	0.024 #
4) b-BHC	6.285	7.109	14860	13583	5931.850	0.084 #
5) Heptachlor	6.624	7.423	16164	24768	0.071	0.070
6) d-BHC	6.445	7.366	18144	36718	0.083	0.167 #
7) Aldrin	6.865	7.695	5945	22140	0.027	0.066 #
8) Heptachlo...	7.333	8.131	6362361	54472	30.862	0.177 #
9) trans-Chl...	7.423	8.262f	96442	10725641	0.458	34.396 #
10) cis-Chlor...	7.512	8.432f	9942646	29393	48.589	0.099 #
11) Endosulfa...	0.000	8.432	0	29393	N.D.	0.106 #
12) 4,4'-DDE	0.000	8.482	0	15735	N.D.	0.087 #
13) Dieldrin	7.791	8.637	55475	9272925	0.258	30.016 #
14) Endrin	7.983	8.863	11287628	10840838	65.240	46.138
15) 4,4'-DDD	7.983f	8.906	11287628	18026469	65.377	73.336
16) Endosulfa...	8.108	9.011	38543	78538	0.226	0.321 #
17) 4,4'-DDT	8.204	9.129	11490	34785	0.069	0.192 #
18) Endrin Al...	8.404	9.249	21609	89639	0.141	0.401 #
19) Endosulfa...	8.753f	9.441	38258	79752	0.239	0.360 #
20) Methoxychlor	8.543	0.000	3560	0	0.041	N.D. #
21) Endrin Ke...	8.899	9.841	21397	9972195	0.112	39.820 #
23) Hexachlor...	3.194	3.805	10020617	20332595	50.242	50.739
24) Hexachlor...	5.774	6.588	9064834	15760117	46.878	49.235
25) Oxychlorane	7.256	8.061	9022309	14615947	51.237	52.257
26) 2,4'-DDE	7.333	8.262	6362361	10725641	44.620	50.931
27) trans-Non...	7.512	8.336	9942646	16061814	49.778	52.235
28) 2,4'-DDD	7.706	8.637	5731691	9272925	45.048	50.276
29) 2,4'-DDT	7.888	8.863	6692499	10840838	45.690	53.513
30) cis-Nonac...	7.983	8.906	11287628	18026469	47.891	52.842
31) Mirex	8.651	9.841	6724799	9972195	49.985	54.289
32) Chlordane...	7.423	8.262	96442	10725641	4.111	275.745 #
33) Chlordane...	7.512	0.000	9942646	0	344.982	N.D. #
34) Chlordane...	8.108f	9.049	38543	66387	5.066	6.253
35) Chlordane...	3.798	3.805	493436	20332595	NoCal	NoCal
36) Toxaphene...	7.512	8.637	9942646	9272925	9440.219	3428.947 #
37) Toxaphene...	7.791	8.989f	55475	77430	28.527	22.234
38) Toxaphene...	8.108	9.011	38543	78538	5.063	11.380 #
39) Toxaphene...	0.000	9.049f	0	66387	N.D.	7.355 #
40) Toxaphene...	0.000	9.249	0	89639	N.D.	17.849 #
41) Toxaphene...	8.651	0.000	6724799	0	1548.651	N.D. #
42) Toxaphene...	3.798	3.805	493436	20332595	NoCal	NoCal

(f)=RT Delta > 1/2 Window (#)=Amounts differ by > 40% (m)=manual int.

Quantitation Report (Not Reviewed)

Data Path : R:\data\2020-01\0A14039\
Data File : ECD5-01142039.D
Signal(s) : Signal #1: ECD1A.CH Signal #2: ECD2B.CH
Acq On : 14 Jan 2020 22:34
Operator : MJB
Sample : 0A14039-CCV7
Misc : A19J408, 9-42 50 ppb
ALS Vial : 4 (Sig #1); 0 (Sig #2) Sample Multiplier: 1

Integration File signal 1: PEST1.e
Integration File signal 2: PEST2.e
Quant Time: Jan 15 11:01:34 2020
Quant Method : R:\methods\ECD5_QUANTPEST_200107.M
Quant Title : Instrument: DualECD5
QLast Update : Thu Jan 09 11:11:29 2020
Response via : Initial Calibration
Integrator: ChemStation 6890 Scale Mode: Small noise peaks clipped



Data Path : R:\data\2020-01\0A14039\
 Data File : ECD5-01142040.D
 Signal(s) : Signal #1: ECD1A.CH Signal #2: ECD2B.CH
 Acq On : 14 Jan 2020 22:51
 Operator : MJB
 Sample : 0A14039-CCB3
 Misc : A19L339
 ALS Vial : 7 (Sig #1); 0 (Sig #2) Sample Multiplier: 1

Integration File signal 1: PEST1.e
 Integration File signal 2: PEST2.e
 Quant Time: Jan 15 11:01:40 2020
 Quant Method : R:\methods\ECD5_QUANTPEST_200107.M
 Quant Title : Instrument: DualECD5
 QLast Update : Thu Jan 09 11:11:29 2020
 Response via : Initial Calibration.
 Integrator: ChemStation 6890 Scale Mode: Small noise peaks clipped

MJB
1/15/20

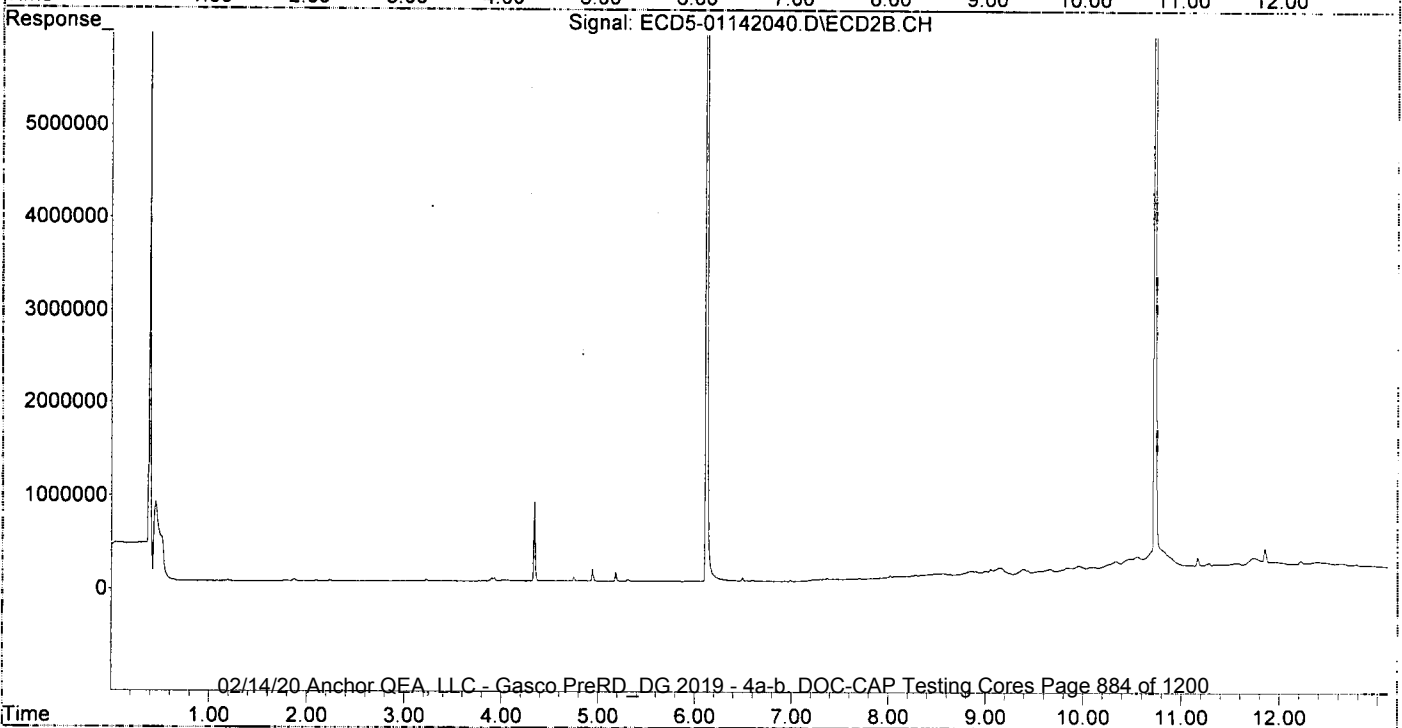
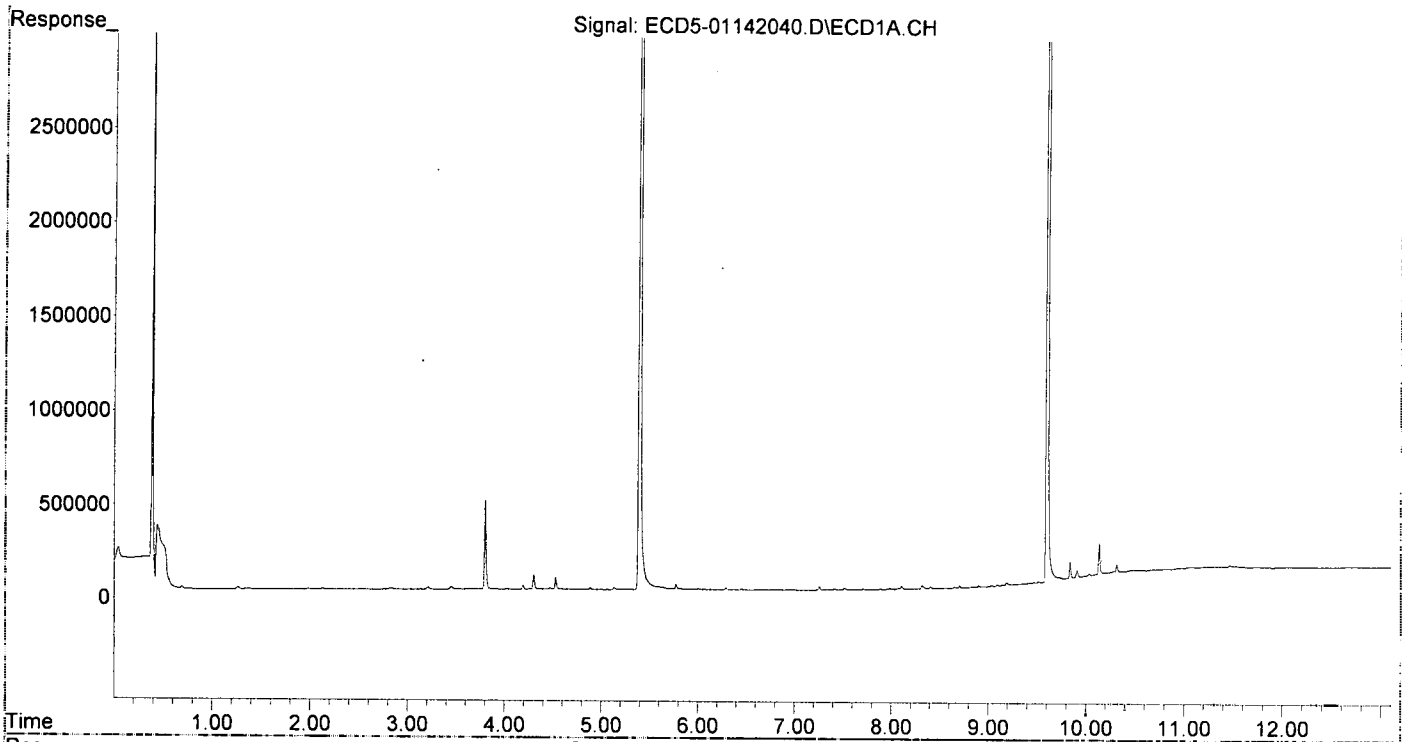
Compound	RT#1	RT#2	Resp#1	Resp#2	ng/mL	ng/mL
System Monitoring Compounds						
1) S TCMX (S)	5.394	6.120	18085793	31551746	92.624	105.849
22) S DCBP (S)	9.600	10.733	14343458	18818561	96.875	105.754
Target Compounds						
2) a-BHC	0.000	0.000	0	0	N.D.	N.D.
3) g-BHC	0.000	0.000	0	0	N.D.	N.D.
4) b-BHC	6.291	0.000	11543	0	5931.884	N.D. #
5) Heptachlor	0.000	0.000	0	0	N.D.	N.D.
6) d-BHC	6.451	7.369	6052	15457	0.028	0.104 #
7) Aldrin	0.000	7.700	0	6030	N.D.	0.018 #
8) Heptachlo...	7.336	8.142	4487	5560	0.022	0.018 #
9) trans-Chl...	7.414	8.291	5403	5140	0.026	0.016 #
10) cis-Chlor...	7.518	0.000	11243	0	0.055	N.D. #
11) Endosulfa...	0.000	8.445	0	5583	N.D.	0.020 #
12) 4,4'-DDE	0.000	8.526f	0	4955	N.D.	0.050 #
13) Dieldrin	7.794	0.000	2744	0	0.013	N.D. #
14) Endrin	7.959	8.865	2256	35974	0.013	0.153 #
15) 4,4'-DDD	7.987f	8.906	8705	34213	0.050	0.139 #
16) Endosulfa...	8.108	9.014	17207	28968	0.101	0.119 #
17) 4,4'-DDT	0.000	9.152	0	56760	N.D.	0.295 #
18) Endrin Al...	8.408	0.000	11138	0	0.073	N.D. #
19) Endosulfa...	8.709	9.441	12619	23172	0.079	0.105 #
20) Methoxychlor	8.547	0.000	1154	0	0.013	N.D. #
21) Endrin Ke...	8.903	9.847	7512	44421	0.039	0.177 #
23) Hexachlor...	3.212	3.807	14107	8242	0.071	0.021 #
24) Hexachlor...	5.776	6.605	30474	8649	0.003	0.027 #
25) Oxychlorane	7.259	8.063	19945	10617	BelowCal	0.038
26) 2,4'-DDE	7.336	8.276	4487	5486	0.031	0.026 #
27) trans-Non...	7.518	8.339	11243	8197	BelowCal	0.027 #
28) 2,4'-DDD	7.711	0.000	4318	0	0.034	N.D. #
29) 2,4'-DDT	7.892	8.865	3867	35974	0.026	0.091 #
30) cis-Nonac...	7.987	8.906	8705	34213	0.037	0.100 #
31) Mirex	8.655	9.847	5804	44421	6723.004	BelowCal #
32) Chlordane...	7.414f	8.276	5403	5486	0.230	0.141 #
33) Chlordane...	7.518	0.000	11243	0	0.390	N.D. #
34) Chlordane...	8.073	9.053	4911	49003	0.646	4.615 #
35) Chlordane...	3.799	3.807	476596	8242	NoCal	NoCal
36) Toxaphene...	7.518	0.000	11243	0	10.675	N.D. #
37) Toxaphene...	7.794	8.993f	2744	35020	1.411	10.056 #
38) Toxaphene...	8.108	9.014	17207	28968	BelowCal	1.700
39) Toxaphene...	8.320f	9.053	17363	49003	4.298	5.429
40) Toxaphene...	8.547f	0.000	1154	0	0.351	N.D. #
41) Toxaphene...	8.655	9.664f	5804	30413	1.337	5.417 #
42) Toxaphene...	3.799	3.807	476596	8242	NoCal	NoCal

(f)=RT Delta > 1/2 Window (#)=Amounts differ by > 40% (m)=manual int.

Quantitation Report (Not Reviewed)

Data Path : R:\data\2020-01\0A14039\
Data File : ECD5-01142040.D
Signal(s) : Signal #1: ECD1A.CH Signal #2: ECD2B.CH
Acq On : 14 Jan 2020 22:51
Operator : MJB
Sample : 0A14039-CCB3
Misc : A19L339
ALS Vial : 7 (Sig #1); 0 (Sig #2) Sample Multiplier: 1

Integration File signal 1: PEST1.e
Integration File signal 2: PEST2.e
Quant Time: Jan 15 11:01:40 2020
Quant Method : R:\methods\ECD5_QUANTPEST_200107.M
Quant Title : Instrument: DualECD5
QLast Update : Thu Jan 09 11:11:29 2020
Response via : Initial Calibration
Integrator: ChemStation 6890 Scale Mode: Small noise peaks clipped



**Organochloride Pesticides by EPA 8081B
Benchsheet & Analysis Sequence Data**

Sequence 0A15038(A9J0599-15RE1,16RE1,17RE1,30RE1,31RE1,32RE1)



ELEMENT SEQUENCE LOG

Apex Laboratories

Sequence: **0A15038**

Instrument: **DUALECD5**

Date: **01/15/20 10:56**

Calibration: **A0A0906**

#	Lab Number	Matrix	Analysis	Client	Due	Batch	ISTD ID	STD ID
1	0A15038-BKD1	Sediment	QC	QC				A20A019
2	0A15038-CCV1	Sediment	QC	QC				A19K133
3	0A15038-CCV2	Sediment	QC	QC				A19J408
4	0A15038-CCB1	Sediment	QC	QC				A19L339
5	A9J0558-48RE1	Sediment	8081B 2,4+4,4-DDx Only (+Add)	Anchor QEA, LLC	01/06/20	0010079		
6	0A15038-IBL1	Sediment	QC	QC				
7	A9J0594-12RE1	Sediment	8081B 2,4+4,4-DDx Only (+Add)	Anchor QEA, LLC	01/06/20	0010079		
8	0A15038-IBL2	Sediment	QC	QC				
9	A9J0594-13RE1	Sediment	8081B 2,4+4,4-DDx Only (+Add)	Anchor QEA, LLC	01/06/20	0010079		
10	0A15038-IBL3	Sediment	QC	QC				
11	A9J0594-14RE1	Sediment	8081B 2,4+4,4-DDx Only (+Add)	Anchor QEA, LLC	01/06/20	0010079		
12	0A15038-IBL4	Sediment	QC	QC				
13	A9J0594-32RE1	Sediment	8081B 2,4+4,4-DDx Only (+Add)	Anchor QEA, LLC	01/06/20	0010079		
14	0A15038-IBL5	Sediment	QC	QC				
15	A9J0594-33RE1	Sediment	8081B 2,4+4,4-DDx Only (+Add)	Anchor QEA, LLC	01/06/20	0010079		
16	0A15038-IBL6	Sediment	QC	QC				
17	A9J0594-45RE1	Sediment	8081B 2,4+4,4-DDx Only (+Add)	Anchor QEA, LLC	01/06/20	0010079		
18	0A15038-IBL7	Sediment	QC	QC				
19	A9J0594-46RE1	Sediment	8081B 2,4+4,4-DDx Only (+Add)	Anchor QEA, LLC	01/06/20	0010079		
20	0A15038-IBL8	Sediment	QC	QC				
21	0A15038-CCV3	Sediment	QC	QC				A19K134
22	0A15038-CCV4	Sediment	QC	QC				A19J409
23	0A15038-CCB2	Sediment	QC	QC				A19L339
24	A9J0594-47RE1	Sediment	8081B 2,4+4,4-DDx Only (+Add)	Anchor QEA, LLC	01/06/20	0010079		
25	0A15038-IBL9	Sediment	QC	QC				
26	A9J0599-15RE1	Sediment	8081B 2,4+4,4-DDx Only (+Add)	Anchor QEA, LLC	01/06/20	0010079		
27	0A15038-IBLA	Sediment	QC	QC				
28	A9J0599-16RE1	Sediment	8081B 2,4+4,4-DDx Only (+Add)	Anchor QEA, LLC	01/06/20	0010079		
29	0A15038-IBLB	Sediment	QC	QC				
30	A9J0599-17RE1	Sediment	8081B 2,4+4,4-DDx Only (+Add)	Anchor QEA, LLC	01/06/20	0010079		
31	0A15038-IBLC	Sediment	QC	QC				
32	A9J0599-30RE1	Sediment	8081B 2,4+4,4-DDx Only (+Add)	Anchor QEA, LLC	01/06/20	0010079		
33	0A15038-IBLD	Sediment	QC	QC				
34	A9J0599-31RE1	Sediment	8081B 2,4+4,4-DDx Only (+Add)	Anchor QEA, LLC	01/06/20	0010079		
35	0A15038-IBLE	Sediment	QC	QC				
36	A9J0599-32RE1	Sediment	8081B 2,4+4,4-DDx Only (+Add)	Anchor QEA, LLC	01/06/20	0010079		
37	0A15038-IBLF	Sediment	QC	QC				
38	0010079-MS1	Sediment	QC	QC		0010079		
39	0A15038-IBLG	Sediment	QC	QC				
40	0010079-MSD1	Sediment	QC	QC		0010079		
41	0A15038-IBLH	Sediment	QC	QC				
42	0A15038-CCV5	Sediment	QC	QC				A19K133
43	0A15038-CCV6	Sediment	QC	QC				A19J408
44	0A15038-CCB3	Sediment	QC	QC				A19L339

Data Entered By: MJB 1/16/20

Comments:

Data Reviewed By: MJB 1/17/20 1/21/20 Anchor QEA, LLC - Gasco PreRD_DG 2019 - 4a-b. DOC-CAP Testing Cores Page 886 of 1200

Pesticide BKD

Pesticide Breakdown Check (Validated 8/8/2013)

Sequence: 0A15038 BKD1
Data File: ECD5-01152003.D

First Column Area Counts		Percent Breakdown	
DDE	616809		
DDD	6318777		
DDT	149165002	4.44	PASS
Endrin	85407781	7.50	PASS
Endrin Aldehyde	2113121		
Endrin Ketone	4816537		

Second Column Area Counts		Percent Breakdown	
DDE	970714		
DDD	11446479		
DDT	240279879	4.91	PASS
Endrin	132551870	8.03	PASS
Endrin Aldehyde	3170940		
Endrin Ketone	8400444		

Breakdown must be less than 15% to accept sample data.

*MB
1/15/20*

Quantitation Report (QT Reviewed)

Data Path : C:\msdchem\4\data\2020-01\0A15038\
 Data File : ECD5-01152003.D
 Signal(s) : Signal #1: ECD1A.CH Signal #2: ECD2B.CH
 Acq On : 15 Jan 2020 11:45
 Operator : MJB
 Sample : 0A15038-BKD1
 Misc : A20A019
 ALS Vial : 2 (Sig #1); 0 (Sig #2) Sample Multiplier: 1

Integration File signal 1: PEST1.e
 Integration File signal 2: PEST2.e
 Quant Time: Jan 15 11:59:27 2020
 Quant Method : C:\msdchem\4\methods\PestBreakdownCHK_200107.M
 Quant Title : Pesticides
 QLast Update : Thu Aug 21 11:53:22 2014
 Response via : Initial Calibration
 Integrator: ChemStation 6890 Scale Mode: Small noise peaks clipped

Compound	R.T.	Response	Conc	Units

Target Compounds				
1) 4,4'-DDE	7.592	616809	NoCal	ng/mL
2) Endrin	7.961	85407781	NoCal	ng/mL
3) 4,4'-DDD	8.012	6318777	NoCal	ng/mL
4) 4,4'-DDT	8.210	149165002	NoCal	ng/mL
5) Endrin Aldehyde	8.409	2113121	NoCal	ng/mL
6) Endrin Ketone	8.904	4816537	NoCal	ng/mL
8) 4,4'-DDE [2C]	8.490	970714	NoCal	ng/mL
9) Endrin [2C]	8.871	132551870	NoCal	ng/mL
10) 4,4'-DDD [2C]	8.908	11446479	NoCal	ng/mL
11) Endrin Aldehyde [2C]	9.255	3170940	NoCal	ng/mL
12) 4,4'-DDT [2C]	9.137	240279879	NoCal	ng/mL
13) Endrin Ketone [2C]	9.852	8400444	NoCal	ng/mL

(f)=RT Delta > 1/2 Window

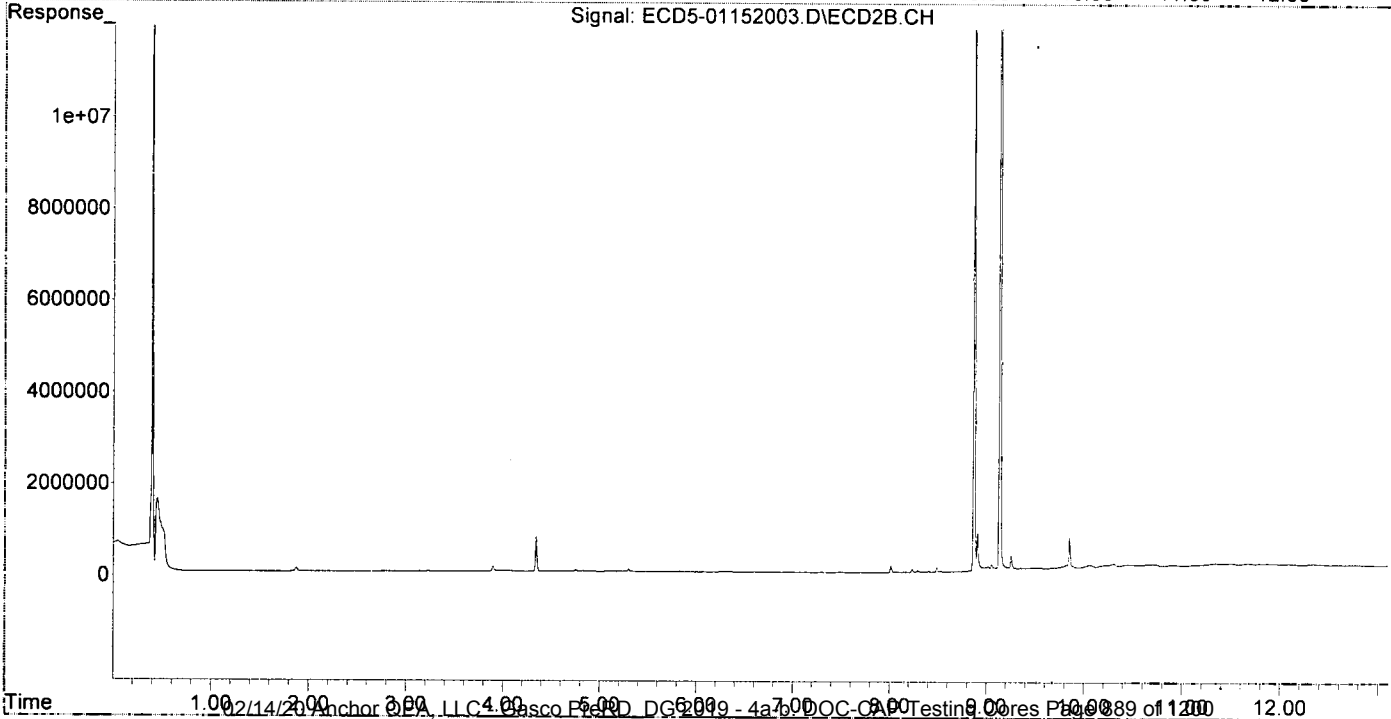
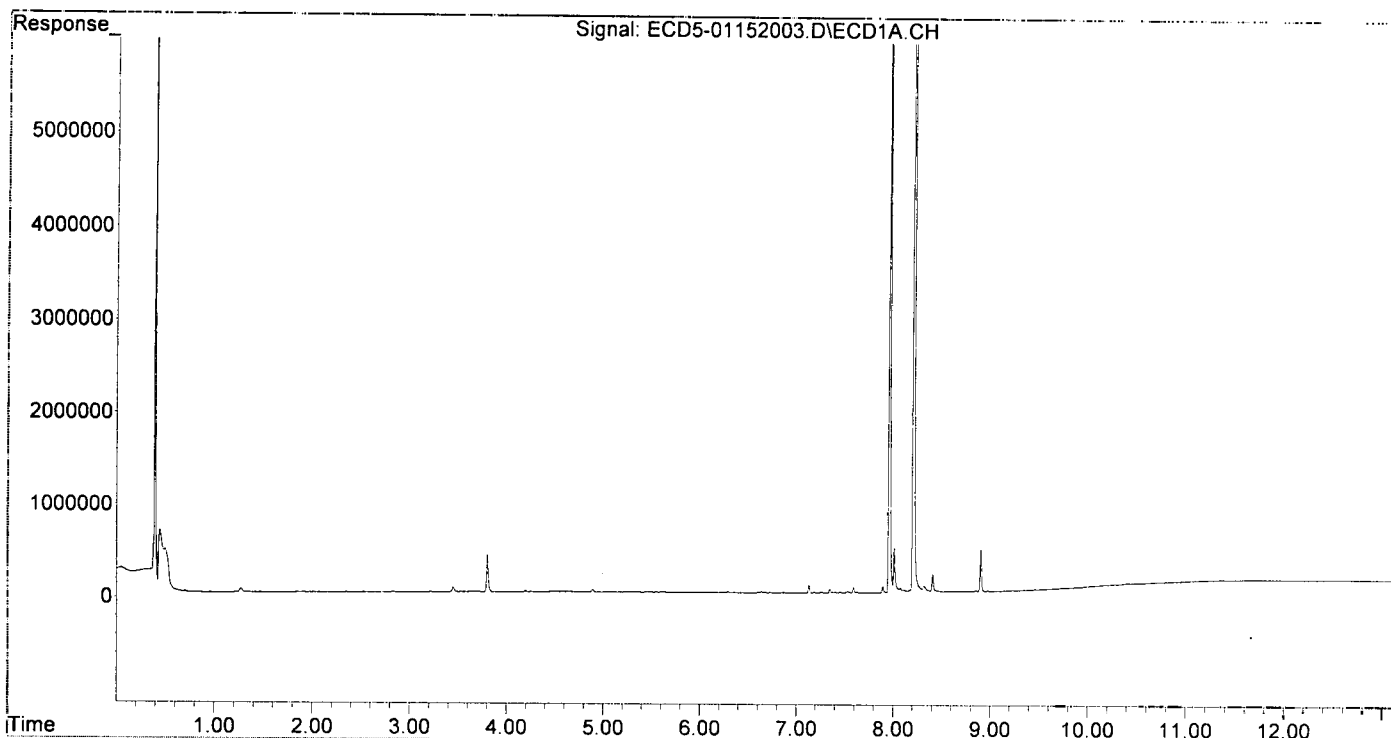
(m)=manual int.

MR
1/15/20

Quantitation Report (QT Reviewed)

Data Path : C:\msdchem\4\data\2020-01\0A15038\
Data File : ECD5-01152003.D
Signal(s) : Signal #1: ECD1A.CH Signal #2: ECD2B.CH
Acq On : 15 Jan 2020 11:45
Operator : MJB
Sample : 0A15038-BKD1
Misc : A20A019
ALS Vial : 2 (Sig #1); 0 (Sig #2) Sample Multiplier: 1

Integration File signal 1: PEST1.e
Integration File signal 2: PEST2.e
Quant Time: Jan 15 11:59:27 2020
Quant Method : C:\msdchem\4\methods\PestBreakdownCHK_200107.M
Quant Title : Pesticides
QLast Update : Thu Aug 21 11:53:22 2014
Response via : Initial Calibration
Integrator: ChemStation 6890 Scale Mode: Small noise peaks clipped



Quantitation Report (Not Reviewed)

Data Path : R:\data\2020-01\0A15038\
 Data File : ECD5-01152004.D
 Signal(s) : Signal #1: ECD1A.CH Signal #2: ECD2B.CH
 Acq On : 15 Jan 2020 12:02
 Operator : MJB
 Sample : 0A15038-CCV1
 Misc : A19K133, AB 50 ppb
 ALS Vial : 3 (Sig #1); 0 (Sig #2) Sample Multiplier: 1

Integration File signal 1: PEST1.e
 Integration File signal 2: PEST2.e
 Quant Time: Jan 15 14:06:03 2020
 Quant Method : R:\methods\ECD5_QUANTPEST_200107.M
 Quant Title : Instrument: DualECD5
 QLast Update : Thu Jan 09 11:11:29 2020
 Response via : Initial Calibration
 Integrator: ChemStation 6890 Scale Mode: Small noise peaks clipped

MJB
1/15/20

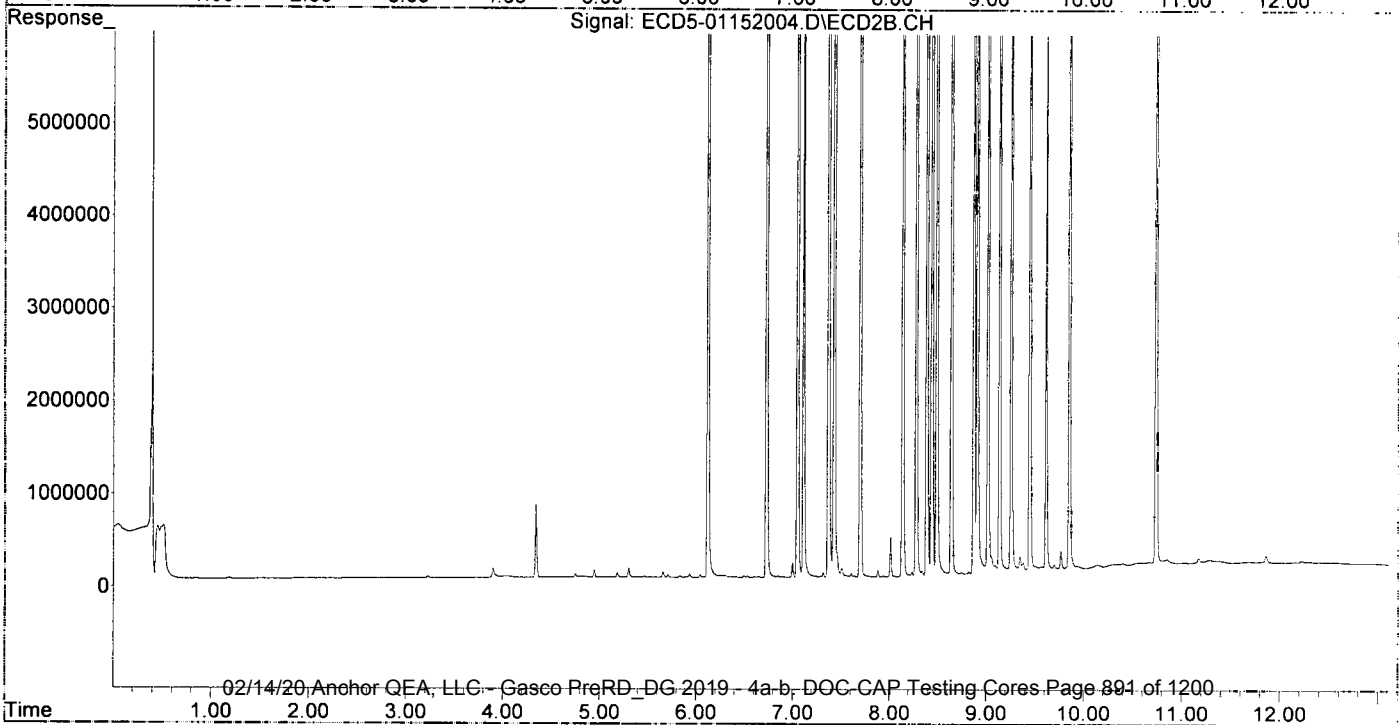
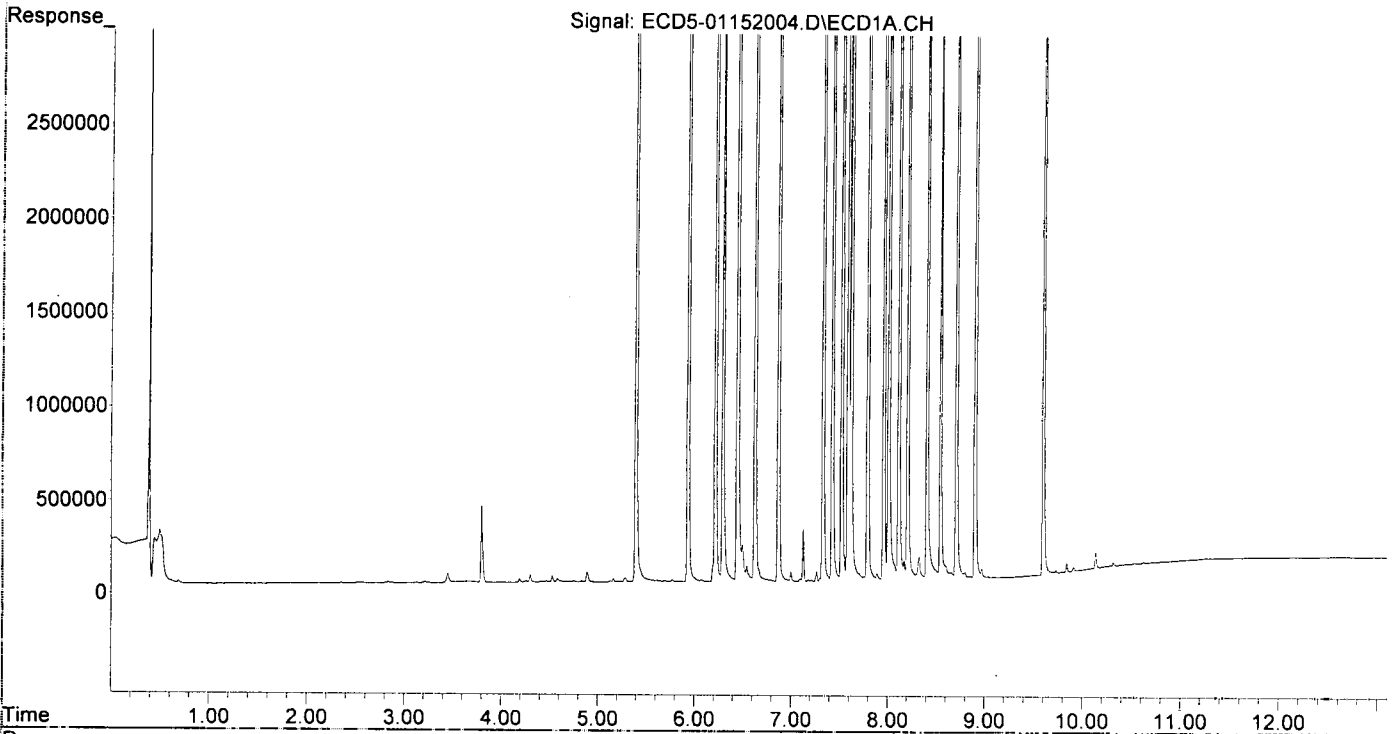
Compound	RT#1	RT#2	Resp#1	Resp#2	ng/mL	ng/mL
System Monitoring Compounds						
1) S TCMX (S)	5.393	6.120	8734642	15505174	44.733	52.016
22) S DCBP (S)	9.601	10.735	7068594	8686538	47.369	48.815
Target Compounds						
2) a-BHC	5.933	6.728	13089682	23477601	49.740	56.853
3) g-BHC	6.216	7.048	11257107	20128773	48.210	55.133
4) b-BHC	6.293	7.110	4114852	7901169	42.105	49.119
5) Heptachlor	6.627	7.427	10901319	19471731	47.974	54.929
6) d-BHC	6.444	7.368	9384964	19017686	43.082	53.312
7) Aldrin	6.869	7.696	10653375	18598137	48.284	55.841
8) Heptachlo...	7.330	8.135	9536915	16844639	46.261	54.684
9) trans-Chl...	7.426	8.276	9756351	16540936	46.300	53.045
10) cis-Chlor...	7.523	8.384	9449529	15687425	46.179	52.882
11) Endosulfa...	7.620	8.436	9063488	14810777	46.766	53.299
12) 4,4'-DDE	7.586	8.486	9309072	16284863	45.149	52.592
13) Dieldrin	7.792	8.638	10402606	16759934	48.300	54.252
14) Endrin	7.957	8.867	8845930	13807700	51.127	58.765
15) 4,4'-DDD	8.008	8.904	7637421	13440784	44.235	54.680
16) Endosulfa...	8.114	9.014	7860845	13073214	46.073	53.513
17) 4,4'-DDT	8.206	9.133	7427924	12008208	44.838	51.344
18) Endrin Al...	8.405	9.252	6531994	10620424	42.661	47.497
19) Endosulfa...	8.707	9.443	7715669	12619611	48.212	56.930
20) Methoxychlor	8.544	9.611	3648570	5908982	42.127	49.684
21) Endrin Ke...	8.902	9.849	9248750	14337511	48.430	57.251
23) Hexachlor...	3.212	0.000	7877	0	0.039	N.D. #
24) Hexachlor...	5.775	6.604	12873	8612	BelowCal	0.027
25) Oxychlorane	7.265	8.055	50808	6340	0.088	0.023 #
26) 2,4'-DDE	7.330	8.276	9536915	16540936	66.883	78.545
27) trans-Non...	7.523	8.336	9449529	53806	47.312	0.175 #
28) 2,4'-DDD	0.000	8.638	0	16759934	N.D.	90.869 #
29) 2,4'-DDT	7.891	8.867	33302	13807700	0.227	66.695 #
30) cis-Nonac...	8.008f	8.904	7637421	13440784	32.404	39.400
31) Mirex	8.656	9.849	30996	14337511	6722.818	76.410 #
32) Chlordane...	7.426	8.276	9756351	16540936	415.843	425.250
33) Chlordane...	7.523	8.384	9449529	15687425	327.872	488.736 #
34) Chlordane...	8.114f	0.000	7860845	0	1033.290	N.D. #
35) Chlordane...	3.798	0.000	412538	0	NoCal	N.D.
36) Toxaphene...	7.523	8.638	9449529	16759934	8972.020	6197.496
37) Toxaphene...	7.792	0.000	10402606	0	5349.307	N.D. #
38) Toxaphene...	8.114	9.014	7860845	13073214	1832.286	2157.147
39) Toxaphene...	8.324f	0.000	114799	0	28.415	N.D. #
40) Toxaphene...	0.000	9.252	0	10620424	N.D.	2114.800 #
41) Toxaphene...	8.656	9.611f	30996	5908982	7.138	1052.513 #
42) Toxaphene...	3.798	0.000	412538	0	NoCal	N.D.

(f)=RT Delta > 1/2 Window (#)=Amounts differ by > 40% (m)=manual int.

Quantitation Report (Not Reviewed)

Data Path : R:\data\2020-01\0A15038\
Data File : ECD5-01152004.D
Signal(s) : Signal #1: ECD1A.CH Signal #2: ECD2B.CH
Acq On : 15 Jan 2020 12:02
Operator : MJB
Sample : 0A15038-CCV1
Misc : A19K133, AB 50 ppb
ALS Vial : 3 (Sig #1); 0 (Sig #2) Sample Multiplier: 1

Integration File signal 1: PEST1.e
Integration File signal 2: PEST2.e
Quant Time: Jan 15 14:06:03 2020
Quant Method : R:\methods\ECD5_QUANTPEST_200107.M
Quant Title : Instrument: DualECD5
QLast Update : Thu Jan 09 11:11:29 2020
Response via : Initial Calibration
Integrator: ChemStation 6890 Scale Mode: Small noise peaks clipped



Data Path : R:\data\2020-01\0A15038\
 Data File : ECD5-01152005.D
 Signal(s) : Signal #1: ECD1A.CH Signal #2: ECD2B.CH
 Acq On : 15 Jan 2020 12:19
 Operator : MJB
 Sample : 0A15038-CCV2
 Misc : A19J408, 9-42 50 ppb
 ALS Vial : 4 (Sig #1); 0 (Sig #2) Sample Multiplier: 1

Integration File signal 1: PEST1.e
 Integration File signal 2: PEST2.e
 Quant Time: Jan 15 14:06:09 2020
 Quant Method : R:\methods\ECD5_QUANTPEST_200107.M
 Quant Title : Instrument: DualECD5
 QLast Update : Thu Jan 09 11:11:29 2020
 Response via : Initial Calibration
 Integrator: ChemStation 6890 Scale Mode: Small noise peaks clipped

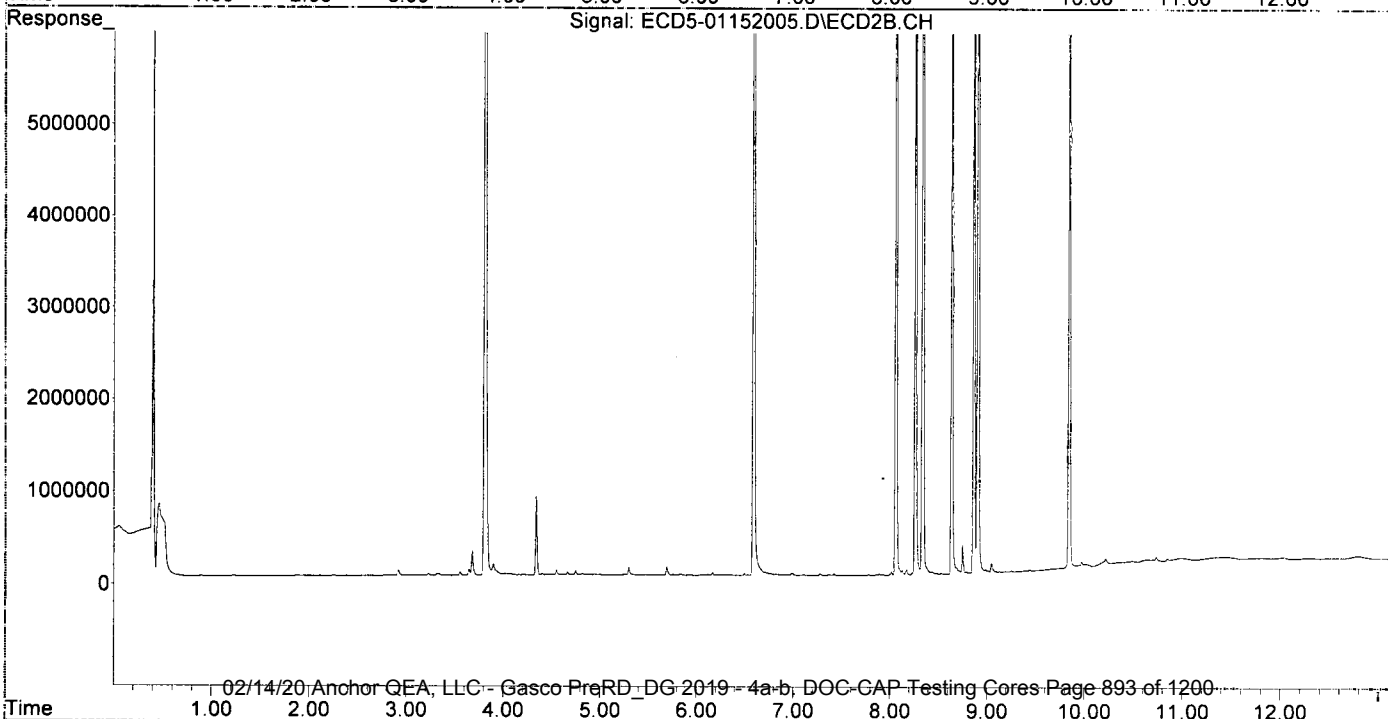
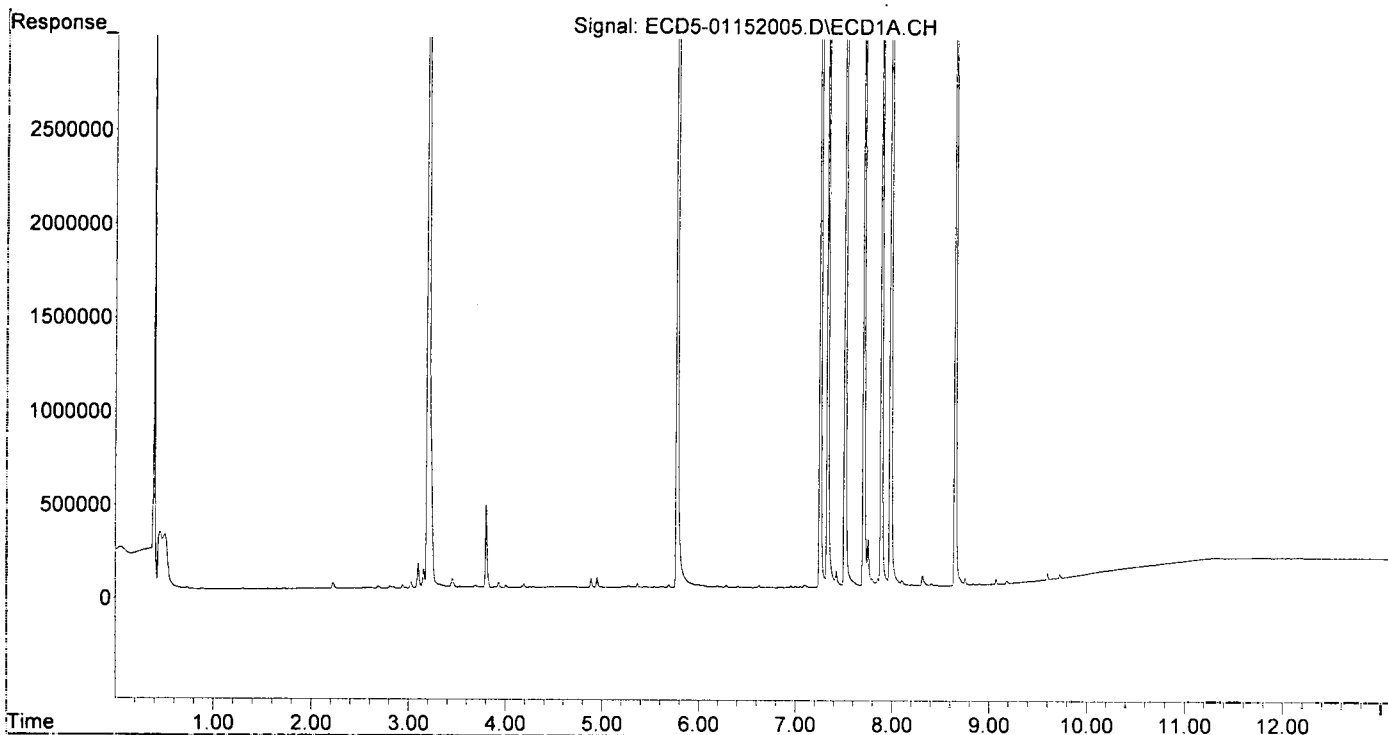
MJB
1/15/20

Compound	RT#1	RT#2	Resp#1	Resp#2	ng/mL	ng/mL
System Monitoring Compounds						
1) S TCMX (S)	5.365f	6.118	19899	9693	0.102	0.033 #
22) S DCBP (S)	9.600	10.734	33656	78992	0.069	0.444 #
Target Compounds						
2) a-BHC	0.000	6.701f	0	30520	N.D.	0.074 #
3) g-BHC	6.191f	0.000	10076	0	0.043	N.D. #
4) b-BHC	6.283	7.110	12867	4892	5931.871	0.030 #
5) Heptachlor	6.625	7.425	13415	19604	0.059	0.055
6) d-BHC	6.446	7.369	5186	11023	0.024	0.091 #
7) Aldrin	0.000	0.000	0	0	N.D.	N.D.
8) Heptachlo...	7.334	8.132	6265061	49763	30.390	0.162 #
9) trans-Chl...	7.425	8.263	88229	10719179	0.419	34.375 #
10) cis-Chlor...	7.514	0.000	9602463	0	46.927	N.D. #
11) Endosulfa...	0.000	8.440	0	25074	N.D.	0.090 #
12) 4,4'-DDE	0.000	0.000	0	0	N.D.	N.D.
13) Dieldrin	7.753f	8.638	253455	9338298	1.177	30.228 #
14) Endrin	7.985f	8.866	10829544	10593558	62.592	45.086
15) 4,4'-DDD	7.985f	8.908	10829544	18449067	62.724	75.055
16) Endosulfa...	8.102	8.990f	30810	32778	0.181	0.134
17) 4,4'-DDT	0.000	0.000	0	0	N.D.	N.D.
18) Endrin Al...	8.406	9.250	11104	12080	0.073	0.054
19) Endosulfa...	0.000	9.442	0	14393	N.D.	0.065 #
20) Methoxychlor	0.000	0.000	0	0	N.D.	N.D.
21) Endrin Ke...	8.901	9.844	6133	9828070	0.032	39.244 #
23) Hexachlor...	3.199	3.807	9753348	20265248	48.902	50.571
24) Hexachlor...	5.775	6.589	9075085	16184746	46.932	50.561
25) Oxychlorane	7.257	8.063	8801921	14546440	49.988	52.009
26) 2,4'-DDE	7.334	8.263	6265061	10719179	43.937	50.900
27) trans-Non...	7.514	8.338	9602463	16159784	48.077	52.554
28) 2,4'-DDD	7.707	8.638	5470424	9338298	42.995	50.631
29) 2,4'-DDT	7.890	8.866	6441811	10593558	43.979	52.390
30) cis-Nonac...	7.985	8.908	10829544	18449067	45.947	54.081
31) Mirex	8.652	9.844	6625579	9828070	49.238	53.542
32) Chlordane...	7.425	8.263	88229	10719179	3.761	275.579 #
33) Chlordane...	7.514	0.000	9602463	0	333.179	N.D. #
34) Chlordane...	8.102f	9.050	30810	97782	4.050	9.209 #
35) Chlordane...	3.800	3.807	439986	20265248	NoCal	NoCal
36) Toxaphene...	7.514	8.638	9602463	9338298	9117.227	3453.120 #
37) Toxaphene...	0.000	8.990f	0	32778	N.D.	9.412 #
38) Toxaphene...	8.102	8.990	30810	32778	3.212	2.445
39) Toxaphene...	0.000	9.050f	0	97782	N.D.	10.834 #
40) Toxaphene...	0.000	9.250	0	12080	N.D.	2.406 #
41) Toxaphene...	8.652	0.000	6625579	0	1525.802	N.D. #
42) Toxaphene...	3.800	3.807	439986	20265248	NoCal	NoCal

(f)=RT Delta > 1/2 Window (#)=Amounts differ by > 40% (m)=manual int.

Data Path : R:\data\2020-01\0A15038\
Data File : ECD5-01152005.D
Signal(s) : Signal #1: ECD1A.CH Signal #2: ECD2B.CH
Acq On : 15 Jan 2020 12:19
Operator : MJB
Sample : 0A15038-CCV2
Misc : A19J408, 9-42 50 ppb
ALS Vial : 4 (Sig #1); 0 (Sig #2) Sample Multiplier: 1

Integration File signal 1: PEST1.e
Integration File signal 2: PEST2.e
Quant Time: Jan 15 14:06:09 2020
Quant Method : R:\methods\ECD5_QUANTPEST_200107.M
Quant Title : Instrument: DualECD5
QLast Update : Thu Jan 09 11:11:29 2020
Response via : Initial Calibration
Integrator: ChemStation 6890 Scale Mode: Small noise peaks clipped



Data Path : R:\data\2020-01\0A15038\
 Data File : ECD5-01152006.D
 Signal(s) : Signal #1: ECD1A.CH Signal #2: ECD2B.CH
 Acq On : 15 Jan 2020 12:37
 Operator : MJB
 Sample : 0A15038-CCB1
 Misc : A19L339
 ALS Vial : 7 (Sig #1); 0 (Sig #2) Sample Multiplier: 1

Integration File signal 1: PEST1.e
 Integration File signal 2: PEST2.e
 Quant Time: Jan 15 14:06:15 2020
 Quant Method : R:\methods\ECD5_QUANTPEST_200107.M
 Quant Title : Instrument: DualECD5
 QLast Update : Thu Jan 09 11:11:29 2020
 Response via : Initial Calibration
 Integrator: ChemStation 6890 Scale Mode: Small noise peaks clipped

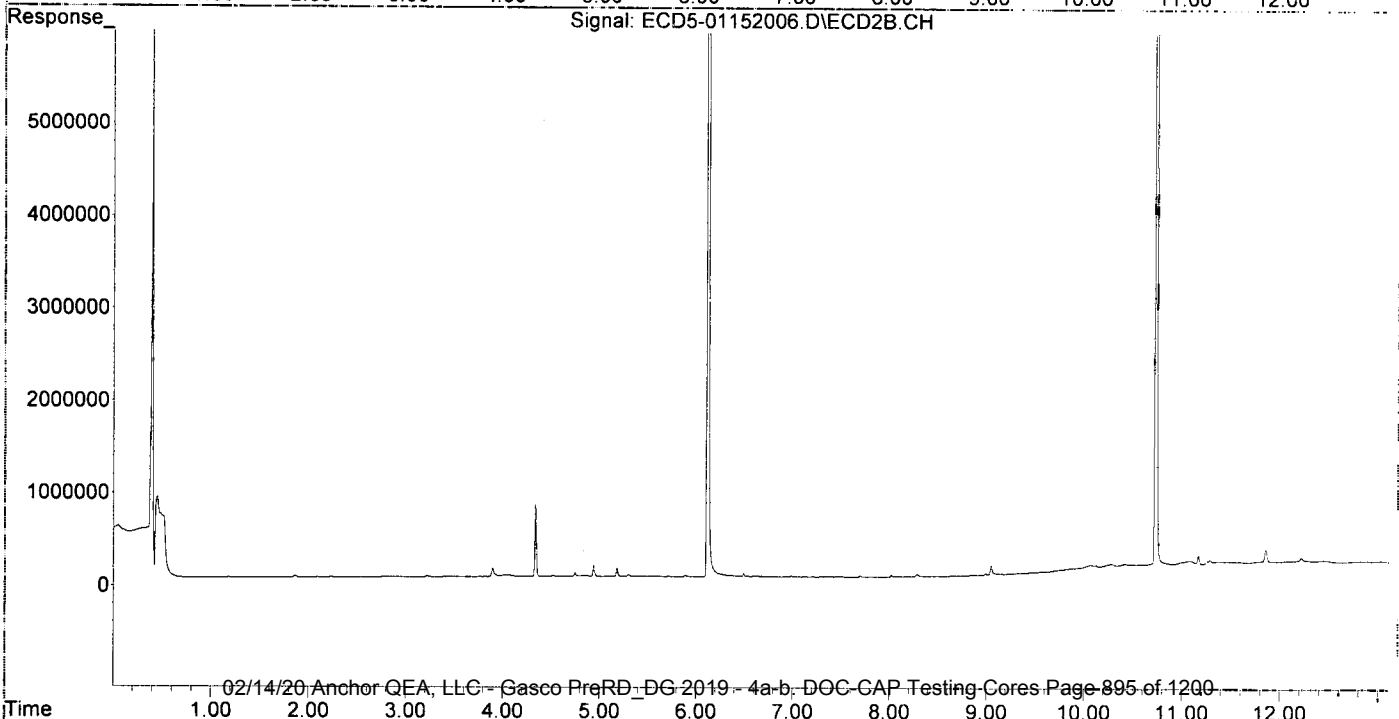
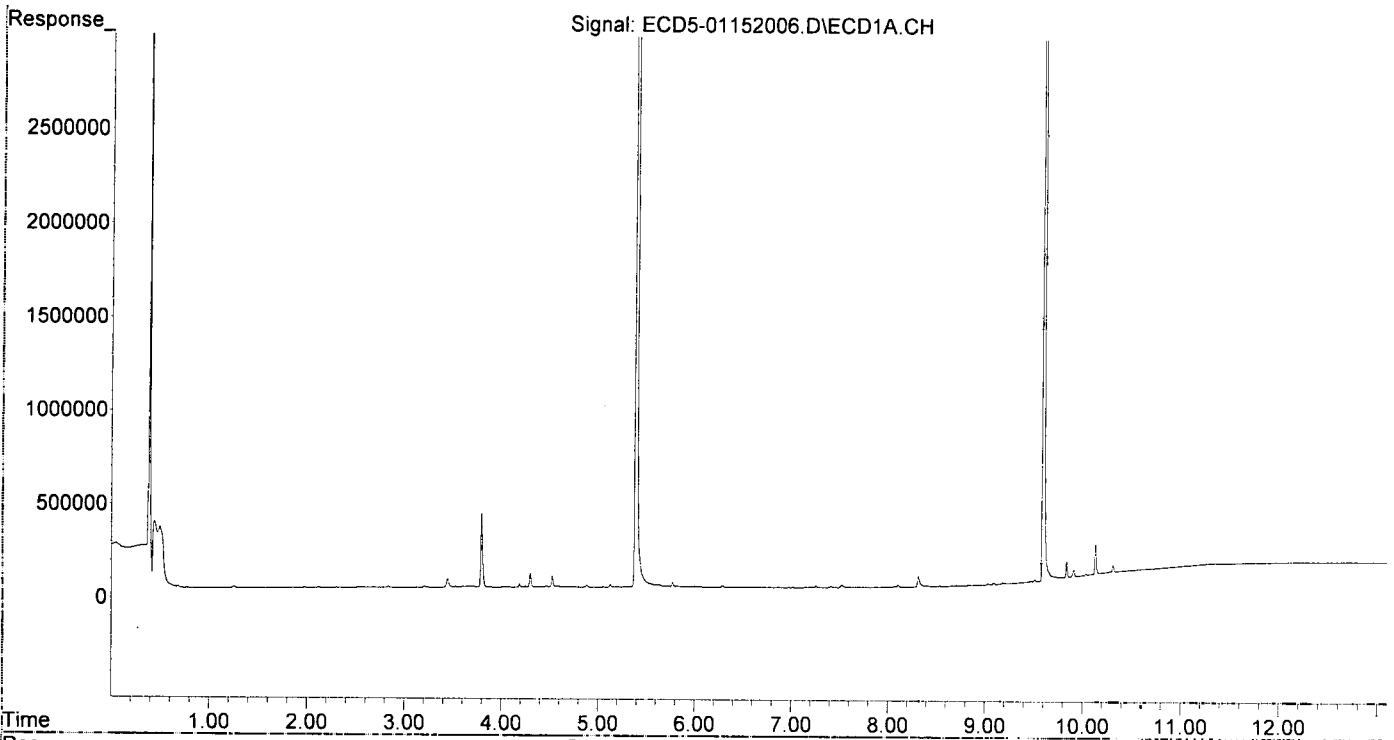
Compound		RT#1	RT#2	Resp#1	Resp#2	ng/mL	ng/mL
System Monitoring Compounds							
1)	S TCMX (S)	5.392	6.119	17036285	31363675	87.249	105.218
22)	S DCBP (S)	9.600	10.734	13888461	17790706	93.761	99.977
Target Compounds							
2)	a-BHC	0.000	0.000	0	0	N.D.	N.D.
3)	g-BHC	0.000	0.000	0	0	N.D.	N.D.
4)	b-BHC	6.288	0.000	9469	0	5931.905	N.D. #
5)	Heptachlor	0.000	0.000	0	0	N.D.	N.D.
6)	d-BHC	0.000	0.000	0	0	N.D.	N.D.
7)	Aldrin	0.000	7.698	0	14952	N.D.	0.045 #
8)	Heptachlo...	0.000	0.000	0	0	N.D.	N.D.
9)	trans-Chl...	7.412	8.289	8886	26937	0.042	0.086 #
10)	cis-Chlor...	7.524	0.000	13458	0	0.066	N.D. #
11)	Endosulfa...	0.000	0.000	0	0	N.D.	N.D.
12)	4,4'-DDE	0.000	0.000	0	0	N.D.	N.D.
13)	Dieldrin	0.000	0.000	0	0	N.D.	N.D.
14)	Endrin	0.000	8.867	0	2785	N.D.	0.012 #
15)	4,4'-DDD	0.000	8.867f	0	2785	N.D.	0.011 #
16)	Endosulfa...	8.106	8.992f	14368	16183	0.084	0.066
17)	4,4'-DDT	0.000	0.000	0	0	N.D.	N.D.
18)	Endrin Al...	8.406	9.252	5793	4828	0.038	0.022 #
19)	Endosulfa...	8.709	9.443	4084	4257	0.026	0.019
20)	Methoxychlor	8.536	0.000	2021	0	0.023	N.D. #
21)	Endrin Ke...	8.903	9.850	2157	12769	0.011	0.051 #
23)	Hexachlor...	3.208	0.000	7275	0	0.036	N.D. #
24)	Hexachlor...	5.774	6.604	24536	7254	BelowCal	0.023
25)	Oxychlorane	7.258	0.000	13066	0	BelowCal	N.D.
26)	2,4'-DDE	0.000	8.289f	0	26937	N.D.	0.128 #
27)	trans-Non...	7.524	0.000	13458	0	BelowCal	N.D.
28)	2,4'-DDD	0.000	0.000	0	0	N.D.	N.D.
29)	2,4'-DDT	0.000	8.867	0	2785	N.D.	BelowCal
30)	cis-Nonac...	0.000	0.000	0	0	N.D.	N.D.
31)	Mirex	8.655	9.850	2092	12769	6723.032	BelowCal #
32)	Chlordane...	7.412f	8.289	8886	26937	0.379	0.693 #
33)	Chlordane...	7.524	0.000	13458	0	0.467	N.D. #
34)	Chlordane...	8.070	9.050	5884	99980	0.773	9.416 #
35)	Chlordane...	3.796f	0.000	396395	0	NoCal	N.D.
36)	Toxaphene...	7.524	0.000	13458	0	12.778	N.D. #
37)	Toxaphene...	0.000	8.992f	0	16183	N.D.	4.647 #
38)	Toxaphene...	8.106	8.992	14368	16183	BelowCal	BelowCal
39)	Toxaphene...	0.000	9.050f	0	99980	N.D.	11.077 #
40)	Toxaphene...	0.000	9.252	0	4828	N.D.	0.961 #
41)	Toxaphene...	8.655	0.000	2092	0	0.482	N.D. #
42)	Toxaphene...	3.796	0.000	396395	0	NoCal	N.D.

MJB
1/15/20

(f)=RT Delta > 1/2 Window (#)=Amounts differ by > 40% (m)=manual int.

Data Path : R:\data\2020-01\0A15038\
Data File : ECD5-01152006.D
Signal(s) : Signal #1: ECD1A.CH Signal #2: ECD2B.CH
Acq On : 15 Jan 2020 12:37
Operator : MJB
Sample : 0A15038-CCB1
Misc : A19L339
ALS Vial : 7 (Sig #1); 0 (Sig #2) Sample Multiplier: 1

Integration File signal 1: PEST1.e
Integration File signal 2: PEST2.e
Quant Time: Jan 15 14:06:15 2020
Quant Method : R:\methods\ECD5_QUANTPEST_200107.M
Quant Title : Instrument: DualECD5
QLast Update : Thu Jan 09 11:11:29 2020
Response via : Initial Calibration
Integrator: ChemStation 6890 Scale Mode: Small noise peaks clipped



Quantitation Report (Not Reviewed)

Data Path : R:\data\2020-01\0A15038\
 Data File : ECD5-01152023.D
 Signal(s) : Signal #1: ECD1A.CH Signal #2: ECD2B.CH
 Acq On : 15 Jan 2020 17:57
 Operator : MJB
 Sample : 0A15038-CCV3
 Misc : A19K134, AB 100 ppb
 ALS Vial : 5 (Sig #1); 0 (Sig #2) Sample Multiplier: 1

Integration File signal 1: PEST1.e
 Integration File signal 2: PEST2.e
 Quant Time: Jan 16 10:31:01 2020
 Quant Method : R:\methods\ECD5_QUANTPEST_200107.M
 Quant Title : Instrument: DualECD5
 QLast Update : Thu Jan 09 11:11:29 2020
 Response via : Initial Calibration
 Integrator: ChemStation 6890 Scale Mode: Small noise peaks clipped

MJB
1/16/20

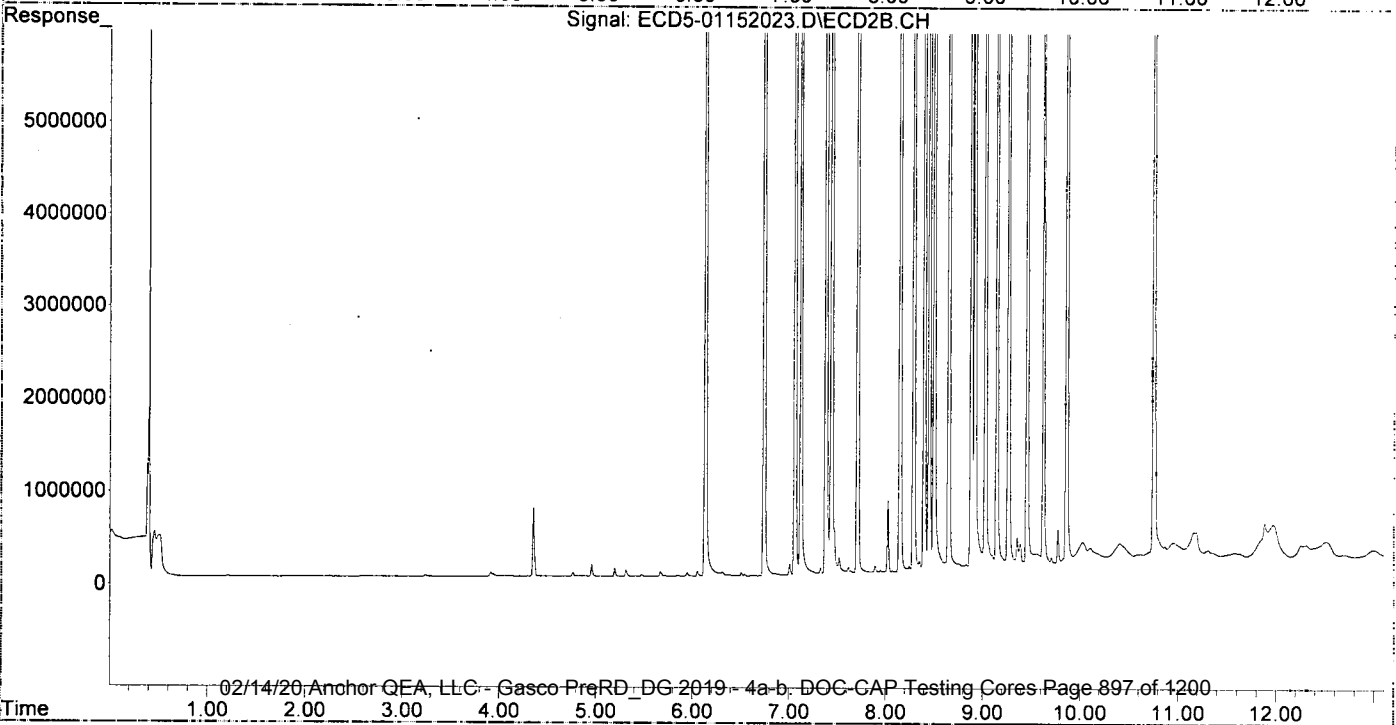
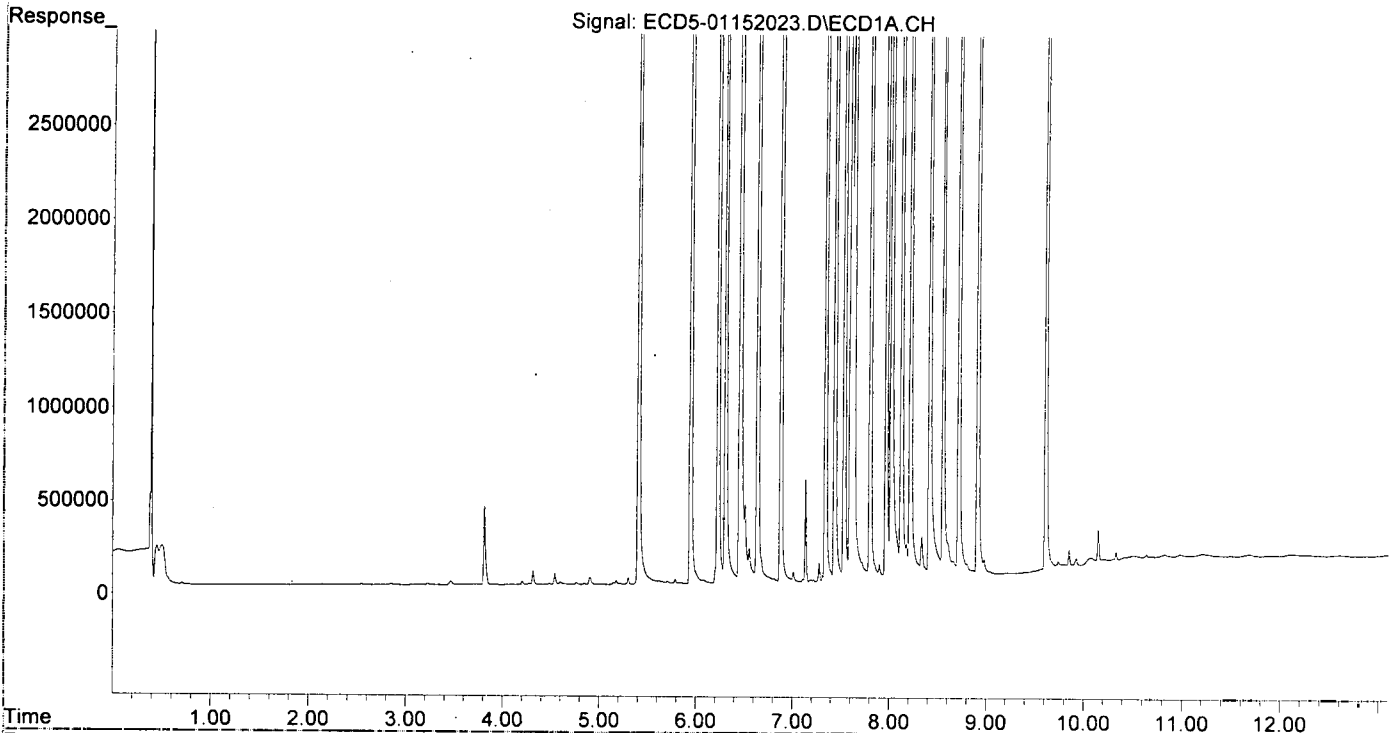
Compound	RT#1	RT#2	Resp#1	Resp#2	ng/mL	ng/mL
System Monitoring Compounds						
1) S TCMX (S)	5.406	6.134	17932333	30680641	91.838	102.926
22) S DCBP (S)	9.613	10.751	14351569	18655063	96.931	104.835
Target Compounds						
2) a-BHC	5.945	6.742	26754371	47732126	101.664	115.588
3) g-BHC	6.229	7.062	23063150	41234666	98.771	112.942
4) b-BHC	6.305	7.123	8441377	15084997	87.221	93.779
5) Heptachlor	6.639	7.440	22734298	40558010	100.047	114.413
6) d-BHC	6.455	7.381	19525556	38007036	89.632	101.106
7) Aldrin	6.881	7.710	21496964	36412675	97.431	109.329
8) Heptachlo...	7.342	8.149	20072448	33368588	97.366	108.327
9) trans-Chl...	7.437	8.289	19903680	33217361	94.456	106.524
10) cis-Chlor...	7.535	8.397	19443286	32432893	95.018	109.332
11) Endosulfa...	7.632	8.450	18699739	30165348	96.488	108.554
12) 4,4'-DDE	7.598	8.499	18661864	32477505	90.510	99.411
13) Dieldrin	7.804	8.652	21219115	33677800	98.521	109.014
14) Endrin	7.969	8.881	28136442	28136442	105.672	119.747
15) 4,4'-DDD	8.021	8.917	15440802	27513131	89.432	111.930
16) Endosulfa...	8.127	9.028	16012248	26512371	93.848	108.524
17) 4,4'-DDT	8.218	9.146	16242263	27551568	98.045	107.427
18) Endrin Al...	8.417	9.265	13014759	22637598	85.001	101.240
19) Endosulfa...	8.719	9.457	15807684	25963044	98.775	117.125
20) Methoxychlor	8.556	9.624	7558905	13040255	87.277	109.646
21) Endrin Ke...	8.914	9.862	19050379	30180953	99.756	120.515
23) Hexachlor...	3.226f	0.000	7370	0	0.037	N.D. #
24) Hexachlor...	5.788	6.616f	26014	9582	BelowCal	0.030
25) Oxychlordane	7.277f	8.069	97166	8482	0.354	0.030 #
26) 2,4'-DDE	7.342	8.245	20072448	54319	140.769	0.258 #
27) trans-Non...	7.535f	8.351	19443286	108227	97.085	0.352 #
28) 2,4'-DDD	0.000	8.652	0	33677800	N.D.	182.595 #
29) 2,4'-DDT	7.901	8.881	77772	28136442	0.531	124.179 #
30) cis-Nonac...	7.969	8.917	18283239	27513131	77.572	80.651
31) Mirex	0.000	9.862	0	30180953	N.D.	149.929 #
32) Chlordane...	7.437	8.289	19903680	33217361	848.351	853.984
33) Chlordane...	7.535	8.397	19443286	32432893	674.628	1010.436 #
34) Chlordane...	0.000	9.028f	0	26512371	N.D.	2496.990 #
35) Chlordane...	3.811	0.000	416097	0	NoCal	N.D.
36) Toxaphene...	7.535f	8.652f	19443286	33677800	18460.768	12453.393
37) Toxaphene...	7.804	0.000	21219115	0	10911.455	N.D. #
38) Toxaphene...	8.127	9.028f	16012248	26512371	3650.146	3893.413
39) Toxaphene...	8.339	0.000	218382	0	54.055	N.D. #
40) Toxaphene...	8.556f	9.265	7558905	22637598	2299.092	4507.728 #
41) Toxaphene...	0.000	9.624	0	13040255	N.D.	2322.741 #
42) Toxaphene...	3.811	0.000	416097	0	NoCal	N.D.

(f)=RT Delta > 1/2 Window (#)=Amounts differ by > 40% (m)=manual int.

Quantitation Report (Not Reviewed)

Data Path : R:\data\2020-01\0A15038\
Data File : ECD5-01152023.D
Signal(s) : Signal #1: ECD1A.CH Signal #2: ECD2B.CH
Acq On : 15 Jan 2020 17:57
Operator : MJB
Sample : 0A15038-CCV3
Misc : A19K134, AB 100 ppb
ALS Vial : 5 (Sig #1); 0 (Sig #2) Sample Multiplier: 1

Integration File signal 1: PEST1.e
Integration File signal 2: PEST2.e
Quant Time: Jan 16 10:31:01 2020
Quant Method : R:\methods\ECD5_QUANTPEST_200107.M
Quant Title : Instrument: DualECD5
QLast Update : Thu Jan 09 11:11:29 2020
Response via : Initial Calibration
Integrator: ChemStation 6890 Scale Mode: Small noise peaks clipped



Data Path : R:\data\2020-01\0A15038\
 Data File : ECD5-01152024.D
 Signal(s) : Signal #1: ECD1A.CH Signal #2: ECD2B.CH
 Acq On : 15 Jan 2020 18:14
 Operator : MJB
 Sample : 0A15038-CCV4
 Misc : A19J409, 9-42 100 ppb
 ALS Vial : 6 (Sig #1); 0 (Sig #2) Sample Multiplier: 1

Integration File signal 1: PEST1.e
 Integration File signal 2: PEST2.e
 Quant Time: Jan 16 10:31:08 2020
 Quant Method : R:\methods\ECD5_QUANTPEST_200107.M
 Quant Title : Instrument: DualECD5
 QLast Update : Thu Jan 09 11:11:29 2020
 Response via : Initial Calibration
 Integrator: ChemStation 6890 Scale Mode: Small noise peaks clipped

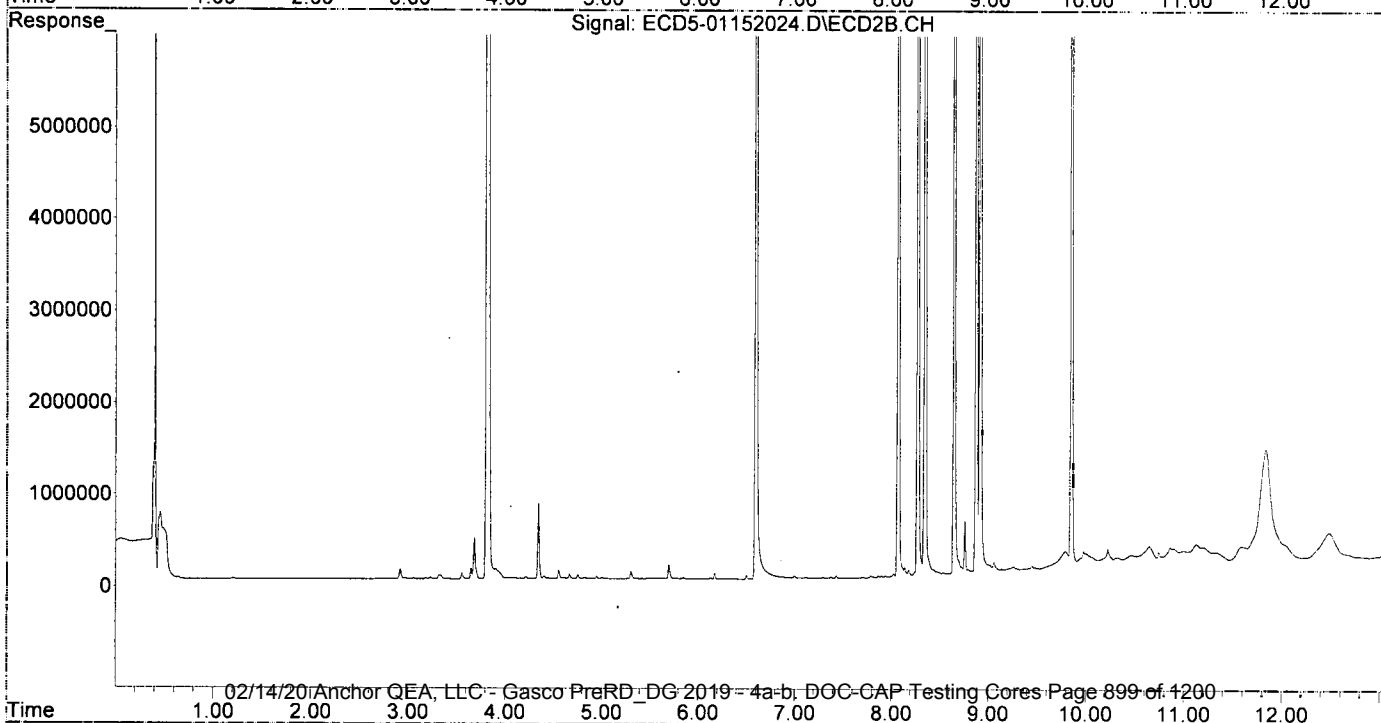
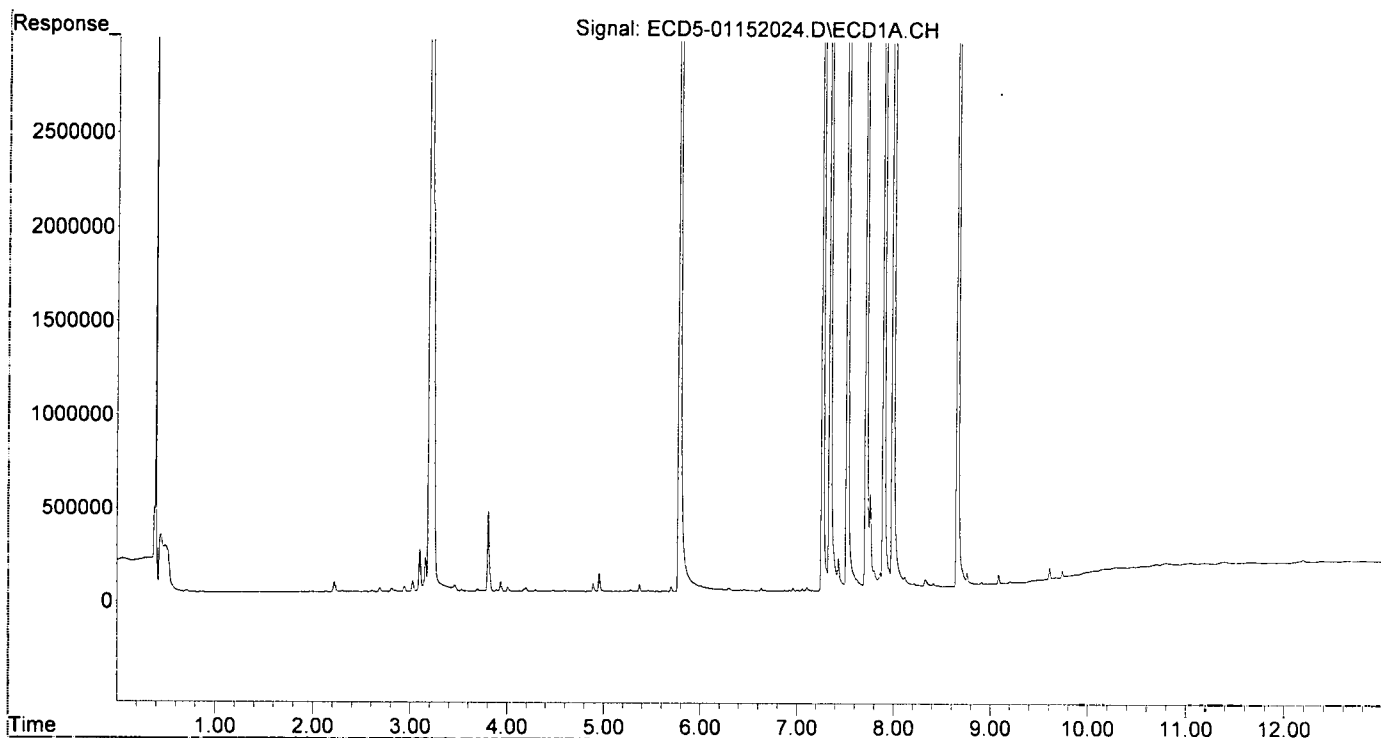
MJB
1/16/20

Compound	RT#1	RT#2	Resp#1	Resp#2	ng/mL	ng/mL
System Monitoring Compounds						
1) S TCMX (S)	5.372f	6.130	39009	11067	0.200	0.037 #
22) S DCBP (S)	9.610	10.745	70939	143738	0.319	0.808 #
Target Compounds						
2) a-BHC	0.000	0.000	0	0	N.D.	N.D.
3) g-BHC	6.201	0.000	13382	0	0.057	N.D. #
4) b-BHC	6.295	7.120	17272	9334	0.009	0.058 #
5) Heptachlor	6.635	7.434	16417	25887	0.072	0.073
6) d-BHC	6.457	7.377	8853	14767	0.041	0.102 #
7) Aldrin	0.000	7.706	0	5365	N.D.	0.016 #
8) Heptachlo...	7.342	8.141	11515949	90674	55.861	0.294 #
9) trans-Chl...	7.433	8.272	172111	20562639	0.817	65.942 #
10) cis-Chlor...	7.522	8.347f	18682509	31013659	91.300	104.547
11) Endosulfa...	0.000	8.442	0	47439	N.D.	0.171 #
12) 4,4'-DDE	0.000	0.000	0	0	N.D.	N.D.
13) Dieldrin	7.761f	8.648	510544	17947327	2.370	58.095 #
14) Endrin	7.993f	8.874	21101538	21311858	121.961	90.702
15) 4,4'-DDD	7.993	8.917	21101538	34312259	122.219	139.590
16) Endosulfa...	8.119	9.001	58822	85804	0.345	0.351
17) 4,4'-DDT	8.215	9.141	23458	26347	0.142	0.153
18) Endrin Al...	8.415	9.261	19829	48742	0.130	0.218 #
19) Endosulfa...	0.000	9.452	0	45705	N.D.	0.206 #
20) Methoxychlor	0.000	0.000	0	0	N.D.	N.D.
21) Endrin Ke...	8.910	9.853	13745	18941983	0.072	75.637 #
23) Hexachlor...	3.202	3.813	17585428	37645936	88.171	93.944
24) Hexachlor...	5.782	6.598	16683674	30479810	86.377	95.219
25) Oxychlordane	7.266	8.071	16751578	28248046	94.795	100.997
26) 2,4'-DDE	7.342	8.272	11515949	20562639	80.762	97.643
27) trans-Non...	7.522	8.347	18682509	31013659	93.311	100.861
28) 2,4'-DDD	7.716	8.648	10281979	17947327	80.812	97.307
29) 2,4'-DDT	7.898	8.874	12798536	21311858	87.376	97.927
30) cis-Nonac...	7.993	8.917	21101538	34312259	89.529	100.581
31) Mirex	8.661	9.853	12250705	18941983	91.839	98.784
32) Chlordane...	7.433	8.272	172111	20562639	7.336	528.644 #
33) Chlordane...	7.522	0.000	18682509	0	648.231	N.D. #
34) Chlordane...	8.119f	9.062	58822	101456	7.732	9.555
35) Chlordane...	3.805	3.813	428615	37645936	NoCal	NoCal
36) Toxaphene...	7.522	8.648f	18682509	17947327	17738.435	6636.571 #
37) Toxaphene...	0.000	9.001f	0	85804	N.D.	24.638 #
38) Toxaphene...	8.119	9.001	58822	85804	9.915	12.798
39) Toxaphene...	8.332f	9.062	42698	101456	10.569	11.241
40) Toxaphene...	0.000	9.261	0	48742	N.D.	9.706 #
41) Toxaphene...	8.661	0.000	12250705	0	2821.210	N.D. #
42) Toxaphene...	3.805	3.813	428615	37645936	NoCal	NoCal

(f)=RT Delta > 1/2 Window (#)=Amounts differ by > 40% (m)=manual int.

Data Path : R:\data\2020-01\0A15038\
Data File : ECD5-01152024.D
Signal(s) : Signal #1: ECD1A.CH Signal #2: ECD2B.CH
Acq On : 15 Jan 2020 18:14
Operator : MJB
Sample : 0A15038-CCV4
Misc : A19J409, 9-42 100 ppb
ALS Vial : 6 (Sig #1); 0 (Sig #2) Sample Multiplier: 1

Integration File signal 1: PEST1.e
Integration File signal 2: PEST2.e
Quant Time: Jan 16 10:31:08 2020
Quant Method : R:\methods\ECD5_QUANTPEST_200107.M
Quant Title : Instrument: DualECD5
QLast Update : Thu Jan 09 11:11:29 2020
Response via : Initial Calibration
Integrator: ChemStation 6890 Scale Mode: Small noise peaks clipped



Data Path : R:\data\2020-01\0A15038\
 Data File : ECD5-01152025.D
 Signal(s) : Signal #1: ECD1A.CH Signal #2: ECD2B.CH
 Acq On : 15 Jan 2020 18:31
 Operator : MJB
 Sample : 0A15038-CCB2
 Misc : A19L339
 ALS Vial : 7 (Sig #1); 0 (Sig #2) Sample Multiplier: 1

Integration File signal 1: PEST1.e
 Integration File signal 2: PEST2.e
 Quant Time: Jan 16 10:49:01 2020
 Quant Method : R:\methods\ECD5_QUANTPEST_200107.M
 Quant Title : Instrument: DualECD5
 QLast Update : Thu Jan 09 11:11:29 2020
 Response via : Initial Calibration
 Integrator: ChemStation 6890 Scale Mode: Small noise peaks clipped

MJB
1/16/20

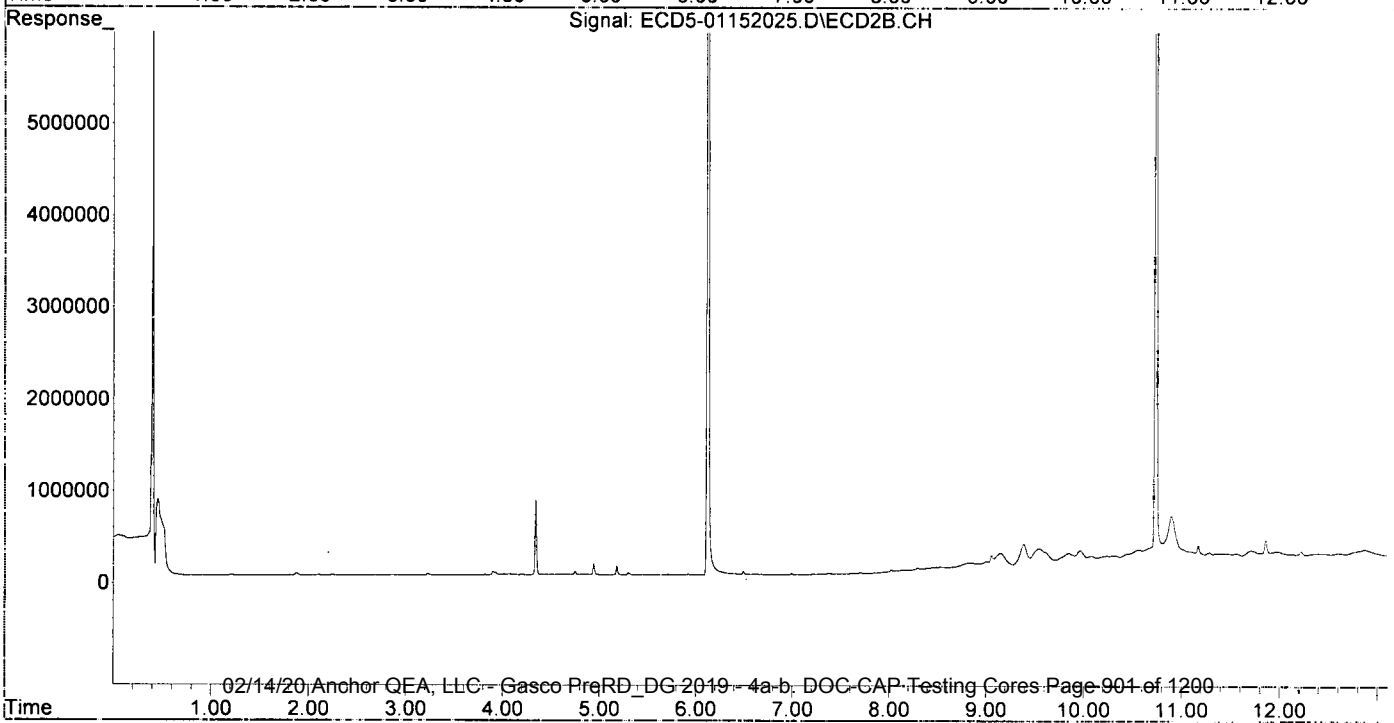
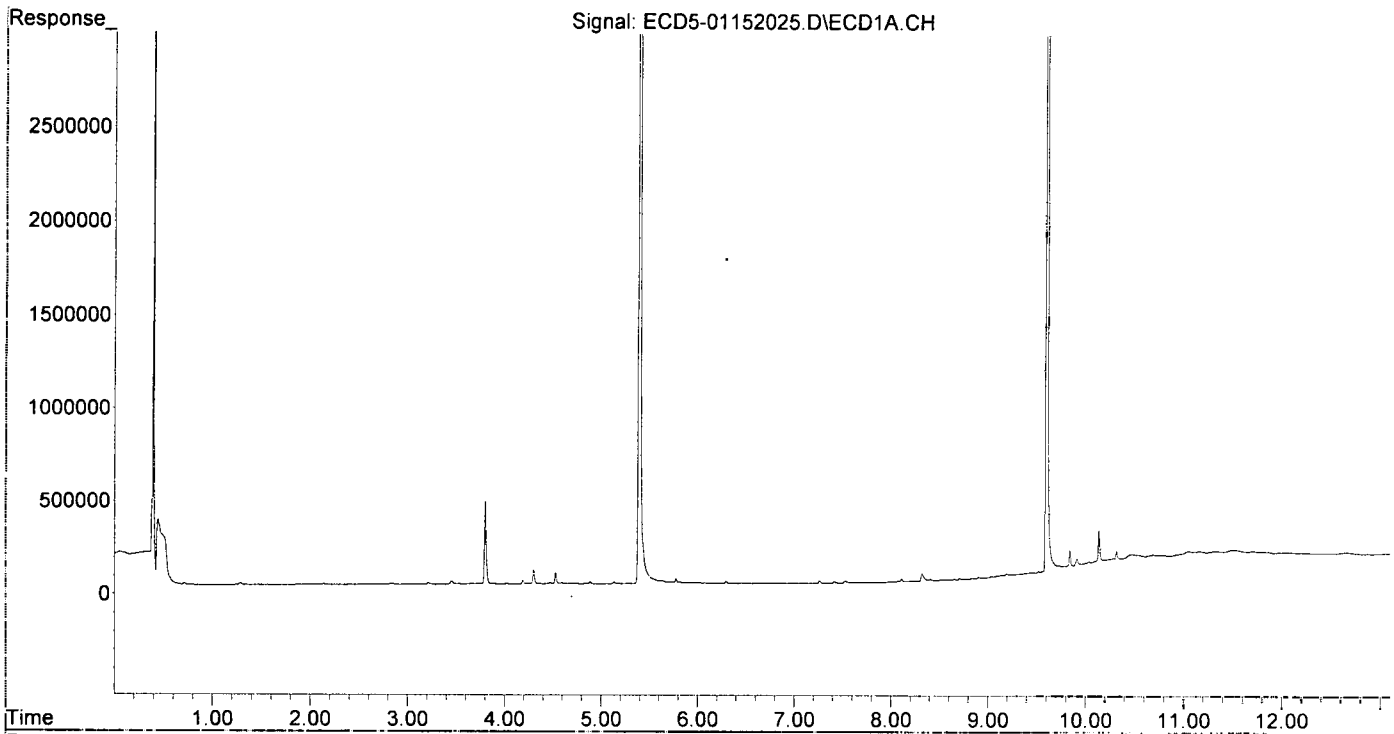
Compound	RT#1	RT#2	Resp#1	Resp#2	ng/mL	ng/mL
System Monitoring Compounds						
1) S TCMX (S)	5.393	6.120	17356857	31143052	88.891	104.478
22) S DCBP (S)	9.602	10.736	13843506	17792467	93.453	99.987
Target Compounds						
2) a-BHC	0.000	0.000	0	0	N.D.	N.D.
3) g-BHC	0.000	0.000	0	0	N.D.	N.D.
4) b-BHC	6.293	0.000	10729	0	5931.893	N.D. #
5) Heptachlor	0.000	0.000	0	0	N.D.	N.D.
6) d-BHC	6.454	7.372	3254	7621	0.015	0.080 #
7) Aldrin	0.000	7.702	0	12846	N.D.	0.039 #
8) Heptachlo...	0.000	0.000	0	0	N.D.	N.D.
9) trans-Chl...	7.415	8.296f	9213	18077	0.044	0.058
10) cis-Chlor...	7.530	0.000	9694	0	0.047	N.D. #
11) Endosulfa...	7.592f	0.000	2552	0	0.013	N.D. #
12) 4,4'-DDE	7.592	8.491	2552	11399	0.012	0.072 #
13) Dieldrin	0.000	0.000	0	0	N.D.	N.D.
14) Endrin	7.960	8.848	971	38809	0.006	0.165 #
15) 4,4'-DDD	8.017	8.908	1849	30718	0.011	0.125 #
16) Endosulfa...	8.111	9.018	15244	42917	0.089	0.176 #
17) 4,4'-DDT	0.000	9.148	0	131476	N.D.	0.645 #
18) Endrin Al...	8.409	0.000	9177	0	0.060	N.D. #
19) Endosulfa...	8.711	0.000	8261	0	0.052	N.D. #
20) Methoxychlor	8.550	0.000	1982	0	0.023	N.D. #
21) Endrin Ke...	8.904	9.848	5558	96004	0.029	0.383 #
23) Hexachlor...	3.214	0.000	10461	0	0.052	N.D. #
24) Hexachlor...	5.775	6.608	26314	6988	BelowCal	0.022
25) Oxychlordane	7.262	8.024f	15166	23730	BelowCal	0.085
26) 2,4'-DDE	0.000	8.296f	0	18077	N.D.	0.086 #
27) trans-Non...	7.530	8.341	9694	7801	BelowCal	0.025
28) 2,4'-DDD	0.000	0.000	0	0	N.D.	N.D.
29) 2,4'-DDT	0.000	8.848	0	38809	N.D.	0.107 #
30) cis-Nonac...	7.989	8.908	2589	30718	0.011	0.090 #
31) Mirex	8.655	9.848	3605	96004	6723.021	0.286 #
32) Chlordane...	7.415f	8.296	9213	18077	0.393	0.465
33) Chlordane...	7.530	0.000	9694	0	0.336	N.D. #
34) Chlordane...	8.076	9.055	4117	110854	0.541	10.440 #
35) Chlordane...	3.799	0.000	442318	0	NoCal	N.D.
36) Toxaphene...	7.530	0.000	9694	0	9.204	N.D. #
37) Toxaphene...	0.000	8.996f	0	48854	N.D.	14.028 #
38) Toxaphene...	8.111	8.996	15244	48854	BelowCal	5.585
39) Toxaphene...	8.323f	9.055	39901	110854	9.876	12.282
40) Toxaphene...	8.550f	0.000	1982	0	0.603	N.D. #
41) Toxaphene...	8.655	0.000	3605	0	0.830	N.D. #
42) Toxaphene...	3.799	0.000	442318	0	NoCal	N.D.

(f)=RT Delta > 1/2 Window (#)=Amounts differ by > 40% (m)=manual int.

Quantitation Report (Not Reviewed)

Data Path : R:\data\2020-01\0A15038\
Data File : ECD5-01152025.D
Signal(s) : Signal #1: ECD1A.CH Signal #2: ECD2B.CH
Acq On : 15 Jan 2020 18:31
Operator : MJB
Sample : 0A15038-CCB2
Misc : A19L339
ALS Vial : 7 (Sig #1); 0 (Sig #2) Sample Multiplier: 1

Integration File signal 1: PEST1.e
Integration File signal 2: PEST2.e
Quant Time: Jan 16 10:49:01 2020
Quant Method : R:\methods\ECD5_QUANTPEST_200107.M
Quant Title : Instrument: DualECD5
QLast Update : Thu Jan 09 11:11:29 2020
Response via : Initial Calibration
Integrator: ChemStation 6890 Scale Mode: Small noise peaks clipped



Quantitation Report (QT Reviewed)

Data Path : R:\data\2020-01\0A15038\
 Data File : ECD5-01152028.D
 Signal(s) : Signal #1: ECD1A.CH Signal #2: ECD2B.CH
 Acq On : 15 Jan 2020 19:27
 Operator : MJB
 Sample : A9J0599-15RE1(5)
 Misc : 5x, 8081B 2,4+4,4-DDx Only, GPC
 ALS Vial : 17 (Sig #1); 0 (Sig #2) Sample Multiplier: 1

Integration File signal 1: PEST1.e
 Integration File signal 2: PEST2.e
 Quant Time: Jan 16 11:31:13 2020
 Quant Method : R:\methods\ECD5_QUANTPEST_200107.M
 Quant Title : Instrument: DualECD5
 QLast Update : Thu Jan 09 11:11:29 2020
 Response via : Initial Calibration
 Integrator: ChemStation 6890 Scale Mode: Small noise peaks clipped

MJB 1/16/20

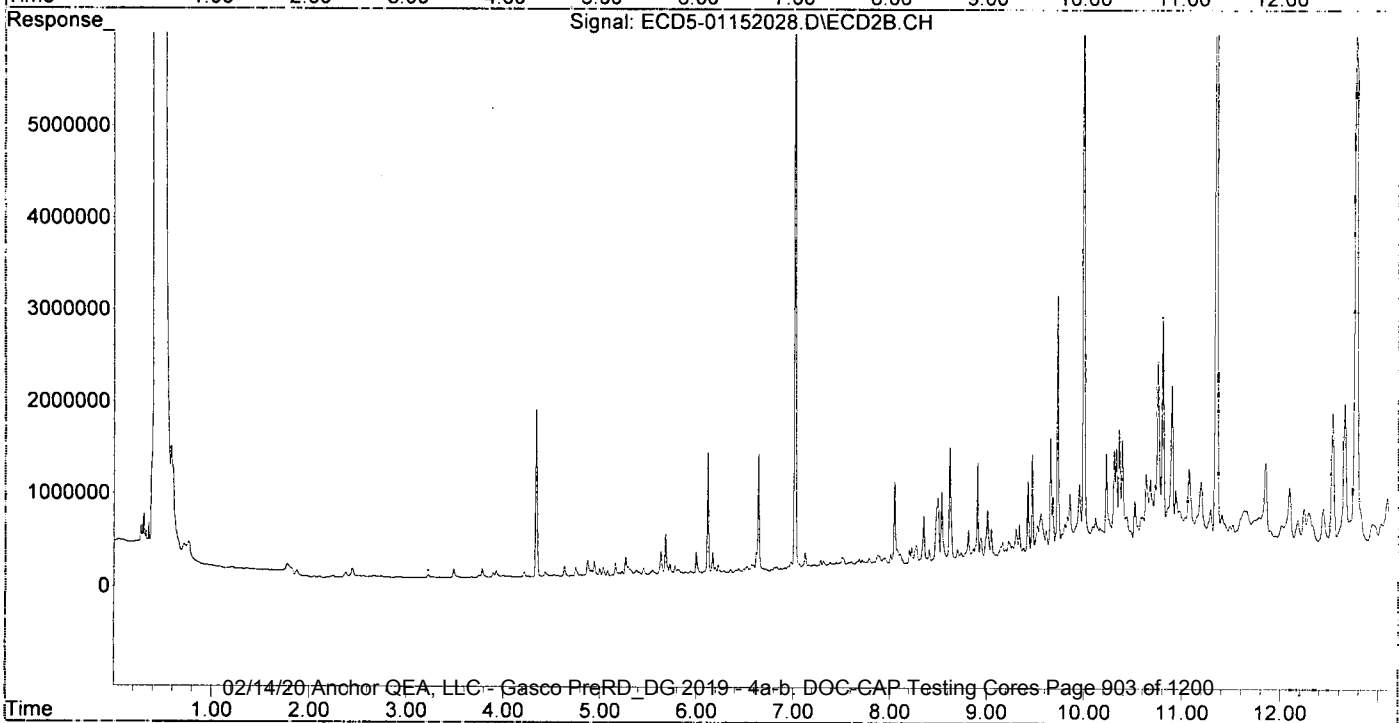
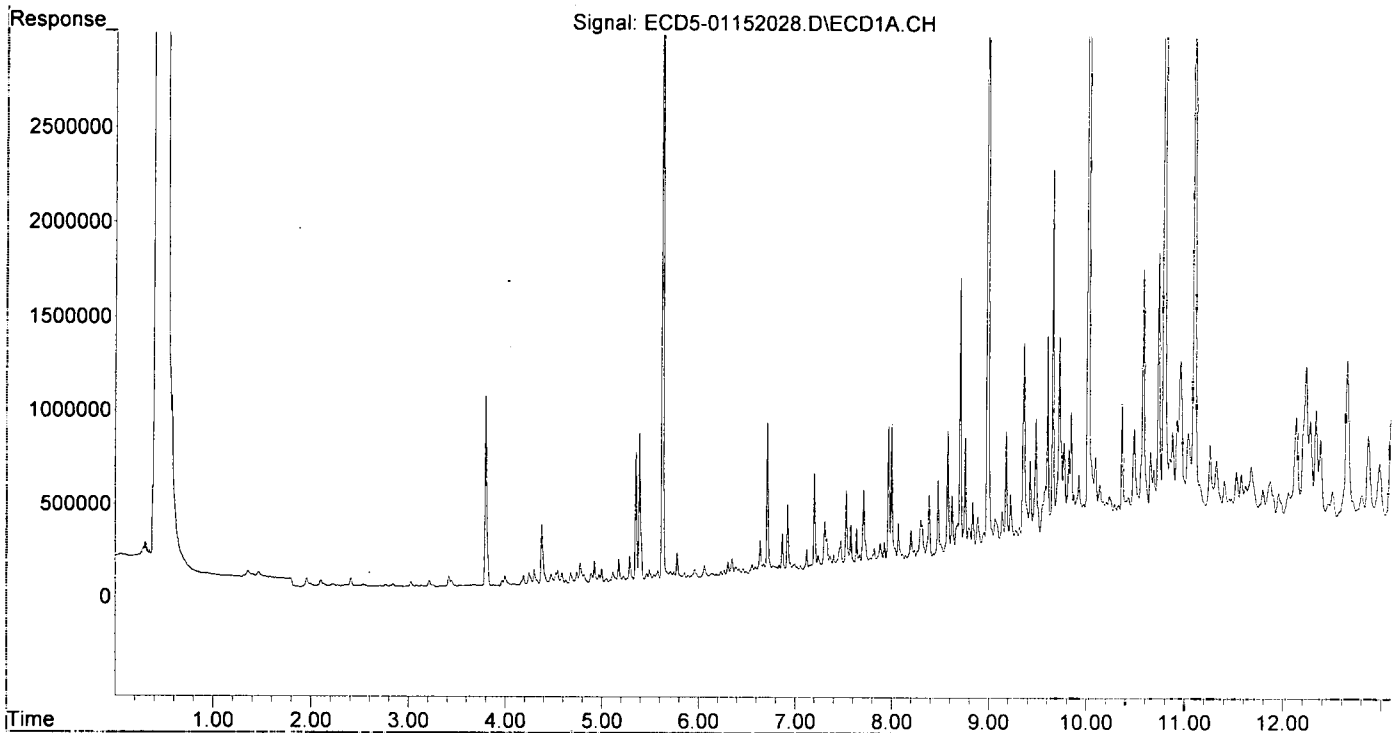
Compound	RT#1	RT#2	Resp#1	Resp#2	ng/mL	ng/mL
System Monitoring Compounds						
1) S TCMX (S)	5.390	6.116	787994	1306668	4.036	4.384
22) S DCBP (S)	9.605	10.751	1120939	2043662	7.344	11.485m#
Target Compounds						
2) a-BHC	5.961f	0.000	44416	0	0.169	N.D. #
3) g-BHC	6.231	7.064	24722	60931	0.106	0.167 #
4) b-BHC	6.305	7.125	73681	181992	0.584	1.131 #
5) Heptachlor	6.638	7.428	175690	44030	0.773	0.124 #
6) d-BHC	6.462	7.353	30511	37683	0.140	0.170 #
7) Aldrin	6.868	7.684	203045	78039	0.920	0.234 #
8) Heptachlo...	7.309f	8.107f	247486	114379	1.200	0.371 #
9) trans-Chl...	7.399f	8.274	66063	188772	0.314	0.605 #
10) cis-Chlor...	7.530	8.382	399420	53884	1.952	0.182 #
11) Endosulfa...	7.636	8.407f	193990	145187	1.001	0.522 #
12) 4,4'-DDE	7.577	8.497	214651	699186	1.041	2.430 #
13) Dieldrin	7.820f	8.618	75850	1233086	0.352	3.991 #
14) Endrin	7.968	8.860	720309	132145	4.163	0.562 #
15) 4,4'-DDD	8.000	8.905	730553	1054526	4.231	4.290 #
16) Endosulfa...	8.112	9.008	32008	535909	0.188	2.194 #
17) 4,4'-DDT	8.199	9.143	155922	135510	0.941	0.663 #
18) Endrin Al...	8.386	9.263	337708	135987	2.206	0.608 #
19) Endosulfa...	8.708	9.422f	1477790	831898	9.234	3.753 #
20) Methoxychlor	8.580f	9.610	664262	286790	7.670	2.411 #
21) Endrin Ke...	8.888	9.851	192428	664217	1.008	2.652 #
23) Hexachlor...	3.213	3.781f	34073	94246	0.171	0.235 #
24) Hexachlor...	5.779	6.587	139393	74284	0.568	0.232 #
25) Oxychlordane	7.239	8.050	69121	892995	0.193	3.193 #
26) 2,4'-DDE	7.329	8.274	155544	188772	1.091m	0.896 #
27) trans-Non...	7.530	8.350	399420	507989	1.858	1.652 #
28) 2,4'-DDD	7.710	8.632	391173	487162	3.074	2.641m #
29) 2,4'-DDT	7.882	8.860	103404	132145	0.706	0.613 #
30) cis-Nonac...	8.000	8.905	730553	1054526	3.100	3.091 #
31) Mirex	8.622f	9.851	322947	664217	2.148	3.566 #
32) Chlordane...	7.474f	8.274	138805	188772	5.916	4.853 #
33) Chlordane...	7.530	8.382	399420	53884	13.859	1.679 #
34) Chlordane...	8.068	9.047	196659	336499	25.850	31.692 #
35) Chlordane...	3.797	3.781	1014971	94246	NoCal	NoCal
36) Toxaphene...	7.530	8.618	399420	1233086	379.236	455.971 #
37) Toxaphene...	7.820	8.940f	75850	241838	39.004	69.443 #
38) Toxaphene...	8.112	9.008	32008	535909	3.499	99.960 #
39) Toxaphene...	8.386f	9.072	337708	73026	83.590	8.091 #
40) Toxaphene...	8.580	9.263	664262	135987	202.040	27.079 #
41) Toxaphene...	8.622f	9.654f	322947	1284016	74.371	228.710 #
42) Toxaphene...	3.797	3.781f	1014971	94246	NoCal	NoCal

(f)=RT Delta > 1/2 Window (#)=Amounts differ by > 40% (m)=manual int.

Quantitation Report (QT Reviewed)

Data Path : R:\data\2020-01\0A15038\
Data File : ECD5-01152028.D
Signal(s) : Signal #1: ECD1A.CH Signal #2: ECD2B.CH
Acq On : 15 Jan 2020 19:27
Operator : MJB
Sample : A9J0599-15RE1@5
Misc : 5x, 8081B 2,4+4,4-DDx Only, GPC
ALS Vial : 17 (Sig #1); 0 (Sig #2) Sample Multiplier: 1

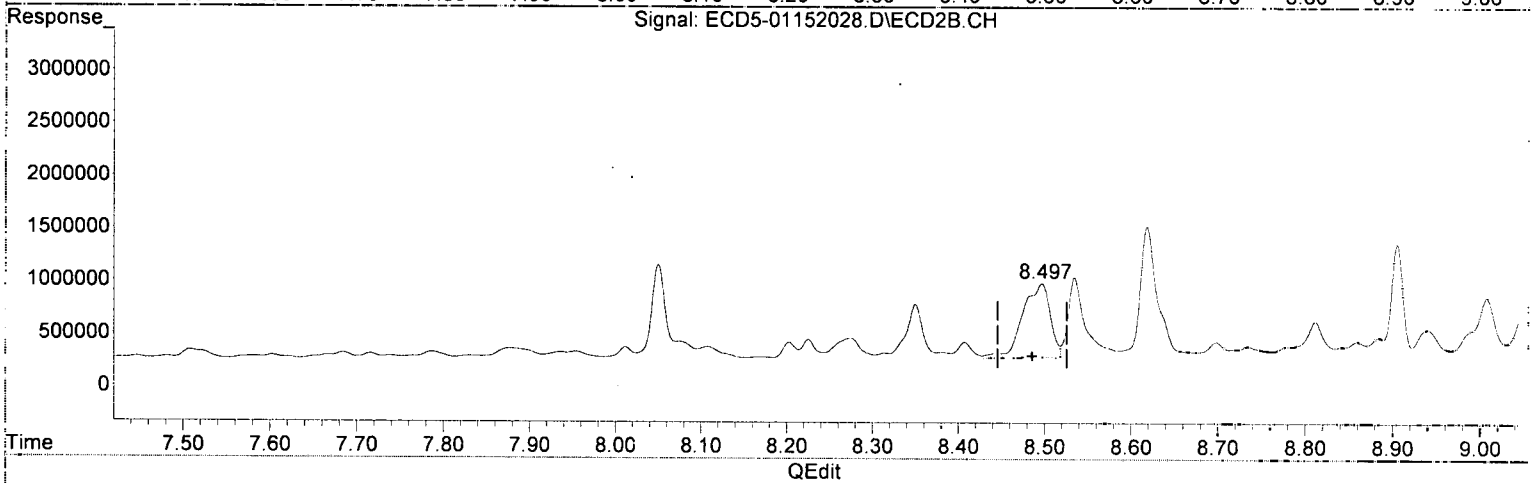
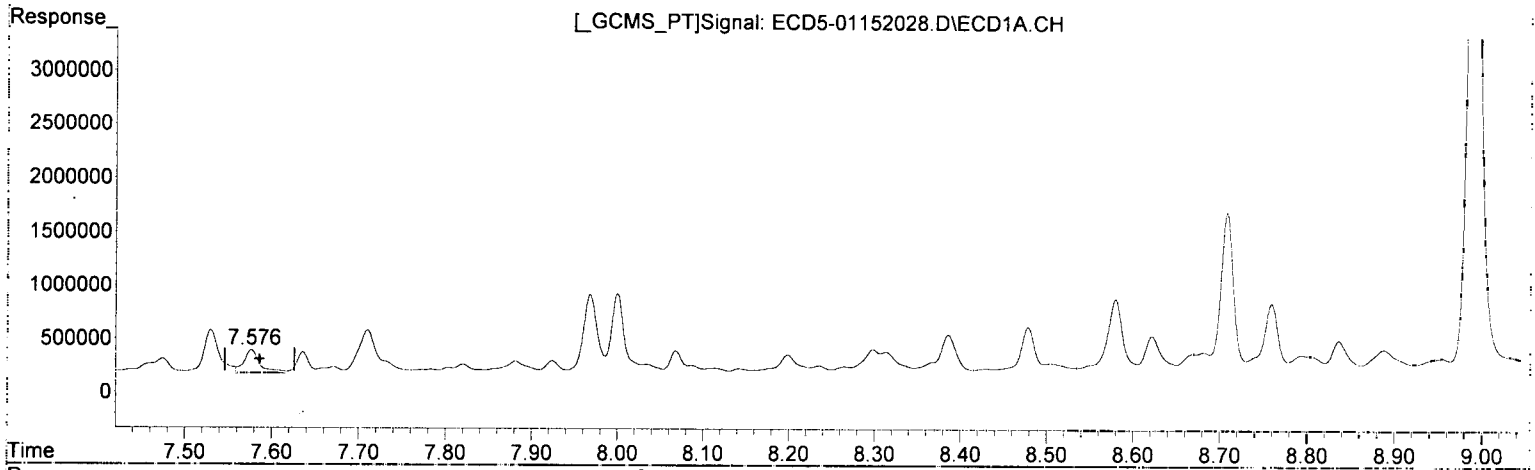
Integration File signal 1: PEST1.e
Integration File signal 2: PEST2.e
Quant Time: Jan 16 11:31:13 2020
Quant Method : R:\methods\ECD5_QUANTPEST_200107.M
Quant Title : Instrument: DualECD5
QLast Update : Thu Jan 09 11:11:29 2020
Response via : Initial Calibration
Integrator: ChemStation 6890 Scale Mode: Small noise peaks clipped



Quantitation Report (Qedit)

Data Path : R:\data\2020-01\0A15038\
Data File : ECD5-01152028.D
Signal(s) : Signal #1: ECD1A.CH Signal #2: ECD2B.CH
Acq On : 15 Jan 2020 19:27
Operator : MJB
Sample : A9J0599-15RE1@5
Misc : 5x, 8081B 2,4+4,4-DDx Only, GPC
ALS Vial : 17 (Sig #1); 0 (Sig #2) Sample Multiplier: 1

Integration File signal 1: PEST1.e
Integration File signal 2: PEST2.e
Quant Time: Jan 16 10:31:21 2020
Quant Method : R:\methods\ECD5_QUANTPEST_200107.M
Quant Title : Instrument: DualECD5
QLast Update : Thu Jan 09 11:11:29 2020
Response via : Initial Calibration
Integrator: ChemStation 6890 Scale Mode: Small noise peaks clipped



(12) 4,4'-DDE
7.577min 1.041 ng/mL
response 214651

P-11

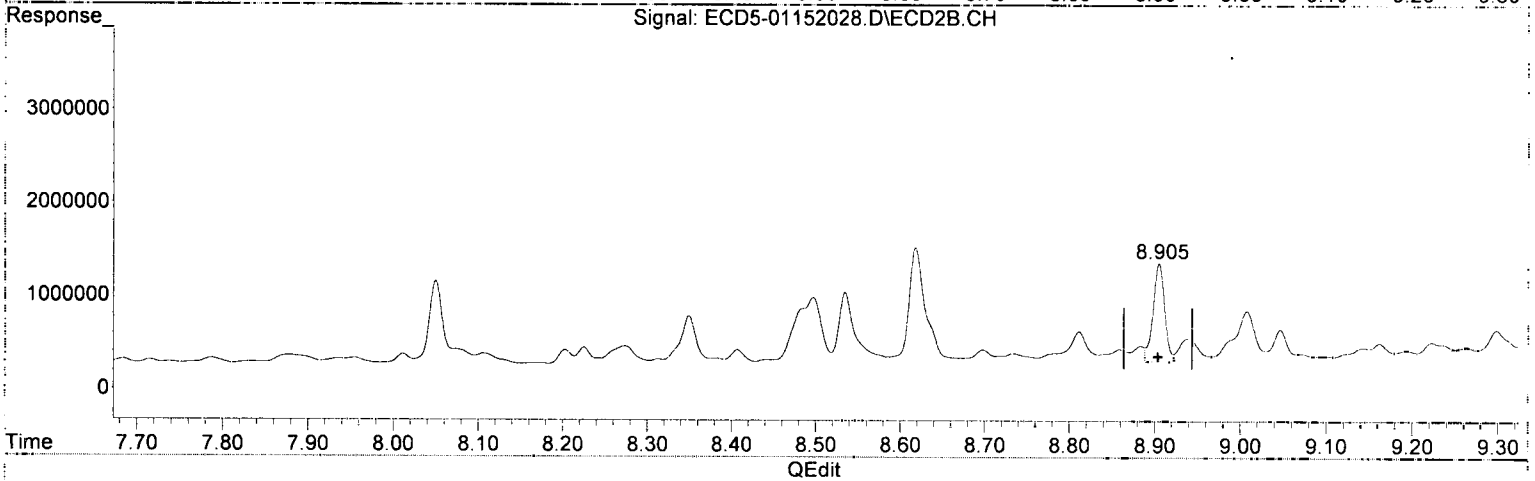
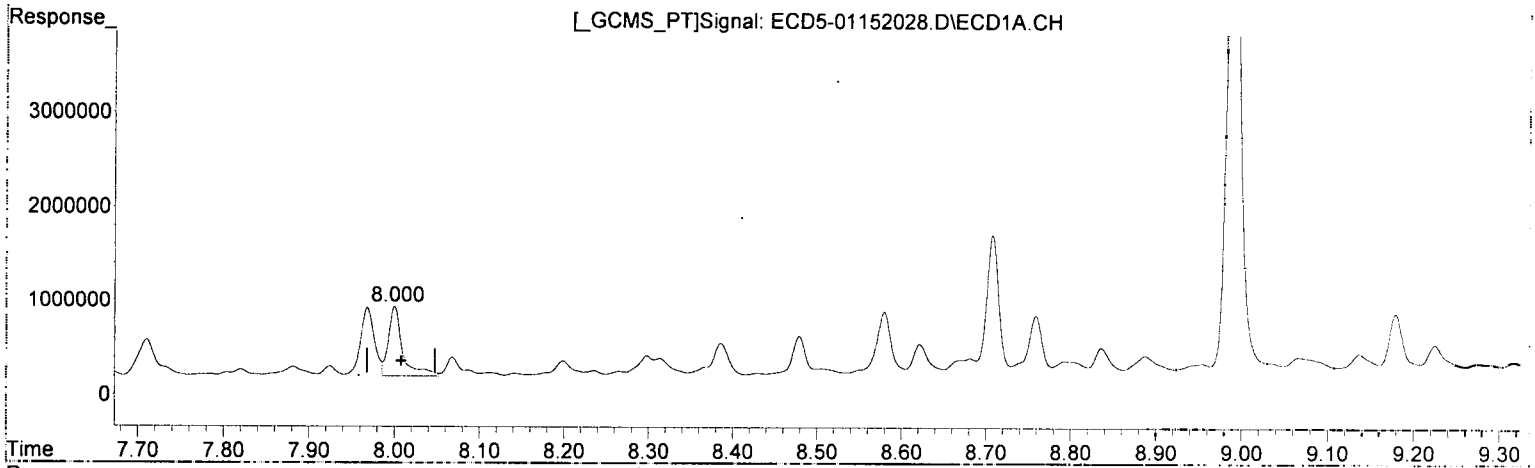
*MJB
1/16/20*

(12) 4,4'-DDE #2
8.497min 2.430 ng/mL
response 699186

Quantitation Report (Qedit)

Data Path : R:\data\2020-01\0A15038\
Data File : ECD5-01152028.D
Signal(s) : Signal #1: ECD1A.CH Signal #2: ECD2B.CH
Acq On : 15 Jan 2020 19:27
Operator : MJB
Sample : A9J0599-15RE1@5
Misc : 5x, 8081B 2,4+4,4-DDx Only, GPC
ALS Vial : 17 (Sig #1); 0 (Sig #2) Sample Multiplier: 1

Integration File signal 1: PEST1.e
Integration File signal 2: PEST2.e
Quant Time: Jan 16 10:31:21 2020
Quant Method : R:\methods\ECD5_QUANTPEST_200107.M
Quant Title : Instrument: DualECD5
QLast Update : Thu Jan 09 11:11:29 2020
Response via : Initial Calibration
Integrator: ChemStation 6890 Scale Mode: Small noise peaks clipped



(15) 4,4'-DDD
8.000min 4.231 ng/mL
response 730553

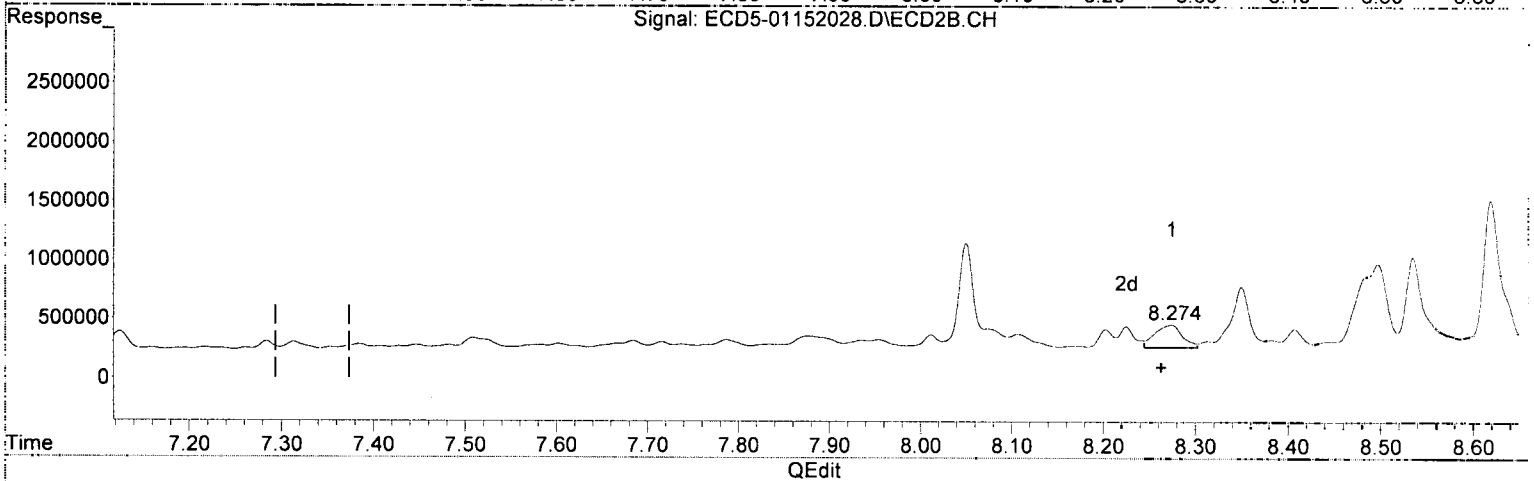
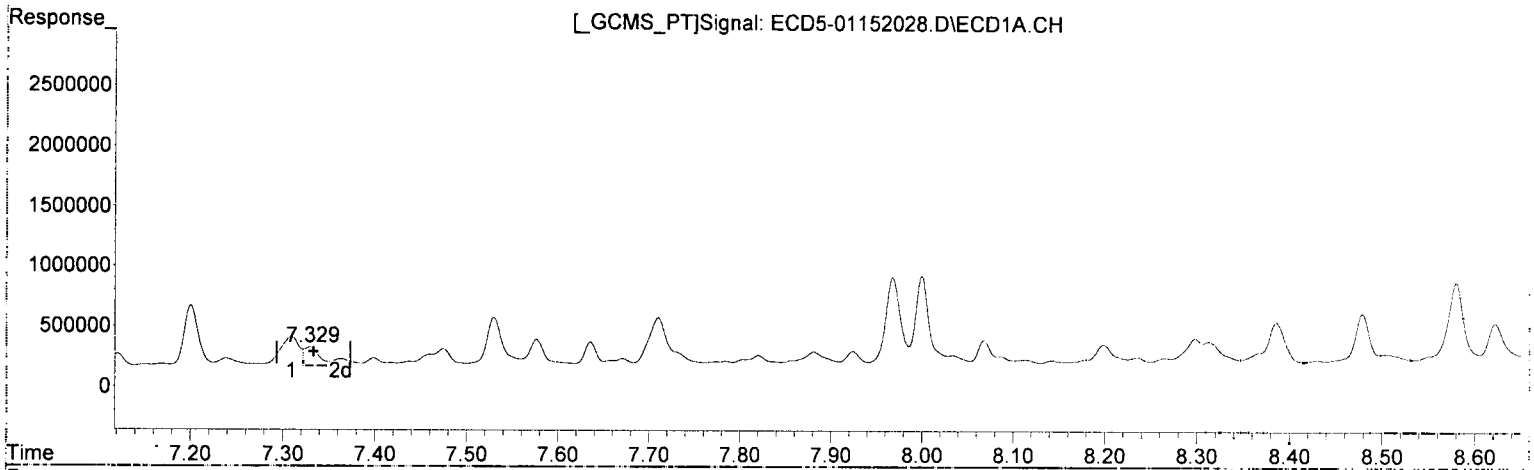
MJB
1/16/20

(15) 4,4'-DDD #2
8.905min 4.290 ng/mL
response 1054526

Quantitation Report (Qedit)

Data Path : R:\data\2020-01\0A15038\
Data File : ECD5-01152028.D
Signal(s) : Signal #1: ECD1A.CH Signal #2: ECD2B.CH
Acq On : 15 Jan 2020 19:27
Operator : MJB
Sample : A9J0599-15RE1@5
Misc : 5x, 8081B 2,4+4,4-DDx Only, GPC
ALS Vial : 17 (Sig #1); 0 (Sig #2) Sample Multiplier: 1

Integration File signal 1: PEST1.e
Integration File signal 2: PEST2.e
Quant Time: Jan 16 10:31:21 2020
Quant Method : R:\methods\ECD5_QUANTPEST_200107.M
Quant Title : Instrument: DualECD5
QLast Update : Thu Jan 09 11:11:29 2020
Response via : Initial Calibration
Integrator: ChemStation 6890 Scale Mode: Small noise peaks clipped



(26) 2,4'-DDE
7.329min 1.091 ng/mL (m)
response 155544

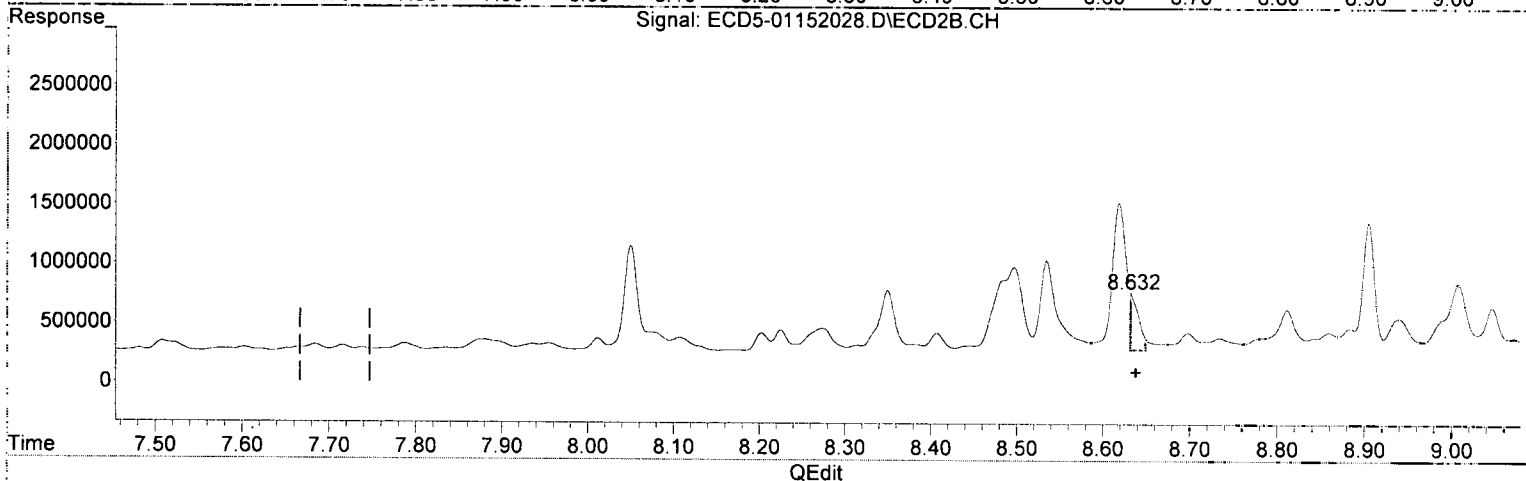
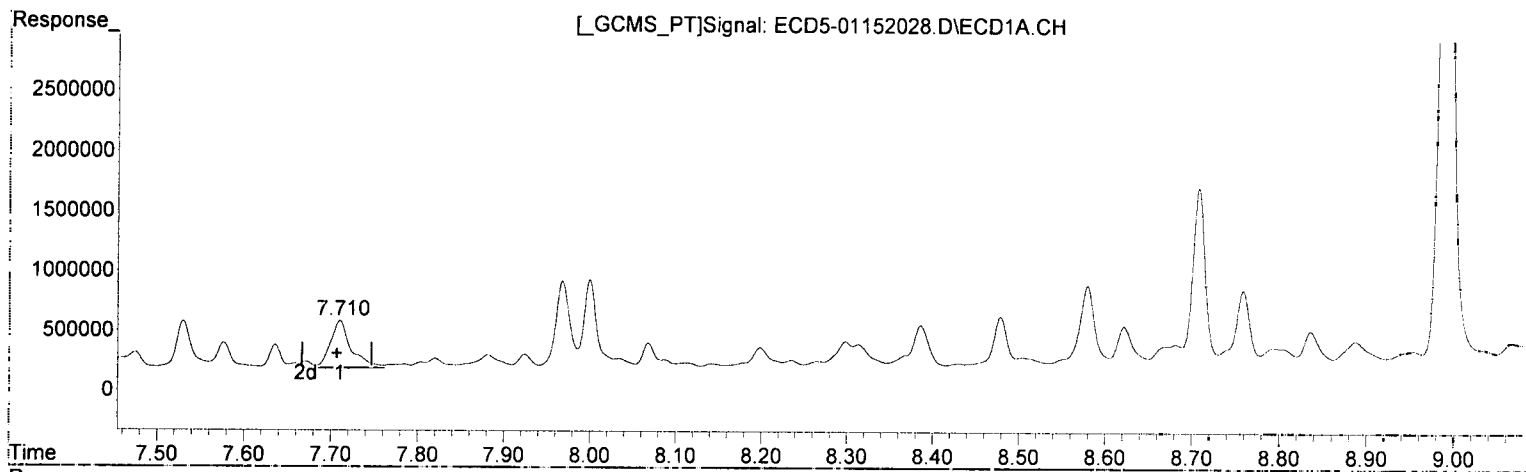
MJB
1/16/20

(26) 2,4'-DDE #2
8.274min 0.896 ng/mL
response 188772

Quantitation Report (Qedit)

Data Path : R:\data\2020-01\0A15038\
Data File : ECD5-01152028.D
Signal(s) : Signal #1: ECD1A.CH Signal #2: ECD2B.CH
Acq On : 15 Jan 2020 19:27
Operator : MJB
Sample : A9J0599-15RE1@5
Misc : 5x, 8081B 2,4+4,4-DDx Only, GPC
ALS Vial : 17 (Sig #1); 0 (Sig #2) Sample Multiplier: 1

Integration File signal 1: PEST1.e
Integration File signal 2: PEST2.e
Quant Time: Jan 16 10:31:21 2020
Quant Method : R:\methods\ECD5_QUANTPEST_200107.M
Quant Title : Instrument: DualECD5
QLast Update : Thu Jan 09 11:11:29 2020
Response via : Initial Calibration
Integrator: ChemStation 6890 Scale Mode: Small noise peaks clipped



(28) 2,4'-DDD
7.710min 3.074 ng/mL
response 391173

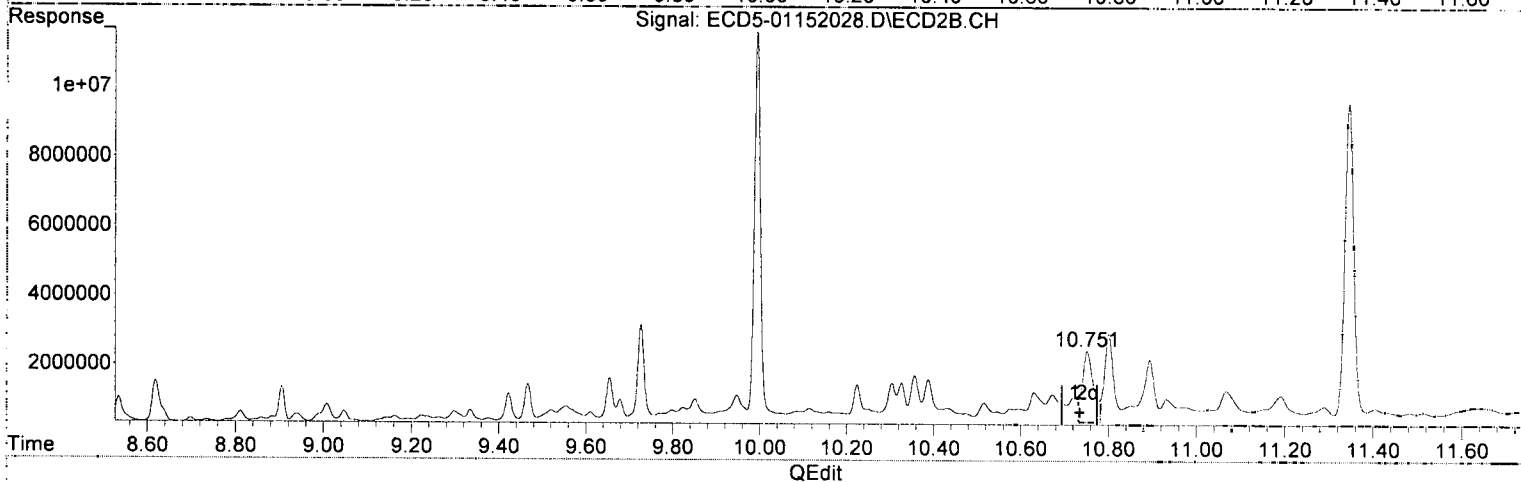
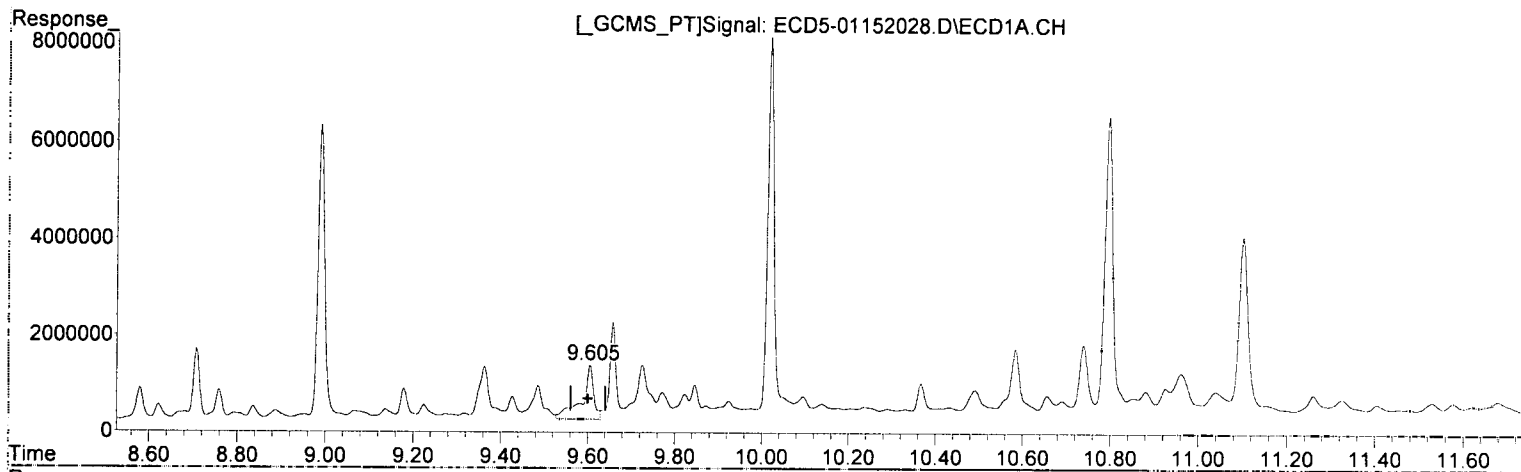
MJB
1/16/20

(28) 2,4'-DDD #2
8.632min 2.641 ng/mL *2.2*
response 487162

Quantitation Report (Qedit)

Data Path : R:\data\2020-01\0A15038\
Data File : ECD5-01152028.D
Signal(s) : Signal #1: ECD1A.CH Signal #2: ECD2B.CH
Acq On : 15 Jan 2020 19:27
Operator : MJB
Sample : A9J0599-15RE1@5
Misc : 5x, 8081B 2,4+4,4-DDx Only, GPC
ALS Vial : 17 (Sig #1); 0 (Sig #2) Sample Multiplier: 1

Integration File signal 1: PEST1.e
Integration File signal 2: PEST2.e
Quant Time: Jan 16 11:30:43 2020
Quant Method : R:\methods\ECD5_QUANTPEST_200107.M
Quant Title : Instrument: DualECD5
QLast Update : Thu Jan 09 11:11:29 2020
Response via : Initial Calibration
Integrator: ChemStation 6890 Scale Mode: Small noise peaks clipped



(22) DCBP (S) (S)
9.605min 7.344 ng/mL
response 1120939

MJB 1/16/20

(22) DCBP (S) #2 (S)
10.751min 11.485 ng/mL(m)
response 2043662

Quantitation Report (Not Reviewed)

Data Path : R:\data\2020-01\0A15038\
 Data File : ECD5-01152028.D
 Signal(s) : Signal #1: ECD1A.CH Signal #2: ECD2B.CH
 Acq On : 15 Jan 2020 19:27
 Operator : MJB
 Sample : A9J0599-15RE1@5
 Misc : 5x, 8081B 2,4+4,4-DDx Only, GPC
 ALS Vial : 17 (Sig #1); 0 (Sig #2) Sample Multiplier: 1

Integration File signal 1: PEST1.e
 Integration File signal 2: PEST2.e
 Quant Time: Jan 16 10:31:21 2020
 Quant Method : R:\methods\ECD5_QUANTPEST_200107.M
 Quant Title : Instrument: DualECD5
 QLast Update : Thu Jan 09 11:11:29 2020
 Response via : Initial Calibration
 Integrator: ChemStation 6890 Scale Mode: Small noise peaks clipped

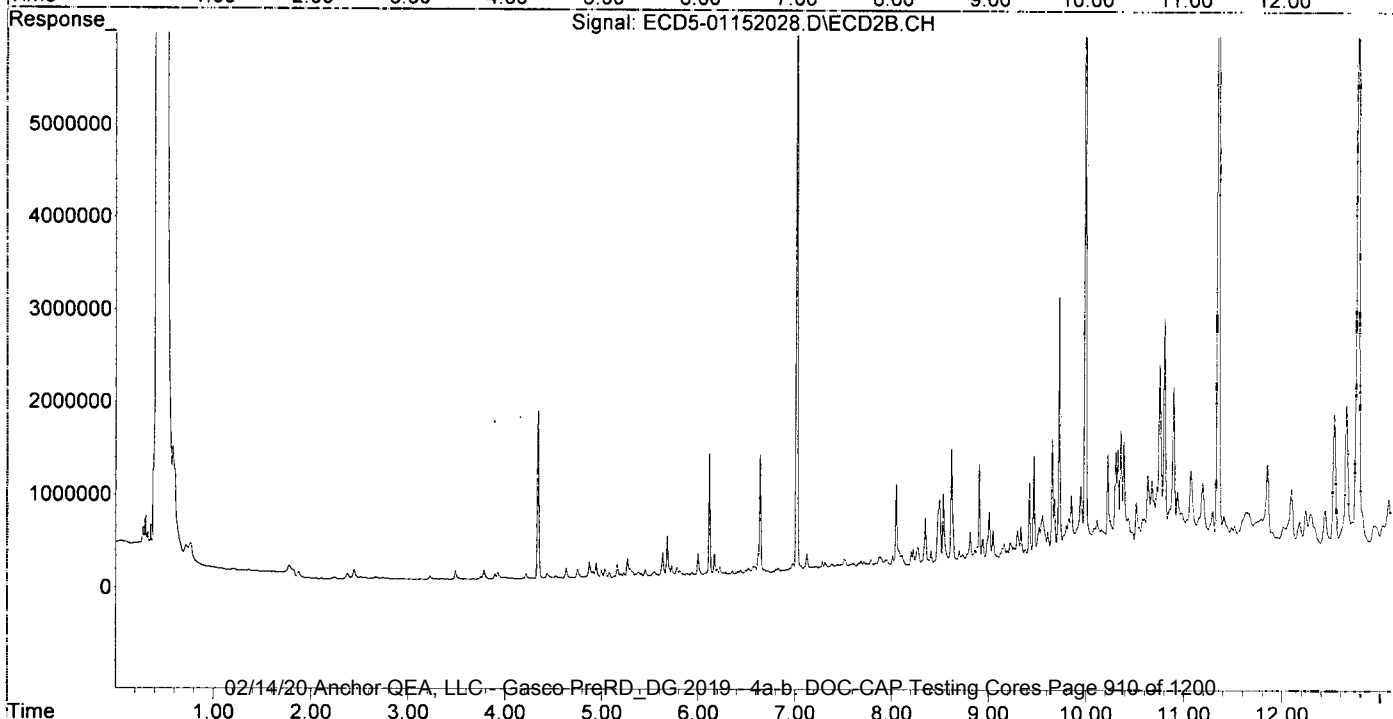
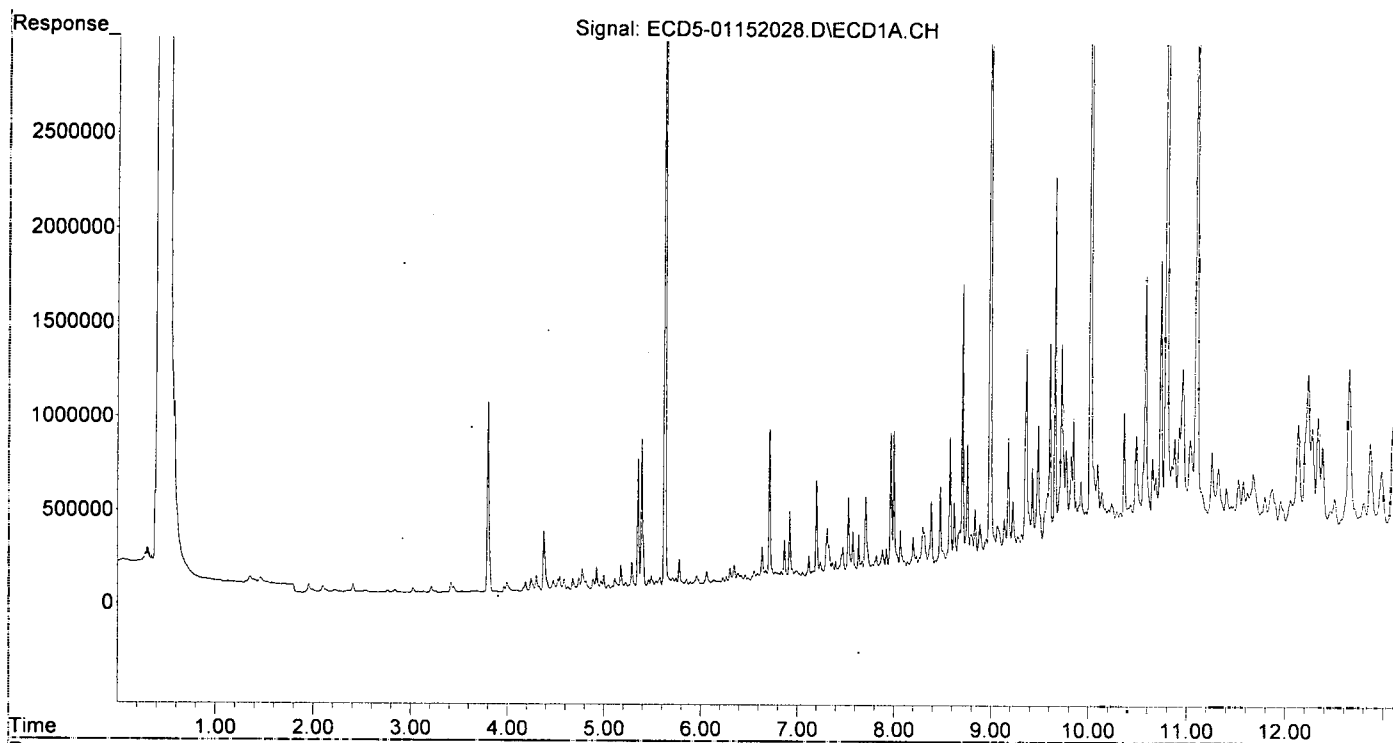
MJB
1/16/20

Compound	RT#1	RT#2	Resp#1	Resp#2	ng/mL	ng/mL
System Monitoring Compounds						
1) S TCMX (S)	5.390	6.116	787994	1306668	4.036	4.384
22) S DCBP (S)	9.605	10.723	1120939	716418	7.344	4.026 #
Target Compounds						
2) a-BHC	5.961f	0.000	44416	0	0.169	N.D. #
3) g-BHC	6.231	7.064	24722	60931	0.106	0.167 #
4) b-BHC	6.305	7.125	73691	181992	0.584	1.131 #
5) Heptachlor	6.638	7.428	175690	44030	0.773	0.124 #
6) d-BHC	6.462	7.353	30511	37683	0.140	0.170
7) Aldrin	6.868	7.684	208045	78039	0.920	0.234 #
8) Heptachlo...	7.309f	8.107f	247486	114379	1.200	0.371 #
9) trans-Chl...	7.399f	8.274	66063	188772	0.314	0.605 #
10) cis-Chlor...	7.530	8.382	399420	53884	1.952	0.182 #
11) Endosulfa...	7.636	8.407f	193990	145187	1.001	0.522 #
12) 4,4'-DDE	7.577	8.497	214651	699186	1.041	2.430 #
13) Dieldrin	7.820f	8.618	75850	1233086	0.352	3.991 #
14) Endrin	7.968	8.860	720309	132145	4.163	0.562 #
15) 4,4'-DDD	8.000	8.905	730553	1054526	4.231	4.290
16) Endosulfa...	8.112	9.008	32008	535909	0.188	2.194 #
17) 4,4'-DDT	8.199	9.143	155922	135510	0.941	0.663
18) Endrin Al...	8.386	9.263	337708	135987	2.206	0.608 #
19) Endosulfa...	8.708	9.422f	1477790	831898	9.234	3.753 #
20) Methoxychlor	8.580f	9.610	664262	286790	7.670	2.411 #
21) Endrin Ke...	8.888	9.851	192428	664217	1.008	2.652 #
23) Hexachlor...	3.213	3.781f	34073	94246	0.171	0.235
24) Hexachlor...	5.779	6.587	139393	74284	0.568	0.232 #
25) Oxychlorane	7.239	8.050	69121	892995	0.193	3.193 #
26) 2,4'-DDE	7.309f	8.274	247486	188772	1.736	0.896 #
27) trans-Non...	7.530	8.350	399420	507989	1.858	1.652
28) 2,4'-DDD	7.710	8.618	391173	1233086	3.074	6.686 #
29) 2,4'-DDT	7.882	8.860	103404	132145	0.706	0.613
30) cis-Nonac...	8.000	8.905	730553	1054526	3.100	3.091
31) Mirex	8.622f	9.851	322947	664217	2.148	3.566 #
32) Chlordane...	7.474f	8.274	138805	188772	5.916	4.853
33) Chlordane...	7.530	8.382	399420	53884	13.859	1.679 #
34) Chlordane...	8.068	9.047	196659	336499	25.850	31.692
35) Chlordane...	3.797	3.781	1014971	94246	NoCal	NoCal
36) Toxaphene...	7.530	8.618	399420	1233086	379.236	455.971
37) Toxaphene...	7.820	8.940f	75850	241838	39.004	69.443 #
38) Toxaphene...	8.112	9.008	32008	535909	3.499	99.960 #
39) Toxaphene...	8.386f	9.072	337708	73026	83.590	8.091 #
40) Toxaphene...	8.580	9.263	664262	135987	202.040	27.079 #
41) Toxaphene...	8.622f	9.654f	322947	1284016	74.371	228.710 #
42) Toxaphene...	3.797	3.781f	1014971	94246	NoCal	NoCal

(f)=RT Delta > 1/2 Window (#)=Amounts differ by > 40% (m)=manual int.

Data Path : R:\data\2020-01\0A15038\
Data File : ECD5-01152028.D
Signal(s) : Signal #1: ECD1A.CH Signal #2: ECD2B.CH
Acq On : 15 Jan 2020 19:27
Operator : MJB
Sample : A9J0599-15RE1@5
Misc : 5x, 8081B 2,4+4,4-DDx Only, GPC
ALS Vial : 17 (Sig #1); 0 (Sig #2) Sample Multiplier: 1

Integration File signal 1: PEST1.e
Integration File signal 2: PEST2.e
Quant Time: Jan 16 10:31:21 2020
Quant Method : R:\methods\ECD5_QUANTPEST_200107.M
Quant Title : Instrument: DualECD5
QLast Update : Thu Jan 09 11:11:29 2020
Response via : Initial Calibration
Integrator: ChemStation 6890 Scale Mode: Small noise peaks clipped



Quantitation Report (QT Reviewed)

Data Path : R:\data\2020-01\0A15038\
 Data File : ECD5-01152030.D
 Signal(s) : Signal #1: ECD1A.CH Signal #2: ECD2B.CH
 Acq On : 15 Jan 2020 20:04
 Operator : MJB
 Sample : A9J0599-16RE1(2)
 Misc : 2x, 8081B 2,4+4,4-DDx Only, GPC
 ALS Vial : 18 (Sig #1); 0 (Sig #2) Sample Multiplier: 1

Integration File signal 1: PEST1.e
 Integration File signal 2: PEST2.e
 Quant Time: Jan 16 11:36:22 2020
 Quant Method : R:\methods\ECD5_QUANTPEST_200107.M
 Quant Title : Instrument: DualECD5
 QLast Update : Thu Jan 09 11:11:29 2020
 Response via : Initial Calibration
 Integrator: ChemStation 6890 Scale Mode: Small noise peaks clipped

MJB
1/16/20

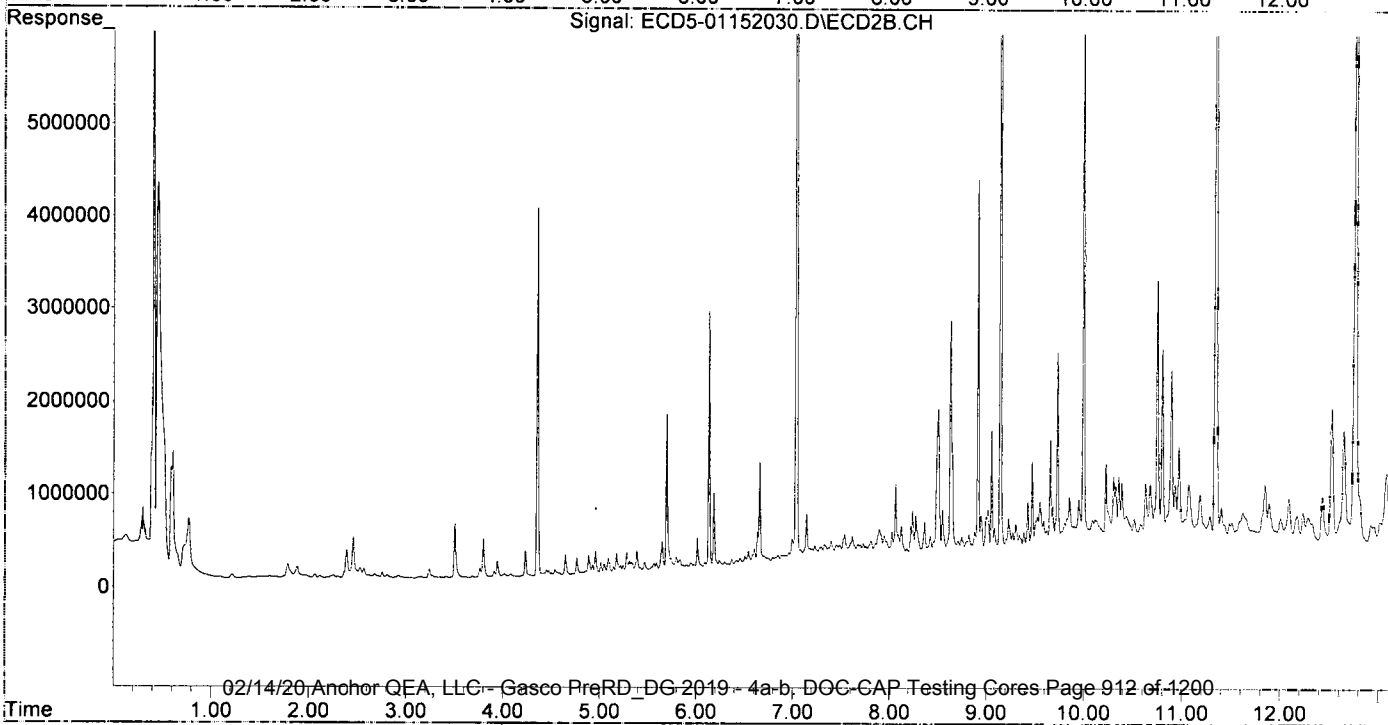
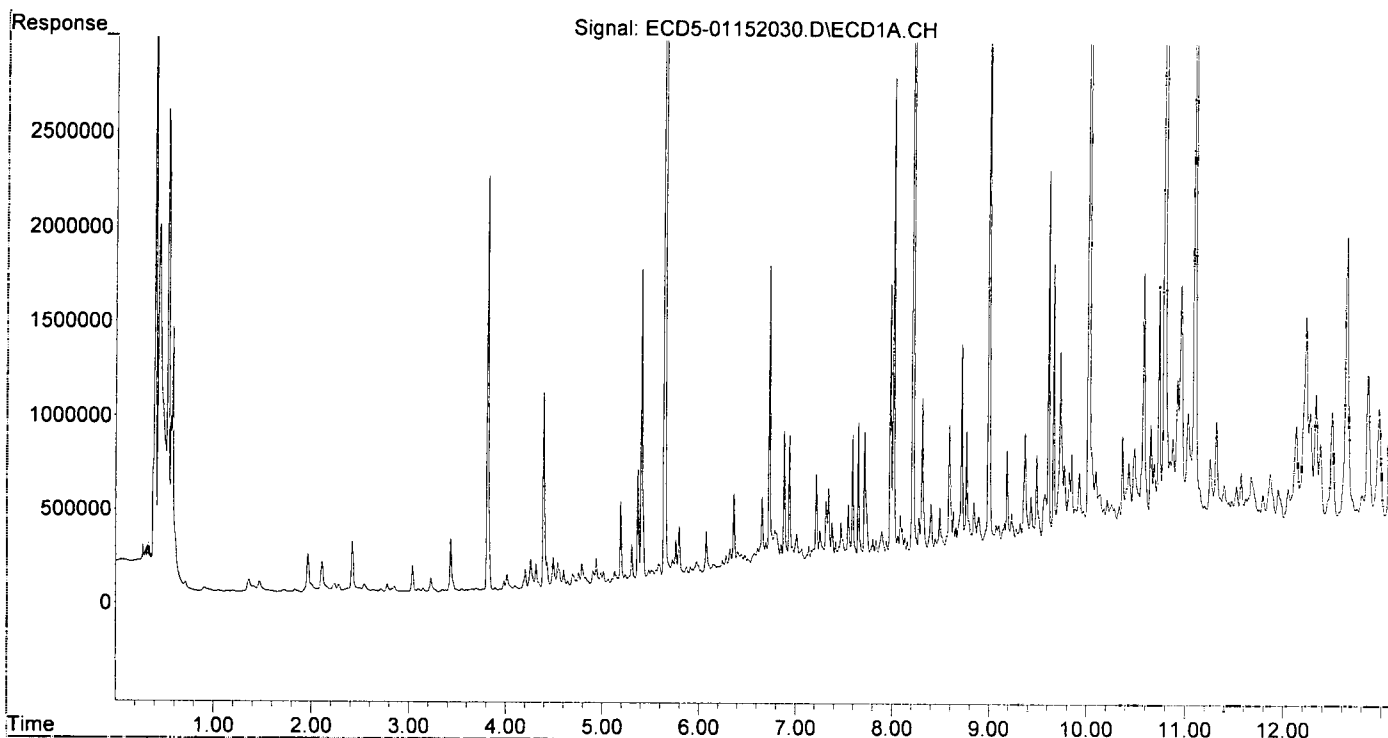
Compound	RT#1	RT#2	Resp#1	Resp#2	ng/mL	ng/mL
System Monitoring Compounds						
1) S TCMX (S)	5.406	6.134	1650889	2767092	8.455	9.283
22) S DCBP (S)	9.611	10.751	1984929	2912902	13.134	16.369
Target Compounds						
2) a-BHC	5.913	0.000	45471	0	0.173	N.D. #
3) g-BHC	6.198	7.037	37888	13110594	0.162	35.910 #
4) b-BHC	6.281	7.083f	90010	158680	0.751	0.986
5) Heptachlor	6.607	7.401f	113844	238021	0.501	0.671
6) d-BHC	6.438	7.367	88324	163213	0.405	0.543
7) Aldrin	6.884	7.700	723377	183690	3.279	0.552 #
8) Heptachlo...	7.319	8.125	331283	364240	1.607	1.182
9) trans-Chl...	7.415	8.274	112966	471519	0.536	1.512 #
10) cis-Chlor...	7.547f	8.365	305731	398227	1.494	1.342
11) Endosulfa...	7.593f	8.423	675591	245499	3.486	0.883 #
12) 4,4'-DDE	7.593	8.507f	675591	1624112	3.277	5.580 #
13) Dieldrin	7.801	8.631	108781	2563163	0.505	8.297 #
14) Endrin	7.941	8.880	93495	274949	0.540	1.170 #
15) 4,4'-DDD	8.016	8.915	2543390	4073485	14.731	16.572
16) Endosulfa...	8.131	9.017	102881	505069	0.603	2.067 #
17) 4,4'-DDT	8.214	9.145	7088006	11435977	42.786	49.089
18) Endrin Al...	8.402	9.272f	269844	244494	1.762	1.093
19) Endosulfa...	8.719	9.428	1107112	570025	6.918	2.572 #
20) Methoxychlor	0.000	9.621	0	250481	N.D.	2.106 #
21) Endrin Ke...	8.894	9.854	182424	606156	0.955	2.420 #
23) Hexachlor...	3.227f	3.797	74151	410810	0.372	1.025 #
24) Hexachlor...	5.761	6.585	196858	128679	0.866	0.402 #
25) Oxychlorane	7.254	8.066	178167	816962	0.818	2.921 #
26) 2,4'-DDE	7.345	8.274	402270	471519	2.821	2.239 #
27) trans-Non...	7.547f	8.328	305731	120464	1.385	0.392 #
28) 2,4'-DDD	7.716	8.649	684157	1258142	5.377	6.821m
29) 2,4'-DDT	7.895	8.880	147009	273211	1.004	1.378m
30) cis-Nonac...	7.983	8.915	1457339	4073485	6.183	11.941 #
31) Mirex	8.658	9.854	137358	606156	0.772	3.232 #
32) Chlordane...	7.415f	8.274	112966	471519	4.815	12.122 #
33) Chlordane...	7.547	8.365f	305731	398227	10.608	12.407
34) Chlordane...	8.085	9.055	222656	1359241	29.268	128.016 #
35) Chlordane...	3.813	3.797	2203060	410810	NoCal	NoCal
36) Toxaphene...	7.547f	8.631	305731	2563163	290.282	947.808 #
37) Toxaphene...	7.801	8.946f	108781	441163	55.938	126.678 #
38) Toxaphene...	8.131	8.998	102881	433698	20.454	80.278 #
39) Toxaphene...	0.000	9.084	0	309252	N.D.	34.264 #
40) Toxaphene...	8.592	9.230	686285	403708	208.738	80.389 #
41) Toxaphene...	8.658	9.621	137358	250481	31.632	44.616 #
42) Toxaphene...	3.813	3.797	2203060	410810	NoCal	NoCal

(f)=RT Delta > 1/2 Window (#)=Amounts differ by > 40% (m)=manual int.

Quantitation Report (QT Reviewed)

Data Path : R:\data\2020-01\0A15038\
Data File : ECD5-01152030.D
Signal(s) : Signal #1: ECD1A.CH Signal #2: ECD2B.CH
Acq On : 15 Jan 2020 20:04
Operator : MJB
Sample : A9J0599-16RE1@2
Misc : 2x, 8081B 2,4+4,4-DDx Only, GPC
ALS Vial : 18 (Sig #1); 0 (Sig #2) Sample Multiplier: 1

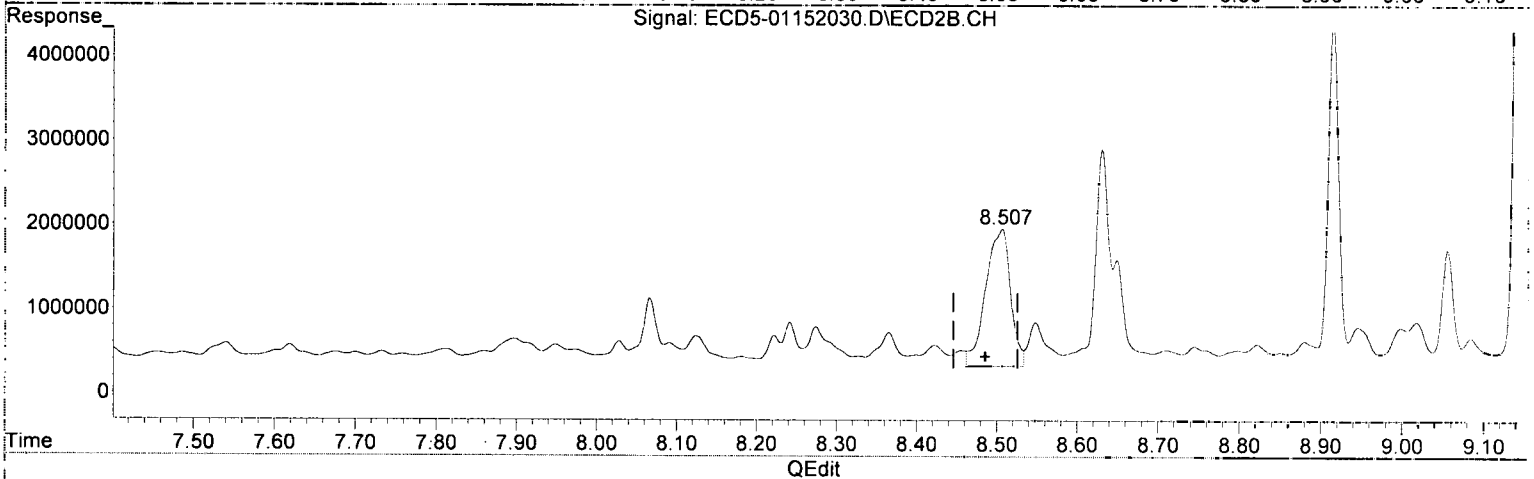
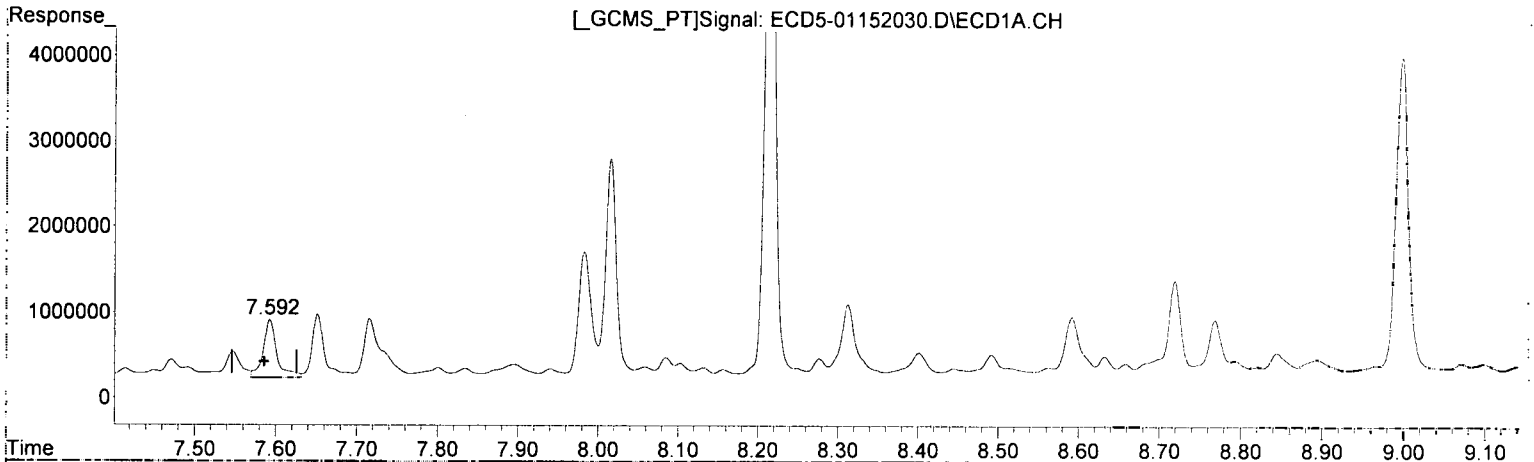
Integration File signal 1: PEST1.e
Integration File signal 2: PEST2.e
Quant Time: Jan 16 11:36:22 2020
Quant Method : R:\methods\ECD5_QUANTPEST_200107.M
Quant Title : Instrument: DualECD5
QLast Update : Thu Jan 09 11:11:29 2020
Response via : Initial Calibration
Integrator: ChemStation 6890 Scale Mode: Small noise peaks clipped



Quantitation Report (Qedit)

Data Path : R:\data\2020-01\0A15038\
Data File : ECD5-01152030.D
Signal(s) : Signal #1: ECD1A.CH Signal #2: ECD2B.CH
Acq On : 15 Jan 2020 20:04
Operator : MJB
Sample : A9J0599-16RE1@2
Misc : 2x, 8081B 2,4+4,4-DDx Only, GPC
ALS Vial : 18 (Sig #1); 0 (Sig #2) Sample Multiplier: 1

Integration File signal 1: PEST1.e
Integration File signal 2: PEST2.e
Quant Time: Jan 16 10:31:29 2020
Quant Method : R:\methods\ECD5_QUANTPEST_200107.M
Quant Title : Instrument: DualECD5
QLast Update : Thu Jan 09 11:11:29 2020
Response via : Initial Calibration
Integrator: ChemStation 6890 Scale Mode: Small noise peaks clipped



(12) 4,4'-DDE
7.593min 3.277 ng/mL
response 675591

MJB
1/16/20

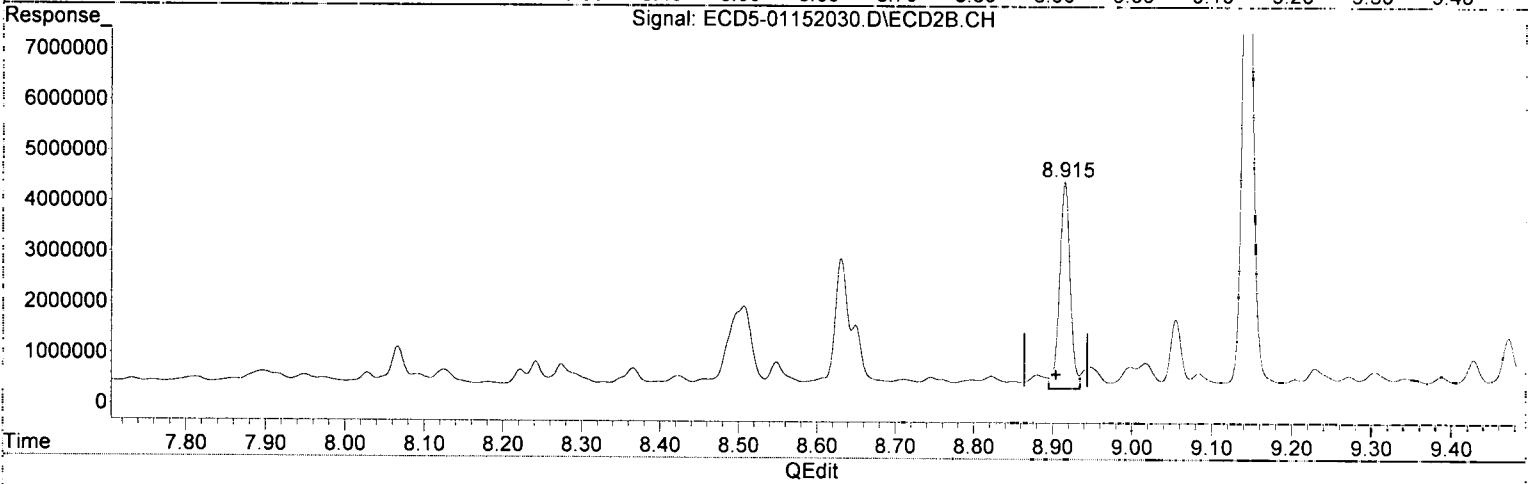
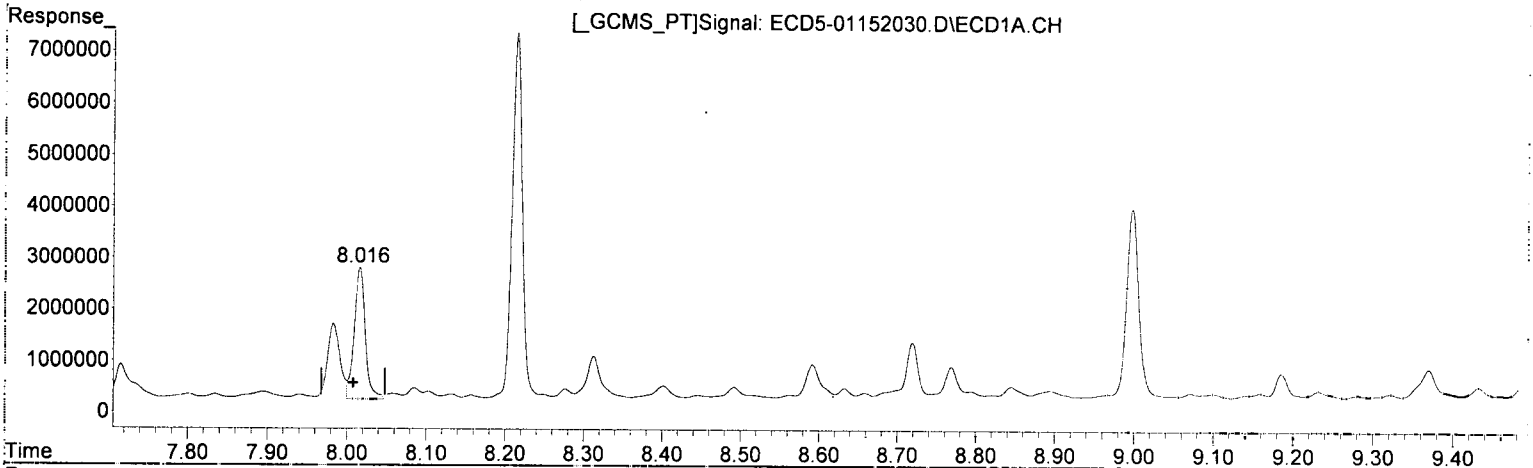
(12) 4,4'-DDE #2
8.507min 5.580 ng/mL
response 1624112

P-11

Quantitation Report (Qedit)

Data Path : R:\data\2020-01\0A15038\
Data File : ECD5-01152030.D
Signal(s) : Signal #1: ECD1A.CH Signal #2: ECD2B.CH
Acq On : 15 Jan 2020 20:04
Operator : MJB
Sample : A9J0599-16RE1@2
Misc : 2x, 8081B 2,4+4,4-DDx Only, GPC
ALS Vial : 18 (Sig #1); 0 (Sig #2) Sample Multiplier: 1

Integration File signal 1: PEST1.e
Integration File signal 2: PEST2.e
Quant Time: Jan 16 10:31:29 2020
Quant Method : R:\methods\ECD5_QUANTPEST_200107.M
Quant Title : Instrument: DualECD5
QLast Update : Thu Jan 09 11:11:29 2020
Response via : Initial Calibration
Integrator: ChemStation 6890 Scale Mode: Small noise peaks clipped



(15) 4,4'-DDD
8.016min 14.731 ng/mL
response 2543390

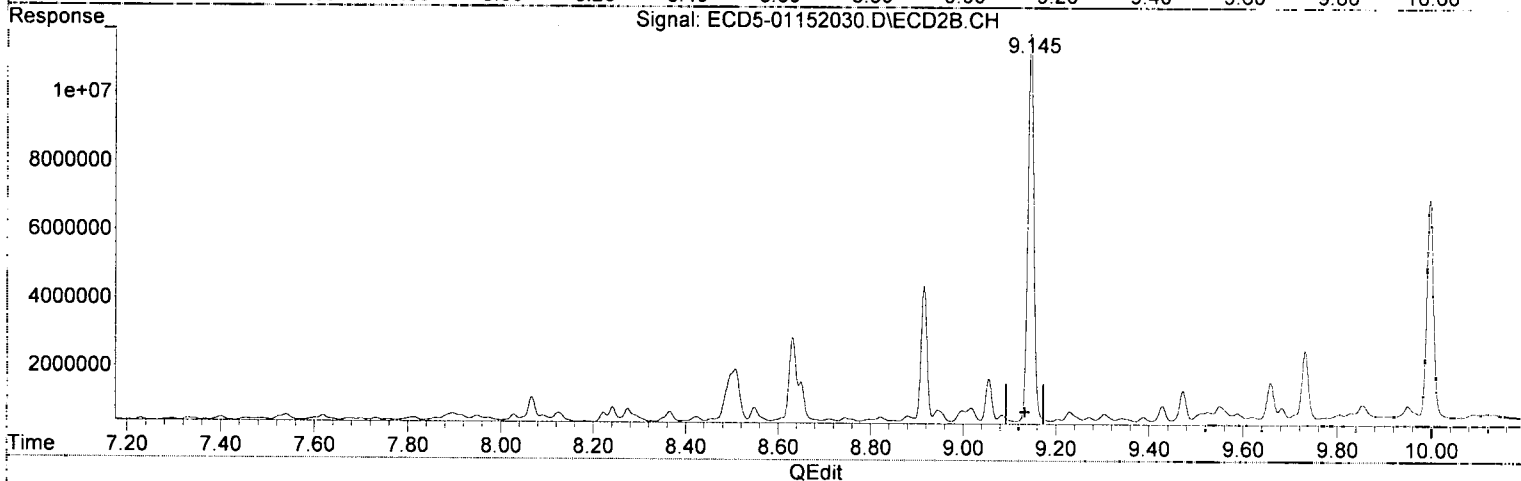
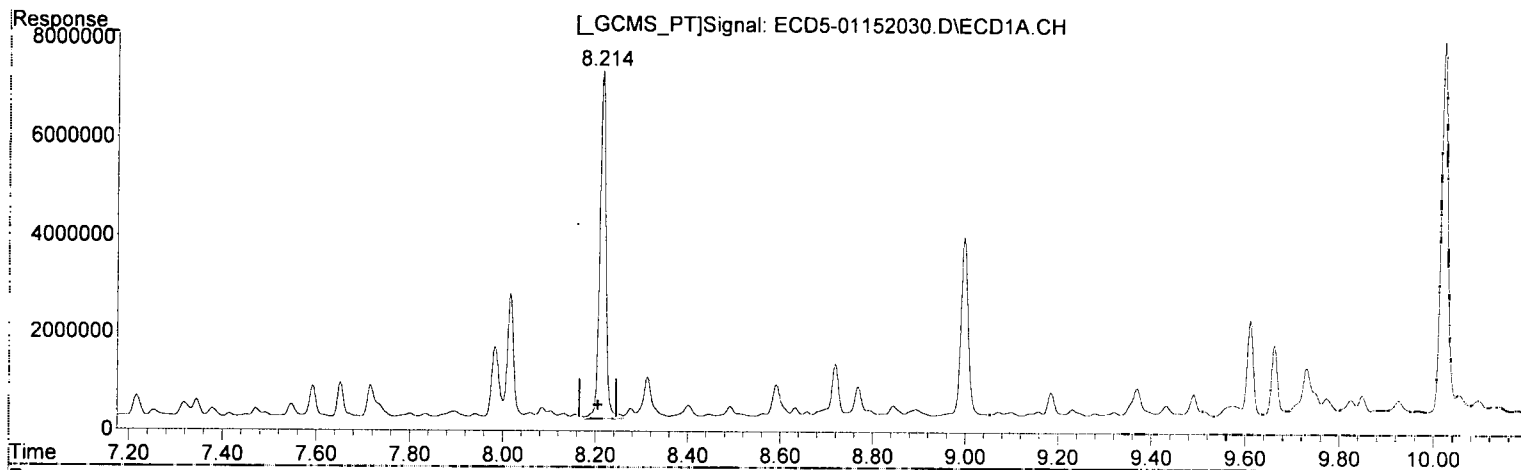
MJB
1/16/20

(15) 4,4'-DDD #2
8.915min 16.572 ng/mL
response 4073485

Quantitation Report (Qedit)

Data Path : R:\data\2020-01\0A15038\
Data File : ECD5-01152030.D
Signal(s) : Signal #1: ECD1A.CH Signal #2: ECD2B.CH
Acq On : 15 Jan 2020 20:04
Operator : MJB
Sample : A9J0599-16RE1@2
Misc : 2x, 8081B 2,4+4,4-DDx Only, GPC
ALS Vial : 18 (Sig #1); 0 (Sig #2) Sample Multiplier: 1

Integration File signal 1: PEST1.e
Integration File signal 2: PEST2.e
Quant Time: Jan 16 10:31:29 2020
Quant Method : R:\methods\ECD5_QUANTPEST_200107.M
Quant Title : Instrument: DualECD5
QLast Update : Thu Jan 09 11:11:29 2020
Response via : Initial Calibration
Integrator: ChemStation 6890 Scale Mode: Small noise peaks clipped



(17) 4,4'-DDT

8.214min 42.786 ng/mL

response 7088006

MJB 1/16/20

(17) 4,4'-DDT #2

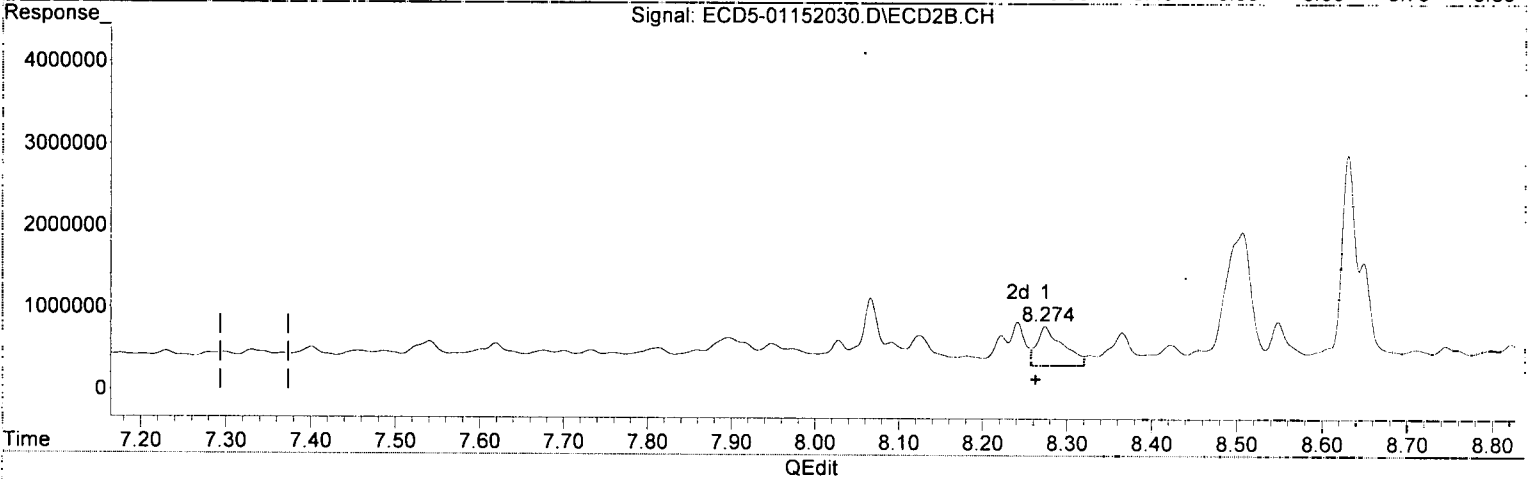
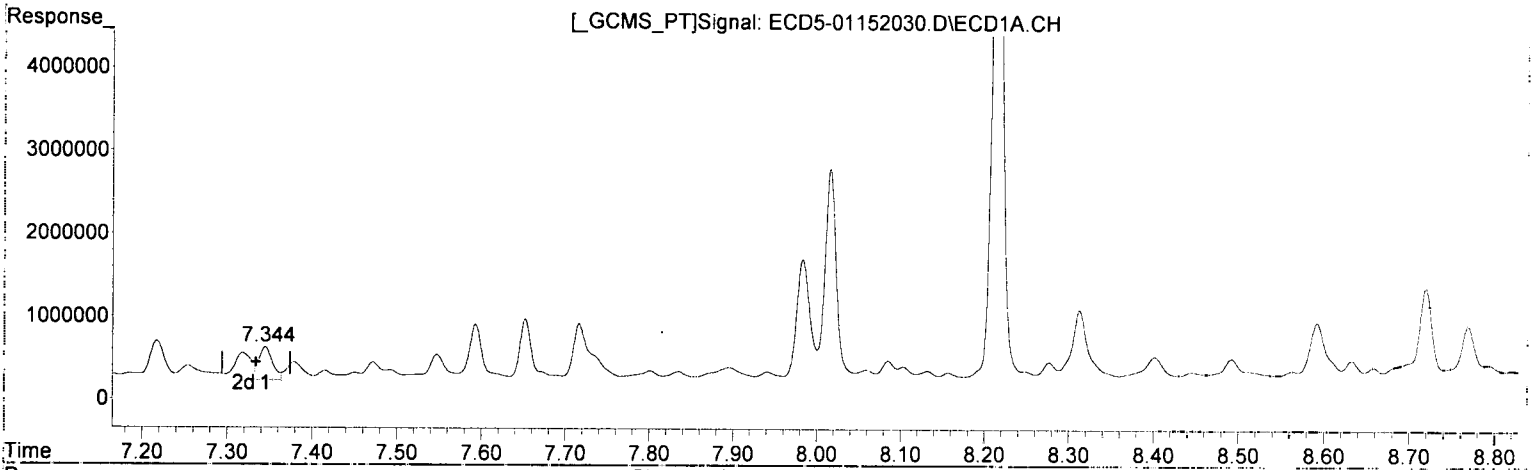
9.145min 49.089 ng/mL

response 11435977

Quantitation Report (Qedit)

Data Path : R:\data\2020-01\0A15038\
Data File : ECD5-01152030.D
Signal(s) : Signal #1: ECD1A.CH Signal #2: ECD2B.CH
Acq On : 15 Jan 2020 20:04
Operator : MJB
Sample : A9J0599-16RE1@2
Misc : 2x, 8081B 2,4+4,4-DDx Only, GPC
ALS Vial : 18 (Sig #1); 0 (Sig #2) Sample Multiplier: 1

Integration File signal 1: PEST1.e
Integration File signal 2: PEST2.e
Quant Time: Jan 16 10:31:29 2020
Quant Method : R:\methods\ECD5_QUANTPEST_200107.M
Quant Title : Instrument: DualECD5
Last Update : Thu Jan 09 11:11:29 2020
Response via : Initial Calibration
Integrator: ChemStation 6890 Scale Mode: Small noise peaks clipped



(26) 2,4'-DDE
7.345min 2.821 ng/mL
response 402270

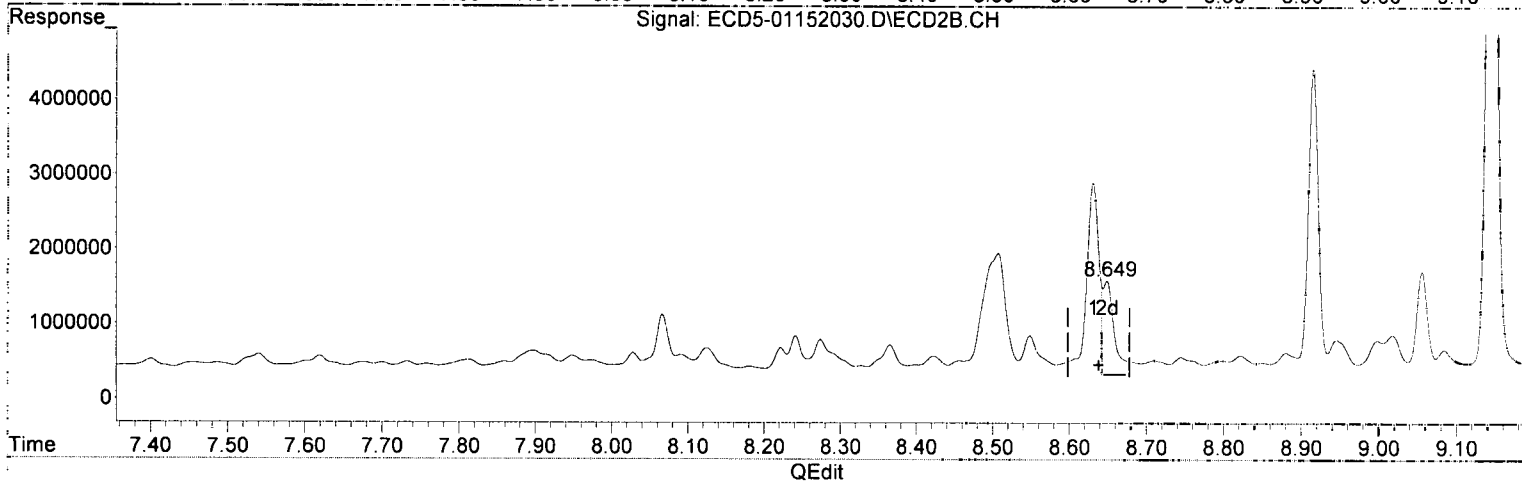
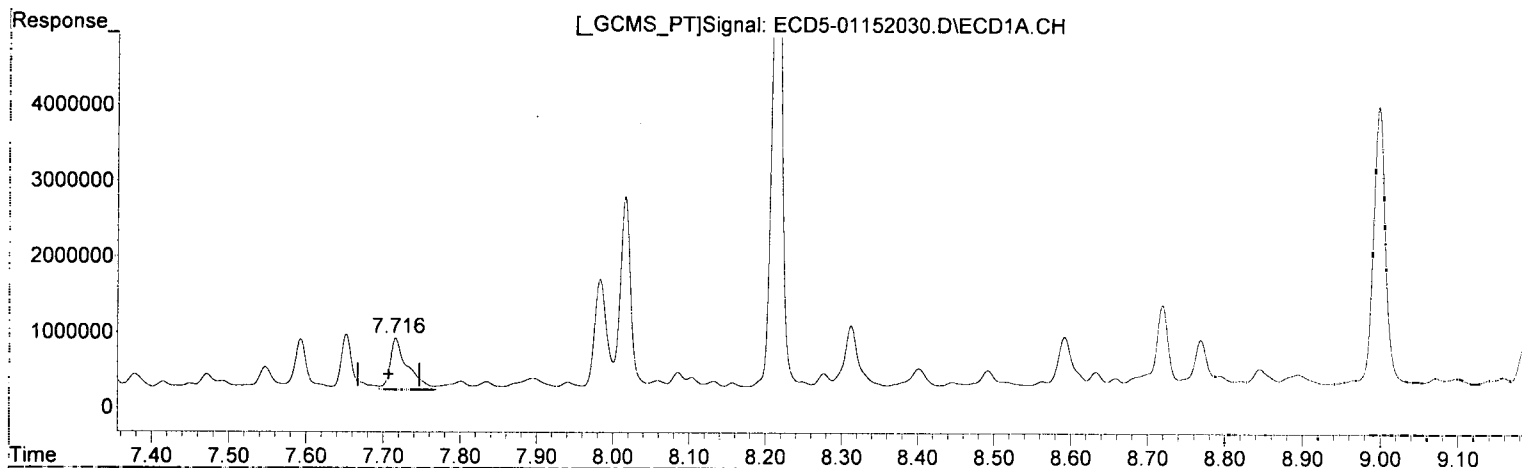
MJB
1/16/20

(26) 2,4'-DDE #2
8.274min 2.239 ng/mL *R-02*
response 471519

Quantitation Report (Qedit)

Data Path : R:\data\2020-01\0A15038\
Data File : ECD5-01152030.D
Signal(s) : Signal #1: ECD1A.CH Signal #2: ECD2B.CH
Acq On : 15 Jan 2020 20:04
Operator : MJB
Sample : A9J0599-16RE1@2
Misc : 2x, 8081B 2,4+4,4-DDx Only, GPC
ALS Vial : 18 (Sig #1); 0 (Sig #2) Sample Multiplier: 1

Integration File signal 1: PEST1.e
Integration File signal 2: PEST2.e
Quant Time: Jan 16 10:31:29 2020
Quant Method : R:\methods\ECD5_QUANTPEST_200107.M
Quant Title : Instrument: DualECD5
QLast Update : Thu Jan 09 11:11:29 2020
Response via : Initial Calibration
Integrator: ChemStation 6890 Scale Mode: Small noise peaks clipped



(28) 2,4'-DDD

7.716min 5.377 ng/mL
response 684157

MJB
1/16/20

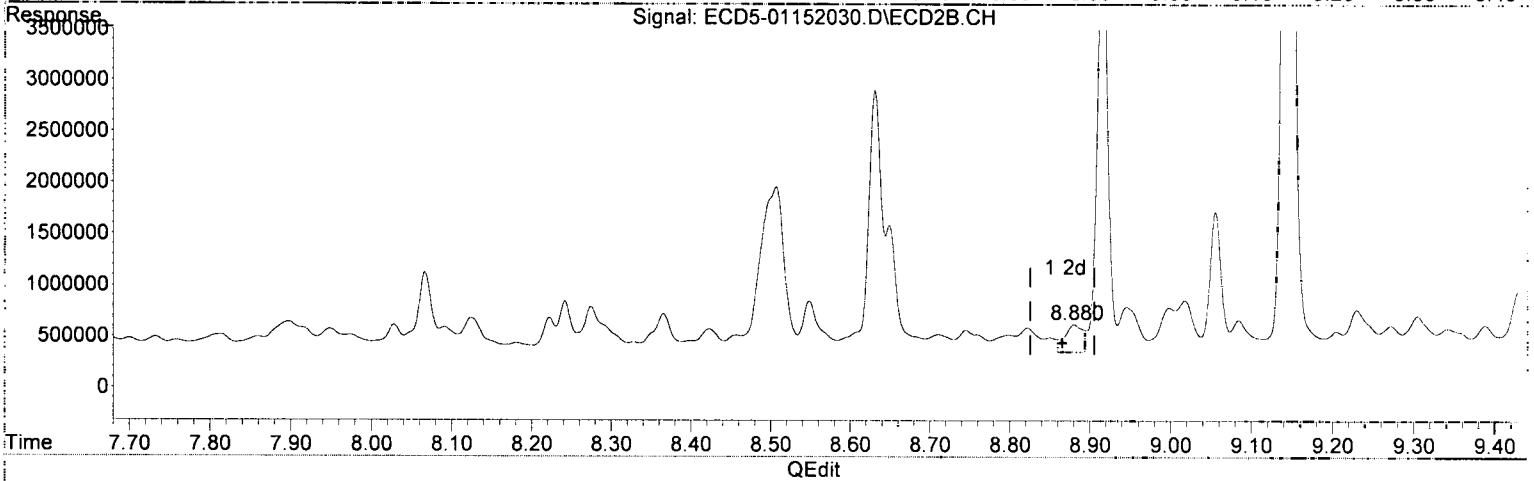
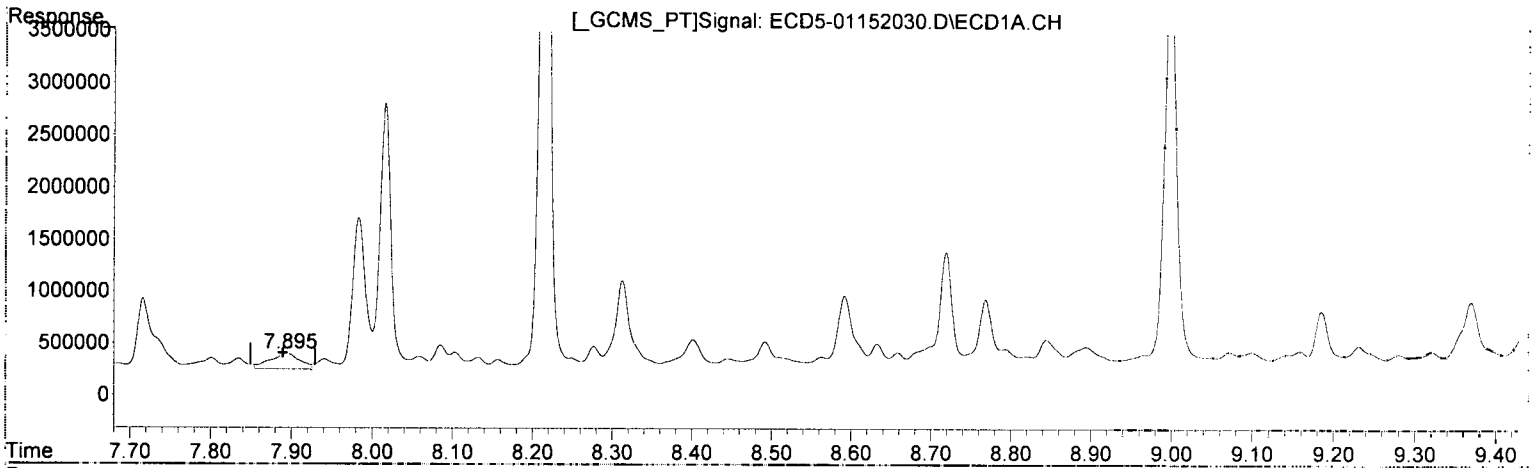
(28) 2,4'-DDD #2

8.649min 6.821 ng/mL
response 1258142

Quantitation Report (Qedit)

Data Path : R:\data\2020-01\0A15038\
Data File : ECD5-01152030.D
Signal(s) : Signal #1: ECD1A.CH Signal #2: ECD2B.CH
Acq On : 15 Jan 2020 20:04
Operator : MJB
Sample : A9J0599-16RE1@2
Misc : 2x, 8081B 2,4+4,4-DDx Only, GPC
ALS Vial : 18 (Sig #1); 0 (Sig #2) Sample Multiplier: 1

Integration File signal 1: PEST1.e
Integration File signal 2: PEST2.e
Quant Time: Jan 16 10:31:29 2020
Quant Method : R:\methods\ECD5_QUANTPEST_200107.M
Quant Title : Instrument: DualECD5
QLast Update : Thu Jan 09 11:11:29 2020
Response via : Initial Calibration
Integrator: ChemStation 6890 Scale Mode: Small noise peaks clipped



(29) 2,4'-DDT
7.895min 1.004 ng/mL
response 147009

MJB
1/16/20

(29) 2,4'-DDT #2
8.880min 1.378 ng/mL (m) MDL=MRCL
response 273211

Data Path : R:\data\2020-01\0A15038\
 Data File : ECD5-01152030.D
 Signal(s) : Signal #1: ECD1A.CH Signal #2: ECD2B.CH
 Acq On : 15 Jan 2020 20:04
 Operator : MJB
 Sample : A9J0599-16RE1@2
 Misc : 2x, 8081B 2,4+4,4-DDx Only, GPC
 ALS Vial : 18 (Sig #1); 0 (Sig #2) Sample Multiplier: 1

Integration File signal 1: PEST1.e
 Integration File signal 2: PEST2.e
 Quant Time: Jan 16 10:31:29 2020
 Quant Method : R:\methods\ECD5_QUANTPEST_200107.M
 Quant Title : Instrument: DualECD5
 QLast Update : Thu Jan 09 11:11:29 2020
 Response via : Initial Calibration
 Integrator: ChemStation 6890 Scale Mode: Small noise peaks clipped

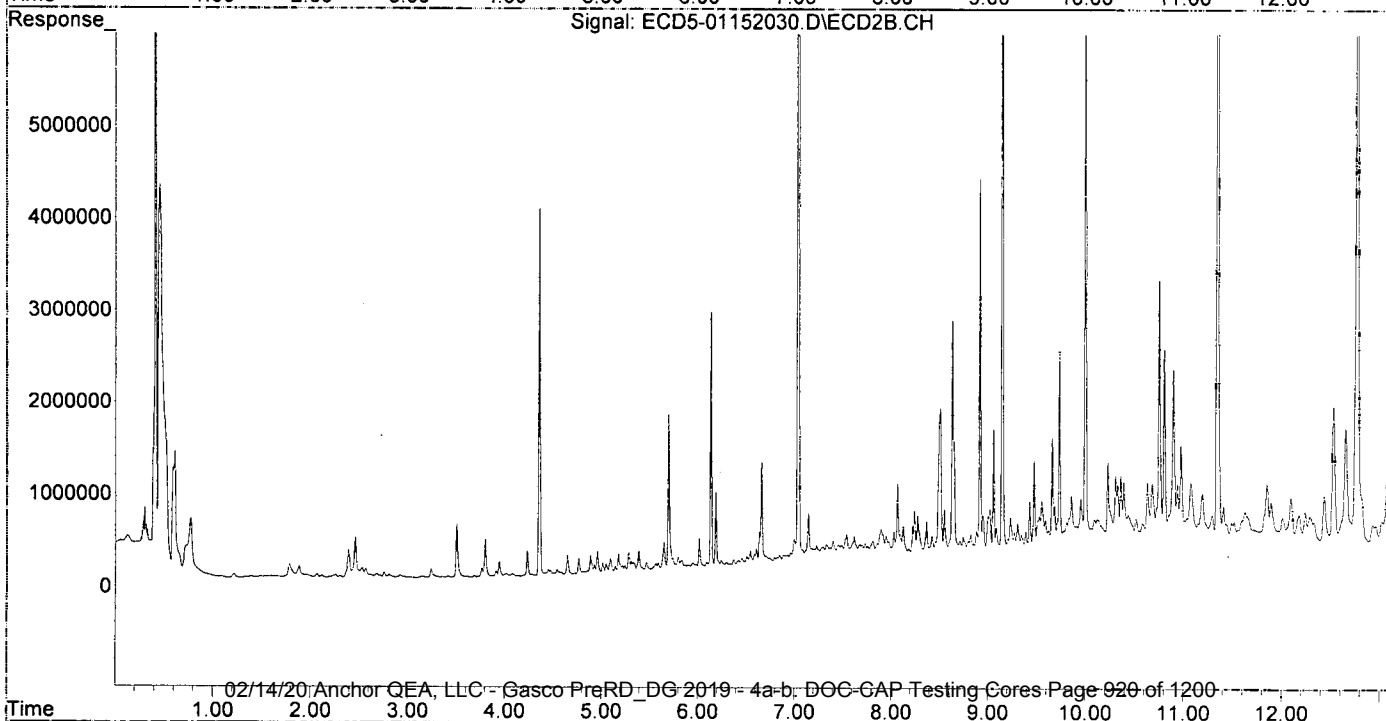
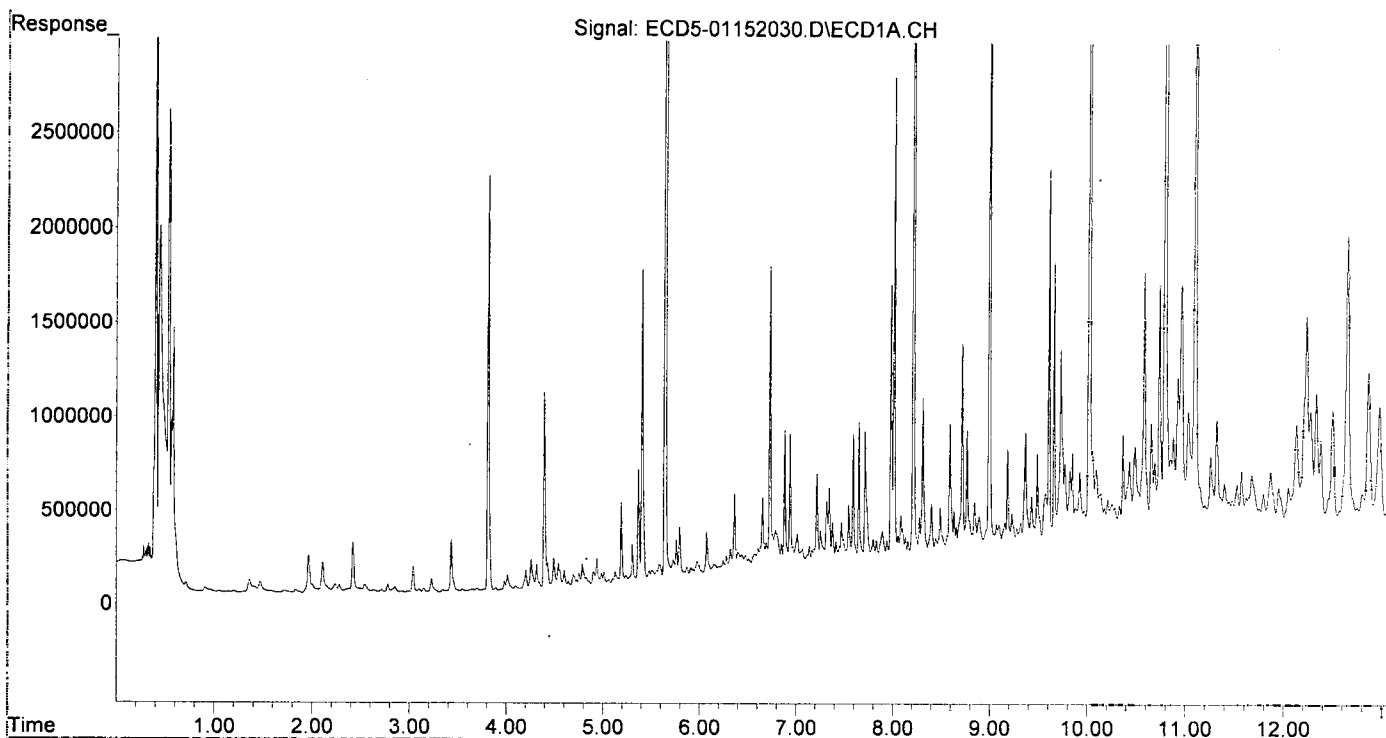
MJB
1/16/20

Compound	RT#1	RT#2	Resp#1	Resp#2	ng/mL	ng/mL
System Monitoring Compounds						
1) S TCMX (S)	5.406	6.134	1650889	2767092	8.455	9.283
22) S DCBP (S)	9.611	10.751	1984929	2912902	13.134	16.369
Target Compounds						
2) a-BHC	5.913	0.000	45471	0	0.173	N.D. #
3) g-BHC	6.198	7.037	37888	13110594	0.162	35.910 #
4) b-BHC	6.281	7.083f	-90010	158680	0.751	0.986
5) Heptachlor	6.607	7.401f	113844	238021	0.501	0.671
6) d-BHC	6.438	7.367	88324	163213	0.405	0.543
7) Aldrin	6.884	7.700	723377	183690	3.279	0.552 #
8) Heptachlo...	7.319	8.125	331283	364240	1.607	1.182
9) trans-Chl...	7.415	8.274	172966	471519	0.536	1.512 #
10) cis-Chlor...	7.547f	8.365	305731	398227	1.494	1.342
11) Endosulfa...	7.593f	8.423	675591	245499	3.486	0.883 #
12) 4,4'-DDE	7.593	8.507f	675591	1624112	3.277	5.580 #
13) Dieldrin	7.801	8.631	108781	2563163	0.505	8.297 #
14) Endrin	7.941	8.880	93495	274949	0.540	1.170 #
15) 4,4'-DDD	8.016	8.915	2543390	4073485	14.731	16.572
16) Endosulfa...	8.131	9.017	102881	505069	0.603	2.067 #
17) 4,4'-DDT	8.214	9.145	7088006	11435977	42.786	49.089
18) Endrin Al...	8.402	9.272f	269844	244494	1.762	1.093
19) Endosulfa...	8.719	9.428	1107112	570025	6.918	2.572 #
20) Methoxychlor	0.000	9.621	0	250481	N.D.	2.106 #
21) Endrin Ke...	8.894	9.854	182424	606156	0.955	2.420 #
23) Hexachlor...	3.227f	3.797	74151	410810	0.372	1.025 #
24) Hexachlor...	5.761	6.585	196858	128679	0.866	0.402 #
25) Oxychlorane	7.254	8.066	178167	816962	0.818	2.921 #
26) 2,4'-DDE	7.345	8.274	402270	471519	2.821	2.239
27) trans-Non...	7.547f	8.328	305731	120464	1.385	0.392 #
28) 2,4'-DDD	7.716	8.631	684157	2563163	5.377	13.897 #
29) 2,4'-DDT	7.895	8.850	147009	144532	1.004	0.681
30) cis-Nonac...	7.983	8.915	1457339	4073485	6.183	11.941 #
31) Mirex	8.658	9.854	137358	606156	0.772	3.232 #
32) Chlordane...	7.415f	8.274	112966	471519	4.815	12.122 #
33) Chlordane...	7.547	8.365f	305731	398227	10.608	12.407
34) Chlordane...	8.085	9.055	222656	1359241	29.268	128.016 #
35) Chlordane...	3.813	3.797	2203060	410810	NoCal	NoCal
36) Toxaphene...	7.547f	8.631	305731	2563163	290.282	947.808 #
37) Toxaphene...	7.801	8.946f	108781	441163	55.938	126.678 #
38) Toxaphene...	8.131	8.998	102881	433698	20.454	80.278 #
39) Toxaphene...	0.000	9.084	0	309252	N.D.	34.264 #
40) Toxaphene...	8.592	9.230	686285	403708	208.738	80.389 #
41) Toxaphene...	8.658	9.621	137358	250481	31.632	44.616 #
42) Toxaphene...	3.813	3.797	2203060	410810	NoCal	NoCal

(f)=RT Delta > 1/2 Window (#)=Amounts differ by > 40% (m)=manual int.

Data Path : R:\data\2020-01\0A15038\
 Data File : ECD5-01152030.D
 Signal(s) : Signal #1: ECD1A.CH Signal #2: ECD2B.CH
 Acq On : 15 Jan 2020 20:04
 Operator : MJB
 Sample : A9J0599-16RE1@2
 Misc : 2x, 8081B 2,4+4,4-DDx Only, GPC
 ALS Vial : 18 (Sig #1); 0 (Sig #2) Sample Multiplier: 1

Integration File signal 1: PEST1.e
 Integration File signal 2: PEST2.e
 Quant Time: Jan 16 10:31:29 2020
 Quant Method : R:\methods\ECD5_QUANTPEST_200107.M
 Quant Title : Instrument: DualECD5
 QLast Update : Thu Jan 09 11:11:29 2020
 Response via : Initial Calibration
 Integrator: ChemStation 6890 Scale Mode: Small noise peaks clipped



Quantitation Report (Not Reviewed)

Data Path : R:\data\2020-01\0A15038\
 Data File : ECD5-01152032.D
 Signal(s) : Signal #1: ECD1A.CH Signal #2: ECD2B.CH
 Acq On : 15 Jan 2020 20:42
 Operator : MJB
 Sample : A9J0599-17RE1#2
 Misc : 2x, 8081B 2,4+4,4-DDx Only, GPC
 ALS Vial : 19 (Sig #1); 0 (Sig #2) Sample Multiplier: 1

Integration File signal 1: PEST1.e
 Integration File signal 2: PEST2.e
 Quant Time: Jan 16 10:31:37 2020
 Quant Method : R:\methods\ECD5_QUANTPEST_200107.M
 Quant Title : Instrument: DualECD5
 QLast Update : Thu Jan 09 11:11:29 2020
 Response via : Initial Calibration
 Integrator: ChemStation 6890 Scale Mode: Small noise peaks clipped

MJB
1/16/20

Compound	RT#1	RT#2	Resp#1	Resp#2	ng/mL	ng/mL
System Monitoring Compounds						
1) S TCMX (S)	5.389	6.116	1349226	2251477	6.910	7.553
22) S DCBP (S)	9.600	10.737	1597231	2419573	10.535	13.597
Target Compounds						
2) a-BHC	5.918	6.693f	25163	51504	0.096	0.125
3) g-BHC	6.230	7.019f	41512	8185484	0.178	22.420 #
4) b-BHC	6.303	7.128	70750	339420	0.554	2.110 #
5) Heptachlor	6.637	7.445	262230	140881	1.154	0.397 #
6) d-BHC	6.427	7.350	55663	104513	0.256	0.369 #
7) Aldrin	6.867	7.684	483327	124735	2.191	0.375 #
8) Heptachlo...	7.329	8.108f	269285	214163	1.306	0.695 #
9) trans-Chl...	7.399f	8.261	50108	341935	0.238	1.097 #
10) cis-Chlor...	7.533	8.408f	240660	157519	1.176	0.531 #
11) Endosulfa...	7.638	8.444	669560	144627	3.455	0.520 #
12) 4,4'-DDE	7.579	8.496	325396	1338066	1.578	4.608 #
13) Dieldrin	7.776	8.637	54480	761128	0.253	2.464 #
14) Endrin	7.969	8.879	774344	123407	4.476	0.525 #
15) 4,4'-DDD	8.003	8.904	1536254	2446471	8.898	9.953
16) Endosulfa...	8.119	9.006	68485	266433	0.401	1.091 #
17) 4,4'-DDT	8.201	9.134	397514	593552	2.400	2.796
18) Endrin Al...	8.388	9.260	129638	156786	0.847	0.701
19) Endosulfa...	8.706	9.460	1363708	643864	8.521	2.905 #
20) Methoxychlor	8.579f	9.613	470642	151602	5.434	1.275 #
21) Endrin Ke...	8.879f	9.841	111653	376990	0.585	1.505 #
23) Hexachlor...	3.210	3.779f	65958	953803	0.331	2.380 #
24) Hexachlor...	5.778	6.592	123337	95727	0.485	0.299
25) Oxylchlorane	7.239	8.055	133180	626796	0.560	2.241 #
26) 2,4'-DDE	7.329	8.261	269285	341935	1.889	1.624 #
27) trans-Non...	7.499	8.354	41033	252725	0.050	0.822 #
28) 2,4'-DDD	7.702	8.637	396689	761128	3.118	4.127
29) 2,4'-DDT	7.875	8.879	102585	123407	0.700	0.566
30) cis-Nonac...	7.969	8.904	774344	2446471	3.285	7.171 #
31) Mirex	8.620f	9.841	97853	376990	0.479	1.911 #
32) Chlordane...	7.457f	8.261f	136868	341935	5.834	8.791 #
33) Chlordane...	7.533	8.408	240660	157519	8.350	4.907 #
34) Chlordane...	8.072	9.072	120160	263982	15.795	24.862 #
35) Chlordane...	3.795f	3.779	2183687	953803	NoCal	NoCal
36) Toxaphene...	7.499	8.618	41033	1317825	38.959	487.306 #
37) Toxaphene...	7.820	8.989f	73131	244486	37.606	70.203 #
38) Toxaphene...	8.119	9.006	68485	266433	12.227	47.930 #
39) Toxaphene...	8.388f	9.072	129638	263982	32.088	29.248
40) Toxaphene...	8.579	9.260	470642	156786	143.149	31.220 #
41) Toxaphene...	8.620f	9.646	97853	771022	22.535	137.335 #
42) Toxaphene...	3.795	3.779f	2183687	953803	NoCal	NoCal

P-11

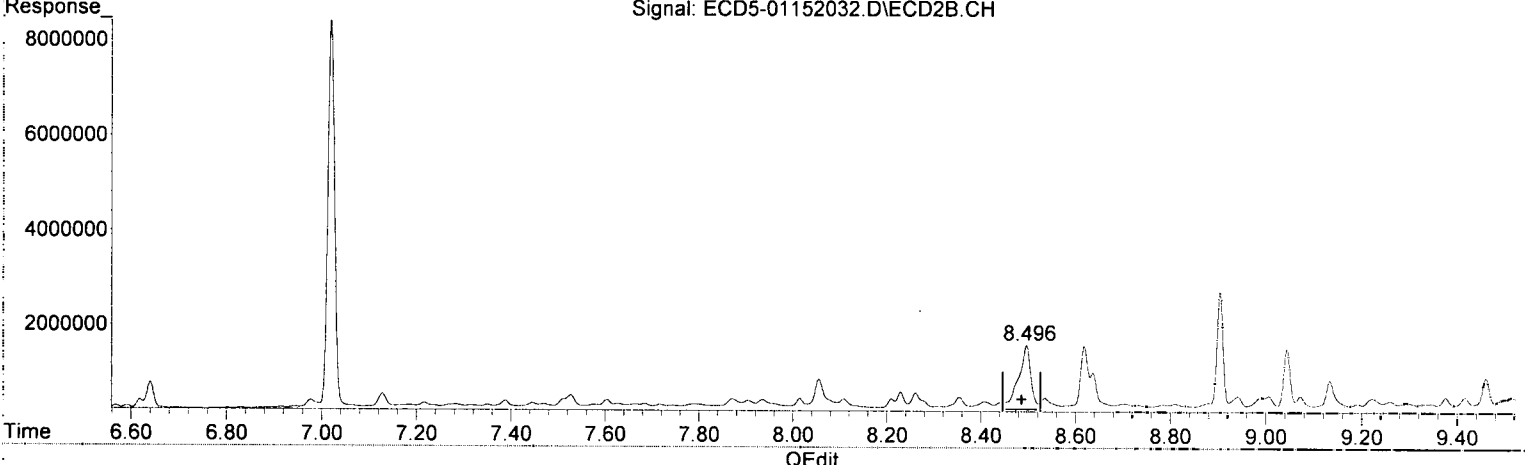
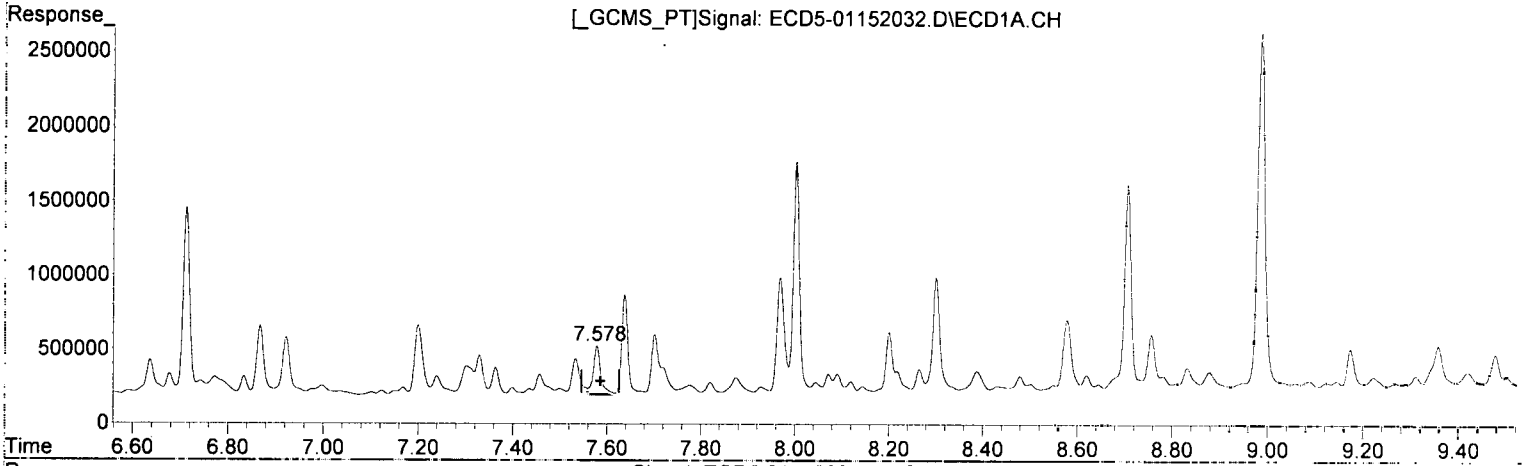
MPL-MPL

(f)=RT Delta > 1/2 Window (#)=Amounts differ by > 40% (m)=manual int.

Quantitation Report (Qedit)

Data Path : R:\data\2020-01\0A15038\
Data File : ECD5-01152032.D
Signal(s) : Signal #1: ECD1A.CH Signal #2: ECD2B.CH
Acq On : 15 Jan 2020 20:42
Operator : MJB
Sample : A9J0599-17RE1@2
Misc : 2x, 8081B 2,4+4,4-DDx Only, GPC
ALS Vial : 19 (Sig #1); 0 (Sig #2) Sample Multiplier: 1

Integration File signal 1: PEST1.e
Integration File signal 2: PEST2.e
Quant Time: Jan 16 10:31:37 2020
Quant Method : R:\methods\ECD5_QUANTPEST_200107.M
Quant Title : Instrument: DualECD5
QLast Update : Thu Jan 09 11:11:29 2020
Response via : Initial Calibration
Integrator: ChemStation 6890 Scale Mode: Small noise peaks clipped



(12) 4,4'-DDE
7.579min 1.578 ng/mL
response 325396

P-11

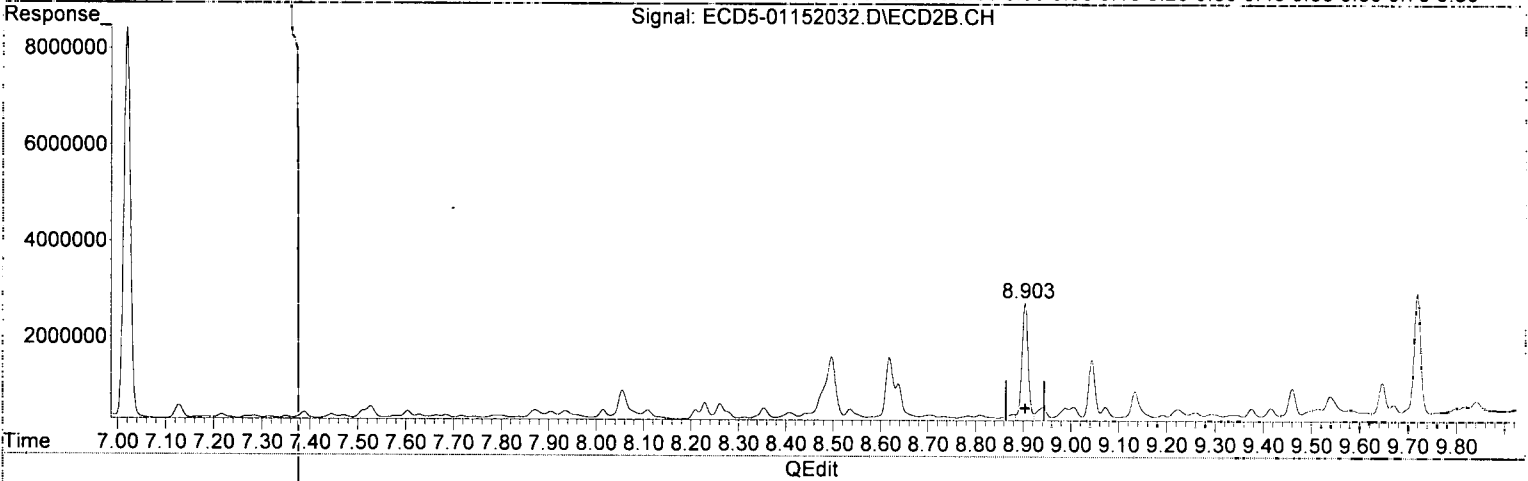
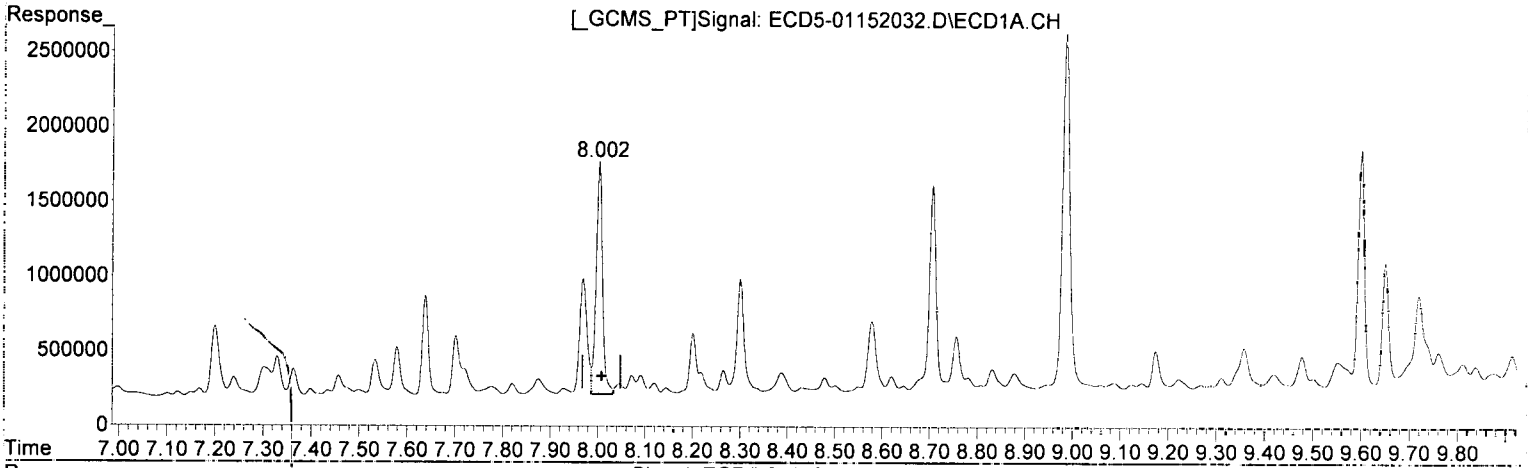
MJB 1/16/20

(12) 4,4'-DDE #2
8.496min 4.608 ng/mL
response 1338066

Quantitation Report (Qedit)

Data Path : R:\data\2020-01\0A15038\
Data File : ECD5-01152032.D
Signal(s) : Signal #1: ECD1A.CH Signal #2: ECD2B.CH
Acq On : 15 Jan 2020 20:42
Operator : MJB
Sample : A9J0599-17RE1@2
Misc : 2x, 8081B 2,4+4,4-DDx Only, GPC
ALS Vial : 19 (Sig #1); 0 (Sig #2) Sample Multiplier: 1

Integration File signal 1: PEST1.e
Integration File signal 2: PEST2.e
Quant Time: Jan 16 10:31:37 2020
Quant Method : R:\methods\ECD5_QUANTPEST_200107.M
Quant Title : Instrument: DualECD5
QLast Update : Thu Jan 09 11:11:29 2020
Response via : Initial Calibration
Integrator: ChemStation 6890 Scale Mode: Small noise peaks clipped



(15) 4,4'-DDD
8.003min 8.898 ng/mL
response 1536254

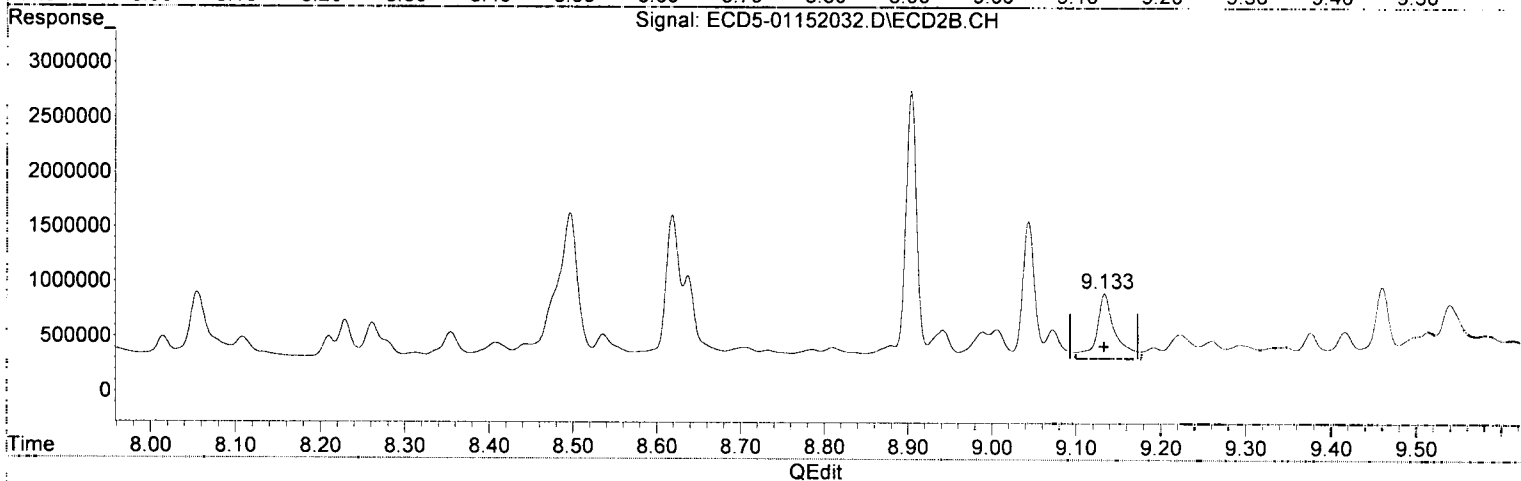
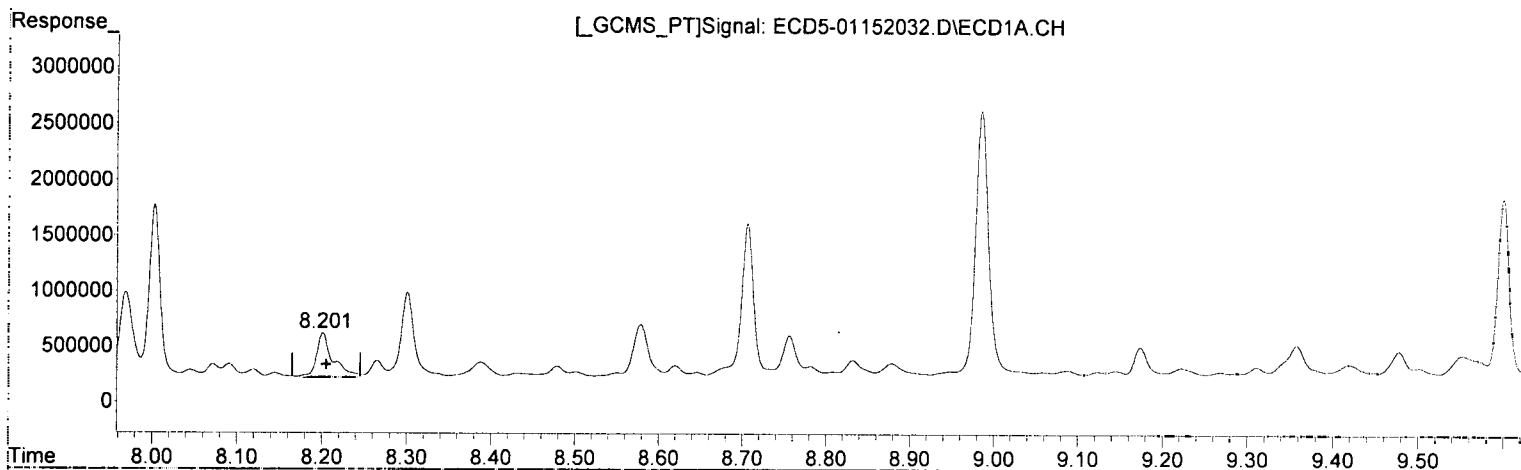
MJB
1/16/20

(15) 4,4'-DDD #2
8.904min 9.953 ng/mL
response 2446471

Quantitation Report (Qedit)

Data Path : R:\data\2020-01\0A15038\
Data File : ECD5-01152032.D
Signal(s) : Signal #1: ECD1A.CH Signal #2: ECD2B.CH
Acq On : 15 Jan 2020 20:42
Operator : MJB
Sample : A9J0599-17RE1@2
Misc : 2x, 8081B 2,4+4,4-DDx Only, GPC
ALS Vial : 19 (Sig #1); 0 (Sig #2) Sample Multiplier: 1

Integration File signal 1: PEST1.e
Integration File signal 2: PEST2.e
Quant Time: Jan 16 10:31:37 2020
Quant Method : R:\methods\ECD5_QUANTPEST_200107.M
Quant Title : Instrument: DualECD5
QLast Update : Thu Jan 09 11:11:29 2020
Response via : Initial Calibration
Integrator: ChemStation 6890 Scale Mode: Small noise peaks clipped



(17) 4,4'-DDT
8.201min 2.400 ng/mL
response 397514

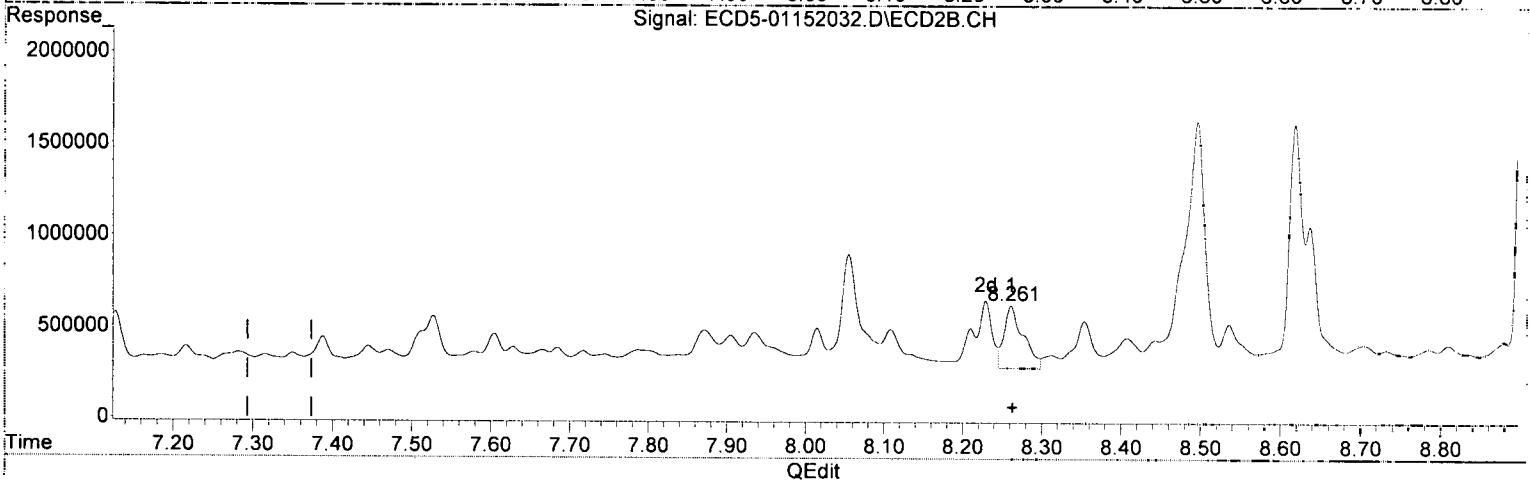
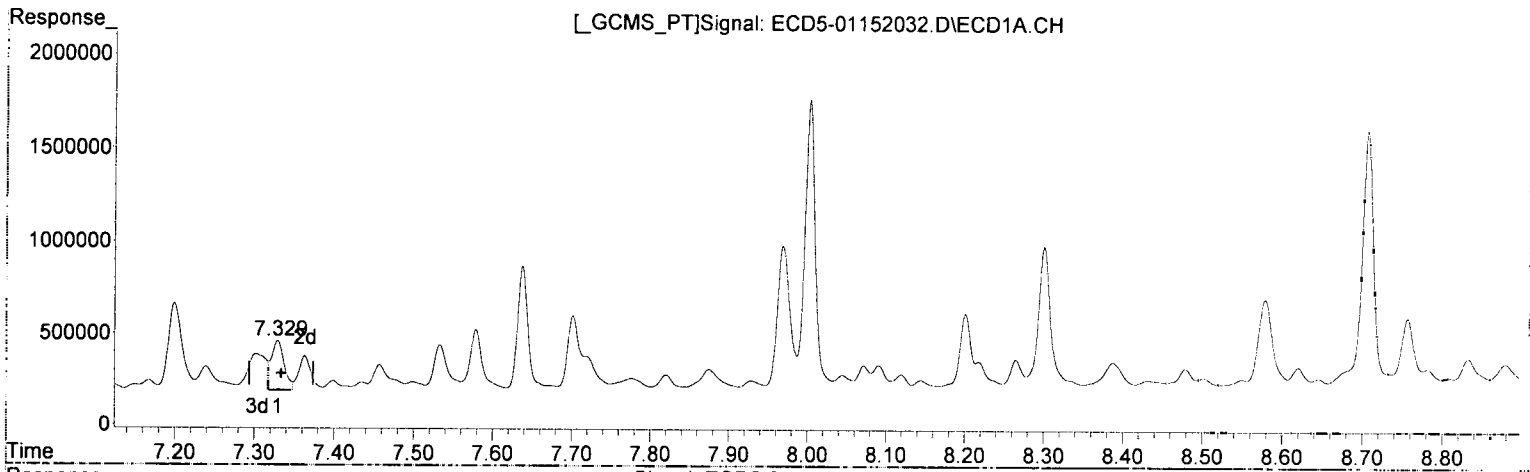
MJB
1/16/20

(17) 4,4'-DDT #2
9.134min 2.796 ng/mL
response 593552

Quantitation Report (Qedit)

Data Path : R:\data\2020-01\0A15038\
 Data File : ECD5-01152032.D
 Signal(s) : Signal #1: ECD1A.CH Signal #2: ECD2B.CH
 Acq On : 15 Jan 2020 20:42
 Operator : MJB
 Sample : A9J0599-17RE1@2
 Misc : 2x, 8081B 2,4+4,4-DDx Only, GPC
 ALS Vial : 19 (Sig #1); 0 (Sig #2) Sample Multiplier: 1

Integration File signal 1: PEST1.e
 Integration File signal 2: PEST2.e
 Quant Time: Jan 16 10:31:37 2020
 Quant Method : R:\methods\ECD5_QUANTPEST_200107.M
 Quant Title : Instrument: DualECD5
 QLast Update : Thu Jan 09 11:11:29 2020
 Response via : Initial Calibration
 Integrator: ChemStation 6890 Scale Mode: Small noise peaks clipped



(26) 2,4'-DDE
 7.329min 1.889 ng/mL
 response 269285

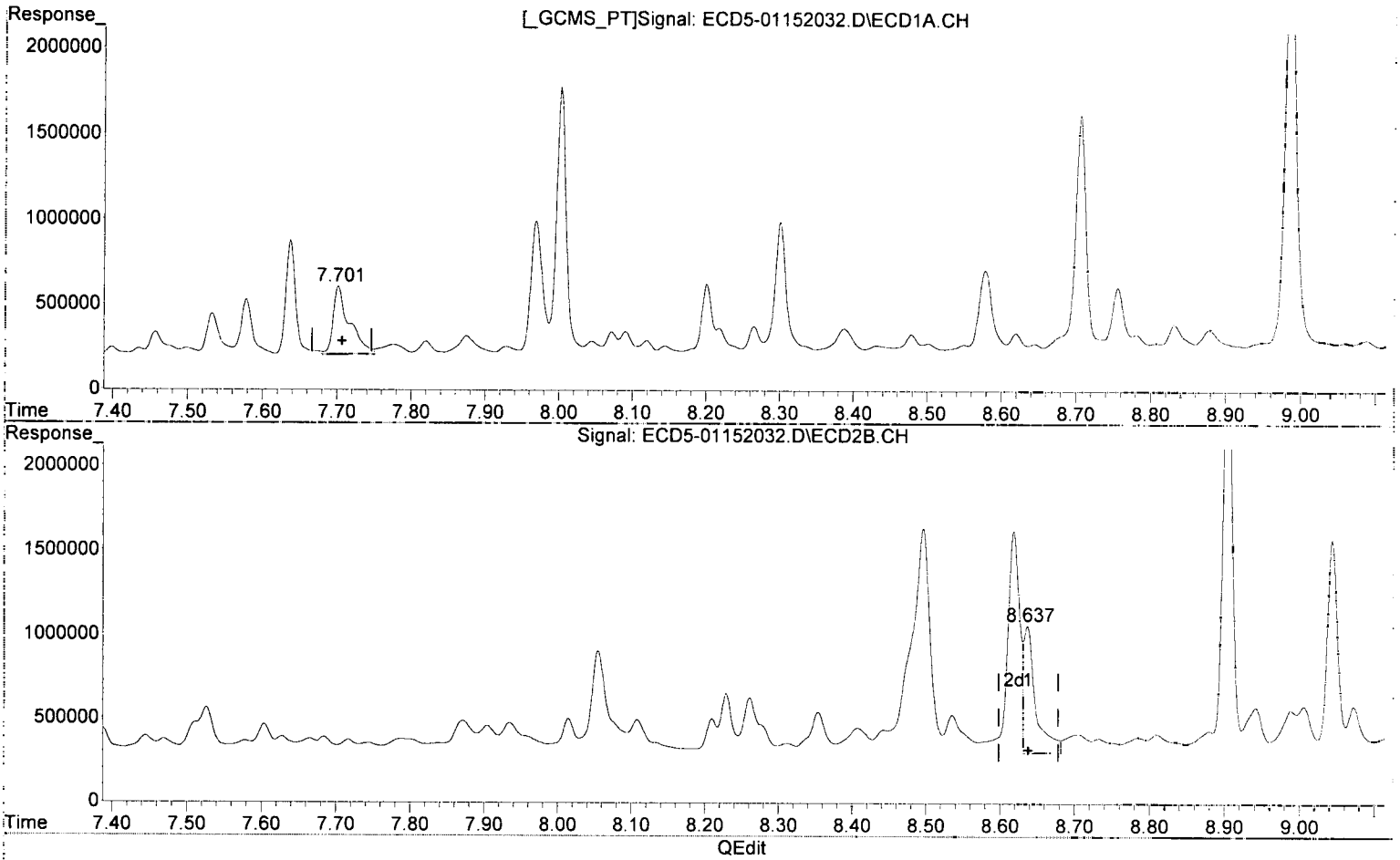
MJB
1/16/20

(26) 2,4'-DDE #2
 8.261min 1.624 ng/mL *MDC = MRL*
 response 341935

Quantitation Report (Qedit)

Data Path : R:\data\2020-01\0A15038\
Data File : ECD5-01152032.D
Signal(s) : Signal #1: ECD1A.CH Signal #2: ECD2B.CH
Acq On : 15 Jan 2020 20:42
Operator : MJB
Sample : A9J0599-17RE1@2
Misc : 2x, 8081B 2,4+4,4-DDx Only, GPC
ALS Vial : 19 (Sig #1); 0 (Sig #2) Sample Multiplier: 1

Integration File signal 1: PEST1.e
Integration File signal 2: PEST2.e
Quant Time: Jan 16 10:31:37 2020
Quant Method : R:\methods\ECD5_QUANTPEST_200107.M
Quant Title : Instrument: DualECD5
QLast Update : Thu Jan 09 11:11:29 2020
Response via : Initial Calibration
Integrator: ChemStation 6890 Scale Mode: Small noise peaks clipped



(28) 2,4'-DDD
7.702min 3.118 ng/mL
response 396689

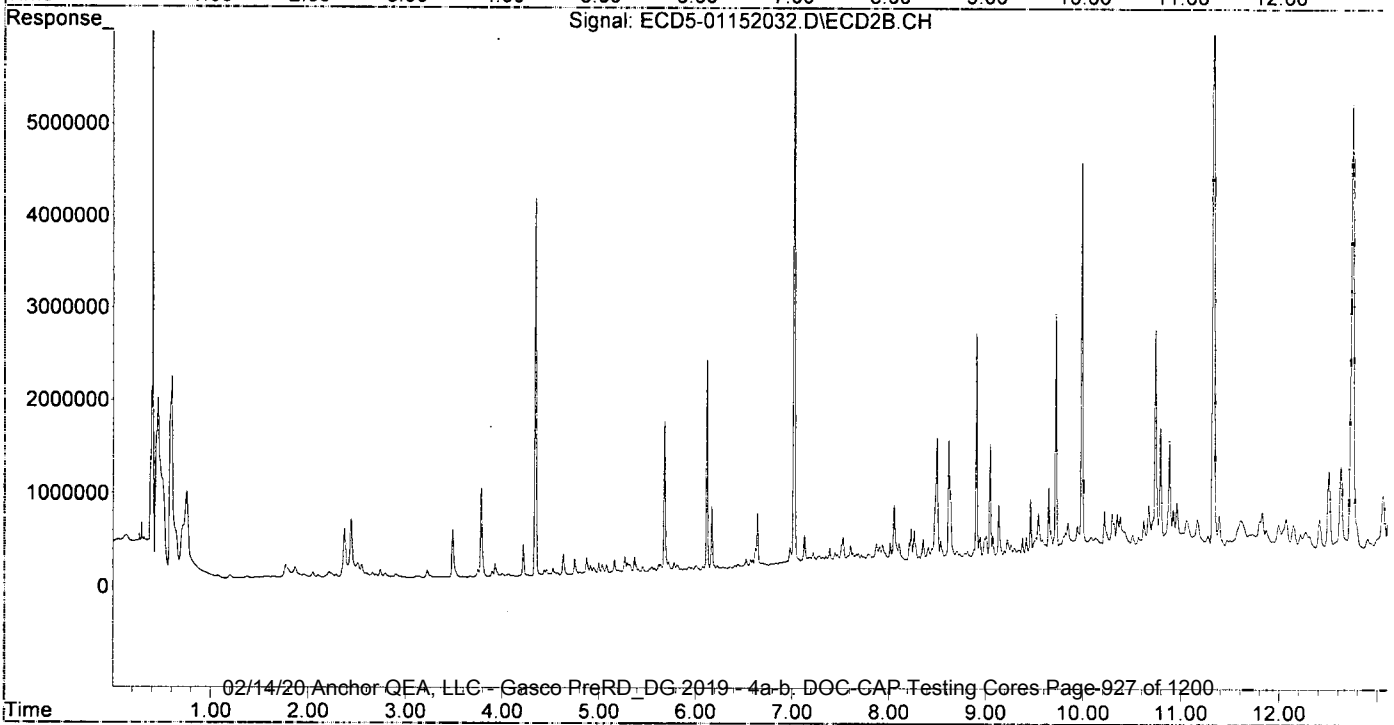
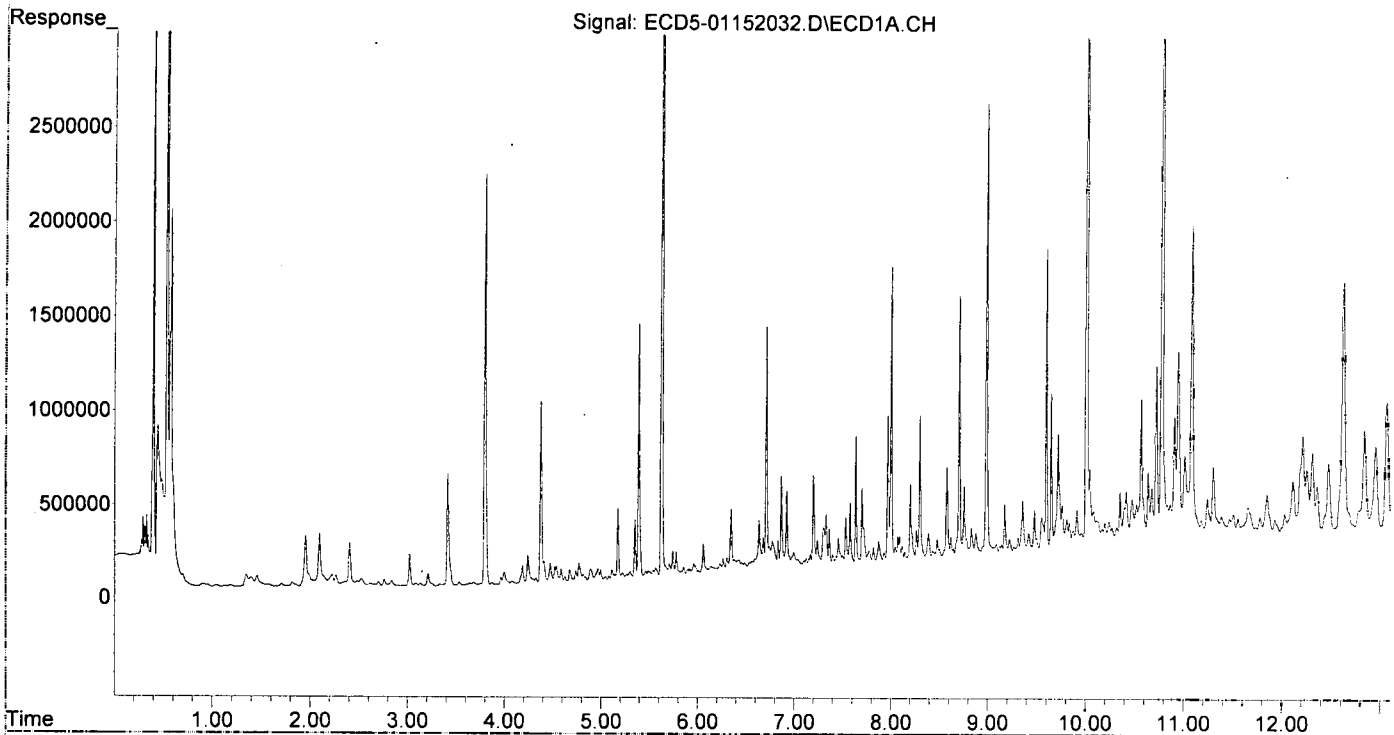
MJB
1/16/20

(28) 2,4'-DDD #2
8.637min 4.127 ng/mL
response 761128

Quantitation Report (Not Reviewed)

Data Path : R:\data\2020-01\0A15038\
Data File : ECD5-01152032.D
Signal(s) : Signal #1: ECD1A.CH Signal #2: ECD2B.CH
Acq On : 15 Jan 2020 20:42
Operator : MJB
Sample : A9J0599-17RE1@2
Misc : 2x, 8081B 2,4+4,4-DDx Only, GPC
ALS Vial : 19 (Sig #1); 0 (Sig #2) Sample Multiplier: 1

Integration File signal 1: PEST1.e
Integration File signal 2: PEST2.e
Quant Time: Jan 16 10:31:37 2020
Quant Method : R:\methods\ECD5_QUANTPEST_200107.M
Quant Title : Instrument: DualECD5
QLast Update : Thu Jan 09 11:11:29 2020
Response via : Initial Calibration
Integrator: ChemStation 6890 Scale Mode: Small noise peaks clipped



Quantitation Report (QT Reviewed)

Data Path : R:\data\2020-01\0A15038\
 Data File : ECD5-01152034.D
 Signal(s) : Signal #1: ECD1A.CH Signal #2: ECD2B.CH
 Acq On : 15 Jan 2020 21:20
 Operator : MJB
 Sample : A9J0599-30RE165
 Misc : 5x, 8081B 2,4+4,4-DDx Only, GPC
 ALS Vial : 20 (Sig #1); 0 (Sig #2) Sample Multiplier: 1

Integration File signal 1: PEST1.e
 Integration File signal 2: PEST2.e
 Quant Time: Jan 16 11:50:10 2020
 Quant Method : R:\methods\ECD5_QUANTPEST_200107.M
 Quant Title : Instrument: DualECD5
 QLast Update : Thu Jan 09 11:11:29 2020
 Response via : Initial Calibration
 Integrator: ChemStation 6890 Scale Mode: Small noise peaks clipped

MJB
1/16/20

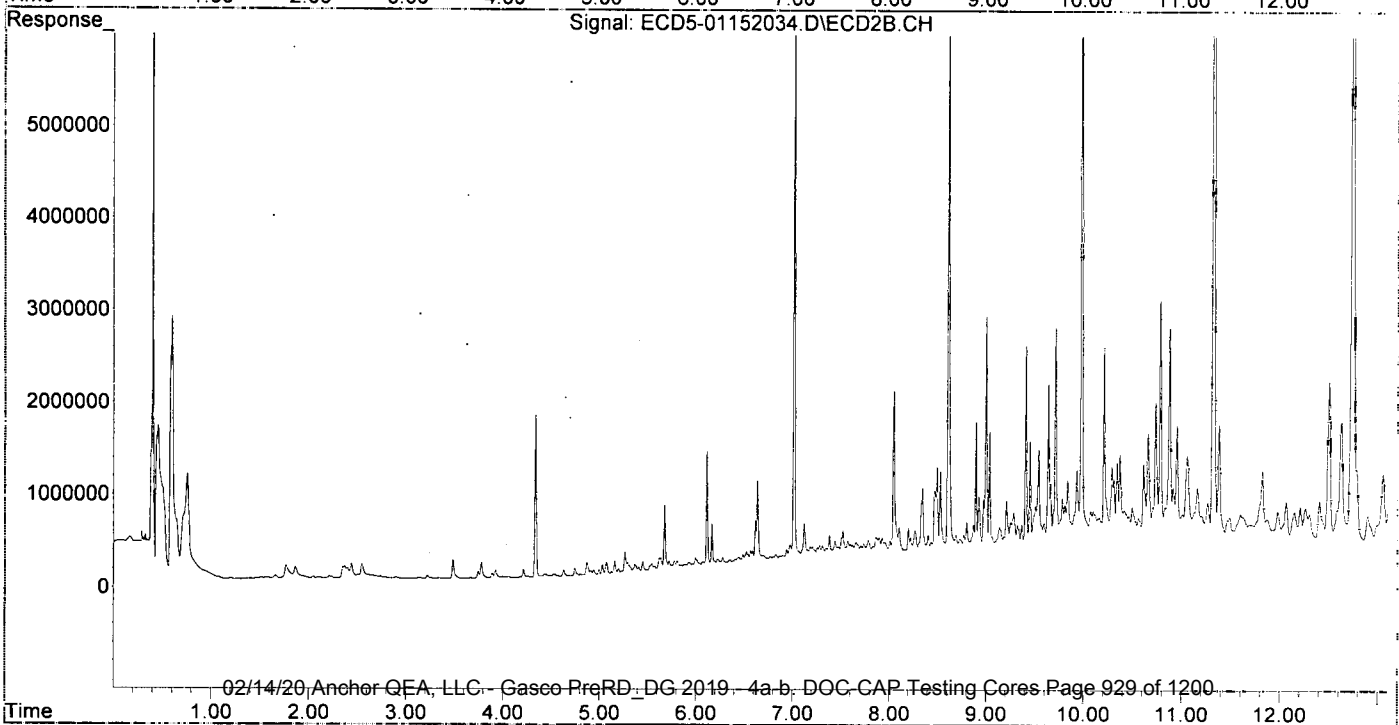
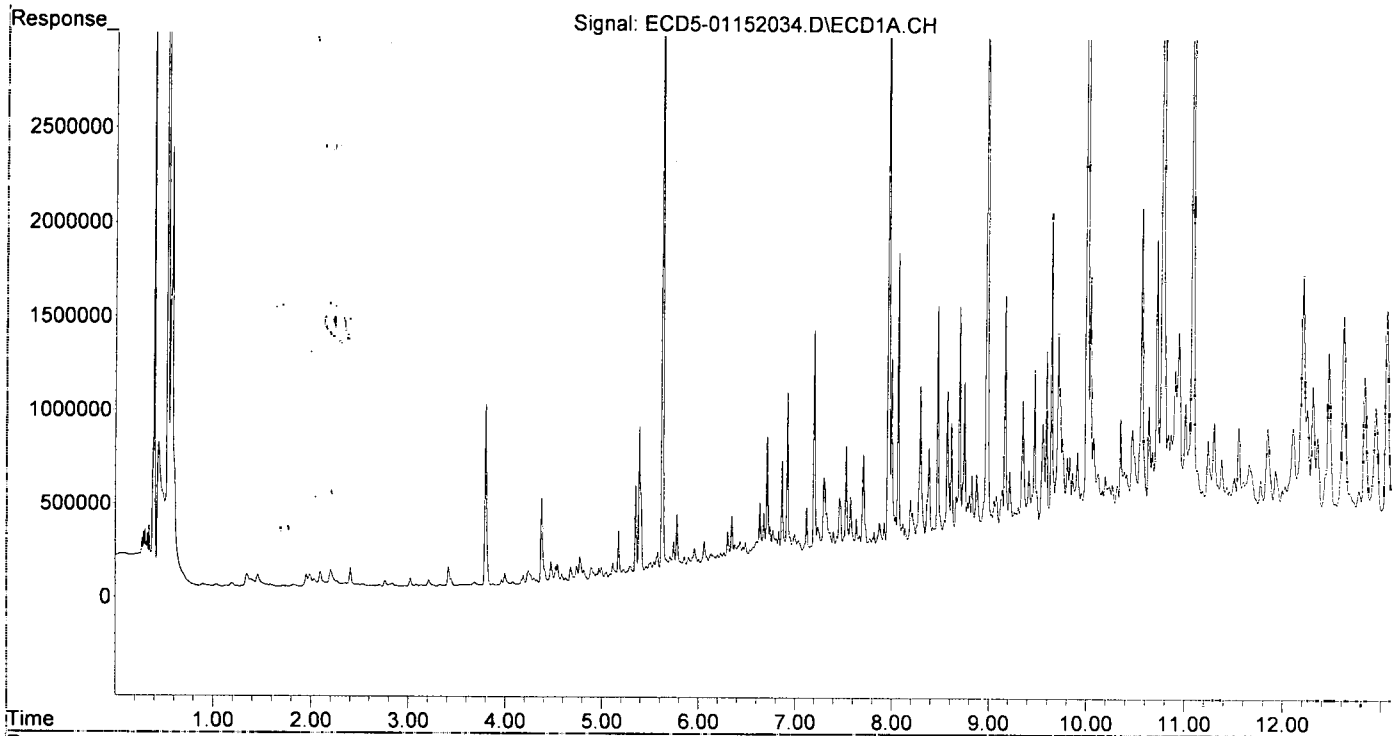
Compound	RT#1	RT#2	Resp#1	Resp#2	ng/mL	ng/mL
System Monitoring Compounds						
1) S TCMX (S)	5.389	6.115	788580	1276411	4.039	4.282
22) S DCBP (S)	9.593	10.735	1002190	1584166	6.549	8.902
Target Compounds						
2) a-BHC	5.959f	6.740	116588	99588	0.443	0.241 #
3) g-BHC	6.229	7.018f	78339	6824313	0.335	18.692 #
4) b-BHC	6.303	7.123	191670	450217	1.788	2.799 #
5) Heptachlor	6.636	7.442	329538	241361	1.450	0.681 #
6) d-BHC	6.431	7.384	135472	313237	0.622	0.989 #
7) Aldrin	6.866	7.711	542482	173588	2.459	0.521 #
8) Heptachlo...	7.302f	8.105f	427821	356509	2.075	1.157 #
9) trans-Chl...	7.433	8.271	117193	318777	0.556	1.022 #
10) cis-Chlor...	7.529	8.380	590568	163294	2.886	0.550 #
11) Endosulfa...	7.635	8.435	199634	184977	1.030	0.666
12) 4,4'-DDE	7.575	8.496	316146	987249	1.533	3.414 # P-01
13) Dieldrin	7.773	8.612f	87222	6595928	0.405	21.351 #
14) Endrin	7.965	8.872	3901851	350352	22.552	1.491 #
15) 4,4'-DDD	7.999	8.898	1041272	1459117	6.031	5.936
16) Endosulfa...	8.115	9.002	151973	2611687	0.891	10.691 #
17) 4,4'-DDT	8.196	9.139	275313	308008	1.662	1.469 #
18) Endrin Al...	8.424	9.255	119040	362041	0.777	1.619 #
19) Endosulfa...	8.701	9.453	1280443	1222900	8.001	5.517
20) Methoxychlor	8.543	9.596	152994	334065	1.767	2.809 #
21) Endrin Ke...	8.875f	9.838	382437	789252	2.003	3.152 #
23) Hexachlor...	3.210	3.779f	34694	172165	0.174	0.430 #
24) Hexachlor...	5.777	6.586	302518	176570	1.415	0.552 #
25) Oxychlordane	7.237	8.048	171056	1840713	0.777	6.581 #
26) 2,4'-DDE	7.328	8.271	241647	318777	1.695m	1.514 #
27) trans-Non...	7.529	8.346	590568	774458	2.822	2.519
28) 2,4'-DDD	7.707	8.629	541423	1161053	4.255	6.295m #
29) 2,4'-DDT	7.874	8.872	164955	350352	1.126	1.795 #
30) cis-Nonac...	7.999	8.898	1041272	1459117	4.418	4.277
31) Mirex	8.666	9.838	272352	789252	1.773	4.285 #
32) Chlordane...	7.433	8.271	117193	318777	4.995	8.195 #
33) Chlordane...	7.529	8.380	590568	163294	20.491	5.087 #
34) Chlordane...	8.067	9.037f	1590046	1347200	209.008	126.882
35) Chlordane...	3.795f	3.779	963972	172165	NoCal	NoCal
36) Toxaphene...	7.529	8.612	590568	6595928	560.725	2439.045 #
37) Toxaphene...	7.817	8.977	119968	626374	61.691	179.860 #
38) Toxaphene...	8.115	9.002	151973	2611687	32.195	486.542 #
39) Toxaphene...	8.385f	9.037f	543816	1347200	134.607	149.263
40) Toxaphene...	8.575	9.255	838642	362041	255.079	72.092 #
41) Toxaphene...	8.666	9.641	272352	1831901	62.720	326.300 #
42) Toxaphene...	3.795	3.779f	963972	172165	NoCal	NoCal

(f)=RT Delta > 1/2 Window (#)=Amounts differ by > 40% (m)=manual int.

Quantitation Report (QT Reviewed)

Data Path : R:\data\2020-01\0A15038\
Data File : ECD5-01152034.D
Signal(s) : Signal #1: ECD1A.CH Signal #2: ECD2B.CH
Acq On : 15 Jan 2020 21:20
Operator : MJB
Sample : A9J0599-30RE1@5
Misc : 5x, 8081B 2,4+4,4-DDx Only, GPC
ALS Vial : 20 (Sig #1); 0 (Sig #2) Sample Multiplier: 1

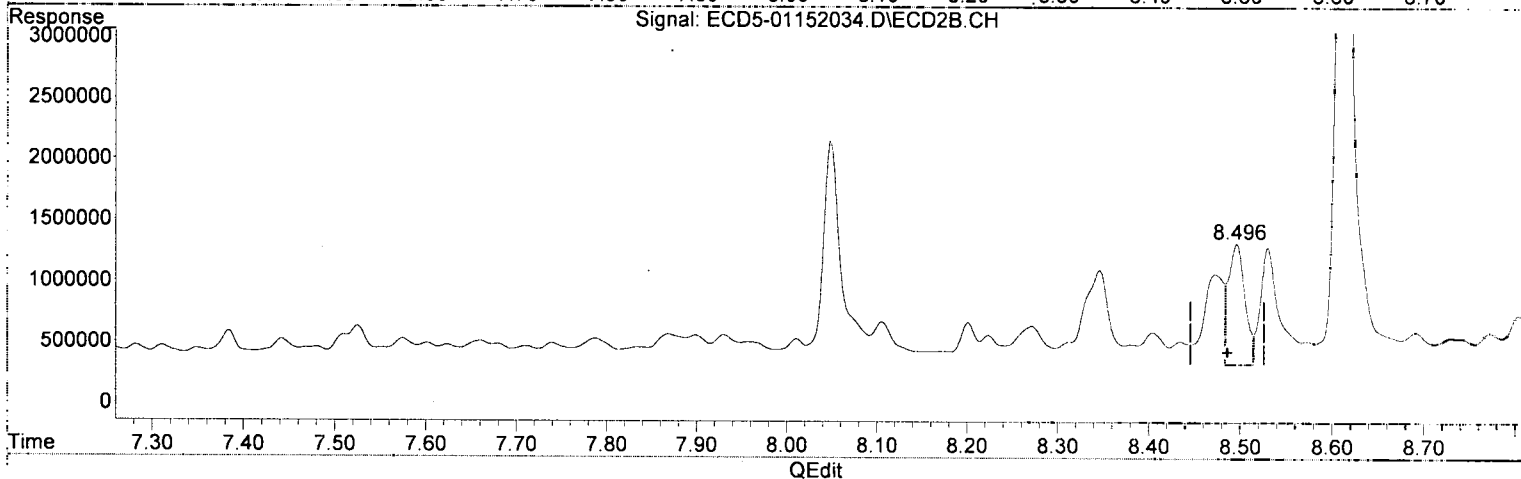
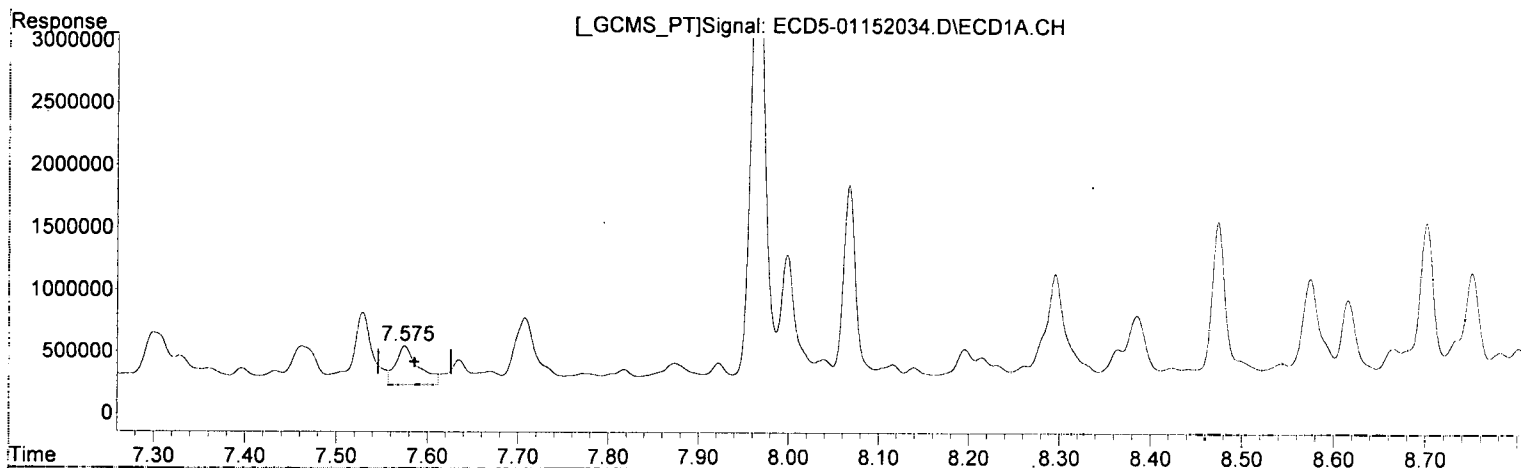
Integration File signal 1: PEST1.e
Integration File signal 2: PEST2.e
Quant Time: Jan 16 11:50:10 2020
Quant Method : R:\methods\ECD5_QUANTPEST_200107.M
Quant Title : Instrument: DualECD5
QLast Update : Thu Jan 09 11:11:29 2020
Response via : Initial Calibration
Integrator: ChemStation 6890 Scale Mode: Small noise peaks clipped



Quantitation Report (Qedit)

Data Path : R:\data\2020-01\0A15038\
Data File : ECD5-01152034.D
Signal(s) : Signal #1: ECD1A.CH Signal #2: ECD2B.CH
Acq On : 15 Jan 2020 21:20
Operator : MJB
Sample : A9J0599-30RE1@5
Misc : 5x, 8081B 2,4+4,4-DDx Only, GPC
ALS Vial : 20 (Sig #1); 0 (Sig #2) Sample Multiplier: 1

Integration File signal 1: PEST1.e
Integration File signal 2: PEST2.e
Quant Time: Jan 16 10:31:43 2020
Quant Method : R:\methods\ECD5_QUANTPEST_200107.M
Quant Title : Instrument: DualECD5
QLast Update : Thu Jan 09 11:11:29 2020
Response via : Initial Calibration
Integrator: ChemStation 6890 Scale Mode: Small noise peaks clipped



(12) 4,4'-DDE

7.575min 1.533 ng/mL *MDL: MK*
response 316146

MJB
1/16/20

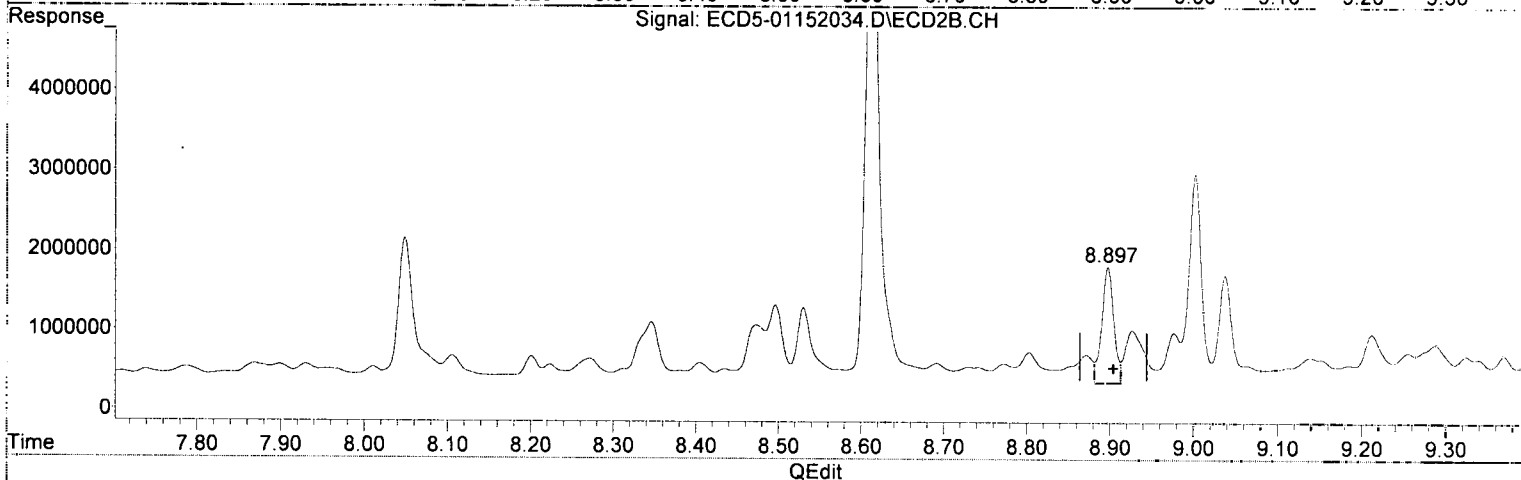
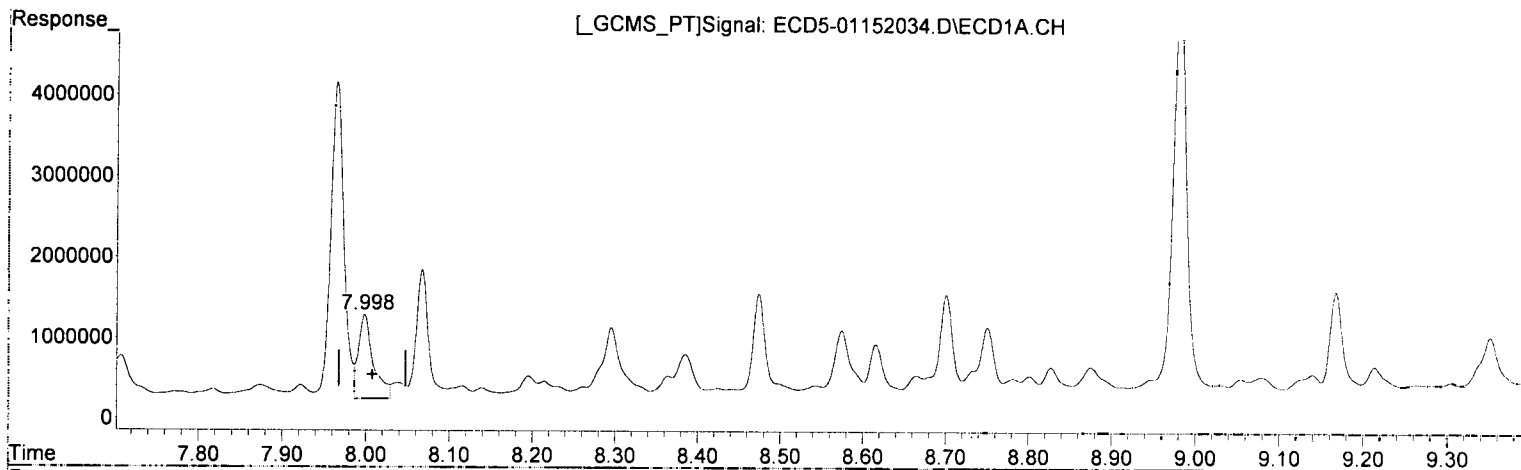
(12) 4,4'-DDE #2

8.496min 3.414 ng/mL *P-01*
response 987249

Quantitation Report (Qedit)

Data Path : R:\data\2020-01\0A15038\
Data File : ECD5-01152034.D
Signal(s) : Signal #1: ECD1A.CH Signal #2: ECD2B.CH
Acq On : 15 Jan 2020 21:20
Operator : MJB
Sample : A9J0599-30RE1@5
Misc : 5x, 8081B 2,4+4,4-DDx Only, GPC
ALS Vial : 20 (Sig #1); 0 (Sig #2) Sample Multiplier: 1

Integration File signal 1: PEST1.e
Integration File signal 2: PEST2.e
Quant Time: Jan 16 10:31:43 2020
Quant Method : R:\methods\ECD5_QUANTPEST_200107.M
Quant Title : Instrument: DualECD5
QLast Update : Thu Jan 09 11:11:29 2020
Response via : Initial Calibration
Integrator: ChemStation 6890 Scale Mode: Small noise peaks clipped



(15) 4,4'-DDD

7.999min 6.031 ng/mL

response 1041272

*MJB
1/16/20*

(15) 4,4'-DDD #2

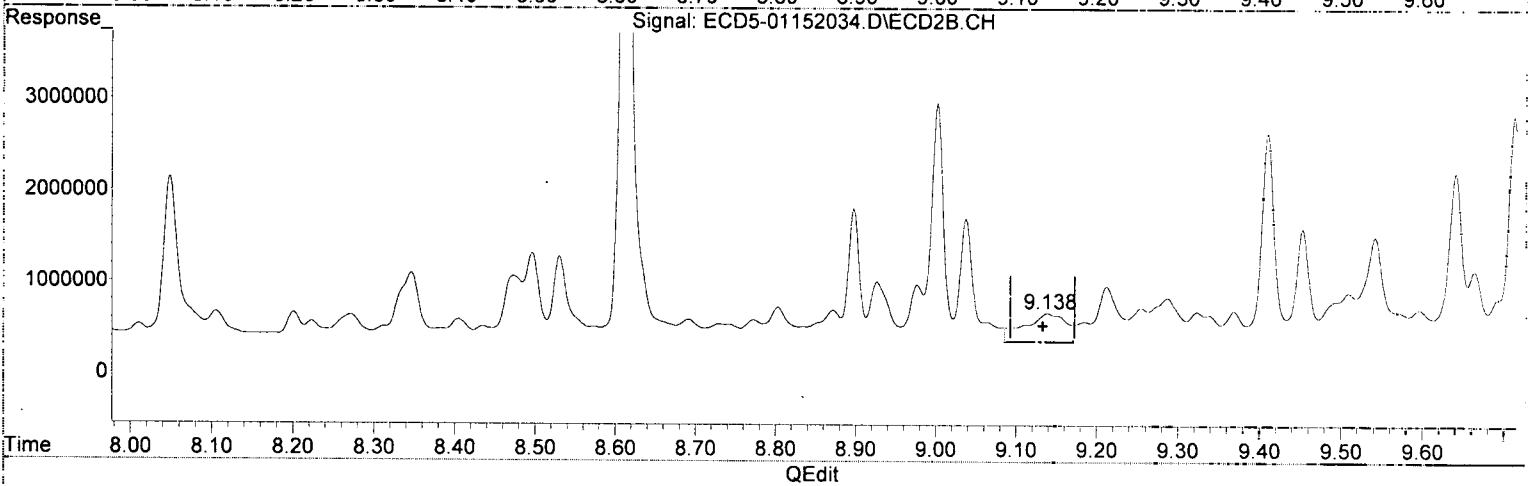
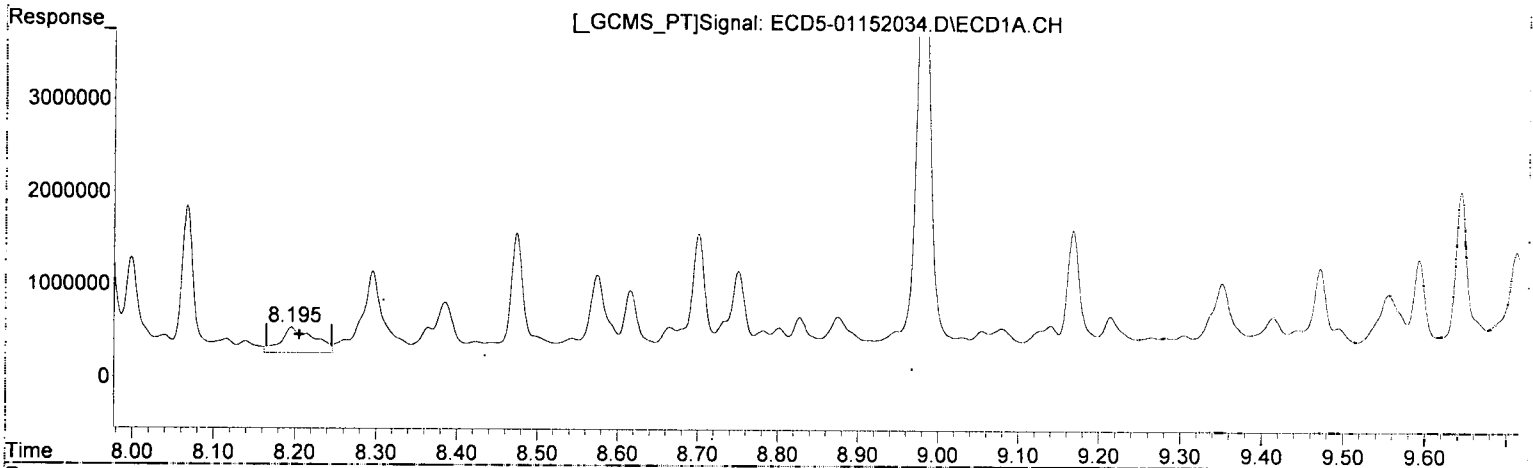
8.898min 5.936 ng/mL

response 1459117

Quantitation Report (Qedit)

Data Path : R:\data\2020-01\0A15038\
Data File : ECD5-01152034.D
Signal(s) : Signal #1: ECD1A.CH Signal #2: ECD2B.CH
Acq On : 15 Jan 2020 21:20
Operator : MJB
Sample : A9J0599-30RE1@5
Misc : 5x, 8081B 2,4+4,4-DDx Only, GPC
ALS Vial : 20 (Sig #1); 0 (Sig #2) Sample Multiplier: 1

Integration File signal 1: PEST1.e
Integration File signal 2: PEST2.e
Quant Time: Jan 16 10:31:43 2020
Quant Method : R:\methods\ECD5_QUANTPEST_200107.M
Quant Title : Instrument: DualECD5
QLast Update : Thu Jan 09 11:11:29 2020
Response via : Initial Calibration
Integrator: ChemStation 6890 Scale Mode: Small noise peaks clipped



(17) 4,4'-DDT
8.196min 1.662 ng/mL
response 275313

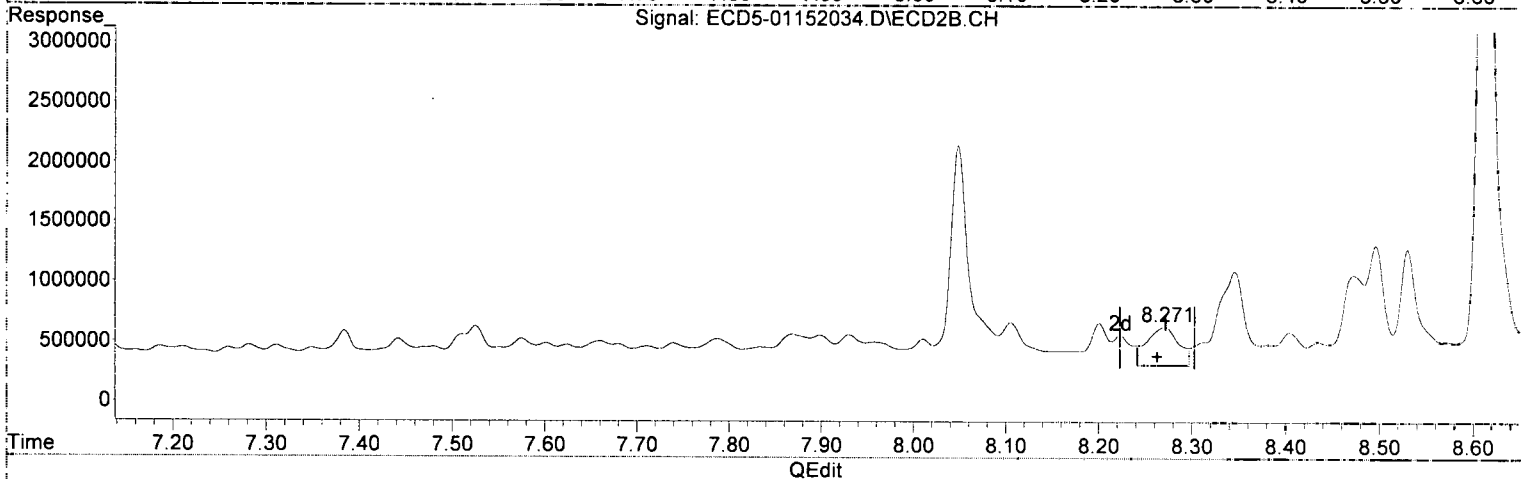
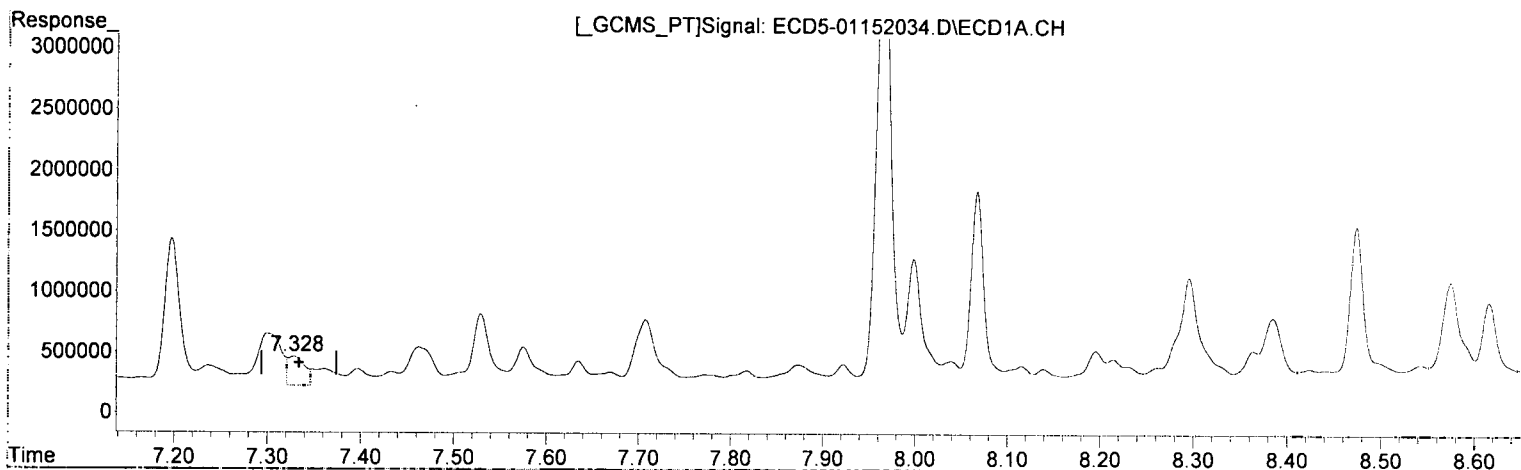
MJB
1/16/20

(17) 4,4'-DDT #2
9.139min 1.469 ng/mL *MDL=MLL*
response 308008

Quantitation Report (Qedit)

Data Path : R:\data\2020-01\0A15038\
Data File : ECD5-01152034.D
Signal(s) : Signal #1: ECD1A.CH Signal #2: ECD2B.CH
Acq On : 15 Jan 2020 21:20
Operator : MJB
Sample : A9J0599-30RE1@5
Misc : 5x, 8081B 2,4+4,4-DDx Only, GPC
ALS Vial : 20 (Sig #1); 0 (Sig #2) Sample Multiplier: 1

Integration File signal 1: PEST1.e
Integration File signal 2: PEST2.e
Quant Time: Jan 16 10:31:43 2020
Quant Method : R:\methods\ECD5_QUANTPEST_200107.M
Quant Title : Instrument: DualECD5
QLast Update : Thu Jan 09 11:11:29 2020
Response via : Initial Calibration
Integrator: ChemStation 6890 Scale Mode: Small noise peaks clipped



(26) 2,4'-DDE
7.328min 1.695 ng/mL (+)
response 241647

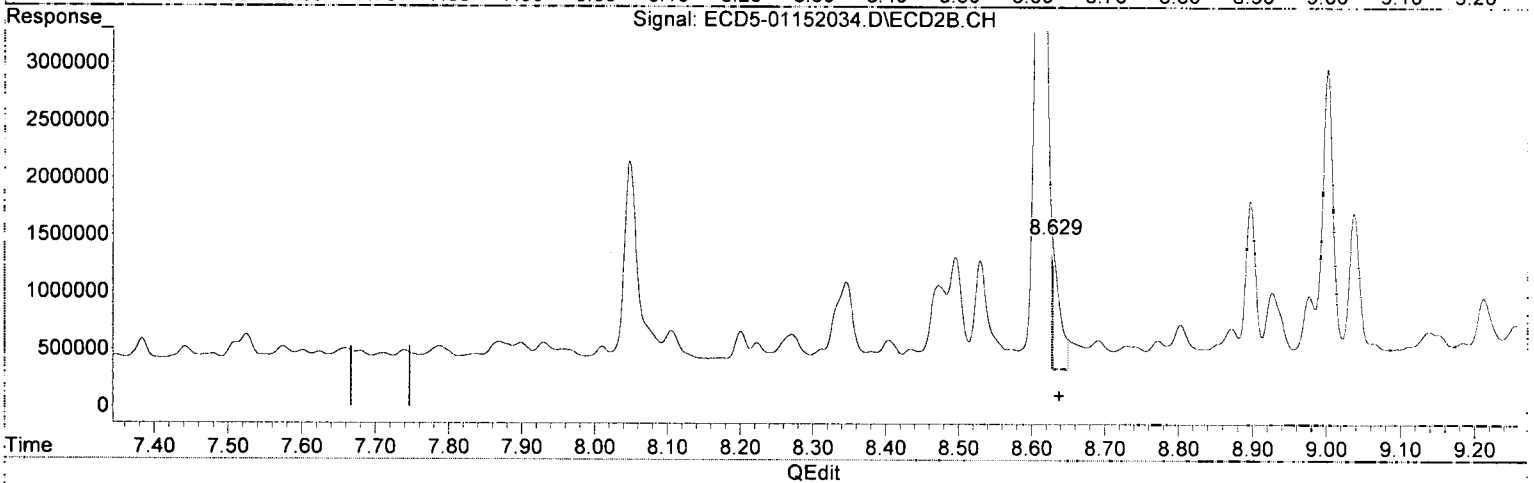
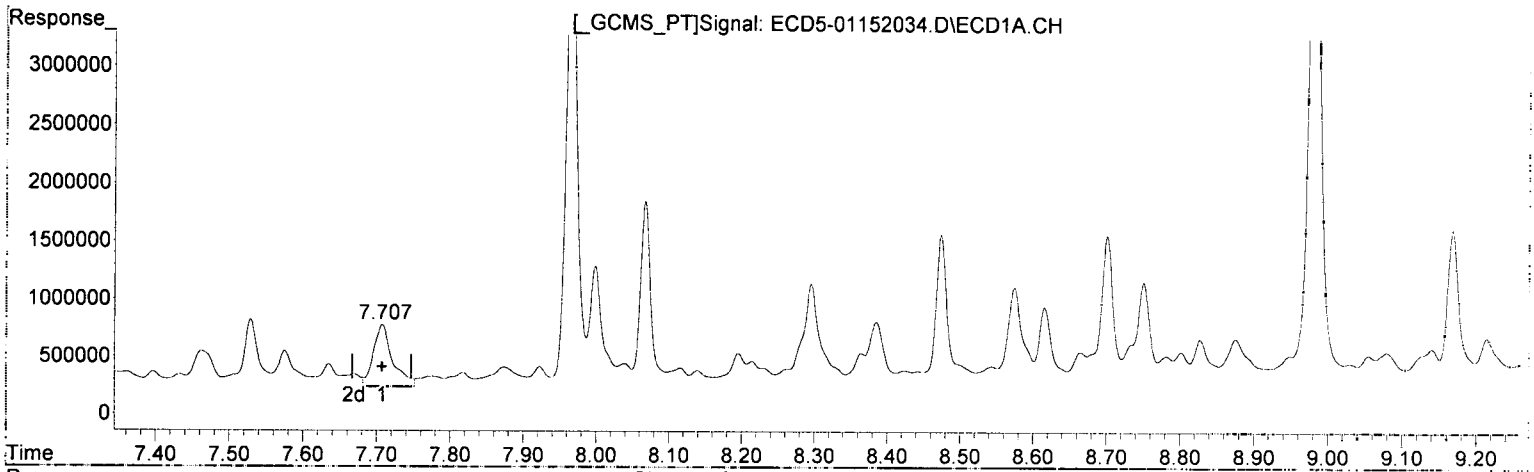
MJB 1/16/20

(26) 2,4'-DDE #2
8.271min 1.514 ng/mL MDL=MDL
response 318777

Quantitation Report (Qedit)

Data Path : R:\data\2020-01\0A15038\
 Data File : ECD5-01152034.D
 Signal(s) : Signal #1: ECD1A.CH Signal #2: ECD2B.CH
 Acq On : 15 Jan 2020 21:20
 Operator : MJB
 Sample : A9J0599-30RE1@5
 Misc : 5x, 8081B 2,4+4,4-DDx Only, GPC
 ALS Vial : 20 (Sig #1); 0 (Sig #2) Sample Multiplier: 1

Integration File signal 1: PEST1.e
 Integration File signal 2: PEST2.e
 Quant Time: Jan 16 10:31:43 2020
 Quant Method : R:\methods\ECD5_QUANTPEST_200107.M
 Quant Title : Instrument: DualECD5
 QLast Update : Thu Jan 09 11:11:29 2020
 Response via : Initial Calibration
 Integrator: ChemStation 6890 Scale Mode: Small noise peaks clipped



(28) 2,4'-DDD

7.707min 4.255 ng/mL *R-02*
 response 541423

MJB
1/16/20

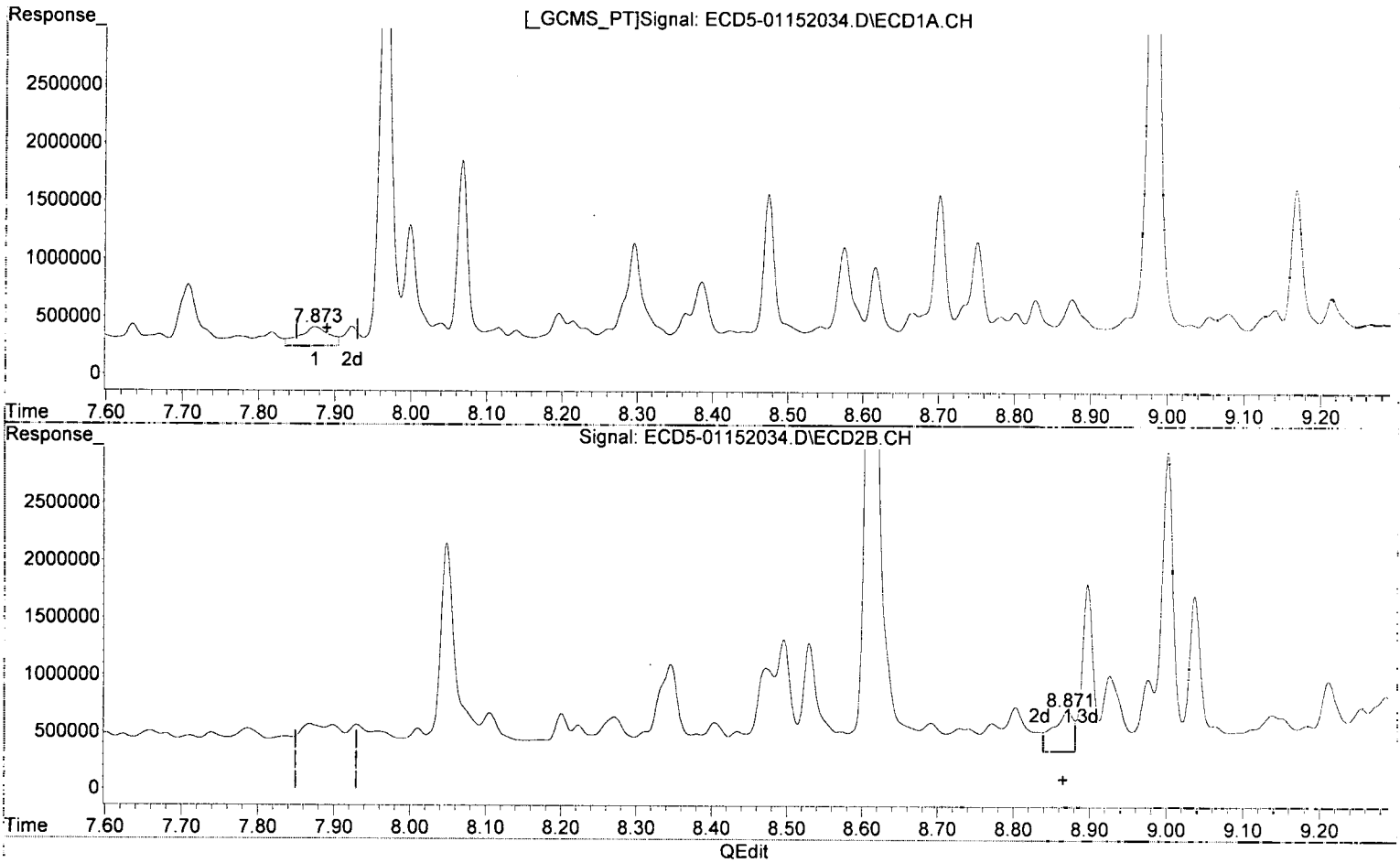
(28) 2,4'-DDD #2

8.629min 6.295 ng/mL *(m) R-01*
 response 1161053

Quantitation Report (Qedit)

Data Path : R:\data\2020-01\0A15038\
Data File : ECD5-01152034.D
Signal(s) : Signal #1: ECD1A.CH Signal #2: ECD2B.CH
Acq On : 15 Jan 2020 21:20
Operator : MJB
Sample : A9J0599-30RE1@5
Misc : 5x, 8081B 2,4+4,4-DDx Only, GPC
ALS Vial : 20 (Sig #1); 0 (Sig #2) Sample Multiplier: 1

Integration File signal 1: PEST1.e
Integration File signal 2: PEST2.e
Quant Time: Jan 16 10:31:43 2020
Quant Method : R:\methods\ECD5_QUANTPEST_200107.M
Quant Title : Instrument: DualECD5
QLast Update : Thu Jan 09 11:11:29 2020
Response via : Initial Calibration
Integrator: ChemStation 6890 Scale Mode: Small noise peaks clipped



(29) 2,4'-DDT
7.874min 1.126 ng/mL
response 164955

WR 1/16/20

(29) 2,4'-DDT #2
8.872min 1.795 ng/mL *MPL=WR*
response 350352

Quantitation Report (Not Reviewed)

Data Path : R:\data\2020-01\0A15038\
 Data File : ECD5-01152034.D
 Signal(s) : Signal #1: ECD1A.CH Signal #2: ECD2B.CH
 Acq On : 15 Jan 2020 21:20
 Operator : MJB
 Sample : A9J0599-30RE105
 Misc : 5x, 8081B 2,4+4,4-DDx Only, GPC
 ALS Vial : 20 (Sig #1); 0 (Sig #2) Sample Multiplier: 1

Integration File signal 1: PEST1.e
 Integration File signal 2: PEST2.e
 Quant Time: Jan 16 10:31:43 2020
 Quant Method : R:\methods\ECD5_QUANTPEST_200107.M
 Quant Title : Instrument: DualECD5
 QLast Update : Thu Jan 09 11:11:29 2020
 Response via : Initial Calibration
 Integrator: ChemStation 6890 Scale Mode: Small noise peaks clipped

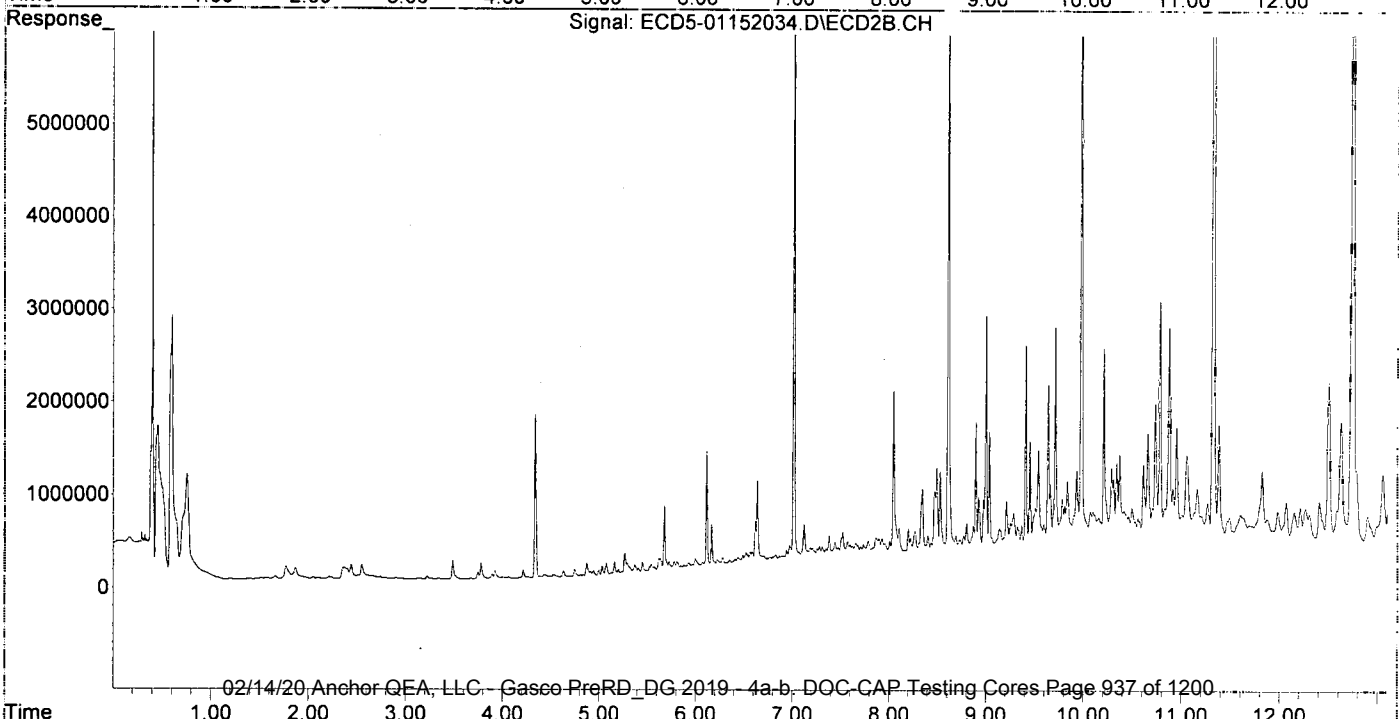
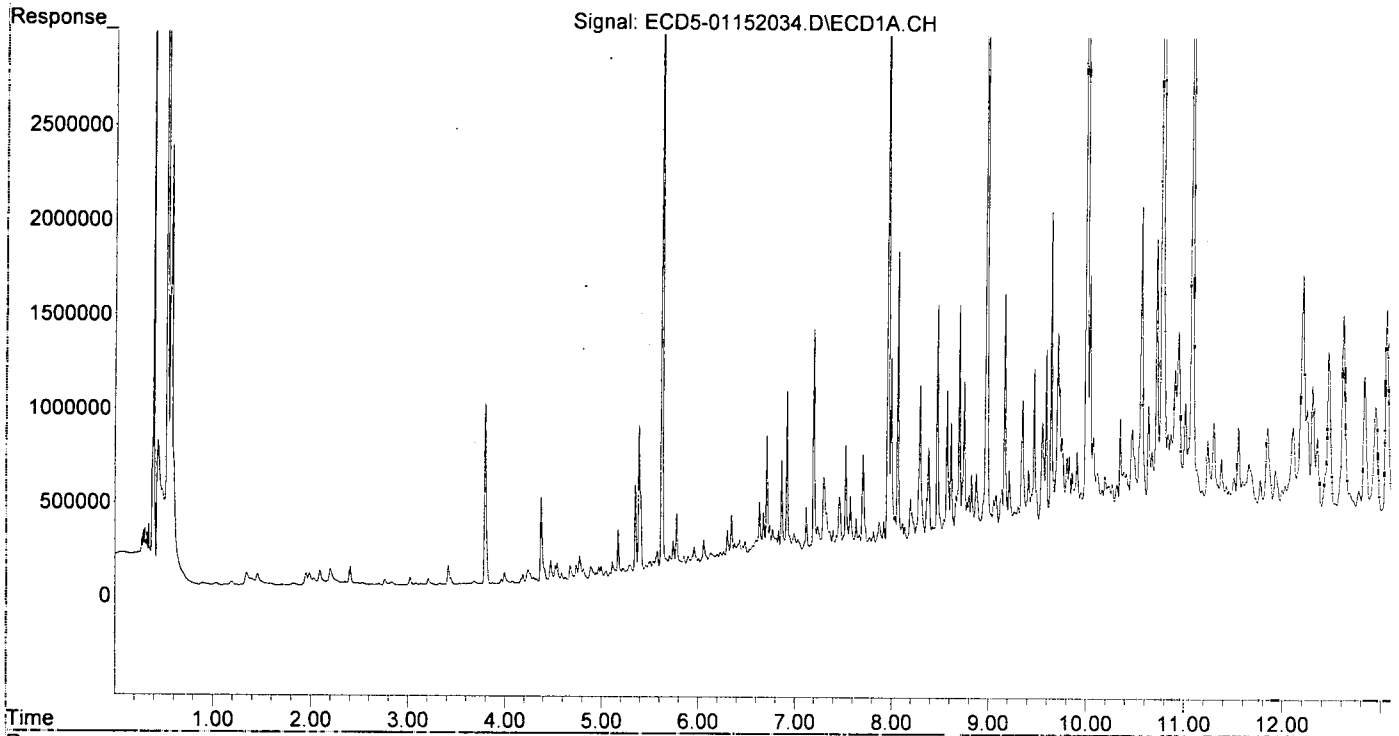
MJB
MJB
1/16/20

Compound	RT#1	RT#2	Resp#1	Resp#2	ng/mL	ng/mL
System Monitoring Compounds						
1) S TCMX (S)	5.389	6.115	788580	1276411	4.039	4.282
22) S DCBP (S)	9.593	10.735	1002190	1584166	6.549	8.902
Target Compounds						
2) a-BHC	5.959f	6.740	116588	99588	0.443	0.241 #
3) g-BHC	6.229	7.018f	78339	6824313	0.335	18.692 #
4) b-BHC	6.303	7.123	191670	450217	1.788	2.799 #
5) Heptachlor	6.636	7.442	329538	241361	1.450	0.681 #
6) d-BHC	6.431	7.384	135472	313237	0.622	0.989 #
7) Aldrin	6.866	7.711	542482	173588	2.459	0.521 #
8) Heptachlo...	7.302f	8.105f	427821	356509	2.075	1.157 #
9) trans-Chl...	7.433	8.271	117193	318777	0.556	1.022 #
10) cis-Chlor...	7.529	8.380	500568	163294	2.886	0.550 #
11) Endosulfa...	7.635	8.435	199634	184977	1.030	0.666
12) 4,4'-DDE	7.575	8.496	316146	987249	1.533	3.414 #
13) Dieldrin	7.773	8.612f	87222	6595928	0.405	21.351 #
14) Endrin	7.965	8.872	3901851	350352	22.552	1.491 #
15) 4,4'-DDD	7.999	8.898	1041272	1459117	6.031	5.936
16) Endosulfa...	8.115	9.002	151973	2611687	0.891	10.691 #
17) 4,4'-DDT	8.196	9.139	275313	308008	1.662	1.469
18) Endrin Al...	8.424	9.255	119040	362041	0.777	1.619 #
19) Endosulfa...	8.701	9.453	1280443	1222900	8.001	5.517
20) Methoxychlor	8.543	9.596	152994	334065	1.767	2.809 #
21) Endrin Ke...	8.875f	9.838	382437	789252	2.003	3.152 #
23) Hexachlor...	3.210	3.779f	34694	172165	0.174	0.430 #
24) Hexachlor...	5.777	6.586	302518	176570	1.415	0.552 #
25) Oxychlordane	7.237	8.048	171056	1840713	0.777	6.581 #
26) 2,4'-DDE	7.302f	8.271	427821	318777	3.000	1.514 #
27) trans-Non...	7.529	8.346	590568	774458	2.822	2.519
28) 2,4'-DDD	7.707	8.612f	541423	6595928	4.255	35.762 #
29) 2,4'-DDT	7.874	8.872	164955	350352	1.126	1.795 #
30) cis-Nonac...	7.999	8.898	1041272	1459117	4.418	4.277
31) Mirex	8.666	9.838	272352	789252	1.773	4.285 #
32) Chlordane...	7.433	8.271	117193	318777	4.995	8.195 #
33) Chlordane...	7.529	8.380	590568	163294	20.491	5.087 #
34) Chlordane...	8.067	9.037f	1590046	1347200	209.008	126.882
35) Chlordane...	3.795f	3.779	963972	172165	NoCal	NoCal
36) Toxaphene...	7.529	8.612	590568	6595928	560.725	2439.045 #
37) Toxaphene...	7.817	8.977	119968	626374	61.691	179.860 #
38) Toxaphene...	8.115	9.002	151973	2611687	32.195	486.542 #
39) Toxaphene...	8.385f	9.037f	543816	1347200	134.607	149.263
40) Toxaphene...	8.575	9.255	838642	362041	255.079	72.092 #
41) Toxaphene...	8.666	9.641	272352	1831901	62.720	326.300 #
42) Toxaphene...	3.795	3.779f	963972	172165	NoCal	NoCal

(f)=RT Delta > 1/2 Window (#)=Amounts differ by > 40% (m)=manual int.

Data Path : R:\data\2020-01\0A15038\
Data File : ECD5-01152034.D
Signal(s) : Signal #1: ECD1A.CH Signal #2: ECD2B.CH
Acq On : 15 Jan 2020 21:20
Operator : MJB
Sample : A9J0599-30RE1@5
Misc : 5x, 8081B 2,4+4,4-DDx Only, GPC
ALS Vial : 20 (Sig #1); 0 (Sig #2) Sample Multiplier: 1

Integration File signal 1: PEST1.e
Integration File signal 2: PEST2.e
Quant Time: Jan 16 10:31:43 2020
Quant Method : R:\methods\ECD5_QUANTPEST_200107.M
Quant Title : Instrument: DualECD5
QLast Update : Thu Jan 09 11:11:29 2020
Response via : Initial Calibration
Integrator: ChemStation 6890 Scale Mode: Small noise peaks clipped



Quantitation Report (QT Reviewed)

Data Path : R:\data\2020-01\0A15038\
 Data File : ECD5-01152036.D
 Signal(s) : Signal #1: ECD1A.CH Signal #2: ECD2B.CH
 Acq On : 15 Jan 2020 21:57
 Operator : MJB
 Sample : A9J0599-31RE1(5)
 Misc : 5x, 8081B 2,4+4,4-DDx Only, GPC
 ALS Vial : 21 (Sig #1); 0 (Sig #2) Sample Multiplier: 1

Integration File signal 1: PEST1.e
 Integration File signal 2: PEST2.e
 Quant Time: Jan 16 11:58:20 2020
 Quant Method : R:\methods\ECD5_QUANTPEST_200107.M
 Quant Title : Instrument: DualECD5
 QLast Update : Thu Jan 09 11:11:29 2020
 Response via : Initial Calibration
 Integrator: ChemStation 6890 Scale Mode: Small noise peaks clipped

MJB
1/16/20

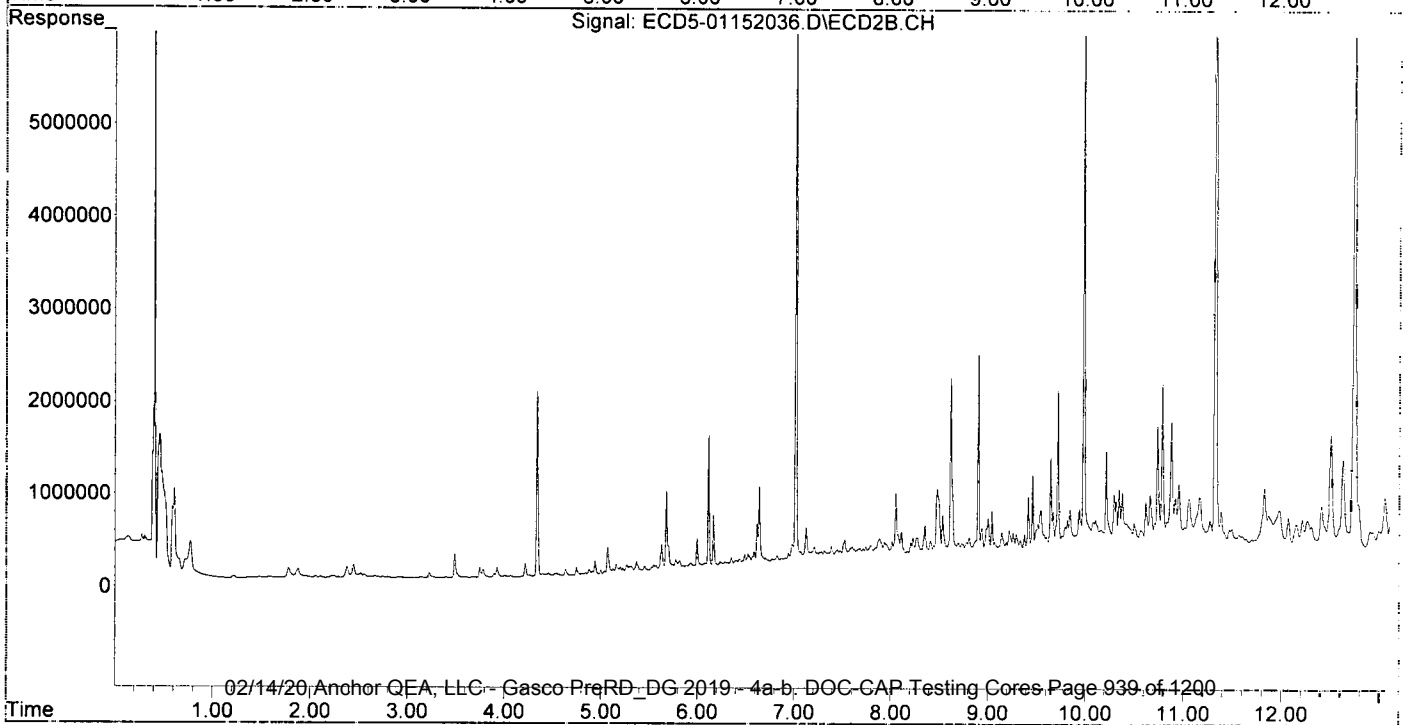
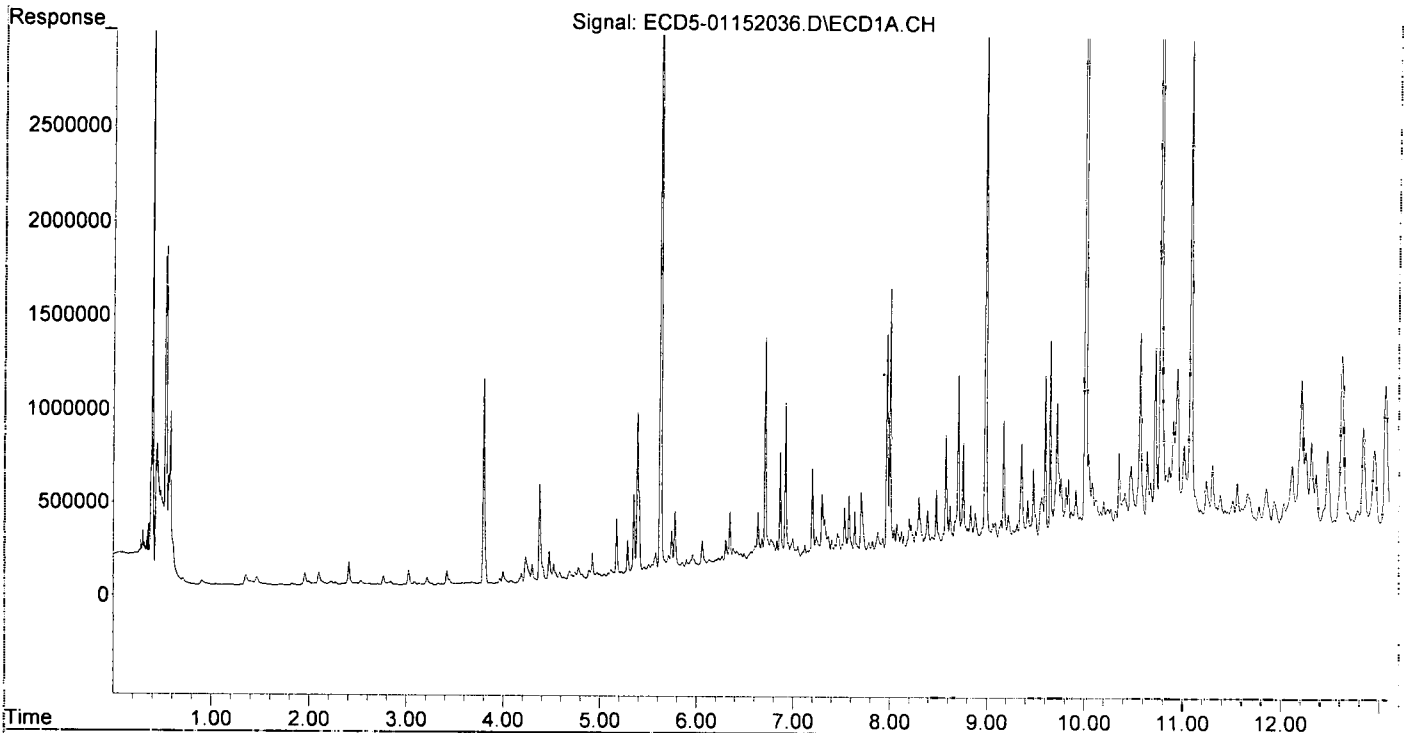
Compound	RT#1	RT#2	Resp#1	Resp#2	ng/mL	ng/mL
System Monitoring Compounds						
1) S TCMX (S)	5.388	6.115	868413	1461245	4.447	4.902
22) S DCBP (S)	9.600	10.738	917825	1386725	5.984	7.793
Target Compounds						
2) a-BHC	5.960f	0.000	87515	0	0.333	N.D. #
3) g-BHC	6.228	7.068f	61453	163683	0.263	0.448 #
4) b-BHC	6.303	7.124	154351	417868	1.407	2.598 #
5) Heptachlor	6.636	7.445	289847	168657	1.276	0.476 #
6) d-BHC	6.460	7.350	73848	144121	0.339	0.487 #
7) Aldrin	6.866	7.684	602287	179950	2.730	0.540 #
8) Heptachlo...	7.329	8.110f	227273	333629	1.102	1.083
9) trans-Chl...	7.399f	8.276	114090	267208	0.541	0.857 #
10) cis-Chlor...	7.532	8.410f	280544	230519	1.371	0.777 #
11) Endosulfa...	7.638	8.441	255704	173617	1.319	0.625 #
12) 4,4'-DDE	7.578	8.479	344337	780546	1.670	2.708 #
13) Dieldrin	7.785	8.619	86612	1987209	0.402	6.433 #
14) Endrin	7.969	8.879	1190183	214876	6.879	0.915 #
15) 4,4'-DDD	8.003	8.904	1430560	2233107	8.286	9.085 #
16) Endosulfa...	8.120	9.005	132297	450066	0.775	1.842 #
17) 4,4'-DDT	8.200	9.144	200019	289216	1.207	1.381 #
18) Endrin Al...	8.389	9.262	237761	281622	1.553	1.259
19) Endosulfa...	8.707	9.460	942260	897062	5.888	4.047
20) Methoxychlor	8.579f	9.604	631166	227674	7.288	1.914 #
21) Endrin Ke...	8.880f	9.844	203846	509916	1.067	2.036 #
23) Hexachlor...	3.212	3.780f	42433	89327	0.213	0.223
24) Hexachlor...	5.777	6.586	325464	184630	1.534	0.577 #
25) Oxychlordane	7.239	8.053	136097	755971	0.577	2.703 #
26) 2,4'-DDE	7.329	8.276	227273	267208	1.594	1.269 #
27) trans-Non...	7.532	8.353	280544	394155	1.258	1.282
28) 2,4'-DDD	7.704	8.633	349362	818080	2.746	4.435m#
29) 2,4'-DDT	7.876	8.879	136775	214876	0.934	1.062
30) cis-Nonac...	7.969	8.904	1190183	2233107	5.050	6.546
31) Mirex	8.621f	9.844	250074	509916	1.608	2.678 #
32) Chlordane...	7.459f	8.276	143735	267208	6.126	6.870
33) Chlordane...	7.532	8.410f	280544	230519	9.734	7.182
34) Chlordane...	8.072	9.044	174837	533416	22.982	50.238 #
35) Chlordane...	3.796f	3.780	1099306	89327	NoCal	NoCal
36) Toxaphene...	7.532f	8.619	280544	1987209	266.368	734.831 #
37) Toxaphene...	7.821	8.940f	91299	341772	46.948	98.138 #
38) Toxaphene...	8.120	9.005	132297	450066	27.490	83.434 #
39) Toxaphene...	8.389f	9.072	237761	192239	58.851	21.299 #
40) Toxaphene...	8.579	9.262	631166	281622	191.973	56.078 #
41) Toxaphene...	8.621f	9.647	250074	1085372	57.589	193.327 #
42) Toxaphene...	3.796	3.780f	1099306	89327	NoCal	NoCal

(f)=RT Delta > 1/2 Window (#)=Amounts differ by > 40% (m)=manual int.

Quantitation Report (QT Reviewed)

Data Path : R:\data\2020-01\0A15038\
Data File : ECD5-01152036.D
Signal(s) : Signal #1: ECD1A.CH Signal #2: ECD2B.CH
Acq On : 15 Jan 2020 21:57
Operator : MJB
Sample : A9J0599-31RE1@5
Misc : 5x, 8081B 2,4+4,4-DDx Only, GPC
ALS Vial : 21 (Sig #1); 0 (Sig #2) Sample Multiplier: 1

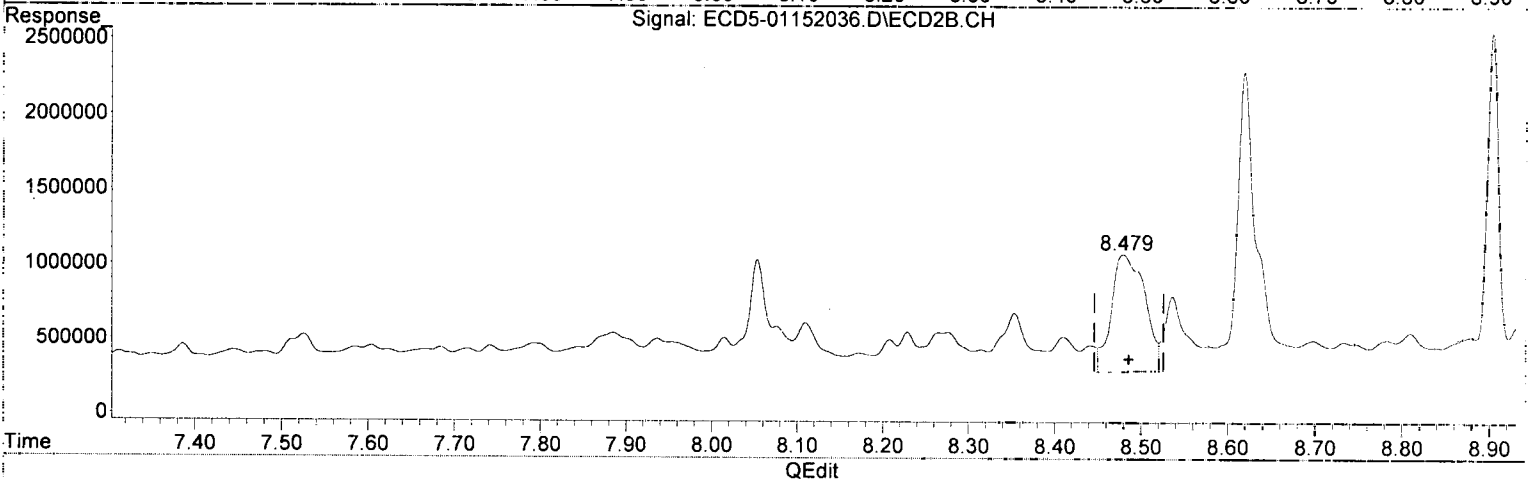
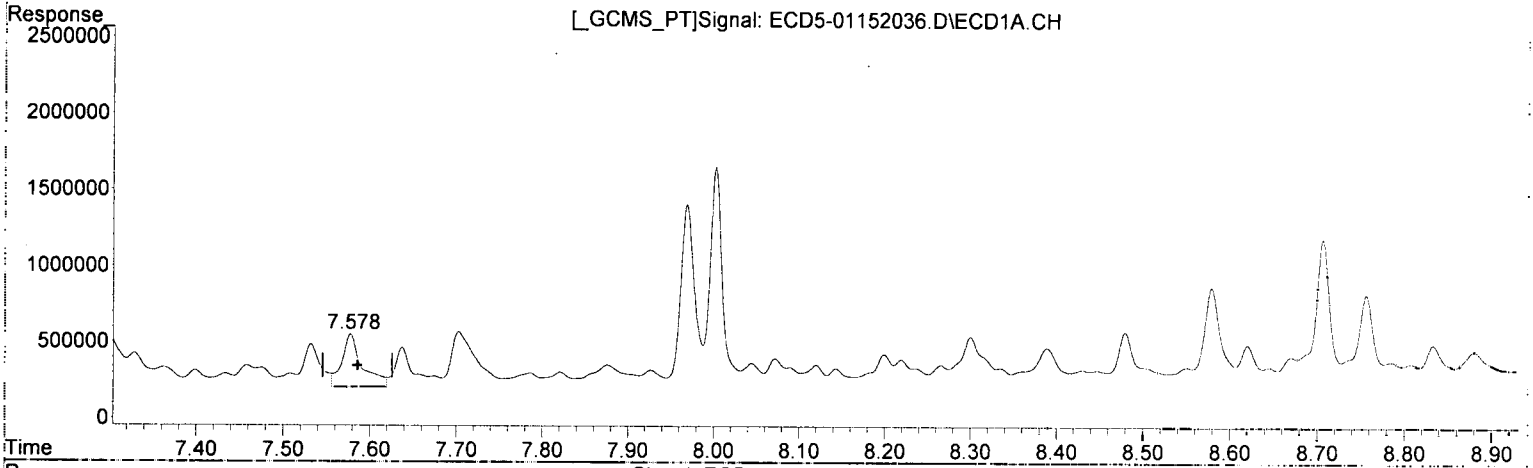
Integration File signal 1: PEST1.e
Integration File signal 2: PEST2.e
Quant Time: Jan 16 11:58:20 2020
Quant Method : R:\methods\ECD5_QUANTPEST_200107.M
Quant Title : Instrument: DualECD5
QLast Update : Thu Jan 09 11:11:29 2020
Response via : Initial Calibration
Integrator: ChemStation 6890 Scale Mode: Small noise peaks clipped



Quantitation Report (Qedit)

Data Path : R:\data\2020-01\0A15038\
Data File : ECD5-01152036.D
Signal(s) : Signal #1: ECD1A.CH Signal #2: ECD2B.CH
Acq On : 15 Jan 2020 21:57
Operator : MJB
Sample : A9J0599-31RE1@5
Misc : 5x, 8081B 2,4+4,4-DDx Only, GPC
ALS Vial : 21 (Sig #1); 0 (Sig #2) Sample Multiplier: 1

Integration File signal 1: PEST1.e
Integration File signal 2: PEST2.e
Quant Time: Jan 16 10:31:51 2020
Quant Method : R:\methods\ECD5_QUANTPEST_200107.M
Quant Title : Instrument: DualECD5
QLast Update : Thu Jan 09 11:11:29 2020
Response via : Initial Calibration
Integrator: ChemStation 6890 Scale Mode: Small noise peaks clipped



(12) 4,4'-DDE
7.578min 1.670 ng/mL
response 344337

P-11

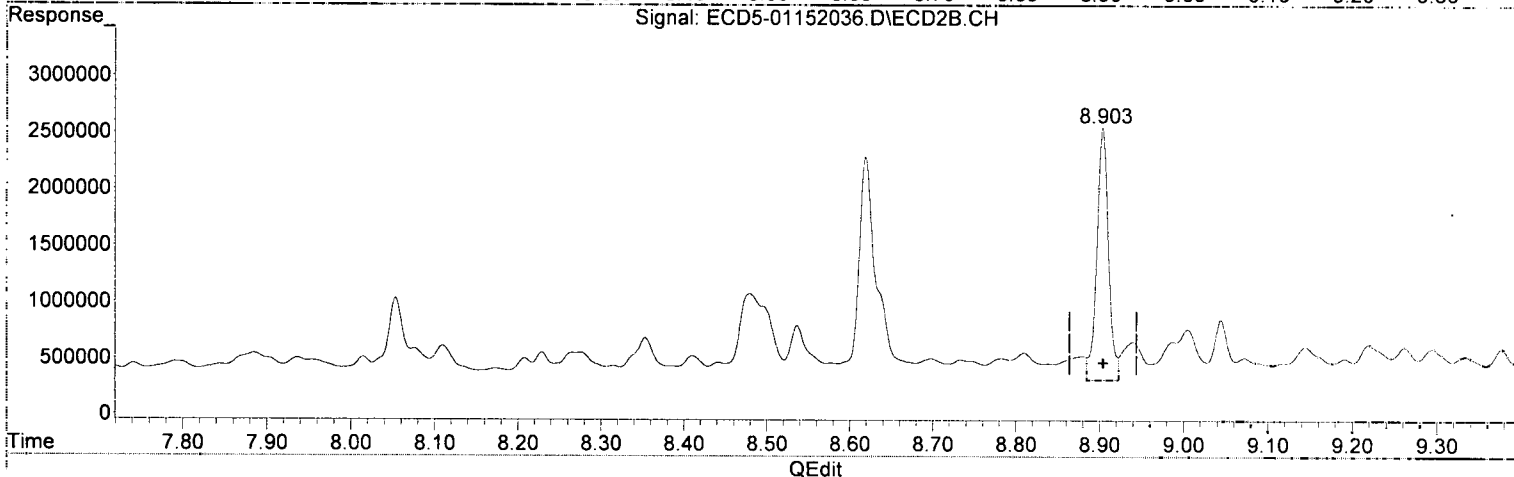
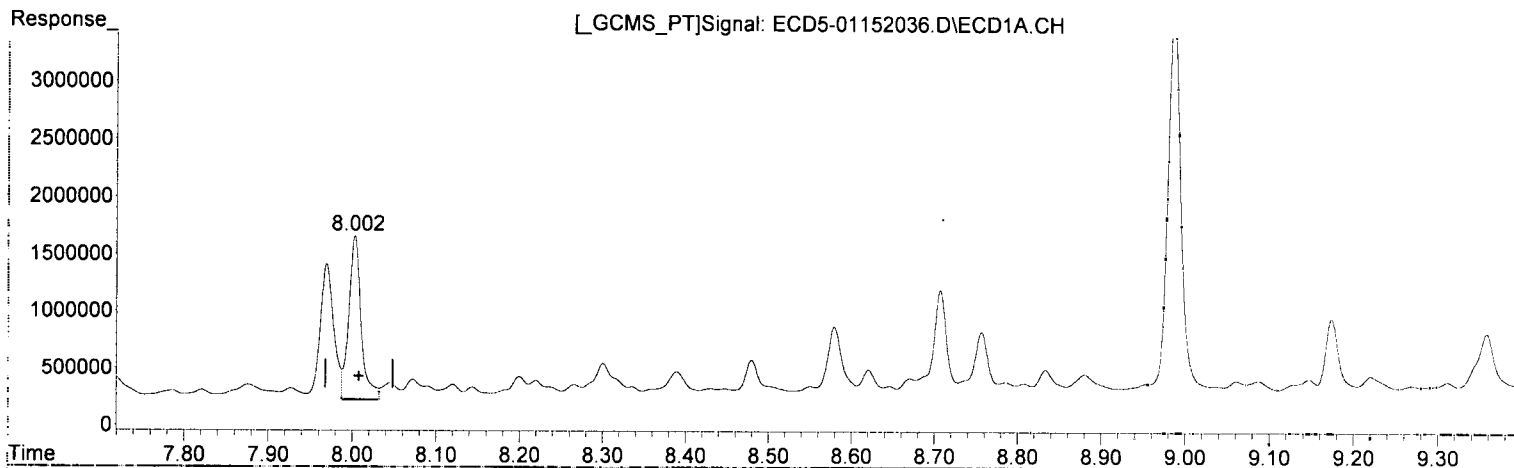
*WP
11/6/20*

(12) 4,4'-DDE #2
8.479min 2.708 ng/mL
response 780546

Quantitation Report (Qedit)

Data Path : R:\data\2020-01\0A15038\
Data File : ECD5-01152036.D
Signal(s) : Signal #1: ECD1A.CH Signal #2: ECD2B.CH
Acq On : 15 Jan 2020 21:57
Operator : MJB
Sample : A9J0599-31RE1@5
Misc : 5x, 8081B 2,4+4,4-DDx Only, GPC
ALS Vial : 21 (Sig #1); 0 (Sig #2) Sample Multiplier: 1

Integration File signal 1: PEST1.e
Integration File signal 2: PEST2.e
Quant Time: Jan 16 10:31:51 2020
Quant Method : R:\methods\ECD5_QUANTPEST_200107.M
Quant Title : Instrument: DualECD5
QLast Update : Thu Jan 09 11:11:29 2020
Response via : Initial Calibration
Integrator: ChemStation 6890 Scale Mode: Small noise peaks clipped



(15) 4,4'-DDD

8.003min 8.286 ng/mL
response 1430560

MJB
1/16/20

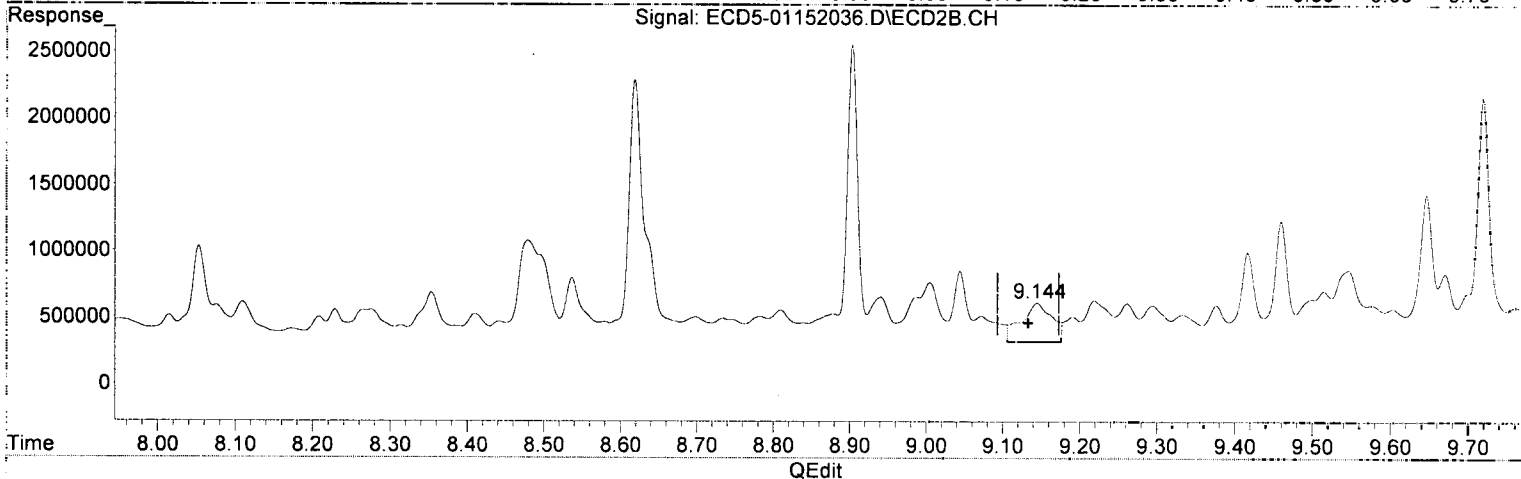
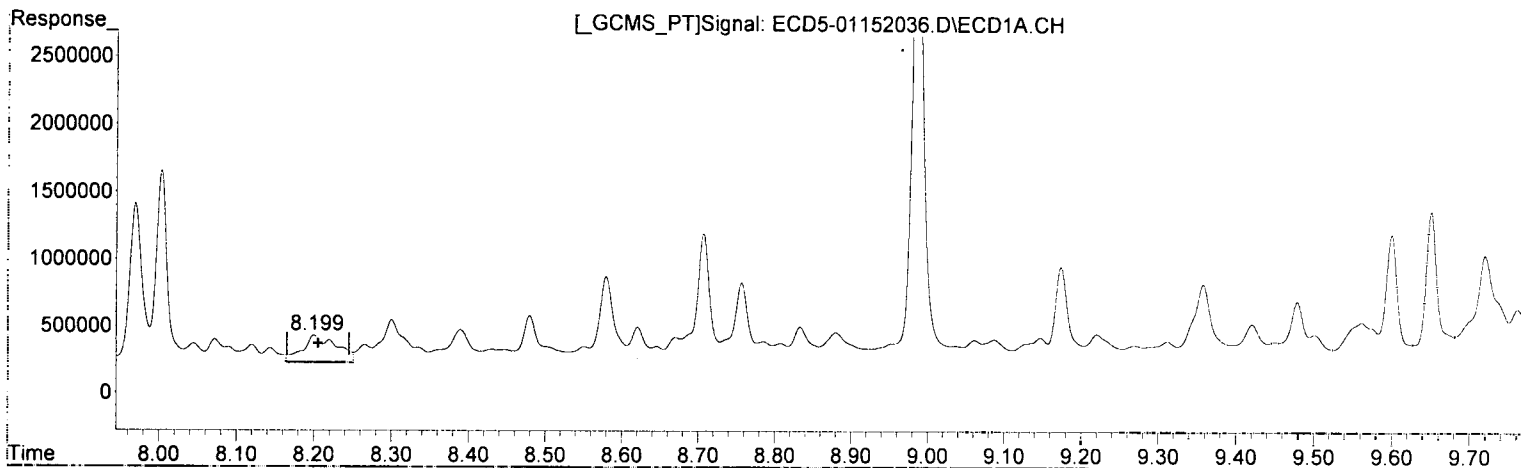
(15) 4,4'-DDD #2

8.904min 9.085 ng/mL
response 2233107

Quantitation Report (Qedit)

Data Path : R:\data\2020-01\0A15038\
Data File : ECD5-01152036.D
Signal(s) : Signal #1: ECD1A.CH Signal #2: ECD2B.CH
Acq On : 15 Jan 2020 21:57
Operator : MJB
Sample : A9J0599-31RE1@5
Misc : 5x, 8081B 2,4+4,4-DDx Only, GPC
ALS Vial : 21 (Sig #1); 0 (Sig #2) Sample Multiplier: 1

Integration File signal 1: PEST1.e
Integration File signal 2: PEST2.e
Quant Time: Jan 16 10:31:51 2020
Quant Method : R:\methods\ECD5_QUANTPEST_200107.M
Quant Title : Instrument: DualECD5
QLast Update : Thu Jan 09 11:11:29 2020
Response via : Initial Calibration
Integrator: ChemStation 6890 Scale Mode: Small noise peaks clipped



(17) 4,4'-DDT
8.200min 1.207 ng/mL
response 200019

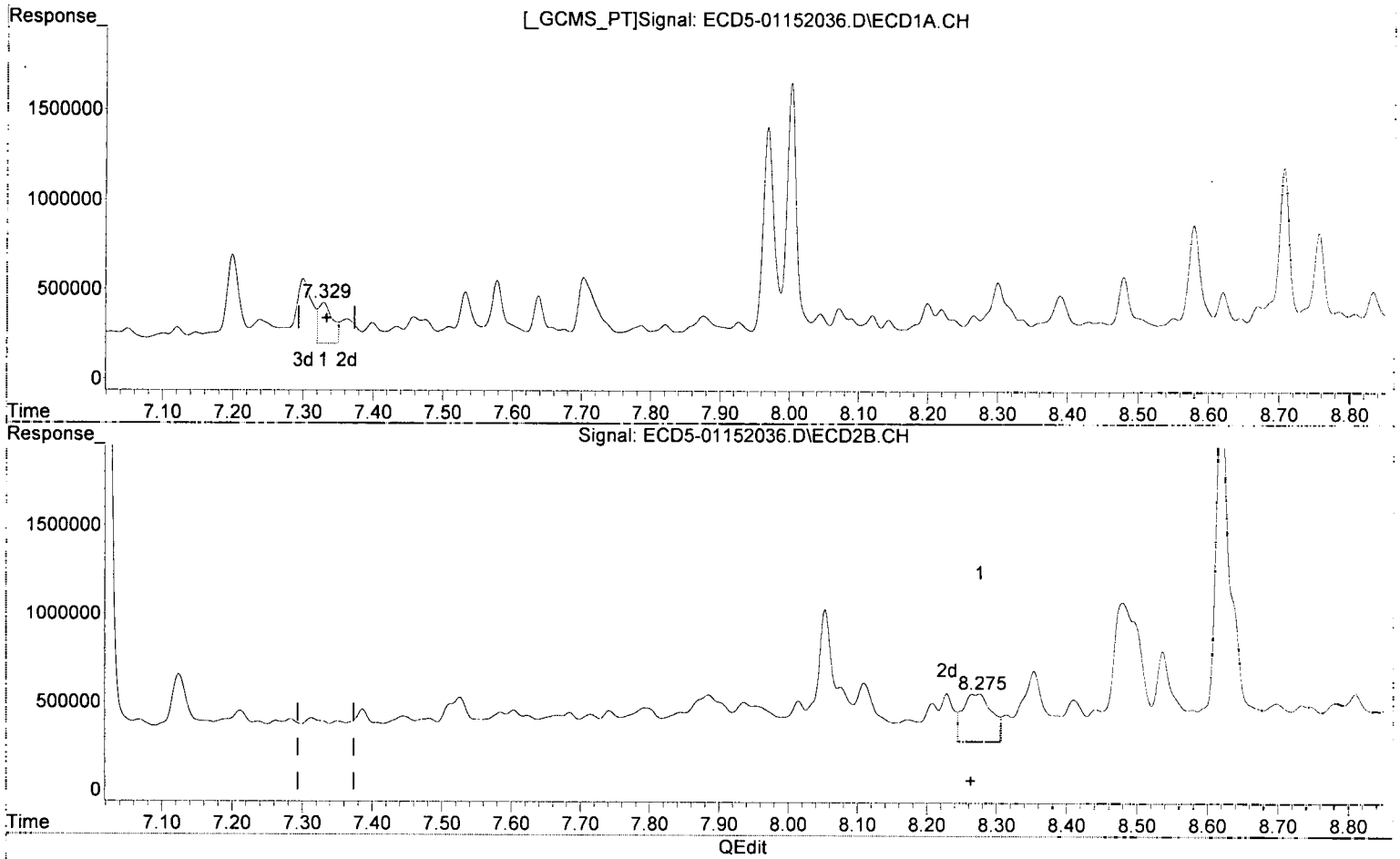
MJB 1/16/20

(17) 4,4'-DDT #2
9.144min 1.381 ng/mL *MDL: MJB*
response 289216

Quantitation Report (Qedit)

Data Path : R:\data\2020-01\0A15038\
Data File : ECD5-01152036.D
Signal(s) : Signal #1: ECD1A.CH Signal #2: ECD2B.CH
Acq On : 15 Jan 2020 21:57
Operator : MJB
Sample : A9J0599-31RE1@5
Misc : 5x, 8081B 2,4+4,4-DDx Only, GPC
ALS Vial : 21 (Sig #1); 0 (Sig #2) Sample Multiplier: 1

Integration File signal 1: PEST1.e
Integration File signal 2: PEST2.e
Quant Time: Jan 16 10:31:51 2020
Quant Method : R:\methods\ECD5_QUANTPEST_200107.M
Quant Title : Instrument: DualECD5
QLast Update : Thu Jan 09 11:11:29 2020
Response via : Initial Calibration
Integrator: ChemStation 6890 Scale Mode: Small noise peaks clipped



(26) 2,4'-DDE
7.329min 1.594 ng/mL
response 227273

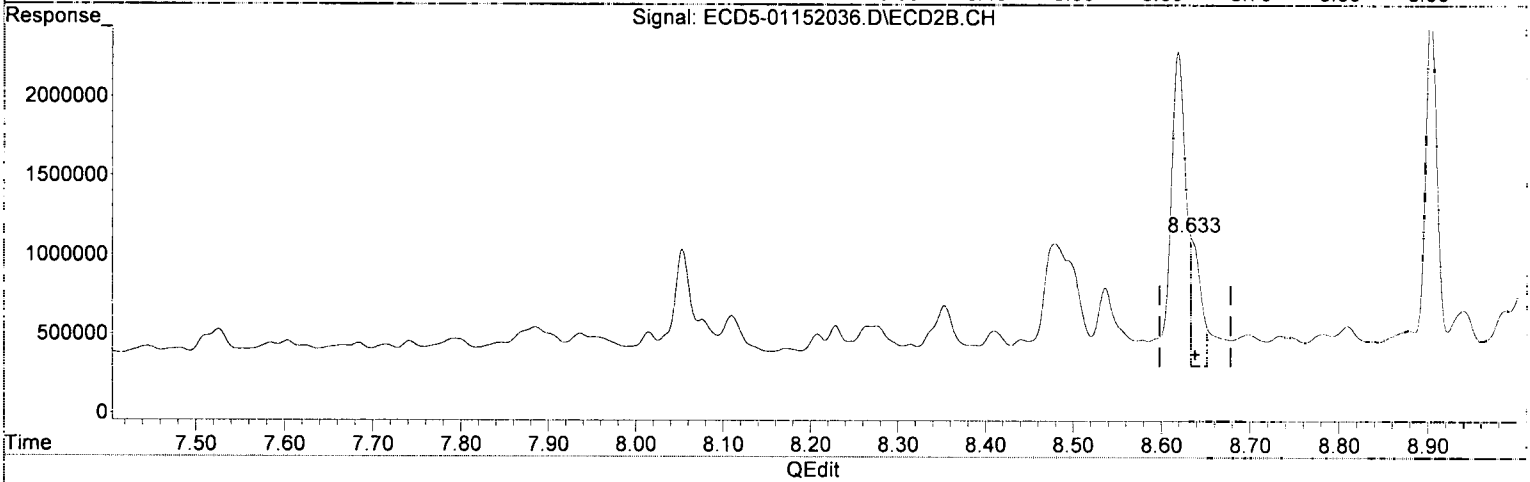
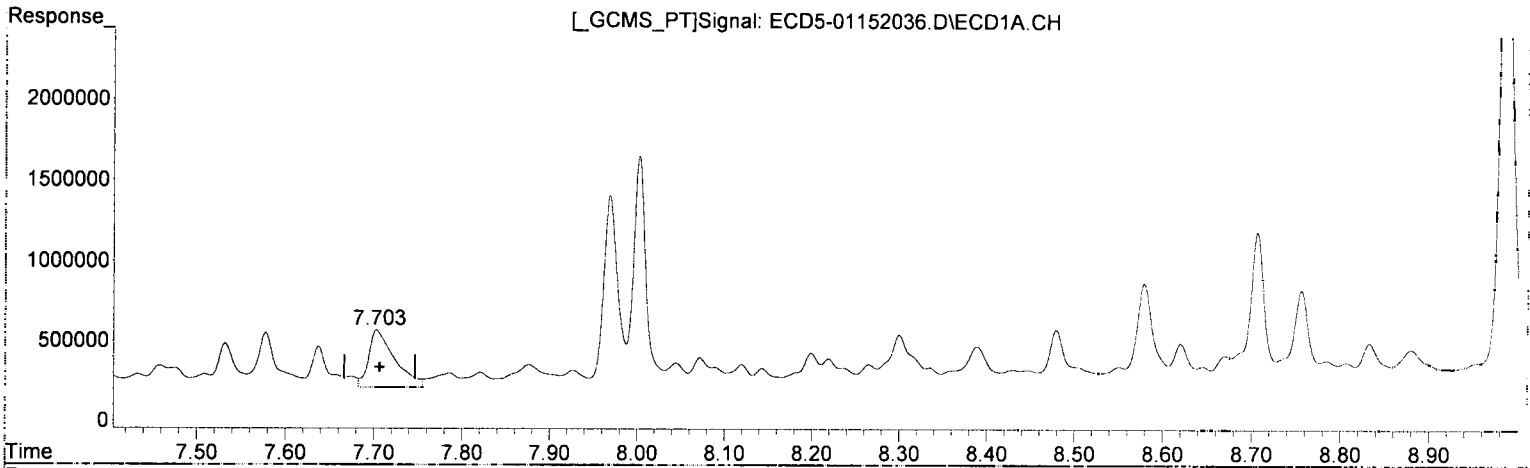
*MJB
1/16/20*

(26) 2,4'-DDE #2
8.276min 1.269 ng/mL *MDL=MDL*
response 267208

Quantitation Report (Qedit)

Data Path : R:\data\2020-01\0A15038\
Data File : ECD5-01152036.D
Signal(s) : Signal #1: ECD1A.CH Signal #2: ECD2B.CH
Acq On : 15 Jan 2020 21:57
Operator : MJB
Sample : A9J0599-31RE1@5
Misc : 5x, 8081B 2,4+4,4-DDx Only, GPC
ALS Vial : 21 (Sig #1); 0 (Sig #2) Sample Multiplier: 1

Integration File signal 1: PEST1.e
Integration File signal 2: PEST2.e
Quant Time: Jan 16 10:31:51 2020
Quant Method : R:\methods\ECD5_QUANTPEST_200107.M
Quant Title : Instrument: DualECD5
QLast Update : Thu Jan 09 11:11:29 2020
Response via : Initial Calibration
Integrator: ChemStation 6890 Scale Mode: Small noise peaks clipped



(28) 2,4'-DDD

7.704min 2.746 ng/mL *R-02*

response 349362

MJB 1/16/20

(28) 2,4'-DDD #2

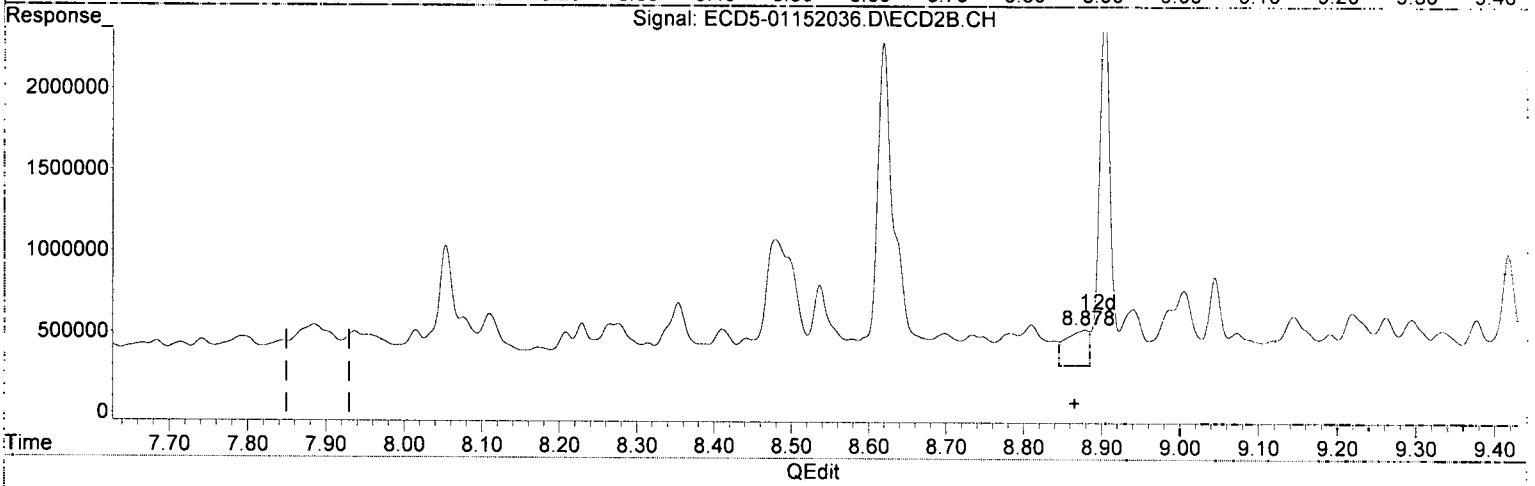
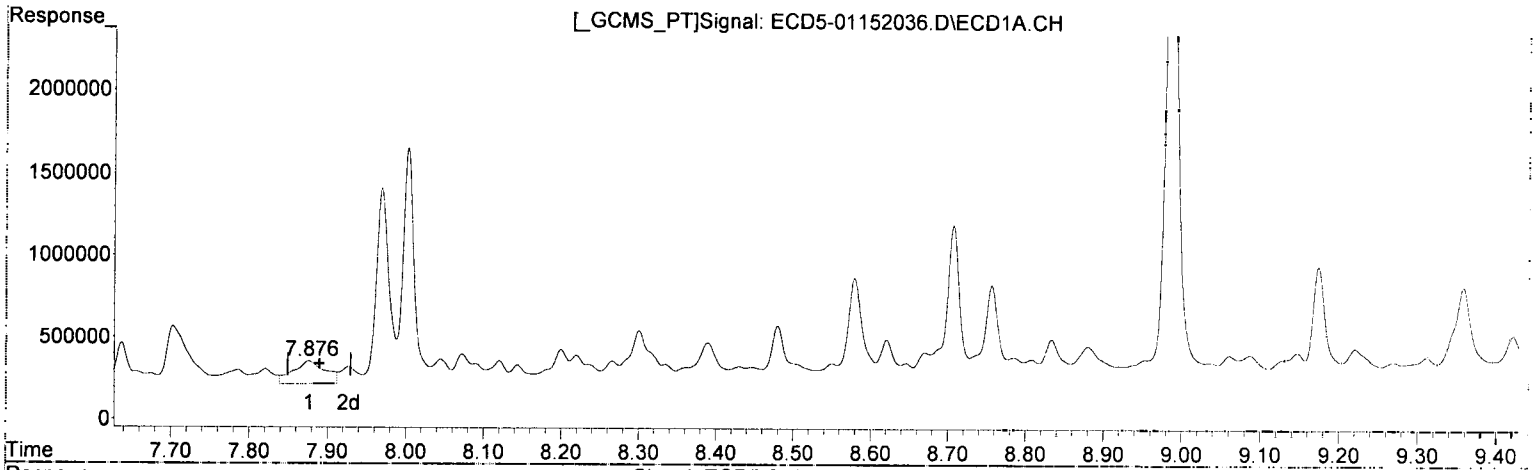
8.633min 4.435 ng/mL *(m) R-01*

response 818080

Quantitation Report (Qedit)

Data Path : R:\data\2020-01\0A15038\
Data File : ECD5-01152036.D
Signal(s) : Signal #1: ECD1A.CH Signal #2: ECD2B.CH
Acq On : 15 Jan 2020 21:57
Operator : MJB
Sample : A9J0599-31RE1@5
Misc : 5x, 8081B 2,4+4,4-DDx Only, GPC
ALS Vial : 21 (Sig #1); 0 (Sig #2) Sample Multiplier: 1

Integration File signal 1: PEST1.e
Integration File signal 2: PEST2.e
Quant Time: Jan 16 10:31:51 2020
Quant Method : R:\methods\ECD5_QUANTPEST_200107.M
Quant Title : Instrument: DualECD5
QLast Update : Thu Jan 09 11:11:29 2020
Response via : Initial Calibration
Integrator: ChemStation 6890 Scale Mode: Small noise peaks clipped



(29) 2,4'-DDT
7.876min 0.934 ng/mL
response 136775

MJB
1/16/20

(29) 2,4'-DDT #2
8.879min 1.062 ng/mL *30*
response 214876

Data Path : R:\data\2020-01\0A15038\
 Data File : ECD5-01152036.D
 Signal(s) : Signal #1: ECD1A.CH Signal #2: ECD2B.CH
 Acq On : 15 Jan 2020 21:57
 Operator : MJB
 Sample : A9J0599-31RE1@5
 Misc : 5x, 8081B 2,4+4,4-DDx Only, GPC
 ALS Vial : 21 (Sig #1); 0 (Sig #2) Sample Multiplier: 1

Integration File signal 1: PEST1.e
 Integration File signal 2: PEST2.e
 Quant Time: Jan 16 10:31:51 2020
 Quant Method : R:\methods\ECD5_QUANTPEST_200107.M
 Quant Title : Instrument: DualECD5
 QLast Update : Thu Jan 09 11:11:29 2020
 Response via : Initial Calibration
 Integrator: ChemStation 6890 Scale Mode: Small noise peaks clipped

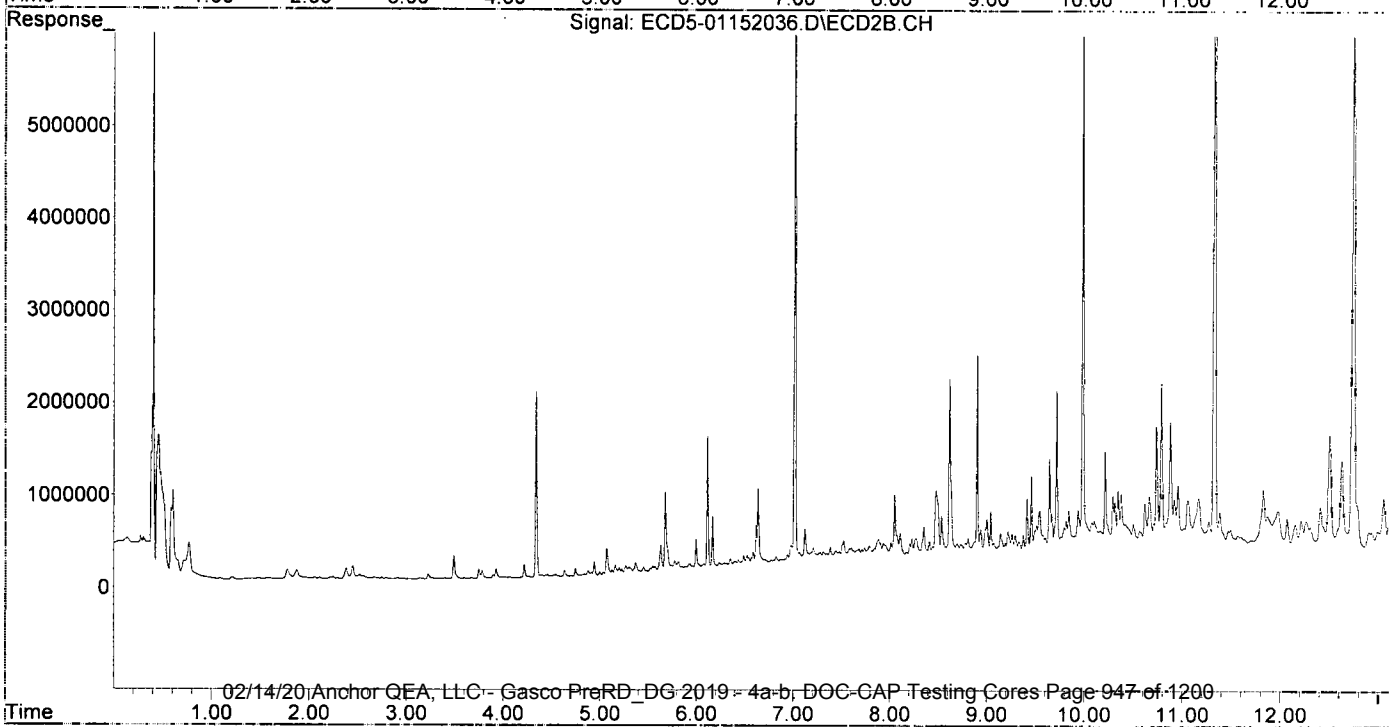
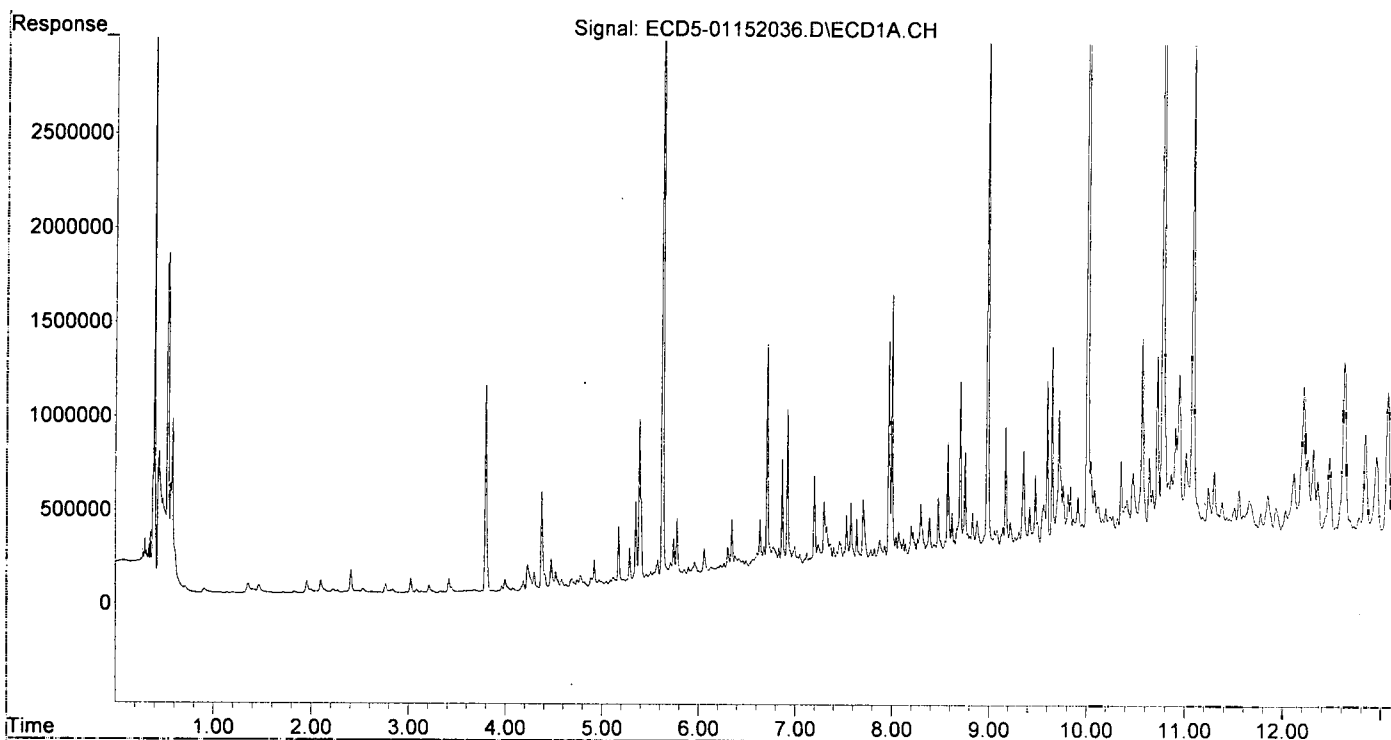
MJB
MJB
1/16/20

	Compound	RT#1	RT#2	Resp#1	Resp#2	ng/mL	ng/mL
System Monitoring Compounds							
1)	S TCMX (S)	5.388	6.115	868413	1461245	4.447	4.902
22)	S DCBP (S)	9.600	10.738	917825	1386725	5.984	7.793
Target Compounds							
2)	a-BHC	5.960f	0.000	87515	0	0.333	N.D. #
3)	g-BHC	6.228	7.068f	61453	163683	0.263	0.448 #
4)	b-BHC	6.303	7.124	154351	417868	1.407	2.598 #
5)	Heptachlor	6.636	7.445	289847	168657	1.276	0.476 #
6)	d-BHC	6.460	7.350	73848	144121	0.339	0.487 #
7)	Aldrin	6.866	7.684	602287	179950	2.730	0.540 #
8)	Heptachlo...	7.329	8.110f	227273	333629	1.102	1.083
9)	trans-Chl...	7.399f	8.276	114090	267208	0.541	0.857 #
10)	cis-Chlor...	7.532	8.410f	280544	230519	1.371	0.777 #
11)	Endosulfa...	7.638	8.441	255704	173617	1.319	0.625 #
12)	4,4'-DDE	7.578	8.479	344337	780546	1.670	2.708 #
13)	Dieldrin	7.785	8.619	86612	1987209	0.402	6.433 #
14)	Endrin	7.969	8.879	1190183	214876	6.879	0.915 #
15)	4,4'-DDD	8.003	8.904	1430560	2233107	8.286	9.085
16)	Endosulfa...	8.120	9.005	132297	450066	0.775	1.842 #
17)	4,4'-DDT	8.200	9.144	200019	289216	1.207	1.381
18)	Endrin Al...	8.389	9.262	237761	281622	1.553	1.259
19)	Endosulfa...	8.707	9.460	942260	897062	5.888	4.047
20)	Methoxychlor	8.579f	9.604	631166	227674	7.288	1.914 #
21)	Endrin Ke...	8.880f	9.844	203846	509916	1.067	2.036 #
23)	Hexachlor...	3.212	3.780f	42433	89327	0.213	0.223
24)	Hexachlor...	5.777	6.586	325464	184630	1.534	0.577 #
25)	Oxychlorane	7.239	8.053	136097	755971	0.577	2.703 #
26)	2,4'-DDE	7.329	8.276	227273	267208	1.594	1.269
27)	trans-Non...	7.532	8.353	280544	394155	1.258	1.282
28)	2,4'-DDD	7.704	8.619	349362	1987209	2.746	10.774 #
29)	2,4'-DDT	7.876	8.879	136775	214876	0.934	1.062
30)	cis-Nonac...	7.969	8.904	1190183	2233107	5.050	6.546
31)	Mirex	8.621f	9.844	250074	509916	1.608	2.678 #
32)	Chlordane...	7.459f	8.276	143735	267208	6.126	6.870
33)	Chlordane...	7.532	8.410f	280544	230519	9.734	7.182
34)	Chlordane...	8.072	9.044	174837	533416	22.982	50.238 #
35)	Chlordane...	3.796f	3.780	1099306	89327	NoCal	NoCal
36)	Toxaphene...	7.532f	8.619	280544	1987209	266.368	734.831 #
37)	Toxaphene...	7.821	8.940f	91299	341772	46.948	98.138 #
38)	Toxaphene...	8.120	9.005	132297	450066	27.490	83.434 #
39)	Toxaphene...	8.389f	9.072	237761	192239	58.851	21.299 #
40)	Toxaphene...	8.579	9.262	631166	281622	191.973	56.078 #
41)	Toxaphene...	8.621f	9.647	250074	1085372	57.589	193.327 #
42)	Toxaphene...	3.796	3.780f	1099306	89327	NoCal	NoCal

(f)=RT Delta > 1/2 Window (#)=Amounts differ by > 40% (m)=manual int.

Data Path : R:\data\2020-01\0A15038\
Data File : ECD5-01152036.D
Signal(s) : Signal #1: ECD1A.CH Signal #2: ECD2B.CH
Acq On : 15 Jan 2020 21:57
Operator : MJB
Sample : A9J0599-31RE1@5
Misc : 5x, 8081B 2,4+4,4-DDx Only, GPC
ALS Vial : 21 (Sig #1); 0 (Sig #2) Sample Multiplier: 1

Integration File signal 1: PEST1.e
Integration File signal 2: PEST2.e
Quant Time: Jan 16 10:31:51 2020
Quant Method : R:\methods\ECD5_QUANTPEST_200107.M
Quant Title : Instrument: DualECD5
QLast Update : Thu Jan 09 11:11:29 2020
Response via : Initial Calibration
Integrator: ChemStation 6890 Scale Mode: Small noise peaks clipped



Quantitation Report (QT Reviewed)

Data Path : R:\data\2020-01\0A15038\
 Data File : ECD5-01152038.D
 Signal(s) : Signal #1: ECD1A.CH Signal #2: ECD2B.CH
 Acq On : 15 Jan 2020 22:35
 Operator : MJB
 Sample : A9J0599-32RE1(45)
 Misc : 5x, 8081B 2,4+4,4-DDx Only, GPC
 ALS Vial : 22 (Sig #1); 0 (Sig #2) Sample Multiplier: 1

Integration File signal 1: PEST1.e
 Integration File signal 2: PEST2.e
 Quant Time: Jan 16 12:11:50 2020
 Quant Method : R:\methods\ECD5_QUANTPEST_200107.M
 Quant Title : Instrument: DualECD5
 QLast Update : Thu Jan 09 11:11:29 2020
 Response via : Initial Calibration
 Integrator: ChemStation 6890 Scale Mode: Small noise peaks clipped

MJB
1/16/20

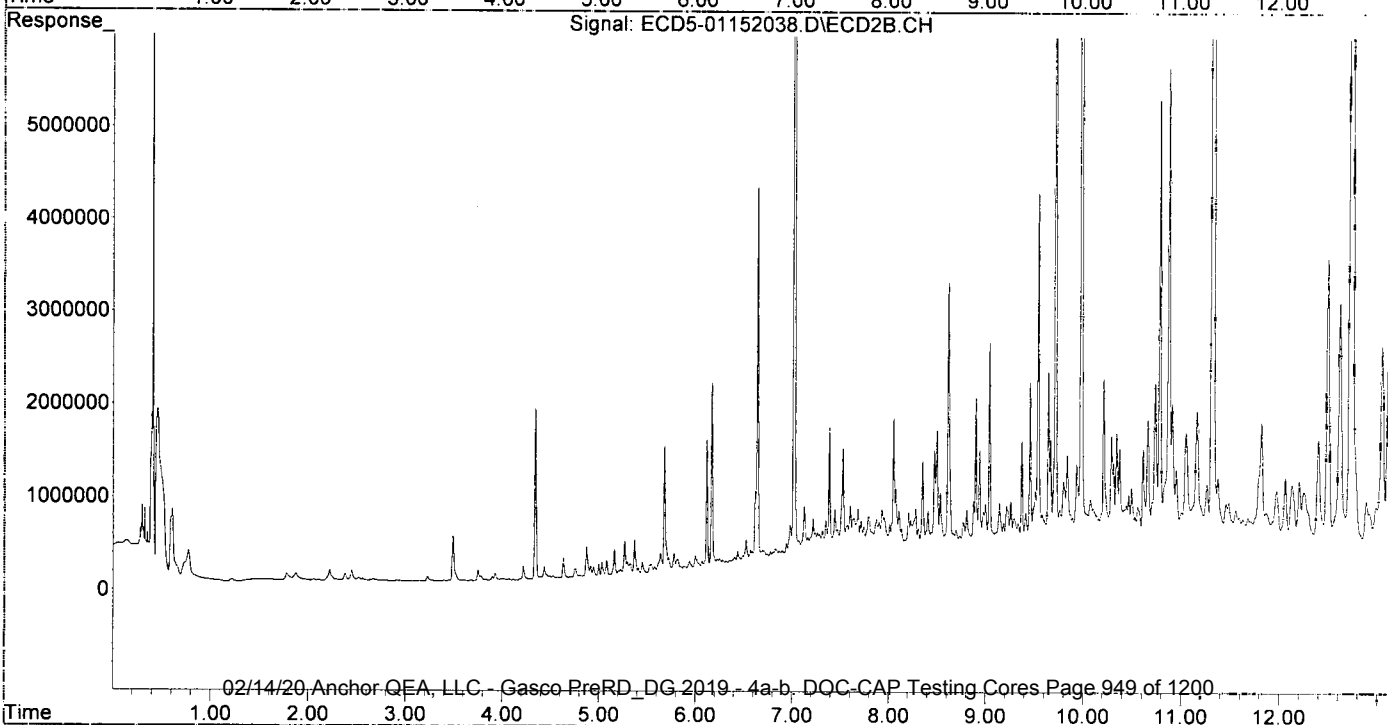
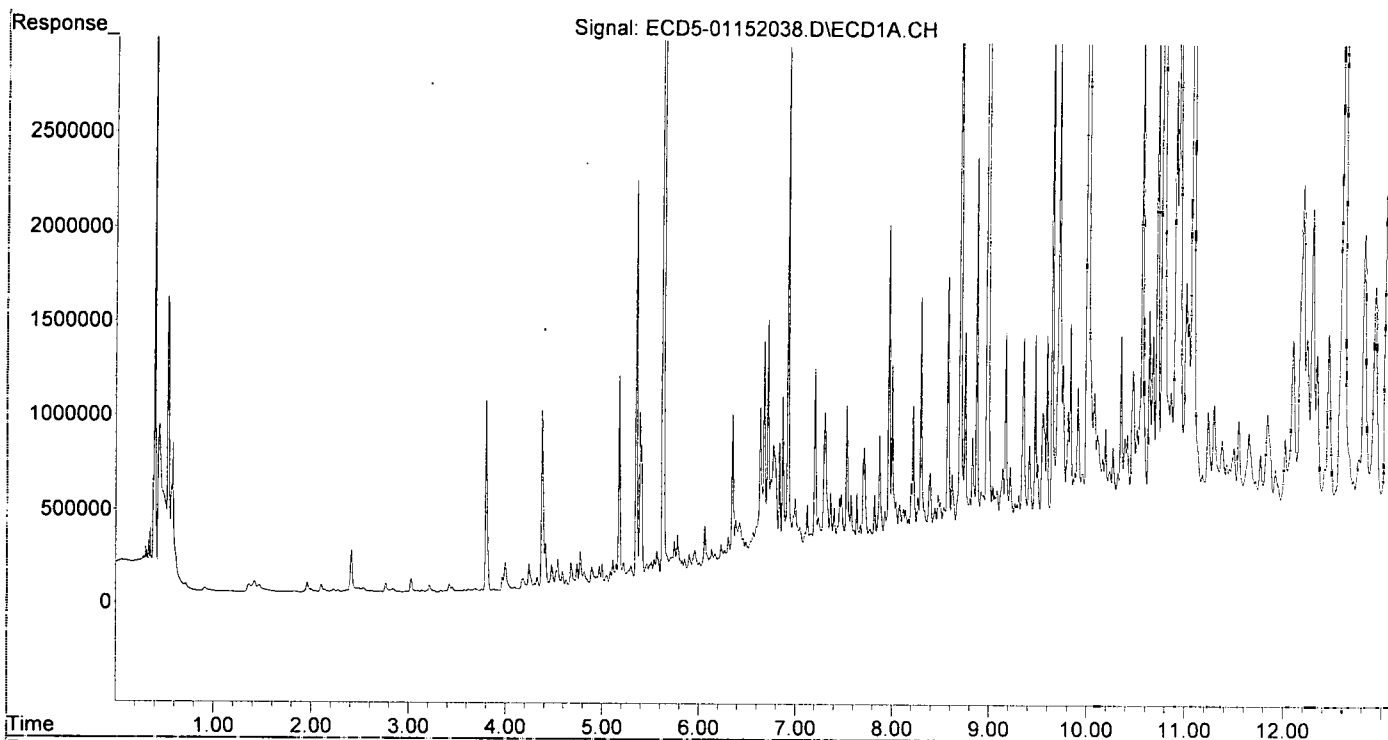
Compound	RT#1	RT#2	Resp#1	Resp#2	ng/mL	ng/mL
System Monitoring Compounds						
1) S TCMX (S)	5.391	6.117	868938	1397598	4.450	4.689
22) S DCBP (S)	9.594	10.733	1082357	1775686	7.086	9.979 # S-04
Target Compounds						
2) a-BHC	5.958f	6.743	120909	146885	0.459	0.356
3) g-BHC	6.231	7.019f	140155	15672938	0.600	42.928 #
4) b-BHC	6.304	7.126	177792	636150	1.647	3.955 #
5) Heptachlor	6.636	7.442	847780	589335	3.731	1.662 #
6) d-BHC	6.457	7.385	165185	1472771	0.758	4.419 #
7) Aldrin	6.868	7.680	893455	584996	4.049	1.756 #
8) Heptachlo...	7.305f	8.131	789354	351523	3.829	1.141 #
9) trans-Chl...	7.399f	8.278	277847	555939	1.319	1.783 #
10) cis-Chlor...	7.531	8.405f	812078	521932	3.969	1.759 #
11) Endosulfa...	7.635	8.440	344357	292612	1.777	1.053 #
12) 4,4'-DDE	7.576	8.497	345732	1392387	1.677	4.793 # P-01
13) Dieldrin	7.770f	8.613f	147362	2971904	0.684	9.620 #
14) Endrin	7.966	8.874	1736062	602067	10.034	2.562 #
15) 4,4'-DDD	7.999	8.898	999587	1715301	5.790	6.978 #
16) Endosulfa...	8.115	8.997	238935	563100	1.400	2.305 # R-02
17) 4,4'-DDT	8.216	9.140	776888	570385	4.690	2.689 #
18) Endrin Al...	8.390	9.257	417520	576817	2.727	2.580 #
19) Endosulfa...	8.703	9.454	5956968	1854313	37.223	8.365 #
20) Methoxychlor	8.533	9.642f	222720	1949296	2.572	16.390 #
21) Endrin Ke...	8.918	9.835	289941	1043288	1.518	4.166 #
23) Hexachlor...	3.213	3.779f	35364	51036	0.177	0.127 #
24) Hexachlor...	5.779	6.589	215779	180617	0.964	0.564 #
25) Oxychlorane	7.237	8.073	236569	782676	1.153	2.798 #
26) 2,4'-DDE	7.322	8.259	344028	430531	2.413m	2.044 # R-02
27) trans-Non...	7.531	8.349	812078	1057112	3.938	3.438 #
28) 2,4'-DDD	7.710	8.626	588198	1129584	4.623	6.124m # P-01
29) 2,4'-DDT	7.879	8.874	364449	602067	2.488m	3.151 # P-01
30) cis-Nonac...	7.999	8.898	999587	1715301	4.241	5.028 #
31) Mirex	8.617f	9.835	396133	1043288	2.691	5.741 #
32) Chlordane...	7.399f	8.278	277847	555939	11.843	14.293 #
33) Chlordane...	7.531	8.405	812078	521932	28.177	16.261 #
34) Chlordane...	8.077	9.038	263084	2310520	34.582	217.610 #
35) Chlordane...	3.797	3.779	1009739	51036	NoCal	NoCal
36) Toxaphene...	7.531	8.613	812078	2971904	771.041	1098.952 #
37) Toxaphene...	7.817	8.975	328615	477833	168.983	137.207 #
38) Toxaphene...	8.115	8.997	238935	563100	52.982	105.185 #
39) Toxaphene...	8.390f	9.038f	417520	2310520	103.346	255.994 #
40) Toxaphene...	8.575	9.257	1453026	576817	441.948	114.859 #
41) Toxaphene...	8.617f	9.642	396133	1949296	91.225	347.210 #
42) Toxaphene...	3.797	3.779f	1009739	51036	NoCal	NoCal

(f)=RT Delta > 1/2 Window (#)=Amounts differ by > 40% (m)=manual int.

Quantitation Report (QT Reviewed)

Data Path : R:\data\2020-01\0A15038\
Data File : ECD5-01152038.D
Signal(s) : Signal #1: ECD1A.CH Signal #2: ECD2B.CH
Acq On : 15 Jan 2020 22:35
Operator : MJB
Sample : A9J0599-32RE1@5
Misc : 5x, 8081B 2,4+4,4-DDx Only, GPC
ALS Vial : 22 (Sig #1); 0 (Sig #2) Sample Multiplier: 1

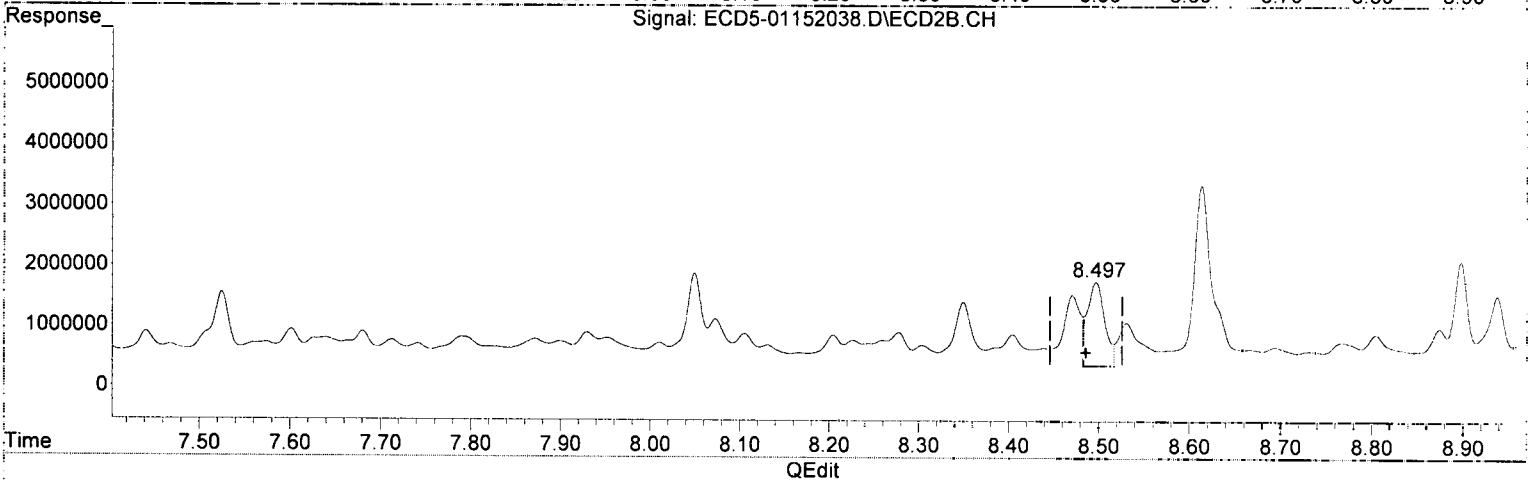
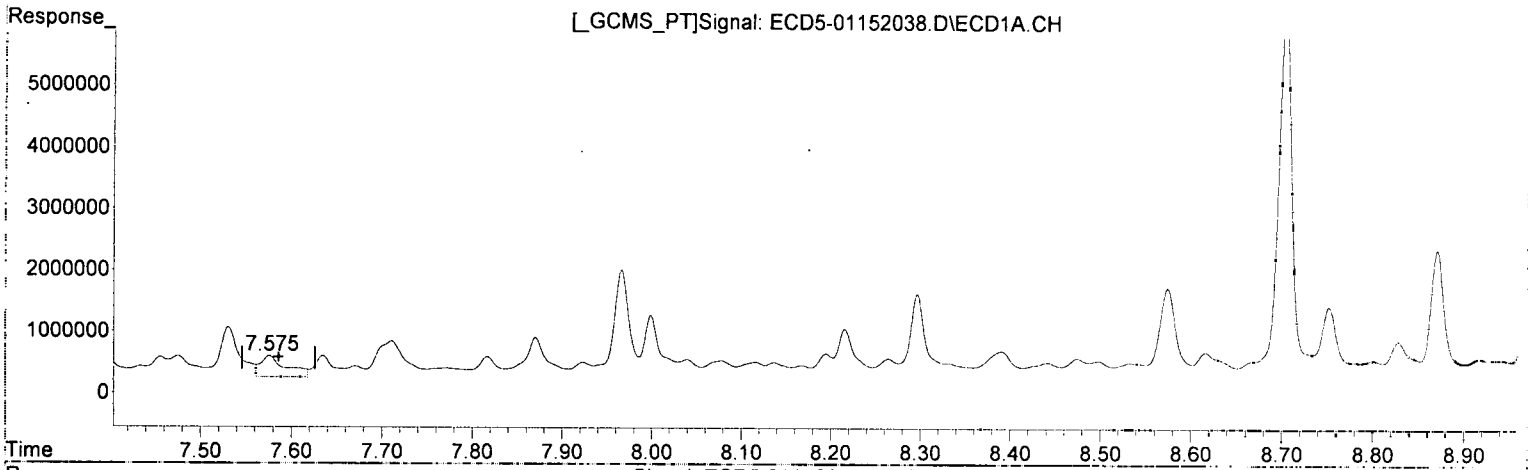
Integration File signal 1: PEST1.e
Integration File signal 2: PEST2.e
Quant Time: Jan 16 12:11:50 2020
Quant Method : R:\methods\ECD5_QUANTPEST_200107.M
Quant Title : Instrument: DualECD5
QLast Update : Thu Jan 09 11:11:29 2020
Response via : Initial Calibration
Integrator: ChemStation 6890 Scale Mode: Small noise peaks clipped



Quantitation Report (Qedit)

Data Path : R:\data\2020-01\0A15038\
Data File : ECD5-01152038.D
Signal(s) : Signal #1: ECD1A.CH Signal #2: ECD2B.CH
Acq On : 15 Jan 2020 22:35
Operator : MJB
Sample : A9J0599-32RE1@5
Misc : 5x, 8081B 2,4+4,4-DDx Only, GPC
ALS Vial : 22 (Sig #1); 0 (Sig #2) Sample Multiplier: 1

Integration File signal 1: PEST1.e
Integration File signal 2: PEST2.e
Quant Time: Jan 16 10:31:58 2020
Quant Method : R:\methods\ECD5_QUANTPEST_200107.M
Quant Title : Instrument: DualECD5
QLast Update : Thu Jan 09 11:11:29 2020
Response via : Initial Calibration
Integrator: ChemStation 6890 Scale Mode: Small noise peaks clipped



(12) 4,4'-DDE
7.576min 1.677 ng/mL *MPL: MRL*
response 345732

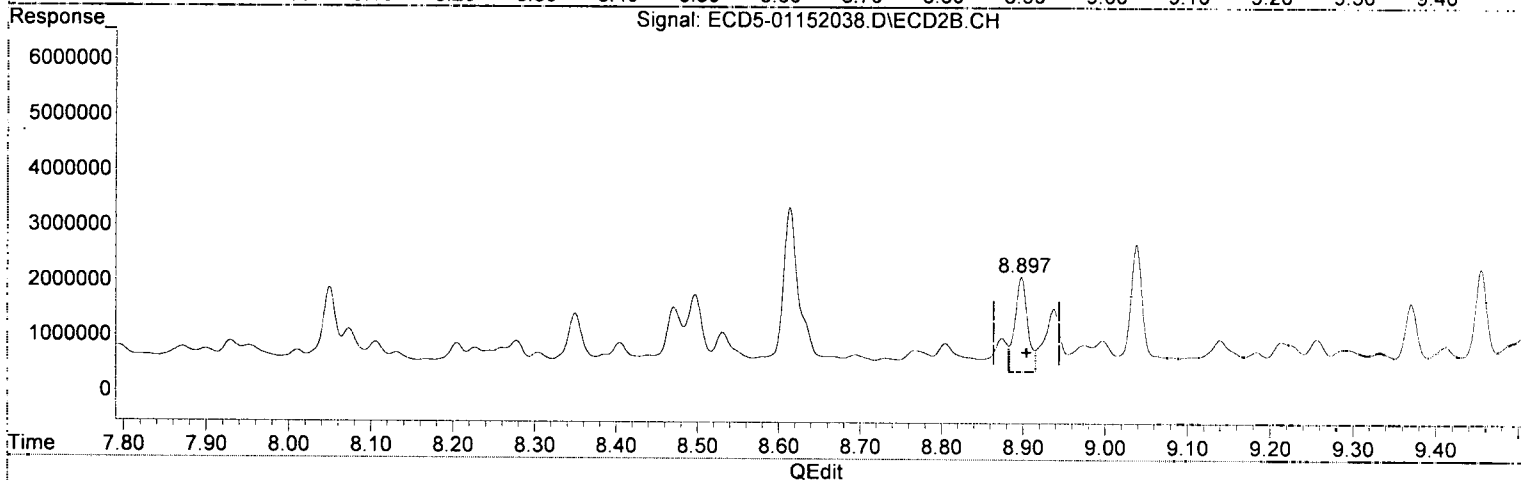
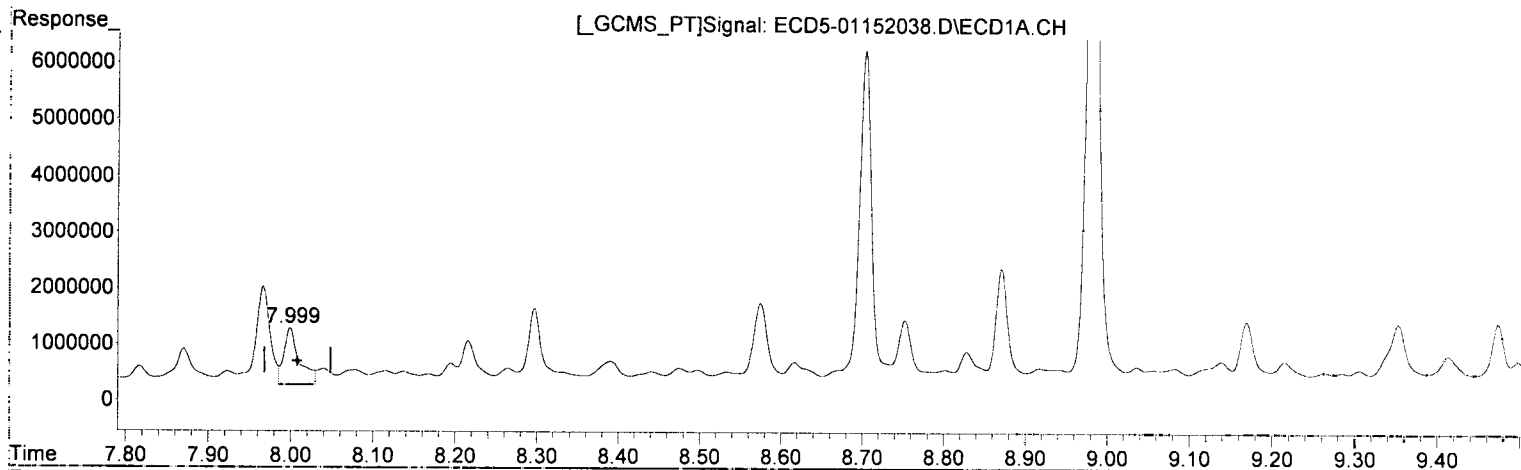
WRB 1/16/20

(12) 4,4'-DDE #2
8.497min 4.793 ng/mL *9-01*
response 1392387

Quantitation Report (Qedit)

Data Path : R:\data\2020-01\0A15038\
Data File : ECD5-01152038.D
Signal(s) : Signal #1: ECD1A.CH Signal #2: ECD2B.CH
Acq On : 15 Jan 2020 22:35
Operator : MJB
Sample : A9J0599-32RE1@5
Misc : 5x, 8081B 2,4+4,4-DDx Only, GPC
ALS Vial : 22 (Sig #1); 0 (Sig #2) Sample Multiplier: 1

Integration File signal 1: PEST1.e
Integration File signal 2: PEST2.e
Quant Time: Jan 16 10:31:58 2020
Quant Method : R:\methods\ECD5_QUANTPEST_200107.M
Quant Title : Instrument: DualECD5
QLast Update : Thu Jan 09 11:11:29 2020
Response via : Initial Calibration
Integrator: ChemStation 6890 Scale Mode: Small noise peaks clipped



(15) 4,4'-DDD

7.999min 5.790 ng/mL

response 999587

MJB
1/16/20

(15) 4,4'-DDD #2

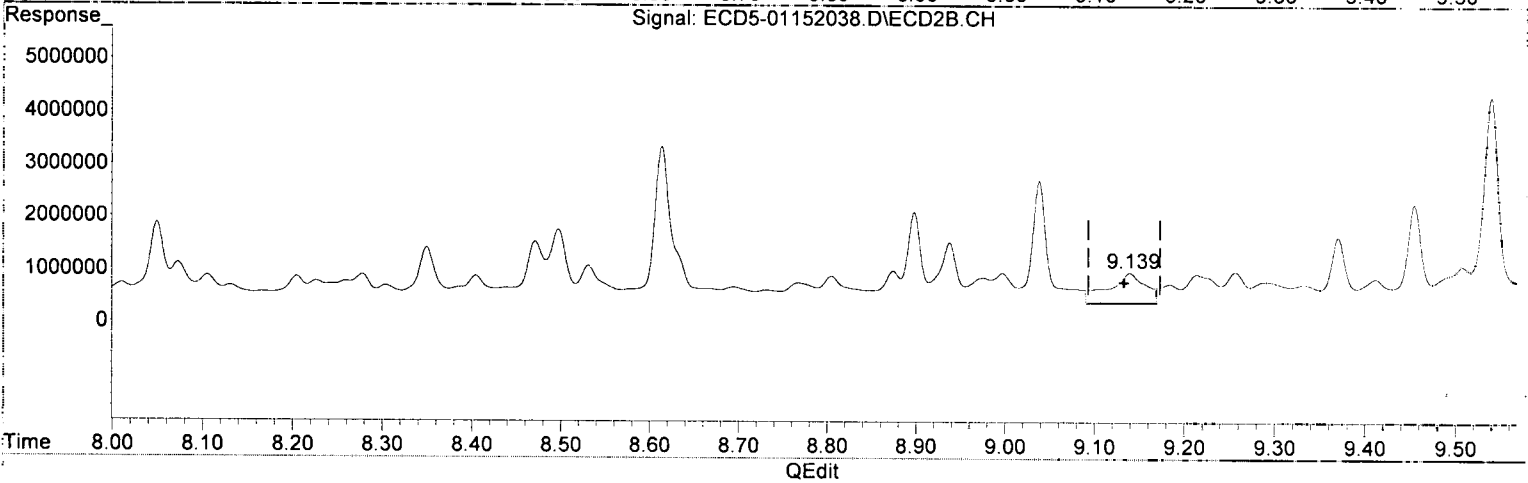
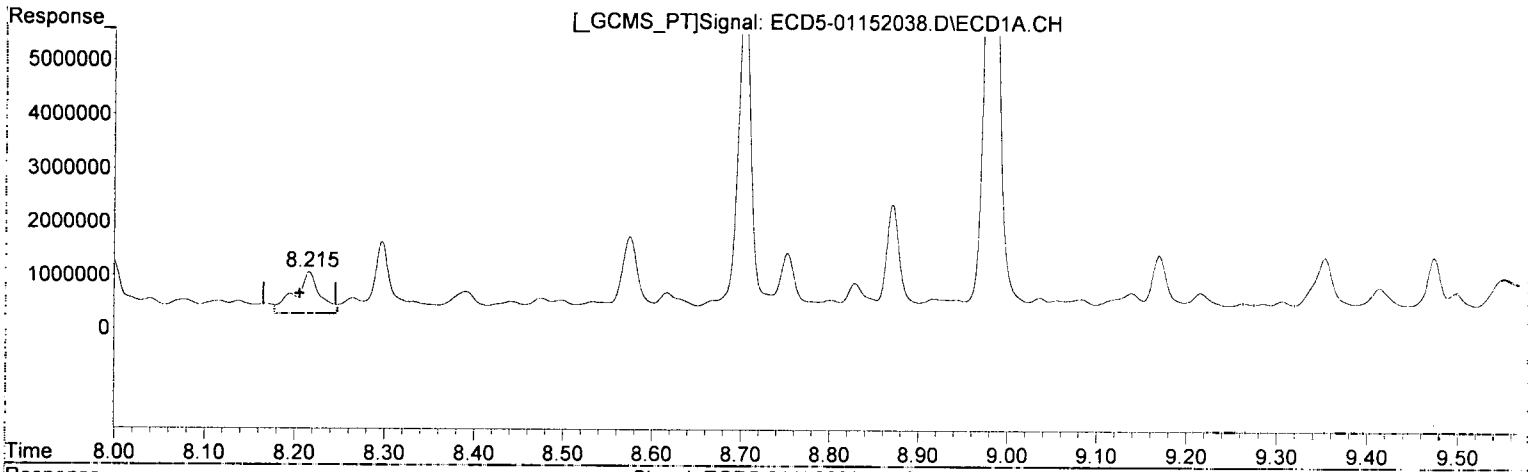
8.898min 6.978 ng/mL

response 1715301

Quantitation Report (Qedit)

Data Path : R:\data\2020-01\0A15038\
 Data File : ECD5-01152038.D
 Signal(s) : Signal #1: ECD1A.CH Signal #2: ECD2B.CH
 Acq On : 15 Jan 2020 22:35
 Operator : MJB
 Sample : A9J0599-32RE1@5
 Misc : 5x, 8081B 2,4+4,4-DDx Only, GPC
 ALS Vial : 22 (Sig #1); 0 (Sig #2) Sample Multiplier: 1

Integration File signal 1: PEST1.e
 Integration File signal 2: PEST2.e
 Quant Time: Jan 16 10:31:58 2020
 Quant Method : R:\methods\ECD5_QUANTPEST_200107.M
 Quant Title : Instrument: DualECD5
 QLast Update : Thu Jan 09 11:11:29 2020
 Response via : Initial Calibration
 Integrator: ChemStation 6890 Scale Mode: Small noise peaks clipped



(17) 4,4'-DDT
 8.216min 4.690 ng/mL
 response 776888

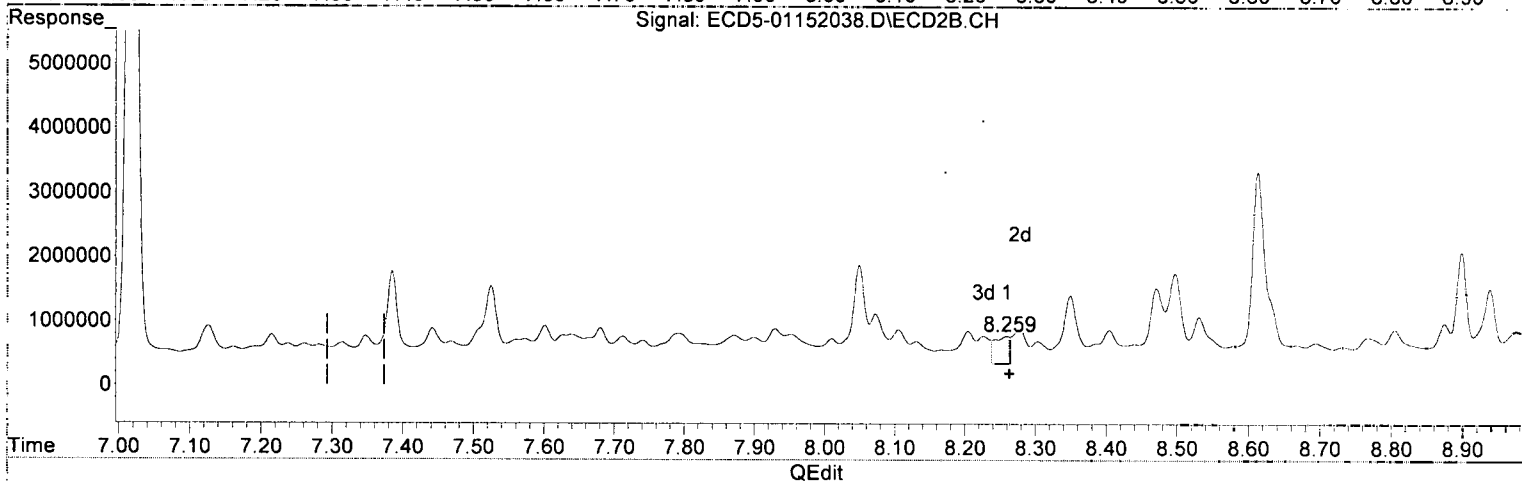
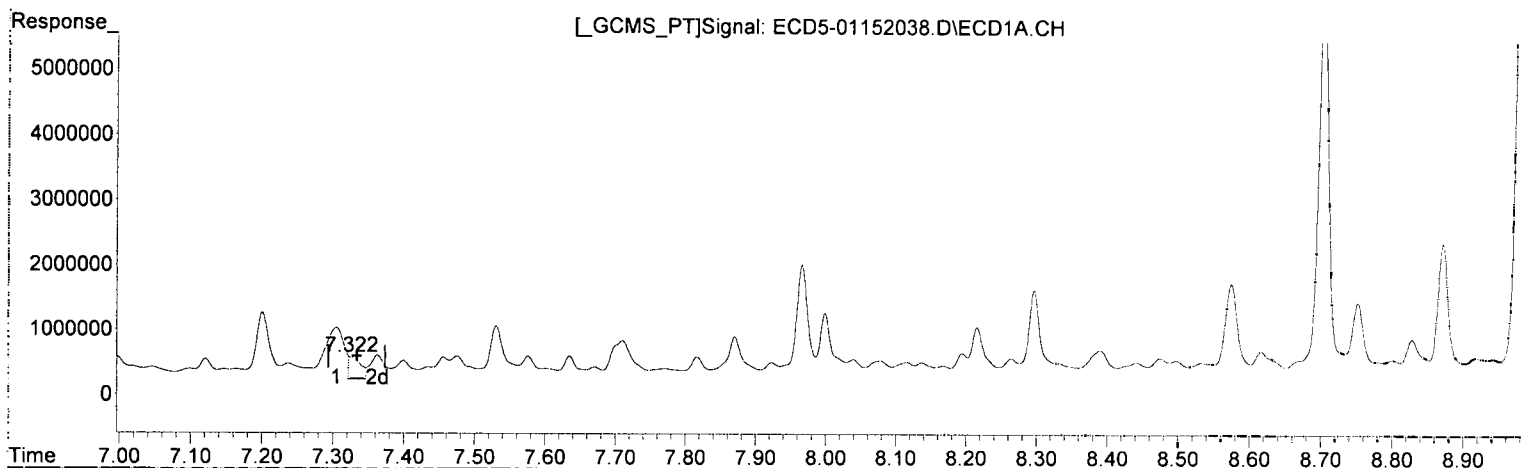
MJB
1/16/20

(17) 4,4'-DDT #2
 9.140min 2.689 ng/mL *R-02*
 response 570385

Quantitation Report (Qedit)

Data Path : R:\data\2020-01\0A15038\
Data File : ECD5-01152038.D
Signal(s) : Signal #1: ECD1A.CH Signal #2: ECD2B.CH
Acq On : 15 Jan 2020 22:35
Operator : MJB
Sample : A9J0599-32RE1@5
Misc : 5x, 8081B 2,4+4,4-DDx Only, GPC
ALS Vial : 22 (Sig #1); 0 (Sig #2) Sample Multiplier: 1

Integration File signal 1: PEST1.e
Integration File signal 2: PEST2.e
Quant Time: Jan 16 10:31:58 2020
Quant Method : R:\methods\ECD5_QUANTPEST_200107.M
Quant Title : Instrument: DualECD5
QLast Update : Thu Jan 09 11:11:29 2020
Response via : Initial Calibration
Integrator: ChemStation 6890 Scale Mode: Small noise peaks clipped



(26) 2,4'-DDE
7.322min 2.413 ng/mL (M)
response 344028

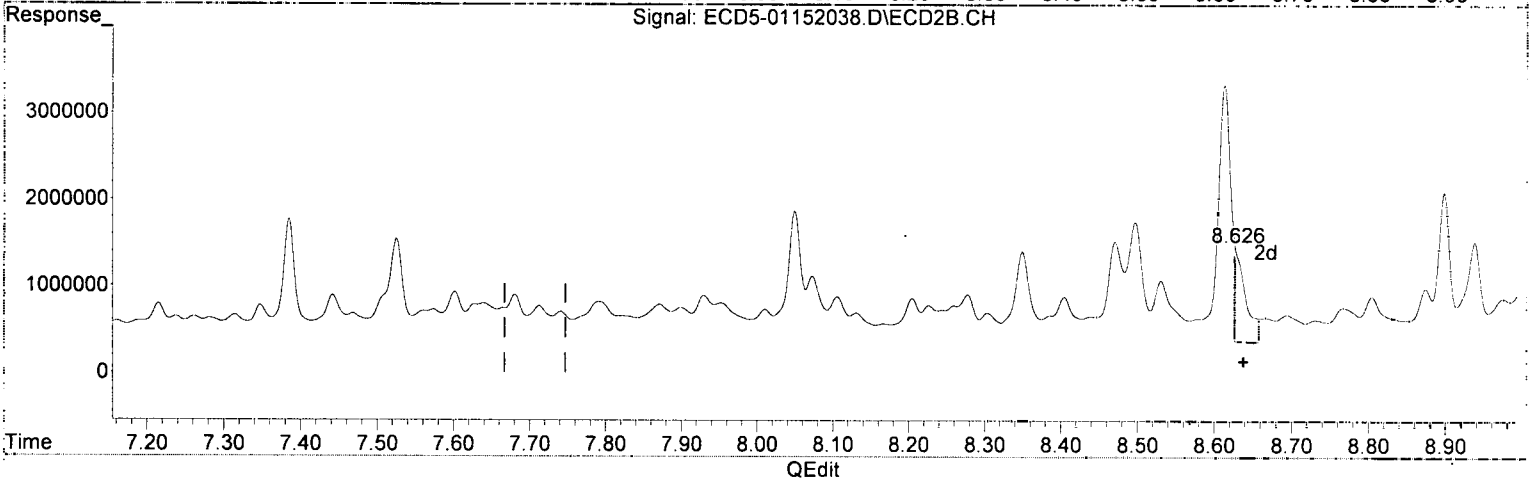
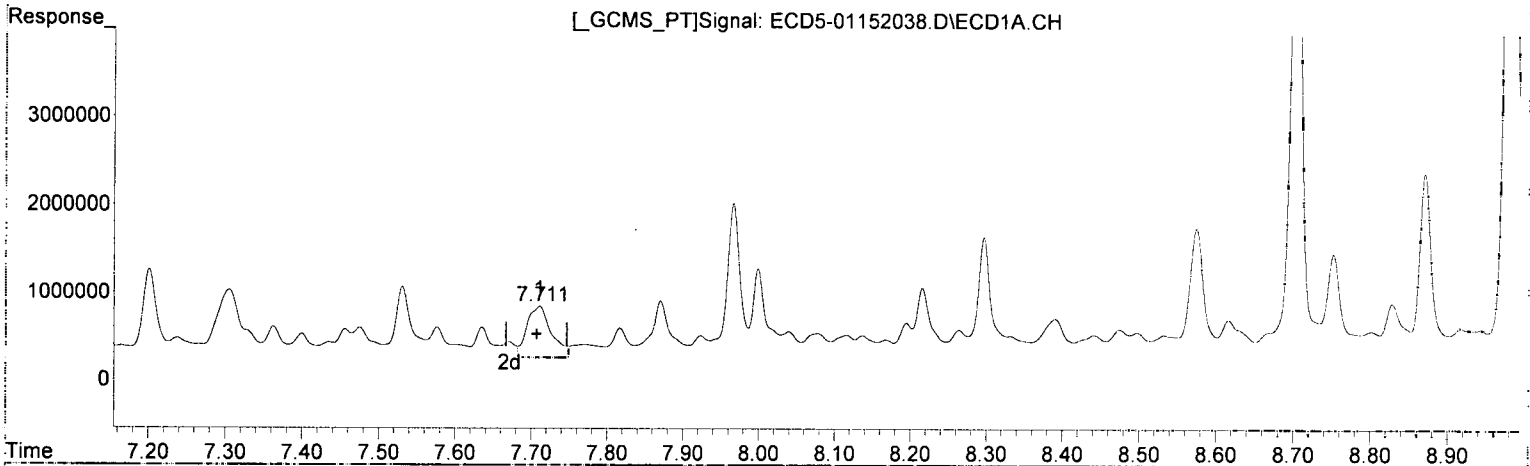
MJB
1/14/20

(26) 2,4'-DDE #2
8.259min 2.044 ng/mL R-2
response 430531

Quantitation Report (Qedit)

Data Path : R:\data\2020-01\0A15038\
Data File : ECD5-01152038.D
Signal(s) : Signal #1: ECD1A.CH Signal #2: ECD2B.CH
Acq On : 15 Jan 2020 22:35
Operator : MJB
Sample : A9J0599-32RE1@5
Misc : 5x, 8081B 2,4+4,4-DDx Only, GPC
ALS Vial : 22 (Sig #1); 0 (Sig #2) Sample Multiplier: 1

Integration File signal 1: PEST1.e
Integration File signal 2: PEST2.e
Quant Time: Jan 16 10:31:58 2020
Quant Method : R:\methods\ECD5_QUANTPEST_200107.M
Quant Title : Instrument: DualECD5
QLast Update : Thu Jan 09 11:11:29 2020
Response via : Initial Calibration
Integrator: ChemStation 6890 Scale Mode: Small noise peaks clipped



(28) 2,4'-DDD
7.710min 4.623 ng/mL R-2
response 588198

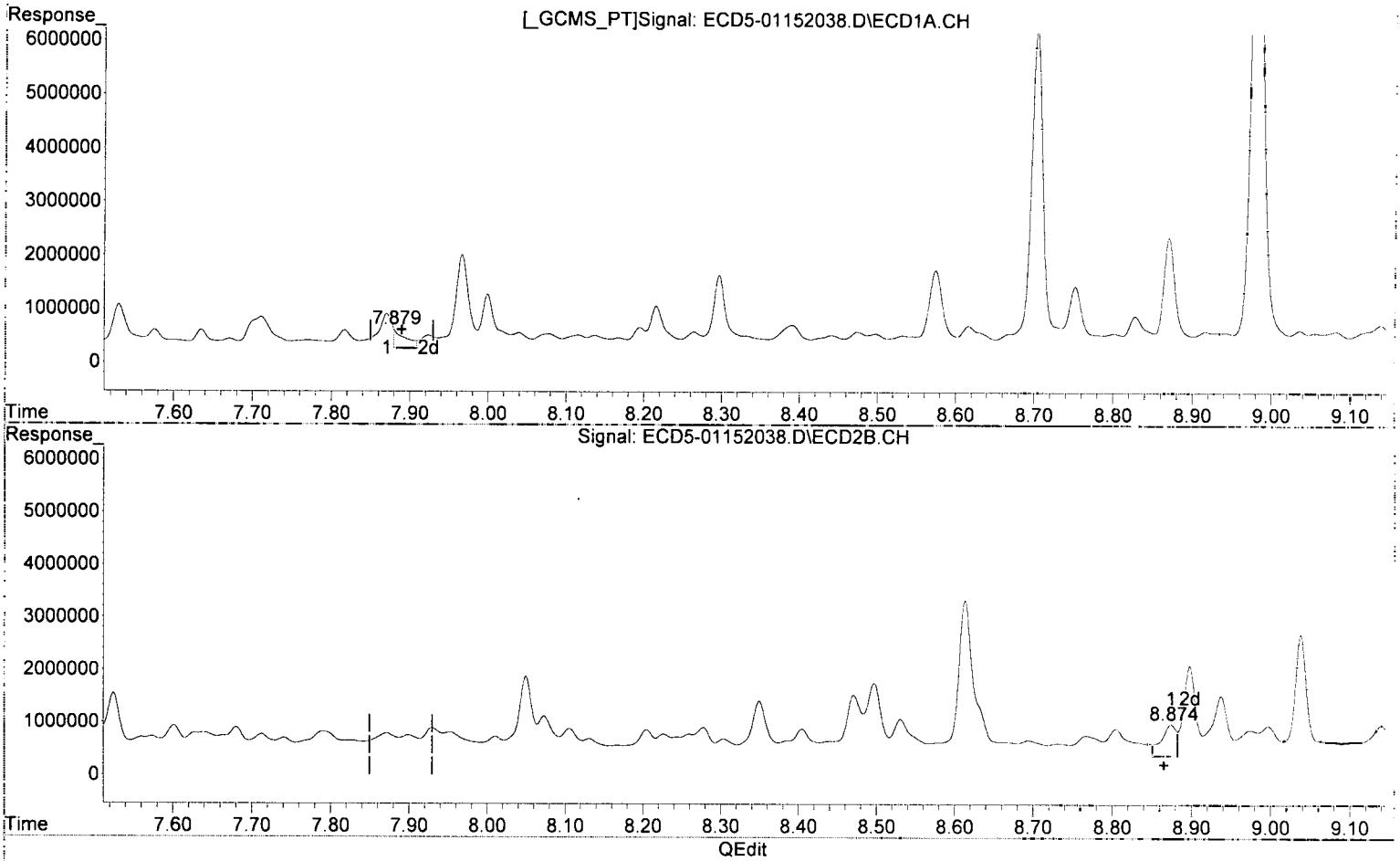
MR
1/16/20

(28) 2,4'-DDD #2
8.626min 6.124 ng/mL (m) P-01
response 1129584

Quantitation Report (Qedit)

Data Path : R:\data\2020-01\0A15038\
Data File : ECD5-01152038.D
Signal(s) : Signal #1: ECD1A.CH Signal #2: ECD2B.CH
Acq On : 15 Jan 2020 22:35
Operator : MJB
Sample : A9J0599-32RE1@5
Misc : 5x, 8081B 2,4+4,4-DDx Only, GPC
ALS Vial : 22 (Sig #1); 0 (Sig #2) Sample Multiplier: 1

Integration File signal 1: PEST1.e
Integration File signal 2: PEST2.e
Quant Time: Jan 16 10:31:58 2020
Quant Method : R:\methods\ECD5_QUANTPEST_200107.M
Quant Title : Instrument: DualECD5
QLast Update : Thu Jan 09 11:11:29 2020
Response via : Initial Calibration
Integrator: ChemStation 6890 Scale Mode: Small noise peaks clipped



(29) 2,4'-DDT

7.879min 2.488 ng/mL *AR-02*
response 364449 *MJB 1/16/20*

(29) 2,4'-DDT #2

8.874min 3.151 ng/mL *P-01*
response 602067

Data Path : R:\data\2020-01\0A15038\
 Data File : ECD5-01152038.D
 Signal(s) : Signal #1: ECD1A.CH Signal #2: ECD2B.CH
 Acq On : 15 Jan 2020 22:35
 Operator : MJB
 Sample : A9J0599-32RE1@5
 Misc : 5x, 8081B 2,4+4,4-DDx Only, GPC
 ALS Vial : 22 (Sig #1); 0 (Sig #2) Sample Multiplier: 1

Integration File signal 1: PEST1.e
 Integration File signal 2: PEST2.e
 Quant Time: Jan 16 10:31:58 2020
 Quant Method : R:\methods\ECD5_QUANTPEST_200107.M
 Quant Title : Instrument: DualECD5
 QLast Update : Thu Jan 09 11:11:29 2020
 Response via : Initial Calibration
 Integrator: ChemStation 6890 Scale Mode: Small noise peaks clipped

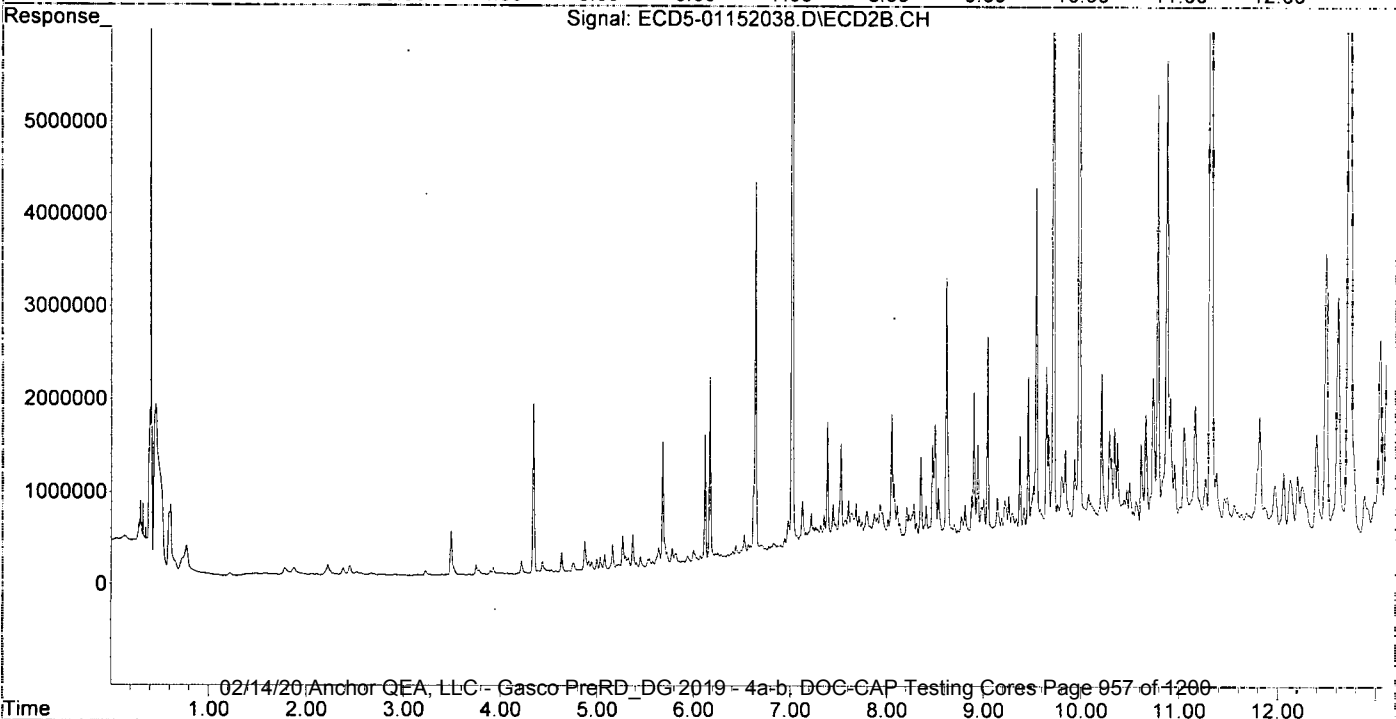
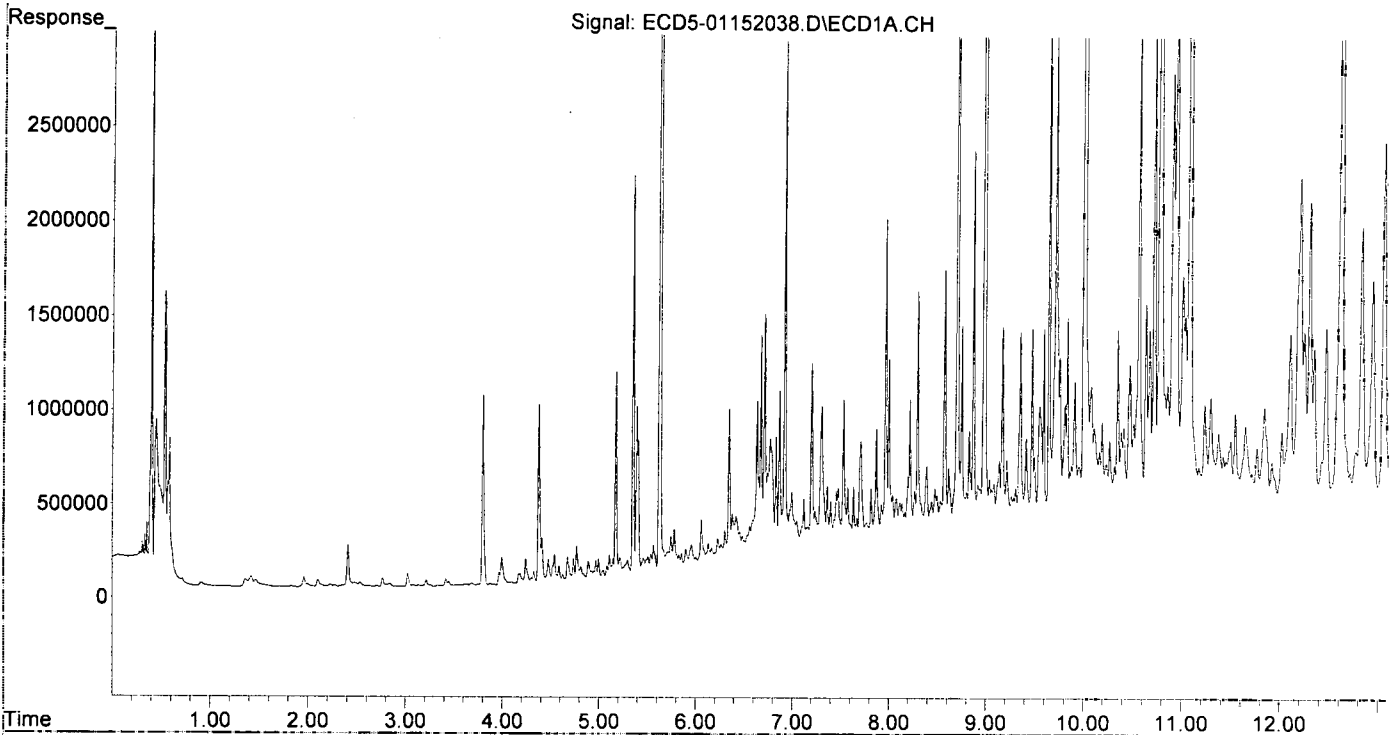
MJ
MJB
1/16/20

Compound	RT#1	RT#2	Resp#1	Resp#2	ng/mL	ng/mL
System Monitoring Compounds						
1) S TCMX (S)	5.391	6.117	868938	1397598	4.450	4.689
22) S DCBP (S)	9.594	10.733	1082357	1775686	7.086	9.979 #
Target Compounds						
2) a-BHC	5.958f	6.743	120909	146885	0.459	0.356
3) g-BHC	6.231	7.019f	140155	15672938	0.600	42.928 #
4) b-BHC	6.304	7.126	177792	636150	1.647	3.955 #
5) Heptachlor	6.636	7.442	847780	589335	3.731	1.662 #
6) d-BHC	6.457	7.385	165185	1472771	0.758	4.419 #
7) Aldrin	6.868	7.680	893455	584996	4.049	1.756 #
8) Heptachlo...	7.305f	8.131	789354	351523	3.829	1.141 #
9) trans-Chl...	7.399f	8.278	277847	555939	1.319	1.783
10) cis-Chlor...	7.531	8.405f	812078	521932	3.969	1.759 #
11) Endosulfa...	7.635	8.440	344357	292612	1.777	1.053 #
12) 4,4'-DDE	7.576	8.497	345732	1392387	1.677	4.793 #
13) Dieldrin	7.770f	8.613f	147362	2971904	0.684	9.620 #
14) Endrin	7.966	8.874	1736062	602067	10.034	2.562 #
15) 4,4'-DDD	7.999	8.898	999587	1715301	5.790	6.978
16) Endosulfa...	8.115	8.997	238935	563100	1.400	2.305 #
17) 4,4'-DDT	8.216	9.140	776888	570385	4.690	2.689 #
18) Endrin Al...	8.390	9.257	417520	576817	2.727	2.580
19) Endosulfa...	8.703	9.454	5956968	1854313	37.223	8.365 #
20) Methoxychlor	8.533	9.642f	222720	1949296	2.572	16.390 #
21) Endrin Ke...	8.918	9.835	289941	1043288	1.518	4.166 #
23) Hexachlor...	3.213	3.779f	35364	51036	0.177	0.127
24) Hexachlor...	5.779	6.589	215779	180617	0.964	0.564 #
25) Oxychlor dane	7.237	8.073	236569	782676	1.153	2.798 #
26) 2,4'-DDE	7.305f	8.259	789354	430531	5.536	2.044 #
27) trans-Non...	7.531	8.349	812078	1057112	3.938	3.438
28) 2,4'-DDD	7.710	8.613f	588198	2971904	4.623	16.113 #
29) 2,4'-DDT	7.871	8.874	636204	602067	4.343	3.151
30) cis-Nonac...	7.999	8.898	999587	1715301	4.241	5.028
31) Mirex	8.617f	9.835	396133	1043288	2.691	5.741 #
32) Chlordane...	7.399f	8.278	277847	555939	11.843	14.293
33) Chlordane...	7.531	8.405	812078	521932	28.177	16.261 #
34) Chlordane...	8.077	9.038	263084	2310520	34.582	217.610 #
35) Chlordane...	3.797	3.779	1009739	51036	NoCal	NoCal
36) Toxaphene...	7.531	8.613	812078	2971904	771.041	1098.952 #
37) Toxaphene...	7.817	8.975	328615	477833	168.983	137.207
38) Toxaphene...	8.115	8.997	238935	563100	52.982	105.185 #
39) Toxaphene...	8.390f	9.038f	417520	2310520	103.346	255.994 #
40) Toxaphene...	8.575	9.257	1453026	576817	441.948	114.859 #
41) Toxaphene...	8.617f	9.642	396133	1949296	91.225	347.210 #
42) Toxaphene...	3.797	3.779f	1009739	51036	NoCal	NoCal

(f)=RT Delta > 1/2 Window (#)=Amounts differ by > 40% (m)=manual int.

Data Path : R:\data\2020-01\0A15038\
 Data File : ECD5-01152038.D
 Signal(s) : Signal #1: ECD1A.CH Signal #2: ECD2B.CH
 Acq On : 15 Jan 2020 22:35
 Operator : MJB
 Sample : A9J0599-32RE1@5
 Misc : 5x, 8081B 2,4+4,4-DDx Only, GPC
 ALS Vial : 22 (Sig #1); 0 (Sig #2) Sample Multiplier: 1

Integration File signal 1: PEST1.e
 Integration File signal 2: PEST2.e
 Quant Time: Jan 16 10:31:58 2020
 Quant Method : R:\methods\ECD5_QUANTPEST_200107.M
 Quant Title : Instrument: DualECD5
 QLast Update : Thu Jan 09 11:11:29 2020
 Response via : Initial Calibration
 Integrator: ChemStation 6890 Scale Mode: Small noise peaks clipped



Data Path : R:\data\2020-01\0A15038\
 Data File : ECD5-01152040.D
 Signal(s) : Signal #1: ECD1A.CH Signal #2: ECD2B.CH
 Acq On : 15 Jan 2020 23:13
 Operator : MJB
 Sample : 0010079-MS1(5)
 Misc : 5x, 8081B 2,4+4,4-DDx Only, GPC
 ALS Vial : 23 (Sig #1); 0 (Sig #2) Sample Multiplier: 1

Integration File signal 1: PEST1.e
 Integration File signal 2: PEST2.e
 Quant Time: Jan 16 10:32:05 2020
 Quant Method : R:\methods\ECD5_QUANTPEST_200107.M
 Quant Title : Instrument: DualECD5
 QLast Update : Thu Jan 09 11:11:29 2020
 Response via : Initial Calibration
 Integrator: ChemStation 6890 Scale Mode: Small noise peaks clipped

*WJB
1/16/20*

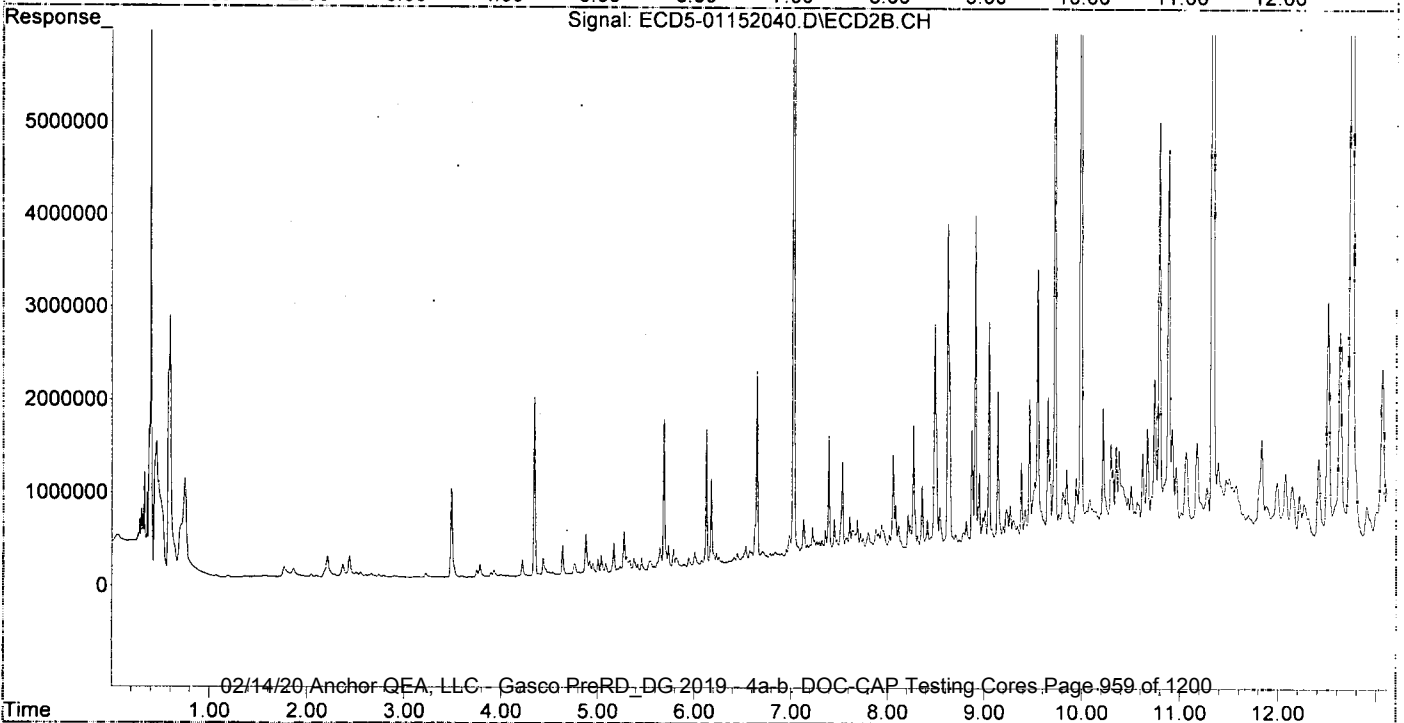
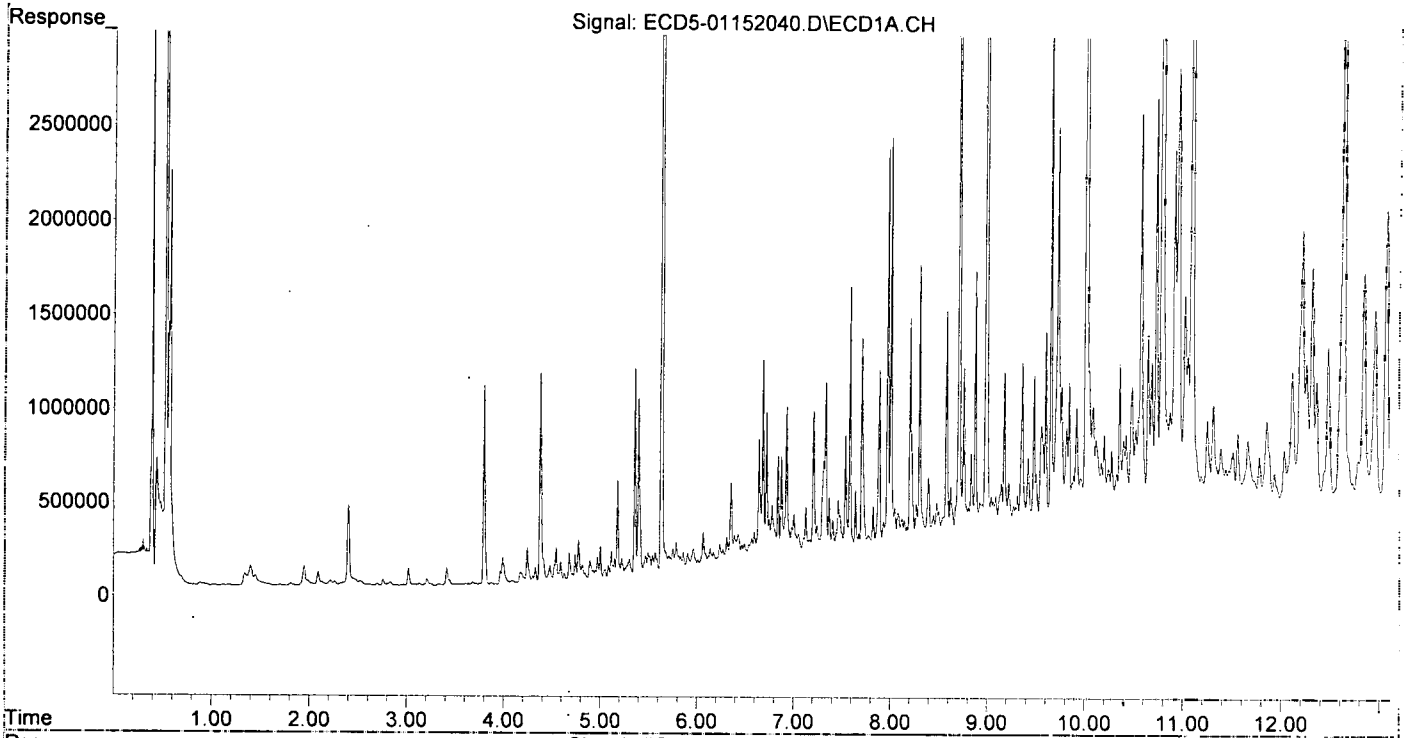
Compound	RT#1	RT#2	Resp#1	Resp#2	ng/mL	ng/mL
System Monitoring Compounds						
1) S TCMX (S)	5.396	6.123	930205	1481358	4.764	4.970
22) S DCBP (S)	9.601	10.740	1048078	1793647	6.856	10.080 # S-04
Target Compounds						
2) a-BHC	5.905f	6.750f	76169	97483	0.289	0.236
3) g-BHC	6.238f	7.027f	105572	15701846	0.452	43.007 #
4) b-BHC	6.311	7.132f	139711	467759	1.258	2.908 #
5) Heptachlor	6.644	7.449f	637330	452358	2.805	1.276 #
6) d-BHC	6.429	7.355	145597	339292	0.668	1.067 #
7) Aldrin	6.875	7.688	535835	435273	2.429	1.307 #
8) Heptachlo...	7.334	8.114f	909432	347323	4.411	1.128 #
9) trans-Chl...	7.407	8.266	168534	1418411	0.800	4.549 #
10) cis-Chlor...	7.538	8.410f	609111	395172	2.977	1.332 #
11) Endosulfa...	7.643f	8.446	314374	208753	1.622	0.751 #
12) 4,4'-DDE	7.585	8.487	1397104	2500339	6.776	8.541 #
13) Dieldrin	7.777	8.639	65068	2083333	0.302	6.744 #
14) Endrin	7.974	8.868	2096121	1333591	12.115	5.676 #
15) 4,4'-DDD	8.007	8.905	2155336	3654178	12.484	14.866 #
16) Endosulfa...	8.122	9.005	133773	471198	0.784	1.929 #
17) 4,4'-DDT	8.205	9.135	1191913	1738842	7.195	8.056 # R-02
18) Endrin Al...	8.396	9.263	338771	503778	2.213	2.253 #
19) Endosulfa...	8.711	9.461	5044532	1636098	31.521	7.381 #
20) Methoxychlor	8.582f	9.583f	1214811	432619	14.026	3.638 #
21) Endrin Ke...	8.878f	9.843	1406809	866854	7.367	3.461 #
23) Hexachlor...	3.209	3.780f	35638	140074	0.179	0.350 #
24) Hexachlor...	5.786	6.594	140726	143581	0.575	0.449 #
25) Oxychlordane	7.244	8.056	145777	1112940	0.632	3.979 #
26) 2,4'-DDE	7.334	8.266	909432	1418411	6.378	6.735 # R-02
27) trans-Non...	7.538f	8.356	609111	760734	2.915	2.474 #
28) 2,4'-DDD	7.707	8.639	1104277	2083333	8.679	11.295 # R-02
29) 2,4'-DDT	7.888	8.868	943250	1333591	6.440	7.055 # R-02
30) cis-Nonac...	7.974	8.905	2096121	3654178	8.893	10.712 #
31) Mirex	8.624f	9.843	273681	866854	1.783	4.730 #
32) Chlordane...	7.464f	8.266	265254	1418411	11.306	36.466 #
33) Chlordane...	7.538	8.410f	609111	395172	21.134	12.311 #
34) Chlordane...	8.081	9.045	163718	2494238	21.520	234.912 #
35) Chlordane...	3.796	3.780	1057093	140074	NoCal	NoCal
36) Toxaphene...	7.538f	8.620	609111	3575131	578.331	1322.014 #
37) Toxaphene...	7.825f	8.983	216536	390787	111.349	112.213 #
38) Toxaphene...	8.122	9.005	133773	471198	27.843	87.507 #
39) Toxaphene...	8.396f	9.073	338771	264254	83.854	29.278 #
40) Toxaphene...	8.582	9.263	1214811	503778	369.493	100.315 #
41) Toxaphene...	8.624f	9.649	273681	1653225	63.026	294.474 #
42) Toxaphene...	3.796	3.780f	1057093	140074	NoCal	NoCal

(f)=RT Delta > 1/2 Window (#)=Amounts differ by > 40% (m)=manual int.

Quantitation Report (Not Reviewed)

Data Path : R:\data\2020-01\0A15038\
Data File : ECD5-01152040.D
Signal(s) : Signal #1: ECD1A.CH Signal #2: ECD2B.CH
Acq On : 15 Jan 2020 23:13
Operator : MJB
Sample : 0010079-MS1@5
Misc : 5x, 8081B 2,4+4,4-DDx Only, GPC
ALS Vial : 23 (Sig #1); 0 (Sig #2) Sample Multiplier: 1

Integration File signal 1: PEST1.e
Integration File signal 2: PEST2.e
Quant Time: Jan 16 10:32:05 2020
Quant Method : R:\methods\ECD5_QUANTPEST_200107.M
Quant Title : Instrument: DualECD5
QLast Update : Thu Jan 09 11:11:29 2020
Response via : Initial Calibration
Integrator: ChemStation 6890 Scale Mode: Small noise peaks clipped



Data Path : R:\data\2020-01\0A15038\
 Data File : ECD5-01152042.D
 Signal(s) : Signal #1: ECD1A.CH Signal #2: ECD2B.CH
 Acq On : 15 Jan 2020 23:51
 Operator : MJB
 Sample : 0010079-MSD105
 Misc : 5x, 8081B 2,4+4,4-DDx Only, GPC
 ALS Vial : 24 (Sig #1); 0 (Sig #2) Sample Multiplier: 1

Integration File signal 1: PEST1.e
 Integration File signal 2: PEST2.e
 Quant Time: Jan 16 12:28:33 2020
 Quant Method : R:\methods\ECD5_QUANTPEST_200107.M
 Quant Title : Instrument: DualECD5
 QLast Update : Thu Jan 09 11:11:29 2020
 Response via : Initial Calibration
 Integrator: ChemStation 6890 Scale Mode: Small noise peaks clipped

*WJB
1/16/20*

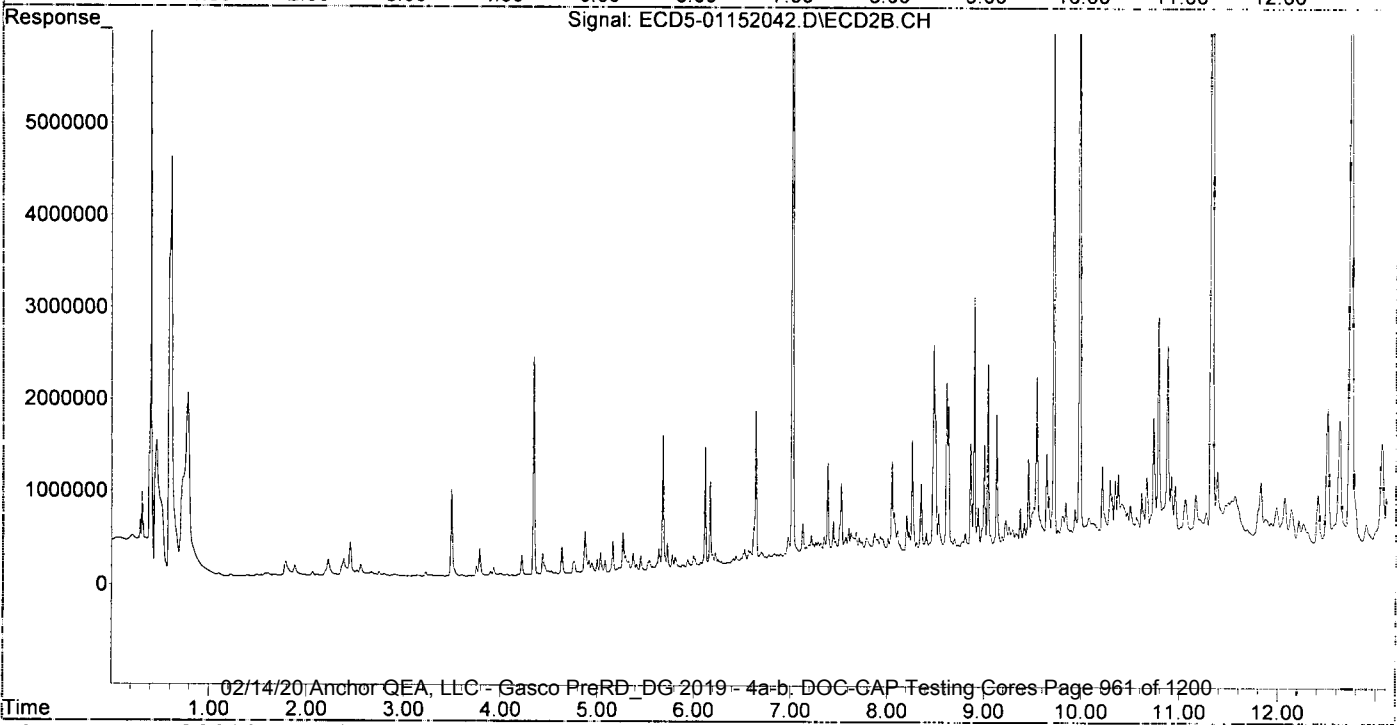
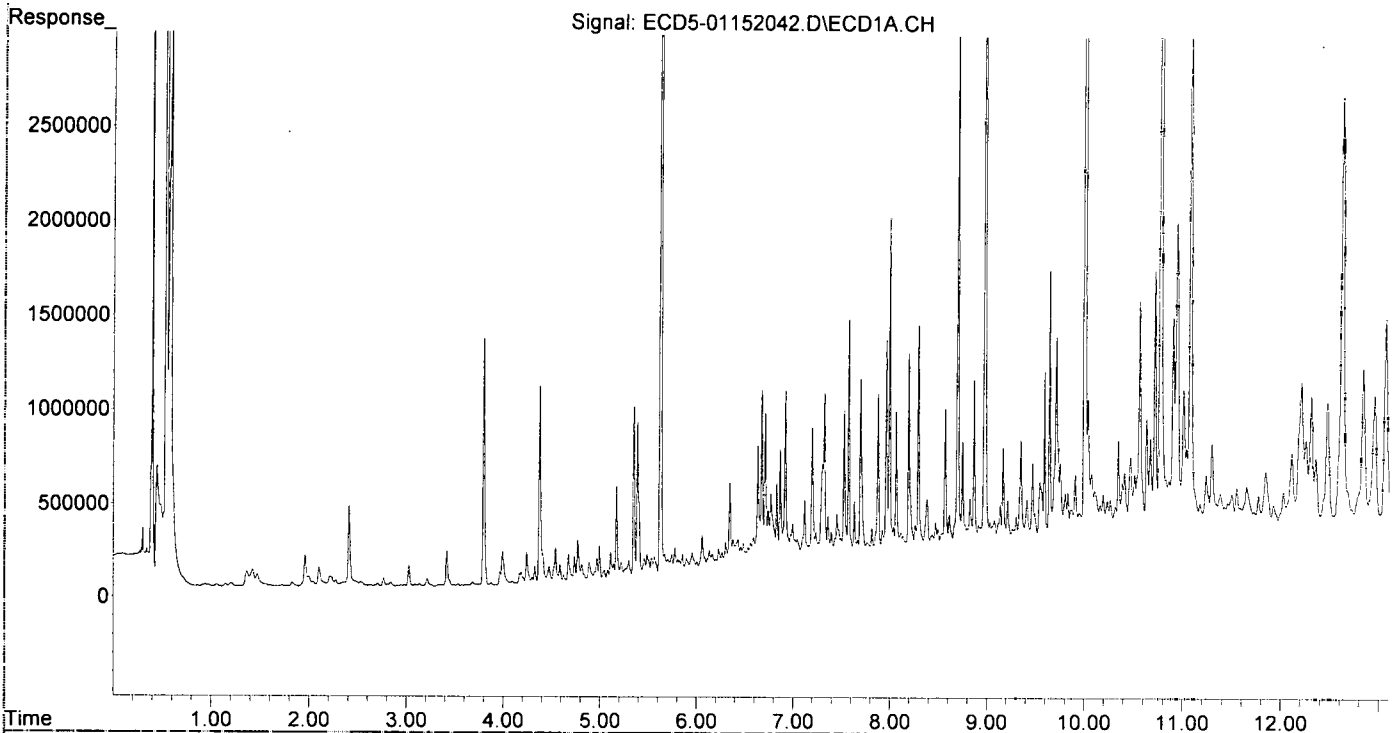
Compound	RT#1	RT#2	Resp#1	Resp#2	ng/mL	ng/mL
System Monitoring Compounds						
1) S TCMX (S)	5.388	6.114	805671	1302214	4.126	4.369
22) S DCBP (S)	9.592	10.732	902977	1432004	5.885	8.047
Target Compounds						
2) a-BHC	5.955f	6.740	91793	98867	0.349	0.239
3) g-BHC	6.229	7.016f	104236	12529429	0.446	34.318 #
4) b-BHC	6.301	7.123	135095	430700	1.211	2.678 #
5) Heptachlor	6.634	7.440	632212	441192	2.782	1.245 #
6) d-BHC	6.457	7.383	105536	1078599	0.484	3.256 #
7) Aldrin	6.865	7.710	603597	256097	2.736	0.769 #
8) Heptachlo...	7.323	8.103f	879051	318365	4.264	1.034 #
9) trans-Chl...	7.453f	8.257	236752	1289612	1.124	4.136 #
10) cis-Chlor...	7.527	8.401	778424	284914	3.804	0.960 #
11) Endosulfa...	7.633	8.437	299828	172423	1.547	0.620 #
12) 4,4'-DDE	7.574	8.477	1263699	2309600	6.129	7.898m
13) Dieldrin	7.815f	8.630	146801	1643053	0.682	5.319 #
14) Endrin	7.963	8.859	1141047	1225500	6.595	5.216
15) 4,4'-DDD	7.997	8.896	1750602	2802533	10.139	11.401
16) Endosulfa...	8.114	9.000	111202	1203031	0.652	4.924 #
17) 4,4'-DDT	8.195	9.125	1057591	1523509	6.384	7.075 <i>r-02</i>
18) Endrin Al...	8.383f	9.253	279766	307556	1.827	1.375
19) Endosulfa...	8.700	9.451	3157415	1025423	19.729	4.626 #
20) Methoxychlor	8.572f	9.639f	749166	1082204	8.650	9.099
21) Endrin Ke...	8.915	9.833	116315	542637	0.609	2.167 #
23) Hexachlor...	3.213	3.780f	41326	296522	0.207	0.740 #
24) Hexachlor...	5.776	6.584	128137	159021	0.510	0.497
25) Oxychlordane	7.235f	8.071	148602	516755	0.649	1.848 #
26) 2,4'-DDE	7.323	8.257	879051	1289612	6.165	6.124
27) trans-Non...	7.527	8.347	778424	810812	3.769	2.637 <i>r-02</i>
28) 2,4'-DDD	7.697	8.630	934173	1643053	7.342 <i>r-02</i>	8.908
29) 2,4'-DDT	7.879	8.859	856030	1225500	5.844 <i>r-02</i>	6.481
30) cis-Nonac...	7.997	8.896	1750602	2802533	7.427	8.215
31) Mirex	8.614f	9.833	186415	542637	1.136	2.866 #
32) Chlordane...	7.453	8.302	236752	186102	10.091	4.784 #
33) Chlordane...	7.527	8.401	778424	284914	27.009	8.876 #
34) Chlordane...	8.066	9.063	755917	227808	99.364	21.455 #
35) Chlordane...	3.796f	3.780	1314529	296522	NoCal	NoCal
36) Toxaphene...	7.527	8.611	778424	1890801	739.088	699.181
37) Toxaphene...	7.815	9.000f	146801	1203031	75.489	345.445 #
38) Toxaphene...	8.114	9.000	111202	1203031	22.445	226.864 #
39) Toxaphene...	8.383f	9.063	279766	227808	69.248	25.240 #
40) Toxaphene...	8.572	9.253	749166	307556	227.864	61.242 #
41) Toxaphene...	8.614f	9.639	186415	1082204	42.929	192.763 #
42) Toxaphene...	3.796	3.780f	1314529	296522	NoCal	NoCal

(f)=RT Delta > 1/2 Window (#)=Amounts differ by > 40% (m)=manual int.

Quantitation Report (QT Reviewed)

Data Path : R:\data\2020-01\0A15038\
Data File : ECD5-01152042.D
Signal(s) : Signal #1: ECD1A.CH Signal #2: ECD2B.CH
Acq On : 15 Jan 2020 23:51
Operator : MJB
Sample : 0010079-MSD1@5
Misc : 5x, 8081B 2,4+4,4-DDx Only, GPC
ALS Vial : 24 (Sig #1); 0 (Sig #2) Sample Multiplier: 1

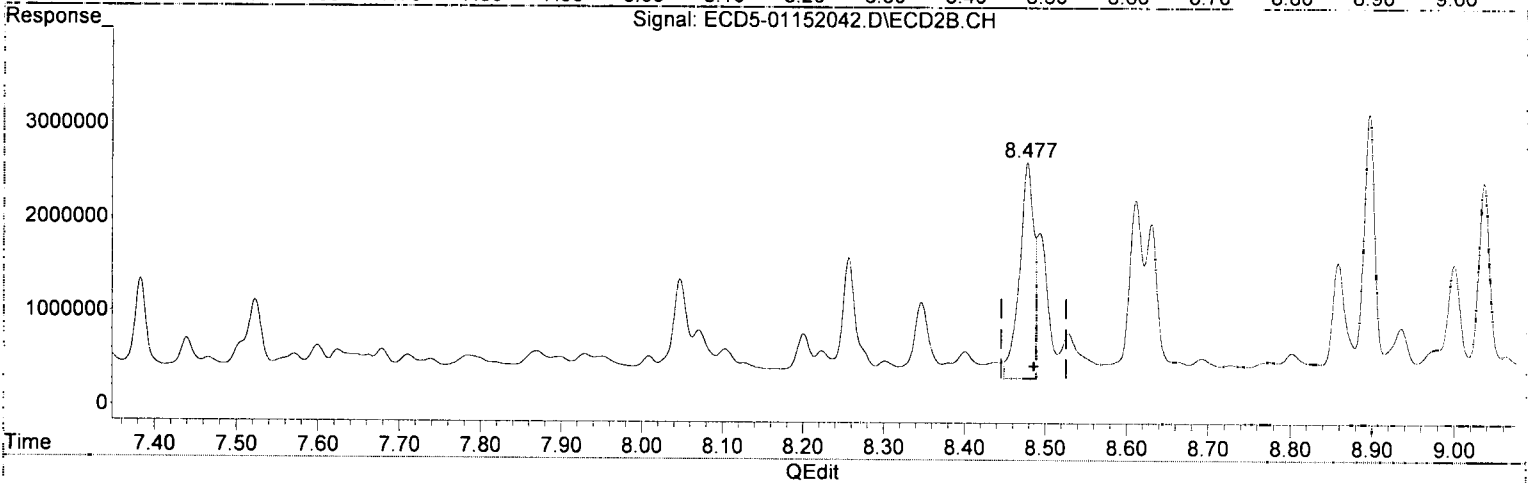
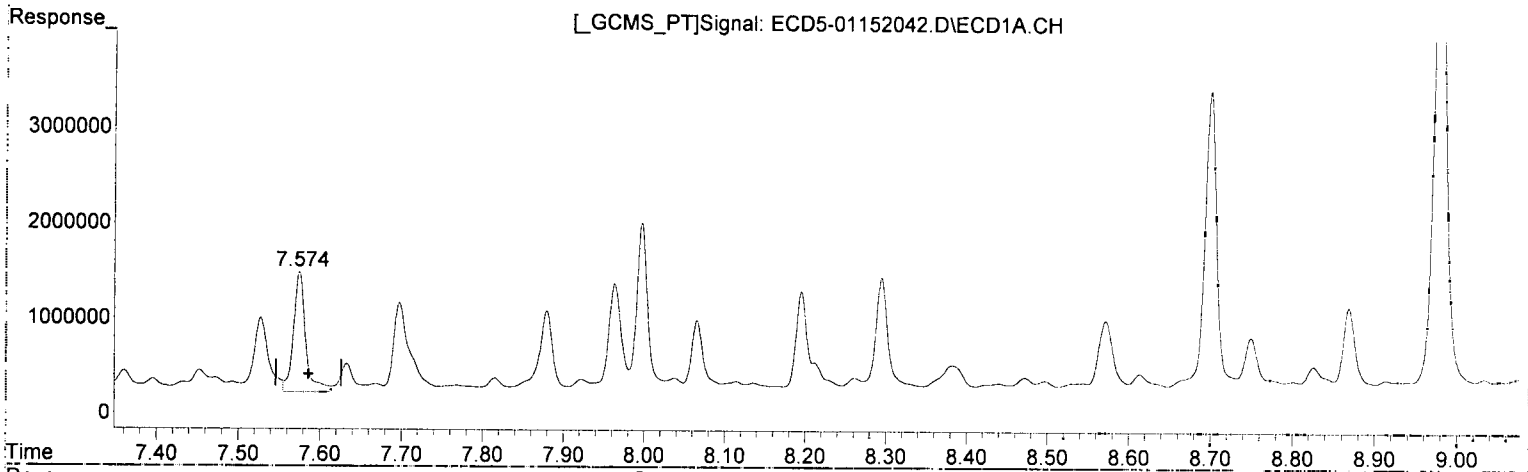
Integration File signal 1: PEST1.e
Integration File signal 2: PEST2.e
Quant Time: Jan 16 12:28:33 2020
Quant Method : R:\methods\ECD5_QUANTPEST_200107.M
Quant Title : Instrument: DualECD5
QLast Update : Thu Jan 09 11:11:29 2020
Response via : Initial Calibration
Integrator: ChemStation 6890 Scale Mode: Small noise peaks clipped



Quantitation Report (Qedit)

Data Path : R:\data\2020-01\0A15038\
Data File : ECD5-01152042.D
Signal(s) : Signal #1: ECD1A.CH Signal #2: ECD2B.CH
Acq On : 15 Jan 2020 23:51
Operator : MJB
Sample : 0010079-MSD1@5
Misc : 5x, 8081B 2,4+4,4-DDx Only, GPC
ALS Vial : 24 (Sig #1); 0 (Sig #2) Sample Multiplier: 1

Integration File signal 1: PEST1.e
Integration File signal 2: PEST2.e
Quant Time: Jan 16 10:32:12 2020
Quant Method : R:\methods\ECD5_QUANTPEST_200107.M
Quant Title : Instrument: DualECD5
QLast Update : Thu Jan 09 11:11:29 2020
Response via : Initial Calibration
Integrator: ChemStation 6890 Scale Mode: Small noise peaks clipped



(12) 4,4'-DDE
7.574min 6.129 ng/mL
response 1263699

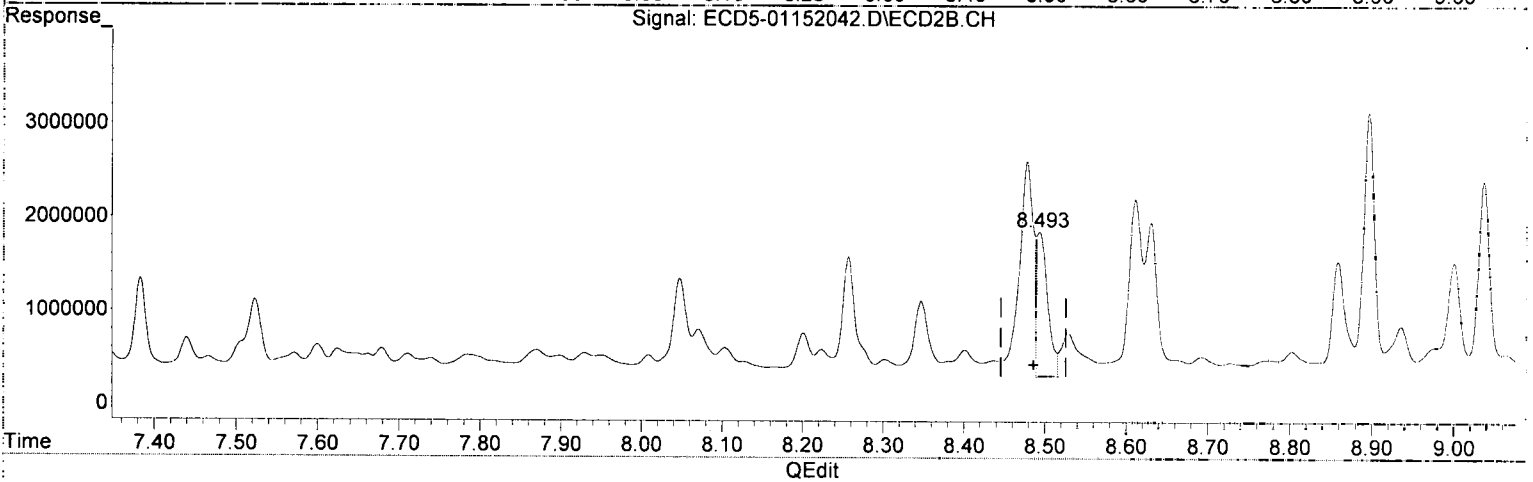
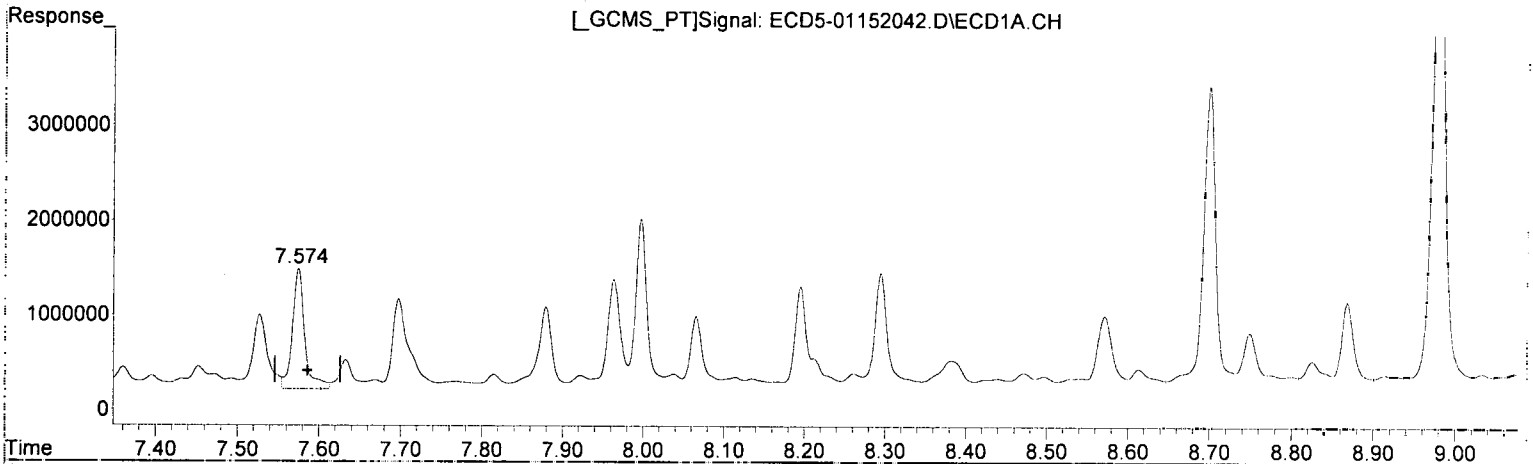
MJB 1/16/20

(12) 4,4'-DDE #2
8.477min 7.898 ng/mL m
response 2309600

Quantitation Report (Qedit)

Data Path : R:\data\2020-01\0A15038\
Data File : ECD5-01152042.D
Signal(s) : Signal #1: ECD1A.CH Signal #2: ECD2B.CH
Acq On : 15 Jan 2020 23:51
Operator : MJB
Sample : 0010079-MSD1@5
Misc : 5x, 8081B 2,4+4,4-DDx Only, GPC
ALS Vial : 24 (Sig #1); 0 (Sig #2) Sample Multiplier: 1

Integration File signal 1: PEST1.e
Integration File signal 2: PEST2.e
Quant Time: Jan 16 10:32:12 2020
Quant Method : R:\methods\ECD5_QUANTPEST_200107.M
Quant Title : Instrument: DualECD5
QLast Update : Thu Jan 09 11:11:29 2020
Response via : Initial Calibration
Integrator: ChemStation 6890 Scale Mode: Small noise peaks clipped



(12) 4,4'-DDE
7.574min 6.129 ng/mL
response 1263699

MJB 1/16/20

~~(12) 4,4'-DDE #2
8.493min 5.322 ng/mL
response 1548008~~

Quantitation Report (Not Reviewed)

Data Path : R:\data\2020-01\0A15038\
 Data File : ECD5-01152042.D
 Signal(s) : Signal #1: ECD1A.CH Signal #2: ECD2B.CH
 Acq On : 15 Jan 2020 23:51
 Operator : MJB
 Sample : 0010079-MSD1(5)
 Misc : 5x, 8081B 2,4+4,4-DDx Only, GPC
 ALS Vial : 24 (Sig #1); 0 (Sig #2) Sample Multiplier: 1

Integration File signal 1: PEST1.e
 Integration File signal 2: PEST2.e
 Quant Time: Jan 16 10:32:12 2020
 Quant Method : R:\methods\ECD5_QUANTPEST_200107.M
 Quant Title : Instrument: DualECD5
 QLast Update : Thu Jan 09 11:11:29 2020
 Response via : Initial Calibration
 Integrator: ChemStation 6890 Scale Mode: Small noise peaks clipped

MJ

*MJB
1/16/20*

Compound	RT#1	RT#2	Resp#1	Resp#2	ng/mL	ng/mL
System Monitoring Compounds						
1) S TCMX (S)	5.388	6.114	805671	1302214	4.126	4.369
22) S DCBP (S)	9.592	10.732	902977	1432004	5.885	8.047
Target Compounds						
2) a-BHC	5.955f	6.740	91793	98867	0.349	0.239
3) g-BHC	6.229	7.016f	104236	12529429	0.446	34.318 #
4) b-BHC	6.301	7.123	135095	430700	1.211	2.678 #
5) Heptachlor	6.634	7.440	632212	441792	2.782	1.245 #
6) d-BHC	6.457	7.383	105536	1078599	0.484	3.256 #
7) Aldrin	6.865	7.710	603597	256097	2.736	0.769 #
8) Heptachlo...	7.323	8.103f	879051	318365	4.264	1.034 #
9) trans-Chl...	7.453f	8.257	236752	1289612	1.124	4.136 #
10) cis-Chlor...	7.527	8.401	778424	284914	3.804	0.960 #
11) Endosulfa...	7.633	8.437	299828	172423	1.547	0.620 #
12) 4,4'-DDE	7.574	8.493	1263699	1548008	6.129	5.322 #
13) Dieldrin	7.815f	8.630	146801	1643053	0.682	5.319 #
14) Endrin	7.963	8.859	1141047	1225500	6.595	5.216 #
15) 4,4'-DDD	7.997	8.896	1750602	2802533	10.139	11.401 #
16) Endosulfa...	8.114	9.000	111202	1203031	0.652	4.924 #
17) 4,4'-DDT	8.195	9.125	1057591	1523509	6.384	7.075 #
18) Endrin Al...	8.383f	9.253	279766	307556	1.827	1.375 #
19) Endosulfa...	8.700	9.451	3157415	1025423	19.729	4.626 #
20) Methoxychlor	8.572f	9.639f	749166	1082204	8.650	9.099 #
21) Endrin Ke...	8.915	9.833	116315	542637	0.609	2.167 #
23) Hexachlor...	3.213	3.780f	41326	296522	0.207	0.740 #
24) Hexachlor...	5.776	6.584	128137	159021	0.510	0.497 #
25) Oxychlorodane	7.235f	8.071	148602	516755	0.649	1.848 #
26) 2,4'-DDE	7.323	8.257	879051	1289612	6.165	6.124 #
27) trans-Non...	7.527	8.347	778424	810812	3.769	2.637 #
28) 2,4'-DDD	7.697	8.630	934173	1643053	7.342	8.908 #
29) 2,4'-DDT	7.879	8.859	856030	1225500	5.844	6.481 #
30) cis-Nonac...	7.997	8.896	1750602	2802533	7.427	8.215 #
31) Mirex	8.614f	9.833	186415	542637	1.136	2.866 #
32) Chlordane...	7.453	8.302	236752	186102	10.091	4.784 #
33) Chlordane...	7.527	8.401	778424	284914	27.009	8.876 #
34) Chlordane...	8.066	9.063	755917	227808	99.364	21.455 #
35) Chlordane...	3.796f	3.780	1314529	296522	NoCal	NoCal
36) Toxaphene...	7.527	8.611	778424	1890801	739.088	699.181 #
37) Toxaphene...	7.815	9.000f	146801	1203031	75.489	345.445 #
38) Toxaphene...	8.114	9.000	111202	1203031	22.445	226.864 #
39) Toxaphene...	8.383f	9.063	279766	227808	69.248	25.240 #
40) Toxaphene...	8.572	9.253	749166	307556	227.864	61.242 #
41) Toxaphene...	8.614f	9.639	186415	1082204	42.929	192.763 #
42) Toxaphene...	3.796	3.780f	1314529	296522	NoCal	NoCal

MDL

RPT

R-02

R-02

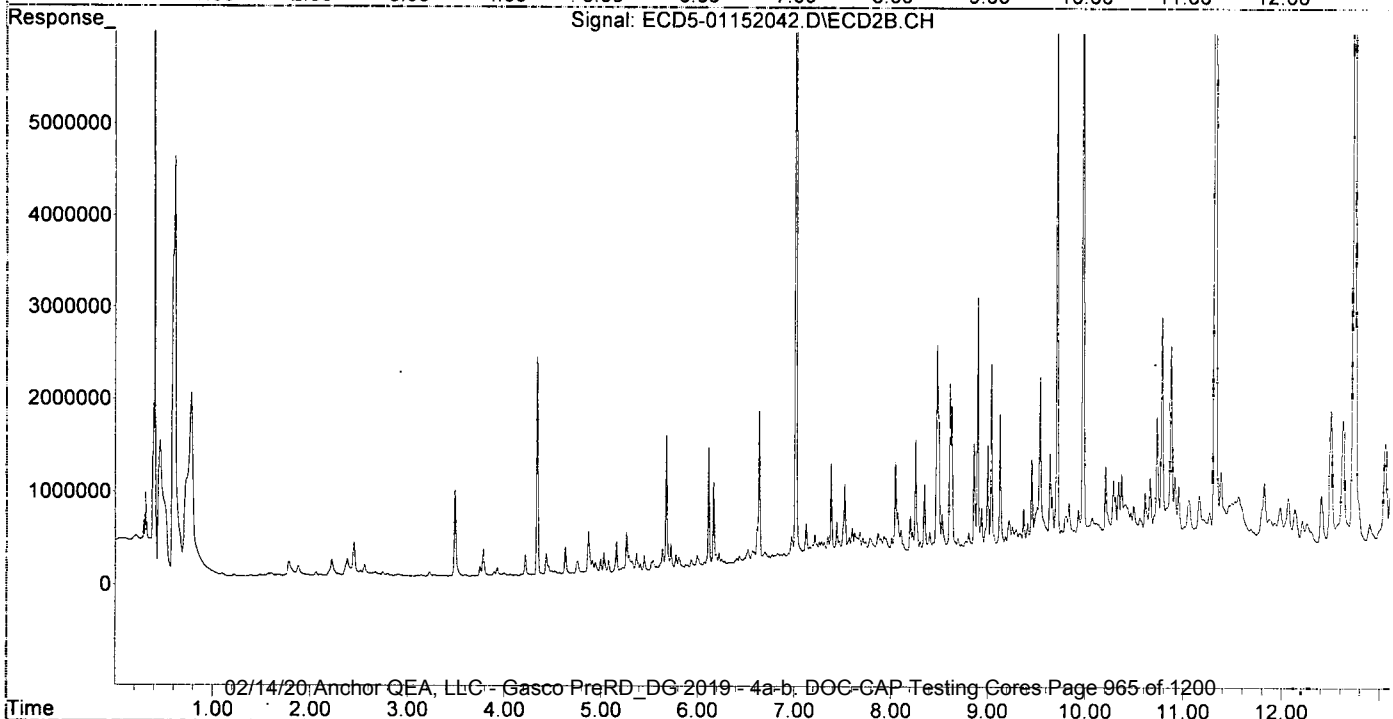
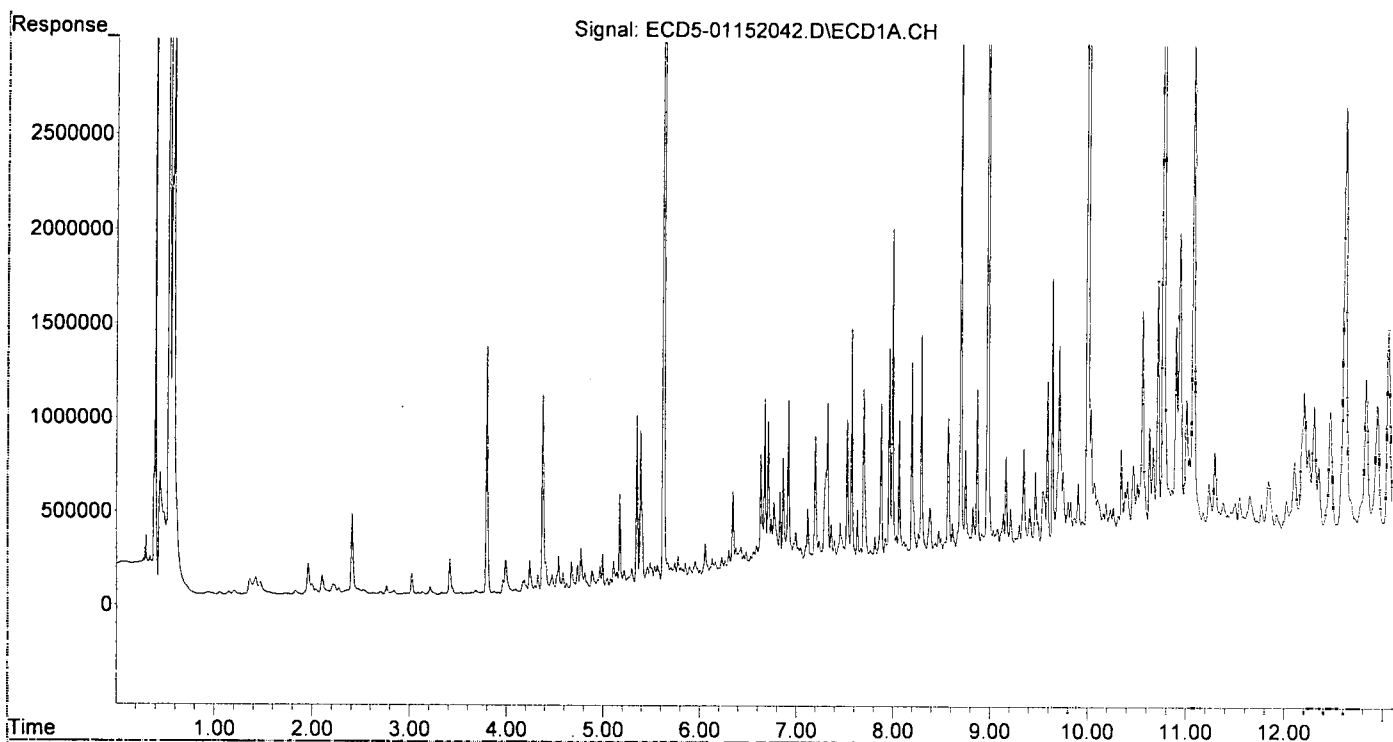
102

102

(f)=RT Delta > 1/2 Window (#)=Amounts differ by > 40% (m)=manual int.

Data Path : R:\data\2020-01\0A15038\
 Data File : ECD5-01152042.D
 Signal(s) : Signal #1: ECD1A.CH Signal #2: ECD2B.CH
 Acq On : 15 Jan 2020 23:51
 Operator : MJB
 Sample : 0010079-MSD1@5
 Misc : 5x, 8081B 2,4+4,4-DDx Only, GPC
 ALS Vial : 24 (Sig #1); 0 (Sig #2) Sample Multiplier: 1

Integration File signal 1: PEST1.e
 Integration File signal 2: PEST2.e
 Quant Time: Jan 16 10:32:12 2020
 Quant Method : R:\methods\ECD5_QUANTPEST_200107.M
 Quant Title : Instrument: DualECD5
 QLast Update : Thu Jan 09 11:11:29 2020
 Response via : Initial Calibration
 Integrator: ChemStation 6890 Scale Mode: Small noise peaks clipped



Data Path : R:\data\2020-01\0A15038\
 Data File : ECD5-01152044.D
 Signal(s) : Signal #1: ECD1A.CH Signal #2: ECD2B.CH
 Acq On : 16 Jan 2020 0:28
 Operator : MJB
 Sample : 0A15038-CCV5
 Misc : A19K133, AB 50 ppb
 ALS Vial : 3 (Sig #1); 0 (Sig #2) Sample Multiplier: 1

Integration File signal 1: PEST1.e
 Integration File signal 2: PEST2.e
 Quant Time: Jan 16 10:32:18 2020
 Quant Method : R:\methods\ECD5_QUANTPEST_200107.M
 Quant Title : Instrument: DualECD5
 QLast Update : Thu Jan 09 11:11:29 2020
 Response via : Initial Calibration
 Integrator: ChemStation 6890 Scale Mode: Small noise peaks clipped

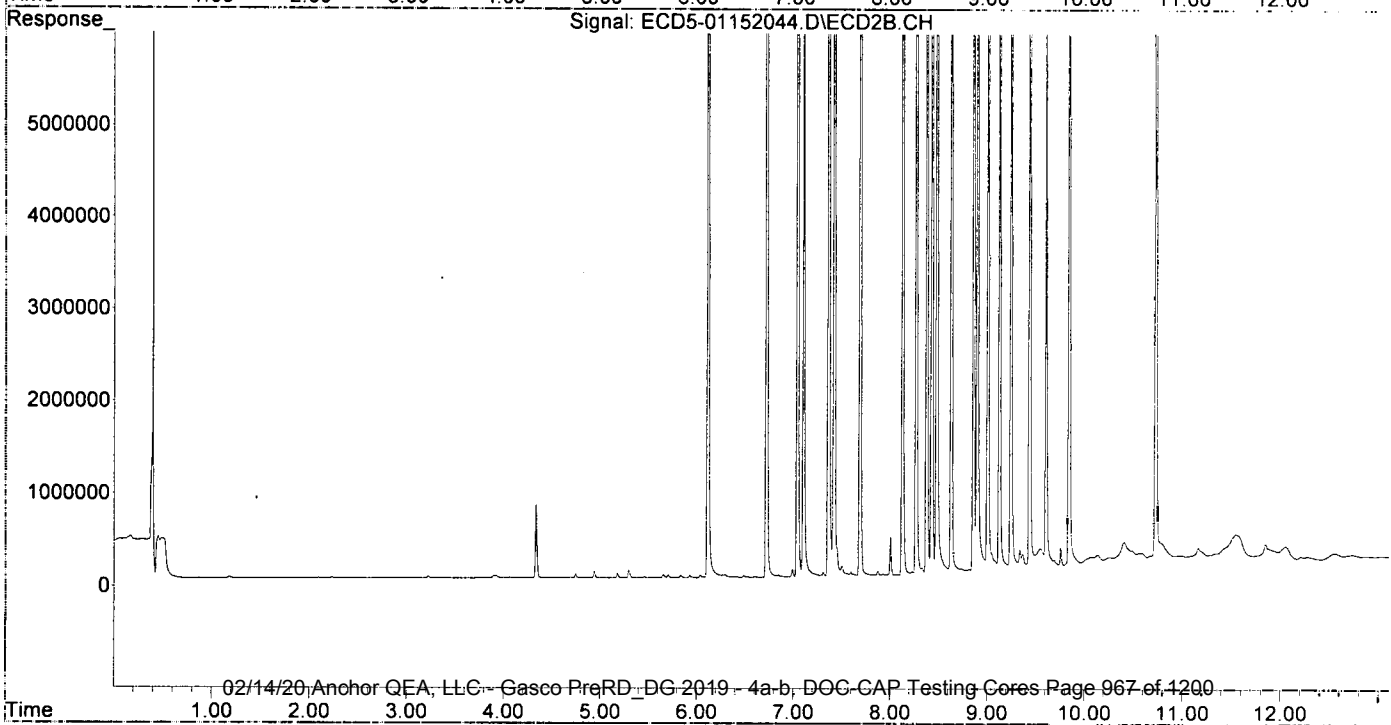
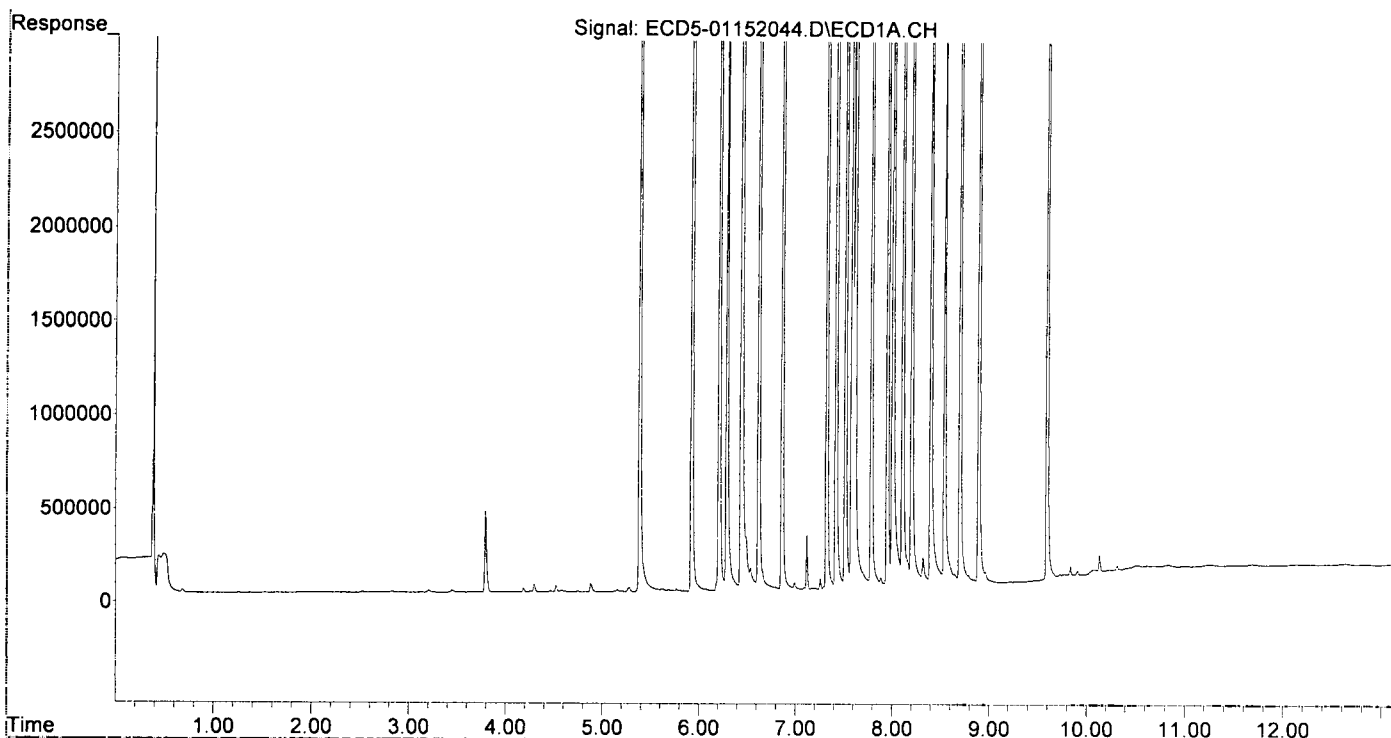
MJR
1/16/20

Compound	RT#1	RT#2	Resp#1	Resp#2	ng/mL	ng/mL
System Monitoring Compounds						
1) S TCMX (S)	5.388	6.115	8904626	14263466	45.604	47.851
22) S DCBP (S)	9.596	10.727	6994805	9004914	46.870	50.604
Target Compounds						
2) a-BHC	5.927	6.722	13261284	23139174	50.392	56.034
3) g-BHC	6.211	7.042	11532943	19701357	49.391	53.962
4) b-BHC	6.289	7.105	3780271	7269641	38.645	45.193
5) Heptachlor	6.621	7.421	11537865	19535277	50.775	55.108
6) d-BHC	6.440	7.363	8611423	17540271	39.531	49.390
7) Aldrin	6.863	7.690	10700708	17990138	48.499	54.015
8) Heptachlo...	7.325	8.129	10030766	16024556	48.656	52.022
9) trans-Chl...	7.421	8.270	9754106	15760246	46.290	50.541
10) cis-Chlor...	7.518	8.378	9677984	15556775	47.296	52.442
11) Endosulfa...	7.615	8.430	9398029	14567629	48.493	52.424
12) 4,4'-DDE	7.583	8.481	8738583	14915920	42.382	48.410
13) Dieldrin	7.786	8.631	10480201	16683772	48.660	54.005
14) Endrin	7.952	8.861	8927744	13421714	51.600	57.122
15) 4,4'-DDD	8.006	8.899	6827373	12166498	39.544	49.496
16) Endosulfa...	8.110	9.009	7968958	12532940	46.706	51.302
17) 4,4'-DDT	8.202	9.128	7332066	12008464	44.259	51.345
18) Endrin Al...	8.400	9.246	6193898	10201628	40.453	45.624
19) Endosulfa...	8.702	9.438	7781776	12524149	48.625	56.499
20) Methoxychlor	8.542	9.606	3380871	5869976	39.036	49.356
21) Endrin Ke...	8.896	9.842	9363130	14353345	49.029	57.314
23) Hexachlor...	3.205	0.000	11959	0	0.060	N.D. #
24) Hexachlor...	5.770	6.601	14140	7481	BelowCal	0.023
25) Oxychlordane	7.260	8.053	55688	5952	0.116	0.021 #
26) 2,4'-DDE	7.325	8.270	10030766	15760246	70.346	74.838
27) trans-Non...	7.518	8.331	9677984	69402	48.455	0.226 #
28) 2,4'-DDD	0.000	8.631	0	16683772	N.D.	90.456 #
29) 2,4'-DDT	7.886	8.861	49173	13421714	0.336	65.010 #
30) cis-Nonac...	8.006f	8.899	6827373	12166498	28.967	35.664
31) Mirex	0.000	9.842	0	14353345	N.D.	76.488 #
32) Chlordane...	7.421	8.270	9754106	15760246	415.747	405.180
33) Chlordane...	7.518	8.378	9677984	15556775	335.799	484.666 #
34) Chlordane...	8.110f	0.000	7968958	0	1047.501	N.D. #
35) Chlordane...	3.793f	0.000	433956	0	NoCal	N.D.
36) Toxaphene...	7.518	8.631	9677984	16683772	9188.931	6169.333
37) Toxaphene...	7.786	9.009f	10480201	12532940	5389.209	3598.774
38) Toxaphene...	8.110	9.009	7968958	12532940	1856.946	2079.447
39) Toxaphene...	8.322f	0.000	147843	0	36.595	N.D. #
40) Toxaphene...	0.000	9.246	0	10201628	N.D.	2031.407 #
41) Toxaphene...	0.000	9.606f	0	5869976	N.D.	1045.565 #
42) Toxaphene...	3.793	0.000	433956	0	NoCal	N.D.

(f)=RT Delta > 1/2 Window (#)=Amounts differ by > 40% (m)=manual int.

Data Path : R:\data\2020-01\0A15038\
Data File : ECD5-01152044.D
Signal(s) : Signal #1: ECD1A.CH Signal #2: ECD2B.CH
Acq On : 16 Jan 2020 0:28
Operator : MJB
Sample : 0A15038-CCV5
Misc : A19K133, AB 50 ppb
ALS Vial : 3 (Sig #1); 0 (Sig #2) Sample Multiplier: 1

Integration File signal 1: PEST1.e
Integration File signal 2: PEST2.e
Quant Time: Jan 16 10:32:18 2020
Quant Method : R:\methods\ECD5_QUANTPEST_200107.M
Quant Title : Instrument: DualECD5
QLast Update : Thu Jan 09 11:11:29 2020
Response via : Initial Calibration
Integrator: ChemStation 6890 Scale Mode: Small noise peaks clipped



Data Path : R:\data\2020-01\0A15038\
 Data File : ECD5-01152045.D
 Signal(s) : Signal #1: ECD1A.CH Signal #2: ECD2B.CH
 Acq On : 16 Jan 2020 0:45
 Operator : MJB
 Sample : 0A15038-CCV6
 Misc : A19J408, 9-42 50 ppb
 ALS Vial : 4 (Sig #1); 0 (Sig #2) Sample Multiplier: 1

Integration File signal 1: PEST1.e
 Integration File signal 2: PEST2.e
 Quant Time: Jan 16 10:32:25 2020
 Quant Method : R:\methods\ECD5_QUANTPEST_200107.M
 Quant Title : Instrument: DualECD5
 QLast Update : Thu Jan 09 11:11:29 2020
 Response via : Initial Calibration
 Integrator: ChemStation 6890 Scale Mode: Small noise peaks clipped

MJB
1/16/20

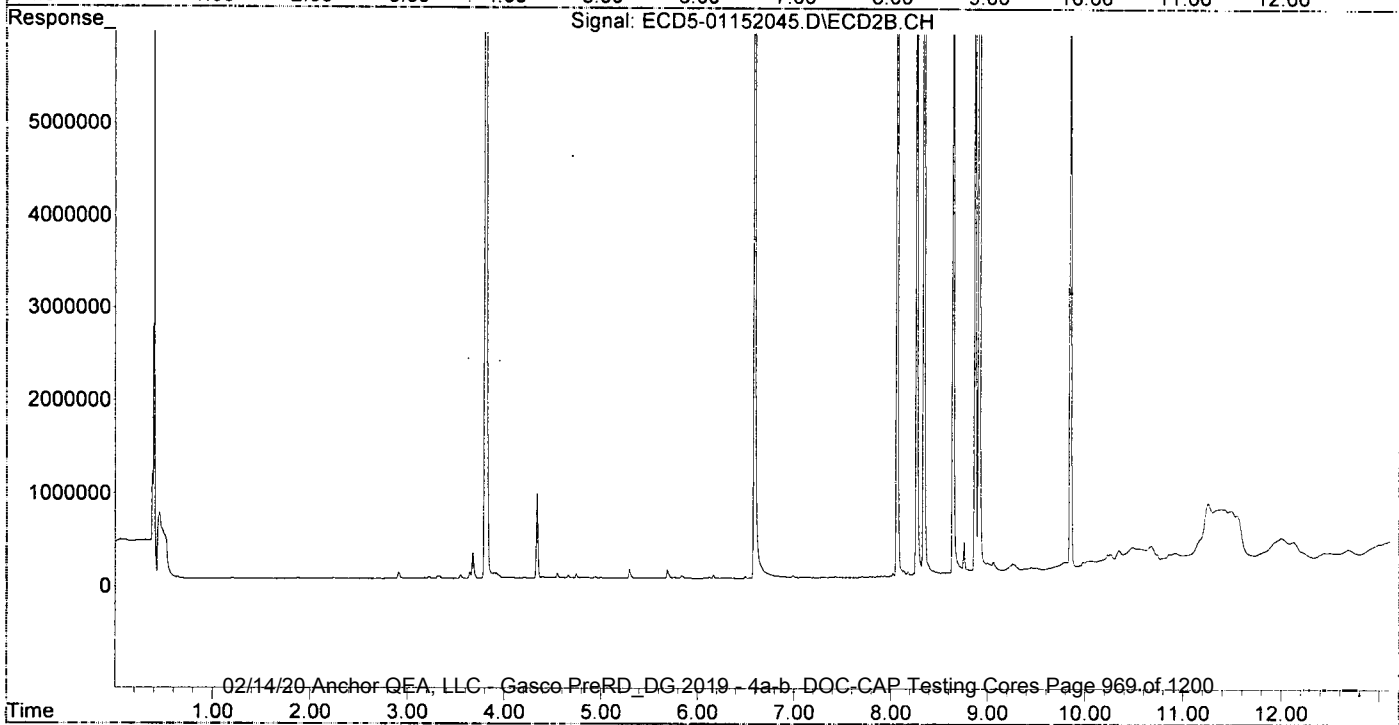
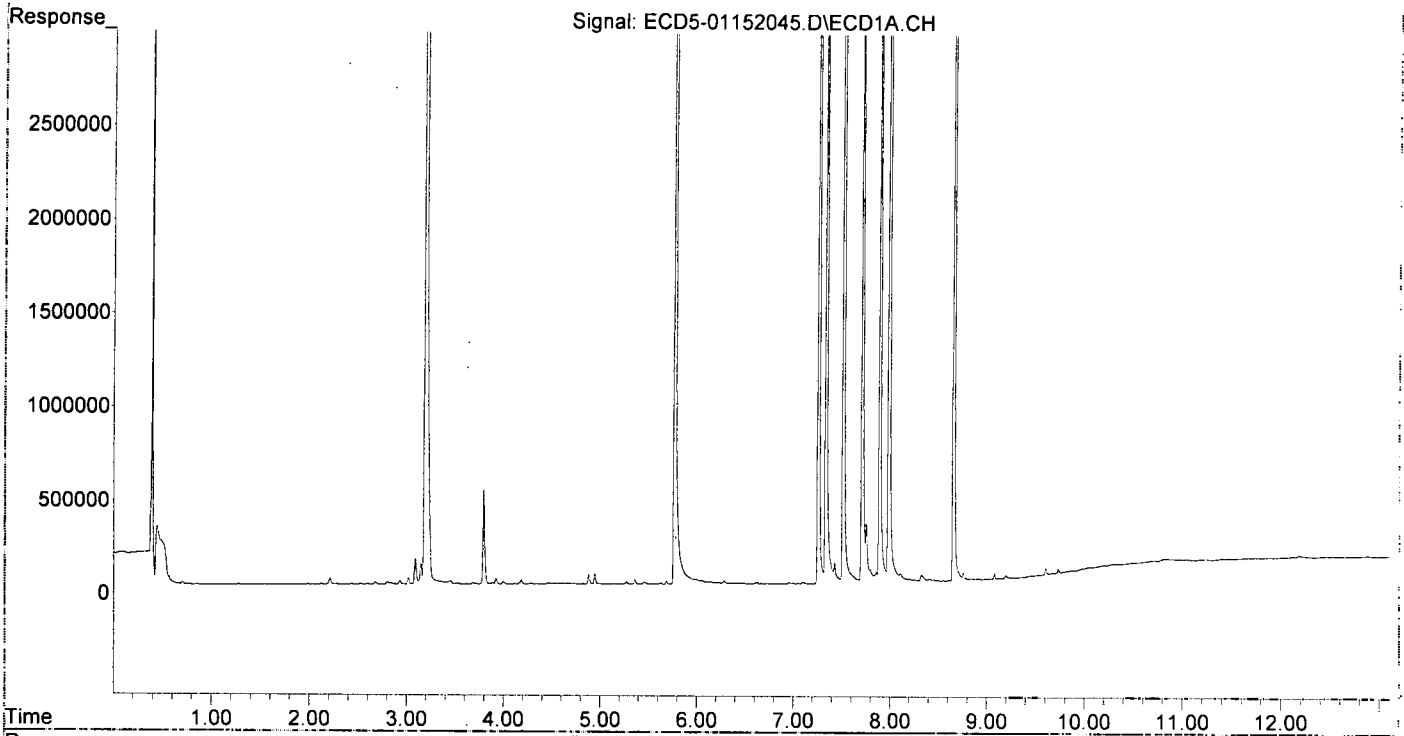
Compound	RT#1	RT#2	Resp#1	Resp#2	ng/mL	ng/mL
System Monitoring Compounds						
1) S TCMX (S)	5.360f	6.120	23265	11052	0.119	0.037 #
22) S DCBP (S)	9.605	10.736	42151	110580	0.126	0.621 #
Target Compounds						
2) a-BHC	0.000	0.000	0	0	N.D.	N.D.
3) g-BHC	0.000	0.000	0	0	N.D.	N.D.
4) b-BHC	6.285	7.113	14368	4736	5931.856	0.029 #
5) Heptachlor	6.625	7.427	10038	16286	0.044	0.046
6) d-BHC	6.447	7.370	3624	8362	0.017	0.083 #
7) Aldrin	0.000	7.702	0	10874	N.D.	0.033 #
8) Heptachlo...	7.337	8.134	6291277	55132	30.517	0.179 #
9) trans-Chl...	7.427	8.267	109704	10772860	0.521	34.547 #
10) cis-Chlor...	7.516	0.000	9975689	0	48.751	N.D. #
11) Endosulfa...	0.000	0.000	0	0	N.D.	N.D.
12) 4,4'-DDE	0.000	0.000	0	0	N.D.	N.D.
13) Dieldrin	7.756f	8.642	314624	9299019	1.461	30.101 #
14) Endrin	7.988f	8.869	11449430	11434148	66.175	48.663
15) 4,4'-DDD	7.988	8.911	11449430	18820269	66.314	76.565
16) Endosulfa...	8.109	8.996	42701	95179	0.250	0.390 #
17) 4,4'-DDT	0.000	0.000	0	0	N.D.	N.D.
18) Endrin Al...	8.410	9.256	9977	73929	0.065	0.331 #
19) Endosulfa...	0.000	9.446	0	28603	N.D.	0.129 #
20) Methoxychlor	0.000	0.000	0	0	N.D.	N.D.
21) Endrin Ke...	8.906	9.848	6196	10027953	0.032	40.043 #
23) Hexachlor...	3.191	3.801	10075274	20990086	50.516	52.380
24) Hexachlor...	5.770	6.589	8805701	15772895	45.534	49.274
25) Oxychlordane	7.259	8.065	8963512	15222486	50.904	54.426
26) 2,4'-DDE	7.337	8.267	6291277	10772860	44.121	51.155
27) trans-Non...	7.516	8.341	9975689	16489466	49.944	53.626
28) 2,4'-DDD	7.711	8.642	5475961	9299019	43.039	50.418
29) 2,4'-DDT	7.893	8.869	6899937	11434148	47.106	56.192
30) cis-Nonac...	7.988	8.911	11449430	18820269	48.577	55.169
31) Mirex	8.656	9.848	6873031	10027953	51.101	54.577
32) Chlordane...	7.427	8.267	109704	10772860	4.676	276.959 #
33) Chlordane...	7.516	0.000	9975689	0	346.129	N.D. #
34) Chlordane...	8.109f	9.057	42701	104340	5.613	9.827 #
35) Chlordane...	3.794f	3.801	503553	20990086	NoCal	NoCal
36) Toxaphene...	7.516	8.642f	9975689	9299019	9471.593	3438.595 #
37) Toxaphene...	0.000	8.996f	0	95179	N.D.	27.330 #
38) Toxaphene...	8.109	8.996	42701	95179	6.058	14.626 #
39) Toxaphene...	8.327f	9.057	31209	104340	7.725	11.560 #
40) Toxaphene...	0.000	9.256	0	73929	N.D.	14.721 #
41) Toxaphene...	8.656	0.000	6873031	0	1582.788	N.D. #
42) Toxaphene...	3.794	3.801	503553	20990086	NoCal	NoCal

(f)=RT Delta > 1/2 Window (#)=Amounts differ by > 40% (m)=manual int.

Quantitation Report (Not Reviewed)

Data Path : R:\data\2020-01\0A15038\
Data File : ECD5-01152045.D
Signal(s) : Signal #1: ECD1A.CH Signal #2: ECD2B.CH
Acq On : 16 Jan 2020 0:45
Operator : MJB
Sample : 0A15038-CCV6
Misc : A19J408, 9-42 50 ppb
ALS Vial : 4 (Sig #1); 0 (Sig #2) Sample Multiplier: 1

Integration File signal 1: PEST1.e
Integration File signal 2: PEST2.e
Quant Time: Jan 16 10:32:25 2020
Quant Method : R:\methods\ECD5_QUANTPEST_200107.M
Quant Title : Instrument: DualECD5
QLast Update : Thu Jan 09 11:11:29 2020
Response via : Initial Calibration
Integrator: ChemStation 6890 Scale Mode: Small noise peaks clipped



Data Path : R:\data\2020-01\0A15038\
 Data File : ECD5-01152046.D
 Signal(s) : Signal #1: ECD1A.CH Signal #2: ECD2B.CH
 Acq On : 16 Jan 2020 1:02
 Operator : MJB
 Sample : 0A15038-CCB3
 Misc : A19L339
 ALS Vial : 7 (Sig #1); 0 (Sig #2) Sample Multiplier: 1

Integration File signal 1: PEST1.e
 Integration File signal 2: PEST2.e
 Quant Time: Jan 16 10:32:31 2020
 Quant Method : R:\methods\ECD5_QUANTPEST_200107.M
 Quant Title : Instrument: DualECD5
 QLast Update : Thu Jan 09 11:11:29 2020
 Response via : Initial Calibration
 Integrator: ChemStation 6890 Scale Mode: Small noise peaks clipped

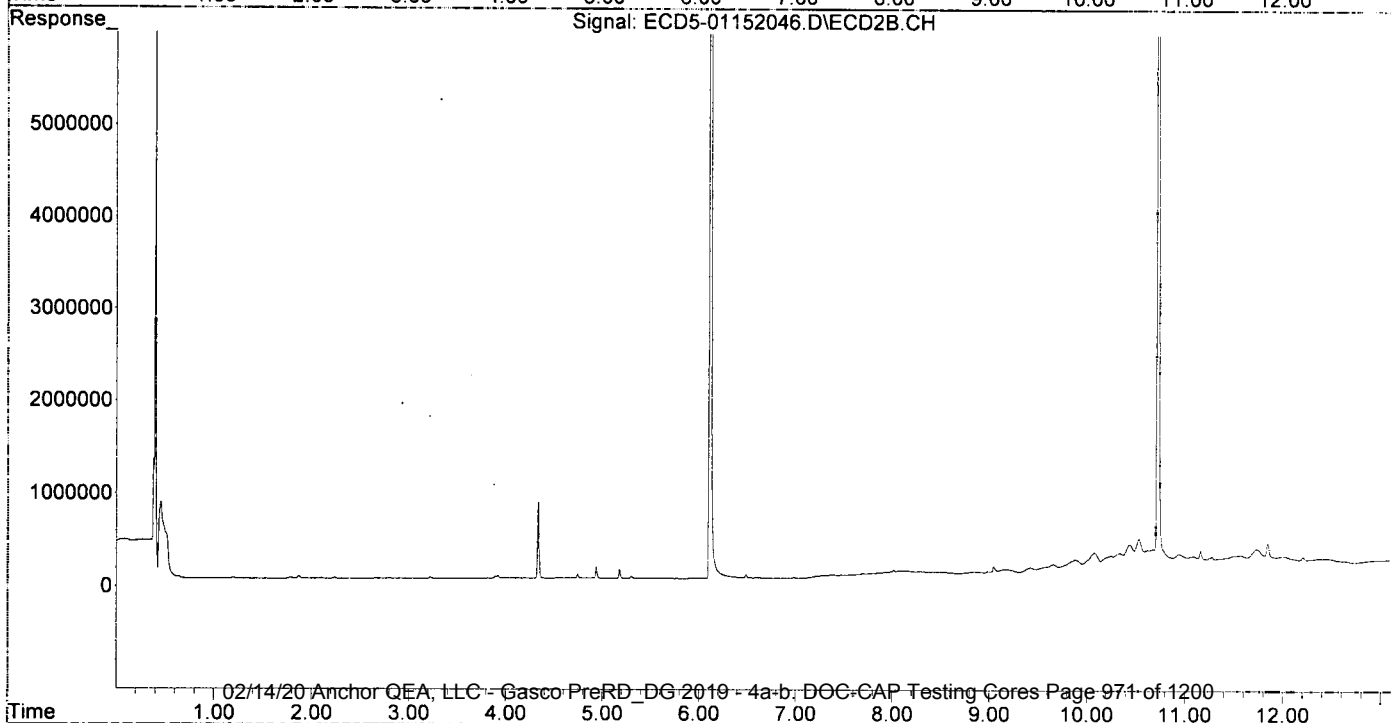
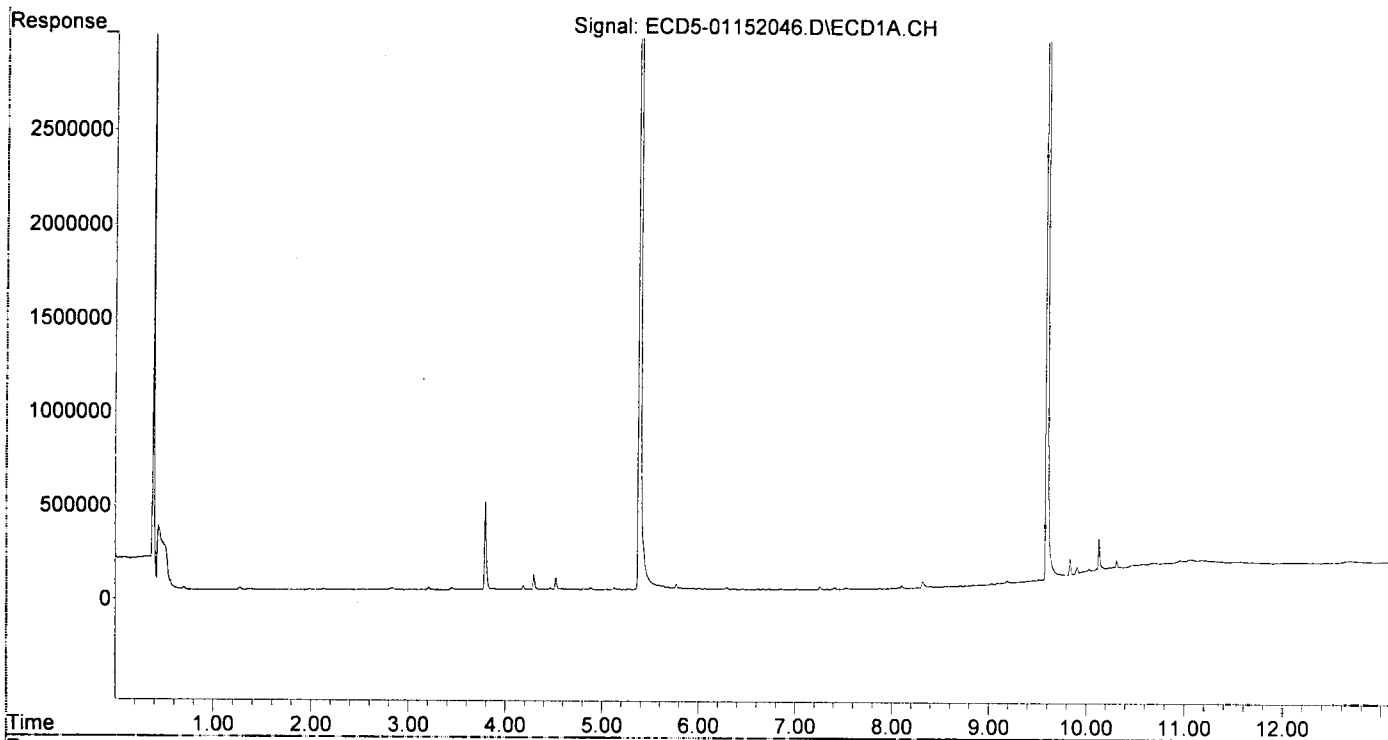
MR 1/16/20

Compound	RT#1	RT#2	Resp#1	Resp#2	ng/mL	ng/mL
System Monitoring Compounds						
1) S TCMX (S)	5.388	6.114	17715776	31436509	90.729	105.462
22) S DCBP (S)	9.597	10.727	14355531	18404713	96.958	103.428
Target Compounds						
2) a-BHC	0.000	0.000	0	0	N.D.	N.D.
3) g-BHC	0.000	0.000	0	0	N.D.	N.D.
4) b-BHC	6.289	0.000	10457	0	5931.895	N.D. #
5) Heptachlor	0.000	0.000	0	0	N.D.	N.D.
6) d-BHC	0.000	7.365	0	9515	N.D.	0.086 #
7) Aldrin	0.000	0.000	0	0	N.D.	N.D.
8) Heptachlo...	0.000	8.134	0	7837	N.D.	0.025 #
9) trans-Chl...	7.410	8.291	9390	8294	0.045	0.027 #
10) cis-Chlor...	7.530	0.000	6619	0	0.032	N.D. #
11) Endosulfa...	0.000	0.000	0	0	N.D.	N.D.
12) 4,4'-DDE	0.000	0.000	0	0	N.D.	N.D.
13) Dieldrin	0.000	0.000	0	0	N.D.	N.D.
14) Endrin	0.000	8.843f	0	12559	N.D.	0.053 #
15) 4,4'-DDD	8.016	8.900	1290	8291	0.007	0.034 #
16) Endosulfa...	8.106	8.989f	15803	13899	0.093	0.057
17) 4,4'-DDT	0.000	9.169f	0	29847	N.D.	0.169 #
18) Endrin Al...	8.403	9.244	7516	18948	0.049	0.085 #
19) Endosulfa...	8.705	9.435	6028	43739	0.038	0.197 #
20) Methoxychlor	0.000	0.000	0	0	N.D.	N.D.
21) Endrin Ke...	8.899	9.887f	3348	106967	0.018	0.427 #
23) Hexachlor...	3.209	0.000	13623	0	0.068	N.D. #
24) Hexachlor...	5.770	6.602	27351	6841	BelowCal	0.021
25) Oxychlordane	7.258	8.088f	15376	9800	BelowCal	0.035
26) 2,4'-DDE	0.000	8.291f	0	8294	N.D.	0.039 #
27) trans-Non...	7.530	0.000	6619	0	BelowCal	N.D.
28) 2,4'-DDD	0.000	0.000	0	0	N.D.	N.D.
29) 2,4'-DDT	0.000	8.843f	0	12559	N.D.	BelowCal
30) cis-Nonac...	8.016f	8.900	1290	8291	0.005	0.024 #
31) Mirex	8.650	0.000	1884	0	6723.033	N.D. #
32) Chlordane...	7.410f	8.291	9390	8294	0.400	0.213 #
33) Chlordane...	7.530	0.000	6619	0	0.230	N.D. #
34) Chlordane...	8.071	9.049	4654	59092	0.612	5.565 #
35) Chlordane...	3.794f	0.000	469984	0	NoCal	N.D.
36) Toxaphene...	7.530	0.000	6619	0	6.284	N.D. #
37) Toxaphene...	0.000	8.989f	0	13899	N.D.	3.991 #
38) Toxaphene...	8.106	8.989	15803	13899	BelowCal	BelowCal
39) Toxaphene...	8.320f	9.049f	32832	59092	8.127	6.547
40) Toxaphene...	0.000	9.244	0	18948	N.D.	3.773 #
41) Toxaphene...	8.650	9.663f	1884	69058	0.434	12.301 #
42) Toxaphene...	3.794	0.000	469984	0	NoCal	N.D.

(f)=RT Delta > 1/2 Window (#)=Amounts differ by > 40% (m)=manual int.

Data Path : R:\data\2020-01\0A15038\
 Data File : ECD5-01152046.D
 Signal(s) : Signal #1: ECD1A.CH Signal #2: ECD2B.CH
 Acq On : 16 Jan 2020 1:02
 Operator : MJB
 Sample : 0A15038-CCB3
 Misc : A19L339
 ALS Vial : 7 (Sig #1); 0 (Sig #2) Sample Multiplier: 1

Integration File signal 1: PEST1.e
 Integration File signal 2: PEST2.e
 Quant Time: Jan 16 10:32:31 2020
 Quant Method : R:\methods\ECD5_QUANTPEST_200107.M
 Quant Title : Instrument: DualECD5
 QLast Update : Thu Jan 09 11:11:29 2020
 Response via : Initial Calibration
 Integrator: ChemStation 6890 Scale Mode: Small noise peaks clipped



**Organochloride Pesticides by EPA 8081B
Calibration Data**

Sequence 0A08041 (Cal ID A0A0906) DualECD5



ELEMENT SEQUENCE LOG

Apex Laboratories

Sequence: **0A08041**

Instrument: **DUALECD5**

Date: **01/08/20 11:11**

Calibration: **A0A0906**

#	Lab Number	Matrix	Analysis	Client	Due	Batch	ISTD ID	STD ID
1	0A08041-BKD2	Water	QC	QC				A20A019
2	0A08041-ICB1	Water	QC	QC				A19L339
3	0A08041-CAL1	Water	QC	QC				A20A094
4	0A08041-CAL2	Water	QC	QC				A20A095
5	0A08041-CAL3	Water	QC	QC				A19K128
6	0A08041-CAL4	Water	QC	QC				A19K130
7	0A08041-CAL5	Water	QC	QC				A19K131
8	0A08041-CAL6	Water	QC	QC				A19K132
9	0A08041-CAL7	Water	QC	QC				A19K133
10	0A08041-CAL8	Water	QC	QC				A19K134
11	0A08041-CAL9	Water	QC	QC				A19K126
12	0A08041-IBL1	Water	QC	QC				
13	0A08041-ICV1	Water	QC	QC				A19I209
14	0A08041-CALA	Water	QC	QC				A20A096
15	0A08041-CALB	Water	QC	QC				A19K263
16	0A08041-CALC	Water	QC	QC				A19K264
17	0A08041-CALD	Water	QC	QC				A19K265
18	0A08041-CALE	Water	QC	QC				A19K266
19	0A08041-CALF	Water	QC	QC				A19J407
20	0A08041-CALG	Water	QC	QC				A19J408
21	0A08041-CALH	Water	QC	QC				A19J409
22	0A08041-CALI	Water	QC	QC				A19K262
23	0A08041-IBL2	Water	QC	QC				
24	0A08041-ICV2	Water	QC	QC				A19J410
25	0A08041-CALJ	Water	QC	QC				A20A097
26	0A08041-CALK	Water	QC	QC				A19K307
27	0A08041-CALL	Water	QC	QC				A19K308
28	0A08041-CALM	Water	QC	QC				A19K309
29	0A08041-CALN	Water	QC	QC				A19K310
30	0A08041-CALO	Water	QC	QC				A19K311
31	0A08041-CALP	Water	QC	QC				A19K306
32	0A08041-IBL3	Water	QC	QC				
33	0A08041-ICV3	Water	QC	QC				A19K312
34	0A08041-CALQ	Water	QC	QC				A20A098
35	0A08041-CALR	Water	QC	QC				A19J417
36	0A08041-CALS	Water	QC	QC				A19J418
37	0A08041-CALT	Water	QC	QC				A19J419
38	0A08041-CALU	Water	QC	QC				A19J420
39	0A08041-CALV	Water	QC	QC				A19J421
40	0A08041-CALW	Water	QC	QC				A19J416
41	0A08041-IBL4	Water	QC	QC				
42	0A08041-ICV4	Water	QC	QC				A19J422

Data Entered By: MJB 1/9/20

Comments: ICAL

Data Reviewed By: MJB 1/9/20 Anchor, DEA, LLC - Gasco PreRD_DG 2019 - 4a-b. DOC-CAP Testing Cores Page 973 of 1200

Calibration Status Report DUALECD5

Method Path : R:\methods\
 Method File : ECD5_QUANTPEST_200107.M
 Title : Instrument: DualECD5
 Last Update : Thu Jan 09 11:11:29 2020
 Response Via : Initial Calibration

AOA 0906

*MJB
1/9/20*

#	ID	Conc	ISTD Conc	Path\File
1	1	10	0	R:\data\2020-01\0A08041\ECD5-01082042.D
2	2	50	0	R:\data\2020-01\0A08041\ECD5-01082043.D
3	3	100	0	R:\data\2020-01\0A08041\ECD5-01082044.D
4	4	200	0	R:\data\2020-01\0A08041\ECD5-01082045.D
5	5	500	0	R:\data\2020-01\0A08041\ECD5-01082046.D
6	6	1000	0	R:\data\2020-01\0A08041\ECD5-01082047.D
7	7	2000	0	R:\data\2020-01\0A08041\ECD5-01082048.D
8	8	-1	0	R:\data\2020-01\0A08041\ECD5-01082029.D
9	9	-1	0	R:\data\2020-01\0A08041\ECD5-01082030.D

#	ID	Update Time	Quant Time	Acquisition Time
1	1	Jan 09 11:10 2020	Jan 09 11:03 2020	08 Jan 2020 23:41
2	2	Jan 09 11:10 2020	Jan 09 11:04 2020	08 Jan 2020 23:58
3	3	Jan 09 11:10 2020	Jan 09 11:05 2020	09 Jan 2020 0:15
4	4	Jan 09 11:11 2020	Jan 09 11:05 2020	09 Jan 2020 0:32
5	5	Jan 09 11:11 2020	Jan 09 11:07 2020	09 Jan 2020 0:50
6	6	Jan 09 11:11 2020	Jan 09 11:06 2020	09 Jan 2020 1:07
7	7	Jan 09 11:11 2020	Jan 09 11:07 2020	09 Jan 2020 1:24
8	8	Jan 09 11:09 2020	Jan 09 10:53 2020	08 Jan 2020 19:59
9	9	Jan 09 11:09 2020	Jan 09 10:54 2020	08 Jan 2020 20:16

ECD5_QUANTPEST_200107.M Thu Jan 09 14:29:55 2020

Calibration Report DUALECD5

Method Path R:\methods\
 Method File ECD5_QUANTPEST_200107.M
 Title : Instrument: DualECD5
 Last Update Thu Jan 09 11:11:29 2020
 Response Via Initial Calibration

Calibration Files

1 =ECD5-01082042 2 =ECD5-01082043 3 =ECD5-01082044 4 =ECD5-01082045 5 =ECD5-01082046
 6 =ECD5-01082047 7 =ECD5-01082048 8 =ECD5-01082029 9 =ECD5-01082030

	Compound	Fit	Constant	Linear	Quad	RSD/Cf
1) S	TCMX (S)	Avg	-----	1.9526 e5	-----	0.0804
2)	a-BHC	Avg	-----	2.6316 e5	-----	0.0190
3)	g-BHC	Avg	-----	2.3350 e5	-----	0.0183
4)	b-BHC	Quad	1.6419 e4	9.8035 e4	-1.6527 e1	0.9994
5)	Heptachlor	Avg	-----	2.2724 e5	-----	0.0407
6)	d-BHC	Avg	-----	2.1784 e5	-----	0.0334
7)	Aldrin	Avg	-----	2.2064 e5	-----	0.0214
8)	Heptachlor Epoxide	Avg	-----	2.0616 e5	-----	0.0518
9)	trans-Chlordane	Avg	-----	2.1072 e5	-----	0.0349
10)	cis-Chlordane	Avg	-----	2.0463 e5	-----	0.0485
11)	Endosulfan I	Avg	-----	1.9380 e5	-----	0.0513
12)	4,4'-DDE	Avg	-----	2.0619 e5	-----	0.0166
13)	Dieldrin	Avg	-----	2.1538 e5	-----	0.0214
14)	Endrin	Avg	-----	1.7302 e5	-----	0.0668
15)	4,4'-DDD	Avg	-----	1.7265 e5	-----	0.0218
16)	Endosulfan II	Avg	-----	1.7062 e5	-----	0.0756
17)	4,4'-DDT	Avg	-----	1.6566 e5	-----	0.0435
18)	Endrin Aldehyde	Avg	-----	1.5311 e5	-----	0.0800
19)	Endosulfan Sulfate	Avg	-----	1.6004 e5	-----	0.0532
20)	Methoxychlor	Avg	-----	8.6608 e4	-----	0.0605
21)	Endrin Ketone	Avg	-----	1.9097 e5	-----	0.0236
22) S	DCBP (S)	Quad	2.3268 e4	1.4960 e5	-1.8397 e1	0.9989
23)	Hexachlorobutadiene	Avg	-----	1.9945 e5	-----	0.0981
24)	Hexachlorobenzene	Quad	2.9978 e4	1.9264 e5	1.8763	0.9962
25)	Oxychlorodane	Quad	3.5543 e4	1.7429 e5	2.1636 e1	0.9947
26)	2,4'-DDE	Avg	-----	1.4259 e5	-----	0.0981
27)	trans-Nonachlor	Quad	3.1077 e4	1.9823 e5	1.7689 e1	0.9961
28)	2,4'-DDD	Avg	-----	1.2723 e5	-----	0.0899
29)	2,4'-DDT	Avg	-----	1.4648 e5	-----	0.0983
30)	cis-Nonachlor	Avg	-----	2.3570 e5	-----	0.0909
31)	Mirex	Quad	3.3267 e4	1.3487 e5	-2.0062 e1	0.9918
32)	Chlordane (1)	Avg	-----	2.3462 e4	-----	0.0395
33)	Chlordane (2)	Avg	-----	2.8821 e4	-----	0.0350
34)	Chlordane (3)	Avg	-----	7.6076 e3	-----	0.0633
35)	Chlordane - AVE	Avg	-----	-----	-----	0.0000
36)	Toxaphene (1)	Avg	-----	1.0532 e3	-----	0.0794
37)	Toxaphene (2)	Avg	-----	1.9447 e3	-----	0.0738
38)	Toxaphene (3)	Quad	1.7387 e4	4.1786 e3	0.0557	0.9986
39)	Toxaphene (4)	Avg	-----	4.0400 e3	-----	0.0497
40)	Toxaphene (5)	Avg	-----	3.2878 e3	-----	0.0355
41)	Toxaphene (6)	Avg	-----	4.3424 e3	-----	0.0566
42)	Toxaphene - AVE	Avg	-----	-----	-----	0.0000

MJB
1/9/20

Signal #2

	Compound	Fit	Constant	Linear	Quad	RSD/Cf
1) S	TCMX (S)	Avg	-----	2.9808 e5	-----	0.0587
2)	a-BHC	Avg	-----	4.1295 e5	-----	0.0894
3)	g-BHC	Avg	-----	3.6510 e5	-----	0.0715
4)	b-BHC	Avg	-----	1.6086 e5	-----	0.0718
5)	Heptachlor	Avg	-----	3.5449 e5	-----	0.0728
6)	d-BHC	Quad	-1.9393 e4	3.3588 e5	3.9787 e2	0.9968
7)	Aldrin	Avg	-----	3.3306 e5	-----	0.0639

8)	Heptachlor Expoxide	Avg	-----	3.0804 e5	-----	0.0552
9)	trans-Chlordane	Avg	-----	3.1183 e5	-----	0.0623
10)	cis-Chlordane	Avg	-----	2.9665 e5	-----	0.0474
11)	Endosulfan I	Avg	-----	2.7788 e5	-----	0.0595
12)	4,4'-DDE	Quad	-9.6262 e3	2.9077 e5	3.6238 e2	0.9979
13)	Dieldrin	Avg	-----	3.0893 e5	-----	0.0776
14)	Endrin	Avg	-----	2.3497 e5	-----	0.0933
15)	4,4'-DDD	Avg	-----	2.4581 e5	-----	0.0971
16)	Endosulfan II	Avg	-----	2.4430 e5	-----	0.0776
17)	4,4'-DDT	Quad	-6.2328 e3	2.1337 e5	4.0170 e2	0.9966
18)	Endrin Aldehyde	Avg	-----	2.2360 e5	-----	0.0489
19)	Endosulfan Sulfate	Avg	-----	2.2167 e5	-----	0.0799
20)	Methoxychlor	Avg	-----	1.1893 e5	-----	0.0918
21)	Endrin Ketone	Avg	-----	2.5043 e5	-----	0.0975
22) S	DCBP (S)	Avg	-----	1.7795 e5	-----	0.0846
23)	Hexachlorobutadiene	Avg	-----	4.0073 e5	-----	0.0684
24)	Hexachlorobenzene	Avg	-----	3.2010 e5	-----	0.0850
25)	Oxychlordane	Avg	-----	2.7969 e5	-----	0.0948
26)	2,4'-DDE	Avg	-----	2.1059 e5	-----	0.0853
27)	trans-Nonachlor	Avg	-----	3.0749 e5	-----	0.0865
28)	2,4'-DDD	Avg	-----	1.8444 e5	-----	0.0961
29)	2,4'-DDT	Quad	1.9201 e4	1.8390 e5	3.4248 e2	0.9962
30)	cis-Nonachlor	Avg	-----	3.4114 e5	-----	0.0896
31)	Mirex	Quad	4.6564 e4	1.7252 e5	1.8989 e2	0.9939
32)	Chlordane (1)	Avg	-----	3.8897 e4	-----	0.0816
33)	Chlordane (2)	Avg	-----	3.2098 e4	-----	0.0642
34)	Chlordane (3)	Avg	-----	1.0618 e4	-----	0.0935
35)	Chlordane - AVE	Avg	-----	-----	-----	0.0000
36)	Toxaphene (1)	Avg	-----	2.7043 e3	-----	0.0563
37)	Toxaphene (2)	Avg	-----	3.4826 e3	-----	0.0559
38)	Toxaphene (3)	Quad	2.0271 e4	5.1151 e3	0.4339	0.9999
39)	Toxaphene (4)	Avg	-----	9.0257 e3	-----	0.0752
40)	Toxaphene (5)	Avg	-----	5.0220 e3	-----	0.0635
41)	Toxaphene (6)	Avg	-----	5.6142 e3	-----	0.0691
42)	Toxaphene - AVE	Avg	-----	-----	-----	0.0000

ECD5_QUANTPEST_200107.M Thu Jan 09 15:22:53 2020

Element Calibration Review Sheet

Calibration ID: **AOA0906**

Instrument: **DUALECD5**

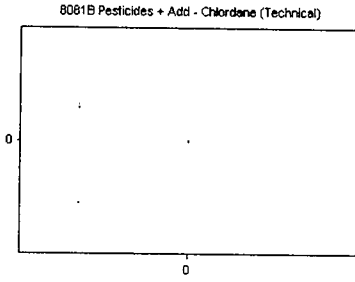
Calibration Date: **01/09/2020**

Analysis: **8081B Pesticides + Add**

Instrument Cal ID: **ECD5_QUANTPEST_20010**

Chlordane (Technical)

Curve Fit: **AVERAGE RF**

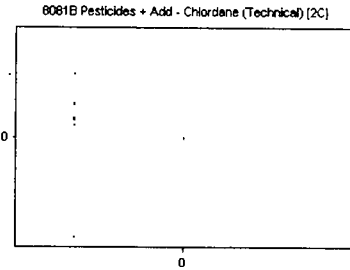


Standard	Concentration	Response	Response Factor	RT
0A08041-CALJ	40	0	0.000	0.00
0A08041-CALK	50	0	0.000	0.00
0A08041-CALL	100	0	0.000	0.00
0A08041-CALM	200	0	0.000	0.00
0A08041-CALN	500	0	0.000	0.00
0A08041-CALO	1000	0	0.000	0.00
0A08041-CALP	2000	0	0.000	0.00

AVE RF **0.000** RF RSD **0.00** AVE RT **0.00**

Chlordane (Technical) [2C]

Curve Fit: **AVERAGE RF**

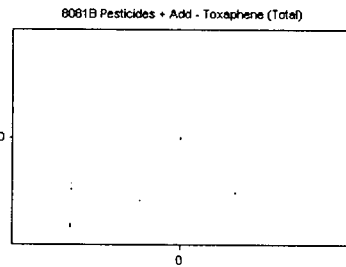


Standard	Concentration	Response	Response Factor	RT
0A08041-CALJ	40	0	0.000	0.00
0A08041-CALK	50	0	0.000	0.00
0A08041-CALL	100	0	0.000	0.00
0A08041-CALM	200	0	0.000	0.00
0A08041-CALN	500	0	0.000	0.00
0A08041-CALO	1000	0	0.000	0.00
0A08041-CALP	2000	0	0.000	0.00

AVE RF **0.000** RF RSD **0.00** AVE RT **0.00**

Toxaphene (Total)

Curve Fit: **AVERAGE RF**

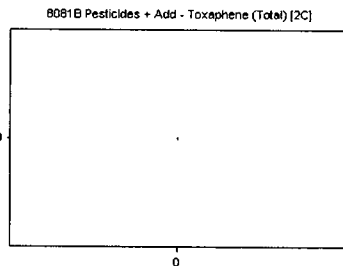


Standard	Concentration	Response	Response Factor	RT
0A08041-CALQ	40	0	0.000	0.00
0A08041-CALR	50	0	0.000	0.00
0A08041-CALS	100	0	0.000	0.00
0A08041-CALT	200	0	0.000	0.00
0A08041-CALU	500	0	0.000	0.00
0A08041-CALV	1000	0	0.000	0.00
0A08041-CALW	2000	0	0.000	0.00

AVE RF **0.000** RF RSD **0.00** AVE RT **0.00**

Toxaphene (Total) [2C]

Curve Fit: **AVERAGE RF**



Standard	Concentration	Response	Response Factor	RT
0A08041-CALQ	40	0	0.000	0.00
0A08041-CALR	50	0	0.000	0.00
0A08041-CALS	100	0	0.000	0.00
0A08041-CALT	200	0	0.000	0.00
0A08041-CALU	500	0	0.000	0.00
0A08041-CALV	1000	0	0.000	0.00
0A08041-CALW	2000	0	0.000	0.00

AVE RF **0.000** RF RSD **0.00** AVE RT **0.00**

Element Calibration Review Sheet

Calibration ID: **AOA0906**

Instrument: **DUALECD5**

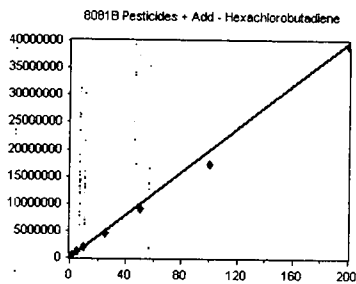
Calibration Date: **01/09/2020**

Analysis: **8081B Pesticides + Add**

Instrument Cal ID: **ECD5_QUANTPEST_20010**

Hexachlorobutadiene

Curve Fit: **AVERAGE RF**

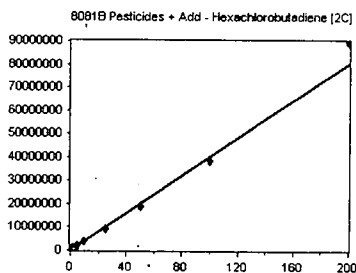


Standard	Concentration	Response	Response Factor	RT
0A08041-CALA	0.5	111441	222882.000	3.20
0A08041-CALB	1	233620	233620.000	3.20
0A08041-CALC	2	399253	199626.500	3.20
0A08041-CALD	5	1045541	209108.200	3.20
0A08041-CALE	10	1945769	194576.900	3.20
0A08041-CALF	25	4597497	183899.900	3.20
0A08041-CALG	50	9074096	181481.900	3.21
0A08041-CALH	100	1.739457E+07	173945.700	3.21
0A08041-CALI	200	3.917575E+07	195878.800	3.21

AVE RF 199446.700 **RF RSD** 9.81 **AVE RT** 3.20

Hexachlorobutadiene [2C]

Curve Fit: **AVERAGE RF**

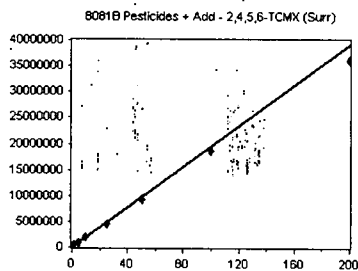


Standard	Concentration	Response	Response Factor	RT
0A08041-CALA	0.5	211151	422302.000	3.81
0A08041-CALB	1	433391	433391.000	3.81
0A08041-CALC	2	769290	384645.000	3.81
0A08041-CALD	5	2029333	405866.600	3.81
0A08041-CALE	10	3803037	380303.700	3.81
0A08041-CALF	25	9313071	375222.800	3.81
0A08041-CALG	50	1.891409E+07	378281.800	3.81
0A08041-CALH	100	3.822985E+07	382298.500	3.82
0A08041-CALI	200	8.938687E+07	446934.400	3.82

AVE RF 400727.300 **RF RSD** 6.84 **AVE RT** 3.81

2,4,5,6-TCMX (Surr)

Curve Fit: **AVERAGE RF**

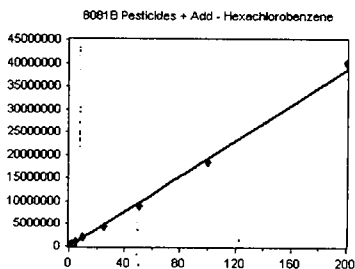


Standard	Concentration	Response	Response Factor	RT
0A08041-CAL1	0.5	112863	225726.000	5.40
0A08041-CAL2	1	211254	211254.000	5.40
0A08041-CAL3	2	415516	207758.000	5.40
0A08041-CAL4	5	950074	190014.800	5.40
0A08041-CAL5	10	1840383	184038.300	5.40
0A08041-CAL6	25	4644520	185780.800	5.40
0A08041-CAL7	50	9333732	186674.600	5.40
0A08041-CAL8	100	1.860801E+07	186080.100	5.40
0A08041-CAL9	200	3.600419E+07	180021.000	5.40

AVE RF 195260.800 **RF RSD** 8.04 **AVE RT** 5.40

Hexachlorobenzene

Curve Fit: **QUADRATIC: Weighting: (1/a^2), Origin: Ignore**



Standard	Concentration	Response	Response Factor	RT
0A08041-CALA	0.5	122709	245418.000	5.78
0A08041-CALB	1	233462	233462.000	5.78
0A08041-CALC	2	418552	209276.000	5.78
0A08041-CALD	5	1068601	213720.200	5.78
0A08041-CALE	10	2009121	200912.100	5.78
0A08041-CALF	25	4493137	179725.500	5.78
0A08041-CALG	50	9072972	181459.400	5.78
0A08041-CALH	100	1.858538E+07	185853.800	5.78
0A08041-CALI	200	4.017022E+07	200851.100	5.79

AVE RF 295630.900 **RF RSD** 11.05 **AVE RT** 5.78

Element Calibration Review Sheet

Calibration ID: **AOA0906**

Instrument: **DUALECD5**

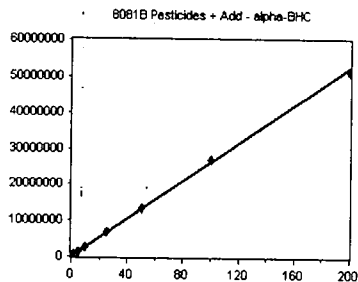
Calibration Date: **01/09/2020**

Analysis: **8081B Pesticides + Add**

Instrument Cal ID: **ECD5_QUANTPEST_20010**

alpha-BHC

Curve Fit: **AVERAGE RF**

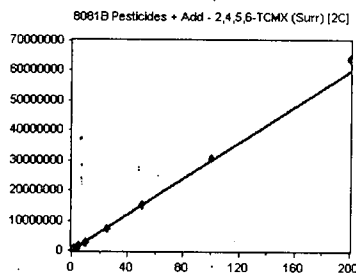


Standard	Concentration	Response	Response Factor	RT
0A08041-CAL1	0.5	133246	266492.000	5.94
0A08041-CAL2	1	256973	256973.000	5.94
0A08041-CAL3	2	537497	268748.500	5.94
0A08041-CAL4	5	1306500	261300.000	5.94
0A08041-CAL5	10	2577924	257792.400	5.94
0A08041-CAL6	25	6708027	268321.100	5.94
0A08041-CAL7	50	1.321685E+07	264337.000	5.94
0A08041-CAL8	100	2.676178E+07	267617.800	5.94
0A08041-CAL9	200	5.137859E+07	256893.000	5.94

AVE RF 263163.900 **RF RSD** 1.90 **AVE RT** 5.94

2,4,5,6-TCMX (Surr) [2C]

Curve Fit: **AVERAGE RF**

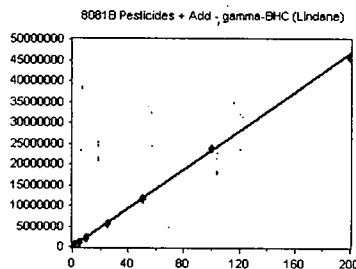


Standard	Concentration	Response	Response Factor	RT
0A08041-CAL1	0.5	158219	316438.000	6.12
0A08041-CAL2	1	311231	311231.000	6.13
0A08041-CAL3	2	589045	294522.500	6.13
0A08041-CAL4	5	1376103	275220.600	6.13
0A08041-CAL5	10	2696320	269632.000	6.13
0A08041-CAL6	25	7248704	289948.200	6.13
0A08041-CAL7	50	1.49735E+07	299470.000	6.13
0A08041-CAL8	100	3.072632E+07	307263.200	6.13
0A08041-CAL9	200	6.380501E+07	319025.000	6.13

AVE RF 298083.400 **RF RSD** 5.87 **AVE RT** 6.13

gamma-BHC (Lindane)

Curve Fit: **AVERAGE RF**

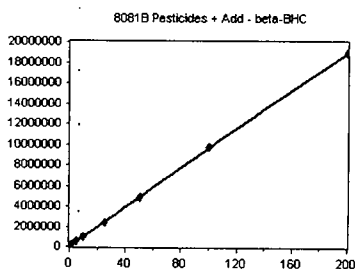


Standard	Concentration	Response	Response Factor	RT
0A08041-CAL1	0.5	120283	240566.000	6.23
0A08041-CAL2	1	234366	234366.000	6.23
0A08041-CAL3	2	471506	235753.000	6.23
0A08041-CAL4	5	1166721	233344.200	6.22
0A08041-CAL5	10	2268745	226874.500	6.22
0A08041-CAL6	25	5763650	230546.000	6.23
0A08041-CAL7	50	1.170812E+07	234162.400	6.23
0A08041-CAL8	100	2.371919E+07	237191.900	6.23
0A08041-CAL9	200	4.574073E+07	228703.600	6.23

AVE RF 233500.800 **RF RSD** 1.83 **AVE RT** 6.23

beta-BHC

Curve Fit: **QUADRATIC: Weighting: (1/a^2), Origin: Ignore**



Standard	Concentration	Response	Response Factor	RT
0A08041-CAL1	0.5	65009	130018.000	6.30
0A08041-CAL2	1	114282	114282.000	6.30
0A08041-CAL3	2	220797	110398.500	6.30
0A08041-CAL4	5	509830	101966.000	6.30
0A08041-CAL5	10	961397	96139.700	6.30
0A08041-CAL6	25	2412054	96482.160	6.30
0A08041-CAL7	50	4896621	97932.420	6.30
0A08041-CAL8	100	9778496	97784.960	6.30
0A08041-CAL9	200	1.888572E+07	94428.600	6.30

AVE RF 101381.480 **RF RSD** 1.20 **AVE RT** 6.30

Element Calibration Review Sheet

Calibration ID: **AOA0906**

Instrument: **DUALECD5**

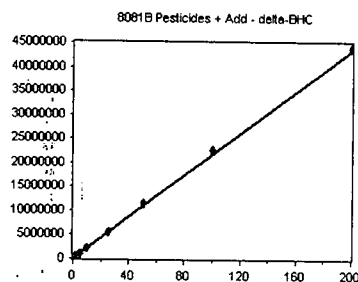
Calibration Date: **01/09/2020**

Analysis: **8081B Pesticides + Add**

Instrument Cal ID: **ECD5_QUANTPEST_20010**

delta-BHC

Curve Fit: **AVERAGE RF**

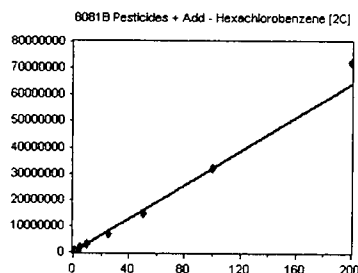


Standard	Concentration	Response	Response Factor	RT
0A08041-CAL1	0.5	111153	222306.000	6.45
0A08041-CAL2	1	208419	208419.000	6.45
0A08041-CAL3	2	432587	216293.500	6.45
0A08041-CAL4	5	1063446	212689.200	6.45
0A08041-CAL5	10	2076601	207660.100	6.45
0A08041-CAL6	25	5473600	218944.000	6.45
0A08041-CAL7	50	1.142903E+07	228580.600	6.45
0A08041-CAL8	100	2.255994E+07	225599.400	6.45
0A08041-CAL9	200	4.401698E+07	220084.900	6.45

AVE RF 217841.900 RF RSD 3.34 AVE RT 6.45

Hexachlorobenzene [2C]

Curve Fit: **AVERAGE RF**

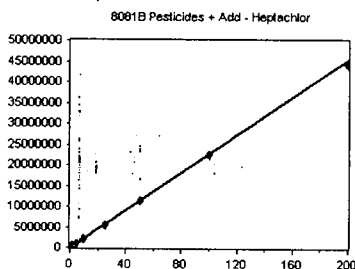


Standard	Concentration	Response	Response Factor	RT
0A08041-CALA	0.5	175732	351464.000	6.60
0A08041-CALB	1	346466	346466.000	6.60
0A08041-CALC	2	608347	304173.500	6.60
0A08041-CALD	5	1591805	318361.000	6.60
0A08041-CALE	10	3000124	300012.400	6.59
0A08041-CALF	25	7094857	283794.300	6.59
0A08041-CALG	50	1.472284E+07	294456.800	6.59
0A08041-CALH	100	3.220521E+07	322052.100	6.60
0A08041-CALI	200	7.202848E+07	360142.400	6.60

AVE RF 320102.500 RF RSD 8.50 AVE RT 6.59

Heptachlor

Curve Fit: **AVERAGE RF**

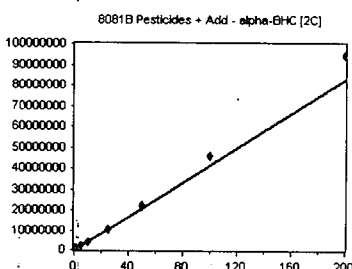


Standard	Concentration	Response	Response Factor	RT
0A08041-CAL1	0.5	122190	244380.000	6.64
0A08041-CAL2	1	233856	233856.000	6.64
0A08041-CAL3	2	456995	228497.500	6.64
0A08041-CAL4	5	1163113	232622.600	6.64
0A08041-CAL5	10	2147477	214747.700	6.64
0A08041-CAL6	25	5435552	217422.100	6.64
0A08041-CAL7	50	1.143657E+07	228731.400	6.64
0A08041-CAL8	100	2.252592E+07	225259.200	6.64
0A08041-CAL9	200	4.392158E+07	219607.900	6.64

AVE RF 227236.000 RF RSD 4.07 AVE RT 6.64

alpha-BHC [2C]

Curve Fit: **AVERAGE RF**



Standard	Concentration	Response	Response Factor	RT
0A08041-CAL1	0.5	185876	371752.000	6.73
0A08041-CAL2	1	379209	379209.000	6.74
0A08041-CAL3	2	767270	383635.000	6.73
0A08041-CAL4	5	1977180	395436.000	6.73
0A08041-CAL5	10	3955799	395579.900	6.73
0A08041-CAL6	25	1.041547E+07	416618.800	6.74
0A08041-CAL7	50	2.208932E+07	441786.400	6.74
0A08041-CAL8	100	4.600992E+07	460099.200	6.73
0A08041-CAL9	200	9.449035E+07	472451.800	6.74

AVE RF 412952.000 RF RSD 6.94 AVE RT 6.73

Element Calibration Review Sheet

Calibration ID: **AOA0906**

Instrument: **DUALECD5**

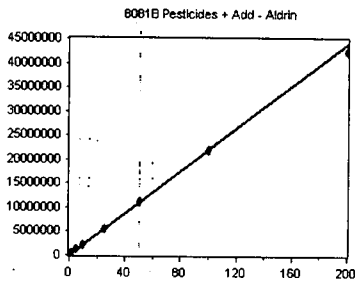
Calibration Date: **01/09/2020**

Analysis: **8081B Pesticides + Add**

Instrument Cal ID: **ECD5_QUANTPEST_20010**

Aldrin

Curve Fit: **AVERAGE RF**

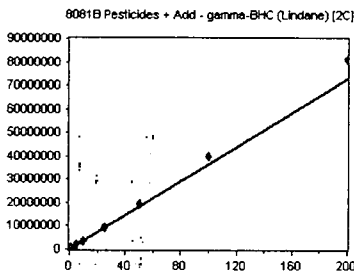


Standard	Concentration	Response	Response Factor	RT
0A08041-CAL1	0.5	113031	226062.000	6.88
0A08041-CAL2	1	224047	224047.000	6.88
0A08041-CAL3	2	440039	220019.500	6.88
0A08041-CAL4	5	1111711	222342.200	6.88
0A08041-CAL5	10	2163245	216324.500	6.88
0A08041-CAL6	25	5637637	225505.500	6.88
0A08041-CAL7	50	1.108784E+07	221756.800	6.88
0A08041-CAL8	100	2.182767E+07	218276.700	6.88
0A08041-CAL9	200	4.228299E+07	211415.000	6.88

AVE RF 220638.800 **RF RSD** 2.14 **AVE RT** 6.88

gamma-BHC (Lindane) [2C]

Curve Fit: **AVERAGE RF**

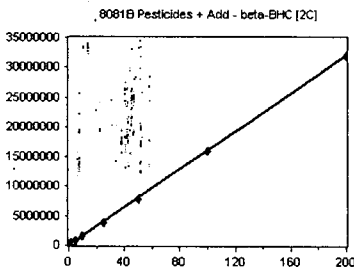


Standard	Concentration	Response	Response Factor	RT
0A08041-CAL1	0.5	175442	350884.000	7.05
0A08041-CAL2	1	343398	343398.000	7.06
0A08041-CAL3	2	677169	338584.500	7.05
0A08041-CAL4	5	1723036	344607.200	7.05
0A08041-CAL5	10	3502209	350220.900	7.05
0A08041-CAL6	25	9109081	364363.300	7.05
0A08041-CAL7	50	1.934841E+07	386968.200	7.06
0A08041-CAL8	100	4.010865E+07	401086.500	7.05
0A08041-CAL9	200	8.115283E+07	405764.200	7.06

AVE RF 365097.400 **RF RSD** 7.15 **AVE RT** 7.05

beta-BHC [2C]

Curve Fit: **AVERAGE RF**

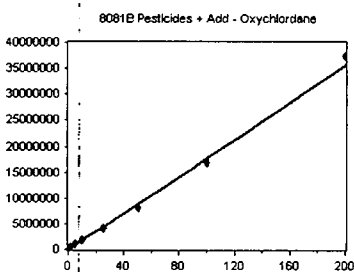


Standard	Concentration	Response	Response Factor	RT
0A08041-CAL1	0.5	92509	185018.000	7.11
0A08041-CAL2	1	172988	172988.000	7.12
0A08041-CAL3	2	320899	160449.500	7.12
0A08041-CAL4	5	782957	156591.400	7.11
0A08041-CAL5	10	1480627	148062.700	7.11
0A08041-CAL6	25	3735653	149426.100	7.12
0A08041-CAL7	50	7821870	156437.400	7.12
0A08041-CAL8	100	1.587219E+07	158721.900	7.11
0A08041-CAL9	200	3.200316E+07	160015.800	7.11

AVE RF 160856.800 **RF RSD** 7.18 **AVE RT** 7.11

Oxychlorane

Curve Fit: **QUADRATIC: Weighting: (1/a^2), Origin: Ignore**



Standard	Concentration	Response	Response Factor	RT
0A08041-CALA	0.5	118861	237722.000	7.27
0A08041-CALB	1	223883	223883.000	7.27
0A08041-CALC	2	376867	188433.500	7.27
0A08041-CALD	5	992877	198575.400	7.27
0A08041-CALE	10	1829348	182934.800	7.27
0A08041-CALF	25	4098780	163951.200	7.27
0A08041-CALG	50	8215656	164313.100	7.27
0A08041-CALH	100	1.680522E+07	168052.200	7.27
0A08041-CALI	200	3.739266E+07	186963.300	7.27

AVE RF 198526.500 **RF RSD** 13.61 **AVE RT** 7.27

Element Calibration Review Sheet

Calibration ID: **AOA0906**

Instrument: **DUALECD5**

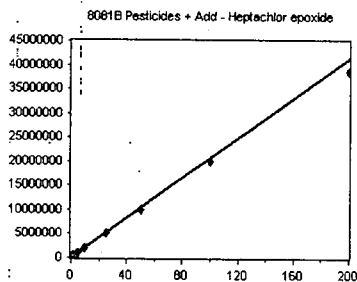
Calibration Date: **01/09/2020**

Analysis: **8081B Pesticides + Add**

Instrument Cal ID: **ECD5_QUANTPEST_20010**

Heptachlor epoxide

Curve Fit: **AVERAGE RF**

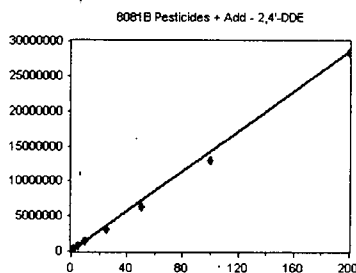


Standard	Concentration	Response	Response Factor	RT
0A08041-CAL1	0.5	112198	224396.000	7.34
0A08041-CAL2	1	218282	218282.000	7.34
0A08041-CAL3	2	427014	213507.000	7.34
0A08041-CAL4	5	1035468	207093.600	7.34
0A08041-CAL5	10	1956671	195667.100	7.34
0A08041-CAL6	25	5116716	204668.600	7.34
0A08041-CAL7	50	9998611	199972.200	7.34
0A08041-CAL8	100	1.986637E+07	198663.700	7.34
0A08041-CAL9	200	3.8629E+07	193145.000	7.34

AVE RF 206155.000 **RF RSD** 5.18 **AVE RT** 7.34

2,4'-DDE

Curve Fit: **AVERAGE RF**

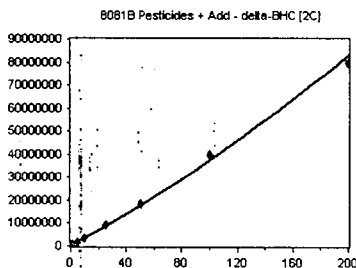


Standard	Concentration	Response	Response Factor	RT
0A08041-CALA	0.5	81726	163452.000	7.34
0A08041-CALB	1	161136	161136.000	7.34
0A08041-CALC	2	286330	143165.000	7.34
0A08041-CALD	5	750391	150078.200	7.34
0A08041-CALE	10	1426392	142639.200	7.34
0A08041-CALF	25	3149574	125983.000	7.34
0A08041-CALG	50	6308999	126180.000	7.34
0A08041-CALH	100	1.290157E+07	129015.700	7.34
0A08041-CALI	200	2.833477E+07	141673.800	7.34

AVE RF 142591.400 **RF RSD** 9.81 **AVE RT** 7.34

delta-BHC [2C]

Curve Fit: **QUADRATIC: Weighting: (1/a^2), Origin: Ignore**

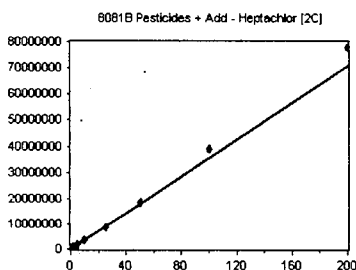


Standard	Concentration	Response	Response Factor	RT
0A08041-CAL1	0.5	153966	307932.000	7.37
0A08041-CAL2	1	310209	310209.000	7.38
0A08041-CAL3	2	603549	301774.500	7.37
0A08041-CAL4	5	1616218	323243.600	7.37
0A08041-CAL5	10	3263098	326309.800	7.37
0A08041-CAL6	25	9124505	364980.200	7.37
0A08041-CAL7	50	1.865751E+07	373150.200	7.38
0A08041-CAL8	100	3.988898E+07	398889.800	7.37
0A08041-CAL9	200	7.956368E+07	397818.400	7.37

AVE RF 344923.100 **RF RSD** 11.30 **AVE RT** 7.37

Heptachlor [2C]

Curve Fit: **AVERAGE RF**



Standard	Concentration	Response	Response Factor	RT
0A08041-CAL1	0.5	183474	366948.000	7.43
0A08041-CAL2	1	337319	337319.000	7.44
0A08041-CAL3	2	655441	327720.500	7.43
0A08041-CAL4	5	1661120	332224.000	7.43
0A08041-CAL5	10	3263335	326333.500	7.43
0A08041-CAL6	25	8726365	349054.600	7.44
0A08041-CAL7	50	1.847601E+07	369520.200	7.44
0A08041-CAL8	100	3.912069E+07	391206.900	7.43
0A08041-CAL9	200	7.801242E+07	390062.100	7.43

AVE RF 354487.600 **RF RSD** 7.28 **AVE RT** 7.43

Element Calibration Review Sheet

Calibration ID: **AOA0906**

Instrument: **DUALECD5**

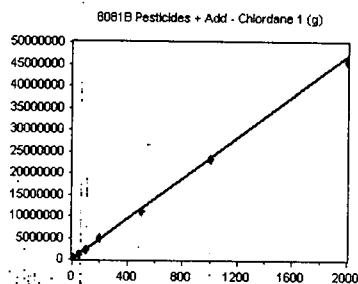
Calibration Date: **01/09/2020**

Analysis: **8081B Pesticides + Add**

Instrument Cal ID: **ECD5_QUANTPEST_20010'**

Chlordane 1 (g)

Curve Fit: **AVERAGE RF**

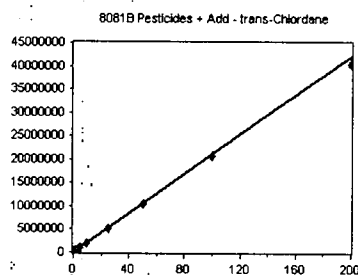


Standard	Concentration	Response	Response Factor	RT
0A08041-CALJ	10	252150	25215.000	7.44
0A08041-CALK	50	1178611	23572.220	7.44
0A08041-CALL	100	2294923	22949.230	7.44
0A08041-CALM	200	4793058	23965.290	7.44
0A08041-CALN	500	1.120629E+07	22412.580	7.44
0A08041-CALO	1000	2.330687E+07	23306.870	7.44
0A08041-CALP	2000	4.562026E+07	22810.130	7.44

AVE RF 23461.620 **RF RSD** 3.95 **AVE RT** 7.44

trans-Chlordane

Curve Fit: **AVERAGE RF**

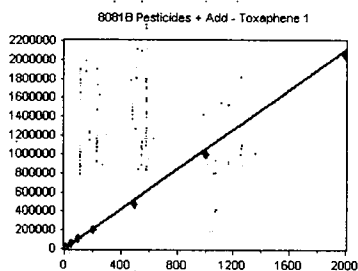


Standard	Concentration	Response	Response Factor	RT
0A08041-CAL1	0.5	112737	225474.000	7.44
0A08041-CAL2	1	218441	218441.000	7.44
0A08041-CAL3	2	425200	212600.000	7.44
0A08041-CAL4	5	1044033	208806.600	7.44
0A08041-CAL5	10	2032056	203205.600	7.44
0A08041-CAL6	25	5203493	208139.700	7.44
0A08041-CAL7	50	1.053302E+07	210660.400	7.44
0A08041-CAL8	100	2.068412E+07	206841.200	7.44
0A08041-CAL9	200	4.045936E+07	202296.800	7.44

AVE RF 210718.400 **RF RSD** 3.49 **AVE RT** 7.44

Toxaphene 1

Curve Fit: **AVERAGE RF**

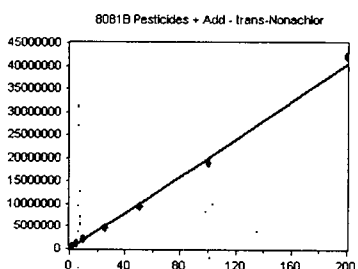


Standard	Concentration	Response	Response Factor	RT
0A08041-CALQ	10	12164	1216.400	7.51
0A08041-CALR	50	54826	1096.520	7.51
0A08041-CALS	100	104733	1047.330	7.51
0A08041-CALT	200	206853	1034.265	7.51
0A08041-CALU	500	479175	958.350	7.51
0A08041-CALV	1000	998436	998.436	7.51
0A08041-CALW	2000	2042518	1021.259	7.51

AVE RF 1053.223 **RF RSD** 7.94 **AVE RT** 7.51

trans-Nonachlor

Curve Fit: **QUADRATIC: Weighting: (1/a^2), Origin: Ignore**



Standard	Concentration	Response	Response Factor	RT
0A08041-CALA	0.5	126746	253492.000	7.53
0A08041-CALB	1	240849	240849.000	7.53
0A08041-CALC	2	424879	212439.500	7.53
0A08041-CALD	5	1102633	220526.600	7.53
0A08041-CALE	10	2076481	207648.100	7.53
0A08041-CALF	25	4606719	184268.800	7.53
0A08041-CALG	50	9587997	191759.900	7.53
0A08041-CALH	100	1.903902E+07	190390.200	7.53
0A08041-CALI	200	4.20211E+07	210105.500	7.52

Element Calibration Review Sheet

Calibration ID: **AOA0906**

Instrument: **DUALECD5**

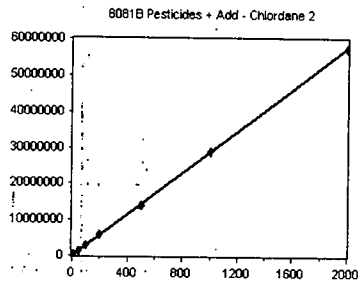
Calibration Date: **01/09/2020**

Analysis: **8081B Pesticides + Add**

Instrument Cal ID: **ECD5_QUANTPEST_20010**

Chlordane 2

Curve Fit: **AVERAGE RF**

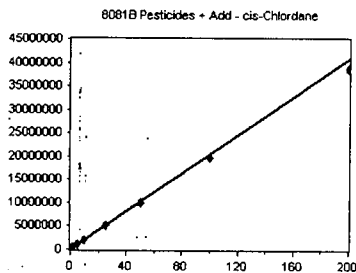


Standard	Concentration	Response	Response Factor	RT
0A08041-CALJ	10	308195	30819.500	7.53
0A08041-CALK	50	1443194	28863.880	7.53
0A08041-CALL	100	2780199	27801.990	7.53
0A08041-CALM	200	5801810	29009.050	7.53
0A08041-CALN	500	1.390836E+07	27816.720	7.53
0A08041-CALO	1000	2.873399E+07	28733.990	7.53
0A08041-CALP	2000	5.740022E+07	28700.110	7.53

AVE RF 28820.750 **RF RSD** 3.50 **AVE RT** 7.53

cis-Chlordane

Curve Fit: **AVERAGE RF**

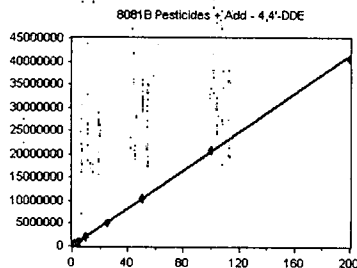


Standard	Concentration	Response	Response Factor	RT
0A08041-CAL1	0.5	112650	225300.000	7.54
0A08041-CAL2	1	212625	212625.000	7.54
0A08041-CAL3	2	422427	211213.500	7.54
0A08041-CAL4	5	1008295	201659.000	7.54
0A08041-CAL5	10	1994276	199427.600	7.53
0A08041-CAL6	25	5032396	201295.800	7.54
0A08041-CAL7	50	9997532	199950.600	7.54
0A08041-CAL8	100	1.962255E+07	196225.500	7.53
0A08041-CAL9	200	3.87896E+07	193948.000	7.53

AVE RF 204627.200 **RF RSD** 4.85 **AVE RT** 7.53

4,4'-DDE

Curve Fit: **AVERAGE RF**

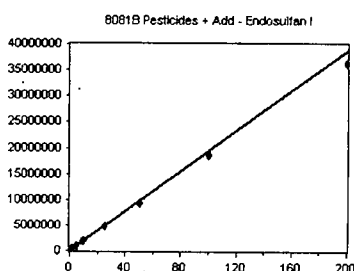


Standard	Concentration	Response	Response Factor	RT
0A08041-CAL1	0.5	102992	205984.000	7.60
0A08041-CAL2	1	201598	201598.000	7.60
0A08041-CAL3	2	411765	205882.500	7.59
0A08041-CAL4	5	1040350	208070.000	7.59
0A08041-CAL5	10	2021392	202139.200	7.59
0A08041-CAL6	25	5211626	208465.000	7.60
0A08041-CAL7	50	1.054831E+07	210966.200	7.60
0A08041-CAL8	100	2.098132E+07	209813.200	7.59
0A08041-CAL9	200	4.055079E+07	202754.000	7.59

AVE RF 206185.800 **RF RSD** 1.66 **AVE RT** 7.59

Endosulfan I

Curve Fit: **AVERAGE RF**



Standard	Concentration	Response	Response Factor	RT
0A08041-CAL1	0.5	104610	209220.000	7.63
0A08041-CAL2	1	208482	208482.000	7.63
0A08041-CAL3	2	400706	200353.000	7.63
0A08041-CAL4	5	958781	191756.200	7.63
0A08041-CAL5	10	1890427	189042.700	7.63
0A08041-CAL6	25	4772332	190893.300	7.63
0A08041-CAL7	50	9321509	186430.200	7.63
0A08041-CAL8	100	1.866818E+07	186681.800	7.63
0A08041-CAL9	200	3.627396E+07	181369.800	7.63

AVE RF 193800.200 **RF RSD** 5.93 **AVE RT** 7.63

Element Calibration Review Sheet

Calibration ID: **A0A0906**

Instrument: **DUALECD5**

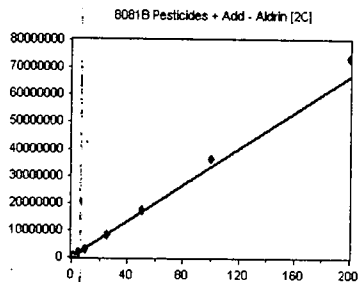
Calibration Date: **01/09/2020**

Analysis: **8081B Pesticides + Add**

Instrument Cal ID: **ECD5_QUANTPEST_20010'**

Aldrin [2C]

Curve Fit: **AVERAGE RF**

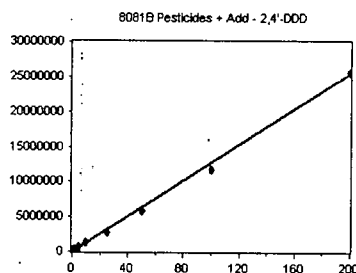


Standard	Concentration	Response	Response Factor	RT
0A08041-CAL1	0.5	161218	322436.000	7.70
0A08041-CAL2	1	314514	314514.000	7.71
0A08041-CAL3	2	629279	314639.500	7.70
0A08041-CAL4	5	1579995	315999.000	7.70
0A08041-CAL5	10	3173256	317325.600	7.70
0A08041-CAL6	25	8363357	334534.300	7.70
0A08041-CAL7	50	1.741975E+07	348395.000	7.71
0A08041-CAL8	100	3.611846E+07	361184.600	7.70
0A08041-CAL9	200	7.369712E+07	368485.600	7.70

AVE RF 333057.100 **RF RSD** 6.39 **AVE RT** 7.70

2,4'-DDD

Curve Fit: **AVERAGE RF**

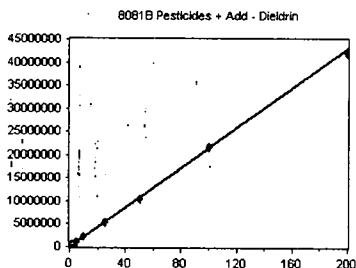


Standard	Concentration	Response	Response Factor	RT
0A08041-CALA	0.5	71868	143736.000	7.72
0A08041-CALB	1	143303	143303.000	7.72
0A08041-CALC	2	258533	129266.500	7.72
0A08041-CALD	5	654513	130902.600	7.72
0A08041-CALE	10	1263326	126332.600	7.72
0A08041-CALF	25	2775117	111004.700	7.71
0A08041-CALG	50	5793992	115879.800	7.72
0A08041-CALH	100	1.169251E+07	116925.100	7.71
0A08041-CALI	200	2.555101E+07	127755.000	7.71

AVE RF 127233.900 **RF RSD** 8.99 **AVE RT** 7.72

Dieldrin

Curve Fit: **AVERAGE RF**

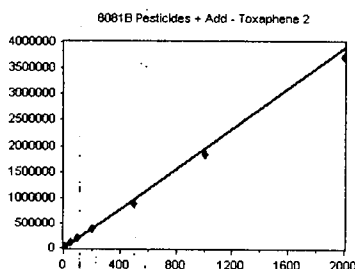


Standard	Concentration	Response	Response Factor	RT
0A08041-CAL1	0.5	111857	223714.000	7.81
0A08041-CAL2	1	218083	218083.000	7.81
0A08041-CAL3	2	434619	217309.500	7.80
0A08041-CAL4	5	1070134	214026.800	7.80
0A08041-CAL5	10	2096792	209679.200	7.80
0A08041-CAL6	25	5425309	217012.400	7.80
0A08041-CAL7	50	1.054024E+07	210804.800	7.80
0A08041-CAL8	100	2.175207E+07	217520.700	7.80
0A08041-CAL9	200	4.204825E+07	210241.200	7.80

AVE RF 215376.800 **RF RSD** 2.14 **AVE RT** 7.80

Toxaphene 2

Curve Fit: **AVERAGE RF**



Standard	Concentration	Response	Response Factor	RT
0A08041-CALQ	10	21367	2136.700	7.81
0A08041-CALR	50	106490	2129.800	7.81
0A08041-CALS	100	197183	1971.830	7.81
0A08041-CALT	200	382017	1910.085	7.81
0A08041-CALU	500	883414	1766.828	7.81
0A08041-CALV	1000	1834370	1834.370	7.80
0A08041-CALW	2000	3726169	1863.084	7.80

AVE RF 1944.871 **RF RSD** 7.38 **AVE RT** 7.86

Element Calibration Review Sheet

Calibration ID: **AOA0906**

Instrument: **DUALECD5**

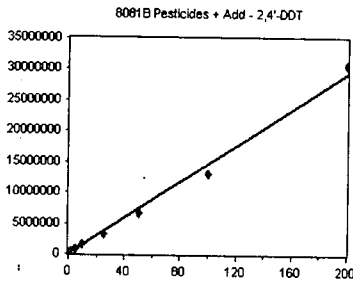
Calibration Date: **01/09/2020**

Analysis: **8081B Pesticides + Add**

Instrument Cal ID: **ECD5_QUANTPEST_20010'**

2,4'-DDT

Curve Fit: **AVERAGE RF**

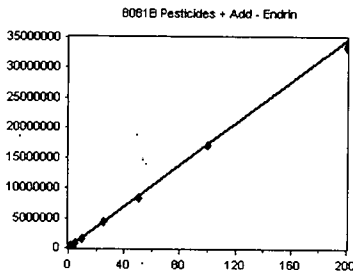


Standard	Concentration	Response	Response Factor	RT
OA08041-CALA	0.5	83331	166662.000	7.90
OA08041-CALB	1	162358	162358.000	7.90
OA08041-CALC	2	289368	144684.000	7.90
OA08041-CALD	5	769647	153929.400	7.90
OA08041-CALE	10	1485096	148509.600	7.90
OA08041-CALF	25	3121710	124868.400	7.90
OA08041-CALG	50	6696394	133927.900	7.90
OA08041-CALH	100	1.301874E+07	130187.400	7.90
OA08041-CALI	200	3.063201E+07	153160.000	7.90

AVE RF 146476.300 **RF RSD** 9.83 **AVE RT** 7.90

Endrin

Curve Fit: **AVERAGE RF**

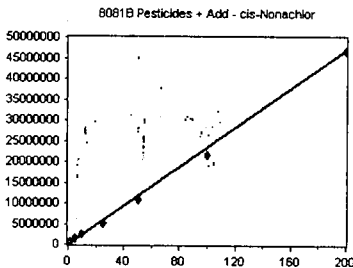


Standard	Concentration	Response	Response Factor	RT
OA08041-CAL1	0.5	93909	187818.000	7.97
OA08041-CAL2	1	188900	188900.000	7.97
OA08041-CAL3	2	366871	183435.500	7.97
OA08041-CAL4	5	807889	161577.800	7.97
OA08041-CAL5	10	1559818	155981.800	7.97
OA08041-CAL6	25	4355756	174230.200	7.97
OA08041-CAL7	50	8377116	167542.300	7.97
OA08041-CAL8	100	1.69906E+07	169906.000	7.97
OA08041-CAL9	200	3.35544E+07	167772.000	7.97

AVE RF 173018.200 **RF RSD** 6.68 **AVE RT** 7.97

cis-Nonachlor

Curve Fit: **AVERAGE RF**

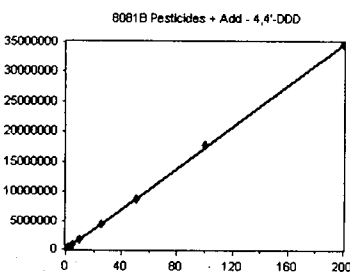


Standard	Concentration	Response	Response Factor	RT
OA08041-CALA	0.5	134243	268486.000	8.00
OA08041-CALB	1	263651	263651.000	8.00
OA08041-CALC	2	471473	235736.500	8.00
OA08041-CALD	5	1247247	249449.400	8.00
OA08041-CALE	10	2325112	232511.200	8.00
OA08041-CALF	25	5230489	209219.600	8.00
OA08041-CALG	50	1.069194E+07	213838.800	8.00
OA08041-CALH	100	2.148972E+07	214897.200	8.00
OA08041-CALI	200	4.669321E+07	233466.000	8.00

AVE RF 235695.100 **RF RSD** 9.09 **AVE RT** 8.00

4,4'-DDD

Curve Fit: **AVERAGE RF**



Standard	Concentration	Response	Response Factor	RT
OA08041-CAL1	0.5	86424	172848.000	8.02
OA08041-CAL2	1	170626	170626.000	8.02
OA08041-CAL3	2	350808	175404.000	8.02
OA08041-CAL4	5	829598	165919.600	8.02
OA08041-CAL5	10	1682077	168207.700	8.02
OA08041-CAL6	25	4392393	175695.700	8.02
OA08041-CAL7	50	8716356	174327.100	8.02
OA08041-CAL8	100	1.77532E+07	177532.000	8.02
OA08041-CAL9	200	3.466444E+07	173322.200	8.01

AVE RF 172650.600 **RF RSD** 7.99 **AVE RT** 8.02

Element Calibration Review Sheet

Calibration ID: **AOA0906**

Instrument: **DUALECD5**

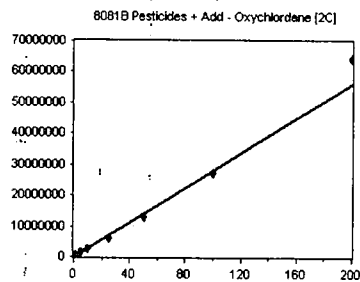
Calibration Date: **01/09/2020**

Analysis: **8081B Pesticides + Add**

Instrument Cal ID: **ECD5_QUANTPEST_20010**

Oxychlorane [2C]

Curve Fit: **AVERAGE RF**

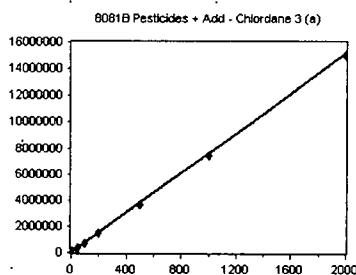


Standard	Concentration	Response	Response Factor	RT
0A08041-CALA	0.5	156922	313844.000	8.07
0A08041-CALB	1	298417	298417.000	8.07
0A08041-CALC	2	529184	264592.000	8.07
0A08041-CALD	5	1413459	282691.800	8.07
0A08041-CALE	10	2670941	267094.100	8.07
0A08041-CALF	25	6058612	242344.500	8.07
0A08041-CALG	50	1.280108E+07	256021.600	8.07
0A08041-CALH	100	2.714008E+07	271400.800	8.07
0A08041-CALI	200	6.416695E+07	320834.800	8.07

AVE RF 279693.400 **RF RSD** 9.48 **AVE RT** 8.07

Chlordane 3 (a)

Curve Fit: **AVERAGE RF**

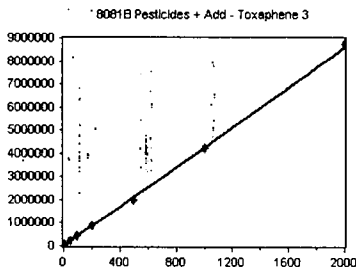


Standard	Concentration	Response	Response Factor	RT
0A08041-CALJ	10	86683	8668.300	8.08
0A08041-CALK	50	377844	7556.880	8.08
0A08041-CALL	100	729916	7299.160	8.08
0A08041-CALM	200	1505062	7525.310	8.08
0A08041-CALN	500	3625557	7251.114	8.08
0A08041-CALO	1000	7448098	7448.098	8.08
0A08041-CALP	2000	1.500854E+07	7504.270	8.08

AVE RF 7607.590 **RF RSD** 6.33 **AVE RT** 8.08

Toxaphene 3

Curve Fit: **QUADRATIC: Weighting: (1/a^2), Origin: Ignore**

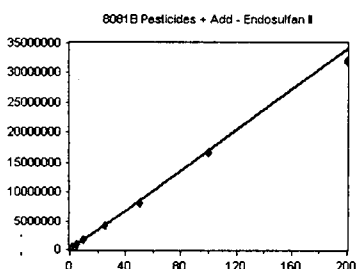


Standard	Concentration	Response	Response Factor	RT
0A08041-CALQ	10	58763	5876.300	8.12
0A08041-CALR	50	237969	4759.380	8.12
0A08041-CALS	100	433935	4339.350	8.12
0A08041-CALT	200	864754	4323.770	8.12
0A08041-CALU	500	1995985	3991.970	8.12
0A08041-CALV	1000	4209954	4209.954	8.12
0A08041-CALW	2000	8745207	4372.604	8.12

AVE RF 4553.333 **RF RSD** 13.76 **AVE RT** 8.12

Endosulfan II

Curve Fit: **AVERAGE RF**



Standard	Concentration	Response	Response Factor	RT
0A08041-CAL1	0.5	99640	199280.000	8.13
0A08041-CAL2	1	182518	182518.000	8.13
0A08041-CAL3	2	347787	173893.500	8.13
0A08041-CAL4	5	804988	160997.600	8.13
0A08041-CAL5	10	1622090	162209.000	8.13
0A08041-CAL6	25	4183901	167356.000	8.13
0A08041-CAL7	50	8170502	163410.000	8.13
0A08041-CAL8	100	1.657103E+07	165710.300	8.12
0A08041-CAL9	200	3.203793E+07	160189.700	8.12

AVE RF 176518.200 **RF RSD** 7.56 **AVE RT** 8.13

Element Calibration Review Sheet

Calibration ID: **A0A0906**

Instrument: **DUALECD5**

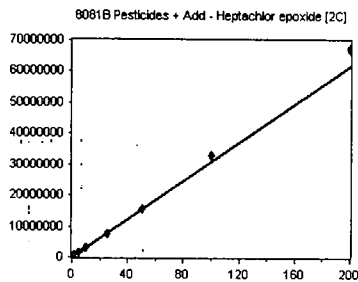
Calibration Date: **01/09/2020**

Analysis: **8081B Pesticides + Add**

Instrument Cal ID: **ECD5_QUANTPEST_20010'**

Heptachlor epoxide [2C]

Curve Fit: **AVERAGE RF**

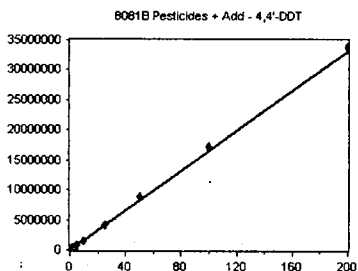


Standard	Concentration	Response	Response Factor	RT
0A08041-CAL1	0.5	158898	317796.000	8.14
0A08041-CAL2	1	296140	296140.000	8.14
0A08041-CAL3	2	586030	293015.000	8.14
0A08041-CAL4	5	1479273	295854.600	8.14
0A08041-CAL5	10	2879584	287958.400	8.14
0A08041-CAL6	25	7570159	302806.400	8.14
0A08041-CAL7	50	1.566857E+07	313371.400	8.14
0A08041-CAL8	100	3.290561E+07	329056.100	8.14
0A08041-CAL9	200	6.72669E+07	336334.500	8.14

AVE RF 308036.900 RF RSD 5.52 AVE RT 8.14

4,4'-DDT

Curve Fit: **AVERAGE RF**

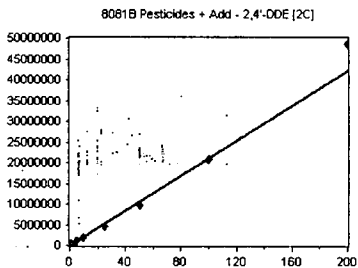


Standard	Concentration	Response	Response Factor	RT
0A08041-CAL1	0.5	84911	169822.000	8.22
0A08041-CAL2	1	163203	163203.000	8.22
0A08041-CAL3	2	319688	159844.000	8.22
0A08041-CAL4	5	789969	157993.800	8.22
0A08041-CAL5	10	1545752	154575.200	8.21
0A08041-CAL6	25	4195442	167817.700	8.22
0A08041-CAL7	50	8824873	176497.500	8.22
0A08041-CAL8	100	1.723039E+07	172303.900	8.21
0A08041-CAL9	200	3.37797E+07	168898.500	8.21

AVE RF 165661.700 RF RSD 4.35 AVE RT 8.21

2,4'-DDE [2C]

Curve Fit: **AVERAGE RF**

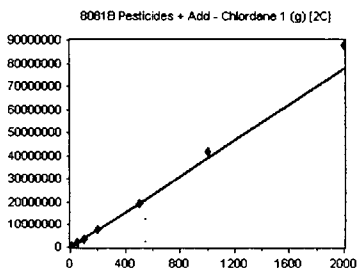


Standard	Concentration	Response	Response Factor	RT
0A08041-CALA	0.5	115006	230012.000	8.27
0A08041-CALB	1	220925	220925.000	8.27
0A08041-CALC	2	399650	199825.000	8.27
0A08041-CALD	5	1064459	212891.800	8.27
0A08041-CALE	10	2004027	200402.700	8.27
0A08041-CALF	25	4686277	187451.100	8.27
0A08041-CALG	50	9671234	193424.700	8.27
0A08041-CALH	100	2.076304E+07	207630.400	8.27
0A08041-CALI	200	4.855114E+07	242755.700	8.27

AVE RF 210590.900 RF RSD 8.53 AVE RT 8.27

Chlordane 1 (g) [2C]

Curve Fit: **AVERAGE RF**



Standard	Concentration	Response	Response Factor	RT
0A08041-CALJ	10	382772	38277.200	8.28
0A08041-CALK	50	1787106	35742.120	8.28
0A08041-CALL	100	3516336	35163.360	8.28
0A08041-CALM	200	7736201	38681.000	8.28
0A08041-CALN	500	1.923403E+07	38468.060	8.28
0A08041-CALO	1000	4.181503E+07	41815.030	8.28
0A08041-CALP	2000	8.826362E+07	44131.810	8.29

AVE RF 38896.940 RF RSD 1.18 AVE RT 8.28

Element Calibration Review Sheet

Calibration ID: **A0A0906**

Instrument: **DUALECD5**

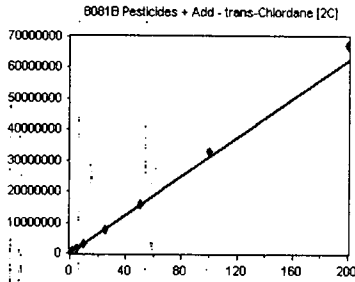
Calibration Date: **01/09/2020**

Analysis: **8081B Pesticides + Add**

Instrument Cal ID: **ECD5_QUANTPEST_20010**

trans-Chlordane [2C]

Curve Fit: **AVERAGE RF**

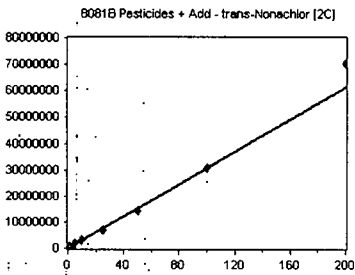


Standard	Concentration	Response	Response Factor	RT
0A08041-CAL1	0.5	169582	339164.000	8.28
0A08041-CAL2	1	302694	302694.000	8.29
0A08041-CAL3	2	579921	289960.500	8.28
0A08041-CAL4	5	1455802	291160.400	8.28
0A08041-CAL5	10	2933717	293371.700	8.28
0A08041-CAL6	25	7709066	308362.600	8.28
0A08041-CAL7	50	1.582814E+07	316562.800	8.28
0A08041-CAL8	100	3.278841E+07	327884.100	8.28
0A08041-CAL9	200	6.746357E+07	337317.800	8.28

AVE RF 311830.900 RF RSD 6.23 AVE RT 8.28

trans-Nonachlor [2C]

Curve Fit: **AVERAGE RF**

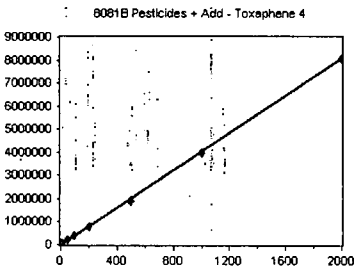


Standard	Concentration	Response	Response Factor	RT
0A08041-CALA	0.5	167484	334968.000	8.35
0A08041-CALB	1	328300	328300.000	8.35
0A08041-CALC	2	574207	287103.500	8.35
0A08041-CALD	5	1536268	307253.600	8.35
0A08041-CALE	10	2924036	292403.600	8.34
0A08041-CALF	25	6806494	272259.800	8.34
0A08041-CALG	50	1.423711E+07	284742.200	8.34
0A08041-CALH	100	3.073836E+07	307383.600	8.35
0A08041-CALI	200	7.05968E+07	352984.000	8.35

AVE RF 307488.700 RF RSD 8.65 AVE RT 8.34

Toxaphene 4

Curve Fit: **AVERAGE RF**

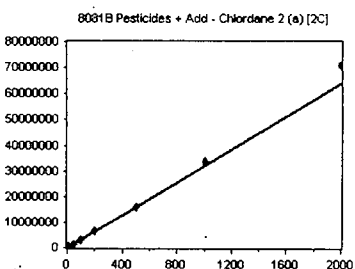


Standard	Concentration	Response	Response Factor	RT
0A08041-CALQ	10	44260	4426.000	8.36
0A08041-CALR	50	207485	4149.700	8.36
0A08041-CALS	100	392871	3928.710	8.36
0A08041-CALT	200	791104	3955.520	8.36
0A08041-CALU	500	1900476	3800.952	8.36
0A08041-CALV	1000	3974783	3974.783	8.36
0A08041-CALW	2000	8089085	4044.542	8.36

AVE RF 4040.030 RF RSD 4.97 AVE RT 8.36

Chlordane 2 (a) [2C]

Curve Fit: **AVERAGE RF**



Standard	Concentration	Response	Response Factor	RT
0A08041-CALJ	10	324236	32423.600	8.39
0A08041-CALK	50	1486141	29722.820	8.39
0A08041-CALL	100	2986956	29869.560	8.39
0A08041-CALM	200	6344746	31723.730	8.39
0A08041-CALN	500	1.581953E+07	31639.060	8.39
0A08041-CALO	1000	3.382648E+07	33826.480	8.39
0A08041-CALP	2000	7.096038E+07	35480.190	8.39

AVE RF 32897.920 RF RSD 6.42 AVE RT 8.39

Element Calibration Review Sheet

Calibration ID: **AOA0906**

Instrument: **DUALECD5**

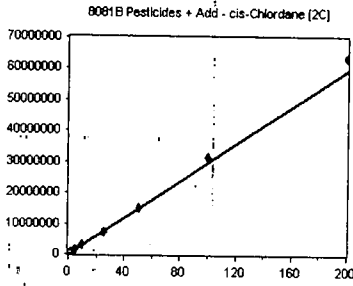
Calibration Date: **01/09/2020**

Analysis: **8081B Pesticides + Add**

Instrument Cal ID: **ECD5_QUANTPEST_20010'**

cis-Chlordane [2C]

Curve Fit: **AVERAGE RF**

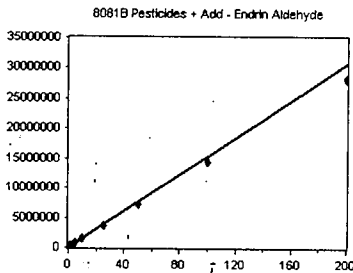


Standard	Concentration	Response	Response Factor	RT
0A08041-CAL1	0.5	150400	300800.000	8.39
0A08041-CAL2	1	292944	292944.000	8.39
0A08041-CAL3	2	574813	287406.500	8.39
0A08041-CAL4	5	1373040	274608.000	8.39
0A08041-CAL5	10	2847805	284780.500	8.39
0A08041-CAL6	25	7320817	292832.700	8.39
0A08041-CAL7	50	1.522267E+07	304453.400	8.39
0A08041-CAL8	100	3.132551E+07	313255.100	8.39
0A08041-CAL9	200	6.374887E+07	318744.400	8.39

AVE RF 296647.200 RF RSD 4.74 AVE RT 8.39

Endrin Aldehyde

Curve Fit: **AVERAGE RF**

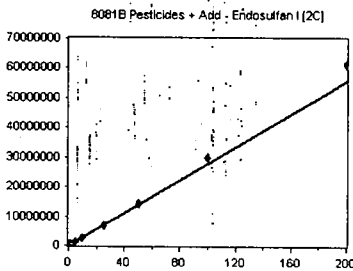


Standard	Concentration	Response	Response Factor	RT
0A08041-CAL1	0.5	87242	174484.000	8.42
0A08041-CAL2	1	168637	168637.000	8.42
0A08041-CAL3	2	322362	161181.000	8.42
0A08041-CAL4	5	766938	153387.600	8.42
0A08041-CAL5	10	1482366	148236.600	8.42
0A08041-CAL6	25	3592714	143708.600	8.42
0A08041-CAL7	50	7206121	144122.400	8.42
0A08041-CAL8	100	1.432283E+07	143228.300	8.41
0A08041-CAL9	200	2.820526E+07	141026.300	8.41

AVE RF 153112.400 RF RSD 8.00 AVE RT 8.42

Endosulfan I [2C]

Curve Fit: **AVERAGE RF**

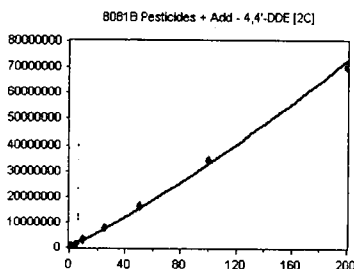


Standard	Concentration	Response	Response Factor	RT
0A08041-CAL1	0.5	140878	281756.000	8.44
0A08041-CAL2	1	271809	271809.000	8.45
0A08041-CAL3	2	526399	263199.500	8.44
0A08041-CAL4	5	1296862	259372.400	8.44
0A08041-CAL5	10	2609537	260953.700	8.44
0A08041-CAL6	25	6856889	274275.600	8.44
0A08041-CAL7	50	1.424768E+07	284953.600	8.44
0A08041-CAL8	100	2.983737E+07	298373.700	8.44
0A08041-CAL9	200	6.125123E+07	306256.200	8.44

AVE RF 277883.300 RF RSD 5.95 AVE RT 8.44

4,4'-DDE [2C]

Curve Fit: **QUADRATIC: Weighting: (1/a^2), Origin: Ignore**



Standard	Concentration	Response	Response Factor	RT
0A08041-CAL1	0.5	139141	278282.000	8.49
0A08041-CAL2	1	277811	277811.000	8.49
0A08041-CAL3	2	541435	270717.500	8.49
0A08041-CAL4	5	1423065	284613.000	8.49
0A08041-CAL5	10	2826462	282646.200	8.49
0A08041-CAL6	25	7706129	308245.200	8.49
0A08041-CAL7	50	1.6343E+07	326860.000	8.49
0A08041-CAL8	100	3.424016E+07	342401.600	8.49
0A08041-CAL9	200	7.013343E+07	350667.200	8.49

AVE RF 362471.600 RF RSD 10.10 AVE RT 8.49

Element Calibration Review Sheet

Calibration ID: **AOA0906**

Instrument: **DUALECD5**

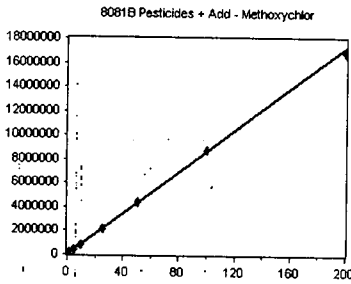
Calibration Date: **01/09/2020**

Analysis: **8081B Pesticides + Add**

Instrument Cal ID: **ECD5_QUANTPEST_20010**

Methoxychlor

Curve Fit: **AVERAGE RF**

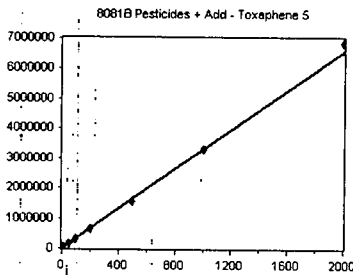


Standard	Concentration	Response	Response Factor	RT
0A08041-CAL1	0.5	48528	97056.000	8.55
0A08041-CAL2	1	89885	89885.000	8.55
0A08041-CAL3	2	177451	88725.500	8.55
0A08041-CAL4	5	413384	82676.800	8.55
0A08041-CAL5	10	785011	78501.100	8.55
0A08041-CAL6	25	2096804	83872.160	8.55
0A08041-CAL7	50	4344332	86886.640	8.55
0A08041-CAL8	100	8765747	87657.470	8.55
0A08041-CAL9	200	1.684284E+07	84214.200	8.55

AVE RF 86608.320 **RF RSD** 6.05 **AVE RT** 8.55

Toxaphene 5

Curve Fit: **AVERAGE RF**

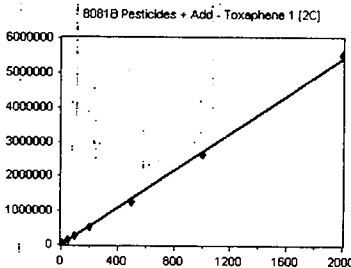


Standard	Concentration	Response	Response Factor	RT
0A08041-CALQ	10	33626	3362.600	8.59
0A08041-CALR	50	169348	3386.960	8.59
0A08041-CALS	100	321308	3213.080	8.59
0A08041-CALT	200	655616	3278.080	8.59
0A08041-CALU	500	1539706	3079.412	8.59
0A08041-CALV	1000	3276318	3276.318	8.59
0A08041-CALW	2000	6836043	3418.021	8.59

AVE RF 3287.782 **RF RSD** 3.55 **AVE RT** 8.59

Toxaphene 1 [2C]

Curve Fit: **AVERAGE RF**

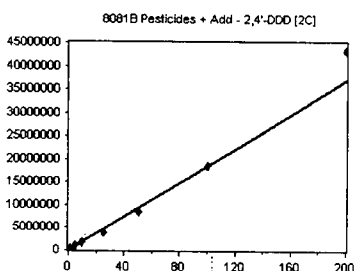


Standard	Concentration	Response	Response Factor	RT
0A08041-CALQ	10	29639	2963.900	8.62
0A08041-CALR	50	140732	2814.640	8.62
0A08041-CALS	100	261214	2612.140	8.62
0A08041-CALT	200	527041	2635.205	8.62
0A08041-CALU	500	1253802	2507.604	8.62
0A08041-CALV	1000	2637347	2637.347	8.62
0A08041-CALW	2000	5518631	2759.315	8.62

AVE RF 2704.307 **RF RSD** 5.63 **AVE RT** 8.62

2,4'-DDD [2C]

Curve Fit: **AVERAGE RF**



Standard	Concentration	Response	Response Factor	RT
0A08041-CALA	0.5	101849	203698.000	8.64
0A08041-CALB	1	193608	193608.000	8.64
0A08041-CALC	2	345575	172787.500	8.64
0A08041-CALD	5	924181	184836.200	8.64
0A08041-CALE	10	1737598	173759.800	8.64
0A08041-CALF	25	4001030	160041.200	8.64
0A08041-CALG	50	8525916	170518.300	8.64
0A08041-CALH	100	1.843792E+07	184379.200	8.64
0A08041-CALI	200	4.326622E+07	216331.100	8.64

AVE RF 184389.900 **RF RSD** 9.61 **AVE RT** 8.64

Element Calibration Review Sheet

Calibration ID: **AOA0906**

Instrument: **DUALECD5**

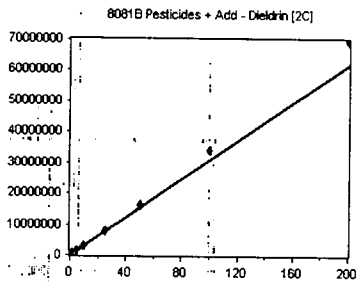
Calibration Date: **01/09/2020**

Analysis: **8081B Pesticides + Add**

Instrument Cal ID: **ECD5_QUANTPEST_20010'**

Dieldrin [2C]

Curve Fit: **AVERAGE RF**

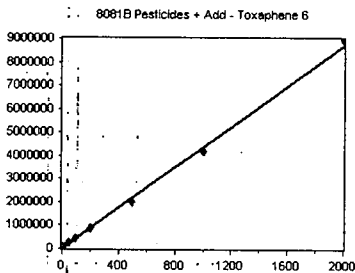


Standard	Concentration	Response	Response Factor	RT
0A08041-CAL1	0.5	147653	295306.000	8.64
0A08041-CAL2	1	291554	291554.000	8.65
0A08041-CAL3	2	580943	290471.500	8.64
0A08041-CAL4	5	1422623	284524.600	8.64
0A08041-CAL5	10	2906015	290601.500	8.64
0A08041-CAL6	25	7861083	314443.300	8.65
0A08041-CAL7	50	1.621846E+07	324369.200	8.65
0A08041-CAL8	100	3.406723E+07	340672.300	8.64
0A08041-CAL9	200	6.968513E+07	348425.600	8.64

AVE RF 308929.800 **RF RSD** 7.76 **AVE RT** 8.64

Toxaphene 6

Curve Fit: **AVERAGE RF**

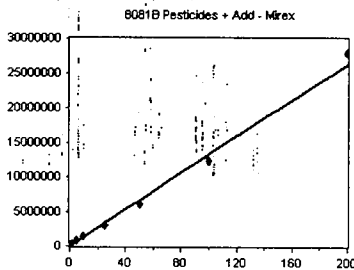


Standard	Concentration	Response	Response Factor	RT
0A08041-CALQ	10	47173	4717.300	8.65
0A08041-CALR	50	225107	4502.140	8.65
0A08041-CALS	100	426816	4268.160	8.65
0A08041-CALT	200	851655	4258.275	8.65
0A08041-CALU	500	1981771	3963.542	8.65
0A08041-CALV	1000	4202272	4202.272	8.65
0A08041-CALW	2000	8969660	4484.830	8.65

AVE RF 4342.360 **RF RSD** 5.66 **AVE RT** 8.65

Mirex

Curve Fit: **QUADRATIC: Weighting: (1/a^2), Origin: Ignore**

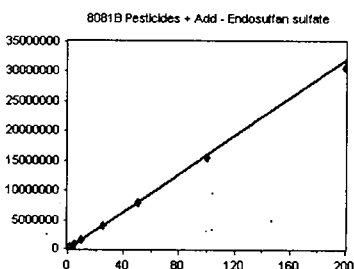


Standard	Concentration	Response	Response Factor	RT
0A08041-CALA	0.5	96444	192888.000	8.67
0A08041-CALB	1	181371	181371.000	8.67
0A08041-CALC	2	308615	154307.500	8.67
0A08041-CALD	5	779540	155908.000	8.67
0A08041-CALE	10	1404908	140490.800	8.67
0A08041-CALF	25	3051838	122073.500	8.67
0A08041-CALG	50	6228349	124567.000	8.66
0A08041-CALH	100	1.240228E+07	124022.800	8.67
0A08041-CALI	200	2.785054E+07	139252.700	8.66

AVE RF 148320.100 **RF RSD** 17.12 **AVE RT** 8.67

Endosulfan sulfate

Curve Fit: **AVERAGE RF**



Standard	Concentration	Response	Response Factor	RT
0A08041-CAL1	0.5	88205	176410.000	8.72
0A08041-CAL2	1	168846	168846.000	8.72
0A08041-CAL3	2	330471	165235.500	8.72
0A08041-CAL4	5	770166	154033.200	8.72
0A08041-CAL5	10	1505195	150519.500	8.72
0A08041-CAL6	25	3934236	157369.400	8.72
0A08041-CAL7	50	7989432	159788.600	8.72
0A08041-CAL8	100	1.55178E+07	155178.000	8.72
0A08041-CAL9	200	3.058988E+07	152949.400	8.72

Element Calibration Review Sheet

Calibration ID: **AOA0906**

Instrument: **DUALECD5**

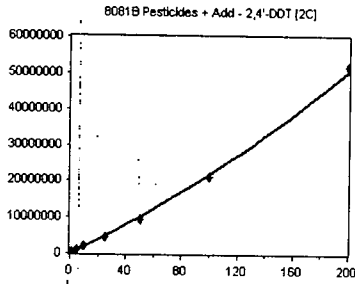
Calibration Date: **01/09/2020**

Analysis: **8081B Pesticides + Add**

Instrument Cal ID: **ECD5_QUANTPEST_20010'**

2,4'-DDT [2C]

Curve Fit: **QUADRATIC: Weighting: (1/a^2), Origin: Ignore**

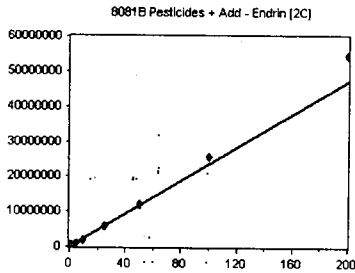


Standard	Concentration	Response	Response Factor	RT
0A08041-CALA	0.5	108578	217156.000	8.87
0A08041-CALB	1	215626	215626.000	8.87
0A08041-CALC	2	367900	183950.000	8.87
0A08041-CALD	5	1030344	206068.800	8.87
0A08041-CALE	10	1992196	199219.600	8.87
0A08041-CALF	25	4507962	180318.500	8.87
0A08041-CALG	50	9539513	190790.300	8.87
0A08041-CALH	100	2.121051E+07	212105.100	8.87
0A08041-CALI	200	5.180249E+07	259012.400	8.87

AVE RF 207138.500 RF RSD 11.42 AVE RT 8.87

Endrin [2C]

Curve Fit: **AVERAGE RF**

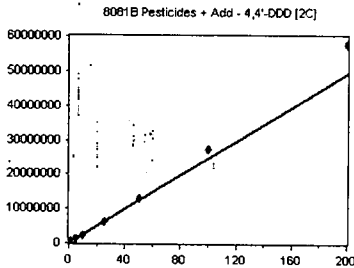


Standard	Concentration	Response	Response Factor	RT
0A08041-CAL1	0.5	120788	241576.000	8.87
0A08041-CAL2	1	230377	230377.000	8.88
0A08041-CAL3	2	456874	228437.000	8.87
0A08041-CAL4	5	1044563	208912.600	8.87
0A08041-CAL5	10	2003395	200339.500	8.87
0A08041-CAL6	25	5981930	239277.200	8.87
0A08041-CAL7	50	1.189736E+07	237947.200	8.88
0A08041-CAL8	100	2.551129E+07	255112.900	8.87
0A08041-CAL9	200	5.454211E+07	272710.600	8.87

AVE RF 234965.600 RF RSD 9.33 AVE RT 8.87

4,4'-DDD [2C]

Curve Fit: **AVERAGE RF**

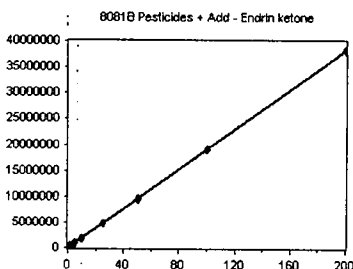


Standard	Concentration	Response	Response Factor	RT
0A08041-CAL1	0.5	113285	226570.000	8.91
0A08041-CAL2	1	228024	228024.000	8.91
0A08041-CAL3	2	453406	226703.000	8.91
0A08041-CAL4	5	1143673	228734.600	8.91
0A08041-CAL5	10	2301063	230106.300	8.91
0A08041-CAL6	25	6163457	246538.300	8.91
0A08041-CAL7	50	1.310563E+07	262112.600	8.91
0A08041-CAL8	100	2.740475E+07	274047.500	8.91
0A08041-CAL9	200	5.788464E+07	289423.200	8.91

AVE RF 245806.600 RF RSD 9.71 AVE RT 8.91

Endrin ketone

Curve Fit: **AVERAGE RF**



Standard	Concentration	Response	Response Factor	RT
0A08041-CAL1	0.5	99629	199258.000	8.91
0A08041-CAL2	1	194086	194086.000	8.91
0A08041-CAL3	2	383553	191776.500	8.91
0A08041-CAL4	5	939876	187975.200	8.91
0A08041-CAL5	10	1825019	182501.900	8.91
0A08041-CAL6	25	4735111	189404.400	8.91
0A08041-CAL7	50	9580043	191600.900	8.91
0A08041-CAL8	100	1.910356E+07	191035.600	8.91
0A08041-CAL9	200	3.821815E+07	191090.800	8.91

Element Calibration Review Sheet

Calibration ID: **AOA0906**

Instrument: **DUALECD5**

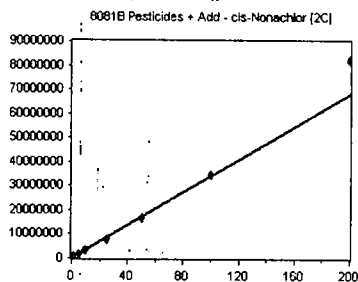
Calibration Date: **01/09/2020**

Analysis: **8081B Pesticides + Add**

Instrument Cal ID: **ECD5_QUANTPEST_20010**

cis-Nonachlor [2C]

Curve Fit: **AVERAGE RF**

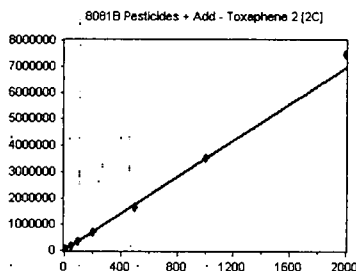


Standard	Concentration	Response	Response Factor	RT
0A08041-CALA	0.5	177850	355700.000	8.91
0A08041-CALB	1	344851	344851.000	8.91
0A08041-CALC	2	627227	313613.500	8.91
0A08041-CALD	5	1678168	335633.600	8.91
0A08041-CALE	10	3312382	331238.200	8.91
0A08041-CALF	25	7616878	304675.100	8.91
0A08041-CALG	50	1.648161E+07	329632.200	8.91
0A08041-CALH	100	3.438324E+07	343832.400	8.91
0A08041-CALI	200	8.221611E+07	411080.600	8.91

AVE RF 341139.600 RF RSD 8.96 AVE RT 8.91

Toxaphene 2 [2C]

Curve Fit: **AVERAGE RF**

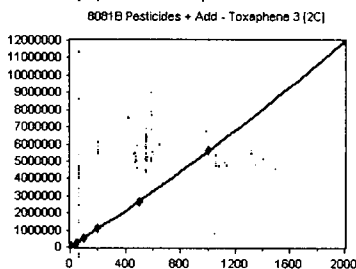


Standard	Concentration	Response	Response Factor	RT
0A08041-CALQ	10	37237	3723.700	8.97
0A08041-CALR	50	174093	3481.860	8.97
0A08041-CALS	100	329715	3297.150	8.97
0A08041-CALT	200	671993	3359.965	8.97
0A08041-CALU	500	1627963	3255.926	8.97
0A08041-CALV	1000	3517411	3517.411	8.97
0A08041-CALW	2000	7483834	3741.917	8.97

AVE RF 3482.561 RF RSD 5.59 AVE RT 8.97

Toxaphene 3 [2C]

Curve Fit: **QUADRATIC: Weighting: (1/x^2), Origin: Ignore**

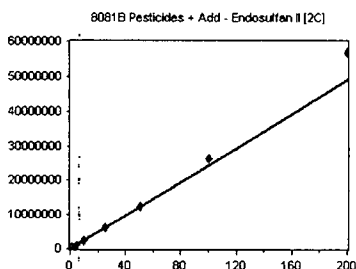


Standard	Concentration	Response	Response Factor	RT
0A08041-CALQ	10	70419	7041.900	9.00
0A08041-CALR	50	285157	5703.140	9.01
0A08041-CALS	100	528362	5283.620	9.01
0A08041-CALT	200	1076876	5384.380	9.01
0A08041-CALU	500	2635386	5270.772	9.01
0A08041-CALV	1000	5617496	5617.496	9.01
0A08041-CALW	2000	1.197311E+07	5986.555	9.01

AVE RF 5755.409 RF RSD 10.82 AVE RT 9.01

Endosulfan II [2C]

Curve Fit: **AVERAGE RF**



Standard	Concentration	Response	Response Factor	RT
0A08041-CAL1	0.5	122597	245194.000	9.02
0A08041-CAL2	1	234291	234291.000	9.02
0A08041-CAL3	2	461782	230891.000	9.02
0A08041-CAL4	5	1119541	223908.200	9.02
0A08041-CAL5	10	2276288	227628.800	9.02
0A08041-CAL6	25	6151164	246046.600	9.02
0A08041-CAL7	50	1.220787E+07	244157.400	9.02
0A08041-CAL8	100	2.628592E+07	262859.200	9.02
0A08041-CAL9	200	5.674212E+07	283710.600	9.02

AVE RF 244298.500 RF RSD 7.86 AVE RT 9.02

Element Calibration Review Sheet

Calibration ID: **AOA0906**

Instrument: **DUALECD5**

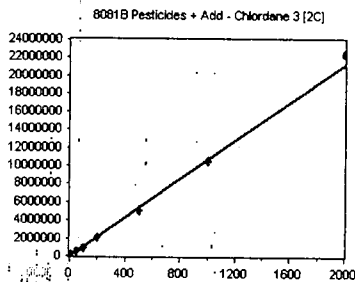
Calibration Date: **01/09/2020**

Analysis: **8081B Pesticides + Add**

Instrument Cal ID: **ECD5_QUANTPEST_20010**

Chlordane 3 [2C]

Curve Fit: **AVERAGE RF**

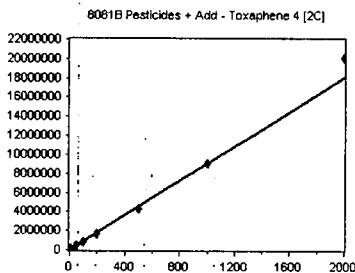


Standard	Concentration	Response	Response Factor	RT
0A08041-CALJ	10	125739	12573.900	9.06
0A08041-CALK	50	498592	9971.840	9.06
0A08041-CALL	100	972427	9724.270	9.06
0A08041-CALM	200	2047397	10236.990	9.06
0A08041-CALN	500	5010516	10021.030	9.06
0A08041-CALO	1000	1.056913E+07	10569.130	9.06
0A08041-CALP	2000	2.245395E+07	11226.970	9.06

AVE RF 10617.730 RF RSD 9.35 AVE RT 9.06

Toxaphene 4 [2C]

Curve Fit: **AVERAGE RF**

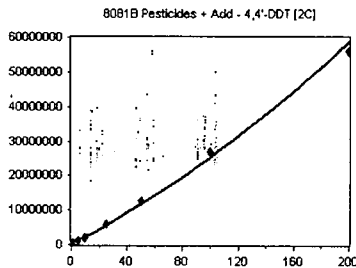


Standard	Concentration	Response	Response Factor	RT
0A08041-CALQ	10	99104	9910.400	9.07
0A08041-CALR	50	435032	8700.640	9.07
0A08041-CALS	100	848142	8481.420	9.07
0A08041-CALT	200	1691190	8455.950	9.07
0A08041-CALU	500	4280691	8561.382	9.07
0A08041-CALV	1000	9024517	9024.517	9.07
0A08041-CALW	2000	2.009073E+07	10045.370	9.07

AVE RF 9025.668 RF RSD 7.52 AVE RT 9.07

4,4'-DDT [2C]

Curve Fit: **QUADRATIC: Weighting: (1/a^2), Origin: Ignore**

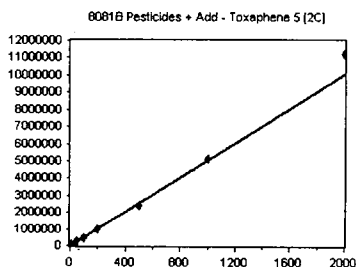


Standard	Concentration	Response	Response Factor	RT
0A08041-CAL1	0.5	103096	206192.000	9.14
0A08041-CAL2	1	203174	203174.000	9.14
0A08041-CAL3	2	408673	204336.500	9.14
0A08041-CAL4	5	1027268	205453.600	9.14
0A08041-CAL5	10	2023340	202334.000	9.14
0A08041-CAL6	25	5749572	229982.900	9.14
0A08041-CAL7	50	1.257699E+07	251539.800	9.14
0A08041-CAL8	100	2.704597E+07	270459.700	9.14
0A08041-CAL9	200	5.616077E+07	280803.800	9.14

AVE RF 228252.900 RF RSD 13.83 AVE RT 9.14

Toxaphene 5 [2C]

Curve Fit: **AVERAGE RF**



Standard	Concentration	Response	Response Factor	RT
0A08041-CALQ	10	51910	5191.000	9.25
0A08041-CALR	50	244237	4884.740	9.25
0A08041-CALS	100	465078	4650.780	9.25
0A08041-CALT	200	985020	4925.100	9.25
0A08041-CALU	500	2386520	4773.040	9.25
0A08041-CALV	1000	5120001	5120.001	9.25
0A08041-CALW	2000	1.121801E+07	5609.005	9.25

Element Calibration Review Sheet

Calibration ID: **A0A0906**

Instrument: **DUALECD5**

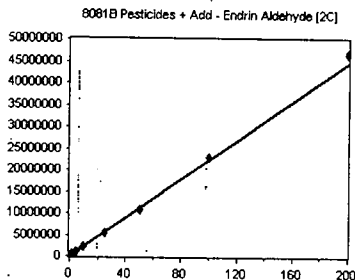
Calibration Date: **01/09/2020**

Analysis: **8081B Pesticides + Add**

Instrument Cal ID: **ECD5_QUANTPEST_20010**

Endrin Aldehyde [2C]

Curve Fit: **AVERAGE RF**

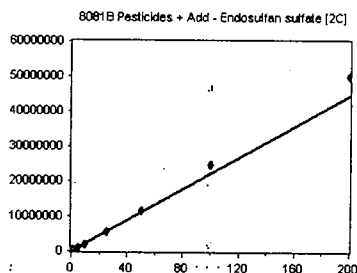


Standard	Concentration	Response	Response Factor	RT
0A08041-CAL1	0.5	118008	236016.000	9.26
0A08041-CAL2	1	234689	234689.000	9.26
0A08041-CAL3	2	453653	226826.500	9.26
0A08041-CAL4	5	1047866	209573.200	9.26
0A08041-CAL5	10	2117172	211717.200	9.26
0A08041-CAL6	25	5279915	211196.600	9.26
0A08041-CAL7	50	1.091033E+07	218206.600	9.26
0A08041-CAL8	100	2.308823E+07	230882.300	9.26
0A08041-CAL9	200	4.666444E+07	233322.200	9.26

AVE RF 223603.300 **RF RSD** 4.89 **AVE RT** 9.26

Endosulfan sulfate [2C]

Curve Fit: **AVERAGE RF**

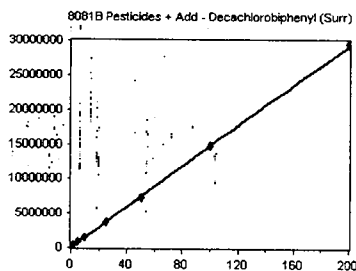


Standard	Concentration	Response	Response Factor	RT
0A08041-CAL1	0.5	112283	224566.000	9.45
0A08041-CAL2	1	210935	210935.000	9.45
0A08041-CAL3	2	410957	205478.500	9.45
0A08041-CAL4	5	1024703	204940.600	9.45
0A08041-CAL5	10	2032510	203251.000	9.45
0A08041-CAL6	25	5454073	218162.900	9.45
0A08041-CAL7	50	1.159902E+07	231980.400	9.45
0A08041-CAL8	100	2.453126E+07	245312.600	9.45
0A08041-CAL9	200	5.008053E+07	250402.600	9.45

AVE RF 221670.000 **RF RSD** 7.99 **AVE RT** 9.45

Decachlorobiphenyl (Surr)

Curve Fit: **QUADRATIC: Weighting: (1/a^2), Origin: Ignore**

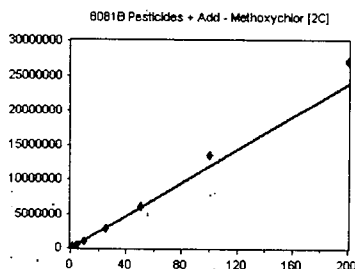


Standard	Concentration	Response	Response Factor	RT
0A08041-CAL1	0.5	96104	192208.000	9.61
0A08041-CAL2	1	176609	176609.000	9.61
0A08041-CAL3	2	340423	170211.500	9.61
0A08041-CAL4	5	775613	155122.600	9.61
0A08041-CAL5	10	1477683	147768.300	9.61
0A08041-CAL6	25	3649221	145968.800	9.61
0A08041-CAL7	50	7324286	146485.700	9.61
0A08041-CAL8	100	1.473636E+07	147363.600	9.61
0A08041-CAL9	200	2.95221E+07	147610.500	9.61

AVE RF 158816.500 **RF RSD** 10.61 **AVE RT** 9.61

Methoxychlor [2C]

Curve Fit: **AVERAGE RF**



Standard	Concentration	Response	Response Factor	RT
0A08041-CAL1	0.5	60619	121238.000	9.62
0A08041-CAL2	1	117569	117569.000	9.62
0A08041-CAL3	2	224516	112258.000	9.62
0A08041-CAL4	5	532720	106544.000	9.62
0A08041-CAL5	10	1038753	103875.300	9.61
0A08041-CAL6	25	2923508	116940.300	9.62
0A08041-CAL7	50	6115403	122308.100	9.62
0A08041-CAL8	100	1.340149E+07	134014.900	9.62
0A08041-CAL9	200	2.712554E+07	135627.700	9.61

AVE RF 119330.600 **RF RSD** 9.49 **AVE RT** 9.62

Element Calibration Review Sheet

Calibration ID: **A0A0906**

Instrument: **DUALECD5**

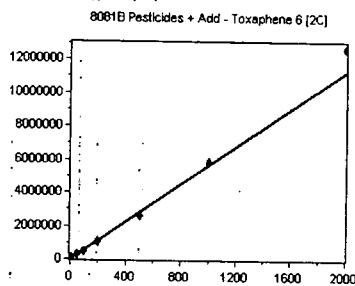
Calibration Date: **01/09/2020**

Analysis: **8081B Pesticides + Add**

Instrument Cal ID: **ECD5_QUANTPEST_20010'**

Toxaphene 6 [2C]

Curve Fit: **AVERAGE RF**

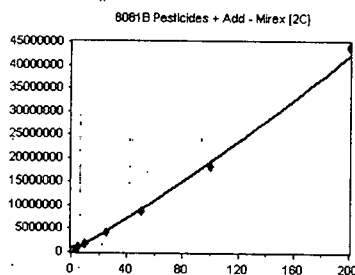


Standard	Concentration	Response	Response Factor	RT
0A08041-CALQ	10	57037	5703.700	9.63
0A08041-CALR	50	279398	5587.960	9.63
0A08041-CALS	100	522567	5225.670	9.63
0A08041-CALT	200	1071997	5359.985	9.63
0A08041-CALU	500	2631287	5262.574	9.63
0A08041-CALV	1000	5832985	5832.985	9.63
0A08041-CALW	2000	1.26526E+07	6326.300	9.63

AVE RF 5614.168 **RF RSD** 6.91 **AVE RT** 9.63

Mirex [2C]

Curve Fit: **QUADRATIC: Weighting: (1/a^2), Origin: Ignore**

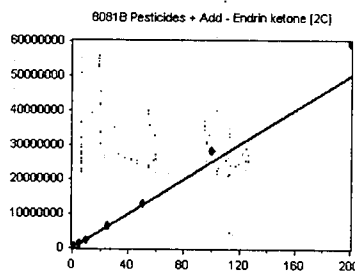


Standard	Concentration	Response	Response Factor	RT
0A08041-CALA	0.5	127755	255510.000	9.85
0A08041-CALB	1	237397	237397.000	9.85
0A08041-CALC	2	390163	195081.500	9.85
0A08041-CALD	5	1002877	200575.400	9.85
0A08041-CALE	10	1814573	181457.300	9.85
0A08041-CALF	25	4062388	162495.500	9.85
0A08041-CALG	50	8711340	174226.800	9.85
0A08041-CALH	100	1.814861E+07	181486.100	9.85
0A08041-CALI	200	4.392362E+07	219618.100	9.85

AVE RF 200872.000 **RF RSD** 15.38 **AVE RT** 9.85

Endrin ketone [2C]

Curve Fit: **AVERAGE RF**

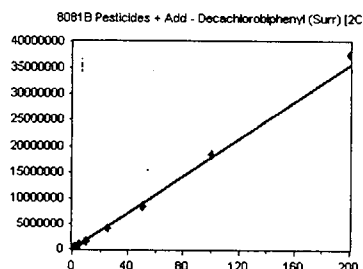


Standard	Concentration	Response	Response Factor	RT
0A08041-CAL1	0.5	120422	240844.000	9.85
0A08041-CAL2	1	227922	227922.000	9.86
0A08041-CAL3	2	459705	229852.500	9.86
0A08041-CAL4	5	1162953	232590.600	9.85
0A08041-CAL5	10	2330210	233021.000	9.85
0A08041-CAL6	25	6356172	254246.900	9.85
0A08041-CAL7	50	1.290512E+07	258102.400	9.86
0A08041-CAL8	100	2.805764E+07	280576.400	9.85
0A08041-CAL9	200	5.934686E+07	296734.300	9.85

AVE RF 250432.200 **RF RSD** 9.75 **AVE RT** 9.85

Decachlorobiphenyl (Surr) [2C]

Curve Fit: **AVERAGE RF**



Standard	Concentration	Response	Response Factor	RT
0A08041-CAL1	0.5	101208	202416.000	10.74
0A08041-CAL2	1	194428	194428.000	10.74
0A08041-CAL3	2	355105	177552.500	10.74
0A08041-CAL4	5	834483	166896.600	10.74
0A08041-CAL5	10	1586829	158682.900	10.74
0A08041-CAL6	25	4087662	163506.500	10.74
0A08041-CAL7	50	8356479	167129.600	10.74
0A08041-CAL8	100	1.832586E+07	183258.600	10.74
0A08041-CAL9	200	3.753051E+07	187652.600	10.74

AVE RF 177947.000 **RF RSD** 4.46 **AVE RT** 10.74

CALIBRATION SEQUENCE REVIEW SHEET

SEQUENCE: 0A08041

Analysis Included

1311/8081B TCLP Pest Reg List
1311/8081B TCLP Pest Reg List +ADD
1311/8081B TCLP Pesticides (All)
1311/8081B TCLP Pesticides + Add (All)
1312/8081B SPLP Pesticides
608 Additional Only (QC)
608 Pest (Chlordane)
608 Pesticides
608 Pesticides (DDT Only)
608 Pesticides (SW)
608 Pesticides (SW) Full List
608 Pesticides (TTO)
608.3 Pesticides
8081B Pesticides
8081B 2,4+4,4-DDx Only (+Add)
8081B Chlordane
8081B DDT Only
8081B Pesticides + Add
8081B RSET FW Sed (+Add) (2016)
8081B RSET Sediment List (+Add)
8081B RSET Sediment Marine (2016) (+Add)
8081B Toxaphene

CALIBRATION SEQUENCE REVIEW SHEET

SEQUENCE: 0A08041

INSTRUMENT SEQUENCE LOG

SampleID	SampleName	Matrix	STDID	ISTD_ID	Analyzed
0A08041-ICB1	Initial Cal Blank	Water	A19L339		1/8/2020 2:26:00PM
0A08041-CAL1	Cal Standard	Water	A20A094	"	1/8/2020 2:50:00PM
0A08041-CAL2	Cal Standard	Water	A20A095	"	1/8/2020 3:07:00PM
0A08041-CAL3	Cal Standard	Water	A19K128	"	1/8/2020 3:24:00PM
0A08041-CAL4	Cal Standard	Water	A19K130	"	1/8/2020 3:41:00PM
0A08041-CAL5	Cal Standard	Water	A19K131	"	1/8/2020 3:58:00PM
0A08041-CAL6	Cal Standard	Water	A19K132	"	1/8/2020 4:16:00PM
0A08041-CAL7	Cal Standard	Water	A19K133	"	1/8/2020 4:33:00PM
0A08041-CAL8	Cal Standard	Water	A19K134	"	1/8/2020 4:50:00PM
0A08041-CAL9	Cal Standard	Water	A19K126	"	1/8/2020 5:07:00PM
0A08041-ICV1	Initial Cal Check	Water	A19I209	"	1/8/2020 5:42:00PM
0A08041-CALA	Cal Standard	Water	A20A096	"	1/8/2020 5:59:00PM
0A08041-CALB	Cal Standard	Water	A19K263	"	1/8/2020 6:16:00PM
0A08041-CALC	Cal Standard	Water	A19K264	"	1/8/2020 6:33:00PM
0A08041-CALD	Cal Standard	Water	A19K265	"	1/8/2020 6:51:00PM
0A08041-CALE	Cal Standard	Water	A19K266	"	1/8/2020 7:08:00PM
0A08041-CALF	Cal Standard	Water	A19J407	"	1/8/2020 7:25:00PM
0A08041-CALG	Cal Standard	Water	A19J408	"	1/8/2020 7:42:00PM
0A08041-CALH	Cal Standard	Water	A19J409	"	1/8/2020 7:59:00PM
0A08041-CALI	Cal Standard	Water	A19K262	"	1/8/2020 8:16:00PM
0A08041-ICV2	Initial Cal Check	Water	A19J410	"	1/8/2020 8:50:00PM
0A08041-CALJ	Cal Standard	Water	A20A097	"	1/8/2020 9:07:00PM
0A08041-CALK	Cal Standard	Water	A19K307	"	1/8/2020 9:25:00PM
0A08041-CALL	Cal Standard	Water	A19K308	"	1/8/2020 9:42:00PM
0A08041-CALM	Cal Standard	Water	A19K309	"	1/8/2020 9:59:00PM
0A08041-CALN	Cal Standard	Water	A19K310	"	1/8/2020 10:16:00PM
0A08041-CALO	Cal Standard	Water	A19K311	"	1/8/2020 10:33:00PM
0A08041-CALP	Cal Standard	Water	A19K306	"	1/8/2020 10:50:00PM
0A08041-ICV3	Initial Cal Check	Water	A19K312	"	1/8/2020 11:24:00PM
0A08041-CALQ	Cal Standard	Water	A20A098	"	1/8/2020 11:41:00PM
0A08041-CALR	Cal Standard	Water	A19J417	"	1/8/2020 11:58:00PM
0A08041-CALS	Cal Standard	Water	A19J418	"	1/9/2020 12:15:00AM
0A08041-CALT	Cal Standard	Water	A19J419	"	1/9/2020 12:32:00AM
0A08041-CALU	Cal Standard	Water	A19J420	"	1/9/2020 12:50:00AM
0A08041-CALV	Cal Standard	Water	A19J421	"	1/9/2020 1:07:00AM
0A08041-CALW	Cal Standard	Water	A19J416	"	1/9/2020 1:24:00AM
0A08041-ICV4	Initial Cal Check	Water	A19J422	"	1/9/2020 1:58:00AM

CALIBRATION STANDARD RECOVERIES

Calibration: **A0A0906** Instrument: **DualECD5F**

1311/8081B TCLP Pest Reg L Sequence: **0A08041** Matrix: **Water**

SampleID	Inst. MRL	Recalc Res.	Cal Level	%Rec.	Qual
0A08041-CAL1					
0A08041-CAL2					
0A08041-CAL3					

CALIBRATION SEQUENCE REVIEW SHEET

SEQUENCE: 0A08041

Calibration ID	Inst. MRL	Recalc Res.	Cal Level	%Rec.	Qual
0A08041-CAL4					
0A08041-CAL5					
0A08041-CAL6					
0A08041-CAL7					
0A08041-CAL8					
0A08041-CAL9					
0A08041-CALA					
0A08041-CALB					
0A08041-CALC					
0A08041-CALD					
0A08041-CALE					
0A08041-CALF					
0A08041-CALG					
0A08041-CALH					
0A08041-CALI					
0A08041-CALJ					
0A08041-CALK					
0A08041-CALL					
0A08041-CALM					
0A08041-CALN					
0A08041-CALO					
0A08041-CALP					
0A08041-CALQ					
0A08041-CALR					
0A08041-CALS					
0A08041-CALT					
0A08041-CALU					
0A08041-CALV					
0A08041-CALW					

02/14/20 Anchor OEA, LLC - Gasco PreRD_DG 2019 - 4a-b, DOC-CAP Testing Cores Page 1000 of 1200

CALIBRATION SEQUENCE REVIEW SHEET

SEQUENCE: 0A08041

Compounds listed above have recalculated recoveries outside 70-130% of the true values, and the calibration levels are above the reporting level. If no compounds are listed, all are OK. Please see the next section for quadratic fit compounds.

Analytes With Quadratic Curve Fits

Qualifier iMDL iMRL Spike Amt %Difference OK? Raise MRL to ?
_____ _____

Analytes listed above have quadratic curve fits. If they are using a weighting option, they must be checked against the requested curve points to determine if the recalculated results are within limits (70-130 or as specified).

ICV RECOVERIES

Calibration: **A0A0906**

Instrument: **DualECD5F**

608 Pesticides

Sequence: **0A08041**

Matrix: **Water**

0A08041-ICV1	Inst. MRL	ICV Level	Result	%Rec.	Qual
0A08041-ICV2	Inst. MRL	ICV Level	Result	%Rec.	Qual
0A08041-ICV3	Inst. MRL	ICV Level	Result	%Rec.	Qual
0A08041-ICV4	Inst. MRL	ICV Level	Result	%Rec.	Qual

Compounds listed above have Initial Calibration Verification standard recoveries outside 70-130% of the true values. If no compounds are listed, all have passing recoveries.

Compound List Report DUALECD5

Method Path : R:\methods\
 Method File : ECD5_QUANTPEST_200107.M
 Title : Instrument: DualECD5
 Last Update : Thu Jan 09 11:11:29 2020
 Response Via : Initial Calibration

Total Cpnds : 85

MOB
1/9/20

PK#	Compound Name	Exp_RT	Rel_RT	Cal	A/H	ID
1	S TCMX (S)	5.404	1.000	A	H	R
2	a-BHC	5.944	1.000	A	H	R
3	g-BHC	6.226	1.000	A	H	R
4	b-BHC	6.302	1.000	-Q	H	R
5	Heptachlor	6.640	1.000	A	H	R
6	d-BHC	6.451	1.000	A	H	R
7	Aldrin	6.882	1.000	A	H	R
8	Heptachlor Epoxide	7.342	1.000	A	H	R
9	trans-Chlordane	7.438	1.000	A	H	R
10	cis-Chlordane	7.535	1.000	A	H	R
11	Endosulfan I	7.631	1.000	A	H	R
12	4,4'-DDE	7.595	1.000	A	H	R
13	Dieldrin	7.804	1.000	A	H	R
14	Endrin	7.969	1.000	A	H	R
15	4,4'-DDD	8.016	1.000	A	H	R
16	Endosulfan II	8.126	1.000	A	H	R
17	4,4'-DDT	8.215	1.000	A	H	R
18	Endrin Aldehyde	8.416	1.000	A	H	R
19	Endosulfan Sulfate	8.718	1.000	A	H	R
20	Methoxychlor	8.552	1.000	A	H	R
21	Endrin Ketone	8.911	1.000	A	H	R
22	S DCBP (S)	9.610	1.000	Q	H	R
23	Hexachlorobutadiene	3.205	1.000	A	H	R
24	Hexachlorobenzene	5.782	1.000	-Q	H	R
25	Oxychlordane	7.268	1.000	-Q	H	R
26	2,4'-DDE	7.342	1.000	A	H	R
27	trans-Nonachlor	7.524	1.000	Q	H	R
28	2,4'-DDD	7.715	1.000	A	H	R
29	2,4'-DDT	7.898	1.000	A	H	R
30	cis-Nonachlor	7.996	1.000	A	H	R
31	Mirex	8.664	1.000	-Q	H	R
32	Chlordane (1)	7.437	1.000	A	H	R
33	Chlordane (2)	7.530	1.000	A	H	R
34	Chlordane (3)	8.080	1.000	A	H	R
35	Chlordane - AVE	3.816	1.000	A	H	R
36	Toxaphene (1)	7.511	1.000	A	H	R
37	Toxaphene (2)	7.804	1.000	A	H	R
38	Toxaphene (3)	8.116	1.000	-Q	H	R
39	Toxaphene (4)	8.358	1.000	A	H	R
40	Toxaphene (5)	8.586	1.000	A	H	R
41	Toxaphene (6)	8.653	1.000	A	H	R
42	Toxaphene - AVE	3.810	1.000	A	H	R
43	Signal #2	3.940	1.000	A	H	R
44	S TCMX (S) #2	6.128	1.000	A	H	R
45	a-BHC #2	6.736	1.000	A	H	R
46	g-BHC #2	7.055	1.000	A	H	R
47	b-BHC #2	7.116	1.000	A	H	R
48	Heptachlor #2	7.436	1.000	A	H	R
49	d-BHC #2	7.374	1.000	Q	H	R
50	Aldrin #2	7.705	1.000	A	H	R
51	Heptachlor Epoxide #2	8.143	1.000	A	H	R
52	trans-Chlordane #2	8.284	1.000	A	H	R
53	cis-Chlordane #2	8.392	1.000	A	H	R
54	Endosulfan I #2	8.444	1.000	A	H	R
55	4,4'-DDE #2	8.492	1.000	-Q	H	R
56	Dieldrin #2	8.646	1.000	A	H	R

57	Endrin #2	8.875	1.000	A	H	R
58	4,4'-DDD #2	8.909	1.000	A	H	R
59	Endosulfan II #2	9.022	1.000	A	H	R
60	4,4'-DDT #2	9.139	1.000	Q	H	R
61	Endrin Aldehyde #2	9.258	1.000	A	H	R
62	Endosulfan Sulfate #2	9.449	1.000	A	H	R
63	Methoxychlor #2	9.616	1.000	A	H	R
64	Endrin Ketone #2	9.855	1.000	A	H	R
65	S DCBP (S) #2	10.743	1.000	A	H	R
66	Hexachlorobutadiene #2	3.813	1.000	A	H	R
67	Hexachlorobenzene #2	6.594	1.000	A	H	R
68	Oxychlorane #2	8.069	1.000	A	H	R
69	2,4'-DDE #2	8.268	1.000	A	H	R
70	trans-Nonachlor #2	8.344	1.000	A	H	R
71	2,4'-DDD #2	8.643	1.000	A	H	R
72	2,4'-DDT #2	8.869	1.000	Q	H	R
73	cis-Nonachlor #2	8.913	1.000	A	H	R
74	Mirex #2	9.849	1.000	Q	H	R
75	Chlordane (1) #2	8.282	1.000	A	H	R
76	Chlordane (2) #2	8.389	1.000	A	H	R
77	Chlordane (3) #2	9.058	1.000	A	H	R
78	Chlordane - AVE #2	3.797	1.000	A	H	R
79	Toxaphene (1) #2	8.619	1.000	A	H	R
80	Toxaphene (2) #2	8.969	1.000	A	H	R
81	Toxaphene (3) #2	9.005	1.000	Q	H	R
82	Toxaphene (4) #2	9.072	1.000	A	H	R
83	Toxaphene (5) #2	9.249	1.000	A	H	R
84	Toxaphene (6) #2	9.634	1.000	A	H	R
85	Toxaphene - AVE #2	3.803	1.000	A	H	R

Cal A = Average L = Linear LO = Linear w/origin Q = Quad QO = Quad w/origin

A/H = Area or Height

ID R = R.T. B = R.T. & Q Q = Qvalue L = Largest A = All

ECD5_QUANTPEST_200107.M Thu Jan 09 14:30:03 2020

Response Factor Report DUALECD5

Method Path : R:\methods\
 Method File : ECD5_QUANTPEST_200107.M
 Title : Instrument: DualECD5
 Last Update : Thu Jan 09 11:11:29 2020
 Response Via : Initial Calibration

Calibration Files

1 =ECD5-01082042.D 2 =ECD5-01082043.D 3 =ECD5-01082044.D
 4 =ECD5-01082045.D 5 =ECD5-01082046.D 6 =ECD5-01082047.D

Compound	1	2	3	4	5	6	Avg	%RSD
1) S TCMX (S)	2.257	2.113	2.078	1.900	1.840	1.858	1.953	E5 8.04
2) a-BHC	2.665	2.570	2.687	2.613	2.578	2.683	2.632	E5 1.90
3) g-BHC	2.406	2.344	2.358	2.333	2.269	2.305	2.335	E5 1.83
4) b-BHC	1.300	1.143	1.104	1.020	0.961	0.965	1.044	E5 11.29
5) Heptachlor	2.444	2.339	2.285	2.326	2.147	2.174	2.272	E5 4.07
6) d-BHC	2.223	2.084	2.163	2.127	2.077	2.189	2.178	E5 3.34
7) Aldrin	2.261	2.240	2.200	2.223	2.163	2.255	2.206	E5 2.14
8) Heptachlor Ex...	2.244	2.183	2.135	2.071	1.957	2.047	2.062	E5 5.18
9) trans-Chlordane	2.255	2.184	2.126	2.088	2.032	2.081	2.107	E5 3.49
10) cis-Chlordane	2.253	2.126	2.112	2.017	1.994	2.013	2.046	E5 4.85
11) Endosulfan I	2.092	2.085	2.004	1.918	1.890	1.909	1.938	E5 5.13
12) 4,4'-DDE	2.060	2.016	2.059	2.081	2.021	2.085	2.062	E5 1.66
13) Dieldrin	2.237	2.181	2.173	2.140	2.097	2.170	2.154	E5 2.14
14) Endrin	1.878	1.889	1.834	1.616	1.560	1.742	1.730	E5 6.68
15) 4,4'-DDD	1.728	1.706	1.754	1.659	1.682	1.757	1.727	E5 2.18
16) Endosulfan II	1.993	1.825	1.739	1.610	1.622	1.674	1.706	E5 7.56
17) 4,4'-DDT	1.698	1.632	1.598	1.580	1.546	1.678	1.657	E5 4.35
18) Endrin Aldehyde	1.745	1.686	1.612	1.534	1.482	1.437	1.531	E5 8.00
19) Endosulfan Su...	1.764	1.688	1.652	1.540	1.505	1.574	1.600	E5 5.32
20) Methoxychlor	9.706	8.989	8.873	8.268	7.850	8.387	8.661	E4 6.05
21) Endrin Ketone	1.993	1.941	1.918	1.880	1.825	1.894	1.910	E5 2.36
22) S DCBP (S)	1.922	1.766	1.702	1.551	1.478	1.460	1.588	E5 10.61
23) Hexachlorobut...	2.229	2.336	1.996	2.091	1.946	1.839	1.994	E5 9.81
24) Hexachloroben...	2.454	2.335	2.093	2.137	2.009	1.797	2.056	E5 11.05
25) Oxychlordane	2.377	2.239	1.884	1.986	1.829	1.640	1.905	E5 13.61
26) 2,4'-DDE	1.635	1.611	1.432	1.501	1.426	1.260	1.426	E5 9.81
27) trans-Nonachlor	2.535	2.408	2.124	2.205	2.076	1.843	2.124	E5 10.91
28) 2,4'-DDD	1.437	1.433	1.293	1.309	1.263	1.110	1.272	E5 8.99
29) 2,4'-DDT	1.667	1.624	1.447	1.539	1.485	1.249	1.465	E5 9.83
30) cis-Nonachlor	2.685	2.637	2.357	2.494	2.325	2.092	2.357	E5 9.09
31) Mirex	1.929	1.814	1.543	1.559	1.405	1.221	1.483	E5 17.12
32) Chlordane (1)	2.521	2.357	2.295	2.397	2.241	2.331	2.346	E4 3.95
33) Chlordane (2)	3.082	2.886	2.780	2.901	2.782	2.873	2.882	E4 3.50
34) Chlordane (3)	8.668	7.557	7.299	7.525	7.251	7.448	7.608	E3 6.33
35) Chlordane - AVE							0.000	-1.00
36) Toxaphene (1)	1.216	1.097	1.047	1.034	0.958	0.998	1.053	E3 7.94
37) Toxaphene (2)	2.137	2.130	1.972	1.910	1.767	1.834	1.945	E3 7.38
38) Toxaphene (3)	5.876	4.759	4.339	4.324	3.992	4.210	4.553	E3 13.76
39) Toxaphene (4)	4.426	4.150	3.929	3.956	3.801	3.975	4.040	E3 4.97
40) Toxaphene (5)	3.363	3.387	3.213	3.278	3.079	3.276	3.288	E3 3.55
41) Toxaphene (6)	4.717	4.502	4.268	4.258	3.964	4.202	4.342	E3 5.66
42) Toxaphene - AVE							0.000	-1.00

MJB
1/9/20

Signal #2 Calibration Files

1 =ECD5-01082042.D 2 =ECD5-01082043.D 3 =ECD5-01082044.D
 4 =ECD5-01082045.D 5 =ECD5-01082046.D 6 =ECD5-01082047.D

Compound	1	2	3	4	5	6	Avg	%RSD
1) S TCMX (S)	3.164	3.112	2.945	2.752	2.696	2.899	2.981	E5 5.87
2) a-BHC	3.718	3.792	3.836	3.954	3.956	4.166	4.130	E5 8.94
3) g-BHC	3.509	3.434	3.386	3.446	3.502	3.644	3.651	E5 7.15
4) b-BHC	1.850	1.730	1.604	1.566	1.481	1.494	1.609	E5 7.18
5) Heptachlor	3.669	3.373	3.277	3.322	3.263	3.491	3.545	E5 7.28
6) d-BHC	3.079	3.102	3.018	3.232	3.263	3.650	3.449	E5 11.30
7) Aldrin	3.224	3.145	3.146	3.160	3.173	3.345	3.331	E5 6.39
8) Heptachlor Ex...	3.178	2.961	2.930	2.959	2.880	3.028	3.080	E5 5.52
9) trans-Chlordane	3.392	3.027	2.900	2.912	2.934	3.084	3.118	E5 6.23
10) cis-Chlordane	3.008	2.929	2.874	2.746	2.848	2.928	2.966	E5 4.74
11) Endosulfan I	2.818	2.718	2.632	2.524	2.510	2.779	2.779	E5 4.04

Response Factor Report DUALECD5

Method Path : R:\methods\
 Method File : ECD5_QUANTPEST_200107.M
 Title : Instrument: DualECD5
 Last Update : Thu Jan 09 11:11:29 2020
 Response Via : Initial Calibration

Calibration Files

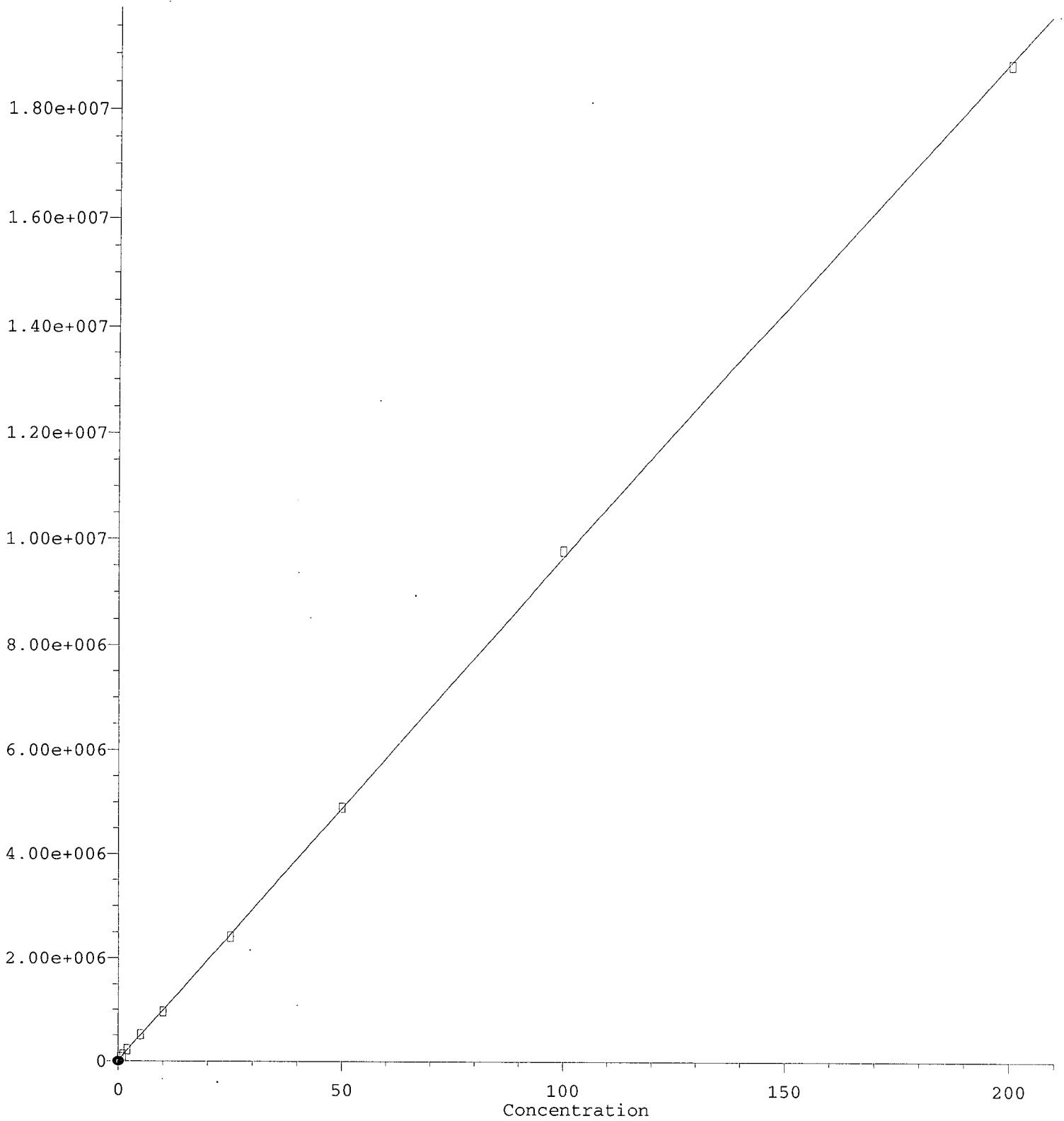
1 =ECD5-01082042.D 2 =ECD5-01082043.D 3 =ECD5-01082044.D
 4 =ECD5-01082045.D 5 =ECD5-01082046.D 6 =ECD5-01082047.D

Compound	1	2	3	4	5	6	Avg	%RSD
12) 4,4'-DDE	2.783	2.778	2.707	2.846	2.826	3.082	3.025	E5 10.10
13) Dieldrin	2.953	2.916	2.905	2.845	2.906	3.144	3.089	E5 7.76
14) Endrin	2.416	2.304	2.284	2.089	2.003	2.393	2.350	E5 9.33
15) 4,4'-DDD	2.266	2.280	2.267	2.287	2.301	2.465	2.458	E5 9.71
16) Endosulfan II	2.452	2.343	2.309	2.239	2.276	2.460	2.443	E5 7.76
17) 4,4'-DDT	2.062	2.032	2.043	2.055	2.023	2.300	2.283	E5 13.83
18) Endrin Aldehyde	2.360	2.347	2.268	2.096	2.117	2.112	2.236	E5 4.89
19) Endosulfan Su...	2.246	2.109	2.055	2.049	2.033	2.182	2.217	E5 7.99
20) Methoxychlor	1.212	1.176	1.123	1.065	1.039	1.169	1.189	E5 9.18
21) Endrin Ketone	2.408	2.279	2.299	2.326	2.330	2.542	2.504	E5 9.75
22) S DCBP (S)	2.024	1.944	1.776	1.669	1.587	1.635	1.779	E5 8.46
23) Hexachlorobut...	4.223	4.334	3.846	4.059	3.803	3.725	4.007	E5 6.84
24) Hexachloroben...	3.515	3.465	3.042	3.184	3.000	2.838	3.201	E5 8.50
25) Oxychlordane	3.138	2.984	2.646	2.827	2.671	2.423	2.797	E5 9.48
26) 2,4'-DDE	2.300	2.209	1.998	2.129	2.004	1.875	2.106	E5 8.53
27) trans-Nonachlor	3.350	3.283	2.871	3.073	2.924	2.723	3.075	E5 8.65
28) 2,4'-DDD	2.037	1.936	1.728	1.848	1.738	1.600	1.844	E5 9.61
29) 2,4'-DDT	2.172	2.156	1.839	2.061	1.992	1.803	2.071	E5 11.42
30) cis-Nonachlor	3.557	3.449	3.136	3.356	3.312	3.047	3.411	E5 8.96
31) Mirex	2.555	2.374	1.951	2.006	1.815	1.625	2.009	E5 15.38
32) Chlordane (1)	3.828	3.574	3.516	3.868	3.847	4.182	3.890	E4 8.16
33) Chlordane (2)	3.242	2.972	2.987	3.172	3.164	3.383	3.210	E4 6.42
34) Chlordane (3)	1.257	0.997	0.972	1.024	1.002	1.057	1.062	E4 9.35
35) Chlordane - AVE							0.000	-1.00
36) Toxaphene (1)	2.964	2.815	2.612	2.635	2.508	2.637	2.704	E3 5.63
37) Toxaphene (2)	3.724	3.482	3.297	3.360	3.256	3.517	3.483	E3 5.59
38) Toxaphene (3)	7.042	5.703	5.284	5.384	5.271	5.617	5.755	E3 10.82
39) Toxaphene (4)	0.991	0.870	0.848	0.846	0.856	0.902	0.903	E4 7.52
40) Toxaphene (5)	5.191	4.885	4.651	4.925	4.773	5.120	5.022	E3 6.35
41) Toxaphene (6)	5.704	5.588	5.226	5.360	5.263	5.833	5.614	E3 6.91
42) Toxaphene - AVE							0.000	-1.00

(#) = Out of Range ### Number of calibration levels exceeded format ###

b-BHC

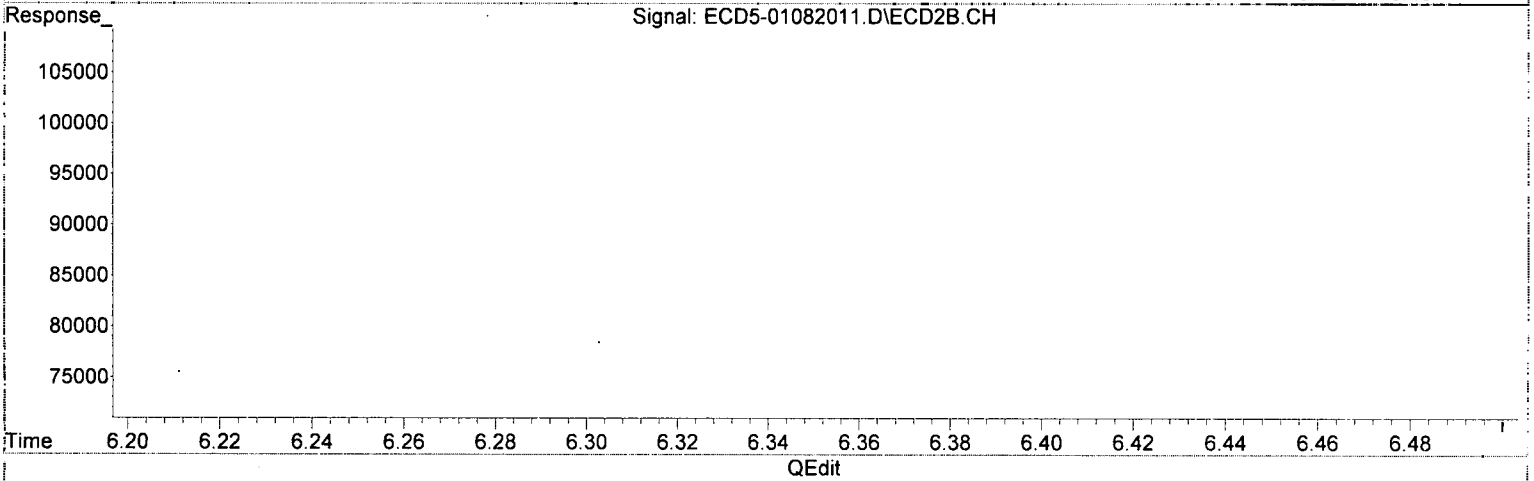
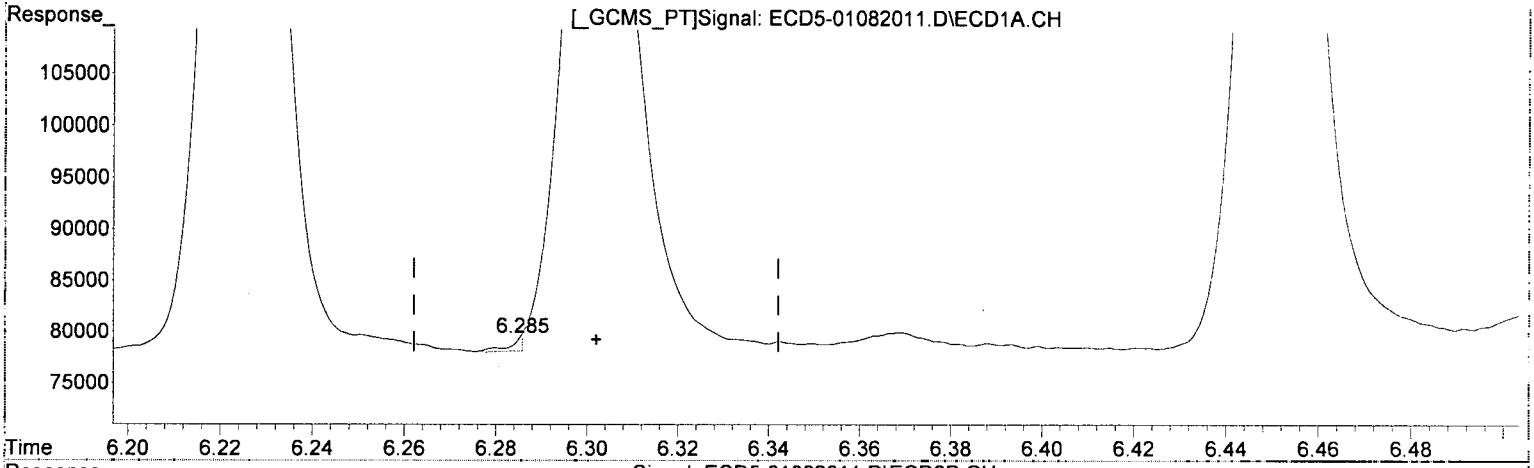
Response



Quantitation Report (Qedit)

Data Path : R:\data\2020-01\0A08041\REQUANT\
Data File : ECD5-01082011.D
Signal(s) : Signal #1: ECD1A.CH Signal #2: ECD2B.CH
Acq On : 08 Jan 2020 14:50
Operator : MJB
Sample : 0A08041-CAL1
Misc : A20A094, AB 0.5 ppb
ALS Vial : 8 (Sig #1); 0 (Sig #2) Sample Multiplier: 1

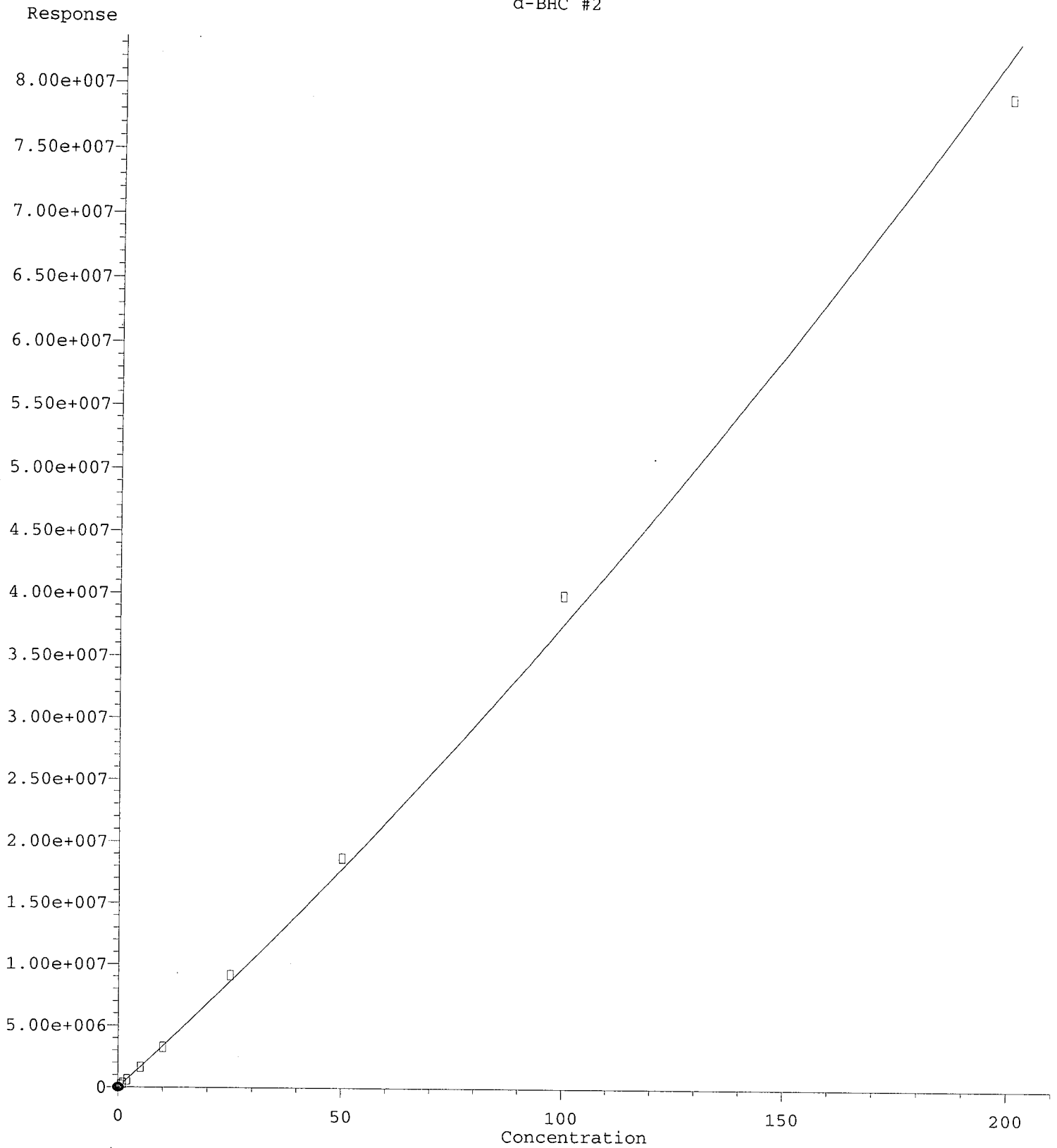
Integration File signal 1: PEST1.e
Integration File signal 2: PEST2.e
Quant Time: Jan 08 17:31:47 2020
Quant Method : R:\methods\ECD5_QUANTPEST_200107.M
Quant Title : Instrument: DualECD5
QLast Update : Wed Jan 08 17:25:24 2020
Response via : Initial Calibration
Integrator: ChemStation 6890 Scale Mode: Small noise peaks clipped



(4) b-BHC
6.285min 5931.989 ng/mL(m) *Qedit*
response 1246

(4) b-BHC #2
7.113min 0.575 ng/mL
response 92509

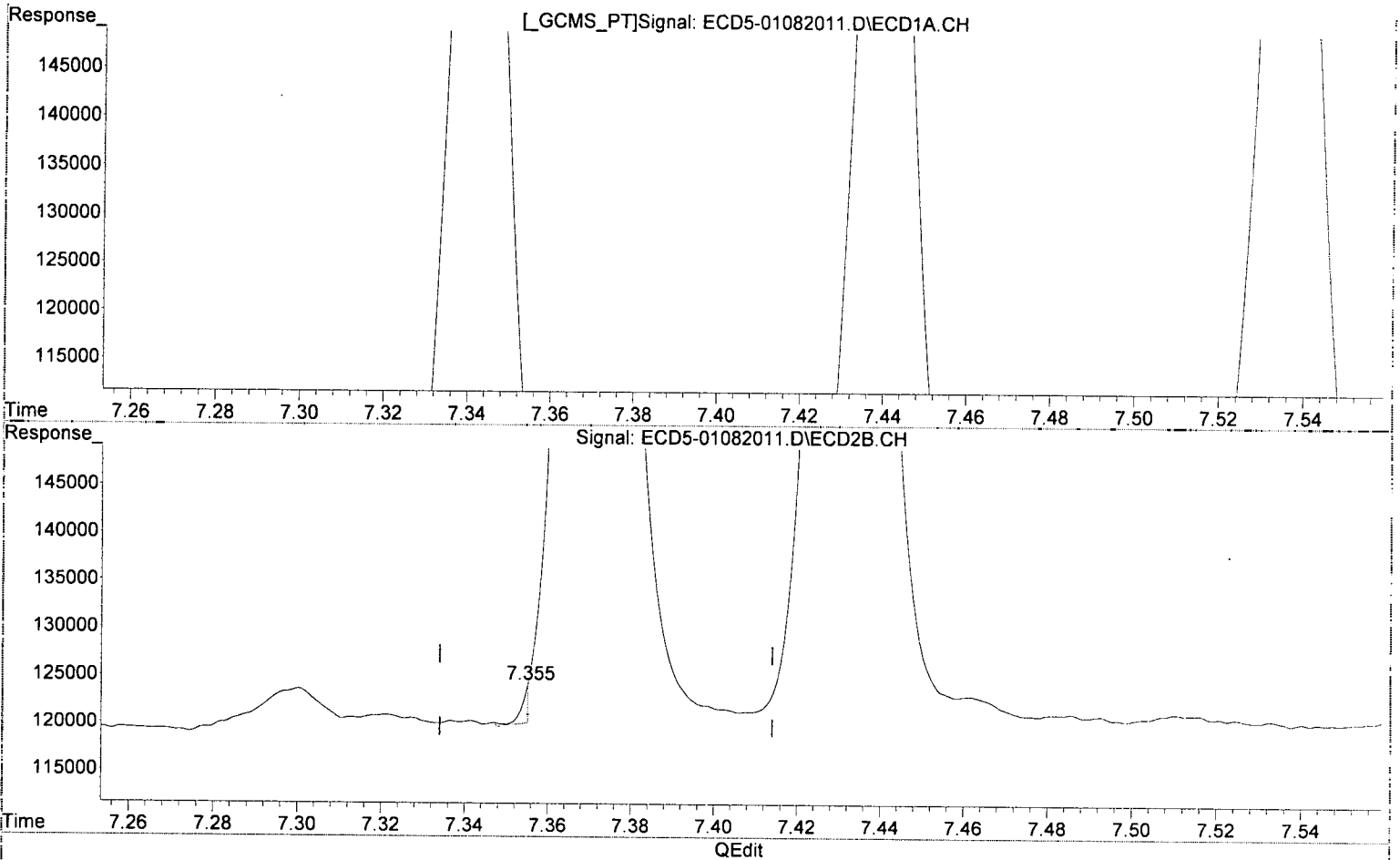
d-BHC #2



Quantitation Report (Qedit)

Data Path : R:\data\2020-01\0A08041\REQUANT\
Data File : ECD5-01082011.D
Signal(s) : Signal #1: ECD1A.CH Signal #2: ECD2B.CH
Acq On : 08 Jan 2020 14:50
Operator : MJB
Sample : 0A08041-CAL1
Misc : A20A094, AB 0.5 ppb
ALS Vial : 8 (Sig #1); 0 (Sig #2) Sample Multiplier: 1

Integration File signal 1: PEST1.e
Integration File signal 2: PEST2.e
Quant Time: Jan 08 17:31:47 2020
Quant Method : R:\methods\ECD5_QUANTPEST_200107.M
Quant Title : Instrument: DualECD5
QLast Update : Wed Jan 08 17:25:24 2020
Response via : Initial Calibration
Integrator: ChemStation 6890 Scale Mode: Small noise peaks clipped

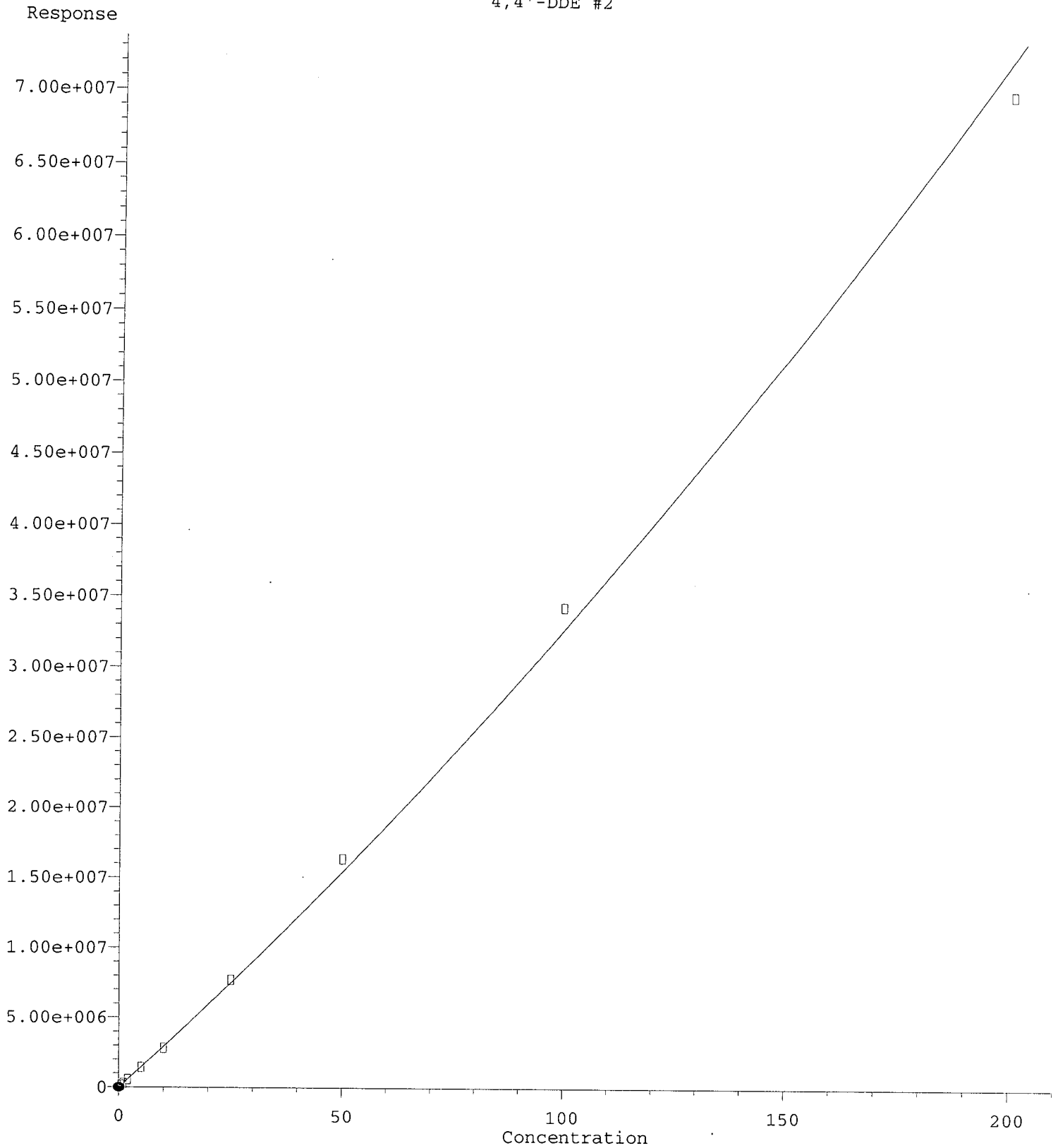


(6) d-BHC
6.451min 0.510 ng/mL
response 111153

MJB
1/8/20

(6) d-BHC #2
7.355min 0.070 ng/mL (m)
response 4087

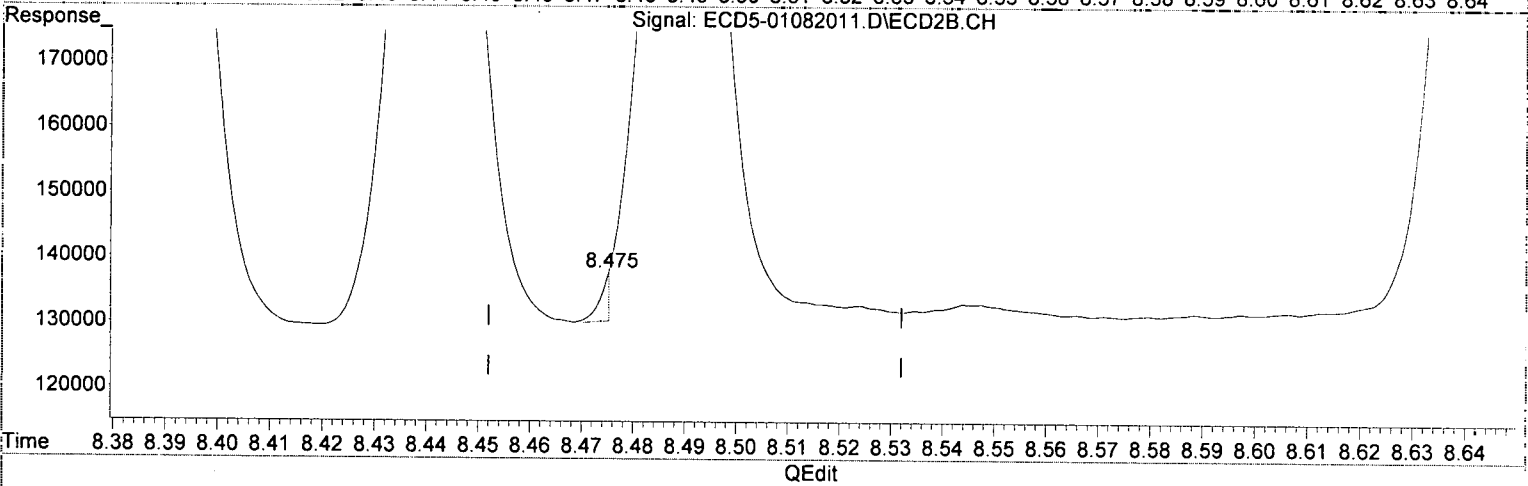
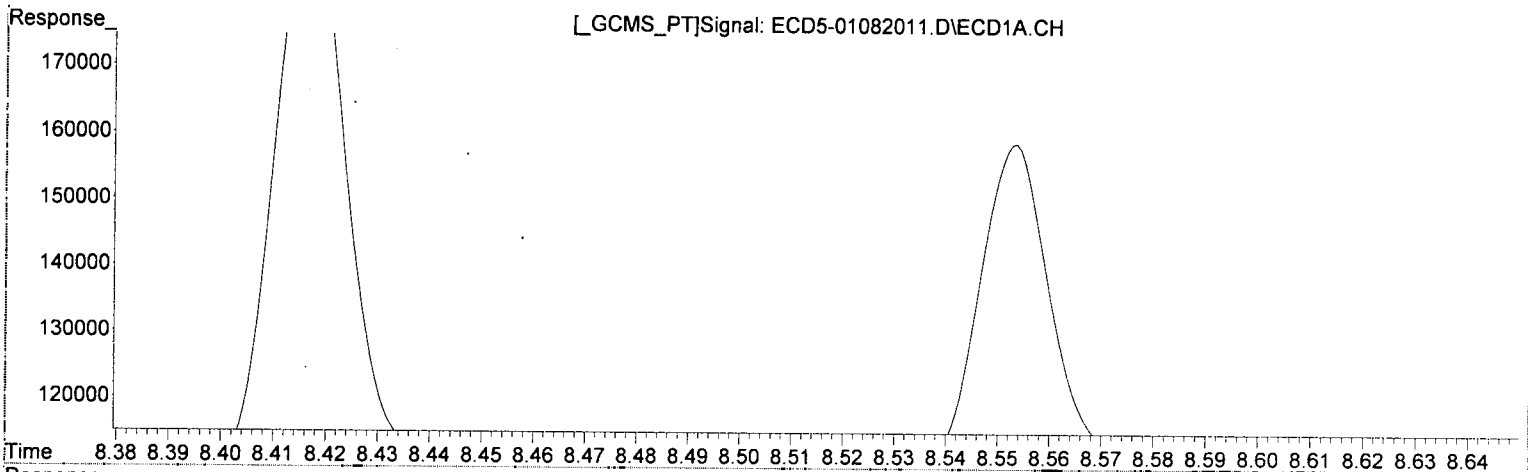
4,4'-DDE #2



Quantitation Report (Qedit)

Data Path : R:\data\2020-01\0A08041\REQUANT\
Data File : ECD5-01082011.D
Signal(s) : Signal #1: ECD1A.CH Signal #2: ECD2B.CH
Acq On : 08 Jan 2020 14:50
Operator : MJB
Sample : 0A08041-CAL1
Misc : A20A094, AB 0.5 ppb
ALS Vial : 8 (Sig #1); 0 (Sig #2) Sample Multiplier: 1

Integration File signal 1: PEST1.e
Integration File signal 2: PEST2.e
Quant Time: Jan 08 17:31:47 2020
Quant Method : R:\methods\ECD5_QUANTPEST_200107.M
Quant Title : Instrument: DualECD5
QLast Update : Wed Jan 08 17:25:24 2020
Response via : Initial Calibration
Integrator: ChemStation 6890 Scale Mode: Small noise peaks clipped

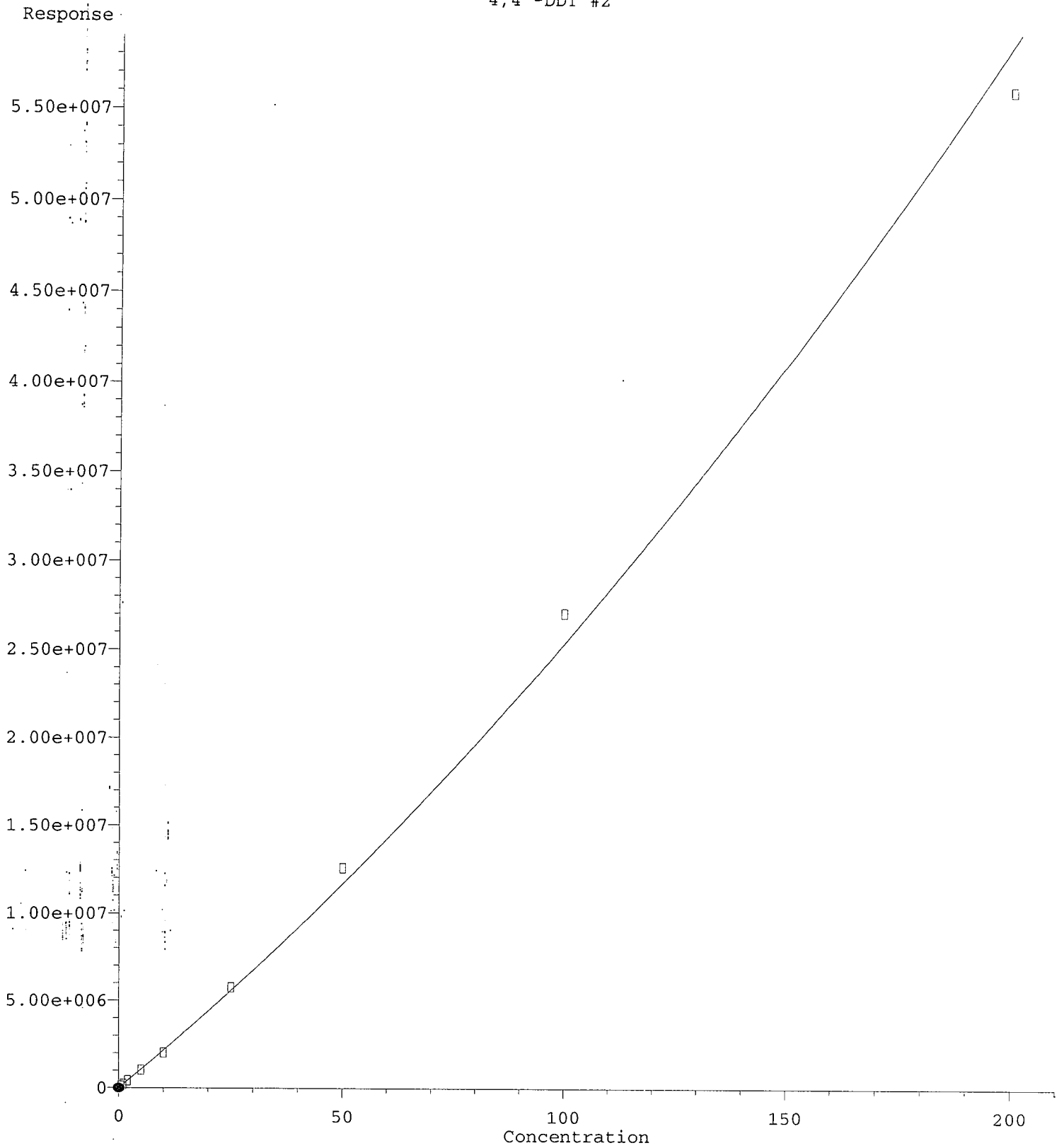


(12) 4,4'-DDE
7.596min 0.500 ng/mL
response 102992

*MJB
1/8/20*

(12) 4,4'-DDE #2
8.475min 0.058 ng/mL (m)
response 7374

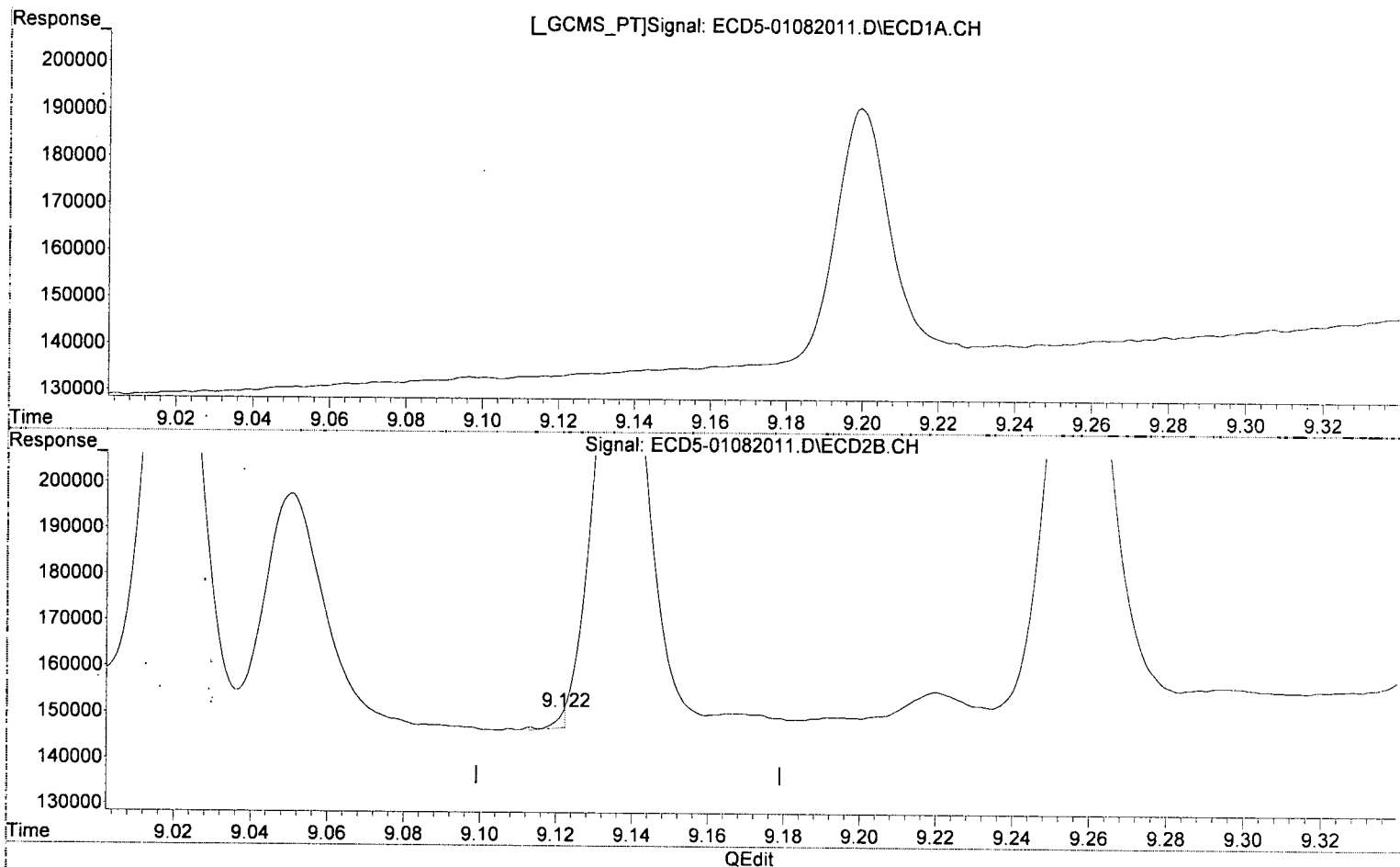
4,4'-DDT #2



Quantitation Report (Qedit)

Data Path : R:\data\2020-01\0A08041\REQUANT\
Data File : ECD5-01082011.D
Signal(s) : Signal #1: ECD1A.CH Signal #2: ECD2B.CH
Acq On : 08 Jan 2020 14:50
Operator : MJB
Sample : 0A08041-CAL1
Misc : A20A094, AB 0.5 ppb
ALS Vial : 8 (Sig #1); 0 (Sig #2) Sample Multiplier: 1

Integration File signal 1: PEST1.e
Integration File signal 2: PEST2.e
Quant Time: Jan 09 15:20:50 2020
Quant Method : R:\methods\ECD5_QUANTPEST_200107.M
Quant Title : Instrument: DualECD5
QLast Update : Thu Jan 09 11:11:29 2020
Response via : Initial Calibration
Integrator: ChemStation 6890 Scale Mode: Small noise peaks clipped



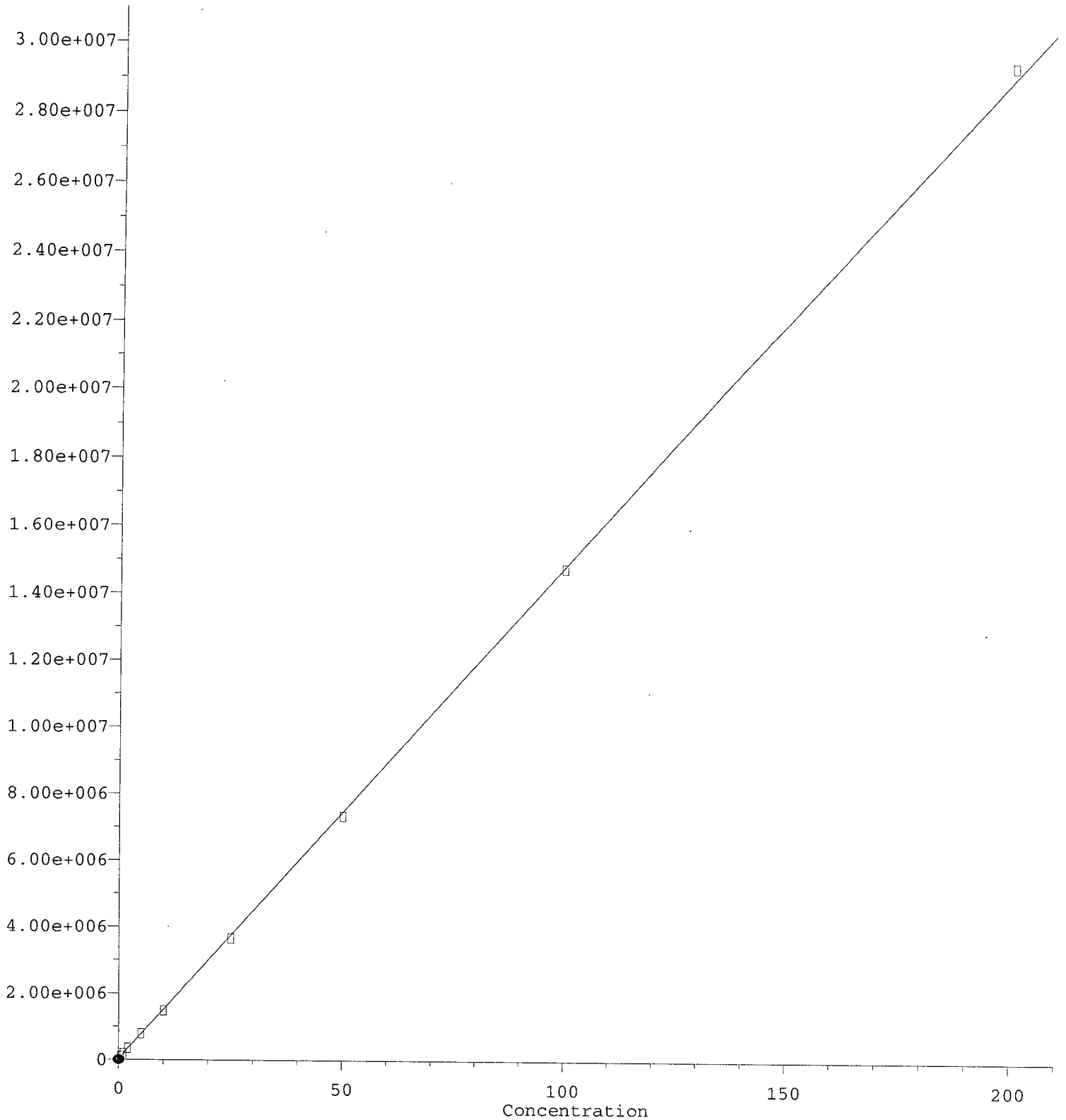
(17) 4,4'-DDT
8.216min 0.513 ng/mL
response 84911

MJB
1/9/20

(17) 4,4'-DDT #2
9.122min 0.046 ng/mL (m)
response 3532

DCBP (S)

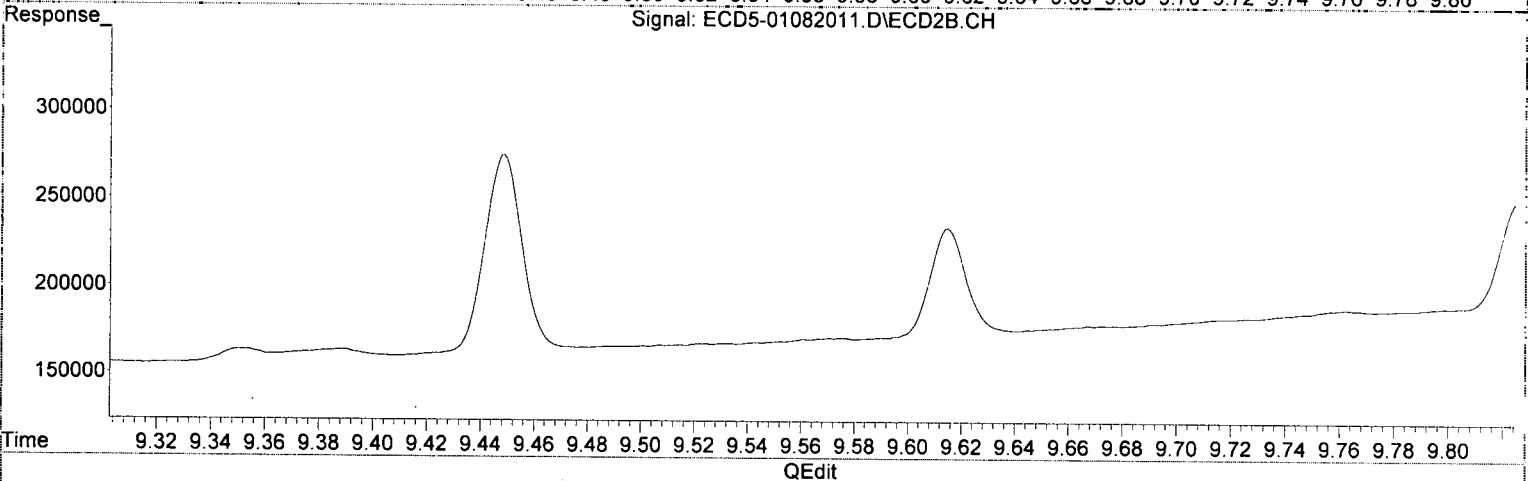
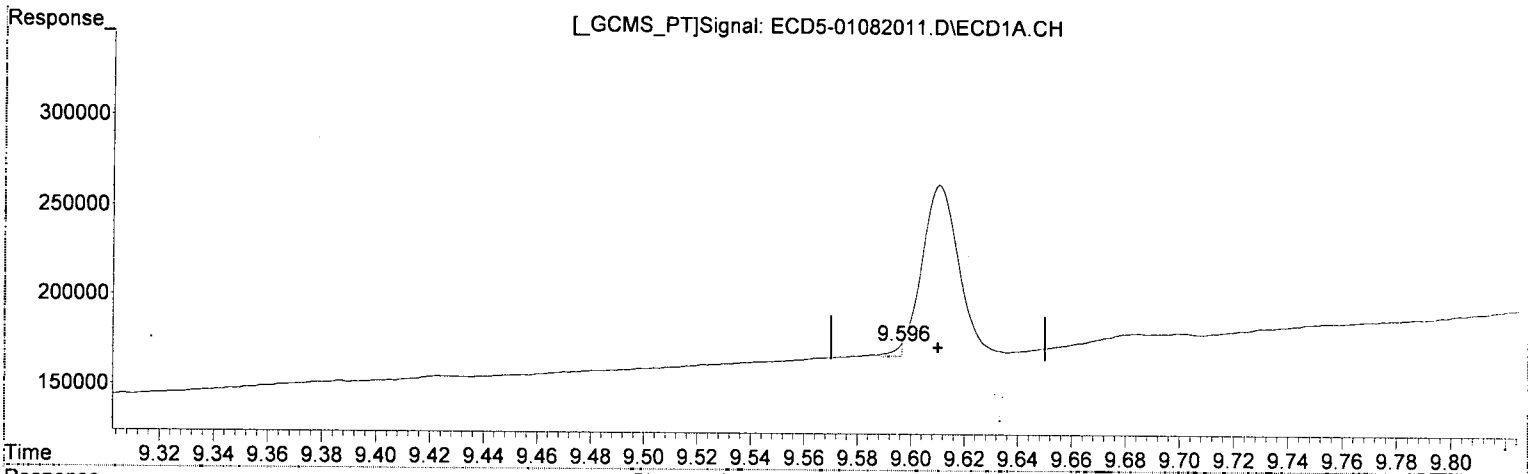
Response



Quantitation Report (Qedit)

Data Path : R:\data\2020-01\0A08041\REQUANT\
 Data File : ECD5-01082011.D
 Signal(s) : Signal #1: ECD1A.CH Signal #2: ECD2B.CH
 Acq On : 08 Jan 2020 14:50
 Operator : MJB
 Sample : 0A08041-CAL1
 Misc : A20A094, AB 0.5 ppb
 ALS Vial : 8 (Sig #1); 0 (Sig #2) Sample Multiplier: 1

Integration File signal 1: PEST1.e
 Integration File signal 2: PEST2.e
 Quant Time: Jan 08 17:31:47 2020
 Quant Method : R:\methods\ECD5_QUANTPEST_200107.M
 Quant Title : Instrument: DualECD5
 QLast Update : Wed Jan 08 17:25:24 2020
 Response via : Initial Calibration
 Integrator: ChemStation 6890 Scale Mode: Small noise peaks clipped



(22) DCBP (S) (S)

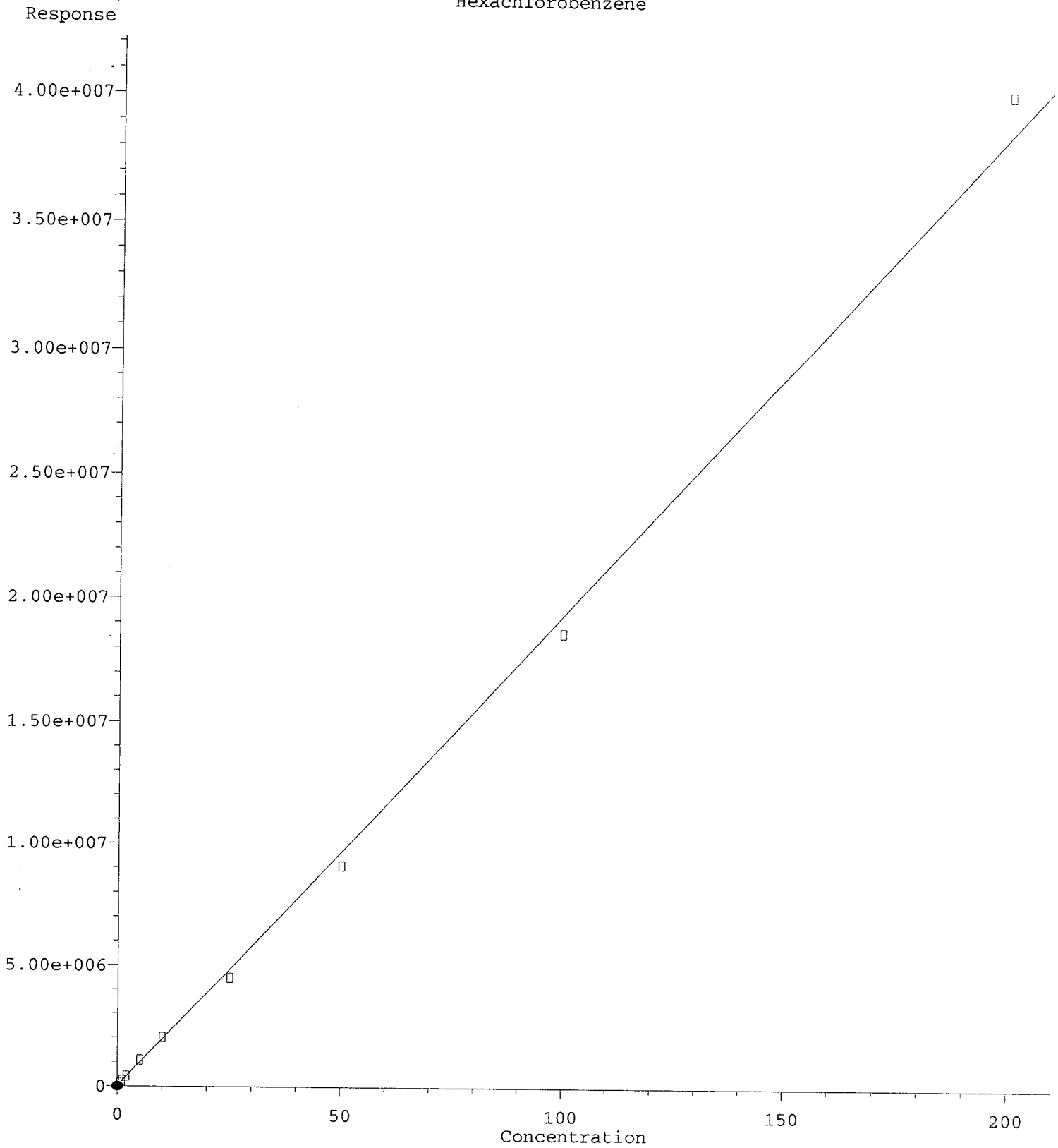
9.596min 8131.946 ng/mL/m *Q-PU*
 response 5921

MJB 1/8/20

(22) DCBP (S) #2 (S)

10.741min 0.569 ng/mL
 response 101208

Hexachlorobenzene



R = 1.88e+000 A*A 02/14/2020 09:05:54 EA, LC3-Gas-P064
Coef of Det (r^2) = 0.996 Curve Fit: Quadratic w(1/a^2)

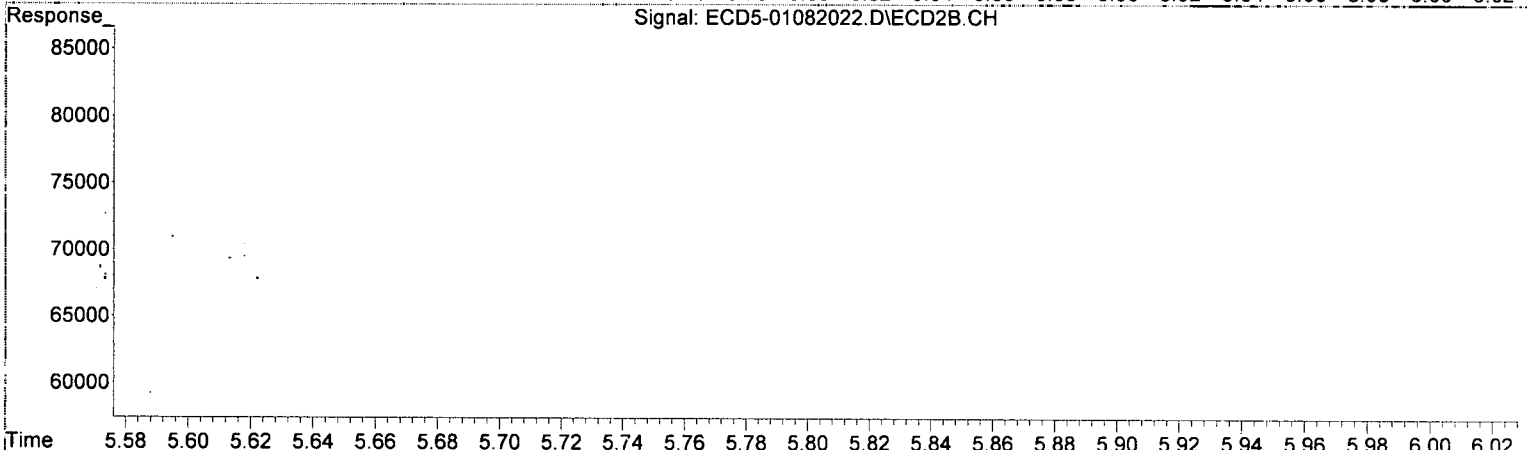
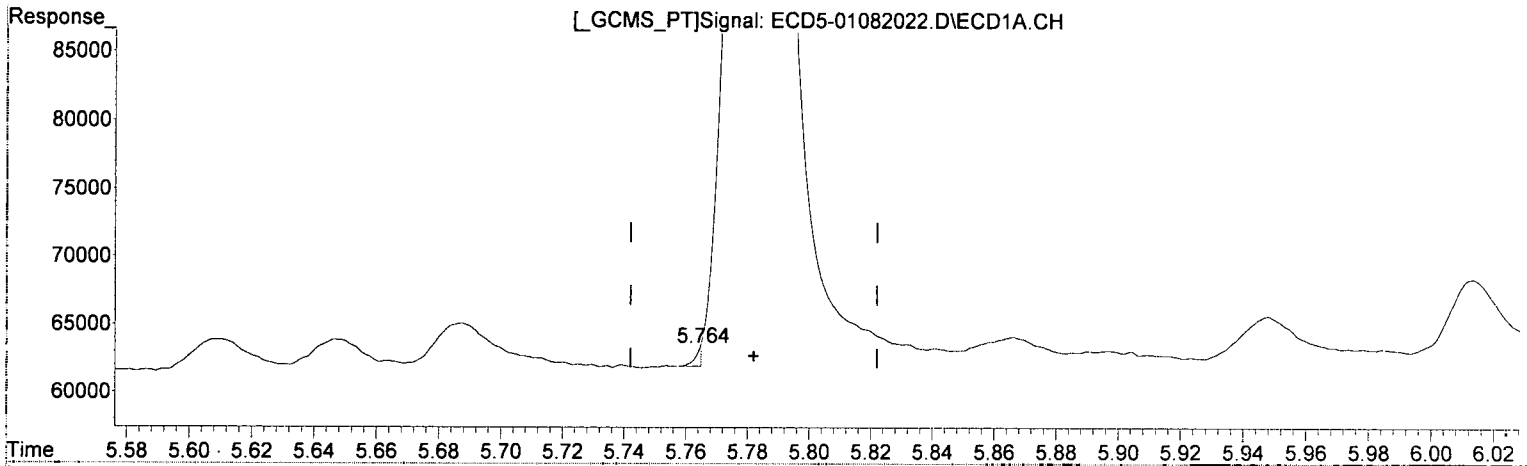
Method Name: R:\methods\ECD5_QUANTPEST_200107.M

Calibration Table Last Updated: Thu Jan 09 11:15:03 2020

Quantitation Report (Qedit)

Data Path : R:\data\2020-01\0A08041\REQUANT\
Data File : ECD5-01082022.D
Signal(s) : Signal #1: ECD1A.CH Signal #2: ECD2B.CH
Acq On : 08 Jan 2020 17:59
Operator : MJB
Sample : 0A08041-CALA
Misc : A20A096, 9-42 0.5 ppb
ALS Vial : 18 (Sig #1); 0 (Sig #2) Sample Multiplier: 1

Integration File signal 1: PEST1.e
Integration File signal 2: PEST2.e
Quant Time: Jan 09 11:28:46 2020
Quant Method : R:\methods\ECD5_QUANTPEST_200107.M
Quant Title : Instrument: DualECD5
QLast Update : Thu Jan 09 11:11:29 2020
Response via : Initial Calibration
Integrator: ChemStation 6890 Scale Mode: Small noise peaks clipped



QEdit

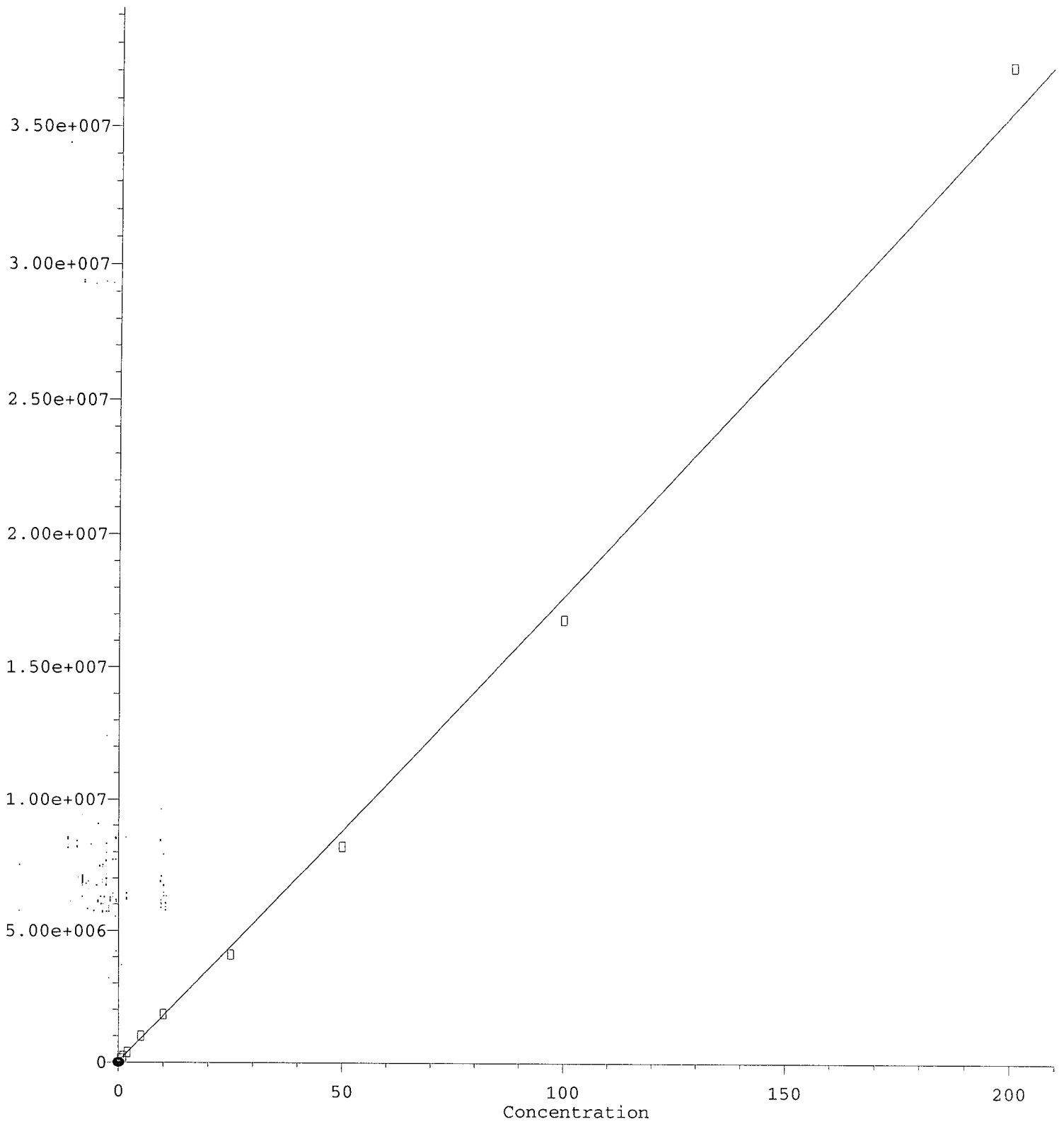
(24) Hexachlorobenzene
5.764min -0.148 ng/mL (+)
response 1411

MJB 1/9/20

(24) Hexachlorobenzene #2
6.595min 0.549 ng/mL
response 175732

Oxychlorthane

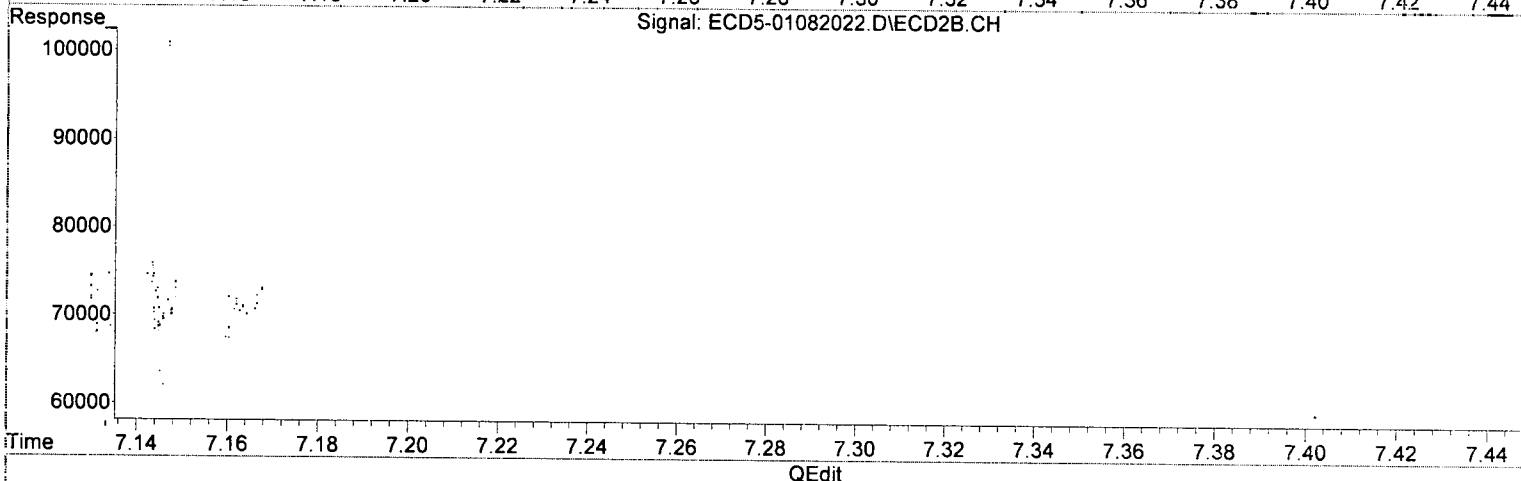
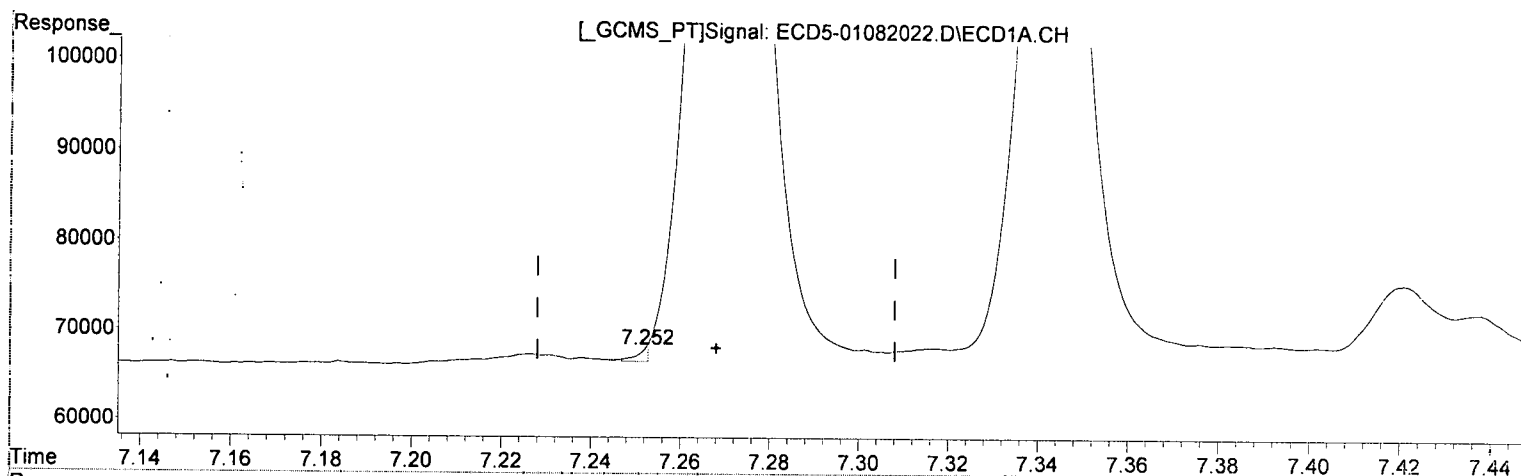
Response



Quantitation Report (Qedit)

Data Path : R:\data\2020-01\0A08041\REQUANT\
Data File : ECD5-01082022.D
Signal(s) : Signal #1: ECD1A.CH Signal #2: ECD2B.CH
Acq On : 08 Jan 2020 17:59
Operator : MJB
Sample : 0A08041-CALA
Misc : A20A096, 9-42 0.5 ppb
ALS Vial : 18 (Sig #1); 0 (Sig #2) Sample Multiplier: 1

Integration File signal 1: PEST1.e
Integration File signal 2: PEST2.e
Quant Time: Jan 09 11:28:46 2020
Quant Method : R:\methods\ECD5_QUANTPEST_200107.M
Quant Title : Instrument: DualECD5
QLast Update : Thu Jan 09 11:11:29 2020
Response via : Initial Calibration
Integrator: ChemStation 6890 Scale Mode: Small noise peaks clipped

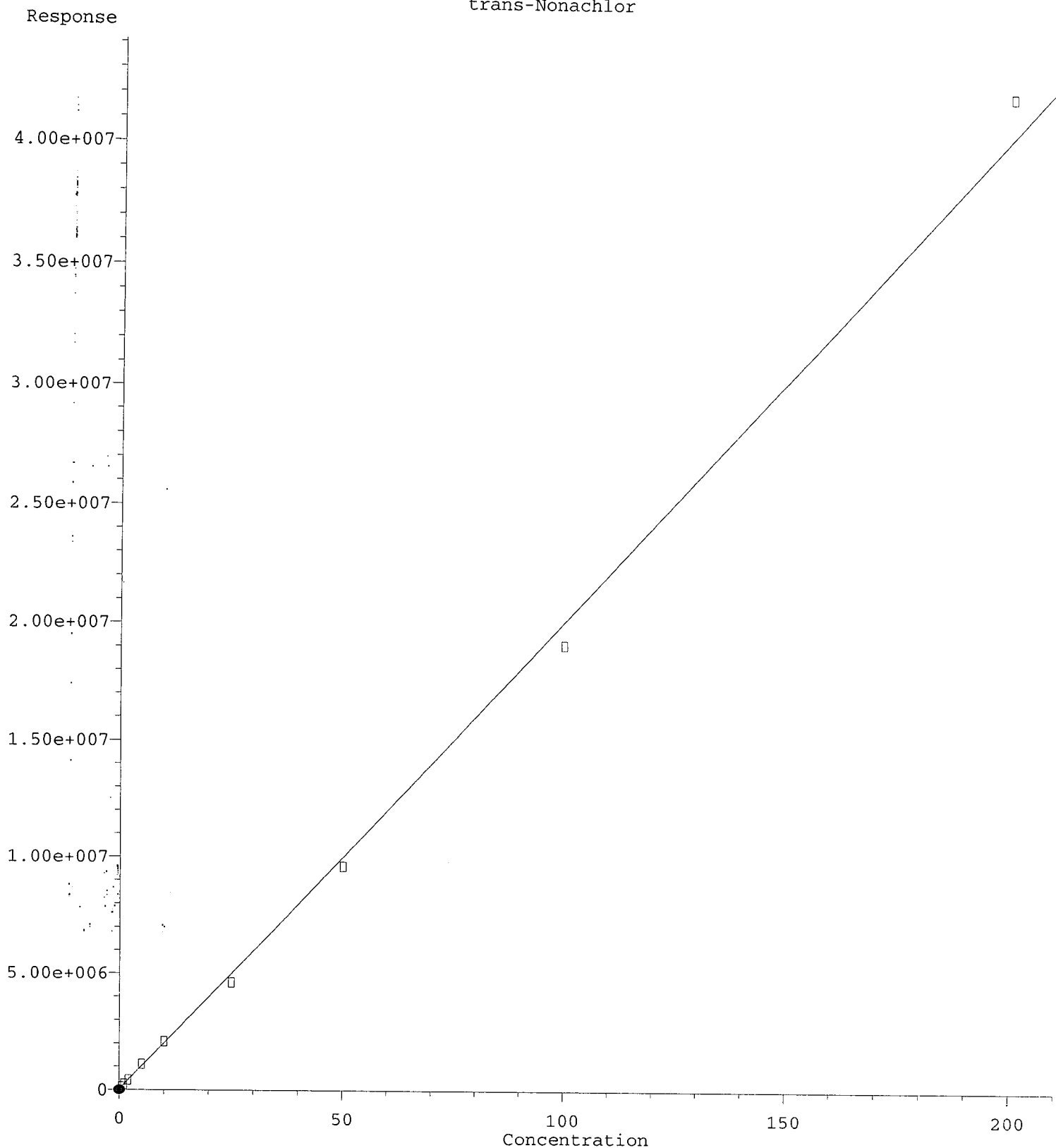


(25) Oxychlordane
7.252min 0.196 ng/mL(+)
response 1369

MJB
1/9/20

(25) Oxychlordane #2
8.069min 0.561 ng/mL
response 156922

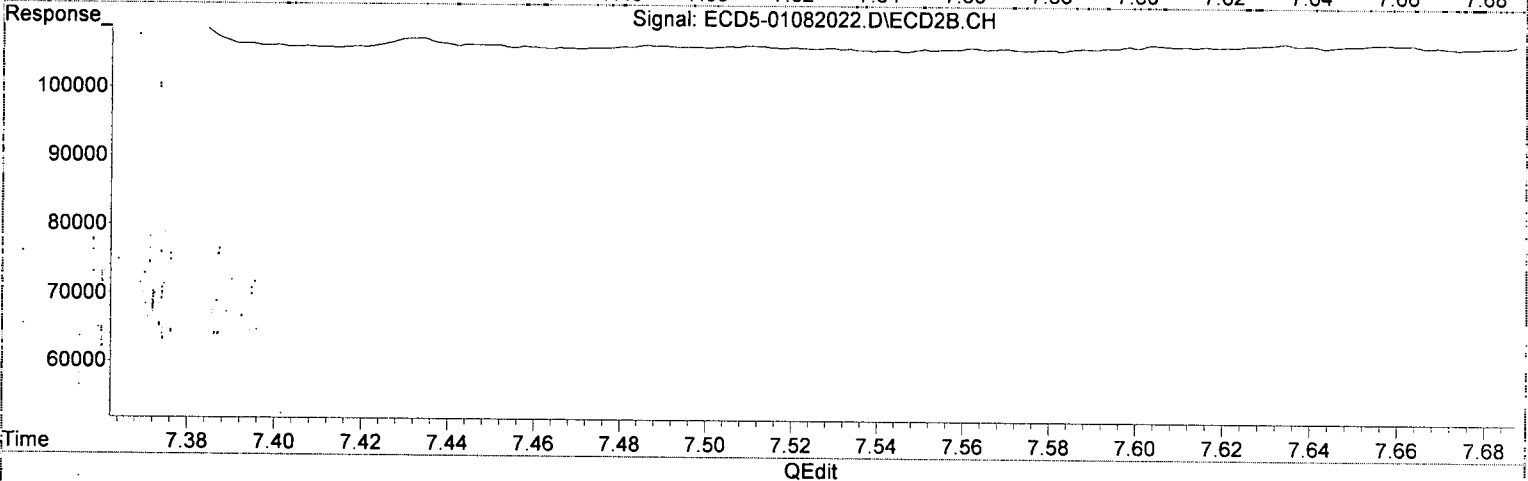
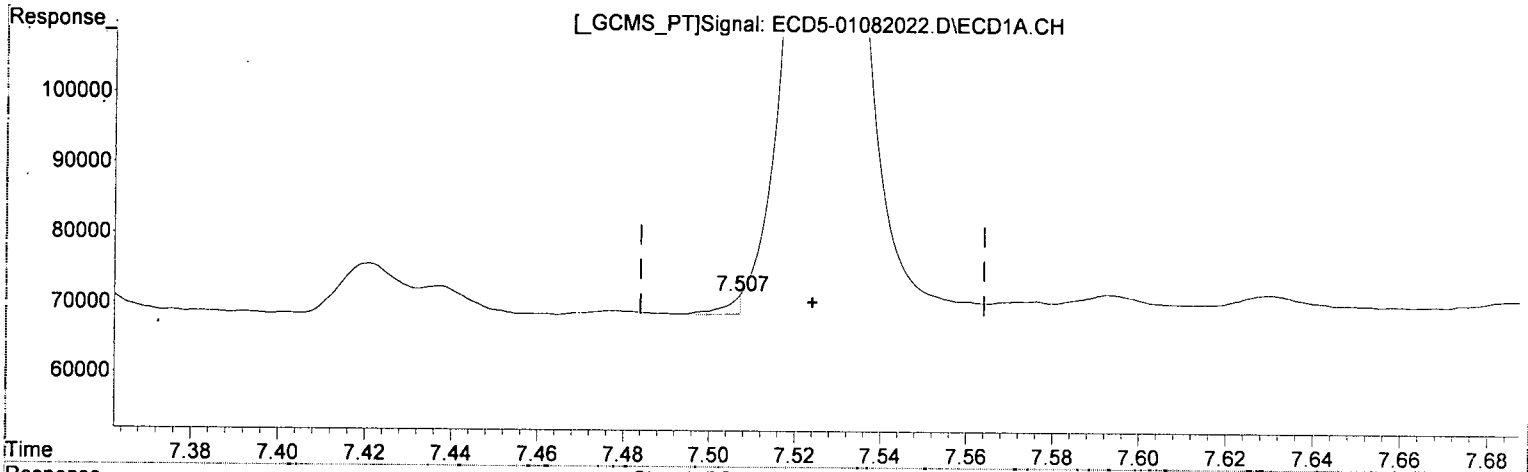
trans-Nonachlor



Quantitation Report (Qedit)

Data Path : R:\data\2020-01\0A08041\REQUANT\
Data File : ECD5-01082022.D
Signal(s) : Signal #1: ECD1A.CH Signal #2: ECD2B.CH
Acq On : 08 Jan 2020 17:59
Operator : MJB
Sample : 0A08041-CALA
Misc : A20A096, 9-42 0.5 ppb
ALS Vial : 18 (Sig #1); 0 (Sig #2) Sample Multiplier: 1

Integration File signal 1: PEST1.e
Integration File signal 2: PEST2.e
Quant Time: Jan 09 11:28:46 2020
Quant Method : R:\methods\ECD5_QUANTPEST_200107.M
Quant Title : Instrument: DualECD5
QLast Update : Thu Jan 09 11:11:29 2020
Response via : Initial Calibration
Integrator: ChemStation 6890 Scale Mode: Small noise peaks clipped

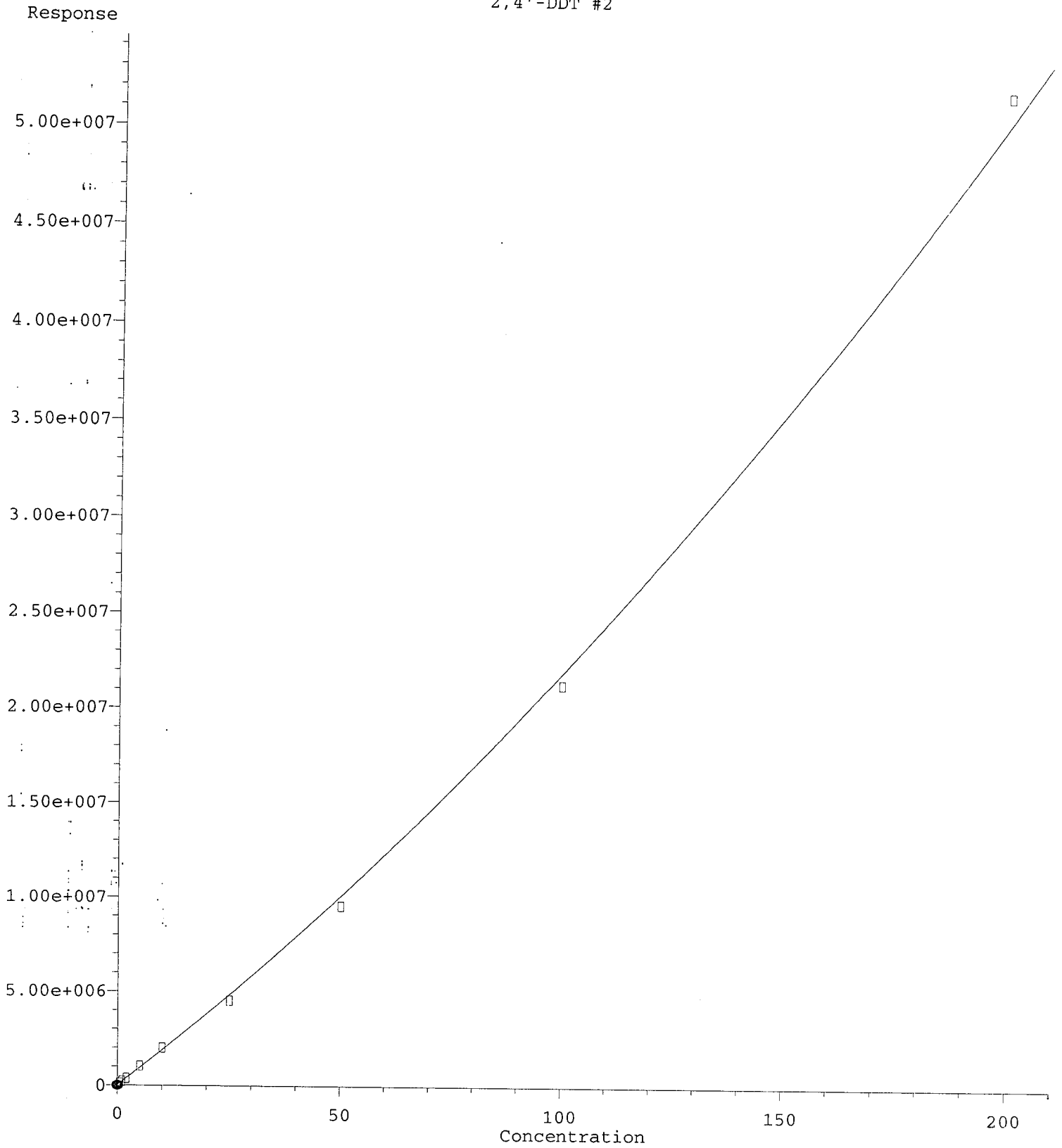


(27) trans-Nonachlor
7.507min -0.144 ng/mL(m)
response 2555

MJB
1/9/20

(27) trans-Nonachlor #2
8.345min 0.545 ng/mL
response 167484

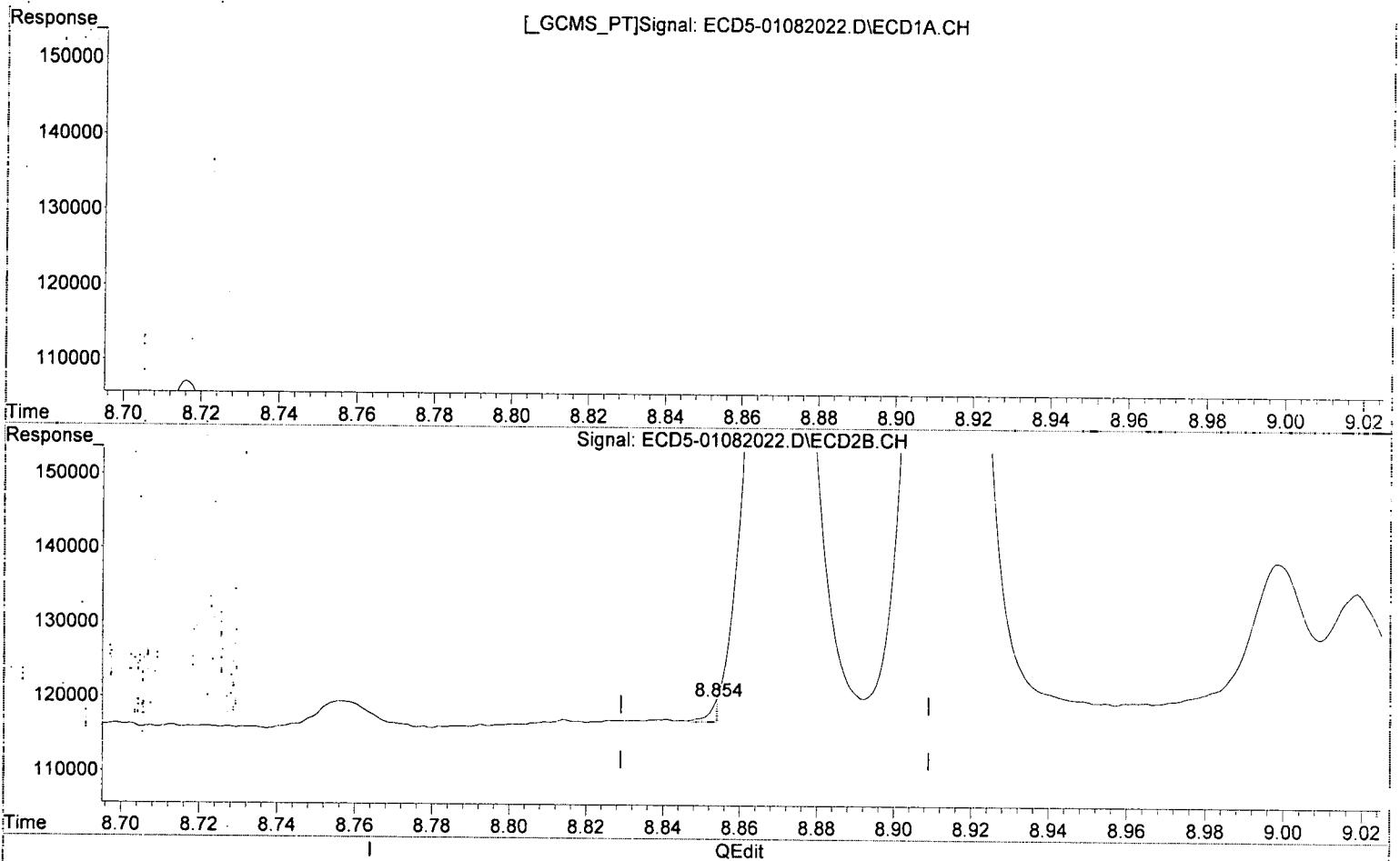
2,4'-DDT #2



Quantitation Report (Qedit)

Data Path : R:\data\2020-01\0A08041\REQUANT\
Data File : ECD5-01082022.D
Signal(s) : Signal #1: ECD1A.CH Signal #2: ECD2B.CH
Acq On : 08 Jan 2020 17:59
Operator : MJB
Sample : 0A08041-CALA
Misc : A20A096, 9-42 0.5 ppb
ALS Vial : 18 (Sig #1); 0 (Sig #2) Sample Multiplier: 1

Integration File signal 1: PEST1.e
Integration File signal 2: PEST2.e
Quant Time: Jan 09 11:28:46 2020
Quant Method : R:\methods\ECD5_QUANTPEST_200107.M
Quant Title : Instrument: DualECD5
QLast Update : Thu Jan 09 11:11:29 2020
Response via : Initial Calibration
Integrator: ChemStation 6890 Scale Mode: Small noise peaks clipped

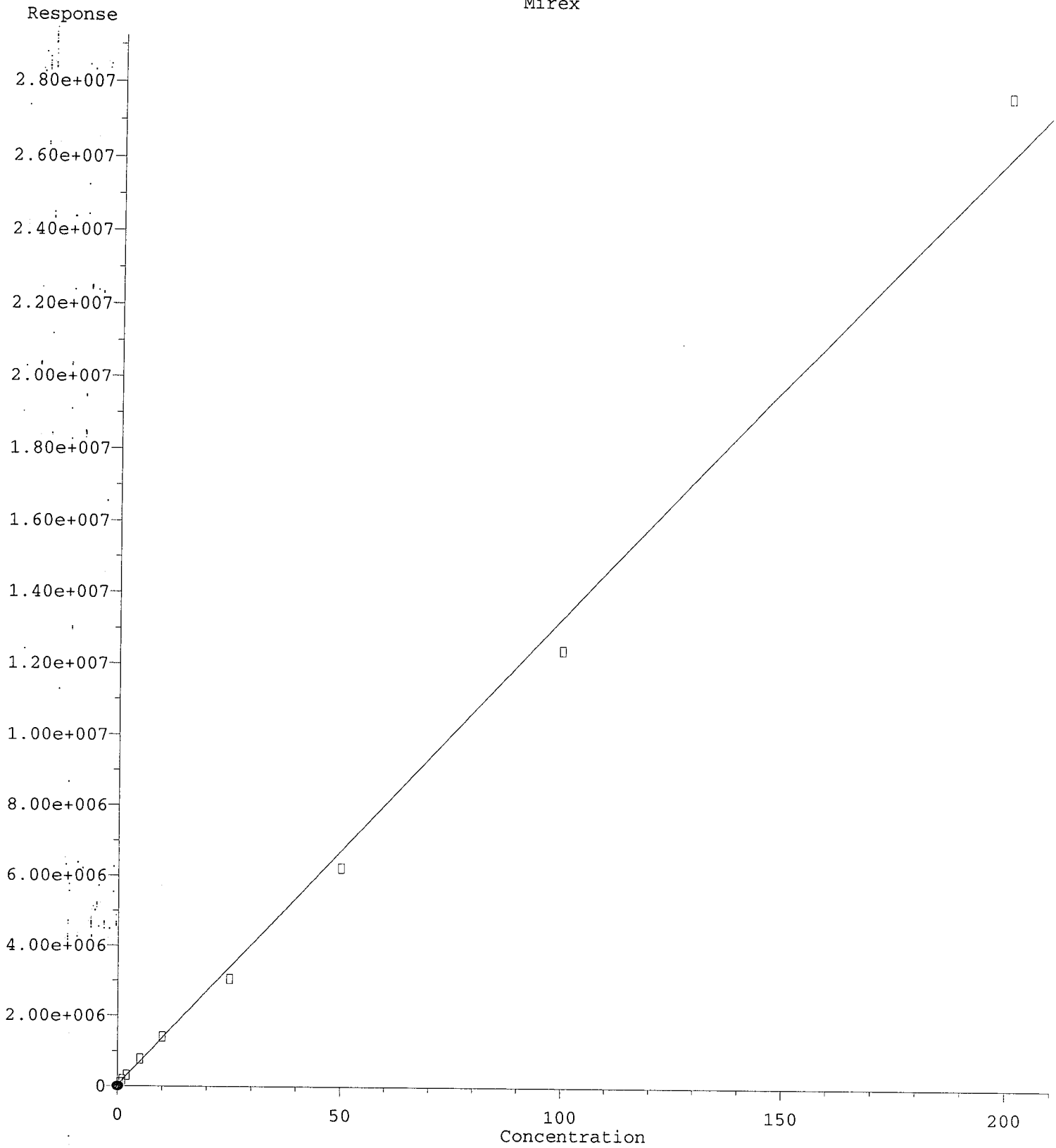


(29) 2,4'-DDT
7.899min 0.569 ng/mL
response 83331

MJB
1/9/20

(29) 2,4'-DDT #2
8.854min -0.089 ng/mL (m)
response 2826

Mirex



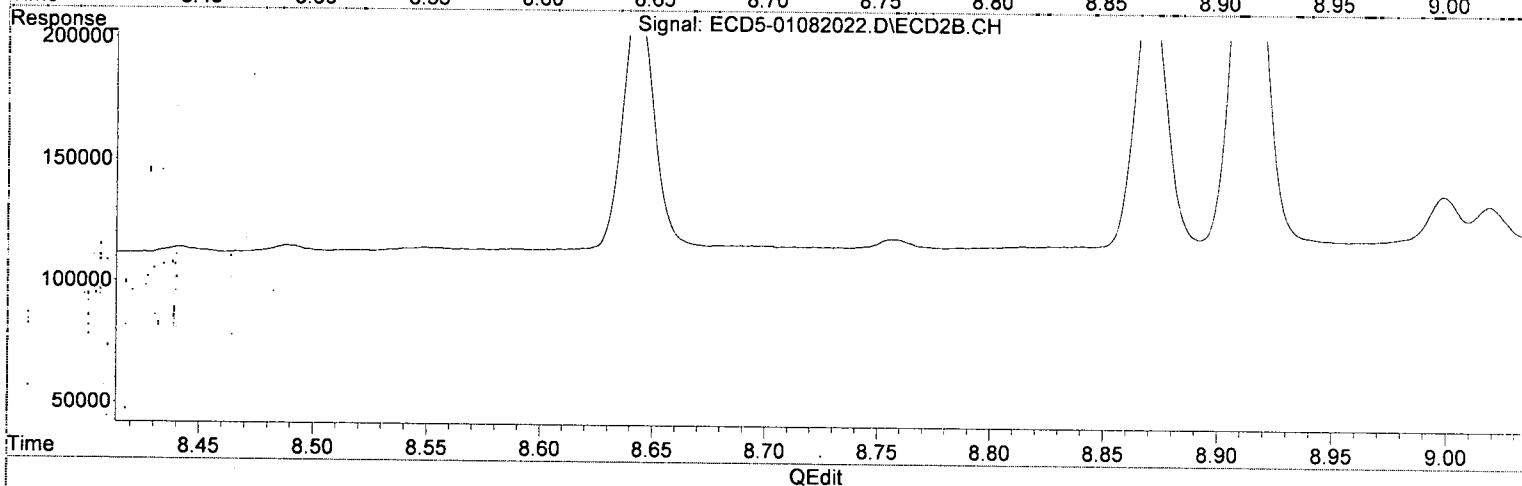
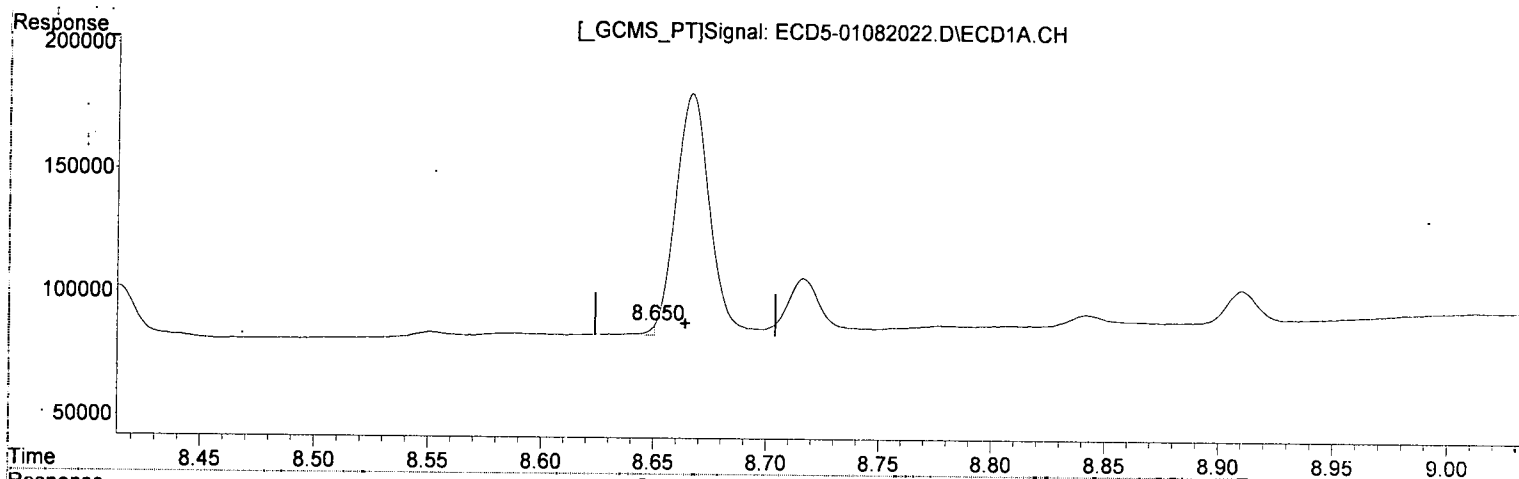
R = -2.01e+001 A*A02/14203 And 05 EALC - 3-33-901
Coef of Det (r^2) = 0.992 Curve Fit: Quadratic w(1/a^2)

Method Name: R:\methods\ECD5_QUANTPEST_200107.M
Calibration Table Last Updated: Thu Jan 09 11:15:03 2020

Quantitation Report (Qedit)

Data Path : R:\data\2020-01\0A08041\REQUANT\
Data File : ECD5-01082022.D
Signal(s) : Signal #1: ECD1A.CH Signal #2: ECD2B.CH
Acq On : 08 Jan 2020 17:59
Operator : MJB
Sample : 0A08041-CALA
Misc : A20A096, 9-42 0.5 ppb
ALS Vial : 18 (Sig #1); 0 (Sig #2) Sample Multiplier: 1

Integration File signal 1: PEST1.e
Integration File signal 2: PEST2.e
Quant Time: Jan 09 11:28:46 2020
Quant Method : R:\methods\ECD5_QUANTPEST_200107.M
Quant Title : Instrument: DualECD5
QLast Update : Thu Jan 09 11:11:29 2020
Response via : Initial Calibration
Integrator: ChemStation 6890 Scale Mode: Small noise peaks clipped



(31) Mirex

8.650min 6723.018 ng/mL(m)

response 4035

QDA

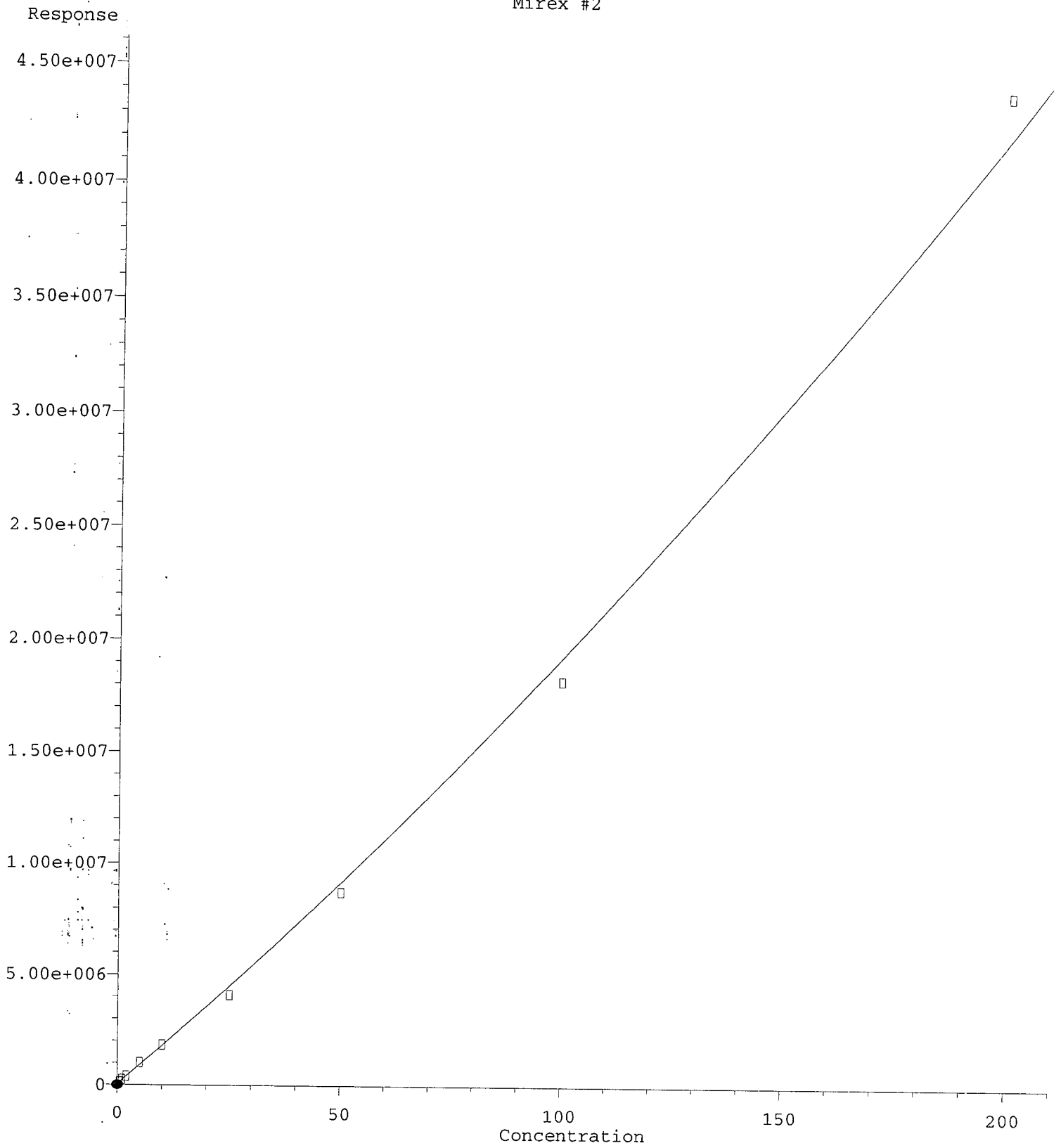
MJB 1/9/20

(31) Mirex #2

9.851min 0.470 ng/mL

response 127755

Mirex #2



R = 1.90e+002 A*A 02/14/2020 09:51:05 EA, LC4 Case #004

Coef of Det (r^2) = 0.994 Curve Fit: Quadratic w(1/a^2)

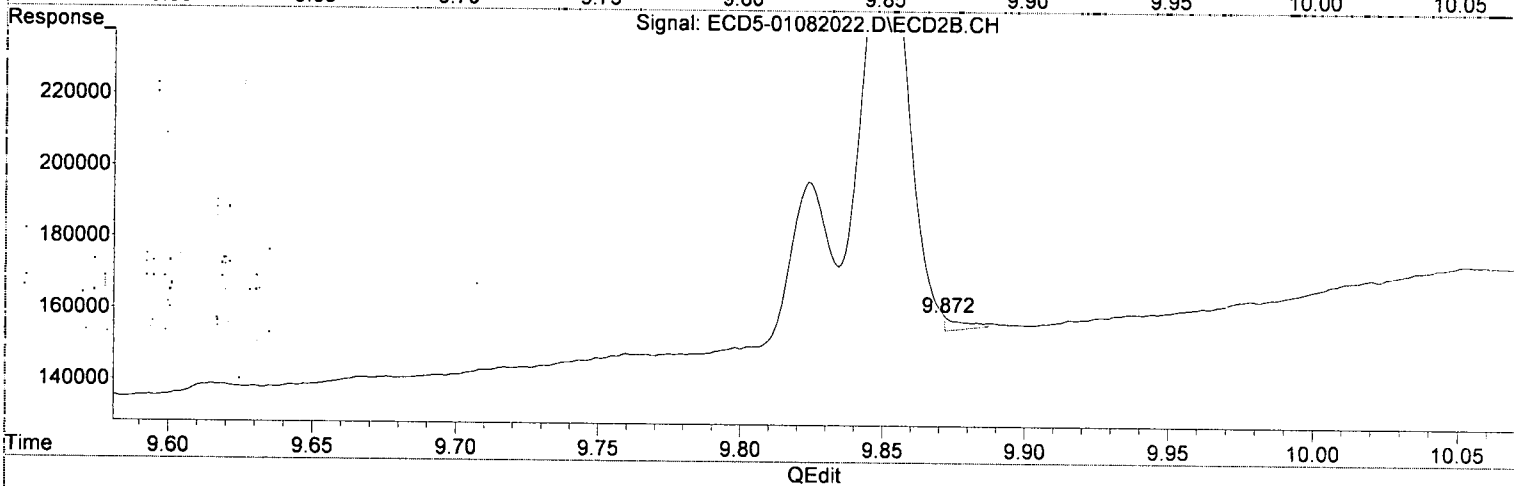
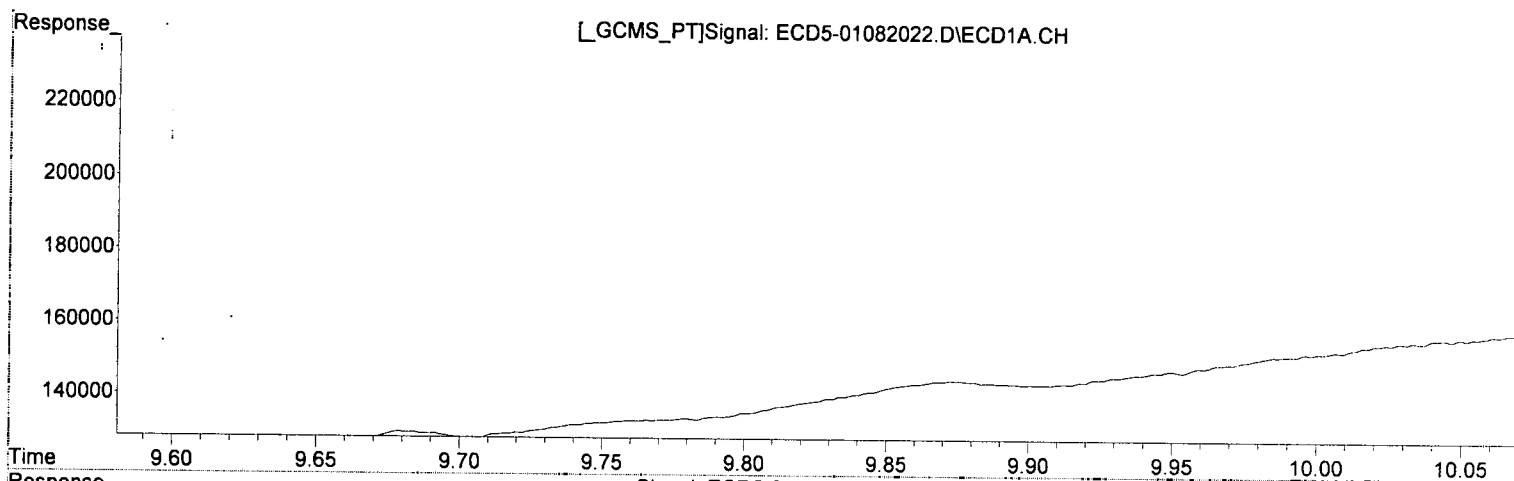
Method Name: R:\methods\ECD5_QUANTPEST_200107.M

Calibration Table Last Updated: Thu Jan 09 11:15:03 2020

Quantitation Report (Qedit)

Data Path : R:\data\2020-01\0A08041\REQUANT\
Data File : ECD5-01082022.D
Signal(s) : Signal #1: ECD1A.CH Signal #2: ECD2B.CH
Acq On : 08 Jan 2020 17:59
Operator : MJB
Sample : 0A08041-CALA
Misc : A20A096, 9-42 0.5 ppb
ALS Vial : 18 (Sig #1); 0 (Sig #2) Sample Multiplier: 1

Integration File signal 1: PEST1.e
Integration File signal 2: PEST2.e
Quant Time: Jan 09 11:28:46 2020
Quant Method : R:\methods\ECD5_QUANTPEST_200107.M
Quant Title : Instrument: DualECD5
QLast Update : Thu Jan 09 11:11:29 2020
Response via : Initial Calibration
Integrator: ChemStation 6890 Scale Mode: Small noise peaks clipped

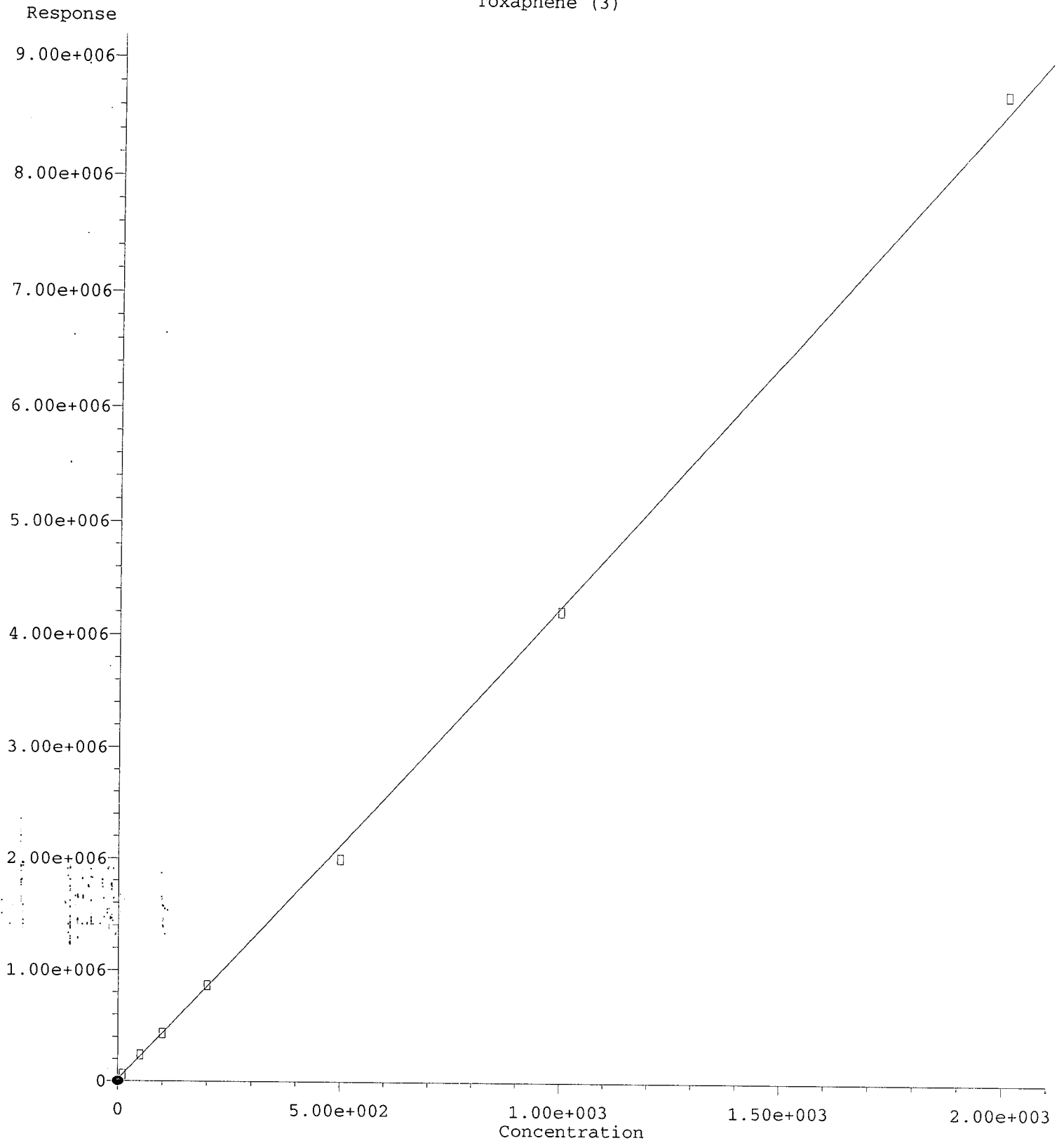


(31) Mirex
8.650min 6723.018 ng/mL m
response 4035

MJB
1/9/20

(31) Mirex #2
9.872min -0.247 ng/mL m
response 3982

Toxaphene (3)



R = 5.57e+002 A*A 02/14/2019 09:00:00 EA, LLC - G4e-F06D DG 2019 - 4a-b. DOC-CAP Testing Cores Page 1028 of 1200

Coef of Det (r^2) = 0.999 Curve Fit: Quadratic w(1/a^2)

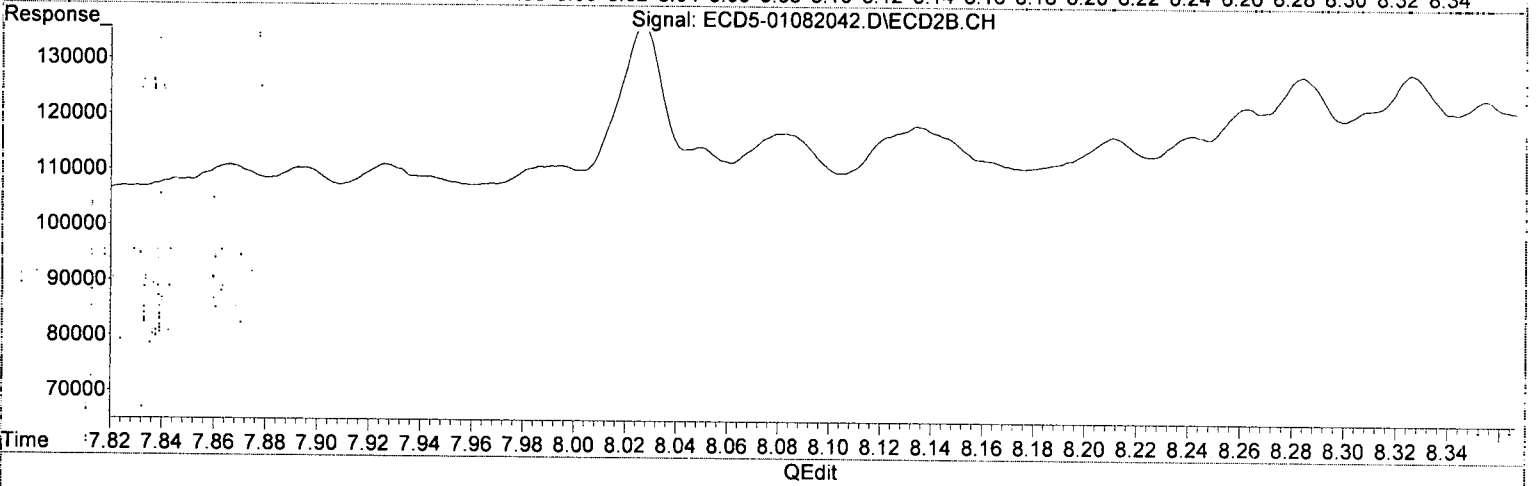
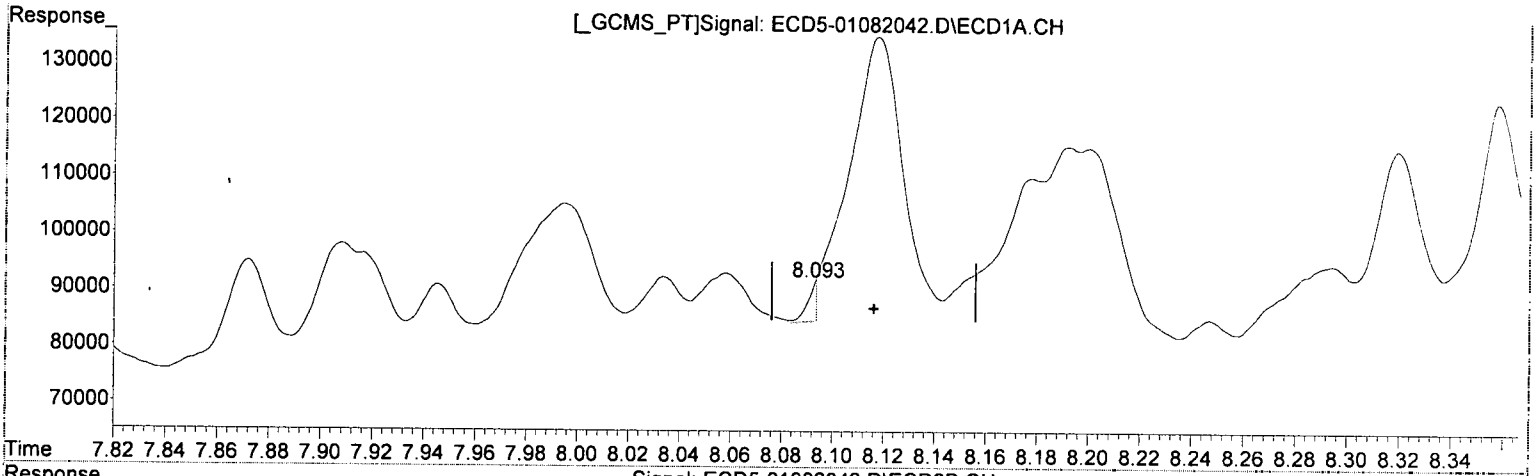
Method Name: R:\methods\ECD5_QUANTPEST_200107.M

Calibration Table Last Updated: Thu Jan 09 11:15:03 2020

Quantitation Report (Qedit)

Data Path : R:\data\2020-01\0A08041\REQUANT\
Data File : ECD5-01082042.D
Signal(s) : Signal #1: ECD1A.CH Signal #2: ECD2B.CH
Acq On : 08 Jan 2020 23:41
Operator : MJB
Sample : 0A08041-CALQ
Misc : A20A098, TOX 10 ppb
ALS Vial : 36 (Sig #1); 0 (Sig #2) Sample Multiplier: 1

Integration File signal 1: PEST1.e
Integration File signal 2: PEST2.e
Quant Time: Jan 09 11:33:28 2020
Quant Method : R:\methods\ECD5_QUANTPEST_200107.M
Quant Title : Instrument: DualECD5
QLast Update : Thu Jan 09 11:11:29 2020
Response via : Initial Calibration
Integrator: ChemStation 6890 Scale Mode: Small noise peaks clipped



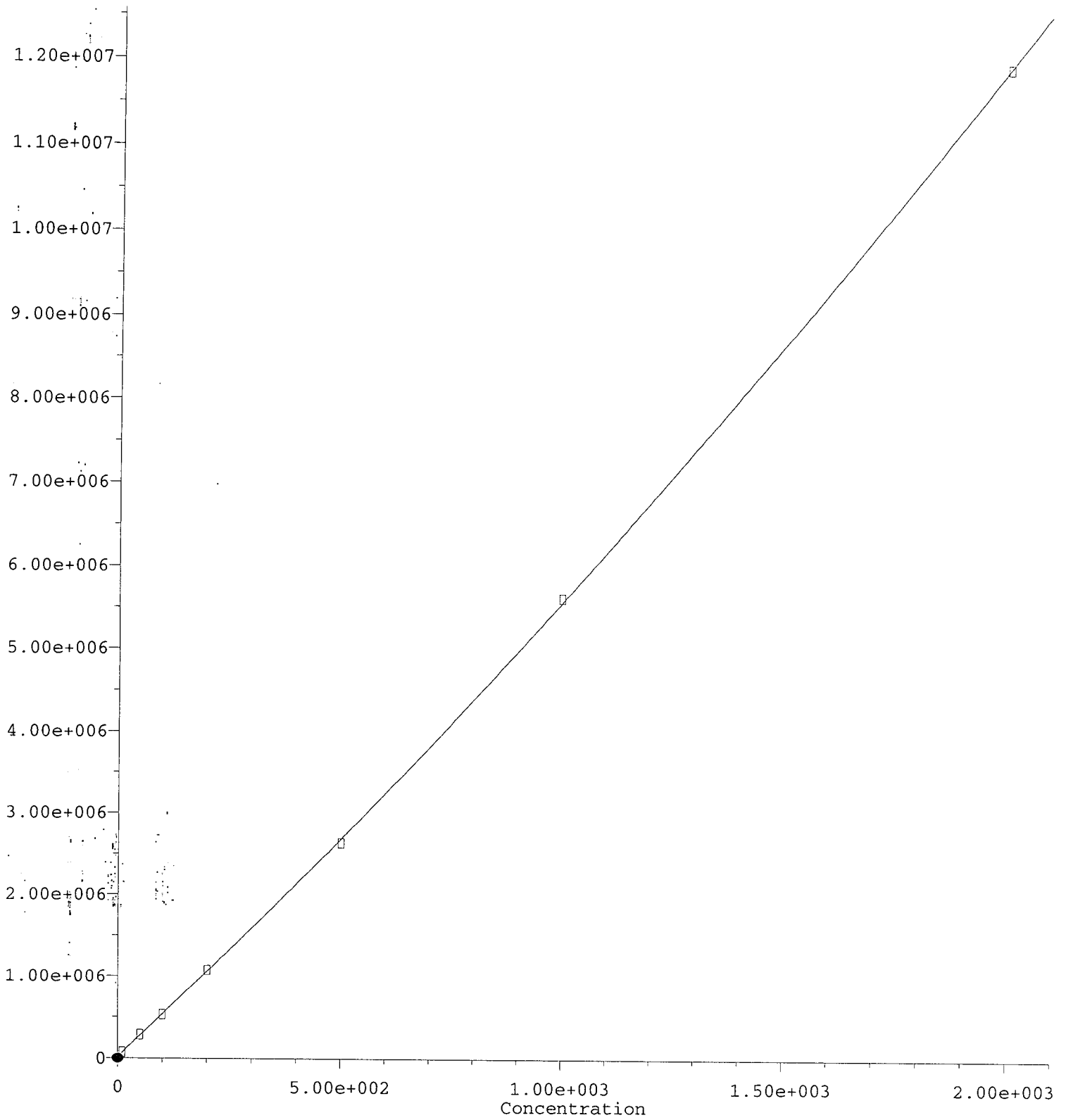
(38) Toxaphene (3)
8.093min -2.517 ng/mL (m)
response 6869

(38) Toxaphene (3) #2
9.004min 9.796 ng/mL
response 70419

MJB
1/9/20

Toxaphene (3) #2

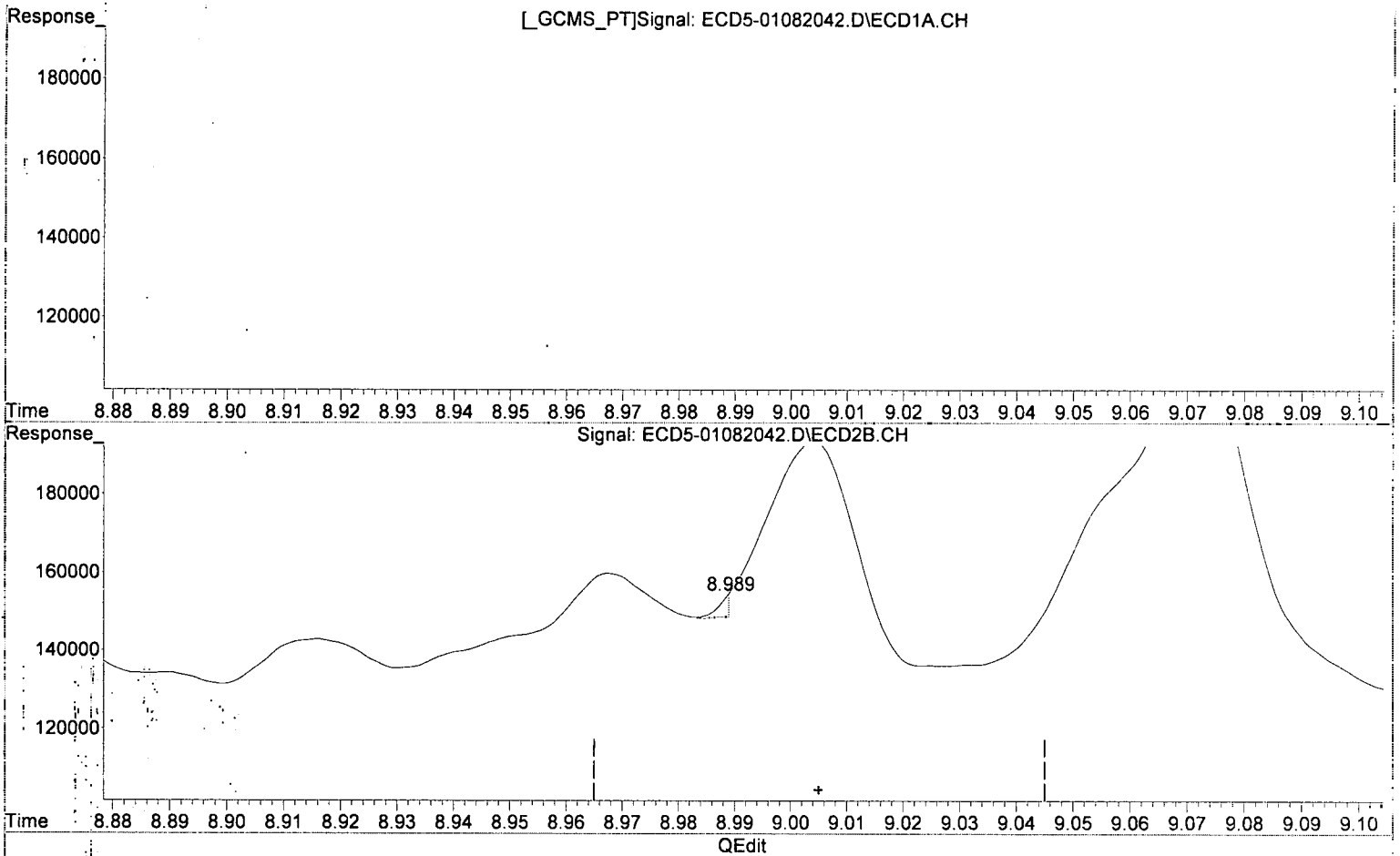
Response



Quantitation Report (Qedit)

Data Path : R:\data\2020-01\0A08041\REQUANT\
Data File : ECD5-01082042.D
Signal(s) : Signal #1: ECD1A.CH Signal #2: ECD2B.CH
Acq On : 08 Jan 2020 23:41
Operator : MJB
Sample : 0A08041-CALQ
Misc : A20A098, TOX 10 ppb
ALS Vial : 36 (Sig #1); 0 (Sig #2) Sample Multiplier: 1

Integration File signal 1: PEST1.e
Integration File signal 2: PEST2.e
Quant Time: Jan 09 11:33:28 2020
Quant Method : R:\methods\ECD5_QUANTPEST_200107.M
Quant Title : Instrument: DualECD5
QLast Update : Thu Jan 09 11:11:29 2020
Response via : Initial Calibration
Integrator: ChemStation 6890 Scale Mode: Small noise peaks clipped



(38) Toxaphene (3)
8.093min -2.517 ng/mL m
response 6869

MJB
1/9/20

(38) Toxaphene (3) #2
8.989min -2.864 ng/mL (m)
response 5624

Data Path: R:\data\2020-01\0A08041\
 Data File: ECD5-01082010.D
 Signal(s): Signal #1: ECD1A.CH Signal #2: ECD2B.CH
 Acq On: 08 Jan 2020 14:26
 Operator: MJB
 Sample: 0A08041-ICB1
 Misc: A19L339
 ALS Vial: 7 (Sig #1); 0 (Sig #2) Sample Multiplier: 1

Integration File signal 1: PEST1.e
 Integration File signal 2: PEST2.e
 Quant Time: Jan 09 15:19:22 2020
 Quant Method: R:\methods\ECD5_QUANTPEST_200107.M
 Quant Title: Instrument: DualECD5
 Last Update: Thu Jan 09 11:11:29 2020
 Response via: Initial Calibration
 Integrator: ChemStation 6890 Scale Mode: Small noise peaks clipped

MJB
1/9/20

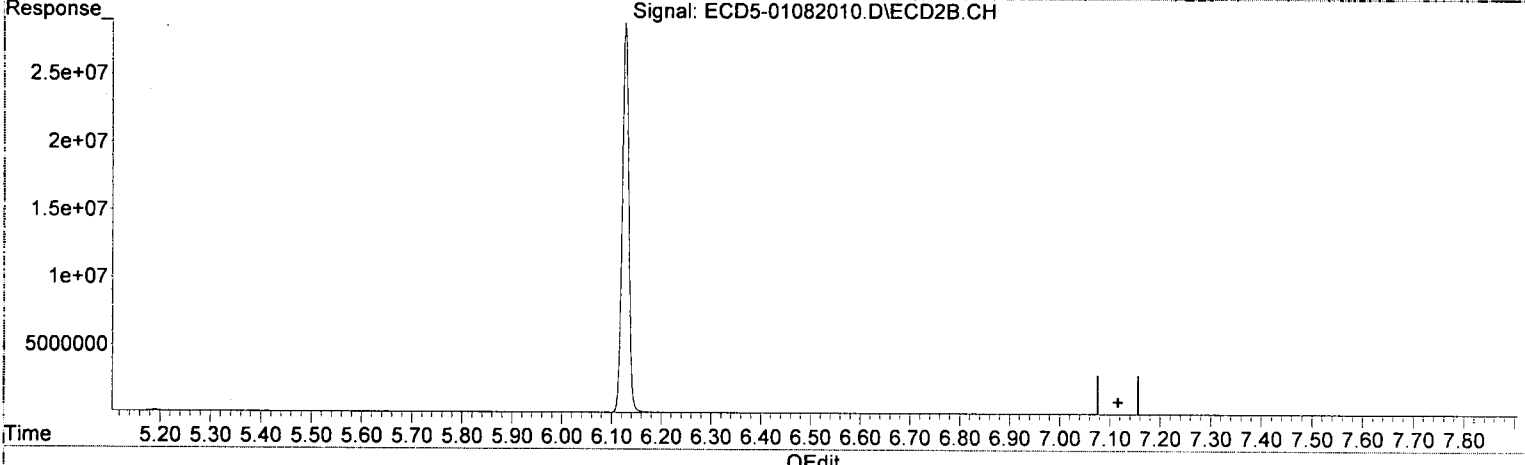
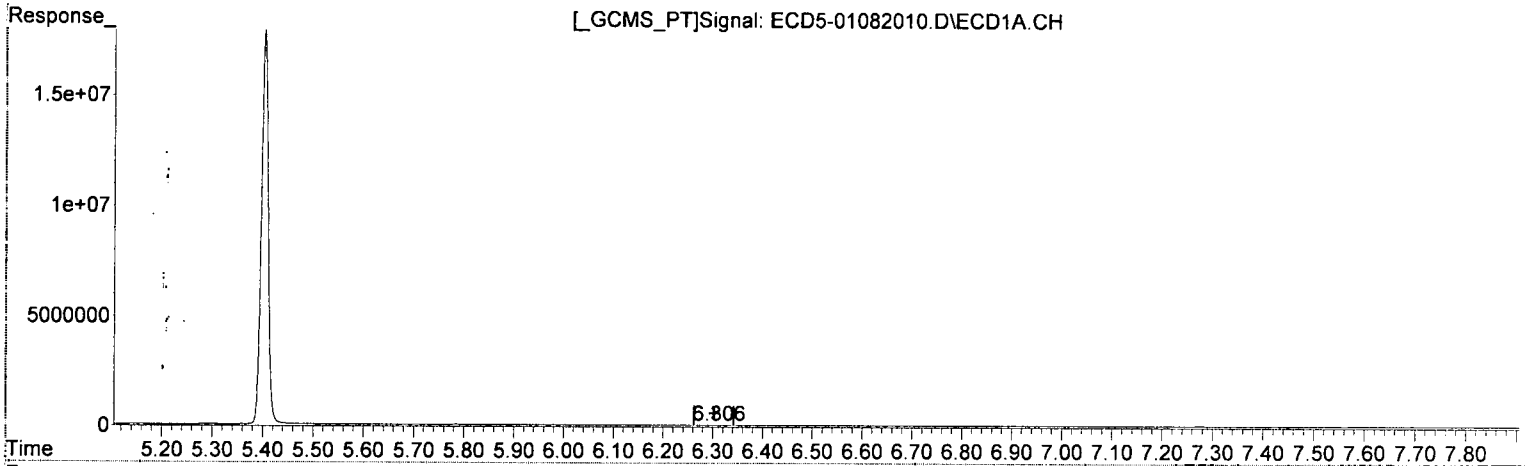
Compound	RT#1	RT#2	Resp#1	Resp#2	ng/mL	ng/mL
System Monitoring Compounds						
1) S TCMX (S)	5.403	6.127	17766073	28691382	90.986	96.253
22) S DCBP (S)	9.609	10.740	14225686	16525508	96.069	92.868
Target Compounds						
2) a-BHC	0.000	0.000	0	0	N.D.	N.D.
3) g-BHC	0.000	0.000	0	0	N.D.	N.D.
4) b-BHC	6.306	0.000	9896	0	5931.901 ^{0.00}	N.D. #
5) Heptachlor	0.000	0.000	0	0	N.D.	N.D.
6) d-BHC	0.000	0.000	0	0	N.D.	N.D.
7) Aldrin	0.000	7.705	0	8780	N.D.	0.026 #
8) Heptachlo...	0.000	0.000	0	0	N.D.	N.D.
9) trans-Chl...	7.423	8.287	4671	14140	0.022	0.045 #
10) cis-Chlor...	7.522	0.000	7488	0	0.037	N.D. #
11) Endosulfa...	7.632	0.000	556	0	0.003	N.D. #
12) 4,4'-DDE	7.632f	0.000	556	0	0.003	N.D. #
13) Dieldrin	0.000	0.000	0	0	N.D.	N.D.
14) Endrin	7.996f	8.914f	1601	1747	0.009	0.007
15) 4,4'-DDD	7.996f	8.914	1601	1747	0.009	0.007
16) Endosulfa...	8.122	9.019	14545	1664	0.085	0.007 #
17) 4,4'-DDT	0.000	9.141	0	1142	N.D.	0.035 #
18) Endrin Al...	8.416	9.258	4058	5535	0.027	0.025
19) Endosulfa...	8.718	9.449	3436	4055	0.021	0.018
20) Methoxychlor	8.543	0.000	1661	0	0.019	N.D. #
21) Endrin Ke...	8.913	9.853	2109	5540	0.011	0.022 #
23) Hexachlor...	3.224	0.000	6869	0	0.034	N.D. #
24) Hexachlor...	5.784	6.613	22787	7433	BelowCal	0.023
25) Oxychlorthane	7.275	8.031f	13155	19724	BelowCal	0.071
26) 2,4'-DDE	0.000	8.287	0	14140	N.D.	0.067 #
27) trans-Non...	7.522	0.000	7488	0	BelowCal	N.D.
28) 2,4'-DDD	7.692f	0.000	818	0	0.006	N.D. #
29) 2,4'-DDT	7.881	0.000	1003	0	0.007	N.D. #
30) cis-Nonac...	7.996	8.914	1601	1747	0.007	0.005
31) Mirex	8.665	9.853	2535	5540	6723.029 ^{0.00}	BelowCal #
32) Chlordane...	7.423	8.287	4671	14140	0.199	0.364 #
33) Chlordane...	7.522	0.000	7488	0	0.260	N.D. #
34) Chlordane...	8.077	9.052	5256	36258	0.691	3.415 #
35) Chlordane...	3.809	0.000	396017	0	NoCal	N.D.
36) Toxaphene...	7.522	0.000	7488	0	7.110	N.D. #
37) Toxaphene...	0.000	9.000f	0	15397	N.D.	4.421 #
38) Toxaphene...	8.122	9.000	14545	15397	BelowCal	BelowCal
39) Toxaphene...	0.000	9.052	0	36258	N.D.	4.017 #
40) Toxaphene...	0.000	9.258	0	5535	N.D.	1.102 #
41) Toxaphene...	8.665	9.671f	2535	1204	0.584	0.215 #
42) Toxaphene...	3.809	0.000	396017	0	NoCal	N.D.

(f)=RT Delta > 1/2 Window (#)=Amounts differ by > 40% (m)=manual int.

Quantitation Report (Qedit)

Data Path : R:\data\2020-01\0A08041\
Data File : ECD5-01082010.D
Signal(s) : Signal #1: ECD1A.CH Signal #2: ECD2B.CH
Acq On : 08 Jan 2020 14:26
Operator : MJB
Sample : 0A08041-ICB1
Misc : A19L339
ALS Vial : 7 (Sig #1); 0 (Sig #2) Sample Multiplier: 1

Integration File signal 1: PEST1.e
Integration File signal 2: PEST2.e
Quant Time: Jan 09 14:17:11 2020
Quant Method : R:\methods\ECD5_QUANTPEST_200107.M
Quant Title : Instrument: DualECD5
QLast Update : Thu Jan 09 11:11:29 2020
Response via : Initial Calibration
Integrator: ChemStation 6890 Scale Mode: Small noise peaks clipped



(4) b-BHC

6.306min 5931.981 ng/mL *Q-201*
response 9896

MJB 1/9/20

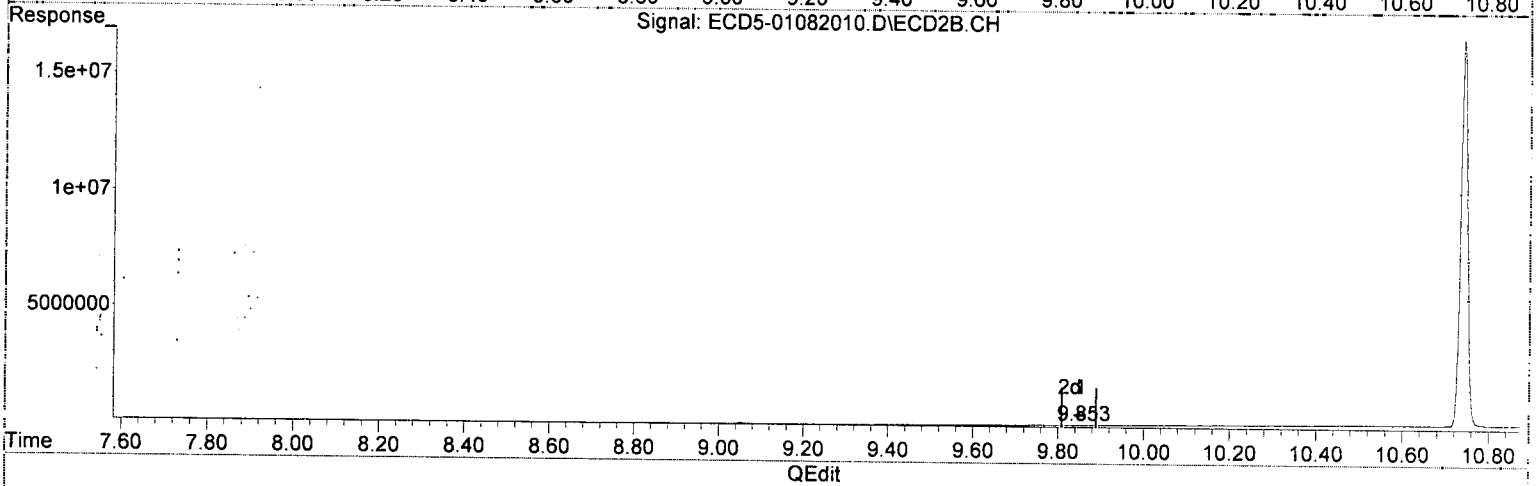
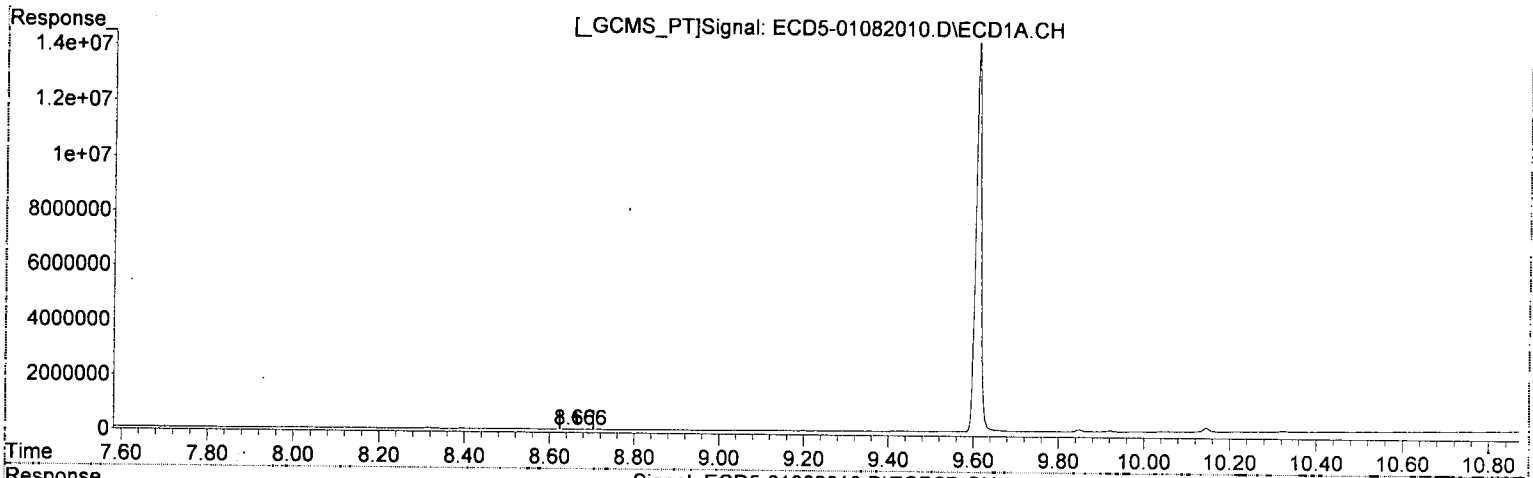
(4) b-BHC #2

0.000min 0.000 ng/mL
response 0

Quantitation Report (Qedit)

Data Path : R:\data\2020-01\0A08041\
Data File : ECD5-01082010.D
Signal(s) : Signal #1: ECD1A.CH Signal #2: ECD2B.CH
Acq On : 08 Jan 2020 14:26
Operator : MJB
Sample : 0A08041-ICB1
Misc : A19L339
ALS Vial : 7 (Sig #1); 0 (Sig #2) Sample Multiplier: 1

Integration File signal 1: PEST1.e
Integration File signal 2: PEST2.e
Quant Time: Jan 09 14:17:11 2020
Quant Method : R:\methods\ECD5_QUANTPEST_200107.M
Quant Title : Instrument: DualECD5
QLast Update : Thu Jan 09 11:11:29 2020
Response via : Initial Calibration
Integrator: ChemStation 6890 Scale Mode: Small noise peaks clipped



(31) Mirex
8.665min 6723.029 ng/mL QDA
response 2535

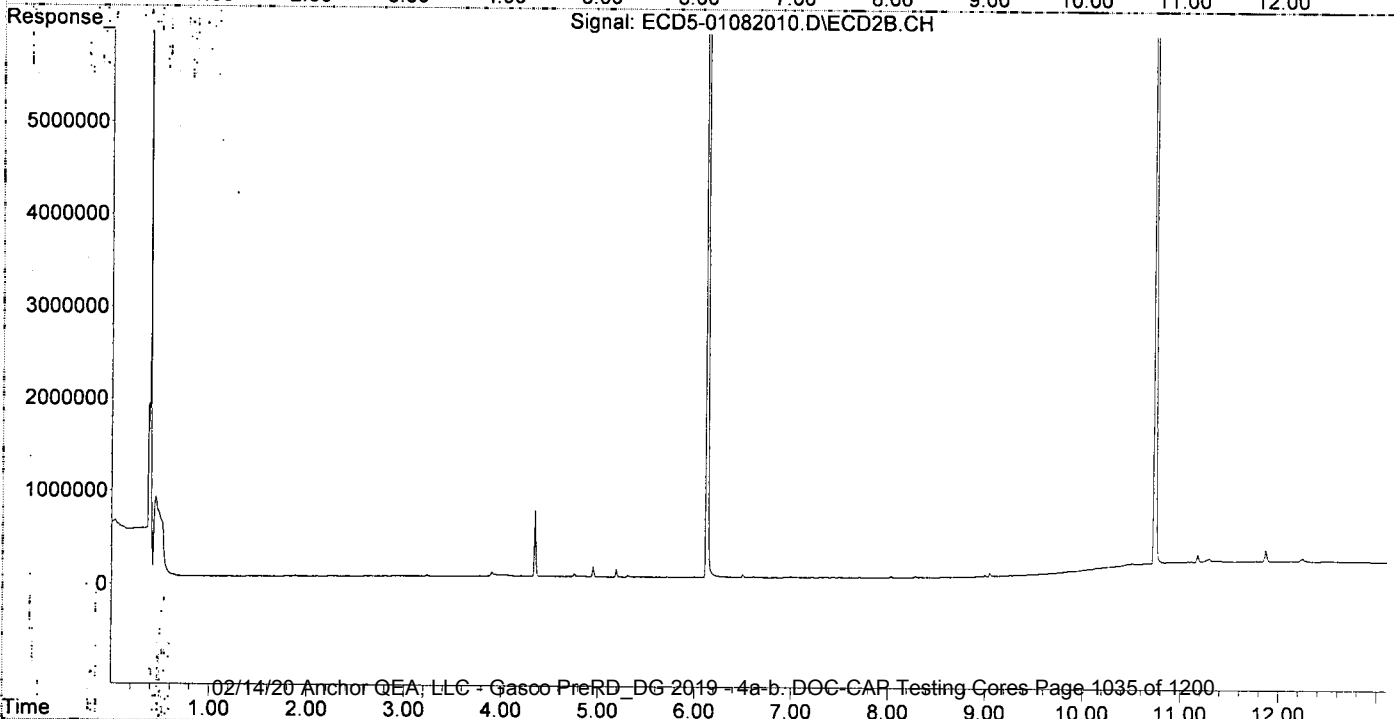
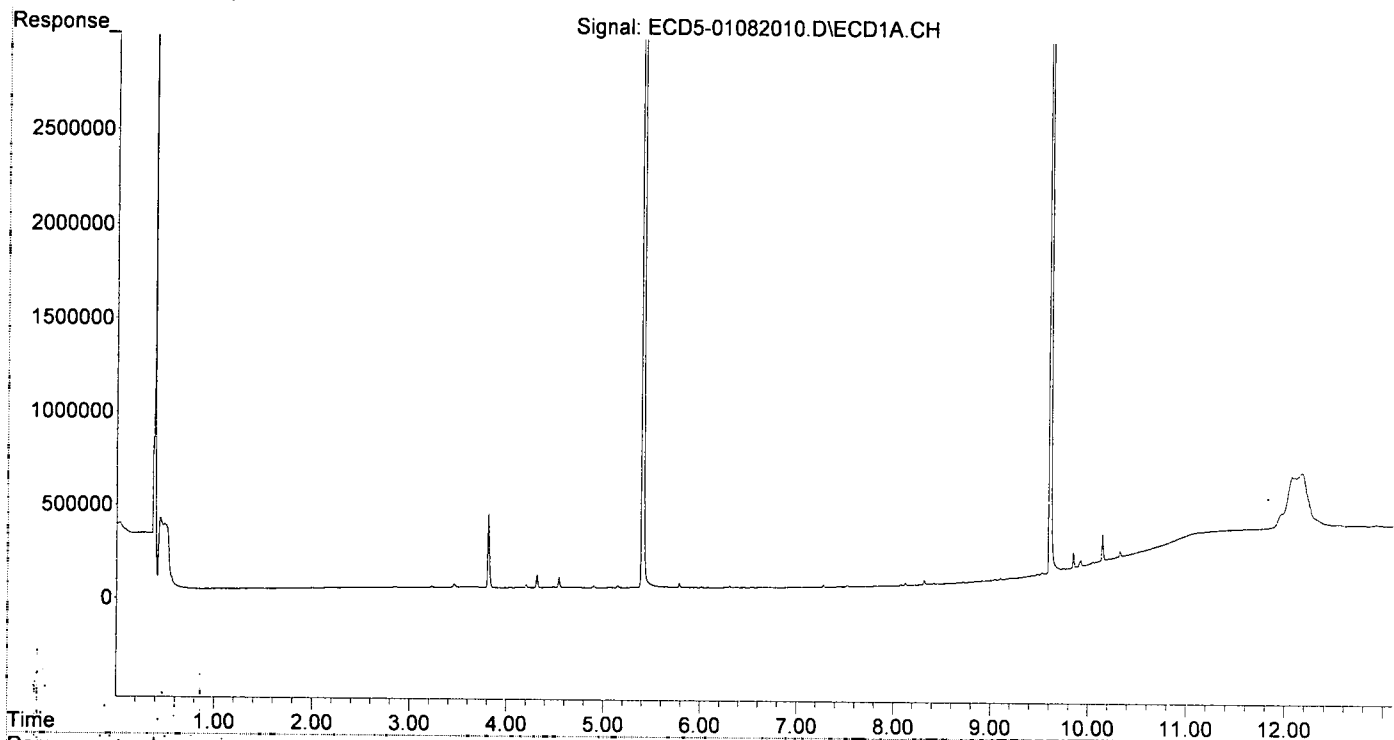
MJB
1/9/20

(31) Mirex #2
9.853min -0.238 ng/mL
response 5540

Quantitation Report (Not Reviewed)

Data Path : R:\data\2020-01\0A08041\
Data File : ECD5-01082010.D
Signal(s) : Signal #1: ECD1A.CH Signal #2: ECD2B.CH
Acq On : 08 Jan 2020 14:26
Operator : MJB
Sample : 0A08041-ICB1
Misc : A19L339
ALS Vial : 7 (Sig #1); 0 (Sig #2) Sample Multiplier: 1

Integration File signal 1: PEST1.e
Integration File signal 2: PEST2.e
Quant Time: Jan 09 15:19:22 2020
Quant Method : R:\methods\ECD5_QUANTPEST_200107.M
Quant Title : Instrument: DualECD5
Last Update : Thu Jan 09 11:11:29 2020
Response via : Initial Calibration
Integrator: ChemStation 6890 Scale Mode: Small noise peaks clipped



Data Path : R:\data\2020-01\0A08041\
 Data File : ECD5-01082020.D
 Signal(s) : Signal #1: ECD1A.CH Signal #2: ECD2B.CH
 Acq On : 08 Jan 2020 17:24
 Operator : MJB
 Sample : 0A08041-IBL1
 Misc : Instrument Blank
 ALS Vial : 1 (Sig #1); 0 (Sig #2) Sample Multiplier: 1

Integration File signal 1: PEST1.e
 Integration File signal 2: PEST2.e
 Quant Time: Jan 09 14:17:18 2020
 Quant Method : R:\methods\ECD5_QUANTPEST_200107.M
 Quant Title : Instrument: DualECD5
 QLast Update : Thu Jan 09 11:11:29 2020
 Response via : Initial Calibration
 Integrator: ChemStation 6890 Scale Mode: Small noise peaks clipped

clear

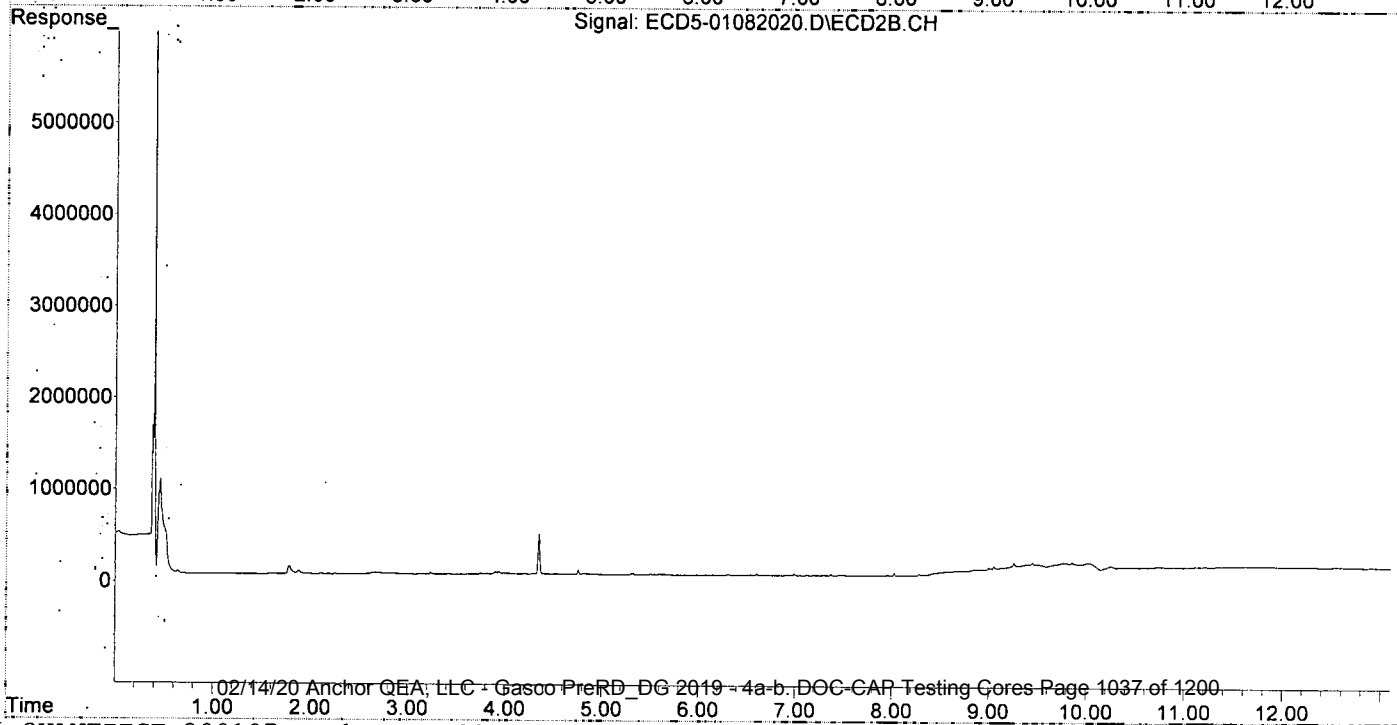
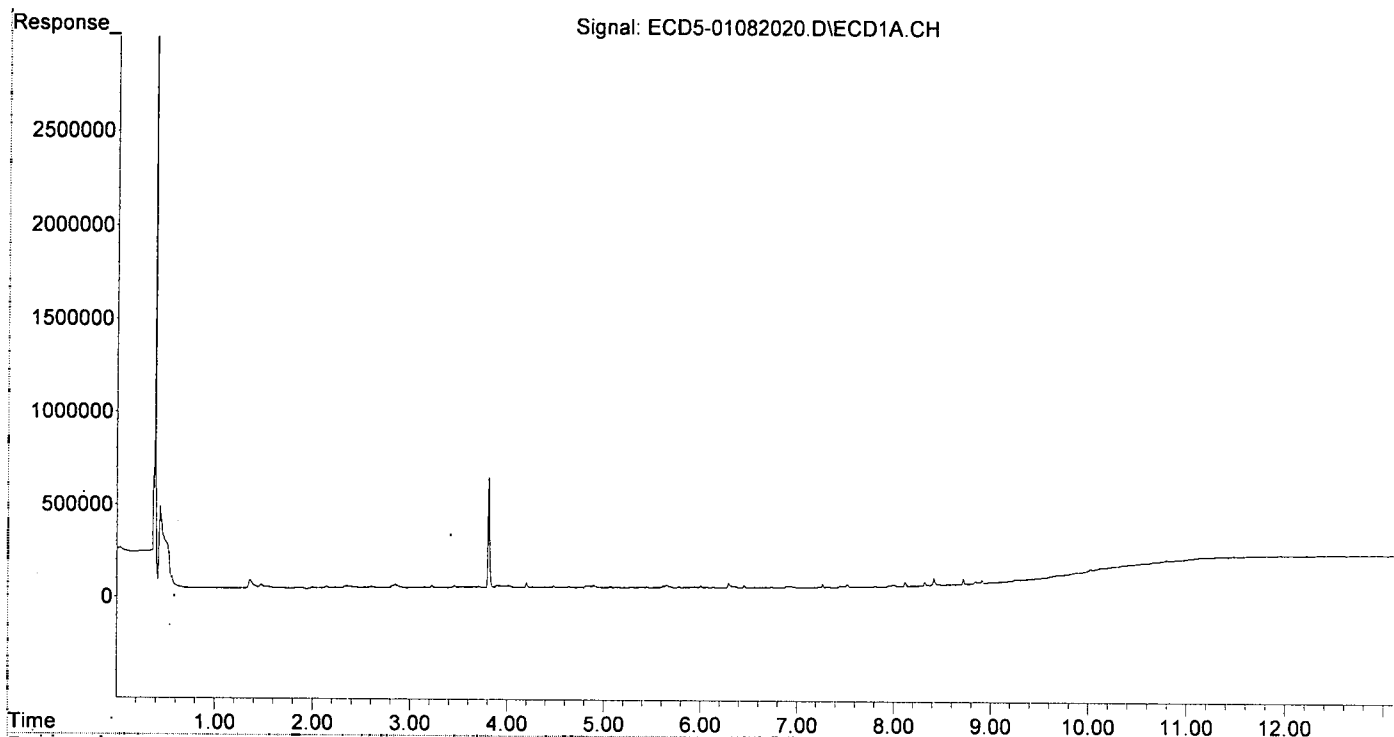
Compound	RT#1	RT#2	Resp#1	Resp#2	ng/mL	ng/mL
System Monitoring Compounds						
1) S TCMX (S)	5.407	0.000	3155	0	0.016	N.D. #
22) S DCBP (S)	0.000	10.743	0	10635	N.D.	0.060 #
Target Compounds						
2) a-BHC	5.942	0.000	6334	0	0.024	N.D. #
3) g-BHC	0.000	0.000	0	0	N.D.	N.D.
4) b-BHC	6.293	0.000	23325	0	0.070	N.D. #
5) Heptachlor	6.676f	0.000	3628	0	0.016	N.D. #
6) d-BHC	6.452	7.374	12249	17449	0.056	0.110 #
7) Aldrin	6.893	0.000	7519	0	0.034	N.D. #
8) Heptachlo...	7.304f	0.000	2278	0	0.011	N.D. #
9) trans-Chl...	7.447	8.285	6561	14817	0.031	0.048 #
10) cis-Chlor...	7.521	0.000	14085	0	0.069	N.D. #
11) Endosulfa...	0.000	0.000	0	0	N.D.	N.D.
12) 4,4'-DDE	0.000	0.000	0	0	N.D.	N.D.
13) Dieldrin	7.808	8.644	3833	14703	0.018	0.048 #
14) Endrin	7.967	8.877	6345	7476	0.037	0.032
15) 4,4'-DDD	7.994f	8.907	8147	4540	0.047	0.018 #
16) Endosulfa...	8.116	9.021	20423	10539	0.120	0.043 #
17) 4,4'-DDT	0.000	0.000	0	0	N.D.	N.D.
18) Endrin Al...	8.416	9.258	38642	48088	0.252	0.215
19) Endosulfa...	8.718	9.449	29549	33167	0.185	0.150
20) Methoxychlor	8.554	0.000	2252	0	0.026	N.D. #
21) Endrin Ke...	8.911	9.854	16387	26754	0.086	0.107
23) Hexachlor...	3.225	3.822	9749	6689	0.049	0.017 #
24) Hexachlor...	5.778	6.608	6648	16008	BelowCal	0.050
25) Oxychlorane	7.265	0.000	19560	0	BelowCal	N.D.
26) 2,4'-DDE	7.304f	8.285	2278	14817	0.016	0.070 #
27) trans-Non...	7.521	0.000	14085	0	BelowCal	N.D.
28) 2,4'-DDD	0.000	8.644	0	14703	N.D.	0.080 #
29) 2,4'-DDT	0.000	8.877	0	7476	N.D.	BelowCal
30) cis-Nonac...	7.994	8.907	8147	4540	0.035	0.013 #
31) Mirex	0.000	9.854	0	26754	N.D.	BelowCal
32) Chlordane...	7.447	8.285	6561	14817	0.280	0.381
33) Chlordane...	7.521	0.000	14085	0	0.489	N.D. #
34) Chlordane...	8.116f	9.053	20423	26825	2.685	2.526
35) Chlordane...	3.810	3.777	591046	5978	NoCal	NoCal
36) Toxaphene...	7.521	8.644f	14085	14703	13.373	5.437 #
37) Toxaphene...	7.808	8.998f	3833	18383	1.971	5.279 #
38) Toxaphene...	8.116	8.998	20423	18383	0.727	BelowCal #
39) Toxaphene...	8.319f	9.053	19690	26825	4.874	2.972
40) Toxaphene...	8.554f	9.258	2252	48088	0.685	9.575 #
41) Toxaphene...	0.000	0.000	0	0	N.D.	N.D.
42) Toxaphene...	3.810	3.822	591046	6689	NoCal	NoCal

MJB 1/9/20

(f)=RT Delta > 1/2 Window (#)=Amounts differ by > 40% (m)=manual int.

Data Path : R:\data\2020-01\0A08041\
Data File : ECD5-01082020.D
Signal(s) : Signal #1: ECD1A.CH Signal #2: ECD2B.CH
Acq On : 08 Jan 2020 17:24
Operator : MJB
Sample : 0A08041-IBL1
Misc : Instrument Blank
ALS Vial : 1 (Sig #1); 0 (Sig #2) Sample Multiplier: 1

Integration File signal 1: PEST1.e
Integration File signal 2: PEST2.e
Quant Time: Jan 09 14:17:18 2020
Quant Method : R:\methods\ECD5_QUANTPEST_200107.M
Quant Title : Instrument: DualECD5
QLast Update : Thu Jan 09 11:11:29 2020
Response via : Initial Calibration
Integrator: ChemStation 6890 Scale Mode: Small noise peaks clipped



Data Path : R:\data\2020-01\0A08041\
 Data File : ECD5-01082021.D
 Signal(s) : Signal #1: ECD1A.CH Signal #2: ECD2B.CH
 Acq On : 08 Jan 2020 17:42
 Operator : MJB
 Sample : 0A08041-ICV1
 Misc : A19I209, AB 50 ppb
 ALS Vial : 17 (Sig #1); 0 (Sig #2) Sample Multiplier: 1

Integration File signal 1: PEST1.e
 Integration File signal 2: PEST2.e
 Quant Time: Jan 09 15:19:34 2020
 Quant Method : R:\methods\ECD5_QUANTPEST_200107.M
 Quant Title : Instrument: DualECD5
 QLast Update : Thu Jan 09 11:11:29 2020
 Response via : Initial Calibration
 Integrator : ChemStation 6890 Scale Mode: Small noise peaks clipped

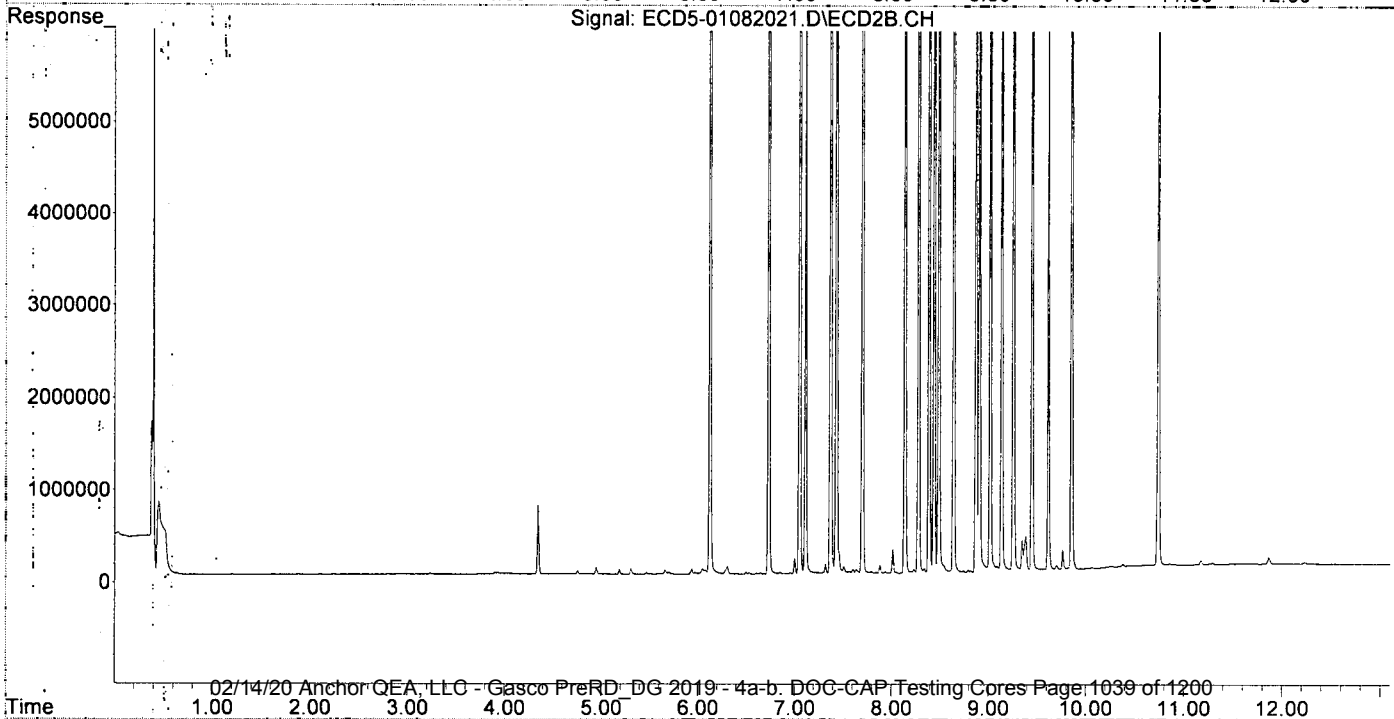
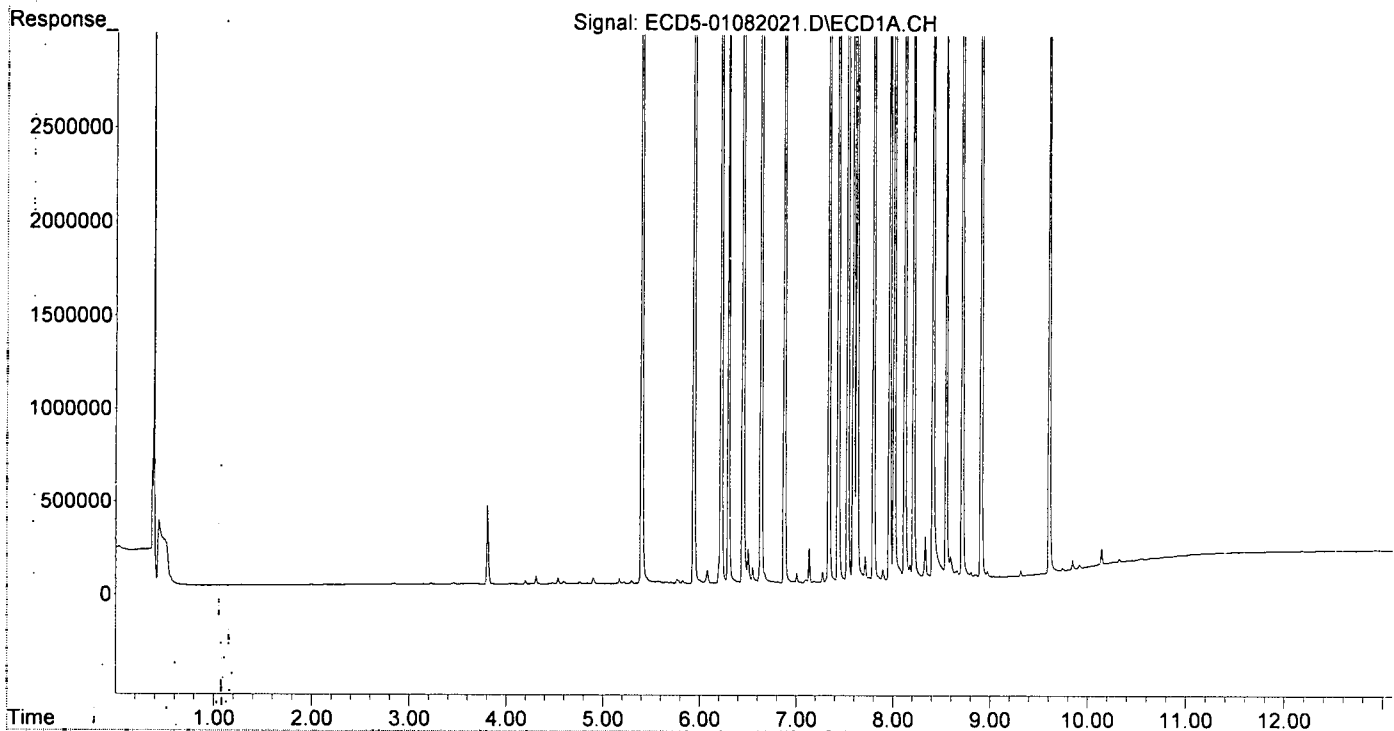
MJB
1/9/20

	Compound	RT#1	RT#2	Resp#1	Resp#2	ng/mL	ng/mL
System Monitoring Compounds							
1)	S TCMX (S)	5.402	6.125	9103628	14066594	46.623	47.190
22)	S DCBP (S)	9.608	10.740	7112275	8081936	47.665	45.418
Target Compounds							
2)	a-BHC	5.941	6.733	12790994	21224953	48.605	51.398
3)	g-BHC	6.225	7.053	11683208	18879724	50.035	51.711
4)	b-BHC	6.300	7.114	4706924	7535163	48.238	46.844
5)	Heptachlor	6.637	7.433	10590293	17122257	46.605	48.301
6)	d-BHC	6.450	7.372	10837514	17920851	49.749	50.404
7)	Aldrin	6.879	7.703	10814138	16957853	49.013	50.916
8)	Heptachlo...	7.339	8.141	9791145	15366677	47.494	49.886
9)	trans-Chl...	7.435	8.282	10221604	15198295	48.508	48.739
10)	cis-Chlor...	7.532	8.390	9592137	14376121	46.876	48.462
11)	Endosulfa...	7.629	8.442	9304629	13863731	48.011	49.890
12)	4,4'-DDE	7.592	8.490	10130543	15472928	49.133	50.116
13)	Dieldrin	7.801	8.643	10489078	15965611	48.701	51.680
14)	Endrin	7.966	8.873	8592222	12278386	49.661	52.256
15)	4,4'-DDD	8.014	8.908	8248067	12471144	47.772	50.736
16)	Endosulfa...	8.123	9.020	8434356	12701179	49.434	51.990
17)	4,4'-DDT	8.213	9.137	8208299	12016612	49.549	51.377
18)	Endrin Al...	8.414	9.257	7950732	12212103	51.927	54.615
19)	Endosulfa...	8.716	9.448	7923307	11786967	49.509	53.174
20)	Methoxychlor	8.550	9.615	4148884	5960918	47.904	50.121
21)	Endrin, Ke...	8.910	9.853	9320771	12631849	48.808	50.440
23)	Hexachlor...	3.224	0.000	5802	0	0.029	N.D. #
24)	Hexachlor...	5.767	6.610	24739	10021	BelowCal	0.031
25)	Oxychlorane	7.275	0.000	55008	0	0.112	N.D. #
26)	2,4'-DDE	7.339	8.282	9791145	15198295	68.666	72.170
27)	trans-Non...	7.532	8.344	9592137	44865	48.026	0.146 #
28)	2,4'-DDD	7.715	8.643	132532	15965611	1.042	86.563 #
29)	2,4'-DDT	7.897	8.873	57700	12278386	0.394	59.966 #
30)	cis-Nonac...	8.014	8.908	8248067	12471144	34.995	36.557
31)	Mirex	8.664	9.853	39909	12631849	0.049	67.878 #
32)	Chlordane...	7.435	8.282	10221604	15198295	435.674	390.732
33)	Chlordane...	7.532	8.390	9592137	14376121	332.820	447.883
34)	Chlordane...	0.000	9.092f	0	59578	N.D.	5.611 #
35)	Chlordane...	3.808	0.000	418059	0	NoCal	N.D.
36)	Toxaphene...	7.532f	8.643f	9592137	15965611	9107.422	5903.771
37)	Toxaphene...	7.801	0.000	10489078	0	5393.774	N.D. #
38)	Toxaphene...	8.123	9.020	8434356	12701179	1962.925	2103.723
39)	Toxaphene...	8.335f	9.092	226518	59578	56.068	6.601 #
40)	Toxaphene...	8.595	9.257	118127	12212103	35.929	2431.744 #
41)	Toxaphene...	8.664	9.615	39909	5960918	9.191	1061.764 #
42)	Toxaphene...	3.808	0.000	418059	0	NoCal	N.D.

(f)=RT Delta > 1/2 Window (#)=Amounts differ by > 40% (m)=manual int.

Data Path : R:\data\2020-01\0A08041\
Data File : ECD5-01082021.D
Signal(s) : Signal #1: ECD1A.CH Signal #2: ECD2B.CH
Acq On : 08 Jan 2020 17:42
Operator : MJB
Sample : 0A08041-ICV1
Misc : A19I209, AB 50 ppb
ALS Vial : 17 (Sig #1); 0 (Sig #2) Sample Multiplier: 1

Integration File signal 1: PEST1.e
Integration File signal 2: PEST2.e
Quant Time: Jan 09 15:19:34 2020
Quant Method : R:\methods\ECD5_QUANTPEST_200107.M
Quant Title : Instrument: DualECD5
QLast Update : Thu Jan 09 11:11:29 2020
Response via : Initial Calibration
Integrator: ChemStation 6890 Scale Mode: Small noise peaks clipped



Data Path : R:\data\2020-01\0A08041\
 Data File : ECD5-01082031.D
 Signal(s) : Signal #1: ECD1A.CH Signal #2: ECD2B.CH
 Acq On : 08 Jan 2020 20:33
 Operator : MJB
 Sample : 0A08041-IBL2
 Misc : Instrument Blank
 ALS Vial : 1 (Sig #1); 0 (Sig #2) Sample Multiplier: 1
 Integration File signal 1: PEST1.e
 Integration File signal 2: PEST2.e
 Quant Time: Jan 09 14:17:30 2020
 Quant Method: R:\methods\ECD5_QUANTPEST_200107.M
 Quant Title: Instrument: DualECD5
 QLast Update: Thu Jan 09 11:11:29 2020
 Response via: Initial Calibration
 Integrator: ChemStation 6890 Scale Mode: Small noise peaks clipped

Clear

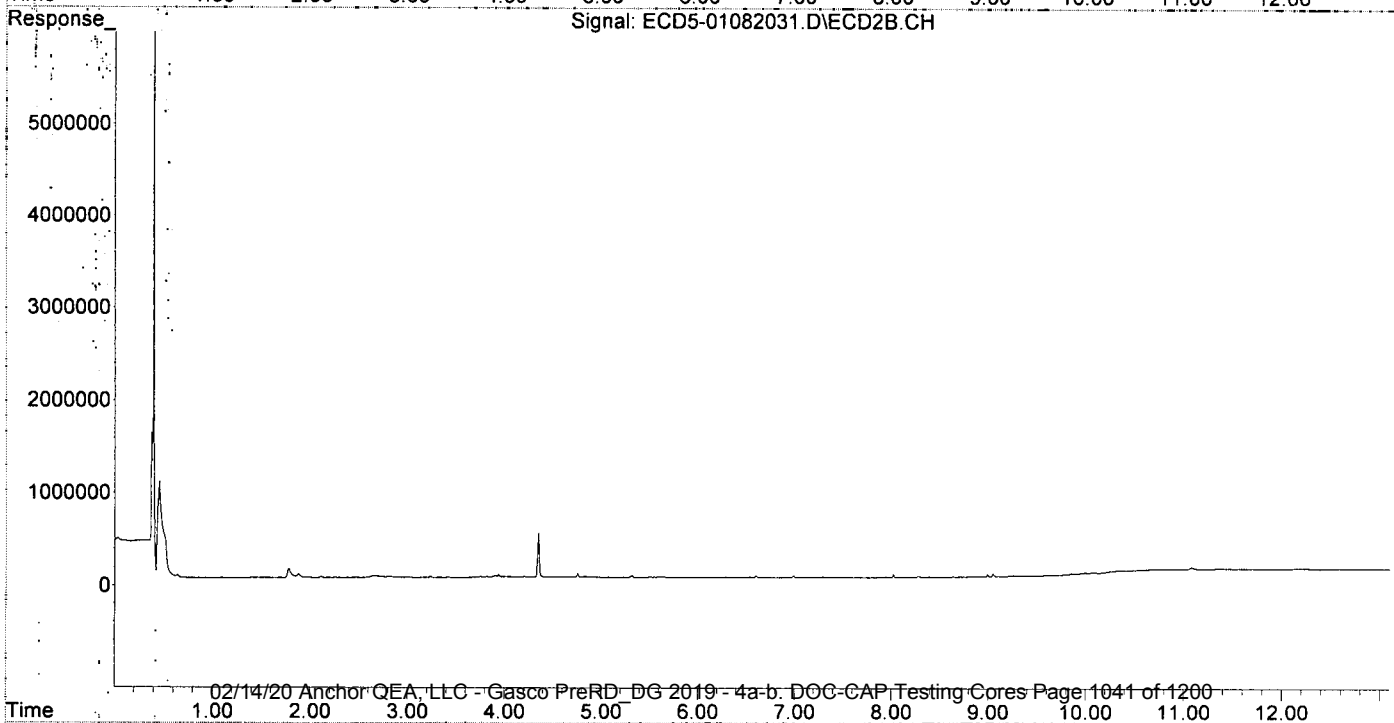
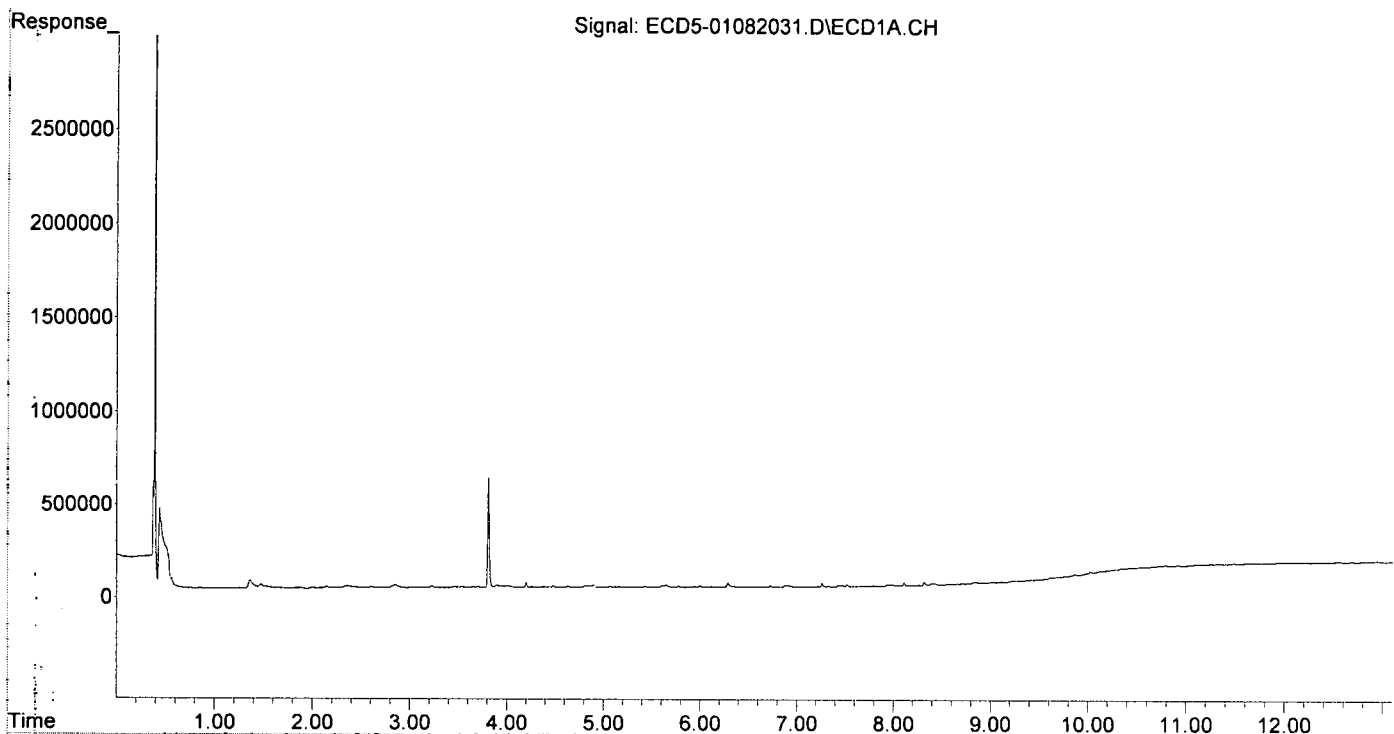
MJB 1/9/20

Compound	RT#1	RT#2	Resp#1	Resp#2	ng/mL	ng/mL
System Monitoring Compounds						
1) S TCMX (S)	5.433f	0.000	5598	0	0.029	N.D. #
22) S DCBP (S)	9.611	10.744	10150	4503	8131.917	0.025 #
Target Compounds						
2) a-BHC	5.941	0.000	5055	0	0.019	N.D. #
3) g-BHC	0.000	0.000	0	0	N.D.	N.D.
4) b-BHC	6.291	0.000	22364	0	0.061	N.D. #
5) Heptachlor	6.674f	0.000	3785	0	0.017	N.D. #
6) d-BHC	0.000	0.000	0	0	N.D.	N.D.
7) Aldrin	6.882	0.000	8653	0	0.039	N.D. #
8) Heptachlo...	0.000	0.000	0	0	N.D.	N.D.
9) trans-Chl...	7.436	8.282	7357	13631	0.035	0.044
10) cis-Chlor...	7.520	8.389	11723	3404	0.057	0.011 #
11) Endosulfa...	0.000	0.000	0	0	N.D.	N.D.
12) 4,4'-DDE	0.000	0.000	0	0	N.D.	N.D.
13) Dieldrin	0.000	8.642	0	5313	N.D.	0.017 #
14) Endrin	7.965	8.911f	5834	5682	0.034	0.024
15) 4,4'-DDD	7.993f	8.911	8759	5682	0.051	0.023 #
16) Endosulfa...	8.111	8.995f	17658	25073	0.103	0.103
17) 4,4'-DDT	0.000	0.000	0	0	N.D.	N.D.
18) Endrin Al...	8.413	9.257	9045	7452	0.059	0.033 #
19) Endosulfa...	8.716	0.000	3724	0	0.023	N.D. #
20) Methoxychlor	8.558	9.613	990	4034	0.011	0.034 #
21) Endrin Ke...	8.910	9.851	3001	12022	0.016	0.048 #
23) Hexachlor...	3.225f	3.812	10570	6895	0.053	0.017 #
24) Hexachlor...	5.778	6.605	7733	18943	BelowCal	0.059
25) Oxychlordane	7.263	0.000	20987	0	BelowCal	N.D.
26) 2,4'-DDE	0.000	8.282	0	13631	N.D.	0.065 #
27) trans-Non...	7.520	0.000	11723	0	BelowCal	N.D.
28) 2,4'-DDD	0.000	8.642	0	5313	N.D.	0.029 #
29) 2,4'-DDT	0.000	0.000	0	0	N.D.	N.D.
30) cis-Nonac...	7.993	8.911	8759	5682	0.037	0.017 #
31) Mirex	8.664	9.851	2560	12022	6723.028	BelowCal #
32) Chlordane...	7.436	8.282	7357	13631	0.314	0.350
33) Chlordane...	7.520	8.389	11723	3404	0.407	0.106 #
34) Chlordane...	8.111f	9.052	17658	31858	2.321	3.000
35) Chlordane...	3.810	3.812	587214	6895	NoCal	NoCal
36) Toxaphene...	7.520	8.642f	11723	5313	11.131	1.964 #
37) Toxaphene...	0.000	8.995f	0	25073	N.D.	7.200 #
38) Toxaphene...	8.111	8.995	17658	25073	0.065	0.939 #
39) Toxaphene...	8.319f	9.052f	16925	31858	4.189	3.530
40) Toxaphene...	8.591	9.257	617	7452	0.188	1.484 #
41) Toxaphene...	8.664	9.646	2560	2177	0.590	0.388
42) Toxaphene...	3.810	3.812	587214	6895	NoCal	NoCal

(f)=RT Delta > 1/2 Window (#)=Amounts differ by > 40% (m)=manual int.

Data Path : R:\data\2020-01\0A08041\
Data File : ECD5-01082031.D
Signal(s) : Signal #1: ECD1A.CH Signal #2: ECD2B.CH
Acq On : 08 Jan 2020 20:33
Operator : MJB
Sample : 0A08041-IBL2
Misc : Instrument Blank
ALS Vial : 1 (Sig #1); 0 (Sig #2) Sample Multiplier: 1

Integration File signal 1: PEST1.e
Integration File signal 2: PEST2.e
Quant Time: Jan 09 14:17:30 2020
Quant Method : R:\methods\ECD5_QUANTPEST_200107.M
Quant Title : Instrument: DualECD5
QLast Update : Thu Jan 09 11:11:29 2020
Response via : Initial Calibration
Integrator: ChemStation 6890 Scale Mode: Small noise peaks clipped



Data Path : R:\data\2020-01\0A08041\
 Data File : ECD5-01082032.D
 Signal(s) : Signal #1: ECD1A.CH Signal #2: ECD2B.CH
 Acq On : 08 Jan 2020 20:50
 Operator : MJB
 Sample : 0A08041-ICV2
 Misc : A19J410, 9-42 50 ppb
 ALS Vial : 27 (Sig #1); 0 (Sig #2) Sample Multiplier: 1

Integration File signal 1: PEST1.e
 Integration File signal 2: PEST2.e
 Quant Time: Jan 09 14:17:36 2020
 Quant Method : R:\methods\ECD5_QUANTPEST_200107.M
 Quant Title : Instrument: DualECD5
 Last Update : Thu Jan 09 11:11:29 2020
 Response via : Initial Calibration
 Integrator: ChemStation 6890 Scale Mode: Small noise peaks clipped

MJB
1/9/20

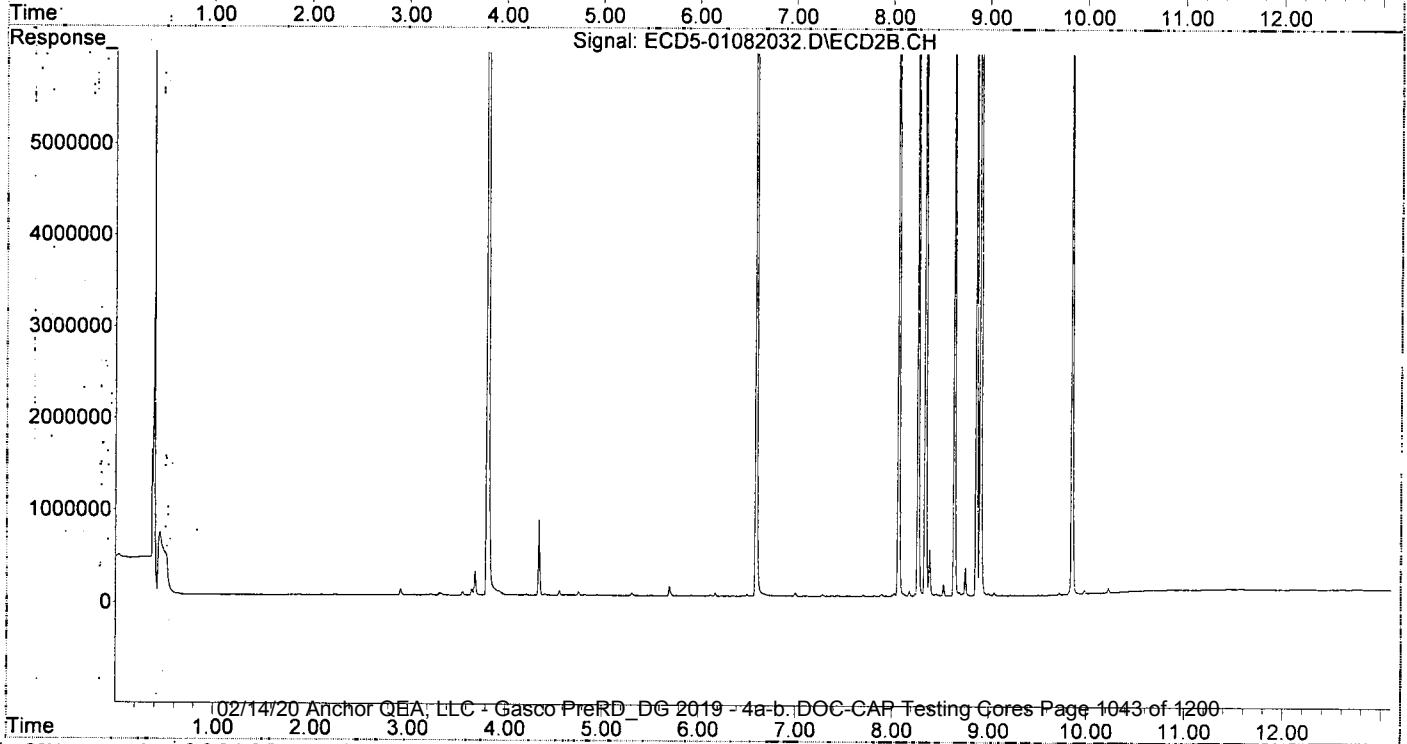
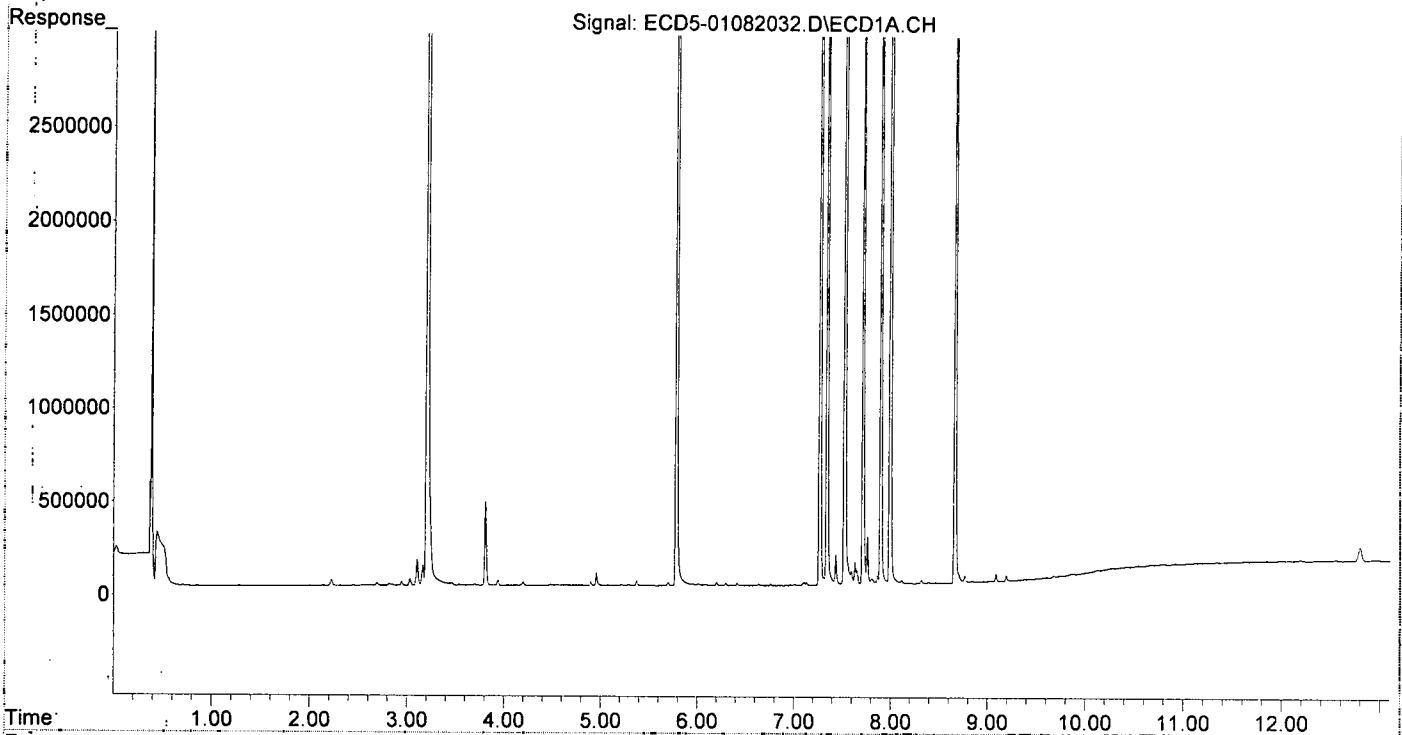
	Compound	RT#1	RT#2	Resp#1	Resp#2	ng/mL	ng/mL	
System Monitoring Compounds								
1)	S TCMX (S)	5.376f	6.123	25167	13037	0.129	0.044	#
22)	S DCBP (S)	9.607	0.000	7014	0	8131.938	N.D.	#
Target Compounds								
2)	a-BHC	5.947	0.000	7607	0	0.029	N.D.	#
3)	g-BHC	6.203f	0.000	15439	0	0.066	N.D.	#
4)	b-BHC	6.298	0.000	13249	0	5931.867	N.D.	#
5)	Heptachlor	6.639	7.433	8749	13294	0.039	0.038	
6)	d-BHC	6.416f	0.000	12607	0	0.058	N.D.	#
7)	Aldrin	0.000	7.703	0	18523	N.D.	0.056	#
8)	Heptachlo...	7.342	8.116f	6694017	32673	32.471	0.106	#
9)	trans-Chl...	7.436	8.269	158249	10510336	0.751	33.705	#
10)	cis-Chlor...	7.525	8.390	10195026	501217	49.822	1.690	#
11)	Endosulfa...	7.635	8.461	120882	21669	0.624	0.078	#
12)	4,4'-DDE	7.596	8.461f	71466	21669	0.347	0.108	#
13)	Dieldrin	7.809	8.643	30332	9201062	0.141	29.784	#
14)	Endrin	7.996f	8.870	10954602	10194467	63.315	43.387	
15)	4,4'-DDD	7.996f	8.914	10954602	16802825	63.448	68.358	
16)	Endosulfa...	8.117	8.997f	19840	27498	0.116	0.113	
17)	4,4'-DDT	8.214	9.135	5452	6193	0.033	0.116	#
18)	Endrin Al...	8.394f	9.262	5487	5803	0.036	0.026	
19)	Endosulfa...	0.000	0.000	0	0	N.D.	N.D.	
20)	Methoxychlor	0.000	0.000	0	0	N.D.	N.D.	
21)	Endrin, Ke...	8.910	9.850	1754	9090504	0.009	36.299	#
23)	Hexachlor...	3.207	3.815	10072232	21112946	50.501	52.687	
24)	Hexachlor...	5.785	6.596	9669445	15917355	50.014	49.726	
25)	Oxychlorane	7.269	8.070	8984587	14293373	51.023	51.104	
26)	2,4'-DDE	7.342	8.269	6694017	10510336	46.945	49.909	
27)	trans-Non...	7.525	8.345	10195026	15779786	51.040	51.318	
28)	2,4'-DDD	7.715	8.643	6105769	9201062	47.989	49.887	
29)	2,4'-DDT	7.899	8.870	6895039	10194467	47.073	50.569	
30)	cis-Nonac...	7.996	8.914	10954602	16802825	46.478	49.255	
31)	Mirex	8.665	9.850	6553927	9090504	48.699	49.703	
32)	Chlordane...	7.436	8.269	158249	10510336	6.745	270.210	#
33)	Chlordane...	7.525	8.390	10195026	501217	353.739	15.615	#
34)	Chlordane...	8.117f	9.052	19840	33600	2.608	3.165	
35)	Chlordane...	3.810	3.815	447351	21112946	NoCal	NoCal	
36)	Toxaphene...	7.525	8.643f	10195026	9201062	9679.846	3402.373	#
37)	Toxaphene...	7.809	8.997f	30332	27498	15.598	7.896	#
38)	Toxaphene...	8.117	8.997	19840	27498	0.587	1.413	#
39)	Toxaphene...	8.394f	9.052f	5487	33600	1.358	3.723	#
40)	Toxaphene...	0.000	9.262	0	5803	N.D.	1.156	#
41)	Toxaphene...	8.665	0.000	6553927	0	1509.301	N.D.	#
42)	Toxaphene...	3.810	3.815	447351	21112946	NoCal	NoCal	

(f)=RT Delta > 1/2 Window (#)=Amounts differ by > 40% (m)=manual int.

Quantitation Report (Not Reviewed)

Data Path : R:\data\2020-01\0A08041\
Data File : ECD5-01082032.D
Signal(s) : Signal #1: ECD1A.CH Signal #2: ECD2B.CH
Acq On : 08 Jan 2020 20:50
Operator : MJB
Sample : 0A08041-ICV2
Misc : A19J410, 9-42 50 ppb
ALS Vial : 27 (Sig #1); 0 (Sig #2) Sample Multiplier: 1

Integration File signal 1: PEST1.e
Integration File signal 2: PEST2.e
Quant Time: Jan 09 14:17:36 2020
Quant Method : R:\methods\ECD5_QUANTPEST_200107.M
Quant Title : Instrument: DualECD5
QLast Update : Thu Jan 09 11:11:29 2020
Response via : Initial Calibration
Integrator: ChemStation 6890 Scale Mode: Small noise peaks clipped



Quantitation Report (Not Reviewed)

Data Path : R:\data\2020-01\0A08041\
 Data File : ECD5-01082040.D
 Signal(s) : Signal #1: ECD1A.CH Signal #2: ECD2B.CH
 Acq On : 08 Jan 2020 23:07
 Operator : MJB
 Sample : 0A08041-IBL3
 Misc : Instrument Blank
 ALS Vial : 1 (Sig #1); 0 (Sig #2) Sample Multiplier: 1

Integration File signal 1: PEST1.e
 Integration File signal 2: PEST2.e
 Quant Time: Jan 09 14:17:42 2020
 Quant Method : R:\methods\ECD5_QUANTPEST_200107.M
 Quant Title : Instrument: DualECD5
 QLast Update : Thu Jan 09 11:11:29 2020
 Response via : Initial Calibration
 Integrator: ChemStation 6890 Scale Mode: Small noise peaks clipped

Compound	RT#1	RT#2	Resp#1	Resp#2	ng/mL	ng/mL	
System Monitoring Compounds							
1) S TCMX (S)	5.431f	0.000	5524	0	0.028	N.D.	#
22) S DCBP (S)	9.607	10.744	12785	3537	8131.900	0.020	#
Target Compounds							
2) a-BHC	5.942	0.000	4990	0	0.019	N.D.	#
3) g-BHC	0.000	0.000	0	0	N.D.	N.D.	
4) b-BHC	6.291	0.000	22514	0	0.062	N.D.	#
5) Heptachlor	6.674f	0.000	3691	0	0.016	N.D.	#
6) d-BHC	0.000	0.000	0	0	N.D.	N.D.	
7) Aldrin	6.882	0.000	9215	0	0.042	N.D.	#
8) Heptachlo...	0.000	0.000	0	0	N.D.	N.D.	
9) trans-Chl...	7.435	8.283	9061	14462	0.043	0.046	
10) cis-Chlor...	7.522	8.388	11351	5119	0.055	0.017	#
11) Endosulfa...	0.000	0.000	0	0	N.D.	N.D.	
12) 4,4'-DDE	0.000	0.000	0	0	N.D.	N.D.	
13) Dieldrin	7.789	0.000	2902	0	0.013	N.D.	#
14) Endrin	7.964	0.000	5653	0	0.033	N.D.	#
15) 4,4'-DDD	7.992f	0.000	4934	0	0.029	N.D.	#
16) Endosulfa...	8.112	8.996f	18004	25076	0.106	0.103	
17) 4,4'-DDT	0.000	0.000	0	0	N.D.	N.D.	
18) Endrin Al...	8.413	9.257	8551	5515	0.056	0.025	#
19) Endosulfa...	8.717	9.448	3254	3683	0.020	0.017	
20) Methoxychlor	8.584f	9.583f	646	2988	0.007	0.025	#
21) Endrin Ke...	8.910	9.852	2279	5952	0.012	0.024	#
23) Hexachlor...	3.225f	3.812	11744	7072	0.059	0.018	#
24) Hexachlor...	5.778	6.606	6979	18274	BelowCal	0.057	
25) Oxychlordane	7.263	0.000	20092	0	BelowCal	N.D.	
26) 2,4'-DDE	0.000	8.283	0	14462	N.D.	0.069	#
27) trans-Non...	7.522	0.000	11351	0	BelowCal	N.D.	
28) 2,4'-DDD	0.000	0.000	0	0	N.D.	N.D.	
29) 2,4'-DDT	7.932f	0.000	6317	0	0.043	N.D.	#
30) cis-Nonac...	7.992	0.000	4934	0	0.021	N.D.	#
31) Mirex	0.000	9.852	0	5952	N.D.	BelowCal	
32) Chlordane...	7.435	8.283	9061	14462	0.386	0.372	
33) Chlordane...	7.522	8.388	11351	5119	0.394	0.159	#
34) Chlordane...	8.112f	9.053	18004	30330	2.367	2.857	
35) Chlordane...	3.810	3.812	578025	7072	NoCal	NoCal	
36) Toxaphene...	7.522	0.000	11351	0	10.777	N.D.	#
37) Toxaphene...	7.789	8.996f	2902	25076	1.493	7.201	#
38) Toxaphene...	8.112	8.996	18004	25076	0.148	0.939	#
39) Toxaphene...	8.320f	9.053	16287	30330	4.031	3.360	
40) Toxaphene...	8.584	9.257	646	5515	0.197	1.098	#
41) Toxaphene...	0.000	0.000	0	0	N.D.	N.D.	
42) Toxaphene...	3.810	3.812	578025	7072	NoCal	NoCal	

Clean

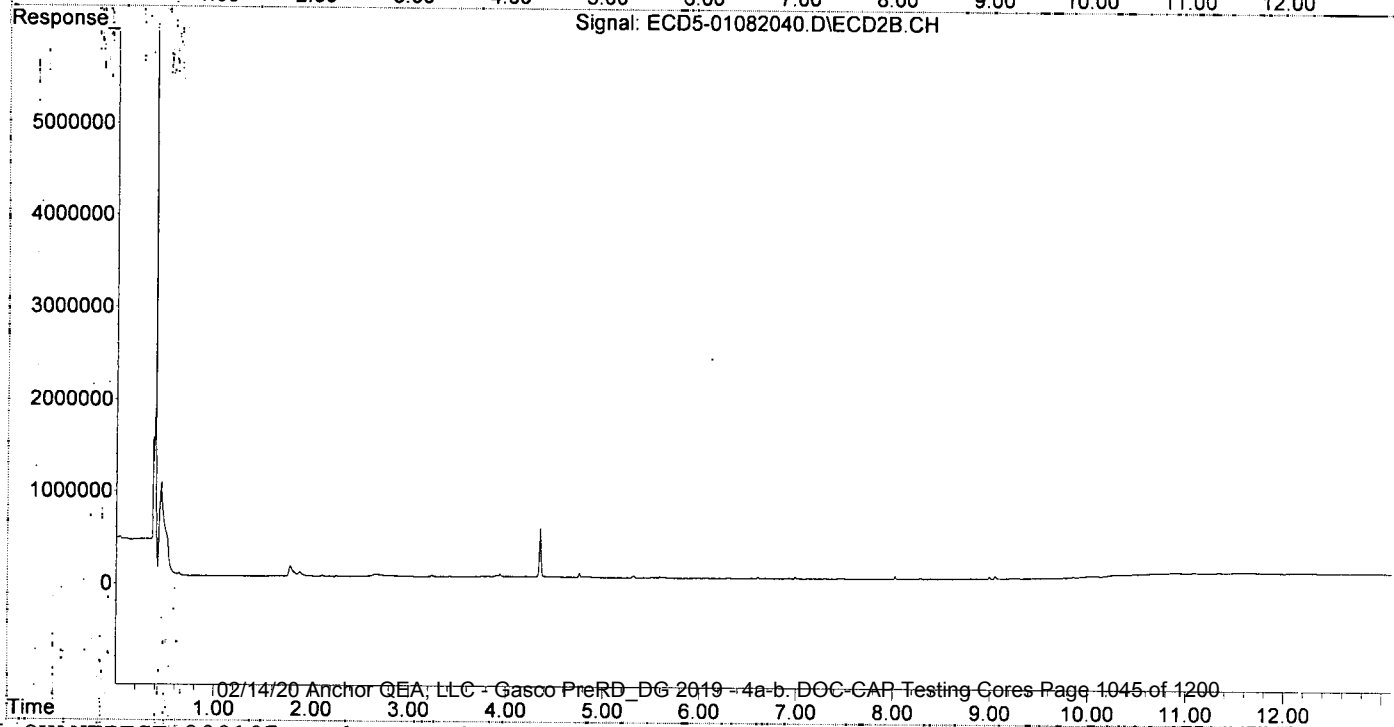
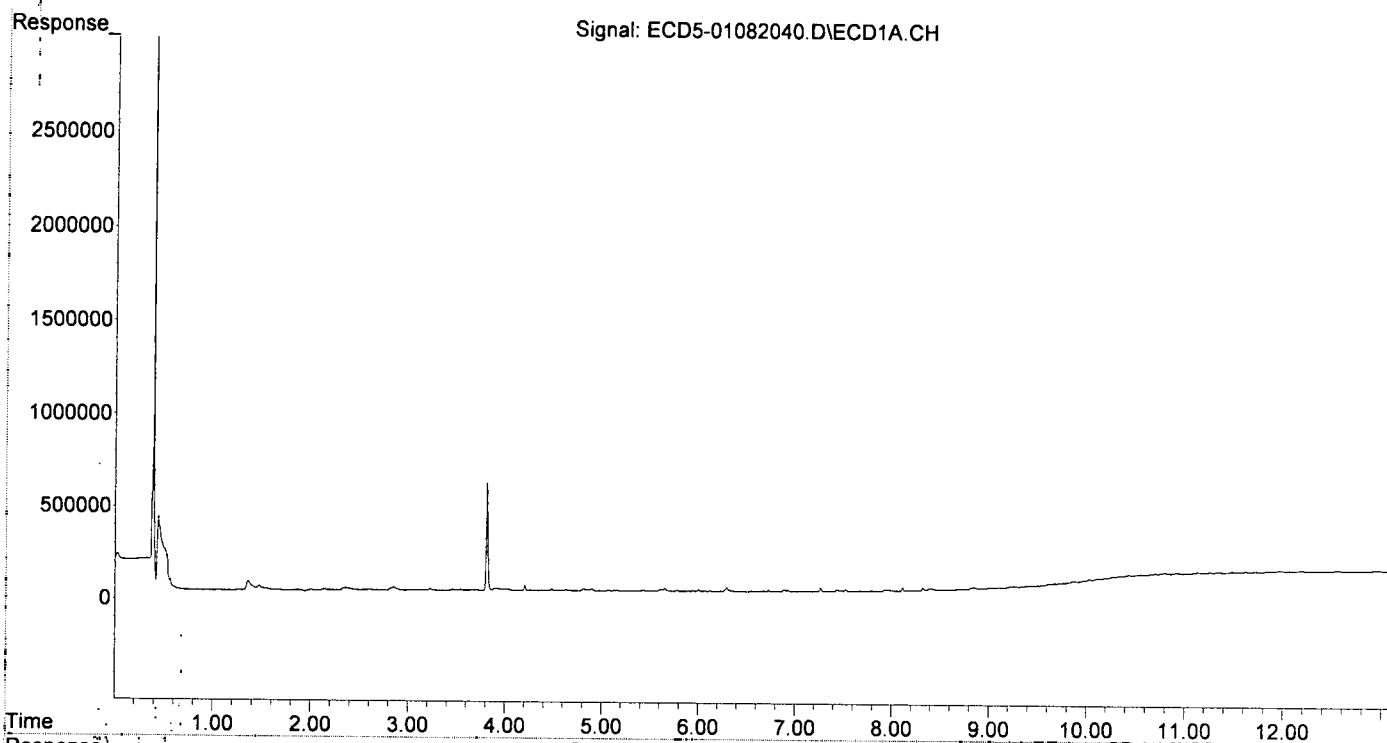
MJB 1/9/20

(f)=RT Delta > 1/2 Window (#)=Amounts differ by > 40% (m)=manual int.

Quantitation Report (Not Reviewed)

Data Path : R:\data\2020-01\0A08041\
Data File : ECD5-01082040.D
Signal(s) : Signal #1: ECD1A.CH Signal #2: ECD2B.CH
Acq On : 08 Jan 2020 23:07
Operator : MJB
Sample : 0A08041-IBL3
Misc : Instrument Blank
ALS Vial : 1 (Sig #1); 0 (Sig #2) Sample Multiplier: 1

Integration File signal 1: PEST1.e
Integration File signal 2: PEST2.e
Quant Time: Jan 09 14:17:42 2020
Quant Method : R:\methods\ECD5_QUANTPEST_200107.M
Quant Title : Instrument: DualECD5
QLast Update : Thu Jan 09 11:11:29 2020
Response via : Initial Calibration
Integrator: ChemStation 6890 Scale Mode: Small noise peaks clipped



Data Path : R:\data\2020-01\0A08041\
 Data File : ECD5-01082041.D
 Signal(s) : Signal #1: ECD1A.CH Signal #2: ECD2B.CH
 Acq On : 08 Jan 2020 23:24
 Operator : MJB
 Sample : 0A08041-ICV3
 Misc : A19K312, CHLOR 500 ppb
 ALS Vial : 35 (Sig #1); 0 (Sig #2) Sample Multiplier: 1
 Integration File signal 1: PEST1.e
 Integration File signal 2: PEST2.e
 Quant Time: Jan 09 14:17:48 2020
 Quant Method: R:\methods\ECD5_QUANTPEST_200107.M
 Quant Title : Instrument: DualECD5
 QLast Update : Thu Jan 09 11:11:29 2020
 Response via : Initial Calibration
 Integrator: ChemStation 6890 Scale Mode: Small noise peaks clipped

MJB
1/9/20

	Compound	RT#1	RT#2	Resp#1	Resp#2	ng/mL	ng/mL
System Monitoring Compounds							
1)	S TCMX (S)	0.000	6.124	0	10486	N.D.	0.035 #
22)	S DCBP (S)	9.616	10.754	25442	5308	0.015	0.030 #
Target Compounds							
2)	a-BHC	5.911f	6.761f	10062	353809	0.038	0.857 #
3)	g-BHC	6.246	7.064	11488	181584	0.049	0.497 #
4)	b-BHC	6.328f	7.100	144854	86205	1.310	0.536 #
5)	Heptachlor	6.637	7.433	5422846	8713879	23.864	24.582
6)	d-BHC	6.418f	7.363	410659	59133	1.885	0.234 #
7)	Aldrin	6.883	7.702	77062	103060	0.349	0.309
8)	Heptachlo...	7.348	8.159	869763	466536	4.219	1.515 #
9)	trans-Chl...	7.436	8.281	11710233	19966791	55.573	64.031
10)	cis-Chlor...	7.530	8.389	13828969	16278342	67.581	54.874
11)	Endosulfa...	7.649	8.465f	311472	310110	1.607	1.116
12)	4,4'-DDE	7.588	8.484	345577	441449	1.676	1.548
13)	Dieldrin	7.817	8.644	386347	1634017	1.794	5.289 #
14)	Endrin	7.995f	8.852f	2016713	790482	11.656	3.364 #
15)	4,4'-DDD	7.995f	8.914	2016713	2906392	11.681	11.824
16)	Endosulfa...	8.129	9.029	244476	322376	1.433	1.320
17)	4,4'-DDT	8.254f	9.149	694660	97300	4.193	0.536 #
18)	Endrin Al...	8.440f	9.228f	80944	93879	0.529	0.420
19)	Endosulfa...	8.722	9.433	153288	13800	0.958	0.062 #
20)	Methoxychlor	8.565	9.621	79652	16072	0.920	0.135 #
21)	Endrin Ke...	8.905	9.854	22990	166987	0.120	0.667 #
23)	Hexachlor...	3.226f	0.000	8040	0	0.040	N.D. #
24)	Hexachlor...	5.775	6.607	7557	13836	BelowCal	0.043
25)	Oxychlorthane	7.263	8.082	124974	261108	0.513	0.934 #
26)	2,4'-DDE	7.348	8.281	869763	19966791	6.100	94.813 #
27)	trans-Non...	7.530	8.345	13828969	14871810	69.177	48.365
28)	2,4'-DDD	7.685f	8.644	928281	1634017	7.296	8.859
29)	2,4'-DDT	7.924f	8.852	325252	790482	2.221	4.162 #
30)	cis-Nonac...	7.995	8.914	2016713	2906392	8.556	8.520
31)	Mirex	8.656	9.854	30302	166987	6722.823	0.697 # A
32)	Chlordane...	7.436	8.281	11710233	19966791	499.123	513.325 #
33)	Chlordane...	7.530	8.389	13828969	16278342	479.827	507.146 #
34)	Chlordane...	8.079	9.057	3785041	5213363	497.535	491.005 #
35)	Chlordane...	3.810	0.000	427334	0	NoCal	N.D.
36)	Toxaphene...	7.530	8.644f	13828969	1634017	13130.157	604.228 #
37)	Toxaphene...	7.817	8.969	386347	486622	198.670	139.731
38)	Toxaphene...	8.129	9.009	244476	403845	54.307	74.518
39)	Toxaphene...	8.359	9.057	160843	5213363	39.812	577.615 #
40)	Toxaphene...	8.565f	9.228f	79652	93879	24.227	18.694
41)	Toxaphene...	8.656	9.621	30302	16072	6.978	2.863 #
42)	Toxaphene...	3.810	0.000	427334	0	NoCal	N.D.

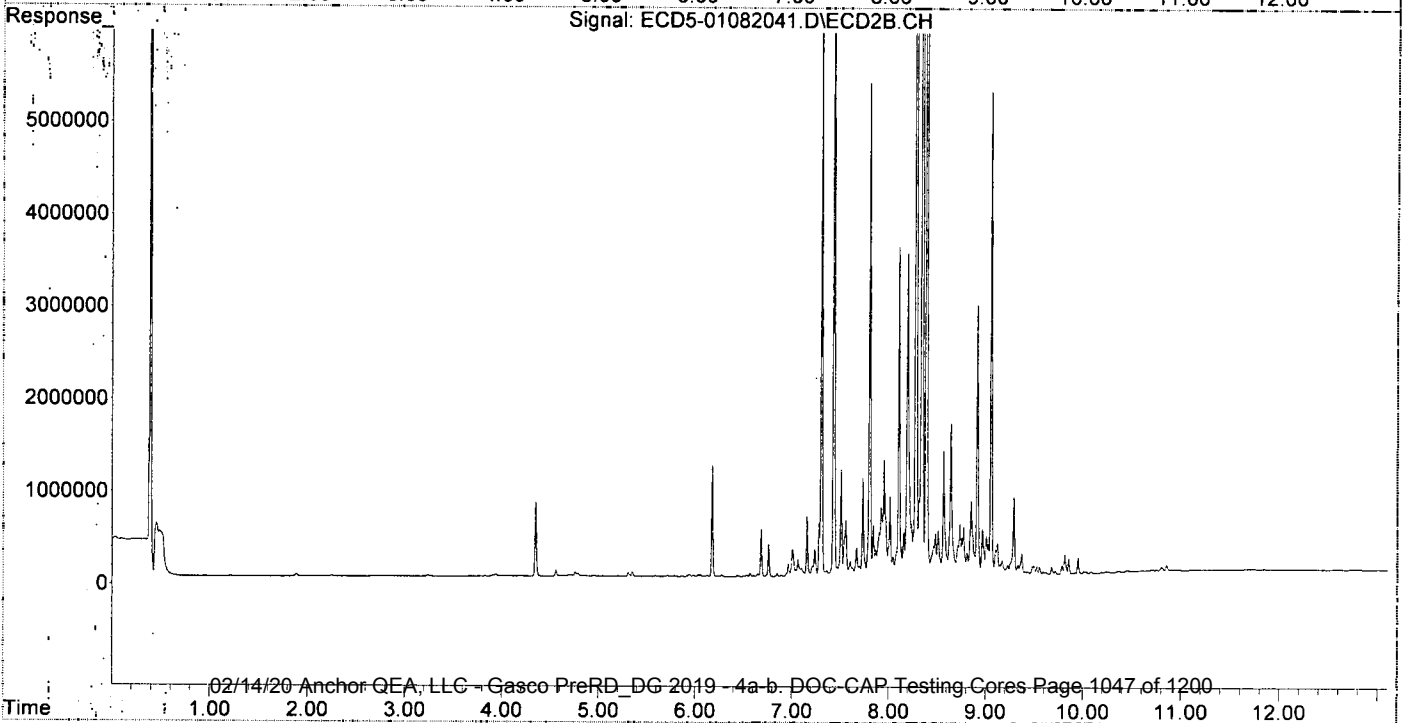
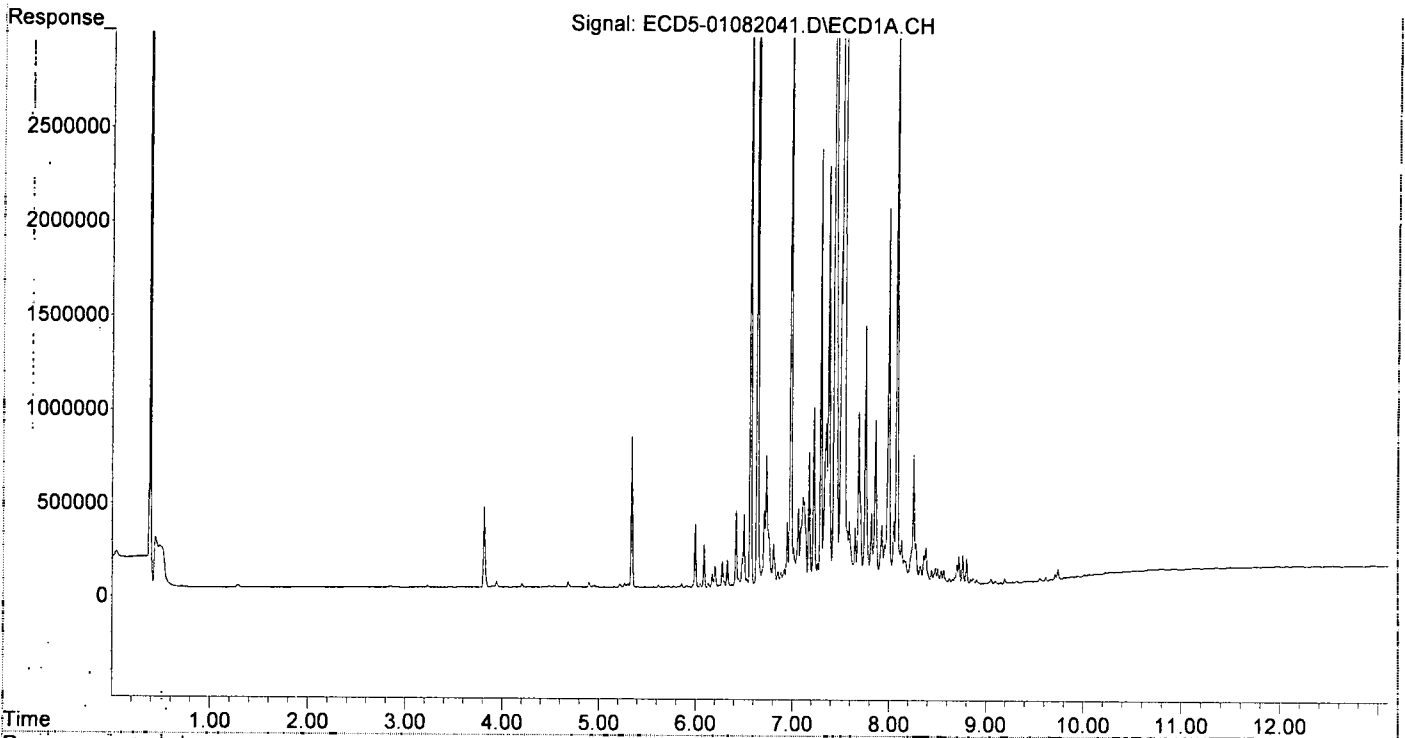
492.16
503.83

(f)=RT Delta > 1/2 Window (#)=Amounts differ by > 40% (m)=manual int.

Quantitation Report (Not Reviewed)

Data Path : R:\data\2020-01\0A08041\
Data File : ECD5-01082041.D
Signal(s) : Signal #1: ECD1A.CH Signal #2: ECD2B.CH
Acq On : 08 Jan 2020 23:24
Operator : MJB
Sample : 0A08041-ICV3
Misc : A19K312, CHLOR 500 ppb
ALS Vial : 35 (Sig #1); 0 (Sig #2) Sample Multiplier: 1

Integration File signal 1: PEST1.e
Integration File signal 2: PEST2.e
Quant Time: Jan 09 14:17:48 2020
Quant Method : R:\methods\ECD5_QUANTPEST_200107.M
Quant Title : Instrument: DualECD5
QLast Update : Thu Jan 09 11:11:29 2020
Response via : Initial Calibration
Integrator: ChemStation 6890 Scale Mode: Small noise peaks clipped



Data Path : R:\data\2020-01\0A08041\
 Data File : ECD5-01082049.D
 Signal(s) : Signal #1: ECD1A.CH Signal #2: ECD2B.CH
 Acq On : 09 Jan 2020 1:41
 Operator : MJB
 Sample : 0A08041-IBL4
 Misc : Instrument Blank
 ALS Vial : 1 (Sig #1); 0 (Sig #2) Sample Multiplier: 1
 Integration File signal 1: PEST1.e
 Integration File signal 2: PEST2.e
 Quant Time: Jan 09 14:17:54 2020
 Quant Method: R:\methods\ECD5_QUANTPEST_200107.M
 Quant Title: Instrument: DualECD5
 QLast Update: Thu Jan 09 11:11:29 2020
 Response via: Initial Calibration
 Integrator: ChemStation 6890 Scale Mode: Small noise peaks clipped

Clean

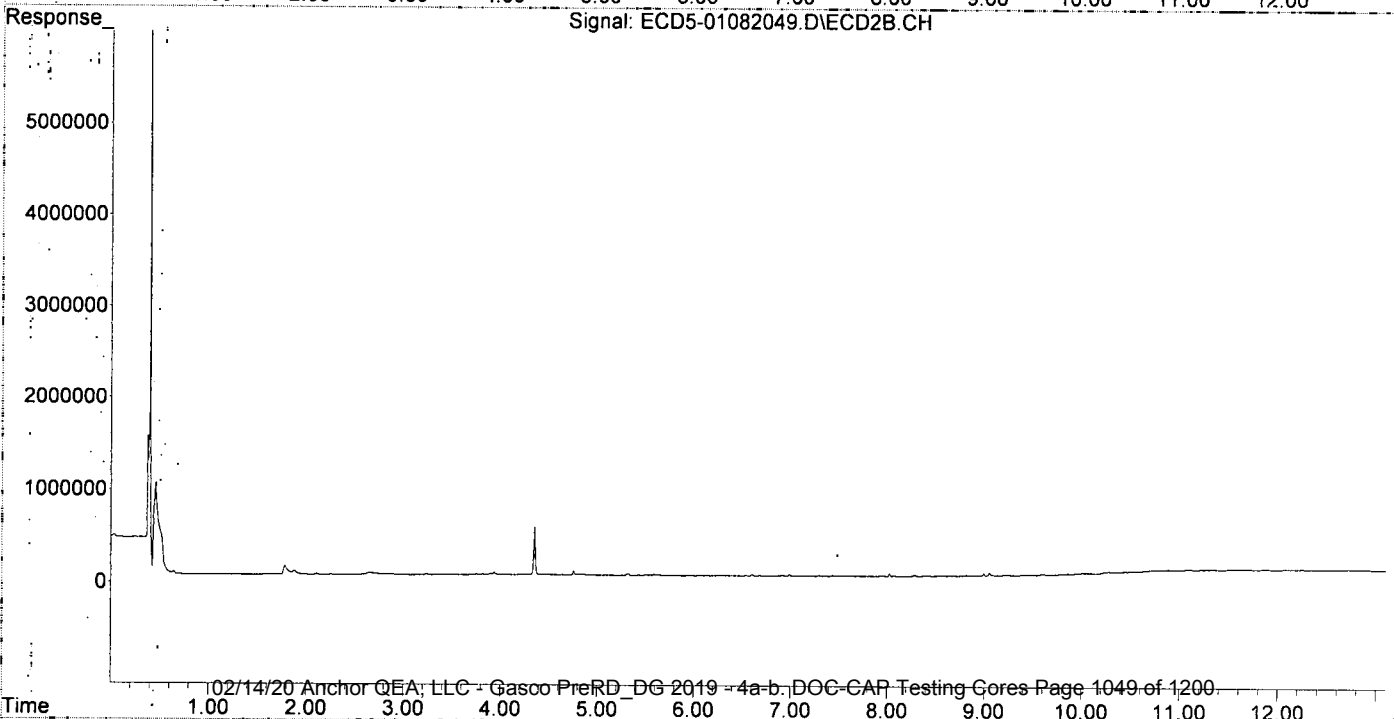
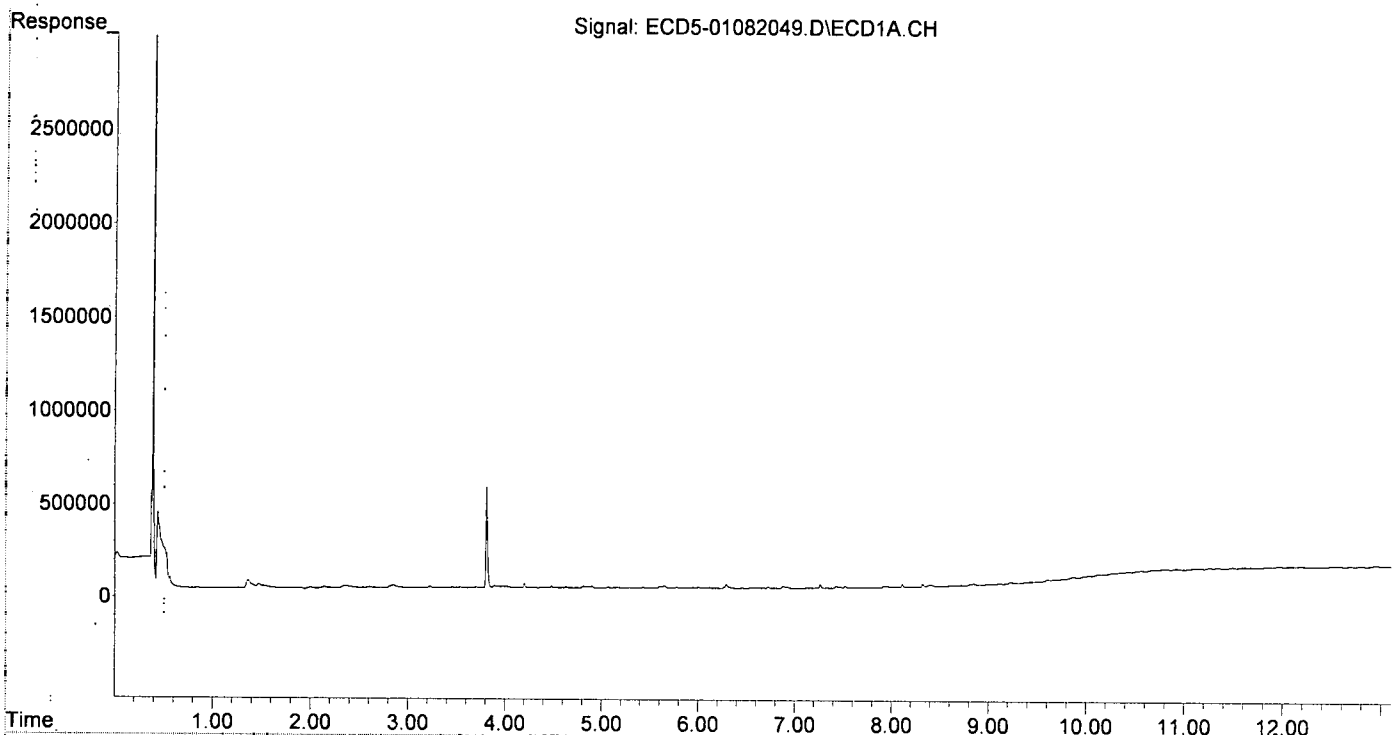
Compound	RT#1	RT#2	Resp#1	Resp#2	ng/mL	ng/mL
System Monitoring Compounds						
1) S TCMX (S)	5.428f	0.000	5811	0	0.030	N.D. #
22) S DCBP (S)	9.605	10.714f	12113	18262	8131.904	0.103 #
Target Compounds						
2) a-BHC	5.942	0.000	4960	0	0.019	N.D. #
3) g-BHC	0.000	0.000	0	0	N.D.	N.D.
4) b-BHC	6.291	0.000	21552	0	0.052	N.D. #
5) Heptachlor	6.674f	0.000	3448	0	0.015	N.D. #
6) d-BHC	0.000	0.000	0	0	N.D.	N.D.
7) Aldrin	6.881	0.000	8894	0	0.040	N.D. #
8) Heptachlo...	0.000	0.000	0	0	N.D.	N.D.
9) trans-Chl...	7.431	8.283	7434	12435	0.035	0.040
10) cis-Chlor...	7.521	8.389	9040	3275	0.044	0.011 #
11) Endosulfa...	0.000	0.000	0	0	N.D.	N.D.
12) 4,4'-DDE	0.000	0.000	0	0	N.D.	N.D.
13) Dieldrin	7.782f	0.000	2818	0	0.013	N.D. #
14) Endrin	7.996f	0.000	2334	0	0.013	N.D. #
15) 4,4'-DDD	7.996f	0.000	2334	0	0.014	N.D. #
16) Endosulfa...	8.111	8.996f	16671	24032	0.098	0.098
17) 4,4'-DDT	0.000	0.000	0	0	N.D.	N.D.
18) Endrin Al...	8.412	9.256	7986	5162	0.052	0.023 #
19) Endosulfa...	8.717	9.448	2975	3747	0.019	0.017
20) Methoxychlor	0.000	0.000	0	0	N.D.	N.D.
21) Endrin Ke...	8.910	0.000	2156	0	0.011	N.D. #
23) Hexachlor...	3.225f	3.814	10276	7117	0.052	0.018 #
24) Hexachlor...	5.777	6.606	6345	17600	BelowCal	0.055
25) Oxychlorane	7.263	0.000	19737	0	BelowCal	N.D.
26) 2,4'-DDE	0.000	8.283	0	12435	N.D.	0.059 #
27) trans-Non...	7.521	0.000	9040	0	BelowCal	N.D.
28) 2,4'-DDD	0.000	0.000	0	0	N.D.	N.D.
29) 2,4'-DDT	7.925f	0.000	5911	0	0.040	N.D. #
30) cis-Nonac...	7.996	0.000	2334	0	0.010	N.D. #
31) Mirex	8.687f	0.000	2088	0	6723.032	N.D. #
32) Chlordane...	7.431	8.283	7434	12435	0.317	0.320
33) Chlordane...	7.521	8.389	9040	3275	0.314	0.102 #
34) Chlordane...	8.111f	9.053	16671	29371	2.191	2.766
35) Chlordane...	3.810	3.814	541313	7117	NoCal	NoCal
36) Toxaphene...	7.521	0.000	9040	0	8.583	N.D. #
37) Toxaphene...	7.782f	8.996f	2818	24032	1.449	6.901 #
38) Toxaphene...	8.111	8.996	16671	24032	BelowCal	0.735
39) Toxaphene...	8.321f	9.053	15505	29371	3.838	3.254
40) Toxaphene...	8.600	9.256	641	5162	0.195	1.028 #
41) Toxaphene...	8.687f	0.000	2088	0	0.481	N.D. #
42) Toxaphene...	3.810	3.814	541313	7117	NoCal	NoCal

MJB
1/9/20

(f)=RT Delta > 1/2 Window (#)=Amounts differ by > 40% (m)=manual int.

Data Path : R:\data\2020-01\0A08041\
 Data File : ECD5-01082049.D
 Signal(s) : Signal #1: ECD1A.CH Signal #2: ECD2B.CH
 Acq On : 09 Jan 2020 1:41
 Operator : MJB
 Sample : 0A08041-IBL4
 Misc : Instrument Blank
 ALS Vial : 1 (Sig #1); 0 (Sig #2) Sample Multiplier: 1

Integration File signal 1: PEST1.e
 Integration File signal 2: PEST2.e
 Quant Time: Jan 09 14:17:54 2020
 Quant Method : R:\methods\ECD5_QUANTPEST_200107.M
 Quant Title : Instrument: DualECD5
 QLast Update : Thu Jan 09 11:11:29 2020
 Response via : Initial Calibration
 Integrator: ChemStation 6890 Scale Mode: Small noise peaks clipped



Data Path : R:\data\2020-01\0A08041\
 Data File : ECD5-01082050.D
 Signal(s) : Signal #1: ECD1A.CH Signal #2: ECD2B.CH
 Acq On : 09 Jan 2020 1:58
 Operator : MJB
 Sample : 0A08041-ICV4
 Misc : A19J422, TOX 500 ppb
 ALS Vial : 43 (Sig #1); 0 (Sig #2) Sample Multiplier: 1

Integration File signal 1: PEST1.e
 Integration File signal 2: PEST2.e
 Quant Time: Jan 09 14:18:00 2020
 Quant Method : R:\methods\ECD5_QUANTPEST_200107.M
 Quant Title : Instrument: DualECD5
 QLast Update : Thu Jan 09 11:11:29 2020
 Response via : Initial Calibration
 Integrator: ChemStation 6890 Scale Mode: Small noise peaks clipped

MJB
1/9/20

Compound	RT#1	RT#2	Resp#1	Resp#2	ng/mL	ng/mL
System Monitoring Compounds						
1) S TCMX (S)	0.000	6.123	0	14573	N.D.	0.049 #
22) S DCBP (S)	9.605	10.721f	49070	60766	0.172	0.341 #
Target Compounds						
2) a-BHC	5.943	6.732	6515	5978	0.025	0.014 #
3) g-BHC	6.234	7.045	3820	12245	0.016	0.034 #
4) b-BHC	6.297	7.107	17235	21055	0.008	0.131 #
5) Heptachlor	6.638	7.434	17073	31564	0.075	0.089
6) d-BHC	6.438	7.372	6031	22887	0.028	0.126 #
7) Aldrin	6.878	7.726f	46144	94160	0.209	0.283
8) Heptachlo...	7.343	8.133	163855	419169	0.795	1.361 #
9) trans-Chl...	7.452	8.261f	359933	506635	1.708	1.625
10) cis-Chlor...	7.559f	8.411	415717	519448	2.032	1.751
11) Endosulfa...	7.638	8.445	614135	645485	3.169	2.323
12) 4,4'-DDE	7.559f	8.476	415717	697378	2.016	2.424
13) Dieldrin	7.804	8.658	932463	837259	4.329	2.710
14) Endrin	7.992f	8.864	1373686	1768789	7.940	7.528
15) 4,4'-DDD	8.032	8.918	900218	1084974	5.214	4.414
16) Endosulfa...	8.116	9.005	2143737	2837077	12.565	11.613
17) 4,4'-DDT	8.196	9.136	1824191	1185349	11.012	5.499 #
18) Endrin Al...	8.404	9.249	1497962	2571198	9.783	11.499
19) Endosulfa...	8.722	9.452	854118	1178730	5.337	5.318
20) Methoxychlor	8.556	9.633	743091	2921504	8.580	24.625 #
21) Endrin Ke...	8.906	9.874	591269	605739	3.096	2.419
23) Hexachlor...	3.226f	3.814	9723	5338	0.049	0.013 #
24) Hexachlor...	0.000	6.608	0	12009	N.D.	0.038 #
25) Oxychlorane	7.272	8.083	399221	368934	2.086	1.319
26) 2,4'-DDE	7.343	8.261	163855	506635	1.149	2.406 #
27) trans-Non...	7.510	8.355	505624	530485	2.393	1.725
28) 2,4'-DDD	7.722	8.658	716890	837259	5.634	4.539
29) 2,4'-DDT	7.907	8.864	1160341	1768789	7.922	9.351
30) cis-Nonac...	7.992	8.918	1373686	1084974	5.828	3.180 #
31) Mirex	8.652	9.874f	2183505	605739	15.981	3.230 #
32) Chlordane...	7.452	8.261f	359933	506635	15.341	13.025
33) Chlordane...	7.510f	8.411f	505624	519448	17.544	16.183
34) Chlordane...	8.056f	9.072	962547	4516827	126.525	425.404 #
35) Chlordane...	3.810	3.814	458190	5338	NoCal	NoCal
36) Toxaphene...	7.510	8.618	505624	1346656	480.074	497.967
37) Toxaphene...	7.804	8.967	932463	1754946	479.498	503.925
38) Toxaphene...	8.116	9.005	2143737	2837077	505.459	527.117
39) Toxaphene...	8.357	9.072	2022112	4516827	500.518	500.442
40) Toxaphene...	8.585	9.249	1632011	2571198	496.387	511.992
41) Toxaphene...	8.652	9.633	2183505	2921504	502.838	520.381
42) Toxaphene...	3.810	3.814	458190	5338	NoCal	NoCal

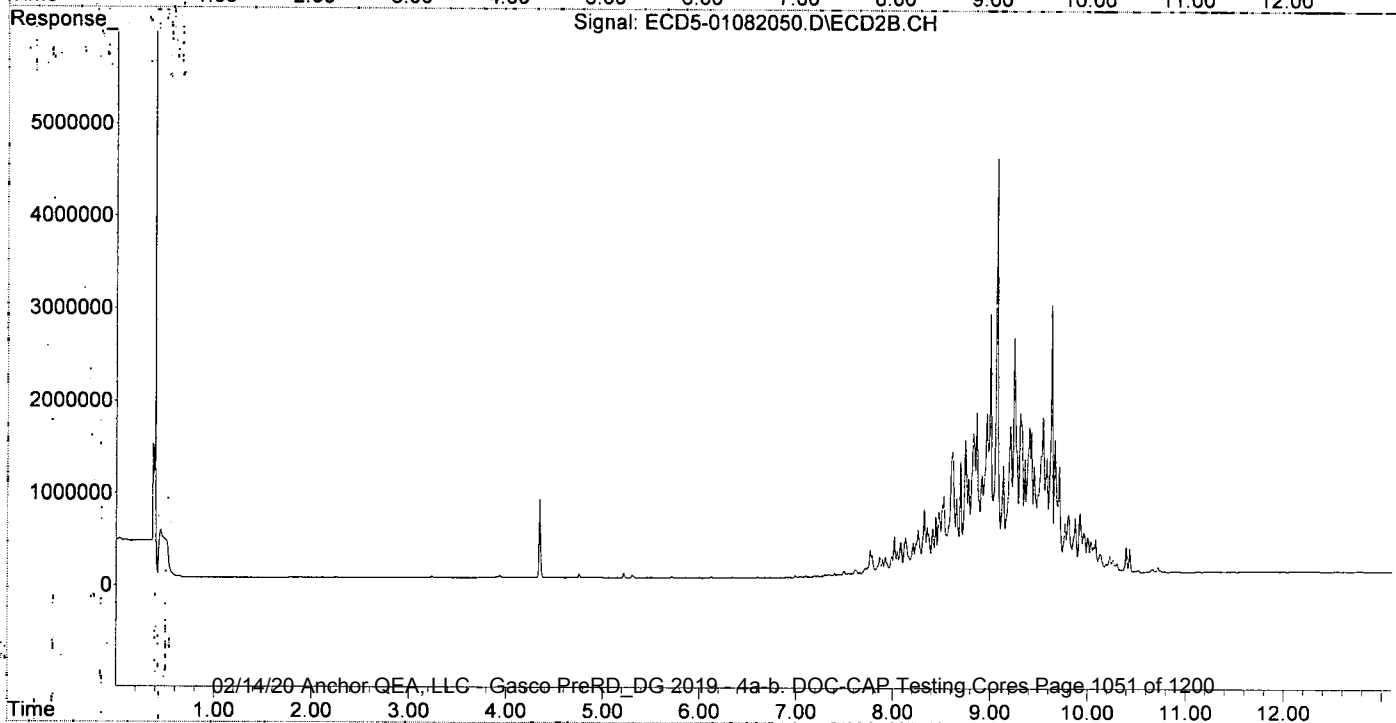
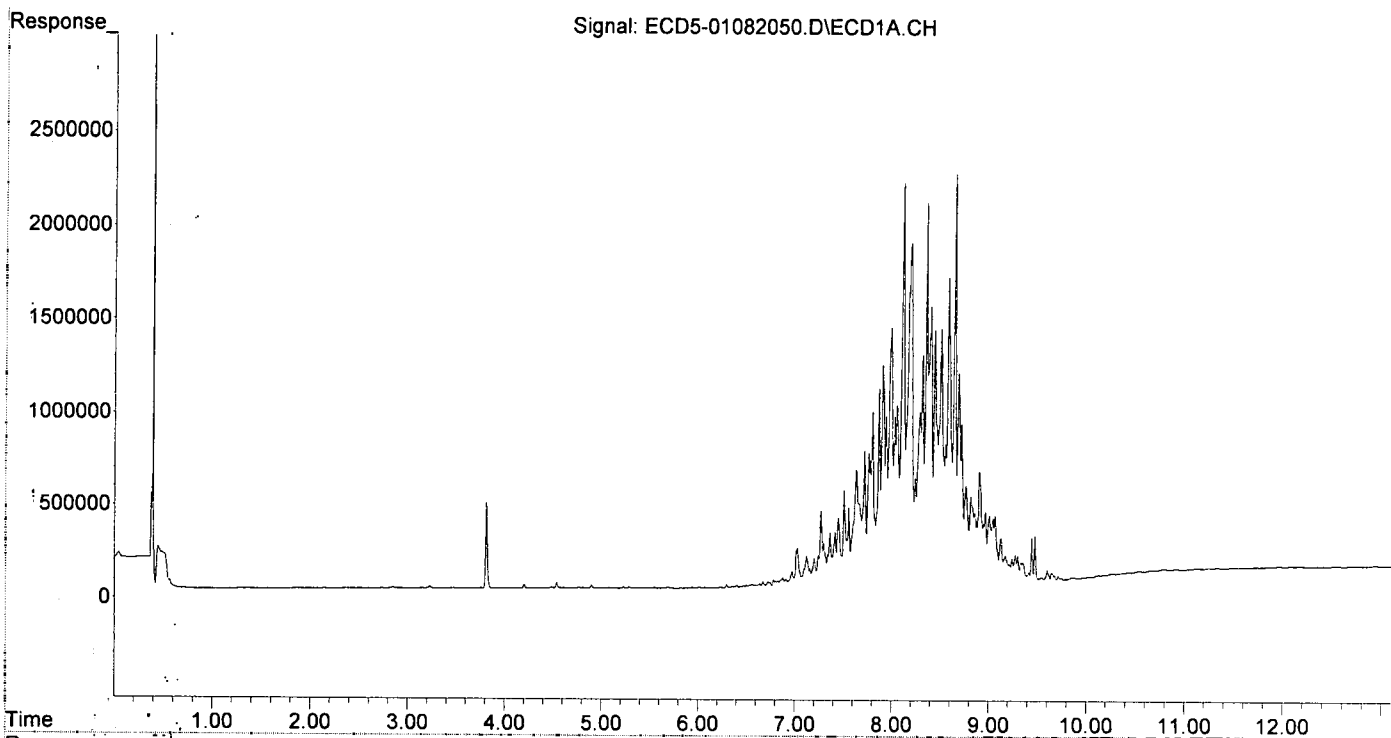
A B
494.13 510.30

(f)=RT Delta > 1/2 Window (#)=Amounts differ by > 40% (m)=manual int.

Quantitation Report (Not Reviewed)

Data Path : R:\data\2020-01\0A08041\
Data File : ECD5-01082050.D
Signal(s) : Signal #1: ECD1A.CH Signal #2: ECD2B.CH
Acq On : 09 Jan 2020 1:58
Operator : MJB
Sample : 0A08041-ICV4
Misc : A19J422, TOX 500 ppb
ALS Vial : 43 (Sig #1); 0 (Sig #2) Sample Multiplier: 1

Integration File signal 1: PEST1.e
Integration File signal 2: PEST2.e
Quant Time: Jan 09 14:18:00 2020
Quant Method : R:\methods\ECD5_QUANTPEST_200107.M
Quant Title : Instrument: DualECD5
QLast Update : Thu Jan 09 11:11:29 2020
Response via : Initial Calibration
Integrator: ChemStation 6890 Scale Mode: Small noise peaks clipped



Data Path : R:\data\2020-01\0A08041\REQUANT\
 Data File : ECD5-01082011.D
 Signal(s) : Signal #1: ECD1A.CH Signal #2: ECD2B.CH
 Acq On : 08 Jan 2020 14:50
 Operator : MJB
 Sample : QA08041-CAL1
 Misc : A20A094, AB 0.5 ppb
 ALS Vial : 8 (Sig #1); 0 (Sig #2) Sample Multiplier: 1
 Integration File signal 1: PEST1.e
 Integration File signal 2: PEST2.e
 Quant Time: Jan 09 15:20:50 2020
 Quant Method : R:\methods\ECD5_QUANTPEST_200107.M
 Quant Title : Instrument: DualECD5
 QLast Update : Thu Jan 09 11:11:29 2020
 Response via : Initial Calibration
 Integrator: ChemStation 6890 Scale Mode: Small noise peaks clipped

MJB
1/9/20

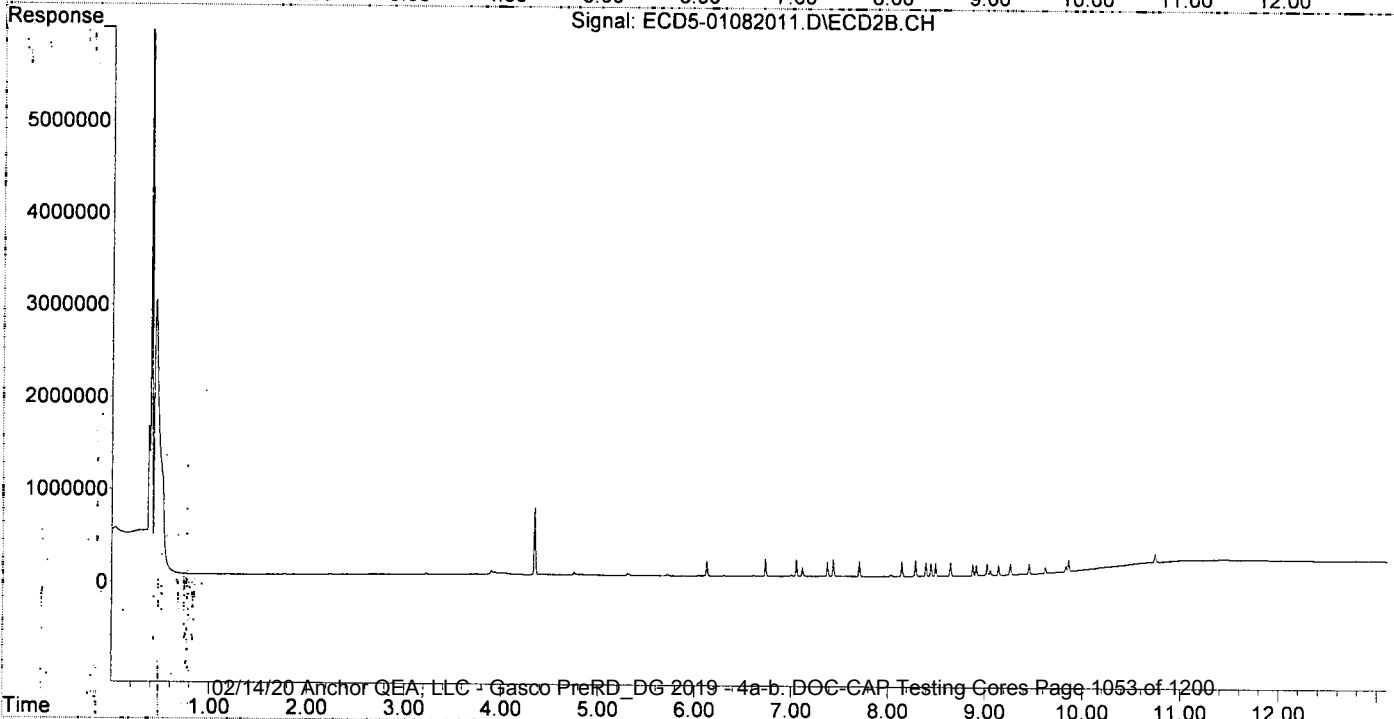
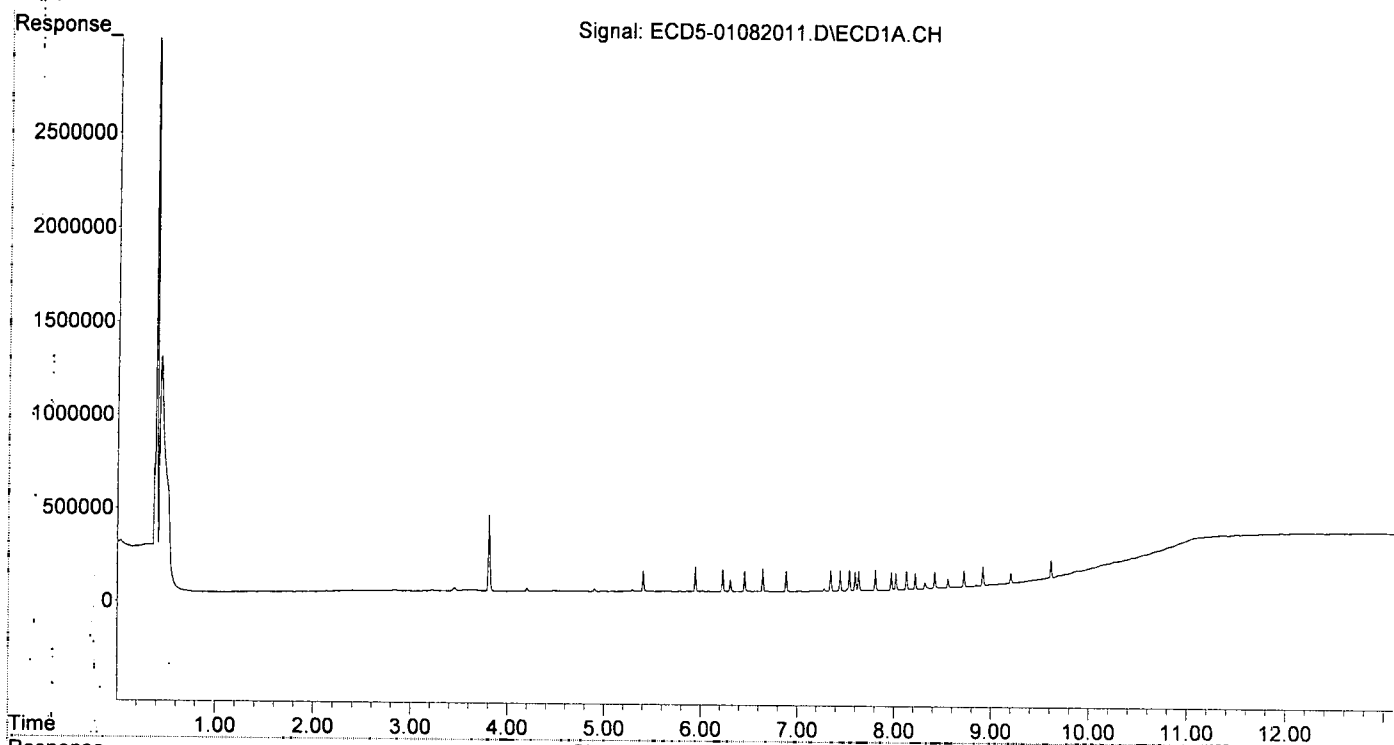
Compound	RT#1	RT#2	Resp#1	Resp#2	ng/mL	ng/mL
System Monitoring Compounds						
1) S TCMX (S)	5.402	6.123	112863	158219	0.578	0.531
22) S DCBP (S)	9.611	10.741	96104	101208	0.487	0.569
Target Compounds						
2) a-BHC	5.942	6.731	133246	185876	0.506	0.450
3) g-BHC	6.225	7.051	120283	175442	0.515	0.481
4) b-BHC	6.302	7.113	65009	92509	0.496	0.575
5) Heptachlor	6.640	7.432	122190	183474	0.538	0.518
6) d-BHC	6.451	7.371	111153	153966	0.510	0.516
7) Aldrin	6.882	7.702	113031	161218	0.512	0.484
8) Heptachlo...	7.343	8.141	112198	158898	0.544	0.516
9) trans-Chl...	7.440	8.282	112737	169582	0.535	0.544
10) cis-Chlor...	7.537	8.390	112650	150400	0.551	0.507
11) Endosulfa...	7.633	8.442	104610	140878	0.540	0.507
12) 4,4'-DDE	7.596	8.489	102992	139141	0.500	0.511
13) Dieldrin	7.805	8.643	111857	147653	0.519	0.478
14) Endrin	7.970	8.873	93909	120788	0.543	0.514
15) 4,4'-DDD	8.017	8.907	86424	113285	0.501	0.461
16) Endosulfa...	8.126	9.020	99640	122597	0.584	0.502
17) 4,4'-DDT	8.216	9.137	84911	103096	0.513	0.512
18) Endrin Al...	8.417	9.257	87242	118008	0.570	0.528
19) Endosulfa...	8.719	9.449	88205	112283	0.551	0.507
20) Methoxychlor	8.553	9.615	48528	60619	0.560	0.510
21) Endrin Ke...	8.913	9.854	99629	120422	0.522	0.481
23) Hexachlor...	3.220	0.000	7715	0	0.039	N.D. #
24) Hexachlor...	0.000	6.611	0	7424	N.D.	0.023 #
25) Oxychlordane	7.276	8.029f	13119	20564	BelowCal	0.074
26) 2,4'-DDE	7.343	8.282	112198	169582	0.787	0.805
27) trans-Non...	7.537	0.000	112650	0	0.411	N.D. #
28) 2,4'-DDD	0.000	8.643	0	147653	N.D.	0.801 #
29) 2,4'-DDT	0.000	8.873	0	120788	N.D.	0.552 #
30) cis-Nonac...	8.017f	8.907	86424	113285	0.367	0.332
31) Mirex	0.000	9.854	0	120422	N.D.	0.428 #
32) Chlordane...	7.440	8.282	112737	169582	4.805	4.360
33) Chlordane...	7.537	8.390	112650	150400	3.909	4.686
34) Chlordane...	0.000	9.051	0	53055	N.D.	4.997 #
35) Chlordane...	3.806	0.000	407145	0	NoCal	N.D.
36) Toxaphene...	7.537f	8.643f	112650	147653	106.957	54.599 #
37) Toxaphene...	7.805	0.000	111857	0	57.520	N.D. #
38) Toxaphene...	8.126	9.020	99640	122597	19.679	19.971
39) Toxaphene...	0.000	9.051f	0	53055	N.D.	5.878 #
40) Toxaphene...	8.553f	9.257	48528	118008	14.760	23.498 #
41) Toxaphene...	0.000	9.615	0	60619	N.D.	10.797 #
42) Toxaphene...	3.806	0.000	407145	0	NoCal	N.D.

(f)=RT Delta > 1/2 Window (#)=Amounts differ by > 40% (m)=manual int.

Quantitation Report (Not Reviewed)

Data Path : R:\data\2020-01\0A08041\REQUANT\
Data File : ECD5-01082011.D
Signal(s) : Signal #1: ECD1A.CH Signal #2: ECD2B.CH
Acq On : 08 Jan 2020 14:50
Operator : MJB
Sample : 0A08041-CAL1
Misc : A20A094, AB 0.5 ppb
ALS Vial : 8 (Sig #1); 0 (Sig #2) Sample Multiplier: 1

Integration File signal 1: PEST1.e
Integration File signal 2: PEST2.e
Quant Time: Jan 09 15:20:50 2020
Quant Method : R:\methods\ECD5_QUANTPEST_200107.M
Quant Title : Instrument: DualECD5
QLast Update : Thu Jan 09 11:11:29 2020
Response via : Initial Calibration
Integrator: ChemStation 6890 Scale Mode: Small noise peaks clipped



Data Path: R:\data\2020-01\0A08041\REQUANT\
 Data File: ECD5-01082012.D
 Signal(s): Signal #1: ECD1A.CH Signal #2: ECD2B.CH
 Acq On: 08 Jan 2020 15:07
 Operator: MJB
 Sample: 0A08041-CAL2
 Misc: A20A095, AB 1 ppb
 ALS Vial: 9 (Sig #1); 0 (Sig #2) Sample Multiplier: 1
 Integration File signal 1: PEST1.e
 Integration File signal 2: PEST2.e
 Quant Time: Jan 09 15:20:56 2020
 Quant Method: R:\methods\ECD5_QUANTPEST_200107.M
 Quant Title: Instrument: DualECD5
 QLast Update: Thu Jan 09 11:11:29 2020
 Response via: Initial Calibration
 Integrator: ChemStation 6890 Scale Mode: Small noise peaks clipped

MJB
1/9/20

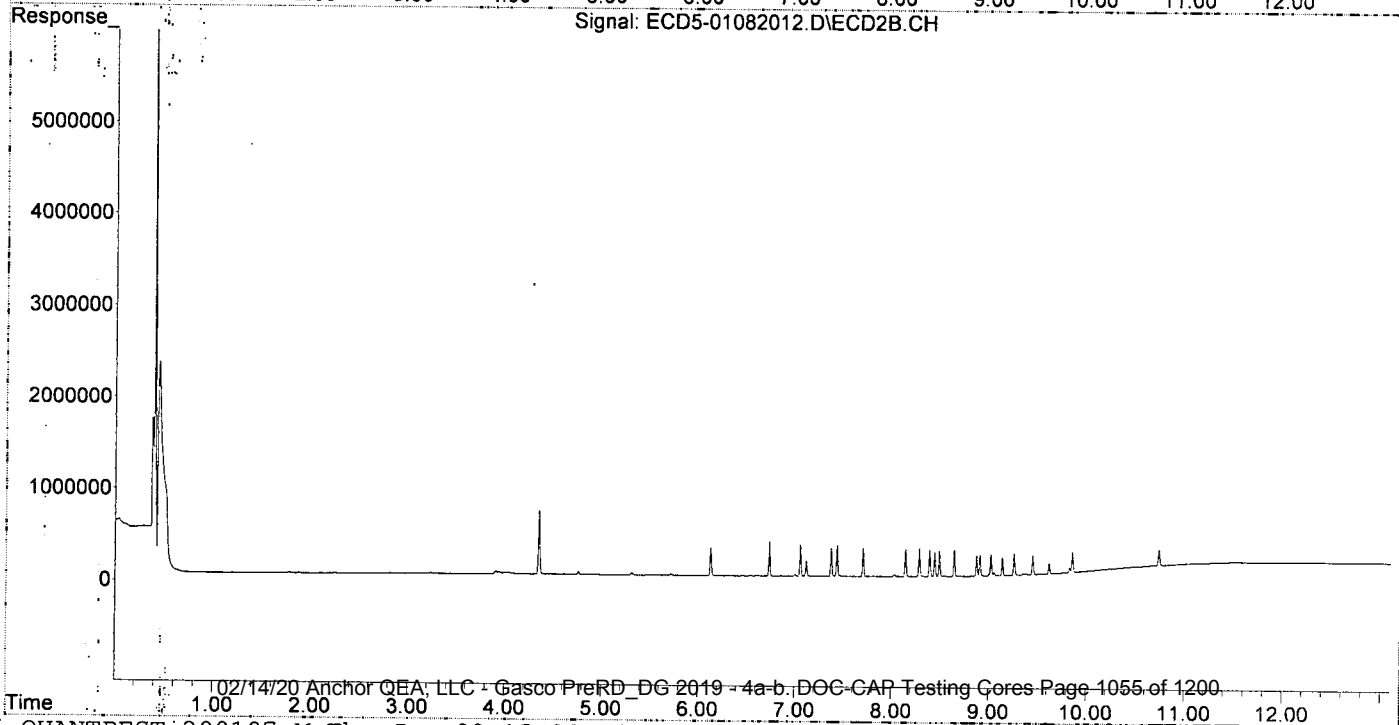
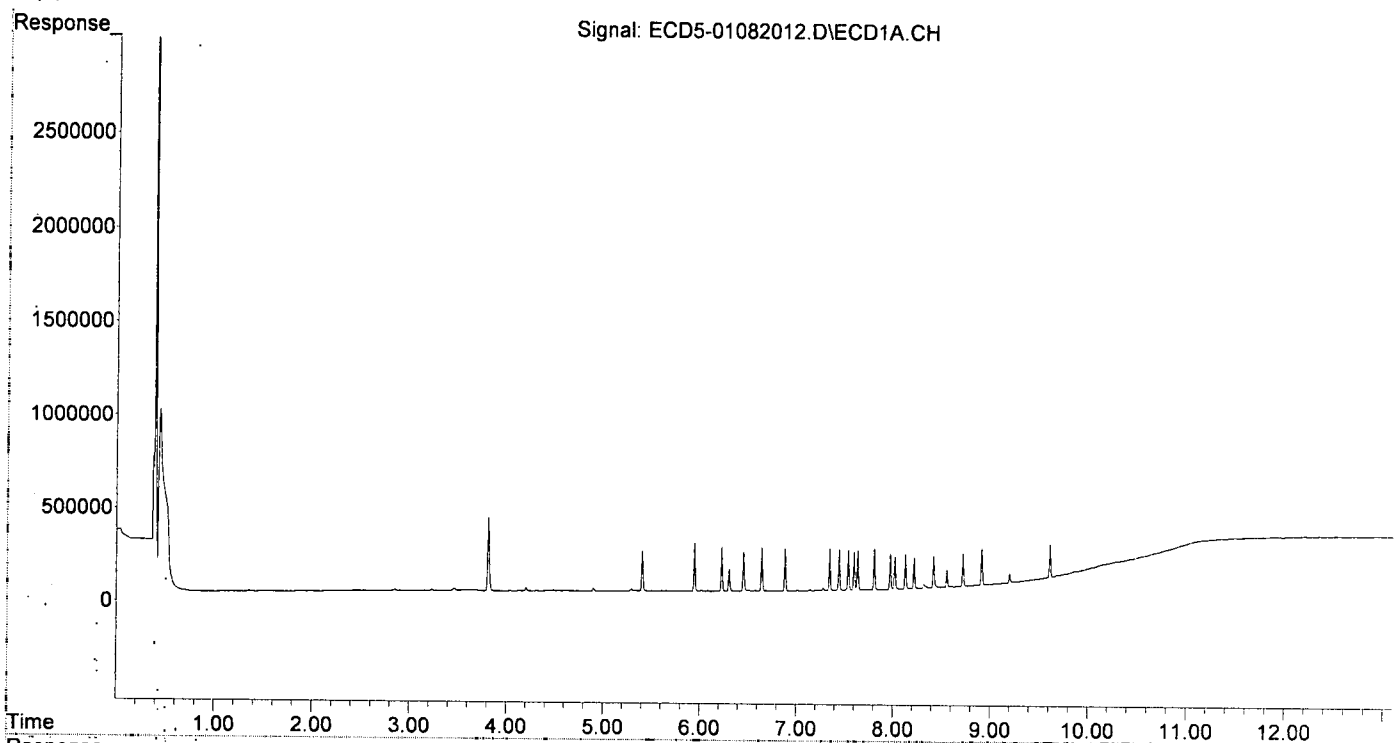
Compound		RT#1	RT#2	Resp#1	Resp#2	ng/mL	ng/mL
System Monitoring Compounds							
1)	S TCMX (S)	5.404	6.128	211254	311231	1.082	1.044
22)	S DCBP (S)	9.612	10.743	176609	194428	1.025	1.093
Target Compounds							
2)	a-BHC	5.944	6.735	256973	379209	0.976	0.918
3)	g-BHC	6.227	7.055	234366	343398	1.004	0.941
4)	b-BHC	6.304	7.117	114282	172988	0.998	1.075
5)	Heptachlor	6.642	7.436	233856	337319	1.029	0.952
6)	d-BHC	6.453	7.375	208419	310209	0.957	0.980
7)	Aldrin	6.883	7.705	224047	314514	1.015	0.944
8)	Heptachlo...	7.344	8.144	218282	296140	1.059	0.961
9)	trans-Chl...	7.441	8.285	218441	302694	1.037	0.971
10)	cis-Chlor...	7.538	8.393	212625	292944	1.039	0.988
11)	Endosulfa...	7.634	8.445	208482	271809	1.076	0.978
12)	4,4'-DDE	7.597	8.492	201598	277811	0.978	0.987
13)	Dieldrin	7.806	8.646	218083	291554	1.013	0.944
14)	Endrin	7.971	8.876	188900	230377	1.092	0.980
15)	4,4'-DDD	8.018	8.910	170626	228024	0.988	0.928
16)	Endosulfa...	8.128	9.023	182518	234291	1.070	0.959
17)	4,4'-DDT	8.217	9.139	163203	203174	0.985	0.980
18)	Endrin Al...	8.418	9.260	168637	234689	1.101	1.050
19)	Endosulfa...	8.720	9.451	168846	210935	1.055	0.952
20)	Methoxychlor	8.554	9.618	89885	117569	1.038	0.989
21)	Endrin Ke...	8.914	9.856	194086	227922	1.016	0.910
23)	Hexachlor...	3.226f	0.000	5940	0	0.030	N.D. #
24)	Hexachlor...	0.000	6.615f	0	8208	N.D.	0.026 #
25)	Oxychlorthane	7.277	8.032f	12988	20706	BelowCal	0.074
26)	2,4'-DDE	7.344	8.285	218282	302694	1.531	1.437
27)	trans-Non...	7.538	0.000	212625	0	0.916	N.D. #
28)	2,4'-DDD	0.000	8.646	0	291554	N.D.	1.581 #
29)	2,4'-DDT	0.000	8.876	0	230377	N.D.	1.146 #
30)	cis-Nonac...	8.018f	8.910	170626	228024	0.724	0.668
31)	Mirex	8.673	9.856	1174	227922	6723.039	1.050 #
32)	Chlordane...	7.441	8.285	218441	302694	9.311	7.782
33)	Chlordane...	7.538	8.393	212625	292944	7.377	9.127
34)	Chlordane...	0.000	9.054	0	34335	N.D.	3.234 #
35)	Chlordane...	3.811	0.000	395584	0	NoCal	N.D.
36)	Toxaphene...	7.538f	8.646f	212625	291554	201.880	107.811 #
37)	Toxaphene...	7.806	0.000	218083	0	112.144	N.D. #
38)	Toxaphene...	8.128	9.023	182518	234291	39.497	41.694
39)	Toxaphene...	8.319f	9.054	21265	34335	5.264	3.804
40)	Toxaphene...	8.599	9.260	2084	234689	0.634	46.733 #
41)	Toxaphene...	8.673	9.618	1174	117569	0.270	20.941 #
42)	Toxaphene...	3.811	0.000	395584	0	NoCal	N.D.

(f)=RT Delta > 1/2 Window (#)=Amounts differ by > 40% (m)=manual int.

Quantitation Report (Not Reviewed)

Data Path : R:\data\2020-01\0A08041\REQUANT\
Data File : ECD5-01082012.D
Signal(s) : Signal #1: ECD1A.CH Signal #2: ECD2B.CH
Acq On : 08 Jan 2020 15:07
Operator : MJB
Sample : 0A08041-CAL2
Misc : A20A095, AB 1 ppb
ALS Vial : 9 (Sig #1); 0 (Sig #2) Sample Multiplier: 1

Integration File signal 1: PEST1.e
Integration File signal 2: PEST2.e
Quant Time: Jan 09 15:20:56 2020
Quant Method : R:\methods\ECD5_QUANTPEST_200107.M
Quant Title : Instrument: DualECD5
QLast Update : Thu Jan 09 11:11:29 2020
Response via : Initial Calibration
Integrator: ChemStation 6890 Scale Mode: Small noise peaks clipped



Data Path: R:\data\2020-01\0A08041\REQUANT\
 Data File: ECD5-01082013.D
 Signal(s): Signal #1: ECD1A.CH Signal #2: ECD2B.CH
 Acq On: 08 Jan 2020 15:24
 Operator: MJB
 Sample: 0A08041-CAL3
 Misc: A19K128, AB 2 ppb
 ALS Vial: 10 (Sig #1); 0 (Sig #2) Sample Multiplier: 1
 Integration File signal 1: PEST1.e
 Integration File signal 2: PEST2.e
 Quant Time: Jan 09 15:21:03 2020
 Quant Method: R:\methods\ECD5_QUANTPEST_200107.M
 Quant Title: Instrument: DualECD5
 QLast Update: Thu Jan 09 11:11:29 2020
 Response via: Initial Calibration
 Integrator: ChemStation 6890 Scale Mode: Small noise peaks clipped

Compound	RT#1	RT#2	Resp#1	Resp#2	ng/mL	ng/mL
System Monitoring Compounds						
1) S TCMX (S)	5.402	6.126	415516	589045	2.128	1.976
22) S DCBP (S)	9.609	10.743	340423	355105	2.121	1.996
Target Compounds						
2) a-BHC	5.942	6.734	537497	767270	2.042	1.858
3) g-BHC	6.225	7.053	471506	677169	2.019	1.855
4) b-BHC	6.301	7.115	220797	320899	2.085	1.995
5) Heptachlor	6.639	7.434	456995	655441	2.011	1.849
6) d-BHC	6.451	7.373	432587	603549	1.986	1.851
7) Aldrin	6.881	7.703	440039	629279	1.994	1.889
8) Heptachlo...	7.341	8.141	427014	586030	2.071	1.902
9) trans-Chl...	7.439	8.283	425200	579921	2.018	1.860
10) cis-Chlor...	7.535	8.390	422427	574813	2.064	1.938
11) Endosulfa...	7.632	8.443	400706	526399	2.068	1.894
12) 4,4'-DDE	7.594	8.491	411765	541435	1.997	1.891
13) Dieldrin	7.803	8.644	434619	580943	2.018	1.881
14) Endrin	7.968	8.873	366871	456874	2.120	1.944
15) 4,4'-DDD	8.016	8.908	350808	453406	2.032	1.845
16) Endosulfa...	8.125	9.020	347787	461782	2.038	1.890
17) 4,4'-DDT	8.215	9.137	319688	408673	1.930	1.937
18) Endrin Al...	8.415	9.257	322362	453653	2.105	2.029
19) Endosulfa...	8.718	9.448	330471	410957	2.065	1.854
20) Methoxychlor	8.552	9.616	177451	224516	2.049	1.888
21) Endrin Ke...	8.911	9.855	383553	459705	2.008	1.836
23) Hexachlor...	3.226f	0.000	7369	0	0.037	N.D. #
24) Hexachlor...	0.000	6.613	0	8334	N.D.	0.026 #
25) Oxychlordane	7.275	0.000	14570	0	BelowCal	N.D.
26) 2,4'-DDE	7.341	8.283	427014	579921	2.995	2.754
27) trans-Non...	7.535	0.000	422427	0	1.974	N.D. #
28) 2,4'-DDD	0.000	8.644	0	580943	N.D.	3.150 #
29) 2,4'-DDT	0.000	8.873	0	456874	N.D.	2.370 #
30) cis-Nonac...	8.016f	8.908	350808	453406	1.488	1.329
31) Mirex	8.668	9.855	1406	459705	6723.037	2.388 #
32) Chlordane...	7.439	8.283	425200	579921	18.123	14.909
33) Chlordane...	7.535	8.390	422427	574813	14.657	17.908
34) Chlordane...	0.000	9.051	0	37109	N.D.	3.495 #
35) Chlordane...	3.809	0.000	407584	0	NoCal	N.D.
36) Toxaphene...	7.535f	8.644f	422427	580943	401.080	214.822 #
37) Toxaphene...	7.803	0.000	434619	0	223.493	N.D. #
38) Toxaphene...	8.125	9.020	347787	461782	78.986	85.693
39) Toxaphene...	8.337f	9.051f	16425	37109	4.066	4.112
40) Toxaphene...	8.596	9.257	4382	453653	1.333	90.334 #
41) Toxaphene...	8.668	9.616	1406	224516	0.324	39.991 #
42) Toxaphene...	3.809	0.000	407584	0	NoCal	N.D.

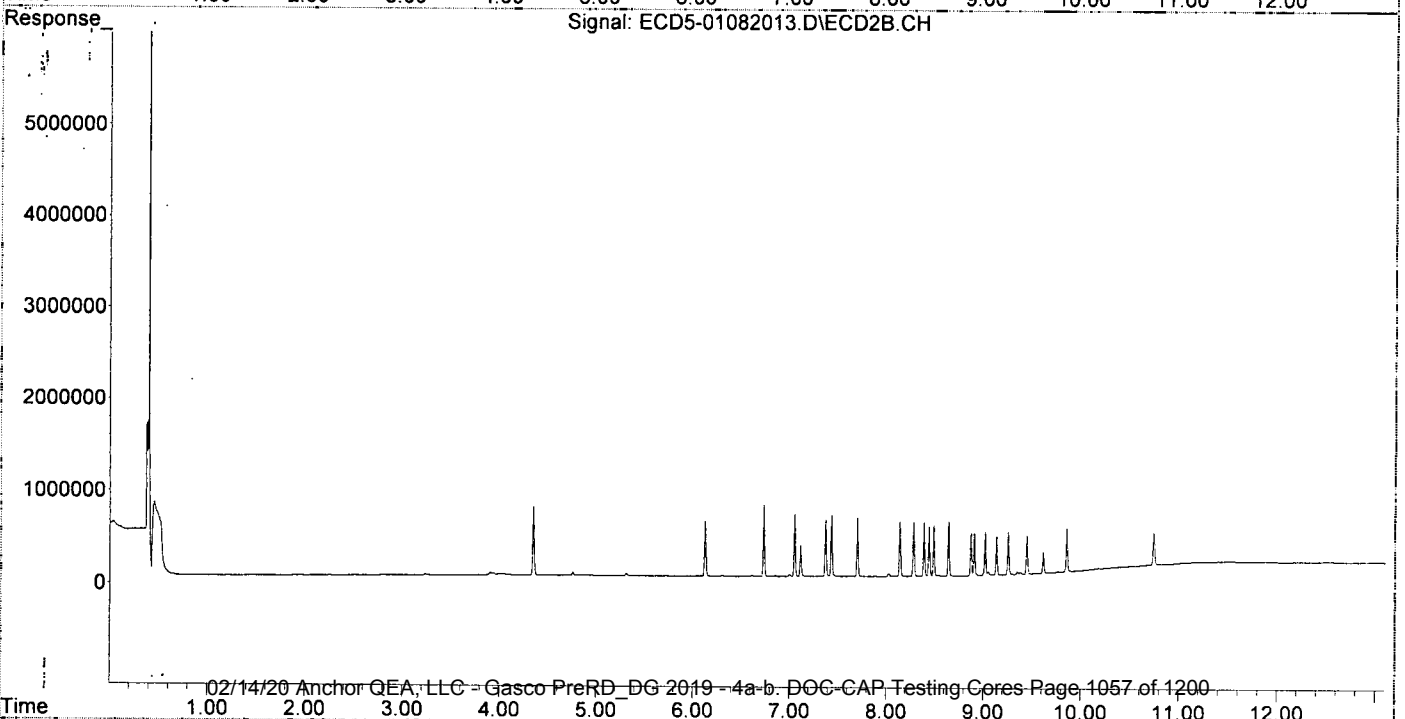
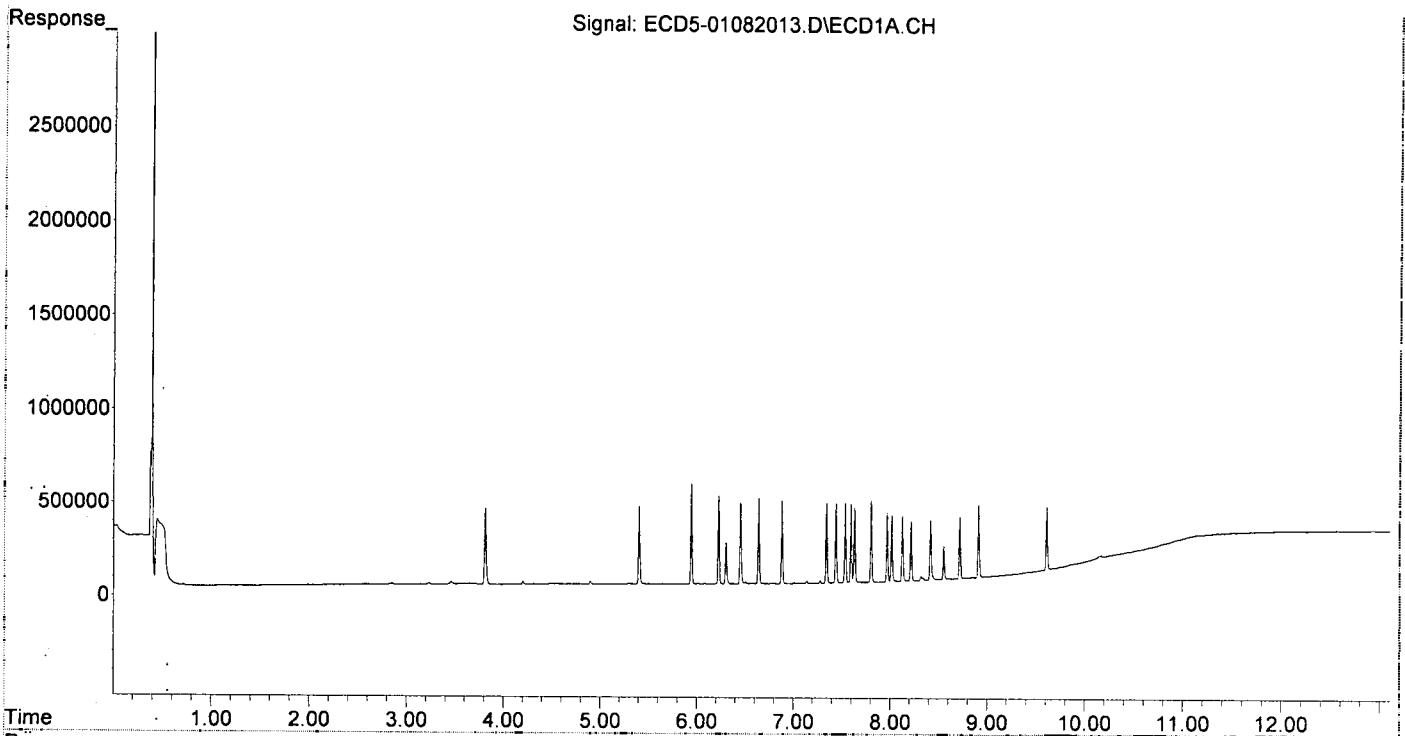
MJB
1/9/20

(f)=RT Delta > 1/2 Window (#)=Amounts differ by > 40% (m)=manual int.

Quantitation Report (Not Reviewed)

Data Path : R:\data\2020-01\0A08041\REQUANT\
Data File : ECD5-01082013.D
Signal(s) : Signal #1: ECD1A.CH Signal #2: ECD2B.CH
Acq On : 08 Jan 2020 15:24
Operator : MJB
Sample : 0A08041-CAL3
Misc : A19K128, AB 2 ppb
ALS Vial : 10 (Sig #1); 0 (Sig #2) Sample Multiplier: 1

Integration File signal 1: PEST1.e
Integration File signal 2: PEST2.e
Quant Time: Jan 09 15:21:03 2020
Quant Method : R:\methods\ECD5_QUANTPEST_200107.M
Quant Title : Instrument: DualECD5
QLast Update : Thu Jan 09 11:11:29 2020
Response via : Initial Calibration
Integrator: ChemStation 6890 Scale Mode: Small noise peaks clipped



Data Path : R:\data\2020-01\0A08041\REQUANT\
 Data File : ECD5-01082014.D
 Signal(s) : Signal #1: ECD1A.CH Signal #2: ECD2B.CH
 Acq On : 08 Jan 2020 15:41
 Operator : MJB
 Sample : 0A08041-CAL4
 Misc : A19K130, AB 5 ppb
 ALS Vial : 11 (Sig #1); 0 (Sig #2) Sample Multiplier: 1

Integration File signal 1: PEST1.e
 Integration File signal 2: PEST2.e
 Quant Time: Jan 09 15:21:10 2020
 Quant Method : R:\methods\ECD5_QUANTPEST_200107.M
 Quant Title : Instrument: DualECD5
 Last Update : Thu Jan 09 11:11:29 2020
 Response via : Initial Calibration
 Integrator : ChemStation 6890 Scale Mode: Small noise peaks clipped

MJB
1/9/20

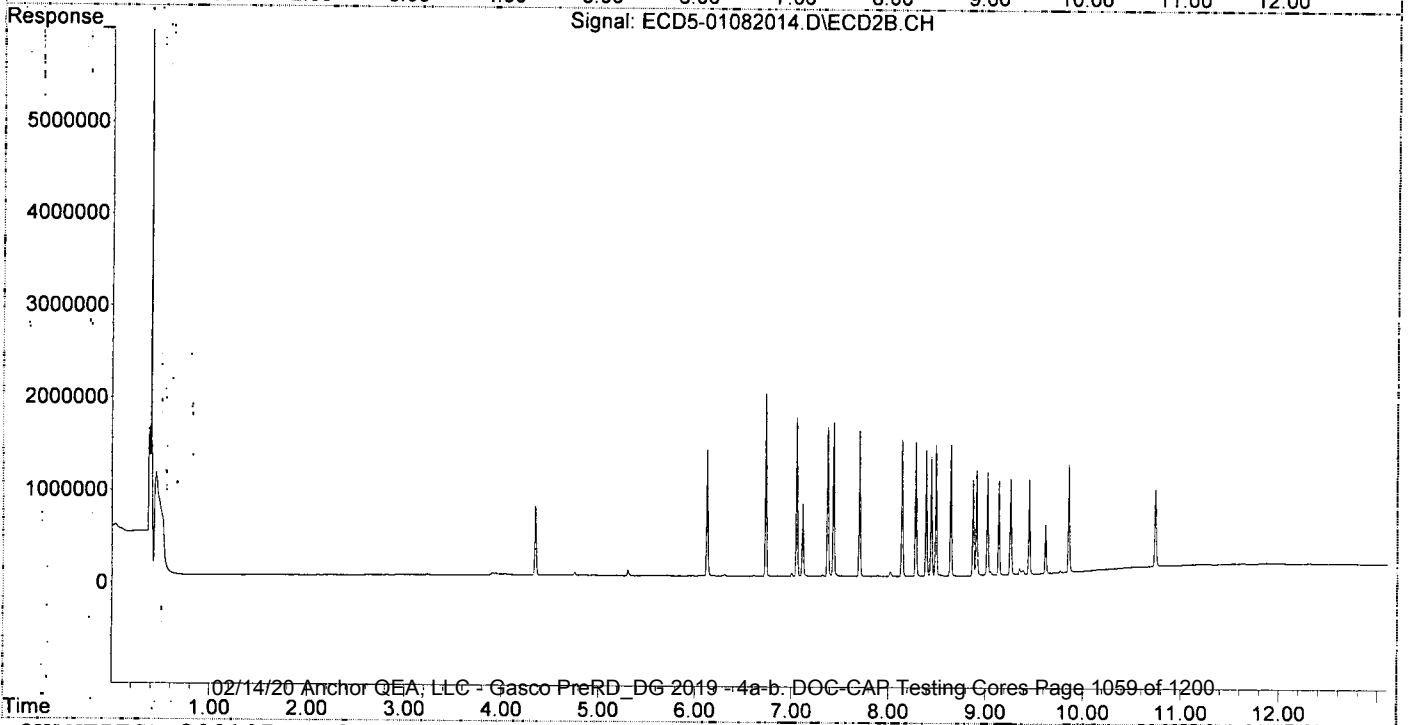
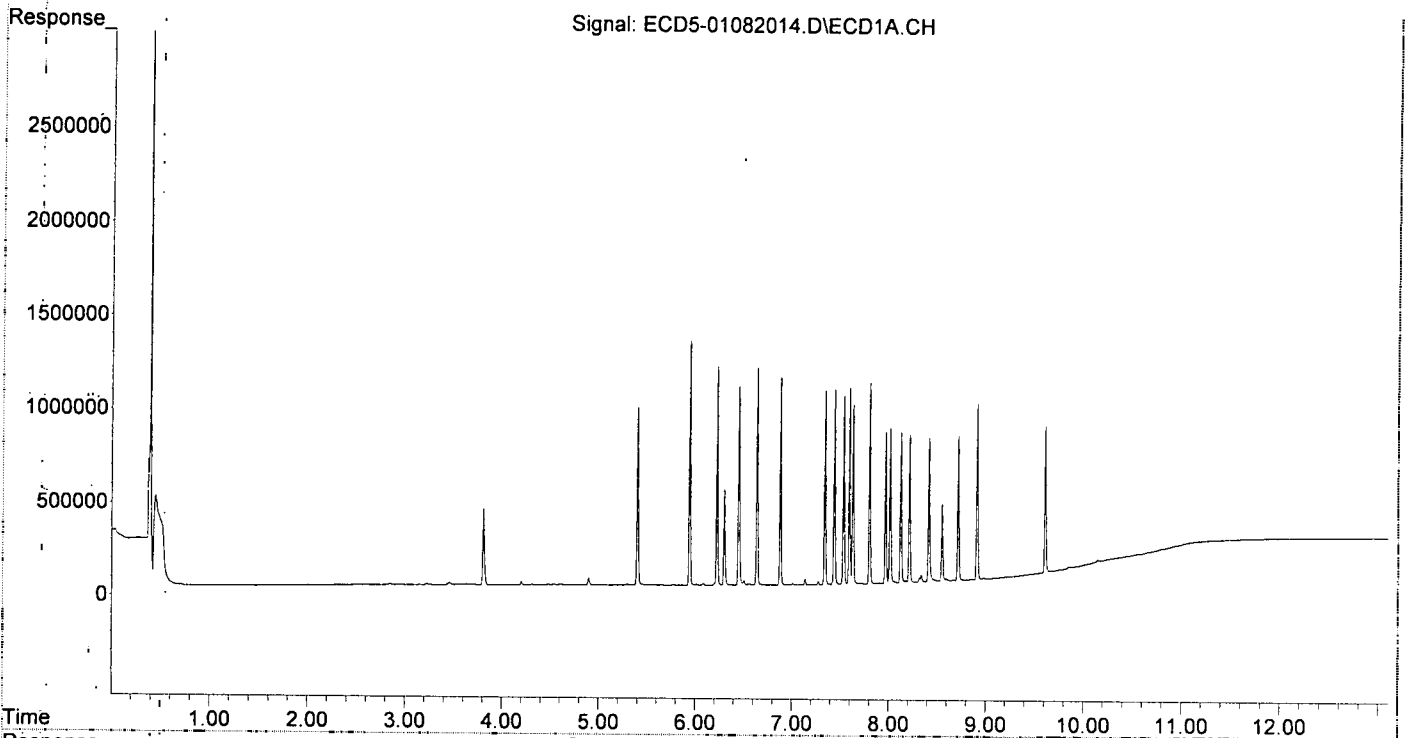
Compound	RT#1	RT#2	Resp#1	Resp#2	ng/mL	ng/mL
System Monitoring Compounds						
1) S TCMX (S)	5.402	6.125	950074	1376103	4.866	4.617
22) S DCBP (S)	9.610	10.741	775613	834483	5.032	4.689
Target Compounds						
2) a-BHC	5.941	6.732	1306500	1977180	4.965	4.788
3) g-BHC	6.224	7.052	1166721	1723036	4.997	4.719
4) b-BHC	6.301	7.114	509830	782957	5.037	4.867
5) Heptachlor	6.638	7.433	1163113	1661120	5.119	4.686
6) d-BHC	6.450	7.372	1063446	1616218	4.882	4.842
7) Aldrin	6.880	7.702	1111711	1579995	5.039	4.744
8) Heptachlo...	7.341	8.141	1035468	1479273	5.023	4.802
9) trans-Chl...	7.439	8.282	1044033	1455802	4.955	4.669
10) cis-Chlor...	7.535	8.390	1008295	1373040	4.927	4.629
11) Endosulfa...	7.631	8.442	958781	1296862	4.947	4.667
12) 4,4'-DDE	7.594	8.490	1040350	1423065	5.046	4.897
13) Dieldrin	7.803	8.644	1070134	1422623	4.969	4.605
14) Endrin	7.968	8.874	807889	1044563	4.669	4.446
15) 4,4'-DDD	8.016	8.908	829598	1143673	4.805	4.653
16) Endosulfa...	8.125	9.020	804988	1119541	4.718	4.583
17) 4,4'-DDT	8.215	9.137	789969	1027268	4.769	4.800
18) Endrin Al...	8.415	9.258	766938	1047866	5.009	4.686
19) Endosulfa...	8.718	9.449	770166	1024703	4.812	4.623
20) Methoxychlor	8.552	9.615	413384	532720	4.773	4.479
21) Endrin Ke...	8.912	9.854	939876	1162953	4.922	4.644
23) Hexachlor...	3.225	0.000	7482	0	0.038	N.D. #
24) Hexachlor...	0.000	6.612	0	9346	N.D.	0.029 #
25) Oxychlorane	7.274	0.000	17244	0	BelowCal	N.D.
26) 2,4'-DDE	7.341	8.282	1035468	1455802	7.262	6.913
27) trans-Non...	7.535	8.346	1008295	5985	4.927	0.019 #
28) 2,4'-DDD	0.000	8.644	0	1422623	N.D.	7.713 #
29) 2,4'-DDT	7.902	8.874	4064	1044563	0.028	5.519 #
30) cis-Nonac...	8.016f	8.908	829598	1143673	3.520	3.353
31) Mirex	8.667	9.854	4555	1162953	6723.014	6.426 #
32) Chlordane...	7.439	8.282	1044033	1455802	44.500	37.427
33) Chlordane...	7.535	8.390	1008295	1373040	34.985	42.777
34) Chlordane...	0.000	9.051	0	41194	N.D.	3.880 #
35) Chlordane...	3.809	0.000	411330	0	NoCal	N.D.
36) Toxaphene...	7.535f	8.644f	1008295	1422623	957.343	526.058 #
37) Toxaphene...	7.803	0.000	1070134	0	550.293	N.D. #
38) Toxaphene...	8.125	9.020	804988	1119541	188.013	211.126
39) Toxaphene...	8.337f	9.051f	38293	41194	9.478	4.564 #
40) Toxaphene...	8.596	9.258	11272	1047866	3.429	208.657 #
41) Toxaphene...	8.667	9.615	4555	532720	1.049	94.888 #
42) Toxaphene...	3.809	0.000	411330	0	NoCal	N.D.

(f)=RT Delta > 1/2 Window (#)=Amounts differ by > 40% (m)=manual int.

Quantitation Report (Not Reviewed)

Data Path : R:\data\2020-01\0A08041\REQUANT\
Data File : ECD5-01082014.D
Signal(s) : Signal #1: ECD1A.CH Signal #2: ECD2B.CH
Acq On : 08 Jan 2020 15:41
Operator : MJB
Sample : 0A08041-CAL4
Misc : A19K130, AB 5 ppb
ALS Vial : 11 (Sig #1); 0 (Sig #2) Sample Multiplier: 1

Integration File signal 1: PEST1.e
Integration File signal 2: PEST2.e
Quant Time: Jan 09 15:21:10 2020
Quant Method : R:\methods\ECD5_QUANTPEST_200107.M
Quant Title : Instrument: DualECD5
QLast Update : Thu Jan 09 11:11:29 2020
Response via : Initial Calibration
Integrator: ChemStation 6890 Scale Mode: Small noise peaks clipped



Data Path: R:\data\2020-01\0A08041\REQUANT\
 Data File: ECD5-01082015.D
 Signal(s): Signal #1: ECD1A.CH Signal #2: ECD2B.CH
 Acq On: 08 Jan 2020 15:58
 Operator: MJB
 Sample: 0A08041-CAL5
 Misc: A19K131, AB 10 ppb
 ALS Vial: 12 (Sig #1); 0 (Sig #2) Sample Multiplier: 1
 Integration File signal 1: PEST1.e
 Integration File signal 2: PEST2.e
 Quant Time: Jan 09 15:21:16 2020
 Quant Method: R:\methods\ECD5_QUANTPEST_200107.M
 Quant Title: Instrument: DualECD5
 Last Update: Thu Jan 09 11:11:29 2020
 Response via: Initial Calibration
 Integrator: ChemStation 6890 Scale Mode: Small noise peaks clipped

MJB
1/9/20

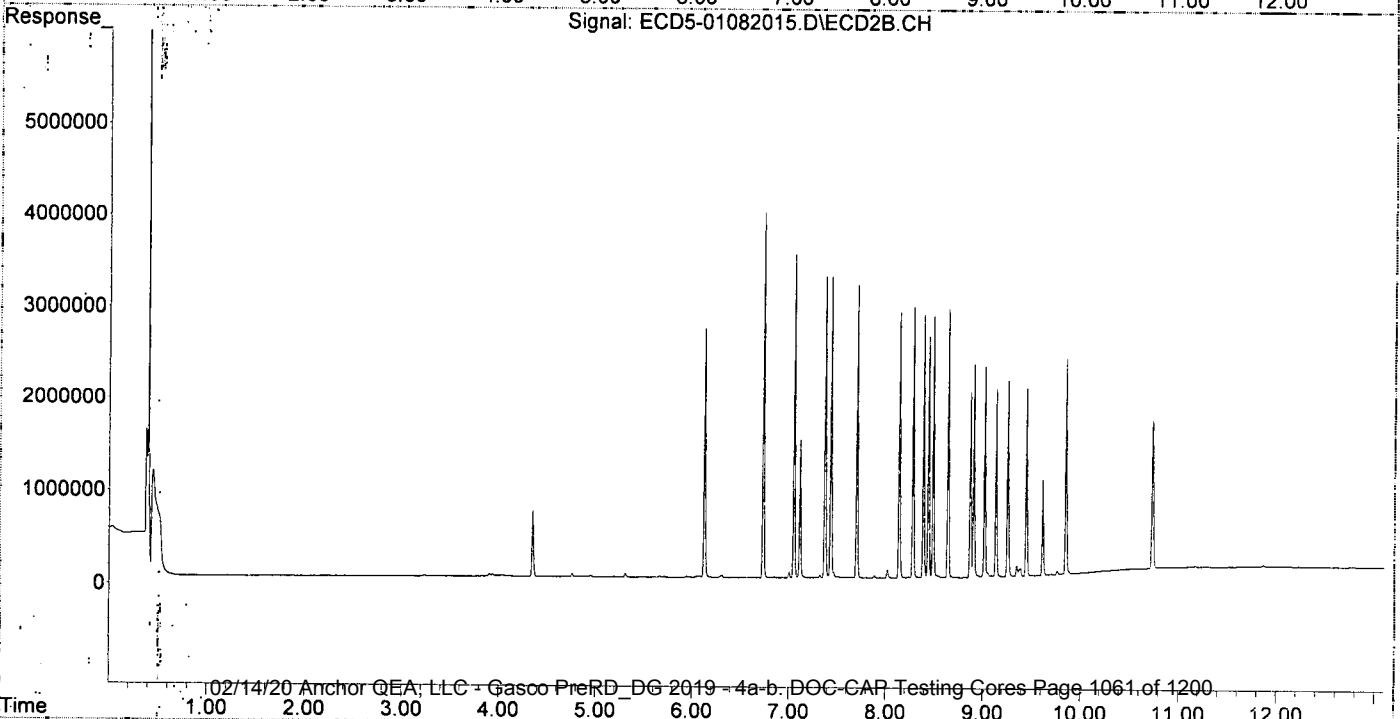
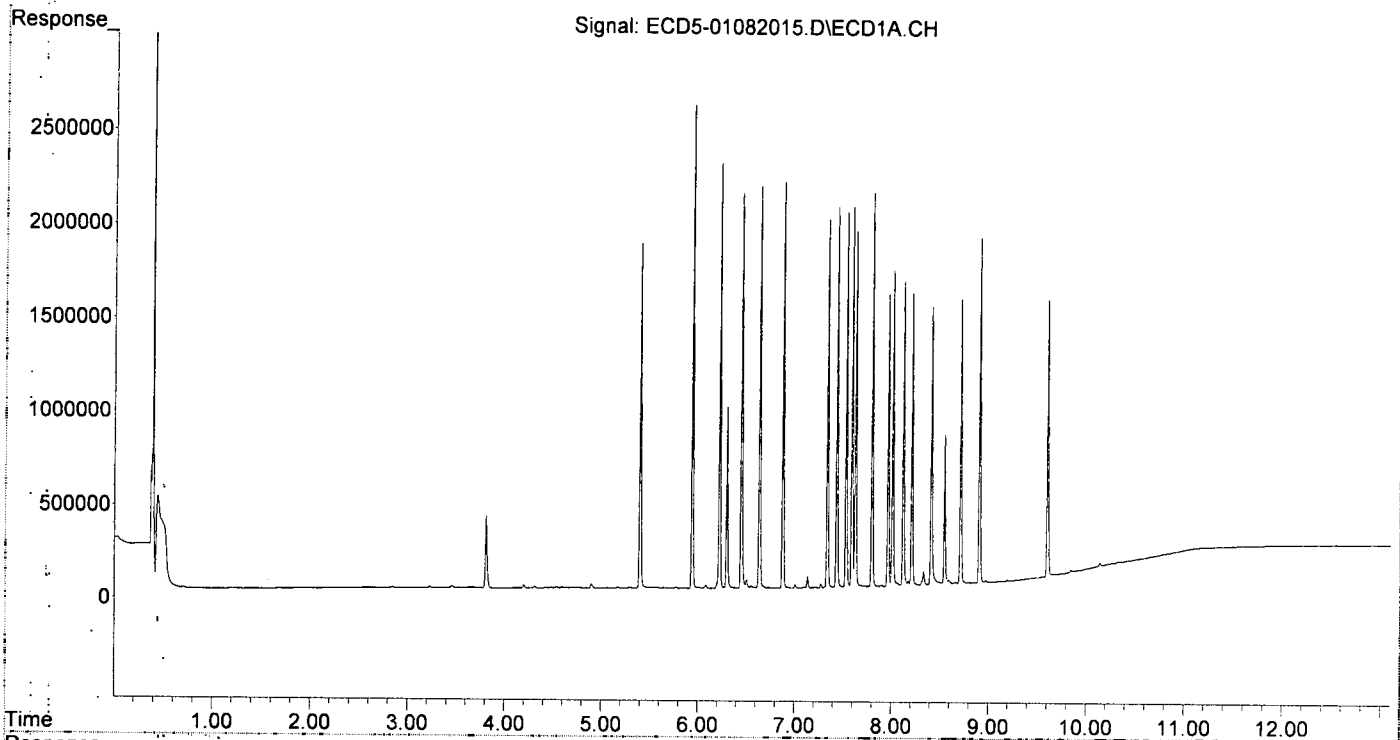
Compound	RT#1	RT#2	Resp#1	Resp#2	ng/mL	ng/mL
System Monitoring Compounds						
1) S TCMX (S)	5.402	6.126	1840383	2696320	9.425	9.046
22) S DCBP (S)	9.608	10.739	1477683	1586829	9.733	8.917
Target Compounds						
2) a-BHC	5.942	6.733	2577924	3955799	9.796	9.579
3) g-BHC	6.224	7.053	2268745	3502209	9.716	9.593
4) b-BHC	6.301	7.114	961397	1480627	9.655	9.205
5) Heptachlor	6.638	7.433	2147477	3263335	9.450	9.206
6) d-BHC	6.450	7.372	2076601	3263098	9.533	9.662
7) Aldrin	6.880	7.702	2163245	3173256	9.804	9.528
8) Heptachlo...	7.341	8.140	1956671	2879584	9.491	9.348
9) trans-Chl...	7.438	8.282	2032056	2933717	9.643	9.408
10) cis-Chlor...	7.534	8.389	1994276	2847805	9.746	9.600
11) Endosulfa...	7.631	8.441	1890427	2609537	9.754	9.391
12) 4,4'-DDE	7.594	8.489	2021392	2826462	9.804	9.638
13) Dieldrin	7.803	8.643	2096792	2906015	9.735	9.407
14) Endrin	7.968	8.873	1559818	2003395	9.015	8.526
15) 4,4'-DDD	8.015	8.907	1682077	2301063	9.742	9.361
16) Endosulfa...	8.125	9.019	1622090	2276288	9.507	9.318
17) 4,4'-DDT	8.214	9.136	1545752	2023340	9.331	9.347
18) Endrin Al...	8.415	9.256	1482366	2117172	9.682	9.468
19) Endosulfa...	8.717	9.447	1505195	2032510	9.405	9.169
20) Methoxychlor	8.551	9.614	785011	1038753	9.064	8.734
21) Endrin Ke...	8.910	9.853	1825019	2330210	9.557	9.305
23) Hexachlor...	3.224	0.000	7308	0	0.037	N.D. #
24) Hexachlor...	5.773	6.611	4641	9140	BelowCal	0.029
25) Oxylordane	7.275	0.000	20896	0	BelowCal	N.D.
26) 2,4'-DDE	7.341	8.282	1956671	2933717	13.722	13.931
27) trans-Non...	7.534	8.344	1994276	11919	9.895	0.039 #
28) 2,4'-DDD	0.000	8.643	0	2906015	N.D.	15.756 #
29) 2,4'-DDT	7.903	8.873	8132	2003395	0.056	10.581 #
30) cis-Nonac...	8.015	8.907	1682077	2301063	7.137	6.745
31) Mirex	8.665	9.853	9422	2330210	6722.978	13.049 #
32) Chlordane...	7.438	8.282	2032056	2933717	86.612	75.423
33) Chlordane...	7.534	8.389	1994276	2847805	69.196	88.722
34) Chlordane...	0.000	9.050	0	46839	N.D.	4.411 #
35) Chlordane...	3.809	0.000	387318	0	NoCal	N.D.
36) Toxaphene...	7.534f	8.643f	1994276	2906015	1893.501	1074.588 #
37) Toxaphene...	7.803	0.000	2096792	0	1078.228	N.D. #
38) Toxaphene...	8.125	9.019	1622090	2276288	382.082	425.681
39) Toxaphene...	8.336f	9.050f	73451	46839	18.181	5.189 #
40) Toxaphene...	8.551f	9.256	785011	2117172	238.766	421.583 #
41) Toxaphene...	8.665	9.614f	9422	1038753	2.170	185.024 #
42) Toxaphene...	3.809	0.000	387318	0	NoCal	N.D.

(f)=RT Delta > 1/2 Window (#)=Amounts differ by > 40% (m)=manual int.

Quantitation Report (Not Reviewed)

Data Path : R:\data\2020-01\0A08041\REQUANT\
Data File : ECD5-01082015.D
Signal(s) : Signal #1: ECD1A.CH Signal #2: ECD2B.CH
Acq On : 08 Jan 2020 15:58
Operator : MJB
Sample : 0A08041-CAL5
Misc : A19K131, AB 10 ppb
ALS Vial : 12 (Sig #1); 0 (Sig #2) Sample Multiplier: 1

Integration File signal 1: PEST1.e
Integration File signal 2: PEST2.e
Quant Time: Jan 09 15:21:16 2020
Quant Method : R:\methods\ECD5_QUANTPEST_200107.M
Quant Title : Instrument: DualECD5
QLast Update : Thu Jan 09 11:11:29 2020
Response via : Initial Calibration
Integrator: ChemStation 6890 Scale Mode: Small noise peaks clipped



Data Path : R:\data\2020-01\0A08041\REQUANT\
 Data File : ECD5-01082016.D
 Signal(s) : Signal #1: ECD1A.CH Signal #2: ECD2B.CH
 Acq On : 08 Jan 2020 16:16
 Operator : MJB
 Sample : 0A08041-CAL6
 Misc : A19K132, AB 25 ppb
 ALS Vial : 13 (Sig #1); 0 (Sig #2) Sample Multiplier: 1

Integration File signal 1: PEST1.e
 Integration File signal 2: PEST2.e
 Quant Time : Jan 09 15:21:23 2020
 Quant Method : R:\methods\ECD5_QUANTPEST_200107.M
 Quant Title : Instrument: DualECD5
 QLast Update : Thu Jan 09 11:11:29 2020
 Response via : Initial Calibration
 Integrator : ChemStation 6890 Scale Mode: Small noise peaks clipped

MJB
1/9/20

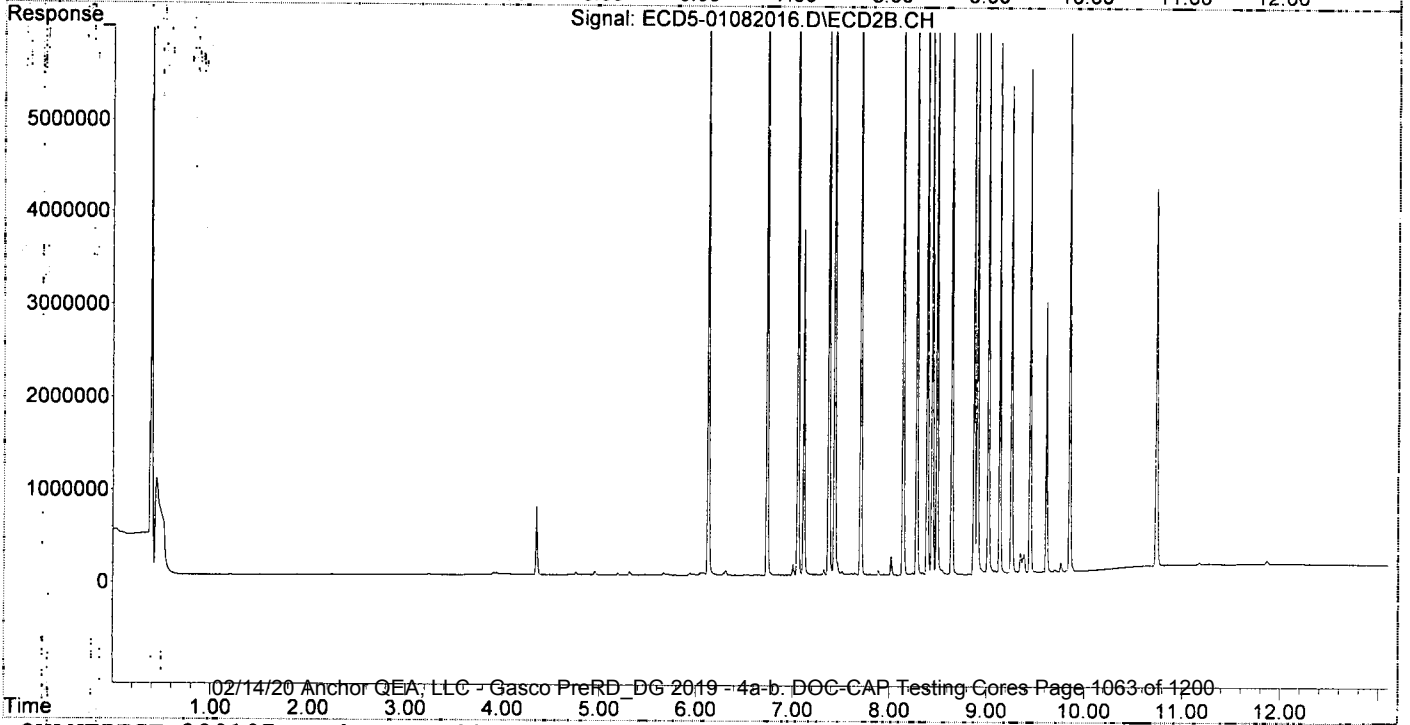
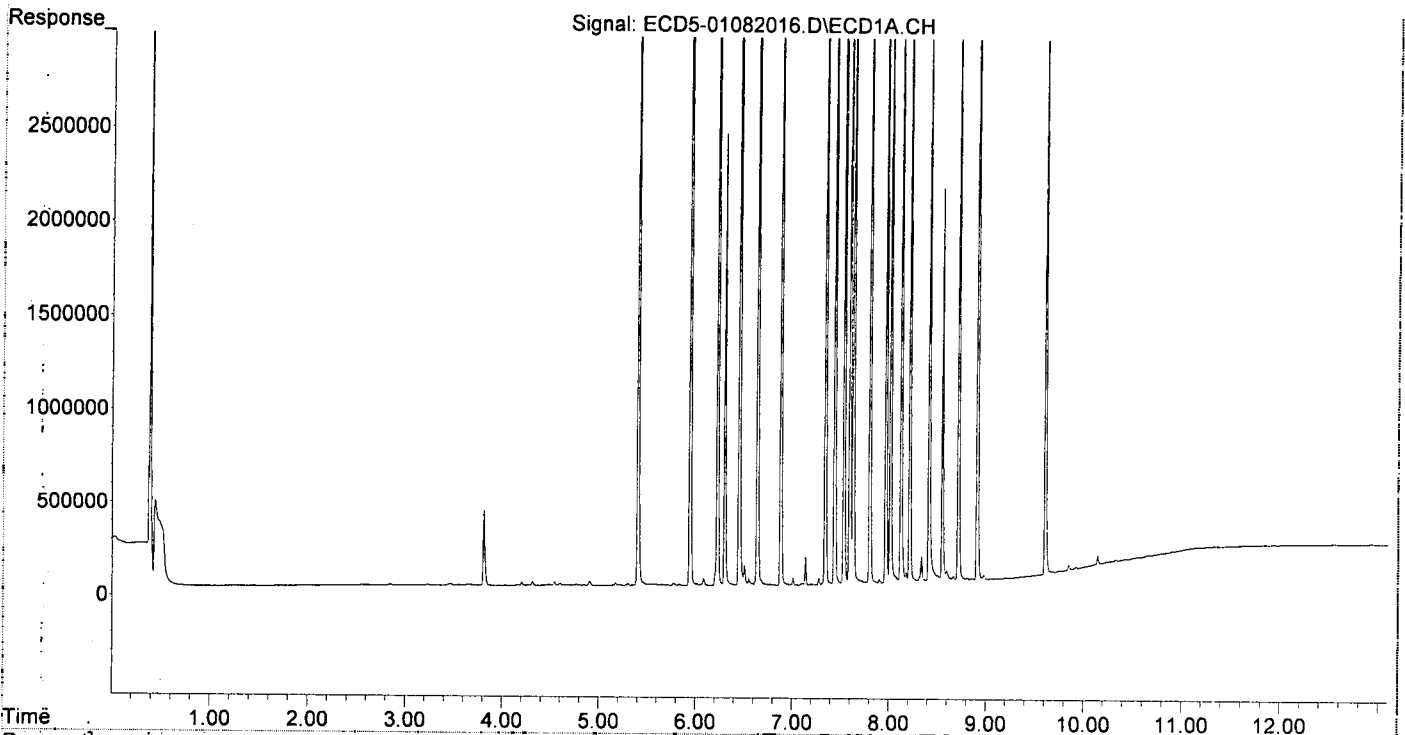
Compound	RT#1	RT#2	Resp#1	Resp#2	ng/mL	ng/mL
System Monitoring Compounds						
1) S TCMX (S)	5.403	6.127	4644520	7248704	23.786	24.318
22) S DCBP (S)	9.609	10.741	3649221	4087662	24.310	22.971
Target Compounds						
2) a-BHC	5.943	6.735	6708027	10415470	25.490	25.222
3) g-BHC	6.226	7.054	5763650	9109081	24.684	24.950
4) b-BHC	6.302	7.115	2412054	3735653	24.538	23.223
5) Heptachlor	6.640	7.435	5435552	8726365	23.920	24.617
6) d-BHC	6.452	7.374	5473600	9124505	25.126	26.398
7) Aldrin	6.882	7.704	5637637	8363357	25.551	25.111
8) Heptachlo...	7.342	8.142	5116716	7570159	24.820	24.576
9) trans-Chl...	7.439	8.283	5203493	7709066	24.694	24.722
10) cis-Chlor...	7.535	8.391	5032396	7320817	24.593	24.679
11) Endosulfa...	7.632	8.443	4772332	6856889	24.625	24.675
12) 4,4'-DDE	7.595	8.491	5211626	7706129	25.276	25.712
13) Dieldrin	7.804	8.645	5425309	7861083	25.190	25.446
14) Endrin	7.968	8.874	4355756	5981930	25.175	25.459
15) 4,4'-DDD	8.016	8.909	4392393	6163457	25.440	25.074
16) Endosulfa...	8.126	9.021	4183901	6151164	24.522	25.179
17) 4,4'-DDT	8.215	9.138	4195442	5749572	25.325	25.729
18) Endrin Al...	8.416	9.258	3592714	5279915	23.465	23.613
19) Endosulfa...	8.718	9.449	3934236	5454073	24.583	24.604
20) Methoxychlor	8.552	9.616	2096804	2923508	24.210	24.582
21) Endrin Ke...	8.912	9.854	4735111	6356172	24.795	25.381
23) Hexachlor...	3.226f	0.000	6551	0	0.033	N.D. #
24) Hexachlor...	5.770	6.614	12135	9199	BelowCal	0.029
25) Oxylordane	7.277	0.000	34653	0	BelowCal	N.D.
26) 2,4'-DDE	7.342	8.283	5116716	7709066	35.884	36.607
27) trans-Non...	7.535	8.345	5032396	27116	25.173	0.088 #
28) 2,4'-DDD	0.000	8.645	0	7861083	N.D.	42.621 #
29) 2,4'-DDT	7.902	8.874	19168	5981930	0.131	30.672 #
30) cis-Nonac...	8.016f	8.909	4392393	6163457	18.636	18.067
31) Mirex	8.666	9.854	20784	6356172	6722.893	35.208 #
32) Chlordane...	7.439	8.283	5203493	7709066	221.788	198.192
33) Chlordane...	7.535	8.391	5032396	7320817	174.610	228.078
34) Chlordane...	0.000	9.093f	0	33760	N.D.	3.180 #
35) Chlordane...	3.810	0.000	402494	0	NoCal	N.D.
36) Toxaphene...	7.535f	8.645f	5032396	7861083	4778.097	2906.875
37) Toxaphene...	7.804	0.000	5425309	0	2789.844	N.D. #
38) Toxaphene...	8.126	9.021	4183901	6151164	984.191	1096.590
39) Toxaphene...	8.337f	9.093f	132833	33760	32.879	3.740 #
40) Toxaphene...	8.596	9.258	52143	5279915	15.860	1051.367 #
41) Toxaphene...	8.666	9.616	20784	2923508	4.786	520.738 #
42) Toxaphene...	3.810	0.000	402494	0	NoCal	N.D.

(f)=RT Delta > 1/2 Window (#)=Amounts differ by > 40% (m)=manual int.

Quantitation Report (Not Reviewed)

Data Path : R:\data\2020-01\0A08041\REQUANT\
Data File : ECD5-01082016.D
Signal(s) : Signal #1: ECD1A.CH Signal #2: ECD2B.CH
Acq On : 08 Jan 2020 16:16
Operator : MJB
Sample : 0A08041-CAL6
Misc : A19K132, AB 25 ppb
ALS Vial : 13 (Sig #1); 0 (Sig #2) Sample Multiplier: 1

Integration File signal 1: PEST1.e
Integration File signal 2: PEST2.e
Quant Time: Jan 09 15:21:23 2020
Quant Method : R:\methods\ECD5_QUANTPEST_200107.M
Quant Title : Instrument: DualECD5
QLast Update : Thu Jan 09 11:11:29 2020
Response via : Initial Calibration
Integrator: ChemStation 6890 Scale Mode: Small noise peaks clipped



Data Path : R:\data\2020-01\0A08041\REQUANT\
 Data File : ECD5-01082017.D
 Signal(s) : Signal #1: ECD1A.CH Signal #2: ECD2B.CH
 Acq On : 08 Jan 2020 16:33
 Operator : MJB
 Sample : 0A08041-CAL7
 Misc : A19K133, AB 50 ppb
 ALS Vial : 14 (Sig #1); 0 (Sig #2) Sample Multiplier: 1

Integration File signal 1: PEST1.e
 Integration File signal 2: PEST2.e
 Quant Time: Jan 09 15:21:30 2020
 Quant Method : R:\methods\ECD5_QUANTPEST_200107.M
 Quant Title : Instrument: DualECD5
 QLast Update : Thu Jan 09 11:11:29 2020
 Response via : Initial Calibration
 Integrator: ChemStation 6890 Scale Mode: Small noise peaks clipped

MJB 1/9/20

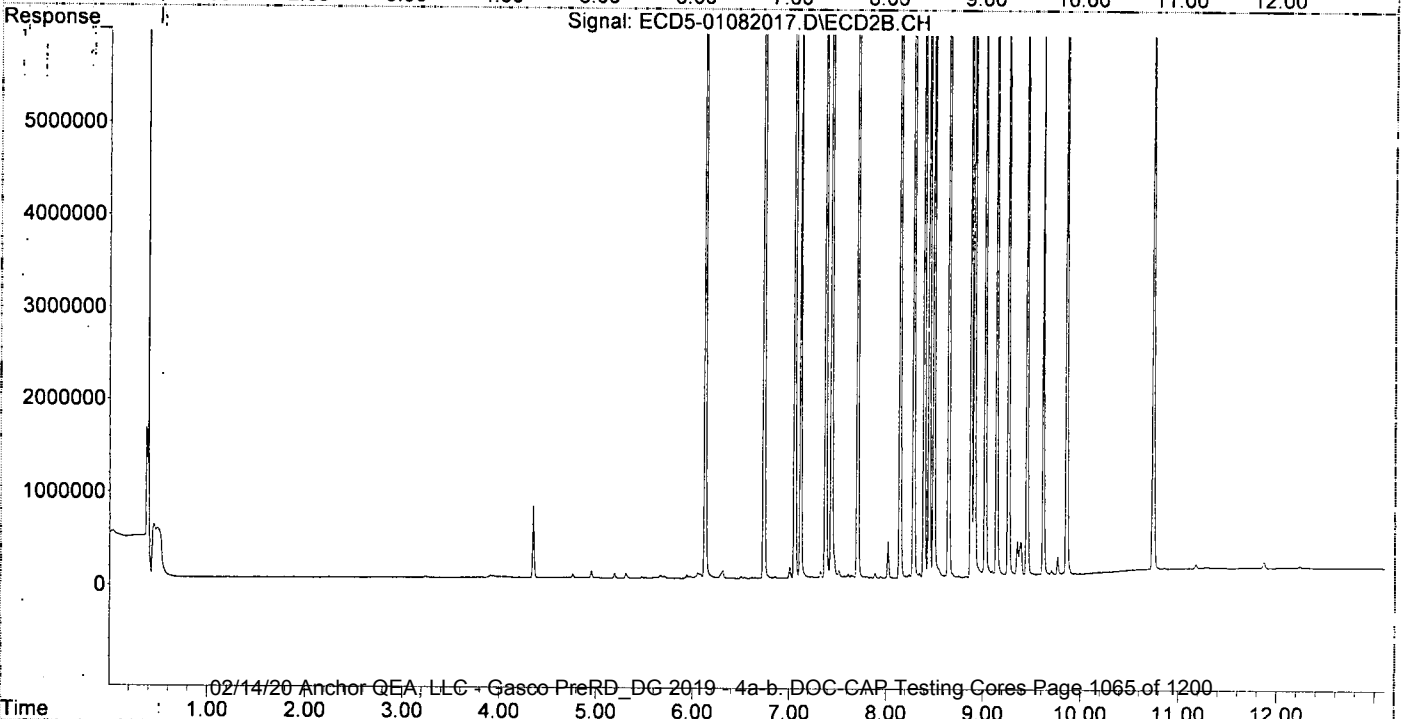
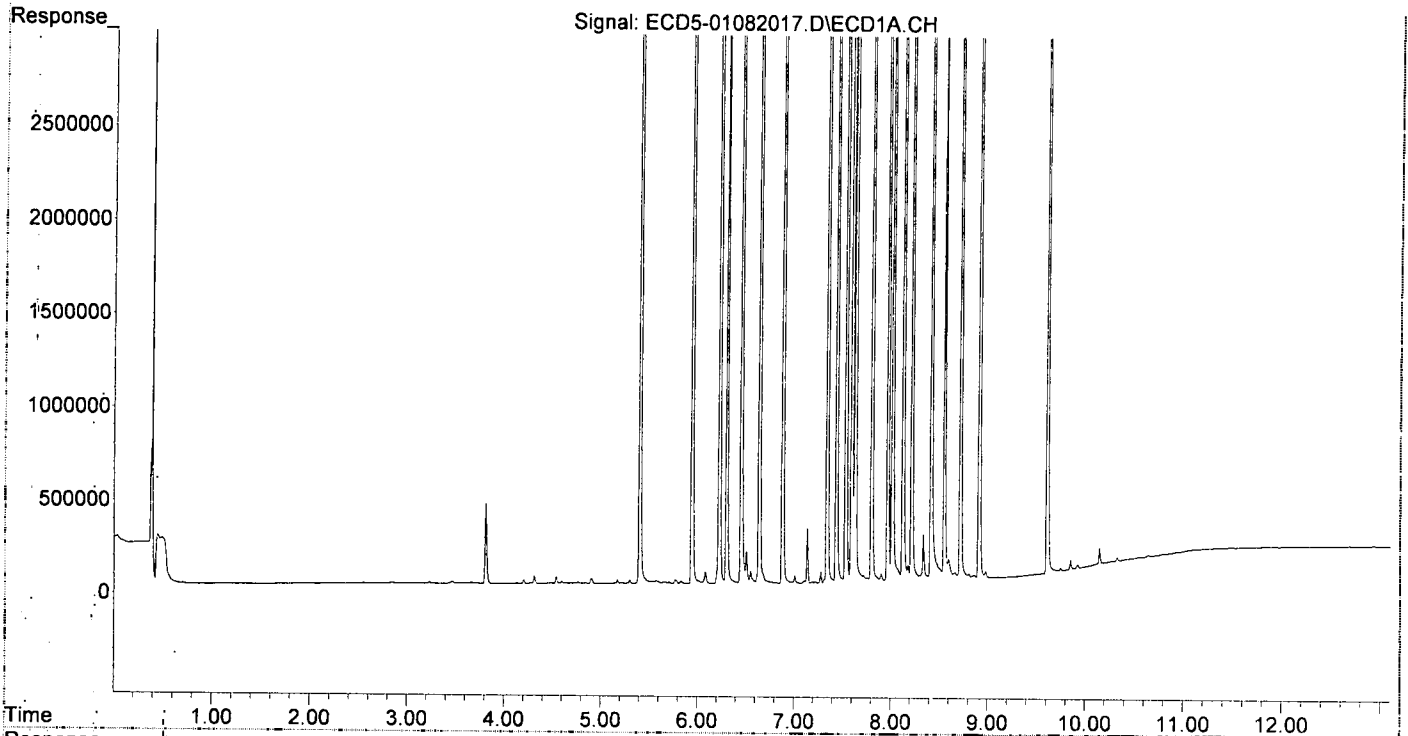
Compound	RT#1	RT#2	Resp#1	Resp#2	ng/mL	ng/mL
System Monitoring Compounds						
1) S TCMX (S)	5.404	6.128	9333732	14973503	47.801	50.233
22) S DCBP (S)	9.610	10.743	7324286	8356479	49.099	46.960
Target Compounds						
2) a-BHC	5.944	6.736	13216845	22089318	50.223	53.491
3) g-BHC	6.226	7.055	11708116	19348411	50.142	52.995
4) b-BHC	6.302	7.116	4896621	7821870	50.205	48.626
5) Heptachlor	6.640	7.436	11436571	18476010	50.329	52.120
6) d-BHC	6.452	7.375	11429030	18657508	52.465	52.359
7) Aldrin	6.882	7.705	11087840	17419751	50.253	52.303
8) Heptachlo...	7.342	8.143	9998611	15668568	48.500	50.866
9) trans-Chl...	7.438	8.284	10533023	15828140	49.986	50.759
10) cis-Chlor...	7.535	8.392	9997532	15222666	48.857	51.316
11) Endosulfa...	7.631	8.444	9321509	14247679	48.098	51.272
12) 4,4'-DDE	7.595	8.492	10548305	16343004	51.159	52.768
13) Dieldrin	7.804	8.646	10540242	16218456	48.939	52.499
14) Endrin	7.969	8.875	8377116	11897358	48.418	50.634
15) 4,4'-DDD	8.016	8.910	8716356	13105625	50.485	53.317
16) Endosulfa...	8.126	9.022	8170502	12207870	47.888	49.971
17) 4,4'-DDT	8.215	9.139	8824873	12576988	53.270	53.570
18) Endrin Al...	8.416	9.259	7206121	10910333	47.064	48.793
19) Endosulfa...	8.718	9.450	7989432	11599024	49.923	52.326
20) Methoxychlor	8.552	9.616	4344332	6115403	50.161	51.420
21) Endrin Ke...	8.912	9.855	9580043	12905122	50.165	51.531
23) Hexachlor...	3.225f	0.000	7000	0	0.035	N.D. #
24) Hexachlor...	5.769	6.613	20287	10058	BelowCal	0.031
25) Oxychlorane	7.277	0.000	57135	0	0.124	N.D. #
26) 2,4'-DDE	7.342	8.284	9998611	15828140	70.121	75.161
27) trans-Non...	7.535	8.346	9997532	49880	50.053	0.162 #
28) 2,4'-DDD	0.000	8.646	0	16218456	N.D.	87.934 #
29) 2,4'-DDT	7.901	8.875	38527	11897358	0.263	58.268 #
30) cis-Nonac...	8.016f	8.910	8716356	13105625	36.982	38.417
31) Mirex	8.665	9.855	33796	12905122	0.004	69.254 #
32) Chlordane...	7.438	8.284	10533023	15828140	448.947	406.925
33) Chlordane...	7.535	8.392	9997532	15222666	346.887	474.257
34) Chlordane...	0.000	9.094f	0	56142	N.D.	5.288 #
35) Chlordane...	3.810	0.000	427449	0	NoCal	N.D.
36) Toxaphene...	7.535f	8.646f	9997532	16218456	9492.332	5997.268
37) Toxaphene...	7.804	0.000	10540242	0	5420.083	N.D. #
38) Toxaphene...	8.126	9.022	8170502	12207870	1902.876	2032.329
39) Toxaphene...	8.337f	9.094f	240812	56142	59.606	6.220 #
40) Toxaphene...	8.597	9.259	106499	10910333	32.393	2172.528 #
41) Toxaphene...	8.665	9.616	33796	6115403	7.783	1089.281 #
42) Toxaphene...	3.810	0.000	427449	0	NoCal	N.D.

(f)=RT Delta > 1/2 Window (#)=Amounts differ by > 40% (m)=manual int.

Quantitation Report (Not Reviewed)

Data Path : R:\data\2020-01\0A08041\REQUANT\
Data File : ECD5-01082017.D
Signal(s) : Signal #1: ECD1A.CH Signal #2: ECD2B.CH
Acq On : 08 Jan 2020 16:33
Operator : MJB
Sample : 0A08041-CAL7
Misc : A19K133, AB 50 ppb
ALS Vial : 14 (Sig #1); 0 (Sig #2) Sample Multiplier: 1

Integration File signal 1: PEST1.e
Integration File signal 2: PEST2.e
Quant Time: Jan 09 15:21:30 2020
Quant Method : R:\methods\ECD5_QUANTPEST_200107.M
Quant Title : Instrument: DualECD5
QLast Update : Thu Jan 09 11:11:29 2020
Response via : Initial Calibration
Integrator: ChemStation 6890 Scale Mode: Small noise peaks clipped



Data Path : R:\data\2020-01\0A08041\REQUANT\
 Data File : ECD5-01082018.D
 Signal(s) : Signal #1: ECD1A.CH Signal #2: ECD2B.CH
 Acq On : 08 Jan 2020 16:50
 Operator : MJB
 Sample : 0A08041-CAL8
 Misc : A19K134, AB 100 ppb
 ALS Vial : 15 (Sig #1); 0 (Sig #2) Sample Multiplier: 1

Integration File signal 1: PEST1.e
 Integration File signal 2: PEST2.e
 Quant Time: Jan 09 15:21:37 2020
 Quant Method : R:\methods\ECD5_QUANTPEST_200107.M
 Quant Title : Instrument: DualECD5
 Last Update : Thu Jan 09 11:11:29 2020
 Response via : Initial Calibration
 Integrator: ChemStation 6890 Scale Mode: Small noise peaks clipped

Compound	RT#1	RT#2	Resp#1	Resp#2	ng/mL	ng/mL
System Monitoring Compounds						
1) S TCMX (S)	5.402	6.126	18608009	30726323	95.298	103.080
22) S DCBP (S)	9.609	10.740	14736356	18325862	99.567	102.985
Target Compounds						
2) a-BHC	5.942	6.734	26761777	46009925	101.692	111.417
3) g-BHC	6.225	7.054	23719186	40108652	101.581	109.857
4) b-BHC	6.301	7.114	9778496	15872194	101.308	98.673
5) Heptachlor	6.638	7.434	22525924	39120687	99.130	110.358
6) d-BHC	6.450	7.373	22559943	39888976	103.561	105.607
7) Aldrin	6.879	7.703	21827668	36118456	98.929	108.445
8) Heptachlo...	7.340	8.141	19866372	32905611	96.366	106.824
9) trans-Chl...	7.436	8.282	20684116	32788413	98.160	105.148
10) cis-Chlor...	7.533	8.390	19622551	31325513	95.894	105.599
11) Endosulfa...	7.630	8.442	18668180	29837370	96.325	107.374
12) 4,4'-DDE	7.593	8.491	20981322	34240158	101.759	104.246
13) Dieldrin	7.802	8.644	21752074	34067227	100.995	110.275
14) Endrin	7.967	8.873	16990601	25511288	98.201	108.575
15) 4,4'-DDD	8.015	8.908	17753200	27404752	102.825	111.489
16) Endosulfa...	8.124	9.020	16571029	26285916	97.123	107.598
17) 4,4'-DDT	8.214	9.138	17230392	27045966	104.009	105.736
18) Endrin Al...	8.414	9.257	14322834	23088226	93.545	103.255
19) Endosulfa...	8.716	9.448	15517798	24531265	96.964	110.666
20) Methoxychlor	8.550	9.615	8765747	13401490	101.211	112.683
21) Endrin Ke...	8.910	9.854	19103565	28057636	100.034	112.037
23) Hexachlor...	3.224	0.000	6894	0	0.035	N.D. #
24) Hexachlor...	5.768	6.611	38414	10513	0.044	0.033
25) Oxychlorane	7.275	8.101f	98982	7937	0.364	0.028 #
26) 2,4'-DDE	7.340	8.282	19866372	32788413	139.324	155.697
27) trans-Non...	7.533	8.344	19622551	86189	97.974	0.280 #
28) 2,4'-DDD	7.715	8.644	57668	34067227	0.453	184.706 #
29) 2,4'-DDT	7.899	8.873	74166	25511288	0.506	114.294 #
30) cis-Nonac...	8.015	8.908	17753200	27404752	75.323	80.333
31) Mirex	8.663	9.854	69764	28057636	0.271	140.604 #
32) Chlordane...	7.436	8.282	20684116	32788413	881.615	842.956
33) Chlordane...	7.533	8.390	19622551	31325513	680.848	975.936 #
34) Chlordane...	0.000	9.092f	0	110953	N.D.	10.450 #
35) Chlordane...	3.808	0.000	409999	0	NoCal	N.D.
36) Toxaphene...	7.533f	8.611	19622551	37888	18630.975	14.010 #
37) Toxaphene...	7.802	0.000	21752074	0	11185.517	N.D. #
38) Toxaphene...	8.124	9.020	16571029	26285916	3771.828	3866.715
39) Toxaphene...	8.335f	9.092	462719	110953	114.533	12.293 #
40) Toxaphene...	8.595	9.257	202701	23088226	61.653	4597.460 #
41) Toxaphene...	8.663	9.615	69764	13401490	16.066	2387.084 #
42) Toxaphene...	3.808	0.000	409999	0	NoCal	N.D.

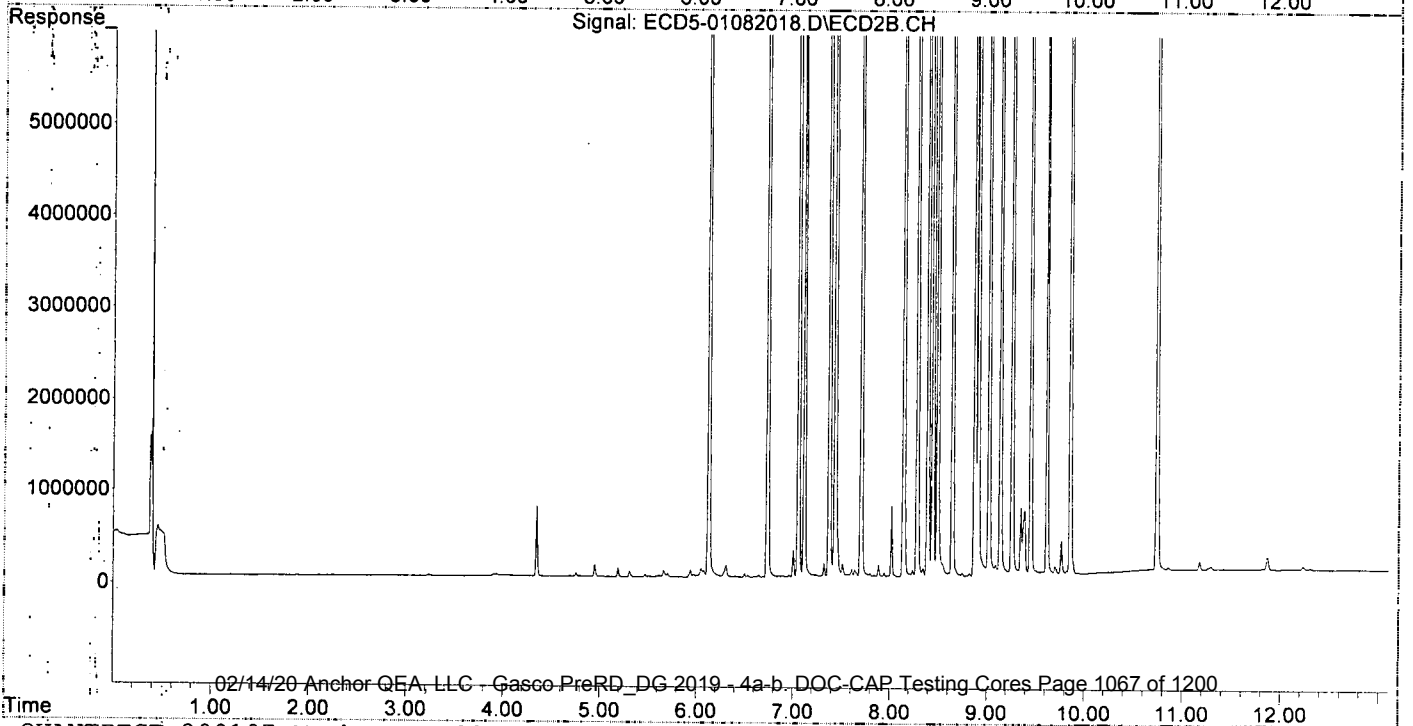
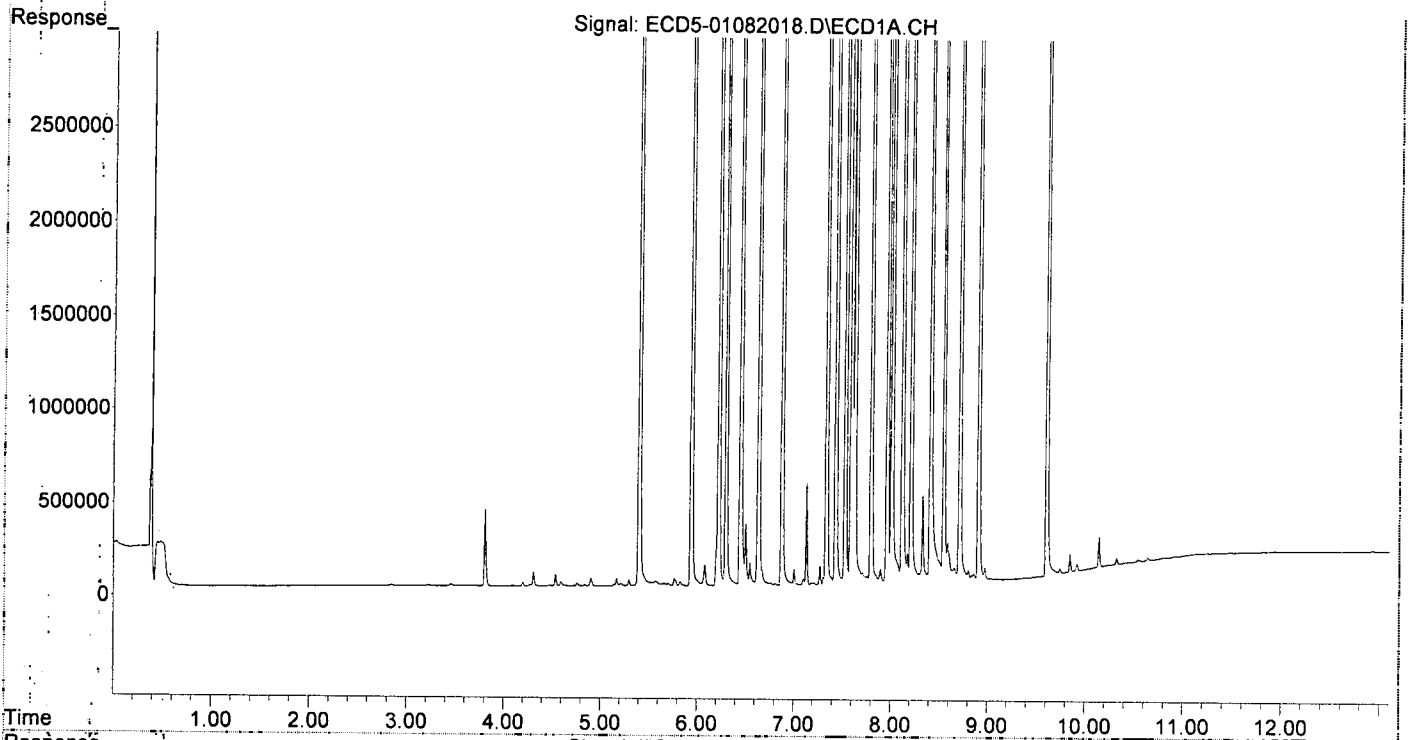
MJB
1/9/20

(f)=RT Delta > 1/2 Window (#)=Amounts differ by > 40% (m)=manual int.

Quantitation Report (Not Reviewed)

Data Path : R:\data\2020-01\0A08041\REQUANT\
Data File : ECD5-01082018.D
Signal(s) : Signal #1: ECD1A.CH Signal #2: ECD2B.CH
Acq On : 08 Jan 2020 16:50
Operator : MJB
Sample : 0A08041-CAL8
Misc : A19K134, AB 100 ppb
ALS Vial : 15 (Sig #1); 0 (Sig #2) Sample Multiplier: 1

Integration File signal 1: PEST1.e
Integration File signal 2: PEST2.e
Quant Time: Jan 09 15:21:37 2020
Quant Method : R:\methods\ECD5_QUANTPEST_200107.M
Quant Title : Instrument: DualECD5
QLast Update : Thu Jan 09 11:11:29 2020
Response via : Initial Calibration
Integrator: ChemStation 6890 Scale Mode: Small noise peaks clipped



Data Path R:\data\2020-01\0A08041\REQUANT\
 Data File ECD5-01082019.D
 Signal(s) Signal #1: ECD1A.CH Signal #2: ECD2B.CH
 Acq On 08 Jan 2020 17:07
 Operator MJB
 Sample 0A08041-CAL9
 Misc : A19K126, AB 200 ppb
 ALS Vial : 16 (Sig #1); 0 (Sig #2) Sample Multiplier: 1
 Integration File signal 1: PEST1.e
 Integration File signal 2: PEST2.e
 Quant Time: Jan 09 15:21:44 2020
 Quant Method : R:\methods\ECD5_QUANTPEST_200107.M
 Quant Title : Instrument: DualECD5
 QLast Update : Thu Jan 09 11:11:29 2020
 Response via : Initial Calibration
 Integrator: ChemStation 6890 Scale Mode: Small noise peaks clipped

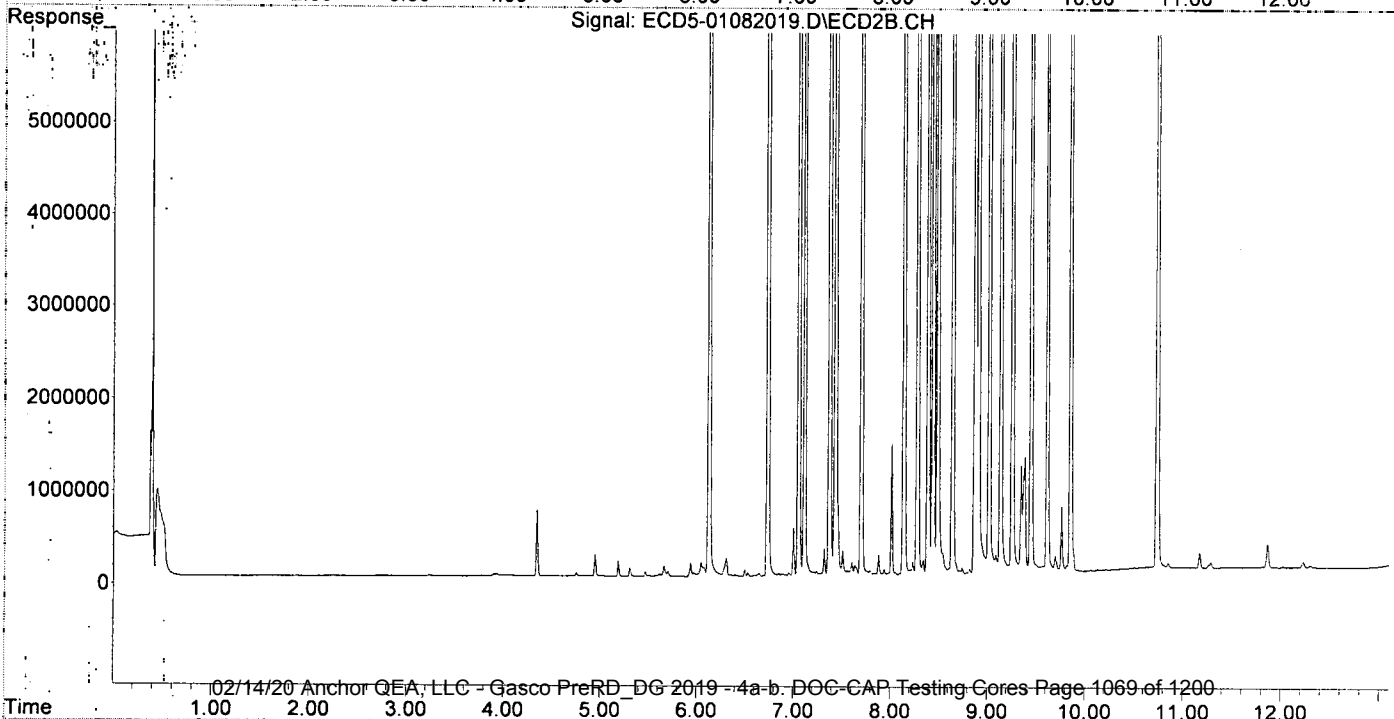
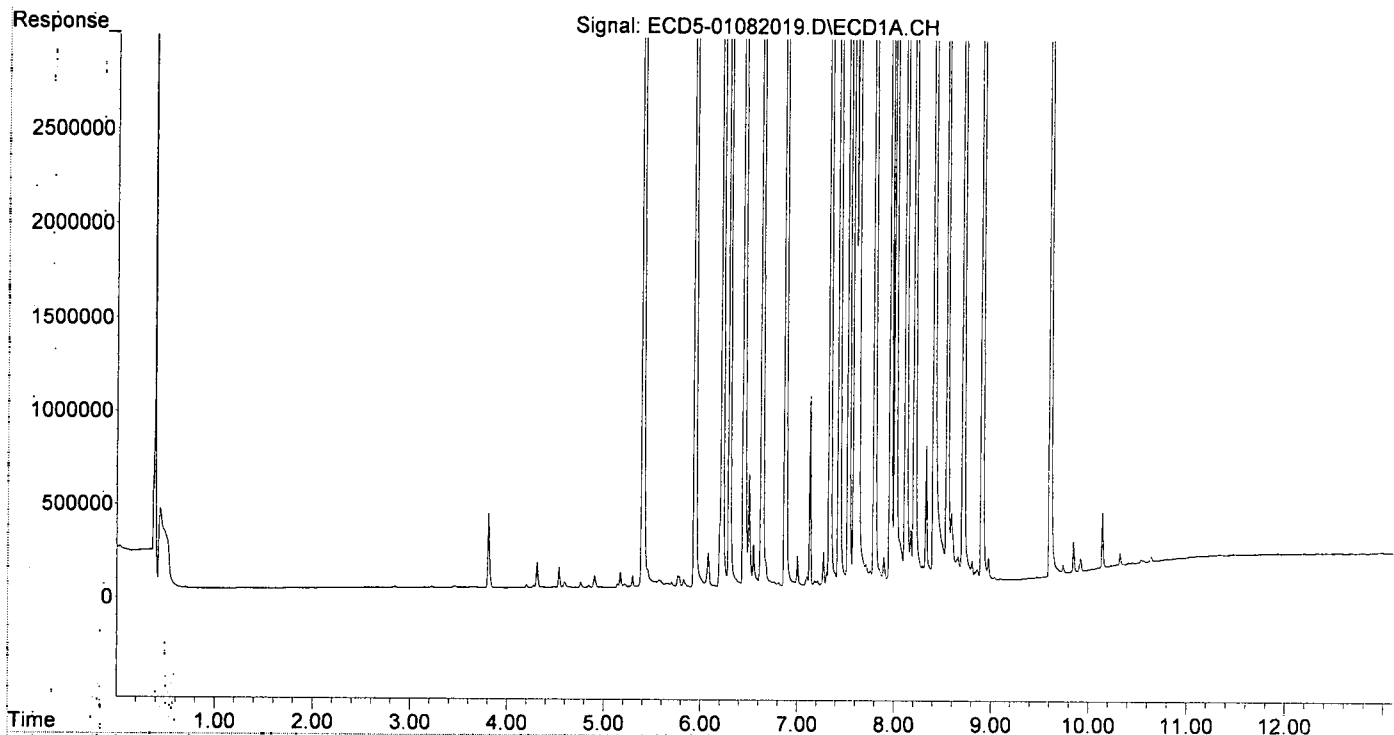
MJB
1/9/20

	Compound	RT#1	RT#2	Resp#1	Resp#2	ng/mL	ng/mL
System Monitoring Compounds							
1)	S TCMX (S)	5.402	6.127	36004194	63805007	184.390	214.051
22)	S DCBP (S)	9.608	10.740	29522105	37530513	202.209	210.908
Target Compounds							
2)	a-BHC	5.942	6.735	51378594	94490351	195.234	228.817
3)	g-BHC	6.225	7.055	45740727	81152836	195.891	222.277
4)	b-BHC	6.300	7.114	18885723	32003158	199.163	198.954
5)	Heptachlor	6.637	7.434	43921584	78012422	193.286	220.071
6)	d-BHC	6.450	7.373	44016986	79563682	202.059	192.875
7)	Aldrin	6.878	7.703	42282992	73697118	191.639	221.275
8)	Heptachlo...	7.339	8.141	38629005	67266896	187.378	218.373
9)	trans-Chl...	7.435	8.282	40459355	67463571	192.007	216.347
10)	cis-Chlor...	7.532	8.390	38789603	63748867	189.562	214.898
11)	Endosulfa...	7.629	8.442	36273958	61251233	187.169	220.421
12)	4,4'-DDE	7.592	8.491	40550794	70133432	196.671	194.220
13)	Dieldrin	7.801	8.643	42048253	69685127	195.231	225.569
14)	Endrin	7.966	8.874	33554398	54542107	193.936	232.128
15)	4,4'-DDD	8.014	8.909	34664444	57884644	200.774	235.489
16)	Endosulfa...	8.123	9.020	32037931	56742124	187.775	232.266
17)	4,4'-DDT	8.213	9.138	33779701	56160769	203.908	193.063
18)	Endrin Al...	8.414	9.257	28205265	46664440	184.213	208.693
19)	Endosulfa...	8.716	9.449	30589878	50080530	191.143	225.924
20)	Methoxychlor	8.549	9.614	16842837	27125539	194.471	228.079
21)	Endrin Ke...	8.911	9.854	38218148	59346864	200.126	236.978
23)	Hexachlor...	3.223	0.000	6084	0	0.031	N.D. #
24)	Hexachlor...	5.768	6.605	62990	11865	0.171	0.037 #
25)	Oxychlorthane	7.274	8.058	176557	22974	0.809	0.082 #
26)	2,4'-DDE	7.339	8.282	38629005	67463571	270.907	320.354
27)	trans-Non...	7.532	8.343	38789603	148824	192.223	0.484 #
28)	2,4'-DDD	7.714	8.643	101817	69685127	0.800	377.820 #
29)	2,4'-DDT	7.897	8.874	137514	54542107	0.939	212.438 #
30)	cis-Nonac...	8.014	8.909	34664444	57884644	147.073	169.680
31)	Mirex	8.663	9.854	128855	59346864	0.709	265.905 #
32)	Chlordane...	7.435	8.282	40459355	67463571	1724.492	1734.418
33)	Chlordane...	7.532	8.390	38789603	63748867	1345.891	1986.074 #
34)	Chlordane...	0.000	9.091f	0	190257	N.D.	17.919 #
35)	Chlordane...	3.808	0.000	397238	0	NoCal	N.D.
36)	Toxaphene...	7.532f	8.610	38789603	58664	36829.468	21.693 #
37)	Toxaphene...	7.801	0.000	42048253	0	21622.373	N.D. #
38)	Toxaphene...	8.123	9.020	32037931	56742124	7008.109	6969.259
39)	Toxaphene...	8.334f	9.091	724794	190257	179.403	21.080 #
40)	Toxaphene...	8.594	9.257	363464	46664440	110.550	9292.091 #
41)	Toxaphene...	8.663	9.614	128855	27125539	29.674	4831.623 #
42)	Toxaphene...	3.808	0.000	397238	0	NoCal	N.D.

(f)=RT Delta > 1/2 Window (#)=Amounts differ by > 40% (m)=manual int.

Data Path : R:\data\2020-01\0A08041\REQUANT\
Data File : ECD5-01082019.D
Signal(s) : Signal #1: ECD1A.CH Signal #2: ECD2B.CH
Acq On : 08 Jan 2020 17:07
Operator : MJB
Sample : 0A08041-CAL9
Misc : A19K126, AB 200 ppb
ALS Vial : 16 (Sig #1); 0 (Sig #2) Sample Multiplier: 1

Integration File signal 1: PEST1.e
Integration File signal 2: PEST2.e
Quant Time: Jan 09 15:21:44 2020
Quant Method : R:\methods\ECD5_QUANTPEST_200107.M
Quant Title : Instrument: DualECD5
QLast Update : Thu Jan 09 11:11:29 2020
Response via : Initial Calibration
Integrator: ChemStation 6890 Scale Mode: Small noise peaks clipped



Data Path : R:\data\2020-01\0A08041\REQUANT\
 Data File : ECD5-01082022.D
 Signal(s) : Signal #1: ECD1A.CH Signal #2: ECD2B.CH
 Acq On : 08 Jan 2020 17:59
 Operator : MJB
 Sample : 0A08041-CALA
 Misc : A20A096, 9-42 0.5 ppb
 ALS Vial : 18 (Sig #1); 0 (Sig #2) Sample Multiplier: 1
 Integration File signal 1: PEST1.e
 Integration File signal 2: PEST2.e
 Quant Time: Jan 09 11:28:46 2020
 Quant Method : R:\methods\ECD5_QUANTPEST_200107.M
 Quant Title : Instrument: DualECD5
 QLast Update : Thu Jan 09 11:11:29 2020
 Response via : Initial Calibration
 Integrator: ChemStation 6890 Scale Mode: Small noise peaks clipped

MJB
1/9/20

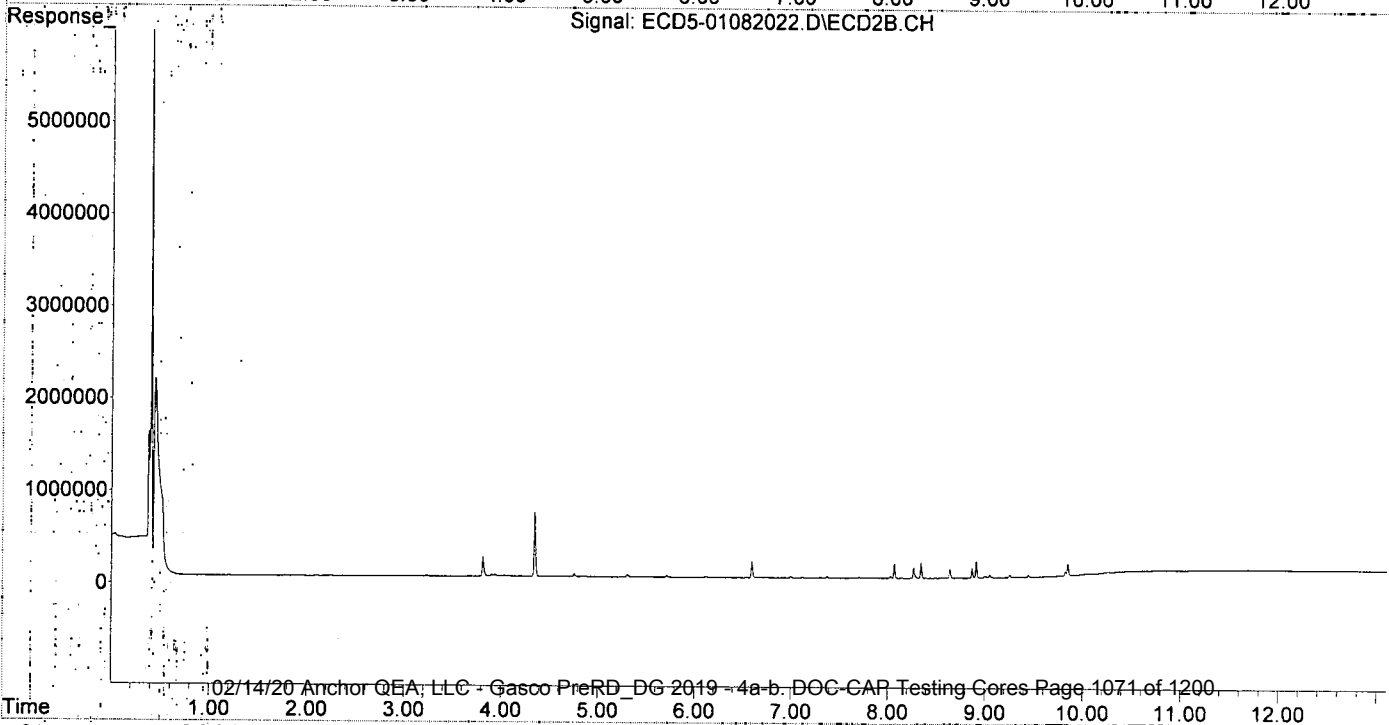
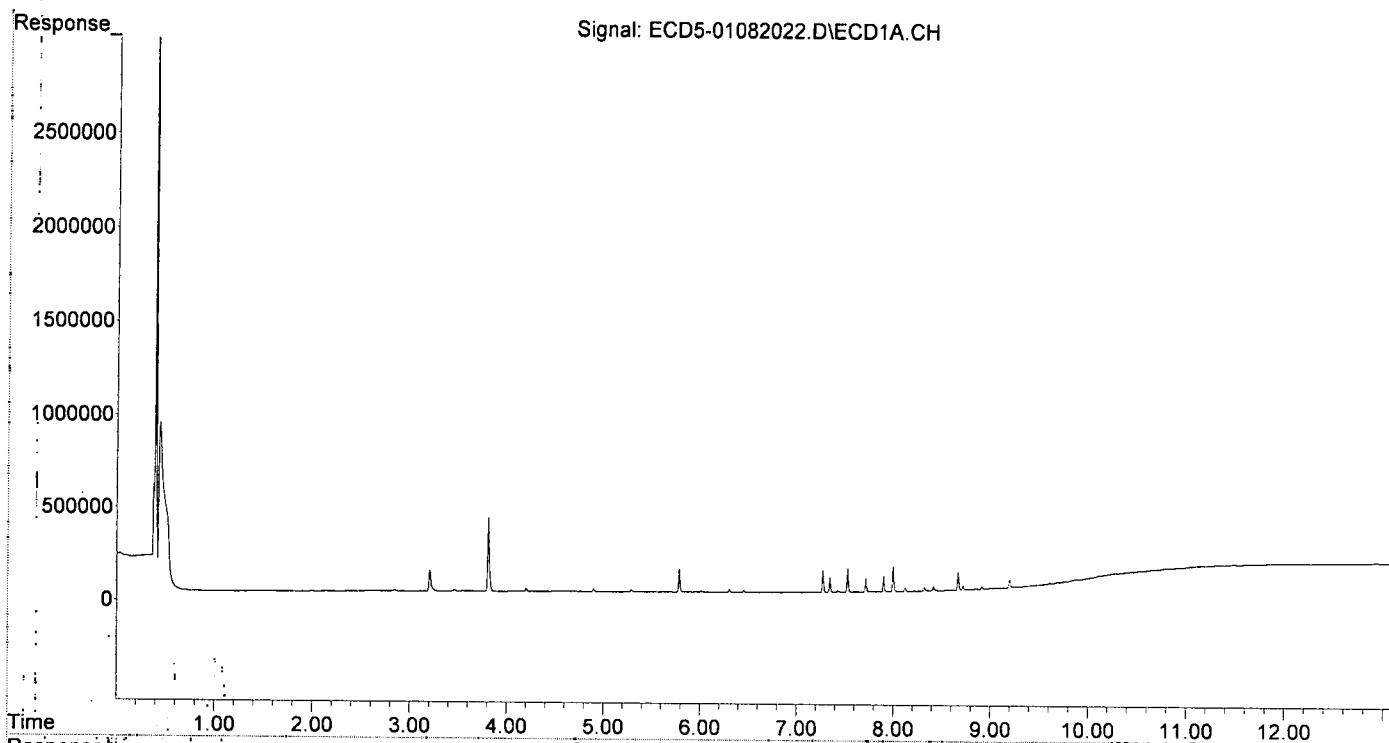
	Compound	RT#1	RT#2	Resp#1	Resp#2	ng/mL	ng/mL	
System Monitoring Compounds								
1)	S TCMX (S)	0.000	6.123	0	9793	N.D.	0.033	#
22)	S DCBP (S)	9.609	10.742	7330	5225	8131.936	0.029	#
Target Compounds								
2)	a-BHC	5.948	0.000	3356	0	0.013	N.D.	#
3)	g-BHC	0.000	0.000	0	0	N.D.	N.D.	
4)	b-BHC	6.303	7.114	14822	8788	5931.851	0.055	#
5)	Heptachlor	0.000	0.000	0	0	N.D.	N.D.	
6)	d-BHC	6.451	7.372	10898	16667	0.050	0.107	#
7)	Aldrin	0.000	7.704	0	13478	N.D.	0.040	#
8)	Heptachlo...	7.343	0.000	81726	0	0.396	N.D.	#
9)	trans-Chl...	7.421	8.268	7409	115006	0.035	0.369	#
10)	cis-Chlor...	7.527	0.000	126746	0	0.619	N.D.	#
11)	Endosulfa...	0.000	0.000	0	0	N.D.	N.D.	
12)	4,4'-DDE	0.000	0.000	0	0	N.D.	N.D.	
13)	Dieldrin	7.764f	8.643	3361	101849	0.016	0.330	#
14)	Endrin	7.997f	8.870	134243	108578	0.776	0.462	#
15)	4,4'-DDD	7.997	8.913	134243	177850	0.778	0.724	
16)	Endosulfa...	8.121	9.019	20280	13820	0.119	0.057	#
17)	4,4'-DDT	8.214	0.000	1986	0	0.012	N.D.	#
18)	Endrin Al...	8.415	9.256	21782	29354	0.142	0.131	
19)	Endosulfa...	8.717	9.447	20857	24871	0.130	0.112	
20)	Methoxychlor	0.000	9.615	0	2009	N.D.	0.017	#
21)	Endrin Ke...	8.911	9.851	12498	127755	0.065	0.510	#
23)	Hexachlor...	3.203	3.812	111441	211151	0.559	0.527	
24)	Hexachlor...	5.783	6.595	122709	175732	0.481	0.549	
25)	Oxychlorthane	7.270	8.069	118861	156922	0.478	0.561	
26)	2,4'-DDE	7.343	8.268	81726	115006	0.573	0.546	
27)	trans-Non...	7.527	8.345	126746	167484	0.483	0.545	
28)	2,4'-DDD	7.716	8.643	71868	101849	0.565	0.552	
29)	2,4'-DDT	7.899	8.870	83331	108578	0.569	0.486	
30)	cis-Nonac...	7.997	8.913	134243	177850	0.570	0.521	
31)	Mirex	8.667	9.851	96444	127755	0.468	0.470	
32)	Chlordane...	7.421	8.268	7409	115006	0.316	2.957	#
33)	Chlordane...	7.527	0.000	126746	0	4.398	N.D.	#
34)	Chlordane...	0.000	9.051	0	32420	N.D.	3.053	#
35)	Chlordane...	3.808	3.812	394864	211151	NoCal	NoCal	
36)	Toxaphene...	7.527	8.643f	126746	101849	120.341	37.662	#
37)	Toxaphene...	0.000	8.999f	0	18267	N.D.	5.245	#
38)	Toxaphene...	8.121	8.999	20280	18267	0.692	BelowCal	#
39)	Toxaphene...	0.000	9.051f	0	32420	N.D.	3.592	#
40)	Toxaphene...	0.000	9.256	0	29354	N.D.	5.845	#
41)	Toxaphene...	8.667	9.615	96444	2009	22.210	0.358	#
42)	Toxaphene...	3.808	3.812	394864	211151	NoCal	NoCal	

(f)=RT Delta > 1/2 Window (#)=Amounts differ by > 40% (m)=manual int.

Quantitation Report (Not Reviewed)

Data Path : R:\data\2020-01\0A08041\REQUANT\
Data File : ECD5-01082022.D
Signal(s) : Signal #1: ECD1A.CH Signal #2: ECD2B.CH
Acq On : 08 Jan 2020 17:59
Operator : MJB
Sample : 0A08041-CALA
Misc : A20A096, 9-42 0.5 ppb
ALS Vial : 18 (Sig #1); 0 (Sig #2) Sample Multiplier: 1

Integration File signal 1: PEST1.e
Integration File signal 2: PEST2.e
Quant Time: Jan 09 11:28:46 2020
Quant Method : R:\methods\ECD5_QUANTPEST_200107.M
Quant Title : Instrument: DualECD5
QLast Update : Thu Jan 09 11:11:29 2020
Response via : Initial Calibration
Integrator: ChemStation 6890 Scale Mode: Small noise peaks clipped



Data Path: R:\data\2020-01\0A08041\REQUANT\
 Data File: ECD5-01082023.D
 Signal(s): Signal #1: ECD1A.CH Signal #2: ECD2B.CH
 Acq On: 08 Jan 2020 18:16
 Operator: MJB
 Sample: 0A08041-CALB
 Misc: A19K263, 9-42 1 ppb
 ALS Vial: 19 (Sig #1); 0 (Sig #2) Sample Multiplier: 1

Integration File signal 1: PEST1.e
 Integration File signal 2: PEST2.e
 Quant Time: Jan 09 11:29:07 2020
 Quant Method: R:\methods\ECD5_QUANTPEST_200107.M
 Quant Title: Instrument: DualECD5
 Last Update: Thu Jan 09 11:11:29 2020
 Response via: Initial Calibration
 Integrator: ChemStation 6890 Scale Mode: Small noise peaks clipped

Compound	RT#1	RT#2	Resp#1	Resp#2	ng/mL	ng/mL
System Monitoring Compounds						
1) S TCMX (S)	0.000	6.125	0	9319	N.D.	0.031 #
22) S DCBP (S)	9.609	10.740	8276	6867	8131.930	0.039 #
Target Compounds						
2) a-BHC	5.948	0.000	3587	0	0.014	N.D. #
3) g-BHC	0.000	0.000	0	0	N.D.	N.D.
4) b-BHC	6.303	7.115	18553	12880	0.022	0.080 #
5) Heptachlor	0.000	0.000	0	0	N.D.	N.D.
6) d-BHC	6.451	7.372	7294	11154	0.033	0.091 #
7) Aldrin	0.000	7.705	0	13529	N.D.	0.041 #
8) Heptachlo...	7.343	0.000	161136	0	0.782	N.D. #
9) trans-Chl...	7.423	8.269	7950	220925	0.038	0.708 #
10) cis-Chlor...	7.527	0.000	240849	0	1.177	N.D. #
11) Endosulfa...	7.593f	0.000	2151	0	0.011	N.D. #
12) 4,4'-DDE	7.593	0.000	2151	0	0.010	N.D. #
13) Dieldrin	7.804	8.644	3226	193608	0.015	0.627 #
14) Endrin	7.997f	8.871	263651	215626	1.524	0.918
15) 4,4'-DDD	7.997	8.914	263651	344851	1.527	1.403
16) Endosulfa...	8.122	9.019	19206	9934	0.113	0.041 #
17) 4,4'-DDT	8.214	0.000	2581	0	0.016	N.D. #
18) Endrin Al...	8.415	9.257	12354	15833	0.081	0.071
19) Endosulfa...	8.717	9.448	12580	14348	0.079	0.065
20) Methoxychlor	0.000	0.000	0	0	N.D.	N.D.
21) Endrin. Ke...	8.911	9.851	9517	237397	0.050	0.948 #
23) Hexachlor...	3.204	3.812	233620	433391	1.171	1.082
24) Hexachlor...	5.783	6.595	233462	346466	1.056	1.082
25) Oxychlordane	7.271	8.070	223883	298417	1.080	1.067
26) 2,4'-DDE	7.343	8.269	161136	220925	1.130	1.049
27) trans-Non...	7.527	8.345	240849	328300	1.058	1.068
28) 2,4'-DDD	7.716	8.644	143303	193608	1.126	1.050
29) 2,4'-DDT	7.900	8.871	162358	215626	1.108	1.066
30) cis-Nonac...	7.997	8.914	263651	344851	1.119	1.011
31) Mirex	8.667	9.851	181371	237397	1.098	1.105
32) Chlordane...	7.423	8.269	7950	220925	0.339	5.680 #
33) Chlordane...	7.527	0.000	240849	0	8.357	N.D. #
34) Chlordane...	0.000	9.053	0	30787	N.D.	2.900 #
35) Chlordane...	3.808	3.812	430003	433391	NoCal	NoCal
36) Toxaphene...	7.527	8.644f	240849	193608	228.678	71.592 #
37) Toxaphene...	7.804	8.999f	3226	19180	1.659	5.507 #
38) Toxaphene...	8.122	8.999	19206	19180	0.435	BelowCal #
39) Toxaphene...	8.319f	9.053	17752	30787	4.394	3.411
40) Toxaphene...	0.000	9.257	0	15833	N.D.	3.153 #
41) Toxaphene...	8.667	0.000	181371	0	41.768	N.D. #
42) Toxaphene...	3.808	3.812	430003	433391	NoCal	NoCal

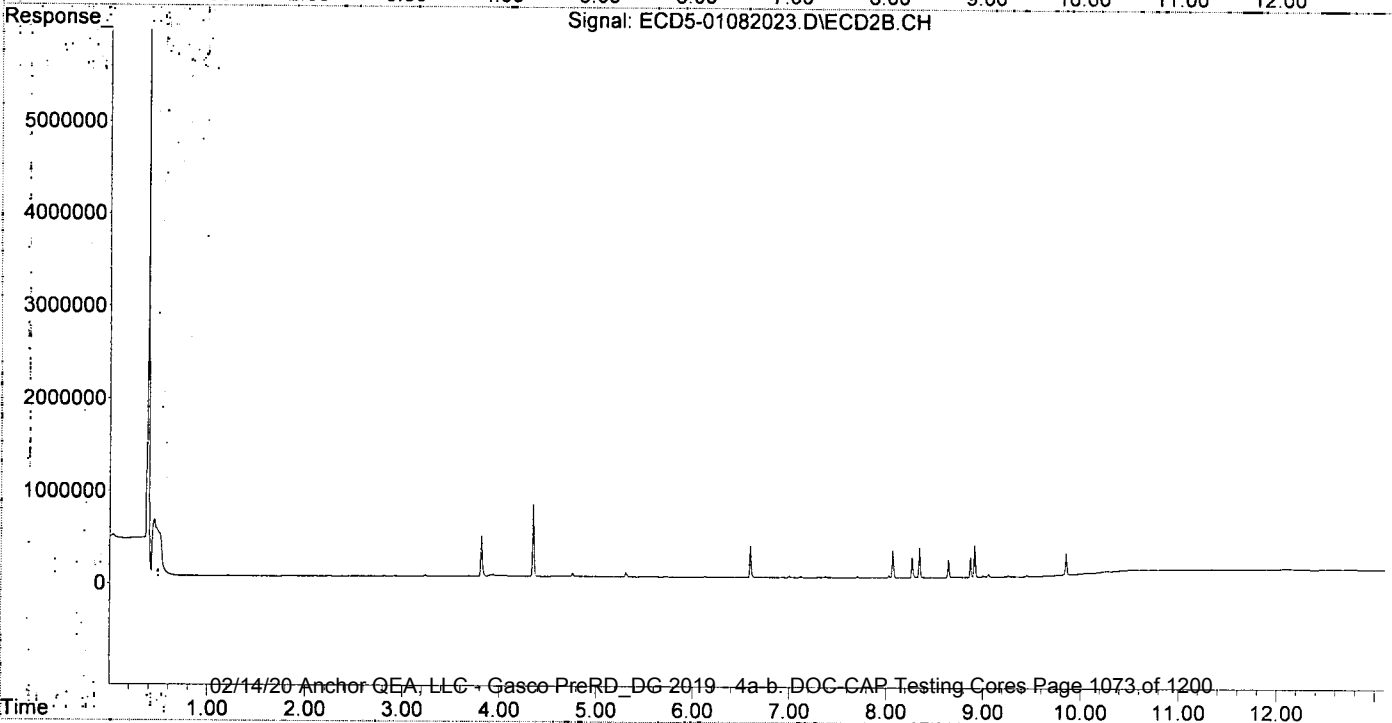
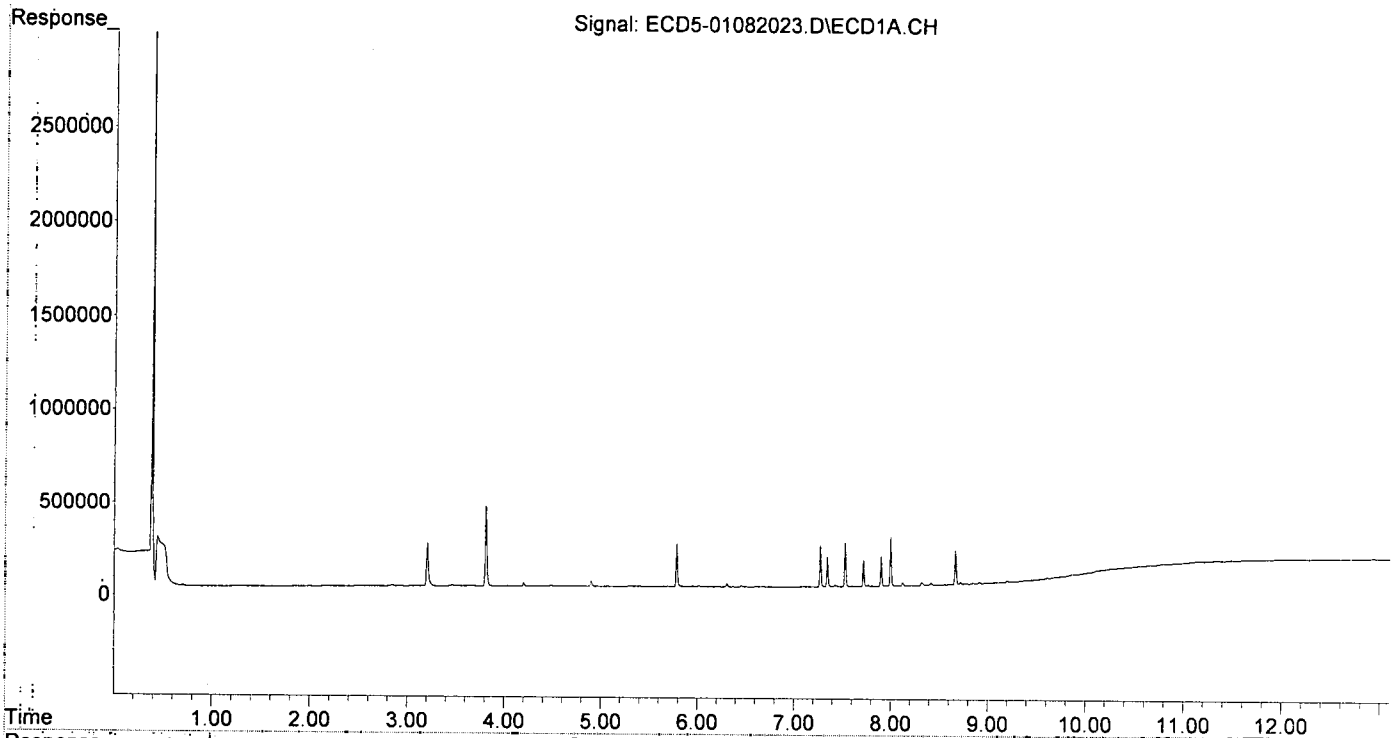
MJB
1/9/20

(f)=RT Delta > 1/2 Window (#)=Amounts differ by > 40% (m)=manual int.

Quantitation Report (Not Reviewed)

Data Path : R:\data\2020-01\0A08041\REQUANT\
Data File : ECD5-01082023.D
Signal(s) : Signal #1: ECD1A.CH Signal #2: ECD2B.CH
Acq On : 08 Jan 2020 18:16
Operator : MJB
Sample : 0A08041-CALB
Misc : A19K263, 9-42 1 ppb
ALS Vial : 19 (Sig #1); 0 (Sig #2) Sample Multiplier: 1

Integration File signal 1: PEST1.e
Integration File signal 2: PEST2.e
Quant Time: Jan 09 11:29:07 2020
Quant Method : R:\methods\ECD5_QUANTPEST_200107.M
Quant Title : Instrument: DualECD5
QLast Update : Thu Jan 09 11:11:29 2020
Response via : Initial Calibration
Integrator: ChemStation 6890 Scale Mode: Small noise peaks clipped



Data Path : R:\data\2020-01\0A08041\REQUANT\
 Data File : ECD5-01082024.D
 Signal(s) : Signal #1: ECD1A.CH Signal #2: ECD2B.CH
 Acq On : 08 Jan 2020 18:33
 Operator : MJB
 Sample : 0A08041-CALC
 Misc : A19K264, 9-42 2 ppb
 ALS Vial : 20 (Sig #1); 0 (Sig #2) Sample Multiplier: 1

Integration File signal 1: PEST1.e
 Integration File signal 2: PEST2.e
 Quant Time: Jan 09 11:29:23 2020
 Quant Method: R:\methods\ECD5_QUANTPEST_200107.M
 Quant Title: Instrument: DualECD5
 QLast Update: Thu Jan 09 11:11:29 2020
 Response via: Initial Calibration
 Integrator: ChemStation 6890 Scale Mode: Small noise peaks clipped

MJB
 1/9/20

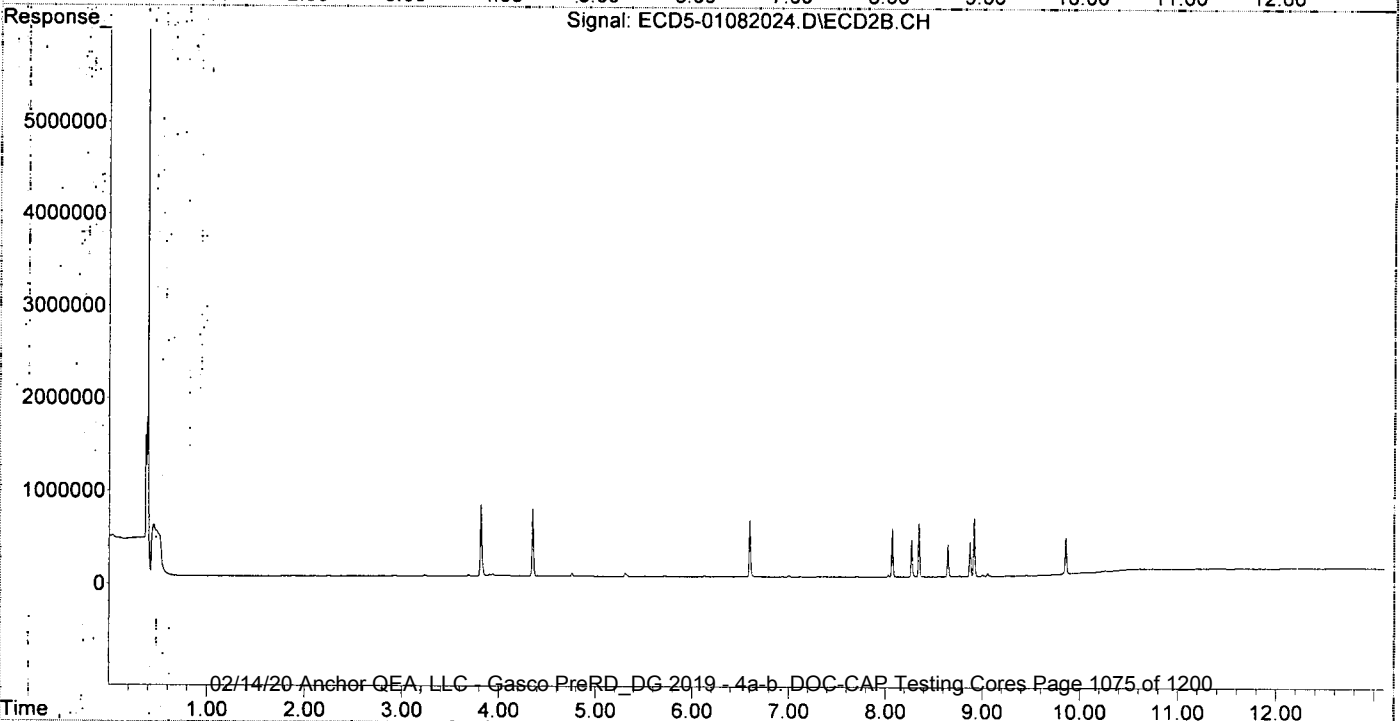
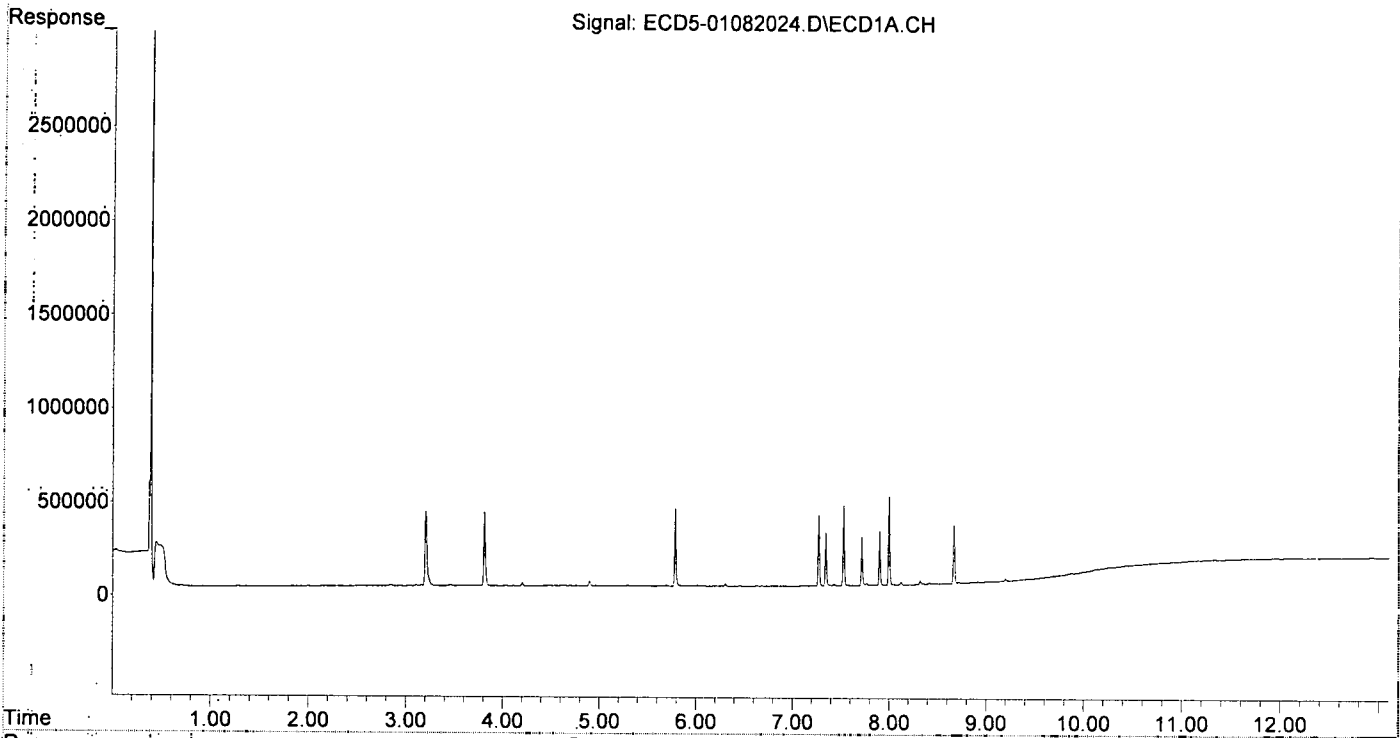
Compound	RT#1	RT#2	Resp#1	Resp#2	ng/mL	ng/mL
System Monitoring Compounds						
1) S TCMX (S)	0.000	6.125	0	9225	N.D.	0.031 #
22) S DCBP (S)	9.609	10.744	8599	6530	8131.928	0.037 #
Target Compounds						
2) a-BHC	5.948	0.000	2896	0	0.011	N.D. #
3) g-BHC	0.000	0.000	0	0	N.D.	N.D.
4) b-BHC	6.303	0.000	12293	0	5931.877	N.D. #
5) Heptachlor	0.000	0.000	0	0	N.D.	N.D.
6) d-BHC	6.452	7.372	4541	6885	0.021	0.078 #
7) Aldrin	0.000	7.705	0	11016	N.D.	0.033 #
8) Heptachlo...	7.343	0.000	286330	0	1.389	N.D. #
9) trans-Chl...	7.423	8.269	6682	399650	0.032	1.282 #
10) cis-Chlor...	7.527	0.000	424879	0	2.076	N.D. #
11) Endosulfa...	0.000	0.000	0	0	N.D.	N.D.
12) 4,4'-DDE	0.000	0.000	0	0	N.D.	N.D.
13) Dieldrin	7.764f	8.644	12244	345575	0.057	1.119 #
14) Endrin	7.997f	8.871	471473	367900	2.725	1.566 #
15) 4,4'-DDD	7.997	8.914	471473	627227	2.731	2.552
16) Endosulfa...	8.120	8.999f	15406	17250	0.090	0.071
17) 4,4'-DDT	0.000	0.000	0	0	N.D.	N.D.
18) Endrin Al...	8.415	9.257	7625	9030	0.050	0.040
19) Endosulfa...	8.717	9.448	6228	7337	0.039	0.033
20) Methoxychlor	0.000	0.000	0	0	N.D.	N.D.
21) Endrin Ke...	8.911	9.851	4458	390163	0.023	1.558 #
23) Hexachlor...	3.204	3.812	399253	769290	2.002	1.920
24) Hexachlor...	5.783	6.595	418552	608347	2.017	1.900
25) Oxychlorthane	7.270	8.070	376867	529184	1.958	1.892
26) 2,4'-DDE	7.343	8.269	286330	399650	2.008	1.898
27) trans-Non...	7.527	8.345	424879	574207	1.986	1.867
28) 2,4'-DDD	7.716	8.644	258533	345575	2.032	1.874
29) 2,4'-DDT	7.899	8.871	289368	367900	1.976	1.890
30) cis-Nonac...	7.997	8.914	471473	627227	2.000	1.839
31) Mirex	8.667	9.851	308615	390163	2.042	1.987
32) Chlordane...	7.423	8.269	6682	399650	0.285	10.275 #
33) Chlordane...	7.527	0.000	424879	0	14.742	N.D. #
34) Chlordane...	0.000	9.053	0	32232	N.D.	3.036 #
35) Chlordane...	3.808	3.812	396227	769290	NoCal	NoCal
36) Toxaphene...	7.527	8.644f	424879	345575	403.409	127.787 #
37) Toxaphene...	7.764f	8.999f	12244	17250	6.296	4.953
38) Toxaphene...	8.120	8.999	15406	17250	BelowCal	BelowCal
39) Toxaphene...	8.319f	9.053	17956	32232	4.444	3.571
40) Toxaphene...	0.000	9.257	0	9030	N.D.	1.798 #
41) Toxaphene...	8.667	0.000	308615	0	71.071	N.D. #
42) Toxaphene...	3.808	3.812	396227	769290	NoCal	NoCal

(f)=RT Delta > 1/2 Window (#)=Amounts differ by > 40% (m)=manual int.

Quantitation Report (Not Reviewed)

Data Path : R:\data\2020-01\0A08041\REQUANT\
Data File : ECD5-01082024.D
Signal(s) : Signal #1: ECD1A.CH Signal #2: ECD2B.CH
Acq On : 08 Jan 2020 18:33
Operator : MJB
Sample : 0A08041-CALC
Misc : A19K264, 9-42 2 ppb
ALS Vial : 20 (Sig #1); 0 (Sig #2) Sample Multiplier: 1

Integration File signal 1: PEST1.e
Integration File signal 2: PEST2.e
Quant Time: Jan 09 11:29:23 2020
Quant Method : R:\methods\ECD5_QUANTPEST_200107.M
Quant Title : Instrument: DualECD5
QLast Update : Thu Jan 09 11:11:29 2020
Response via : Initial Calibration
Integrator: ChemStation 6890 Scale Mode: Small noise peaks clipped



Data Path : R:\data\2020-01\0A08041\REQUANT\
 Data File : ECD5-01082025.D
 Signal(s) : Signal #1: ECD1A.CH Signal #2: ECD2B.CH
 Acq On : 08 Jan 2020 18:51
 Operator : MJB
 Sample : 0A08041-CALD
 Misc : A19K265, 9-42 5 ppb
 ALS Vial : 21 (Sig #1); 0 (Sig #2) Sample Multiplier: 1

Integration File signal 1: PEST1.e
 Integration File signal 2: PEST2.e
 Quant Time: Jan 09 11:29:37 2020
 Quant Method : R:\methods\ECD5_QUANTPEST_200107.M
 Quant Title : Instrument: DualECD5
 Last Update : Thu Jan 09 11:11:29 2020
 Response via : Initial Calibration
 Integrator: ChemStation 6890 Scale Mode: Small noise peaks clipped

MJB
1/9/20

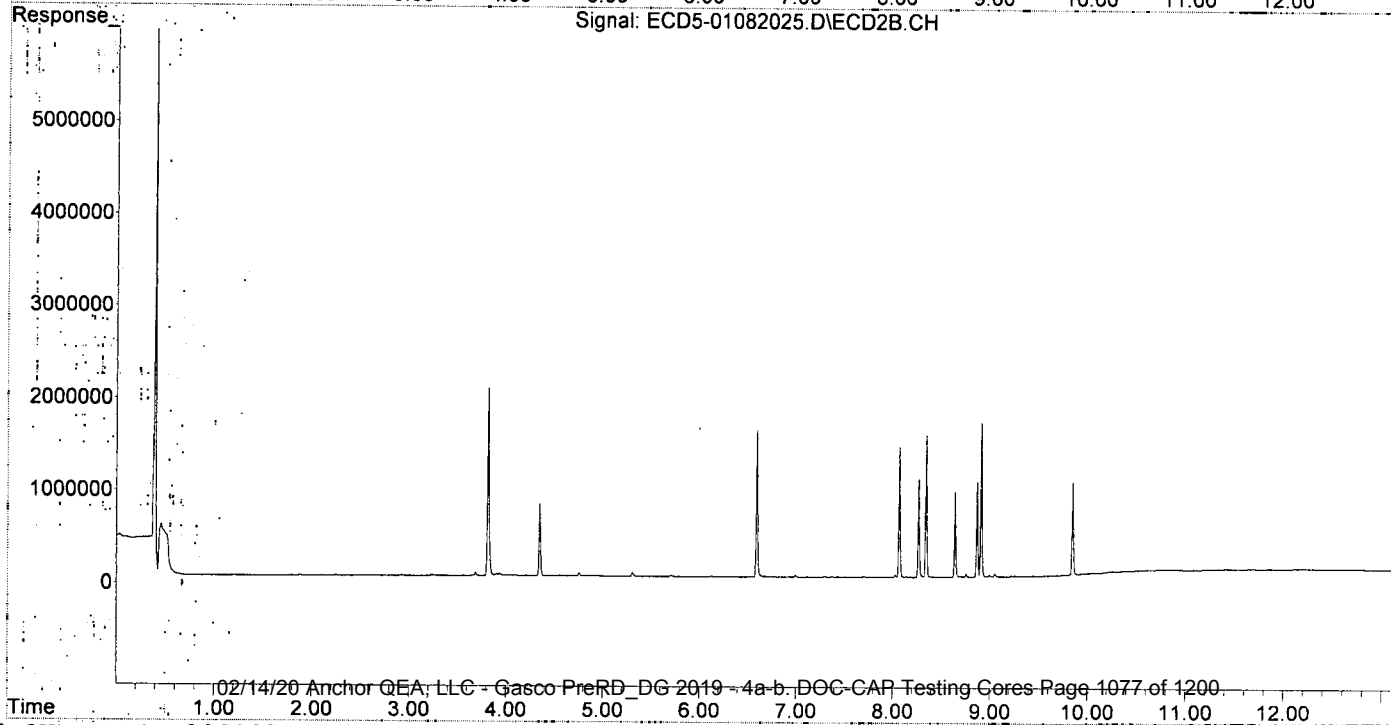
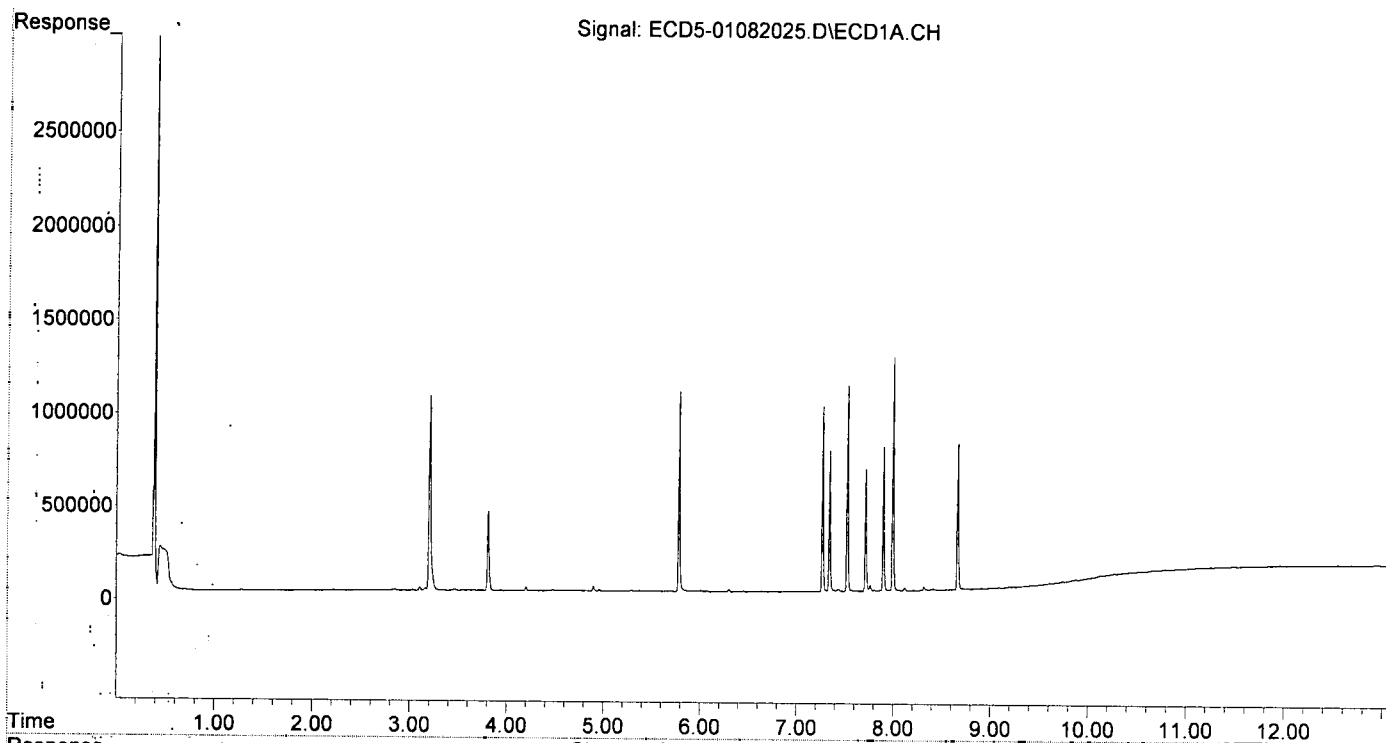
Compound	RT#1	RT#2	Resp#1	Resp#2	ng/mL	ng/mL	
System Monitoring Compounds							
1) S TCMX (S)	5.374f	0.000	2937	0	0.015	N.D.	#
22) S DCBP (S)	9.607	10.740	8489	13065	8131.928	0.073	#
Target Compounds							
2) a-BHC	5.944	0.000	5372	0	0.020	N.D.	#
3) g-BHC	0.000	0.000	0	0	N.D.	N.D.	
4) b-BHC	6.300	0.000	15250	0	5931.847	N.D.	#
5) Heptachlor	6.637	0.000	3578	0	0.016	N.D.	#
6) d-BHC	6.451	7.372	5501	7862	0.025	0.081	#
7) Aldrin	0.000	7.704	0	12874	N.D.	0.039	#
8) Heptachlo...	7.342	8.141	750391	8611	3.640	0.028	#
9) trans-Chl...	7.437	8.269	11992	1064459	0.057	3.414	#
10) cis-Chlor...	7.526	8.387	1102633	7682	5.388	0.026	#
11) Endosulfa...	0.000	0.000	0	0	N.D.	N.D.	
12) 4,4'-DDE	0.000	0.000	0	0	N.D.	N.D.	
13) Dieldrin	0.000	8.643	0	924181	N.D.	2.992	#
14) Endrin	7.996f	8.870	1247247	1030344	7.209	4.385	
15) 4,4'-DDD	7.996	8.913	1247247	1678168	7.224	6.827	
16) Endosulfa...	8.118	8.998f	16102	20216	0.094	0.083	
17) 4,4'-DDT	0.000	0.000	0	0	N.D.	N.D.	
18) Endrin Al...	8.414	9.256	6990	8524	0.046	0.038	
19) Endosulfa...	8.715	9.447	7222	6140	0.045	0.028	
20) Methoxychlor	0.000	0.000	0	0	N.D.	N.D.	
21) Endrin Ke...	8.911	9.850	3719	1002877	0.019	4.005	#
23) Hexachlor...	3.204	3.812	1045541	2029333	5.242	5.064	#
24) Hexachlor...	5.783	6.595	1068601	1591805	5.391	4.973	#
25) Oxychlordane	7.269	8.069	992877	1413459	5.489	5.054	#
26) 2,4'-DDE	7.342	8.269	750391	1064459	5.263	5.055	#
27) trans-Non...	7.526	8.345	1102633	1536268	5.403	4.996	#
28) 2,4'-DDD	7.715	8.643	654513	924181	5.144	5.011	#
29) 2,4'-DDT	7.899	8.870	769647	1030344	5.254	5.443	#
30) cis-Nonac...	7.996	8.913	1247247	1678168	5.292	4.919	#
31) Mirex	8.666	9.850	779540	1002877	5.538	5.510	#
32) Chlordane...	7.437	8.269	11992	1064459	0.511	27.366	#
33) Chlordane...	7.526	8.387	1102633	7682	38.258	0.239	#
34) Chlordane...	8.118f	9.052	16102	32317	2.117	3.044	#
35) Chlordane...	3.808	3.812	428028	2029333	NoCal	NoCal	
36) Toxaphene...	7.526	8.643f	1102633	924181	1046.915	341.744	#
37) Toxaphene...	0.000	8.998f	0	20216	N.D.	5.805	#
38) Toxaphene...	8.118	8.998	16102	20216	BelowCal	BelowCal	
39) Toxaphene...	8.318f	9.052f	18822	32317	4.659	3.581	#
40) Toxaphene...	0.000	9.256	0	8524	N.D.	1.697	#
41) Toxaphene...	8.666	0.000	779540	0	179.520	N.D.	#
42) Toxaphene...	3.808	3.812	428028	2029333	NoCal	NoCal	

(f)=RT Delta > 1/2 Window (#)=Amounts differ by > 40% (m)=manual int.

Quantitation Report (Not Reviewed)

Data Path : R:\data\2020-01\0A08041\REQUANT\
Data File : ECD5-01082025.D
Signal(s) : Signal #1: ECD1A.CH Signal #2: ECD2B.CH
Acq On : 08 Jan 2020 18:51
Operator : MJB
Sample : 0A08041-CALD
Misc : A19K265, 9-42 5 ppb
ALS Vial : 21 (Sig #1); 0 (Sig #2) Sample Multiplier: 1

Integration File signal 1: PEST1.e
Integration File signal 2: PEST2.e
Quant Time: Jan 09 11:29:37 2020
Quant Method : R:\methods\ECD5_QUANTPEST_200107.M
Quant Title : Instrument: DualECD5
QLast Update : Thu Jan 09 11:11:29 2020
Response via : Initial Calibration
Integrator: ChemStation 6890 Scale Mode: Small noise peaks clipped



Data Path: R:\data\2020-01\0A08041\REQUANT\
 Data File: ECD5-01082026.D
 Signal(s): Signal #1: ECD1A.CH Signal #2: ECD2B.CH
 Acq On: 08 Jan 2020 19:08
 Operator: MJB
 Sample: 0A08041-CALE
 Misc: A19K266, 9-42 10 ppb
 ALS Vial: 22 (Sig #1); 0 (Sig #2) Sample Multiplier: 1

Integration File signal 1: PEST1.e
 Integration File signal 2: PEST2.e
 Quant Time: Jan 09 11:29:53 2020
 Quant Method: R:\methods\ECD5_QUANTPEST_200107.M
 Quant Title: Instrument: DualECD5
 Last Update: Thu Jan 09 11:11:29 2020
 Response via: Initial Calibration
 Integrator: ChemStation 6890 Scale Mode: Small noise peaks clipped

MJB
1/9/20

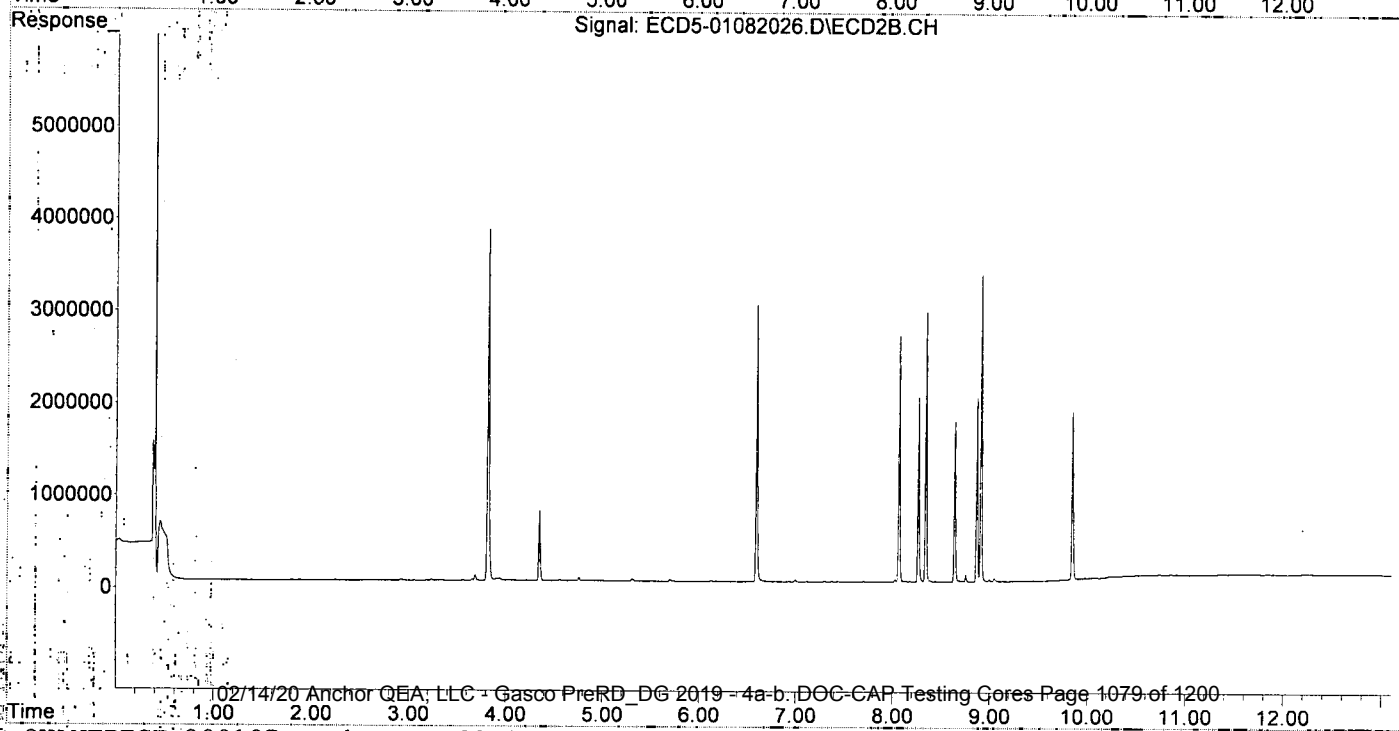
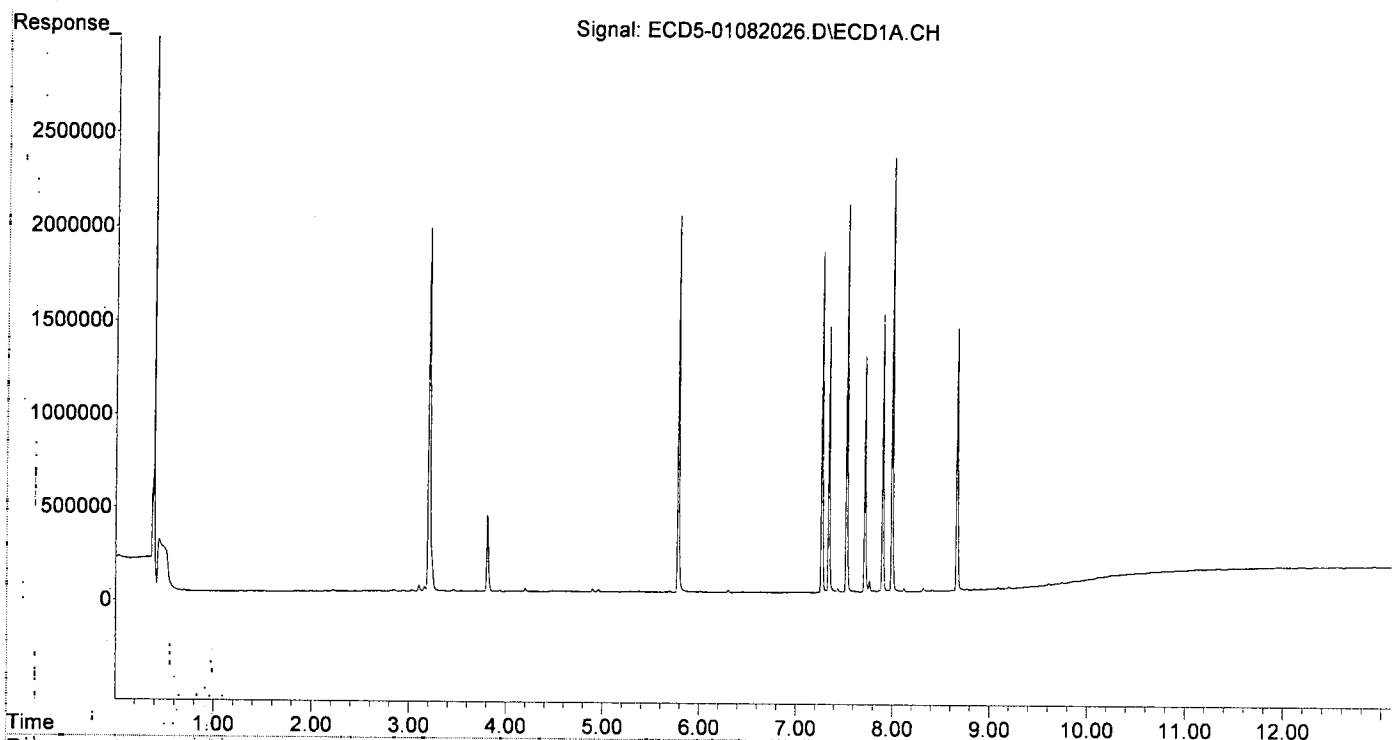
	Compound	RT#1	RT#2	Resp#1	Resp#2	ng/mL	ng/mL
System Monitoring Compounds							
1)	S TCMX (S)	5.374f	6.123	4995	9213	0.026	0.031
22)	S DCBP (S)	9.608	10.738	14339	10091	8131.889	0.057 #
Target Compounds							
2)	a-BHC	5.947	0.000	5246	0	0.020	N.D. #
3)	g-BHC	0.000	0.000	0	0	N.D.	N.D.
4)	b-BHC	6.301	0.000	13900	0	5931.860	N.D. #
5)	Heptachlor	6.637	0.000	3836	0	0.017	N.D. #
6)	d-BHC	6.451	7.371	4222	6789	0.019	0.078 #
7)	Aldrin	0.000	7.703	0	7202	N.D.	0.022 #
8)	Heptachlo...	7.342	8.138	1426392	11026	6.919	0.036 #
9)	trans-Chl...	7.436	8.268	20121	2004027	0.095	6.427 #
10)	cis-Chlor...	7.525	8.386	2076481	12938	10.148	0.044 #
11)	Endosulfa...	0.000	0.000	0	0	N.D.	N.D.
12)	4,4'-DDE	0.000	0.000	0	0	N.D.	N.D.
13)	Dieldrin	7.805	8.642	7225	1737598	0.034	5.625 #
14)	Endrin	7.961	8.870	6678	1992196	0.039	8.479 #
15)	4,4'-DDD	7.995f	8.912	2325112	3312382	13.467	13.476
16)	Endosulfa...	8.119	8.997f	16894	20873	0.099	0.085
17)	4,4'-DDT	0.000	0.000	0	0	N.D.	N.D.
18)	Endrin Al...	8.414	9.255	5403	6201	0.035	0.028
19)	Endosulfa...	0.000	9.447	0	4463	N.D.	0.020 #
20)	Methoxychlor	0.000	0.000	0	0	N.D.	N.D.
21)	Endrin Ke...	8.910	9.849	3444	1814573	0.018	7.246 #
23)	Hexachlor...	3.204	3.812	1945769	3803037	9.756	9.490
24)	Hexachlor...	5.782	6.594	2009121	3000124	10.273	9.372
25)	Oxychlorthane	7.269	8.069	1829348	2670941	10.279	9.550
26)	2,4'-DDE	7.342	8.268	1426392	2004027	10.003	9.516
27)	trans-Non...	7.525	8.344	2076481	2924036	10.309	9.509
28)	2,4'-DDD	7.715	8.642	1263326	1737598	9.929	9.421
29)	2,4'-DDT	7.898	8.870	1485096	1992196	10.139	10.523
30)	cis-Nonac...	7.995	8.912	2325112	3312382	9.865	9.710
31)	Mirex	8.665	9.849	1404908	1814573	10.185	10.135
32)	Chlordane...	7.436	8.268	20121	2004027	0.858	51.521 #
33)	Chlordane...	7.525	8.386	2076481	12938	72.048	0.403 #
34)	Chlordane...	8.119f	9.051	16894	32249	2.221	3.037
35)	Chlordane...	3.808	3.812	406071	3803037	NoCal	NoCal
36)	Toxaphene...	7.525	8.642f	2076481	1737598	1971.551	642.530 #
37)	Toxaphene...	7.805	8.997f	7225	20873	3.715	5.994 #
38)	Toxaphene...	8.119	8.997	16894	20873	BelowCal	0.118
39)	Toxaphene...	8.318f	9.051f	17636	32249	4.365	3.573
40)	Toxaphene...	0.000	9.255	0	6201	N.D.	1.235 #
41)	Toxaphene...	8.665	0.000	1404908	0	323.536	N.D. #
42)	Toxaphene...	3.808	3.812	406071	3803037	NoCal	NoCal

(f)=RT Delta > 1/2 Window (#)=Amounts differ by > 40% (m)=manual int.

Quantitation Report (Not Reviewed)

Data Path : R:\data\2020-01\0A08041\REQUANT\
Data File : ECD5-01082026.D
Signal(s) : Signal #1: ECD1A.CH Signal #2: ECD2B.CH
Acq On : 08 Jan 2020 19:08
Operator : MJB
Sample : 0A08041-CALE
Misc : A19K266, 9-42 10 ppb
ALS Vial : 22 (Sig #1); 0 (Sig #2) Sample Multiplier: 1

Integration File signal 1: PEST1.e
Integration File signal 2: PEST2.e
Quant Time: Jan 09 11:29:53 2020
Quant Method : R:\methods\ECD5_QUANTPEST_200107.M
Quant Title : Instrument: DualECD5
QLast Update : Thu Jan 09 11:11:29 2020
Response via : Initial Calibration
Integrator: ChemStation 6890 Scale Mode: Small noise peaks clipped



Data Path: R:\data\2020-01\0A08041\REQUANT\
 Data File: ECD5-01082027.D
 Signal(s): Signal #1: ECD1A.CH Signal #2: ECD2B.CH
 Acq On: 08 Jan 2020 19:25
 Operator: MJB
 Sample: 0A08041-CALF
 Misc: A19J407, 9-42 25 ppb
 ALS Vial: 23 (Sig #1); 0 (Sig #2) Sample Multiplier: 1

Integration File signal 1: PEST1.e
 Integration File signal 2: PEST2.e
 Quant Time: Jan 09 11:30:07 2020
 Quant Method: R:\methods\ECD5_QUANTPEST_200107.M
 Quant Title: Instrument: DualECD5
 QLast Update: Thu Jan 09 11:11:29 2020
 Response via: Initial Calibration
 Integrator: ChemStation 6890 Scale Mode: Small noise peaks clipped

MB
1/9/20

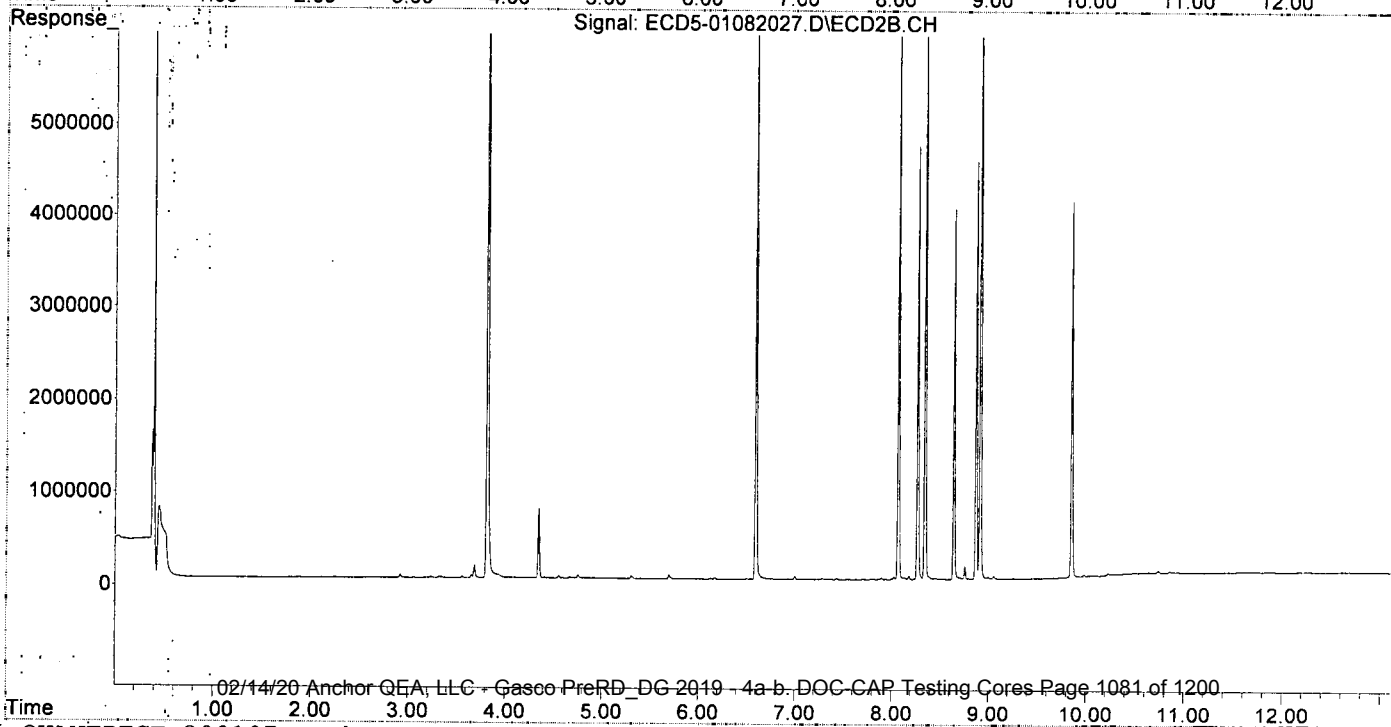
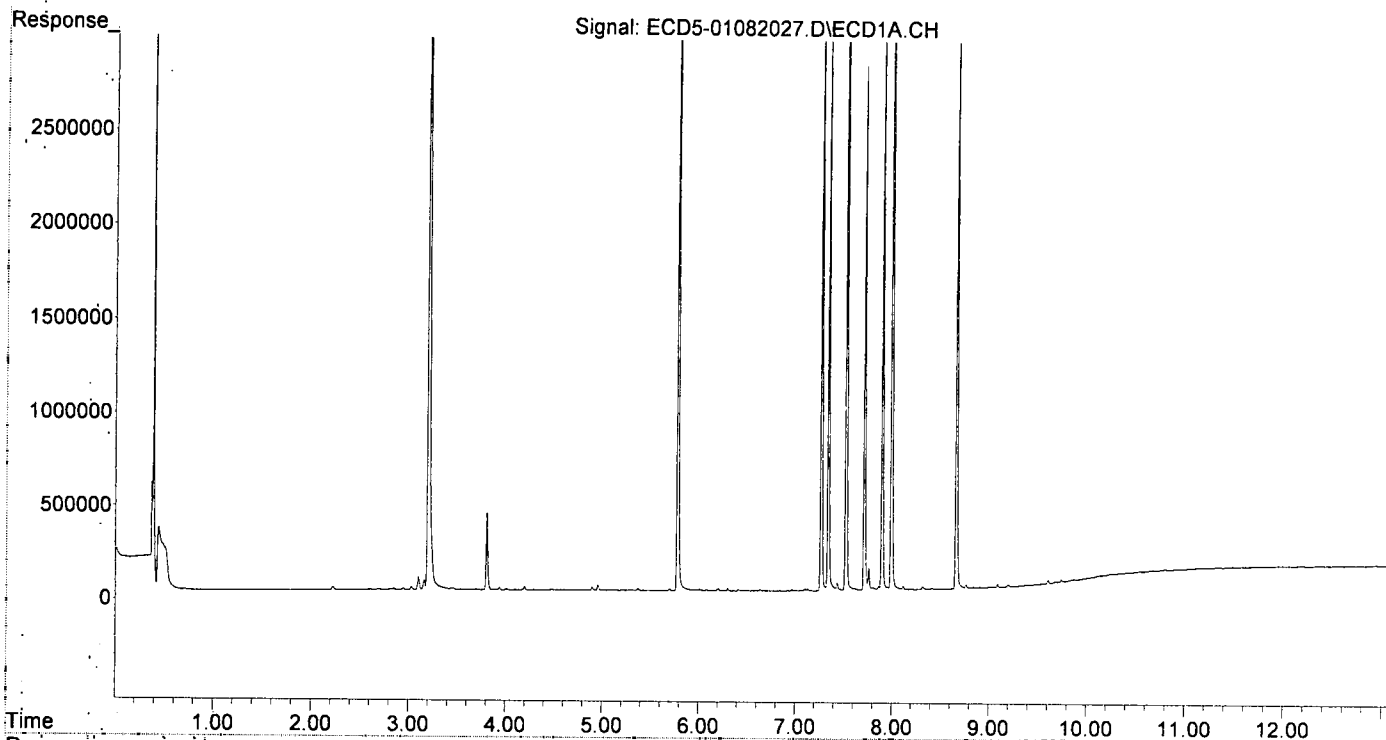
Compound	RT#1	RT#2	Resp#1	Resp#2	ng/mL	ng/mL
System Monitoring Compounds						
1) S TCMX (S)	5.374f	6.125	10462	8629	0.054	0.029 #
22) S DCBP (S)	9.608	10.738	23456	23405	0.001	0.132 #
Target Compounds						
2) a-BHC	5.948	0.000	6445	0	0.024	N.D. #
3) g-BHC	6.202f	0.000	12426	0	0.053	N.D. #
4) b-BHC	6.301	0.000	12856	0	5931.871	N.D. #
5) Heptachlor	6.638	7.432	8641	12126	0.038	0.034 #
6) d-BHC	6.415f	0.000	8269	0	0.038	N.D. #
7) Aldrin	0.000	0.000	0	0	N.D.	N.D. #
8) Heptachlo...	7.342	8.138	3149574	20977	15.278	0.068 #
9) trans-Chlor...	7.436	8.267	41169	4686277	0.195	15.028 #
10) cis-Chlor...	7.525	0.000	4606719	0	22.513	N.D. #
11) Endosulfa...	0.000	8.444	0	6975	N.D.	0.025 #
12) 4,4'-DDE	0.000	0.000	0	0	N.D.	N.D. #
13) Dieldrin	7.805	8.642	15102	4001030	0.070	12.951 #
14) Endrin	7.959	8.870	15860	4507962	0.092	19.186 #
15) 4,4'-DDD	7.996f	8.912	5230489	7616878	30.295	30.987 #
16) Endosulfa...	8.119	8.998f	18600	21696	0.109	0.089 #
17) 4,4'-DDT	0.000	0.000	0	0	N.D.	N.D. #
18) Endrin Al...	8.414	0.000	4206	0	0.027	N.D. #
19) Endosulfa...	0.000	0.000	0	0	N.D.	N.D. #
20) Methoxychlor	0.000	0.000	0	0	N.D.	N.D. #
21) Endrin Ke...	8.910	9.850	3115	4062388	0.016	16.222 #
23) Hexachlor...	3.204	3.812	4597497	9313071	23.051	23.240 #
24) Hexachlor...	5.782	6.594	4493137	7094857	23.163	22.164 #
25) Oxychlordane	7.269	8.068	4098780	6058612	23.246	21.662 #
26) 2,4'-DDE	7.342	8.267	3149574	4686277	22.088	22.253 #
27) trans-Non...	7.525	8.344	4606719	6806494	23.035	22.136 #
28) 2,4'-DDD	7.714	8.642	2775117	4001030	21.811	21.693 #
29) 2,4'-DDT	7.898	8.870	3121710	4507962	21.312	23.390 #
30) cis-Nonac...	7.996	8.912	5230489	7616878	22.192	22.328 #
31) Mirex	8.665	9.850	3051838	4062388	22.456	22.710 #
32) Chlordane...	7.436	8.267	41169	4686277	1.755	120.479 #
33) Chlordane...	7.525	0.000	4606719	0	159.840	N.D. #
34) Chlordane...	8.119f	9.052	18600	29242	2.445	2.754 #
35) Chlordane...	3.807	3.812	409963	9313071	NoCal	NoCal #
36) Toxaphene...	7.525	8.642f	4606719	4001030	4373.930	1479.503 #
37) Toxaphene...	7.805	8.998f	15102	21696	7.766	6.230 #
38) Toxaphene...	8.119	8.998	18600	21696	0.290	0.279 #
39) Toxaphene...	8.319f	9.052f	15632	29242	3.869	3.240 #
40) Toxaphene...	0.000	0.000	0	0	N.D.	N.D. #
41) Toxaphene...	8.665	0.000	3051838	0	702.806	N.D. #
42) Toxaphene...	3.807	3.812	409963	9313071	NoCal	NoCal #

(f)=RT Delta > 1/2 Window (#)=Amounts differ by > 40% (m)=manual int.

Quantitation Report (Not Reviewed)

Data Path : R:\data\2020-01\0A08041\REQUANT\
Data File : ECD5-01082027.D
Signal(s) : Signal #1: ECD1A.CH Signal #2: ECD2B.CH
Acq On : 08 Jan 2020 19:25
Operator : MJB
Sample : 0A08041-CALF
Misc : A19J407, 9-42 25 ppb
ALS Vial : 23 (Sig #1); 0 (Sig #2) Sample Multiplier: 1

Integration File signal 1: PEST1.e
Integration File signal 2: PEST2.e
Quant Time: Jan 09 11:30:07 2020
Quant Method : R:\methods\ECD5_QUANTPEST_200107.M
Quant Title : Instrument: DualECD5
QLast Update : Thu Jan 09 11:11:29 2020
Response via : Initial Calibration
Integrator: ChemStation 6890 Scale Mode: Small noise peaks clipped



Data Path : R:\data\2020-01\0A08041\REQUANT\
 Data File : ECD5-01082028.D
 Signal(s) : Signal #1: ECD1A.CH Signal #2: ECD2B.CH
 Acq On : 08 Jan 2020 19:42
 Operator : MJB
 Sample : 0A08041-CALG
 Misc : A19J408, 9-42 50 ppb
 ALS Vial : 24 (Sig #1); 0 (Sig #2) Sample Multiplier: 1

Integration File signal 1: PEST1.e
 Integration File signal 2: PEST2.e
 Quant Time: Jan 09 11:30:19 2020
 Quant Method : R:\methods\ECD5_QUANTPEST_200107.M
 Quant Title : Instrument: DualECD5
 QLast Update : Thu Jan 09 11:11:29 2020
 Response via : Initial Calibration
 Integrator: ChemStation 6890 Scale Mode: Small noise peaks clipped

MJB
1/9/20

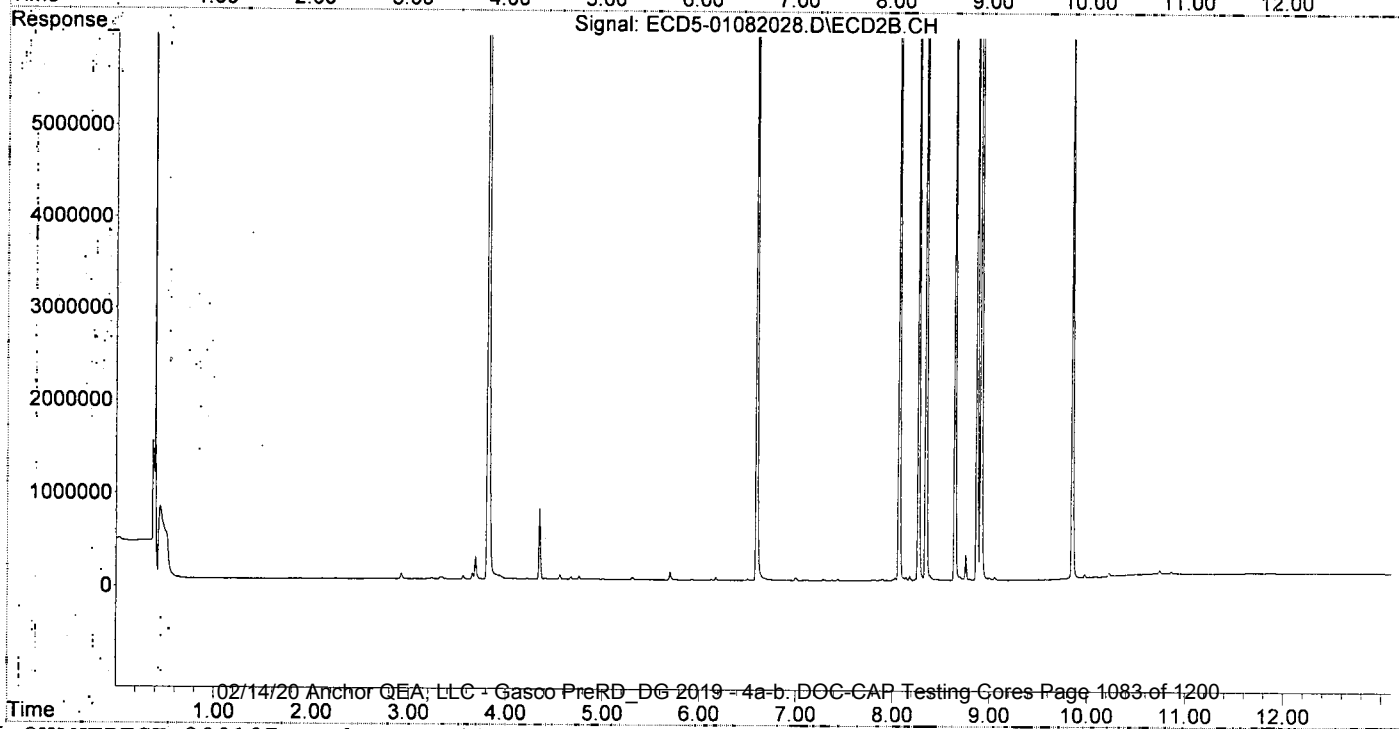
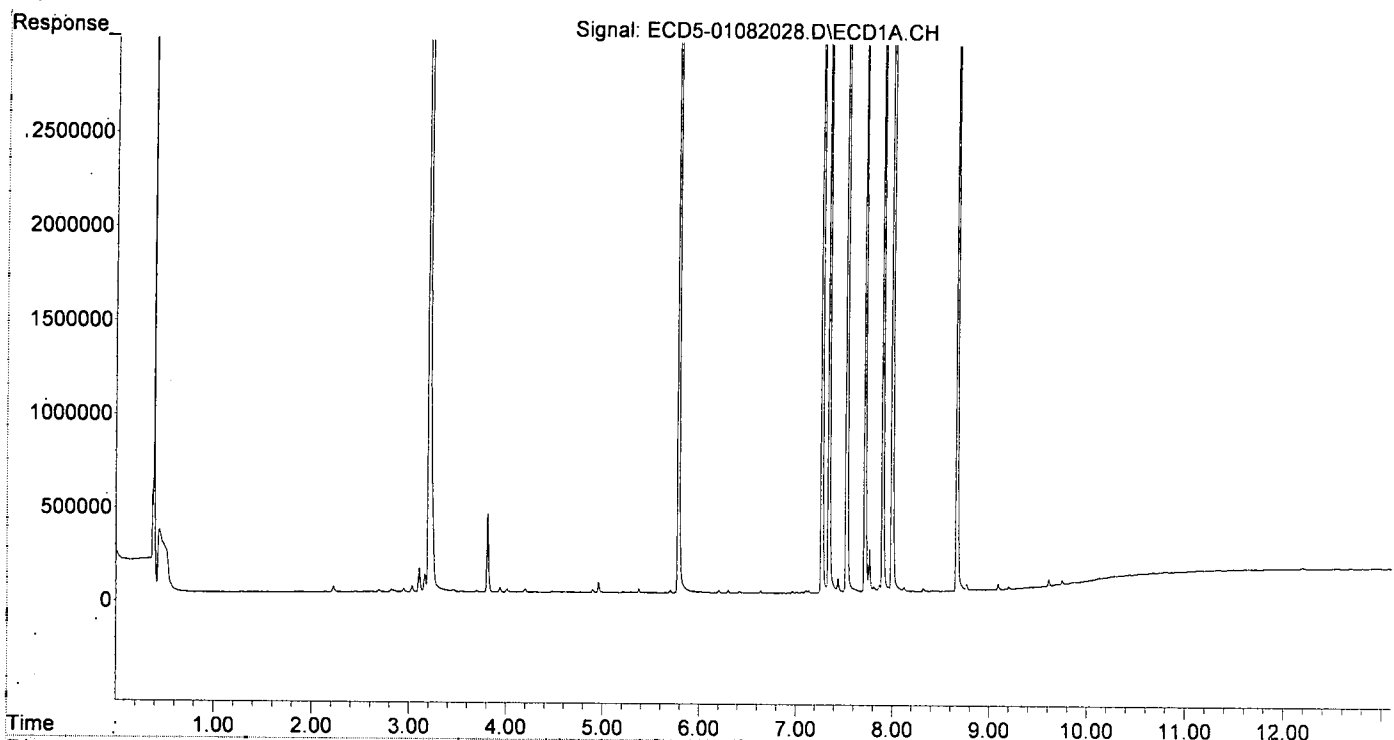
Compound	RT#1	RT#2	Resp#1	Resp#2	ng/mL	ng/mL
System Monitoring Compounds						
1) S TCMX (S)	5.374f	6.124	20641	6974	0.106	0.023 #
22) S DCBP (S)	9.609	10.738	39867	38817	0.111	0.218 #
Target Compounds						
2) a-BHC	5.946	0.000	7578	0	0.029	N.D. #
3) g-BHC	6.202f	0.000	13753	0	0.059	N.D. #
4) b-BHC	6.299	0.000	14173	0	5931.857	N.D. #
5) Heptachlor	6.637	7.432	12261	19209	0.054	0.054 #
6) d-BHC	6.416f	0.000	9155	0	0.042	N.D. #
7) Aldrin	0.000	7.704	0	6969	N.D.	0.021 #
8) Heptachlo...	7.342	8.138	6308999	38602	30.603	0.125 #
9) trans-Chl...	7.436	8.268	77462	9671234	0.368	31.014 #
10) cis-Chlor...	7.525	8.386	9587997	47587	46.856	0.160 #
11) Endosulfa...	0.000	8.443	0	11810	N.D.	0.043 #
12) 4,4'-DDE	0.000	0.000	0	0	N.D.	N.D. #
13) Dieldrin	7.805	8.643	28794	8525916	0.134	27.598 #
14) Endrin	7.996f	8.870	10691936	9539513	61.797	40.600 #
15) 4,4'-DDD	7.996f	8.913	10691936	16481609	61.927	67.051 #
16) Endosulfa...	8.119	8.997f	24089	27763	0.141	0.114 #
17) 4,4'-DDT	8.213	0.000	6279	0	0.038	N.D. #
18) Endrin Al...	8.416	9.221f	4513	5191	0.029	0.023 #
19) Endosulfa...	0.000	0.000	0	0	N.D.	N.D. #
20) Methoxychlor	0.000	0.000	0	0	N.D.	N.D. #
21) Endrin Ke...	8.910	9.849	3156	8711340	0.017	34.785 #
23) Hexachlor...	3.205	3.813	9074096	18914087	45.496	47.199 #
24) Hexachlor...	5.783	6.594	9072972	14722842	46.921	45.994 #
25) Oxychlorthane	7.269	8.069	8215656	12801082	46.664	45.768 #
26) 2,4'-DDE	7.342	8.268	6308999	9671234	44.245	45.924 #
27) trans-Non...	7.525	8.344	9587997	14237107	48.005	46.301 #
28) 2,4'-DDD	7.715	8.643	5793992	8525916	45.538	46.226 #
29) 2,4'-DDT	7.898	8.870	6696394	9539513	45.717	47.558 #
30) cis-Nonac...	7.996	8.913	10691936	16481609	45.363	48.313 #
31) Mirex	8.664	9.849	6228349	8711340	46.251	47.718 #
32) Chlordane...	7.436	8.268	77462	9671234	3.302	248.637 #
33) Chlordane...	7.525	8.386	9587997	47587	332.677	1.483 #
34) Chlordane...	8.119f	9.052	24089	31523	3.167	2.969 #
35) Chlordane...	3.808	3.813	418830	18914087	NoCal	NoCal #
36) Toxaphene...	7.525	8.643f	9587997	8525916	9103.492	3152.717 #
37) Toxaphene...	7.805	8.997f	28794	27763	14.807	7.972 #
38) Toxaphene...	8.119	8.997	24089	27763	1.604	1.465 #
39) Toxaphene...	8.319f	9.052	17295	31523	4.281	3.493 #
40) Toxaphene...	0.000	9.221f	0	5191	N.D.	1.034 #
41) Toxaphene...	8.664	0.000	6228349	0	1434.324	N.D. #
42) Toxaphene...	3.808	3.813	418830	18914087	NoCal	NoCal #

(f)=RT Delta > 1/2 Window (#)=Amounts differ by > 40% (m)=manual int.

Quantitation Report (Not Reviewed)

Data Path : R:\data\2020-01\0A08041\REQUANT\
Data File : ECD5-01082028.D
Signal(s) : Signal #1: ECD1A.CH Signal #2: ECD2B.CH
Acq On : 08 Jan 2020 19:42
Operator : MJB
Sample : 0A08041-CALG
Misc : A19J408, 9-42 50 ppb
ALS Vial : 24 (Sig #1); 0 (Sig #2) Sample Multiplier: 1

Integration File signal 1: PEST1.e
Integration File signal 2: PEST2.e
Quant Time: Jan 09 11:30:19 2020
Quant Method : R:\methods\ECD5_QUANTPEST_200107.M
Quant Title : Instrument: DualECD5
QLast Update : Thu Jan 09 11:11:29 2020
Response via : Initial Calibration
Integrator: ChemStation 6890 Scale Mode: Small noise peaks clipped



Data Path : R:\data\2020-01\0A08041\REQUANT\
 Data File : ECD5-01082029.D
 Signal(s) : Signal #1: ECD1A.CH Signal #2: ECD2B.CH
 Acq On : 08 Jan 2020 19:59
 Operator : MJB
 Sample : 0A08041-CALH
 Misc : Al9J409, 9-42 100 ppb
 ALS Vial : 25 (Sig #1); 0 (Sig #2) Sample Multiplier: 1

Integration File signal 1: PEST1.e
 Integration File signal 2: PEST2.e
 Quant Time: Jan 09 11:30:31 2020
 Quant Method : R:\methods\ECD5_QUANTPEST_200107.M
 Quant Title : Instrument: DualECD5
 QLast Update : Thu Jan 09 11:11:29 2020
 Response via : Initial Calibration
 Integrator: ChemStation 6890 Scale Mode: Small noise peaks clipped

MJB
1/9/20

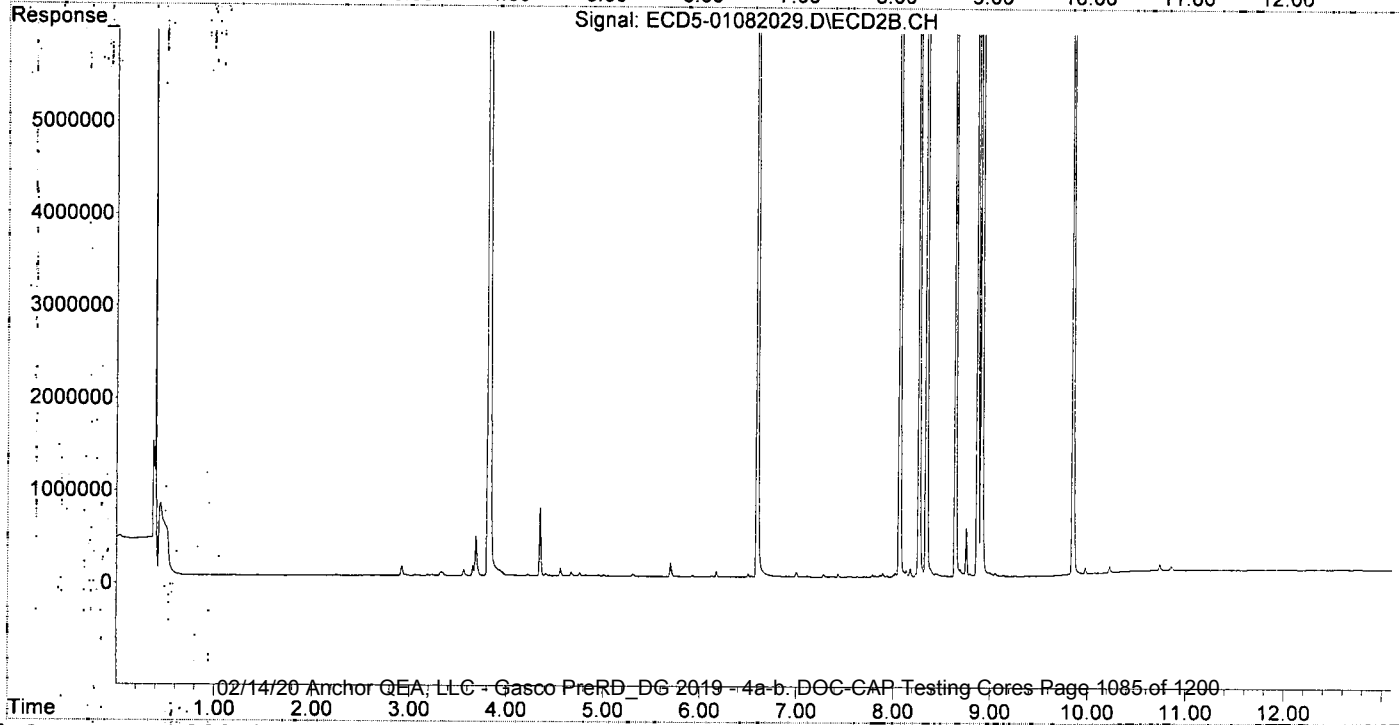
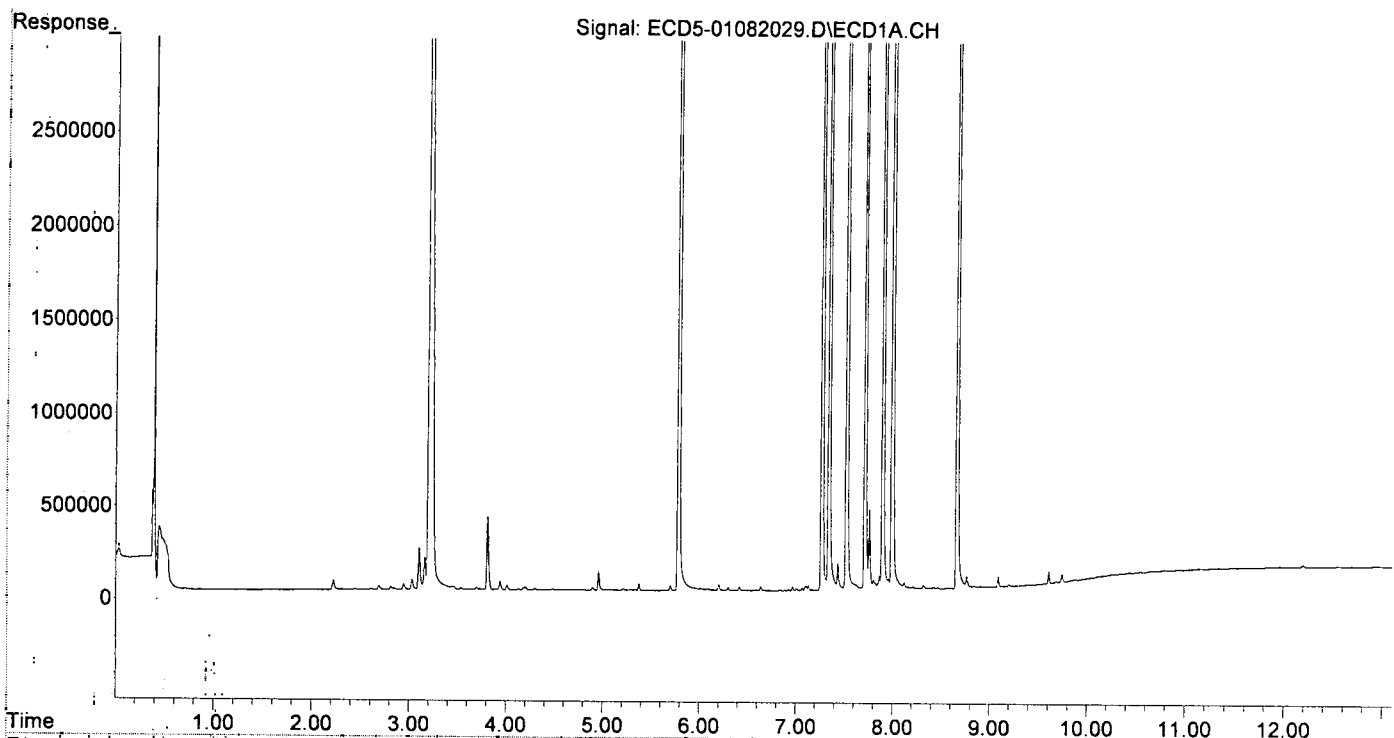
	Compound	RT#1	RT#2	Resp#1	Resp#2	ng/mL	ng/mL	
System Monitoring Compounds								
1)	S TCMX (S)	5.375f	6.126	36871	9637	0.189	0.032	#
22)	S DCBP (S)	9.609	10.739	68331	65015	0.301	0.365	
Target Compounds								
2)	a-BHC	5.945	0.000	15235	0	0.058	N.D.	#
3)	g-BHC	6.202f	0.000	30660	0	0.131	N.D.	#
4)	b-BHC	6.299	7.114	16763	8201	0.004	0.051	#
5)	Heptachlor	6.638	7.433	23176	34769	0.102	0.098	
6)	d-BHC	6.416f	7.376	19008	8415	0.087	0.083	
7)	Aldrin	6.844f	0.000	4416	0	0.020	N.D.	#
8)	Heptachlo...	7.342	8.138	12901574	70023	62.582	0.227	#
9)	trans-Chl...	7.435	8.268	143863	20763038	0.683	66.584	#
10)	cis-Chlor...	7.525	8.386	19039022	81301	93.042	0.274	#
11)	Endosulfa...	0.000	8.444	0	21316	N.D.	0.077	#
12)	4,4'-DDE	0.000	0.000	0	0	N.D.	N.D.	
13)	Dieldrin	7.804	8.643	53205	18437918	0.247	59.683	#
14)	Endrin	7.957	8.871	55563	21210506	0.321	90.271	#
15)	4,4'-DDD	7.995f	8.914	21489716	34383242	124.467	139.879	
16)	Endosulfa...	8.121	9.053f	34413	34746	0.202	0.142	
17)	4,4'-DDT	8.213	9.136	12645	11481	0.076	0.141	#
18)	Endrin Al...	8.428	0.000	5960	0	0.039	N.D.	#
19)	Endosulfa...	0.000	0.000	0	0	N.D.	N.D.	
20)	Methoxychlor	0.000	0.000	0	0	N.D.	N.D.	
21)	Endrin Ke...	8.910	9.850	5090	18148608	0.027	72.469	#
23)	Hexachlor...	3.206	3.815	17394566	38229851	87.214	95.401	
24)	Hexachlor...	5.784	6.596	18585378	32205210	96.231	100.609	
25)	Oxychlorane	7.268	8.069	16805225	27140079	95.096	97.035	
26)	2,4'-DDE	7.342	8.268	12901574	20763038	90.479	98.594	
27)	trans-Non...	7.525	8.345	19039022	30738362	95.080	99.966	
28)	2,4'-DDD	7.714	8.643	11692511	18437918	91.898	99.967	
29)	2,4'-DDT	7.898	8.871	13018738	21210506	88.879	97.523	
30)	cis-Nonac...	7.995	8.914	21489716	34383242	91.176	100.789	
31)	Mirex	8.665	9.850	12402281	18148608	92.994	94.994	
32)	Chlordane...	7.435	8.268	143863	20763038	6.132	533.796	#
33)	Chlordane...	7.525	8.386	19039022	81301	660.601	2.533	#
34)	Chlordane...	0.000	9.053	0	34746	N.D.	3.272	#
35)	Chlordane...	3.809	3.815	394443	38229851	NoCal	NoCal	
36)	Toxaphene...	7.525	8.643f	19039022	18437918	18076.933	6817.982	#
37)	Toxaphene...	7.804	0.000	53205	0	27.360	N.D.	#
38)	Toxaphene...	8.121	0.000	34413	0	4.075	N.D.	#
39)	Toxaphene...	8.320f	9.053	17030	34746	4.215	3.850	
40)	Toxaphene...	0.000	0.000	0	0	N.D.	N.D.	
41)	Toxaphene...	8.665	0.000	12402281	0	2856.116	N.D.	#
42)	Toxaphene...	3.809	3.815	394443	38229851	NoCal	NoCal	

(f)=RT Delta > 1/2 Window (#)=Amounts differ by > 40% (m)=manual int.

Quantitation Report (Not Reviewed)

Data Path : R:\data\2020-01\0A08041\REQUANT\
Data File : ECD5-01082029.D
Signal(s) : Signal #1: ECD1A.CH Signal #2: ECD2B.CH
Acq On : 08 Jan 2020 19:59
Operator : MJB
Sample : 0A08041-CALH
Misc : A19J409, 9-42 100 ppb
ALS Vial : 25 (Sig #1); 0 (Sig #2) Sample Multiplier: 1

Integration File signal 1: PEST1.e
Integration File signal 2: PEST2.e
Quant Time: Jan 09 11:30:31 2020
Quant Method : R:\methods\ECD5_QUANTPEST_200107.M
Quant Title : Instrument: DualECD5
QLast Update : Thu Jan 09 11:11:29 2020
Response via : Initial Calibration
Integrator: ChemStation 6890 Scale Mode: Small noise peaks clipped



Data Path: R:\data\2020-01\0A08041\REQUANT\
 Data File: ECD5-01082033.D
 Signal(s): Signal #1: ECD1A.CH Signal #2: ECD2B.CH
 Acq On: 08 Jan 2020 21:07
 Operator: MJB
 Sample: 0A08041-CALJ
 Misc: A20A097, CHLOR 10 ppb
 ALS Vial: 28 (Sig #1); 0 (Sig #2) Sample Multiplier: 1

Integration File signal 1: PEST1.e
 Integration File signal 2: PEST2.e
 Quant Time: Jan 09 11:31:15 2020
 Quant Method: R:\methods\ECD5_QUANTPEST_200107.M
 Quant Title: Instrument: DualECD5
 QLast Update: Thu Jan 09 11:11:29 2020
 Response via: Initial Calibration
 Integrator: ChemStation 6890 Scale Mode: Small noise peaks clipped

MJB
1/9/20

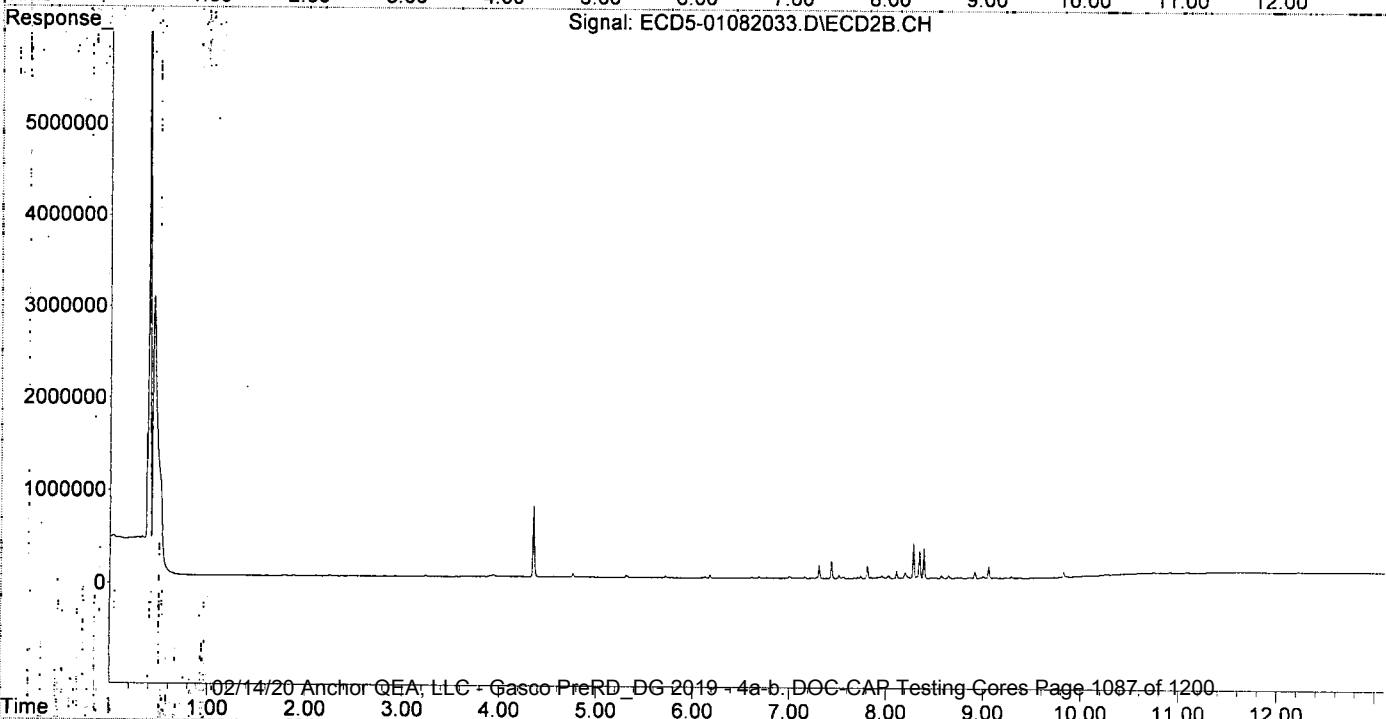
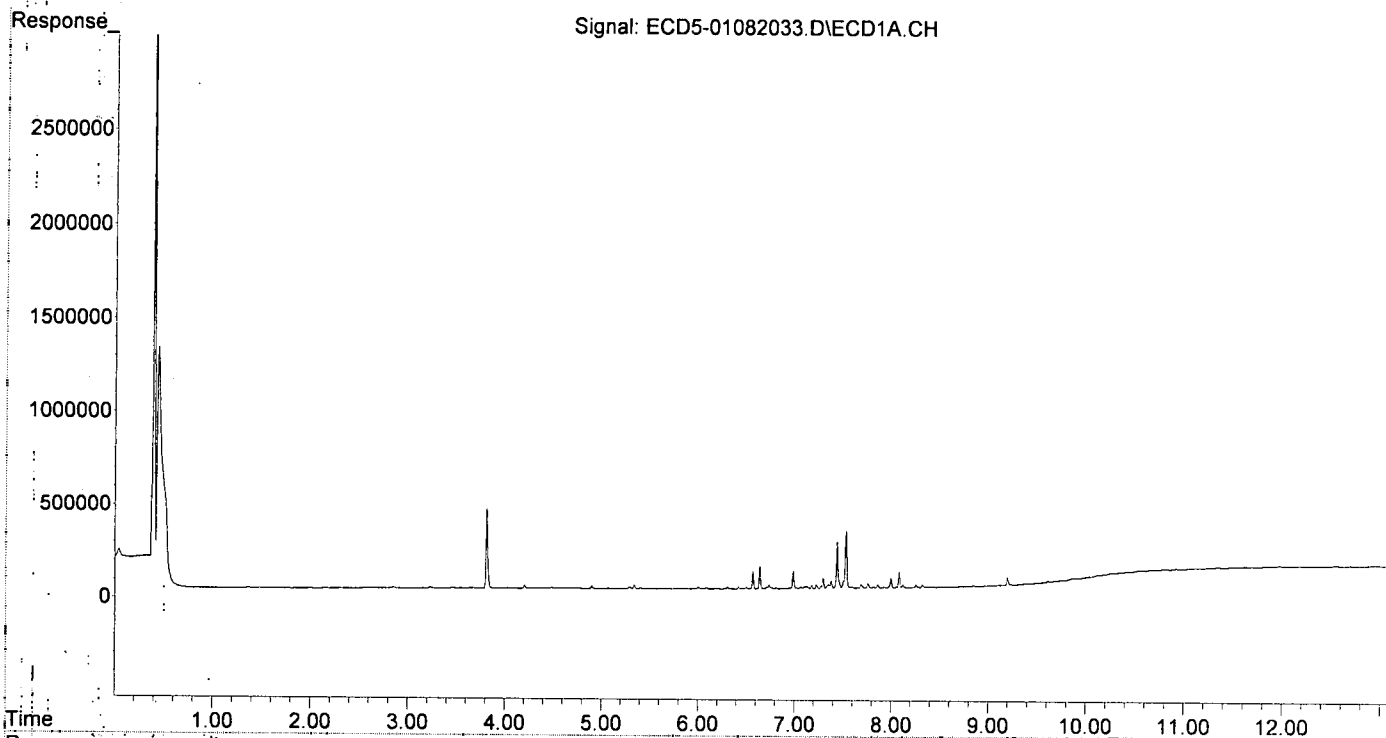
Compound	RT#1	RT#2	Resp#1	Resp#2	ng/mL	ng/mL
System Monitoring Compounds						
1) S TCMX (S)	5.404	6.127	4841	11873	0.025	0.040 #
22) S DCBP (S)	9.611	10.741	11801	10666	8131.906	0.060 #
Target Compounds						
2) a-BHC	0.000	6.763f	0	10691	N.D.	0.026 #
3) g-BHC	6.203f	0.000	3432	0	0.015	N.D. #
4) b-BHC	6.304	0.000	12447	0	5931.875	N.D. #
5) Heptachlor	6.640	7.435	123576	186844	0.544	0.527
6) d-BHC	6.419f	0.000	10700	0	0.049	N.D. #
7) Aldrin	0.000	7.706	0	13966	N.D.	0.042 #
8) Heptachlo...	7.349	8.160	22127	10132	0.107	0.033 #
9) trans-Chl...	7.440	8.283	252150	382772	1.197	1.227
10) cis-Chlor...	7.533	8.391	308195	324236	1.506	1.093
11) Endosulfa...	7.652f	0.000	6146	0	0.032	N.D. #
12) 4,4'-DDE	7.591	8.485	7975	9369	0.039	0.065 #
13) Dieldrin	7.819	8.645	8636	31380	0.040	0.102 #
14) Endrin	7.998f	8.871	54061	9389	0.312	0.040 #
15) 4,4'-DDD	7.998	8.915	54061	73029	0.313	0.297
16) Endosulfa...	8.119	9.000f	15945	22484	0.093	0.092
17) 4,4'-DDT	0.000	9.124	0	6694	N.D.	0.118 #
18) Endrin Al...	8.397	9.224f	4594	7159	0.030	0.032
19) Endosulfa...	8.723	0.000	4481	0	0.028	N.D. #
20) Methoxychlor	0.000	0.000	0	0	N.D.	N.D. #
21) Endrin Ke...	8.912	9.854	1498	7421	0.008	0.030 #
23) Hexachlor...	3.227f	0.000	7661	0	0.038	N.D. #
24) Hexachlor...	0.000	6.613	0	10091	N.D.	0.032 #
25) Oxychlordane	7.295f	8.109f	57202	84109	0.124	0.301 #
26) 2,4'-DDE	7.349	8.283	22127	382772	0.155	1.818 #
27) trans-Non...	7.533	8.346	308195	298005	1.398	0.969
28) 2,4'-DDD	7.688f	8.645	21088	31380	0.166	0.170
29) 2,4'-DDT	7.928f	8.871	5806	9389	0.040	BelowCal #
30) cis-Nonac...	7.998	8.915	54061	73029	0.229	0.214
31) Mirex	8.670	9.854	1261	7421	6723.038	BelowCal #
32) Chlordane...	7.440	8.283	252150	382772	10.747	9.841
33) Chlordane...	7.533	8.391	308195	324236	10.694	10.101
34) Chlordane...	8.082	9.059	86683	125739	11.394	11.842
35) Chlordane...	3.811	0.000	423556	0	NoCal	N.D.
36) Toxaphene...	7.533f	8.645f	308195	31380	292.621	11.604 #
37) Toxaphene...	7.819	8.970	8636	11029	4.441	3.167
38) Toxaphene...	8.119	9.000	15945	22484	BelowCal	0.433
39) Toxaphene...	8.360	9.059	4471	125739	1.107	13.931 #
40) Toxaphene...	0.000	9.224f	0	7159	N.D.	1.426 #
41) Toxaphene...	8.670	0.000	1261	0	0.290	N.D. #
42) Toxaphene...	3.811	0.000	423556	0	NoCal	N.D.

(f)=RT Delta > 1/2 Window (#)=Amounts differ by > 40% (m)=manual int.

Quantitation Report (Not Reviewed)

Data Path : R:\data\2020-01\0A08041\REQUANT\
Data File : ECD5-01082033.D
Signal(s) : Signal #1: ECD1A.CH Signal #2: ECD2B.CH
Acq On : 08 Jan 2020 21:07
Operator : MJB
Sample : 0A08041-CALJ
Misc : A20A097, CHLOR 10 ppb
ALS Vial : 28 (Sig #1); 0 (Sig #2) Sample Multiplier: 1

Integration File signal 1: PEST1.e
Integration File signal 2: PEST2.e
Quant Time: Jan 09 11:31:15 2020
Quant Method : R:\methods\ECD5_QUANTPEST_200107.M
Quant Title : Instrument: DualECD5
QLast Update : Thu Jan 09 11:11:29 2020
Response via : Initial Calibration
Integrator: ChemStation 6890 Scale Mode: Small noise peaks clipped



Data Path: R:\data\2020-01\0A08041\REQUANT\
 Data File: ECD5-01082034.D
 Signal(s): Signal #1: ECD1A.CH Signal #2: ECD2B.CH
 Acq On: 08 Jan 2020 21:25
 Operator: MJB
 Sample: 0A08041-CALK
 Misc: A19K307, CHLOR 50 ppb
 ALS Vial: 29- (Sig #1); 0 (Sig #2) Sample Multiplier: 1

Integration File signal 1: PEST1.e
 Integration File signal 2: PEST2.e
 Quant Time: Jan.09 11:31:33 2020
 Quant Method: R:\methods\ECD5_QUANTPEST_200107.M
 Quant Title: Instrument: DualECD5
 Last Update: Thu Jan 09 11:11:29 2020
 Response via: Initial Calibration.
 Integrator: ChemStation 6890 Scale Mode: Small noise peaks clipped

MJB
1/9/20

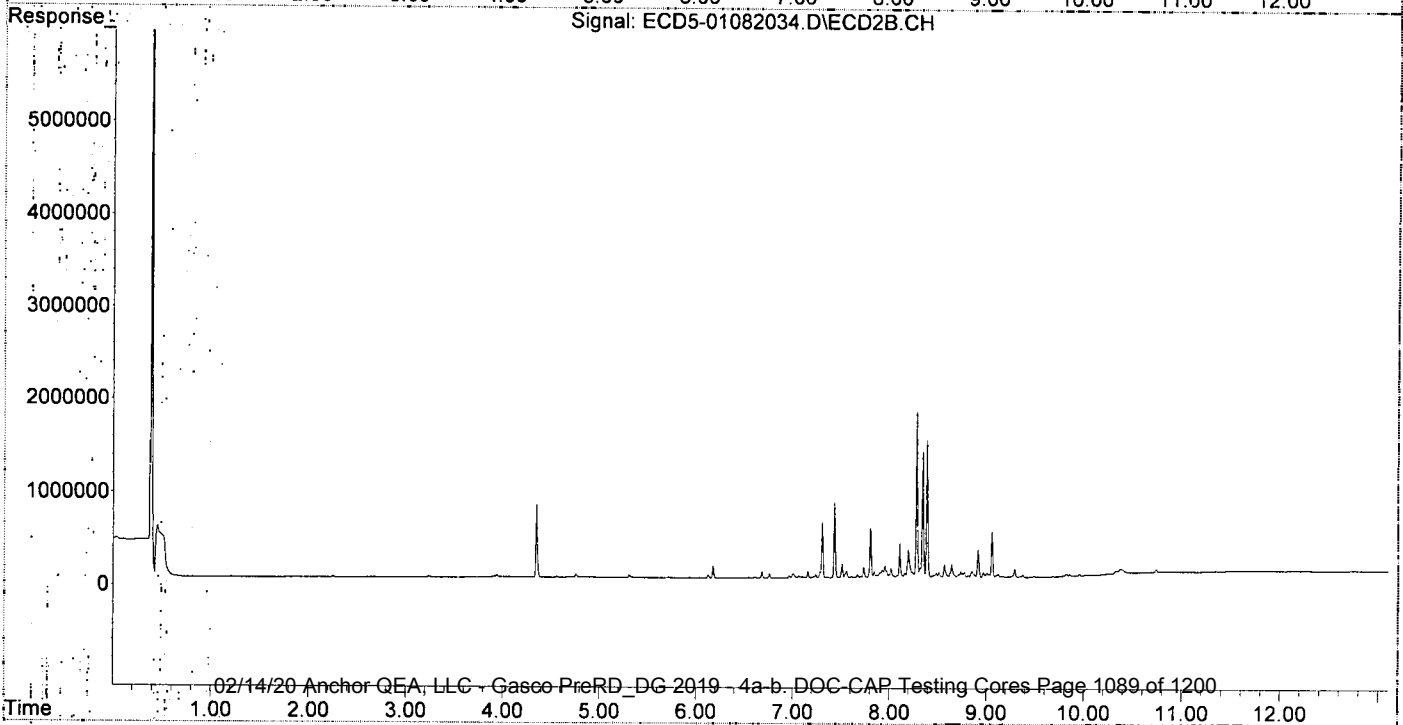
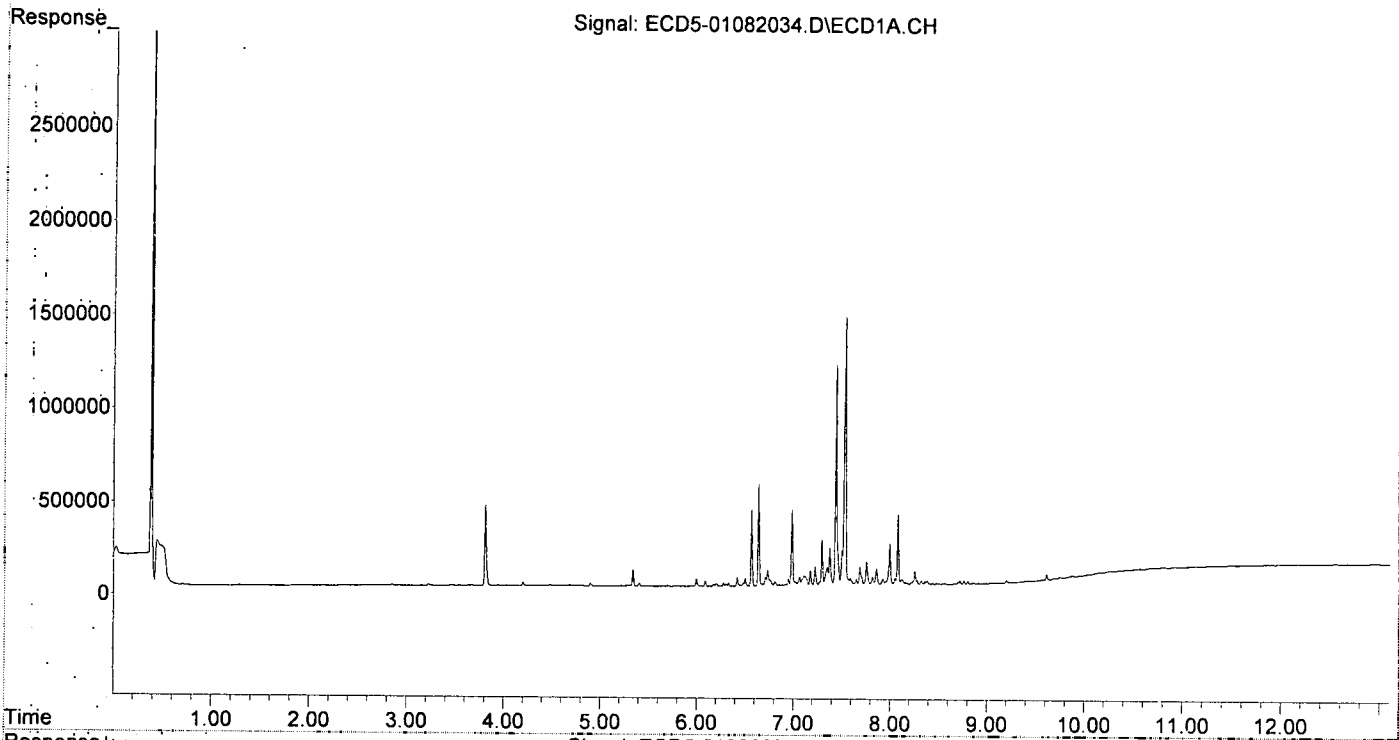
Compound	RT#1	RT#2	Resp#1	Resp#2	ng/mL	ng/mL
System Monitoring Compounds						
1) S TCMX (S)	5.403	6.125	16846	31854	0.086	0.107
22) S DCBP (S)	9.609	10.739	30071	34846	0.045	0.196 #
Target Compounds						
2) a-BHC	0.000	6.761f	0	46153	N.D.	0.112 #
3) g-BHC	6.202f	7.063	16156	23098	0.069	0.063
4) b-BHC	6.302	7.103	13789	14465	5931.861	0.090 #
5) Heptachlor	6.639	7.433	547595	815015	2.410	2.299
6) d-BHC	6.418f	0.000	47233	0	0.217	N.D. #
7) Aldrin	6.884	7.704	6880	19621	0.031	0.059 #
8) Heptachlo...	7.349	8.160	98755	50612	0.479	0.164 #
9) trans-Chl...	7.438	8.282	1178611	1787106	5.593	5.731
10) cis-Chlor...	7.531	8.389	1443194	1486141	7.053	5.010
11) Endosulfa...	7.651	0.000	33000	0	0.170	N.D. #
12) 4,4'-DDE	7.589	8.484	38759	50237	0.188	0.206
13) Dieldrin	7.818	8.644	43688	142008	0.203	0.460 #
14) Endrin	7.996f	8.869	222422	44284	1.286	0.188 #
15) 4,4'-DDD	7.996	8.915	222422	302390	1.288	1.230
16) Endosulfa...	8.126	9.029	26665	34319	0.156	0.140
17) 4,4'-DDT	8.255f	9.122	75087	36318	0.453	0.255 #
18) Endrin Al...	8.440f	9.228f	7918	10030	0.052	0.045
19) Endosulfa...	8.722	9.482f	18852	7895	0.118	0.036 #
20) Methoxychlor	8.540	0.000	6140	0	0.071	N.D. #
21) Endrin, Ke...	8.909	9.854	3630	20411	0.019	0.082 #
23) Hexachlor...	3.225f	0.000	9175	0	0.046	N.D. #
24) Hexachlor...	0.000	6.610	0	10604	N.D.	0.033 #
25) Oxychlordane	7.294f	8.083	245741	26609	1.206	0.095 #
26) 2,4'-DDE	7.349	8.282	98755	1787106	0.693	8.486 #
27) trans-Non...	7.531	8.345	1443194	1362209	7.119	4.430
28) 2,4'-DDD	7.686f	8.644	98756	142008	0.776	0.770
29) 2,4'-DDT	7.926f	8.869	32686	44284	0.223	0.136
30) cis-Nonac...	7.996	8.915	222422	302390	0.944	0.886
31) Mirex	8.660	9.854	2950	20411	6723.026	BelowCal #
32) Chlordane...	7.438	8.282	1178611	1787106	50.236	45.945 #
33) Chlordane...	7.531	8.389	1443194	1486141	50.075	46.300 #
34) Chlordane...	8.080	9.057	377844	498592	49.667	46.958 #
35) Chlordane...	3.810	0.000	433481	0	NoCal	N.D.
36) Toxaphene...	7.531f	8.644f	1443194	142008	1370.266	52.512 #
37) Toxaphene...	7.818	8.969	43688	53529	22.465	15.371 #
38) Toxaphene...	8.126	9.007	26665	46017	2.220	5.031 #
39) Toxaphene...	8.360	9.057	16865	498592	4.174	55.241 #
40) Toxaphene...	8.566f	9.228f	6969	10030	2.120	1.997
41) Toxaphene...	8.660	0.000	2950	0	0.679	N.D. #
42) Toxaphene...	3.810	0.000	433481	0	NoCal	N.D.

(f)=RT Delta > 1/2 Window (#)=Amounts differ by > 40% (m)=manual int.

Quantitation Report (Not Reviewed)

Data Path : R:\data\2020-01\0A08041\REQUANT\
Data File : ECD5-01082034.D
Signal(s) : Signal #1: ECD1A.CH Signal #2: ECD2B.CH
Acq On : 08 Jan 2020 21:25
Operator : MJB
Sample : 0A08041-CALK
Misc : A19K307, CHLOR 50 ppb
ALS Vial : 29 (Sig #1); 0 (Sig #2) Sample Multiplier: 1

Integration File signal 1: PEST1.e
Integration File signal 2: PEST2.e
Quant Time: Jan 09 11:31:33 2020
Quant Method : R:\methods\ECD5_QUANTPEST_200107.M
Quant Title : Instrument: DualECD5
QLast Update : Thu Jan 09 11:11:29 2020
Response via : Initial Calibration
Integrator: ChemStation 6890 Scale Mode: Small noise peaks clipped



Data Path : R:\data\2020-01\0A08041\REQUANT\
 Data File : ECD5-01082035.D
 Signal(s) : Signal #1: ECD1A.CH Signal #2: ECD2B.CH
 Acq On : 08 Jan 2020 21:42
 Operator : MJB
 Sample : 0A08041-CALL
 Misc : A19K308, CHLOR 100 ppb
 ALS Vial : 30 (Sig #1); 0 (Sig #2) Sample Multiplier: 1

Integration File signal 1: PEST1.e
 Integration File signal 2: PEST2.e
 Quant Time: Jan 09 11:31:44 2020
 Quant Method : R:\methods\ECD5_QUANTPEST_200107.M
 Quant Title : Instrument: DualECD5
 QLast Update : Thu Jan 09 11:11:29 2020
 Response via: Initial Calibration
 Integrator: ChemStation 6890 Scale Mode: Small noise peaks clipped

MJB
1/9/20

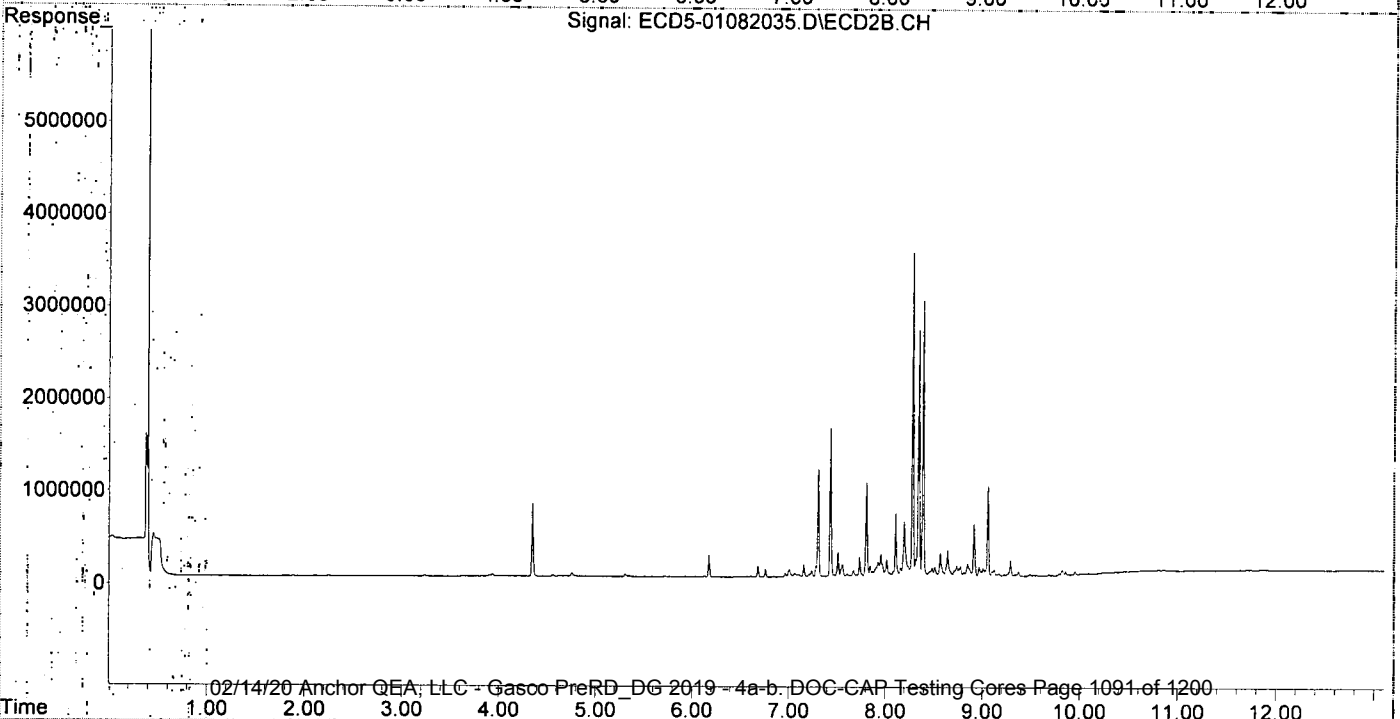
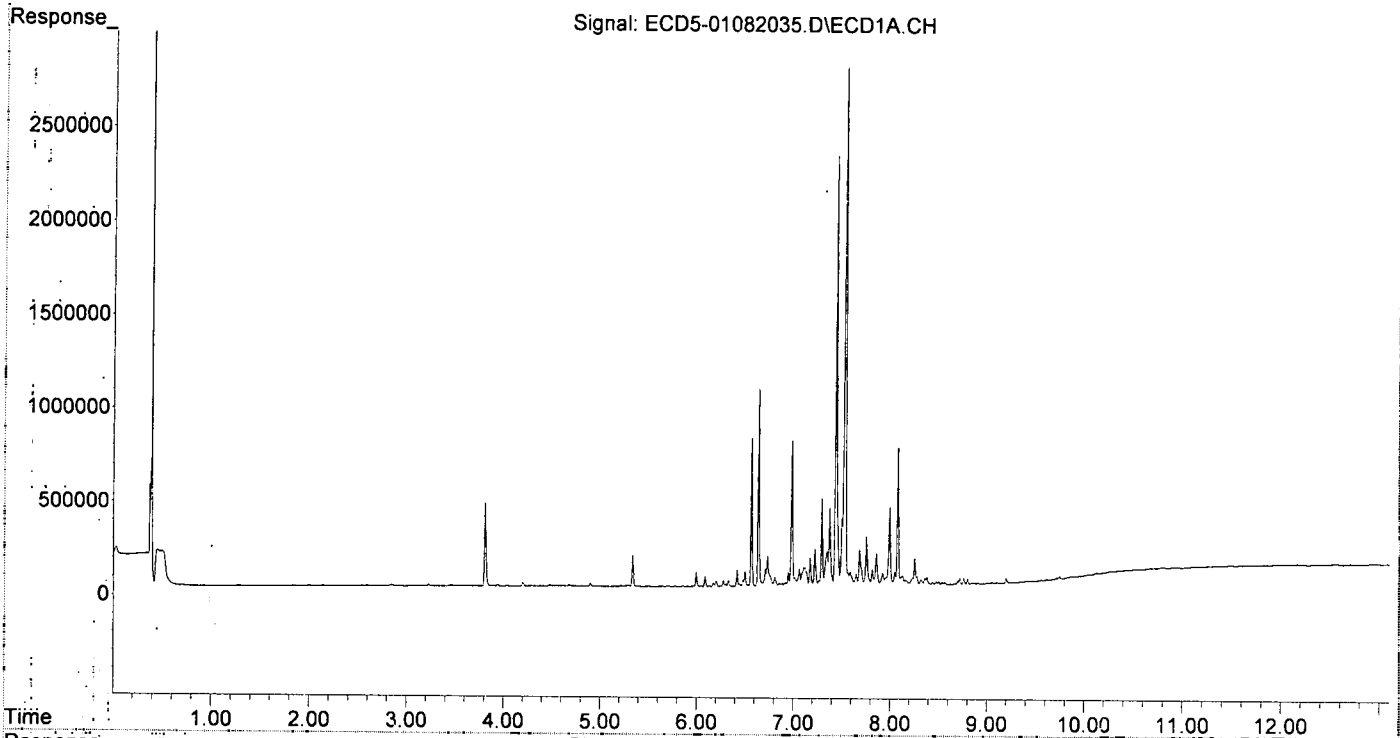
Compound	RT#1	RT#2	Resp#1	Resp#2	ng/mL	ng/mL
System Monitoring Compounds						
1) S TCMX (S)	0.000	6.126	0	10378	N.D.	0.035 #
22) S DCBP (S)	9.620	0.000	8934	0	8131.925	N.D. #
Target Compounds						
2) a-BHC	0.000	6.761f	0	83361	N.D.	0.202 #
3) g-BHC	6.202f	7.064	30271	40761	0.130	0.112
4) b-BHC	6.301	7.103	14589	22227	5931.853	0.138 #
5) Heptachlor	6.640	7.433	1054122	1603167	4.639	4.522
6) d-BHC	6.418f	0.000	89774	0	0.412	N.D. #
7) Aldrin	6.884	7.704	15310	17715	0.069	0.053
8) Heptachlo...	7.348	8.159	183542	95220	0.890	0.309 #
9) trans-Chl...	7.439	8.282	2294923	3516336	10.891	11.276
10) cis-Chlor...	7.531	8.389	2780199	2986956	13.587	10.069
11) Endosulfa...	7.651	8.465f	63879	54433	0.330	0.196 #
12) 4,4'-DDE	7.589	8.484	73125	89822	0.355	0.342
13) Dieldrin	7.818	8.644	84602	279889	0.393	0.906 #
14) Endrin	7.997f	8.852f	416132	134340	2.405	0.572 #
15) 4,4'-DDD	7.997	8.915	416132	563461	2.410	2.292
16) Endosulfa...	8.129	9.030	50553	64805	0.296	0.265
17) 4,4'-DDT	8.255f	9.122	143744	66621	0.868	0.394 #
18) Endrin Al...	8.441f	9.228f	14674	16834	0.096	0.075
19) Endosulfa...	8.722	9.481f	32787	16109	0.205	0.073 #
20) Methoxychlor	8.540	0.000	12166	0	0.140	N.D. #
21) Endrin Ke...	8.907	9.854	4348	33600	0.023	0.134 #
23) Hexachlor...	3.226f	0.000	8426	0	0.042	N.D. #
24) Hexachlor...	0.000	6.611	0	10145	N.D.	0.032 #
25) Oxychlorthane	7.294f	8.084	465241	51277	2.465	0.183 #
26) 2,4'-DDE	7.348	8.282	183542	3516336	1.287	16.697 #
27) trans-Non...	7.531	8.345	2780199	2671207	13.851	8.687
28) 2,4'-DDD	7.686f	8.644	190161	279889	1.495	1.518
29) 2,4'-DDT	7.926f	8.852	65453	134340	0.447	0.625
30) cis-Nonac...	7.997	8.915	416132	563461	1.766	1.652
31) Mirex	8.624f	9.854	3462	33600	6723.022	BelowCal #
32) Chlordane...	7.439	8.282	2294923	3516336	97.816	90.401 #
33) Chlordane...	7.531	8.389	2780199	2986956	96.465	93.058 #
34) Chlordane...	8.080	9.058	729916	972427	95.946	91.585 #
35) Chlordane...	3.810	0.000	439554	0	NoCal	N.D. #
36) Toxaphene...	7.531f	8.644f	2780199	279889	2639.709	103.498 #
37) Toxaphene...	7.818	8.970	84602	99401	43.504	28.543
38) Toxaphene...	8.129	9.008	50553	82791	7.936	12.210 #
39) Toxaphene...	8.360	9.058	34008	972427	8.418	107.740 #
40) Toxaphene...	8.566f	9.228f	12931	16834	3.933	3.352
41) Toxaphene...	8.624f	0.000	3462	0	0.797	N.D. #
42) Toxaphene...	3.810	0.000	439554	0	NoCal	N.D. #

(f)=RT Delta > 1/2 Window (#)=Amounts differ by > 40% (m)=manual int.

Quantitation Report (Not Reviewed)

Data Path : R:\data\2020-01\0A08041\REQUANT\
Data File : ECD5-01082035.D
Signal(s) : Signal #1: ECD1A.CH Signal #2: ECD2B.CH
Acq On : 08 Jan 2020 21:42
Operator : MJB
Sample : 0A08041-CALL
Misc : A19K308, CHLOR 100 ppb
ALS Vial : 30 (Sig #1); 0 (Sig #2) Sample Multiplier: 1

Integration File signal 1: PEST1.e
Integration File signal 2: PEST2.e
Quant Time: Jan 09 11:31:44 2020
Quant Method : R:\methods\ECD5_QUANTPEST_200107.M
Quant Title : Instrument: DualECD5
QLast Update : Thu Jan 09 11:11:29 2020
Response via : Initial Calibration
Integrator: ChemStation 6890 Scale Mode: Small noise peaks clipped



Data Path: R:\data\2020-01\0A08041\REQUANT\
 Data File: ECD5-01082036.D
 Signal(s): Signal #1: ECD1A.CH Signal #2: ECD2B.CH
 Acq On: 08 Jan 2020 21:59
 Operator: MJB
 Sample: 0A08041-CALM
 Misc: A19K309, CHLOR 200 ppb
 ALS Vial: 31 (Sig #1); 0 (Sig #2) Sample Multiplier: 1
 Integration File signal 1: PEST1.e
 Integration File signal 2: PEST2.e
 Quant Time: Jan 09 11:31:56 2020
 Quant Method: R:\methods\ECD5_QUANTPEST_200107.M
 Quant Title: Instrument: DualECD5
 QLast Update: Thu Jan 09 11:11:29 2020
 Response via: Initial Calibration
 Integrator: ChemStation 6890 Scale Mode: Small noise peaks clipped

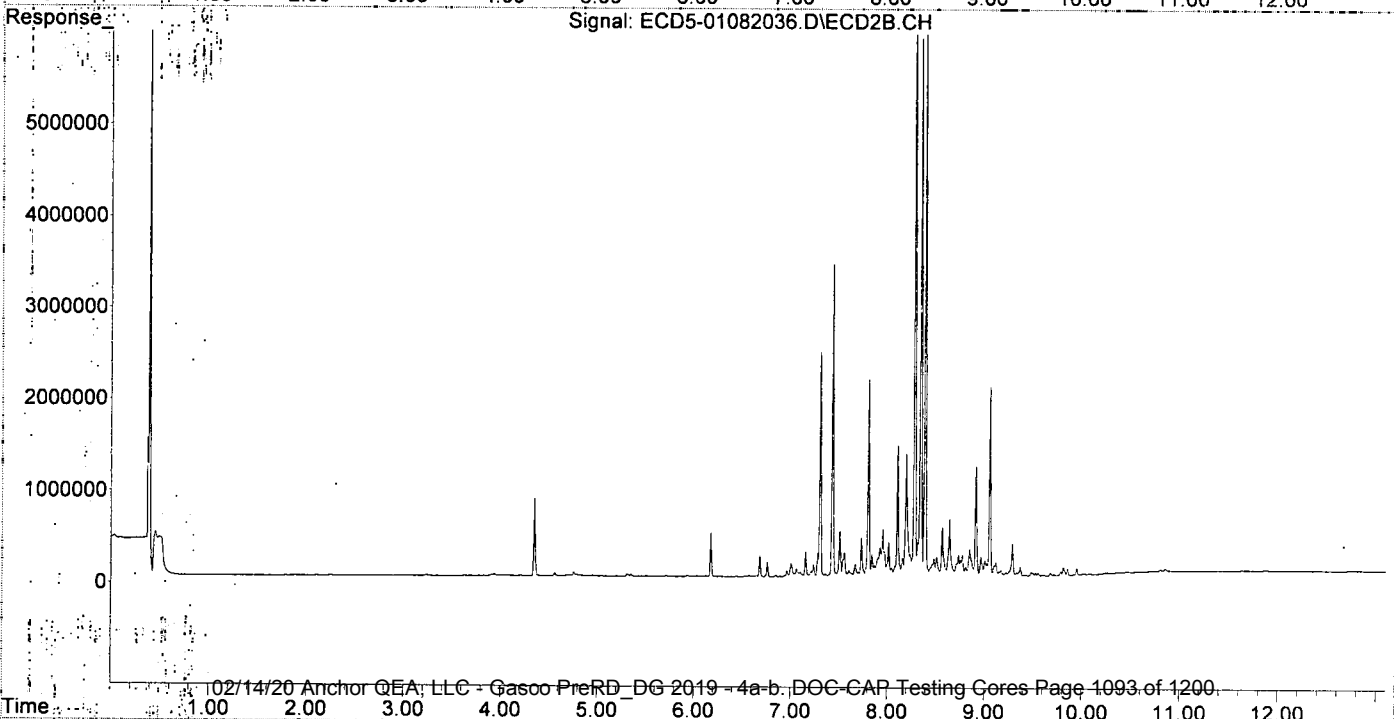
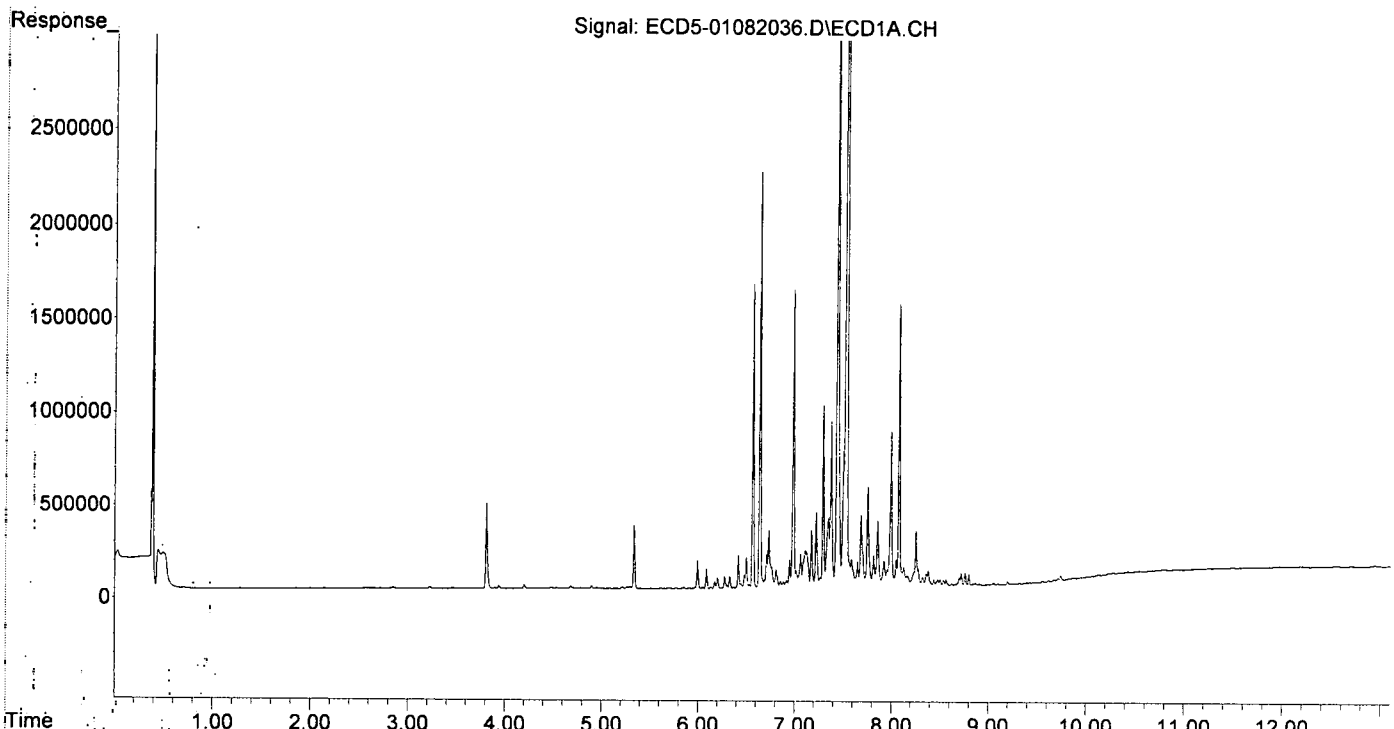
MJB
1/9/20

Compound	RT#1	RT#2	Resp#1	Resp#2	ng/mL	ng/mL
System Monitoring Compounds						
1) S TCMX (S)	0.000	6.124	0	8765	N.D.	0.029 #
22) S DCBP (S)	9.620	10.756	12919	2318	8131.899	0.013 #
Target Compounds						
2) a-BHC	5.911f	6.762f	5081	159887	0.019	0.387 #
3) g-BHC	6.201f	7.064	56389	85762	0.241	0.235
4) b-BHC	6.329f	7.102	65167	46832	0.497	0.291 #
5) Heptachlor	6.639	7.433	2226004	3388584	9.796	9.559
6) d-BHC	6.418f	7.362	178418	27894	0.819	0.141 #
7) Aldrin	6.884	7.704	31975	48695	0.145	0.146
8) Heptachlo...	7.348	8.159	370878	202363	1.799	0.657 #
9) trans-Chl...	7.438	8.281	4793058	7736201	22.746	24.809
10) cis-Chlor...	7.531	8.389	5801810	6344746	28.353	21.388
11) Endosulfa...	7.650	8.466f	134421	128320	0.694	0.462
12) 4,4'-DDE	7.588	8.484	150613	193799	0.730	0.699
13) Dieldrin	7.818	8.644	168622	619374	0.783	2.005 #
14) Endrin	7.997f	8.853f	836171	293651	4.833	1.250 #
15) 4,4'-DDD	7.997	8.914	836171	1185376	4.843	4.822
16) Endosulfa...	8.129	9.030	103123	138183	0.604	0.566
17) 4,4'-DDT	8.255f	9.149	297526	44919	1.796	0.295 #
18) Endrin Al...	8.440f	9.228f	31746	42213	0.207	0.189
19) Endosulfa...	8.723	9.481f	66481	36008	0.415	0.162 #
20) Methoxychlor	8.540	9.590f	29143	9388	0.336	0.079 #
21) Endrin Ke...	8.906	9.854	8782	71564	0.046	0.286 #
23) Hexachlor...	3.226f	0.000	7900	0	0.040	N.D. #
24) Hexachlor...	5.775	6.611	4164	10474	BelowCal	0.033
25) Oxychlorthane	7.294f	8.083	961252	113717	5.308	0.407 #
26) 2,4'-DDE	7.348	8.281	370878	7736201	2.601	36.736 #
27) trans-Non...	7.531	8.345	5801810	5824881	29.036	18.943
28) 2,4'-DDD	7.686f	8.644	385747	619374	3.032	3.358
29) 2,4'-DDT	7.925f	8.853	137414	293651	0.938	1.488 #
30) cis-Nonac...	7.997	8.914	836171	1185376	3.548	3.475
31) Mirex	8.657	9.854	8652	71564	6722.983	0.145 #
32) Chlordane...	7.438	8.281	4793058	7736201	204.294	198.890
33) Chlordane...	7.531	8.389	5801810	6344746	201.307	197.668
34) Chlordane...	8.080	9.058	1505062	2047397	197.837	192.828
35) Chlordane...	3.810	0.000	458168	0	NoCal	N.D.
36) Toxaphene...	7.531f	8.644f	5801810	619374	5508.631	229.032 #
37) Toxaphene...	7.818	8.968	168622	210960	86.710	60.576
38) Toxaphene...	8.129	9.009	103123	171668	20.512	29.524 #
39) Toxaphene...	8.360	9.058	68331	2047397	16.913	226.842 #
40) Toxaphene...	8.566f	9.228f	31865	42213	9.692	8.406
41) Toxaphene...	8.657	0.000	8652	0	1.993	N.D. #
42) Toxaphene...	3.810	0.000	458168	0	NoCal	N.D.

(f)=RT Delta > 1/2 Window (#)=Amounts differ by > 40% (m)=manual int.

Data Path : R:\data\2020-01\0A08041\REQUANT\
Data File : ECD5-01082036.D
Signal(s) : Signal #1: ECD1A.CH Signal #2: ECD2B.CH
Acq On : 08 Jan 2020 21:59
Operator : MJB
Sample : 0A08041-CALM
Misc : A19K309, CHLOR 200 ppb
ALS Vial : 31 (Sig #1); 0 (Sig #2) Sample Multiplier: 1

Integration File signal 1: PEST1.e
Integration File signal 2: PEST2.e
Quant Time: Jan 09 11:31:56 2020
Quant Method : R:\methods\ECD5_QUANTPEST_200107.M
Quant Title : Instrument: DualECD5
QLast Update : Thu Jan 09 11:11:29 2020
Response via : Initial Calibration
Integrator: ChemStation 6890 Scale Mode: Small noise peaks clipped



Data Path: R:\data\2020-01\0A08041\REQUANT\
 Data File: ECD5-01082037.D
 Signal(s): Signal #1: ECD1A.CH Signal #2: ECD2B.CH
 Acq On: 08 Jan 2020 22:16
 Operator: MJB
 Sample: 0A08041-CALN
 Misc: At 9K310, CHLOR 500 ppb
 ALS Vial: 32 (Sig #1); 0 (Sig #2) Sample Multiplier: 1

Integration File signal 1: PEST1.e
 Integration File signal 2: PEST2.e
 Quant Time: Jan 09 11:32:07 2020
 Quant Method: R:\methods\ECD5_QUANTPEST_200107.M
 Quant Title: Instrument: DualECD5
 QLast Update: Thu Jan 09 11:11:29 2020
 Response via: Initial Calibration
 Integrator: ChemStation 6890 Scale Mode: Small noise peaks clipped

MJB
1/9/20

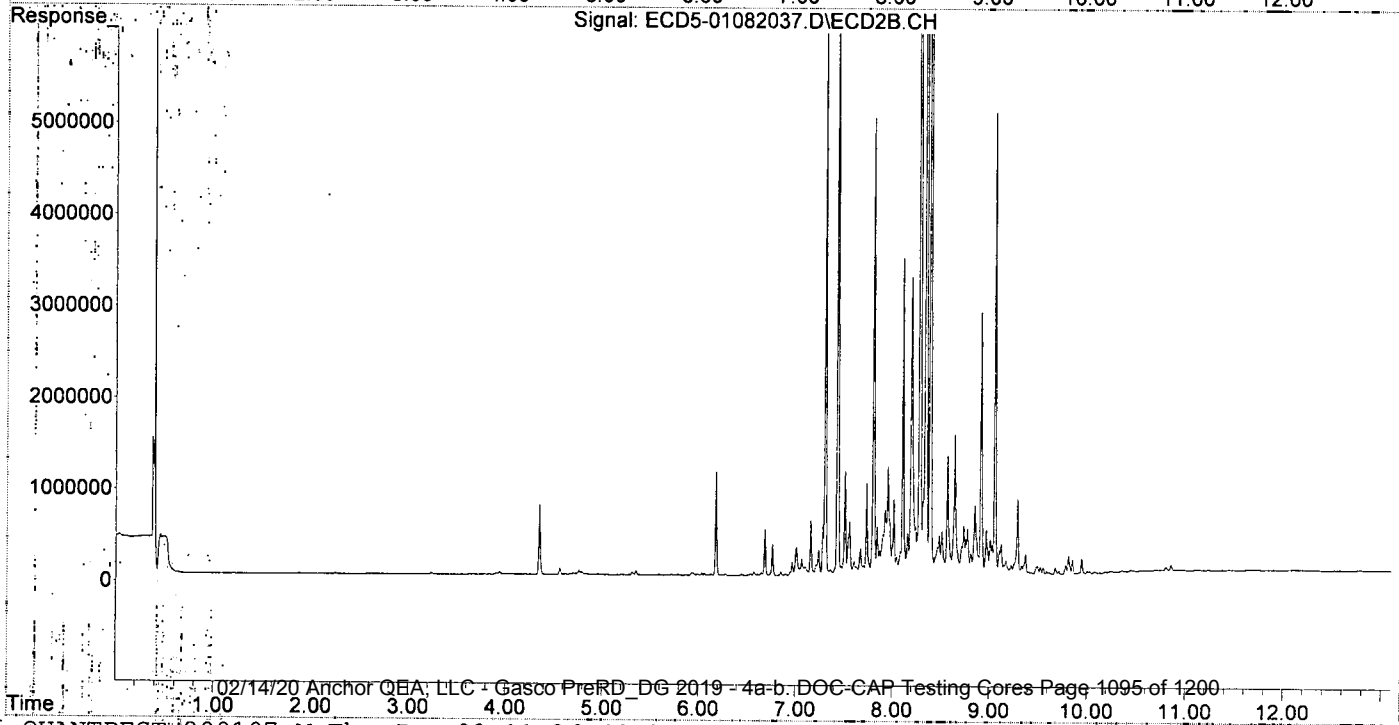
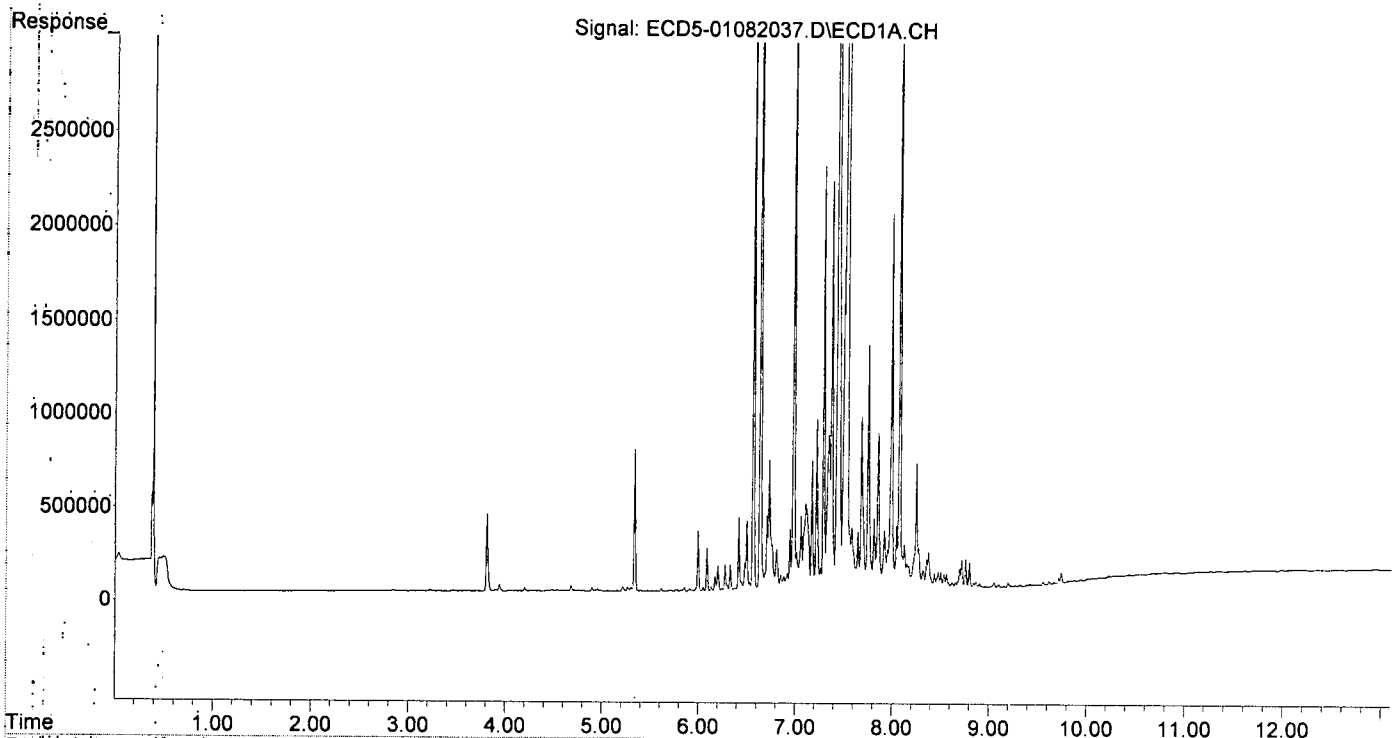
	Compound	RT#1	RT#2	Resp#1	Resp#2	ng/mL	ng/mL
System Monitoring Compounds							
1)	S TCMX (S)	5.403	6.124	5420	8555	0.028	0.029
22)	S DCBP (S)	9.620	10.755	23667	4289	0.003	0.024 #
Target Compounds							
2)	a-BHC	5.910f	6.761f	12838	336901	0.049	0.816 #
3)	g-BHC	6.245	7.064	11348	176353	0.049	0.483 #
4)	b-BHC	6.328f	7.102	141046	88808	1.272	0.552 #
5)	Heptachlor	6.638	7.433	5083320	7935143	22.370	22.385
6)	d-BHC	6.418f	7.362	395426	59766	1.815	0.236 #
7)	Aldrin	6.884	7.703	75211	103926	0.341	0.312
8)	Heptachlo...	7.347	8.158	833474	450789	4.043	1.463 #
9)	trans-Chl...	7.437	8.282	11206289	19234034	53.181	61.681
10)	cis-Chlor...	7.530	8.389	13908359	15819527	67.969	53.328
11)	Endosulfa...	7.650	8.466f	304132	302200	1.569	1.088
12)	4,4'-DDE	7.588	8.484	333708	431319	1.618	1.514
13)	Dieldrin	7.817	8.644	381182	1518068	1.770	4.914 #
14)	Endrin	7.996f	8.852f	1992240	749318	11.515	3.189 #
15)	4,4'-DDD	7.996	8.914	1992240	2843982	11.539	11.570
16)	Endosulfa...	8.130	9.030	235105	324102	1.378	1.327
17)	4,4'-DDT	8.254f	9.149	670131	106323	4.045	0.577 #
18)	Endrin Al...	8.440f	9.228f	76784	99309	0.501	0.444
19)	Endosulfa...	8.723	9.432	149201	23857	0.932	0.108 #
20)	Methoxychlor	8.539	9.621	74034	17193	0.855	0.145 #
21)	Endrin Ke...	8.906	9.854	23022	158095	0.121	0.631 #
23)	Hexachlor...	3.226f	0.000	7857	0	0.039	N.D. #
24)	Hexachlor...	5.775	6.610	9790	10353	BelowCal	0.032
25)	Oxychlorthane	7.293f	8.083	2256772	253876	12.725	0.908 #
26)	2,4'-DDE	7.347	8.282	833474	19234034	5.845	91.334 #
27)	trans-Non...	7.530	8.345	13908359	14000556	69.573	45.532
28)	2,4'-DDD	7.685f	8.644	920140	1518068	7.232	8.231
29)	2,4'-DDT	7.925f	8.852	314330	749318	2.146	3.941 #
30)	cis-Nonac...	7.996	8.914	1992240	2843982	8.453	8.337
31)	Mirex	8.657	9.854	26831	158095	6722.849	0.646 #
32)	Chlordane...	7.437	8.282	11206289	19234034	477.644	494.487 #
33)	Chlordane...	7.530	8.389	13908359	15819527	482.581	492.852 #
34)	Chlordane...	8.080	9.058	3625557	5010516	476.571	471.901 #
35)	Chlordane...	3.810	0.000	411441	0	NoCal	N.D.
36)	Toxaphene...	7.530	8.644f	13908359	1518068	13205.535	561.352 #
37)	Toxaphene...	7.817	8.969	381182	487291	196.015	139.923
38)	Toxaphene...	8.130	9.009	235105	389443	52.067	71.737
39)	Toxaphene...	8.360	9.058	157774	5010516	39.053	555.140 #
40)	Toxaphene...	8.566f	9.228f	77473	99309	23.564	19.775
41)	Toxaphene...	8.657	9.621	26831	17193	6.179	3.062 #
42)	Toxaphene...	3.810	0.000	411441	0	NoCal	N.D.

(f)=RT Delta > 1/2 Window (#)=Amounts differ by > 40% (m)=manual int.

Quantitation Report (Not Reviewed)

Data Path : R:\data\2020-01\0A08041\REQUANT\
Data File : ECD5-01082037.D
Signal(s) : Signal #1: ECD1A.CH Signal #2: ECD2B.CH
Acq On : 08 Jan 2020 22:16
Operator : MJB
Sample : 0A08041-CALN
Misc : A19K310, CHLOR 500 ppb
ALS Vial : 32 (Sig #1); 0 (Sig #2) Sample Multiplier: 1

Integration File signal 1: PEST1.e
Integration File signal 2: PEST2.e
Quant Time: Jan 09 11:32:07 2020
Quant Method : R:\methods\ECD5_QUANTPEST_200107.M
Quant Title : Instrument: DualECD5
QLast Update : Thu Jan 09 11:11:29 2020
Response via : Initial Calibration
Integrator: ChemStation 6890 Scale Mode: Small noise peaks clipped



Data Path : R:\data\2020-01\0A08041\REQUANT\
 Data File : ECD5-01082038.D
 Signal(s) : Signal #1: ECD1A.CH Signal #2: ECD2B.CH
 Acq On : 08 Jan 2020 22:33
 Operator : MJB
 Sample : 0A08041-CALO
 Misc : A19K311, CHLOR 1000 ppb
 ALS Vial : 33 (Sig #1); 0 (Sig #2) Sample Multiplier: 1

Integration File signal 1: PEST1.e
 Integration File signal 2: PEST2.e
 Quant Time: Jan 09 11:32:17 2020
 Quant Method : R:\methods\ECD5_QUANTPEST_200107.M
 Quant Title : Instrument: DualECD5
 Last Update : Thu Jan 09 11:11:29 2020
 Response via : Initial Calibration
 Integrator: ChemStation 6890 Scale Mode: Small noise peaks clipped

MJB
1/9/21

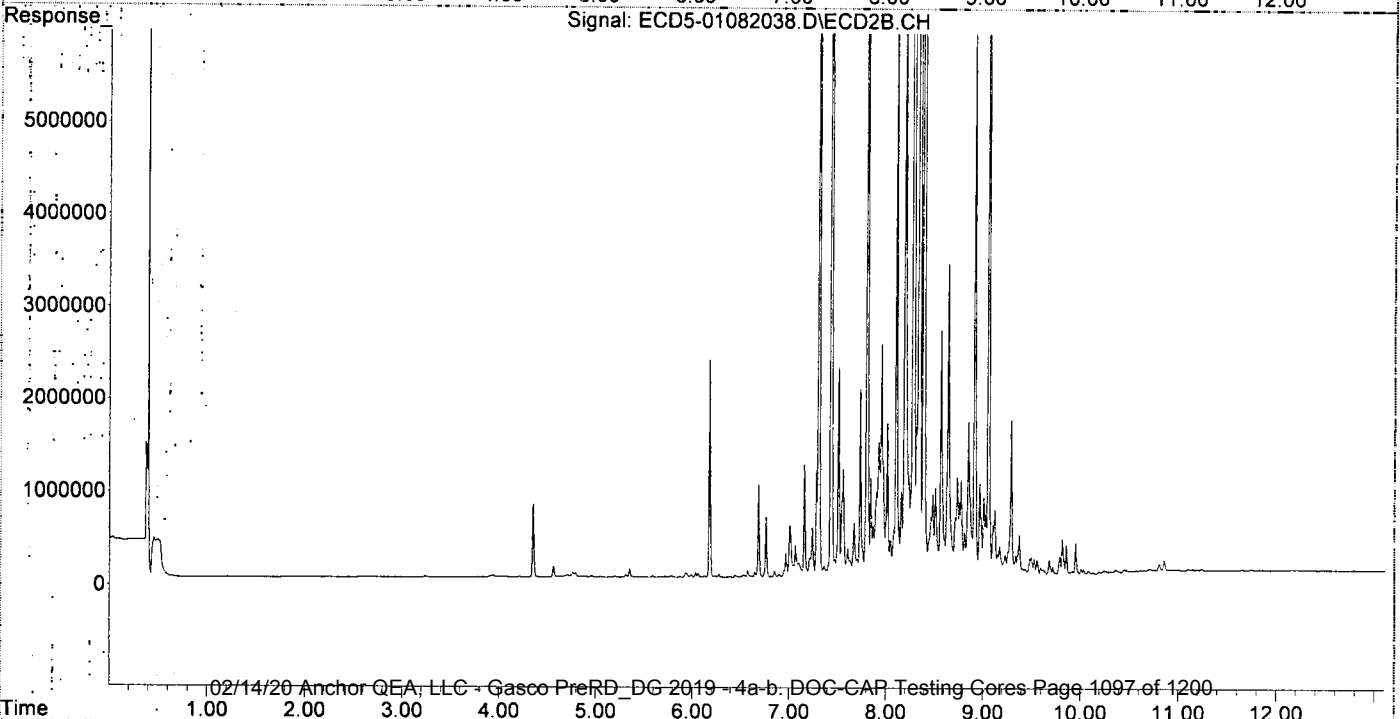
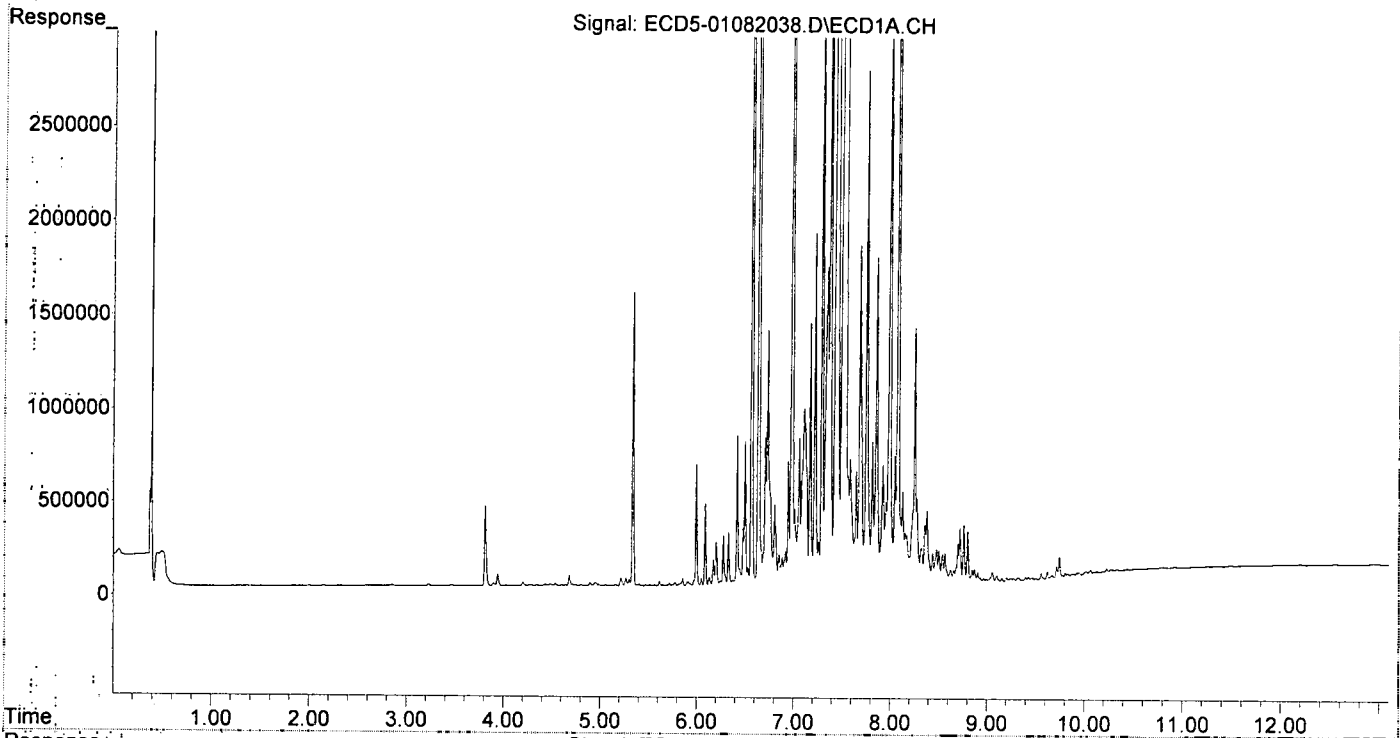
Compound	RT#1	RT#2	Resp#1	Resp#2	ng/mL	ng/mL
System Monitoring Compounds						
1) S TCMX (S)	5.402	6.123	9798	12771	0.050	0.043
22) S DCBP (S)	9.620	10.755	40124	12879	0.113	0.072
Target Compounds						
2) a-BHC	5.910f	6.761f	21496	647692	0.082	1.568 #
3) g-BHC	6.245	7.064	22195	335475	0.095	0.919 #
4) b-BHC	6.328f	7.100	285005	146085	2.741	0.908 #
5) Heptachlor	6.637	7.433	10535400	17179217	46.363	48.462
6) d-BHC	6.417f	7.363	795830	108547	3.653	0.381 #
7) Aldrin	6.883	7.702	143935	184021	0.652	0.553
8) Heptachlo...	7.348	8.159	1702985	910754	8.261	2.957 #
9) trans-Chl...	7.436	8.282	23306867	41815031	110.607	134.095
10) cis-Chlor...	7.530	8.390	28733989	33826481	140.421	114.029
11) Endosulfa...	7.649	8.465f	600773	632501	3.100	2.276
12) 4,4'-DDE	7.587	8.484	662790	876502	3.215	3.036
13) Dieldrin	7.816	8.644	751833	3369901	3.491	10.908 #
14) Endrin	7.996f	8.852f	4008014	1646182	23.165	7.006 #
15) 4,4'-DDD	7.996f	8.915	4008014	5868870	23.214	23.876
16) Endosulfa...	8.130	9.030	482837	655952	2.830	2.685
17) 4,4'-DDT	8.254f	9.150	1366468	218307	8.249	1.092 #
18) Endrin Al...	8.440f	9.229f	153954	208997	1.005	0.935
19) Endosulfa...	8.722	9.432	289883	58736	1.811	0.265 #
20) Methoxychlor	8.539	9.622	150060	41628	1.733	0.351 #
21) Endrin Ke...	8.906	9.854	47909	312372	0.251	1.247 #
23) Hexachlor...	3.226f	0.000	9074	0	0.045	N.D. #
24) Hexachlor...	5.774	6.608	16566	12343	BelowCal	0.039
25) Oxychlordane	7.261	8.082	224230	504968	1.082	1.805 #
26) 2,4'-DDE	7.348	8.282	1702985	41815031	11.943	198.560 #
27) trans-Non...	7.530	8.345	28733989	31332982	142.970	101.900
28) 2,4'-DDD	7.685f	8.644	1800544	3369901	14.151	18.271
29) 2,4'-DDT	7.924f	8.852	633565	1646182	4.325	8.706 #
30) cis-Nonac...	7.996	8.915	4008014	5868870	17.005	17.204
31) Mirex	8.657	9.854	60242	312372	0.200	1.538 #
32) Chlordane...	7.436	8.282	23306867	41815031	993.404	1075.021 #
33) Chlordane...	7.530	8.390	28733989	33826481	996.990	1053.853 #
34) Chlordane...	8.079	9.058	7448098	10569130	979.035	995.423 #
35) Chlordane...	3.810	0.000	423208	0	NoCal	N.D.
36) Toxaphene...	7.530	8.644f	28733989	3369901	27281.990	1246.124 #
37) Toxaphene...	7.816	8.969	751833	984931	386.613	282.818
38) Toxaphene...	8.130	9.009	482837	837849	111.224	157.726 #
39) Toxaphene...	8.360	9.058	308612	10569130	76.388	1171.007 #
40) Toxaphene...	8.566f	9.229	155406	208997	47.268	41.617
41) Toxaphene...	8.657	9.622	60242	41628	13.873	7.415 #
42) Toxaphene...	3.810	0.000	423208	0	NoCal	N.D.

(f)=RT Delta > 1/2 Window (#)=Amounts differ by > 40% (m)=manual int.

Quantitation Report (Not Reviewed)

Data Path : R:\data\2020-01\0A08041\REQUANT\
Data File : ECD5-01082038.D
Signal(s) : Signal #1: ECD1A.CH Signal #2: ECD2B.CH
Acq On : 08 Jan 2020 22:33
Operator : MJB
Sample : 0A08041-CALO
Misc : A19K311, CHLOR 1000 ppb
ALS Vial : 33 (Sig #1); 0 (Sig #2) Sample Multiplier: 1

Integration File signal 1: PEST1.e
Integration File signal 2: PEST2.e
Quant Time: Jan 09 11:32:17 2020
Quant Method : R:\methods\ECD5_QUANTPEST_200107.M
Quant Title : Instrument: DualECD5
QLast Update : Thu Jan 09 11:11:29 2020
Response via : Initial Calibration
Integrator: ChemStation 6890 Scale Mode: Small noise peaks clipped



Data Path: R:\data\2020-01\0A08041\REQUANT\
 Data File: ECD5-01082039.D
 Signal(s): Signal #1: ECD1A.CH Signal #2: ECD2B.CH
 Acq On: 08 Jan 2020 22:50
 Operator: MJB
 Sample: 0A08041-CALP
 Misc: A19K306, CHLOR 2000 ppb
 ALS Vial: 34 (Sig #1); 0 (Sig #2) Sample Multiplier: 1

Integration File signal 1: PEST1.e
 Integration File signal 2: PEST2.e
 Quant Time: Jan 09 11:32:28 2020
 Quant Method: R:\methods\ECD5_QUANTPEST_200107.M
 Quant Title: Instrument: DualECD5
 Last Update: Thu Jan 09 11:11:29 2020
 Response via: Initial Calibration
 Integrator: ChemStation 6890 Scale Mode: Small noise peaks clipped

MJB
1/9/20

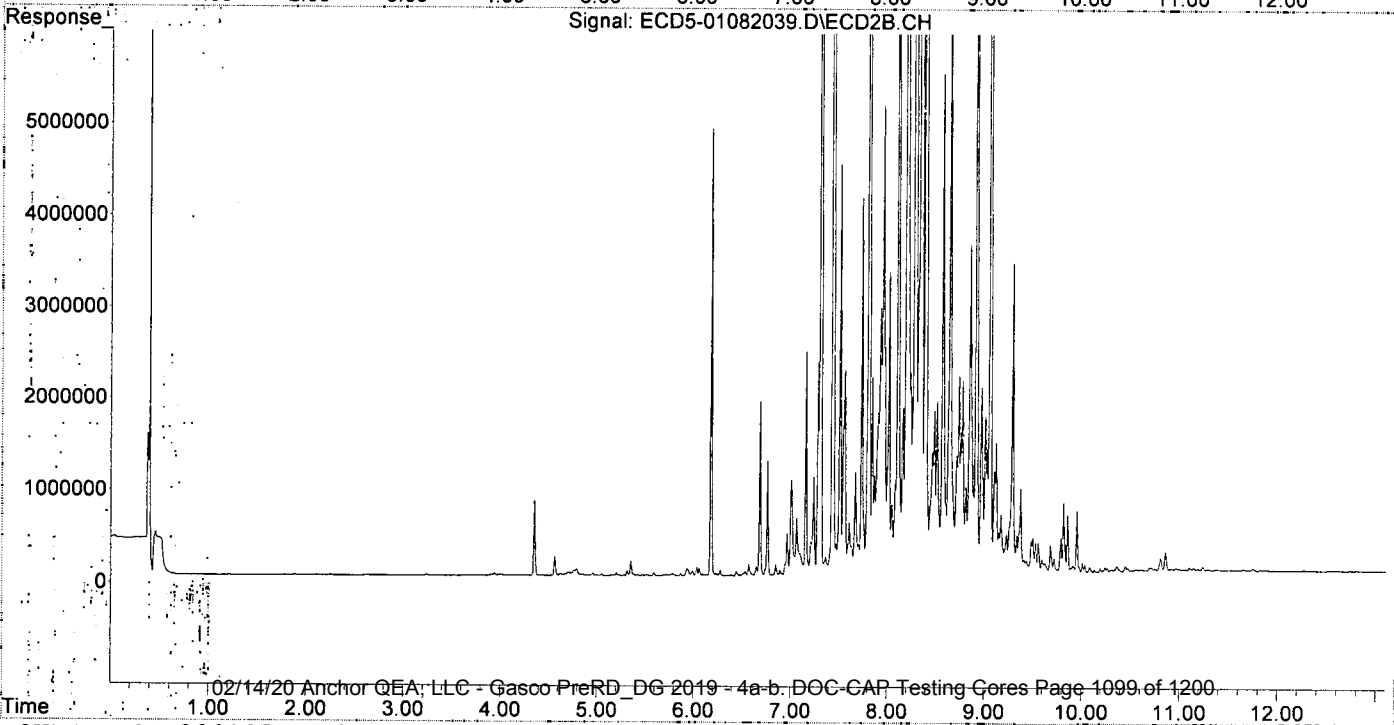
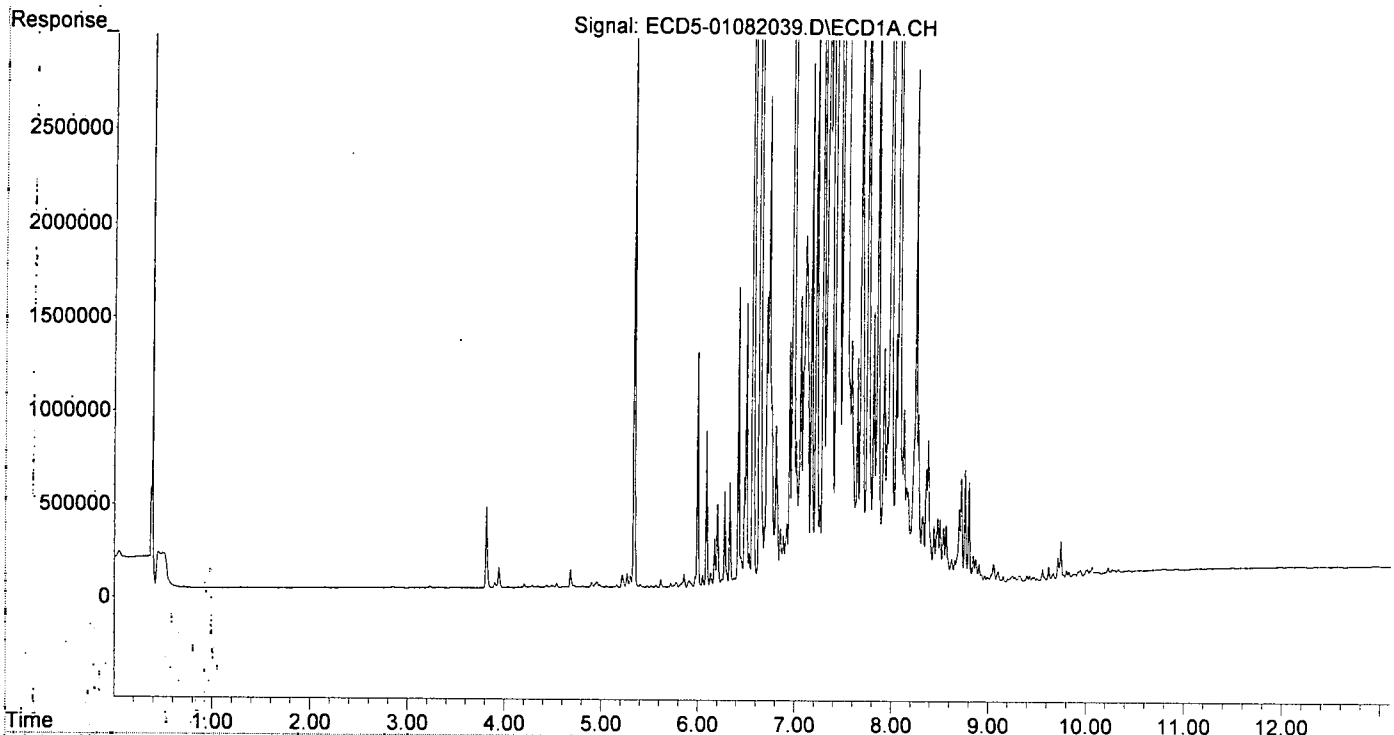
Compound	RT#1	RT#2	Resp#1	Resp#2	ng/mL	ng/mL
System Monitoring Compounds						
1) S TCMX (S)	5.405	6.093f	18762	10250	0.096	0.034 #
22) S DCBP (S)	9.622	10.757	70733	20529	0.317	0.115 #
Target Compounds						
2) a-BHC	5.912f	6.763f	37181	1243796	0.141	3.012 #
3) g-BHC	6.202f	7.066	446709	623981	1.913	1.709
4) b-BHC	6.277f	7.101	511971	234905	5.059	1.460 #
5) Heptachlor	6.639	7.435	21169046	36522630	93.159	103.029
6) d-BHC	6.419f	7.365	1596353	196886	7.328	0.643 #
7) Aldrin	6.884	7.705	271904	337413	1.232	1.013
8) Heptachlo...	7.348	8.160	3311763	1797851	16.064	5.836 #
9) trans-Chl...	7.438	8.285	45620260	88263621	216.499	283.050
10) cis-Chlor...	7.532	8.392	57400215	70960383	280.511	239.208
11) Endosulfa...	7.650	8.466f	1205884	1313552	6.222	4.727
12) 4,4'-DDE	7.588	8.486	1308468	1763283	6.346	6.052
13) Dieldrin	7.818	8.645	1463073	7392199	6.793	23.928 #
14) Endrin	7.997f	8.890	8045747	854577	46.502	3.637 #
15) 4,4'-DDD	7.997	8.916	8045747	12115047	46.600	49.287
16) Endosulfa...	8.131	9.031	933707	1342410	5.472	5.495
17) 4,4'-DDT	0.000	9.151	0	440296	N.D.	2.110 #
18) Endrin Al...	8.441f	9.230f	302898	420267	1.978	1.880
19) Endosulfa...	8.724	9.435	562784	134010	3.517	0.605 #
20) Methoxychlor	8.540	9.625	298859	98601	3.451	0.831 #
21) Endrin Ke...	8.907	9.856	94863	625998	0.497	2.500 #
23) Hexachlor...	3.228f	0.000	9401	0	0.047	N.D. #
24) Hexachlor...	5.776	6.572f	27126	123312	BelowCal	0.385
25) Oxylordane	7.262	8.084	431510	1016838	2.271	3.636 #
26) 2,4'-DDE	7.348	8.285	3311763	88263621	23.226	419.124 #
27) trans-Non...	7.532	8.347	57400215	65752002	282.292	213.836
28) 2,4'-DDD	7.686f	8.645	3641213	7392199	28.618	40.079 #
29) 2,4'-DDT	7.925f	8.854	1270102	3572195	8.671	18.671 #
30) cis-Nonac...	7.997	8.916	8045747	12115047	34.136	35.513
31) Mirex	8.659	9.856	121574	625998	0.655	3.346 #
32) Chlordane...	7.438	8.285	45620260	88263621	1944.464	2269.166
33) Chlordane...	7.532	8.392	57400215	70960383	1991.628	2210.747
34) Chlordane...	8.081	9.060	15008543	22453950	1972.838	2114.760
35) Chlordane...	3.812	0.000	438160	0	NoCal	N.D.
36) Toxaphene...	7.532f	8.645f	57400215	7392199	54499.640	2733.491 #
37) Toxaphene...	7.818	8.971	1463073	2013867	752.353	578.272
38) Toxaphene...	8.131	9.011	933707	1688639	218.651	317.609 #
39) Toxaphene...	8.382f	9.060	768519	22453950	190.226	2487.787 #
40) Toxaphene...	8.567	9.230	308699	420267	93.893	83.686
41) Toxaphene...	8.659	9.625	121574	98601	27.997	17.563
42) Toxaphene...	3.812	0.000	438160	0	NoCal	N.D.

(f)=RT Delta > 1/2 Window (#)=Amounts differ by > 40% (m)=manual int.

Quantitation Report (Not Reviewed)

Data Path : R:\data\2020-01\0A08041\REQUANT\
Data File : ECD5-01082039.D
Signal(s) : Signal #1: ECD1A.CH Signal #2: ECD2B.CH
Acq On : 08 Jan 2020 22:50
Operator : MJB
Sample : 0A08041-CALP
Misc : A19K306, CHLOR 2000 ppb
ALS Vial : 34 (Sig #1); 0 (Sig #2) Sample Multiplier: 1

Integration File signal 1: PEST1.e
Integration File signal 2: PEST2.e
Quant Time: Jan 09 11:32:28 2020
Quant Method : R:\methods\ECD5_QUANTPEST_200107.M
Quant Title : Instrument: DualECD5
QLast Update : Thu Jan 09 11:11:29 2020
Response via : Initial Calibration
Integrator: ChemStation 6890 Scale Mode: Small noise peaks clipped



Quantitation Report (QT Reviewed)

Data Path: R:\data\2020-01\0A08041\REQUANT\
 Data File: ECD5-01082042.D
 Signal(s): Signal #1: ECD1A.CH Signal #2: ECD2B.CH
 Acq On: 08 Jan 2020 23:41
 Operator: MJB
 Sample: 0A08041-CALQ
 Misc: A20A098, TOX 10 ppb
 ALS Vial: 36 (Sig #1); 0 (Sig #2) Sample Multiplier: 1

Integration File signal 1: PEST1.e
 Integration File signal 2: PEST2.e
 Quant Time: Jan 09 11:33:28 2020
 Quant Method: R:\methods\ECD5_QUANTPEST_200107.M
 Quant Title: Instrument: DualECD5
 QLast Update: Thu Jan 09 11:11:29 2020
 Response via: Initial Calibration
 Integrator: ChemStation 6890 Scale Mode: Small noise peaks clipped

MJB
1/9/20

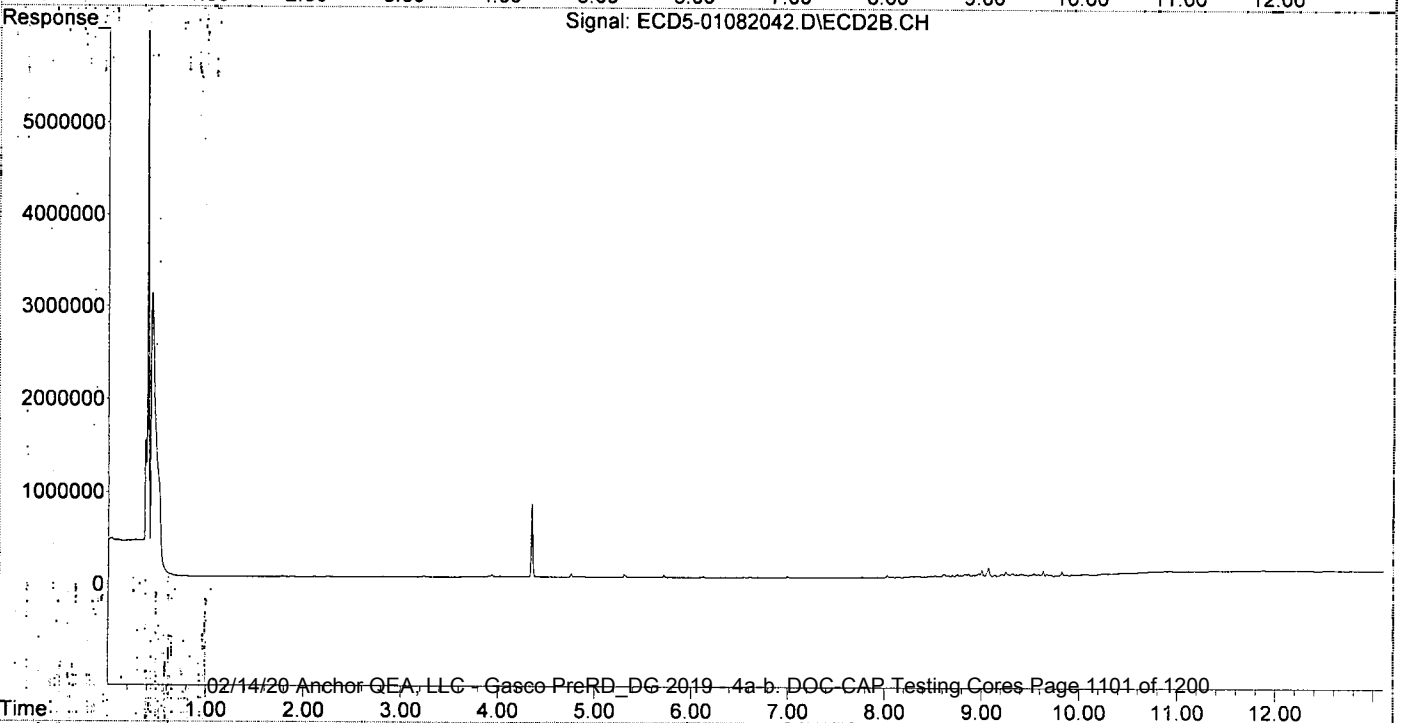
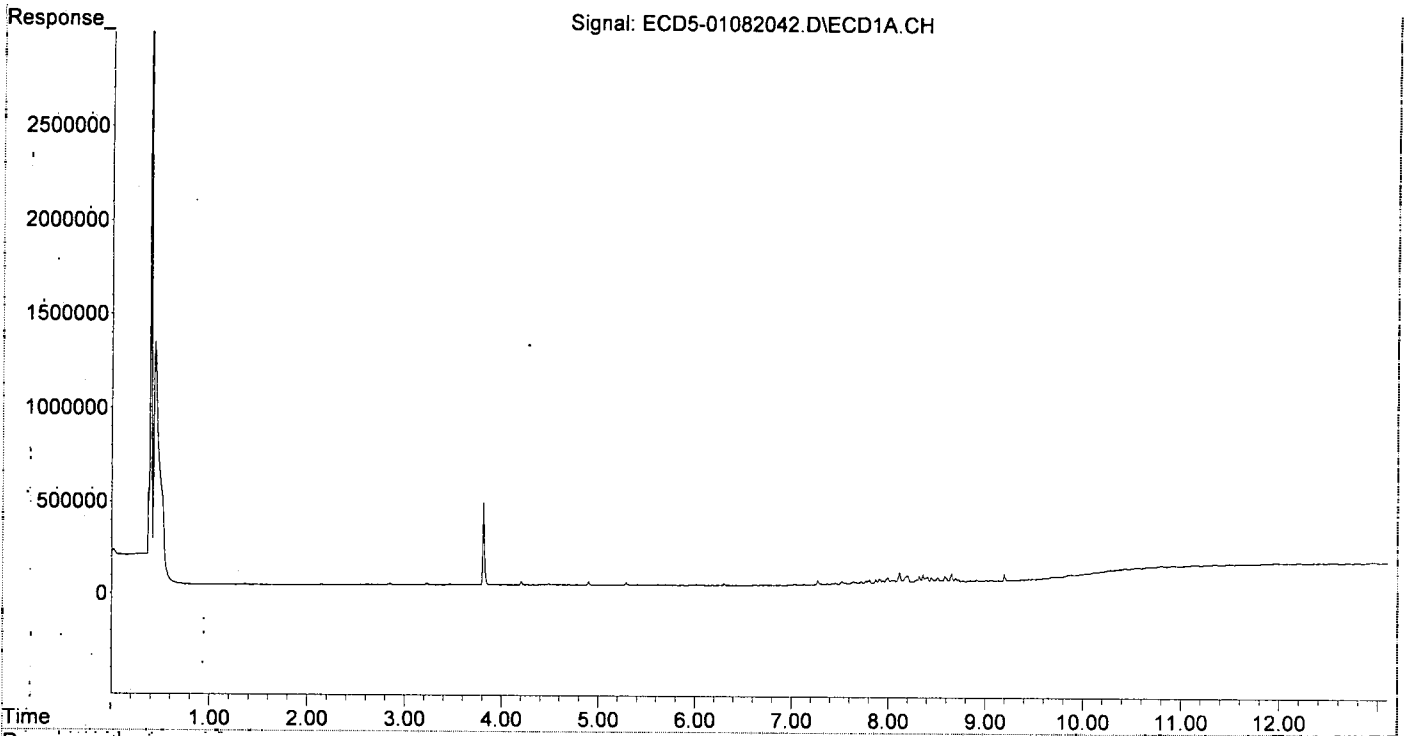
Compound	RT#1	RT#2	Resp#1	Resp#2	ng/mL	ng/mL
System Monitoring Compounds						
1) S TCMX (S)	0.000	6.124	0	10629	N.D.	0.036 #
22) S DCBP (S)	9.609	0.000	6815	0	8131.940	N.D. #
Target Compounds						
2) a-BHC	5.947	0.000	3461	0	0.013	N.D. #
3) g-BHC	0.000	0.000	0	0	N.D.	N.D.
4) b-BHC	6.302	0.000	12620	0	5931.873	N.D. #
5) Heptachlor	0.000	0.000	0	0	N.D.	N.D.
6) d-BHC	0.000	0.000	0	0	N.D.	N.D.
7) Aldrin	0.000	0.000	0	0	N.D.	N.D.
8) Heptachlo...	7.367f	8.135	5219	8047	0.025	0.026
9) trans-Chl...	7.451	8.284	6675	15210	0.032	0.049 #
10) cis-Chlor...	7.523	8.413f	14451	8223	0.071	0.028 #
11) Endosulfa...	7.639	8.446	13158	13219	0.068	0.048
12) 4,4'-DDE	7.561f	8.477	8579	14922	0.042	0.084 #
13) Dieldrin	7.806	8.659	21367	17989	0.099	0.058 #
14) Endrin	7.945f	8.865	16660	36793	0.096	0.157 #
15) 4,4'-DDD	8.034	8.916	16954	21078	0.098	0.086
16) Endosulfa...	8.118	9.004	58763	70419	0.344	0.288
17) 4,4'-DDT	8.196	9.138	37833	22478	0.228	0.191
18) Endrin Al...	8.405	9.249	30288	51910	0.198	0.232
19) Endosulfa...	8.723	9.453	13816	19892	0.086	0.090
20) Methoxychlor	8.586f	9.634	33626	57037	0.388	0.481
21) Endrin Ke...	8.908	9.875	9140	9995	0.048	0.040
23) Hexachlor...	3.226f	0.000	9767	0	0.049	N.D. #
24) Hexachlor...	0.000	6.610	0	10990	N.D.	0.034 #
25) Oxychlorane	7.271	8.083	23041	7291	BelowCal	0.026
26) 2,4'-DDE	7.367f	8.263	5219	9920	0.037	0.047
27) trans-Non...	7.523	8.355	14451	10080	BelowCal	0.033
28) 2,4'-DDD	7.723	8.659	13907	17989	0.109	0.098
29) 2,4'-DDT	7.909	8.865	24195	36793	0.165	0.096 #
30) cis-Nonac...	7.995	8.916	30542	21078	0.130	0.062 #
31) Mirex	8.654	9.823f	47173	51078	0.103	0.026 #
32) Chlordane...	7.451	8.284	6675	15210	0.284	0.391
33) Chlordane...	7.523	8.413f	14451	8223	0.501	0.256 #
34) Chlordane...	8.058f	9.072	17437	99104	2.292	9.334 #
35) Chlordane...	3.810	0.000	440668	0	NoCal	N.D.
36) Toxaphene...	7.514	8.619	12440	29639	11.812m	10.960
37) Toxaphene...	7.806	8.968	21367	37237	10.987	10.692
38) Toxaphene...	8.118	9.004	58763	70419	9.901	9.796
39) Toxaphene...	8.358	9.072	44260	99104	10.955	10.980
40) Toxaphene...	8.586	9.249	33626	51910	10.228	10.337
41) Toxaphene...	8.654	9.634	47173	57037	10.863	10.159
42) Toxaphene...	3.810	0.000	440668	0	NoCal	N.D.

(f)=RT Delta > 1/2 Window (#)=Amounts differ by > 40% (m)=manual int.

Quantitation Report (QT Reviewed)

Data Path : R:\data\2020-01\0A08041\REQUANT\
Data File : ECD5-01082042.D
Signal(s) : Signal #1: ECD1A.CH Signal #2: ECD2B.CH
Acq On : 08 Jan 2020 23:41
Operator : MJB
Sample : 0A08041-CALQ
Misc : A20A098, TOX 10 ppb
ALS Vial : 36 (Sig #1); 0 (Sig #2) Sample Multiplier: 1

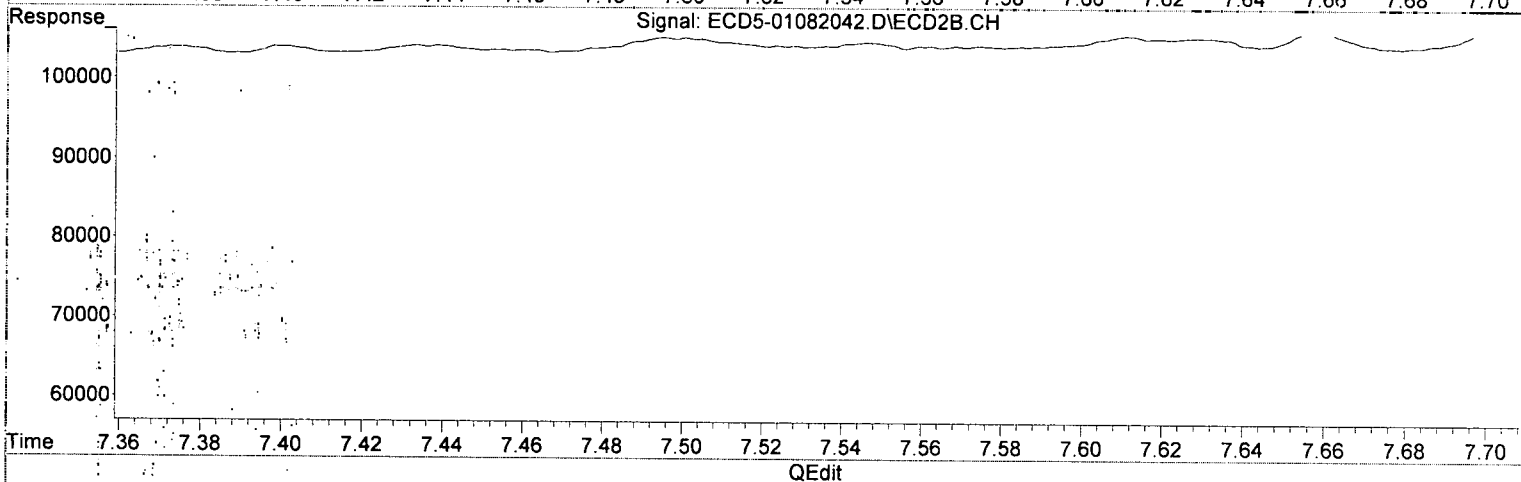
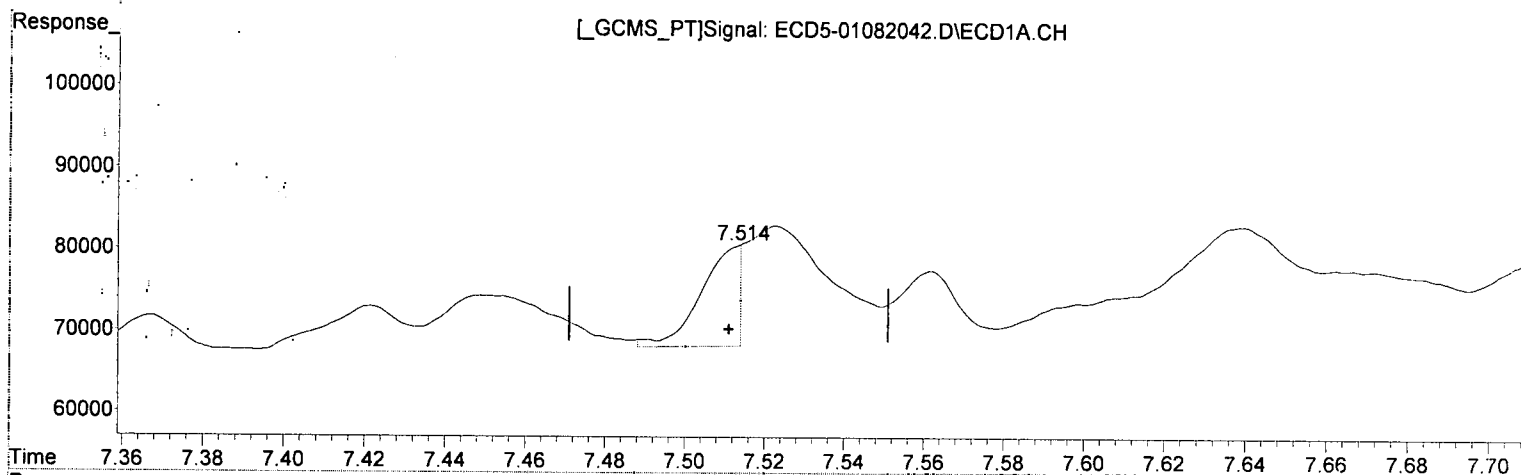
Integration File signal 1: PEST1.e
Integration File signal 2: PEST2.e
Quant Time: Jan 09 11:33:28 2020
Quant Method : R:\methods\ECD5_QUANTPEST_200107.M
Quant Title : Instrument: DualECD5
QLast Update : Thu Jan 09 11:11:29 2020
Response via : Initial Calibration
Integrator: ChemStation 6890 Scale Mode: Small noise peaks clipped



Quantitation Report (Qedit)

Data Path : R:\data\2020-01\0A08041\REQUANT\
Data File : ECD5-01082042.D
Signal(s) : Signal #1: ECD1A.CH Signal #2: ECD2B.CH
Acq On : 08 Jan 2020 23:41
Operator : MJB
Sample : 0A08041-CALQ
Misc : A20A098, TOX 10 ppb
ALS Vial : 36 (Sig #1); 0 (Sig #2) Sample Multiplier: 1

Integration File signal 1: PEST1.e
Integration File signal 2: PEST2.e
Quant Time: Jan 09 11:32:57 2020
Quant Method : R:\methods\ECD5_QUANTPEST_200107.M
Quant Title : Instrument: DualECD5
QLast Update : Thu Jan 09 11:11:29 2020
Response via : Initial Calibration
Integrator: ChemStation 6890 Scale Mode: Small noise peaks clipped



(36) Toxaphene (1)
7.514min 11.812 ng/mL (+)
response 12440

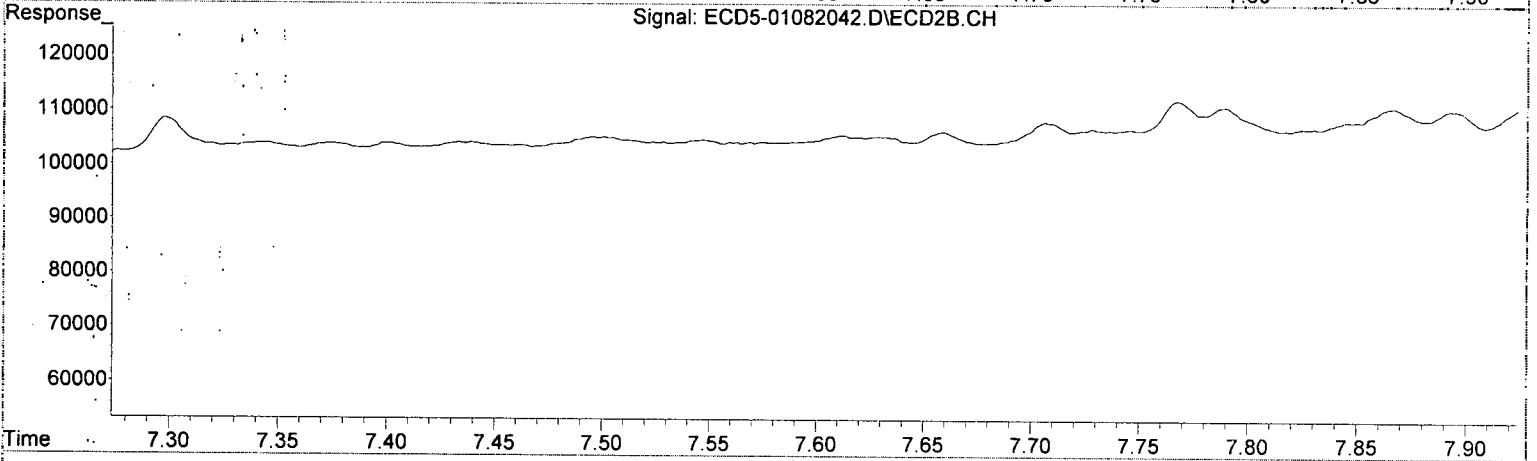
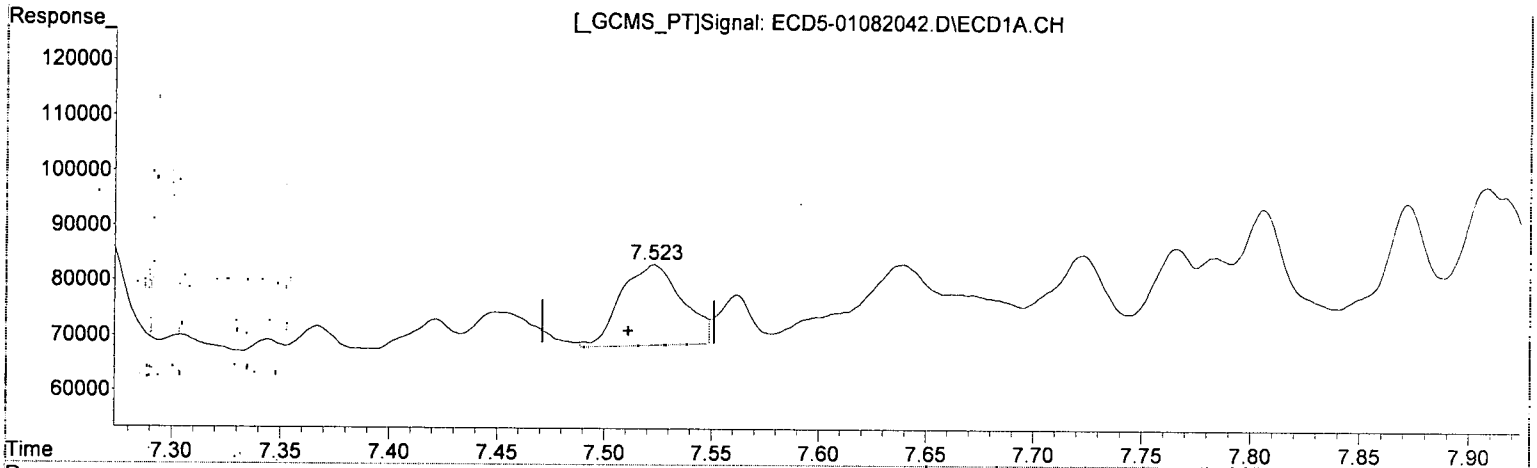
MJB
1/9/20

(36) Toxaphene (1) #2
8.619min 10.960 ng/mL
response 29639

Quantitation Report (Qedit)

Data Path : R:\data\2020-01\0A08041\REQUANT\
Data File : ECD5-01082042.D
Signal(s) : Signal #1: ECD1A.CH Signal #2: ECD2B.CH
Acq On : 08 Jan 2020 23:41
Operator : MJB
Sample : 0A08041-CALQ
Misc : A20A098, TOX 10 ppb
ALS Vial : 36 (Sig #1); 0 (Sig #2) Sample Multiplier: 1

Integration File signal 1: PEST1.e
Integration File signal 2: PEST2.e
Quant Time: Jan 09 11:32:57 2020
Quant Method : R:\methods\ECD5_QUANTPEST_200107.M
Quant Title : Instrument: DualECD5
QLast Update : Thu Jan 09 11:11:29 2020
Response via : Initial Calibration
Integrator: ChemStation 6890 Scale Mode: Small noise peaks clipped



QEdit

(36) Toxaphene (1)
7.523min 13.720 ng/mL
response 14451

MJB 1/9/20

(36) Toxaphene (1) #2
8.619min 10.960 ng/mL
response 29639

Quantitation Report (Not Reviewed)

Data Path: R:\data\2020-01\0A08041\REQUANT\
 Data File: ECD5-01082042.D
 Signal(s): Signal #1: ECD1A.CH Signal #2: ECD2B.CH
 Acq On: 08 Jan 2020 23:41
 Operator: MJB
 Sample: 0A08041-CALQ
 Misc: A20A098, TOX 10 ppb
 ALS Vial: 36 (Sig #1); 0 (Sig #2) Sample Multiplier: 1
 Integration File signal 1: PEST1.e
 Integration File signal 2: PEST2.e
 Quant Time: Jan 09 11:32:57 2020
 Quant Method: R:\methods\ECD5_QUANTPEST_200107.M
 Quant Title: Instrument: DualECD5
 QLast Update: Thu Jan 09 11:11:29 2020
 Response via: Initial Calibration
 Integrator: ChemStation 6890 Scale Mode: Small noise peaks clipped

MJB
MJB
1/9/20

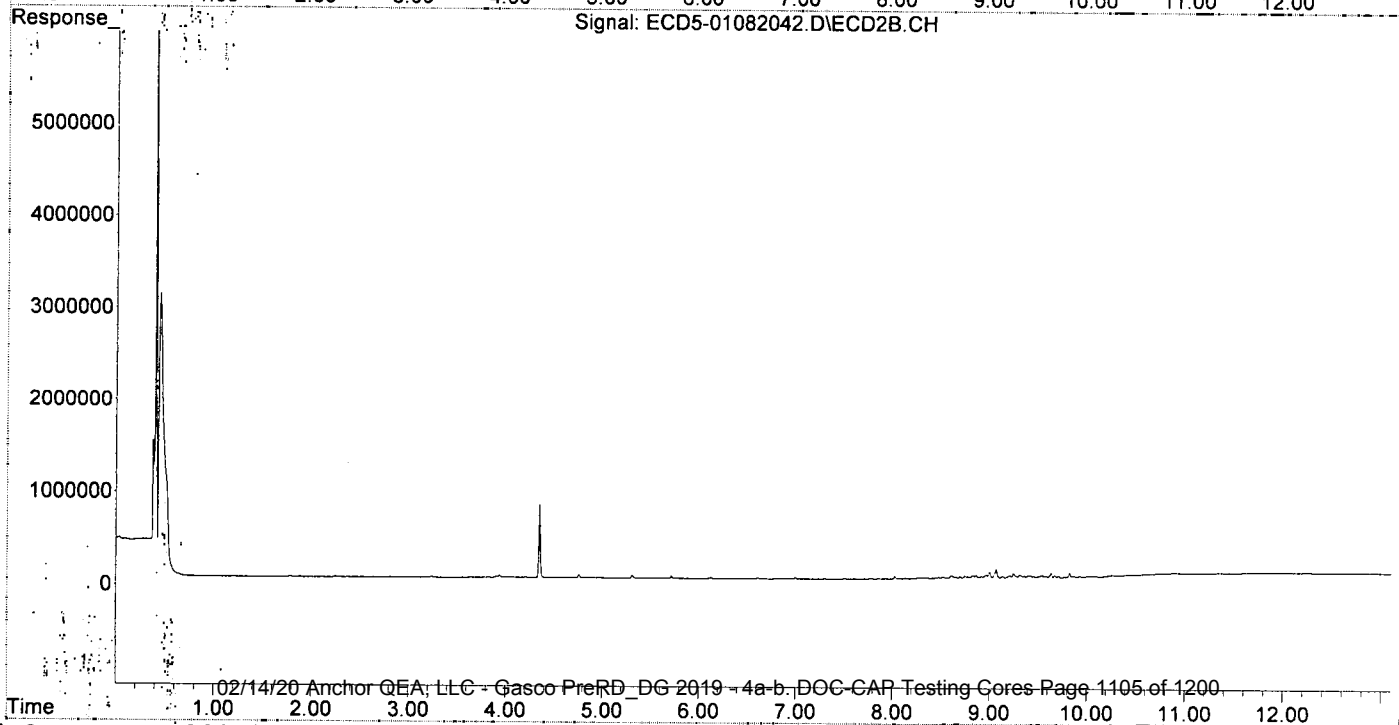
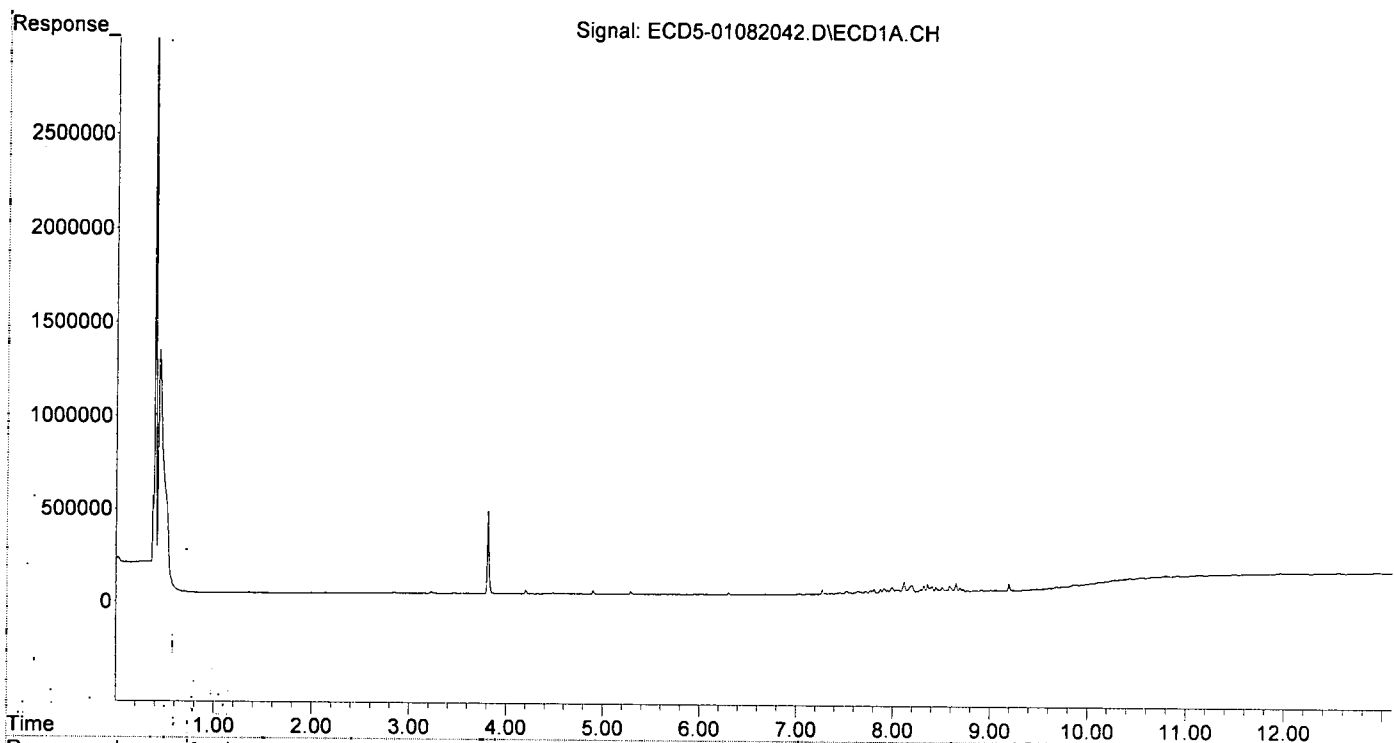
Compound	RT#1	RT#2	Resp#1	Resp#2	ng/mL	ng/mL
System Monitoring Compounds						
1) S TCMX (S)	0.000	6.124	0	10629	N.D.	0.036 #
22) S DCBP (S)	9.609	0.000	6815	0	8131.940	N.D. #
Target Compounds						
2) a-BHC	5.947	0.000	3461	0	0.013	N.D. #
3) g-BHC	0.000	0.000	0	0	N.D.	N.D.
4) b-BHC	6.302	0.000	12620	0	5931.873	N.D. #
5) Heptachlor	0.000	0.000	0	0	N.D.	N.D.
6) d-BHC	0.000	0.000	0	0	N.D.	N.D.
7) Aldrin	0.000	0.000	0	0	N.D.	N.D.
8) Heptachlo...	7.367f	8.135	5219	8047	0.025	0.026
9) trans-Chl...	7.451	8.284	6675	15210	0.032	0.049 #
10) cis-Chlor...	7.523	8.413f	14451	8223	0.071	0.028 #
11) Endosulfa...	7.639	8.446	13158	13219	0.068	0.048
12) 4,4'-DDE	7.561f	8.477	8579	14922	0.042	0.084 #
13) Dieldrin	7.806	8.659	21367	17989	0.099	0.058 #
14) Endrin	7.945f	8.865	16660	36793	0.096	0.157 #
15) 4,4'-DDD	8.034	8.916	16954	21078	0.098	0.086
16) Endosulfa...	8.118	9.004	58763	70419	0.344	0.288
17) 4,4'-DDT	8.196	9.138	37833	22478	0.228	0.191
18) Endrin Al...	8.405	9.249	30288	51910	0.198	0.232
19) Endosulfa...	8.723	9.453	13816	19892	0.086	0.090
20) Methoxychlor	8.586f	9.634	33626	57037	0.388	0.481
21) Endrin Ke...	8.908	9.875	9140	9995	0.048	0.040
23) Hexachlor...	3.226f	0.000	9767	0	0.049	N.D. #
24) Hexachlor...	0.000	6.610	0	10990	N.D.	0.034 #
25) Oxychlorane	7.271	8.083	23041	7291	BelowCal	0.026
26) 2,4'-DDE	7.367f	8.263	5219	9920	0.037	0.047
27) trans-Non...	7.523	8.355	14451	10080	BelowCal	0.033
28) 2,4'-DDD	7.723	8.659	13907	17989	0.109	0.098
29) 2,4'-DDT	7.909	8.865	24195	36793	0.165	0.096 #
30) cis-Nonac...	7.995	8.916	30542	21078	0.130	0.062 #
31) Mirex	8.654	9.823f	47173	51078	0.103	0.026 #
32) Chlordane...	7.451	8.284	6675	15210	0.284	0.391
33) Chlordane...	7.523	8.413f	14451	8223	0.501	0.256 #
34) Chlordane...	8.058f	9.072	17437	99104	2.292	9.334 #
35) Chlordane...	3.810	0.000	440668	0	NoCal	N.D.
36) Toxaphene...	7.523	8.619	14451	29639	13.720	10.960
37) Toxaphene...	7.806	8.968	21367	37237	10.987	10.692
38) Toxaphene...	8.118	9.004	58763	70419	9.901	9.796
39) Toxaphene...	8.358	9.072	44260	99104	10.955	10.980
40) Toxaphene...	8.586	9.249	33626	51910	10.228	10.337
41) Toxaphene...	8.654	9.634	47173	57037	10.863	10.159
42) Toxaphene...	3.810	0.000	440668	0	NoCal	N.D.

(f)=RT Delta > 1/2 Window (#)=Amounts differ by > 40% (m)=manual int.

Quantitation Report (Not Reviewed)

Data Path : R:\data\2020-01\0A08041\REQUANT\
Data File : ECD5-01082042.D
Signal(s) : Signal #1: ECD1A.CH Signal #2: ECD2B.CH
Acq On : 08 Jan 2020 23:41
Operator : MJB
Sample : 0A08041-CALQ
Misc : A20A098, TOX 10 ppb
ALS Vial : 136 (Sig #1); 0 (Sig #2) Sample Multiplier: 1

Integration File signal 1: PEST1.e
Integration File signal 2: PEST2.e
Quant Time: Jan 09 11:32:57 2020
Quant Method : R:\methods\ECD5_QUANTPEST_200107.M
Quant Title : Instrument: DualECD5
QLast Update : Thu Jan 09 11:11:29 2020
Response via : Initial Calibration
Integrator: ChemStation 6890 Scale Mode: Small noise peaks clipped



Data Path : R:\data\2020-01\0A08041\REQUANT\
 Data File : ECD5-01082043.D
 Signal(s) : Signal #1: ECD1A.CH Signal #2: ECD2B.CH
 Acq On : 08 Jan 2020 23:58
 Operator : MJB
 Sample : 0A08041-CALR
 Misc : A19J417, TOX 50 ppb
 ALS Vial : 37 (Sig #1); 0 (Sig #2) Sample Multiplier: 1

Integration File signal 1: PEST1.e
 Integration File signal 2: PEST2.e
 Quant Time: Jan 09 11:34:03 2020
 Quant Method: R:\methods\ECD5_QUANTPEST_200107.M
 Quant Title: Instrument: DualECD5
 QLast Update: Thu Jan 09 11:11:29 2020
 Response via: Initial Calibration
 Integrator: ChemStation 6890 Scale Mode: Small noise peaks clipped

MJB
11/12/20

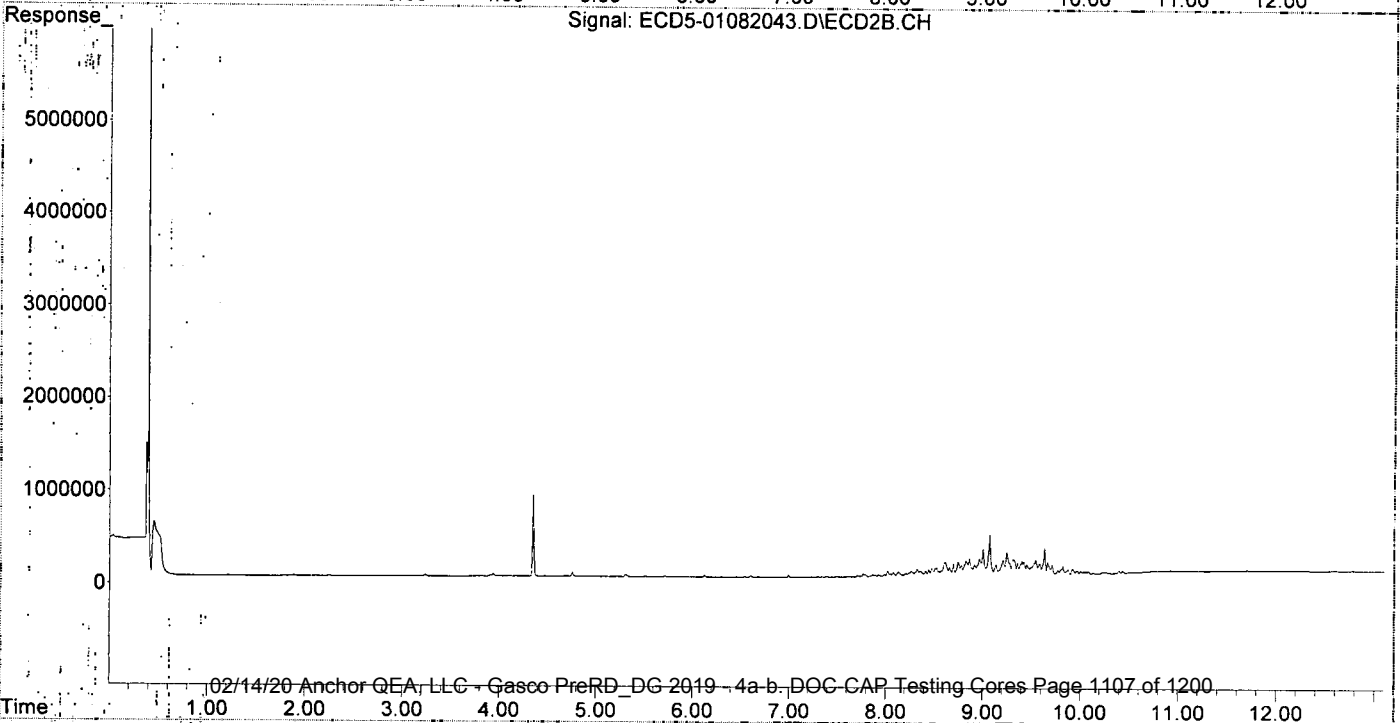
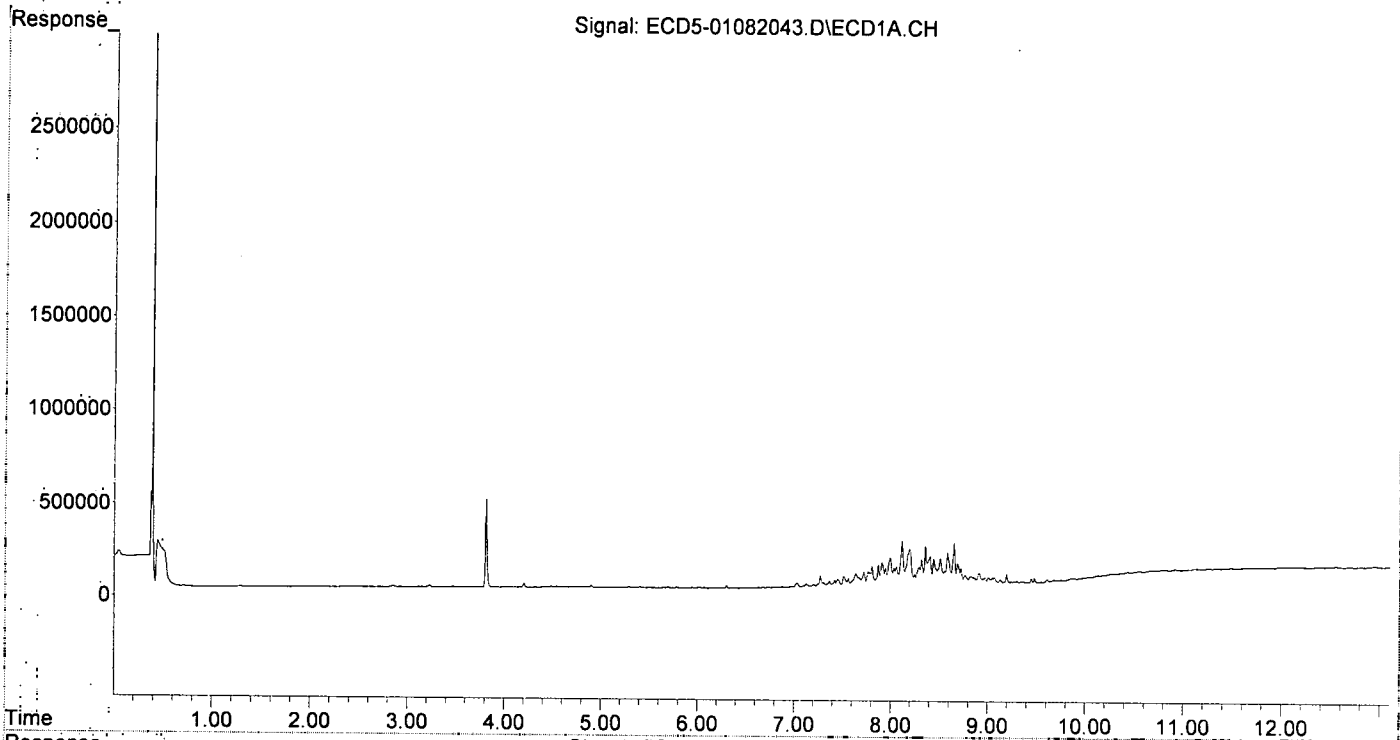
Compound	RT#1	RT#2	Resp#1	Resp#2	ng/mL	ng/mL
System Monitoring Compounds						
1) S TCMX (S)	5.403	6.125	4956	18487	0.025	0.062 #
22) S DCBP (S)	9.608	10.740	15430	13649	8131.882	0.077 #
Target Compounds						
2) a-BHC	5.945	0.000	4448	0	0.017	N.D. #
3) g-BHC	0.000	0.000	0	0	N.D.	N.D.
4) b-BHC	6.299	0.000	14109	0	5931.858	N.D. #
5) Heptachlor	6.637	0.000	2680	0	0.012	N.D. #
6) d-BHC	0.000	7.394f	0	6876	N.D.	0.078 #
7) Aldrin	6.878	7.706	4224	17228	0.019	0.052 #
8) Heptachlo...	7.366f	8.134	30277	46441	0.147	0.151
9) trans-Chl...	7.453	8.262f	38731	53450	0.184	0.171
10) cis-Chlor...	7.512f	8.413f	54826	53475	0.268	0.180
11) Endosulfa...	7.639	8.446	68993	69495	0.356	0.250
12) 4,4'-DDE	7.561f	8.477	45498	78224	0.221	0.302
13) Dieldrin	7.805	8.659	106490	90092	0.494	0.292 #
14) Endrin	7.945f	8.865	94051	179102	0.544	0.762 #
15) 4,4'-DDD	8.033	8.916	93357	109578	0.541	0.446
16) Endosulfa...	8.117	9.005	237969	285157	1.395	1.167
17) 4,4'-DDT	8.196	9.137	192154	112855	1.160	0.607 #
18) Endrin Al...	8.405	9.249	153760	244237	1.004	1.092
19) Endosulfa...	8.723	9.453	84184	107759	0.526	0.486
20) Methoxychlor	8.586f	9.634	169348	279398	1.955	2.355
21) Endrin Ke...	8.907	9.856	57105	30499	0.299	0.122 #
23) Hexachlor...	3.226f	3.815	9354	6744	0.047	0.017 #
24) Hexachlor...	5.785	6.608	5505	12862	BelowCal	0.040
25) Oxychlorane	7.271	8.082	60504	40121	0.143	0.143
26) 2,4'-DDE	7.366f	8.262	30277	53450	0.212	0.254
27) trans-Non...	7.512	8.355	54826	54464	0.120	0.177 #
28) 2,4'-DDD	7.723	8.659	76945	90092	0.605	0.488
29) 2,4'-DDT	7.909	8.865	124749	179102	0.852	0.868
30) cis-Nonac...	7.995	8.916	149342	109578	0.634	0.321 #
31) Mirex	8.654	9.856	225107	30499	1.423	BelowCal #
32) Chlordane...	7.453	8.262	38731	53450	1.651	1.374
33) Chlordane...	7.512	8.413f	54826	53475	1.902	1.666
34) Chlordane...	8.058f	9.073	99499	435032	13.079	40.972 #
35) Chlordane...	3.810	3.815	473784	6744	NoCal	NoCal
36) Toxaphene...	7.512	8.618	54826	140732	52.056	52.040
37) Toxaphene...	7.805	8.968	106490	174093	54.760	49.990
38) Toxaphene...	8.117	9.005	237969	285157	52.751	51.560
39) Toxaphene...	8.358	9.073	207485	435032	51.357	48.199
40) Toxaphene...	8.586	9.249	169348	244237	51.508	48.634
41) Toxaphene...	8.654	9.634	225107	279398	51.840	49.767
42) Toxaphene...	3.810	3.815	473784	6744	NoCal	NoCal

(f)=RT Delta > 1/2 Window (#)=Amounts differ by > 40% (m)=manual int.

Quantitation Report (Not Reviewed)

Data Path : R:\data\2020-01\0A08041\REQUANT\
Data File : ECD5-01082043.D
Signal(s) : Signal #1: ECD1A.CH Signal #2: ECD2B.CH
Acq On : 08 Jan 2020 23:58
Operator : MJB
Sample : 0A08041-CALR
Misc : A19J417, TOX 50 ppb
ALS Vial : 37 (Sig #1); 0 (Sig #2) Sample Multiplier: 1

Integration File signal 1: PEST1.e
Integration File signal 2: PEST2.e
Quant Time: Jan 09 11:34:03 2020
Quant Method : R:\methods\ECD5_QUANTPEST_200107.M
Quant Title : Instrument: DualeCD5
QLast Update : Thu Jan 09 11:11:29 2020
Response via : Initial Calibration
Integrator: ChemStation 6890 Scale Mode: Small noise peaks clipped



Data Path : R:\data\2020-01\0A08041\REQUANT\
 Data File : ECD5-01082044.D
 Signal(s) : Signal #1: ECD1A.CH Signal #2: ECD2B.CH
 Acq On : 09 Jan 2020 0:15
 Operator : MJB
 Sample : 0A08041-CALS
 Misc : A19J418, TOX 100 ppb
 ALS Vial : 38 (Sig #1); 0 (Sig #2) Sample Multiplier: 1

Integration File signal 1: PEST1.e
 Integration File signal 2: PEST2.e
 Quant Time: Jan 09 11:34:14 2020
 Quant Method : R:\methods\ECD5_QUANTPEST_200107.M
 Quant Title : Instrument: DualECD5
 QLast update: Thu Jan 09 11:11:29 2020
 Response via: Initial Calibration
 Integrator: ChemStation 6890 Scale Mode: Small noise peaks clipped

MJB
1/9/20

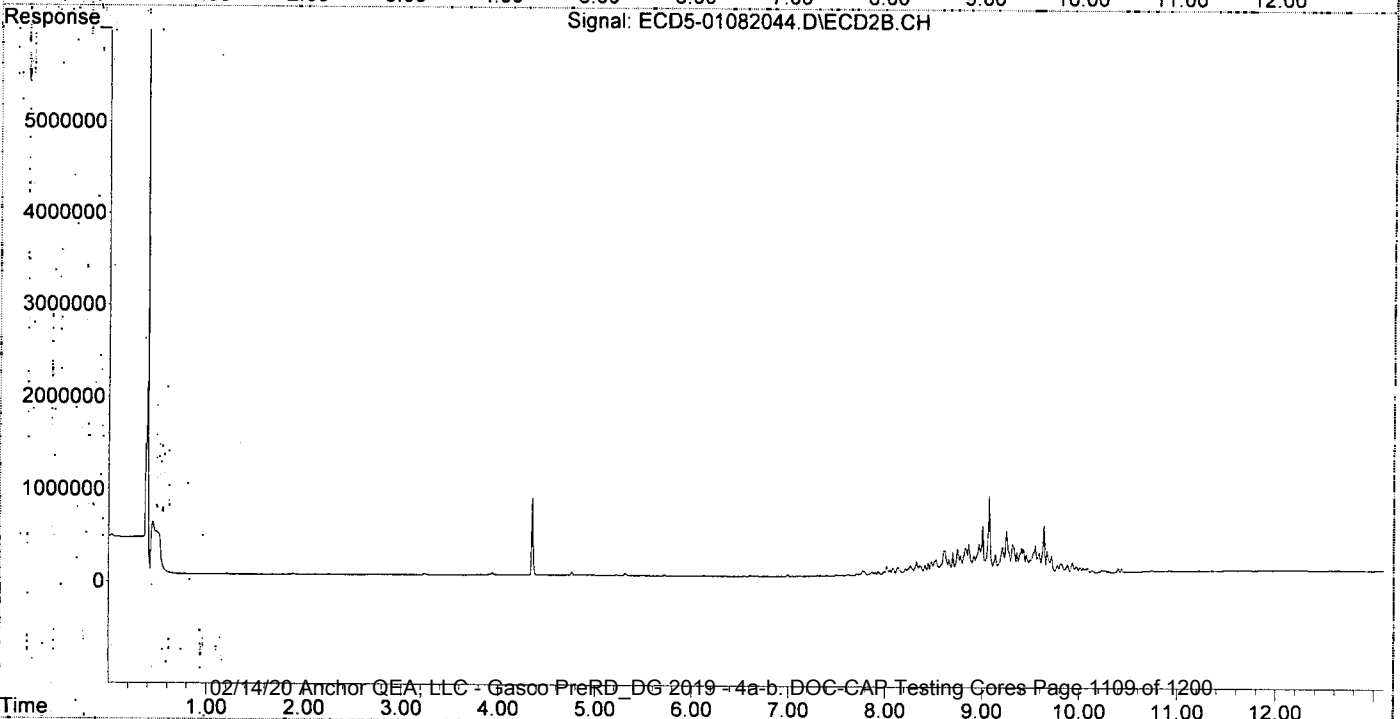
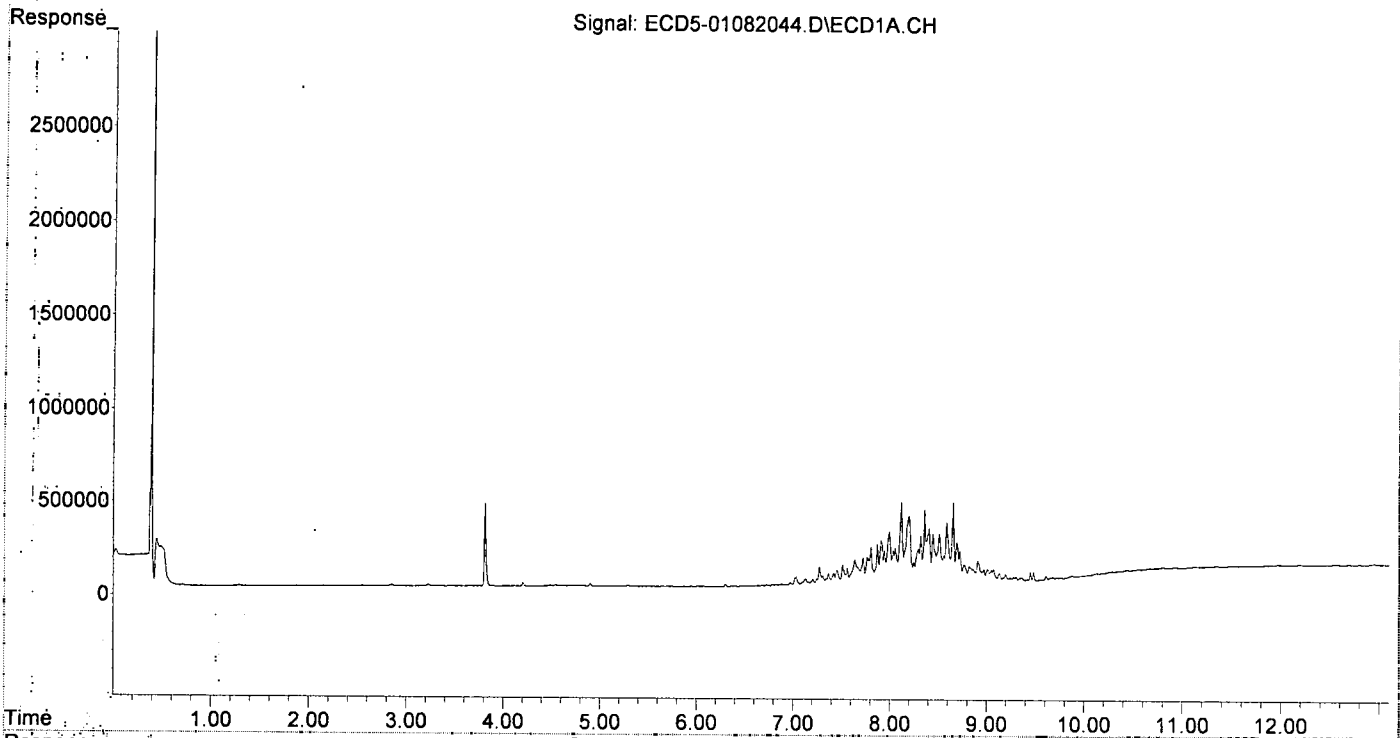
	Compound	RT#1	RT#2	Resp#1	Resp#2	ng/mL	ng/mL	
System Monitoring Compounds								
1)	S TCMX (S)	0.000	6.126	0	8106	N.D.	0.027	#
22)	S DCBP (S)	9.608	10.741	20760	14805	8131.846	0.083	#
Target Compounds								
2)	a-BHC	5.945	0.000	4256	0	0.016	N.D.	#
3)	g-BHC	0.000	0.000	0	0	N.D.	N.D.	
4)	b-BHC	6.299	0.000	14047	0	5931.859	N.D.	#
5)	Heptachlor	6.637	7.400f	4439	7279	0.020	0.021	
6)	d-BHC	6.472f	7.400f	3119	7279	0.014	0.079	#
7)	Aldrin	6.879	7.707	9410	22138	0.043	0.066	#
8)	Heptachlo...	7.366f	8.135	60918	85649	0.295	0.278	
9)	trans-Chl...	7.454	8.262f	76453	98390	0.363	0.316	
10)	cis-Chlor...	7.511f	8.413f	104733	102933	0.512	0.347	
11)	Endosulfa...	7.638	8.446	130286	127365	0.672	0.458	
12)	4,4'-DDE	7.561f	8.477	87855	143399	0.426	0.526	
13)	Diêldrin	7.805	8.659	197183	167470	0.916	0.542	#
14)	Endrin	7.945f	8.865	178491	330092	1.032	1.405	
15)	4,4'-DDD	8.033	8.918	176992	198023	1.025	0.806	
16)	Endosulfa...	8.117	9.006	433935	528362	2.543	2.163	
17)	4,4'-DDT	8.197	9.138	361054	213221	2.179	1.069	#
18)	Endrin Al...	8.405	9.250	291406	465078	1.903	2.080	
19)	Endosulfa...	8.723	9.454	161890	205588	1.012	0.927	
20)	Methoxychlor	8.586f	9.634	321308	522567	3.710	4.405	
21)	Endrin Ke...	8.907	9.875f	109946	96053	0.576	0.384	
23)	Hexachlor...	3.226f	3.814	8764	5943	0.044	0.015	#
24)	Hexachlor...	0.000	6.610	0	10986	N.D.	0.034	#
25)	Oxychlorane	7.272	8.084	96647	77711	0.351	0.278	
26)	2,4'-DDE	7.366f	8.262	60918	98390	0.427	0.467	
27)	trans-Non...	7.511	8.357	104733	103623	0.372	0.337	
28)	2,4'-DDD	7.723	8.659	143433	167470	1.127	0.908	
29)	2,4'-DDT	7.909	8.865	230670	330092	1.575	1.685	
30)	cis-Nonac...	7.994	8.918	276275	198023	1.172	0.580	#
31)	Mirex	8.654	9.875f	426816	96053	2.919	0.287	#
32)	Chlordane...	7.454	8.262	76453	98390	3.259	2.530	
33)	Chlordane...	7.511	8.413f	104733	102933	3.634	3.207	
34)	Chlordane...	8.057f	9.073	187839	848142	24.691	79.880	#
35)	Chlordane...	3.810	3.814	438290	5943	NoCal	NoCal	
36)	Toxaphene...	7.511	8.619	104733	261214	99.440	96.592	
37)	Toxaphene...	7.805	8.969	197183	329715	101.397	94.676	
38)	Toxaphene...	8.117	9.006	433935	528362	99.554	98.509	
39)	Toxaphene...	8.359	9.073	392871	848142	97.244	93.970	
40)	Toxaphene...	8.586	9.250	321308	465078	97.728	92.609	
41)	Toxaphene...	8.654	9.634	426816	522567	98.291	93.080	
42)	Toxaphene...	3.810	3.814	438290	5943	NoCal	NoCal	

(f)=RT Delta > 1/2 Window (#)=Amounts differ by > 40% (m)=manual int.

Quantitation Report (Not Reviewed)

Data Path : R:\data\2020-01\0A08041\REQUANT\
Data File : ECD5-01082044.D
Signal(s) : Signal #1: ECD1A.CH Signal #2: ECD2B.CH
Acq On : 09 Jan 2020 0:15
Operator : MJB
Sample : 0A08041-CALS
Misc : A19J418, TOX 100 ppb
ALS Vial : 38 (Sig #1); 0 (Sig #2) Sample Multiplier: 1

Integration File signal 1: PEST1.e
Integration File signal 2: PEST2.e
Quant Time: Jan 09 11:34:14 2020
Quant Method : R:\methods\ECD5_QUANTPEST_200107.M
Quant Title : Instrument: DualECD5
QLast Update : Thu Jan 09 11:11:29 2020
Response via : Initial Calibration
Integrator: ChemStation 6890 Scale Mode: Small noise peaks clipped



Quantitation Report (Not Reviewed)

Data Path R:\data\2020-01\0A08041\REQUANT\
 Data File ECD5-01082045.D
 Signal(s) Signal #1: ECD1A.CH Signal #2: ECD2B.CH
 Acq On 09 Jan 2020 0:32
 Operator MJB
 Sample 0A08041-CALT
 Misc A19J419, TOX 200 ppb
 ALS Vial 39 (Sig #1); 0 (Sig #2) Sample Multiplier: 1
 Integration File signal 1: PEST1.e
 Integration File signal 2: PEST2.e
 Quant Time: Jan 09 11:34:29 2020
 Quant Method: R:\methods\ECD5_QUANTPEST_200107.M
 Quant Title: Instrument: DualECD5
 QLast Update: Thu Jan 09 11:11:29 2020
 Response via: Initial Calibration
 Integrator: ChemStation 6890 Scale Mode: Small noise peaks clipped

MJB
1/9/20

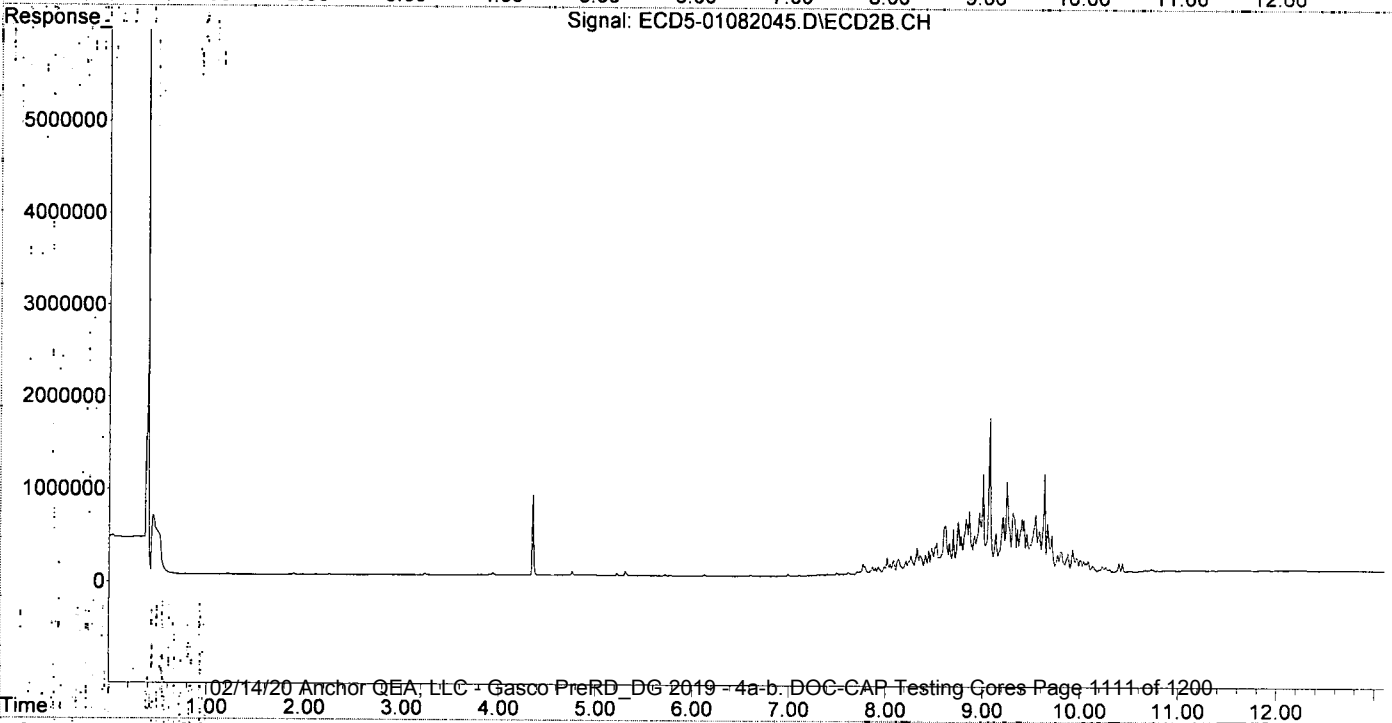
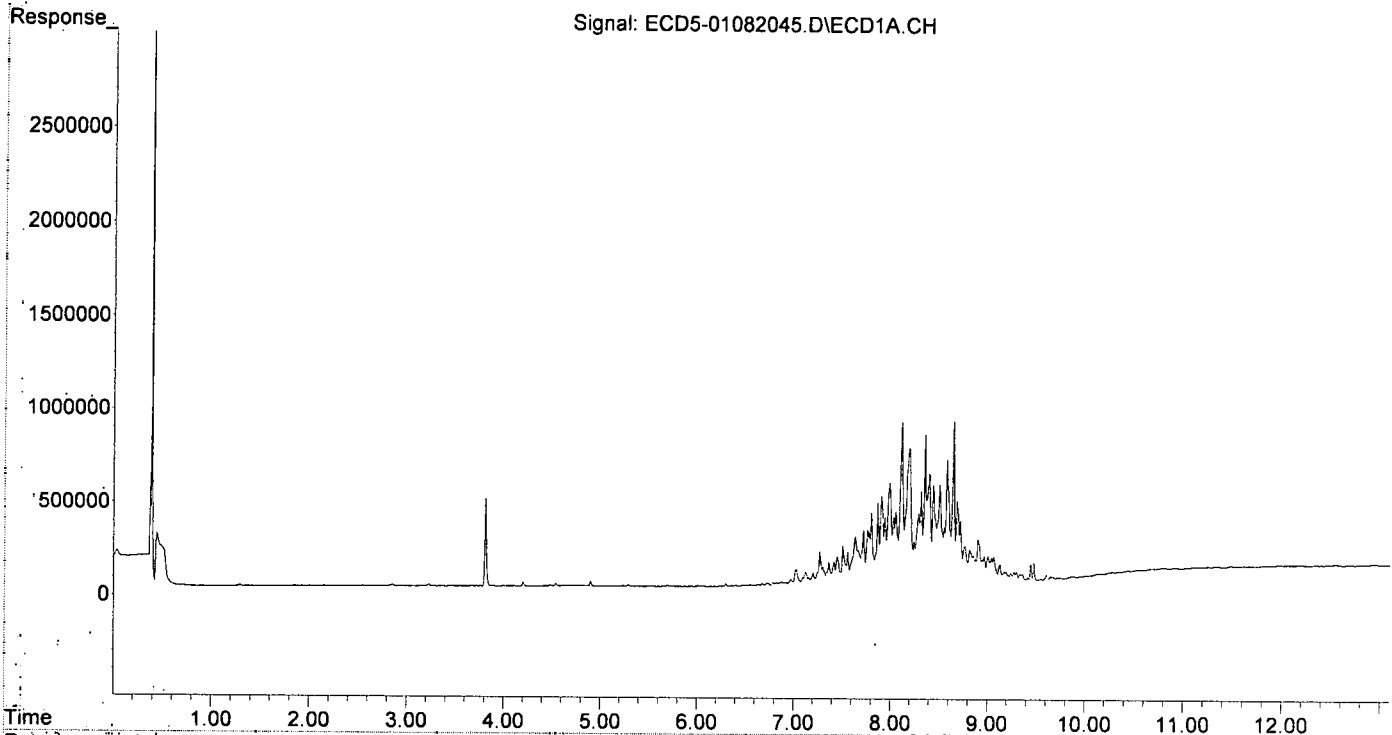
Compound	RT#1	RT#2	Resp#1	Resp#2	ng/mL	ng/mL
System Monitoring Compounds						
1) S TCMX (S)	0.000	6.126	0	13896	N.D.	0.047 #
22) S DCBP (S)	9.606	10.739	25272	19008	0.013	0.107 #
Target Compounds						
2) a-BHC	5.945	0.000	5360	0	0.020	N.D. #
3) g-BHC	6.234	7.043	3329	4622	0.014	0.013
4) h-BHC	6.299	7.108	15844	8082	5931.840	0.050 #
5) Heptachlor	6.638	7.438	8500	6202	0.037	0.017 #
6) d-BHC	6.472f	7.402f	5212	11332	0.024	0.091 #
7) Aldrin	6.878	7.709	20493	34233	0.093	0.103
8) Heptachlo...	7.366f	8.134	119705	169749	0.581	0.551
9) trans-Chl...	7.453	8.262f	149190	200771	0.708	0.644
10) cis-Chlor...	7.511f	8.413f	206853	209041	1.011	0.705
11) Endosulfa...	7.638	8.446	256038	256404	1.321	0.923
12) 4,4'-DDE	7.561f	8.477	173165	286308	0.840	1.016
13) Dieldrin	7.805	8.659	382017	334326	1.774	1.082
14) Endrin	7.945f	8.865	355839	682951	2.057	2.907 #
15) 4,4'-DDD	8.033	8.918	355791	411161	2.061	1.673
16) Endosulfa...	8.117	9.006	864754	1076876	5.068	4.408
17) 4,4'-DDT	8.196	9.138	722209	438860	4.360	2.103 #
18) Endrin Al...	8.404	9.250	588881	985020	3.846	4.405
19) Endosulfa...	8.722	9.454	326495	429108	2.040	1.936
20) Methoxychlor	8.586f	9.634	655616	1071997	7.570	9.036
21) Endrin Ke...	8.907	9.875f	225853	208324	1.183	0.832
23) Hexachlor...	3.227f	0.000	10049	0	0.050	N.D. #
24) Hexachlor...	0.000	6.609	0	11407	N.D.	0.036 #
25) Oxychlorane	7.273	8.084	177787	150553	0.816	0.538
26) 2,4'-DDE	7.366f	8.262	119705	200771	0.839	0.953
27) trans-Non...	7.511	8.356	206853	209284	0.887	0.681
28) 2,4'-DDD	7.723	8.659	287006	334326	2.256	1.813
29) 2,4'-DDT	7.909	8.865	470166	682951	3.210	3.585
30) cis-Nonac...	7.994	8.918	540540	411161	2.293	1.205 #
31) Mirex	8.653	9.875f	851655	208324	6.073	0.937 #
32) Chlordane...	7.453	8.262	149190	200771	6.359	5.162
33) Chlordane...	7.511	8.413f	206853	209041	7.177	6.513
34) Chlordane...	8.057f	9.073	383346	1691190	50.390	159.280 #
35) Chlordane...	3.811	0.000	469257	0	NoCal	N.D.
36) Toxaphene...	7.511	8.619	206853	527041	196.400	194.889
37) Toxaphene...	7.805	8.968	382017	671993	196.444	192.960
38) Toxaphene...	8.117	9.006	864754	1076876	202.242	203.068
39) Toxaphene...	8.358	9.073	791104	1691190	195.816	187.375
40) Toxaphene...	8.586	9.250	655616	985020	199.410	196.143
41) Toxaphene...	8.653	9.634	851655	1071997	196.127	190.945
42) Toxaphene...	3.811	0.000	469257	0	NoCal	N.D.

(f)=RT Delta > 1/2 Window (#)=Amounts differ by > 40% (m)=manual int.

Quantitation Report (Not Reviewed)

Data Path : R:\data\2020-01\0A08041\REQUANT\
Data File : ECD5-01082045.D
Signal(s) : Signal #1: ECD1A.CH Signal #2: ECD2B.CH
Acq On : 09 Jan 2020 0:32
Operator : MJB
Sample : 0A08041-CALT
Misc : A19J419, TOX 200 ppb
ALS Vial : 39 (Sig #1); 0 (Sig #2) Sample Multiplier: 1

Integration File signal 1: PEST1.e
Integration File signal 2: PEST2.e
Quant Time: Jan 09 11:34:29 2020
Quant Method : R:\methods\ECD5_QUANTPEST_200107.M
Quant Title : Instrument: DualECD5
QLast Update : Thu Jan 09 11:11:29 2020
Response via : Initial Calibration
Integrator: ChemStation 6890 Scale Mode: Small noise peaks clipped



Data Path : R:\data\2020-01\0A08041\REQUANT\
 Data File : ECD5-01082046.D
 Signal(s) : Signal #1: ECD1A.CH Signal #2: ECD2B.CH
 Acq On : 09 Jan 2020 0:50
 Operator : MJB
 Sample : 0A08041-CALU
 Misc : A19J420, TOX 500 ppb
 ALS Vial : 40 (Sig #1); 0 (Sig #2) Sample Multiplier: 1

Integration File signal 1: PEST1.e
 Integration File signal 2: PEST2.e
 Quant Time: Jan 09 11:34:42 2020
 Quant Method: R:\methods\ECD5_QUANTPEST_200107.M
 Quant Title: Instrument: DualECD5
 Last Update: Thu Jan 09 11:11:29 2020
 Response via: Initial Calibration
 Integrator: ChemStation 6890 Scale Mode: Small noise peaks clipped

MJB
1/9/20

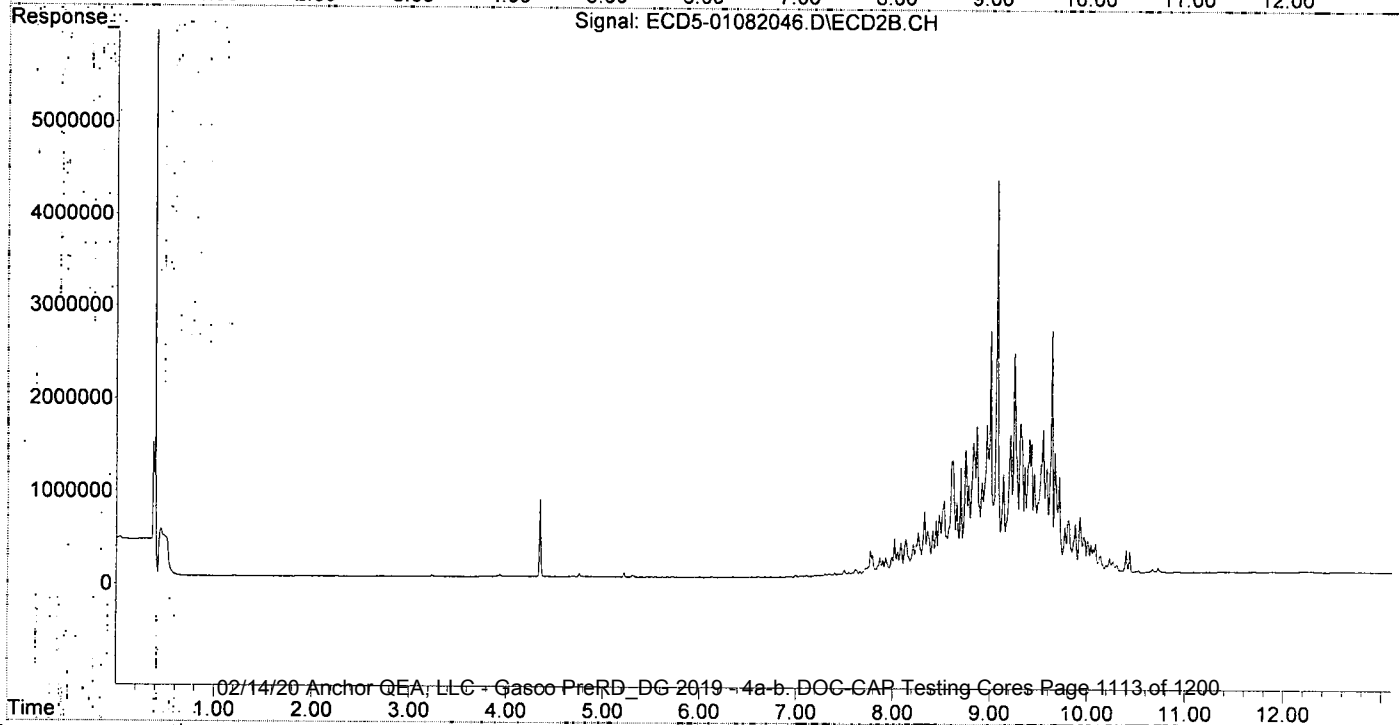
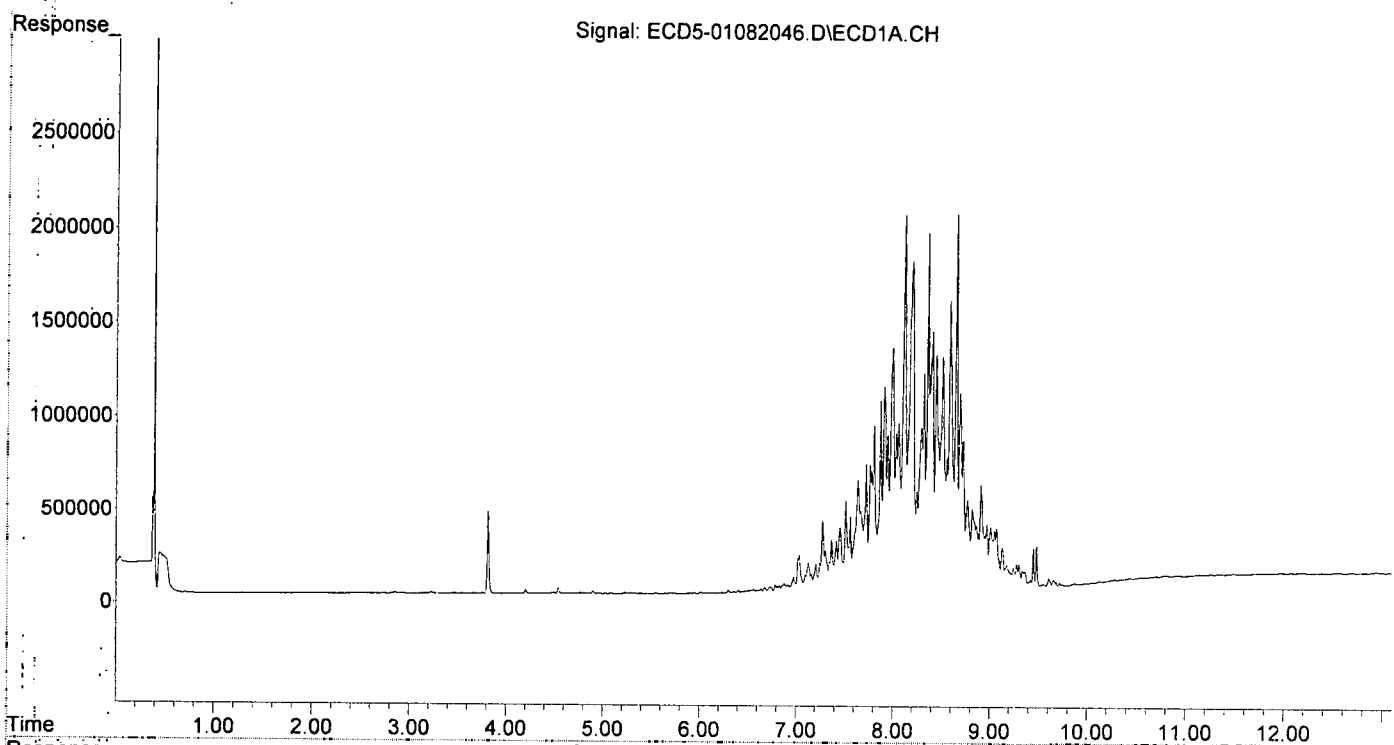
Compound	RT#1	RT#2	Resp#1	Resp#2	ng/mL	ng/mL
System Monitoring Compounds						
1) S TCMX (S)	0.000	6.129	0	7804	N.D.	0.026 #
22) S DCBP (S)	9.606	10.721f	44055	55400	0.139	0.311 #
Target Compounds						
2) a-BHC	5.946	6.735	6193	6032	0.024	0.015
3) g-BHC	6.236	7.046	2957	14791	0.013	0.041 #
4) b-BHC	6.300	7.108	16971	20876	0.006	0.130 #
5) Heptachlor	6.639	7.437	16984	32563	0.075	0.092
6) d-BHC	6.439	7.373	7193	24755	0.033	0.131 #
7) Aldrin	6.880	7.727f	45255	91537	0.205	0.275
8) Heptachlo...	7.367f	8.135	271381	400897	1.316	1.301
9) trans-Chl...	7.453	8.262f	338887	469423	1.608	1.505
10) cis-Chlor...	7.511f	8.413f	479175	489431	2.342	1.650
11) Endosulfa...	7.639	8.446	593579	597367	3.063	2.150
12) 4,4'-DDE	7.561f	8.477	393792	654626	1.910	2.278
13) Dieldrin	7.805	8.659	883414	789058	4.102	2.554
14) Endrin	7.944f	8.865	832925	1611975	4.814	6.860 #
15) 4,4'-DDD	8.033	8.917	839321	1005541	4.861	4.091
16) Endosulfa...	8.117	9.006	1995985	2635386	11.699	10.788
17) 4,4'-DDT	8.196	9.138	1749906	1090152	10.563	5.068 #
18) Endrin Al...	8.404	9.249	1392184	2386520	9.093	10.673
19) Endosulfa...	8.723	9.453	792604	1091537	4.953	4.924
20) Methoxychlor	8.556	9.634	694113	2631287	8.014	22.178 #
21) Endrin Ke...	8.908	9.875	544417	538507	2.851	2.150
23) Hexachlor...	3.226f	0.000	8479	0	0.043	N.D. #
24) Hexachlor...	0.000	6.611	0	10085	N.D.	0.032 #
25) Oxychlordane	7.274	8.084	380573	355581	1.979	1.271
26) 2,4'-DDE	7.367f	8.262	271381	469423	1.903	2.229
27) trans-Non...	7.511	8.357	479175	487144	2.260	1.584
28) 2,4'-DDD	7.723	8.659	674807	789058	5.304	4.278
29) 2,4'-DDT	7.909	8.865	1092106	1611975	7.456	8.526
30) cis-Nonac...	7.994	8.917	1307739	1005541	5.548	2.948 #
31) Mirex	8.653	9.875f	1981771	538507	14.478	2.843 #
32) Chlordane...	7.453	8.262	338887	469423	14.444	12.068
33) Chlordane...	7.511	8.413f	479175	489431	16.626	15.248
34) Chlordane...	8.057f	9.072	896286	4280691	117.815	403.164 #
35) Chlordane...	3.810	0.000	441054	0	NoCal	N.D.
36) Toxaphene...	7.511	8.619	479175	1253802	454.961	463.631
37) Toxaphene...	7.805	8.969	883414	1627963	454.276	467.462
38) Toxaphene...	8.117	9.006	1995985	2635386	470.554	490.821
39) Toxaphene...	8.358	9.072	1900476	4280691	470.411	474.279
40) Toxaphene...	8.586	9.249	1539706	2386520	468.312	475.218
41) Toxaphene...	8.653	9.634	1981771	2631287	456.381	468.687
42) Toxaphene...	3.810	0.000	441054	0	NoCal	N.D.

(f)=RT Delta > 1/2 Window (#)=Amounts differ by > 40% (m)=manual int.

Quantitation Report (Not Reviewed)

Data Path : R:\data\2020-01\0A08041\REQUANT\
Data File : ECD5-01082046.D
Signal(s) : Signal #1: ECD1A.CH Signal #2: ECD2B.CH
Acq On : 09 Jan 2020 0:50
Operator : MJB
Sample : 0A08041-CALU
Misc : A19J420, TOX 500 ppb
ALS Vial : 40 (Sig #1); 0 (Sig #2) Sample Multiplier: 1

Integration File signal 1: PEST1.e
Integration File signal 2: PEST2.e
Quant Time: Jan 09 11:34:42 2020
Quant Method : R:\methods\ECD5_QUANTPEST_200107.M
Quant Title : Instrument: DualECD5
QLast Update : Thu Jan 09 11:11:29 2020
Response via : Initial Calibration
Integrator: ChemStation 6890 Scale Mode: Small noise peaks clipped



Data Path : R:\data\2020-01\0A08041\REQUANT\
 Data File : ECD5-01082047.D
 Signal(s) : Signal #1: ECD1A.CH Signal #2: ECD2B.CH
 Acq On : 09 Jan 2020 1:07
 Operator : MJB
 Sample : 0A08041-CALV
 Misc : A19J421, TOX 1000 ppb
 ALS Vial : 41 (Sig #1); 0 (Sig #2) Sample Multiplier: 1

Integration File signal 1: PEST1.e
 Integration File signal 2: PEST2.e
 Quant Time: Jan 09 11:34:54 2020
 Quant Method : R:\methods\ECD5_QUANTPEST_200107.M
 Quant Title : Instrument: DualECD5
 QLast Update : Thu Jan 09 11:11:29 2020
 Response via : Initial Calibration
 Integrator: ChemStation 6890 Scale Mode: Small noise peaks clipped

MJB
1/9/20

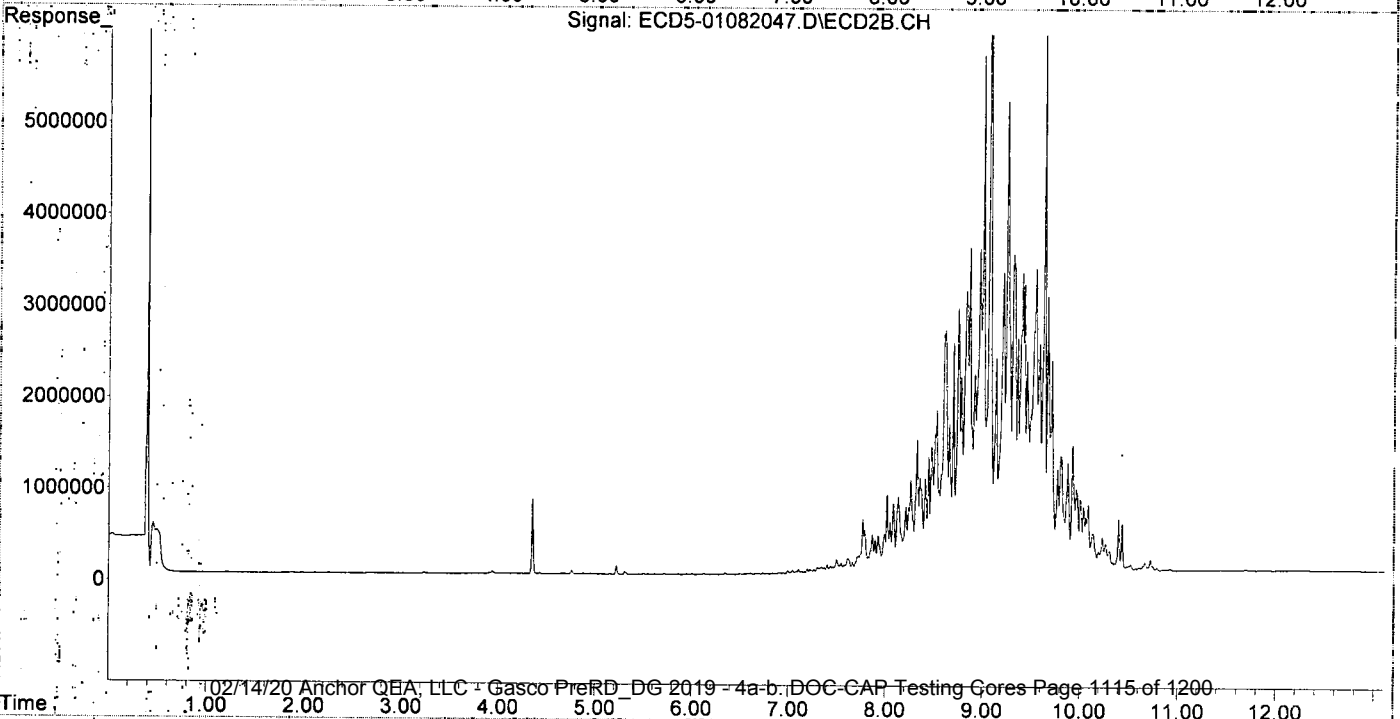
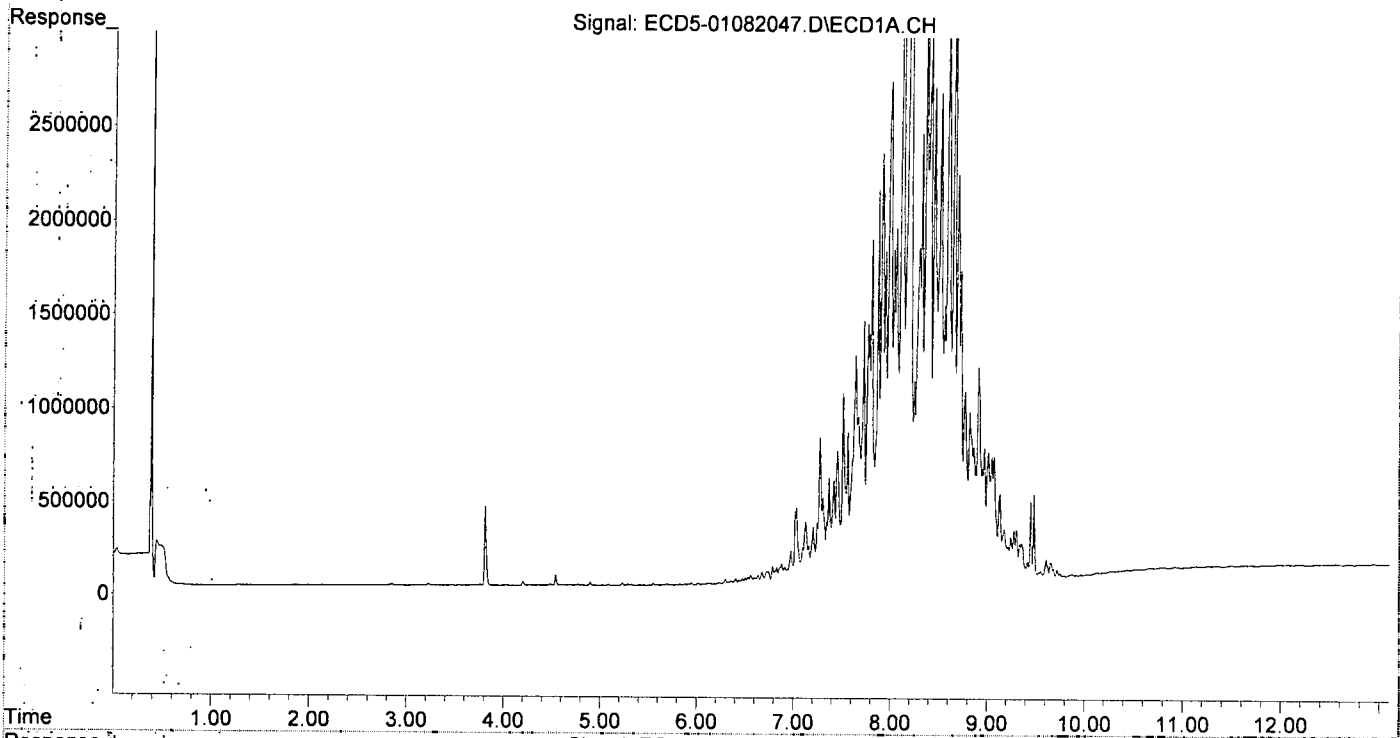
Compound	RT#1	RT#2	Resp#1	Resp#2	ng/mL	ng/mL
System Monitoring Compounds						
1) S TCMX (S)	0.000	6.126	0	13047	N.D.	0.044 #
22) S DCBP (S)	9.606	10.722f	95692	121145	0.484	0.681 #
Target Compounds						
2) a-BHC	5.944	6.734	11109	14015	0.042	0.034
3) g-BHC	6.236	7.045	9004	40492	0.039	0.111 #
4) b-BHC	6.298	7.107	25729	49440	0.095	0.307 #
5) Heptachlor	6.637	7.436	42305	81211	0.186	0.229
6) d-BHC	6.438	7.372	22094	66016	0.101	0.254 #
7) Aldrin	6.879	7.727f	103392	193690	0.469	0.582
8) Heptachlo...	7.367f	8.134	557310	830095	2.703	2.695
9) trans-Chl...	7.454	8.261f	707627	1011385	3.358	3.243
10) cis-Chlor...	7.511f	8.412f	998436	1028397	4.879	3.467
11) Endosulfa...	7.638	8.445	1217140	1264131	6.280	4.549
12) 4,4'-DDE	7.560f	8.475	802655	1377731	3.893	4.743
13) Dieldrin	7.804	8.658	1834370	1616816	8.517	5.234
14) Endrin	7.992f	8.864	2666080	3528992	15.409	15.019
15) 4,4'-DDD	8.032	8.918	1772227	2155338	10.265	8.768
16) Endosulfa...	8.116	9.006	4209954	5617496	24.675	22.994
17) 4,4'-DDT	8.197	9.137	3669550	2330535	22.151	10.634 #
18) Endrin Al...	8.404	9.249	2941624	5120001	19.212	22.898
19) Endosulfa...	8.722	9.453	1652825	2284792	10.328	10.307
20) Methoxychlor	8.556	9.634	1470218	5832985	16.975	49.165 #
21) Endrin Ke...	8.907	9.875f	1124761	1183656	5.890	4.726
23) Hexachlor...	3.225f	0.000	9925	0	0.050	N.D. #
24) Hexachlor...	0.000	6.610	0	13117	N.D.	0.041 #
25) Oxychlorthane	7.273	8.083	779241	764569	4.265	2.734
26) 2,4'-DDE	7.367f	8.261	557310	1011385	3.908	4.803
27) trans-Non...	7.511	8.356	998436	1030447	4.878	3.351
28) 2,4'-DDD	7.722	8.658	1400046	1616816	11.004	8.766
29) 2,4'-DDT	7.908	8.864	2261371	3528992	15.438	18.452
30) cis-Nonac...	7.992	8.918	2666080	2155338	11.312	6.318 #
31) Mirex	8.652	9.875f	4202272	1183656	31.054	6.544 #
32) Chlordane...	7.454	8.261f	707627	1011385	30.161	26.002
33) Chlordane...	7.511	8.412f	998436	1028397	34.643	32.039
34) Chlordane...	8.056f	9.073	1893624	9024517	248.912	849.948 #
35) Chlordane...	3.810	0.000	422216	0	NoCal	N.D.
36) Toxaphene...	7.511	8.618	998436	2637347	947.982	975.239
37) Toxaphene...	7.804	8.968	1834370	3517411	943.284	1010.008
38) Toxaphene...	8.116	9.006	4209954	5617496	990.266	1008.062
39) Toxaphene...	8.358	9.073	3974783	9024517	983.848	999.872
40) Toxaphene...	8.586	9.249	3276318	5120001	996.514	1019.524
41) Toxaphene...	8.652	9.634	4202272	5832985	967.739	1038.976
42) Toxaphene...	3.810	0.000	422216	0	NoCal	N.D.

(f)=RT Delta > 1/2 Window (#)=Amounts differ by > 40% (m)=manual int.

Quantitation Report (Not Reviewed)

Data Path : R:\data\2020-01\0A08041\REQUANT\
Data File : ECD5-01082047.D
Signal(s) : Signal #1: ECD1A.CH Signal #2: ECD2B.CH
Acq On : 09 Jan 2020 1:07
Operator : MJB
Sample : 0A08041-CALV
Misc : A19J421, TOX 1000 ppb
ALS Vial : 41 (Sig #1); 0 (Sig #2) Sample Multiplier: 1

Integration File signal 1: PEST1.e
Integration File signal 2: PEST2.e
Quant Time: Jan 09 11:34:54 2020
Quant Method : R:\methods\ECD5_QUANTPEST_200107.M
Quant Title : Instrument: DualECD5
QLast Update : Thu Jan 09 11:11:29 2020
Response via : Initial Calibration
Integrator: ChemStation 6890 Scale Mode: Small noise peaks clipped



Data Path : R:\data\2020-01\0A08041\REQUANT\
 Data File : ECD5-01082048.D
 Signal(s) : Signal #1: ECD1A.CH Signal #2: ECD2B.CH
 Acq On : 09 Jan 2020 1:24
 Operator : MJB
 Sample : 0A08041-CALW
 Misc : A19J416, TOX 2000 ppb
 ALS Vial : 42 (Sig #1); 0 (Sig #2) Sample Multiplier: 1

Integration File signal 1: PEST1.e
 Integration File signal 2: PEST2.e
 Quant Time: Jan 09 11:35:07 2020
 Quant Method : R:\methods\ECD5_QUANTPEST_200107.M
 Quant Title : Instrument: DualECD5
 QLast Update : Thu Jan 09 11:11:29 2020
 Response via: Initial Calibration
 Integrator: ChemStation 6890 Scale Mode: Small noise peaks clipped

MJB
1/9/20

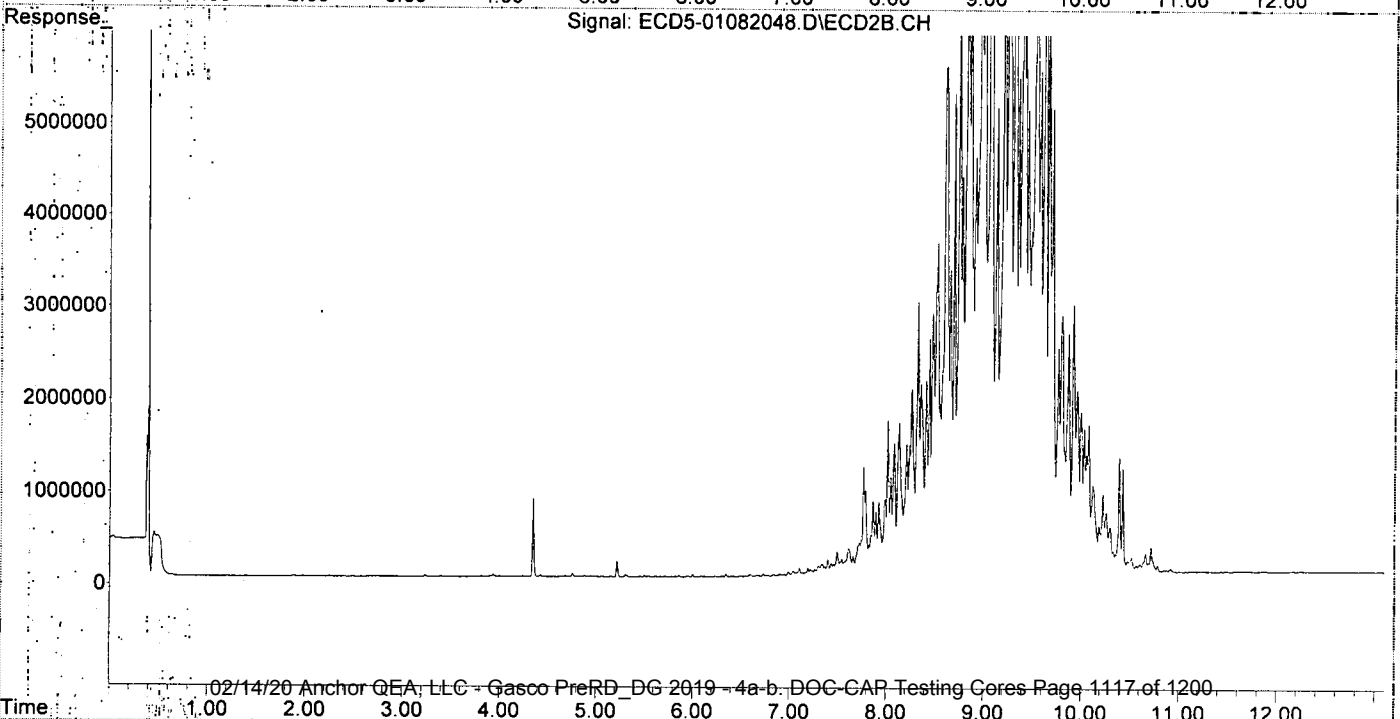
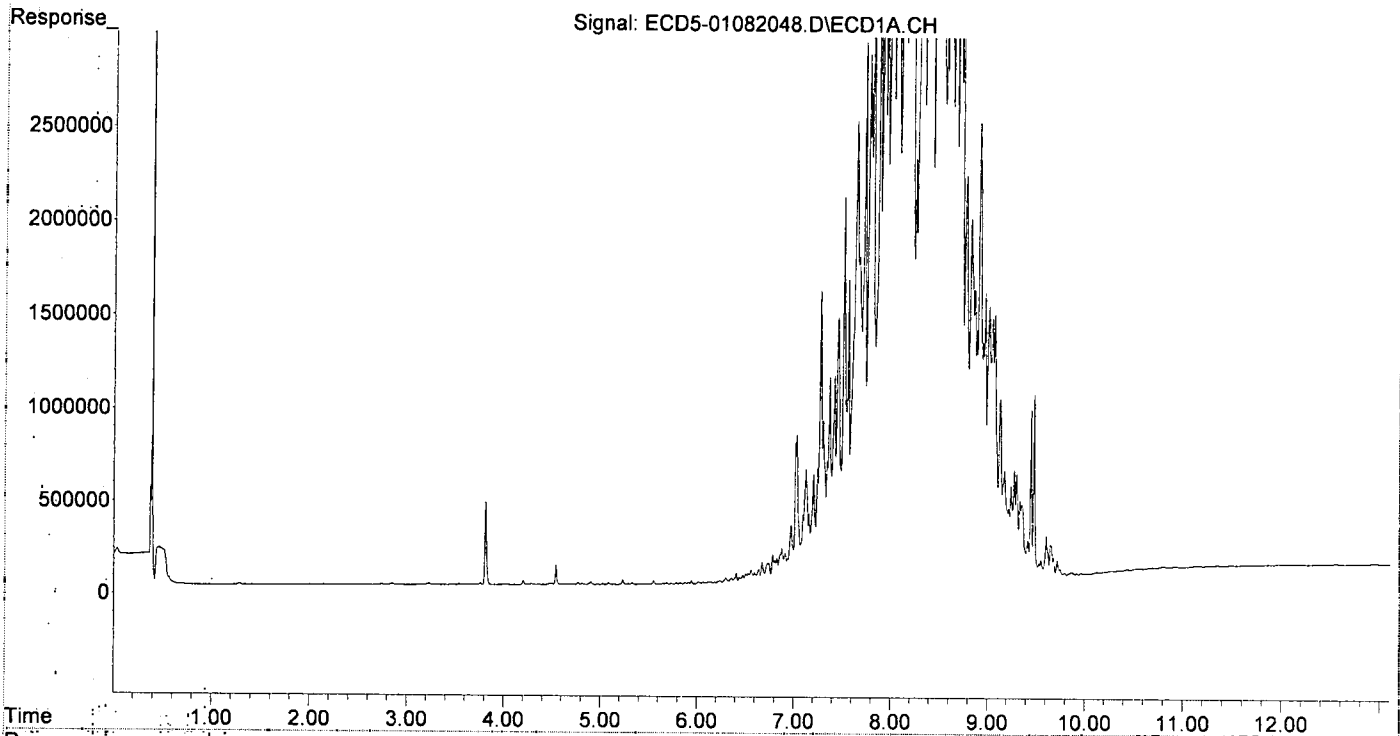
Compound	RT#1	RT#2	Resp#1	Resp#2	ng/mL	ng/mL
System Monitoring Compounds						
1) S TCMX (S)	0.000	6.122	0	8337	N.D.	0.028 #
22) S DCBP (S)	9.604	10.720f	210895	271602	1.254	1.526
Target Compounds						
2) a-BHC	5.942	6.733	18262	25451	0.069	0.062
3) g-BHC	6.233	7.044	13706	57200	0.059	0.157 #
4) b-BHC	6.295	7.107	30266	89465	0.141	0.556 #
5) Heptachlor	6.638	7.435	69077	134683	0.304	0.380
6) d-BHC	6.437	7.371	30544	100930	0.140	0.358 #
7) Aldrin	6.877	7.726f	178785	356770	0.810	1.071
8) Heptachlor...	7.365f	8.133	1094958	1648597	5.311	5.352
9) trans-Chlor...	7.451	8.261f	1414627	2017677	6.713	6.470
10) cis-Chlor...	7.558f	8.411	1611078	2099671	7.873	7.078
11) Endosulfa...	7.636	8.444	2462674	2550745	12.707	9.179
12) 4,4'-DDE	7.558f	8.474	1611078	2822174	7.814	9.623
13) Dieldrin	7.803	8.658	3726169	3299618	17.301	10.681
14) Endrin	7.991f	8.863	5584779	7569912	32.279	32.217
15) 4,4'-DDD	8.031	8.917	3635045	4516982	21.054	18.376
16) Endosulfa...	8.115	9.005	8745207	11973110	51.256	49.010
17) 4,4'-DDT	8.195f	9.136	7437975	5062502	44.899	22.541 #
18) Endrin Al...	8.402	9.249	6078340	11218014	39.699	50.169
19) Endosulfa...	8.721	9.453	3549340	5027515	22.178	22.680
20) Methoxychlor	8.555	9.633	3078150	12652600	35.541	106.645 #
21) Endrin Ke...	8.906	9.874	2424035	2592440	12.693	10.352
23) Hexachlor...	3.226f	3.814	8179	7869	0.041	0.020 #
24) Hexachlor...	5.785	6.596	8236	22464	BelowCal	0.070
25) Oxylordane	7.271	8.082	1549062	1430330	8.675	5.114 #
26) 2,4'-DDE	7.365f	8.261	1094958	2017677	7.679	9.581
27) trans-Non...	7.509	8.355	2042518	2068875	10.138	6.728
28) 2,4'-DDD	7.721	8.658	2872671	3299618	22.578	17.890
29) 2,4'-DDT	7.907	8.863	4627961	7569912	31.595	38.324
30) cis-Nonac...	7.991	8.917	5584779	4516982	23.695	13.241 #
31) Mirex	8.651	9.874f	8969660	2592440	66.924	14.525 #
32) Chlordane...	7.451	8.261f	1414627	2017677	60.295	51.872
33) Chlordane...	7.509f	8.411f	2042518	2099671	70.870	65.415
34) Chlordane...	8.055f	9.072	3914408	20090728	514.540	1892.187 #
35) Chlordane...	3.810	3.814	450030	7869	NoCal	NoCal
36) Toxaphene...	7.509	8.617	2042518	5518631	1939.304	2040.682
37) Toxaphene...	7.803	8.967	3726169	7483834	1916.099	2148.947
38) Toxaphene...	8.115	9.005	8745207	11973110	2033.552	1998.126
39) Toxaphene...	8.356	9.072	8089085	20090728	2002.230	2225.953
40) Toxaphene...	8.585	9.249	6836043	11218014	2079.229	2233.795
41) Toxaphene...	8.651	9.633	8969660	12652600	2065.619	2253.691
42) Toxaphene...	3.810	3.814	450030	7869	NoCal	NoCal

(f)=RT Delta > 1/2 Window (#)=Amounts differ by > 40% (m)=manual int.

Quantitation Report (Not Reviewed)

Data Path : R:\data\2020-01\0A08041\REQUANT\
Data File : ECD5-01082048.D
Signal(s) : Signal #1: ECD1A.CH Signal #2: ECD2B.CH
Acq On : 09 Jan 2020 1:24
Operator : MJB
Sample : 0A08041-CALW
Misc : A19J416, TOX 2000 ppb
ALS Vial : 42 (Sig #1); 0 (Sig #2) Sample Multiplier: 1

Integration File signal 1: PEST1.e
Integration File signal 2: PEST2.e
Quant Time: Jan 09 11:35:07 2020
Quant Method : R:\methods\ECD5_QUANTPEST_200107.M
Quant Title : Instrument: DualECD5
QLast Update : Thu Jan 09 11:11:29 2020
Response via : Initial Calibration
Integrator: ChemStation 6890 Scale Mode: Small noise peaks clipped



Sequence Name: C:\msdchem\4\sequence\0A08041.s

Comment: Pesticides

Operator: MJB

Data Path: C:\MSDCHEM\4\DATA\2020-01\0A08041\

Instrument Control Pre-Seq Cmd:

Data Analysis Pre-Seq Cmd:

Instrument Control Post-Seq Cmd:

Data Analysis Post-Seq Cmd:

Method Sections To Run	Sequence Barcode Options
(X) Full Method	(X) On Mismatch, Inject Anyway
() Reprocessing Only	() On Mismatch, Don't Inject
	() Barcode Disabled

Line	Sample Name/Misc Info
1) Sample	1 Hexane
Datafile	ECD5-01082001
Method	ECD5_AQUPEST_160111
2) Sample	1 Hexane
Datafile	ECD5-01082002
Method	ECD5_AQUPEST_160111
3) Sample	2 0A08041-BKD1
Datafile	ECD5-01082003
Method	ECD5_AQUPEST_160111
4) Sample	3 0A08041-CCV1
Datafile	ECD5-01082004
Method	ECD5_AQUPEST_160111
5) Sample	1 Hexane
Datafile	ECD5-01082005
Method	ECD5_AQUPEST_160111
6) Sample	1 Hexane
Datafile	ECD5-01082006
Method	ECD5_AQUPEST_160111
7) Sample	2 0A08041-BKD2
Datafile	ECD5-01082007
Method	ECD5_AQUPEST_160111
8) Sample	3 0A08041-CCV2
Datafile	ECD5-01082008
Method	ECD5_AQUPEST_160111
9) Sample	4 0A08041-CCV3
Datafile	ECD5-01082009
Method	ECD5_AQUPEST_160111
10) Sample	7 0A08041-ICB1
Datafile	ECD5-01082010
Method	ECD5_AQUPEST_160111
11) Sample	8 0A08041-CAL1
Datafile	ECD5-01082011
Method	ECD5_AQUPEST_160111
12) Sample	9 0A08041-CAL2
Datafile	ECD5-01082012
Method	ECD5_AQUPEST_160111
13) Sample	10 0A08041-CAL3
Datafile	ECD5-01082013
Method	ECD5_AQUPEST_160111
14) Sample	11 0A08041-CAL4
Datafile	ECD5-01082014
Method	ECD5_AQUPEST_160111
15) Sample	12 0A08041-CAL5
Datafile	ECD5-01082015
Method	ECD5_AQUPEST_160111
16) Sample	13 0A08041-CAL6
Datafile	ECD5-01082016
Method	ECD5_AQUPEST_160111
17) Sample	14 0A08041-CAL7
Datafile	ECD5-01082017
Method	ECD5_AQUPEST_160111
18) Sample	15 0A08041-CAL8
Datafile	ECD5-01082018
Method	ECD5_AQUPEST_160111
19) Sample	16 0A08041-CAL9
Datafile	ECD5-01082019
Method	ECD5_AQUPEST_160111
20) Sample	17 0A08041-CAL10

Not Entered. ccv failed,
 Replaced found column.
 MJB
 1/9/20

Not Entered.

	Datafile		ECD5-01082020
	Method		ECD5_AQUPEST_160111
21)	Sample	17	0A08041-ICV1
	Datafile		ECD5-01082021
	Method		ECD5_AQUPEST_160111
22)	Sample	18	0A08041-CALA
	Datafile		ECD5-01082022
	Method		ECD5_AQUPEST_160111
23)	Sample	19	0A08041-CALB
	Datafile		ECD5-01082023
	Method		ECD5_AQUPEST_160111
24)	Sample	20	0A08041-CALC
	Datafile		ECD5-01082024
	Method		ECD5_AQUPEST_160111
25)	Sample	21	0A08041-CALD
	Datafile		ECD5-01082025
	Method		ECD5_AQUPEST_160111
26)	Sample	22	0A08041-CALE
	Datafile		ECD5-01082026
	Method		ECD5_AQUPEST_160111
27)	Sample	23	0A08041-CALF
	Datafile		ECD5-01082027
	Method		ECD5_AQUPEST_160111
28)	Sample	24	0A08041-CALG
	Datafile		ECD5-01082028
	Method		ECD5_AQUPEST_160111
29)	Sample	25	0A08041-CALH
	Datafile		ECD5-01082029
	Method		ECD5_AQUPEST_160111
30)	Sample	26	0A08041-CALI
	Datafile		ECD5-01082030
	Method		ECD5_AQUPEST_160111
31)	Sample	1	0A08041-IBL2
	Datafile		ECD5-01082031
	Method		ECD5_AQUPEST_160111
32)	Sample	27	0A08041-ICV2
	Datafile		ECD5-01082032
	Method		ECD5_AQUPEST_160111
33)	Sample	28	0A08041-CALJ
	Datafile		ECD5-01082033
	Method		ECD5_AQUPEST_160111
34)	Sample	29	0A08041-CALK
	Datafile		ECD5-01082034
	Method		ECD5_AQUPEST_160111
35)	Sample	30	0A08041-CALL
	Datafile		ECD5-01082035
	Method		ECD5_AQUPEST_160111
36)	Sample	31	0A08041-CALM
	Datafile		ECD5-01082036
	Method		ECD5_AQUPEST_160111
37)	Sample	32	0A08041-CALN
	Datafile		ECD5-01082037
	Method		ECD5_AQUPEST_160111
38)	Sample	33	0A08041-CALO
	Datafile		ECD5-01082038
	Method		ECD5_AQUPEST_160111
39)	Sample	34	0A08041-CALP
	Datafile		ECD5-01082039
	Method		ECD5_AQUPEST_160111
40)	Sample	1	0A08041-IBL3
	Datafile		ECD5-01082040
	Method		ECD5_AQUPEST_160111
41)	Sample	35	0A08041-ICV3
	Datafile		ECD5-01082041
	Method		ECD5_AQUPEST_160111
42)	Sample	36	0A08041-CALQ
	Datafile		ECD5-01082042
	Method		ECD5_AQUPEST_160111
43)	Sample	37	0A08041-CALR
	Datafile		ECD5-01082043
	Method		ECD5_AQUPEST_160111

Line	Type	Vial	DataFile	Method	Sample Name
44)	Sample	38	0A08041-CALS		
	Datafile		ECD5-01082044		
	Method		ECD5_AQUPEST_160111		
45)	Sample	39	0A08041-CALT		
	Datafile		ECD5-01082045		
	Method		ECD5_AQUPEST_160111		
46)	Sample	40	0A08041-CALU		
	Datafile		ECD5-01082046		
	Method		ECD5_AQUPEST_160111		
47)	Sample	41	0A08041-CALV		
	Datafile		ECD5-01082047		
	Method		ECD5_AQUPEST_160111		
48)	Sample	42	0A08041-CALW		
	Datafile		ECD5-01082048		
	Method		ECD5_AQUPEST_160111		
49)	Sample	1	0A08041-IBL4		
	Datafile		ECD5-01082049		
	Method		ECD5_AQUPEST_160111		
50)	Sample	43	0A08041-ICV4		
	Datafile		ECD5-01082050		
	Method		ECD5_AQUPEST_160111		

Pesticide BKD

Pesticide Breakdown Check (Validated 8/8/2013)

Sequence: 0A08041 BKD2
Data File: ECD5-01082007.D

First Column Area Counts		Percent Breakdown	
DDE	694215		
DDD	2585201		
DDT	157269365	2.04	PASS
Endrin	86077062	4.85	PASS
Endrin Aldehyde	1367276		
Endrin Ketone	3024431		

Second Column Area Counts		Percent Breakdown	
DDE	1173559		
DDD	6068732		
DDT	223202763	3.14	PASS
Endrin	118030441	5.35	PASS
Endrin Aldehyde	2741749		
Endrin Ketone	3932905		

Breakdown must be less than 15% to accept sample data.

*WJB
8/8/13*

Quantitation Report (QT Reviewed)

Data Path : C:\msdchem\4\data\2020-01\0A08041\
 Data File : ECD5-01082007.D
 Signal(s) : Signal #1: ECD1A.CH Signal #2: ECD2B.CH
 Acq On : 08 Jan 2020 13:35
 Operator : MJB
 Sample : 0A08041-BKD2
 Misc : A20A019
 ALS Vial : 2 (Sig #1); 0 (Sig #2) Sample Multiplier: 1

Integration File signal 1: PEST1.e
 Integration File signal 2: PEST2.e
 Quant Time: Jan 08 17:07:19 2020
 Quant Method : C:\msdchem\4\methods\PestBreakdownCHK_200107.M
 Quant Title : Pesticides
 QLast Update : Wed Jan 08 14:21:31 2020
 Response via : Initial Calibration
 Integrator: ChemStation 6890 Scale Mode: Small noise peaks clipped

Compound	R.T.	Response	Conc	Units

Target Compounds				
1) 4,4'-DDE	7.600	694215	NoCal	ng/mL
2) Endrin	7.973	86077062	NoCal	ng/mL
3) 4,4'-DDD	8.021	2585201	NoCal	ng/mL
4) 4,4'-DDT	8.220	157269365	NoCal	ng/mL
5) Endrin Aldehyde	8.420	1367276	NoCal	ng/mL
6) Endrin Ketone	8.917	3024431	NoCal	ng/mL
8) 4,4'-DDE [2C]	8.497	1173559	NoCal	ng/mL
9) Endrin [2C]	8.879	118030441	NoCal	ng/mL
10) 4,4'-DDD [2C]	8.914	6068732	NoCal	ng/mL
11) Endrin Aldehyde [2C]	9.263	2741749	NoCal	ng/mL
12) 4,4'-DDT [2C]	9.143	223202763	NoCal	ng/mL
13) Endrin Ketone [2C]	9.859	3932905	NoCal	ng/mL

(f)=RT Delta > 1/2 Window

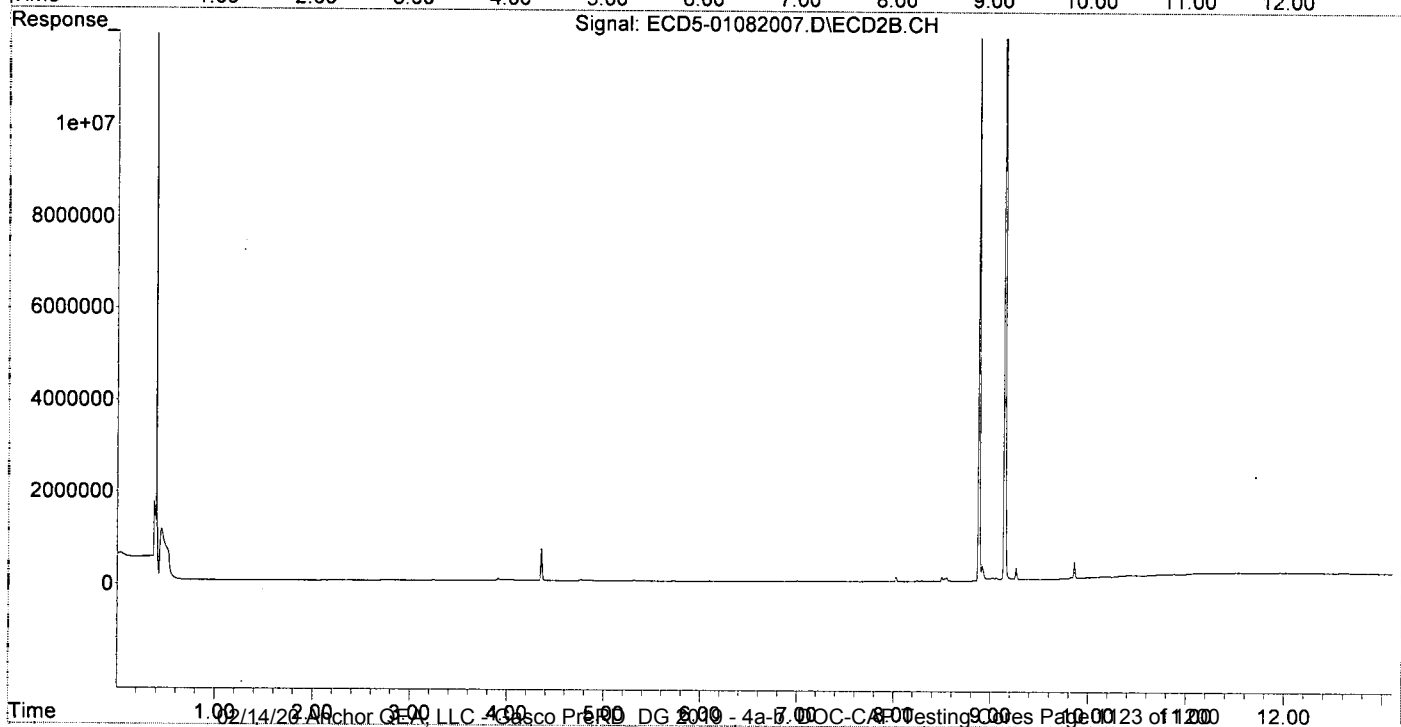
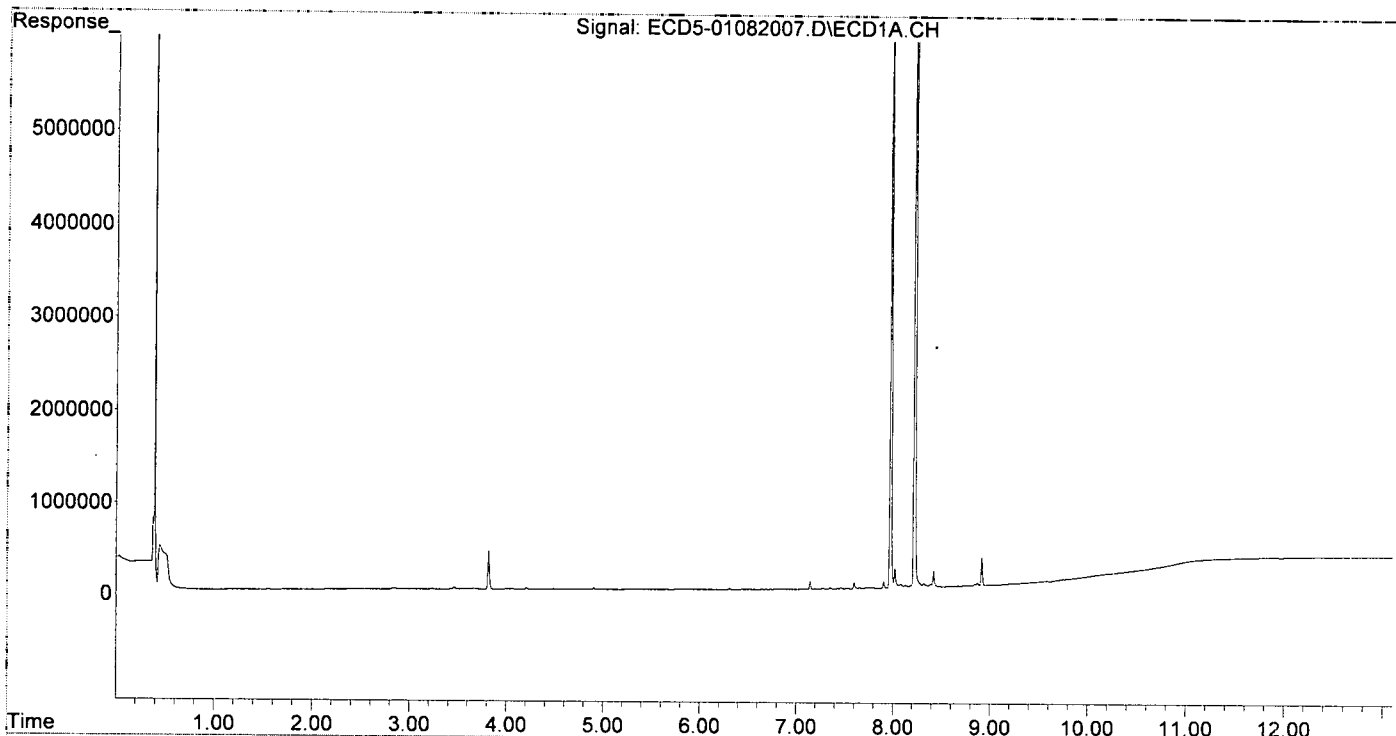
(m)=manual int.

MJB 1/8/20

Quantitation Report (QT Reviewed)

Data Path : C:\msdchem\4\data\2020-01\0A08041\
Data File : ECD5-01082007.D
Signal(s) : Signal #1: ECD1A.CH Signal #2: ECD2B.CH
Acq On : 08 Jan 2020 13:35
Operator : MJB
Sample : 0A08041-BKD2
Misc : A20A019
ALS Vial : 2 (Sig #1); 0 (Sig #2) Sample Multiplier: 1

Integration File signal 1: PEST1.e
Integration File signal 2: PEST2.e
Quant Time: Jan 08 17:07:19 2020
Quant Method : C:\msdchem\4\methods\PestBreakdownCHK_200107.M
Quant Title : Pesticides
QLast Update : Wed Jan 08 14:21:31 2020
Response via : Initial Calibration
Integrator: ChemStation 6890 Scale Mode: Small noise peaks clipped



Quantitation Report (QT Reviewed)

Data Path : R:\data\2020-01\0A08041\
 Data File : ECD5-01082011.D
 Signal(s) : Signal #1: ECD1A.CH Signal #2: ECD2B.CH
 Acq On : 08 Jan 2020 14:50
 Operator : MJB
 Sample : 0A08041-CAL1
 Misc : A20A094, AB 0.5 ppb
 ALS Vial : 8 (Sig #1); 0 (Sig #2) Sample Multiplier: 1

Integration File signal 1: PEST1.e
 Integration File signal 2: PEST2.e
 Quant Time: Jan 08 17:12:57 2020
 Quant Method : R:\methods\ECD5_QUANTPEST_200107.M
 Quant Title : Instrument: DualECD5
 QLast Update : Wed Jan 08 17:11:43 2020
 Response via : Initial Calibration
 Integrator: ChemStation 6890 Scale Mode: Small noise peaks clipped

MJB 1/8/20

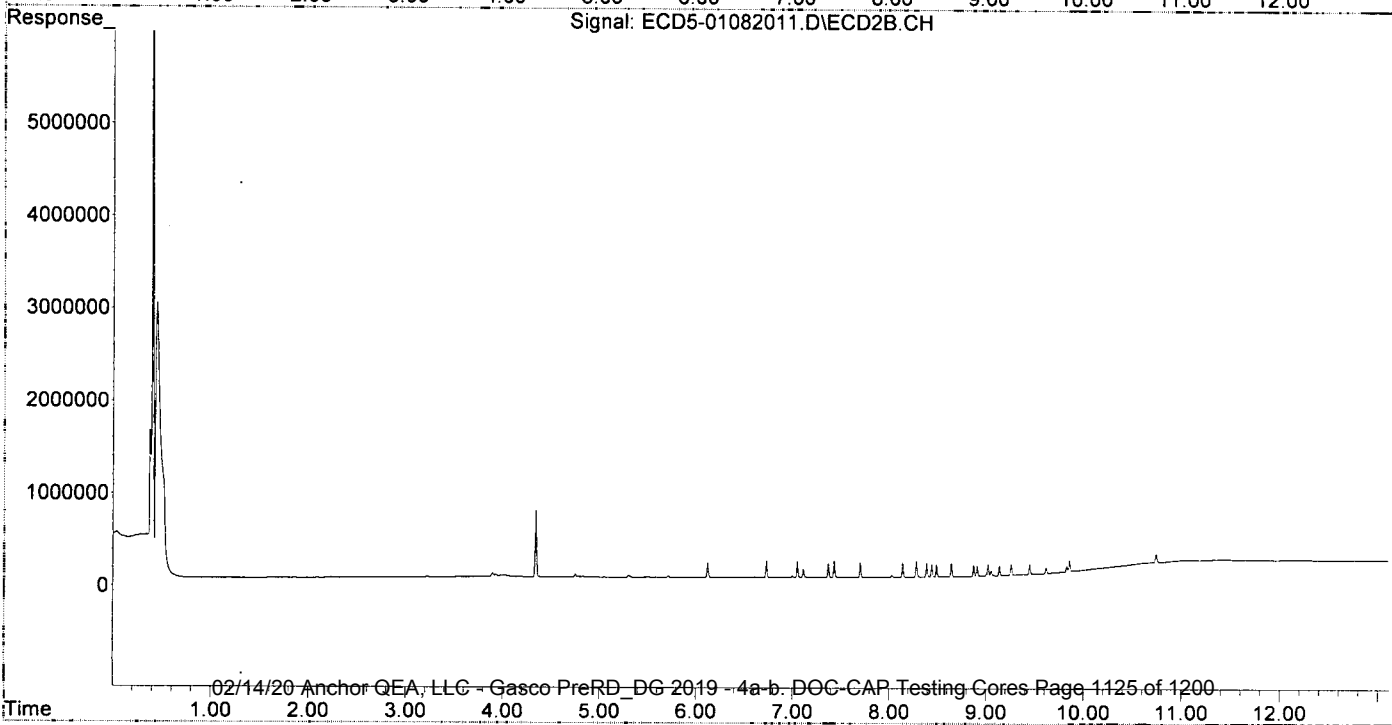
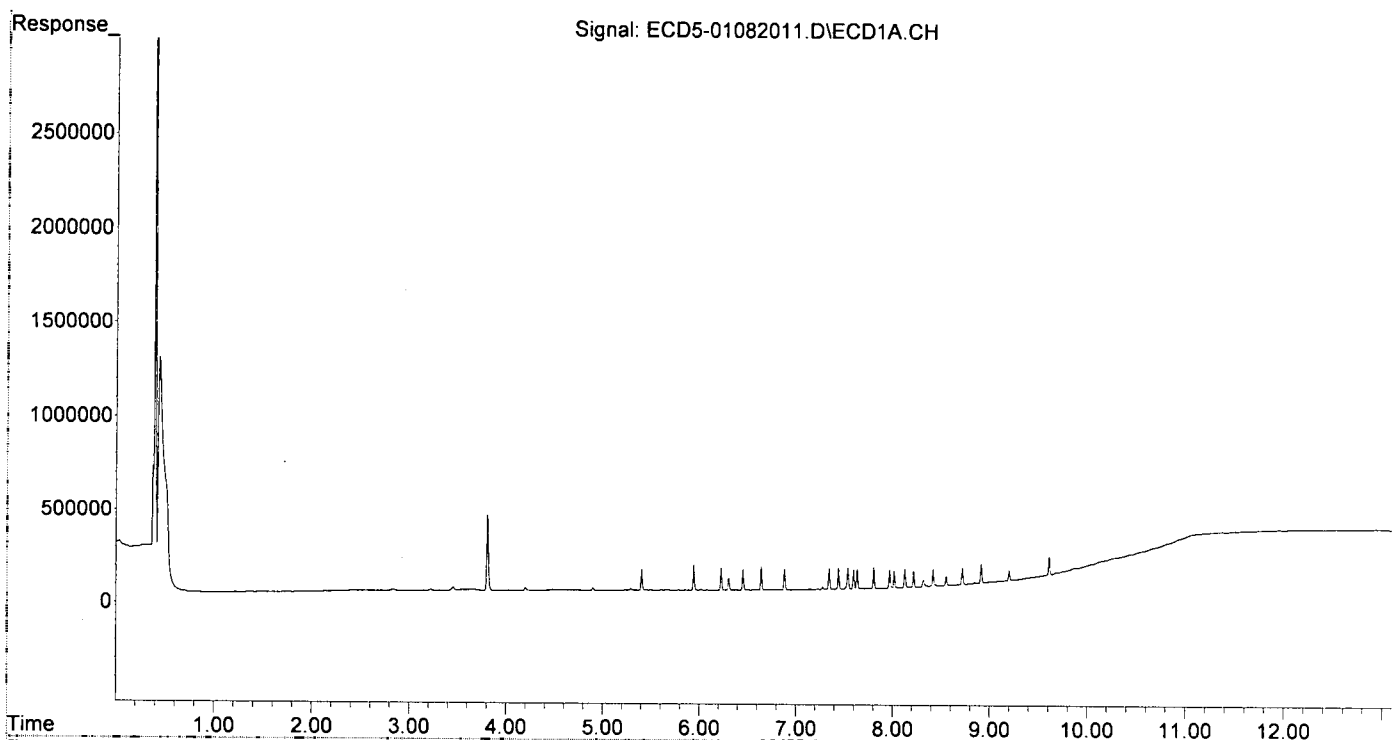
Compound	RT#1	RT#2	Resp#1	Resp#2	ng/mL	ng/mL
System Monitoring Compounds						
1) S TCMX (S)	5.402	6.123	112863	158219	0.633	0.533
22) S DCBP (S)	9.611	10.741	96104	101208	0.512	0.594
Target Compounds						
2) a-BHC	5.942	6.731	133246	185876	0.555	0.467
3) g-BHC	6.225	7.051	120283	175442	0.591	0.518
4) b-BHC	6.302	7.113	65009	92509	0.917	0.668
5) Heptachlor	6.640	7.432	122190	183474	0.665	0.613
6) d-BHC	6.451	7.371	111153	153966	0.773	0.504
7) Aldrin	6.882	7.702	113031	161218	0.595	0.520
8) Heptachlo...	7.343	8.141	112198	158898	0.624	0.555
9) trans-Chl...	7.440	8.282	112737	169582	0.625	0.581
10) cis-Chlor...	7.537	8.390	112650	150400	0.492	0.536
11) Endosulfa...	7.633	8.442	104610	140878	0.595	0.536
12) 4,4'-DDE	7.596	8.489	102992	139141	0.670	0.493
13) Dieldrin	7.805	8.643	111857	147653	0.570	0.497
14) Endrin	7.970	8.873	93909	120788	0.615	0.540
15) 4,4'-DDD	8.017	8.907	86424	113285	0.549	0.393
16) Endosulfa...	8.126	9.020	99640	122597	0.652	0.518
17) 4,4'-DDT	8.216	9.137	84911	103096	0.901	0.929
18) Endrin Al...	8.417	9.257	87242	118008	0.730	0.601
19) Endosulfa...	8.719	9.449	88205	112283	0.363	0.309
20) Methoxychlor	8.553	9.615	48528	60619	1.079	0.962
21) Endrin Ke...	8.913	9.854	99629	120422	0.394	0.374
23) Hexachlor...	0.000	0.000	0	0	N.D. d	N.D. d
24) Hexachlor...	0.000	0.000	0	0	N.D. d	N.D. d
25) Oxychlorthane	0.000	0.000	0	0	N.D. d	N.D. d
26) 2,4'-DDE	0.000	0.000	0	0	N.D. d	N.D. d
27) trans-Non...	0.000	0.000	0	0	N.D. d	N.D. d
28) 2,4'-DDD	0.000	0.000	0	0	N.D. d	N.D. d
29) 2,4'-DDT	0.000	0.000	0	0	N.D. d	N.D. d
30) cis-Nonac...	0.000	0.000	0	0	N.D. d	N.D. d
31) Mirex	0.000	0.000	0	0	N.D. d	N.D. d
32) Chlordane...	0.000	0.000	0	0	N.D. d	N.D. d
33) Chlordane...	0.000	0.000	0	0	N.D. d	N.D. d
34) Chlordane...	0.000	0.000	0	0	N.D. d	N.D. d
35) Chlordane...	0.000	0.000	0	0	N.D. d	N.D. d
36) Toxaphene...	0.000	0.000	0	0	N.D. d	N.D. d
37) Toxaphene...	0.000	0.000	0	0	N.D. d	N.D. d
38) Toxaphene...	0.000	0.000	0	0	N.D. d	N.D. d
39) Toxaphene...	0.000	0.000	0	0	N.D. d	N.D. d
40) Toxaphene...	0.000	0.000	0	0	N.D. d	N.D. d
41) Toxaphene...	0.000	0.000	0	0	N.D. d	N.D. d
42) Toxaphene...	0.000	0.000	0	0	N.D. d	N.D. d

(f)=RT Delta > 1/2 Window (#)=Amounts differ by > 40% (m)=manual int.

Quantitation Report (QT Reviewed)

Data Path : R:\data\2020-01\0A08041\
 Data File : ECD5-01082011.D
 Signal(s) : Signal #1: ECD1A.CH Signal #2: ECD2B.CH
 Acq On : 08 Jan 2020 14:50
 Operator : MJB
 Sample : 0A08041-CAL1
 Misc : A20A094, AB 0.5 ppb
 ALS Vial : 8 (Sig #1); 0 (Sig #2) Sample Multiplier: 1

Integration File signal 1: PEST1.e
 Integration File signal 2: PEST2.e
 Quant Time: Jan 08 17:12:57 2020
 Quant Method : R:\methods\ECD5_QUANTPEST_200107.M
 Quant Title : Instrument: DualECD5
 QLast Update : Wed Jan 08 17:11:43 2020
 Response via : Initial Calibration
 Integrator: ChemStation 6890 Scale Mode: Small noise peaks clipped



Quantitation Report (QT Reviewed)

Data Path : R:\data\2020-01\0A08041\
 Data File : ECD5-01082012.D
 Signal(s) : Signal #1: ECD1A.CH Signal #2: ECD2B.CH
 Acq On : 08 Jan 2020 15:07
 Operator : MJB
 Sample : 0A08041-CAL2
 Misc : A20A095, AB 1 ppb
 ALS Vial : 9 (Sig #1); 0 (Sig #2) Sample Multiplier: 1

Integration File signal 1: PEST1.e
 Integration File signal 2: PEST2.e
 Quant Time: Jan 08 17:13:40 2020
 Quant Method : R:\methods\ECD5_QUANTPEST_200107.M
 Quant Title : Instrument: DualECD5
 QLast Update : Wed Jan 08 17:11:43 2020
 Response via : Initial Calibration
 Integrator: ChemStation 6890 Scale Mode: Small noise peaks clipped

MJB
1/8/20

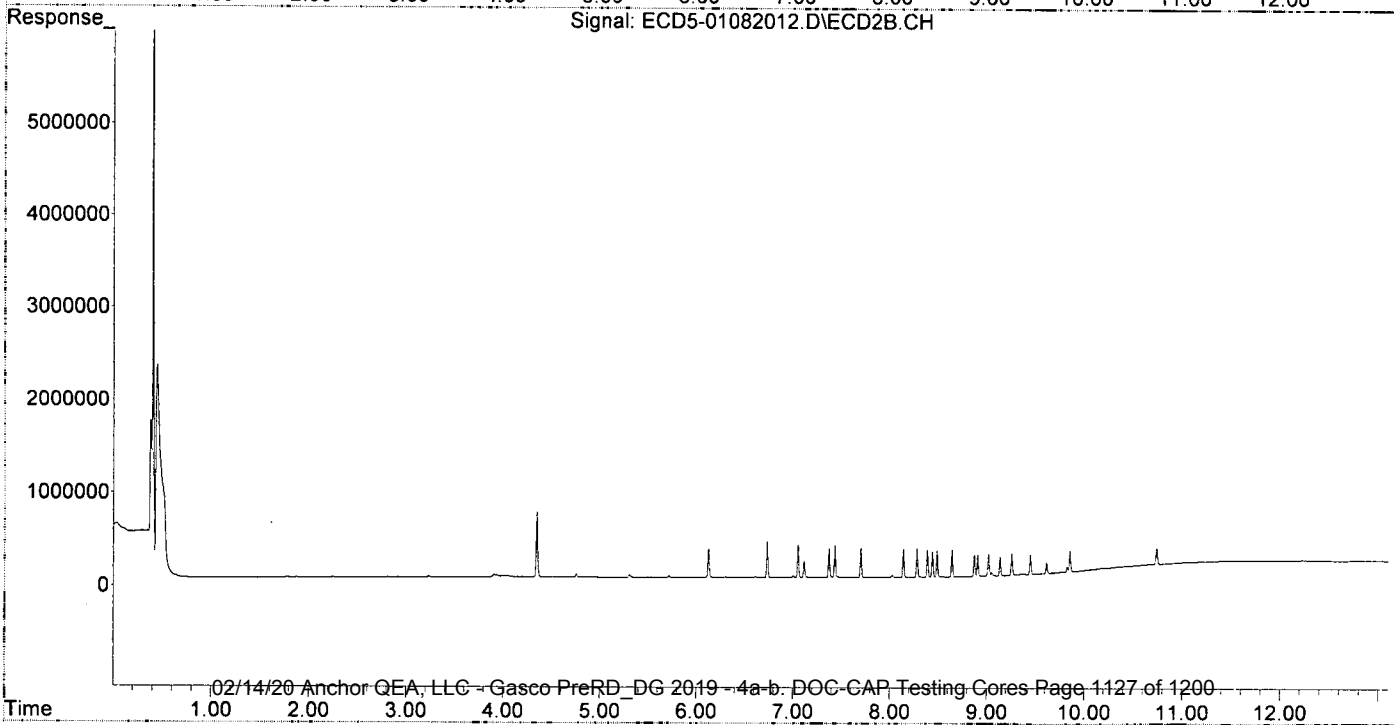
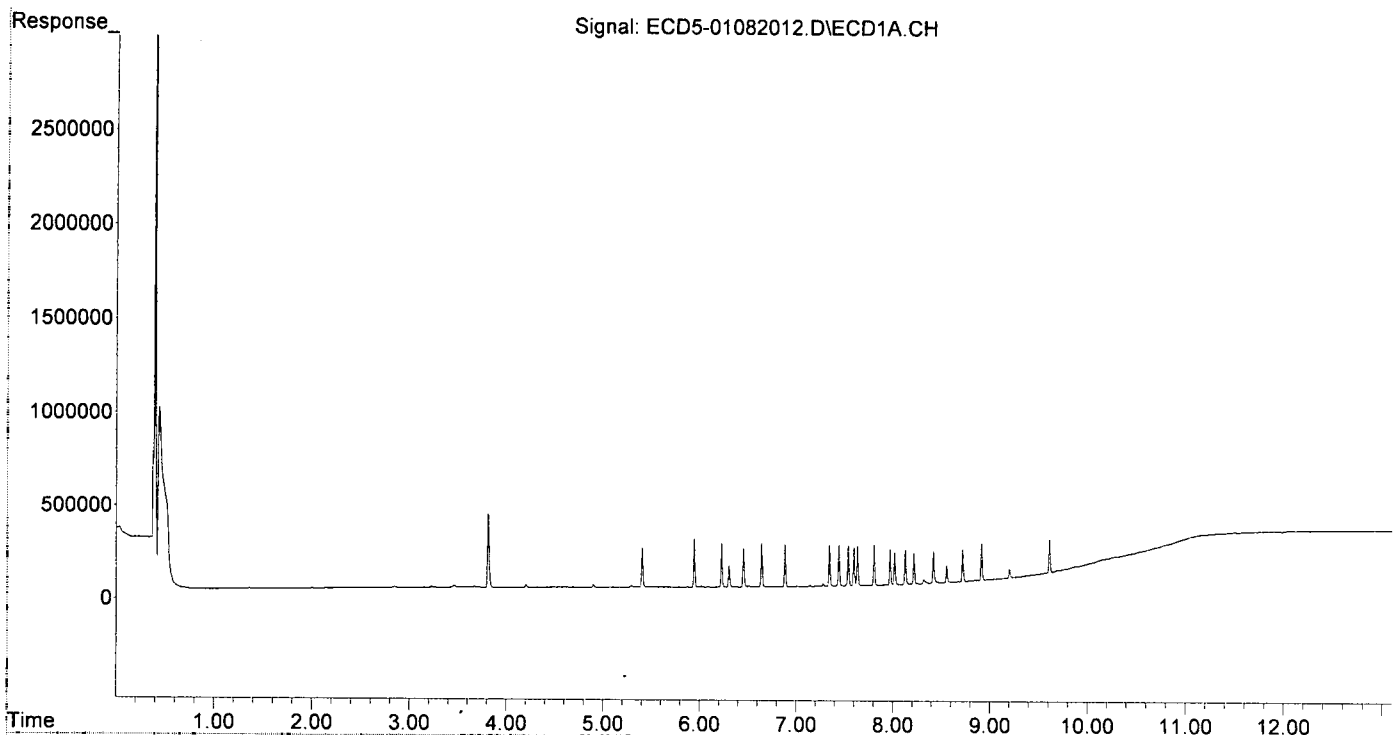
Compound	RT#1	RT#2	Resp#1	Resp#2	ng/mL	ng/mL
System Monitoring Compounds						
1) S TCMX (S)	5.404	6.128	211254	311231	1.184	1.048
22) S DCBP (S)	9.612	10.743	176609	194428	1.121	1.142
Target Compounds						
2) a-BHC	5.944	6.735	256973	379209	1.070	0.953
3) g-BHC	6.227	7.055	234366	343398	1.152	1.014
4) b-BHC	6.304	7.117	114282	172988	1.612	1.248
5) Heptachlor	6.642	7.436	233856	337319	1.272	1.127
6) d-BHC	6.453	7.375	208419	310209	1.478	1.061
7) Aldrin	6.883	7.705	224047	314514	1.180	1.014
8) Heptachlo...	7.344	8.144	218282	296140	1.215	1.034
9) trans-Chl...	7.441	8.285	218441	302694	1.212	1.038
10) cis-Chlor...	7.538	8.393	212625	292944	1.096	1.044
11) Endosulfa...	7.634	8.445	208482	271809	1.186	1.034
12) 4,4'-DDE	7.597	8.492	201598	277811	1.372	1.040
13) Dieldrin	7.806	8.646	218083	291554	1.111	0.982
14) Endrin	7.971	8.876	188900	230377	1.236	1.087
15) 4,4'-DDD	8.018	8.910	170626	228024	1.254	0.952
16) Endosulfa...	8.128	9.023	182518	234291	1.195	0.990
17) 4,4'-DDT	8.217	9.139	163203	203174	1.757	1.617
18) Endrin Al...	8.418	9.260	168637	234689	1.411	1.196
19) Endosulfa...	8.720	9.451	168846	210935	0.959	0.828
20) Methoxychlor	8.554	9.618	89885	117569	1.940	1.739
21) Endrin Ke...	8.914	9.856	194086	227922	0.991	0.893
23) Hexachlor...	0.000	0.000	0	0	N.D. d	N.D. d
24) Hexachlor...	0.000	0.000	0	0	N.D. d	N.D. d
25) Oxychlorane	0.000	0.000	0	0	N.D. d	N.D. d
26) 2,4'-DDE	0.000	0.000	0	0	N.D. d	N.D. d
27) trans-Non...	0.000	0.000	0	0	N.D. d	N.D. d
28) 2,4'-DDD	0.000	0.000	0	0	N.D. d	N.D. d
29) 2,4'-DDT	0.000	0.000	0	0	N.D. d	N.D. d
30) cis-Nonac...	0.000	0.000	0	0	N.D. d	N.D. d
31) Mirex	0.000	0.000	0	0	N.D. d	N.D. d
32) Chlordane...	0.000	0.000	0	0	N.D. d	N.D. d
33) Chlordane...	0.000	0.000	0	0	N.D. d	N.D. d
34) Chlordane...	0.000	0.000	0	0	N.D. d	N.D. d
35) Chlordane...	0.000	0.000	0	0	N.D. d	N.D. d
36) Toxaphene...	0.000	0.000	0	0	N.D. d	N.D. d
37) Toxaphene...	0.000	0.000	0	0	N.D. d	N.D. d
38) Toxaphene...	0.000	0.000	0	0	N.D. d	N.D. d
39) Toxaphene...	0.000	0.000	0	0	N.D. d	N.D. d
40) Toxaphene...	0.000	0.000	0	0	N.D. d	N.D. d
41) Toxaphene...	0.000	0.000	0	0	N.D. d	N.D. d
42) Toxaphene...	0.000	0.000	0	0	N.D. d	N.D. d

(f)=RT Delta > 1/2 Window (#)=Amounts differ by > 40% (m)=manual int.

Quantitation Report (QT Reviewed)

Data Path : R:\data\2020-01\0A08041\
 Data File : ECD5-01082012.D
 Signal(s) : Signal #1: ECD1A.CH Signal #2: ECD2B.CH
 Acq On : 08 Jan 2020 15:07
 Operator : MJB
 Sample : 0A08041-CAL2
 Misc : A20A095, AB 1 ppb
 ALS Vial : 9 (Sig #1); 0 (Sig #2) Sample Multiplier: 1

Integration File signal 1: PEST1.e
 Integration File signal 2: PEST2.e
 Quant Time: Jan 08 17:13:40 2020
 Quant Method : R:\methods\ECD5_QUANTPEST_200107.M
 Quant Title : Instrument: DualECD5
 QLast Update : Wed Jan 08 17:11:43 2020
 Response via : Initial Calibration
 Integrator: ChemStation 6890 Scale Mode: Small noise peaks clipped



Data Path : R:\data\2020-01\0A08041\
 Data File : ECD5-01082013.D
 Signal(s) : Signal #1: ECD1A.CH Signal #2: ECD2B.CH
 Acq On : 08 Jan 2020 15:24
 Operator : MJB
 Sample : 0A08041-CAL3
 Misc : A19K128, AB 2 ppb
 ALS Vial : 10 (Sig #1); 0 (Sig #2) Sample Multiplier: 1

Integration File signal 1: PEST1.e
 Integration File signal 2: PEST2.e
 Quant Time: Jan 08 17:14:17 2020
 Quant Method : R:\methods\ECD5_QUANTPEST_200107.M
 Quant Title : Instrument: DualECD5
 QLast Update : Wed Jan 08 17:11:43 2020
 Response via : Initial Calibration
 Integrator: ChemStation 6890 Scale Mode: Small noise peaks clipped

MJB
1/8/20

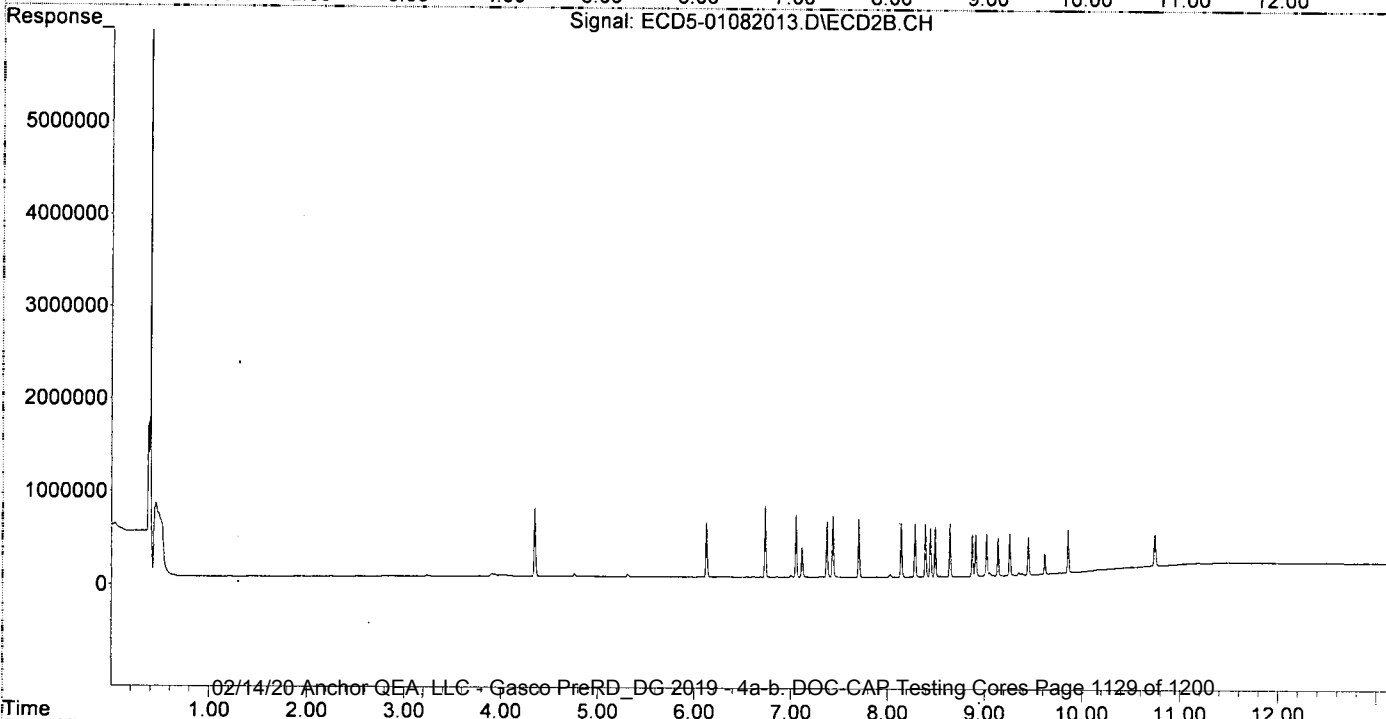
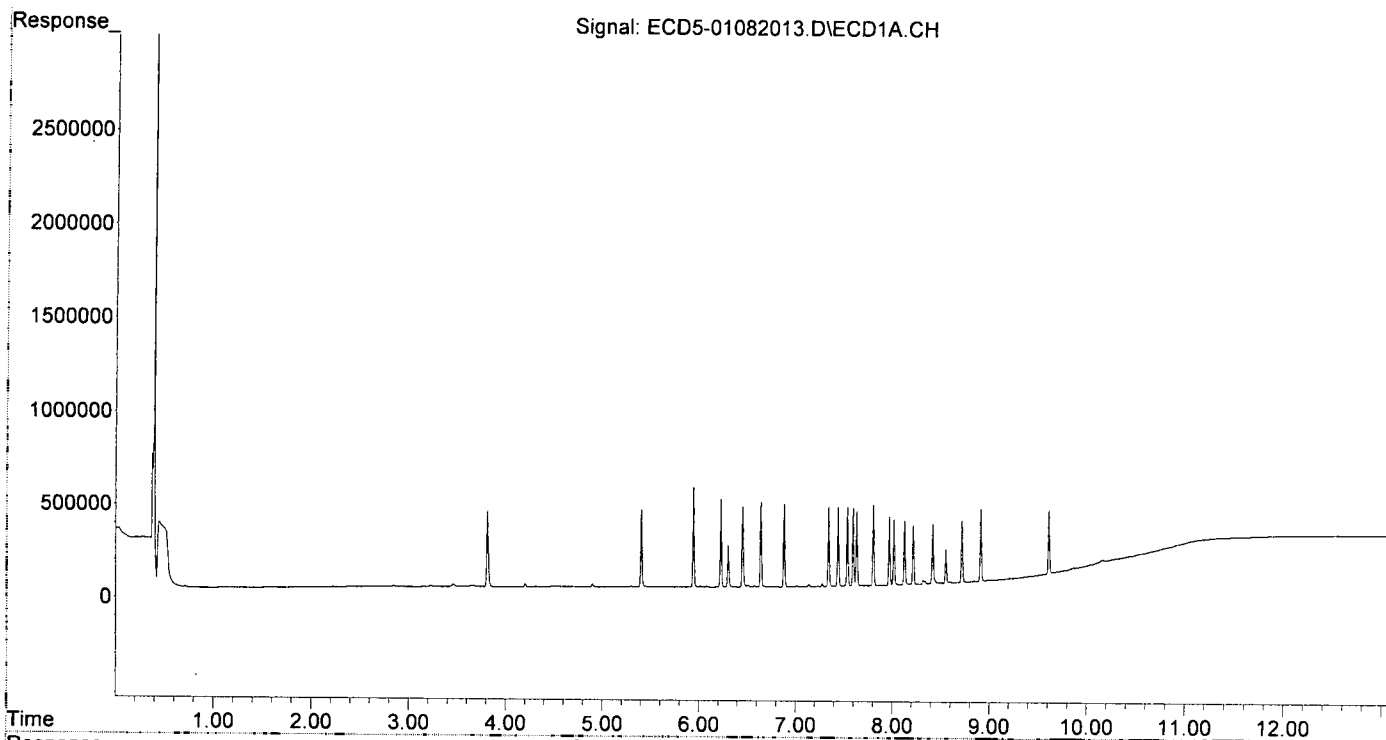
Compound	RT#1	RT#2	Resp#1	Resp#2	ng/mL	ng/mL
System Monitoring Compounds						
1) S TCMX (S)	5.402	6.126	415516	589045	2.330	1.984
22) S DCBP (S)	9.609	10.743	340423	355105	2.358	2.085
Target Compounds						
2) a-BHC	5.942	6.734	537497	767270	2.239	1.928
3) g-BHC	6.225	7.053	471506	677169	2.319	2.000
4) b-BHC	6.301	7.115	220797	320899	3.114	2.316
5) Heptachlor	6.639	7.434	456995	655441	2.486	2.191
6) d-BHC	6.451	7.373	432587	603549	3.094	2.103
7) Aldrin	6.881	7.703	440039	629279	2.317	2.028
8) Heptachlo...	7.341	8.141	427014	586030	2.377	2.046
9) trans-Chl...	7.439	8.283	425200	579921	2.358	1.988
10) cis-Chlor...	7.535	8.390	422427	574813	2.361	2.048
11) Endosulfa...	7.632	8.443	400706	526399	2.280	2.003
12) 4,4'-DDE	7.594	8.491	411765	541435	2.680	2.076
13) Dieldrin	7.803	8.644	434619	580943	2.214	1.956
14) Endrin	7.968	8.873	366871	456874	2.401	2.215
15) 4,4'-DDD	8.016	8.908	350808	453406	2.756	2.046
16) Endosulfa...	8.125	9.020	347787	461782	2.276	1.951
17) 4,4'-DDT	8.215	9.137	319688	408673	3.454	3.021
18) Endrin Al...	8.415	9.257	322362	453653	2.697	2.311
19) Endosulfa...	8.718	9.448	330471	410957	2.153	1.879
20) Methoxychlor	8.552	9.616	177451	224516	3.753	3.189
21) Endrin Ke...	8.911	9.855	383553	459705	2.185	2.008
23) Hexachlor...	0.000	0.000	0	0	N.D. d	N.D. d
24) Hexachlor...	0.000	0.000	0	0	N.D. d	N.D. d
25) Oxychlordane	0.000	0.000	0	0	N.D. d	N.D. d
26) 2,4'-DDE	0.000	0.000	0	0	N.D. d	N.D. d
27) trans-Non...	0.000	0.000	0	0	N.D. d	N.D. d
28) 2,4'-DDD	0.000	0.000	0	0	N.D. d	N.D. d
29) 2,4'-DDT	0.000	0.000	0	0	N.D. d	N.D. d
30) cis-Nonac...	0.000	0.000	0	0	N.D. d	N.D. d
31) Mirex	0.000	0.000	0	0	N.D. d	N.D. d
32) Chlordane...	0.000	0.000	0	0	N.D. d	N.D. d
33) Chlordane...	0.000	0.000	0	0	N.D. d	N.D. d
34) Chlordane...	0.000	0.000	0	0	N.D. d	N.D. d
35) Chlordane...	0.000	0.000	0	0	N.D. d	N.D. d
36) Toxaphene...	0.000	0.000	0	0	N.D. d	N.D. d
37) Toxaphene...	0.000	0.000	0	0	N.D. d	N.D. d
38) Toxaphene...	0.000	0.000	0	0	N.D. d	N.D. d
39) Toxaphene...	0.000	0.000	0	0	N.D. d	N.D. d
40) Toxaphene...	0.000	0.000	0	0	N.D. d	N.D. d
41) Toxaphene...	0.000	0.000	0	0	N.D. d	N.D. d
42) Toxaphene...	0.000	0.000	0	0	N.D. d	N.D. d

(f)=RT Delta > 1/2 Window (#)=Amounts differ by > 40% (m)=manual int.

Quantitation Report (QT Reviewed)

Data Path : R:\data\2020-01\0A08041\
Data File : ECD5-01082013.D
Signal(s) : Signal #1: ECD1A.CH Signal #2: ECD2B.CH
Acq On : 08 Jan 2020 15:24
Operator : MJB
Sample : 0A08041-CAL3
Misc : A19K128, AB 2 ppb
ALS Vial : 10 (Sig #1); 0 (Sig #2) Sample Multiplier: 1

Integration File signal 1: PEST1.e
Integration File signal 2: PEST2.e
Quant Time: Jan 08 17:14:17 2020
Quant Method : R:\methods\ECD5_QUANTPEST_200107.M
Quant Title : Instrument: DualECD5
QLast Update : Wed Jan 08 17:11:43 2020
Response via : Initial Calibration
Integrator: ChemStation 6890 Scale Mode: Small noise peaks clipped



Quantitation Report (QT Reviewed)

Data Path : R:\data\2020-01\0A08041\
 Data File : ECD5-01082014.D
 Signal(s) : Signal #1: ECD1A.CH Signal #2: ECD2B.CH
 Acq On : 08 Jan 2020 15:41
 Operator : MJB
 Sample : 0A08041-CAL4
 Misc : A19K130, AB 5 ppb
 ALS Vial : 11 (Sig #1); 0 (Sig #2) Sample Multiplier: 1

Integration File signal 1: PEST1.e
 Integration File signal 2: PEST2.e
 Quant Time: Jan 08 17:15:03 2020
 Quant Method : R:\methods\ECD5_QUANTPEST_200107.M
 Quant Title : Instrument: DualECD5
 QLast Update : Wed Jan 08 17:11:43 2020
 Response via : Initial Calibration
 Integrator: ChemStation 6890 Scale Mode: Small noise peaks clipped

MJB
1/8/20

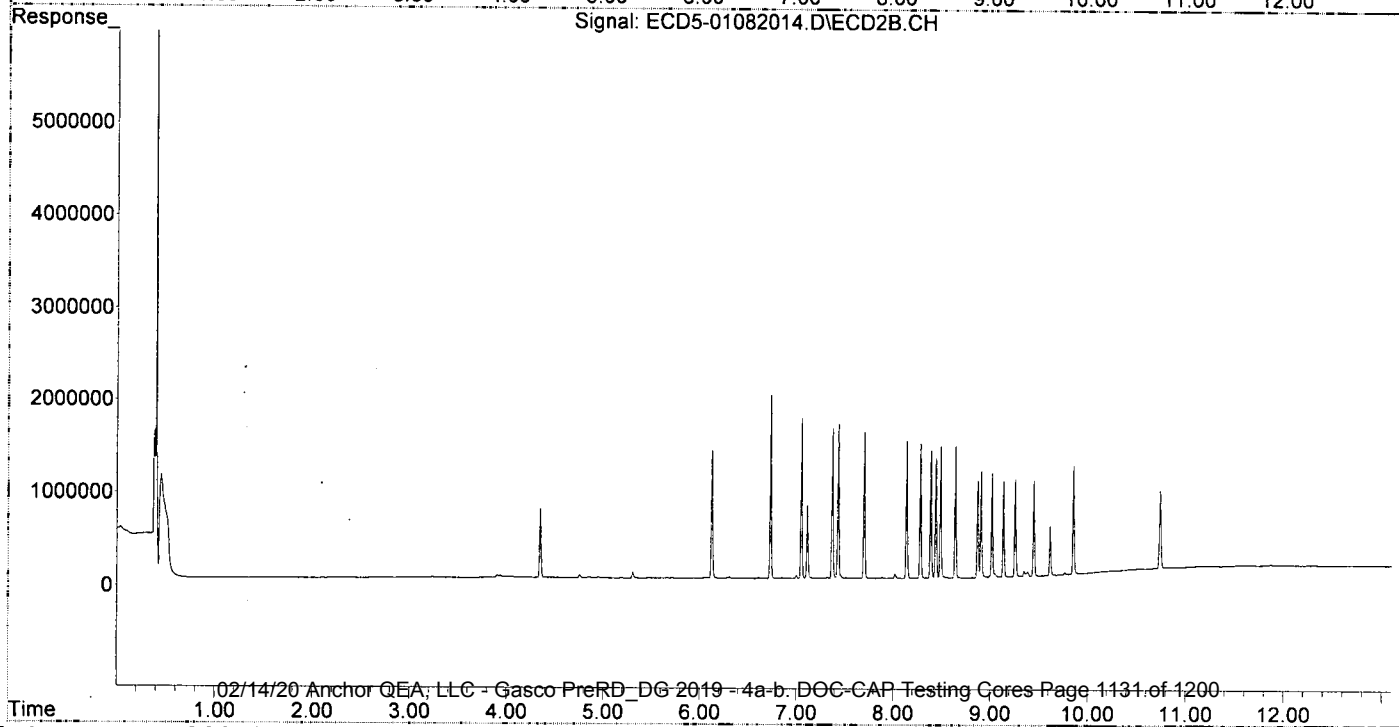
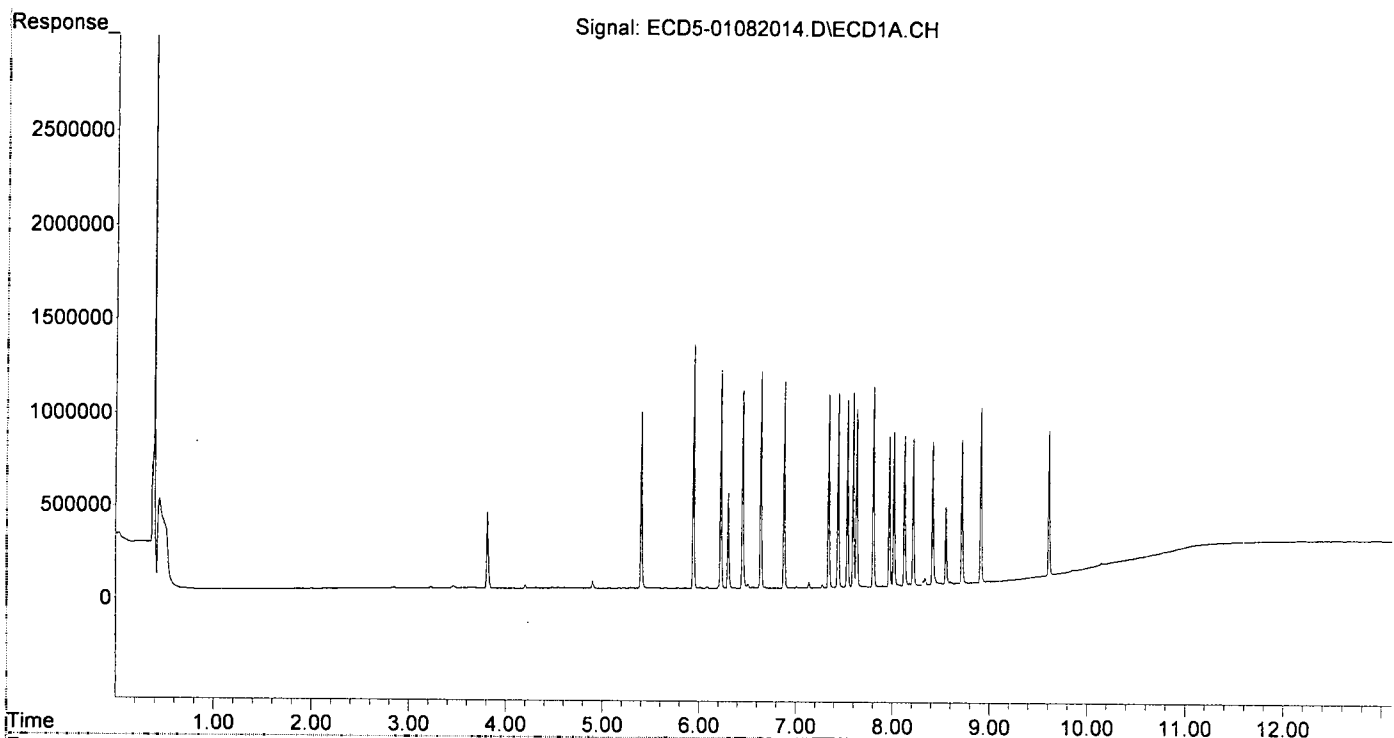
Compound	RT#1	RT#2	Resp#1	Resp#2	ng/mL	ng/mL
System Monitoring Compounds						
1) S TCMX (S)	5.402	6.125	950074	1376103	5.326	4.635
22) S DCBP (S)	9.610	10.741	775613	834483	5.640	4.901
Target Compounds						
2) a-BHC	5.941	6.732	1306500	1977180	5.442	4.968
3) g-BHC	6.224	7.052	1166721	1723036	5.737	5.088
4) b-BHC	6.301	7.114	509830	782957	7.191	5.650
5) Heptachlor	6.638	7.433	1163113	1661120	6.326	5.552
6) d-BHC	6.450	7.372	1063446	1616218	7.586	5.669
7) Aldrin	6.880	7.702	1111711	1579995	5.855	5.092
8) Heptachlo...	7.341	8.141	1035468	1479273	5.763	5.165
9) trans-Chl...	7.439	8.282	1044033	1455802	5.791	4.991
10) cis-Chlor...	7.535	8.390	1008295	1373040	5.885	4.892
11) Endosulfa...	7.631	8.442	958781	1296862	5.456	4.934
12) 4,4'-DDE	7.594	8.490	1040350	1423065	6.771	5.513
13) Dieldrin	7.803	8.644	1070134	1422623	5.452	4.789
14) Endrin	7.968	8.874	807889	1044563	5.288	5.121
15) 4,4'-DDD	8.016	8.908	829598	1143673	6.717	5.371
16) Endosulfa...	8.125	9.020	804988	1119541	5.269	4.729
17) 4,4'-DDT	8.215	9.137	789969	1027268	8.447	7.174
18) Endrin Al...	8.415	9.258	766938	1047866	6.416	5.338
19) Endosulfa...	8.718	9.449	770166	1024703	5.388	5.077
20) Methoxychlor	8.552	9.615	413384	532720	8.569	7.309
21) Endrin Ke...	8.912	9.854	939876	1162953	5.678	5.362
23) Hexachlor...	0.000	0.000	0	0	N.D. d	N.D. d
24) Hexachlor...	0.000	0.000	0	0	N.D. d	N.D. d
25) Oxychlorane	0.000	0.000	0	0	N.D. d	N.D. d
26) 2,4'-DDE	0.000	0.000	0	0	N.D. d	N.D. d
27) trans-Non...	0.000	0.000	0	0	N.D. d	N.D. d
28) 2,4'-DDD	0.000	0.000	0	0	N.D. d	N.D. d
29) 2,4'-DDT	0.000	0.000	0	0	N.D. d	N.D. d
30) cis-Nonac...	0.000	0.000	0	0	N.D. d	N.D. d
31) Mirex	0.000	0.000	0	0	N.D. d	N.D. d
32) Chlordane...	0.000	0.000	0	0	N.D. d	N.D. d
33) Chlordane...	0.000	0.000	0	0	N.D. d	N.D. d
34) Chlordane...	0.000	0.000	0	0	N.D. d	N.D. d
35) Chlordane...	0.000	0.000	0	0	N.D. d	N.D. d
36) Toxaphene...	0.000	0.000	0	0	N.D. d	N.D. d
37) Toxaphene...	0.000	0.000	0	0	N.D. d	N.D. d
38) Toxaphene...	0.000	0.000	0	0	N.D. d	N.D. d
39) Toxaphene...	0.000	0.000	0	0	N.D. d	N.D. d
40) Toxaphene...	0.000	0.000	0	0	N.D. d	N.D. d
41) Toxaphene...	0.000	0.000	0	0	N.D. d	N.D. d
42) Toxaphene...	0.000	0.000	0	0	N.D. d	N.D. d

(f)=RT Delta > 1/2 Window (#)=Amounts differ by > 40% (m)=manual int.

Quantitation Report (QT Reviewed)

Data Path : R:\data\2020-01\0A08041\
Data File : ECD5-01082014.D
Signal(s) : Signal #1: ECD1A.CH Signal #2: ECD2B.CH
Acq On : 08 Jan 2020 15:41
Operator : MJB
Sample : 0A08041-CAL4
Misc : A19K130, AB 5 ppb
ALS Vial : 11 (Sig #1); 0 (Sig #2) Sample Multiplier: 1

Integration File signal 1: PEST1.e
Integration File signal 2: PEST2.e
Quant Time: Jan 08 17:15:03 2020
Quant Method : R:\methods\ECD5_QUANTPEST_200107.M
Quant Title : Instrument: DualECD5
QLast Update : Wed Jan 08 17:11:43 2020
Response via : Initial Calibration
Integrator: ChemStation 6890 Scale Mode: Small noise peaks clipped



Data Path : R:\data\2020-01\0A08041\
 Data File : ECD5-01082015.D
 Signal(s) : Signal #1: ECD1A.CH Signal #2: ECD2B.CH
 Acq On : 08 Jan 2020 15:58
 Operator : MJB
 Sample : 0A08041-CAL5
 Misc : A19K131, AB 10 ppb
 ALS Vial : 12 (Sig #1); 0 (Sig #2) Sample Multiplier: 1

Integration File signal 1: PEST1.e
 Integration File signal 2: PEST2.e
 Quant Time: Jan 08 17:15:39 2020
 Quant Method : R:\methods\ECD5_QUANTPEST_200107.M
 Quant Title : Instrument: DualECD5
 QLast Update : Wed Jan 08 17:11:43 2020
 Response via : Initial Calibration
 Integrator: ChemStation 6890 Scale Mode: Small noise peaks clipped

MJB
1/8/20

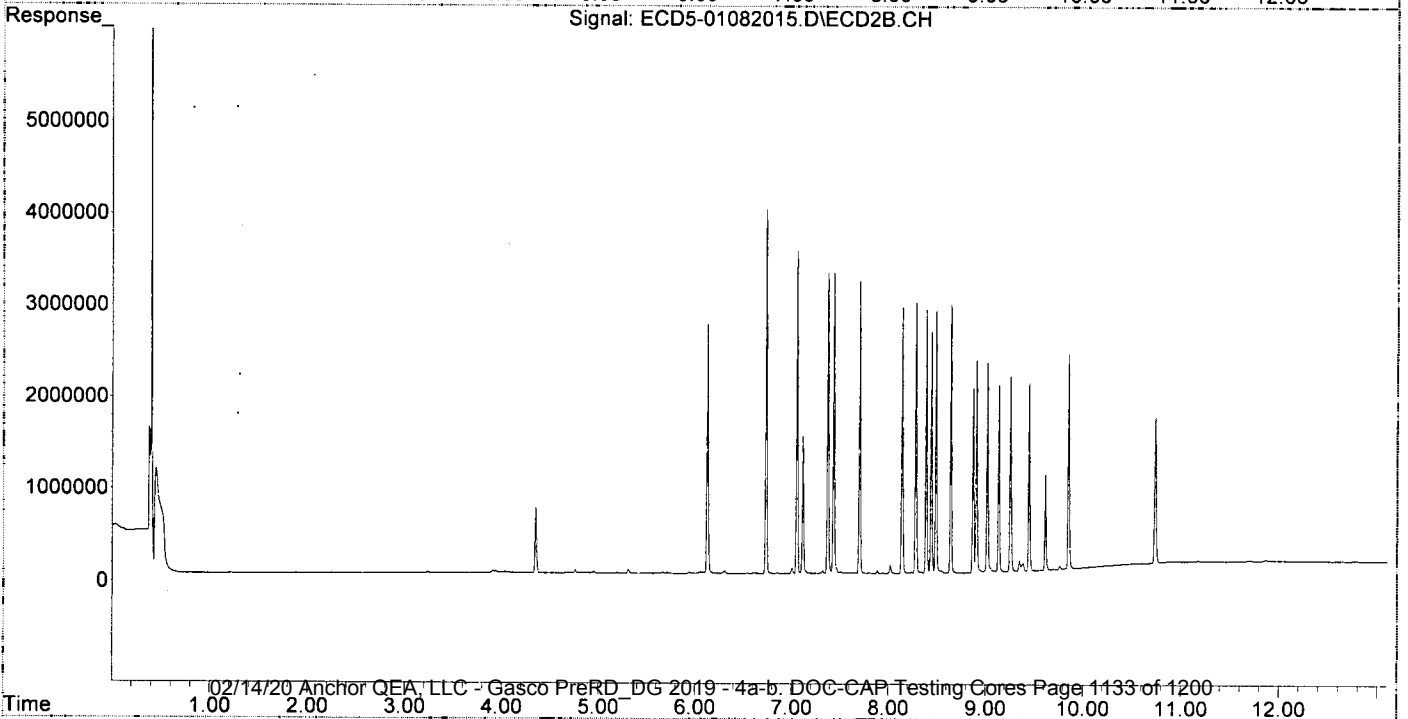
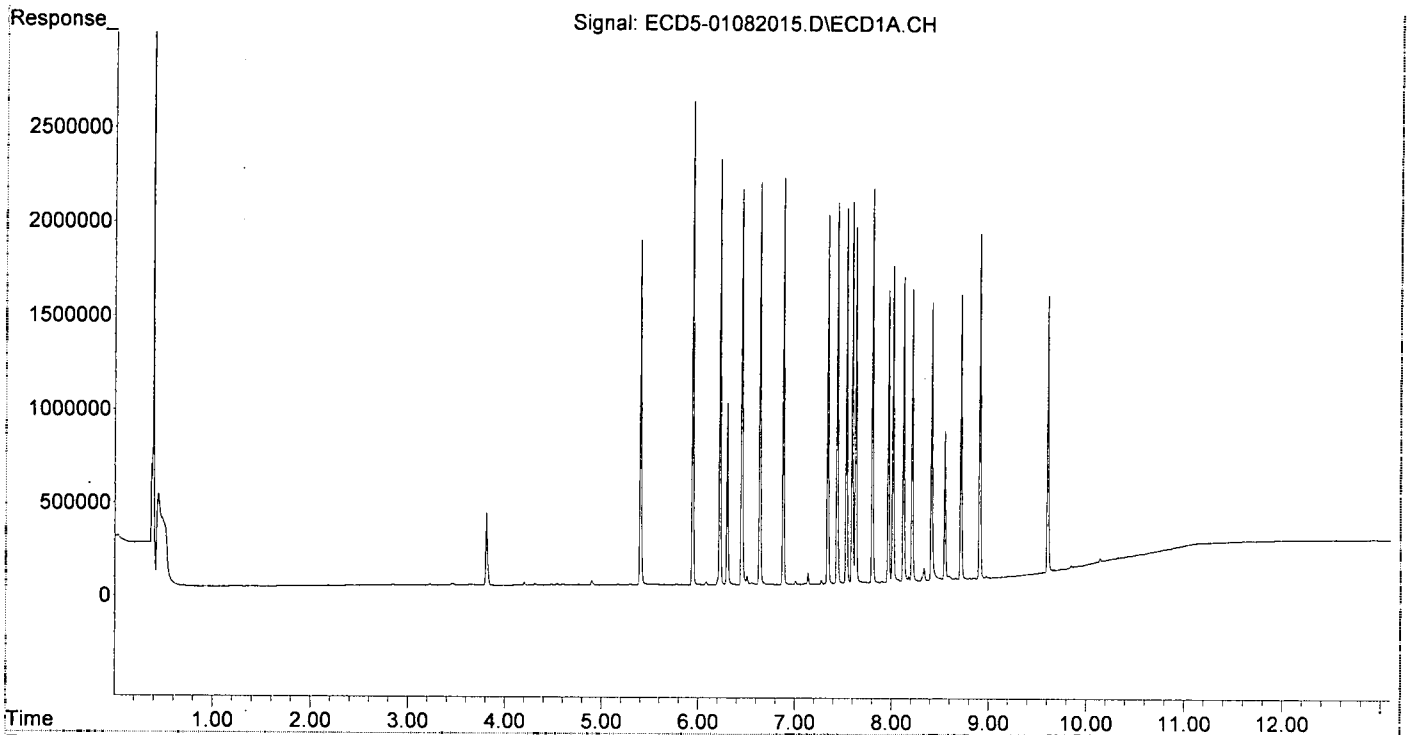
Compound	RT#1	RT#2	Resp#1	Resp#2	ng/mL	ng/mL
System Monitoring Compounds						
1) S TCMX (S)	5.402	6.126	1840383	2696320	10.318	9.083
22) S DCBP (S)	9.608	10.739	1477683	1586829	10.920	9.319
Target Compounds						
2) a-BHC	5.942	6.733	2577924	3955799	10.738	9.941
3) g-BHC	6.224	7.053	2268745	3502209	11.156	10.343
4) b-BHC	6.301	7.114	961397	1480627	13.559	10.684
5) Heptachlor	6.638	7.433	2147477	3263335	11.680	10.907
6) d-BHC	6.450	7.372	2076601	3263098	14.634	11.366
7) Aldrin	6.880	7.702	2163245	3173256	11.392	10.227
8) Heptachlo...	7.341	8.140	1956671	2879584	10.891	10.055
9) trans-Chl...	7.438	8.282	2032056	2933717	11.271	10.058
10) cis-Chlor...	7.534	8.389	1994276	2847805	11.782	10.147
11) Endosulfa...	7.631	8.441	1890427	2609537	10.757	9.928
12) 4,4'-DDE	7.594	8.489	2021392	2826462	13.157	10.894
13) Dieldrin	7.803	8.643	2096792	2906015	10.683	9.783
14) Endrin	7.968	8.873	1559818	2003395	10.209	9.799
15) 4,4'-DDD	8.015	8.907	1682077	2301063	13.657	10.857
16) Endosulfa...	8.125	9.019	1622090	2276288	10.617	9.615
17) 4,4'-DDT	8.214	9.136	1545752	2023340	16.165	13.647
18) Endrin Al...	8.415	9.256	1482366	2117172	12.401	10.785
19) Endosulfa...	8.717	9.447	1505195	2032510	10.762	10.253
20) Methoxychlor	8.551	9.614	785011	1038753	15.965	13.893
21) Endrin Ke...	8.910	9.853	1825019	2330210	11.197	10.836
23) Hexachlor...	0.000	0.000	0	0	N.D. d	N.D. d
24) Hexachlor...	0.000	0.000	0	0	N.D. d	N.D. d
25) Oxychlordan	0.000	0.000	0	0	N.D. d	N.D. d
26) 2,4'-DDE	0.000	0.000	0	0	N.D. d	N.D. d
27) trans-Non...	0.000	0.000	0	0	N.D. d	N.D. d
28) 2,4'-DDD	0.000	0.000	0	0	N.D. d	N.D. d
29) 2,4'-DDT	0.000	0.000	0	0	N.D. d	N.D. d
30) cis-Nonac...	0.000	0.000	0	0	N.D. d	N.D. d
31) Mirex	0.000	0.000	0	0	N.D. d	N.D. d
32) Chlordane...	0.000	0.000	0	0	N.D. d	N.D. d
33) Chlordane...	0.000	0.000	0	0	N.D. d	N.D. d
34) Chlordane...	0.000	0.000	0	0	N.D. d	N.D. d
35) Chlordane...	0.000	0.000	0	0	N.D. d	N.D. d
36) Toxaphene...	0.000	0.000	0	0	N.D. d	N.D. d
37) Toxaphene...	0.000	0.000	0	0	N.D. d	N.D. d
38) Toxaphene...	0.000	0.000	0	0	N.D. d	N.D. d
39) Toxaphene...	0.000	0.000	0	0	N.D. d	N.D. d
40) Toxaphene...	0.000	0.000	0	0	N.D. d	N.D. d
41) Toxaphene...	0.000	0.000	0	0	N.D. d	N.D. d
42) Toxaphene...	0.000	0.000	0	0	N.D. d	N.D. d

(f)=RT Delta > 1/2 Window (#)=Amounts differ by > 40% (m)=manual int.

Quantitation Report (QT Reviewed)

Data Path : R:\data\2020-01\0A08041\
Data File : ECD5-01082015.D
Signal(s) : Signal #1: ECD1A.CH Signal #2: ECD2B.CH
Acq On : 08 Jan 2020 15:58
Operator : MJB
Sample : 0A08041-CAL5
Misc : A19K131, AB 10 ppb
ALS Vial : 12 (Sig #1); 0 (Sig #2) Sample Multiplier: 1

Integration File signal 1: PEST1.e
Integration File signal 2: PEST2.e
Quant Time: Jan 08 17:15:39 2020
Quant Method : R:\methods\ECD5_QUANTPEST_200107.M
Quant Title : Instrument: DualECD5
QLast Update : Wed Jan 08 17:11:43 2020
Response via : Initial Calibration
Integrator: ChemStation 6890 Scale Mode: Small noise peaks clipped



Data Path : R:\data\2020-01\0A08041\
 Data File : ECD5-01082016.D
 Signal(s) : Signal #1: ECD1A.CH Signal #2: ECD2B.CH
 Acq On : 08 Jan 2020 16:16
 Operator : MJB
 Sample : 0A08041-CAL6
 Misc : A19K132, AB 25 ppb
 ALS Vial : 13 (Sig #1); 0 (Sig #2) Sample Multiplier: 1

Integration File signal 1: PEST1.e
 Integration File signal 2: PEST2.e
 Quant Time: Jan 08 17:16:16 2020
 Quant Method : R:\methods\ECD5_QUANTPEST_200107.M
 Quant Title : Instrument: DualECD5
 QLast Update : Wed Jan 08 17:11:43 2020
 Response via : Initial Calibration
 Integrator: ChemStation 6890 Scale Mode: Small noise peaks clipped

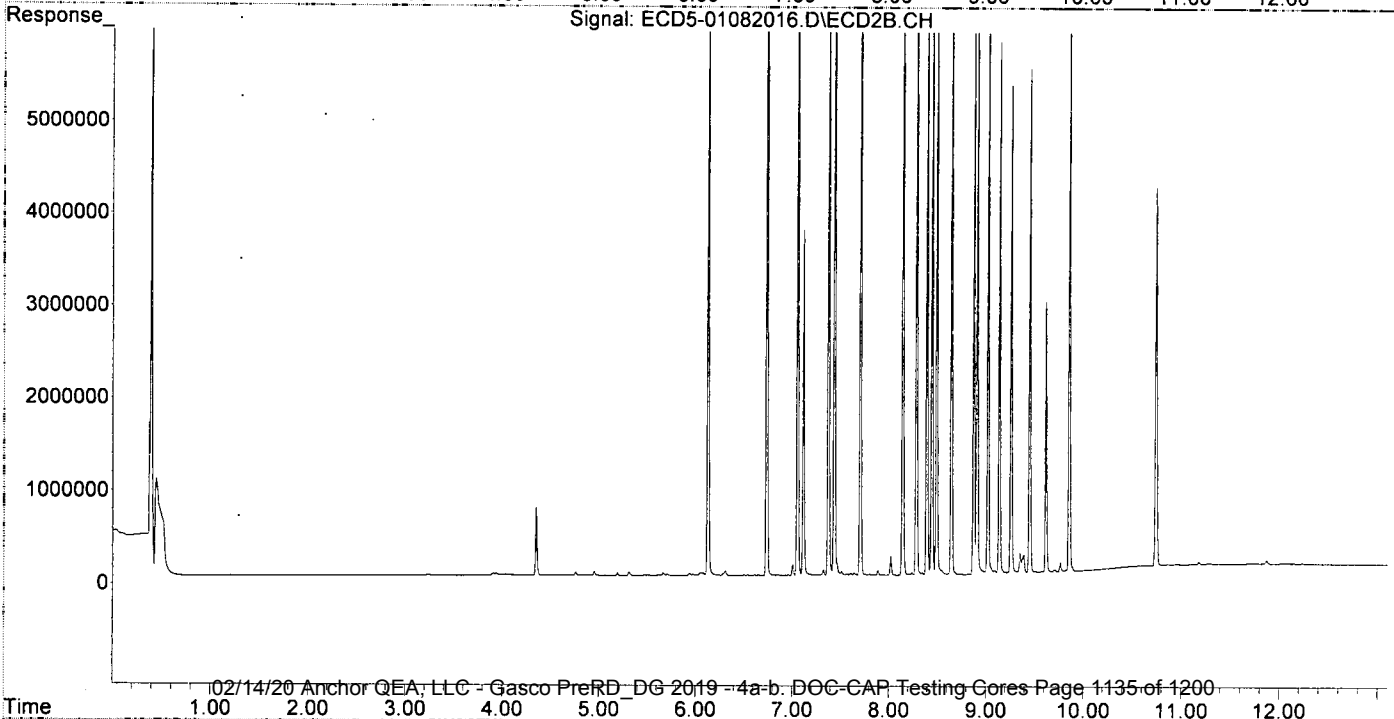
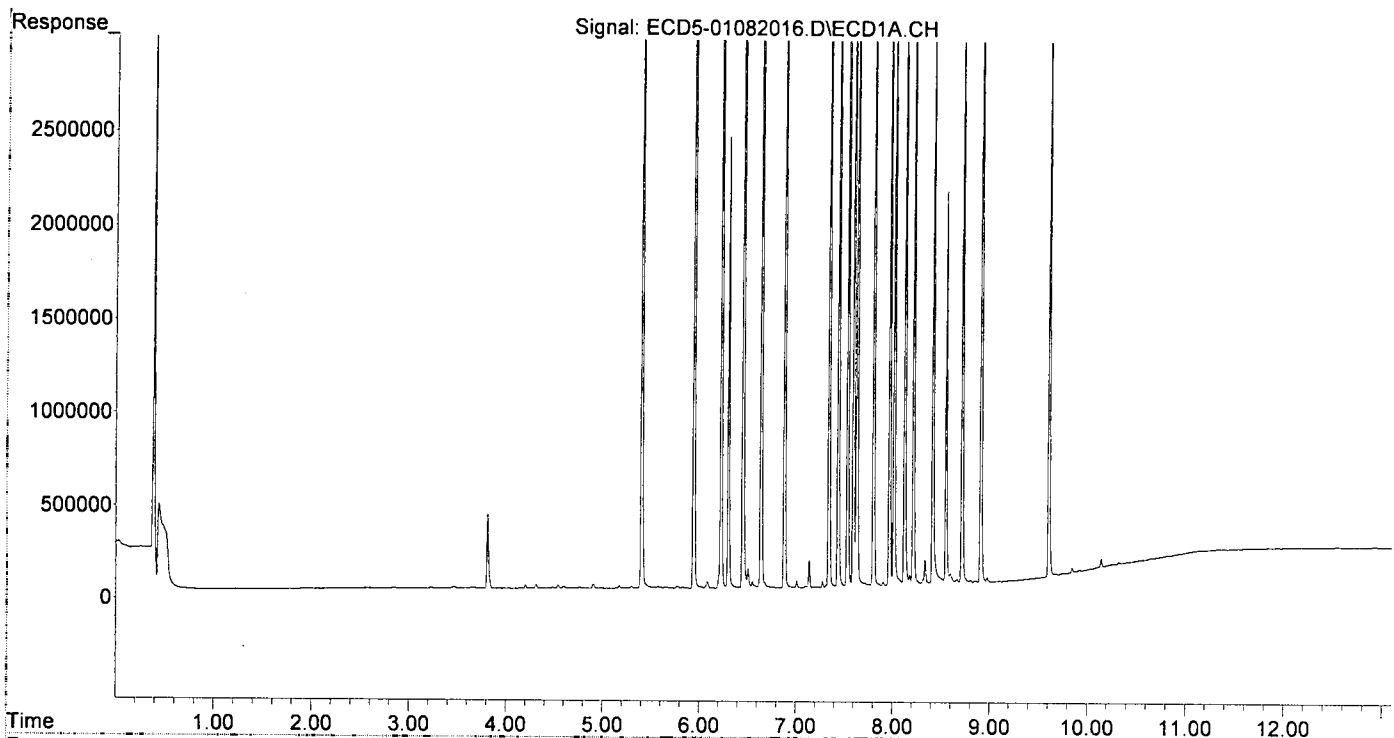
MJB
1/8/20

Compound	RT#1	RT#2	Resp#1	Resp#2	ng/mL	ng/mL
System Monitoring Compounds						
1) S TCMX (S)	5.403	6.127	4644520	7248704	26.039	24.417
22) S DCBP (S)	9.609	10.741	3649221	4087662	27.139	24.006
Target Compounds						
2) a-BHC	5.943	6.735	6708027	10415470	27.943	26.173
3) g-BHC	6.226	7.054	5763650	9109081	28.342	26.901
4) b-BHC	6.302	7.115	2412054	3735653	34.019	26.956
5) Heptachlor	6.640	7.435	5435552	8726365	29.564	29.167
6) d-BHC	6.452	7.374	5473600	9124505	36.967	30.715
7) Aldrin	6.882	7.704	5637637	8363357	29.689	26.954
8) Heptachlo...	7.342	8.142	5116716	7570159	28.479	26.434
9) trans-Chl...	7.439	8.283	5203493	7709066	28.862	26.429
10) cis-Chlor...	7.535	8.391	5032396	7320817	29.702	26.085
11) Endosulfa...	7.632	8.443	4772332	6856889	27.155	26.088
12) 4,4'-DDE	7.595	8.491	5211626	7706129	33.922	28.840
13) Dieldrin	7.804	8.645	5425309	7861083	27.640	26.464
14) Endrin	7.968	8.874	4355756	5981930	28.510	28.439
15) 4,4'-DDD	8.016	8.909	4392393	6163457	34.856	28.442
16) Endosulfa...	8.126	9.021	4183901	6151164	27.383	25.982
17) 4,4'-DDT	8.215	9.138	4195442	5749572	40.824	35.924
18) Endrin Al...	8.416	9.258	3592714	5279915	30.055	26.897
19) Endosulfa...	8.718	9.449	3934236	5454073	28.218	27.172
20) Methoxychlor	8.552	9.616	2096804	2923508	40.465	36.746
21) Endrin Ke...	8.912	9.854	4735111	6356172	29.010	28.902
23) Hexachlor...	0.000	0.000	0	0	N.D. d	N.D. d
24) Hexachlor...	0.000	0.000	0	0	N.D. d	N.D. d
25) Oxychlorane	0.000	0.000	0	0	N.D. d	N.D. d
26) 2,4'-DDE	0.000	0.000	0	0	N.D. d	N.D. d
27) trans-Non...	0.000	0.000	0	0	N.D. d	N.D. d
28) 2,4'-DDD	0.000	0.000	0	0	N.D. d	N.D. d
29) 2,4'-DDT	0.000	0.000	0	0	N.D. d	N.D. d
30) cis-Nonac...	0.000	0.000	0	0	N.D. d	N.D. d
31) Mirex	0.000	0.000	0	0	N.D. d	N.D. d
32) Chlordane...	0.000	0.000	0	0	N.D. d	N.D. d
33) Chlordane...	0.000	0.000	0	0	N.D. d	N.D. d
34) Chlordane...	0.000	0.000	0	0	N.D. d	N.D. d
35) Chlordane...	0.000	0.000	0	0	N.D. d	N.D. d
36) Toxaphene...	0.000	0.000	0	0	N.D. d	N.D. d
37) Toxaphene...	0.000	0.000	0	0	N.D. d	N.D. d
38) Toxaphene...	0.000	0.000	0	0	N.D. d	N.D. d
39) Toxaphene...	0.000	0.000	0	0	N.D. d	N.D. d
40) Toxaphene...	0.000	0.000	0	0	N.D. d	N.D. d
41) Toxaphene...	0.000	0.000	0	0	N.D. d	N.D. d
42) Toxaphene...	0.000	0.000	0	0	N.D. d	N.D. d

(f)=RT Delta > 1/2 Window (#)=Amounts differ by > 40% (m)=manual int.

Data Path : R:\data\2020-01\0A08041\
Data File : ECD5-01082016.D
Signal(s) : Signal #1: ECD1A.CH Signal #2: ECD2B.CH
Acq On : 08 Jan 2020 16:16
Operator : MJB
Sample : 0A08041-CAL6
Misc : A19K132, AB 25 ppb
ALS Vial : 13 (Sig #1); 0 (Sig #2) Sample Multiplier: 1

Integration File signal 1: PEST1.e
Integration File signal 2: PEST2.e
Quant Time: Jan 08 17:16:16 2020
Quant Method : R:\methods\ECD5_QUANTPEST_200107.M
Quant Title : Instrument: DualECD5
QLast Update : Wed Jan 08 17:11:43 2020
Response via : Initial Calibration
Integrator: ChemStation 6890 Scale Mode: Small noise peaks clipped



Data Path : R:\data\2020-01\0A08041\
 Data File : ECD5-01082017.D
 Signal(s) : Signal #1: ECD1A.CH Signal #2: ECD2B.CH
 Acq On : 08 Jan 2020 16:33
 Operator : MJB
 Sample : 0A08041-CAL7
 Misc : A19K133, AB 50 ppb
 ALS Vial : 14 (Sig #1); 0 (Sig #2) Sample Multiplier: 1

Integration File signal 1: PEST1.e
 Integration File signal 2: PEST2.e
 Quant Time: Jan 08 17:11:26 2020
 Quant Method : R:\methods\ECD5_QUANTPEST_200107.M
 Quant Title : Instrument: DualECD5
 QLast Update : Wed Dec 18 11:44:50 2019
 Response via : Initial Calibration
 Integrator: ChemStation 6890 Scale Mode: Small noise peaks clipped

MJB
1/8/20

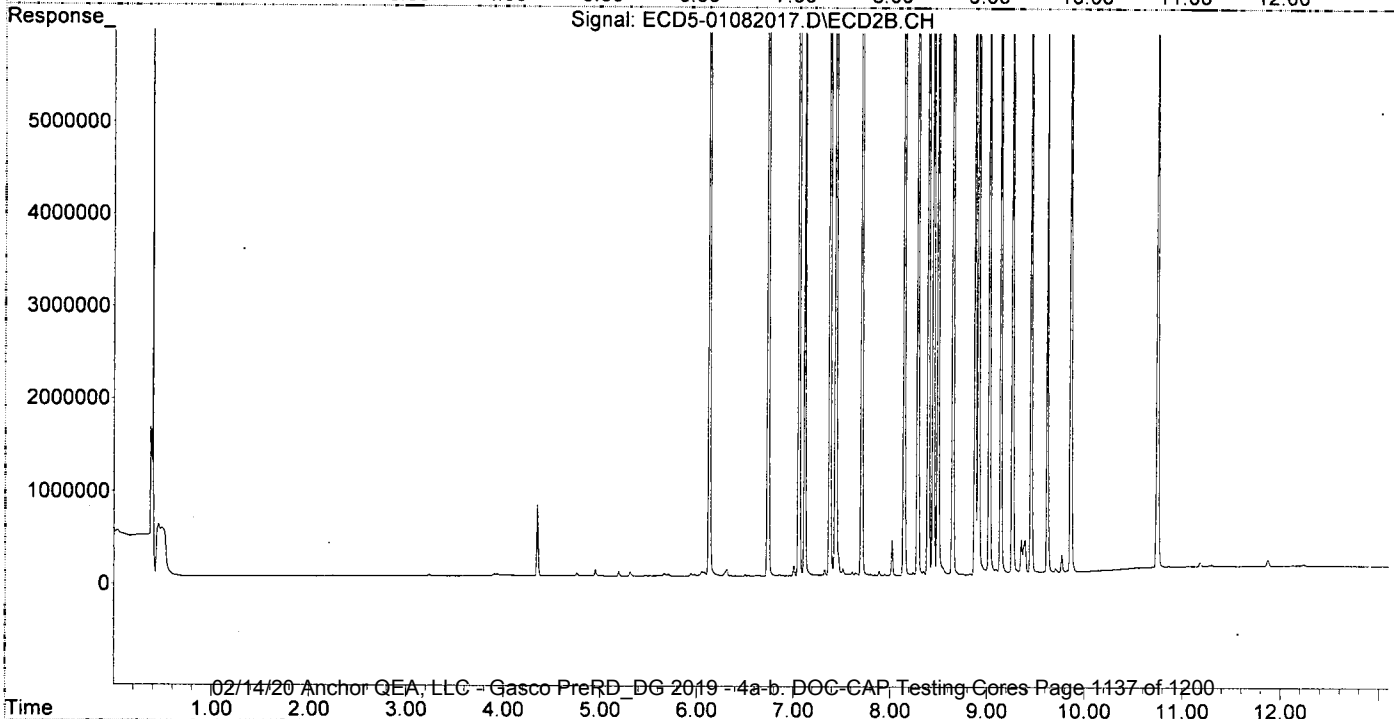
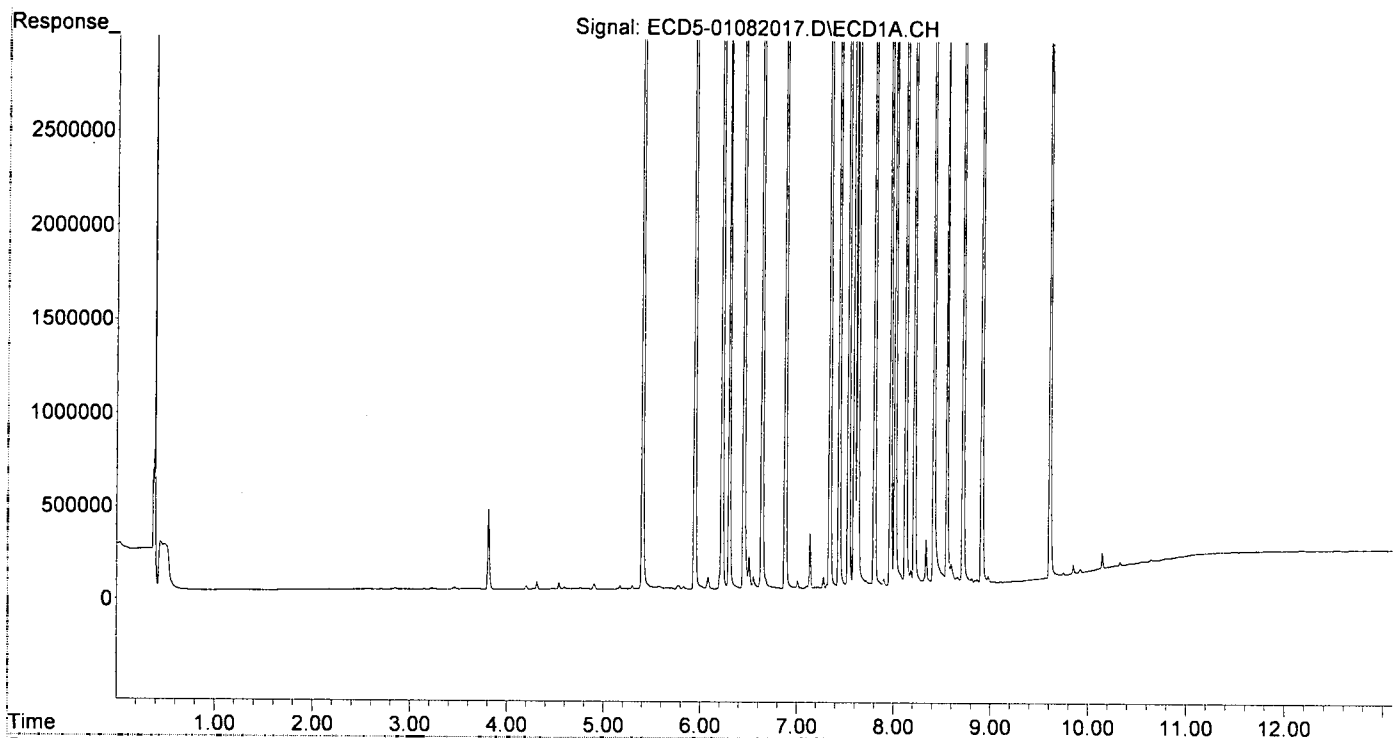
Compound	RT#1	RT#2	Resp#1	Resp#2	ng/mL	ng/mL
System Monitoring Compounds						
1) S TCMX (S)	5.404	6.128	9333732	14973503	52.328	50.438
22) S DCBP (S)	9.610	10.743	7324286	8356479	54.215	49.075
Target Compounds						
2) a-BHC	5.944	6.736	13216845	22089318	55.056	55.508
3) g-BHC	6.226	7.055	11708116	19348411	57.573	57.139
4) b-BHC	6.302	7.116	4896621	7821870	69.062	56.442
5) Heptachlor	6.640	7.436	11436571	18476010	62.203	61.754
6) d-BHC	6.452	7.375	11429030	18657508	72.302	59.637
7) Aldrin	6.882	7.705	11087840	17419751	58.391	56.142
8) Heptachlo...	7.342	8.143	9998611	15668568	55.652	54.712
9) trans-Chl...	7.438	8.284	10533023	15828140	58.423	54.264
10) cis-Chlor...	7.535	8.392	9997532	15222666	58.218	54.241
11) Endosulfa...	7.631	8.444	9321509	14247679	53.041	54.207
12) 4,4'-DDE	7.595	8.492	10548305	16343004	68.657	58.168
13) Dieldrin	7.804	8.646	10540242	16218456	53.700	54.599
14) Endrin	7.969	8.875	8377116	11897358	54.830	54.213
15) 4,4'-DDD	8.016	8.910	8716356	13105625	66.362	57.695
16) Endosulfa...	8.126	9.022	8170502	12207870	53.476	51.564
17) 4,4'-DDT	8.215	9.139	8824873	12576988	77.695	71.115
18) Endrin Al...	8.416	9.259	7206121	10910333	60.283	55.580
19) Endosulfa...	8.718	9.450	7989432	11599024	56.402	55.415
20) Methoxychlor	8.552	9.616	4344332	6115403	77.959	70.938
21) Endrin Ke...	8.912	9.855	9580043	12905122	57.630	56.045
23) Hexachlor...	0.000	0.000	0	0	N.D. d	N.D. d
24) Hexachlor...	0.000	0.000	0	0	N.D. d	N.D. d
25) Oxychlorane	0.000	0.000	0	0	N.D. d	N.D. d
26) 2,4'-DDE	0.000	0.000	0	0	N.D. d	N.D. d
27) trans-Non...	0.000	0.000	0	0	N.D. d	N.D. d
28) 2,4'-DDD	0.000	0.000	0	0	N.D. d	N.D. d
29) 2,4'-DDT	0.000	0.000	0	0	N.D. d	N.D. d
30) cis-Nonac...	0.000	0.000	0	0	N.D. d	N.D. d
31) Mirex	0.000	0.000	0	0	N.D. d	N.D. d
32) Chlordane...	0.000	0.000	0	0	N.D. d	N.D. d
33) Chlordane...	0.000	0.000	0	0	N.D. d	N.D. d
34) Chlordane...	0.000	0.000	0	0	N.D. d	N.D. d
35) Chlordane...	0.000	0.000	0	0	N.D. d	N.D. d
36) Toxaphene...	0.000	0.000	0	0	N.D. d	N.D. d
37) Toxaphene...	0.000	0.000	0	0	N.D. d	N.D. d
38) Toxaphene...	0.000	0.000	0	0	N.D. d	N.D. d
39) Toxaphene...	0.000	0.000	0	0	N.D. d	N.D. d
40) Toxaphene...	0.000	0.000	0	0	N.D. d	N.D. d
41) Toxaphene...	0.000	0.000	0	0	N.D. d	N.D. d
42) Toxaphene...	0.000	0.000	0	0	N.D. d	N.D. d

(f)=RT Delta > 1/2 Window (#)=Amounts differ by > 40% (m)=manual int.

Quantitation Report (QT Reviewed)

Data Path : R:\data\2020-01\0A08041\
Data File : ECD5-01082017.D
Signal(s) : Signal #1: ECD1A.CH Signal #2: ECD2B.CH
Acq On : 08 Jan 2020 16:33
Operator : MJB
Sample : 0A08041-CAL7
Misc : A19K133, AB 50 ppb
ALS Vial : 14 (Sig #1); 0 (Sig #2) Sample Multiplier: 1

Integration File signal 1: PEST1.e
Integration File signal 2: PEST2.e
Quant Time: Jan 08 17:11:26 2020
Quant Method : R:\methods\ECD5_QUANTPEST_200107.M
Quant Title : Instrument: DualECD5
QLast Update : Wed Dec 18 11:44:50 2019
Response via : Initial Calibration
Integrator: ChemStation 6890 Scale Mode: Small noise peaks clipped



Data Path : R:\data\2020-01\0A08041\
 Data File : ECD5-01082018.D
 Signal(s) : Signal #1: ECD1A.CH Signal #2: ECD2B.CH
 Acq On : 08 Jan 2020 16:50
 Operator : MJB
 Sample : 0A08041-CAL8
 Misc : A19K134, AB 100 ppb
 ALS Vial : 15 (Sig #1); 0 (Sig #2) Sample Multiplier: 1

Integration File signal 1: PEST1.e
 Integration File signal 2: PEST2.e
 Quant Time: Jan 08 17:16:56 2020
 Quant Method : R:\methods\ECD5_QUANTPEST_200107.M
 Quant Title : Instrument: DualECD5
 QLast Update : Wed Jan 08 17:11:43 2020
 Response via : Initial Calibration
 Integrator: ChemStation 6890 Scale Mode: Small noise peaks clipped

MJB
1/8/20

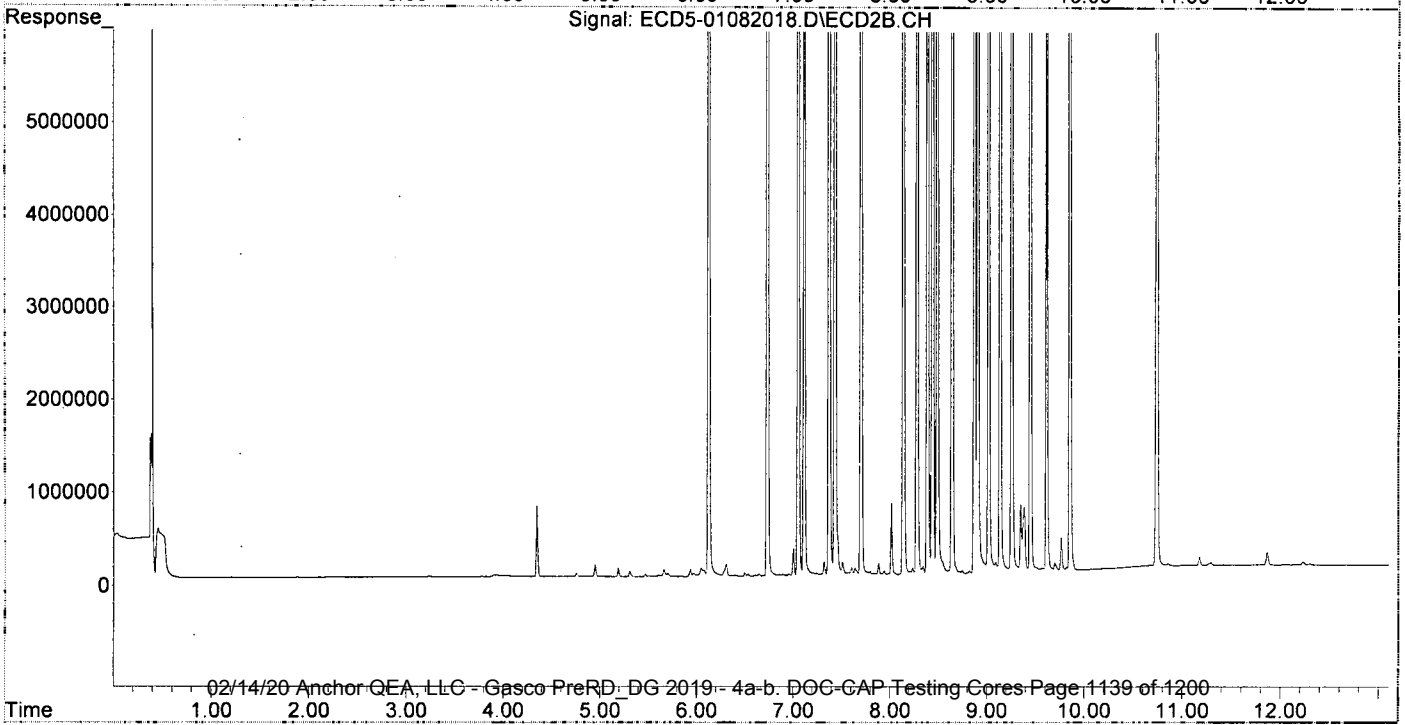
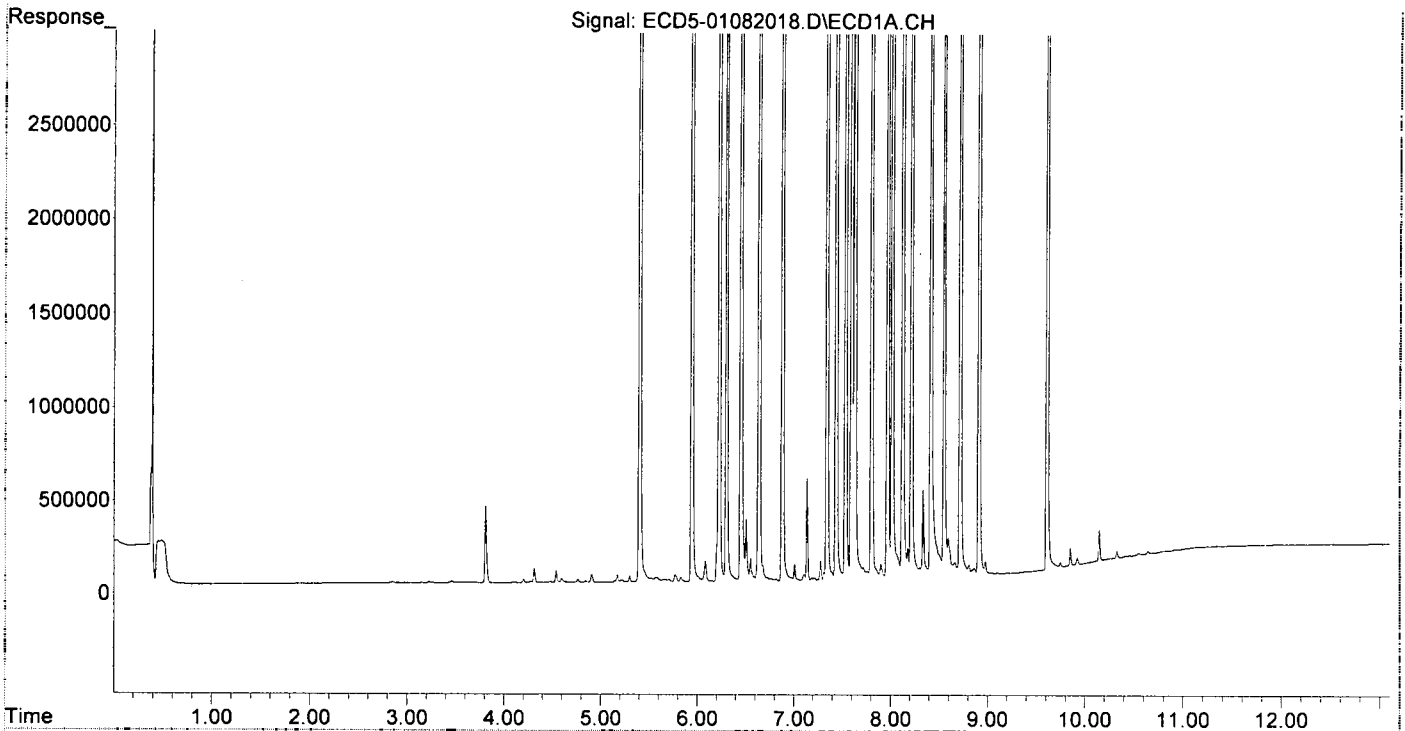
Compound	RT#1	RT#2	Resp#1	Resp#2	ng/mL	ng/mL
System Monitoring Compounds						
1) S TCMX (S)	5.402	6.126	18608009	30726323	104.323	103.502
22) S DCBP (S)	9.609	10.740	14736356	18325862	107.476	107.622
Target Compounds						
2) a-BHC	5.942	6.734	26761777	46009925	111.478	115.619
3) g-BHC	6.225	7.054	23719186	40108652	116.636	118.448
4) b-BHC	6.301	7.114	9778496	15872194	137.915	114.532
5) Heptachlor	6.638	7.434	22525924	39120687	122.517	130.756
6) d-BHC	6.450	7.373	22559943	39888976	129.417	115.993
7) Aldrin	6.879	7.703	21827668	36118456	114.949	116.406
8) Heptachlo...	7.340	8.141	19866372	32905611	110.575	114.901
9) trans-Chl...	7.436	8.282	20684116	32788413	114.727	112.408
10) cis-Chlor...	7.533	8.390	19622551	31325513	111.066	111.618
11) Endosulfa...	7.630	8.442	18668180	29837370	106.225	113.519
12) 4,4'-DDE	7.593	8.491	20981322	34240158	136.564	111.741
13) Dieldrin	7.802	8.644	21752074	34067227	110.821	114.686
14) Endrin	7.967	8.873	16990601	25511288	111.208	106.990
15) 4,4'-DDD	8.015	8.908	17753200	27404752	125.287	110.962
16) Endosulfa...	8.124	9.020	16571029	26285916	108.457	111.028
17) 4,4'-DDT	8.214	9.138	17230392	27045966	132.772	131.755
18) Endrin Al...	8.414	9.257	14322834	23088226	119.818	117.618
19) Endosulfa...	8.716	9.448	15517798	24531265	105.955	108.178
20) Methoxychlor	8.550	9.615	8765747	13401490	140.843	135.844
21) Endrin Ke...	8.910	9.854	19103565	28057636	110.632	111.181
23) Hexachlor...	0.000	0.000	0	0	N.D. d	N.D. d
24) Hexachlor...	0.000	0.000	0	0	N.D. d	N.D. d
25) Oxychlordan	0.000	0.000	0	0	N.D. d	N.D. d
26) 2,4'-DDE	0.000	0.000	0	0	N.D. d	N.D. d
27) trans-Non...	0.000	0.000	0	0	N.D. d	N.D. d
28) 2,4'-DDD	0.000	0.000	0	0	N.D. d	N.D. d
29) 2,4'-DDT	0.000	0.000	0	0	N.D. d	N.D. d
30) cis-Nonac...	0.000	0.000	0	0	N.D. d	N.D. d
31) Mirex	0.000	0.000	0	0	N.D. d	N.D. d
32) Chlordane...	0.000	0.000	0	0	N.D. d	N.D. d
33) Chlordane...	0.000	0.000	0	0	N.D. d	N.D. d
34) Chlordane...	0.000	0.000	0	0	N.D. d	N.D. d
35) Chlordane...	0.000	0.000	0	0	N.D. d	N.D. d
36) Toxaphene...	0.000	0.000	0	0	N.D. d	N.D. d
37) Toxaphene...	0.000	0.000	0	0	N.D. d	N.D. d
38) Toxaphene...	0.000	0.000	0	0	N.D. d	N.D. d
39) Toxaphene...	0.000	0.000	0	0	N.D. d	N.D. d
40) Toxaphene...	0.000	0.000	0	0	N.D. d	N.D. d
41) Toxaphene...	0.000	0.000	0	0	N.D. d	N.D. d
42) Toxaphene...	0.000	0.000	0	0	N.D. d	N.D. d

(f)=RT Delta > 1/2 Window (#)=Amounts differ by > 40% (m)=manual int.

Quantitation Report (QT Reviewed)

Data Path : R:\data\2020-01\0A08041\
Data File : ECD5-01082018.D
Signal(s) : Signal #1: ECD1A.CH Signal #2: ECD2B.CH
Acq On : 08 Jan 2020 16:50
Operator : MJB
Sample : 0A08041-CAL8
Misc : A19K134, AB 100 ppb
ALS Vial : 15 (Sig #1); 0 (Sig #2) Sample Multiplier: 1

Integration File signal 1: PEST1.e
Integration File signal 2: PEST2.e
Quant Time: Jan 08 17:16:56 2020
Quant Method : R:\methods\ECD5_QUANTPEST_200107.M
Quant Title : Instrument: DualECD5
QLast Update : Wed Jan 08 17:11:43 2020
Response via : Initial Calibration
Integrator: ChemStation 6890 Scale Mode: Small noise peaks clipped



Data Path : R:\data\2020-01\0A08041\
 Data File : ECD5-01082019.D
 Signal(s) : Signal #1: ECD1A.CH Signal #2: ECD2B.CH
 Acq On : 08 Jan 2020 17:07
 Operator : MJB
 Sample : 0A08041-CAL9
 Misc : A19K126, AB 200 ppb
 ALS Vial : 16 (Sig #1); 0 (Sig #2) Sample Multiplier: 1

Integration File signal 1: PEST1.e
 Integration File signal 2: PEST2.e
 Quant Time: Jan 08 17:23:52 2020
 Quant Method : R:\methods\ECD5_QUANTPEST_200107.M
 Quant Title : Instrument: DualECD5
 QLast Update : Wed Jan 08 17:11:43 2020
 Response via : Initial Calibration
 Integrator: ChemStation 6890 Scale Mode: Small noise peaks clipped

MJB
1/8/20

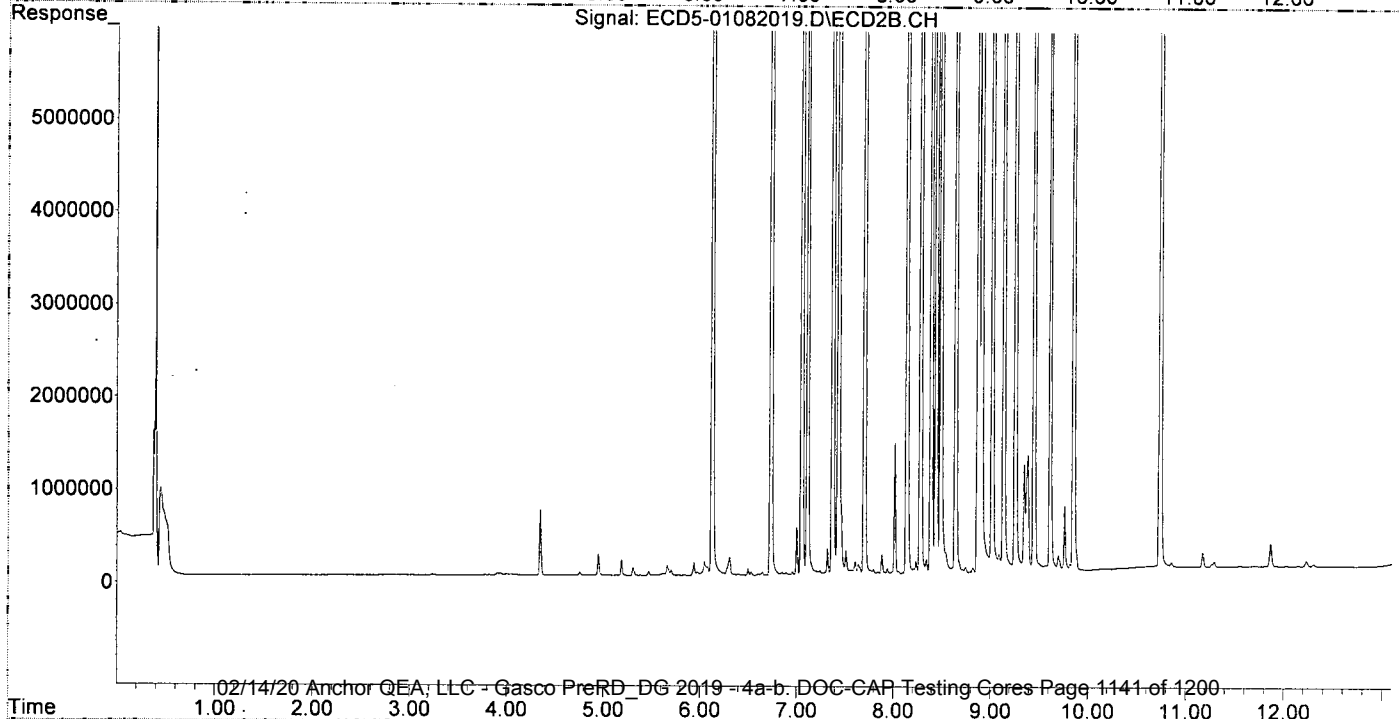
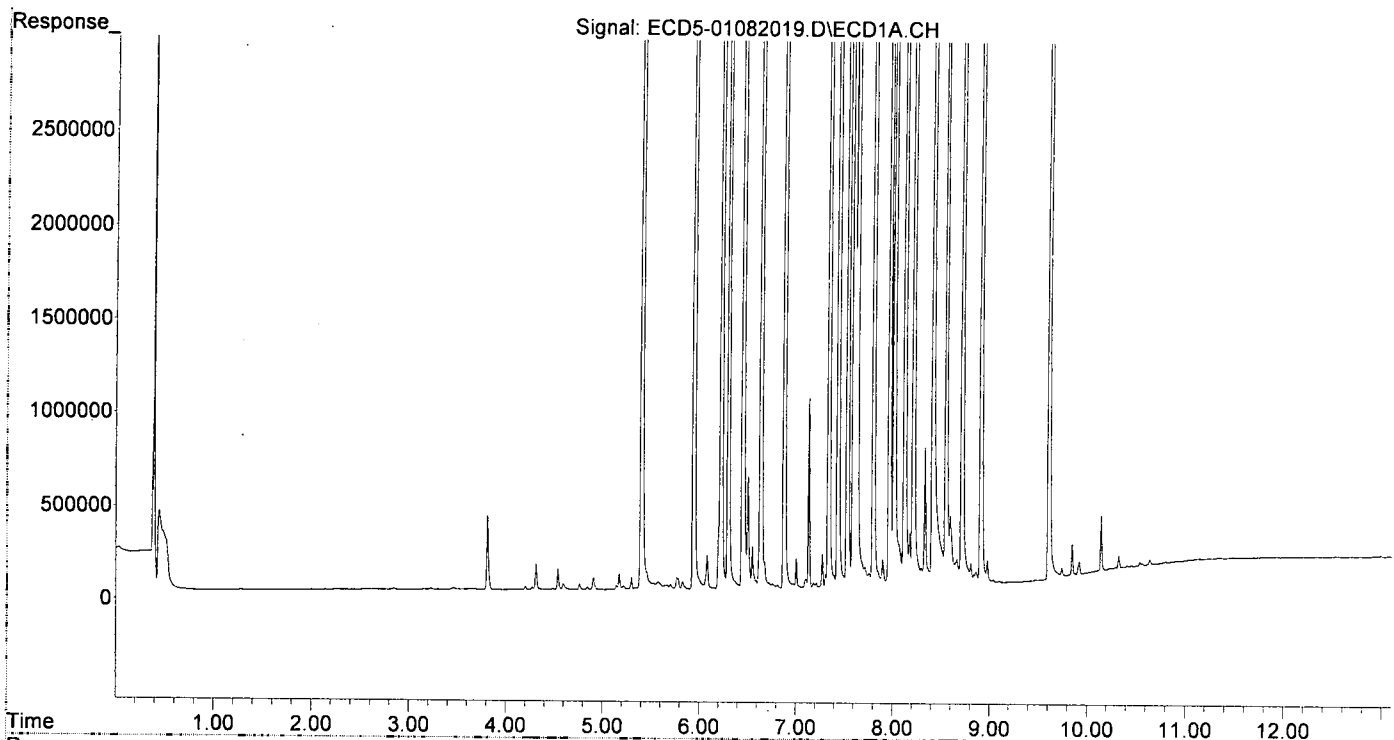
Compound	RT#1	RT#2	Resp#1	Resp#2	ng/mL	ng/mL
System Monitoring Compounds						
1) S TCMX (S)	5.402	6.127	36004194	63805007	201.851	214.927
22) S DCBP (S)	9.608	10.740	29522105	37530513	208.911	220.404
Target Compounds						
2) a-BHC	5.942	6.735	51378594	94490351	214.020	237.445
3) g-BHC	6.225	7.055	45740727	81152836	224.925	249.658
4) b-BHC	6.300	7.114	18885723	32003158	266.363	230.932
5) Heptachlor	6.637	7.434	43921584	78012422	238.886	260.746
6) d-BHC	6.450	7.373	44016986	79563682	219.966	203.005
7) Aldrin	6.878	7.703	42282992	73697118	222.671	237.518
8) Heptachlo...	7.339	8.141	38629005	67266896	215.007	234.884
9) trans-Chl...	7.435	8.282	40459355	67463571	224.413	231.285
10) cis-Chlor...	7.532	8.390	38789603	63748867	208.402	227.148
11) Endosulfa...	7.629	8.442	36273958	61251233	206.404	233.036
12) 4,4'-DDE	7.592	8.491	40550794	70133432	263.939	200.970
13) Dieldrin	7.801	8.643	42048253	69685127	214.224	234.591
14) Endrin	7.966	8.874	33554398	54542107	219.622	200.376
15) 4,4'-DDD	8.014	8.909	34664444	57884644	218.948	205.031
16) Endosulfa...	8.123	9.020	32037931	56742124	209.687	239.671
17) 4,4'-DDT	8.213	9.138	33779701	56160769	218.109	225.532
18) Endrin Al...	8.414	9.257	28205265	46664440	235.952	237.722
19) Endosulfa...	8.716	9.449	30589878	50080530	196.514	195.472
20) Methoxychlor	8.549	9.614	16842837	27125539	234.271	231.850
21) Endrin Ke...	8.911	9.854	38218148	59346864	206.833	204.485
23) Hexachlor...	0.000	0.000	0	0	N.D. d	N.D. d
24) Hexachlor...	0.000	0.000	0	0	N.D. d	N.D. d
25) Oxychlorane	0.000	0.000	0	0	N.D. d	N.D. d
26) 2,4'-DDE	0.000	0.000	0	0	N.D. d	N.D. d
27) trans-Non...	0.000	0.000	0	0	N.D. d	N.D. d
28) 2,4'-DDD	0.000	0.000	0	0	N.D. d	N.D. d
29) 2,4'-DDT	0.000	0.000	0	0	N.D. d	N.D. d
30) cis-Nonac...	0.000	0.000	0	0	N.D. d	N.D. d
31) Mirex	0.000	0.000	0	0	N.D. d	N.D. d
32) Chlordane...	0.000	0.000	0	0	N.D. d	N.D. d
33) Chlordane...	0.000	0.000	0	0	N.D. d	N.D. d
34) Chlordane...	0.000	0.000	0	0	N.D. d	N.D. d
35) Chlordane...	0.000	0.000	0	0	N.D. d	N.D. d
36) Toxaphene...	0.000	0.000	0	0	N.D. d	N.D. d
37) Toxaphene...	0.000	0.000	0	0	N.D. d	N.D. d
38) Toxaphene...	0.000	0.000	0	0	N.D. d	N.D. d
39) Toxaphene...	0.000	0.000	0	0	N.D. d	N.D. d
40) Toxaphene...	0.000	0.000	0	0	N.D. d	N.D. d
41) Toxaphene...	0.000	0.000	0	0	N.D. d	N.D. d
42) Toxaphene...	0.000	0.000	0	0	N.D. d	N.D. d

(f)=RT Delta > 1/2 Window (#)=Amounts differ by > 40% (m)=manual int.

Quantitation Report (QT Reviewed)

Data Path : R:\data\2020-01\0A08041\
Data File : ECD5-01082019.D
Signal(s) : Signal #1: ECD1A.CH Signal #2: ECD2B.CH
Acq On : 08 Jan 2020 17:07
Operator : MJB
Sample : 0A08041-CAL9
Misc : A19K126, AB 200 ppb
ALS Vial : 16 (Sig #1); 0 (Sig #2) Sample Multiplier: 1

Integration File signal 1: PEST1.e
Integration File signal 2: PEST2.e
Quant Time: Jan 08 17:23:52 2020
Quant Method : R:\methods\ECD5_QUANTPEST_200107.M
Quant Title : Instrument: DualECD5
QLast Update : Wed Jan 08 17:11:43 2020
Response via : Initial Calibration
Integrator: ChemStation 6890 Scale Mode: Small noise peaks clipped



Data Path: R:\data\2020-01\0A08041\
 Data File: ECD5-01082022.D
 Signal(s): Signal #1: ECD1A.CH Signal #2: ECD2B.CH
 Acq On: 08 Jan 2020 17:59
 Operator: MJB
 Sample: 0A08041-CALA
 Misc: A20A096, 9-42 0.5 ppb
 ALS Vial: 18 (Sig #1); 0 (Sig #2) Sample Multiplier: 1

Integration File signal 1: PEST1.e
 Integration File signal 2: PEST2.e
 Quant Time: Jan 09 10:49:36 2020
 Quant Method: R:\methods\ECD5_QUANTPEST_200107.M
 Quant Title: Instrument: DualECD5
 Last Update: Thu Jan 09 10:48:41 2020
 Response via: Initial Calibration
 Integrator: ChemStation 6890 Scale Mode: Small noise peaks clipped

MJB
1/9/20

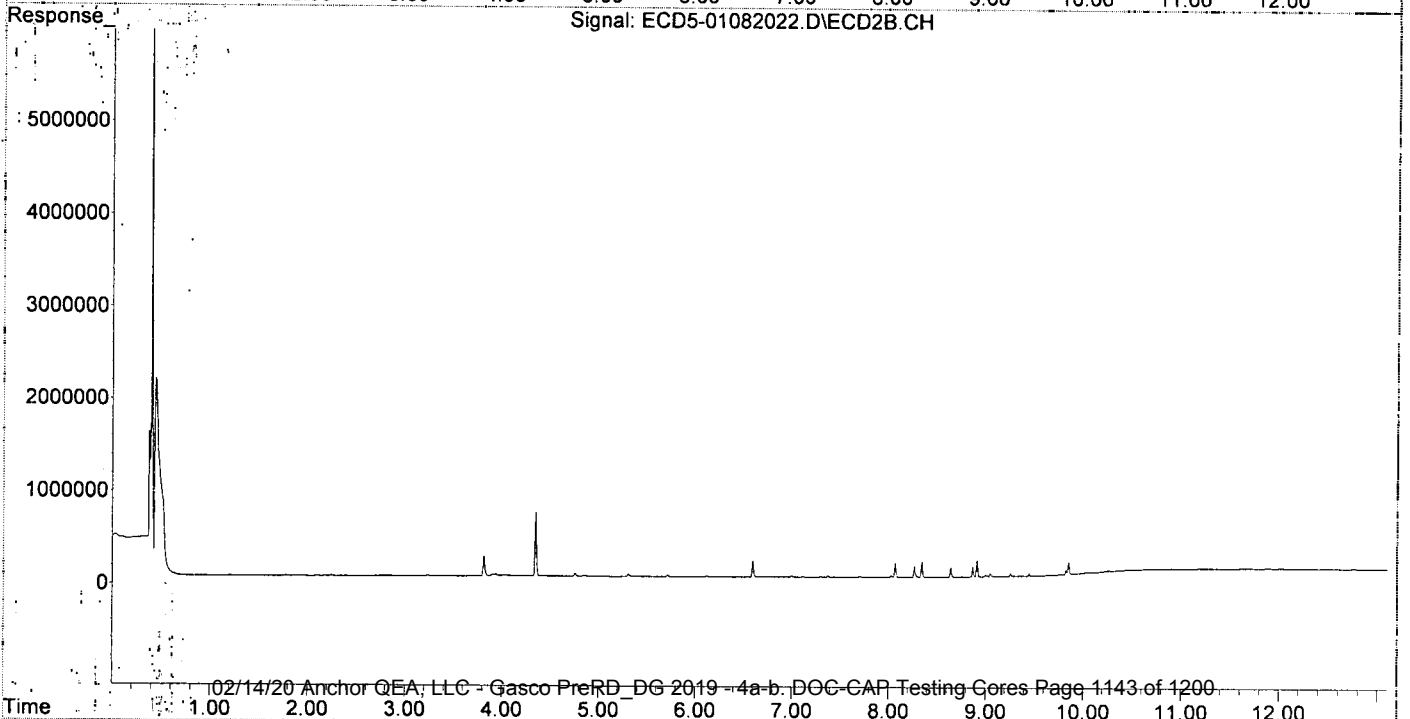
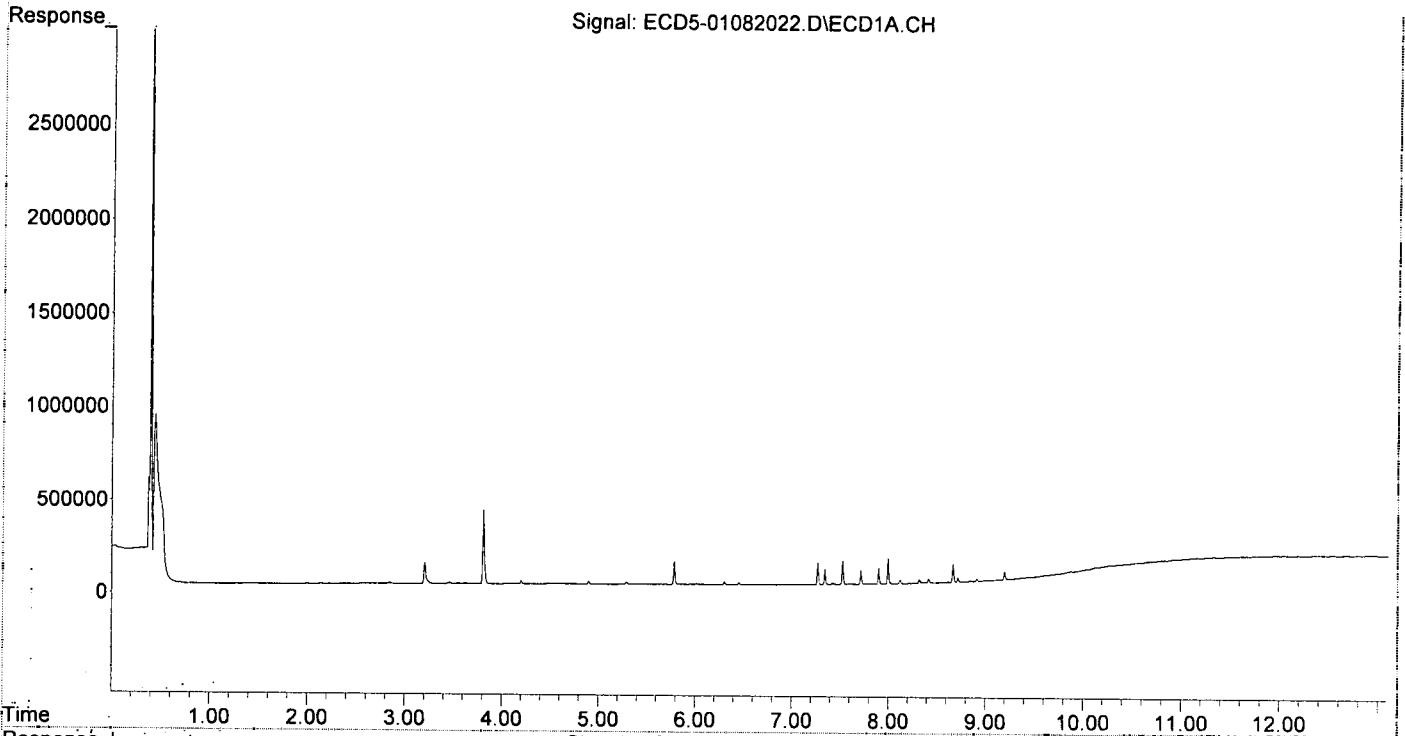
Compound	RT#1	RT#2	Resp#1	Resp#2	ng/mL	ng/mL
System Monitoring Compounds						
1) S TCMX (S)	0.000	0.000	0	0	N.D. d	N.D. d
22) S DCBP (S)	0.000	0.000	0	0	N.D. d	N.D. d
Target Compounds						
2) a-BHC	0.000	0.000	0	0	N.D. d	N.D. d
3) g-BHC	0.000	0.000	0	0	N.D. d	N.D. d
4) b-BHC	0.000	0.000	0	0	N.D. d	N.D. d
5) Heptachlor	0.000	0.000	0	0	N.D. d	N.D. d
6) d-BHC	0.000	0.000	0	0	N.D. d	N.D. d
7) Aldrin	0.000	0.000	0	0	N.D. d	N.D. d
8) Heptachlo...	0.000	0.000	0	0	N.D. d	N.D. d
9) trans-Chl...	0.000	0.000	0	0	N.D. d	N.D. d
10) cis-Chlor...	0.000	0.000	0	0	N.D. d	N.D. d
11) Endosulfa...	0.000	0.000	0	0	N.D. d	N.D. d
12) 4,4'-DDE	0.000	0.000	0	0	N.D. d	N.D. d
13) Dieldrin	0.000	0.000	0	0	N.D. d	N.D. d
14) Endrin	0.000	0.000	0	0	N.D. d	N.D. d
15) 4,4'-DDD	0.000	0.000	0	0	N.D. d	N.D. d
16) Endosulfa...	0.000	0.000	0	0	N.D. d	N.D. d
17) 4,4'-DDT	0.000	0.000	0	0	N.D. d	N.D. d
18) Endrin Al...	0.000	0.000	0	0	N.D. d	N.D. d
19) Endosulfa...	0.000	0.000	0	0	N.D. d	N.D. d
20) Methoxychlor	0.000	0.000	0	0	N.D. d	N.D. d
21) Endrin Ke...	0.000	0.000	0	0	N.D. d	N.D. d
23) Hexachlor...	3.203	3.812	111441	211151	0.527	0.583
24) Hexachlor...	5.783	6.595	122709	175732	0.603	0.600
25) Oxychlorthane	7.270	8.069	118861	156922	0.647	0.620
26) 2,4'-DDE	7.343	8.268	81726	115006	0.758	0.605
27) trans-Non...	7.527	8.345	126746	167484	0.705	0.594
28) 2,4'-DDD	7.716	8.643	71868	101849	0.731	0.601
29) 2,4'-DDT	7.899	8.870	83331	108578	0.861	0.733
30) cis-Nonac...	7.997	8.913	134243	177850	0.652	0.555
31) Mirex	8.667	9.851	96444	127755	0.565	0.472
32) Chlordane...	0.000	0.000	0	0	N.D. d	N.D. d
33) Chlordane...	0.000	0.000	0	0	N.D. d	N.D. d
34) Chlordane...	0.000	0.000	0	0	N.D. d	N.D. d
35) Chlordane...	0.000	0.000	0	0	N.D. d	N.D. d
36) Toxaphene...	0.000	0.000	0	0	N.D. d	N.D. d
37) Toxaphene...	0.000	0.000	0	0	N.D. d	N.D. d
38) Toxaphene...	0.000	0.000	0	0	N.D. d	N.D. d
39) Toxaphene...	0.000	0.000	0	0	N.D. d	N.D. d
40) Toxaphene...	0.000	0.000	0	0	N.D. d	N.D. d
41) Toxaphene...	0.000	0.000	0	0	N.D. d	N.D. d
42) Toxaphene...	0.000	0.000	0	0	N.D. d	N.D. d

(f)=RT Delta > 1/2 Window (#)=Amounts differ by > 40% (m)=manual int.

Quantitation Report (QT Reviewed)

Data Path : R:\data\2020-01\0A08041\
Data File : ECD5-01082022.D
Signal(s) : Signal #1: ECD1A.CH Signal #2: ECD2B.CH
Acq On : 08 Jan 2020 17:59
Operator : MJB
Sample : 0A08041-CALA
Misc : A20A096, 9-42 0.5 ppb
ALS Vial : 18 (Sig #1); 0 (Sig #2) Sample Multiplier: 1

Integration File signal 1: PEST1.e
Integration File signal 2: PEST2.e
Quant Time: Jan 09 10:49:36 2020
Quant Method : R:\methods\ECD5_QUANTPEST_200107.M
Quant Title : Instrument: DualECD5
QLast Update : Thu Jan 09 10:48:41 2020
Response via : Initial Calibration
Integrator: ChemStation 6890 Scale Mode: Small noise peaks clipped



Quantitation Report (QT Reviewed)

Data Path: R:\data\2020-01\0A08041\
 Data File: ECD5-01082023.D
 Signal(s): Signal #1: ECD1A.CH Signal #2: ECD2B.CH
 Acq On: 08-Jan-2020 18:16
 Operator: MJB
 Sample: 0A08041-CALB
 Misc: A19K263, 9-42 1 ppb
 ALS Vial: 19 (Sig #1); 0 (Sig #2) Sample Multiplier: 1

Integration File signal 1: PEST1.e
 Integration File signal 2: PEST2.e
 Quant Time: Jan 09 10:50:16 2020
 Quant Method: R:\methods\ECD5_QUANTPEST_200107.M
 Quant Title: Instrument: DualECD5
 QLast Update: Thu Jan 09 10:48:41 2020
 Response via: Initial Calibration
 Integrator: ChemStation 6890 Scale Mode: Small noise peaks clipped

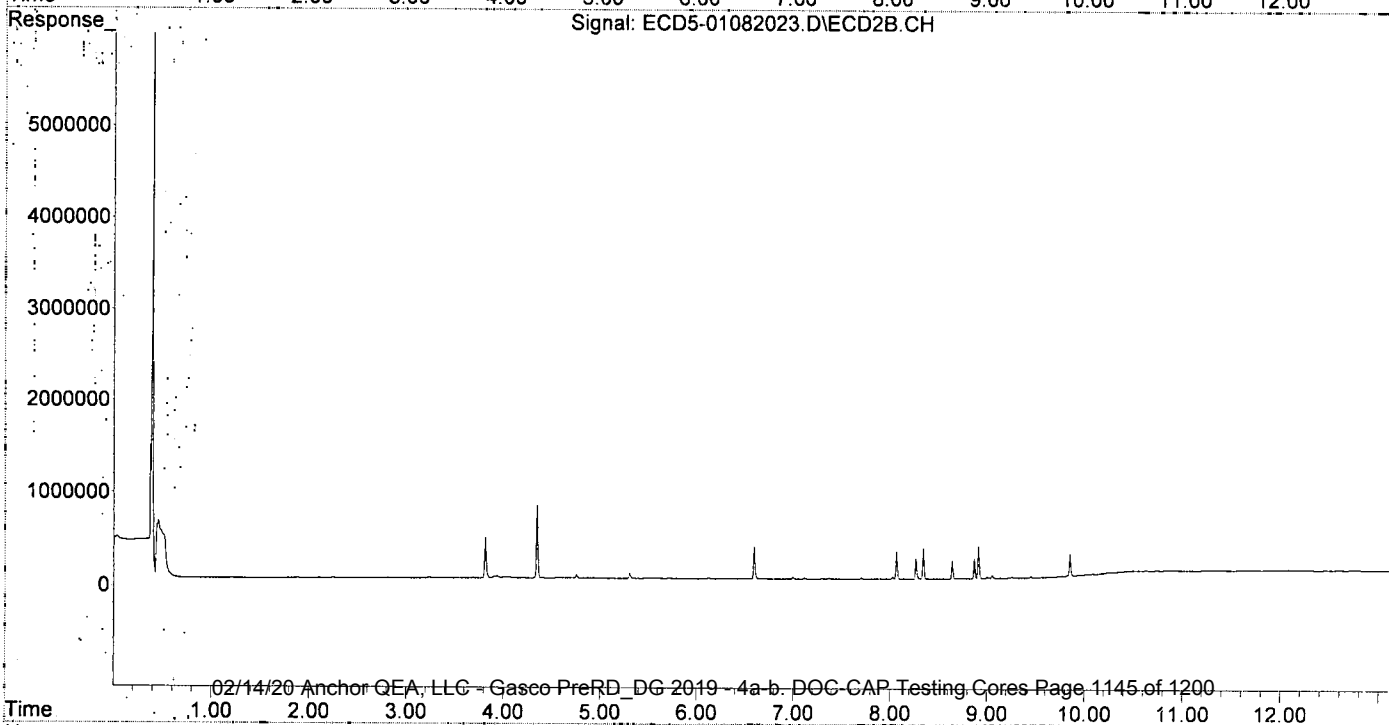
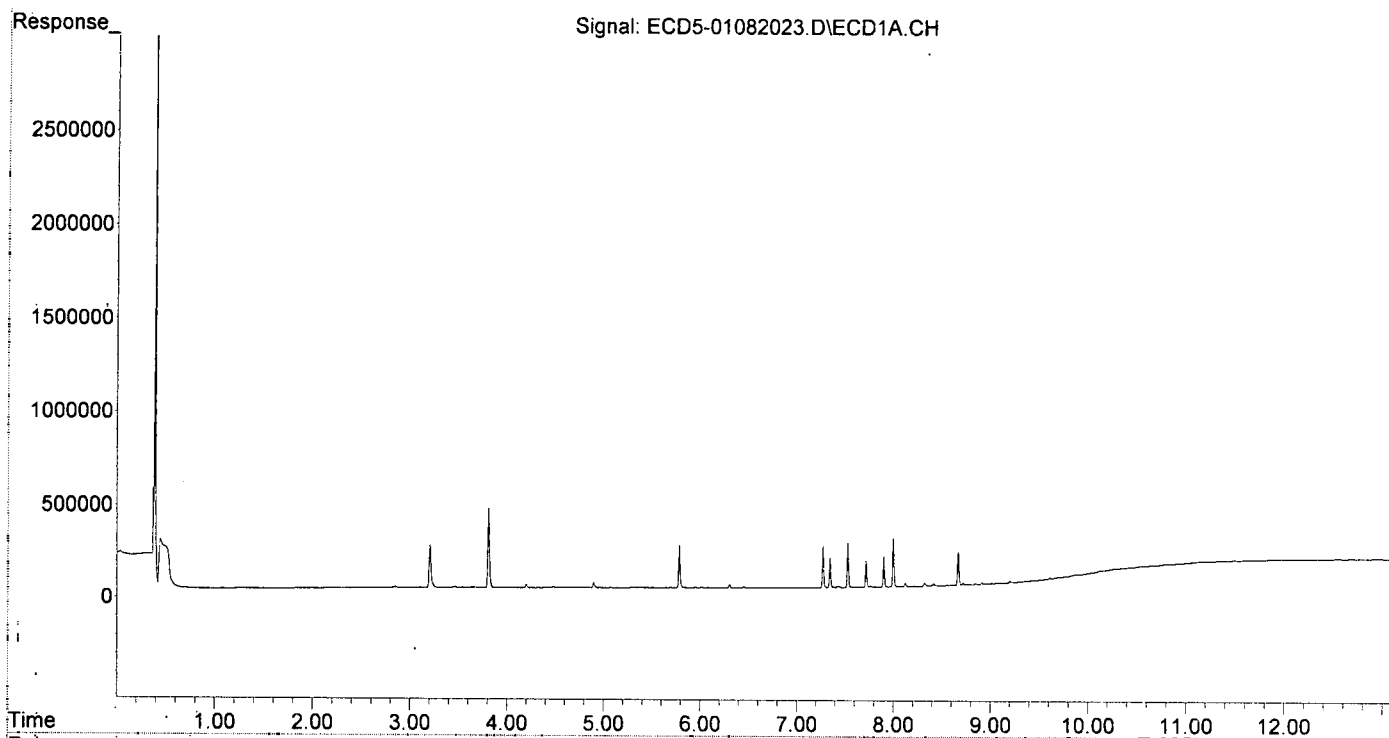
MJB
1/9/20

Compound	RT#1	RT#2	Resp#1	Resp#2	ng/mL	ng/mL
System Monitoring Compounds						
1) S TCMX (S)	0.000	0.000	0	0	N.D. d	N.D. d
22) S DCBP (S)	0.000	0.000	0	0	N.D. d	N.D. d
Target Compounds						
2) a-BHC	0.000	0.000	0	0	N.D. d	N.D. d
3) g-BHC	0.000	0.000	0	0	N.D. d	N.D. d
4) b-BHC	0.000	0.000	0	0	N.D. d	N.D. d
5) Heptachlor	0.000	0.000	0	0	N.D. d	N.D. d
6) d-BHC	0.000	0.000	0	0	N.D. d	N.D. d
7) Aldrin	0.000	0.000	0	0	N.D. d	N.D. d
8) Heptachlo...	0.000	0.000	0	0	N.D. d	N.D. d
9) trans-Chl...	0.000	0.000	0	0	N.D. d	N.D. d
10) cis-Chlor...	0.000	0.000	0	0	N.D. d	N.D. d
11) Endosulfa...	0.000	0.000	0	0	N.D. d	N.D. d
12) 4,4'-DDE	0.000	0.000	0	0	N.D. d	N.D. d
13) Dieldrin	0.000	0.000	0	0	N.D. d	N.D. d
14) Endrin	0.000	0.000	0	0	N.D. d	N.D. d
15) 4,4'-DDD	0.000	0.000	0	0	N.D. d	N.D. d
16) Endosulfa...	0.000	0.000	0	0	N.D. d	N.D. d
17) 4,4'-DDT	0.000	0.000	0	0	N.D. d	N.D. d
18) Endrin Al...	0.000	0.000	0	0	N.D. d	N.D. d
19) Endosulfa...	0.000	0.000	0	0	N.D. d	N.D. d
20) Methoxychlor	0.000	0.000	0	0	N.D. d	N.D. d
21) Endrin Ke...	0.000	0.000	0	0	N.D. d	N.D. d
23) Hexachlor...	3.204	3.812	233620	433391	1.290	1.197
24) Hexachlor...	5.783	6.595	233462	346466	1.321	1.182
25) Oxychlorane	7.271	8.070	223883	298417	1.388	1.180
26) 2,4'-DDE	7.343	8.269	161136	220925	1.494	1.162
27) trans-Non...	7.527	8.345	240849	328300	1.340	1.164
28) 2,4'-DDD	7.716	8.644	143303	193608	1.457	1.142
29) 2,4'-DDT	7.900	8.871	162358	215626	1.678	1.544
30) cis-Nonac...	7.997	8.914	263651	344851	1.280	1.077
31) Mirex	8.667	9.851	181371	237397	1.288	1.199
32) Chlordane...	0.000	0.000	0	0	N.D. d	N.D. d
33) Chlordane...	0.000	0.000	0	0	N.D. d	N.D. d
34) Chlordane...	0.000	0.000	0	0	N.D. d	N.D. d
35) Chlordane...	0.000	0.000	0	0	N.D. d	N.D. d
36) Toxaphene...	0.000	0.000	0	0	N.D. d	N.D. d
37) Toxaphene...	0.000	0.000	0	0	N.D. d	N.D. d
38) Toxaphene...	0.000	0.000	0	0	N.D. d	N.D. d
39) Toxaphene...	0.000	0.000	0	0	N.D. d	N.D. d
40) Toxaphene...	0.000	0.000	0	0	N.D. d	N.D. d
41) Toxaphene...	0.000	0.000	0	0	N.D. d	N.D. d
42) Toxaphene...	0.000	0.000	0	0	N.D. d	N.D. d

(f)=RT Delta > 1/2 Window (#)=Amounts differ by > 40% (m)=manual int.

Data Path : R:\data\2020-01\0A08041\
 Data File : ECD5-01082023.D
 Signal(s) : Signal #1: ECD1A.CH Signal #2: ECD2B.CH
 Acq On : 08 Jan 2020 18:16
 Operator : MJB
 Sample : 0A08041-CALB
 Misc : A19K263, 9-42 1 ppb
 ALS Vial : 19 (Sig #1); 0 (Sig #2) Sample Multiplier: 1

Integration File signal 1: PEST1.e
 Integration File signal 2: PEST2.e
 Quant Time: Jan 09 10:50:16 2020
 Quant Method : R:\methods\ECD5_QUANTPEST_200107.M
 Quant Title : Instrument: DualECD5
 QLast Update : Thu Jan 09 10:48:41 2020
 Response via : Initial Calibration
 Integrator: ChemStation 6890 Scale Mode: Small noise peaks clipped



Data Path: R:\data\2020-01\0A08041\
 Data File: ECD5-01082024.D
 Signal(s): Signal #1: ECD1A.CH Signal #2: ECD2B.CH
 Acq On: 08 Jan 2020 18:33
 Operator: MJB
 Sample: 0A08041-CALC
 Misc: A19K264, 9-42 2 ppb
 ALS Vial: 20 (Sig #1); 0 (Sig #2) Sample Multiplier: 1

Integration File signal 1: PEST1.e
 Integration File signal 2: PEST2.e
 Quant Time: Jan 09 10:50:54 2020
 Quant Method: R:\methods\ECD5_QUANTPEST_200107.M
 Quant Title: Instrument: DualECD5
 Last Update: Thu Jan 09 10:48:41 2020
 Response via: Initial Calibration
 Integrator: ChemStation 6890 Scale Mode: Small noise peaks clipped

MR
1/9/20

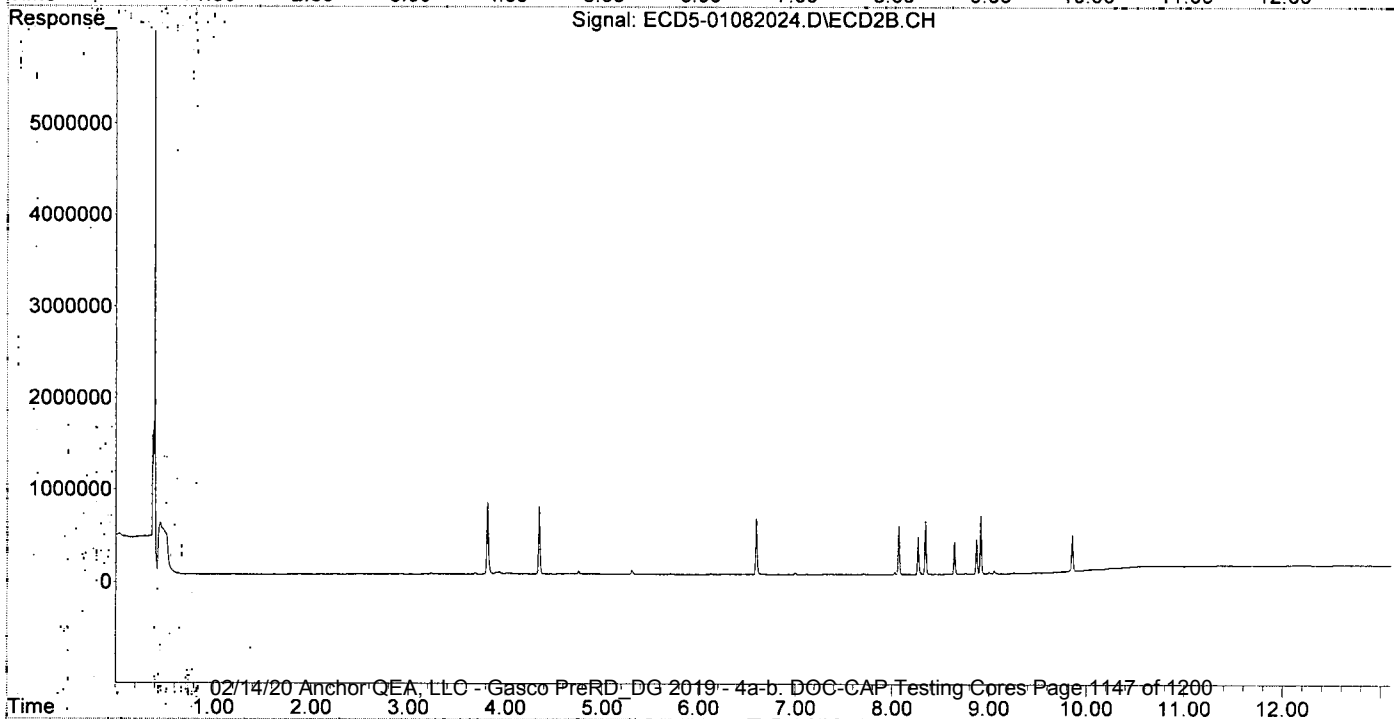
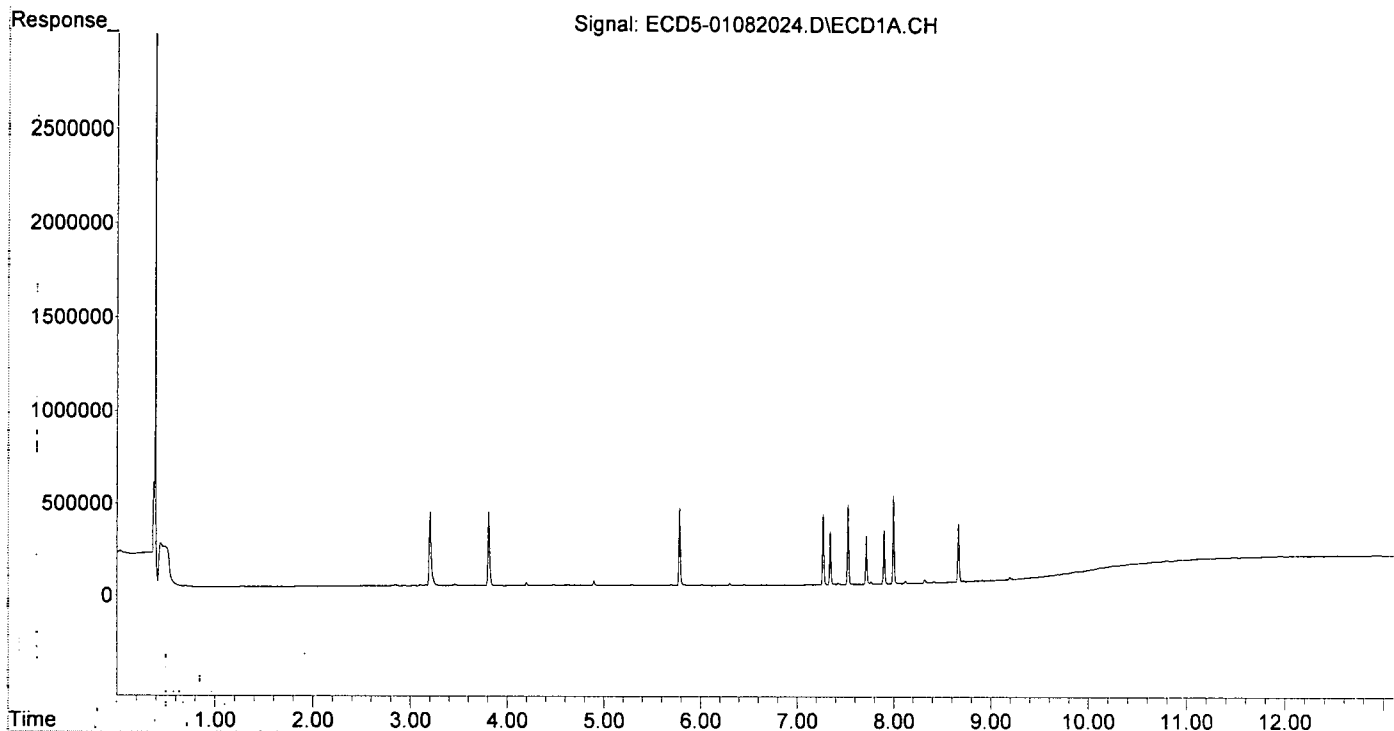
Compound	RT#1	RT#2	Resp#1	Resp#2	ng/mL	ng/mL
System Monitoring Compounds						
1) S TCMX (S)	0.000	0.000	0	0	N.D. d	N.D. d
22) S DCBP (S)	0.000	0.000	0	0	N.D. d	N.D. d
Target Compounds						
2) a-BHC	0.000	0.000	0	0	N.D. d	N.D. d
3) g-BHC	0.000	0.000	0	0	N.D. d	N.D. d
4) b-BHC	0.000	0.000	0	0	N.D. d	N.D. d
5) Heptachlor	0.000	0.000	0	0	N.D. d	N.D. d
6) d-BHC	0.000	0.000	0	0	N.D. d	N.D. d
7) Aldrin	0.000	0.000	0	0	N.D. d	N.D. d
8) Heptachlo...	0.000	0.000	0	0	N.D. d	N.D. d
9) trans-Chl...	0.000	0.000	0	0	N.D. d	N.D. d
10) cis-Chlor...	0.000	0.000	0	0	N.D. d	N.D. d
11) Endosulfa...	0.000	0.000	0	0	N.D. d	N.D. d
12) 4,4'-DDE	0.000	0.000	0	0	N.D. d	N.D. d
13) Dieldrin	0.000	0.000	0	0	N.D. d	N.D. d
14) Endrin	0.000	0.000	0	0	N.D. d	N.D. d
15) 4,4'-DDD	0.000	0.000	0	0	N.D. d	N.D. d
16) Endosulfa...	0.000	0.000	0	0	N.D. d	N.D. d
17) 4,4'-DDT	0.000	0.000	0	0	N.D. d	N.D. d
18) Endrin Al...	0.000	0.000	0	0	N.D. d	N.D. d
19) Endosulfa...	0.000	0.000	0	0	N.D. d	N.D. d
20) Methoxychlor	0.000	0.000	0	0	N.D. d	N.D. d
21) Endrin Ke...	0.000	0.000	0	0	N.D. d	N.D. d
23) Hexachlor...	3.204	3.812	399253	769290	2.325	2.124
24) Hexachlor...	5.783	6.595	418552	608347	2.518	2.076
25) Oxychlorane	7.270	8.070	376867	529184	2.467	2.092
26) 2,4'-DDE	7.343	8.269	286330	399650	2.656	2.101
27) trans-Non...	7.527	8.345	424879	574207	2.364	2.035
28) 2,4'-DDD	7.716	8.644	258533	345575	2.629	2.038
29) 2,4'-DDT	7.899	8.871	289368	367900	2.951	2.692
30) cis-Nonac...	7.997	8.914	471473	627227	2.290	1.959
31) Mirex	8.667	9.851	308615	390163	2.371	2.209
32) Chlordane...	0.000	0.000	0	0	N.D. d	N.D. d
33) Chlordane...	0.000	0.000	0	0	N.D. d	N.D. d
34) Chlordane...	0.000	0.000	0	0	N.D. d	N.D. d
35) Chlordane...	0.000	0.000	0	0	N.D. d	N.D. d
36) Toxaphene...	0.000	0.000	0	0	N.D. d	N.D. d
37) Toxaphene...	0.000	0.000	0	0	N.D. d	N.D. d
38) Toxaphene...	0.000	0.000	0	0	N.D. d	N.D. d
39) Toxaphene...	0.000	0.000	0	0	N.D. d	N.D. d
40) Toxaphene...	0.000	0.000	0	0	N.D. d	N.D. d
41) Toxaphene...	0.000	0.000	0	0	N.D. d	N.D. d
42) Toxaphene...	0.000	0.000	0	0	N.D. d	N.D. d

(f)=RT Delta > 1/2 Window (#)=Amounts differ by > 40% (m)=manual int.

Quantitation Report (QT Reviewed)

Data Path : R:\data\2020-01\0A08041\
Data File : ECD5-01082024.D
Signal(s) : Signal #1: ECD1A.CH Signal #2: ECD2B.CH
Acq On : 08 Jan 2020 18:33
Operator : MJB
Sample : 0A08041-CALC
Misc : A19K264, 9-42 2 ppb
ALS Vial : 20 (Sig #1); 0 (Sig #2) Sample Multiplier: 1

Integration File signal 1: PEST1.e
Integration File signal 2: PEST2.e
Quant Time: Jan 09 10:50:54 2020
Quant Method : R:\methods\ECD5_QUANTPEST_200107.M
Quant Title : Instrument: DualECD5
QLast Update : Thu Jan 09 10:48:41 2020
Response via : Initial Calibration
Integrator: ChemStation 6890 Scale Mode: Small noise peaks clipped



Data Path: R:\data\2020-01\0A08041\
 Data File: ECD5-01082025.D
 Signal(s): Signal #1: ECD1A.CH Signal #2: ECD2B.CH
 Acq On: 08 Jan 2020 18:51
 Operator: MJB
 Sample: 0A08041-CALD
 Misc: A19K265, 9-42 5 ppb
 ALS Vial: 21 (Sig #1); 0 (Sig #2) Sample Multiplier: 1
 Integration File signal 1: PEST1.e
 Integration File signal 2: PEST2.e
 Quant Time: Jan 09 10:51:42 2020
 Quant Method: R:\methods\ECD5_QUANTPEST_200107.M
 Quant Title: Instrument: DualECD5
 QLast Update: Thu Jan 09 10:48:41 2020
 Response via: Initial Calibration
 Integrator: ChemStation 6890 Scale Mode: Small noise peaks clipped

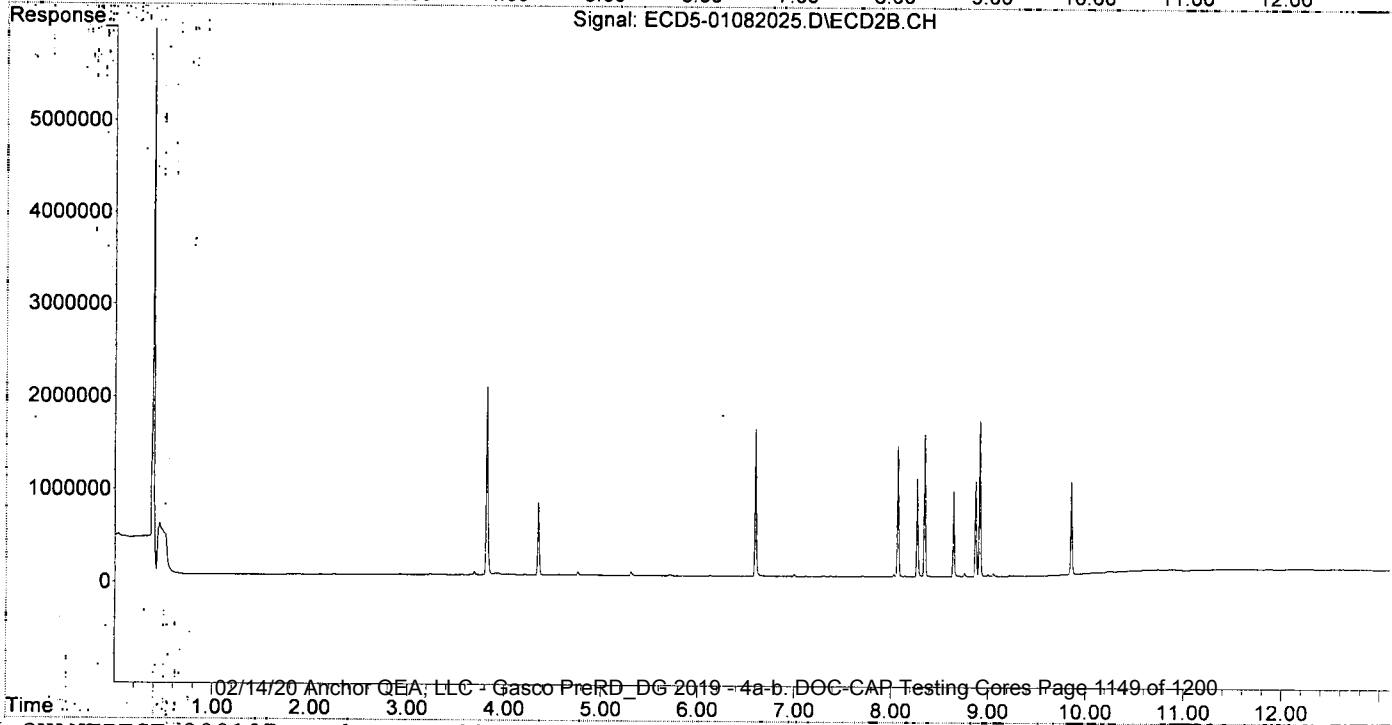
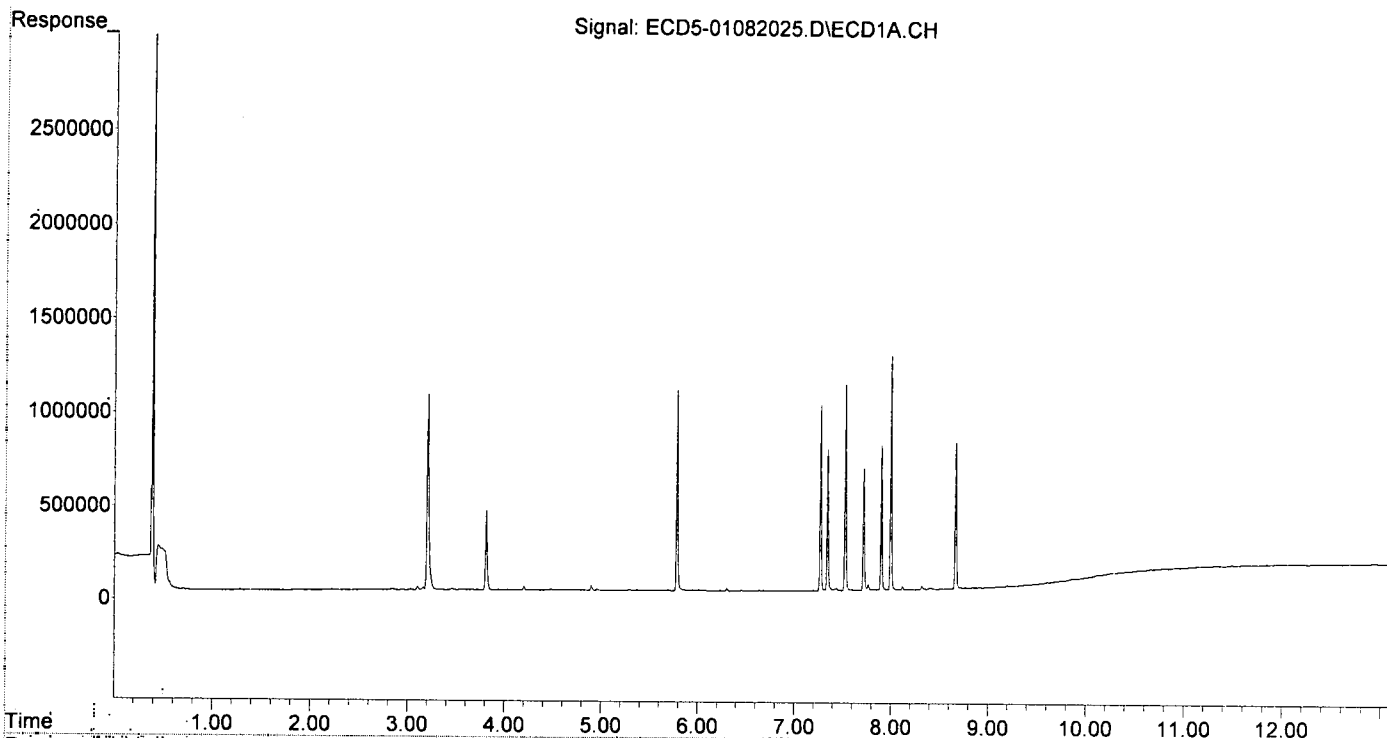
MJB
1/9/20

Compound	RT#1	RT#2	Resp#1	Resp#2	ng/mL	ng/mL
System Monitoring Compounds						
1) S TCMX (S)	0.000	0.000	0	0	N.D. d	N.D. d
22) S DCBP (S)	0.000	0.000	0	0	N.D. d	N.D. d
Target Compounds						
2) a-BHC	0.000	0.000	0	0	N.D. d	N.D. d
3) g-BHC	0.000	0.000	0	0	N.D. d	N.D. d
4) b-BHC	0.000	0.000	0	0	N.D. d	N.D. d
5) Heptachlor	0.000	0.000	0	0	N.D. d	N.D. d
6) d-BHC	0.000	0.000	0	0	N.D. d	N.D. d
7) Aldrin	0.000	0.000	0	0	N.D. d	N.D. d
8) Heptachlo...	0.000	0.000	0	0	N.D. d	N.D. d
9) trans-Chl...	0.000	0.000	0	0	N.D. d	N.D. d
10) cis-Chlor...	0.000	0.000	0	0	N.D. d	N.D. d
11) Endosulfa...	0.000	0.000	0	0	N.D. d	N.D. d
12) 4,4'-DDE	0.000	0.000	0	0	N.D. d	N.D. d
13) Dieldrin	0.000	0.000	0	0	N.D. d	N.D. d
14) Endrin	0.000	0.000	0	0	N.D. d	N.D. d
15) 4,4'-DDD	0.000	0.000	0	0	N.D. d	N.D. d
16) Endosulfa...	0.000	0.000	0	0	N.D. d	N.D. d
17) 4,4'-DDT	0.000	0.000	0	0	N.D. d	N.D. d
18) Endrin Al...	0.000	0.000	0	0	N.D. d	N.D. d
19) Endosulfa...	0.000	0.000	0	0	N.D. d	N.D. d
20) Methoxychlor	0.000	0.000	0	0	N.D. d	N.D. d
21) Endrin Ke...	0.000	0.000	0	0	N.D. d	N.D. d
23) Hexachlor...	3.204	3.812	1045541	2029333	6.355	5.603
24) Hexachlor...	5.783	6.595	1068601	1591805	6.695	5.432
25) Oxychlorthane	7.269	8.069	992877	1413459	6.791	5.587
26) 2,4'-DDE	7.342	8.269	750391	1064459	6.960	5.597
27) trans-Non...	7.526	8.345	1102633	1536268	6.134	5.445
28) 2,4'-DDD	7.715	8.643	654513	924181	6.657	5.451
29) 2,4'-DDT	7.899	8.870	769647	1030344	7.954	7.619
30) cis-Nonac...	7.996	8.913	1247247	1678168	6.057	5.241
31) Mirex	8.666	9.850	779540	1002877	6.374	6.236
32) Chlordane...	0.000	0.000	0	0	N.D. d	N.D. d
33) Chlordane...	0.000	0.000	0	0	N.D. d	N.D. d
34) Chlordane...	0.000	0.000	0	0	N.D. d	N.D. d
35) Chlordane...	0.000	0.000	0	0	N.D. d	N.D. d
36) Toxaphene...	0.000	0.000	0	0	N.D. d	N.D. d
37) Toxaphene...	0.000	0.000	0	0	N.D. d	N.D. d
38) Toxaphene...	0.000	0.000	0	0	N.D. d	N.D. d
39) Toxaphene...	0.000	0.000	0	0	N.D. d	N.D. d
40) Toxaphene...	0.000	0.000	0	0	N.D. d	N.D. d
41) Toxaphene...	0.000	0.000	0	0	N.D. d	N.D. d
42) Toxaphene...	0.000	0.000	0	0	N.D. d	N.D. d

(f)=RT Delta > 1/2 Window (#)=Amounts differ by > 40% (m)=manual int.

Data Path : R:\data\2020-01\0A08041\
Data File : ECD5-01082025.D
Signal(s) : Signal #1: ECD1A.CH Signal #2: ECD2B.CH
Acq On : 08 Jan 2020 18:51
Operator : MJB
Sample : 0A08041-CALD
Misc : A19K265, 9-42 5 ppb
ALS Vial : 21 (Sig #1); 0 (Sig #2) Sample Multiplier: 1

Integration File signal 1: PEST1.e
Integration File signal 2: PEST2.e
Quant Time: Jan 09 10:51:42 2020
Quant Method : R:\methods\ECD5_QUANTPEST_200107.M
Quant Title : Instrument: DualECD5
QLast Update : Thu Jan 09 10:48:41 2020
Response via : Initial Calibration
Integrator: ChemStation 6890 Scale Mode: Small noise peaks clipped



Data Path : R:\data\2020-01\0A08041\
 Data File : ECD5-01082026.D
 Signal(s) : Signal #1: ECD1A.CH Signal #2: ECD2B.CH
 Acq On : 08 Jan 2020 19:08
 Operator : MJB
 Sample : 0A08041-CALE
 Misc : A19K266, 9-42 10 ppb
 ALS Vial : 22 (Sig #1); 0 (Sig #2) Sample Multiplier: 1

Integration File signal 1: PEST1.e
 Integration File signal 2: PEST2.e
 Quant Time: Jan 09 10:52:20 2020
 Quant Method : R:\methods\ECD5_QUANTPEST_200107.M
 Quant Title : Instrument: DualECD5
 QLast Update : Thu Jan 09 10:48:41 2020
 Response via : Initial Calibration
 Integrator : ChemStation 6890 Scale Mode: Small noise peaks clipped

MJB
 1/9/20

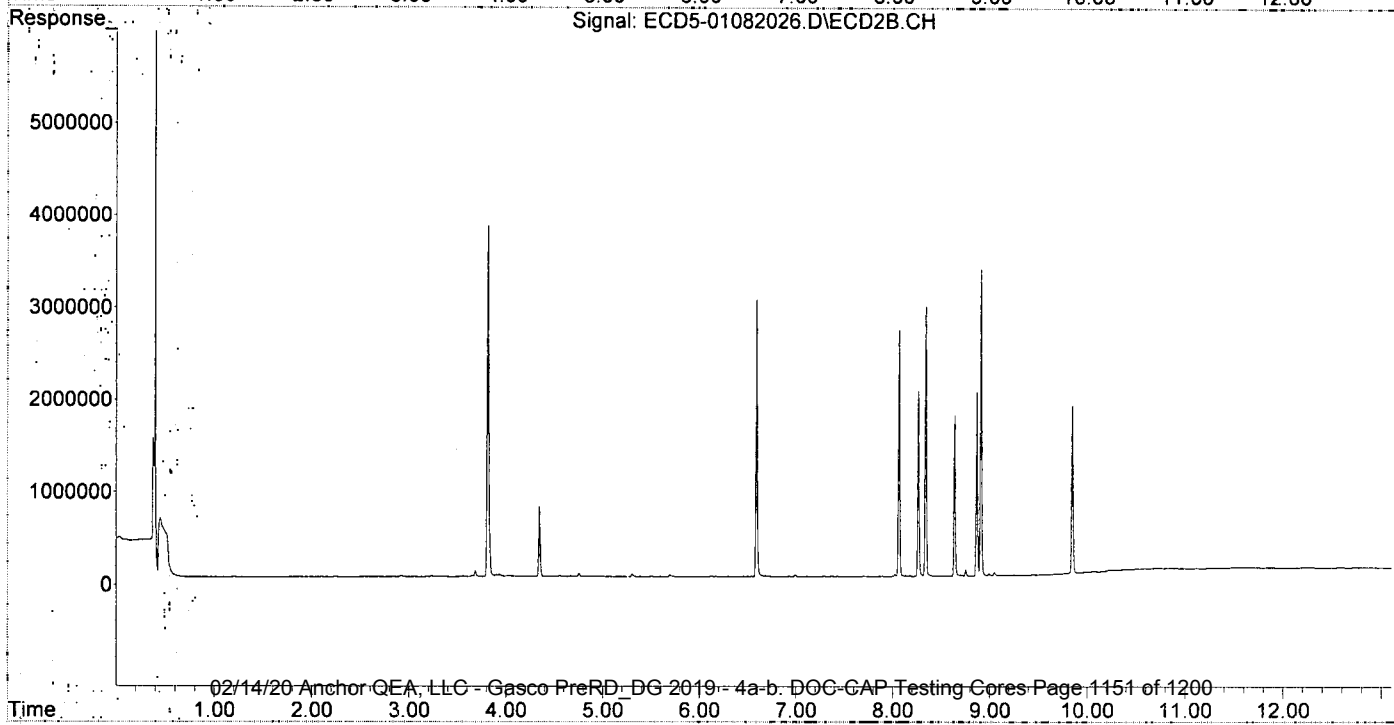
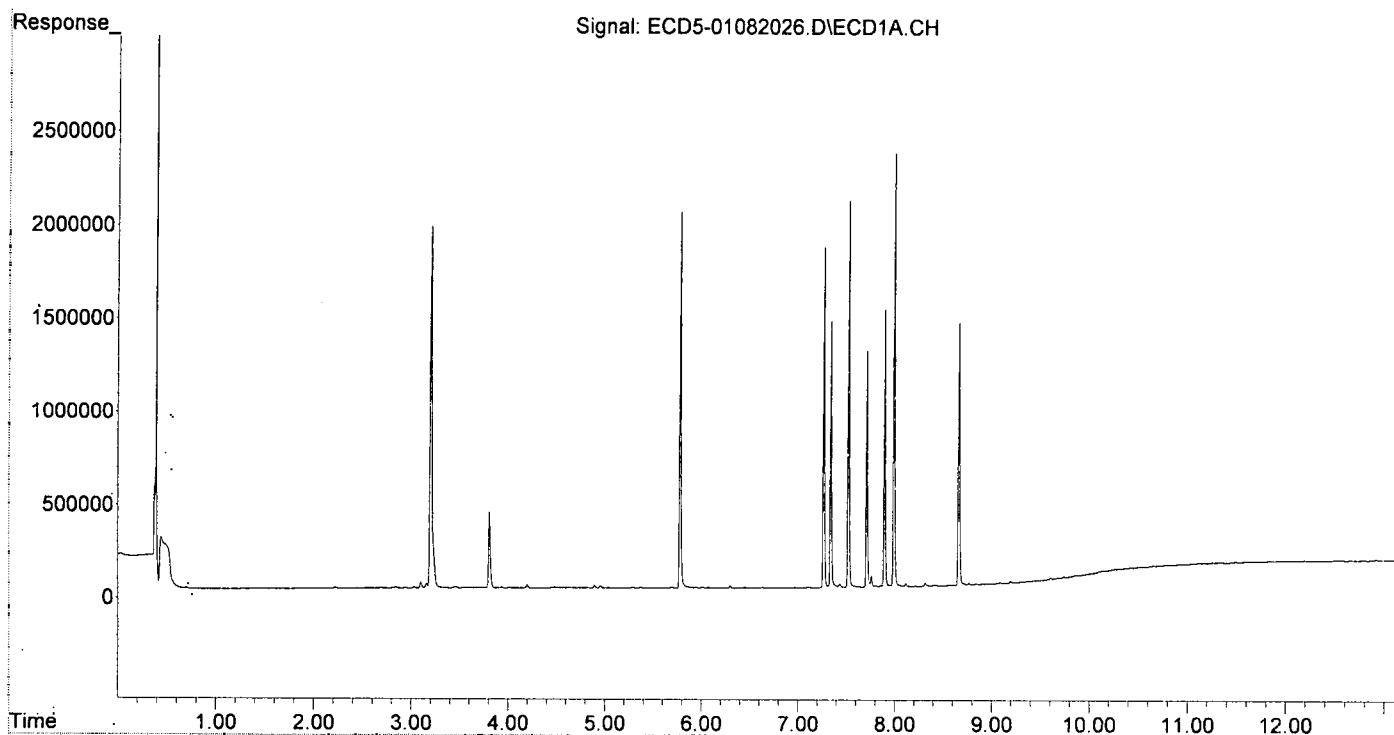
Compound	RT#1	RT#2	Resp#1	Resp#2	ng/mL	ng/mL
System Monitoring Compounds						
1) S TCMX (S)	0.000	0.000	0	0	N.D. d	N.D. d
22) S DCBP (S)	0.000	0.000	0	0	N.D. d	N.D. d
Target Compounds						
2) a-BHC	0.000	0.000	0	0	N.D. d	N.D. d
3) g-BHC	0.000	0.000	0	0	N.D. d	N.D. d
4) b-BHC	0.000	0.000	0	0	N.D. d	N.D. d
5) Heptachlor	0.000	0.000	0	0	N.D. d	N.D. d
6) d-BHC	0.000	0.000	0	0	N.D. d	N.D. d
7) Aldrin	0.000	0.000	0	0	N.D. d	N.D. d
8) Heptachlo...	0.000	0.000	0	0	N.D. d	N.D. d
9) trans-Chl...	0.000	0.000	0	0	N.D. d	N.D. d
10) cis-Chlor...	0.000	0.000	0	0	N.D. d	N.D. d
11) Endosulfa...	0.000	0.000	0	0	N.D. d	N.D. d
12) 4,4'-DDE	0.000	0.000	0	0	N.D. d	N.D. d
13) Dieldrin	0.000	0.000	0	0	N.D. d	N.D. d
14) Endrin	0.000	0.000	0	0	N.D. d	N.D. d
15) 4,4'-DDD	0.000	0.000	0	0	N.D. d	N.D. d
16) Endosulfa...	0.000	0.000	0	0	N.D. d	N.D. d
17) 4,4'-DDT	0.000	0.000	0	0	N.D. d	N.D. d
18) Endrin Al...	0.000	0.000	0	0	N.D. d	N.D. d
19) Endosulfa...	0.000	0.000	0	0	N.D. d	N.D. d
20) Methoxychlor	0.000	0.000	0	0	N.D. d	N.D. d
21) Endrin Ke...	0.000	0.000	0	0	N.D. d	N.D. d
23) Hexachlor...	3.204	3.812	1945769	3803037	11.951	10.500
24) Hexachlor...	5.782	6.594	2009121	3000124	12.672	10.239
25) Oxychlordane	7.269	8.069	1829348	2670941	12.616	10.557
26) 2,4'-DDE	7.342	8.268	1426392	2004027	13.229	10.538
27) trans-Non...	7.525	8.344	2076481	2924036	11.552	10.364
28) 2,4'-DDD	7.715	8.642	1263326	1737598	12.849	10.249
29) 2,4'-DDT	7.898	8.870	1485096	1992196	15.348	14.581
30) cis-Nonac...	7.995	8.912	2325112	3312382	11.291	10.344
31) Mirex	8.665	9.849	1404908	1814573	11.680	11.513
32) Chlordane...	0.000	0.000	0	0	N.D. d	N.D. d
33) Chlordane...	0.000	0.000	0	0	N.D. d	N.D. d
34) Chlordane...	0.000	0.000	0	0	N.D. d	N.D. d
35) Chlordane...	0.000	0.000	0	0	N.D. d	N.D. d
36) Toxaphene...	0.000	0.000	0	0	N.D. d	N.D. d
37) Toxaphene...	0.000	0.000	0	0	N.D. d	N.D. d
38) Toxaphene...	0.000	0.000	0	0	N.D. d	N.D. d
39) Toxaphene...	0.000	0.000	0	0	N.D. d	N.D. d
40) Toxaphene...	0.000	0.000	0	0	N.D. d	N.D. d
41) Toxaphene...	0.000	0.000	0	0	N.D. d	N.D. d
42) Toxaphene...	0.000	0.000	0	0	N.D. d	N.D. d

(f)=RT Delta > 1/2 Window (#)=Amounts differ by > 40% (m)=manual int.

Quantitation Report (QT Reviewed)

Data Path : R:\data\2020-01\0A08041\
Data File : ECD5-01082026.D
Signal(s) : Signal #1: ECD1A.CH Signal #2: ECD2B.CH
Acq On : 08 Jan 2020 19:08
Operator : MJB
Sample : 0A08041-CALE
Misc : A19K266, 9-42 10 ppb
ALS Vial : 22 (Sig #1); 0 (Sig #2) Sample Multiplier: 1

Integration File signal 1: PEST1.e
Integration File signal 2: PEST2.e
Quant Time: Jan 09 10:52:20 2020
Quant Method : R:\methods\ECD5_QUANTPEST_200107.M
Quant Title : Instrument: DualECD5
QLast Update : Thu Jan 09 10:48:41 2020
Response via : Initial Calibration
Integrator: ChemStation 6890 Scale Mode: Small noise peaks clipped



Data Path: R:\data\2020-01\0A08041\
 Data File: ECD5-01082027.D
 Signal(s): Signal #1: ECD1A.CH Signal #2: ECD2B.CH
 Acq On: 08 Jan 2020 19:25
 Operator: MJB
 Sample: 0A08041-CALF
 Misc: CA19J407, 9-42 25 ppb
 ALS Vial: 23 (Sig #1); 0 (Sig #2) Sample Multiplier: 1

Integration File signal 1: PEST1.e
 Integration File signal 2: PEST2.e
 Quant Time: Jan 09 10:53:01 2020
 Quant Method: R:\methods\ECD5_QUANTPEST_200107.M
 Quant Title: Instrument: DualECD5
 QLast Update: Thu Jan 09 10:48:41 2020
 Response via: Initial Calibration
 Integrator: ChemStation 6890 Scale Mode: Small noise peaks clipped

MJB
1/9/20

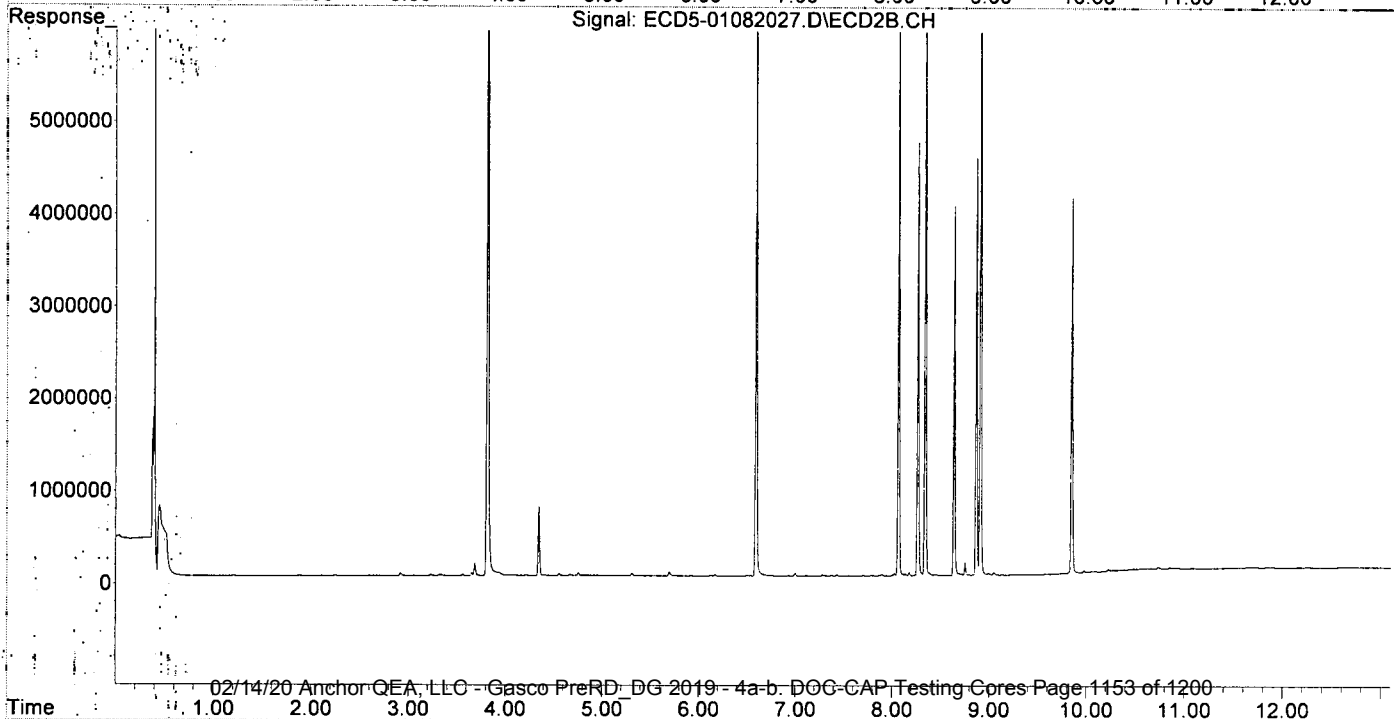
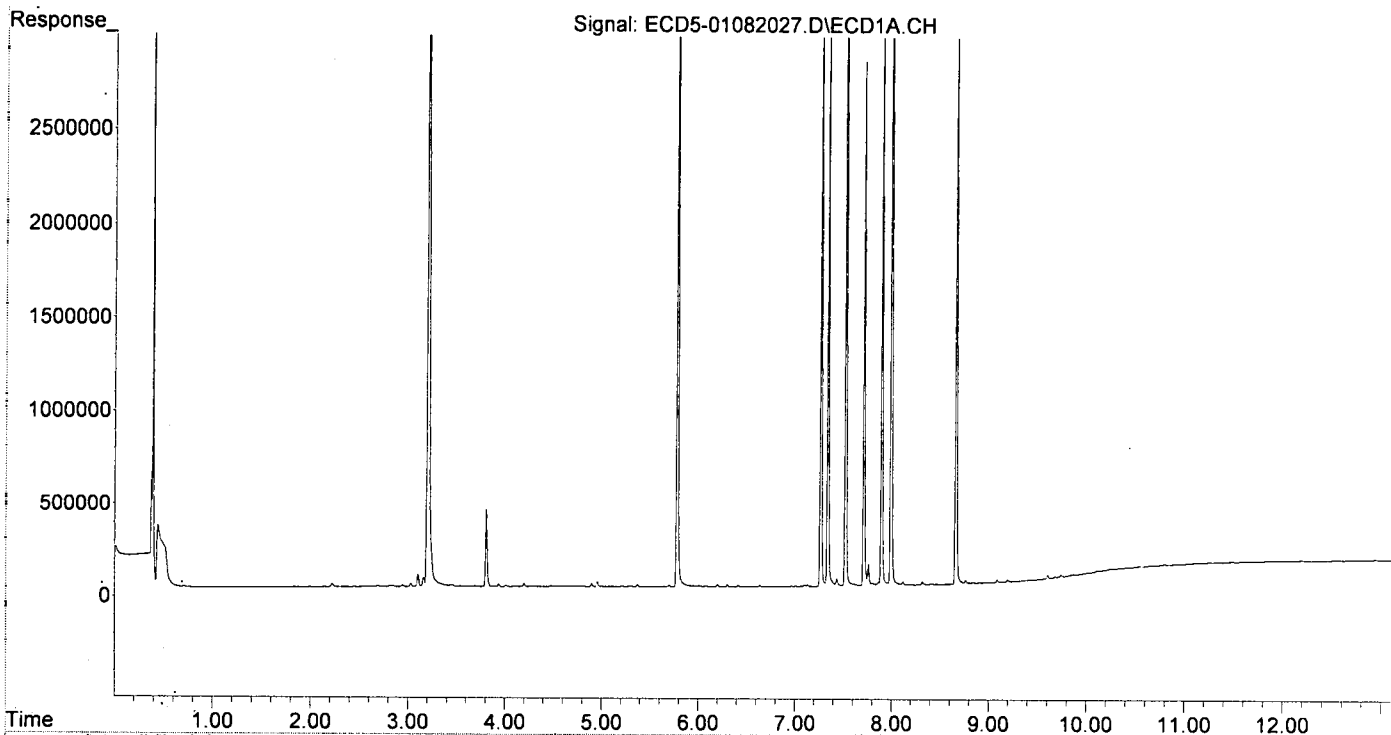
Compound	RT#1	RT#2	Resp#1	Resp#2	ng/mL	ng/mL
System Monitoring Compounds						
1) S TCMX (S)	0.000	0.000	0	0	N.D. d	N.D. d
22) S DCBP (S)	0.000	0.000	0	0	N.D. d	N.D. d
Target Compounds						
2) a-BHC	0.000	0.000	0	0	N.D. d	N.D. d
3) g-BHC	0.000	0.000	0	0	N.D. d	N.D. d
4) b-BHC	0.000	0.000	0	0	N.D. d	N.D. d
5) Heptachlor	0.000	0.000	0	0	N.D. d	N.D. d
6) d-BHC	0.000	0.000	0	0	N.D. d	N.D. d
7) Aldrin	0.000	0.000	0	0	N.D. d	N.D. d
8) Heptachlo...	0.000	0.000	0	0	N.D. d	N.D. d
9) trans-Chl...	0.000	0.000	0	0	N.D. d	N.D. d
10) cis-Chlor...	0.000	0.000	0	0	N.D. d	N.D. d
11) Endosulfa...	0.000	0.000	0	0	N.D. d	N.D. d
12) 4,4'-DDE	0.000	0.000	0	0	N.D. d	N.D. d
13) Dieldrin	0.000	0.000	0	0	N.D. d	N.D. d
14) Endrin	0.000	0.000	0	0	N.D. d	N.D. d
15) 4,4'-DDD	0.000	0.000	0	0	N.D. d	N.D. d
16) Endosulfa...	0.000	0.000	0	0	N.D. d	N.D. d
17) 4,4'-DDT	0.000	0.000	0	0	N.D. d	N.D. d
18) Endrin Al...	0.000	0.000	0	0	N.D. d	N.D. d
19) Endosulfa...	0.000	0.000	0	0	N.D. d	N.D. d
20) Methoxychlor	0.000	0.000	0	0	N.D. d	N.D. d
21) Endrin Ke...	0.000	0.000	0	0	N.D. d	N.D. d
23) Hexachlor...	3.204	3.812	4597497	9313071	28.326	25.713
24) Hexachlor...	5.782	6.594	4493137	7094857	28.091	24.213
25) Oxychlorane	7.269	8.068	4098780	6058612	28.153	23.947
26) 2,4'-DDE	7.342	8.267	3149574	4686277	29.211	24.641
27) trans-Non...	7.525	8.344	4606719	6806494	25.628	24.126
28) 2,4'-DDD	7.714	8.642	2775117	4001030	28.224	23.600
29) 2,4'-DDT	7.898	8.870	3121710	4507962	32.262	31.851
30) cis-Nonac...	7.996	8.912	5230489	7616878	25.400	23.787
31) Mirex	8.665	9.850	3051838	4062388	25.597	25.799
32) Chlordane...	0.000	0.000	0	0	N.D. d	N.D. d
33) Chlordane...	0.000	0.000	0	0	N.D. d	N.D. d
34) Chlordane...	0.000	0.000	0	0	N.D. d	N.D. d
35) Chlordane...	0.000	0.000	0	0	N.D. d	N.D. d
36) Toxaphene...	0.000	0.000	0	0	N.D. d	N.D. d
37) Toxaphene...	0.000	0.000	0	0	N.D. d	N.D. d
38) Toxaphene...	0.000	0.000	0	0	N.D. d	N.D. d
39) Toxaphene...	0.000	0.000	0	0	N.D. d	N.D. d
40) Toxaphene...	0.000	0.000	0	0	N.D. d	N.D. d
41) Toxaphene...	0.000	0.000	0	0	N.D. d	N.D. d
42) Toxaphene...	0.000	0.000	0	0	N.D. d	N.D. d

(f)=RT Delta > 1/2 Window (#)=Amounts differ by > 40% (m)=manual int.

Quantitation Report (QT Reviewed)

Data Path : R:\data\2020-01\0A08041\
Data File : ECD5-01082027.D
Signal(s) : Signal #1: ECD1A.CH Signal #2: ECD2B.CH
Acq On : 08 Jan 2020 19:25
Operator : MJB
Sample : 0A08041-CALF
Misc : A19J407, 9-42 25 ppb
ALS Vial : 23 (Sig #1); 0 (Sig #2) Sample Multiplier: 1

Integration File signal 1: PEST1.e
Integration File signal 2: PEST2.e
Quant Time: Jan 09 10:53:01 2020
Quant Method : R:\methods\ECD5_QUANTPEST_200107.M
Quant Title : Instrument: DualECD5
QLast Update : Thu Jan 09 10:48:41 2020
Response via : Initial Calibration
Integrator: ChemStation 6890 Scale Mode: Small noise peaks clipped



Data Path : R:\data\2020-01\0A08041\
 Data File : ECD5-01082028.D
 Signal(s) : Signal #1: ECD1A.CH Signal #2: ECD2B.CH
 Acq On : 08 Jan 2020 19:42
 Operator : MJB
 Sample : 0A08041-CALG
 Misc : A19J408, 9-42 50 ppb
 ALS Vial : 24 (Sig #1); 0 (Sig #2) Sample Multiplier: 1
 Integration File signal 1: PEST1.e
 Integration File signal 2: PEST2.e
 Quant Time: Jan 09 10:48:30 2020
 Quant Method: R:\methods\ECD5_QUANTPEST_200107.M
 Quant Title: Instrument: DualECD5
 Last Update: Wed Jan 08 17:25:24 2020
 Response via: Initial Calibration
 Integrator: ChemStation 6890 Scale Mode: Small noise peaks clipped

MJB
1/9/20

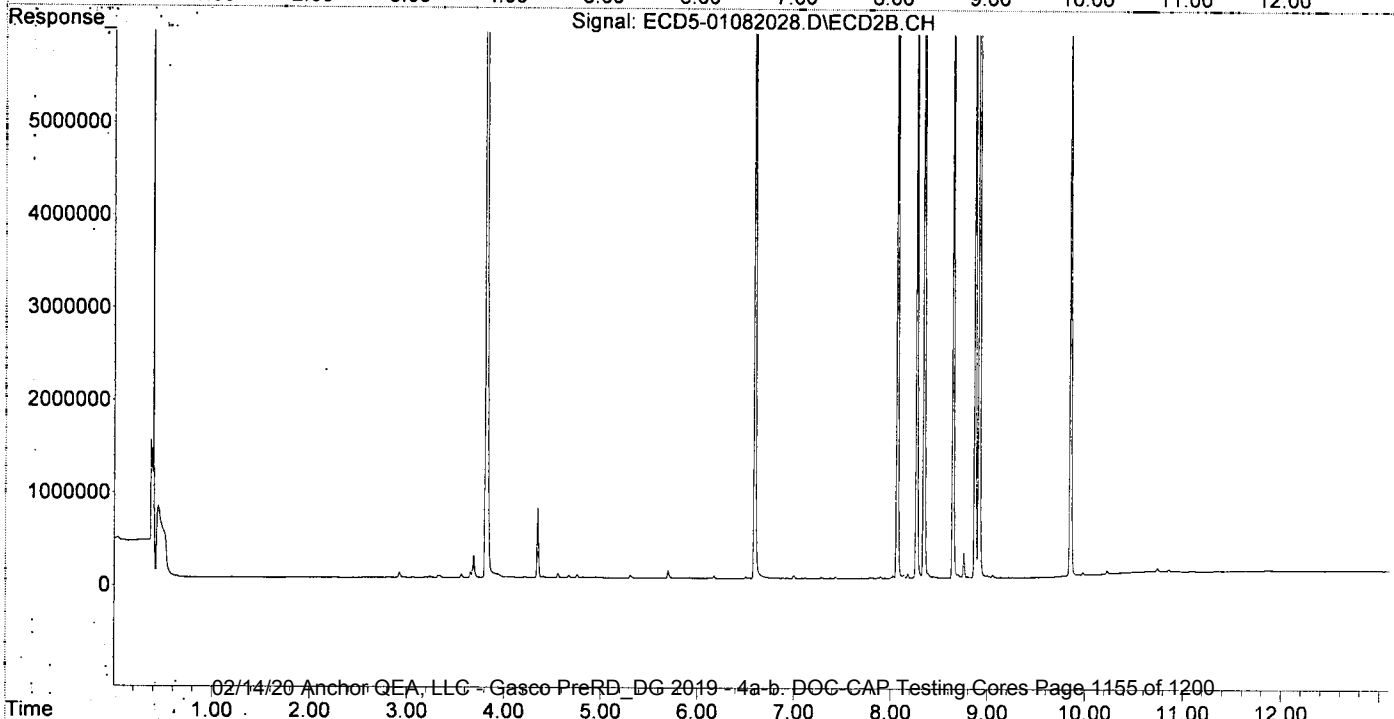
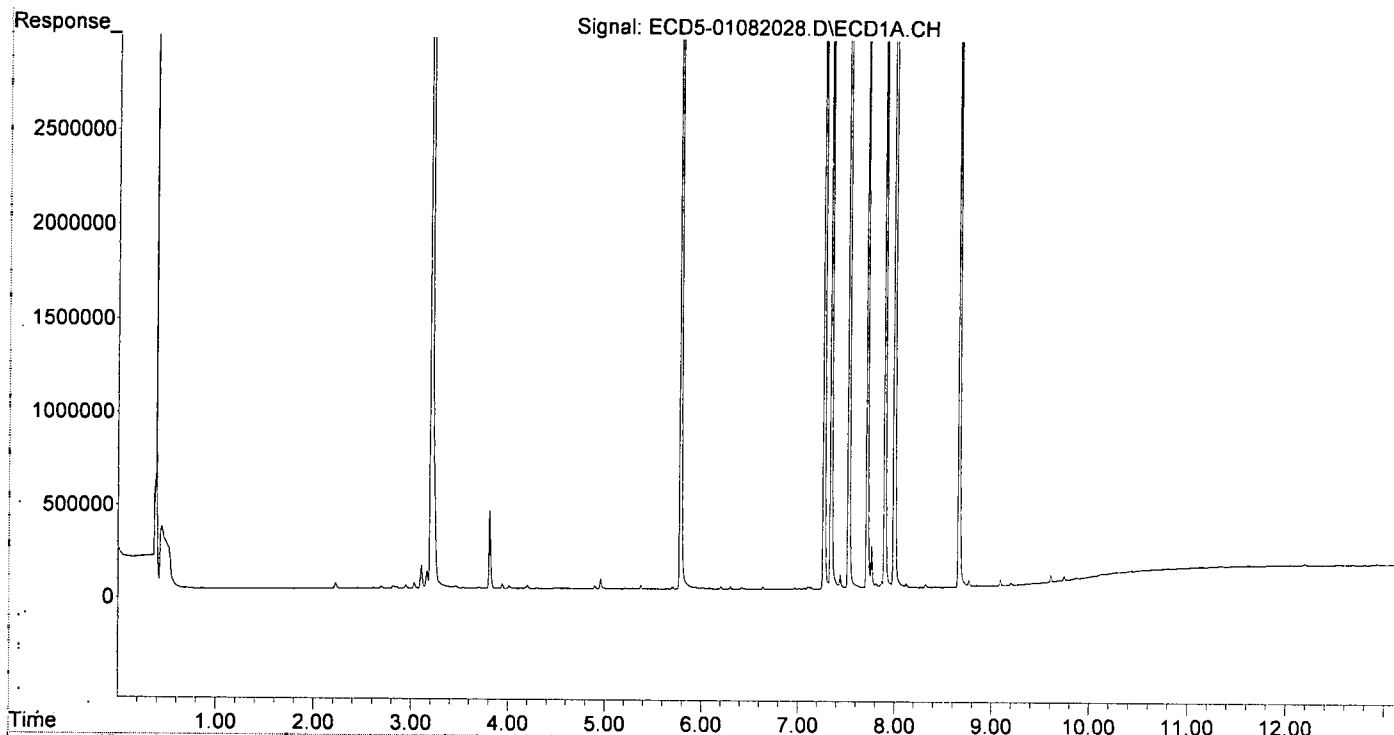
Compound	RT#1	RT#2	Resp#1	Resp#2	ng/mL	ng/mL
System Monitoring Compounds						
1) S TCMX (S)	0.000	0.000	0	0	N.D. d	N.D. d
22) S DCBP (S)	0.000	0.000	0	0	N.D. d	N.D. d
Target Compounds						
2) a-BHC	0.000	0.000	0	0	N.D. d	N.D. d
3) g-BHC	0.000	0.000	0	0	N.D. d	N.D. d
4) b-BHC	0.000	0.000	0	0	N.D. d	N.D. d
5) Heptachlor	0.000	0.000	0	0	N.D. d	N.D. d
6) d-BHC	0.000	0.000	0	0	N.D. d	N.D. d
7) Aldrin	0.000	0.000	0	0	N.D. d	N.D. d
8) Heptachlo...	0.000	0.000	0	0	N.D. d	N.D. d
9) trans-Chl...	0.000	0.000	0	0	N.D. d	N.D. d
10) cis-Chlor...	0.000	0.000	0	0	N.D. d	N.D. d
11) Endosulfa...	0.000	0.000	0	0	N.D. d	N.D. d
12) 4,4'-DDE	0.000	0.000	0	0	N.D. d	N.D. d
13) Dieldrin	0.000	0.000	0	0	N.D. d	N.D. d
14) Endrin	0.000	0.000	0	0	N.D. d	N.D. d
15) 4,4'-DDD	0.000	0.000	0	0	N.D. d	N.D. d
16) Endosulfa...	0.000	0.000	0	0	N.D. d	N.D. d
17) 4,4'-DDT	0.000	0.000	0	0	N.D. d	N.D. d
18) Endrin Al...	0.000	0.000	0	0	N.D. d	N.D. d
19) Endosulfa...	0.000	0.000	0	0	N.D. d	N.D. d
20) Methoxychlor	0.000	0.000	0	0	N.D. d	N.D. d
21) Endrin Ke...	0.000	0.000	0	0	N.D. d	N.D. d
23) Hexachlor...	3.205	3.813	9074096	18914087	55.606	52.221
24) Hexachlor...	5.783	6.594	9072972	14722842	55.268	50.245
25) Oxychlordane	7.269	8.069	8215656	12801082	55.423	50.598
26) 2,4'-DDE	7.342	8.268	6308999	9671234	58.514	50.853
27) trans-Non...	7.525	8.344	9587997	14237107	53.340	50.464
28) 2,4'-DDD	7.715	8.643	5793992	8525916	58.927	50.289
29) 2,4'-DDT	7.898	8.870	6696394	9539513	69.206	63.156
30) cis-Nonac...	7.996	8.913	10691936	16481609	51.923	51.471
31) Mirex	8.664	9.849	6228349	8711340	52.219	53.974
32) Chlordane...	0.000	0.000	0	0	N.D. d	N.D. d
33) Chlordane...	0.000	0.000	0	0	N.D. d	N.D. d
34) Chlordane...	0.000	0.000	0	0	N.D. d	N.D. d
35) Chlordane...	0.000	0.000	0	0	N.D. d	N.D. d
36) Toxaphene...	0.000	0.000	0	0	N.D. d	N.D. d
37) Toxaphene...	0.000	0.000	0	0	N.D. d	N.D. d
38) Toxaphene...	0.000	0.000	0	0	N.D. d	N.D. d
39) Toxaphene...	0.000	0.000	0	0	N.D. d	N.D. d
40) Toxaphene...	0.000	0.000	0	0	N.D. d	N.D. d
41) Toxaphene...	0.000	0.000	0	0	N.D. d	N.D. d
42) Toxaphene...	0.000	0.000	0	0	N.D. d	N.D. d

(f)=RT Delta > 1/2 Window (#)=Amounts differ by > 40% (m)=manual int.

Quantitation Report (QT Reviewed)

Data Path : R:\data\2020-01\0A08041\
Data File : ECD5-01082028.D
Signal(s) : Signal #1: ECD1A.CH Signal #2: ECD2B.CH
Acq On : 08 Jan 2020 19:42
Operator : MJB
Sample : 0A08041-CALG
Misc : A19J408, 9-42 50 ppb
ALS Vial : 24 (Sig #1); 0 (Sig #2) Sample Multiplier: 1

Integration File signal 1: PEST1.e
Integration File signal 2: PEST2.e
Quant Time: Jan 09 10:48:30 2020
Quant Method : R:\methods\ECD5_QUANTPEST_200107.M
Quant Title : Instrument: DualECD5
QLast Update : Wed Jan 08 17:25:24 2020
Response via : Initial Calibration
Integrator: ChemStation 6890 Scale Mode: Small noise peaks clipped



Data Path: R:\data\2020-01\0A08041\
 Data File: ECD5-01082029.D
 Signal(s): Signal #1: ECD1A.CH Signal #2: ECD2B.CH
 Acq On: 08 Jan 2020 19:59
 Operator: MJB
 Sample: 0A08041-CALH
 Misc: A19J409, 9-42 100 ppb
 ALS Vial: 25 (Sig #1); 0 (Sig #2) Sample Multiplier: 1

Integration File signal 1: PEST1.e
 Integration File signal 2: PEST2.e
 Quant Time: Jan 09 10:53:40 2020
 Quant Method: R:\methods\ECD5_QUANTPEST_200107.M
 Quant Title: Instrument: DualECD5
 QLast Update: Thu Jan 09 10:48:41 2020
 Response via: Initial Calibration
 Integrator: ChemStation 6890 Scale Mode: Small noise peaks clipped

MJB
1/9/20

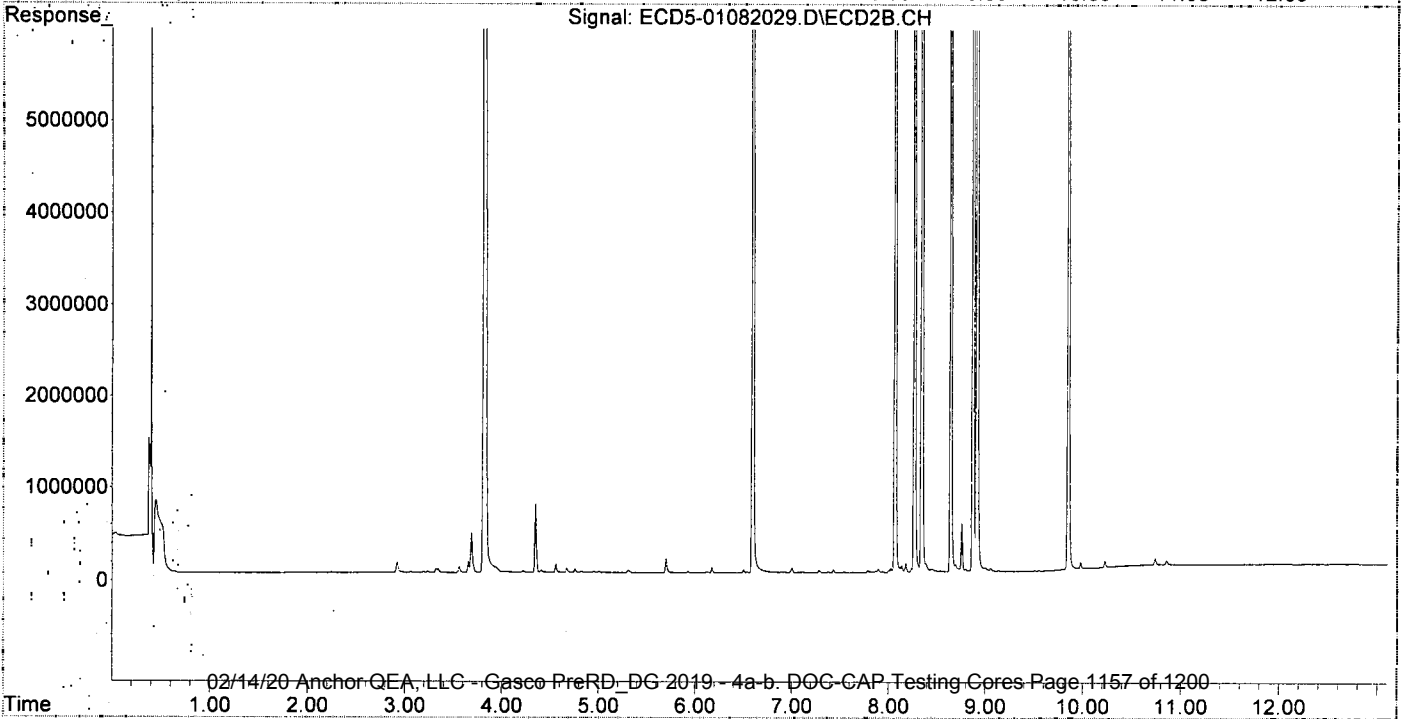
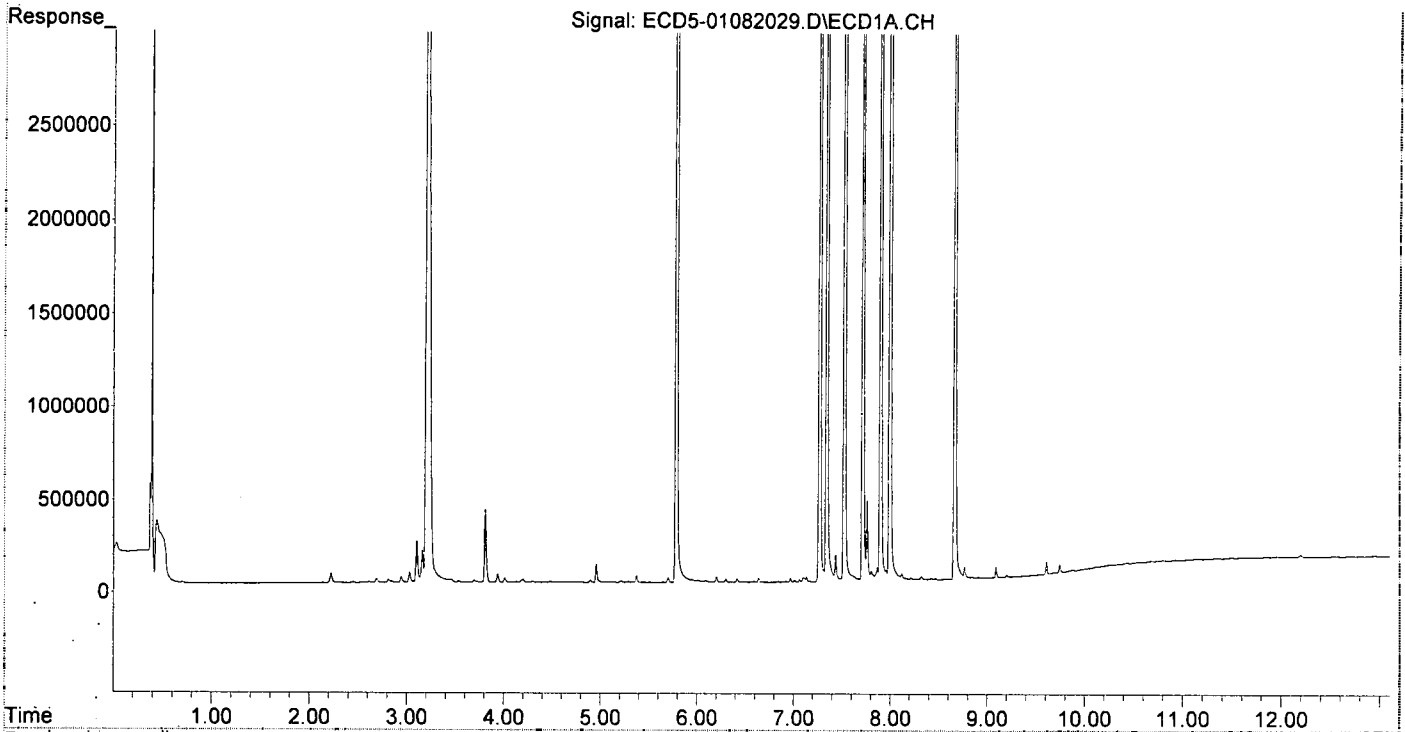
Compound	RT#1	RT#2	Resp#1	Resp#2	ng/mL	ng/mL
System Monitoring Compounds						
1) S TCMX (S)	0.000	0.000	0	0	N.D. d	N.D. d
22) S DCBP (S)	0.000	0.000	0	0	N.D. d	N.D. d
Target Compounds						
2) a-BHC	0.000	0.000	0	0	N.D. d	N.D. d
3) g-BHC	0.000	0.000	0	0	N.D. d	N.D. d
4) b-BHC	0.000	0.000	0	0	N.D. d	N.D. d
5) Heptachlor	0.000	0.000	0	0	N.D. d	N.D. d
6) d-BHC	0.000	0.000	0	0	N.D. d	N.D. d
7) Aldrin	0.000	0.000	0	0	N.D. d	N.D. d
8) Heptachlo...	0.000	0.000	0	0	N.D. d	N.D. d
9) trans-Chl...	0.000	0.000	0	0	N.D. d	N.D. d
10) cis-Chlor...	0.000	0.000	0	0	N.D. d	N.D. d
11) Endosulfa...	0.000	0.000	0	0	N.D. d	N.D. d
12) 4,4'-DDE	0.000	0.000	0	0	N.D. d	N.D. d
13) Dieldrin	0.000	0.000	0	0	N.D. d	N.D. d
14) Endrin	0.000	0.000	0	0	N.D. d	N.D. d
15) 4,4'-DDD	0.000	0.000	0	0	N.D. d	N.D. d
16) Endosulfa...	0.000	0.000	0	0	N.D. d	N.D. d
17) 4,4'-DDT	0.000	0.000	0	0	N.D. d	N.D. d
18) Endrin Al...	0.000	0.000	0	0	N.D. d	N.D. d
19) Endosulfa...	0.000	0.000	0	0	N.D. d	N.D. d
20) Methoxychlor	0.000	0.000	0	0	N.D. d	N.D. d
21) Endrin Ke...	0.000	0.000	0	0	N.D. d	N.D. d
23) Hexachlor...	3.206	3.815	17394566	38229851	105.161	105.551
24) Hexachlor...	5.784	6.596	18585378	32205210	107.439	109.908
25) Oxychlorane	7.268	8.069	16805225	27140079	109.028	107.274
26) 2,4'-DDE	7.342	8.268	12901574	20763038	119.659	109.177
27) trans-Non...	7.525	8.345	19039022	30738362	105.918	108.953
28) 2,4'-DDD	7.714	8.643	11692511	18437918	118.918	108.755
29) 2,4'-DDT	7.898	8.871	13018738	21210506	134.546	124.733
30) cis-Nonac...	7.995	8.914	21489716	34383242	104.359	107.378
31) Mirex	8.665	9.850	12402281	18148608	103.158	106.532
32) Chlordane...	0.000	0.000	0	0	N.D. d	N.D. d
33) Chlordane...	0.000	0.000	0	0	N.D. d	N.D. d
34) Chlordane...	0.000	0.000	0	0	N.D. d	N.D. d
35) Chlordane...	0.000	0.000	0	0	N.D. d	N.D. d
36) Toxaphene...	0.000	0.000	0	0	N.D. d	N.D. d
37) Toxaphene...	0.000	0.000	0	0	N.D. d	N.D. d
38) Toxaphene...	0.000	0.000	0	0	N.D. d	N.D. d
39) Toxaphene...	0.000	0.000	0	0	N.D. d	N.D. d
40) Toxaphene...	0.000	0.000	0	0	N.D. d	N.D. d
41) Toxaphene...	0.000	0.000	0	0	N.D. d	N.D. d
42) Toxaphene...	0.000	0.000	0	0	N.D. d	N.D. d

(f)=RT Delta > 1/2 Window (#)=Amounts differ by > 40% (m)=manual int.

Quantitation Report (QT Reviewed)

Data Path : R:\data\2020-01\0A08041\
Data File : ECD5-01082029.D
Signal(s) : Signal #1: ECD1A.CH Signal #2: ECD2B.CH
Acq On : 08 Jan 2020 19:59
Operator : MJB
Sample : 0A08041-CALH
Misc : A19J409, 9-42 100 ppb
ALS Vial : 25 (Sig #1); 0 (Sig #2) Sample Multiplier: 1

Integration File signal 1: PEST1.e
Integration File signal 2: PEST2.e
Quant Time: Jan 09 10:53:40 2020
Quant Method : R:\methods\ECD5_QUANTPEST_200107.M
Quant Title : Instrument: DualECD5
QLast Update : Thu Jan 09 10:48:41 2020
Response via : Initial Calibration
Integrator: ChemStation 6890 Scale Mode: Small noise peaks clipped



Data Path : R:\data\2020-01\0A08041\
 Data File : ECD5-01082030.D
 Signal(s) : Signal #1: ECD1A.CH Signal #2: ECD2B.CH
 Acq On : 08 Jan 2020 20:16
 Operator : MJB
 Sample : 0A08041-CALI
 Misc : A19K262, 9-42 200 ppb
 ALS Vial : 26 (Sig #1); 0 (Sig #2) Sample Multiplier: 1

Integration File signal 1: PEST1.e
 Integration File signal 2: PEST2.e
 Quant Time: Jan 09 10:54:22 2020
 Quant Method : R:\methods\ECD5_QUANTPEST_200107.M
 Quant Title : Instrument: DualECD5
 Last Update : Thu Jan 09 10:48:41 2020
 Response via : Initial Calibration
 Integrator: ChemStation 6890 Scale Mode: Small noise peaks clipped

MJB
1/9/20

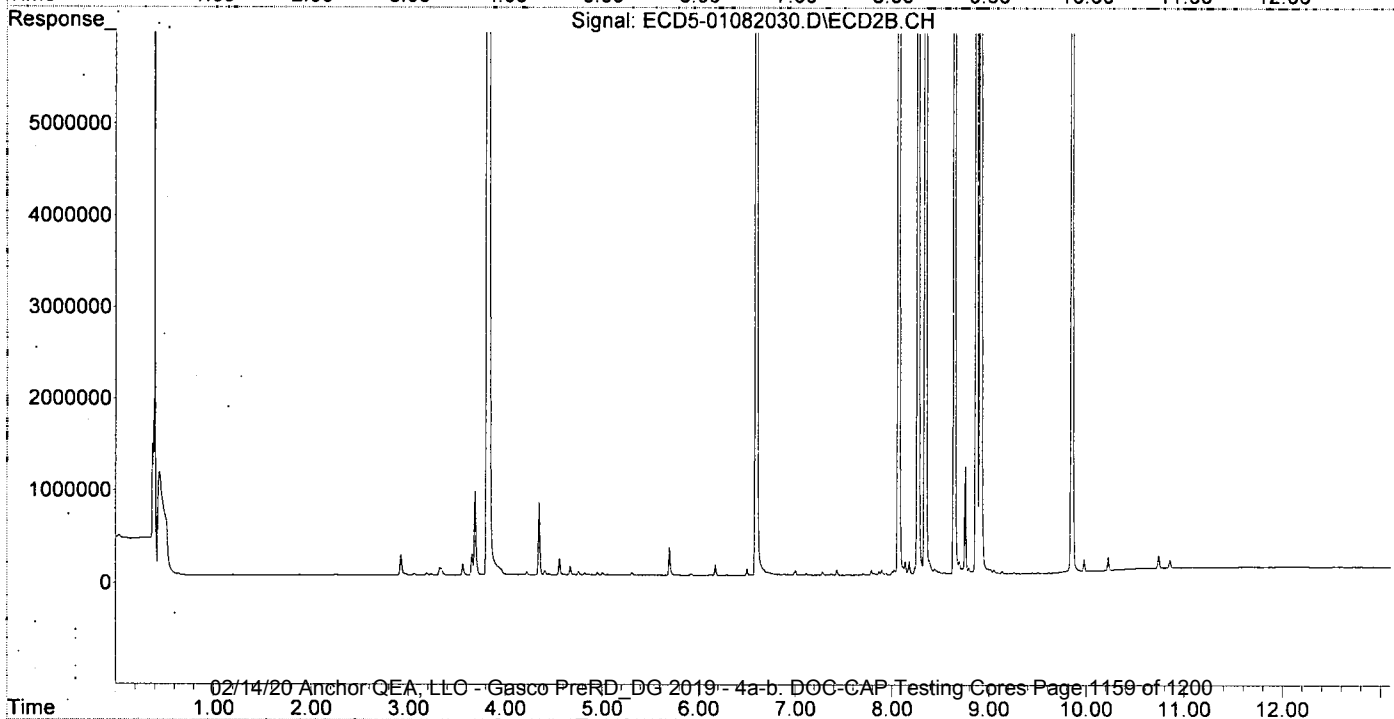
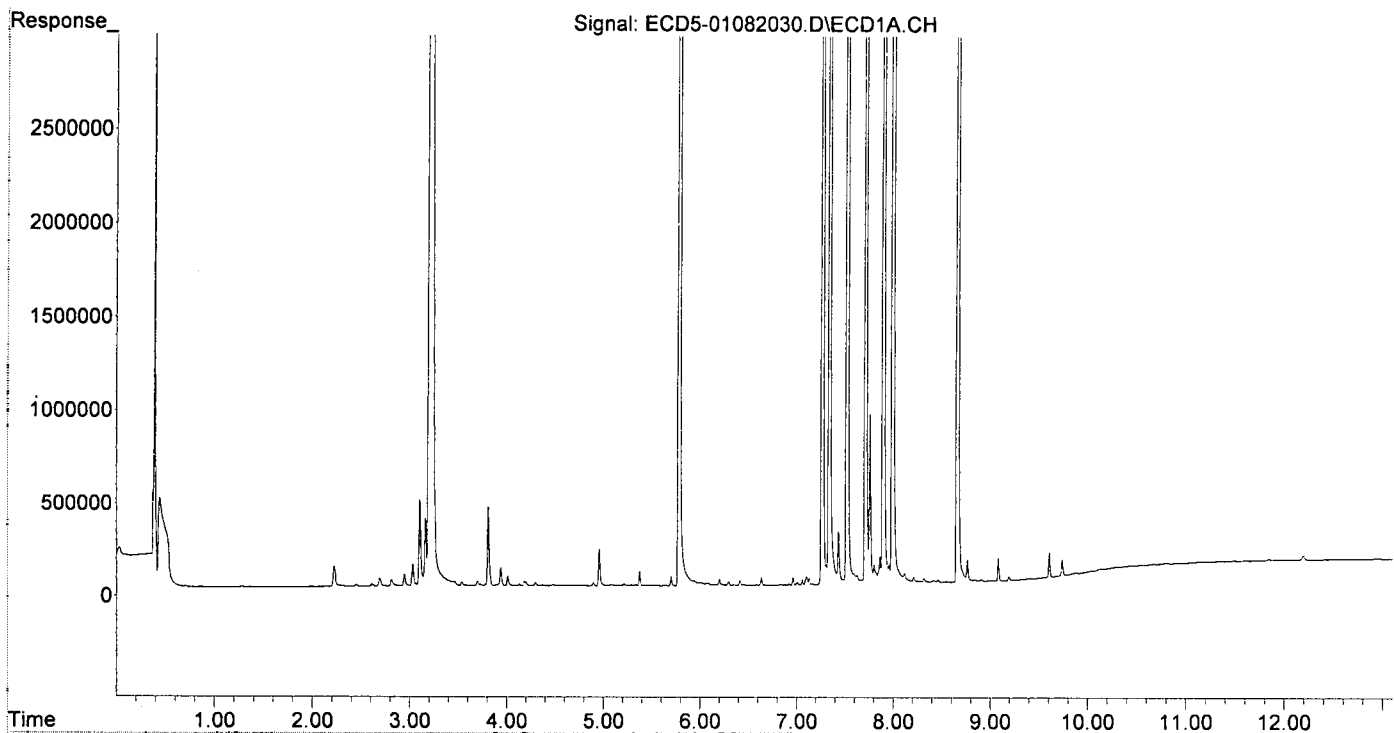
Compound	RT#1	RT#2	Resp#1	Resp#2	ng/mL	ng/mL
System Monitoring Compounds						
1) S TCMX (S)	0.000	0.000	0	0	N.D. d	N.D. d
22) S DCBP (S)	0.000	0.000	0	0	N.D. d	N.D. d
Target Compounds						
2) a-BHC	0.000	0.000	0	0	N.D. d	N.D. d
3) g-BHC	0.000	0.000	0	0	N.D. d	N.D. d
4) b-BHC	0.000	0.000	0	0	N.D. d	N.D. d
5) Heptachlor	0.000	0.000	0	0	N.D. d	N.D. d
6) d-BHC	0.000	0.000	0	0	N.D. d	N.D. d
7) Aldrin	0.000	0.000	0	0	N.D. d	N.D. d
8) Heptachlo...	0.000	0.000	0	0	N.D. d	N.D. d
9) trans-Chl...	0.000	0.000	0	0	N.D. d	N.D. d
10) cis-Chlor...	0.000	0.000	0	0	N.D. d	N.D. d
11) Endosulfa...	0.000	0.000	0	0	N.D. d	N.D. d
12) 4,4'-DDE	0.000	0.000	0	0	N.D. d	N.D. d
13) Dieldrin	0.000	0.000	0	0	N.D. d	N.D. d
14) Endrin	0.000	0.000	0	0	N.D. d	N.D. d
15) 4,4'-DDD	0.000	0.000	0	0	N.D. d	N.D. d
16) Endosulfa...	0.000	0.000	0	0	N.D. d	N.D. d
17) 4,4'-DDT	0.000	0.000	0	0	N.D. d	N.D. d
18) Endrin Al...	0.000	0.000	0	0	N.D. d	N.D. d
19) Endosulfa...	0.000	0.000	0	0	N.D. d	N.D. d
20) Methoxychlor	0.000	0.000	0	0	N.D. d	N.D. d
21) Endrin Ke...	0.000	0.000	0	0	N.D. d	N.D. d
23) Hexachlor...	3.207	3.816	39175750	89386875	228.590	246.793
24) Hexachlor...	5.785	6.596	40170217	72028476	210.537	245.814
25) Oxychlorane	7.268	8.070	37392659	64166951	223.707	253.627
26) 2,4'-DDE	7.341	8.269	28334770	48551140	262.798	255.292
27) trans-Non...	7.524	8.345	42021101	70596801	233.773	250.232
28) 2,4'-DDD	7.714	8.644	25551013	43266219	259.864	255.202
29) 2,4'-DDT	7.898	8.871	30632011	51802491	316.576	248.573
30) cis-Nonac...	7.995	8.914	46693209	82216113	226.753	256.758
31) Mirex	8.664	9.851	27850544	43923618	226.322	228.660
32) Chlordane...	0.000	0.000	0	0	N.D. d	N.D. d
33) Chlordane...	0.000	0.000	0	0	N.D. d	N.D. d
34) Chlordane...	0.000	0.000	0	0	N.D. d	N.D. d
35) Chlordane...	0.000	0.000	0	0	N.D. d	N.D. d
36) Toxaphene...	0.000	0.000	0	0	N.D. d	N.D. d
37) Toxaphene...	0.000	0.000	0	0	N.D. d	N.D. d
38) Toxaphene...	0.000	0.000	0	0	N.D. d	N.D. d
39) Toxaphene...	0.000	0.000	0	0	N.D. d	N.D. d
40) Toxaphene...	0.000	0.000	0	0	N.D. d	N.D. d
41) Toxaphene...	0.000	0.000	0	0	N.D. d	N.D. d
42) Toxaphene...	0.000	0.000	0	0	N.D. d	N.D. d

(f)=RT Delta > 1/2 Window (#)=Amounts differ by > 40% (m)=manual int.

Quantitation Report (QT Reviewed)

Data Path : R:\data\2020-01\0A08041\
 Data File : ECD5-01082030.D
 Signal(s) : Signal #1: ECD1A.CH Signal #2: ECD2B.CH
 Acq On : 08 Jan 2020 20:16
 Operator : MJB
 Sample : 0A08041-CALI
 Misc : A19K262, 9-42 200 ppb
 ALS Vial : 26 (Sig #1); 0 (Sig #2) Sample Multiplier: 1

Integration File signal 1: PEST1.e
 Integration File signal 2: PEST2.e
 Quant Time: Jan 09 10:54:22 2020
 Quant Method : R:\methods\ECD5_QUANTPEST_200107.M
 Quant Title : Instrument: DualECD5
 QLast Update : Thu Jan 09 10:48:41 2020
 Response via : Initial Calibration
 Integrator: ChemStation 6890 Scale Mode: Small noise peaks clipped



Data Path : R:\data\2020-01\0A08041\
 Data File : ECD5-01082033.D
 Signal(s) : Signal #1: ECD1A.CH Signal #2: ECD2B.CH
 Acq On : 08 Jan 2020 21:07
 Operator : MJB
 Sample : 0A08041-CALJ
 Misc : A20A097, CHLOR 10 ppb
 ALS Vial : 28 (Sig #1); 0 (Sig #2) Sample Multiplier: 1

Integration File signal 1: PEST1.e
 Integration File signal 2: PEST2.e
 Quant Time : Jan 09 10:56:50 2020
 Quant Method : R:\methods\ECD5_QUANTPEST_200107.M
 Quant Title : Instrument: DualECD5
 Last Update : Thu Jan 09 10:55:56 2020
 Response via : Initial Calibration
 Integrator : ChemStation 6890 Scale Mode: Small noise peaks clipped

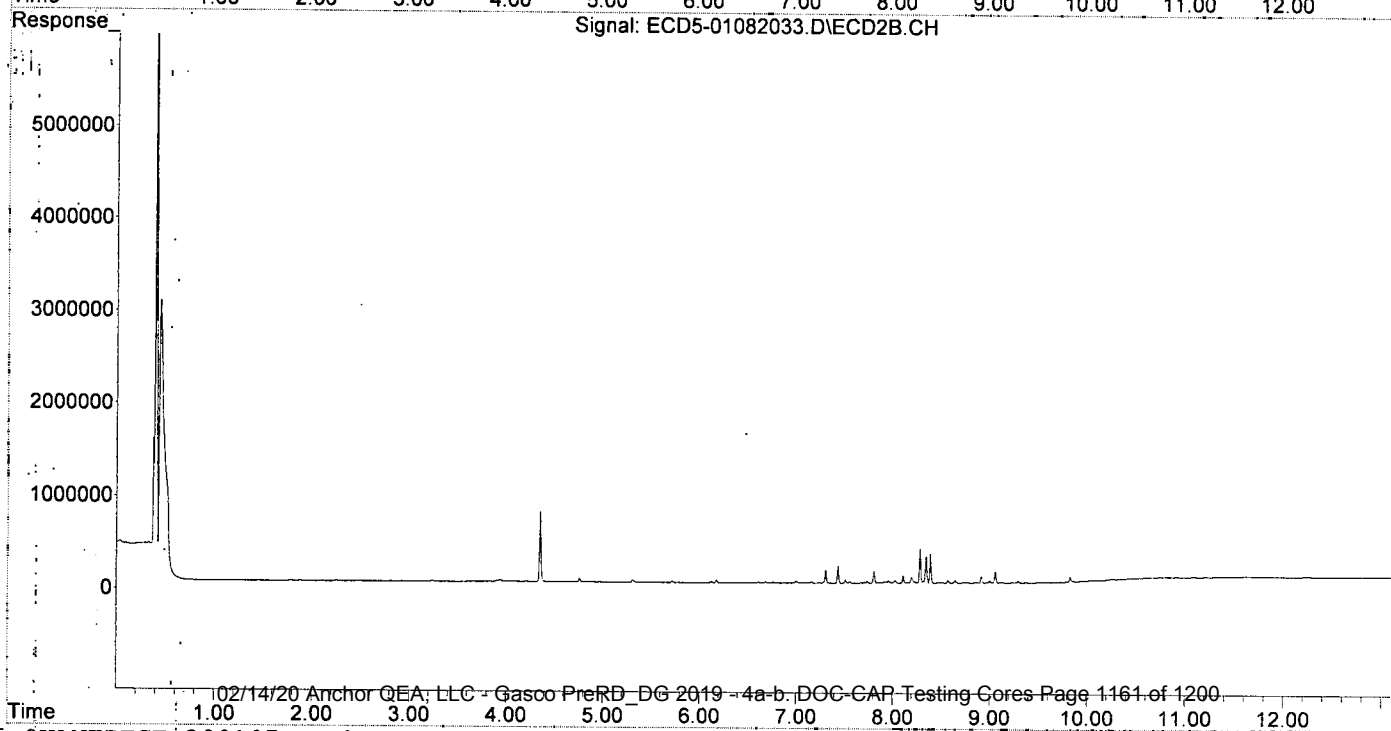
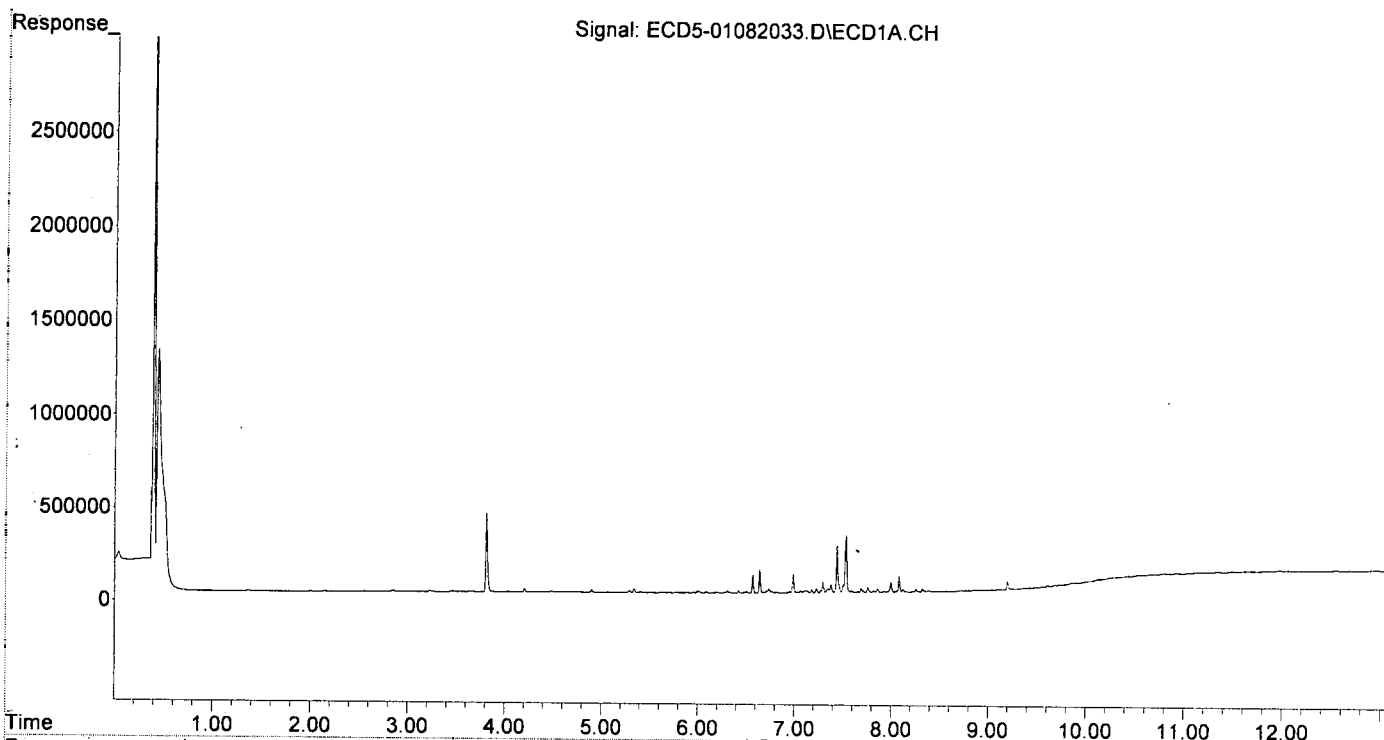
MJB
1/9/20

Compound	RT#1	RT#2	Resp#1	Resp#2	ng/mL	ng/mL
System Monitoring Compounds						
1) S TCMX (S)	0.000	0.000	0	0	N.D. d	N.D. d
22) S DCBP (S)	0.000	0.000	0	0	N.D. d	N.D. d
Target Compounds						
2) a-BHC	0.000	0.000	0	0	N.D. d	N.D. d
3) g-BHC	0.000	0.000	0	0	N.D. d	N.D. d
4) b-BHC	0.000	0.000	0	0	N.D. d	N.D. d
5) Heptachlor	0.000	0.000	0	0	N.D. d	N.D. d
6) d-BHC	0.000	0.000	0	0	N.D. d	N.D. d
7) Aldrin	0.000	0.000	0	0	N.D. d	N.D. d
8) Heptachlo...	0.000	0.000	0	0	N.D. d	N.D. d
9) trans-Chl...	0.000	0.000	0	0	N.D. d	N.D. d
10) cis-Chlor...	0.000	0.000	0	0	N.D. d	N.D. d
11) Endosulfa...	0.000	0.000	0	0	N.D. d	N.D. d
12) 4,4'-DDE	0.000	0.000	0	0	N.D. d	N.D. d
13) Dieldrin	0.000	0.000	0	0	N.D. d	N.D. d
14) Endrin	0.000	0.000	0	0	N.D. d	N.D. d
15) 4,4'-DDD	0.000	0.000	0	0	N.D. d	N.D. d
16) Endosulfa...	0.000	0.000	0	0	N.D. d	N.D. d
17) 4,4'-DDT	0.000	0.000	0	0	N.D. d	N.D. d
18) Endrin Al...	0.000	0.000	0	0	N.D. d	N.D. d
19) Endosulfa...	0.000	0.000	0	0	N.D. d	N.D. d
20) Methoxychlor	0.000	0.000	0	0	N.D. d	N.D. d
21) Endrin Ke...	0.000	0.000	0	0	N.D. d	N.D. d
23) Hexachlor...	0.000	0.000	0	0	N.D. d	N.D. d
24) Hexachlor...	0.000	0.000	0	0	N.D. d	N.D. d
25) Oxychlorthane	0.000	0.000	0	0	N.D. d	N.D. d
26) 2,4'-DDE	0.000	0.000	0	0	N.D. d	N.D. d
27) trans-Non...	0.000	0.000	0	0	N.D. d	N.D. d
28) 2,4'-DDD	0.000	0.000	0	0	N.D. d	N.D. d
29) 2,4'-DDT	0.000	0.000	0	0	N.D. d	N.D. d
30) cis-Nonac...	0.000	0.000	0	0	N.D. d	N.D. d
31) Mirex	0.000	0.000	0	0	N.D. d	N.D. d
32) Chlordane...	7.440	8.283	252150	382772	13.197	11.271
33) Chlordane...	7.533	8.391	308195	324236	13.680	11.224
34) Chlordane...	8.082	9.059	86683	125739	15.186	2.515 #
35) Chlordane...	0.000	0.000	0	0	N.D. d	N.D. d
36) Toxaphene...	0.000	0.000	0	0	N.D. d	N.D. d
37) Toxaphene...	0.000	0.000	0	0	N.D. d	N.D. d
38) Toxaphene...	0.000	0.000	0	0	N.D. d	N.D. d
39) Toxaphene...	0.000	0.000	0	0	N.D. d	N.D. d
40) Toxaphene...	0.000	0.000	0	0	N.D. d	N.D. d
41) Toxaphene...	0.000	0.000	0	0	N.D. d	N.D. d
42) Toxaphene...	0.000	0.000	0	0	N.D. d	N.D. d

(f)=RT Delta > 1/2 Window (#)=Amounts differ by > 40% (m)=manual int.

Data Path : R:\data\2020-01\0A08041\
Data File : ECD5-01082033.D
Signal(s) : Signal #1: ECD1A.CH Signal #2: ECD2B.CH
Acq On : 08 Jan 2020 21:07
Operator : MJB
Sample : 0A08041-CALJ
Misc : A20A097, CHLOR 10 ppb
ALS Vial : 28 (Sig #1); 0 (Sig #2) Sample Multiplier: 1

Integration File signal 1: PEST1.e
Integration File signal 2: PEST2.e
Quant Time: Jan 09 10:56:50 2020
Quant Method : R:\methods\ECD5_QUANTPEST_200107.M
Quant Title : Instrument: DualECD5
QLast Update : Thu Jan 09 10:55:56 2020
Response via : Initial Calibration
Integrator: ChemStation 6890 Scale Mode: Small noise peaks clipped



Data Path: R:\data\2020-01\0A08041\
 Data File: ECD5-01082034.D
 Signal(s): Signal #1: ECD1A.CH Signal #2: ECD2B.CH
 Acq On: 08 Jan 2020 21:25
 Operator: MJB
 Sample: 0A08041-CALK
 Misc: A19K307, CHLOR 50 ppb
 ALS Vial: 29 (Sig #1); 0 (Sig #2) Sample Multiplier: 1

Integration File signal 1: PEST1.e
 Integration File signal 2: PEST2.e
 Quant Time: Jan 09 10:57:35 2020
 Quant Method: R:\methods\ECD5_QUANTPEST_200107.M
 Quant Title: Instrument: DualECD5
 Last Update: Thu Jan 09 10:55:56 2020
 Response via: Initial Calibration
 Integrator: ChemStation 6890 Scale Mode: Small noise peaks clipped

MJB
1/9/20

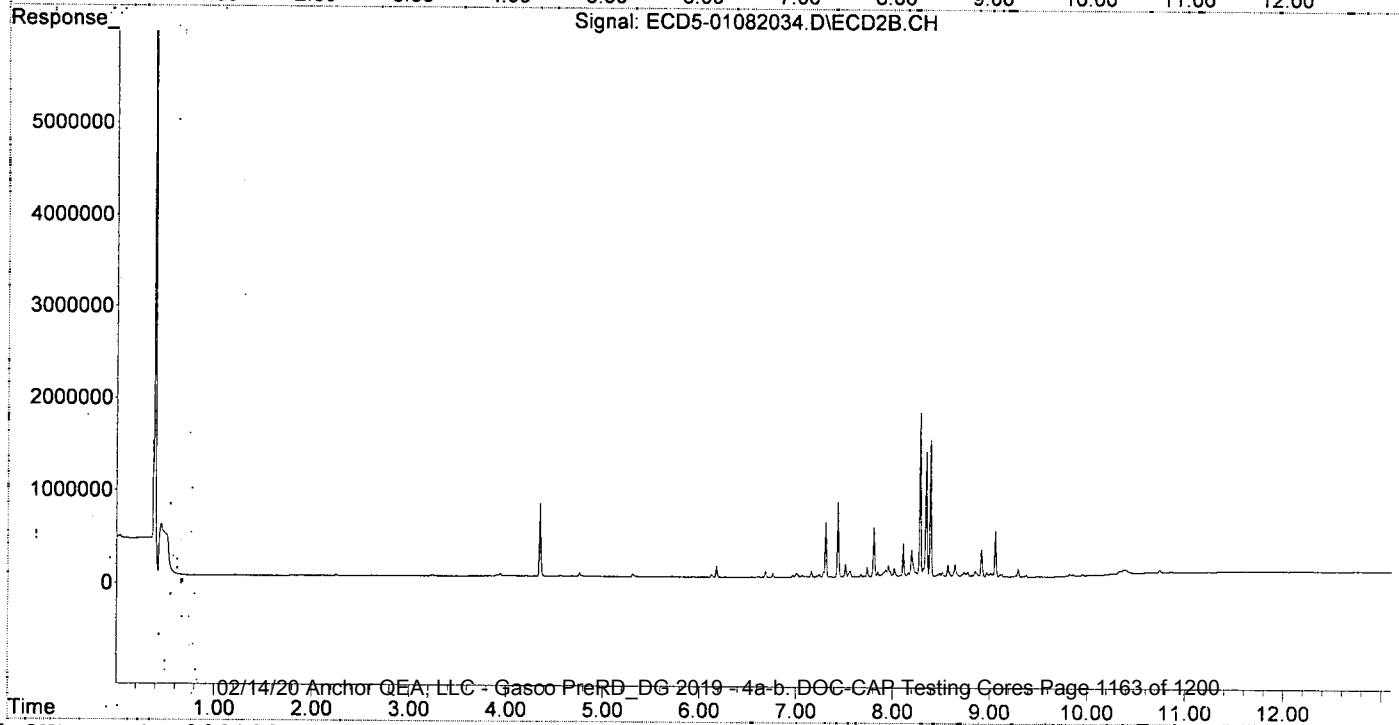
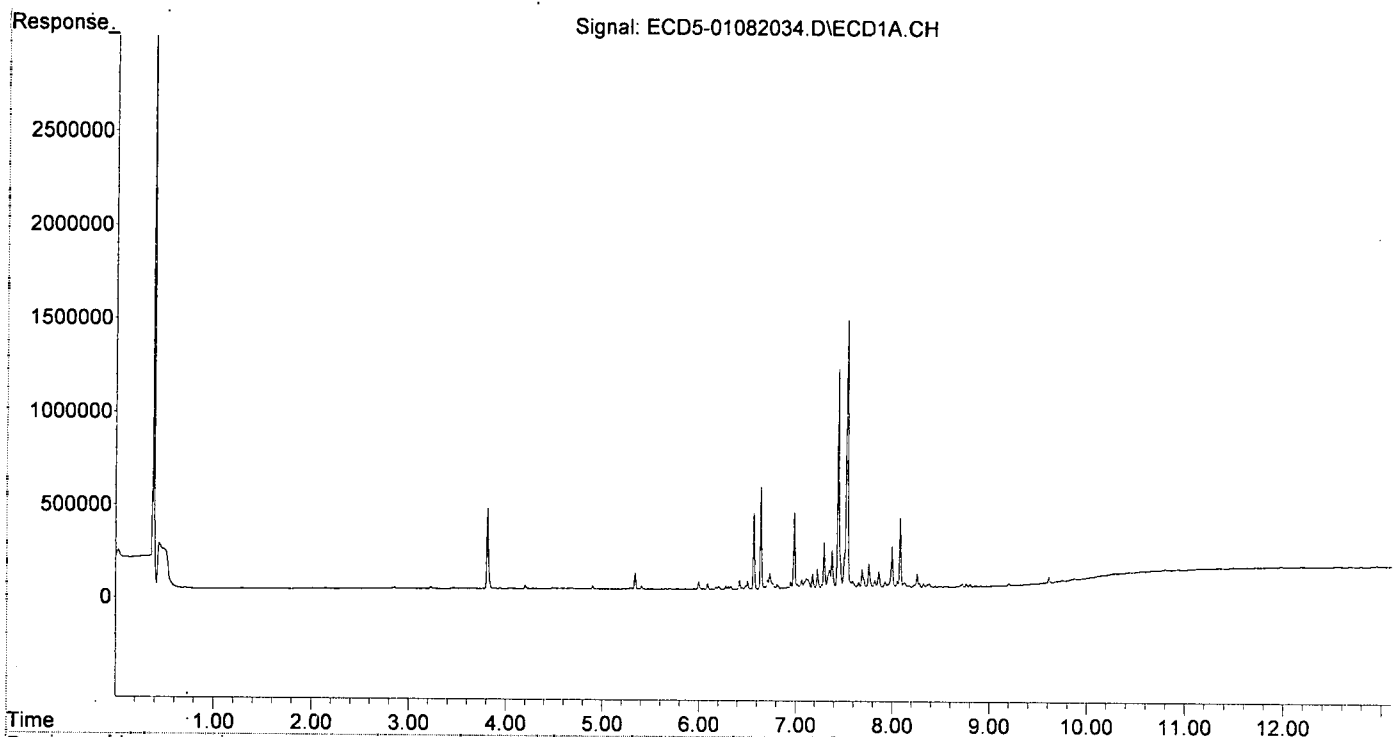
Compound	RT#1	RT#2	Resp#1	Resp#2	ng/mL	ng/mL
System Monitoring Compounds						
1) S TCMX (S)	0.000	0.000	0	0	N.D. d	N.D. d
22) S DCBP (S)	0.000	0.000	0	0	N.D. d	N.D. d
Target Compounds						
2) a-BHC	0.000	0.000	0	0	N.D. d	N.D. d
3) g-BHC	0.000	0.000	0	0	N.D. d	N.D. d
4) b-BHC	0.000	0.000	0	0	N.D. d	N.D. d
5) Heptachlor	0.000	0.000	0	0	N.D. d	N.D. d
6) d-BHC	0.000	0.000	0	0	N.D. d	N.D. d
7) Aldrin	0.000	0.000	0	0	N.D. d	N.D. d
8) Heptachlo...	0.000	0.000	0	0	N.D. d	N.D. d
9) trans-Chl...	0.000	0.000	0	0	N.D. d	N.D. d
10) cis-Chlor...	0.000	0.000	0	0	N.D. d	N.D. d
11) Endosulfa...	0.000	0.000	0	0	N.D. d	N.D. d
12) 4,4'-DDE	0.000	0.000	0	0	N.D. d	N.D. d
13) Dieldrin	0.000	0.000	0	0	N.D. d	N.D. d
14) Endrin	0.000	0.000	0	0	N.D. d	N.D. d
15) 4,4'-DDD	0.000	0.000	0	0	N.D. d	N.D. d
16) Endosulfa...	0.000	0.000	0	0	N.D. d	N.D. d
17) 4,4'-DDT	0.000	0.000	0	0	N.D. d	N.D. d
18) Endrin Al...	0.000	0.000	0	0	N.D. d	N.D. d
19) Endosulfa...	0.000	0.000	0	0	N.D. d	N.D. d
20) Methoxychlor	0.000	0.000	0	0	N.D. d	N.D. d
21) Endrin Ke...	0.000	0.000	0	0	N.D. d	N.D. d
23) Hexachlor...	0.000	0.000	0	0	N.D. d	N.D. d
24) Hexachlor...	0.000	0.000	0	0	N.D. d	N.D. d
25) Oxychlorthane	0.000	0.000	0	0	N.D. d	N.D. d
26) 2,4'-DDE	0.000	0.000	0	0	N.D. d	N.D. d
27) trans-Non...	0.000	0.000	0	0	N.D. d	N.D. d
28) 2,4'-DDD	0.000	0.000	0	0	N.D. d	N.D. d
29) 2,4'-DDT	0.000	0.000	0	0	N.D. d	N.D. d
30) cis-Nonac...	0.000	0.000	0	0	N.D. d	N.D. d
31) Mirex	0.000	0.000	0	0	N.D. d	N.D. d
32) Chlordane...	7.438	8.282	1178611	1787106	61.686	52.624
33) Chlordane...	7.531	8.389	1443194	1486141	64.061	51.447
34) Chlordane...	8.080	9.057	377844	498592	66.195	50.592
35) Chlordane...	0.000	0.000	0	0	N.D. d	N.D. d
36) Toxaphene...	0.000	0.000	0	0	N.D. d	N.D. d
37) Toxaphene...	0.000	0.000	0	0	N.D. d	N.D. d
38) Toxaphene...	0.000	0.000	0	0	N.D. d	N.D. d
39) Toxaphene...	0.000	0.000	0	0	N.D. d	N.D. d
40) Toxaphene...	0.000	0.000	0	0	N.D. d	N.D. d
41) Toxaphene...	0.000	0.000	0	0	N.D. d	N.D. d
42) Toxaphene...	0.000	0.000	0	0	N.D. d	N.D. d

(f)=RT Delta > 1/2 Window (#)=Amounts differ by > 40% (m)=manual int.

Quantitation Report (QT Reviewed)

Data Path : R:\data\2020-01\0A08041\
 Data File : ECD5-01082034.D
 Signal(s) : Signal #1: ECD1A.CH Signal #2: ECD2B.CH
 Acq On : 08 Jan 2020 21:25
 Operator : MJB
 Sample : 0A08041-CALK
 Misc : A19K307, CHLOR 50 ppb
 ALS Vial : 29 (Sig #1); 0 (Sig #2) Sample Multiplier: 1

Integration File signal 1: PEST1.e
 Integration File signal 2: PEST2.e
 Quant Time: Jan 09 10:57:35 2020
 Quant Method : R:\methods\ECD5_QUANTPEST_200107.M
 Quant Title : Instrument: DualECD5
 QLast Update : Thu Jan 09 10:55:56 2020
 Response via : Initial Calibration
 Integrator: ChemStation 6890 Scale Mode: Small noise peaks clipped



Data Path: R:\data\2020-01\0A08041\
 Data File: ECD5-01082035.D
 Signal(s): Signal #1: ECD1A.CH Signal #2: ECD2B.CH
 Acq On: 08 Jan 2020 21:42
 Operator: MJB
 Sample: 0A08041-CALL
 Misc: A19K308, CHLOR 100 ppb
 ALS Vial: 30 (Sig #1); 0 (Sig #2) Sample Multiplier: 1

Integration File signal 1: PEST1.e
 Integration File signal 2: PEST2.e
 Quant Time: Jan 09 10:58:11 2020
 Quant Method: R:\methods\ECD5_QUANTPEST_200107.M
 Quant Title: Instrument: DualECD5
 QLast Update: Thu Jan 09 10:55:56 2020
 Response via: Initial Calibration
 Integrator: ChemStation 6890 Scale Mode: Small noise peaks clipped

MJB
1/9/20

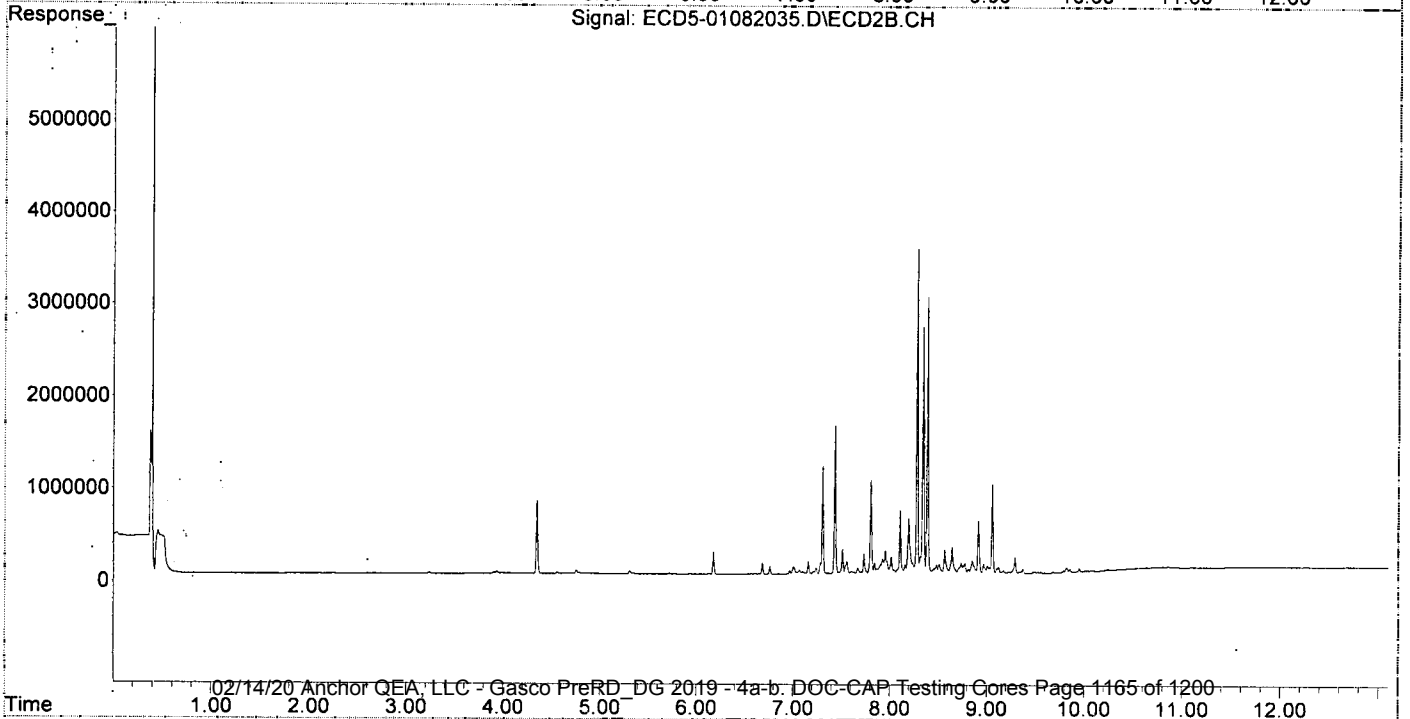
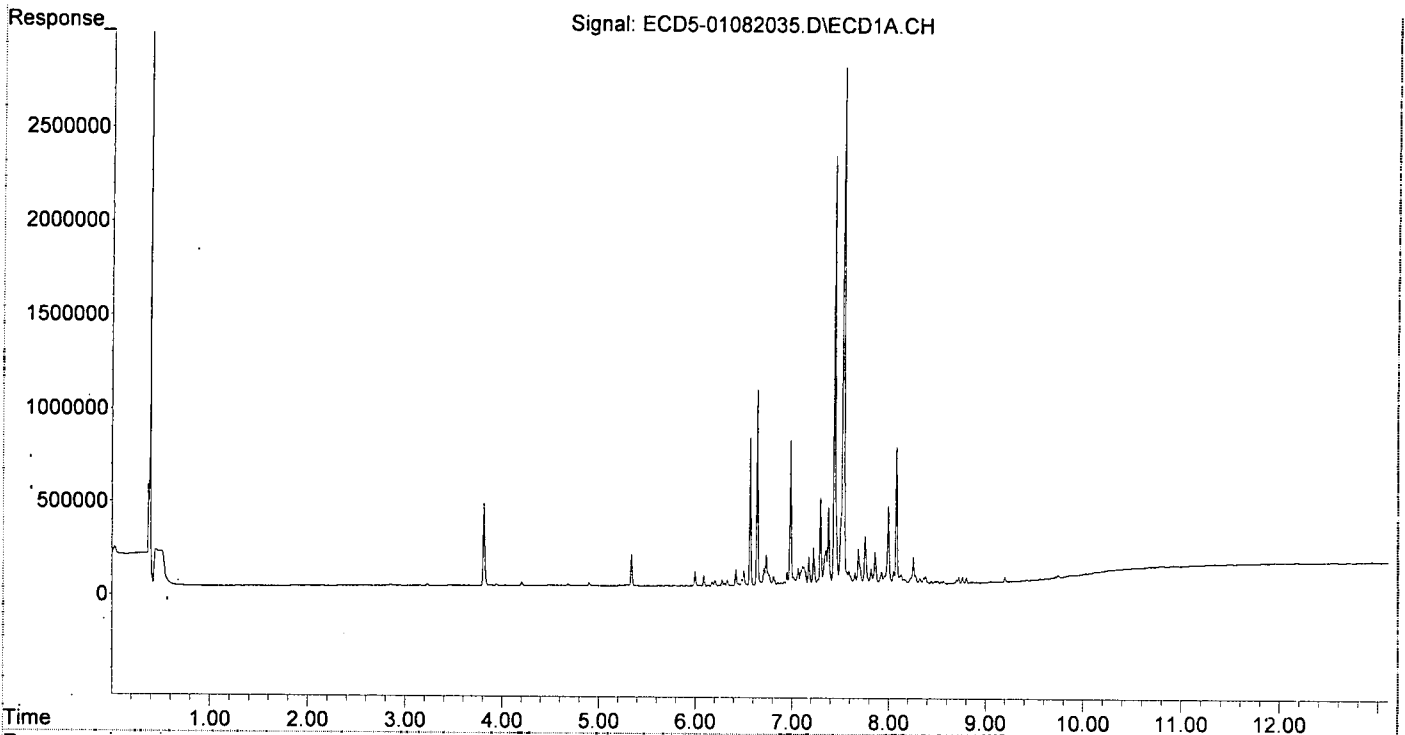
	Compound	RT#1	RT#2	Resp#1	Resp#2	ng/mL	ng/mL
System Monitoring Compounds							
1)	S TCMX (S)	0.000	0.000	0	0	N.D. d	N.D. d
22)	S DCBP (S)	0.000	0.000	0	0	N.D. d	N.D. d
Target Compounds							
2)	a-BHC	0.000	0.000	0	0	N.D. d	N.D. d
3)	g-BHC	0.000	0.000	0	0	N.D. d	N.D. d
4)	b-BHC	0.000	0.000	0	0	N.D. d	N.D. d
5)	Heptachlor	0.000	0.000	0	0	N.D. d	N.D. d
6)	d-BHC	0.000	0.000	0	0	N.D. d	N.D. d
7)	Aldrin	0.000	0.000	0	0	N.D. d	N.D. d
8)	Heptachlo...	0.000	0.000	0	0	N.D. d	N.D. d
9)	trans-Chl...	0.000	0.000	0	0	N.D. d	N.D. d
10)	cis-Chlor...	0.000	0.000	0	0	N.D. d	N.D. d
11)	Endosulfa...	0.000	0.000	0	0	N.D. d	N.D. d
12)	4,4'-DDE	0.000	0.000	0	0	N.D. d	N.D. d
13)	Dieldrin	0.000	0.000	0	0	N.D. d	N.D. d
14)	Endrin	0.000	0.000	0	0	N.D. d	N.D. d
15)	4,4'-DDD	0.000	0.000	0	0	N.D. d	N.D. d
16)	Endosulfa...	0.000	0.000	0	0	N.D. d	N.D. d
17)	4,4'-DDT	0.000	0.000	0	0	N.D. d	N.D. d
18)	Endrin Al...	0.000	0.000	0	0	N.D. d	N.D. d
19)	Endosulfa...	0.000	0.000	0	0	N.D. d	N.D. d
20)	Methoxychlor	0.000	0.000	0	0	N.D. d	N.D. d
21)	Endrin Ke...	0.000	0.000	0	0	N.D. d	N.D. d
23)	Hexachlor...	0.000	0.000	0	0	N.D. d	N.D. d
24)	Hexachlor...	0.000	0.000	0	0	N.D. d	N.D. d
25)	Oxychlorane	0.000	0.000	0	0	N.D. d	N.D. d
26)	2,4'-DDE	0.000	0.000	0	0	N.D. d	N.D. d
27)	trans-Non...	0.000	0.000	0	0	N.D. d	N.D. d
28)	2,4'-DDD	0.000	0.000	0	0	N.D. d	N.D. d
29)	2,4'-DDT	0.000	0.000	0	0	N.D. d	N.D. d
30)	cis-Nonac...	0.000	0.000	0	0	N.D. d	N.D. d
31)	Mirex	0.000	0.000	0	0	N.D. d	N.D. d
32)	Chlordane...	7.439	8.282	2294923	3516336	120.111	103.543
33)	Chlordane...	7.531	8.389	2780199	2986956	123.408	103.402
34)	Chlordane...	8.080	9.058	729916	972427	127.875	111.196
35)	Chlordane...	0.000	0.000	0	0	N.D. d	N.D. d
36)	Toxaphene...	0.000	0.000	0	0	N.D. d	N.D. d
37)	Toxaphene...	0.000	0.000	0	0	N.D. d	N.D. d
38)	Toxaphene...	0.000	0.000	0	0	N.D. d	N.D. d
39)	Toxaphene...	0.000	0.000	0	0	N.D. d	N.D. d
40)	Toxaphene...	0.000	0.000	0	0	N.D. d	N.D. d
41)	Toxaphene...	0.000	0.000	0	0	N.D. d	N.D. d
42)	Toxaphene...	0.000	0.000	0	0	N.D. d	N.D. d

(f)=RT Delta > 1/2 Window (#)=Amounts differ by > 40% (m)=manual int.

Quantitation Report (QT Reviewed)

Data Path : R:\data\2020-01\0A08041\
Data File : ECD5-01082035.D
Signal(s) : Signal #1: ECD1A.CH Signal #2: ECD2B.CH
Acq On : 08 Jan 2020 21:42
Operator : MJB
Sample : 0A08041-CALL
Misc : A19K308, CHLOR 100 ppb
ALS Vial : 30 (Sig #1); 0 (Sig #2) Sample Multiplier: 1

Integration File signal 1: PEST1.e
Integration File signal 2: PEST2.e
Quant Time: Jan 09 10:58:11 2020
Quant Method : R:\methods\ECD5_QUANTPEST_200107.M
Quant Title : Instrument: DualECD5
QLast Update : Thu Jan 09 10:55:56 2020
Response via : Initial Calibration
Integrator: ChemStation 6890 Scale Mode: Small noise peaks clipped



Quantitation Report (QT Reviewed)

Data Path: R:\data\2020-01\0A08041\
 Data File: ECD5-01082036.D
 Signal(s): Signal #1: ECD1A.CH Signal #2: ECD2B.CH
 Acq On: 08 Jan 2020 21:59
 Operator: MJB
 Sample: 0A08041-CALM
 Misc: A19K309, CHLOR 200 ppb
 ALS Vial: 31 (Sig #1); 0 (Sig #2) Sample Multiplier: 1
 Integration File signal 1: PEST1.e
 Integration File signal 2: PEST2.e
 Quant Time: Jan 09 10:58:49 2020
 Quant Method: R:\methods\ECD5_QUANTPEST_200107.M
 Quant Title: Instrument: DualECD5
 QLast Update: Thu Jan 09 10:55:56 2020
 Response via: Initial Calibration
 Integrator: ChemStation 6890 Scale Mode: Small noise peaks clipped

MJB
1/9/20

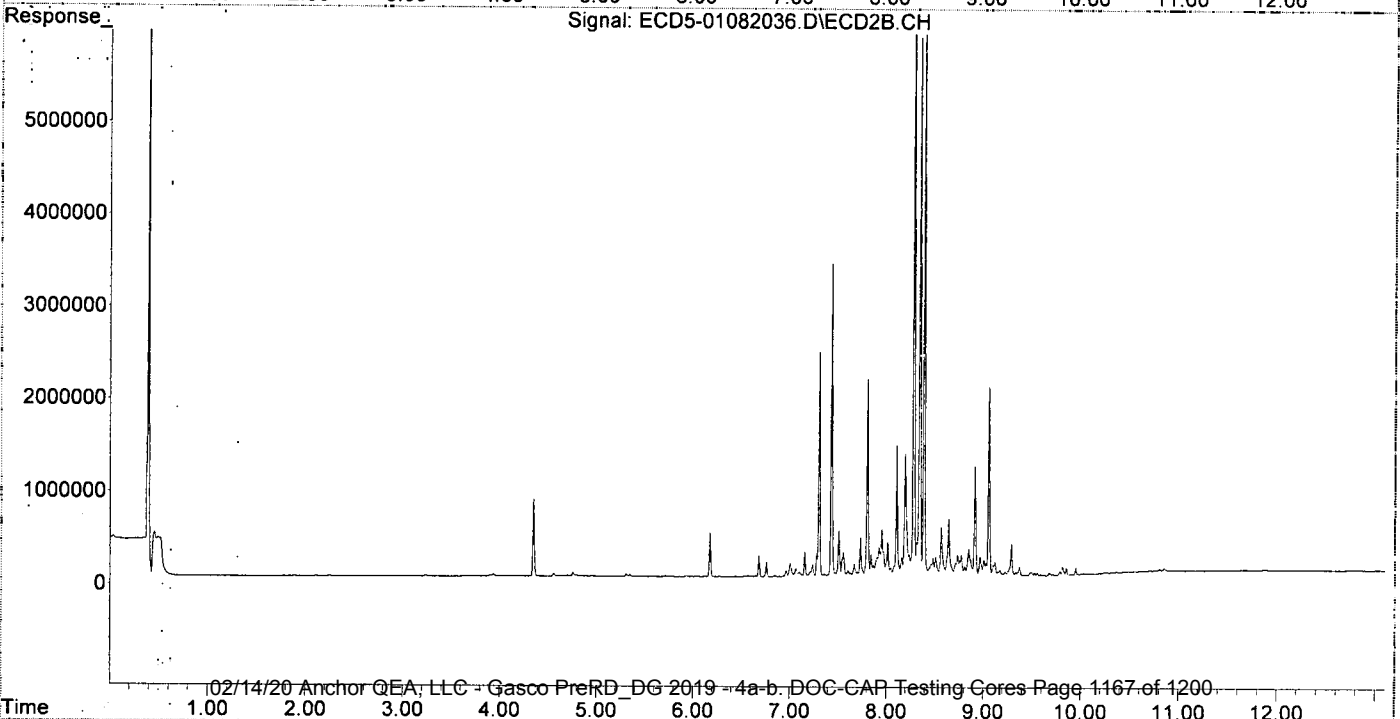
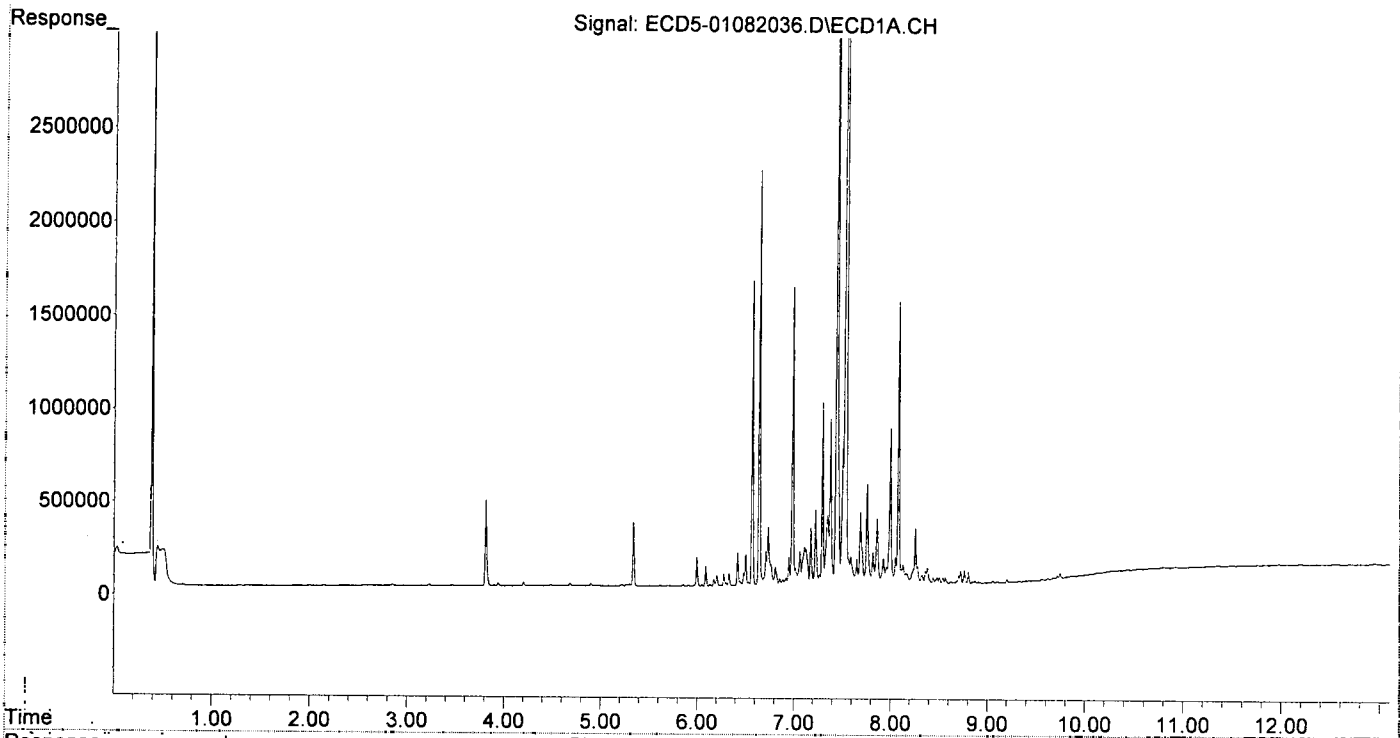
	Compound	RT#1	RT#2	Resp#1	Resp#2	ng/mL	ng/mL
System Monitoring Compounds							
1)	S TCMX (S)	0.000	0.000	0	0	N.D. d	N.D. d
22)	S DCBP (S)	0.000	0.000	0	0	N.D. d	N.D. d
Target Compounds							
2)	a-BHC	0.000	0.000	0	0	N.D. d	N.D. d
3)	g-BHC	0.000	0.000	0	0	N.D. d	N.D. d
4)	b-BHC	0.000	0.000	0	0	N.D. d	N.D. d
5)	Heptachlor	0.000	0.000	0	0	N.D. d	N.D. d
6)	d-BHC	0.000	0.000	0	0	N.D. d	N.D. d
7)	Aldrin	0.000	0.000	0	0	N.D. d	N.D. d
8)	Heptachlo...	0.000	0.000	0	0	N.D. d	N.D. d
9)	trans-Chl...	0.000	0.000	0	0	N.D. d	N.D. d
10)	cis-Chlor...	0.000	0.000	0	0	N.D. d	N.D. d
11)	Endosulfa...	0.000	0.000	0	0	N.D. d	N.D. d
12)	4,4'-DDE	0.000	0.000	0	0	N.D. d	N.D. d
13)	Dieldrin	0.000	0.000	0	0	N.D. d	N.D. d
14)	Endrin	0.000	0.000	0	0	N.D. d	N.D. d
15)	4,4'-DDD	0.000	0.000	0	0	N.D. d	N.D. d
16)	Endosulfa...	0.000	0.000	0	0	N.D. d	N.D. d
17)	4,4'-DDT	0.000	0.000	0	0	N.D. d	N.D. d
18)	Endrin Al...	0.000	0.000	0	0	N.D. d	N.D. d
19)	Endosulfa...	0.000	0.000	0	0	N.D. d	N.D. d
20)	Methoxychlor	0.000	0.000	0	0	N.D. d	N.D. d
21)	Endrin Ke...	0.000	0.000	0	0	N.D. d	N.D. d
23)	Hexachlor...	0.000	0.000	0	0	N.D. d	N.D. d
24)	Hexachlor...	0.000	0.000	0	0	N.D. d	N.D. d
25)	Oxychlorthane	0.000	0.000	0	0	N.D. d	N.D. d
26)	2,4'-DDE	0.000	0.000	0	0	N.D. d	N.D. d
27)	trans-Non...	0.000	0.000	0	0	N.D. d	N.D. d
28)	2,4'-DDD	0.000	0.000	0	0	N.D. d	N.D. d
29)	2,4'-DDT	0.000	0.000	0	0	N.D. d	N.D. d
30)	cis-Nonac...	0.000	0.000	0	0	N.D. d	N.D. d
31)	Mirex	0.000	0.000	0	0	N.D. d	N.D. d
32)	Chlordane...	7.438	8.281	4793058	7736201	250.857	227.803
33)	Chlordane...	7.531	8.389	5801810	6344746	257.533	219.641
34)	Chlordane...	8.080	9.058	1505062	2047397	263.675	246.714
35)	Chlordane...	0.000	0.000	0	0	N.D. d	N.D. d
36)	Toxaphene...	0.000	0.000	0	0	N.D. d	N.D. d
37)	Toxaphene...	0.000	0.000	0	0	N.D. d	N.D. d
38)	Toxaphene...	0.000	0.000	0	0	N.D. d	N.D. d
39)	Toxaphene...	0.000	0.000	0	0	N.D. d	N.D. d
40)	Toxaphene...	0.000	0.000	0	0	N.D. d	N.D. d
41)	Toxaphene...	0.000	0.000	0	0	N.D. d	N.D. d
42)	Toxaphene...	0.000	0.000	0	0	N.D. d	N.D. d

(f)=RT Delta > 1/2 Window (#)=Amounts differ by > 40% (m)=manual int.

Quantitation Report (QT Reviewed)

Data Path : R:\data\2020-01\0A08041\
Data File : ECD5-01082036.D
Signal(s) : Signal #1: ECD1A.CH Signal #2: ECD2B.CH
Acq On : 08 Jan 2020 21:59
Operator : MJB
Sample : 0A08041-CALM
Misc : A19K309, CHLOR 200 ppb
ALS Vial : 31 (Sig #1); 0 (Sig #2) Sample Multiplier: 1

Integration File signal 1: PEST1.e
Integration File signal 2: PEST2.e
Quant Time: Jan 09 10:58:49 2020
Quant Method : R:\methods\ECD5_QUANTPEST_200107.M
Quant Title : Instrument: DualECD5
QLast Update : Thu Jan 09 10:55:56 2020
Response via : Initial Calibration
Integrator: ChemStation 6890 Scale Mode: Small noise peaks clipped



Data Path : R:\data\2020-01\0A08041\
 Data File : ECD5-01082037.D
 Signal(s) : Signal #1: ECD1A.CH Signal #2: ECD2B.CH
 Acq On : 08 Jan 2020 22:16
 Operator : MJB
 Sample : 0A08041-CALN
 Misc : A19K310, CHLOR 500 ppb
 ALS Vial : 32 (Sig #1); 0 (Sig #2) Sample Multiplier: 1
 Integration File signal 1: PEST1.e
 Integration File signal 2: PEST2.e
 Quant Time : Jan 09 10:55:39 2020
 Quant Method : R:\methods\ECD5_QUANTPEST_200107.M
 Quant Title : Instrument: DualECD5
 QLast Update : Thu Jan 09 10:48:41 2020
 Response via : Initial Calibration
 Integrator: ChemStation 6890 Scale Mode: Small noise peaks clipped

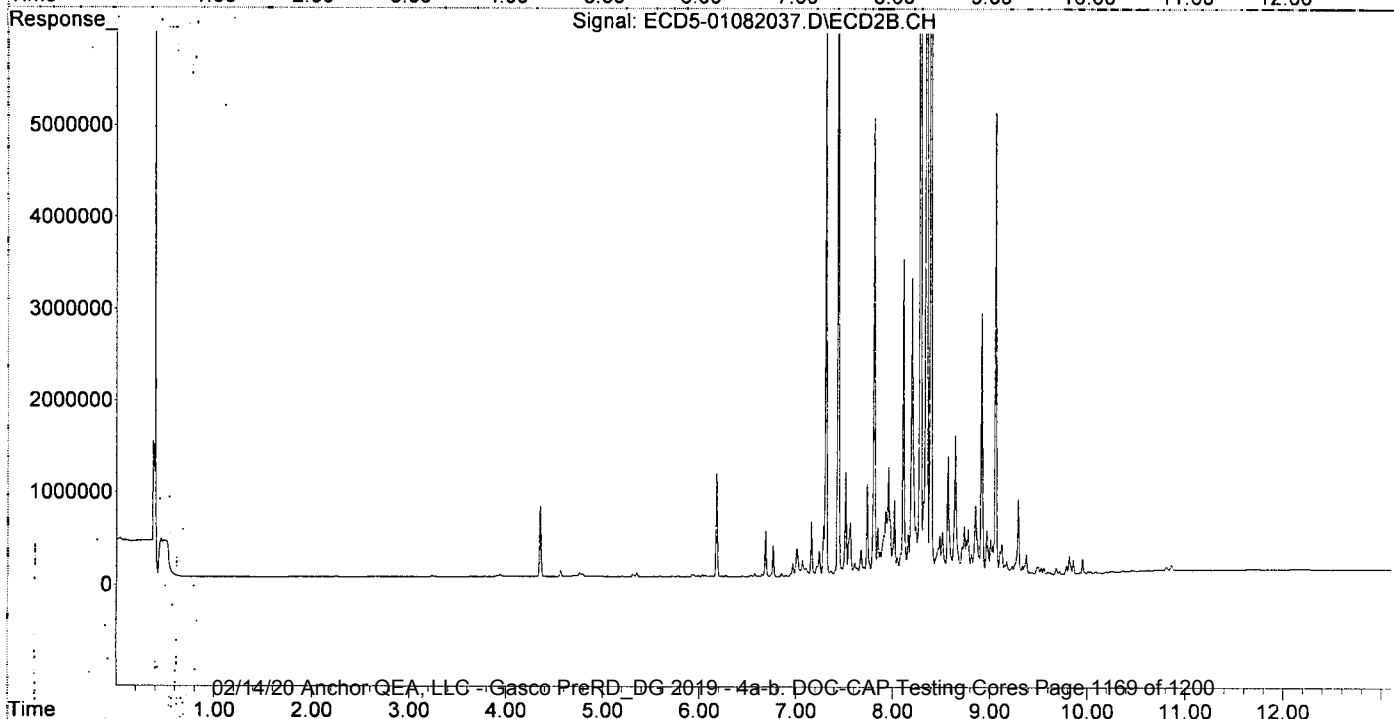
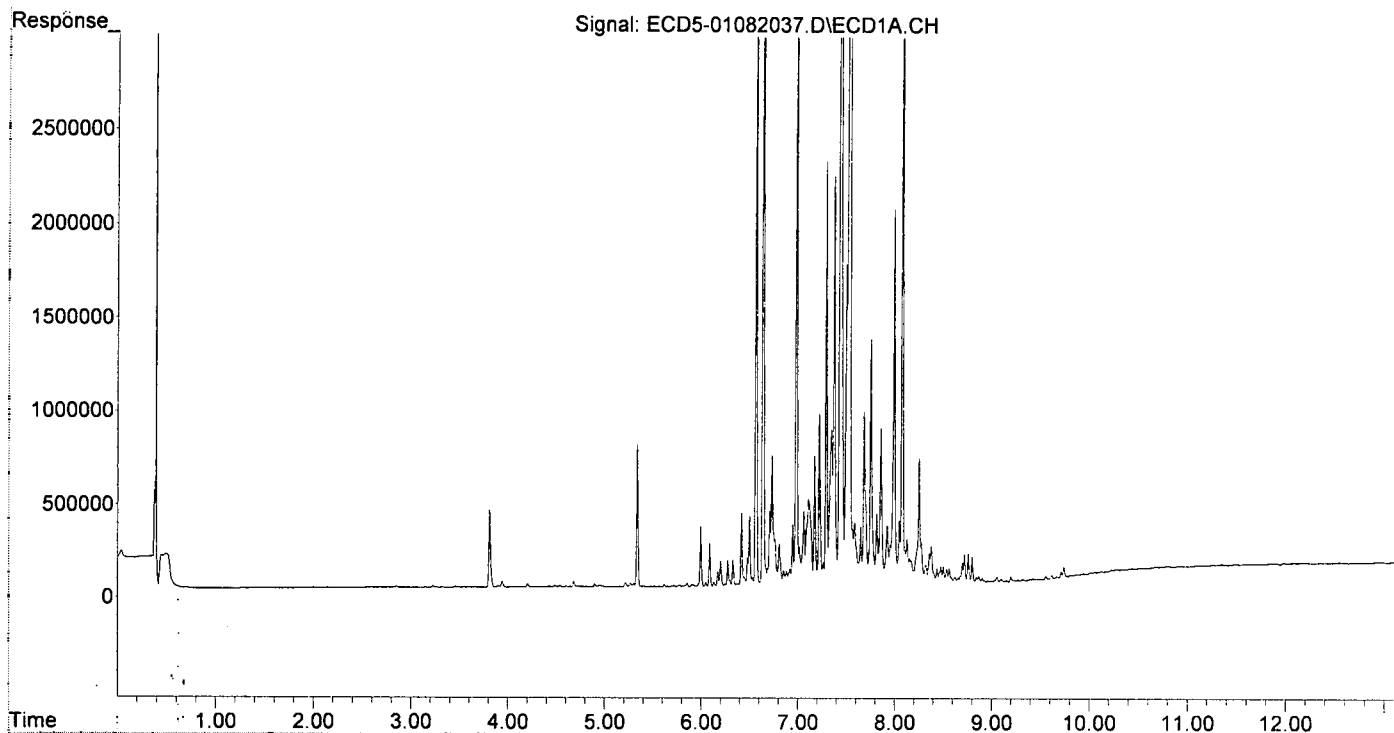
MJB
1/9/20

Compound	RT#1	RT#2	Resp#1	Resp#2	ng/mL	ng/mL
System Monitoring Compounds						
1) S TCMX (S)	0.000	0.000	0	0	N.D. d	N.D. d
22) S DCBP (S)	0.000	0.000	0	0	N.D. d	N.D. d
Target Compounds						
2) a-BHC	0.000	0.000	0	0	N.D. d	N.D. d
3) g-BHC	0.000	0.000	0	0	N.D. d	N.D. d
4) b-BHC	0.000	0.000	0	0	N.D. d	N.D. d
5) Heptachlor	0.000	0.000	0	0	N.D. d	N.D. d
6) d-BHC	0.000	0.000	0	0	N.D. d	N.D. d
7) Aldrin	0.000	0.000	0	0	N.D. d	N.D. d
8) Heptachlo...	0.000	0.000	0	0	N.D. d	N.D. d
9) trans-Chl...	0.000	0.000	0	0	N.D. d	N.D. d
10) cis-Chlor...	0.000	0.000	0	0	N.D. d	N.D. d
11) Endosulfa...	0.000	0.000	0	0	N.D. d	N.D. d
12) 4,4'-DDE	0.000	0.000	0	0	N.D. d	N.D. d
13) Dieldrin	0.000	0.000	0	0	N.D. d	N.D. d
14) Endrin	0.000	0.000	0	0	N.D. d	N.D. d
15) 4,4'-DDD	0.000	0.000	0	0	N.D. d	N.D. d
16) Endosulfa...	0.000	0.000	0	0	N.D. d	N.D. d
17) 4,4'-DDT	0.000	0.000	0	0	N.D. d	N.D. d
18) Endrin Al...	0.000	0.000	0	0	N.D. d	N.D. d
19) Endosulfa...	0.000	0.000	0	0	N.D. d	N.D. d
20) Methoxychlor	0.000	0.000	0	0	N.D. d	N.D. d
21) Endrin Ke...	0.000	0.000	0	0	N.D. d	N.D. d
23) Hexachlor...	0.000	0.000	0	0	N.D. d	N.D. d
24) Hexachlor...	0.000	0.000	0	0	N.D. d	N.D. d
25) Oxychlorane	0.000	0.000	0	0	N.D. d	N.D. d
26) 2,4'-DDE	0.000	0.000	0	0	N.D. d	N.D. d
27) trans-Non...	0.000	0.000	0	0	N.D. d	N.D. d
28) 2,4'-DDD	0.000	0.000	0	0	N.D. d	N.D. d
29) 2,4'-DDT	0.000	0.000	0	0	N.D. d	N.D. d
30) cis-Nonac...	0.000	0.000	0	0	N.D. d	N.D. d
31) Mirex	0.000	0.000	0	0	N.D. d	N.D. d
32) Chlordane...	7.437	8.282	11206289	19234034	586.509	566.373
33) Chlordane...	7.530	8.389	13908359	15819527	617.369	547.638
34) Chlordane...	8.080	9.058	3625557	5010516	635.188	607.184
35) Chlordane...	0.000	0.000	0	0	N.D. d	N.D. d
36) Toxaphene...	0.000	0.000	0	0	N.D. d	N.D. d
37) Toxaphene...	0.000	0.000	0	0	N.D. d	N.D. d
38) Toxaphene...	0.000	0.000	0	0	N.D. d	N.D. d
39) Toxaphene...	0.000	0.000	0	0	N.D. d	N.D. d
40) Toxaphene...	0.000	0.000	0	0	N.D. d	N.D. d
41) Toxaphene...	0.000	0.000	0	0	N.D. d	N.D. d
42) Toxaphene...	0.000	0.000	0	0	N.D. d	N.D. d

(f)=RT Delta > 1/2 Window (#)=Amounts differ by > 40% (m)=manual int.

Data Path : R:\data\2020-01\0A08041\
 Data File : ECD5-01082037.D
 Signal(s) : Signal #1: ECD1A.CH Signal #2: ECD2B.CH
 Acq On : 08 Jan 2020 22:16
 Operator : MJB
 Sample : 0A08041-CALN
 Misc. : A19K310, CHLOR 500 ppb
 ALS Vial : 32 (Sig #1); 0 (Sig #2) Sample Multiplier: 1

Integration File signal 1: PEST1.e
 Integration File signal 2: PEST2.e
 Quant Time: Jan 09 10:55:39 2020
 Quant Method : R:\methods\ECD5_QUANTPEST_200107.M
 Quant Title : Instrument: DualECD5
 QLast Update : Thu Jan 09 10:48:41 2020
 Response via : Initial Calibration
 Integrator: ChemStation 6890 Scale Mode: Small noise peaks clipped



Data Path: R:\data\2020-01\0A08041\
 Data File: ECD5-01082038.D
 Signal(s): Signal #1: ECD1A.CH Signal #2: ECD2B.CH
 Acq On: 08 Jan 2020 22:33
 Operator: MJB
 Sample: 0A08041-CALO
 Misc: CA19K311, CHLOR 1000 ppb
 ALS Vial: 33 (Sig #1); 0 (Sig #2) Sample Multiplier: 1

Integration File signal 1: PEST1.e
 Integration File signal 2: PEST2.e
 Quant Time: Jan 09 10:59:33 2020
 Quant Method: R:\methods\ECD5_QUANTPEST_200107.M
 Quant Title: Instrument: DualECD5
 Last Update: Thu Jan 09 10:55:56 2020
 Response via: Initial Calibration
 Integrator: ChemStation 6890 Scale Mode: Small noise peaks clipped

*MJB
1/9/20*

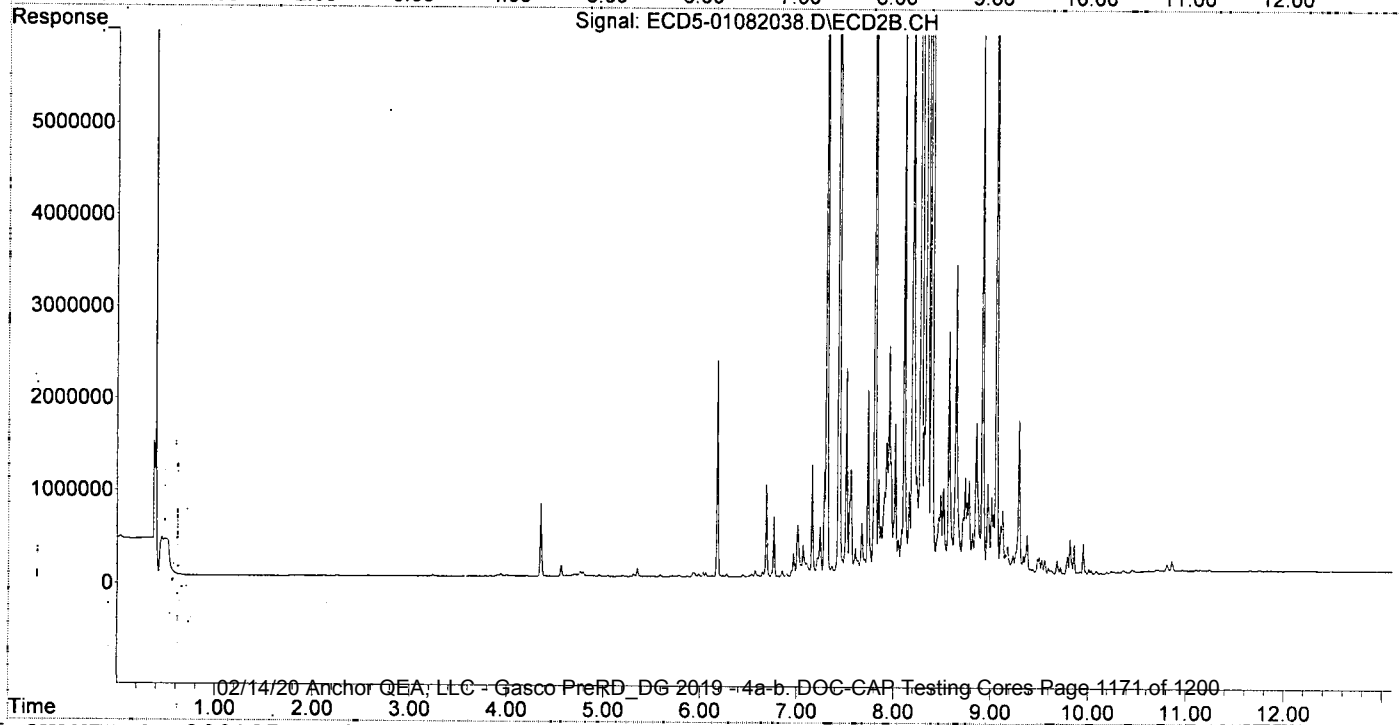
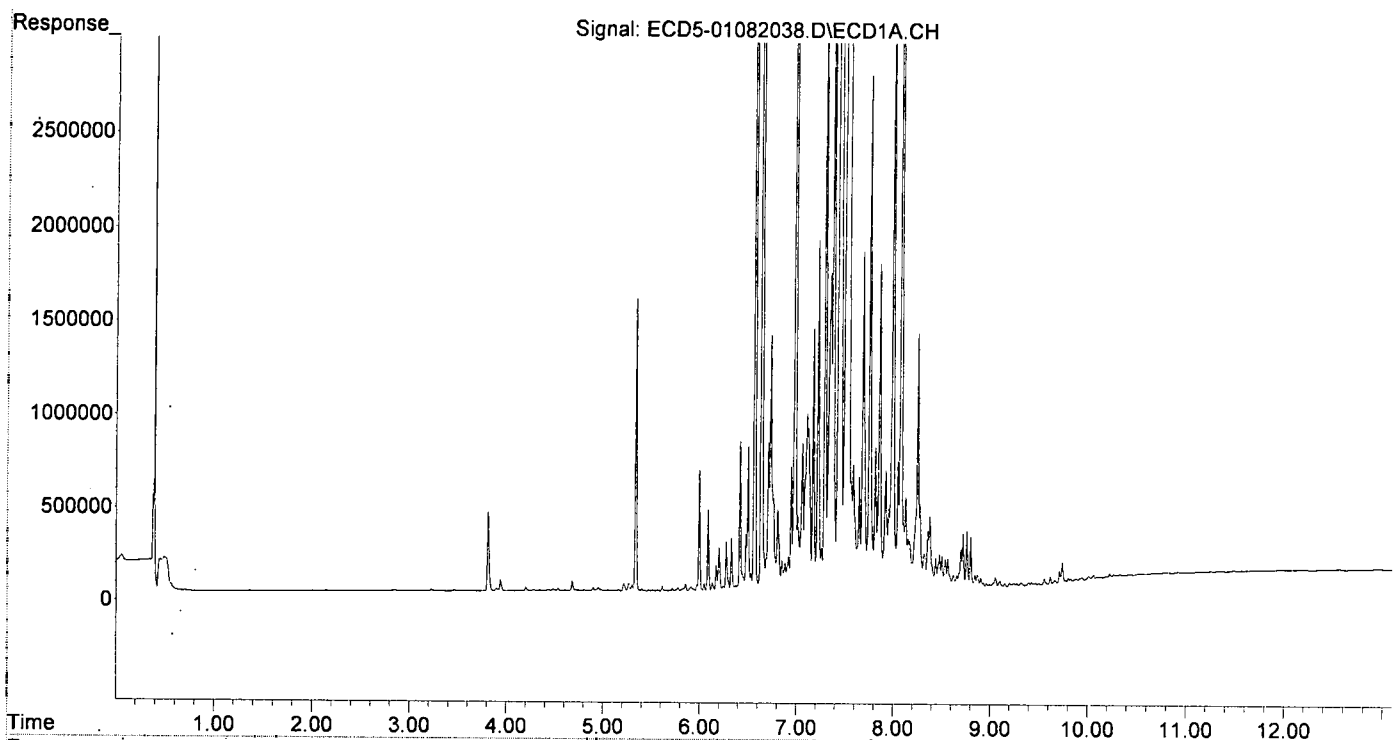
Compound	RT#1	RT#2	Resp#1	Resp#2	ng/mL	ng/mL
System Monitoring Compounds						
1) S FCMX (S)	0.000	0.000	0	0	N.D. d	N.D. d
22) S DCBP (S)	0.000	0.000	0	0	N.D. d	N.D. d
Target Compounds						
2) a-BHC	0.000	0.000	0	0	N.D. d	N.D. d
3) g-BHC	0.000	0.000	0	0	N.D. d	N.D. d
4) b-BHC	0.000	0.000	0	0	N.D. d	N.D. d
5) Heptachlor	0.000	0.000	0	0	N.D. d	N.D. d
6) d-BHC	0.000	0.000	0	0	N.D. d	N.D. d
7) Aldrin	0.000	0.000	0	0	N.D. d	N.D. d
8) Heptachlo...	0.000	0.000	0	0	N.D. d	N.D. d
9) trans-Chl...	0.000	0.000	0	0	N.D. d	N.D. d
10) cis-Chlor...	0.000	0.000	0	0	N.D. d	N.D. d
11) Endosulfa...	0.000	0.000	0	0	N.D. d	N.D. d
12) 4,4'-DDE	0.000	0.000	0	0	N.D. d	N.D. d
13) Dieldrin	0.000	0.000	0	0	N.D. d	N.D. d
14) Endrin	0.000	0.000	0	0	N.D. d	N.D. d
15) 4,4'-DDD	0.000	0.000	0	0	N.D. d	N.D. d
16) Endosulfa...	0.000	0.000	0	0	N.D. d	N.D. d
17) 4,4'-DDT	0.000	0.000	0	0	N.D. d	N.D. d
18) Endrin Al...	0.000	0.000	0	0	N.D. d	N.D. d
19) Endosulfa...	0.000	0.000	0	0	N.D. d	N.D. d
20) Methoxychlor	0.000	0.000	0	0	N.D. d	N.D. d
21) Endrin Ke...	0.000	0.000	0	0	N.D. d	N.D. d
23) Hexachlor...	0.000	0.000	0	0	N.D. d	N.D. d
24) Hexachlor...	0.000	0.000	0	0	N.D. d	N.D. d
25) Oxychlordane	0.000	0.000	0	0	N.D. d	N.D. d
26) 2,4'-DDE	0.000	0.000	0	0	N.D. d	N.D. d
27) trans-Non...	0.000	0.000	0	0	N.D. d	N.D. d
28) 2,4'-DDD	0.000	0.000	0	0	N.D. d	N.D. d
29) 2,4'-DDT	0.000	0.000	0	0	N.D. d	N.D. d
30) cis-Nonac...	0.000	0.000	0	0	N.D. d	N.D. d
31) Mirex	0.000	0.000	0	0	N.D. d	N.D. d
32) Chlordane...	7.436	8.282	23306867	41815031	1219.823	1231.302
33) Chlordane...	7.530	8.390	28733989	33826481	1275.454	1171.000
34) Chlordane...	8.079	9.058	7448098	10569130	1304.847	1239.129
35) Chlordane...	0.000	0.000	0	0	N.D. d	N.D. d
36) Toxaphene...	0.000	0.000	0	0	N.D. d	N.D. d
37) Toxaphene...	0.000	0.000	0	0	N.D. d	N.D. d
38) Toxaphene...	0.000	0.000	0	0	N.D. d	N.D. d
39) Toxaphene...	0.000	0.000	0	0	N.D. d	N.D. d
40) Toxaphene...	0.000	0.000	0	0	N.D. d	N.D. d
41) Toxaphene...	0.000	0.000	0	0	N.D. d	N.D. d
42) Toxaphene...	0.000	0.000	0	0	N.D. d	N.D. d

(f)=RT Delta > 1/2 Window (#)=Amounts differ by > 40% (m)=manual int.

Quantitation Report (QT Reviewed)

Data Path : R:\data\2020-01\0A08041\
Data File : ECD5-01082038.D
Signal(s) : Signal #1: ECD1A.CH Signal #2: ECD2B.CH
Acq On : 08 Jan 2020 22:33
Operator : MJB
Sample : 0A08041-CALO
Misc : A19K311, CHLOR 1000 ppb
ALS Vial : 33 (Sig #1); 0 (Sig #2) Sample Multiplier: 1

Integration File signal 1: PEST1.e
Integration File signal 2: PEST2.e
Quant Time: Jan 09 10:59:33 2020
Quant Method : R:\methods\ECD5_QUANTPEST_200107.M
Quant Title : Instrument: DualECD5
QLast Update : Thu Jan 09 10:55:56 2020
Response via : Initial Calibration
Integrator: ChemStation 6890 Scale Mode: Small noise peaks clipped



Data Path : R:\data\2020-01\0A08041\
 Data File : ECD5-01082039.D
 Signal(s) : Signal #1: ECD1A.CH Signal #2: ECD2B.CH
 Acq On : 08 Jan 2020 22:50
 Operator : MJB
 Sample : 0A08041-CALP
 Misc : A19K306, CHLOR 2000 ppb
 ALS Vial : 34 (Sig #1); 0 (Sig #2) Sample Multiplier: 1

Integration File signal 1: PEST1.e
 Integration File signal 2: PEST2.e
 Quant Time: Jan 09 11:00:12 2020
 Quant Method : R:\methods\ECD5_QUANTPEST_200107.M
 Quant Title : Instrument: DualECD5
 QLast Update : Thu Jan 09 10:55:56 2020
 Response via : Initial Calibration
 Integrator : ChemStation 6890 Scale Mode: Small noise peaks clipped

MJB
1/9/20

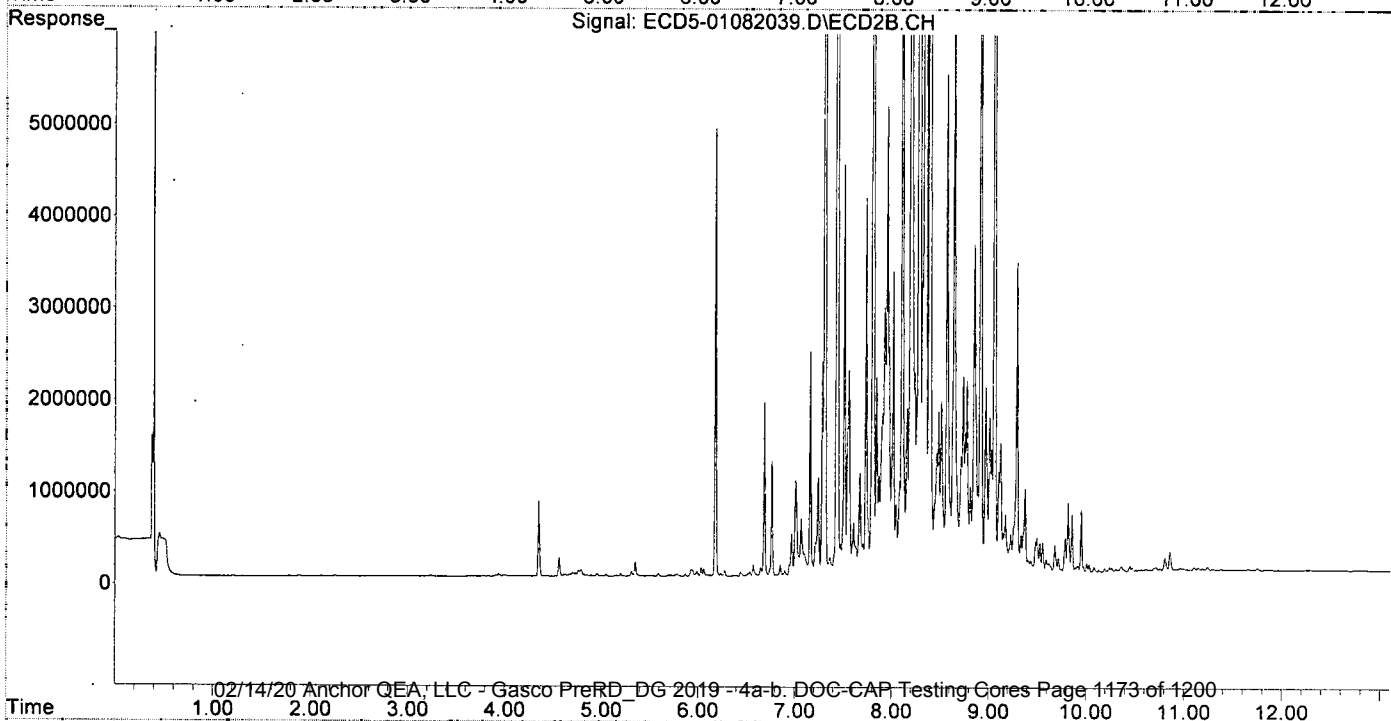
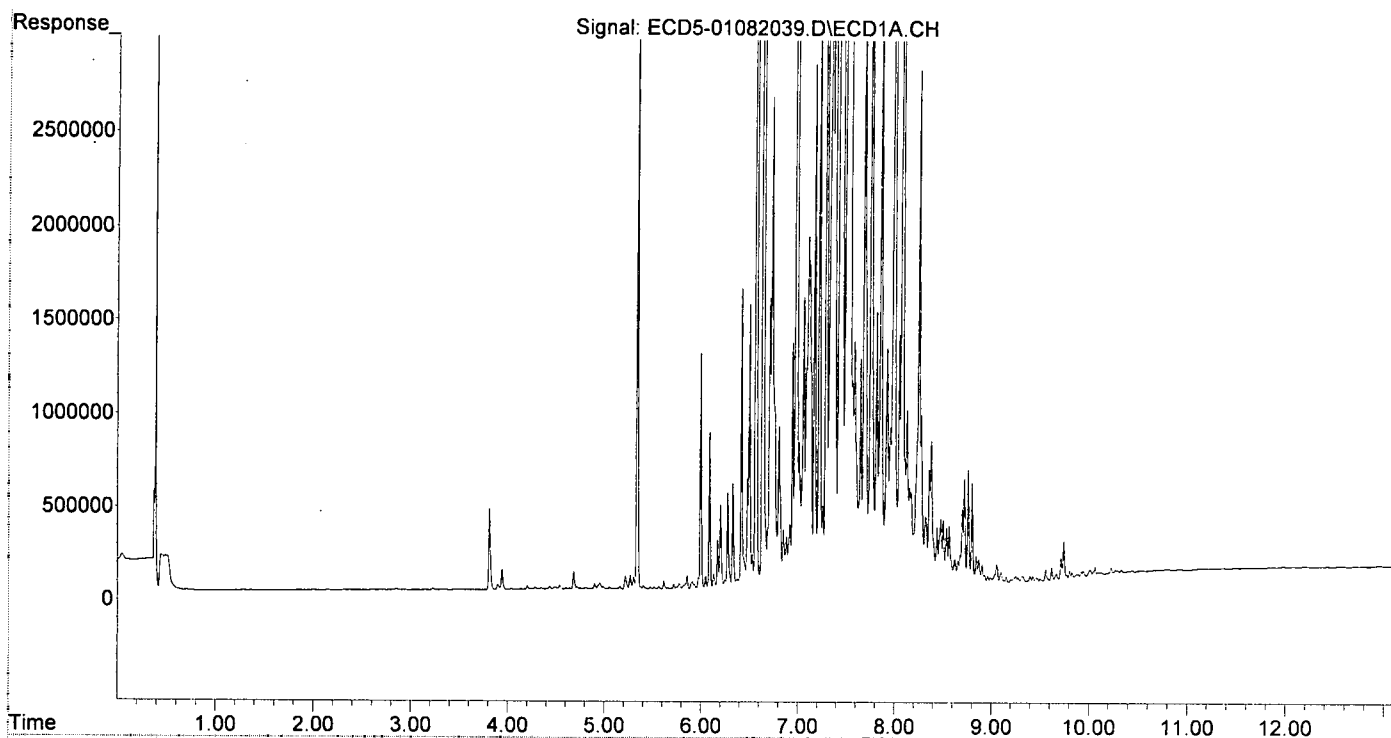
	Compound	RT#1	RT#2	Resp#1	Resp#2	ng/mL	ng/mL
System Monitoring Compounds							
1)	S TCMX (S)	0.000	0.000	0	0	N.D. d	N.D. d
22)	S DCBP (S)	0.000	0.000	0	0	N.D. d	N.D. d
Target Compounds							
2)	a-BHC	0.000	0.000	0	0	N.D. d	N.D. d
3)	g-BHC	0.000	0.000	0	0	N.D. d	N.D. d
4)	b-BHC	0.000	0.000	0	0	N.D. d	N.D. d
5)	Heptachlor	0.000	0.000	0	0	N.D. d	N.D. d
6)	d-BHC	0.000	0.000	0	0	N.D. d	N.D. d
7)	Aldrin	0.000	0.000	0	0	N.D. d	N.D. d
8)	Heptachlo...	0.000	0.000	0	0	N.D. d	N.D. d
9)	trans-Chl...	0.000	0.000	0	0	N.D. d	N.D. d
10)	cis-Chlor...	0.000	0.000	0	0	N.D. d	N.D. d
11)	Endosulfa...	0.000	0.000	0	0	N.D. d	N.D. d
12)	4,4'-DDE	0.000	0.000	0	0	N.D. d	N.D. d
13)	Dieldrin	0.000	0.000	0	0	N.D. d	N.D. d
14)	Endrin	0.000	0.000	0	0	N.D. d	N.D. d
15)	4,4'-DDD	0.000	0.000	0	0	N.D. d	N.D. d
16)	Endosulfa...	0.000	0.000	0	0	N.D. d	N.D. d
17)	4,4'-DDT	0.000	0.000	0	0	N.D. d	N.D. d
18)	Endrin Al...	0.000	0.000	0	0	N.D. d	N.D. d
19)	Endosulfa...	0.000	0.000	0	0	N.D. d	N.D. d
20)	Methoxychlor	0.000	0.000	0	0	N.D. d	N.D. d
21)	Endrin Ke...	0.000	0.000	0	0	N.D. d	N.D. d
23)	Hexachlor...	0.000	0.000	0	0	N.D. d	N.D. d
24)	Hexachlor...	0.000	0.000	0	0	N.D. d	N.D. d
25)	Oxychlorthane	0.000	0.000	0	0	N.D. d	N.D. d
26)	2,4'-DDE	0.000	0.000	0	0	N.D. d	N.D. d
27)	trans-Non...	0.000	0.000	0	0	N.D. d	N.D. d
28)	2,4'-DDD	0.000	0.000	0	0	N.D. d	N.D. d
29)	2,4'-DDT	0.000	0.000	0	0	N.D. d	N.D. d
30)	cis-Nonac...	0.000	0.000	0	0	N.D. d	N.D. d
31)	Mirex	0.000	0.000	0	0	N.D. d	N.D. d
32)	Chlordane...	7.438	8.285	45620260	88263621	2387.651	2599.045
33)	Chlordane...	7.532	8.392	57400215	70960383	2547.901	2456.495
34)	Chlordane...	8.081	9.060	15008543	22453950	2629.376	2444.230
35)	Chlordane...	0.000	0.000	0	0	N.D. d	N.D. d
36)	Toxaphene...	0.000	0.000	0	0	N.D. d	N.D. d
37)	Toxaphene...	0.000	0.000	0	0	N.D. d	N.D. d
38)	Toxaphene...	0.000	0.000	0	0	N.D. d	N.D. d
39)	Toxaphene...	0.000	0.000	0	0	N.D. d	N.D. d
40)	Toxaphene...	0.000	0.000	0	0	N.D. d	N.D. d
41)	Toxaphene...	0.000	0.000	0	0	N.D. d	N.D. d
42)	Toxaphene...	0.000	0.000	0	0	N.D. d	N.D. d

(f)=RT Delta > 1/2 Window (#)=Amounts differ by > 40% (m)=manual int.

Quantitation Report (QT Reviewed)

Data Path : R:\data\2020-01\0A08041\
Data File : ECD5-01082039.D
Signal(s) : Signal #1: ECD1A.CH Signal #2: ECD2B.CH
Acq On : 08 Jan 2020 22:50
Operator : MJB
Sample : 0A08041-CALP
Misc : A19K306, CHLOR 2000 ppb
ALS Vial : 34 (Sig #1); 0 (Sig #2) Sample Multiplier: 1

Integration File signal 1: PEST1.e
Integration File signal 2: PEST2.e
Quant Time: Jan 09 11:00:12 2020
Quant Method : R:\methods\ECD5_QUANTPEST_200107.M
Quant Title : Instrument: DualECD5
QLast Update : Thu Jan 09 10:55:56 2020
Response via : Initial Calibration
Integrator: ChemStation 6890 Scale Mode: Small noise peaks clipped



Data Path : R:\data\2020-01\0A08041\
 Data File : ECD5-01082042.D
 Signal(s) : Signal #1: ECD1A.CH Signal #2: ECD2B.CH
 Acq On: : 08 Jan 2020 23:41
 Operator : MJB
 Sample : 0A08041-CALQ
 Misc : A20A098, TOX 10 ppb
 ALS Vial : 36 (Sig #1); 0 (Sig #2) Sample Multiplier: 1
 Integration File signal 1: PEST1.e
 Integration File signal 2: PEST2.e
 Quant Time: Jan 09 11:03:52 2020
 Quant Method: R:\methods\ECD5_QUANTPEST_200107.M
 Quant Title: Instrument: DualECD5
 QLast Update: Thu Jan 09 11:01:59 2020
 Response via: Initial Calibration
 Integrator: ChemStation 6890 Scale Mode: Small noise peaks clipped

MJB 1/9/20

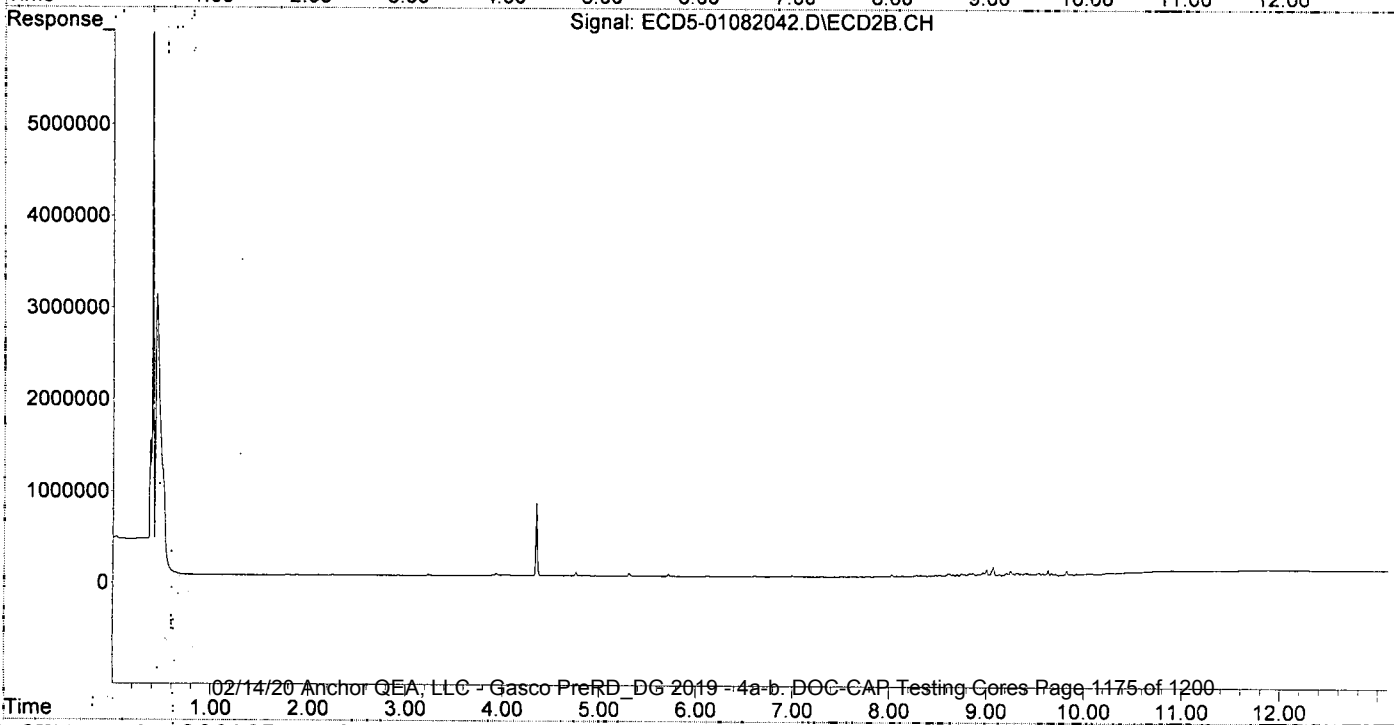
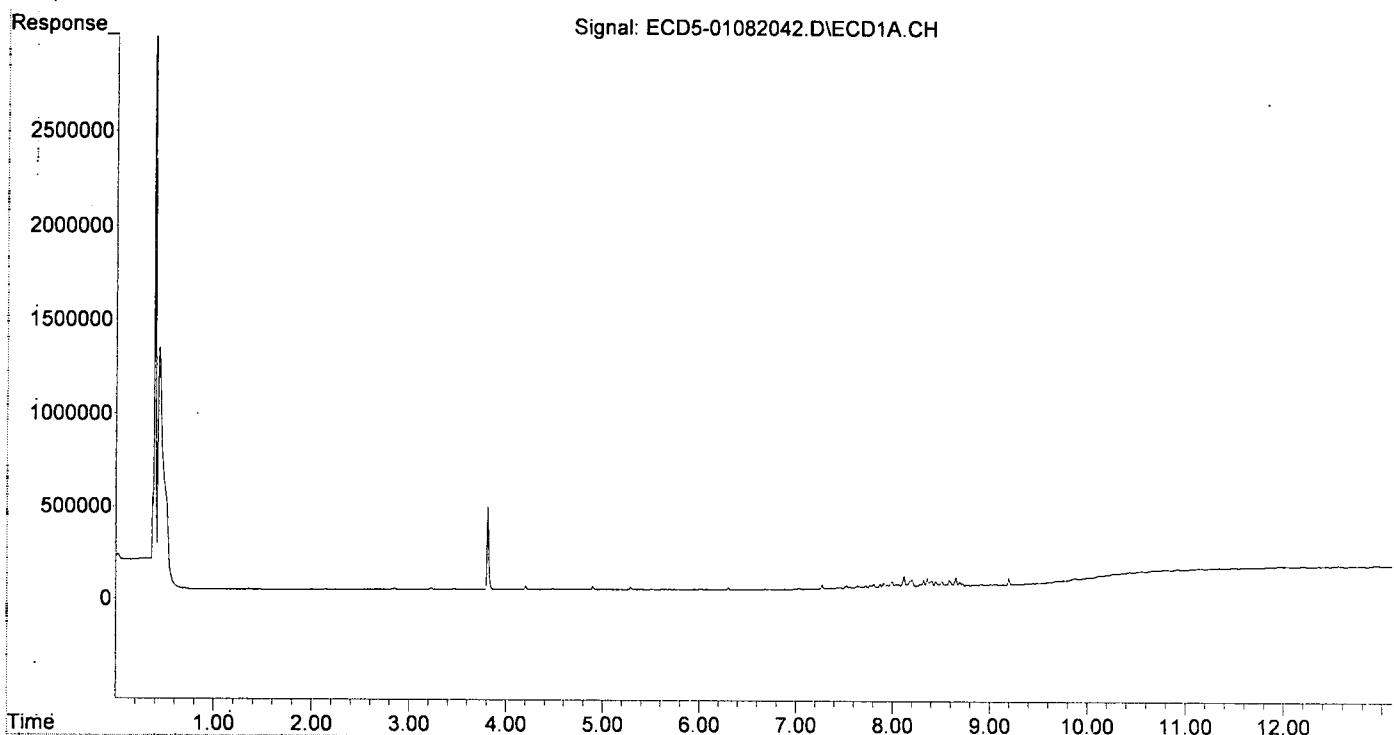
Compound	RT#1	RT#2	Resp#1	Resp#2	ng/mL	ng/mL
System Monitoring Compounds						
1) S TCMX (S)	0.000	0.000	0	0	N.D. d	N.D. d
22) S DCBP (S)	0.000	0.000	0	0	N.D. d	N.D. d
Target Compounds						
2) a-BHC	0.000	0.000	0	0	N.D. d	N.D. d
3) g-BHC	0.000	0.000	0	0	N.D. d	N.D. d
4) b-BHC	0.000	0.000	0	0	N.D. d	N.D. d
5) Heptachlor	0.000	0.000	0	0	N.D. d	N.D. d
6) d-BHC	0.000	0.000	0	0	N.D. d	N.D. d
7) Aldrin	0.000	0.000	0	0	N.D. d	N.D. d
8) Heptachlo...	0.000	0.000	0	0	N.D. d	N.D. d
9) trans-Chl...	0.000	0.000	0	0	N.D. d	N.D. d
10) cis-Chlor...	0.000	0.000	0	0	N.D. d	N.D. d
11) Endosulfa...	0.000	0.000	0	0	N.D. d	N.D. d
12) 4,4'-DDE	0.000	0.000	0	0	N.D. d	N.D. d
13) Dieldrin	0.000	0.000	0	0	N.D. d	N.D. d
14) Endrin	0.000	0.000	0	0	N.D. d	N.D. d
15) 4,4'-DDD	0.000	0.000	0	0	N.D. d	N.D. d
16) Endosulfa...	0.000	0.000	0	0	N.D. d	N.D. d
17) 4,4'-DDT	0.000	0.000	0	0	N.D. d	N.D. d
18) Endrin Al...	0.000	0.000	0	0	N.D. d	N.D. d
19) Endosulfa...	0.000	0.000	0	0	N.D. d	N.D. d
20) Methoxychlor	0.000	0.000	0	0	N.D. d	N.D. d
21) Endrin Ke...	0.000	0.000	0	0	N.D. d	N.D. d
23) Hexachlor...	0.000	0.000	0	0	N.D. d	N.D. d
24) Hexachlor...	0.000	0.000	0	0	N.D. d	N.D. d
25) Oxychlorthane	0.000	0.000	0	0	N.D. d	N.D. d
26) 2,4'-DDE	0.000	0.000	0	0	N.D. d	N.D. d
27) trans-Non...	0.000	0.000	0	0	N.D. d	N.D. d
28) 2,4'-DDD	0.000	0.000	0	0	N.D. d	N.D. d
29) 2,4'-DDT	0.000	0.000	0	0	N.D. d	N.D. d
30) cis-Nonac...	0.000	0.000	0	0	N.D. d	N.D. d
31) Mirex	0.000	0.000	0	0	N.D. d	N.D. d
32) Chlordane...	0.000	0.000	0	0	N.D. d	N.D. d
33) Chlordane...	0.000	0.000	0	0	N.D. d	N.D. d
34) Chlordane...	0.000	0.000	0	0	N.D. d	N.D. d
35) Chlordane...	0.000	0.000	0	0	N.D. d	N.D. d
36) Toxaphene...	7.513	8.619	12164	29639	11.777m	12.527
37) Toxaphene...	7.806	8.968	21367	37237	9.752	12.572
38) Toxaphene...	8.118	9.004	58763	70419	15.060	14.531
39) Toxaphene...	8.358	9.072	44260	99104	7.718	5.700
40) Toxaphene...	8.586	9.249	33626	51910	13.272	9.659
41) Toxaphene...	8.654	9.634	47173	57037	13.871	12.438
42) Toxaphene...	0.000	0.000	0	0	N.D. d	N.D. d

(f)=RT Delta > 1/2 Window (#)=Amounts differ by > 40% (m)=manual int.

Quantitation Report (QT Reviewed)

Data Path : R:\data\2020-01\0A08041\
Data File : ECD5-01082042.D
Signal(s) : Signal #1: ECD1A.CH Signal #2: ECD2B.CH
Acq On : 08 Jan 2020 23:41
Operator : MJB
Sample : 0A08041-CALQ
Misc : A20A098, TOX 10 ppb
ALS Vial : 36 (Sig #1); 0 (Sig #2) Sample Multiplier: 1

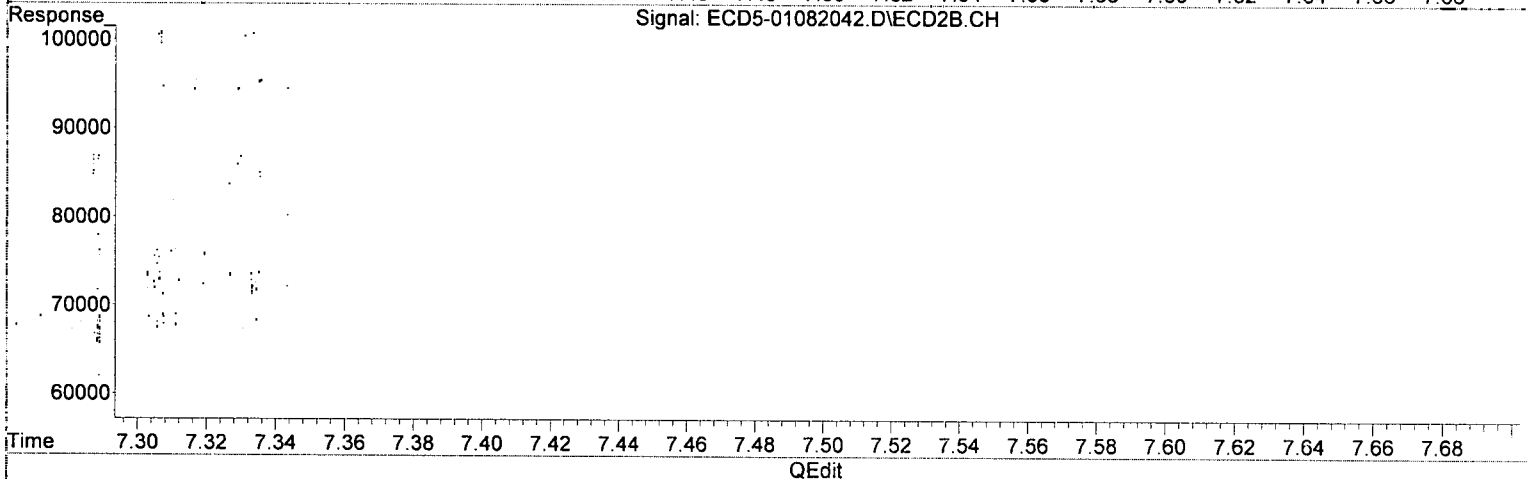
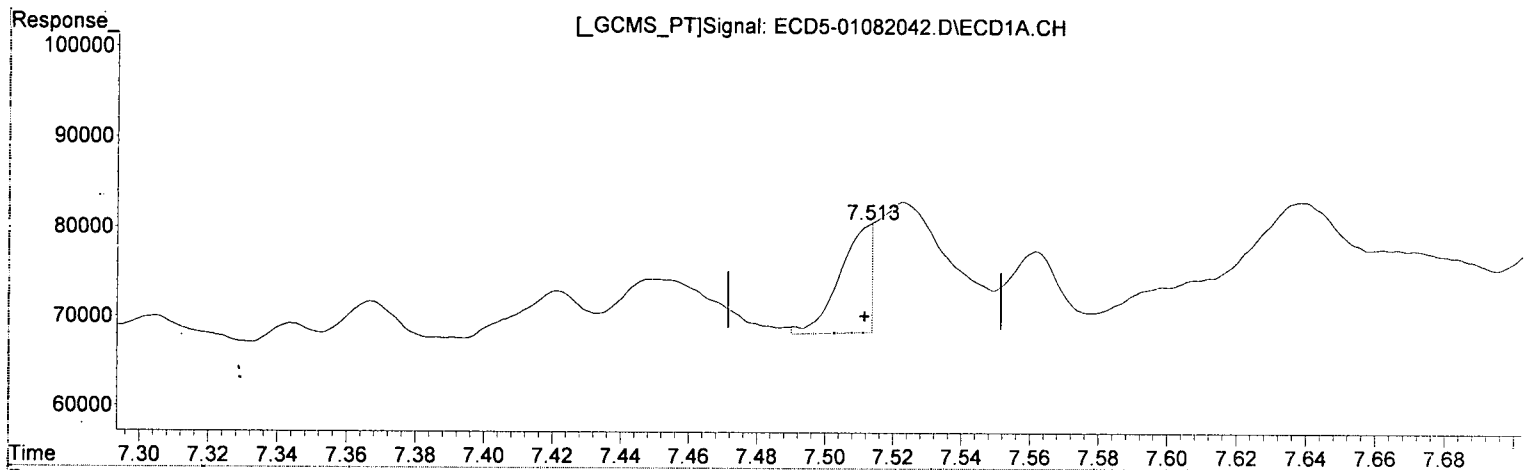
Integration File signal 1: PEST1.e
Integration File signal 2: PEST2.e
Quant Time: Jan 09 11:03:52 2020
Quant Method : R:\methods\ECD5_QUANTPEST_200107.M
Quant Title : Instrument: DualECD5
QLast Update : Thu Jan 09 11:01:59 2020
Response via : Initial Calibration
Integrator: ChemStation 6890 Scale Mode: Small noise peaks clipped



Quantitation Report (Qedit)

Data Path : R:\data\2020-01\0A08041\
Data File : ECD5-01082042.D
Signal(s) : Signal #1: ECD1A.CH Signal #2: ECD2B.CH
Acq On : 08 Jan 2020 23:41
Operator : MJB
Sample : 0A08041-CALQ
Misc : A20A098, TOX 10 ppb
ALS Vial : 36 (Sig #1); 0 (Sig #2) Sample Multiplier: 1

Integration File signal 1: PEST1.e
Integration File signal 2: PEST2.e
Quant Time: Jan 09 11:02:40 2020
Quant Method : R:\methods\ECD5_QUANTPEST_200107.M
Quant Title : Instrument: DualECD5
QLast Update : Thu Jan 09 11:01:59 2020
Response via : Initial Calibration
Integrator: ChemStation 6890 Scale Mode: Small noise peaks clipped



(36) Toxaphene (1)
7.513min 11.777 ng/mL(m)
response 12164

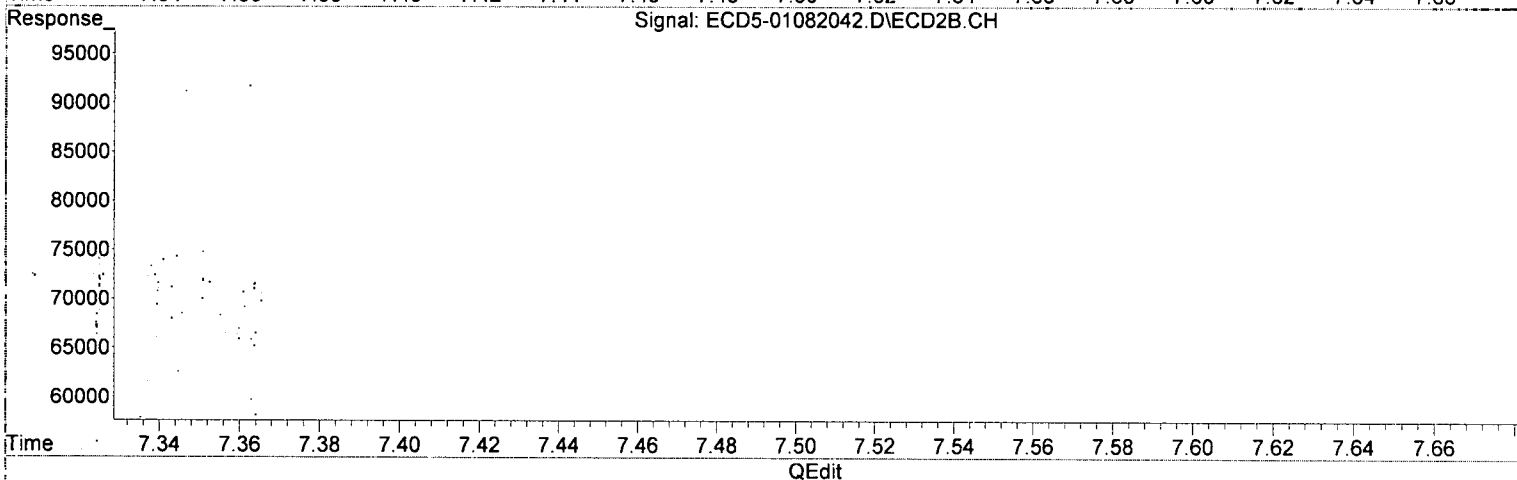
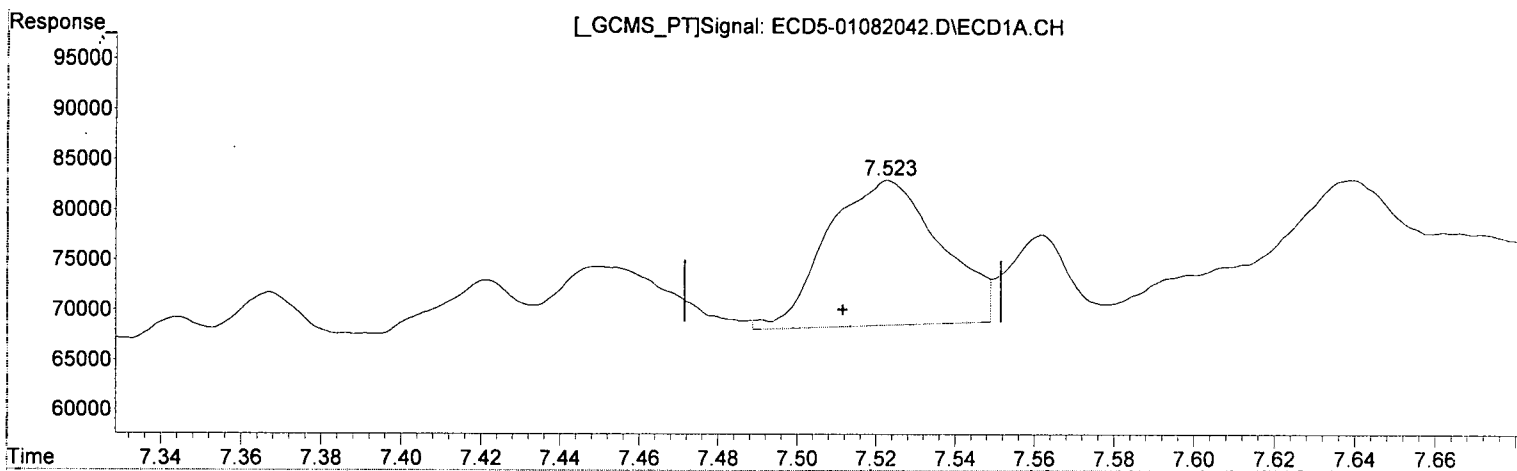
MJB
1/9/20

(36) Toxaphene (1) #2
8.619min 12.527 ng/mL
response 29639

Quantitation Report (Qedit)

Data Path : R:\data\2020-01\0A08041\
Data File : ECD5-01082042.D
Signal(s) : Signal #1: ECD1A.CH Signal #2: ECD2B.CH
Acq On : 08 Jan 2020 23:41
Operator : MJB
Sample : 0A08041-CALQ
Misc : A20A098, TOX 10 ppb
ALS Vial : 36 (Sig #1); 0 (Sig #2) Sample Multiplier: 1

Integration File signal 1: PEST1.e
Integration File signal 2: PEST2.e
Quant Time: Jan 09 11:02:40 2020
Quant Method : R:\methods\ECD5_QUANTPEST_200107.M
Quant Title : Instrument: DualECD5
QLast Update : Thu Jan 09 11:01:59 2020
Response via : Initial Calibration
Integrator: ChemStation 6890 Scale Mode: Small noise peaks clipped



~~(36) Toxaphene (1)
7.523min 14.554 ng/mL
response 14451~~

MJB
1/9/20

(36) Toxaphene (1) #2
8.619min 12.527 ng/mL
response 29639

Quantitation Report (QT Reviewed)

Data Path : R:\data\2020-01\0A08041\
 Data File : ECD5-01082042.D
 Signal(s) : Signal #1: ECD1A.CH Signal #2: ECD2B.CH
 Acq On : 08 Jan 2020 23:41
 Operator : MJB
 Sample : 0A08041-CALQ
 Misc : A20A098, TOX 10 ppb
 ALS Vial : 36 (Sig #1); 0 (Sig #2) Sample Multiplier: 1
 Integration File signal 1: PEST1.e
 Integration File signal 2: PEST2.e
 Quant Time: Jan 09 11:02:40 2020
 Quant Method : R:\methods\ECD5_QUANTPEST_200107.M
 Quant Title : Instrument: DualECD5
 Last Update : Thu Jan 09 11:01:59 2020
 Response via : Initial Calibration
 Integrator: ChemStation 6890 Scale Mode: Small noise peaks clipped

MJB
1/9/20

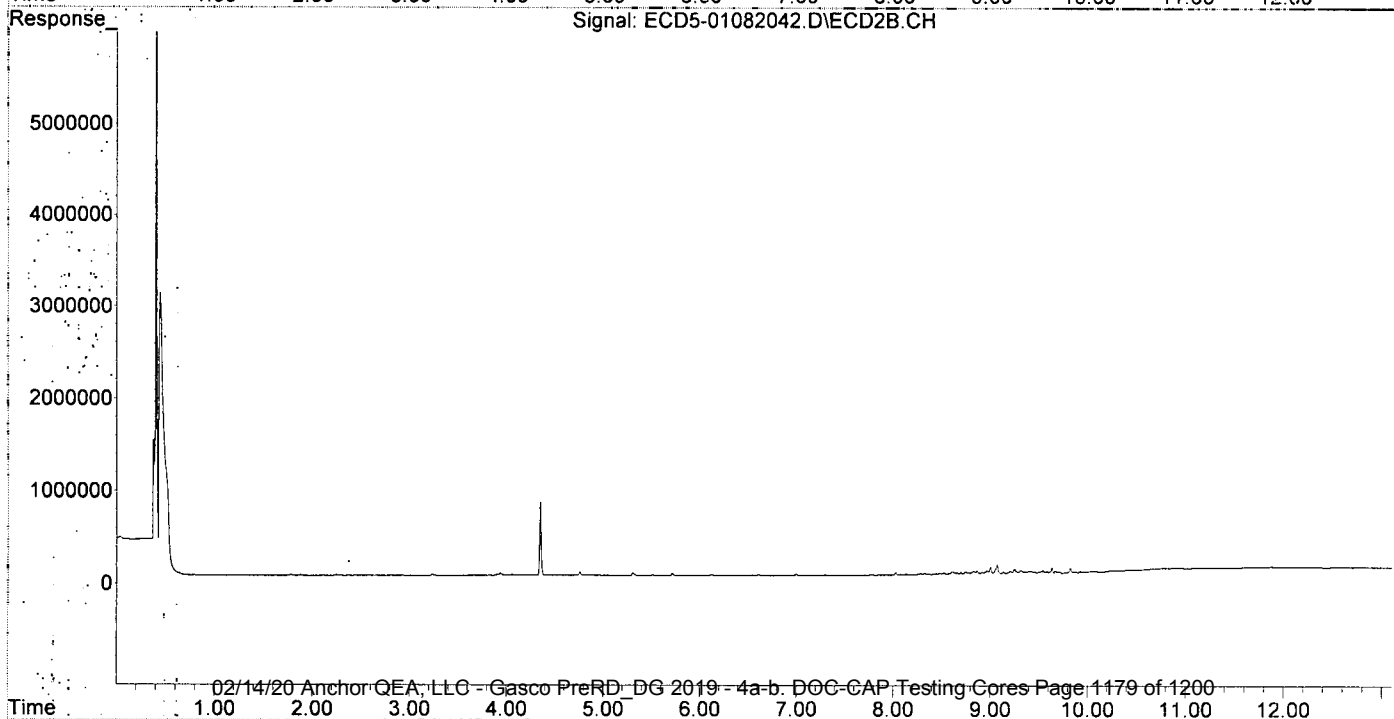
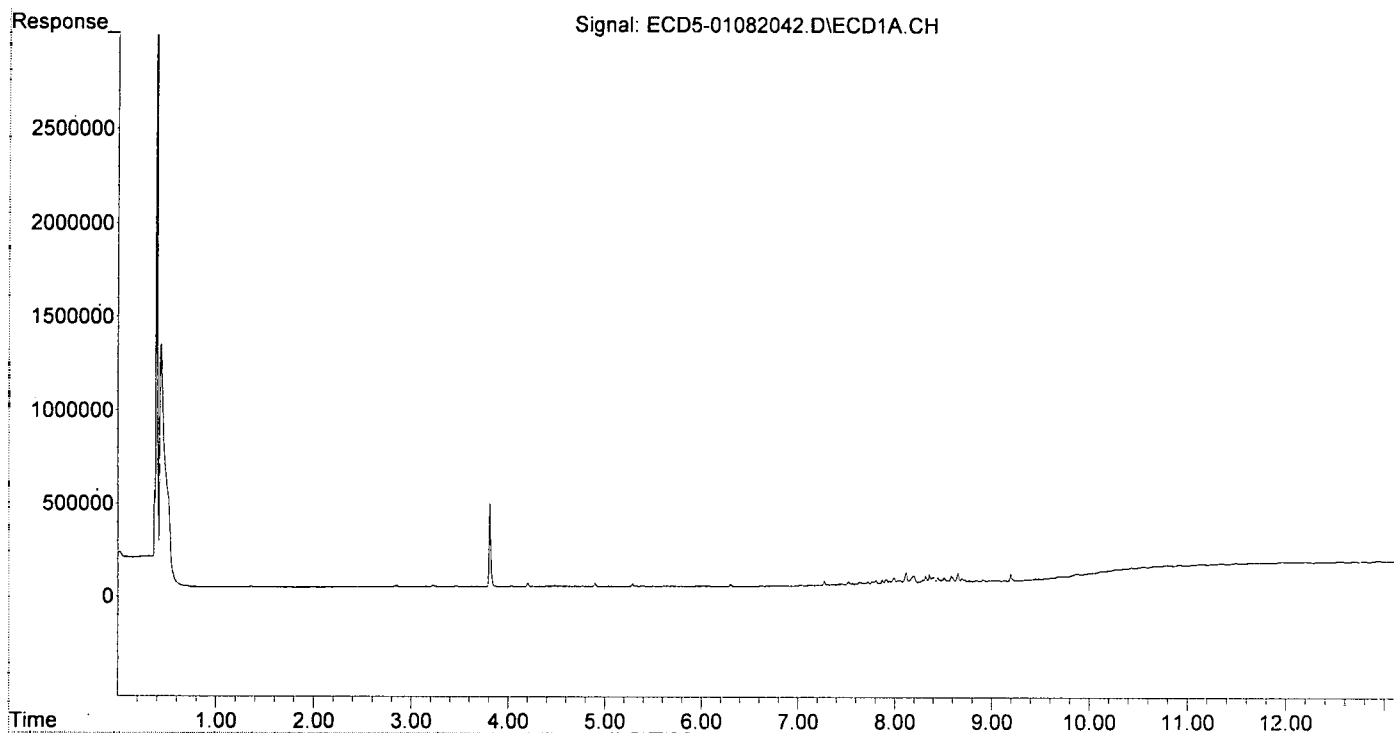
Compound	RT#1	RT#2	Resp#1	Resp#2	ng/mL	ng/mL
System Monitoring Compounds						
1) S TCMX (S)	0.000	0.000	0	0	N.D. d	N.D. d
22) S DCBP (S)	0.000	0.000	0	0	N.D. d	N.D. d
Target Compounds						
2) a-BHC	0.000	0.000	0	0	N.D. d	N.D. d
3) g-BHC	0.000	0.000	0	0	N.D. d	N.D. d
4) b-BHC	0.000	0.000	0	0	N.D. d	N.D. d
5) Heptachlor	0.000	0.000	0	0	N.D. d	N.D. d
6) d-BHC	0.000	0.000	0	0	N.D. d	N.D. d
7) Aldrin	0.000	0.000	0	0	N.D. d	N.D. d
8) Heptachlo...	0.000	0.000	0	0	N.D. d	N.D. d
9) trans-Chl...	0.000	0.000	0	0	N.D. d	N.D. d
10) cis-Chlor...	0.000	0.000	0	0	N.D. d	N.D. d
11) Endosulfa...	0.000	0.000	0	0	N.D. d	N.D. d
12) 4,4'-DDE	0.000	0.000	0	0	N.D. d	N.D. d
13) Dieldrin	0.000	0.000	0	0	N.D. d	N.D. d
14) Endrin	0.000	0.000	0	0	N.D. d	N.D. d
15) 4,4'-DDD	0.000	0.000	0	0	N.D. d	N.D. d
16) Endosulfa...	0.000	0.000	0	0	N.D. d	N.D. d
17) 4,4'-DDT	0.000	0.000	0	0	N.D. d	N.D. d
18) Endrin Al...	0.000	0.000	0	0	N.D. d	N.D. d
19) Endosulfa...	0.000	0.000	0	0	N.D. d	N.D. d
20) Methoxychlor	0.000	0.000	0	0	N.D. d	N.D. d
21) Endrin Ke...	0.000	0.000	0	0	N.D. d	N.D. d
23) Hexachlor...	0.000	0.000	0	0	N.D. d	N.D. d
24) Hexachlor...	0.000	0.000	0	0	N.D. d	N.D. d
25) Oxychlorane	0.000	0.000	0	0	N.D. d	N.D. d
26) 2,4'-DDE	0.000	0.000	0	0	N.D. d	N.D. d
27) trans-Non...	0.000	0.000	0	0	N.D. d	N.D. d
28) 2,4'-DDD	0.000	0.000	0	0	N.D. d	N.D. d
29) 2,4'-DDT	0.000	0.000	0	0	N.D. d	N.D. d
30) cis-Nonac...	0.000	0.000	0	0	N.D. d	N.D. d
31) Mirex	0.000	0.000	0	0	N.D. d	N.D. d
32) Chlordane...	0.000	0.000	0	0	N.D. d	N.D. d
33) Chlordane...	0.000	0.000	0	0	N.D. d	N.D. d
34) Chlordane...	0.000	0.000	0	0	N.D. d	N.D. d
35) Chlordane...	0.000	0.000	0	0	N.D. d	N.D. d
36) Toxaphene...	7.523	8.619	14451	29639	14.554	12.527
37) Toxaphene...	7.806	8.968	21367	37237	9.752	12.572
38) Toxaphene...	8.118	9.004	58763	70419	15.060	14.531
39) Toxaphene...	8.358	9.072	44260	99104	7.718	5.700
40) Toxaphene...	8.586	9.249	33626	51910	13.272	9.659
41) Toxaphene...	8.654	9.634	47173	57037	13.871	12.438
42) Toxaphene...	3.810	0.000	440668	0	NoCal	N.D.

(f)=RT Delta > 1/2 Window (#)=Amounts differ by > 40% (m)=manual int.

Quantitation Report (QT Reviewed)

Data Path : R:\data\2020-01\0A08041\
Data File : ECD5-01082042.D
Signal(s) : Signal #1: ECD1A.CH Signal #2: ECD2B.CH
Acq On : 08 Jan 2020 23:41
Operator : MJB
Sample : 0A08041-CALQ
Misc : A20A098, TOX 10 ppb
ALS Vial : 36 (Sig #1); 0 (Sig #2) Sample Multiplier: 1

Integration File signal 1: PEST1.e
Integration File signal 2: PEST2.e
Quant Time: Jan 09 11:02:40 2020
Quant Method : R:\methods\ECD5_QUANTPEST_200107.M
Quant Title : Instrument: DualECD5
QLast Update : Thu Jan 09 11:01:59 2020
Response via : Initial Calibration
Integrator: ChemStation 6890 Scale Mode: Small noise peaks clipped



Data Path: R:\data\2020-01\0A08041\
 Data File: ECD5-01082043.D
 Signal(s): Signal #1: ECD1A.CH Signal #2: ECD2B.CH
 Acq On: 08 Jan 2020 23:58
 Operator: MJB
 Sample: 0A08041-CALR
 Misc: A19J417, TOX 50 ppb
 ALS Vial: 37 (Sig #1); 0 (Sig #2) Sample Multiplier: 1

Integration File signal 1: PEST1.e
 Integration File signal 2: PEST2.e
 Quant Time: Jan 09 11:04:40 2020
 Quant Method: R:\methods\ECD5_QUANTPEST_200107.M
 Quant Title: Instrument: DualECD5
 Last Update: Thu Jan 09 11:01:59 2020
 Response via: Initial Calibration
 Integrator: ChemStation 6890 Scale Mode: Small noise peaks clipped

MJB
1/9/20

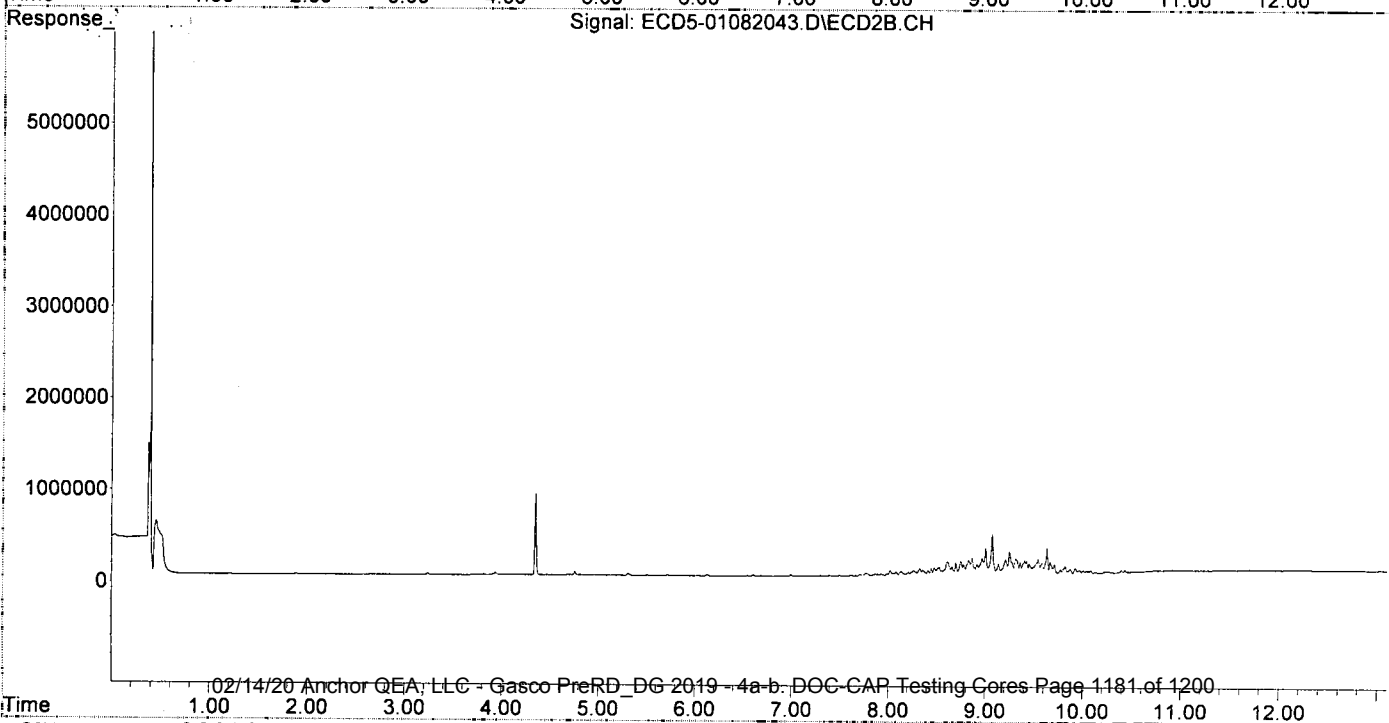
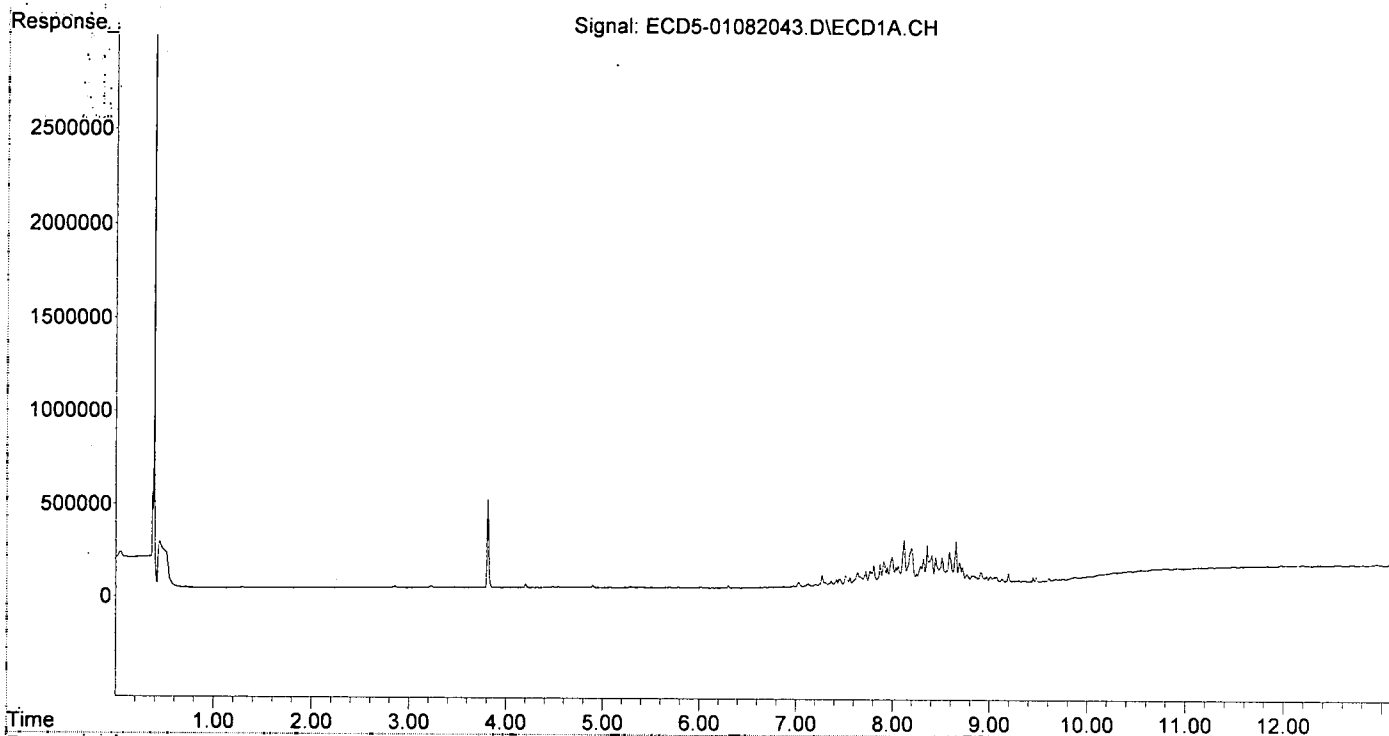
Compound	RT#1	RT#2	Resp#1	Resp#2	ng/mL	ng/mL
System Monitoring Compounds						
1) S TCMX (S)	0.000	0.000	0	0	N.D. d	N.D. d
22) S DCBP (S)	0.000	0.000	0	0	N.D. d	N.D. d
Target Compounds						
2) a-BHC	0.000	0.000	0	0	N.D. d	N.D. d
3) g-BHC	0.000	0.000	0	0	N.D. d	N.D. d
4) b-BHC	0.000	0.000	0	0	N.D. d	N.D. d
5) Heptachlor	0.000	0.000	0	0	N.D. d	N.D. d
6) d-BHC	0.000	0.000	0	0	N.D. d	N.D. d
7) Aldrin	0.000	0.000	0	0	N.D. d	N.D. d
8) Heptachlo...	0.000	0.000	0	0	N.D. d	N.D. d
9) trans-Chl...	0.000	0.000	0	0	N.D. d	N.D. d
10) cis-Chlor...	0.000	0.000	0	0	N.D. d	N.D. d
11) Endosulfa...	0.000	0.000	0	0	N.D. d	N.D. d
12) 4,4'-DDE	0.000	0.000	0	0	N.D. d	N.D. d
13) Dieldrin	0.000	0.000	0	0	N.D. d	N.D. d
14) Endrin	0.000	0.000	0	0	N.D. d	N.D. d
15) 4,4'-DDD	0.000	0.000	0	0	N.D. d	N.D. d
16) Endosulfa...	0.000	0.000	0	0	N.D. d	N.D. d
17) 4,4'-DDT	0.000	0.000	0	0	N.D. d	N.D. d
18) Endrin Al...	0.000	0.000	0	0	N.D. d	N.D. d
19) Endosulfa...	0.000	0.000	0	0	N.D. d	N.D. d
20) Methoxychlor	0.000	0.000	0	0	N.D. d	N.D. d
21) Endrin Ke...	0.000	0.000	0	0	N.D. d	N.D. d
23) Hexachlor...	0.000	0.000	0	0	N.D. d	N.D. d
24) Hexachlor...	0.000	0.000	0	0	N.D. d	N.D. d
25) Oxychlorane	0.000	0.000	0	0	N.D. d	N.D. d
26) 2,4'-DDE	0.000	0.000	0	0	N.D. d	N.D. d
27) trans-Non...	0.000	0.000	0	0	N.D. d	N.D. d
28) 2,4'-DDD	0.000	0.000	0	0	N.D. d	N.D. d
29) 2,4'-DDT	0.000	0.000	0	0	N.D. d	N.D. d
30) cis-Nonac...	0.000	0.000	0	0	N.D. d	N.D. d
31) Mirex	0.000	0.000	0	0	N.D. d	N.D. d
32) Chlordane...	0.000	0.000	0	0	N.D. d	N.D. d
33) Chlordane...	0.000	0.000	0	0	N.D. d	N.D. d
34) Chlordane...	0.000	0.000	0	0	N.D. d	N.D. d
35) Chlordane...	0.000	0.000	0	0	N.D. d	N.D. d
36) Toxaphene...	7.512	8.618	54826	140732	63.545	59.480
37) Toxaphene...	7.805	8.968	106490	174093	63.115	58.779
38) Toxaphene...	8.117	9.005	237969	285157	70.211	58.843
39) Toxaphene...	8.358	9.073	207485	435032	59.746	54.114
40) Toxaphene...	8.586	9.249	169348	244237	66.841	57.573
41) Toxaphene...	8.654	9.634	225107	279398	66.194	60.928
42) Toxaphene...	0.000	0.000	0	0	N.D. d	N.D. d

(f)=RT Delta > 1/2 Window (#)=Amounts differ by > 40% (m)=manual int.

Quantitation Report (QT Reviewed)

Data Path : R:\data\2020-01\0A08041\
Data File : ECD5-01082043.D
Signal(s) : Signal #1: ECD1A.CH Signal #2: ECD2B.CH
Acq On : 08 Jan 2020 23:58
Operator : MJB
Sample : 0A08041-CALR
Misc : A19J417, TOX 50 ppb
ALS Vial : 37 (Sig #1); 0 (Sig #2) Sample Multiplier: 1

Integration File signal 1: PEST1.e
Integration File signal 2: PEST2.e
Quant Time: Jan 09 11:04:40 2020
Quant Method : R:\methods\ECD5_QUANTPEST_200107.M
Quant Title : Instrument: DualeCD5
QLast Update : Thu Jan 09 11:01:59 2020
Response via : Initial Calibration
Integrator: ChemStation 6890 Scale Mode: Small noise peaks clipped



Data Path : R:\data\2020-01\0A08041\
 Data File : ECD5-01082044.D
 Signal(s) : Signal #1: ECD1A.CH Signal #2: ECD2B.CH
 Acq On : 09 Jan 2020 0:15
 Operator : MJB
 Sample : 0A08041-CALS
 Misc : A19J418, TOX 100 ppb
 ALS Vial : 38 (Sig #1); 0 (Sig #2) Sample Multiplier: 1
 Integration File signal 1: PEST1.e
 Integration File signal 2: PEST2.e
 Quant Time: Jan 09 11:05:16 2020
 Quant Method : R:\methods\ECD5_QUANTPEST_200107.M
 Quant Title : Instrument: DualECD5
 Last Update : Thu Jan 09 11:01:59 2020
 Response via : Initial Calibration
 Integrator: ChemStation 6890 Scale Mode: Small noise peaks clipped

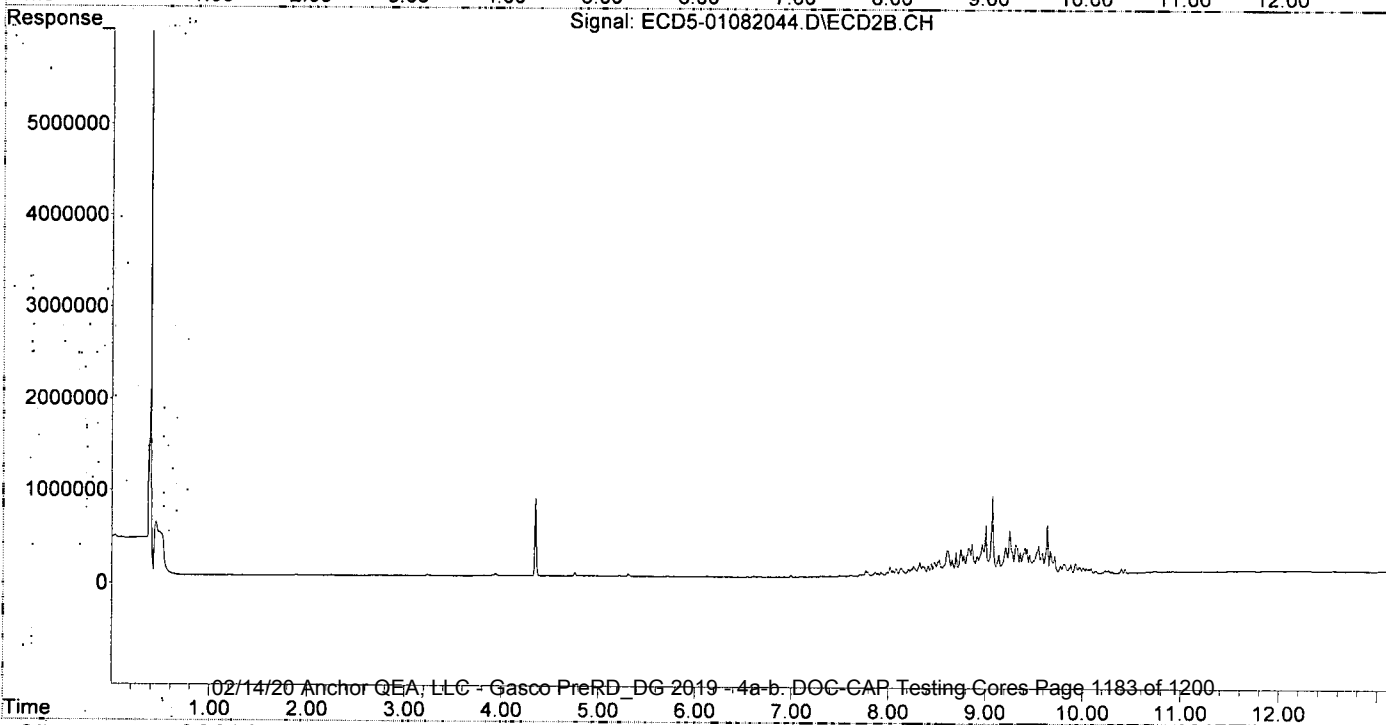
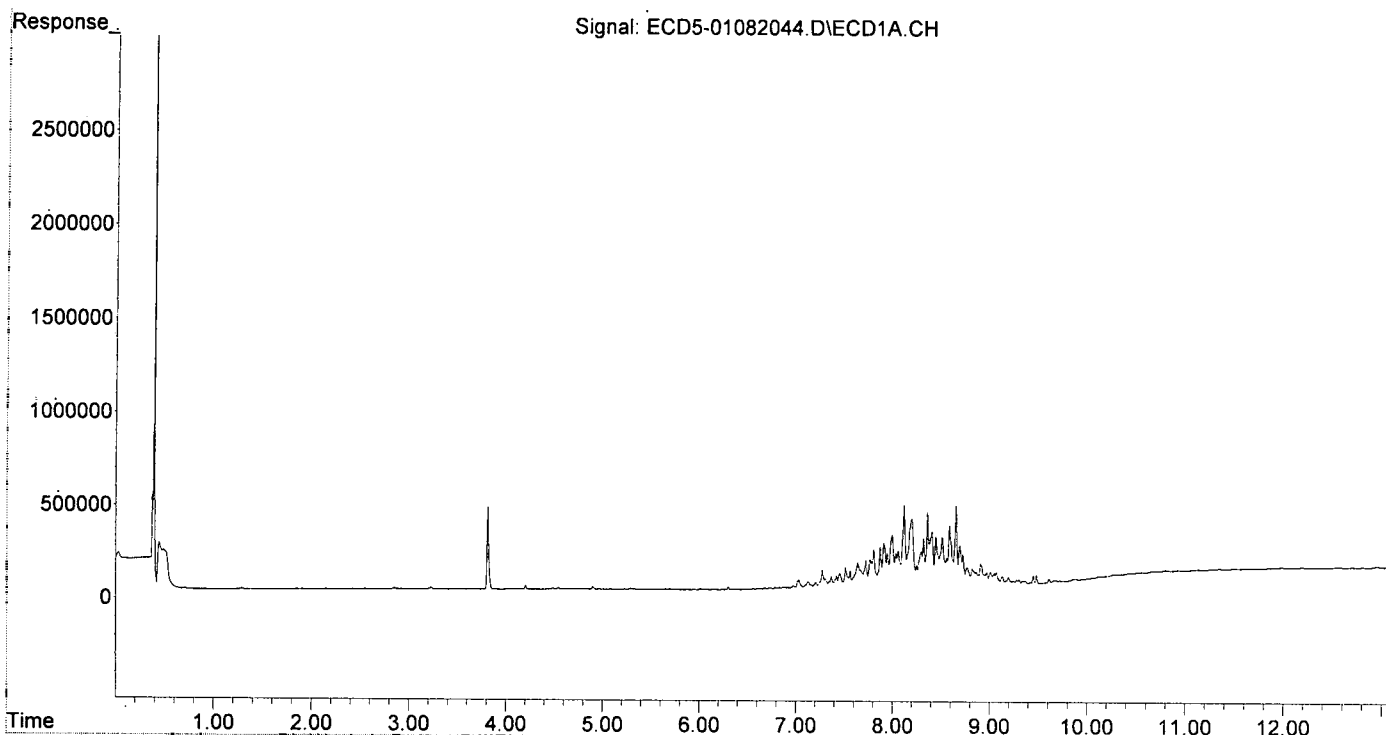
MJB
1/9/20

	Compound	RT#1	RT#2	Resp#1	Resp#2	ng/mL	ng/mL
System Monitoring Compounds							
1)	S TCMX (S)	0.000	0.000	0	0	N.D. d	N.D. d
22)	S DCBP (S)	0.000	0.000	0	0	N.D. d	N.D. d
Target Compounds							
2)	a-BHC	0.000	0.000	0	0	N.D. d	N.D. d
3)	g-BHC	0.000	0.000	0	0	N.D. d	N.D. d
4)	b-BHC	0.000	0.000	0	0	N.D. d	N.D. d
5)	Heptachlor	0.000	0.000	0	0	N.D. d	N.D. d
6)	d-BHC	0.000	0.000	0	0	N.D. d	N.D. d
7)	Aldrin	0.000	0.000	0	0	N.D. d	N.D. d
8)	Heptachlo...	0.000	0.000	0	0	N.D. d	N.D. d
9)	trans-Chl...	0.000	0.000	0	0	N.D. d	N.D. d
10)	cis-Chlor...	0.000	0.000	0	0	N.D. d	N.D. d
11)	Endosulfa...	0.000	0.000	0	0	N.D. d	N.D. d
12)	4,4'-DDE	0.000	0.000	0	0	N.D. d	N.D. d
13)	Dieldrin	0.000	0.000	0	0	N.D. d	N.D. d
14)	Endrin	0.000	0.000	0	0	N.D. d	N.D. d
15)	4,4'-DDD	0.000	0.000	0	0	N.D. d	N.D. d
16)	Endosulfa...	0.000	0.000	0	0	N.D. d	N.D. d
17)	4,4'-DDT	0.000	0.000	0	0	N.D. d	N.D. d
18)	Endrin Al...	0.000	0.000	0	0	N.D. d	N.D. d
19)	Endosulfa...	0.000	0.000	0	0	N.D. d	N.D. d
20)	Methoxychlor	0.000	0.000	0	0	N.D. d	N.D. d
21)	Endrin Ke...	0.000	0.000	0	0	N.D. d	N.D. d
23)	Hexachlor...	0.000	0.000	0	0	N.D. d	N.D. d
24)	Hexachlor...	0.000	0.000	0	0	N.D. d	N.D. d
25)	Oxychlorthane	0.000	0.000	0	0	N.D. d	N.D. d
26)	2,4'-DDE	0.000	0.000	0	0	N.D. d	N.D. d
27)	trans-Non...	0.000	0.000	0	0	N.D. d	N.D. d
28)	2,4'-DDD	0.000	0.000	0	0	N.D. d	N.D. d
29)	2,4'-DDT	0.000	0.000	0	0	N.D. d	N.D. d
30)	cis-Nonac...	0.000	0.000	0	0	N.D. d	N.D. d
31)	Mirex	0.000	0.000	0	0	N.D. d	N.D. d
32)	Chlordane...	0.000	0.000	0	0	N.D. d	N.D. d
33)	Chlordane...	0.000	0.000	0	0	N.D. d	N.D. d
34)	Chlordane...	0.000	0.000	0	0	N.D. d	N.D. d
35)	Chlordane...	0.000	0.000	0	0	N.D. d	N.D. d
36)	Toxaphene...	7.511	8.619	104733	261214	123.977	110.401
37)	Toxaphene...	7.805	8.969	197183	329715	120.048	111.321
38)	Toxaphene...	8.117	9.006	433935	528362	130.122	109.028
39)	Toxaphene...	8.359	9.073	392871	848142	118.511	112.911
40)	Toxaphene...	8.586	9.250	321308	465078	126.818	112.129
41)	Toxaphene...	8.654	9.634	426816	522567	125.507	113.956
42)	Toxaphene...	0.000	0.000	0	0	N.D. d	N.D. d

(f)=RT Delta > 1/2 Window (#)=Amounts differ by > 40% (m)=manual int.

Data Path : R:\data\2020-01\0A08041\
 Data File : ECD5-01082044.D
 Signal(s) : Signal #1: ECD1A.CH Signal #2: ECD2B.CH
 Acq On : 09 Jan 2020 0:15
 Operator : MJB
 Sample : 0A08041-CALS
 Misc : A19J418, TOX 100 ppb
 ALS Vial : 38 (Sig #1); 0 (Sig #2) Sample Multiplier: 1

Integration File signal 1: PEST1.e
 Integration File signal 2: PEST2.e
 Quant Time: Jan 09 11:05:16 2020
 Quant Method : R:\methods\ECD5_QUANTPEST_200107.M
 Quant Title : Instrument: DualECD5
 QLast Update : Thu Jan 09 11:01:59 2020
 Response via : Initial Calibration
 Integrator: ChemStation 6890 Scale Mode: Small noise peaks clipped



Quantitation Report (QT Reviewed)

Data Path : R:\data\2020-01\0A08041\
 Data File : ECD5-01082045.D
 Signal(s) : Signal #1: ECD1A.CH Signal #2: ECD2B.CH
 Acq On : 09 Jan 2020 0:32
 Operator : MJB
 Sample : 0A08041-CALT
 Misc : A19J419, TOX 200 ppb
 ALS Vial : 39 (Sig #1); 0 (Sig #2) Sample Multiplier: 1

Integration File signal 1: PEST1.e
 Integration File signal 2: PEST2.e
 Quant Time: Jan 09 11:05:56 2020
 Quant Method : R:\methods\ECD5_QUANTPEST_200107.M
 Quant Title : Instrument: DualECD5
 Last Update : Thu Jan 09 11:01:59 2020
 Response via : Initial Calibration
 Integrator: ChemStation 6890 Scale Mode: Small noise peaks clipped

MJB
1/9/20

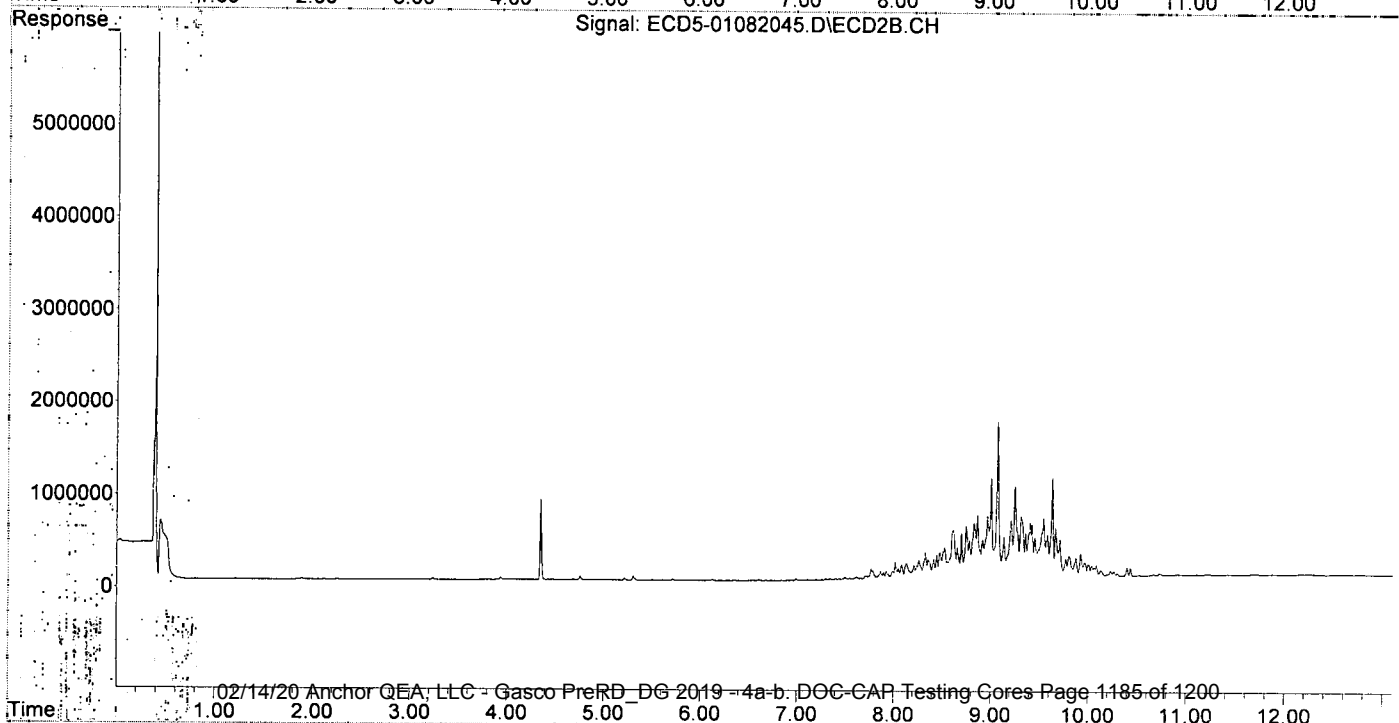
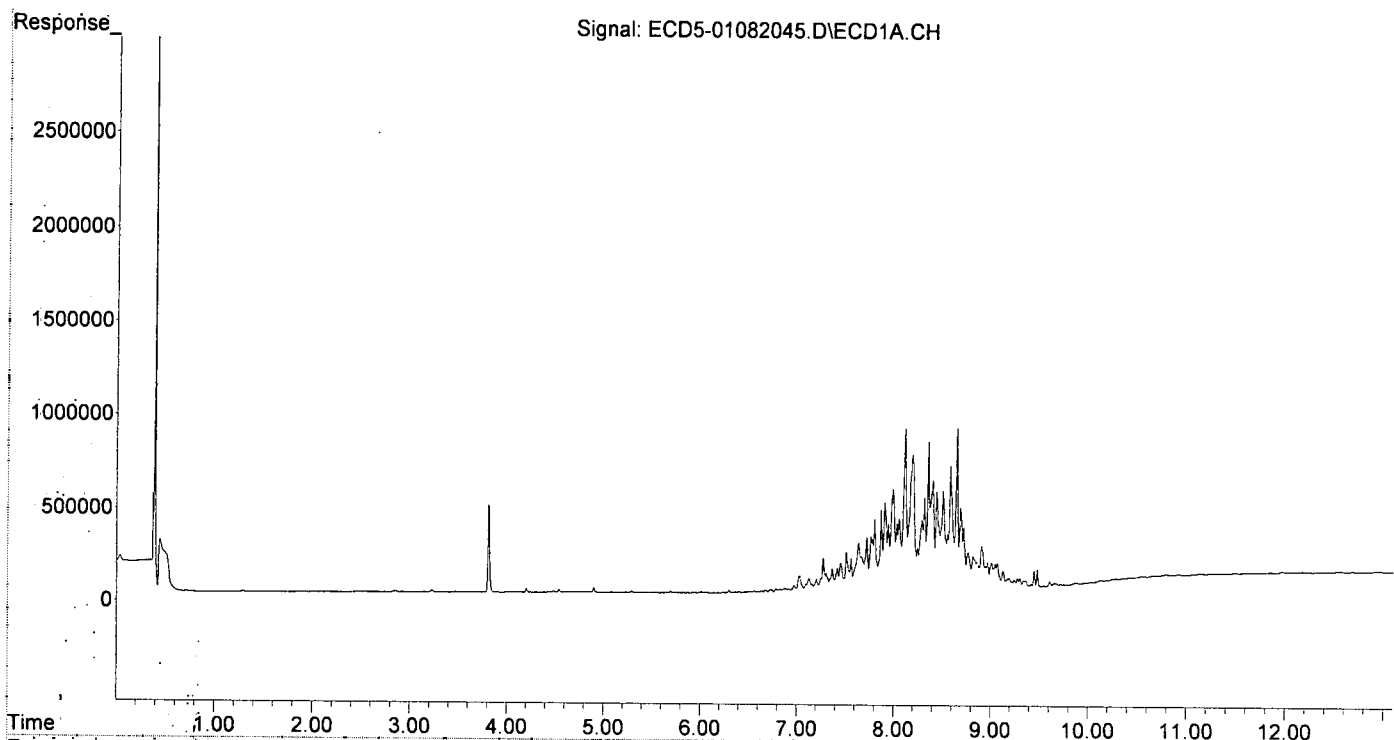
	Compound	RT#1	RT#2	Resp#1	Resp#2	ng/mL	ng/mL
System Monitoring Compounds							
1)	S TCMX (S)	0.000	0.000	0	0	N.D. d	N.D. d
22)	S DCBP (S)	0.000	0.000	0	0	N.D. d	N.D. d
Target Compounds							
2)	a-BHC	0.000	0.000	0	0	N.D. d	N.D. d
3)	g-BHC	0.000	0.000	0	0	N.D. d	N.D. d
4)	b-BHC	0.000	0.000	0	0	N.D. d	N.D. d
5)	Heptachlor	0.000	0.000	0	0	N.D. d	N.D. d
6)	d-BHC	0.000	0.000	0	0	N.D. d	N.D. d
7)	Aldrin	0.000	0.000	0	0	N.D. d	N.D. d
8)	Heptachlo...	0.000	0.000	0	0	N.D. d	N.D. d
9)	trans-Chl...	0.000	0.000	0	0	N.D. d	N.D. d
10)	cis-Chlor...	0.000	0.000	0	0	N.D. d	N.D. d
11)	Endosulfa...	0.000	0.000	0	0	N.D. d	N.D. d
12)	4,4'-DDE	0.000	0.000	0	0	N.D. d	N.D. d
13)	Dieldrin	0.000	0.000	0	0	N.D. d	N.D. d
14)	Endrin	0.000	0.000	0	0	N.D. d	N.D. d
15)	4,4'-DDD	0.000	0.000	0	0	N.D. d	N.D. d
16)	Endosulfa...	0.000	0.000	0	0	N.D. d	N.D. d
17)	4,4'-DDT	0.000	0.000	0	0	N.D. d	N.D. d
18)	Endrin Al...	0.000	0.000	0	0	N.D. d	N.D. d
19)	Endosulfa...	0.000	0.000	0	0	N.D. d	N.D. d
20)	Methoxychlor	0.000	0.000	0	0	N.D. d	N.D. d
21)	Endrin Ke...	0.000	0.000	0	0	N.D. d	N.D. d
23)	Hexachlor...	0.000	0.000	0	0	N.D. d	N.D. d
24)	Hexachlor...	0.000	0.000	0	0	N.D. d	N.D. d
25)	Oxychlorane	0.000	0.000	0	0	N.D. d	N.D. d
26)	2,4'-DDE	0.000	0.000	0	0	N.D. d	N.D. d
27)	trans-Non...	0.000	0.000	0	0	N.D. d	N.D. d
28)	2,4'-DDD	0.000	0.000	0	0	N.D. d	N.D. d
29)	2,4'-DDT	0.000	0.000	0	0	N.D. d	N.D. d
30)	cis-Nonac...	0.000	0.000	0	0	N.D. d	N.D. d
31)	Mirex	0.000	0.000	0	0	N.D. d	N.D. d
32)	Chlordane...	0.000	0.000	0	0	N.D. d	N.D. d
33)	Chlordane...	0.000	0.000	0	0	N.D. d	N.D. d
34)	Chlordane...	0.000	0.000	0	0	N.D. d	N.D. d
35)	Chlordane...	0.000	0.000	0	0	N.D. d	N.D. d
36)	Toxaphene...	7.511	8.619	206853	527041	247.218	222.751
37)	Toxaphene...	7.805	8.968	382017	671993	236.335	226.884
38)	Toxaphene...	8.117	9.006	864754	1076876	260.412	222.215
39)	Toxaphene...	8.358	9.073	791104	1691190	243.603	230.495
40)	Toxaphene...	8.586	9.250	655616	985020	258.768	238.691
41)	Toxaphene...	8.653	9.634	851655	1071997	250.433	233.770
42)	Toxaphene...	0.000	0.000	0	0	N.D. d	N.D. d

(f)=RT Delta > 1/2 Window (#)=Amounts differ by > 40% (m)=manual int.

Quantitation Report (QT Reviewed)

Data Path : R:\data\2020-01\0A08041\
Data File : ECD5-01082045.D
Signal(s) : Signal #1: ECD1A.CH Signal #2: ECD2B.CH
Acq On : 09 Jan 2020 0:32
Operator : MJB
Sample : 0A08041-CALT
Misc : A19J419, TOX 200 ppb
ALS Vial : 39 (Sig #1); 0 (Sig #2) Sample Multiplier: 1

Integration File signal 1: PEST1.e
Integration File signal 2: PEST2.e
Quant Time: Jan 09 11:05:56 2020
Quant Method : R:\methods\ECD5_QUANTPEST_200107.M
Quant Title : Instrument: DualECD5
QLast Update : Thu Jan 09 11:01:59 2020
Response via : Initial Calibration
Integrator: ChemStation 6890 Scale Mode: Small noise peaks clipped



Data Path : R:\data\2020-01\0A08041\
 Data File : ECD5-01082046.D
 Signal(s) : Signal #1: ECD1A.CH Signal #2: ECD2B.CH
 Acq On : 09 Jan 2020 0:50
 Operator : MJB
 Sample : 0A08041-CALU
 Misc : A19J420, TOX 500 ppb
 ALS Vial : 40 (Sig #1); 0 (Sig #2) Sample Multiplier: 1
 Integration File signal 1: PEST1.e
 Integration File signal 2: PEST2.e
 Quant Time: Jan 09 11:07:37 2020
 Quant Method : R:\methods\ECD5_QUANTPEST_200107.M
 Quant Title : Instrument: DualECD5
 QLast Update : Thu Jan 09 10:55:56 2020
 Response via : Initial Calibration
 Integrator: ChemStation 6890 Scale Mode: Small noise peaks clipped

MJB
1/9/20

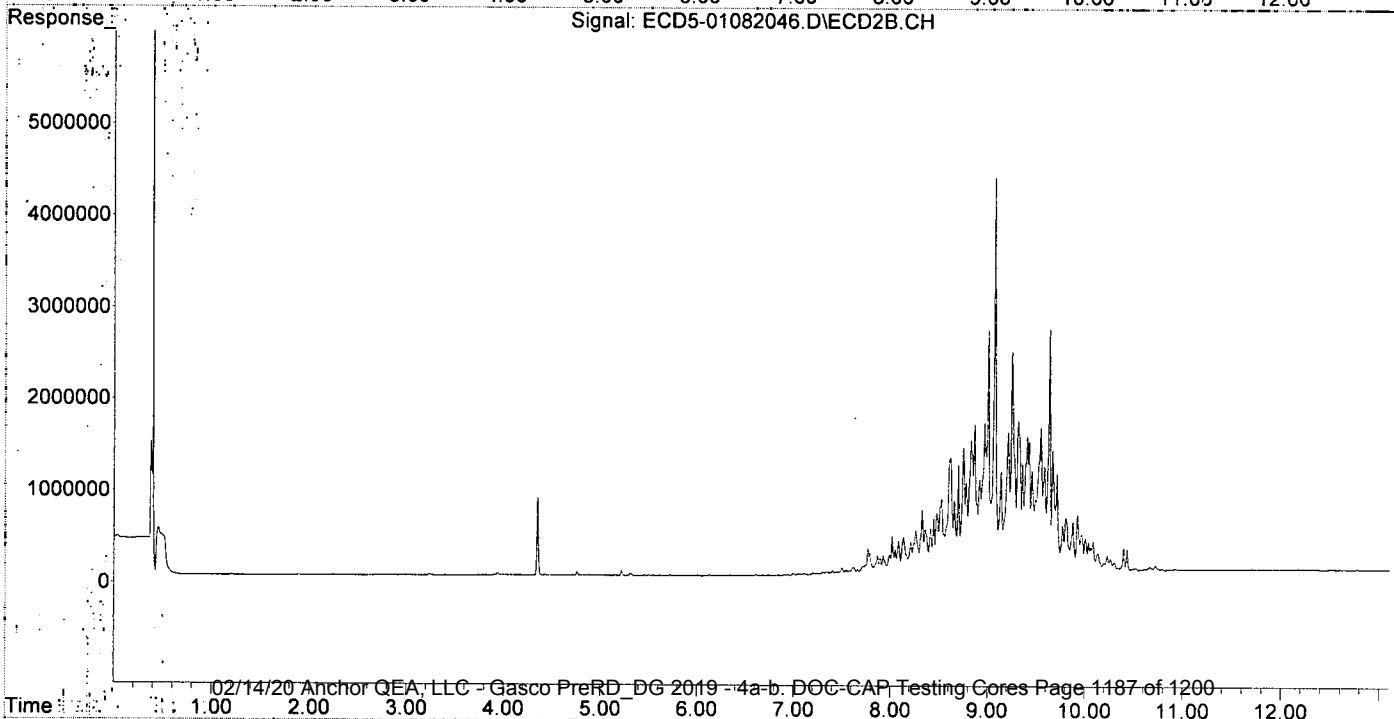
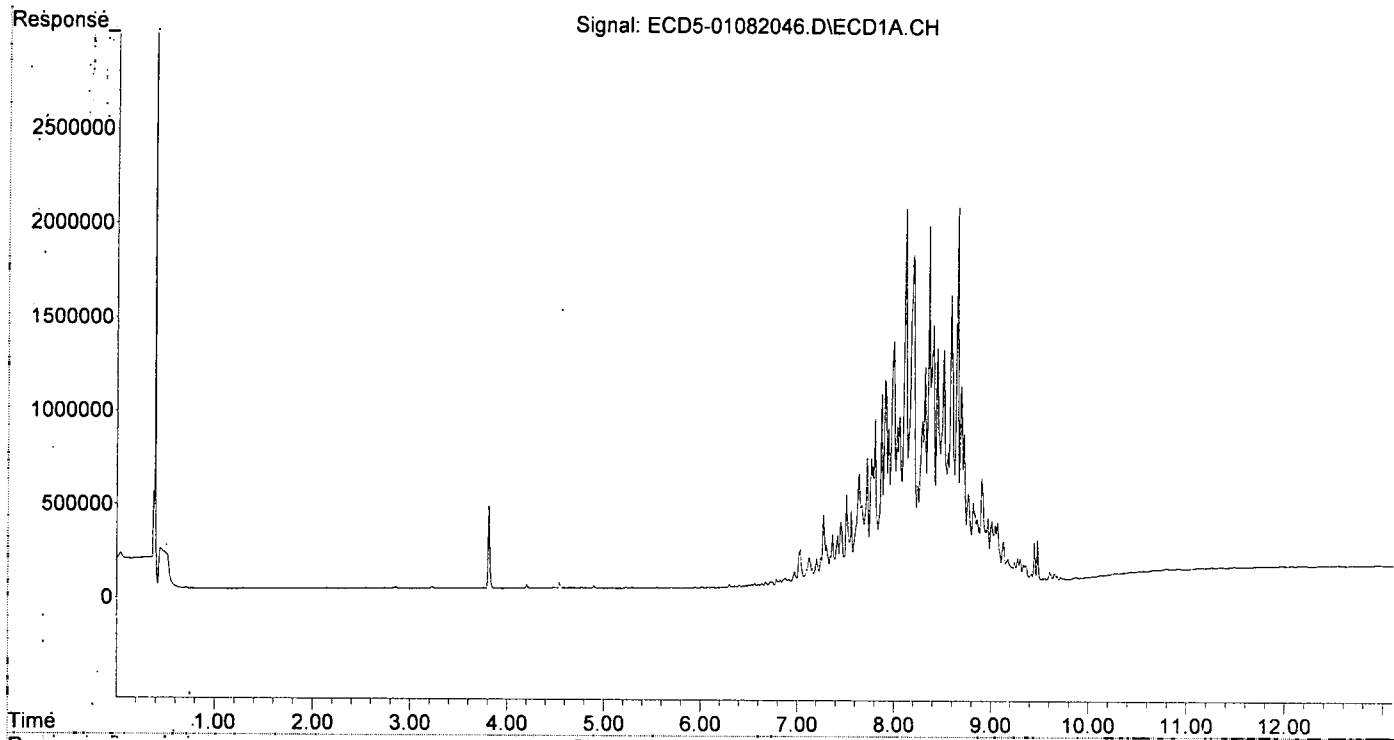
	Compound	RT#1	RT#2	Resp#1	Resp#2	ng/mL	ng/mL
System Monitoring Compounds							
1)	S TCMX (S)	0.000	0.000	0	0	N.D. d	N.D. d
22)	S DCBP (S)	0.000	0.000	0	0	N.D. d	N.D. d
Target Compounds							
2)	a-BHC	0.000	0.000	0	0	N.D. d	N.D. d
3)	g-BHC	0.000	0.000	0	0	N.D. d	N.D. d
4)	b-BHC	0.000	0.000	0	0	N.D. d	N.D. d
5)	Heptachlor	0.000	0.000	0	0	N.D. d	N.D. d
6)	d-BHC	0.000	0.000	0	0	N.D. d	N.D. d
7)	Aldrin	0.000	0.000	0	0	N.D. d	N.D. d
8)	Heptachlo...	0.000	0.000	0	0	N.D. d	N.D. d
9)	trans-Chl...	0.000	0.000	0	0	N.D. d	N.D. d
10)	cis-Chlor...	0.000	0.000	0	0	N.D. d	N.D. d
11)	Endosulfa...	0.000	0.000	0	0	N.D. d	N.D. d
12)	4,4'-DDE	0.000	0.000	0	0	N.D. d	N.D. d
13)	Dieldrin	0.000	0.000	0	0	N.D. d	N.D. d
14)	Endrin	0.000	0.000	0	0	N.D. d	N.D. d
15)	4,4'-DDD	0.000	0.000	0	0	N.D. d	N.D. d
16)	Endosulfa...	0.000	0.000	0	0	N.D. d	N.D. d
17)	4,4'-DDT	0.000	0.000	0	0	N.D. d	N.D. d
18)	Endrin Al...	0.000	0.000	0	0	N.D. d	N.D. d
19)	Endosulfa...	0.000	0.000	0	0	N.D. d	N.D. d
20)	Methoxychlor	0.000	0.000	0	0	N.D. d	N.D. d
21)	Endrin Ke...	0.000	0.000	0	0	N.D. d	N.D. d
23)	Hexachlor...	0.000	0.000	0	0	N.D. d	N.D. d
24)	Hexachlor...	0.000	0.000	0	0	N.D. d	N.D. d
25)	Oxychlorthane	0.000	0.000	0	0	N.D. d	N.D. d
26)	2,4'-DDE	0.000	0.000	0	0	N.D. d	N.D. d
27)	trans-Non...	0.000	0.000	0	0	N.D. d	N.D. d
28)	2,4'-DDD	0.000	0.000	0	0	N.D. d	N.D. d
29)	2,4'-DDT	0.000	0.000	0	0	N.D. d	N.D. d
30)	cis-Nonac...	0.000	0.000	0	0	N.D. d	N.D. d
31)	Mirex	0.000	0.000	0	0	N.D. d	N.D. d
32)	Chlordane...	0.000	0.000	0	0	N.D. d	N.D. d
33)	Chlordane...	0.000	0.000	0	0	N.D. d	N.D. d
34)	Chlordane...	0.000	0.000	0	0	N.D. d	N.D. d
35)	Chlordane...	0.000	0.000	0	0	N.D. d	N.D. d
36)	Toxaphene...	7.511	8.619	479175	1253802	573.165	529.913
37)	Toxaphene...	7.805	8.969	883414	1627963	553.541	549.647
38)	Toxaphene...	8.117	9.006	1995985	2635386	593.751	543.817
39)	Toxaphene...	8.358	9.072	1900476	4280691	584.252	573.694
40)	Toxaphene...	8.586	9.249	1539706	2386520	607.714	567.711
41)	Toxaphene...	8.653	9.634	1981771	2631287	582.748	573.804
42)	Toxaphene...	0.000	0.000	0	0	N.D. d	N.D. d

(f)=RT Delta > 1/2 Window (#)=Amounts differ by > 40% (m)=manual int.

Quantitation Report (QT Reviewed)

Data Path : R:\data\2020-01\0A08041\
Data File : ECD5-01082046.D
Signal(s) : Signal #1: ECD1A.CH Signal #2: ECD2B.CH
Acq On : 09 Jan 2020 0:50
Operator : MJB
Sample : 0A08041-CALU
Misc : A19J420, TOX 500 ppb
ALS Vial : 40 (Sig #1); 0 (Sig #2) Sample Multiplier: 1

Integration File signal 1: PEST1.e
Integration File signal 2: PEST2.e
Quant Time: Jan 09 11:07:37 2020
Quant Method : R:\methods\ECD5_QUANTPEST_200107.M
Quant Title : Instrument: DualECD5
QLast Update : Thu Jan 09 10:55:56 2020
Response via : Initial Calibration
Integrator: ChemStation 6890 Scale Mode: Small noise peaks clipped



Data Path : R:\data\2020-01\0A08041\
 Data File : ECD5-01082047.D
 Signal(s) : Signal #1: ECD1A.CH Signal #2: ECD2B.CH
 Acq On : 09 Jan 2020 1:07
 Operator : MJB
 Sample : 0A08041-CALV
 Misc : A19J421, TOX 1000 ppb
 ALS Vial : 41 (Sig #1); 0 (Sig #2) Sample Multiplier: 1
 Integration File signal 1: PEST1.e
 Integration File signal 2: PEST2.e
 Quant Time: Jan 09 11:06:41 2020
 Quant Method : R:\methods\ECD5_QUANTPEST_200107.M
 Quant Title : Instrument: DualECD5
 Last Update : Thu Jan 09 11:01:59 2020
 Response via : Initial Calibration
 Integrator: ChemStation 6890 Scale Mode: Small noise peaks clipped

MJP
1/9/20

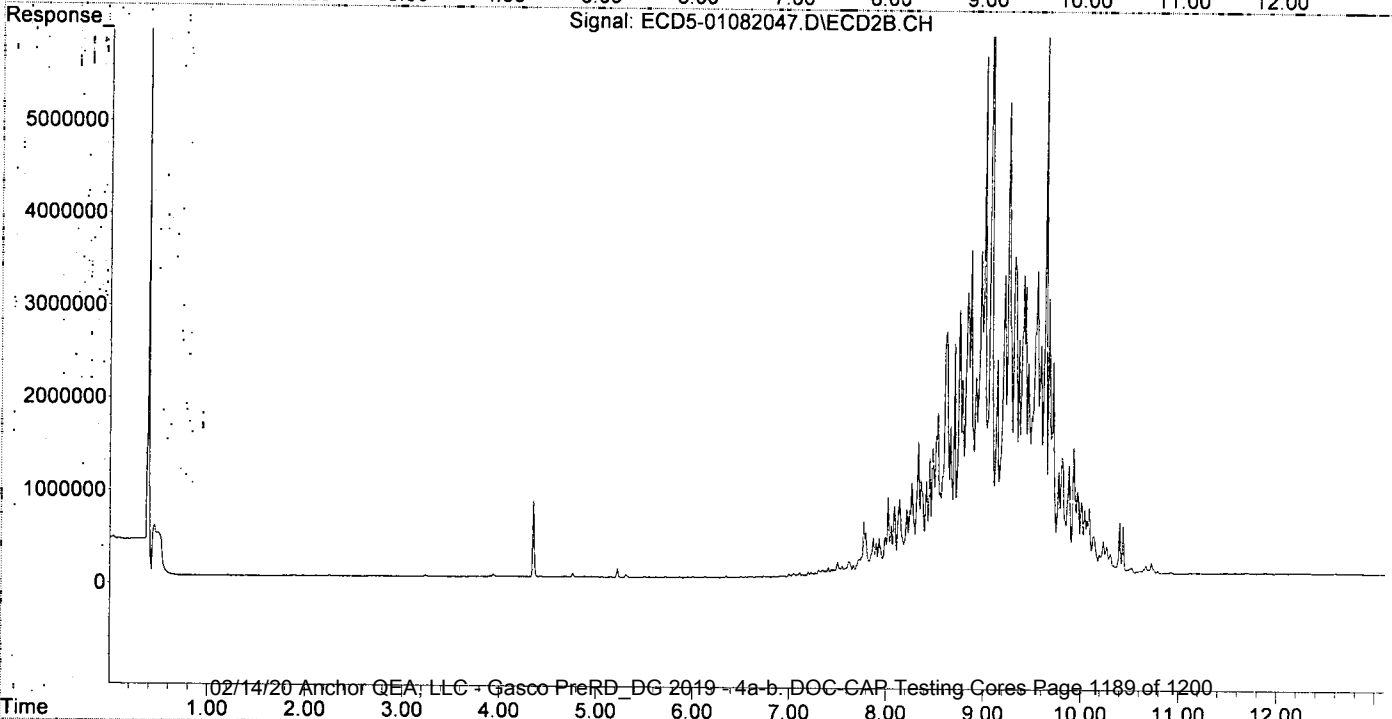
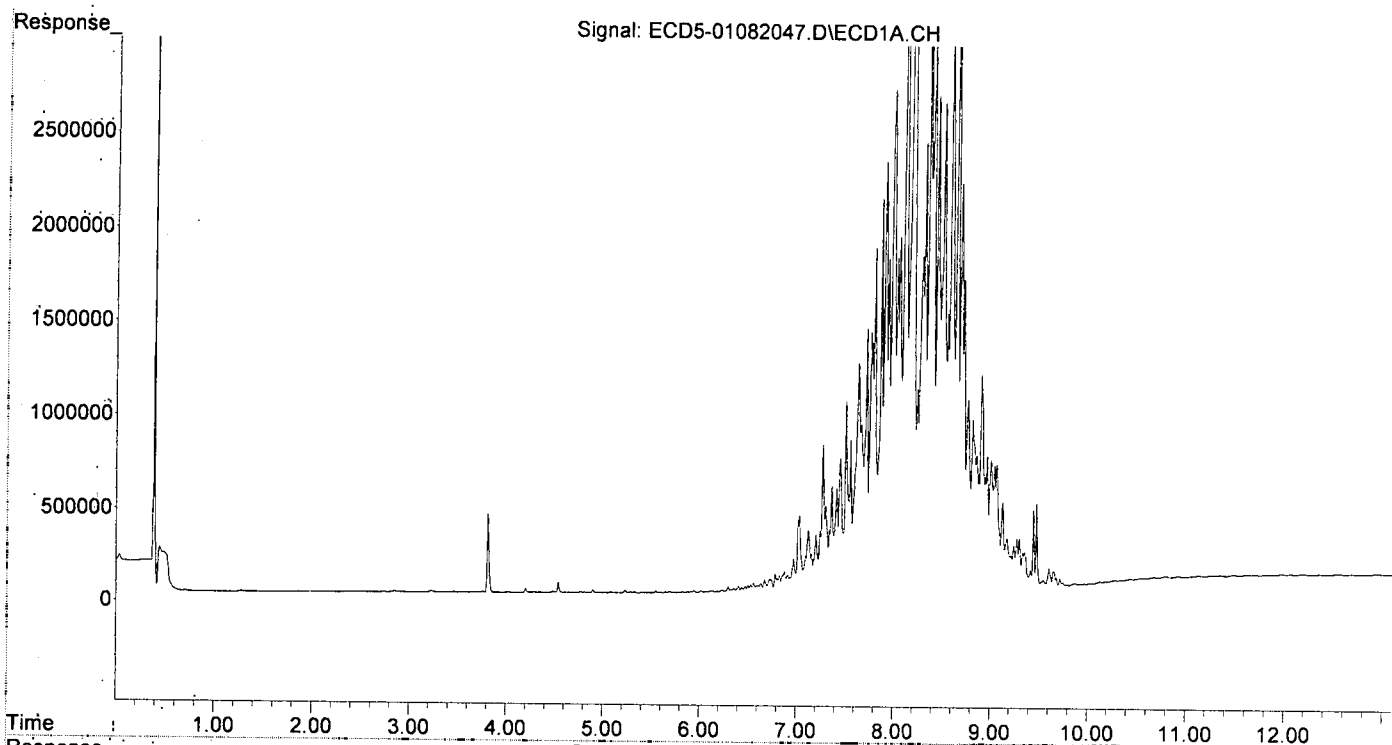
Compound	RT#1	RT#2	Resp#1	Resp#2	ng/mL	ng/mL
System Monitoring Compounds						
1) S TCMX (S)	0.000	0.000	0	0	N.D. d	N.D. d
22) S DCBP (S)	0.000	0.000	0	0	N.D. d	N.D. d
Target Compounds						
2) a-BHC	0.000	0.000	0	0	N.D. d	N.D. d
3) g-BHC	0.000	0.000	0	0	N.D. d	N.D. d
4) b-BHC	0.000	0.000	0	0	N.D. d	N.D. d
5) Heptachlor	0.000	0.000	0	0	N.D. d	N.D. d
6) d-BHC	0.000	0.000	0	0	N.D. d	N.D. d
7) Aldrin	0.000	0.000	0	0	N.D. d	N.D. d
8) Heptachlo...	0.000	0.000	0	0	N.D. d	N.D. d
9) trans-Chl...	0.000	0.000	0	0	N.D. d	N.D. d
10) cis-Chlor...	0.000	0.000	0	0	N.D. d	N.D. d
11) Endosulfa...	0.000	0.000	0	0	N.D. d	N.D. d
12) 4,4'-DDE	0.000	0.000	0	0	N.D. d	N.D. d
13) Dieldrin	0.000	0.000	0	0	N.D. d	N.D. d
14) Endrin	0.000	0.000	0	0	N.D. d	N.D. d
15) 4,4'-DDD	0.000	0.000	0	0	N.D. d	N.D. d
16) Endosulfa...	0.000	0.000	0	0	N.D. d	N.D. d
17) 4,4'-DDT	0.000	0.000	0	0	N.D. d	N.D. d
18) Endrin Al...	0.000	0.000	0	0	N.D. d	N.D. d
19) Endosulfa...	0.000	0.000	0	0	N.D. d	N.D. d
20) Methoxychlor	0.000	0.000	0	0	N.D. d	N.D. d
21) Endrin Ke...	0.000	0.000	0	0	N.D. d	N.D. d
23) Hexachlor...	0.000	0.000	0	0	N.D. d	N.D. d
24) Hexachlor...	0.000	0.000	0	0	N.D. d	N.D. d
25) Oxychlorthane	0.000	0.000	0	0	N.D. d	N.D. d
26) 2,4'-DDE	0.000	0.000	0	0	N.D. d	N.D. d
27) trans-Non...	0.000	0.000	0	0	N.D. d	N.D. d
28) 2,4'-DDD	0.000	0.000	0	0	N.D. d	N.D. d
29) 2,4'-DDT	0.000	0.000	0	0	N.D. d	N.D. d
30) cis-Nonac...	0.000	0.000	0	0	N.D. d	N.D. d
31) Mirex	0.000	0.000	0	0	N.D. d	N.D. d
32) Chlordane...	0.000	0.000	0	0	N.D. d	N.D. d
33) Chlordane...	0.000	0.000	0	0	N.D. d	N.D. d
34) Chlordane...	0.000	0.000	0	0	N.D. d	N.D. d
35) Chlordane...	0.000	0.000	0	0	N.D. d	N.D. d
36) Toxaphene...	7.511	8.618	998436	2637347	1184.210	1114.662
37) Toxaphene...	7.804	8.968	1834370	3517411	1162.389	1187.580
38) Toxaphene...	8.116	9.006	4209954	5617496	1213.484	1159.182
39) Toxaphene...	8.358	9.073	3974783	9024517	1193.317	1145.858
40) Toxaphene...	8.586	9.249	3276318	5120001	1293.146	1166.121
41) Toxaphene...	8.652	9.634	4202272	5832985	1235.695	1271.998
42) Toxaphene...	0.000	0.000	0	0	N.D. d	N.D. d

(f)=RT Delta > 1/2 Window (#)=Amounts differ by > 40% (m)=manual int.

Quantitation Report (QT Reviewed)

Data Path : R:\data\2020-01\0A08041\
Data File : ECD5-01082047.D
Signal(s) : Signal #1: ECD1A.CH Signal #2: ECD2B.CH
Acq On : 09 Jan 2020 1:07
Operator : MJB
Sample : 0A08041-CALV
Misc : A19J421, TOX 1000 ppb
ALS Vial : 41 (Sig #1); 0 (Sig #2) Sample Multiplier: 1

Integration File signal 1: PEST1.e
Integration File signal 2: PEST2.e
Quant Time: Jan 09 11:06:41 2020
Quant Method : R:\methods\ECD5_QUANTPEST_200107.M
Quant Title : Instrument: DualECD5
QLast Update : Thu Jan 09 11:01:59 2020
Response via : Initial Calibration
Integrator: ChemStation 6890 Scale Mode: Small noise peaks clipped



Data Path : R:\data\2020-01\0A08041\
 Data File : ECD5-01082048.D
 Signal(s) : Signal #1: ECD1A.CH Signal #2: ECD2B.CH
 Acq On : 09 Jan 2020 1:24
 Operator : MJB
 Sample : 0A08041-CALW
 Misc : A19J416, TOX 2000 ppb
 ALS Vial : 42 (Sig #1); 0 (Sig #2) Sample Multiplier: 1

Integration File signal 1: PEST1.e
 Integration File signal 2: PEST2.e
 Quant Time: Jan 09 11:07:20 2020
 Quant Method : R:\methods\ECD5_QUANTPEST_200107.M
 Quant Title : Instrument: DualECD5
 Last Update : Thu Jan 09 11:01:59 2020
 Response via : Initial Calibration
 Integrator: ChemStation 6890 Scale Mode: Small noise peaks clipped

MJB
1/9/20

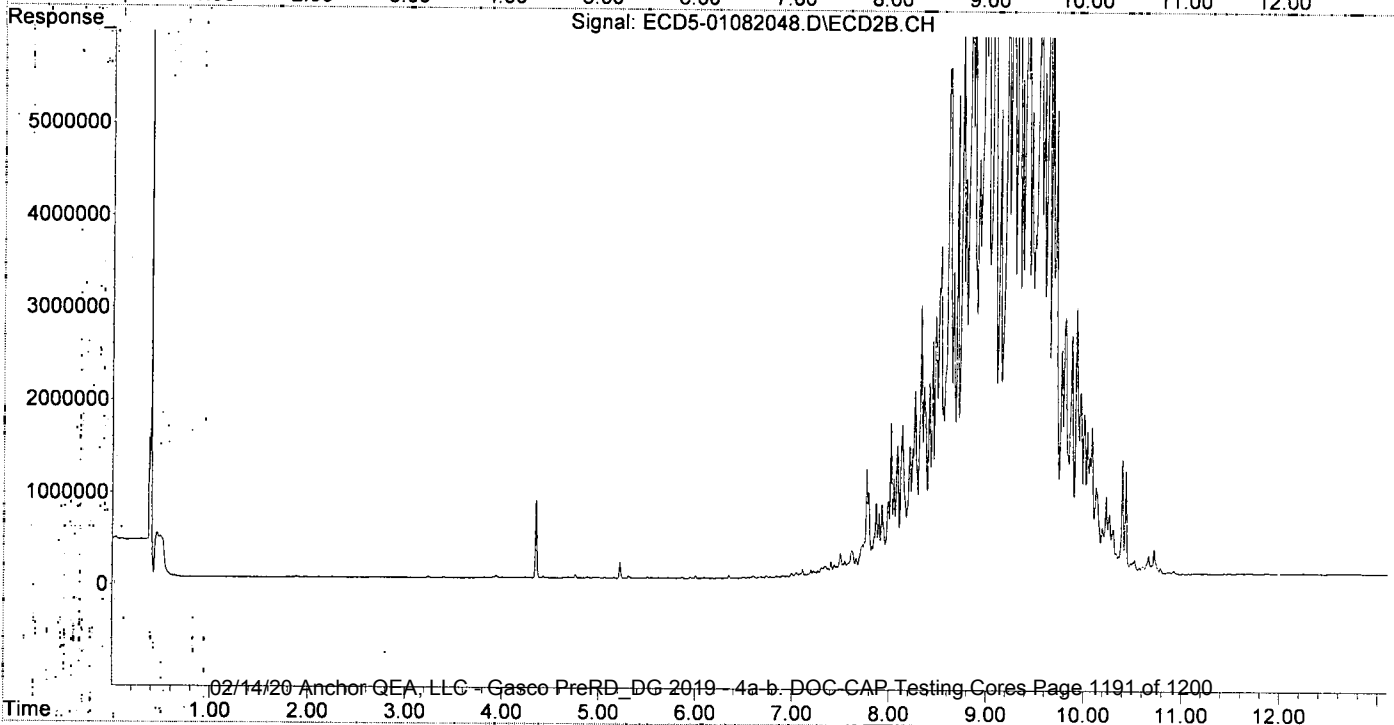
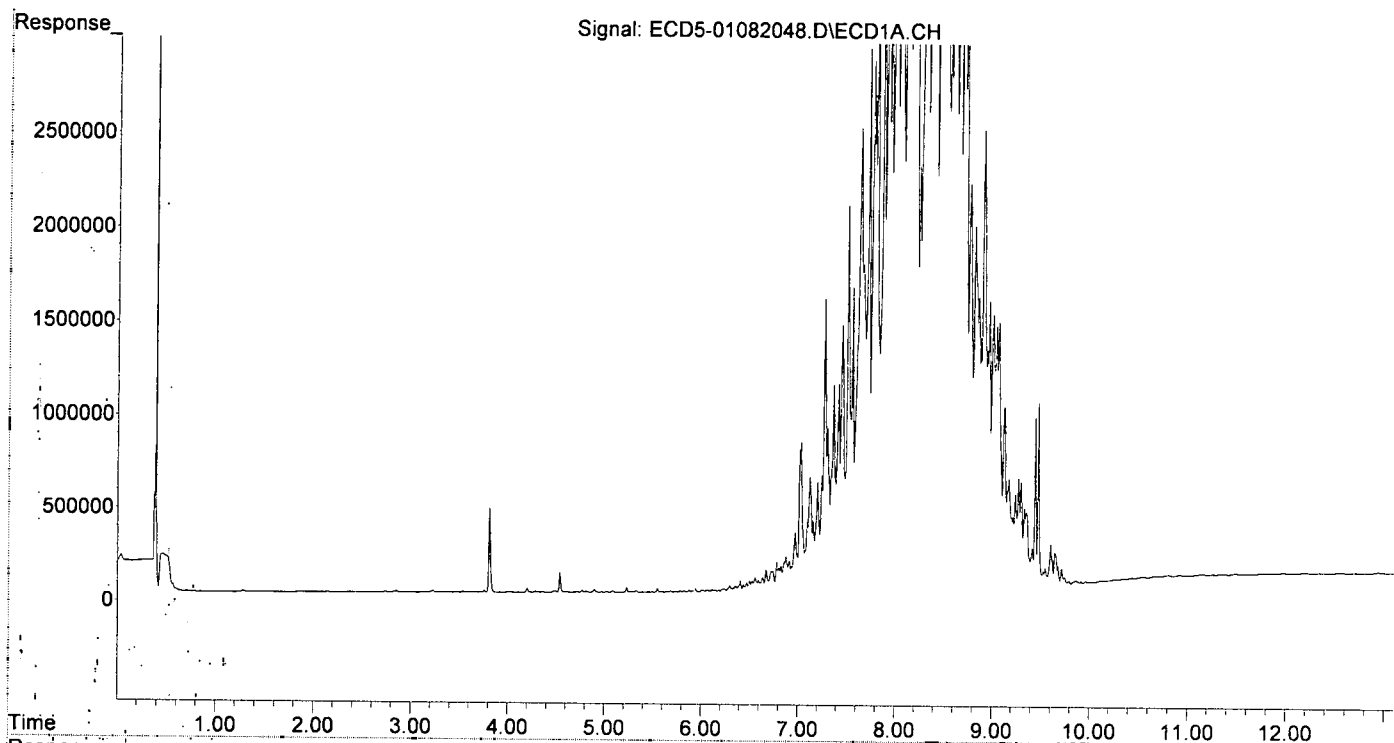
	Compound	RT#1	RT#2	Resp#1	Resp#2	ng/mL	ng/mL
System Monitoring Compounds							
1)	S TCMX (S)	0.000	0.000	0	0	N.D. d	N.D. d
22)	S DCBP (S)	0.000	0.000	0	0	N.D. d	N.D. d
Target Compounds							
2)	a-BHC	0.000	0.000	0	0	N.D. d	N.D. d
3)	g-BHC	0.000	0.000	0	0	N.D. d	N.D. d
4)	b-BHC	0.000	0.000	0	0	N.D. d	N.D. d
5)	Heptachlor	0.000	0.000	0	0	N.D. d	N.D. d
6)	d-BHC	0.000	0.000	0	0	N.D. d	N.D. d
7)	Aldrin	0.000	0.000	0	0	N.D. d	N.D. d
8)	Heptachlo...	0.000	0.000	0	0	N.D. d	N.D. d
9)	trans-Chl...	0.000	0.000	0	0	N.D. d	N.D. d
10)	cis-Chlor...	0.000	0.000	0	0	N.D. d	N.D. d
11)	Endosulfa...	0.000	0.000	0	0	N.D. d	N.D. d
12)	4,4'-DDE	0.000	0.000	0	0	N.D. d	N.D. d
13)	Dieldrin	0.000	0.000	0	0	N.D. d	N.D. d
14)	Endrin	0.000	0.000	0	0	N.D. d	N.D. d
15)	4,4'-DDD	0.000	0.000	0	0	N.D. d	N.D. d
16)	Endosulfa...	0.000	0.000	0	0	N.D. d	N.D. d
17)	4,4'-DDT	0.000	0.000	0	0	N.D. d	N.D. d
18)	Endrin Al...	0.000	0.000	0	0	N.D. d	N.D. d
19)	Endosulfa...	0.000	0.000	0	0	N.D. d	N.D. d
20)	Methoxychlor	0.000	0.000	0	0	N.D. d	N.D. d
21)	Endrin Ke...	0.000	0.000	0	0	N.D. d	N.D. d
23)	Hexachlor...	0.000	0.000	0	0	N.D. d	N.D. d
24)	Hexachlor...	0.000	0.000	0	0	N.D. d	N.D. d
25)	Oxychlordane	0.000	0.000	0	0	N.D. d	N.D. d
26)	2,4'-DDE	0.000	0.000	0	0	N.D. d	N.D. d
27)	trans-Non...	0.000	0.000	0	0	N.D. d	N.D. d
28)	2,4'-DDD	0.000	0.000	0	0	N.D. d	N.D. d
29)	2,4'-DDT	0.000	0.000	0	0	N.D. d	N.D. d
30)	cis-Nonac...	0.000	0.000	0	0	N.D. d	N.D. d
31)	Mirex	0.000	0.000	0	0	N.D. d	N.D. d
32)	Chlordane...	0.000	0.000	0	0	N.D. d	N.D. d
33)	Chlordane...	0.000	0.000	0	0	N.D. d	N.D. d
34)	Chlordane...	0.000	0.000	0	0	N.D. d	N.D. d
35)	Chlordane...	0.000	0.000	0	0	N.D. d	N.D. d
36)	Toxaphene...	7.509	8.617	2042518	5518631	2374.324	2332.423
37)	Toxaphene...	7.803	8.967	3726169	7483834	2403.406	2526.758
38)	Toxaphene...	8.115	9.005	8745207	11973110	2374.415	2470.675
39)	Toxaphene...	8.356	9.072	8089085	20090728	2312.250	2288.127
40)	Toxaphene...	8.585	9.249	6836043	11218014	2698.152	2347.982
41)	Toxaphene...	8.651	9.633	8969660	12652600	2637.565	2759.150
42)	Toxaphene...	0.000	0.000	0	0	N.D. d	N.D. d

(f)=RT Delta > 1/2 Window (#)=Amounts differ by > 40% (m)=manual int.

Quantitation Report (QT Reviewed)

Data Path : R:\data\2020-01\0A08041\
Data File : ECD5-01082048.D
Signal(s) : Signal #1: ECD1A.CH Signal #2: ECD2B.CH
Acq On : 09 Jan 2020 1:24
Operator : MJB
Sample : 0A08041-CALW
Misc : A19J416, TOX 2000 ppb
ALS Vial : 42 (Sig #1); 0 (Sig #2) Sample Multiplier: 1

Integration File signal 1: PEST1.e
Integration File signal 2: PEST2.e
Quant Time: Jan 09 11:07:20 2020
Quant Method : R:\methods\ECD5_QUANTPEST_200107.M
Quant Title : Instrument: DualECD5
QLast Update : Thu Jan 09 11:01:59 2020
Response via : Initial Calibration
Integrator: ChemStation 6890 Scale Mode: Small noise peaks clipped



**Conventional Chemistry Parameters
Total Solids by SM2540G
Benchsheet Data**

Batch 9121155 (A9J0599-15,16,17,18,30,31,32)
Batch 9121426 (A9J0599-33,45,46,47,48)



Apex Laboratories
PREPARATION BENCH SHEET

Percent Solids + Dry Weight Worksheet

BATCH #: 9121155 (Matrix: Sediment)

Lab Number	Analysis	QC Source ID	Prepared (Time In)	Weighed (Time Out)	Tare Wt. (g)	Wet Weight (+Tare) (g)	Dry Weight (+Tare) (g)	% Solids (Calc)	LogComments
9J0599-15	Dry Weight		12/19/19 17:01		1.27	26.685	15.47	55.9	Use Results from TS.. Make NR once completed.
9J0599-15	Solids, Total (SM 254		12/19/19 17:01		1.27	26.685	15.47	55.9	Use Results for Dry Weight (Not for Waters)
9J0599-16	Dry Weight		12/19/19 17:01		1.27	27.465	15.705	55.1	Use Results from TS.. Make NR once completed.
9J0599-16	Solids, Total (SM 254		12/19/19 17:01		1.27	27.465	15.705	55.1	Use Results for Dry Weight (Not for Waters)
9J0599-17	Dry Weight		12/19/19 17:01		1.265	27.5	17.09	60.3	Use Results from TS.. Make NR once completed.
9J0599-17	Solids, Total (SM 254		12/19/19 17:01		1.265	27.5	17.09	60.3	Use Results for Dry Weight (Not for Waters)
9J0599-18	Dry Weight		12/19/19 17:01		1.275	26.72	20.54	75.7	Use Results from TS.. Make NR once completed.
9J0599-18	Solids, Total (SM 254		12/19/19 17:01		1.275	26.72	20.54	75.7	Use Results for Dry Weight (Not for Waters)
9J0599-30	Dry Weight		12/19/19 17:01		1.27	26.605	15.455	56.0	Use Results from TS.. Make NR once completed.
9J0599-30	Solids, Total (SM 254		12/19/19 17:01		1.27	26.605	15.455	56.0	Use Results for Dry Weight (Not for Waters)
9J0599-31	Dry Weight		12/19/19 17:01		1.27	26.85	17.1	61.9	Use Results from TS.. Make NR once completed.
9J0599-31	Solids, Total (SM 254		12/19/19 17:01		1.27	26.85	17.1	61.9	Use Results for Dry Weight (Not for Waters)
9J0599-32	Dry Weight		12/19/19 17:01		1.28	26.92	16.95	61.1	Use Results from TS.. Make NR once completed.
9J0599-32	Solids, Total (SM 254		12/19/19 17:01		1.28	26.92	16.95	61.1	Use Results for Dry Weight (Not for Waters)
21155-DUP1	QC	A9J0599-32	12/19/19 17:01		1.275	27.08	17.17	61.6	

Prepared By: NRP Date: 12/27/19

Reviewed By: James S. Johnson Date: 01/03/20

Batch #: 9121155

Total Solids Worksheet

Date: 12/19/2019

Analyst: nrp

Method: SM 2540 G

Sample ID	Tare Wt. (g)	Vessel ID	Initial (wet) Wt. (g)	Final Weight (g)			Comments
				1 st weighing	2nd Weighing	3rd Weighing	
A9J0599-15	1.270	599-15	26.685	15.470	15.480		
A9J0599-16	1.270	599-16	27.465	15.705	15.720		
A9J0599-17	1.265	599-17	27.500	17.090	17.100		
A9J0599-18	1.275	599-18	26.720	20.540	20.550		
A9J0599-30	1.270	599-30	26.605	15.455	15.460		
A9J0599-31	1.270	599-31	26.850	17.100	17.105		
A9J0599-32	1.280	599-32	26.920	16.950	16.960		
9121155-DUP1	1.275	599-32Dup	27.080	17.170	17.170		source: A9J0599-32
Date/time first in oven: 12/27/19@10:25	Oven temp. (°C; in/out):		103.3/103.0	102.7/104.5	/		
	Time of weighing:		12/27@15:30	12/27@17:10			


Apex Laboratories
PREPARATION BENCH SHEET

Percent Solids + Dry Weight Worksheet

BATCH #: 9121426 (Matrix: Sediment)

Lab Number	Analysis	QC Source ID	Prepared (Time In)	Weighed (Time Out)	Tare Wt. (g)	Wet Weight (+Tare) (g)	Dry Weight (+Tare) (g)	% Solids (Calc)	LogComments
A9J0599-33	Dry Weight		12/30/19 15:18		1.26	28.74	21.655	74.2	Use Results from TS.. Make NR once completed.
A9J0599-33	Solids, Total (SM 254)		12/30/19 15:18		1.26	28.74	21.655	74.2	Use Results for Dry Weight (Not for Waters)
9121426-DUP1	QC	A9J0599-33	12/30/19 15:18		1.26	27.26	20.52	74.1	
A9J0599-45	Dry Weight		12/30/19 15:18		1.28	26.97	14.885	53.0	Use Results from TS.. Make NR once completed.
A9J0599-45	Solids, Total (SM 254)		12/30/19 15:18		1.28	26.97	14.885	53.0	Use Results for Dry Weight (Not for Waters)
A9J0599-46	Dry Weight		12/30/19 15:18		1.27	26.465	15.315	55.7	Use Results from TS.. Make NR once completed.
A9J0599-46	Solids, Total (SM 254)		12/30/19 15:18		1.27	26.465	15.315	55.7	Use Results for Dry Weight (Not for Waters)
A9J0599-47	Dry Weight		12/30/19 15:18		1.26	28.135	20.68	72.3	Use Results from TS.. Make NR once completed.
A9J0599-47	Solids, Total (SM 254)		12/30/19 15:18		1.26	28.135	20.68	72.3	Use Results for Dry Weight (Not for Waters)
A9J0599-48	Dry Weight		12/30/19 15:18		1.27	28.1	21.63	75.9	Use Results from TS.. Make NR once completed.
A9J0599-48	Solids, Total (SM 254)		12/30/19 15:18		1.27	28.1	21.63	75.9	Use Results for Dry Weight (Not for Waters)

NRP
Prepared By: _____ Date: 1/6/20


 Reviewed By: _____ Date: 01/07/20

Batch #: 9121426

Total Solids Worksheet

Date: 12/30/2019

Analyst: nrp

Method: SM 2540 G

Sample ID	Tare Wt. (g)	Vessel ID	Initial (wet) Wt. (g)	Final Weight (g)			Comments
				1 st weighing	2nd Weighing	3rd Weighing	
A9J0599-33	1.260	599-33	28.740	21.655	21.660		
9121426-DUP1	1.260	599-33Dup	27.260	20.540	20.520		source: A9J0599-33
A9J0599-45	1.280	599-45	26.970	14.915	14.885		
A9J0599-46	1.270	599-46	26.465	15.330	15.315		
A9J0599-47	1.260	599-47	28.135	20.710	20.680		
A9J0599-48	1.270	599-48	28.100	21.650	21.630		
Date/time first in oven: 1/3/20@18:15		Oven temp. (°C; in/out):		103.1/103.7	102.7/103.7	/	
		Time of weighing:		1/6@10:30	1/6@12:35		

Balance Checksheets

Extractions December 2019
Extractions January 2020
Wet Chem December 2019

Balance Challenge Log

Extractions
AND FX-2000
ID# 5210177

Weight ID	weight (g)	acceptance range (g)	
	=/ < 1g	± 0.02g	
	> 1g	± 2%	
10077	0.5g	0.48	0.52
1000143395	300g	294.00	306.00

If other than as listed above, the weight and tracking ID of the mass used to challenge the balance must be recorded.

Alternate Weight/ID used:

Date Range:

Month: December
Year: 2019

Day/Time	Initials
1	
2 0723	ADD
3 10:35	Amitt
4 0725	ADD
5 0712	ADD
6 10:30	Amitt
7	
8	
9	JAG
10 1009	ADD
11 0710	ADD
12 0715	JAG
13 07:17	JAG
14 0707	ADD
15	
16 0707	ADD
17 0718	ADD
18 06:55	CAH
19 07:20	JAG
20 9:55	J
21	
22	
23 3:50	Amitt
24 13:35	J
25	
26 10:40	Amitt
27 11:25	Amitt
28	
29	
30 9:20	J
31 0934	ADD

Weight One	Observed	Weight Two	Observed
	0.50		300.00
	0.50		300.00
	0.50		299.99
	0.50		300.01
	0.49		300.00
	0.50		300.02
	.48		300.00
	0.51		300.02
	0.50		300.02
	.50		300.01
	.49		300.00
	0. ADD 12110		
0.50g	0.49	300.00g	300.01
	0.50		300.00
	0.50		300.01
	.49		300.00
	0.50		300.00
	0.51		300.02
	0.50		300.02
	0.49		300.00
	0.50		300.01
	0.48		300.00
	0.50		300.00

month

12110

Balance Challenge Log

Extractions
AND FX-2000
ID# 5210177

Weight ID	weight (g)	acceptance range (g)	
	=/ < 1g	± 0.02g	
	> 1g	± 2%	
10077	0.5g	0.48	0.52
1000143395	300g	294.00	306.00

If other than as listed above, the weight and tracking ID of the mass used to challenge the balance must be recorded.

Alternate Weight/ID used:

Date Range:

Month: January
Year: 2020

Day/Time	Initials
1 07:15	AJT
2 07:25	AJT
3	
4	
5	
6 07:35	JAG
7 06:45	JAG
8 10:20	JAG
9 10:45	AWT
10 10:50	AWT
11	
12	
13 09:25	JAG
14 10:35	AWT
15 10:55	AWT
16 11:25	JAG
17 07:15	AJT
18	
19	
20 07:17	AJT
21 07:25	JAG
22 07:29	AJT
23 08:00	JAG
24 07:15	JAG
25 07:35	
26	
27	
28 07:35	AJT
29 08:20	JAG
30 07:25	CAH
31 07:11	AJT

Weight One	Observed
	0.51
	0.49
	0.50
	0.50
	0.50
	0.49
	0.49
	0.48
	0.51
	0.49
0.50g	0.50
	0.49
	0.49
	0.49
	0.49
	0.49
	0.49
	0.51
	0.49
	0.50
	0.50

Weight Two	Observed
	300.01
	299.99
	299.99
	300.00
	300.00
	300.01
	300.01
	300.00
	300.02
	300.00
	300.00
300.00g	300.01
	300.00
	299.95
	299.96
	299.96
	299.96
	299.98
	299.99
	299.99
	299.97
	300.00
	300.00

Balance Challenge Log

Wet Chem Balance 1

Ohaus Adventurer Pro

ID# 8C30461093

Weight ID

weight (g)

acceptance range (g)

<0.5000g

± 0.5mg

>/=0.5000g

± 0.1%

1000015949

0.005g

0.0045

0.0055

66067

0.100g

0.0995

0.1005

66067

100g

99.9000

100.1000

If other than as listed above, the weight and tracking ID of the mass used to challenge the balance must be recorded.

Month: Dec
Year: 2019

Alternate Weight/ID used:

Date Range:

Day/Time	Initials	Weight 1	Observed	Weight 2	Observed	Weight 3	Observed
1							
2 8:16	MRE		99.9979		0.1000		0.0051
3 9:13	MRE		99.9971		0.1000		0.0049
4 11:24	MRF		99.9982		0.1000		0.0050
5 10:41	MRF		99.9987		0.1001		0.0050
6 10:21	MUK		99.9983		0.1000		0.0050
7							
8							
9							
10 10:25	MAS		99.9991		0.1002		0.0050
11 12:30	MAS		99.9993		0.1000		0.0049
12 10:25	MAS		99.9994		0.1000		0.0051
13 10:17	MAS		99.9995		0.1000		0.0052
14 10:30	MAS		99.9994		0.0999		0.0050
15							
16 10:30	MAS	100.0000g	99.9994	0.1000g	0.0999	.0050g	0.0050
17 10:30	MAS		99.9992		0.0999		0.0049
18 1:315	MRE		99.9991		0.1002		0.0053
19 10:16	MAS		99.9992		0.0999		0.0049
20 10:38	MAS		99.9996		0.1000		0.0051
21							
22							
23 10:24	MRF		99.9997		0.1000		0.0049
24 10:20	MRF		99.9998		0.1001		0.0051
25							0
26 10:17	MAS		99.9992		0.0999		0.0049
27 13:07	MAS		99.9993		0.1001		0.0050
28							
29							
30 9:40	MRF		99.9989		0.1001		0.0050
31							

MAS
12-16-19

MAS
12-12-19