Apex Laboratories, LLC
6700 SW Sandburg St. Tigard, Oregon 97223
503.718.2323

Level IV Data Package for

Anchor QEA, LLC

Gasco PreRD_DG 2019 – 4a-b. DOC-CAP Testing Cores

Apex Laboratories Work Order #:

A0C0026

The information contained in this Data Package is intended solely for the purpose of validating client sample results submitted under the associated Chain of Custody(ies). An effort has been made to remove all traceable non-client data. Any incidental inclusion of non-client data is considered privileged and confidential information. The use of this information for any purpose other than data validation is strictly prohibited, and constitutes a breach of contract.

APEX LABORATORIES, LLC
6700 SW Sandburg St. Tigard, OR 97223 phone 503-718-2323

Table of Contents
A0C0026

Analytical Case Narrative
Analytical Report
Sample Receipt Documentation
(Work orders, Chain of Custody & Cooler Receipt Forms)
CLP-Like Forms
Raw Data

Polychlorinated Biphenyls by EPA 8082A
Benchsheet & Analysis Sequence Data
Batch 0030220
Sequence 0C11019 (A0C0026-01)
Sequence 0C09029 (QC Only)

Calibration Data
Sequence 0A13050 (Cal ID A0A1501) DUALECD2R

Organochloride Pesticides by EPA 8081B
Benchsheet & Analysis Sequence Data
Batch 0030254
Sequence 0C11042 (A0C0026-01RE1)

Calibration Data
Sequence 0B25043 (Cal ID A0C0203) DualECD5

Semivolatile Organic Compounds (PAHs) by EPA 8270D
Benchsheet & Analysis Sequence Data
Batch 0030163
Sequence 0C06028 (A0C0026-01)
Sequence 0C05040 (QC Only)

Calibration Data
Sequence 9I06028 (Cal ID A9I1001) SV-GCMS14

Conventional Chemistry Parameters
Benchsheet & Analysis Sequence Data

Total Organic Carbon- Soil (5310 B)
Batch 0030256
Sequence 0C10065 (A0C0026-01)

APEX LABORATORIES, LLC
6700 SW Sandburg St. Tigard, OR 97223 phone 503-718-2323

Table of Contents
A0C0026
(page 2 of 2)

Calibration Data
Sequence 0A08052 (Cal ID A0A0805) TOC6

Total Solids by SM2540G
Benchsheet Data
Batch 0030125 (A0C0026-01)

Balance Checksheets
Extractions March 2020
Wet Chem March 2020

APEX LABORATORIES, LLC
6700 SW Sandburg St. Tigard OR 97223 phone 503-718-2323

Analytical Case Narrative

APEX LABORATORIES, LLC
6700 SW Sandburg St Tigard, OR 97223 phone 503-718-2323

Analytical Case Narrative

Client: Anchor QEA, LLC Date: 04/03/2020
Project: Gasco PreRD_DG 2019 – 4a-b. DOC-CAP Testing Cores
Apex Work Order Number: A0C0026

This data package contains data associated with analysis of samples for the above referenced Apex work order numbers. The data package Table of Contents, along with the PDF bookmarks, allow for ease of navigation and location of items within the data deliverable.

The Sample Receipt Documentation section of this package contains sample receipt information, including sample temperature and condition of receipt documented on Cooler Receipt Form(s). Apex analyzed the samples by the methods indicated on the Chain of Custody. Any additional analyses requested are indicated on the Apex Work Order.

If any anomalies were encountered during analysis that could potentially impact data quality, sample results are qualified and/or a separate Case Narrative is included in the Analytical Report. Please refer to the Notes and Definition section of the Analytical Report(s) for Qualifier explanations, Conventions, and the Blank Policy.

Data represented in this package are in compliance with the referenced method(s), both technically and for completeness, for all conditions other than those stated above and/or noted by qualification of the reported data. The signature below verifies that the Laboratory Director or his designee has authorized release of this data package.

Estella Rieben,
Quality Systems Manager
Apex Laboratories, LLC

APEX LABORATORIES, LLC
6700 SW Sandburg St. Tigard OR 97223 phone 503-718-2323

Analytical Report

Apex Laboratories, LLC

6700 S.W. Sandburg Street
Tigard, OR 97223
503-718-2323
EPA ID: OR01039

Tuesday, March 24, 2020

Ryan Barth
Anchor QEA, LLC
6720 SW Macadam Ave. Suite 125
Portland, OR 97219

RE: A0C0026 - Gasco PreRD_DG 2019 - 4a-b. DOC-CAP Testing Cores - [none]

Thank you for using Apex Laboratories. We greatly appreciate your business and strive to provide the highest quality services to the environmental industry.

Enclosed are the results of analyses for work order A0C0026, which was received by the laboratory on 10/9/2019 at 11:25:00AM.

If you have any questions concerning this report or the services we offer, please feel free to contact me by email at: dthomas@apex-labs.com, or by phone at 503-718-2323.

Please note: All samples will be disposed of within 30 days of sample receipt, unless prior arrangements have been made.

Cooler Receipt Information

(See Cooler Receipt Form for details)

Cooler #1	2.8 degC	Cooler #2	0.9 degC

This Final Report is the official version of the data results for this sample submission, unless superseded by a subsequent, labeled amended report.
All other deliverables derived from this data, including Electronic Data Deliverables (EDDs), CLP-like forms, client requested summary sheets, and all other products are considered secondary to this report.

Apex Laboratories

The results in this report apply to the samples analyzed in accordance with the chain of custody document. This analytical report must be reproduced in its entirety.

Darwin Thomas, Business Development Director

Apex Laboratories, LLC

6700 S.W. Sandburg Street
Tigard, OR 97223
503-718-2323
EPA ID: OR01039

Anchor QEA, LLC	Project: **Gasco PreRD DG 2019 - 4a-b. DOC-CAP Testing Cores**	
6720 SW Macadam Ave. Suite 125	Project Number: **[none]**	**Report ID:**
Portland, OR 97219	Project Manager: **Ryan Barth**	**A0C0026 - 03 24 20 1514**

ANALYTICAL REPORT FOR SAMPLES

SAMPLE INFORMATION

Client Sample ID	Laboratory ID	Matrix	Date Sampled	Date Received
PDI-020SC-A-04-05-191008	**A0C0026-01**	**Sediment**	**10/08/19 10:37**	**10/09/19 11:25**

Apex Laboratories

The results in this report apply to the samples analyzed in accordance with the chain of custody document. This analytical report must be reproduced in its entirety.

Darwin Thomas, Business Development Director

Apex Laboratories, LLC

6700 S.W. Sandburg Street
Tigard, OR 97223
503-718-2323
EPA ID: OR01039

Anchor QEA, LLC	Project: **Gasco PreRD DG 2019 - 4a-b. DOC-CAP Testing Cores**	
6720 SW Macadam Ave. Suite 125	Project Number: **[none]**	**Report ID:**
Portland, OR 97219	Project Manager: **Ryan Barth**	**A0C0026 - 03 24 20 1514**

ANALYTICAL SAMPLE RESULTS

Polychlorinated Biphenyls by EPA 8082A

Analyte	Sample Result	Detection Limit	Reporting Limit	Units	Dilution	Date Analyzed	Method Ref.	Notes
PDI-020SC-A-04-05-191008 (A0C0026-01)				**Matrix: Sediment**		**Batch: 0030220**		**C-07**
Aroclor 1016	ND	0.785	1.56	ug/kg dry	1	03/11/20 08:25	EPA 8082A	
Aroclor 1221	ND	0.785	1.56	ug/kg dry	1	03/11/20 08:25	EPA 8082A	
Aroclor 1232	ND	0.785	1.56	ug/kg dry	1	03/11/20 08:25	EPA 8082A	
Aroclor 1242	ND	0.785	1.56	ug/kg dry	1	03/11/20 08:25	EPA 8082A	
Aroclor 1248	ND	0.785	1.56	ug/kg dry	1	03/11/20 08:25	EPA 8082A	
Aroclor 1254	ND	0.785	1.56	ug/kg dry	1	03/11/20 08:25	EPA 8082A	
Aroclor 1260	ND	0.785	1.56	ug/kg dry	1	03/11/20 08:25	EPA 8082A	
Aroclor 1262	ND	0.785	1.56	ug/kg dry	1	03/11/20 08:25	EPA 8082A	
Aroclor 1268	ND	0.785	1.56	ug/kg dry	1	03/11/20 08:25	EPA 8082A	
Surrogate: Decachlorobiphenyl (Surr)		*Recovery: 84 %*		*Limits: 43-120 %*	*1*	*03/11/20 08:25*	*EPA 8082A*	

Apex Laboratories

The results in this report apply to the samples analyzed in accordance with the chain of custody document. This analytical report must be reproduced in its entirety.

Darwin Thomas, Business Development Director

Apex Laboratories, LLC

6700 S.W. Sandburg Street
Tigard, OR 97223
503-718-2323
EPA ID: OR01039

Anchor QEA, LLC	Project: **Gasco PreRD DG 2019 - 4a-b. DOC-CAP Testing Cores**	
6720 SW Macadam Ave. Suite 125	Project Number: **[none]**	**Report ID:**
Portland, OR 97219	Project Manager: **Ryan Barth**	**A0C0026 - 03 24 20 1514**

ANALYTICAL SAMPLE RESULTS

Organochlorine Pesticides by EPA 8081B

Analyte	Sample Result	Detection Limit	Reporting Limit	Units	Dilution	Date Analyzed	Method Ref.	Notes
PDI-020SC-A-04-05-191008 (A0C0026-01RE1)				**Matrix: Sediment**		**Batch: 0030254**		**C-05, H-08**
2,4'-DDD	ND	1.16	2.32	ug/kg dry	1	03/11/20 15:14	EPA 8081B	
2,4'-DDE	ND	1.16	2.32	ug/kg dry	1	03/11/20 15:14	EPA 8081B	
2,4'-DDT	ND	1.16	2.32	ug/kg dry	1	03/11/20 15:14	EPA 8081B	
4,4'-DDD	ND	1.16	2.32	ug/kg dry	1	03/11/20 15:14	EPA 8081B	
4,4'-DDE	ND	1.16	2.32	ug/kg dry	1	03/11/20 15:14	EPA 8081B	
4,4'-DDT	ND	1.16	2.32	ug/kg dry	1	03/11/20 15:14	EPA 8081B	
Surrogate: 2,4,5,6-TCMX (Surr)		*Recovery:*	*48 %*	*Limits: 42-129 %*	*1*	*03/11/20 15:14*	*EPA 8081B*	
Decachlorobiphenyl (Surr)			*77 %*	*55-130 %*	*1*	*03/11/20 15:14*	*EPA 8081B*	

Apex Laboratories

The results in this report apply to the samples analyzed in accordance with the chain of custody document. This analytical report must be reproduced in its entirety.

Darwin Thomas, Business Development Director

Apex Laboratories, LLC
6700 S.W. Sandburg Street
Tigard, OR 97223
503-718-2323
EPA ID: OR01039

Anchor QEA, LLC	Project: **Gasco PreRD DG 2019 - 4a-b. DOC-CAP Testing Cores**	
6720 SW Macadam Ave. Suite 125	Project Number: **[none]**	**Report ID:**
Portland, OR 97219	Project Manager: **Ryan Barth**	**A0C0026 - 03 24 20 1514**

ANALYTICAL SAMPLE RESULTS

Polyaromatic Hydrocarbons (PAHs) by EPA 8270D (Scan)

Analyte	Sample Result	Detection Limit	Reporting Limit	Units	Dilution	Date Analyzed	Method Ref.	Notes
PDI-020SC-A-04-05-191008 (A0C0026-01)				**Matrix: Sediment**		**Batch: 0030163**		**H-08**
Acenaphthene	**9.20**	1.38	2.75	ug/kg dry	1	03/06/20 13:07	EPA 8270D	
Acenaphthylene	ND	1.38	2.75	ug/kg dry	1	03/06/20 13:07	EPA 8270D	
Anthracene	**2.01**	1.38	2.75	ug/kg dry	1	03/06/20 13:07	EPA 8270D	**J**
Benz(a)anthracene	ND	1.38	2.75	ug/kg dry	1	03/06/20 13:07	EPA 8270D	
Benzo(a)pyrene	ND	1.38	2.75	ug/kg dry	1	03/06/20 13:07	EPA 8270D	
Benzo(b)fluoranthene	ND	1.38	2.75	ug/kg dry	1	03/06/20 13:07	EPA 8270D	
Benzo(k)fluoranthene	ND	1.38	2.75	ug/kg dry	1	03/06/20 13:07	EPA 8270D	
Benzo(g,h,i)perylene	ND	1.38	2.75	ug/kg dry	1	03/06/20 13:07	EPA 8270D	
Chrysene	ND	1.38	2.75	ug/kg dry	1	03/06/20 13:07	EPA 8270D	
Dibenz(a,h)anthracene	ND	1.38	2.75	ug/kg dry	1	03/06/20 13:07	EPA 8270D	
Fluoranthene	**11.1**	1.38	2.75	ug/kg dry	1	03/06/20 13:07	EPA 8270D	
Fluorene	**7.56**	1.38	2.75	ug/kg dry	1	03/06/20 13:07	EPA 8270D	
Indeno(1,2,3-cd)pyrene	ND	1.38	2.75	ug/kg dry	1	03/06/20 13:07	EPA 8270D	
2-Methylnaphthalene	ND	1.38	2.75	ug/kg dry	1	03/06/20 13:07	EPA 8270D	
Naphthalene	**1.72**	1.38	2.75	ug/kg dry	1	03/06/20 13:07	EPA 8270D	**J**
Phenanthrene	**40.1**	1.38	2.75	ug/kg dry	1	03/06/20 13:07	EPA 8270D	**B-02**
Pyrene	**8.12**	1.38	2.75	ug/kg dry	1	03/06/20 13:07	EPA 8270D	
Surrogate: 2-Fluorobiphenyl (Surr)		*Recovery:*	*77 %*	*Limits: 44-115 %*	*1*	*03/06/20 13:07*	*EPA 8270D*	
p-Terphenyl-d14 (Surr)			*79 %*	*54-127 %*	*1*	*03/06/20 13:07*	*EPA 8270D*	

Apex Laboratories

The results in this report apply to the samples analyzed in accordance with the chain of custody document. This analytical report must be reproduced in its entirety.

Darwin Thomas, Business Development Director

Apex Laboratories, LLC

6700 S.W. Sandburg Street
Tigard, OR 97223
503-718-2323
EPA ID: OR01039

Anchor QEA, LLC	Project: **Gasco PreRD DG 2019 - 4a-b. DOC-CAP Testing Cores**	
6720 SW Macadam Ave. Suite 125	Project Number: **[none]**	**Report ID:**
Portland, OR 97219	Project Manager: **Ryan Barth**	**A0C0026 - 03 24 20 1514**

ANALYTICAL SAMPLE RESULTS

Demand Parameters

Analyte	Sample Result	Detection Limit	Reporting Limit	Units	Dilution	Date Analyzed	Method Ref.	Notes
PDI-020SC-A-04-05-191008 (A0C0026-01)				**Matrix: Sediment**				
Batch: 0030256								
Total Organic Carbon	**0.037**	0.020	0.020	% by Weight	1	03/11/20 00:52	SM 5310 B MOD	**H-08, Q-42**

Apex Laboratories

The results in this report apply to the samples analyzed in accordance with the chain of custody document. This analytical report must be reproduced in its entirety.

Darwin Thomas, Business Development Director

Apex Laboratories, LLC

6700 S.W. Sandburg Street
Tigard, OR 97223
503-718-2323
EPA ID: OR01039

Anchor QEA, LLC	Project: **Gasco PreRD DG 2019 - 4a-b. DOC-CAP Testing Cores**	
6720 SW Macadam Ave. Suite 125	Project Number: **[none]**	**Report ID:**
Portland, OR 97219	Project Manager: **Ryan Barth**	**A0C0026 - 03 24 20 1514**

ANALYTICAL SAMPLE RESULTS

Solid and Moisture Determinations

Analyte	Sample Result	Detection Limit	Reporting Limit	Units	Dilution	Date Analyzed	Method Ref.	Notes
PDI-020SC-A-04-05-191008 (A0C0026-01)				**Matrix: Sediment**				
Batch: 0030125								
Total Solids	**85.3**	1.00	1.00	% by Weight	1	03/10/20 17:14	SM 2540 G	

Apex Laboratories

The results in this report apply to the samples analyzed in accordance with the chain of custody document. This analytical report must be reproduced in its entirety.

Darwin Thomas, Business Development Director

Apex Laboratories, LLC
6700 S.W. Sandburg Street
Tigard, OR 97223
503-718-2323
EPA ID: OR01039

Anchor QEA, LLC	Project: **Gasco PreRD DG 2019 - 4a-b. DOC-CAP Testing Cores**	
6720 SW Macadam Ave. Suite 125	Project Number: **[none]**	**Report ID:**
Portland, OR 97219	Project Manager: **Ryan Barth**	**A0C0026 - 03 24 20 1514**

QUALITY CONTROL (QC) SAMPLE RESULTS

Polychlorinated Biphenyls by EPA 8082A

Analyte	Result	Detection Limit	Reporting Limit	Units	Dilution	Spike Amount	Source Result	% REC	% REC Limits	RPD	RPD Limit	Notes
Batch 0030220 - EPA 3546							**Sediment**					
Blank (0030220-BLK1)			Prepared: 03/06/20 10:20		Analyzed: 03/09/20 09:13							C-07
EPA 8082A												
Aroclor 1016	ND	0.648	1.29	ug/kg wet	1	---	---	---	---	---	---	
Aroclor 1221	ND	0.648	1.29	ug/kg wet	1	---	---	---	---	---	---	
Aroclor 1232	ND	0.648	1.29	ug/kg wet	1	---	---	---	---	---	---	
Aroclor 1242	ND	0.648	1.29	ug/kg wet	1	---	---	---	---	---	---	
Aroclor 1248	ND	0.648	1.29	ug/kg wet	1	---	---	---	---	---	---	
Aroclor 1254	ND	0.648	1.29	ug/kg wet	1	---	---	---	---	---	---	
Aroclor 1260	ND	0.648	1.29	ug/kg wet	1	---	---	---	---	---	---	
Aroclor 1262	ND	0.648	1.29	ug/kg wet	1	---	---	---	---	---	---	
Aroclor 1268	ND	0.648	1.29	ug/kg wet	1	---	---	---	---	---	---	
Surr: Decachlorobiphenyl (Surr)			*Recovery: 86 %*		*Limits: 43-120 %*			*Dilution: 1x*				
LCS (0030220-BS1)			Prepared: 03/06/20 10:20		Analyzed: 03/09/20 09:30							C-07
EPA 8082A												
Aroclor 1016	62.7	0.670	1.33	ug/kg wet	1	83.3	---	75	47-134%	---	---	
Aroclor 1260	72.6	0.670	1.33	ug/kg wet	1	83.3	---	87	53-140%	---	---	
Surr: Decachlorobiphenyl (Surr)			*Recovery: 84 %*		*Limits: 43-120 %*			*Dilution: 1x*				
Duplicate (0030220-DUP1)			Prepared: 03/06/20 10:20		Analyzed: 03/09/20 11:34							C-07
QC Source Sample: Non-SDG (A0C0024-03)												
Aroclor 1016	ND	0.812	1.61	ug/kg dry	1	---	ND	---	---	---	30%	
Aroclor 1221	ND	0.812	1.61	ug/kg dry	1	---	ND	---	---	---	30%	
Aroclor 1232	ND	0.812	1.61	ug/kg dry	1	---	ND	---	---	---	30%	
Aroclor 1242	ND	0.812	1.61	ug/kg dry	1	---	ND	---	---	---	30%	
Aroclor 1248	ND	0.812	1.61	ug/kg dry	1	---	ND	---	---	---	30%	
Aroclor 1254	**1.13**	0.812	1.61	ug/kg dry	1	---	0.880	---	---	25	30%	J
Aroclor 1260	ND	0.812	1.61	ug/kg dry	1	---	ND	---	---	---	30%	
Aroclor 1262	ND	0.812	1.61	ug/kg dry	1	---	ND	---	---	---	30%	
Aroclor 1268	ND	0.812	1.61	ug/kg dry	1	---	ND	---	---	---	30%	
Surr: Decachlorobiphenyl (Surr)			*Recovery: 47 %*		*Limits: 43-120 %*			*Dilution: 1x*				
Matrix Spike (0030220-MS1)			Prepared: 03/06/20 10:20		Analyzed: 03/11/20 10:11							C-07
QC Source Sample: Non-SDG (A0C0030-01)												

Apex Laboratories

The results in this report apply to the samples analyzed in accordance with the chain of custody document. This analytical report must be reproduced in its entirety.

Darwin Thomas, Business Development Director

Apex Laboratories, LLC
6700 S.W. Sandburg Street
Tigard, OR 97223
503-718-2323
EPA ID: OR01039

Anchor QEA, LLC	Project: **Gasco PreRD DG 2019 - 4a-b. DOC-CAP Testing Cores**	
6720 SW Macadam Ave. Suite 125	Project Number: **[none]**	**Report ID:**
Portland, OR 97219	Project Manager: **Ryan Barth**	**A0C0026 - 03 24 20 1514**

QUALITY CONTROL (QC) SAMPLE RESULTS

Polychlorinated Biphenyls by EPA 8082A

Analyte	Result	Detection Limit	Reporting Limit	Units	Dilution	Spike Amount	Source Result	% REC	% REC Limits	RPD	RPD Limit	Notes
Batch 0030220 - EPA 3546							**Sediment**					
Matrix Spike (0030220-MS1)			Prepared: 03/06/20 10:20		Analyzed: 03/11/20 10:11							**C-07**
QC Source Sample: Non-SDG (A0C0030-01)												
EPA 8082A												
Aroclor 1016	62.2	0.894	1.77	ug/kg dry	1	111	ND	56	47-134%	---	---	
Aroclor 1260	76.0	0.894	1.77	ug/kg dry	1	111	ND	68	53-140%	---	---	
Surr: Decachlorobiphenyl (Surr)			*Recovery: 74 %*		*Limits: 43-120 %*		*Dilution: 1x*					
Matrix Spike Dup (0030220-MSD1)			Prepared: 03/06/20 10:20		Analyzed: 03/11/20 10:46							**C-07**
QC Source Sample: Non-SDG (A0C0030-01)												
Aroclor 1016	59.0	0.894	1.78	ug/kg dry	1	111	ND	53	47-134%	5	30%	
Aroclor 1260	71.5	0.894	1.78	ug/kg dry	1	111	ND	64	53-140%	6	30%	
Surr: Decachlorobiphenyl (Surr)			*Recovery: 61 %*		*Limits: 43-120 %*		*Dilution: 1x*					

Apex Laboratories

The results in this report apply to the samples analyzed in accordance with the chain of custody document. This analytical report must be reproduced in its entirety.

Darwin Thomas, Business Development Director

Apex Laboratories, LLC
6700 S.W. Sandburg Street
Tigard, OR 97223
503-718-2323
EPA ID: OR01039

Anchor QEA, LLC	Project: **Gasco PreRD DG 2019 - 4a-b. DOC-CAP Testing Cores**	
6720 SW Macadam Ave. Suite 125	Project Number: **[none]**	**Report ID:**
Portland, OR 97219	Project Manager: **Ryan Barth**	**A0C0026 - 03 24 20 1514**

QUALITY CONTROL (QC) SAMPLE RESULTS

Organochlorine Pesticides by EPA 8081B

Analyte	Result	Detection Limit	Reporting Limit	Units	Dilution	Spike Amount	Source Result	% REC	% REC Limits	RPD	RPD Limit	Notes
Batch 0030254 - EPA 3546/3640A (GPC)							**Sediment**					
Blank (0030254-BLK1)			Prepared: 03/05/20 11:08	Analyzed: 03/11/20 13:14								**C-05**
EPA 8081B												
2,4'-DDD	ND	0.909	1.82	ug/kg wet	1	---	---	---	---	---	---	
2,4'-DDE	ND	0.909	1.82	ug/kg wet	1	---	---	---	---	---	---	
2,4'-DDT	ND	0.909	1.82	ug/kg wet	1	---	---	---	---	---	---	
4,4'-DDD	ND	0.909	1.82	ug/kg wet	1	---	---	---	---	---	---	
4,4'-DDE	ND	0.909	1.82	ug/kg wet	1	---	---	---	---	---	---	
4,4'-DDT	ND	0.909	1.82	ug/kg wet	1	---	---	---	---	---	---	
Surr: 2,4,5,6-TCMX (Surr)			*Recovery: 53 %*	*Limits: 42-129 %*				*Dilution: 1x*				
Decachlorobiphenyl (Surr)			*87 %*	*55-130 %*				*"*				
LCS (0030254-BS1)			Prepared: 03/05/20 11:08	Analyzed: 03/11/20 13:31								**C-05**
EPA 8081B												
2,4'-DDD	44.7	1.00	2.00	ug/kg wet	1	50.0	---	89	50-150%	---	---	
2,4'-DDE	39.3	1.00	2.00	ug/kg wet	1	50.0	---	79	50-150%	---	---	
2,4'-DDT	52.6	1.00	2.00	ug/kg wet	1	50.0	---	105	50-150%	---	---	
4,4'-DDD	49.6	1.00	2.00	ug/kg wet	1	50.0	---	99	50-150%	---	---	
4,4'-DDE	44.9	1.00	2.00	ug/kg wet	1	50.0	---	90	50-150%	---	---	
4,4'-DDT	60.1	1.00	2.00	ug/kg wet	1	50.0	---	120	50-150%	---	---	
Surr: 2,4,5,6-TCMX (Surr)			*Recovery: 56 %*	*Limits: 42-129 %*				*Dilution: 1x*				
Decachlorobiphenyl (Surr)			*89 %*	*55-130 %*				*"*				
Duplicate (0030254-DUP1)			Prepared: 03/05/20 11:08	Analyzed: 03/11/20 19:34								**C-05, H-08, R-04**
QC Source Sample: Non-SDG (A0C0024-02RE1)												
2,4'-DDD	ND	2.37	4.75	ug/kg dry	2	---	ND	---	---	---	30%	
2,4'-DDE	ND	2.37	4.75	ug/kg dry	2	---	ND	---	---	---	30%	
2,4'-DDT	ND	2.37	4.75	ug/kg dry	2	---	ND	---	---	---	30%	
4,4'-DDD	ND	2.37	4.75	ug/kg dry	2	---	ND	---	---	---	30%	
4,4'-DDE	ND	2.37	4.75	ug/kg dry	2	---	ND	---	---	---	30%	
4,4'-DDT	ND	2.37	4.75	ug/kg dry	2	---	ND	---	---	---	30%	
Surr: 2,4,5,6-TCMX (Surr)			*Recovery: 58 %*	*Limits: 42-129 %*				*Dilution: 2x*				
Decachlorobiphenyl (Surr)			*98 %*	*55-130 %*				*"*				
Matrix Spike (0030254-MS1)			Prepared: 03/05/20 11:08	Analyzed: 03/11/20 17:15								**C-05, H-08**

Apex Laboratories

The results in this report apply to the samples analyzed in accordance with the chain of custody document. This analytical report must be reproduced in its entirety.

Darwin Thomas, Business Development Director

Apex Laboratories, LLC
6700 S.W. Sandburg Street
Tigard, OR 97223
503-718-2323
EPA ID: OR01039

Anchor QEA, LLC	Project: **Gasco PreRD DG 2019 - 4a-b. DOC-CAP Testing Cores**	
6720 SW Macadam Ave. Suite 125	Project Number: **[none]**	**Report ID:**
Portland, OR 97219	Project Manager: **Ryan Barth**	**A0C0026 - 03 24 20 1514**

QUALITY CONTROL (QC) SAMPLE RESULTS

Organochlorine Pesticides by EPA 8081B

Analyte	Result	Detection Limit	Reporting Limit	Units	Dilution	Spike Amount	Source Result	% REC	% REC Limits	RPD	RPD Limit	Notes
Batch 0030254 - EPA 3546/3640A (GPC)							**Sediment**					
Matrix Spike (0030254-MS1)			Prepared: 03/05/20 11:08		Analyzed: 03/11/20 17:15							**C-05, H-08**
QC Source Sample: Non-SDG (A0C0030-02RE1)												
EPA 8081B												
2,4'-DDD	62.9	1.40	2.81	ug/kg dry	1	70.2	ND	90	50-150%	---	---	
2,4'-DDE	56.1	1.40	2.81	ug/kg dry	1	70.2	ND	80	50-150%	---	---	
2,4'-DDT	80.6	1.40	2.81	ug/kg dry	1	70.2	ND	115	50-150%	---	---	
4,4'-DDD	71.8	1.40	2.81	ug/kg dry	1	70.2	ND	102	50-150%	---	---	
4,4'-DDE	65.4	1.40	2.81	ug/kg dry	1	70.2	ND	93	50-150%	---	---	
4,4'-DDT	91.9	1.40	2.81	ug/kg dry	1	70.2	ND	131	50-150%	---	---	
Surr: 2,4,5,6-TCMX (Surr)			*Recovery: 61 %*		*Limits: 42-129 %*		*Dilution: 1x*					
Decachlorobiphenyl (Surr)			*88 %*		*55-130 %*		*"*					
Matrix Spike Dup (0030254-MSD1)			Prepared: 03/05/20 11:13		Analyzed: 03/11/20 17:32							**C-05, H-08**
QC Source Sample: Non-SDG (A0C0030-02RE1)												
2,4'-DDD	58.3	1.40	2.80	ug/kg dry	1	69.9	ND	83	50-150%	8	35%	
2,4'-DDE	50.9	1.40	2.80	ug/kg dry	1	69.9	ND	73	50-150%	10	35%	
2,4'-DDT	71.2	1.40	2.80	ug/kg dry	1	69.9	ND	102	50-150%	12	35%	
4,4'-DDD	68.2	1.40	2.80	ug/kg dry	1	69.9	ND	98	50-150%	5	30%	
4,4'-DDE	59.2	1.40	2.80	ug/kg dry	1	69.9	ND	85	50-150%	10	30%	
4,4'-DDT	81.4	1.40	2.80	ug/kg dry	1	69.9	ND	116	50-150%	12	30%	
Surr: 2,4,5,6-TCMX (Surr)			*Recovery: 57 %*		*Limits: 42-129 %*		*Dilution: 1x*					
Decachlorobiphenyl (Surr)			*79 %*		*55-130 %*		*"*					

Apex Laboratories

The results in this report apply to the samples analyzed in accordance with the chain of custody document. This analytical report must be reproduced in its entirety.

Darwin Thomas, Business Development Director

Apex Laboratories, LLC
6700 S.W. Sandburg Street
Tigard, OR 97223
503-718-2323
EPA ID: OR01039

Anchor QEA, LLC	Project: **Gasco PreRD DG 2019 - 4a-b. DOC-CAP Testing Cores**	
6720 SW Macadam Ave. Suite 125	Project Number: **[none]**	**Report ID:**
Portland, OR 97219	Project Manager: **Ryan Barth**	**A0C0026 - 03 24 20 1514**

QUALITY CONTROL (QC) SAMPLE RESULTS

Polyaromatic Hydrocarbons (PAHs) by EPA 8270D (Scan)

Analyte	Result	Detection Limit	Reporting Limit	Units	Dilution	Spike Amount	Source Result	% REC	% REC Limits	RPD	RPD Limit	Notes
Batch 0030163 - EPA 3546							**Sediment**					
Blank (0030163-BLK1)			Prepared: 03/05/20 07:02		Analyzed: 03/05/20 13:33							
EPA 8270D												
Acenaphthene	ND	1.14	2.27	ug/kg wet	1	---	---	---	---	---	---	
Acenaphthylene	ND	1.14	2.27	ug/kg wet	1	---	---	---	---	---	---	
Anthracene	ND	1.14	2.27	ug/kg wet	1	---	---	---	---	---	---	
Benz(a)anthracene	ND	1.14	2.27	ug/kg wet	1	---	---	---	---	---	---	
Benzo(a)pyrene	ND	1.14	2.27	ug/kg wet	1	---	---	---	---	---	---	
Benzo(b)fluoranthene	ND	1.14	2.27	ug/kg wet	1	---	---	---	---	---	---	
Benzo(k)fluoranthene	ND	1.14	2.27	ug/kg wet	1	---	---	---	---	---	---	
Benzo(g,h,i)perylene	ND	1.14	2.27	ug/kg wet	1	---	---	---	---	---	---	
Chrysene	ND	1.14	2.27	ug/kg wet	1	---	---	---	---	---	---	
Dibenz(a,h)anthracene	ND	1.14	2.27	ug/kg wet	1	---	---	---	---	---	---	
Fluoranthene	ND	1.14	2.27	ug/kg wet	1	---	---	---	---	---	---	
Fluorene	ND	1.14	2.27	ug/kg wet	1	---	---	---	---	---	---	
Indeno(1,2,3-cd)pyrene	ND	1.14	2.27	ug/kg wet	1	---	---	---	---	---	---	
2-Methylnaphthalene	ND	1.14	2.27	ug/kg wet	1	---	---	---	---	---	---	
Naphthalene	ND	1.14	2.27	ug/kg wet	1	---	---	---	---	---	---	
Phenanthrene	**1.23**	1.14	2.27	ug/kg wet	1	---	---	---	---	---	---	B-02, J
Pyrene	ND	1.14	2.27	ug/kg wet	1	---	---	---	---	---	---	
Surr: 2-Fluorobiphenyl (Surr)			*Recovery: 81 %*		*Limits: 44-120 %*				*Dilution: 1x*			
p-Terphenyl-d14 (Surr)			*80 %*		*54-127 %*				*"*			
LCS (0030163-BS1)			Prepared: 03/05/20 07:02		Analyzed: 03/05/20 14:07							
EPA 8270D												
Acenaphthene	18.8	1.25	2.50	ug/kg wet	1	20.0	---	94	40-123%	---	---	
Acenaphthylene	17.2	1.25	2.50	ug/kg wet	1	20.0	---	86	32-132%	---	---	
Anthracene	18.0	1.25	2.50	ug/kg wet	1	20.0	---	90	47-123%	---	---	
Benz(a)anthracene	16.6	1.25	2.50	ug/kg wet	1	20.0	---	83	49-126%	---	---	
Benzo(a)pyrene	17.8	1.25	2.50	ug/kg wet	1	20.0	---	89	45-129%	---	---	
Benzo(b)fluoranthene	17.6	1.25	2.50	ug/kg wet	1	20.0	---	88	45-132%	---	---	
Benzo(k)fluoranthene	18.6	1.25	2.50	ug/kg wet	1	20.0	---	93	47-132%	---	---	
Benzo(g,h,i)perylene	16.7	1.25	2.50	ug/kg wet	1	20.0	---	84	43-134%	---	---	
Chrysene	18.4	1.25	2.50	ug/kg wet	1	20.0	---	92	50-124%	---	---	
Dibenz(a,h)anthracene	17.3	1.25	2.50	ug/kg wet	1	20.0	---	87	45-134%	---	---	
Fluoranthene	20.0	1.25	2.50	ug/kg wet	1	20.0	---	100	50-127%	---	---	

Apex Laboratories

The results in this report apply to the samples analyzed in accordance with the chain of custody document. This analytical report must be reproduced in its entirety.

Darwin Thomas, Business Development Director

Apex Laboratories, LLC
6700 S.W. Sandburg Street
Tigard, OR 97223
503-718-2323
EPA ID: OR01039

Anchor QEA, LLC	Project: **Gasco PreRD DG 2019 - 4a-b. DOC-CAP Testing Cores**	
6720 SW Macadam Ave. Suite 125	Project Number: **[none]**	**Report ID:**
Portland, OR 97219	Project Manager: **Ryan Barth**	**A0C0026 - 03 24 20 1514**

QUALITY CONTROL (QC) SAMPLE RESULTS

Polyaromatic Hydrocarbons (PAHs) by EPA 8270D (Scan)

Analyte	Result	Detection Limit	Reporting Limit	Units	Dilution	Spike Amount	Source Result	% REC	% REC Limits	RPD	RPD Limit	Notes
Batch 0030163 - EPA 3546							**Sediment**					
LCS (0030163-BS1)			Prepared: 03/05/20 07:02	Analyzed: 03/05/20 14:07								
Fluorene	18.4	1.25	2.50	ug/kg wet	1	20.0	---	92	43-125%	---	---	
Indeno(1,2,3-cd)pyrene	17.1	1.25	2.50	ug/kg wet	1	20.0	---	86	45-133%	---	---	
2-Methylnaphthalene	15.7	1.25	2.50	ug/kg wet	1	20.0	---	78	38-122%	---	---	
Naphthalene	18.3	1.25	2.50	ug/kg wet	1	20.0	---	91	35-123%	---	---	
Phenanthrene	19.9	1.25	2.50	ug/kg wet	1	20.0	---	99	50-121%	---	---	B-02
Pyrene	15.6	1.25	2.50	ug/kg wet	1	20.0	---	78	47-127%	---	---	
Surr: 2-Fluorobiphenyl (Surr)			*Recovery: 85 %*	*Limits: 44-120 %*			*Dilution: 1x*					
p-Terphenyl-d14 (Surr)			*74 %*	*54-127 %*			*"*					
Duplicate (0030163-DUP1)			Prepared: 03/05/20 07:02	Analyzed: 03/05/20 15:13								**H-08**
QC Source Sample: Non-SDG (A0C0024-01)												
Acenaphthene	**23200**	1360	2720	ug/kg dry	1000	---	12100	---	---	**63**	**30%**	Q-04
Acenaphthylene	**5180**	1360	2720	ug/kg dry	1000	---	2700	---	---	**63**	**30%**	Q-04
Anthracene	**20500**	1360	2720	ug/kg dry	1000	---	9030	---	---	**78**	**30%**	Q-04
Benz(a)anthracene	**19300**	1360	2720	ug/kg dry	1000	---	10800	---	---	**57**	**30%**	Q-04
Benzo(a)pyrene	**27100**	1360	2720	ug/kg dry	1000	---	15500	---	---	**54**	**30%**	Q-04
Benzo(b)fluoranthene	**23300**	1360	2720	ug/kg dry	1000	---	13000	---	---	**57**	**30%**	Q-04
Benzo(k)fluoranthene	**7300**	1360	2720	ug/kg dry	1000	---	16400	---	---	**77**	**30%**	M-05, Q-04
Benzo(g,h,i)perylene	**20900**	1360	2720	ug/kg dry	1000	---	11500	---	---	**58**	**30%**	Q-04
Chrysene	**25600**	1360	2720	ug/kg dry	1000	---	13500	---	---	**62**	**30%**	Q-04
Dibenz(a,h)anthracene	**2170**	1360	2720	ug/kg dry	1000	---	ND	---	---		**30%**	Q-04, J
Fluoranthene	**84600**	1360	2720	ug/kg dry	1000	---	42100	---	---	**67**	**30%**	Q-04
Fluorene	**14100**	1360	2720	ug/kg dry	1000	---	6780	---	---	**70**	**30%**	Q-04
Indeno(1,2,3-cd)pyrene	**17600**	1360	2720	ug/kg dry	1000	---	9970	---	---	**55**	**30%**	Q-04
2-Methylnaphthalene	ND	1360	2720	ug/kg dry	1000	---	ND	---	---	---	30%	
Naphthalene	**2460**	1360	2720	ug/kg dry	1000	---	6080	---	---	**85**	**30%**	Q-04, J
Phenanthrene	**111000**	1360	2720	ug/kg dry	1000	---	50500	---	---	**75**	**30%**	Q-04, B-02
Pyrene	**76000**	1360	2720	ug/kg dry	1000	---	41500	---	---	**59**	**30%**	Q-04
Surr: 2-Fluorobiphenyl (Surr)			*Recovery: 129 %*	*Limits: 44-120 %*			*Dilution: 1000x*					S-05
p-Terphenyl-d14 (Surr)			*140 %*	*54-127 %*			*"*					S-05
Matrix Spike (0030163-MS1)			Prepared: 03/05/20 07:02	Analyzed: 03/06/20 11:35								**H-08**
QC Source Sample: Non-SDG (A0C0030-03)												

Apex Laboratories

The results in this report apply to the samples analyzed in accordance with the chain of custody document. This analytical report must be reproduced in its entirety.

Darwin Thomas, Business Development Director

Apex Laboratories, LLC
6700 S.W. Sandburg Street
Tigard, OR 97223
503-718-2323
EPA ID: OR01039

Anchor QEA, LLC	Project: **Gasco PreRD DG 2019 - 4a-b. DOC-CAP Testing Cores**	
6720 SW Macadam Ave. Suite 125	Project Number: **[none]**	**Report ID:**
Portland, OR 97219	Project Manager: **Ryan Barth**	**A0C0026 - 03 24 20 1514**

QUALITY CONTROL (QC) SAMPLE RESULTS

Polyaromatic Hydrocarbons (PAHs) by EPA 8270D (Scan)

Analyte	Result	Detection Limit	Reporting Limit	Units	Dilution	Spike Amount	Source Result	% REC	% REC Limits	RPD	RPD Limit	Notes
Batch 0030163 - EPA 3546							**Sediment**					
Matrix Spike (0030163-MS1)			Prepared: 03/05/20 07:02		Analyzed: 03/06/20 11:35							**H-08**
QC Source Sample: Non-SDG (A0C0030-03)												
EPA 8270D												
Acenaphthene	95.6	1.56	3.12	ug/kg dry	1	24.9	54.9	**163**	**40-123%**	---	---	Q-03
Acenaphthylene	24.8	1.56	3.12	ug/kg dry	1	24.9	1.64	93	32-132%	---	---	
Anthracene	26.3	1.56	3.12	ug/kg dry	1	24.9	ND	105	47-123%	---	---	
Benz(a)anthracene	24.4	1.56	3.12	ug/kg dry	1	24.9	1.59	92	49-126%	---	---	
Benzo(a)pyrene	25.2	1.56	3.12	ug/kg dry	1	24.9	ND	101	45-129%	---	---	
Benzo(b)fluoranthene	25.3	1.56	3.12	ug/kg dry	1	24.9	1.59	95	45-132%	---	---	
Benzo(k)fluoranthene	25.1	1.56	3.12	ug/kg dry	1	24.9	ND	101	47-132%	---	---	
Benzo(g,h,i)perylene	24.5	1.56	3.12	ug/kg dry	1	24.9	ND	98	43-134%	---	---	
Chrysene	25.8	1.56	3.12	ug/kg dry	1	24.9	2.60	93	50-124%	---	---	
Dibenz(a,h)anthracene	24.0	1.56	3.12	ug/kg dry	1	24.9	ND	96	45-134%	---	---	
Fluoranthene	29.6	1.56	3.12	ug/kg dry	1	24.9	9.60	80	50-127%	---	---	
Fluorene	33.0	1.56	3.12	ug/kg dry	1	24.9	6.37	107	43-125%	---	---	
Indeno(1,2,3-cd)pyrene	24.1	1.56	3.12	ug/kg dry	1	24.9	ND	97	45-133%	---	---	
2-Methylnaphthalene	22.0	1.56	3.12	ug/kg dry	1	24.9	ND	88	38-122%	---	---	
Naphthalene	30.0	1.56	3.12	ug/kg dry	1	24.9	2.61	110	35-123%	---	---	
Phenanthrene	48.5	1.56	3.12	ug/kg dry	1	24.9	23.7	100	50-121%	---	---	B-02
Pyrene	24.2	1.56	3.12	ug/kg dry	1	24.9	10.7	54	47-127%	---	---	
Surr: 2-Fluorobiphenyl (Surr)			*Recovery: 89 %*		*Limits: 44-120 %*			*Dilution: 1x*				
p-Terphenyl-d14 (Surr)			*79 %*		*54-127 %*			*"*				
Matrix Spike Dup (0030163-MSD1)			Prepared: 03/05/20 07:02		Analyzed: 03/06/20 12:08							**H-08**
QC Source Sample: Non-SDG (A0C0030-03)												
Acenaphthene	70.4	1.52	3.04	ug/kg dry	1	24.3	54.9	64	40-123%	30	30%	
Acenaphthylene	20.8	1.52	3.04	ug/kg dry	1	24.3	1.64	79	32-132%	17	30%	
Anthracene	21.0	1.52	3.04	ug/kg dry	1	24.3	ND	86	47-123%	22	30%	
Benz(a)anthracene	21.3	1.52	3.04	ug/kg dry	1	24.3	1.59	81	49-126%	14	30%	
Benzo(a)pyrene	21.5	1.52	3.04	ug/kg dry	1	24.3	ND	88	45-129%	16	30%	
Benzo(b)fluoranthene	21.4	1.52	3.04	ug/kg dry	1	24.3	1.59	81	45-132%	17	30%	
Benzo(k)fluoranthene	21.3	1.52	3.04	ug/kg dry	1	24.3	ND	88	47-132%	16	30%	
Benzo(g,h,i)perylene	20.4	1.52	3.04	ug/kg dry	1	24.3	ND	84	43-134%	18	30%	
Chrysene	21.6	1.52	3.04	ug/kg dry	1	24.3	2.60	78	50-124%	18	30%	
Dibenz(a,h)anthracene	20.1	1.52	3.04	ug/kg dry	1	24.3	ND	83	45-134%	18	30%	

Apex Laboratories

The results in this report apply to the samples analyzed in accordance with the chain of custody document. This analytical report must be reproduced in its entirety.

Darwin Thomas, Business Development Director

Apex Laboratories, LLC
6700 S.W. Sandburg Street
Tigard, OR 97223
503-718-2323
EPA ID: OR01039

Anchor QEA, LLC	Project: **Gasco PreRD DG 2019 - 4a-b. DOC-CAP Testing Cores**	
6720 SW Macadam Ave. Suite 125	Project Number: **[none]**	**Report ID:**
Portland, OR 97219	Project Manager: **Ryan Barth**	**A0C0026 - 03 24 20 1514**

QUALITY CONTROL (QC) SAMPLE RESULTS

Polyaromatic Hydrocarbons (PAHs) by EPA 8270D (Scan)

Analyte	Result	Detection Limit	Reporting Limit	Units	Dilution	Spike Amount	Source Result	% REC	% REC Limits	RPD	RPD Limit	Notes
Batch 0030163 - EPA 3546							**Sediment**					
Matrix Spike Dup (0030163-MSD1)			Prepared: 03/05/20 07:02		Analyzed: 03/06/20 12:08							**H-08**
QC Source Sample: Non-SDG (A0C0030-03)												
Fluoranthene	24.6	1.52	3.04	ug/kg dry	1	24.3	9.60	62	50-127%	18	30%	
Fluorene	27.0	1.52	3.04	ug/kg dry	1	24.3	6.37	85	43-125%	20	30%	
Indeno(1,2,3-cd)pyrene	20.1	1.52	3.04	ug/kg dry	1	24.3	ND	83	45-133%	18	30%	
2-Methylnaphthalene	18.3	1.52	3.04	ug/kg dry	1	24.3	ND	75	38-122%	18	30%	
Naphthalene	22.6	1.52	3.04	ug/kg dry	1	24.3	2.61	82	35-123%	28	30%	
Phenanthrene	35.3	1.52	3.04	ug/kg dry	1	24.3	23.7	**48**	**50-121%**	**32**	**30%**	B-02, Q-01
Pyrene	19.5	1.52	3.04	ug/kg dry	1	24.3	10.7	**36**	**47-127%**	21	30%	Q-01
Surr: 2-Fluorobiphenyl (Surr)			*Recovery: 76 %*		*Limits: 44-120 %*				*Dilution: 1x*			
p-Terphenyl-d14 (Surr)			*71 %*		*54-127 %*				*"*			

Apex Laboratories

The results in this report apply to the samples analyzed in accordance with the chain of custody document. This analytical report must be reproduced in its entirety.

Darwin Thomas, Business Development Director

Apex Laboratories, LLC
6700 S.W. Sandburg Street
Tigard, OR 97223
503-718-2323
EPA ID: OR01039

Anchor QEA, LLC	Project: **Gasco PreRD DG 2019 - 4a-b. DOC-CAP Testing Cores**	
6720 SW Macadam Ave. Suite 125	Project Number: **[none]**	**Report ID:**
Portland, OR 97219	Project Manager: **Ryan Barth**	**A0C0026 - 03 24 20 1514**

QUALITY CONTROL (QC) SAMPLE RESULTS

Demand Parameters

Analyte	Result	Detection Limit	Reporting Limit	Units	Dilution	Spike Amount	Source Result	% REC	% REC Limits	RPD	RPD Limit	Notes
Batch 0030256 - PSEP-5310B TOC							**Sediment**					
Blank (0030256-BLK1)			Prepared: 03/06/20 17:19		Analyzed: 03/10/20 20:22							
SM 5310 B MOD												
Total Organic Carbon	ND	0.020	0.020	% by Weight	1	---	---	---	---	---	---	
LCS (0030256-BS1)			Prepared: 03/06/20 17:19		Analyzed: 03/10/20 20:33							
SM 5310 B MOD												
Total Organic Carbon	9500			mg/kg	1	10000	---	95	90-110%	---	---	
Duplicate (0030256-DUP1)			Prepared: 03/06/20 17:19		Analyzed: 03/10/20 20:55							
QC Source Sample: Non-SDG (A0C0024-01)												
Total Organic Carbon	**0.11**	0.020	0.020	% by Weight	1	---	0.18	---	---	**46**	**20%**	H-08, Q-04
Duplicate (0030256-DUP2)			Prepared: 03/06/20 17:19		Analyzed: 03/10/20 21:05							
QC Source Sample: Non-SDG (A0C0024-01)												
Total Organic Carbon	**0.12**	0.020	0.020	% by Weight	1	---	0.18	---	---	**43**	**20%**	H-08, Q-04
Duplicate (0030256-DUP3)			Prepared: 03/06/20 17:19		Analyzed: 03/10/20 23:26							
QC Source Sample: Non-SDG (A0C0024-11)												
Total Organic Carbon	**3.1**	0.020	0.020	% by Weight	1	---	3.2	---	---	0.4	20%	H-08
Duplicate (0030256-DUP4)			Prepared: 03/06/20 17:19		Analyzed: 03/10/20 23:37							
QC Source Sample: Non-SDG (A0C0024-11)												
Total Organic Carbon	**3.2**	0.020	0.020	% by Weight	1	---	3.2	---	---	1	20%	H-08
Duplicate (0030256-DUP5)			Prepared: 03/06/20 17:19		Analyzed: 03/11/20 01:03							
QC Source Sample: PDI-020SC-A-04-05-191008 (A0C0026-01)												
SM 5310 B MOD												
Total Organic Carbon	**0.029**	0.020	0.020	% by Weight	1	---	0.037	---	---	**23**	**20%**	H-08, Q-05
Duplicate (0030256-DUP6)			Prepared: 03/06/20 17:19		Analyzed: 03/11/20 01:14							
QC Source Sample: PDI-020SC-A-04-05-191008 (A0C0026-01)												
SM 5310 B MOD												
Total Organic Carbon	**0.025**	0.020	0.020	% by Weight	1	---	0.037	---	---	**37**	**20%**	H-08, Q-05

Apex Laboratories

The results in this report apply to the samples analyzed in accordance with the chain of custody document. This analytical report must be reproduced in its entirety.

Darwin Thomas, Business Development Director

Apex Laboratories, LLC

6700 S.W. Sandburg Street
Tigard, OR 97223
503-718-2323
EPA ID: OR01039

Anchor QEA, LLC	Project: **Gasco PreRD DG 2019 - 4a-b. DOC-CAP Testing Cores**	
6720 SW Macadam Ave. Suite 125	Project Number: **[none]**	**Report ID:**
Portland, OR 97219	Project Manager: **Ryan Barth**	**A0C0026 - 03 24 20 1514**

QUALITY CONTROL (QC) SAMPLE RESULTS

Demand Parameters

Analyte	Result	Detection Limit	Reporting Limit	Units	Dilution	Spike Amount	Source Result	% REC	% REC Limits	RPD	RPD Limit	Notes
Batch 0030256 - PSEP-5310B TOC							**Sediment**					
Duplicate (0030256-DUP7)			Prepared: 03/06/20 17:19		Analyzed: 03/11/20 01:35							
QC Source Sample: Non-SDG (A0C0029-01)												
Total Organic Carbon	**0.050**	0.020	0.020	% by Weight	1	---	0.080	---	---	**46**	**20%**	H-08, Q-05
Duplicate (0030256-DUP8)			Prepared: 03/06/20 17:19		Analyzed: 03/11/20 01:46							
QC Source Sample: Non-SDG (A0C0029-01)												
Total Organic Carbon	**0.052**	0.020	0.020	% by Weight	1	---	0.080	---	---	**43**	**20%**	H-08, Q-05

Apex Laboratories

The results in this report apply to the samples analyzed in accordance with the chain of custody document. This analytical report must be reproduced in its entirety.

Darwin Thomas, Business Development Director

Apex Laboratories, LLC

6700 S.W. Sandburg Street
Tigard, OR 97223
503-718-2323
EPA ID: OR01039

Anchor QEA, LLC	Project: **Gasco PreRD DG 2019 - 4a-b. DOC-CAP Testing Cores**	
6720 SW Macadam Ave. Suite 125	Project Number: **[none]**	**Report ID:**
Portland, OR 97219	Project Manager: **Ryan Barth**	**A0C0026 - 03 24 20 1514**

QUALITY CONTROL (QC) SAMPLE RESULTS

Solid and Moisture Determinations

Analyte	Result	Detection Limit	Reporting Limit	Units	Dilution	Spike Amount	Source Result	% REC	% REC Limits	RPD	RPD Limit	Notes
Batch 0030125 - Total Solids (SM2540G/PSEP)							**Sediment**					
Duplicate (0030125-DUP1)			Prepared: 03/04/20 10:16		Analyzed: 03/10/20 17:14							
QC Source Sample: PDI-020SC-A-04-05-191008 (A0C0026-01)												
SM 2540 G												
Total Solids	**82.0**	1.00	1.00	% by Weight	1	---	85.3	---	---	4	10%	

Apex Laboratories

The results in this report apply to the samples analyzed in accordance with the chain of custody document. This analytical report must be reproduced in its entirety.

Darwin Thomas, Business Development Director

Apex Laboratories, LLC
6700 S.W. Sandburg Street
Tigard, OR 97223
503-718-2323
EPA ID: OR01039

Anchor QEA, LLC	Project: **Gasco PreRD DG 2019 - 4a-b. DOC-CAP Testing Cores**	
6720 SW Macadam Ave. Suite 125	Project Number: **[none]**	**Report ID:**
Portland, OR 97219	Project Manager: **Ryan Barth**	**A0C0026 - 03 24 20 1514**

SAMPLE PREPARATION INFORMATION

Polychlorinated Biphenyls by EPA 8082A

Prep: EPA 3546

Lab Number	Matrix	Method	Sampled	Prepared	Sample Initial/Final	Default Initial/Final	RL Prep Factor
Batch: 0030220							
A0C0026-01	Sediment	EPA 8082A	10/08/19 10:37	03/06/20 10:20	30.03g/2mL	30g/2mL	1.00

Organochlorine Pesticides by EPA 8081B

Prep: EPA 3546/3640A (GPC)

Lab Number	Matrix	Method	Sampled	Prepared	Sample Initial/Final	Default Initial/Final	RL Prep Factor
Batch: 0030254							
A0C0026-01RE1	Sediment	EPA 8081B	10/08/19 10:37	03/05/20 11:08	10.12g/10mL	10g/5mL	1.98

Polyaromatic Hydrocarbons (PAHs) by EPA 8270D (Scan)

Prep: EPA 3546

Lab Number	Matrix	Method	Sampled	Prepared	Sample Initial/Final	Default Initial/Final	RL Prep Factor
Batch: 0030163							
A0C0026-01	Sediment	EPA 8270D	10/08/19 10:37	03/05/20 07:02	10.65g/5mL	10g/5mL	0.94

Demand Parameters

Prep: PSEP-5310B TOC

Lab Number	Matrix	Method	Sampled	Prepared	Sample Initial/Final	Default Initial/Final	RL Prep Factor
Batch: 0030256							
A0C0026-01	Sediment	SM 5310 B MOD	10/08/19 10:37	03/06/20 17:19			NA

Solid and Moisture Determinations

Prep: Total Solids (SM2540G/PSEP)

Lab Number	Matrix	Method	Sampled	Prepared	Sample Initial/Final	Default Initial/Final	RL Prep Factor
Batch: 0030125							
A0C0026-01	Sediment	SM 2540 G	10/08/19 10:37	03/04/20 10:16			NA

Apex Laboratories

The results in this report apply to the samples analyzed in accordance with the chain of custody document. This analytical report must be reproduced in its entirety.

Darwin Thomas, Business Development Director

Apex Laboratories, LLC

6700 S.W. Sandburg Street
Tigard, OR 97223
503-718-2323
EPA ID: OR01039

Anchor QEA, LLC	Project: **Gasco PreRD DG 2019 - 4a-b. DOC-CAP Testing Cores**	
6720 SW Macadam Ave. Suite 125	Project Number: **[none]**	**Report ID:**
Portland, OR 97219	Project Manager: **Ryan Barth**	**A0C0026 - 03 24 20 1514**

QUALIFIER DEFINITIONS

Client Sample and Quality Control (QC) Sample Qualifier Definitions:

Apex Laboratories

B-02	Analyte detected in an associated blank at a level between one-half the MRL and the MRL. (See Notes and Conventions below.)
C-05	Extract has undergone a GPC (Gel-Permeation Chromatography) cleanup per EPA 3640A. Reporting levels may be raised due to dilution necessary for cleanup. Sample Final Volume includes the GPC dilution factor, see the Prep page for details.
C-07	Extract has undergone Sulfuric Acid Cleanup by EPA 3665A, Sulfur Cleanup by EPA 3660B, and Florisil Cleanup by EPA 3620B in order to minimize matrix interference.
H-08	Sample hold time extended by freezing at -18 degrees C. Total time at 4 degrees C was less than the standard hold time.
J	Estimated Result. Result detected below the lowest point of the calibration curve, but above the specified MDL.
M-05	Estimated results. Peak separation for structural isomers is insufficient for accurate quantification.
Q-01	Spike recovery and/or RPD is outside acceptance limits.
Q-03	Spike recovery and/or RPD is outside control limits due to the high concentration of analyte present in the sample.
Q-04	Spike recovery and/or RPD is outside control limits due to a non-homogeneous sample matrix.
Q-05	Analyses are not controlled on RPD values from sample and duplicate concentrations that are below 5 times the reporting level.
Q-42	Matrix Spike and/or Duplicate analysis was performed on this sample. % Recovery or RPD for this analyte is outside laboratory control limits. (Refer to the QC Section of Analytical Report.)
R-04	Reporting levels elevated due to preparation and/or analytical dilution necessary for analysis.
S-05	Surrogate recovery is estimated due to sample dilution required for high analyte concentration and/or matrix interference.

Apex Laboratories

The results in this report apply to the samples analyzed in accordance with the chain of custody document. This analytical report must be reproduced in its entirety.

Darwin Thomas, Business Development Director

Apex Laboratories, LLC

6700 S.W. Sandburg Street
Tigard, OR 97223
503-718-2323
EPA ID: OR01039

Anchor QEA, LLC	Project: **Gasco PreRD DG 2019 - 4a-b. DOC-CAP Testing Cores**	
6720 SW Macadam Ave. Suite 125	Project Number: **[none]**	**Report ID:**
Portland, OR 97219	Project Manager: **Ryan Barth**	**A0C0026 - 03 24 20 1514**

REPORTING NOTES AND CONVENTIONS:

Abbreviations:

DET Analyte DETECTED at or above the detection or reporting limit.

ND Analyte NOT DETECTED at or above the detection or reporting limit.

NR Result Not Reported

RPD Relative Percent Difference. RPDs for Matrix Spikes and Matrix Spike Duplicates are based on concentration, not recovery.

Detection Limits: Limit of Detection (LOD)

Limits of Detection (LODs) are normally set at a level of one half the validated Limit of Quantitation (LOQ).
If no value is listed ('-----'), then the data has not been evaluated below the Reporting Limit.

Reporting Limits: Limit of Quantitation (LOQ)

Validated Limits of Quantitation (LOQs) are reported as the Reporting Limits for all analyses where the LOQ, MRL, PQL or CRL are requested. The LOQ represents a level at or above the low point of the calibration curve, that has been validated according to Apex Laboratories' comprehensive LOQ policies and procedures.

Reporting Conventions:

Basis: Results for soil samples are generally reported on a 100% dry weight basis.
The Result Basis is listed following the units as " dry", " wet", or " " (blank) designation.

" dry" Sample results and Reporting Limits are reported on a dry weight basis. (i.e. "ug/kg dry")
See Percent Solids section for details of dry weight analysis.

" wet" Sample results and Reporting Limits for this analysis are normally dry weight corrected, but have not been modified in this case.

" " Results without 'wet' or 'dry' designation are not normally dry weight corrected. These results are considered 'As Received'.

QC Source:

In cases where there is insufficient sample provided for Sample Duplicates and/or Matrix Spikes, a Lab Control Sample Duplicate (LCS Dup) may be analyzed to demonstrate accuracy and precision of the extraction batch.

Non-Client Batch QC Samples (Duplicates and Matrix Spike/Duplicates) may not be included in this report. Please request a Full QC report if this data is required.

Miscellaneous Notes:

" --- " QC results are not applicable. For example, % Recoveries for Blanks and Duplicates, % RPD for Blanks, Blank Spikes and Matrix Spikes, etc.

" *** " Used to indicate a possible discrepancy with the Sample and Sample Duplicate results when the %RPD is not available. In this case, either the Sample or the Sample Duplicate has a reportable result for this analyte, while the other is Non Detect (ND).

Blanks:

Standard practice is to evaluate the results from Blank QC Samples down to a level equal to ½ the Reporting Limit (RL).
-For Blank hits falling between ½ the RL and the RL (J flagged hits), the associated sample and QC data will receive a 'B-02' qualifier.
-For Blank hits above the RL, the associated sample and QC data will receive a 'B' qualifier, per Apex Laboratories' Blank Policy.
For further details, please request a copy of this document.

Apex Laboratories

The results in this report apply to the samples analyzed in accordance with the chain of custody document. This analytical report must be reproduced in its entirety.

Darwin Thomas, Business Development Director

Apex Laboratories, LLC

6700 S.W. Sandburg Street
Tigard, OR 97223
503-718-2323
EPA ID: OR01039

Anchor QEA, LLC	Project: **Gasco PreRD DG 2019 - 4a-b. DOC-CAP Testing Cores**	
6720 SW Macadam Ave. Suite 125	Project Number: **[none]**	**Report ID:**
Portland, OR 97219	Project Manager: **Ryan Barth**	**A0C0026 - 03 24 20 1514**

REPORTING NOTES AND CONVENTIONS (Cont.):

Blanks (Cont.):

Sample results flagged with a 'B' or 'B-02' qualifier are potentially biased high if the sample results are less than ten times the level found in the blank for inorganic analyses, or less than five times the level found in the blank for organic analyses.

'B' and 'B-02' qualifications are only applied to sample results detected above the Reporting Level.

Preparation Notes:

Mixed Matrix Samples:

Water Samples:

Water samples containing significant amounts of sediment are decanted or separated prior to extraction, and only the water portion analyzed, unless otherwise directed by the client.

Soil and Sediment Samples:

Soil and Sediment samples containing significant amounts of water are decanted prior to extraction, and only the solid portion analyzed, unless otherwise directed by the client.

Sampling and Preservation Notes:

Certain regulatory programs, such as National Pollutant Discharge Elimination System (NPDES), require that activities such as sample filtration (for dissolved metals, orthophosphate, hexavalent chromium, etc.) and testing of short hold analytes (pH, Dissolved Oxygen, etc.) be performed in the field (on-site) within a short time window. In addition, sample matrix spikes are required for some analyses, and sufficient volume must be provided, and billable site specific QC requested, if this is required. All regulatory permits should be reviewed to ensure that these requirements are being met.

Data users should be aware of which regulations pertain to the samples they submit for testing. If related sample collection activities are not approved for a particular regulatory program, results should be considered estimates. Apex Laboratories will qualify these analytes according to the most stringent requirements, however results for samples that are for non-regulatory purposes may be acceptable.

Samples that have been filtered and preserved at Apex Laboratories per client request are listed in the preparation section of the report with the date and time of filtration listed.

Apex Laboratories maintains detailed records on sample receipt, including client label verification, cooler temperature, sample preservation, hold time compliance and field filtration. Data is qualified as necessary, and the lack of qualification indicates compliance with required parameters.

Apex Laboratories

The results in this report apply to the samples analyzed in accordance with the chain of custody document. This analytical report must be reproduced in its entirety.

Darwin Thomas, Business Development Director

Apex Laboratories, LLC

6700 S.W. Sandburg Street
Tigard, OR 97223
503-718-2323
EPA ID: OR01039

Anchor QEA, LLC	Project: **Gasco PreRD DG 2019 - 4a-b. DOC-CAP Testing Cores**	
6720 SW Macadam Ave. Suite 125	Project Number: **[none]**	**Report ID:**
Portland, OR 97219	Project Manager: **Ryan Barth**	**A0C0026 - 03 24 20 1514**

LABORATORY ACCREDITATION INFORMATION

TNI Certification ID: OR100062 (Primary Accreditation) - EPA ID: OR01039

All methods and analytes reported from work performed at Apex Laboratories are included on Apex Laboratories' ORELAP Scope of Certification, with the exception of any analyte(s) listed below:

Apex Laboratories

Matrix	Analysis	TNI_ID	Analyte	TNI_ID	Accreditation

All reported analytes are included in Apex Laboratories' current ORELAP scope.

Secondary Accreditations

Apex Laboratories also maintains reciprocal accreditation with non-TNI states (Washington DOE), as well as other state specific accreditations not listed here.

Subcontract Laboratory Accreditations

Subcontracted data falls outside of Apex Laboratories' Scope of Accreditation.
Please see the Subcontract Laboratory report for full details, or contact your Project Manager for more information.

Field Testing Parameters

Results for Field Tested data are provded by the client or sampler, and fall outside of Apex Laboratories' Scope of Accreditation.

Apex Laboratories

The results in this report apply to the samples analyzed in accordance with the chain of custody document. This analytical report must be reproduced in its entirety.

Darwin Thomas, Business Development Director

Apex Laboratories, LLC

6700 S.W. Sandburg Street
Tigard, OR 97223
503-718-2323
EPA ID: OR01039

Anchor QEA, LLC	Project: **Gasco PreRD DG 2019 - 4a-b. DOC-CAP Testing Cores**	
6720 SW Macadam Ave. Suite 125	Project Number: **[none]**	**Report ID:**
Portland, OR 97219	Project Manager: **Ryan Barth**	**A0C0026 - 03 24 20 1514**

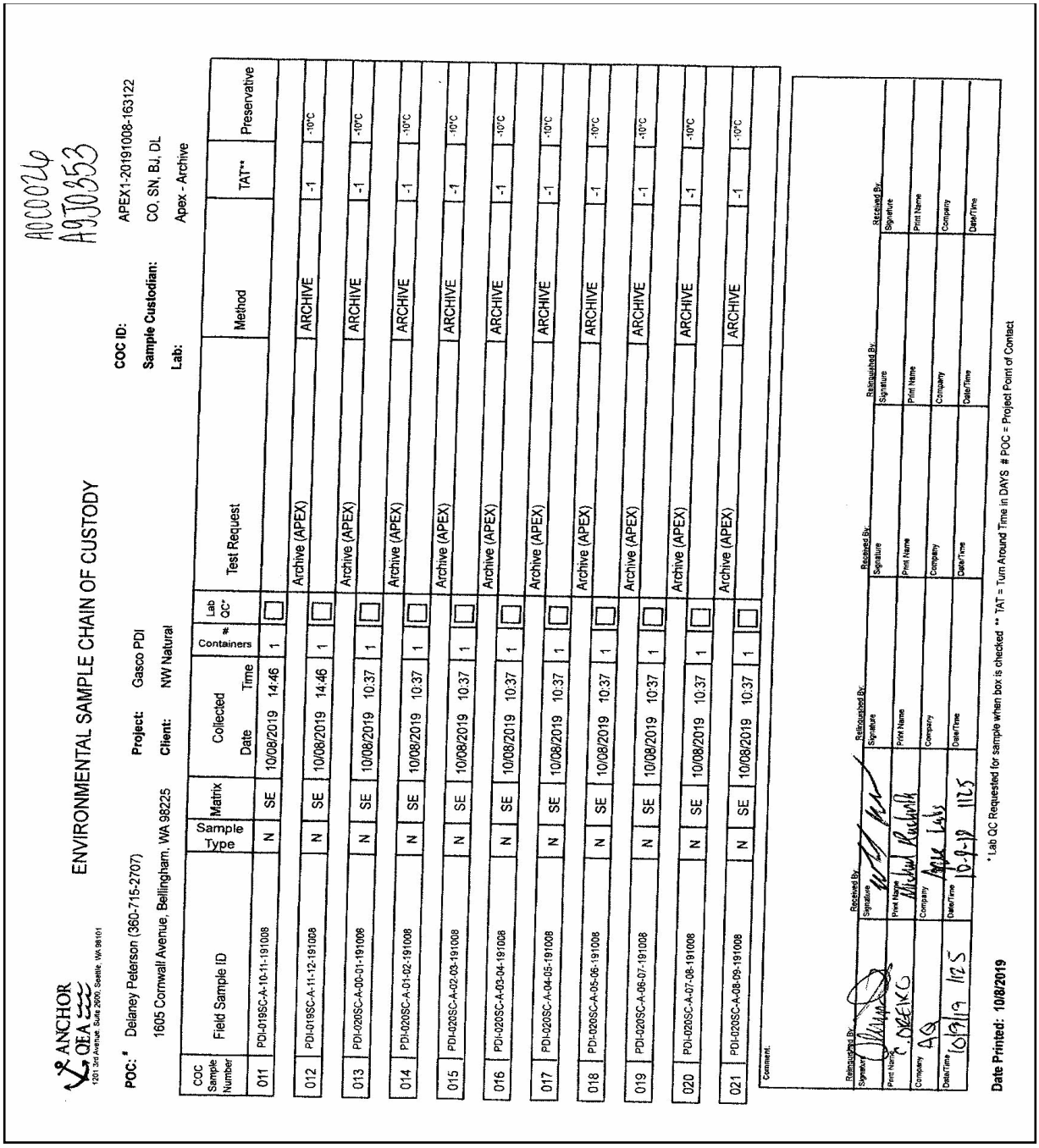

ENVIRONMENTAL SAMPLE CHAIN OF CUSTODY

A0C0026
A9T0353

ANCHOR QEA
1201 3rd Avenue, Suite 2600, Seattle, WA 98101

POC: * Delaney Peterson (360-715-2707)
1605 Cornwall Avenue, Bellingham, WA 98225

Project: Gasco PDI
Client: NW Natural

COC ID: APEX1-20191008-163122
Sample Custodian: CO, SN, BJ, DL
Lab: Apex - Archive

COC Sample Number	Field Sample ID	Sample Type	Matrix	Collected Date	Collected Time	# Containers	Lab QC*	Test Request	Method	TAT**	Preservative
011	PDI-019SC-A-10-11-191008	N	SE	10/08/2019	14:46	1		Archive (APEX)	ARCHIVE	-1	-10°C
012	PDI-019SC-A-11-12-191008	N	SE	10/08/2019	14:46	1		Archive (APEX)	ARCHIVE	-1	-10°C
013	PDI-020SC-A-00-01-191008	N	SE	10/08/2019	10:37	1		Archive (APEX)	ARCHIVE	-1	-10°C
014	PDI-020SC-A-01-02-191008	N	SE	10/08/2019	10:37	1		Archive (APEX)	ARCHIVE	-1	-10°C
015	PDI-020SC-A-02-03-191008	N	SE	10/08/2019	10:37	1		Archive (APEX)	ARCHIVE	-1	-10°C
016	PDI-020SC-A-03-04-191008	N	SE	10/08/2019	10:37	1		Archive (APEX)	ARCHIVE	-1	-10°C
017	PDI-020SC-A-04-05-191008	N	SE	10/08/2019	10:37	1		Archive (APEX)	ARCHIVE	-1	-10°C
018	PDI-020SC-A-05-06-191008	N	SE	10/08/2019	10:37	1		Archive (APEX)	ARCHIVE	-1	-10°C
019	PDI-020SC-A-06-07-191008	N	SE	10/08/2019	10:37	1		Archive (APEX)	ARCHIVE	-1	-10°C
020	PDI-020SC-A-07-08-191008	N	SE	10/08/2019	10:37	1		Archive (APEX)	ARCHIVE	-1	-10°C
021	PDI-020SC-A-08-09-191008	N	SE	10/08/2019	10:37	1		Archive (APEX)	ARCHIVE	-1	-10°C

Comment:

Relinquished By: Signature / Print Name / Company / Date/Time 10/9/19 1125
Received By: Signature / Print Name / Company / Date/Time
Relinquished By: Signature / Print Name / Company / Date/Time
Received By: Signature / Print Name / Company / Date/Time
Relinquished By: Signature / Print Name / Company / Date/Time
Received By: Signature / Print Name / Company / Date/Time

* Lab QC Requested for sample when box is checked ** TAT = Turn Around Time in DAYS # POC = Project Point of Contact

Date Printed: 10/8/2019

Apex Laboratories

The results in this report apply to the samples analyzed in accordance with the chain of custody document. This analytical report must be reproduced in its entirety.

Darwin Thomas, Business Development Director

Apex Laboratories, LLC
6700 S.W. Sandburg Street
Tigard, OR 97223
503-718-2323
EPA ID: OR01039

Anchor QEA, LLC	Project: **Gasco PreRD DG 2019 - 4a-b. DOC-CAP Testing Cores**	
6720 SW Macadam Ave. Suite 125	Project Number: **[none]**	**Report ID:**
Portland, OR 97219	Project Manager: **Ryan Barth**	**A0C0026 - 03 24 20 1514**

APEX LABS COOLER RECEIPT FORM

A0C0026

Client: Anchor QEA Element WO#: A9J0353

Project/Project #: Gasco PDI

Delivery Info:

Date/time received: 10-9-19 @ 1125 By: MK

Delivered by: Apex X Client ___ ESS ___ FedEx ___ UPS ___ Swift ___ Senvoy ___ SDS ___ Other ___

Cooler Inspection Date/time inspected: 10-9-19 @ 1250 By: MK

Chain of Custody included? Yes X No ___ Custody seals? Yes X No ___

Signed/dated by client? Yes X No ___

Signed/dated by Apex? Yes X No ___

	Cooler #1	Cooler #2	Cooler #3	Cooler #4	Cooler #5	Cooler #6	Cooler #7
Temperature (°C)	2.8	6.9					
Received on ice? (Y/N)	Y	Y					
Temp. blanks? (Y/N)	Y	Y					
Ice type: (Gel/Real/Other)	Real	"					
Condition:	good	"					

Cooler out of temp? (Y/N) Possible reason why: ___

If some coolers are in temp and some out, were green dots applied to out of temperature samples? Yes/No/NA

Out of temperature samples form initiated? Yes/No/NA

Samples Inspection: Date/time inspected: 10/10/19 @ 1210 By: ___

All samples intact? Yes X No ___ Comments: ___

Bottle labels/COCs agree? Yes ✓ No ___ Comments: ___

COC/container discrepancies form initiated? Yes ___ No ___ NA X

Containers/volumes received appropriate for analysis? Yes ✓ No ___ Comments: ___

Do VOA vials have visible headspace? Yes ___ No ___ NA ✓

Comments ___

Water samples: pH checked: Yes ___ No ___ NA X pH appropriate? Yes ___ No ___ NA X

Comments: ___

Additional information: ___

Labeled by: ___ Witness: ___ Cooler Inspected by: CFH See Project Contact Form: Y

Apex Laboratories

The results in this report apply to the samples analyzed in accordance with the chain of custody document. This analytical report must be reproduced in its entirety.

Darwin Thomas, Business Development Director

APEX LABORATORIES, LLC
6700 SW Sandburg St. Tigard OR 97223 phone 503-718-2323

Sample Receipt Documentation
(Work orders, Chain of Custody & Cooler Receipt Forms)

A0C0026

Apex Laboratories

Client: Anchor QEA, LLC
Project: Gasco PreRD_DG 2019 - 4a-b. DOC-CAP Testing

Project Manager: Darwin Thomas
Project Number: [none]

Report To:
Anchor QEA, LLC
Ryan Barth
6720 SW Macadam Ave. Suite 125
Portland, OR 97219
Phone: (503) 670-1108
Fax: na

Invoice To:
Anchor QEA, LLC Seattle
Accounts Payable
1201 3rd Avenue, Suite 2600
Seattle, WA 98101
Phone :(206) 287-9130
Fax: (206) 287-9131

Date Due: 03/16/20 17:00 (108 day TAT)

Received By: Mike Kachnik
Date Received: 10/09/19 11:25

Logged In By: Susan L. Treat
Date Logged In: 03/02/20 14:38

Cooler #1 received at 2.8°C

Custody Seals	Yes	Containers Intact	Yes	COC/Labels Agree	Yes	PH Confirmed	No	Received On Ice	Yes
Temperature OK	Yes								

Cooler #2 received at 0.9°C

Custody Seals	Yes	Containers Intact	Yes	COC/Labels Agree	Yes	PH Confirmed	No	Received On Ice	Yes
Temperature OK	Yes								

Analysis	Due	TAT	Expires	Comments
A0C0026-01 PDI-020SC-A-04-05-191008 [Sediment] Sampled 10/08/19 10:37 (GMT-08:00) Pacific Time (US & Canada) 1 Containers				**A9J0353-17**
Dry Weight				
Dry Weight	03/16/20 17:00	3	04/05/20 10:37	Use Results from TS.. Make NR once completed.
Project Mgmt				
Data Package	04/13/20 17:00	20	01/15/20 10:37	
Semivols (ECD)				
8081B 2,4+4,4-DDx Only (+Add)	03/16/20 17:00	10	10/22/19 10:37	MDL. Use Custom Spike.
8082 PCBs - Low Level (30g/2mL)	03/16/20 17:00	10	10/07/20 10:37	+1262,1268
Semivols (Scan)				
8270D LL PAH Only (Scan)	03/16/20 17:00	10	10/22/19 10:37	
Wet Chem				
Solids, Total (SM 2540 G,B)	03/16/20 17:00	10	04/05/20 10:37	Use Results for Dry Weight (Not for Waters)
Total Organic Carbon - Soil (5310 B)	03/16/20 17:00	10	11/05/19 10:37	

Reviewed By

Date

A0C0026
A9J0353

ANCHOR QEA
1201 3rd Avenue, Suite 2600, Seattle, WA 98101

ENVIRONMENTAL SAMPLE CHAIN OF CUSTODY

POC: * Delaney Peterson (360-715-2707)
1605 Cornwall Avenue, Bellingham, WA 98225

Project: Gasco PDI
Client: NW Natural

COC ID: APEX1-20191008-163122
Sample Custodian: CO, SN, BJ, DL
Lab: Apex - Archive

COC Sample Number	Field Sample ID	Sample Type	Matrix	Collected Date	Collected Time	Containers #	Lab QC*	Test Request	Method	TAT**	Preservative
011	PDI-019SC-A-10-11-191008	N	SE	10/08/2019	14:46	1	☐				
012	PDI-019SC-A-11-12-191008	N	SE	10/08/2019	14:46	1	☐	Archive (APEX)	ARCHIVE	-1	-10°C
013	PDI-020SC-A-00-01-191008	N	SE	10/08/2019	10:37	1	☐	Archive (APEX)	ARCHIVE	-1	-10°C
014	PDI-020SC-A-01-02-191008	N	SE	10/08/2019	10:37	1	☐	Archive (APEX)	ARCHIVE	-1	-10°C
015	PDI-020SC-A-02-03-191008	N	SE	10/08/2019	10:37	1	☐	Archive (APEX)	ARCHIVE	-1	-10°C
016	PDI-020SC-A-03-04-191008	N	SE	10/08/2019	10:37	1	☐	Archive (APEX)	ARCHIVE	-1	-10°C
017	PDI-020SC-A-04-05-191008	N	SE	10/08/2019	10:37	1	☐	Archive (APEX)	ARCHIVE	-1	-10°C
018	PDI-020SC-A-05-06-191008	N	SE	10/08/2019	10:37	1	☐	Archive (APEX)	ARCHIVE	-1	-10°C
019	PDI-020SC-A-06-07-191008	N	SE	10/08/2019	10:37	1	☐	Archive (APEX)	ARCHIVE	-1	-10°C
020	PDI-020SC-A-07-08-191008	N	SE	10/08/2019	10:37	1	☐	Archive (APEX)	ARCHIVE	-1	-10°C
021	PDI-020SC-A-08-09-191008	N	SE	10/08/2019	10:37	1	☐	Archive (APEX)	ARCHIVE	-1	-10°C

Comment:

Relinquished By:	Received By:	Relinquished By:	Received By:	Relinquished By:	Received By:
Signature [signature]	Signature [signature]	Signature	Signature	Signature	Signature
Print Name C. OREIKO	Print Name Michael Ruchnik	Print Name	Print Name	Print Name	Print Name
Company AQ	Company Apex Labs	Company	Company	Company	Company
Date/Time 10/9/19 1125	Date/Time 10-9-19 1125	Date/Time	Date/Time	Date/Time	Date/Time

Date Printed: 10/8/2019

* Lab QC Requested for sample when box is checked ** TAT = Turn Around Time in DAYS # POC = Project Point of Contact

APEX LABS COOLER RECEIPT FORM

AOC0026

Client: Anchor QEA Element WO#: A9 J0353

Project/Project #: Gasco PDI

Delivery Info:

Date/time received: 10-9-19 @ 1125 By: MK

Delivered by: Apex X Client ___ ESS ___ FedEx ___ UPS ___ Swift ___ Senvoy ___ SDS ___ Other ___

Cooler Inspection Date/time inspected: 10-9-19 @ 1250 By: MK

Chain of Custody included? Yes X No ___ Custody seals? Yes X No ___

Signed/dated by client? Yes X No ___

Signed/dated by Apex? Yes X No ___

	Cooler #1	Cooler #2	Cooler #3	Cooler #4	Cooler #5	Cooler #6	Cooler #7
Temperature (°C)	2.8	0.9					
Received on ice? (Y/N)	Y	Y					
Temp. blanks? (Y/N)	Y	Y					
Ice type: (Gel/Real/Other)	Real	"					
Condition:	good	"					

Cooler out of temp? (Y/N) Possible reason why: ___

If some coolers are in temp and some out, were green dots applied to out of temperature samples? Yes/No/NA

Out of temperature samples form initiated? Yes/No/NA

Samples Inspection: Date/time inspected: 10/10/19 @ 1200 By: ___

All samples intact? Yes X No ___ Comments: ___

Bottle labels/COCs agree? Yes ✓ No ___ Comments: ___

COC/container discrepancies form initiated? Yes ___ No ___ NA X

Containers/volumes received appropriate for analysis? Yes ✓ No ___ Comments: ___

Do VOA vials have visible headspace? Yes ___ No ___ NA ✓

Comments ___

Water samples: pH checked: Yes ___ No ___ NA X pH appropriate? Yes ___ No ___ NA X

Comments: ___

Additional information: ___

Labeled by: ___ Witness: TM Cooler Inspected by: CFH See Project Contact Form: Y

APEX LABORATORIES, LLC
6700 SW Sandburg St. Tigard OR 97223 phone 503-718-2323

CLP-Like Forms

Apex Laboratories

SDG: Gasco PreRD_DG 2019

CLASS: GC

METHOD: EPA 8082A

ANALYSES DATA PACKAGE COVER PAGE

EPA 8082A

Laboratory: Apex Laboratories
Client: Anchor QEA, LLC

SDG: Gasco PreRD_DG 2019
Project: Gasco PreRD_DG 2019 - 4a-b. DOC-CAP Testing C

Client Sample Id:	Lab Sample Id:	Matrix
PDI-020SC-A-04-05-191008	A0C0026-01	Sediment

I certify that this data package is in compliance with the terms and conditions of the contract, both technically and for completeness, for other than the conditions detailed above. Release of the data contained in this hardcopy data package and in computer-readable data submitted on diskette has been autorized by the Laboratory Manager or the Manager's designee, as verified by the following signatures.

Signature:
Name: David G. Jack

Forms Created: 3/26/2020 11:00AM
Title: Technical Manager

METHOD DETECTION AND REPORTING LIMITS

EPA 8082A

Laboratory: Apex Laboratories

SDG: Gasco_PreRD_DG 2019

Client: Anchor QEA, LLC

Project: Gasco_PreRD_DG 2019 - 4a-b. DOC-CAP

Batch Matrix: Sediment

Analyte	MDL	MRL	Units
Aroclor 1016	0.670	1.33	ug/kg
Aroclor 1221	0.670	1.33	ug/kg
Aroclor 1232	0.670	1.33	ug/kg
Aroclor 1242	0.670	1.33	ug/kg
Aroclor 1248	0.670	1.33	ug/kg
Aroclor 1254	0.670	1.33	ug/kg
Aroclor 1260	0.670	1.33	ug/kg
Aroclor 1262	0.670	1.33	ug/kg
Aroclor 1268	0.670	1.33	ug/kg

Note: MDLs are listed only if the corresponding analyte was evalutated to the MDL in this report .

ORGANIC ANALYSIS DATA SHEET

EPA 8082A

PDI-020SC-A-04-05-191008

Laboratory:	Apex Laboratories			SDG:	Gasco_PreRD_DG 2019
Client:	Anchor QEA, LLC			Project:	Gasco_PreRD_DG 2019 - 4a-b. DOC-CAP Testing Co
Matrix:	Sediment	Laboratory ID:	A0C0026-01	File ID:	ECD2R004.D
Sampled:	10/08/19 10:37	Prepared:	03/06/20 10:20	Analyzed:	03/11/20 08:25
Solids:	85.26	Preparation:	EPA 3546	Initial/Final:	30.03 g / 2 mL
Batch:	0030220	Sequence:	0C11019	Calibration:	A0A1501
Instrument:	DUALECD2R				

CAS NO.	COMPOUND	DILUTION	CONC. (ug/kg dry)	Q
12674-11-2	Aroclor 1016	1	0.785	U
11104-28-2	Aroclor 1221	1	0.785	U
11141-16-5	Aroclor 1232	1	0.785	U
53469-21-9	Aroclor 1242	1	0.785	U
12672-29-6	Aroclor 1248	1	0.785	U
11097-69-1	Aroclor 1254	1	0.785	U
11096-82-5	Aroclor 1260	1	0.785	U
37324-23-5	Aroclor 1262	1	0.785	U
11100-14-4	Aroclor 1268	1	0.785	U

SYSTEM MONITORING COMPOUND	ADDED (ug/kg dry)	CONC (ug/kg dry)	% REC	QC LIMITS	Q
Decachlorobiphenyl (Surr)	19.5	16.3	84	43 - 120	

* Values outside of QC limits

PREPARATION BATCH SUMMARY

EPA 8082A

Laboratory: Apex Laboratories
SDG: Gasco_PreRD_DG 2019
Client: Anchor QEA, LLC
Project: Gasco_PreRD_DG 2019 - 4a-b. DOC-CAP Testing Cc
Batch: 0030220 Batch Matrix: Sediment Preparation: EPA 3546

SAMPLE NAME	LAB SAMPLE ID	LAB FILE ID	DATE PREPARED	OBSERVATIONS
Blank	0030220-BLK1	ECD2R004.D	03/06/20 10:20	
LCS	0030220-BS1	ECD2R005.D	03/06/20 10:20	
PDI-020SC-A-04-05-191008	A0C0026-01	ECD2R004.D	03/06/20 10:20	

Note: Client samples are listed only if they are included in this report.
Duplicates and Matrix Spike/Duplicates QC Samples are only listed if sourced from a sample included in this report.

METHOD BLANK DATA SHEET

EPA 8082A

Laboratory:	Apex Laboratories			SDG:	Gasco_PreRD_DG 2019
Client:	Anchor QEA, LLC			Project:	Gasco_PreRD_DG 2019 - 4a-b. DOC-CAP Testing C
Matrix:	Sediment	Laboratory ID:	0030220-BLK1	File ID:	ECD2R004.D
Prepared:	03/06/20 10:20	Preparation:	EPA 3546	Initial/Final:	31 g / 2 mL
Analyzed:	03/09/20 09:13	Instrument:	DUALECD2R		
Batch:	0030220	Sequence:	0C09029	Calibration:	A0A1501

CAS NO.	COMPOUND	CONC. (ug/kg wet)	Q
12674-11-2	Aroclor 1016	0.648	U
11104-28-2	Aroclor 1221	0.648	U
11141-16-5	Aroclor 1232	0.648	U
53469-21-9	Aroclor 1242	0.648	U
12672-29-6	Aroclor 1248	0.648	U
11097-69-1	Aroclor 1254	0.648	U
11096-82-5	Aroclor 1260	0.648	U
37324-23-5	Aroclor 1262	0.648	U
11100-14-4	Aroclor 1268	0.648	U

SYSTEM MONITORING COMPOUND	ADDED (ug/kg wet)	CONC (ug/kg wet)	% REC	QC LIMITS	Q
Decachlorobiphenyl (Surr)	16.1	13.9	86	43 - 120	

LCS / LCS DUPLICATE RECOVERY

EPA 8082A

Laboratory:	Apex Laboratories	SDG:	Gasco_PreRD_DG 2019
Client:	Anchor QEA, LLC	Project:	Gasco_PreRD_DG 2019 - 4a-b. DOC-CAP Testing Co
Matrix:	Sediment		
Batch:	0030220	Laboratory ID:	0030220-BS1
Preparation:	EPA 3546	Initial/Final:	30 g / 2 mL

COMPOUND	SPIKE ADDED (ug/kg wet)	LCS CONCENTRATION (ug/kg wet)	LCS % REC. (*=Out)	QC LIMITS REC.
Aroclor 1016	83.3	62.7	75	47 - 134
Aroclor 1260	83.3	72.6	87	53 - 140

* = Values outside of QC limits

ANALYSIS BATCH (SEQUENCE) SUMMARY

EPA 8082A

Laboratory:	Apex Laboratories	SDG:	Gasco_PreRD_DG 2019
Client:	Anchor QEA, LLC	Project:	Gasco_PreRD_DG 2019 - 4a-b. DOC-CAP Testing C
Sequence:	0A13050	Instrument:	DUALECD2R
Matrix:	Sediment	Calibration:	A0A1501

Sample Name	Lab Sample ID	Lab File ID	Analysis Date/Time
Initial Cal Blank	0A13050-ICB1	ECD2R004.D	01/13/20 17:15
Cal Standard	0A13050-CAL1	ECD2R005.D	01/13/20 17:33
Cal Standard	0A13050-CAL2	ECD2R006.D	01/13/20 17:50
Cal Standard	0A13050-CAL3	ECD2R007.D	01/13/20 18:08
Cal Standard	0A13050-CAL4	ECD2R008.D	01/13/20 18:25
Cal Standard	0A13050-CAL5	ECD2R009.D	01/13/20 18:43
Cal Standard	0A13050-CAL6	ECD2R010.D	01/13/20 19:01
Cal Standard	0A13050-CAL7	ECD2R011.D	01/13/20 19:18
Initial Cal Check	0A13050-ICV1	ECD2R013.D	01/13/20 19:54
Cal Standard	0A13050-CAL8	ECD2R014.D	01/13/20 20:11
Cal Standard	0A13050-CAL9	ECD2R015.D	01/13/20 20:29
Cal Standard	0A13050-CALA	ECD2R016.D	01/13/20 20:46
Cal Standard	0A13050-CALB	ECD2R017.D	01/13/20 21:04
Cal Standard	0A13050-CALC	ECD2R018.D	01/13/20 21:22
Cal Standard	0A13050-CALD	ECD2R019.D	01/13/20 21:39
Cal Standard	0A13050-CALE	ECD2R020.D	01/13/20 21:57
Initial Cal Check	0A13050-ICV2	ECD2R021.D	01/13/20 22:15
Initial Cal Check	0A13050-ICV3	ECD2R022.D	01/13/20 22:32
Initial Cal Check	0A13050-ICV4	ECD2R023.D	01/13/20 22:50
Initial Cal Check	0A13050-ICV5	ECD2R025.D	01/14/20 08:02

Note: Client samples are listed only if they are included in this report.
Duplicates and Matrix Spike/Duplicates QC Samples are only listed if sourced from a sample included in this report.

ANALYSIS BATCH (SEQUENCE) SUMMARY

EPA 8082A

Laboratory:	Apex Laboratories	SDG:	Gasco_PreRD_DG 2019
Client:	Anchor QEA, LLC	Project:	Gasco_PreRD_DG 2019 - 4a-b. DOC-CAP Testing C
Sequence:	0C09029	Instrument:	DUALECD2R
Matrix:	Sediment	Calibration:	A0A1501

Sample Name	Lab Sample ID	Lab File ID	Analysis Date/Time
Calibration Check	0C09029-CCV1	ECD2R002.D	03/09/20 08:19
Calibration Blank	0C09029-CCB1	ECD2R003.D	03/09/20 08:45
Blank	0030220-BLK1	ECD2R004.D	03/09/20 09:13
LCS	0030220-BS1	ECD2R005.D	03/09/20 09:30
Calibration Check	0C09029-CCV2	ECD2R014.D	03/09/20 12:09
Calibration Blank	0C09029-CCB2	ECD2R015.D	03/09/20 12:27

Note: Client samples are listed only if they are included in this report.
Duplicates and Matrix Spike/Duplicates QC Samples are only listed if sourced from a sample included in this report.

ANALYSIS BATCH (SEQUENCE) SUMMARY

EPA 8082A

Laboratory:	Apex Laboratories	SDG:	Gasco_PreRD_DG 2019
Client:	Anchor QEA, LLC	Project:	Gasco_PreRD_DG 2019 - 4a-b. DOC-CAP Testing C
Sequence:	0C11019	Instrument:	DUALECD2R
Matrix:	Sediment	Calibration:	A0A1501

Sample Name	Lab Sample ID	Lab File ID	Analysis Date/Time
Calibration Check	0C11019-CCV1	ECD2R002.D	03/11/20 07:44
Calibration Blank	0C11019-CCB1	ECD2R003.D	03/11/20 08:01
PDI-020SC-A-04-05-191008	A0C0026-01	ECD2R004.D	03/11/20 08:25
Calibration Check	0C11019-CCV2	ECD2R018.D	03/11/20 12:32
Calibration Blank	0C11019-CCB2	ECD2R019.D	03/11/20 12:49

Note: Client samples are listed only if they are included in this report.
Duplicates and Matrix Spike/Duplicates QC Samples are only listed if sourced from a sample included in this report.

INITIAL CALIBRATION DATA (Summary)

EPA 8082A

Laboratory: Apex Laboratories SDG: Gasco_PreRD_DG 2019

Client: Anchor QEA, LLC Project: Gasco_PreRD_DG 2019 - 4a-b. DOC-CAP Testing

Calibration: A0A1501 Date: 01/15/20 08:26 Instrument: DUALECD2R

Compound	Mean RF	FIT	RF RSD	Mean RT	RT RSD	Linear r	Quad COD	LIMIT	Q
Aroclor 1016		Ave						20	
Aroclor 1221		Ave						20	
Aroclor 1232		Ave						20	
Aroclor 1242		Ave						20	
Aroclor 1248		Ave						20	
Aroclor 1254		Ave						20	
Aroclor 1260		Ave						20	
Aroclor 1262		Ave						20	
Aroclor 1268		Ave						20	
Decachlorobiphenyl (Surr)	111223.7	Ave	7.396349	10.55114	1.281006E-02			20	

Note: ** Quad COD may be incorrect if weighting (1/a) or (1/a2) used. Weighting not shown here. Please see instrument calibration printouts for validation.

INITIAL CALIBRATION DATA

EPA 8082A

Laboratory: Apex Laboratories

Client: Anchor QEA, LLC

Calibration: A0A1501

SDG: Gasco_PreRD_DG 2019

Project: Gasco_PreRD_DG 2019 - 4a-b. DOC-CAP Te

Instrument: DUALECD2R

Calibration Date: 01/15/20 08:26

Compound	Level 01		Level 02		Level 03		Level 04		Level 05		Level 06	
	ng/mL	RF	ng/mL	RF	ng/mL	RF	ng/mL	RF	ng/mL	RF	ng/mL	RF
1016 (1)	20	7263.95	50	6876.42	100	6397.28	200	5954.215	500	5671.72	1000	5624.087
1016 (2)	20	12472.9	50	11959.92	100	11426.6	200	11672.72	500	10968.62	1000	11025.44
1016 (3)	20	5801.75	50	5801.38	100	5369.91	200	5336.32	500	5077.81	1000	5145.954
1016 (4)	20	5870.45	50	5570.68	100	5194.09	200	4909.52	500	4406.78	1000	4338.878
1016 (5)	20	6568.75	50	6158.62	100	5693.13	200	5381.97	500	5073.978	1000	5224.293
1016 (6)	20	6760.6	50	6310.16	100	5881.35	200	5800.32	500	5147.766	1000	5149.713
Aroclor 1016	20	~~0~~	50	~~0~~	100	~~0~~	200	~~0~~	500	~~0~~	1000	~~0~~
1260 (1)	20	11821.5	50	10819.18	100	10604.65	200	10466.11	500	10161.83	1000	10123.09
1260 (2)	20	14049.55	50	13128.22	100	13214.6	200	12556.99	500	12304.63	1000	12298.76
1260 (3)	20	14118	50	13483.44	100	13273.38	200	13721.19	500	13080.06	1000	12961.67
1260 (4)	20	20729.65	50	20959.06	100	20510.63	200	21259.37	500	20993.46	1000	21886.59
1260 (5)	20	12895.05	50	12167.28	100	12204.07	200	12359.45	500	12141.69	1000	12074.36
1260 (6)	20	5118.75	50	5238.06	100	4788.51	200	5044.68	500	4784.452	1000	4594.659
Aroclor 1260	20	~~0~~	50	~~0~~	100	~~0~~	200	~~0~~	500	~~0~~	1000	~~0~~
Decachlorobiphenyl (Surr)	10	107063.8	25	110239.3	50	107929.1	100	108917.2	250	100873.3	500	117191.4

INITIAL CALIBRATION DATA (Continued)

EPA 8082A

Laboratory:	Apex Laboratories	SDG:	Gasco_PreRD_DG 2019
Client:	Anchor QEA, LLC	Project:	Gasco_PreRD_DG 2019 - 4a-b. DOC-CAP Te
Calibration:	A0A1501	Instrument:	DUALECD2R
Matrix:		Calibration Date:	01/15/20 08:26

Compound	Level 07		Level 08		Level 09		Level 10		Level 11		Level 12	
	ng/mL	RF	ng/mL	RF	ng/mL	RF	ng/mL	RF	ng/mL	RF	ng/mL	RF
1016 (1)	1500	5486.193										
1016 (2)	1500	10563.24										
1016 (3)	1500	4962.429										
1016 (4)	1500	4294.934										
1016 (5)	1500	4717.885										
1016 (6)	1500	4938.143										
Aroclor 1016	1500	0										
1254 (1)											500	8473.848
1254 (2)											500	13909.83
1254 (3)											500	15174.34
1254 (4)											500	10916.49
1254 (5)											500	11248.66
1254 (6)											500	3527.182
Aroclor 1254											500	0
1260 (1)	1500	9698.7										
1260 (2)	1500	11784.49										
1260 (3)	1500	12190.36										
1260 (4)	1500	21728.56										
1260 (5)	1500	11801.18										
1260 (6)	1500	4590.586										
Aroclor 1260	1500	0										
Decachlorobiphenyl (Surr)	800	126351.8	200	0	200	0	200	0	200	0	200	0

INITIAL CALIBRATION DATA (Continued)

EPA 8082A

Laboratory:	Apex Laboratories	SDG:	Gasco_PreRD_DG 2019
Client:	Anchor QEA, LLC	Project:	Gasco_PreRD_DG 2019 - 4a-b. DOC-CAP Te
Calibration:	A0A1501	Instrument:	DUALECD2R
Matrix:		Calibration Date:	01/15/20 08:26

Compound	Level 13		Level 14		Level 15		Level 16		Level 17		Level 18	
	ng/mL	RF	ng/mL	RF	ng/mL	RF	ng/mL	RF	ng/mL	RF	ng/mL	RF
1262 (1)	500	10571.7										
1262 (2)	500	15277.51										
1262 (3)	500	12804.2										
1262 (4)	500	27524.62										
1262 (5)	500	16419.55										
1262 (6)	500	7200.532										
Aroclor 1262	500	~~0~~										
Decachlorobiphenyl (Surr)	200	~~0~~	200	~~0~~								

SECOND-SOURCE CALIBRATION VERIFICATION

EPA 8082A

Laboratory:	Apex Laboratories	SDG:	Gasco_PreRD_DG 2019
Client:	Anchor QEA, LLC	Project:	Gasco_PreRD_DG 2019 - 4a-b. DOC-CAP
Instrument ID:	DUALECD2R	Calibration:	A0A1501
Lab File ID:	ECD2R013.D		
Sequence:	0A13050	Inject Date:	01/13/20
Lab Sample ID:	0A13050-ICV1	Inject Time:	19:54

ANALYTE	EXPECTED (ng/mL)	FOUND (ng/mL)	% DRIFT	QC LIMIT
Aroclor 1016	500	472	-5.6	70 - 130
Aroclor 1260	500	503	0.5	70 - 130
Decachlorobiphenyl (Surr)	200	187	-6.4	70 - 130

SECOND-SOURCE CALIBRATION VERIFICATION

EPA 8082A

Laboratory:	Apex Laboratories	SDG:	Gasco_PreRD_DG 2019
Client:	Anchor QEA, LLC	Project:	Gasco_PreRD_DG 2019 - 4a-b. DOC-CAP
Instrument ID:	DUALECD2R	Calibration:	A0A1501
Lab File ID:	ECD2R021.D		
Sequence:	0A13050	Inject Date:	01/13/20
Lab Sample ID:	0A13050-ICV2	Inject Time:	22:15

ANALYTE	EXPECTED (ng/mL)	FOUND (ng/mL)	% DRIFT	QC LIMIT
Aroclor 1221	1000	923	-7.7	70 - 130
Aroclor 1254	500	509	1.9	70 - 130
Decachlorobiphenyl (Surr)	80.0	84.1	5.2	70 - 130

SECOND-SOURCE CALIBRATION VERIFICATION

EPA 8082A

Laboratory:	Apex Laboratories	SDG:	Gasco_PreRD_DG 2019
Client:	Anchor QEA, LLC	Project:	Gasco_PreRD_DG 2019 - 4a-b. DOC-CAP
Instrument ID:	DUALECD2R	Calibration:	A0A1501
Lab File ID:	ECD2R022.D		
Sequence:	0A13050	Inject Date:	01/13/20
Lab Sample ID:	0A13050-ICV3	Inject Time:	22:32

ANALYTE	EXPECTED (ng/mL)	FOUND (ng/mL)	% DRIFT	QC LIMIT
Aroclor 1232	500	513	2.6	70 - 130
Aroclor 1262	500	453	-9.4	70 - 130
Decachlorobiphenyl (Surr)	80.0	84.4	5.5	70 - 130

SECOND-SOURCE CALIBRATION VERIFICATION

EPA 8082A

Laboratory:	Apex Laboratories	SDG:	Gasco_PreRD_DG 2019
Client:	Anchor QEA, LLC	Project:	Gasco_PreRD_DG 2019 - 4a-b. DOC-CAP
Instrument ID:	DUALECD2R	Calibration:	A0A1501
Lab File ID:	ECD2R023.D		
Sequence:	0A13050	Inject Date:	01/13/20
Lab Sample ID:	0A13050-ICV4	Inject Time:	22:50

ANALYTE	EXPECTED (ng/mL)	FOUND (ng/mL)	% DRIFT	QC LIMIT
Aroclor 1242	500	525	5.1	70 - 130
Aroclor 1268	500	503	0.6	70 - 130

SECOND-SOURCE CALIBRATION VERIFICATION

EPA 8082A

Laboratory:	Apex Laboratories	SDG:	Gasco_PreRD_DG 2019
Client:	Anchor QEA, LLC	Project:	Gasco_PreRD_DG 2019 - 4a-b. DOC-CAP T
Instrument ID:	DUALECD2R	Calibration:	A0A1501
Lab File ID:	ECD2R025.D		
Sequence:	0A13050	Inject Date:	01/14/20
Lab Sample ID:	0A13050-ICV5	Inject Time:	08:02

ANALYTE	EXPECTED (ng/mL)	FOUND (ng/mL)	% DRIFT	QC LIMIT
Aroclor 1248	500	591	18.2	70 - 130

CONTINUING CALIBRATION CHECK

EPA 8082A

Laboratory:	Apex Laboratories	SDG:	Gasco_PreRD_DG 2019
Client:	Anchor QEA, LLC	Project:	Gasco_PreRD_DG 2019 - 4a-b. DOC-CAP Testing C
Instrument ID:	DUALECD2R	Calibration:	A0A1501
Lab File ID:	ECD2R002.D	Calibration Date:	01/15/20 08:26
Sequence:	0C09029	Injection Date:	03/09/20
Lab Sample ID:	0C09029-CCV1	Injection Time:	08:19

COMPOUND	Curve Fit	Calculated Concentration (ng/mL) [L/Q Fits]			Response Factors [Ave RF]			Limit
		STD	CCV	% DIFF	ICAL	CCV	% Drift	
Aroclor 1016	Ave	500	464				-7.3	20
Aroclor 1260	Ave	500	473				-5.5	20

** Quadratic Curve fit may be weighted (1/a or 1/a2).

* = Values outside of QC limits

CONTINUING CALIBRATION CHECK

EPA 8082A

Laboratory:	Apex Laboratories	SDG:	Gasco_PreRD_DG 2019
Client:	Anchor QEA, LLC	Project:	Gasco_PreRD_DG 2019 - 4a-b. DOC-CAP Testing C
Instrument ID:	DUALECD2R	Calibration:	A0A1501
Lab File ID:	ECD2R014.D	Calibration Date:	01/15/20 08:26
Sequence:	0C09029	Injection Date:	03/09/20
Lab Sample ID:	0C09029-CCV2	Injection Time:	12:09

COMPOUND	Curve Fit	Calculated Concentration (ng/mL) [L/Q Fits]			Response Factors [Ave RF]			Limit
		STD	CCV	% DIFF	ICAL	CCV	% Drift	
Aroclor 1016	Ave	500	469				-6.2	20
Aroclor 1260	Ave	500	492				-1.7	20

** Quadratic Curve fit may be weighted (1/a or 1/a2).

* = Values outside of QC limits

CONTINUING CALIBRATION CHECK

EPA 8082A

Laboratory:	Apex Laboratories	SDG:	Gasco_PreRD_DG 2019
Client:	Anchor QEA, LLC	Project:	Gasco_PreRD_DG 2019 - 4a-b. DOC-CAP Testing C
Instrument ID:	DUALECD2R	Calibration:	A0A1501
Lab File ID:	ECD2R002.D	Calibration Date:	01/15/20 08:26
Sequence:	0C11019	Injection Date:	03/11/20
Lab Sample ID:	0C11019-CCV1	Injection Time:	07:44

COMPOUND	Curve Fit	Calculated Concentration (ng/mL) [L/Q Fits]			Response Factors [Ave RF]			Limit
		STD	CCV	% DIFF	ICAL	CCV	% Drift	
Aroclor 1016	Ave	500	495				-0.9	20
Aroclor 1260	Ave	500	501				0.1	20

** Quadratic Curve fit may be weighted (1/a or 1/a2).

* = Values outside of QC limits

CONTINUING CALIBRATION CHECK

EPA 8082A

Laboratory:	Apex Laboratories	SDG:	Gasco_PreRD_DG 2019
Client:	Anchor QEA, LLC	Project:	Gasco_PreRD_DG 2019 - 4a-b. DOC-CAP Testing C
Instrument ID:	DUALECD2R	Calibration:	A0A1501
Lab File ID:	ECD2R018.D	Calibration Date:	01/15/20 08:26
Sequence:	0C11019	Injection Date:	03/11/20
Lab Sample ID:	0C11019-CCV2	Injection Time:	12:32

COMPOUND	Curve Fit	Calculated Concentration (ng/mL) [L/Q Fits]			Response Factors [Ave RF]			Limit
		STD	CCV	% DIFF	ICAL	CCV	% Drift	
Aroclor 1016	Ave	500	503				0.6	20
Aroclor 1260	Ave	500	527				5.3	20

** Quadratic Curve fit may be weighted (1/a or 1/a2).

* = Values outside of QC limits

SURROGATE STANDARD RECOVERY AND RT SUMMARY

EPA 8082A

Laboratory:	Apex Laboratories	SDG:	Gasco_PreRD_DG 2019
Client:	Anchor QEA, LLC	Project:	Gasco_PreRD_DG 2019 - 4a-b. DOC-CAP Testing C
Sequence:	0A13050	Instrument:	DUALECD2R
Matrix:	Sediment	Calibration:	A0A1501

Surrogate Compound	Spike Level ng/mL	% Recovery	Recovery Limits	RT	Calibration Mean RT	RT Diff	RT Diff Limit	Q
Initial Cal Check (0A13050-ICV1)			Lab File ID: ECD2R013.D		Analyzed: 01/13/20 19:54			
Decachlorobiphenyl (Surr)	200	94	70 - 130	10.551	10.55114	-0.0001	+/-1.0	
Initial Cal Check (0A13050-ICV2)			Lab File ID: ECD2R021.D		Analyzed: 01/13/20 22:15			
Decachlorobiphenyl (Surr)	80.0	105	70 - 130	10.548	10.55114	-0.0031	+/-1.0	
Initial Cal Check (0A13050-ICV3)			Lab File ID: ECD2R022.D		Analyzed: 01/13/20 22:32			
Decachlorobiphenyl (Surr)	80.0	105	70 - 130	10.549	10.55114	-0.0021	+/-1.0	

SURROGATE STANDARD RECOVERY AND RT SUMMARY

EPA 8082A

Laboratory:	Apex Laboratories	SDG:	Gasco_PreRD_DG 2019
Client:	Anchor QEA, LLC	Project:	Gasco_PreRD_DG 2019 - 4a-b. DOC-CAP Testing C
Sequence:	0C09029	Instrument:	DUALECD2R
Matrix:	Sediment	Calibration:	A0A1501

Surrogate Compound	Spike Level ng/mL	% Recovery	Recovery Limits	RT	Calibration Mean RT	RT Diff	RT Diff Limit	Q
Calibration Check (0C09029-CCV1)			Lab File ID: ECD2R002.D		Analyzed: 03/09/20 08:19			
Decachlorobiphenyl (Surr)	250	93	80 - 120	10.521	10.55114	-0.0301	+/-1.0	
Calibration Blank (0C09029-CCB1)			Lab File ID: ECD2R003.D		Analyzed: 03/09/20 08:45			
Decachlorobiphenyl (Surr)	100	91	43 - 120	10.518	10.55114	-0.0331	+/-1.0	
Blank (0030220-BLK1)			Lab File ID: ECD2R004.D		Analyzed: 03/09/20 09:13			
Decachlorobiphenyl (Surr)	16.1	86	43 - 120	10.518	10.55114	-0.0331	+/-1.0	
LCS (0030220-BS1)			Lab File ID: ECD2R005.D		Analyzed: 03/09/20 09:30			
Decachlorobiphenyl (Surr)	16.7	84	43 - 120	10.518	10.55114	-0.0331	+/-1.0	
Calibration Check (0C09029-CCV2)			Lab File ID: ECD2R014.D		Analyzed: 03/09/20 12:09			
Decachlorobiphenyl (Surr)	250	99	80 - 120	10.516	10.55114	-0.0351	+/-1.0	
Calibration Blank (0C09029-CCB2)			Lab File ID: ECD2R015.D		Analyzed: 03/09/20 12:27			
Decachlorobiphenyl (Surr)	100	97	43 - 120	10.516	10.55114	-0.0351	+/-1.0	

SURROGATE STANDARD RECOVERY AND RT SUMMARY

EPA 8082A

Laboratory:	Apex Laboratories	SDG:	Gasco_PreRD_DG 2019
Client:	Anchor QEA, LLC	Project:	Gasco_PreRD_DG 2019 - 4a-b. DOC-CAP Testing C
Sequence:	0C11019	Instrument:	DUALECD2R
Matrix:	Sediment	Calibration:	A0A1501

Surrogate Compound	Spike Level ng/mL	% Recovery	Recovery Limits	RT	Calibration Mean RT	RT Diff	RT Diff Limit	Q
Calibration Check (0C11019-CCV1)			Lab File ID: ECD2R002.D		Analyzed: 03/11/20 07:44			
Decachlorobiphenyl (Surr)	250	99	80 - 120	10.516	10.55114	-0.0351	+/-1.0	
Calibration Blank (0C11019-CCB1)			Lab File ID: ECD2R003.D		Analyzed: 03/11/20 08:01			
Decachlorobiphenyl (Surr)	100	89	43 - 120	10.515	10.55114	-0.0361	+/-1.0	
PDI-020SC-A-04-05-191008 (A0C0026-01)			Lab File ID: ECD2R004.D		Analyzed: 03/11/20 08:25			
Decachlorobiphenyl (Surr)	19.5	84	43 - 120	10.517	10.55114	-0.0341	+/-1.0	
Calibration Check (0C11019-CCV2)			Lab File ID: ECD2R018.D		Analyzed: 03/11/20 12:32			
Decachlorobiphenyl (Surr)	250	102	80 - 120	10.514	10.55114	-0.0371	+/-1.0	
Calibration Blank (0C11019-CCB2)			Lab File ID: ECD2R019.D		Analyzed: 03/11/20 12:49			
Decachlorobiphenyl (Surr)	100	99	43 - 120	10.514	10.55114	-0.0371	+/-1.0	

HOLDING TIME SUMMARY

EPA 8082A

Laboratory: Apex Laboratories

SDG: Gasco_PreRD_DG 2019

Client: Anchor QEA, LLC

Project: Gasco_PreRD_DG 2019 - 4a-b. DOC-CAP Testing C

Sample Name	Date Collected	Date Received	Date Prepared	Days to Prep	Max Days to Prep	Date Analyzed	Days to Analysis	Max Days to Analysis	Q
PDI-020SC-A-04-05-191008	10/08/19 10:37	10/09/19 11:25	03/06/20 10:20	149.99	365.00	03/11/20 08:25	4.92	40.00	

Apex Laboratories

SDG: Gasco PreRD_DG 2019

CLASS: GC

METHOD: EPA 8081B

ANALYSES DATA PACKAGE COVER PAGE

EPA 8081B

Laboratory: Apex Laboratories
Client: Anchor QEA, LLC

SDG: Gasco PreRD_DG 2019
Project: Gasco PreRD_DG 2019 - 4a-b. DOC-CAP Testing C

Client Sample Id:	Lab Sample Id:	Matrix
PDI-020SC-A-04-05-191008	A0C0026-01	Sediment

I certify that this data package is in compliance with the terms and conditions of the contract, both technically and for completeness, for other than the conditions detailed above. Release of the data contained in this hardcopy data package and in computer-readable data submitted on diskette has been autorized by the Laboratory Manager or the Manager's designee, as verified by the following signatures.

Signature:
Name: David G. Jack

Forms Created: 3/26/2020 11:00AM
Title: Technical Manager

METHOD DETECTION AND REPORTING LIMITS

EPA 8081B

Laboratory: Apex Laboratories

SDG: Gasco_PreRD_DG 2019

Client: Anchor QEA, LLC

Project: Gasco_PreRD_DG 2019 - 4a-b. DOC-CAP

Batch Matrix: Sediment

Analyte	MDL	MRL	Units
2,4'-DDD	0.500	1.00	ug/kg
2,4'-DDE [2C]	0.500	1.00	ug/kg
2,4'-DDT [2C]	0.500	1.00	ug/kg
4,4'-DDD [2C]	0.500	1.00	ug/kg
4,4'-DDE [2C]	0.500	1.00	ug/kg
4,4'-DDT [2C]	0.500	1.00	ug/kg

Note: MDLs are listed only if the corresponding analyte was evalutated to the MDL in this report .

ORGANIC ANALYSIS DATA SHEET

EPA 8081B

PDI-020SC-A-04-05-191008

Laboratory:	Apex Laboratories			SDG:	Gasco_PreRD_DG 2019
Client:	Anchor QEA, LLC			Project:	Gasco_PreRD_DG 2019 - 4a-b. DOC-CAP Testing Co
Matrix:	Sediment	Laboratory ID:	A0C0026-01RE1	File ID:	ECD5-03112014.D
Sampled:	10/08/19 10:37	Prepared:	03/05/20 11:08	Analyzed:	03/11/20 15:14
Solids:	85.26	Preparation:	EPA 3546/3640A (GPC)	Initial/Final:	10.12 g / 10 mL
Batch:	0030254	Sequence:	0C11042	Calibration:	A0C0203
Instrument:	DUALECD5				

CAS NO.	COMPOUND	DILUTION	CONC. (ug/kg dry)	Q
53-19-0	2,4'-DDD	1	1.16	U
3424-82-6	2,4'-DDE [2C]	1	1.16	U
789-02-6	2,4'-DDT [2C]	1	1.16	U
72-54-8	4,4'-DDD [2C]	1	1.16	U
72-55-9	4,4'-DDE [2C]	1	1.16	U
50-29-3	4,4'-DDT [2C]	1	1.16	U

SYSTEM MONITORING COMPOUND	ADDED (ug/kg dry)	CONC (ug/kg dry)	% REC	QC LIMITS	Q
2,4,5,6-TCMX (Surr) [2C]	57.9	28.1	48	42 - 129	
Decachlorobiphenyl (Surr) [2C]	57.9	44.9	77	55 - 130	

* Values outside of QC limits

PREPARATION BATCH SUMMARY

EPA 8081B

Laboratory: Apex Laboratories
SDG: Gasco_PreRD_DG 2019
Client: Anchor QEA, LLC
Project: Gasco_PreRD_DG 2019 - 4a-b. DOC-CAP Testing Cc
Batch: 0030254
Batch Matrix: Sediment
Preparation: EPA 3546/3640A (GPC)

SAMPLE NAME	LAB SAMPLE ID	LAB FILE ID	DATE PREPARED	OBSERVATIONS
Blank	0030254-BLK1	ECD5-03112007.D	03/05/20 11:08	
LCS	0030254-BS1	ECD5-03112008.D	03/05/20 11:08	
PDI-020SC-A-04-05-191008	A0C0026-01RE1	ECD5-03112014.D	03/05/20 11:08	

Note: Client samples are listed only if they are included in this report.
Duplicates and Matrix Spike/Duplicates QC Samples are only listed if sourced from a sample included in this report.

METHOD BLANK DATA SHEET

EPA 8081B

Laboratory:	Apex Laboratories			SDG:	Gasco_PreRD_DG 2019
Client:	Anchor QEA, LLC			Project:	Gasco_PreRD_DG 2019 - 4a-b. DOC-CAP Testing C
Matrix:	Sediment	Laboratory ID:	0030254-BLK1	File ID:	ECD5-03112007.D
Prepared:	03/05/20 11:08	Preparation:	EPA 3546/3640A (GPC)	Initial/Final:	11 g / 10 mL
Analyzed:	03/11/20 13:14	Instrument:	DUALECD5		
Batch:	0030254	Sequence:	0C11042	Calibration:	A0C0203

CAS NO.	COMPOUND	CONC. (ug/kg wet)	Q
53-19-0	2,4'-DDD	0.909	U
3424-82-6	2,4'-DDE [2C]	0.909	U
789-02-6	2,4'-DDT [2C]	0.909	U
72-54-8	4,4'-DDD [2C]	0.909	U
72-55-9	4,4'-DDE [2C]	0.909	U
50-29-3	4,4'-DDT [2C]	0.909	U

SYSTEM MONITORING COMPOUND	ADDED (ug/kg wet)	CONC (ug/kg wet)	% REC	QC LIMITS	Q
2,4,5,6-TCMX (Surr) [2C]	45.5	24.3	53	42 - 129	
Decachlorobiphenyl (Surr) [2C]	45.5	39.5	87	55 - 130	

LCS / LCS DUPLICATE RECOVERY

EPA 8081B

Laboratory:	Apex Laboratories	SDG:	Gasco_PreRD_DG 2019
Client:	Anchor QEA, LLC	Project:	Gasco_PreRD_DG 2019 - 4a-b. DOC-CAP Testing Co
Matrix:	Sediment		
Batch:	0030254	Laboratory ID:	0030254-BS1
Preparation:	EPA 3546/3640A (GPC)	Initial/Final:	10 g / 10 mL

COMPOUND	SPIKE ADDED (ug/kg wet)	LCS CONCENTRATION (ug/kg wet)	LCS % REC. (*=Out)	QC LIMITS REC.
2,4'-DDD	50.0	44.7	89	50 - 150
2,4'-DDE [2C]	50.0	39.3	79	50 - 150
2,4'-DDT [2C]	50.0	52.6	105	50 - 150
4,4'-DDD [2C]	50.0	49.6	99	50 - 150
4,4'-DDE [2C]	50.0	44.9	90	50 - 150
4,4'-DDT [2C]	50.0	60.1	120	50 - 150

* = Values outside of QC limits

ANALYSIS BATCH (SEQUENCE) SUMMARY

EPA 8081B

Laboratory:	Apex Laboratories	SDG:	Gasco_PreRD_DG 2019
Client:	Anchor QEA, LLC	Project:	Gasco_PreRD_DG 2019 - 4a-b. DOC-CAP Testing C
Sequence:	0B25043	Instrument:	DUALECD5
Matrix:	Sediment	Calibration:	A0C0203

Sample Name	Lab Sample ID	Lab File ID	Analysis Date/Time
Initial Cal Blank	0B25043-ICB1	ECD5-02252007.D	02/25/20 14:04
Cal Standard	0B25043-CAL1	ECD5-02252008.D	02/25/20 14:22
Cal Standard	0B25043-CAL2	ECD5-02252009.D	02/25/20 14:39
Cal Standard	0B25043-CAL3	ECD5-02252010.D	02/25/20 14:56
Cal Standard	0B25043-CAL4	ECD5-02252011.D	02/25/20 15:13
Cal Standard	0B25043-CAL5	ECD5-02252012.D	02/25/20 15:30
Cal Standard	0B25043-CAL6	ECD5-02252013.D	02/25/20 15:47
Cal Standard	0B25043-CAL7	ECD5-02252014.D	02/25/20 16:05
Cal Standard	0B25043-CAL8	ECD5-02252015.D	02/25/20 16:22
Cal Standard	0B25043-CAL9	ECD5-02252016.D	02/25/20 16:39
Initial Cal Check	0B25043-ICV1	ECD5-02252018.D	02/25/20 17:13
Cal Standard	0B25043-CALA	ECD5-02252019.D	02/25/20 17:30
Cal Standard	0B25043-CALB	ECD5-02252020.D	02/25/20 17:47
Cal Standard	0B25043-CALC	ECD5-02252021.D	02/25/20 18:05
Cal Standard	0B25043-CALD	ECD5-02252022.D	02/25/20 18:22
Cal Standard	0B25043-CALE	ECD5-02252023.D	02/25/20 18:39
Cal Standard	0B25043-CALF	ECD5-02252024.D	02/25/20 18:56
Cal Standard	0B25043-CALG	ECD5-02252025.D	02/25/20 19:13
Cal Standard	0B25043-CALH	ECD5-02252026.D	02/25/20 19:30
Cal Standard	0B25043-CALI	ECD5-02252027.D	02/25/20 19:47
Initial Cal Check	0B25043-ICV2	ECD5-02252029.D	02/25/20 20:22

Note: Client samples are listed only if they are included in this report.
Duplicates and Matrix Spike/Duplicates QC Samples are only listed if sourced from a sample included in this report.

ANALYSIS BATCH (SEQUENCE) SUMMARY

EPA 8081B

Laboratory:	Apex Laboratories	SDG:	Gasco_PreRD_DG 2019
Client:	Anchor QEA, LLC	Project:	Gasco_PreRD_DG 2019 - 4a-b. DOC-CAP Testing C
Sequence:	0C11042	Instrument:	DUALECD5
Matrix:	Sediment	Calibration:	A0C0203

Sample Name	Lab Sample ID	Lab File ID	Analysis Date/Time
Calibration Check	0C11042-CCV1	ECD5-03112004.D	03/11/20 12:22
Calibration Check	0C11042-CCV2	ECD5-03112005.D	03/11/20 12:40
Calibration Blank	0C11042-CCB1	ECD5-03112006.D	03/11/20 12:57
Blank	0030254-BLK1	ECD5-03112007.D	03/11/20 13:14
LCS	0030254-BS1	ECD5-03112008.D	03/11/20 13:31
PDI-020SC-A-04-05-191008	A0C0026-01RE1	ECD5-03112014.D	03/11/20 15:14
Calibration Check	0C11042-CCV3	ECD5-03112017.D	03/11/20 16:06
Calibration Check	0C11042-CCV4	ECD5-03112018.D	03/11/20 16:23
Calibration Blank	0C11042-CCB2	ECD5-03112019.D	03/11/20 16:40
Calibration Check	0C11042-CCV5	ECD5-03112036.D	03/11/20 22:05
Calibration Check	0C11042-CCV6	ECD5-03112037.D	03/11/20 22:23
Calibration Blank	0C11042-CCB3	ECD5-03112038.D	03/11/20 22:40

Note: Client samples are listed only if they are included in this report.
Duplicates and Matrix Spike/Duplicates QC Samples are only listed if sourced from a sample included in this report.

INITIAL CALIBRATION DATA (Summary)

EPA 8081B

Laboratory: Apex Laboratories SDG: Gasco_PreRD_DG 2019

Client: Anchor QEA, LLC Project: Gasco_PreRD_DG 2019 - 4a-b. DOC-CAP Testing

Calibration: A0C0203 Date: 03/02/20 12:04 Instrument: DUALECD5

Compound	Mean RF	FIT	RF RSD	Mean RT	RT RSD	Linear r	Quad COD	LIMIT	Q
2,4'-DDD	137018.6	Ave	7.353749	7.768445	1.384988E-02			20	
2,4'-DDD [2C]	208910.1	Ave	7.599234	8.561333	1.312693E-02			20	
2,4'-DDE [2C]	235388.6	Ave	6.819003	8.187444	7.922065E-03			20	
2,4'-DDT [2C]	182437.7	XXX	17.49711	8.787111	8.229579E-03				
4,4'-DDD [2C]	278663.1	XXX	10.55952	8.826778	2.576589E-03				
4,4'-DDE [2C]	343583.2	XXX	10.2076	8.41	1.646806E-02				
4,4'-DDT [2C]	197627.8	XXX	22.37461	9.054667	1.047244E-02				
2,4,5,6-TCMX (Surr) [2C]	344409	Ave	8.036378	6.048667	1.469855E-02			20	
Decachlorobiphenyl (Surr) [2C]	193950.5	Ave	8.975207	10.634	2.023265E-02			20	

Note: ** Quad COD may be incorrect if weighting (1/a) or (1/a2) used. Weighting not shown here. Please see instrument calibration printouts for validation.

INITIAL CALIBRATION DATA

EPA 8081B

Laboratory: Apex Laboratories

Client: Anchor QEA, LLC

Calibration: A0C0203

SDG: Gasco_PreRD_DG 2019

Project: Gasco_PreRD_DG 2019 - 4a-b. DOC-CAP Te

Instrument: DUALECD5

Calibration Date: 03/02/20 12:04

Compound	Level 01		Level 02		Level 03		Level 04		Level 05		Level 06	
	ng/mL	RF	ng/mL	RF	ng/mL	RF	ng/mL	RF	ng/mL	RF	ng/mL	RF
4,4'-DDD	0.5	201680	1	184468	2	185966	5	177141	10	184596.9	25	164256
4,4'-DDD [2C]	0.5	270360	1	259515	2	255825.5	5	253461.6	10	270239.7	25	251110.4
4,4'-DDE	0.5	231100	1	219730	2	216781	5	216921.2	10	220771.8	25	213925
4,4'-DDE [2C]	0.5	323102	1	311134	2	313038.5	5	310700.8	10	333792.7	25	338209.3
4,4'-DDT	0.5	146496	1	136646	2	136776.5	5	135541	10	145772.4	25	133240.4
4,4'-DDT [2C]	0.5	162852	1	152974	2	162515	5	168034.2	10	184988.2	25	185308.8
2,4,5,6-TCMX (Surr)	0.5	249112	1	233699	2	219710	5	200797.6	10	199811	25	194861.4
2,4,5,6-TCMX (Surr) [2C]	0.5	387054	1	352114	2	343548.5	5	309234.6	10	313692.3	25	312746.7
Decachlorobiphenyl (Surr)	0.5	234074	1	200173	2	180069	5	159973.8	10	161901.5	25	144414.9
Decachlorobiphenyl (Surr) [2C]	0.5	228864	1	203741	2	192079.5	5	175177.6	10	178207.9	25	173636.3

INITIAL CALIBRATION DATA (Continued)

EPA 8081B

Laboratory: Apex Laboratories
SDG: Gasco_PreRD_DG 2019
Client: Anchor QEA, LLC
Project: Gasco_PreRD_DG 2019 - 4a-b. DOC-CAP Te
Calibration: A0C0203
Instrument: DUALECD5
Matrix:
Calibration Date: 03/02/20 12:04

Compound	Level 07		Level 08		Level 09		Level 10		Level 11		Level 12	
	ng/mL	RF	ng/mL	RF	ng/mL	RF	ng/mL	RF	ng/mL	RF	ng/mL	RF
2,4'-DDD							0.5	152024	1	147365	2	139420.5
2,4'-DDD [2C]							0.5	224902	1	217911	2	201473.5
2,4'-DDE							0.5	165832	1	162790	2	154486.5
2,4'-DDE [2C]							0.5	243262	1	234158	2	225358
2,4'-DDT							0.5	127196	1	121988	2	123617.5
2,4'-DDT [2C]							0.5	158418	1	155855	2	161424.5
4,4'-DDD	50	196269.1	100	200441.9	200	182200.7						
4,4'-DDD [2C]	50	302650	100	329573.2	200	315232.1						
4,4'-DDE	50	244652.6	100	243488.2	200	221502.8						
4,4'-DDE [2C]	50	379691.2	100	404946.8	200	377634						
4,4'-DDT	50	162020.2	100	168713.9	200	164548.3						
4,4'-DDT [2C]	50	236353.6	100	259576.8	200	266047.7						
2,4,5,6-TCMX (Surr)	50	214633	100	218121.2	200	203580.4						
2,4,5,6-TCMX (Surr) [2C]	50	356445.2	100	374100.9	200	350744.7						
Decachlorobiphenyl (Surr)	50	166112.1	100	169111.2	200	154311.3						
Decachlorobiphenyl (Surr) [2C]	50	195835.5	100	203379.8	200	194633.4						

INITIAL CALIBRATION DATA (Continued)

EPA 8081B

Laboratory:	Apex Laboratories	SDG:	Gasco_PreRD_DG 2019
Client:	Anchor QEA, LLC	Project:	Gasco_PreRD_DG 2019 - 4a-b. DOC-CAP Te
Calibration:	A0C0203	Instrument:	DUALECD5
Matrix:		Calibration Date:	03/02/20 12:04

Compound	Level 13		Level 14		Level 15		Level 16		Level 17		Level 18	
	ng/mL	RF	ng/mL	RF	ng/mL	RF	ng/mL	RF	ng/mL	RF	ng/mL	RF
2,4'-DDD	5	142110	10	127928.7	25	125854.2	50	121662.4	100	137564.4	200	139238
2,4'-DDD [2C]	5	205957.2	10	193151.5	25	194088.9	50	188847.1	100	220018.5	200	233841.4
2,4'-DDE	5	156855.8	10	146985.1	25	145161.5	50	134012.6	100	151043.2	200	155684.6
2,4'-DDE [2C]	5	234470.2	10	221341.5	25	222812.6	50	218949.4	100	250453.9	200	267691.4
2,4'-DDT	5	128730.4	10	118803.2	25	124721	50	122057.2	100	147129.4	200	149554.3
2,4'-DDT [2C]	5	170763.2	10	164164.1	25	179092	50	179660.3	100	227937.6	200	244625

SECOND-SOURCE CALIBRATION VERIFICATION

EPA 8081B

Laboratory:	Apex Laboratories	SDG:	Gasco_PreRD_DG 2019
Client:	Anchor QEA, LLC	Project:	Gasco_PreRD_DG 2019 - 4a-b. DOC-CAP T
Instrument ID:	DUALECD5	Calibration:	A0C0203
Lab File ID:	ECD5-02252018.D		
Sequence:	0B25043	Inject Date:	02/25/20
Lab Sample ID:	0B25043-ICV1	Inject Time:	17:13

ANALYTE	EXPECTED (ng/mL)	FOUND (ng/mL)	% DRIFT	QC LIMIT
4,4'-DDD	50.0	48.2	-3.6	70 - 130
4,4'-DDD [2C]	50.0	49.4	-1.1	70 - 130
4,4'-DDE	50.0	48.9	-2.2	70 - 130
4,4'-DDE [2C]	50.0	48.6	-2.8	70 - 130
4,4'-DDT	50.0	50.5	1.0	70 - 130
4,4'-DDT [2C]	50.0	50.9	1.8	70 - 130
2,4,5,6-TCMX (Surr)	50.0	45.0	-9.9	70 - 130
2,4,5,6-TCMX (Surr) [2C]	50.0	46.4	-7.2	70 - 130
Decachlorobiphenyl (Surr)	50.0	47.3	-5.5	70 - 130
Decachlorobiphenyl (Surr) [2C]	50.0	45.8	-8.4	70 - 130

SECOND-SOURCE CALIBRATION VERIFICATION

EPA 8081B

Laboratory:	Apex Laboratories	SDG:	Gasco_PreRD_DG 2019
Client:	Anchor QEA, LLC	Project:	Gasco_PreRD_DG 2019 - 4a-b. DOC-CAP
Instrument ID:	DUALECD5	Calibration:	A0C0203
Lab File ID:	ECD5-02252029.D		
Sequence:	0B25043	Inject Date:	02/25/20
Lab Sample ID:	0B25043-ICV2	Inject Time:	20:22

ANALYTE	EXPECTED (ng/mL)	FOUND (ng/mL)	% DRIFT	QC LIMIT
2,4'-DDD	50.0	47.5	-4.9	70 - 130
2,4'-DDD [2C]	50.0	49.7	-0.6	70 - 130
2,4'-DDE	50.0	48.9	-2.2	70 - 130
2,4'-DDE [2C]	50.0	49.9	-0.2	70 - 130
2,4'-DDT	50.0	52.0	4.1	70 - 130
2,4'-DDT [2C]	50.0	53.8	7.6	70 - 130

CONTINUING CALIBRATION CHECK

EPA 8081B

Laboratory:	Apex Laboratories	SDG:	Gasco_PreRD_DG 2019
Client:	Anchor QEA, LLC	Project:	Gasco_PreRD_DG 2019 - 4a-b. DOC-CAP Testing C
Instrument ID:	DUALECD5	Calibration:	A0C0203
Lab File ID:	ECD5-03112004.D	Calibration Date:	03/02/20 12:04
Sequence:	0C11042	Injection Date:	03/11/20
Lab Sample ID:	0C11042-CCV1	Injection Time:	12:22

COMPOUND	Curve Fit	Calculated Concentration (ng/mL) [L/Q Fits]			Response Factors [Ave RF]			Limit
		STD	CCV	% DIFF	ICAL	CCV	% Drift	
4,4'-DDD	Ave	50.0	45.2		186335.5	168562.4	-9.5	20
4,4'-DDD [2C]	XXX	50.0	45.7	-8.5				20
4,4'-DDE	Ave	50.0	45.9		225430.3	206819.2	-8.3	20
4,4'-DDE [2C]	XXX	50.0	43.7	-12.7				20
4,4'-DDT	XXX	50.0	52.6	5.3				20
4,4'-DDT [2C]	XXX	50.0	50.2	0.4				20

** Quadratic Curve fit may be weighted (1/a or 1/a2).

* = Values outside of QC limits

CONTINUING CALIBRATION CHECK

EPA 8081B

Laboratory:	Apex Laboratories	SDG:	Gasco_PreRD_DG 2019
Client:	Anchor QEA, LLC	Project:	Gasco_PreRD_DG 2019 - 4a-b. DOC-CAP Testing C
Instrument ID:	DUALECD5	Calibration:	A0C0203
Lab File ID:	ECD5-03112005.D	Calibration Date:	03/02/20 12:04
Sequence:	0C11042	Injection Date:	03/11/20
Lab Sample ID:	0C11042-CCV2	Injection Time:	12:40

COMPOUND	Curve Fit	Calculated Concentration (ng/mL) [L/Q Fits]			Response Factors [Ave RF]			Limit
		STD	CCV	% DIFF	ICAL	CCV	% Drift	
2,4'-DDD	Ave	50.0	41.0		137018.6	112307.5	-18.0	20
2,4'-DDD [2C]	Ave	50.0	39.2		208910.1	163853.9	-21.6*	20
2,4'-DDE	Ave	50.0	41.4		152539	126327	-17.2	20
2,4'-DDE [2C]	Ave	50.0	40.0		235388.6	188390.7	-20.0	20
2,4'-DDT	Ave	50.0	47.3		129310.8	122258.5	-5.5	20
2,4'-DDT [2C]	XXX	50.0	44.9	-10.1				20

** Quadratic Curve fit may be weighted (1/a or 1/a2).

* = Values outside of QC limits

CONTINUING CALIBRATION CHECK

EPA 8081B

Laboratory:	Apex Laboratories	SDG:	Gasco_PreRD_DG 2019
Client:	Anchor QEA, LLC	Project:	Gasco_PreRD_DG 2019 - 4a-b. DOC-CAP Testing C
Instrument ID:	DUALECD5	Calibration:	A0C0203
Lab File ID:	ECD5-03112017.D	Calibration Date:	03/02/20 12:04
Sequence:	0C11042	Injection Date:	03/11/20
Lab Sample ID:	0C11042-CCV3	Injection Time:	16:06

COMPOUND	Curve Fit	Calculated Concentration (ng/mL) [L/Q Fits]			Response Factors [Ave RF]			Limit
		STD	CCV	% DIFF	ICAL	CCV	% Drift	
4,4'-DDD	Ave	100	93.0		186335.5	173344	-7.0	20
4,4'-DDD [2C]	XXX	100	93.0	-7.0				20
4,4'-DDE	Ave	100	90.6		225430.3	204246.1	-9.4	20
4,4'-DDE [2C]	XXX	100	92.5	-7.5				20
4,4'-DDT	XXX	100	100	0.09				20
4,4'-DDT [2C]	XXX	100	101	1.4				20

** Quadratic Curve fit may be weighted (1/a or 1/a2).

* = Values outside of QC limits

CONTINUING CALIBRATION CHECK

EPA 8081B

Laboratory:	Apex Laboratories	SDG:	Gasco_PreRD_DG 2019
Client:	Anchor QEA, LLC	Project:	Gasco_PreRD_DG 2019 - 4a-b. DOC-CAP Testing C
Instrument ID:	DUALECD5	Calibration:	A0C0203
Lab File ID:	ECD5-03112018.D	Calibration Date:	03/02/20 12:04
Sequence:	0C11042	Injection Date:	03/11/20
Lab Sample ID:	0C11042-CCV4	Injection Time:	16:23

COMPOUND	Curve Fit	Calculated Concentration (ng/mL) [L/Q Fits]			Response Factors [Ave RF]			Limit
		STD	CCV	% DIFF	ICAL	CCV	% Drift	
2,4'-DDD	Ave	100	90.4		137018.6	123800.4	-9.6	20
2,4'-DDD [2C]	Ave	100	93.9		208910.1	196207.6	-6.1	20
2,4'-DDE	Ave	100	88.8		152539	135473.6	-11.2	20
2,4'-DDE [2C]	Ave	100	93.3		235388.6	219652.5	-6.7	20
2,4'-DDT	Ave	100	108		129310.8	140261.7	8.5	20
2,4'-DDT [2C]	XXX	100	101	1.3				20

** Quadratic Curve fit may be weighted (1/a or 1/a2).

* = Values outside of QC limits

CONTINUING CALIBRATION CHECK

EPA 8081B

Laboratory:	Apex Laboratories	SDG:	Gasco_PreRD_DG 2019
Client:	Anchor QEA, LLC	Project:	Gasco_PreRD_DG 2019 - 4a-b. DOC-CAP Testing C
Instrument ID:	DUALECD5	Calibration:	A0C0203
Lab File ID:	ECD5-03112036.D	Calibration Date:	03/02/20 12:04
Sequence:	0C11042	Injection Date:	03/11/20
Lab Sample ID:	0C11042-CCV5	Injection Time:	22:05

COMPOUND	Curve Fit	Calculated Concentration (ng/mL) [L/Q Fits]			Response Factors [Ave RF]			Limit
		STD	CCV	% DIFF	ICAL	CCV	% Drift	
4,4'-DDD	Ave	50.0	43.3		186335.5	161213.4	-13.5	20
4,4'-DDD [2C]	XXX	50.0	45.2	-9.7				20
4,4'-DDE	Ave	50.0	43.1		225430.3	194181.9	-13.9	20
4,4'-DDE [2C]	XXX	50.0	43.0	-13.9				20
4,4'-DDT	XXX	50.0	46.0	-8.1				20
4,4'-DDT [2C]	XXX	50.0	45.0	-9.9				20

** Quadratic Curve fit may be weighted (1/a or 1/a2).

* = Values outside of QC limits

CONTINUING CALIBRATION CHECK

EPA 8081B

Laboratory:	Apex Laboratories	SDG:	Gasco_PreRD_DG 2019
Client:	Anchor QEA, LLC	Project:	Gasco_PreRD_DG 2019 - 4a-b. DOC-CAP Testing C
Instrument ID:	DUALECD5	Calibration:	A0C0203
Lab File ID:	ECD5-03112037.D	Calibration Date:	03/02/20 12:04
Sequence:	0C11042	Injection Date:	03/11/20
Lab Sample ID:	0C11042-CCV6	Injection Time:	22:23

COMPOUND	Curve Fit	Calculated Concentration (ng/mL) [L/Q Fits]			Response Factors [Ave RF]			Limit
		STD	CCV	% DIFF	ICAL	CCV	% Drift	
2,4'-DDD	Ave	50.0	41.5		137018.6	113635.6	-17.1	20
2,4'-DDD [2C]	Ave	50.0	41.6		208910.1	173749.4	-16.8	20
2,4'-DDE	Ave	50.0	40.8		152539	124519.7	-18.4	20
2,4'-DDE [2C]	Ave	50.0	42.0		235388.6	197687.9	-16.0	20
2,4'-DDT	Ave	50.0	46.6		129310.8	120631	-6.7	20
2,4'-DDT [2C]	XXX	50.0	46.5	-7.1				20

** Quadratic Curve fit may be weighted (1/a or 1/a2). * = Values outside of QC limits

SURROGATE STANDARD RECOVERY AND RT SUMMARY

EPA 8081B

Laboratory:	Apex Laboratories	SDG:	Gasco_PreRD_DG 2019
Client:	Anchor QEA, LLC	Project:	Gasco_PreRD_DG 2019 - 4a-b. DOC-CAP Testing C
Sequence:	0B25043	Instrument:	DUALECD5
Matrix:	Sediment	Calibration:	A0C0203

Surrogate Compound	Spike Level ng/mL	% Recovery	Recovery Limits	RT	Calibration Mean RT	RT Diff	RT Diff Limit	Q
Initial Cal Check (0B25043-ICV1)			Lab File ID: ECD5-02252018.D		Analyzed: 02/25/20 17:13			
2,4,5,6-TCMX (Surr)	50.0	90	70 - 130	5.458	5.459778	-0.0018	+/-1.0	
2,4,5,6-TCMX (Surr) [2C]	50.0	93	70 - 130	6.047	6.048667	-0.0017	+/-1.0	
Decachlorobiphenyl (Surr)	50.0	95	70 - 130	9.66	9.661444	-0.0014	+/-1.0	
Decachlorobiphenyl (Surr) [2C]	50.0	92	70 - 130	10.632	10.634	-0.0020	+/-1.0	

SURROGATE STANDARD RECOVERY AND RT SUMMARY

EPA 8081B

Laboratory:	Apex Laboratories	SDG:	Gasco_PreRD_DG 2019
Client:	Anchor QEA, LLC	Project:	Gasco_PreRD_DG 2019 - 4a-b. DOC-CAP Testing C
Sequence:	0C11042	Instrument:	DUALECD5
Matrix:	Sediment	Calibration:	A0C0203

Surrogate Compound	Spike Level ng/mL	% Recovery	Recovery Limits	RT	Calibration Mean RT	RT Diff	RT Diff Limit	Q
Calibration Check (0C11042-CCV1)			Lab File ID: ECD5-03112004.D		Analyzed: 03/11/20 12:22			
2,4,5,6-TCMX (Surr)	50.0	87	80 - 120	5.433	5.459778	-0.0268	+/-1.0	
2,4,5,6-TCMX (Surr) [2C]	50.0	84	80 - 120	6.024	6.048667	-0.0247	+/-1.0	
Decachlorobiphenyl (Surr)	50.0	93	80 - 120	9.629	9.661444	-0.0324	+/-1.0	
Decachlorobiphenyl (Surr) [2C]	50.0	85	80 - 120	10.598	10.634	-0.0360	+/-1.0	
Calibration Blank (0C11042-CCB1)			Lab File ID: ECD5-03112006.D		Analyzed: 03/11/20 12:57			
2,4,5,6-TCMX (Surr) [2C]	100	88	42 - 129	6.022	6.048667	-0.0267	+/-1.0	
Decachlorobiphenyl (Surr) [2C]	100	87	55 - 130	10.596	10.634	-0.0380	+/-1.0	
Blank (0030254-BLK1)			Lab File ID: ECD5-03112007.D		Analyzed: 03/11/20 13:14			
2,4,5,6-TCMX (Surr) [2C]	45.5	53	42 - 129	6.021	6.048667	-0.0277	+/-1.0	
Decachlorobiphenyl (Surr) [2C]	45.5	87	55 - 130	10.595	10.634	-0.0390	+/-1.0	
LCS (0030254-BS1)			Lab File ID: ECD5-03112008.D		Analyzed: 03/11/20 13:31			
2,4,5,6-TCMX (Surr) [2C]	50.0	56	42 - 129	6.019	6.048667	-0.0297	+/-1.0	
Decachlorobiphenyl (Surr) [2C]	50.0	89	55 - 130	10.594	10.634	-0.0400	+/-1.0	
PDI-020SC-A-04-05-191008 (A0C0026-01RE1)			Lab File ID: ECD5-03112014.D		Analyzed: 03/11/20 15:14			
2,4,5,6-TCMX (Surr) [2C]	57.9	48	42 - 129	6.02	6.048667	-0.0287	+/-1.0	
Decachlorobiphenyl (Surr) [2C]	57.9	77	55 - 130	10.594	10.634	-0.0400	+/-1.0	
Calibration Check (0C11042-CCV3)			Lab File ID: ECD5-03112017.D		Analyzed: 03/11/20 16:06			
2,4,5,6-TCMX (Surr)	100	87	80 - 120	5.427	5.459778	-0.0328	+/-1.0	
2,4,5,6-TCMX (Surr) [2C]	100	91	80 - 120	6.02	6.048667	-0.0287	+/-1.0	
Decachlorobiphenyl (Surr)	100	94	80 - 120	9.624	9.661444	-0.0374	+/-1.0	
Decachlorobiphenyl (Surr) [2C]	100	90	80 - 120	10.594	10.634	-0.0400	+/-1.0	
Calibration Blank (0C11042-CCB2)			Lab File ID: ECD5-03112019.D		Analyzed: 03/11/20 16:40			
2,4,5,6-TCMX (Surr) [2C]	100	88	42 - 129	6.019	6.048667	-0.0297	+/-1.0	
Decachlorobiphenyl (Surr) [2C]	100	87	55 - 130	10.595	10.634	-0.0390	+/-1.0	
Calibration Check (0C11042-CCV5)			Lab File ID: ECD5-03112036.D		Analyzed: 03/11/20 22:05			
2,4,5,6-TCMX (Surr)	50.0	85	80 - 120	5.426	5.459778	-0.0338	+/-1.0	
2,4,5,6-TCMX (Surr) [2C]	50.0	83	80 - 120	6.019	6.048667	-0.0297	+/-1.0	
Decachlorobiphenyl (Surr)	50.0	87	80 - 120	9.622	9.661444	-0.0394	+/-1.0	
Decachlorobiphenyl (Surr) [2C]	50.0	84	80 - 120	10.591	10.634	-0.0430	+/-1.0	
Calibration Blank (0C11042-CCB3)			Lab File ID: ECD5-03112038.D		Analyzed: 03/11/20 22:40			
2,4,5,6-TCMX (Surr) [2C]	100	91	42 - 129	6.018	6.048667	-0.0307	+/-1.0	
Decachlorobiphenyl (Surr) [2C]	100	90	55 - 130	10.591	10.634	-0.0430	+/-1.0	

HOLDING TIME SUMMARY

EPA 8081B

Laboratory: Apex Laboratories

SDG: Gasco_PreRD_DG 2019

Client: Anchor QEA, LLC

Project: Gasco_PreRD_DG 2019 - 4a-b. DOC-CAP Testing C

Sample Name	Date Collected	Date Received	Date Prepared	Days to Prep	Max Days to Prep	Date Analyzed	Days to Analysis	Max Days to Analysis	Q
PDI-020SC-A-04-05-191008	10/08/19 10:37	10/09/19 11:25	03/05/20 11:08	149.02	14.00	03/11/20 15:14	6.17	40.00	*

Apex Laboratories

SDG: Gasco PreRD_DG 2019

CLASS: GCMS

METHOD: EPA 8270D

ANALYSES DATA PACKAGE COVER PAGE

EPA 8270D

Laboratory: Apex Laboratories
Client: Anchor QEA, LLC
SDG: Gasco PreRD_DG 2019
Project: Gasco PreRD_DG 2019 - 4a-b. DOC-CAP Testing C

Client Sample Id:	Lab Sample Id:	Matrix
PDI-020SC-A-04-05-191008	A0C0026-01	Sediment

I certify that this data package is in compliance with the terms and conditions of the contract, both technically and for completeness, for other than the conditions detailed above. Release of the data contained in this hardcopy data package and in computer-readable data submitted on diskette has been autorized by the Laboratory Manager or the Manager's designee, as verified by the following signatures.

Signature:
Name: David G. Jack

Forms Created: 3/26/2020 11:00AM
Title: Technical Manager

METHOD DETECTION AND REPORTING LIMITS

EPA 8270D

Laboratory: Apex Laboratories **SDG:** Gasco_PreRD_DG 2019

Client: Anchor QEA, LLC **Project:** Gasco_PreRD_DG 2019 - 4a-b. DOC-CAP

Batch Matrix: Sediment

Analyte	MDL	MRL	Units
Acenaphthene	1.25	2.50	ug/kg
Acenaphthylene	1.25	2.50	ug/kg
Anthracene	1.25	2.50	ug/kg
Benz(a)anthracene	1.25	2.50	ug/kg
Benzo(a)pyrene	1.25	2.50	ug/kg
Benzo(b)fluoranthene	1.25	2.50	ug/kg
Benzo(k)fluoranthene	1.25	2.50	ug/kg
Benzo(g,h,i)perylene	1.25	2.50	ug/kg
Chrysene	1.25	2.50	ug/kg
Dibenz(a,h)anthracene	1.25	2.50	ug/kg
Fluoranthene	1.25	2.50	ug/kg
Fluorene	1.25	2.50	ug/kg
Indeno(1,2,3-cd)pyrene	1.25	2.50	ug/kg
2-Methylnaphthalene	1.25	2.50	ug/kg
Naphthalene	1.25	2.50	ug/kg
Phenanthrene	1.25	2.50	ug/kg
Pyrene	1.25	2.50	ug/kg

Note: MDLs are listed only if the corresponding analyte was evalutated to the MDL in this report .

ORGANIC ANALYSIS DATA SHEET

EPA 8270D

PDI-020SC-A-04-05-191008

Laboratory:	Apex Laboratories			SDG:	Gasco_PreRD_DG 2019
Client:	Anchor QEA, LLC			Project:	Gasco_PreRD_DG 2019 - 4a-b. DOC-CAP Testing Co
Matrix:	Sediment	Laboratory ID:	A0C0026-01	File ID:	N03062007.D
Sampled:	10/08/19 10:37	Prepared:	03/05/20 07:02	Analyzed:	03/06/20 13:07
Solids:	85.26	Preparation:	EPA 3546	Initial/Final:	10.65 g / 5 mL
Batch:	0030163	Sequence:	0C06028	Calibration:	A9I1001
Instrument:	SV-GCMS14				

CAS NO.	COMPOUND	DILUTION	CONC. (ug/kg dry)	Q
83-32-9	Acenaphthene	1	9.20	
208-96-8	Acenaphthylene	1	1.38	U
120-12-7	Anthracene	1	2.01	J
56-55-3	Benz(a)anthracene	1	1.38	U
50-32-8	Benzo(a)pyrene	1	1.38	U
205-99-2	Benzo(b)fluoranthene	1	1.38	U
207-08-9	Benzo(k)fluoranthene	1	1.38	U
191-24-2	Benzo(g,h,i)perylene	1	1.38	U
218-01-9	Chrysene	1	1.38	U
53-70-3	Dibenz(a,h)anthracene	1	1.38	U
206-44-0	Fluoranthene	1	11.1	
86-73-7	Fluorene	1	7.56	
193-39-5	Indeno(1,2,3-cd)pyrene	1	1.38	U
91-57-6	2-Methylnaphthalene	1	1.38	U
91-20-3	Naphthalene	1	1.72	J
85-01-8	Phenanthrene	1	40.1	
129-00-0	Pyrene	1	8.12	

SYSTEM MONITORING COMPOUND	ADDED (ug/kg dry)	CONC (ug/kg dry)	% REC	QC LIMITS	Q
2-Fluorobiphenyl (Surr)	55.1	42.5	77	44 - 115	
p-Terphenyl-d14 (Surr)	55.1	43.6	79	54 - 127	

INTERNAL STANDARD	AREA	RT	REF AREA	REF RT	Q
Naphthalene-d8 (ISTD)	222503	7.679	194417	7.68	
Acenaphthene-d10 (ISTD)	126152	9.434	115660	9.43	
Phenanthrene-d10 (ISTD)	236713	10.943	236918	10.94	
Chrysene-d12 (ISTD)	214190	14.534	189791	14.53	
Perylene-d12 (ISTD)	214594	17.973	178752	17.97	
Dibenz(a,h)anthracene-d14 (ISTD)	157451	20.351	146427	20.35	

* Values outside of QC limits

PREPARATION BATCH SUMMARY

EPA 8270D

Laboratory: Apex Laboratories
SDG: Gasco_PreRD_DG 2019
Client: Anchor QEA, LLC
Project: Gasco_PreRD_DG 2019 - 4a-b. DOC-CAP Testing Cc
Batch: 0030163 Batch Matrix: Sediment Preparation: EPA 3546

SAMPLE NAME	LAB SAMPLE ID	LAB FILE ID	DATE PREPARED	OBSERVATIONS
Blank	0030163-BLK1	N03052009.D	03/05/20 07:02	
LCS	0030163-BS1	N03052010.D	03/05/20 07:02	
PDI-020SC-A-04-05-191008	A0C0026-01	N03062007.D	03/05/20 07:02	

Note: Client samples are listed only if they are included in this report.
Duplicates and Matrix Spike/Duplicates QC Samples are only listed if sourced from a sample included in this report.

METHOD BLANK DATA SHEET

EPA 8270D

Laboratory:	Apex Laboratories			SDG:	Gasco_PreRD_DG 2019
Client:	Anchor QEA, LLC			Project:	Gasco_PreRD_DG 2019 - 4a-b. DOC-CAP Testing C
Matrix:	Sediment	Laboratory ID:	0030163-BLK1	File ID:	N03052009.D
Prepared:	03/05/20 07:02	Preparation:	EPA 3546	Initial/Final:	11 g / 5 mL
Analyzed:	03/05/20 13:33	Instrument:	SV-GCMS14		
Batch:	0030163	Sequence:	0C05040	Calibration:	A9I1001

CAS NO.	COMPOUND	CONC. (ug/kg wet)	Q
83-32-9	Acenaphthene	1.14	U
208-96-8	Acenaphthylene	1.14	U
120-12-7	Anthracene	1.14	U
56-55-3	Benz(a)anthracene	1.14	U
50-32-8	Benzo(a)pyrene	1.14	U
205-99-2	Benzo(b)fluoranthene	1.14	U
207-08-9	Benzo(k)fluoranthene	1.14	U
191-24-2	Benzo(g,h,i)perylene	1.14	U
218-01-9	Chrysene	1.14	U
53-70-3	Dibenz(a,h)anthracene	1.14	U
206-44-0	Fluoranthene	1.14	U
86-73-7	Fluorene	1.14	U
193-39-5	Indeno(1,2,3-cd)pyrene	1.14	U
91-57-6	2-Methylnaphthalene	1.14	U
91-20-3	Naphthalene	1.14	U
85-01-8	Phenanthrene	1.23	J
129-00-0	Pyrene	1.14	U

SYSTEM MONITORING COMPOUND	ADDED (ug/kg wet)	CONC (ug/kg wet)	% REC	QC LIMITS	Q
2-Fluorobiphenyl (Surr)	45.5	36.9	81	44 - 120	
p-Terphenyl-d14 (Surr)	45.5	36.6	80	54 - 127	

INTERNAL STANDARD	AREA	RT	REF AREA	REF RT	Q
Naphthalene-d8 (ISTD)	204020	7.679	180554	7.679	
Acenaphthene-d10 (ISTD)	106257	9.433	106663	9.434	
Phenanthrene-d10 (ISTD)	178796	10.937	198495	10.937	
Chrysene-d12 (ISTD)	140070	14.528	186163	14.528	
Perylene-d12 (ISTD)	131557	17.967	172199	17.967	
Dibenz(a,h)anthracene-d14 (ISTD)	116521	20.345	130793	20.351	

LCS / LCS DUPLICATE RECOVERY

EPA 8270D

Laboratory:	Apex Laboratories	SDG:	Gasco_PreRD_DG 2019
Client:	Anchor QEA, LLC	Project:	Gasco_PreRD_DG 2019 - 4a-b. DOC-CAP Testing Co
Matrix:	Sediment		
Batch:	0030163	Laboratory ID:	0030163-BS1
Preparation:	EPA 3546	Initial/Final:	10 g / 5 mL

COMPOUND	SPIKE ADDED (ug/kg wet)	LCS CONCENTRATION (ug/kg wet)	LCS % REC. (*=Out)	QC LIMITS REC.
Acenaphthene	20.0	18.8	94	40 - 123
Acenaphthylene	20.0	17.2	86	32 - 132
Anthracene	20.0	18.0	90	47 - 123
Benz(a)anthracene	20.0	16.6	83	49 - 126
Benzo(a)pyrene	20.0	17.8	89	45 - 129
Benzo(b)fluoranthene	20.0	17.6	88	45 - 132
Benzo(k)fluoranthene	20.0	18.6	93	47 - 132
Benzo(g,h,i)perylene	20.0	16.7	84	43 - 134
Chrysene	20.0	18.4	92	50 - 124
Dibenz(a,h)anthracene	20.0	17.3	87	45 - 134
Fluoranthene	20.0	20.0	100	50 - 127
Fluorene	20.0	18.4	92	43 - 125
Indeno(1,2,3-cd)pyrene	20.0	17.1	86	45 - 133
2-Methylnaphthalene	20.0	15.7	78	38 - 122
Naphthalene	20.0	18.3	91	35 - 123
Phenanthrene	20.0	19.9	99	50 - 121
Pyrene	20.0	15.6	78	47 - 127

* = Values outside of QC limits

ANALYSIS BATCH (SEQUENCE) SUMMARY

EPA 8270D

Laboratory:	Apex Laboratories	SDG:	Gasco_PreRD_DG 2019
Client:	Anchor QEA, LLC	Project:	Gasco_PreRD_DG 2019 - 4a-b. DOC-CAP Testing C
Sequence:	0C05040	Instrument:	SV-GCMS14
Matrix:	Sediment	Calibration:	A9I1001

Sample Name	Lab Sample ID	Lab File ID	Analysis Date/Time
MS Tune	0C05040-TUN1	N03052006.D	03/05/20 11:58
Calibration Check	0C05040-CCV1	N03052007.D	03/05/20 12:27
Calibration Blank	0C05040-CCB1	N03052008.D	03/05/20 13:00
Blank	0030163-BLK1	N03052009.D	03/05/20 13:33
LCS	0030163-BS1	N03052010.D	03/05/20 14:07

Note: Client samples are listed only if they are included in this report.
Duplicates and Matrix Spike/Duplicates QC Samples are only listed if sourced from a sample included in this report.

ANALYSIS BATCH (SEQUENCE) SUMMARY

EPA 8270D

Laboratory:	Apex Laboratories	SDG:	Gasco_PreRD_DG 2019
Client:	Anchor QEA, LLC	Project:	Gasco_PreRD_DG 2019 - 4a-b. DOC-CAP Testing C
Sequence:	0C06028	Instrument:	SV-GCMS14
Matrix:	Sediment	Calibration:	A9I1001

Sample Name	Lab Sample ID	Lab File ID	Analysis Date/Time
MS Tune	0C06028-TUN1	N03062001.D	03/06/20 09:29
Calibration Check	0C06028-CCV1	N03062002.D	03/06/20 09:57
Calibration Blank	0C06028-CCB1	N03062003.D	03/06/20 10:30
PDI-020SC-A-04-05-191008	A0C0026-01	N03062007.D	03/06/20 13:07

Note: Client samples are listed only if they are included in this report.
Duplicates and Matrix Spike/Duplicates QC Samples are only listed if sourced from a sample included in this report.

ANALYSIS BATCH (SEQUENCE) SUMMARY

EPA 8270D

Laboratory:	Apex Laboratories	SDG:	Gasco_PreRD_DG 2019
Client:	Anchor QEA, LLC	Project:	Gasco_PreRD_DG 2019 - 4a-b. DOC-CAP Testing C
Sequence:	9I06028	Instrument:	SV-GCMS14
Matrix:	Sediment	Calibration:	A9I1001

Sample Name	Lab Sample ID	Lab File ID	Analysis Date/Time
MS Tune	9I06028-TUN1	N09061911.D	09/06/19 15:51
Initial Cal Blank	9I06028-ICB1	N09061912.D	09/06/19 16:18
Cal Standard	9I06028-CAL1	N09061913.D	09/06/19 16:51
Cal Standard	9I06028-CAL2	N09061914.D	09/06/19 17:23
Cal Standard	9I06028-CAL3	N09061915.D	09/06/19 17:55
Cal Standard	9I06028-CAL4	N09061916.D	09/06/19 18:27
Cal Standard	9I06028-CAL5	N09061917.D	09/06/19 19:00
Cal Standard	9I06028-CAL6	N09061918.D	09/06/19 19:32
Cal Standard	9I06028-CAL7	N09061919.D	09/06/19 20:04
Cal Standard	9I06028-CAL8	N09061920.D	09/06/19 20:37
Cal Standard	9I06028-CAL9	N09061921.D	09/06/19 21:09
Cal Standard	9I06028-CALA	N09061922.D	09/06/19 21:41
Initial Cal Check	9I06028-ICV1	N09061924.D	09/06/19 22:45

Note: Client samples are listed only if they are included in this report.
Duplicates and Matrix Spike/Duplicates QC Samples are only listed if sourced from a sample included in this report.

MASS SPECTROMETER INSTRUMENT PERFORMANCE CHECK

EPA 8270D

Laboratory:	Apex Laboratories	SDG:	Gasco_PreRD_DG 2019
Client:	Anchor QEA, LLC	Project:	Gasco_PreRD_DG 2019 - 4a-b. DOC-CAP Testing C
Lab File ID:	N03052006.D	Injection Date:	03/05/20
Instrument ID:	SV-GCMS14	Injection Time:	11:58
Sequence:	0C05040	Lab Sample ID:	0C05040-TUN1

m/z	ION ABUNDANCE CRITERIA	% RELATIVE ABUNDANCE	
m/z 68	Less than 2% of m/z 69	1.66	PASS
m/z 69	Base peak, 100% relative abundance	100.00	PASS
m/z 70	Less than 2% of m/z 69	0.50	PASS
m/z 197	Less than 2% of m/z 198	0.51	PASS
m/z 198	Base peak, 100% relative abundance	100.00	PASS
m/z 199	5 - 9% of m/z 198	6.75	PASS
m/z 365	1 - 100% of m/z 198	3.82	PASS
m/z 441	Less than 150% of m/z 443	78.10	PASS
m/z 442	0.1 - 200% of m/z 198	123.32	PASS
m/z 443	15 - 24% of m/z 442	19.37	PASS

MASS SPECTROMETER INSTRUMENT PERFORMANCE CHECK

EPA 8270D

Laboratory:	Apex Laboratories	SDG:	Gasco_PreRD_DG 2019
Client:	Anchor QEA, LLC	Project:	Gasco_PreRD_DG 2019 - 4a-b. DOC-CAP Testing C
Lab File ID:	N03062001.D	Injection Date:	03/06/20
Instrument ID:	SV-GCMS14	Injection Time:	09:29
Sequence:	0C06028	Lab Sample ID:	0C06028-TUN1

m/z	ION ABUNDANCE CRITERIA	% RELATIVE ABUNDANCE	
m/z 68	Less than 2% of m/z 69	1.62	PASS
m/z 69	Base peak, 100% relative abundance	100.00	PASS
m/z 70	Less than 2% of m/z 69	0.51	PASS
m/z 197	Less than 2% of m/z 198	0.00	PASS
m/z 198	Base peak, 100% relative abundance	100.00	PASS
m/z 199	5 - 9% of m/z 198	6.77	PASS
m/z 365	1 - 100% of m/z 198	4.03	PASS
m/z 441	Less than 150% of m/z 443	77.20	PASS
m/z 442	0.1 - 200% of m/z 198	132.29	PASS
m/z 443	15 - 24% of m/z 442	19.39	PASS

MASS SPECTROMETER INSTRUMENT PERFORMANCE CHECK

EPA 8270D

Laboratory:	Apex Laboratories	SDG:	Gasco_PreRD_DG 2019
Client:	Anchor QEA, LLC	Project:	Gasco_PreRD_DG 2019 - 4a-b. DOC-CAP Testing C
Lab File ID:	N09061911.D	Injection Date:	09/06/19
Instrument ID:	SV-GCMS14	Injection Time:	15:51
Sequence:	9I06028	Lab Sample ID:	9I06028-TUN1

m/z	ION ABUNDANCE CRITERIA	% RELATIVE ABUNDANCE	
m/z 68	Less than 2% of m/z 69	1.53	PASS
m/z 69	Base peak, 100% relative abundance	100.00	PASS
m/z 70	Less than 2% of m/z 69	0.47	PASS
m/z 197	Less than 2% of m/z 198	0.48	PASS
m/z 198	Base peak, 100% relative abundance	100.00	PASS
m/z 199	5 - 9% of m/z 198	6.86	PASS
m/z 365	1 - 100% of m/z 198	3.62	PASS
m/z 441	Less than 150% of m/z 443	78.02	PASS
m/z 442	0.1 - 200% of m/z 198	93.14	PASS
m/z 443	15 - 24% of m/z 442	19.59	PASS

INITIAL CALIBRATION DATA (Summary)

EPA 8270D

Laboratory: Apex Laboratories SDG: Gasco_PreRD_DG 2019

Client: Anchor QEA, LLC Project: Gasco_PreRD_DG 2019 - 4a-b. DOC-CAP Testing

Calibration: A9I1001 Date: 09/10/19 10:37 Instrument: SV-GCMS14

Compound	Mean RF	FIT	RF RSD	Mean RT	RT RSD	Linear r	Quad COD	LIMIT	Q
Acenaphthene	1.421956	Ave	2.101464	9.6727	1.195025E-02			20	
Acenaphthylene	2.170985	Ave	2.552096	9.498	1.184114E-02			20	
Anthracene	1.088444	Ave	2.157422	11.223	6.057048E-03			20	
Benz(a)anthracene	1.161023	Ave	7.869327	14.886	2.183092E-02			20	
Benzo(a)pyrene	0.9876419	Ave	9.000056	18.2396	6.304434E-02			20	
Benzo(b)fluoranthene	1.153887	Ave	5.67895	17.4697	5.010002E-02			20	
Benzo(k)fluoranthene	1.136093	Ave	6.126	17.5355	5.121218E-02			20	
Benzo(g,h,i)perylene	1.308305	Ave	5.850826	21.3008	4.687611E-02			20	
Chrysene	1.098706	Ave	1.523471	14.9673	0.0413593			20	
Dibenz(a,h)anthracene	1.158853	Ave	3.005339	20.8333	3.856247E-02			20	
Fluoranthene	1.178979	Ave	4.301023	12.435	3.109609E-02			20	
Fluorene	1.455085	Ave	3.852542	10.1928	3.089686E-02			20	
Indeno(1,2,3-cd)pyrene	1.233305	Ave	3.076119	20.7652	4.855178E-02			20	
2-Methylnaphthalene	0.9346173	Ave	5.160882	8.5884	7.334806E-03			20	
Naphthalene	1.102926	Ave	2.419226	7.9059	1.784269E-02			20	
Phenanthrene	1.170171	Ave	3.845982	11.1707	1.240085E-02			20	
Pyrene	1.562337	Ave	6.478501	12.7234	2.554012E-02			20	
2-Fluorobiphenyl (Surr)	1.491847	Ave	2.25656	8.9523	3.166423E-02			20	
p-Terphenyl-d14 (Surr)	1.051726	Ave	4.2222	12.9315	1.002441E-02			20	

Note: ** Quad COD may be incorrect if weighting (1/a) or (1/a2) used. Weighting not shown here. Please see instrument calibration printouts for validation.

INITIAL CALIBRATION DATA

EPA 8270D

Laboratory: Apex Laboratories

Client: Anchor QEA, LLC

Calibration: A9I1001

SDG: Gasco_PreRD_DG 2019

Project: Gasco_PreRD_DG 2019 - 4a-b. DOC-CAP Te

Instrument: SV-GCMS14

Calibration Date: 09/10/19 10:37

Compound	Level 01		Level 02		Level 03		Level 04		Level 05		Level 06	
	ng/mL	RF	ng/mL	RF	ng/mL	RF	ng/mL	RF	ng/mL	RF	ng/mL	RF
Acenaphthene	1	1.438843	2.5	1.487282	5	1.404065	10	1.417353	25	1.419193	50	1.394003
Acenaphthylene	1	2.050122	2.5	2.174081	5	2.138587	10	2.170914	25	2.195113	50	2.171664
Anthracene	1	1.097223	2.5	1.089279	5	1.048542	10	1.062312	25	1.06872	50	1.076085
Benz(a)anthracene	1	1.393885	2.5	1.220902	5	1.088043	10	1.09326	25	1.113653	50	1.097579
Benzo(a)pyrene	1	0.9831077	2.5	0.860229	5	0.8587498	10	0.9020412	25	0.976879	50	1.004382
Benzo(b)fluoranthene	1	1.117055	2.5	1.085157	5	1.064599	10	1.091936	25	1.128411	50	1.163732
Benzo(k)fluoranthene	1	1.067445	2.5	1.081921	5	1.086293	10	1.035921	25	1.12827	50	1.118386
Benzo(b+k)fluoranthene(s)	2	1.112094	5	1.118006	10	1.116503	20	1.114938	50	1.172148	100	1.178575
Benzo(g,h,i)perylene	1	1.244973	2.5	1.184733	5	1.240673	10	1.251188	25	1.288531	50	1.327508
Chrysene	1	1.134167	2.5	1.107207	5	1.086845	10	1.086606	25	1.097682	50	1.081788
Dibenz(a,h)anthracene	1	1.172765	2.5	1.143563	5	1.121188	10	1.116162	25	1.120297	50	1.14373
Fluoranthene	1	1.194051	2.5	1.126776	5	1.104079	10	1.123912	25	1.161779	50	1.170777
Fluorene	1	1.368696	2.5	1.404786	5	1.408744	10	1.421664	25	1.460973	50	1.446685
Indeno(1,2,3-cd)pyrene	1	1.207624	2.5	1.279667	5	1.185249	10	1.191109	25	1.192038	50	1.22331
1-Methylnaphthalene	1	0.8213813	2.5	0.8752222	5	0.8374479	10	0.9164978	25	0.9229373	50	0.9636201
2-Methylnaphthalene	1	0.8933817	2.5	0.9068991	5	0.8805457	10	0.8856102	25	0.8950085	50	0.9411598
Naphthalene	1	1.158343	2.5	1.134973	5	1.097604	10	1.122705	25	1.090082	50	1.082918
Phenanthrene	1	1.287154	2.5	1.193603	5	1.137078	10	1.164716	25	1.154027	50	1.151784
Pyrene	1	1.63414	2.5	1.742266	5	1.585271	10	1.635519	25	1.580246	50	1.570799
Carbazole	1	0.8723786	2.5	0.8303246	5	0.809563	10	0.8178062	25	0.8662439	50	0.8707417
Dibenzofuran	1	1.760349	2.5	1.772666	5	1.736411	10	1.780314	25	1.790475	50	1.776721
2-Fluorobiphenyl (Surr)	1	1.423811	2.5	1.562065	5	1.481173	10	1.49926	25	1.499776	50	1.48226
p-Terphenyl-d14 (Surr)	1	1.150274	2.5	1.092469	5	1.036656	10	1.057709	25	1.06012	50	1.045507

INITIAL CALIBRATION DATA (Continued)

EPA 8270D

Laboratory:	Apex Laboratories	SDG:	Gasco_PreRD_DG 2019
Client:	Anchor QEA, LLC	Project:	Gasco_PreRD_DG 2019 - 4a-b. DOC-CAP Te
Calibration:	A9I1001	Instrument:	SV-GCMS14
Matrix:		Calibration Date:	09/10/19 10:37

Compound	Level 07		Level 08		Level 09		Level 10		Level 11		Level 12	
	ng/mL	RF	ng/mL	RF	ng/mL	RF	ng/mL	RF	ng/mL	RF	ng/mL	RF
Acenaphthene	100	1.443403	200	1.431066	300	1.387896	400	1.396451				
Acenaphthylene	100	2.247844	200	2.243032	300	2.16069	400	2.157799				
Anthracene	100	1.109829	200	1.115327	300	1.102277	400	1.114841				
Benz(a)anthracene	100	1.142091	200	1.148716	300	1.139155	400	1.17295				
Benzo(a)pyrene	100	1.043258	200	1.084563	300	1.067927	400	1.095282				
Benzo(b)fluoranthene	100	1.194311	200	1.23063	300	1.216813	400	1.246224				
Benzo(k)fluoranthene	100	1.195543	200	1.221498	300	1.197767	400	1.227883				
Benzo(b+k)fluoranthene(s)	200	1.228745	400	1.259094	600	1.236491	800	1.266041				
Benzo(g,h,i)perylene	100	1.387838	200	1.395223	300	1.36793	400	1.394456				
Chrysene	100	1.095048	200	1.103107	300	1.080265	400	1.114348				
Dibenz(a,h)anthracene	100	1.178156	200	1.193501	300	1.181668	400	1.217496				
Fluoranthene	100	1.201514	200	1.227472	300	1.217957	400	1.261473				
Fluorene	100	1.525529	200	1.545124	300	1.492702	400	1.475951				
Indeno(1,2,3-cd)pyrene	100	1.260309	200	1.262162	300	1.248776	400	1.282806				
1-Methylnaphthalene	100	0.9858109	200	1.024788	300	1.01574	400	0.9810225				
2-Methylnaphthalene	100	0.9654102	200	1.001432	300	1.001474	400	0.9752517				
Naphthalene	100	1.082489	200	1.091885	300	1.077863	400	1.090395				
Phenanthrene	100	1.157739	200	1.178493	300	1.133633	400	1.143483				
Pyrene	100	1.559688	200	1.478103	300	1.415905	400	1.421434				
Carbazole	100	0.9049028	200	0.9454096	300	0.9401746	400	0.949796				
Dibenzofuran	100	1.831193	200	1.826652	300	1.770993	400	1.764878				
2-Fluorobiphenyl (Surr)	100	1.499049	200	1.496115	300	1.47728	400	1.49768				
p-Terphenyl-d14 (Surr)	100	1.048827	200	1.020622	300	0.9928344	400	1.012238				

SECOND-SOURCE CALIBRATION VERIFICATION

EPA 8270D

Laboratory:	Apex Laboratories	SDG:	Gasco_PreRD_DG 2019
Client:	Anchor QEA, LLC	Project:	Gasco_PreRD_DG 2019 - 4a-b. DOC-CAP T
Instrument ID:	SV-GCMS14	Calibration:	A9I1001
Lab File ID:	N09061924.D		
Sequence:	9I06028	Inject Date:	09/06/19
Lab Sample ID:	9I06028-ICV1	Inject Time:	22:45

ANALYTE	EXPECTED (ng/mL)	FOUND (ng/mL)	% DRIFT	QC LIMIT
Acenaphthene	50.0	50.3	0.7	70 - 130
Acenaphthylene	50.0	51.9	3.9	70 - 130
Anthracene	50.0	51.8	3.6	70 - 130
Benz(a)anthracene	50.0	48.5	-3.0	70 - 130
Benzo(a)pyrene	50.0	51.2	2.4	70 - 130
Benzo(b)fluoranthene	50.0	50.6	1.2	70 - 130
Benzo(k)fluoranthene	50.0	50.0	-0.06	70 - 130
Benzo(g,h,i)perylene	50.0	53.6	7.2	70 - 130
Chrysene	50.0	52.4	4.8	70 - 130
Dibenz(a,h)anthracene	50.0	49.3	-1.3	70 - 130
Fluoranthene	50.0	50.6	1.1	70 - 130
Fluorene	50.0	50.9	1.7	70 - 130
Indeno(1,2,3-cd)pyrene	50.0	50.0	-0.05	70 - 130
2-Methylnaphthalene	50.0	46.8	-6.3	70 - 130
Naphthalene	50.0	49.9	-0.1	70 - 130
Phenanthrene	50.0	50.4	0.8	70 - 130
Pyrene	50.0	50.6	1.2	70 - 130
2-Fluorobiphenyl (Surr)	50.0	49.7	-0.7	70 - 130
p-Terphenyl-d14 (Surr)	50.0	48.7	-2.6	70 - 130

CONTINUING CALIBRATION CHECK

EPA 8270D

Laboratory:	Apex Laboratories	SDG:	Gasco_PreRD_DG 2019
Client:	Anchor QEA, LLC	Project:	Gasco_PreRD_DG 2019 - 4a-b. DOC-CAP Testing C
Instrument ID:	SV-GCMS14	Calibration:	A9I1001
Lab File ID:	N03052007.D	Calibration Date:	09/10/19 10:37
Sequence:	0C05040	Injection Date:	03/05/20
Lab Sample ID:	0C05040-CCV1	Injection Time:	12:27

COMPOUND	Curve Fit	Calculated Concentration (ng/mL) [L/Q Fits]			Response Factors [Ave RF]			Limit
		STD	CCV	% DIFF	ICAL	CCV	% Drift	
Acenaphthene	Ave	50.0	48.1		1.421956	1.368853	-3.7	20
Acenaphthylene	Ave	50.0	47.6		2.170985	2.068534	-4.7	20
Anthracene	Ave	50.0	49.1		1.088444	1.069085	-1.8	20
Benz(a)anthracene	Ave	50.0	45.5		1.161023	1.056021	-9.0	20
Benzo(a)pyrene	Ave	50.0	48.2		0.9876419	0.9520961	-3.6	20
Benzo(b)fluoranthene	Ave	50.0	44.9		1.153887	1.036684	-10.2	20
Benzo(k)fluoranthene	Ave	50.0	46.0		1.136093	1.046243	-7.9	20
Benzo(g,h,i)perylene	Ave	50.0	48.1		1.308305	1.259028	-3.8	20
Chrysene	Ave	50.0	47.3		1.098706	1.039175	-5.4	20
Dibenz(a,h)anthracene	Ave	50.0	48.8		1.158853	1.131054	-2.4	20
Fluoranthene	Ave	50.0	56.3		1.178979	1.326814	12.5	20
Fluorene	Ave	50.0	49.2		1.455085	1.432305	-1.6	20
Indeno(1,2,3-cd)pyrene	Ave	50.0	47.5		1.233305	1.171133	-5.0	20
2-Methylnaphthalene	Ave	50.0	41.6		0.9346173	0.7781716	-16.7	20
Naphthalene	Ave	50.0	49.6		1.102926	1.093833	-0.8	20
Phenanthrene	Ave	50.0	49.2		1.170171	1.151001	-1.6	20
Pyrene	Ave	50.0	46.8		1.562337	1.461332	-6.5	20

** Quadratic Curve fit may be weighted (1/a or 1/a2).

* = Values outside of QC limits

CONTINUING CALIBRATION CHECK

EPA 8270D

Laboratory:	Apex Laboratories	SDG:	Gasco_PreRD_DG 2019
Client:	Anchor QEA, LLC	Project:	Gasco_PreRD_DG 2019 - 4a-b. DOC-CAP Testing C
Instrument ID:	SV-GCMS14	Calibration:	A9I1001
Lab File ID:	N03062002.D	Calibration Date:	09/10/19 10:37
Sequence:	0C06028	Injection Date:	03/06/20
Lab Sample ID:	0C06028-CCV1	Injection Time:	09:57

COMPOUND	Curve Fit	Calculated Concentration (ng/mL) [L/Q Fits]			Response Factors [Ave RF]			Limit
		STD	CCV	% DIFF	ICAL	CCV	% Drift	
Acenaphthene	Ave	50.0	48.9		1.421956	1.391579	-2.1	20
Acenaphthylene	Ave	50.0	48.1		2.170985	2.089452	-3.8	20
Anthracene	Ave	50.0	49.9		1.088444	1.086882	-0.1	20
Benz(a)anthracene	Ave	50.0	46.1		1.161023	1.070272	-7.8	20
Benzo(a)pyrene	Ave	50.0	49.6		0.9876419	0.9800506	-0.8	20
Benzo(b)fluoranthene	Ave	50.0	48.9		1.153887	1.128737	-2.2	20
Benzo(k)fluoranthene	Ave	50.0	50.4		1.136093	1.144121	0.7	20
Benzo(g,h,i)perylene	Ave	50.0	47.1		1.308305	1.231549	-5.9	20
Chrysene	Ave	50.0	48.1		1.098706	1.057521	-3.7	20
Dibenz(a,h)anthracene	Ave	50.0	48.5		1.158853	1.124465	-3.0	20
Fluoranthene	Ave	50.0	46.0		1.178979	1.085295	-7.9	20
Fluorene	Ave	50.0	48.1		1.455085	1.39981	-3.8	20
Indeno(1,2,3-cd)pyrene	Ave	50.0	45.9		1.233305	1.131144	-8.3	20
2-Methylnaphthalene	Ave	50.0	41.6		0.9346173	0.7767325	-16.9	20
Naphthalene	Ave	50.0	49.4		1.102926	1.090008	-1.2	20
Phenanthrene	Ave	50.0	48.5		1.170171	1.135515	-3.0	20
Pyrene	Ave	50.0	45.1		1.562337	1.410225	-9.7	20

** Quadratic Curve fit may be weighted (1/a or 1/a2).

* = Values outside of QC limits

SURROGATE STANDARD RECOVERY AND RT SUMMARY

EPA 8270D

Laboratory:	Apex Laboratories	SDG:	Gasco_PreRD_DG 2019
Client:	Anchor QEA, LLC	Project:	Gasco_PreRD_DG 2019 - 4a-b. DOC-CAP Testing C
Sequence:	0C05040	Instrument:	SV-GCMS14
Matrix:	Sediment	Calibration:	A9I1001

Surrogate Compound	Spike Level ng/mL	% Recovery	Recovery Limits	RT	Calibration Mean RT	RT Diff	RT Diff Limit	Q
Calibration Check (0C05040-CCV1)			Lab File ID: N03052007.D		Analyzed: 03/05/20 12:27			
2-Fluorobiphenyl (Surr)	50.0	104	80 - 120	8.746	8.9523	-0.2063	+/-1.0	
p-Terphenyl-d14 (Surr)	50.0	97	80 - 120	12.663	12.9315	-0.2685	+/-1.0	
Calibration Blank (0C05040-CCB1)			Lab File ID: N03052008.D		Analyzed: 03/05/20 13:00			
2-Fluorobiphenyl (Surr)			44 - 120	0	8.9523	-8.9523	+/-1.0	
p-Terphenyl-d14 (Surr)			50 - 134	0	12.9315	-12.9315	+/-1.0	
Blank (0030163-BLK1)			Lab File ID: N03052009.D		Analyzed: 03/05/20 13:33			
2-Fluorobiphenyl (Surr)	45.5	81	44 - 120	8.746	8.9523	-0.2063	+/-1.0	
p-Terphenyl-d14 (Surr)	45.5	80	54 - 127	12.663	12.9315	-0.2685	+/-1.0	
LCS (0030163-BS1)			Lab File ID: N03052010.D		Analyzed: 03/05/20 14:07			
2-Fluorobiphenyl (Surr)	50.0	85	44 - 120	8.746	8.9523	-0.2063	+/-1.0	
p-Terphenyl-d14 (Surr)	50.0	74	54 - 127	12.663	12.9315	-0.2685	+/-1.0	

SURROGATE STANDARD RECOVERY AND RT SUMMARY

EPA 8270D

Laboratory:	Apex Laboratories	SDG:	Gasco_PreRD_DG 2019
Client:	Anchor QEA, LLC	Project:	Gasco_PreRD_DG 2019 - 4a-b. DOC-CAP Testing C
Sequence:	0C06028	Instrument:	SV-GCMS14
Matrix:	Sediment	Calibration:	A9I1001

Surrogate Compound	Spike Level ng/mL	% Recovery	Recovery Limits	RT	Calibration Mean RT	RT Diff	RT Diff Limit	Q
Calibration Check (0C06028-CCV1)			Lab File ID: N03062002.D		Analyzed: 03/06/20 09:57			
2-Fluorobiphenyl (Surr)	50.0	107	80 - 120	8.75	8.9523	-0.2023	+/-1.0	
p-Terphenyl-d14 (Surr)	50.0	96	80 - 120	12.66	12.9315	-0.2715	+/-1.0	
Calibration Blank (0C06028-CCB1)			Lab File ID: N03062003.D		Analyzed: 03/06/20 10:30			
2-Fluorobiphenyl (Surr)			44 - 120	8.752	8.9523	-0.2003	+/-1.0	
p-Terphenyl-d14 (Surr)			54 - 127	12.663	12.9315	-0.2685	+/-1.0	
PDI-020SC-A-04-05-191008 (A0C0026-01)			Lab File ID: N03062007.D		Analyzed: 03/06/20 13:07			
2-Fluorobiphenyl (Surr)	55.1	77	44 - 115	8.752	8.9523	-0.2003	+/-1.0	
p-Terphenyl-d14 (Surr)	55.1	79	54 - 127	12.669	12.9315	-0.2625	+/-1.0	

SURROGATE STANDARD RECOVERY AND RT SUMMARY

EPA 8270D

Laboratory:	Apex Laboratories	SDG:	Gasco_PreRD_DG 2019
Client:	Anchor QEA, LLC	Project:	Gasco_PreRD_DG 2019 - 4a-b. DOC-CAP Testing C
Sequence:	9I06028	Instrument:	SV-GCMS14
Matrix:	Sediment	Calibration:	A9I1001

Surrogate Compound	Spike Level ng/mL	% Recovery	Recovery Limits	RT	Calibration Mean RT	RT Diff	RT Diff Limit	Q
Initial Cal Check (9I06028-ICV1)			Lab File ID: N09061924.D		Analyzed: 09/06/19 22:45			
2-Fluorobiphenyl (Surr)	50.0	99	70 - 130	8.95	8.9523	-0.0023	+/-1.0	
p-Terphenyl-d14 (Surr)	50.0	97	70 - 130	12.925	12.9315	-0.0065	+/-1.0	

INTERNAL STANDARD AREA AND RT SUMMARY
EPA 8270D

Laboratory:	Apex Laboratories	SDG:	Gasco_PreRD_DG 2019
Client:	Anchor QEA, LLC	Project:	Gasco_PreRD_DG 2019 - 4a-b. DOC-CAP Testing C
Sequence:	0C06028	Instrument:	SV-GCMS14
Matrix:	Sediment	Calibration:	A9I1001

Internal Standard	Response	RT	Reference Response	Reference RT	Area %	Area % Limits	RT Diff	RT Diff Limit	Q
Calibration Check (0C06028-CCV1)			Lab File ID: N03062002.D			Analyzed: 03/06/20 09:57			
Naphthalene-d8 (ISTD)	194417	7.68	148351	7.883	131	50 - 200	-0.2030	+/-0.50	
Acenaphthene-d10 (ISTD)	115660	9.43	117951	9.638	98	50 - 200	-0.2080	+/-0.50	
Phenanthrene-d10 (ISTD)	236918	10.94	219661	11.147	108	50 - 200	-0.2070	+/-0.50	
Chrysene-d12 (ISTD)	189791	14.53	169841	14.907	112	50 - 200	-0.3770	+/-0.50	
Perylene-d12 (ISTD)	178752	17.97	142416	18.375	126	50 - 200	-0.4050	+/-0.50	
Dibenz(a,h)anthracene-d14 (ISTD)	146427	20.35	93265	20.765	157	50 - 200	-0.4150	+/-0.50	
Calibration Blank (0C06028-CCB1)			Lab File ID: N03062003.D			Analyzed: 03/06/20 10:30			
Naphthalene-d8 (ISTD)	200292	7.679	194417	7.68	103	50 - 200	-0.0010	+/-0.50	
Acenaphthene-d10 (ISTD)	114839	9.434	115660	9.43	99	50 - 200	0.0040	+/-0.50	
Phenanthrene-d10 (ISTD)	218207	10.937	236918	10.94	92	50 - 200	-0.0030	+/-0.50	
Chrysene-d12 (ISTD)	179402	14.528	189791	14.53	95	50 - 200	-0.0020	+/-0.50	
Perylene-d12 (ISTD)	167613	17.961	178752	17.97	94	50 - 200	-0.0090	+/-0.50	
Dibenz(a,h)anthracene-d14 (ISTD)	133536	20.345	146427	20.35	91	50 - 200	-0.0050	+/-0.50	
Matrix Spike (0030163-MS1)			Lab File ID: N03062005.D			Analyzed: 03/06/20 11:35			
Naphthalene-d8 (ISTD)	210709	7.679	194417	7.68	108	50 - 200	-0.0010	+/-0.50	
Acenaphthene-d10 (ISTD)	124699	9.434	115660	9.43	108	50 - 200	0.0040	+/-0.50	
Phenanthrene-d10 (ISTD)	246830	10.937	236918	10.94	104	50 - 200	-0.0030	+/-0.50	
Chrysene-d12 (ISTD)	244195	14.528	189791	14.53	129	50 - 200	-0.0020	+/-0.50	
Perylene-d12 (ISTD)	202609	17.967	178752	17.97	113	50 - 200	-0.0030	+/-0.50	
Dibenz(a,h)anthracene-d14 (ISTD)	166973	20.351	146427	20.35	114	50 - 200	0.0010	+/-0.50	
Matrix Spike Dup (0030163-MSD1)			Lab File ID: N03062006.D			Analyzed: 03/06/20 12:08			
Naphthalene-d8 (ISTD)	209711	7.679	194417	7.68	108	50 - 200	-0.0010	+/-0.50	
Acenaphthene-d10 (ISTD)	130332	9.434	115660	9.43	113	50 - 200	0.0040	+/-0.50	
Phenanthrene-d10 (ISTD)	247569	10.937	236918	10.94	104	50 - 200	-0.0030	+/-0.50	
Chrysene-d12 (ISTD)	252811	14.528	189791	14.53	133	50 - 200	-0.0020	+/-0.50	
Perylene-d12 (ISTD)	225199	17.967	178752	17.97	126	50 - 200	-0.0030	+/-0.50	
Dibenz(a,h)anthracene-d14 (ISTD)	199161	20.351	146427	20.35	136	50 - 200	0.0010	+/-0.50	
PDI-020SC-A-04-05-191008 (A0C0026-01)			Lab File ID: N03062007.D			Analyzed: 03/06/20 13:07			
Naphthalene-d8 (ISTD)	222503	7.679	194417	7.68	114	50 - 200	-0.0010	+/-0.50	
Acenaphthene-d10 (ISTD)	126152	9.434	115660	9.43	109	50 - 200	0.0040	+/-0.50	
Phenanthrene-d10 (ISTD)	236713	10.943	236918	10.94	100	50 - 200	0.0030	+/-0.50	
Chrysene-d12 (ISTD)	214190	14.534	189791	14.53	113	50 - 200	0.0040	+/-0.50	
Perylene-d12 (ISTD)	214594	17.973	178752	17.97	120	50 - 200	0.0030	+/-0.50	
Dibenz(a,h)anthracene-d14 (ISTD)	157451	20.351	146427	20.35	108	50 - 200	0.0010	+/-0.50	

HOLDING TIME SUMMARY

EPA 8270D

Laboratory: Apex Laboratories

SDG: Gasco_PreRD_DG 2019

Client: Anchor QEA, LLC

Project: Gasco_PreRD_DG 2019 - 4a-b. DOC-CAP Testing C

Sample Name	Date Collected	Date Received	Date Prepared	Days to Prep	Max Days to Prep	Date Analyzed	Days to Analysis	Max Days to Analysis	Q
PDI-020SC-A-04-05-191008	10/08/19 10:37	10/09/19 11:25	03/05/20 07:02	148.85	14.00	03/06/20 13:07	1.25	40.00	*

Apex Laboratories

SDG: Gasco PreRD_DG 2019

CLASS: WET

METHOD: SM 5310 B MOD

ANALYSES DATA PACKAGE COVER PAGE

SM 5310 B MOD

Laboratory: Apex Laboratories
Client: Anchor QEA, LLC

SDG: Gasco PreRD_DG 2019
Project: Gasco PreRD_DG 2019 - 4a-b. DOC-CAP Testing C

Client Sample Id:	Lab Sample Id:	Matrix
PDI-020SC-A-04-05-191008	A0C0026-01	Sediment

I certify that this data package is in compliance with the terms and conditions of the contract, both technically and for completeness, for other than the conditions detailed above. Release of the data contained in this hardcopy data package and in computer-readable data submitted on diskette has been autorized by the Laboratory Manager or the Manager's designee, as verified by the following signatures.

Signature:
Name: David G. Jack

Forms Created: 3/26/2020 11:00AM
Title: Technical Manager

METHOD DETECTION AND REPORTING LIMITS

SM 5310 B MOD

Laboratory: Apex Laboratories

SDG: Gasco_PreRD_DG 2019

Client: Anchor QEA, LLC

Project: Gasco_PreRD_DG 2019 - 4a-b. DOC-CAP

Batch Matrix: Sediment

Analyte	MDL	MRL	Units
Total Organic Carbon	0.020	0.020	% by Weight

Note: MDLs are listed only if the corresponding analyte was evalutated to the MDL in this report .

INORGANIC ANALYSIS DATA SHEET

SM 5310 B MOD

PDI-020SC-A-04-05-191008

Laboratory: Apex Laboratories
SDG: Gasco_PreRD_DG 2019
Client: Anchor QEA, LLC
Project: Gasco_PreRD_DG 2019 - 4a-b. DOC-CAP Testing Cores
Matrix: Sediment
Laboratory ID: A0C0026-01
File ID: 0C10065.txt-030
Sampled: 10/08/19 10:37
Prepared: 03/06/20 17:19
Analyzed: 03/11/20 00:52
Solids: 85.26
Preparation: PSEP-5310B TOC
Initial/Final: 0.2 N/A / 0.2 N/A
Batch: 0030256
Sequence: 0C10065
Calibration: A0A0805
Instrument: TOC6

CAS NO.	Analyte	Concentration (% by Weight)	Dilution Factor	Q	Method
TOC	Total Organic Carbon	0.037	1		SM 5310 B MOD

PREPARATION BATCH SUMMARY

SM 5310 B MOD

Laboratory: Apex Laboratories
SDG: Gasco_PreRD_DG 2019
Client: Anchor QEA, LLC
Project: Gasco_PreRD_DG 2019 - 4a-b. DOC-CAP Testing Cc
Batch: 0030256 Batch Matrix: Sediment Preparation: PSEP-5310B TOC

SAMPLE NAME	LAB SAMPLE ID	LAB FILE ID	DATE PREPARED	OBSERVATIONS
Blank	0030256-BLK1	0C10065.txt-005	03/06/20 17:19	
LCS	0030256-BS1	0C10065.txt-006	03/06/20 17:19	
PDI-020SC-A-04-05-191008 (Dup)	0030256-DUP5	0C10065.txt-031	03/06/20 17:19	
PDI-020SC-A-04-05-191008 (Dup)	0030256-DUP6	0C10065.txt-032	03/06/20 17:19	
PDI-020SC-A-04-05-191008	A0C0026-01	0C10065.txt-030	03/06/20 17:19	

Note: Client samples are listed only if they are included in this report.
Duplicates and Matrix Spike/Duplicates QC Samples are only listed if sourced from a sample included in this report.

METHOD BLANK DATA SHEET
SM 5310 B MOD

Laboratory:	Apex Laboratories		SDG:	Gasco_PreRD_DG 2019	
Client:	Anchor QEA, LLC		Project:	Gasco_PreRD_DG 2019 - 4a-b. DOC-CAP Testing C	
Matrix:	Sediment	Laboratory ID:	0030256-BLK1	File ID:	0C10065.txt-005
Prepared:	03/06/20 17:19	Preparation:	PSEP-5310B TOC	Initial/Final:	0.2 N/A / 0.2 N/A
Analyzed:	03/10/20 20:22	Instrument:	TOC6		
Batch:	0030256	Sequence:	0C10065	Calibration:	A0A0805

CAS NO.	COMPOUND	CONC. (% by Weight)	Q
TOC	Total Organic Carbon	0.020	U

LCS / LCS DUPLICATE RECOVERY

SM 5310 B MOD

Laboratory:	Apex Laboratories	SDG:	Gasco_PreRD_DG 2019
Client:	Anchor QEA, LLC	Project:	Gasco_PreRD_DG 2019 - 4a-b. DOC-CAP Testing Co
Matrix:	Sediment		
Batch:	0030256	Laboratory ID:	0030256-BS1
Preparation:	PSEP-5310B TOC	Initial/Final:	0.2 N/A / 0.2 N/A

COMPOUND	SPIKE ADDED (mg/kg)	LCS CONCENTRATION (mg/kg)	LCS % REC. (*=Out)	QC LIMITS REC.
Total Organic Carbon	10000	9500	95	90 - 110

* = Values outside of QC limits

PDI-020SC-A-04-05-191008

DUPLICATES

SM 5310 B MOD

Laboratory: Apex Laboratories
Client: Anchor QEA, LLC
Matrix: Sediment
Batch: 0030256
Preparation: PSEP-5310B TOC
Source Sample Name: PDI-020SC-A-04-05-191008

SDG: Gasco_PreRD_DG 2019
Project: Gasco_PreRD_DG 2019 - 4a-b. DOC-CAP T
Laboratory ID: 0030256-DUP5
Lab Source ID: A0C0026-01
Initial/Final: 0.2 N/A / 0.2 N/A
% Solids: 85.26

ANALYTE	CONTROL LIMIT	SAMPLE CONCENTRATION (% by Weight)	C	DUPLICATE CONCENTRATION (% by Weight)	C	RPD %	Q	METHOD
Total Organic Carbon	20	0.037		0.029		23	*	SM 5310 B MOD

* Values outside of QC limits

PDI-020SC-A-04-05-191008

DUPLICATES

SM 5310 B MOD

Laboratory: Apex Laboratories
Client: Anchor QEA, LLC
Matrix: Sediment
Batch: 0030256
Preparation: PSEP-5310B TOC
Source Sample Name: PDI-020SC-A-04-05-191008

SDG: Gasco_PreRD_DG 2019
Project: Gasco_PreRD_DG 2019 - 4a-b. DOC-CAP T
Laboratory ID: 0030256-DUP6
Lab Source ID: A0C0026-01
Initial/Final: 0.2 N/A / 0.2 N/A
% Solids: 85.26

ANALYTE	CONTROL LIMIT	SAMPLE CONCENTRATION (% by Weight)	C	DUPLICATE CONCENTRATION (% by Weight)	C	RPD %	Q	METHOD
Total Organic Carbon	20	0.037		0.025		37	*	SM 5310 B MOD

* Values outside of QC limits

ANALYSIS BATCH (SEQUENCE) SUMMARY
SM 5310 B MOD

Laboratory:	Apex Laboratories	SDG:	Gasco_PreRD_DG 2019
Client:	Anchor QEA, LLC	Project:	Gasco_PreRD_DG 2019 - 4a-b. DOC-CAP Testing C
Sequence:	0A08052	Instrument:	TOC6
Matrix:	Sediment	Calibration:	A0A0805

Sample Name	Lab Sample ID	Lab File ID	Analysis Date/Time
Cal Standard	0A08052-CAL2	0A08052.txt-005	01/08/20 18:59
Cal Standard	0A08052-CAL3	0A08052.txt-006	01/08/20 19:09
Cal Standard	0A08052-CAL4	0A08052.txt-007	01/08/20 19:20
Cal Standard	0A08052-CAL5	0A08052.txt-008	01/08/20 19:31
Cal Standard	0A08052-CAL6	0A08052.txt-009	01/08/20 19:42
Cal Standard	0A08052-CAL7	0A08052.txt-010	01/08/20 19:53
Cal Standard	0A08052-CAL8	0A08052.txt-011	01/08/20 20:03
Cal Standard	0A08052-CAL9	0A08052.txt-012	01/08/20 20:14
Initial Cal Check	0A08052-ICV1	0A08052.txt-014	01/08/20 20:36
Initial Cal Blank	0A08052-ICB1	0A08052.txt-015	01/08/20 20:47

Note: Client samples are listed only if they are included in this report.
Duplicates and Matrix Spike/Duplicates QC Samples are only listed if sourced from a sample included in this report.

ANALYSIS BATCH (SEQUENCE) SUMMARY
SM 5310 B MOD

Laboratory:	Apex Laboratories	SDG:	Gasco_PreRD_DG 2019
Client:	Anchor QEA, LLC	Project:	Gasco_PreRD_DG 2019 - 4a-b. DOC-CAP Testing C
Sequence:	0C10065	Instrument:	TOC6
Matrix:	Sediment	Calibration:	A0A0805

Sample Name	Lab Sample ID	Lab File ID	Analysis Date/Time
Calibration Check	0C10065-CCV1	0C10065.txt-003	03/10/20 20:01
Calibration Blank	0C10065-CCB1	0C10065.txt-004	03/10/20 20:11
Blank	0030256-BLK1	0C10065.txt-005	03/10/20 20:22
LCS	0030256-BS1	0C10065.txt-006	03/10/20 20:33
Calibration Check	0C10065-CCV2	0C10065.txt-015	03/10/20 22:10
Calibration Blank	0C10065-CCB2	0C10065.txt-016	03/10/20 22:21
Calibration Check	0C10065-CCV3	0C10065.txt-027	03/11/20 00:20
Calibration Blank	0C10065-CCB3	0C10065.txt-028	03/11/20 00:30
PDI-020SC-A-04-05-191008	A0C0026-01	0C10065.txt-030	03/11/20 00:52
PDI-020SC-A-04-05-191008 (Dup)	0030256-DUP5	0C10065.txt-031	03/11/20 01:03
PDI-020SC-A-04-05-191008 (Dup)	0030256-DUP6	0C10065.txt-032	03/11/20 01:14
Calibration Check	0C10065-CCV4	0C10065.txt-039	03/11/20 02:29
Calibration Blank	0C10065-CCB4	0C10065.txt-040	03/11/20 02:40
Calibration Check	0C10065-CCV5	0C10065.txt-051	03/11/20 04:40
Calibration Blank	0C10065-CCB5	0C10065.txt-052	03/11/20 04:50
Calibration Check	0C10065-CCV6	0C10065.txt-064	03/11/20 07:01
Calibration Blank	0C10065-CCB6	0C10065.txt-065	03/11/20 07:12
Calibration Check	0C10065-CCV7	0C10065.txt-073	03/11/20 08:39
Calibration Blank	0C10065-CCB7	0C10065.txt-074	03/11/20 08:50

Note: Client samples are listed only if they are included in this report.
Duplicates and Matrix Spike/Duplicates QC Samples are only listed if sourced from a sample included in this report.

INITIAL CALIBRATION DATA (Summary)

SM 5310 B MOD

Laboratory: Apex Laboratories
SDG: Gasco_PreRD_DG 2019
Client: Anchor QEA, LLC
Project: Gasco_PreRD_DG 2019 - 4a-b. DOC-CAP Testing
Calibration: A0A0805
Date: 01/08/20 16:30
Instrument: TOC6

Compound	Mean RF	FIT	RF RSD	Mean RT	RT RSD	Linear r	Quad COD	LIMIT	Q
Total Organic Carbon	107.0509	Lin	3.685489			0.99994			

Note: ** Quad COD may be incorrect if weighting (1/a) or (1/a2) used. Weighting not shown here. Please see instrument calibration printouts for validation.

INITIAL CALIBRATION DATA

SM 5310 B MOD

Laboratory:	Apex Laboratories	SDG:	Gasco_PreRD_DG 2019
Client:	Anchor QEA, LLC	Project:	Gasco_PreRD_DG 2019 - 4a-b. DOC-CAP Te
Calibration:	A0A0805	Instrument:	TOC6
		Calibration Date:	01/08/20 16:30

Compound	Level 01		Level 02		Level 03		Level 04		Level 05		Level 06	
	mg/kg	RF	mg/kg	RF	mg/kg	RF	mg/kg	RF	mg/kg	RF	mg/kg	RF
Total Organic Carbon	200	114.6217	500	110.0738	1000	108.4645	2500	105.6496	5000	103.2242	12500	102.6331

INITIAL CALIBRATION DATA (Continued)

SM 5310 B MOD

Laboratory:	Apex Laboratories	SDG:	Gasco_PreRD_DG 2019
Client:	Anchor QEA, LLC	Project:	Gasco_PreRD_DG 2019 - 4a-b. DOC-CAP Te
Calibration:	A0A0805	Instrument:	TOC6
Matrix:		Calibration Date:	01/08/20 16:30

Compound	Level 07		Level 08		Level 09		Level 10		Level 11		Level 12	
	mg/kg	RF	mg/kg	RF	mg/kg	RF	mg/kg	RF	mg/kg	RF	mg/kg	RF
Total Organic Carbon	25000	106.7626	50000	104.9773								

INITIAL AND CONTINUING CALIBRATION CHECK

SM 5310 B MOD

Laboratory: Apex Laboratories
SDG: Gasco_PreRD_DG 2019
Client: Anchor QEA, LLC
Project: Gasco_PreRD_DG 2019 - 4a-b. DOC-CAP Testing Co
Instrument ID: TOC6
Calibration: A0A0805
Control Limt: +/- 10.00%
Sequence: 0A08052

Lab Sample ID	Analyte	True	Found	%R	Units	Method
0A08052-ICV1	Total Organic Carbon	10000	10000	100	mg/kg	SM 5310 B MOD

* Values outside of QC limits

INITIAL AND CONTINUING CALIBRATION CHECK

SM 5310 B MOD

Laboratory: Apex Laboratories
SDG: Gasco_PreRD_DG 2019
Client: Anchor QEA, LLC
Project: Gasco_PreRD_DG 2019 - 4a-b. DOC-CAP Testing Co
Instrument ID: TOC6
Calibration: A0A0805
Control Limt: +/- 10.00%
Sequence: 0C10065

Lab Sample ID	Analyte	True	Found	%R	Units	Method
0C10065-CCV1	Total Organic Carbon	10000	9500	95	mg/kg	SM 5310 B MOD
0C10065-CCV2	Total Organic Carbon	10000	9900	99	mg/kg	SM 5310 B MOD
0C10065-CCV3	Total Organic Carbon	10000	9700	97	mg/kg	SM 5310 B MOD
0C10065-CCV4	Total Organic Carbon	10000	9700	97	mg/kg	SM 5310 B MOD
0C10065-CCV5	Total Organic Carbon	10000	9600	96	mg/kg	SM 5310 B MOD
0C10065-CCV6	Total Organic Carbon	10000	9600	96	mg/kg	SM 5310 B MOD
0C10065-CCV7	Total Organic Carbon	10000	9800	98	mg/kg	SM 5310 B MOD

* Values outside of QC limits

INSTRUMENT BLANKS
SM 5310 B MOD

Laboratory: Apex Laboratories
SDG: Gasco_PreRD_DG 2019
Client: Anchor QEA, LLC
Instrument ID: TOC6
Project: Gasco_PreRD_DG 2019 - 4a-b. DOC-CAP Testing Cores
Sequence: 0A08052
Calibration: A0A0805

Lab Sample ID	Analyte	Found	RL	Units	C	Method
0A08052-ICB1	Total Organic Carbon	ND	200 (Inst)	mg/kg		SM 5310 B MOD

(Inst) indicates on-Instrument Result and Reporting Level. Used for non-digested Instrument Blanks.

INSTRUMENT BLANKS
SM 5310 B MOD

Laboratory: Apex Laboratories
SDG: Gasco_PreRD_DG 2019
Client: Anchor QEA, LLC
Instrument ID: TOC6
Project: Gasco_PreRD_DG 2019 - 4a-b. DOC-CAP Testing Cores
Sequence: 0C10065
Calibration: A0A0805

Lab Sample ID	Analyte	Found	RL	Units	C	Method
0C10065-CCB1	Total Organic Carbon	ND	200 (Inst)	mg/kg		SM 5310 B MOD
0C10065-CCB2	Total Organic Carbon	ND	200 (Inst)	mg/kg		SM 5310 B MOD
0C10065-CCB3	Total Organic Carbon	ND	200 (Inst)	mg/kg		SM 5310 B MOD
0C10065-CCB4	Total Organic Carbon	ND	200 (Inst)	mg/kg		SM 5310 B MOD
0C10065-CCB5	Total Organic Carbon	ND	200 (Inst)	mg/kg		SM 5310 B MOD
0C10065-CCB6	Total Organic Carbon	ND	200 (Inst)	mg/kg		SM 5310 B MOD
0C10065-CCB7	Total Organic Carbon	ND	200 (Inst)	mg/kg		SM 5310 B MOD

(Inst) indicates on-Instrument Result and Reporting Level. Used for non-digested Instrument Blanks.

HOLDING TIME SUMMARY

SM 5310 B MOD

Laboratory: Apex Laboratories

SDG: Gasco_PreRD_DG 2019

Client: Anchor QEA, LLC

Project: Gasco_PreRD_DG 2019 - 4a-b. DOC-CAP Testing C

Sample Name	Date Collected	Date Received	Date Prepared	Days to Prep	Max Days to Prep	Date Analyzed	Days to Analysis	Max Days to Analysis	Q
PDI-020SC-A-04-05-191008	10/08/19 10:37	10/09/19 11:25	03/06/20 17:19	150.28	28.00	03/11/20 00:52	154.59	28.00	*

Apex Laboratories

SDG: Gasco PreRD_DG 2019

CLASS: WET

METHOD: SM 2540 G

ANALYSES DATA PACKAGE COVER PAGE

SM 2540 G

Laboratory: Apex Laboratories
Client: Anchor QEA, LLC

SDG: Gasco PreRD_DG 2019
Project: Gasco PreRD_DG 2019 - 4a-b. DOC-CAP Testing C

Client Sample Id:	Lab Sample Id:	Matrix
PDI-020SC-A-04-05-191008	A0C0026-01	Sediment

I certify that this data package is in compliance with the terms and conditions of the contract, both technically and for completeness, for other than the conditions detailed above. Release of the data contained in this hardcopy data package and in computer-readable data submitted on diskette has been autorized by the Laboratory Manager or the Manager's designee, as verified by the following signatures.

Signature:
Name: David G. Jack

Forms Created: 3/26/2020 11:00AM
Title: Technical Manager

METHOD DETECTION AND REPORTING LIMITS

SM 2540 G

Laboratory: Apex Laboratories

SDG: Gasco_PreRD_DG 2019

Client: Anchor QEA, LLC

Project: Gasco_PreRD_DG 2019 - 4a-b. DOC-CAP

Batch Matrix: Sediment

Analyte	MDL	MRL	Units
Total Solids	1.00	1.00	% by Weight

Note: MDLs are listed only if the corresponding analyte was evalutated to the MDL in this report .

INORGANIC ANALYSIS DATA SHEET

SM 2540 G

PDI-020SC-A-04-05-191008

Laboratory: Apex Laboratories
SDG: Gasco_PreRD_DG 2019
Client: Anchor QEA, LLC
Project: Gasco_PreRD_DG 2019 - 4a-b. DOC-CAP Testing Cores
Matrix: Sediment
Laboratory ID: A0C0026-01
Sampled: 10/08/19 10:37
Prepared: 03/04/20 10:16
Analyzed: 03/10/20 17:14
Solids: 85.26
Preparation: Total Solids (SM2540G/PSEP)
Initial/Final: 1 N/A / 1 N/A
Batch: 0030125
Calibration:
Instrument: Inst

CAS NO.	Analyte	Concentration (% by Weight)	Dilution Factor	Q	Method
TS	Total Solids	85.3	1		SM 2540 G

PREPARATION BATCH SUMMARY

SM 2540 G

Laboratory: Apex Laboratories
SDG: Gasco_PreRD_DG 2019
Client: Anchor QEA, LLC
Project: Gasco_PreRD_DG 2019 - 4a-b. DOC-CAP Testing Cc
Batch: 0030125 Batch Matrix: Sediment Preparation: Total Solids (SM2540G/PSEP)

SAMPLE NAME	LAB SAMPLE ID	LAB FILE ID	DATE PREPARED	OBSERVATIONS
PDI-020SC-A-04-05-191008 (Dup)	0030125-DUP1		03/04/20 10:16	
PDI-020SC-A-04-05-191008	A0C0026-01		03/04/20 10:16	

Note: Client samples are listed only if they are included in this report.
Duplicates and Matrix Spike/Duplicates QC Samples are only listed if sourced from a sample included in this report.

PDI-020SC-A-04-05-191008

DUPLICATES

SM 2540 G

Laboratory: Apex Laboratories
Client: Anchor QEA, LLC
Matrix: Sediment
Batch: 0030125
Preparation: Total Solids (SM2540G/PSEP)
Source Sample Name: PDI-020SC-A-04-05-191008

SDG: Gasco_PreRD_DG 2019
Project: Gasco_PreRD_DG 2019 - 4a-b. DOC-CAP T
Laboratory ID: 0030125-DUP1
Lab Source ID: A0C0026-01
Initial/Final: 1 N/A / 1 N/A
% Solids: 85.26

ANALYTE	CONTROL LIMIT	SAMPLE CONCENTRATION (% by Weight)	C	DUPLICATE CONCENTRATION (% by Weight)	C	RPD %	Q	METHOD
Total Solids	10	85.3		82.0		4		SM 2540 G

* Values outside of QC limits

HOLDING TIME SUMMARY

SM 2540 G

Laboratory: Apex Laboratories

SDG: Gasco_PreRD_DG 2019

Client: Anchor QEA, LLC

Project: Gasco_PreRD_DG 2019 - 4a-b. DOC-CAP Testing C

Sample Name	Date Collected	Date Received	Date Prepared	Days to Prep	Max Days to Prep	Date Analyzed	Days to Analysis	Max Days to Analysis	Q
PDI-020SC-A-04-05-191008	10/08/19 10:37	10/09/19 11:25	03/04/20 10:16	147.99	180.00	03/10/20 17:14	6.29		

APEX LABORATORIES, LLC
6700 SW Sandburg St. Tigard OR 97223 phone 503-718-2323

Raw Data

APEX LABORATORIES, LLC
6700 SW Sandburg St. Tigard OR 97223 phone 503-718-2323

Polychlorinated Biphenyls by EPA 8082A
Benchsheet & Analysis Sequence Data

Batch 0030220
Sequence 0C11019 (A0C0026-01)

APEX LABORATORIES

Apex Laboratories

PREPARATION BENCH SHEET

MAR 2 3 2020

BATCH #: 0030220 (Sediment)

Prep Method: EPA 3546

#	Lab Number		Analysis	Prepared	Initial (g)	Final (mL)	Spike ID	Source ID	ul Spike	ul Surr.	Sample ID	Extraction Comments	pH <2	pH Other	pH >11
	0030220-BLK1		QC	03/06/20 10:20	31	2				100					
	0030220-BS1		QC	03/06/20 10:20	30	2	A20B283		100	100					
	A0C0024-01	A	8082 PCBs - Low Level (30g/2mL)	03/06/20 10:20	30.54	2				100	PDI-017SC-A-02-03-191003	+1262,1268			
	A0C0024-02	A	8082 PCBs - Low Level (30g/2mL)	03/06/20 10:20	30.21	2				100	PDI-017SC-A-03-04-191003	+1262,1268			
	A0C0024-03	A	8082 PCBs - Low Level (30g/2mL)	03/06/20 10:20	30.15	2				100	PDI-017SC-A-04-05-191003	+1262,1268			
	0030220-DUP1		QC	03/06/20 10:20	30.2	2		A0C0024-03		100					
	A0C0024-04	A	8082 PCBs - Low Level (30g/2mL)	03/06/20 10:20	30.3	2				100	PDI-017SC-A-05-06-191003	+1262,1268			
	A0C0024-05	A	8082 PCBs - Low Level (30g/2mL)	03/06/20 10:20	30.31	2				100	PDI-017SC-A-06-07-191003	+1262,1268			
	A0C0024-06	A	8082 PCBs - Low Level (30g/2mL)	03/06/20 10:20	30.09	2				100	PDI-081SC-A-10-11-191002	+1262,1268			
	A0C0024-07	A	8082 PCBs - Low Level (30g/2mL)	03/06/20 10:20	30.01	2				100	PDI-081SC-A-11-12-191002	+1262,1268			
	A0C0024-08	A	8082 PCBs - Low Level (30g/2mL)	03/06/20 10:20	30.27	2				100	PDI-082SC-A-06-07-191002	+1262,1268			
	A0C0024-09	A	8082 PCBs - Low Level (30g/2mL)	03/06/20 10:20	30.54	2				100	PDI-082SC-A-07-08-191002	+1262,1268			
	A0C0024-10	A	8082 PCBs - Low Level (30g/2mL)	03/06/20 10:20	30.38	2				100	PDI-082SC-A-08-09-191002	+1262,1268			
	A0C0024-11	A	8082 PCBs - Low Level (30g/2mL)	03/06/20 10:20	30.52	2				100	PDI-082SC-A-09-10-191002	+1262,1268			
	A0C0024-12	A	8082 PCBs - Low Level (30g/2mL)	03/06/20 10:20	30.26	2				100	PDI-082SC-A-10-11-191002	+1262,1268			
	A0C0024-13	A	8082 PCBs - Low Level (30g/2mL)	03/06/20 10:20	30.01	2				100	PDI-082SC-A-11-12-191002	+1262,1268			
	A0C0024-14	A	8082 PCBs - Low Level (30g/2mL)	03/06/20 10:20	30.24	2				100	PDI-082SC-A-12-13-191002	+1262,1268			
	A0C0024-15	A	8082 PCBs - Low Level (30g/2mL)	03/06/20 10:20	30.6	2				100	PDI-082SC-A-13-14-191002	+1262,1268			
	A0C0026-01	A	8082 PCBs - Low Level (30g/2mL)	03/06/20 10:20	30.03	2				100	PDI-020SC-A-04-05-191008	+1262,1268			

Prepared By: Date

MJB 3/23/20

Reviewed By: Date

Apex Laboratories

PREPARATION BENCH SHEET

BATCH #: 0030220 (Sediment)

Prep Method: EPA 3546

#	Lab Number		Analysis	Prepared	Initial (g)	Final (mL)	Spike ID	Source ID	ul Spike	ul Surr.	Sample ID	Extraction Comments	pH <2	pH Other	pH >11
	A0C0029-01	A	8082 PCBs - Low Level (30g/2mL)	03/06/20 10:20	30.22	2				100	PDI-079SC-A-10-11-191014	+1262,1268			
	A0C0030-01	A	8082 PCBs - Low Level (30g/2mL)	03/06/20 10:20	30.19	2				100	PDI-052SC-A-07-08-191015	+1262,1268			
	0030220-MS1		QC	03/06/20 10:20	30.21	2	A20B283	A0C0030-01	100	100					
	0030220-MSD1		QC	03/06/20 10:20	30.19	2	A20B283	A0C0030-01	100	100					
	A0C0030-02	A	8082 PCBs - Low Level (30g/2mL)	03/06/20 10:20	30.25	2				100	PDI-052SC-A-08-09-191015	+1262,1268			
	A0C0030-03	A	8082 PCBs - Low Level (30g/2mL)	03/06/20 10:20	30.07	2				100	PDI-052SC-A-09-10-191015	+1262,1268			

Standards/Reagents

Reagent(s)

Std ID	Exp. Date	Description
A13L219	11/30/23	Extractions Balance
A18K311	12/31/20	Glass Wool
A19C104	09/03/23	Florisil Lot 817211-CM
A19G279	01/18/22	Sulfuric Acid
A19I211	05/07/22	Copper, Granular Lot# J260003
A19I263	03/18/20	DCM CHEM PROD. 194934
A20A032	06/30/23	n-Hexane Lot# 197051
A20A282	07/19/21	Sodium Sulfate Lot # 194865

Analyte Spike(s)

Std ID	Exp. Date	Description
A20B283	08/24/20	8082 PCB Matrix Spike

Surrogate(s)

Std ID	Exp. Date	Description
A20B060	07/17/20	8082 PCB Surrogate Spike

Method 3546 digestion time and temperture achieved.
Initial:

Witness:_____

Prepared By: Date

Reviewed By: Date

Apex Laboratories

PREPARATION BENCH SHEET

BATCH #: 0030220 ~~(Soil)~~ Sediment

Prep Method: EPA 3546

JAG 3/6/2020

#	Lab Number		Analysis	Prepared	Initial (g)	Final (mL)	Spike ID	Source ID	ul Spike	ul Surr.	Sample ID	Extraction Comments	pH <2	pH 2-11	pH >11
1,2	0030220-BLK1		QC	03/06/20 10:20	~~30~~ 31	2				100					
3,4	0030220-BS1		QC	03/06/20 10:20	30	2	A20B283		100	100					
5,6	A0C0024-01	A	8082 PCBs - Low Level (30g/2mL)	03/06/20 10:20	~~30~~ 30.54	2				100	PDI-017SC-A-02-03-191003	+1262,1268 Sand ☆ ~~Soil~~ JAG 3/6/20			
7,8	A0C0024-02	A	8082 PCBs - Low Level (30g/2mL)	03/06/20 10:20	~~30~~ 30.71	2				100	PDI-017SC-A-03-04-191003	+1262,1268 Sand ☆ E			
9,10	A0C0024-03	A	8082 PCBs - Low Level (30g/2mL)	03/06/20 10:20	~~30~~ 30.15	2				100	PDI-017SC-A-04-05-191003	+1262,1268 Sand ☆ E			
11,12	0030220-DUP1		QC	03/06/20 10:20	~~30~~ 30.20	2		A0C0024-03		100		Sand ☆ E			
13,14	A0C0024-04	A	8082 PCBs - Low Level (30g/2mL)	03/06/20 10:20	~~30~~ 30.30	2				100	PDI-017SC-A-05-06-191003	+1262,1268 Sand ☆ E			
15,16	A0C0024-05	A	8082 PCBs - Low Level (30g/2mL)	03/06/20 10:20	~~30~~ 30.31	2				100	PDI-017SC-A-06-07-191003	+1262,1268 Sand ☆ E			
17,18	A0C0024-06	A	8082 PCBs - Low Level (30g/2mL)	03/06/20 10:20	~~30~~ 30.09	2				100	PDI-081SC-A-10-11-191002	+1262,1268 Sand ☆			
19,20	A0C0024-07	A	8082 PCBs - Low Level (30g/2mL)	03/06/20 10:20	~~30~~ 30.01	2				100	PDI-081SC-A-11-12-191002	+1262,1268 Sand ☆			
21,22	A0C0024-08	A	8082 PCBs - Low Level (30g/2mL)	03/06/20 10:20	~~30~~ 30.27	2				100	PDI-082SC-A-06-07-191002	+1262,1268 mud ☆			
23,24	A0C0024-09	A	8082 PCBs - Low Level (30g/2mL)	03/06/20 10:20	~~30~~ 30.54	2				100	PDI-082SC-A-07-08-191002	+1262,1268 Sand ☆			
25,26	A0C0024-10	A	8082 PCBs - Low Level (30g/2mL)	03/06/20 10:20	~~30~~ 30.38	2				100	PDI-082SC-A-08-09-191002	+1262,1268 mud ☆			
27,28	A0C0024-11	A	8082 PCBs - Low Level (30g/2mL)	03/06/20 10:20	~~30~~ 30.52	2				100	PDI-082SC-A-09-10-191002	+1262,1268 mud ☆			
29,30	A0C0024-12	A	8082 PCBs - Low Level (30g/2mL)	03/06/20 10:20	~~30~~ 30.76	2				100	PDI-082SC-A-10-11-191002	+1262,1268 Sand, odor ☆			
31,32	A0C0024-13	A	8082 PCBs - Low Level (30g/2mL)	03/06/20 10:20	~~30~~ 30.61	2				100	PDI-082SC-A-11-12-191002	+1262,1268 Sand ☆			
33,34	A0C0024-14	A	8082 PCBs - Low Level (30g/2mL)	03/06/20 10:20	~~30~~ 30.24	2				100	PDI-082SC-A-12-13-191002	+1262,1268 Sand ☆			
35,36	A0C0024-15	A	8082 PCBs - Low Level (30g/2mL)	03/06/20 10:20	~~30~~ 30.60	2				100	PDI-082SC-A-13-14-191002	+1262,1268 Sand ☆			
37,38	A0C0026-01	A	8082 PCBs - Low Level (30g/2mL)	03/06/20 10:20	~~30~~ 30.03	2				100	PDI-020SC-A-04-05-191008	+1262,1268 Sand			

JAG 3/6/2020
Prepared By: Date

CAS 03/09/2020
Reviewed By: Date

CAH 03/06/20

Apex Laboratories

PREPARATION BENCH SHEET

BATCH #: 0030220 ~~(Soil)~~

Prep Method: EPA 3546 Sediment

JAG 3/6/2020

#	Lab Number		Analysis	Prepared	Initial (g)	Final (mL)	Spike ID	Source ID	ul Spike	ul Surr.	Sample ID	Extraction Comments	pH <2	pH other	pH >11
39 40	A0C0029-01	A	8082 PCBs - Low Level (30g/2mL)	03/06/20 10:20	~~30~~ 30.22	2				100	PDI-079SC-A-10-11-191014	+1262,1268 Sand			
41 42	A0C0030-01	A	8082 PCBs - Low Level (30g/2mL)	03/06/20 10:20	~~30~~ 30.19	2				100	PDI-052SC-A-07-08-191015	+1262,1268 Sand ★			
43 44	0030220-MS1		QC	03/06/20 10:20	~~30~~ 30.21	2	A20B283	A0C0030-01	100	100		Sand ★			
45 46	0030220-MSD1		QC	03/06/20 10:20	~~30~~ 30.19	2	A20B283	A0C0030-01	100	100		Sand ★			
47 48	A0C0030-02	A	8082 PCBs - Low Level (30g/2mL)	03/06/20 10:20	~~30~~ 30.25	2				100	PDI-052SC-A-08-09-191015	+1262,1268 Sand ★			
49 50	A0C0030-03	A	8082 PCBs - Low Level (30g/2mL)	03/06/20 10:20	~~30~~ 30.07	2				100	PDI-052SC-A-09-10-191015	+1262,1268 Sand			

Standards/Reagents

Reagent(s)

Std ID	Exp. Date	Description
A13L219	11/30/23	Extractions Balance
A18K311	12/31/20	Glass Wool
A19C104	09/03/23	Florisil Lot 817211-CM
A19G279	01/18/22	Sulfuric Acid
A19I211	05/07/22	Copper, Granular Lot# J260003
A19I263	03/18/20	DCM CHEM PROD. 194934
A20A032	06/30/23	n-Hexane Lot# 197051
A20A282	07/19/21	Sodium Sulfate Lot # 194865

Analyte Spike(s)

Std ID	Exp. Date	Description
A20B283	08/24/20	8082 PCB Matrix Spike

JAG

Surrogate(s)

Std ID	Exp. Date	Description
A20B060	07/17/20	8082 PCB Surrogate Spike

JAG

★ Stained TurboVap before and after hexane exchange

E – Emulsion was created when sulfuric acid was added.

Method 3546 digestion time and temperture achieved.
Initial: CAH

Witness: CAH 03/06/20

Prepared By: Date

Reviewed By: Date

ELEMENT SEQUENCE LOG

Apex Laboratories

Sequence:	**0C11019**	Instrument:	**DUALECD2R**
Date:	**03/11/20 07:16**	Calibration:	**A0A1501**

#	Lab Number	Matrix	Analysis	Client	Due	Batch	ISTD ID	STD ID
1	0C11019-CCV1	Sediment	QC	QC				A20C132
2	0C11019-CCB1	Sediment	QC	QC				A20B383
3	A0C0026-01	Sediment	8082 PCBs - Low Level (30g/2mL)	Anchor QEA, LLC	03/16/20	0030220		
4	0C11019-IBL1	Sediment	QC	QC				
5	A0C0029-01	Sediment	8082 PCBs - Low Level (30g/2mL)	Anchor QEA, LLC	03/16/20	0030220		
6	0C11019-IBL2	Sediment	QC	QC				
7	A0C0030-01	Sediment	8082 PCBs - Low Level (30g/2mL)	Anchor QEA, LLC	03/16/20	0030220		
8	0C11019-IBL3	Sediment	QC	QC				
9	0030220-MS1	Sediment	QC	QC		0030220		
10	0C11019-IBL4	Sediment	QC	QC				
11	0030220-MSD1	Sediment	QC	QC		0030220		
12	0C11019-IBL5	Sediment	QC	QC				
13	A0C0030-02	Sediment	8082 PCBs - Low Level (30g/2mL)	Anchor QEA, LLC	03/16/20	0030220		
14	0C11019-IBL6	Sediment	QC	QC				
15	A0C0030-03	Sediment	8082 PCBs - Low Level (30g/2mL)	Anchor QEA, LLC	03/16/20	0030220		
16	0C11019-CCV2	Sediment	QC	QC				A20C132
17	0C11019-IBL7	Sediment	QC	QC				
18	0C11019-CCB2	Sediment	QC	QC				A20B383

Comments:

Data Entered By: 3/17/20

Data Reviewed By: 3/17/20

TOTAL AROCLOR AVERAGE RESULTS

The average result for the 1016 and 1260 selected peaks are reported here to facilitate data entry and review. Averages are done on all individual peaks and must be for matrix spikes if all peaks are not used in the average.

0C11019-CCV1

Aroclor 1016

Peak	Initial Res
1016 (1)	512.45
1016 (2)	494.64
1016 (3)	470.70
1016 (4)	508.18
1016 (5)	497.09
1016 (6)	489.06
Average:	**495.35**

Aroclor 1260

Peak	Initial Res
1260 (1)	513.60
1260 (2)	522.07
1260 (3)	480.67
1260 (4)	505.82
1260 (5)	504.52
1260 (6)	477.48
Average:	**500.69**

0030220-MS1

Aroclor 1016

Peak	Initial Res
1016 (1)	660.53
1016 (2)	721.21
1016 (3)	621.03
1016 (4)	782.30
1016 (5)	721.66
1016 (6)	691.43
Average:	**699.69**

Aroclor 1260

Peak	Initial Res
1260 (1)	814.43
1260 (2)	895.39
1260 (3)	817.61
1260 (4)	895.49
1260 (5)	831.00
1260 (6)	874.32
Average:	**854.71**

TOTAL AROCLOR AVERAGE RESULTS

The average result for the 1016 and 1260 selected peaks are reported here to facilitate data entry and review. Averages are done on all individual peaks and must be for matrix spikes if all peaks are not used in the average.

0030220-MSD1

Aroclor 1016

Peak	Initial Res
1016 (1)	636.96
1016 (2)	675.34
1016 (3)	569.99
1016 (4)	730.75
1016 (5)	737.16
1016 (6)	631.35
Average:	**663.59**

Aroclor 1260

Peak	Initial Res
1260 (1)	785.56
1260 (2)	883.85
1260 (3)	727.07
1260 (4)	845.37
1260 (5)	773.65
1260 (6)	805.89
Average:	**803.57**

0C11019-CCV2

Aroclor 1016

Peak	Initial Res
1016 (1)	508.06
1016 (2)	499.10
1016 (3)	464.18
1016 (4)	531.73
1016 (5)	514.10
1016 (6)	500.73
Average:	**502.98**

Aroclor 1260

Peak	Initial Res
1260 (1)	519.84
1260 (2)	554.87
1260 (3)	517.14
1260 (4)	523.79
1260 (5)	533.29
1260 (6)	510.77
Average:	**526.62**

Quantitation Report (Not Reviewed)

Data Path : K:\DATA\0C11019\
Data File : ECD2R002.D
Signal(s) : ECD2B,CH
Acq On : 11 Mar 2020 7:44
Operator : MJB / KAK
Sample : 0C11019-CCV1
Misc :
ALS Vial : 52 Sample Multiplier: 1

Integration File: events.e
Quant Time: Mar 12 11:38:03 2020
Quant Method : L:\Methods\RECD2_QUANTPCB_200113RT1.M
Quant Title : PCB Data Analysis
QLast Update : Tue Jan 14 09:35:58 2020
Response via : Initial Calibration
Integrator: ChemStation 6890 Scale Mode: Small noise peaks clipped

3/16/20

	Compound	R.T.	Response	Conc	Units
	System Monitoring Compounds				
1)	S TCMX (S)	5.612	58080413	257.419	ng/ml
62)	S DCBP (S)	10.516	27604972	248.193	ng/ml
	Target Compounds				
2)	Aroclor 1016 (1)	6.282	3167954	512.450	ng/ml
3)	Aroclor 1016 (2)	6.771	5659403	494.645	ng/ml
4)	Aroclor 1016 (3)	6.899	2521285	470.696	ng/ml
5)	Aroclor 1016 (4)	6.985	2510813	508.184	ng/ml
6)	Aroclor 1016 (5)	7.029	2756614	497.089	ng/ml
7)	Aroclor 1016 (6)	7.155	2793806	489.062	ng/ml
8)	Aroclor 1016 - AVE	0.000	0	N.D.	ng/ml
9)	Aroclor 1221 (1)	5.786	219176	126.143	ng/ml
10)	Aroclor 1221 (2)	5.860	423500	246.654	ng/ml
11)	Aroclor 1221 (3)	5.948	1848229	323.852	ng/ml
12)	Aroclor 1221 - AVE	0.000	0	N.D.	ng/ml
13)	Aroclor 1232 (1)	5.948	1848229	404.427	ng/ml
14)	Aroclor 1232 (2)	6.282	3167954	1217.165	ng/ml
15)	Aroclor 1232 (3)	6.771	5659403	1156.878	ng/ml
16)	Aroclor 1232 (4)	6.985	2510813	1484.075	ng/ml
17)	Aroclor 1232 (5)	7.029	2756614	1324.757	ng/ml
18)	Aroclor 1232 (6)	7.155	2793806	1287.661	ng/ml
19)	Aroclor 1232 - AVE	0.000	0	N.D.	ng/ml
20)	Aroclor 1242 (1)	6.282	3167954	696.816	ng/ml
21)	Aroclor 1242 (2)	6.771	5659403	641.477	ng/ml
22)	Aroclor 1242 (3)	6.899	2521285	658.270	ng/ml
23)	Aroclor 1242 (4)	6.985	2510813	760.025	ng/ml
24)	Aroclor 1242 (5)	7.029	2756614	690.201	ng/ml
25)	Aroclor 1242 (6)	7.155	2793806	669.847	ng/ml
26)	Aroclor 1242 - AVE	0.000	0	N.D.	ng/ml
27)	Aroclor 1248 (1)	6.744	4494822	870.747	ng/ml
28)	Aroclor 1248 (2)	6.985	2510813	394.822	ng/ml
29)	Aroclor 1248 (3)	7.029	2756614	464.407	ng/ml
30)	Aroclor 1248 (4)	7.155	2793806	382.949	ng/ml
31)	Aroclor 1248 (5)	7.520	628221	70.573	ng/ml
32)	Aroclor 1248 (6)	7.679	2313126	284.125	ng/ml
33)	Aroclor 1248 - AVE	0.000	0	N.D.	ng/ml
34)	Aroclor 1254 (1)	7.497	1951703	230.321	ng/ml
35)	Aroclor 1254 (2)	7.679	2313126	166.294	ng/ml
36)	Aroclor 1254 (3)	7.988	1334486	87.944	ng/ml
37)	Aroclor 1254 (4)	8.228	904412	82.848	ng/ml
38)	Aroclor 1254 (5)	8.562	6374240	566.667	ng/ml
39)	Aroclor 1254 (6)	8.809	4834448	1370.626	ng/ml
40)	Aroclor 1254 - AVE	0.000	0	N.D.	ng/ml
41)	Aroclor 1260 (1)	8.125	5407104	513.599	ng/ml
42)	Aroclor 1260 (2)	8.331	6662936	522.073	ng/ml
43)	Aroclor 1260 (3)	8.562	6374240	480.670	ng/ml
44)	Aroclor 1260 (4)	9.045	10699367	505.821	ng/ml
45)	Aroclor 1260 (5)	9.302	6172712	504.524	ng/ml
46)	Aroclor 1260 (6)	9.863	2330094	477.482	ng/ml
47)	Aroclor 1260 - AVE	0.000	0	N.D.	ng/ml

Quantitation Report (Not Reviewed)

Data Path : K:\DATA\0C11019\
Data File : ECD2R002.D
Signal(s) : ECD2B.CH
Acq On : 11 Mar 2020 7:44
Operator : MJB / KAK
Sample : 0C11019-CCV1
Misc :
ALS Vial : 52 Sample Multiplier: 1

Integration File: events.e
Quant Time: Mar 12 11:38:03 2020
Quant Method : L:\Methods\RECD2_QUANTPCB_200113RT1.M
Quant Title : PCB Data Analysis
QLast Update : Tue Jan 14 09:35:58 2020
Response via : Initial Calibration
Integrator: ChemStation 6890 Scale Mode: Small noise peaks clipped

	Compound	R.T.	Response	Conc	Units
48)	Aroclor 1262 (1)	8.331	6662936	630.262	ng/ml
49)	Aroclor 1262 (2)	8.632	4849634	317.436	ng/ml
50)	Aroclor 1262 (3)	8.809	4834448	377.567	ng/ml
51)	Aroclor 1262 (4)	9.045	10699367	388.720	ng/ml
52)	Aroclor 1262 (5)	9.302	6172712	375.937	ng/ml
53)	Aroclor 1262 (6)	9.863	2330094	323.600	ng/ml
54)	Aroclor 1262 - AVE	0.000	0	N.D.	ng/ml
55)	Aroclor 1268 (1)	8.849	363162	58.272	ng/ml
56)	Aroclor 1268 (2)	9.302	6172712	222.308	ng/ml
57)	Aroclor 1268 (3)	9.365	2355926	104.632	ng/ml
58)	Aroclor 1268 (4)	9.578	199752	10.375	ng/ml
59)	Aroclor 1268 (5)	9.863	2330094	297.845	ng/ml
60)	Aroclor 1268 (6)	10.209	616997	12.190	ng/ml
61)	Aroclor 1268 - AVE	0.000	0	N.D.	ng/ml

(f)=RT Delta > 1/2 Window (m)=manual int.

Quantitation Report (Not Reviewed)

Data Path : K:\DATA\0C11019\
Data File : ECD2R002.D
Signal(s) : ECD2B.CH
Acq On : 11 Mar 2020 7:44
Operator : MJB / KAK
Sample : 0C11019-CCV1
Misc :
ALS Vial : 52 Sample Multiplier: 1

Integration File: events.e
Quant Time: Mar 12 11:38:03 2020
Quant Method : L:\Methods\RECD2_QUANTPCB_200113RT1.M
Quant Title : PCB Data Analysis
QLast Update : Tue Jan 14 09:35:58 2020
Response via : Initial Calibration
Integrator: ChemStation 6890 Scale Mode: Small noise peaks clipped

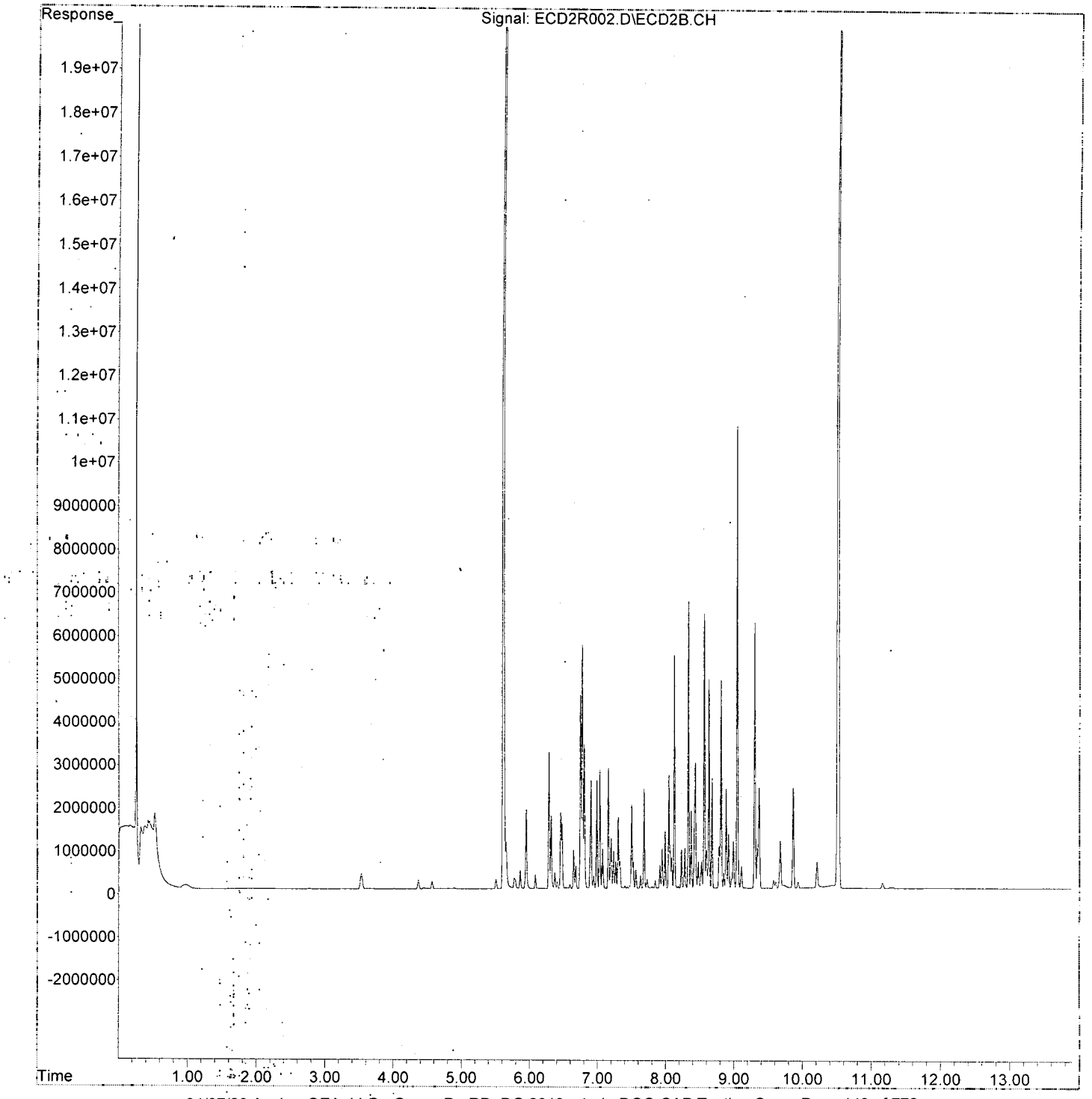

Quantitation Report (Not Reviewed)

Data Path : K:\DATA\0C11019\
Data File : ECD2R003.D
Signal(s) : ECD2B,CH
Acq On : 11 Mar 2020 8:01
Operator : MJB / KAK
Sample : 0C11019-CCB1
Misc :
ALS Vial : 53 Sample Multiplier: 1

Integration File: events.e
Quant Time: Mar 12 11:38:25 2020
Quant Method : L:\Methods\RECD2_QUANTPCB_200113RT1.M
Quant Title : PCB Data Analysis
QLast Update : Tue Jan 14 09:35:58 2020
Response via : Initial Calibration
Integrator: ChemStation 6890 Scale Mode: Small noise peaks clipped

3/16/20 Clean

	Compound	R.T.	Response	Conc Units
	System Monitoring Compounds			
1)	S TCMX (S)	5.611	20506346	90.886 ng/ml
62)	S DCBP (S)	10.515	9882050	88.848 ng/ml
	Target Compounds			
2)	Aroclor 1016 (1)	6.286	3608	0.584 ng/ml
3)	Aroclor 1016 (2)	6.775	5633	0.492 ng/ml
4)	Aroclor 1016 (3)	6.896	7962	1.486 ng/ml
5)	Aroclor 1016 (4)	6.999	6311	1.277 ng/ml
6)	Aroclor 1016 (5)	7.038	5962	1.075 ng/ml
7)	Aroclor 1016 (6)	7.158	6600	1.155 ng/ml
8)	Aroclor 1016 - AVE	0.000	0	N.D. ng/ml
9)	Aroclor 1221 (1)	5.763	18782	10.809 ng/ml
10)	Aroclor 1221 (2)	5.866	7429	4.327 ng/ml
11)	Aroclor 1221 (3)	5.961	6723	1.178 ng/ml
12)	Aroclor 1221 - AVE	0.000	0	N.D. ng/ml
13)	Aroclor 1232 (1)	5.961	6723	1.471 ng/ml
14)	Aroclor 1232 (2)	6.286	3608	1.386 ng/ml
15)	Aroclor 1232 (3)	6.775	5633	1.151 ng/ml
16)	Aroclor 1232 (4)	6.999	6311	3.730 ng/ml
17)	Aroclor 1232 (5)	7.038	5962	2.865 ng/ml
18)	Aroclor 1232 (6)	7.158	6600	3.042 ng/ml
19)	Aroclor 1232 - AVE	0.000	0	N.D. ng/ml
20)	Aroclor 1242 (1)	6.286	3608	0.794 ng/ml
21)	Aroclor 1242 (2)	6.775	5633	0.638 ng/ml
22)	Aroclor 1242 (3)	6.896	7962	2.079 ng/ml
23)	Aroclor 1242 (4)	6.999	6311	1.910 ng/ml
24)	Aroclor 1242 (5)	7.038	5962	1.493 ng/ml
25)	Aroclor 1242 (6)	7.158	6600	1.583 ng/ml
26)	Aroclor 1242 - AVE	0.000	0	N.D. ng/ml
27)	Aroclor 1248 (1)	6.753	5242	1.016 ng/ml
28)	Aroclor 1248 (2)	6.999	6311	0.992 ng/ml
29)	Aroclor 1248 (3)	7.038	5962	1.004 ng/ml
30)	Aroclor 1248 (4)	7.158	6600	0.905 ng/ml
31)	Aroclor 1248 (5)	7.520	6710	0.754 ng/ml
32)	Aroclor 1248 (6)	7.645	7505	0.922 ng/ml
33)	Aroclor 1248 - AVE	0.000	0	N.D. ng/ml
34)	Aroclor 1254 (1)	7.501	6714	0.792 ng/ml
35)	Aroclor 1254 (2)	7.645f	7505	0.540 ng/ml
36)	Aroclor 1254 (3)	7.992	9700	0.639 ng/ml
37)	Aroclor 1254 (4)	8.233	7840	0.718 ng/ml
38)	Aroclor 1254 (5)	8.586	4980	0.443 ng/ml
39)	Aroclor 1254 (6)	8.809	5038	1.428 ng/ml
40)	Aroclor 1254 - AVE	0.000	0	N.D. ng/ml
41)	Aroclor 1260 (1)	8.137	8434	0.801 ng/ml
42)	Aroclor 1260 (2)	8.342	8271	0.648 ng/ml
43)	Aroclor 1260 (3)	8.586	4980	0.376 ng/ml
44)	Aroclor 1260 (4)	9.045	6622	0.313 ng/ml
45)	Aroclor 1260 (5)	9.302	5608	0.458 ng/ml
46)	Aroclor 1260 (6)	9.886	9982	2.045 ng/ml
47)	Aroclor 1260 - AVE	0.000	0	N.D. ng/ml

Quantitation Report (Not Reviewed)

Data Path : K:\DATA\0C11019\
Data File : ECD2R003.D
Signal(s) : ECD2B.CH
Acq On : 11 Mar 2020 8:01
Operator : MJB / KAK
Sample : 0C11019-CCB1
Misc :
ALS Vial : 53 Sample Multiplier: 1

Integration File: events.e
Quant Time: Mar 12 11:38:25 2020
Quant Method : L:\Methods\RECD2_QUANTPCB_200113RT1.M
Quant Title : PCB Data Analysis
QLast Update : Tue Jan 14 09:35:58 2020
Response via : Initial Calibration
Integrator: ChemStation 6890 Scale Mode: Small noise peaks clipped

	Compound	R.T.	Response	Conc Units
48)	Aroclor 1262 (1)	8.342	8271	0.782 ng/ml
49)	Aroclor 1262 (2)	8.636	5168	0.338 ng/ml
50)	Aroclor 1262 (3)	8.809	5038	0.393 ng/ml
51)	Aroclor 1262 (4)	9.045	6622	0.241 ng/ml
52)	Aroclor 1262 (5)	9.302	5608	0.342 ng/ml
53)	Aroclor 1262 (6)	9.865	10929	1.518 ng/ml
54)	Aroclor 1262 - AVE	0.000	0	N.D. ng/ml
55)	Aroclor 1268 (1)	8.857	3743	0.601 ng/ml
56)	Aroclor 1268 (2)	9.302	5608	0.202 ng/ml
57)	Aroclor 1268 (3)	9.370	3580	0.159 ng/ml
58)	Aroclor 1268 (4)	9.579	63436	3.295 ng/ml
59)	Aroclor 1268 (5)	9.865	10929	1.397 ng/ml
60)	Aroclor 1268 (6)	10.210	76762	1.517 ng/ml
61)	Aroclor 1268 - AVE	0.000	0	N.D. ng/ml

(f)=RT Delta > 1/2 Window (m)=manual int.

Quantitation Report (Not Reviewed)

Data Path : K:\DATA\0C11019\
Data File : ECD2R003.D
Signal(s) : ECD2B.CH
Acq On : 11 Mar 2020 8:01
Operator : MJB / KAK
Sample : 0C11019-CCB1
Misc :
ALS Vial : 53 Sample Multiplier: 1

Integration File: events.e
Quant Time: Mar 12 11:38:25 2020
Quant Method : L:\Methods\RECD2_QUANTPCB_200113RT1.M
Quant Title : PCB Data Analysis
QLast Update : Tue Jan 14 09:35:58 2020
Response via : Initial Calibration
Integrator: ChemStation 6890 Scale Mode: Small noise peaks clipped

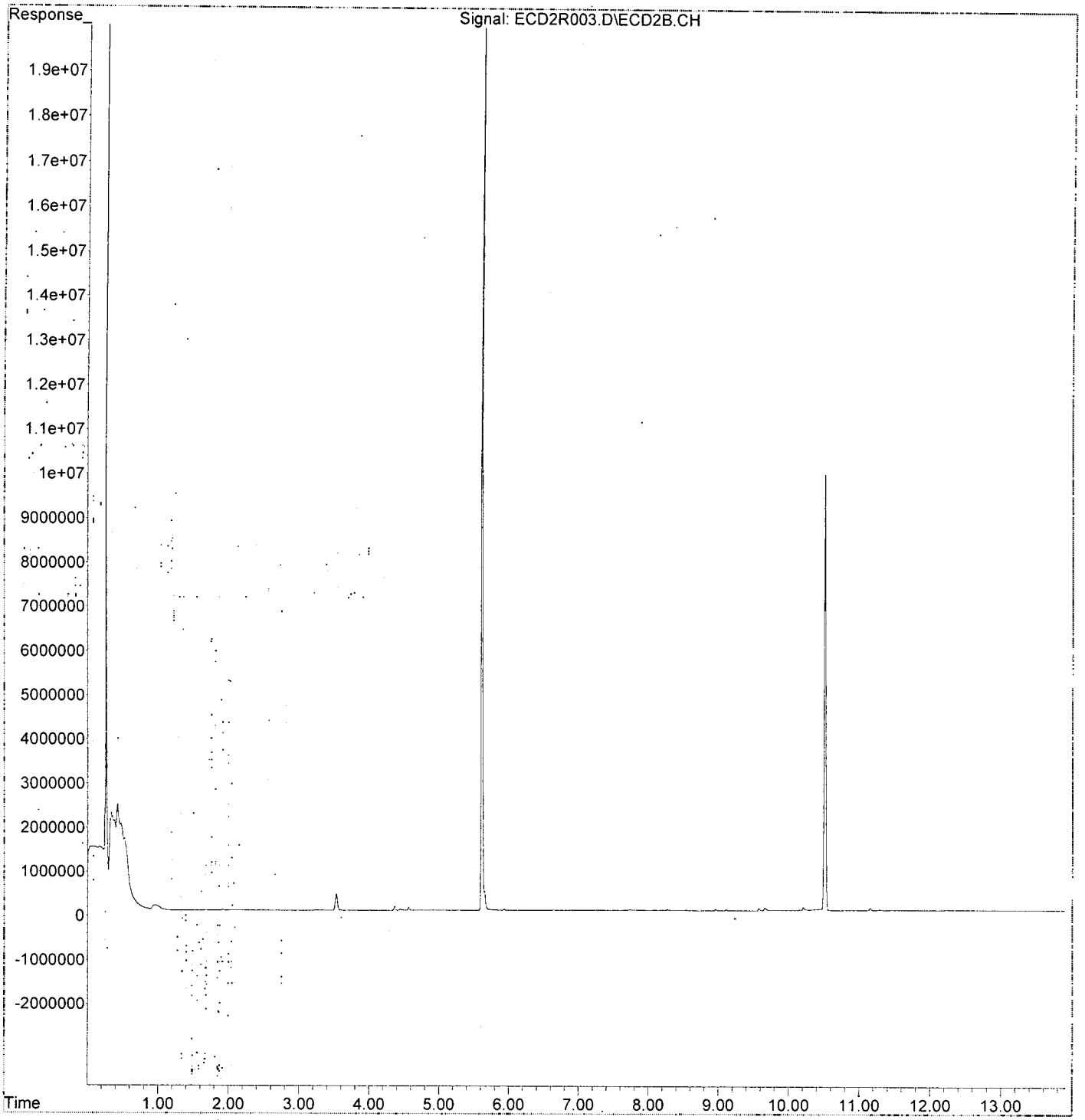

Quantitation Report (Not Reviewed)

Data Path : K:\DATA\0C11019\
Data File : ECD2R004.D
Signal(s) : ECD2B.CH
Acq On : 11 Mar 2020 8:25
Operator : MJB / KAK
Sample : A0C0026-01
Misc :
ALS Vial : 54 Sample Multiplier: 1

Integration File: events.e
Quant Time: Mar 12 11:38:47 2020
Quant Method : L:\Methods\RECD2_QUANTPCB_200113RT1.M
Quant Title : PCB Data Analysis
QLast Update : Tue Jan 14 09:35:58 2020
Response via : Initial Calibration
Integrator: ChemStation 6890 Scale Mode: Small noise peaks clipped

3/16/20

	Compound	R.T.	Response	Conc	Units
	System Monitoring Compounds				
1)	S TCMX (S)	5.610	42139644	186.768	ng/ml
62)	S DCBP (S)	10.517	23229088	208.850	ng/ml
	Target Compounds				
2)	Aroclor 1016 (1)	6.284	15706	2.541	ng/ml
3)	Aroclor 1016 (2)	6.770	17718	1.549	ng/ml
4)	Aroclor 1016 (3)	6.894	21207	3.959	ng/ml
5)	Aroclor 1016 (4)	6.984	18549	3.754	ng/ml
6)	Aroclor 1016 (5)	7.032	17837	3.217	ng/ml
7)	Aroclor 1016 (6)	7.157	18122	3.172	ng/ml
8)	Aroclor 1016 - AVE	0.000	0	N.D.	ng/ml
9)	Aroclor 1221 (1)	5.792	22722	13.077	ng/ml
10)	Aroclor 1221 (2)	5.860	16472	9.594	ng/ml
11)	Aroclor 1221 (3)	5.917	830504	145.523	ng/ml
12)	Aroclor 1221 - AVE	0.000	0	N.D.	ng/ml
13)	Aroclor 1232 (1)	5.917	830504	181.730	ng/ml
14)	Aroclor 1232 (2)	6.284	15706	6.034	ng/ml
15)	Aroclor 1232 (3)	6.770	17718	3.622	ng/ml
16)	Aroclor 1232 (4)	6.984	18549	10.964	ng/ml
17)	Aroclor 1232 (5)	7.032	17837	8.572	ng/ml
18)	Aroclor 1232 (6)	7.157	18122	8.352	ng/ml
19)	Aroclor 1232 - AVE	0.000	0	N.D.	ng/ml
20)	Aroclor 1242 (1)	6.284	15706	3.455	ng/ml
21)	Aroclor 1242 (2)	6.770	17718	2.008	ng/ml
22)	Aroclor 1242 (3)	6.894	21207	5.537	ng/ml
23)	Aroclor 1242 (4)	6.984	18549	5.615	ng/ml
24)	Aroclor 1242 (5)	7.032	17837	4.466	ng/ml
25)	Aroclor 1242 (6)	7.157	18122	4.345	ng/ml
26)	Aroclor 1242 - AVE	0.000	0	N.D.	ng/ml
27)	Aroclor 1248 (1)	6.746	17576	3.405	ng/ml
28)	Aroclor 1248 (2)	6.984	18549	2.917	ng/ml
29)	Aroclor 1248 (3)	7.032	17837	3.005	ng/ml
30)	Aroclor 1248 (4)	7.157	18122	2.484	ng/ml
31)	Aroclor 1248 (5)	7.520	18455	2.073	ng/ml
32)	Aroclor 1248 (6)	7.674	26897	3.304	ng/ml
33)	Aroclor 1248 - AVE	0.000	0	N.D.	ng/ml
34)	Aroclor 1254 (1)	7.499	19392	2.288	ng/ml
35)	Aroclor 1254 (2)	7.674	26897	1.934	ng/ml
36)	Aroclor 1254 (3)	7.976	27067	1.784	ng/ml
37)	Aroclor 1254 (4)	8.227	19338	1.771	ng/ml
38)	Aroclor 1254 (5)	8.540	48486	4.310	ng/ml
39)	Aroclor 1254 (6)	8.808	16510	4.681	ng/ml
40)	Aroclor 1254 - AVE	0.000	0	N.D.	ng/ml
41)	Aroclor 1260 (1)	8.123	21695	2.061	ng/ml
42)	Aroclor 1260 (2)	8.329	25117	1.968	ng/ml
43)	Aroclor 1260 (3)	8.540	48486	3.656	ng/ml
44)	Aroclor 1260 (4)	9.045	20409	0.965	ng/ml
45)	Aroclor 1260 (5)	9.303	16046	1.312	ng/ml
46)	Aroclor 1260 (6)	9.878	19769	4.051	ng/ml
47)	Aroclor 1260 - AVE	0.000	0	N.D.	ng/ml

Quantitation Report (Not Reviewed)

Data Path : K:\DATA\0C11019\
Data File : ECD2R004.D
Signal(s) : ECD2B.CH
Acq On : 11 Mar 2020 8:25
Operator : MJB / KAK
Sample : A0C0026-01
Misc :
ALS Vial : 54 Sample Multiplier: 1

Integration File: events.e
Quant Time: Mar 12 11:38:47 2020
Quant Method : L:\Methods\RECD2_QUANTPCB_200113RT1.M
Quant Title : PCB Data Analysis
QLast Update : Tue Jan 14 09:35:58 2020
Response via : Initial Calibration
Integrator: ChemStation 6890 Scale Mode: Small noise peaks clipped

	Compound	R.T.	Response	Conc Units
48)	Aroclor 1262 (1)	8.329	25117	2.376 ng/ml
49)	Aroclor 1262 (2)	8.629	15888	1.040 ng/ml
50)	Aroclor 1262 (3)	8.808	16510	1.289 ng/ml
51)	Aroclor 1262 (4)	9.045	20409	0.741 ng/ml
52)	Aroclor 1262 (5)	9.303	16046	0.977 ng/ml
53)	Aroclor 1262 (6)	9.878	19769	2.745 ng/ml
54)	Aroclor 1262 - AVE	0.000	0	N.D. ng/ml
55)	Aroclor 1268 (1)	8.850	12720	2.041 ng/ml
56)	Aroclor 1268 (2)	9.303	16046	0.578 ng/ml
57)	Aroclor 1268 (3)	9.390	8960	0.398 ng/ml
58)	Aroclor 1268 (4)	9.579	120805	6.275 ng/ml
59)	Aroclor 1268 (5)	9.878	19769	2.527 ng/ml
60)	Aroclor 1268 (6)	10.212	150147	2.966 ng/ml
61)	Aroclor 1268 - AVE	0.000	0	N.D. ng/ml

(f)=RT Delta > 1/2 Window (m)=manual int.

Quantitation Report (Not Reviewed)

Data Path : K:\DATA\0C11019\
Data File : ECD2R004.D
Signal(s) : ECD2B.CH
Acq On : 11 Mar 2020 8:25
Operator : MJB / KAK
Sample : A0C0026-01
Misc :
ALS Vial : 54 Sample Multiplier: 1

Integration File: events.e
Quant Time: Mar 12 11:38:47 2020
Quant Method : L:\Methods\RECD2_QUANTPCB_200113RT1.M
Quant Title : PCB Data Analysis
QLast Update : Tue Jan 14 09:35:58 2020
Response via : Initial Calibration
Integrator: ChemStation 6890 Scale Mode: Small noise peaks clipped

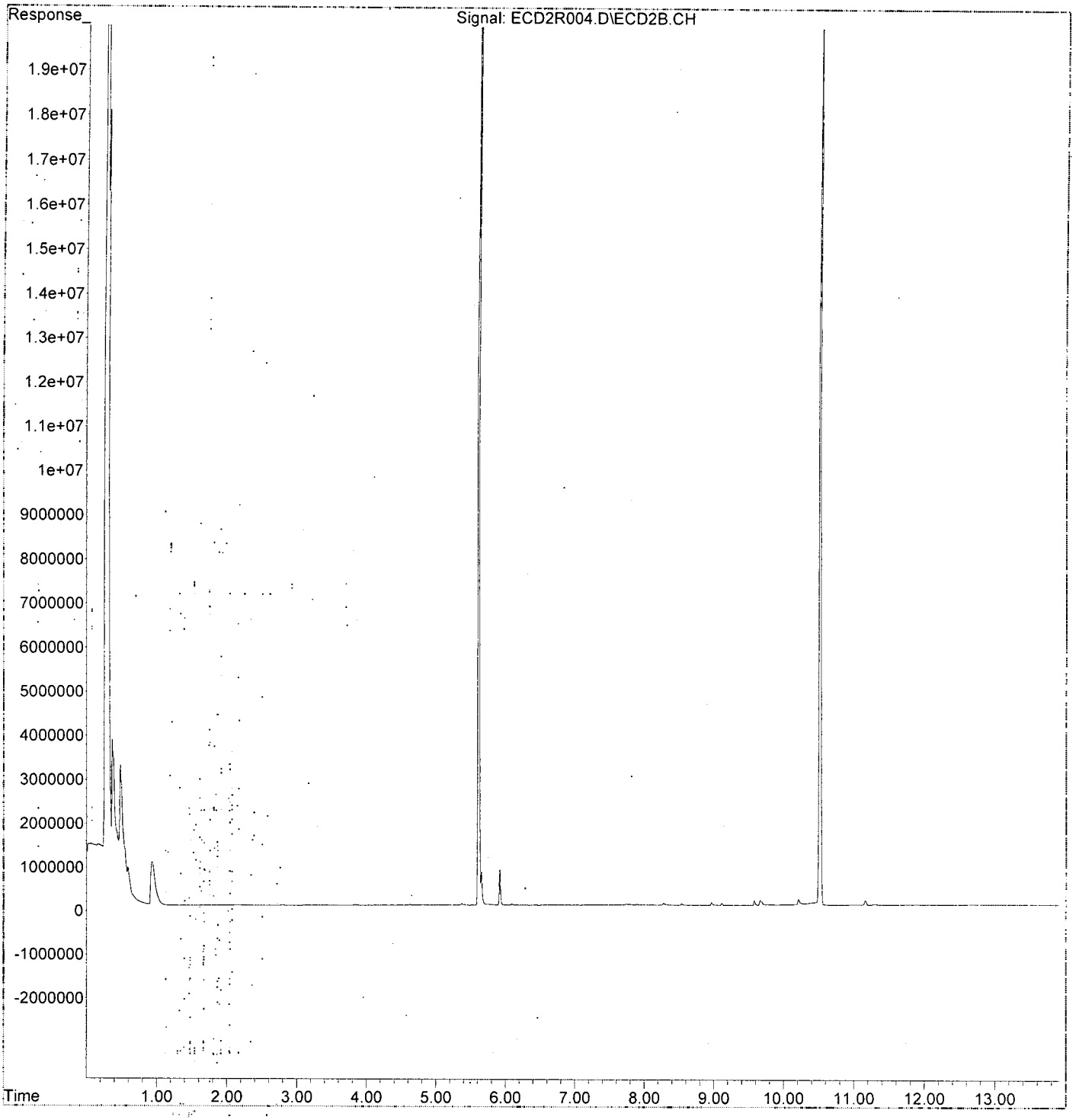

Quantitation Report (Not Reviewed)

Data Path : K:\DATA\0C11019\
Data File : ECD2R012.D
Signal(s) : ECD2B.CH
Acq On : 11 Mar 2020 10:46
Operator : MJB / KAK
Sample : 0030220-MSD1
Misc :
ALS Vial : 58 Sample Multiplier: 1

Integration File: events.e
Quant Time: Mar 12 11:40:02 2020
Quant Method : L:\Methods\RECD2_QUANTPCB_200113RT1.M
Quant Title : PCB Data Analysis
QLast Update : Tue Jan 14 09:35:58 2020
Response via : Initial Calibration
Integrator: ChemStation 6890 Scale Mode: Small noise peaks clipped

3/17/20

	Compound	R.T.	Response	Conc	Units
	System Monitoring Compounds				
1)	S TCMX (S)	5.611	30379790	134.647	ng/ml
62)	S DCBP (S)	10.514	17062388	153.406	ng/ml
	Target Compounds				
2)	Aroclor 1016 (1)	6.283	3937653	636.956	ng/ml
3)	Aroclor 1016 (2)	6.771	7726781	675.338	ng/ml
4)	Aroclor 1016 (3)	6.898	3053178	569.994	ng/ml
5)	Aroclor 1016 (4)	6.985	3610463	730.750	ng/ml
6)	Aroclor 1016 (5)	7.029	4087919	737.157	ng/ml
7)	Aroclor 1016 (6)	7.155	3606659	631.354	ng/ml
8)	Aroclor 1016 - AVE	0.000	0	N.D.	ng/ml
9)	Aroclor 1221 (1)	5.788	253381	145.829	ng/ml
10)	Aroclor 1221 (2)	5.860	504104	293.599	ng/ml
11)	Aroclor 1221 (3)	5.947	2407657	421.877	ng/ml
12)	Aroclor 1221 - AVE	0.000	0	N.D.	ng/ml
13)	Aroclor 1232 (1)	5.947	2407657	526.840	ng/ml
14)	Aroclor 1232 (2)	6.283	3937653	1512.892	ng/ml
15)	Aroclor 1232 (3)	6.771	7726781	1579.486	ng/ml
16)	Aroclor 1232 (4)	6.985	3610463	2134.048	ng/ml
17)	Aroclor 1232 (5)	7.029	4087919	1964.548	ng/ml
18)	Aroclor 1232 (6)	7.155	3606659	1662.304	ng/ml
19)	Aroclor 1232 - AVE	0.000	0	N.D.	ng/ml
20)	Aroclor 1242 (1)	6.283	3937653	866.117	ng/ml
21)	Aroclor 1242 (2)	6.771	7726781	875.809	ng/ml
22)	Aroclor 1242 (3)	6.898	3053178	797.139	ng/ml
23)	Aroclor 1242 (4)	6.985	3610463	1092.890	ng/ml
24)	Aroclor 1242 (5)	7.029	4087919	1023.533	ng/ml
25)	Aroclor 1242 (6)	7.155	3606659	864.738	ng/ml
26)	Aroclor 1242 - AVE	0.000	0	N.D.	ng/ml
27)	Aroclor 1248 (1)	6.744	6524277	1263.898	ng/ml
28)	Aroclor 1248 (2)	6.985	3610463	567.741	ng/ml
29)	Aroclor 1248 (3)	7.029	4087919	688.692	ng/ml
30)	Aroclor 1248 (4)	7.155	3606659	494.367	ng/ml
31)	Aroclor 1248 (5)	7.520	849688	95.452	ng/ml
32)	Aroclor 1248 (6)	7.679	3347501	411.180	ng/ml
33)	Aroclor 1248 - AVE	0.000	0	N.D.	ng/ml
34)	Aroclor 1254 (1)	7.497	2830745	334.057	ng/ml
35)	Aroclor 1254 (2)	7.679	3347501	240.657	ng/ml
36)	Aroclor 1254 (3)	7.989	1760901	116.045	ng/ml
37)	Aroclor 1254 (4)	8.228	1360914	124.666	ng/ml
38)	Aroclor 1254 (5)	8.563	9641750	857.146	ng/ml
39)	Aroclor 1254 (6)	8.808	7607157	2156.723	ng/ml
40)	Aroclor 1254 - AVE	0.000	0	N.D.	ng/ml
41)	Aroclor 1260 (1)	8.125	8270264	785.560	ng/ml
42)	Aroclor 1260 (2)	8.331	11280066	883.847	ng/ml
43)	Aroclor 1260 (3)	8.563	9641750	727.067	ng/ml
44)	Aroclor 1260 (4)	9.045	17881704	845.372	ng/ml
45)	Aroclor 1260 (5)	9.301	9465343	773.646	ng/ml
46)	Aroclor 1260 (6)	9.861	3932719	805.892	ng/ml
47)	Aroclor 1260 - AVE	0.000	0	N.D.	ng/ml

Quantitation Report (Not Reviewed)

Data Path : K:\DATA\0C11019\
Data File : ECD2R012.D
Signal(s) : ECD2B.CH
Acq On : 11 Mar 2020 10:46
Operator : MJB / KAK
Sample : 0030220-MSD1
Misc :
ALS Vial : 58 Sample Multiplier: 1

Integration File: events.e
Quant Time: Mar 12 11:40:02 2020
Quant Method : L:\Methods\RECD2_QUANTPCB_200113RT1.M
Quant Title : PCB Data Analysis
QLast Update : Tue Jan 14 09:35:58 2020
Response via : Initial Calibration
Integrator: ChemStation 6890 Scale Mode: Small noise peaks clipped

	Compound	R.T.	Response	Conc Units
48)	Aroclor 1262 (1)	8.331	11280066	1067.006 ng/ml
49)	Aroclor 1262 (2)	8.631	7947362	520.200 ng/ml
50)	Aroclor 1262 (3)	8.808	7607157	594.114 ng/ml
51)	Aroclor 1262 (4)	9.045	17881704	649.662 ng/ml
52)	Aroclor 1262 (5)	9.301	9465343	576.468 ng/ml
53)	Aroclor 1262 (6)	9.861	3932719	546.171 ng/ml
54)	Aroclor 1262 - AVE	0.000	0	N.D. ng/ml
55)	Aroclor 1268 (1)	8.849	567536	91.066 ng/ml
56)	Aroclor 1268 (2)	9.301	9465343	340.890 ng/ml
57)	Aroclor 1268 (3)	9.365	3945498	175.229 ng/ml
58)	Aroclor 1268 (4)	9.577	238142	12.369 ng/ml
59)	Aroclor 1268 (5)	9.861	3932719	502.701 ng/ml
60)	Aroclor 1268 (6)	10.207	891288	17.609 ng/ml
61)	Aroclor 1268 - AVE	0.000	0	N.D. ng/ml

(f)=RT Delta > 1/2 Window (m)=manual int.

Quantitation Report (Not Reviewed)

Data Path : K:\DATA\0C11019\
Data File : ECD2R012.D
Signal(s) : ECD2B.CH
Acq On : 11 Mar 2020 10:46
Operator : MJB / KAK
Sample : 0030220-MSD1
Misc :
ALS Vial : 58 Sample Multiplier: 1

Integration File: events.e
Quant Time: Mar 12 11:40:02 2020
Quant Method : L:\Methods\RECD2_QUANTPCB_200113RT1.M
Quant Title : PCB Data Analysis
QLast Update : Tue Jan 14 09:35:58 2020
Response via : Initial Calibration
Integrator: ChemStation 6890 Scale Mode: Small noise peaks clipped

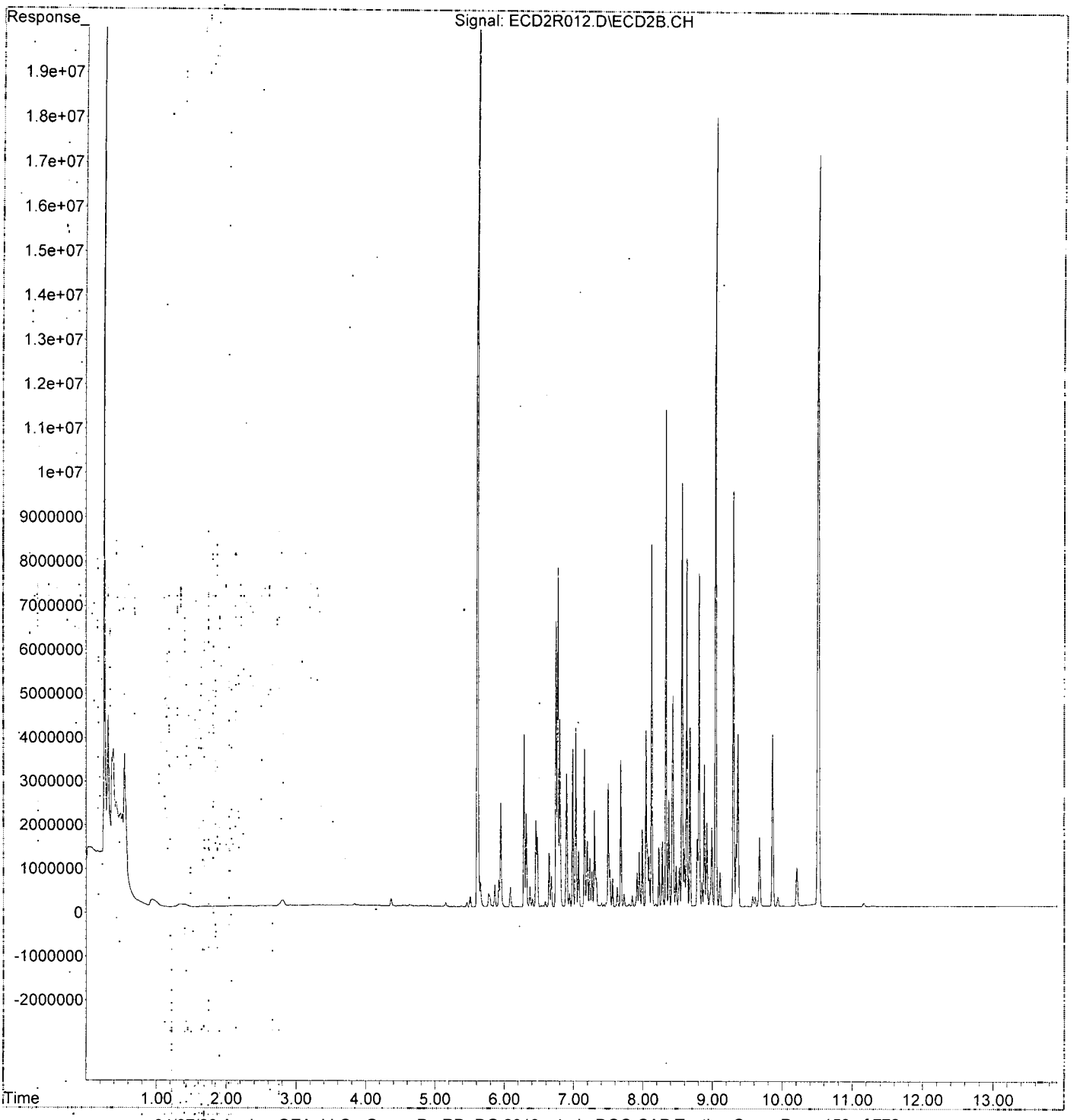

Quantitation Report (Not Reviewed)

Data Path : K:\DATA\0C11019\
Data File : ECD2R018.D
Signal(s) : ECD2B:CH
Acq On : 11 Mar 2020 12:32
Operator : MJB / KAK
Sample : 0C11019-CCV2
Misc :
ALS Vial : 52 Sample Multiplier: 1

Integration File: events.e
Quant Time: Mar 12 11:41:05 2020
Quant Method : L:\Methods\RECD2_QUANTPCB_200113RT1.M
Quant Title : PCB Data Analysis
QLast Update : Tue Jan 14 09:35:58 2020
Response via : Initial Calibration
Integrator: ChemStation 6890 Scale Mode: Small noise peaks clipped

3/17/20

	Compound	R.T.	Response	Conc	Units
	System Monitoring Compounds				
1)	S TCMX (S)	5.613	58128594	257.633	ng/ml
62)	S DCBP (S)	10.514	28434205	255.649	ng/ml
	Target Compounds				
2)	Aroclor 1016 (1)	6.283	3140802	508.057	ng/ml
3)	Aroclor 1016 (2)	6.773	5710398	499.102	ng/ml
4)	Aroclor 1016 (3)	6.899	2486379	464.179	ng/ml
5)	Aroclor 1016 (4)	6.986	2627134	531.727	ng/ml
6)	Aroclor 1016 (5)	7.031	2850973	514.104	ng/ml
7)	Aroclor 1016 (6)	7.155	2860472	500.732	ng/ml
8)	Aroclor 1016 - AVE	0.000	0	N.D.	ng/ml
9)	Aroclor 1221 (1)	5.788	231786	133.401	ng/ml
10)	Aroclor 1221 (2)	5.861	418045	243.477	ng/ml
11)	Aroclor 1221 (3)	5.948	1926735	337.608	ng/ml
12)	Aroclor 1221 - AVE	0.000	0	N.D.	ng/ml
13)	Aroclor 1232 (1)	5.948	1926735	421.605	ng/ml
14)	Aroclor 1232 (2)	6.283	3140802	1206.732	ng/ml
15)	Aroclor 1232 (3)	6.773	5710398	1167.303	ng/ml
16)	Aroclor 1232 (4)	6.986	2627134	1552.829	ng/ml
17)	Aroclor 1232 (5)	7.031	2850973	1370.103	ng/ml
18)	Aroclor 1232 (6)	7.155	2860472	1318.387	ng/ml
19)	Aroclor 1232 - AVE	0.000	0	N.D.	ng/ml
20)	Aroclor 1242 (1)	6.283	3140802	690.843	ng/ml
21)	Aroclor 1242 (2)	6.773	5710398	647.258	ng/ml
22)	Aroclor 1242 (3)	6.899	2486379	649.156	ng/ml
23)	Aroclor 1242 (4)	6.986	2627134	795.236	ng/ml
24)	Aroclor 1242 (5)	7.031	2850973	713.827	ng/ml
25)	Aroclor 1242 (6)	7.155	2860472	685.831	ng/ml
26)	Aroclor 1242 - AVE	0.000	0	N.D.	ng/ml
27)	Aroclor 1248 (1)	6.745	4640428	898.954	ng/ml
28)	Aroclor 1248 (2)	6.986	2627134	413.114	ng/ml
29)	Aroclor 1248 (3)	7.031	2850973	480.303	ng/ml
30)	Aroclor 1248 (4)	7.155	2860472	392.087	ng/ml
31)	Aroclor 1248 (5)	7.520	644185	72.366	ng/ml
32)	Aroclor 1248 (6)	7.679	2448427	300.745	ng/ml
33)	Aroclor 1248 - AVE	0.000	0	N.D.	ng/ml
34)	Aroclor 1254 (1)	7.498	2016101	237.920	ng/ml
35)	Aroclor 1254 (2)	7.679	2448427	176.021	ng/ml
36)	Aroclor 1254 (3)	7.989	1357204	89.441	ng/ml
37)	Aroclor 1254 (4)	8.228	957711	87.731	ng/ml
38)	Aroclor 1254 (5)	8.563	6857890	609.663	ng/ml
39)	Aroclor 1254 (6)	8.809	4994534	1416.013	ng/ml
40)	Aroclor 1254 - AVE	0.000	0	N.D.	ng/ml
41)	Aroclor 1260 (1)	8.125	5472778	519.838	ng/ml
42)	Aroclor 1260 (2)	8.331	7081453	554.866	ng/ml
43)	Aroclor 1260 (3)	8.563	6857890	517.141	ng/ml
44)	Aroclor 1260 (4)	9.045	11079550	523.794	ng/ml
45)	Aroclor 1260 (5)	9.301	6524663	533.290	ng/ml
46)	Aroclor 1260 (6)	9.862	2492546	510.772	ng/ml
47)	Aroclor 1260 - AVE	0.000	0	N.D.	ng/ml

Quantitation Report (Not Reviewed)

Data Path : K:\DATA\0C11019\
Data File : ECD2R018.D
Signal(s) : ECD2B.CH
Acq On : 11 Mar 2020 12:32
Operator : MJB / KAK
Sample : 0C11019-CCV2
Misc :
ALS Vial : 52 Sample Multiplier: 1

Integration File: events.e
Quant Time: Mar 12 11:41:05 2020
Quant Method : L:\Methods\RECD2_QUANTPCB_200113RT1.M
Quant Title : PCB Data Analysis
QLast Update : Tue Jan 14 09:35:58 2020
Response via : Initial Calibration
Integrator: ChemStation 6890 Scale Mode: Small noise peaks clipped

	Compound	R.T.	Response	Conc	Units
48)	Aroclor 1262 (1)	8.331	7081453	669.850	ng/ml
49)	Aroclor 1262 (2)	8.631	4860285	318.133	ng/ml
50)	Aroclor 1262 (3)	8.809	4994534	390.070	ng/ml
51)	Aroclor 1262 (4)	9.045	11079550	402.532	ng/ml
52)	Aroclor 1262 (5)	9.301	6524663	397.372	ng/ml
53)	Aroclor 1262 (6)	9.862	2492546	346.161	ng/ml
54)	Aroclor 1262 - AVE	0.000	0	N.D.	ng/ml
55)	Aroclor 1268 (1)	8.849	379437	60.884	ng/ml
56)	Aroclor 1268 (2)	9.301	6524663	234.983	ng/ml
57)	Aroclor 1268 (3)	9.364	2548186	113.171	ng/ml
58)	Aroclor 1268 (4)	9.578	225312	11.703	ng/ml
59)	Aroclor 1268 (5)	9.862	2492546	318.610	ng/ml
60)	Aroclor 1268 (6)	10.207	663107	13.101	ng/ml
61)	Aroclor 1268 - AVE	0.000	0	N.D.	ng/ml

(f)=RT Delta > 1/2 Window (m)=manual int.

Quantitation Report (Not Reviewed)

Data Path : K:\DATA\0C11019\
Data File : ECD2R018.D
Signal(s) : ECD2B.CH
Acq On : 11 Mar 2020 12:32
Operator : MJB / KAK
Sample : 0C11019-CCV2
Misc :
ALS Vial : 52 Sample Multiplier: 1

Integration File: events.e
Quant Time: Mar 12 11:41:05 2020
Quant Method : L:\Methods\RECD2_QUANTPCB_200113RT1.M
Quant Title : PCB Data Analysis
QLast Update : Tue Jan 14 09:35:58 2020
Response via : Initial Calibration
Integrator: ChemStation 6890 Scale Mode: Small noise peaks clipped

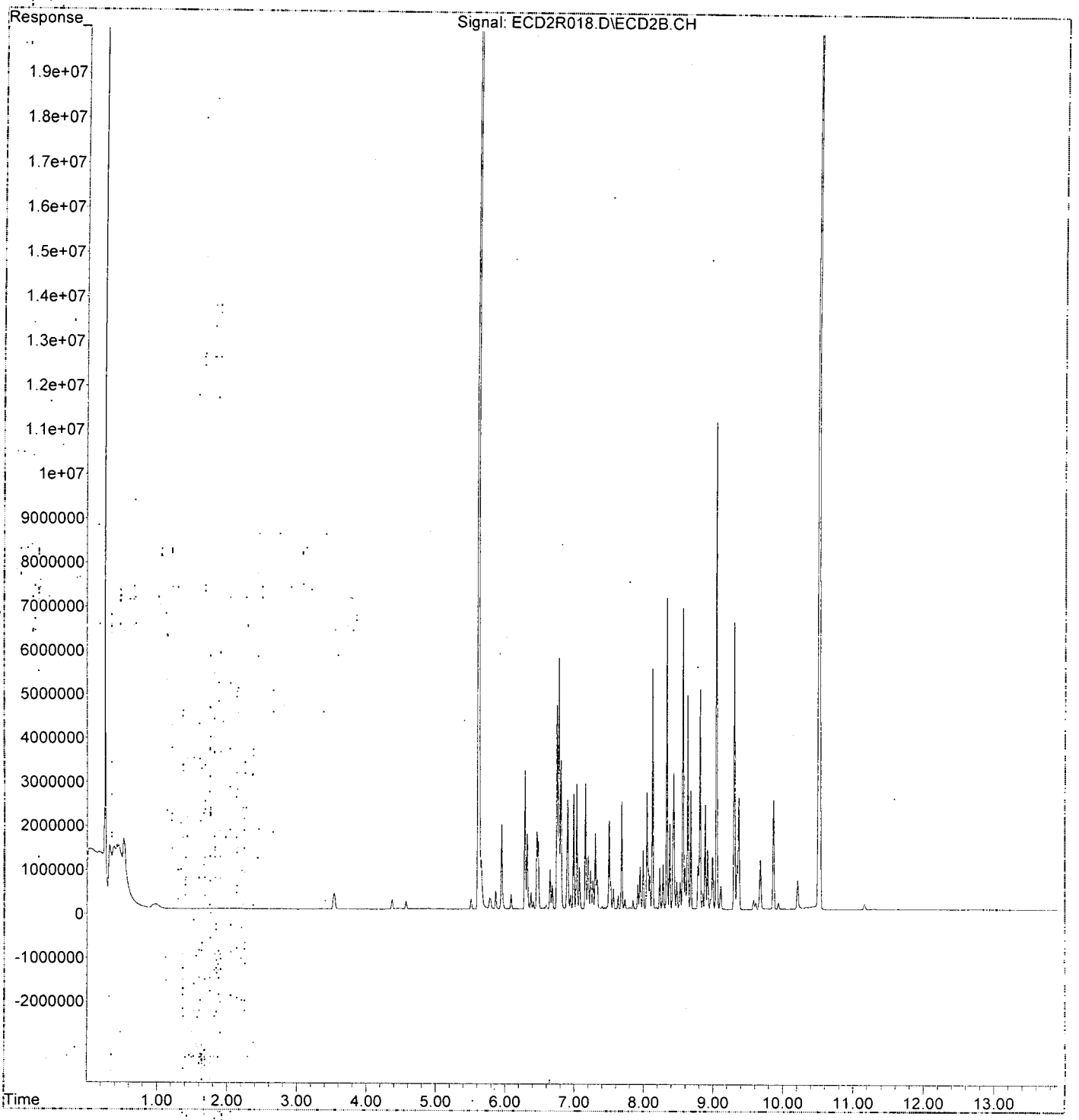

Quantitation Report (Not Reviewed)

Data Path : K:\DATA\0C11019\
Data File : ECD2R019.D
Signal(s) : ECD2B,CH
Acq On : 11 Mar 2020 12:49
Operator : MJB / KAK
Sample : 0C11019-CCB2
Misc :
ALS Vial : 53 Sample Multiplier: 1

Integration File: events.e
Quant Time: Mar 12 11:41:27 2020
Quant Method : L:\Methods\RECD2_QUANTPCB_200113RT1.M
Quant Title : PCB Data Analysis
QLast Update : Tue Jan 14 09:35:58 2020
Response via : Initial Calibration
Integrator: ChemStation 6890 Scale Mode: Small noise peaks clipped

3/17/20
dean

	Compound	R.T.	Response	Conc Units
	System Monitoring Compounds			
1) S	TCMX (S)	5.612	21755089	96.421 ng/ml
62) S	DCBP (S)	10.514	10966195	98.596 ng/ml
	Target Compounds			
2)	Aroclor 1016 (1)	6.288	3098	0.501 ng/ml
3)	Aroclor 1016 (2)	6.772	5064	0.443 ng/ml
4)	Aroclor 1016 (3)	6.891	7397	1.381 ng/ml
5)	Aroclor 1016 (4)	6.986	5611	1.136 ng/ml
6)	Aroclor 1016 (5)	7.040	5671	1.023 ng/ml
7)	Aroclor 1016 (6)	7.158	6130	1.073 ng/ml
8)	Aroclor 1016 - AVE	0.000	0	N.D. ng/ml
9)	Aroclor 1221 (1)	5.753f	21027	12.102 ng/ml
10)	Aroclor 1221 (2)	5.860	8270	4.817 ng/ml
11)	Aroclor 1221 (3)	5.963	6865	1.203 ng/ml
12)	Aroclor 1221 - AVE	0.000	0	N.D. ng/ml
13)	Aroclor 1232 (1)	5.963	6865	1.502 ng/ml
14)	Aroclor 1232 (2)	6.288	3098	1.190 ng/ml
15)	Aroclor 1232 (3)	6.772	5064	1.035 ng/ml
16)	Aroclor 1232 (4)	6.986	5611	3.317 ng/ml
17)	Aroclor 1232 (5)	7.040	5671	2.725 ng/ml
18)	Aroclor 1232 (6)	7.158	6130	2.825 ng/ml
19)	Aroclor 1232 - AVE	0.000	0	N.D. ng/ml
20)	Aroclor 1242 (1)	6.288	3098	0.681 ng/ml
21)	Aroclor 1242 (2)	6.772	5064	0.574 ng/ml
22)	Aroclor 1242 (3)	6.891	7397	1.931 ng/ml
23)	Aroclor 1242 (4)	6.986	5611	1.698 ng/ml
24)	Aroclor 1242 (5)	7.040	5671	1.420 ng/ml
25)	Aroclor 1242 (6)	7.158	6130	1.470 ng/ml
26)	Aroclor 1242 - AVE	0.000	0	N.D. ng/ml
27)	Aroclor 1248 (1)	6.753	4296	0.832 ng/ml
28)	Aroclor 1248 (2)	6.986	5611	0.882 ng/ml
29)	Aroclor 1248 (3)	7.040	5671	0.955 ng/ml
30)	Aroclor 1248 (4)	7.158	6130	0.840 ng/ml
31)	Aroclor 1248 (5)	7.515	7546	0.848 ng/ml
32)	Aroclor 1248 (6)	7.614f	7648	0.939 ng/ml
33)	Aroclor 1248 - AVE	0.000	0	N.D. ng/ml
34)	Aroclor 1254 (1)	7.515	7546	0.891 ng/ml
35)	Aroclor 1254 (2)	7.614f	7648	0.550 ng/ml
36)	Aroclor 1254 (3)	7.999	11637	0.767 ng/ml
37)	Aroclor 1254 (4)	8.236	10222	0.936 ng/ml
38)	Aroclor 1254 (5)	8.539	24065	2.139 ng/ml
39)	Aroclor 1254 (6)	8.808	6574	1.864 ng/ml
40)	Aroclor 1254 - AVE	0.000	0	N.D. ng/ml
41)	Aroclor 1260 (1)	8.098	15190	1.443 ng/ml
42)	Aroclor 1260 (2)	8.369	9794	0.767 ng/ml
43)	Aroclor 1260 (3)	8.539	24065	1.815 ng/ml
44)	Aroclor 1260 (4)	9.044	5702	0.270 ng/ml
45)	Aroclor 1260 (5)	9.303	4370	0.357 ng/ml
46)	Aroclor 1260 (6)	9.866	5170	1.059 ng/ml
47)	Aroclor 1260 - AVE	0.000	0	N.D. ng/ml

Quantitation Report (Not Reviewed)

Data Path : K:\DATA\0C11019\
Data File : ECD2R019.D
Signal(s) : ECD2B.CH
Acq On : 11 Mar 2020 12:49
Operator : MJB / KAK
Sample : 0C11019-CCB2
Misc :
ALS Vial : 53 Sample Multiplier: 1

Integration File: events.e
Quant Time: Mar 12 11:41:27 2020
Quant Method : L:\Methods\RECD2_QUANTPCB_200113RT1.M
Quant Title : PCB Data Analysis
QLast Update : Tue Jan 14 09:35:58 2020
Response via : Initial Calibration
Integrator: ChemStation 6890 Scale Mode: Small noise peaks clipped

	Compound	R.T.	Response	Conc Units
48)	Aroclor 1262 (1)	8.369	9794	0.926 ng/ml
49)	Aroclor 1262 (2)	8.607	8733	0.572 ng/ml
50)	Aroclor 1262 (3)	8.808	6574	0.513 ng/ml
51)	Aroclor 1262 (4)	9.044	5702	0.207 ng/ml
52)	Aroclor 1262 (5)	9.303	4370	0.266 ng/ml
53)	Aroclor 1262 (6)	9.866	5170	0.718 ng/ml
54)	Aroclor 1262 - AVE	0.000	0	N.D. ng/ml
55)	Aroclor 1268 (1)	8.854	4934	0.792 ng/ml
56)	Aroclor 1268 (2)	9.303	4370	0.157 ng/ml
57)	Aroclor 1268 (3)	9.364	2186	0.097 ng/ml
58)	Aroclor 1268 (4)	9.578	77394	4.020 ng/ml
59)	Aroclor 1268 (5)	9.866	5170	0.661 ng/ml
60)	Aroclor 1268 (6)	10.208	87677	1.732 ng/ml
61)	Aroclor 1268 - AVE	0.000	0	N.D. ng/ml

(f)=RT Delta > 1/2 Window (m)=manual int.

04/07/20 Anchor QEA, LLC - Gasco PreRD_DG 2019 - 4a-b. DOC-CAP Testing Cores Page 163 of 772

Quantitation Report (Not Reviewed)

Data Path : K:\DATA\0C11019\
Data File : ECD2R019.D
Signal(s) : ECD2B.CH
Acq On : 11 Mar 2020 12:49
Operator : MJB / KAK
Sample : 0C11019-CCB2
Misc :
ALS Vial : 53 Sample Multiplier: 1

Integration File: events.e
Quant Time: Mar 12 11:41:27 2020
Quant Method : L:\Methods\RECD2_QUANTPCB_200113RT1.M
Quant Title : PCB Data Analysis
QLast Update : Tue Jan 14 09:35:58 2020
Response via : Initial Calibration
Integrator: ChemStation 6890 Scale Mode: Small noise peaks clipped

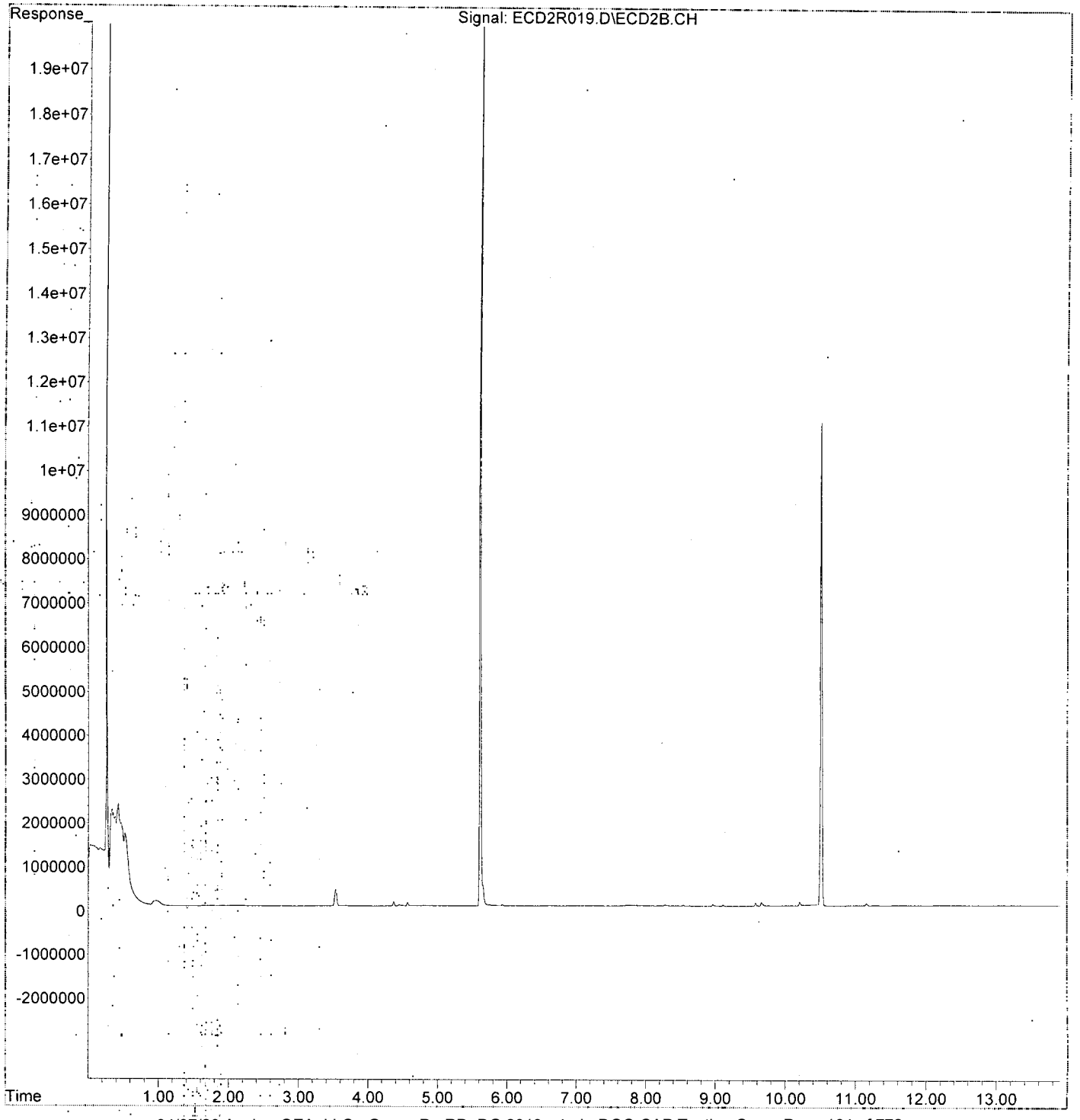

APEX LABORATORIES, LLC
6700 SW Sandburg St. Tigard OR 97223 phone 503-718-2323

Polychlorinated Biphenyls by EPA 8082A
Benchsheet & Analysis Sequence Data

Sequence 0C09029 (QC Only)

ELEMENT SEQUENCE LOG

Apex Laboratories

Sequence:	**0C09029**	Instrument:	**DUALECD2R**
Date:	**03/09/20 07:29**	Calibration:	**A0A1501**

#	Lab Number	Matrix	Analysis	Client	Due	Batch	ISTD ID	STD ID
1	0C09029-CCV1	Oil	QC	QC				A20A394
2	0C09029-CCB1	Oil	QC	QC				A20B383
3	0030220-BLK1	Sediment	QC	QC		0030220		
4	0030220-BS1	Sediment	QC	QC		0030220		
5	A0C0024-01	Sediment	8082 PCBs - Low Level (30g/2mL)	Anchor QEA, LLC	03/16/20	0030220		
6	0C09029-IBL3	Oil	QC	QC				
7	A0C0024-02	Sediment	8082 PCBs - Low Level (30g/2mL)	Anchor QEA, LLC	03/16/20	0030220		
8	0C09029-IBL4	Oil	QC	QC				
9	A0C0024-03	Sediment	8082 PCBs - Low Level (30g/2mL)	Anchor QEA, LLC	03/16/20	0030220		
10	0C09029-IBL5	Oil	QC	QC				
11	0030220-DUP1	Sediment	QC	QC		0030220		
12	0C09029-IBL6	Oil	QC	QC				
13	0C09029-CCV2	Oil	QC	QC				A20A394
14	0C09029-CCB2	Oil	QC	QC				A20B383
15	0030275-DUP1	Oil	QC	QC		0030275		
16	0C09029-IBL1	Oil	QC	QC				
17	0030275-MS1	Oil	QC	QC		0030275		
18	0C09029-IBL2	Oil	QC	QC				
19	0C09029-CCV3	Oil	QC	QC				A20A394
20	0C09029-CCB3	Oil	QC	QC				A20B383

Comments: Complete

Data Entered By: 3/11/20

Data Reviewed By: MK7 3/17/20

ELEMENT SEQUENCE LOG

Apex Laboratories

Sequence: **0C09029** Instrument: **DUALECD2R**

Date: **03/09/20 07:29** Calibration: **A0A1501**

#	Lab Number	Matrix	Analysis	Client	Due	Batch	ISTD ID	STD ID
1	0C09029-CCV2	Oil	QC	QC				A20A394
2	0C09029-CCB2	Oil	QC	QC				A20B383
3	0030275-DUP1	Oil	QC	QC		0030275		
4	0C09029-IBL1	Oil	QC	QC				
5	0030275-MS1	Oil	QC	QC		0030275		
6	0C09029-IBL2	Oil	QC	QC				
7	0C09029-CCV3	Oil	QC	QC				A20A394
8	0C09029-CCB3	Oil	QC	QC				A20B383

Data Entered By: 3/9/20

Data Reviewed By: MJB 3/9/20

Comments: Partial Starting on file 14, CCV2

TOTAL AROCLOR AVERAGE RESULTS

The average result for the 1016 and 1260 selected peaks are reported here to facilitate data entry and review. Averages are done on all individual peaks and must be for matrix spikes if all peaks are not used in the average.

0C09029-CCV1

Aroclor 1016

Peak	Initial Res
1016 (1)	481.75
1016 (2)	459.86
1016 (3)	453.96
1016 (4)	469.74
1016 (5)	463.37
1016 (6)	452.79
Average:	**463.58**

Aroclor 1260

Peak	Initial Res
1260 (1)	481.18
1260 (2)	482.59
1260 (3)	473.44
1260 (4)	461.33
1260 (5)	480.52
1260 (6)	457.30
Average:	**472.73**

0030220-BS1

Aroclor 1016

Peak	Initial Res
1016 (1)	906.71
1016 (2)	965.04
1016 (3)	866.19
1016 (4)	988.68
1016 (5)	973.00
1016 (6)	944.56
Average:	**940.70**

Aroclor 1260

Peak	Initial Res
1260 (1)	1,048.23
1260 (2)	1,114.92
1260 (3)	1,034.80
1260 (4)	1,129.56
1260 (5)	1,109.84
1260 (6)	1,099.32
Average:	**1,089.45**

TOTAL AROCLOR AVERAGE RESULTS

The average result for the 1016 and 1260 selected peaks are reported here to facilitate data entry and review. Averages are done on all individual peaks and must be for matrix spikes if all peaks are not used in the average.

0C09029-CCV2

Aroclor 1016

Peak	Initial Res
1016 (1)	471.90
1016 (2)	466.95
1016 (3)	448.29
1016 (4)	485.58
1016 (5)	475.28
1016 (6)	466.65
Average:	**469.11**

Aroclor 1260

Peak	Initial Res
1260 (1)	494.30
1260 (2)	489.33
1260 (3)	475.82
1260 (4)	505.86
1260 (5)	499.89
1260 (6)	484.64
Average:	**491.64**

0030275-MS1

Aroclor 1016

Peak	Initial Res
1016 (1)	348.75
1016 (2)	359.63
1016 (3)	293.91
1016 (4)	353.20
1016 (5)	357.21
1016 (6)	325.13
Average:	**339.64**

Aroclor 1260

Peak	Initial Res
1260 (1)	381.03
1260 (2)	385.75
1260 (3)	346.24
1260 (4)	390.75
1260 (5)	356.60
1260 (6)	339.57
Average:	**366.66**

TOTAL AROCLOR AVERAGE RESULTS

The average result for the 1016 and 1260 selected peaks are reported here to facilitate data entry and review. Averages are done on all individual peaks and must be for matrix spikes if all peaks are not used in the average.

0C09029-CCV3

Aroclor 1016

Peak	Initial Res
1016 (1)	484.31
1016 (2)	475.47
1016 (3)	445.94
1016 (4)	471.00
1016 (5)	468.84
1016 (6)	459.72
Average:	**467.55**

Aroclor 1260

Peak	Initial Res
1260 (1)	456.40
1260 (2)	459.63
1260 (3)	455.96
1260 (4)	477.57
1260 (5)	455.34
1260 (6)	424.31
Average:	**454.87**

Quantitation Report (Not Reviewed)

Data Path : K:\DATA\0C09029\
Data File : ECD2R002.D
Signal(s) : ECD2B.CH
Acq On : 09 Mar 2020 8:19
Operator : MJB / KAK
Sample : 0C09029-CCV1
Misc :
ALS Vial : 52 Sample Multiplier: 1

Integration File: events.e
Quant Time: Mar 09 16:06:19 2020
Quant Method : L:\Methods\RECD2_QUANTPCB_200113RT1.M
Quant Title : PCB Data Analysis
QLast Update : Tue Jan 14 09:35:58 2020
Response via : Initial Calibration
Integrator: ChemStation 6890 Scale Mode: Small noise peaks clipped

3/11/20

	Compound	R.T.	Response	Conc	Units	
	System Monitoring Compounds					
1)	S TCMX (S)	5.611	52430733	232.379	ng/ml	
62)	S DCBP (S)	10.521	25841710	232.340	ng/ml	
	Target Compounds					
2)	Aroclor 1016 (1)	6.282	2978181	481.752	ng/ml	
3)	Aroclor 1016 (2)	6.772	5261424	459.860	ng/ml	
4)	Aroclor 1016 (3)	6.899	2431624	453.957	ng/ml	
5)	Aroclor 1016 (4)	6.986	2320885	469.743	ng/ml	✓
6)	Aroclor 1016 (5)	7.030	2569604	463.366	ng/ml	
7)	Aroclor 1016 (6)	7.155	2586615	452.793	ng/ml	
8)	Aroclor 1016 - AVE	0.000	0	N.D.	ng/ml	
9)	Aroclor 1221 (1)	5.787	211389	121.661	ng/ml	
10)	Aroclor 1221 (2)	5.859	395437	230.310	ng/ml	
11)	Aroclor 1221 (3)	5.947	1795685	314.645	ng/ml	
12)	Aroclor 1221 - AVE	0.000	0	N.D.	ng/ml	
13)	Aroclor 1232 (1)	5.947	1795685	392.929	ng/ml	
14)	Aroclor 1232 (2)	6.282	2978181	1144.252	ng/ml	
15)	Aroclor 1232 (3)	6.772	5261424	1075.525	ng/ml	
16)	Aroclor 1232 (4)	6.986	2320885	1371.813	ng/ml	
17)	Aroclor 1232 (5)	7.030	2569604	1234.885	ng/ml	
18)	Aroclor 1232 (6)	7.155	2586615	1192.167	ng/ml	
19)	Aroclor 1232 - AVE	0.000	0	N.D.	ng/ml	
20)	Aroclor 1242 (1)	6.282	2978181	655.074	ng/ml	
21)	Aroclor 1242 (2)	6.772	5261424	596.368	ng/ml	
22)	Aroclor 1242 (3)	6.899	2431624	634.861	ng/ml	
23)	Aroclor 1242 (4)	6.986	2320885	702.534	ng/ml	
24)	Aroclor 1242 (5)	7.030	2569604	643.378	ng/ml	
25)	Aroclor 1242 (6)	7.155	2586615	620.171	ng/ml	
26)	Aroclor 1242 - AVE	0.000	0	N.D.	ng/ml	
27)	Aroclor 1248 (1)	6.745	4283423	829.794	ng/ml	
28)	Aroclor 1248 (2)	6.986	2320885	364.956	ng/ml	
29)	Aroclor 1248 (3)	7.030	2569604	432.901	ng/ml	
30)	Aroclor 1248 (4)	7.155	2586615	354.549	ng/ml	
31)	Aroclor 1248 (5)	7.522	584913	65.708	ng/ml	
32)	Aroclor 1248 (6)	7.680	2241214	275.292	ng/ml	
33)	Aroclor 1248 - AVE	0.000	0	N.D.	ng/ml	
34)	Aroclor 1254 (1)	7.498	1812574	213.902	ng/ml	
35)	Aroclor 1254 (2)	7.680	2241214	161.124	ng/ml	
36)	Aroclor 1254 (3)	7.990	1232796	81.242	ng/ml	
37)	Aroclor 1254 (4)	8.230	844523	77.362	ng/ml	
38)	Aroclor 1254 (5)	8.565	6278368	558.144	ng/ml	
39)	Aroclor 1254 (6)	8.811	4567587	1294.968	ng/ml	
40)	Aroclor 1254 - AVE	0.000	0	N.D.	ng/ml	
41)	Aroclor 1260 (1)	8.126	5065832	481.183	ng/ml	
42)	Aroclor 1260 (2)	8.333	6159092	482.594	ng/ml	
43)	Aroclor 1260 (3)	8.565	6278368	473.440	ng/ml	
44)	Aroclor 1260 (4)	9.049	9758315	461.332	ng/ml	✓
45)	Aroclor 1260 (5)	9.304	5879056	480.522	ng/ml	
46)	Aroclor 1260 (6)	9.866	2231609	457.301	ng/ml	
47)	Aroclor 1260 - AVE	0.000	0	N.D.	ng/ml	

Quantitation Report (Not Reviewed)

Data Path : K:\DATA\0C09029\
Data File : ECD2R002.D
Signal(s) : ECD2B.CH
Acq On : 09 Mar 2020 8:19
Operator : MJB / KAK
Sample : 0C09029-CCV1
Misc :
ALS Vial : 52 Sample Multiplier: 1

Integration File: events.e
Quant Time: Mar 09 16:06:19 2020
Quant Method : L:\Methods\RECD2_QUANTPCB_200113RT1.M
Quant Title : PCB Data Analysis
QLast Update : Tue Jan 14 09:35:58 2020
Response via : Initial Calibration
Integrator: ChemStation 6890 Scale Mode: Small noise peaks clipped

	Compound	R.T.	Response	Conc	Units
48)	Aroclor 1262 (1)	8.333	6159092	582.602	ng/ml
49)	Aroclor 1262 (2)	8.633	4418826	289.237	ng/ml
50)	Aroclor 1262 (3)	8.811	4567587	356.726	ng/ml
51)	Aroclor 1262 (4)	9.049	9758315	354.531	ng/ml
52)	Aroclor 1262 (5)	9.304	5879056	358.052	ng/ml
53)	Aroclor 1262 (6)	9.866	2231609	309.923	ng/ml
54)	Aroclor 1262 - AVE	0.000	0	N.D.	ng/ml
55)	Aroclor 1268 (1)	8.852	340912	54.702	ng/ml
56)	Aroclor 1268 (2)	9.304	5879056	211.732	ng/ml
57)	Aroclor 1268 (3)	9.368	2198031	97.620	ng/ml
58)	Aroclor 1268 (4)	9.582	190573	9.898	ng/ml
59)	Aroclor 1268 (5)	9.866	2231609	285.256	ng/ml
60)	Aroclor 1268 (6)	10.213	624701	12.342	ng/ml
61)	Aroclor 1268 - AVE	0.000	0	N.D.	ng/ml

(f)=RT Delta > 1/2 Window (m)=manual int.

Quantitation Report (Not Reviewed)

Data Path : K:\DATA\0C09029\
Data File : ECD2R002.D
Signal(s) : ECD2B.CH
Acq On : 09 Mar 2020 8:19
Operator : MJB / KAK
Sample : 0C09029-CCV1
Misc :
ALS Vial : 52 Sample Multiplier: 1

Integration File: events.e
Quant Time: Mar 09 16:06:19 2020
Quant Method : L:\Methods\RECD2_QUANTPCB_200113RT1..M
Quant Title : PCB Data Analysis
QLast Update : Tue Jan 14 09:35:58 2020
Response via : Initial Calibration
Integrator: ChemStation 6890 Scale Mode: Small noise peaks clipped

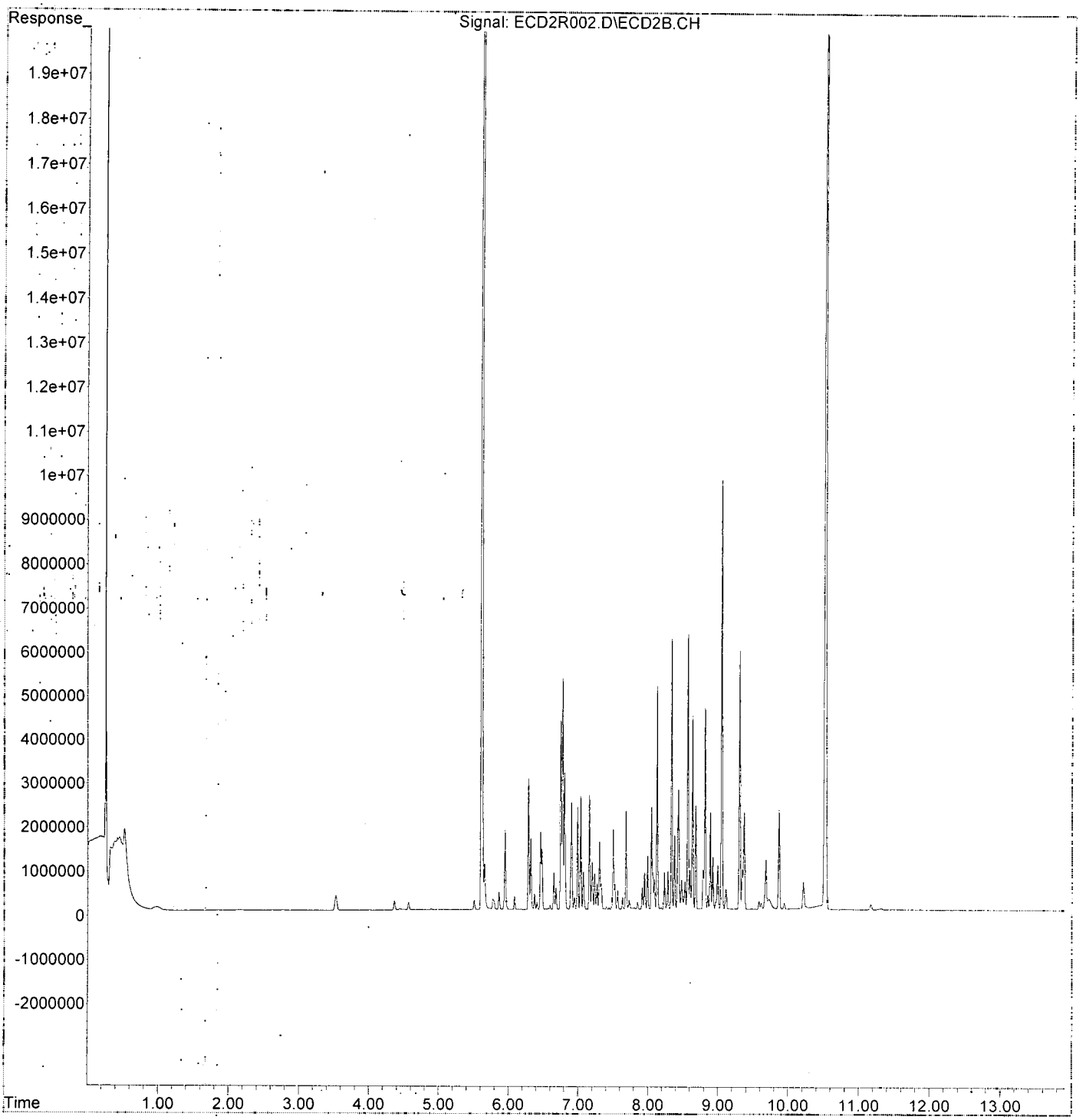

Quantitation Report (Not Reviewed)

Data Path : K:\DATA\0C09029\
Data File : ECD2R003.D
Signal(s) : ECD2B.CH
Acq On : 09 Mar 2020 8:45
Operator : MJB / KAK
Sample : 0C09028-CCB1
Misc :
ALS Vial : 53 Sample Multiplier: 1

Integration File: events.e
Quant Time: Mar 09 16:06:40 2020
Quant Method : L:\Methods\RECD2_QUANTPCB_200113RT1.M
Quant Title : PCB Data Analysis
QLast Update : Tue Jan 14 09:35:58 2020
Response via : Initial Calibration
Integrator: ChemStation 6890 Scale Mode: Small noise peaks clipped

3/11/20
Clean

	Compound	R.T.	Response	Conc Units
	System Monitoring Compounds			
1) S	TCMX (S)	5.610	20758790	92.005 ng/ml
62) S	DCBP (S)	10.518	10110779	90.905 ng/ml
	Target Compounds			
2)	Aroclor 1016 (1)	6.287	1538	0.249 ng/ml
3)	Aroclor 1016 (2)	6.784	3534	0.309 ng/ml
4)	Aroclor 1016 (3)	6.899	3490	0.652 ng/ml
5)	Aroclor 1016 (4)	6.995	3711	0.751 ng/ml
6)	Aroclor 1016 (5)	7.035	3479	0.627 ng/ml
7)	Aroclor 1016 (6)	7.157	3697	0.647 ng/ml
8)	Aroclor 1016 - AVE	0.000	0	N.D. ng/ml
9)	Aroclor 1221 (1)	5.739f	19115	11.001 ng/ml
10)	Aroclor 1221 (2)	5.897	3723	2.168 ng/ml
11)	Aroclor 1221 (3)	5.961	5380	0.943 ng/ml
12)	Aroclor 1221 - AVE	0.000	0	N.D. ng/ml
13)	Aroclor 1232 (1)	5.961	5380	1.177 ng/ml
14)	Aroclor 1232 (2)	6.287	1538	0.591 ng/ml
15)	Aroclor 1232 (3)	6.768	3209	0.656 ng/ml
16)	Aroclor 1232 (4)	6.995	3711	2.193 ng/ml
17)	Aroclor 1232 (5)	7.035	3479	1.672 ng/ml
18)	Aroclor 1232 (6)	7.157	3697	1.704 ng/ml
19)	Aroclor 1232 - AVE	0.000	0	N.D. ng/ml
20)	Aroclor 1242 (1)	6.287	1538	0.338 ng/ml
21)	Aroclor 1242 (2)	6.768	3209	0.364 ng/ml
22)	Aroclor 1242 (3)	6.899	3490	0.911 ng/ml
23)	Aroclor 1242 (4)	6.995	3711	1.123 ng/ml
24)	Aroclor 1242 (5)	7.035	3479	0.871 ng/ml
25)	Aroclor 1242 (6)	7.157	3697	0.886 ng/ml
26)	Aroclor 1242 - AVE	0.000	0	N.D. ng/ml
27)	Aroclor 1248 (1)	6.752	2796	0.542 ng/ml
28)	Aroclor 1248 (2)	6.995	3711	0.584 ng/ml
29)	Aroclor 1248 (3)	7.035	3479	0.586 ng/ml
30)	Aroclor 1248 (4)	7.157	3697	0.507 ng/ml
31)	Aroclor 1248 (5)	7.526	3465	0.389 ng/ml
32)	Aroclor 1248 (6)	7.721f	23520	2.889 ng/ml
33)	Aroclor 1248 - AVE	0.000	0	N.D. ng/ml
34)	Aroclor 1254 (1)	7.508	3324	0.392 ng/ml
35)	Aroclor 1254 (2)	7.721f	23520	1.691 ng/ml
36)	Aroclor 1254 (3)	7.991	7209	0.475 ng/ml
37)	Aroclor 1254 (4)	8.228	4419	0.405 ng/ml
38)	Aroclor 1254 (5)	8.558	5082	0.452 ng/ml
39)	Aroclor 1254 (6)	8.812	3255	0.923 ng/ml
40)	Aroclor 1254 - AVE	0.000	0	N.D. ng/ml
41)	Aroclor 1260 (1)	8.126	5891	0.560 ng/ml
42)	Aroclor 1260 (2)	8.353	5519	0.432 ng/ml
43)	Aroclor 1260 (3)	8.581	3201	0.241 ng/ml
44)	Aroclor 1260 (4)	9.048	4836	0.229 ng/ml
45)	Aroclor 1260 (5)	9.312	3418	0.279 ng/ml
46)	Aroclor 1260 (6)	9.873	8603	1.763 ng/ml
47)	Aroclor 1260 - AVE	0.000	0	N.D. ng/ml

Quantitation Report (Not Reviewed)

Data Path : K:\DATA\0C09029\
Data File : ECD2R003.D
Signal(s) : ECD2B.CH
Acq On : 09 Mar 2020 8:45
Operator : MJB / KAK
Sample : 0C09028-CCB1
Misc :
ALS Vial : 53 Sample Multiplier: 1

Integration File: events.e
Quant Time: Mar 09 16:06:40 2020
Quant Method : L:\Methods\RECD2_QUANTPCB_200113RT1.M
Quant Title : PCB Data Analysis
QLast Update : Tue Jan 14 09:35:58 2020
Response via : Initial Calibration
Integrator: ChemStation 6890 Scale Mode: Small noise peaks clipped

	Compound	R.T.	Response	Conc Units
48)	Aroclor 1262 (1)	8.353	5519	0.522 ng/ml
49)	Aroclor 1262 (2)	8.638	2912	0.191 ng/ml
50)	Aroclor 1262 (3)	8.812	3255	0.254 ng/ml
51)	Aroclor 1262 (4)	9.048	4836	0.176 ng/ml
52)	Aroclor 1262 (5)	9.312	3418	0.208 ng/ml
53)	Aroclor 1262 (6)	9.873	8603	1.195 ng/ml
54)	Aroclor 1262 - AVE	0.000	0	N.D. ng/ml
55)	Aroclor 1268 (1)	8.852	3424	0.549 ng/ml
56)	Aroclor 1268 (2)	9.312	3418	0.123 ng/ml
57)	Aroclor 1268 (3)	9.375	2951	0.131 ng/ml
58)	Aroclor 1268 (4)	9.582	37587	1.952 ng/ml
59)	Aroclor 1268 (5)	9.873	8603	1.100 ng/ml
60)	Aroclor 1268 (6)	10.213	56957	1.125 ng/ml
61)	Aroclor 1268 - AVE	0.000	0	N.D. ng/ml

(f)=RT Delta > 1/2 Window (m)=manual int.

Quantitation Report (Not Reviewed)

Data Path : K:\DATA\0C09029\
Data File : ECD2R003.D
Signal(s) : ECD2B.CH
Acq On : 09 Mar 2020 8:45
Operator : MJB / KAK
Sample : 0C09028-CCB1
Misc :
ALS Vial : 53 Sample Multiplier: 1

Integration File: events.e
Quant Time: Mar 09 16:06:40 2020
Quant Method : L:\Methods\RECD2_QUANTPCB_200113RT1.M
Quant Title : PCB Data Analysis
QLast Update : Tue Jan 14 09:35:58 2020
Response via : Initial Calibration
Integrator: ChemStation 6890 Scale Mode: Small noise peaks clipped

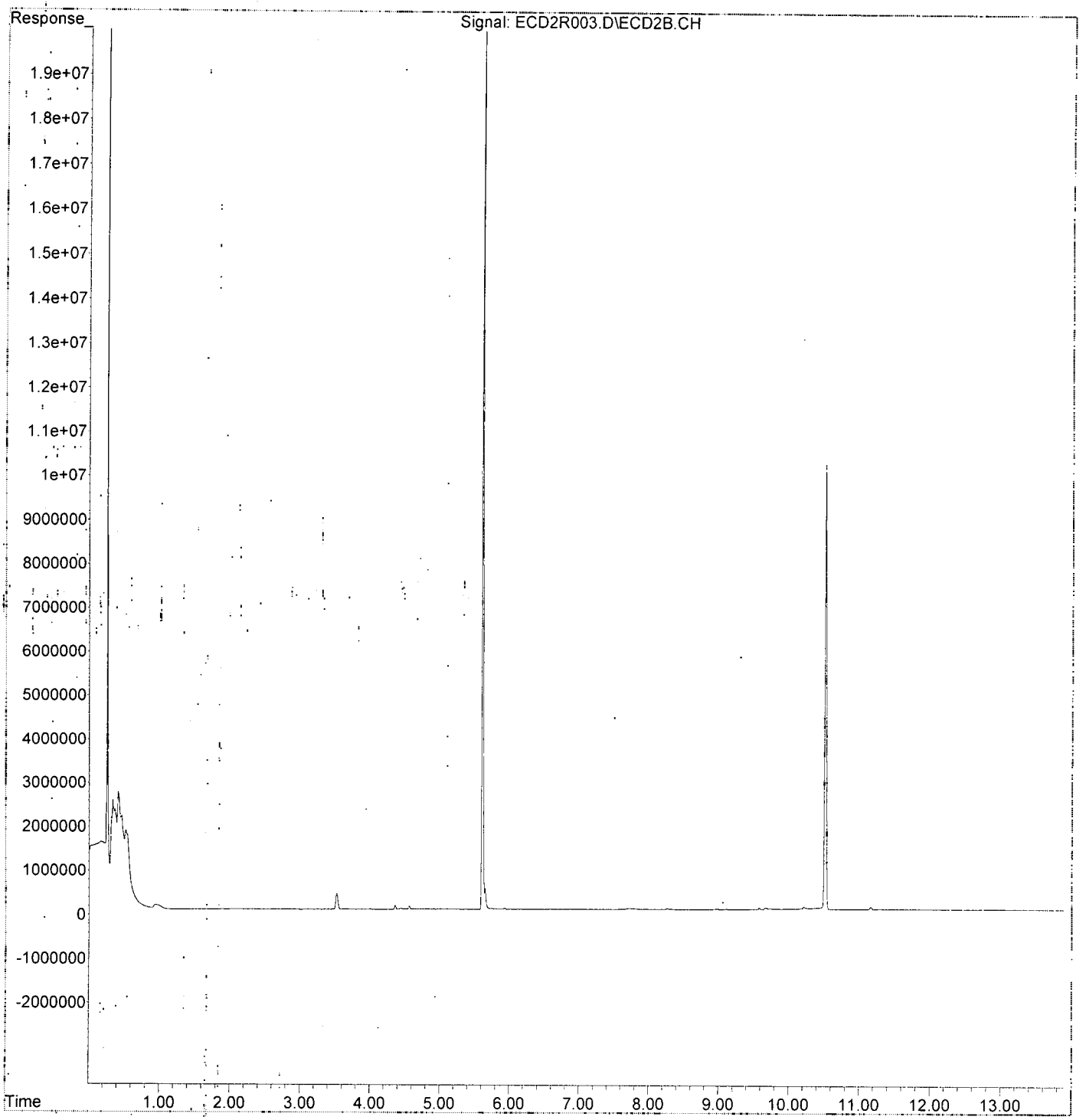

Quantitation Report (Not Reviewed)

Data Path : K:\DATA\0C09029\
Data File : ECD2R004.D
Signal(s) : ECD2B.CH
Acq On : 09 Mar 2020 9:13
Operator : MJB / KAK
Sample : 0030220-BLK1
Misc : ...
ALS Vial : 54 Sample Multiplier: 1

Integration File: events.e
Quant Time: Mar 09 16:07:02 2020
Quant Method : L:\Methods\RECD2_QUANTPCB_200113RT1.M
Quant Title : PCB Data Analysis
QLast Update : Tue Jan 14 09:35:58 2020
Response via : Initial Calibration
Integrator: ChemStation 6890 Scale Mode: Small noise peaks clipped

3/11/20

Clean

	Compound	R.T.	Response	Conc	Units
	System Monitoring Compounds				
1)	S TCMX (S)	5.611	35217343	156.087	ng/ml
62)	S DCBP (S)	10.518	23953070	215.359	ng/ml
	Target Compounds				
2)	Aroclor 1016 (1)	6.281	5591	0.904	ng/ml
3)	Aroclor 1016 (2)	6.773	9124	0.797	ng/ml
4)	Aroclor 1016 (3)	6.900	5824	1.087	ng/ml
5)	Aroclor 1016 (4)	6.986	6447	1.305	ng/ml
6)	Aroclor 1016 (5)	7.031	6268	1.130	ng/ml
7)	Aroclor 1016 (6)	7.157	5606	0.981	ng/ml
8)	Aroclor 1016 - AVE	0.000	0	N.D.	ng/ml
9)	Aroclor 1221 (1)	5.797	12343	7.104	ng/ml
10)	Aroclor 1221 (2)	5.861	6195	3.608	ng/ml
11)	Aroclor 1221 (3)	5.986	6348	1.112	ng/ml
12)	Aroclor 1221 - AVE	0.000	0	N.D.	ng/ml
13)	Aroclor 1232 (1)	5.917	691237	151.255	ng/ml
14)	Aroclor 1232 (2)	6.281	5591	2.148	ng/ml
15)	Aroclor 1232 (3)	6.773	9124	1.865	ng/ml
16)	Aroclor 1232 (4)	6.986	6447	3.810	ng/ml
17)	Aroclor 1232 (5)	7.031	6268	3.012	ng/ml
18)	Aroclor 1232 (6)	7.157	5606	2.584	ng/ml
19)	Aroclor 1232 - AVE	0.000	0	N.D.	ng/ml
20)	Aroclor 1242 (1)	6.281	5591	1.230	ng/ml
21)	Aroclor 1242 (2)	6.773	9124	1.034	ng/ml
22)	Aroclor 1242 (3)	6.900	5824	1.520	ng/ml
23)	Aroclor 1242 (4)	6.986	6447	1.951	ng/ml
24)	Aroclor 1242 (5)	7.031	6268	1.569	ng/ml
25)	Aroclor 1242 (6)	7.157	5606	1.344	ng/ml
26)	Aroclor 1242 - AVE	0.000	0	N.D.	ng/ml
27)	Aroclor 1248 (1)	6.747	7124	1.380	ng/ml
28)	Aroclor 1248 (2)	6.986	6447	1.014	ng/ml
29)	Aroclor 1248 (3)	7.031	6268	1.056	ng/ml
30)	Aroclor 1248 (4)	7.157	5606	0.768	ng/ml
31)	Aroclor 1248 (5)	7.528	3324	0.373	ng/ml
32)	Aroclor 1248 (6)	7.724f	22846	2.806	ng/ml
33)	Aroclor 1248 - AVE	0.000	0	N.D.	ng/ml
34)	Aroclor 1254 (1)	7.497	4590	0.542	ng/ml
35)	Aroclor 1254 (2)	7.724f	22846	1.642	ng/ml
36)	Aroclor 1254 (3)	7.990	8293	0.547	ng/ml
37)	Aroclor 1254 (4)	8.229	4596	0.421	ng/ml
38)	Aroclor 1254 (5)	8.565	7274	0.647	ng/ml
39)	Aroclor 1254 (6)	8.788	1076	0.305	ng/ml
40)	Aroclor 1254 - AVE	0.000	0	N.D.	ng/ml
41)	Aroclor 1260 (1)	8.124	6934	0.659	ng/ml
42)	Aroclor 1260 (2)	8.331	13513	1.059	ng/ml
43)	Aroclor 1260 (3)	8.565	7274	0.549	ng/ml
44)	Aroclor 1260 (4)	9.044	8515	0.403	ng/ml
45)	Aroclor 1260 (5)	9.308	3168	0.259	ng/ml
46)	Aroclor 1260 (6)	9.870	13331	2.732	ng/ml
47)	Aroclor 1260 - AVE	0.000	0	N.D.	ng/ml

Quantitation Report (Not Reviewed)

Data Path : K:\DATA\0C09029\
Data File : ECD2R004.D
Signal(s) : ECD2B.CH
Acq On : 09 Mar 2020 9:13
Operator : MJB / KAK
Sample : 0030220-BLK1
Misc :
ALS Vial : 54 Sample Multiplier: 1

Integration File: events.e
Quant Time: Mar 09 16:07:02 2020
Quant Method : L:\Methods\RECD2_QUANTPCB_200113RT1.M
Quant Title : PCB Data Analysis
QLast Update : Tue Jan 14 09:35:58 2020
Response via : Initial Calibration
Integrator: ChemStation 6890 Scale Mode: Small noise peaks clipped

	Compound	R.T.	Response	Conc	Units
48)	Aroclor 1262 (1)	8.331	13513	1.278	ng/ml
49)	Aroclor 1262 (2)	8.629	3295	0.216	ng/ml
50)	Aroclor 1262 (3)	8.813	2171	0.170	ng/ml
51)	Aroclor 1262 (4)	9.044	8515	0.309	ng/ml
52)	Aroclor 1262 (5)	9.308	3168	0.193	ng/ml
53)	Aroclor 1262 (6)	9.870	13331	1.851	ng/ml
54)	Aroclor 1262 - AVE	0.000	0	N.D.	ng/ml
55)	Aroclor 1268 (1)	8.853	986	0.158	ng/ml
56)	Aroclor 1268 (2)	9.308	3168	0.114	ng/ml
57)	Aroclor 1268 (3)	9.375	2315	0.103	ng/ml
58)	Aroclor 1268 (4)	9.583	62055	3.223	ng/ml
59)	Aroclor 1268 (5)	9.870	13331	1.704	ng/ml
60)	Aroclor 1268 (6)	10.217	109422	2.162	ng/ml
61)	Aroclor 1268 - AVE	0.000	0	N.D.	ng/ml

(f)=RT Delta > 1/2 Window (m)=manual int.

Quantitation Report (Not Reviewed)

Data Path : K:\DATA\0C09029\
Data File : ECD2R004.D
Signal(s) : ECD2B.CH
Acq On : 09 Mar 2020 9:13
Operator : MJB / KAK
Sample : 0030220-BLK1
Misc :
ALS Vial : 54 Sample Multiplier: 1

Integration File: events.e
Quant Time: Mar 09 16:07:02 2020
Quant Method : L:\Methods\RECD2_QUANTPCB_200113RT1.M
Quant Title : PCB Data Analysis
QLast Update : Tue Jan 14 09:35:58 2020
Response via : Initial Calibration
Integrator: ChemStation 6890 Scale Mode: Small noise peaks clipped

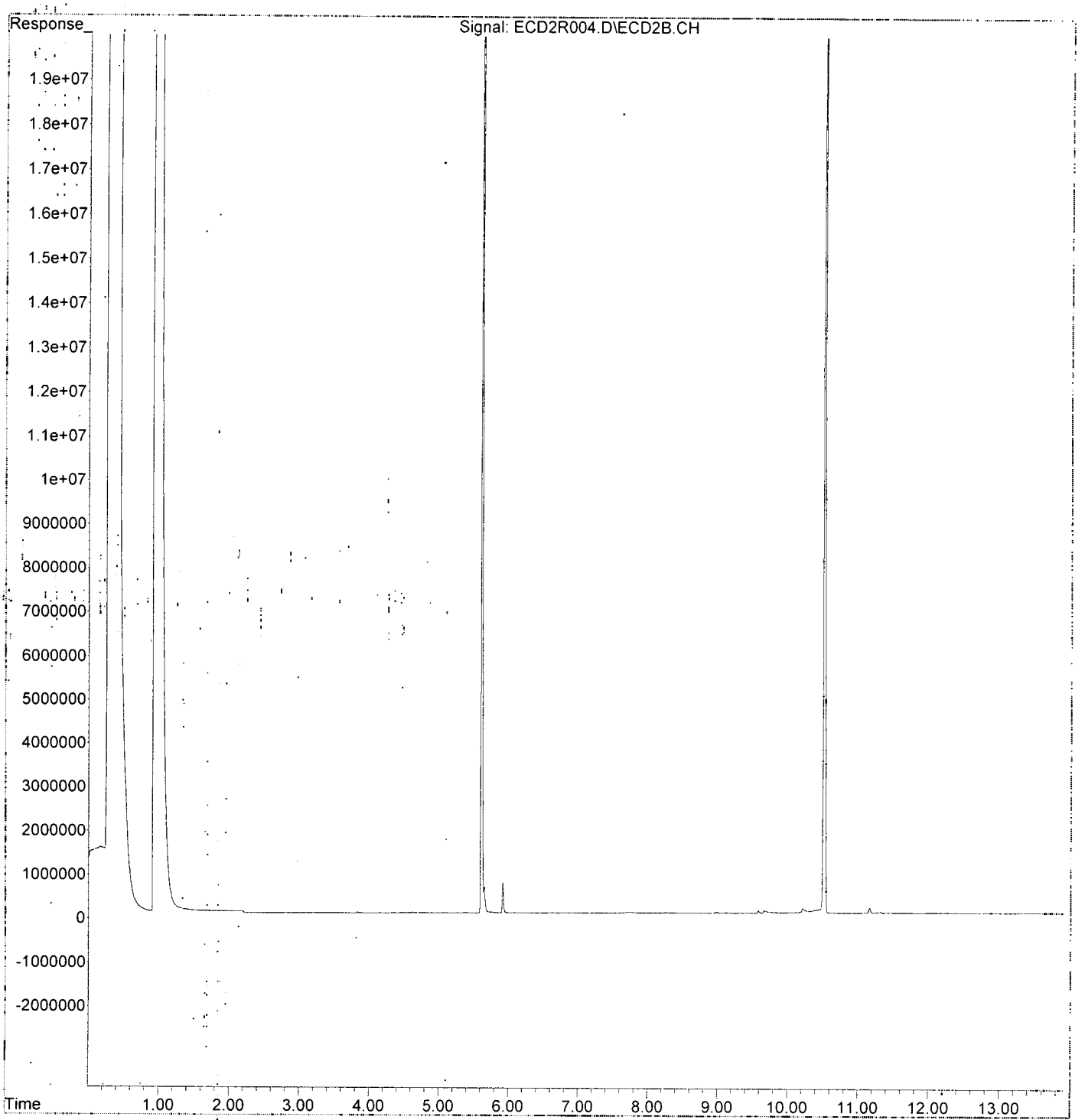

Quantitation Report (Not Reviewed)

Data Path : K:\DATA\0C09029\
Data File : ECD2R005.D
Signal(s) : ECD2B.CH
Acq On : 09 Mar 2020 9:30
Operator : MJB / KAK
Sample : 0030220-BS1
Misc :
ALS Vial : 55 Sample Multiplier: 1

Integration File: events.e
Quant Time: Mar 09 16:07:24 2020
Quant Method : L:\Methods\RECD2_QUANTPCB_200113RT1.M
Quant Title : PCB Data Analysis
QLast Update : Tue Jan 14 09:35:58 2020
Response via : Initial Calibration
Integrator: ChemStation 6890 Scale Mode: Small noise peaks clipped

3/11/20

	Compound	R.T.	Response	Conc	Units
	System Monitoring Compounds				
1)	S TCMX (S)	5.614	40196221	178.154	ng/ml
62)	S DCBP (S)	10.518	23446112	210.801	ng/ml
	Target Compounds				
2)	Aroclor 1016 (1)	6.285	5605266	906.710	ng/ml
3)	Aroclor 1016 (2)	6.774	11041368	965.041	ng/ml
4)	Aroclor 1016 (3)	6.900	4639762	866.192	ng/ml
5)	Aroclor 1016 (4)	6.987	4884826	988.679	ng/ml
6)	Aroclor 1016 (5)	7.032	5395778	972.998	ng/ml
7)	Aroclor 1016 (6)	7.157	5395898	944.565	ng/ml
8)	Aroclor 1016 - AVE	0.000	0	N.D.	ng/ml
9)	Aroclor 1221 (1)	5.790	352018	202.598	ng/ml
10)	Aroclor 1221 (2)	5.863	703735	409.869	ng/ml
11)	Aroclor 1221 (3)	5.949	3386095	593.322	ng/ml
12)	Aroclor 1221 - AVE	0.000	0	N.D.	ng/ml
13)	Aroclor 1232 (1)	5.949	3386095	740.940	ng/ml
14)	Aroclor 1232 (2)	6.285	5605266	2153.608	ng/ml
15)	Aroclor 1232 (3)	6.774	11041368	2257.044	ng/ml
16)	Aroclor 1232 (4)	6.987	4884826	2887.291	ng/ml
17)	Aroclor 1232 (5)	7.032	5395778	2593.071	ng/ml
18)	Aroclor 1232 (6)	7.157	5395898	2486.961	ng/ml
19)	Aroclor 1232 - AVE	0.000	0	N.D.	ng/ml
20)	Aroclor 1242 (1)	6.285	5605266	1232.921	ng/ml
21)	Aroclor 1242 (2)	6.774	11041368	1251.508	ng/ml
22)	Aroclor 1242 (3)	6.900	4639762	1211.372	ng/ml
23)	Aroclor 1242 (4)	6.987	4884826	1478.641	ng/ml
24)	Aroclor 1242 (5)	7.032	5395778	1350.995	ng/ml
25)	Aroclor 1242 (6)	7.157	5395898	1293.729	ng/ml
26)	Aroclor 1242 - AVE	0.000	0	N.D.	ng/ml
27)	Aroclor 1248 (1)	6.747	8807471	1706.203	ng/ml
28)	Aroclor 1248 (2)	6.987	4884826	768.133	ng/ml
29)	Aroclor 1248 (3)	7.032	5395778	909.027	ng/ml
30)	Aroclor 1248 (4)	7.157	5395898	739.619	ng/ml
31)	Aroclor 1248 (5)	7.522	1176282	132.141	ng/ml
32)	Aroclor 1248 (6)	7.681	4688516	575.899	ng/ml
33)	Aroclor 1248 - AVE	0.000	0	N.D.	ng/ml
34)	Aroclor 1254 (1)	7.499	3848908	454.210	ng/ml
35)	Aroclor 1254 (2)	7.681	4688516	337.065	ng/ml
36)	Aroclor 1254 (3)	7.991	2539069	167.326	ng/ml
37)	Aroclor 1254 (4)	8.230	1813890	166.161	ng/ml
38)	Aroclor 1254 (5)	8.565	13722591	1219.931	ng/ml
39)	Aroclor 1254 (6)	8.811	10010336	2838.055	ng/ml
40)	Aroclor 1254 - AVE	0.000	0	N.D.	ng/ml
41)	Aroclor 1260 (1)	8.127	11035661	1048.234	ng/ml
42)	Aroclor 1260 (2)	8.333	14229161	1114.923	ng/ml
43)	Aroclor 1260 (3)	8.565	13722591	1034.796	ng/ml
44)	Aroclor 1260 (4)	9.048	23892928	1129.557	ng/ml
45)	Aroclor 1260 (5)	9.304	13578602	1109.841	ng/ml
46)	Aroclor 1260 (6)	9.864	5364629	1099.318	ng/ml
47)	Aroclor 1260 - AVE	0.000	0	N.D.	ng/ml

Quantitation Report (Not Reviewed)

Data Path : K:\DATA\0C09029\
Data File : ECD2R005.D
Signal(s) : ECD2B.CH
Acq On : 09 Mar 2020 9:30
Operator : MJB / KAK
Sample : 0030220-BS1
Misc :
ALS Vial : 55 Sample Multiplier: 1

Integration File: events.e
Quant Time: Mar 09 16:07:24 2020
Quant Method : L:\Methods\RECD2_QUANTPCB_200113RT1.M
Quant Title : PCB Data Analysis
QLast Update : Tue Jan 14 09:35:58 2020
Response via : Initial Calibration
Integrator: ChemStation 6890 Scale Mode: Small noise peaks clipped

	Compound	R.T.	Response	Conc	Units
48)	Aroclor 1262 (1)	8.333	14229161	1345.968	ng/ml
49)	Aroclor 1262 (2)	8.633	10386768	679.873	ng/ml
50)	Aroclor 1262 (3)	8.811	10010336	781.801	ng/ml
51)	Aroclor 1262 (4)	9.048	23892928	868.057	ng/ml
52)	Aroclor 1262 (5)	9.304	13578602	826.978	ng/ml
53)	Aroclor 1262 (6)	9.864	5364629	745.032	ng/ml
54)	Aroclor 1262 - AVE	0.000	0	N.D.	ng/ml
55)	Aroclor 1268 (1)	8.851	732344	117.511	ng/ml
56)	Aroclor 1268 (2)	9.304	13578602	489.028	ng/ml
57)	Aroclor 1268 (3)	9.367	5131105	227.884	ng/ml
58)	Aroclor 1268 (4)	9.579	266353	13.834	ng/ml
59)	Aroclor 1268 (5)	9.864	5364629	685.735	ng/ml
60)	Aroclor 1268 (6)	10.211	1160435	22.927	ng/ml
61)	Aroclor 1268 - AVE	0.000	0	N.D.	ng/ml

(f)=RT Delta > 1/2 Window (m)=manual int.

Quantitation Report (Not Reviewed)

Data Path : K:\DATA\0C09029\
Data File : ECD2R005.D
Signal(s) : ECD2B.CH
Acq On : 09 Mar 2020 9:30
Operator : MJB / KAK
Sample : 0030220-BS1
Misc :
ALS Vial : 55 Sample Multiplier: 1

Integration File: events.e
Quant Time: Mar 09 16:07:24 2020
Quant Method : L:\Methods\RECD2_QUANTPCB_200113RT1.M
Quant Title : PCB Data Analysis
QLast Update : Tue Jan 14 09:35:58 2020
Response via : Initial Calibration
Integrator: ChemStation 6890 Scale Mode: Small noise peaks clipped

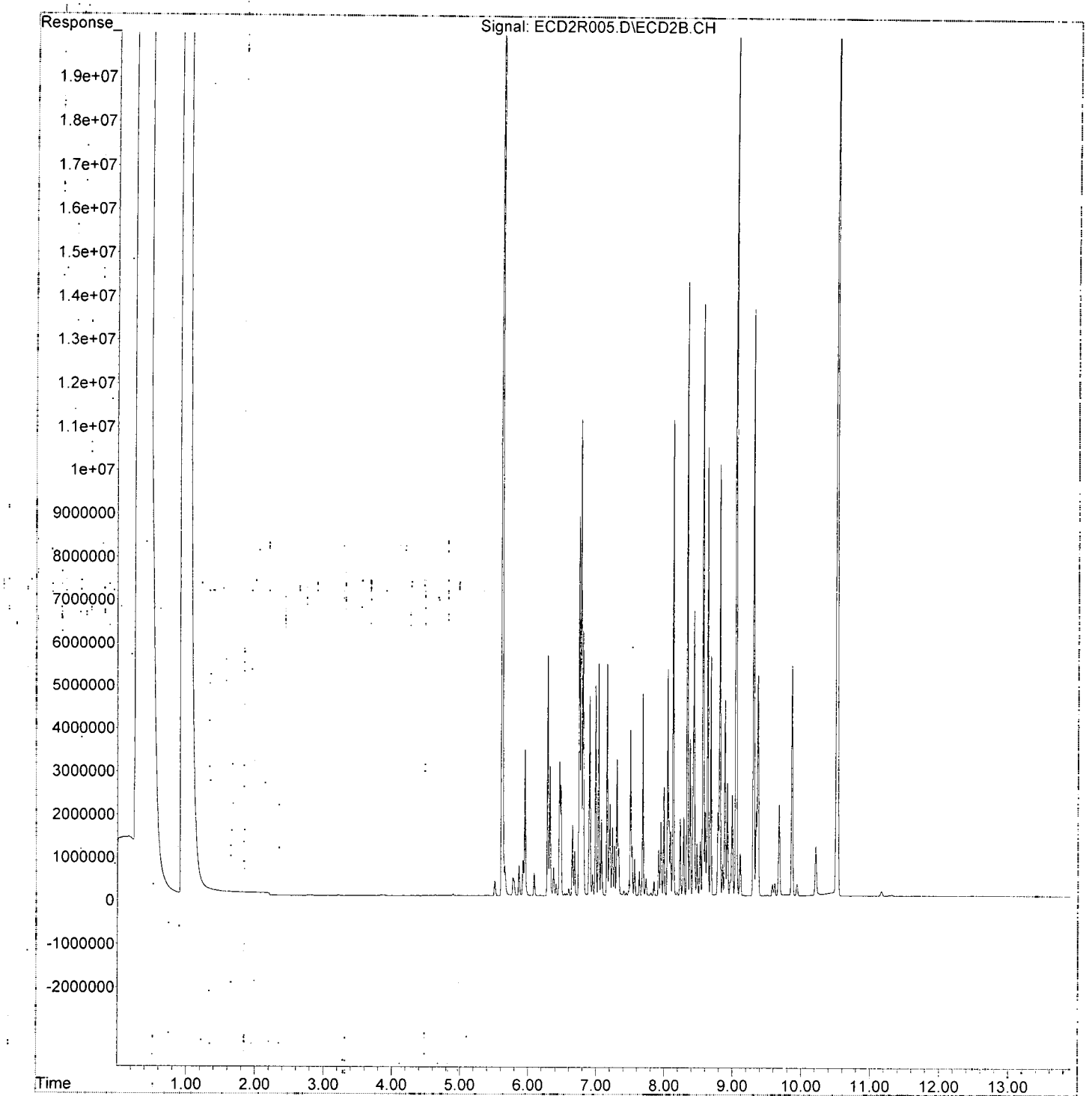

Quantitation Report (Not Reviewed)

Data Path : K:\DATA\0C09029\
Data File : ECD2R014.D
Signal(s) : ECD2B.CH
Acq On : 09 Mar 2020 12:09
Operator : MJB / KAK
Sample : 0C09028-CCV2
Misc :
ALS Vial : 52 Sample Multiplier: 1

Integration File: events.e
Quant Time: Mar 09 16:09:14 2020
Quant Method : L:\Methods\RECD2_QUANTPCB_200113RT1.M
Quant Title : PCB Data Analysis
QLast Update : Tue Jan 14 09:35:58 2020
Response via : Initial Calibration
Integrator: ChemStation 6890 Scale Mode: Small noise peaks clipped

3/19/20

	Compound	R.T.	Response	Conc	Units
	System Monitoring Compounds				
1)	S TCMX (S)	5.613	51513105	228.312	ng/ml
62)	S DCBP (S)	10.516	27561657	247.804	ng/ml
	Target Compounds				
2)	Aroclor 1016 (1)	6.282	2917292	471.902	ng/ml
3)	Aroclor 1016 (2)	6.773	5342483	466.945	ng/ml
4)	Aroclor 1016 (3)	6.899	2401277	448.292	ng/ml
5)	Aroclor 1016 (4)	6.986	2399151	485.583	ng/ml
6)	Aroclor 1016 (5)	7.030	2635686	475.282	ng/ml
7)	Aroclor 1016 (6)	7.155	2665771	466.650	ng/ml
8)	Aroclor 1016 - AVE	0.000	0	N.D.	ng/ml
9)	Aroclor 1221 (1)	5.789	211101	121.495	ng/ml
10)	Aroclor 1221 (2)	5.862	398159	231.895	ng/ml
11)	Aroclor 1221 (3)	5.948	1766936	309.608	ng/ml
12)	Aroclor 1221 - AVE	0.000	0	N.D.	ng/ml
13)	Aroclor 1232 (1)	5.948	1766936	386.638	ng/ml
14)	Aroclor 1232 (2)	6.282	2917292	1120.857	ng/ml
15)	Aroclor 1232 (3)	6.773	5342483	1092.095	ng/ml
16)	Aroclor 1232 (4)	6.986	2399151	1418.074	ng/ml
17)	Aroclor 1232 (5)	7.030	2635686	1266.642	ng/ml
18)	Aroclor 1232 (6)	7.155	2665771	1228.650	ng/ml
19)	Aroclor 1232 - AVE	0.000	0	N.D.	ng/ml
20)	Aroclor 1242 (1)	6.282	2917292	641.681	ng/ml
21)	Aroclor 1242 (2)	6.773	5342483	605.555	ng/ml
22)	Aroclor 1242 (3)	6.899	2401277	626.938	ng/ml
23)	Aroclor 1242 (4)	6.986	2399151	726.225	ng/ml
24)	Aroclor 1242 (5)	7.030	2635686	659.923	ng/ml
25)	Aroclor 1242 (6)	7.155	2665771	639.149	ng/ml
26)	Aroclor 1242 - AVE	0.000	0	N.D.	ng/ml
27)	Aroclor 1248 (1)	6.745	4215760	816.687	ng/ml
28)	Aroclor 1248 (2)	6.986	2399151	377.264	ng/ml
29)	Aroclor 1248 (3)	7.030	2635686	444.034	ng/ml
30)	Aroclor 1248 (4)	7.155	2665771	365.399	ng/ml
31)	Aroclor 1248 (5)	7.521	619263	69.566	ng/ml
32)	Aroclor 1248 (6)	7.679	2243642	275.591	ng/ml
33)	Aroclor 1248 - AVE	0.000	0	N.D.	ng/ml
34)	Aroclor 1254 (1)	7.498	1861903	219.723	ng/ml
35)	Aroclor 1254 (2)	7.679	2243642	161.299	ng/ml
36)	Aroclor 1254 (3)	7.989	1231884	81.182	ng/ml
37)	Aroclor 1254 (4)	8.228	897453	82.211	ng/ml
38)	Aroclor 1254 (5)	8.563	6309992	560.955	ng/ml
39)	Aroclor 1254 (6)	8.809	4491292	1273.337	ng/ml
40)	Aroclor 1254 - AVE	0.000	0	N.D.	ng/ml
41)	Aroclor 1260 (1)	8.125	5203935	494.301	ng/ml
42)	Aroclor 1260 (2)	8.331	6244993	489.325	ng/ml
43)	Aroclor 1260 (3)	8.563	6309992	475.825	ng/ml
44)	Aroclor 1260 (4)	9.046	10700134	505.857	ng/ml
45)	Aroclor 1260 (5)	9.302	6116006	499.889	ng/ml
46)	Aroclor 1260 (6)	9.863	2365017	484.639	ng/ml
47)	Aroclor 1260 - AVE	0.000	0	N.D.	ng/ml

Quantitation Report (Not Reviewed)

Data Path : K:\DATA\0C09029\
Data File : ECD2R014.D
Signal(s) : ECD2B.CH
Acq On : 09 Mar 2020 12:09
Operator : MJB / KAK
Sample : 0C09028-CCV2
Misc :
ALS Vial : 52 Sample Multiplier: 1

Integration File: events.e
Quant Time: Mar 09 16:09:14 2020
Quant Method : L:\Methods\RECD2_QUANTPCB_200113RT1.M
Quant Title : PCB Data Analysis
QLast Update : Tue Jan 14 09:35:58 2020
Response via : Initial Calibration
Integrator: ChemStation 6890 Scale Mode: Small noise peaks clipped

	Compound	R.T.	Response	Conc	Units
48)	Aroclor 1262 (1)	8.331	6244993	590.728	ng/ml
49)	Aroclor 1262 (2)	8.631	4786203	313.284	ng/ml
50)	Aroclor 1262 (3)	8.809	4491292	350.767	ng/ml
51)	Aroclor 1262 (4)	9.046	10700134	388.748	ng/ml
52)	Aroclor 1262 (5)	9.302	6116006	372.483	ng/ml
53)	Aroclor 1262 (6)	9.863	2365017	328.450	ng/ml
54)	Aroclor 1262 - AVE	0.000	0	N.D.	ng/ml
55)	Aroclor 1268 (1)	8.849	356432	57.192	ng/ml
56)	Aroclor 1268 (2)	9.302	6116006	220.265	ng/ml
57)	Aroclor 1268 (3)	9.365	2387317	106.026	ng/ml
58)	Aroclor 1268 (4)	9.578	201244	10.452	ng/ml
59)	Aroclor 1268 (5)	9.863	2365017	302.309	ng/ml
60)	Aroclor 1268 (6)	10.209	640854	12.661	ng/ml
61)	Aroclor 1268 - AVE	0.000	0	N.D.	ng/ml

(f)=RT Delta > 1/2 Window (m)=manual int.

04/07/20 Anchor QEA, LLC - Gasco PreRD_DG 2019 - 4a-b. DOC-CAP Testing Cores Page 184 of 772

Quantitation Report (Not Reviewed)

Data Path : K:\DATA\0C09029\
Data File : ECD2R014.D
Signal(s) : ECD2B.CH
Acq On : 09 Mar 2020 12:09
Operator : MJB / KAK
Sample : 0C09028-CCV2
Misc :
ALS Vial : 52 Sample Multiplier: 1

Integration File: events.e
Quant Time: Mar 09 16:09:14 2020
Quant Method : L:\Methods\RECD2_QUANTPCB_200113RT1.M
Quant Title : PCB Data Analysis
QLast Update : Tue Jan 14 09:35:58 2020
Response via : Initial Calibration
Integrator: ChemStation 6890 Scale Mode: Small noise peaks clipped

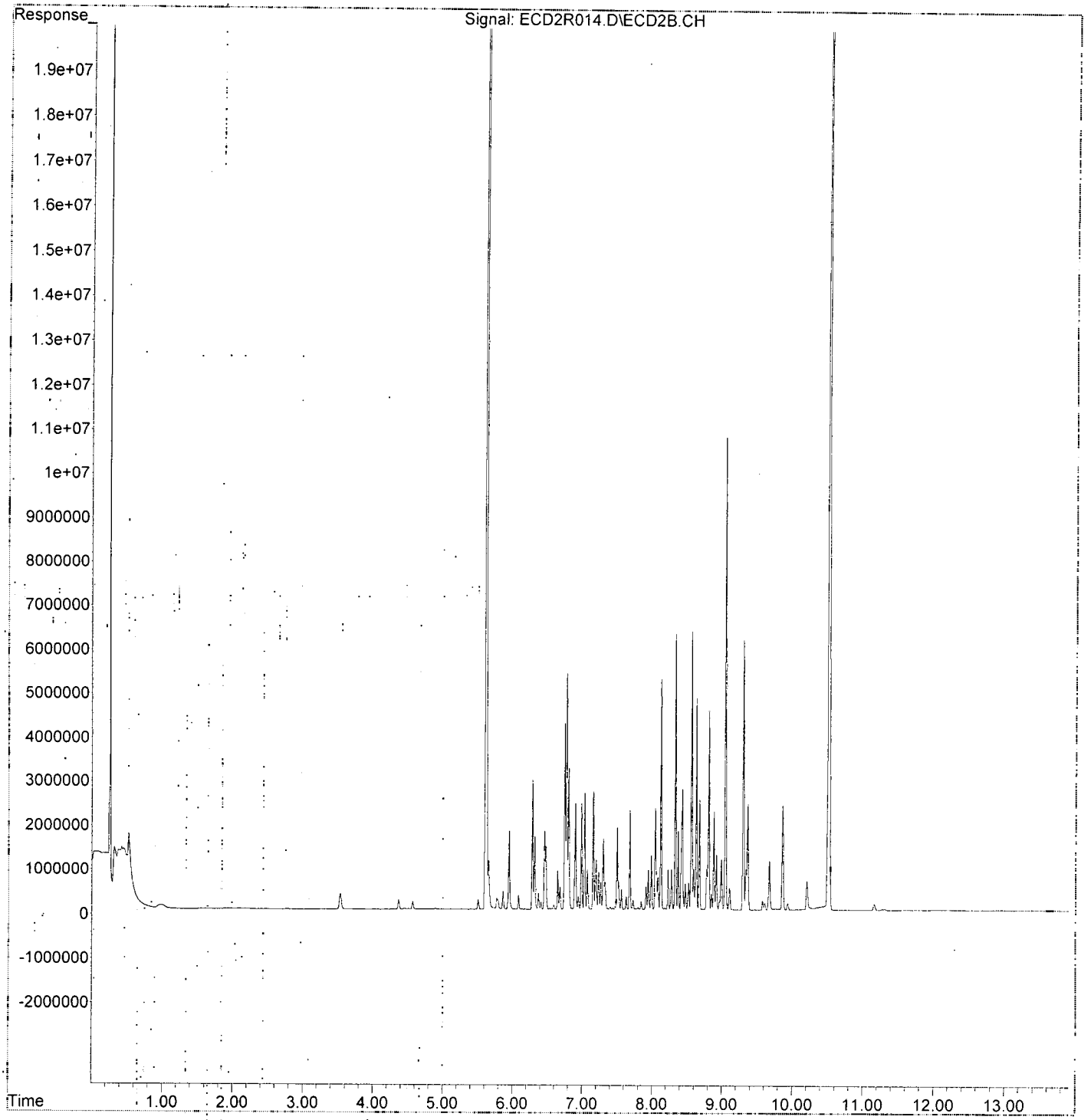

Quantitation Report (Not Reviewed)

Data Path : K:\DATA\0C09029\
Data File : ECD2R015.D
Signal(s) : ECD2B.CH
Acq On : 09 Mar 2020 12:27
Operator : MJB / KAK
Sample : 0C09028-CCB2
Misc :
ALS Vial : 53 Sample Multiplier: 1

Integration File: events.e
Quant Time: Mar 09 16:09:36 2020
Quant Method : L:\Methods\RECD2_QUANTPCB_200113RT1.M
Quant Title : PCB Data Analysis
QLast Update : Tue Jan 14 09:35:58 2020
Response via : Initial Calibration
Integrator: ChemStation 6890 Scale Mode: Small noise peaks clipped

3/9/20

clean

	Compound	R.T.	Response	Conc Units
	System Monitoring Compounds			
1) S	TCMX (S)	5.612	20923801	92.737 ng/ml
62) S	DCBP (S)	10.516	10806352	97.159 ng/ml
	Target Compounds			
2)	Aroclor 1016 (1)	6.289	4338	0.702 ng/ml
3)	Aroclor 1016 (2)	6.778	7561	0.661 ng/ml
4)	Aroclor 1016 (3)	6.905	7985	1.491 ng/ml
5)	Aroclor 1016 (4)	6.991	8441	1.708 ng/ml
6)	Aroclor 1016 (5)	7.037	8697	1.568 ng/ml
7)	Aroclor 1016 (6)	7.163	9566	1.675 ng/ml
8)	Aroclor 1016 - AVE	0.000	0	N.D. ng/ml
9)	Aroclor 1221 (1)	5.789	15772	9.077 ng/ml
10)	Aroclor 1221 (2)	5.859	7308	4.256 ng/ml
11)	Aroclor 1221 (3)	5.964	7413	1.299 ng/ml
12)	Aroclor 1221 - AVE	0.000	0	N.D. ng/ml
13)	Aroclor 1232 (1)	5.964	7413	1.622 ng/ml
14)	Aroclor 1232 (2)	6.289	4338	1.667 ng/ml
15)	Aroclor 1232 (3)	6.778	7561	1.546 ng/ml
16)	Aroclor 1232 (4)	6.991	8441	4.989 ng/ml
17)	Aroclor 1232 (5)	7.037	8697	4.180 ng/ml
18)	Aroclor 1232 (6)	7.156	9457	4.359 ng/ml
19)	Aroclor 1232 - AVE	0.000	0	N.D. ng/ml
20)	Aroclor 1242 (1)	6.289	4338	0.954 ng/ml
21)	Aroclor 1242 (2)	6.778	7561	0.857 ng/ml
22)	Aroclor 1242 (3)	6.905	7985	2.085 ng/ml
23)	Aroclor 1242 (4)	6.991	8441	2.555 ng/ml
24)	Aroclor 1242 (5)	7.037	8697	2.178 ng/ml
25)	Aroclor 1242 (6)	7.156	9457	2.267 ng/ml
26)	Aroclor 1242 - AVE	0.000	0	N.D. ng/ml
27)	Aroclor 1248 (1)	6.740	5625	1.090 ng/ml
28)	Aroclor 1248 (2)	6.991	8441	1.327 ng/ml
29)	Aroclor 1248 (3)	7.037	8697	1.465 ng/ml
30)	Aroclor 1248 (4)	7.156	9457	1.296 ng/ml
31)	Aroclor 1248 (5)	7.524	10662	1.198 ng/ml
32)	Aroclor 1248 (6)	7.727f	26825	3.295 ng/ml
33)	Aroclor 1248 - AVE	0.000	0	N.D. ng/ml
34)	Aroclor 1254 (1)	7.503	10207	1.205 ng/ml
35)	Aroclor 1254 (2)	7.727f	26825	1.929 ng/ml
36)	Aroclor 1254 (3)	7.994	15953	1.051 ng/ml
37)	Aroclor 1254 (4)	8.237	13146	1.204 ng/ml
38)	Aroclor 1254 (5)	8.561	9980	0.887 ng/ml
39)	Aroclor 1254 (6)	8.797	5591	1.585 ng/ml
40)	Aroclor 1254 - AVE	0.000	0	N.D. ng/ml
41)	Aroclor 1260 (1)	8.131	14058	1.335 ng/ml
42)	Aroclor 1260 (2)	8.329	15942	1.249 ng/ml
43)	Aroclor 1260 (3)	8.561	9980	0.753 ng/ml
44)	Aroclor 1260 (4)	9.047	6649	0.314 ng/ml
45)	Aroclor 1260 (5)	9.301	2943	0.241 ng/ml
46)	Aroclor 1260 (6)	9.885	5634	1.154 ng/ml
47)	Aroclor 1260 - AVE	0.000	0	N.D. ng/ml

Quantitation Report (Not Reviewed)

Data Path : K:\DATA\0C09029\
Data File : ECD2R015.D
Signal(s) : ECD2B.CH
Acq On : 09 Mar 2020 12:27
Operator : MJB / KAK
Sample : 0C09028-CCB2
Misc :
ALS Vial : 53 Sample Multiplier: 1

Integration File: events.e
Quant Time: Mar 09 16:09:36 2020
Quant Method : L:\Methods\RECD2_QUANTPCB_200113RT1.M
Quant Title : PCB Data Analysis
QLast Update : Tue Jan 14 09:35:58 2020
Response via : Initial Calibration
Integrator: ChemStation 6890 Scale Mode: Small noise peaks clipped

	Compound	R.T.	Response	Conc Units
48)	Aroclor 1262 (1)	8.329	15942	1.508 ng/ml
49)	Aroclor 1262 (2)	8.640	7025	0.460 ng/ml
50)	Aroclor 1262 (3)	8.806	6292	0.491 ng/ml
51)	Aroclor 1262 (4)	9.047	6649	0.242 ng/ml
52)	Aroclor 1262 (5)	9.301	2943	0.179 ng/ml
53)	Aroclor 1262 (6)	9.867	6514	0.905 ng/ml
54)	Aroclor 1262 - AVE	0.000	0	N.D. ng/ml
55)	Aroclor 1268 (1)	8.853	5430	0.871 ng/ml
56)	Aroclor 1268 (2)	9.301	2943	0.106 ng/ml
57)	Aroclor 1268 (3)	9.366	1619	0.072 ng/ml
58)	Aroclor 1268 (4)	9.581	48806	2.535 ng/ml
59)	Aroclor 1268 (5)	9.867	6514	0.833 ng/ml
60)	Aroclor 1268 (6)	10.212	64836	1.281 ng/ml
61)	Aroclor 1268 - AVE	0.000	0	N.D. ng/ml

(f)=RT Delta > 1/2 Window (m)=manual int.

Quantitation Report (Not Reviewed)

Data Path : K:\DATA\0C09029\
Data File : ECD2R015.D
Signal(s) : ECD2B.CH
Acq On : 09 Mar 2020 12:27
Operator : MJB / KAK
Sample : 0C09028-CCB2
Misc :
ALS Vial : 53 Sample Multiplier: 1

Integration File: events.e
Quant Time: Mar 09 16:09:36 2020
Quant Method : L:\Methods\RECD2_QUANTPCB_200113RT1.M
Quant Title : PCB Data Analysis
QLast Update : Tue Jan 14 09:35:58 2020
Response via : Initial Calibration
Integrator: ChemStation 6890 Scale Mode: Small noise peaks clipped

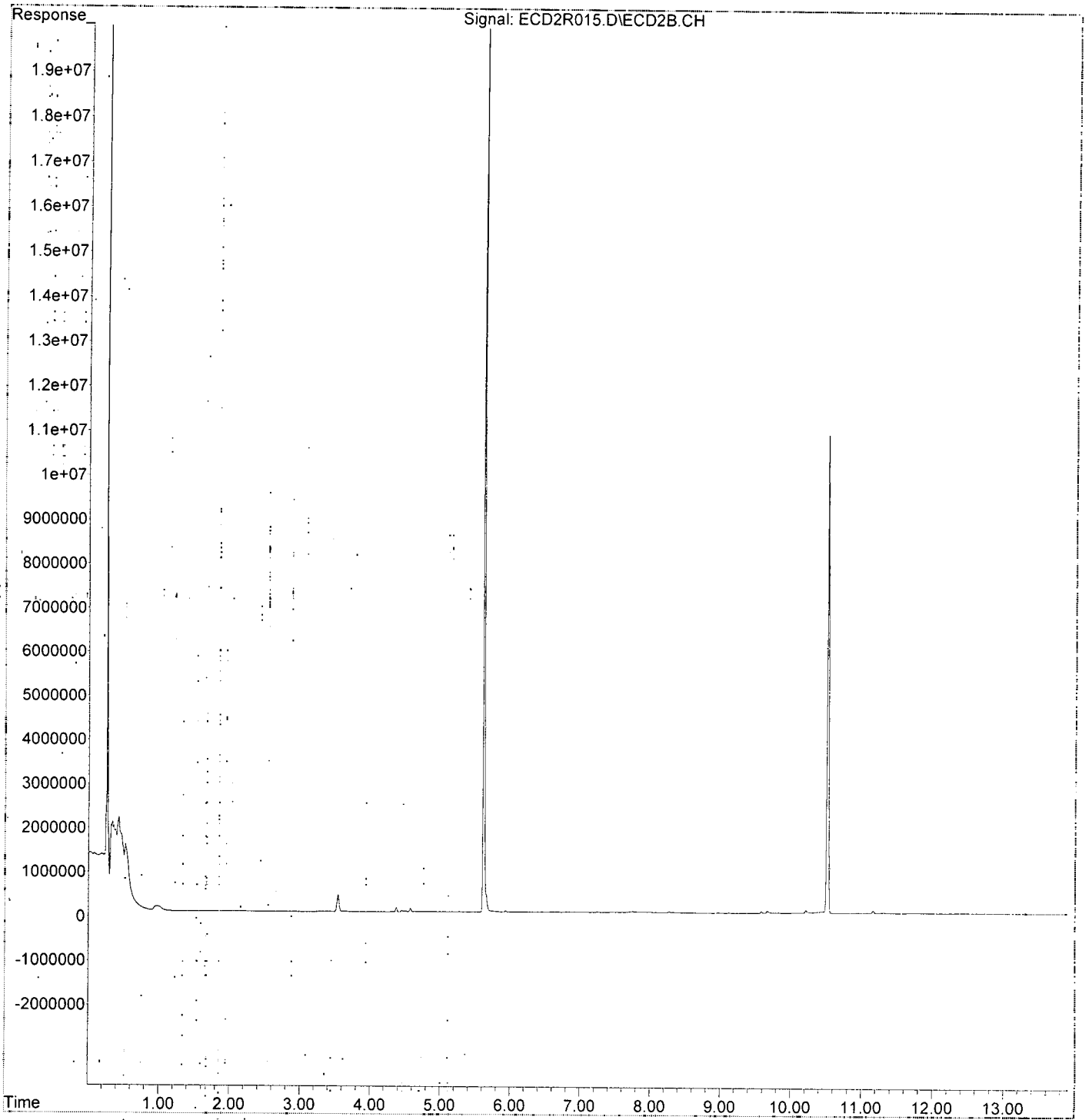

Quantitation Report (Not Reviewed)

Data Path : K:\DATA\0C09029\
Data File : ECD2R016.D
Signal(s) : ECD2B.CH
Acq On : 09 Mar 2020 12:44
Operator : MJB / KAK
Sample : 0030275-DUP1
Misc :
ALS Vial : 60 Sample Multiplier: 1

Integration File: events.e
Quant Time: Mar 09 16:09:58 2020
Quant Method : L:\Methods\RECD2_QUANTPCB_200113RT1.M
Quant Title : PCB Data Analysis
QLast Update : Tue Jan 14 09:35:58 2020
Response via : Initial Calibration
Integrator: ChemStation 6890 Scale Mode: Small noise peaks clipped

3/9/20

	Compound	R.T.	Response	Conc Units
	System Monitoring Compounds			
1)	S TCMX (S)	5.613	19040738	84.391 ng/ml
62)	S DCBP (S)	10.519	8468076	76.136 ng/ml
	Target Compounds			
2)	Aroclor 1016 (1)	6.271	2024	0.327 ng/ml
3)	Aroclor 1016 (2)	6.757	44188	3.862 ng/ml
4)	Aroclor 1016 (3)	6.903	49318	9.207 ng/ml
5)	Aroclor 1016 (4)	6.982	34718	7.027 ng/ml
6)	Aroclor 1016 (5)	7.048	12992	2.343 ng/ml
7)	Aroclor 1016 (6)	7.149	51736	9.057 ng/ml
8)	Aroclor 1016 - AVE	0.000	0	N.D. ng/ml
9)	Aroclor 1221 (1)	5.788	6001	3.453 ng/ml
10)	Aroclor 1221 (2)	5.856	1028	0.599 ng/ml
11)	Aroclor 1221 (3)	5.974	3155	0.553 ng/ml
12)	Aroclor 1221 - AVE	0.000	0	N.D. ng/ml
13)	Aroclor 1232 (1)	5.974	3155	0.690 ng/ml
14)	Aroclor 1232 (2)	6.271	2024	0.778 ng/ml
15)	Aroclor 1232 (3)	6.757	44188	9.033 ng/ml
16)	Aroclor 1232 (4)	6.982	34718	20.521 ng/ml
17)	Aroclor 1232 (5)	7.048	12992	6.244 ng/ml
18)	Aroclor 1232 (6)	7.149	51736	23.845 ng/ml
19)	Aroclor 1232 - AVE	0.000	0	N.D. ng/ml
20)	Aroclor 1242 (1)	6.271	2024	0.445 ng/ml
21)	Aroclor 1242 (2)	6.757	44188	5.009 ng/ml
22)	Aroclor 1242 (3)	6.903	49318	12.876 ng/ml
23)	Aroclor 1242 (4)	6.982	34718	10.509 ng/ml
24)	Aroclor 1242 (5)	7.048	12992	3.253 ng/ml
25)	Aroclor 1242 (6)	7.149	51736	12.404 ng/ml
26)	Aroclor 1242 - AVE	0.000	0	N.D. ng/ml
27)	Aroclor 1248 (1)	6.757	44188	8.560 ng/ml
28)	Aroclor 1248 (2)	6.982	34718	5.459 ng/ml
29)	Aroclor 1248 (3)	7.048	12992	2.189 ng/ml
30)	Aroclor 1248 (4)	7.149	51736	7.092 ng/ml
31)	Aroclor 1248 (5)	7.533	30976	3.480 ng/ml
32)	Aroclor 1248 (6)	7.707	73987	9.088 ng/ml
33)	Aroclor 1248 - AVE	0.000	0	N.D. ng/ml
34)	Aroclor 1254 (1)	7.511	36790	4.342 ng/ml
35)	Aroclor 1254 (2)	7.707	73987	5.319 ng/ml
36)	Aroclor 1254 (3)	8.002	24940	1.644 ng/ml
37)	Aroclor 1254 (4)	8.237	19425	1.779 ng/ml
38)	Aroclor 1254 (5)	8.572	17754	1.578 ng/ml
39)	Aroclor 1254 (6)	8.803	12539	3.555 ng/ml
40)	Aroclor 1254 - AVE	0.000	0	N.D. ng/ml
41)	Aroclor 1260 (1)	8.140	30339	2.882 ng/ml
42)	Aroclor 1260 (2)	8.355	9478	0.743 ng/ml
43)	Aroclor 1260 (3)	8.572	17754	1.339 ng/ml
44)	Aroclor 1260 (4)	9.070	11348	0.536 ng/ml
45)	Aroclor 1260 (5)	9.322	1399	0.114 ng/ml
46)	Aroclor 1260 (6)	9.889	5073	1.040 ng/ml
47)	Aroclor 1260 - AVE	0.000	0	N.D. ng/ml

Quantitation Report (Not Reviewed)

Data Path : K:\DATA\0C09029\
Data File : ECD2R016.D
Signal(s) : ECD2B.CH
Acq On : 09 Mar 2020 12:44
Operator : MJB / KAK
Sample : 0030275-DUP1
Misc :
ALS Vial : 60 Sample Multiplier: 1

Integration File: events.e
Quant Time: Mar 09 16:09:58 2020
Quant Method : L:\Methods\RECD2_QUANTPCB_200113RT1.M
Quant Title : PCB Data Analysis
QLast Update : Tue Jan 14 09:35:58 2020
Response via : Initial Calibration
Integrator: ChemStation 6890 Scale Mode: Small noise peaks clipped

	Compound	R.T.	Response	Conc Units
48)	Aroclor 1262 (1)	8.355	9478	0.897 ng/ml
49)	Aroclor 1262 (2)	8.645	10479	0.686 ng/ml
50)	Aroclor 1262 (3)	8.803	12539	0.979 ng/ml
51)	Aroclor 1262 (4)	9.035	9464	0.344 ng/ml
52)	Aroclor 1262 (5)	9.322	1399	0.085 ng/ml
53)	Aroclor 1262 (6)	9.889	5073	0.705 ng/ml
54)	Aroclor 1262 - AVE	0.000	0	N.D. ng/ml
55)	Aroclor 1268 (1)	8.867	9247	1.484 ng/ml
56)	Aroclor 1268 (2)	9.322	1399	0.050 ng/ml
57)	Aroclor 1268 (3)	9.369	8225	0.365 ng/ml
58)	Aroclor 1268 (4)	9.583	11188	0.581 ng/ml
59)	Aroclor 1268 (5)	9.889	5073	0.649 ng/ml
60)	Aroclor 1268 (6)	10.229	15751	0.311 ng/ml
61)	Aroclor 1268 - AVE	0.000	0	N.D. ng/ml

(f)=RT Delta > 1/2 Window (m)=manual int.

Quantitation Report (Not Reviewed)

Data Path : K:\DATA\0C09029\
Data File : ECD2R016.D
Signal(s) : ECD2B.CH
Acq On : 09 Mar 2020 12:44
Operator : MJB / KAK
Sample : 0030275-DUP1
Misc :
ALS Vial : 60 Sample Multiplier: 1

Integration File: events.e
Quant Time: Mar 09 16:09:58 2020
Quant Method : L:\Methods\RECD2_QUANTPCB_200113RT1.M
Quant Title : PCB Data Analysis
QLast Update : Tue Jan 14 09:35:58 2020
Response via : Initial Calibration
Integrator: ChemStation 6890 Scale Mode: Small noise peaks clipped

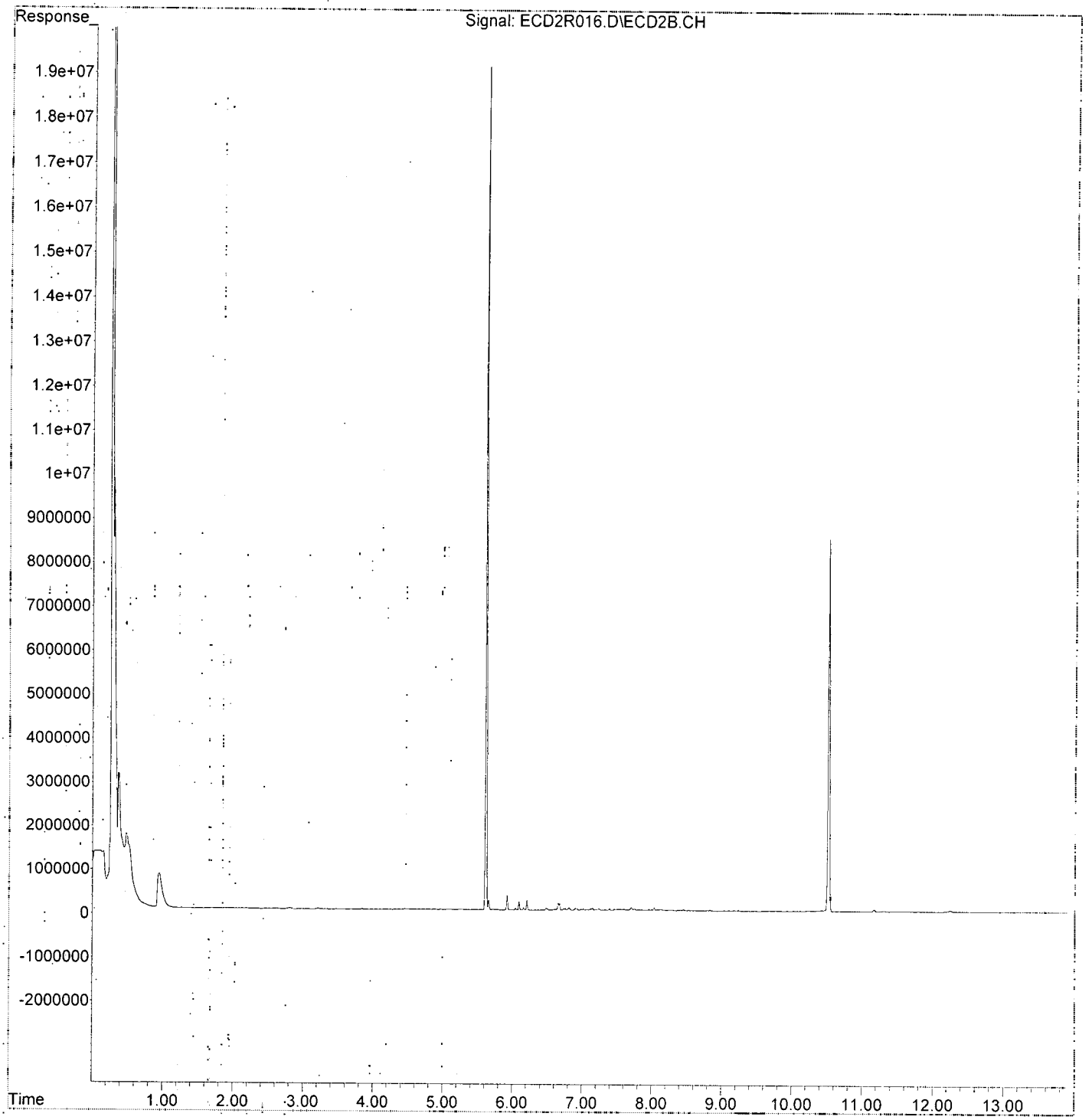

Quantitation Report (Not Reviewed)

Data Path : K:\DATA\0C09029\
Data File : ECD2R018.D
Signal(s) : ECD2B.CH
Acq On : 09 Mar 2020 13:20
Operator : MJB / KAK
Sample : 0030275-MS1
Misc :
ALS Vial : 61 Sample Multiplier: 1

Integration File: events.e
Quant Time: Mar 09 16:10:20 2020
Quant Method : L:\Methods\RECD2_QUANTPCB_200113RT1.M
Quant Title : PCB Data Analysis
QLast Update : Tue Jan 14 09:35:58 2020
Response via : Initial Calibration
Integrator: ChemStation 6890 Scale Mode: Small noise peaks clipped

3/19/20

	Compound	R.T.	Response	Conc	Units
	System Monitoring Compounds				
1)	S TCMX (S)	5.613	19855634	88.002	ng/ml
62)	S DCBP (S)	10.518	8240349	74.088	ng/ml
	Target Compounds				
2)	Aroclor 1016 (1)	6.284	2155979	348.752	ng/ml
3)	Aroclor 1016 (2)	6.773	4114639	359.629	ng/ml
4)	Aroclor 1016 (3)	6.900	1574337	293.911	ng/ml
5)	Aroclor 1016 (4)	6.987	1745084	353.201	ng/ml
6)	Aroclor 1016 (5)	7.031	1980912	357.210	ng/ml
7)	Aroclor 1016 (6)	7.157	1857347	325.133	ng/ml
8)	Aroclor 1016 - AVE	0.000	0	N.D.	ng/ml
9)	Aroclor 1221 (1)	5.789	126594	72.859	ng/ml
10)	Aroclor 1221 (2)	5.862	262969	153.158	ng/ml
11)	Aroclor 1221 (3)	5.948	1360589	238.407	ng/ml
12)	Aroclor 1221 - AVE	0.000	0	N.D.	ng/ml
13)	Aroclor 1232 (1)	5.948	1360589	297.722	ng/ml
14)	Aroclor 1232 (2)	6.284	2155979	828.352	ng/ml
15)	Aroclor 1232 (3)	6.773	4114639	841.102	ng/ml
16)	Aroclor 1232 (4)	6.987	1745084	1031.472	ng/ml
17)	Aroclor 1232 (5)	7.031	1980912	951.975	ng/ml
18)	Aroclor 1232 (6)	7.157	1857347	856.049	ng/ml
19)	Aroclor 1232 - AVE	0.000	0	N.D.	ng/ml
20)	Aroclor 1242 (1)	6.284	2155979	474.224	ng/ml
21)	Aroclor 1242 (2)	6.773	4114639	466.383	ng/ml
22)	Aroclor 1242 (3)	6.900	1574337	411.036	ng/ml
23)	Aroclor 1242 (4)	6.987	1745084	528.238	ng/ml
24)	Aroclor 1242 (5)	7.031	1980912	495.981	ng/ml
25)	Aroclor 1242 (6)	7.157	1857347	445.320	ng/ml
26)	Aroclor 1242 - AVE	0.000	0	N.D.	ng/ml
27)	Aroclor 1248 (1)	6.746	3574418	692.444	ng/ml
28)	Aroclor 1248 (2)	6.987	1745084	274.412	ng/ml
29)	Aroclor 1248 (3)	7.031	1980912	333.724	ng/ml
30)	Aroclor 1248 (4)	7.157	1857347	254.588	ng/ml
31)	Aroclor 1248 (5)	7.522	412512	46.341	ng/ml
32)	Aroclor 1248 (6)	7.681	1587794	195.032	ng/ml
33)	Aroclor 1248 - AVE	0.000	0	N.D.	ng/ml
34)	Aroclor 1254 (1)	7.499	1326017	156.483	ng/ml
35)	Aroclor 1254 (2)	7.681	1587794	114.149	ng/ml
36)	Aroclor 1254 (3)	7.990	796973	52.521	ng/ml
37)	Aroclor 1254 (4)	8.230	598618	54.836	ng/ml
38)	Aroclor 1254 (5)	8.564	4591593	408.190	ng/ml
39)	Aroclor 1254 (6)	8.810	3328374	943.635	ng/ml
40)	Aroclor 1254 - AVE	0.000	0	N.D.	ng/ml
41)	Aroclor 1260 (1)	8.127	4011436	381.030	ng/ml
42)	Aroclor 1260 (2)	8.333	4923103	385.749	ng/ml
43)	Aroclor 1260 (3)	8.564	4591593	346.244	ng/ml
44)	Aroclor 1260 (4)	9.047	8265386	390.753	ng/ml
45)	Aroclor 1260 (5)	9.303	4362874	356.598	ng/ml
46)	Aroclor 1260 (6)	9.865	1657106	339.574	ng/ml
47)	Aroclor 1260 - AVE	0.000	0	N.D.	ng/ml

Quantitation Report (Not Reviewed)

Data Path : K:\DATA\0C09029\
Data File : ECD2R018.D
Signal(s) : ECD2B.CH
Acq On : 09 Mar 2020 13:20
Operator : MJB / KAK
Sample : 0030275-MS1
Misc :
ALS Vial : 61 Sample Multiplier: 1

Integration File: events.e
Quant Time: Mar 09 16:10:20 2020
Quant Method : L:\Methods\RECD2_QUANTPCB_200113RT1.M
Quant Title : PCB Data Analysis
QLast Update : Tue Jan 14 09:35:58 2020
Response via : Initial Calibration
Integrator: ChemStation 6890 Scale Mode: Small noise peaks clipped

	Compound	R.T.	Response	Conc	Units
48)	Aroclor 1262 (1)	8.333	4923103	465.687	ng/ml
49)	Aroclor 1262 (2)	8.633	3568501	233.579	ng/ml
50)	Aroclor 1262 (3)	8.810	3328374	259.944	ng/ml
51)	Aroclor 1262 (4)	9.047	8265386	300.291	ng/ml
52)	Aroclor 1262 (5)	9.303	4362874	265.712	ng/ml
53)	Aroclor 1262 (6)	9.865	1657106	230.137	ng/ml
54)	Aroclor 1262 - AVE	0.000	0	N.D.	ng/ml
55)	Aroclor 1268 (1)	8.851	242758	38.953	ng/ml
56)	Aroclor 1268 (2)	9.303	4362874	157.127	ng/ml
57)	Aroclor 1268 (3)	9.367	1751104	77.771	ng/ml
58)	Aroclor 1268 (4)	9.579	84860	4.408	ng/ml
59)	Aroclor 1268 (5)	9.865	1657106	211.820	ng/ml
60)	Aroclor 1268 (6)	10.211	365758	7.226	ng/ml
61)	Aroclor 1268 - AVE	0.000	0	N.D.	ng/ml

(f)=RT Delta > 1/2 Window (m)=manual int.

Quantitation Report (Not Reviewed)

Data Path : K:\DATA\0C09029\
Data File : ECD2R018.D
Signal(s) : ECD2B.CH
Acq On : 09 Mar 2020 13:20
Operator : MJB / KAK
Sample : 0030275-MS1
Misc :
ALS Vial : 61 Sample Multiplier: 1

Integration File: events.e
Quant Time: Mar 09 16:10:20 2020
Quant Method : L:\Methods\RECD2_QUANTPCB_200113RT1.M
Quant Title : PCB Data Analysis
QLast Update : Tue Jan 14 09:35:58 2020
Response via : Initial Calibration
Integrator: ChemStation 6890 Scale Mode: Small noise peaks clipped

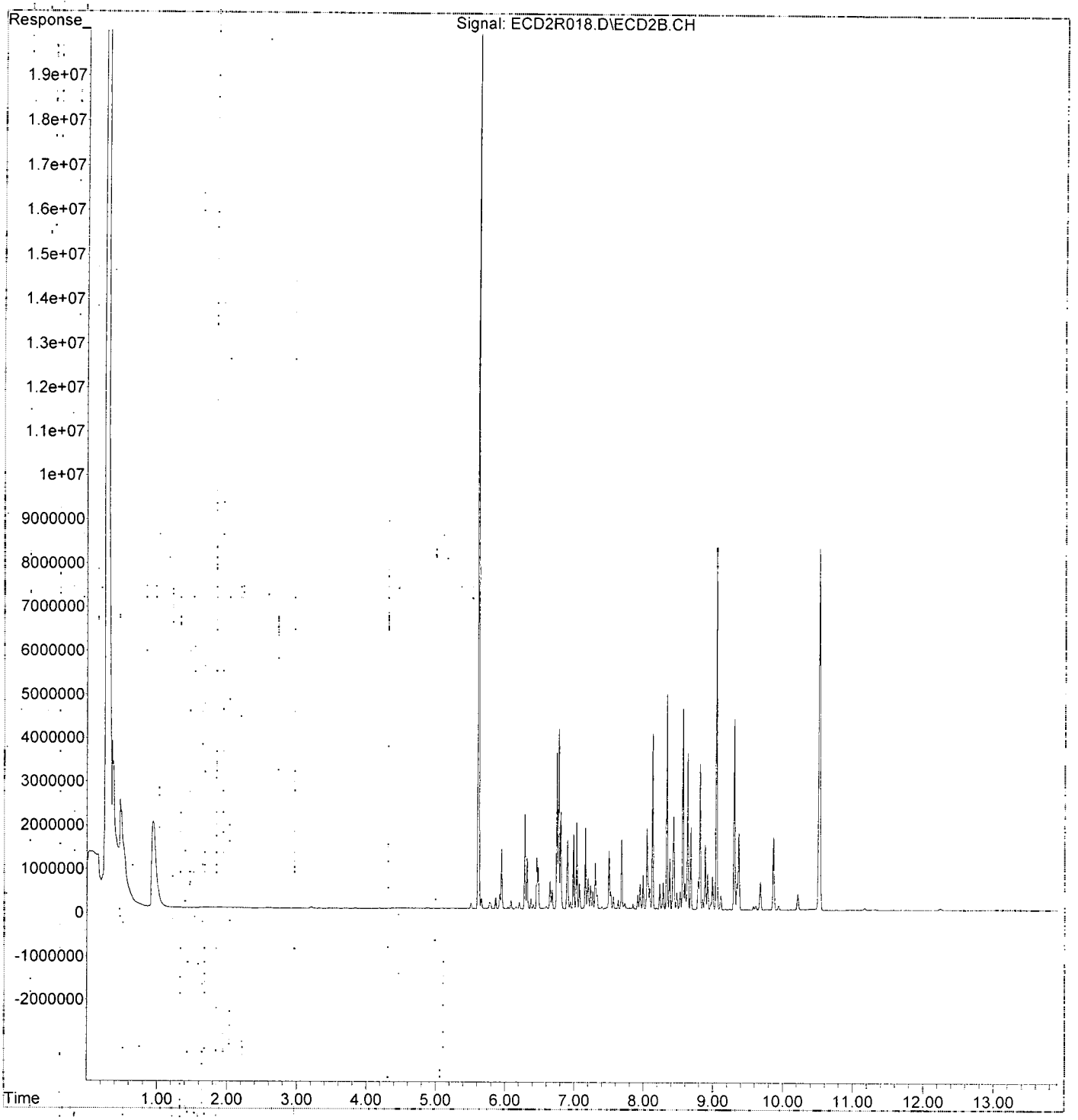

Quantitation Report (Not Reviewed)

Data Path : K:\DATA\0C09029\
Data File : ECD2R020.D
Signal(s) : ECD2B.CH
Acq On : 09 Mar 2020 13:55
Operator : MJB / KAK
Sample : 0C09028-CCV3
Misc :
ALS Vial : 52 Sample Multiplier: 1

Integration File: events.e
Quant Time: Mar 09 16:10:42 2020
Quant Method : L:\Methods\RECD2_QUANTPCB_200113RT1.M
Quant Title : PCB Data Analysis
QLast Update : Tue Jan 14 09:35:58 2020
Response via : Initial Calibration
Integrator: ChemStation 6890 Scale Mode: Small noise peaks clipped

3/9/20

	Compound	R.T.	Response	Conc	Units
	System Monitoring Compounds				
1)	S TCMX (S)	5.613	55764633	247.155	ng/ml
62)	S DCBP (S)	10.515	25684405	230.926	ng/ml
	Target Compounds				
2)	Aroclor 1016 (1)	6.282	2993999	484.310	ng/ml
3)	Aroclor 1016 (2)	6.772	5439976	475.466	ng/ml
4)	Aroclor 1016 (3)	6.900	2388673	445.939	ng/ml
5)	Aroclor 1016 (4)	6.986	2327103	471.001	ng/ml
6)	Aroclor 1016 (5)	7.030	2599987	468.845	ng/ml
7)	Aroclor 1016 (6)	7.155	2626181	459.719	ng/ml
8)	Aroclor 1016 - AVE	0.000	0	N.D.	ng/ml
9)	Aroclor 1221 (1)	5.788	215703	124.144	ng/ml
10)	Aroclor 1221 (2)	5.861	404173	235.398	ng/ml
11)	Aroclor 1221 (3)	5.948	1830685	320.778	ng/ml
12)	Aroclor 1221 - AVE	0.000	0	N.D.	ng/ml
13)	Aroclor 1232 (1)	5.948	1830685	400.588	ng/ml
14)	Aroclor 1232 (2)	6.282	2993999	1150.329	ng/ml
15)	Aroclor 1232 (3)	6.772	5439976	1112.024	ng/ml
16)	Aroclor 1232 (4)	6.986	2327103	1375.489	ng/ml
17)	Aroclor 1232 (5)	7.030	2599987	1249.486	ng/ml
18)	Aroclor 1232 (6)	7.155	2626181	1210.403	ng/ml
19)	Aroclor 1232 - AVE	0.000	0	N.D.	ng/ml
20)	Aroclor 1242 (1)	6.282	2993999	658.553	ng/ml
21)	Aroclor 1242 (2)	6.772	5439976	616.606	ng/ml
22)	Aroclor 1242 (3)	6.900	2388673	623.647	ng/ml
23)	Aroclor 1242 (4)	6.986	2327103	704.416	ng/ml
24)	Aroclor 1242 (5)	7.030	2599987	650.985	ng/ml
25)	Aroclor 1242 (6)	7.155	2626181	629.657	ng/ml
26)	Aroclor 1242 - AVE	0.000	0	N.D.	ng/ml
27)	Aroclor 1248 (1)	6.745	4357835	844.210	ng/ml
28)	Aroclor 1248 (2)	6.986	2327103	365.934	ng/ml
29)	Aroclor 1248 (3)	7.030	2599987	438.020	ng/ml
30)	Aroclor 1248 (4)	7.155	2626181	359.972	ng/ml
31)	Aroclor 1248 (5)	7.521	557121	62.586	ng/ml
32)	Aroclor 1248 (6)	7.679	2056740	252.633	ng/ml
33)	Aroclor 1248 - AVE	0.000	0	N.D.	ng/ml
34)	Aroclor 1254 (1)	7.497	1749439	206.452	ng/ml
35)	Aroclor 1254 (2)	7.679	2056740	147.862	ng/ml
36)	Aroclor 1254 (3)	7.989	1128035	74.338	ng/ml
37)	Aroclor 1254 (4)	8.228	769015	70.445	ng/ml
38)	Aroclor 1254 (5)	8.563	6046504	537.531	ng/ml
39)	Aroclor 1254 (6)	8.809	4302793	1219.895	ng/ml
40)	Aroclor 1254 - AVE	0.000	0	N.D.	ng/ml
41)	Aroclor 1260 (1)	8.125	4804929	456.401	ng/ml
42)	Aroclor 1260 (2)	8.331	5865955	459.626	ng/ml
43)	Aroclor 1260 (3)	8.563	6046504	455.956	ng/ml
44)	Aroclor 1260 (4)	9.045	10101882	477.574	ng/ml
45)	Aroclor 1260 (5)	9.302	5570947	455.339	ng/ml
46)	Aroclor 1260 (6)	9.863	2070607	424.308	ng/ml
47)	Aroclor 1260 - AVE	0.000	0	N.D.	ng/ml

Quantitation Report (Not Reviewed)

Data Path : K:\DATA\0C09029\
Data File : ECD2R020.D
Signal(s) : ECD2B.CH
Acq On : 09 Mar 2020 13:55
Operator : MJB / KAK
Sample : 0C09028-CCV3
Misc :
ALS Vial : 52 Sample Multiplier: 1

Integration File: events.e
Quant Time: Mar 09 16:10:42 2020
Quant Method : L:\Methods\RECD2_QUANTPCB_200113RT1.M
Quant Title : PCB Data Analysis
QLast Update : Tue Jan 14 09:35:58 2020
Response via : Initial Calibration
Integrator: ChemStation 6890 Scale Mode: Small noise peaks clipped

	Compound	R.T.	Response	Conc	Units
48)	Aroclor 1262 (1)	8.331	5865955	554.874	ng/ml
49)	Aroclor 1262 (2)	8.632	4302174	281.602	ng/ml
50)	Aroclor 1262 (3)	8.809	4302793	336.045	ng/ml
51)	Aroclor 1262 (4)	9.045	10101882	367.013	ng/ml
52)	Aroclor 1262 (5)	9.302	5570947	339.287	ng/ml
53)	Aroclor 1262 (6)	9.863	2070607	287.563	ng/ml
54)	Aroclor 1262 - AVE	0.000	0	N.D.	ng/ml
55)	Aroclor 1268 (1)	8.849	305102	48.956	ng/ml
56)	Aroclor 1268 (2)	9.302	5570947	200.635	ng/ml
57)	Aroclor 1268 (3)	9.365	2052048	91.136	ng/ml
58)	Aroclor 1268 (4)	9.578	201264	10.454	ng/ml
59)	Aroclor 1268 (5)	9.863	2070607	264.676	ng/ml
60)	Aroclor 1268 (6)	10.208	585572	11.569	ng/ml
61)	Aroclor 1268 - AVE	0.000	0	N.D.	ng/ml

(f)=RT Delta > 1/2 Window (m)=manual int.

Quantitation Report (Not Reviewed)

Data Path : K:\DATA\0C09029\
Data File : ECD2R020.D
Signal(s) : ECD2B.CH
Acq On : 09 Mar 2020 13:55
Operator : MJB / KAK
Sample : 0C09028-CCV3
Misc :
ALS Vial : 52 Sample Multiplier: 1

Integration File: events.e
Quant Time: Mar 09 16:10:42 2020
Quant Method : L:\Methods\RECD2_QUANTPCB_200113RT1.M
Quant Title : PCB Data Analysis
QLast Update : Tue Jan 14 09:35:58 2020
Response via : Initial Calibration
Integrator: ChemStation 6890 Scale Mode: Small noise peaks clipped

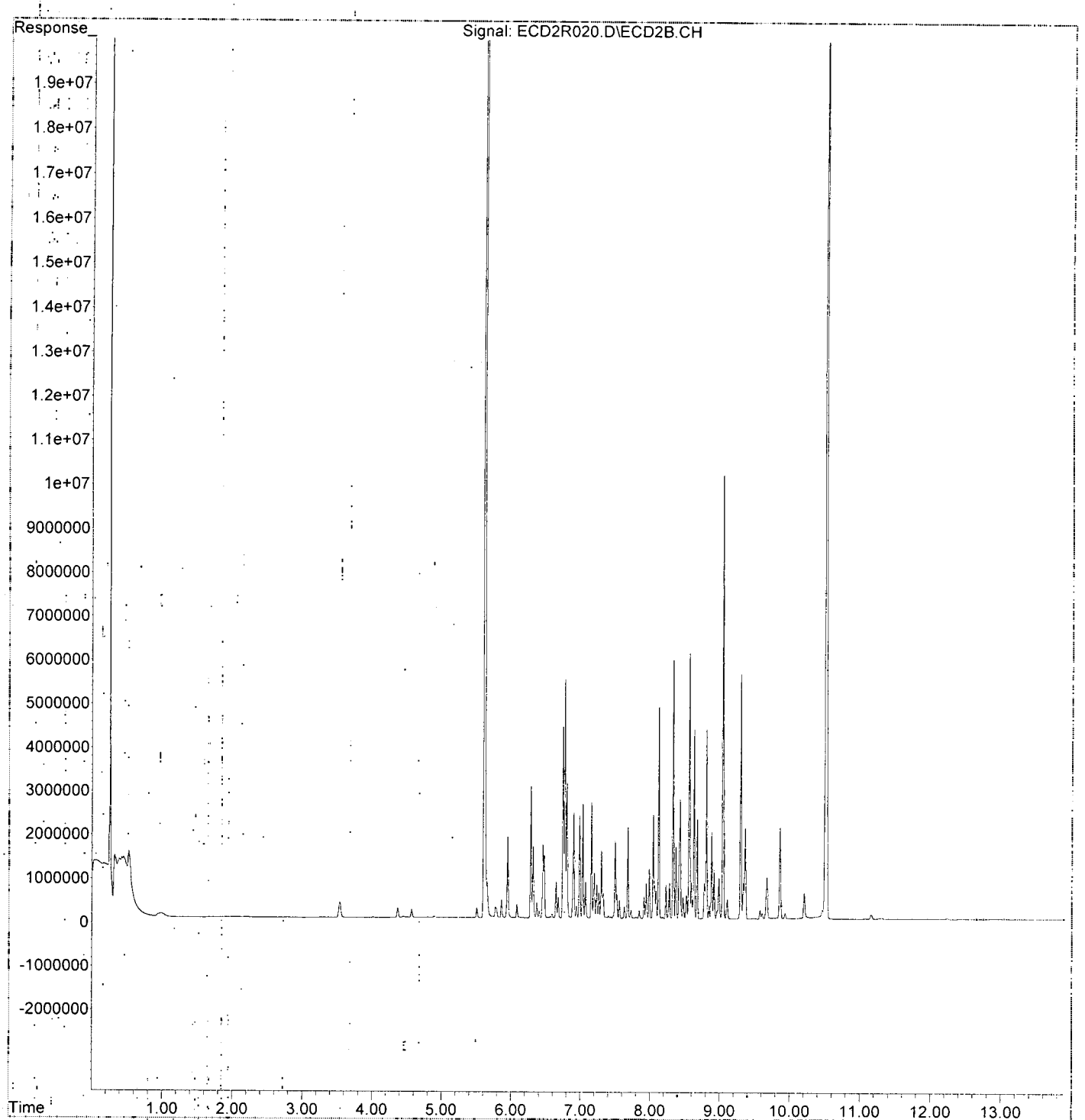

Quantitation Report (Not Reviewed)

Data Path : K:\DATA\0C09029\
Data File : ECD2R021.D
Signal(s) : ECD2B.CH
Acq On : 09 Mar 2020 14:12
Operator : MJB / KAK
Sample : 0C09028-CCB3
Misc :
ALS Vial : 53 Sample Multiplier: 1

Integration File: events.e
Quant Time: Mar 09 16:12:21 2020
Quant Method : L:\Methods\RECD2_QUANTPCB_200113RT1.M
Quant Title : PCB Data Analysis
QLast Update : Tue Jan 14 09:35:58 2020
Response via : Initial Calibration
Integrator: ChemStation 6890 Scale Mode: Small noise peaks clipped

3/9/20

	Compound	R.T.	Response	Conc Units
	System Monitoring Compounds			
1) S	TCMX (S)	5.611	20432759	90.560 ng/ml
62) S	DCBP (S)	10.513	9413312	84.634 ng/ml
	Target Compounds			
2)	Aroclor 1016 (1)	6.308	5184	0.839 ng/ml
3)	Aroclor 1016 (2)	6.780	7771	0.679 ng/ml
4)	Aroclor 1016 (3)	6.887	12622	2.356 ng/ml
5)	Aroclor 1016 (4)	6.992	8261	1.672 ng/ml
6)	Aroclor 1016 (5)	7.054	7839	1.414 ng/ml
7)	Aroclor 1016 (6)	7.163	9171	1.605 ng/ml
8)	Aroclor 1016 - AVE	0.000	0	N.D. ng/ml
9)	Aroclor 1221 (1)	5.731f	23460	13.502 ng/ml
10)	Aroclor 1221 (2)	5.881	7891	4.596 ng/ml
11)	Aroclor 1221 (3)	5.930	36180	6.340 ng/ml
12)	Aroclor 1221 - AVE	0.000	0	N.D. ng/ml
13)	Aroclor 1232 (1)	5.930	36180	7.917 ng/ml
14)	Aroclor 1232 (2)	6.308	5184	1.992 ng/ml
15)	Aroclor 1232 (3)	6.780	7771	1.589 ng/ml
16)	Aroclor 1232 (4)	6.992	8261	4.883 ng/ml
17)	Aroclor 1232 (5)	7.054	7839	3.767 ng/ml
18)	Aroclor 1232 (6)	7.163	9171	4.227 ng/ml
19)	Aroclor 1232 - AVE	0.000	0	N.D. ng/ml
20)	Aroclor 1242 (1)	6.308	5184	1.140 ng/ml
21)	Aroclor 1242 (2)	6.780	7771	0.881 ng/ml
22)	Aroclor 1242 (3)	6.887	12622	3.295 ng/ml
23)	Aroclor 1242 (4)	6.992	8261	2.501 ng/ml
24)	Aroclor 1242 (5)	7.054	7839	1.963 ng/ml
25)	Aroclor 1242 (6)	7.163	9171	2.199 ng/ml
26)	Aroclor 1242 - AVE	0.000	0	N.D. ng/ml
27)	Aroclor 1248 (1)	6.749	8471	1.641 ng/ml
28)	Aroclor 1248 (2)	6.992	8261	1.299 ng/ml
29)	Aroclor 1248 (3)	7.054	7839	1.321 ng/ml
30)	Aroclor 1248 (4)	7.163	9171	1.257 ng/ml
31)	Aroclor 1248 (5)	7.522	11893	1.336 ng/ml
32)	Aroclor 1248 (6)	7.637f	13026	1.600 ng/ml
33)	Aroclor 1248 - AVE	0.000	0	N.D. ng/ml
34)	Aroclor 1254 (1)	7.504	12255	1.446 ng/ml
35)	Aroclor 1254 (2)	7.637f	13026	0.936 ng/ml
36)	Aroclor 1254 (3)	8.004	13779	0.908 ng/ml
37)	Aroclor 1254 (4)	8.276f	34870	3.194 ng/ml
38)	Aroclor 1254 (5)	8.537	24561	2.183 ng/ml
39)	Aroclor 1254 (6)	8.775	5967	1.692 ng/ml
40)	Aroclor 1254 - AVE	0.000	0	N.D. ng/ml
41)	Aroclor 1260 (1)	8.144	10116	0.961 ng/ml
42)	Aroclor 1260 (2)	8.334	9745	0.764 ng/ml
43)	Aroclor 1260 (3)	8.537	24561	1.852 ng/ml
44)	Aroclor 1260 (4)	9.042	3790	0.179 ng/ml
45)	Aroclor 1260 (5)	9.302	4551	0.372 ng/ml
46)	Aroclor 1260 (6)	9.898	7139	1.463 ng/ml
47)	Aroclor 1260 - AVE	0.000	0	N.D. ng/ml

Quantitation Report (Not Reviewed)

Data Path : K:\DATA\0C09029\
Data File : ECD2R021.D
Signal(s) : ECD2B.CH
Acq On : 09 Mar 2020 14:12
Operator : MJB / KAK
Sample : 0C09028-CCB3
Misc :
ALS Vial : 53 Sample Multiplier: 1

Integration File: events.e
Quant Time: Mar 09 16:12:21 2020
Quant Method : L:\Methods\RECD2_QUANTPCB_200113RT1.M
Quant Title : PCB Data Analysis
QLast Update : Tue Jan 14 09:35:58 2020
Response via : Initial Calibration
Integrator: ChemStation 6890 Scale Mode: Small noise peaks clipped

	Compound	R.T.	Response	Conc Units
48)	Aroclor 1262 (1)	8.334	9745	0.922 ng/ml
49)	Aroclor 1262 (2)	8.640	2937	0.192 ng/ml
50)	Aroclor 1262 (3)	8.850	2366	0.185 ng/ml
51)	Aroclor 1262 (4)	9.042	3790	0.138 ng/ml
52)	Aroclor 1262 (5)	9.302	4551	0.277 ng/ml
53)	Aroclor 1262 (6)	9.898	7139	0.991 ng/ml
54)	Aroclor 1262 - AVE	0.000	0	N.D. ng/ml
55)	Aroclor 1268 (1)	8.850	2366	0.380 ng/ml
56)	Aroclor 1268 (2)	9.302	4551	0.164 ng/ml
57)	Aroclor 1268 (3)	9.361	4846	0.215 ng/ml
58)	Aroclor 1268 (4)	9.578	54503	2.831 ng/ml
59)	Aroclor 1268 (5)	9.898	7139	0.913 ng/ml
60)	Aroclor 1268 (6)	10.207	60939	1.204 ng/ml
61)	Aroclor 1268 - AVE	0.000	0	N.D. ng/ml

(f)=RT Delta > 1/2 Window (m)=manual int.

Quantitation Report (Not Reviewed)

Data Path : K:\DATA\0C09029\
Data File : ECD2R021.D
Signal(s) : ECD2B.CH
Acq On : 09 Mar 2020 14:12
Operator : MJB / KAK
Sample : 0C09028-CCB3
Misc :
ALS Vial : 53 Sample Multiplier: 1

Integration File: events.e
Quant Time: Mar 09 16:12:21 2020
Quant Method : L:\Methods\RECD2_QUANTPCB_200113RT1.M
Quant Title : PCB Data Analysis
QLast Update : Tue Jan 14 09:35:58 2020
Response via : Initial Calibration
Integrator: ChemStation 6890 Scale Mode: Small noise peaks clipped

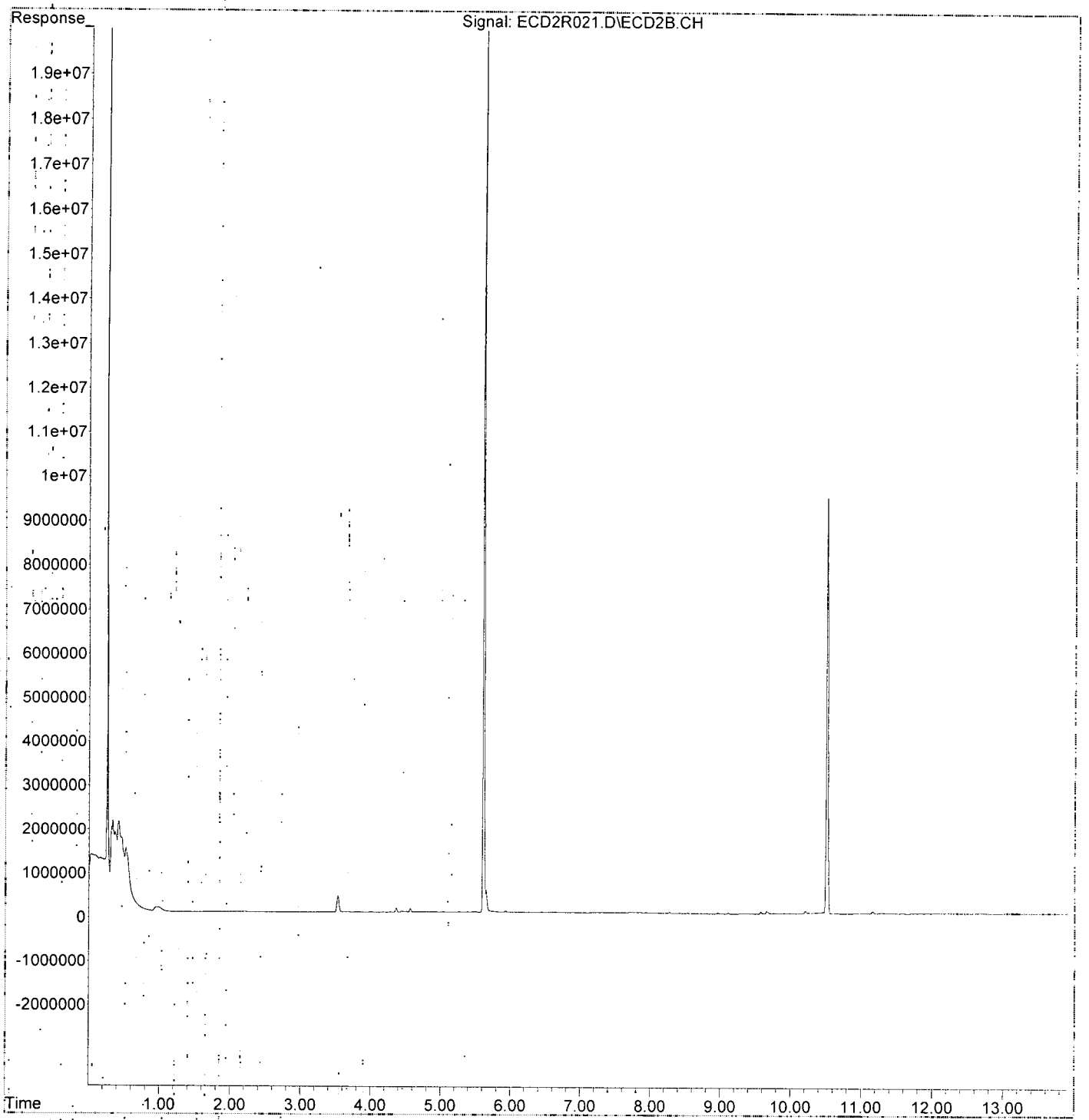

APEX LABORATORIES, LLC
6700 SW Sandburg St. Tigard OR 97223 phone 503-718-2323

Polychlorinated Biphenyls by EPA 8082A
Calibration Data

Sequence 0A13050 (Cal ID A0A1501) DUALECD2R

ELEMENT SEQUENCE LOG

Apex Laboratories

Sequence:	**0A13050**	Instrument:	**DUALECD2R**
Date:	**01/13/20 16:03**	Calibration:	**A0A1501**

#	Lab Number	Matrix	Analysis	Client	Due	Batch	ISTD ID	STD ID
1	0A13050-ICB1	Water	QC	QC				A19L339
2	0A13050-CAL1	Water	QC	QC				A19L280
3	0A13050-CAL2	Water	QC	QC				A19L281
4	0A13050-CAL3	Water	QC	QC				A19L282
5	0A13050-CAL4	Water	QC	QC				A19L283
6	0A13050-CAL5	Water	QC	QC				A19L276
7	0A13050-CAL6	Water	QC	QC				A19L278
8	0A13050-CAL7	Water	QC	QC				A19L279
9	0A13050-IBL1	Water	QC	QC				
10	0A13050-ICV1	Water	QC	QC				A19H459
11	0A13050-CAL8	Water	QC	QC				A19H447
12	0A13050-CAL9	Water	QC	QC				A19H448
13	0A13050-CALA	Water	QC	QC				A19H449
14	0A13050-CALB	Water	QC	QC				A19H450
15	0A13050-CALC	Water	QC	QC				A19H451
16	0A13050-CALD	Water	QC	QC				A19H452
17	0A13050-CALE	Water	QC	QC				A19H453
18	0A13050-ICV2	Water	QC	QC				A19H405
19	0A13050-ICV3	Water	QC	QC				A19J367
20	0A13050-ICV4	Water	QC	QC				A19H406
21	0A13050-ICV5	Water	QC	QC				A19L037

Comments:

Data Entered By: 1/15/20

Data Reviewed By: 1/16/2020

Calibration Status Report HP G1530A

Method Path : L:\Methods\
Method File : RECD2_QUANTPCB_200113.M
Title : PCB Data Analysis
Last Update : Tue Jan 14 09:35:58 2020
Response Via : Initial Calibration

A0A1501

1/15/20

#	ID	Conc	ISTD Conc	Path\File
1	1	10	0	K:\DATA\0A13050\ECD2R005.D
2	2	25	0	K:\DATA\0A13050\ECD2R006.D
3	3	50	0	K:\DATA\0A13050\ECD2R007.D
4	4	100	0	K:\DATA\0A13050\ECD2R008.D
5	5	250	0	K:\DATA\0A13050\ECD2R020.D
6	6	500	0	K:\DATA\0A13050\ECD2R010.D
7	7	800	0	K:\DATA\0A13050\ECD2R011.D

#	ID	Update Time	Quant Time	Acquisition Time
1	1	Jan 14 09:33 2020	Jan 14 08:56 2020	13 Jan 2020 17:33
2	2	Jan 14 09:33 2020	Jan 14 09:03 2020	13 Jan 2020 17:50
3	3	Jan 14 09:34 2020	Jan 14 09:04 2020	13 Jan 2020 18:08
4	4	Jan 14 09:34 2020	Jan 14 09:05 2020	13 Jan 2020 18:25
5	5	Jan 14 09:35 2020	Jan 14 09:32 2020	13 Jan 2020 21:57
6	6	Jan 14 09:34 2020	Jan 14 09:06 2020	13 Jan 2020 19:01
7	7	Jan 14 09:34 2020	Jan 14 09:07 2020	13 Jan 2020 19:18

RECD2_QUANTPCB_200113.M Tue Jan 14 11:44:09 2020

Response Factor Report HP G1530A

Method Path : L:\Methods\
Method File : RECD2_QUANTPCB_200113.M
Title : PCB Data Analysis
Last Update : Tue Jan 14 09:35:58 2020
Response Via : Initial Calibration

Calibration Files
1 =ECD2R005.D 2 =ECD2R006.D 3 =ECD2R007.D
4 =ECD2R008.D 5 =ECD2R020.D 6 =ECD2R010.D

1/15/20

		Compound	1	2	3	4	5	6	Avg		%RSD
1)	S	TCMX (S)	2.096	2.125	2.217	2.268	2.155	2.497	2.256	E5	6.90
2)		Aroclor 1016 ...	7.264	6.876	6.397	5.954	5.672	5.624	6.182	E3	11.06 ✓
3)		Aroclor 1016 ...	1.247	1.196	1.143	1.167	1.097	1.103	1.144	E4	5.70 ✓
4)		Aroclor 1016 ...	5.802	5.801	5.370	5.336	5.078	5.146	5.357	E3	6.26 ✓
5)		Aroclor 1016 ...	5.870	5.571	5.194	4.910	4.407	4.339	4.941	E3	12.78 ✓
6)		Aroclor 1016 ...	6.569	6.159	5.693	5.382	5.074	5.224	5.546	E3	11.60 ✓
7)		Aroclor 1016 (6)	6.761	6.310	5.881	5.800	5.148	5.150	5.713	E3	11.80 ✓
8)		Aroclor 1016 ...							0.000		-1.00
9)		Aroclor 1221 (1)					1.738		1.738	E3	0.00
10)		Aroclor 1221 (2)					1.717		1.717	E3	0.00
11)		Aroclor 1221 (3)					5.707		5.707	E3	0.00
12)		Aroclor 1221 ...							0.000		-1.00
13)		Aroclor 1232 (1)					4.570		4.570	E3	0.00
14)		Aroclor 1232 (2)					2.603		2.603	E3	0.00
15)		Aroclor 1232 (3)					4.892		4.892	E3	0.00
16)		Aroclor 1232 (4)					1.692		1.692	E3	0.00
17)		Aroclor 1232 (5)					2.081		2.081	E3	0.00
18)		Aroclor 1232 (6)					2.170		2.170	E3	0.00
19)		Aroclor 1232 ...							0.000		-1.00
20)		Aroclor 1242 ...					4.546		4.546	E3	0.00
21)		Aroclor 1242 ...					8.822		8.822	E3	0.00
22)		Aroclor 1242 ...					3.830		3.830	E3	0.00
23)		Aroclor 1242 ...					3.304		3.304	E3	0.00
24)		Aroclor 1242 ...					3.994		3.994	E3	0.00
25)		Aroclor 1242 (6)					4.171		4.171	E3	0.00
26)		Aroclor 1242 ...							0.000		-1.00
27)		Aroclor 1248 ...					5.162		5.162	E3	0.00
28)		Aroclor 1248 ...					6.359		6.359	E3	0.00
29)		Aroclor 1248 ...					5.936		5.936	E3	0.00
30)		Aroclor 1248 ...					7.296		7.296	E3	0.00
31)		Aroclor 1248 ...					8.902		8.902	E3	0.00
32)		Aroclor 1248 (6)					8.141		8.141	E3	0.00
33)		Aroclor 1248 ...							0.000		-1.00
34)		Aroclor 1254 ...					8.474		8.474	E3	0.00
35)		Aroclor 1254 ...					1.391		1.391	E4	0.00
36)		Aroclor 1254 ...					1.517		1.517	E4	0.00
37)		Aroclor 1254 ...					1.092		1.092	E4	0.00
38)		Aroclor 1254 ...					1.125		1.125	E4	0.00
39)		Aroclor 1254 (6)					3.527		3.527	E3	0.00
40)		Aroclor 1254 ...							0.000		-1.00
41)		Aroclor 1260 ...	1.182	1.082	1.060	1.047	1.016	1.012	1.053	E4	6.43 ✓
42)		Aroclor 1260 ...	1.405	1.313	1.321	1.256	1.230	1.230	1.276	E4	5.91 ✓
43)		Aroclor 1260 (3)	1.412	1.348	1.327	1.372	1.308	1.296	1.326	E4	4.63 ✓
44)		Aroclor 1260 (4)	2.073	2.096	2.051	2.126	2.099	2.189	2.115	E4	2.39 ✓
45)		Aroclor 1260 (5)	1.290	1.217	1.220	1.236	1.214	1.207	1.223	E4	2.75 ✓
46)		Aroclor 1260 (6)	5.119	5.238	4.789	5.045	4.784	4.595	4.880	E3	5.26 ✓
47)		Aroclor 1260 ...							0.000		-1.00
48)		Aroclor 1262 (1)					1.057		1.057	E4	0.00
49)		Aroclor 1262 (2)					1.528		1.528	E4	0.00
50)		Aroclor 1262 (3)					1.280		1.280	E4	0.00
51)		Aroclor 1262 (4)					2.752		2.752	E4	0.00
52)		Aroclor 1262 (5)					1.642		1.642	E4	0.00
53)		Aroclor 1262 (6)					7.201		7.201	E3	0.00
54)		Aroclor 1262 ...							0.000		-1.00
55)		Aroclor 1268 (1)					6.232		6.232	E3	0.00
56)		Aroclor 1268 (2)					2.777		2.777	E4	0.00
57)		Aroclor 1268 (3)					2.252		2.252	E4	0.00
58)		Aroclor 1268 (4)					1.925		1.925	E4	0.00
59)		Aroclor 1268 (5)					7.823		7.823	E3	0.00
60)		Aroclor 1268 (6)					5.062		5.062	E4	0.00

Response Factor Report HP G1530A

Method Path : L:\Methods\
Method File : RECD2_QUANTPCB_200113.M
Title : PCB Data Analysis
Last Update : Tue Jan 14 09:35:58 2020
Response Via : Initial Calibration

Calibration Files
1 =ECD2R005.D 2 =ECD2R006.D 3 =ECD2R007.D
4 =ECD2R008.D 5 =ECD2R020.D 6 =ECD2R010.D

	Compound	1	2	3	4	5	6	Avg	%RSD
61)	Aroclor 1268 ...							0.000	-1.00
62) S	DCBP (S)	1.071	1.102	1.079	1.089	1.009	1.172	1.112 E5	7.40

(#) = Out of Range ### Number of calibration levels exceeded format ###

Compound List Report HP G1530A

Method Path : L:\Methods\
Method File : RECD2_QUANTPCB_200113.M
Title : PCB Data Analysis
Last Update : Tue Jan 14 09:35:58 2020
Response Via : Initial Calibration

Total Cpnds : 62

1/15/20

PK#		Compound Name	Exp_RT	Rel_RT	Cal	A/H	ID
1	S	TCMX (S)	5.629	1.000	A	H	R
2		Aroclor 1016 (1)	6.300	1.000	A	H	R
3		Aroclor 1016 (2)	6.789	1.000	A	H	R
4		Aroclor 1016 (3)	6.916	1.000	A	H	R
5		Aroclor 1016 (4)	7.003	1.000	A	H	R
6		Aroclor 1016 (5)	7.048	1.000	A	H	R
7		Aroclor 1016 (6)	7.173	1.000	A	H	R
8		Aroclor 1016 - AVE	1.729	1.000	A	H	R
9		Aroclor 1221 (1)	5.806	1.000	A	H	R
10		Aroclor 1221 (2)	5.878	1.000	A	H	R
11		Aroclor 1221 (3)	5.965	1.000	A	H	R
12		Aroclor 1221 - AVE	1.729	1.000	A	H	R
13		Aroclor 1232 (1)	5.963	1.000	A	H	R
14		Aroclor 1232 (2)	6.298	1.000	A	H	R
15		Aroclor 1232 (3)	6.789	1.000	A	H	R
16		Aroclor 1232 (4)	7.002	1.000	A	H	R
17		Aroclor 1232 (5)	7.047	1.000	A	H	R
18		Aroclor 1232 (6)	7.172	1.000	A	H	R
19		Aroclor 1232 - AVE	1.729	1.000	A	H	R
20		Aroclor 1242 (1)	6.299	1.000	A	H	R
21		Aroclor 1242 (2)	6.788	1.000	A	H	R
22		Aroclor 1242 (3)	6.916	1.000	A	H	R
23		Aroclor 1242 (4)	7.003	1.000	A	H	R
24		Aroclor 1242 (5)	7.047	1.000	A	H	R
25		Aroclor 1242 (6)	7.172	1.000	A	H	R
26		Aroclor 1242 - AVE	1.729	1.000	A	H	R
27		Aroclor 1248 (1)	6.761	1.000	A	H	R
28		Aroclor 1248 (2)	7.003	1.000	A	H	R
29		Aroclor 1248 (3)	7.047	1.000	A	H	R
30		Aroclor 1248 (4)	7.172	1.000	A	H	R
31		Aroclor 1248 (5)	7.538	1.000	A	H	R
32		Aroclor 1248 (6)	7.695	1.000	A	H	R
33		Aroclor 1248 - AVE	1.729	1.000	A	H	R
34		Aroclor 1254 (1)	7.515	1.000	A	H	R
35		Aroclor 1254 (2)	7.696	1.000	A	H	R
36		Aroclor 1254 (3)	8.006	1.000	A	H	R
37		Aroclor 1254 (4)	8.246	1.000	A	H	R
38		Aroclor 1254 (5)	8.580	1.000	A	H	R
39		Aroclor 1254 (6)	8.810	1.000	A	H	R
40		Aroclor 1254 - AVE	1.729	1.000	A	H	R
41		Aroclor 1260 (1)	8.144	1.000	A	H	R
42		Aroclor 1260 (2)	8.350	1.000	A	H	R
43		Aroclor 1260 (3)	8.582	1.000	A	H	R
44		Aroclor 1260 (4)	9.066	1.000	A	H	R
45		Aroclor 1260 (5)	9.324	1.000	A	H	R
46		Aroclor 1260 (6)	9.890	1.000	A	H	R
47		Aroclor 1260 - AVE	1.729	1.000	A	H	R
48		Aroclor 1262 (1)	8.349	1.000	A	H	R
49		Aroclor 1262 (2)	8.650	1.000	A	H	R
50		Aroclor 1262 (3)	8.828	1.000	A	H	R
51		Aroclor 1262 (4)	9.065	1.000	A	H	R
52		Aroclor 1262 (5)	9.324	1.000	A	H	R
53		Aroclor 1262 (6)	9.888	1.000	A	H	R
54		Aroclor 1262 - AVE	1.729	1.000	A	H	R
55		Aroclor 1268 (1)	8.867	1.000	A	H	R
56		Aroclor 1268 (2)	9.324	1.000	A	H	R

57		Aroclor 1268 (3)	9.390	1.000	A	H	R
58		Aroclor 1268 (4)	9.601	1.000	A	H	R
59		Aroclor 1268 (5)	9.888	1.000	A	H	R
60		Aroclor 1268 (6)	10.237	1.000	A	H	R
61		Aroclor 1268 - AVE	1.728	1.000	A	H	R
62	S	DCBP (S)	10.552	1.000	A	H	R

Cal A = Average L = Linear LO = Linear w/origin Q = Quad QO = Quad w/origin
A/H = Area or Height
ID R = R.T. B = R.T. & Q Q = Qvalue L = Largest A = All

RECD2_QUANTPCB_200113.M Tue Jan 14 11:43:59 2020

Element Calibration Review Sheet

Calibration ID: **A0A1501** Instrument: **DUALECD2R** Calibration Date: **01/15/2020**

Analysis: **8082 PCBs** Instrument Cal ID: **RECD2_QUANTPCB_20011**

1016 (1)

Curve Fit: **AVERAGE RF**

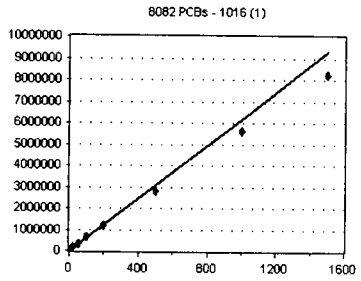

Standard	Concentration	Response	Response Factor	RT
0A13050-CAL1	20	145279	7263.950	6.30
0A13050-CAL2	50	343821	6876.420	6.30
0A13050-CAL3	100	639728	6397.280	6.30
0A13050-CAL4	200	1190843	5954.215	6.30
0A13050-CAL5	500	2835860	5671.720	6.30
0A13050-CAL6	1000	5624087	5624.087	6.30
0A13050-CAL7	1500	8229290	5486.193	6.30

AVE RF **6181.981** RF RSD **11.06** AVE RT **6.30**

1016 (2)

Curve Fit: **AVERAGE RF**

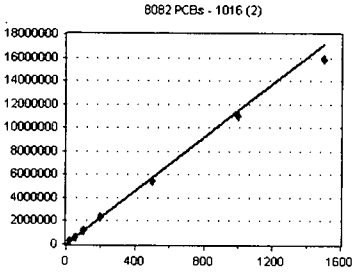

Standard	Concentration	Response	Response Factor	RT
0A13050-CAL1	20	249458	12472.900	6.79
0A13050-CAL2	50	597996	11959.920	6.79
0A13050-CAL3	100	1142660	11426.600	6.79
0A13050-CAL4	200	2334544	11672.720	6.79
0A13050-CAL5	500	5484312	10968.620	6.79
0A13050-CAL6	1000	102544E+07	11025.440	6.79
0A13050-CAL7	1500	584486E+07	10563.240	6.79

AVE RF **11441.350** RF RSD **5.70** AVE RT **6.79**

1016 (3)

Curve Fit: **AVERAGE RF**

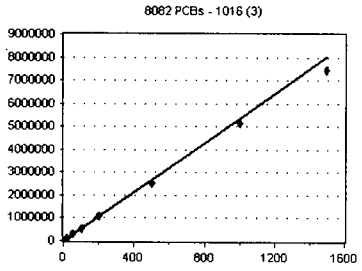

Standard	Concentration	Response	Response Factor	RT
0A13050-CAL1	20	116035	5801.750	6.92
0A13050-CAL2	50	290069	5801.380	6.92
0A13050-CAL3	100	536991	5369.910	6.92
0A13050-CAL4	200	1067264	5336.320	6.92
0A13050-CAL5	500	2538905	5077.810	6.92
0A13050-CAL6	1000	5145954	5145.954	6.92
0A13050-CAL7	1500	7443643	4962.429	6.92

AVE RF **5356.508** RF RSD **6.26** AVE RT **6.92**

1016 (4)

Curve Fit: **AVERAGE RF**

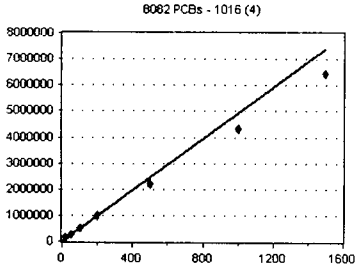

Standard	Concentration	Response	Response Factor	RT
0A13050-CAL1	20	117409	5870.450	7.00
0A13050-CAL2	50	278534	5570.680	7.00
0A13050-CAL3	100	519409	5194.090	7.00
0A13050-CAL4	200	981904	4909.520	7.00
0A13050-CAL5	500	2203390	4406.780	7.00
0A13050-CAL6	1000	4338878	4338.878	7.00
0A13050-CAL7	1500	6442401	4294.934	7.00

AVE RF **4940.762** RF RSD **12.78** AVE RT **7.00**

Element Calibration Review Sheet

Calibration ID: **A0A1501** Instrument: **DUALECD2R** Calibration Date: **01/15/2020**

Analysis: **8082 PCBs** Instrument Cal ID: **RECD2_QUANTPCB_20011**

1016 (5)

Curve Fit: **AVERAGE RF**

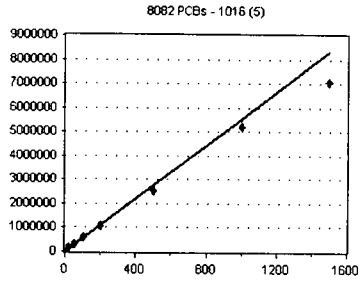

Standard	Concentration	Response	Response Factor	RT
0A13050-CAL1	20	131375	6568.750	7.05
0A13050-CAL2	50	307931	6158.620	7.05
0A13050-CAL3	100	569313	5693.130	7.05
0A13050-CAL4	200	1076394	5381.970	7.05
0A13050-CAL5	500	2536989	5073.978	7.05
0A13050-CAL6	1000	5224293	5224.293	7.05
0A13050-CAL7	1500	7076827	4717.885	7.05

AVE RF **5545.518** RF RSD **11.60** AVE RT **7.05**

1016 (6)

Curve Fit: **AVERAGE RF**

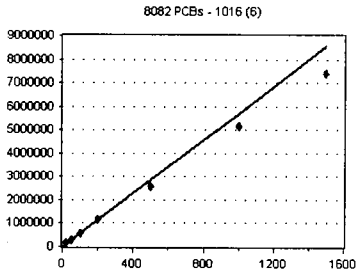

Standard	Concentration	Response	Response Factor	RT
0A13050-CAL1	20	135212	6760.600	7.17
0A13050-CAL2	50	315508	6310.160	7.17
0A13050-CAL3	100	588135	5881.350	7.17
0A13050-CAL4	200	1160064	5800.320	7.17
0A13050-CAL5	500	2573883	5147.766	7.17
0A13050-CAL6	1000	5149713	5149.713	7.17
0A13050-CAL7	1500	7407214	4938.143	7.17

AVE RF **5712.579** RF RSD **11.80** AVE RT **7.17**

1260 (1)

Curve Fit: **AVERAGE RF**

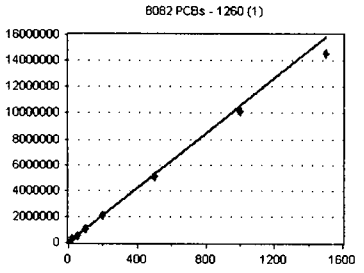

Standard	Concentration	Response	Response Factor	RT
0A13050-CAL1	20	236430	11821.500	8.14
0A13050-CAL2	50	540959	10819.180	8.14
0A13050-CAL3	100	1060465	10604.650	8.14
0A13050-CAL4	200	2093221	10466.110	8.14
0A13050-CAL5	500	5080914	10161.830	8.14
0A13050-CAL6	1000	012309E+07	10123.090	8.14
0A13050-CAL7	1500	454805E+07	9698.700	8.14

AVE RF **10527.860** RF RSD **6.43** AVE RT **8.14**

1260 (2)

Curve Fit: **AVERAGE RF**

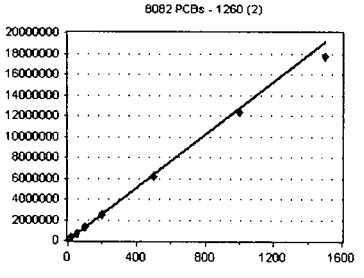

Standard	Concentration	Response	Response Factor	RT
0A13050-CAL1	20	280991	14049.550	8.35
0A13050-CAL2	50	656411	13128.220	8.35
0A13050-CAL3	100	1321460	13214.600	8.35
0A13050-CAL4	200	2511397	12556.990	8.35
0A13050-CAL5	500	6152313	12304.630	8.35
0A13050-CAL6	1000	229876E+07	12298.760	8.35
0A13050-CAL7	1500	767673E+07	11784.490	8.35

AVE RF **12762.460** RF RSD **5.91** AVE RT **8.35**

Element Calibration Review Sheet

Calibration ID: **A0A1501** Instrument: **DUALECD2R** Calibration Date: **01/15/2020**

Analysis: **8082 PCBs** Instrument Cal ID: **RECD2_QUANTPCB_20011**

1260 (3)

Curve Fit: **AVERAGE RF**

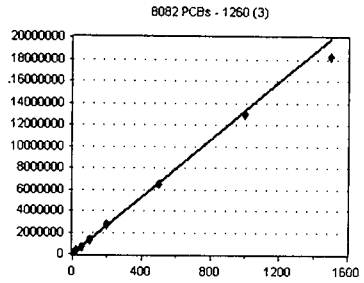

Standard	Concentration	Response	Response Factor	RT
0A13050-CAL1	20	282360	14118.000	8.58
0A13050-CAL2	50	674172	13483.440	8.58
0A13050-CAL3	100	1327338	13273.380	8.58
0A13050-CAL4	200	2744238	13721.190	8.58
0A13050-CAL5	500	6540031	13080.060	8.58
0A13050-CAL6	1000	296167E+07	12961.670	8.58
0A13050-CAL7	1500	828554E+07	12190.360	8.58

AVE RF **13261.160** RF RSD **4.63** AVE RT **8.58**

1260 (4)

Curve Fit: **AVERAGE RF**

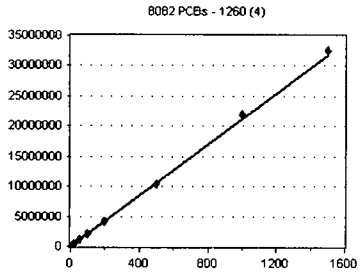

Standard	Concentration	Response	Response Factor	RT
0A13050-CAL1	20	414593	20729.650	9.07
0A13050-CAL2	50	1047953	20959.060	9.07
0A13050-CAL3	100	2051063	20510.630	9.07
0A13050-CAL4	200	4251874	21259.370	9.07
0A13050-CAL5	500	049673E+07	20993.460	9.07
0A13050-CAL6	1000	188659E+07	21886.590	9.07
0A13050-CAL7	1500	259284E+07	21728.560	9.07

AVE RF **21152.470** RF RSD **2.39** AVE RT **9.07**

1260 (5)

Curve Fit: **AVERAGE RF**

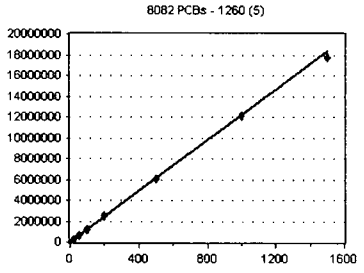

Standard	Concentration	Response	Response Factor	RT
0A13050-CAL1	20	257901	12895.050	9.33
0A13050-CAL2	50	608364	12167.280	9.33
0A13050-CAL3	100	1220407	12204.070	9.33
0A13050-CAL4	200	2471890	12359.450	9.33
0A13050-CAL5	500	6070844	12141.690	9.33
0A13050-CAL6	1000	207436E+07	12074.360	9.33
0A13050-CAL7	1500	770177E+07	11801.180	9.33

AVE RF **12234.730** RF RSD **2.75** AVE RT **9.33**

1260 (6)

Curve Fit: **AVERAGE RF**

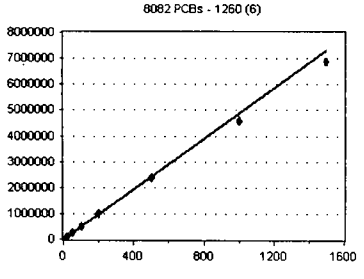

Standard	Concentration	Response	Response Factor	RT
0A13050-CAL1	20	102375	5118.750	9.89
0A13050-CAL2	50	261903	5238.060	9.89
0A13050-CAL3	100	478851	4788.510	9.89
0A13050-CAL4	200	1008936	5044.680	9.89
0A13050-CAL5	500	2392226	4784.452	9.89
0A13050-CAL6	1000	4594659	4594.659	9.89
0A13050-CAL7	1500	6885880	4590.586	9.89

AVE RF **4879.957** RF RSD **5.26** AVE RT **9.89**

Element Calibration Review Sheet

Calibration ID: **A0A1501** Instrument: **DUALECD2R** Calibration Date: **01/15/2020**

Analysis: **8082 PCBs** Instrument Cal ID: **RECD2_QUANTPCB_20011**

Decachlorobiphenyl (Surr)

Curve Fit: **AVERAGE RF**

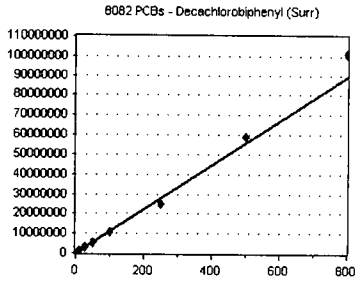

Standard	Concentration	Response	Response Factor	RT
0A13050-CAL1	10	1070638	107063.800	10.55
0A13050-CAL2	25	2755983	110239.300	10.55
0A13050-CAL3	50	5396453	107929.100	10.55
0A13050-CAL4	100	089172E+07	108917.200	10.55
0A13050-CAL5	250	521832E+07	100873.300	10.55
0A13050-CAL6	500	859571E+07	117191.400	10.55
0A13050-CAL7	800	010814E+08	126351.800	10.55

AVE RF **111223.700** RF RSD **7.40** AVE RT **10.55**

CALIBRATION SEQUENCE REVIEW SHEET

SEQUENCE: 0A13050

Analysis Included

1311/8082 TCLP PCBs
608 PCBs
608 PCBs - LL (1000/1mL) +1262/68
8082 PCBs
8082 PCBs - Low Level (2mL FV)
8082 PCBs - Low Level (2mL FV) +1262/68
8082 PCBs - Low Level (1000/1mL)
8082 PCBs - Low Level (1000/1mL) +1262/68
8082 PCBs - Low Level (30g/2mL)
8082 PCBs + 1262/1268
8082 PCBs in Trans. Oil - LL

INSTRUMENT SEQUENCE LOG

SampleID	SampleName	Matrix	STDID	ISTD ID	Analyzed
0A13050-ICB1	Initial Cal Blank	Water	A19L339		1/13/2020 5:15:00PM
0A13050-CAL1	Cal Standard	Water	A19L280	"	1/13/2020 5:33:00PM
0A13050-CAL2	Cal Standard	Water	A19L281	"	1/13/2020 5:50:00PM
0A13050-CAL3	Cal Standard	Water	A19L282	"	1/13/2020 6:08:00PM
0A13050-CAL4	Cal Standard	Water	A19L283	"	1/13/2020 6:25:00PM
0A13050-CAL5	Cal Standard	Water	A19L276	"	1/13/2020 6:43:00PM
0A13050-CAL6	Cal Standard	Water	A19L278	"	1/13/2020 7:01:00PM
0A13050-CAL7	Cal Standard	Water	A19L279	"	1/13/2020 7:18:00PM
0A13050-ICV1	Initial Cal Check	Water	A19H459	"	1/13/2020 7:54:00PM
0A13050-CAL8	Cal Standard	Water	A19H447	"	1/13/2020 8:11:00PM
0A13050-CAL9	Cal Standard	Water	A19H448	"	1/13/2020 8:29:00PM
0A13050-CALA	Cal Standard	Water	A19H449	"	1/13/2020 8:46:00PM
0A13050-CALB	Cal Standard	Water	A19H450	"	1/13/2020 9:04:00PM
0A13050-CALC	Cal Standard	Water	A19H451	"	1/13/2020 9:22:00PM
0A13050-CALD	Cal Standard	Water	A19H452	"	1/13/2020 9:39:00PM
0A13050-CALE	Cal Standard	Water	A19H453	"	1/13/2020 9:57:00PM
0A13050-ICV2	Initial Cal Check	Water	A19H405	"	1/13/2020 10:15:00PM
0A13050-ICV3	Initial Cal Check	Water	A19J367	"	1/13/2020 10:32:00PM
0A13050-ICV4	Initial Cal Check	Water	A19H406	"	1/13/2020 10:50:00PM
0A13050-ICV5	Initial Cal Check	Water	A19L037	"	1/14/2020 8:02:00AM

CALIBRATION STANDARD RECOVERIES

Calibration: A0A1501 Instrument: DUALECD2R

1311/8082 TCLP PCBs Sequence: 0A13050 Matrix: Water

0A13050-CAL1	Inst. MRL	Recalc Res.	Cal Level	%Rec.	Qual
Aroclor 1016	0.0000	0.00	20.0	0	
Aroclor 1260	0.0000	0.00	20.0	0	
Aroclor 1016	0.0000	0.00	20.0	0	
Aroclor 1260	0.0000	0.00	20.0	0	

0A13050-CAL2	Inst. MRL	Recalc Res.	Cal Level	%Rec.	Qual
Aroclor 1016	0.0000	0.00	50.0	0	
Aroclor 1260	0.0000	0.00	50.0	0	

CALIBRATION SEQUENCE REVIEW SHEET

SEQUENCE: 0A13050

Aroclor 1016	0.0000	0.00	50.0	0
Aroclor 1260	0.0000	0.00	50.0	0

0A13050-CAL3	Inst. MRL	Recalc Res.	Cal Level	%Rec.	Qual
Aroclor 1016	0.0000	0.00	100	0	
Aroclor 1260	0.0000	0.00	100	0	
Aroclor 1016	0.0000	0.00	100	0	
Aroclor 1260	0.0000	0.00	100	0	

0A13050-CAL4	Inst. MRL	Recalc Res.	Cal Level	%Rec.	Qual
Aroclor 1016	0.0000	0.00	200	0	
Aroclor 1260	0.0000	0.00	200	0	
Aroclor 1016	0.0000	0.00	200	0	
Aroclor 1260	0.0000	0.00	200	0	

0A13050-CAL5	Inst. MRL	Recalc Res.	Cal Level	%Rec.	Qual
Aroclor 1016	0.0000	0.00	500	0	
Aroclor 1260	0.0000	0.00	500	0	
Aroclor 1016	0.0000	0.00	500	0	
Aroclor 1260	0.0000	0.00	500	0	

0A13050-CAL6	Inst. MRL	Recalc Res.	Cal Level	%Rec.	Qual
Aroclor 1016	800.0000	0.00	1000	0	
Aroclor 1260	800.0000	0.00	1000	0	
Aroclor 1016	0.0000	0.00	1000	0	
Aroclor 1260	0.0000	0.00	1000	0	
Aroclor 1016	0.0000	0.00	1000	0	
Aroclor 1260	0.0000	0.00	1000	0	

0A13050-CAL7	Inst. MRL	Recalc Res.	Cal Level	%Rec.	Qual
Aroclor 1016	800.0000	0.00	1500	0	
Aroclor 1260	800.0000	0.00	1500	0	
Aroclor 1016	0.0000	0.00	1500	0	
Aroclor 1260	0.0000	0.00	1500	0	
Aroclor 1016	0.0000	0.00	1500	0	
Aroclor 1260	0.0000	0.00	1500	0	

0A13050-CAL8	Inst. MRL	Recalc Res.	Cal Level	%Rec.	Qual
Aroclor 1221	0.0000	0.00	500	0	
Aroclor 1221	0.0000	0.00	500	0	

0A13050-CAL9	Inst. MRL	Recalc Res.	Cal Level	%Rec.	Qual
Aroclor 1232	0.0000	0.00	500	0	
Aroclor 1232	0.0000	0.00	500	0	

0A13050-CALA	Inst. MRL	Recalc Res.	Cal Level	%Rec.	Qual
Aroclor 1242	0.0000	0.00	500	0	
Aroclor 1242	0.0000	0.00	500	0	

0A13050-CALB	Inst. MRL	Recalc Res.	Cal Level	%Rec.	Qual
Aroclor 1248	0.0000	0.00	500	0	
Aroclor 1248	0.0000	0.00	500	0	

0A13050-CALC	Inst. MRL	Recalc Res.	Cal Level	%Rec.	Qual
Aroclor 1254	0.0000	0.00	500	0	
Aroclor 1254	0.0000	0.00	500	0	

CALIBRATION SEQUENCE REVIEW SHEET

SEQUENCE: 0A13050

0A13050-CALD	Inst. MRL	Recalc Res.	Cal Level	%Rec.	Qual
Aroclor 1262	0.0000	0.00	500	0	
Aroclor 1262	0.0000	0.00	500	0	

0A13050-CALE	Inst. MRL	Recalc Res.	Cal Level	%Rec.	Qual
Aroclor 1268	0.0000	0.00	500	0	
Aroclor 1268	0.0000	0.00	500	0	

Compounds listed above have recalculated recoveries outside 70-130% of the true values, and the calibration levels are above the reporting level. If no compounds are listed, all are OK. Please see the next section for quadatic fit compounds.

Analytes With Quadratic Curve Fits

Qualifier	iMDL	iMRL	Spike Amt	%Difference	OK?	Raise MRL to ?
				———	☐	☐ ———

Analytes listed above have quadratic curve fits. If they are using a weighting otpion, they must be checked against the requanted curve points to determine if the recalculated results are within limits (70-130 or as specified).

ICV RECOVERIES

Calibration: **A0A1501** Instrument: **DUALECD2R**

608 PCBs - LL (1000/1mL) +1 Sequence: **0A13050** Matrix: **Water**

0A13050-ICV1	Inst. MRL	ICV Level	Result	%Rec.	Qual

Compounds listed above have Initial Calibration Verification standard recoveries outside 70-130% of the true values. If no compounds are listed, all have passing recoveries.

Quantitation Report (Not Reviewed)

Data Path : K:\DATA\0A13050\
Data File : ECD2R004.D
Signal(s) : ECD2B.CH
Acq On : 13 Jan 2020 17:15
Operator : MJB / KAK
Sample : 0A13050-ICB1
Misc : [redacted]
ALS Vial : 53 Sample Multiplier: 1

Integration File: events.e
Quant Time: Jan 14 11:23:02 2020
Quant Method : L:\Methods\RECD2_QUANTPCB_200113.M
Quant Title : PCB Data Analysis
QLast Update : Tue Jan 14 09:35:58 2020
Response via : Initial Calibration
Integrator: ChemStation 6890 Scale Mode: Small noise peaks clipped

1/14/20
clean

	Compound	R.T.	Response	Conc Units
	System Monitoring Compounds			
1)	S TCMX (S)	5.630	20489642	90.812 ng/ml
62)	S DCBP (S)	10.551	10248760	92.145 ng/ml
	Target Compounds			
2)	Aroclor 1016 (1)	6.307	2281	0.369 ng/ml
3)	Aroclor 1016 (2)	6.801	10752	0.940 ng/ml
4)	Aroclor 1016 (3)	6.911	6858	1.280 ng/ml
5)	Aroclor 1016 (4)	7.004	8287	1.677 ng/ml
6)	Aroclor 1016 (5)	7.042	8379	1.511 ng/ml
7)	Aroclor 1016 (6)	7.167	10112	1.770 ng/ml
8)	Aroclor 1016 - AVE	0.000	0	N.D. ng/ml
9)	Aroclor 1221 (1)	5.806	6155	3.543 ng/ml
10)	Aroclor 1221 (2)	5.880	2591	1.509 ng/ml
11)	Aroclor 1221 (3)	5.949	32038	5.614 ng/ml
12)	Aroclor 1221 - AVE	0.000	0	N.D. ng/ml
13)	Aroclor 1232 (1)	5.949	32038	7.010 ng/ml
14)	Aroclor 1232 (2)	6.307	2281	0.877 ng/ml
15)	Aroclor 1232 (3)	6.801	10752	2.198 ng/ml
16)	Aroclor 1232 (4)	7.004	8287	4.898 ng/ml
17)	Aroclor 1232 (5)	7.042	8379	4.027 ng/ml
18)	Aroclor 1232 (6)	7.167	10112	4.661 ng/ml
19)	Aroclor 1232 - AVE	0.000	0	N.D. ng/ml
20)	Aroclor 1242 (1)	6.307	2281	0.502 ng/ml
21)	Aroclor 1242 (2)	6.801	10752	1.219 ng/ml
22)	Aroclor 1242 (3)	6.911	6858	1.791 ng/ml
23)	Aroclor 1242 (4)	7.004	8287	2.509 ng/ml
24)	Aroclor 1242 (5)	7.042	8379	2.098 ng/ml
25)	Aroclor 1242 (6)	7.167	10112	2.425 ng/ml
26)	Aroclor 1242 - AVE	0.000	0	N.D. ng/ml
27)	Aroclor 1248 (1)	6.756	5790	1.122 ng/ml
28)	Aroclor 1248 (2)	7.004	8287	1.303 ng/ml
29)	Aroclor 1248 (3)	7.042	8379	1.412 ng/ml
30)	Aroclor 1248 (4)	7.167	10112	1.386 ng/ml
31)	Aroclor 1248 (5)	7.538	44690	5.020 ng/ml
32)	Aroclor 1248 (6)	7.679	43107	5.295 ng/ml
33)	Aroclor 1248 - AVE	0.000	0	N.D. ng/ml
34)	Aroclor 1254 (1)	7.495	12470	1.472 ng/ml
35)	Aroclor 1254 (2)	7.679	43107	3.099 ng/ml
36)	Aroclor 1254 (3)	8.002	12574	0.829 ng/ml
37)	Aroclor 1254 (4)	8.266	37477	3.433 ng/ml
38)	Aroclor 1254 (5)	8.581	4733	0.421 ng/ml
39)	Aroclor 1254 (6)	8.814	1031	0.292 ng/ml
40)	Aroclor 1254 - AVE	0.000	0	N.D. ng/ml
41)	Aroclor 1260 (1)	8.144	11404	1.083 ng/ml
42)	Aroclor 1260 (2)	8.351	8866	0.695 ng/ml
43)	Aroclor 1260 (3)	8.581	4733	0.357 ng/ml
44)	Aroclor 1260 (4)	9.066	3813	0.180 ng/ml
45)	Aroclor 1260 (5)	9.322	4847	0.396 ng/ml
46)	Aroclor 1260 (6)	9.899	14949	3.063 ng/ml
47)	Aroclor 1260 - AVE	0.000	0	N.D. ng/ml

Quantitation Report (Not Reviewed)

Data Path : K:\DATA\0A13050\
Data File : ECD2R004.D
Signal(s) : ECD2B.CH
Acq On : 13 Jan 2020 17:15
Operator : MJB / KAK
Sample : 0A13050-ICB1
Misc :
ALS Vial : 53 Sample Multiplier: 1

Integration File: events.e
Quant Time: Jan 14 11:23:02 2020
Quant Method : L:\Methods\RECD2_QUANTPCB_200113.M
Quant Title : PCB Data Analysis
QLast Update : Tue Jan 14 09:35:58 2020
Response via : Initial Calibration
Integrator: ChemStation 6890 Scale Mode: Small noise peaks clipped

	Compound	R.T.	Response	Conc Units
48)	Aroclor 1262 (1)	8.351	8866	0.839 ng/ml
49)	Aroclor 1262 (2)	8.652	2754	0.180 ng/ml
50)	Aroclor 1262 (3)	8.829	2251	0.176 ng/ml
51)	Aroclor 1262 (4)	9.066	3813	0.139 ng/ml
52)	Aroclor 1262 (5)	9.322	4847	0.295 ng/ml
53)	Aroclor 1262 (6)	9.899	14949	2.076 ng/ml
54)	Aroclor 1262 - AVE	0.000	0	N.D. ng/ml
55)	Aroclor 1268 (1)	8.867	1260	0.202 ng/ml
56)	Aroclor 1268 (2)	9.322	4847	0.175 ng/ml
57)	Aroclor 1268 (3)	9.393	5166	0.229 ng/ml
58)	Aroclor 1268 (4)	9.605	45322	2.354 ng/ml
59)	Aroclor 1268 (5)	9.899	14949	1.911 ng/ml
60)	Aroclor 1268 (6)	10.242	60375	1.193 ng/ml
61)	Aroclor 1268 - AVE	0.000	0	N.D. ng/ml

(f)=RT Delta > 1/2 Window (m)=manual int.

Quantitation Report (Not Reviewed)

Data Path : K:\DATA\0A13050\
Data File : ECD2R004.D
Signal(s) : ECD2B.CH
Acq On : 13 Jan 2020 17:15
Operator : MJB / KAK
Sample : 0A13050-ICB1
Misc :
ALS Vial : 53 Sample Multiplier: 1

Integration File: events.e
Quant Time: Jan 14 11:23:02 2020
Quant Method : L:\Methods\RECD2_QUANTPCB_200113.M
Quant Title : PCB Data Analysis
QLast Update : Tue Jan 14 09:35:58 2020
Response via : Initial Calibration
Integrator: ChemStation 6890 Scale Mode: Small noise peaks clipped

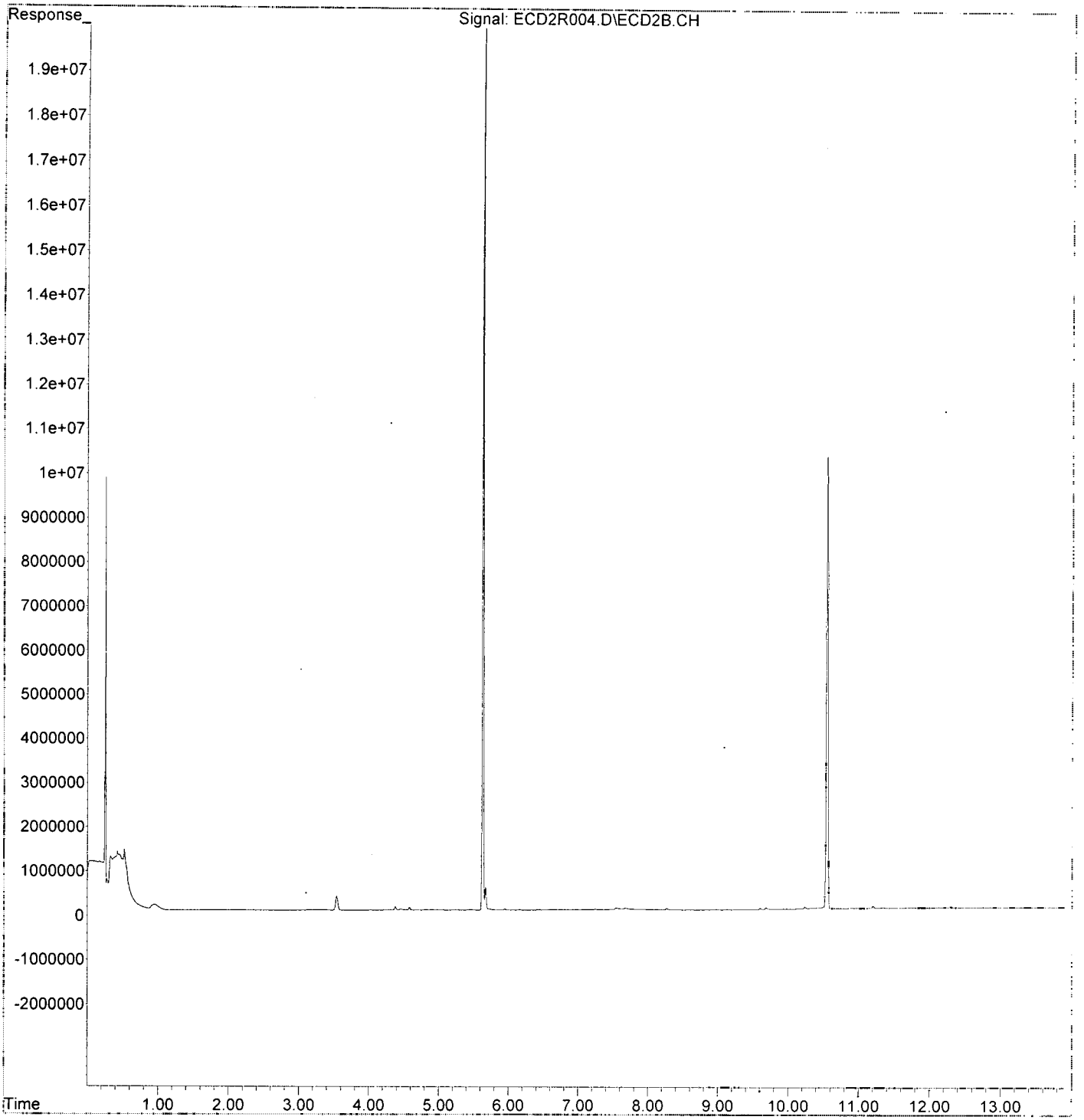

Quantitation Report (Not Reviewed)

Data Path : K:\DATA\0A13050\
Data File : ECD2R012.D
Signal(s) : ECD2B.CH
Acq On : 13 Jan 2020 19:36
Operator : MJB / KAK
Sample : 0A13050-IBL1
Misc : [redacted]
ALS Vial : 51 Sample Multiplier: 1

Integration File: events.e
Quant Time: Jan 14 11:23:31 2020
Quant Method : L:\Methods\RECD2_QUANTPCB_200113.M
Quant Title : PCB Data Analysis
QLast Update : Tue Jan 14 09:35:58 2020
Response via : Initial Calibration
Integrator: ChemStation 6890 Scale Mode: Small noise peaks clipped

1/14/20

clean

	Compound	R.T.	Response	Conc Units
	System Monitoring Compounds			
1) S	TCMX (S)	5.626	1688	0.007 ng/ml
62) S	DCBP (S)	10.549	12235	0.110 ng/ml
	Target Compounds			
2)	Aroclor 1016 (1)	6.301	11225	1.816 ng/ml
3)	Aroclor 1016 (2)	6.790	16600	1.451 ng/ml
4)	Aroclor 1016 (3)	6.922	16045	2.995 ng/ml
5)	Aroclor 1016 (4)	7.002	17187	3.479 ng/ml
6)	Aroclor 1016 (5)	7.050	17297	3.119 ng/ml
7)	Aroclor 1016 (6)	7.177	20261	3.547 ng/ml
8)	Aroclor 1016 - AVE	0.000	0	N.D. ng/ml
9)	Aroclor 1221 (1)	5.809	10729	6.175 ng/ml
10)	Aroclor 1221 (2)	5.875	9335	5.437 ng/ml
11)	Aroclor 1221 (3)	5.964	12881	2.257 ng/ml
12)	Aroclor 1221 - AVE	0.000	0	N.D. ng/ml
13)	Aroclor 1232 (1)	5.964	12881	2.819 ng/ml
14)	Aroclor 1232 (2)	6.296	11019	4.234 ng/ml
15)	Aroclor 1232 (3)	6.790	16600	3.393 ng/ml
16)	Aroclor 1232 (4)	7.002	17187	10.159 ng/ml
17)	Aroclor 1232 (5)	7.050	17297	8.313 ng/ml
18)	Aroclor 1232 (6)	7.177	20261	9.338 ng/ml
19)	Aroclor 1232 - AVE	0.000	0	N.D. ng/ml
20)	Aroclor 1242 (1)	6.301	11225	2.469 ng/ml
21)	Aroclor 1242 (2)	6.790	16600	1.882 ng/ml
22)	Aroclor 1242 (3)	6.922	16045	4.189 ng/ml
23)	Aroclor 1242 (4)	7.002	17187	5.203 ng/ml
24)	Aroclor 1242 (5)	7.050	17297	4.331 ng/ml
25)	Aroclor 1242 (6)	7.177	20261	4.858 ng/ml
26)	Aroclor 1242 - AVE	0.000	0	N.D. ng/ml
27)	Aroclor 1248 (1)	6.733	14917	2.890 ng/ml
28)	Aroclor 1248 (2)	7.002	17187	2.703 ng/ml
29)	Aroclor 1248 (3)	7.050	17297	2.914 ng/ml
30)	Aroclor 1248 (4)	7.177	20261	2.777 ng/ml
31)	Aroclor 1248 (5)	7.539	40332	4.531 ng/ml
32)	Aroclor 1248 (6)	7.688	50144	6.159 ng/ml
33)	Aroclor 1248 - AVE	0.000	0	N.D. ng/ml
34)	Aroclor 1254 (1)	7.500	20521	2.422 ng/ml
35)	Aroclor 1254 (2)	7.688	50144	3.605 ng/ml
36)	Aroclor 1254 (3)	8.005	20501	1.351 ng/ml
37)	Aroclor 1254 (4)	8.229	15200	1.392 ng/ml
38)	Aroclor 1254 (5)	8.580	11034	0.981 ng/ml
39)	Aroclor 1254 (6)	8.795	231	0.065 ng/ml
40)	Aroclor 1254 - AVE	0.000	0	N.D. ng/ml
41)	Aroclor 1260 (1)	8.145	19053	1.810 ng/ml
42)	Aroclor 1260 (2)	8.351	14859	1.164 ng/ml
43)	Aroclor 1260 (3)	8.584	10985	0.828 ng/ml
44)	Aroclor 1260 (4)	9.068	8772	0.415 ng/ml
45)	Aroclor 1260 (5)	9.323	6842	0.559 ng/ml
46)	Aroclor 1260 (6)	9.889	5119	1.049 ng/ml
47)	Aroclor 1260 - AVE	0.000	0	N.D. ng/ml

Quantitation Report (Not Reviewed)

Data Path : K:\DATA\0A13050\
Data File : ECD2R012.D
Signal(s) : ECD2B.CH
Acq On : 13 Jan 2020 19:36
Operator : MJB / KAK
Sample : 0A13050-IBL1
Misc :
ALS Vial : 51 Sample Multiplier: 1

Integration File: events.e
Quant Time: Jan 14 11:23:31 2020
Quant Method : L:\Methods\RECD2_QUANTPCB_200113.M
Quant Title : PCB Data Analysis
QLast Update : Tue Jan 14 09:35:58 2020
Response via : Initial Calibration
Integrator: ChemStation 6890 Scale Mode: Small noise peaks clipped

	Compound	R.T.	Response	Conc Units
48)	Aroclor 1262 (1)	8.351	14859	1.406 ng/ml
49)	Aroclor 1262 (2)	8.648	8953	0.586 ng/ml
50)	Aroclor 1262 (3)	8.830	8859	0.692 ng/ml
51)	Aroclor 1262 (4)	9.068	8772	0.319 ng/ml
52)	Aroclor 1262 (5)	9.323	6842	0.417 ng/ml
53)	Aroclor 1262 (6)	9.889	5119	0.711 ng/ml
54)	Aroclor 1262 - AVE	0.000	0	N.D. ng/ml
55)	Aroclor 1268 (1)	8.866	6961	1.117 ng/ml
56)	Aroclor 1268 (2)	9.323	6842	0.246 ng/ml
57)	Aroclor 1268 (3)	9.392	5187	0.230 ng/ml
58)	Aroclor 1268 (4)	9.602	4728	0.246 ng/ml
59)	Aroclor 1268 (5)	9.889	5119	0.654 ng/ml
60)	Aroclor 1268 (6)	10.234	4357	0.086 ng/ml
61)	Aroclor 1268 - AVE	0.000	0	N.D. ng/ml

(f)=RT Delta > 1/2 Window (m)=manual int.

Quantitation Report (Not Reviewed)

Data Path : K:\DATA\0A13050\
Data File : ECD2R012.D
Signal(s) : ECD2B.CH
Acq On : 13 Jan 2020 19:36
Operator : MJB / KAK
Sample : 0A13050-IBL1
Misc :
ALS Vial : 51 Sample Multiplier: 1

Integration File: events.e
Quant Time: Jan 14 11:23:31 2020
Quant Method : L:\Methods\RECD2_QUANTPCB_200113.M
Quant Title : PCB Data Analysis
QLast Update : Tue Jan 14 09:35:58 2020
Response via : Initial Calibration
Integrator: ChemStation 6890 Scale Mode: Small noise peaks clipped

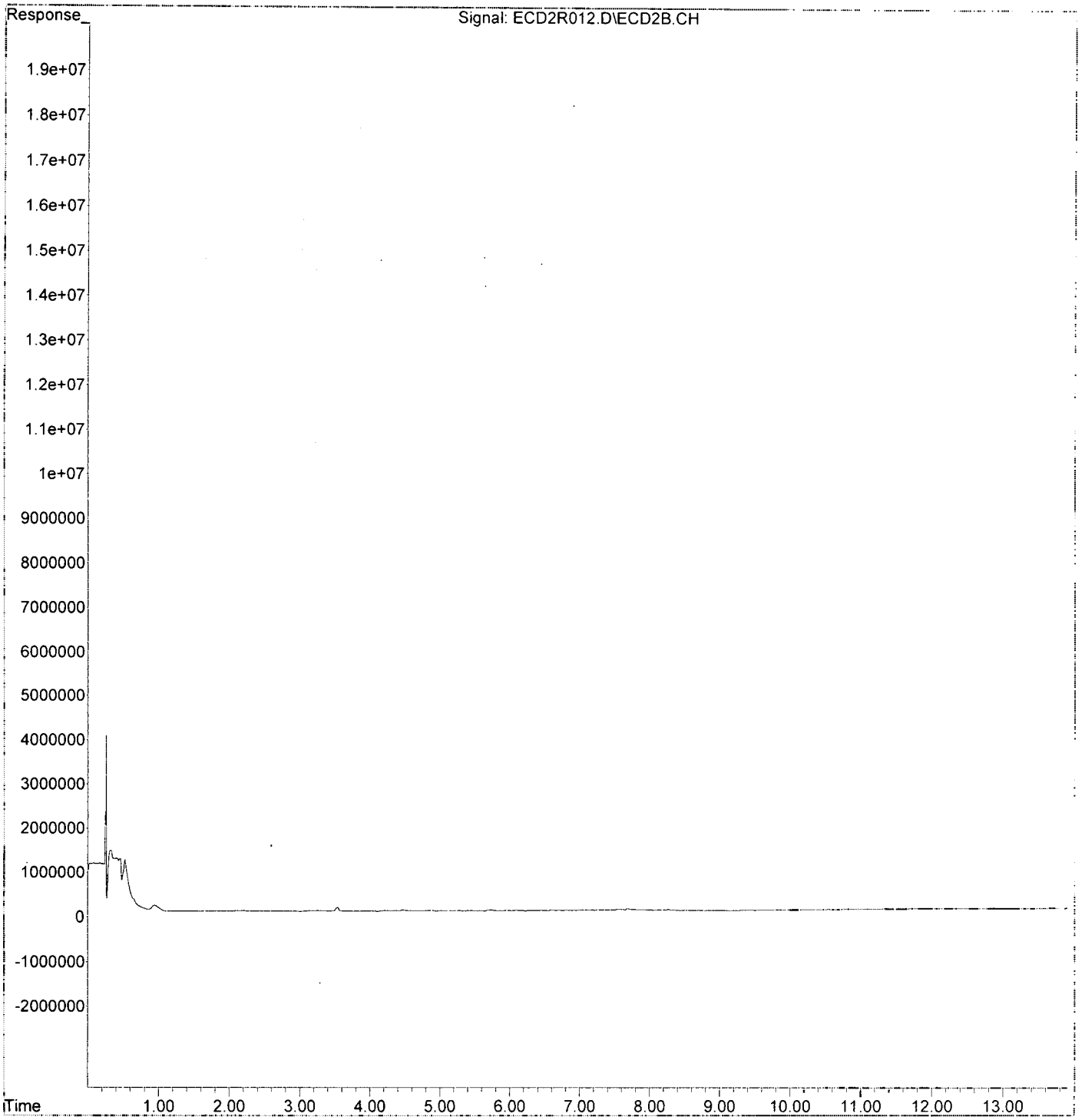

Quantitation Report (Not Reviewed)

Data Path : K:\DATA\0A13050\
Data File : ECD2R013.D
Signal(s) : ECD2B.CH
Acq On : 13 Jan 2020 19:54
Operator : MJB / KAK
Sample : 0A13050-ICV1
Misc : [redacted]
ALS Vial : 61 Sample Multiplier: 1

Integration File: events.e
Quant Time: Jan 14 09:37:43 2020
Quant Method : L:\Methods\RECD2_QUANTPCB_200113.M
Quant Title : PCB Data Analysis
QLast Update : Tue Jan 14 09:35:58 2020
Response via : Initial Calibration
Integrator: ChemStation 6890 Scale Mode: Small noise peaks clipped

1/14/20

1016, 1260

	Compound	R.T.	Response	Conc	Units
	System Monitoring Compounds				
1)	S TCMX (S)	5.630	42078237	186.496	ng/ml
62)	S DCBP (S)	10.551	20822783	187.215	ng/ml
	Target Compounds				
2)	Aroclor 1016 (1)	6.301	2889380	467.387	ng/ml
3)	Aroclor 1016 (2)	6.790	5607269	490.088	ng/ml
4)	Aroclor 1016 (3)	6.917	2567499	479.323	ng/ml
5)	Aroclor 1016 (4)	7.004	2249246	455.243	ng/ml
6)	Aroclor 1016 (5)	7.048	2695002	485.978	ng/ml
7)	Aroclor 1016 (6)	7.174	2593036	453.917	ng/ml
8)	Aroclor 1016 - AVE	0.000	0	N.D.	ng/ml
9)	Aroclor 1221 (1)	5.805	201677	116.072	ng/ml
10)	Aroclor 1221 (2)	5.878	410071	238.833	ng/ml
11)	Aroclor 1221 (3)	5.965	1966837	344.635	ng/ml
12)	Aroclor 1221 - AVE	0.000	0	N.D.	ng/ml
13)	Aroclor 1232 (1)	5.965	1966837	430.380	ng/ml
14)	Aroclor 1232 (2)	6.301	2889380	1110.133	ng/ml
15)	Aroclor 1232 (3)	6.790	5607269	1146.221	ng/ml
16)	Aroclor 1232 (4)	7.004	2249246	1329.470	ng/ml
17)	Aroclor 1232 (5)	7.048	2695002	1295.148	ng/ml
18)	Aroclor 1232 (6)	7.174	2593036	1195.127	ng/ml
19)	Aroclor 1232 - AVE	0.000	0	N.D.	ng/ml
20)	Aroclor 1242 (1)	6.301	2889380	635.541	ng/ml
21)	Aroclor 1242 (2)	6.790	5607269	635.568	ng/ml
22)	Aroclor 1242 (3)	6.917	2567499	670.336	ng/ml
23)	Aroclor 1242 (4)	7.004	2249246	680.849	ng/ml
24)	Aroclor 1242 (5)	7.048	2695002	674.775	ng/ml
25)	Aroclor 1242 (6)	7.174	2593036	621.710	ng/ml
26)	Aroclor 1242 - AVE	0.000	0	N.D.	ng/ml
27)	Aroclor 1248 (1)	6.763	4488766	869.574	ng/ml
28)	Aroclor 1248 (2)	7.004	2249246	353.691	ng/ml
29)	Aroclor 1248 (3)	7.048	2695002	454.027	ng/ml
30)	Aroclor 1248 (4)	7.174	2593036	355.429	ng/ml
31)	Aroclor 1248 (5)	7.539	576503	64.763	ng/ml
32)	Aroclor 1248 (6)	7.698	2400401	294.846	ng/ml
33)	Aroclor 1248 - AVE	0.000	0	N.D.	ng/ml
34)	Aroclor 1254 (1)	7.516	2114363	249.516	ng/ml
35)	Aroclor 1254 (2)	7.698	2400401	172.569	ng/ml
36)	Aroclor 1254 (3)	8.008	1313048	86.531	ng/ml
37)	Aroclor 1254 (4)	8.247	825780	75.645	ng/ml
38)	Aroclor 1254 (5)	8.583	7455081	662.753	ng/ml
39)	Aroclor 1254 (6)	8.801	882029	250.066	ng/ml
40)	Aroclor 1254 - AVE	0.000	0	N.D.	ng/ml
41)	Aroclor 1260 (1)	8.144	5628529	534.632	ng/ml
42)	Aroclor 1260 (2)	8.350	7018796	549.956	ng/ml
43)	Aroclor 1260 (3)	8.583	7455081	562.174	ng/ml
44)	Aroclor 1260 (4)	9.067	10304134	487.136	ng/ml
45)	Aroclor 1260 (5)	9.325	6100150	498.593	ng/ml
46)	Aroclor 1260 (6)	9.890	1867409	382.669	ng/ml
47)	Aroclor 1260 - AVE	0.000	0	N.D.	ng/ml

471.989

502.527

Quantitation Report (Not Reviewed)

Data Path : K:\DATA\0A13050\
Data File : ECD2R013.D
Signal(s) : ECD2B.CH
Acq On : 13 Jan 2020 19:54
Operator : MJB / KAK
Sample : 0A13050-ICV1
Misc :
ALS Vial : 61 Sample Multiplier: 1

Integration File: events.e
Quant Time: Jan 14 09:37:43 2020
Quant Method : L:\Methods\RECD2_QUANTPCB_200113.M
Quant Title : PCB Data Analysis
QLast Update : Tue Jan 14 09:35:58 2020
Response via : Initial Calibration
Integrator: ChemStation 6890 Scale Mode: Small noise peaks clipped

	Compound	R.T.	Response	Conc Units
48)	Aroclor 1262 (1)	8.350	7018796	663.923 ng/ml
49)	Aroclor 1262 (2)	8.651	3830979	250.759 ng/ml
50)	Aroclor 1262 (3)	8.829	4526983	353.555 ng/ml
51)	Aroclor 1262 (4)	9.067	10304134	374.361 ng/ml
52)	Aroclor 1262 (5)	9.325	6100150	371.517 ng/ml
53)	Aroclor 1262 (6)	9.890	1867409	259.343 ng/ml
54)	Aroclor 1262 - AVE	0.000	0	N.D. ng/ml
55)	Aroclor 1268 (1)	8.869	290538	46.619 ng/ml
56)	Aroclor 1268 (2)	9.325	6100150	219.694 ng/ml
57)	Aroclor 1268 (3)	9.389	1939101	86.120 ng/ml
58)	Aroclor 1268 (4)	9.604	197089	10.237 ng/ml
59)	Aroclor 1268 (5)	9.890	1867409	238.702 ng/ml
60)	Aroclor 1268 (6)	10.239	589830	11.653 ng/ml
61)	Aroclor 1268 - AVE	0.000	0	N.D. ng/ml

(f)=RT Delta > 1/2 Window (m)=manual int.

Quantitation Report (Not Reviewed)

Data Path : K:\DATA\0A13050\
Data File : ECD2R013.D
Signal(s) : ECD2B.CH
Acq On : 13 Jan 2020 19:54
Operator : MJB / KAK
Sample : 0A13050-ICV1
Misc :
ALS Vial : 61 Sample Multiplier: 1

Integration File: events.e
Quant Time: Jan 14 09:37:43 2020
Quant Method : L:\Methods\RECD2_QUANTPCB_200113.M
Quant Title : PCB Data Analysis
QLast Update : Tue Jan 14 09:35:58 2020
Response via : Initial Calibration
Integrator: ChemStation 6890 Scale Mode: Small noise peaks clipped

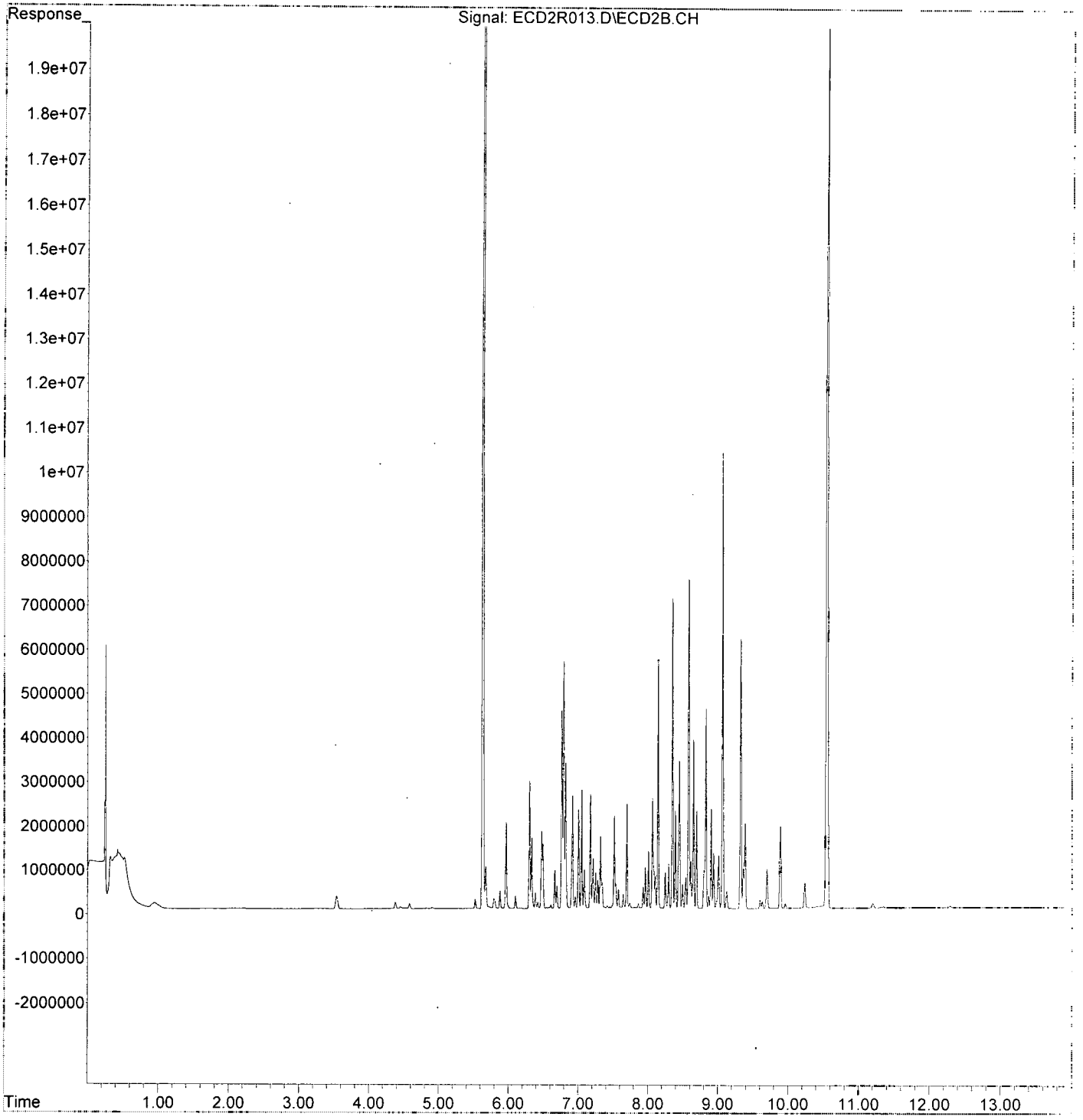

Quantitation Report (Not Reviewed)

Data Path : K:\DATA\0A13050\
Data File : ECD2R021.D
Signal(s) : ECD2B.CH
Acq On : 13 Jan 2020 22:15
Operator : MJB / KAK
Sample : 0A13050-ICV2
Misc : [redacted]
ALS Vial : 69 Sample Multiplier: 1

Integration File: events.e
Quant Time: Jan 14 09:38:18 2020
Quant Method : L:\Methods\RECD2_QUANTPCB_200113.M
Quant Title : PCB Data Analysis
QLast Update : Tue Jan 14 09:35:58 2020
Response via : Initial Calibration
Integrator: ChemStation 6890 Scale Mode: Small noise peaks clipped

1/14/20
1221, 1254

	Compound	R.T.	Response	Conc	Units
	System Monitoring Compounds				
1) S	TCMX (S)	5.627	8366007	37.079	ng/ml
62) S	DCBP (S)	10.548	9358034	84.137	ng/ml
	Target Compounds				
2)	Aroclor 1016 (1)	6.299	530484	85.811	ng/ml
3)	Aroclor 1016 (2)	6.789	860190	75.183	ng/ml
4)	Aroclor 1016 (3)	6.916	419193	78.259	ng/ml
5)	Aroclor 1016 (4)	7.003	2660118	538.403	ng/ml
6)	Aroclor 1016 (5)	7.047	962899	173.636	ng/ml
7)	Aroclor 1016 (6)	7.173	1702556	298.036	ng/ml
8)	Aroclor 1016 - AVE	0.000	0	N.D.	ng/ml
9)	Aroclor 1221 (1)	5.805	1591287	915.838	ng/ml
10)	Aroclor 1221 (2)	5.876	1584717	922.969	ng/ml
11)	Aroclor 1221 (3)	5.964	5308894	930.240	ng/ml
12)	Aroclor 1221 - AVE	0.000	0	N.D.	ng/ml
13)	Aroclor 1232 (1)	5.964	5308894	1161.684	ng/ml
14)	Aroclor 1232 (2)	6.299	530484	203.818	ng/ml
15)	Aroclor 1232 (3)	6.789	860190	175.837	ng/ml
16)	Aroclor 1232 (4)	7.003	2660118	1572.325	ng/ml
17)	Aroclor 1232 (5)	7.047	962899	462.744	ng/ml
18)	Aroclor 1232 (6)	7.173	1702556	784.706	ng/ml
19)	Aroclor 1232 - AVE	0.000	0	N.D.	ng/ml
20)	Aroclor 1242 (1)	6.299	530484	116.684	ng/ml
21)	Aroclor 1242 (2)	6.789	860190	97.500	ng/ml
22)	Aroclor 1242 (3)	6.916	419193	109.445	ng/ml
23)	Aroclor 1242 (4)	7.003	2660118	805.220	ng/ml
24)	Aroclor 1242 (5)	7.047	962899	241.091	ng/ml
25)	Aroclor 1242 (6)	7.173	1702556	408.207	ng/ml
26)	Aroclor 1242 - AVE	0.000	0	N.D.	ng/ml
27)	Aroclor 1248 (1)	6.762	678412	131.424	ng/ml
28)	Aroclor 1248 (2)	7.003	2660118	418.300	ng/ml
29)	Aroclor 1248 (3)	7.047	962899	162.220	ng/ml
30)	Aroclor 1248 (4)	7.173	1702556	233.370	ng/ml
31)	Aroclor 1248 (5)	7.538	2699412	303.245	ng/ml
32)	Aroclor 1248 (6)	7.697	7172222	880.977	ng/ml
33)	Aroclor 1248 - AVE	0.000	0	N.D.	ng/ml
34)	Aroclor 1254 (1)	7.516	4718199	556.795	ng/ml
35)	Aroclor 1254 (2)	7.697	7172222	515.622	ng/ml
36)	Aroclor 1254 (3)	8.008	7608333	501.395	ng/ml
37)	Aroclor 1254 (4)	8.246	5568780	510.126	ng/ml
38)	Aroclor 1254 (5)	8.580	5642709	501.634	ng/ml
39)	Aroclor 1254 (6)	8.811	1659515	470.493	ng/ml
40)	Aroclor 1254 - AVE	0.000	0	N.D.	ng/ml
41)	Aroclor 1260 (1)	8.142	2581769	245.232	ng/ml
42)	Aroclor 1260 (2)	8.349	3126649	244.988	ng/ml
43)	Aroclor 1260 (3)	8.580	5642709	425.506	ng/ml
44)	Aroclor 1260 (4)	9.065	944219	44.639	ng/ml
45)	Aroclor 1260 (5)	9.323	736233	60.176	ng/ml
46)	Aroclor 1260 (6)	9.889	56325	11.542	ng/ml
47)	Aroclor 1260 - AVE	0.000	0	N.D.	ng/ml

923.016

509.344

Quantitation Report (Not Reviewed)

Data Path : K:\DATA\0A13050\
Data File : ECD2R021.D
Signal(s) : ECD2B.CH
Acq On : 13 Jan 2020 22:15
Operator : MJB / KAK
Sample : 0A13050-ICV2
Misc :
ALS Vial : 69 Sample Multiplier: 1

Integration File: events.e
Quant Time: Jan 14 09:38:18 2020
Quant Method : L:\Methods\RECD2_QUANTPCB_200113.M
Quant Title : PCB Data Analysis
QLast Update : Tue Jan 14 09:35:58 2020
Response via : Initial Calibration
Integrator: ChemStation 6890 Scale Mode: Small noise peaks clipped

	Compound	R.T.	Response	Conc	Units
48)	Aroclor 1262 (1)	8.349	3126649	295.757	ng/ml
49)	Aroclor 1262 (2)	8.649	316091	20.690	ng/ml
50)	Aroclor 1262 (3)	8.811	1659515	129.607	ng/ml
51)	Aroclor 1262 (4)	9.065	944219	34.305	ng/ml
52)	Aroclor 1262 (5)	9.323	736233	44.839	ng/ml
53)	Aroclor 1262 (6)	9.889	56325	7.822	ng/ml
54)	Aroclor 1262 - AVE	0.000	0	N.D.	ng/ml
55)	Aroclor 1268 (1)	8.870	37976	6.093	ng/ml
56)	Aroclor 1268 (2)	9.323	736233	26.515	ng/ml
57)	Aroclor 1268 (3)	9.385	69099	3.069	ng/ml
58)	Aroclor 1268 (4)	9.604	39433	2.048	ng/ml
59)	Aroclor 1268 (5)	9.889	56325	7.200	ng/ml
60)	Aroclor 1268 (6)	10.240	59800	1.181	ng/ml
61)	Aroclor 1268 - AVE	0.000	0	N.D.	ng/ml

(f)=RT Delta > 1/2 Window (m)=manual int.

Quantitation Report (Not Reviewed)

Data Path : K:\DATA\0A13050\
Data File : ECD2R021.D
Signal(s) : ECD2B.CH
Acq On : 13 Jan 2020 22:15
Operator : MJB / KAK
Sample : 0A13050-ICV2
Misc :
ALS Vial : 69 Sample Multiplier: 1

Integration File: events.e
Quant Time: Jan 14 09:38:18 2020
Quant Method : L:\Methods\RECD2_QUANTPCB_200113.M
Quant Title : PCB Data Analysis
QLast Update : Tue Jan 14 09:35:58 2020
Response via : Initial Calibration
Integrator: ChemStation 6890 Scale Mode: Small noise peaks clipped

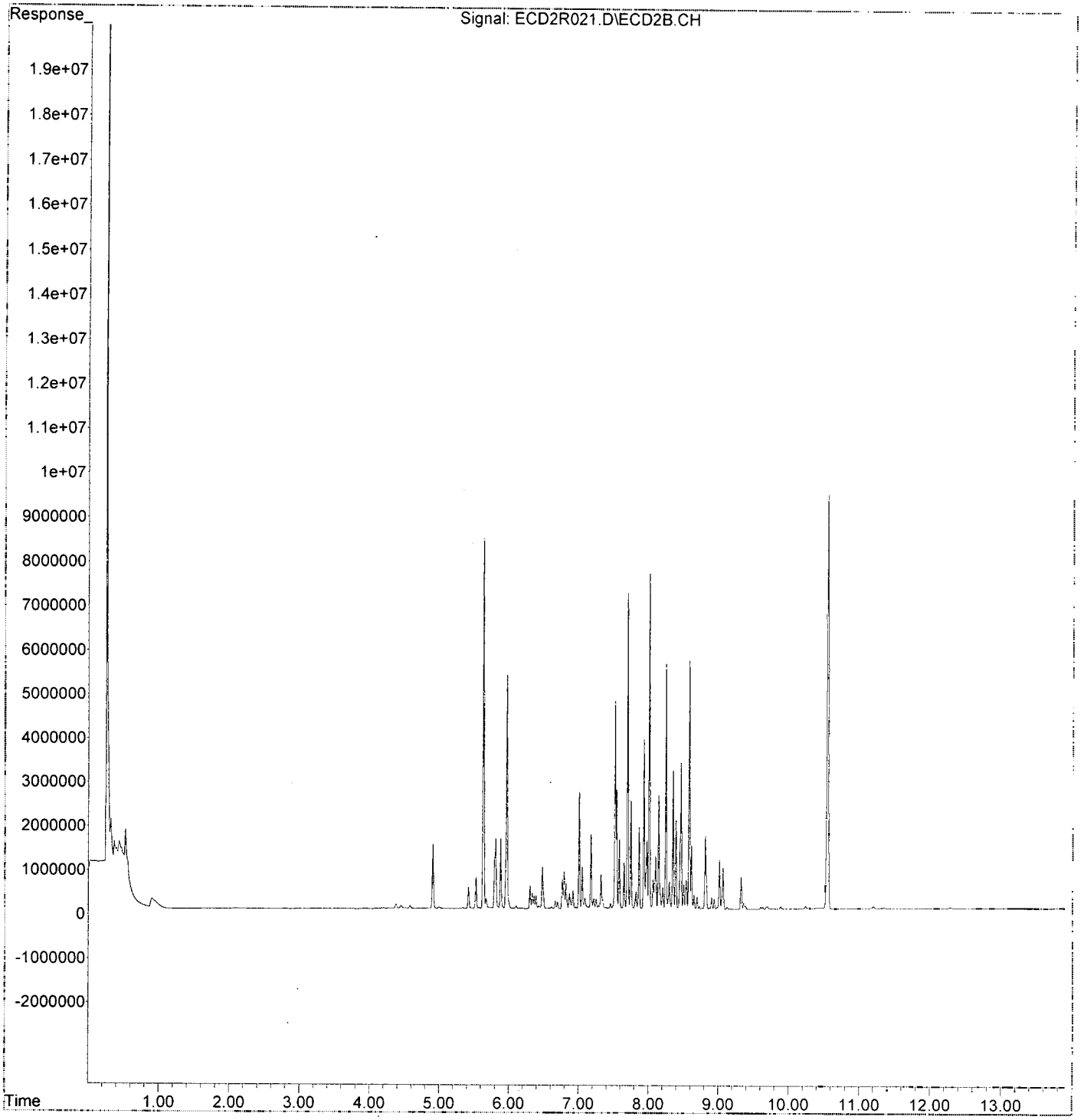

Quantitation Report (Not Reviewed)

Data Path : K:\DATA\0A13050\
Data File : ECD2R022.D
Signal(s) : ECD2B.CH
Acq On : 13 Jan 2020 22:32
Operator : MJB / KAK
Sample : 0A13050-ICV3
Misc : [redacted]
ALS Vial : 70 Sample Multiplier: 1

Integration File: events.e
Quant Time: Jan 14 09:38:51 2020
Quant Method : L:\Methods\RECD2_QUANTPCB_200113.M
Quant Title : PCB Data Analysis
QLast Update : Tue Jan 14 09:35:58 2020
Response via : Initial Calibration
Integrator: ChemStation 6890 Scale Mode: Small noise peaks clipped

1/14/20

1232, 1262

	Compound	R.T.	Response	Conc	Units
	System Monitoring Compounds				
1) S	TCMX (S)	5.627	8656583	38.367	ng/ml
62) S	DCBP (S)	10.549	9384526	84.375	ng/ml
	Target Compounds				
2)	Aroclor 1016 (1)	6.299	1350246	218.416	ng/ml
3)	Aroclor 1016 (2)	6.789	2443408	213.559	ng/ml
4)	Aroclor 1016 (3)	6.916	1134572	211.812	ng/ml
5)	Aroclor 1016 (4)	7.002	928356	187.898	ng/ml
6)	Aroclor 1016 (5)	7.047	1047657	188.920	ng/ml
7)	Aroclor 1016 (6)	7.172	1131966	198.153	ng/ml
8)	Aroclor 1016 - AVE	0.000	0	N.D.	ng/ml
9)	Aroclor 1221 (1)	5.805	531565	305.933	ng/ml
10)	Aroclor 1221 (2)	5.877	604859	352.281	ng/ml
11)	Aroclor 1221 (3)	5.964	2221641	389.283	ng/ml
12)	Aroclor 1221 - AVE	0.000	0	N.D.	ng/ml
13)	Aroclor 1232 (1)	5.964	2221641	486.136	ng/ml
14)	Aroclor 1232 (2)	6.299	1350246	518.780	ng/ml
15)	Aroclor 1232 (3)	6.789	2443408	499.474	ng/ml
16)	Aroclor 1232 (4)	7.002	928356	548.727	ng/ml
17)	Aroclor 1232 (5)	7.047	1047657	503.477	ng/ml
18)	Aroclor 1232 (6)	7.172	1131966	521.721	ng/ml
19)	Aroclor 1232 - AVE	0.000	0	N.D.	ng/ml
20)	Aroclor 1242 (1)	6.299	1350246	296.997	ng/ml
21)	Aroclor 1242 (2)	6.789	2443408	276.953	ng/ml
22)	Aroclor 1242 (3)	6.916	1134572	296.220	ng/ml
23)	Aroclor 1242 (4)	7.002	928356	281.014	ng/ml
24)	Aroclor 1242 (5)	7.047	1047657	262.312	ng/ml
25)	Aroclor 1242 (6)	7.172	1131966	271.402	ng/ml
26)	Aroclor 1242 - AVE	0.000	0	N.D.	ng/ml
27)	Aroclor 1248 (1)	6.762	1888334	365.812	ng/ml
28)	Aroclor 1248 (2)	7.002	928356	145.983	ng/ml
29)	Aroclor 1248 (3)	7.047	1047657	176.499	ng/ml
30)	Aroclor 1248 (4)	7.172	1131966	155.159	ng/ml
31)	Aroclor 1248 (5)	7.538	1351685	151.845	ng/ml
32)	Aroclor 1248 (6)	7.696	1745059	214.349	ng/ml
33)	Aroclor 1248 - AVE	0.000	0	N.D.	ng/ml
34)	Aroclor 1254 (1)	7.518	1328075	156.726	ng/ml
35)	Aroclor 1254 (2)	7.696	1745059	125.455	ng/ml
36)	Aroclor 1254 (3)	8.007	705753	46.510	ng/ml
37)	Aroclor 1254 (4)	8.246	542138	49.662	ng/ml
38)	Aroclor 1254 (5)	8.582	4080262	362.733	ng/ml
39)	Aroclor 1254 (6)	8.797	1286937	364.863	ng/ml
40)	Aroclor 1254 - AVE	0.000	0	N.D.	ng/ml
41)	Aroclor 1260 (1)	8.143	4275414	406.105	ng/ml
42)	Aroclor 1260 (2)	8.349	5037521	394.714	ng/ml
43)	Aroclor 1260 (3)	8.582	4080262	307.685	ng/ml
44)	Aroclor 1260 (4)	9.065	12366178	584.621	ng/ml
45)	Aroclor 1260 (5)	9.324	7304758	597.051	ng/ml
46)	Aroclor 1260 (6)	9.889	3314208	679.147	ng/ml
47)	Aroclor 1260 - AVE	0.000	0	N.D.	ng/ml

513.053

Quantitation Report (Not Reviewed)

Data Path : K:\DATA\0A13050\
Data File : ECD2R022.D
Signal(s) : ECD2B.CH
Acq On : 13 Jan 2020 22:32
Operator : MJB / KAK
Sample : 0A13050-ICV3
Misc :
ALS Vial : 70 Sample Multiplier: 1

Integration File: events.e
Quant Time: Jan 14 09:38:51 2020
Quant Method : L:\Methods\RECD2_QUANTPCB_200113.M
Quant Title : PCB Data Analysis
QLast Update : Tue Jan 14 09:35:58 2020
Response via : Initial Calibration
Integrator: ChemStation 6890 Scale Mode: Small noise peaks clipped

	Compound	R.T.	Response	Conc	Units
48)	Aroclor 1262 (1)	8.349	5037521	476.510	ng/ml
49)	Aroclor 1262 (2)	8.650	6862374	449.182	ng/ml
50)	Aroclor 1262 (3)	8.827	5598953	437.275	ng/ml
51)	Aroclor 1262 (4)	9.065	12366178	449.277	ng/ml
52)	Aroclor 1262 (5)	9.324	7304758	444.882	ng/ml
53)	Aroclor 1262 (6)	9.889	3314208	460.273	ng/ml
54)	Aroclor 1262 - AVE	0.000	0	N.D.	ng/ml
55)	Aroclor 1268 (1)	8.868	758406	121.692	ng/ml
56)	Aroclor 1268 (2)	9.324	7304758	263.078	ng/ml
57)	Aroclor 1268 (3)	9.388	3944690	175.193	ng/ml
58)	Aroclor 1268 (4)	9.601	308022	15.998	ng/ml
59)	Aroclor 1268 (5)	9.889	3314208	423.639	ng/ml
60)	Aroclor 1268 (6)	10.238	1086007	21.456	ng/ml
61)	Aroclor 1268 - AVE	0.000	0	N.D.	ng/ml

452.900

(f)=RT Delta > 1/2 Window (m)=manual int.

Quantitation Report (Not Reviewed)

Data Path : K:\DATA\0A13050\
Data File : ECD2R022.D
Signal(s) : ECD2B.CH
Acq On : 13 Jan 2020 22:32
Operator : MJB / KAK
Sample : 0A13050-ICV3
Misc :
ALS Vial : 70 Sample Multiplier: 1

Integration File: events.e
Quant Time: Jan 14 09:38:51 2020
Quant Method : L:\Methods\RECD2_QUANTPCB_200113.M
Quant Title : PCB Data Analysis
QLast Update : Tue Jan 14 09:35:58 2020
Response via : Initial Calibration
Integrator: ChemStation 6890 Scale Mode: Small noise peaks clipped

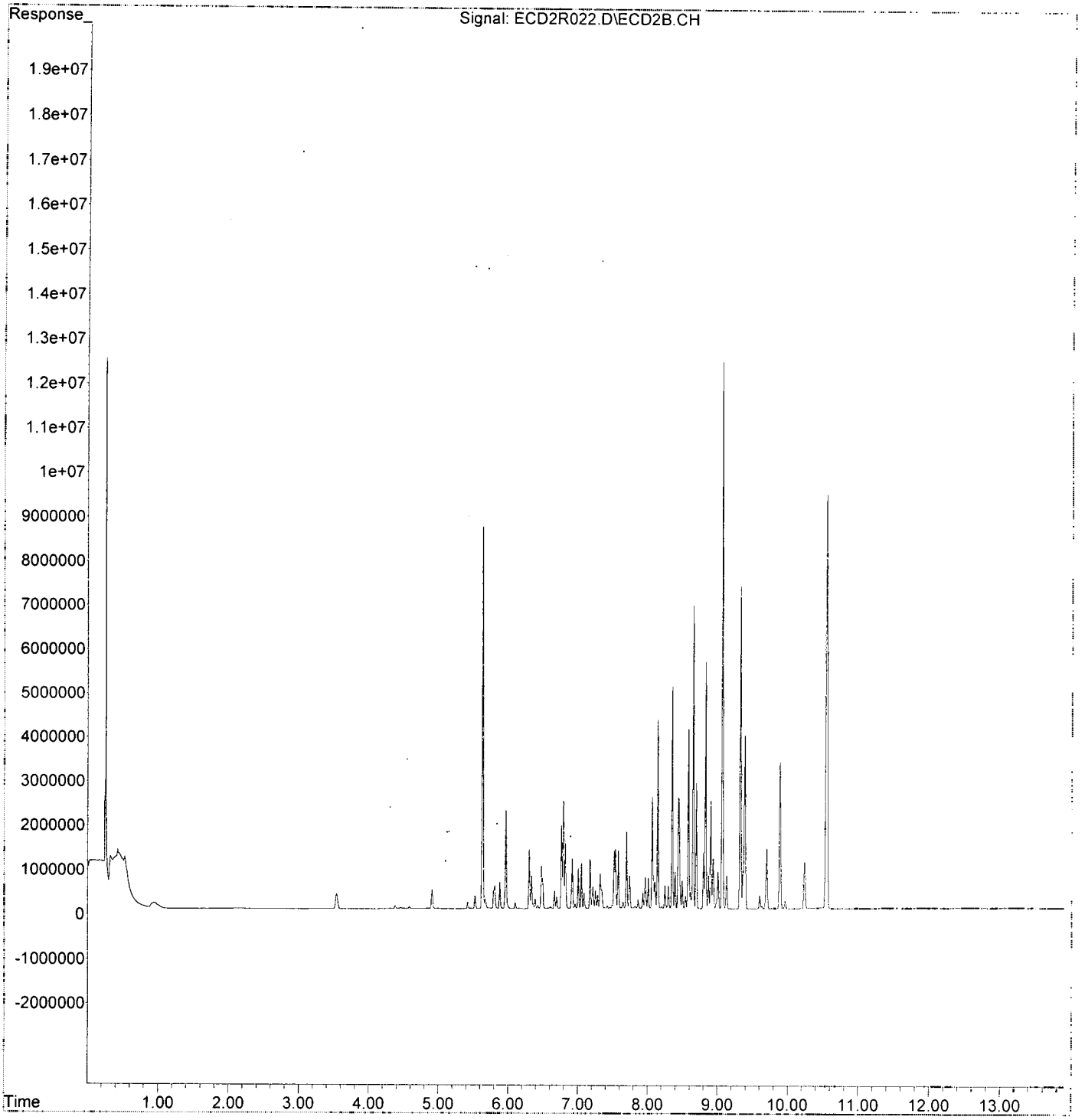

Quantitation Report (Not Reviewed)

Data Path : K:\DATA\0A13050\
Data File : ECD2R023.D
Signal(s) : ECD2B.CH
Acq On : 13 Jan 2020 22:50
Operator : MJB / KAK
Sample : 0A13050-ICV4
Misc : [redacted]
ALS Vial : 71 Sample Multiplier: 1

Integration File: events.e
Quant Time: Jan 14 09:39:27 2020
Quant Method : L:\Methods\RECD2_QUANTPCB_200113.M
Quant Title : PCB Data Analysis
QLast Update : Tue Jan 14 09:35:58 2020
Response via : Initial Calibration
Integrator: ChemStation 6890 Scale Mode: Small noise peaks clipped

1/14/20

1242, 1268

	Compound	R.T.	Response	Conc	Units
	System Monitoring Compounds				
1) S	TCMX (S)	5.627	9226068	40.891	ng/ml
62) S	DCBP (S)	10.548	4337702	39.000	ng/ml
	Target Compounds				
2)	Aroclor 1016 (1)	6.299	2413373	390.388	ng/ml
3)	Aroclor 1016 (2)	6.788	4561837	398.715	ng/ml
4)	Aroclor 1016 (3)	6.915	2111530	394.199	ng/ml
5)	Aroclor 1016 (4)	7.003	1711882	346.482	ng/ml
6)	Aroclor 1016 (5)	7.047	2043722	368.536	ng/ml
7)	Aroclor 1016 (6)	7.173	2181722	381.916	ng/ml
8)	Aroclor 1016 - AVE	0.000	0	N.D.	ng/ml
9)	Aroclor 1221 (1)	5.804	182381	104.966	ng/ml
10)	Aroclor 1221 (2)	5.876	369568	215.243	ng/ml
11)	Aroclor 1221 (3)	5.964	1712969	300.152	ng/ml
12)	Aroclor 1221 - AVE	0.000	0	N.D.	ng/ml
13)	Aroclor 1232 (1)	5.964	1712969	374.829	ng/ml
14)	Aroclor 1232 (2)	6.299	2413373	927.246	ng/ml
15)	Aroclor 1232 (3)	6.788	4561837	932.517	ng/ml
16)	Aroclor 1232 (4)	7.003	1711882	1011.848	ng/ml
17)	Aroclor 1232 (5)	7.047	2043722	982.160	ng/ml
18)	Aroclor 1232 (6)	7.173	2181722	1005.553	ng/ml
19)	Aroclor 1232 - AVE	0.000	0	N.D.	ng/ml
20)	Aroclor 1242 (1)	6.299	2413373	530.840	ng/ml
21)	Aroclor 1242 (2)	6.788	4561837	517.071	ng/ml
22)	Aroclor 1242 (3)	6.915	2111530	551.289	ng/ml
23)	Aroclor 1242 (4)	7.003	1711882	518.188	ng/ml
24)	Aroclor 1242 (5)	7.047	2043722	511.707	ng/ml
25)	Aroclor 1242 (6)	7.173	2181722	523.093	ng/ml
26)	Aroclor 1242 - AVE	0.000	0	N.D.	ng/ml
27)	Aroclor 1248 (1)	6.762	3611646	699.656	ng/ml
28)	Aroclor 1248 (2)	7.003	1711882	269.191	ng/ml
29)	Aroclor 1248 (3)	7.047	2043722	344.306	ng/ml
30)	Aroclor 1248 (4)	7.173	2181722	299.050	ng/ml
31)	Aroclor 1248 (5)	7.538	2591584	291.132	ng/ml
32)	Aroclor 1248 (6)	7.694	2020479	248.179	ng/ml
33)	Aroclor 1248 - AVE	0.000	0	N.D.	ng/ml
34)	Aroclor 1254 (1)	7.520	1648606	194.552	ng/ml
35)	Aroclor 1254 (2)	7.694	2020479	145.255	ng/ml
36)	Aroclor 1254 (3)	8.007	759688	50.064	ng/ml
37)	Aroclor 1254 (4)	8.246	528301	48.395	ng/ml
38)	Aroclor 1254 (5)	8.582	149523	13.293	ng/ml
39)	Aroclor 1254 (6)	8.797	123265	34.947	ng/ml
40)	Aroclor 1254 - AVE	0.000	0	N.D.	ng/ml
41)	Aroclor 1260 (1)	8.142	66974	6.362	ng/ml
42)	Aroclor 1260 (2)	8.346	120430	9.436	ng/ml
43)	Aroclor 1260 (3)	8.582	149523	11.275	ng/ml
44)	Aroclor 1260 (4)	9.065	1461812	69.108	ng/ml
45)	Aroclor 1260 (5)	9.324	13500094	1103.424	ng/ml
46)	Aroclor 1260 (6)	9.889	3935860	806.536	ng/ml
47)	Aroclor 1260 - AVE	0.000	0	N.D.	ng/ml

525.365

Quantitation Report (Not Reviewed)

Data Path : K:\DATA\0A13050\
Data File : ECD2R023.D
Signal(s) : ECD2B.CH
Acq On : 13 Jan 2020 22:50
Operator : MJB / KAK
Sample : 0A13050-ICV4
Misc :
ALS Vial : 71 Sample Multiplier: 1

Integration File: events.e
Quant Time: Jan 14 09:39:27 2020
Quant Method : L:\Methods\RECD2_QUANTPCB_200113.M
Quant Title : PCB Data Analysis
QLast Update : Tue Jan 14 09:35:58 2020
Response via : Initial Calibration
Integrator: ChemStation 6890 Scale Mode: Small noise peaks clipped

	Compound	R.T.	Response	Conc	Units
48)	Aroclor 1262 (1)	8.346	120430	11.392	ng/ml
49)	Aroclor 1262 (2)	8.650	2695648	176.446	ng/ml
50)	Aroclor 1262 (3)	8.827	202812	15.840	ng/ml
51)	Aroclor 1262 (4)	9.065	1461812	53.109	ng/ml
52)	Aroclor 1262 (5)	9.324	13500094	822.196	ng/ml
53)	Aroclor 1262 (6)	9.889	3935860	546.607	ng/ml
54)	Aroclor 1262 - AVE	0.000	0	N.D.	ng/ml
55)	Aroclor 1268 (1)	8.868	3124772	501.395	ng/ml
56)	Aroclor 1268 (2)	9.324	13500094	486.200	ng/ml
57)	Aroclor 1268 (3)	9.390	11777316	523.058	ng/ml
58)	Aroclor 1268 (4)	9.601	9243944	480.124	ng/ml
59)	Aroclor 1268 (5)	9.889	3935860	503.102	ng/ml
60)	Aroclor 1268 (6)	10.238	26494457	523.450	ng/ml
61)	Aroclor 1268 - AVE	0.000	0	N.D.	ng/ml

502.888

(f)=RT Delta > 1/2 Window (m)=manual int.

Quantitation Report (Not Reviewed)

Data Path : K:\DATA\0A13050\
Data File : ECD2R023.D
Signal(s) : ECD2B.CH
Acq On : 13 Jan 2020 22:50
Operator : MJB / KAK
Sample : 0A13050-ICV4
Misc :
ALS Vial : 71 Sample Multiplier: 1

Integration File: events.e
Quant Time: Jan 14 09:39:27 2020
Quant Method : L:\Methods\RECD2_QUANTPCB_200113.M
Quant Title : PCB Data Analysis
QLast Update : Tue Jan 14 09:35:58 2020
Response via : Initial Calibration
Integrator: ChemStation 6890 Scale Mode: Small noise peaks clipped

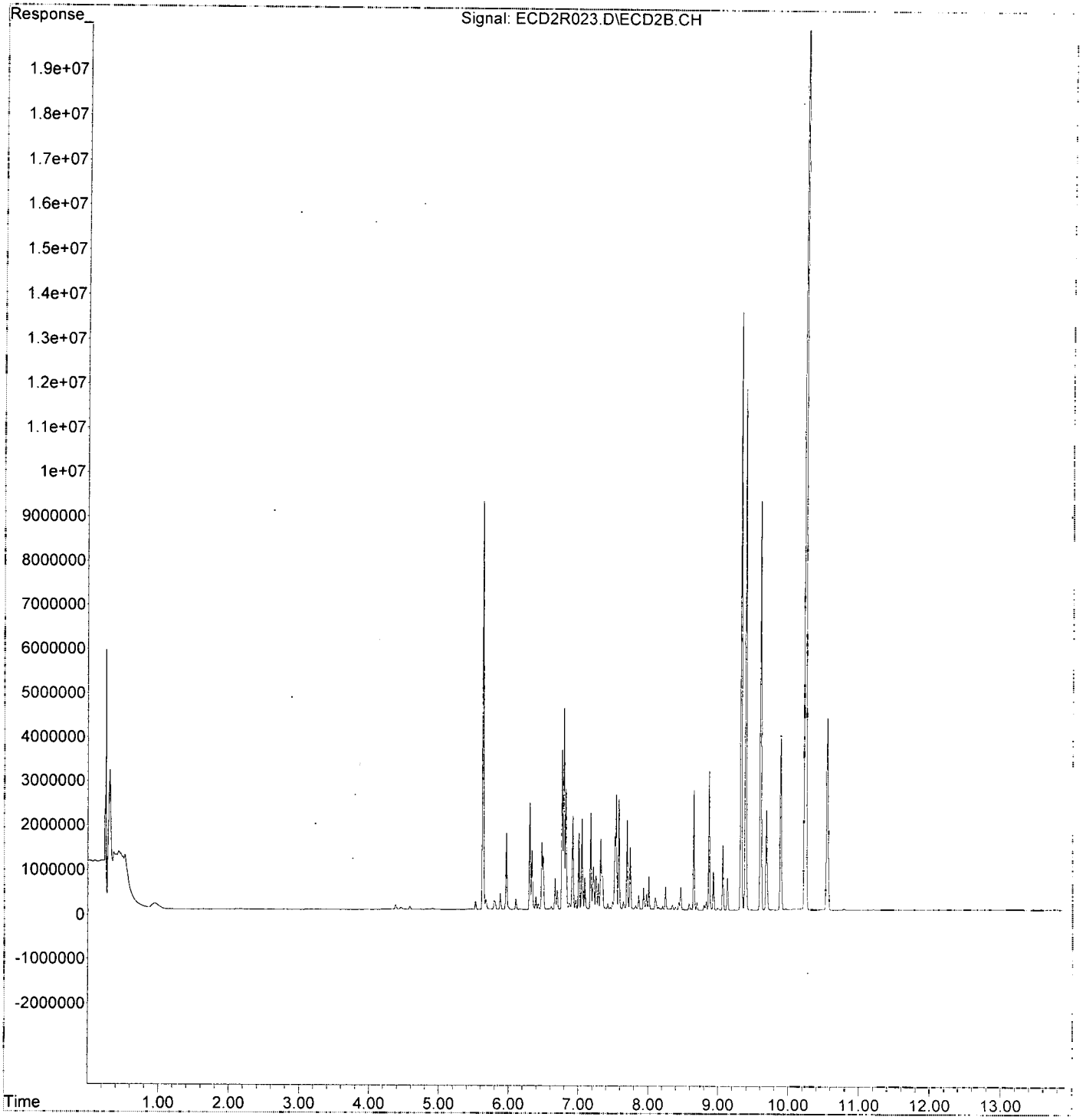

Quantitation Report (Not Reviewed)

Data Path : K:\DATA\0A13050\
Data File : ECD2R025.D
Signal(s) : ECD2B.CH
Acq On : 14 Jan 2020 8:02
Operator : MJB / KAK
Sample : 0A13050-ICV5
Misc : [redacted]
ALS Vial : 72 Sample Multiplier: 1

Integration File: events.e
Quant Time: Jan 14 09:40:40 2020
Quant Method : L:\Methods\RECD2_QUANTPCB_200113.M
Quant Title : PCB Data Analysis
QLast Update : Tue Jan 14 09:35:58 2020
Response via : Initial Calibration
Integrator: ChemStation 6890 Scale Mode: Small noise peaks clipped

1/14/20

12AB

	Compound	R.T.	Response	Conc Units
	System Monitoring Compounds			
1) S	TCMX (S)	5.626	3813	0.017 ng/ml
62) S	DCBP (S)	10.549	7136	0.064 ng/ml
	Target Compounds			
2)	Aroclor 1016 (1)	6.300	1394431	225.564 ng/ml
3)	Aroclor 1016 (2)	6.790	2958219	258.555 ng/ml
4)	Aroclor 1016 (3)	6.914	1341022	250.354 ng/ml
5)	Aroclor 1016 (4)	7.004	3704379	749.759 ng/ml
6)	Aroclor 1016 (5)	7.049	3586571	646.751 ng/ml
7)	Aroclor 1016 (6)	7.174	4317847	755.849 ng/ml
8)	Aroclor 1016 - AVE	0.000	0	N.D. ng/ml
9)	Aroclor 1221 (1)	5.804	21978	12.649 ng/ml
10)	Aroclor 1221 (2)	5.877	39285	22.880 ng/ml
11)	Aroclor 1221 (3)	5.964	217044	38.031 ng/ml
12)	Aroclor 1221 - AVE	0.000	0	N.D. ng/ml
13)	Aroclor 1232 (1)	5.964	217044	47.493 ng/ml
14)	Aroclor 1232 (2)	6.300	1394431	535.756 ng/ml
15)	Aroclor 1232 (3)	6.790	2958219	604.710 ng/ml
16)	Aroclor 1232 (4)	7.004	3704379	2189.560 ng/ml
17)	Aroclor 1232 (5)	7.049	3586571	1723.613 ng/ml
18)	Aroclor 1232 (6)	7.174	4317847	1990.089 ng/ml
19)	Aroclor 1232 - AVE	0.000	0	N.D. ng/ml
20)	Aroclor 1242 (1)	6.300	1394431	306.716 ng/ml
21)	Aroclor 1242 (2)	6.790	2958219	335.306 ng/ml
22)	Aroclor 1242 (3)	6.914	1341022	350.121 ng/ml
23)	Aroclor 1242 (4)	7.004	3704379	1121.319 ng/ml
24)	Aroclor 1242 (5)	7.049	3586571	898.006 ng/ml
25)	Aroclor 1242 (6)	7.174	4317847	1035.253 ng/ml
26)	Aroclor 1242 - AVE	0.000	0	N.D. ng/ml
27)	Aroclor 1248 (1)	6.763	2856083	553.287 ng/ml
28)	Aroclor 1248 (2)	7.004	3704379	582.509 ng/ml
29)	Aroclor 1248 (3)	7.049	3586571	604.230 ng/ml
30)	Aroclor 1248 (4)	7.174	4317847	591.850 ng/ml
31)	Aroclor 1248 (5)	7.539	5461777	613.562 ng/ml
32)	Aroclor 1248 (6)	7.696	4885408	600.083 ng/ml
33)	Aroclor 1248 - AVE	0.000	0	N.D. ng/ml
34)	Aroclor 1254 (1)	7.521	3710121	437.832 ng/ml
35)	Aroclor 1254 (2)	7.696	4885408	351.220 ng/ml
36)	Aroclor 1254 (3)	8.008	2831335	186.587 ng/ml
37)	Aroclor 1254 (4)	8.248	1962735	179.795 ng/ml
38)	Aroclor 1254 (5)	8.581	433653	38.552 ng/ml
39)	Aroclor 1254 (6)	8.811	168693	47.827 ng/ml
40)	Aroclor 1254 - AVE	0.000	0	N.D. ng/ml
41)	Aroclor 1260 (1)	8.144	240144	22.810 ng/ml
42)	Aroclor 1260 (2)	8.347	321684	25.205 ng/ml
43)	Aroclor 1260 (3)	8.581	433653	32.701 ng/ml
44)	Aroclor 1260 (4)	9.066	86034	4.067 ng/ml
45)	Aroclor 1260 (5)	9.324	59779	4.886 ng/ml
46)	Aroclor 1260 (6)	9.890	17482	3.582 ng/ml
47)	Aroclor 1260 - AVE	0.000	0	N.D. ng/ml

590.920

Quantitation Report (Not Reviewed)

Data Path : K:\DATA\0A13050\
Data File : ECD2R025.D
Signal(s) : ECD2B.CH
Acq On : 14 Jan 2020 8:02
Operator : MJB / KAK
Sample : 0A13050-ICV5
Misc :
ALS Vial : 72 Sample Multiplier: 1

Integration File: events.e
Quant Time: Jan 14 09:40:40 2020
Quant Method : L:\Methods\RECD2_QUANTPCB_200113.M
Quant Title : PCB Data Analysis
QLast Update : Tue Jan 14 09:35:58 2020
Response via : Initial Calibration
Integrator: ChemStation 6890 Scale Mode: Small noise peaks clipped

	Compound	R.T.	Response	Conc Units
48)	Aroclor 1262 (1)	8.347	321684	30.429 ng/ml
49)	Aroclor 1262 (2)	8.651	34532	2.260 ng/ml
50)	Aroclor 1262 (3)	8.811	168693	13.175 ng/ml
51)	Aroclor 1262 (4)	9.066	86034	3.126 ng/ml
52)	Aroclor 1262 (5)	9.324	59779	3.641 ng/ml
53)	Aroclor 1262 (6)	9.890	17482	2.428 ng/ml
54)	Aroclor 1262 - AVE	0.000	0	N.D. ng/ml
55)	Aroclor 1268 (1)	8.871	5093	0.817 ng/ml
56)	Aroclor 1268 (2)	9.324	59779	2.153 ng/ml
57)	Aroclor 1268 (3)	9.389	17646	0.784 ng/ml
58)	Aroclor 1268 (4)	9.602	2145	0.111 ng/ml
59)	Aroclor 1268 (5)	9.890	17482	2.235 ng/ml
60)	Aroclor 1268 (6)	10.239	7273	0.144 ng/ml
61)	Aroclor 1268 - AVE	0.000	0	N.D. ng/ml

(f)=RT Delta > 1/2 Window (m)=manual int.

Quantitation Report (Not Reviewed)

Data Path : K:\DATA\0A13050\
Data File : ECD2R025.D
Signal(s) : ECD2B.CH
Acq On : 14 Jan 2020 8:02
Operator : MJB / KAK
Sample : 0A13050-ICV5
Misc :
ALS Vial : 72 Sample Multiplier: 1

Integration File: events.e
Quant Time: Jan 14 09:40:40 2020
Quant Method : L:\Methods\RECD2_QUANTPCB_200113.M
Quant Title : PCB Data Analysis
QLast Update : Tue Jan 14 09:35:58 2020
Response via : Initial Calibration
Integrator: ChemStation 6890 Scale Mode: Small noise peaks clipped

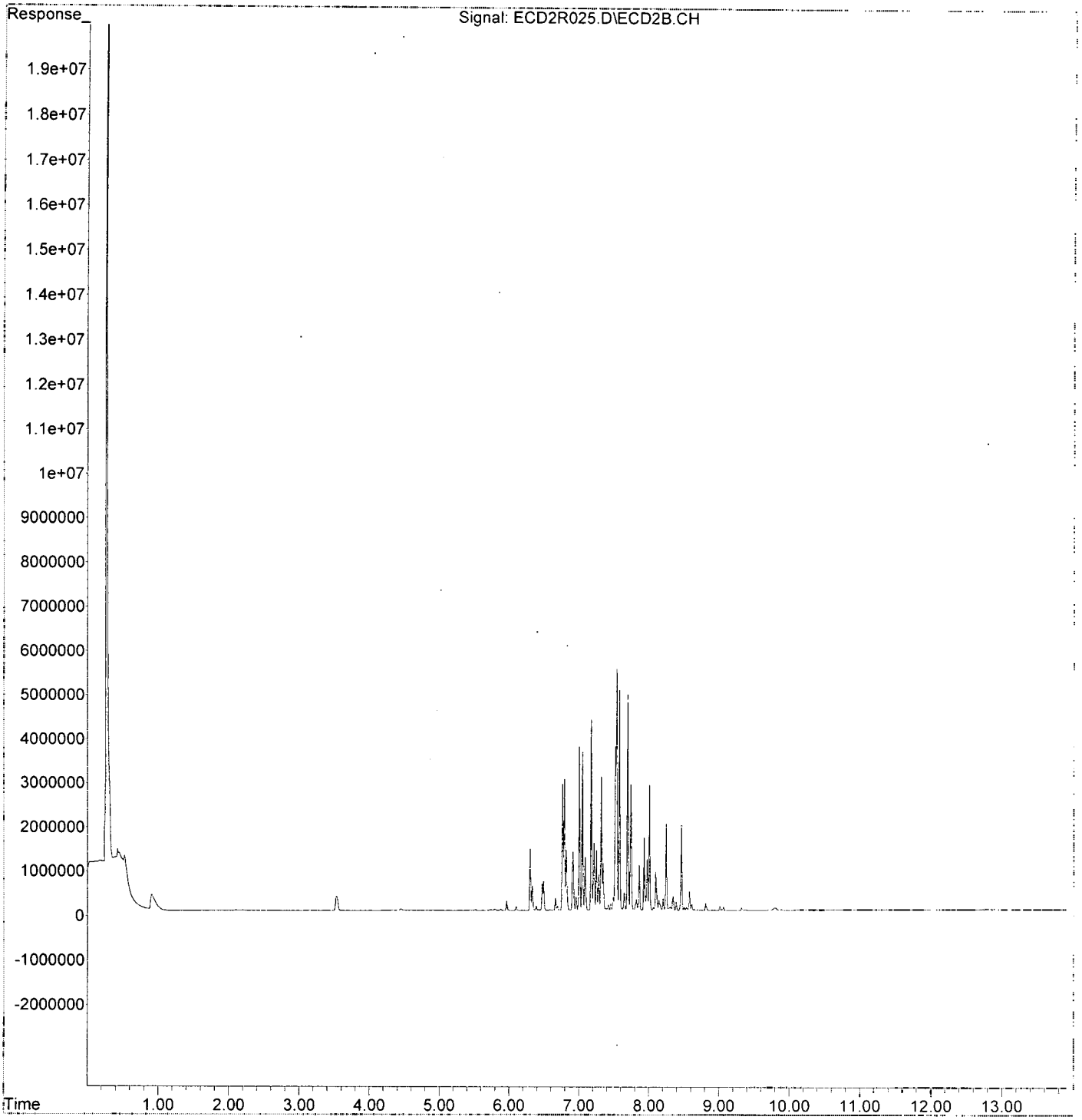

Quantitation Report (QT Reviewed)

Data Path : K:\DATA\0A13050\requant\
Data File : ECD2R005.D
Signal(s) : ECD2B.CH
Acq On : 13 Jan 2020 17:33
Operator : MJB / KAK
Sample : 0A13050-CAL1
Misc :
ALS Vial : 54 Sample Multiplier: 1

Integration File: events.e
Quant Time: Jan 14 11:03:11 2020
Quant Method : L:\Methods\RECD2_QUANTPCB_200113.M
Quant Title : PCB Data Analysis
QLast Update : Tue Jan 14 09:35:58 2020
Response via : Initial Calibration
Integrator: ChemStation 6890 Scale Mode: Small noise peaks clipped

	Compound	R.T.	Response	Conc	Units
	System Monitoring Compounds				
1) S	TCMX (S)	5.628	2095506	9.288	ng/ml
62) S	DCBP (S)	10.551	1072604	9.644	ng/ml
	Target Compounds				
2)	Aroclor 1016 (1)	6.300	145279	23.500	ng/ml
3)	Aroclor 1016 (2)	6.790	249458	21.803	ng/ml
4)	Aroclor 1016 (3)	6.917	116035	21.662	ng/ml
5)	Aroclor 1016 (4)	7.004	117409	23.763	ng/ml
6)	Aroclor 1016 (5)	7.049	131375	23.690	ng/ml
7)	Aroclor 1016 (6)	7.174	135212	23.669	ng/ml
8)	Aroclor 1016 - AVE	0.000	0	N.D.	ng/ml
9)	Aroclor 1221 (1)	0.000	0	N.D.	ng/mld
10)	Aroclor 1221 (2)	0.000	0	N.D.	ng/mld
11)	Aroclor 1221 (3)	0.000	0	N.D.	ng/mld
12)	Aroclor 1221 - AVE	0.000	0	N.D.	ng/mld
13)	Aroclor 1232 (1)	0.000	0	N.D.	ng/mld
14)	Aroclor 1232 (2)	0.000	0	N.D.	ng/mld
15)	Aroclor 1232 (3)	0.000	0	N.D.	ng/mld
16)	Aroclor 1232 (4)	0.000	0	N.D.	ng/mld
17)	Aroclor 1232 (5)	0.000	0	N.D.	ng/mld
18)	Aroclor 1232 (6)	0.000	0	N.D.	ng/mld
19)	Aroclor 1232 - AVE	0.000	0	N.D.	ng/mld
20)	Aroclor 1242 (1)	0.000	0	N.D.	ng/mld
21)	Aroclor 1242 (2)	0.000	0	N.D.	ng/mld
22)	Aroclor 1242 (3)	0.000	0	N.D.	ng/mld
23)	Aroclor 1242 (4)	0.000	0	N.D.	ng/mld
24)	Aroclor 1242 (5)	0.000	0	N.D.	ng/mld
25)	Aroclor 1242 (6)	0.000	0	N.D.	ng/mld
26)	Aroclor 1242 - AVE	0.000	0	N.D.	ng/mld
27)	Aroclor 1248 (1)	0.000	0	N.D.	ng/mld
28)	Aroclor 1248 (2)	0.000	0	N.D.	ng/mld
29)	Aroclor 1248 (3)	0.000	0	N.D.	ng/mld
30)	Aroclor 1248 (4)	0.000	0	N.D.	ng/mld
31)	Aroclor 1248 (5)	0.000	0	N.D.	ng/mld
32)	Aroclor 1248 (6)	0.000	0	N.D.	ng/mld
33)	Aroclor 1248 - AVE	0.000	0	N.D.	ng/mld
34)	Aroclor 1254 (1)	0.000	0	N.D.	ng/mld
35)	Aroclor 1254 (2)	0.000	0	N.D.	ng/mld
36)	Aroclor 1254 (3)	0.000	0	N.D.	ng/mld
37)	Aroclor 1254 (4)	0.000	0	N.D.	ng/mld
38)	Aroclor 1254 (5)	0.000	0	N.D.	ng/mld
39)	Aroclor 1254 (6)	0.000	0	N.D.	ng/mld
40)	Aroclor 1254 - AVE	0.000	0	N.D.	ng/mld
41)	Aroclor 1260 (1)	8.144	236430	22.458	ng/ml
42)	Aroclor 1260 (2)	8.351	280991	22.017	ng/ml
43)	Aroclor 1260 (3)	8.582	282360	21.292	ng/ml
44)	Aroclor 1260 (4)	9.067	414593	19.600	ng/ml
45)	Aroclor 1260 (5)	9.325	257901	21.079	ng/ml
46)	Aroclor 1260 (6)	9.891	103156	21.139	ng/ml
47)	Aroclor 1260 - AVE	0.000	0	N.D.	ng/ml

1/14/20

Quantitation Report (QT Reviewed)

Data Path : K:\DATA\0A13050\requant\
Data File : ECD2R005.D
Signal(s) : ECD2B.CH
Acq On : 13 Jan 2020 17:33
Operator : MJB / KAK
Sample : 0A13050-CAL1
Misc :
ALS Vial : 54 Sample Multiplier: 1

Integration File: events.e
Quant Time: Jan 14 11:03:11 2020
Quant Method : L:\Methods\RECD2_QUANTPCB_200113.M
Quant Title : PCB Data Analysis
QLast Update : Tue Jan 14 09:35:58 2020
Response via : Initial Calibration
Integrator: ChemStation 6890 Scale Mode: Small noise peaks clipped

	Compound	R.T.	Response	Conc	Units
48)	Aroclor 1262 (1)	0.000	0	N.D.	ng/mld
49)	Aroclor 1262 (2)	0.000	0	N.D.	ng/mld
50)	Aroclor 1262 (3)	0.000	0	N.D.	ng/mld
51)	Aroclor 1262 (4)	0.000	0	N.D.	ng/mld
52)	Aroclor 1262 (5)	0.000	0	N.D.	ng/mld
53)	Aroclor 1262 (6)	0.000	0	N.D.	ng/mld
54)	Aroclor 1262 - AVE	0.000	0	N.D.	ng/mld
55)	Aroclor 1268 (1)	0.000	0	N.D.	ng/mld
56)	Aroclor 1268 (2)	0.000	0	N.D.	ng/mld
57)	Aroclor 1268 (3)	0.000	0	N.D.	ng/mld
58)	Aroclor 1268 (4)	0.000	0	N.D.	ng/mld
59)	Aroclor 1268 (5)	0.000	0	N.D.	ng/mld
60)	Aroclor 1268 (6)	0.000	0	N.D.	ng/mld
61)	Aroclor 1268 - AVE	0.000	0	N.D.	ng/mld

(f)=RT Delta > 1/2 Window (m)=manual int.

Quantitation Report (QT Reviewed)

Data Path : K:\DATA\0A13050\requant\
Data File : ECD2R005.D
Signal(s) : ECD2B.CH
Acq On : 13 Jan 2020 17:33
Operator : MJB / KAK
Sample : 0A13050-CAL1
Misc :
ALS Vial : 54 Sample Multiplier: 1

Integration File: events.e
Quant Time: Jan 14 11:03:11 2020
Quant Method : L:\Methods\RECD2_QUANTPCB_200113.M
Quant Title : PCB Data Analysis
QLast Update : Tue Jan 14 09:35:58 2020
Response via : Initial Calibration
Integrator: ChemStation 6890 Scale Mode: Small noise peaks clipped

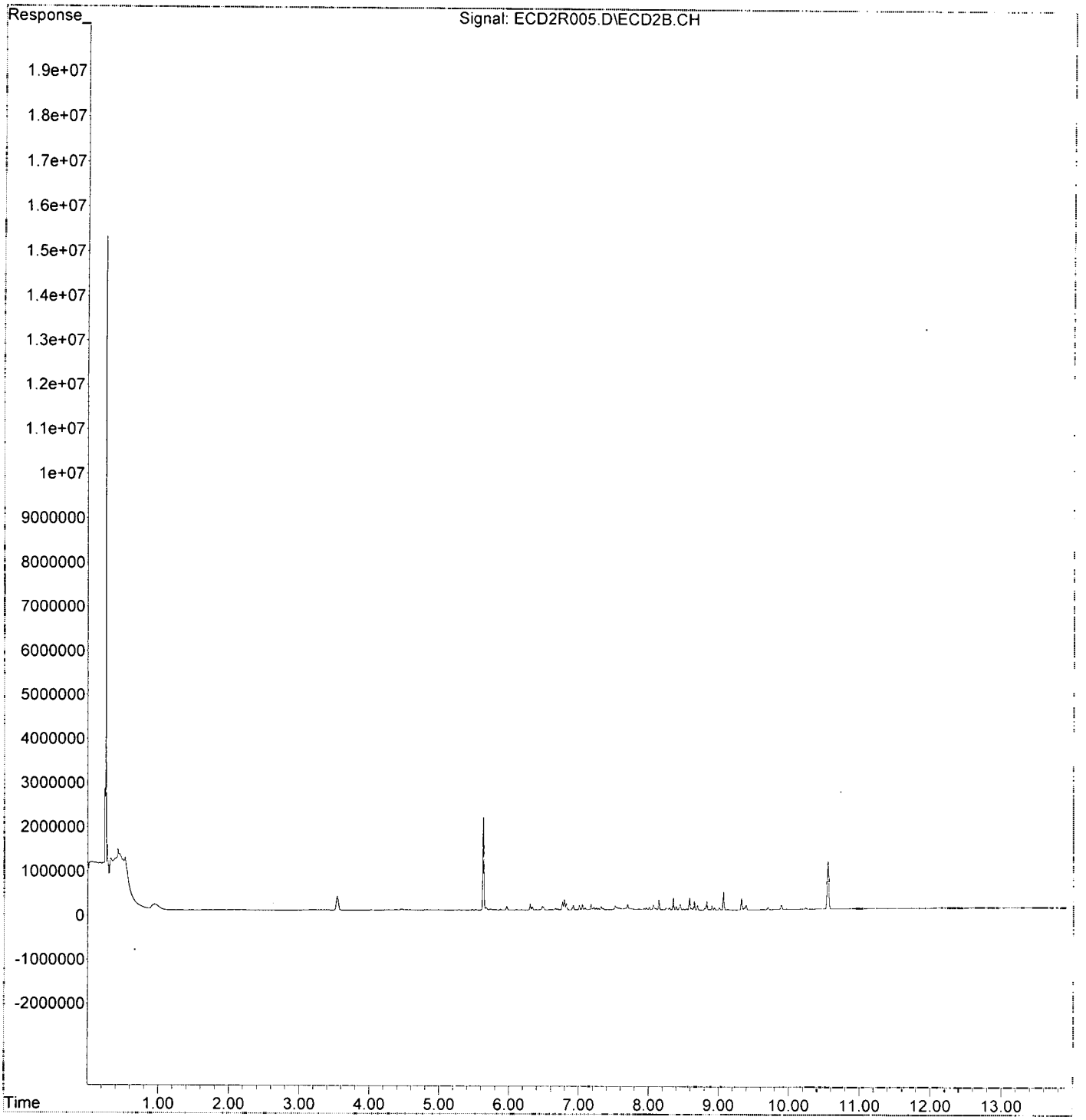

Quantitation Report (QT Reviewed)

Data Path : K:\DATA\0A13050\[redacted]
Data File : ECD2R006.D
Signal(s) : ECD2B.CH
Acq On : 13 Jan 2020 17:50
Operator : MJB / KAK
Sample : 0A13050-[redacted]
Misc :
ALS Vial : 55 Sample Multiplier: 1

Integration File: events.e
Quant Time: Jan 14 11:03:32 2020
Quant Method : L:\Methods\RECD2_QUANTPCB_200113.M
Quant Title : PCB Data Analysis
QLast Update : Tue Jan 14 09:35:58 2020
Response via : Initial Calibration
Integrator: ChemStation 6890 Scale Mode: Small noise peaks clipped

1/14/20

		Compound	R.T.	Response	Conc	Units
		System Monitoring Compounds				
1)	S	TCMX (S)	5.628	5312749	23.547	ng/ml
62)	S	DCBP (S)	10.550	2755983	24.779	ng/ml
		Target Compounds				
2)		Aroclor 1016 (1)	6.300	343821	55.617	ng/ml
3)		Aroclor 1016 (2)	6.790	597996	52.266	ng/ml
4)		Aroclor 1016 (3)	6.917	290069	54.153	ng/ml
5)		Aroclor 1016 (4)	7.004	278534	56.375	ng/ml
6)		Aroclor 1016 (5)	7.048	307931	55.528	ng/ml
7)		Aroclor 1016 (6)	7.174	315508	55.230	ng/ml
8)		Aroclor 1016 - AVE	0.000	0	N.D.	ng/ml
9)		Aroclor 1221 (1)	0.000	0	N.D.	ng/mld
10)		Aroclor 1221 (2)	0.000	0	N.D.	ng/mld
11)		Aroclor 1221 (3)	0.000	0	N.D.	ng/mld
12)		Aroclor 1221 - AVE	0.000	0	N.D.	ng/mld
13)		Aroclor 1232 (1)	0.000	0	N.D.	ng/mld
14)		Aroclor 1232 (2)	0.000	0	N.D.	ng/mld
15)		Aroclor 1232 (3)	0.000	0	N.D.	ng/mld
16)		Aroclor 1232 (4)	0.000	0	N.D.	ng/mld
17)		Aroclor 1232 (5)	0.000	0	N.D.	ng/mld
18)		Aroclor 1232 (6)	0.000	0	N.D.	ng/mld
19)		Aroclor 1232 - AVE	0.000	0	N.D.	ng/mld
20)		Aroclor 1242 (1)	0.000	0	N.D.	ng/mld
21)		Aroclor 1242 (2)	0.000	0	N.D.	ng/mld
22)		Aroclor 1242 (3)	0.000	0	N.D.	ng/mld
23)		Aroclor 1242 (4)	0.000	0	N.D.	ng/mld
24)		Aroclor 1242 (5)	0.000	0	N.D.	ng/mld
25)		Aroclor 1242 (6)	0.000	0	N.D.	ng/mld
26)		Aroclor 1242 - AVE	0.000	0	N.D.	ng/mld
27)		Aroclor 1248 (1)	0.000	0	N.D.	ng/mld
28)		Aroclor 1248 (2)	0.000	0	N.D.	ng/mld
29)		Aroclor 1248 (3)	0.000	0	N.D.	ng/mld
30)		Aroclor 1248 (4)	0.000	0	N.D.	ng/mld
31)		Aroclor 1248 (5)	0.000	0	N.D.	ng/mld
32)		Aroclor 1248 (6)	0.000	0	N.D.	ng/mld
33)		Aroclor 1248 - AVE	0.000	0	N.D.	ng/mld
34)		Aroclor 1254 (1)	0.000	0	N.D.	ng/mld
35)		Aroclor 1254 (2)	0.000	0	N.D.	ng/mld
36)		Aroclor 1254 (3)	0.000	0	N.D.	ng/mld
37)		Aroclor 1254 (4)	0.000	0	N.D.	ng/mld
38)		Aroclor 1254 (5)	0.000	0	N.D.	ng/mld
39)		Aroclor 1254 (6)	0.000	0	N.D.	ng/mld
40)		Aroclor 1254 - AVE	0.000	0	N.D.	ng/mld
41)		Aroclor 1260 (1)	8.144	540959	51.384	ng/ml
42)		Aroclor 1260 (2)	8.350	656411	51.433	ng/ml
43)		Aroclor 1260 (3)	8.582	674172	50.838	ng/ml
44)		Aroclor 1260 (4)	9.066	1047953	49.543	ng/ml
45)		Aroclor 1260 (5)	9.325	608364	49.724	ng/ml
46)		Aroclor 1260 (6)	9.891	261903	53.669	ng/ml
47)		Aroclor 1260 - AVE	0.000	0	N.D.	ng/ml

Quantitation Report (QT Reviewed)

Data Path : K:\DATA\0A13050\requant\
Data File : ECD2R006.D
Signal(s) : ECD2B.CH
Acq On : 13 Jan 2020 17:50
Operator : MJB / KAK
Sample : 0A13050-CAL2
Misc :
ALS Vial : 55 Sample Multiplier: 1

Integration File: events.e
Quant Time: Jan 14 11:03:32 2020
Quant Method : L:\Methods\RECD2_QUANTPCB_200113.M
Quant Title : PCB Data Analysis
QLast Update : Tue Jan 14 09:35:58 2020
Response via : Initial Calibration
Integrator: ChemStation 6890 Scale Mode: Small noise peaks clipped

	Compound	R.T.	Response	Conc	Units
48)	Aroclor 1262 (1)	0.000	0	N.D.	ng/mld
49)	Aroclor 1262 (2)	0.000	0	N.D.	ng/mld
50)	Aroclor 1262 (3)	0.000	0	N.D.	ng/mld
51)	Aroclor 1262 (4)	0.000	0	N.D.	ng/mld
52)	Aroclor 1262 (5)	0.000	0	N.D.	ng/mld
53)	Aroclor 1262 (6)	0.000	0	N.D.	ng/mld
54)	Aroclor 1262 - AVE	0.000	0	N.D.	ng/mld
55)	Aroclor 1268 (1)	0.000	0	N.D.	ng/mld
56)	Aroclor 1268 (2)	0.000	0	N.D.	ng/mld
57)	Aroclor 1268 (3)	0.000	0	N.D.	ng/mld
58)	Aroclor 1268 (4)	0.000	0	N.D.	ng/mld
59)	Aroclor 1268 (5)	0.000	0	N.D.	ng/mld
60)	Aroclor 1268 (6)	0.000	0	N.D.	ng/mld
61)	Aroclor 1268 - AVE	0.000	0	N.D.	ng/mld

(f)=RT Delta > 1/2 Window (m)=manual int.

Quantitation Report (QT Reviewed)

Data Path : K:\DATA\0A13050\requant\
Data File : ECD2R006.D
Signal(s) : ECD2B.CH
Acq On : 13 Jan 2020 17:50
Operator : MJB / KAK
Sample : 0A13050-CAL2
Misc :
ALS Vial : 55 Sample Multiplier: 1

Integration File: events.e
Quant Time: Jan 14 11:03:32 2020
Quant Method : L:\Methods\RECD2_QUANTPCB_200113.M
Quant Title : PCB Data Analysis
QLast Update : Tue Jan 14 09:35:58 2020
Response via : Initial Calibration
Integrator: ChemStation 6890 Scale Mode: Small noise peaks clipped

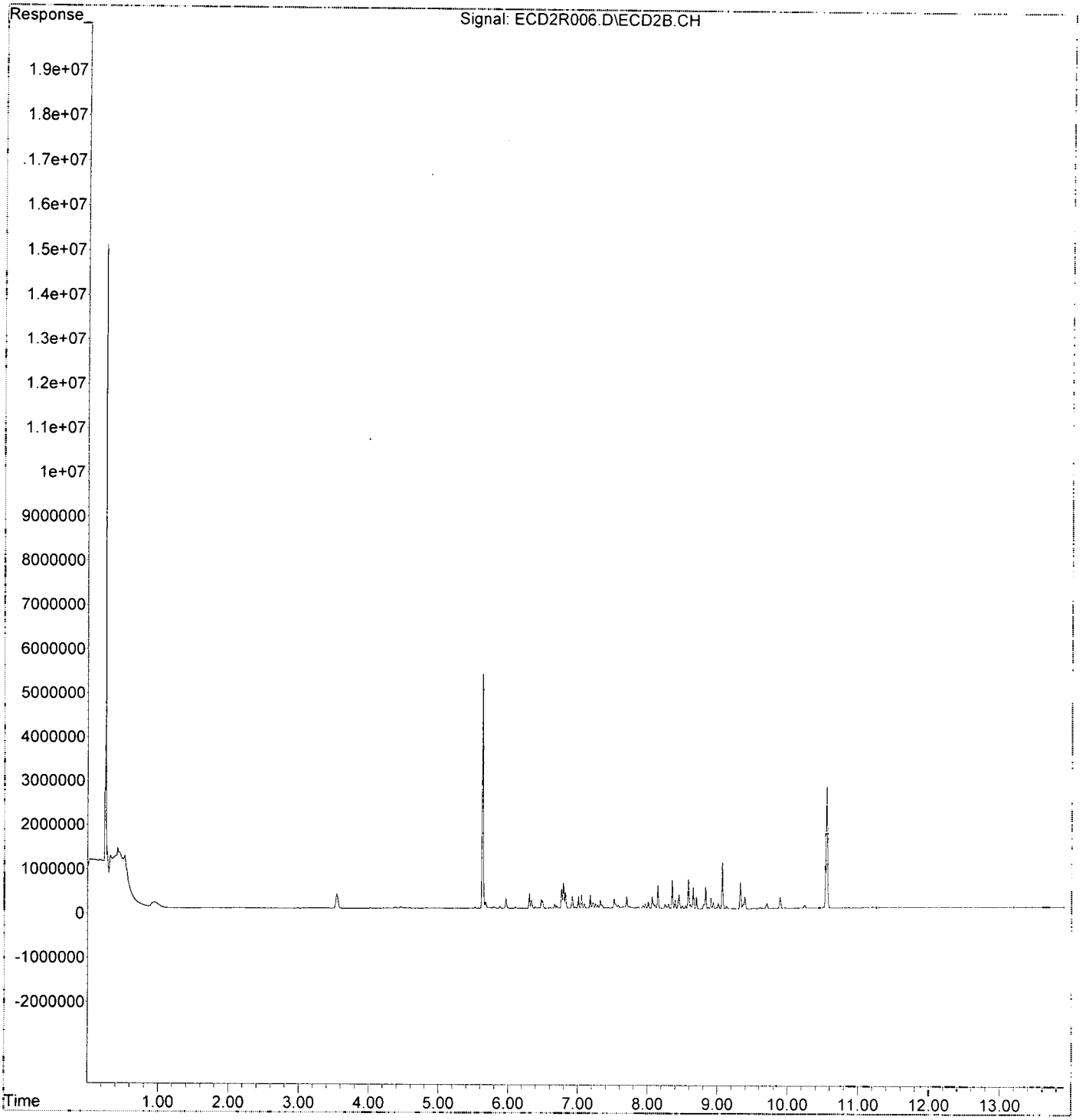

Quantitation Report (QT Reviewed)

Data Path : K:\DATA\0A13050\[redacted]
Data File : ECD2R007.D
Signal(s) : ECD2B.CH
Acq On : 13 Jan 2020 18:08
Operator : MJB / KAK
Sample : 0A13050-[redacted]
Misc :
ALS Vial : 56 Sample Multiplier: 1

Integration File: events.e
Quant Time: Jan 14 11:03:52 2020
Quant Method : L:\Methods\RECD2_QUANTPCB_200113.M
Quant Title : PCB Data Analysis
QLast Update : Tue Jan 14 09:35:58 2020
Response via : Initial Calibration
Integrator: ChemStation 6890 Scale Mode: Small noise peaks clipped

		Compound	R.T.	Response	Conc	Units
		System Monitoring Compounds				
1)	S	TCMX (S)	5.628	11084215	49.127	ng/ml ✓
62)	S	DCBP (S)	10.550	5396453	48.519	ng/ml
		Target Compounds				
2)		Aroclor 1016 (1)	6.300	639728	103.483	ng/ml
3)		Aroclor 1016 (2)	6.790	1142660	99.871	ng/ml
4)		Aroclor 1016 (3)	6.917	536991	100.250	ng/ml
5)		Aroclor 1016 (4)	7.003	519409	105.127	ng/ml ✓
6)		Aroclor 1016 (5)	7.048	569313	102.662	ng/ml
7)		Aroclor 1016 (6)	7.174	588135	102.954	ng/ml
8)		Aroclor 1016 - AVE	0.000	0	N.D.	ng/ml
9)		Aroclor 1221 (1)	0.000	0	N.D.	ng/mld
10)		Aroclor 1221 (2)	0.000	0	N.D.	ng/mld
11)		Aroclor 1221 (3)	0.000	0	N.D.	ng/mld
12)		Aroclor 1221 - AVE	0.000	0	N.D.	ng/mld
13)		Aroclor 1232 (1)	0.000	0	N.D.	ng/mld
14)		Aroclor 1232 (2)	0.000	0	N.D.	ng/mld
15)		Aroclor 1232 (3)	0.000	0	N.D.	ng/mld
16)		Aroclor 1232 (4)	0.000	0	N.D.	ng/mld
17)		Aroclor 1232 (5)	0.000	0	N.D.	ng/mld
18)		Aroclor 1232 (6)	0.000	0	N.D.	ng/mld
19)		Aroclor 1232 - AVE	0.000	0	N.D.	ng/mld
20)		Aroclor 1242 (1)	0.000	0	N.D.	ng/mld
21)		Aroclor 1242 (2)	0.000	0	N.D.	ng/mld
22)		Aroclor 1242 (3)	0.000	0	N.D.	ng/mld
23)		Aroclor 1242 (4)	0.000	0	N.D.	ng/mld
24)		Aroclor 1242 (5)	0.000	0	N.D.	ng/mld
25)		Aroclor 1242 (6)	0.000	0	N.D.	ng/mld
26)		Aroclor 1242 - AVE	0.000	0	N.D.	ng/mld
27)		Aroclor 1248 (1)	0.000	0	N.D.	ng/mld
28)		Aroclor 1248 (2)	0.000	0	N.D.	ng/mld
29)		Aroclor 1248 (3)	0.000	0	N.D.	ng/mld
30)		Aroclor 1248 (4)	0.000	0	N.D.	ng/mld
31)		Aroclor 1248 (5)	0.000	0	N.D.	ng/mld
32)		Aroclor 1248 (6)	0.000	0	N.D.	ng/mld
33)		Aroclor 1248 - AVE	0.000	0	N.D.	ng/mld
34)		Aroclor 1254 (1)	0.000	0	N.D.	ng/mld
35)		Aroclor 1254 (2)	0.000	0	N.D.	ng/mld
36)		Aroclor 1254 (3)	0.000	0	N.D.	ng/mld
37)		Aroclor 1254 (4)	0.000	0	N.D.	ng/mld
38)		Aroclor 1254 (5)	0.000	0	N.D.	ng/mld
39)		Aroclor 1254 (6)	0.000	0	N.D.	ng/mld
40)		Aroclor 1254 - AVE	0.000	0	N.D.	ng/mld
41)		Aroclor 1260 (1)	8.143	1060465	100.729	ng/ml
42)		Aroclor 1260 (2)	8.351	1321460	103.543	ng/ml
43)		Aroclor 1260 (3)	8.582	1327338	100.092	ng/ml
44)		Aroclor 1260 (4)	9.066	2051063	96.966	ng/ml ✓
45)		Aroclor 1260 (5)	9.325	1220407	99.749	ng/ml
46)		Aroclor 1260 (6)	9.890	478851	98.126	ng/ml
47)		Aroclor 1260 - AVE	0.000	0	N.D.	ng/ml

1/14/20

Quantitation Report (QT Reviewed)

Data Path : K:\DATA\0A13050\requant\
Data File : ECD2R007.D
Signal(s) : ECD2B.CH
Acq On : 13 Jan 2020 18:08
Operator : MJB / KAK
Sample : 0A13050-CAL3
Misc :
ALS Vial : 56 Sample Multiplier: 1

Integration File: events.e
Quant Time: Jan 14 11:03:52 2020
Quant Method : L:\Methods\RECD2_QUANTPCB_200113.M
Quant Title : PCB Data Analysis
QLast Update : Tue Jan 14 09:35:58 2020
Response via : Initial Calibration
Integrator: ChemStation 6890 Scale Mode: Small noise peaks clipped

	Compound	R.T.	Response	Conc	Units
48)	Aroclor 1262 (1)	0.000	0	N.D.	ng/mld
49)	Aroclor 1262 (2)	0.000	0	N.D.	ng/mld
50)	Aroclor 1262 (3)	0.000	0	N.D.	ng/mld
51)	Aroclor 1262 (4)	0.000	0	N.D.	ng/mld
52)	Aroclor 1262 (5)	0.000	0	N.D.	ng/mld
53)	Aroclor 1262 (6)	0.000	0	N.D.	ng/mld
54)	Aroclor 1262 - AVE	0.000	0	N.D.	ng/mld
55)	Aroclor 1268 (1)	0.000	0	N.D.	ng/mld
56)	Aroclor 1268 (2)	0.000	0	N.D.	ng/mld
57)	Aroclor 1268 (3)	0.000	0	N.D.	ng/mld
58)	Aroclor 1268 (4)	0.000	0	N.D.	ng/mld
59)	Aroclor 1268 (5)	0.000	0	N.D.	ng/mld
60)	Aroclor 1268 (6)	0.000	0	N.D.	ng/mld
61)	Aroclor 1268 - AVE	0.000	0	N.D.	ng/mld

(f)=RT Delta > 1/2 Window (m)=manual int.

Quantitation Report (QT Reviewed)

Data Path : K:\DATA\0A13050\requant\
Data File : ECD2R007.D
Signal(s) : ECD2B.CH
Acq On : 13 Jan 2020 18:08
Operator : MJB / KAK
Sample : 0A13050-CAL3
Misc :
ALS Vial : 56 Sample Multiplier: 1

Integration File: events.e
Quant Time: Jan 14 11:03:52 2020
Quant Method : L:\Methods\RECD2_QUANTPCB_200113.M
Quant Title : PCB Data Analysis
QLast Update : Tue Jan 14 09:35:58 2020
Response via : Initial Calibration
Integrator: ChemStation 6890 Scale Mode: Small noise peaks clipped

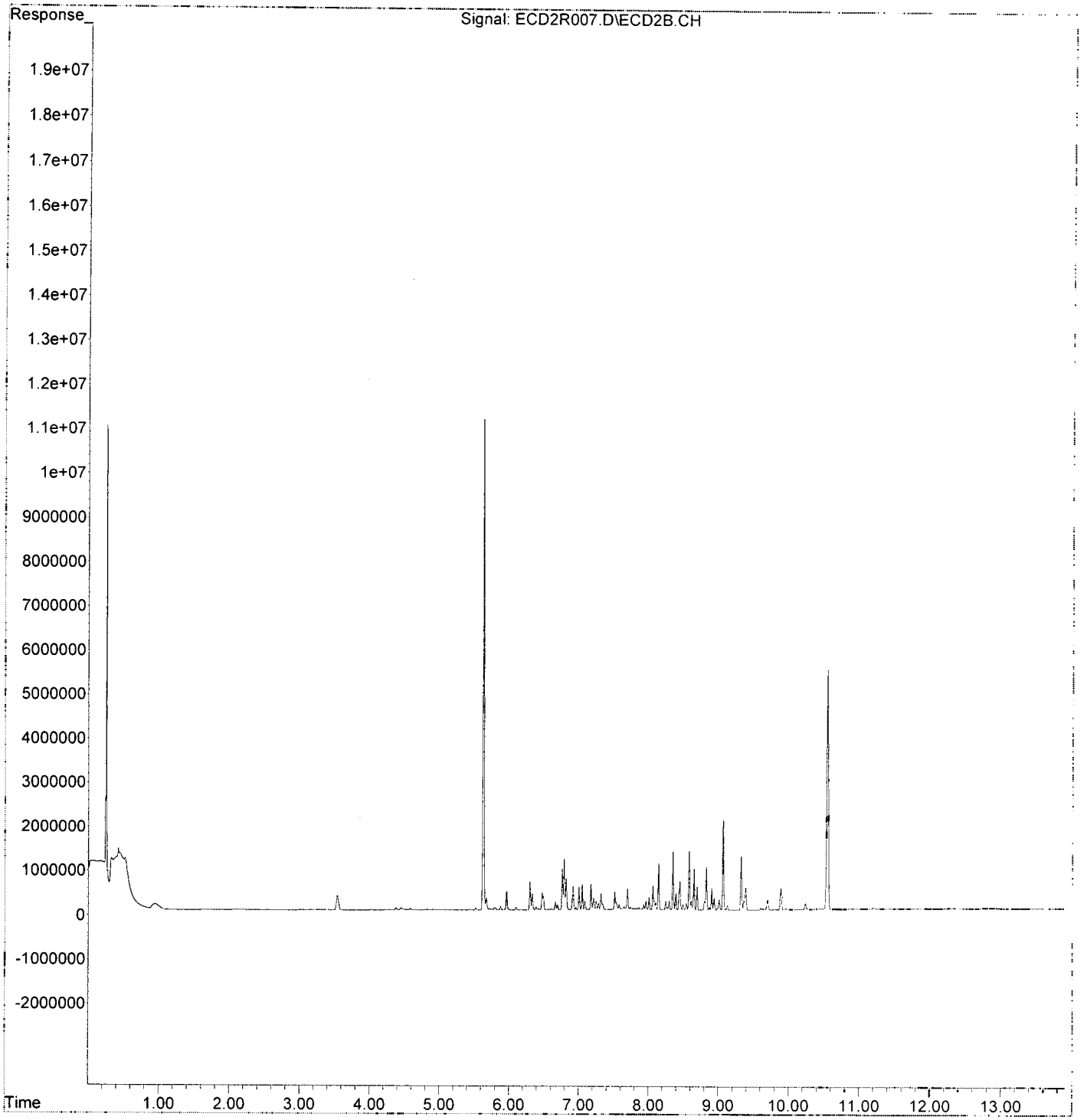

Quantitation Report (QT Reviewed)

Data Path : K:\DATA\0A13050\requant\
Data File : ECD2R008.D
Signal(s) : ECD2B.CH
Acq On : 13 Jan 2020 18:25
Operator : MJB / KAK
Sample : 0A13050-CAL4
Misc :
ALS Vial : 57 Sample Multiplier: 1

Integration File: events.e
Quant Time: Jan 14 11:04:13 2020
Quant Method : L:\Methods\RECD2_QUANTPCB_200113.M
Quant Title : PCB Data Analysis
QLast Update : Tue Jan 14 09:35:58 2020
Response via : Initial Calibration
Integrator: ChemStation 6890 Scale Mode: Small noise peaks clipped

	Compound	R.T.	Response	Conc	Units
	System Monitoring Compounds				
1)	S TCMX (S)	5.629	22681880	100.529	ng/ml ✓
62)	S DCBP (S)	10.551	10891716	97.926	ng/ml
	Target Compounds				
2)	Aroclor 1016 (1)	6.301	1190843	192.631	ng/ml
3)	Aroclor 1016 (2)	6.790	2334544	204.044	ng/ml
4)	Aroclor 1016 (3)	6.917	1067264	199.246	ng/ml
5)	Aroclor 1016 (4)	7.004	981904	198.735	ng/ml ✓
6)	Aroclor 1016 (5)	7.049	1076394	194.102	ng/ml
7)	Aroclor 1016 (6)	7.174	1160064	203.072	ng/ml
8)	Aroclor 1016 - AVE	0.000	0	N.D.	ng/ml
9)	Aroclor 1221 (1)	0.000	0	N.D.	ng/mld
10)	Aroclor 1221 (2)	0.000	0	N.D.	ng/mld
11)	Aroclor 1221 (3)	0.000	0	N.D.	ng/mld
12)	Aroclor 1221 - AVE	0.000	0	N.D.	ng/mld
13)	Aroclor 1232 (1)	0.000	0	N.D.	ng/mld
14)	Aroclor 1232 (2)	0.000	0	N.D.	ng/mld
15)	Aroclor 1232 (3)	0.000	0	N.D.	ng/mld
16)	Aroclor 1232 (4)	0.000	0	N.D.	ng/mld
17)	Aroclor 1232 (5)	0.000	0	N.D.	ng/mld
18)	Aroclor 1232 (6)	0.000	0	N.D.	ng/mld
19)	Aroclor 1232 - AVE	0.000	0	N.D.	ng/mld
20)	Aroclor 1242 (1)	0.000	0	N.D.	ng/mld
21)	Aroclor 1242 (2)	0.000	0	N.D.	ng/mld
22)	Aroclor 1242 (3)	0.000	0	N.D.	ng/mld
23)	Aroclor 1242 (4)	0.000	0	N.D.	ng/mld
24)	Aroclor 1242 (5)	0.000	0	N.D.	ng/mld
25)	Aroclor 1242 (6)	0.000	0	N.D.	ng/mld
26)	Aroclor 1242 - AVE	0.000	0	N.D.	ng/mld
27)	Aroclor 1248 (1)	0.000	0	N.D.	ng/mld
28)	Aroclor 1248 (2)	0.000	0	N.D.	ng/mld
29)	Aroclor 1248 (3)	0.000	0	N.D.	ng/mld
30)	Aroclor 1248 (4)	0.000	0	N.D.	ng/mld
31)	Aroclor 1248 (5)	0.000	0	N.D.	ng/mld
32)	Aroclor 1248 (6)	0.000	0	N.D.	ng/mld
33)	Aroclor 1248 - AVE	0.000	0	N.D.	ng/mld
34)	Aroclor 1254 (1)	0.000	0	N.D.	ng/mld
35)	Aroclor 1254 (2)	0.000	0	N.D.	ng/mld
36)	Aroclor 1254 (3)	0.000	0	N.D.	ng/mld
37)	Aroclor 1254 (4)	0.000	0	N.D.	ng/mld
38)	Aroclor 1254 (5)	0.000	0	N.D.	ng/mld
39)	Aroclor 1254 (6)	0.000	0	N.D.	ng/mld
40)	Aroclor 1254 - AVE	0.000	0	N.D.	ng/mld
41)	Aroclor 1260 (1)	8.144	2093221	198.827	ng/ml
42)	Aroclor 1260 (2)	8.351	2511397	196.780	ng/ml
43)	Aroclor 1260 (3)	8.582	2744238	206.938	ng/ml
44)	Aroclor 1260 (4)	9.066	4251874	201.011	ng/ml ✓
45)	Aroclor 1260 (5)	9.325	2471890	202.039	ng/ml
46)	Aroclor 1260 (6)	9.891	1008936	206.751	ng/ml
47)	Aroclor 1260 - AVE	0.000	0	N.D.	ng/ml

1/14/20

Quantitation Report (QT Reviewed)

Data Path : K:\DATA\0A13050\requant\
Data File : ECD2R008.D
Signal(s) : ECD2B.CH
Acq On : 13 Jan 2020 18:25
Operator : MJB / KAK
Sample : 0A13050-CAL4
Misc :
ALS Vial : 57 Sample Multiplier: 1

Integration File: events.e
Quant Time: Jan 14 11:04:13 2020
Quant Method : L:\Methods\RECD2_QUANTPCB_200113.M
Quant Title : PCB Data Analysis
QLast Update : Tue Jan 14 09:35:58 2020
Response via : Initial Calibration
Integrator: ChemStation 6890 Scale Mode: Small noise peaks clipped

	Compound	R.T.	Response	Conc Units
48)	Aroclor 1262 (1)	0.000	0	N.D. ng/mld
49)	Aroclor 1262 (2)	0.000	0	N.D. ng/mld
50)	Aroclor 1262 (3)	0.000	0	N.D. ng/mld
51)	Aroclor 1262 (4)	0.000	0	N.D. ng/mld
52)	Aroclor 1262 (5)	0.000	0	N.D. ng/mld
53)	Aroclor 1262 (6)	0.000	0	N.D. ng/mld
54)	Aroclor 1262 - AVE	0.000	0	N.D. ng/mld
55)	Aroclor 1268 (1)	0.000	0	N.D. ng/mld
56)	Aroclor 1268 (2)	0.000	0	N.D. ng/mld
57)	Aroclor 1268 (3)	0.000	0	N.D. ng/mld
58)	Aroclor 1268 (4)	0.000	0	N.D. ng/mld
59)	Aroclor 1268 (5)	0.000	0	N.D. ng/mld
60)	Aroclor 1268 (6)	0.000	0	N.D. ng/mld
61)	Aroclor 1268 - AVE	0.000	0	N.D. ng/mld

(f)=RT Delta > 1/2 Window (m)=manual int.

Quantitation Report (QT Reviewed)

Data Path : K:\DATA\0A13050\requant\
Data File : ECD2R008.D
Signal(s) : ECD2B.CH
Acq On : 13 Jan 2020 18:25
Operator : MJB / KAK
Sample : 0A13050-CAL4
Misc :
ALS Vial : 57 Sample Multiplier: 1

Integration File: events.e
Quant Time: Jan 14 11:04:13 2020
Quant Method : L:\Methods\RECD2_QUANTPCB_200113.M
Quant Title : PCB Data Analysis
QLast Update : Tue Jan 14 09:35:58 2020
Response via : Initial Calibration
Integrator: ChemStation 6890 Scale Mode: Small noise peaks clipped

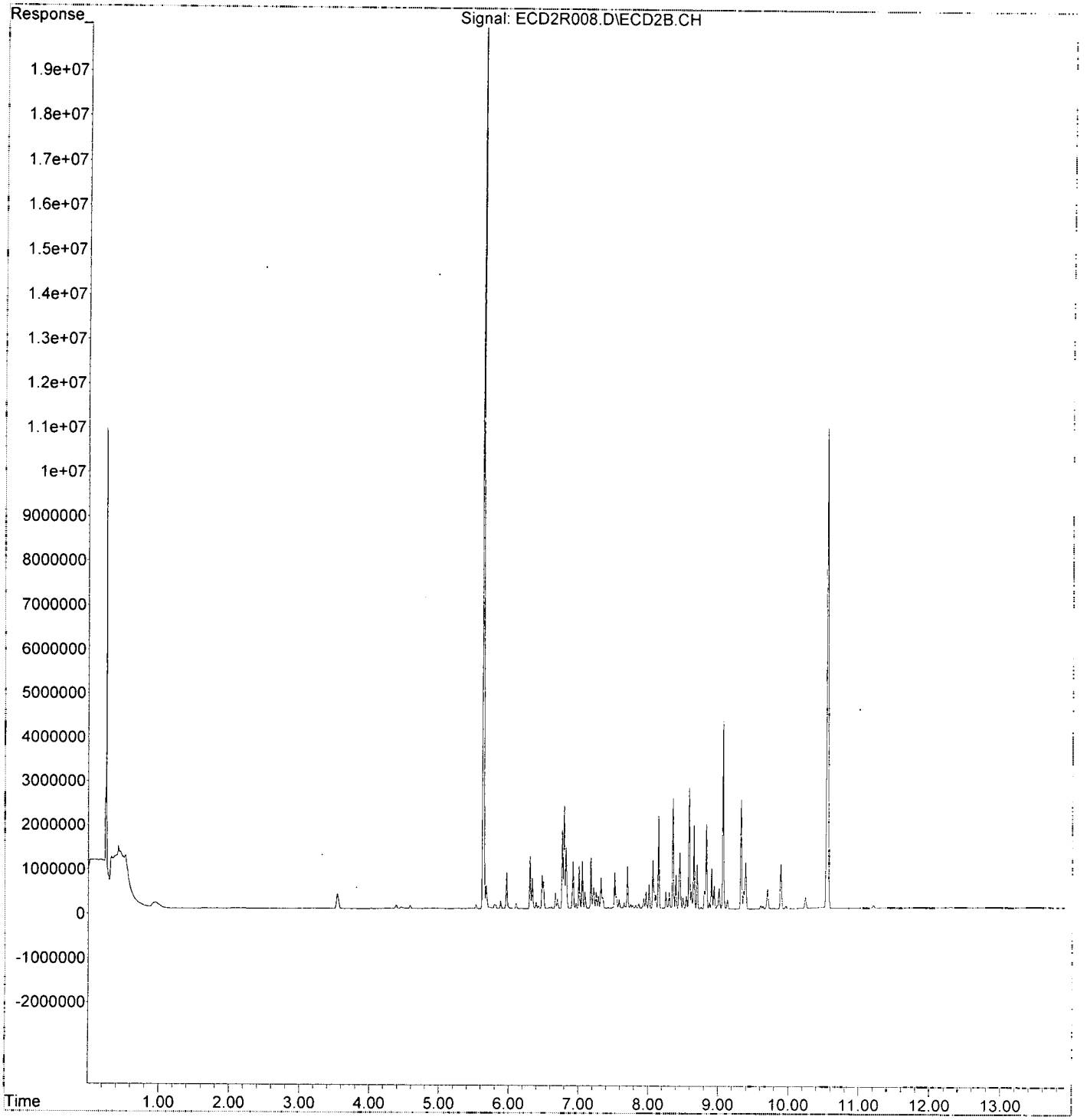

Quantitation Report (QT Reviewed)

Data Path : K:\DATA\0A13050\requant\
Data File : ECD2R009.D
Signal(s) : ECD2B.CH
Acq On : 13 Jan 2020 18:43
Operator : MJB / KAK
Sample : 0A13050-CAL5
Misc :
ALS Vial : 58 Sample Multiplier: 1

Integration File: events.e
Quant Time: Jan 14 11:04:33 2020
Quant Method : L:\Methods\RECD2_QUANTPCB_200113.M
Quant Title : PCB Data Analysis
QLast Update : Tue Jan 14 09:35:58 2020
Response via : Initial Calibration
Integrator: ChemStation 6890 Scale Mode: Small noise peaks clipped

	Compound	R.T.	Response	Conc	Units
	System Monitoring Compounds				
1) S	TCMX (S)	5.629	53881075	238.807	ng/ml ✓
62) S	DCBP (S)	10.552	25218318	226.735	ng/ml ✓
	Target Compounds				
2)	Aroclor 1016 (1)	6.300	2835860	458.730	ng/ml
3)	Aroclor 1016 (2)	6.790	5484312	479.341	ng/ml
4)	Aroclor 1016 (3)	6.917	2538905	473.985	ng/ml
5)	Aroclor 1016 (4)	7.003	2203390	445.962	ng/ml
6)	Aroclor 1016 (5)	7.048	2536989	457.485	ng/ml
7)	Aroclor 1016 (6)	7.174	2573883	450.564	ng/ml ✓
8)	Aroclor 1016 - AVE	0.000	0	N.D.	ng/ml
9)	Aroclor 1221 (1)	0.000	0	N.D.	ng/mld
10)	Aroclor 1221 (2)	0.000	0	N.D.	ng/mld
11)	Aroclor 1221 (3)	0.000	0	N.D.	ng/mld
12)	Aroclor 1221 - AVE	0.000	0	N.D.	ng/mld
13)	Aroclor 1232 (1)	0.000	0	N.D.	ng/mld
14)	Aroclor 1232 (2)	0.000	0	N.D.	ng/mld
15)	Aroclor 1232 (3)	0.000	0	N.D.	ng/mld
16)	Aroclor 1232 (4)	0.000	0	N.D.	ng/mld
17)	Aroclor 1232 (5)	0.000	0	N.D.	ng/mld
18)	Aroclor 1232 (6)	0.000	0	N.D.	ng/mld
19)	Aroclor 1232 - AVE	0.000	0	N.D.	ng/mld
20)	Aroclor 1242 (1)	0.000	0	N.D.	ng/mld
21)	Aroclor 1242 (2)	0.000	0	N.D.	ng/mld
22)	Aroclor 1242 (3)	0.000	0	N.D.	ng/mld
23)	Aroclor 1242 (4)	0.000	0	N.D.	ng/mld
24)	Aroclor 1242 (5)	0.000	0	N.D.	ng/mld
25)	Aroclor 1242 (6)	0.000	0	N.D.	ng/mld
26)	Aroclor 1242 - AVE	0.000	0	N.D.	ng/mld
27)	Aroclor 1248 (1)	0.000	0	N.D.	ng/mld
28)	Aroclor 1248 (2)	0.000	0	N.D.	ng/mld
29)	Aroclor 1248 (3)	0.000	0	N.D.	ng/mld
30)	Aroclor 1248 (4)	0.000	0	N.D.	ng/mld
31)	Aroclor 1248 (5)	0.000	0	N.D.	ng/mld
32)	Aroclor 1248 (6)	0.000	0	N.D.	ng/mld
33)	Aroclor 1248 - AVE	0.000	0	N.D.	ng/mld
34)	Aroclor 1254 (1)	0.000	0	N.D.	ng/mld
35)	Aroclor 1254 (2)	0.000	0	N.D.	ng/mld
36)	Aroclor 1254 (3)	0.000	0	N.D.	ng/mld
37)	Aroclor 1254 (4)	0.000	0	N.D.	ng/mld
38)	Aroclor 1254 (5)	0.000	0	N.D.	ng/mld
39)	Aroclor 1254 (6)	0.000	0	N.D.	ng/mld
40)	Aroclor 1254 - AVE	0.000	0	N.D.	ng/mld
41)	Aroclor 1260 (1)	8.144	5080914	482.616	ng/ml
42)	Aroclor 1260 (2)	8.351	6152313	482.063	ng/ml
43)	Aroclor 1260 (3)	8.583	6540031	493.172	ng/ml
44)	Aroclor 1260 (4)	9.066	10496732	496.241	ng/ml
45)	Aroclor 1260 (5)	9.325	6070844	496.198	ng/ml
46)	Aroclor 1260 (6)	9.891	2392226	490.214	ng/ml ✓
47)	Aroclor 1260 - AVE	0.000	0	N.D.	ng/ml

1/14/20

Quantitation Report (QT Reviewed)

Data Path : K:\DATA\0A13050\requant\
Data File : ECD2R009.D
Signal(s) : ECD2B.CH
Acq On : 13 Jan 2020 18:43
Operator : MJB / KAK
Sample : 0A13050-CAL5
Misc :
ALS Vial : 58 Sample Multiplier: 1

Integration File: events.e
Quant Time: Jan 14 11:04:33 2020
Quant Method : L:\Methods\RECD2_QUANTPCB_200113.M
Quant Title : PCB Data Analysis
QLast Update : Tue Jan 14 09:35:58 2020
Response via : Initial Calibration
Integrator: ChemStation 6890 Scale Mode: Small noise peaks clipped

	Compound	R.T.	Response	Conc	Units
48)	Aroclor 1262 (1)	0.000	0	N.D.	ng/mld
49)	Aroclor 1262 (2)	0.000	0	N.D.	ng/mld
50)	Aroclor 1262 (3)	0.000	0	N.D.	ng/mld
51)	Aroclor 1262 (4)	0.000	0	N.D.	ng/mld
52)	Aroclor 1262 (5)	0.000	0	N.D.	ng/mld
53)	Aroclor 1262 (6)	0.000	0	N.D.	ng/mld
54)	Aroclor 1262 - AVE	0.000	0	N.D.	ng/mld
55)	Aroclor 1268 (1)	0.000	0	N.D.	ng/mld
56)	Aroclor 1268 (2)	0.000	0	N.D.	ng/mld
57)	Aroclor 1268 (3)	0.000	0	N.D.	ng/mld
58)	Aroclor 1268 (4)	0.000	0	N.D.	ng/mld
59)	Aroclor 1268 (5)	0.000	0	N.D.	ng/mld
60)	Aroclor 1268 (6)	0.000	0	N.D.	ng/mld
61)	Aroclor 1268 - AVE	0.000	0	N.D.	ng/mld

(f)=RT Delta > 1/2 Window (m)=manual int.

Quantitation Report (QT Reviewed)

Data Path : K:\DATA\0A13050\requant\
Data File : ECD2R009.D
Signal(s) : ECD2B.CH
Acq On : 13 Jan 2020 18:43
Operator : MJB / KAK
Sample : 0A13050-CAL5
Misc :
ALS Vial : 58 Sample Multiplier: 1

Integration File: events.e
Quant Time: Jan 14 11:04:33 2020
Quant Method : L:\Methods\RECD2_QUANTPCB_200113.M
Quant Title : PCB Data Analysis
QLast Update : Tue Jan 14 09:35:58 2020
Response via : Initial Calibration
Integrator: ChemStation 6890 Scale Mode: Small noise peaks clipped

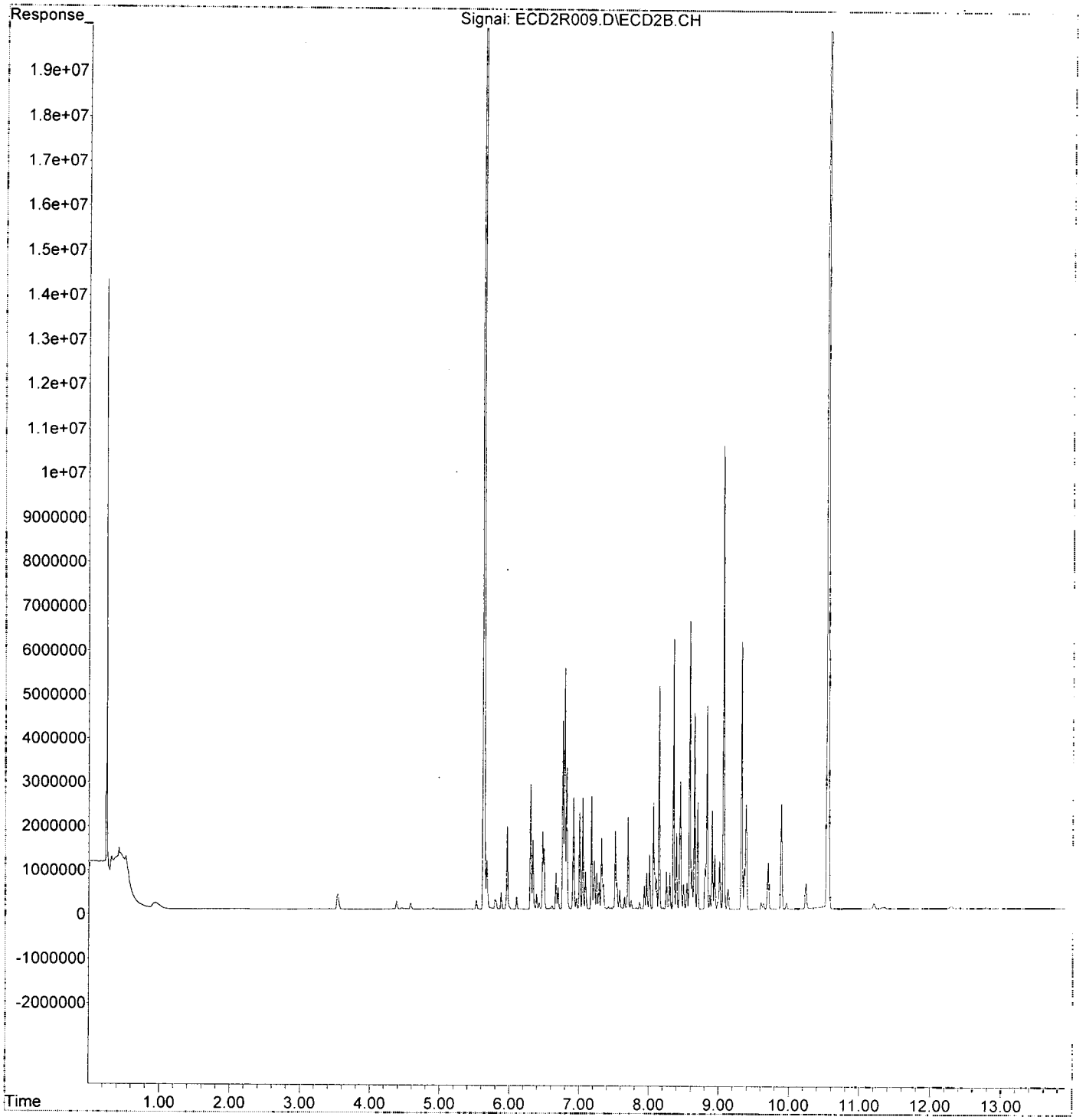

Quantitation Report (QT Reviewed)

Data Path : K:\DATA\0A13050\[redacted]
Data File : ECD2R010.D
Signal(s) : ECD2B.CH
Acq On : 13 Jan 2020 19:01
Operator : MJB / KAK
Sample : 0A13050-[redacted]
Misc :
ALS Vial : 59 Sample Multiplier: 1

Integration File: events.e
Quant Time: Jan 14 11:04:53 2020
Quant Method : L:\Methods\RECD2_QUANTPCB_200113.M
Quant Title : PCB Data Analysis
QLast Update : Tue Jan 14 09:35:58 2020
Response via : Initial Calibration
Integrator: ChemStation 6890 Scale Mode: Small noise peaks clipped

		Compound	R.T.	Response	Conc	Units	
		System Monitoring Compounds					
1)	S	TCMX (S)	5.631	124870409	553.440	ng/ml	
62)	S	DCBP (S)	10.551	58595711	526.828	ng/ml	✓
		Target Compounds					
2)		Aroclor 1016 (1)	6.300	5624087	909.755	ng/ml	
3)		Aroclor 1016 (2)	6.790	11025443	963.649	ng/ml	
4)		Aroclor 1016 (3)	6.917	5145954	960.692	ng/ml	✓
5)		Aroclor 1016 (4)	7.004	4338878	878.180	ng/ml	
6)		Aroclor 1016 (5)	7.048	5224293	942.075	ng/ml	
7)		Aroclor 1016 (6)	7.173	5149713	901.470	ng/ml	
8)		Aroclor 1016 - AVE	0.000	0	N.D.	ng/ml	
9)		Aroclor 1221 (1)	0.000	0	N.D.	ng/mld	
10)		Aroclor 1221 (2)	0.000	0	N.D.	ng/mld	
11)		Aroclor 1221 (3)	0.000	0	N.D.	ng/mld	
12)		Aroclor 1221 - AVE	0.000	0	N.D.	ng/mld	
13)		Aroclor 1232 (1)	0.000	0	N.D.	ng/mld	
14)		Aroclor 1232 (2)	0.000	0	N.D.	ng/mld	
15)		Aroclor 1232 (3)	0.000	0	N.D.	ng/mld	
16)		Aroclor 1232 (4)	0.000	0	N.D.	ng/mld	
17)		Aroclor 1232 (5)	0.000	0	N.D.	ng/mld	
18)		Aroclor 1232 (6)	0.000	0	N.D.	ng/mld	
19)		Aroclor 1232 - AVE	0.000	0	N.D.	ng/mld	
20)		Aroclor 1242 (1)	0.000	0	N.D.	ng/mld	
21)		Aroclor 1242 (2)	0.000	0	N.D.	ng/mld	
22)		Aroclor 1242 (3)	0.000	0	N.D.	ng/mld	
23)		Aroclor 1242 (4)	0.000	0	N.D.	ng/mld	
24)		Aroclor 1242 (5)	0.000	0	N.D.	ng/mld	
25)		Aroclor 1242 (6)	0.000	0	N.D.	ng/mld	
26)		Aroclor 1242 - AVE	0.000	0	N.D.	ng/mld	
27)		Aroclor 1248 (1)	0.000	0	N.D.	ng/mld	
28)		Aroclor 1248 (2)	0.000	0	N.D.	ng/mld	
29)		Aroclor 1248 (3)	0.000	0	N.D.	ng/mld	
30)		Aroclor 1248 (4)	0.000	0	N.D.	ng/mld	
31)		Aroclor 1248 (5)	0.000	0	N.D.	ng/mld	
32)		Aroclor 1248 (6)	0.000	0	N.D.	ng/mld	
33)		Aroclor 1248 - AVE	0.000	0	N.D.	ng/mld	
34)		Aroclor 1254 (1)	0.000	0	N.D.	ng/mld	
35)		Aroclor 1254 (2)	0.000	0	N.D.	ng/mld	
36)		Aroclor 1254 (3)	0.000	0	N.D.	ng/mld	
37)		Aroclor 1254 (4)	0.000	0	N.D.	ng/mld	
38)		Aroclor 1254 (5)	0.000	0	N.D.	ng/mld	
39)		Aroclor 1254 (6)	0.000	0	N.D.	ng/mld	
40)		Aroclor 1254 - AVE	0.000	0	N.D.	ng/mld	
41)		Aroclor 1260 (1)	8.143	10123087	961.552	ng/ml	
42)		Aroclor 1260 (2)	8.350	12298764	963.667	ng/ml	
43)		Aroclor 1260 (3)	8.582	12961672	977.416	ng/ml	✓
44)		Aroclor 1260 (4)	9.066	21886590	1034.706	ng/ml	
45)		Aroclor 1260 (5)	9.325	12074358	986.892	ng/ml	
46)		Aroclor 1260 (6)	9.890	4594659	941.536	ng/ml	
47)		Aroclor 1260 - AVE	0.000	0	N.D.	ng/ml	

1/14/20

Quantitation Report (QT Reviewed)

Data Path : K:\DATA\0A13050\requant\
Data File : ECD2R010.D
Signal(s) : ECD2B.CH
Acq On : 13 Jan 2020 19:01
Operator : MJB / KAK
Sample : 0A13050-CAL6
Misc :
ALS Vial : 59 Sample Multiplier: 1

Integration File: events.e
Quant Time: Jan 14 11:04:53 2020
Quant Method : L:\Methods\RECD2_QUANTPCB_200113.M
Quant Title : PCB Data Analysis
QLast Update : Tue Jan 14 09:35:58 2020
Response via : Initial Calibration
Integrator: ChemStation 6890 Scale Mode: Small noise peaks clipped

	Compound	R.T.	Response	Conc	Units
48)	Aroclor 1262 (1)	0.000	0	N.D.	ng/mld
49)	Aroclor 1262 (2)	0.000	0	N.D.	ng/mld
50)	Aroclor 1262 (3)	0.000	0	N.D.	ng/mld
51)	Aroclor 1262 (4)	0.000	0	N.D.	ng/mld
52)	Aroclor 1262 (5)	0.000	0	N.D.	ng/mld
53)	Aroclor 1262 (6)	0.000	0	N.D.	ng/mld
54)	Aroclor 1262 - AVE	0.000	0	N.D.	ng/mld
55)	Aroclor 1268 (1)	0.000	0	N.D.	ng/mld
56)	Aroclor 1268 (2)	0.000	0	N.D.	ng/mld
57)	Aroclor 1268 (3)	0.000	0	N.D.	ng/mld
58)	Aroclor 1268 (4)	0.000	0	N.D.	ng/mld
59)	Aroclor 1268 (5)	0.000	0	N.D.	ng/mld
60)	Aroclor 1268 (6)	0.000	0	N.D.	ng/mld
61)	Aroclor 1268 - AVE	0.000	0	N.D.	ng/mld

(f)=RT Delta > 1/2 Window (m)=manual int.

Quantitation Report (QT Reviewed)

Data Path : K:\DATA\0A13050\requant\
Data File : ECD2R010.D
Signal(s) : ECD2B.CH
Acq On : 13 Jan 2020 19:01
Operator : MJB / KAK
Sample : 0A13050-CAL6
Misc :
ALS Vial : 59 Sample Multiplier: 1

Integration File: events.e
Quant Time: Jan 14 11:04:53 2020
Quant Method : L:\Methods\RECD2_QUANTPCB_200113.M
Quant Title : PCB Data Analysis
QLast Update : Tue Jan 14 09:35:58 2020
Response via : Initial Calibration
Integrator: ChemStation 6890 Scale Mode: Small noise peaks clipped

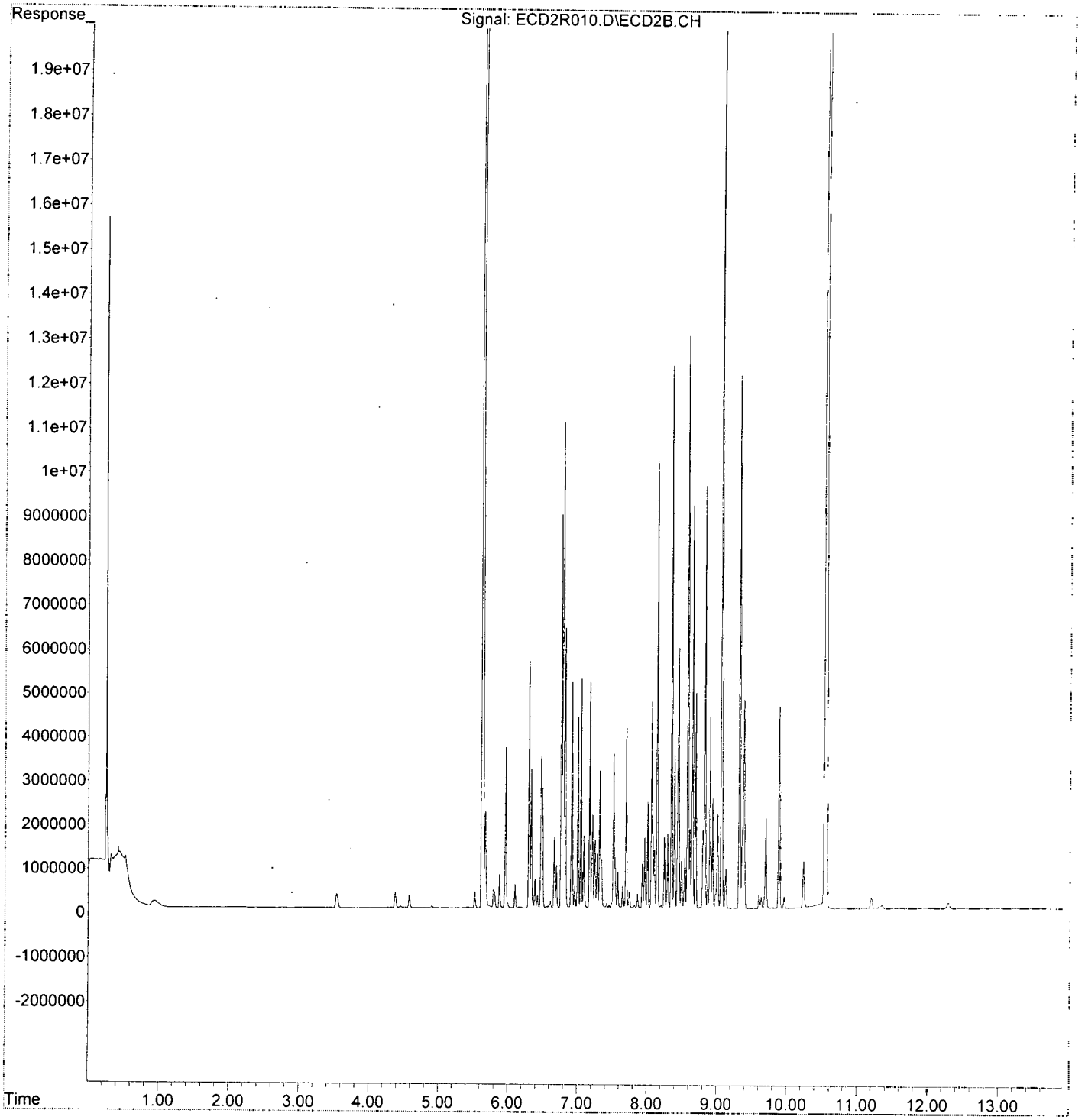

Quantitation Report (QT Reviewed)

Data Path : K:\DATA\0A13050\requant\
Data File : ECD2R011.D
Signal(s) : ECD2B.CH
Acq On : 13 Jan 2020 19:18
Operator : MJB / KAK
Sample : 0A13050-CAL7
Misc :
ALS Vial : 60 Sample Multiplier: 1

Integration File: events.e
Quant Time: Jan 14 11:05:13 2020
Quant Method : L:\Methods\RECD2_QUANTPCB_200113.M
Quant Title : PCB Data Analysis
QLast Update : Tue Jan 14 09:35:58 2020
Response via : Initial Calibration
Integrator: ChemStation 6890 Scale Mode: Small noise peaks clipped

	Compound	R.T.	Response	Conc	Units	
	System Monitoring Compounds					
1) S	TCMX (S)	5.633	194842413	863.564	ng/ml	✓
62) S	DCBP (S)	10.553	101081415	908.812	ng/ml	✓
	Target Compounds					
2)	Aroclor 1016 (1)	6.300	8229290	1331.173	ng/ml	
3)	Aroclor 1016 (2)	6.791	15844863	1384.877	ng/ml	
4)	Aroclor 1016 (3)	6.917	7443643	1389.645	ng/ml	✓
5)	Aroclor 1016 (4)	7.004	6442401	1303.929	ng/ml	
6)	Aroclor 1016 (5)	7.049	7076827	1276.135	ng/ml	
7)	Aroclor 1016 (6)	7.174	7407214	1296.650	ng/ml	
8)	Aroclor 1016 - AVE	0.000	0	N.D.	ng/ml	
9)	Aroclor 1221 (1)	0.000	0	N.D.	ng/mld	
10)	Aroclor 1221 (2)	0.000	0	N.D.	ng/mld	
11)	Aroclor 1221 (3)	0.000	0	N.D.	ng/mld	
12)	Aroclor 1221 - AVE	0.000	0	N.D.	ng/mld	
13)	Aroclor 1232 (1)	0.000	0	N.D.	ng/mld	
14)	Aroclor 1232 (2)	0.000	0	N.D.	ng/mld	
15)	Aroclor 1232 (3)	0.000	0	N.D.	ng/mld	
16)	Aroclor 1232 (4)	0.000	0	N.D.	ng/mld	
17)	Aroclor 1232 (5)	0.000	0	N.D.	ng/mld	
18)	Aroclor 1232 (6)	0.000	0	N.D.	ng/mld	
19)	Aroclor 1232 - AVE	0.000	0	N.D.	ng/mld	
20)	Aroclor 1242 (1)	0.000	0	N.D.	ng/mld	
21)	Aroclor 1242 (2)	0.000	0	N.D.	ng/mld	
22)	Aroclor 1242 (3)	0.000	0	N.D.	ng/mld	
23)	Aroclor 1242 (4)	0.000	0	N.D.	ng/mld	
24)	Aroclor 1242 (5)	0.000	0	N.D.	ng/mld	
25)	Aroclor 1242 (6)	0.000	0	N.D.	ng/mld	
26)	Aroclor 1242 - AVE	0.000	0	N.D.	ng/mld	
27)	Aroclor 1248 (1)	0.000	0	N.D.	ng/mld	
28)	Aroclor 1248 (2)	0.000	0	N.D.	ng/mld	
29)	Aroclor 1248 (3)	0.000	0	N.D.	ng/mld	
30)	Aroclor 1248 (4)	0.000	0	N.D.	ng/mld	
31)	Aroclor 1248 (5)	0.000	0	N.D.	ng/mld	
32)	Aroclor 1248 (6)	0.000	0	N.D.	ng/mld	
33)	Aroclor 1248 - AVE	0.000	0	N.D.	ng/mld	
34)	Aroclor 1254 (1)	0.000	0	N.D.	ng/mld	
35)	Aroclor 1254 (2)	0.000	0	N.D.	ng/mld	
36)	Aroclor 1254 (3)	0.000	0	N.D.	ng/mld	
37)	Aroclor 1254 (4)	0.000	0	N.D.	ng/mld	
38)	Aroclor 1254 (5)	0.000	0	N.D.	ng/mld	
39)	Aroclor 1254 (6)	0.000	0	N.D.	ng/mld	
40)	Aroclor 1254 - AVE	0.000	0	N.D.	ng/mld	
41)	Aroclor 1260 (1)	8.144	14548054	1381.862	ng/ml	
42)	Aroclor 1260 (2)	8.351	17676726	1385.056	ng/ml	
43)	Aroclor 1260 (3)	8.583	18285536	1378.879	ng/ml	✓
44)	Aroclor 1260 (4)	9.067	32592843	1540.853	ng/ml	
45)	Aroclor 1260 (5)	9.325	17701773	1446.846	ng/ml	
46)	Aroclor 1260 (6)	9.891	6885880	1411.053	ng/ml	
47)	Aroclor 1260 - AVE	0.000	0	N.D.	ng/ml	

1/14/20

Quantitation Report (QT Reviewed)

Data Path : K:\DATA\0A13050\requant\
Data File : ECD2R011.D
Signal(s) : ECD2B.CH
Acq On : 13 Jan 2020 19:18
Operator : MJB / KAK
Sample : 0A13050-CAL7
Misc :
ALS Vial : 60 Sample Multiplier: 1

Integration File: events.e
Quant Time: Jan 14 11:05:13 2020
Quant Method : L:\Methods\RECD2_QUANTPCB_200113.M
Quant Title : PCB Data Analysis
QLast Update : Tue Jan 14 09:35:58 2020
Response via : Initial Calibration
Integrator: ChemStation 6890 Scale Mode: Small noise peaks clipped

	Compound	R.T.	Response	Conc	Units
48)	Aroclor 1262 (1)	0.000	0	N.D.	ng/mld
49)	Aroclor 1262 (2)	0.000	0	N.D.	ng/mld
50)	Aroclor 1262 (3)	0.000	0	N.D.	ng/mld
51)	Aroclor 1262 (4)	0.000	0	N.D.	ng/mld
52)	Aroclor 1262 (5)	0.000	0	N.D.	ng/mld
53)	Aroclor 1262 (6)	0.000	0	N.D.	ng/mld
54)	Aroclor 1262 - AVE	0.000	0	N.D.	ng/mld
55)	Aroclor 1268 (1)	0.000	0	N.D.	ng/mld
56)	Aroclor 1268 (2)	0.000	0	N.D.	ng/mld
57)	Aroclor 1268 (3)	0.000	0	N.D.	ng/mld
58)	Aroclor 1268 (4)	0.000	0	N.D.	ng/mld
59)	Aroclor 1268 (5)	0.000	0	N.D.	ng/mld
60)	Aroclor 1268 (6)	0.000	0	N.D.	ng/mld
61)	Aroclor 1268 - AVE	0.000	0	N.D.	ng/mld

(f)=RT Delta > 1/2 Window (m)=manual int.

Quantitation Report (QT Reviewed)

Data Path : K:\DATA\0A13050\requant\
Data File : ECD2R011.D
Signal(s) : ECD2B.CH
Acq On : 13 Jan 2020 19:18
Operator : MJB / KAK
Sample : 0A13050-CAL7
Misc :
ALS Vial : 60 Sample Multiplier: 1

Integration File: events.e
Quant Time: Jan 14 11:05:13 2020
Quant Method : L:\Methods\RECD2_QUANTPCB_200113.M
Quant Title : PCB Data Analysis
QLast Update : Tue Jan 14 09:35:58 2020
Response via : Initial Calibration
Integrator: ChemStation 6890 Scale Mode: Small noise peaks clipped

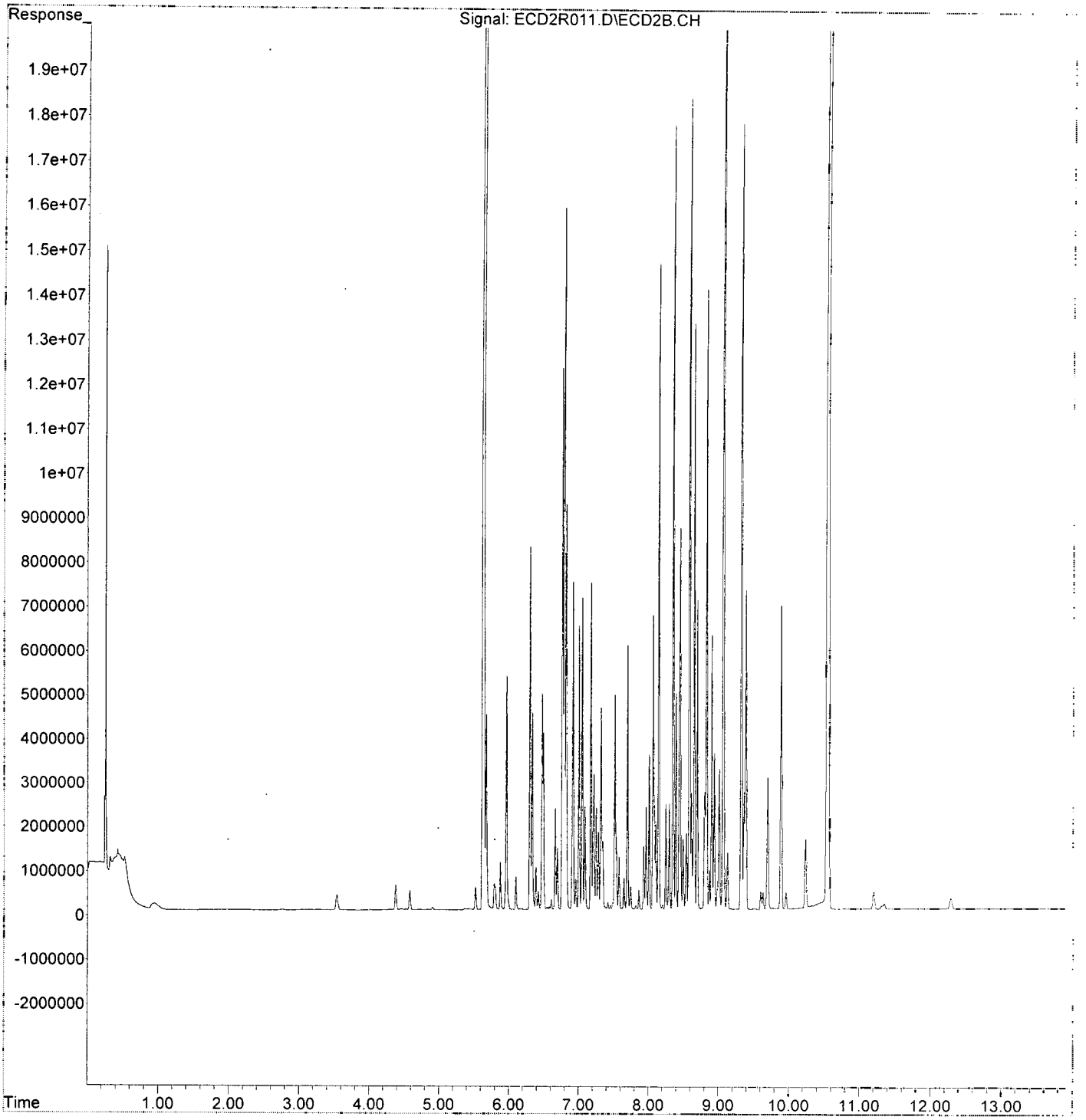

Quantitation Report (QT Reviewed)

Data Path : K:\DATA\0A13050\
Data File : ECD2R005.D
Signal(s) : ECD2B.CH
Acq On : 13 Jan 2020 17:33
Operator : MJB / KAK
Sample : 0A13050-CAL1
Misc :
ALS Vial : 54 Sample Multiplier: 1

Integration File: events.e
Quant Time: Jan 14 08:55:45 2020
Quant Method : L:\Methods\RECD2_QUANTPCB_200113.M
Quant Title : PCB Data Analysis
QLast Update : Fri Oct 25 14:23:20 2019
Response via : Initial Calibration
Integrator: ChemStation 6890 Scale Mode: Small noise peaks clipped

1/14/20

	Compound	R.T.	Response	Conc Units
	System Monitoring Compounds			
1)	S TCMX (S)	5.628	2095506	7.988 ng/ml
62)	S DCBP (S)	10.551	1070638	7.294 ng/ml
	Target Compounds			
2)	Aroclor 1016 (1)	6.300	145279	16.355 ng/ml
3)	Aroclor 1016 (2)	6.790	249458	15.245 ng/ml
4)	Aroclor 1016 (3)	6.917	116035	15.783 ng/ml
5)	Aroclor 1016 (4)	7.004	117409	15.744 ng/ml
6)	Aroclor 1016 (5)	7.049	131375	15.922 ng/ml
7)	Aroclor 1016 (6)	7.174	135212	16.427 ng/ml
8)	Aroclor 1016 - AVE	0.000	0	N.D. ng/ml
9)	Aroclor 1221 (1)	0.000	0	N.D. ng/mld
10)	Aroclor 1221 (2)	0.000	0	N.D. ng/mld
11)	Aroclor 1221 (3)	0.000	0	N.D. ng/mld
12)	Aroclor 1221 - AVE	0.000	0	N.D. ng/mld
13)	Aroclor 1232 (1)	0.000	0	N.D. ng/mld
14)	Aroclor 1232 (2)	0.000	0	N.D. ng/mld
15)	Aroclor 1232 (3)	0.000	0	N.D. ng/mld
16)	Aroclor 1232 (4)	0.000	0	N.D. ng/mld
17)	Aroclor 1232 (5)	0.000	0	N.D. ng/mld
18)	Aroclor 1232 (6)	0.000	0	N.D. ng/mld
19)	Aroclor 1232 - AVE	0.000	0	N.D. ng/mld
20)	Aroclor 1242 (1)	0.000	0	N.D. ng/mld
21)	Aroclor 1242 (2)	0.000	0	N.D. ng/mld
22)	Aroclor 1242 (3)	0.000	0	N.D. ng/mld
23)	Aroclor 1242 (4)	0.000	0	N.D. ng/mld
24)	Aroclor 1242 (5)	0.000	0	N.D. ng/mld
25)	Aroclor 1242 (6)	0.000	0	N.D. ng/mld
26)	Aroclor 1242 - AVE	0.000	0	N.D. ng/mld
27)	Aroclor 1248 (1)	0.000	0	N.D. ng/mld
28)	Aroclor 1248 (2)	0.000	0	N.D. ng/mld
29)	Aroclor 1248 (3)	0.000	0	N.D. ng/mld
30)	Aroclor 1248 (4)	0.000	0	N.D. ng/mld
31)	Aroclor 1248 (5)	0.000	0	N.D. ng/mld
32)	Aroclor 1248 (6)	0.000	0	N.D. ng/mld
33)	Aroclor 1248 - AVE	0.000	0	N.D. ng/mld
34)	Aroclor 1254 (1)	0.000	0	N.D. ng/mld
35)	Aroclor 1254 (2)	0.000	0	N.D. ng/mld
36)	Aroclor 1254 (3)	0.000	0	N.D. ng/mld
37)	Aroclor 1254 (4)	0.000	0	N.D. ng/mld
38)	Aroclor 1254 (5)	0.000	0	N.D. ng/mld
39)	Aroclor 1254 (6)	0.000	0	N.D. ng/mld
40)	Aroclor 1254 - AVE	0.000	0	N.D. ng/mld
41)	Aroclor 1260 (1)	8.144	236430	14.980 ng/ml
42)	Aroclor 1260 (2)	8.351	280991	14.356 ng/ml
43)	Aroclor 1260 (3)	8.582	282360	14.025 ng/ml
44)	Aroclor 1260 (4)	9.067	414593	13.397 ng/ml
45)	Aroclor 1260 (5)	9.325	257901	14.410 ng/ml
46)	Aroclor 1260 (6)	9.891	102375	14.840 ng/ml
47)	Aroclor 1260 - AVE	0.000	0	N.D. ng/ml

Quantitation Report (QT Reviewed)

Data Path : K:\DATA\0A13050\
Data File : ECD2R005.D
Signal(s) : ECD2B.CH
Acq On : 13 Jan 2020 17:33
Operator : MJB / KAK
Sample : 0A13050-CAL1
Misc :
ALS Vial : 54 Sample Multiplier: 1

Integration File: events.e
Quant Time: Jan 14 08:55:45 2020
Quant Method : L:\Methods\RECD2_QUANTPCB_200113.M
Quant Title : PCB Data Analysis
QLast Update : Fri Oct 25 14:23:20 2019
Response via : Initial Calibration
Integrator: ChemStation 6890 Scale Mode: Small noise peaks clipped

	Compound	R.T.	Response	Conc	Units
48)	Aroclor 1262 (1)	0.000	0	N.D.	ng/mld
49)	Aroclor 1262 (2)	0.000	0	N.D.	ng/mld
50)	Aroclor 1262 (3)	0.000	0	N.D.	ng/mld
51)	Aroclor 1262 (4)	0.000	0	N.D.	ng/mld
52)	Aroclor 1262 (5)	0.000	0	N.D.	ng/mld
53)	Aroclor 1262 (6)	0.000	0	N.D.	ng/mld
54)	Aroclor 1262 - AVE	0.000	0	N.D.	ng/mld
55)	Aroclor 1268 (1)	0.000	0	N.D.	ng/mld
56)	Aroclor 1268 (2)	0.000	0	N.D.	ng/mld
57)	Aroclor 1268 (3)	0.000	0	N.D.	ng/mld
58)	Aroclor 1268 (4)	0.000	0	N.D.	ng/mld
59)	Aroclor 1268 (5)	0.000	0	N.D.	ng/mld
60)	Aroclor 1268 (6)	0.000	0	N.D.	ng/mld
61)	Aroclor 1268 - AVE	0.000	0	N.D.	ng/mld

(f)=RT Delta > 1/2 Window (m)=manual int.

Quantitation Report (QT Reviewed)

Data Path : K:\DATA\0A13050\
Data File : ECD2R005.D
Signal(s) : ECD2B.CH
Acq On : 13 Jan 2020 17:33
Operator : MJB / KAK
Sample : 0A13050-CAL1
Misc :
ALS Vial : 54 Sample Multiplier: 1

Integration File: events.e
Quant Time: Jan 14 08:55:45 2020
Quant Method : L:\Methods\RECD2_QUANTPCB_200113.M
Quant Title : PCB Data Analysis
QLast Update : Fri Oct 25 14:23:20 2019
Response via : Initial Calibration
Integrator: ChemStation 6890 Scale Mode: Small noise peaks clipped

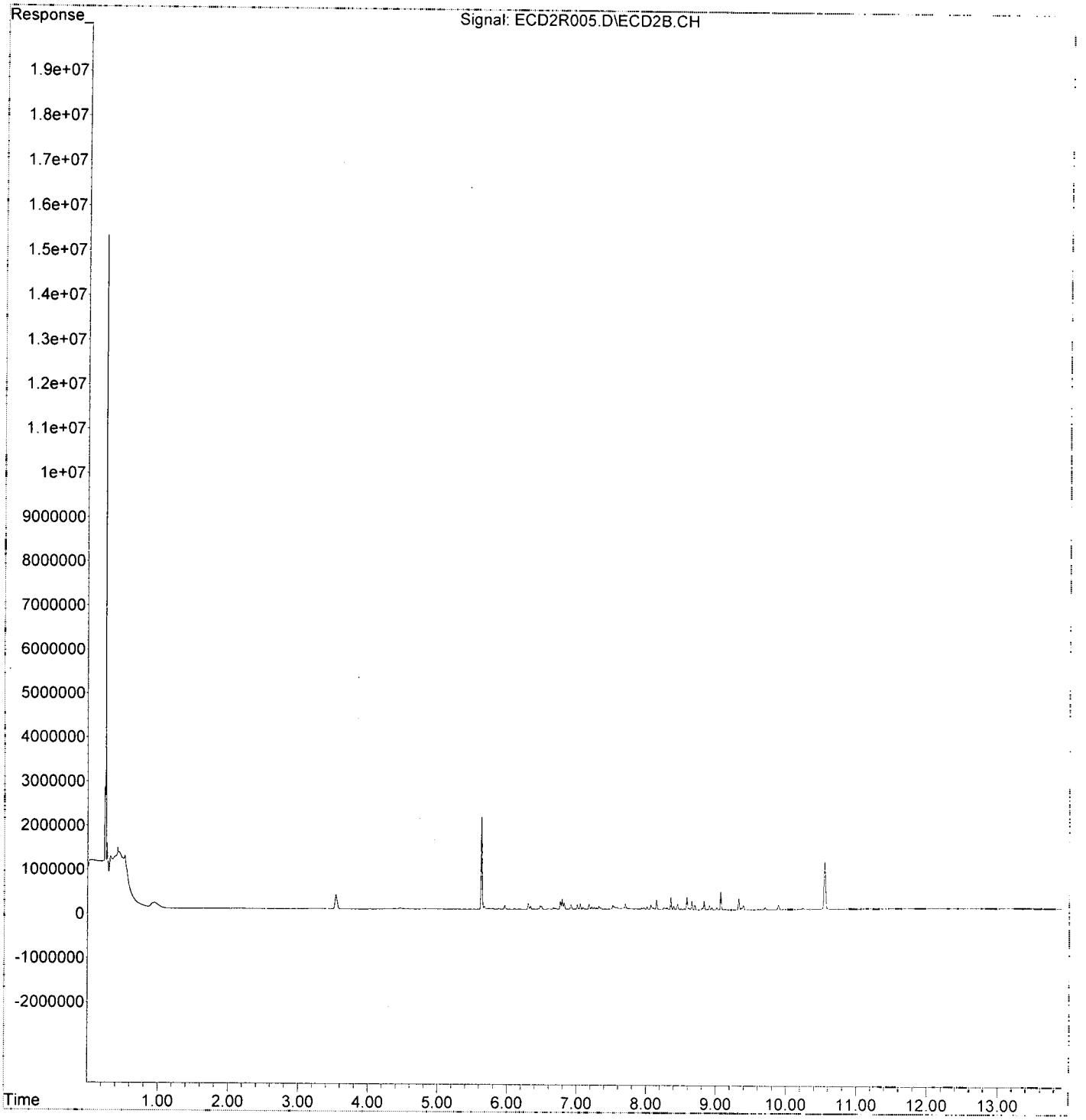

Quantitation Report (QT Reviewed)

Data Path : K:\DATA\0A13050\
Data File : ECD2R006.D
Signal(s) : ECD2B.CH
Acq On : 13 Jan 2020 17:50
Operator : MJB / KAK
Sample : 0A13050-CAL2
Misc :
ALS Vial : 55 Sample Multiplier: 1

Integration File: events.e
Quant Time: Jan 14 09:01:01 2020
Quant Method : L:\Methods\RECD2_QUANTPCB_200113.M
Quant Title : PCB Data Analysis
QLast Update : Fri Oct 25 14:23:20 2019
Response via : Initial Calibration
Integrator: ChemStation 6890 Scale Mode: Small noise peaks clipped

1/14/20

	Compound	R.T.	Response	Conc Units
	System Monitoring Compounds			
1)	S TCMX (S)	5.628	5312749	20.252 ng/ml
62)	S DCBP (S)	10.550	2755983	18.775 ng/ml
	Target Compounds			
2)	Aroclor 1016 (1)	6.300	343821	38.705 ng/ml
3)	Aroclor 1016 (2)	6.790	597996	36.545 ng/ml
4)	Aroclor 1016 (3)	6.917	290069	39.380 ng/ml
5)	Aroclor 1016 (4)	7.004	278534	37.350 ng/ml
6)	Aroclor 1016 (5)	7.048	307931	37.320 ng/ml
7)	Aroclor 1016 (6)	7.174	315508	38.331 ng/ml
8)	Aroclor 1016 - AVE	0.000	0	N.D. ng/ml
9)	Aroclor 1221 (1)	0.000	0	N.D. ng/mld
10)	Aroclor 1221 (2)	0.000	0	N.D. ng/mld
11)	Aroclor 1221 (3)	0.000	0	N.D. ng/mld
12)	Aroclor 1221 - AVE	0.000	0	N.D. ng/mld
13)	Aroclor 1232 (1)	0.000	0	N.D. ng/mld
14)	Aroclor 1232 (2)	0.000	0	N.D. ng/mld
15)	Aroclor 1232 (3)	0.000	0	N.D. ng/mld
16)	Aroclor 1232 (4)	0.000	0	N.D. ng/mld
17)	Aroclor 1232 (5)	0.000	0	N.D. ng/mld
18)	Aroclor 1232 (6)	0.000	0	N.D. ng/mld
19)	Aroclor 1232 - AVE	0.000	0	N.D. ng/mld
20)	Aroclor 1242 (1)	0.000	0	N.D. ng/mld
21)	Aroclor 1242 (2)	0.000	0	N.D. ng/mld
22)	Aroclor 1242 (3)	0.000	0	N.D. ng/mld
23)	Aroclor 1242 (4)	0.000	0	N.D. ng/mld
24)	Aroclor 1242 (5)	0.000	0	N.D. ng/mld
25)	Aroclor 1242 (6)	0.000	0	N.D. ng/mld
26)	Aroclor 1242 - AVE	0.000	0	N.D. ng/mld
27)	Aroclor 1248 (1)	0.000	0	N.D. ng/mld
28)	Aroclor 1248 (2)	0.000	0	N.D. ng/mld
29)	Aroclor 1248 (3)	0.000	0	N.D. ng/mld
30)	Aroclor 1248 (4)	0.000	0	N.D. ng/mld
31)	Aroclor 1248 (5)	0.000	0	N.D. ng/mld
32)	Aroclor 1248 (6)	0.000	0	N.D. ng/mld
33)	Aroclor 1248 - AVE	0.000	0	N.D. ng/mld
34)	Aroclor 1254 (1)	0.000	0	N.D. ng/mld
35)	Aroclor 1254 (2)	0.000	0	N.D. ng/mld
36)	Aroclor 1254 (3)	0.000	0	N.D. ng/mld
37)	Aroclor 1254 (4)	0.000	0	N.D. ng/mld
38)	Aroclor 1254 (5)	0.000	0	N.D. ng/mld
39)	Aroclor 1254 (6)	0.000	0	N.D. ng/mld
40)	Aroclor 1254 - AVE	0.000	0	N.D. ng/mld
41)	Aroclor 1260 (1)	8.144	540959	34.275 ng/ml
42)	Aroclor 1260 (2)	8.350	656411	33.535 ng/ml
43)	Aroclor 1260 (3)	8.582	674172	33.487 ng/ml
44)	Aroclor 1260 (4)	9.066	1047953	33.864 ng/ml
45)	Aroclor 1260 (5)	9.325	608364	33.992 ng/ml
46)	Aroclor 1260 (6)	9.891	261903	37.965 ng/ml
47)	Aroclor 1260 - AVE	0.000	0	N.D. ng/ml

Quantitation Report (QT Reviewed)

Data Path : K:\DATA\0A13050\
Data File : ECD2R006.D
Signal(s) : ECD2B.CH
Acq On : 13 Jan 2020 17:50
Operator : MJB / KAK
Sample : 0A13050-CAL2
Misc :
ALS Vial : 55 Sample Multiplier: 1

Integration File: events.e
Quant Time: Jan 14 09:01:01 2020
Quant Method : L:\Methods\RECD2_QUANTPCB_200113.M
Quant Title : PCB Data Analysis
QLast Update : Fri Oct 25 14:23:20 2019
Response via : Initial Calibration
Integrator: ChemStation 6890 Scale Mode: Small noise peaks clipped

	Compound	R.T.	Response	Conc	Units
48)	Aroclor 1262 (1)	0.000	0	N.D.	ng/mld
49)	Aroclor 1262 (2)	0.000	0	N.D.	ng/mld
50)	Aroclor 1262 (3)	0.000	0	N.D.	ng/mld
51)	Aroclor 1262 (4)	0.000	0	N.D.	ng/mld
52)	Aroclor 1262 (5)	0.000	0	N.D.	ng/mld
53)	Aroclor 1262 (6)	0.000	0	N.D.	ng/mld
54)	Aroclor 1262 - AVE	0.000	0	N.D.	ng/mld
55)	Aroclor 1268 (1)	0.000	0	N.D.	ng/mld
56)	Aroclor 1268 (2)	0.000	0	N.D.	ng/mld
57)	Aroclor 1268 (3)	0.000	0	N.D.	ng/mld
58)	Aroclor 1268 (4)	0.000	0	N.D.	ng/mld
59)	Aroclor 1268 (5)	0.000	0	N.D.	ng/mld
60)	Aroclor 1268 (6)	0.000	0	N.D.	ng/mld
61)	Aroclor 1268 - AVE	0.000	0	N.D.	ng/mld

(f)=RT Delta > 1/2 Window (m)=manual int.

Quantitation Report (QT Reviewed)

Data Path : K:\DATA\0A13050\
Data File : ECD2R006.D
Signal(s) : ECD2B.CH
Acq On : 13 Jan 2020 17:50
Operator : MJB / KAK
Sample : 0A13050-CAL2
Misc :
ALS Vial : 55 Sample Multiplier: 1

Integration File: events.e
Quant Time: Jan 14 09:01:01 2020
Quant Method : L:\Methods\RECD2_QUANTPCB_200113.M
Quant Title : PCB Data Analysis
QLast Update : Fri Oct 25 14:23:20 2019
Response via : Initial Calibration
Integrator: ChemStation 6890 Scale Mode: Small noise peaks clipped

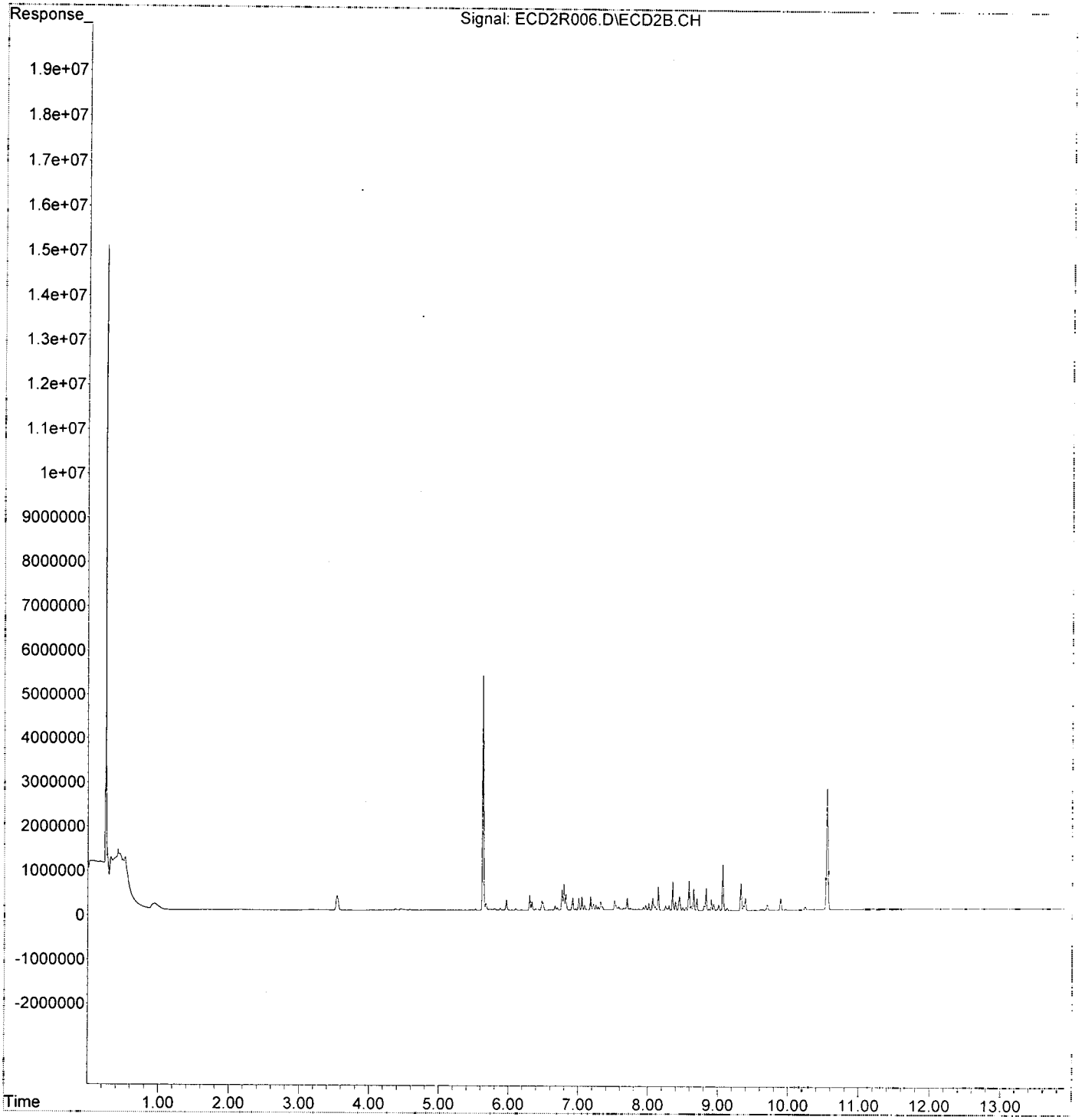

Quantitation Report (QT Reviewed)

Data Path : K:\DATA\0A13050\
Data File : ECD2R007.D
Signal(s) : ECD2B.CH
Acq On : 13 Jan 2020 18:08
Operator : MJB / KAK
Sample : 0A13050-CAL3
Misc :
ALS Vial : 56 Sample Multiplier: 1

Integration File: events.e
Quant Time: Jan 14 09:01:21 2020
Quant Method : L:\Methods\RECD2_QUANTPCB_200113.M
Quant Title : PCB Data Analysis
QLast Update : Fri Oct 25 14:23:20 2019
Response via : Initial Calibration
Integrator: ChemStation 6890 Scale Mode: Small noise peaks clipped

1/14/20

	Compound	R.T.	Response	Conc Units
	System Monitoring Compounds			
1) S	TCMX (S)	5.628	11084215	42.253 ng/ml
62) S	DCBP (S)	10.550	5396453	36.763 ng/ml
	Target Compounds			
2)	Aroclor 1016 (1)	6.300	639728	72.016 ng/ml
3)	Aroclor 1016 (2)	6.790	1142660	69.831 ng/ml
4)	Aroclor 1016 (3)	6.917	536991	72.903 ng/ml
5)	Aroclor 1016 (4)	7.003	519409	69.651 ng/ml
6)	Aroclor 1016 (5)	7.048	569313	68.999 ng/ml
7)	Aroclor 1016 (6)	7.174	588135	71.453 ng/ml
8)	Aroclor 1016 - AVE	0.000	0	N.D. ng/ml
9)	Aroclor 1221 (1)	0.000	0	N.D. ng/mld
10)	Aroclor 1221 (2)	0.000	0	N.D. ng/mld
11)	Aroclor 1221 (3)	0.000	0	N.D. ng/mld
12)	Aroclor 1221 - AVE	0.000	0	N.D. ng/mld
13)	Aroclor 1232 (1)	0.000	0	N.D. ng/mld
14)	Aroclor 1232 (2)	0.000	0	N.D. ng/mld
15)	Aroclor 1232 (3)	0.000	0	N.D. ng/mld
16)	Aroclor 1232 (4)	0.000	0	N.D. ng/mld
17)	Aroclor 1232 (5)	0.000	0	N.D. ng/mld
18)	Aroclor 1232 (6)	0.000	0	N.D. ng/mld
19)	Aroclor 1232 - AVE	0.000	0	N.D. ng/mld
20)	Aroclor 1242 (1)	0.000	0	N.D. ng/mld
21)	Aroclor 1242 (2)	0.000	0	N.D. ng/mld
22)	Aroclor 1242 (3)	0.000	0	N.D. ng/mld
23)	Aroclor 1242 (4)	0.000	0	N.D. ng/mld
24)	Aroclor 1242 (5)	0.000	0	N.D. ng/mld
25)	Aroclor 1242 (6)	0.000	0	N.D. ng/mld
26)	Aroclor 1242 - AVE	0.000	0	N.D. ng/mld
27)	Aroclor 1248 (1)	0.000	0	N.D. ng/mld
28)	Aroclor 1248 (2)	0.000	0	N.D. ng/mld
29)	Aroclor 1248 (3)	0.000	0	N.D. ng/mld
30)	Aroclor 1248 (4)	0.000	0	N.D. ng/mld
31)	Aroclor 1248 (5)	0.000	0	N.D. ng/mld
32)	Aroclor 1248 (6)	0.000	0	N.D. ng/mld
33)	Aroclor 1248 - AVE	0.000	0	N.D. ng/mld
34)	Aroclor 1254 (1)	0.000	0	N.D. ng/mld
35)	Aroclor 1254 (2)	0.000	0	N.D. ng/mld
36)	Aroclor 1254 (3)	0.000	0	N.D. ng/mld
37)	Aroclor 1254 (4)	0.000	0	N.D. ng/mld
38)	Aroclor 1254 (5)	0.000	0	N.D. ng/mld
39)	Aroclor 1254 (6)	0.000	0	N.D. ng/mld
40)	Aroclor 1254 - AVE	0.000	0	N.D. ng/mld
41)	Aroclor 1260 (1)	8.143	1060465	67.191 ng/ml
42)	Aroclor 1260 (2)	8.351	1321460	67.512 ng/ml
43)	Aroclor 1260 (3)	8.582	1327338	65.931 ng/ml
44)	Aroclor 1260 (4)	9.066	2051063	66.278 ng/ml
45)	Aroclor 1260 (5)	9.325	1220407	68.190 ng/ml
46)	Aroclor 1260 (6)	9.890	478851	69.413 ng/ml
47)	Aroclor 1260 - AVE	0.000	0	N.D. ng/ml

Quantitation Report (QT Reviewed)

Data Path : K:\DATA\0A13050\
Data File : ECD2R007.D
Signal(s) : ECD2B.CH
Acq On : 13 Jan 2020 18:08
Operator : MJB / KAK
Sample : 0A13050-CAL3
Misc :
ALS Vial : 56 Sample Multiplier: 1

Integration File: events.e
Quant Time: Jan 14 09:01:21 2020
Quant Method : L:\Methods\RECD2_QUANTPCB_200113.M
Quant Title : PCB Data Analysis
QLast Update : Fri Oct 25 14:23:20 2019
Response via : Initial Calibration
Integrator: ChemStation 6890 Scale Mode: Small noise peaks clipped

	Compound	R.T.	Response	Conc	Units
48)	Aroclor 1262 (1)	0.000	0	N.D.	ng/mld
49)	Aroclor 1262 (2)	0.000	0	N.D.	ng/mld
50)	Aroclor 1262 (3)	0.000	0	N.D.	ng/mld
51)	Aroclor 1262 (4)	0.000	0	N.D.	ng/mld
52)	Aroclor 1262 (5)	0.000	0	N.D.	ng/mld
53)	Aroclor 1262 (6)	0.000	0	N.D.	ng/mld
54)	Aroclor 1262 - AVE	0.000	0	N.D.	ng/mld
55)	Aroclor 1268 (1)	0.000	0	N.D.	ng/mld
56)	Aroclor 1268 (2)	0.000	0	N.D.	ng/mld
57)	Aroclor 1268 (3)	0.000	0	N.D.	ng/mld
58)	Aroclor 1268 (4)	0.000	0	N.D.	ng/mld
59)	Aroclor 1268 (5)	0.000	0	N.D.	ng/mld
60)	Aroclor 1268 (6)	0.000	0	N.D.	ng/mld
61)	Aroclor 1268 - AVE	0.000	0	N.D.	ng/mld

(f)=RT Delta > 1/2 Window (m)=manual int.

Quantitation Report (QT Reviewed)

Data Path : K:\DATA\0A13050\
Data File : ECD2R007.D
Signal(s) : ECD2B.CH
Acq On : 13 Jan 2020 18:08
Operator : MJB / KAK
Sample : 0A13050-CAL3
Misc :
ALS Vial : 56 Sample Multiplier: 1

Integration File: events.e
Quant Time: Jan 14 09:01:21 2020
Quant Method : L:\Methods\RECD2_QUANTPCB_200113.M
Quant Title : PCB Data Analysis
QLast Update : Fri Oct 25 14:23:20 2019
Response via : Initial Calibration
Integrator: ChemStation 6890 Scale Mode: Small noise peaks clipped

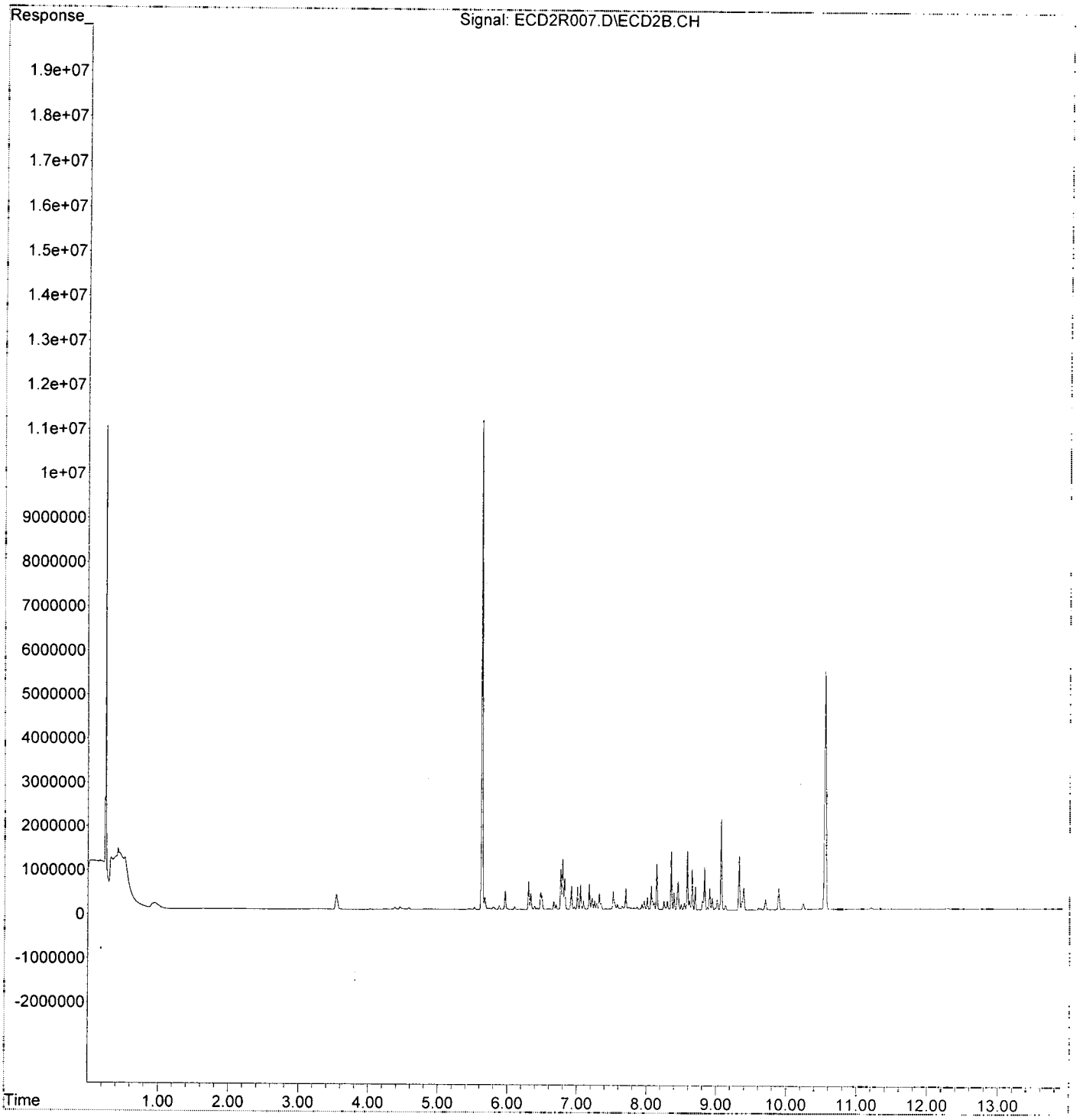

Quantitation Report (QT Reviewed)

Data Path : K:\DATA\0A13050\
Data File : ECD2R008.D
Signal(s) : ECD2B.CH
Acq On : 13 Jan 2020 18:25
Operator : MJB / KAK
Sample : 0A13050-CAL4
Misc :
ALS Vial : 57 Sample Multiplier: 1

Integration File: events.e
Quant Time: Jan 14 09:01:42 2020
Quant Method : L:\Methods\RECD2_QUANTPCB_200113.M
Quant Title : PCB Data Analysis
QLast Update : Fri Oct 25 14:23:20 2019
Response via : Initial Calibration
Integrator: ChemStation 6890 Scale Mode: Small noise peaks clipped

1/14/20

	Compound	R.T.	Response	Conc	Units
	System Monitoring Compounds				
1)	S TCMX (S)	5.629	22681880	86.463	ng/ml
62)	S DCBP (S)	10.551	10891716	74.199	ng/ml
	Target Compounds				
2)	Aroclor 1016 (1)	6.301	1190843	134.057	ng/ml
3)	Aroclor 1016 (2)	6.790	2334544	142.670	ng/ml
4)	Aroclor 1016 (3)	6.917	1067264	144.894	ng/ml
5)	Aroclor 1016 (4)	7.004	981904	131.670	ng/ml
6)	Aroclor 1016 (5)	7.049	1076394	130.455	ng/ml
7)	Aroclor 1016 (6)	7.174	1160064	140.937	ng/ml
8)	Aroclor 1016 - AVE	0.000	0	N.D.	ng/ml
9)	Aroclor 1221 (1)	0.000	0	N.D.	ng/mld
10)	Aroclor 1221 (2)	0.000	0	N.D.	ng/mld
11)	Aroclor 1221 (3)	0.000	0	N.D.	ng/mld
12)	Aroclor 1221 - AVE	0.000	0	N.D.	ng/mld
13)	Aroclor 1232 (1)	0.000	0	N.D.	ng/mld
14)	Aroclor 1232 (2)	0.000	0	N.D.	ng/mld
15)	Aroclor 1232 (3)	0.000	0	N.D.	ng/mld
16)	Aroclor 1232 (4)	0.000	0	N.D.	ng/mld
17)	Aroclor 1232 (5)	0.000	0	N.D.	ng/mld
18)	Aroclor 1232 (6)	0.000	0	N.D.	ng/mld
19)	Aroclor 1232 - AVE	0.000	0	N.D.	ng/mld
20)	Aroclor 1242 (1)	0.000	0	N.D.	ng/mld
21)	Aroclor 1242 (2)	0.000	0	N.D.	ng/mld
22)	Aroclor 1242 (3)	0.000	0	N.D.	ng/mld
23)	Aroclor 1242 (4)	0.000	0	N.D.	ng/mld
24)	Aroclor 1242 (5)	0.000	0	N.D.	ng/mld
25)	Aroclor 1242 (6)	0.000	0	N.D.	ng/mld
26)	Aroclor 1242 - AVE	0.000	0	N.D.	ng/mld
27)	Aroclor 1248 (1)	0.000	0	N.D.	ng/mld
28)	Aroclor 1248 (2)	0.000	0	N.D.	ng/mld
29)	Aroclor 1248 (3)	0.000	0	N.D.	ng/mld
30)	Aroclor 1248 (4)	0.000	0	N.D.	ng/mld
31)	Aroclor 1248 (5)	0.000	0	N.D.	ng/mld
32)	Aroclor 1248 (6)	0.000	0	N.D.	ng/mld
33)	Aroclor 1248 - AVE	0.000	0	N.D.	ng/mld
34)	Aroclor 1254 (1)	0.000	0	N.D.	ng/mld
35)	Aroclor 1254 (2)	0.000	0	N.D.	ng/mld
36)	Aroclor 1254 (3)	0.000	0	N.D.	ng/mld
37)	Aroclor 1254 (4)	0.000	0	N.D.	ng/mld
38)	Aroclor 1254 (5)	0.000	0	N.D.	ng/mld
39)	Aroclor 1254 (6)	0.000	0	N.D.	ng/mld
40)	Aroclor 1254 - AVE	0.000	0	N.D.	ng/mld
41)	Aroclor 1260 (1)	8.144	2093221	132.626	ng/ml
42)	Aroclor 1260 (2)	8.351	2511397	128.304	ng/ml
43)	Aroclor 1260 (3)	8.582	2744238	136.311	ng/ml
44)	Aroclor 1260 (4)	9.066	4251874	137.396	ng/ml
45)	Aroclor 1260 (5)	9.325	2471890	138.116	ng/ml
46)	Aroclor 1260 (6)	9.891	1008936	146.253	ng/ml
47)	Aroclor 1260 - AVE	0.000	0	N.D.	ng/ml

Quantitation Report (QT Reviewed)

Data Path : K:\DATA\0A13050\
Data File : ECD2R008.D
Signal(s) : ECD2B.CH
Acq On : 13 Jan 2020 18:25
Operator : MJB / KAK
Sample : 0A13050-CAL4
Misc :
ALS Vial : 57 Sample Multiplier: 1

Integration File: events.e
Quant Time: Jan 14 09:01:42 2020
Quant Method : L:\Methods\RECD2_QUANTPCB_200113.M
Quant Title : PCB Data Analysis
QLast Update : Fri Oct 25 14:23:20 2019
Response via : Initial Calibration
Integrator: ChemStation 6890 Scale Mode: Small noise peaks clipped

	Compound	R.T.	Response	Conc	Units
48)	Aroclor 1262 (1)	0.000	0	N.D.	ng/mld
49)	Aroclor 1262 (2)	0.000	0	N.D.	ng/mld
50)	Aroclor 1262 (3)	0.000	0	N.D.	ng/mld
51)	Aroclor 1262 (4)	0.000	0	N.D.	ng/mld
52)	Aroclor 1262 (5)	0.000	0	N.D.	ng/mld
53)	Aroclor 1262 (6)	0.000	0	N.D.	ng/mld
54)	Aroclor 1262 - AVE	0.000	0	N.D.	ng/mld
55)	Aroclor 1268 (1)	0.000	0	N.D.	ng/mld
56)	Aroclor 1268 (2)	0.000	0	N.D.	ng/mld
57)	Aroclor 1268 (3)	0.000	0	N.D.	ng/mld
58)	Aroclor 1268 (4)	0.000	0	N.D.	ng/mld
59)	Aroclor 1268 (5)	0.000	0	N.D.	ng/mld
60)	Aroclor 1268 (6)	0.000	0	N.D.	ng/mld
61)	Aroclor 1268 - AVE	0.000	0	N.D.	ng/mld

(f)=RT Delta > 1/2 Window (m)=manual int.

Quantitation Report (QT Reviewed)

Data Path : K:\DATA\0A13050\
Data File : ECD2R008.D
Signal(s) : ECD2B.CH
Acq On : 13 Jan 2020 18:25
Operator : MJB / KAK
Sample : 0A13050-CAL4
Misc :
ALS Vial : 57 Sample Multiplier: 1

Integration File: events.e
Quant Time: Jan 14 09:01:42 2020
Quant Method : L:\Methods\RECD2_QUANTPCB_200113.M
Quant Title : PCB Data Analysis
QLast Update : Fri Oct 25 14:23:20 2019
Response via : Initial Calibration
Integrator: ChemStation 6890 Scale Mode: Small noise peaks clipped

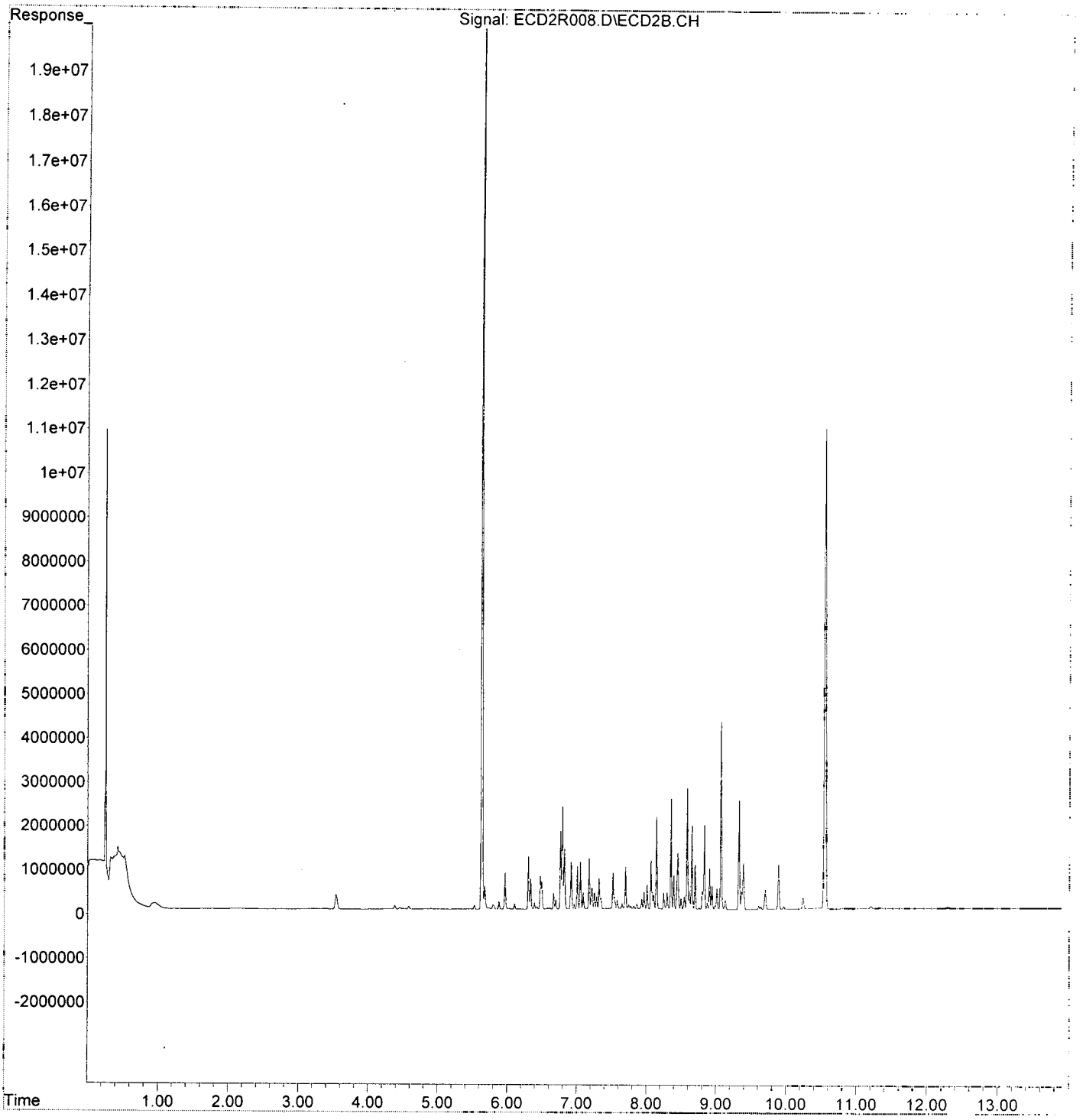

Quantitation Report (QT Reviewed)

Data Path : K:\DATA\0A13050\
Data File : ECD2R009.D
Signal(s) : ECD2B.CH
Acq On : 13 Jan 2020 18:43
Operator : MJB / KAK
Sample : 0A13050-CAL5
Misc :
ALS Vial : 58 Sample Multiplier: 1

Integration File: events.e
Quant Time: Jan 14 08:59:57 2020
Quant Method : L:\Methods\RECD2_QUANTPCB_200113.M
Quant Title : PCB Data Analysis
QLast Update : Fri Oct 25 14:23:20 2019
Response via : Initial Calibration
Integrator: ChemStation 6890 Scale Mode: Small noise peaks clipped

1/14/20

	Compound	R.T.	Response	Conc	Units
	System Monitoring Compounds				
1)	S TCMX (S)	5.629	53881075	205.393	ng/ml
62)	S DCBP (S)	10.552	25218318	171.798	ng/ml
	Target Compounds				
2)	Aroclor 1016 (1)	6.300	2835860	319.242	ng/ml
3)	Aroclor 1016 (2)	6.790	5484312	335.160	ng/ml
4)	Aroclor 1016 (3)	6.917	2538905	344.687	ng/ml
5)	Aroclor 1016 (4)	7.003	2203390	295.467	ng/ml
6)	Aroclor 1016 (5)	7.048	2536989	307.474	ng/ml
7)	Aroclor 1016 (6)	7.174	2573883	312.703	ng/ml
8)	Aroclor 1016 - AVE	0.000	0	N.D.	ng/ml
9)	Aroclor 1221 (1)	0.000	0	N.D.	ng/mld
10)	Aroclor 1221 (2)	0.000	0	N.D.	ng/mld
11)	Aroclor 1221 (3)	0.000	0	N.D.	ng/mld
12)	Aroclor 1221 - AVE	0.000	0	N.D.	ng/mld
13)	Aroclor 1232 (1)	0.000	0	N.D.	ng/mld
14)	Aroclor 1232 (2)	0.000	0	N.D.	ng/mld
15)	Aroclor 1232 (3)	0.000	0	N.D.	ng/mld
16)	Aroclor 1232 (4)	0.000	0	N.D.	ng/mld
17)	Aroclor 1232 (5)	0.000	0	N.D.	ng/mld
18)	Aroclor 1232 (6)	0.000	0	N.D.	ng/mld
19)	Aroclor 1232 - AVE	0.000	0	N.D.	ng/mld
20)	Aroclor 1242 (1)	0.000	0	N.D.	ng/mld
21)	Aroclor 1242 (2)	0.000	0	N.D.	ng/mld
22)	Aroclor 1242 (3)	0.000	0	N.D.	ng/mld
23)	Aroclor 1242 (4)	0.000	0	N.D.	ng/mld
24)	Aroclor 1242 (5)	0.000	0	N.D.	ng/mld
25)	Aroclor 1242 (6)	0.000	0	N.D.	ng/mld
26)	Aroclor 1242 - AVE	0.000	0	N.D.	ng/mld
27)	Aroclor 1248 (1)	0.000	0	N.D.	ng/mld
28)	Aroclor 1248 (2)	0.000	0	N.D.	ng/mld
29)	Aroclor 1248 (3)	0.000	0	N.D.	ng/mld
30)	Aroclor 1248 (4)	0.000	0	N.D.	ng/mld
31)	Aroclor 1248 (5)	0.000	0	N.D.	ng/mld
32)	Aroclor 1248 (6)	0.000	0	N.D.	ng/mld
33)	Aroclor 1248 - AVE	0.000	0	N.D.	ng/mld
34)	Aroclor 1254 (1)	0.000	0	N.D.	ng/mld
35)	Aroclor 1254 (2)	0.000	0	N.D.	ng/mld
36)	Aroclor 1254 (3)	0.000	0	N.D.	ng/mld
37)	Aroclor 1254 (4)	0.000	0	N.D.	ng/mld
38)	Aroclor 1254 (5)	0.000	0	N.D.	ng/mld
39)	Aroclor 1254 (6)	0.000	0	N.D.	ng/mld
40)	Aroclor 1254 - AVE	0.000	0	N.D.	ng/mld
41)	Aroclor 1260 (1)	8.144	5080914	321.926	ng/ml
42)	Aroclor 1260 (2)	8.351	6152313	314.315	ng/ml
43)	Aroclor 1260 (3)	8.583	6540031	324.855	ng/ml
44)	Aroclor 1260 (4)	9.066	10496732	339.193	ng/ml
45)	Aroclor 1260 (5)	9.325	6070844	339.206	ng/ml
46)	Aroclor 1260 (6)	9.891	2392226	346.773	ng/ml
47)	Aroclor 1260 - AVE	0.000	0	N.D.	ng/ml

Quantitation Report (QT Reviewed)

Data Path : K:\DATA\0A13050\
Data File : ECD2R009.D
Signal(s) : ECD2B.CH
Acq On : 13 Jan 2020 18:43
Operator : MJB / KAK
Sample : 0A13050-CAL5
Misc :
ALS Vial : 58 Sample Multiplier: 1

Integration File: events.e
Quant Time: Jan 14 08:59:57 2020
Quant Method : L:\Methods\RECD2_QUANTPCB_200113.M
Quant Title : PCB Data Analysis
QLast Update : Fri Oct 25 14:23:20 2019
Response via : Initial Calibration
Integrator: ChemStation 6890 Scale Mode: Small noise peaks clipped

	Compound	R.T.	Response	Conc	Units
48)	Aroclor 1262 (1)	0.000	0	N.D.	ng/mld
49)	Aroclor 1262 (2)	0.000	0	N.D.	ng/mld
50)	Aroclor 1262 (3)	0.000	0	N.D.	ng/mld
51)	Aroclor 1262 (4)	0.000	0	N.D.	ng/mld
52)	Aroclor 1262 (5)	0.000	0	N.D.	ng/mld
53)	Aroclor 1262 (6)	0.000	0	N.D.	ng/mld
54)	Aroclor 1262 - AVE	0.000	0	N.D.	ng/mld
55)	Aroclor 1268 (1)	0.000	0	N.D.	ng/mld
56)	Aroclor 1268 (2)	0.000	0	N.D.	ng/mld
57)	Aroclor 1268 (3)	0.000	0	N.D.	ng/mld
58)	Aroclor 1268 (4)	0.000	0	N.D.	ng/mld
59)	Aroclor 1268 (5)	0.000	0	N.D.	ng/mld
60)	Aroclor 1268 (6)	0.000	0	N.D.	ng/mld
61)	Aroclor 1268 - AVE	0.000	0	N.D.	ng/mld

(f)=RT Delta > 1/2 Window (m)=manual int.

Quantitation Report (QT Reviewed)

Data Path : K:\DATA\0A13050\
Data File : ECD2R009.D
Signal(s) : ECD2B.CH
Acq On : 13 Jan 2020 18:43
Operator : MJB / KAK
Sample : 0A13050-CAL5
Misc :
ALS Vial : 58 Sample Multiplier: 1

Integration File: events.e
Quant Time: Jan 14 08:59:57 2020
Quant Method : L:\Methods\RECD2_QUANTPCB_200113.M
Quant Title : PCB Data Analysis
QLast Update : Fri Oct 25 14:23:20 2019
Response via : Initial Calibration
Integrator: ChemStation 6890 Scale Mode: Small noise peaks clipped

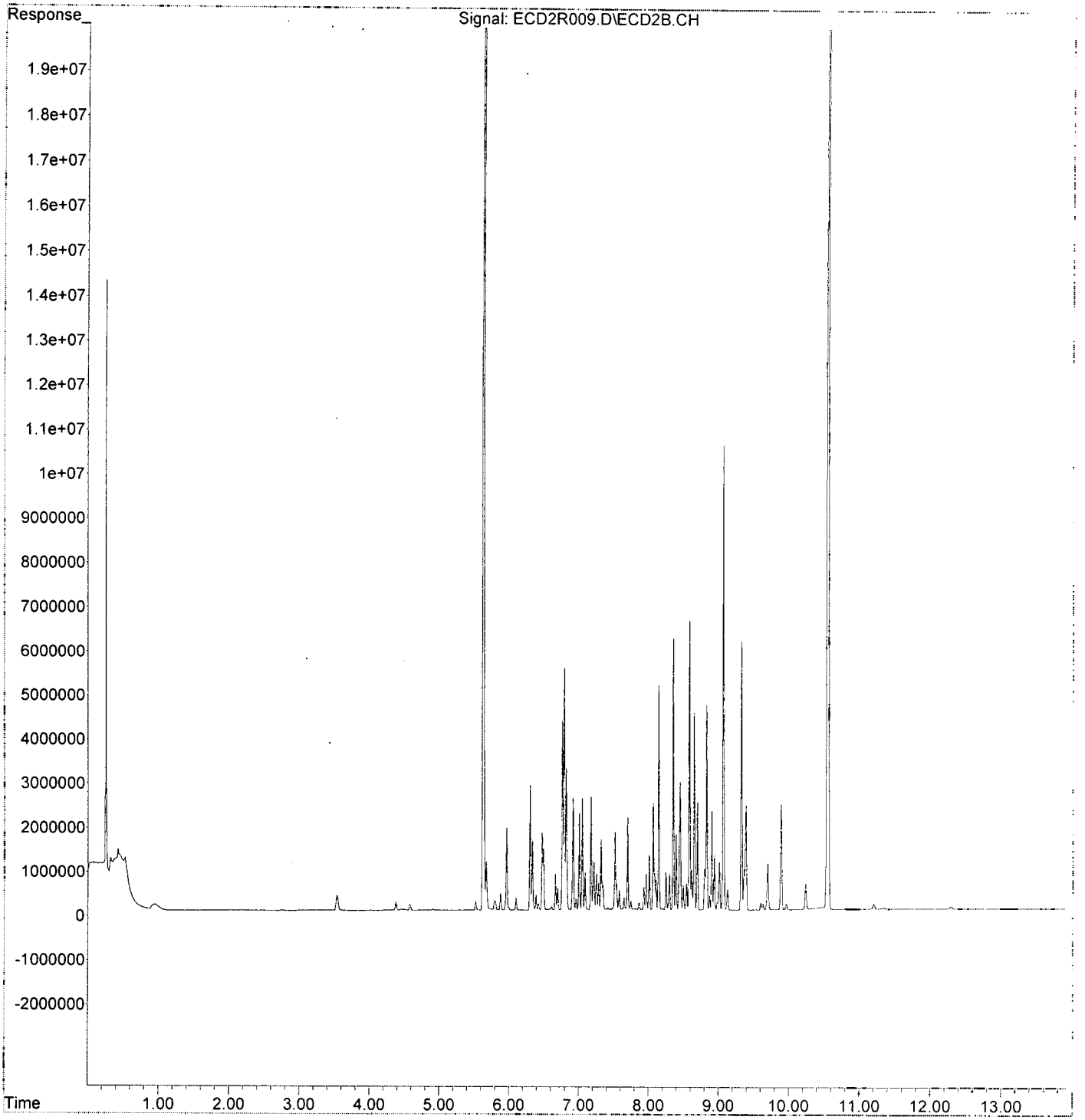

Quantitation Report (QT Reviewed)

Data Path : K:\DATA\0A13050\
Data File : ECD2R010.D
Signal(s) : ECD2B.CH
Acq On : 13 Jan 2020 19:01
Operator : MJB / KAK
Sample : 0A13050-CAL6
Misc :
ALS Vial : 59 Sample Multiplier: 1

Integration File: events.e
Quant Time: Jan 14 09:02:03 2020
Quant Method : L:\Methods\RECD2_QUANTPCB_200113.M
Quant Title : PCB Data Analysis
QLast Update : Fri Oct 25 14:23:20 2019
Response via : Initial Calibration
Integrator: ChemStation 6890 Scale Mode: Small noise peaks clipped

1/14/20

	Compound	R.T.	Response	Conc	Units
	System Monitoring Compounds				
1) S	TCMX (S)	5.631	124870409	476.002	ng/ml
62) S	DCBP (S)	10.551	58595711	399.179	ng/ml
	Target Compounds				
2)	Aroclor 1016 (1)	6.300	5624087	633.122	ng/ml
3)	Aroclor 1016 (2)	6.790	11025443	673.792	ng/ml
4)	Aroclor 1016 (3)	6.917	5145954	698.624	ng/ml
5)	Aroclor 1016 (4)	7.004	4338878	581.829	ng/ml
6)	Aroclor 1016 (5)	7.048	5224293	633.166	ng/ml
7)	Aroclor 1016 (6)	7.173	5149713	625.642	ng/ml
8)	Aroclor 1016 - AVE	0.000	0	N.D.	ng/ml
9)	Aroclor 1221 (1)	0.000	0	N.D.	ng/mld
10)	Aroclor 1221 (2)	0.000	0	N.D.	ng/mld
11)	Aroclor 1221 (3)	0.000	0	N.D.	ng/mld
12)	Aroclor 1221 - AVE	0.000	0	N.D.	ng/mld
13)	Aroclor 1232 (1)	0.000	0	N.D.	ng/mld
14)	Aroclor 1232 (2)	0.000	0	N.D.	ng/mld
15)	Aroclor 1232 (3)	0.000	0	N.D.	ng/mld
16)	Aroclor 1232 (4)	0.000	0	N.D.	ng/mld
17)	Aroclor 1232 (5)	0.000	0	N.D.	ng/mld
18)	Aroclor 1232 (6)	0.000	0	N.D.	ng/mld
19)	Aroclor 1232 - AVE	0.000	0	N.D.	ng/mld
20)	Aroclor 1242 (1)	0.000	0	N.D.	ng/mld
21)	Aroclor 1242 (2)	0.000	0	N.D.	ng/mld
22)	Aroclor 1242 (3)	0.000	0	N.D.	ng/mld
23)	Aroclor 1242 (4)	0.000	0	N.D.	ng/mld
24)	Aroclor 1242 (5)	0.000	0	N.D.	ng/mld
25)	Aroclor 1242 (6)	0.000	0	N.D.	ng/mld
26)	Aroclor 1242 - AVE	0.000	0	N.D.	ng/mld
27)	Aroclor 1248 (1)	0.000	0	N.D.	ng/mld
28)	Aroclor 1248 (2)	0.000	0	N.D.	ng/mld
29)	Aroclor 1248 (3)	0.000	0	N.D.	ng/mld
30)	Aroclor 1248 (4)	0.000	0	N.D.	ng/mld
31)	Aroclor 1248 (5)	0.000	0	N.D.	ng/mld
32)	Aroclor 1248 (6)	0.000	0	N.D.	ng/mld
33)	Aroclor 1248 - AVE	0.000	0	N.D.	ng/mld
34)	Aroclor 1254 (1)	0.000	0	N.D.	ng/mld
35)	Aroclor 1254 (2)	0.000	0	N.D.	ng/mld
36)	Aroclor 1254 (3)	0.000	0	N.D.	ng/mld
37)	Aroclor 1254 (4)	0.000	0	N.D.	ng/mld
38)	Aroclor 1254 (5)	0.000	0	N.D.	ng/mld
39)	Aroclor 1254 (6)	0.000	0	N.D.	ng/mld
40)	Aroclor 1254 - AVE	0.000	0	N.D.	ng/mld
41)	Aroclor 1260 (1)	8.143	10123087	641.397	ng/ml
42)	Aroclor 1260 (2)	8.350	12298764	628.330	ng/ml
43)	Aroclor 1260 (3)	8.582	12961672	643.829	ng/ml
44)	Aroclor 1260 (4)	9.066	21886590	707.247	ng/ml
45)	Aroclor 1260 (5)	9.325	12074358	674.651	ng/ml
46)	Aroclor 1260 (6)	9.890	4594659	666.033	ng/ml
47)	Aroclor 1260 - AVE	0.000	0	N.D.	ng/ml

Quantitation Report (QT Reviewed)

Data Path : K:\DATA\0A13050\
Data File : ECD2R010.D
Signal(s) : ECD2B.CH
Acq On : 13 Jan 2020 19:01
Operator : MJB / KAK
Sample : 0A13050-CAL6
Misc :
ALS Vial : 59 Sample Multiplier: 1

Integration File: events.e
Quant Time: Jan 14 09:02:03 2020
Quant Method : L:\Methods\RECD2_QUANTPCB_200113.M
Quant Title : PCB Data Analysis
QLast Update : Fri Oct 25 14:23:20 2019
Response via : Initial Calibration
Integrator: ChemStation 6890 Scale Mode: Small noise peaks clipped

	Compound	R.T.	Response	Conc	Units
48)	Aroclor 1262 (1)	0.000	0	N.D.	ng/mld
49)	Aroclor 1262 (2)	0.000	0	N.D.	ng/mld
50)	Aroclor 1262 (3)	0.000	0	N.D.	ng/mld
51)	Aroclor 1262 (4)	0.000	0	N.D.	ng/mld
52)	Aroclor 1262 (5)	0.000	0	N.D.	ng/mld
53)	Aroclor 1262 (6)	0.000	0	N.D.	ng/mld
54)	Aroclor 1262 - AVE	0.000	0	N.D.	ng/mld
55)	Aroclor 1268 (1)	0.000	0	N.D.	ng/mld
56)	Aroclor 1268 (2)	0.000	0	N.D.	ng/mld
57)	Aroclor 1268 (3)	0.000	0	N.D.	ng/mld
58)	Aroclor 1268 (4)	0.000	0	N.D.	ng/mld
59)	Aroclor 1268 (5)	0.000	0	N.D.	ng/mld
60)	Aroclor 1268 (6)	0.000	0	N.D.	ng/mld
61)	Aroclor 1268 - AVE	0.000	0	N.D.	ng/mld

(f)=RT Delta > 1/2 Window (m)=manual int.

Quantitation Report (QT Reviewed)

Data Path : K:\DATA\0A13050\
Data File : ECD2R010.D
Signal(s) : ECD2B.CH
Acq On : 13 Jan 2020 19:01
Operator : MJB / KAK
Sample : 0A13050-CAL6
Misc :
ALS Vial : 59 Sample Multiplier: 1

Integration File: events.e
Quant Time: Jan 14 09:02:03 2020
Quant Method : L:\Methods\RECD2_QUANTPCB_200113.M
Quant Title : PCB Data Analysis
QLast Update : Fri Oct 25 14:23:20 2019
Response via : Initial Calibration
Integrator: ChemStation 6890 Scale Mode: Small noise peaks clipped

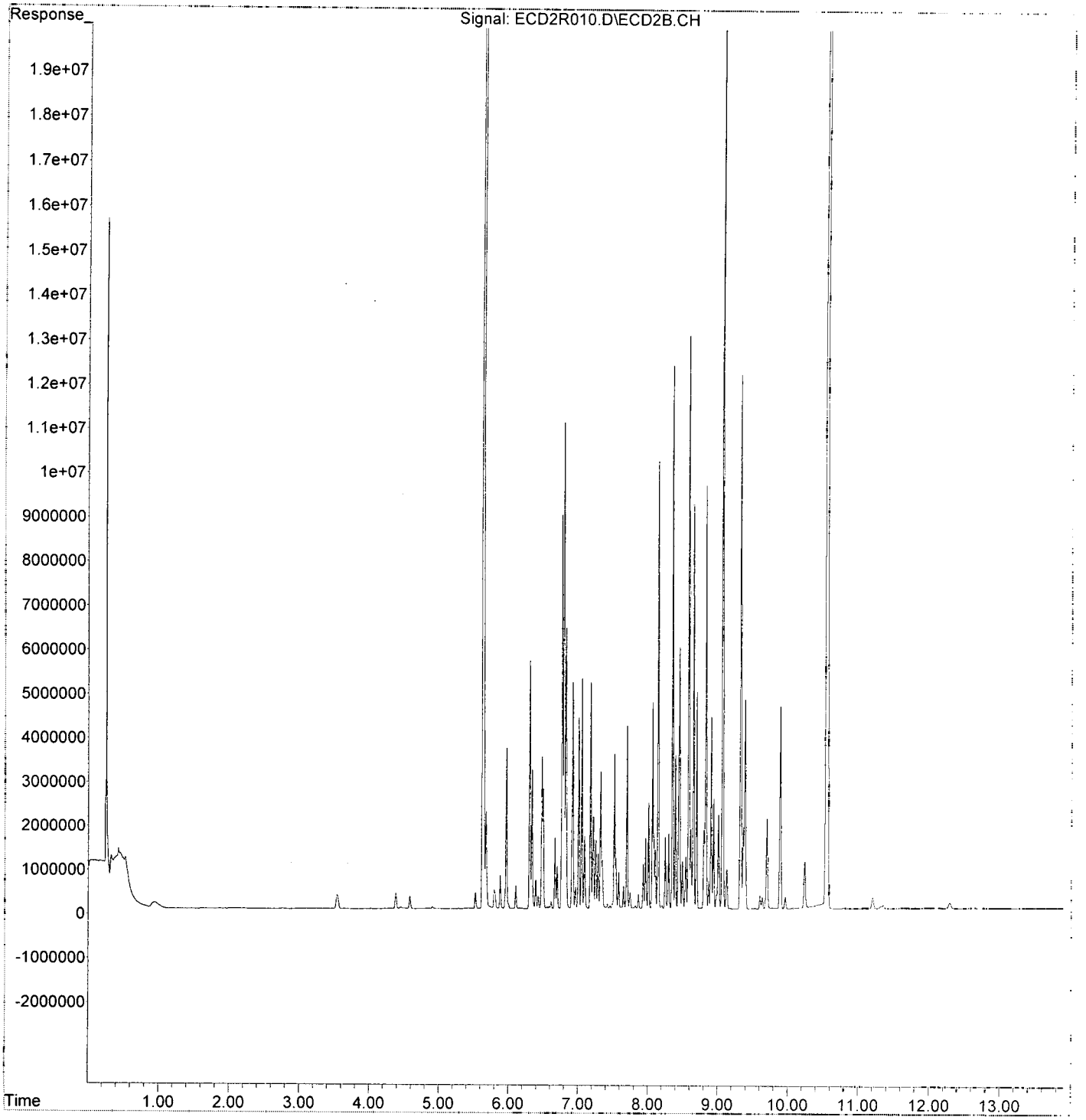

Quantitation Report (QT Reviewed)

Data Path : K:\DATA\0A13050\
Data File : ECD2R011.D
Signal(s) : ECD2B.CH
Acq On : 13 Jan 2020 19:18
Operator : MJB / KAK
Sample : 0A13050-CAL7
Misc :
ALS Vial : 60 Sample Multiplier: 1

Integration File: events.e
Quant Time: Jan 14 09:02:23 2020
Quant Method : L:\Methods\RECD2_QUANTPCB_200113.M
Quant Title : PCB Data Analysis
QLast Update : Fri Oct 25 14:23:20 2019
Response via : Initial Calibration
Integrator: ChemStation 6890 Scale Mode: Small noise peaks clipped

1/14/20

	Compound	R.T.	Response	Conc	Units
	System Monitoring Compounds				
1) S	TCMX (S)	5.633	194842413	742.733	ng/ml
62) S	DCBP (S)	10.553	101081415	688.610	ng/ml
	Target Compounds				
2)	Aroclor 1016 (1)	6.300	8229290	926.399	ng/ml
3)	Aroclor 1016 (2)	6.791	15844863	968.319	ng/ml
4)	Aroclor 1016 (3)	6.917	7443643	1010.563	ng/ml
5)	Aroclor 1016 (4)	7.004	6442401	863.904	ng/ml
6)	Aroclor 1016 (5)	7.049	7076827	857.687	ng/ml
7)	Aroclor 1016 (6)	7.174	7407214	899.907	ng/ml
8)	Aroclor 1016 - AVE	0.000	0	N.D.	ng/ml
9)	Aroclor 1221 (1)	0.000	0	N.D.	ng/mld
10)	Aroclor 1221 (2)	0.000	0	N.D.	ng/mld
11)	Aroclor 1221 (3)	0.000	0	N.D.	ng/mld
12)	Aroclor 1221 - AVE	0.000	0	N.D.	ng/mld
13)	Aroclor 1232 (1)	0.000	0	N.D.	ng/mld
14)	Aroclor 1232 (2)	0.000	0	N.D.	ng/mld
15)	Aroclor 1232 (3)	0.000	0	N.D.	ng/mld
16)	Aroclor 1232 (4)	0.000	0	N.D.	ng/mld
17)	Aroclor 1232 (5)	0.000	0	N.D.	ng/mld
18)	Aroclor 1232 (6)	0.000	0	N.D.	ng/mld
19)	Aroclor 1232 - AVE	0.000	0	N.D.	ng/mld
20)	Aroclor 1242 (1)	0.000	0	N.D.	ng/mld
21)	Aroclor 1242 (2)	0.000	0	N.D.	ng/mld
22)	Aroclor 1242 (3)	0.000	0	N.D.	ng/mld
23)	Aroclor 1242 (4)	0.000	0	N.D.	ng/mld
24)	Aroclor 1242 (5)	0.000	0	N.D.	ng/mld
25)	Aroclor 1242 (6)	0.000	0	N.D.	ng/mld
26)	Aroclor 1242 - AVE	0.000	0	N.D.	ng/mld
27)	Aroclor 1248 (1)	0.000	0	N.D.	ng/mld
28)	Aroclor 1248 (2)	0.000	0	N.D.	ng/mld
29)	Aroclor 1248 (3)	0.000	0	N.D.	ng/mld
30)	Aroclor 1248 (4)	0.000	0	N.D.	ng/mld
31)	Aroclor 1248 (5)	0.000	0	N.D.	ng/mld
32)	Aroclor 1248 (6)	0.000	0	N.D.	ng/mld
33)	Aroclor 1248 - AVE	0.000	0	N.D.	ng/mld
34)	Aroclor 1254 (1)	0.000	0	N.D.	ng/mld
35)	Aroclor 1254 (2)	0.000	0	N.D.	ng/mld
36)	Aroclor 1254 (3)	0.000	0	N.D.	ng/mld
37)	Aroclor 1254 (4)	0.000	0	N.D.	ng/mld
38)	Aroclor 1254 (5)	0.000	0	N.D.	ng/mld
39)	Aroclor 1254 (6)	0.000	0	N.D.	ng/mld
40)	Aroclor 1254 - AVE	0.000	0	N.D.	ng/mld
41)	Aroclor 1260 (1)	8.144	14548054	921.762	ng/ml
42)	Aroclor 1260 (2)	8.351	17676726	903.084	ng/ml
43)	Aroclor 1260 (3)	8.583	18285536	908.274	ng/ml
44)	Aroclor 1260 (4)	9.067	32592843	1053.210	ng/ml
45)	Aroclor 1260 (5)	9.325	17701773	989.081	ng/ml
46)	Aroclor 1260 (6)	9.891	6885880	998.164	ng/ml
47)	Aroclor 1260 - AVE	0.000	0	N.D.	ng/ml

Quantitation Report (QT Reviewed)

Data Path : K:\DATA\0A13050\
Data File : ECD2R011.D
Signal(s) : ECD2B.CH
Acq On : 13 Jan 2020 19:18
Operator : MJB / KAK
Sample : 0A13050-CAL7
Misc :
ALS Vial : 60 Sample Multiplier: 1

Integration File: events.e
Quant Time: Jan 14 09:02:23 2020
Quant Method : L:\Methods\RECD2_QUANTPCB_200113.M
Quant Title : PCB Data Analysis
QLast Update : Fri Oct 25 14:23:20 2019
Response via : Initial Calibration
Integrator: ChemStation 6890 Scale Mode: Small noise peaks clipped

	Compound	R.T.	Response	Conc	Units
48)	Aroclor 1262 (1)	0.000	0	N.D.	ng/mld
49)	Aroclor 1262 (2)	0.000	0	N.D.	ng/mld
50)	Aroclor 1262 (3)	0.000	0	N.D.	ng/mld
51)	Aroclor 1262 (4)	0.000	0	N.D.	ng/mld
52)	Aroclor 1262 (5)	0.000	0	N.D.	ng/mld
53)	Aroclor 1262 (6)	0.000	0	N.D.	ng/mld
54)	Aroclor 1262 - AVE	0.000	0	N.D.	ng/mld
55)	Aroclor 1268 (1)	0.000	0	N.D.	ng/mld
56)	Aroclor 1268 (2)	0.000	0	N.D.	ng/mld
57)	Aroclor 1268 (3)	0.000	0	N.D.	ng/mld
58)	Aroclor 1268 (4)	0.000	0	N.D.	ng/mld
59)	Aroclor 1268 (5)	0.000	0	N.D.	ng/mld
60)	Aroclor 1268 (6)	0.000	0	N.D.	ng/mld
61)	Aroclor 1268 - AVE	0.000	0	N.D.	ng/mld

(f)=RT Delta > 1/2 Window (m)=manual int.

Quantitation Report (QT Reviewed)

Data Path : K:\DATA\0A13050\
Data File : ECD2R011.D
Signal(s) : ECD2B.CH
Acq On : 13 Jan 2020 19:18
Operator : MJB / KAK
Sample : 0A13050-CAL7
Misc :
ALS Vial : 60 Sample Multiplier: 1

Integration File: events.e
Quant Time: Jan 14 09:02:23 2020
Quant Method : L:\Methods\RECD2_QUANTPCB_200113.M
Quant Title : PCB Data Analysis
QLast Update : Fri Oct 25 14:23:20 2019
Response via : Initial Calibration
Integrator: ChemStation 6890 Scale Mode: Small noise peaks clipped

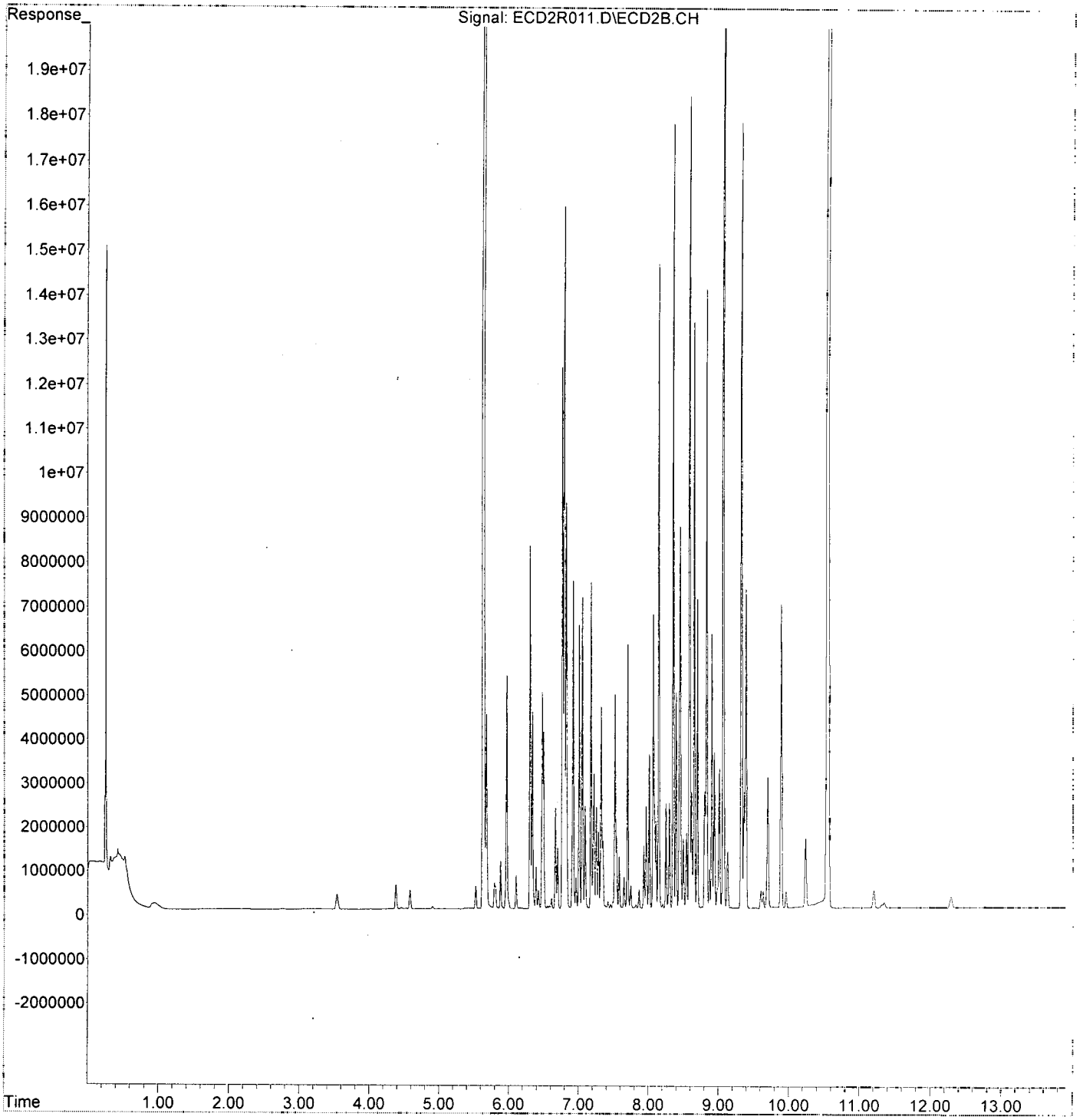

Quantitation Report (QT Reviewed)

Data Path : K:\DATA\0A13050\
Data File : ECD2R014.D
Signal(s) : ECD2B.CH
Acq On : 13 Jan 2020 20:11
Operator : MJB / KAK
Sample : 0A13050-CAL8
Misc :
ALS Vial : 62 Sample Multiplier: 1

Integration File: events.e
Quant Time: Jan 14 09:08:11 2020
Quant Method : L:\Methods\RECD2_QUANTPCB_200113.M
Quant Title : PCB Data Analysis
QLast Update : Tue Jan 14 09:08:06 2020
Response via : Initial Calibration
Integrator: ChemStation 6890 Scale Mode: Small noise peaks clipped

	Compound	R.T.	Response	Conc	Units
	System Monitoring Compounds				
1) S	TCMX (S)	0.000	0	N.D.	ng/mld
62) S	DCBP (S)	0.000	0	N.D.	ng/mld
	Target Compounds				
2)	Aroclor 1016 (1)	0.000	0	N.D.	ng/mld
3)	Aroclor 1016 (2)	0.000	0	N.D.	ng/mld
4)	Aroclor 1016 (3)	0.000	0	N.D.	ng/mld
5)	Aroclor 1016 (4)	0.000	0	N.D.	ng/mld
6)	Aroclor 1016 (5)	0.000	0	N.D.	ng/mld
7)	Aroclor 1016 (6)	0.000	0	N.D.	ng/mld
8)	Aroclor 1016 - AVE	0.000	0	N.D.	ng/mld
9)	Aroclor 1221 (1)	5.806	868760	405.233	ng/ml
10)	Aroclor 1221 (2)	5.878	858489	392.721	ng/ml
11)	Aroclor 1221 (3)	5.965	2853506	403.334	ng/ml
12)	Aroclor 1221 - AVE	0.000	0	N.D.	ng/ml
13)	Aroclor 1232 (1)	0.000	0	N.D.	ng/mld
14)	Aroclor 1232 (2)	0.000	0	N.D.	ng/mld
15)	Aroclor 1232 (3)	0.000	0	N.D.	ng/mld
16)	Aroclor 1232 (4)	0.000	0	N.D.	ng/mld
17)	Aroclor 1232 (5)	0.000	0	N.D.	ng/mld
18)	Aroclor 1232 (6)	0.000	0	N.D.	ng/mld
19)	Aroclor 1232 - AVE	0.000	0	N.D.	ng/mld
20)	Aroclor 1242 (1)	0.000	0	N.D.	ng/mld
21)	Aroclor 1242 (2)	0.000	0	N.D.	ng/mld
22)	Aroclor 1242 (3)	0.000	0	N.D.	ng/mld
23)	Aroclor 1242 (4)	0.000	0	N.D.	ng/mld
24)	Aroclor 1242 (5)	0.000	0	N.D.	ng/mld
25)	Aroclor 1242 (6)	0.000	0	N.D.	ng/mld
26)	Aroclor 1242 - AVE	0.000	0	N.D.	ng/mld
27)	Aroclor 1248 (1)	0.000	0	N.D.	ng/mld
28)	Aroclor 1248 (2)	0.000	0	N.D.	ng/mld
29)	Aroclor 1248 (3)	0.000	0	N.D.	ng/mld
30)	Aroclor 1248 (4)	0.000	0	N.D.	ng/mld
31)	Aroclor 1248 (5)	0.000	0	N.D.	ng/mld
32)	Aroclor 1248 (6)	0.000	0	N.D.	ng/mld
33)	Aroclor 1248 - AVE	0.000	0	N.D.	ng/mld
34)	Aroclor 1254 (1)	0.000	0	N.D.	ng/mld
35)	Aroclor 1254 (2)	0.000	0	N.D.	ng/mld
36)	Aroclor 1254 (3)	0.000	0	N.D.	ng/mld
37)	Aroclor 1254 (4)	0.000	0	N.D.	ng/mld
38)	Aroclor 1254 (5)	0.000	0	N.D.	ng/mld
39)	Aroclor 1254 (6)	0.000	0	N.D.	ng/mld
40)	Aroclor 1254 - AVE	0.000	0	N.D.	ng/mld
41)	Aroclor 1260 (1)	0.000	0	N.D.	ng/mld
42)	Aroclor 1260 (2)	0.000	0	N.D.	ng/mld
43)	Aroclor 1260 (3)	0.000	0	N.D.	ng/mld
44)	Aroclor 1260 (4)	0.000	0	N.D.	ng/mld
45)	Aroclor 1260 (5)	0.000	0	N.D.	ng/mld
46)	Aroclor 1260 (6)	0.000	0	N.D.	ng/mld
47)	Aroclor 1260 - AVE	0.000	0	N.D.	ng/mld

1/14/20

Quantitation Report (QT Reviewed)

Data Path : K:\DATA\0A13050\
Data File : ECD2R014.D
Signal(s) : ECD2B.CH
Acq On : 13 Jan 2020 20:11
Operator : MJB / KAK
Sample : 0A13050-CAL8
Misc :
ALS Vial : 62 Sample Multiplier: 1

Integration File: events.e
Quant Time: Jan 14 09:08:11 2020
Quant Method : L:\Methods\RECD2_QUANTPCB_200113.M
Quant Title : PCB Data Analysis
QLast Update : Tue Jan 14 09:08:06 2020
Response via : Initial Calibration
Integrator: ChemStation 6890 Scale Mode: Small noise peaks clipped

	Compound	R.T.	Response	Conc	Units
48)	Aroclor 1262 (1)	0.000	0	N.D.	ng/mld
49)	Aroclor 1262 (2)	0.000	0	N.D.	ng/mld
50)	Aroclor 1262 (3)	0.000	0	N.D.	ng/mld
51)	Aroclor 1262 (4)	0.000	0	N.D.	ng/mld
52)	Aroclor 1262 (5)	0.000	0	N.D.	ng/mld
53)	Aroclor 1262 (6)	0.000	0	N.D.	ng/mld
54)	Aroclor 1262 - AVE	0.000	0	N.D.	ng/mld
55)	Aroclor 1268 (1)	0.000	0	N.D.	ng/mld
56)	Aroclor 1268 (2)	0.000	0	N.D.	ng/mld
57)	Aroclor 1268 (3)	0.000	0	N.D.	ng/mld
58)	Aroclor 1268 (4)	0.000	0	N.D.	ng/mld
59)	Aroclor 1268 (5)	0.000	0	N.D.	ng/mld
60)	Aroclor 1268 (6)	0.000	0	N.D.	ng/mld
61)	Aroclor 1268 - AVE	0.000	0	N.D.	ng/mld

(f)=RT Delta > 1/2 Window (m)=manual int.

Quantitation Report (QT Reviewed)

Data Path : K:\DATA\0A13050\
Data File : ECD2R014.D
Signal(s) : ECD2B.CH
Acq On : 13 Jan 2020 20:11
Operator : MJB / KAK
Sample : 0A13050-CAL8
Misc :
ALS Vial : 62 Sample Multiplier: 1

Integration File: events.e
Quant Time: Jan 14 09:08:11 2020
Quant Method : L:\Methods\RECD2_QUANTPCB_200113.M
Quant Title : PCB Data Analysis
QLast Update : Tue Jan 14 09:08:06 2020
Response via : Initial Calibration
Integrator: ChemStation 6890 Scale Mode: Small noise peaks clipped

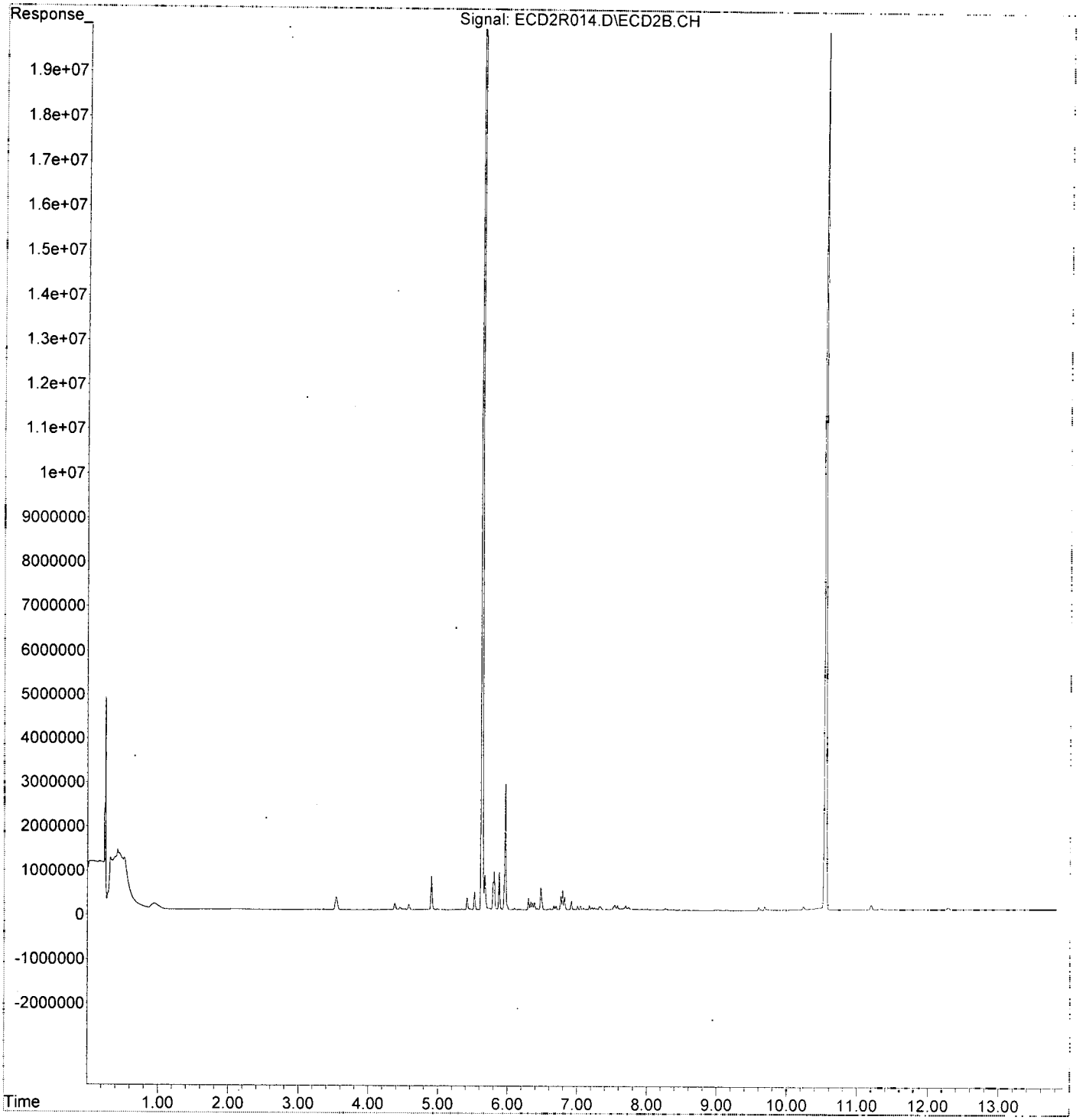

Quantitation Report (QT Reviewed)

Data Path : K:\DATA\0A13050\
Data File : ECD2R015.D
Signal(s) : ECD2B.CH
Acq On : 13 Jan 2020 20:29
Operator : MJB / KAK
Sample : 0A13050-CAL9
Misc :
ALS Vial : 63 Sample Multiplier: 1

Integration File: events.e
Quant Time: Jan 14 09:09:55 2020
Quant Method : L:\Methods\RECD2_QUANTPCB_200113.M
Quant Title : PCB Data Analysis
QLast Update : Tue Jan 14 09:09:49 2020
Response via : Initial Calibration
Integrator: ChemStation 6890 Scale Mode: Small noise peaks clipped

	Compound	R.T.	Response	Conc	Units
	System Monitoring Compounds				
1) S	TCMX (S)	0.000	0	N.D.	ng/mld
62) S	DCBP (S)	0.000	0	N.D.	ng/mld
	Target Compounds				
2)	Aroclor 1016 (1)	0.000	0	N.D.	ng/mld
3)	Aroclor 1016 (2)	0.000	0	N.D.	ng/mld
4)	Aroclor 1016 (3)	0.000	0	N.D.	ng/mld
5)	Aroclor 1016 (4)	0.000	0	N.D.	ng/mld
6)	Aroclor 1016 (5)	0.000	0	N.D.	ng/mld
7)	Aroclor 1016 (6)	0.000	0	N.D.	ng/mld
8)	Aroclor 1016 - AVE	0.000	0	N.D.	ng/mld
9)	Aroclor 1221 (1)	0.000	0	N.D.	ng/mld
10)	Aroclor 1221 (2)	0.000	0	N.D.	ng/mld
11)	Aroclor 1221 (3)	0.000	0	N.D.	ng/mld
12)	Aroclor 1221 - AVE	0.000	0	N.D.	ng/mld
13)	Aroclor 1232 (1)	5.963	2284999	399.149	ng/ml
14)	Aroclor 1232 (2)	6.298	1301366	374.360	ng/ml
15)	Aroclor 1232 (3)	6.789	2445980	377.801	ng/ml
16)	Aroclor 1232 (4)	7.002	845919	354.297	ng/ml
17)	Aroclor 1232 (5)	7.047	1040422	380.779	ng/ml
18)	Aroclor 1232 (6)	7.172	1084837	365.755	ng/ml
19)	Aroclor 1232 - AVE	0.000	0	N.D.	ng/ml
20)	Aroclor 1242 (1)	0.000	0	N.D.	ng/mld
21)	Aroclor 1242 (2)	0.000	0	N.D.	ng/mld
22)	Aroclor 1242 (3)	0.000	0	N.D.	ng/mld
23)	Aroclor 1242 (4)	0.000	0	N.D.	ng/mld
24)	Aroclor 1242 (5)	0.000	0	N.D.	ng/mld
25)	Aroclor 1242 (6)	0.000	0	N.D.	ng/mld
26)	Aroclor 1242 - AVE	0.000	0	N.D.	ng/mld
27)	Aroclor 1248 (1)	0.000	0	N.D.	ng/mld
28)	Aroclor 1248 (2)	0.000	0	N.D.	ng/mld
29)	Aroclor 1248 (3)	0.000	0	N.D.	ng/mld
30)	Aroclor 1248 (4)	0.000	0	N.D.	ng/mld
31)	Aroclor 1248 (5)	0.000	0	N.D.	ng/mld
32)	Aroclor 1248 (6)	0.000	0	N.D.	ng/mld
33)	Aroclor 1248 - AVE	0.000	0	N.D.	ng/mld
34)	Aroclor 1254 (1)	0.000	0	N.D.	ng/mld
35)	Aroclor 1254 (2)	0.000	0	N.D.	ng/mld
36)	Aroclor 1254 (3)	0.000	0	N.D.	ng/mld
37)	Aroclor 1254 (4)	0.000	0	N.D.	ng/mld
38)	Aroclor 1254 (5)	0.000	0	N.D.	ng/mld
39)	Aroclor 1254 (6)	0.000	0	N.D.	ng/mld
40)	Aroclor 1254 - AVE	0.000	0	N.D.	ng/mld
41)	Aroclor 1260 (1)	0.000	0	N.D.	ng/mld
42)	Aroclor 1260 (2)	0.000	0	N.D.	ng/mld
43)	Aroclor 1260 (3)	0.000	0	N.D.	ng/mld
44)	Aroclor 1260 (4)	0.000	0	N.D.	ng/mld
45)	Aroclor 1260 (5)	0.000	0	N.D.	ng/mld
46)	Aroclor 1260 (6)	0.000	0	N.D.	ng/mld
47)	Aroclor 1260 - AVE	0.000	0	N.D.	ng/mld

1/14/20

Quantitation Report (QT Reviewed)

Data Path : K:\DATA\0A13050\
Data File : ECD2R015.D
Signal(s) : ECD2B.CH
Acq On : 13 Jan 2020 20:29
Operator : MJB / KAK
Sample : 0A13050-CAL9
Misc :
ALS Vial : 63 Sample Multiplier: 1

Integration File: events.e
Quant Time: Jan 14 09:09:55 2020
Quant Method : L:\Methods\RECD2_QUANTPCB_200113.M
Quant Title : PCB Data Analysis
QLast Update : Tue Jan 14 09:09:49 2020
Response via : Initial Calibration
Integrator: ChemStation 6890 Scale Mode: Small noise peaks clipped

	Compound	R.T.	Response	Conc	Units
48)	Aroclor 1262 (1)	0.000	0	N.D.	ng/mld
49)	Aroclor 1262 (2)	0.000	0	N.D.	ng/mld
50)	Aroclor 1262 (3)	0.000	0	N.D.	ng/mld
51)	Aroclor 1262 (4)	0.000	0	N.D.	ng/mld
52)	Aroclor 1262 (5)	0.000	0	N.D.	ng/mld
53)	Aroclor 1262 (6)	0.000	0	N.D.	ng/mld
54)	Aroclor 1262 - AVE	0.000	0	N.D.	ng/mld
55)	Aroclor 1268 (1)	0.000	0	N.D.	ng/mld
56)	Aroclor 1268 (2)	0.000	0	N.D.	ng/mld
57)	Aroclor 1268 (3)	0.000	0	N.D.	ng/mld
58)	Aroclor 1268 (4)	0.000	0	N.D.	ng/mld
59)	Aroclor 1268 (5)	0.000	0	N.D.	ng/mld
60)	Aroclor 1268 (6)	0.000	0	N.D.	ng/mld
61)	Aroclor 1268 - AVE	0.000	0	N.D.	ng/mld

(f)=RT Delta > 1/2 Window (m)=manual int.

Quantitation Report (QT Reviewed)

Data Path : K:\DATA\0A13050\
Data File : ECD2R015.D
Signal(s) : ECD2B.CH
Acq On : 13 Jan 2020 20:29
Operator : MJB / KAK
Sample : 0A13050-CAL9
Misc :
ALS Vial : 63 Sample Multiplier: 1

Integration File: events.e
Quant Time: Jan 14 09:09:55 2020
Quant Method : L:\Methods\RECD2_QUANTPCB_200113.M
Quant Title : PCB Data Analysis
QLast Update : Tue Jan 14 09:09:49 2020
Response via : Initial Calibration
Integrator: ChemStation 6890 Scale Mode: Small noise peaks clipped

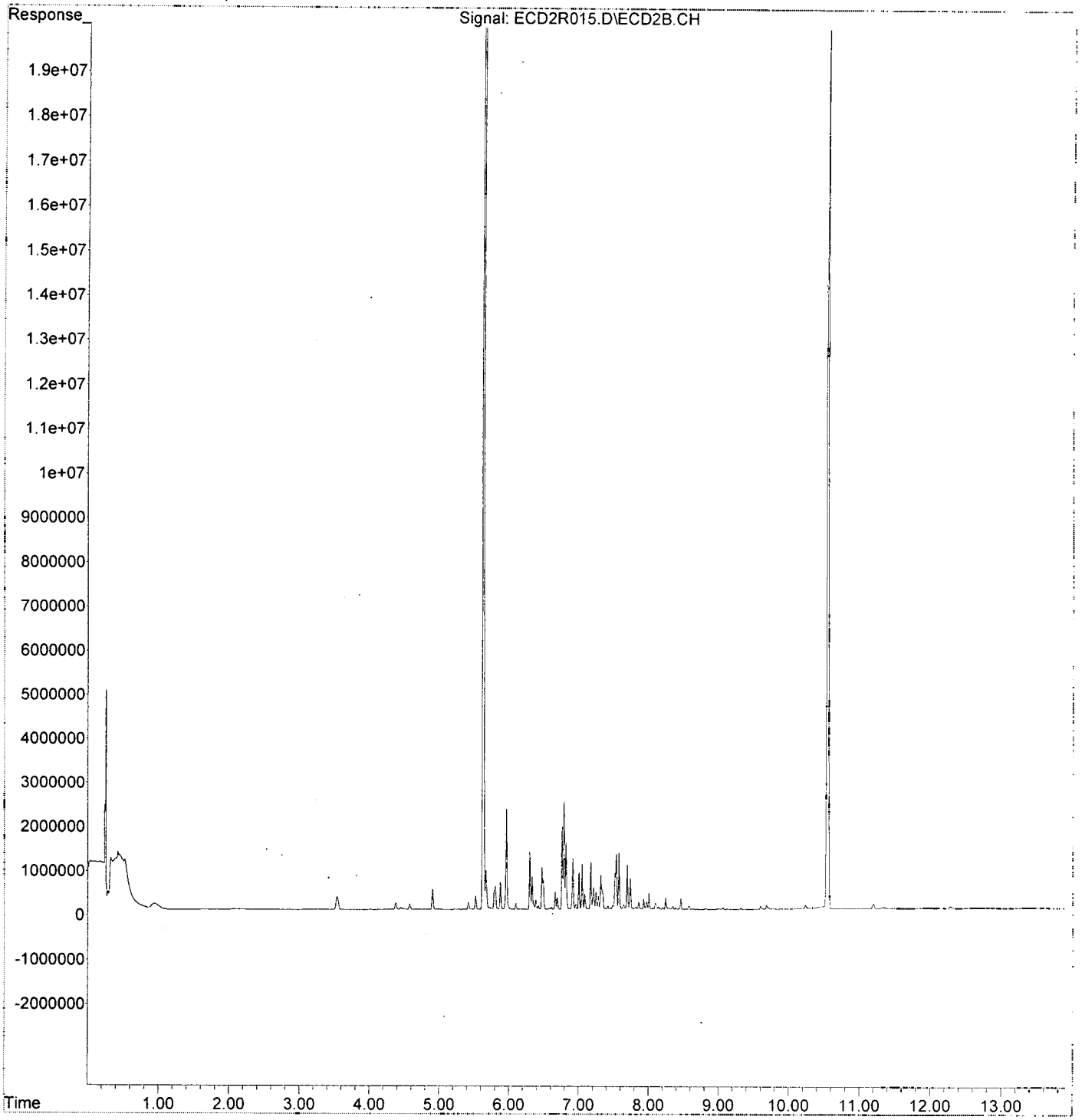

Quantitation Report (QT Reviewed)

Data Path : K:\DATA\0A13050\
Data File : ECD2R016.D
Signal(s) : ECD2B.CH
Acq On : 13 Jan 2020 20:46
Operator : MJB / KAK
Sample : 0A13050-CALA
Misc :
ALS Vial : 64 Sample Multiplier: 1

Integration File: events.e
Quant Time: Jan 14 09:11:35 2020
Quant Method : L:\Methods\RECD2_QUANTPCB_200113.M
Quant Title : PCB Data Analysis
QLast Update : Tue Jan 14 09:11:30 2020
Response via : Initial Calibration
Integrator: ChemStation 6890 Scale Mode: Small noise peaks clipped

	Compound	R.T.	Response	Conc	Units
	System Monitoring Compounds				
1) S	TCMX (S)	0.000	0	N.D.	ng/mld
62) S	DCBP (S)	0.000	0	N.D.	ng/mld
	Target Compounds				
2)	Aroclor 1016 (1)	0.000	0	N.D.	ng/mld
3)	Aroclor 1016 (2)	0.000	0	N.D.	ng/mld
4)	Aroclor 1016 (3)	0.000	0	N.D.	ng/mld
5)	Aroclor 1016 (4)	0.000	0	N.D.	ng/mld
6)	Aroclor 1016 (5)	0.000	0	N.D.	ng/mld
7)	Aroclor 1016 (6)	0.000	0	N.D.	ng/mld
8)	Aroclor 1016 - AVE	0.000	0	N.D.	ng/mld
9)	Aroclor 1221 (1)	0.000	0	N.D.	ng/mld
10)	Aroclor 1221 (2)	0.000	0	N.D.	ng/mld
11)	Aroclor 1221 (3)	0.000	0	N.D.	ng/mld
12)	Aroclor 1221 - AVE	0.000	0	N.D.	ng/mld
13)	Aroclor 1232 (1)	0.000	0	N.D.	ng/mld
14)	Aroclor 1232 (2)	0.000	0	N.D.	ng/mld
15)	Aroclor 1232 (3)	0.000	0	N.D.	ng/mld
16)	Aroclor 1232 (4)	0.000	0	N.D.	ng/mld
17)	Aroclor 1232 (5)	0.000	0	N.D.	ng/mld
18)	Aroclor 1232 (6)	0.000	0	N.D.	ng/mld
19)	Aroclor 1232 - AVE	0.000	0	N.D.	ng/mld
20)	Aroclor 1242 (1)	6.299	2273165	346.971	ng/ml
21)	Aroclor 1242 (2)	6.788	4411225	372.830	ng/ml
22)	Aroclor 1242 (3)	6.916	1915085	362.537	ng/ml
23)	Aroclor 1242 (4)	7.003	1651796	330.840	ng/ml
24)	Aroclor 1242 (5)	7.047	1996964	343.471	ng/ml
25)	Aroclor 1242 (6)	7.172	2085406	336.623	ng/ml
26)	Aroclor 1242 - AVE	0.000	0	N.D.	ng/ml
27)	Aroclor 1248 (1)	0.000	0	N.D.	ng/mld
28)	Aroclor 1248 (2)	0.000	0	N.D.	ng/mld
29)	Aroclor 1248 (3)	0.000	0	N.D.	ng/mld
30)	Aroclor 1248 (4)	0.000	0	N.D.	ng/mld
31)	Aroclor 1248 (5)	0.000	0	N.D.	ng/mld
32)	Aroclor 1248 (6)	0.000	0	N.D.	ng/mld
33)	Aroclor 1248 - AVE	0.000	0	N.D.	ng/mld
34)	Aroclor 1254 (1)	0.000	0	N.D.	ng/mld
35)	Aroclor 1254 (2)	0.000	0	N.D.	ng/mld
36)	Aroclor 1254 (3)	0.000	0	N.D.	ng/mld
37)	Aroclor 1254 (4)	0.000	0	N.D.	ng/mld
38)	Aroclor 1254 (5)	0.000	0	N.D.	ng/mld
39)	Aroclor 1254 (6)	0.000	0	N.D.	ng/mld
40)	Aroclor 1254 - AVE	0.000	0	N.D.	ng/mld
41)	Aroclor 1260 (1)	0.000	0	N.D.	ng/mld
42)	Aroclor 1260 (2)	0.000	0	N.D.	ng/mld
43)	Aroclor 1260 (3)	0.000	0	N.D.	ng/mld
44)	Aroclor 1260 (4)	0.000	0	N.D.	ng/mld
45)	Aroclor 1260 (5)	0.000	0	N.D.	ng/mld
46)	Aroclor 1260 (6)	0.000	0	N.D.	ng/mld
47)	Aroclor 1260 - AVE	0.000	0	N.D.	ng/mld

1/14/20

Quantitation Report (QT Reviewed)

Data Path : K:\DATA\0A13050\
Data File : ECD2R016.D
Signal(s) : ECD2B.CH
Acq On : 13 Jan 2020 20:46
Operator : MJB / KAK
Sample : 0A13050-CALA
Misc :
ALS Vial : 64 Sample Multiplier: 1

Integration File: events.e
Quant Time: Jan 14 09:11:35 2020
Quant Method : L:\Methods\RECD2_QUANTPCB_200113.M
Quant Title : PCB Data Analysis
QLast Update : Tue Jan 14 09:11:30 2020
Response via : Initial Calibration
Integrator: ChemStation 6890 Scale Mode: Small noise peaks clipped

	Compound	R.T.	Response	Conc	Units
48)	Aroclor 1262 (1)	0.000	0	N.D.	ng/mld
49)	Aroclor 1262 (2)	0.000	0	N.D.	ng/mld
50)	Aroclor 1262 (3)	0.000	0	N.D.	ng/mld
51)	Aroclor 1262 (4)	0.000	0	N.D.	ng/mld
52)	Aroclor 1262 (5)	0.000	0	N.D.	ng/mld
53)	Aroclor 1262 (6)	0.000	0	N.D.	ng/mld
54)	Aroclor 1262 - AVE	0.000	0	N.D.	ng/mld
55)	Aroclor 1268 (1)	0.000	0	N.D.	ng/mld
56)	Aroclor 1268 (2)	0.000	0	N.D.	ng/mld
57)	Aroclor 1268 (3)	0.000	0	N.D.	ng/mld
58)	Aroclor 1268 (4)	0.000	0	N.D.	ng/mld
59)	Aroclor 1268 (5)	0.000	0	N.D.	ng/mld
60)	Aroclor 1268 (6)	0.000	0	N.D.	ng/mld
61)	Aroclor 1268 - AVE	0.000	0	N.D.	ng/mld

(f)=RT Delta > 1/2 Window (m)=manual int.

Quantitation Report (QT Reviewed)

Data Path : K:\DATA\0A13050\
Data File : ECD2R016.D
Signal(s) : ECD2B.CH
Acq On : 13 Jan 2020 20:46
Operator : MJB / KAK
Sample : 0A13050-CALA
Misc :
ALS Vial : 64 Sample Multiplier: 1

Integration File: events.e
Quant Time: Jan 14 09:11:35 2020
Quant Method : L:\Methods\RECD2_QUANTPCB_200113.M
Quant Title : PCB Data Analysis
QLast Update : Tue Jan 14 09:11:30 2020
Response via : Initial Calibration
Integrator: ChemStation 6890 Scale Mode: Small noise peaks clipped

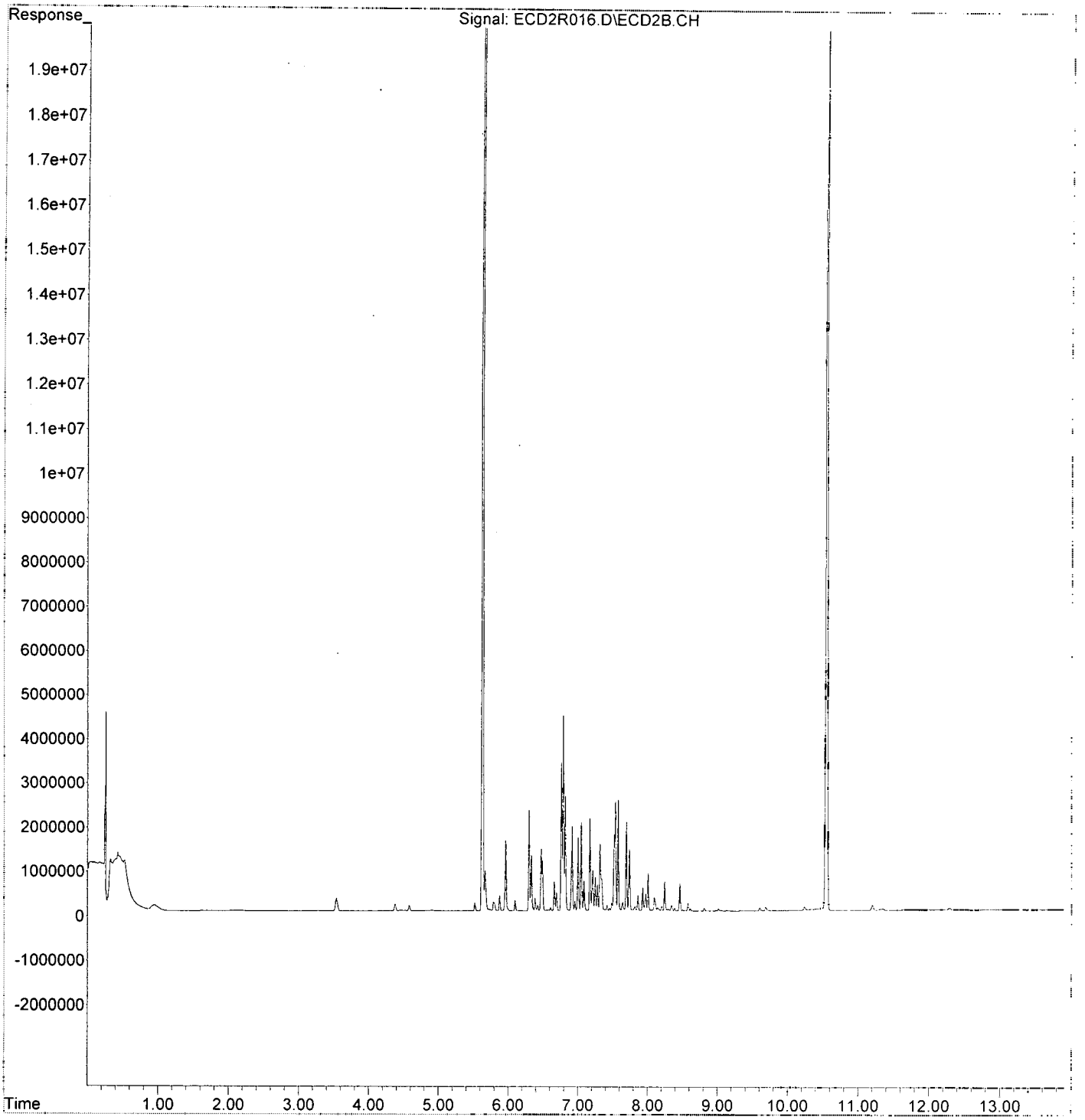

Quantitation Report (QT Reviewed)

Data Path : K:\DATA\0A13050\
Data File : ECD2R017.D
Signal(s) : ECD2B.CH
Acq On : 13 Jan 2020 21:04
Operator : MJB / KAK
Sample : 0A13050-CALB
Misc :
ALS Vial : 65 Sample Multiplier: 1

Integration File: events.e
Quant Time: Jan 14 09:13:19 2020
Quant Method : L:\Methods\RECD2_QUANTPCB_200113.M
Quant Title : PCB Data Analysis
QLast Update : Tue Jan 14 09:13:13 2020
Response via : Initial Calibration
Integrator: ChemStation 6890 Scale Mode: Small noise peaks clipped

	Compound	R.T.	Response	Conc	Units
	System Monitoring Compounds				
1)	S TCMX (S)	0.000	0	N.D.	ng/mld
62)	S DCBP (S)	0.000	0	N.D.	ng/mld
	Target Compounds				
2)	Aroclor 1016 (1)	0.000	0	N.D.	ng/mld
3)	Aroclor 1016 (2)	0.000	0	N.D.	ng/mld
4)	Aroclor 1016 (3)	0.000	0	N.D.	ng/mld
5)	Aroclor 1016 (4)	0.000	0	N.D.	ng/mld
6)	Aroclor 1016 (5)	0.000	0	N.D.	ng/mld
7)	Aroclor 1016 (6)	0.000	0	N.D.	ng/mld
8)	Aroclor 1016 - AVE	0.000	0	N.D.	ng/mld
9)	Aroclor 1221 (1)	0.000	0	N.D.	ng/mld
10)	Aroclor 1221 (2)	0.000	0	N.D.	ng/mld
11)	Aroclor 1221 (3)	0.000	0	N.D.	ng/mld
12)	Aroclor 1221 - AVE	0.000	0	N.D.	ng/mld
13)	Aroclor 1232 (1)	0.000	0	N.D.	ng/mld
14)	Aroclor 1232 (2)	0.000	0	N.D.	ng/mld
15)	Aroclor 1232 (3)	0.000	0	N.D.	ng/mld
16)	Aroclor 1232 (4)	0.000	0	N.D.	ng/mld
17)	Aroclor 1232 (5)	0.000	0	N.D.	ng/mld
18)	Aroclor 1232 (6)	0.000	0	N.D.	ng/mld
19)	Aroclor 1232 - AVE	0.000	0	N.D.	ng/mld
20)	Aroclor 1242 (1)	0.000	0	N.D.	ng/mld
21)	Aroclor 1242 (2)	0.000	0	N.D.	ng/mld
22)	Aroclor 1242 (3)	0.000	0	N.D.	ng/mld
23)	Aroclor 1242 (4)	0.000	0	N.D.	ng/mld
24)	Aroclor 1242 (5)	0.000	0	N.D.	ng/mld
25)	Aroclor 1242 (6)	0.000	0	N.D.	ng/mld
26)	Aroclor 1242 - AVE	0.000	0	N.D.	ng/mld
27)	Aroclor 1248 (1)	6.761	2581015	345.871	ng/ml
28)	Aroclor 1248 (2)	7.003	3179675	340.576	ng/ml
29)	Aroclor 1248 (3)	7.047	2967887	338.430	ng/ml
30)	Aroclor 1248 (4)	7.172	3647754	348.382	ng/ml
31)	Aroclor 1248 (5)	7.538	4450876	344.149	ng/ml
32)	Aroclor 1248 (6)	7.695	4070608	345.227	ng/ml
33)	Aroclor 1248 - AVE	0.000	0	N.D.	ng/ml
34)	Aroclor 1254 (1)	0.000	0	N.D.	ng/mld
35)	Aroclor 1254 (2)	0.000	0	N.D.	ng/mld
36)	Aroclor 1254 (3)	0.000	0	N.D.	ng/mld
37)	Aroclor 1254 (4)	0.000	0	N.D.	ng/mld
38)	Aroclor 1254 (5)	0.000	0	N.D.	ng/mld
39)	Aroclor 1254 (6)	0.000	0	N.D.	ng/mld
40)	Aroclor 1254 - AVE	0.000	0	N.D.	ng/mld
41)	Aroclor 1260 (1)	0.000	0	N.D.	ng/mld
42)	Aroclor 1260 (2)	0.000	0	N.D.	ng/mld
43)	Aroclor 1260 (3)	0.000	0	N.D.	ng/mld
44)	Aroclor 1260 (4)	0.000	0	N.D.	ng/mld
45)	Aroclor 1260 (5)	0.000	0	N.D.	ng/mld
46)	Aroclor 1260 (6)	0.000	0	N.D.	ng/mld
47)	Aroclor 1260 - AVE	0.000	0	N.D.	ng/mld

1/14/20

Quantitation Report (QT Reviewed)

Data Path : K:\DATA\0A13050\
Data File : ECD2R017.D
Signal(s) : ECD2B.CH
Acq On : 13 Jan 2020 21:04
Operator : MJB / KAK
Sample : 0A13050-CALB
Misc :
ALS Vial : 65 Sample Multiplier: 1

Integration File: events.e
Quant Time: Jan 14 09:13:19 2020
Quant Method : L:\Methods\RECD2_QUANTPCB_200113.M
Quant Title : PCB Data Analysis
QLast Update : Tue Jan 14 09:13:13 2020
Response via : Initial Calibration
Integrator: ChemStation 6890 Scale Mode: Small noise peaks clipped

	Compound	R.T.	Response	Conc	Units
48)	Aroclor 1262 (1)	0.000	0	N.D.	ng/mld
49)	Aroclor 1262 (2)	0.000	0	N.D.	ng/mld
50)	Aroclor 1262 (3)	0.000	0	N.D.	ng/mld
51)	Aroclor 1262 (4)	0.000	0	N.D.	ng/mld
52)	Aroclor 1262 (5)	0.000	0	N.D.	ng/mld
53)	Aroclor 1262 (6)	0.000	0	N.D.	ng/mld
54)	Aroclor 1262 - AVE	0.000	0	N.D.	ng/mld
55)	Aroclor 1268 (1)	0.000	0	N.D.	ng/mld
56)	Aroclor 1268 (2)	0.000	0	N.D.	ng/mld
57)	Aroclor 1268 (3)	0.000	0	N.D.	ng/mld
58)	Aroclor 1268 (4)	0.000	0	N.D.	ng/mld
59)	Aroclor 1268 (5)	0.000	0	N.D.	ng/mld
60)	Aroclor 1268 (6)	0.000	0	N.D.	ng/mld
61)	Aroclor 1268 - AVE	0.000	0	N.D.	ng/mld

(f)=RT Delta > 1/2 Window (m)=manual int.

Quantitation Report (QT Reviewed)

Data Path : K:\DATA\0A13050\
Data File : ECD2R017.D
Signal(s) : ECD2B.CH
Acq On : 13 Jan 2020 21:04
Operator : MJB / KAK
Sample : 0A13050-CALB
Misc :
ALS Vial : 65 Sample Multiplier: 1

Integration File: events.e
Quant Time: Jan 14 09:13:19 2020
Quant Method : L:\Methods\RECD2_QUANTPCB_200113.M
Quant Title : PCB Data Analysis
QLast Update : Tue Jan 14 09:13:13 2020
Response via : Initial Calibration
Integrator: ChemStation 6890 Scale Mode: Small noise peaks clipped

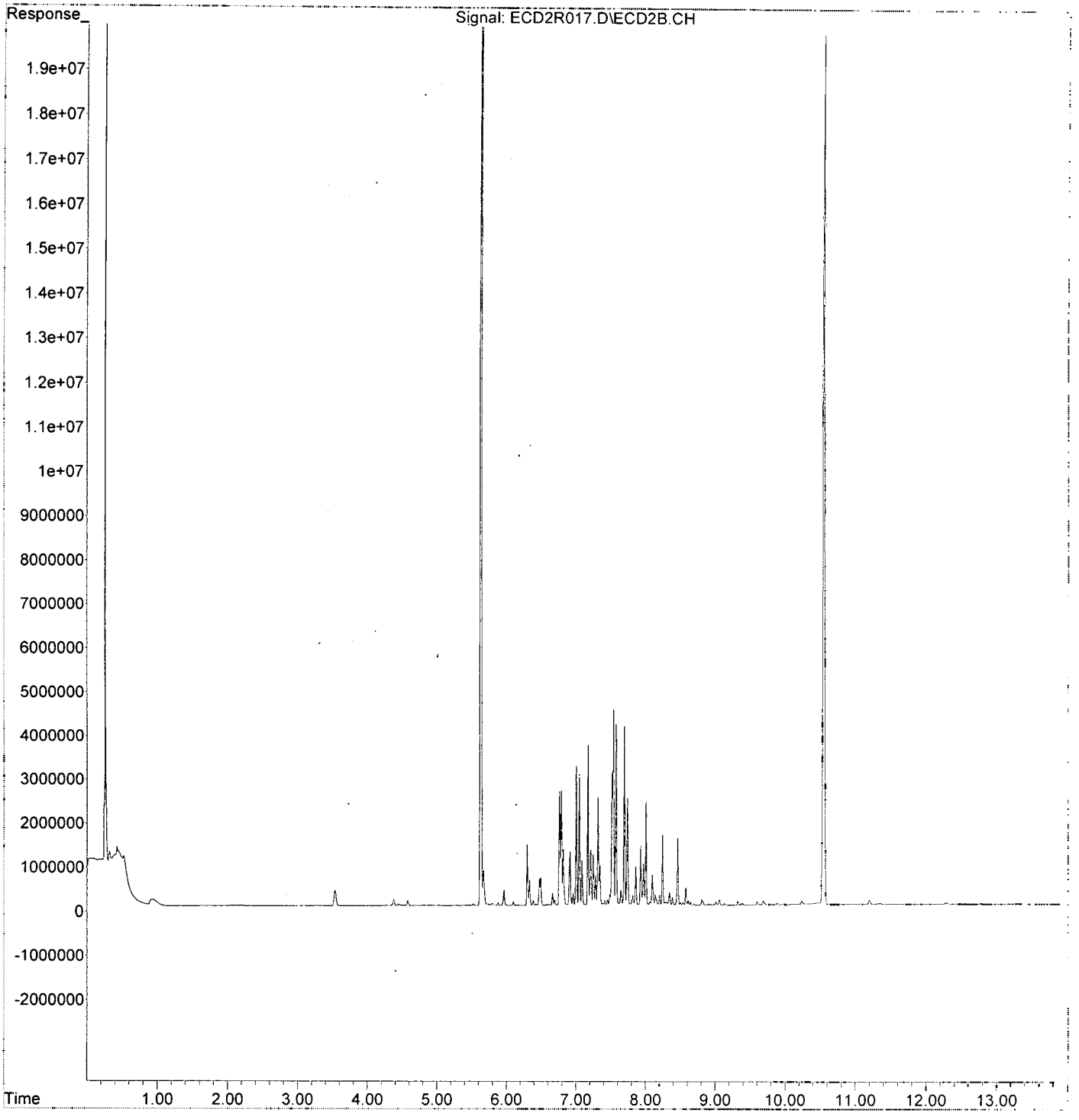

Quantitation Report (QT Reviewed)

Data Path : K:\DATA\0A13050\
Data File : ECD2R018.D
Signal(s) : ECD2B.CH
Acq On : 13 Jan 2020 21:22
Operator : MJB / KAK
Sample : 0A13050-CALC
Misc :
ALS Vial : 66 Sample Multiplier: 1

Integration File: events.e
Quant Time: Jan 14 09:15:06 2020
Quant Method : L:\Methods\RECD2_QUANTPCB_200113.M
Quant Title : PCB Data Analysis
QLast Update : Tue Jan 14 09:14:59 2020
Response via : Initial Calibration
Integrator: ChemStation 6890 Scale Mode: Small noise peaks clipped

	Compound	R.T.	Response	Conc	Units
	System Monitoring Compounds				
1)	S TCMX (S)	0.000	0	N.D.	ng/mld
62)	S DCBP (S)	0.000	0	N.D.	ng/mld
	Target Compounds				
2)	Aroclor 1016 (1)	0.000	0	N.D.	ng/mld
3)	Aroclor 1016 (2)	0.000	0	N.D.	ng/mld
4)	Aroclor 1016 (3)	0.000	0	N.D.	ng/mld
5)	Aroclor 1016 (4)	0.000	0	N.D.	ng/mld
6)	Aroclor 1016 (5)	0.000	0	N.D.	ng/mld
7)	Aroclor 1016 (6)	0.000	0	N.D.	ng/mld
8)	Aroclor 1016 - AVE	0.000	0	N.D.	ng/mld
9)	Aroclor 1221 (1)	0.000	0	N.D.	ng/mld
10)	Aroclor 1221 (2)	0.000	0	N.D.	ng/mld
11)	Aroclor 1221 (3)	0.000	0	N.D.	ng/mld
12)	Aroclor 1221 - AVE	0.000	0	N.D.	ng/mld
13)	Aroclor 1232 (1)	0.000	0	N.D.	ng/mld
14)	Aroclor 1232 (2)	0.000	0	N.D.	ng/mld
15)	Aroclor 1232 (3)	0.000	0	N.D.	ng/mld
16)	Aroclor 1232 (4)	0.000	0	N.D.	ng/mld
17)	Aroclor 1232 (5)	0.000	0	N.D.	ng/mld
18)	Aroclor 1232 (6)	0.000	0	N.D.	ng/mld
19)	Aroclor 1232 - AVE	0.000	0	N.D.	ng/mld
20)	Aroclor 1242 (1)	0.000	0	N.D.	ng/mld
21)	Aroclor 1242 (2)	0.000	0	N.D.	ng/mld
22)	Aroclor 1242 (3)	0.000	0	N.D.	ng/mld
23)	Aroclor 1242 (4)	0.000	0	N.D.	ng/mld
24)	Aroclor 1242 (5)	0.000	0	N.D.	ng/mld
25)	Aroclor 1242 (6)	0.000	0	N.D.	ng/mld
26)	Aroclor 1242 - AVE	0.000	0	N.D.	ng/mld
27)	Aroclor 1248 (1)	0.000	0	N.D.	ng/mld
28)	Aroclor 1248 (2)	0.000	0	N.D.	ng/mld
29)	Aroclor 1248 (3)	0.000	0	N.D.	ng/mld
30)	Aroclor 1248 (4)	0.000	0	N.D.	ng/mld
31)	Aroclor 1248 (5)	0.000	0	N.D.	ng/mld
32)	Aroclor 1248 (6)	0.000	0	N.D.	ng/mld
33)	Aroclor 1248 - AVE	0.000	0	N.D.	ng/mld
34)	Aroclor 1254 (1)	7.515	4236924	327.807	ng/ml
35)	Aroclor 1254 (2)	7.696	6954916	343.494	ng/ml
36)	Aroclor 1254 (3)	8.006	7587169	354.082	ng/ml
37)	Aroclor 1254 (4)	8.246	5458243	330.470	ng/ml
38)	Aroclor 1254 (5)	8.580	5624331	358.394	ng/ml
39)	Aroclor 1254 (6)	8.810	1763591	360.642	ng/ml
40)	Aroclor 1254 - AVE	0.000	0	N.D.	ng/ml
41)	Aroclor 1260 (1)	0.000	0	N.D.	ng/mld
42)	Aroclor 1260 (2)	0.000	0	N.D.	ng/mld
43)	Aroclor 1260 (3)	0.000	0	N.D.	ng/mld
44)	Aroclor 1260 (4)	0.000	0	N.D.	ng/mld
45)	Aroclor 1260 (5)	0.000	0	N.D.	ng/mld
46)	Aroclor 1260 (6)	0.000	0	N.D.	ng/mld
47)	Aroclor 1260 - AVE	0.000	0	N.D.	ng/mld

1/14/20

Quantitation Report (QT Reviewed)

Data Path : K:\DATA\0A13050\
Data File : ECD2R018.D
Signal(s) : ECD2B.CH
Acq On : 13 Jan 2020 21:22
Operator : MJB / KAK
Sample : 0A13050-CALC
Misc :
ALS Vial : 66 Sample Multiplier: 1

Integration File: events.e
Quant Time: Jan 14 09:15:06 2020
Quant Method : L:\Methods\RECD2_QUANTPCB_200113.M
Quant Title : PCB Data Analysis
QLast Update : Tue Jan 14 09:14:59 2020
Response via : Initial Calibration
Integrator: ChemStation 6890 Scale Mode: Small noise peaks clipped

	Compound	R.T.	Response	Conc	Units
48)	Aroclor 1262 (1)	0.000	0	N.D.	ng/mld
49)	Aroclor 1262 (2)	0.000	0	N.D.	ng/mld
50)	Aroclor 1262 (3)	0.000	0	N.D.	ng/mld
51)	Aroclor 1262 (4)	0.000	0	N.D.	ng/mld
52)	Aroclor 1262 (5)	0.000	0	N.D.	ng/mld
53)	Aroclor 1262 (6)	0.000	0	N.D.	ng/mld
54)	Aroclor 1262 - AVE	0.000	0	N.D.	ng/mld
55)	Aroclor 1268 (1)	0.000	0	N.D.	ng/mld
56)	Aroclor 1268 (2)	0.000	0	N.D.	ng/mld
57)	Aroclor 1268 (3)	0.000	0	N.D.	ng/mld
58)	Aroclor 1268 (4)	0.000	0	N.D.	ng/mld
59)	Aroclor 1268 (5)	0.000	0	N.D.	ng/mld
60)	Aroclor 1268 (6)	0.000	0	N.D.	ng/mld
61)	Aroclor 1268 - AVE	0.000	0	N.D.	ng/mld

(f)=RT Delta > 1/2 Window (m)=manual int.

Quantitation Report (QT Reviewed)

Data Path : K:\DATA\0A13050\
Data File : ECD2R018.D
Signal(s) : ECD2B.CH
Acq On : 13 Jan 2020 21:22
Operator : MJB / KAK
Sample : 0A13050-CALC
Misc :
ALS Vial : 66 Sample Multiplier: 1

Integration File: events.e
Quant Time: Jan 14 09:15:06 2020
Quant Method : L:\Methods\RECD2_QUANTPCB_200113.M
Quant Title : PCB Data Analysis
QLast Update : Tue Jan 14 09:14:59 2020
Response via : Initial Calibration
Integrator: ChemStation 6890 Scale Mode: Small noise peaks clipped

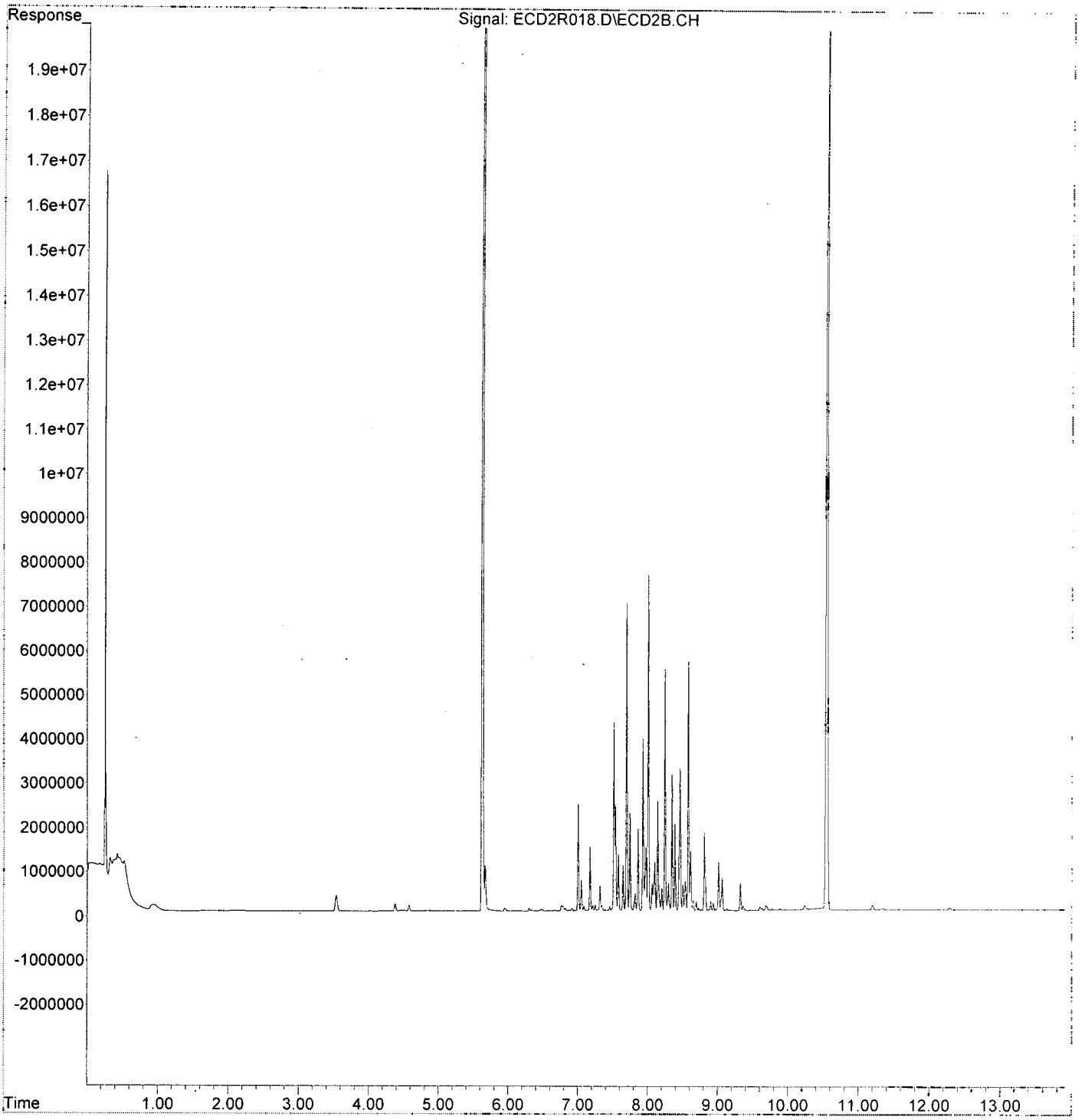

Quantitation Report (QT Reviewed)

Data Path : K:\DATA\0A13050\
Data File : ECD2R019.D
Signal(s) : ECD2B.CH
Acq On : 13 Jan 2020 21:39
Operator : MJB / KAK
Sample : 0A13050-CALD
Misc :
ALS Vial : 67 Sample Multiplier: 1

Integration File: events.e
Quant Time: Jan 14 09:29:52 2020
Quant Method : L:\Methods\RECD2_QUANTPCB_200113.M
Quant Title : PCB Data Analysis
QLast Update : Tue Jan 14 09:29:46 2020
Response via : Initial Calibration
Integrator: ChemStation 6890 Scale Mode: Small noise peaks clipped

1/14/20

	Compound	R.T.	Response	Conc	Units
	System Monitoring Compounds				
1)	S TCMX (S)	0.000	0	N.D.	ng/mld
62)	S DCBP (S)	0.000	0	N.D.	ng/mld
	Target Compounds				
2)	Aroclor 1016 (1)	0.000	0	N.D.	ng/mld
3)	Aroclor 1016 (2)	0.000	0	N.D.	ng/mld
4)	Aroclor 1016 (3)	0.000	0	N.D.	ng/mld
5)	Aroclor 1016 (4)	0.000	0	N.D.	ng/mld
6)	Aroclor 1016 (5)	0.000	0	N.D.	ng/mld
7)	Aroclor 1016 (6)	0.000	0	N.D.	ng/mld
8)	Aroclor 1016 - AVE	0.000	0	N.D.	ng/mld
9)	Aroclor 1221 (1)	0.000	0	N.D.	ng/mld
10)	Aroclor 1221 (2)	0.000	0	N.D.	ng/mld
11)	Aroclor 1221 (3)	0.000	0	N.D.	ng/mld
12)	Aroclor 1221 - AVE	0.000	0	N.D.	ng/mld
13)	Aroclor 1232 (1)	0.000	0	N.D.	ng/mld
14)	Aroclor 1232 (2)	0.000	0	N.D.	ng/mld
15)	Aroclor 1232 (3)	0.000	0	N.D.	ng/mld
16)	Aroclor 1232 (4)	0.000	0	N.D.	ng/mld
17)	Aroclor 1232 (5)	0.000	0	N.D.	ng/mld
18)	Aroclor 1232 (6)	0.000	0	N.D.	ng/mld
19)	Aroclor 1232 - AVE	0.000	0	N.D.	ng/mld
20)	Aroclor 1242 (1)	0.000	0	N.D.	ng/mld
21)	Aroclor 1242 (2)	0.000	0	N.D.	ng/mld
22)	Aroclor 1242 (3)	0.000	0	N.D.	ng/mld
23)	Aroclor 1242 (4)	0.000	0	N.D.	ng/mld
24)	Aroclor 1242 (5)	0.000	0	N.D.	ng/mld
25)	Aroclor 1242 (6)	0.000	0	N.D.	ng/mld
26)	Aroclor 1242 - AVE	0.000	0	N.D.	ng/mld
27)	Aroclor 1248 (1)	0.000	0	N.D.	ng/mld
28)	Aroclor 1248 (2)	0.000	0	N.D.	ng/mld
29)	Aroclor 1248 (3)	0.000	0	N.D.	ng/mld
30)	Aroclor 1248 (4)	0.000	0	N.D.	ng/mld
31)	Aroclor 1248 (5)	0.000	0	N.D.	ng/mld
32)	Aroclor 1248 (6)	0.000	0	N.D.	ng/mld
33)	Aroclor 1248 - AVE	0.000	0	N.D.	ng/mld
34)	Aroclor 1254 (1)	0.000	0	N.D.	ng/mld
35)	Aroclor 1254 (2)	0.000	0	N.D.	ng/mld
36)	Aroclor 1254 (3)	0.000	0	N.D.	ng/mld
37)	Aroclor 1254 (4)	0.000	0	N.D.	ng/mld
38)	Aroclor 1254 (5)	0.000	0	N.D.	ng/mld
39)	Aroclor 1254 (6)	0.000	0	N.D.	ng/mld
40)	Aroclor 1254 - AVE	0.000	0	N.D.	ng/mld
41)	Aroclor 1260 (1)	0.000	0	N.D.	ng/mld
42)	Aroclor 1260 (2)	0.000	0	N.D.	ng/mld
43)	Aroclor 1260 (3)	0.000	0	N.D.	ng/mld
44)	Aroclor 1260 (4)	0.000	0	N.D.	ng/mld
45)	Aroclor 1260 (5)	0.000	0	N.D.	ng/mld
46)	Aroclor 1260 (6)	0.000	0	N.D.	ng/mld
47)	Aroclor 1260 - AVE	0.000	0	N.D.	ng/mld

Quantitation Report (QT Reviewed)

Data Path : K:\DATA\0A13050\
Data File : ECD2R019.D
Signal(s) : ECD2B.CH
Acq On : 13 Jan 2020 21:39
Operator : MJB / KAK
Sample : 0A13050-CALD
Misc :
ALS Vial : 67 Sample Multiplier: 1

Integration File: events.e
Quant Time: Jan 14 09:29:52 2020
Quant Method : L:\Methods\RECD2_QUANTPCB_200113.M
Quant Title : PCB Data Analysis
QLast Update : Tue Jan 14 09:29:46 2020
Response via : Initial Calibration
Integrator: ChemStation 6890 Scale Mode: Small noise peaks clipped

	Compound	R.T.	Response	Conc	Units
48)	Aroclor 1262 (1)	8.349	5285848	349.281	ng/ml
49)	Aroclor 1262 (2)	8.650	7638753	361.098	ng/ml
50)	Aroclor 1262 (3)	8.828	6402101	366.499	ng/ml
51)	Aroclor 1262 (4)	9.065	13762305	384.322	ng/ml
52)	Aroclor 1262 (5)	9.324	8209776	373.769	ng/ml
53)	Aroclor 1262 (6)	9.888	3600266	371.141	ng/ml
54)	Aroclor 1262 - AVE	0.000	0	N.D.	ng/ml
55)	Aroclor 1268 (1)	0.000	0	N.D.	ng/mld
56)	Aroclor 1268 (2)	0.000	0	N.D.	ng/mld
57)	Aroclor 1268 (3)	0.000	0	N.D.	ng/mld
58)	Aroclor 1268 (4)	0.000	0	N.D.	ng/mld
59)	Aroclor 1268 (5)	0.000	0	N.D.	ng/mld
60)	Aroclor 1268 (6)	0.000	0	N.D.	ng/mld
61)	Aroclor 1268 - AVE	0.000	0	N.D.	ng/mld

(f)=RT Delta > 1/2 Window (m)=manual int.

1/14/20

Quantitation Report (QT Reviewed)

Data Path : K:\DATA\0A13050\
Data File : ECD2R019.D
Signal(s) : ECD2B.CH
Acq On : 13 Jan 2020 21:39
Operator : MJB / KAK
Sample : 0A13050-CALD
Misc :
ALS Vial : 67 Sample Multiplier: 1

Integration File: events.e
Quant Time: Jan 14 09:29:52 2020
Quant Method : L:\Methods\RECD2_QUANTPCB_200113.M
Quant Title : PCB Data Analysis
QLast Update : Tue Jan 14 09:29:46 2020
Response via : Initial Calibration
Integrator: ChemStation 6890 Scale Mode: Small noise peaks clipped

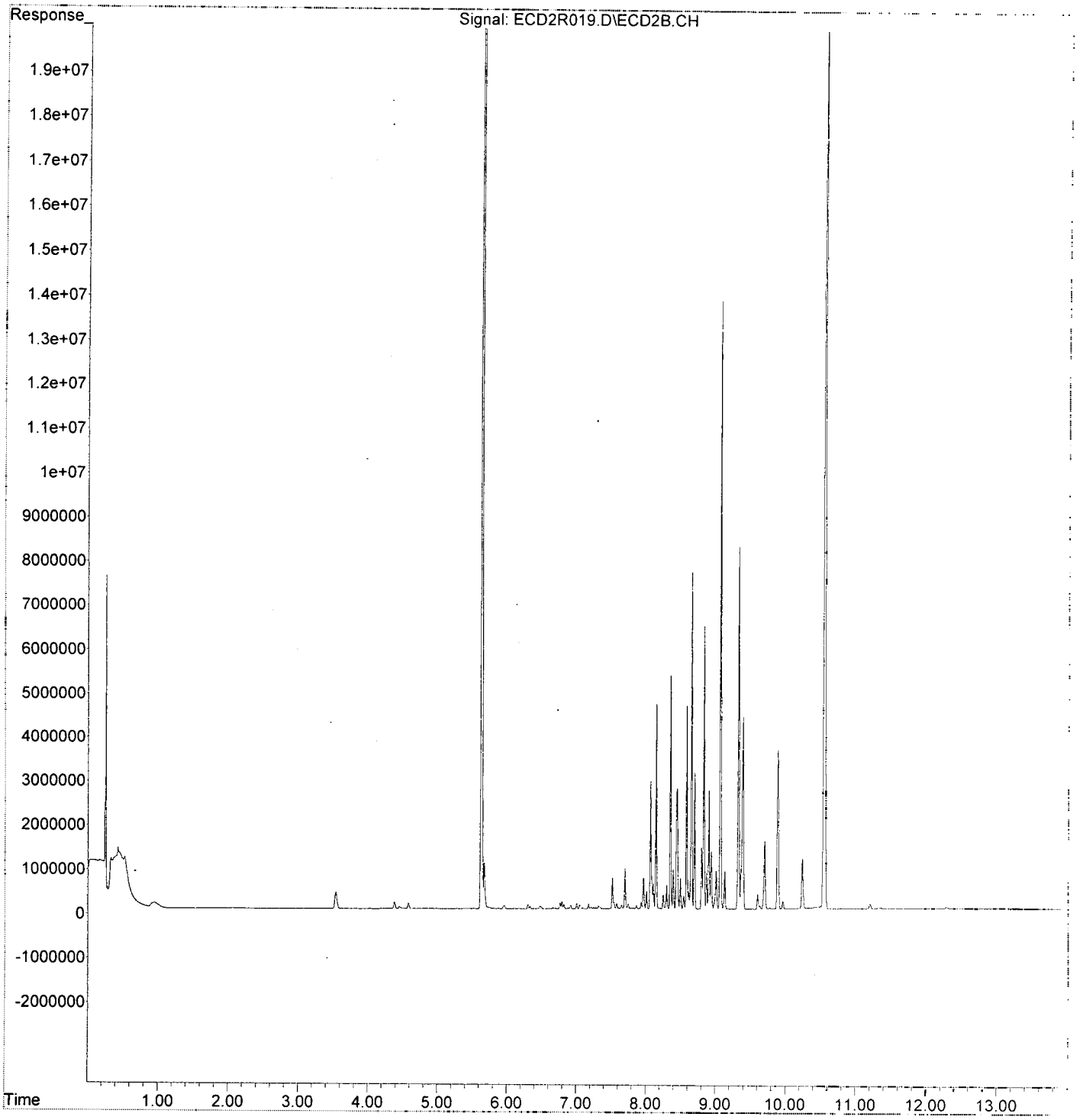

Quantitation Report (QT Reviewed)

Data Path : K:\DATA\0A13050\
Data File : ECD2R020.D
Signal(s) : ECD2B.CH
Acq On : 13 Jan 2020 21:57
Operator : MJB / KAK
Sample : 0A13050-CALE
Misc :
ALS Vial : 68 Sample Multiplier: 1

Integration File: events.e
Quant Time: Jan 14 09:31:53 2020
Quant Method : L:\Methods\RECD2_QUANTPCB_200113.M
Quant Title : PCB Data Analysis
QLast Update : Tue Jan 14 09:31:47 2020
Response via : Initial Calibration
Integrator: ChemStation 6890 Scale Mode: Small noise peaks clipped

1/14/20

	Compound	R.T.	Response	Conc	Units
	System Monitoring Compounds				
1) S	TCMX (S)	0.000	0	N.D.	ng/mld
62) S	DCBP (S)	0.000	0	N.D.	ng/mld
	Target Compounds				
2)	Aroclor 1016 (1)	0.000	0	N.D.	ng/mld
3)	Aroclor 1016 (2)	0.000	0	N.D.	ng/mld
4)	Aroclor 1016 (3)	0.000	0	N.D.	ng/mld
5)	Aroclor 1016 (4)	0.000	0	N.D.	ng/mld
6)	Aroclor 1016 (5)	0.000	0	N.D.	ng/mld
7)	Aroclor 1016 (6)	0.000	0	N.D.	ng/mld
8)	Aroclor 1016 - AVE	0.000	0	N.D.	ng/mld
9)	Aroclor 1221 (1)	0.000	0	N.D.	ng/mld
10)	Aroclor 1221 (2)	0.000	0	N.D.	ng/mld
11)	Aroclor 1221 (3)	0.000	0	N.D.	ng/mld
12)	Aroclor 1221 - AVE	0.000	0	N.D.	ng/mld
13)	Aroclor 1232 (1)	0.000	0	N.D.	ng/mld
14)	Aroclor 1232 (2)	0.000	0	N.D.	ng/mld
15)	Aroclor 1232 (3)	0.000	0	N.D.	ng/mld
16)	Aroclor 1232 (4)	0.000	0	N.D.	ng/mld
17)	Aroclor 1232 (5)	0.000	0	N.D.	ng/mld
18)	Aroclor 1232 (6)	0.000	0	N.D.	ng/mld
19)	Aroclor 1232 - AVE	0.000	0	N.D.	ng/mld
20)	Aroclor 1242 (1)	0.000	0	N.D.	ng/mld
21)	Aroclor 1242 (2)	0.000	0	N.D.	ng/mld
22)	Aroclor 1242 (3)	0.000	0	N.D.	ng/mld
23)	Aroclor 1242 (4)	0.000	0	N.D.	ng/mld
24)	Aroclor 1242 (5)	0.000	0	N.D.	ng/mld
25)	Aroclor 1242 (6)	0.000	0	N.D.	ng/mld
26)	Aroclor 1242 - AVE	0.000	0	N.D.	ng/mld
27)	Aroclor 1248 (1)	0.000	0	N.D.	ng/mld
28)	Aroclor 1248 (2)	0.000	0	N.D.	ng/mld
29)	Aroclor 1248 (3)	0.000	0	N.D.	ng/mld
30)	Aroclor 1248 (4)	0.000	0	N.D.	ng/mld
31)	Aroclor 1248 (5)	0.000	0	N.D.	ng/mld
32)	Aroclor 1248 (6)	0.000	0	N.D.	ng/mld
33)	Aroclor 1248 - AVE	0.000	0	N.D.	ng/mld
34)	Aroclor 1254 (1)	0.000	0	N.D.	ng/mld
35)	Aroclor 1254 (2)	0.000	0	N.D.	ng/mld
36)	Aroclor 1254 (3)	0.000	0	N.D.	ng/mld
37)	Aroclor 1254 (4)	0.000	0	N.D.	ng/mld
38)	Aroclor 1254 (5)	0.000	0	N.D.	ng/mld
39)	Aroclor 1254 (6)	0.000	0	N.D.	ng/mld
40)	Aroclor 1254 - AVE	0.000	0	N.D.	ng/mld
41)	Aroclor 1260 (1)	0.000	0	N.D.	ng/mld
42)	Aroclor 1260 (2)	0.000	0	N.D.	ng/mld
43)	Aroclor 1260 (3)	0.000	0	N.D.	ng/mld
44)	Aroclor 1260 (4)	0.000	0	N.D.	ng/mld
45)	Aroclor 1260 (5)	0.000	0	N.D.	ng/mld
46)	Aroclor 1260 (6)	0.000	0	N.D.	ng/mld
47)	Aroclor 1260 - AVE	0.000	0	N.D.	ng/mld

Quantitation Report (QT Reviewed)

Data Path : K:\DATA\0A13050\
Data File : ECD2R020.D
Signal(s) : ECD2B.CH
Acq On : 13 Jan 2020 21:57
Operator : MJB / KAK
Sample : 0A13050-CALE
Misc :
ALS Vial : 68 Sample Multiplier: 1

Integration File: events.e
Quant Time: Jan 14 09:31:53 2020
Quant Method : L:\Methods\RECD2_QUANTPCB_200113.M
Quant Title : PCB Data Analysis
QLast Update : Tue Jan 14 09:31:47 2020
Response via : Initial Calibration
Integrator: ChemStation 6890 Scale Mode: Small noise peaks clipped

	Compound	R.T.	Response	Conc	Units
48)	Aroclor 1262 (1)	0.000	0	N.D.	ng/mld
49)	Aroclor 1262 (2)	0.000	0	N.D.	ng/mld
50)	Aroclor 1262 (3)	0.000	0	N.D.	ng/mld
51)	Aroclor 1262 (4)	0.000	0	N.D.	ng/mld
52)	Aroclor 1262 (5)	0.000	0	N.D.	ng/mld
53)	Aroclor 1262 (6)	0.000	0	N.D.	ng/mld
54)	Aroclor 1262 - AVE	0.000	0	N.D.	ng/mld
55)	Aroclor 1268 (1)	8.867	3116077	333.865	ng/ml
56)	Aroclor 1268 (2)	9.324	13883261	353.838	ng/ml
57)	Aroclor 1268 (3)	9.390	11258146	357.094	ng/ml
58)	Aroclor 1268 (4)	9.601	9626631	355.419	ng/ml
59)	Aroclor 1268 (5)	9.888	3911591	369.151	ng/ml
60)	Aroclor 1268 (6)	10.237	25307518	344.410	ng/ml
61)	Aroclor 1268 - AVE	0.000	0	N.D.	ng/ml

(f)=RT Delta > 1/2 Window (m)=manual int.

1/14/20

Quantitation Report (QT Reviewed)

Data Path : K:\DATA\0A13050\
Data File : ECD2R020.D
Signal(s) : ECD2B.CH
Acq On : 13 Jan 2020 21:57
Operator : MJB / KAK
Sample : 0A13050-CALE
Misc :
ALS Vial : 68 Sample Multiplier: 1

Integration File: events.e
Quant Time: Jan 14 09:31:53 2020
Quant Method : L:\Methods\RECD2_QUANTPCB_200113.M
Quant Title : PCB Data Analysis
QLast Update : Tue Jan 14 09:31:47 2020
Response via : Initial Calibration
Integrator: ChemStation 6890 Scale Mode: Small noise peaks clipped

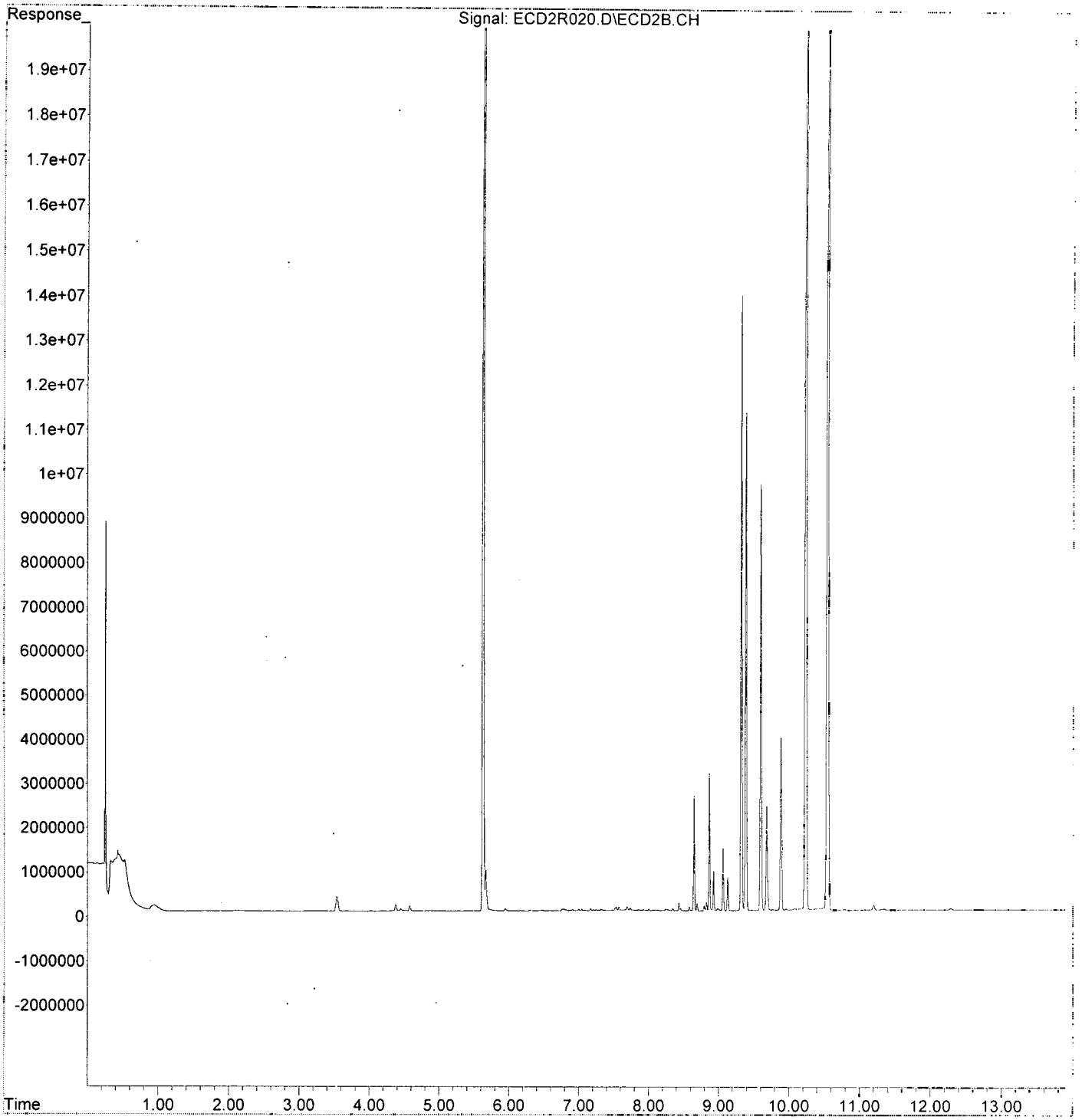

APEX LABORATORIES, LLC
6700 SW Sandburg St. Tigard OR 97223 phone 503-718-2323

Organochloride Pesticides by EPA 8081B
Benchsheet & Analysis Sequence Data

Batch 0030254
Sequence 0C11042 (A0C0026-01RE1)

APEX LABORATORIES

Apex Laboratories

PREPARATION BENCH SHEET

MAR 2 3 2020

BATCH #: 0030254 (Sediment)

Prep Method: EPA 3546/3640A (GPC)

#	Lab Number		Analysis	Prepared	Initial (g)	Final (mL)	Spike ID	Source ID	ul Spike	ul Surr.	Sample ID	Extraction Comments	pH <2	pH Other	pH >11
	0030254-BLK1		QC	03/05/20 11:08	11	10				100					
	0030254-BS1		QC	03/05/20 11:08	10	10	A20A310		100	100					
	A0C0024-01RE1	A	8081B 2,4+4,4-DDx Only (+Add)	03/05/20 11:08	10.66	10				100	PDI-017SC-A-02 -03-191003	MDL. Use Custom Spike.			
	A0C0024-02RE1	A	8081B 2,4+4,4-DDx Only (+Add)	03/05/20 11:08	10.4	10				100	PDI-017SC-A-03 -04-191003	MDL. Use Custom Spike.			
	0030254-DUP1		QC	03/05/20 11:08	10.39	10		A0C0024-02RE1		100					
	A0C0024-03RE1	A	8081B 2,4+4,4-DDx Only (+Add)	03/05/20 11:08	10.34	10				100	PDI-017SC-A-04 -05-191003	MDL. Use Custom Spike.			
	A0C0024-04RE1	A	8081B 2,4+4,4-DDx Only (+Add)	03/05/20 11:08	10.21	10				100	PDI-017SC-A-05 -06-191003	MDL. Use Custom Spike.			
	A0C0024-05RE1	A	8081B 2,4+4,4-DDx Only (+Add)	03/05/20 11:08	10.6	10				100	PDI-017SC-A-06 -07-191003	MDL. Use Custom Spike.			
	A0C0024-06RE1	A	8081B 2,4+4,4-DDx Only (+Add)	03/05/20 11:08	10.17	10				100	PDI-081SC-A-10 -11-191002	MDL. Use Custom Spike.			
	A0C0024-07RE1	A	8081B 2,4+4,4-DDx Only (+Add)	03/05/20 11:08	10.66	10				100	PDI-081SC-A-11 -12-191002	MDL. Use Custom Spike.			
	A0C0024-08RE1	A	8081B 2,4+4,4-DDx Only (+Add)	03/05/20 11:08	10.54	10				100	PDI-082SC-A-06 -07-191002	MDL. Use Custom Spike.			
	A0C0024-09RE1	A	8081B 2,4+4,4-DDx Only (+Add)	03/05/20 11:08	10.21	10				100	PDI-082SC-A-07 -08-191002	MDL. Use Custom Spike.			
	A0C0024-10RE1	A	8081B 2,4+4,4-DDx Only (+Add)	03/05/20 11:08	10.19	10				100	PDI-082SC-A-08 -09-191002	MDL. Use Custom Spike.			
	A0C0024-10RE2	A	8081B 2,4+4,4-DDx Only (+Add)	03/05/20 11:08	10.19	10				100	PDI-082SC-A-08 -09-191002	Added 3/13/2020 By MJB			
	A0C0024-11RE1	A	8081B 2,4+4,4-DDx Only (+Add)	03/05/20 11:08	10.9	10				100	PDI-082SC-A-09 -10-191002	MDL. Use Custom Spike.			
	A0C0024-12RE1	A	8081B 2,4+4,4-DDx Only (+Add)	03/05/20 11:08	10.32	10				100	PDI-082SC-A-10 -11-191002	MDL. Use Custom Spike.			
	A0C0024-13RE1	A	8081B 2,4+4,4-DDx Only (+Add)	03/05/20 11:08	10.18	10				100	PDI-082SC-A-11 -12-191002	MDL. Use Custom Spike.			
	A0C0024-14RE1	A	8081B 2,4+4,4-DDx Only (+Add)	03/05/20 11:08	10.45	10				100	PDI-082SC-A-12 -13-191002	MDL. Use Custom Spike.			
	A0C0024-14RE2	A	8081B 2,4+4,4-DDx Only (+Add)	03/05/20 11:08	10.45	10				100	PDI-082SC-A-12 -13-191002	MDL. Use Custom Spike.			

Prepared By: Date

MJB 3/16/20

Reviewed By: Date

Apex Laboratories

PREPARATION BENCH SHEET

BATCH #: 0030254 (Sediment)

Prep Method: EPA 3546/3640A (GPC)

#	Lab Number		Analysis	Prepared	Initial (g)	Final (mL)	Spike ID	Source ID	ul Spike	ul Surr.	Sample ID	Extraction Comments	pH <2	pH 5-9	pH >11
	A0C0024-15RE1	A	8081B 2,4+4,4-DDx Only (+Add)	03/05/20 11:08	10.42	10				100	PDI-082SC-A-13-14-191002	MDL. Use Custom Spike.			
	A0C0024-15RE2	A	8081B 2,4+4,4-DDx Only (+Add)	03/05/20 11:08	10.42	10				100	PDI-082SC-A-13-14-191002	MDL. Use Custom Spike.			
	A0C0026-01RE1	A	8081B 2,4+4,4-DDx Only (+Add)	03/05/20 11:08	10.12	10				100	PDI-020SC-A-04-05-191008	MDL. Use Custom Spike.			
	A0C0029-01RE1	A	8081B 2,4+4,4-DDx Only (+Add)	03/05/20 11:12	10.58	10				100	PDI-079SC-A-10-11-191014	MDL. Use Custom Spike.			
	A0C0030-01RE1	B	8081B 2,4+4,4-DDx Only (+Add)	03/05/20 11:12	10.79	10				100	PDI-052SC-A-07-08-191015	MDL. Use Custom Spike.			
	A0C0030-02RE1	A	8081B 2,4+4,4-DDx Only (+Add)	03/05/20 11:12	10.11	10				100	PDI-052SC-A-08-09-191015	MDL. Use Custom Spike.			
	0030254-MS1		QC	03/05/20 11:08	10.1	10	A20A310	A0C0030-02RE1	100	100					
	0030254-MSD1		QC	03/05/20 11:13	10.14	10	A20A310	A0C0030-02RE1	100	100					

Standards/Reagents

Reagent(s)

Std ID	Exp. Date	Description
A19I263	03/18/20	DCM CHEM PROD. 194934
A20A032	06/30/23	n-Hexane Lot# 197051

Analyte Spike(s)

Std ID	Exp. Date	Description
A20A310	03/18/20	2,4 + 4,4 DDx Pesticide Matrix Spike

Surrogate(s)

Std ID	Exp. Date	Description
A20B060	07/17/20	8082 PCB Surrogate Spike

From 0030181 on 3/6/2020 by gwh

Prepared By: _____ Date _____

Reviewed By: _____ Date _____

Apex Laboratories

PREPARATION BENCH SHEET

BATCH #: 0030254 (Sediment)

Prep Method: EPA 3546/3640A (GPC)

in Out

#	Lab Number		Analysis	Prepared	Initial (g)	Final (mL)	Spike ID	Source ID	ul Spike	ul Surr.	Sample ID	Extraction Comments	pH <2	pH Other	pH >11
	0030254-BLK1		QC	03/05/20 11:08	11	5				100					
	0030254-BS1		QC	03/05/20 11:08	10	5	A20A310		100	100					
	A0C0024-01RE1	A	8081B 2,4+4,4-DDx Only (+Add)	03/05/20 11:08	10.66	5				100	PDI-017SC-A-02-03-191003	MDL. Use Custom Spike.			
	A0C0024-02RE1	A	8081B 2,4+4,4-DDx Only (+Add)	03/05/20 11:08	10.4	5				100	PDI-017SC-A-03-04-191003	MDL. Use Custom Spike.			
	0030254-DUP1		QC	03/05/20 11:08	10.39	5		A0C0024-02RE1		100					
	A0C0024-03RE1	A	8081B 2,4+4,4-DDx Only (+Add)	03/05/20 11:08	10.34	5				100	PDI-017SC-A-04-05-191003	MDL. Use Custom Spike.			
	A0C0024-04RE1	A	8081B 2,4+4,4-DDx Only (+Add)	03/05/20 11:08	10.21	5				100	PDI-017SC-A-05-06-191003	MDL. Use Custom Spike.			
	A0C0024-05RE1	A	8081B 2,4+4,4-DDx Only (+Add)	03/05/20 11:08	10.6	5				100	PDI-017SC-A-06-07-191003	MDL. Use Custom Spike.			
	A0C0024-06RE1	A	8081B 2,4+4,4-DDx Only (+Add)	03/05/20 11:08	10.17	5				100	PDI-081SC-A-10-11-191002	MDL. Use Custom Spike.			
	A0C0024-07RE1	A	8081B 2,4+4,4-DDx Only (+Add)	03/05/20 11:08	10.66	5				100	PDI-081SC-A-11-12-191002	MDL. Use Custom Spike.			
	A0C0024-08RE1	A	8081B 2,4+4,4-DDx Only (+Add)	03/05/20 11:08	10.54	5				100	PDI-082SC-A-06-07-191002	MDL. Use Custom Spike.			
	A0C0024-09RE1	A	8081B 2,4+4,4-DDx Only (+Add)	03/05/20 11:08	10.21	5				100	PDI-082SC-A-07-08-191002	MDL. Use Custom Spike.			
	A0C0024-10RE1	A	8081B 2,4+4,4-DDx Only (+Add)	03/05/20 11:08	10.19	5				100	PDI-082SC-A-08-09-191002	MDL. Use Custom Spike.			
	A0C0024-11RE1	A	8081B 2,4+4,4-DDx Only (+Add)	03/05/20 11:08	10.9	5				100	PDI-082SC-A-09-10-191002	MDL. Use Custom Spike.			
	A0C0024-12RE1	A	8081B 2,4+4,4-DDx Only (+Add)	03/05/20 11:08	10.32	5				100	PDI-082SC-A-10-11-191002	MDL. Use Custom Spike.			
	A0C0024-13RE1	A	8081B 2,4+4,4-DDx Only (+Add)	03/05/20 11:08	10.18	5				100	PDI-082SC-A-11-12-191002	MDL. Use Custom Spike.			
	A0C0024-14RE1	A	8081B 2,4+4,4-DDx Only (+Add)	03/05/20 11:08	10.45	5				100	PDI-082SC-A-12-13-191002	MDL. Use Custom Spike.			
	A0C0024-14RE2	A	8081B 2,4+4,4-DDx Only (+Add)	03/05/20 11:08	10.45	8/10				100	PDI-082SC-A-12-13-191002	MDL. Use Custom Spike. 1mL 2mL			
	A0C0024-15RE1	A	8081B 2,4+4,4-DDx Only (+Add)	03/05/20 11:08	10.42	5				100	PDI-082SC-A-13-14-191002	MDL. Use Custom Spike.			

Prepared By: 3/10/20 Date

Reviewed By: MB 3/11/20 Date

Apex Laboratories

PREPARATION BENCH SHEET

BATCH #: 0030254 (Sediment)

Prep Method: EPA 3546/3640A (GPC)

In Out

#	Lab Number		Analysis	Prepared	Initial (g)	Final (mL)	Spike ID	Source ID	ul Spike	ul Surr.	Sample ID	Extraction Comments	pH <2	pH 8	pH >11
	A0C0024-15RE2	A	8081B 2,4+4,4-DDx Only (+Add)	03/05/20 11:08	10.42	~~5~~ 10				100	PDI-082SC-A-13 -14-191002	MDL. Use Custom Spike. 1mL 2mL			
	A0C0026-01RE1	A	8081B 2,4+4,4-DDx Only (+Add)	03/05/20 11:08	10.12	5				100	PDI-020SC-A-04 -05-191008	MDL. Use Custom Spike.			
	A0C0029-01RE1	A	8081B 2,4+4,4-DDx Only (+Add)	03/05/20 11:12	10.58	5				100	PDI-079SC-A-10 -11-191014	MDL. Use Custom Spike.			
	A0C0030-01RE1	B	8081B 2,4+4,4-DDx Only (+Add)	03/05/20 11:12	10.79	5				100	PDI-052SC-A-07 -08-191015	MDL. Use Custom Spike.			
	A0C0030-02RE1	A	8081B 2,4+4,4-DDx Only (+Add)	03/05/20 11:12	10.11	5				100	PDI-052SC-A-08 -09-191015	MDL. Use Custom Spike.			
	0030254-MS1		QC	03/05/20 11:08	10.1	5	A20A310	A0C0030-02RE1	100	100					
	0030254-MSD1		QC	03/05/20 11:13	10.14	5	A20A310	A0C0030-02RE1	100	100					

Standards/Reagents

Reagent(s)

Std ID	Exp. Date	Description
A19I263	03/18/20	DCM CHEM PROD. 194934
A20A032	06/30/23	n-Hexane Lot# 197051

Analyte Spike(s)

Std ID	Exp. Date	Description
A20A310	03/18/20	2,4 + 4,4 DDx Pesticide Matrix Spike

Surrogate(s)

Std ID	Exp. Date	Description
A20B060	07/17/20	8082 PCB Surrogate Spike

From 0030181 on 3/6/2020 by gwh

Prepared By: Date

Reviewed By: Date

Apex Laboratories

PREPARATION BENCH SHEET

BATCH #: 0030254 (Sediment)

Prep Method: EPA 3546/3640A (GPC)

initial | final

#	Lab Number		Analysis	Prepared	Initial (g)	Final (mL)	Spike ID	Source ID	ul Spike	ul Surr.	Sample ID	Extraction Comments	pH <2	pH Other	pH >11
2	0030254-BLK1		QC	03/05/20 11:08	11	5 / 10				100		1mL 2mL			
3	0030254-BS1		QC	03/05/20 11:08	10	5 / 10	A20A310		100	100		1mL 2mL			
4	A0C0024-01RE1	A	8081B 2,4+4,4-DDx Only (+Add)	03/05/20 11:08	10.66	5 / 10				100	PDI-017SC-A-02-03-191003	MDL. Use Custom Spike 1mL 2mL			S
5	A0C0024-02RE1	A	8081B 2,4+4,4-DDx Only (+Add)	03/05/20 11:08	10.4	5 / 10				100	PDI-017SC-A-03-04-191003	MDL. Use Custom Spike 1mL 2mL			
6	0030254-DUP1		QC	03/05/20 11:08	10.39	5 / 10		A0C0024-02RE1		100		1mL 2mL			
7	A0C0024-03RE1	A	8081B 2,4+4,4-DDx Only (+Add)	03/05/20 11:08	10.34	5 / 10				100	PDI-017SC-A-04-05-191003	MDL. Use Custom Spike 1mL 2mL			S
8	A0C0024-04RE1	A	8081B 2,4+4,4-DDx Only (+Add)	03/05/20 11:08	10.21	5 / 10				100	PDI-017SC-A-05-06-191003	MDL. Use Custom Spike 1mL 2mL			S
9	A0C0024-05RE1	A	8081B 2,4+4,4-DDx Only (+Add)	03/05/20 11:08	10.6	5 / 10				100	PDI-017SC-A-06-07-191003	MDL. Use Custom Spike 1mL 2mL			
10	A0C0024-06RE1	A	8081B 2,4+4,4-DDx Only (+Add)	03/05/20 11:08	10.17	5 / 10				100	PDI-081SC-A-10-11-191002	MDL. Use Custom Spike 1mL 2mL			
11	A0C0024-07RE1	A	8081B 2,4+4,4-DDx Only (+Add)	03/05/20 11:08	10.66	5 / 10				100	PDI-081SC-A-11-12-191002	MDL. Use Custom Spike 1mL 2mL			
12	A0C0024-08RE1	A	8081B 2,4+4,4-DDx Only (+Add)	03/05/20 11:08	10.54	5 / 10				100	PDI-082SC-A-06-07-191002	MDL. Use Custom Spike 1mL 2mL			
13	A0C0024-09RE1	A	8081B 2,4+4,4-DDx Only (+Add)	03/05/20 11:08	10.21	5 / 10				100	PDI-082SC-A-07-08-191002	MDL. Use Custom Spike 1mL 2mL			S
14	A0C0024-10RE1	A	8081B 2,4+4,4-DDx Only (+Add)	03/05/20 11:08	10.19	5 / 10				100	PDI-082SC-A-08-09-191002	MDL. Use Custom Spike 1mL 2mL			
15	A0C0024-11RE1	A	8081B 2,4+4,4-DDx Only (+Add)	03/05/20 11:08	10.9	5 / 10				100	PDI-082SC-A-09-10-191002	MDL. Use Custom Spike. 1mL 2mL			
16	A0C0024-12RE1	A	8081B 2,4+4,4-DDx Only (+Add)	03/05/20 11:08	10.32	5 / 10				100	PDI-082SC-A-10-11-191002	MDL. Use Custom Spike. 1mL 2mL			
17	A0C0024-13RE1	A	8081B 2,4+4,4-DDx Only (+Add)	03/05/20 11:08	10.18	5 / 10				100	PDI-082SC-A-11-12-191002	MDL. Use Custom Spike. 1mL 2mL			
18	A0C0024-14RE1	A	8081B 2,4+4,4-DDx Only (+Add)	03/05/20 11:08	10.45	5 / 10				100	PDI-082SC-A-12-13-191002	MDL. Use Custom Spike. 1mL 2mL			★
19	A0C0024-15RE1	A	8081B 2,4+4,4-DDx Only (+Add)	03/05/20 11:08	10.42	5 / 10				100	PDI-082SC-A-13-14-191002	MDL. Use Custom Spike 1mL 2mL			★
20	A0C0026-01RE1	A	8081B 2,4+4,4-DDx Only (+Add)	03/05/20 11:08	10.12	5 / 10				100	PDI-020SC-A-04-05-191008	MDL. Use Custom Spike 1mL 2mL			

Prepared By: [signature] Date: 3/6/20

Reviewed By: MJB Date: 3/11/20

AAA 3/10/20 3-11-20

Apex Laboratories

PREPARATION BENCH SHEET

BATCH #: 0030254 (Sediment)

Prep Method: EPA 3546/3640A (GPC)

#	Lab Number		Analysis	Prepared	Initial (g)	Final (mL)	Spike ID	Source ID	ul Spike	ul Surr.	Sample ID	Extraction Comments	pH <2	pH Other	pH >11
21	A0C0029-01RE1	A	8081B 2,4+4,4-DDx Only (+Add)	03/05/20 11:12	10.58	5/10				100	PDI-079SC-A-10-11-191014	MDL. Use Custom Spike 1mL 2mL			
22	A0C0030-01RE1	B	8081B 2,4+4,4-DDx Only (+Add)	03/05/20 11:12	10.79	5/10				100	PDI-052SC-A-07-08-191015	MDL. Use Custom Spike 1mL 2mL			
23	A0C0030-02RE1	A	8081B 2,4+4,4-DDx Only (+Add)	03/05/20 11:12	10.11	5/10				100	PDI-052SC-A-08-09-191015	MDL. Use Custom Spike 1mL 2mL			
24	0030254-MS1		QC	03/05/20 11:08	10.1	5/10	A20A310	A0C0030-02RE1	100	100		1mL 2mL			
25	0030254-MSD1		QC	03/05/20 11:13	10.14	5/10	A20A310	A0C0030-02RE1	100	100		1mL 2mL			

Initial | Final

Standards/Reagents

Reagent(s)

Std ID	Exp. Date	Description
A19I263	03/18/20	DCM CHEM PROD. 194934
A20A032	06/30/23	n-Hexane Lot# 197051

Analyte Spike(s)

Std ID	Exp. Date	Description
A20A310	03/18/20	2,4 + 4,4 DDx Pesticide Matrix Spike

Surrogate(s)

Std ID	Exp. Date	Description
A20B060	07/17/20	8082 PCB Surrogate Spike

From 0030181 on 3/6/2020 by gwh

(S) = staining on turbovap tube before and after hexane exchange ADD aldrin

☆ = GPC solvent line came undone. No sample deposited in Turbo Vap tube. Sample to be re-cleaned. JC 3/10/2020
Noticed at A0C0024-15, possibly affected A0C0024-14 or previous samples.

Prepared By: Date

Reviewed By: Date

Apex Laboratories

PREPARATION BENCH SHEET

BATCH #: 0030181 (Sediment)

Prep Method: EPA 3546

#	Lab Number		Analysis	Prepared	Initial (g)	Final (mL)	Spike ID	Source ID	ul Spike	ul Surr.	Sample ID	Extraction Comments	pH <2	pH Other	pH >11
1	0030181-BLK1		QC	03/05/20 11:08	~~10~~ 11	5				100					
2	0030181-BS1		QC	03/05/20 11:08	10	5	A20A310		100	100					
3	A0C0024-01	A	8081B 2,4+4,4-DDx Only (+Add)	03/05/20 11:08	~~10~~ 10.66	5				100	PDI-017SC-A-02 -03-191003	MDL. Use Custom Spike. Dirt			
4	A0C0024-02	A	8081B 2,4+4,4-DDx Only (+Add)	03/05/20 11:08	~~10~~ 10.40	5				100	PDI-017SC-A-03 -04-191003	MDL. Use Custom Spike. D.vt			
5	0030181-DUP1		QC	03/05/20 11:08	~~10~~ 10.39	5		A0C0024-02		100					
6	A0C0024-03	A	8081B 2,4+4,4-DDx Only (+Add)	03/05/20 11:08	~~10~~ 10.34	5				100	PDI-017SC-A-04 -05-191003	MDL. Use Custom Spike. Dirt			
7	A0C0024-04	A	8081B 2,4+4,4-DDx Only (+Add)	03/05/20 11:08	~~10~~ 10.21	5				100	PDI-017SC-A-05 -06-191003	MDL. Use Custom Spike. Dirt			
8	A0C0024-05	A	8081B 2,4+4,4-DDx Only (+Add)	03/05/20 11:08	~~10~~ 10.60	5				100	PDI-017SC-A-06 -07-191003	MDL. Use Custom Spike. D.vt			
9	A0C0024-06	A	8081B 2,4+4,4-DDx Only (+Add)	03/05/20 11:08	~~10~~ 10.17	5				100	PDI-081SC-A-10 -11-191002	MDL. Use Custom Spike. mud			
10	A0C0024-07	A	8081B 2,4+4,4-DDx Only (+Add)	03/05/20 11:08	~~10~~ 10.66	5				100	PDI-081SC-A-11 -12-191002	MDL. Use Custom Spike. D.vL			
11	A0C0024-08	A	8081B 2,4+4,4-DDx Only (+Add)	03/05/20 11:08	~~10~~ 10.54	5				100	PDI-082SC-A-06 -07-191002	MDL. Use Custom Spike. mud			
12	A0C0024-09	A	8081B 2,4+4,4-DDx Only (+Add)	03/05/20 11:08	~~10~~ 10.21	5				100	PDI-082SC-A-07 -08-191002	MDL. Use Custom Spike. mud			
13	A0C0024-10	A	8081B 2,4+4,4-DDx Only (+Add)	03/05/20 11:08	~~10~~ 10.19	5				100	PDI-082SC-A-08 -09-191002	MDL. Use Custom Spike. mud			
14	A0C0024-11	A	8081B 2,4+4,4-DDx Only (+Add)	03/05/20 11:08	~~10~~ 10.90	5				100	PDI-082SC-A-09 -10-191002	MDL. Use Custom Spike. D.vL			
15	A0C0024-12	A	8081B 2,4+4,4-DDx Only (+Add)	03/05/20 11:08	~~10~~ 10.32	5				100	PDI-082SC-A-10 -11-191002	MDL. Use Custom Spike. mud			
16	A0C0024-13	A	8081B 2,4+4,4-DDx Only (+Add)	03/05/20 11:08	~~10~~ 10.18	5				100	PDI-082SC-A-11 -12-191002	MDL. Use Custom Spike. D.vL			
17	A0C0024-14	A	8081B 2,4+4,4-DDx Only (+Add)	03/05/20 11:08	~~10~~ 10.45	5				100	PDI-082SC-A-12 -13-191002	MDL. Use Custom Spike. D.vt			
18	A0C0024-15	A	8081B 2,4+4,4-DDx Only (+Add)	03/05/20 11:08	~~10~~ 10.42	5				100	PDI-082SC-A-13 -14-191002	MDL. Use Custom Spike. mud			
19	A0C0026-01	A	8081B 2,4+4,4-DDx Only (+Add)	03/05/20 11:08	~~10~~ 10.12	5				100	PDI-020SC-A-04 -05-191008	MDL. Use Custom Spike.			

cm 03.05.20
Prepared By: Date

CAS 03/05/2020
Reviewed By: Date

3/5/20

Apex Laboratories

PREPARATION BENCH SHEET

BATCH #: 0030181 (Sediment)

Prep Method: EPA 3546

#	Lab Number		Analysis	Prepared	Initial (g)	Final (mL)	Spike ID	Source ID	ul Spike	ul Surr.	Sample ID	Extraction Comments	pH <2	pH Other	pH >11
20	A0C0029-01	A	8081B 2,4+4,4-DDx Only (+Add)	03/05/20 11:12	~~10~~ 10.58	5 ✓				100	PDI-079SC-A-10-11-191014	MDL. Use Custom Spike. DVH			
21	A0C0030-01	B	8081B 2,4+4,4-DDx Only (+Add)	03/05/20 11:12	~~10~~ 10.79	5 ✓				100	PDI-052SC-A-07-08-191015	MDL. Use Custom Spike. DVH			
22	A0C0030-02	A	8081B 2,4+4,4-DDx Only (+Add)	03/05/20 11:12	~~10~~ 10.11	5 ✓				100	PDI-052SC-A-08-09-191015	MDL. Use Custom Spike. DVH			
23	0030181-MS1		QC	03/05/20 11:08	~~10~~ 10.10	5 ✓	A20A310	A0C0030-02	100	100					
24	0030181-MSD1		QC	03/05/20 11:13	~~10~~ 10.14	5 ✓	A20A310	A0C0030-02	100	100					

Standards/Reagents

Reagent(s)

Std ID	Exp. Date	Description
A13L219	11/30/23	Extractions Balance
A18K311	12/31/20	Glass Wool
A19I263	03/18/20	DCM CHEM PROD. 194934
A19K010	10/29/25	Sodium Sulfate Lot # 188777

Analyte Spike(s) DM

Std ID	Exp. Date	Description
A20A310	03/18/20	2,4 + 4,4 DDx Pesticide Matrix Spike

Surrogate(s) DM

Std ID	Exp. Date	Description
~~A19L272~~ A20B060	~~06/20/20~~ 07/17/20	8082 PCB Surrogate Spike

DM 3.05.20

Method 3546 digestion time and temperture achieved.
Initial: DM

Witness: CH 03/05/20

Prepared By: _____ Date _____

Reviewed By: _____ Date _____

APEX LABORATORIES

ELEMENT SEQUENCE LOG

Apex Laboratories

Sequence: **0C11042** Instrument: **DUALECD5**

Date: **03/11/20 11:14** Calibration: **A0C0203**

#	Lab Number	Matrix	Analysis	Client	Due	Batch	ISTD ID	STD ID
1	0C11042-BKD1	Sediment	QC	QC				A20C091
2	0C11042-CCV1	Sediment	QC	QC				A20C183
3	0C11042-CCV2	Sediment	QC	QC				A19J408
4	0C11042-CCB1	Sediment	QC	QC				A20B383
5	0030254-BLK1	Sediment	QC	QC		0030254		
6	0030254-BS1	Sediment	QC	QC		0030254		
7	A0C0024-05RE1	Sediment	8081B 2,4+4,4-DDx Only (+Add)	Anchor QEA, LLC	03/16/20	0030254		
8	A0C0024-13RE1	Sediment	8081B 2,4+4,4-DDx Only (+Add)	Anchor QEA, LLC	03/16/20	0030254		
9	A0C0024-14RE1	Sediment	8081B 2,4+4,4-DDx Only (+Add)	Anchor QEA, LLC	03/16/20	0030254		
10	A0C0024-14RE2	Sediment	8081B 2,4+4,4-DDx Only (+Add)	Anchor QEA, LLC	03/16/20	0030254		
11	A0C0024-15RE2	Sediment	8081B 2,4+4,4-DDx Only (+Add)	Anchor QEA, LLC	03/16/20	0030254		
12	A0C0026-01RE1	Sediment	8081B 2,4+4,4-DDx Only (+Add)	Anchor QEA, LLC	03/16/20	0030254		
13	A0C0029-01RE1	Sediment	8081B 2,4+4,4-DDx Only (+Add)	Anchor QEA, LLC	03/16/20	0030254		
14	A0C0030-01RE1	Sediment	8081B 2,4+4,4-DDx Only (+Add)	Anchor QEA, LLC	03/16/20	0030254		
15	0C11042-CCV3	Sediment	QC	QC				A20C184
16	0C11042-CCV4	Sediment	QC	QC				A19J409
17	0C11042-CCB2	Sediment	QC	QC				A20B383
18	A0C0030-02RE1	Sediment	8081B 2,4+4,4-DDx Only (+Add)	Anchor QEA, LLC	03/16/20	0030254		
19	0030254-MS1	Sediment	QC	QC		0030254		
20	0030254-MSD1	Sediment	QC	QC		0030254		
21	A0C0024-08RE1	Sediment	8081B 2,4+4,4-DDx Only (+Add)	Anchor QEA, LLC	03/16/20	0030254		
22	A0C0024-12RE1	Sediment	8081B 2,4+4,4-DDx Only (+Add)	Anchor QEA, LLC	03/16/20	0030254		
23	0C11042-IBL1	Sediment	QC	QC				
24	A0C0024-02RE1	Sediment	8081B 2,4+4,4-DDx Only (+Add)	Anchor QEA, LLC	03/16/20	0030254		
25	0C11042-IBL2	Sediment	QC	QC				
26	0030254-DUP1	Sediment	QC	QC		0030254		
27	0C11042-IBL3	Sediment	QC	QC				
28	A0C0024-06RE1	Sediment	8081B 2,4+4,4-DDx Only (+Add)	Anchor QEA, LLC	03/16/20	0030254		
29	0C11042-IBL4	Sediment	QC	QC				
30	A0C0024-07RE1	Sediment	8081B 2,4+4,4-DDx Only (+Add)	Anchor QEA, LLC	03/16/20	0030254		
31	0C11042-IBL5	Sediment	QC	QC				
32	A0C0024-01RE1	Sediment	8081B 2,4+4,4-DDx Only (+Add)	Anchor QEA, LLC	03/16/20	0030254		
33	0C11042-IBL6	Sediment	QC	QC				
34	0C11042-CCV5	Sediment	QC	QC				A20C183
35	0C11042-CCV6	Sediment	QC	QC				A19J408
36	0C11042-CCB3	Sediment	QC	QC				A20B383
37	0C11042-IBL7	Sediment	QC	QC				

Data Entered By: MJB 3/12/20

Comments:

Data Reviewed By: [illegible] 3/17/20

Quantitation Report (QT Reviewed)

Data Path : C:\msdchem\1\data\2020-03\0C11042\
Data File : ECD5-03112003.D
Signal(s) : Signal #1: ECD1A.CH Signal #2: ECD2B.CH
Acq On : 11 Mar 2020 12:05
Operator :
Sample : 0C11042-BKD1
Misc : A20C091
ALS Vial : 2 (Sig #1); 0 (Sig #2) Sample Multiplier: 1

Integration File signal 1: PEST1.e
Integration File signal 2: PEST2.e
Quant Time: Mar 11 12:24:22 2020
Quant Method : C:\msdchem\1\methods\PestBreakdownCHK_200225RT2.M
Quant Title : Pesticides
QLast Update : Fri Nov 09 13:28:51 2018
Response via : Initial Calibration
Integrator: ChemStation 6890 Scale Mode: Small noise peaks clipped

Volume Inj. : 2uL
Signal #1 Phase : Rtx-CLPesticides Signal #2 Phase: Rtx-CLPesticides2
Signal #1 Info : 30m x 0.32mm x 0. Signal #2 Info : 30m x 0.32mm x 0.25um

	Compound	R.T.	Response	Conc	Units
Target Compounds					
1)	4,4'-DDE	7.624	1277918	NoCal	ng/mL
2)	Endrin	7.997	81828461	NoCal	ng/mL
3)	4,4'-DDD	8.042	6589190	NoCal	ng/mL
4)	4,4'-DDT	8.240	145189427	NoCal	ng/mL
5)	Endrin Aldehyde	8.444	3561221	NoCal	ng/mL
6)	Endrin Ketone	8.939	5103119	NoCal	ng/mL
8)	4,4'-DDE [2C]	8.385	1107283	NoCal	ng/mL
9)	Endrin [2C]	8.761	112966011	NoCal	ng/mL
10)	4,4'-DDD [2C]	8.802	12829572	NoCal	ng/mL
11)	Endrin Aldehyde [2C]	9.144	3659367	NoCal	ng/mL
12)	4,4'-DDT [2C]	9.029	199937022	NoCal	ng/mL
13)	Endrin Ketone [2C]	9.735	8656911	NoCal	ng/mL

(f)=RT Delta > 1/2 Window (m)=manual int.

MJB 3/11/20

Quantitation Report (QT Reviewed)

Data Path : C:\msdchem\1\data\2020-03\0C11042\
Data File : ECD5-03112003.D
Signal(s) : Signal #1: ECD1A.CH Signal #2: ECD2B.CH
Acq On : 11 Mar 2020 12:05
Operator :
Sample : 0C11042-BKD1
Misc : A20C091
ALS Vial : 2 (Sig #1); 0 (Sig #2) Sample Multiplier: 1

Integration File signal 1: PEST1.e
Integration File signal 2: PEST2.e
Quant Time: Mar 11 12:24:22 2020
Quant Method : C:\msdchem\1\methods\PestBreakdownCHK_200225RT2.M
Quant Title : Pesticides
QLast Update : Fri Nov 09 13:28:51 2018
Response via : Initial Calibration
Integrator: ChemStation 6890 Scale Mode: Small noise peaks clipped

Volume Inj. : 2uL
Signal #1 Phase : Rtx-CLPesticides Signal #2 Phase: Rtx-CLPesticides2
Signal #1 Info : 30m x 0.32mm x 0. Signal #2 Info : 30m x 0.32mm x 0.25um

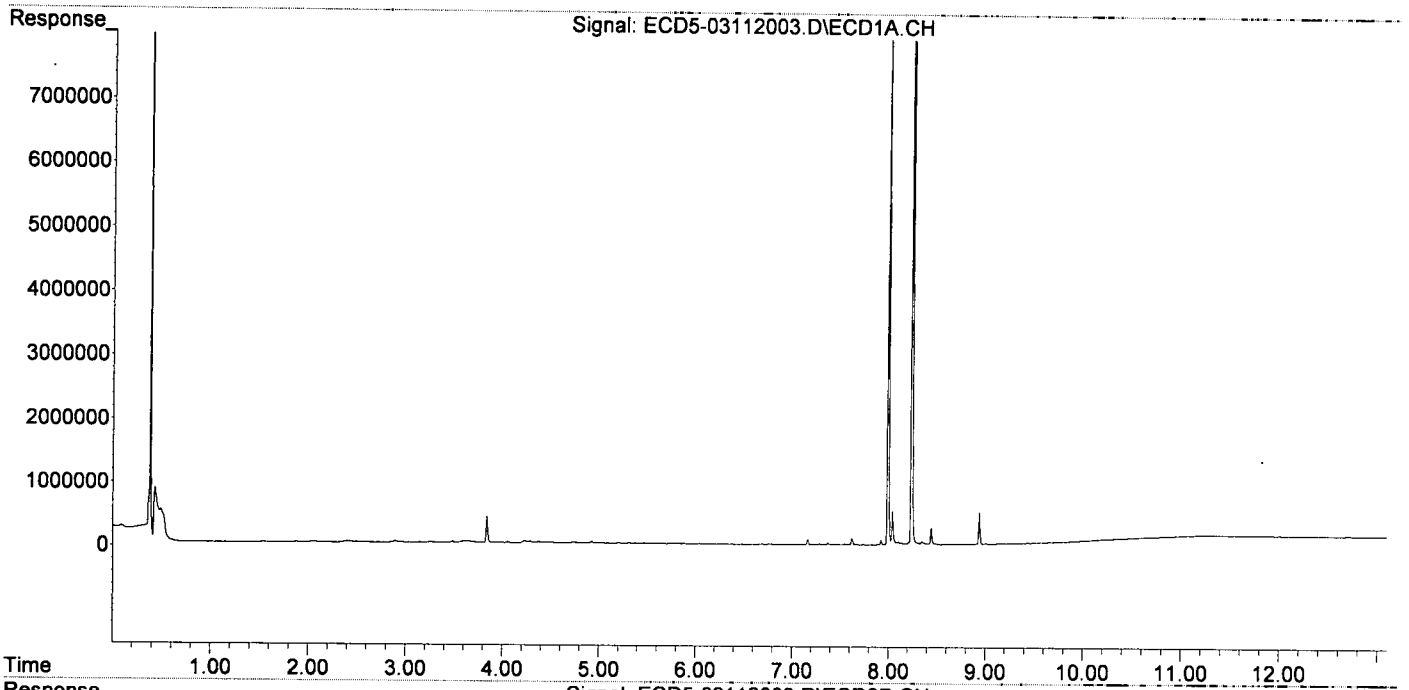

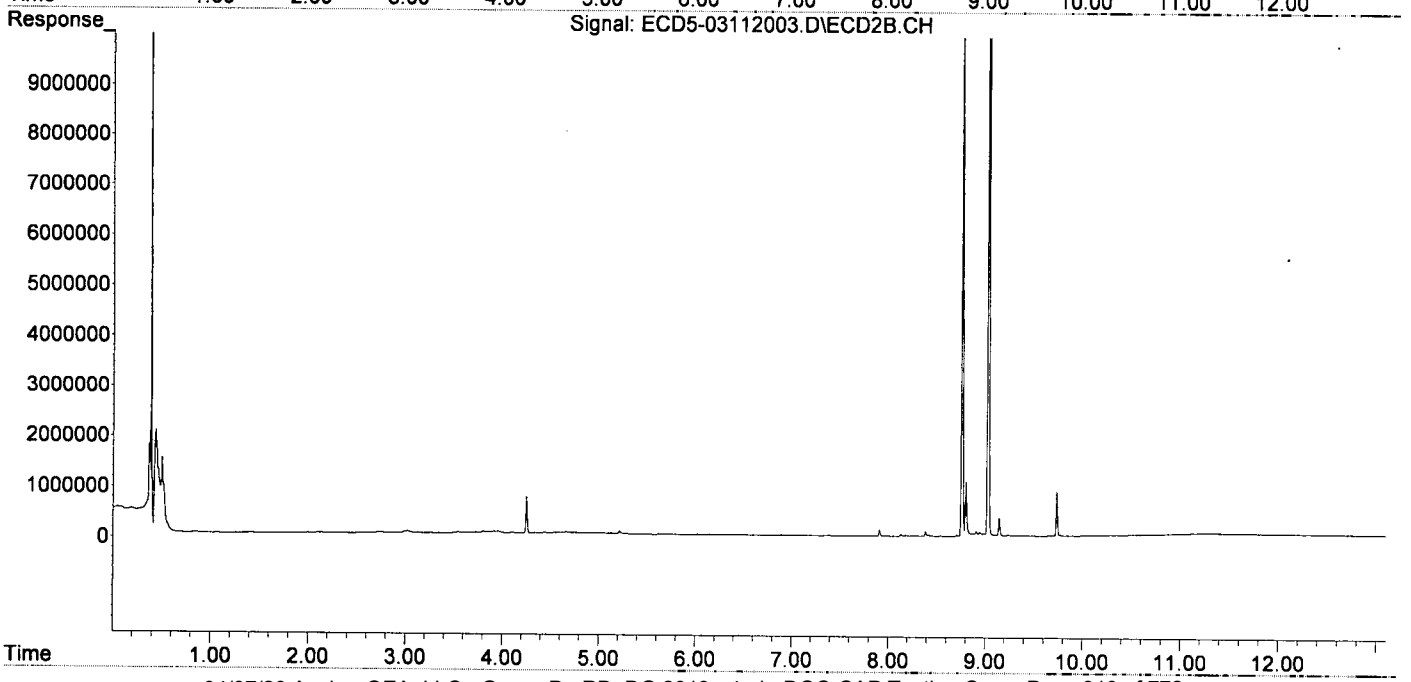

Quantitation Report (Not Reviewed)

Data Path : C:\msdchem\1\data\2020-03\0C11042\
Data File : ECD5-03112004.D
Signal(s) : Signal #1: ECD1A.CH Signal #2: ECD2B.CH
Acq On : 11 Mar 2020 12:22
Operator :
Sample : 0C11042-CCV1
Misc : A20C183, AB 50 ppb
ALS Vial : 3 (Sig #1); 0 (Sig #2) Sample Multiplier: 1

Integration File signal 1: PEST1.e
Integration File signal 2: PEST2.e
Quant Time: Mar 11 15:09:51 2020
Quant Method : C:\msdchem\1\methods\ECD5_QUANTPEST_200225RT2.M
Quant Title : Instrument: DualECD5
QLast Update : Wed Feb 26 15:13:42 2020
Response via : Initial Calibration
Integrator: ChemStation 6890 Scale Mode: Small noise peaks clipped

MJB 3/11/20

Volume Inj. : 2uL
Signal #1 Phase : Rtx-CLPesticides Signal #2 Phase: Rtx-CLPesticides2
Signal #1 Info : 30m X 0.32mm X 0. Signal #2 Info : 30m X 0.32mm X 0.25um

		Compound	RT#1	RT#2	Resp#1	Resp#2	ng/mL	ng/mL	
		System Monitoring Compounds							
1)	S	TCMX (S)	5.433	6.024	9349650	14417917	43.502	41.863	
22)	S	DCBP (S)	9.629	10.598	7366337	8238146	46.548	42.475	
		Target Compounds							
2)		a-BHC	5.972	6.632	13269025	21273926	46.428	45.764	
3)		g-BHC	6.255	6.950	11727535	18356934	46.462	44.921	
4)		b-BHC	6.329	7.013	4796240	7357824	44.826	43.083	
5)		Heptachlor	6.664	7.326	11641209	17894878	49.934	48.061	
6)		d-BHC	6.480	7.269	11402279	18160865	45.343	47.145	
7)		Aldrin	6.905	7.593	11127343	16754033	46.310	44.162	
8)		Heptachlo...	7.367	8.031	10105184	15079649	44.890	43.710	
9)		trans-Chl...	7.462	8.171	10227640	15373661	44.948	43.495	
10)		cis-Chlor...	7.559	8.279	9832189	14641416	44.492	43.909	
11)		Endosulfa...	7.657	8.329	9258696	13644014	44.954	43.962	
12)		4,4'-DDE	7.618	8.383	10340957	15192671	45.872	43.662	
13)		Dieldrin	7.829	8.530	10600632	15563787	45.995	44.932	
14)		Endrin	7.994	8.759	8905142	12104065	53.728	51.086	
15)		4,4'-DDD	8.040	8.800	8428121	12758207	45.231	45.740	
16)		Endosulfa...	8.150	8.905	8178702	12049365	48.333	47.180	
17)		4,4'-DDT	8.237	9.027	7829225	10396538	52.650	50.190	
18)		Endrin Al...	8.441	9.142	6785210	10030553	44.939	44.557	
19)		Endosulfa...	8.743	9.332	7940177	11876352	50.128	51.548	
20)		Methoxychlor	8.571	9.505	3789181	4914511	51.615	48.906	
21)		Endrin Ke...	8.937	9.734	9268274	13342647	48.016	50.077	
23)		Hexachlor...	0.000	0.000	0	0	N.D.	N.D.	
24)		Hexachlor...	5.814	6.509	21986	4978	0.098	0.014	#
25)		Oxychlordane	7.302	7.950	49520	9604	0.247	0.031	#
26)		2,4'-DDE	7.367	8.171	10105184	15373661	66.246	65.312	
27)		trans-Non...	7.559	8.231	9832189	47387	43.895	0.139	#
28)		2,4'-DDD	7.742	8.530	17543	15563787	0.128	74.500	#
29)		2,4'-DDT	7.923	8.759	29801	12104065	0.230	62.756	#
30)		cis-Nonac...	8.040f	8.800	8428121	12758207	33.670	33.972	
31)		Mirex	8.693	9.734	34467	13342647	0.018	65.662	#
32)		Chlordane...	7.462	8.171	10227640	15373661	412.196	362.252	
33)		Chlordane...	7.559	8.279	9832189	14641416	357.038	416.927	
34)		Chlordane...	0.000	8.940	0	95890	N.D.	8.906	#
35)		Chlordane...	3.690f	0.000	14314	0	NoCal	N.D.	
36)		Toxaphene...	7.559f	8.530f	9832189	15563787	9271.966	5504.286	#
37)		Toxaphene...	7.829	0.000	10600632	0	5382.136	N.D.	#
38)		Toxaphene...	8.150f	8.905f	8178702	12049365	2034.991	2098.594	
39)		Toxaphene...	8.363	8.940	162447	95890	41.576	10.369	#
40)		Toxaphene...	8.624f	9.142f	35839	10030553	11.880	1977.565	#
41)		Toxaphene...	8.659	9.505	27434	4914511	6.956	920.076	#
42)		Toxaphene...	3.690f	0.000	14314	0	NoCal	N.D.	

Quantitation Report (Not Reviewed)

Data Path : C:\msdchem\1\data\2020-03\0C11042\
Data File : ECD5-03112004.D
Signal(s) : Signal #1: ECD1A.CH Signal #2: ECD2B.CH
Acq On : 11 Mar 2020 12:22
Operator :
Sample : 0C11042-CCV1
Misc : A20C183, AB 50 ppb
ALS Vial : 3 (Sig #1); 0 (Sig #2) Sample Multiplier: 1

Integration File signal 1: PEST1.e
Integration File signal 2: PEST2.e
Quant Time: Mar 11 15:09:51 2020
Quant Method : C:\msdchem\1\methods\ECD5_QUANTPEST_200225RT2.M
Quant Title : Instrument: DualECD5
QLast Update : Wed Feb 26 15:13:42 2020
Response via : Initial Calibration
Integrator: ChemStation 6890 Scale Mode: Small noise peaks clipped

Volume Inj. : 2uL
Signal #1 Phase : Rtx-CLPesticides Signal #2 Phase: Rtx-CLPesticides2
Signal #1 Info : 30m X 0.32mm X 0. Signal #2 Info : 30m X 0.32mm X 0.25um

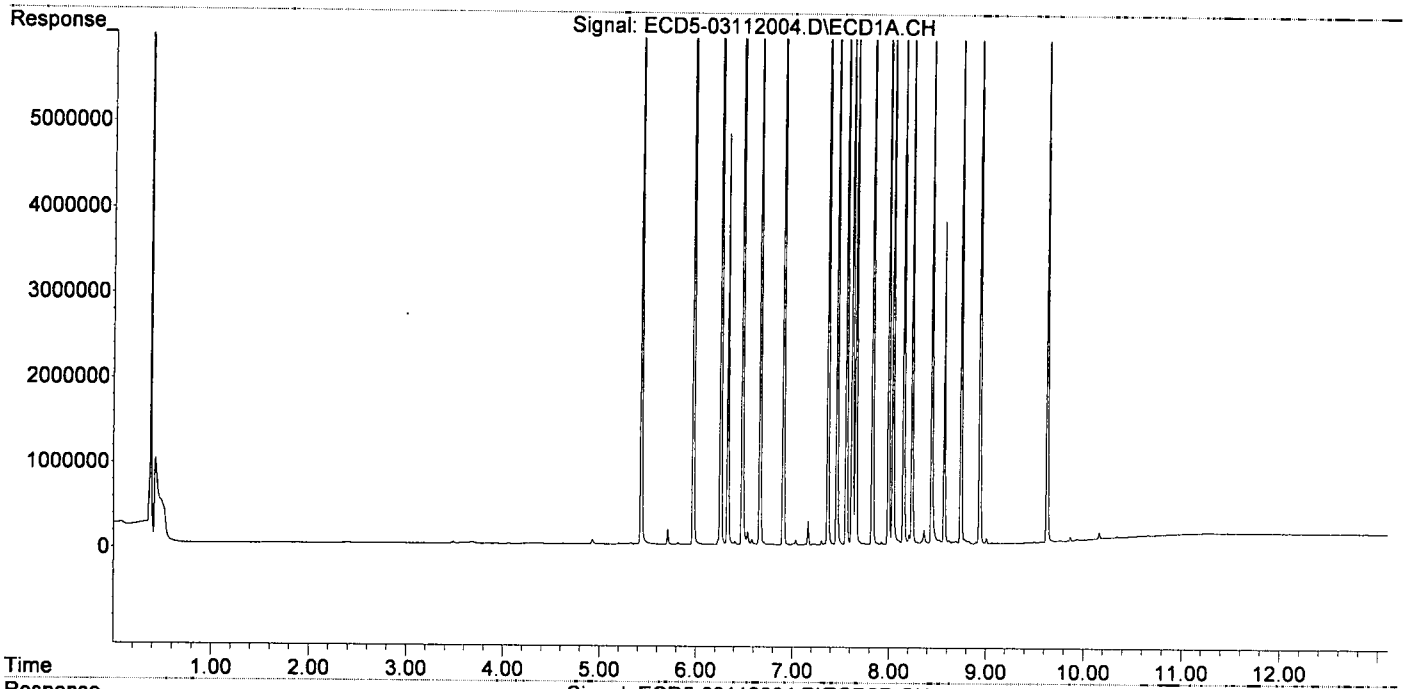

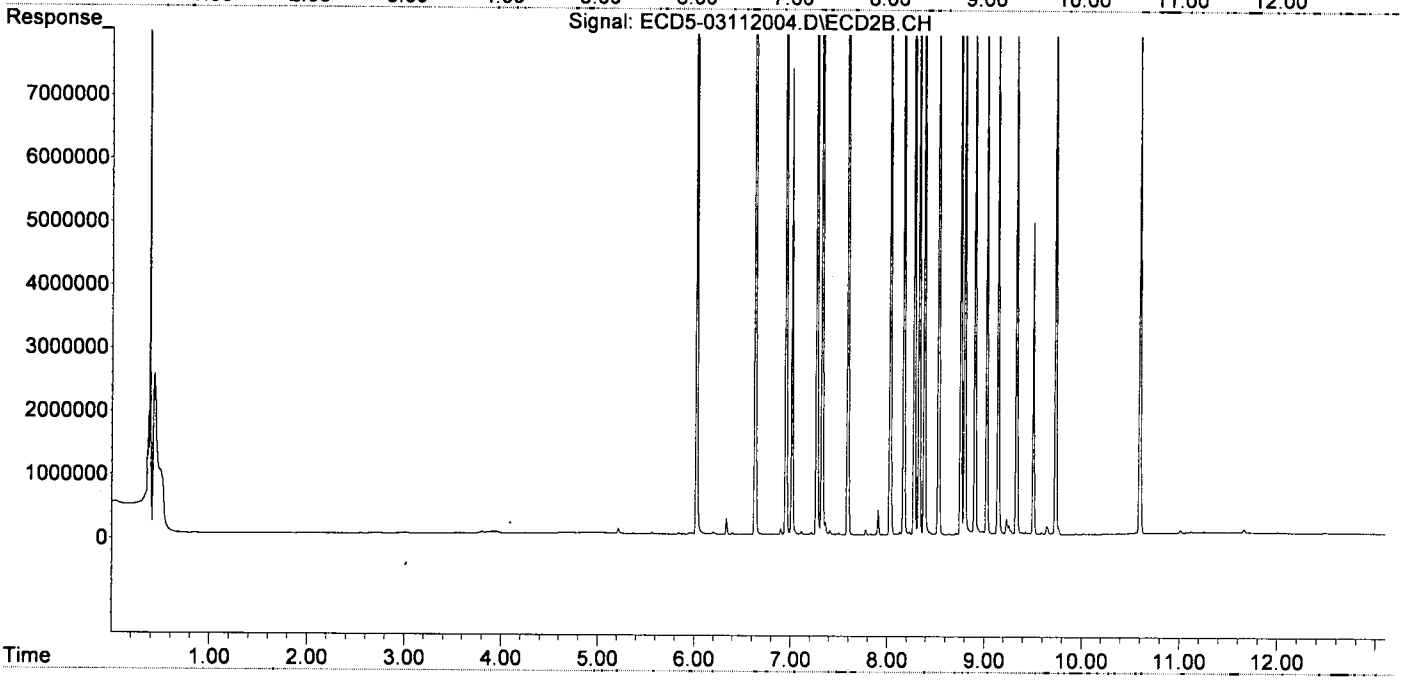

Quantitation Report (Not Reviewed)

Data Path : C:\msdchem\1\data\2020-03\0C11042\
Data File : ECD5-03112005.D
Signal(s) : Signal #1: ECD1A.CH Signal #2: ECD2B.CH
Acq On : 11 Mar 2020 12:40
Operator :
Sample : 0C11042-CCV2
Misc : A19J408, 9-42 50 ppb
ALS Vial : 4 (Sig #1); 0 (Sig #2) Sample Multiplier: 1

Integration File signal 1: PEST1.e
Integration File signal 2: PEST2.e
Quant Time: Mar 11 15:09:56 2020
Quant Method : C:\msdchem\1\methods\ECD5_QUANTPEST_200225RT2.M
Quant Title : Instrument: DualECD5
QLast Update : Wed Feb 26 15:13:42 2020
Response via : Initial Calibration
Integrator: ChemStation 6890 Scale Mode: Small noise peaks clipped

MJB 3/11/20

Volume Inj. : 2uL
Signal #1 Phase : Rtx-CLPesticides Signal #2 Phase: Rtx-CLPesticides2
Signal #1 Info : 30m X 0.32mm X 0. Signal #2 Info : 30m X 0.32mm X 0.25um

		Compound	RT#1	RT#2	Resp#1	Resp#2	ng/mL	ng/mL	
		System Monitoring Compounds							
1)	S	TCMX (S)	5.403f	6.027	18627	16066	0.087	0.047	#
22)	S	DCBP (S)	9.628	10.596	39204	35146	BelowCal	0.181	
		Target Compounds							
2)		a-BHC	5.963	0.000	6860	0	0.024	N.D.	#
3)		g-BHC	6.229f	0.000	4010	0	0.016	N.D.	#
4)		b-BHC	6.312	0.000	11465	0	13405.792	N.D.	#
5)		Heptachlor	6.663	7.324	11053	14938	0.047	0.040	
6)		d-BHC	6.479	7.267	3589	5316	0.014	BelowCal	#
7)		Aldrin	0.000	7.602	0	8414	N.D.	0.022	#
8)		Heptachlo...	7.366	8.027	6316351	34246	28.059	0.099	#
9)		trans-Chl...	7.460	8.161	69396	9419535	0.305	26.650	#
10)		cis-Chlor...	7.548	8.275	9366460	47198	42.385	0.142	#
11)		Endosulfa...	7.636f	8.337	25395	36015	0.123	0.116	
12)		4,4'-DDE	7.636	0.000	25395	0	0.113	N.D.	#
13)		Dieldrin	7.828	8.534	23368	8192696	0.101	23.652	#
14)		Endrin	7.982	8.759	16391	8320002	0.099	35.931	#
15)		4,4'-DDD	8.019f	8.799	10438087	15736902	56.018	55.712	
16)		Endosulfa...	8.132	8.883f	16671	16502	BelowCal	BelowCal	
17)		4,4'-DDT	0.000	0.000	0	0	N.D.	N.D.	
18)		Endrin Al...	8.448	9.140	12231	12591	BelowCal	BelowCal	
19)		Endosulfa...	0.000	9.331	0	9935	N.D.	BelowCal	
20)		Methoxychlor	0.000	0.000	0	0	N.D.	N.D.	
21)		Endrin Ke...	8.937	9.726	6145	8073759	BelowCal	31.001	
23)		Hexachlor...	3.233	3.711	9201366	17558286	41.413	40.347	
24)		Hexachlor...	5.812	6.490	8988300	14336490	39.948	39.223	
25)		Oxychlordane	7.293	7.958	8176947	12097364	40.827	39.372	
26)		2,4'-DDE	7.366	8.161	6316351	9419535	41.408	40.017	
27)		trans-Non...	7.548	8.232	9366460	13824759	41.816	40.627	
28)		2,4'-DDD	7.739	8.534	5615375	8192696	40.983	39.216	Q-21
29)		2,4'-DDT	7.922	8.759	6112927	8320002	47.273	44.940	
30)		cis-Nonac...	8.019	8.799	10438087	15736902	41.700	41.904	
31)		Mirex	8.687	9.726	6111317	8073759	42.737	40.588	
32)		Chlordane...	7.460	8.161	69396	9419535	2.797	221.954	#
33)		Chlordane...	7.548	8.275	9366460	47198	340.126	1.344	#
34)		Chlordane...	8.132f	8.942	16671	46122	2.225	4.284	#
35)		Chlordane...	3.690f	3.711	12328	17558286	NoCal	NoCal	
36)		Toxaphene...	7.548f	0.000	9366460	0	8832.773	N.D.	#
37)		Toxaphene...	7.828	0.000	23368	0	11.864	N.D.	#
38)		Toxaphene...	8.132	8.883	16671	16502	4.148	2.874	#
39)		Toxaphene...	8.345f	8.942	29531	46122	7.558	4.987	#
40)		Toxaphene...	0.000	9.140	0	12591	N.D.	2.482	#
41)		Toxaphene...	8.687	0.000	6111317	0	1549.631	N.D.	#
42)		Toxaphene...	3.690f	3.711	12328	17558286	NoCal	NoCal	

Quantitation Report (Not Reviewed)

Data Path : C:\msdchem\1\data\2020-03\0C11042\
Data File : ECD5-03112005.D
Signal(s) : Signal #1: ECD1A.CH Signal #2: ECD2B.CH
Acq On : 11 Mar 2020 12:40
Operator :
Sample : 0C11042-CCV2
Misc : A19J408, 9-42 50 ppb
ALS Vial : 4 (Sig #1); 0 (Sig #2) Sample Multiplier: 1

Integration File signal 1: PEST1.e
Integration File signal 2: PEST2.e
Quant Time: Mar 11 15:09:56 2020
Quant Method : C:\msdchem\1\methods\ECD5_QUANTPEST_200225RT2.M
Quant Title : Instrument: DualECD5
QLast Update : Wed Feb 26 15:13:42 2020
Response via : Initial Calibration
Integrator: ChemStation 6890 Scale Mode: Small noise peaks clipped

Volume Inj. : 2uL
Signal #1 Phase : Rtx-CLPesticides Signal #2 Phase: Rtx-CLPesticides2
Signal #1 Info : 30m X 0.32mm X 0. Signal #2 Info : 30m X 0.32mm X 0.25um

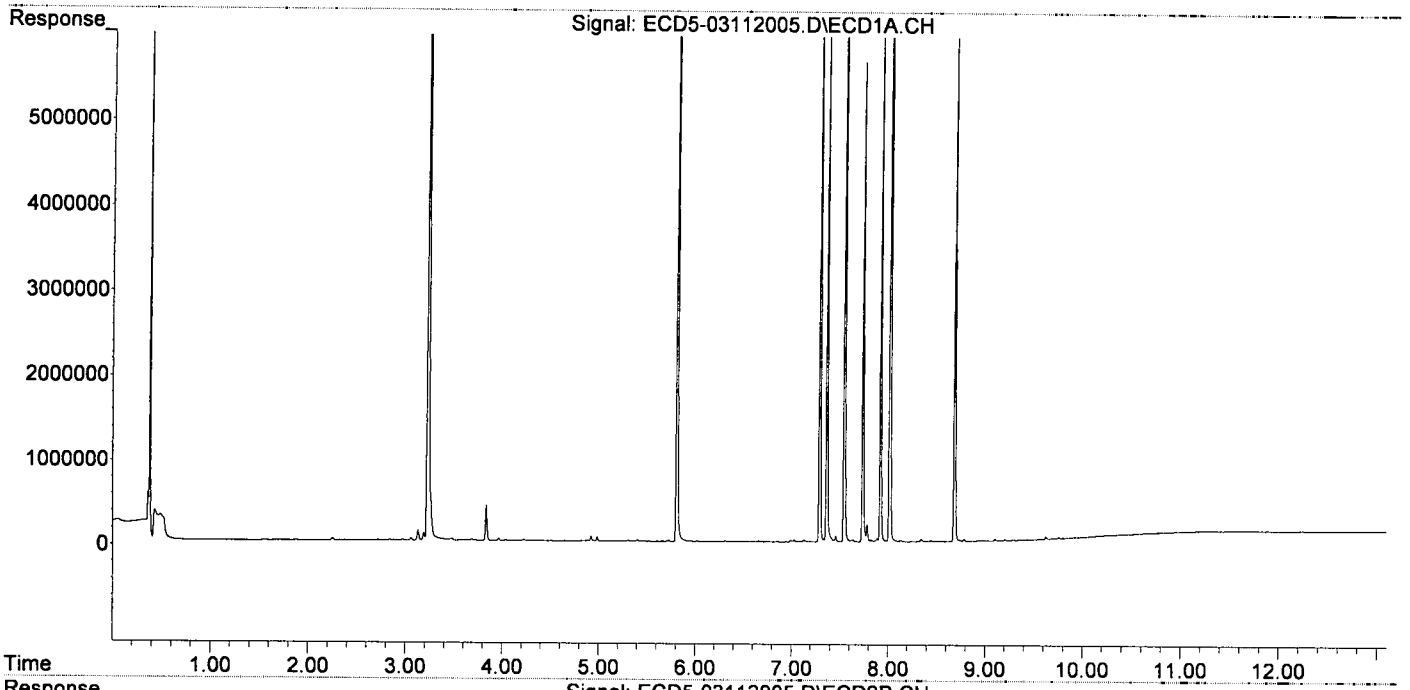

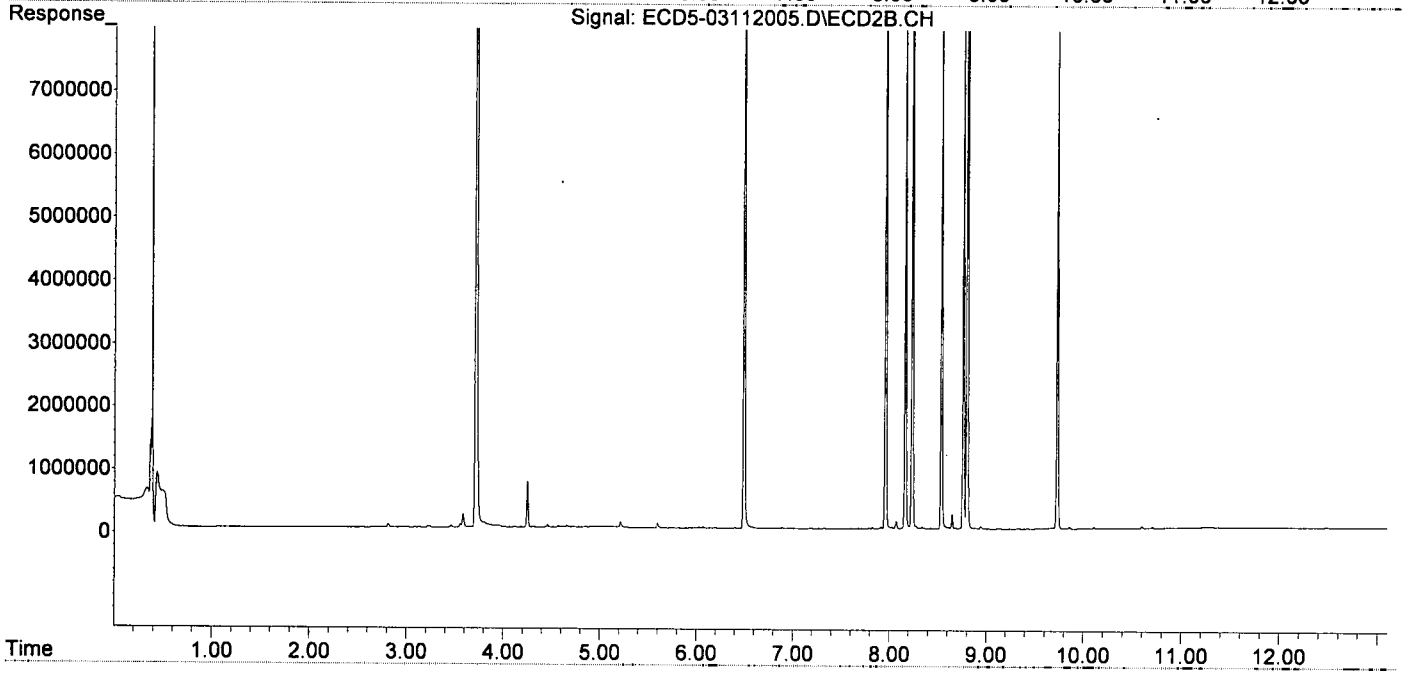

Quantitation Report (Not Reviewed)

Data Path : C:\msdchem\1\data\2020-03\0C11042\
Data File : ECD5-03112006.D
Signal(s) : Signal #1: ECD1A.CH Signal #2: ECD2B.CH
Acq On : 11 Mar 2020 12:57
Operator :
Sample : 0C11042-CCB1
Misc : A20B383
ALS Vial : 7 (Sig #1); 0 (Sig #2) Sample Multiplier: 1

Integration File signal 1: PEST1.e
Integration File signal 2: PEST2.e
Quant Time: Mar 11 15:10:00 2020
Quant Method : C:\msdchem\1\methods\ECD5_QUANTPEST_200225RT2.M
Quant Title : Instrument: DualECD5
QLast Update : Wed Feb 26 15:13:42 2020
Response via : Initial Calibration
Integrator: ChemStation 6890 Scale Mode: Small noise peaks clipped

AWB 3/11/20

Volume Inj. : 2uL
Signal #1 Phase : Rtx-CLPesticides Signal #2 Phase: Rtx-CLPesticides2
Signal #1 Info : 30m X 0.32mm X 0. Signal #2 Info : 30m X 0.32mm X 0.25um

		Compound	RT#1	RT#2	Resp#1	Resp#2	ng/mL	ng/mL	
		System Monitoring Compounds							
1)	S	TCMX (S)	5.430	6.022	18586795	30291157	86.480	87.951	
22)	S	DCBP (S)	9.627	10.596	14194859	16882386	89.587	87.045	
		Target Compounds							
2)		a-BHC	0.000	0.000	0	0	N.D.	N.D.	
3)		g-BHC	0.000	0.000	0	0	N.D.	N.D.	
4)		b-BHC	6.314	0.000	10220	0	13405.804	N.D.	#
5)		Heptachlor	0.000	0.000	0	0	N.D.	N.D.	
6)		d-BHC	0.000	0.000	0	0	N.D.	N.D.	
7)		Aldrin	0.000	7.601	0	8871	N.D.	0.023	#
8)		Heptachlo...	0.000	0.000	0	0	N.D.	N.D.	
9)		trans-Chl...	7.444	8.178	5635	12083	0.025	0.034	#
10)		cis-Chlor...	7.547	0.000	8287	0	0.037	N.D.	#
11)		Endosulfa...	0.000	0.000	0	0	N.D.	N.D.	
12)		4,4'-DDE	0.000	0.000	0	0	N.D.	N.D.	
13)		Dieldrin	0.000	0.000	0	0	N.D.	N.D.	
14)		Endrin	0.000	0.000	0	0	N.D.	N.D.	
15)		4,4'-DDD	0.000	0.000	0	0	N.D.	N.D.	
16)		Endosulfa...	8.130	8.883f	14276	13530	BelowCal	BelowCal	
17)		4,4'-DDT	0.000	0.000	0	0	N.D.	N.D.	
18)		Endrin Al...	8.440	9.140	7811	6352	BelowCal	BelowCal	
19)		Endosulfa...	8.742	9.331	5882	7429	BelowCal	BelowCal	
20)		Methoxychlor	8.575	0.000	7188	0	BelowCal	N.D.	
21)		Endrin Ke...	8.936	9.726	6962	5827	BelowCal	BelowCal	
23)		Hexachlor...	3.255f	3.726	8075	15737	0.036	0.036	
24)		Hexachlor...	5.811	6.508	25698	6253	0.114	0.017	#
25)		Oxychlordane	7.284	0.000	13722	0	0.069	N.D.	#
26)		2,4'-DDE	0.000	8.178	0	12083	N.D.	0.051	#
27)		trans-Non...	7.547	0.000	8287	0	0.037	N.D.	#
28)		2,4'-DDD	0.000	0.000	0	0	N.D.	N.D.	
29)		2,4'-DDT	0.000	0.000	0	0	N.D.	N.D.	
30)		cis-Nonac...	0.000	0.000	0	0	N.D.	N.D.	
31)		Mirex	8.684	9.726	8042	5827	BelowCal	BelowCal	
32)		Chlordane...	7.444	8.178f	5635	12083	0.227	0.285	#
33)		Chlordane...	7.547	0.000	8287	0	0.301	N.D.	#
34)		Chlordane...	8.130f	8.941	14276	45809	1.905	4.255	#
35)		Chlordane...	3.691f	3.726f	14560	15737	NoCal	NoCal	
36)		Toxaphene...	7.547f	0.000	8287	0	7.815	N.D.	#
37)		Toxaphene...	0.000	0.000	0	0	N.D.	N.D.	
38)		Toxaphene...	8.130	8.883	14276	13530	3.552	2.357	#
39)		Toxaphene...	8.343f	8.941	31924	45809	8.170	4.953	#
40)		Toxaphene...	8.575f	9.140	7188	6352	2.383	1.252	#
41)		Toxaphene...	8.684	0.000	8042	0	2.039	N.D.	#
42)		Toxaphene...	3.691f	3.726	14560	15737	NoCal	NoCal	

Quantitation Report (Not Reviewed)

Data Path : C:\msdchem\1\data\2020-03\0C11042\
Data File : ECD5-03112006.D
Signal(s) : Signal #1: ECD1A.CH Signal #2: ECD2B.CH
Acq On : 11 Mar 2020 12:57
Operator :
Sample : 0C11042-CCB1
Misc : A20B383
ALS Vial : 7 (Sig #1); 0 (Sig #2) Sample Multiplier: 1

Integration File signal 1: PEST1.e
Integration File signal 2: PEST2.e
Quant Time: Mar 11 15:10:00 2020
Quant Method : C:\msdchem\1\methods\ECD5_QUANTPEST_200225RT2.M
Quant Title : Instrument: DualECD5
QLast Update : Wed Feb 26 15:13:42 2020
Response via : Initial Calibration
Integrator: ChemStation 6890 Scale Mode: Small noise peaks clipped

Volume Inj. : 2uL
Signal #1 Phase : Rtx-CLPesticides Signal #2 Phase: Rtx-CLPesticides2
Signal #1 Info : 30m X 0.32mm X 0. Signal #2 Info : 30m X 0.32mm X 0.25um

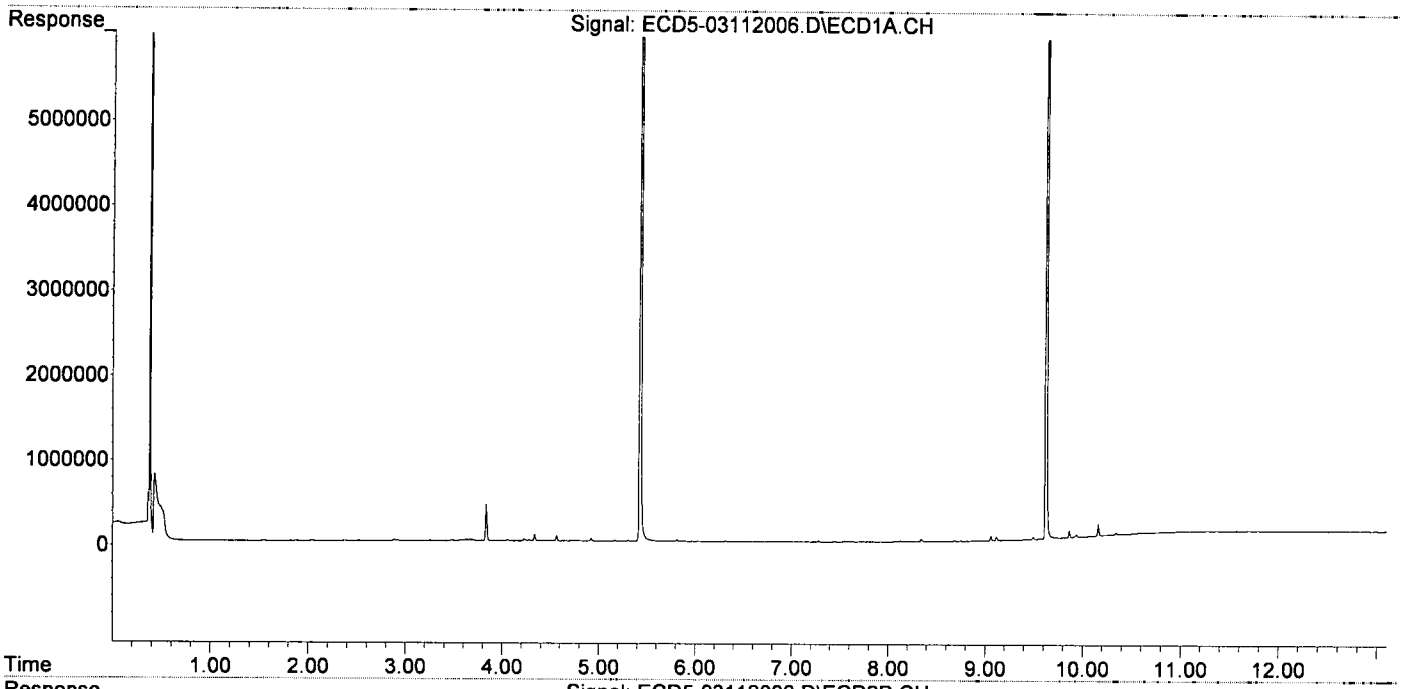

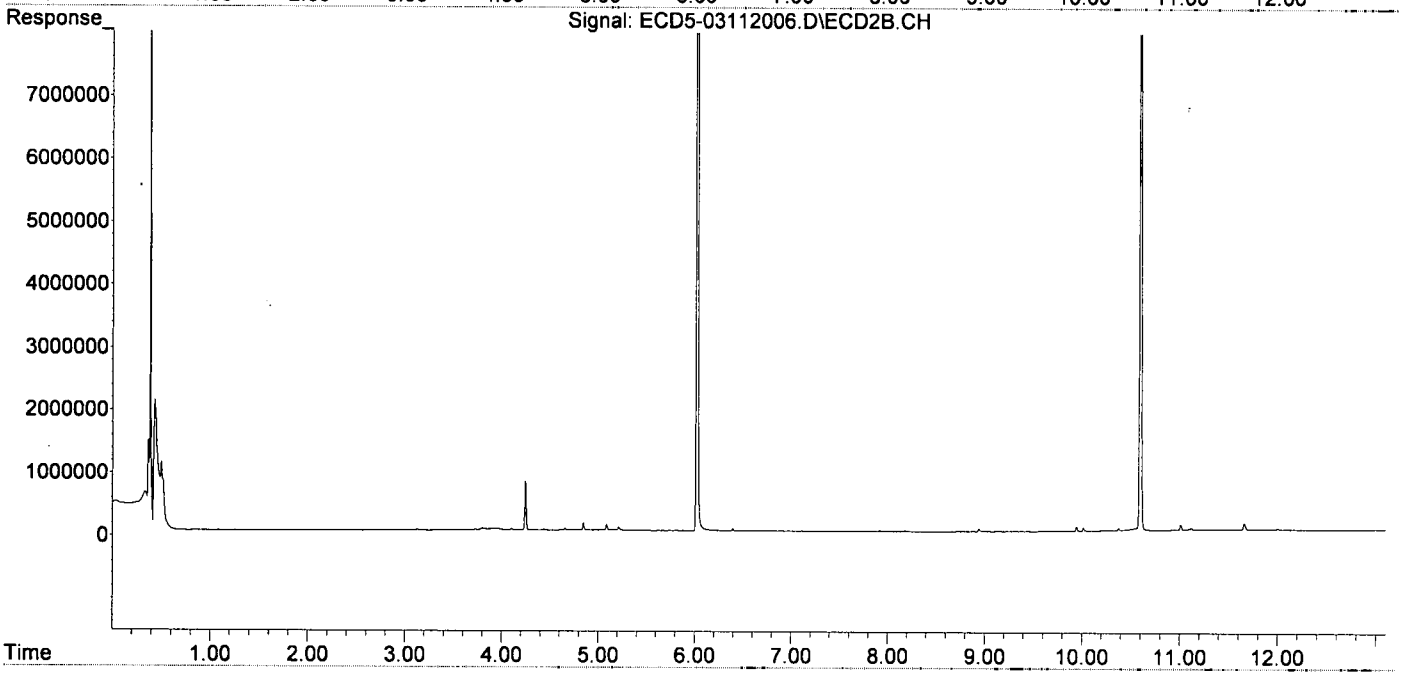

Quantitation Report (Not Reviewed)

Data Path : C:\msdchem\1\data\2020-03\0C11042\
Data File : ECD5-03112007.D
Signal(s) : Signal #1: ECD1A.CH Signal #2: ECD2B.CH
Acq On : 11 Mar 2020 13:14
Operator :
Sample : 0030254-BLK1
Misc : 1x, 8081B 2,4+4,4-DDx Only, GPC
ALS Vial : 8 (Sig #1); 0 (Sig #2) Sample Multiplier: 1

Integration File signal 1: PEST1.e
Integration File signal 2: PEST2.e
Quant Time: Mar 11 15:10:04 2020
Quant Method : C:\msdchem\1\methods\ECD5_QUANTPEST_200225RT2.M
Quant Title : Instrument: DualECD5
QLast Update : Wed Feb 26 15:13:42 2020
Response via : Initial Calibration
Integrator: ChemStation 6890 Scale Mode: Small noise peaks clipped

MJB 3.1.20

Volume Inj. : 2uL
Signal #1 Phase : Rtx-CLPesticides Signal #2 Phase: Rtx-CLPesticides2
Signal #1 Info : 30m X 0.32mm X 0. Signal #2 Info : 30m X 0.32mm X 0.25um

		Compound	RT#1	RT#2	Resp#1	Resp#2	ng/mL	ng/mL	
		System Monitoring Compounds							
1)	S	TCMX (S)	5.428	6.021	5869003	9212176	27.307	26.748	
22)	S	DCBP (S)	9.625	10.595	7934186	8429743	50.140	43.463	
		Target Compounds							
2)		a-BHC	5.958	0.000	57718	0	0.202	N.D.	#
3)		g-BHC	6.256	0.000	7793	0	0.031	N.D.	#
4)		b-BHC	6.310	6.997	25306	13954	0.044	BelowCal	#
5)		Heptachlor	6.638f	7.296f	52321	8207	0.224	0.022	#
6)		d-BHC	6.479	7.296f	6412	8207	0.025	BelowCal	#
7)		Aldrin	6.889	7.598	14032	13724	0.058	0.036	#
8)		Heptachlo...	7.336f	8.007f	65910	97639	0.293	0.283	
9)		trans-Chl...	7.447	8.147f	5568	122647	0.024	0.347	#
10)		cis-Chlor...	7.591f	8.298f	73282	70989	0.332	0.213	#
11)		Endosulfa...	7.645	8.348	35480	19954	0.172	0.064	#
12)		4,4'-DDE	7.591f	8.391	73282	46771	0.325	0.173	#
13)		Dieldrin	7.813	8.531	3856	6282	0.017	0.018	
14)		Endrin	7.965f	0.000	15341	0	0.093	N.D.	#
15)		4,4'-DDD	8.035	0.000	17364	0	0.093	N.D.	#
16)		Endosulfa...	8.128f	8.936f	19961	71121	BelowCal	0.103	
17)		4,4'-DDT	8.232	8.987f	9642	24108	0.060	0.215	#
18)		Endrin Al...	8.412f	9.106f	17212	23686	BelowCal	BelowCal	
19)		Endosulfa...	8.741	9.328	3089	4627	BelowCal	BelowCal	
20)		Methoxychlor	8.568	9.501	7333	9407	BelowCal	0.063	
21)		Endrin Ke...	0.000	9.733	0	45381	N.D.	BelowCal	
23)		Hexachlor...	3.228	3.687f	21105	3721465	0.095	8.551	#
24)		Hexachlor...	5.810	6.503	22137	145247	0.098	0.397	#
25)		Oxychlordane	0.000	7.932f	0	12812	N.D.	0.042	#
26)		2,4'-DDE	7.336f	8.147	65910	122647	0.432	0.521	
27)		trans-Non...	7.508f	8.235	85040	59667	0.380	0.175	#
28)		2,4'-DDD	7.748	8.531	11615	6282	0.085	0.030	#
29)		2,4'-DDT	7.925	0.000	7232	0	0.056	N.D.	#
30)		cis-Nonac...	8.035	0.000	17364	0	0.069	N.D.	#
31)		Mirex	8.679	9.733	17241	45381	BelowCal	0.082	
32)		Chlordane...	7.447	8.147	5568	122647	0.224	2.890	#
33)		Chlordane...	7.508f	8.235f	85040	59667	3.088	1.699	#
34)		Chlordane...	8.128f	8.936	19961	71121	2.664	6.606	#
35)		Chlordane...	3.682f	3.687	107257	3721465	NoCal	NoCal	
36)		Toxaphene...	7.508	8.510	85040	7733	80.194	2.735	#
37)		Toxaphene...	7.813	8.861f	3856	18189	1.958	5.243	#
38)		Toxaphene...	8.128	8.861	19961	18189	4.967	3.168	#
39)		Toxaphene...	8.337f	8.936	40909	71121	10.470	7.690	#
40)		Toxaphene...	8.608	9.106	3353	23686	1.111	4.670	#
41)		Toxaphene...	8.679	9.501	17241	9407	4.372	1.761	#
42)		Toxaphene...	3.682f	3.687f	107257	3721465	NoCal	NoCal	

Quantitation Report (Not Reviewed)

Data Path : C:\msdchem\1\data\2020-03\0C11042\
Data File : ECD5-03112007.D
Signal(s) : Signal #1: ECD1A.CH, Signal #2: ECD2B.CH
Acq On : 11 Mar 2020 13:14
Operator :
Sample : 0030254-BLK1
Misc : 1x, 8081B 2,4+4,4-DDx Only, GPC
ALS Vial : 8 (Sig #1); 0 (Sig #2) Sample Multiplier: 1

Integration File signal 1: PEST1.e
Integration File signal 2: PEST2.e
Quant Time: Mar 11 15:10:04 2020
Quant Method : C:\msdchem\1\methods\ECD5_QUANTPEST_200225RT2.M
Quant Title : Instrument: DualECD5
QLast Update : Wed Feb 26 15:13:42 2020
Response via : Initial Calibration
Integrator: ChemStation 6890 Scale Mode: Small noise peaks clipped

Volume Inj. : 2uL
Signal #1 Phase : Rtx-CLPesticides Signal #2 Phase: Rtx-CLPesticides2
Signal #1 Info : 30m X 0.32mm X 0. Signal #2 Info : 30m X 0.32mm X 0.25um

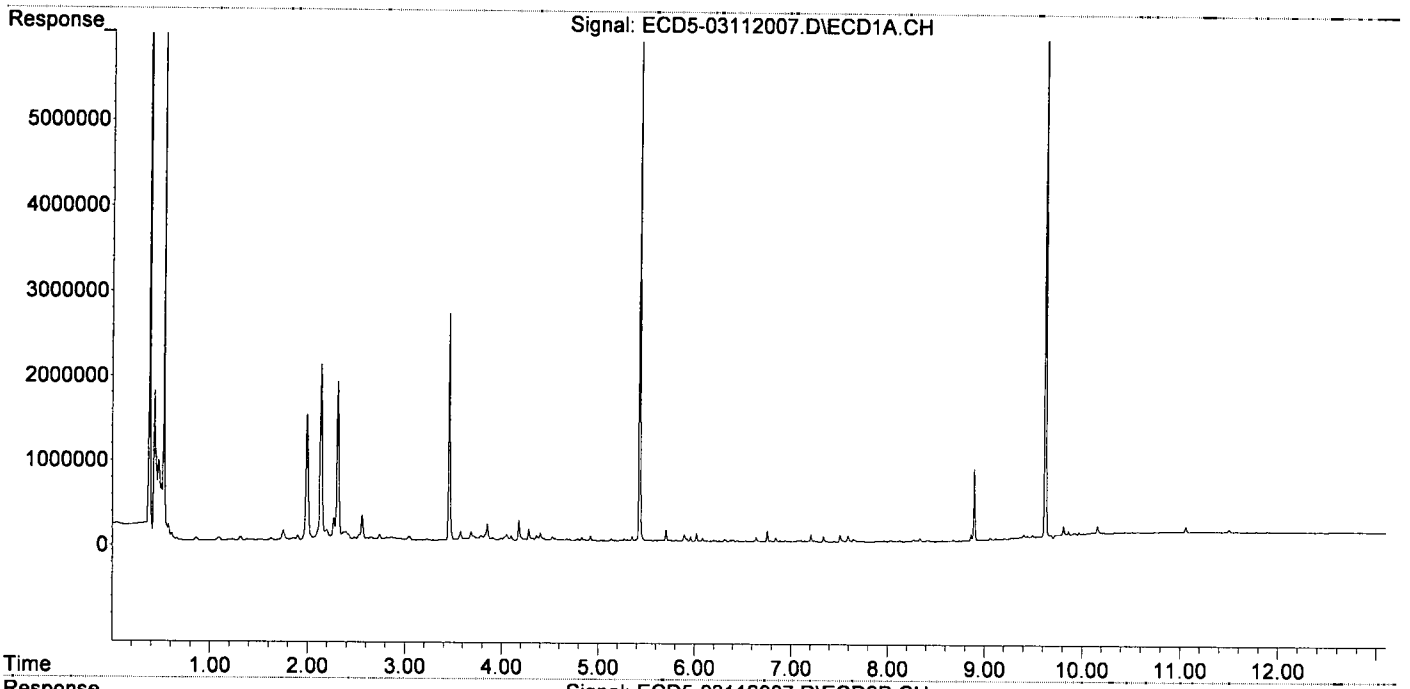

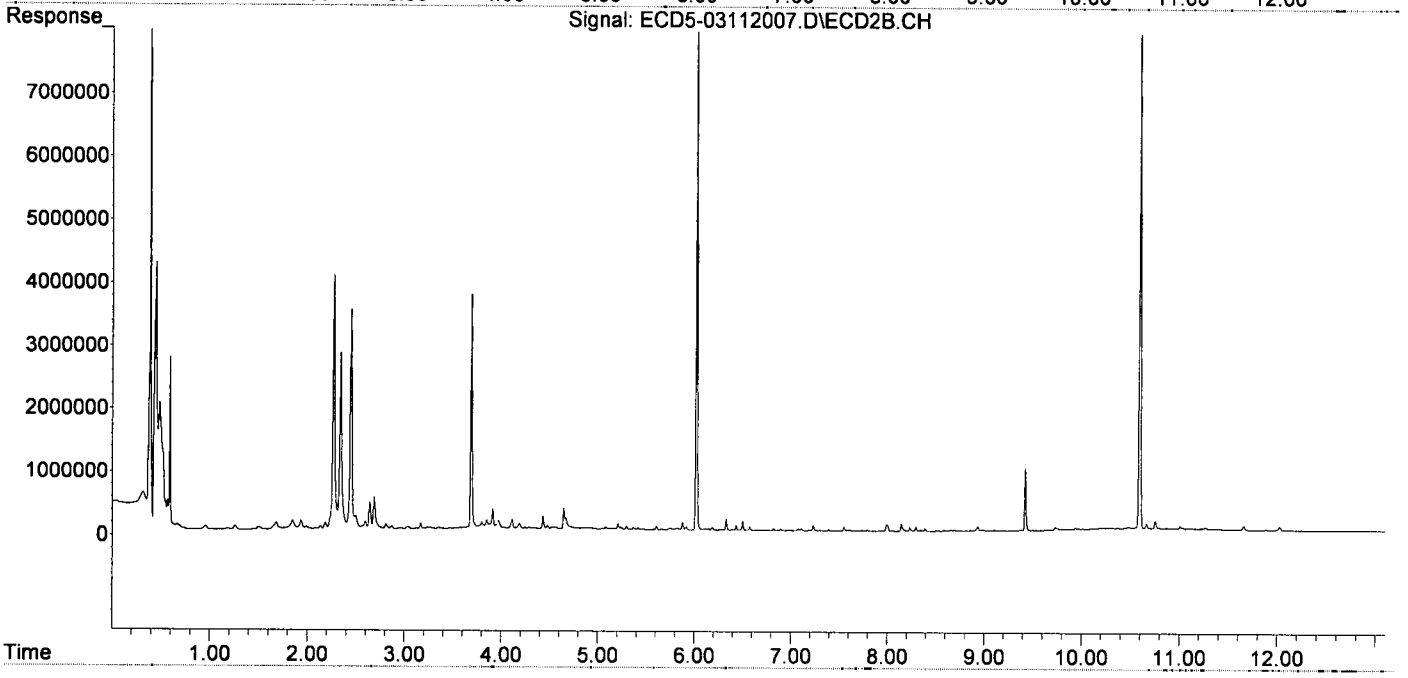

Quantitation Report (Not Reviewed)

Data Path : C:\msdchem\1\data\2020-03\0C11042\
Data File : ECD5-03112008.D
Signal(s) : Signal #1: ECD1A.CH Signal #2: ECD2B.CH
Acq On : 11 Mar 2020 13:31
Operator :
Sample : 0030254-BS1
Misc : 1x, 8081B 2,4+4,4-DDx Only, GPC
ALS Vial : 9 (Sig #1); 0 (Sig #2) Sample Multiplier: 1

Integration File signal 1: PEST1.e
Integration File signal 2: PEST2.e
Quant Time: Mar 11 15:10:08 2020
Quant Method : C:\msdchem\1\methods\ECD5_QUANTPEST_200225RT2.M
Quant Title : Instrument: DualECD5
QLast Update : Wed Feb 26 15:13:42 2020
Response via : Initial Calibration
Integrator: ChemStation 6890 Scale Mode: Small noise peaks clipped

Volume Inj. : 2uL
Signal #1 Phase : Rtx-CLPesticides Signal #2 Phase: Rtx-CLPesticides2
Signal #1 Info : 30m X 0.32mm X 0. Signal #2 Info : 30m X 0.32mm X 0.25um

AMB 3/11/20

		Compound	RT#1	RT#2	Resp#1	Resp#2	ng/mL	ng/mL	
		System Monitoring Compounds							
1)	S	TCMX (S)	5.427	6.019	6126798	9695028	28.507	28.150	
22)	S	DCBP (S)	9.624	10.594	8170261	8635305	51.632	44.523	
		Target Compounds							
2)		a-BHC	5.956	0.000	60456	0	0.212	N.D.	#
3)		g-BHC	6.256	6.910f	8504	13780	0.034	0.034	
4)		b-BHC	6.309f	6.997	27576	14850	0.066	BelowCal	#
5)		Heptachlor	6.637f	7.295f	52483	9698	0.225	0.026	#
6)		d-BHC	6.478	7.295f	6792	9698	0.027	BelowCal	#
7)		Aldrin	6.887	7.598	14133	13823	0.059	0.036	#
8)		Heptachlo...	7.361	8.006f	6085212	119941	27.032	0.348	#
9)		trans-Chl...	7.474	8.158	7832	9257341	0.034	26.191	#
10)		cis-Chlor...	0.000	8.297	0	73653	N.D.	0.221	#
11)		Endosulfa...	0.000	8.347	0	28315	N.D.	0.091	#
12)		4,4'-DDE	7.612	8.379	10414424	15641277	46.198	44.895	
13)		Dieldrin	7.809	8.531	10273	8973921	0.045	25.907	#
14)		Endrin	7.962f	8.757	19193	9914967	0.116	42.400	#
15)		4,4'-DDD	8.034	8.795	9430670	13912765	50.611	49.634	
16)		Endosulfa...	8.126f	8.935f	29689	85551	BelowCal	0.163	
17)		4,4'-DDT	8.232	9.023	8731688	12754367	58.354	60.073	
18)		Endrin Al...	8.409f	9.146	19497	10499	BelowCal	BelowCal	
19)		Endosulfa...	0.000	9.303f	0	6018	N.D.	BelowCal	
20)		Methoxychlor	8.568	9.496	3855	7852	BelowCal	0.046	
21)		Endrin Ke...	0.000	9.733	0	54688	N.D.	0.025	#
23)		Hexachlor...	3.227	3.687f	24116	3902301	0.109	8.967	#
24)		Hexachlor...	5.809	6.502	23080	157045	0.103	0.430	#
25)		Oxychlordane	0.000	7.950	0	12299	N.D.	0.040	#
26)		2,4'-DDE	7.361	8.158	6085212	9257341	39.893	39.328	
27)		trans-Non...	0.000	8.233	0	74040	N.D.	0.218	#
28)		2,4'-DDD	7.735	8.531	6120024	8973921	44.666	42.956	
29)		2,4'-DDT	7.917	8.757	6728784	9914967	52.036	52.607	
30)		cis-Nonac...	8.034	8.795	9430670	13912765	37.675	37.046	
31)		Mirex	8.678	9.733	18388	54688	BelowCal	0.131	
32)		Chlordane...	7.447	8.158	7719	9257341	0.311	218.132	#
33)		Chlordane...	7.507f	8.233f	92164	74040	3.347	2.108	#
34)		Chlordane...	8.099	8.935	24540	85551	3.275	7.946	#
35)		Chlordane...	3.711	3.687	64216	3902301	NoCal	NoCal	
36)		Toxaphene...	7.507	8.531f	92164	8973921	86.912	3173.715	#
37)		Toxaphene...	7.809	8.859	10273	35146	5.216	10.131	#
38)		Toxaphene...	8.126	8.859	29689	35146	7.387	6.121	
39)		Toxaphene...	8.336f	8.935	42590	85551	10.900	9.251	
40)		Toxaphene...	8.606	9.105	3750	30163	1.243	5.947	#
41)		Toxaphene...	8.678	9.496	18388	7852	4.663	1.470	#
42)		Toxaphene...	3.711	3.687f	64216	3902301	NoCal	NoCal	

Quantitation Report (Not Reviewed)

Data Path : C:\msdchem\1\data\2020-03\0C11042\
Data File : ECD5-03112008.D
Signal(s) : Signal #1: ECD1A.CH Signal #2: ECD2B.CH
Acq On : 11 Mar 2020 13:31
Operator :
Sample : 0030254-BS1
Misc : 1x, 8081B 2,4+4,4-DDx Only, GPC
ALS Vial : 9 (Sig #1); 0 (Sig #2) Sample Multiplier: 1

Integration File signal 1: PEST1.e
Integration File signal 2: PEST2.e
Quant Time: Mar 11 15:10:08 2020
Quant Method : C:\msdchem\1\methods\ECD5_QUANTPEST_200225RT2.M
Quant Title : Instrument: DualECD5
QLast Update : Wed Feb 26 15:13:42 2020
Response via : Initial Calibration
Integrator: ChemStation 6890 Scale Mode: Small noise peaks clipped

Volume Inj. : 2uL
Signal #1 Phase : Rtx-CLPesticides Signal #2 Phase: Rtx-CLPesticides2
Signal #1 Info : 30m X 0.32mm X 0. Signal #2 Info : 30m X 0.32mm X 0.25um

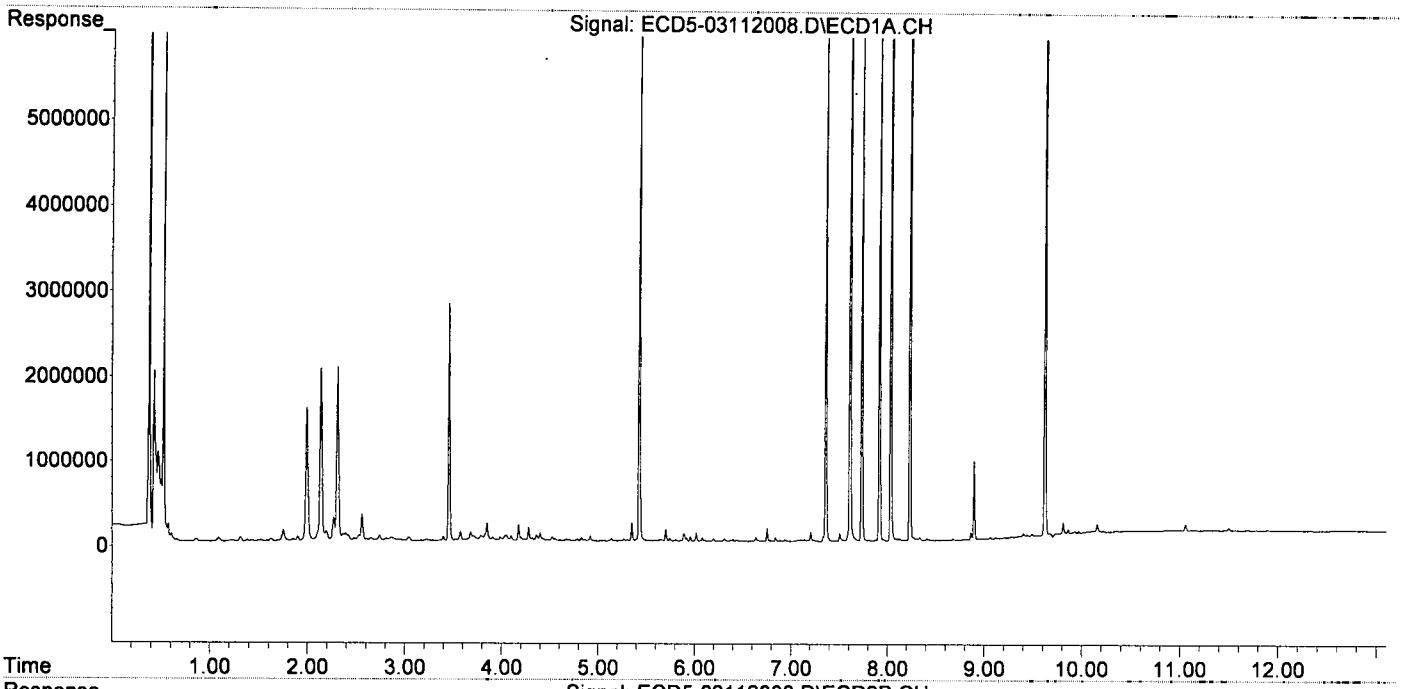

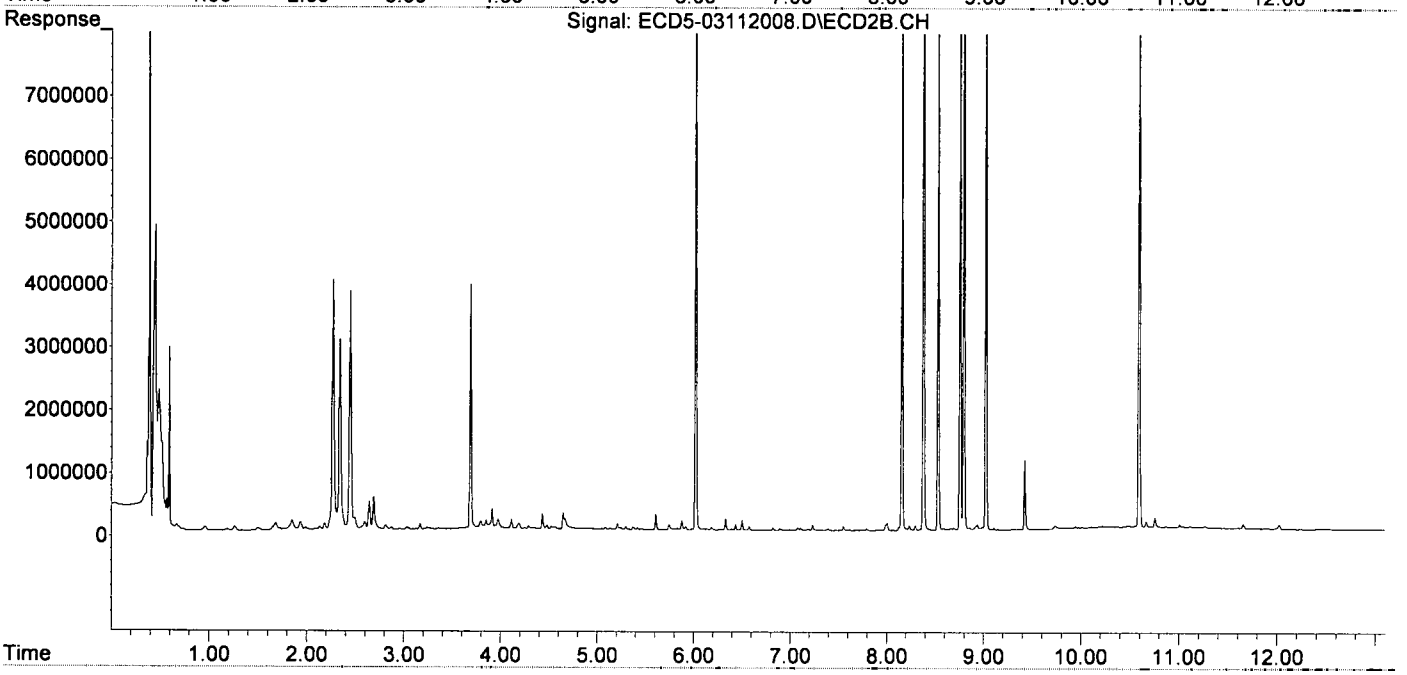

Quantitation Report (Not Reviewed)

Data Path : C:\msdchem\1\data\2020-03\0C11042\
Data File : ECD5-03112014.D
Signal(s) : Signal #1: ECD1A.CH Signal #2: ECD2B.CH
Acq On : 11 Mar 2020 15:14
Operator :
Sample : A0C0026-01RE1
Misc : 1x, 8081B 2,4+4,4-DDx Only, GPC
ALS Vial : 15 (Sig #1); 0 (Sig #2) Sample Multiplier: 1

Integration File signal 1: PEST1.e
Integration File signal 2: PEST2.e
Quant Time: Mar 11 15:41:25 2020
Quant Method : C:\msdchem\1\methods\ECD5_QUANTPEST_200225RT2.M
Quant Title : Instrument: DualECD5
QLast Update : Wed Feb 26 15:13:42 2020
Response via : Initial Calibration
Integrator: ChemStation 6890 Scale Mode: Small noise peaks clipped

Volume Inj. : 2uL
Signal #1 Phase : Rtx-CLPesticides Signal #2 Phase: Rtx-CLPesticides2
Signal #1 Info : 30m X 0.32mm X 0. Signal #2 Info : 30m X 0.32mm X 0.25um

MB 3/11/20

		Compound	RT#1	RT#2	Resp#1	Resp#2	ng/mL	ng/mL	
		System Monitoring Compounds							
1)	S	TCMX (S)	5.427	6.020	5163531	8341688	24.025	24.220	
22)	S	DCBP (S)	9.624	10.594	6912882	7512319	43.678	38.733	
		Target Compounds							
2)		a-BHC	5.957	0.000	48282	0	0.169	N.D.	#
3)		g-BHC	6.256	6.914f	12390	70214	0.049	0.172	#
4)		b-BHC	6.312	7.023	22008	20732	0.014	BelowCal	#
5)		Heptachlor	6.637f	7.327	40943	29559	0.176	0.079	#
6)		d-BHC	6.479	7.294f	8683	29698	0.035	0.007	#
7)		Aldrin	6.887	7.598	11984	62096	0.050	0.164	#
8)		Heptachlo...	7.336f	8.006f	53846	155942	0.239	0.452	#
9)		trans-Chl...	7.443	8.146f	4599	96866	0.020	0.274	#
10)		cis-Chlor...	7.591f	8.296	59740	87144	0.270	0.261	
11)		Endosulfa...	7.644	8.347	32711	27081	0.159	0.087	#
12)		4,4'-DDE	7.591f	8.390	59740	47586	0.265	0.175	#
13)		Dieldrin	7.811	8.509f	6893	19617	0.030	0.057	#
14)		Endrin	8.009	0.000	12346	0	0.074	N.D.	#
15)		4,4'-DDD	8.034	0.000	15018	0	0.081	N.D.	#
16)		Endosulfa...	8.126f	8.935f	36543	67868	BelowCal	0.089	
17)		4,4'-DDT	8.258f	9.022	23358	18511	0.158	0.185	
18)		Endrin Al...	8.412f	9.105f	19464	23205	BelowCal	BelowCal	
19)		Endosulfa...	0.000	9.302f	0	15213	N.D.	BelowCal	
20)		Methoxychlor	8.566	9.501	9267	18254	BelowCal	0.160	
21)		Endrin Ke...	0.000	9.734	0	73446	N.D.	0.101	#
23)		Hexachlor...	3.250	3.686f	31486	12301606	0.142	28.268	#
24)		Hexachlor...	5.783f	6.503	144809	132324	0.644	0.362	#
25)		Oxychlordane	0.000	7.954	0	102211	N.D.	0.333	#
26)		2,4'-DDE	7.336f	8.146	53846	96866	0.353	0.412	
27)		trans-Non...	7.507f	8.221	51622	80765	0.230	0.237	
28)		2,4'-DDD	7.749	8.509f	10312	19617	0.075	0.094	
29)		2,4'-DDT	7.924	0.000	6841	0	0.053	N.D.	#
30)		cis-Nonac...	8.009	0.000	12346	0	0.049	N.D.	#
31)		Mirex	8.678	9.734	16546	73446	BelowCal	0.229	
32)		Chlordane...	7.443	8.146	4599	96866	0.185	2.282	#
33)		Chlordane...	7.507f	8.296f	51622	87144	1.875	2.482	#
34)		Chlordane...	8.126f	8.935	36543	67868	4.876	6.304	#
35)		Chlordane...	3.747f	3.686	39409	12301606	NoCal	NoCal	
36)		Toxaphene...	7.507	8.509	51622	19617	48.681	6.938	#
37)		Toxaphene...	7.811	8.859	6893	18521	3.500	5.339	#
38)		Toxaphene...	8.126	8.859	36543	18521	9.093	3.226	#
39)		Toxaphene...	8.335f	8.935	39058	67868	9.996	7.339	#
40)		Toxaphene...	8.627f	9.105	3502	23205	1.161	4.575	#
41)		Toxaphene...	8.678	9.501	16546	18254	4.195	3.417	
42)		Toxaphene...	3.747f	3.686f	39409	12301606	NoCal	NoCal	

Quantitation Report (Not Reviewed)

Data Path : C:\msdchem\1\data\2020-03\0C11042\
Data File : ECD5-03112014.D
Signal(s) : Signal #1: ECD1A.CH Signal #2: ECD2B.CH
Acq On : 11 Mar 2020 15:14
Operator :
Sample : A0C0026-01RE1
Misc : 1x, 8081B 2,4+4,4-DDx Only, GPC
ALS Vial : 15 (Sig #1); 0 (Sig #2) Sample Multiplier: 1

Integration File signal 1: PEST1.e
Integration File signal 2: PEST2.e
Quant Time: Mar 11 15:41:25 2020
Quant Method : C:\msdchem\1\methods\ECD5_QUANTPEST_200225RT2.M
Quant Title : Instrument: DualECD5
QLast Update : Wed Feb 26 15:13:42 2020
Response via : Initial Calibration
Integrator: ChemStation 6890 Scale Mode: Small noise peaks clipped

Volume Inj. : 2uL
Signal #1 Phase : Rtx-CLPesticides Signal #2 Phase: Rtx-CLPesticides2
Signal #1 Info : 30m X 0.32mm X 0. Signal #2 Info : 30m X 0.32mm X 0.25um

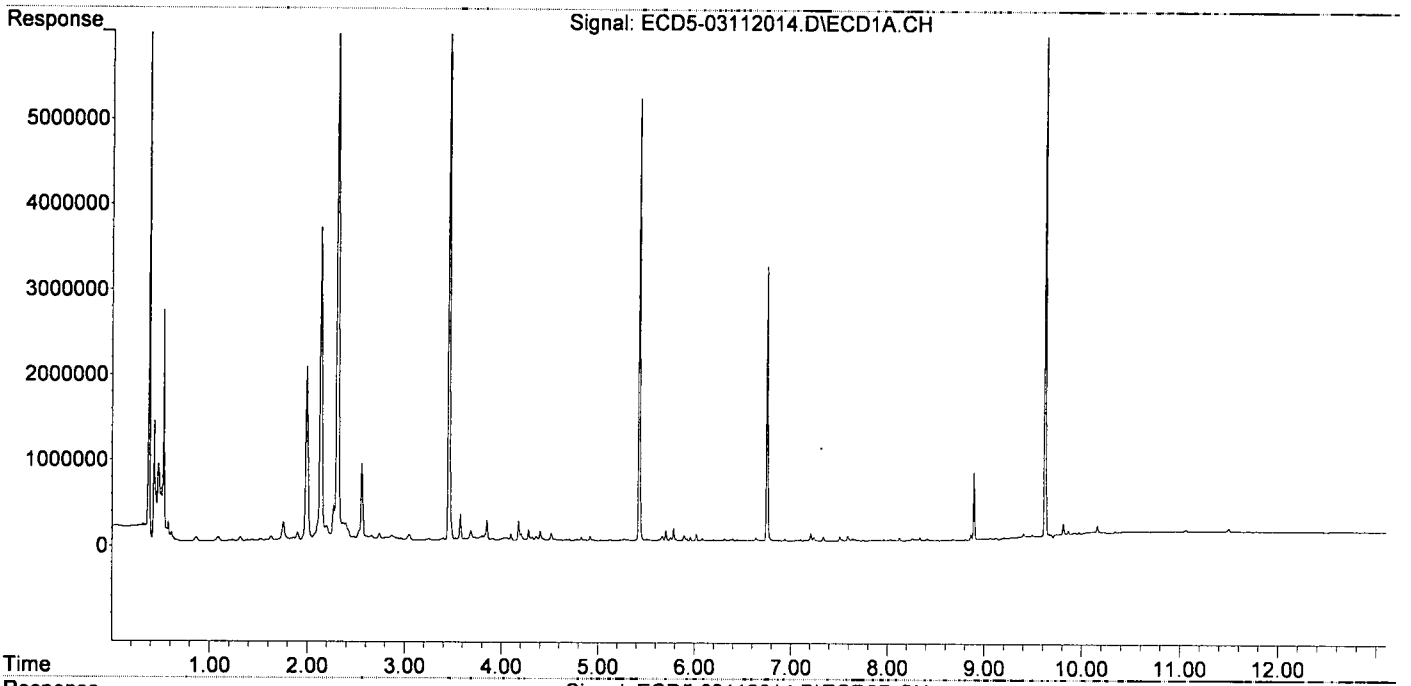

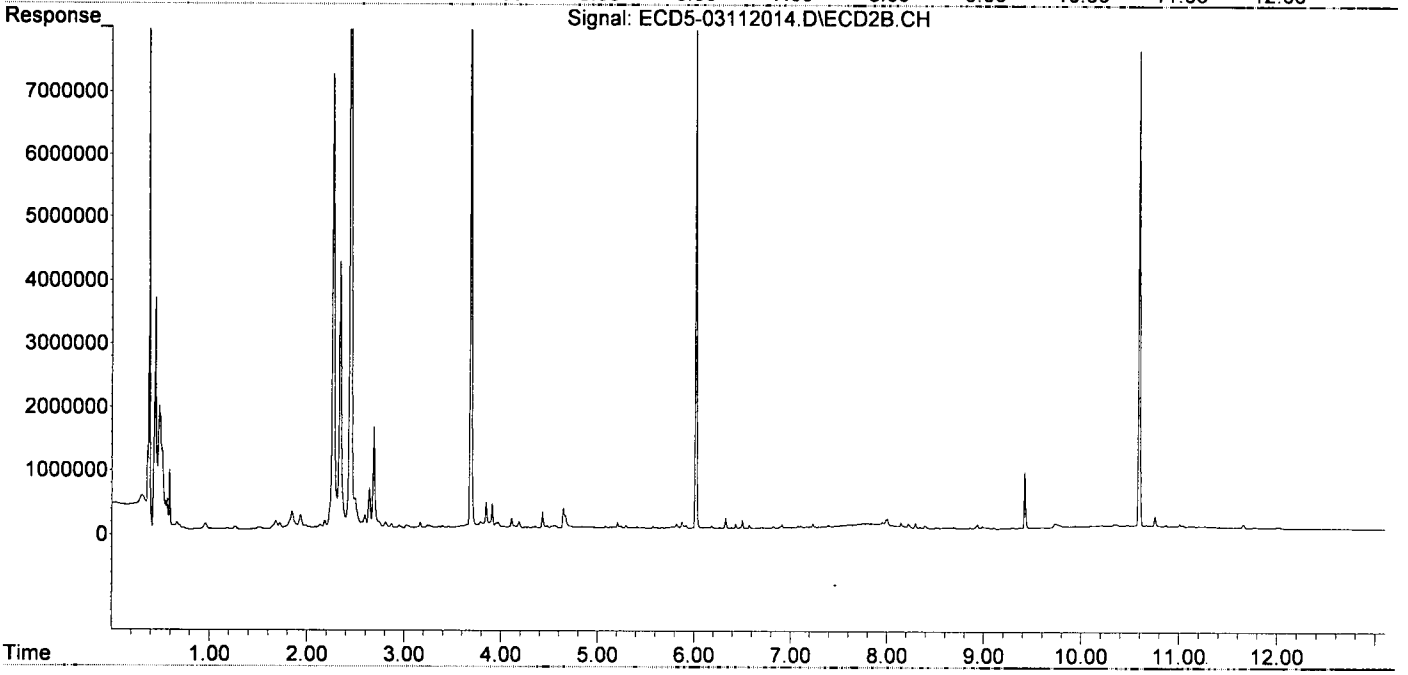

Quantitation Report (Not Reviewed)

Data Path : C:\msdchem\1\data\2020-03\0C11042\
Data File : ECD5-03112017.D
Signal(s) : Signal #1: ECD1A.CH Signal #2: ECD2B.CH
Acq On : 11 Mar 2020 16:06
Operator :
Sample : 0C11042-CCV3
Misc : A20C184, AB 100 ppb
ALS Vial : 5 (Sig #1); 0 (Sig #2) Sample Multiplier: 1

Integration File signal 1: PEST1.e
Integration File signal 2: PEST2.e
Quant Time: Mar 11 16:19:38 2020
Quant Method : C:\msdchem\1\methods\ECD5_QUANTPEST_200225RT2.M
Quant Title : Instrument: DualECD5
QLast Update : Wed Feb 26 15:13:42 2020
Response via : Initial Calibration
Integrator: ChemStation 6890 Scale Mode: Small noise peaks clipped

Volume Inj. : 2uL
Signal #1 Phase : Rtx-CLPesticides Signal #2 Phase: Rtx-CLPesticides2
Signal #1 Info : 30m X 0.32mm X 0. Signal #2 Info : 30m X 0.32mm X 0.25um

MJB 3/11/20

		Compound	RT#1	RT#2	Resp#1	Resp#2	ng/mL	ng/mL	
		System Monitoring Compounds							
1)	S	TCMX (S)	5.427	6.020	18765047	31403586	87.310	91.181	
22)	S	DCBP (S)	9.624	10.594	14922965	17418823	94.157	89.811	
		Target Compounds							
2)		a-BHC	5.968	6.628	26996756	46066343	94.461	93.640	
3)		g-BHC	6.250	6.947	24213760	40148539	95.929	98.247	
4)		b-BHC	6.325	7.009	10033793	16129594	94.337	92.306	
5)		Heptachlor	6.659	7.322	22197230	38549125	95.213	103.533	
6)		d-BHC	6.475	7.266	23312066	40011264	92.704	97.424	
7)		Aldrin	6.901	7.589	22440982	36964338	93.395	97.434	
8)		Heptachlo...	7.362	8.027	20206203	32823022	89.761	95.140	
9)		trans-Chl...	7.457	8.167	21036867	33592187	92.451	95.040	
10)		cis-Chlor...	7.554	8.275	20342153	30429741	92.051	91.258	
11)		Endosulfa...	7.652	8.326	18856594	30661241	91.555	98.792	
12)		4,4'-DDE	7.614	8.380	20424608	33762203	90.603	92.487	
13)		Dieldrin	7.824	8.527	20921314	34236642	90.776	98.839	
14)		Endrin	7.989	8.755	17171052	25960653	103.599	101.780	
15)		4,4'-DDD	8.035	8.796	17334399	27518885	93.028	93.054	
16)		Endosulfa...	8.146	8.902	16605382	25823350	97.299	95.442	
17)		4,4'-DDT	8.233	9.024	15657831	23706254	100.087	101.379	
18)		Endrin Al...	8.437	9.139	13825339	22444201	91.855	94.974	
19)		Endosulfa...	8.739	9.329	16213338	25073495	101.785	103.276	
20)		Methoxychlor	8.567	9.502	7742952	10987490	101.085	99.504	
21)		Endrin Ke...	8.933	9.731	18694400	29200820	95.328	102.757	
23)		Hexachlor...	0.000	0.000	0	0	N.D.	N.D.	
24)		Hexachlor...	5.809	6.504	43023	6368	0.191	0.017	#
25)		Oxychlordane	7.297	7.948	95689	15554	0.478	0.051	#
26)		2,4'-DDE	7.362	8.167	20206203	33592187	132.466	142.710	
27)		trans-Non...	7.554	8.227	20342153	89614	90.816	0.263	#
28)		2,4'-DDD	7.737	8.527	37768	34236642	0.276	163.882	#
29)		2,4'-DDT	7.917	8.755	58900	25960653	0.455	119.407	#
30)		cis-Nonac...	8.035	8.796	17334399	27518885	69.250	73.276	
31)		Mirex	8.688	9.731	71205	29200820	0.278	135.403	#
32)		Chlordane...	7.457	8.167	21036867	33592187	847.831	791.537	
33)		Chlordane...	7.554	8.275	20342153	30429741	738.689	866.512	
34)		Chlordane...	0.000	8.902f	0	25823350	N.D.	2398.445	#
35)		Chlordane...	3.683f	0.000	7176	0	NoCal	N.D.	
36)		Toxaphene...	7.554f	8.527f	20342153	34236642	19183.087	12108.124	#
37)		Toxaphene...	7.824	0.000	20921314	0	10622.135	N.D.	#
38)		Toxaphene...	8.146	8.902f	16605382	25823350	4131.682	4497.559	
39)		Toxaphene...	8.359	8.981f	255266	112885	65.332	12.207	#
40)		Toxaphene...	8.621f	9.139	70969	22444201	23.525	4424.968	#
41)		Toxaphene...	8.654	9.502	57020	10987490	14.459	2057.036	#
42)		Toxaphene...	3.683f	0.000	7176	0	NoCal	N.D.	

Quantitation Report (Not Reviewed)

Data Path : C:\msdchem\1\data\2020-03\0C11042\
Data File : ECD5-03112017.D
Signal(s) : Signal #1: ECD1A.CH Signal #2: ECD2B.CH
Acq On : 11 Mar 2020 16:06
Operator :
Sample : 0C11042-CCV3
Misc : A20C184, AB 100 ppb
ALS Vial : 5 (Sig #1); 0 (Sig #2) Sample Multiplier: 1

Integration File signal 1: PEST1.e
Integration File signal 2: PEST2.e
Quant Time: Mar 11 16:19:38 2020
Quant Method : C:\msdchem\1\methods\ECD5_QUANTPEST_200225RT2.M
Quant Title : Instrument: DualECD5
QLast Update : Wed Feb 26 15:13:42 2020
Response via : Initial Calibration
Integrator: ChemStation 6890 Scale Mode: Small noise peaks clipped

Volume Inj. : 2uL
Signal #1 Phase : Rtx-CLPesticides Signal #2 Phase: Rtx-CLPesticides2
Signal #1 Info : 30m X 0.32mm X 0. Signal #2 Info : 30m X 0.32mm X 0.25um

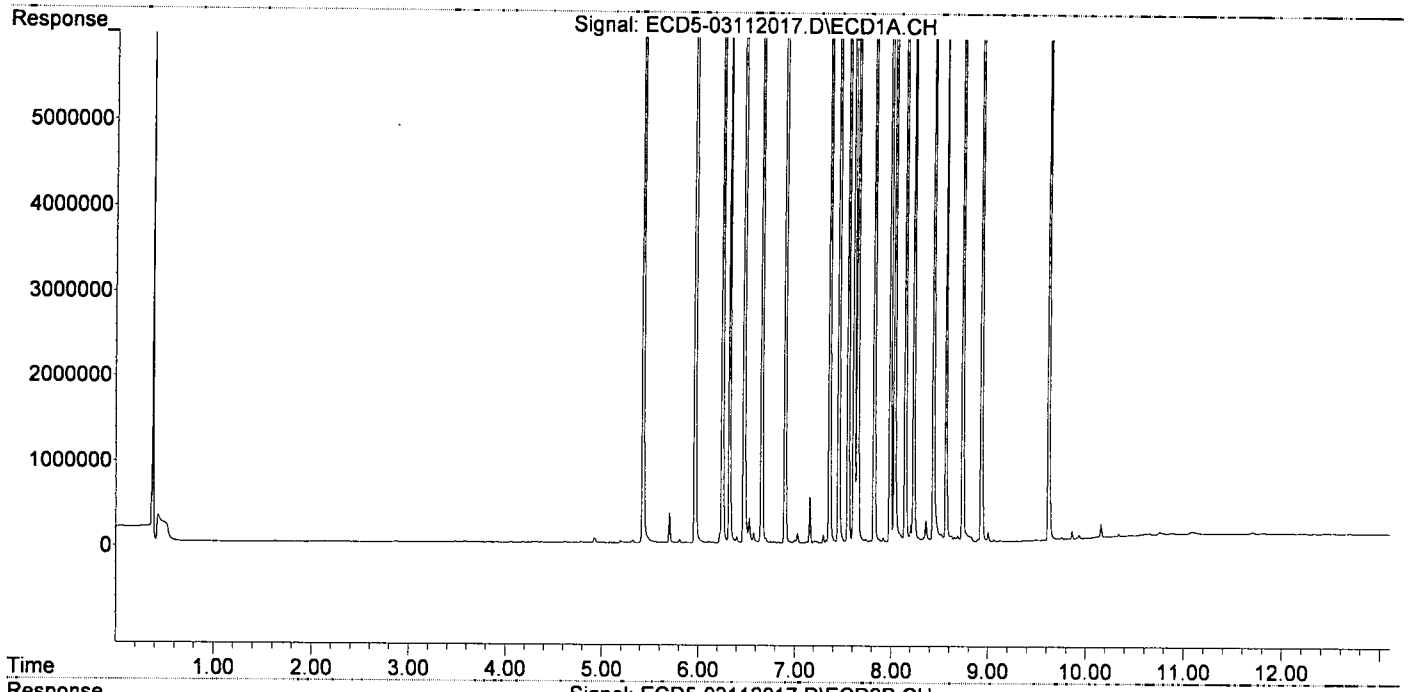

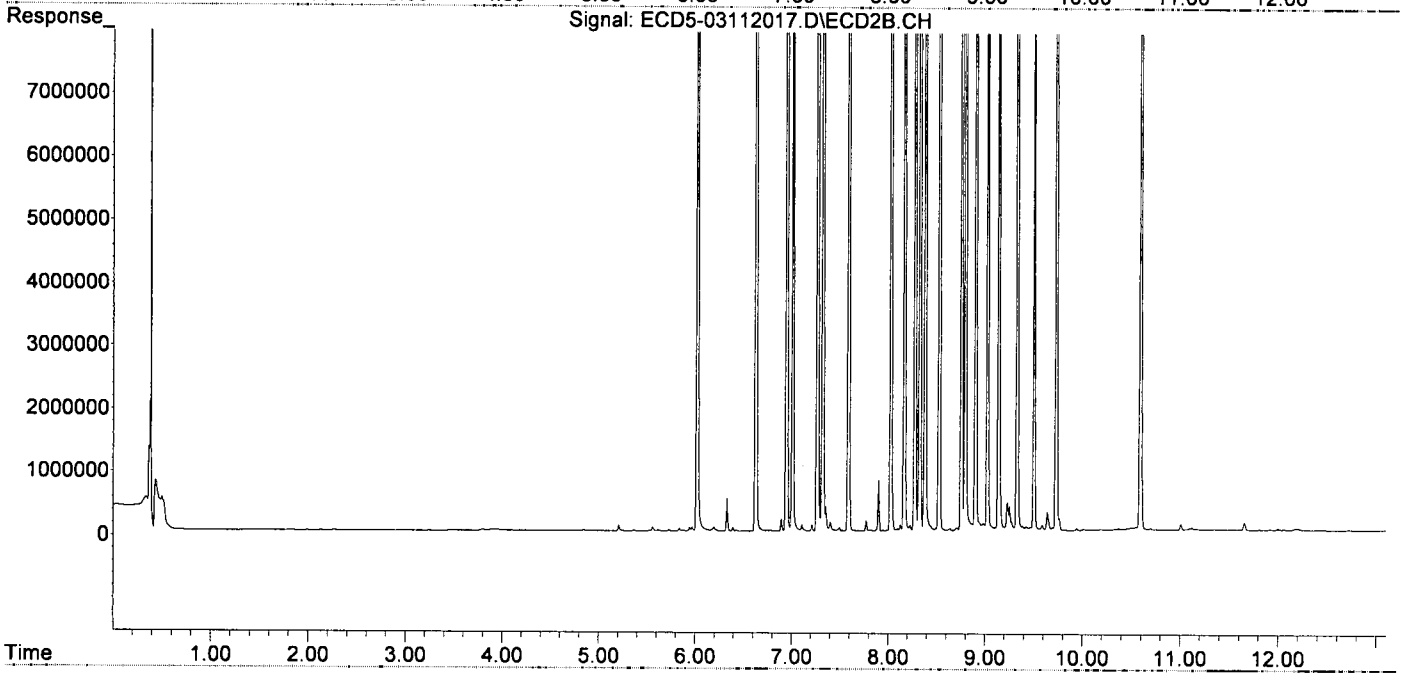

Quantitation Report (Not Reviewed)

Data Path : C:\msdchem\1\data\2020-03\0C11042\
Data File : ECD5-03112018.D
Signal(s) : Signal #1: ECD1A.CH Signal #2: ECD2B.CH
Acq On : 11 Mar 2020 16:23
Operator :
Sample : 0C11042-CCV4
Misc : A19J409, 9-42 100 ppb
ALS Vial : 6 (Sig #1); 0 (Sig #2) Sample Multiplier: 1

Integration File signal 1: PEST1.e
Integration File signal 2: PEST2.e
Quant Time: Mar 11 16:37:11 2020
Quant Method : C:\msdchem\1\methods\ECD5_QUANTPEST_200225RT2.M
Quant Title : Instrument: DualECD5
QLast Update : Wed Feb 26 15:13:42 2020
Response via : Initial Calibration
Integrator: ChemStation 6890 Scale Mode: Small noise peaks clipped

MJB 3/11/20

Volume Inj. : 2uL
Signal #1 Phase : Rtx-CLPesticides Signal #2 Phase: Rtx-CLPesticides2
Signal #1 Info : 30m X 0.32mm X 0. Signal #2 Info : 30m X 0.32mm X 0.25um

	Compound	RT#1	RT#2	Resp#1	Resp#2	ng/mL	ng/mL	
	System Monitoring Compounds							
1)	S TCMX (S)	5.399f	6.021	41207	18051	0.192	0.052	#
22)	S DCBP (S)	9.625	10.594	76445	74592	0.234	0.385	#
	Target Compounds							
2)	a-BHC	0.000	0.000	0	0	N.D.	N.D.	
3)	g-BHC	6.226f	0.000	3979	0	0.016	N.D.	#
4)	b-BHC	6.309	7.008	11741	8131	13405.790	BelowCal	#
5)	Heptachlor	6.659	7.321	17898	27257	0.077	0.073	
6)	d-BHC	0.000	7.265	0	8566	N.D.	BelowCal	
7)	Aldrin	6.943f	7.598	5848	17649	0.024	0.047	#
8)	Heptachlo...	7.362	8.024	13547357	73393	60.180	0.213	#
9)	trans-Chl...	7.456	8.158	145885	21965248	0.641	62.144	#
10)	cis-Chlor...	7.544	8.272	21020312	95037	95.120	0.285	#
11)	Endosulfa...	7.631f	8.334	37601	48860	0.183	0.157	
12)	4,4'-DDE	7.631	0.000	37601	0	0.167	N.D.	#
13)	Dieldrin	0.000	8.531	0	19620761	N.D.	56.644	#
14)	Endrin	8.015f	8.757	23506576	21225414	141.823	85.199	#
15)	4,4'-DDD	8.015f	8.797	23506576	37144807	126.152	121.458	
16)	Endosulfa...	8.129f	8.901	23932	24941	BelowCal	BelowCal	
17)	4,4'-DDT	8.232	9.022	9299	9743	0.058	0.136	#
18)	Endrin Al...	8.444	9.138	16873	16731	BelowCal	BelowCal	
19)	Endosulfa...	0.000	9.328	0	15051	N.D.	BelowCal	
20)	Methoxychlor	0.000	0.000	0	0	N.D.	N.D.	
21)	Endrin Ke...	8.932	9.724	8641	19376469	BelowCal	70.883	
23)	Hexachlor...	3.229	3.708	21408456	43221732	96.354	99.319	
24)	Hexachlor...	5.808	6.487	20374689	33842860	90.553	92.590	
25)	Oxychlordane	7.289	7.955	18094638	29240954	90.346	95.168	
26)	2,4'-DDE	7.362	8.158	13547357	21965248	88.812	93.315	
27)	trans-Non...	7.544	8.230	21020312	32246673	93.843	94.764	
28)	2,4'-DDD	7.735	8.531	12380044	19620761	90.353	93.920	
29)	2,4'-DDT	7.918	8.757	14026169	21225414	108.469	101.282	
30)	cis-Nonac...	8.015	8.797	23506576	37144807	93.908	98.908	
31)	Mirex	8.683	9.724	13641574	19376469	94.614	93.126	
32)	Chlordane...	7.456	8.158	145885	21965248	5.879	517.570	#
33)	Chlordane...	7.544	8.272	21020312	95037	763.315	2.706	#
34)	Chlordane...	8.129f	8.941	23932	40704	3.193	3.781	
35)	Chlordane...	3.718	3.708	18399	43221732	NoCal	NoCal	
36)	Toxaphene...	7.544f	8.531f	21020312	19620761	19822.605	6939.075	#
37)	Toxaphene...	7.781f	0.000	453562	0	230.282	N.D.	#
38)	Toxaphene...	8.129	8.881	23932	25144	5.955	4.379	#
39)	Toxaphene...	8.343f	8.941	24291	40704	6.217	4.401	#
40)	Toxaphene...	0.000	9.138	0	16731	N.D.	3.299	#
41)	Toxaphene...	8.683	0.000	13641574	0	3459.060	N.D.	#
42)	Toxaphene...	3.718	3.708	18399	43221732	NoCal	NoCal	

Quantitation Report (Not Reviewed)

Data Path : C:\msdchem\1\data\2020-03\0C11042\
Data File : ECD5-03112018.D
Signal(s) : Signal #1: ECD1A.CH Signal #2: ECD2B.CH
Acq On : 11 Mar 2020 16:23
Operator :
Sample : 0C11042-CCV4
Misc : A19J409, 9-42 100 ppb
ALS Vial : 6 (Sig #1); 0 (Sig #2) Sample Multiplier: 1

Integration File signal 1: PEST1.e
Integration File signal 2: PEST2.e
Quant Time: Mar 11 16:37:11 2020
Quant Method : C:\msdchem\1\methods\ECD5_QUANTPEST_200225RT2.M
Quant Title : Instrument: DualECD5
QLast Update : Wed Feb 26 15:13:42 2020
Response via : Initial Calibration
Integrator: ChemStation 6890 Scale Mode: Small noise peaks clipped

Volume Inj. : 2uL
Signal #1 Phase : Rtx-CLPesticides Signal #2 Phase: Rtx-CLPesticides2
Signal #1 Info : 30m X 0.32mm X 0. Signal #2 Info : 30m X 0.32mm X 0.25um

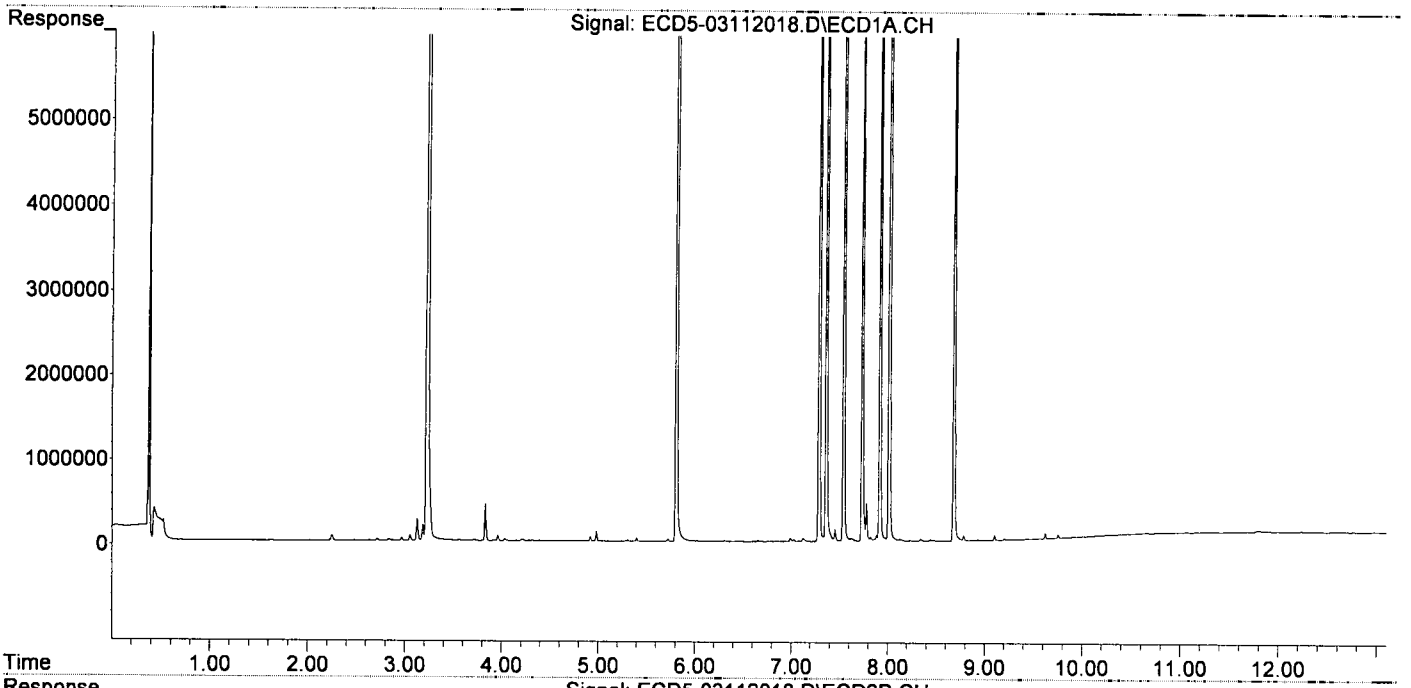

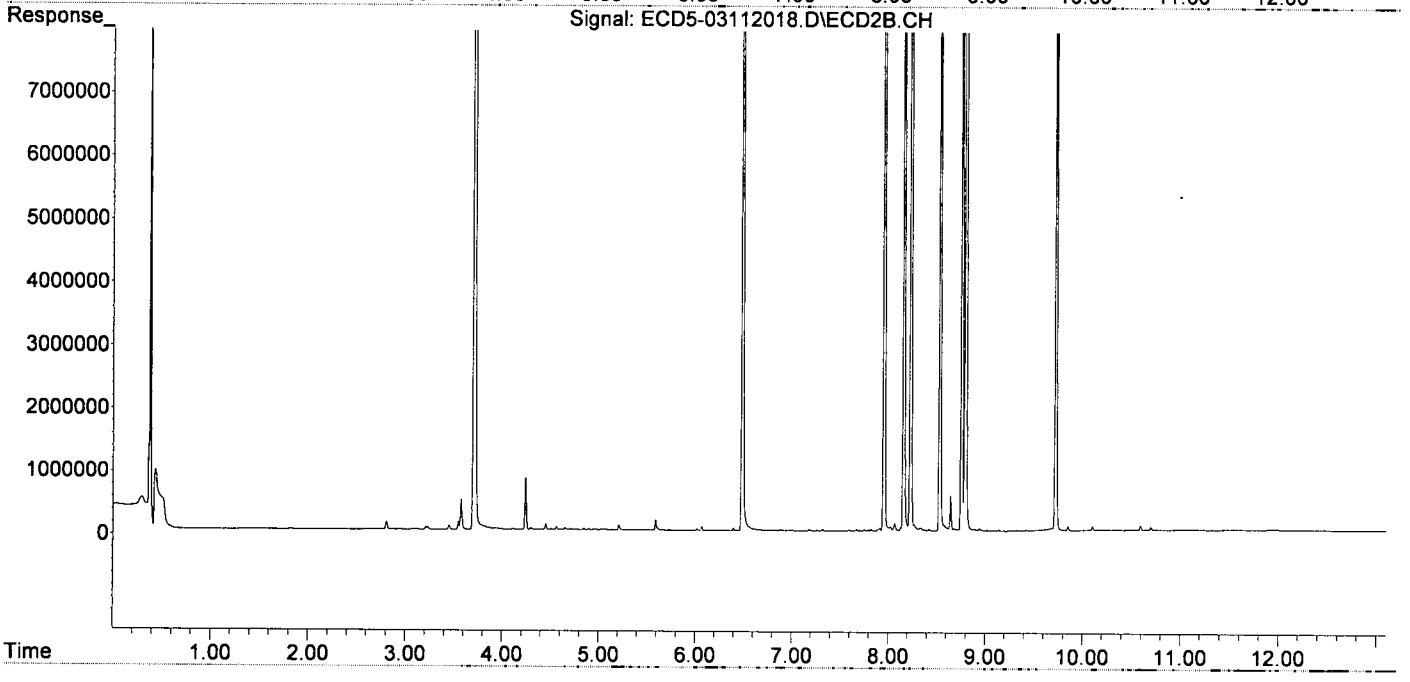

Quantitation Report (Not Reviewed)

Data Path : C:\msdchem\1\data\2020-03\0C11042\
Data File : ECD5-03112019.D
Signal(s) : Signal #1: ECD1A.CH Signal #2: ECD2B.CH
Acq On : 11 Mar 2020 16:40
Operator :
Sample : 0C11042-CCB2
Misc : A20B383
ALS Vial : 7 (Sig #1); 0 (Sig #2) Sample Multiplier: 1

Integration File signal 1: PEST1.e
Integration File signal 2: PEST2.e
Quant Time: Mar 11 16:54:55 2020
Quant Method : C:\msdchem\1\methods\ECD5_QUANTPEST_200225RT2.M
Quant Title : Instrument: DualECD5
QLast Update : Wed Feb 26 15:13:42 2020
Response via : Initial Calibration
Integrator: ChemStation 6890 Scale Mode: Small noise peaks clipped

Volume Inj. : 2uL
Signal #1 Phase : Rtx-CLPesticides Signal #2 Phase: Rtx-CLPesticides2
Signal #1 Info : 30m X 0.32mm X 0. Signal #2 Info : 30m X 0.32mm X 0.25um

MJB 3/11/20

	Compound	RT#1	RT#2	Resp#1	Resp#2	ng/mL	ng/mL	
	System Monitoring Compounds							
1) S	TCMX (S)	5.427	6.019	18270467	30176493	85.009	87.618	
22) S	DCBP (S)	9.626	10.595	13855004	16946848	87.453	87.377	
	Target Compounds							
2)	a-BHC	0.000	0.000	0	0	N.D.	N.D.	
3)	g-BHC	0.000	0.000	0	0	N.D. Q-DCI	N.D.	
4)	b-BHC	6.312	0.000	9119	0	~~13405.814~~	N.D.	#
5)	Heptachlor	0.000	0.000	0	0	N.D.	N.D.	
6)	d-BHC	0.000	0.000	0	0	N.D.	N.D.	
7)	Aldrin	0.000	7.601	0	8880	N.D.	0.023	#
8)	Heptachlo...	0.000	0.000	0	0	N.D.	N.D.	
9)	trans-Chl...	7.443	8.178	5604	9097	0.025	0.026	
10)	cis-Chlor...	7.546	0.000	6850	0	0.031	N.D.	#
11)	Endosulfa...	0.000	0.000	0	0	N.D.	N.D.	
12)	4,4'-DDE	0.000	0.000	0	0	N.D.	N.D.	
13)	Dieldrin	0.000	0.000	0	0	N.D.	N.D.	
14)	Endrin	0.000	0.000	0	0	N.D.	N.D.	
15)	4,4'-DDD	8.061f	0.000	2630	0	0.014	N.D.	#
16)	Endosulfa...	8.130f	8.883f	12242	8160	BelowCal	BelowCal	
17)	4,4'-DDT	8.276f	0.000	2686	0	0.010	N.D.	#
18)	Endrin Al...	8.439	0.000	8427	0	BelowCal	N.D.	
19)	Endosulfa...	8.741	9.330	6679	6568	BelowCal	BelowCal	
20)	Methoxychlor	8.575	0.000	7292	0	BelowCal	N.D.	
21)	Endrin Ke...	8.935	9.727	7429	10291	BelowCal	BelowCal	
23)	Hexachlor...	3.251	3.724	8819	14200	0.040	0.033	
24)	Hexachlor...	5.809	6.507	24622	5503	0.109	0.015	#
25)	Oxychlordane	7.283	0.000	11734	0	0.059	N.D.	#
26)	2,4'-DDE	0.000	8.178	0	9097	N.D.	0.039	#
27)	trans-Non...	7.546	0.000	6850	0	0.031	N.D.	#
28)	2,4'-DDD	0.000	0.000	0	0	N.D.	N.D.	
29)	2,4'-DDT	7.901f	0.000	2021	0	0.016	N.D.	#
30)	cis-Nonac...	0.000	0.000	0	0	N.D.	N.D.	
31)	Mirex	8.683	9.727	8792	10291	BelowCal	BelowCal	
32)	Chlordane...	7.443	8.178f	5604	9097	0.226	0.214	
33)	Chlordane...	7.546	0.000	6850	0	0.249	N.D.	#
34)	Chlordane...	8.061f	8.941	2630	36044	0.351	3.348	#
35)	Chlordane...	3.689f	3.724f	10389	14200	NoCal	NoCal	
36)	Toxaphene...	7.546f	0.000	6850	0	6.460	N.D.	#
37)	Toxaphene...	0.000	0.000	0	0	N.D.	N.D.	
38)	Toxaphene...	8.130	8.883	12242	8160	3.046	1.421	#
39)	Toxaphene...	8.344f	8.941	25428	36044	6.508	3.898	#
40)	Toxaphene...	8.575f	0.000	7292	0	2.417	N.D.	#
41)	Toxaphene...	8.683	0.000	8792	0	2.229	N.D.	#
42)	Toxaphene...	3.689f	3.724	10389	14200	NoCal	NoCal	

Quantitation Report (Qedit)

Data Path : C:\msdchem\1\data\2020-03\0C11042\
Data File : ECD5-03112019.D
Signal(s) : Signal #1: ECD1A.CH Signal #2: ECD2B.CH
Acq On : 11 Mar 2020 16:40
Operator :
Sample : 0C11042-CCB2
Misc : A20B383
ALS Vial : 7 (Sig #1); 0 (Sig #2) Sample Multiplier: 1

Integration File signal 1: PEST1.e
Integration File signal 2: PEST2.e
Quant Time: Mar 11 16:54:55 2020
Quant Method : C:\msdchem\1\methods\ECD5_QUANTPEST_200225RT2.M
Quant Title : Instrument: DualECD5
QLast Update : Wed Feb 26 15:13:42 2020
Response via : Initial Calibration
Integrator: ChemStation 6890 Scale Mode: Small noise peaks clipped

Volume Inj. : 2uL
Signal #1 Phase : Rtx-CLPesticides Signal #2 Phase: Rtx-CLPesticides2
Signal #1 Info : 30m X 0.32mm X 0. Signal #2 Info : 30m X 0.32mm X 0.25um

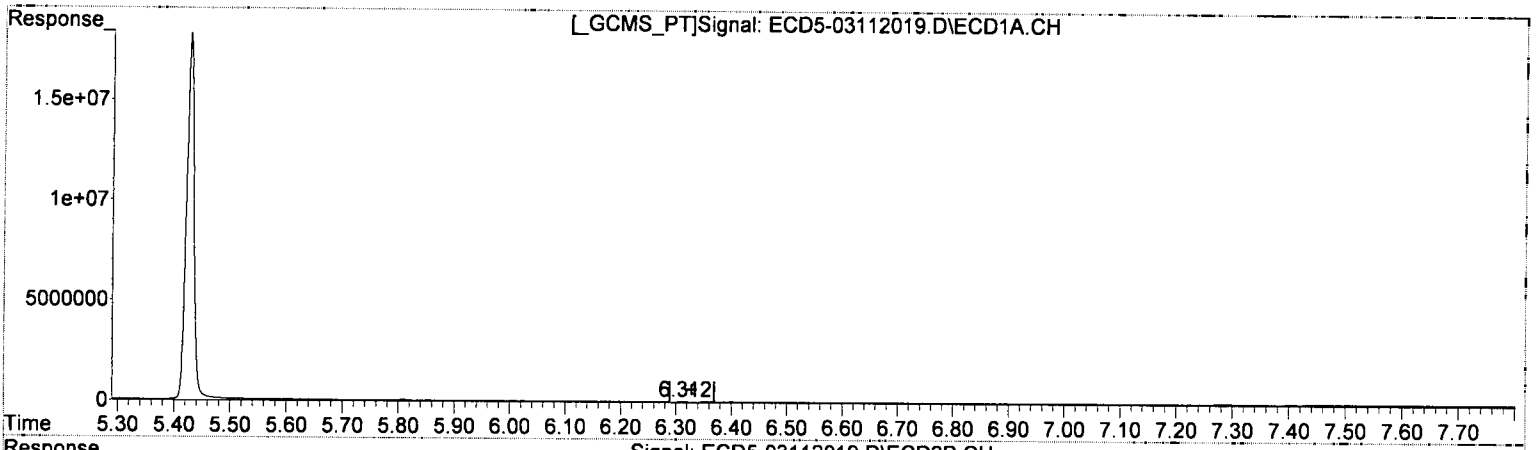

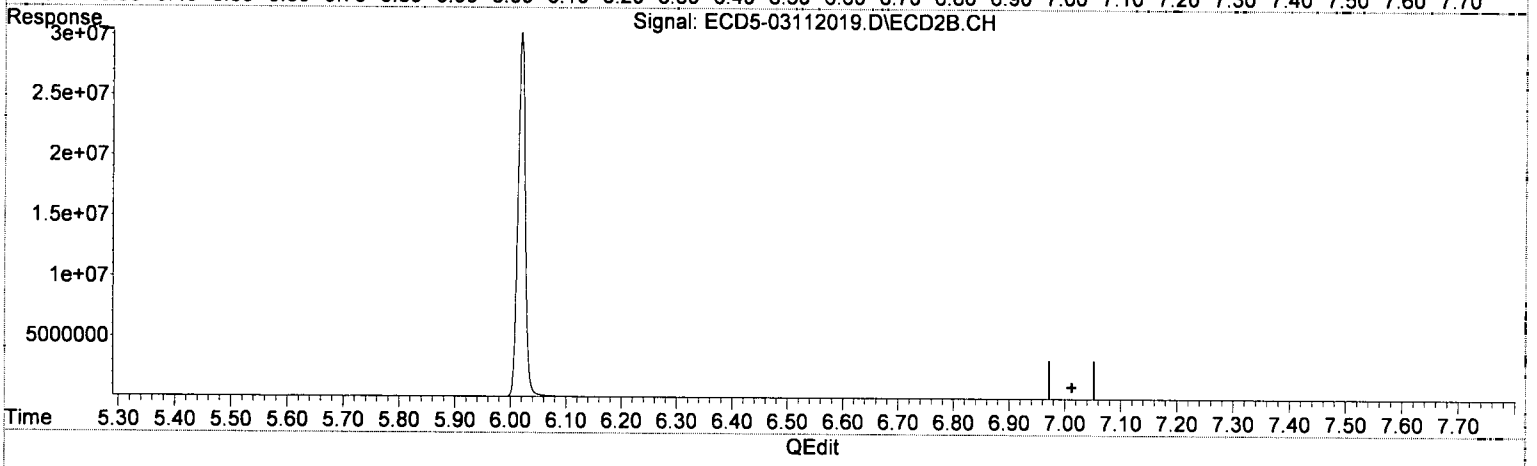

(4) b-BHC
6.312min 13405.814 ng/mL Q-Del
response 9119

MJB
3/11/20

(4) b-BHC #2
0.000min 0.000 ng/mL
response 0

(+) = Expected Retention Time

Quantitation Report (Not Reviewed)

Data Path : C:\msdchem\1\data\2020-03\0C11042\
Data File : ECD5-03112019.D
Signal(s) : Signal #1: ECD1A.CH Signal #2: ECD2B.CH
Acq On : 11 Mar 2020 16:40
Operator :
Sample : 0C11042-CCB2
Misc : A20B383
ALS Vial : 7 (Sig #1); 0 (Sig #2) Sample Multiplier: 1

Integration File signal 1: PEST1.e
Integration File signal 2: PEST2.e
Quant Time: Mar 11 16:54:55 2020
Quant Method : C:\msdchem\1\methods\ECD5_QUANTPEST_200225RT2.M
Quant Title : Instrument: DualECD5
QLast Update : Wed Feb 26 15:13:42 2020
Response via : Initial Calibration
Integrator: ChemStation 6890 Scale Mode: Small noise peaks clipped

Volume Inj. : 2uL
Signal #1 Phase : Rtx-CLPesticides Signal #2 Phase: Rtx-CLPesticides2
Signal #1 Info : 30m X 0.32mm X 0. Signal #2 Info : 30m X 0.32mm X 0.25um

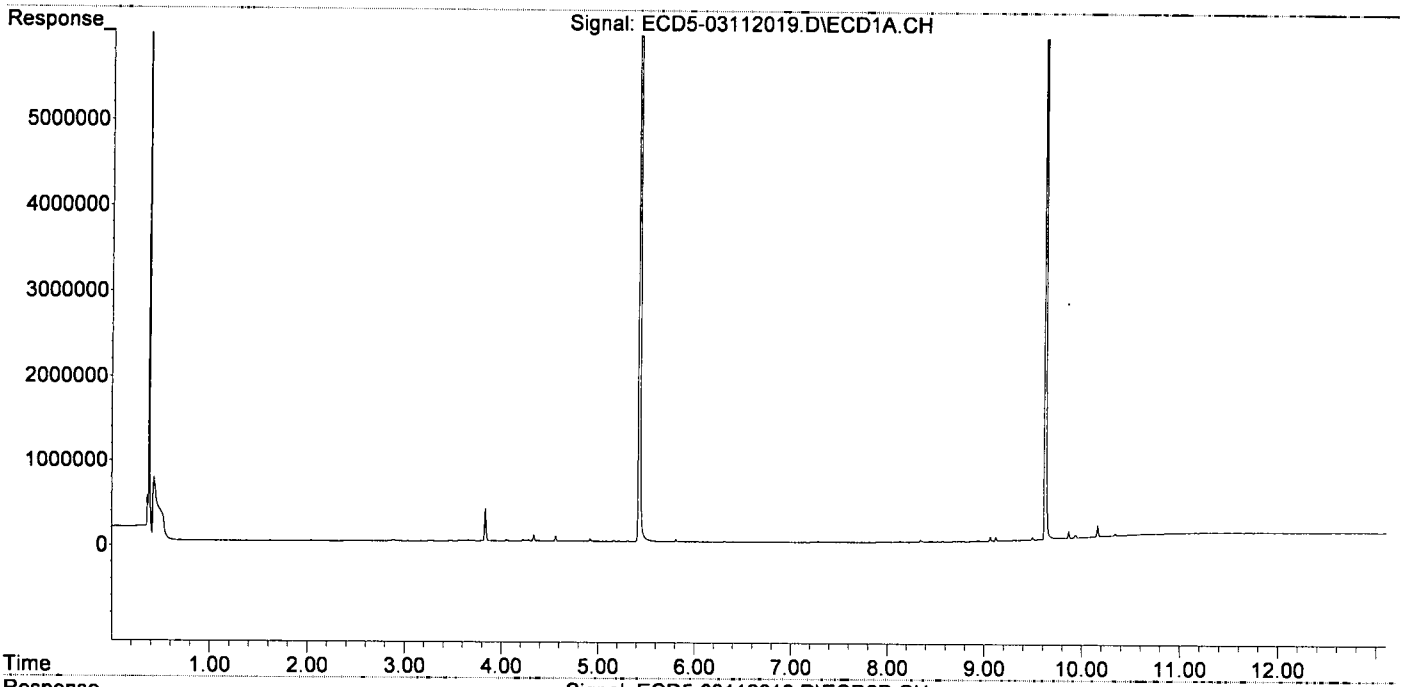

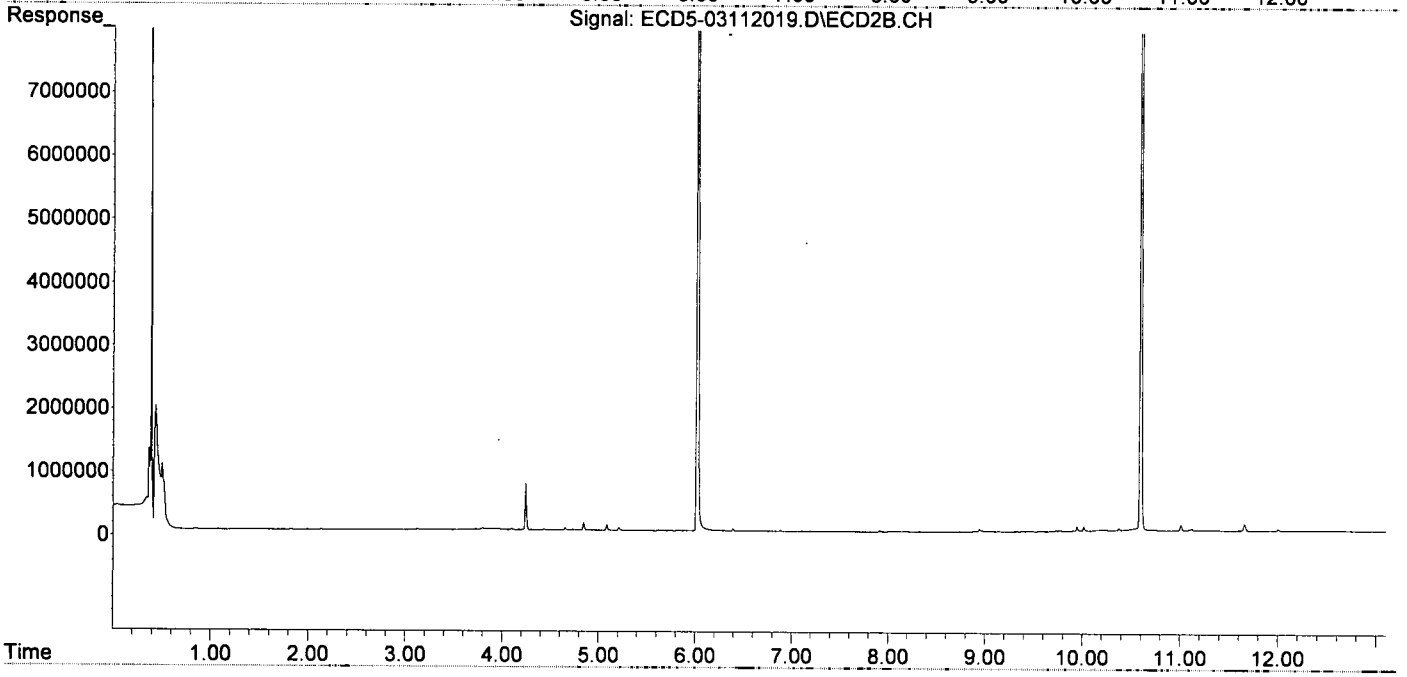

Quantitation Report (Not Reviewed)

Data Path : C:\msdchem\1\data\2020-03\0C11042\
Data File : ECD5-03112022.D
Signal(s) : Signal #1: ECD1A.CH Signal #2: ECD2B.CH
Acq On : 11 Mar 2020 17:32
Operator :
Sample : 0030254-MSD1
Misc : 1x, 8081B 2,4+4,4-DDx Only, GPC
ALS Vial : 20 (Sig #1); 0 (Sig #2) Sample Multiplier: 1

Integration File signal 1: PEST1.e
Integration File signal 2: PEST2.e
Quant Time: Mar 11 18:16:16 2020
Quant Method : C:\msdchem\1\methods\ECD5_QUANTPEST_200225RT2.M
Quant Title : Instrument: DualECD5
QLast Update : Wed Feb 26 15:13:42 2020
Response via : Initial Calibration
Integrator: ChemStation 6890 Scale Mode: Small noise peaks clipped

AB 3/11/20

Volume Inj. : 2uL
Signal #1 Phase : Rtx-CLPesticides Signal #2 Phase: Rtx-CLPesticides2
Signal #1 Info : 30m X 0.32mm X 0. Signal #2 Info : 30m X 0.32mm X 0.25um

		Compound	RT#1	RT#2	Resp#1	Resp#2	ng/mL	ng/mL	
		System Monitoring Compounds							
1)	S	TCMX (S)	5.427	6.020	6131493	9849125	28.529	28.597	
22)	S	DCBP (S)	9.624	10.596	6801933	7675074	42.976	39.572	
		Target Compounds							
2)		a-BHC	5.956	6.594f	56246	67524	0.197	0.176	
3)		g-BHC	6.254	6.916f	29133	3740954	0.115	9.154	#
4)		b-BHC	6.346	6.995	29229	109755	0.081	0.481	#
5)		Heptachlor	6.678	7.326	88661	99909	0.380	0.268	#
6)		d-BHC	6.476	7.277	28534	99686	0.113	0.201	#
7)		Aldrin	6.886	7.599	20063	155472	0.083	0.410	#
8)		Heptachlo...	7.361	8.006f	5401719	196967	23.996	0.571	#
9)		trans-Chl...	7.475	8.158	17753	8571959	0.078	24.252	#
10)		cis-Chlor...	0.000	8.295	0	177794	N.D.	0.533	#
11)		Endosulfa...	0.000	8.348	0	75337	N.D.	0.243	#
12)		4,4'-DDE	7.613	8.380	9498465	14721163	42.135	42.362	
13)		Dieldrin	7.811	8.532	19950	8719386	0.087	25.172	#
14)		Endrin	7.963f	8.758	24649	9557146	0.149	40.959	#
15)		4,4'-DDD	8.034	8.796	8822596	13668741	47.348	48.814	
16)		Endosulfa...	8.168	8.936f	19051	96485	BelowCal	0.209	
17)		4,4'-DDT	8.232	9.024	8344266	12308165	55.914	58.235	
18)		Endrin Al...	8.471f	9.147	16066	38133	BelowCal	BelowCal	
19)		Endosulfa...	8.742	9.303f	17101	31417	BelowCal	BelowCal	
20)		Methoxychlor	8.576	0.000	22287	0	0.140	N.D.	#
21)		Endrin Ke...	0.000	9.732	0	47636	N.D.	BelowCal	
23)		Hexachlor...	3.249	3.687f	40484	12525570	0.182	28.782	#
24)		Hexachlor...	5.782f	6.503	478020	184152	2.125	0.504	#
25)		Oxychlordane	7.294	7.950	16107	183415	0.080	0.597	#
26)		2,4'-DDE	7.361	8.158	5401719	8571959	35.412	36.416	
27)		trans-Non...	0.000	8.220	0	176129	N.D.	0.518	#
28)		2,4'-DDD	7.735	8.532	5905219	8719386	43.098	41.738	
29)		2,4'-DDT	7.917	8.758	6460205	9557146	49.959	50.908	
30)		cis-Nonac...	8.034	8.796	8822596	13668741	35.246	36.397	
31)		Mirex	8.675	9.732	23267	47636	BelowCal	0.094	
32)		Chlordane...	7.441	8.158	18666	8571959	0.752	201.982	#
33)		Chlordane...	7.507f	8.295f	57048	177794	2.072	5.063	#
34)		Chlordane...	8.124f	8.936	73161	96485	9.763	8.961	
35)		Chlordane...	3.682f	3.687	128998	12525570	NoCal	NoCal	
36)		Toxaphene...	7.507	0.000	57048	0	53.797	N.D.	#
37)		Toxaphene...	7.811	8.860	19950	57608	10.129	16.606	#
38)		Toxaphene...	8.124	8.860	73161	57608	18.204	10.033	#
39)		Toxaphene...	8.380	8.936	20342	96485	5.206	10.433	#
40)		Toxaphene...	8.576f	9.106	22287	60303	7.388	11.889	#
41)		Toxaphene...	8.675	9.463f	23267	20617	5.900	3.860	#
42)		Toxaphene...	3.682f	3.687f	128998	12525570	NoCal	NoCal	

Quantitation Report (Not Reviewed)

Data Path : C:\msdchem\1\data\2020-03\0C11042\
Data File : ECD5-03112022.D
Signal(s) : Signal #1: ECD1A.CH Signal #2: ECD2B.CH
Acq On : 11 Mar 2020 17:32
Operator :
Sample : 0030254-MSD1
Misc : 1x, 8081B 2,4+4,4-DDx Only, GPC
ALS Vial : 20 (Sig #1); 0 (Sig #2) Sample Multiplier: 1

Integration File signal 1: PEST1.e
Integration File signal 2: PEST2.e
Quant Time: Mar 11 18:16:16 2020
Quant Method : C:\msdchem\1\methods\ECD5_QUANTPEST_200225RT2.M
Quant Title : Instrument: DualECD5
QLast Update : Wed Feb 26 15:13:42 2020
Response via : Initial Calibration
Integrator: ChemStation 6890 Scale Mode: Small noise peaks clipped

Volume Inj. : 2uL
Signal #1 Phase : Rtx-CLPesticides Signal #2 Phase: Rtx-CLPesticides2
Signal #1 Info : 30m X 0.32mm X 0. Signal #2 Info : 30m X 0.32mm X 0.25um

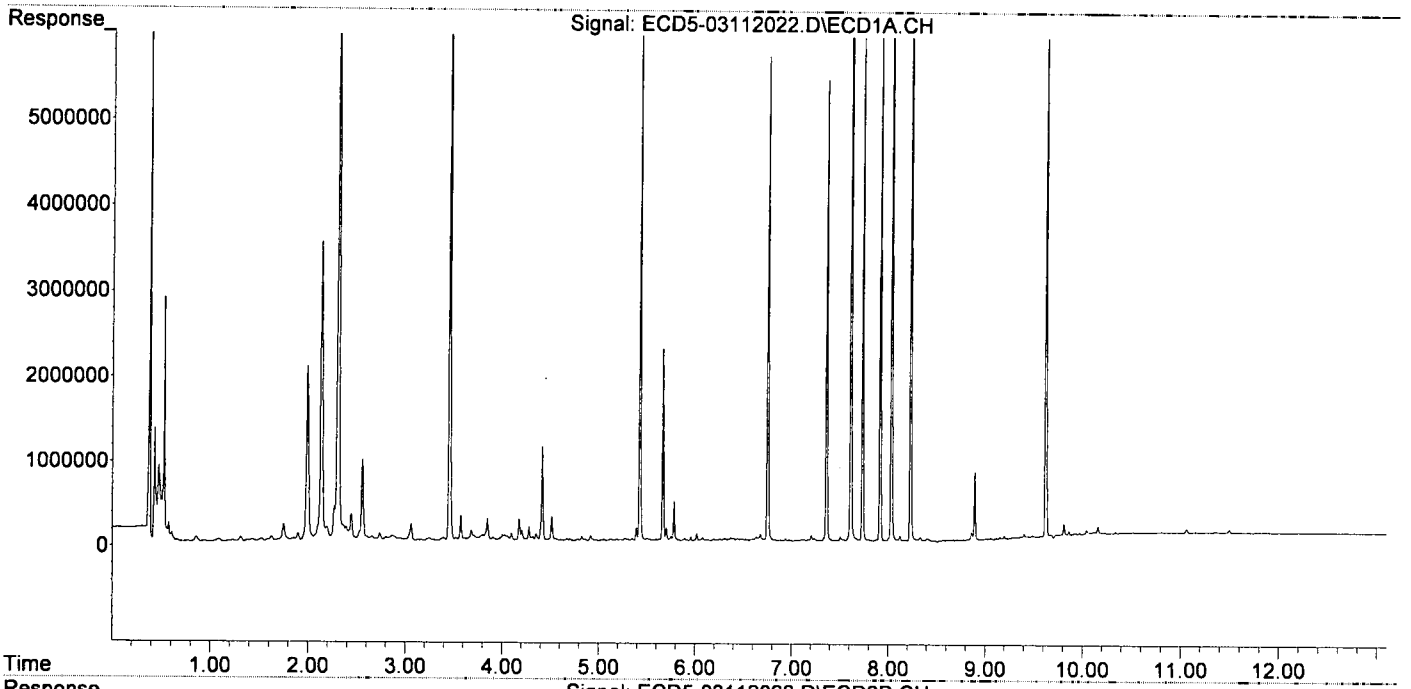

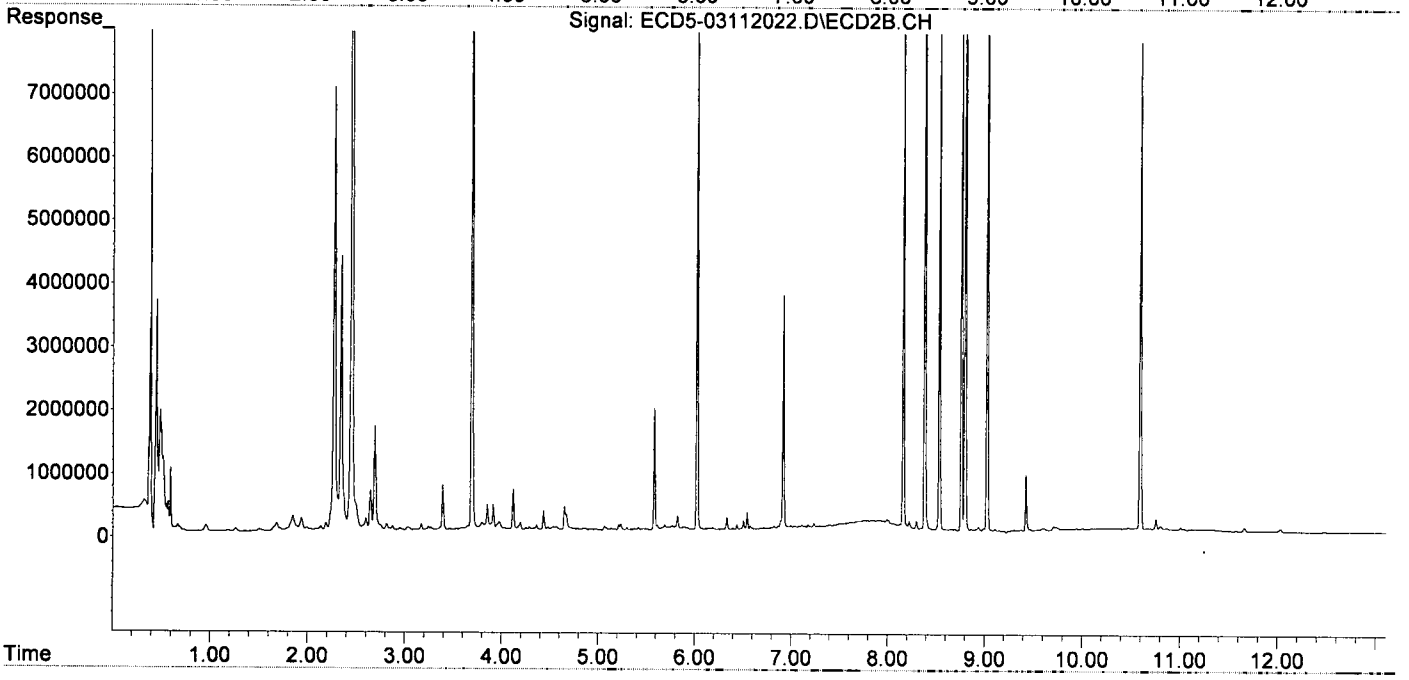

Quantitation Report (Not Reviewed)

Data Path : C:\msdchem\1\data\2020-03\0C11042\
Data File : ECD5-03112036.D
Signal(s) : Signal #1: ECD1A.CH Signal #2: ECD2B.CH
Acq On : 11 Mar 2020 22:05
Operator :
Sample : 0C11042-CCV5
Misc : A20C183, AB 50 ppb
ALS Vial : 3 (Sig #1); 0 (Sig #2) Sample Multiplier: 1

Integration File signal 1: PEST1.e
Integration File signal 2: PEST2.e
Quant Time: Mar 12 11:14:56 2020
Quant Method : C:\msdchem\1\methods\ECD5_QUANTPEST_200225RT2.M
Quant Title : Instrument: DualECD5
QLast Update : Wed Feb 26 15:13:42 2020
Response via : Initial Calibration
Integrator: ChemStation 6890 Scale Mode: Small noise peaks clipped

Volume Inj. : 2uL
Signal #1 Phase : Rtx-CLPesticides Signal #2 Phase: Rtx-CLPesticides2
Signal #1 Info : 30m X 0.32mm X 0. Signal #2 Info : 30m X 0.32mm X 0.25um

MJB 3/12/20

		Compound	RT#1	RT#2	Resp#1	Resp#2	ng/mL	ng/mL	
		System Monitoring Compounds							
1)	S	TCMX (S)	5.426	6.019	9150929	14306938	42.577	41.541	
22)	S	DCBP (S)	9.622	10.591	6914368	8120360	43.688	41.868	
		Target Compounds							
2)		a-BHC	5.966	6.626	13159319	21772120	46.044	46.778	
3)		g-BHC	6.248	6.945	11533647	18478383	45.694	45.218	
4)		b-BHC	6.323	7.007	4642156	7303229	43.375	42.769	
5)		Heptachlor	6.657	7.320	11022913	17320787	47.282	46.519	
6)		d-BHC	6.473	7.264	10685003	17568080	42.490	45.692	
7)		Aldrin	6.899	7.587	11032373	17356744	45.914	45.751	
8)		Heptachlo...	7.360	8.025	9803013	15109942	43.547	43.797	
9)		trans-Chl...	7.455	8.165	10132627	15363923	44.530	43.468	
10)		cis-Chlor...	7.551	8.273	9900142	14879896	44.800	44.624	
11)		Endosulfa...	7.650	8.323	9294153	13875378	45.126	44.707	
12)		4,4'-DDE	7.611	8.378	9709096	14965181	43.069	43.035	
13)		Dieldrin	7.822	8.525	10101204	15579409	43.828	44.977	
14)		Endrin	7.987	8.753	7958692	10893846	48.017	46.310	
15)		4,4'-DDD	8.033	8.794	8060668	12586616	43.259	45.159	
16)		Endosulfa...	8.144	8.899	7904602	11853870	46.723	46.454	
17)		4,4'-DDT	8.230	9.021	6785872	9207345	45.970	45.038	
18)		Endrin Al...	8.434	9.136	6755571	10204073	44.742	45.298	
19)		Endosulfa...	8.736	9.327	7669183	11149174	48.419	48.532	
20)		Methoxychlor	8.565	9.500	3179319	4216977	43.599	42.494	
21)		Endrin Ke...	8.931	9.728	8895717	12816056	46.111	48.211	
23)		Hexachlor...	0.000	0.000	0	0	N.D.	N.D.	
24)		Hexachlor...	5.807	6.505	23276	5531	0.103	0.015	#
25)		Oxychlordane	7.295	7.948	48887	17824	0.244	0.058	#
26)		2,4'-DDE	7.360	8.165	9803013	15363923	64.266	65.270	
27)		trans-Non...	7.551	8.224	9900142	52322	44.198	0.154	#
28)		2,4'-DDD	7.737	8.525	29912	15579409	0.218	74.575	#
29)		2,4'-DDT	7.916	8.753	31417	10893846	0.243	57.197	#
30)		cis-Nonac...	8.033	8.794	8060668	12586616	32.202	33.515	
31)		Mirex	8.686	9.728	55519	12816056	0.167	63.204	#
32)		Chlordane...	7.455	8.165	10132627	15363923	408.367	362.022	
33)		Chlordane...	7.551	8.273	9900142	14879896	359.506	423.718	
34)		Chlordane...	0.000	8.899f	0	11853870	N.D.	1100.975	#
35)		Chlordane...	0.000	0.000	0	0	N.D.	N.D.	
36)		Toxaphene...	7.551f	8.525f	9900142	15579409	9336.046	5509.811	#
37)		Toxaphene...	7.822	0.000	10101204	0	5128.567	N.D.	#
38)		Toxaphene...	8.144	8.899f	7904602	11853870	1966.790	2064.545	
39)		Toxaphene...	8.357	8.979f	187849	74907	48.078	8.100	#
40)		Toxaphene...	8.565f	9.136	3179319	10204073	1053.892	2011.776	#
41)		Toxaphene...	8.651	9.500	32287	4216977	8.187	789.486	#
42)		Toxaphene...	0.000	0.000	0	0	N.D.	N.D.	

Quantitation Report (Not Reviewed)

Data Path : C:\msdchem\1\data\2020-03\0C11042\
Data File : ECD5-03112036.D
Signal(s) : Signal #1: ECD1A.CH Signal #2: ECD2B.CH
Acq On : 11 Mar 2020 22:05
Operator :
Sample : 0C11042-CCV5
Misc : A20C183, AB 50 ppb
ALS Vial : 3 (Sig #1); 0 (Sig #2) Sample Multiplier: 1

Integration File signal 1: PEST1.e
Integration File signal 2: PEST2.e
Quant Time: Mar 12 11:14:56 2020
Quant Method : C:\msdchem\1\methods\ECD5_QUANTPEST_200225RT2.M
Quant Title : Instrument: DualECD5
QLast Update : Wed Feb 26 15:13:42 2020
Response via : Initial Calibration
Integrator: ChemStation 6890 Scale Mode: Small noise peaks clipped

Volume Inj. : 2uL
Signal #1 Phase : Rtx-CLPesticides Signal #2 Phase: Rtx-CLPesticides2
Signal #1 Info : 30m X 0.32mm X 0. Signal #2 Info : 30m X 0.32mm X 0.25um

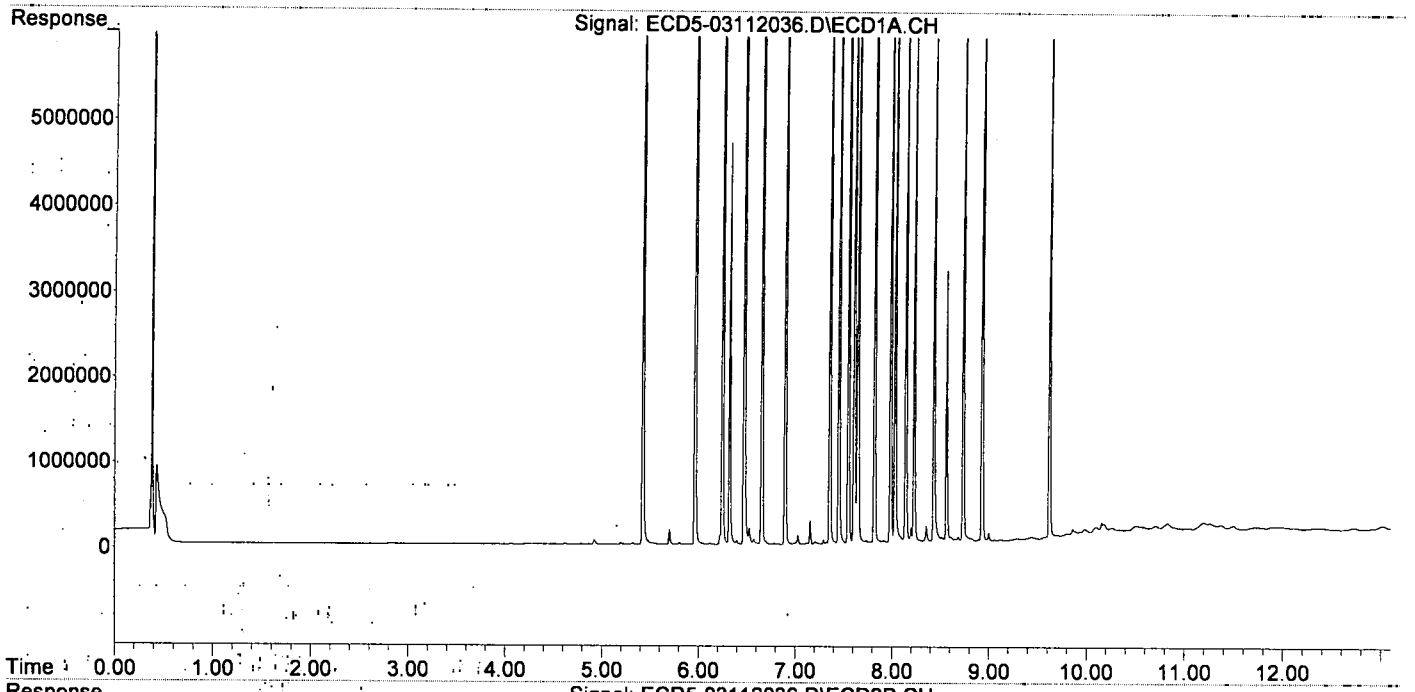

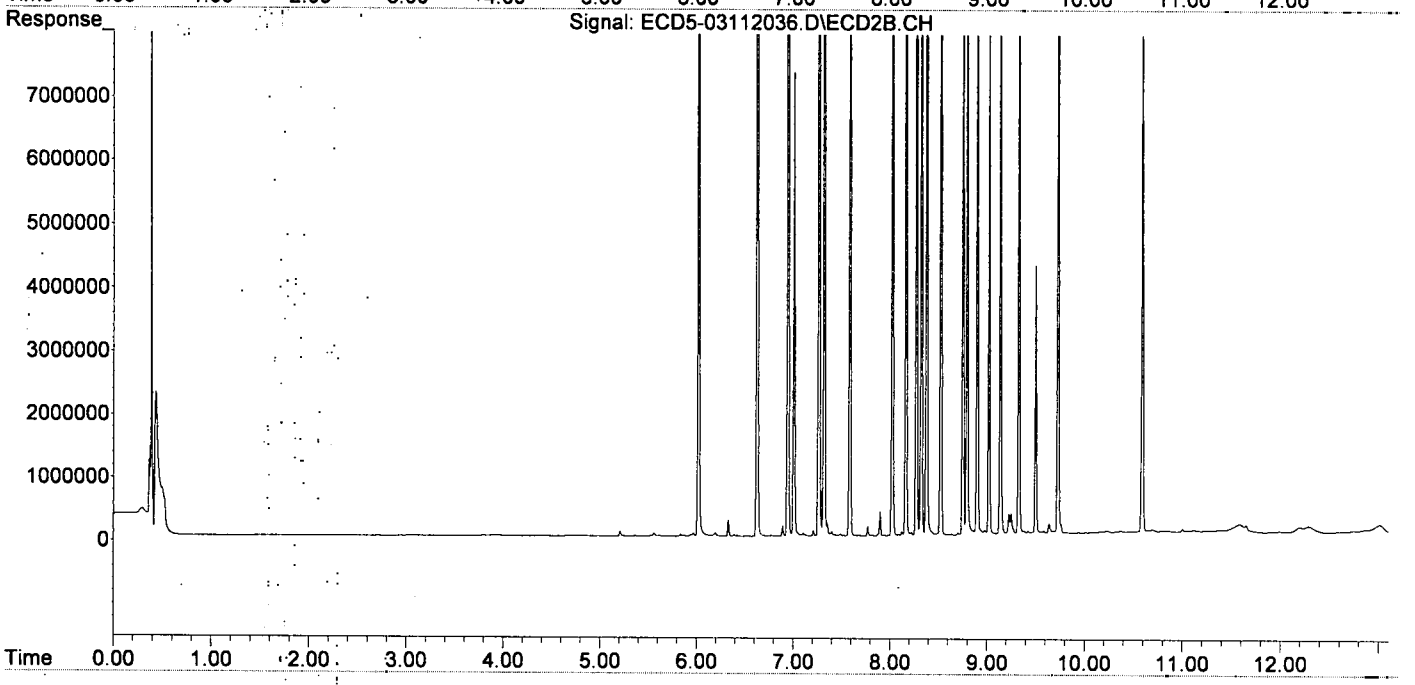

Quantitation Report (Not Reviewed)

Data Path : C:\msdchem\1\data\2020-03\0C11042\
Data File : ECD5-03112037.D
Signal(s) : Signal #1: ECD1A.CH Signal #2: ECD2B.CH
Acq On : 11 Mar 2020 22:23
Operator :
Sample : 0C11042-CCV6
Misc : A19J408, 9-42 50 ppb
ALS Vial : 4 (Sig #1), 0 (Sig #2) Sample Multiplier: 1

Integration File signal 1: PEST1.e
Integration File signal 2: PEST2.e
Quant Time: Mar 12 11:15:00 2020
Quant Method : C:\msdchem\1\methods\ECD5_QUANTPEST_200225RT2.M
Quant Title : Instrument: DualECD5
QLast Update : Wed Feb 26 15:13:42 2020
Response via : Initial Calibration
Integrator: ChemStation 6890 Scale Mode: Small noise peaks clipped

Volume Inj. : 2uL
Signal #1 Phase : Rtx-CLPesticides Signal #2 Phase: Rtx-CLPesticides2
Signal #1 Info : 30m X 0.32mm X 0. Signal #2 Info : 30m X 0.32mm X 0.25um

MR 3/12/20

	Compound	RT#1	RT#2	Resp#1	Resp#2	ng/mL	ng/mL	
	System Monitoring Compounds							
1)	S TCMX (S)	5.397f	6.024	20138	18391	0.094	0.053	#
22)	S DCBP (S)	9.623	10.590	50101	57310	0.066	0.295	#
	Target Compounds							
2)	a-BHC	5.958	0.000	8134	0	0.028	N.D.	#
3)	g-BHC	0.000	0.000	0	0	N.D.	N.D.	
4)	b-BHC	6.308f	0.000	12094	0	13405.786	N.D.	#
5)	Heptachlor	6.657	7.319	10492	16543	0.045	0.044	
6)	d-BHC	6.474	7.264	4169	7700	0.017	BelowCal	#
7)	Aldrin	6.942f	7.598	7012	7416	0.029	0.020	#
8)	Heptachlo...	7.361	8.022	6225983	32391	27.657	0.094	#
9)	trans-Chl...	7.455	8.156	77771	9884397	0.342	27.965	#
10)	cis-Chlor...	7.542	8.269	9538707	49870	43.164	0.150	#
11)	Endosulfa...	7.631f	8.333	29723	25757	0.144	0.083	#
12)	4,4'-DDE	7.631	8.352f	29723	15035	0.132	0.078	#
13)	Dieldrin	7.822	8.530	29469	8687468	0.128	25.080	#
14)	Endrin	8.013	8.755	10579387	8632458	63.829	37.208	#
15)	4,4'-DDD	8.013f	8.794	10579387	16248581	56.776	57.402	
16)	Endosulfa...	8.128f	8.899	20017	13916	BelowCal	BelowCal	
17)	4,4'-DDT	0.000	0.000	0	0	N.D.	N.D.	
18)	Endrin Al...	8.440	9.136	11381	14899	BelowCal	BelowCal	
19)	Endosulfa...	0.000	9.327	0	11036	N.D.	BelowCal	
20)	Methoxychlor	8.584	0.000	1642	0	BelowCal	N.D.	
21)	Endrin Ke...	8.931	9.721	9693	8623754	BelowCal	33.035	
23)	Hexachlor...	3.229	3.707	9649483	19005038	43.430	43.671	
24)	Hexachlor...	5.806	6.485	9259604	14984344	41.153	40.995	
25)	Oxychlordane	7.287	7.953	8367081	12852550	41.777	41.830	
26)	2,4'-DDE	7.361	8.156	6225983	9884397	40.816	41.992	
27)	trans-Non...	7.542	8.227	9538707	14401819	42.585	42.323	
28)	2,4'-DDD	7.734	8.530	5681779	8687468	41.467	41.585	
29)	2,4'-DDT	7.916	8.755	6031548	8632458	46.644	46.461	
30)	cis-Nonac...	8.013	8.794	10579387	16248581	42.264	43.266	
31)	Mirex	8.682	9.721	6281058	8623754	43.919	43.257	
32)	Chlordane...	7.455	8.156	77771	9884397	3.134	232.907	#
33)	Chlordane...	7.542	8.269	9538707	49870	346.381	1.420	#
34)	Chlordane...	8.128f	8.940	20017	22649	2.671	2.104	
35)	Chlordane...	3.718	3.707	8867	19005038	NoCal	NoCal	
36)	Toxaphene...	7.542	8.530f	9538707	8687468	8995.205	3072.408	#
37)	Toxaphene...	7.822	8.879f	29469	17126	14.962	4.937	#
38)	Toxaphene...	8.128	8.879	20017	17126	4.981	2.983	#
39)	Toxaphene...	8.344f	8.940	19391	22649	4.963	2.449	#
40)	Toxaphene...	8.584	9.136	1642	14899	0.544	2.937	#
41)	Toxaphene...	8.682	0.000	6281058	0	1592.672	N.D.	#
42)	Toxaphene...	3.718	3.707	8867	19005038	NoCal	NoCal	

Quantitation Report (Not Reviewed)

Data Path : C:\msdchem\1\data\2020-03\0C11042\
Data File : ECD5-03112037.D
Signal(s) : Signal #1: ECD1A.CH Signal #2: ECD2B.CH
Acq On : 11 Mar 2020 22:23
Operator :
Sample : 0C11042-CCV6
Misc : A19J408, 9-42 50 ppb
ALS Vial : 4 (Sig #1); 0 (Sig #2) Sample Multiplier: 1

Integration File signal 1: PEST1.e
Integration File signal 2: PEST2.e
Quant Time: Mar 12 11:15:00 2020
Quant Method : C:\msdchem\1\methods\ECD5_QUANTPEST_200225RT2.M
Quant Title : Instrument: DualECD5
QLast Update : Wed Feb 26 15:13:42 2020
Response via : Initial Calibration
Integrator: ChemStation 6890 Scale Mode: Small noise peaks clipped

Volume Inj. : 2uL
Signal #1 Phase : Rtx-CLPesticides Signal #2 Phase: Rtx-CLPesticides2
Signal #1 Info : 30m X 0.32mm X 0. Signal #2 Info : 30m X 0.32mm X 0.25um

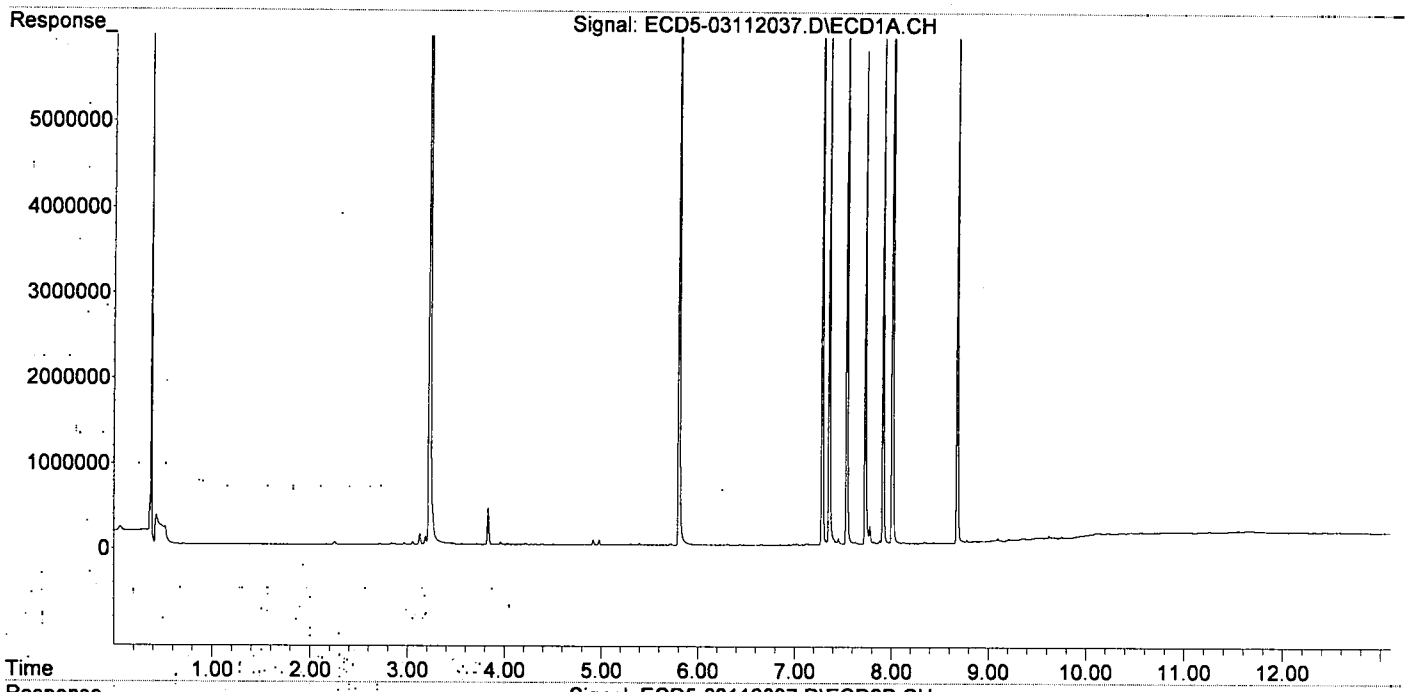

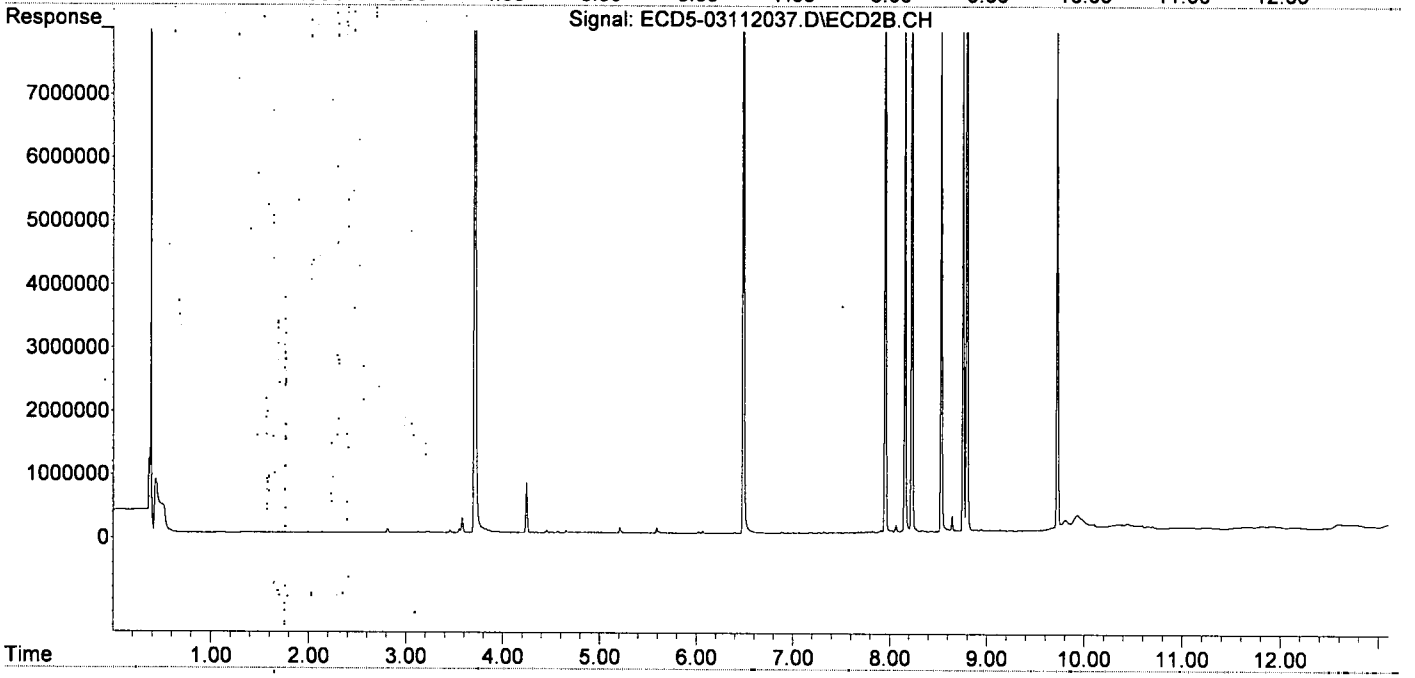

Quantitation Report (Not Reviewed)

Data Path : C:\msdchem\1\data\2020-03\0C11042\
Data File : ECD5-03112038.D
Signal(s) : Signal #1: ECD1A.CH Signal #2: ECD2B.CH
Acq On : 11 Mar 2020 22:40
Operator :
Sample : 0C11042-CCB3
Misc : A20B383
ALS Vial : 7 (Sig #1); 0 (Sig #2) Sample Multiplier: 1

Integration File signal 1: PEST1.e
Integration File signal 2: PEST2.e
Quant Time: Mar 12 11:15:04 2020
Quant Method : C:\msdchem\1\methods\ECD5_QUANTPEST_200225RT2.M
Quant Title : Instrument: DualECD5
QLast Update : Wed Feb 26 15:13:42 2020
Response via : Initial Calibration
Integrator: ChemStation 6890 Scale Mode: Small noise peaks clipped

Volume Inj. : 2uL
Signal #1 Phase : Rtx-CLPesticides Signal #2 Phase: Rtx-CLPesticides2
Signal #1 Info : 30m X 0.32mm X 0. Signal #2 Info : 30m X 0.32mm X 0.25um

MJB 3/12/20.

	Compound	RT#1	RT#2	Resp#1	Resp#2	ng/mL	ng/mL	
	System Monitoring Compounds							
1)	S TCMX (S)	5.426	6.018	18840732	31463401	87.662	91.355	
22)	S DCBP (S)	9.623	10.591	14610401	17470029	92.195	90.075	
	Target Compounds							
2)	a-BHC	0.000	0.000	0	0	N.D.	N.D.	
3)	g-BHC	0.000	0.000	0	0	N.D.	N.D.	
4)	b-BHC	6.311	0.000	10473	0	13405.802	N.D.	#
5)	Heptachlor	0.000	0.000	0	0	N.D.	N.D.	
6)	d-BHC	0.000	0.000	0	0	N.D.	N.D.	
7)	Aldrin	0.000	7.599	0	7587	N.D.	0.020	#
8)	Heptachlo...	0.000	0.000	0	0	N.D.	N.D.	
9)	trans-Chl...	7.441	8.176	5646	6455	0.025	0.018	#
10)	cis-Chlor...	7.543	0.000	5931	0	0.027	N.D.	#
11)	Endosulfa...	0.000	0.000	0	0	N.D.	N.D.	
12)	4,4'-DDE	0.000	8.397	0	6191	N.D.	0.051	#
13)	Dieldrin	0.000	0.000	0	0	N.D.	N.D.	
14)	Endrin	0.000	0.000	0	0	N.D.	N.D.	
15)	4,4'-DDD	0.000	0.000	0	0	N.D.	N.D.	
16)	Endosulfa...	8.128f	8.880f	13815	51315	BelowCal	0.020	
17)	4,4'-DDT	8.276f	0.000	2006	0	0.006	N.D.	#
18)	Endrin Al...	8.436	0.000	7478	0	BelowCal	N.D.	
19)	Endosulfa...	8.739	9.348	6415	579758	BelowCal	2.293	
20)	Methoxychlor	8.573	9.521	6734	340726	BelowCal	3.683	
21)	Endrin Ke...	8.933	0.000	6610	0	BelowCal	N.D.	
23)	Hexachlor...	3.250	3.724	10264	14976	0.046	0.034	#
24)	Hexachlor...	5.807	6.505	24648	5621	0.110	0.015	#
25)	Oxychlordane	7.281	0.000	13694	0	0.068	N.D.	#
26)	2,4'-DDE	0.000	8.176	0	6455	N.D.	0.027	#
27)	trans-Non...	7.543	0.000	5931	0	0.026	N.D.	#
28)	2,4'-DDD	0.000	0.000	0	0	N.D.	N.D.	
29)	2,4'-DDT	7.897f	0.000	2038	0	0.016	N.D.	#
30)	cis-Nonac...	0.000	0.000	0	0	N.D.	N.D.	
31)	Mirex	8.680	0.000	7586	0	BelowCal	N.D.	
32)	Chlordane...	7.441	8.176f	5646	6455	0.228	0.152	#
33)	Chlordane...	7.543	0.000	5931	0	0.215	N.D.	#
34)	Chlordane...	8.128f	8.941	13815	89886	1.843	8.349	#
35)	Chlordane...	0.000	3.724f	0	14976	N.D.	NoCal	
36)	Toxaphene...	7.543	0.000	5931	0	5.593	N.D.	#
37)	Toxaphene...	0.000	8.880f	0	51315	N.D.	14.792	#
38)	Toxaphene...	8.128	8.880	13815	51315	3.437	8.937	#
39)	Toxaphene...	8.343f	8.941	19553	89886	5.004	9.720	#
40)	Toxaphene...	8.573f	0.000	6734	0	2.232	N.D.	#
41)	Toxaphene...	8.680	9.521	7586	340726	1.924	63.789	#
42)	Toxaphene...	0.000	3.724	0	14976	N.D.	NoCal	

Quantitation Report (Not Reviewed)

Data Path : C:\msdchem\1\data\2020-03\0C11042\
Data File : ECD5-03112038.D
Signal(s) : Signal #1: ECD1A.CH Signal #2: ECD2B.CH
Acq On : 11 Mar 2020 22:40
Operator :
Sample : 0C11042-CCB3
Misc : A20B383
ALS Vial : 7 (Sig #1); 0 (Sig #2) Sample Multiplier: 1

Integration File signal 1: PEST1.e
Integration File signal 2: PEST2.e
Quant Time: Mar 12 11:15:04 2020
Quant Method : C:\msdchem\1\methods\ECD5_QUANTPEST_200225RT2.M
Quant Title : Instrument: DualECD5
QLast Update : Wed Feb 26 15:13:42 2020
Response via : Initial Calibration
Integrator: ChemStation 6890 Scale Mode: Small noise peaks clipped

Volume Inj. : 2uL
Signal #1 Phase : Rtx-CLPesticides Signal #2 Phase: Rtx-CLPesticides2
Signal #1 Info : 30m X 0.32mm X 0. Signal #2 Info : 30m X 0.32mm X 0.25um

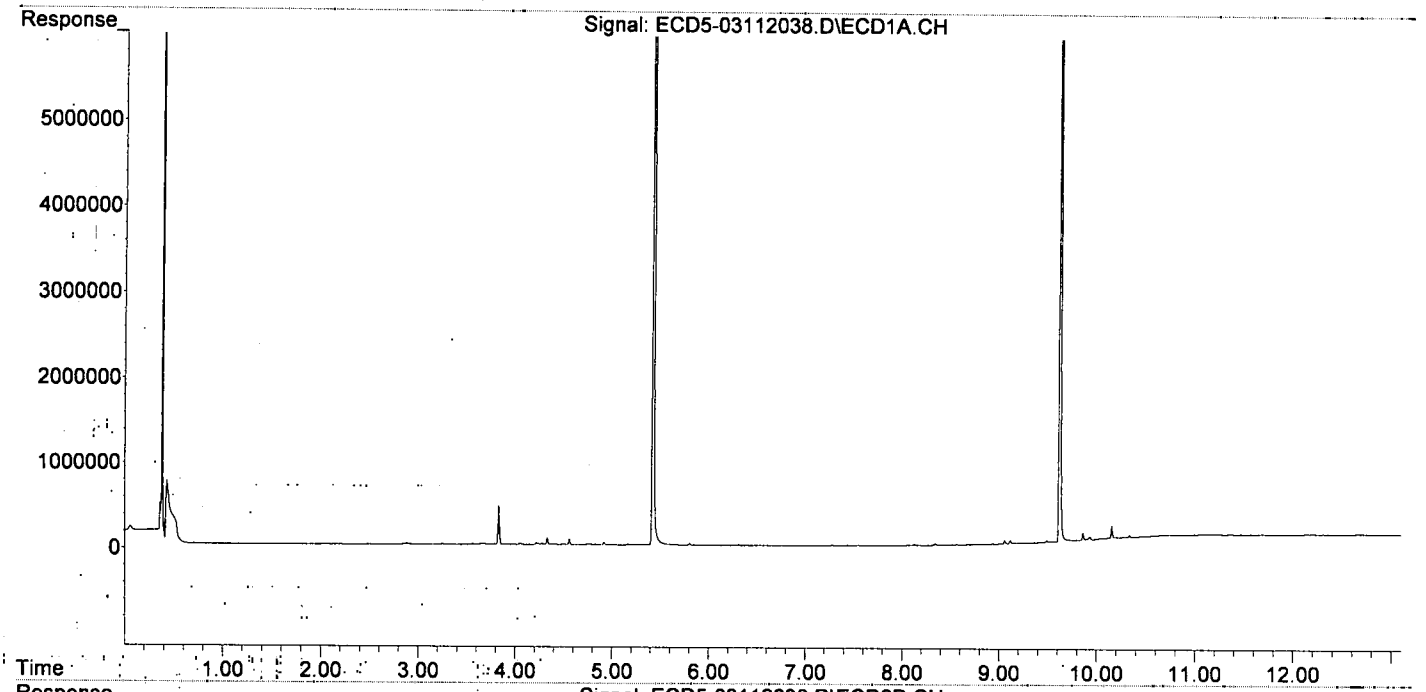

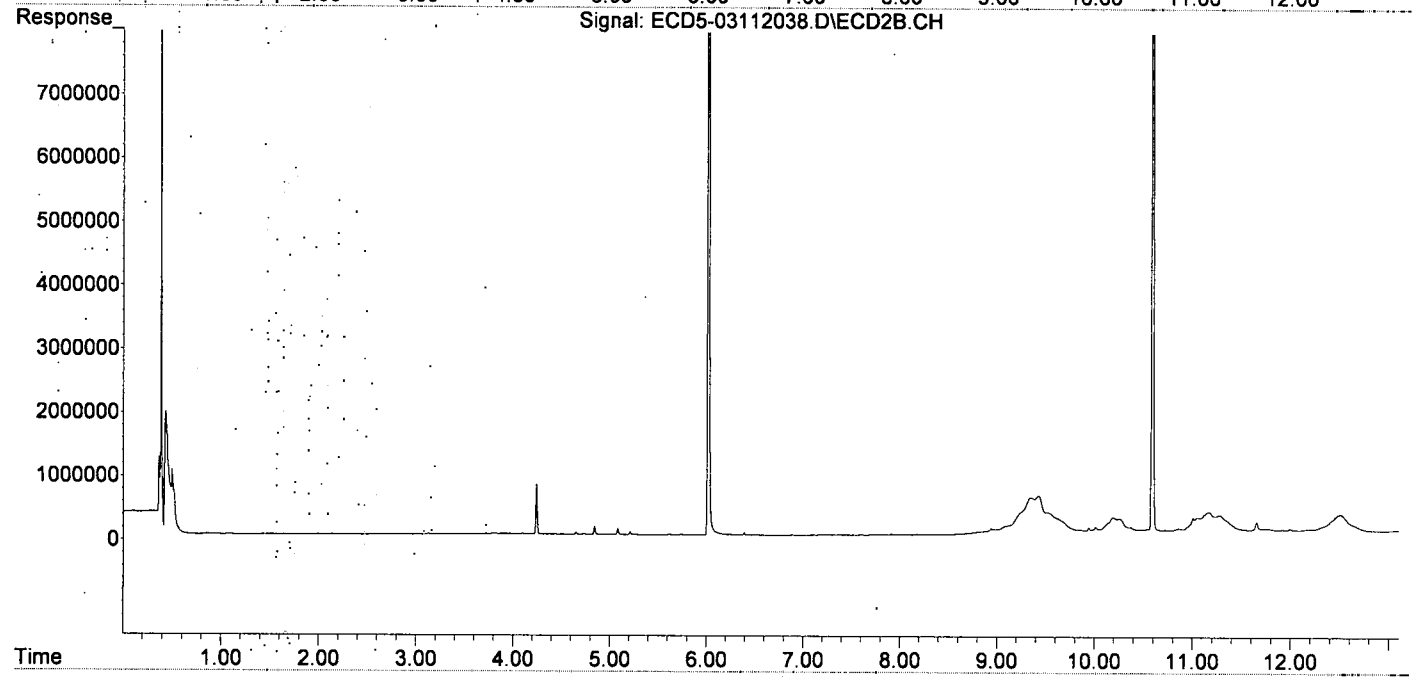

APEX LABORATORIES, LLC
6700 SW Sandburg St. Tigard OR 97223 phone 503-718-2323

Organochloride Pesticides by EPA 8081B
Calibration Data

Sequence 0B25043 (Cal ID A0C0203) DualECD5

ELEMENT SEQUENCE LOG

Apex Laboratories

Sequence: 0B25043 Instrument: DUALECD5

Date: 02/25/20 11:12 Calibration: A0C0203

#	Lab Number	Matrix	Analysis	Client	Due	Batch	ISTD ID	STD ID
1	0B25043-BKD1	Water	QC	QC				A20A019
2	0B25043-BKD2	Water	QC	QC				A20A019
3	0B25043-ICB1	Water	QC	QC				A20A395
4	0B25043-CAL1	Water	QC	QC				A20B330
5	0B25043-CAL2	Water	QC	QC				A20B331
6	0B25043-CAL3	Water	QC	QC				A19K128
7	0B25043-CAL4	Water	QC	QC				A19K130
8	0B25043-CAL5	Water	QC	QC				A19K131
9	0B25043-CAL6	Water	QC	QC				A19K132
10	0B25043-CAL7	Water	QC	QC				A19K133
11	0B25043-CAL8	Water	QC	QC				A19K134
12	0B25043-CAL9	Water	QC	QC				A19K126
13	0B25043-IBL1	Water	QC	QC				
14	0B25043-ICV1	Water	QC	QC				A19I209
15	0B25043-CALA	Water	QC	QC				A20B332
16	0B25043-CALB	Water	QC	QC				A19K263
17	0B25043-CALC	Water	QC	QC				A19K264
18	0B25043-CALD	Water	QC	QC				A19K265
19	0B25043-CALE	Water	QC	QC				A19K266
20	0B25043-CALF	Water	QC	QC				A19J407
21	0B25043-CALG	Water	QC	QC				A19J408
22	0B25043-CALH	Water	QC	QC				A19J409
23	0B25043-CALI	Water	QC	QC				A19K262
24	0B25043-IBL2	Water	QC	QC				
25	0B25043-ICV2	Water	QC	QC				A19J410
26	0B25043-CALJ	Water	QC	QC				A20B333
27	0B25043-CALK	Water	QC	QC				A19K307
28	0B25043-CALL	Water	QC	QC				A19K308
29	0B25043-CALM	Water	QC	QC				A19K309
30	0B25043-CALN	Water	QC	QC				A19K310
31	0B25043-CALO	Water	QC	QC				A19K311
32	0B25043-CALP	Water	QC	QC				A19K306
33	0B25043-IBL3	Water	QC	QC				
34	0B25043-ICV3	Water	QC	QC				A19K312
35	0B25043-CALQ	Water	QC	QC				A20B334
36	0B25043-CALR	Water	QC	QC				A19J417
37	0B25043-CALS	Water	QC	QC				A19J418
38	0B25043-CALT	Water	QC	QC				A19J419
39	0B25043-CALU	Water	QC	QC				A19J420
40	0B25043-CALV	Water	QC	QC				A19J421
41	0B25043-CALW	Water	QC	QC				A19J416
42	0B25043-IBL4	Water	QC	QC				
43	0B25043-ICV4	Water	QC	QC				A19J422

Data Entered By: MJB 3/2/20 Comments: ICAL

Data Reviewed By: MJ 3/3/20

Calibration Status Report SV-ECD5

Method Path : C:\msdchem\1\methods\
Method File : ECD5_QUANTPEST_200225.M
Title : Instrument: DualECD5
Last Update : Wed Feb 26 15:13:42 2020
Response Via : Initial Calibration

AOC 0203

MJB 2/26/20

#	ID	Conc	ISTD Conc	Path\File
1	1	10	0	C:\msdchem\1\data\2020-02\0B25043\ECD5-02252039.D
2	2	50	0	C:\msdchem\1\data\2020-02\0B25043\ECD5-02252040.D
3	3	100	0	C:\msdchem\1\data\2020-02\0B25043\ECD5-02252041.D
4	4	200	0	C:\msdchem\1\data\2020-02\0B25043\ECD5-02252042.D
5	5	500	0	C:\msdchem\1\data\2020-02\0B25043\ECD5-02252043.D
6	6	1000	0	C:\msdchem\1\data\2020-02\0B25043\ECD5-02252044.D
7	7	2000	0	C:\msdchem\1\data\2020-02\0B25043\ECD5-02252045.D
8	8	-1	0	C:\msdchem\1\data\2020-02\0B25043\ECD5-02252026.D
9	9	-1	0	C:\msdchem\1\data\2020-02\0B25043\ECD5-02252027.D

#	ID	Update Time	Quant Time	Acquisition Time
1	1	Feb 26 15:12 2020	Feb 26 15:05 2020	25 Feb 2020 23:13
2	2	Feb 26 15:13 2020	Feb 26 15:06 2020	25 Feb 2020 23:30
3	3	Feb 26 15:13 2020	Feb 26 15:06 2020	25 Feb 2020 23:47
4	4	Feb 26 15:13 2020	Feb 26 15:07 2020	26 Feb 2020 0:04
5	5	Feb 26 15:13 2020	Feb 26 15:04 2020	26 Feb 2020 0:21
6	6	Feb 26 15:13 2020	Feb 26 15:08 2020	26 Feb 2020 0:38
7	7	Feb 26 15:13 2020	Feb 26 15:08 2020	26 Feb 2020 0:55
8	8	Feb 26 15:11 2020	Feb 26 14:54 2020	25 Feb 2020 19:30
9	9	Feb 26 15:11 2020	Feb 26 14:55 2020	25 Feb 2020 19:47

ECD5_QUANTPEST_200225.M Wed Feb 26 17:11:39 2020

Response Factor Report SV-ECD5

Method Path : C:\msdchem\1\methods\
Method File : ECD5_QUANTPEST_200225.M
Title : Instrument: DualECD5
Last Update : Wed Feb 26 15:13:42 2020
Response Via : Initial Calibration

Calibration Files
1 =ECD5-02252039.D 2 =ECD5-02252040.D 3 =ECD5-02252041.D 4 =ECD5-02252042.D 5 =ECD5-02252043.D
6 =ECD5-02252044.D 7 =ECD5-02252045.D 8 =ECD5-02252026.D 9 =ECD5-02252027.D

		Compound	1	2	3	4	5	6	7	8	9	Avg		%RSD
1)	S	TCMX (S)	2.491	2.337	2.197	2.008	1.998	1.949	2.146	2.181	2.036	2.149	E5	8.25
2)		a-BHC	2.901	2.797	2.795	2.764	2.743	2.754	3.042	3.089	2.837	2.858	E5	4.46
3)		g-BHC	2.651	2.515	2.476	2.456	2.419	2.388	2.673	2.668	2.471	2.524	E5	4.39
4)		b-BHC	1.471	1.289	1.189	1.095	1.085	1.000	1.116	1.115	1.026	1.154	E5	12.68
5)		Heptachlor	2.573	2.322	2.304	2.223	2.236	2.139	2.417	2.470	2.296	2.331	E5	5.77
6)		d-BHC	2.989	2.573	2.423	2.378	2.405	2.276	2.578	2.569	2.440	2.515	E5	8.17
7)		Aldrin	2.495	2.396	2.344	2.294	2.349	2.297	2.543	2.578	2.328	2.403	E5	4.51
8)		Heptachlor Exp...	2.579	2.354	2.255	2.171	2.106	2.104	2.267	2.317	2.107	2.251	E5	6.90
9)		trans-Chlordane	2.502	2.322	2.248	2.155	2.157	2.147	2.353	2.380	2.216	2.275	E5	5.38
10)		cis-Chlordane	2.516	2.275	2.213	2.070	2.102	2.027	2.292	2.299	2.095	2.210	E5	6.99
11)		Endosulfan I	2.295	2.144	2.076	2.029	2.002	1.887	2.066	2.111	1.927	2.060	E5	5.87
12)		4,4'-DDE	2.311	2.197	2.168	2.169	2.208	2.139	2.447	2.435	2.215	2.254	E5	5.15
13)		Dieldrin	2.550	2.318	2.230	2.261	2.231	2.108	2.393	2.436	2.215	2.305	E5	5.84
14)		Endrin	1.791	1.644	1.604	1.563	1.584	1.519	1.722	1.802	1.688	1.657	E5	6.05
15)		4,4'-DDD	2.017	1.845	1.860	1.771	1.846	1.643	1.963	2.004	1.822	1.863	E5	6.38
16)		Endosulfan II	2.470	2.015	1.878	1.740	1.755	1.535	1.765	1.817	1.688	1.851	E5	14.38
17)		4,4'-DDT	1.465	1.366	1.368	1.355	1.458	1.332	1.620	1.687	1.645	1.478	E5	9.37
18)		Endrin Aldehyde	2.824	2.182	1.928	1.581	1.552	1.382	1.560	1.606	1.463	1.786	E5	25.81
19)		Endosulfan Sul...	2.883	2.174	1.922	1.634	1.704	1.442	1.635	1.705	1.566	1.852	E5	23.84
20)		Methoxychlor	9.495	8.106	7.972	6.966	7.208	6.556	7.660	8.281	8.000	7.805	E4	10.99
21)		Endrin Ketone	2.823	2.368	2.149	1.959	1.963	1.762	1.988	2.103	1.973	2.121	E5	14.67
22)	S	DCBP (S)	2.341	2.002	1.801	1.600	1.619	1.444	1.661	1.691	1.543	1.745	E5	15.73
23)		Hexachlorobuta...	2.359	2.310	2.282	2.226	2.116	2.149	1.998	2.314	2.244	2.222	E5	5.17
24)		Hexachlorobenzene	2.581	2.473	2.275	2.269	2.109	2.066	1.977	2.247	2.253	2.250	E5	8.45
25)		Oxychlordane	2.329	2.158	2.020	2.031	1.863	1.867	1.768	1.975	2.014	2.003	E5	8.39
26)		2,4'-DDE	1.658	1.628	1.545	1.569	1.470	1.452	1.340	1.510	1.557	1.525	E5	6.33
27)		trans-Nonachlor	2.512	2.367	2.259	2.289	2.133	2.052	2.003	2.268	2.277	2.240	E5	7.02
28)		2,4'-DDD	1.520	1.474	1.394	1.421	1.279	1.259	1.217	1.376	1.392	1.370	E5	7.35
29)		2,4'-DDT	1.272	1.220	1.236	1.287	1.188	1.247	1.221	1.471	1.496	1.293	E5	8.66
30)		cis-Nonachlor	2.671	2.608	2.475	2.576	2.425	2.391	2.240	2.585	2.557	2.503	E5	5.34
31)		Mirex	2.000	1.774	1.656	1.562	1.417	1.380	1.305	1.438	1.511	1.560	E5	14.03
32)		Chlordane (1)	2.601	2.439	2.564	2.444	2.344	2.445	2.532			2.481	E4	3.57
33)		Chlordane (2)	2.908	2.732	2.858	2.679	2.631	2.640	2.829			2.754	E4	4.05
34)		Chlordane (3)	7.870	7.271	7.786	7.235	7.197	7.358	7.740			7.494	E3	3.89
35)		Chlordane - AVE										0.000		-1.00
36)		Toxaphene (1)	1.134	1.163	1.079	1.044	1.005	1.016	0.982			1.060	E3	6.42
37)		Toxaphene (2)	2.300	2.176	1.991	1.871	1.806	1.837	1.807			1.970	E3	10.00
38)		Toxaphene (3)	4.468	4.163	3.885	3.823	3.812	3.991	3.991			4.019	E3	5.77
39)		Toxaphene (4)	4.325	4.077	3.720	3.757	3.789	3.824	3.859			3.907	E3	5.57
40)		Toxaphene (5)	3.045	3.113	2.904	2.957	2.902	3.053	3.143			3.017	E3	3.23
41)		Toxaphene (6)	4.389	4.033	3.796	3.785	3.747	3.931	3.924			3.944	E3	5.60
42)		Toxaphene - AVE										0.000		-1.00

MJB 3/2/20 MJB 3/2/20

Method Path : C:\msdchem\1\methods\
Method File : ECD5_QUANTPEST_200225.M
Title : Instrument: DualECD5

Signal #2 Calibration Files
1 =ECD5-02252039.D 2 =ECD5-02252040.D 3 =ECD5-02252041.D
4 =ECD5-02252042.D 5 =ECD5-02252043.D 6 =ECD5-02252044.D

		Compound	1	2	3	4	5	6	Avg	%RSD
44)	S	TCMX (S) #2	3.871	3.521	3.435	3.092	3.137	3.127	3.564	3.741 3.507 3.444 E5 8.04
45)		a-BHC #2	4.324	4.170	4.174	4.253	4.276	4.419	5.130	5.416 5.203 4.596 E5 10.91
46)		g-BHC #2	4.055	3.910	3.756	3.762	3.823	3.870	4.524	4.622 4.456 4.087 E5 8.56
47)		b-BHC #2	2.259	1.959	1.842	1.675	1.664	1.597	1.826	1.877 1.766 1.829 E5 10.81
48)		Heptachlor #2	3.844	3.518	3.563	3.389	3.567	3.397	3.997	4.231 4.004 3.723 E5 8.15
49)		d-BHC #2	4.282	3.729	3.612	3.458	3.730	3.576	4.249	4.512 4.366 3.946 E5 10.14
50)		Aldrin #2	3.743	3.484	3.565	3.547	3.580	3.660	4.140	4.291 4.134 3.794 E5 8.11
51)		Heptachlor Exp...	3.685	3.345	3.289	3.150	3.225	3.199	3.622	3.873 3.662 3.450 E5 7.59
52)		trans-Chlordan...	3.781	3.408	3.298	3.191	3.322	3.341	3.814	3.955 3.701 3.535 E5 7.85
53)		cis-Chlordane #2	3.565	3.227	3.158	3.016	3.145	3.133	3.525	3.739 3.502 3.334 E5 7.51
54)		Endosulfan I #2	3.315	3.033	2.923	2.879	2.901	2.899	3.278	3.448 3.257 3.104 E5 7.10
55)		4,4'-DDE #2	3.231	3.111	3.130	3.107	3.338	3.382	3.797	4.049 3.776 3.436 E5 10.21
56)		Dieldrin #2	3.460	3.261	3.196	3.134	3.244	3.291	3.791	4.021 3.777 3.464 E5 9.22
57)		Endrin #2	2.367	2.217	2.176	2.142	2.200	2.195	2.520	2.753 2.774 2.372 E5 10.59
58)		4,4'-DDD #2	2.704	2.595	2.558	2.535	2.702	2.511	3.027	3.296 3.152 2.787 E5 10.56
59)		Endosulfan II #2	3.345	2.828	2.635	2.434	2.495	2.295	2.706	2.937 2.923 2.733 E5 11.63
60)		4,4'-DDT #2	1.629	1.530	1.625	1.680	1.850	1.853	2.364	2.596 2.660 1.976 E5 22.37
61)		Endrin Aldehyd...	3.876	2.932	2.665	2.237	2.212	2.015	2.427	2.557 2.508 2.603 E5 21.07
62)		Endosulfan Sul...	3.890	2.897	2.582	2.301	2.342	2.072	2.406	2.598 2.575 2.630 E5 20.03
63)		Methoxychlor #2	1.006	0.923	0.902	0.879	0.945	0.875	1.108	1.221 1.230 1.010 E5 14.06
64)		Endrin Ketone #2	3.482	2.922	2.723	2.541	2.579	2.392	2.807	3.084 3.040 2.841 E5 11.75
65)	S	DCBP (S) #2	2.289	2.037	1.921	1.752	1.782	1.736	1.958	2.034 1.946 1.940 E5 8.98
66)		Hexachlorobuta...	4.398	4.298	4.304	4.256	4.030	4.190	3.987	4.713 4.992 4.352 E5 7.35
67)		Hexachlorobenz...	4.034	3.817	3.580	3.564	3.393	3.378	3.320	3.821 3.987 3.655 E5 7.36
68)		Oxychlordane #2	3.335	3.079	2.981	3.033	2.780	2.836	2.794	3.309 3.506 3.073 E5 8.47
69)		2,4'-DDE #2	2.433	2.342	2.254	2.345	2.213	2.228	2.189	2.505 2.677 2.354 E5 6.82
70)		trans-Nonachlo...	3.550	3.398	3.297	3.353	3.124	3.176	3.119	3.691 3.918 3.403 E5 8.01
71)		2,4'-DDD #2	2.249	2.179	2.015	2.060	1.932	1.941	1.888	2.200 2.338 2.089 E5 7.60
72)		2,4'-DDT #2	1.584	1.559	1.614	1.708	1.642	1.791	1.797	2.279 2.446 1.824 E5 17.50
73)		cis-Nonachlor #2	3.667	3.701	3.522	3.754	3.530	3.529	3.515	4.168 4.413 3.755 E5 8.57
74)		Mirex #2	2.388	2.396	2.139	2.063	1.914	1.890	1.792	2.159 2.302 2.116 E5 10.41
75)		Chlordane (1) #2	4.091	3.959	4.226	4.087	4.100	4.352	4.893	4.244 E4 7.34
76)		Chlordane (2) #2	3.555	3.255	3.516	3.358	3.378	3.563	3.958	3.512 E4 6.49
77)		Chlordane (3) #2	1.171	1.006	1.045	1.006	1.022	1.078	1.209	1.077 E4 7.61
78)		Chlordane - AV...								0.000 -1.00
79)		Toxaphene (1) #2	2.998	3.034	2.800	2.767	2.667	2.769	2.759	2.828 E3 4.79
80)		Toxaphene (2) #2	3.509	3.514	3.340	3.369	3.382	3.541	3.629	3.469 E3 3.08
81)		Toxaphene (3) #2	6.664	5.739	5.417	5.455	5.439	5.680	5.797	5.742 E3 7.58
82)		Toxaphene (4) #2	1.033	0.918	0.864	0.864	0.876	0.944	0.974	0.925 E4 6.90
83)		Toxaphene (5) #2	5.465	5.074	4.807	4.870	4.850	5.137	5.302	5.072 E3 4.91
84)		Toxaphene (6) #2	5.535	5.316	5.006	5.146	5.135	5.434	5.818	5.341 E3 5.22
85)		Toxaphene - AV...								0.000 -1.00

(#) = Out of Range

Calibration Report SV-ECD5

Method Path : C:\msdchem\1\methods\
Method File : ECD5_QUANTPEST_200225.M
Title : Instrument: DualECD5
Last Update : Wed Feb 26 15:13:42 2020
Response Via : Initial Calibration

Calibration Files
1 =ECD5-02252039 2 =ECD5-02252040 3 =ECD5-02252041 4 =ECD5-02252042 5 =ECD5-(
6 =ECD5-02252044 7 =ECD5-02252045 8 =ECD5-02252026 9 =ECD5-02252027

MB 2/26/20

		Compound	Fit	Constant	Linear	Quad	RSD/Cf
1)	S	TCMX (S)	Avg	-----	2.1493 e5	-----	0.0825
2)		a-BHC	Avg	-----	2.8580 e5	-----	0.0446
3)		g-BHC	Avg	-----	2.5241 e5	-----	0.0439
4)		b-BHC	Quad	2.0561 e4	1.0690 e5	-7.9739	0.9983
5)		Heptachlor	Avg	-----	2.3313 e5	-----	0.0577
6)		d-BHC	Avg	-----	2.5147 e5	-----	0.0817
7)		Aldrin	Avg	-----	2.4028 e5	-----	0.0451
8)		Heptachlor Expoxide	Avg	-----	2.2511 e5	-----	0.0690
9)		trans-Chlordane	Avg	-----	2.2755 e5	-----	0.0538
10)		cis-Chlordane	Avg	-----	2.2099 e5	-----	0.0699
11)		Endosulfan I	Avg	-----	2.0596 e5	-----	0.0587
12)		4,4'-DDE	Avg	-----	2.2543 e5	-----	0.0515
13)		Dieldrin	Avg	-----	2.3047 e5	-----	0.0584
14)		Endrin	Avg	-----	1.6575 e5	-----	0.0605
15)		4,4'-DDD	Avg	-----	1.8634 e5	-----	0.0638
16)		Endosulfan II	Quad	3.9285 e4	1.6657 e5	3.7929 e1	0.9972
17)		4,4'-DDT	Quad	1.2286 e3	1.4008 e5	1.6336 e2	0.9955
18)		Endrin Aldehyde	Quad	6.7764 e4	1.4919 e5	6.3220	0.9967
19)		Endosulfan Sulfate	Quad	6.5660 e4	1.5558 e5	3.0151 e1	0.9966
20)		Methoxychlor	Quad	1.2557 e4	6.9721 e4	6.6806 e1	0.9964
21)		Endrin Ketone	Quad	4.7340 e4	1.8841 e5	7.5487 e1	0.9977
22)	S	DCBP (S)	Quad	3.9719 e4	1.5674 e5	1.4074 e1	0.9970
23)		Hexachlorobutadiene	Avg	-----	2.2219 e5	-----	0.0517
24)		Hexachlorobenzene	Avg	-----	2.2500 e5	-----	0.0845
25)		Oxychlordane	Avg	-----	2.0028 e5	-----	0.0839
26)		2,4'-DDE	Avg	-----	1.5254 e5	-----	0.0633
27)		trans-Nonachlor	Avg	-----	2.2399 e5	-----	0.0702
28)		2,4'-DDD	Avg	-----	1.3702 e5	-----	0.0735
29)		2,4'-DDT	Avg	-----	1.2931 e5	-----	0.0866
30)		cis-Nonachlor	Avg	-----	2.5031 e5	-----	0.0534
31)		Mirex	Quad	3.1977 e4	1.4093 e5	3.0756 e1	0.9968
32)		Chlordane (1)	Avg	-----	2.4813 e4	-----	0.0357
33)		Chlordane (2)	Avg	-----	2.7538 e4	-----	0.0405
34)		Chlordane (3)	Avg	-----	7.4939 e3	-----	0.0389
35)		Chlordane - AVE	Avg	-----	-----	-----	0.0000
36)		Toxaphene (1)	Avg	-----	1.0604 e3	-----	0.0642
37)		Toxaphene (2)	Avg	-----	1.9696 e3	-----	0.1000
38)		Toxaphene (3)	Avg	-----	4.0190 e3	-----	0.0577
39)		Toxaphene (4)	Avg	-----	3.9072 e3	-----	0.0557
40)		Toxaphene (5)	Avg	-----	3.0167 e3	-----	0.0323
41)		Toxaphene (6)	Avg	-----	3.9437 e3	-----	0.0560
42)		Toxaphene - AVE	Avg	-----	-----	-----	0.0000

Signal #2

		Compound	Fit	Constant	Linear	Quad	RSD/Cf
1)	S	TCMX (S)	Avg	-----	3.4441 e5	-----	0.0804
2)		a-BHC	Quad	-1.0010 e4	4.3928 e5	5.6359 e2	0.9954
3)		g-BHC	Avg	-----	4.0865 e5	-----	0.0856
4)		b-BHC	Quad	2.9699 e4	1.6630 e5	8.7902 e1	0.9974
5)		Heptachlor	Avg	-----	3.7234 e5	-----	0.0815
6)		d-BHC	Quad	2.7253 e4	3.6047 e5	5.1265 e2	0.9947

7)		Aldrin	Avg	-----	3.7938 e5	-----	0.0811
8)		Heptachlor Expoxide	Avg	-----	3.4500 e5	-----	0.0759
9)		trans-Chlordane	Avg	-----	3.5345 e5	-----	0.0785
10)		cis-Chlordane	Avg	-----	3.3345 e5	-----	0.0751
11)		Endosulfan I	Avg	-----	3.1036 e5	-----	0.0710
12)		4,4'-DDE	Quad	-1.0799 e4	3.3305 e5	3.4726 e2	0.9951
13)		Dieldrin	Avg	-----	3.4639 e5	-----	0.0922
14)		Endrin	Quad	6.9865 e3	2.1846 e5	3.5902 e2	0.9972
15)		4,4'-DDD	Quad	1.1115 e3	2.6264 e5	3.5546 e2	0.9951
16)		Endosulfan II	Quad	4.6539 e4	2.3908 e5	3.2474 e2	0.9970
17)		4,4'-DDT	Quad	-1.5003 e4	1.8142 e5	5.1854 e2	0.9910
18)		Endrin Aldehyde	Quad	8.6786 e4	2.1236 e5	2.4270 e2	0.9959
19)		Endosulfan Sulfate	Quad	8.4038 e4	2.1561 e5	2.5523 e2	0.9968
20)		Methoxychlor	Quad	3.7181 e3	9.0774 e4	1.9709 e2	0.9941
21)		Endrin Ketone	Quad	4.8360 e4	2.4815 e5	3.4596 e2	0.9968
22)	S	DCBP (S)	Avg	-----	1.9395 e5	-----	0.0898
23)		Hexachlorobutadiene	Avg	-----	4.3518 e5	-----	0.0735
24)		Hexachlorobenzene	Avg	-----	3.6551 e5	-----	0.0736
25)		Oxychlordane	Avg	-----	3.0726 e5	-----	0.0847
26)		2,4'-DDE	Avg	-----	2.3539 e5	-----	0.0682
27)		trans-Nonachlor	Avg	-----	3.4028 e5	-----	0.0801
28)		2,4'-DDD	Avg	-----	2.0891 e5	-----	0.0760
29)		2,4'-DDT	Quad	-5.3236 e3	1.6582 e5	4.3243 e2	0.9976
30)		cis-Nonachlor	Avg	-----	3.7555 e5	-----	0.0857
31)		Mirex	Quad	2.9778 e4	1.9080 e5	1.8195 e2	0.9953
32)		Chlordane (1)	Avg	-----	4.2439 e4	-----	0.0734
33)		Chlordane (2)	Avg	-----	3.5117 e4	-----	0.0649
34)		Chlordane (3)	Avg	-----	1.0767 e4	-----	0.0761
35)		Chlordane - AVE	Avg	-----	-----	-----	0.0000
36)		Toxaphene (1)	Avg	-----	2.8276 e3	-----	0.0479
37)		Toxaphene (2)	Avg	-----	3.4692 e3	-----	0.0308
38)		Toxaphene (3)	Avg	-----	5.7416 e3	-----	0.0758
39)		Toxaphene (4)	Avg	-----	9.2479 e3	-----	0.0690
40)		Toxaphene (5)	Avg	-----	5.0722 e3	-----	0.0491
41)		Toxaphene (6)	Avg	-----	5.3414 e3	-----	0.0522
42)		Toxaphene - AVE	Avg	-----	-----	-----	0.0000

ECD5_QUANTPEST_200225.M Wed Feb 26 17:12:05 2020

Compound List Report SV-ECD5

Method Path : C:\msdchem\1\methods\
Method File : ECD5_QUANTPEST_200225.M
Title : Instrument: DualECD5
Last Update : Wed Feb 26 15:13:42 2020
Response Via : Initial Calibration

Total Cpnds : 85

MJB 2/26/20

PK#		Compound Name	Exp_RT	Rel_RT	Cal	A/H	ID
1	S	TCMX (S)	5.459	1.000	A	H	R
2		a-BHC	5.999	1.000	A	H	R
3		g-BHC	6.282	1.000	A	H	R
4		b-BHC	6.356	1.000	Q	H	R
5		Heptachlor	6.692	1.000	A	H	R
6		d-BHC	6.506	1.000	A	H	R
7		Aldrin	6.934	1.000	A	H	R
8		Heptachlor Expoxide	7.396	1.000	A	H	R
9		trans-Chlordane	7.490	1.000	A	H	R
10		cis-Chlordane	7.588	1.000	A	H	R
11		Endosulfan I	7.686	1.000	A	H	R
12		4,4'-DDE	7.646	1.000	A	H	R
13		Dieldrin	7.858	1.000	A	H	R
14		Endrin	8.024	1.000	A	H	R
15		4,4'-DDD	8.068	1.000	A	H	R
16		Endosulfan II	8.181	1.000	Q	H	R
17		4,4'-DDT	8.266	1.000	Q	H	R
18		Endrin Aldehyde	8.471	1.000	Q	H	R
19		Endosulfan Sulfate	8.774	1.000	Q	H	R
20		Methoxychlor	8.599	1.000	Q	H	R
21		Endrin Ketone	8.969	1.000	Q	H	R
22	S	DCBP (S)	9.660	1.000	Q	H	R
23		Hexachlorobutadiene	3.261	1.000	A	H	R
24		Hexachlorobenzene	5.840	1.000	A	H	R
25		Oxychlordane	7.323	1.000	A	H	R
26		2,4'-DDE	7.395	1.000	A	H	R
27		trans-Nonachlor	7.577	1.000	A	H	R
28		2,4'-DDD	7.768	1.000	A	H	R
29		2,4'-DDT	7.951	1.000	A	H	R
30		cis-Nonachlor	8.050	1.000	A	H	R
31		Mirex	8.719	1.000	Q	H	R
32		Chlordane (1)	7.490	1.000	A	H	R
33		Chlordane (2)	7.584	1.000	A	H	R
34		Chlordane (3)	8.135	1.000	A	H	R
35		Chlordane - AVE	3.763	1.000	A	H	R
36		Toxaphene (1)	7.565	1.000	A	H	R
37		Toxaphene (2)	7.860	1.000	A	H	R
38		Toxaphene (3)	8.171	1.000	A	H	R
39		Toxaphene (4)	8.413	1.000	A	H	R
40		Toxaphene (5)	8.642	1.000	A	H	R
41		Toxaphene (6)	8.709	1.000	A	H	R
42		Toxaphene - AVE	3.757	1.000	A	H	R
43		Signal #2	3.864	1.000	A	H	R
44	S	TCMX (S) #2	6.047	1.000	A	H	R
45		a-BHC #2	6.656	1.000	Q	H	R
46		g-BHC #2	6.974	1.000	A	H	R
47		b-BHC #2	7.036	1.000	Q	H	R
48		Heptachlor #2	7.350	1.000	A	H	R
49		d-BHC #2	7.293	1.000	Q	H	R
50		Aldrin #2	7.618	1.000	A	H	R
51		Heptachlor Expoxide #2	8.057	1.000	A	H	R
52		trans-Chlordane #2	8.197	1.000	A	H	R
53		cis-Chlordane #2	8.305	1.000	A	H	R
54		Endosulfan I #2	8.356	1.000	A	H	R
55		4,4'-DDE #2	8.409	1.000	A	H	R

56		Dieldrin #2	8.557	1.000	A	H	R
57		Endrin #2	8.785	1.000	Q	H	R
58		4,4'-DDD #2	8.825	1.000	Q	H	R
59		Endosulfan II #2	8.932	1.000	Q	H	R
60		4,4'-DDT #2	9.053	1.000	Q	H	R
61		Endrin Aldehyde #2	9.169	1.000	Q	H	R
62		Endosulfan Sulfate #2	9.360	1.000	Q	H	R
63		Methoxychlor #2	9.532	1.000	Q	H	R
64		Endrin Ketone #2	9.763	1.000	Q	H	R
65	S	DCBP (S) #2	10.632	1.000	A	H	R
66		Hexachlorobutadiene #2	3.736	1.000	A	H	R
67		Hexachlorobenzene #2	6.516	1.000	A	H	R
68		Oxychlordane #2	7.985	1.000	A	H	R
69		2,4'-DDE #2	8.187	1.000	A	H	R
70		trans-Nonachlor #2	8.259	1.000	A	H	R
71		2,4'-DDD #2	8.561	1.000	A	H	R
72		2,4'-DDT #2	8.787	1.000	Q	H	R
73		cis-Nonachlor #2	8.827	1.000	A	H	R
74		Mirex #2	9.756	1.000	Q	H	R
75		Chlordane (1) #2	8.196	1.000	A	H	R
76		Chlordane (2) #2	8.304	1.000	A	H	R
77		Chlordane (3) #2	8.969	1.000	A	H	R
78		Chlordane - AVE #2	3.743	1.000	A	H	R
79		Toxaphene (1) #2	8.533	1.000	A	H	R
80		Toxaphene (2) #2	8.882	1.000	A	H	R
81		Toxaphene (3) #2	8.917	1.000	A	H	R
82		Toxaphene (4) #2	8.986	1.000	A	H	R
83		Toxaphene (5) #2	9.162	1.000	A	H	R
84		Toxaphene (6) #2	9.544	1.000	A	H	R
85		Toxaphene - AVE #2	3.749	1.000	A	H	R

Cal A = Average L = Linear LO = Linear w/origin Q = Quad QO = Quad w/origin
A/H = Area or Height
ID R = R.T. B = R.T. & Q Q = Qvalue L = Largest A = All

ECD5_QUANTPEST_200225.M Wed Feb 26 17:11:57 2020

Element Calibration Review Sheet

Calibration ID: **A0C0203** Instrument: **DUALECD5** Calibration Date: **03/02/2020**

Analysis: **8081B Pesticides + Add** Instrument Cal ID: **ECD5_QUANTPEST_20022**

Chlordane (Technical)

Curve Fit: **AVERAGE RF**

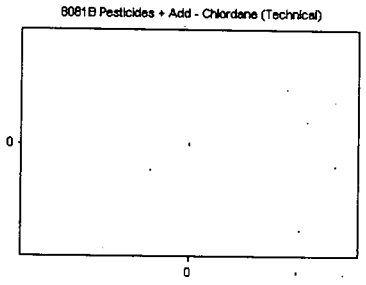

Standard	Concentration	Response	Response Factor	RT
0B25043-CALJ	10	0	0.000	0.00
0B25043-CALK	50	0	0.000	0.00
0B25043-CALL	100	0	0.000	0.00
0B25043-CALM	200	0	0.000	0.00
0B25043-CALN	500	0	0.000	0.00
0B25043-CALO	1000	0	0.000	0.00
0B25043-CALP	2000	0	0.000	0.00

AVE RF **0.000** RF RSD **0.00** AVE RT **0.00**

Chlordane (Technical) [2C]

Curve Fit: **AVERAGE RF**

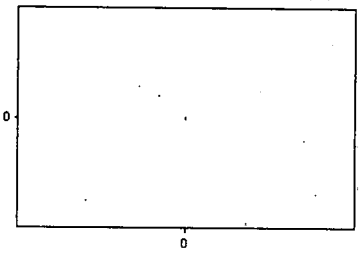

Standard	Concentration	Response	Response Factor	RT
0B25043-CALJ	10	0	0.000	0.00
0B25043-CALK	50	0	0.000	0.00
0B25043-CALL	100	0	0.000	0.00
0B25043-CALM	200	0	0.000	0.00
0B25043-CALN	500	0	0.000	0.00
0B25043-CALO	1000	0	0.000	0.00
0B25043-CALP	2000	0	0.000	0.00

AVE RF **0.000** RF RSD **0.00** AVE RT **0.00**

Toxaphene (Total)

Curve Fit: **AVERAGE RF**

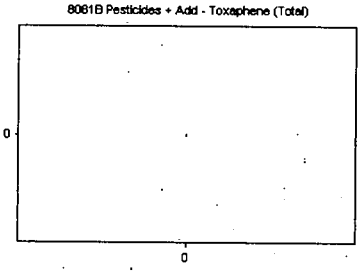

Standard	Concentration	Response	Response Factor	RT
0B25043-CALQ	10	0	0.000	0.00
0B25043-CALR	50	0	0.000	0.00
0B25043-CALS	100	0	0.000	0.00
0B25043-CALT	200	0	0.000	0.00
0B25043-CALU	500	0	0.000	0.00
0B25043-CALV	1000	0	0.000	0.00
0B25043-CALW	2000	0	0.000	0.00

AVE RF **0.000** RF RSD **0.00** AVE RT **0.00**

Toxaphene (Total) [2C]

Curve Fit: **AVERAGE RF**

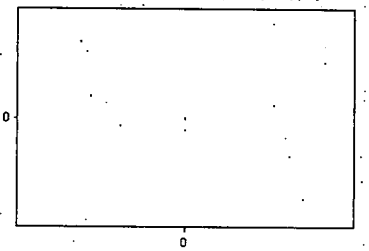

Standard	Concentration	Response	Response Factor	RT
0B25043-CALQ	10	0	0.000	0.00
0B25043-CALR	50	0	0.000	0.00
0B25043-CALS	100	0	0.000	0.00
0B25043-CALT	200	0	0.000	0.00
0B25043-CALU	500	0	0.000	0.00
0B25043-CALV	1000	0	0.000	0.00
0B25043-CALW	2000	0	0.000	0.00

AVE RF **0.000** RF RSD **0.00** AVE RT **0.00**

Element Calibration Review Sheet

Calibration ID: **A0C0203** Instrument: **DUALECD5** Calibration Date: **03/02/2020**

Analysis: **8081B Pesticides + Add** Instrument Cal ID: **ECD5_QUANTPEST_20022**

Hexachlorobutadiene

Curve Fit: **AVERAGE RF**

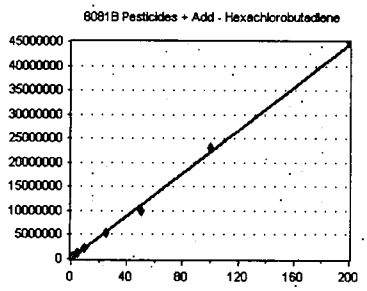

Standard	Concentration	Response	Response Factor	RT
0B25043-CALA	0.5	117932	235864.000	3.26
0B25043-CALB	1	231018	231018.000	3.26
0B25043-CALC	2	456305	228152.500	3.26
0B25043-CALD	5	1113082	222616.400	3.26
0B25043-CALE	10	2115564	211556.400	3.26
0B25043-CALF	25	5372243	214889.700	3.26
0B25043-CALG	50	9990291	199805.800	3.26
0B25043-CALH	100	2.313592E+07	231359.200	3.26
0B25043-CALI	200	4.488092E+07	224404.600	3.26

AVE RF **222185.200** RF RSD **5.17** AVE RT **3.26**

Hexachlorobutadiene [2C]

Curve Fit: **AVERAGE RF**

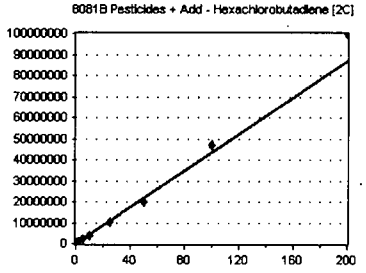

Standard	Concentration	Response	Response Factor	RT
0B25043-CALA	0.5	219919	439838.000	3.74
0B25043-CALB	1	429757	429757.000	3.74
0B25043-CALC	2	860733	430366.500	3.74
0B25043-CALD	5	2127786	425557.200	3.74
0B25043-CALE	10	4029851	402985.100	3.74
0B25043-CALF	25	1.04745E+07	418980.000	3.74
0B25043-CALG	50	1.993575E+07	398715.000	3.74
0B25043-CALH	100	4.712973E+07	471297.300	3.74
0B25043-CALI	200	9.983018E+07	499150.900	3.74

AVE RF **435183.000** RF RSD **7.35** AVE RT **3.74**

2,4,5,6-TCMX (Surr)

Curve Fit: **AVERAGE RF**

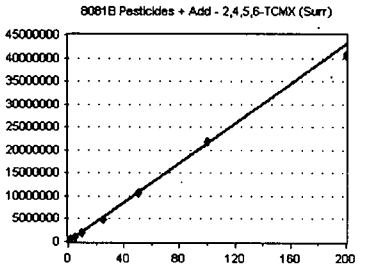

Standard	Concentration	Response	Response Factor	RT
0B25043-CAL1	0.5	124556	249112.000	5.46
0B25043-CAL2	1	233699	233699.000	5.46
0B25043-CAL3	2	439420	219710.000	5.46
0B25043-CAL4	5	1003988	200797.600	5.46
0B25043-CAL5	10	1998110	199811.000	5.46
0B25043-CAL6	25	4871536	194861.400	5.46
0B25043-CAL7	50	1.073165E+07	214633.000	5.46
0B25043-CAL8	100	2.181212E+07	218121.200	5.46
0B25043-CAL9	200	4.071608E+07	203580.400	5.46

AVE RF **214925.100** RF RSD **8.25** AVE RT **5.46**

Hexachlorobenzene

Curve Fit: **AVERAGE RF**

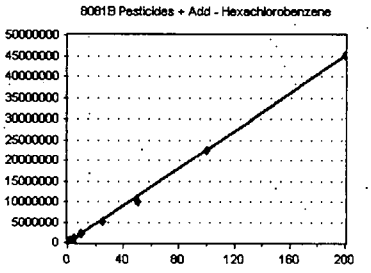

Standard	Concentration	Response	Response Factor	RT
0B25043-CALA	0.5	129074	258148.000	5.84
0B25043-CALB	1	247315	247315.000	5.84
0B25043-CALC	2	454930	227465.000	5.84
0B25043-CALD	5	1134739	226947.800	5.84
0B25043-CALE	10	2108819	210881.900	5.84
0B25043-CALF	25	5164469	206578.800	5.84
0B25043-CALG	50	9886431	197728.600	5.84
0B25043-CALH	100	2.247008E+07	224700.800	5.84
0B25043-CALI	200	4.505024E+07	225251.200	5.84

AVE RF **225001.900** RF RSD **8.45** AVE RT **5.84**

Element Calibration Review Sheet

Calibration ID: **A0C0203** Instrument: **DUALECD5** Calibration Date: **03/02/2020**

Analysis: **8081B Pesticides + Add** Instrument Cal ID: **ECD5_QUANTPEST_20022**

alpha-BHC

Curve Fit: **AVERAGE RF**

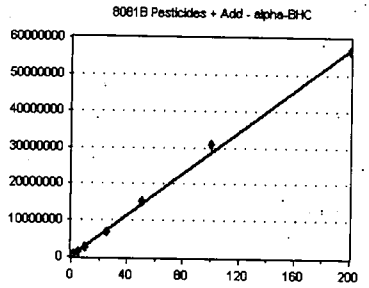

Standard	Concentration	Response	Response Factor	RT
0B25043-CAL1	0.5	145037	290074.000	6.00
0B25043-CAL2	1	279704	279704.000	6.00
0B25043-CAL3	2	558948	279474.000	6.00
0B25043-CAL4	5	1382053	276410.600	6.00
0B25043-CAL5	10	2743087	274308.700	6.00
0B25043-CAL6	25	6884847	275393.900	6.00
0B25043-CAL7	50	1.520903E+07	304180.600	6.00
0B25043-CAL8	100	3.089188E+07	308918.800	6.00
0B25043-CAL9	200	5.674622E+07	283731.100	6.00

AVE RF **285799.500** RF RSD **4.46** AVE RT **6.00**

2,4,5,6-TCMX (Surr) [2C]

Curve Fit: **AVERAGE RF**

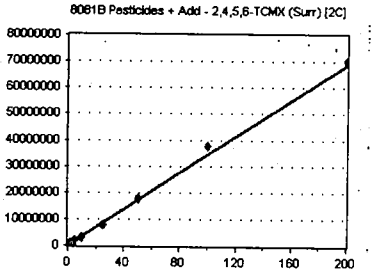

Standard	Concentration	Response	Response Factor	RT
0B25043-CAL1	0.5	193527	387054.000	6.05
0B25043-CAL2	1	352114	352114.000	6.05
0B25043-CAL3	2	687097	343548.500	6.05
0B25043-CAL4	5	1546173	309234.600	6.05
0B25043-CAL5	10	3136923	313692.300	6.05
0B25043-CAL6	25	7818668	312746.700	6.05
0B25043-CAL7	50	1.782226E+07	356445.200	6.05
0B25043-CAL8	100	3.741009E+07	374100.900	6.05
0B25043-CAL9	200	7.014894E+07	350744.700	6.05

AVE RF **344409.000** RF RSD **8.04** AVE RT **6.05**

gamma-BHC (Lindane)

Curve Fit: **AVERAGE RF**

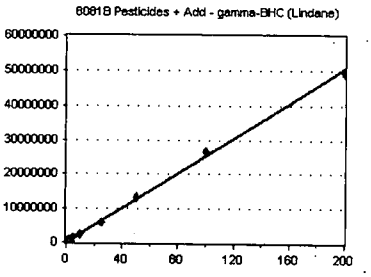

Standard	Concentration	Response	Response Factor	RT
0B25043-CAL1	0.5	132571	265142.000	6.29
0B25043-CAL2	1	251453	251453.000	6.29
0B25043-CAL3	2	495165	247582.500	6.28
0B25043-CAL4	5	1227845	245569.000	6.28
0B25043-CAL5	10	2419200	241920.000	6.28
0B25043-CAL6	25	5970280	238811.200	6.28
0B25043-CAL7	50	1.336347E+07	267269.400	6.28
0B25043-CAL8	100	2.668179E+07	266817.900	6.28
0B25043-CAL9	200	4.942952E+07	247147.600	6.28

AVE RF **252412.500** RF RSD **4.39** AVE RT **6.28**

beta-BHC

Curve Fit: **QUADRATIC: Weighting: (1/a^2), Origin: Ignore**

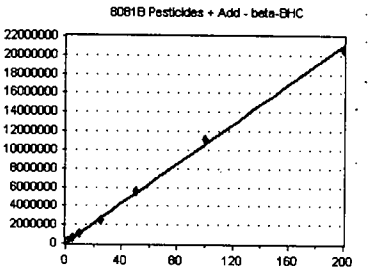

Standard	Concentration	Response	Response Factor	RT
0B25043-CAL1	0.5	73548	147096.000	6.36
0B25043-CAL2	1	128925	128925.000	6.36
0B25043-CAL3	2	237777	118888.500	6.36
0B25043-CAL4	5	547413	109482.600	6.36
0B25043-CAL5	10	1084856	108485.600	6.36
0B25043-CAL6	25	2499762	99990.480	6.36
0B25043-CAL7	50	5581996	111639.900	6.36
0B25043-CAL8	100	1.114841E+07	111484.100	6.36
0B25043-CAL9	200	2.052119E+07	102606.000	6.36

AVE RF **115399.800** RF RSD **12.68** AVE RT **6.36**

Element Calibration Review Sheet

Calibration ID: **A0C0203** Instrument: **DUALECD5** Calibration Date: **03/02/2020**

Analysis: **8081B Pesticides + Add** Instrument Cal ID: **ECD5_QUANTPEST_20022**

delta-BHC

Curve Fit: **AVERAGE RF**

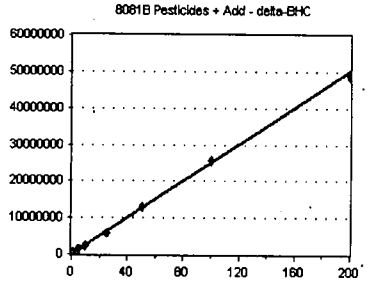

Standard	Concentration	Response	Response Factor	RT
0B25043-CAL1	0.5	149468	298936.000	6.51
0B25043-CAL2	1	257306	257306.000	6.51
0B25043-CAL3	2	484609	242304.500	6.51
0B25043-CAL4	5	1189174	237834.800	6.51
0B25043-CAL5	10	2405210	240521.000	6.51
0B25043-CAL6	25	5689190	227567.600	6.51
0B25043-CAL7	50	1.288959E+07	257791.800	6.51
0B25043-CAL8	100	2.569376E+07	256937.600	6.51
0B25043-CAL9	200	4.8804E+07	244020.000	6.51

AVE RF **251468.800** RF RSD **8.17** AVE RT **6.51**

Hexachlorobenzene [2C]

Curve Fit: **AVERAGE RF**

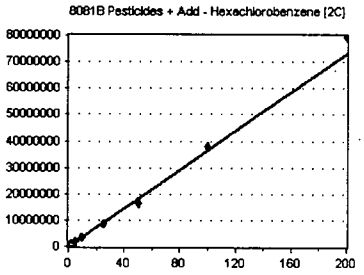

Standard	Concentration	Response	Response Factor	RT
0B25043-CALA	0.5	201711	403422.000	6.52
0B25043-CALB	1	381742	381742.000	6.52
0B25043-CALC	2	716095	358047.500	6.52
0B25043-CALD	5	1781991	356398.200	6.52
0B25043-CALE	10	3393326	339332.600	6.52
0B25043-CALF	25	8445450	337818.000	6.52
0B25043-CALG	50	1.659995E+07	331999.000	6.52
0B25043-CALH	100	3.821234E+07	382123.400	6.52
0B25043-CALI	200	7.97473E+07	398736.500	6.52

AVE RF **365513.200** RF RSD **7.36** AVE RT **6.52**

alpha-BHC [2C]

Curve Fit: **QUADRATIC: Weighting: (1/a^2), Origin: Ignore**

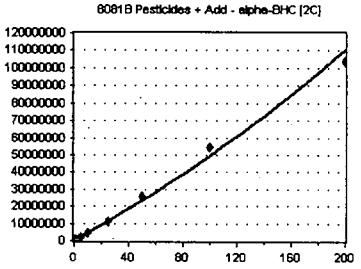

Standard	Concentration	Response	Response Factor	RT
0B25043-CAL1	0.5	216180	432360.000	6.66
0B25043-CAL2	1	417011	417011.000	6.66
0B25043-CAL3	2	834863	417431.500	6.66
0B25043-CAL4	5	2126700	425340.000	6.66
0B25043-CAL5	10	4275680	427568.000	6.66
0B25043-CAL6	25	1.104867E+07	441946.800	6.66
0B25043-CAL7	50	2.565067E+07	513013.400	6.66
0B25043-CAL8	100	5.416267E+07	541626.800	6.66
0B25043-CAL9	200	1.040502E+08	520251.000	6.66

AVE RF **459616.500** RF RSD **10.91** AVE RT **6.66**

Heptachlor

Curve Fit: **AVERAGE RF**

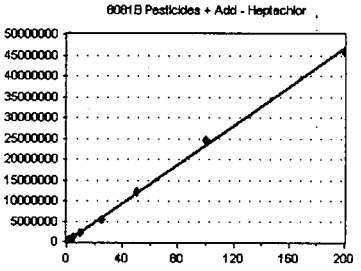

Standard	Concentration	Response	Response Factor	RT
0B25043-CAL1	0.5	128664	257328.000	6.70
0B25043-CAL2	1	232243	232243.000	6.70
0B25043-CAL3	2	460866	230433.000	6.69
0B25043-CAL4	5	1111456	222291.200	6.69
0B25043-CAL5	10	2236498	223649.800	6.69
0B25043-CAL6	25	5347547	213901.900	6.69
0B25043-CAL7	50	1.208574E+07	241714.800	6.69
0B25043-CAL8	100	2.470092E+07	247009.200	6.69
0B25043-CAL9	200	4.592322E+07	229616.100	6.69

AVE RF **233131.900** RF RSD **5.77** AVE RT **6.69**

Element Calibration Review Sheet

Calibration ID: **A0C0203** Instrument: **DUALECD5** Calibration Date: **03/02/2020**

Analysis: **8081B Pesticides + Add** Instrument Cal ID: **ECD5_QUANTPEST_20022**

Aldrin

Curve Fit: **AVERAGE RF**

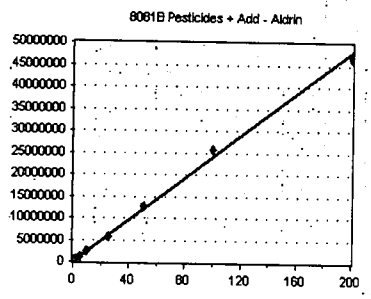

Standard	Concentration	Response	Response Factor	RT
0B25043-CAL1	0.5	124739	249478.000	6.94
0B25043-CAL2	1	239630	239630.000	6.94
0B25043-CAL3	2	468839	234419.500	6.94
0B25043-CAL4	5	1146897	229379.400	6.94
0B25043-CAL5	10	2348957	234895.700	6.94
0B25043-CAL6	25	5742951	229718.000	6.94
0B25043-CAL7	50	1.271631E+07	254326.200	6.93
0B25043-CAL8	100	2.578401E+07	257840.100	6.93
0B25043-CAL9	200	4.656889E+07	232844.400	6.94

AVE RF **240281.300** RF RSD **4.51** AVE RT **6.94**

gamma-BHC (Lindane) [2C]

Curve Fit: **AVERAGE RF**

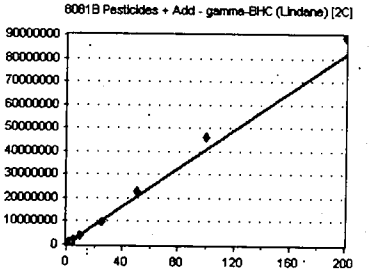

Standard	Concentration	Response	Response Factor	RT
0B25043-CAL1	0.5	202742	405484.000	6.98
0B25043-CAL2	1	390959	390959.000	6.98
0B25043-CAL3	2	751240	375620.000	6.98
0B25043-CAL4	5	1881135	376227.000	6.98
0B25043-CAL5	10	3823021	382302.100	6.98
0B25043-CAL6	25	9675514	387020.600	6.98
0B25043-CAL7	50	2.262216E+07	452443.200	6.98
0B25043-CAL8	100	4.622446E+07	462244.600	6.98
0B25043-CAL9	200	8.911085E+07	445554.300	6.98

AVE RF **408650.500** RF RSD **8.56** AVE RT **6.98**

beta-BHC [2C]

Curve Fit: **QUADRATIC: Weighting: (1/a^2), Origin: Ignore**

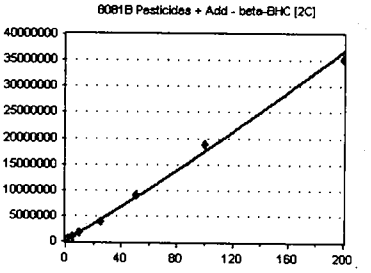

Standard	Concentration	Response	Response Factor	RT
0B25043-CAL1	0.5	112940	225880.000	7.04
0B25043-CAL2	1	195905	195905.000	7.04
0B25043-CAL3	2	368359	184179.500	7.04
0B25043-CAL4	5	837376	167475.200	7.04
0B25043-CAL5	10	1664144	166414.400	7.04
0B25043-CAL6	25	3993135	159725.400	7.04
0B25043-CAL7	50	9127826	182556.500	7.04
0B25043-CAL8	100	1.876591E+07	187659.100	7.04
0B25043-CAL9	200	3.53237E+07	176618.500	7.04

AVE RF **182934.800** RF RSD **10.81** AVE RT **7.04**

delta-BHC [2C]

Curve Fit: **QUADRATIC: Weighting: (1/a^2), Origin: Ignore**

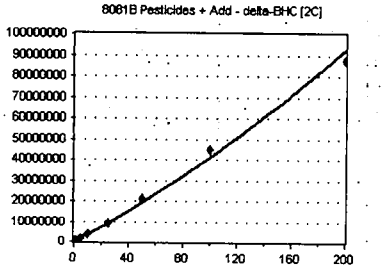

Standard	Concentration	Response	Response Factor	RT
0B25043-CAL1	0.5	214107	428214.000	7.30
0B25043-CAL2	1	372903	372903.000	7.29
0B25043-CAL3	2	722490	361245.000	7.30
0B25043-CAL4	5	1729213	345842.600	7.29
0B25043-CAL5	10	3730042	373004.200	7.29
0B25043-CAL6	25	8941211	357648.400	7.29
0B25043-CAL7	50	2.124384E+07	424876.800	7.29
0B25043-CAL8	100	4.512274E+07	451227.400	7.29
0B25043-CAL9	200	8.731331E+07	436566.600	7.30

AVE RF **394614.200** RF RSD **10.14** AVE RT **7.29**

Element Calibration Review Sheet

Calibration ID: **A0C0203** Instrument: **DUALECD5** Calibration Date: **03/02/2020**

Analysis: **8081B Pesticides + Add** Instrument Cal ID: **ECD5_QUANTPEST_20022**

Oxychlordane

Curve Fit: **AVERAGE RF**

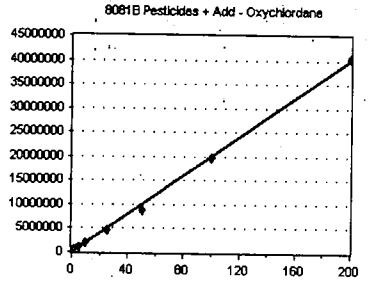

Standard	Concentration	Response	Response Factor	RT
0B25043-CALA	0.5	116445	232890.000	7.32
0B25043-CALB	1	215837	215837.000	7.32
0B25043-CALC	2	404098	202049.000	7.32
0B25043-CALD	5	1015651	203130.200	7.32
0B25043-CALE	10	1862537	186253.700	7.32
0B25043-CALF	25	4667823	186712.900	7.32
0B25043-CALG	50	8837500	176750.000	7.32
0B25043-CALH	100	1.975008E+07	197500.800	7.32
0B25043-CALI	200	4.028261E+07	201413.000	7.32

AVE RF **200281.900** RF RSD **8.39** AVE RT **7.32**

Heptachlor [2C]

Curve Fit: **AVERAGE RF**

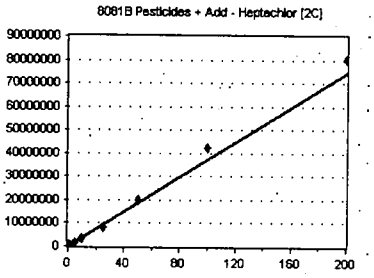

Standard	Concentration	Response	Response Factor	RT
0B25043-CAL1	0.5	192196	384392.000	7.36
0B25043-CAL2	1	351823	351823.000	7.35
0B25043-CAL3	2	712528	356264.000	7.35
0B25043-CAL4	5	1694467	338893.400	7.35
0B25043-CAL5	10	3567347	356734.700	7.35
0B25043-CAL6	25	8492275	339691.000	7.35
0B25043-CAL7	50	1.998748E+07	399749.600	7.35
0B25043-CAL8	100	4.230788E+07	423078.800	7.35
0B25043-CAL9	200	8.007886E+07	400394.300	7.35

AVE RF **372335.600** RF RSD **8.15** AVE RT **7.35**

2,4'-DDE

Curve Fit: **AVERAGE RF**

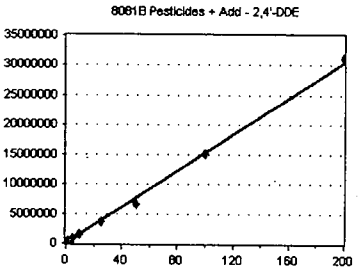

Standard	Concentration	Response	Response Factor	RT
0B25043-CALA	0.5	82916	165832.000	7.40
0B25043-CALB	1	162790	162790.000	7.40
0B25043-CALC	2	308973	154486.500	7.40
0B25043-CALD	5	784279	156855.800	7.40
0B25043-CALE	10	1469851	146985.100	7.40
0B25043-CALF	25	3629037	145161.500	7.40
0B25043-CALG	50	6700631	134012.600	7.40
0B25043-CALH	100	1.510432E+07	151043.200	7.39
0B25043-CALI	200	3.113692E+07	155684.600	7.40

AVE RF **152539.000** RF RSD **6.33** AVE RT **7.40**

Heptachlor epoxide

Curve Fit: **AVERAGE RF**

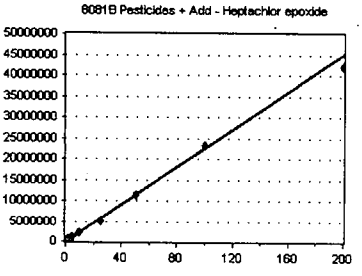

Standard	Concentration	Response	Response Factor	RT
0B25043-CAL1	0.5	128967	257934.000	7.40
0B25043-CAL2	1	235377	235377.000	7.40
0B25043-CAL3	2	451037	225518.500	7.40
0B25043-CAL4	5	1085253	217050.600	7.40
0B25043-CAL5	10	2106338	210633.800	7.40
0B25043-CAL6	25	5260106	210404.200	7.40
0B25043-CAL7	50	1.133529E+07	226705.800	7.40
0B25043-CAL8	100	2.317246E+07	231724.600	7.40
0B25043-CAL9	200	4.213246E+07	210662.300	7.40

AVE RF **225112.300** RF RSD **6.90** AVE RT **7.40**

Element Calibration Review Sheet

Calibration ID: **A0C0203** Instrument: **DUALECD5** Calibration Date: **03/02/2020**

Analysis: **8081B Pesticides + Add** Instrument Cal ID: **ECD5_QUANTPEST_20022**

Chlordane 1 (g)

Curve Fit: **AVERAGE RF**

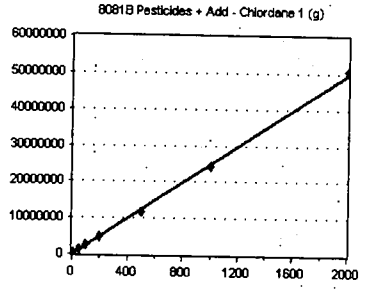

Standard	Concentration	Response	Response Factor	RT
0B25043-CALJ	10	260129	26012.900	7.49
0B25043-CALK	50	1219372	24387.440	7.49
0B25043-CALL	100	2563682	25636.820	7.49
0B25043-CALM	200	4888024	24440.120	7.49
0B25043-CALN	500	1.172032E+07	23440.640	7.49
0B25043-CALO	1000	2.444829E+07	24448.290	7.49
0B25043-CALP	2000	5.064356E+07	25321.780	7.49

AVE RF **24812.570** RF RSD **3.57** AVE RT **7.49**

trans-Chlordane

Curve Fit: **AVERAGE RF**

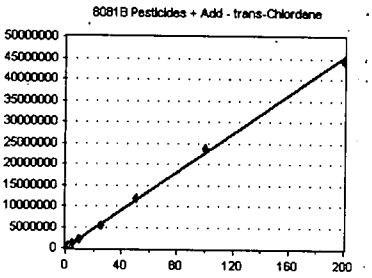

Standard	Concentration	Response	Response Factor	RT
0B25043-CAL1	0.5	125113	250226.000	7.50
0B25043-CAL2	1	232235	232235.000	7.49
0B25043-CAL3	2	449517	224758.500	7.49
0B25043-CAL4	5	1077636	215527.200	7.49
0B25043-CAL5	10	2156922	215692.200	7.49
0B25043-CAL6	25	5366296	214651.800	7.49
0B25043-CAL7	50	1.176375E+07	235275.000	7.49
0B25043-CAL8	100	2.379923E+07	237992.300	7.49
0B25043-CAL9	200	4.431116E+07	221555.800	7.49

AVE RF **227546.000** RF RSD **5.38** AVE RT **7.49**

Toxaphene 1

Curve Fit: **AVERAGE RF**

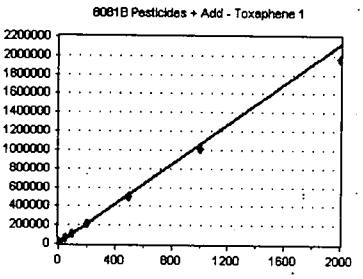

Standard	Concentration	Response	Response Factor	RT
0B25043-CALQ	10	11341	1134.100	7.57
0B25043-CALR	50	58140	1162.800	7.57
0B25043-CALS	100	107933	1079.330	7.57
0B25043-CALT	200	208805	1044.025	7.57
0B25043-CALU	500	502529	1005.058	7.57
0B25043-CALV	1000	1016048	1016.048	7.57
0B25043-CALW	2000	1963084	981.542	7.56

AVE RF **1060.415** RF RSD **6.42** AVE RT **7.57**

trans-Nonachlor

Curve Fit: **AVERAGE RF**

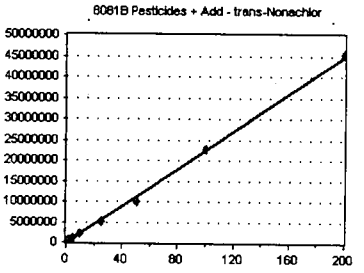

Standard	Concentration	Response	Response Factor	RT
0B25043-CALA	0.5	125622	251244.000	7.58
0B25043-CALB	1	236653	236653.000	7.58
0B25043-CALC	2	451765	225882.500	7.58
0B25043-CALD	5	1144259	228851.800	7.58
0B25043-CALE	10	2133448	213344.800	7.58
0B25043-CALF	25	5130994	205239.800	7.58
0B25043-CALG	50	1.001292E+07	200258.400	7.58
0B25043-CALH	100	2.267793E+07	226779.300	7.58
0B25043-CALI	200	4.553754E+07	227687.700	7.58

AVE RF **223993.500** RF RSD **7.02** AVE RT **7.58**

Element Calibration Review Sheet

Calibration ID: **A0C0203** Instrument: **DUALECD5** Calibration Date: **03/02/2020**

Analysis: **8081B Pesticides + Add** Instrument Cal ID: **ECD5_QUANTPEST_20022**

Chlordane 2

Curve Fit: **AVERAGE RF**

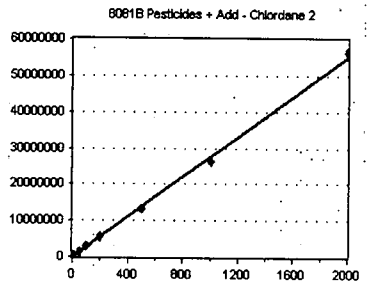

Standard	Concentration	Response	Response Factor	RT
0B25043-CALJ	10	290821	29082.100	7.59
0B25043-CALK	50	1365879	27317.580	7.58
0B25043-CALL	100	2858046	28580.460	7.58
0B25043-CALM	200	5357870	26789.350	7.58
0B25043-CALN	500	1.315567E+07	26311.340	7.58
0B25043-CALO	1000	2.639515E+07	26395.150	7.58
0B25043-CALP	2000	5.658262E+07	28291.310	7.58

AVE RF **27538.180** RF RSD **4.05** AVE RT **7.58**

cis-Chlordane

Curve Fit: **AVERAGE RF**

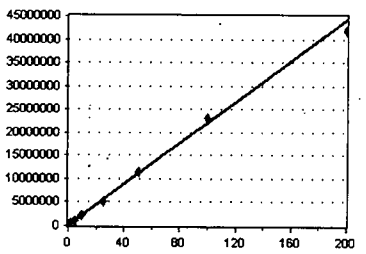

Standard	Concentration	Response	Response Factor	RT
0B25043-CAL1	0.5	125794	251588.000	7.59
0B25043-CAL2	1	227540	227540.000	7.59
0B25043-CAL3	2	442664	221332.000	7.59
0B25043-CAL4	5	1034851	206970.200	7.59
0B25043-CAL5	10	2101531	210153.100	7.59
0B25043-CAL6	25	5066990	202679.600	7.59
0B25043-CAL7	50	1.146229E+07	229245.800	7.59
0B25043-CAL8	100	2.299076E+07	229907.600	7.59
0B25043-CAL9	200	4.189339E+07	209467.000	7.59

AVE RF **220987.000** RF RSD **6.99** AVE RT **7.59**

Aldrin [2C]

Curve Fit: **AVERAGE RF**

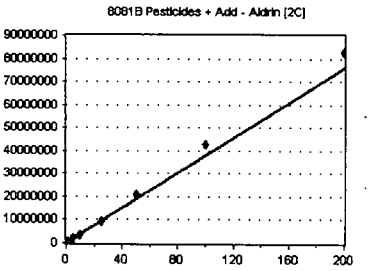

Standard	Concentration	Response	Response Factor	RT
0B25043-CAL1	0.5	187155	374310.000	7.62
0B25043-CAL2	1	348395	348395.000	7.62
0B25043-CAL3	2	712936	356468.000	7.62
0B25043-CAL4	5	1773714	354742.800	7.62
0B25043-CAL5	10	3580406	358040.600	7.62
0B25043-CAL6	25	9148985	365959.400	7.62
0B25043-CAL7	50	2.069803E+07	413960.600	7.62
0B25043-CAL8	100	4.291169E+07	429116.900	7.62
0B25043-CAL9	200	8.268003E+07	413400.200	7.62

AVE RF **379377.000** RF RSD **8.11** AVE RT **7.62**

4,4'-DDE

Curve Fit: **AVERAGE RF**

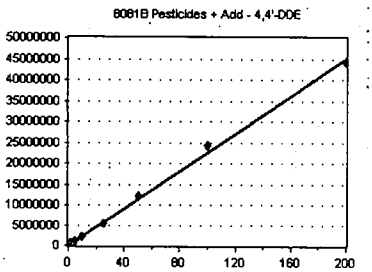

Standard	Concentration	Response	Response Factor	RT
0B25043-CAL1	0.5	115550	231100.000	7.65
0B25043-CAL2	1	219730	219730.000	7.65
0B25043-CAL3	2	433562	216781.000	7.65
0B25043-CAL4	5	1084606	216921.200	7.65
0B25043-CAL5	10	2207718	220771.800	7.65
0B25043-CAL6	25	5348124	213925.000	7.65
0B25043-CAL7	50	1.223263E+07	244652.600	7.65
0B25043-CAL8	100	2.434882E+07	243488.200	7.65
0B25043-CAL9	200	4.430057E+07	221502.800	7.65

AVE RF **225430.300** RF RSD **5.15** AVE RT **7.65**

Element Calibration Review Sheet

Calibration ID: **A0C0203** Instrument: **DUALECD5** Calibration Date: **03/02/2020**

Analysis: **8081B Pesticides + Add** Instrument Cal ID: **ECD5_QUANTPEST_20022**

Endosulfan I

Curve Fit: **AVERAGE RF**

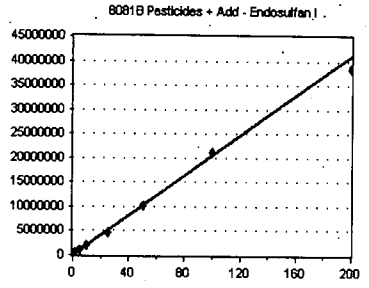

Standard	Concentration	Response	Response Factor	RT
0B25043-CAL1	0.5	114727	229454.000	7.69
0B25043-CAL2	1	214430	214430.000	7.69
0B25043-CAL3	2	415164	207582.000	7.69
0B25043-CAL4	5	1014379	202875.800	7.69
0B25043-CAL5	10	2002466	200246.600	7.69
0B25043-CAL6	25	4717875	188715.000	7.69
0B25043-CAL7	50	1.032843E+07	206568.600	7.69
0B25043-CAL8	100	2.110834E+07	211083.400	7.69
0B25043-CAL9	200	3.853748E+07	192687.400	7.69

AVE RF **205960.300** RF RSD **5.87** AVE RT **7.69**

2,4'-DDD

Curve Fit: **AVERAGE RF**

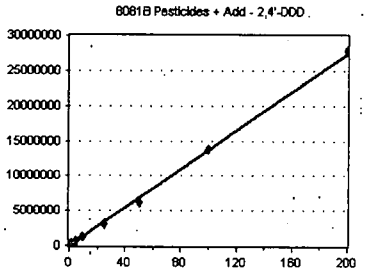

Standard	Concentration	Response	Response Factor	RT
0B25043-CALA	0.5	76012	152024.000	7.77
0B25043-CALB	1	147365	147365.000	7.77
0B25043-CALC	2	278841	139420.500	7.77
0B25043-CALD	5	710550	142110.000	7.77
0B25043-CALE	10	1279287	127928.700	7.77
0B25043-CALF	25	3146355	125854.200	7.77
0B25043-CALG	50	6083122	121662.400	7.77
0B25043-CALH	100	1.375644E+07	137564.400	7.77
0B25043-CALI	200	2.784759E+07	139238.000	7.77

AVE RF **137018.600** RF RSD **7.35** AVE RT **7.77**

Toxaphene 2

Curve Fit: **AVERAGE RF**

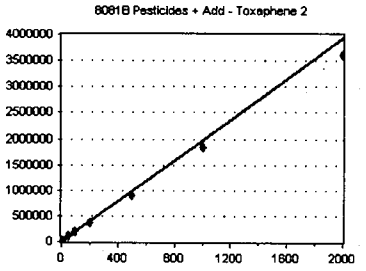

Standard	Concentration	Response	Response Factor	RT
0B25043-CALQ	10	22995	2299.500	7.86
0B25043-CALR	50	108818	2176.360	7.86
0B25043-CALS	100	199066	1990.660	7.86
0B25043-CALT	200	374128	1870.640	7.86
0B25043-CALU	500	902886	1805.772	7.86
0B25043-CALV	1000	1836951	1836.951	7.86
0B25043-CALW	2000	3614562	1807.281	7.86

AVE RF **1969.595** RF RSD **10.00** AVE RT **7.86**

Dieldrin

Curve Fit: **AVERAGE RF**

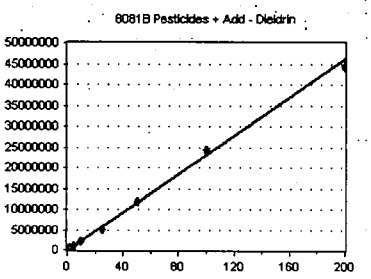

Standard	Concentration	Response	Response Factor	RT
0B25043-CAL1	0.5	127511	255022.000	7.86
0B25043-CAL2	1	231817	231817.000	7.86
0B25043-CAL3	2	446086	223043.000	7.86
0B25043-CAL4	5	1130550	226110.000	7.86
0B25043-CAL5	10	2231423	223142.300	7.86
0B25043-CAL6	25	5269648	210785.900	7.86
0B25043-CAL7	50	1.19646E+07	239292.000	7.86
0B25043-CAL8	100	2.43558E+07	243558.000	7.86
0B25043-CAL9	200	4.429628E+07	221481.400	7.86

AVE RF **230472.400** RF RSD **5.84** AVE RT **7.86**

Element Calibration Review Sheet

Calibration ID: **A0C0203** Instrument: **DUALECD5** Calibration Date: **03/02/2020**

Analysis: **8081B Pesticides + Add** Instrument Cal ID: **ECD5_QUANTPEST_20022**

2,4'-DDT

Curve Fit: **AVERAGE RF**

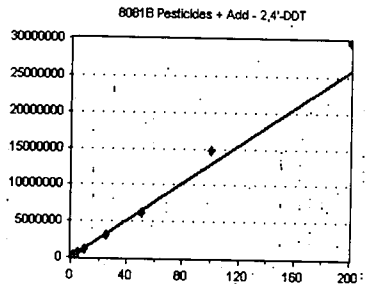

Standard	Concentration	Response	Response Factor	RT
0B25043-CALA	0.5	63598	127196.000	7.95
0B25043-CALB	1	121988	121988.000	7.95
0B25043-CALC	2	247235	123617.500	7.95
0B25043-CALD	5	643652	128730.400	7.95
0B25043-CALE	10	1188032	118803.200	7.95
0B25043-CALF	25	3118024	124721.000	7.95
0B25043-CALG	50	6102858	122057.200	7.95
0B25043-CALH	100	1.471294E+07	147129.400	7.95
0B25043-CALI	200	2.991086E+07	149554.300	7.95

AVE RF **129310.800** RF RSD **8.66** AVE RT **7.95**

Oxychlordane [2C]

Curve Fit: **AVERAGE RF**

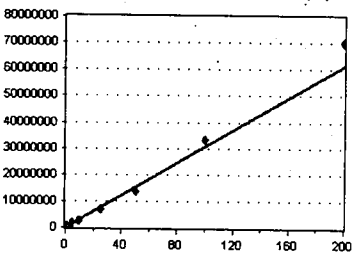

Standard	Concentration	Response	Response Factor	RT
0B25043-CALA	0.5	166729	333458.000	7.99
0B25043-CALB	1	307918	307918.000	7.99
0B25043-CALC	2	596146	298073.000	7.99
0B25043-CALD	5	1516690	303338.000	7.99
0B25043-CALE	10	2780134	278013.400	7.99
0B25043-CALF	25	7090383	283615.300	7.99
0B25043-CALG	50	1.396891E+07	279378.200	7.99
0B25043-CALH	100	3.309254E+07	330925.400	7.99
0B25043-CALI	200	7.011955E+07	350597.800	7.99

AVE RF **307257.500** RF RSD **8.47** AVE RT **7.99**

Endrin

Curve Fit: **AVERAGE RF**

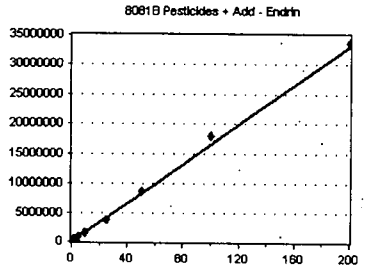

Standard	Concentration	Response	Response Factor	RT
0B25043-CAL1	0.5	89558	179116.000	8.03
0B25043-CAL2	1	164410	164410.000	8.03
0B25043-CAL3	2	320798	160399.000	8.03
0B25043-CAL4	5	781467	156293.400	8.03
0B25043-CAL5	10	1583671	158367.100	8.03
0B25043-CAL6	25	3796982	151879.300	8.03
0B25043-CAL7	50	8611621	172232.400	8.02
0B25043-CAL8	100	1.802025E+07	180202.500	8.02
0B25043-CAL9	200	3.37627E+07	168813.500	8.02

AVE RF **165745.900** RF RSD **6.05** AVE RT **8.03**

cis-Nonachlor

Curve Fit: **AVERAGE RF**

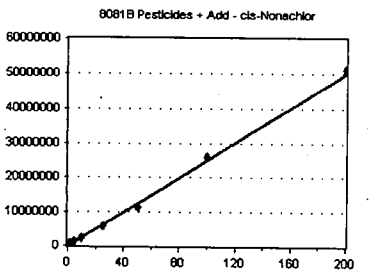

Standard	Concentration	Response	Response Factor	RT
0B25043-CALA	0.5	133571	267142.000	8.05
0B25043-CALB	1	260805	260805.000	8.05
0B25043-CALC	2	494941	247470.500	8.05
0B25043-CALD	5	1288124	257624.800	8.05
0B25043-CALE	10	2424511	242451.100	8.05
0B25043-CALF	25	5977723	239108.900	8.05
0B25043-CALG	50	1.12011E+07	224022.000	8.05
0B25043-CALH	100	2.585201E+07	258520.100	8.05
0B25043-CALI	200	5.113759E+07	255688.000	8.05

AVE RF **250314.700** RF RSD **5.34** AVE RT **8.05**

Element Calibration Review Sheet

Calibration ID: **A0C0203** Instrument: **DUALECD5** Calibration Date: **03/02/2020**

Analysis: **8081B Pesticides + Add** Instrument Cal ID: **ECD5_QUANTPEST_20022**

Heptachlor epoxide [2C]

Curve Fit: **AVERAGE RF**

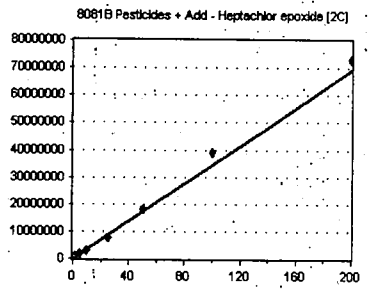

Standard	Concentration	Response	Response Factor	RT
0B25043-CAL1	0.5	184247	368494.000	8.06
0B25043-CAL2	1	334473	334473.000	8.06
0B25043-CAL3	2	657729	328864.500	8.06
0B25043-CAL4	5	1574920	314984.000	8.06
0B25043-CAL5	10	3225324	322532.400	8.06
0B25043-CAL6	25	7997772	319910.900	8.06
0B25043-CAL7	50	1.811233E+07	362246.600	8.06
0B25043-CAL8	100	3.872802E+07	387280.200	8.06
0B25043-CAL9	200	7.32353E+07	366176.500	8.06

AVE RF **344995.800** RF RSD **7.59** AVE RT **8.06**

4,4'-DDD

Curve Fit: **AVERAGE RF**

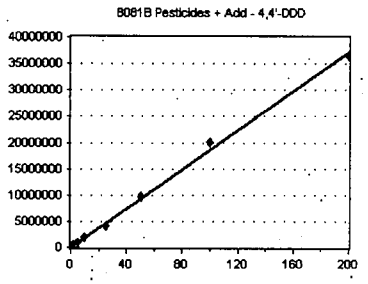

Standard	Concentration	Response	Response Factor	RT
0B25043-CAL1	0.5	100840	201680.000	8.07
0B25043-CAL2	1	184468	184468.000	8.07
0B25043-CAL3	2	371932	185966.000	8.07
0B25043-CAL4	5	885705	177141.000	8.07
0B25043-CAL5	10	1845969	184596.900	8.07
0B25043-CAL6	25	4106399	164256.000	8.07
0B25043-CAL7	50	9813457	196269.100	8.07
0B25043-CAL8	100	2.004419E+07	200441.900	8.07
0B25043-CAL9	200	3.644014E+07	182200.700	8.07

AVE RF **186335.500** RF RSD **6.38** AVE RT **8.07**

Chlordane 3 (a)

Curve Fit: **AVERAGE RF**

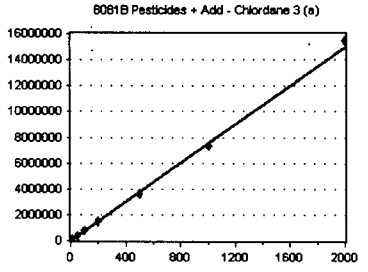

Standard	Concentration	Response	Response Factor	RT
0B25043-CALJ	10	78700	7870.000	8.14
0B25043-CALK	50	363557	7271.140	8.14
0B25043-CALL	100	778570	7785.700	8.14
0B25043-CALM	200	1447050	7235.250	8.14
0B25043-CALN	500	3598451	7196.902	8.14
0B25043-CALO	1000	7358441	7358.441	8.14
0B25043-CALP	2000	1.54796E+07	7739.800	8.14

AVE RF **7493.890** RF RSD **3.89** AVE RT **8.14**

Toxaphene 3

Curve Fit: **AVERAGE RF**

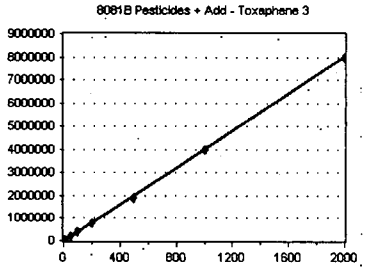

Standard	Concentration	Response	Response Factor	RT
0B25043-CALQ	10	44681	4468.100	8.17
0B25043-CALR	50	208175	4163.500	8.17
0B25043-CALS	100	388473	3884.730	8.17
0B25043-CALT	200	764681	3823.405	8.17
0B25043-CALU	500	1906098	3812.196	8.17
0B25043-CALV	1000	3990757	3990.757	8.17
0B25043-CALW	2000	7981234	3990.617	8.17

AVE RF **4019.044** RF RSD **5.78** AVE RT **8.17**

Element Calibration Review Sheet

Calibration ID: **A0C0203** Instrument: **DUALECD5** Calibration Date: **03/02/2020**

Analysis: **8081B Pesticides + Add** Instrument Cal ID: **ECD5_QUANTPEST_20022**

Endosulfan II

Curve Fit: **QUADRATIC: Weighting: (1/a^2), Origin: Ignore**

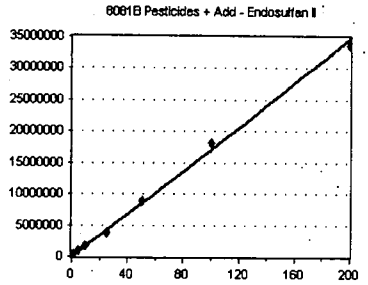

Standard	Concentration	Response	Response Factor	RT
0B25043-CAL1	0.5	123502	247004.000	8.19
0B25043-CAL2	1	201485	201485.000	8.18
0B25043-CAL3	2	375693	187846.500	8.18
0B25043-CAL4	5	869870	173974.000	8.18
0B25043-CAL5	10	1754678	175467.800	8.18
0B25043-CAL6	25	3837705	153508.200	8.18
0B25043-CAL7	50	8825451	176509.000	8.18
0B25043-CAL8	100	1.816548E+07	181654.800	8.18
0B25043-CAL9	200	3.37643E+07	168821.500	8.18

AVE RF **185141.200** RF RSD **14.38** AVE RT **8.18**

2,4'-DDE [2C]

Curve Fit: **AVERAGE RF**

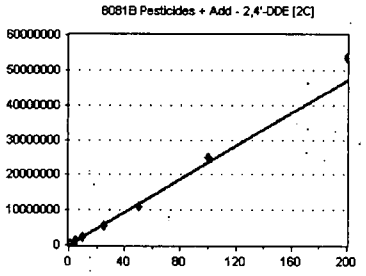

Standard	Concentration	Response	Response Factor	RT
0B25043-CALA	0.5	121631	243262.000	8.19
0B25043-CALB	1	234158	234158.000	8.19
0B25043-CALC	2	450716	225358.000	8.19
0B25043-CALD	5	1172351	234470.200	8.19
0B25043-CALE	10	2213415	221341.500	8.19
0B25043-CALF	25	5570315	222812.600	8.19
0B25043-CALG	50	1.094747E+07	218949.400	8.19
0B25043-CALH	100	2.504539E+07	250453.900	8.19
0B25043-CALI	200	5.353827E+07	267691.400	8.19

AVE RF **235388.600** RF RSD **6.82** AVE RT **8.19**

Chlordane 1 (g) [2C]

Curve Fit: **AVERAGE RF**

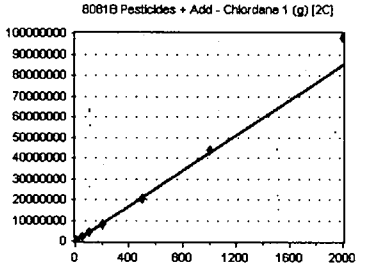

Standard	Concentration	Response	Response Factor	RT
0B25043-CALJ	10	409106	40910.600	8.20
0B25043-CALK	50	1979615	39592.300	8.20
0B25043-CALL	100	4226014	42260.140	8.20
0B25043-CALM	200	8173427	40867.140	8.20
0B25043-CALN	500	2.0498E+07	40996.000	8.20
0B25043-CALO	1000	4.35219E+07	43521.900	8.20
0B25043-CALP	2000	9.785207E+07	48926.040	8.20

AVE RF **42439.160** RF RSD **7.34** AVE RT **8.20**

trans-Chlordane [2C]

Curve Fit: **AVERAGE RF**

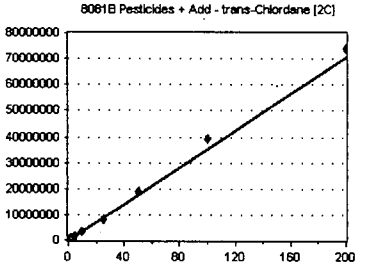

Standard	Concentration	Response	Response Factor	RT
0B25043-CAL1	0.5	189029	378058.000	8.20
0B25043-CAL2	1	340785	340785.000	8.20
0B25043-CAL3	2	659567	329783.500	8.20
0B25043-CAL4	5	1595744	319148.800	8.20
0B25043-CAL5	10	3321961	332196.100	8.20
0B25043-CAL6	25	8352508	334100.300	8.20
0B25043-CAL7	50	1.907143E+07	381428.600	8.20
0B25043-CAL8	100	3.954617E+07	395461.700	8.20
0B25043-CAL9	200	7.402635E+07	370131.800	8.20

AVE RF **353454.900** RF RSD **7.85** AVE RT **8.20**

Element Calibration Review Sheet

Calibration ID: **A0C0203** Instrument: **DUALECD5** Calibration Date: **03/02/2020**

Analysis: **8081B Pesticides + Add** Instrument Cal ID: **ECD5_QUANTPEST_20022**

trans-Nonachlor [2C]

Curve Fit: **AVERAGE RF**

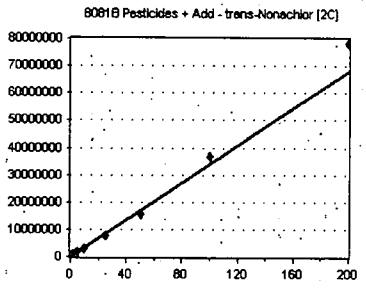

Standard	Concentration	Response	Response Factor	RT
0B25043-CALA	0.5	177493	354986.000	8.26
0B25043-CALB	1	339792	339792.000	8.26
0B25043-CALC	2	659379	329689.500	8.26
0B25043-CALD	5	1676451	335290.200	8.26
0B25043-CALE	10	3123800	312380.000	8.26
0B25043-CALF	25	7939518	317580.700	8.26
0B25043-CALG	50	1.559638E+07	311927.600	8.26
0B25043-CALH	100	3.691007E+07	369100.700	8.26
0B25043-CALI	200	7.836118E+07	391805.900	8.26

AVE RF **340283.600** RF RSD **8.01** AVE RT **8.26**

4,4'-DDT

Curve Fit: **QUADRATIC: Weighting: (1/a^2), Origin: Ignore**

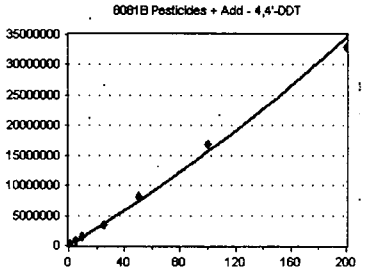

Standard	Concentration	Response	Response Factor	RT
0B25043-CAL1	0.5	73248	146496.000	8.27
0B25043-CAL2	1	136646	136646.000	8.27
0B25043-CAL3	2	273553	136776.500	8.27
0B25043-CAL4	5	677705	135541.000	8.27
0B25043-CAL5	10	1457724	145772.400	8.27
0B25043-CAL6	25	3331009	133240.400	8.27
0B25043-CAL7	50	8101008	162020.200	8.27
0B25043-CAL8	100	1.687139E+07	168713.900	8.27
0B25043-CAL9	200	3.290967E+07	164548.300	8.27

AVE RF **147750.500** RF RSD **9.37** AVE RT **8.27**

Chlordane 2 (a) [2C]

Curve Fit: **AVERAGE RF**

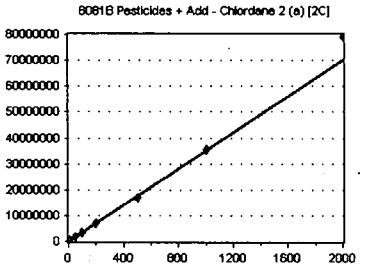

Standard	Concentration	Response	Response Factor	RT
0B25043-CALJ	10	355505	35550.500	8.31
0B25043-CALK	50	1627418	32548.360	8.31
0B25043-CALL	100	3515911	35159.110	8.30
0B25043-CALM	200	6715049	33575.250	8.31
0B25043-CALN	500	1.688759E+07	33775.180	8.30
0B25043-CALO	1000	3.562956E+07	35629.560	8.31
0B25043-CALP	2000	7.916903E+07	39584.520	8.31

AVE RF **35117.500** RF RSD **6.49** AVE RT **8.30**

cis-Chlordane [2C]

Curve Fit: **AVERAGE RF**

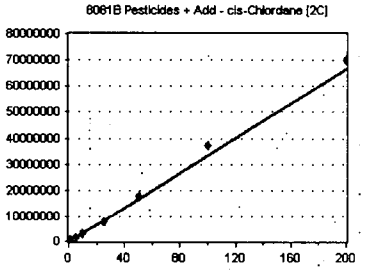

Standard	Concentration	Response	Response Factor	RT
0B25043-CAL1	0.5	178270	356540.000	8.31
0B25043-CAL2	1	322691	322691.000	8.31
0B25043-CAL3	2	631569	315784.500	8.31
0B25043-CAL4	5	1507927	301585.400	8.31
0B25043-CAL5	10	3145257	314525.700	8.31
0B25043-CAL6	25	7833062	313322.500	8.31
0B25043-CAL7	50	1.762339E+07	352467.800	8.31
0B25043-CAL8	100	3.738822E+07	373882.200	8.31
0B25043-CAL9	200	7.004439E+07	350222.000	8.31

AVE RF **333446.800** RF RSD **7.51** AVE RT **8.31**

Element Calibration Review Sheet

Calibration ID: **A0C0203** Instrument: **DUALECD5** Calibration Date: **03/02/2020**

Analysis: **8081B Pesticides + Add** Instrument Cal ID: **ECD5_QUANTPEST_20022**

Endosulfan I [2C]

Curve Fit: **AVERAGE RF**

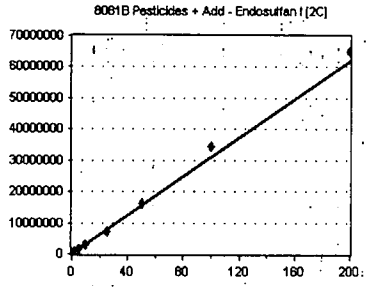

Standard	Concentration	Response	Response Factor	RT
0B25043-CAL1	0.5	165750	331500.000	8.36
0B25043-CAL2	1	303264	303264.000	8.36
0B25043-CAL3	2	584625	292312.500	8.36
0B25043-CAL4	5	1439410	287882.000	8.36
0B25043-CAL5	10	2901002	290100.200	8.36
0B25043-CAL6	25	7248567	289942.700	8.36
0B25043-CAL7	50	1.639049E+07	327809.800	8.36
0B25043-CAL8	100	3.447992E+07	344799.200	8.36
0B25043-CAL9	200	6.513064E+07	325653.200	8.36

AVE RF **310362.600** RF RSD **7.10** AVE RT **8.36**

4,4'-DDE [2C]

Curve Fit: **QUADRATIC: Weighting: (1/a^2), Origin: Ignore**

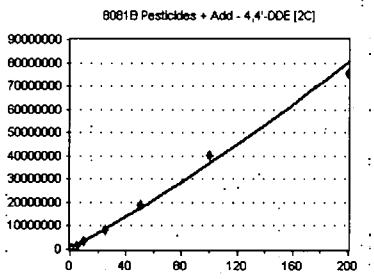

Standard	Concentration	Response	Response Factor	RT
0B25043-CAL1	0.5	161551	323102.000	8.41
0B25043-CAL2	1	311134	311134.000	8.41
0B25043-CAL3	2	626077	313038.500	8.41
0B25043-CAL4	5	1553504	310700.800	8.41
0B25043-CAL5	10	3337927	333792.700	8.41
0B25043-CAL6	25	8455231	338209.300	8.41
0B25043-CAL7	50	1.898456E+07	379691.200	8.41
0B25043-CAL8	100	4.049468E+07	404946.800	8.41
0B25043-CAL9	200	7.552679E+07	377634.000	8.41

AVE RF **343583.200** RF RSD **10.21** AVE RT **8.41**

Toxaphene 4

Curve Fit: **AVERAGE RF**

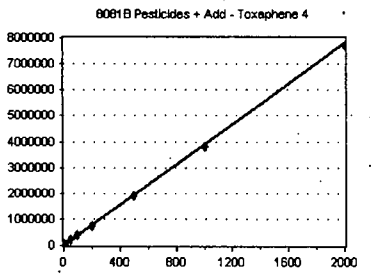

Standard	Concentration	Response	Response Factor	RT
0B25043-CALQ	10	43252	4325.200	8.41
0B25043-CALR	50	203857	4077.140	8.41
0B25043-CALS	100	371980	3719.800	8.41
0B25043-CALT	200	751450	3757.250	8.41
0B25043-CALU	500	1894280	3788.560	8.41
0B25043-CALV	1000	3823934	3823.934	8.41
0B25043-CALW	2000	7717268	3858.634	8.41

AVE RF **3907.217** RF RSD **5.57** AVE RT **8.41**

Endrin Aldehyde

Curve Fit: **QUADRATIC: Weighting: (1/a^2), Origin: Ignore**

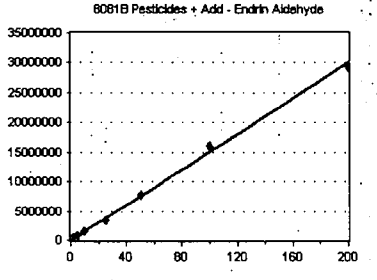

Standard	Concentration	Response	Response Factor	RT
0B25043-CAL1	0.5	141186	282372.000	8.48
0B25043-CAL2	1	218212	218212.000	8.47
0B25043-CAL3	2	385517	192758.500	8.47
0B25043-CAL4	5	790735	158147.000	8.47
0B25043-CAL5	10	1552434	155243.400	8.47
0B25043-CAL6	25	3455529	138221.200	8.47
0B25043-CAL7	50	7801382	156027.600	8.47
0B25043-CAL8	100	1.605774E+07	160577.400	8.47
0B25043-CAL9	200	2.925153E+07	146257.700	8.47

AVE RF **178646.300** RF RSD **25.81** AVE RT **8.47**

Element Calibration Review Sheet

Calibration ID: **A0C0203** Instrument: **DUALECD5** Calibration Date: **03/02/2020**

Analysis: **8081B Pesticides + Add** Instrument Cal ID: **ECD5_QUANTPEST_20022**

Toxaphene 1 [2C]

Curve Fit: **AVERAGE RF**

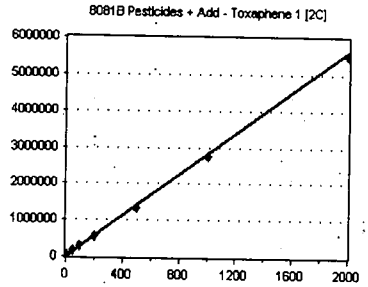

Standard	Concentration	Response	Response Factor	RT
0B25043-CALQ	10	29979	2997.900	8.53
0B25043-CALR	50	151694	3033.880	8.53
0B25043-CALS	100	279984	2799.840	8.53
0B25043-CALT	200	553315	2766.575	8.53
0B25043-CALU	500	1333338	2666.676	8.53
0B25043-CALV	1000	2769168	2769.168	8.53
0B25043-CALW	2000	5517985	2758.992	8.53

AVE RF **2827.576** RF RSD **4.79** AVE RT **8.53**

Dieldrin [2C]

Curve Fit: **AVERAGE RF**

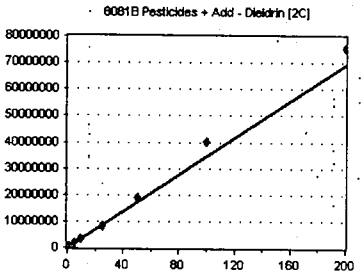

Standard	Concentration	Response	Response Factor	RT
0B25043-CAL1	0.5	172991	345982.000	8.56
0B25043-CAL2	1	326125	326125.000	8.56
0B25043-CAL3	2	639177	319588.500	8.56
0B25043-CAL4	5	1567052	313410.400	8.56
0B25043-CAL5	10	3243846	324384.600	8.56
0B25043-CAL6	25	8227724	329109.000	8.56
0B25043-CAL7	50	1.895725E+07	379145.000	8.56
0B25043-CAL8	100	4.020701E+07	402070.100	8.56
0B25043-CAL9	200	7.5536E+07	377680.000	8.56

AVE RF **346388.300** RF RSD **9.22** AVE RT **8.56**

2,4'-DDD [2C]

Curve Fit: **AVERAGE RF**

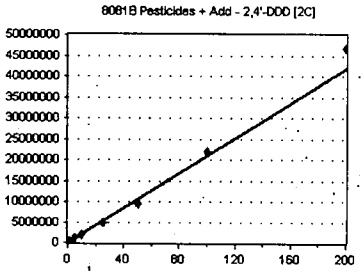

Standard	Concentration	Response	Response Factor	RT
0B25043-CALA	0.5	112451	224902.000	8.56
0B25043-CALB	1	217911	217911.000	8.56
0B25043-CALC	2	402947	201473.500	8.56
0B25043-CALD	5	1029786	205957.200	8.56
0B25043-CALE	10	1931515	193151.500	8.56
0B25043-CALF	25	4852223	194088.900	8.56
0B25043-CALG	50	9442355	188847.100	8.56
0B25043-CALH	100	2.200185E+07	220018.500	8.56
0B25043-CALI	200	4.676827E+07	233841.400	8.56

AVE RF **208910.100** RF RSD **7.60** AVE RT **8.56**

Methoxychlor

Curve Fit: **QUADRATIC: Weighting: (1/a^2), Origin: Ignore**

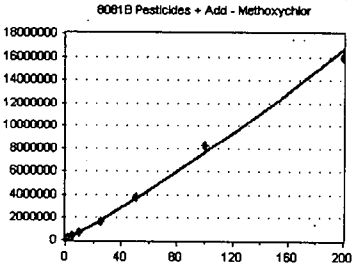

Standard	Concentration	Response	Response Factor	RT
0B25043-CAL1	0.5	47477	94954.000	8.61
0B25043-CAL2	1	81060	81060.000	8.60
0B25043-CAL3	2	159441	79720.500	8.60
0B25043-CAL4	5	348323	69664.600	8.60
0B25043-CAL5	10	720753	72075.300	8.60
0B25043-CAL6	25	1638952	65558.080	8.60
0B25043-CAL7	50	3829989	76599.780	8.60
0B25043-CAL8	100	8280893	82808.930	8.60
0B25043-CAL9	200	1.599908E+07	79995.400	8.60

AVE RF **78048.510** RF RSD **10.99** AVE RT **8.60**

Element Calibration Review Sheet

Calibration ID: **A0C0203** Instrument: **DUALECD5** Calibration Date: **03/02/2020**

Analysis: **8081B Pesticides + Add** Instrument Cal ID: **ECD5_QUANTPEST_20022**

Toxaphene 5

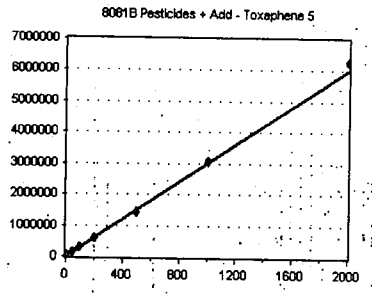

Curve Fit: **AVERAGE RF**

Standard	Concentration	Response	Response Factor	RT
0B25043-CALQ	10	30451	3045.100	8.64
0B25043-CALR	50	155631	3112.620	8.64
0B25043-CALS	100	290355	2903.550	8.64
0B25043-CALT	200	591464	2957.320	8.64
0B25043-CALU	500	1451072	2902.144	8.64
0B25043-CALV	1000	3053151	3053.151	8.64
0B25043-CALW	2000	6286579	3143.290	8.64

AVE RF **3016.739** RF RSD **3.23** AVE RT **8.64**

Toxaphene 6

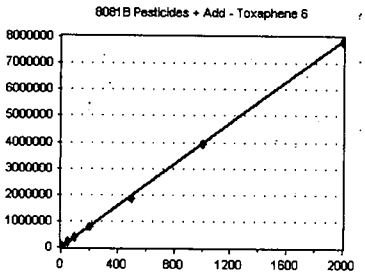

Curve Fit: **AVERAGE RF**

Standard	Concentration	Response	Response Factor	RT
0B25043-CALQ	10	43890	4389.000	8.71
0B25043-CALR	50	201655	4033.100	8.71
0B25043-CALS	100	379633	3796.330	8.71
0B25043-CALT	200	757030	3785.150	8.71
0B25043-CALU	500	1873668	3747.336	8.71
0B25043-CALV	1000	3931248	3931.248	8.71
0B25043-CALW	2000	7847735	3923.867	8.71

AVE RF **3943.719** RF RSD **5.60** AVE RT **8.71**

Mirex

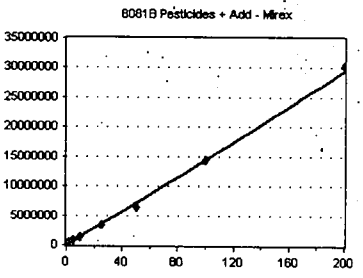

Curve Fit: **QUADRATIC: Weighting: (1/a^2), Origin: Ignore**

Standard	Concentration	Response	Response Factor	RT
0B25043-CALA	0.5	99990	199980.000	8.72
0B25043-CALB	1	177415	177415.000	8.72
0B25043-CALC	2	331292	165646.000	8.72
0B25043-CALD	5	781249	156249.800	8.72
0B25043-CALE	10	1417093	141709.300	8.72
0B25043-CALF	25	3449936	137997.400	8.72
0B25043-CALG	50	6526642	130532.800	8.72
0B25043-CALH	100	1.437844E+07	143784.400	8.72
0B25043-CALI	200	3.022123E+07	151106.200	8.72

AVE RF **156046.800** RF RSD **14.03** AVE RT **8.72**

Endosulfan sulfate

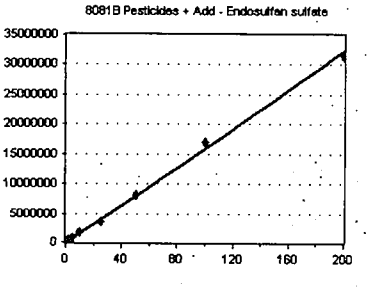

Curve Fit: **QUADRATIC: Weighting: (1/a^2), Origin: Ignore**

Standard	Concentration	Response	Response Factor	RT
0B25043-CAL1	0.5	144136	288272.000	8.78
0B25043-CAL2	1	217356	217356.000	8.78
0B25043-CAL3	2	384470	192235.000	8.78
0B25043-CAL4	5	816986	163397.200	8.78
0B25043-CAL5	10	1704127	170412.700	8.78
0B25043-CAL6	25	3605036	144201.400	8.78
0B25043-CAL7	50	8174428	163488.600	8.77
0B25043-CAL8	100	1.705364E+07	170536.400	8.77
0B25043-CAL9	200	3.131545E+07	156577.300	8.78

AVE RF **185164.100** RF RSD **23.84** AVE RT **8.78**

Element Calibration Review Sheet

Calibration ID: **A0C0203** Instrument: **DUALECD5** Calibration Date: **03/02/2020**

Analysis: **8081B Pesticides + Add** Instrument Cal ID: **ECD5_QUANTPEST_20022**

Endrin [2C]

Curve Fit: **QUADRATIC: Weighting: (1/a^2), Origin: Ignore**

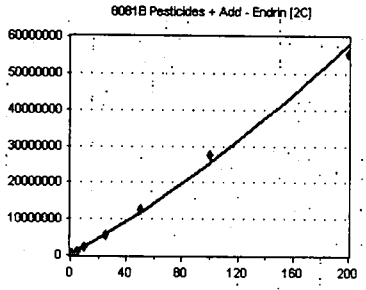

Standard	Concentration	Response	Response Factor	RT
0B25043-CAL1	0.5	118360	236720.000	8.79
0B25043-CAL2	1	221743	221743.000	8.79
0B25043-CAL3	2	435263	217631.500	8.79
0B25043-CAL4	5	1071103	214220.600	8.79
0B25043-CAL5	10	2199983	219998.300	8.79
0B25043-CAL6	25	5486337	219453.500	8.79
0B25043-CAL7	50	1.259892E+07	251978.400	8.79
0B25043-CAL8	100	2.753094E+07	275309.400	8.79
0B25043-CAL9	200	5.548313E+07	277415.600	8.79

AVE RF **237163.400** RF RSD **10.59** AVE RT **8.79**

2,4'-DDT [2C]

Curve Fit: **QUADRATIC: Weighting: (1/a^2), Origin: Ignore**

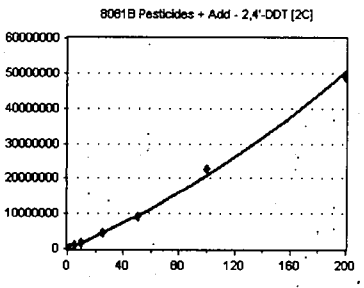

Standard	Concentration	Response	Response Factor	RT
0B25043-CALA	0.5	79209	158418.000	8.79
0B25043-CALB	1	155855	155855.000	8.79
0B25043-CALC	2	322849	161424.500	8.79
0B25043-CALD	5	853816	170763.200	8.79
0B25043-CALE	10	1641641	164164.100	8.79
0B25043-CALF	25	4477299	179092.000	8.79
0B25043-CALG	50	8983017	179660.300	8.79
0B25043-CALH	100	2.279376E+07	227937.600	8.79
0B25043-CALI	200	4.892501E+07	244625.000	8.79

AVE RF **182437.700** RF RSD **17.50** AVE RT **8.79**

4,4'-DDD [2C]

Curve Fit: **QUADRATIC: Weighting: (1/a^2), Origin: Ignore**

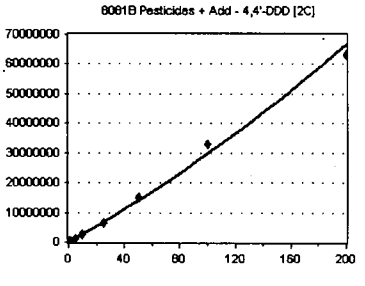

Standard	Concentration	Response	Response Factor	RT
0B25043-CAL1	0.5	135180	270360.000	8.83
0B25043-CAL2	1	259515	259515.000	8.83
0B25043-CAL3	2	511651	255825.500	8.83
0B25043-CAL4	5	1267308	253461.600	8.83
0B25043-CAL5	10	2702397	270239.700	8.83
0B25043-CAL6	25	6277761	251110.400	8.83
0B25043-CAL7	50	1.51325E+07	302650.000	8.83
0B25043-CAL8	100	3.295732E+07	329573.200	8.83
0B25043-CAL9	200	6.304642E+07	315232.100	8.83

AVE RF **278663.100** RF RSD **10.56** AVE RT **8.83**

cis-Nonachlor [2C]

Curve Fit: **AVERAGE RF**

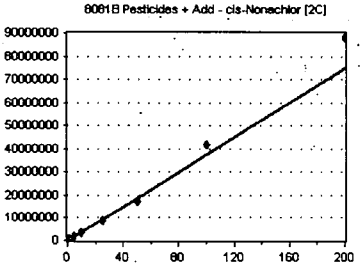

Standard	Concentration	Response	Response Factor	RT
0B25043-CALA	0.5	183369	366738.000	8.83
0B25043-CALB	1	370083	370083.000	8.83
0B25043-CALC	2	704365	352182.500	8.83
0B25043-CALD	5	1876952	375390.400	8.83
0B25043-CALE	10	3529630	352963.000	8.83
0B25043-CALF	25	8823260	352930.400	8.83
0B25043-CALG	50	1.757578E+07	351515.600	8.83
0B25043-CALH	100	4.168146E+07	416814.600	8.83
0B25043-CALI	200	8.826644E+07	441332.200	8.83

AVE RF **375550.000** RF RSD **8.57** AVE RT **8.83**

Element Calibration Review Sheet

Calibration ID: **A0C0203** Instrument: **DUALECD5** Calibration Date: **03/02/2020**

Analysis: **8081B Pesticides + Add** Instrument Cal ID: **ECD5_QUANTPEST_20022**

Toxaphene 2 [2C]

Curve Fit: **AVERAGE RF**

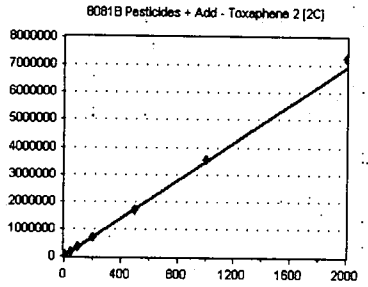

Standard	Concentration	Response	Response Factor	RT
0B25043-CALQ	10	35085	3508.500	8.88
0B25043-CALR	50	175705	3514.100	8.88
0B25043-CALS	100	334014	3340.140	8.88
0B25043-CALT	200	673874	3369.370	8.88
0B25043-CALU	500	1691199	3382.398	8.88
0B25043-CALV	1000	3540659	3540.659	8.88
0B25043-CALW	2000	7258199	3629.100	8.88

AVE RF **3469.181** RF RSD **3.08** AVE RT **8.88**

Toxaphene 3 [2C]

Curve Fit: **AVERAGE RF**

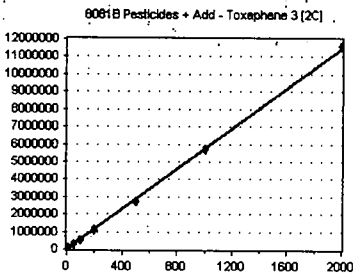

Standard	Concentration	Response	Response Factor	RT
0B25043-CALQ	10	66638	6663.800	8.92
0B25043-CALR	50	286968	5739.360	8.92
0B25043-CALS	100	541748	5417.480	8.92
0B25043-CALT	200	1091039	5455.195	8.92
0B25043-CALU	500	2719332	5438.664	8.92
0B25043-CALV	1000	5679715	5679.715	8.92
0B25043-CALW	2000	1.159445E+07	5797.225	8.92

AVE RF **5741.634** RF RSD **7.58** AVE RT **8.92**

Endosulfan II [2C]

Curve Fit: **QUADRATIC: Weighting: (1/a^2), Origin: Ignore**

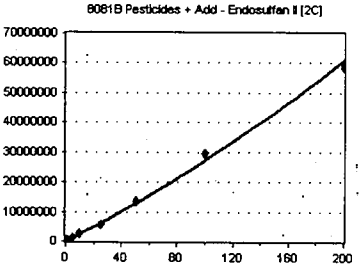

Standard	Concentration	Response	Response Factor	RT
0B25043-CAL1	0.5	167227	334454.000	8.94
0B25043-CAL2	1	282832	282832.000	8.93
0B25043-CAL3	2	527060	263530.000	8.93
0B25043-CAL4	5	1217071	243414.200	8.93
0B25043-CAL5	10	2495237	249523.700	8.93
0B25043-CAL6	25	5738244	229529.800	8.93
0B25043-CAL7	50	1.352961E+07	270592.200	8.93
0B25043-CAL8	100	2.936643E+07	293664.300	8.93
0B25043-CAL9	200	5.84691E+07	292345.500	8.93

AVE RF **273320.600** RF RSD **11.63** AVE RT **8.93**

Chlordane 3 [2C]

Curve Fit: **AVERAGE RF**

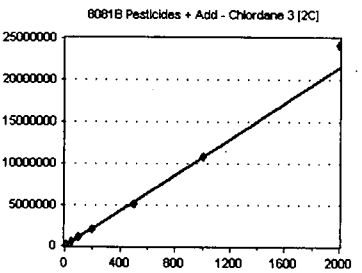

Standard	Concentration	Response	Response Factor	RT
0B25043-CALJ	10	117072	11707.200	8.97
0B25043-CALK	50	503081	10061.620	8.97
0B25043-CALL	100	1045379	10453.790	8.97
0B25043-CALM	200	2011818	10059.090	8.97
0B25043-CALN	500	5110139	10220.280	8.97
0B25043-CALO	1000	1.077555E+07	10775.550	8.97
0B25043-CALP	2000	2.417882E+07	12089.410	8.97

AVE RF **10766.710** RF RSD **7.61** AVE RT **8.97**

Element Calibration Review Sheet

Calibration ID: **A0C0203** Instrument: **DUALECD5** Calibration Date: **03/02/2020**

Analysis: **8081B Pesticides + Add** Instrument Cal ID: **ECD5_QUANTPEST_20022**

Endrin ketone

Curve Fit: **QUADRATIC: Weighting: (1/a^2), Origin: Ignore**

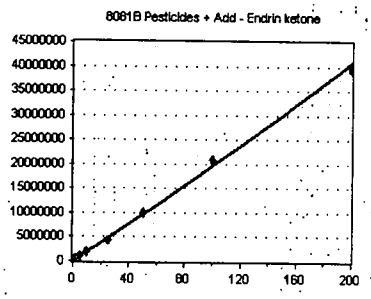

Standard	Concentration	Response	Response Factor	RT
0B25043-CAL1	0.5	141143	282286.000	8.97
0B25043-CAL2	1	236826	236826.000	8.97
0B25043-CAL3	2	429826	214913.000	8.97
0B25043-CAL4	5	979562	195912.400	8.97
0B25043-CAL5	10	1963488	196348.800	8.97
0B25043-CAL6	25	4404291	176171.600	8.97
0B25043-CAL7	50	9941349	198827.000	8.97
0B25043-CAL8	100	2.102656E+07	210265.600	8.97
0B25043-CAL9	200	3.946392E+07	197319.600	8.97

AVE RF **212096.700** RF RSD **14.67** AVE RT **8.97**

Toxaphene 4 [2C]

Curve Fit: **AVERAGE RF**

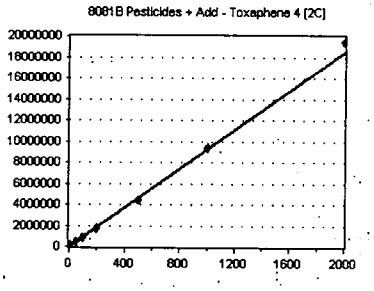

Standard	Concentration	Response	Response Factor	RT
0B25043-CALQ	10	103308	10330.800	8.98
0B25043-CALR	50	459206	9184.120	8.98
0B25043-CALS	100	863932	8639.320	8.99
0B25043-CALT	200	1727294	8636.470	8.99
0B25043-CALU	500	4378899	8757.798	8.99
0B25043-CALV	1000	9443957	9443.957	8.99
0B25043-CALW	2000	1.948539E+07	9742.695	8.99

AVE RF **9247.880** RF RSD **6.90** AVE RT **8.98**

4,4'-DDT [2C]

Curve Fit: **QUADRATIC: Weighting: (1/a^2), Origin: Ignore**

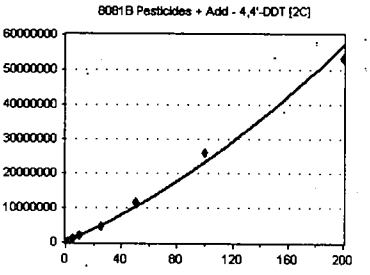

Standard	Concentration	Response	Response Factor	RT
0B25043-CAL1	0.5	81426	162852.000	9.06
0B25043-CAL2	1	152974	152974.000	9.05
0B25043-CAL3	2	325030	162515.000	9.06
0B25043-CAL4	5	840171	168034.200	9.05
0B25043-CAL5	10	1849882	184988.200	9.05
0B25043-CAL6	25	4632719	185308.800	9.05
0B25043-CAL7	50	1.181768E+07	236353.600	9.05
0B25043-CAL8	100	2.595768E+07	259576.800	9.05
0B25043-CAL9	200	5.320954E+07	266047.700	9.06

AVE RF **197627.800** RF RSD **22.37** AVE RT **9.05**

Toxaphene 5 [2C]

Curve Fit: **AVERAGE RF**

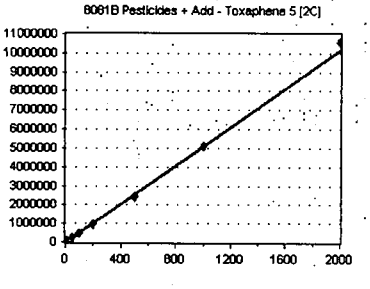

Standard	Concentration	Response	Response Factor	RT
0B25043-CALQ	10	54652	5465.200	9.16
0B25043-CALR	50	253707	5074.140	9.16
0B25043-CALS	100	480655	4806.550	9.16
0B25043-CALT	200	974015	4870.075	9.16
0B25043-CALU	500	2425185	4850.370	9.16
0B25043-CALV	1000	5137081	5137.081	9.16
0B25043-CALW	2000	1.060354E+07	5301.770	9.16

AVE RF **5072.169** RF RSD **4.91** AVE RT **9.16**

Element Calibration Review Sheet

Calibration ID: **A0C0203** Instrument: **DUALECD5** Calibration Date: **03/02/2020**

Analysis: **8081B Pesticides + Add** Instrument Cal ID: **ECD5_QUANTPEST_20022**

Endrin Aldehyde [2C]

Curve Fit: **QUADRATIC: Weighting: (1/a^2), Origin: Ignore**

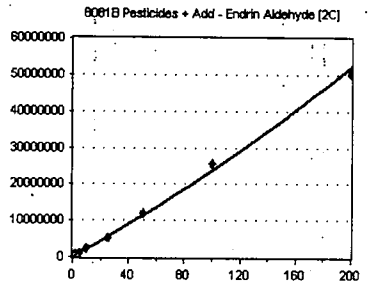

Standard	Concentration	Response	Response Factor	RT
0B25043-CAL1	0.5	193803	387606.000	9.17
0B25043-CAL2	1	293186	293186.000	9.17
0B25043-CAL3	2	532913	266456.500	9.17
0B25043-CAL4	5	1118310	223662.000	9.17
0B25043-CAL5	10	2212372	221237.200	9.17
0B25043-CAL6	25	5038314	201532.600	9.17
0B25043-CAL7	50	1.213723E+07	242744.600	9.17
0B25043-CAL8	100	2.557193E+07	255719.300	9.17
0B25043-CAL9	200	5.016961E+07	250848.000	9.17

AVE RF **260332.500** RF RSD **21.07** AVE RT **9.17**

Endosulfan sulfate [2C]

Curve Fit: **QUADRATIC: Weighting: (1/a^2), Origin: Ignore**

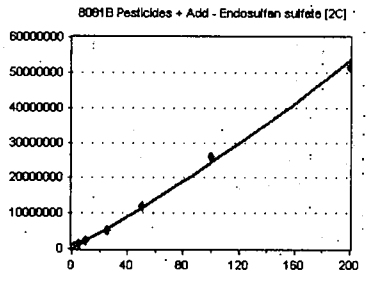

Standard	Concentration	Response	Response Factor	RT
0B25043-CAL1	0.5	194517	389034.000	9.36
0B25043-CAL2	1	289732	289732.000	9.36
0B25043-CAL3	2	516495	258247.500	9.36
0B25043-CAL4	5	1150682	230136.400	9.36
0B25043-CAL5	10	2341971	234197.100	9.36
0B25043-CAL6	25	5180877	207235.100	9.36
0B25043-CAL7	50	1.20314E+07	240628.000	9.36
0B25043-CAL8	100	2.598478E+07	259847.800	9.36
0B25043-CAL9	200	5.150049E+07	257502.400	9.36

AVE RF **262951.100** RF RSD **20.03** AVE RT **9.36**

Methoxychlor [2C]

Curve Fit: **QUADRATIC: Weighting: (1/a^2), Origin: Ignore**

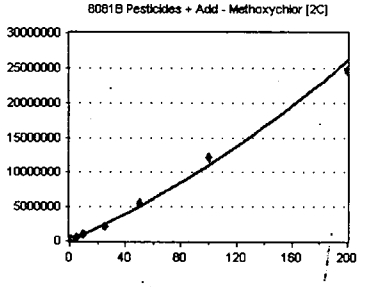

Standard	Concentration	Response	Response Factor	RT
0B25043-CAL1	0.5	50315	100630.000	9.54
0B25043-CAL2	1	92284	92284.000	9.53
0B25043-CAL3	2	180433	90216.500	9.53
0B25043-CAL4	5	439742	87948.400	9.53
0B25043-CAL5	10	944530	94453.000	9.53
0B25043-CAL6	25	2187472	87498.880	9.53
0B25043-CAL7	50	5539365	110787.300	9.53
0B25043-CAL8	100	1.220761E+07	122076.100	9.53
0B25043-CAL9	200	2.460759E+07	123038.000	9.53

AVE RF **100992.500** RF RSD **14.06** AVE RT **9.53**

Toxaphene 6 [2C]

Curve Fit: **AVERAGE RF**

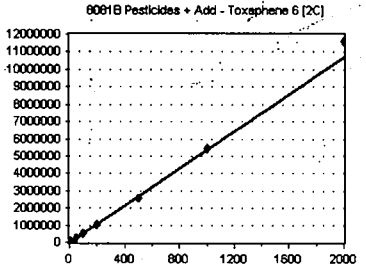

Standard	Concentration	Response	Response Factor	RT
0B25043-CALQ	10	55348	5534.800	9.54
0B25043-CALR	50	265807	5316.140	9.54
0B25043-CALS	100	500574	5005.740	9.54
0B25043-CALT	200	1029268	5146.340	9.54
0B25043-CALU	500	2567429	5134.858	9.54
0B25043-CALV	1000	5434405	5434.405	9.54
0B25043-CALW	2000	1.163522E+07	5817.610	9.54

AVE RF **5341.413** RF RSD **5.22** AVE RT **9.54**

Element Calibration Review Sheet

Calibration ID: **A0C0203** Instrument: **DUALECD5** Calibration Date: **03/02/2020**

Analysis: **8081B Pesticides + Add** Instrument Cal ID: **ECD5_QUANTPEST_20022**

Decachlorobiphenyl (Surr)

Curve Fit: **QUADRATIC: Weighting: (1/a^2), Origin: Ignore**

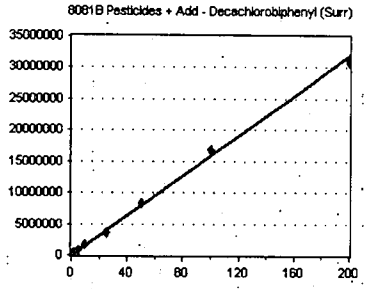

Standard	Concentration	Response	Response Factor	RT
0B25043-CAL1	0.5	117037	234074.000	9.67
0B25043-CAL2	1	200173	200173.000	9.66
0B25043-CAL3	2	360138	180069.000	9.66
0B25043-CAL4	5	799869	159973.800	9.66
0B25043-CAL5	10	1619015	161901.500	9.66
0B25043-CAL6	25	3610372	144414.900	9.66
0B25043-CAL7	50	8305607	166112.100	9.66
0B25043-CAL8	100	1.691112E+07	169111.200	9.66
0B25043-CAL9	200	3.086227E+07	154311.300	9.66

AVE RF **174460.100** RF RSD **15.73** AVE RT **9.66**

Mirex [2C]

Curve Fit: **QUADRATIC: Weighting: (1/a^2), Origin: Ignore**

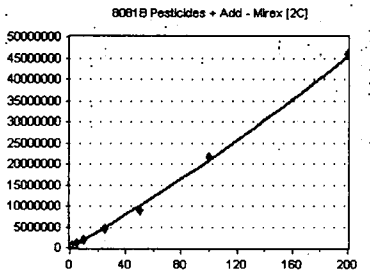

Standard	Concentration	Response	Response Factor	RT
0B25043-CALA	0.5	119379	238758.000	9.76
0B25043-CALB	1	239555	239555.000	9.76
0B25043-CALC	2	427844	213922.000	9.76
0B25043-CALD	5	1031368	206273.600	9.76
0B25043-CALE	10	1914233	191423.300	9.76
0B25043-CALF	25	4725980	189039.200	9.76
0B25043-CALG	50	8959174	179183.500	9.76
0B25043-CALH	100	2.158997E+07	215899.700	9.76
0B25043-CALI	200	4.603114E+07	230155.700	9.76

AVE RF **211578.900** RF RSD **10.41** AVE RT **9.76**

Endrin ketone [2C]

Curve Fit: **QUADRATIC: Weighting: (1/a^2), Origin: Ignore**

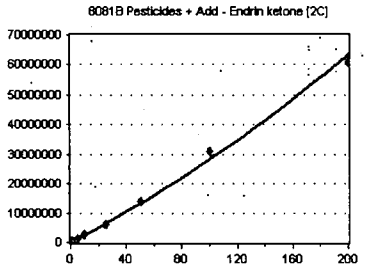

Standard	Concentration	Response	Response Factor	RT
0B25043-CAL1	0.5	174090	348180.000	9.77
0B25043-CAL2	1	292223	292223.000	9.76
0B25043-CAL3	2	544557	272278.500	9.76
0B25043-CAL4	5	1270528	254105.600	9.76
0B25043-CAL5	10	2578653	257865.300	9.76
0B25043-CAL6	25	5980624	239225.000	9.76
0B25043-CAL7	50	1.403276E+07	280655.200	9.76
0B25043-CAL8	100	3.08403E+07	308403.000	9.76
0B25043-CAL9	200	6.079363E+07	303968.200	9.77

AVE RF **284100.400** RF RSD **11.75** AVE RT **9.76**

Decachlorobiphenyl (Surr) [2C]

Curve Fit: **AVERAGE RF**

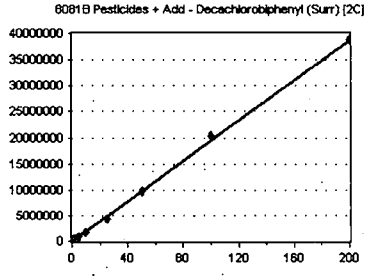

Standard	Concentration	Response	Response Factor	RT
0B25043-CAL1	0.5	114432	228864.000	10.64
0B25043-CAL2	1	203741	203741.000	10.63
0B25043-CAL3	2	384159	192079.500	10.63
0B25043-CAL4	5	875888	175177.600	10.63
0B25043-CAL5	10	1782079	178207.900	10.63
0B25043-CAL6	25	4340907	173636.300	10.63
0B25043-CAL7	50	9791773	195835.500	10.63
0B25043-CAL8	100	2.033798E+07	203379.800	10.63
0B25043-CAL9	200	3.892668E+07	194633.400	10.63

AVE RF **193950.500** RF RSD **8.98** AVE RT **10.63**

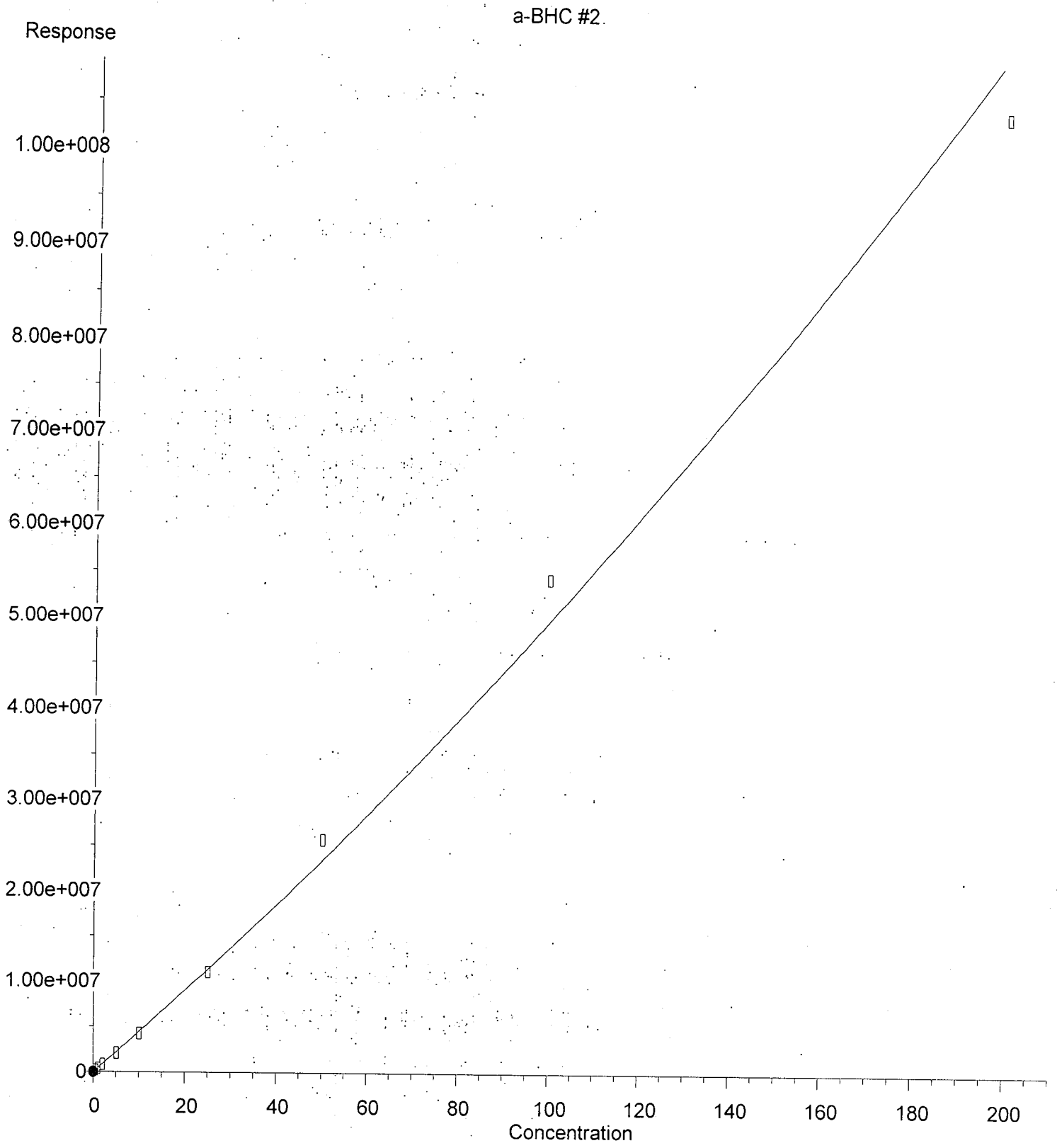

R = 5.64e+002 A*A + 4.39e+005 A - 1.00e+004
Coef of Det (r^2) = 0.995 Curve Fit: Quadratic w(1/a^2)
Method Name: C:\msdchem\1\methods\ECD5_QUANTPEST_200225.M
Calibration Table Last Updated: Wed Feb 26 15:46:10 2020

Quantitation Report (Qedit)

Data Path : C:\msdchem\1\data\2020-02\0B25043\REQUANT\
Data File : ECD5-02252008.D
Signal(s) : Signal #1: ECD1A.CH Signal #2: ECD2B.CH
Acq On : 25 Feb 2020 14:22
Operator : MJB
Sample : 0B25043-CAL1
Misc : A20B330, AB 0.5 ppb
ALS Vial : 5 (Sig #1); 0 (Sig #2) Sample Multiplier: 1

Integration File signal 1: PEST1.e
Integration File signal 2: PEST2.e
Quant Time: Feb 26 15:47:31 2020
Quant Method : C:\msdchem\1\methods\ECD5_QUANTPEST_200225.M
Quant Title : Instrument: DualECD5
QLast Update : Wed Feb 26 15:13:42 2020
Response via : Initial Calibration
Integrator: ChemStation 6890 Scale Mode: Small noise peaks clipped

Volume Inj. : 2uL
Signal #1 Phase : Rtx-CLPesticides Signal #2 Phase: Rtx-CLPesticides2
Signal #1 Info : 30m X 0.32mm X 0. Signal #2 Info : 30m X 0.32mm X 0.25um

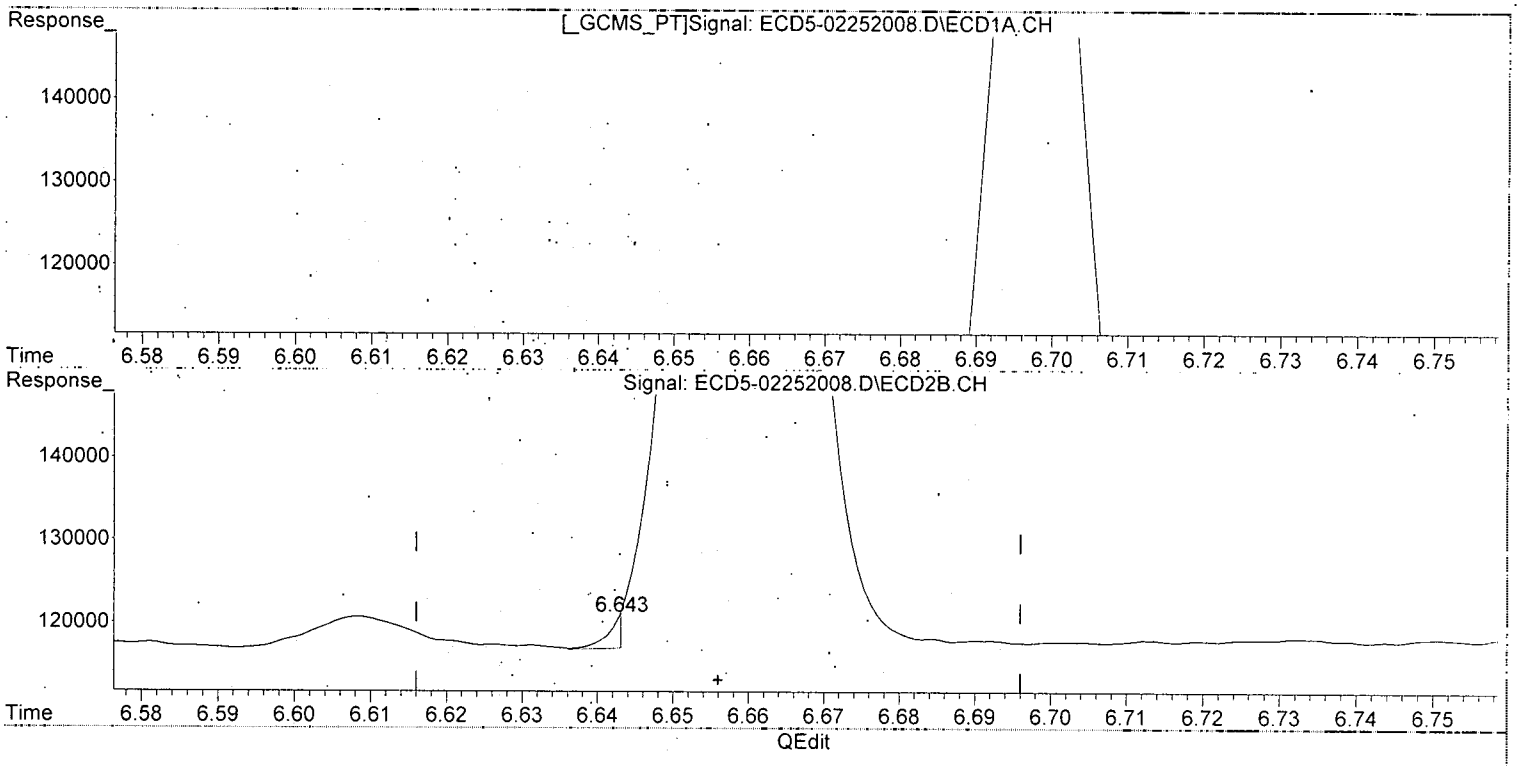

(2) a-BHC
6.004min 0.507 ng/mL
response 145037

MJB 2/26/20

(2) a-BHC #2
6.643min 0.032 ng/mL m
response 3859

(+) = Expected Retention Time
ECD5_QUANTPEST_200225.M Wed Feb 26 16:49:15 2020 Page: 1

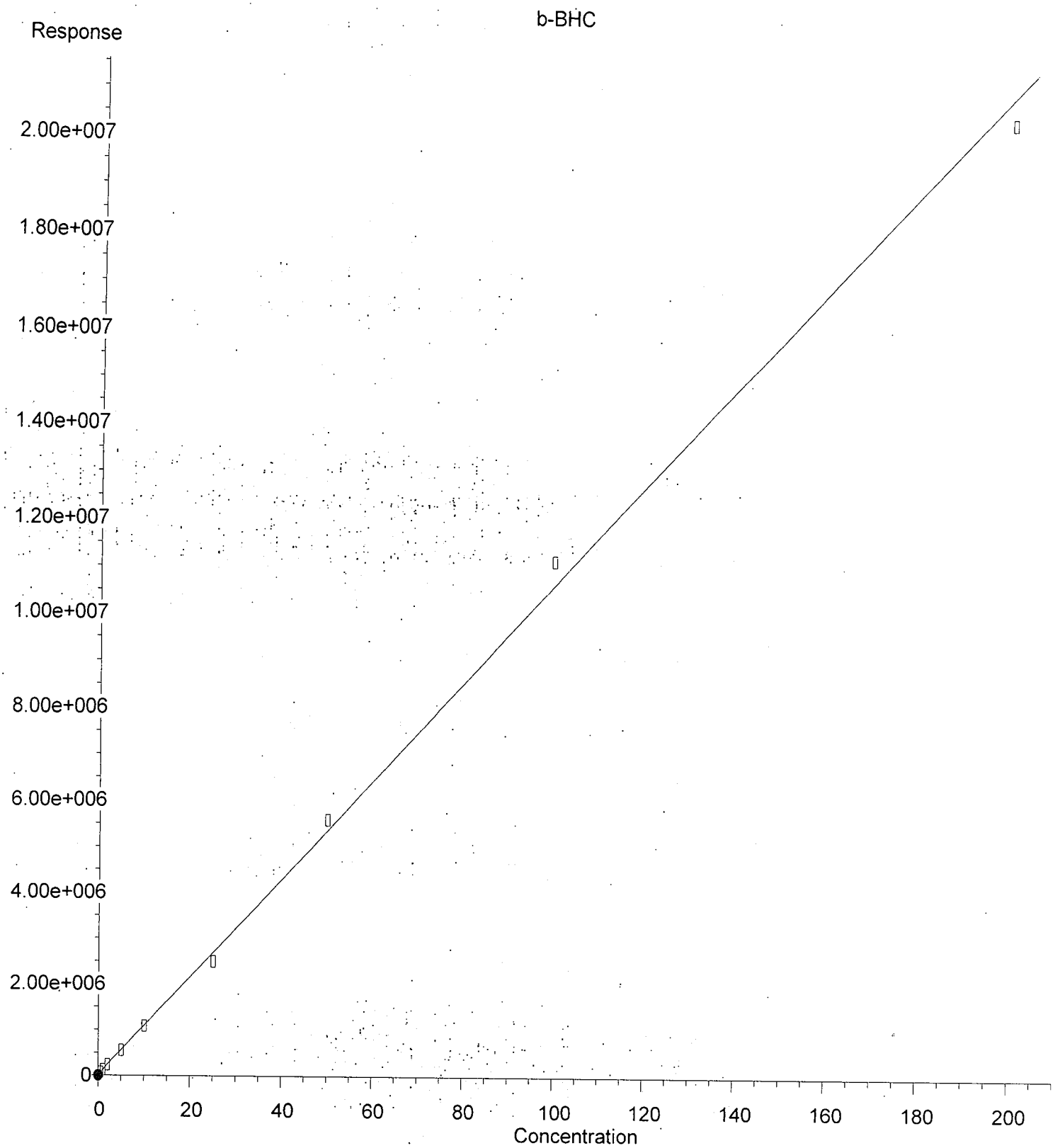

R = -7.97e+000 A*A + 1.07e+005 A + 2.06e+004
Coef of Det (r^2) = 0.998 Curve Fit: Quadratic w(1/a^2)
Method Name: C:\msdchem\1\methods\ECD5_QUANTPEST_200225.M
Calibration Table Last Updated: Wed Feb 26 15:46:10 2020

Quantitation Report (Qedit)

Data Path : C:\msdchem\1\data\2020-02\0B25043\REQUANT\
Data File : ECD5-02252008.D
Signal(s) : Signal #1: ECD1A.CH Signal #2: ECD2B.CH
Acq On : 25 Feb 2020 14:22
Operator : MJB
Sample : 0B25043-CAL1
Misc : A20B330, AB 0.5 ppb
ALS Vial : 5 (Sig #1); 0 (Sig #2) Sample Multiplier: 1

Integration File signal 1: PEST1.e
Integration File signal 2: PEST2.e
Quant Time: Feb 26 15:47:31 2020
Quant Method : C:\msdchem\1\methods\ECD5_QUANTPEST_200225.M
Quant Title : Instrument: DualECD5
QLast Update : Wed Feb 26 15:13:42 2020
Response via : Initial Calibration
Integrator: ChemStation 6890 Scale Mode: Small noise peaks clipped

Volume Inj. : 2uL
Signal #1 Phase : Rtx-CLPesticides Signal #2 Phase: Rtx-CLPesticides2
Signal #1 Info : 30m X 0.32mm X 0. Signal #2 Info : 30m X 0.32mm X 0.25um

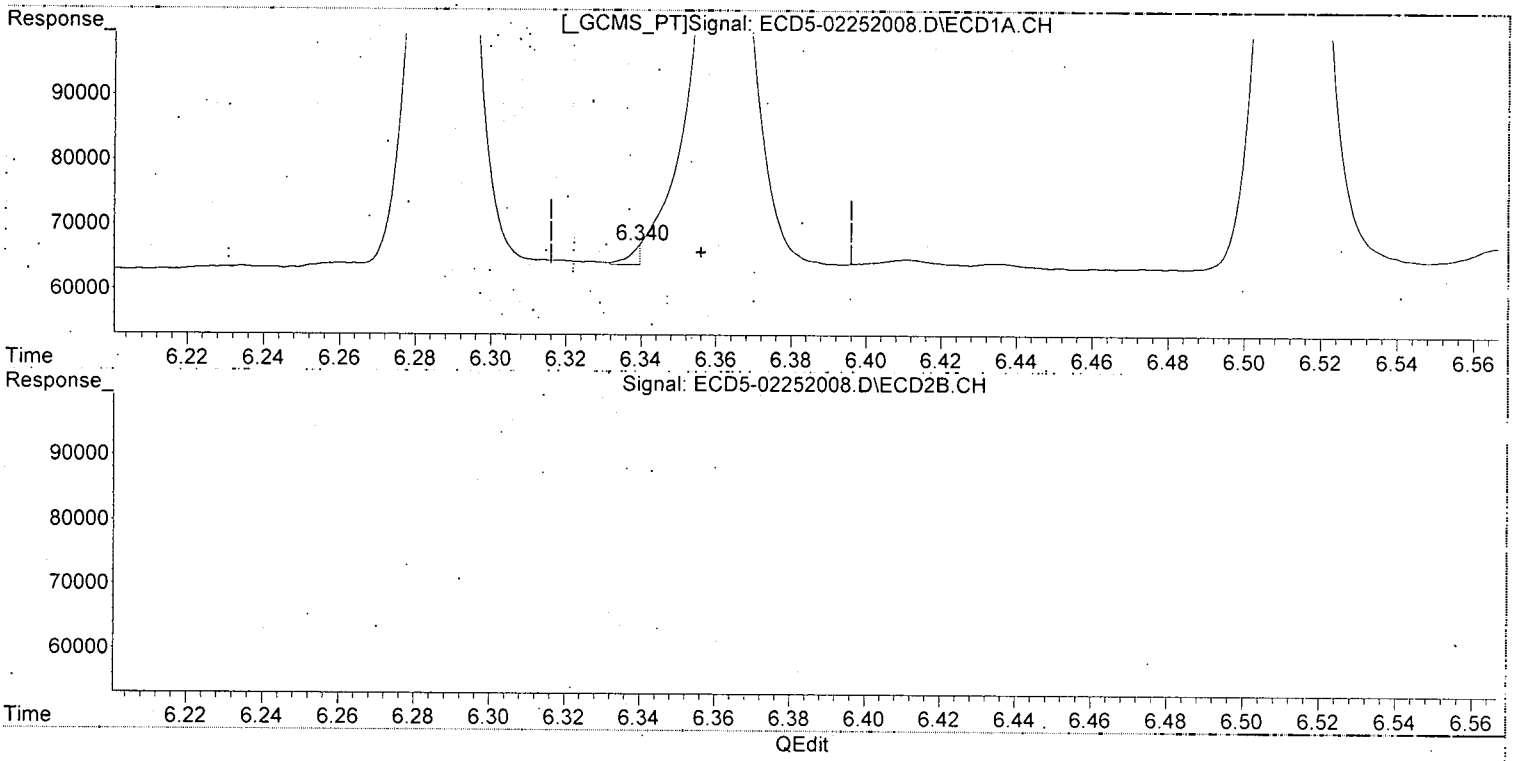

(4) b-BHC
6.340min 13405.872 ng/mL
response 2948

(4) b-BHC #2
7.041min 0.500 ng/mL
response 112940

(+) = Expected Retention Time

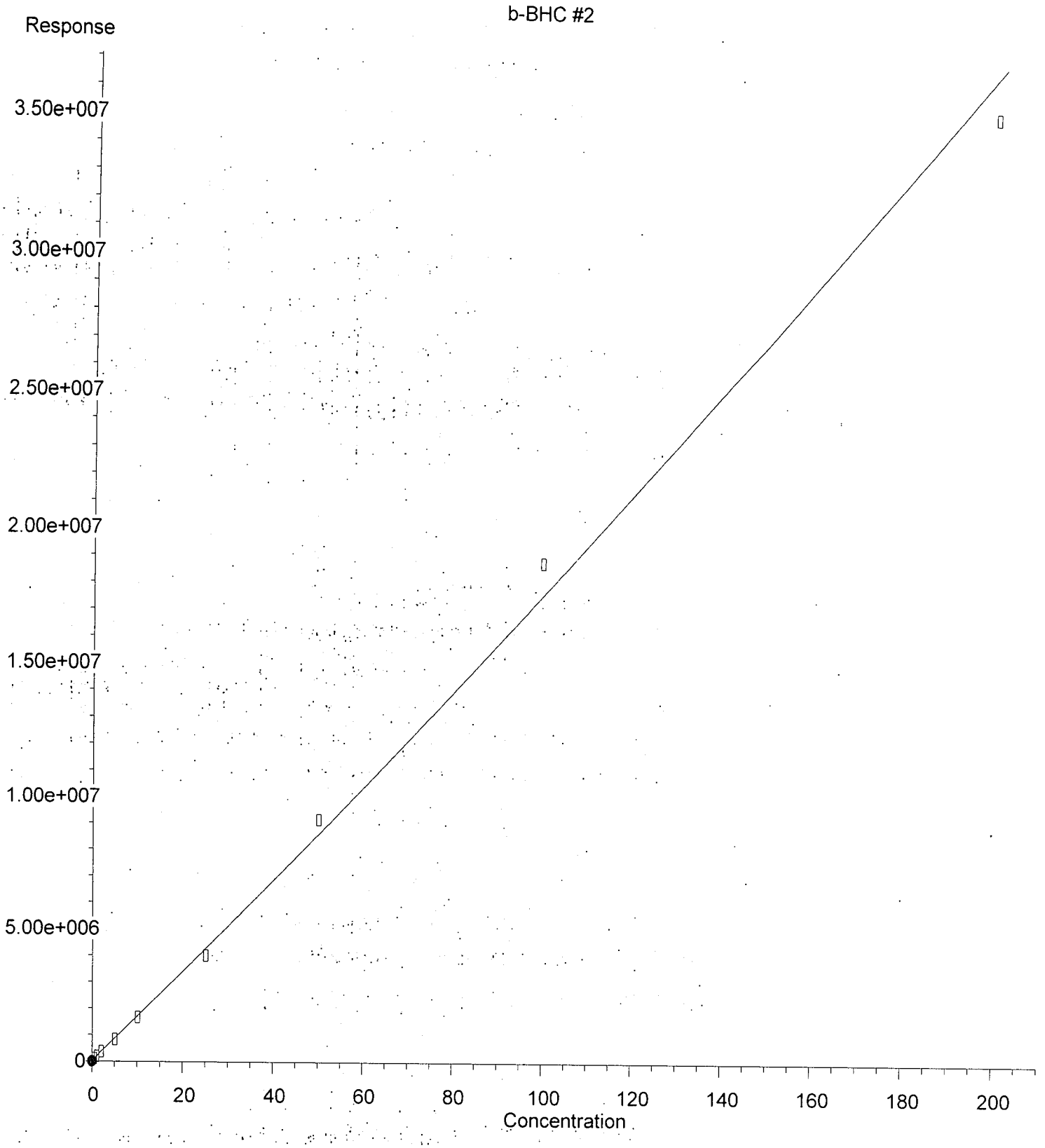

R = 8.79e+001 A*A + 1.66e+005 A + 2.97e+004
Coef of Det (r^2) = 0.997 Curve Fit: Quadratic w(1/a^2)
Method Name: C:\msdchem\1\methods\ECD5_QUANTPEST_200225.M
Calibration Table Last Updated: Wed Feb 26 15:46:10 2020

Quantitation Report (Qedit)

Data Path : C:\msdchem\1\data\2020-02\0B25043\REQUANT\
Data File : ECD5-02252008.D
Signal(s) : Signal #1: ECD1A.CH Signal #2: ECD2B.CH
Acq On : 25 Feb 2020 14:22
Operator : MJB
Sample : 0B25043-CAL1
Misc : A20B330, AB 0.5 ppb
ALS Vial : 5 (Sig #1); 0 (Sig #2) Sample Multiplier: 1

Integration File signal 1: PEST1.e
Integration File signal 2: PEST2.e
Quant Time: Feb 26 15:47:31 2020
Quant Method : C:\msdchem\1\methods\ECD5_QUANTPEST_200225.M
Quant Title : Instrument: DualECD5
QLast Update : Wed Feb 26 15:13:42 2020
Response via : Initial Calibration
Integrator: ChemStation 6890 Scale Mode: Small noise peaks clipped

Volume Inj. : 2uL
Signal #1 Phase : Rtx-CLPesticides Signal #2 Phase: Rtx-CLPesticides2
Signal #1 Info : 30m X 0.32mm X 0. Signal #2 Info : 30m X 0.32mm X 0.25um

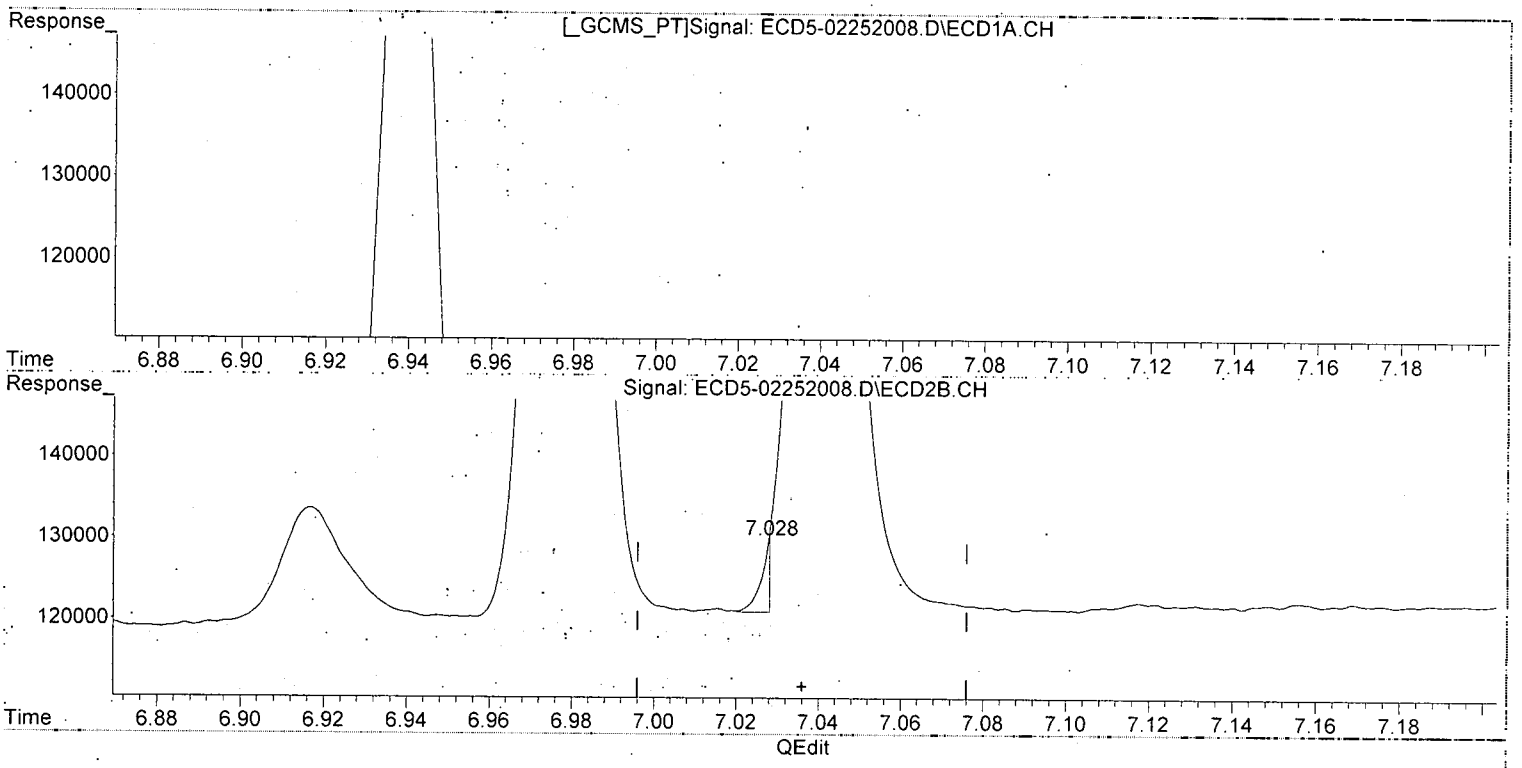

(4) b-BHC
6.340min 13405.872 ng/mL m
response 2948

WB 2/26/20

(4) b-BHC #2
7.028min -0.125 ng/mL (m)
response 8900

(+) = Expected Retention Time
ECD5_QUANTPEST_200225.M Wed Feb 26 16:49:33 2020 Page: 1

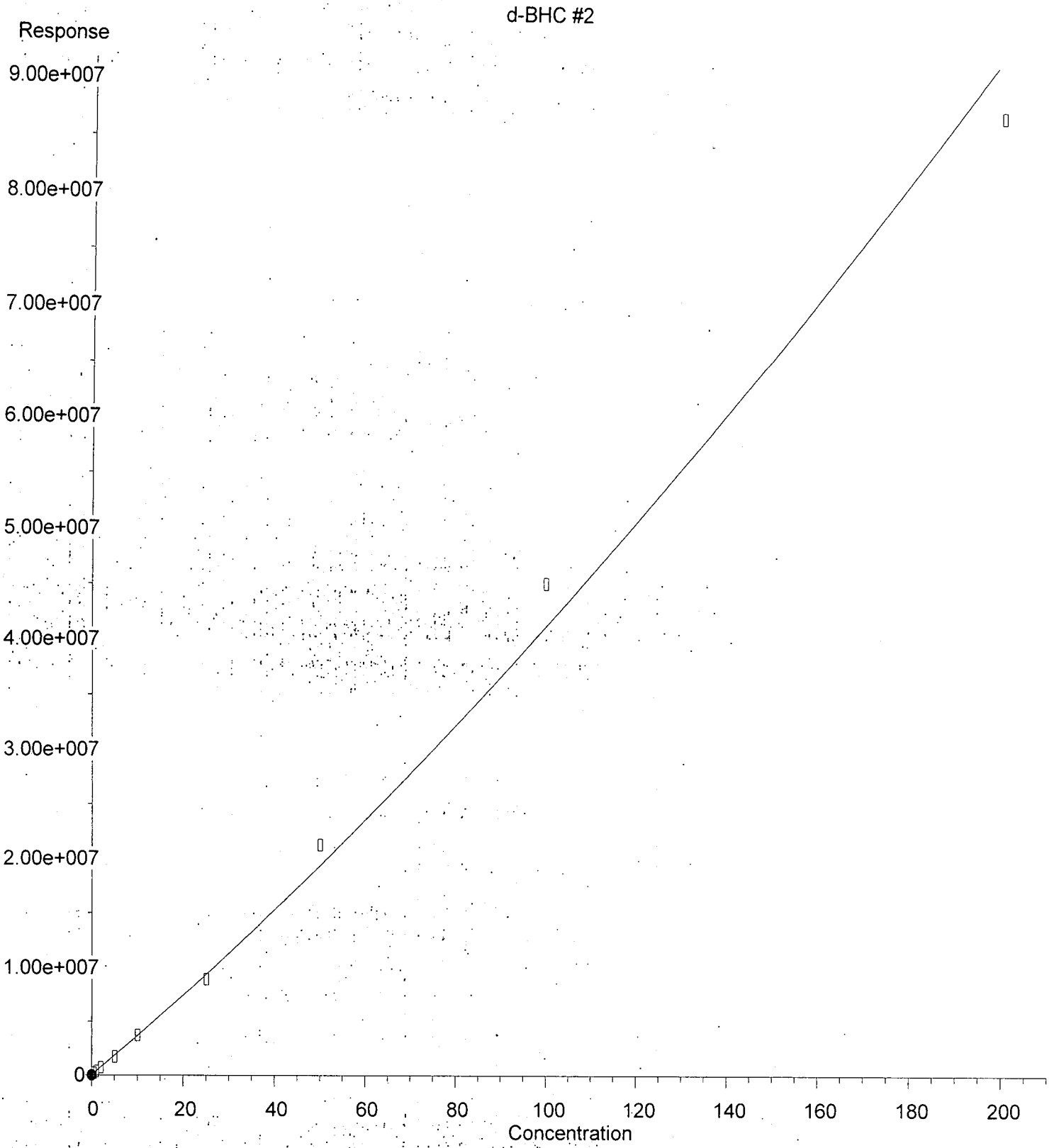

R = 5.13e+002 A*A + 3.60e+005 A + 2.73e+004
Coef of Det (r^2) = 0.995 Curve Fit: Quadratic w(1/a^2)
Method Name: C:\msdchem\1\methods\ECD5_QUANTPEST_200225.M
Calibration Table Last Updated: Wed Feb 26 15:46:10 2020

Quantitation Report (Qedit)

Data Path : C:\msdchem\1\data\2020-02\0B25043\REQUANT\
Data File : ECD5-02252008.D
Signal(s) : Signal #1: ECD1A.CH Signal #2: ECD2B.CH
Acq On : 25 Feb 2020 14:22
Operator : MJB
Sample : 0B25043-CAL1
Misc : A20B330, AB 0.5 ppb
ALS Vial : 5 (Sig #1); 0 (Sig #2) Sample Multiplier: 1

Integration File signal 1: PEST1.e
Integration File signal 2: PEST2.e
Quant Time: Feb 26 15:47:31 2020
Quant Method : C:\msdchem\1\methods\ECD5_QUANTPEST_200225.M
Quant Title : Instrument: DualECD5
QLast Update : Wed Feb 26 15:13:42 2020
Response via : Initial Calibration
Integrator: ChemStation 6890 Scale Mode: Small noise peaks clipped

Volume Inj. : 2uL
Signal #1 Phase : Rtx-CLPesticides Signal #2 Phase: Rtx-CLPesticides2
Signal #1 Info : 30m X 0.32mm X 0. Signal #2 Info : 30m X 0.32mm X 0.25um

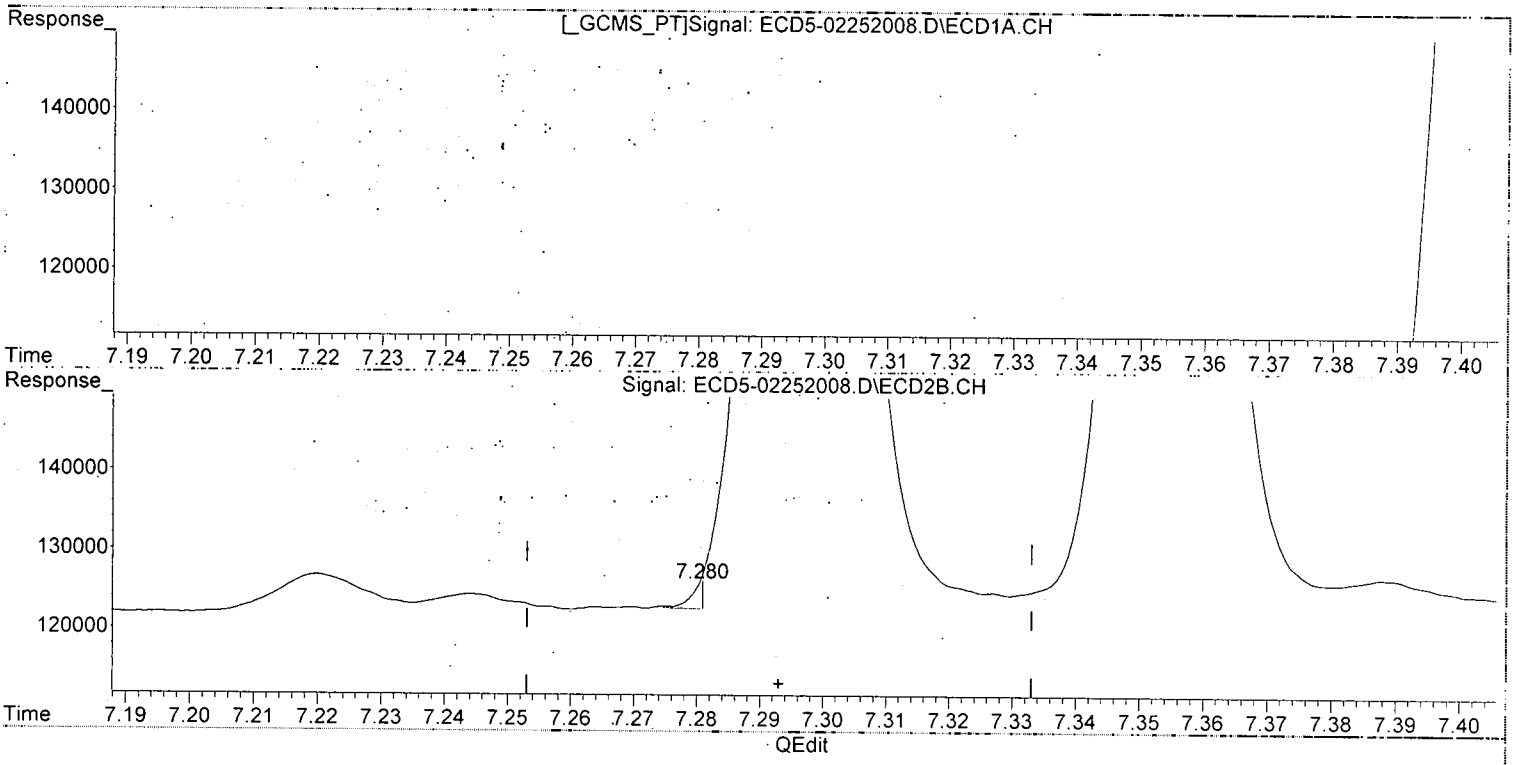

(6) d-BHC
6.513min 0.594 ng/mL
response 149468

MJB 2/26/20

(6) d-BHC #2
7.280min -0.067 ng/mL (m)
response 3266

(+) = Expected Retention Time
ECD5_QUANTPEST_200225.M Wed Feb 26 16:49:43 2020 Page: 1

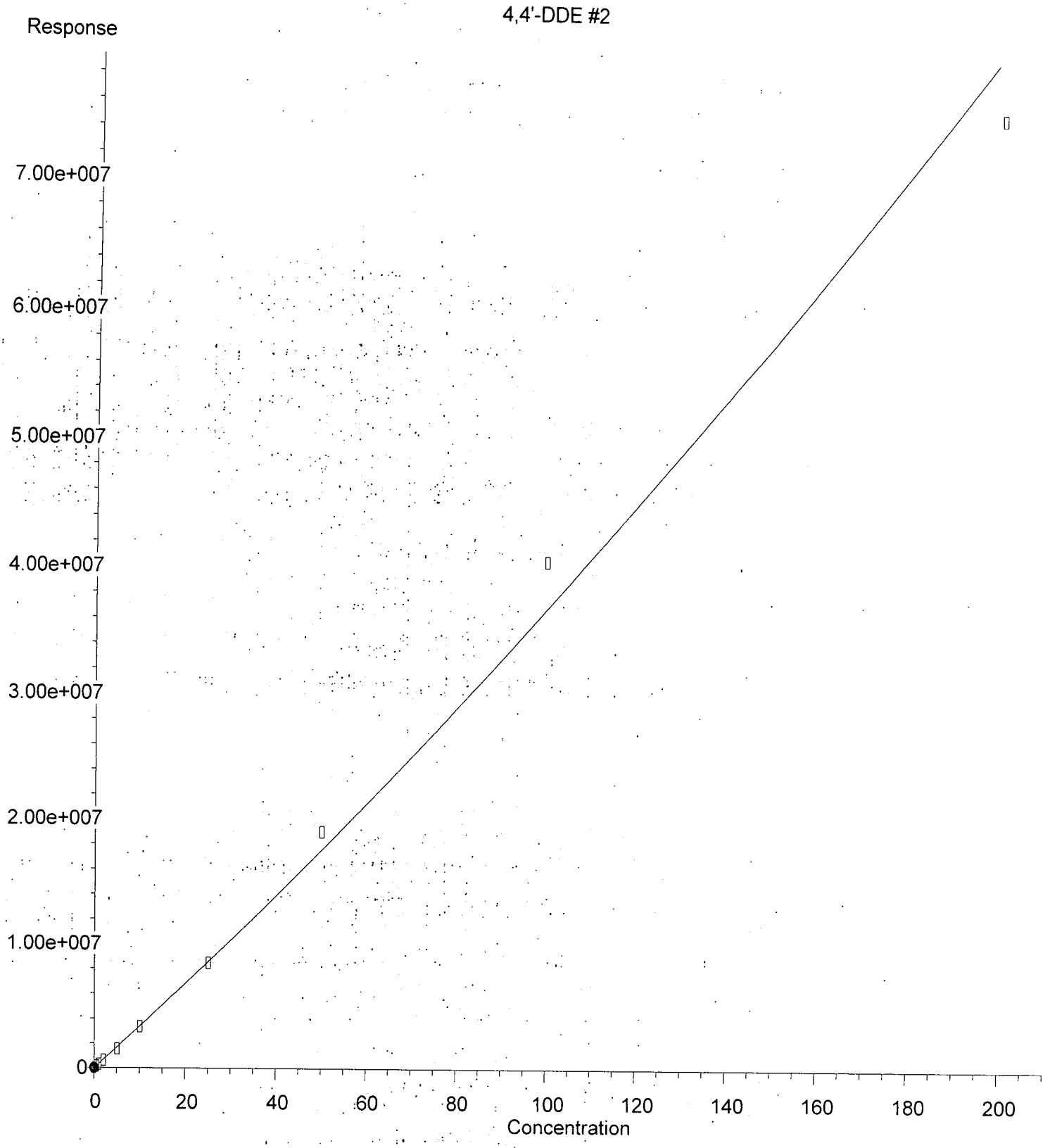

R = 3.47e+002 A*A + 3.33e+005 A - 1.08e+004
Coef of Det (r^2) = 0.995 Curve Fit: Quadratic w(1/a^2)
Method Name: C:\msdchem\1\methods\ECD5_QUANTPEST_200225.M
Calibration Table Last Updated: Wed Feb 26 15:46:10 2020

Quantitation Report (Qedit)

Data Path : C:\msdchem\1\data\2020-02\0B25043\REQUANT\
Data File : ECD5-02252008.D
Signal(s) : Signal #1: ECD1A.CH Signal #2: ECD2B.CH
Acq On : 25 Feb 2020 14:22
Operator : MJB
Sample : 0B25043-CAL1
Misc : A20B330, AB 0.5 ppb
ALS Vial : 5 (Sig #1); 0 (Sig #2) Sample Multiplier: 1

Integration File signal 1: PEST1.e
Integration File signal 2: PEST2.e
Quant Time: Feb 26 15:47:31 2020
Quant Method : C:\msdchem\1\methods\ECD5_QUANTPEST_200225.M
Quant Title : Instrument: DualECD5
QLast Update : Wed Feb 26 15:13:42 2020
Response via : Initial Calibration
Integrator: ChemStation 6890 Scale Mode: Small noise peaks clipped

Volume Inj. : 2uL
Signal #1 Phase : Rtx-CLPesticides Signal #2 Phase: Rtx-CLPesticides2
Signal #1 Info : 30m X 0.32mm X 0. Signal #2 Info : 30m X 0.32mm X 0.25um

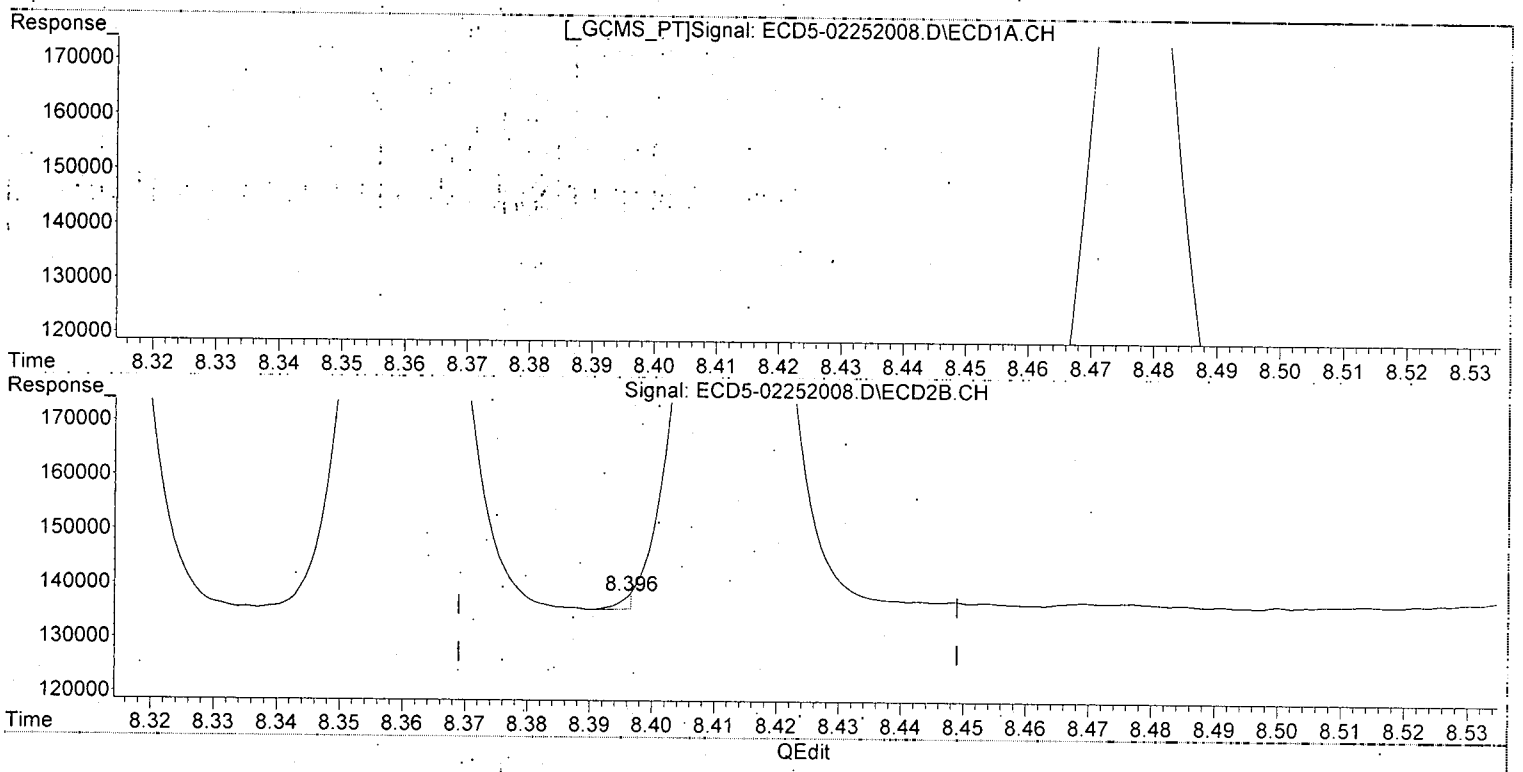

(12) 4,4'-DDE
7.651min 0.513 ng/mL
response 115550

MJB 2/26/20

(12) 4,4'-DDE #2
8.396min 0.040 ng/mL (m)
response 2531

(+) = Expected Retention Time
ECD5_QUANTPEST_200225.M Wed Feb 26 16:49:55 2020

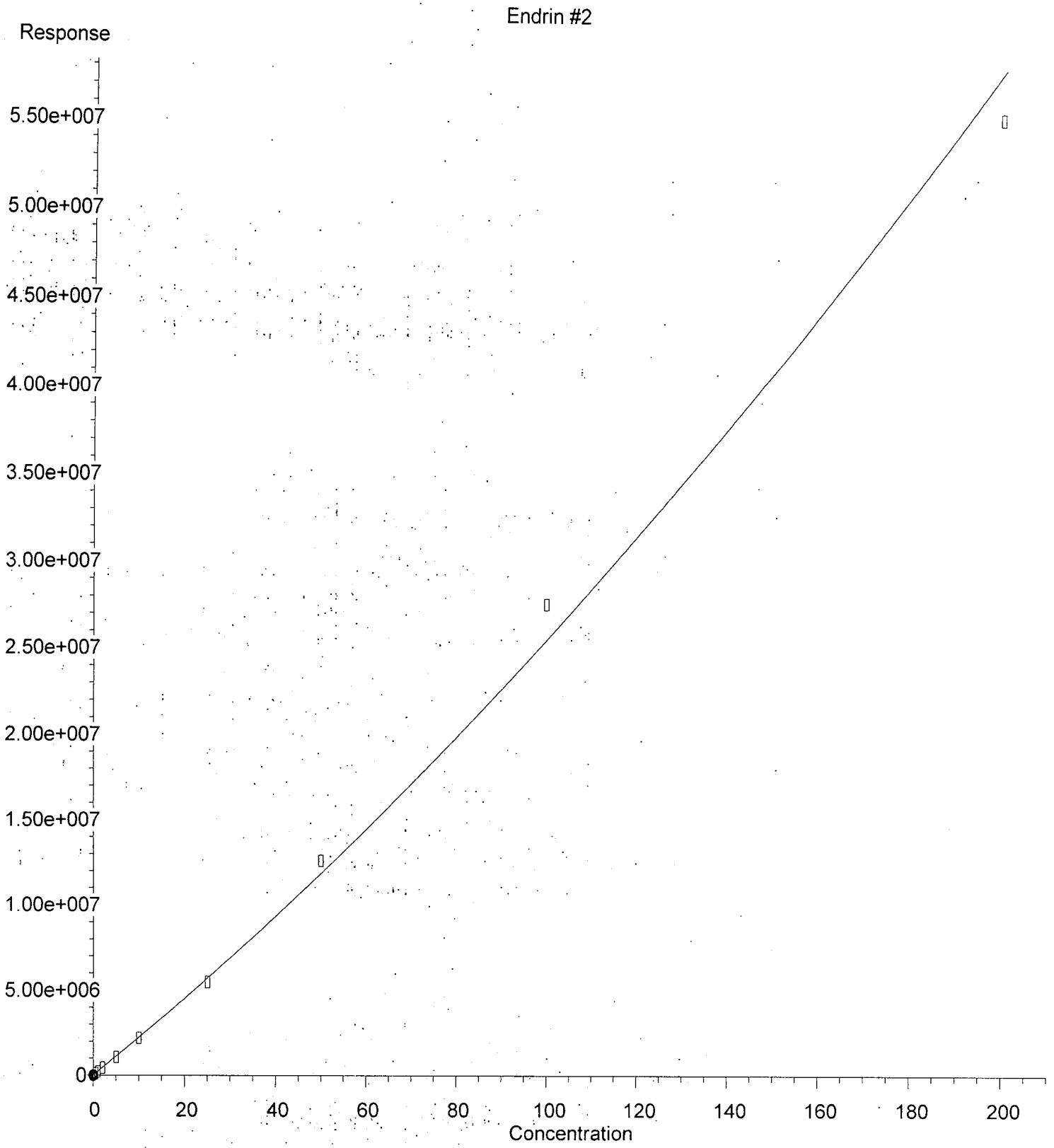

R = 3.59e+002 A*A + 2.18e+005 A + 6.99e+003
Coef of Det (r^2) = 0.997 Curve Fit: Quadratic w(1/a^2)
Method Name: C:\msdchem\1\methods\ECD5_QUANTPEST_200225.M
Calibration Table Last Updated: Wed Feb 26 15:46:10 2020

Quantitation Report (Qedit)

Data Path : C:\msdchem\1\data\2020-02\0B25043\REQUANT\
Data File : ECD5-02252008.D
Signal(s) : Signal #1: ECD1A.CH Signal #2: ECD2B.CH
Acq On : 25 Feb 2020 14:22
Operator : MJB
Sample : 0B25043-CAL1
Misc : A20B330, AB 0.5 ppb
ALS Vial : 5 (Sig #1); 0 (Sig #2) Sample Multiplier: 1

Integration File signal 1: PEST1.e
Integration File signal 2: PEST2.e
Quant Time: Feb 26 15:47:31 2020
Quant Method : C:\msdchem\1\methods\ECD5_QUANTPEST_200225.M
Quant Title : Instrument: DualECD5
QLast Update : Wed Feb 26 15:13:42 2020
Response via : Initial Calibration
Integrator: ChemStation 6890 Scale Mode: Small noise peaks clipped

Volume Inj. : 2uL
Signal #1 Phase : Rtx-CLPesticides Signal #2 Phase: Rtx-CLPesticides2
Signal #1 Info : 30m X 0.32mm X 0. Signal #2 Info : 30m X 0.32mm X 0.25um

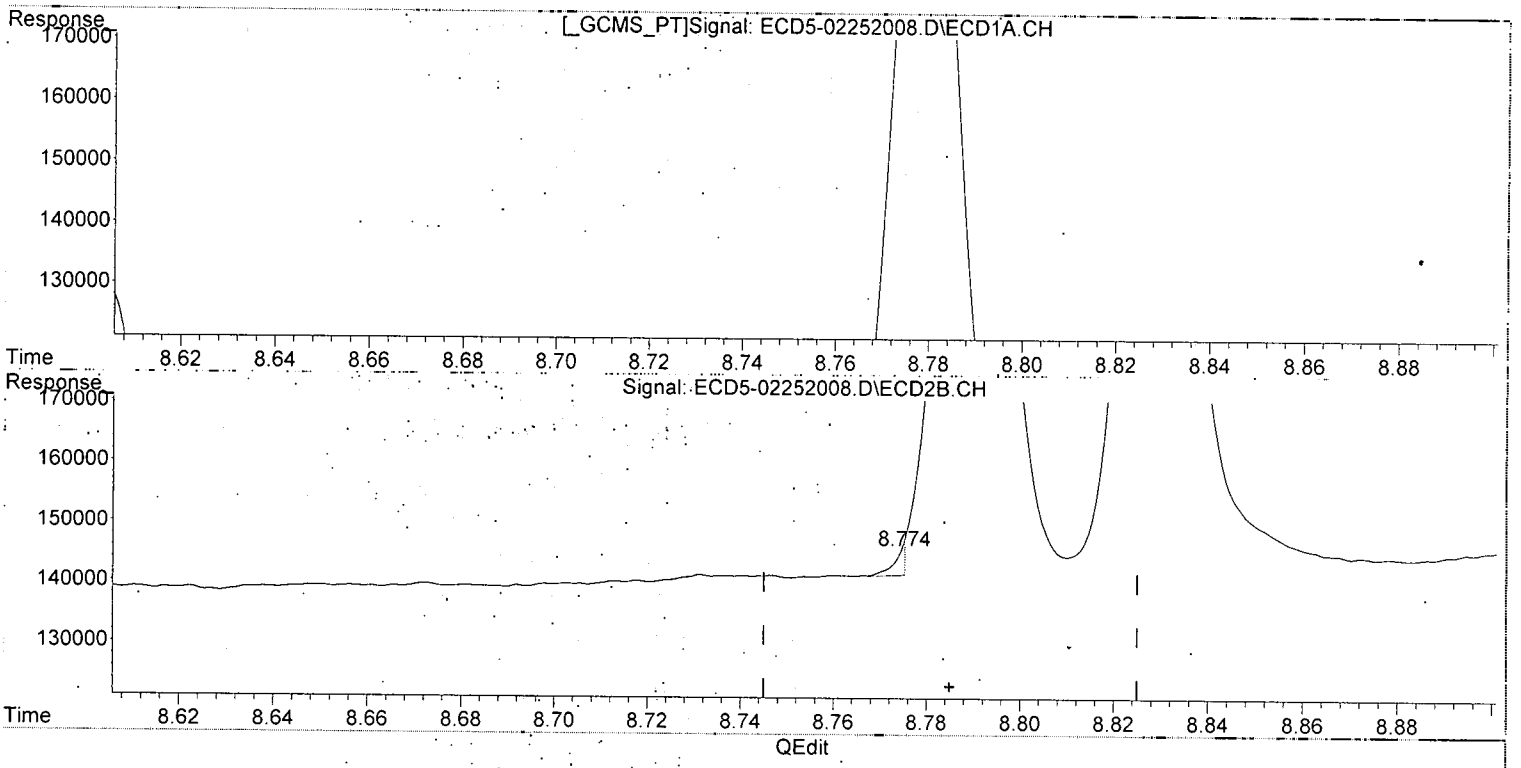

(14) Endrin
8.029min 0.540 ng/mL
response 89558

MJB 2/26/20

(14) Endrin #2
8.774min -0.013 ng/mL m
response 4094

(+) = Expected Retention Time

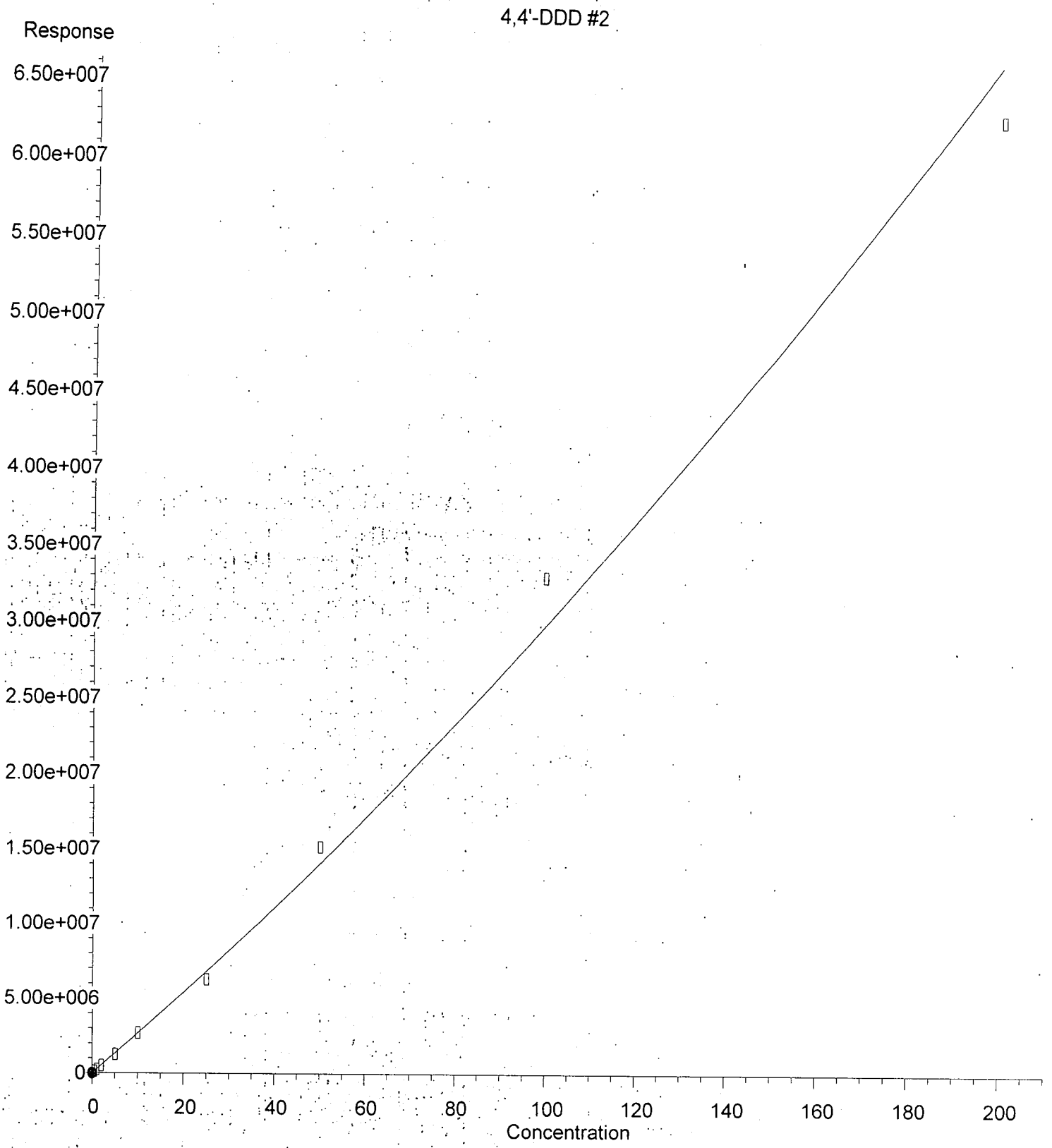

R = 3.55e+002 A*A + 2.63e+005 A + 1.11e+003
Coef of Det (r^2) = 0.995 Curve Fit: Quadratic w(1/a^2)
Method Name: C:\msdchem\1\methods\ECD5_QUANTPEST_200225.M
Calibration Table Last Updated: Wed Feb 26 15:46:10 2020

Quantitation Report (Qedit)

Data Path : C:\msdchem\1\data\2020-02\0B25043\REQUANT\
Data File : ECD5-02252008.D
Signal(s) : Signal #1: ECD1A.CH Signal #2: ECD2B.CH
Acq On : 25 Feb 2020 14:22
Operator : MJB
Sample : 0B25043-CAL1
Misc : A20B330, AB 0.5 ppb
ALS Vial : 5 (Sig #1); 0 (Sig #2) Sample Multiplier: 1

Integration File signal 1: PEST1.e
Integration File signal 2: PEST2.e
Quant Time: Feb 26 15:47:31 2020
Quant Method : C:\msdchem\1\methods\ECD5_QUANTPEST_200225.M
Quant Title : Instrument: DualECD5
QLast Update : Wed Feb 26 15:13:42 2020
Response via : Initial Calibration
Integrator: ChemStation 6890 Scale Mode: Small noise peaks clipped

Volume Inj. : 2uL
Signal #1 Phase : Rtx-CLPesticides Signal #2 Phase: Rtx-CLPesticides2
Signal #1 Info : 30m X 0.32mm X 0. Signal #2 Info : 30m X 0.32mm X 0.25um

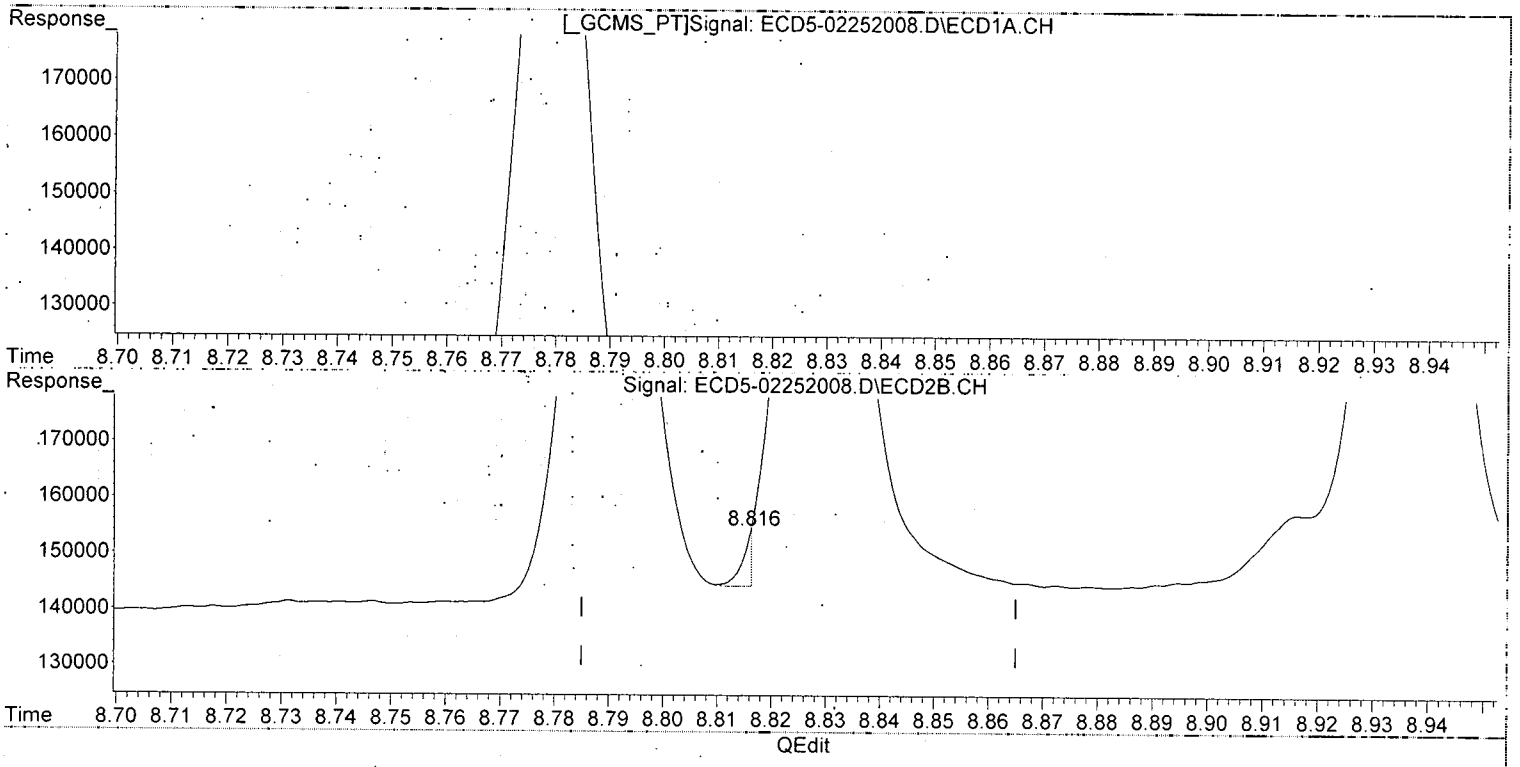

(15) 4,4'-DDD
8.073min 0.541 ng/mL
response 100840

MJB 2/26/20

(15) 4,4'-DDD #2
8.816min 0.034 ng/mL (m)
response 9954

(+) = Expected Retention Time

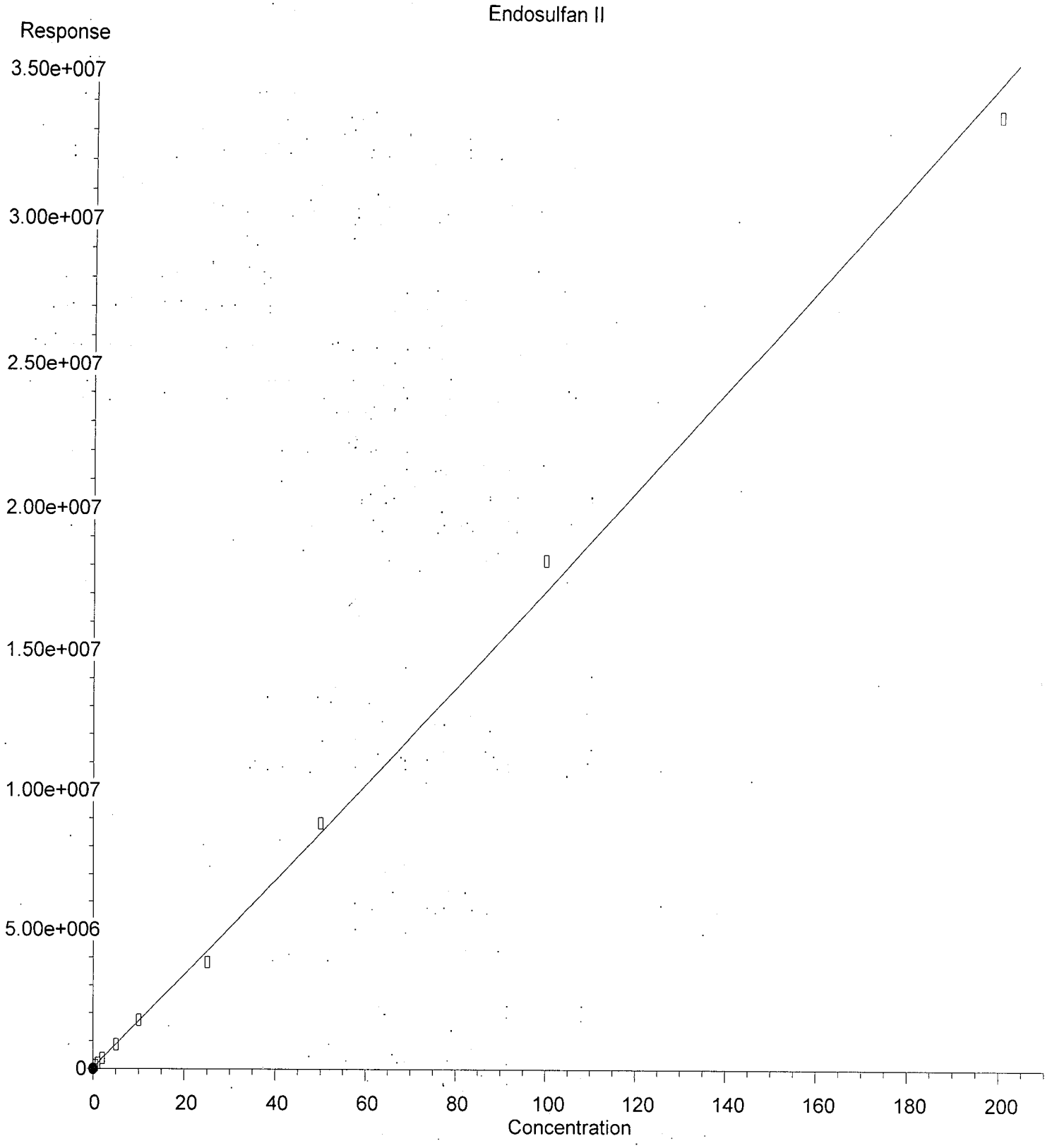

R = 3.79e+001 A*A + 1.67e+005 A + 3.93e+004
Coef of Det (r^2) = 0.997 Curve Fit: Quadratic w(1/a^2)
Method Name: C:\msdchem\1\methods\ECD5_QUANTPEST_200225.M
Calibration Table Last Updated: Wed Feb 26 15:46:10 2020

Quantitation Report (Qedit)

Data Path : C:\msdchem\1\data\2020-02\0B25043\REQUANT\
Data File : ECD5-02252008.D
Signal(s) : Signal #1: ECD1A.CH Signal #2: ECD2B.CH
Acq On : 25 Feb 2020 14:22
Operator : MJB
Sample : 0B25043-CAL1
Misc : A20B330, AB 0.5 ppb
ALS Vial : 5 (Sig #1); 0 (Sig #2) Sample Multiplier: 1

Integration File signal 1: PEST1.e
Integration File signal 2: PEST2.e
Quant Time: Feb 26 15:47:31 2020
Quant Method : C:\msdchem\1\methods\ECD5_QUANTPEST_200225.M
Quant Title : Instrument: DualECD5
QLast Update : Wed Feb 26 15:13:42 2020
Response via : Initial Calibration
Integrator: ChemStation 6890 Scale Mode: Small noise peaks clipped

Volume Inj. : 2uL
Signal #1 Phase : Rtx-CLPesticides Signal #2 Phase: Rtx-CLPesticides2
Signal #1 Info : 30m X 0.32mm X 0. Signal #2 Info : 30m X 0.32mm X 0.25um

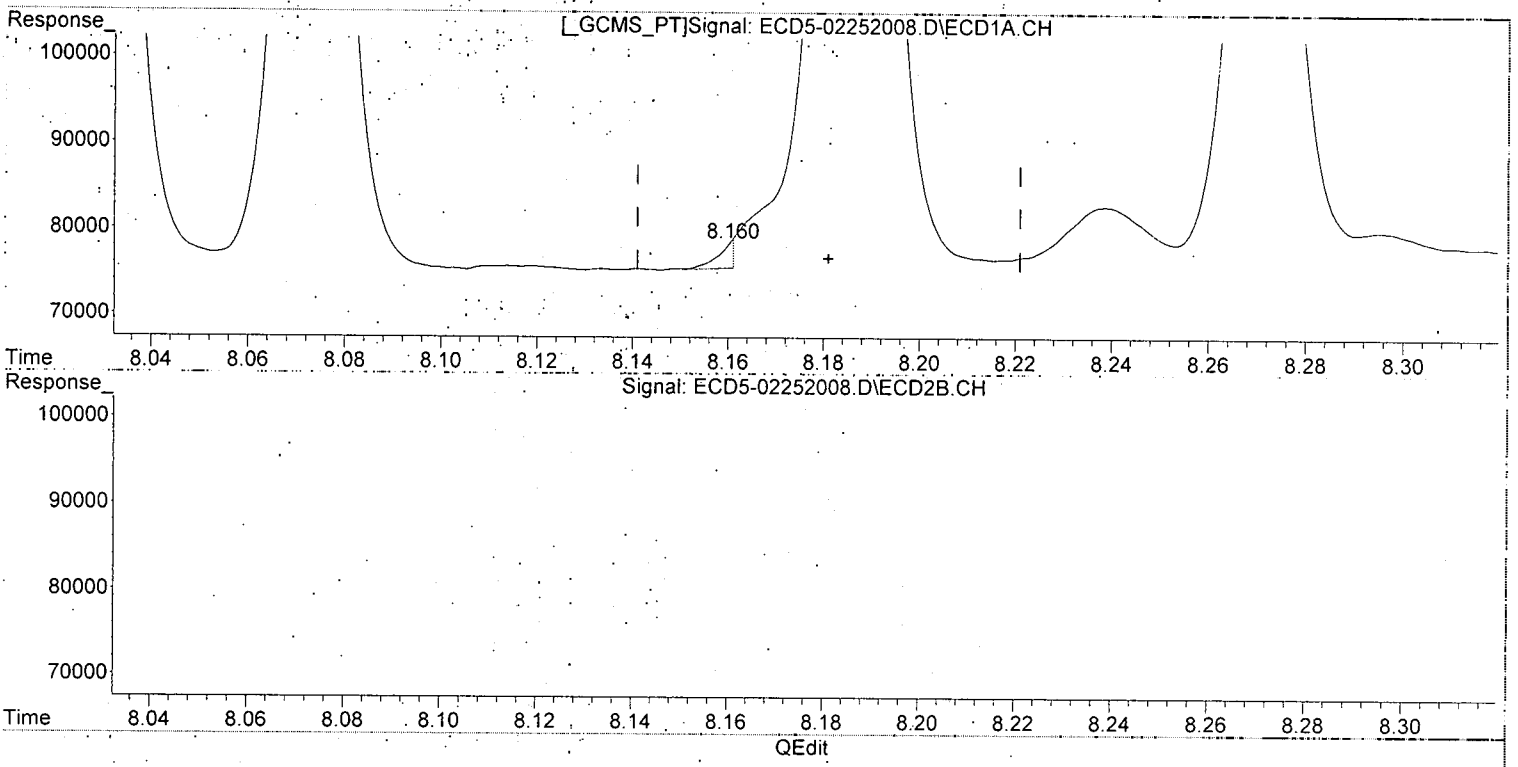

(16) Endosulfan II
8.160min -0.218 ng/mL (m)
response 2944

MP 2/26/20

(16) Endosulfan II #2
8.937min 0.504 ng/mL
response 167227

(+) = Expected Retention Time

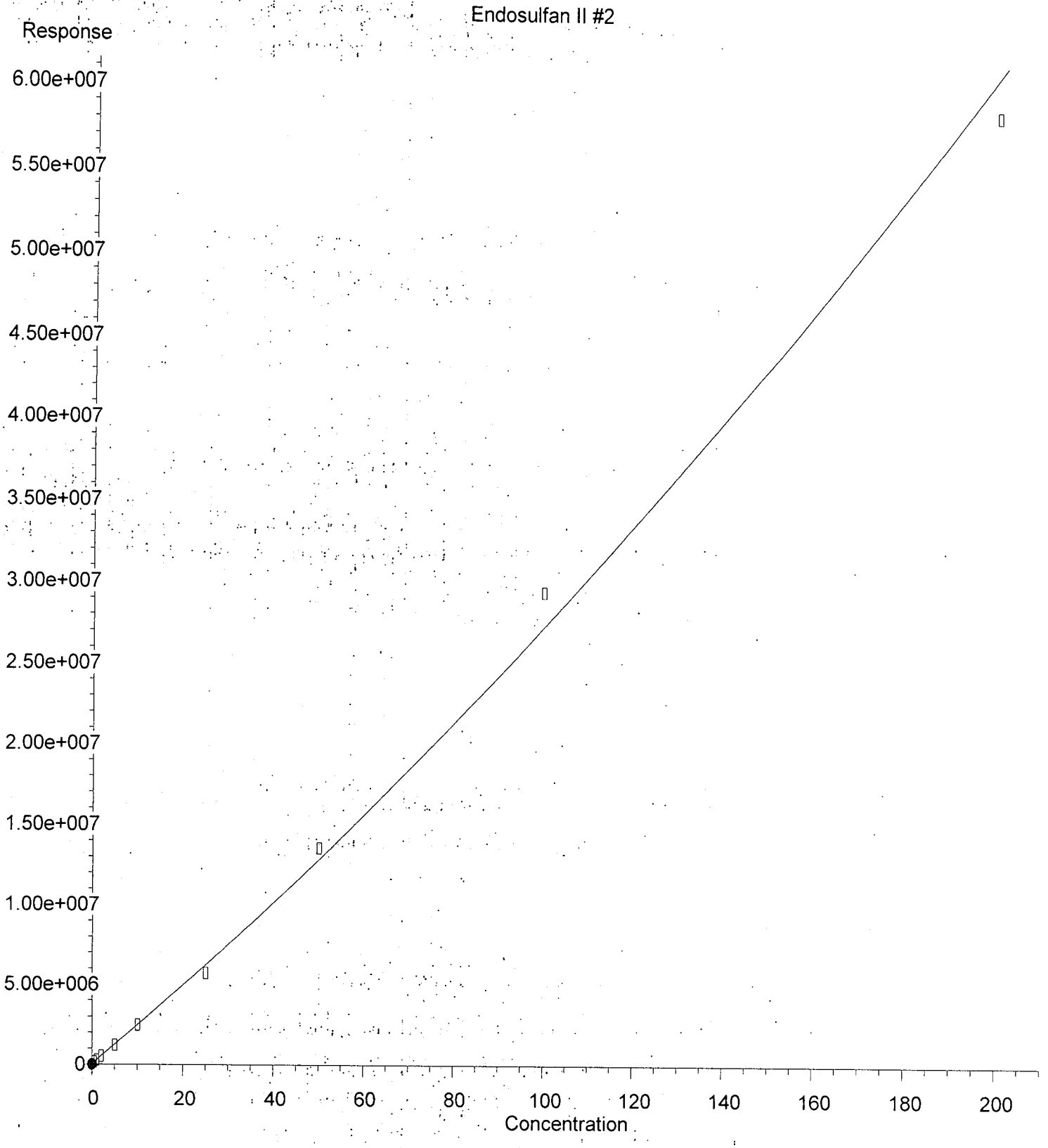

R = 3.25e+002 A*A + 2.39e+005 A + 4.65e+004
Coef of Det (r^2) = 0.997 Curve Fit: Quadratic w(1/a^2)
Method Name: C:\msdchem\1\methods\ECD5_QUANTPEST_200225.M
Calibration Table Last Updated: Wed Feb 26 15:46:10 2020

Quantitation Report (Qedit)

Data Path : C:\msdchem\1\data\2020-02\0B25043\REQUANT\
Data File : ECD5-02252008.D
Signal(s) : Signal #1: ECD1A.CH Signal #2: ECD2B.CH
Acq On : 25 Feb 2020 14:22
Operator : MJB
Sample : 0B25043-CAL1
Misc : A20B330, AB 0.5 ppb
ALS Vial : 5 (Sig #1); 0 (Sig #2) Sample Multiplier: 1

Integration File signal 1: PEST1.e
Integration File signal 2: PEST2.e
Quant Time: Feb 26 15:47:31 2020
Quant Method : C:\msdchem\1\methods\ECD5_QUANTPEST_200225.M
Quant Title : Instrument: DualECD5
QLast Update : Wed Feb 26 15:13:42 2020
Response via : Initial Calibration
Integrator: ChemStation 6890 Scale Mode: Small noise peaks clipped

Volume Inj. : 2uL
Signal #1 Phase : Rtx-CLPesticides Signal #2 Phase: Rtx-CLPesticides2
Signal #1 Info : 30m X 0.32mm X 0. Signal #2 Info : 30m X 0.32mm X 0.25um

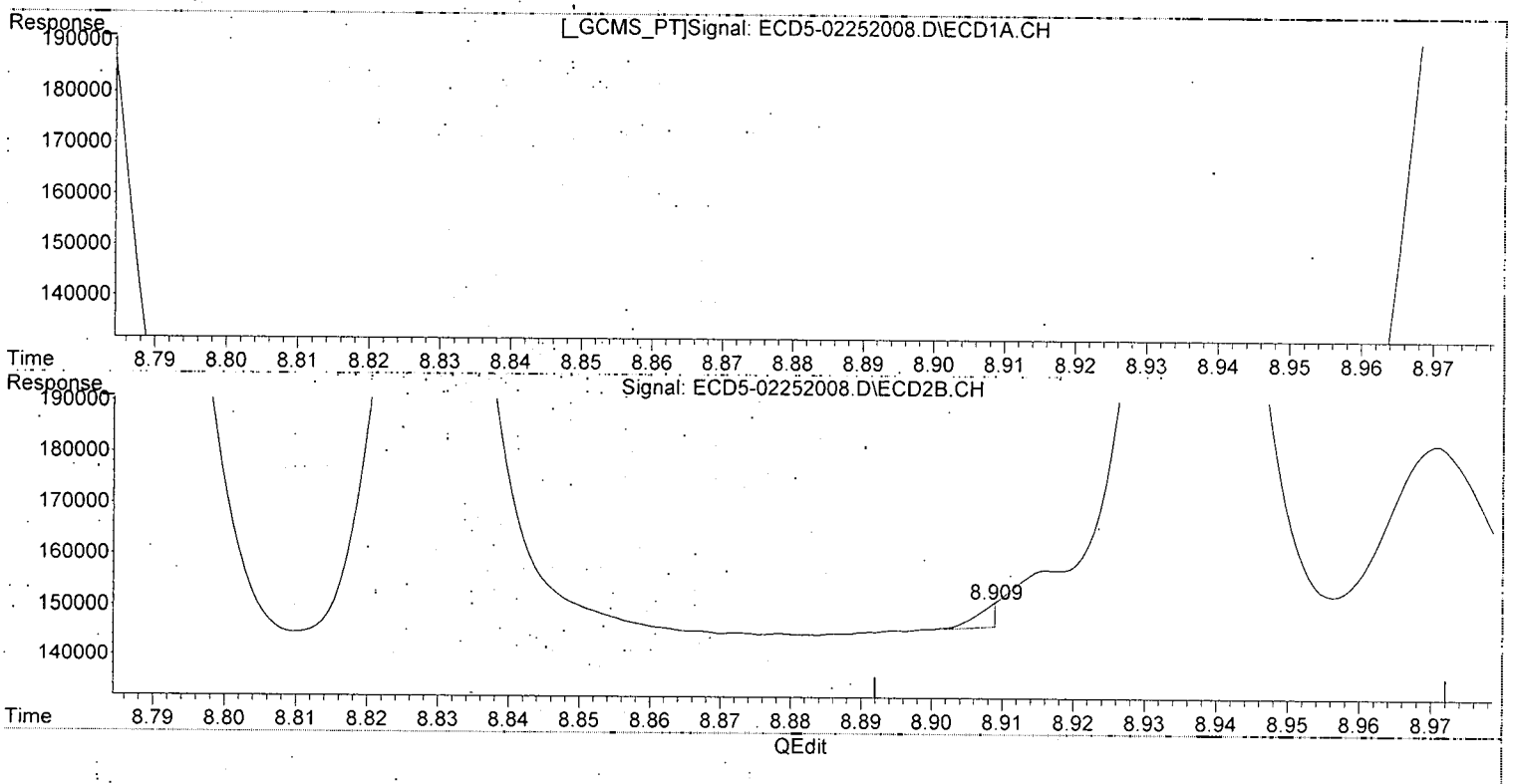

(16) Endosulfan II
8.160min -0.218 ng/mL m
response 2944

MJB 2/26/20

(16) Endosulfan II #2
8.909min -0.176 ng/mL (m)
response 4555

(+) = Expected Retention Time
ECD5_QUANTPEST_200225.M Wed Feb 26 16:50:36 2020 Page: 1

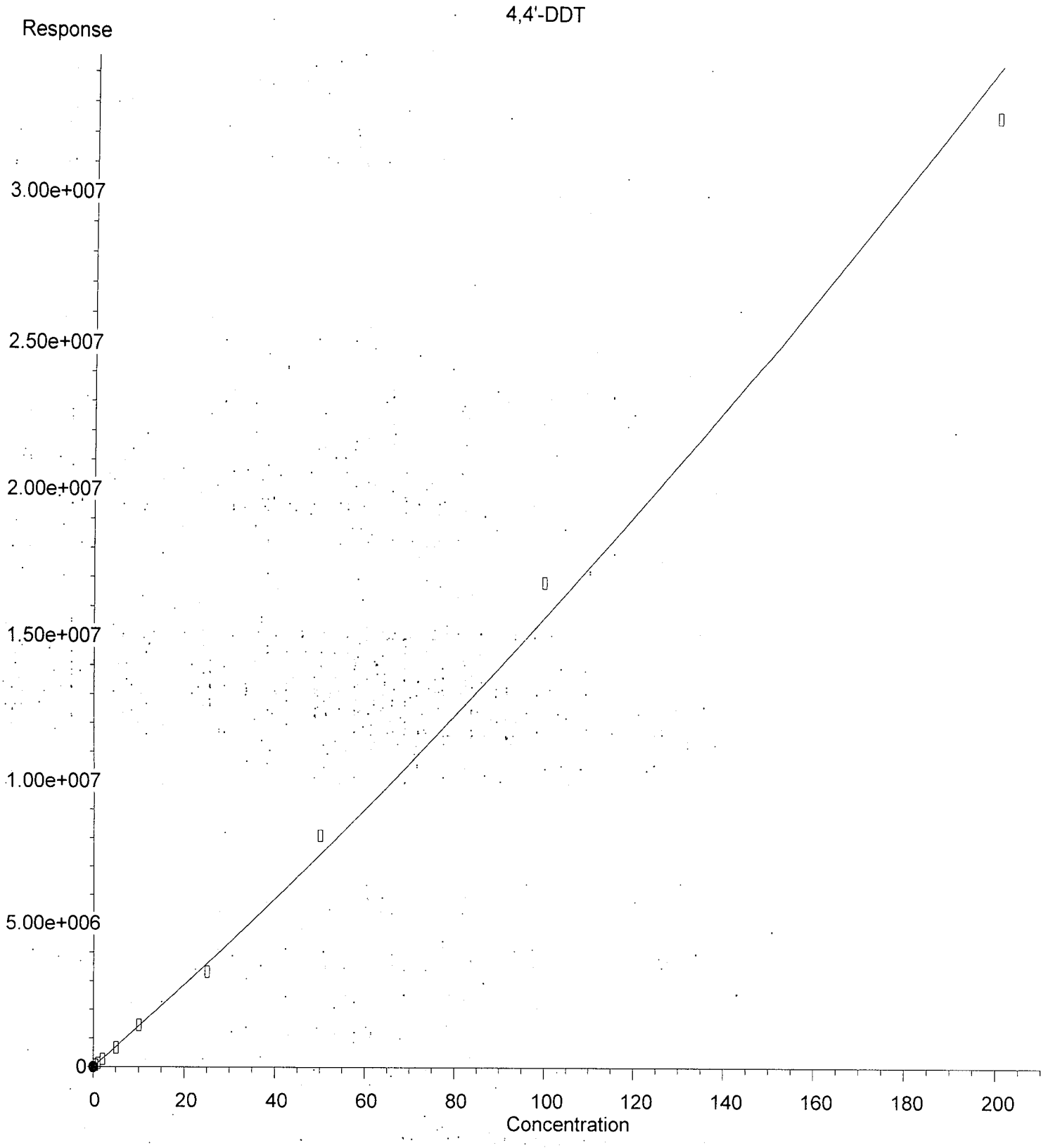

R = 1.63e+002 A*A + 1.40e+005 A + 1.23e+003
Coef of Det (r^2) = 0.996 Curve Fit: Quadratic w(1/a^2)
Method Name: C:\msdchem\1\methods\ECD5_QUANTPEST_200225.M
Calibration Table Last Updated: Wed Feb 26 15:46:10 2020

Quantitation Report (Qedit)

Data Path : C:\msdchem\1\data\2020-02\0B25043\REQUANT\
Data File : ECD5-02252008.D
Signal(s) : Signal #1: ECD1A.CH Signal #2: ECD2B.CH
Acq On : 25 Feb 2020 14:22
Operator : MJB
Sample : 0B25043-CAL1
Misc : A20B330, AB 0.5 ppb
ALS Vial : 5 (Sig #1), 0 (Sig #2) Sample Multiplier: 1

Integration File signal 1: PEST1.e
Integration File signal 2: PEST2.e
Quant Time: Feb 26 15:47:31 2020
Quant Method : C:\msdchem\1\methods\ECD5_QUANTPEST_200225.M
Quant Title : Instrument: DualECD5
QLast Update : Wed Feb 26 15:13:42 2020
Response via : Initial Calibration
Integrator: ChemStation 6890 Scale Mode: Small noise peaks clipped

Volume Inj. : 2uL
Signal #1 Phase : Rtx-CLPesticides Signal #2 Phase: Rtx-CLPesticides2
Signal #1 Info : 30m X 0.32mm X 0. Signal #2 Info : 30m X 0.32mm X 0.25um

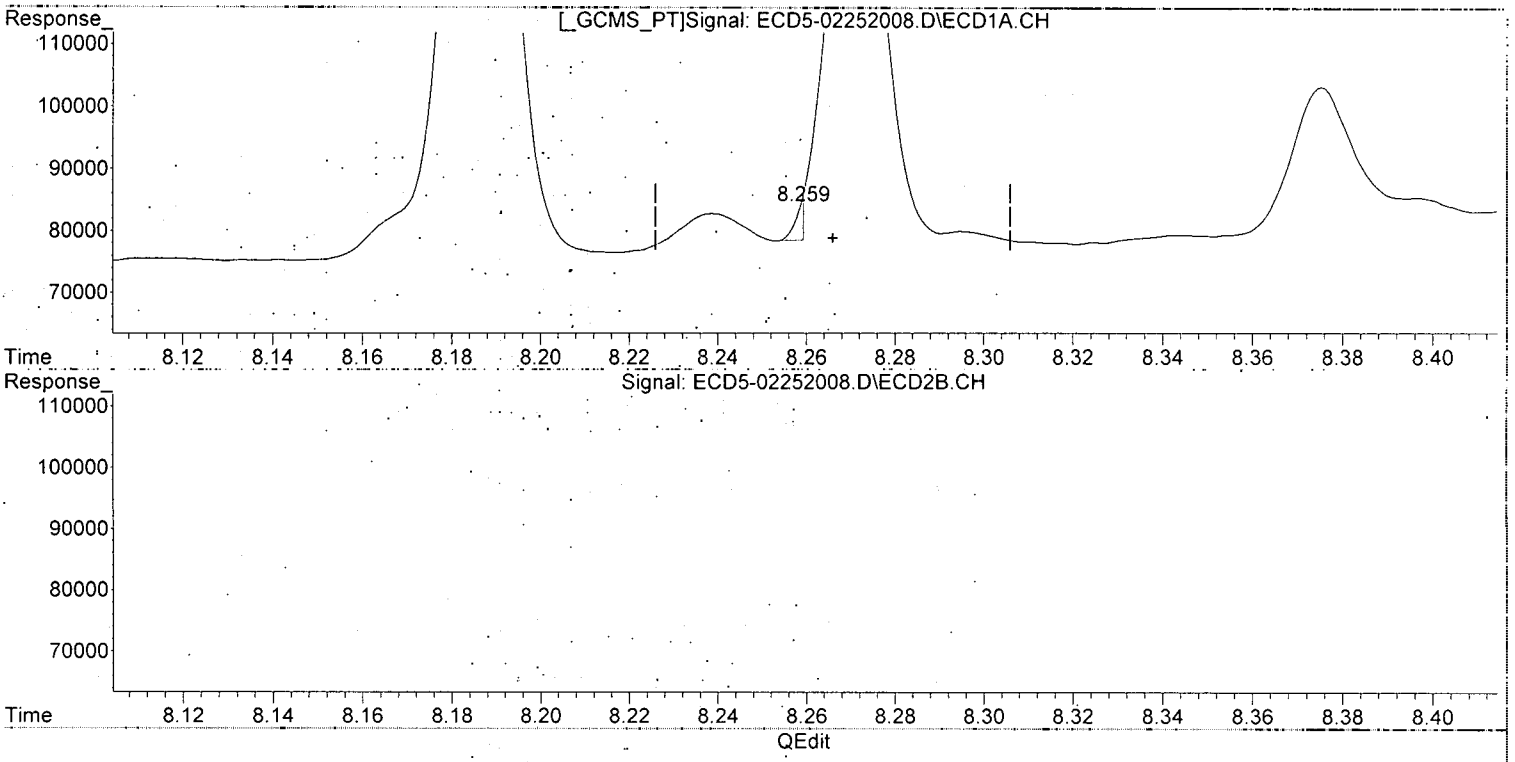

(17) 4,4'-DDT
8.259min 0.030 ng/mL (m)
response 5491

MJB 2/26/20

(17) 4,4'-DDT #2
9.057min 0.531 ng/mL
response 81426

(+) = Expected Retention Time

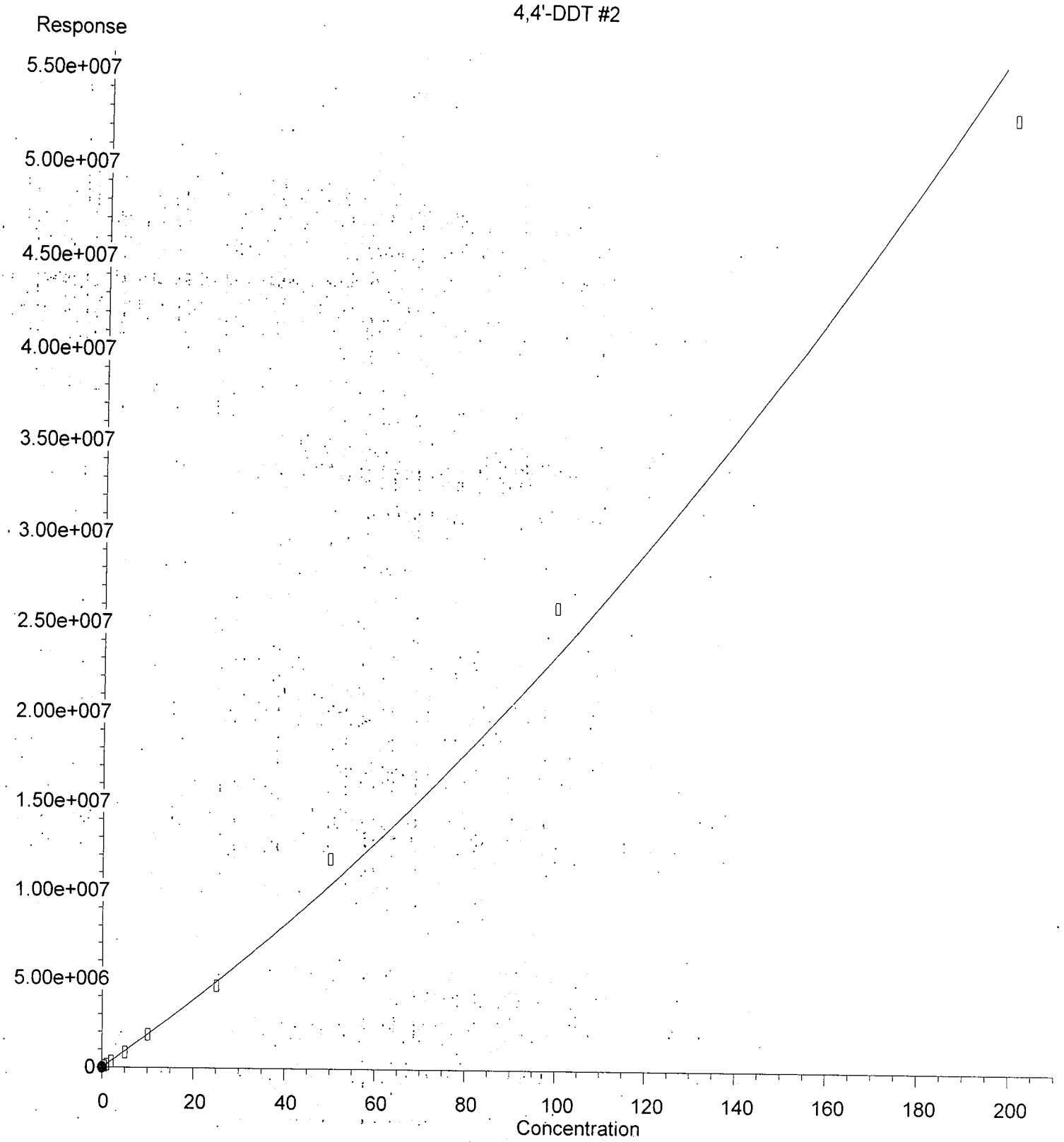

R = 5.19e+002 A*A + 1.81e+005 A - 1.50e+004
Coef of Det (r^2) = 0.991 Curve Fit: Quadratic w(1/a^2)
Method Name: C:\msdchem\1\methods\ECD5_QUANTPEST_200225.M
Calibration Table Last Updated: Wed Feb 26 15:46:10 2020

Quantitation Report (Qedit)

Data Path : C:\msdchem\1\data\2020-02\0B25043\REQUANT\
Data File : ECD5-02252008.D
Signal(s) : Signal #1: ECD1A.CH Signal #2: ECD2B.CH
Acq On : 25 Feb 2020 14:22
Operator : MJB
Sample : 0B25043-CAL1
Misc : A20B330, AB 0.5 ppb
ALS Vial : 5 (Sig #1); 0 (Sig #2) Sample Multiplier: 1

Integration File signal 1: PEST1.e
Integration File signal 2: PEST2.e
Quant Time: Feb 26 15:47:31 2020
Quant Method : C:\msdchem\1\methods\ECD5_QUANTPEST_200225.M
Quant Title : Instrument: DualECD5
QLast Update : Wed Feb 26 15:13:42 2020
Response via : Initial Calibration
Integrator: ChemStation 6890 Scale Mode: Small noise peaks clipped

Volume Inj. : 2uL
Signal #1 Phase : Rtx-CLPesticides Signal #2 Phase: Rtx-CLPesticides2
Signal #1 Info : 30m X 0.32mm X 0. Signal #2 Info : 30m X 0.32mm X 0.25um

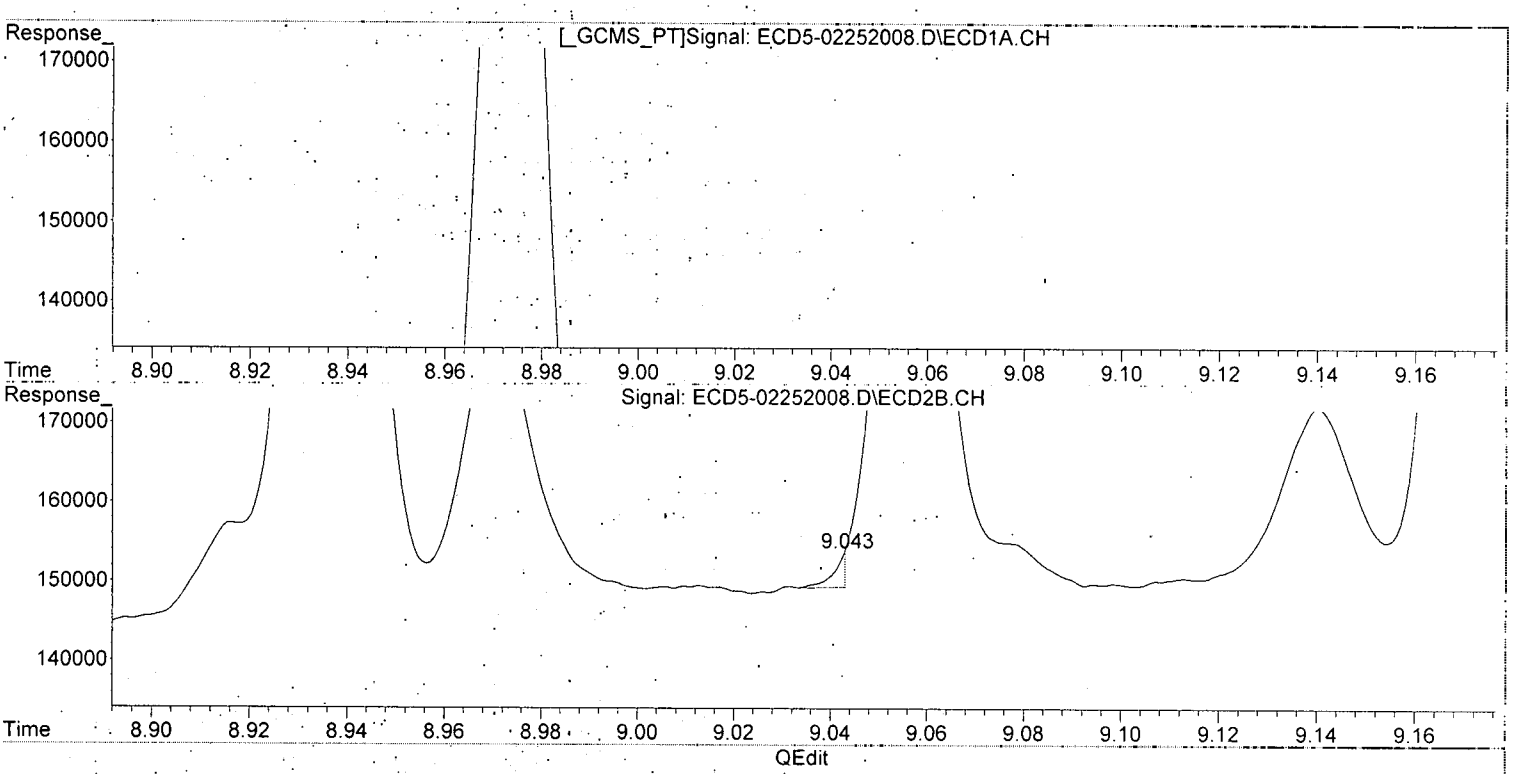

(17) 4,4'-DDT
8.259min 0.030 ng/mL m
response 5491

MJB 2/26/20

(17) 4,4'-DDT #2
9.043min 0.106 ng/mL (m)
response 4310

(+) = Expected Retention Time

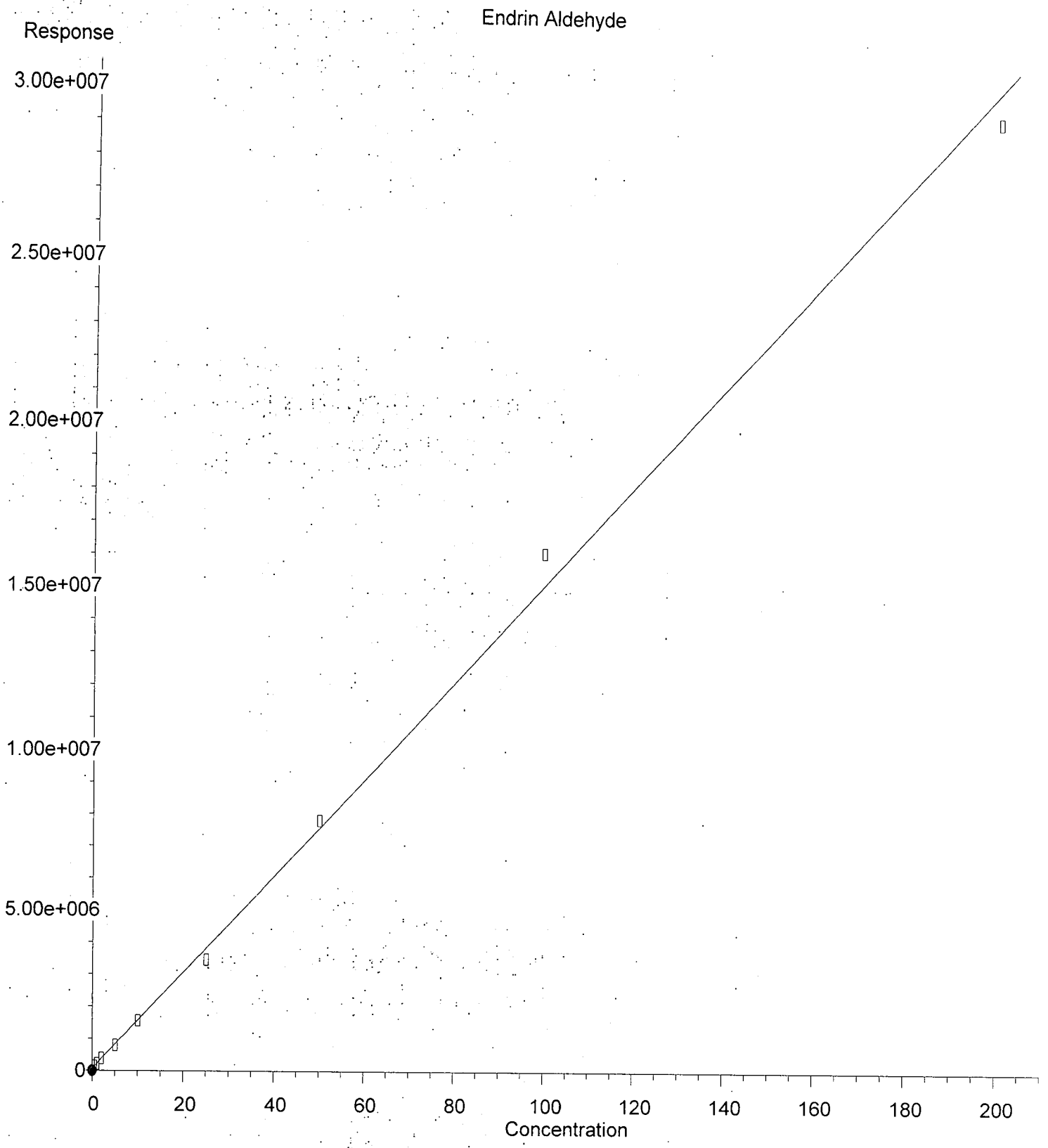

R = 6.32e+000 A*A + 1.49e+005 A + 6.78e+004
Coef of Det (r^2) = 0.997 Curve Fit: Quadratic w(1/a^2)
Method Name: C:\msdchem\1\methods\ECD5_QUANTPEST_200225.M
Calibration Table Last Updated: Wed Feb 26 15:46:10 2020

Quantitation Report (Qedit)

Data Path : C:\msdchem\1\data\2020-02\0B25043\REQUANT\
Data File : ECD5-02252008.D
Signal(s) : Signal #1: ECD1A.CH Signal #2: ECD2B.CH
Acq On : 25 Feb 2020 14:22
Operator : MJB
Sample : 0B25043-CAL1
Misc : A20B330, AB 0.5 ppb
ALS Vial : 5 (Sig #1); 0 (Sig #2) Sample Multiplier: 1

Integration File signal 1: PEST1.e
Integration File signal 2: PEST2.e
Quant Time: Feb 26 15:47:31 2020
Quant Method : C:\msdchem\1\methods\ECD5_QUANTPEST_200225.M
Quant Title : Instrument: DualECD5
QLast Update : Wed Feb 26 15:13:42 2020
Response via : Initial Calibration
Integrator: ChemStation 6890 Scale Mode: Small noise peaks clipped

Volume Inj. : 2uL
Signal #1 Phase : Rtx-CLPesticides Signal #2 Phase: Rtx-CLPesticides2
Signal #1 Info : 30m X 0.32mm X 0. Signal #2 Info : 30m X 0.32mm X 0.25um

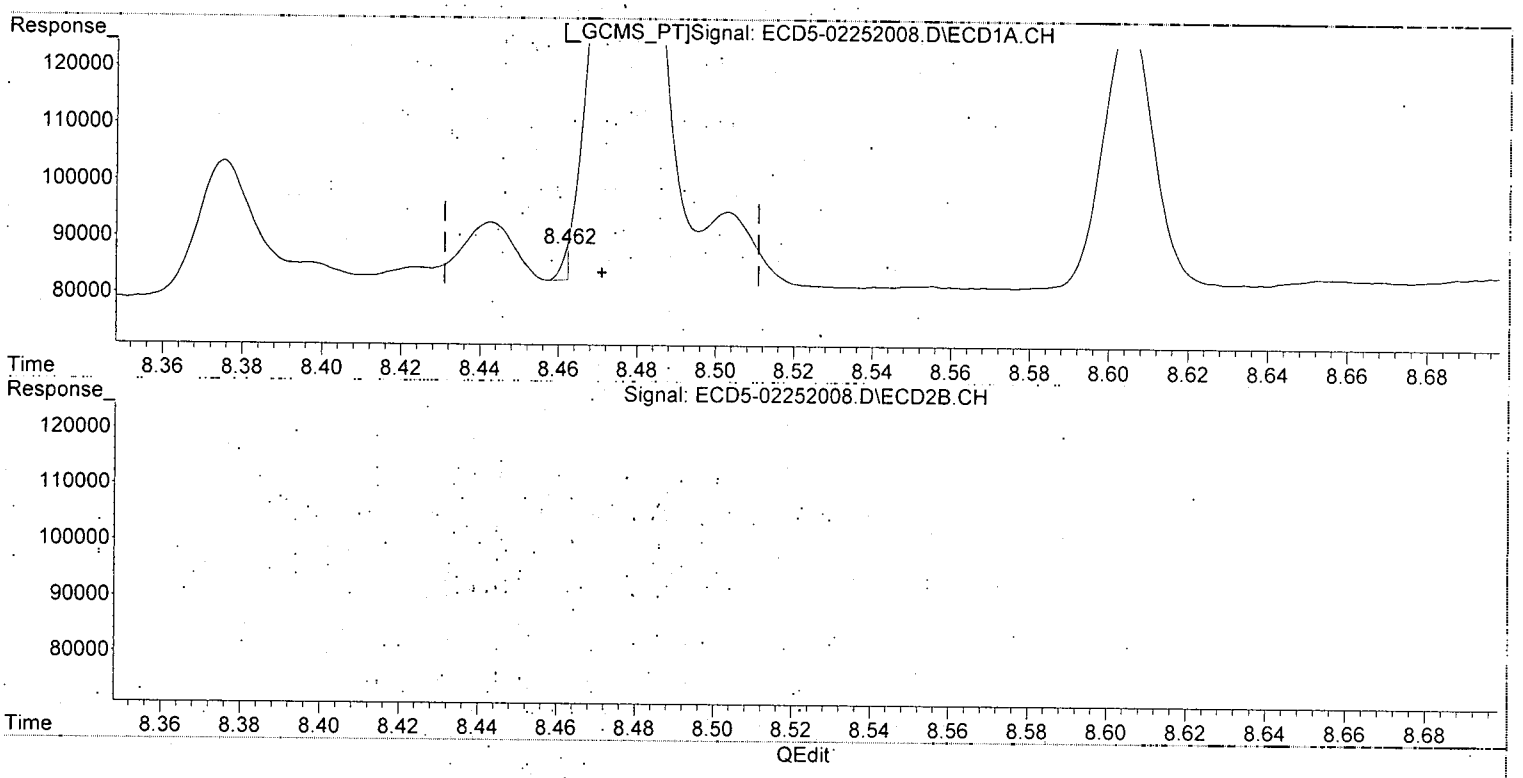

(18) Endrin Aldehyde
8.462min -0.417 ng/mL (m)
response 5606

MJB 2/26/20

(18) Endrin Aldehyde #2
9.174min 0.504 ng/mL
response 193803

(+) = Expected Retention Time
ECD5_QUANTPEST_200225.M Wed Feb 26 16:51:05 2020 Page: 1

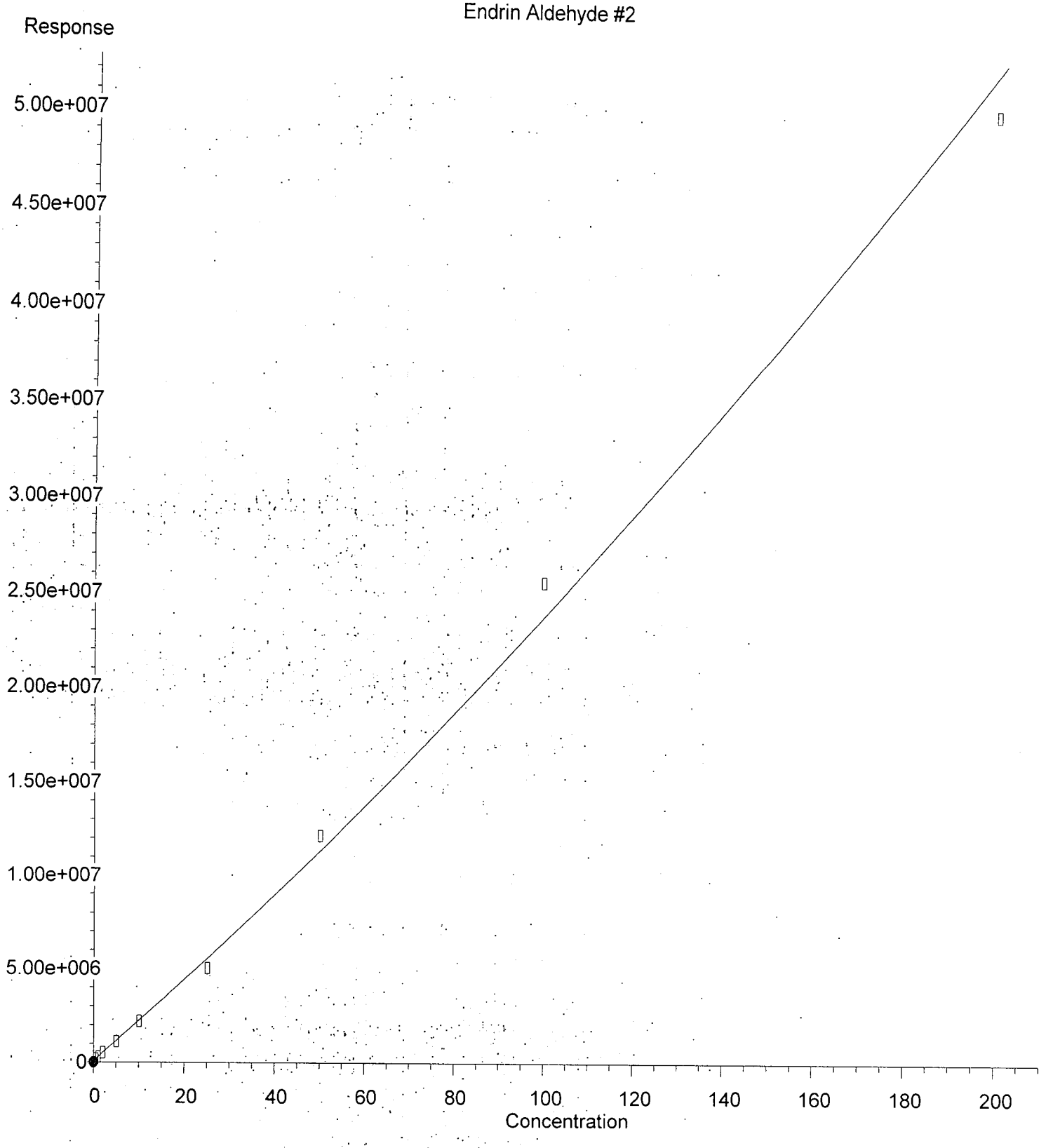

R = 2.43e+002 A*A + 2.12e+005 A + 8.68e+004
Coef of Det (r^2) = 0.996 Curve Fit: Quadratic w(1/a^2)
Method Name: C:\msdchem\1\methods\ECD5_QUANTPEST_200225.M
Calibration Table Last Updated: Wed Feb 26 15:46:10 2020

Quantitation Report (Qedit)

Data Path : C:\msdchem\1\data\2020-02\0B25043\REQUANT\
Data File : ECD5-02252008.D
Signal(s) : Signal #1: ECD1A.CH Signal #2: ECD2B.CH
Acq On : 25 Feb 2020 14:22
Operator : MJB
Sample : 0B25043-CAL1
Misc : A20B330, AB 0.5 ppb
ALS Vial : 5 (Sig #1); 0 (Sig #2) Sample Multiplier: 1

Integration File signal 1: PEST1.e
Integration File signal 2: PEST2.e
Quant Time: Feb 26 15:47:31 2020
Quant Method : C:\msdchem\1\methods\ECD5_QUANTPEST_200225.M
Quant Title : Instrument: DualECD5
QLast Update : Wed Feb 26 15:13:42 2020
Response via : Initial Calibration
Integrator: ChemStation 6890 Scale Mode: Small noise peaks clipped

Volume Inj. : 2uL
Signal #1 Phase : Rtx-CLPesticides Signal #2 Phase: Rtx-CLPesticides2
Signal #1 Info : 30m X 0.32mm X 0. Signal #2 Info : 30m X 0.32mm X 0.25um

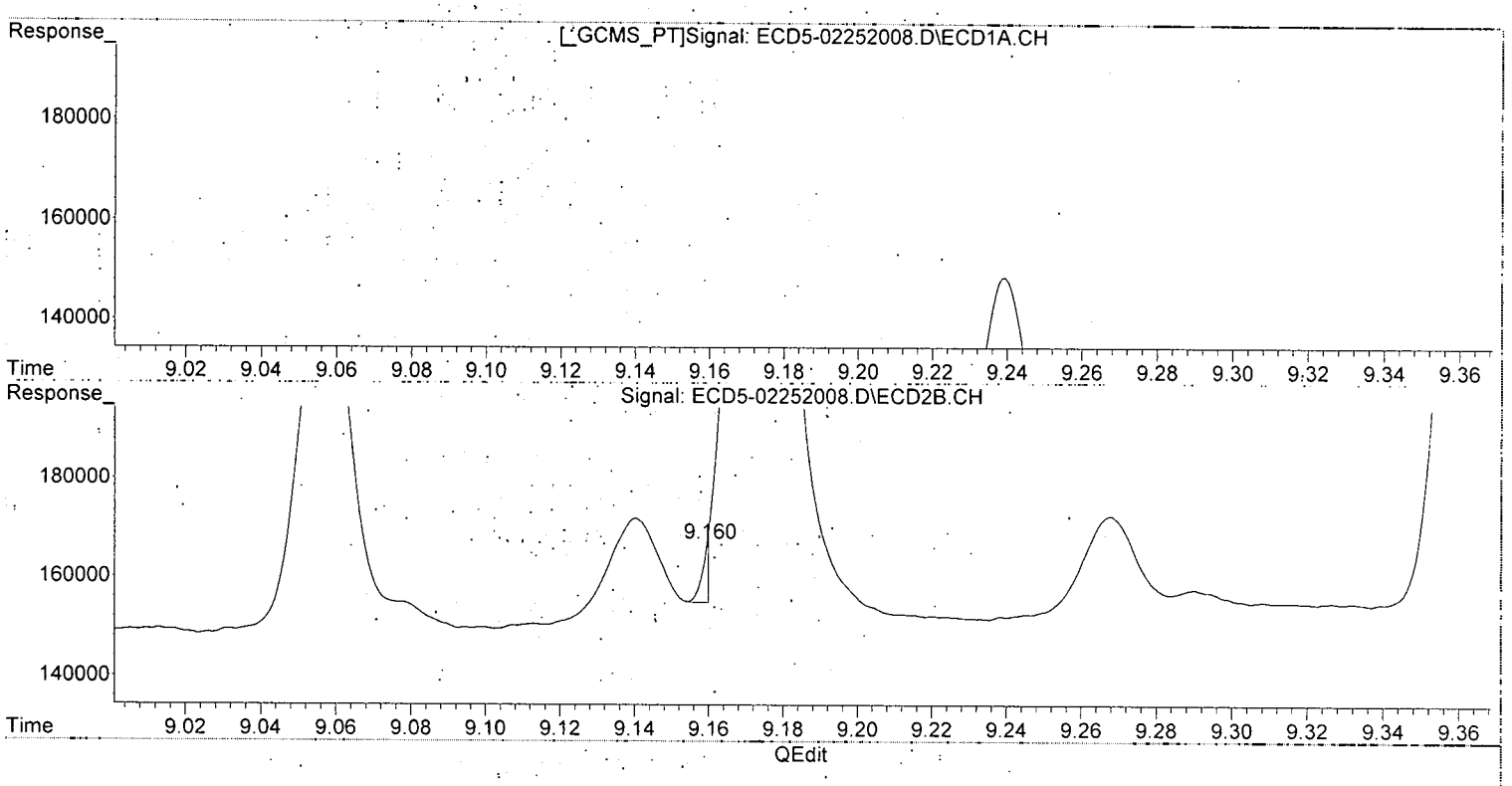

(18) Endrin Aldehyde
8.462min -0.417 ng/mL m
response 5606

MB 2/26/20

(18) Endrin Aldehyde #2
9.159min -0.352 ng/mL m
response 12016

(+) = Expected Retention Time

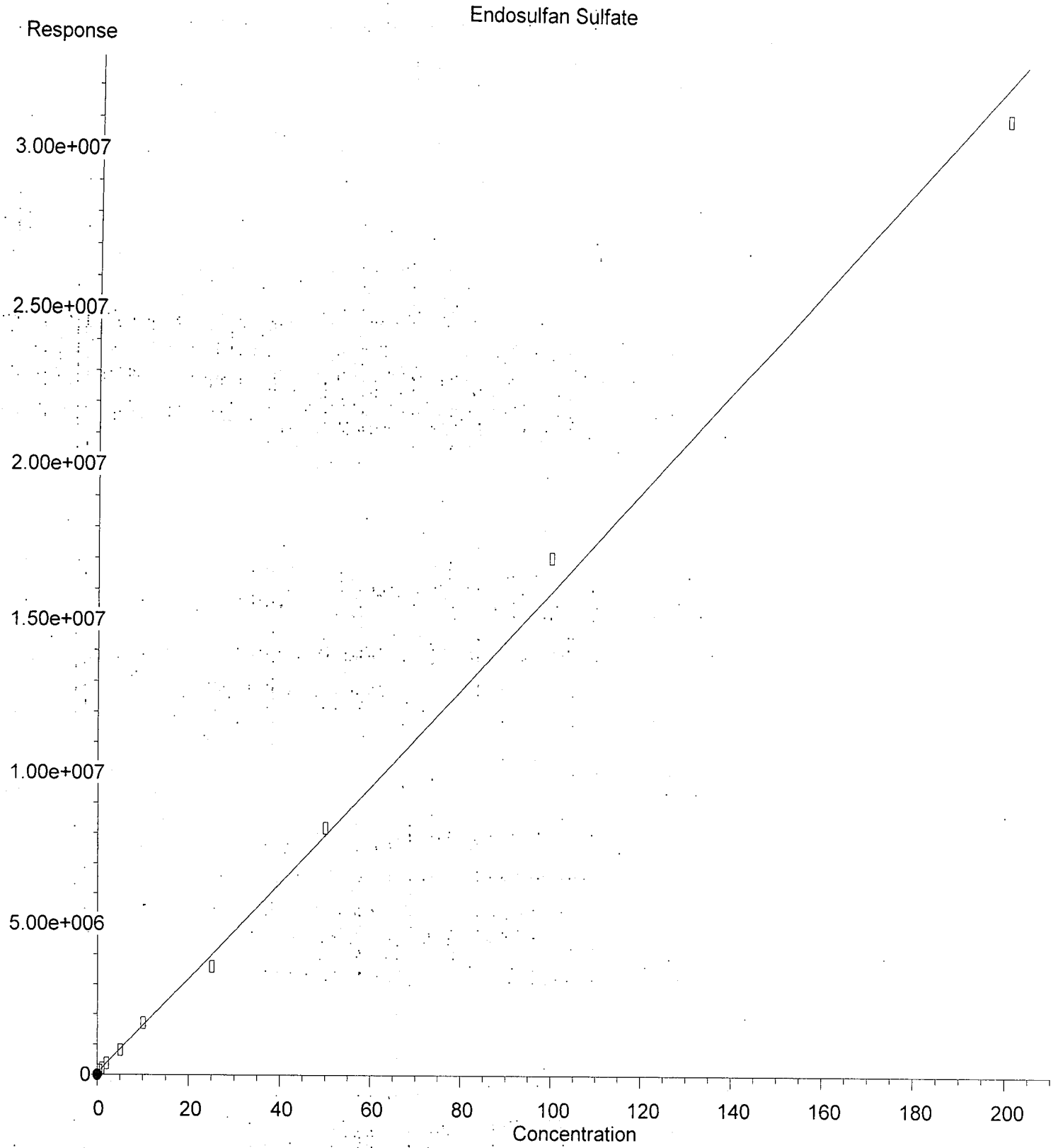

R = 3.02e+001 A*A + 1.56e+005 A + 6.57e+004
Coef of Det (r^2) = 0.997 Curve Fit: Quadratic w(1/a^2)
Method Name: C:\msdchem\1\methods\ECD5_QUANTPEST_200225.M
Calibration Table Last Updated: Wed Feb 26 15:46:10 2020

Quantitation Report (Qedit)

Data Path : C:\msdchem\1\data\2020-02\0B25043\REQUANT\
Data File : ECD5-02252008.D
Signal(s) : Signal #1: ECD1A.CH Signal #2: ECD2B.CH
Acq On : 25 Feb 2020 14:22
Operator : MJB
Sample : 0B25043-CAL1
Misc : A20B330, AB 0.5 ppb
ALS Vial : 5 (Sig #1); 0 (Sig #2) Sample Multiplier: 1

Integration File signal 1: PEST1.e
Integration File signal 2: PEST2.e
Quant Time: Feb 26 15:47:31 2020
Quant Method : C:\msdchem\1\methods\ECD5_QUANTPEST_200225.M
Quant Title : Instrument: DualECD5
QLast Update : Wed Feb 26 15:13:42 2020
Response via : Initial Calibration
Integrator: ChemStation 6890 Scale Mode: Small noise peaks clipped

Volume Inj. : 2uL
Signal #1 Phase : Rtx-CLPesticides Signal #2 Phase: Rtx-CLPesticides2
Signal #1 Info : 30m X 0.32mm X 0. Signal #2 Info : 30m X 0.32mm X 0.25um

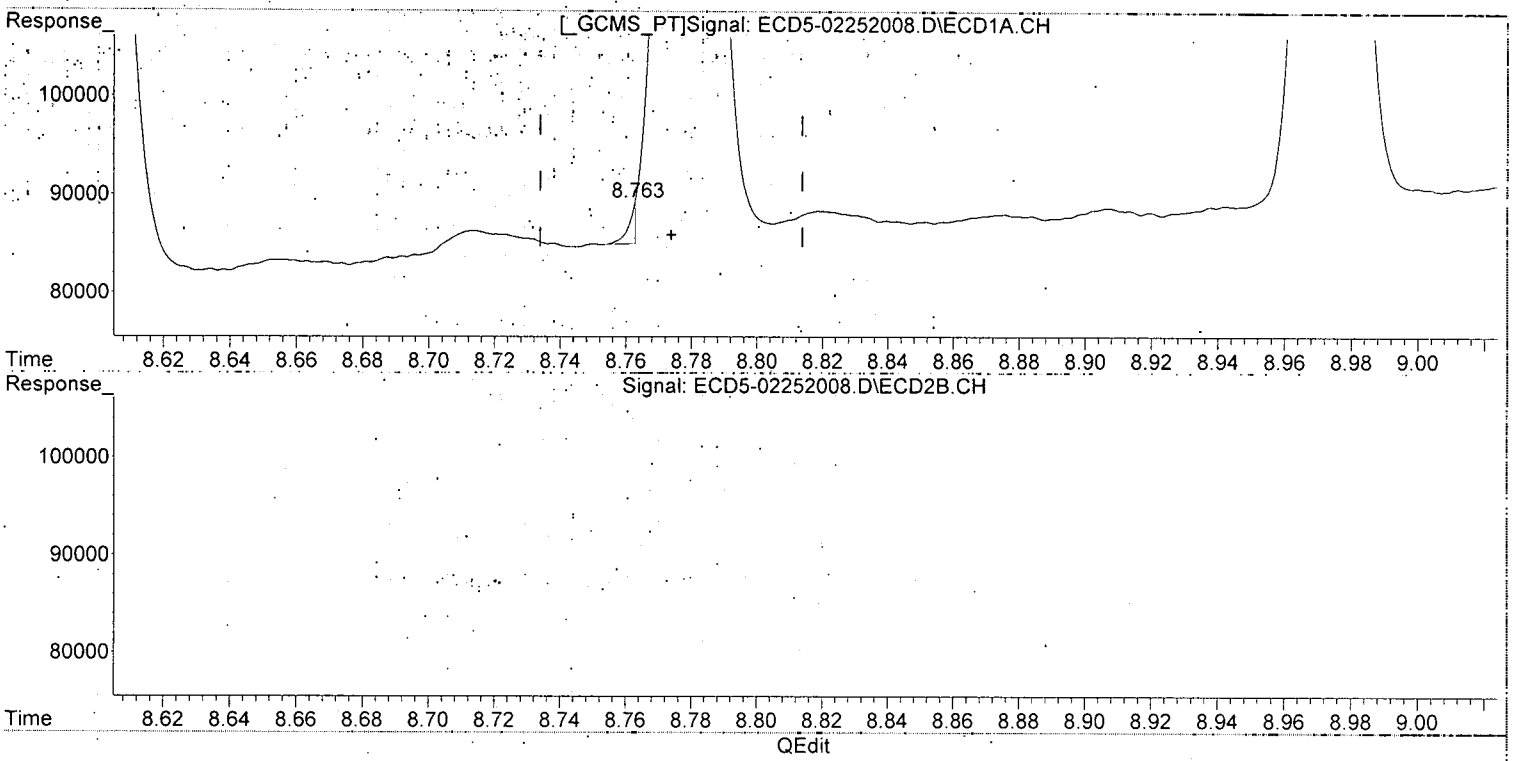

(19) Endosulfan Sulfate
8.763min -0.395 ng/mL (m)
response 4258

MB 2/26/20

(19) Endosulfan Sulfate #2
9.364min 0.512 ng/mL
response 194517

(+) = Expected Retention Time

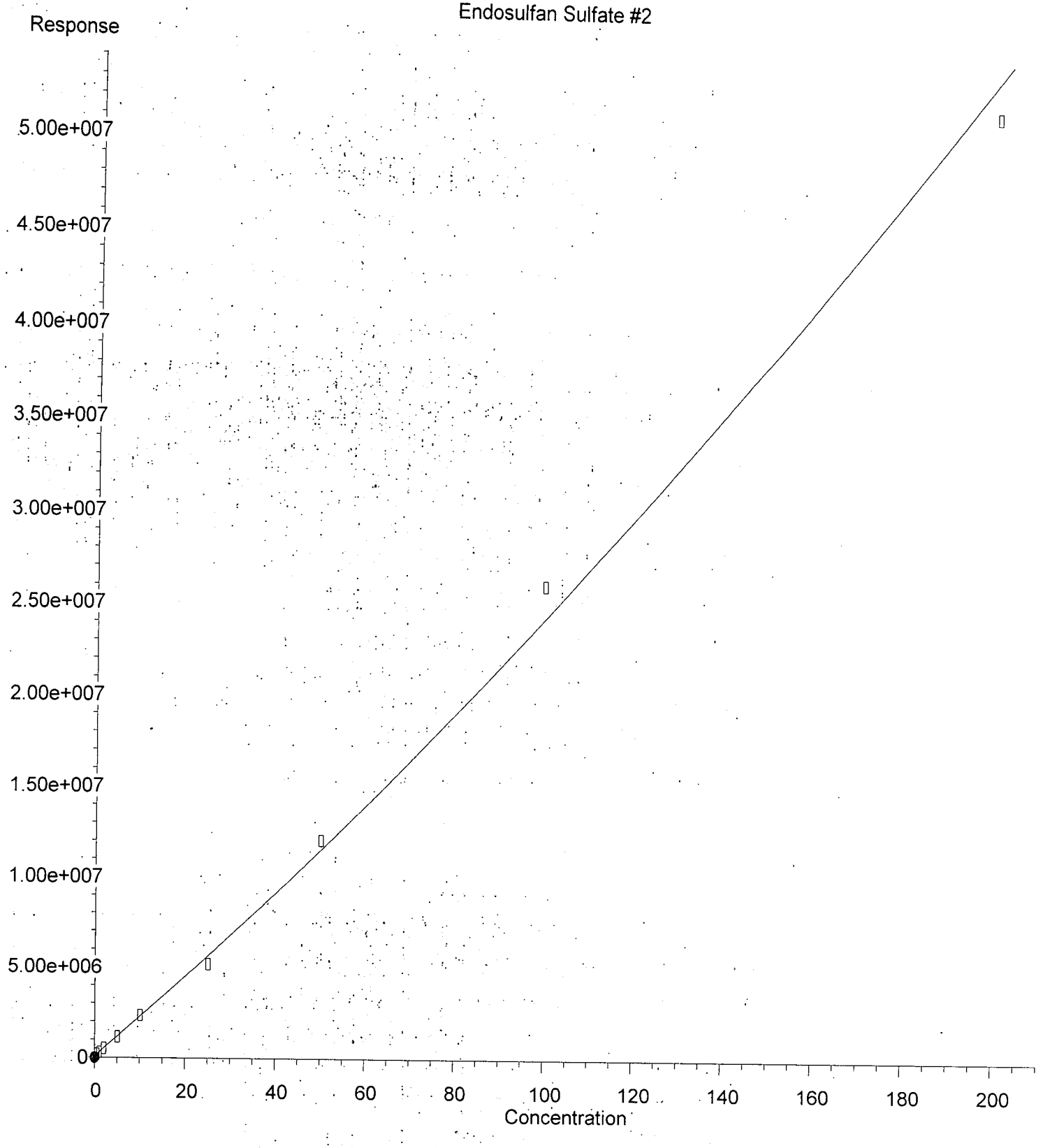

R = 2.55e+002 A*A + 2.16e+005 A + 8.40e+004
Coef of Det (r^2) = 0.997 Curve Fit: Quadratic w(1/a^2)
Method Name: C:\msdchem\1\methods\ECD5_QUANTPEST_200225.M
Calibration Table Last Updated: Wed Feb 26 15:46:10 2020

Quantitation Report (Qedit)

Data Path : C:\msdchem\1\data\2020-02\0B25043\REQUANT\
Data File : ECD5-02252008.D
Signal(s) : Signal #1: ECD1A.CH Signal #2: ECD2B.CH
Acq On : 25 Feb 2020 14:22
Operator : MJB
Sample : 0B25043-CAL1
Misc : A20B330, AB 0.5 ppb
ALS Vial : 5 (Sig #1), 0 (Sig #2) Sample Multiplier: 1

Integration File signal 1: PEST1.e
Integration File signal 2: PEST2.e
Quant Time: Feb 26 15:47:31 2020
Quant Method : C:\msdchem\1\methods\ECD5_QUANTPEST_200225.M
Quant Title : Instrument: DualECD5
QLast Update : Wed Feb 26 15:13:42 2020
Response via : Initial Calibration
Integrator: ChemStation 6890 Scale Mode: Small noise peaks clipped

Volume Inj. : 2uL
Signal #1 Phase : Rtx-CLPesticides Signal #2 Phase: Rtx-CLPesticides2
Signal #1 Info : 30m X 0.32mm X 0. Signal #2 Info : 30m X 0.32mm X 0.25um

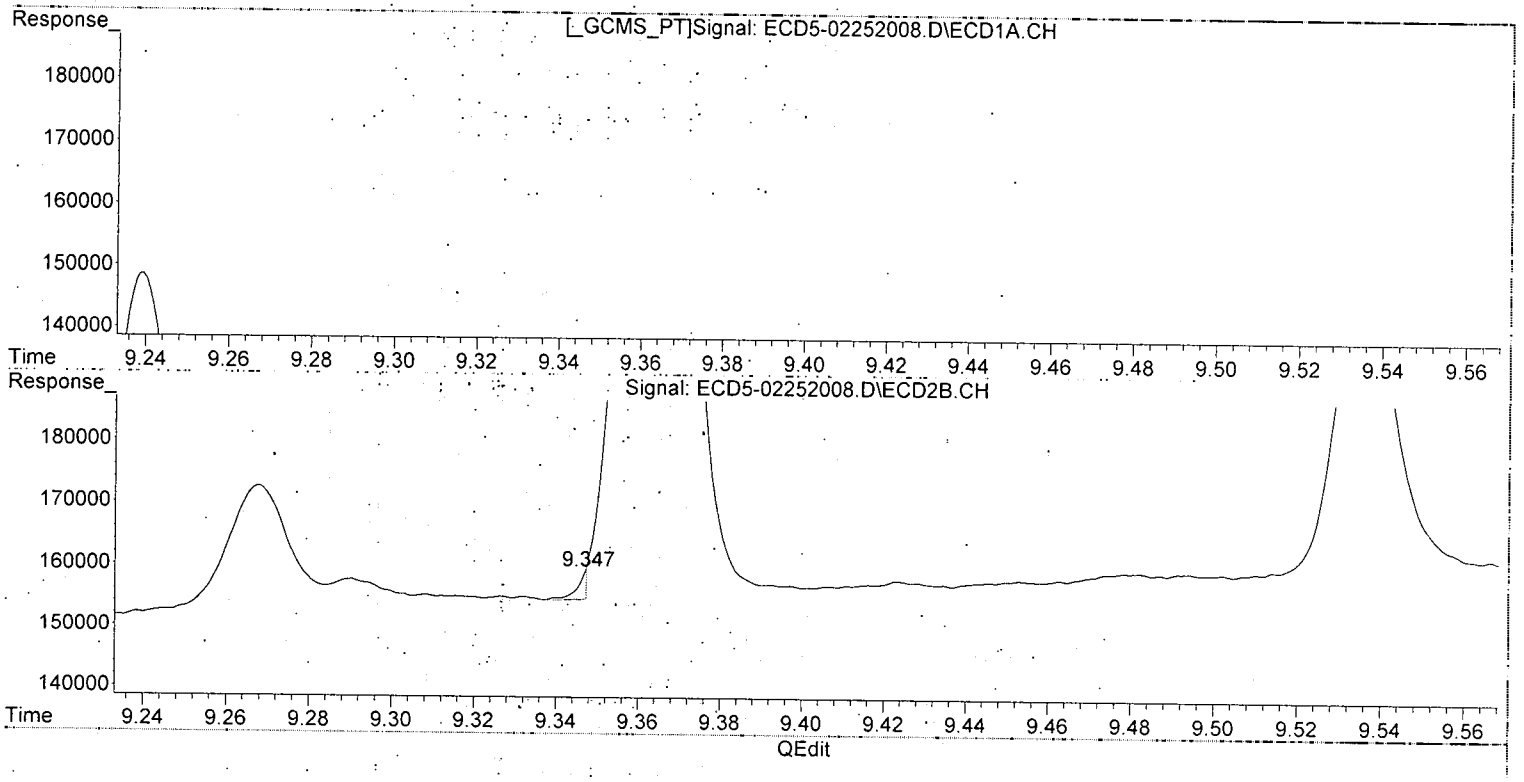

(19) Endosulfan Sulfate
8.763min -0.395 ng/mL m
response 4258

MJB 2/26/20

(19) Endosulfan Sulfate #2
9.347min -0.369 ng/mL (m)
response 4554

(+) = Expected Retention Time
ECD5_QUANTPEST_200225.M Wed Feb 26 16:51:28 2020

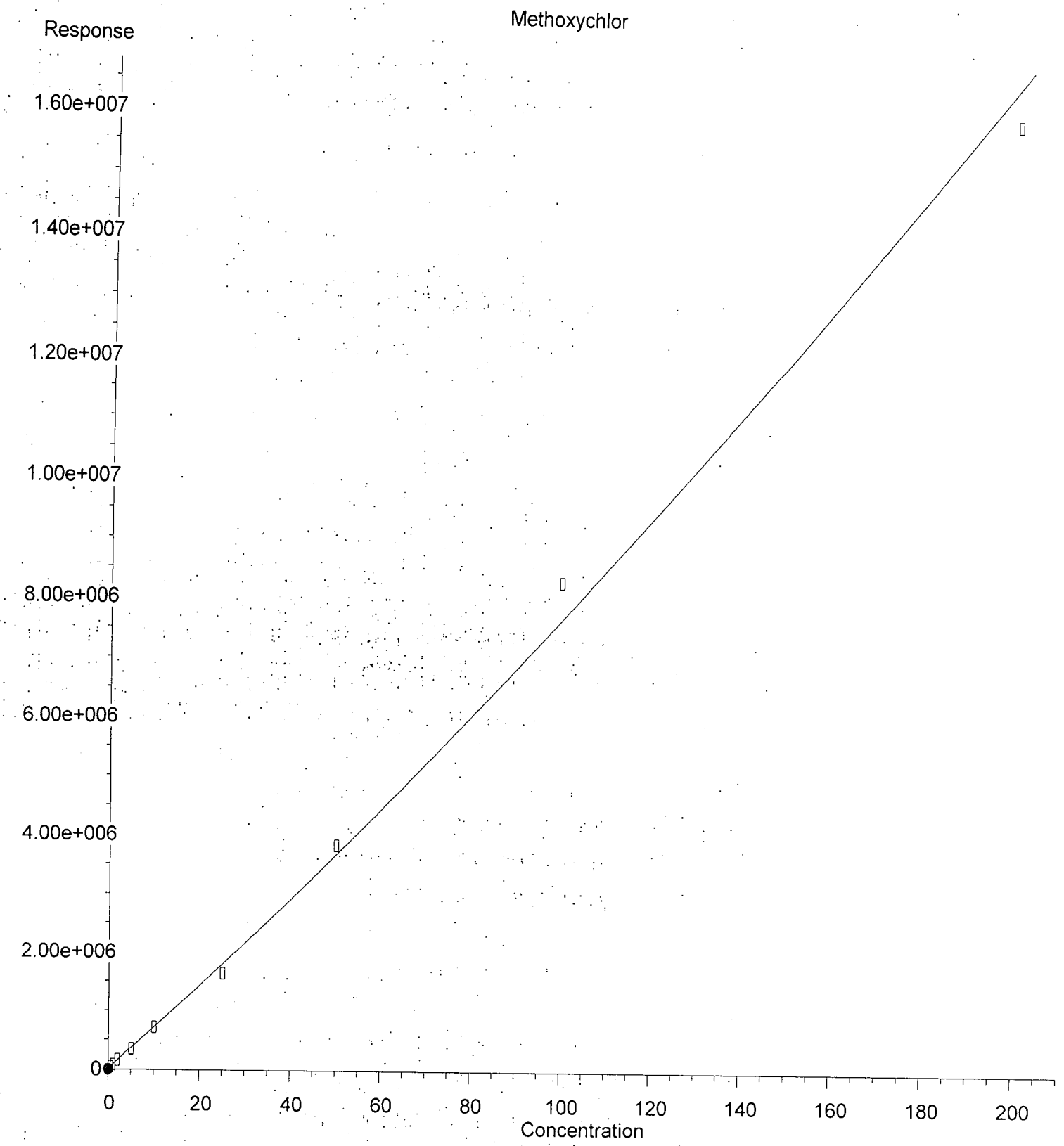

R = 6.68e+001 A*A + 6.97e+004 A + 1.26e+004
Coef of Det (r^2) = 0.996 Curve Fit: Quadratic w(1/a^2)
Method Name: C:\msdchem\1\methods\ECD5_QUANTPEST_200225.M
Calibration Table Last Updated: Wed Feb 26 15:46:10 2020

Quantitation Report (Qedit)

Data Path : C:\msdchem\1\data\2020-02\0B25043\REQUANT\
Data File : ECD5-02252008.D
Signal(s) : Signal #1: ECD1A.CH Signal #2: ECD2B.CH
Acq On : 25 Feb 2020 14:22
Operator : MJB
Sample : 0B25043-CAL1
Misc : A20B330, AB 0.5 ppb
ALS Vial : 5 (Sig #1); 0 (Sig #2) Sample Multiplier: 1

Integration File signal 1: PEST1.e
Integration File signal 2: PEST2.e
Quant Time: Feb 26 15:47:31 2020
Quant Method : C:\msdchem\1\methods\ECD5_QUANTPEST_200225.M
Quant Title : Instrument: DualECD5
QLast Update : Wed Feb 26 15:13:42 2020
Response via : Initial Calibration
Integrator: ChemStation 6890 Scale Mode: Small noise peaks clipped

Volume Inj. : 2uL
Signal #1 Phase : Rtx-CLPesticides Signal #2 Phase: Rtx-CLPesticides2
Signal #1 Info : 30m X 0.32mm X 0. Signal #2 Info : 30m X 0.32mm X 0.25um

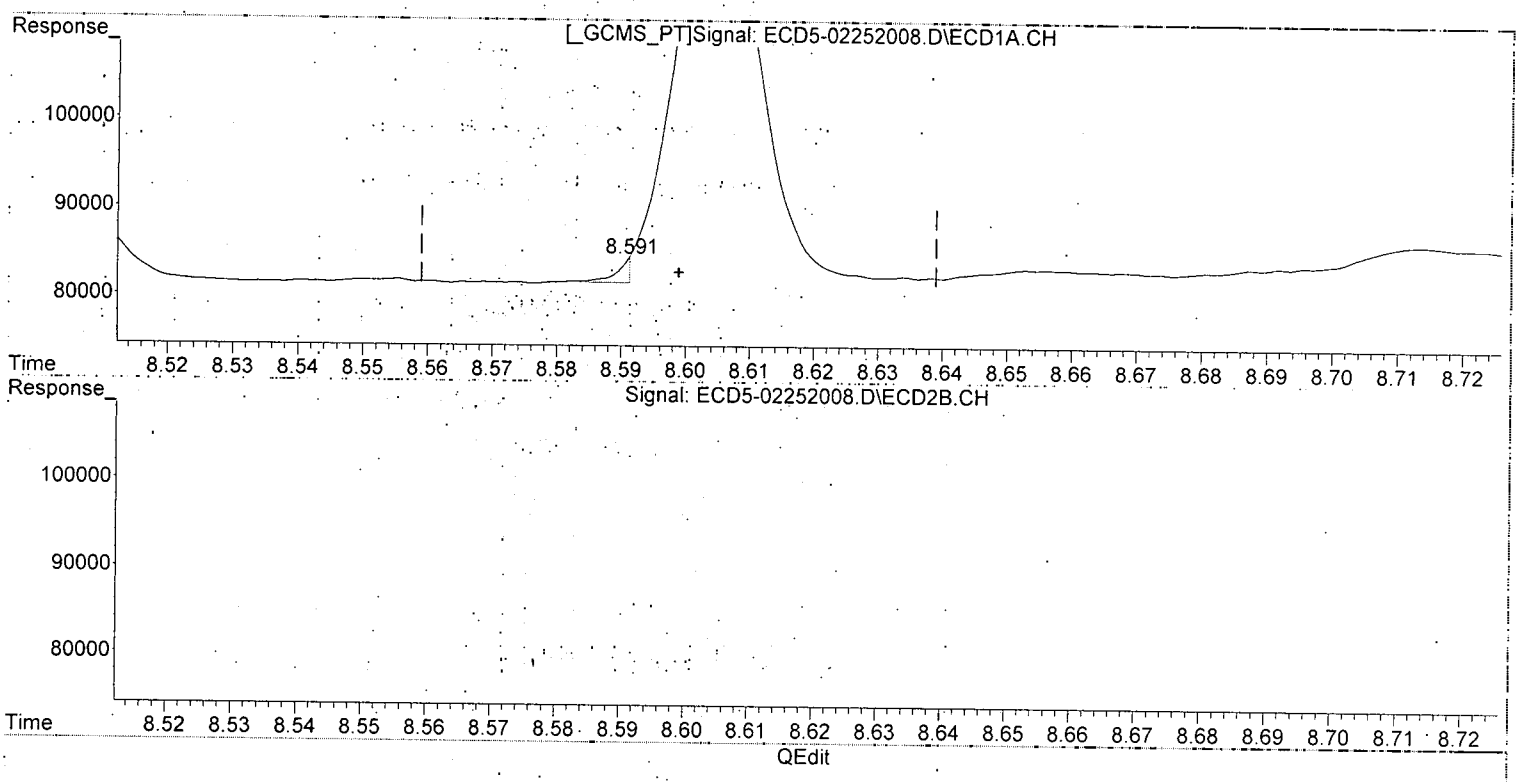

(20) Methoxychlor
8.591min -0.140 ng/mL (m)
response 2791

MJB 2/26/20

(20) Methoxychlor #2
9.536min 0.513 ng/mL
response 50315

(+) = Expected Retention Time

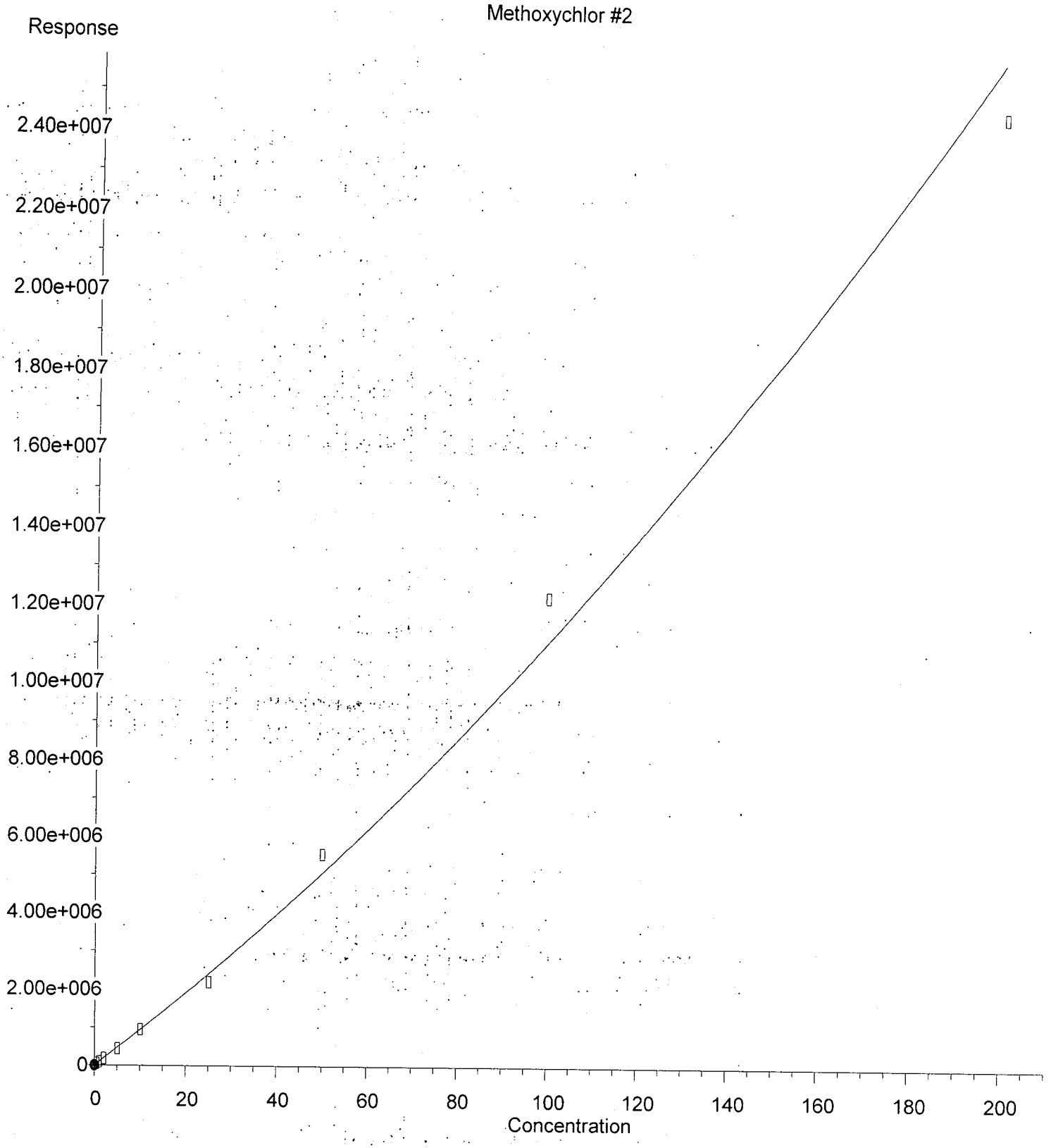

R = 1.97e+002 A*A + 9.08e+004 A + 3.72e+003
Coef of Det (r^2) = 0.994 Curve Fit: Quadratic w(1/a^2)
Method Name: C:\msdchem\1\methods\ECD5_QUANTPEST_200225.M
Calibration Table Last Updated: Wed Feb 26 15:46:10 2020

Quantitation Report (Qedit)

Data Path : C:\msdchem\1\data\2020-02\0B25043\REQUANT\
Data File : ECD5-02252008.D
Signal(s) : Signal #1: ECD1A.CH Signal #2: ECD2B.CH
Acq On : 25 Feb 2020 14:22
Operator : MJB
Sample : 0B25043-CAL1
Misc : A20B330, AB 0.5 ppb
ALS Vial : 5 (Sig #1); 0 (Sig #2) Sample Multiplier: 1

Integration File signal 1: PEST1.e
Integration File signal 2: PEST2.e
Quant Time: Feb 26 15:47:31 2020
Quant Method : C:\msdchem\1\methods\ECD5_QUANTPEST_200225.M
Quant Title : Instrument: DualECD5
QLast Update : Wed Feb 26 15:13:42 2020
Response via : Initial Calibration
Integrator: ChemStation 6890 Scale Mode: Small noise peaks clipped

Volume Inj. : 2uL
Signal #1 Phase : Rtx-CLPesticides Signal #2 Phase: Rtx-CLPesticides2
Signal #1 Info : 30m X 0.32mm X 0. Signal #2 Info : 30m X 0.32mm X 0.25um

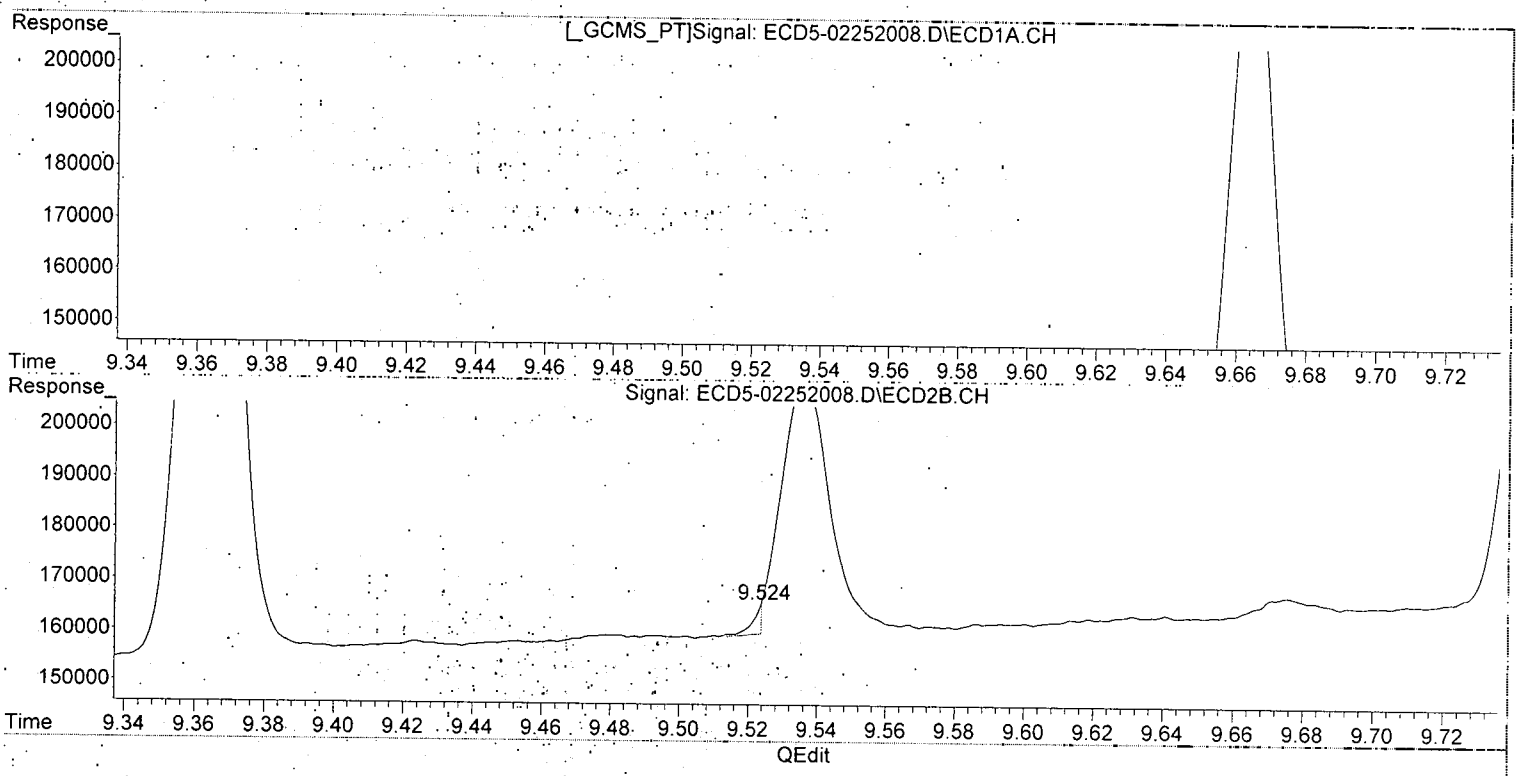

(20) Methoxychlor
8.591min -0.140 ng/mL m
response 2791

MB 2/26/20

(20) Methoxychlor #2
9.524min 0.022 ng/mL (m)
response 5754

(+) = Expected Retention Time
ECD5_QUANTPEST_200225.M Wed Feb 26 16:51:45 2020 Page: 1

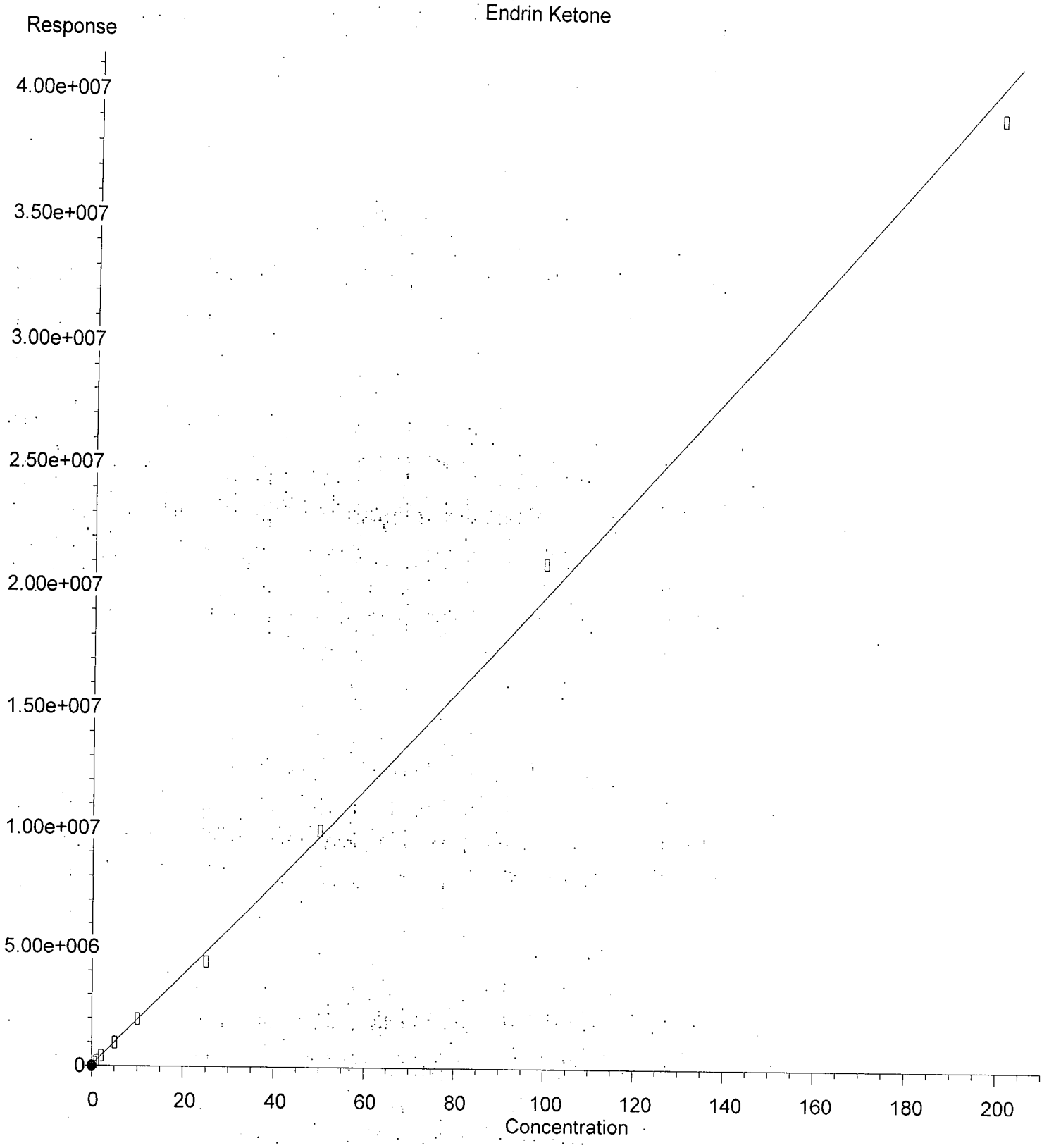

R = 7.55e+001 A*A + 1.88e+005 A + 4.73e+004
Coef of Det (r^2) = 0.998 Curve Fit: Quadratic w(1/a^2)
Method Name: C:\msdchem\1\methods\ECD5_QUANTPEST_200225.M
Calibration Table Last Updated: Wed Feb 26 15:46:10 2020

Quantitation Report (Qedit)

Data Path : C:\msdchem\1\data\2020-02\0B25043\REQUANT\
Data File : ECD5-02252008.D
Signal(s) : Signal #1: ECD1A.CH Signal #2: ECD2B.CH
Acq On : 25 Feb 2020 14:22
Operator : MJB
Sample : 0B25043-CAL1
Misc : A20B330, AB 0.5 ppb
ALS Vial : 5 (Sig #1), 0 (Sig #2) Sample Multiplier: 1

Integration File signal 1: PEST1.e
Integration File signal 2: PEST2.e
Quant Time: Feb 26 15:47:31 2020
Quant Method : C:\msdchem\1\methods\ECD5_QUANTPEST_200225.M
Quant Title : Instrument: DualECD5 ;
QLast Update : Wed Feb 26 15:13:42 2020
Response via : Initial Calibration
Integrator: ChemStation 6890 Scale Mode: Small noise peaks clipped

Volume Inj. : 2uL
Signal #1 Phase : Rtx-CLPesticides Signal #2 Phase: Rtx-CLPesticides2
Signal #1 Info : 30m X 0.32mm X 0. Signal #2 Info : 30m X 0.32mm X 0.25um

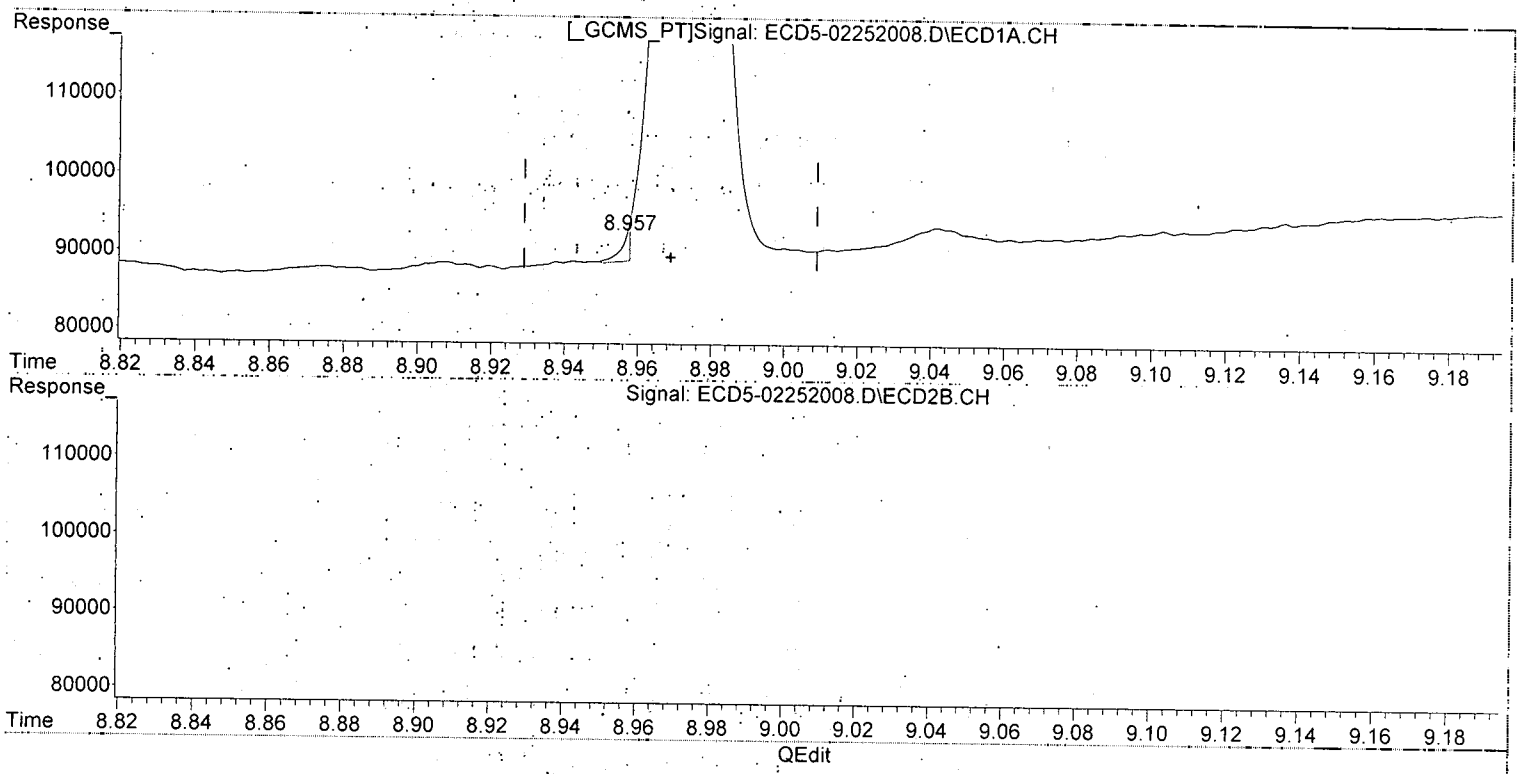

(21) Endrin Ketone
8.957min -0.234 ng/mL m
response 3346

MJB 2/26/20

(21) Endrin Ketone #2
9.767min 0.506 ng/mL
response 174090

(+) = Expected Retention Time
ECD5_QUANTPEST_200225.M Wed Feb 26 16:51:53 2020 Page: 1

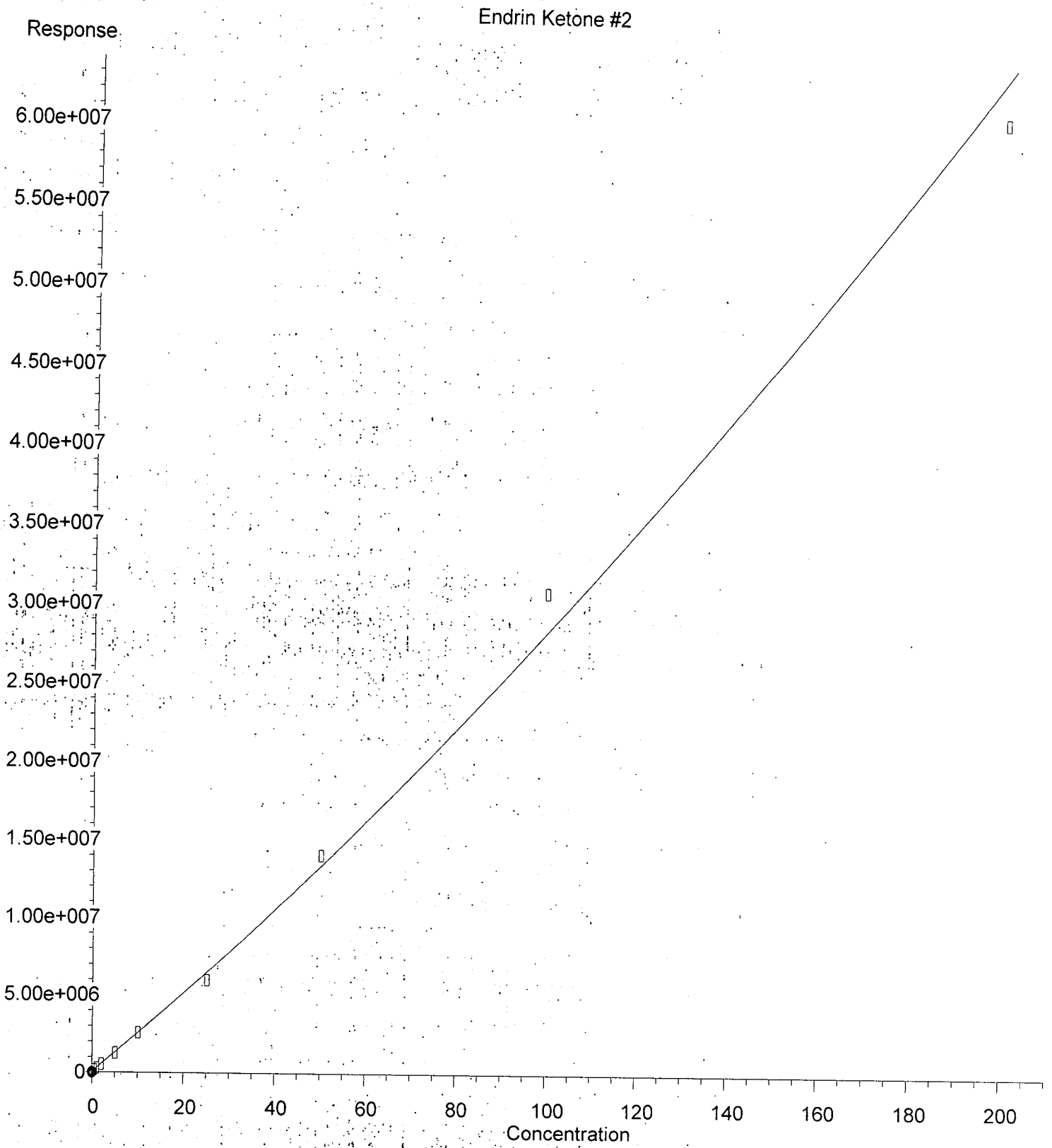

R = 3.46e+002 A*A + 2.48e+005 A + 4.84e+004
Coef of Det (r^2) = 0.997 Curve Fit: Quadratic w(1/a^2)
Method Name: C:\msdchem\1\methods\ECD5_QUANTPEST_200225.M
Calibration Table Last Updated: Wed Feb 26 15:46:10 2020

Quantitation Report (Qedit)

Data Path : C:\msdchem\1\data\2020-02\0B25043\REQUANT\
Data File : ECD5-02252008.D
Signal(s) : Signal #1: ECD1A.CH Signal #2: ECD2B.CH
Acq On : 25 Feb 2020 14:22
Operator : MJB
Sample : 0B25043-CAL1
Misc : A20B330, AB 0.5 ppb
ALS Vial : 5 (Sig #1); 0 (Sig #2) Sample Multiplier: 1

Integration File signal 1: PEST1.e
Integration File signal 2: PEST2.e
Quant Time: Feb 26 15:47:31 2020
Quant Method : C:\msdchem\1\methods\ECD5_QUANTPEST_200225.M
Quant Title : Instrument: DualECD5
QLast Update : Wed Feb 26 15:13:42 2020
Response via : Initial Calibration
Integrator: ChemStation 6890 Scale Mode: Small noise peaks clipped

Volume Inj. : 2uL
Signal #1 Phase : Rtx-CLPesticides Signal #2 Phase: Rtx-CLPesticides2
Signal #1 Info : 30m X 0.32mm X 0. Signal #2 Info : 30m X 0.32mm X 0.25um

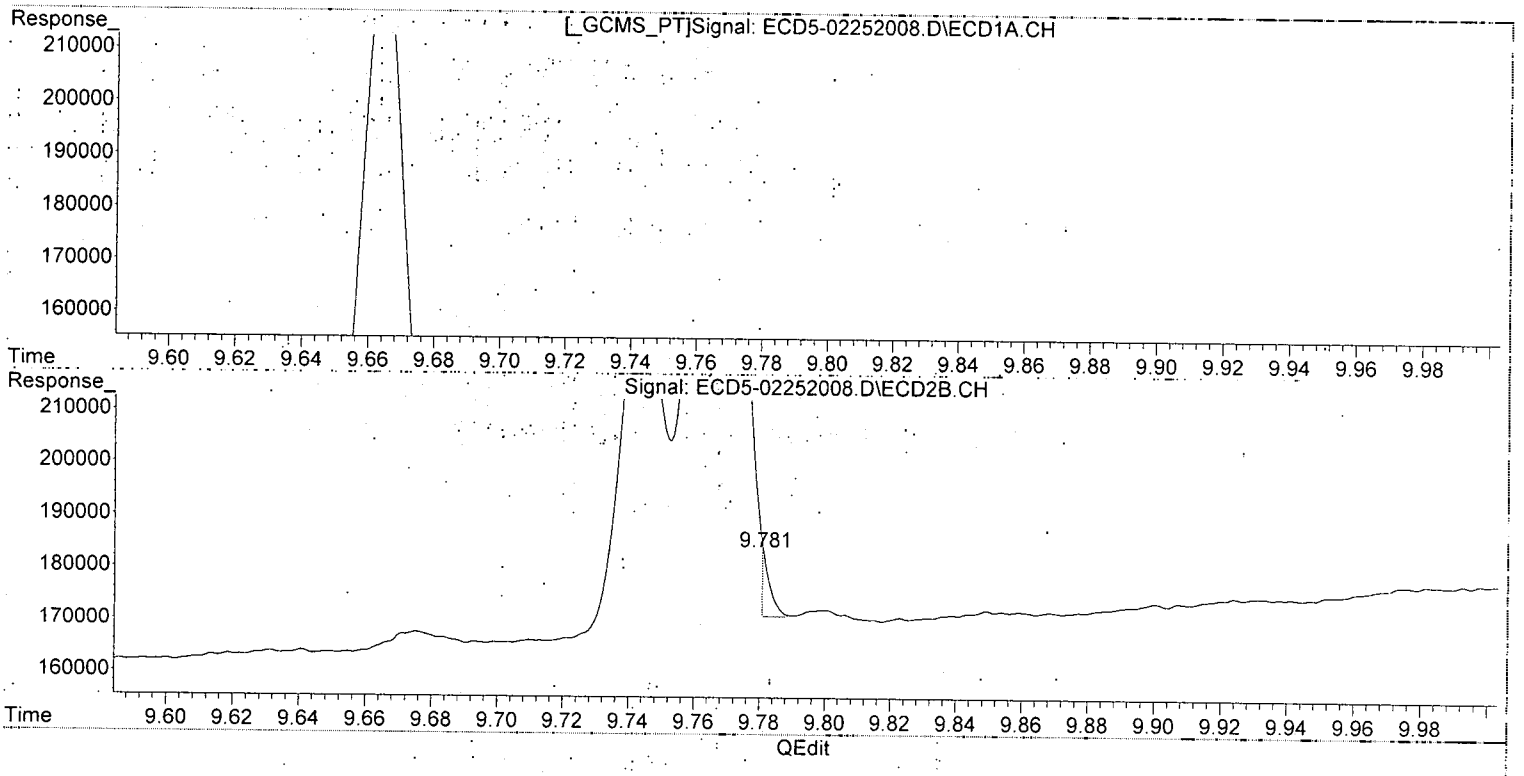

(21) Endrin Ketone
8.957min -0.234 ng/mL m
response 3346

MJB 2/26/20

(21) Endrin Ketone #2
9.781min -0.139 ng/mL (m)
response 13941

(+) = Expected Retention Time
ECD5_QUANTPEST_200225.M Wed Feb 26 16:52:00 2020 Page: 1

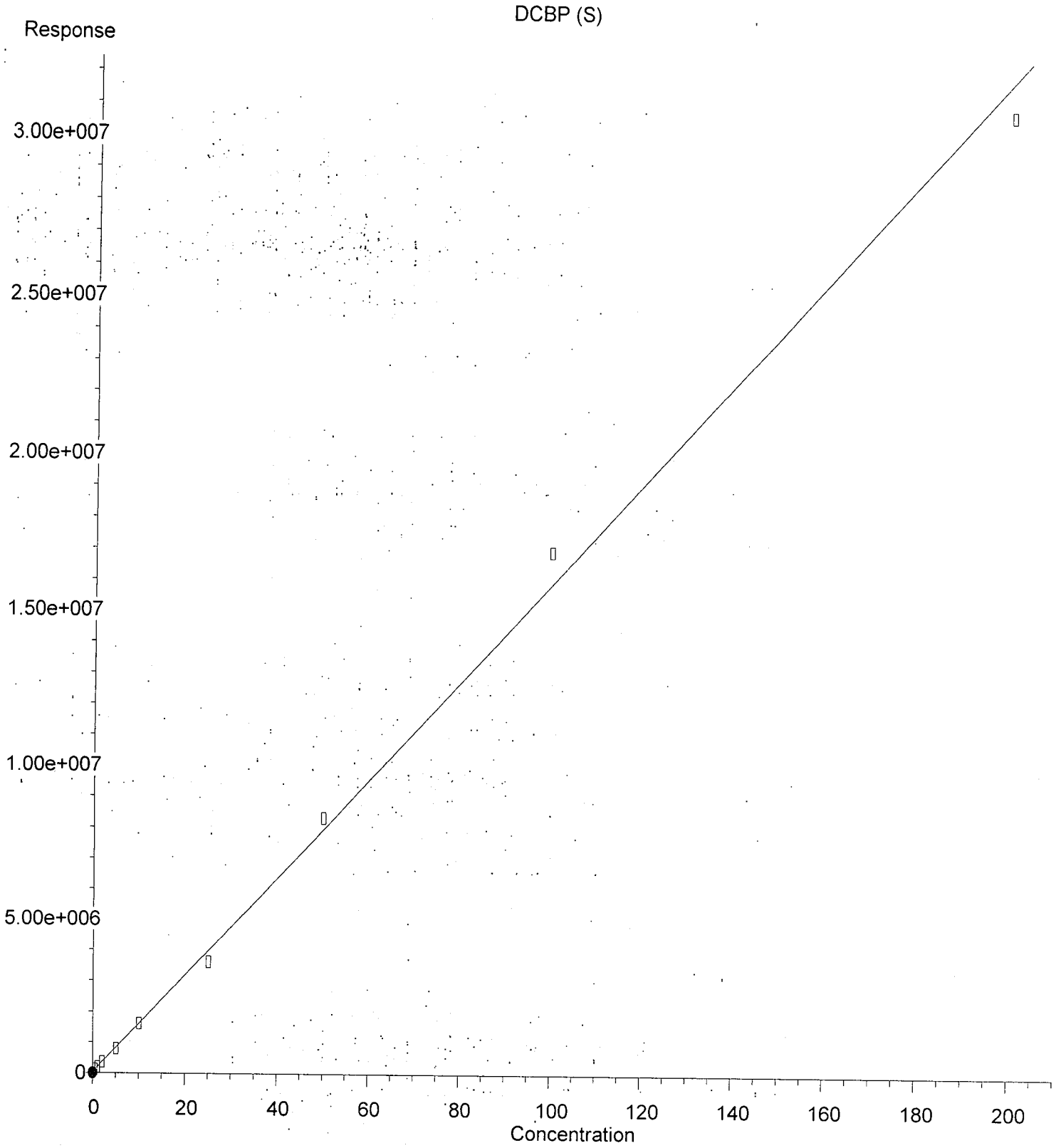

R = 1.41e+001 A*A + 1.57e+005 A + 3.97e+004
Coef of Det (r^2) = 0.997 Curve Fit: Quadratic w(1/a^2)
Method Name: C:\msdchem\1\methods\ECD5_QUANTPEST_200225.M
Calibration Table Last Updated: Wed Feb 26 15:46:10 2020

Quantitation Report (Qedit)

Data Path : C:\msdchem\1\data\2020-02\0B25043\REQUANT\
Data File : ECD5-02252008.D
Signal(s) : Signal #1: ECD1A.CH Signal #2: ECD2B.CH
Acq On : 25 Feb 2020 14:22
Operator : MJB
Sample : 0B25043-CAL1
Misc : A20B330, AB 0.5 ppb
ALS Vial : 5 (Sig #1); 0 (Sig #2) Sample Multiplier: 1

Integration File signal 1: PEST1.e
Integration File signal 2: PEST2.e
Quant Time: Feb 26 15:47:31 2020
Quant Method : C:\msdchem\1\methods\ECD5_QUANTPEST_200225.M
Quant Title : Instrument: DualECD5
QLast Update : Wed Feb 26 15:13:42 2020
Response via : Initial Calibration
Integrator: ChemStation 6890 Scale Mode: Small noise peaks clipped

Volume Inj. : 2uL
Signal #1 Phase : Rtx-CLPesticides Signal #2 Phase: Rtx-CLPesticides2
Signal #1 Info : 30m X 0.32mm X 0. Signal #2 Info : 30m X 0.32mm X 0.25um

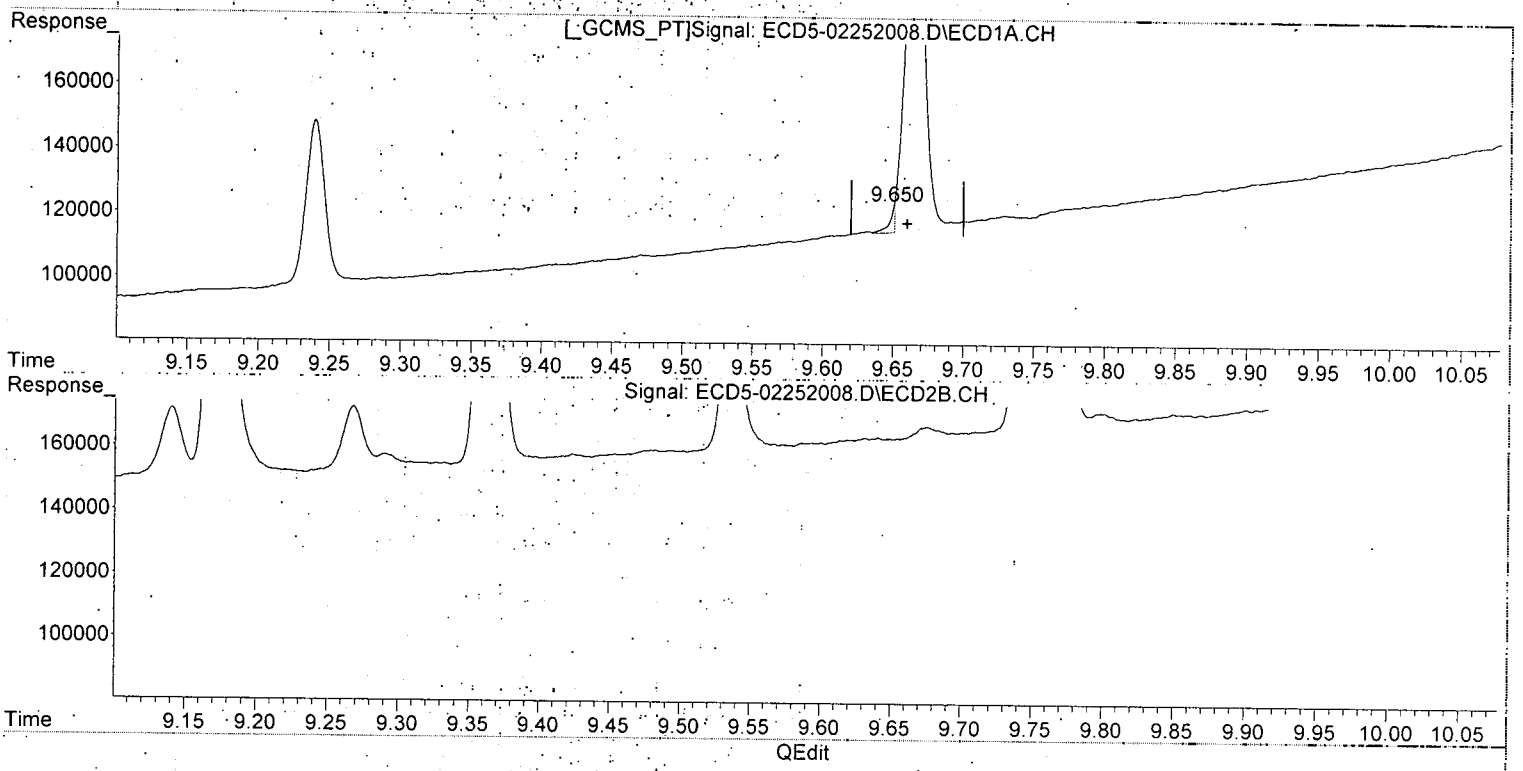

(22) DCBP (S) (S)
9.650min -0.200 ng/mL m
response 8366

MJB 2/26/20

(22) DCBP (S) #2 (S)
10.638min 0.590 ng/mL
response 114432

(+) = Expected Retention Time
ECD5_QUANTPEST_200225.M Wed Feb 26 16:52:08 2020 Page: 1

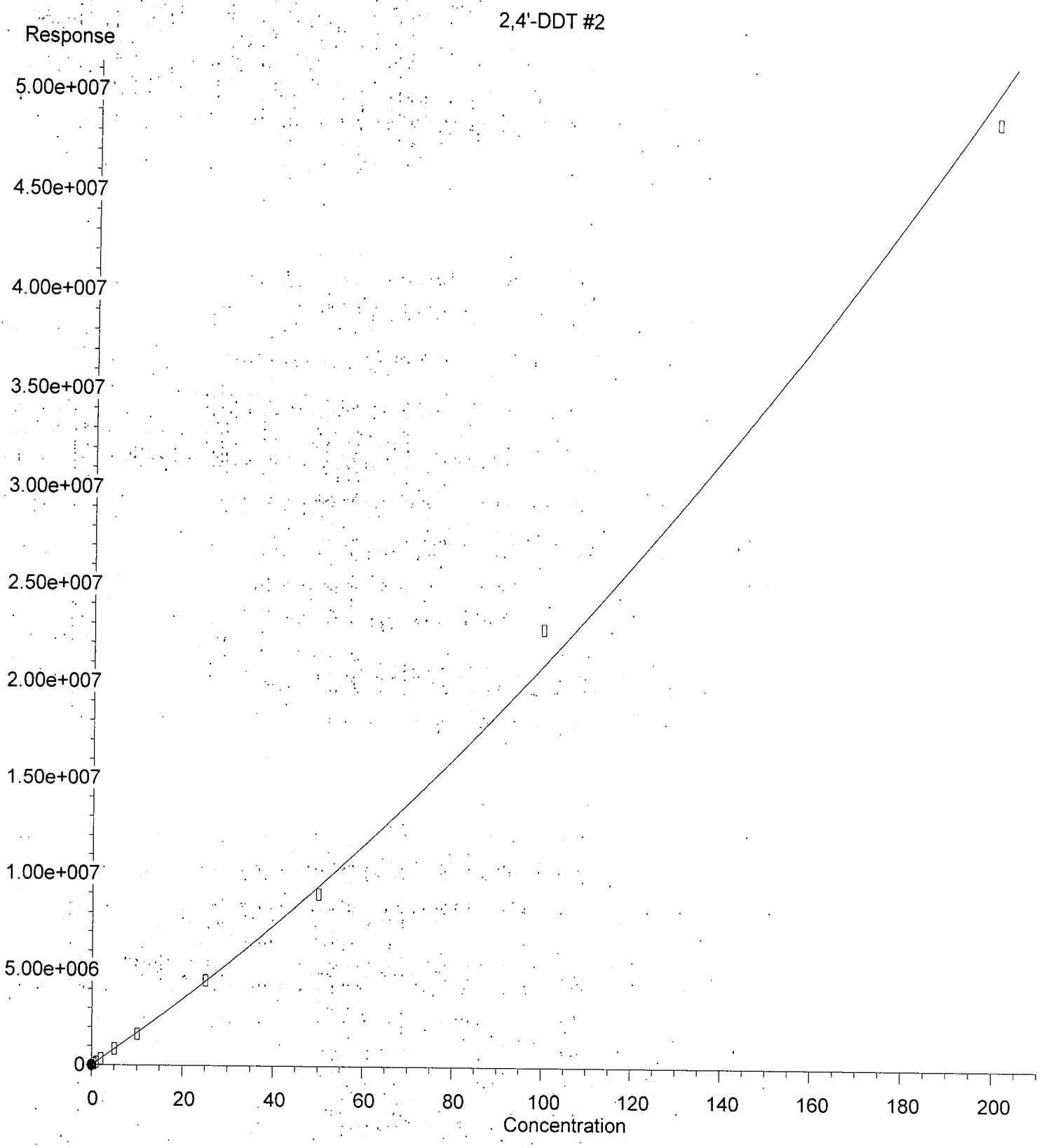

R = 4.32e+002 A*A + 1.66e+005 A - 5.32e+003
Coef of Det (r^2) = 0.998 Curve Fit: Quadratic w(1/a^2)
Method Name: C:\msdchem\1\methods\ECD5_QUANTPEST_200225.M
Calibration Table Last Updated: Wed Feb 26 15:46:10 2020

Quantitation Report (Qedit)

Data Path : C:\msdchem\1\data\2020-02\0B25043\REQUANT\
Data File : ECD5-02252019.D
Signal(s) : Signal #1: ECD1A.CH, Signal #2: ECD2B.CH
Acq On : 25 Feb 2020 17:30
Operator : MJB
Sample : 0B25043-CALA
Misc : A20B332, 9-42 0.5 ppb
ALS Vial : 15 (Sig #1); 0 (Sig #2) Sample Multiplier: 1

Integration File signal 1: PEST1.e
Integration File signal 2: PEST2.e
Quant Time: Feb 26 15:50:06 2020
Quant Method : C:\msdchem\1\methods\ECD5_QUANTPEST_200225.M
Quant Title : Instrument: DualECD5
QLast Update : Wed Feb 26 15:13:42 2020
Response via : Initial Calibration
Integrator: ChemStation 6890 Scale Mode: Small noise peaks clipped

Volume Inj. : 2uL
Signal #1 Phase : Rtx-CLPesticides Signal #2 Phase: Rtx-CLPesticides2
Signal #1 Info : 30m X 0.32mm X 0. Signal #2 Info : 30m X 0.32mm X 0.25um

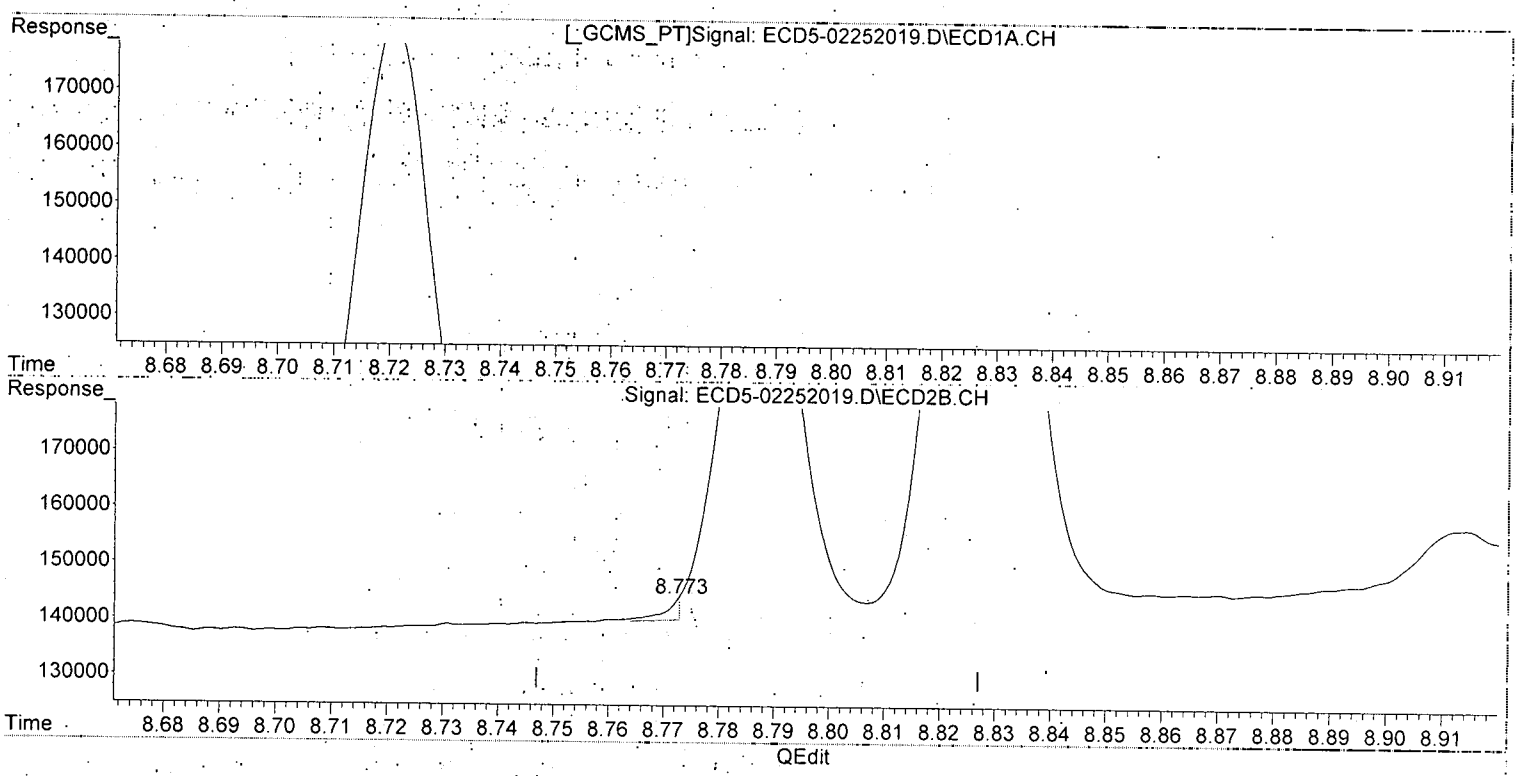

(29) 2,4'-DDT
7.936min 0.011 ng/mL m
response 1411

MJB 2/26/20

(29) 2,4'-DDT #2
8.773min 0.056 ng/mL (m)
response 3888

(+) = Expected Retention Time
ECD5_QUANTPEST_200225.M Wed Feb 26 16:52:43 2020 Page: 1

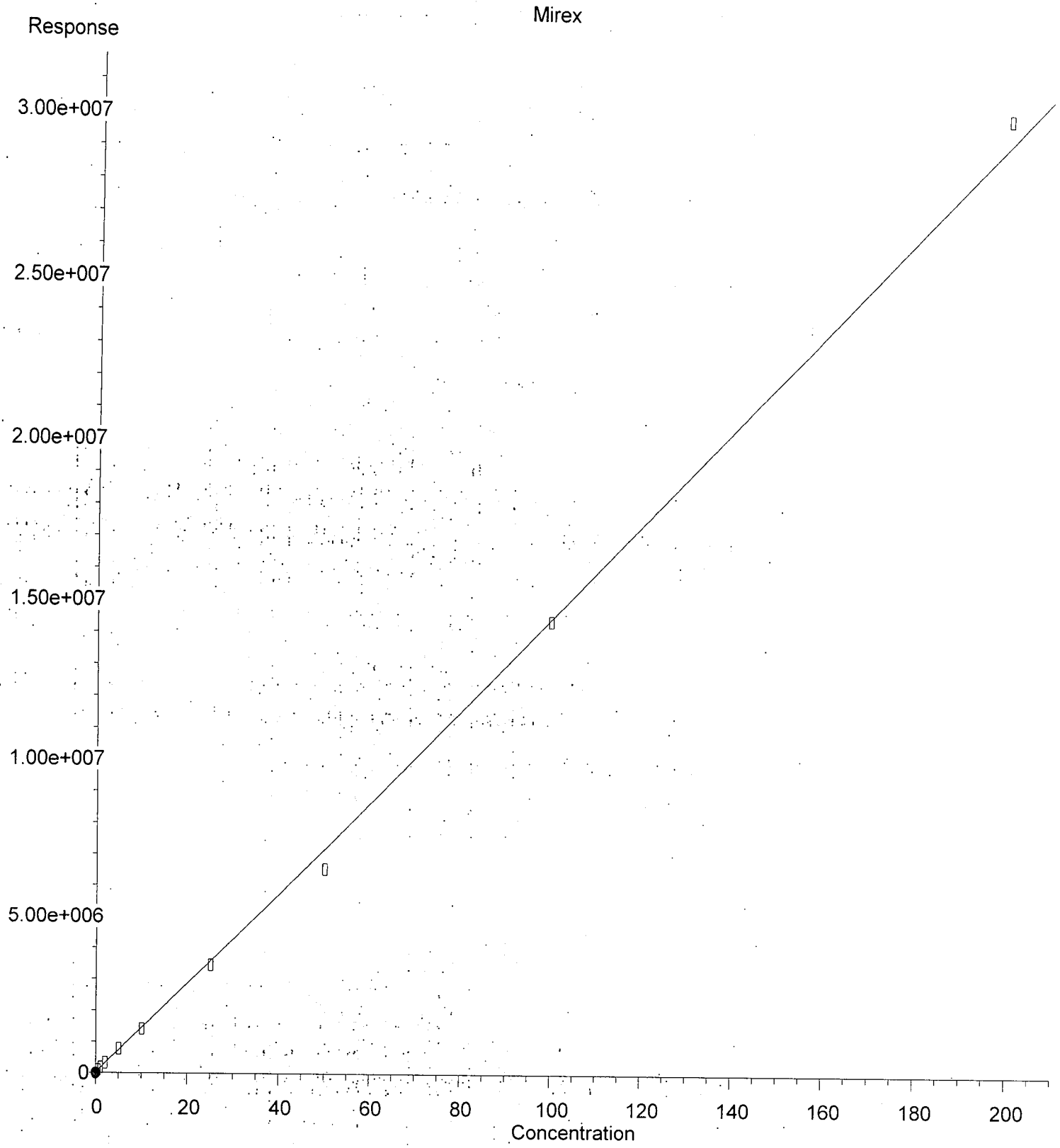

R = 3.08e+001 A*A + 1.41e+005 A + 3.20e+004
Coef of Det (r^2) = 0.997 Curve Fit: Quadratic w(1/a^2)
Method Name: C:\msdchem\1\methods\ECD5_QUANTPEST_200225.M
Calibration Table Last Updated: Wed Feb 26 15:46:10 2020

Quantitation Report (Qedit)

Data Path : C:\msdchem\1\data\2020-02\0B25043\REQUANT\
Data File : ECD5-02252019.D
Signal(s) : Signal #1: ECD1A.CH Signal #2: ECD2B.CH
Acq On : 25 Feb 2020 17:30
Operator : MJB
Sample : 0B25043-CALA
Misc : A20B332, 9-42 0.5 ppb
ALS Vial : 15 (Sig #1); 0 (Sig #2) Sample Multiplier: 1

Integration File signal 1: PEST1.e
Integration File signal 2: PEST2.e
Quant Time: Feb 26 15:50:06 2020
Quant Method : C:\msdchem\1\methods\ECD5_QUANTPEST_200225.M
Quant Title : Instrument: DualECD5
QLast Update : Wed Feb 26 15:13:42 2020
Response via : Initial Calibration
Integrator: ChemStation 6890 Scale Mode: Small noise peaks clipped

Volume Inj. : 2uL
Signal #1 Phase : Rtx-CLPesticides Signal #2 Phase: Rtx-CLPesticides2
Signal #1 Info : 30m X 0.32mm X 0. Signal #2 Info : 30m X 0.32mm X 0.25um

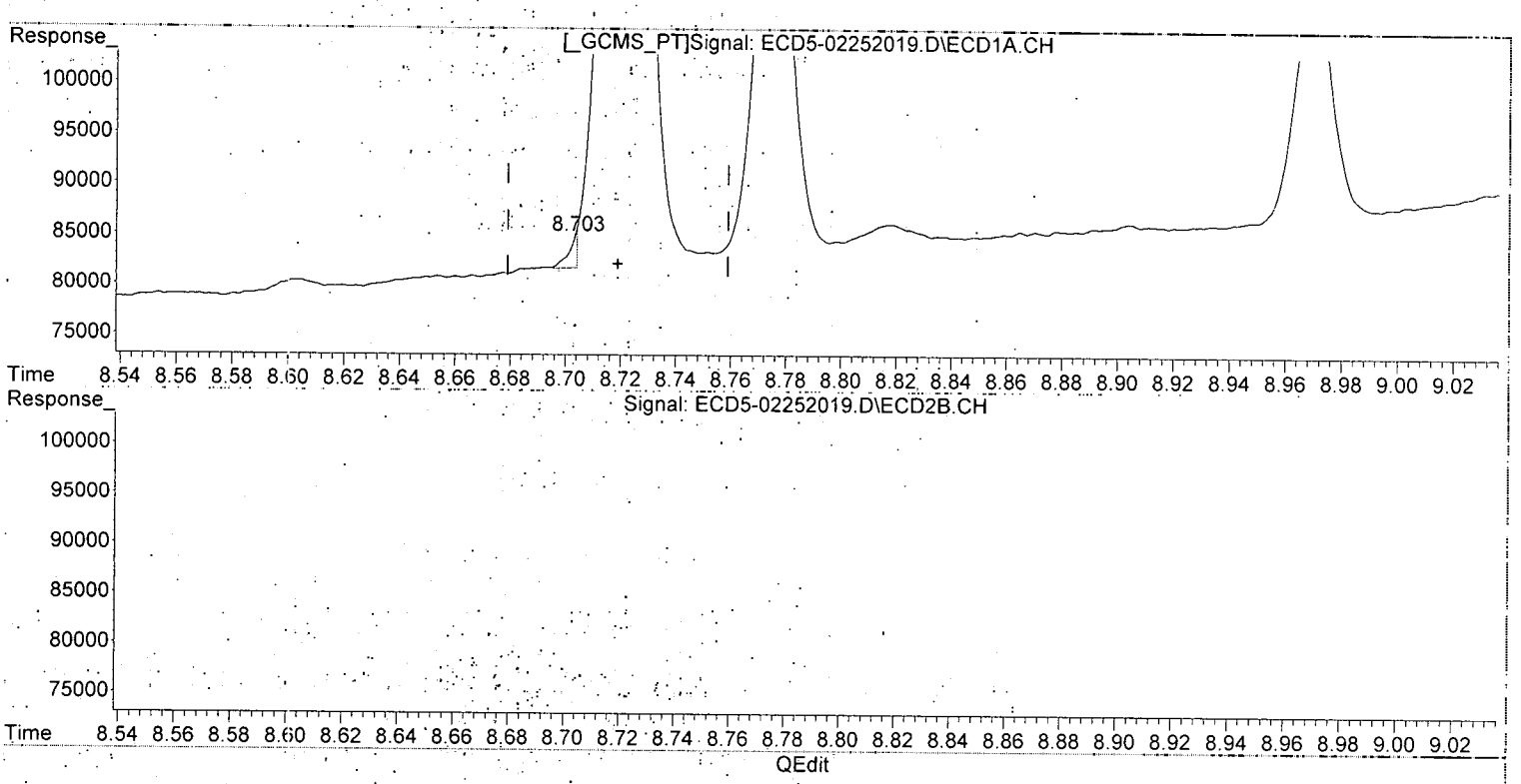

(31) Mirex
8.703min -0.204 ng/mL m
response 3177

MJB 2/26/20

(31) Mirex #2
9.758min 0.474 ng/mL m
response 120333

(+) = Expected Retention Time

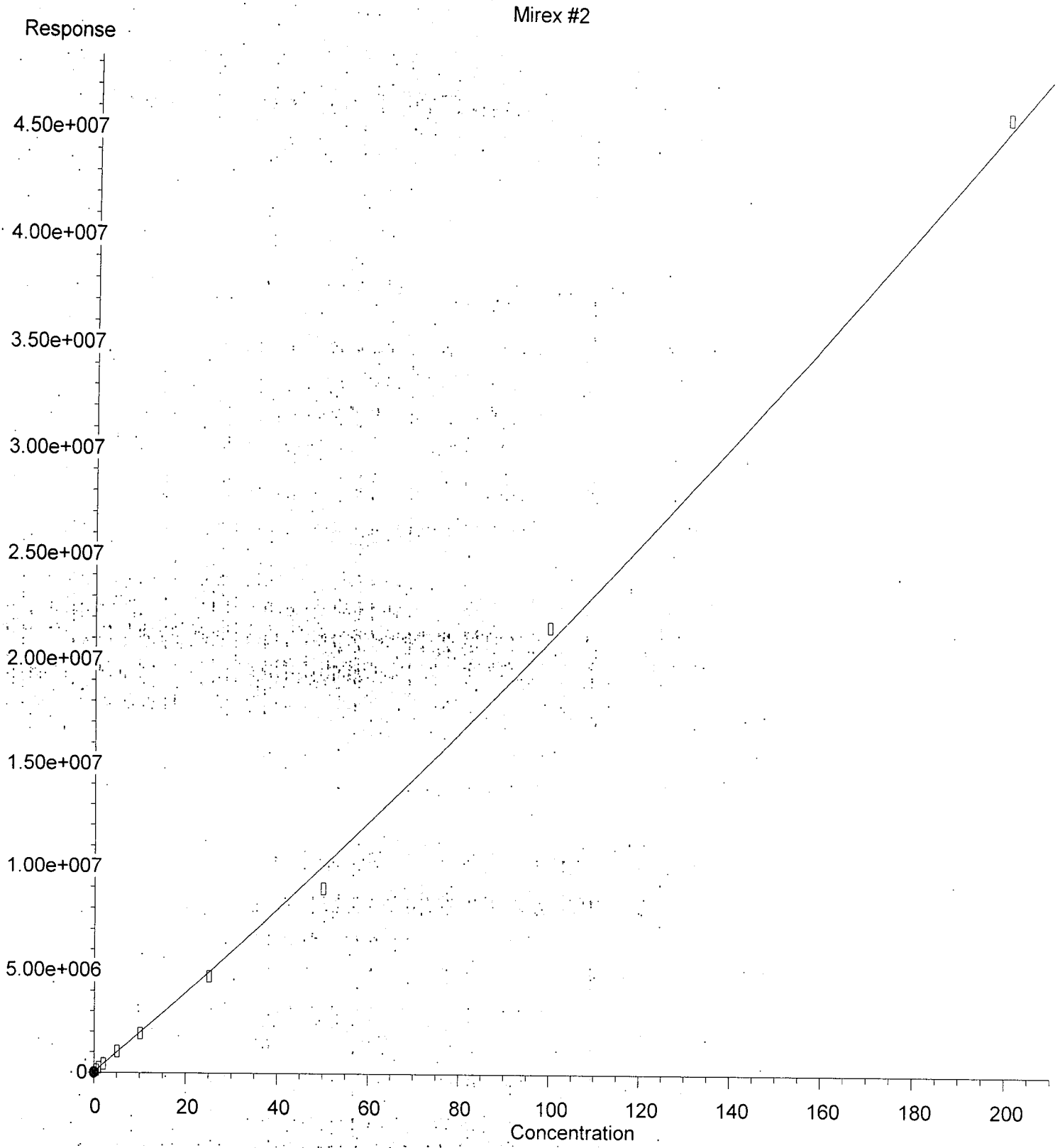

R = 1.82e+002 A*A + 1.91e+005 A + 2.98e+004
Coef of Det (r^2) = 0.995 Curve Fit: Quadratic w(1/a^2)
Method Name: C:\msdchem\1\methods\ECD5_QUANTPEST_200225.M
Calibration Table Last Updated: Wed Feb 26 15:46:10 2020

Quantitation Report (Qedit)

Data Path : C:\msdchem\1\data\2020-02\0B25043\REQUANT\
Data File : ECD5-02252019.D
Signal(s) : Signal #1: ECD1A.CH Signal #2: ECD2B.CH
Acq On : 25 Feb 2020 17:30
Operator : MJB
Sample : 0B25043-CALA
Misc : A20B332, 9-42 0.5 ppb
ALS Vial : 15 (Sig #1); 0 (Sig #2) Sample Multiplier: 1

Integration File signal 1: PEST1.e
Integration File signal 2: PEST2.e
Quant Time: Feb 26 15:50:06 2020
Quant Method : C:\msdchem\1\methods\ECD5_QUANTPEST_200225.M
Quant Title : Instrument: DualECD5
QLast Update : Wed Feb 26 15:13:42 2020
Response via : Initial Calibration
Integrator: ChemStation 6890 Scale Mode: Small noise peaks clipped

Volume Inj. : 2uL
Signal #1 Phase : Rtx-CLPesticides Signal #2 Phase: Rtx-CLPesticides2
Signal #1 Info : 30m X 0.32mm X 0. Signal #2 Info : 30m X 0.32mm X 0.25um

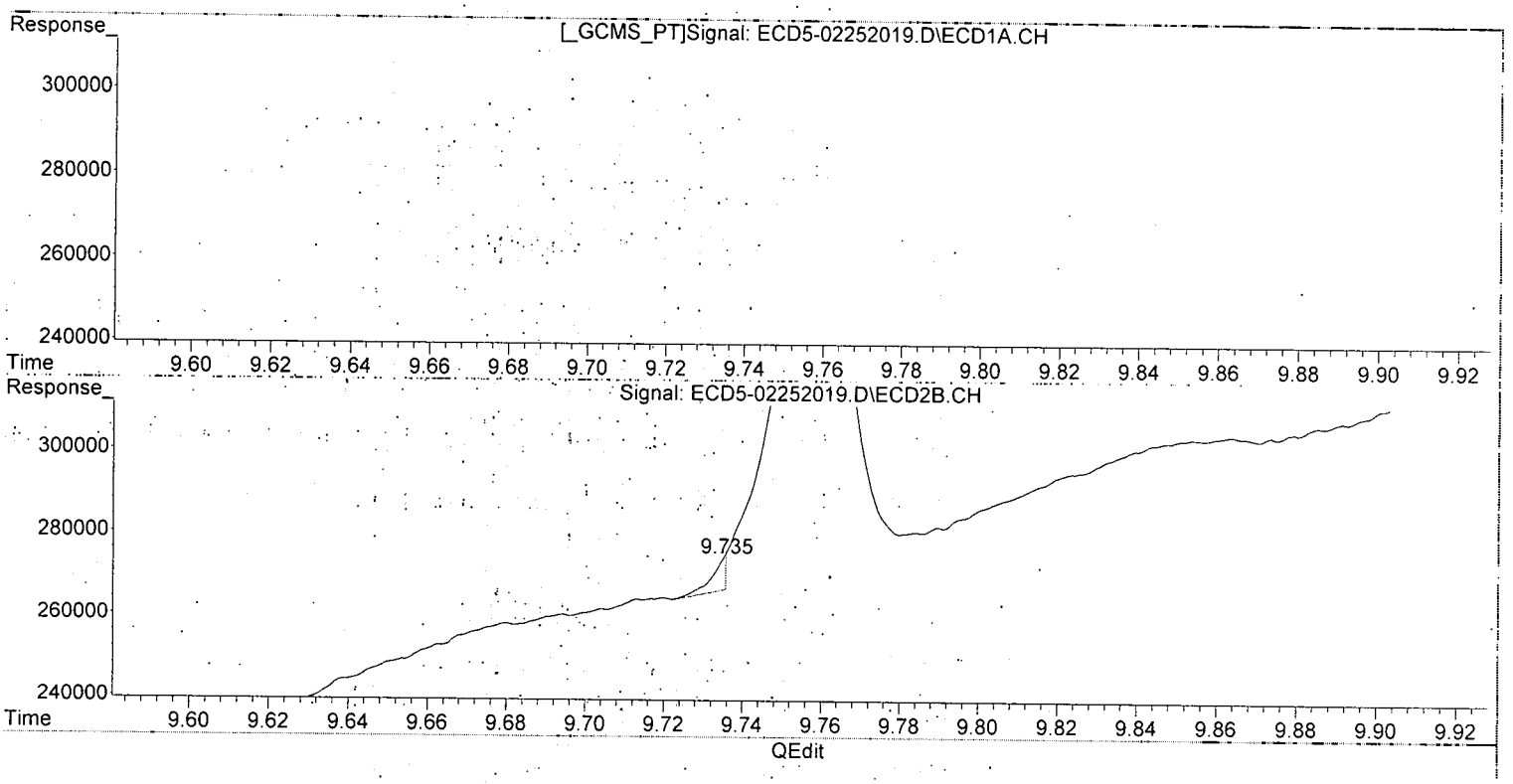

(31) Mirex
8.703min -0.204 ng/mL m
response 3177

MJB 2/26/20

(31) Mirex #2
9.735min -0.115 ng/mL (m)
response 7761

(+) = Expected Retention Time
ECD5_QUANTPEST_200225.M Wed Feb 26 16:53:07 2020 Page: 1

CALIBRATION SEQUENCE REVIEW SHEET

SEQUENCE: 0B25043

Analysis Included

1311/8081B TCLP Pest Reg List
1311/8081B TCLP Pest Reg List +ADD
1311/8081B TCLP Pesticides (All)
1311/8081B TCLP Pesticides + Add (All)
1312/8081B SPLP Pesticides
608 Additionals Only (QC)
608 Pest (Chlordane)
608 Pesticides
608 Pesticides (DDT Only)
608 Pesticides (SW)
608 Pesticides (SW) Full List
608 Pesticides (TTO)
608.3 Pesticides
608.3 Additionals
608.3 Chlordane
608.3 Toxaphene
8081B Pesticides
8081B 2,4+4,4-DDx Only (+Add)
8081B Chlordane
8081B DDT Only
8081B Pesticides + Add
8081B Pesticides + Add (Diss)
8081B RSET FW Sed (+Add) (2016)
8081B RSET Sediment List (+Add)
8081B RSET Sediment Marine (2016) (+Add)
8081B Toxaphene

CALIBRATION SEQUENCE REVIEW SHEET

SEQUENCE: 0B25043

INSTRUMENT SEQUENCE LOG

SampleID	SampleName	Matrix	STDID	ISTD ID	Analyzed
0B25043-ICB1	Initial Cal Blank	Water	A20A395		2/25/2020 2:04:00PM
0B25043-CAL1	Cal Standard	Water	A20B330	"	2/25/2020 2:22:00PM
0B25043-CAL2	Cal Standard	Water	A20B331	"	2/25/2020 2:39:00PM
0B25043-CAL3	Cal Standard	Water	A19K128	"	2/25/2020 2:56:00PM
0B25043-CAL4	Cal Standard	Water	A19K130	"	2/25/2020 3:13:00PM
0B25043-CAL5	Cal Standard	Water	A19K131	"	2/25/2020 3:30:00PM
0B25043-CAL6	Cal Standard	Water	A19K132	"	2/25/2020 3:47:00PM
0B25043-CAL7	Cal Standard	Water	A19K133	"	2/25/2020 4:05:00PM
0B25043-CAL8	Cal Standard	Water	A19K134	"	2/25/2020 4:22:00PM
0B25043-CAL9	Cal Standard	Water	A19K126	"	2/25/2020 4:39:00PM
0B25043-ICV1	Initial Cal Check	Water	A19I209	"	2/25/2020 5:13:00PM
0B25043-CALA	Cal Standard	Water	A20B332	"	2/25/2020 5:30:00PM
0B25043-CALB	Cal Standard	Water	A19K263	"	2/25/2020 5:47:00PM
0B25043-CALC	Cal Standard	Water	A19K264	"	2/25/2020 6:05:00PM
0B25043-CALD	Cal Standard	Water	A19K265	"	2/25/2020 6:22:00PM
0B25043-CALE	Cal Standard	Water	A19K266	"	2/25/2020 6:39:00PM
0B25043-CALF	Cal Standard	Water	A19J407	"	2/25/2020 6:56:00PM
0B25043-CALG	Cal Standard	Water	A19J408	"	2/25/2020 7:13:00PM
0B25043-CALH	Cal Standard	Water	A19J409	"	2/25/2020 7:30:00PM
0B25043-CALI	Cal Standard	Water	A19K262	"	2/25/2020 7:47:00PM
0B25043-ICV2	Initial Cal Check	Water	A19J410	"	2/25/2020 8:22:00PM
0B25043-CALJ	Cal Standard	Water	A20B333	"	2/25/2020 8:39:00PM
0B25043-CALK	Cal Standard	Water	A19K307	"	2/25/2020 8:56:00PM
0B25043-CALL	Cal Standard	Water	A19K308	"	2/25/2020 9:13:00PM
0B25043-CALM	Cal Standard	Water	A19K309	"	2/25/2020 9:30:00PM
0B25043-CALN	Cal Standard	Water	A19K310	"	2/25/2020 9:47:00PM
0B25043-CALO	Cal Standard	Water	A19K311	"	2/25/2020 10:04:00PM
0B25043-CALP	Cal Standard	Water	A19K306	"	2/25/2020 10:22:00PM
0B25043-ICV3	Initial Cal Check	Water	A19K312	"	2/25/2020 10:56:00PM
0B25043-CALQ	Cal Standard	Water	A20B334	"	2/25/2020 11:13:00PM
0B25043-CALR	Cal Standard	Water	A19J417	"	2/25/2020 11:30:00PM
0B25043-CALS	Cal Standard	Water	A19J418	"	2/25/2020 11:47:00PM
0B25043-CALT	Cal Standard	Water	A19J419	"	2/26/2020 12:04:00AM
0B25043-CALU	Cal Standard	Water	A19J420	"	2/26/2020 12:21:00AM
0B25043-CALV	Cal Standard	Water	A19J421	"	2/26/2020 12:38:00AM
0B25043-CALW	Cal Standard	Water	A19J416	"	2/26/2020 12:55:00AM
0B25043-ICV4	Initial Cal Check	Water	A19J422	"	2/26/2020 1:29:00AM

CALIBRATION STANDARD RECOVERIES

Calibration: A0C0203 Instrument: DUALECD5F

1311/8081B TCLP Pest Reg L Sequence: 0B25043 Matrix: Water

0B25043-CAL1	Inst. MRL	Recalc Res.	Cal Level	%Rec.	Qual
0B25043-CAL2	**Inst. MRL**	**Recalc Res.**	**Cal Level**	**%Rec.**	**Qual**
0B25043-CAL3	**Inst. MRL**	**Recalc Res.**	**Cal Level**	**%Rec.**	**Qual**

CALIBRATION SEQUENCE REVIEW SHEET

SEQUENCE: 0B25043

0B25043-CAL4	Inst. MRL	Recalc Res.	Cal Level	%Rec.	Qual
0B25043-CAL5	Inst. MRL	Recalc Res.	Cal Level	%Rec.	Qual
0B25043-CAL6	Inst. MRL	Recalc Res.	Cal Level	%Rec.	Qual
0B25043-CAL7	Inst. MRL	Recalc Res.	Cal Level	%Rec.	Qual
0B25043-CAL8	Inst. MRL	Recalc Res.	Cal Level	%Rec.	Qual
0B25043-CAL9	Inst. MRL	Recalc Res.	Cal Level	%Rec.	Qual
0B25043-CALA	Inst. MRL	Recalc Res.	Cal Level	%Rec.	Qual
0B25043-CALB	Inst. MRL	Recalc Res.	Cal Level	%Rec.	Qual
0B25043-CALC	Inst. MRL	Recalc Res.	Cal Level	%Rec.	Qual
0B25043-CALD	Inst. MRL	Recalc Res.	Cal Level	%Rec.	Qual
0B25043-CALE	Inst. MRL	Recalc Res.	Cal Level	%Rec.	Qual
0B25043-CALF	Inst. MRL	Recalc Res.	Cal Level	%Rec.	Qual
0B25043-CALG	Inst. MRL	Recalc Res.	Cal Level	%Rec.	Qual
0B25043-CALH	Inst. MRL	Recalc Res.	Cal Level	%Rec.	Qual
0B25043-CALI	Inst. MRL	Recalc Res.	Cal Level	%Rec.	Qual
0B25043-CALJ	Inst. MRL	Recalc Res.	Cal Level	%Rec.	Qual
0B25043-CALK	Inst. MRL	Recalc Res.	Cal Level	%Rec.	Qual
0B25043-CALL	Inst. MRL	Recalc Res.	Cal Level	%Rec.	Qual
0B25043-CALM	Inst. MRL	Recalc Res.	Cal Level	%Rec.	Qual
0B25043-CALN	Inst. MRL	Recalc Res.	Cal Level	%Rec.	Qual
0B25043-CALO	Inst. MRL	Recalc Res.	Cal Level	%Rec.	Qual
0B25043-CALP	Inst. MRL	Recalc Res.	Cal Level	%Rec.	Qual
0B25043-CALQ	Inst. MRL	Recalc Res.	Cal Level	%Rec.	Qual
0B25043-CALR	Inst. MRL	Recalc Res.	Cal Level	%Rec.	Qual
0B25043-CALS	Inst. MRL	Recalc Res.	Cal Level	%Rec.	Qual
0B25043-CALT	Inst. MRL	Recalc Res.	Cal Level	%Rec.	Qual
0B25043-CALU	Inst. MRL	Recalc Res.	Cal Level	%Rec.	Qual
0B25043-CALV	Inst. MRL	Recalc Res.	Cal Level	%Rec.	Qual
0B25043-CALW	Inst. MRL	Recalc Res.	Cal Level	%Rec.	Qual

CALIBRATION SEQUENCE REVIEW SHEET

SEQUENCE: 0B25043

Compounds listed above have recalculated recoveries outside 70-130% of the true values, and the calibration levels are above the reporting level. If no compounds are listed, all are OK. Please see the next section for quadatic fit compounds.

Analytes With Quadratic Curve Fits

Qualifier	iMDL	iMRL	Spike Amt	%Difference	OK?	Raise MRL to ?
				———	☐	☐ ———

Analytes listed above have quadratic curve fits. If they are using a weighting otpion, they must be checked against the requanted curve points to determine if the recalculated results are within limits (70-130 or as specified).

ICV RECOVERIES

Calibration: **A0C0203** Instrument: **DUALECD5F**

608 Pesticides (SW) Full List Sequence: **0B25043** Matrix: **Water**

0B25043-ICV1	**Inst. MRL**	**ICV Level**	**Result**	**%Rec.**	**Qual**
0B25043-ICV2	**Inst. MRL**	**ICV Level**	**Result**	**%Rec.**	**Qual**
0B25043-ICV3	**Inst. MRL**	**ICV Level**	**Result**	**%Rec.**	**Qual**
0B25043-ICV4	**Inst. MRL**	**ICV Level**	**Result**	**%Rec.**	**Qual**

Compounds listed above have Initial Calibration Verification standard recoveries outside 70-130% of the true values. If no compounds are listed, all have passing recoveries.

Quantitation Report (Not Reviewed)

Data Path : C:\msdchem\1\data\2020-02\0B25043\
Data File : ECD5-02252007.D
Signal(s) : Signal #1: ECD1A.CH Signal #2: ECD2B.CH
Acq On : 25 Feb 2020 14:04
Operator : MJB
Sample : 0B25043-ICB1
Misc : A20A395
ALS Vial : 4 (Sig #1); 0 (Sig #2) Sample Multiplier: 1

Integration File signal 1: PEST1.e
Integration File signal 2: PEST2.e
Quant Time: Feb 26 17:00:35 2020
Quant Method : C:\msdchem\1\methods\ECD5_QUANTPEST_200225.M
Quant Title : Instrument: DualECD5
QLast Update : Wed Feb 26 15:13:42 2020
Response via : Initial Calibration
Integrator: ChemStation 6890 Scale Mode: Small noise peaks clipped

MJB 2/26/20

Volume Inj. : 2uL
Signal #1 Phase : Rtx-CLPesticides Signal #2 Phase: Rtx-CLPesticides2
Signal #1 Info : 30m X 0.32mm X 0. Signal #2 Info : 30m X 0.32mm X 0.25um

	Compound	RT#1	RT#2	Resp#1	Resp#2	ng/mL	ng/mL
	System Monitoring Compounds						
1) S	TCMX (S)	5.463	6.048	19733738	32875013	91.817	95.453
22) S	DCBP (S)	9.665	10.637	15193990	18395711	95.857	94.847
	Target Compounds						
2)	a-BHC	5.999	0.000	4827	0	0.017	N.D. #
3)	g-BHC	6.287	6.975	4750	7189	0.019	0.018
4)	b-BHC	6.361	7.038	10425	14980	13405.802	BelowCal #
5)	Heptachlor	0.000	0.000	0	0	N.D.	N.D.
6)	d-BHC	6.512	7.295	42811	60616	0.170	0.093 #
7)	Aldrin	0.000	7.628	0	12649	N.D.	0.033 #
8)	Heptachlo...	7.402	8.059	5920	7234	0.026	0.021
9)	trans-Chl...	7.494	8.201	4906	21143	0.022	0.060 #
10)	cis-Chlor...	7.576	0.000	11419	0	0.052	N.D. #
11)	Endosulfa...	7.693	8.358	3966	5625	0.019	0.018
12)	4,4'-DDE	0.000	0.000	0	0	N.D.	N.D.
13)	Dieldrin	7.864	8.559	9531	14164	0.041	0.041
14)	Endrin	8.030	8.788	6866	10063	0.041	0.014 #
15)	4,4'-DDD	8.073	8.826	5257	6799	0.028	0.022
16)	Endosulfa...	8.187	8.935	39373	51944	0.001	0.023 #
17)	4,4'-DDT	8.272	9.076f	3748	8006	0.018	0.127 #
18)	Endrin Al...	8.477	9.172	76936	101580	0.061	0.070
19)	Endosulfa...	8.779	9.363	78918	103404	0.085	0.090
20)	Methoxychlor	8.605	9.536	9649	7131	BelowCal	0.038
21)	Endrin Ke...	8.974	9.766	48600	57749	0.007	0.038 #
23)	Hexachlor...	3.284f	3.744	5180	5967	0.023	0.014 #
24)	Hexachlor...	5.845	6.532	25964	8335	0.115	0.023 #
25)	Oxychlordane	7.318	7.945f	10624	19875	0.053	0.065
26)	2,4'-DDE	7.402	8.201	5920	21143	0.039	0.090 #
27)	trans-Non...	7.576	0.000	11419	0	0.051	N.D. #
28)	2,4'-DDD	0.000	8.559	0	14164	N.D.	0.068 #

Data Path : C:\msdchem\1\data\2020-02\0B25043\
Data File : ECD5-02252007.D
Signal(s) : Signal #1: ECD1A.CH Signal #2: ECD2B.CH
Acq On : 25 Feb 2020 14:04
Operator : MJB
Sample : 0B25043-ICB1
Misc : A20A395
ALS Vial : 4 (Sig #1); 0 (Sig #2) Sample Multiplier: 1

Integration File signal 1: PEST1.e
Integration File signal 2: PEST2.e
Quant Time: Feb 26 17:00:35 2020
Quant Method : C:\msdchem\1\methods\ECD5_QUANTPEST_200225.M
Quant Title : Instrument: DualECD5
QLast Update : Wed Feb 26 15:13:42 2020
Response via : Initial Calibration
Integrator: ChemStation 6890 Scale Mode: Small noise peaks clipped

Volume Inj. : 2uL
Signal #1 Phase : Rtx-CLPesticides Signal #2 Phase: Rtx-CLPesticides2
Signal #1 Info : 30m X 0.32mm X 0. Signal #2 Info : 30m X 0.32mm X 0.25um

	Compound	RT#1	RT#2	Resp#1	Resp#2	ng/mL	ng/mL
29)	2,4'-DDT	7.938	8.788	2614	10063	0.020	0.093 #
30)	cis-Nonac...	8.030f	8.826	6866	6799	0.027	0.018 #
31)	Mirex	8.716	9.766	5530	57749	BelowCal	0.147
32)	Chlordane...	7.494	8.201	4906	21143	0.198	0.498 #
33)	Chlordane...	7.576	0.000	11419	0	0.415	N.D. #
34)	Chlordane...	8.133	8.968	8186	64532	1.092	5.994 #
35)	Chlordane...	3.736f	3.744	13591	5967	NoCal	NoCal
36)	Toxaphene...	7.576	8.559f	11419	14164	10.769	5.009 #
37)	Toxaphene...	7.864	8.915f	9531	13321	4.839	3.840
38)	Toxaphene...	8.187	8.915	39373	13321	9.797	2.320 #
39)	Toxaphene...	8.442f	8.968	31506	64532	8.063	6.978
40)	Toxaphene...	8.605f	9.172	9649	101580	3.198	20.027 #
41)	Toxaphene...	8.716	9.536	5530	7131	1.402	1.335
42)	Toxaphene...	3.736f	3.744	13591	5967	NoCal	NoCal

(f)=RT Delta > 1/2 Window (#)=Amounts differ by > 25% (m)=manual int.

Quantitation Report (Qedit)

Data Path : C:\msdchem\1\data\2020-02\0B25043\
Data File : ECD5-02252007.D
Signal(s) : Signal #1: ECD1A.CH Signal #2: ECD2B.CH
Acq On : 25 Feb 2020 14:04
Operator : MJB
Sample : 0B25043-ICB1
Misc : A20A395
ALS Vial : 4 (Sig #1); 0 (Sig #2) Sample Multiplier: 1

Integration File signal 1: PEST1.e
Integration File signal 2: PEST2.e
Quant Time: Feb 26 17:00:35 2020
Quant Method : C:\msdchem\1\methods\ECD5_QUANTPEST_200225.M
Quant Title : Instrument: DualECD5
QLast Update : Wed Feb 26 15:13:42 2020
Response via : Initial Calibration
Integrator: ChemStation 6890 Scale Mode: Small noise peaks clipped

Volume Inj. : 2uL
Signal #1 Phase : Rtx-CLPesticides Signal #2 Phase: Rtx-CLPesticides2
Signal #1 Info : 30m X 0.32mm X 0. Signal #2 Info : 30m X 0.32mm X 0.25um

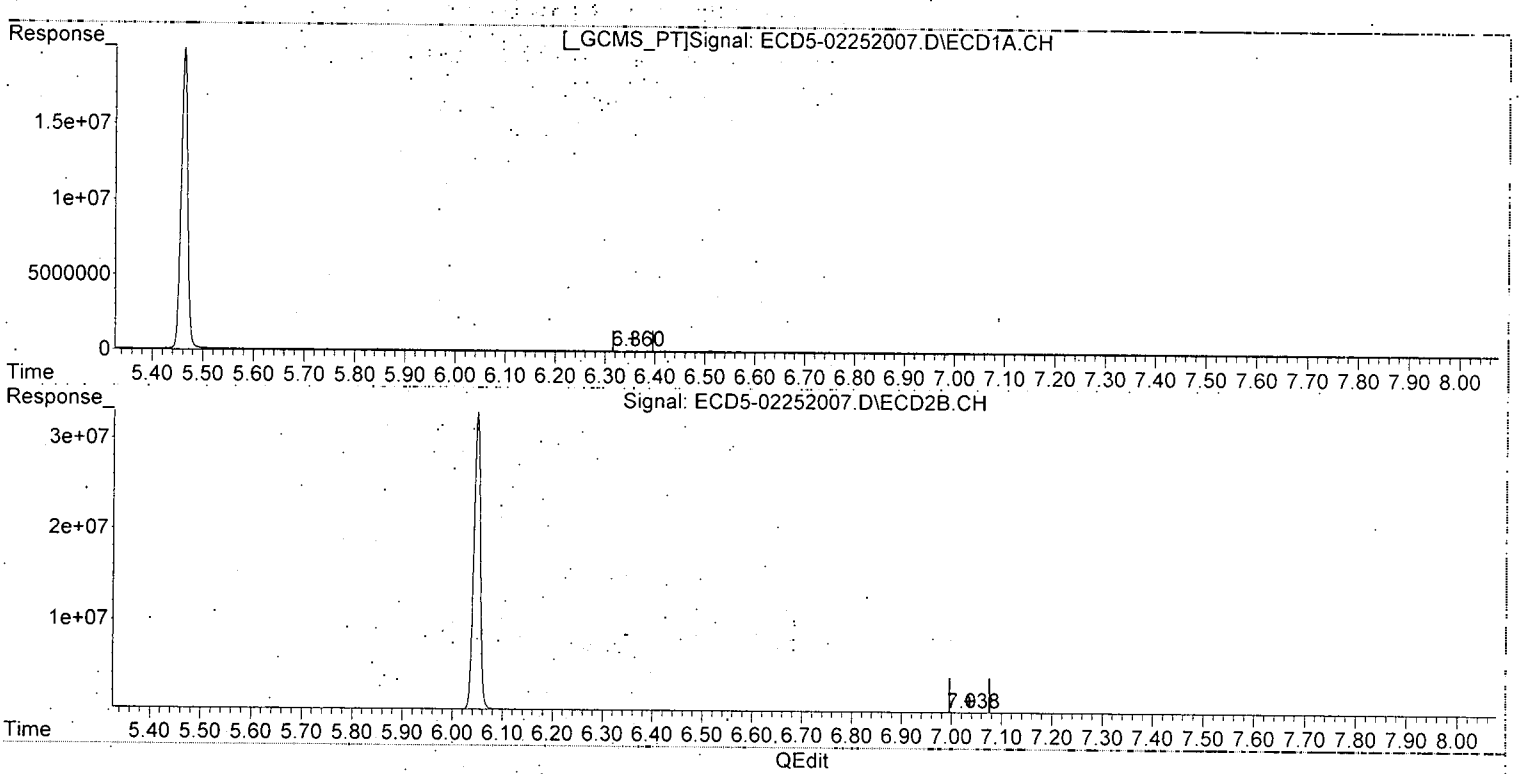

(4) b-BHC
6.361min 13405.802 ng/mL
response 10425

MJB 2/26/20

(4) b-BHC #2
7.038min -0.089 ng/mL
response 14980

(+) = Expected Retention Time

Quantitation Report (Not Reviewed)

Data Path : C:\msdchem\1\data\2020-02\0B25043\
Data File : ECD5-02252007.D
Signal(s) : Signal #1: ECD1A.CH Signal #2: ECD2B.CH
Acq On : 25 Feb 2020 14:04
Operator : MJB
Sample : 0B25043-ICB1
Misc : A20A395
ALS Vial : 4 (Sig #1); 0 (Sig #2) Sample Multiplier: 1

Integration File signal 1: PEST1.e
Integration File signal 2: PEST2.e
Quant Time: Feb 26 17:00:35 2020
Quant Method : C:\msdchem\1\methods\ECD5_QUANTPEST_200225.M
Quant Title : Instrument: DualECD5
QLast Update : Wed Feb 26 15:13:42 2020
Response via : Initial Calibration
Integrator: ChemStation 6890 Scale Mode: Small noise peaks clipped

Volume Inj. : 2uL
Signal #1 Phase : Rtx-CLPesticides Signal #2 Phase: Rtx-CLPesticides2
Signal #1 Info : 30m X 0.32mm X 0. Signal #2 Info : 30m X 0.32mm X 0.25um

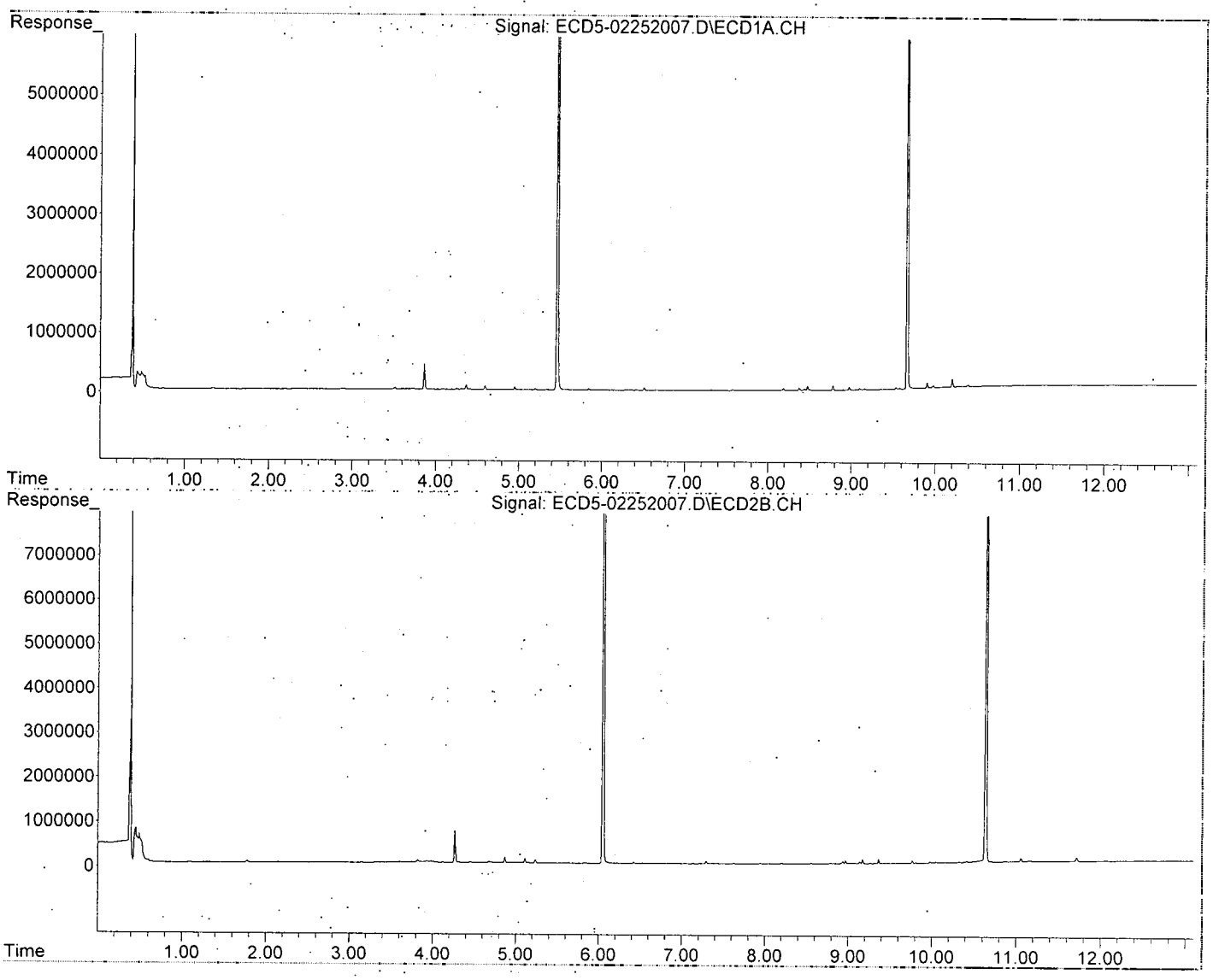

Quantitation Report (Not Reviewed)

Data Path : C:\msdchem\1\data\2020-02\0B25043\
Data File : ECD5-02252017.D
Signal(s) : Signal #1: ECD1A.CH Signal #2: ECD2B.CH
Acq On : 25 Feb 2020 16:56
Operator : MJB
Sample : 0B25043-IBL1
Misc : Instrument Blank
ALS Vial : 1 (Sig #1); 0 (Sig #2) Sample Multiplier: 1

Integration File signal 1: PEST1.e
Integration File signal 2: PEST2.e
Quant Time: Feb 26 17:00:40 2020
Quant Method : C:\msdchem\1\methods\ECD5_QUANTPEST_200225.M
Quant Title : Instrument: DualECD5
QLast Update : Wed Feb 26 15:13:42 2020
Response via : Initial Calibration
Integrator: ChemStation 6890 Scale Mode: Small noise peaks clipped

MJB 2/26/20

Volume Inj. : 2uL
Signal #1 Phase : Rtx-CLPesticides Signal #2 Phase: Rtx-CLPesticides2
Signal #1 Info : 30m X 0.32mm X 0. Signal #2 Info : 30m X 0.32mm X 0.25um

	Compound	RT#1	RT#2	Resp#1	Resp#2	ng/mL	ng/mL
	System Monitoring Compounds						
1) S	TCMX (S)	0.000	0.000	0	0	N.D.	N.D.
22) S	DCBP (S)	9.659	10.632	16750	13466	BelowCal	0.069
	Target Compounds						
2)	a-BHC	5.994	0.000	2783	0	0.010	N.D. #
3)	g-BHC	6.297	0.000	3583	0	0.014	N.D. #
4)	b-BHC	6.350	7.037	7701	9583	13405.827	BelowCal #
5)	Heptachlor	0.000	0.000	0	0	N.D.	N.D.
6)	d-BHC	6.508	7.294	29736	43463	0.118	0.045 #
7)	Aldrin	0.000	0.000	0	0	N.D.	N.D.
8)	Heptachlo...	7.397	8.056	4445	5722	0.020	0.017
9)	trans-Chl...	7.491	8.199	3066	9240	0.013	0.026 #
10)	cis-Chlor...	7.585	0.000	5755	0	0.026	N.D. #
11)	Endosulfa...	7.688	0.000	3198	0	0.016	N.D. #
12)	4,4'-DDE	7.645	8.406	4117	8255	0.018	0.057 #
13)	Dieldrin	7.859	8.557	6243	9486	0.027	0.027
14)	Endrin	8.026	8.824f	2603	6487	0.016	BelowCal #
15)	4,4'-DDD	8.068	8.824	5185	6487	0.028	0.020 #
16)	Endosulfa...	8.183	8.933	31016	43082	BelowCal	BelowCal
17)	4,4'-DDT	8.235f	0.000	3155	0	0.014	N.D. #
18)	Endrin Al...	8.473	9.170	78168	109687	0.070	0.108 #
19)	Endosulfa...	8.775	9.360	69321	97154	0.024	0.061 #
20)	Methoxychlor	8.602	9.544	1578	5886	BelowCal	0.024
21)	Endrin Ke...	8.970	9.763	36174	43568	BelowCal	BelowCal
23)	Hexachlor...	3.283f	3.751	4851	9792	0.022	0.023
24)	Hexachlor...	0.000	6.533	0	7416	N.D.	0.020 #
25)	Oxychlordane	7.316	0.000	9019	0	0.045	N.D. #
26)	2,4'-DDE	7.397	8.199	4445	9240	0.029	0.039 #
27)	trans-Non...	7.585	0.000	5755	0	0.026	N.D. #
28)	2,4'-DDD	0.000	8.557	0	9486	N.D.	0.045 #

Quantitation Report (Not Reviewed)

Data Path : C:\msdchem\1\data\2020-02\0B25043\
Data File : ECD5-02252017.D
Signal(s) : Signal #1: ECD1A.CH Signal #2: ECD2B.CH
Acq On : 25 Feb 2020 16:56
Operator : MJB
Sample : 0B25043-IBL1
Misc : Instrument Blank
ALS Vial : 1 (Sig #1); 0 (Sig #2) Sample Multiplier: 1

Integration File signal 1: PEST1.e
Integration File signal 2: PEST2.e
Quant Time: Feb 26 17:00:40 2020
Quant Method : C:\msdchem\1\methods\ECD5_QUANTPEST_200225.M
Quant Title : Instrument: DualECD5
QLast Update : Wed Feb 26 15:13:42 2020
Response via : Initial Calibration
Integrator: ChemStation 6890 Scale Mode: Small noise peaks clipped

Volume Inj. : 2uL
Signal #1 Phase : Rtx-CLPesticides Signal #2 Phase: Rtx-CLPesticides2
Signal #1 Info : 30m X 0.32mm X 0. Signal #2 Info : 30m X 0.32mm X 0.25um

	Compound	RT#1	RT#2	Resp#1	Resp#2	ng/mL	ng/mL
29)	2,4'-DDT	7.929f	8.824f	2226	6487	0.017	0.071 #
30)	cis-Nonac...	8.068	8.824	5185	6487	0.021	0.017
31)	Mirex	8.710	9.763	4151	43568	BelowCal	0.072
32)	Chlordane...	7.491	8.199	3066	9240	0.124	0.218 #
33)	Chlordane...	7.585	0.000	5755	0	0.209	N.D. #
34)	Chlordane...	0.000	8.970	0	26884	N.D.	2.497 #
35)	Chlordane...	3.740f	3.751	6655	9792	NoCal	NoCal
36)	Toxaphene...	7.585f	8.557f	5755	9486	5.427	3.355 #
37)	Toxaphene...	7.859	0.000	6243	0	3.169	N.D. #
38)	Toxaphene...	8.183	8.933	31016	43082	7.717	7.503
39)	Toxaphene...	8.377f	8.970	19024	26884	4.869	2.907 #
40)	Toxaphene...	8.602f	9.170	1578	109687	0.523	21.625 #
41)	Toxaphene...	8.710	9.544	4151	5886	1.053	1.102
42)	Toxaphene...	3.740	3.751	6655	9792	NoCal	NoCal

(f)=RT Delta > 1/2 Window (#)=Amounts differ by > 25% (m)=manual int.

Quantitation Report (Not Reviewed)

Data Path : C:\msdchem\1\data\2020-02\0B25043\
Data File : ECD5-02252017.D
Signal(s) : Signal #1: ECD1A.CH Signal #2: ECD2B.CH
Acq On : 25 Feb 2020 16:56
Operator : MJB
Sample : 0B25043-IBL1
Misc : Instrument Blank
ALS Vial : 1 (Sig #1); 0 (Sig #2) Sample Multiplier: 1

Integration File signal 1: PEST1.e
Integration File signal 2: PEST2.e
Quant Time: Feb 26 17:00:40 2020
Quant Method : C:\msdchem\1\methods\ECD5_QUANTPEST_200225.M
Quant Title : Instrument: DualECD5
QLast Update : Wed Feb 26 15:13:42 2020
Response via : Initial Calibration
Integrator: ChemStation 6890 Scale Mode: Small noise peaks clipped

Volume Inj. : 2uL
Signal #1 Phase : Rtx-CLPesticides Signal #2 Phase: Rtx-CLPesticides2
Signal #1 Info : 30m X 0.32mm X 0. Signal #2 Info : 30m X 0.32mm X 0.25um

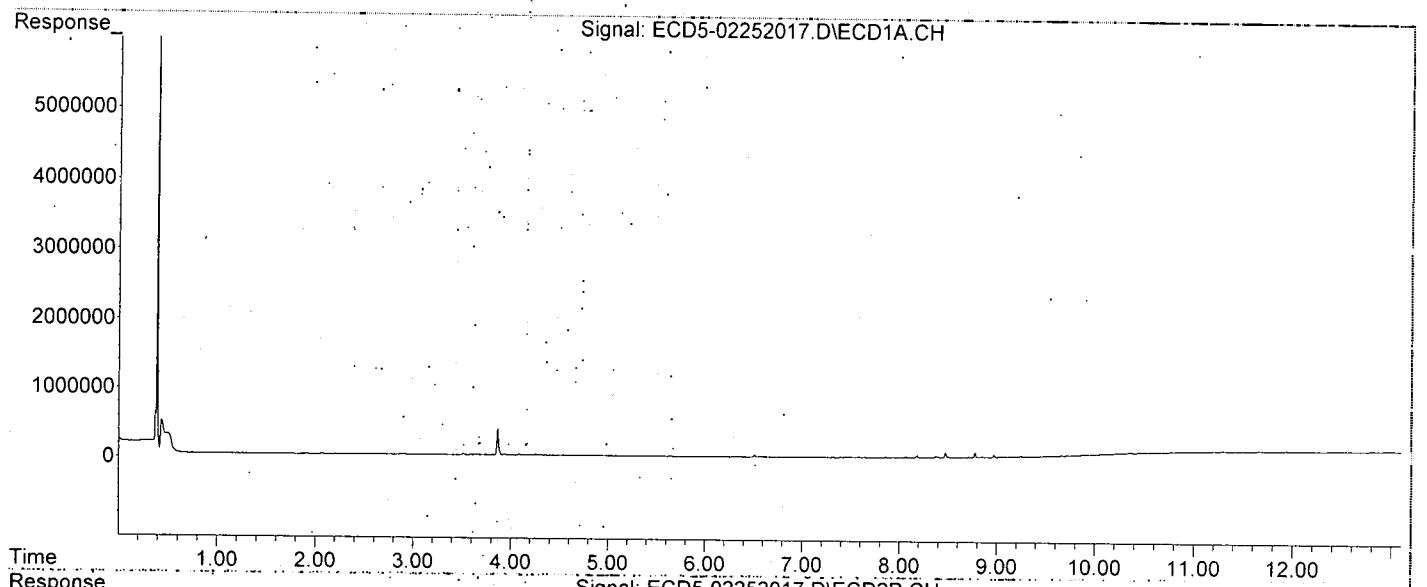

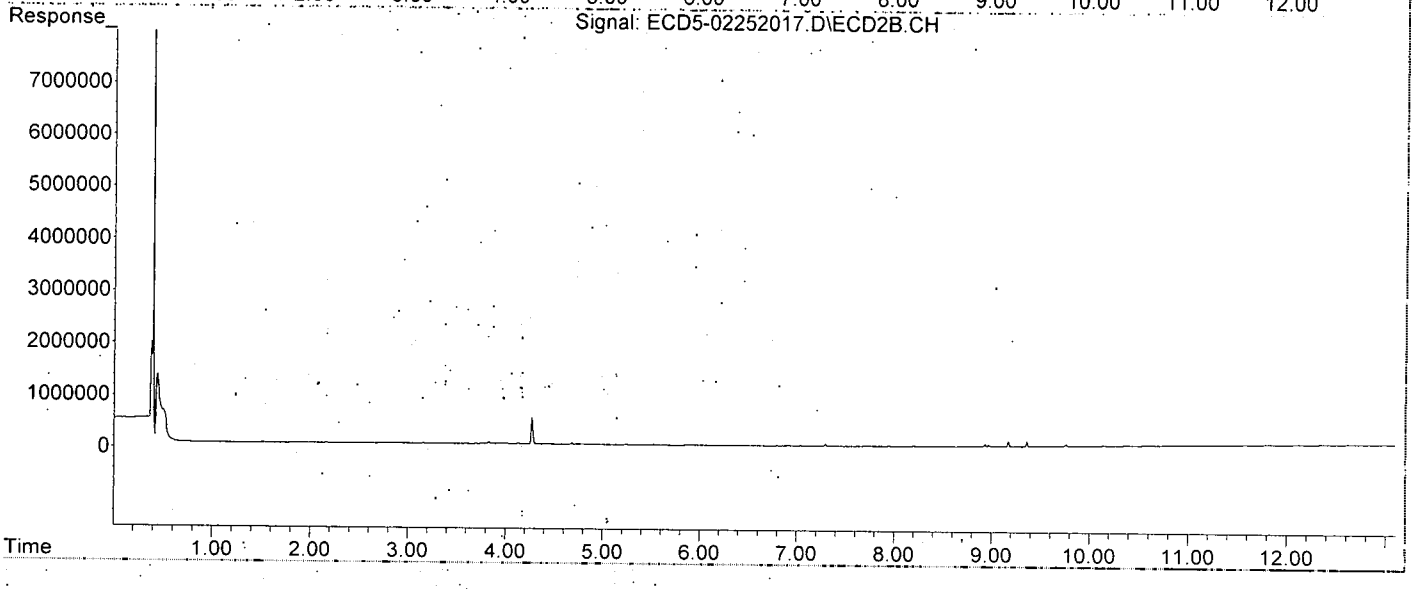

Quantitation Report (Not Reviewed)

Data Path : C:\msdchem\1\data\2020-02\0B25043\
Data File : ECD5-02252018.D
Signal(s) : Signal #1: ECD1A.CH Signal #2: ECD2B.CH
Acq On : 25 Feb 2020 17:13
Operator : MJB
Sample : 0B25043-ICV1
Misc : A19I209, AB 50 ppb
ALS Vial : 14 (Sig #1); 0 (Sig #2) Sample Multiplier: 1

Integration File signal 1: PEST1.e
Integration File signal 2: PEST2.e
Quant Time: Feb 26 17:00:44 2020
Quant Method : C:\msdchem\1\methods\ECD5_QUANTPEST_200225.M
Quant Title : Instrument: DualECD5
QLast Update : Wed Feb 26 15:13:42 2020
Response via : Initial Calibration
Integrator: ChemStation 6890 Scale Mode: Small noise peaks clipped

MJB 2/26/20

Volume Inj. : 2uL
Signal #1 Phase : Rtx-CLPesticides Signal #2 Phase: Rtx-CLPesticides2
Signal #1 Info : 30m X 0.32mm X 0. Signal #2 Info : 30m X 0.32mm X 0.25um

	Compound	RT#1	RT#2	Resp#1	Resp#2	ng/mL	ng/mL
	System Monitoring Compounds						
1)	S TCMX (S)	5.458	6.047	9681465	15976417	45.046	46.388
22)	S DCBP (S)	9.660	10.632	7480738	8886738	47.272	45.820
	Target Compounds						
2)	a-BHC	5.998	6.655	13721676	23369202	48.012	50.012
3)	g-BHC	6.282	6.974	12306057	20633726	48.754	50.492
4)	b-BHC	6.356	7.036	5055769	8201118	47.271	47.922
5)	Heptachlor	6.692	7.350	10767258	17622363	46.185	47.329
6)	d-BHC	6.506	7.293	11763977	19243233	46.781	49.784
7)	Aldrin	6.933	7.617	11520333	18861449	47.945	49.717
8)	Heptachlo...	7.395	8.056	10263236	16504006	45.592	47.838
9)	trans-Chl...	7.490	8.196	10613639	17095203	46.644	48.366
10)	cis-Chlor...	7.587	8.304	10447231	16023514	47.275	48.054
11)	Endosulfa...	7.686	8.355	9693362	15080268	47.064	48.589
12)	4,4'-DDE	7.645	8.408	11026256	16987572	48.912	48.578
13)	Dieldrin	7.858	8.556	10920405	17389877	47.383	50.203
14)	Endrin	8.023	8.785	7983929	12006225	48.170	50.702
15)	4,4'-DDD	8.068	8.825	8984073	13856798	48.215	49.446
16)	Endosulfa...	8.180	8.931	8735881	14005153	51.604	54.369
17)	4,4'-DDT	8.266	9.052	7492607	10560945	50.505	50.893
18)	Endrin Al...	8.471	9.169	8340524	12884541	55.320	56.604
19)	Endosulfa...	8.774	9.360	7772369	12678484	49.070	54.852
20)	Methoxychlor	8.600	9.531	3400723	4844026	46.522	48.265
21)	Endrin Ke...	8.969	9.762	9364329	13875981	48.507	51.958
23)	Hexachlor...	3.285f	0.000	3772	0	0.017	N.D. #
24)	Hexachlor...	5.839	6.530	17282	8265	0.077	0.023 #
25)	Oxychlordane	7.330	7.977	51956	19422	0.259	0.063 #
26)	2,4'-DDE	7.395	8.196	10263236	17095203	67.283	72.625
27)	trans-Non...	7.587	8.257	10447231	51457	46.641	0.151 #
28)	2,4'-DDD	7.768	8.556	128001	17389877	0.934	83.241 #

Quantitation Report (Not Reviewed)

Data Path : C:\msdchem\1\data\2020-02\0B25043\
Data File : ECD5-02252018.D
Signal(s) : Signal #1: ECD1A.CH Signal #2: ECD2B.CH
Acq On : 25 Feb 2020 17:13
Operator : MJB
Sample : 0B25043-ICV1
Misc : A19I209, AB 50 ppb
ALS Vial : 14 (Sig #1); 0 (Sig #2) Sample Multiplier: 1

Integration File signal 1: PEST1.e
Integration File signal 2: PEST2.e
Quant Time: Feb 26 17:00:44 2020
Quant Method : C:\msdchem\1\methods\ECD5_QUANTPEST_200225.M
Quant Title : Instrument: DualECD5
QLast Update : Wed Feb 26 15:13:42 2020
Response via : Initial Calibration
Integrator: ChemStation 6890 Scale Mode: Small noise peaks clipped

Volume Inj. : 2uL
Signal #1 Phase : Rtx-CLPesticides Signal #2 Phase: Rtx-CLPesticides2
Signal #1 Info : 30m X 0.32mm X 0. Signal #2 Info : 30m X 0.32mm X 0.25um

	Compound	RT#1	RT#2	Resp#1	Resp#2	ng/mL	ng/mL
29)	2,4'-DDT	7.951	8.785	53444	12006225	0.413	62.311 #
30)	cis-Nonac...	8.068	8.825	8984073	13856798	35.891	36.897
31)	Mirex	8.723	9.762	61913	13875981	0.212	68.141 #
32)	Chlordane...	7.490	8.196	10613639	17095203	427.752	402.817
33)	Chlordane...	7.587	8.304	10447231	16023514	379.373	456.283
34)	Chlordane...	0.000	8.931f	0	14005153	N.D.	1300.784 #
35)	Chlordane...	3.739f	0.000	4917	0	NoCal	N.D.
36)	Toxaphene...	7.587f	8.556f	10447231	17389877	9851.963	6150.101 #
37)	Toxaphene...	7.858	0.000	10920405	0	5544.490	N.D. #
38)	Toxaphene...	8.180	8.931	8735881	14005153	2173.626	2439.227
39)	Toxaphene...	8.396	9.010f	318119	76819	81.418	8.307 #
40)	Toxaphene...	8.652	9.169	40438	12884541	13.404	2540.241 #
41)	Toxaphene...	8.723	9.531	61913	4844026	15.699	906.880 #
42)	Toxaphene...	3.739	0.000	4917	0	NoCal	N.D.

(f)=RT Delta > 1/2 Window (#)=Amounts differ by > 25% (m)=manual int.

Quantitation Report (Not Reviewed)

Data Path : C:\msdchem\1\data\2020-02\0B25043\
Data File : ECD5-02252018.D
Signal(s) : Signal #1: ECD1A.CH Signal #2: ECD2B.CH
Acq On : 25 Feb 2020 17:13
Operator : MJB
Sample : 0B25043-ICV1
Misc : A19I209, AB 50 ppb
ALS Vial : 14 (Sig #1); 0 (Sig #2) Sample Multiplier: 1

Integration File signal 1: PEST1.e
Integration File signal 2: PEST2.e
Quant Time: Feb 26 17:00:44 2020
Quant Method : C:\msdchem\1\methods\ECD5_QUANTPEST_200225.M
Quant Title : Instrument: DualECD5
QLast Update : Wed Feb 26 15:13:42 2020
Response via : Initial Calibration
Integrator: ChemStation 6890 Scale Mode: Small noise peaks clipped

Volume Inj. : 2uL
Signal #1 Phase : Rtx-CLPesticides Signal #2 Phase: Rtx-CLPesticides2
Signal #1 Info : 30m X 0.32mm X 0. Signal #2 Info : 30m X 0.32mm X 0.25um

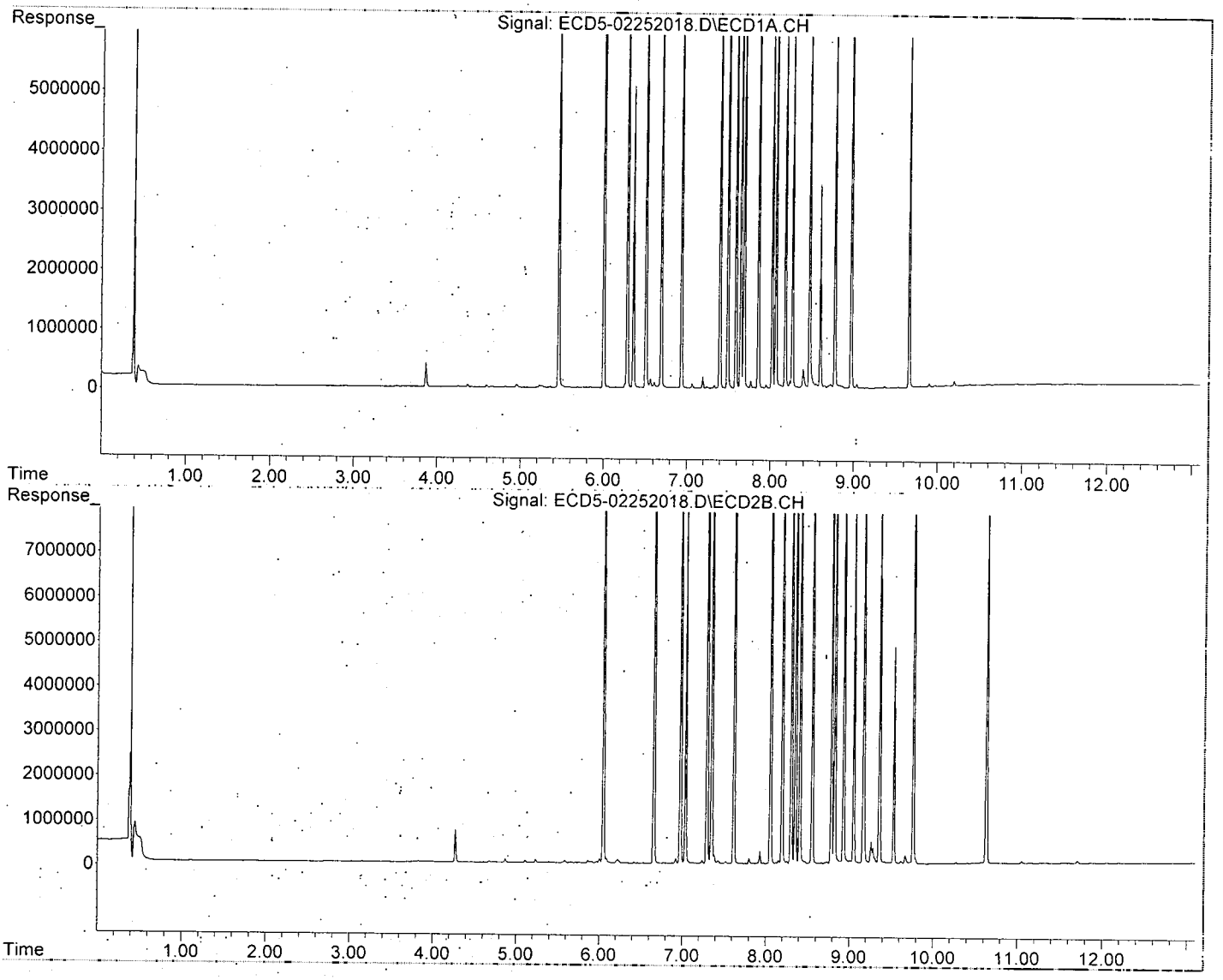

Quantitation Report (Not Reviewed)

Data Path : C:\msdchem\1\data\2020-02\0B25043\
Data File : ECD5-02252028.D
Signal(s) : Signal #1: ECD1A.CH Signal #2: ECD2B.CH
Acq On : 25 Feb 2020 20:05
Operator : MJB
Sample : 0B25043-IBL2
Misc : Instrument Blank
ALS Vial : 1 (Sig #1); 0 (Sig #2) Sample Multiplier: 1

Integration File signal 1: PEST1.e
Integration File signal 2: PEST2.e
Quant Time: Feb 26 17:00:48 2020
Quant Method : C:\msdchem\1\methods\ECD5_QUANTPEST_200225.M
Quant Title : Instrument: DualECD5
QLast Update : Wed Feb 26 15:13:42 2020
Response via : Initial Calibration
Integrator: ChemStation 6890 Scale Mode: Small noise peaks clipped

MJB 2/26/20

Volume Inj. : 2uL
Signal #1 Phase : Rtx-CLPesticides Signal #2 Phase: Rtx-CLPesticides2
Signal #1 Info : 30m X 0.32mm X 0. Signal #2 Info : 30m X 0.32mm X 0.25um

	Compound	RT#1	RT#2	Resp#1	Resp#2	ng/mL	ng/mL
	System Monitoring Compounds						
1) S	TCMX (S)	0.000	0.000	0	0	N.D.	N.D.
22) S	DCBP (S)	0.000	0.000	0	0	N.D.	N.D.
	Target Compounds						
2)	a-BHC	0.000	0.000	0	0	N.D.	N.D.
3)	g-BHC	0.000	0.000	0	0	N.D.	N.D.
4)	b-BHC	6.347	0.000	7811	0	13405.826	N.D. #
5)	Heptachlor	0.000	0.000	0	0	N.D.	N.D.
6)	d-BHC	6.508	7.294	10127	13668	0.040	BelowCal #
7)	Aldrin	0.000	0.000	0	0	N.D.	N.D.
8)	Heptachlo...	7.396	0.000	3576	0	0.016	N.D. #
9)	trans-Chl...	0.000	8.197	0	5835	N.D.	0.017 #
10)	cis-Chlor...	7.579	0.000	5203	0	0.024	N.D. #
11)	Endosulfa...	0.000	0.000	0	0	N.D.	N.D.
12)	4,4'-DDE	0.000	0.000	0	0	N.D.	N.D.
13)	Dieldrin	7.860	8.559	2518	7484	0.011	0.022 #
14)	Endrin	8.050f	0.000	4896	0	0.030	N.D. #
15)	4,4'-DDD	8.050	8.827	4896	7855	0.026	0.026
16)	Endosulfa...	8.183	8.933	9922	13318	BelowCal	BelowCal
17)	4,4'-DDT	8.237f	0.000	906	0	BelowCal	N.D.
18)	Endrin Al...	8.474	9.170	18798	27344	BelowCal	BelowCal
19)	Endosulfa...	8.775	9.360	18060	25042	BelowCal	BelowCal
20)	Methoxychlor	0.000	9.547	0	2426	N.D.	BelowCal
21)	Endrin Ke...	8.969	9.761	11294	21323	BelowCal	BelowCal
23)	Hexachlor...	3.283f	3.751	5388	11201	0.024	0.026
24)	Hexachlor...	0.000	6.533	0	7750	N.D.	0.021 #
25)	Oxychlordane	7.317	0.000	10115	0	0.051	N.D. #
26)	2,4'-DDE	7.396	8.197	3576	5835	0.023	0.025
27)	trans-Non...	7.579	0.000	5203	0	0.023	N.D. #
28)	2,4'-DDD	0.000	8.559	0	7484	N.D.	0.036 #

Quantitation Report (Not Reviewed)

Data Path : C:\msdchem\1\data\2020-02\0B25043\
Data File : ECD5-02252028.D
Signal(s) : Signal #1: ECD1A.CH Signal #2: ECD2B.CH
Acq On : 25 Feb 2020 20:05
Operator : MJB
Sample : 0B25043-IBL2
Misc : Instrument Blank
ALS Vial : 1 (Sig #1); 0 (Sig #2) Sample Multiplier: 1

Integration File signal 1: PEST1.e
Integration File signal 2: PEST2.e
Quant Time: Feb 26 17:00:48 2020
Quant Method : C:\msdchem\1\methods\ECD5_QUANTPEST_200225.M
Quant Title : Instrument: DualECD5
QLast Update : Wed Feb 26 15:13:42 2020
Response via : Initial Calibration
Integrator: ChemStation 6890 Scale Mode: Small noise peaks clipped

Volume Inj. : 2uL
Signal #1 Phase : Rtx-CLPesticides Signal #2 Phase: Rtx-CLPesticides2
Signal #1 Info : 30m X 0.32mm X 0. Signal #2 Info : 30m X 0.32mm X 0.25um

	Compound	RT#1	RT#2	Resp#1	Resp#2	ng/mL	ng/mL
29)	2,4'-DDT	7.929f	8.827f	1880	7855	0.015	0.079 #
30)	cis-Nonac...	8.050	8.827	4896	7855	0.020	0.021
31)	Mirex	8.719	9.761	5981	21323	BelowCal	BelowCal
32)	Chlordane...	0.000	8.197	0	5835	N.D.	0.137 #
33)	Chlordane...	7.579	0.000	5203	0	0.189	N.D. #
34)	Chlordane...	0.000	8.972	0	22852	N.D.	2.122 #
35)	Chlordane...	3.745	3.751	5218	11201	NoCal	NoCal
36)	Toxaphene...	7.579	8.559f	5203	7484	4.907	2.647 #
37)	Toxaphene...	7.860	8.913f	2518	8731	1.278	2.517 #
38)	Toxaphene...	8.183	8.913	9922	8731	2.469	1.521 #
39)	Toxaphene...	8.380f	8.972	15496	22852	3.966	2.471 #
40)	Toxaphene...	0.000	9.170	0	27344	N.D.	5.391 #
41)	Toxaphene...	8.719	9.547	5981	2426	1.517	0.454 #
42)	Toxaphene...	3.745	3.751	5218	11201	NoCal	NoCal

(f)=RT Delta > 1/2 Window (#)=Amounts differ by > 25% (m)=manual int.

Quantitation Report (Not Reviewed)

Data Path : C:\msdchem\1\data\2020-02\0B25043\
Data File : ECD5-02252028.D
Signal(s) : Signal #1: ECD1A.CH Signal #2: ECD2B.CH
Acq On : 25 Feb 2020 20:05
Operator : MJB
Sample : 0B25043-IBL2
Misc : Instrument Blank
ALS Vial : 1 (Sig #1); 0 (Sig #2) Sample Multiplier: 1

Integration File signal 1: PEST1.e
Integration File signal 2: PEST2.e
Quant Time: Feb 26 17:00:48 2020
Quant Method : C:\msdchem\1\methods\ECD5_QUANTPEST_200225.M
Quant Title : Instrument: DualECD5
QLast Update : Wed Feb 26 15:13:42 2020
Response via : Initial Calibration
Integrator: ChemStation 6890 Scale Mode: Small noise peaks clipped

Volume Inj. : 2uL
Signal #1 Phase : Rtx-CLPesticides Signal #2 Phase: Rtx-CLPesticides2
Signal #1 Info : 30m X 0.32mm X 0. Signal #2 Info : 30m X 0.32mm X 0.25um

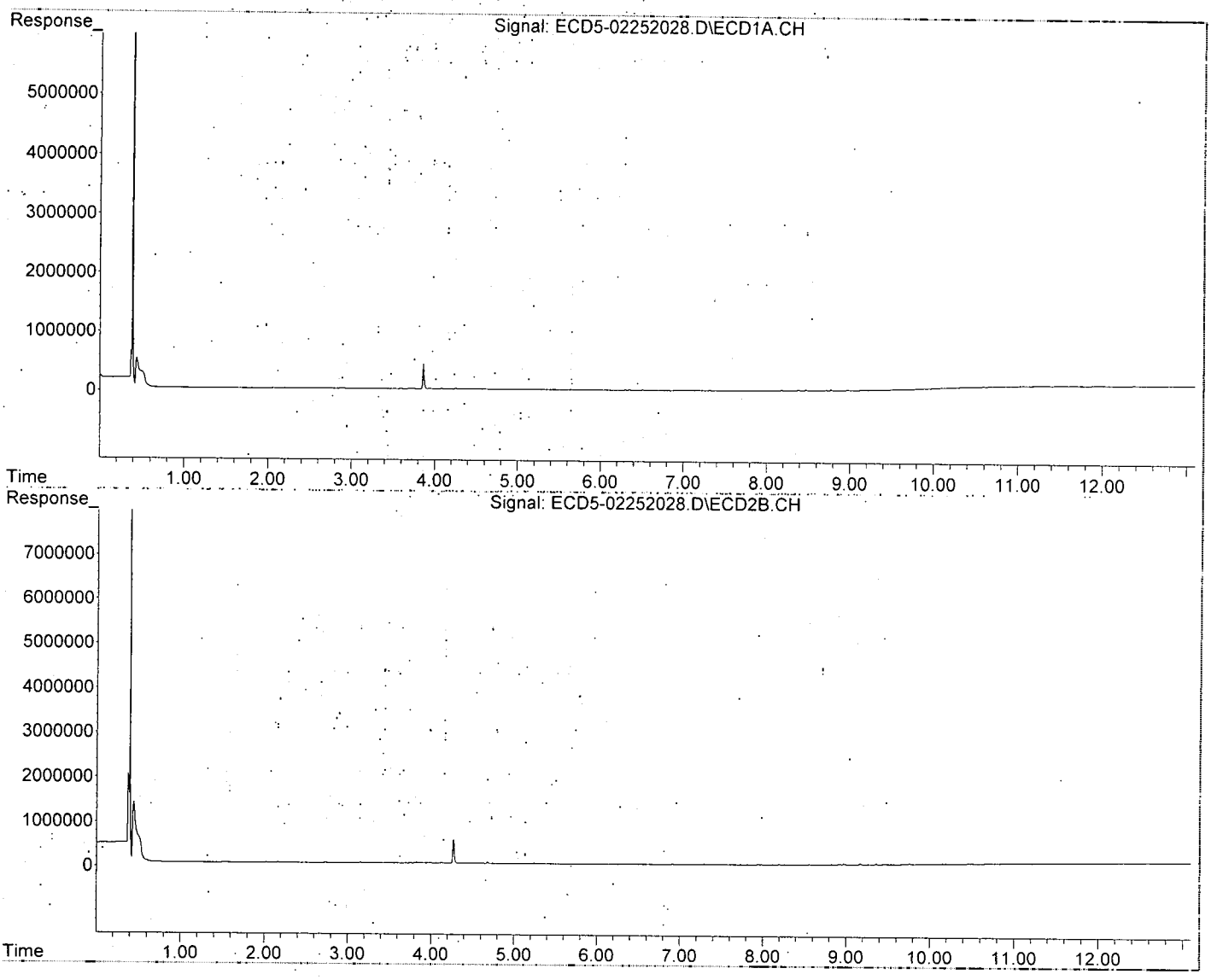

Quantitation Report (Not Reviewed)

Data Path : C:\msdchem\1\data\2020-02\0B25043\
Data File : ECD5-02252029.D
Signal(s) : Signal #1: ECD1A.CH Signal #2: ECD2B.CH
Acq On : 25 Feb 2020 20:22
Operator : MJB
Sample : 0B25043-ICV2
Misc : A19J410, 9-42 50 ppb
ALS Vial : 24 (Sig #1); 0 (Sig #2) Sample Multiplier: 1

Integration File signal 1: PEST1.e
Integration File signal 2: PEST2.e
Quant Time: Feb 26 17:00:52 2020
Quant Method : C:\msdchem\1\methods\ECD5_QUANTPEST_200225.M
Quant Title : Instrument: DualECD5
QLast Update : Wed Feb 26 15:13:42 2020
Response via : Initial Calibration
Integrator: ChemStation 6890 Scale Mode: Small noise peaks clipped

MJB 2/26/20

Volume Inj. : 2uL
Signal #1 Phase : Rtx-CLPesticides Signal #2 Phase: Rtx-CLPesticides2
Signal #1 Info : 30m X 0.32mm X 0. Signal #2 Info : 30m X 0.32mm X 0.25um

	Compound	RT#1	RT#2	Resp#1	Resp#2	ng/mL	ng/mL
	System Monitoring Compounds						
1)	S TCMX (S)	5.432f	6.054	26168	19724	0.122	0.057 #
22)	S DCBP (S)	0.000	0.000	0	0	N.D.	N.D.
	Target Compounds						
2)	a-BHC	5.993	0.000	6365	0	0.022	N.D. #
3)	g-BHC	6.257f	0.000	6070	0	0.024	N.D. #
4)	b-BHC	6.344	0.000	10560	0	13405.801	N.D. #
5)	Heptachlor	6.694	7.352	7682	11207	0.033	0.030
6)	d-BHC	6.509	7.295	4662	7148	0.019	BelowCal #
7)	Aldrin	0.000	7.629	0	17657	N.D.	0.047 #
8)	Heptachlo...	7.397	8.036f	7457333	37185	33.127	0.108 #
9)	trans-Chl...	7.492	8.189	166227	11748434	0.731	33.239 #
10)	cis-Chlor...	7.579	8.306	11157820	681086	50.491	2.043 #
11)	Endosulfa...	7.690	8.381f	49900	29046	0.242	0.094 #
12)	4,4'-DDE	0.000	8.381f	0	29046	N.D.	0.120 #
13)	Dieldrin	7.863	8.563	30864	10380490	0.134	29.968 #
14)	Endrin	8.051f	8.789	12112113	10172173	73.076	43.432 #
15)	4,4'-DDD	8.051	8.829	12112113	18935558	65.002	66.167
16)	Endosulfa...	8.164	8.914	10612	18391	BelowCal	BelowCal
17)	4,4'-DDT	0.000	0.000	0	0	N.D.	N.D.
18)	Endrin Al...	8.479	9.173	10557	14350	BelowCal	BelowCal
19)	Endosulfa...	0.000	9.362	0	7882	N.D.	BelowCal
20)	Methoxychlor	0.000	0.000	0	0	N.D.	N.D.
21)	Endrin Ke...	8.970	9.758	4392	9975584	BelowCal	37.992
23)	Hexachlor...	3.263	3.738	11252222	22755320	50.643	52.289
24)	Hexachlor...	5.842	6.517	11085777	18514897	49.270	50.655
25)	Oxychlordane	7.325	7.987	10059031	15674278	50.224	51.013
26)	2,4'-DDE	7.397	8.189	7457333	11748434	48.888	49.911
27)	trans-Non...	7.579	8.261	11157820	17790398	49.813	52.281
28)	2,4'-DDD	7.770	8.563	6512867	10380490	47.533	49.689

Quantitation Report (Not Reviewed)

Data Path : C:\msdchem\1\data\2020-02\0B25043\
Data File : ECD5-02252029.D
Signal(s) : Signal #1: ECD1A.CH Signal #2: ECD2B.CH
Acq On : 25 Feb 2020 20:22
Operator : MJB
Sample : 0B25043-ICV2
Misc : A19J410, 9-42 50 ppb
ALS Vial : 24 (Sig #1); 0 (Sig #2) Sample Multiplier: 1

Integration File signal 1: PEST1.e
Integration File signal 2: PEST2.e
Quant Time: Feb 26 17:00:52 2020
Quant Method : C:\msdchem\1\methods\ECD5_QUANTPEST_200225.M
Quant Title : Instrument: DualECD5
QLast Update : Wed Feb 26 15:13:42 2020
Response via : Initial Calibration
Integrator: ChemStation 6890 Scale Mode: Small noise peaks clipped

Volume Inj. : 2uL
Signal #1 Phase : Rtx-CLPesticides Signal #2 Phase: Rtx-CLPesticides2
Signal #1 Info : 30m X 0.32mm X 0. Signal #2 Info : 30m X 0.32mm X 0.25um

	Compound	RT#1	RT#2	Resp#1	Resp#2	ng/mL	ng/mL
29)	2,4'-DDT	7.953	8.789	6728645	10172173	52.035	53.822
30)	cis-Nonac...	8.051	8.829	12112113	18935558	48.388	50.421
31)	Mirex	8.721	9.758	7289650	9975584	50.931	49.765
32)	Chlordane...	7.492	8.189	166227	11748434	6.699	276.830 #
33)	Chlordane...	7.579	8.306	11157820	681086	405.176	19.394 #
34)	Chlordane...	8.164f	8.973	10612	25365	1.416	2.356 #
35)	Chlordane...	3.752	3.738	11175	22755320	NoCal	NoCal
36)	Toxaphene...	7.579	8.563f	11157820	10380490	10522.063	3671.162 #
37)	Toxaphene...	7.863	8.914f	30864	18391	15.670	5.301 #
38)	Toxaphene...	8.164	8.914	10612	18391	2.640	3.203
39)	Toxaphene...	8.380f	8.973	14374	25365	3.679	2.743 #
40)	Toxaphene...	0.000	9.173	0	14350	N.D.	2.829 #
41)	Toxaphene...	8.721	0.000	7289650	0	1848.418	N.D. #
42)	Toxaphene...	3.752	3.738	11175	22755320	NoCal	NoCal

(f)=RT Delta > 1/2 Window (#)=Amounts differ by > 25% (m)=manual int.

Quantitation Report (Not Reviewed)

Data Path : C:\msdchem\1\data\2020-02\0B25043\
Data File : ECD5-02252029.D
Signal(s) : Signal #1: ECD1A.CH Signal #2: ECD2B.CH
Acq On : 25 Feb 2020 20:22
Operator : MJB
Sample : 0B25043-ICV2
Misc : A19J410, 9-42 50 ppb
ALS Vial : 24 (Sig #1); 0 (Sig #2) Sample Multiplier: 1

Integration File signal 1: PEST1.e
Integration File signal 2: PEST2.e
Quant Time: Feb 26 17:00:52 2020
Quant Method : C:\msdchem\1\methods\ECD5_QUANTPEST_200225.M
Quant Title : Instrument: DualECD5
QLast Update : Wed Feb 26 15:13:42 2020
Response via : Initial Calibration
Integrator: ChemStation 6890 Scale Mode: Small noise peaks clipped

Volume Inj. : 2uL
Signal #1 Phase : Rtx-CLPesticides Signal #2 Phase: Rtx-CLPesticides2
Signal #1 Info : 30m X 0.32mm X 0. Signal #2 Info : 30m X 0.32mm X 0.25um

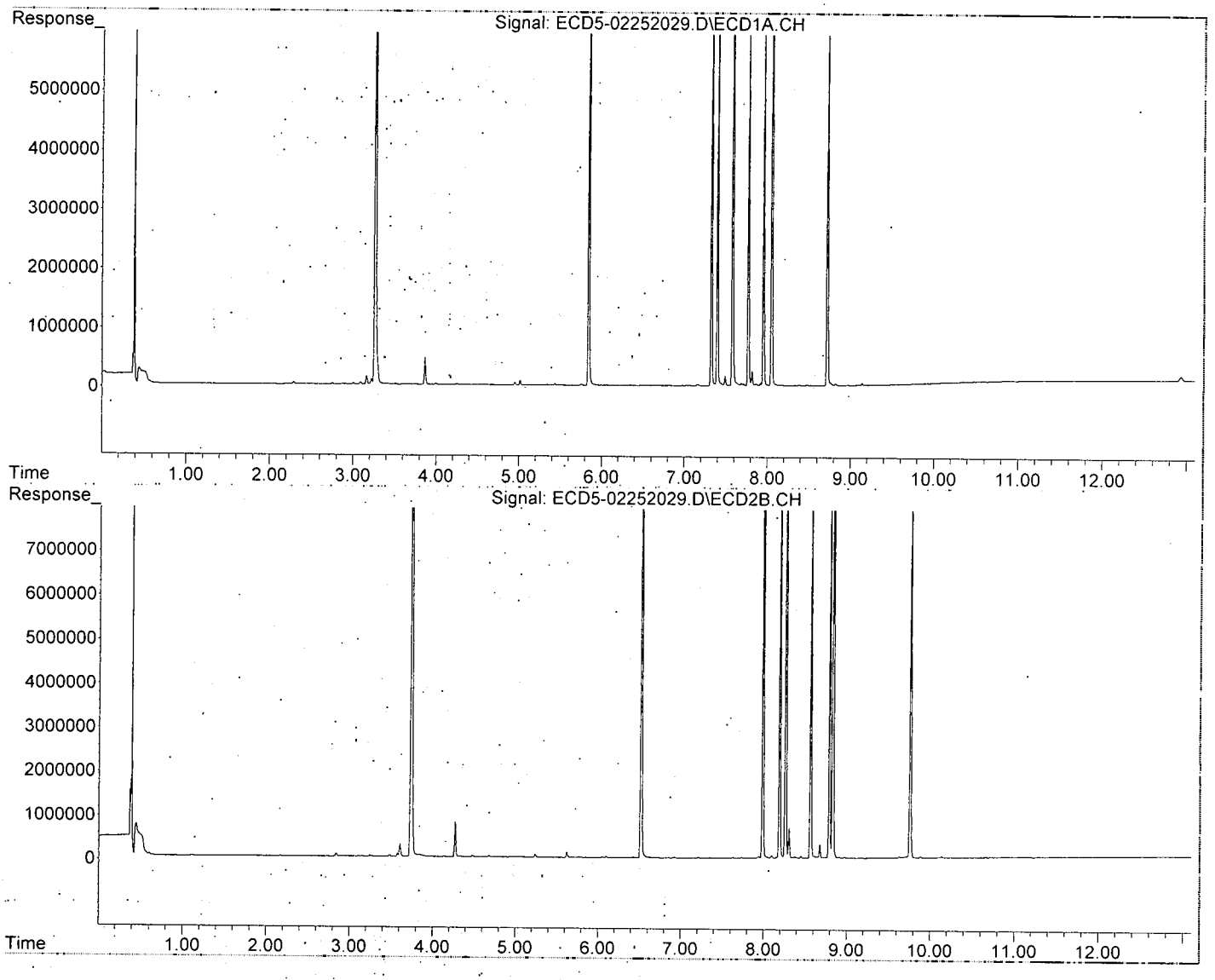

Quantitation Report (Not Reviewed)

Data Path : C:\msdchem\1\data\2020-02\0B25043\
Data File : ECD5-02252037.D
Signal(s) : Signal #1: ECD1A.CH Signal #2: ECD2B.CH
Acq On : 25 Feb 2020 22:39
Operator : MJB
Sample : 0B25043-IBL3
Misc : Instrument Blank
ALS Vial : 1 (Sig #1); 0 (Sig #2) Sample Multiplier: 1

Integration File signal 1: PEST1.e
Integration File signal 2: PEST2.e
Quant Time: Feb 26 17:00:56 2020
Quant Method : C:\msdchem\1\methods\ECD5_QUANTPEST_200225.M
Quant Title : Instrument: DualECD5
QLast Update : Wed Feb 26 15:13:42 2020
Response via : Initial Calibration
Integrator: ChemStation 6890 Scale Mode: Small noise peaks clipped

MJB 2/26/20

Volume Inj. : 2uL
Signal #1 Phase : Rtx-CLPesticides Signal #2 Phase: Rtx-CLPesticides2
Signal #1 Info : 30m X 0.32mm X 0. Signal #2 Info : 30m X 0.32mm X 0.25um

	Compound	RT#1	RT#2	Resp#1	Resp#2	ng/mL	ng/mL
	System Monitoring Compounds						
1) S	TCMX (S)	0.000	0.000	0	0	N.D.	N.D.
22) S	DCBP (S)	0.000	0.000	0	0	N.D.	N.D.
	Target Compounds						
2)	a-BHC	0.000	0.000	0	0	N.D.	N.D.
3)	g-BHC	6.299	0.000	3375	0	0.013	N.D. #
4)	b-BHC	6.346	0.000	7474	0	13405.830	N.D. #
5)	Heptachlor	0.000	0.000	0	0	N.D.	N.D.
6)	d-BHC	6.508	7.293	8561	11803	0.034	BelowCal #
7)	Aldrin	0.000	0.000	0	0	N.D.	N.D.
8)	Heptachlo...	0.000	0.000	0	0	N.D.	N.D.
9)	trans-Chl...	7.491	8.196	3722	10031	0.016	0.028 #
10)	cis-Chlor...	7.584	8.303	5877	5574	0.027	0.017 #
11)	Endosulfa...	0.000	0.000	0	0	N.D.	N.D.
12)	4,4'-DDE	0.000	0.000	0	0	N.D.	N.D.
13)	Dieldrin	7.860	0.000	2180	0	0.009	N.D. #
14)	Endrin	8.049f	0.000	1116	0	0.007	N.D. #
15)	4,4'-DDD	8.049	0.000	1116	0	0.006	N.D. #
16)	Endosulfa...	8.184	8.934	8515	11070	BelowCal	BelowCal
17)	4,4'-DDT	0.000	0.000	0	0	N.D.	N.D.
18)	Endrin Al...	8.474	9.171	15120	22164	BelowCal	BelowCal
19)	Endosulfa...	8.775	9.360	14502	21553	BelowCal	BelowCal
20)	Methoxychlor	0.000	0.000	0	0	N.D.	N.D.
21)	Endrin Ke...	8.970	9.761	8846	14898	BelowCal	BelowCal
23)	Hexachlor...	3.284f	3.751	4960	10147	0.022	0.023
24)	Hexachlor...	0.000	6.534	0	7252	N.D.	0.020 #
25)	Oxychlordane	7.317	0.000	9463	0	0.047	N.D. #
26)	2,4'-DDE	0.000	8.196	0	10031	N.D.	0.043 #
27)	trans-Non...	7.584	8.259	5877	5689	0.026	0.017 #
28)	2,4'-DDD	0.000	0.000	0	0	N.D.	N.D.

Quantitation Report (Not Reviewed)

Data Path : C:\msdchem\1\data\2020-02\0B25043\
Data File : ECD5-02252037.D
Signal(s) : Signal #1: ECD1A.CH Signal #2: ECD2B.CH
Acq On : 25 Feb 2020 22:39
Operator : MJB
Sample : 0B25043-IBL3
Misc : Instrument Blank
ALS Vial : 1 (Sig #1); 0 (Sig #2) Sample Multiplier: 1

Integration File signal 1: PEST1.e
Integration File signal 2: PEST2.e
Quant Time: Feb 26 17:00:56 2020
Quant Method : C:\msdchem\1\methods\ECD5_QUANTPEST_200225.M
Quant Title : Instrument: DualECD5
QLast Update : Wed Feb 26 15:13:42 2020
Response via : Initial Calibration
Integrator: ChemStation 6890 Scale Mode: Small noise peaks clipped

Volume Inj. : 2uL
Signal #1 Phase : Rtx-CLPesticides Signal #2 Phase: Rtx-CLPesticides2
Signal #1 Info : 30m X 0.32mm X 0. Signal #2 Info : 30m X 0.32mm X 0.25um

	Compound	RT#1	RT#2	Resp#1	Resp#2	ng/mL	ng/mL
29)	2,4'-DDT	7.929f	0.000	2218	0	0.017	N.D. #
30)	cis-Nonac...	8.049	0.000	1116	0	0.004	N.D. #
31)	Mirex	8.721	9.761	788	14898	BelowCal	BelowCal
32)	Chlordane...	7.491	8.196	3722	10031	0.150	0.236 #
33)	Chlordane...	7.584	8.303	5877	5574	0.213	0.159 #
34)	Chlordane...	0.000	8.974	0	21228	N.D.	1.972 #
35)	Chlordane...	0.000	3.751	0	10147	N.D.	NoCal
36)	Toxaphene...	7.584	0.000	5877	0	5.542	N.D. #
37)	Toxaphene...	7.860	8.913f	2180	8275	1.107	2.385 #
38)	Toxaphene...	8.184	8.913	8515	8275	2.119	1.441 #
39)	Toxaphene...	8.383f	8.974	13925	21228	3.564	2.295 #
40)	Toxaphene...	0.000	9.171	0	22164	N.D.	4.370 #
41)	Toxaphene...	8.721	0.000	788	0	0.200	N.D. #
42)	Toxaphene...	0.000	3.751	0	10147	N.D.	NoCal

(f)=RT Delta > 1/2 Window (#)=Amounts differ by > 25% (m)=manual int.

Quantitation Report (Not Reviewed)

Data Path : C:\msdchem\1\data\2020-02\0B25043\
Data File : ECD5-02252037.D
Signal(s) : Signal #1: ECD1A.CH Signal #2: ECD2B.CH
Acq On : 25 Feb 2020 22:39
Operator : MJB
Sample : 0B25043-IBL3
Misc : Instrument Blank
ALS Vial : 1 (Sig #1); 0 (Sig #2) Sample Multiplier: 1

Integration File signal 1: PEST1.e
Integration File signal 2: PEST2.e
Quant Time: Feb 26 17:00:56 2020
Quant Method : C:\msdchem\1\methods\ECD5_QUANTPEST_200225.M
Quant Title : Instrument: DualECD5
QLast Update : Wed Feb 26 15:13:42 2020
Response via : Initial Calibration
Integrator: ChemStation 6890 Scale Mode: Small noise peaks clipped

Volume Inj. : 2uL
Signal #1 Phase : Rtx-CLPesticides Signal #2 Phase: Rtx-CLPesticides2
Signal #1 Info : 30m X 0.32mm X 0. Signal #2 Info : 30m X 0.32mm X 0.25um

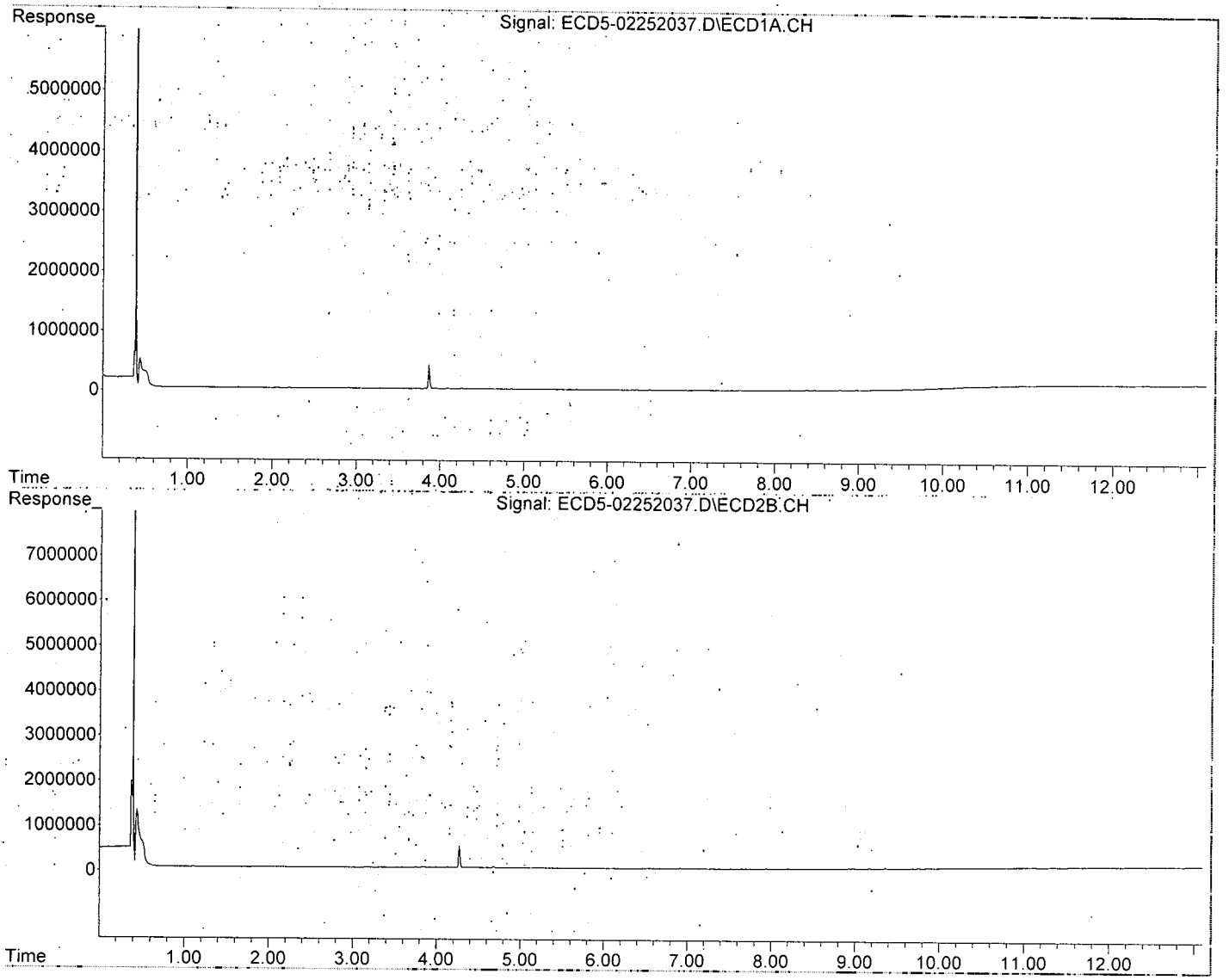

Quantitation Report (Not Reviewed)

Data Path : C:\msdchem\1\data\2020-02\0B25043\
Data File : ECD5-02252038.D
Signal(s) : Signal #1: ECD1A.CH Signal #2: ECD2B.CH
Acq On : 25 Feb 2020 22:56
Operator : MJB
Sample : 0B25043-ICV3
Misc : A19K312, CHLOR 500 ppb
ALS Vial : 32 (Sig #1); 0 (Sig #2) Sample Multiplier: 1

Integration File signal 1: PEST1.e
Integration File signal 2: PEST2.e
Quant Time: Feb 26 17:01:00 2020
Quant Method : C:\msdchem\1\methods\ECD5_QUANTPEST_200225.M
Quant Title : Instrument: DualECD5
QLast Update : Wed Feb 26 15:13:42 2020
Response via : Initial Calibration
Integrator: ChemStation 6890 Scale Mode: Small noise peaks clipped

MJB 2/26/20

Volume Inj. : 2uL
Signal #1 Phase : Rtx-CLPesticides Signal #2 Phase: Rtx-CLPesticides2
Signal #1 Info : 30m X 0.32mm X 0. Signal #2 Info : 30m X 0.32mm X 0.25um

	Compound	RT#1	RT#2	Resp#1	Resp#2	ng/mL	ng/mL
	System Monitoring Compounds						
1)	S TCMX (S)	5.457	6.050	5151	15595	0.024	0.045 #
22)	S DCBP (S)	9.671	10.599f	21968	8169	BelowCal	0.042
	Target Compounds						
2)	a-BHC	5.987	6.681f	8636	397031	0.030	0.926 #
3)	g-BHC	6.296	6.981	16723	255007	0.066	0.624 #
4)	b-BHC	6.331f	7.040	160353	80914	1.308	0.308 #
5)	Heptachlor	6.691	7.348	5862510	9439029	25.147	25.351
6)	d-BHC	6.498	7.278	85456	78400	0.340	0.142 #
7)	Aldrin	6.938	7.619	85533	109129	0.356	0.288
8)	Heptachlo...	7.401	8.072	910376	532179	4.044	1.543 #
9)	trans-Chl...	7.489	8.194	13108632	22686158	57.609	64.184
10)	cis-Chlor...	7.583	8.302	14164073	18965403	64.095	56.877
11)	Endosulfa...	7.702	8.377f	330909	264414	1.607	0.852 #
12)	4,4'-DDE	7.642	8.397	368696	491509	1.636	1.506
13)	Dieldrin	7.870	8.555	425799	1414459	1.848	4.083 #
14)	Endrin	8.047f	8.798	2208838	227638	13.327	1.008 #
15)	4,4'-DDD	8.047f	8.826	2208838	3419662	11.854	12.794
16)	Endosulfa...	8.183	8.941	253774	356225	1.287	1.293
17)	4,4'-DDT	0.000	9.062	0	126732	N.D.	0.780 #
18)	Endrin Al...	8.493f	9.199f	75001	905780	0.049	3.840 #
19)	Endosulfa...	8.776	9.389f	156183	88473	0.582	0.021 #
20)	Methoxychlor	8.592	9.533	68068	19433	0.796	0.173 #
21)	Endrin Ke...	8.959	9.761	21295	158059	BelowCal	0.442
23)	Hexachlor...	3.284f	0.000	5267	0	0.024	N.D. #
24)	Hexachlor...	5.829	6.530	7824	11391	0.035	0.031
25)	Oxychlordane	7.315	7.996	133718	305159	0.668	0.993 #
26)	2,4'-DDE	7.401	8.194	910376	22686158	5.968	96.378 #
27)	trans-Non...	7.583	8.258	14164073	16929361	63.234	49.751
28)	2,4'-DDD	7.738f	8.555	1037619	1414459	7.573	6.771

Quantitation Report (Not Reviewed)

Data Path : C:\msdchem\1\data\2020-02\0B25043\
Data File : ECD5-02252038.D
Signal(s) : Signal #1: ECD1A.CH Signal #2: ECD2B.CH
Acq On : 25 Feb 2020 22:56
Operator : MJB
Sample : 0B25043-ICV3
Misc : A19K312, CHLOR 500 ppb
ALS Vial : 32 (Sig #1); 0 (Sig #2). Sample Multiplier: 1

Integration File signal 1: PEST1.e
Integration File signal 2: PEST2.e
Quant Time: Feb 26 17:01:00 2020
Quant Method : C:\msdchem\1\methods\ECD5_QUANTPEST_200225.M
Quant Title : Instrument: DualECD5
QLast Update : Wed Feb 26 15:13:42 2020
Response via : Initial Calibration
Integrator: ChemStation 6890 Scale Mode: Small noise peaks clipped

Volume Inj. : 2uL
Signal #1 Phase : Rtx-CLPesticides Signal #2 Phase: Rtx-CLPesticides2
Signal #1 Info : 30m X 0.32mm X 0. Signal #2 Info : 30m X 0.32mm X 0.25um

	Compound	RT#1	RT#2	Resp#1	Resp#2	ng/mL	ng/mL
29)	2,4'-DDT	7.979f	8.798	318814	227638	2.465	1.400 #
30)	cis-Nonac...	8.047	8.826	2208838	3419662	8.824	9.106
31)	Mirex	8.706	9.761	21198	158059	BelowCal	0.672
32)	Chlordane...	7.489	8.194	13108632	22686158	528.306	534.557
33)	Chlordane...	7.583	8.302	14164073	18965403	514.343	540.056
34)	Chlordane...	8.134	8.967	4073525	5740330	543.580	533.156
35)	Chlordane...	0.000	0.000	0	0	N.D.	N.D.
36)	Toxaphene...	7.583	8.555f	14164073	1414459	13357.024	500.237 #
37)	Toxaphene...	7.870	8.881	425799	543716	216.186	156.728 #
38)	Toxaphene...	8.183	8.919	253774	415048	63.143	72.287
39)	Toxaphene...	8.412	8.967	160125	5740330	40.982	620.719 #
40)	Toxaphene...	8.619f	9.138f	71898	98193	23.833	19.359
41)	Toxaphene...	8.706	9.533	21198	19433	5.375	3.638 #
42)	Toxaphene...	0.000	0.000	0	0	N.D.	N.D.

A
528.74

B
535.92

(f)=RT Delta > 1/2 Window (#)=Amounts differ by > 25% (m)=manual int.

Quantitation Report (Not Reviewed)

Data Path : C:\msdchem\1\data\2020-02\0B25043\
Data File : ECD5-02252038.D
Signal(s) : Signal #1: ECD1A.CH Signal #2: ECD2B.CH
Acq On : 25 Feb 2020 22:56
Operator : MJB
Sample : 0B25043-ICV3
Misc : A19K312, CHLOR 500 ppb
ALS Vial : 32 (Sig #1); 0 (Sig #2) Sample Multiplier: 1

Integration File signal 1: PEST1.e
Integration File signal 2: PEST2.e
Quant Time: Feb 26 17:01:00 2020
Quant Method : C:\msdchem\1\methods\ECD5_QUANTPEST_200225.M
Quant Title : Instrument: DualECD5
QLast Update : Wed Feb 26 15:13:42 2020
Response via : Initial Calibration
Integrator: ChemStation 6890 Scale Mode: Small noise peaks clipped

Volume Inj. : 2uL
Signal #1 Phase : Rtx-CLPesticides Signal #2 Phase: Rtx-CLPesticides2
Signal #1 Info : 30m X 0.32mm X 0. Signal #2 Info : 30m X 0.32mm X 0.25um

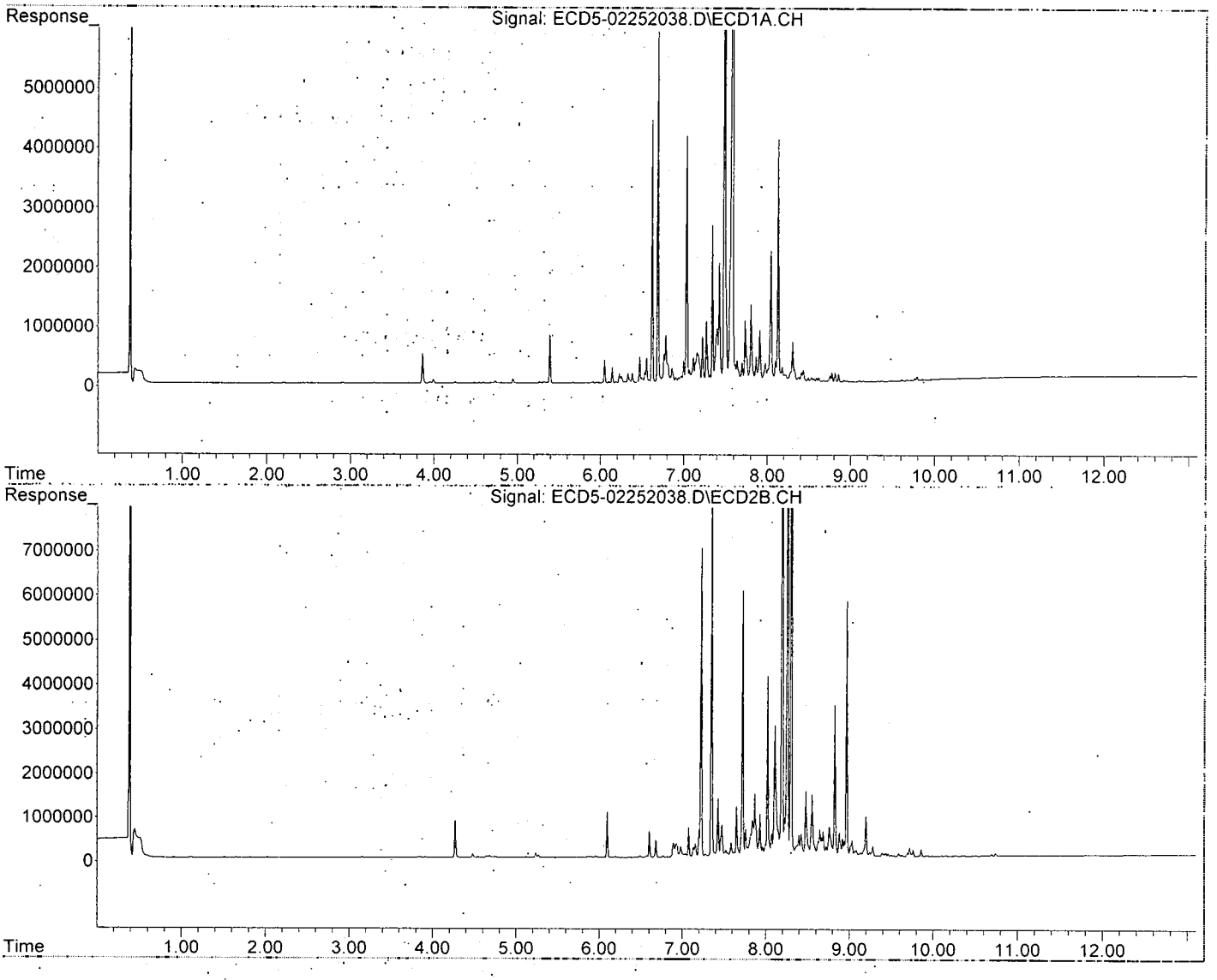

Quantitation Report (Not Reviewed)

Data Path : C:\msdchem\1\data\2020-02\0B25043\
Data File : ECD5-02252046.D
Signal(s) : Signal #1: ECD1A.CH Signal #2: ECD2B.CH
Acq On : 26 Feb 2020 1:12
Operator : MJB
Sample : 0B25043-IBL4
Misc : Instrument Blank
ALS Vial : 1 (Sig #1); 0 (Sig #2) Sample Multiplier: 1

MJB 2/26/20

Integration File signal 1: PEST1.e
Integration File signal 2: PEST2.e
Quant Time: Feb 26 17:01:04 2020
Quant Method : C:\msdchem\1\methods\ECD5_QUANTPEST_200225.M
Quant Title : Instrument: DualECD5
QLast Update : Wed Feb 26 15:13:42 2020
Response via : Initial Calibration
Integrator: ChemStation 6890 Scale Mode: Small noise peaks clipped

Volume Inj. : 2uL
Signal #1 Phase : Rtx-CLPesticides Signal #2 Phase: Rtx-CLPesticides2
Signal #1 Info : 30m X 0.32mm X 0. Signal #2 Info : 30m X 0.32mm X 0.25um

	Compound	RT#1	RT#2	Resp#1	Resp#2	ng/mL	ng/mL
	System Monitoring Compounds						
1) S	TCMX (S)	0.000	0.000	0	0	N.D.	N.D.
22) S	DCBP (S)	0.000	0.000	0	0	N.D.	N.D.
	Target Compounds						
2)	a-BHC	0.000	0.000	0	0	N.D.	N.D.
3)	g-BHC	6.299	0.000	3743	0	0.015	N.D. #
4)	b-BHC	6.347	0.000	8243	0	13405.822	N.D. #
5)	Heptachlor	0.000	0.000	0	0	N.D.	N.D.
6)	d-BHC	6.508	7.294	7968	11463	0.032	BelowCal #
7)	Aldrin	6.894f	0.000	2830	0	0.012	N.D. #
8)	Heptachlo...	0.000	0.000	0	0	N.D.	N.D.
9)	trans-Chl...	0.000	0.000	0	0	N.D.	N.D.
10)	cis-Chlor...	0.000	0.000	0	0	N.D.	N.D.
11)	Endosulfa...	0.000	0.000	0	0	N.D.	N.D.
12)	4,4'-DDE	0.000	0.000	0	0	N.D.	N.D.
13)	Dieldrin	7.860	0.000	1983	0	0.009	N.D. #
14)	Endrin	0.000	0.000	0	0	N.D.	N.D.
15)	4,4'-DDD	0.000	0.000	0	0	N.D.	N.D.
16)	Endosulfa...	8.184	8.933	8046	11561	BelowCal	BelowCal
17)	4,4'-DDT	0.000	0.000	0	0	N.D.	N.D.
18)	Endrin Al...	8.474	9.170	14393	20948	BelowCal	BelowCal
19)	Endosulfa...	8.776	9.360	14116	21358	BelowCal	BelowCal
20)	Methoxychlor	0.000	9.543	0	1941	N.D.	BelowCal
21)	Endrin Ke...	8.970	9.761	8390	13783	BelowCal	BelowCal
23)	Hexachlor...	3.284f	3.753	4709	10646	0.021	0.024
24)	Hexachlor...	0.000	6.534	0	7568	N.D.	0.021 #
25)	Oxychlordane	7.317	0.000	10424	0	0.052	N.D. #
26)	2,4'-DDE	0.000	0.000	0	0	N.D.	N.D.
27)	trans-Non...	0.000	0.000	0	0	N.D.	N.D.
28)	2,4'-DDD	0.000	0.000	0	0	N.D.	N.D.

Quantitation Report (Not Reviewed)

Data Path : C:\msdchem\1\data\2020-02\0B25043\
Data File : ECD5-02252046.D
Signal(s) : Signal #1: ECD1A.CH Signal #2: ECD2B.CH
Acq On : 26 Feb 2020 1:12
Operator : MJB
Sample : 0B25043-IBL4
Misc : Instrument Blank
ALS Vial : 1 (Sig #1); 0 (Sig #2) Sample Multiplier: 1

Integration File signal 1: PEST1.e
Integration File signal 2: PEST2.e
Quant Time: Feb 26 17:01:04 2020
Quant Method : C:\msdchem\1\methods\ECD5_QUANTPEST_200225.M
Quant Title : Instrument: DualECD5
QLast Update : Wed Feb 26 15:13:42 2020
Response via : Initial Calibration
Integrator: ChemStation 6890 Scale Mode: Small noise peaks clipped

Volume Inj. : 2uL
Signal #1 Phase : Rtx-CLPesticides Signal #2 Phase: Rtx-CLPesticides2
Signal #1 Info : 30m X 0.32mm X 0. Signal #2 Info : 30m X 0.32mm X 0.25um

	Compound	RT#1	RT#2	Resp#1	Resp#2	ng/mL	ng/mL
29)	2,4'-DDT	7.930f	0.000	2360	0	0.018	N.D. #
30)	cis-Nonac...	0.000	0.000	0	0	N.D.	N.D.
31)	Mirex	8.715	9.761	1034	13783	BelowCal	BelowCal
32)	Chlordane...	0.000	0.000	0	0	N.D.	N.D.
33)	Chlordane...	0.000	0.000	0	0	N.D.	N.D.
34)	Chlordane...	0.000	8.975	0	18175	N.D.	1.688 #
35)	Chlordane...	0.000	3.753	0	10646	N.D.	NoCal
36)	Toxaphene...	0.000	0.000	0	0	N.D.	N.D.
37)	Toxaphene...	7.860	8.913f	1983	9998	1.007	2.882 #
38)	Toxaphene...	8.184	8.913	8046	9998	2.002	1.741
39)	Toxaphene...	8.384f	8.975	12921	18175	3.307	1.965 #
40)	Toxaphene...	0.000	9.170	0	20948	N.D.	4.130 #
41)	Toxaphene...	8.715	9.543	1034	1941	0.262	0.363 #
42)	Toxaphene...	0.000	3.753	0	10646	N.D.	NoCal

(f)=RT Delta > 1/2 Window (#)=Amounts differ by > 25% (m)=manual int.

Quantitation Report (Not Reviewed)

Data Path : C:\msdchem\1\data\2020-02\0B25043\
Data File : ECD5-02252046.D
Signal(s) : Signal #1: ECD1A.CH Signal #2: ECD2B.CH
Acq On : 26 Feb 2020 1:12
Operator : MJB
Sample : 0B25043-IBL4
Misc : Instrument Blank
ALS Vial : 1 (Sig #1); 0 (Sig #2) Sample Multiplier: 1

Integration File signal 1: PEST1.e
Integration File signal 2: PEST2.e
Quant Time: Feb 26 17:01:04 2020
Quant Method : C:\msdchem\1\methods\ECD5_QUANTPEST_200225.M
Quant Title : Instrument: DualECD5
QLast Update : Wed Feb 26 15:13:42 2020
Response via : Initial Calibration
Integrator: ChemStation 6890 Scale Mode: Small noise peaks clipped

Volume Inj. : 2uL
Signal #1 Phase : Rtx-CLPesticides Signal #2 Phase: Rtx-CLPesticides2
Signal #1 Info : 30m X 0.32mm X 0. Signal #2 Info : 30m X 0.32mm X 0.25um

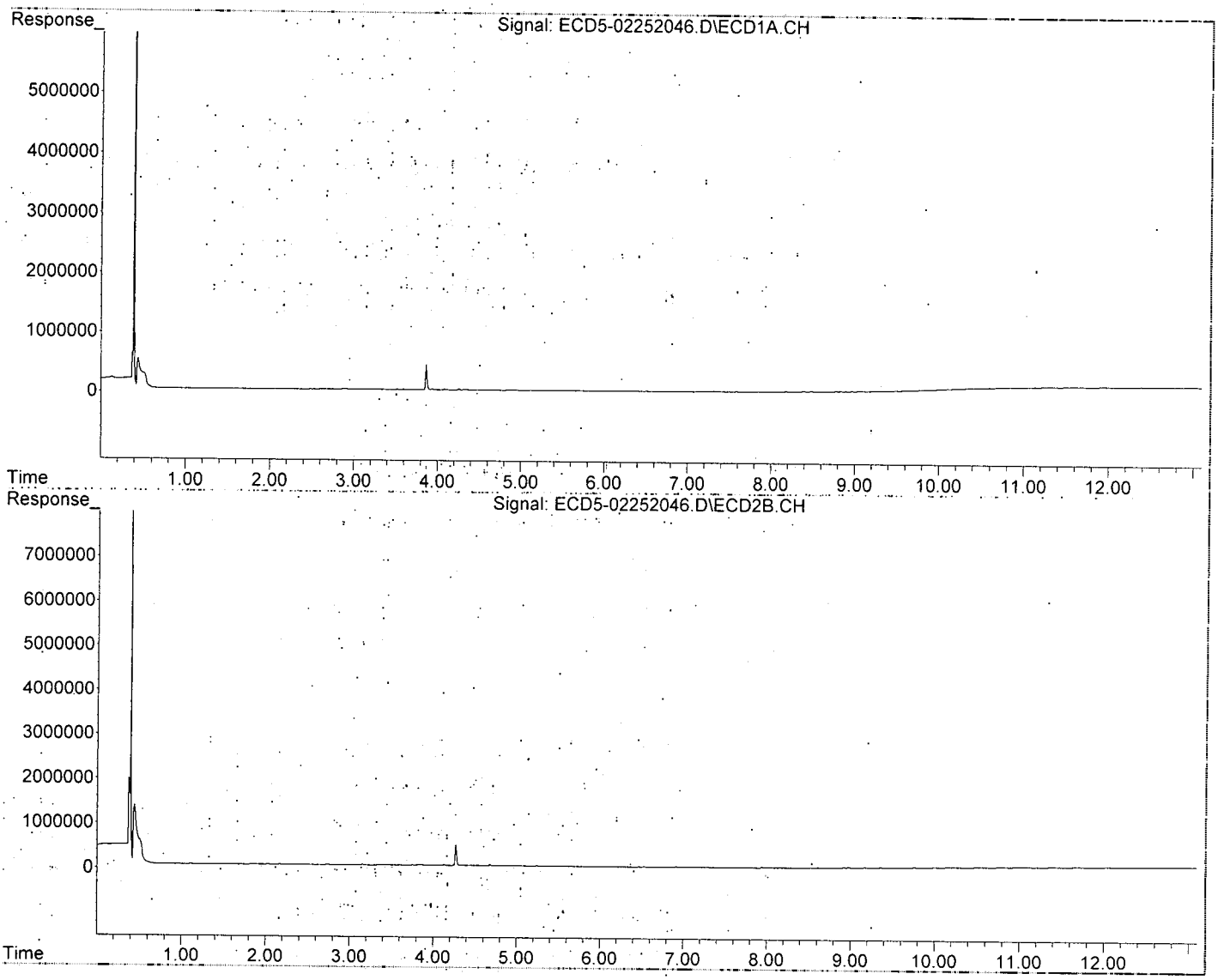

Quantitation Report (Not Reviewed)

Data Path : C:\msdchem\1\data\2020-02\0B25043\
Data File : ECD5-02252047.D
Signal(s) : Signal #1: ECD1A.CH Signal #2: ECD2B.CH
Acq On : 26 Feb 2020 1:29
Operator : MJB
Sample : 0B25043-ICV4
Misc : A19J42, TOX 500 ppb
ALS Vial : 40 (Sig #1); 0 (Sig #2) Sample Multiplier: 1

Integration File signal 1: PEST1.e
Integration File signal 2: PEST2.e
Quant Time: Feb 26 17:01:08 2020
Quant Method : C:\msdchem\1\methods\ECD5_QUANTPEST_200225.M
Quant Title : Instrument: DualECD5
QLast Update : Wed Feb 26 15:13:42 2020
Response via : Initial Calibration
Integrator: ChemStation 6890 Scale Mode: Small noise peaks clipped

MJB 2/26/20

Volume Inj. : 2uL
Signal #1 Phase : Rtx-CLPesticides Signal #2 Phase: Rtx-CLPesticides2
Signal #1 Info : 30m X 0.32mm X 0. Signal #2 Info : 30m X 0.32mm X 0.25um

	Compound	RT#1	RT#2	Resp#1	Resp#2	ng/mL	ng/mL
	System Monitoring Compounds						
1) S	TCMX (S)	0.000	6.050	0	13148	N.D.	0.038 #
22) S	DCBP (S)	9.656	10.611f	35408	40148	BelowCal	0.207
	Target Compounds						
2)	a-BHC	5.993	6.655	7219	9117	0.025	0.044 #
3)	g-BHC	6.289	6.963	8620	22748	0.034	0.056 #
4)	b-BHC	6.345	7.026	13960	34873	13405.769	0.031 #
5)	Heptachlor	6.694	7.355	26294	58316	0.113	0.157 #
6)	d-BHC	6.530f	7.294	18287	56505	0.073	0.081
7)	Aldrin	6.932	7.643f	63332	138472	0.264	0.365 #
8)	Heptachlo...	7.422f	8.049	308271	479845	1.369	1.391
9)	trans-Chl...	7.507	8.177f	390838	563546	1.718	1.594
10)	cis-Chlor...	7.565f	8.285f	537812	517170	2.434	1.551 #
11)	Endosulfa...	7.694	8.360	632448	700354	3.071	2.257 #
12)	4,4'-DDE	7.615f	8.426	433686	844784	1.924	2.562 #
13)	Dieldrin	7.859	8.573	953917	863437	4.139	2.493 #
14)	Endrin	8.049f	8.778	1307264	1622497	7.887	7.307
15)	4,4'-DDD	8.049	8.831	1307264	1084852	7.016	4.103 #
16)	Endosulfa...	8.172	8.918	2049843	2921227	12.037	11.834
17)	4,4'-DDT	8.250	9.048	1765434	1127907	12.415	6.190 #
18)	Endrin Al...	8.459	9.161	1347053	2602400	8.572	11.690 #
19)	Endosulfa...	8.778	9.363	760404	1095361	4.462	4.665
20)	Methoxychlor	8.611	9.544	695095	2762657	9.699	28.616 #
21)	Endrin Ke...	8.963	9.785f	527307	529088	2.545	1.932
23)	Hexachlor...	3.262	3.736	4280	8115	0.019	0.019
24)	Hexachlor...	5.842	6.530	4520	11167	0.020	0.031 #
25)	Oxychlordane	7.326	7.998	429359	445900	2.144	1.451 #
26)	2,4'-DDE	7.422f	8.177	308271	563546	2.021	2.394
27)	trans-Non...	7.565	8.270	537812	550973	2.401	1.619 #
28)	2,4'-DDD	7.778	8.573	723172	863437	5.278	4.133

Quantitation Report (Not Reviewed)

Data Path : C:\msdchem\1\data\2020-02\0B25043\
Data File : ECD5-02252047.D
Signal(s) : Signal #1: ECD1A.CH Signal #2: ECD2B.CH
Acq On : 26 Feb 2020 1:29
Operator : MJB
Sample : 0B25043-ICV4
Misc : A19J42, TOX 500 ppb
ALS Vial : 40 (Sig #1); 0 (Sig #2) Sample Multiplier: 1

Integration File signal 1: PEST1.e
Integration File signal 2: PEST2.e
Quant Time: Feb 26 17:01:08 2020
Quant Method : C:\msdchem\1\methods\ECD5_QUANTPEST_200225.M
Quant Title : Instrument: DualECD5
QLast Update : Wed Feb 26 15:13:42 2020
Response via : Initial Calibration
Integrator: ChemStation 6890 Scale Mode: Small noise peaks clipped

Volume Inj. : 2uL
Signal #1 Phase : Rtx-CLPesticides Signal #2 Phase: Rtx-CLPesticides2
Signal #1 Info : 30m X 0.32mm X 0. Signal #2 Info : 30m X 0.32mm X 0.25um

	Compound	RT#1	RT#2	Resp#1	Resp#2	ng/mL	ng/mL
29)	2,4'-DDT	7.964	8.778	1160426	1622497	8.974	9.577
30)	cis-Nonac...	8.049	8.831	1307264	1084852	5.222	2.889 #
31)	Mirex	8.709	9.785f	2017791	529088	14.047	2.610 #
32)	Chlordane...	7.507	8.177	390838	563546	15.752	13.279
33)	Chlordane...	7.565	8.285	537812	517170	19.530	14.727
34)	Chlordane...	8.113f	8.984	906644	4744422	120.984	440.657 #
35)	Chlordane...	0.000	3.736	0	8115	N.D.	NoCal
36)	Toxaphene...	7.565	8.533	537812	1464350	507.168	517.882
37)	Toxaphene...	7.859	8.882	953917	1829817	484.321	527.449
38)	Toxaphene...	8.172	8.918	2049843	2921227	510.033	508.779
39)	Toxaphene...	8.412	8.984	2003445	4744422	512.755	513.028
40)	Toxaphene...	8.642	9.161	1604536	2602400	531.877	513.074
41)	Toxaphene...	8.709	9.544	2017791	2762657	511.646	517.214
42)	Toxaphene...	0.000	3.736	0	8115	N.D.	NoCal

A B
509.63 516.24

(f)=RT Delta > 1/2 Window (#)=Amounts differ by > 25% (m)=manual int.

Quantitation Report (Not Reviewed)

Data Path : C:\msdchem\1\data\2020-02\0B25043\
Data File : ECD5-02252047.D
Signal(s) : Signal #1: ECD1A.CH Signal #2: ECD2B.CH
Acq On : 26 Feb 2020 1:29
Operator : MJB
Sample : 0B25043-ICV4
Misc : A19J42, TOX 500 ppb
ALS Vial : 40 (Sig #1); 0 (Sig #2) Sample Multiplier: 1

Integration File signal 1: PEST1.e
Integration File signal 2: PEST2.e
Quant Time: Feb 26 17:01:08 2020
Quant Method : C:\msdchem\1\methods\ECD5_QUANTPEST_200225.M
Quant Title : Instrument: DualECD5
QLast Update : Wed Feb 26 15:13:42 2020
Response via : Initial Calibration
Integrator: ChemStation 6890 Scale Mode: Small noise peaks clipped

Volume Inj. : 2uL
Signal #1 Phase : Rtx-CLPesticides Signal #2 Phase: Rtx-CLPesticides2
Signal #1 Info : 30m X 0.32mm X 0. Signal #2 Info : 30m X 0.32mm X 0.25um

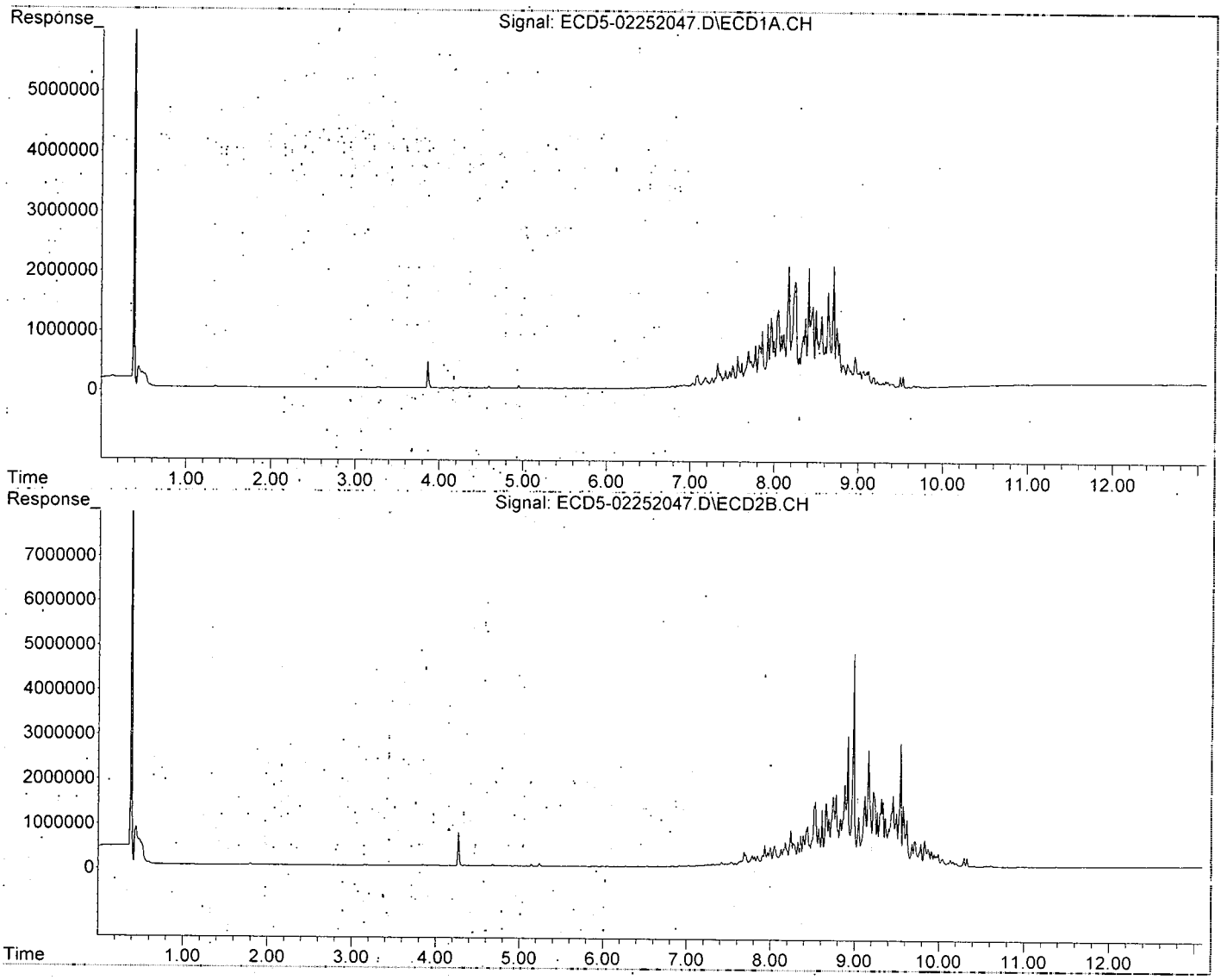

Quantitation Report (Not Reviewed)

Data Path : C:\msdchem\1\data\2020-02\0B25043\REQUANT\
Data File : ECD5-02252008.D
Signal(s) : Signal #1: ECD1A.CH Signal #2: ECD2B.CH
Acq On : 25 Feb 2020 14:22
Operator : MJB
Sample : 0B25043-CAL1
Misc : A20B330, AB 0.5 ppb
ALS Vial : 5 (Sig #1); 0 (Sig #2) Sample Multiplier: 1

Integration File signal 1: PEST1.e
Integration File signal 2: PEST2.e
Quant Time: Feb 26 15:47:31 2020
Quant Method : C:\msdchem\1\methods\ECD5_QUANTPEST_200225.M
Quant Title : Instrument: DualECD5
QLast Update : Wed Feb 26 15:13:42 2020
Response via : Initial Calibration
Integrator: ChemStation 6890 Scale Mode: Small noise peaks clipped

MB 4/26/20

Volume Inj. : 2uL
Signal #1 Phase : Rtx-CLPesticides Signal #2 Phase: Rtx-CLPesticides2
Signal #1 Info : 30m X 0.32mm X 0. Signal #2 Info : 30m X 0.32mm X 0.25um

	Compound	RT#1	RT#2	Resp#1	Resp#2	ng/mL	ng/mL
	System Monitoring Compounds						
1)	S TCMX (S)	5.463	6.052	124556	193527	0.580	0.562
22)	S DCBP (S)	9.665	10.638	117037	114432	0.493	0.590
	Target Compounds						
2)	a-BHC	6.004	6.660	145037	216180	0.507	0.515
3)	g-BHC	6.287	6.978	132571	202742	0.525	0.496
4)	b-BHC	6.362	7.041	73548	112940	0.496	0.500
5)	Heptachlor	6.698	7.355	128664	192196	0.552	0.516
6)	d-BHC	6.513	7.298	149468	214107	0.594	0.518
7)	Aldrin	6.940	7.623	124739	187155	0.519	0.493
8)	Heptachlo...	7.402	8.061	128967	184247	0.573	0.534
9)	trans-Chl...	7.497	8.201	125113	189029	0.550	0.535
10)	cis-Chlor...	7.594	8.309	125794	178270	0.569	0.535
11)	Endosulfa...	7.693	8.360	114727	165750	0.557	0.534
12)	4,4'-DDE	7.651	8.413	115550	161551	0.513	0.517
13)	Dieldrin	7.864	8.562	127511	172991	0.553	0.499
14)	Endrin	8.029	8.790	89558	118360	0.540	0.509
15)	4,4'-DDD	8.073	8.830	100840	135180	0.541	0.510
16)	Endosulfa...	8.187	8.937	123502	167227	0.506	0.504
17)	4,4'-DDT	8.272	9.057	73248	81426	0.514	0.531
18)	Endrin Al...	8.477	9.174	141186	193803	0.492	0.504
19)	Endosulfa...	8.780	9.364	144136	194517	0.504	0.512
20)	Methoxychlor	8.605	9.536	47477	50315	0.501	0.513
21)	Endrin Ke...	8.974	9.767	141143	174090	0.498	0.506
23)	Hexachlor...	3.289f	3.755	5930	11057	0.027	0.025
24)	Hexachlor...	0.000	6.537f	0	9137	N.D.	0.025 #
25)	Oxychlordane	7.319	7.947f	12113	20771	0.060	0.068
26)	2,4'-DDE	7.402	8.201	128967	189029	0.845	0.803
27)	trans-Non...	7.594	0.000	125794	0	0.562	N.D. #
28)	2,4'-DDD	0.000	8.562	0	172991	N.D.	0.828 #

Quantitation Report (Not Reviewed)

Data Path : C:\msdchem\1\data\2020-02\0B25043\REQUANT\
Data File : ECD5-02252008.D
Signal(s) : Signal #1: ECD1A.CH Signal #2: ECD2B.CH
Acq On : 25 Feb 2020 14:22
Operator : MJB
Sample : 0B25043-CAL1
Misc : A20B330, AB 0.5 ppb
ALS Vial : 5 (Sig #1); 0 (Sig #2) Sample Multiplier: 1

Integration File signal 1: PEST1.e
Integration File signal 2: PEST2.e
Quant Time: Feb 26 15:47:31 2020
Quant Method : C:\msdchem\1\methods\ECD5_QUANTPEST_200225.M
Quant Title : Instrument: DualECD5
QLast Update : Wed Feb 26 15:13:42 2020
Response via : Initial Calibration
Integrator: ChemStation 6890 Scale Mode: Small noise peaks clipped

Volume Inj. : 2uL
Signal #1 Phase : Rtx-CLPesticides Signal #2 Phase: Rtx-CLPesticides2
Signal #1 Info : 30m X 0.32mm X 0. Signal #2 Info : 30m X 0.32mm X 0.25um

	Compound	RT#1	RT#2	Resp#1	Resp#2	ng/mL	ng/mL
29)	2,4'-DDT	0.000	8.790	0	118360	N.D.	0.744 #
30)	cis-Nonac...	8.029f	8.830	89558	135180	0.358	0.360
31)	Mirex	8.715	9.767	2575	174090	BelowCal	0.756
32)	Chlordane...	7.497	8.201	125113	189029	5.042	4.454
33)	Chlordane...	7.594	8.309	125794	178270	4.568	5.076
34)	Chlordane...	0.000	8.971	0	34177	N.D.	3.174 #
35)	Chlordane...	3.745	3.755	9335	11057	NoCal	NoCal
36)	Toxaphene...	7.594f	8.562f	125794	172991	118.626	61.180 #
37)	Toxaphene...	7.864	0.000	127511	0	64.740	N.D. #
38)	Toxaphene...	8.187	8.937	123502	167227	30.729	29.125
39)	Toxaphene...	8.443f	8.971	13014	34177	3.331	3.696
40)	Toxaphene...	8.605f	9.174	47477	193803	15.738	38.209 #
41)	Toxaphene...	8.715	9.536	2575	50315	0.653	9.420 #
42)	Toxaphene...	3.745	3.755	9335	11057	NoCal	NoCal

(f)=RT Delta > 1/2 Window (#)=Amounts differ by > 25% (m)=manual int.

Quantitation Report (Not Reviewed)

Data Path : C:\msdchem\1\data\2020-02\0B25043\REQUANT\
Data File : ECD5-02252008.D
Signal(s) : Signal #1: ECD1A.CH Signal #2: ECD2B.CH
Acq On : 25 Feb 2020 14:22
Operator : MJB
Sample : 0B25043-CAL1
Misc : A20B330, AB 0.5 ppb
ALS Vial : 5 (Sig #1); 0 (Sig #2) Sample Multiplier: 1

Integration File signal 1: PEST1.e
Integration File signal 2: PEST2.e
Quant Time: Feb 26 15:47:31 2020
Quant Method : C:\msdchem\1\methods\ECD5_QUANTPEST_200225.M
Quant Title : Instrument: DualECD5
QLast Update : Wed Feb 26 15:13:42 2020
Response via : Initial Calibration
Integrator: ChemStation 6890 Scale Mode: Small noise peaks clipped

Volume Inj. : 2uL
Signal #1 Phase : Rtx-CLPesticides Signal #2 Phase: Rtx-CLPesticides2
Signal #1 Info : 30m X 0.32mm X 0. Signal #2 Info : 30m X 0.32mm X 0.25um

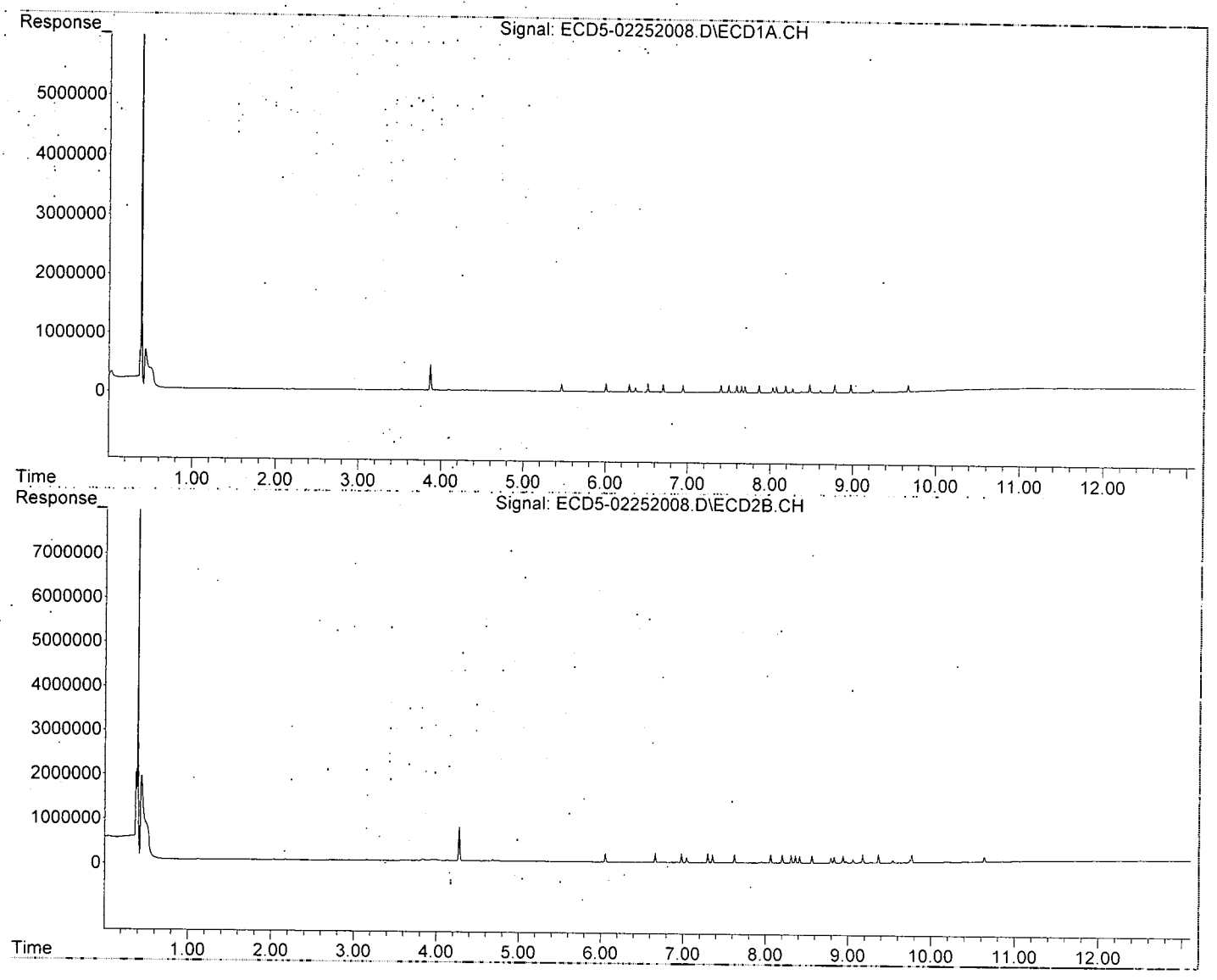

Quantitation Report (Not Reviewed)

Data Path : C:\msdchem\1\data\2020-02\0B25043\REQUANT\
Data File : ECD5-02252009.D
Signal(s) : Signal #1: ECD1A.CH Signal #2: ECD2B.CH
Acq On : 25 Feb 2020 14:39
Operator : MJB
Sample : 0B25043-CAL2
Misc : A20B331, AB 1 ppb
ALS Vial : 6 (Sig #1); 0 (Sig #2) Sample Multiplier: 1

Integration File signal 1: PEST1.e
Integration File signal 2: PEST2.e
Quant Time: Feb 26 15:47:48 2020
Quant Method : C:\msdchem\1\methods\ECD5_QUANTPEST_200225.M
Quant Title : Instrument: DualECD5
QLast Update : Wed Feb 26 15:13:42 2020
Response via : Initial Calibration
Integrator: ChemStation 6890 Scale Mode: Small noise peaks clipped

MJB 2/26/20

Volume Inj. : 2uL
Signal #1 Phase : Rtx-CLPesticides Signal #2 Phase: Rtx-CLPesticides2
Signal #1 Info : 30m X 0.32mm X 0. Signal #2 Info : 30m X 0.32mm X 0.25um

	Compound	RT#1	RT#2	Resp#1	Resp#2	ng/mL	ng/mL
	System Monitoring Compounds						
1)	S TCMX (S)	5.460	6.049	233699	352114	1.087	1.022
22)	S DCBP (S)	9.662	10.634	200173	203741	1.024	1.050
	Target Compounds						
2)	a-BHC	6.001	6.657	279704	417011	0.979	0.971
3)	g-BHC	6.285	6.976	251453	390959	0.996	0.957
4)	b-BHC	6.360	7.038	128925	195905	1.014	0.999
5)	Heptachlor	6.695	7.352	232243	351823	0.996	0.945
6)	d-BHC	6.510	7.294	257306	372903	1.023	0.958
7)	Aldrin	6.937	7.619	239630	348395	0.997	0.918
8)	Heptachlo...	7.398	8.058	235377	334473	1.046	0.969
9)	trans-Chl...	7.494	8.198	232235	340785	1.021	0.964
10)	cis-Chlor...	7.591	8.306	227540	322691	1.030	0.968
11)	Endosulfa...	7.689	8.357	214430	303264	1.041	0.977
12)	4,4'-DDE	7.648	8.409	219730	311134	0.975	0.966
13)	Dieldrin	7.861	8.558	231817	326125	1.006	0.942
14)	Endrin	8.027	8.787	164410	221743	0.992	0.981
15)	4,4'-DDD	8.070	8.826	184468	259515	0.990	0.983
16)	Endosulfa...	8.183	8.933	201485	282832	0.974	0.987
17)	4,4'-DDT	8.268	9.054	136646	152974	0.966	0.923
18)	Endrin Al...	8.474	9.170	218212	293186	1.008	0.971
19)	Endosulfa...	8.776	9.361	217356	289732	0.975	0.953
20)	Methoxychlor	8.602	9.533	81060	92284	0.982	0.974
21)	Endrin Ke...	8.971	9.764	236826	292223	1.005	0.981
23)	Hexachlor...	3.287f	3.754	4961	7385	0.022	0.017
24)	Hexachlor...	0.000	6.534	0	8535	N.D.	0.023 #
25)	Oxychlordane	7.316	0.000	11905	0	0.059	N.D. #
26)	2,4'-DDE	7.398	8.198	235377	340785	1.543	1.448
27)	trans-Non...	7.591	0.000	227540	0	1.016	N.D. #
28)	2,4'-DDD	0.000	8.558	0	326125	N.D.	1.561 #

Quantitation Report (Not Reviewed)

Data Path : C:\msdchem\1\data\2020-02\0B25043\REQUANT\
Data File : ECD5-02252009.D
Signal(s) : Signal #1: ECD1A.CH Signal #2: ECD2B.CH
Acq On : 25 Feb 2020 14:39
Operator : MJB
Sample : 0B25043-CAL2
Misc : A20B331, AB 1 ppb
ALS Vial : 6 (Sig #1); 0 (Sig #2) Sample Multiplier: 1

Integration File signal 1: PEST1.e
Integration File signal 2: PEST2.e
Quant Time: Feb 26 15:47:48 2020
Quant Method : C:\msdchem\1\methods\ECD5_QUANTPEST_200225.M
Quant Title : Instrument: DualECD5
QLast Update : Wed Feb 26 15:13:42 2020
Response via : Initial Calibration
Integrator: ChemStation 6890 Scale Mode: Small noise peaks clipped

Volume Inj. : 2uL
Signal #1 Phase : Rtx-CLPesticides Signal #2 Phase: Rtx-CLPesticides2
Signal #1 Info : 30m X 0.32mm X 0. Signal #2 Info : 30m X 0.32mm X 0.25um

	Compound	RT#1	RT#2	Resp#1	Resp#2	ng/mL	ng/mL
29)	2,4'-DDT	0.000	8.787	0	221743	N.D.	1.364 #
30)	cis-Nonac...	8.070f	8.826	184468	259515	0.737	0.691
31)	Mirex	8.712	9.764	2953	292223	BelowCal	1.374
32)	Chlordane...	7.494	8.198	232235	340785	9.360	8.030
33)	Chlordane...	7.591	8.306	227540	322691	8.263	9.189
34)	Chlordane...	0.000	8.968	0	33232	N.D.	3.087 #
35)	Chlordane...	3.749	3.754	7917	7385	NoCal	NoCal
36)	Toxaphene...	7.591f	8.558f	227540	326125	214.575	115.337 #
37)	Toxaphene...	7.861	0.000	231817	0	117.698	N.D. #
38)	Toxaphene...	8.183	8.933	201485	282832	50.133	49.260
39)	Toxaphene...	8.440f	8.968	10352	33232	2.650	3.594 #
40)	Toxaphene...	8.602f	9.170	81060	293186	26.870	57.803 #
41)	Toxaphene...	8.712	9.533	2953	92284	0.749	17.277 #
42)	Toxaphene...	3.749	3.754	7917	7385	NoCal	NoCal

(f)=RT Delta > 1/2 Window (#)=Amounts differ by > 25% (m)=manual int.

Quantitation Report (Not Reviewed)

Data Path : C:\msdchem\1\data\2020-02\0B25043\REQUANT\
Data File : ECD5-02252009.D
Signal(s) : Signal #1: ECD1A.CH Signal #2: ECD2B.CH
Acq On : 25 Feb 2020 14:39
Operator : MJB
Sample : 0B25043-CAL2
Misc : A20B331, AB 1 ppb
ALS Vial : 6 (Sig #1); 0 (Sig #2) Sample Multiplier: 1

Integration File signal 1: PEST1.e
Integration File signal 2: PEST2.e
Quant Time: Feb 26 15:47:48 2020
Quant Method : C:\msdchem\1\methods\ECD5_QUANTPEST_200225.M
Quant Title : Instrument: DualECD5
QLast Update : Wed Feb 26 15:13:42 2020
Response via : Initial Calibration
Integrator: ChemStation 6890 Scale Mode: Small noise peaks clipped

Volume Inj. : 2uL
Signal #1 Phase : Rtx-CLPesticides Signal #2 Phase: Rtx-CLPesticides2
Signal #1 Info : 30m X 0.32mm X 0. Signal #2 Info : 30m X 0.32mm X 0.25um

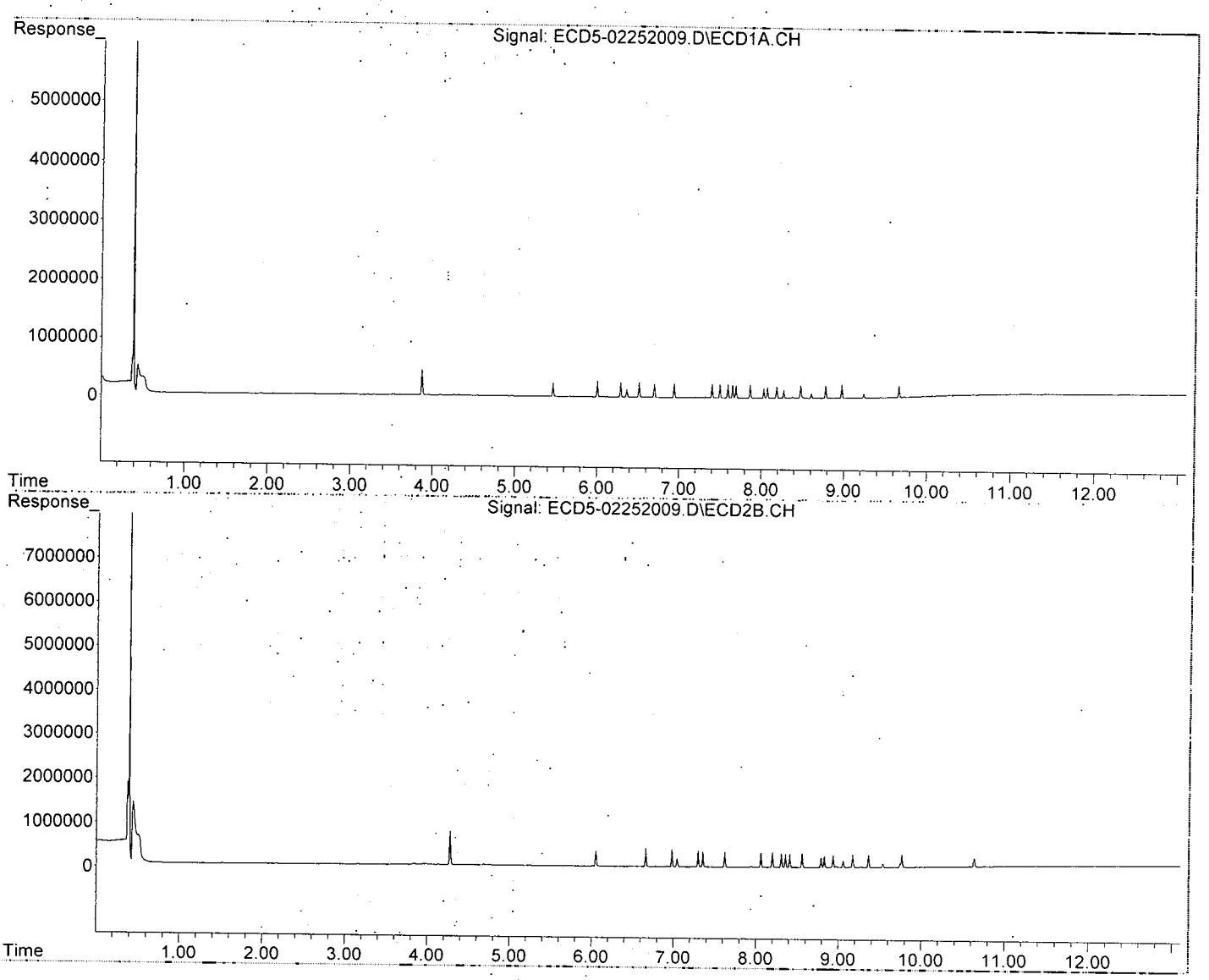

Quantitation Report (Not Reviewed)

Data Path : C:\msdchem\1\data\2020-02\0B25043\REQUANT\
Data File : ECD5-02252010.D
Signal(s) : Signal #1: ECD1A.CH Signal #2: ECD2B.CH
Acq On : 25 Feb 2020 14:56
Operator : MJB
Sample : 0B25043-CAL3
Misc : A19K128, AB 2 ppb
ALS Vial : 7 (Sig #1); 0 (Sig #2) Sample Multiplier: 1

Integration File signal 1: PEST1.e
Integration File signal 2: PEST2.e
Quant Time: Feb 26 15:48:06 2020
Quant Method : C:\msdchem\1\methods\ECD5_QUANTPEST_200225.M
Quant Title : Instrument: DualECD5
QLast Update : Wed Feb 26 15:13:42 2020
Response via : Initial Calibration
Integrator: ChemStation 6890 Scale Mode: Small noise peaks clipped

MJB 2/26/20

Volume Inj. : 2uL
Signal #1 Phase : Rtx-CLPesticides Signal #2 Phase: Rtx-CLPesticides2
Signal #1 Info : 30m X 0.32mm X 0. Signal #2 Info : 30m X 0.32mm X 0.25um

	Compound	RT#1	RT#2	Resp#1	Resp#2	ng/mL	ng/mL
	System Monitoring Compounds						
1)	S TCMX (S)	5.460	6.048	439420	687097	2.045	1.995
22)	S DCBP (S)	9.662	10.634	360138	384159	2.044	1.981
	Target Compounds						
2)	a-BHC	6.001	6.657	558948	834863	1.956	1.919
3)	g-BHC	6.284	6.976	495165	751240	1.962	1.838
4)	b-BHC	6.359	7.038	237777	368359	2.032	2.034
5)	Heptachlor	6.694	7.352	460866	712528	1.977	1.914
6)	d-BHC	6.509	7.295	484609	722490	1.927	1.923
7)	Aldrin	6.936	7.619	468839	712936	1.951	1.879
8)	Heptachlo...	7.398	8.058	451037	657729	2.004	1.906
9)	trans-Chl...	7.493	8.198	449517	659567	1.976	1.866
10)	cis-Chlor...	7.590	8.306	442664	631569	2.003	1.894
11)	Endosulfa...	7.688	8.357	415164	584625	2.016	1.884
12)	4,4'-DDE	7.648	8.410	433562	626077	1.923	1.908
13)	Dieldrin	7.861	8.558	446086	639177	1.936	1.845
14)	Endrin	8.026	8.787	320798	435263	1.935	1.954
15)	4,4'-DDD	8.070	8.827	371932	511651	1.996	1.939
16)	Endosulfa...	8.183	8.934	375693	527060	2.019	2.004
17)	4,4'-DDT	8.268	9.055	273553	325030	1.940	1.864
18)	Endrin Al...	8.474	9.171	385517	532913	2.130	2.096
19)	Endosulfa...	8.776	9.362	384470	516495	2.048	2.001
20)	Methoxychlor	8.602	9.533	159441	180433	2.103	1.939
21)	Endrin Ke...	8.971	9.764	429826	544557	2.028	1.994
23)	Hexachlor...	3.287f	0.000	5184	0	0.023	N.D. #
24)	Hexachlor...	0.000	6.534	0	8847	N.D.	0.024 #
25)	Oxychlordane	7.316	0.000	10486	0	0.052	N.D. #
26)	2,4'-DDE	7.398	8.198	451037	659567	2.957	2.802
27)	trans-Non...	7.590	0.000	442664	0	1.976	N.D. #
28)	2,4'-DDD	0.000	8.558	0	639177	N.D.	3.060 #

Quantitation Report (Not Reviewed)

Data Path : C:\msdchem\1\data\2020-02\0B25043\REQUANT\
Data File : ECD5-02252010.D
Signal(s) : Signal #1: ECD1A.CH Signal #2: ECD2B.CH
Acq On : 25 Feb 2020 14:56
Operator : MJB
Sample : 0B25043-CAL3
Misc : A19K128, AB 2 ppb
ALS Vial : 7 (Sig #1); 0 (Sig #2) Sample Multiplier: 1

Integration File signal 1: PEST1.e
Integration File signal 2: PEST2.e
Quant Time: Feb 26 15:48:06 2020
Quant Method : C:\msdchem\1\methods\ECD5_QUANTPEST_200225.M
Quant Title : Instrument: DualECD5
QLast Update : Wed Feb 26 15:13:42 2020
Response via : Initial Calibration
Integrator: ChemStation 6890 Scale Mode: Small noise peaks clipped

Volume Inj. : 2uL
Signal #1 Phase : Rtx-CLPesticides Signal #2 Phase: Rtx-CLPesticides2
Signal #1 Info : 30m X 0.32mm X 0. Signal #2 Info : 30m X 0.32mm X 0.25um

	Compound	RT#1	RT#2	Resp#1	Resp#2	ng/mL	ng/mL
29)	2,4'-DDT	0.000	8.787	0	435263	N.D.	2.639 #
30)	cis-Nonac...	8.070f	8.827	371932	511651	1.486	1.362
31)	Mirex	8.722	9.764	4083	544557	BelowCal	2.691
32)	Chlordane...	7.493	8.198	449517	659567	18.117	15.541
33)	Chlordane...	7.590	8.306	442664	631569	16.075	17.984
34)	Chlordane...	0.000	8.968	0	33790	N.D.	3.138 #
35)	Chlordane...	3.749	0.000	8770	0	NoCal	N.D.
36)	Toxaphene...	7.590f	8.558f	442664	639177	417.442	226.051 #
37)	Toxaphene...	7.861	0.000	446086	0	226.486	N.D. #
38)	Toxaphene...	8.183	8.934	375693	527060	93.478	91.796
39)	Toxaphene...	8.441f	8.968	8077	33790	2.067	3.654 #
40)	Toxaphene...	8.653	9.171	1828	532913	0.606	105.066 #
41)	Toxaphene...	8.722	9.533	4083	180433	1.035	33.780 #
42)	Toxaphene...	3.749	0.000	8770	0	NoCal	N.D.

(f)=RT Delta > 1/2 Window (#)=Amounts differ by > 25% (m)=manual int.

Quantitation Report (Not Reviewed)

Data Path : C:\msdchem\1\data\2020-02\0B25043\REQUANT\
Data File : ECD5-02252010.D
Signal(s) : Signal #1: ECD1A.CH Signal #2: ECD2B.CH
Acq On : 25 Feb 2020 14:56
Operator : MJB
Sample : 0B25043-CAL3
Misc : A19K128, AB 2 ppb
ALS Vial : 7 (Sig #1); 0 (Sig #2) Sample Multiplier: 1

Integration File signal 1: PEST1.e
Integration File signal 2: PEST2.e
Quant Time: Feb 26 15:48:06 2020
Quant Method : C:\msdchem\1\methods\ECD5_QUANTPEST_200225.M
Quant Title : Instrument: DualECD5
QLast Update : Wed Feb 26 15:13:42 2020
Response via : Initial Calibration
Integrator: ChemStation 6890 Scale Mode: Small noise peaks clipped

Volume Inj. : 2uL
Signal #1 Phase : Rtx-CLPesticides Signal #2 Phase: Rtx-CLPesticides2
Signal #1 Info : 30m X 0.32mm X 0. Signal #2 Info : 30m X 0.32mm X 0.25um

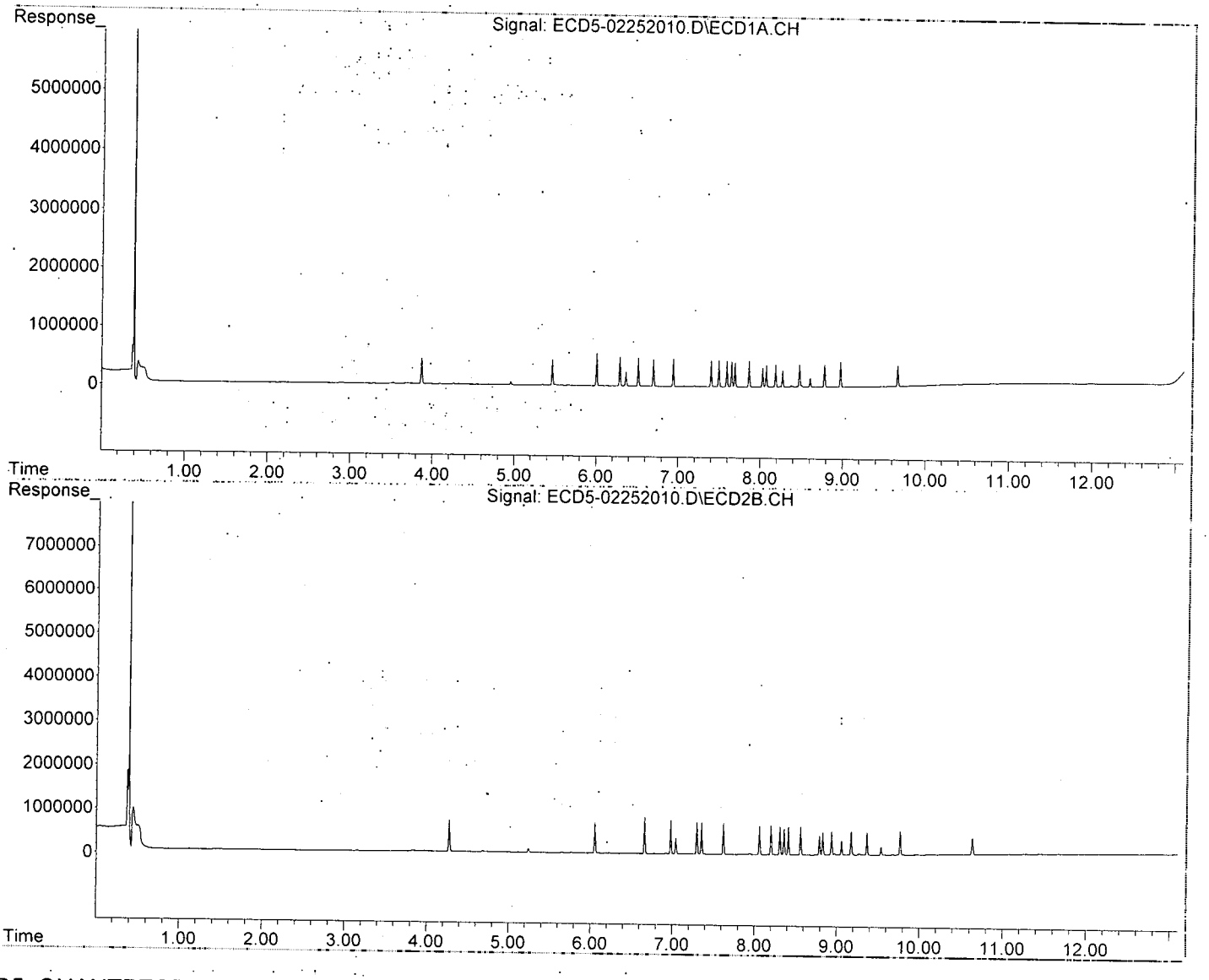

Quantitation Report (Not Reviewed)

Data Path : C:\msdchem\1\data\2020-02\0B25043\REQUANT\
Data File : ECD5-02252011.D
Signal(s) : Signal #1: ECD1A.CH Signal #2: ECD2B.CH
Acq On : 25 Feb 2020 15:13
Operator : MJB
Sample : 0B25043-CAL4
Misc : A19K130, AB 5 ppb
ALS Vial : 8 (Sig #1); 0 (Sig #2) Sample Multiplier: 1

Integration File signal 1: PEST1.e
Integration File signal 2: PEST2.e
Quant Time: Feb 26 15:48:18 2020
Quant Method : C:\msdchem\1\methods\ECD5_QUANTPEST_200225.M
Quant Title : Instrument: DualECD5
QLast Update : Wed Feb 26 15:13:42 2020
Response via : Initial Calibration
Integrator: ChemStation 6890 Scale Mode: Small noise peaks clipped

MJB 2/26/20

Volume Inj. : 2uL
Signal #1 Phase : Rtx-CLPesticides Signal #2 Phase: Rtx-CLPesticides2
Signal #1 Info : 30m X 0.32mm X 0. Signal #2 Info : 30m X 0.32mm X 0.25um

	Compound	RT#1	RT#2	Resp#1	Resp#2	ng/mL	ng/mL
	System Monitoring Compounds						
1)	S TCMX (S)	5.459	6.048	1003988	1546173	4.671	4.489
22)	S DCBP (S)	9.662	10.634	799869	875888	4.848	4.516
	Target Compounds						
2)	a-BHC	6.000	6.657	1382053	2126700	4.836	4.834
3)	g-BHC	6.284	6.975	1227845	1881135	4.864	4.603
4)	b-BHC	6.358	7.038	547413	837376	4.930	4.844
5)	Heptachlor	6.694	7.352	1111456	1694467	4.767	4.551
6)	d-BHC	6.508	7.294	1189174	1729213	4.729	4.690
7)	Aldrin	6.936	7.619	1146897	1773714	4.773	4.675
8)	Heptachlo...	7.398	8.058	1085253	1574920	4.821	4.565
9)	trans-Chl...	7.493	8.198	1077636	1595744	4.736	4.515
10)	cis-Chlor...	7.590	8.306	1034851	1507927	4.683	4.522
11)	Endosulfa...	7.689	8.357	1014379	1439410	4.925	4.638
12)	4,4'-DDE	7.648	8.410	1084606	1553504	4.811	4.674
13)	Dieldrin	7.860	8.558	1130550	1567052	4.905	4.524
14)	Endrin	8.026	8.787	781467	1071103	4.715	4.833
15)	4,4'-DDD	8.070	8.827	885705	1267308	4.753	4.790
16)	Endosulfa...	8.183	8.934	869870	1217071	4.981	4.864
17)	4,4'-DDT	8.268	9.054	677705	840171	4.802	4.652
18)	Endrin Al...	8.474	9.171	790735	1118310	4.845	4.831
19)	Endosulfa...	8.776	9.361	816986	1150682	4.825	4.918
20)	Methoxychlor	8.602	9.533	348323	439742	4.794	4.754
21)	Endrin Ke...	8.971	9.764	979562	1270528	4.938	4.892
23)	Hexachlor...	3.286f	0.000	4786	0	0.022	N.D. #
24)	Hexachlor...	5.841	6.533	4659	8680	0.021	0.024
25)	Oxychlordane	7.316	0.000	10075	0	0.050	N.D. #
26)	2,4'-DDE	7.398	8.198	1085253	1595744	7.115	6.779
27)	trans-Non...	7.590	8.260	1034851	6223	4.620	0.018 #
28)	2,4'-DDD	0.000	8.558	0	1567052	N.D.	7.501 #

Quantitation Report (Not Reviewed)

Data Path : C:\msdchem\1\data\2020-02\0B25043\REQUANT\
Data File : ECD5-02252011.D
Signal(s) : Signal #1: ECD1A.CH Signal #2: ECD2B.CH
Acq On : 25 Feb 2020 15:13
Operator : MJB
Sample : 0B25043-CAL4
Misc : A19K130, AB 5 ppb
ALS Vial : 8 (Sig #1); 0 (Sig #2) Sample Multiplier: 1

Integration File signal 1: PEST1.e
Integration File signal 2: PEST2.e
Quant Time: Feb 26 15:48:18 2020
Quant Method : C:\msdchem\1\methods\ECD5_QUANTPEST_200225.M
Quant Title : Instrument: DualECD5
QLast Update : Wed Feb 26 15:13:42 2020
Response via : Initial Calibration
Integrator: ChemStation 6890 Scale Mode: Small noise peaks clipped

Volume Inj. : 2uL
Signal #1 Phase : Rtx-CLPesticides Signal #2 Phase: Rtx-CLPesticides2
Signal #1 Info : 30m X 0.32mm X 0. Signal #2 Info : 30m X 0.32mm X 0.25um

	Compound	RT#1	RT#2	Resp#1	Resp#2	ng/mL	ng/mL
29)	2,4'-DDT	7.956	8.787	40229	1071103	0.311	6.385 #
30)	cis-Nonac...	8.070f	8.827	885705	1267308	3.538	3.375
31)	Mirex	8.709	9.764	20345	1270528	BelowCal	6.463
32)	Chlordane...	7.493	8.198	1077636	1595744	43.431	37.601
33)	Chlordane...	7.590	8.306	1034851	1507927	37.579	42.939
34)	Chlordane...	0.000	8.969	0	40082	N.D.	3.723 #
35)	Chlordane...	3.745	0.000	8120	0	NoCal	N.D.
36)	Toxaphene...	7.590f	8.558f	1034851	1567052	975.887	554.203 #
37)	Toxaphene...	7.860	0.000	1130550	0	574.001	N.D. #
38)	Toxaphene...	8.183	8.934	869870	1217071	216.437	211.973
39)	Toxaphene...	8.396	8.969	37231	40082	9.529	4.334 #
40)	Toxaphene...	8.657	9.171	17180	1118310	5.695	220.480 #
41)	Toxaphene...	8.709	9.533	20345	439742	5.159	82.327 #
42)	Toxaphene...	3.745	0.000	8120	0	NoCal	N.D.

(f)=RT Delta > 1/2 Window (#)=Amounts differ by > 25% (m)=manual int.

Quantitation Report (Not Reviewed)

Data Path : C:\msdchem\1\data\2020-02\0B25043\REQUANT\
Data File : ECD5-02252011.D
Signal(s) : Signal #1: ECD1A.CH Signal #2: ECD2B.CH
Acq On : 25 Feb 2020 15:13
Operator : MJB
Sample : 0B25043-CAL4
Misc : A19K130, AB 5 ppb
ALS Vial : 8 (Sig #1); 0 (Sig #2) Sample Multiplier: 1

Integration File signal 1: PEST1.e
Integration File signal 2: PEST2.e
Quant Time: Feb 26 15:48:18 2020
Quant Method : C:\msdchem\1\methods\ECD5_QUANTPEST_200225.M
Quant Title : Instrument: DualECD5
QLast Update : Wed Feb 26 15:13:42 2020
Response via : Initial Calibration
Integrator: ChemStation 6890 Scale Mode: Small noise peaks clipped

Volume Inj. : 2uL
Signal #1 Phase : Rtx-CLPesticides Signal #2 Phase: Rtx-CLPesticides2
Signal #1 Info : 30m X 0.32mm X 0. Signal #2 Info : 30m X 0.32mm X 0.25um

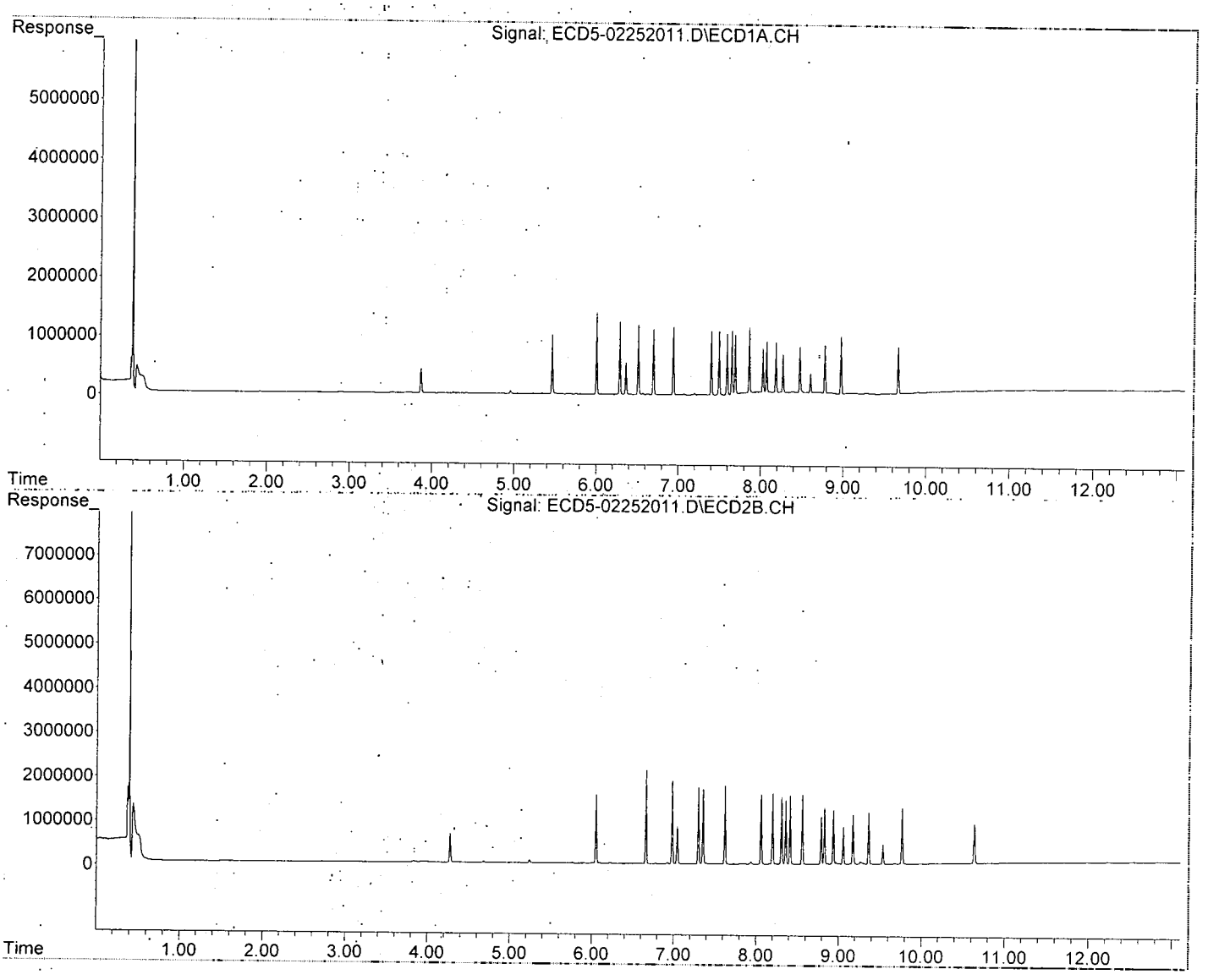

Quantitation Report (Not Reviewed)

Data Path : C:\msdchem\1\data\2020-02\0B25043\REQUANT\
Data File : ECD5-02252012.D
Signal(s) : Signal #1: ECD1A.CH Signal #2: ECD2B.CH
Acq On : 25 Feb 2020 15:30
Operator : MJB
Sample : 0B25043-CAL5
Misc : A19K131, AB 10 ppb
ALS Vial : 9 (Sig #1); 0 (Sig #2) Sample Multiplier: 1

Integration File signal 1: PEST1.e
Integration File signal 2: PEST2.e
Quant Time: Feb 26 15:48:28 2020
Quant Method : C:\msdchem\1\methods\ECD5_QUANTPEST_200225.M
Quant Title : Instrument: DualECD5
QLast Update : Wed Feb 26 15:13:42 2020
Response via : Initial Calibration
Integrator: ChemStation 6890 Scale Mode: Small noise peaks clipped

MJB 2/26/20

Volume Inj. : 2uL
Signal #1 Phase : Rtx-CLPesticides Signal #2 Phase: Rtx-CLPesticides2
Signal #1 Info : 30m X 0.32mm X 0. Signal #2 Info : 30m X 0.32mm X 0.25um

	Compound	RT#1	RT#2	Resp#1	Resp#2	ng/mL	ng/mL
	System Monitoring Compounds						
1)	S TCMX (S)	5.459	6.048	1998110	3136923	9.297	9.108
22)	S DCBP (S)	9.660	10.633	1619015	1782079	10.067	9.188
	Target Compounds						
2)	a-BHC	6.000	6.656	2743087	4275680	9.598	9.637
3)	g-BHC	6.283	6.975	2419200	3823021	9.584	9.355
4)	b-BHC	6.358	7.037	1084856	1664144	9.964	9.778
5)	Heptachlor	6.693	7.351	2236498	3567347	9.593	9.581
6)	d-BHC	6.508	7.294	2405210	3730042	9.565	10.126
7)	Aldrin	6.935	7.619	2348957	3580406	9.776	9.438
8)	Heptachlo...	7.397	8.057	2106338	3225324	9.357	9.349
9)	trans-Chl...	7.492	8.197	2156922	3321961	9.479	9.399
10)	cis-Chlor...	7.589	8.306	2101531	3145257	9.510	9.433
11)	Endosulfa...	7.688	8.356	2002466	2901002	9.723	9.347
12)	4,4'-DDE	7.647	8.409	2207718	3337927	9.793	9.951
13)	Dieldrin	7.859	8.558	2231423	3243846	9.682	9.365
14)	Endrin	8.025	8.786	1583671	2199983	9.555	9.878
15)	4,4'-DDD	8.069	8.826	1845969	2702397	9.907	10.146
16)	Endosulfa...	8.182	8.933	1754678	2495237	10.274	10.103
17)	4,4'-DDT	8.267	9.054	1457724	1849882	10.275	9.994
18)	Endrin Al...	8.472	9.170	1552434	2212372	9.947	9.898
19)	Endosulfa...	8.775	9.361	1704127	2341971	10.510	10.346
20)	Methoxychlor	8.601	9.533	720753	944530	10.061	10.141
21)	Endrin Ke...	8.969	9.763	1963488	2578653	10.129	10.056
23)	Hexachlor...	3.286f	0.000	3892	0	0.018	N.D. #
24)	Hexachlor...	5.841	6.532	5724	8797	0.025	0.024
25)	Oxychlordane	7.332	7.980	11891	5851	0.059	0.019 #
26)	2,4'-DDE	7.397	8.197	2106338	3321961	13.809	14.113
27)	trans-Non...	7.589	8.258	2101531	12333	9.382	0.036 #
28)	2,4'-DDD	0.000	8.558	0	3243846	N.D.	15.527 #

Quantitation Report (Not Reviewed)

Data Path : C:\msdchem\1\data\2020-02\0B25043\REQUANT\
Data File : ECD5-02252012.D
Signal(s) : Signal #1: ECD1A.CH Signal #2: ECD2B.CH
Acq On : 25 Feb 2020 15:30
Operator : MJB
Sample : 0B25043-CAL5
Misc : A19K131, AB 10 ppb
ALS Vial : 9 (Sig #1); 0 (Sig #2) Sample Multiplier: 1

Integration File signal 1: PEST1.e
Integration File signal 2: PEST2.e
Quant Time: Feb 26 15:48:28 2020
Quant Method : C:\msdchem\1\methods\ECD5_QUANTPEST_200225.M
Quant Title : Instrument: DualECD5
QLast Update : Wed Feb 26 15:13:42 2020
Response via : Initial Calibration
Integrator: ChemStation 6890 Scale Mode: Small noise peaks clipped

Volume Inj. : 2uL
Signal #1 Phase : Rtx-CLPesticides Signal #2 Phase: Rtx-CLPesticides2
Signal #1 Info : 30m X 0.32mm X 0. Signal #2 Info : 30m X 0.32mm X 0.25um

	Compound	RT#1	RT#2	Resp#1	Resp#2	ng/mL	ng/mL
29)	2,4'-DDT	7.954	8.786	7492	2199983	0.058	12.867 #
30)	cis-Nonac...	8.069	8.826	1845969	2702397	7.375	7.196
31)	Mirex	8.724	9.763	12449	2578653	BelowCal	13.193
32)	Chlordane...	7.492	8.197	2156922	3321961	86.929	78.276
33)	Chlordane...	7.589	8.306	2101531	3145257	76.313	89.564
34)	Chlordane...	0.000	8.967	0	45246	N.D.	4.202 #
35)	Chlordane...	3.743	0.000	8271	0	NoCal	N.D.
36)	Toxaphene...	7.589f	8.558f	2101531	3243846	1981.788	1147.218 #
37)	Toxaphene...	7.859	0.000	2231423	0	1132.934	N.D. #
38)	Toxaphene...	8.182	8.933	1754678	2495237	436.592	434.586
39)	Toxaphene...	8.395	8.967	38140	45246	9.761	4.893 #
40)	Toxaphene...	8.653	9.170	7465	2212372	2.475	436.178 #
41)	Toxaphene...	8.724	9.533	12449	944530	3.157	176.831 #
42)	Toxaphene...	3.743	0.000	8271	0	NoCal	N.D.

(f)=RT Delta > 1/2 Window (#)=Amounts differ by > 25% (m)=manual int.

Quantitation Report (Not Reviewed)

Data Path : C:\msdchem\1\data\2020-02\0B25043\REQUANT\
Data File : ECD5-02252012.D
Signal(s) : Signal #1: ECD1A.CH Signal #2: ECD2B.CH
Acq On : 25 Feb 2020 15:30
Operator : MJB
Sample : 0B25043-CAL5
Misc : A19K131, AB 1.0 ppb
ALS Vial : 9 (Sig #1); 0 (Sig #2) Sample Multiplier: 1

Integration File signal 1: PEST1.e
Integration File signal 2: PEST2.e
Quant Time: Feb 26 15:48:28 2020
Quant Method : C:\msdchem\1\methods\ECD5_QUANTPEST_200225.M
Quant Title : Instrument: DualECD5
QLast Update : Wed Feb 26 15:13:42 2020
Response via : Initial Calibration
Integrator: ChemStation 6890 Scale Mode: Small noise peaks clipped

Volume Inj. : 2uL
Signal #1 Phase : Rtx-CLPesticides Signal #2 Phase: Rtx-CLPesticides2
Signal #1 Info : 30m X 0.32mm X 0. Signal #2 Info : 30m X 0.32mm X 0.25um

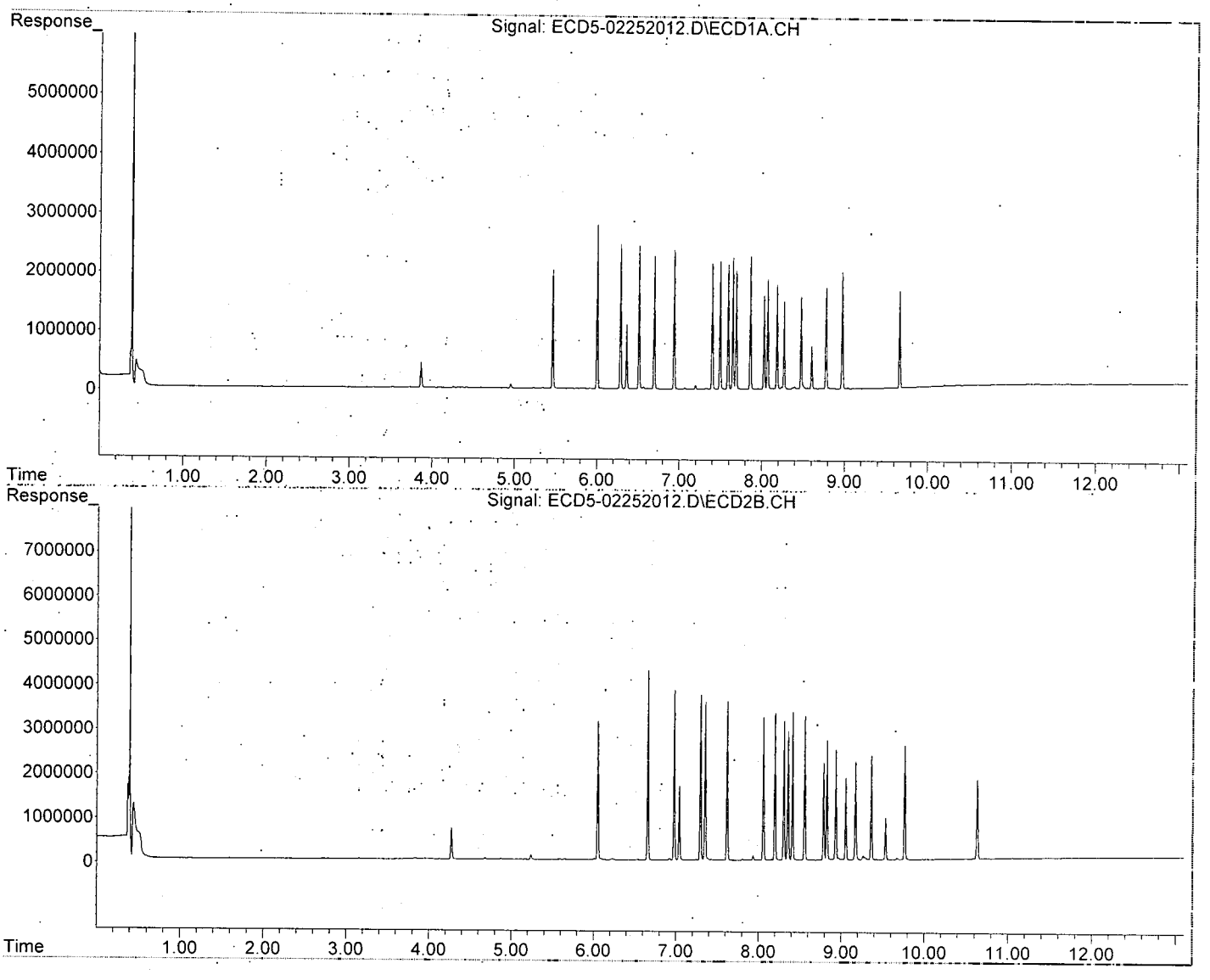

Quantitation Report (Not Reviewed)

Data Path : C:\msdchem\1\data\2020-02\0B25043\REQUANT\
Data File : ECD5-02252013.D
Signal(s) : Signal #1: ECD1A.CH Signal #2: ECD2B.CH
Acq On : 25 Feb 2020 15:47
Operator : MJB
Sample : 0B25043-CAL6
Misc : A19K132, AB 25 ppb
ALS Vial : 10 (Sig #1), 0 (Sig #2) Sample Multiplier: 1

Integration File signal 1: PEST1.e
Integration File signal 2: PEST2.e
Quant Time: Feb 26 15:48:39 2020
Quant Method : C:\msdchem\1\methods\ECD5_QUANTPEST_200225.M
Quant Title : Instrument: DualECD5
QLast Update : Wed Feb 26 15:13:42 2020
Response via : Initial Calibration
Integrator: ChemStation 6890 Scale Mode: Small noise peaks clipped

MJB 2/26/20

Volume Inj. : 2uL
Signal #1 Phase : Rtx-CLPesticides Signal #2 Phase: Rtx-CLPesticides2
Signal #1 Info : 30m X 0.32mm X 0. Signal #2 Info : 30m X 0.32mm X 0.25um

	Compound	RT#1	RT#2	Resp#1	Resp#2	ng/mL	ng/mL
	System Monitoring Compounds						
1)	S TCMX (S)	5.459	6.048	4871536	7818668	22.666	22.702
22)	S DCBP (S)	9.661	10.633	3610372	4340907	22.734	22.382
	Target Compounds						
2)	a-BHC	6.000	6.656	6884847	11048670	24.090	24.410
3)	g-BHC	6.283	6.975	5970280	9675514	23.653	23.677
4)	b-BHC	6.357	7.037	2499762	3993135	23.233	23.540
5)	Heptachlor	6.693	7.352	5347547	8492275	22.938	22.808
6)	d-BHC	6.507	7.294	5689190	8941211	22.624	23.916
7)	Aldrin	6.935	7.619	5742951	9148985	23.901	24.116
8)	Heptachlo...	7.397	8.057	5260106	7997772	23.367	23.182
9)	trans-Chl...	7.492	8.197	5366296	8352508	23.583	23.631
10)	cis-Chlor...	7.589	8.305	5066990	7833062	22.929	23.491
11)	Endosulfa...	7.688	8.356	4717875	7248567	22.907	23.355
12)	4,4'-DDE	7.647	8.409	5348124	8455231	23.724	24.779
13)	Dieldrin	7.859	8.558	5269648	8227724	22.865	23.753
14)	Endrin	8.025	8.786	3796982	5486337	22.908	24.125
15)	4,4'-DDD	8.069	8.826	4106399	6277761	22.038	23.171
16)	Endosulfa...	8.182	8.933	3837705	5738244	22.687	23.083
17)	4,4'-DDT	8.267	9.054	3331009	4632719	23.146	23.976
18)	Endrin Al...	8.472	9.170	3455529	5038314	22.685	22.727
19)	Endosulfa...	8.775	9.360	3605036	5180877	22.651	23.012
20)	Methoxychlor	8.601	9.532	1638952	2187472	22.828	22.917
21)	Endrin Ke...	8.970	9.763	4404291	5980624	22.914	23.158
23)	Hexachlor...	3.286f	0.000	4871	0	0.022	N.D. #
24)	Hexachlor...	5.841	6.532	9778	7921	0.043	0.022 #
25)	Oxychlordane	7.332	7.979	26074	10192	0.130	0.033 #
26)	2,4'-DDE	7.397	8.197	5260106	8352508	34.484	35.484
27)	trans-Non...	7.589	8.258	5066990	28412	22.621	0.083 #
28)	2,4'-DDD	7.773	8.558	9245	8227724	0.067	39.384 #

Quantitation Report (Not Reviewed)

Data Path : C:\msdchem\1\data\2020-02\0B25043\REQUANT\
Data File : ECD5-02252013.D
Signal(s) : Signal #1: ECD1A.CH Signal #2: ECD2B.CH
Acq On : 25 Feb 2020 15:47
Operator : MJB
Sample : 0B25043-CAL6
Misc : A19K132, AB 25 ppb
ALS Vial : 10 (Sig #1); 0 (Sig #2) Sample Multiplier: 1

Integration File signal 1: PEST1.e
Integration File signal 2: PEST2.e
Quant Time: Feb 26 15:48:39 2020
Quant Method : C:\msdchem\1\methods\ECD5_QUANTPEST_200225.M
Quant Title : Instrument: DualECD5
QLast Update : Wed Feb 26 15:13:42 2020
Response via : Initial Calibration
Integrator: ChemStation 6890 Scale Mode: Small noise peaks clipped

Volume Inj. : 2uL
Signal #1 Phase : Rtx-CLPesticides Signal #2 Phase: Rtx-CLPesticides2
Signal #1 Info : 30m X 0.32mm X 0. Signal #2 Info : 30m X 0.32mm X 0.25um

	Compound	RT#1	RT#2	Resp#1	Resp#2	ng/mL	ng/mL
29)	2,4'-DDT	7.954	8.786	17098	5486337	0.132	30.665 #
30)	cis-Nonac...	8.069	8.826	4106399	6277761	16.405	16.716
31)	Mirex	8.711	9.763	35541	5980624	0.025	30.312 #
32)	Chlordane...	7.492	8.197	5366296	8352508	216.273	196.811
33)	Chlordane...	7.589	8.305	5066990	7833062	183.999	223.053
34)	Chlordane...	8.123	8.933f	63029	5738244	8.411	532.962 #
35)	Chlordane...	3.745	0.000	8012	0	NoCal	N.D.
36)	Toxaphene...	7.589f	8.558f	5066990	8227724	4778.280	2909.815 #
37)	Toxaphene...	7.859	0.000	5269648	0	2675.497	N.D. #
38)	Toxaphene...	8.182	8.933	3837705	5738244	954.882	999.409
39)	Toxaphene...	8.396	9.013f	130957	94080	33.517	10.173 #
40)	Toxaphene...	8.652	9.170	19289	5038314	6.394	993.325 #
41)	Toxaphene...	8.711	9.532	35541	2187472	9.012	409.530 #
42)	Toxaphene...	3.745	0.000	8012	0	NoCal	N.D.

(f)=RT Delta > 1/2 Window (#)=Amounts differ by > 25% (m)=manual int.

Quantitation Report (Not Reviewed)

Data Path : C:\msdchem\1\data\2020-02\0B25043\REQUANT\
Data File : ECD5-02252013.D
Signal(s) : Signal #1: ECD1A.CH Signal #2: ECD2B.CH
Acq On : 25 Feb 2020 15:47
Operator : MJB
Sample : 0B25043-CAL6
Misc : A19K132, AB 25 ppb
ALS Vial : 10 (Sig #1); 0 (Sig #2) Sample Multiplier: 1

Integration File signal 1: PEST1.e
Integration File signal 2: PEST2.e
Quant Time: Feb 26 15:48:39 2020
Quant Method : C:\msdchem\1\methods\ECD5_QUANTPEST_200225.M
Quant Title : Instrument: DualECD5
QLast Update : Wed Feb 26 15:13:42 2020
Response via : Initial Calibration
Integrator: ChemStation 6890 Scale Mode: Small noise peaks clipped

Volume Inj. : 2uL
Signal #1 Phase : Rtx-CLPesticides Signal #2 Phase: Rtx-CLPesticides2
Signal #1 Info : 30m X 0.32mm X 0. Signal #2 Info : 30m X 0.32mm X 0.25um

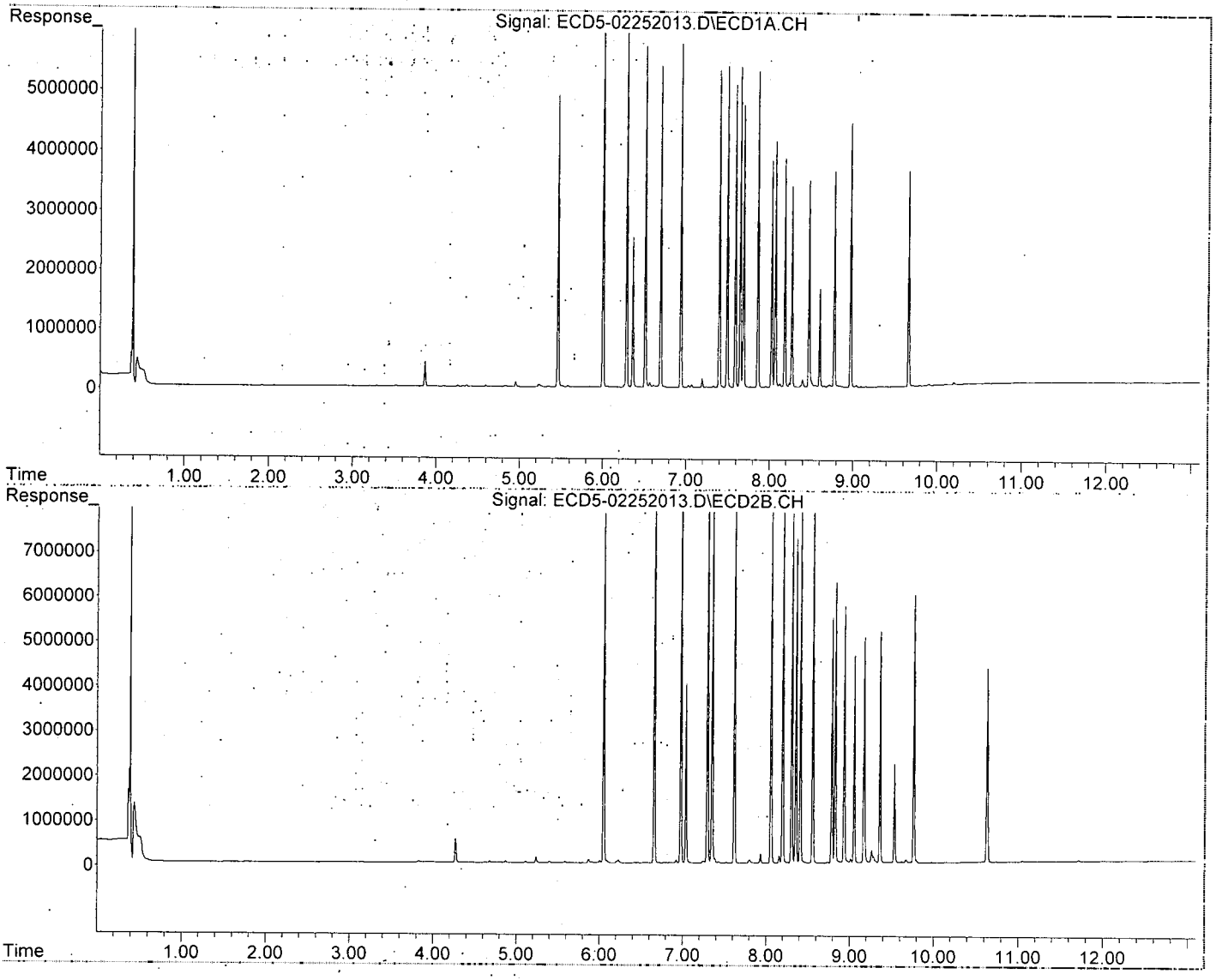

Quantitation Report (Not Reviewed)

Data Path : C:\msdchem\1\data\2020-02\0B25043\REQUANT\
Data File : ECD5-02252014.D
Signal(s) : Signal #1: ECD1A.CH Signal #2: ECD2B.CH
Acq On : 25 Feb 2020 16:05
Operator : MJB
Sample : 0B25043-CAL7
Misc : A19K133, AB 50 ppb
ALS Vial : 11 (Sig #1); 0 (Sig #2) Sample Multiplier: 1

Integration File signal 1: PEST1.e
Integration File signal 2: PEST2.e
Quant Time: Feb 26 15:48:49 2020
Quant Method : C:\msdchem\1\methods\ECD5_QUANTPEST_200225.M
Quant Title : Instrument: DualECD5
QLast Update : Wed Feb 26 15:13:42 2020
Response via : Initial Calibration
Integrator: ChemStation 6890 Scale Mode: Small noise peaks clipped

MJB 2/26/20

Volume Inj. : 2uL
Signal #1 Phase : Rtx-CLPesticides Signal #2 Phase: Rtx-CLPesticides2
Signal #1 Info : 30m X 0.32mm X 0. Signal #2 Info : 30m X 0.32mm X 0.25um

	Compound	RT#1	RT#2	Resp#1	Resp#2	ng/mL	ng/mL
	System Monitoring Compounds						
1)	S TCMX (S)	5.459	6.047	10731650	17822263	49.932	51.747
22)	S DCBP (S)	9.660	10.633	8305607	9791773	52.488	50.486
	Target Compounds						
2)	a-BHC	5.999	6.656	15209025	25650670	53.216	54.591
3)	g-BHC	6.282	6.975	13363469	22622161	52.943	55.358
4)	b-BHC	6.356	7.037	5581996	9127826	52.230	53.211
5)	Heptachlor	6.692	7.351	12085740	19987480	51.841	53.681
6)	d-BHC	6.507	7.293	12889590	21243835	51.257	54.616
7)	Aldrin	6.934	7.618	12716308	20698030	52.923	54.558
8)	Heptachlo...	7.396	8.057	11335290	18112331	50.354	52.500
9)	trans-Chl...	7.490	8.197	11763747	19071430	51.698	53.957
10)	cis-Chlor...	7.588	8.305	11462285	17623386	51.869	52.852
11)	Endosulfa...	7.686	8.356	10328433	16390492	50.148	52.811
12)	4,4'-DDE	7.646	8.409	12232629	18984564	54.263	53.995
13)	Dieldrin	7.858	8.558	11964598	18957252	51.913	54.728
14)	Endrin	8.024	8.786	8611621	12598924	51.957	53.020
15)	4,4'-DDD	8.068	8.826	9813457	15132504	52.666	53.708
16)	Endosulfa...	8.181	8.933	8825451	13529606	52.129	52.632
17)	4,4'-DDT	8.266	9.054	8101008	11817676	54.375	56.197
18)	Endrin Al...	8.472	9.170	7801382	12137225	51.723	53.478
19)	Endosulfa...	8.774	9.360	8174428	12031401	51.605	52.188
20)	Methoxychlor	8.600	9.532	3829989	5539365	52.147	54.527
21)	Endrin Ke...	8.969	9.763	9941349	14032758	51.452	52.510
23)	Hexachlor...	3.285f	3.697f	5450	4498	0.025	0.010 #
24)	Hexachlor...	5.840	6.531	19387	10626	0.086	0.029 #
25)	Oxychlordane	7.331	7.979	56696	21138	0.283	0.069 #
26)	2,4'-DDE	7.396	8.197	11335290	19071430	74.311	81.021
27)	trans-Non...	7.588	8.258	11462285	56362	51.172	0.166 #
28)	2,4'-DDD	7.772	8.558	21657	18957252	0.158	90.744 #

Quantitation Report (Not Reviewed)

Data Path : C:\msdchem\1\data\2020-02\0B25043\REQUANT\
Data File : ECD5-02252014.D
Signal(s) : Signal #1: ECD1A.CH Signal #2: ECD2B.CH
Acq On : 25 Feb 2020 16:05
Operator : MJB
Sample : 0B25043-CAL7
Misc : A19K133, AB 50 ppb
ALS Vial : 11 (Sig #1); 0 (Sig #2) Sample Multiplier: 1

Integration File signal 1: PEST1.e
Integration File signal 2: PEST2.e
Quant Time: Feb 26 15:48:49 2020
Quant Method : C:\msdchem\1\methods\ECD5_QUANTPEST_200225.M
Quant Title : Instrument: DualECD5
QLast Update : Wed Feb 26 15:13:42 2020
Response via : Initial Calibration
Integrator: ChemStation 6890 Scale Mode: Small noise peaks clipped

Volume Inj. : 2uL
Signal #1 Phase : Rtx-CLPesticides Signal #2 Phase: Rtx-CLPesticides2
Signal #1 Info : 30m X 0.32mm X 0. Signal #2 Info : 30m X 0.32mm X 0.25um

	Compound	RT#1	RT#2	Resp#1	Resp#2	ng/mL	ng/mL
29)	2,4'-DDT	7.953	8.786	39287	12598924	0.304	64.994 #
30)	cis-Nonac...	8.068	8.826	9813457	15132504	39.204	40.294
31)	Mirex	8.724	9.763	63101	14032758	0.221	68.867 #
32)	Chlordane...	7.490	8.197	11763747	19071430	474.104	449.383
33)	Chlordane...	7.588	8.305	11462285	17623386	416.232	501.841
34)	Chlordane...	8.121	8.933f	81501	13529606	10.876	1256.615 #
35)	Chlordane...	3.740f	0.000	5896	0	NoCal	N.D.
36)	Toxaphene...	7.588f	8.558f	11462285	18957252	10809.181	6704.418 #
37)	Toxaphene...	7.858	0.000	11964598	0	6074.646	N.D. #
38)	Toxaphene...	8.181	8.933	8825451	13529606	2195.912	2356.402
39)	Toxaphene...	8.395	9.012f	277232	115702	70.954	12.511 #
40)	Toxaphene...	8.653	9.170	44130	12137225	14.628	2392.905 #
41)	Toxaphene...	8.724	9.532	63101	5539365	16.000	1037.059 #
42)	Toxaphene...	3.740	0.000	5896	0	NoCal	N.D.

(f)=RT Delta > 1/2 Window (#)=Amounts differ by > 25% (m)=manual int.

Quantitation Report (Not Reviewed)

Data Path : C:\msdchem\1\data\2020-02\0B25043\REQUANT\
Data File : ECD5-02252014.D
Signal(s) : Signal #1: ECD1A.CH Signal #2: ECD2B.CH
Acq On : 25 Feb 2020 16:05
Operator : MJB
Sample : 0B25043-CAL7
Misc : A19K133, AB 50 ppb
ALS Vial : 11 (Sig #1), 0 (Sig #2) Sample Multiplier: 1

Integration File signal 1: PEST1.e
Integration File signal 2: PEST2.e
Quant Time: Feb 26 15:48:49 2020
Quant Method : C:\msdchem\1\methods\ECD5_QUANTPEST_200225.M
Quant Title : Instrument: DualECD5
QLast Update : Wed Feb 26 15:13:42 2020
Response via : Initial Calibration
Integrator: ChemStation 6890 Scale Mode: Small noise peaks clipped

Volume Inj. : 2uL
Signal #1 Phase : Rtx-CLPesticides Signal #2 Phase: Rtx-CLPesticides2
Signal #1 Info : 30m X 0.32mm X 0. Signal #2 Info : 30m X 0.32mm X 0.25um

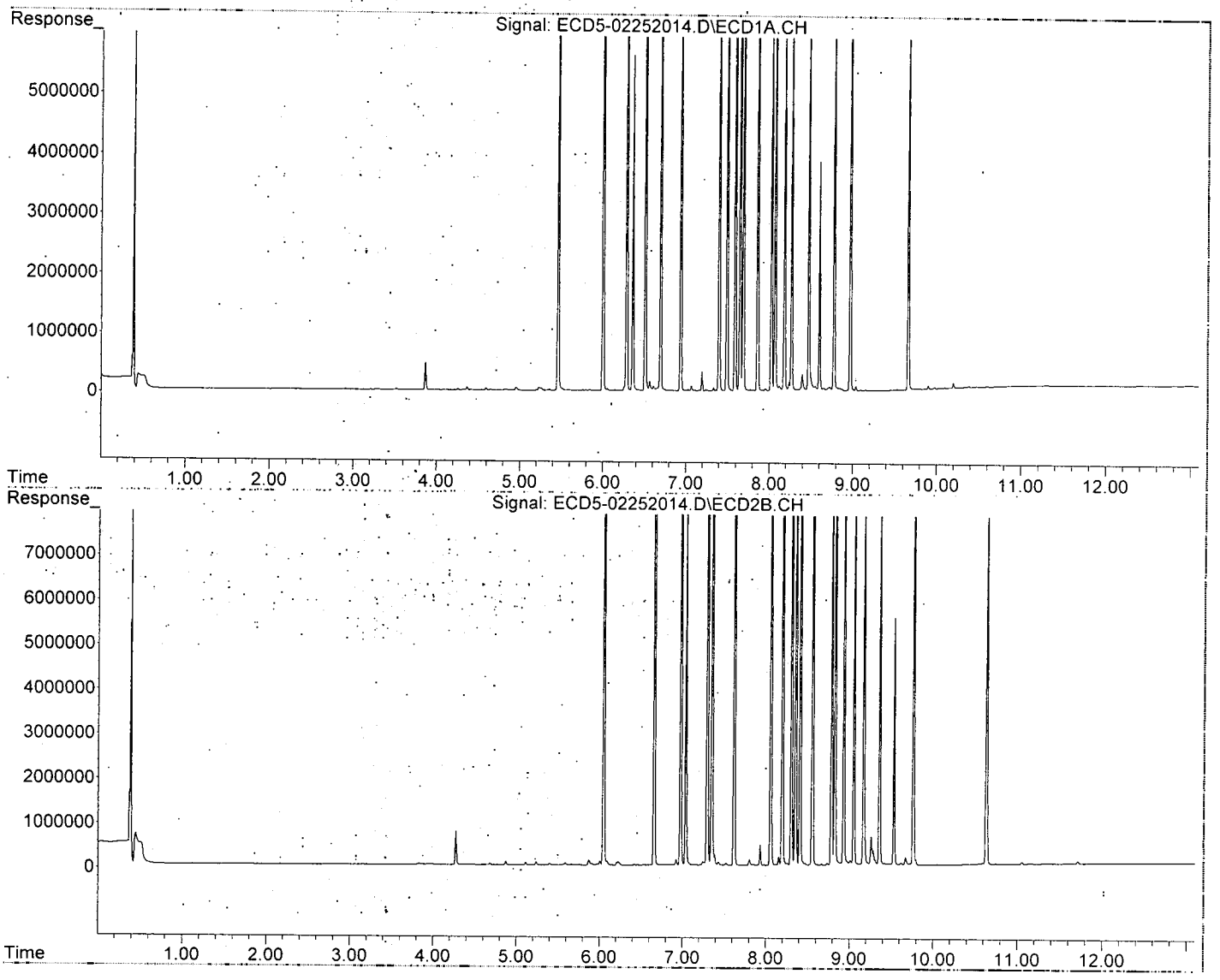

Quantitation Report (Not Reviewed)

Data Path : C:\msdchem\1\data\2020-02\0B25043\REQUANT\
Data File : ECD5-02252015.D
Signal(s) : Signal #1: ECD1A.CH Signal #2: ECD2B.CH
Acq On : 25 Feb 2020 16:22
Operator : MJB
Sample : 0B25043-CAL8
Misc : A19K134, AB 100 ppb
ALS Vial : 12 (Sig #1); 0 (Sig #2) Sample Multiplier: 1

Integration File signal 1: PEST1.e
Integration File signal 2: PEST2.e
Quant Time: Feb 26 15:48:58 2020
Quant Method : C:\msdchem\1\methods\ECD5_QUANTPEST_200225.M
Quant Title : Instrument: DualECD5
QLast Update : Wed Feb 26 15:13:42 2020
Response via : Initial Calibration
Integrator: ChemStation 6890 Scale Mode: Small noise peaks clipped

MJB 2/26/20

Volume Inj. : 2uL
Signal #1 Phase : Rtx-CLPesticides Signal #2 Phase: Rtx-CLPesticides2
Signal #1 Info : 30m X 0.32mm X 0. Signal #2 Info : 30m X 0.32mm X 0.25um

	Compound	RT#1	RT#2	Resp#1	Resp#2	ng/mL	ng/mL
	System Monitoring Compounds						
1)	S TCMX (S)	5.459	6.048	21812121	37410091	101.487	108.621
22)	S DCBP (S)	9.660	10.633	16911120	20337985	106.616	104.862
	Target Compounds						
2)	a-BHC	6.000	6.657	30891885	54162670	108.089	108.278
3)	g-BHC	6.283	6.976	26681791	46224455	105.707	113.115
4)	b-BHC	6.357	7.037	11148406	18765906	104.921	106.650
5)	Heptachlor	6.692	7.352	24700924	42307878	105.953	113.628
6)	d-BHC	6.507	7.294	25693757	45122745	102.175	108.394
7)	Aldrin	6.934	7.619	25784012	42911687	107.308	113.111
8)	Heptachlo...	7.396	8.057	23172462	38728026	102.937	112.257
9)	trans-Chl...	7.490	8.198	23799233	39546171	104.591	111.885
10)	cis-Chlor...	7.588	8.305	22990765	37388226	104.037	112.127
11)	Endosulfa...	7.686	8.356	21108336	34479924	102.487	111.096
12)	4,4'-DDE	7.646	8.410	24348815	40494676	108.010	109.189
13)	Dieldrin	7.858	8.558	24355805	40207008	105.678	116.075
14)	Endrin	8.024	8.786	18020248	27530939	108.722	107.130
15)	4,4'-DDD	8.068	8.826	20044187	32957325	107.570	109.308
16)	Endosulfa...	8.180	8.933	18165481	29366432	106.251	107.064
17)	4,4'-DDT	8.266	9.054	16871387	25957678	107.065	109.128
18)	Endrin Al...	8.471	9.170	16057739	25571934	106.694	106.941
19)	Endosulfa...	8.774	9.361	17053641	25984775	106.977	106.661
20)	Methoxychlor	8.600	9.533	8280893	12207611	107.516	108.759
21)	Endrin Ke...	8.969	9.764	21026565	30840298	106.779	107.864
23)	Hexachlor...	3.285f	3.698f	5643	6285	0.025	0.014 #
24)	Hexachlor...	5.840	6.530	33974	12564	0.151	0.034 #
25)	Oxychlordane	7.330	7.979	104417	32032	0.521	0.104 #
26)	2,4'-DDE	7.396	8.198	23172462	39546171	151.912	168.004
27)	trans-Non...	7.588	8.258	22990765	101911	102.640	0.299 #
28)	2,4'-DDD	7.771	8.558	38972	40207008	0.284	192.461 #

Quantitation Report (Not Reviewed)

Data Path : C:\msdchem\1\data\2020-02\0B25043\REQUANT\
Data File : ECD5-02252015.D
Signal(s) : Signal #1: ECD1A.CH Signal #2: ECD2B.CH
Acq On : 25 Feb 2020 16:22
Operator : MJB
Sample : 0B25043-CAL8
Misc : A19K134, AB 100 ppb
ALS Vial : 12 (Sig #1); 0 (Sig #2) Sample Multiplier: 1

Integration File signal 1: PEST1.e
Integration File signal 2: PEST2.e
Quant Time: Feb 26 15:48:58 2020
Quant Method : C:\msdchem\1\methods\ECD5_QUANTPEST_200225.M
Quant Title : Instrument: DualECD5
QLast Update : Wed Feb 26 15:13:42 2020
Response via : Initial Calibration
Integrator: ChemStation 6890 Scale Mode: Small noise peaks clipped

Volume Inj. : 2uL
Signal #1 Phase : Rtx-CLPesticides, Signal #2 Phase: Rtx-CLPesticides2
Signal #1 Info : 30m X 0.32mm X 0. Signal #2 Info : 30m X 0.32mm X 0.25um

	Compound	RT#1	RT#2	Resp#1	Resp#2	ng/mL	ng/mL
29)	2,4'-DDT	7.952	8.786	73719	27530939	0.570	125.189 #
30)	cis-Nonac...	8.068	8.826	20044187	32957325	80.076	87.757
31)	Mirex	8.722	9.764	114976	30840298	0.589	142.197 #
32)	Chlordane...	7.490	8.198	23799233	39546171	959.160	931.832
33)	Chlordane...	7.588	8.305	22990765	37388226	834.869	1064.661 #
34)	Chlordane...	8.118	8.933f	109025	29366432	14.549	2727.523 #
35)	Chlordane...	3.744	0.000	5624	0	NoCal	N.D.
36)	Toxaphene...	7.588f	8.558f	22990765	40207008	21680.785	14219.603 #
37)	Toxaphene...	7.858	0.000	24355805	0	12365.890	N.D. #
38)	Toxaphene...	8.180	8.933	18165481	29366432	4519.860	5114.645
39)	Toxaphene...	8.395	9.011f	531574	155182	136.049	16.780 #
40)	Toxaphene...	8.655	9.170	83844	25571934	27.793	5041.613 #
41)	Toxaphene...	8.722	9.533	114976	12207611	29.154	2285.462 #
42)	Toxaphene...	3.744	0.000	5624	0	NoCal	N.D.

(f)=RT Delta > 1/2 Window (#)=Amounts differ by > 25% (m)=manual int.

Quantitation Report (Not Reviewed)

Data Path : C:\msdchem\1\data\2020-02\0B25043\REQUANT\
Data File : ECD5-02252015.D
Signal(s) : Signal #1: ECD1A.CH Signal #2: ECD2B.CH
Acq On : 25 Feb 2020 16:22
Operator : MJB
Sample : 0B25043-CAL8
Misc : A19K134, AB 100 ppb
ALS Vial : 12 (Sig #1); 0 (Sig #2) Sample Multiplier: 1

Integration File signal 1: PEST1.e
Integration File signal 2: PEST2.e
Quant Time: Feb 26 15:48:58 2020
Quant Method : C:\msdchem\1\methods\ECD5_QUANTPEST_200225.M
Quant Title : Instrument: DualECD5
QLast Update : Wed Feb 26 15:13:42 2020
Response via : Initial Calibration
Integrator: ChemStation 6890 Scale Mode: Small noise peaks clipped

Volume Inj. : 2uL
Signal #1 Phase : Rtx-CLPesticides Signal #2 Phase: Rtx-CLPesticides2
Signal #1 Info : 30m X 0.32mm X 0. Signal #2 Info : 30m X 0.32mm X 0.25um

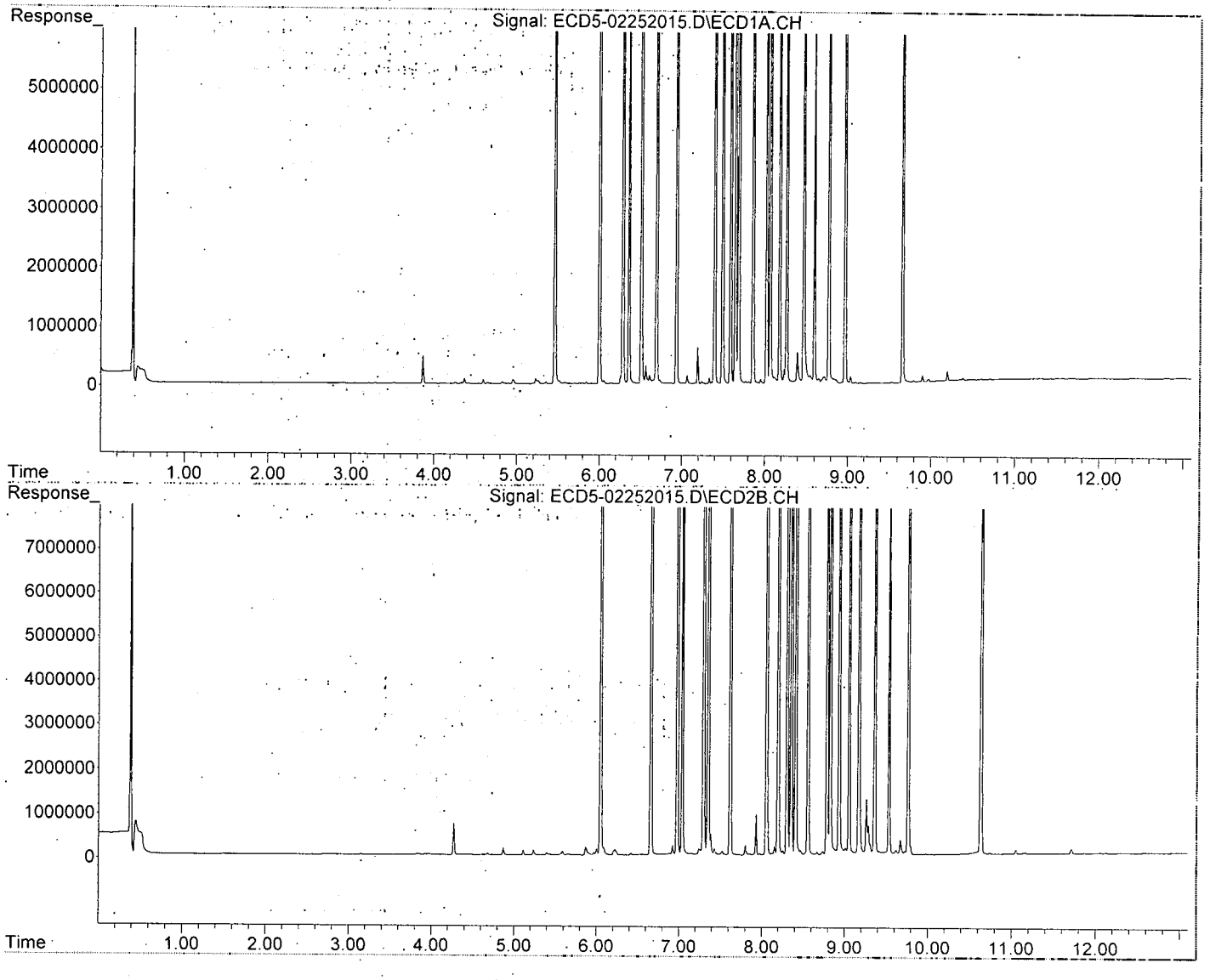

Quantitation Report (Not Reviewed)

Data Path : C:\msdchem\1\data\2020-02\0B25043\REQUANT\
Data File : ECD5-02252016.D
Signal(s) : Signal #1: ECD1A.CH Signal #2: ECD2B.CH
Acq On : 25 Feb 2020 16:39
Operator : MJB
Sample : 0B25043-CAL9
Misc : A19K126, AB 200 ppb
ALS Vial : 13 (Sig #1), 0 (Sig #2) Sample Multiplier: 1

Integration File signal 1: PEST1.e
Integration File signal 2: PEST2.e
Quant Time: Feb 26 15:49:09 2020
Quant Method : C:\msdchem\1\methods\ECD5_QUANTPEST_200225.M
Quant Title : Instrument: DualECD5
QLast Update : Wed Feb 26 15:13:42 2020
Response via : Initial Calibration
Integrator: ChemStation 6890 Scale Mode: Small noise peaks clipped

MJB 2/26/20

Volume Inj. : 2uL
Signal #1 Phase : Rtx-CLPesticides Signal #2 Phase: Rtx-CLPesticides2
Signal #1 Info : 30m X 0.32mm X 0. Signal #2 Info : 30m X 0.32mm X 0.25um

	Compound	RT#1	RT#2	Resp#1	Resp#2	ng/mL	ng/mL
	System Monitoring Compounds						
1)	S TCMX (S)	5.460	6.050	40716076	70148935	189.443	203.679
22)	S DCBP (S)	9.661	10.634	30862270	38926681	193.289	200.704
	Target Compounds						
2)	a-BHC	6.001	6.659	56746220	104.1E6	198.553	190.383
3)	g-BHC	6.284	6.977	49429525	89110852	195.828	218.061
4)	b-BHC	6.358	7.038	20521194	35323697	194.607	192.615
5)	Heptachlor	6.694	7.353	45923221	80078866	196.984	215.072
6)	d-BHC	6.508	7.296	48803999	87313309	194.076	190.524
7)	Aldrin	6.935	7.620	46568890	82680029	193.810	217.936
8)	Heptachlo...	7.397	8.059	42132464	73235301	187.162	212.279
9)	trans-Chl...	7.491	8.199	44311155	74026356	194.735	209.436
10)	cis-Chlor...	7.588	8.307	41893394	70044392	189.574	210.062
11)	Endosulfa...	7.687	8.357	38537479	65130641	187.111	209.853
12)	4,4'-DDE	7.647	8.411	44300571	75526792	196.516	189.402
13)	Dieldrin	7.859	8.559	44296283	75535999	192.198	218.067
14)	Endrin	8.024	8.787	33762704	55483131	203.702	192.834
15)	4,4'-DDD	8.069	8.827	36440139	63046425	195.562	190.782
16)	Endosulfa...	8.181	8.934	33764297	58469099	193.908	193.502
17)	4,4'-DDT	8.267	9.056	32909669	53209539	191.956	190.096
18)	Endrin Al...	8.472	9.172	29251534	50169608	194.015	193.190
19)	Endosulfa...	8.775	9.362	31315454	51500488	193.602	193.944
20)	Methoxychlor	8.601	9.534	15999083	24607594	193.439	191.457
21)	Endrin Ke...	8.970	9.765	39463917	60793634	194.107	192.909
23)	Hexachlor...	3.285f	3.699f	4931	6929	0.022	0.016 #
24)	Hexachlor...	5.841	6.530	57585	12003	0.256	0.033 #
25)	Oxychlordane	7.331	7.980	181266	56785	0.905	0.185 #
26)	2,4'-DDE	7.397	8.199	42132464	74026356	276.208	314.486
27)	trans-Non...	7.588	8.258	41893394	170355	187.030	0.501 #
28)	2,4'-DDD	7.772	8.559	61758	75535999	0.451	361.572 #

Quantitation Report (Not Reviewed)

Data Path : C:\msdchem\1\data\2020-02\0B25043\REQUANT\
Data File : ECD5-02252016.D
Signal(s) : Signal #1: ECD1A.CH Signal #2: ECD2B.CH
Acq On : 25 Feb 2020 16:39
Operator : MJB
Sample : 0B25043-CAL9
Misc : A19K126, AB 200 ppb
ALS Vial : 13 (Sig #1); 0 (Sig #2) Sample Multiplier: 1

Integration File signal 1: PEST1.e
Integration File signal 2: PEST2.e
Quant Time: Feb 26 15:49:09 2020
Quant Method : C:\msdchem\1\methods\ECD5_QUANTPEST_200225.M
Quant Title : Instrument: DualECD5
QLast Update : Wed Feb 26 15:13:42 2020
Response via : Initial Calibration
Integrator: ChemStation 6890 Scale Mode: Small noise peaks clipped

Volume Inj. : 2uL
Signal #1 Phase : Rtx-CLPesticides Signal #2 Phase: Rtx-CLPesticides2
Signal #1 Info : 30m X 0.32mm X 0. Signal #2 Info : 30m X 0.32mm X 0.25um

	Compound	RT#1	RT#2	Resp#1	Resp#2	ng/mL	ng/mL
29)	2,4'-DDT	7.952	8.787	129263	55483131	1.000	214.566 #
30)	cis-Nonac...	8.069	8.827	36440139	63046425	145.577	167.878
31)	Mirex	8.723	9.765	184792	60793634	1.084	255.979 #
32)	Chlordane...	7.491	8.199	44311155	74026356	1785.835	1744.293
33)	Chlordane...	7.588	8.307	41893394	70044392	1521.284	1994.573 #
34)	Chlordane...	8.118	8.934f	166286	58469099	22.190	5430.548 #
35)	Chlordane...	3.739f	0.000	4905	0	NoCal	N.D.
36)	Toxaphene...	7.588f	8.559f	41893394	75535999	39506.369	26714.047 #
37)	Toxaphene...	7.859	0.000	44296283	0	22490.037	N.D. #
38)	Toxaphene...	8.181	8.934	33764297	58469099	8401.093	10183.351
39)	Toxaphene...	8.395	9.012f	915146	238752	234.220	25.817 #
40)	Toxaphene...	8.655	9.172	139091	50169608	46.106	9891.148 #
41)	Toxaphene...	8.723	9.534	184792	24607594	46.857	4606.939 #
42)	Toxaphene...	3.739	0.000	4905	0	NoCal	N.D.

(f)=RT Delta > 1/2 Window (#)=Amounts differ by > 25% (m)=manual int.

Quantitation Report (Not Reviewed)

Data Path : C:\msdchem\1\data\2020-02\0B25043\REQUANT\
Data File : ECD5-02252016.D
Signal(s) : Signal #1: ECD1A.CH Signal #2: ECD2B.CH
Acq On : 25 Feb 2020 16:39
Operator : MJB
Sample : 0B25043-CAL9
Misc : A19K126, AB 200 ppb
ALS Vial : 13 (Sig #1); 0 (Sig #2) Sample Multiplier: 1

Integration File signal 1: PEST1.e
Integration File signal 2: PEST2.e
Quant Time: Feb 26 15:49:09 2020
Quant Method : C:\msdchem\1\methods\ECD5_QUANTPEST_200225.M
Quant Title : Instrument: DualECD5
QLast Update : Wed Feb 26 15:13:42 2020
Response via : Initial Calibration
Integrator: ChemStation 6890 Scale Mode: Small noise peaks clipped

Volume Inj. : 2uL
Signal #1 Phase : Rtx-CLPesticides Signal #2 Phase: Rtx-CLPesticides2
Signal #1 Info : 30m X 0.32mm X 0. Signal #2 Info : 30m X 0.32mm X 0.25um

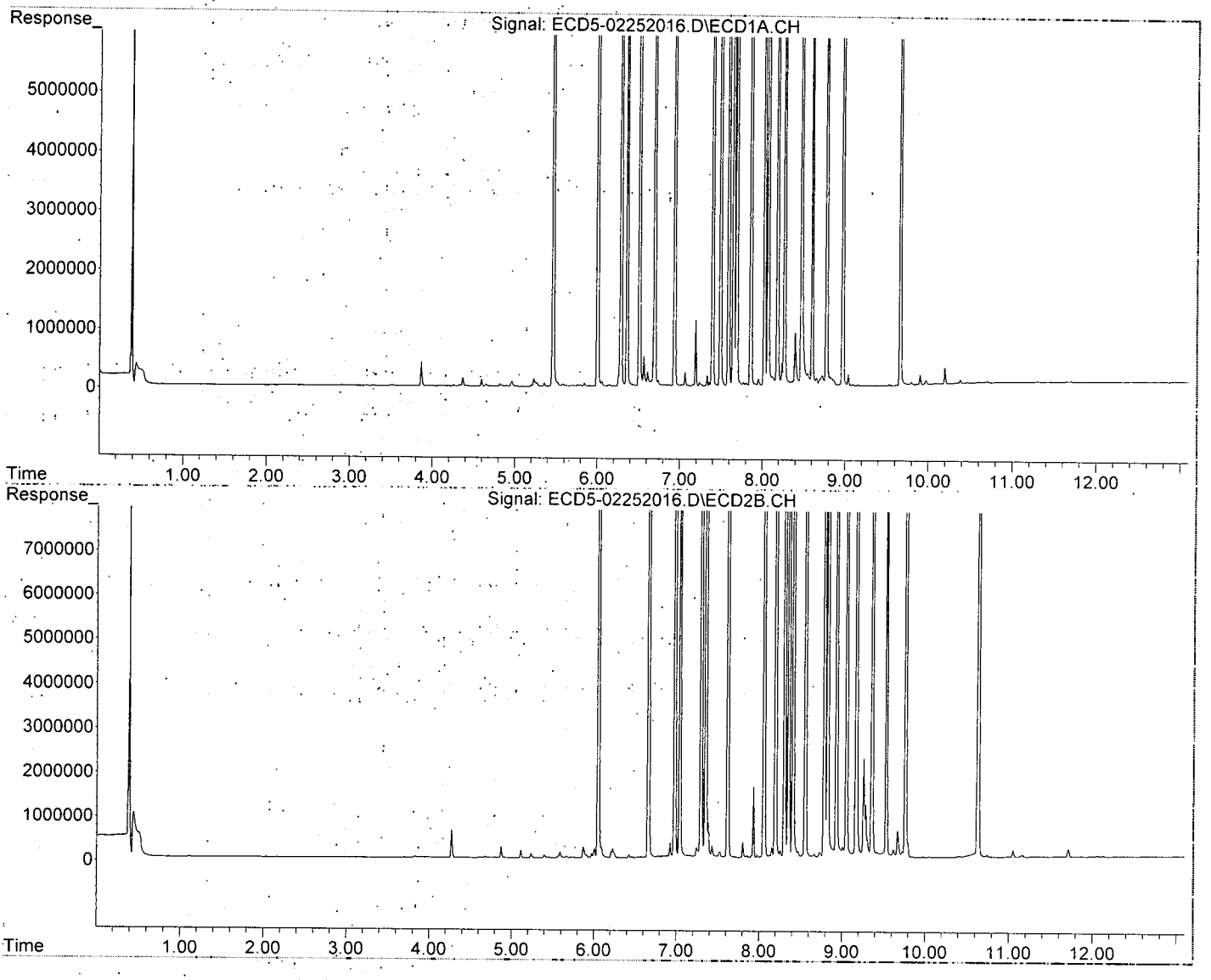

Quantitation Report (QT Reviewed)

Data Path : C:\msdchem\1\data\2020-02\0B25043\REQUANT\
Data File : ECD5-02252019.D
Signal(s) : Signal #1: ECD1A.CH Signal #2: ECD2B.CH
Acq On : 25 Feb 2020 17:30
Operator : MJB
Sample : 0B25043-CALA
Misc : A20B332, 9-42 0.5 ppb
ALS Vial : 15 (Sig #1); 0 (Sig #2) Sample Multiplier: 1

Integration File signal 1: PEST1.e
Integration File signal 2: PEST2.e
Quant Time: Feb 26 15:50:06 2020
Quant Method : C:\msdchem\1\methods\ECD5_QUANTPEST_200225.M
Quant Title : Instrument: DualECD5
QLast Update : Wed Feb 26 15:13:42 2020
Response via : Initial Calibration
Integrator: ChemStation 6890 Scale Mode: Small noise peaks clipped

MJB 2/26/20

Volume Inj. : 2uL
Signal #1 Phase : Rtx-CLPesticides Signal #2 Phase: Rtx-CLPesticides2
Signal #1 Info : 30m X 0.32mm X 0. Signal #2 Info : 30m X 0.32mm X 0.25um

	Compound	RT#1	RT#2	Resp#1	Resp#2	ng/mL	ng/mL
	System Monitoring Compounds						
1)	S TCMX (S)	0.000	6.051	0	6467	N.D.	0.019 #
22)	S DCBP (S)	9.660	0.000	10695	0	BelowCal	N.D.
	Target Compounds						
2)	a-BHC	0.000	0.000	0	0	N.D.	N.D.
3)	g-BHC	0.000	0.000	0	0	N.D.	N.D.
4)	b-BHC	6.347	7.037	8094	6668	13405.824	BelowCal #
5)	Heptachlor	0.000	0.000	0	0	N.D.	N.D.
6)	d-BHC	6.508	7.294	18403	25220	0.073	BelowCal #
7)	Aldrin	0.000	0.000	0	0	N.D.	N.D.
8)	Heptachlo...	7.397	0.000	82916	0	0.368	N.D. #
9)	trans-Chl...	7.492	8.188	3069	121631	0.013	0.344 #
10)	cis-Chlor...	7.580	0.000	125622	0	0.568	N.D. #
11)	Endosulfa...	0.000	0.000	0	0	N.D.	N.D.
12)	4,4'-DDE	0.000	0.000	0	0	N.D.	N.D.
13)	Dieldrin	7.860	8.562	4511	112451	0.020	0.325 #
14)	Endrin	8.051f	8.788	133571	79209	0.806	0.330 #
15)	4,4'-DDD	8.051	8.828	133571	183369	0.717	0.693
16)	Endosulfa...	8.183	8.934	18054	23711	BelowCal	BelowCal
17)	4,4'-DDT	0.000	0.000	0	0	N.D.	N.D.
18)	Endrin Al...	8.474	9.171	47311	62151	BelowCal	BelowCal
19)	Endosulfa...	8.775	9.361	40566	58071	BelowCal	BelowCal
20)	Methoxychlor	8.604	9.501f	945	50461	BelowCal	0.514
21)	Endrin Ke...	8.970	9.758	22603	204569	BelowCal	0.629
23)	Hexachlor...	3.261	3.735	117932	219919	0.531	0.505
24)	Hexachlor...	5.840	6.516	129074	201711	0.574	0.552
25)	Oxychlordane	7.324	7.985	116445	166729	0.581	0.543
26)	2,4'-DDE	7.397	8.188	82916	121631	0.544	0.517
27)	trans-Non...	7.580	8.260	125622	177493	0.561	0.522
28)	2,4'-DDD	7.770	8.562	76012	112451	0.555	0.538

Quantitation Report (QT Reviewed)

Data Path : C:\msdchem\1\data\2020-02\0B25043\REQUANT\
Data File : ECD5-02252019.D
Signal(s) : Signal #1: ECD1A.CH Signal #2: ECD2B.CH
Acq On : 25 Feb 2020 17:30
Operator : MJB
Sample : 0B25043-CALA
Misc : A20B332, 9-42 0.5 ppb
ALS Vial : 15 (Sig #1); 0 (Sig #2) Sample Multiplier: 1

Integration File signal 1: PEST1.e
Integration File signal 2: PEST2.e
Quant Time: Feb 26 15:50:06 2020
Quant Method : C:\msdchem\1\methods\ECD5_QUANTPEST_200225.M
Quant Title : Instrument: DualECD5
QLast Update : Wed Feb 26 15:13:42 2020
Response via : Initial Calibration
Integrator: ChemStation 6890 Scale Mode: Small noise peaks clipped

Volume Inj. : 2uL
Signal #1 Phase : Rtx-CLPesticides Signal #2 Phase: Rtx-CLPesticides2
Signal #1 Info : 30m X 0.32mm X 0. Signal #2 Info : 30m X 0.32mm X 0.25um

	Compound	RT#1	RT#2	Resp#1	Resp#2	ng/mL	ng/mL
29)	2,4'-DDT	7.953	8.788	63598	79209	0.492	0.509
30)	cis-Nonac...	8.051	8.828	133571	183369	0.534	0.488
31)	Mirex	8.721	9.758	99990	120338	0.483	0.474m
32)	Chlordane...	7.492	8.188	3069	121631	0.124	2.866 #
33)	Chlordane...	7.580	0.000	125622	0	4.562	N.D. #
34)	Chlordane...	0.000	8.971	0	23963	N.D.	2.226 #
35)	Chlordane...	3.740f	3.735	5477	219919	NoCal	NoCal
36)	Toxaphene...	7.580	8.562f	125622	112451	118.464	39.769 #
37)	Toxaphene...	7.860	8.914f	4511	8739	2.290	2.519
38)	Toxaphene...	8.183	8.914	18054	8739	4.492	1.522 #
39)	Toxaphene...	8.377f	8.971	17106	23963	4.378	2.591 #
40)	Toxaphene...	8.604f	9.171	945	62151	0.313	12.253 #
41)	Toxaphene...	8.721	0.000	99990	0	25.354	N.D. #
42)	Toxaphene...	3.740	3.735	5477	219919	NoCal	NoCal

(f)=RT Delta > 1/2 Window (#)=Amounts differ by > 25% (m)=manual int.

Quantitation Report (QT Reviewed)

Data Path : C:\msdchem\1\data\2020-02\0B25043\REQUANT\
Data File : ECD5-02252019.D
Signal(s) : Signal #1: ECD1A.CH Signal #2: ECD2B.CH
Acq On : 25 Feb 2020 17:30
Operator : MJB
Sample : 0B25043-CALA
Misc : A20B332, 9-42 0.5 ppb
ALS Vial : 15 (Sig #1); 0 (Sig #2) Sample Multiplier: 1

Integration File signal 1: PEST1.e
Integration File signal 2: PEST2.e
Quant Time: Feb 26 15:50:06 2020
Quant Method : C:\msdchem\1\methods\ECD5_QUANTPEST_200225.M
Quant Title : Instrument: DualECD5
QLast Update : Wed Feb 26 15:13:42 2020
Response via : Initial Calibration
Integrator: ChemStation 6890 Scale Mode: Small noise peaks clipped

Volume Inj. : 2uL
Signal #1 Phase : Rtx-CLPesticides Signal #2 Phase: Rtx-CLPesticides2
Signal #1 Info : 30m X 0.32mm X 0. Signal #2 Info : 30m X 0.32mm X 0.25um

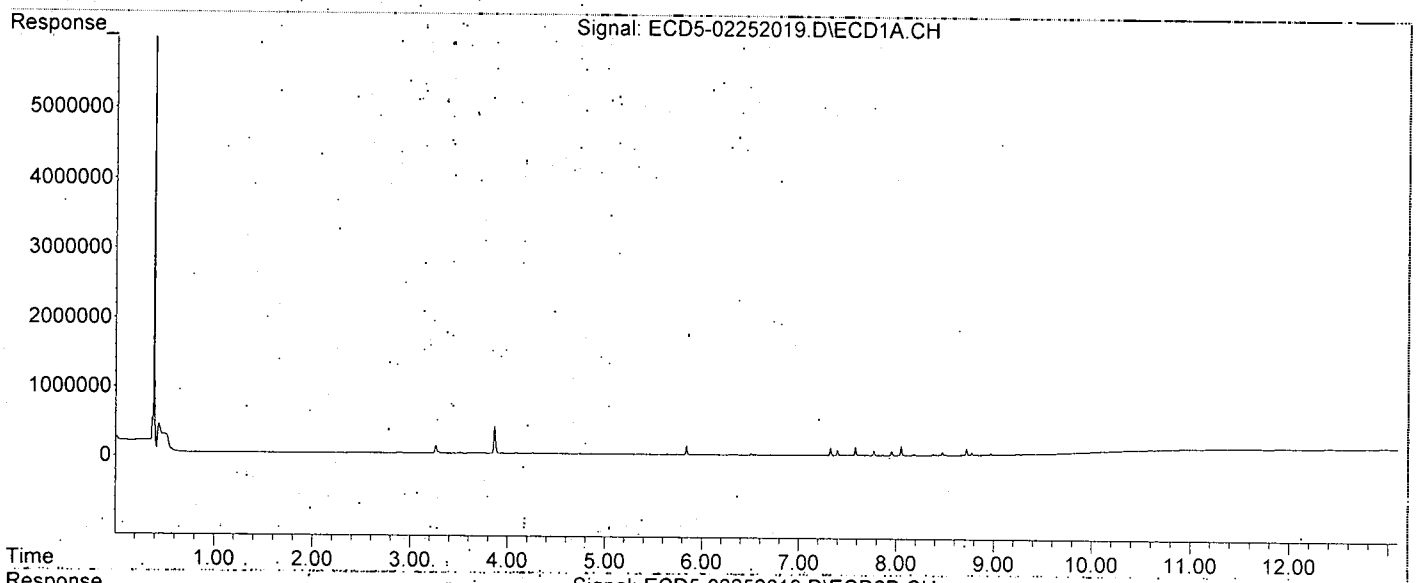

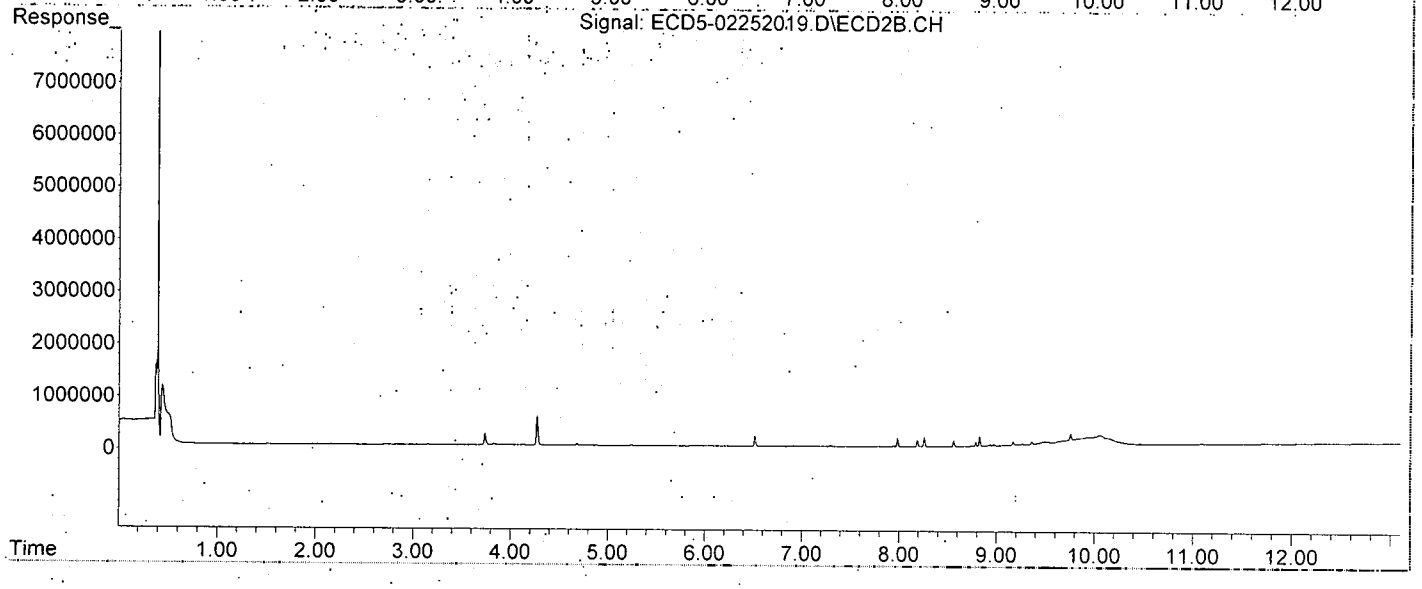

Quantitation Report (Qedit)

Data Path : C:\msdchem\1\data\2020-02\0B25043\REQUANT\
Data File : ECD5-02252019.D
Signal(s) : Signal #1: ECD1A.CH Signal #2: ECD2B.CH
Acq On : 25 Feb 2020 17:30
Operator : MJB
Sample : 0B25043-CALA
Misc : A20B332, 9-42 0.5 ppb
ALS Vial : 15 (Sig #1); 0 (Sig #2) Sample Multiplier: 1

Integration File signal 1: PEST1.e
Integration File signal 2: PEST2.e
Quant Time: Feb 26 15:49:42 2020
Quant Method : C:\msdchem\1\methods\ECD5_QUANTPEST_200225.M
Quant Title : Instrument: DualECD5
QLast Update : Wed Feb 26 15:13:42 2020
Response via : Initial Calibration
Integrator: ChemStation 6890 Scale Mode: Small noise peaks clipped

Volume Inj. : 2uL
Signal #1 Phase : Rtx-CLPesticides Signal #2 Phase: Rtx-CLPesticides2
Signal #1 Info : 30m X 0.32mm X 0. Signal #2 Info : 30m X 0.32mm X 0.25um

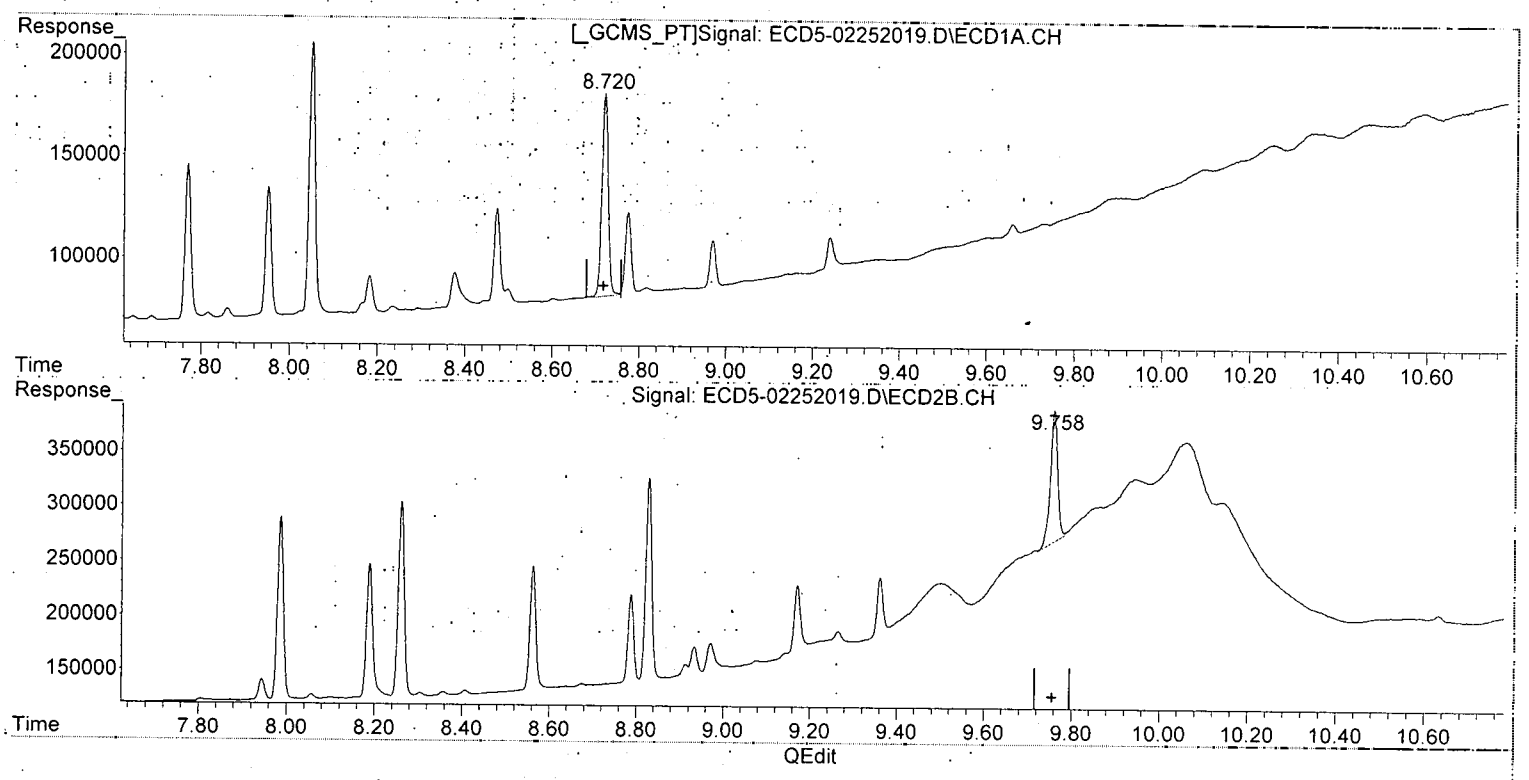

(31) Mirex
8.721min 0.483 ng/mL
response 99990

MR 2/26/20

(31) Mirex #2
9.758min 0.474 ng/mL (m)
response 120338

(+) = Expected Retention Time

Quantitation Report (Not Reviewed)

Data Path : C:\msdchem\1\data\2020-02\0B25043\REQUANT\
Data File : ECD5-02252019.D
Signal(s) : Signal #1: ECD1A.CH Signal #2: ECD2B.CH
Acq On : 25 Feb 2020 17:30
Operator : MJB
Sample : 0B25043-CALA
Misc : A20B332, 9-42 0.5 ppb
ALS Vial : 15 (Sig #1); 0 (Sig #2) Sample Multiplier: 1

Integration File signal 1: PEST1.e
Integration File signal 2: PEST2.e
Quant Time: Feb 26 15:49:42 2020
Quant Method : C:\msdchem\1\methods\ECD5_QUANTPEST_200225.M
Quant Title : Instrument: DualECD5
QLast Update : Wed Feb 26 15:13:42 2020
Response via : Initial Calibration
Integrator: ChemStation 6890 Scale Mode: Small noise peaks clipped

Volume Inj. : 2uL
Signal #1 Phase : Rtx-CLPesticides Signal #2 Phase: Rtx-CLPesticides2
Signal #1 Info : 30m X 0.32mm X 0. Signal #2 Info : 30m X 0.32mm X 0.25um

	Compound	RT#1	RT#2	Resp#1	Resp#2	ng/mL	ng/mL
	System Monitoring Compounds						
1) S	TCMX (S)	0.000	6.051	0	6467	N.D.	0.019 #
22) S	DCBP (S)	9.660	0.000	10695	0	BelowCal	N.D.
	Target Compounds						
2)	a-BHC	0.000	0.000	0	0	N.D.	N.D.
3)	g-BHC	0.000	0.000	0	0	N.D.	N.D.
4)	b-BHC	6.347	7.037	8094	6608	13405.824	BelowCal #
5)	Heptachlor	0.000	0.000	0	0	N.D.	N.D.
6)	d-BHC	6.508	7.294	18403	25220	0.073	BelowCal #
7)	Aldrin	0.000	0.000	0	0	N.D.	N.D.
8)	Heptachlo...	7.397	0.000	82916	0	0.368	N.D. #
9)	trans-Chl...	7.492	8.188	3069	121631	0.013	0.344 #
10)	cis-Chlor...	7.580	0.000	125622	0	0.568	N.D. #
11)	Endosulfa...	0.000	0.000	0	0	N.D.	N.D.
12)	4,4'-DDE	0.000	0.000	0	0	N.D.	N.D.
13)	Dieldrin	7.860	8.562	4511	112451	0.020	0.325 #
14)	Endrin	8.051f	8.788	133571	79209	0.806	0.330 #
15)	4,4'-DDD	8.051	8.828	133571	183369	0.717	0.693
16)	Endosulfa...	8.183	8.934	18054	23711	BelowCal	BelowCal
17)	4,4'-DDT	0.000	0.000	0	0	N.D.	N.D.
18)	Endrin Al...	8.474	9.171	47311	62151	BelowCal	BelowCal
19)	Endosulfa...	8.775	9.361	40566	58071	BelowCal	BelowCal
20)	Methoxychlor	8.604	9.501f	945	50461	BelowCal	0.514
21)	Endrin Ke...	8.970	9.758	22603	204569	BelowCal	0.629
23)	Hexachlor...	3.261	3.735	117932	219919	0.531	0.505
24)	Hexachlor...	5.840	6.516	129074	201711	0.574	0.552
25)	Oxychlordane	7.324	7.985	116445	166729	0.581	0.543
26)	2,4'-DDE	7.397	8.188	82916	121631	0.544	0.517
27)	trans-Non...	7.580	8.260	125622	177493	0.561	0.522
28)	2,4'-DDD	7.770	8.562	76012	112451	0.555	0.538

Quantitation Report (Not Reviewed)

Data Path : C:\msdchem\1\data\2020-02\0B25043\REQUANT\
Data File : ECD5-02252019.D
Signal(s) : Signal #1: ECD1A.CH Signal #2: ECD2B.CH
Acq On : 25 Feb 2020 17:30
Operator : MJB
Sample : 0B25043-CALA
Misc : A20B332, 9-42 0.5 ppb
ALS Vial : 15 (Sig #1); 0 (Sig #2) Sample Multiplier: 1

Integration File signal 1: PEST1.e
Integration File signal 2: PEST2.e
Quant Time: Feb 26 15:49:42 2020
Quant Method : C:\msdchem\1\methods\ECD5_QUANTPEST_200225.M
Quant Title : Instrument: DualECD5
QLast Update : Wed Feb 26 15:13:42 2020
Response via : Initial Calibration
Integrator: ChemStation 6890 Scale Mode: Small noise peaks clipped

Volume Inj. : 2uL
Signal #1 Phase : Rtx-CLPesticides Signal #2 Phase: Rtx-CLPesticides2
Signal #1 Info : 30m X 0.32mm X 0. Signal #2 Info : 30m X 0.32mm X 0.25um

	Compound	RT#1	RT#2	Resp#1	Resp#2	ng/mL	ng/mL
29)	2,4'-DDT	7.953	8.788	63598	79209	0.492	0.509
30)	cis-Nonac...	8.051	8.828	133571	183369	0.534	0.488
31)	Mirex	8.721	9.758	99990	204569	0.483	0.915 #
32)	Chlordane...	7.492	8.188	3069	121631	0.124	2.866 #
33)	Chlordane...	7.580	0.000	125622	0	4.562	N.D. #
34)	Chlordane...	0.000	8.971	0	23963	N.D.	2.226 #
35)	Chlordane...	3.740f	3.735	5477	219919	NoCal	NoCal
36)	Toxaphene...	7.580	8.562f	125622	112451	118.464	39.769 #
37)	Toxaphene...	7.860	8.914f	4511	8739	2.290	2.519
38)	Toxaphene...	8.183	8.914	18054	8739	4.492	1.522 #
39)	Toxaphene...	8.377f	8.971	17106	23963	4.378	2.591 #
40)	Toxaphene...	8.604f	9.171	945	62151	0.313	12.253 #
41)	Toxaphene...	8.721	0.000	99990	0	25.354	N.D. #
42)	Toxaphene...	3.740	3.735	5477	219919	NoCal	NoCal

(f)=RT Delta > 1/2 Window (#)=Amounts differ by > 25% (m)=manual int.

Quantitation Report (Not Reviewed)

Data Path : C:\msdchem\1\data\2020-02\0B25043\REQUANT\
Data File : ECD5-02252019.D
Signal(s) : Signal #1: ECD1A.CH Signal #2: ECD2B.CH
Acq On : 25 Feb 2020 17:30
Operator : MJB
Sample : 0B25043-CALA
Misc : A20B332, 9-42 0.5 ppb
ALS Vial : 15 (Sig #1); 0 (Sig #2) Sample Multiplier: 1

Integration File signal 1: PEST1.e
Integration File signal 2: PEST2.e
Quant Time: Feb 26 15:49:42 2020
Quant Method : C:\msdchem\1\methods\ECD5_QUANTPEST_200225.M
Quant Title : Instrument: DualECD5
QLast Update : Wed Feb 26 15:13:42 2020
Response via : Initial Calibration
Integrator: ChemStation 6890 Scale Mode: Small noise peaks clipped

Volume Inj. : 2uL
Signal #1 Phase : Rtx-CLPesticides Signal #2 Phase: Rtx-CLPesticides2
Signal #1 Info : 30m X 0.32mm X 0. Signal #2 Info : 30m X 0.32mm X 0.25um

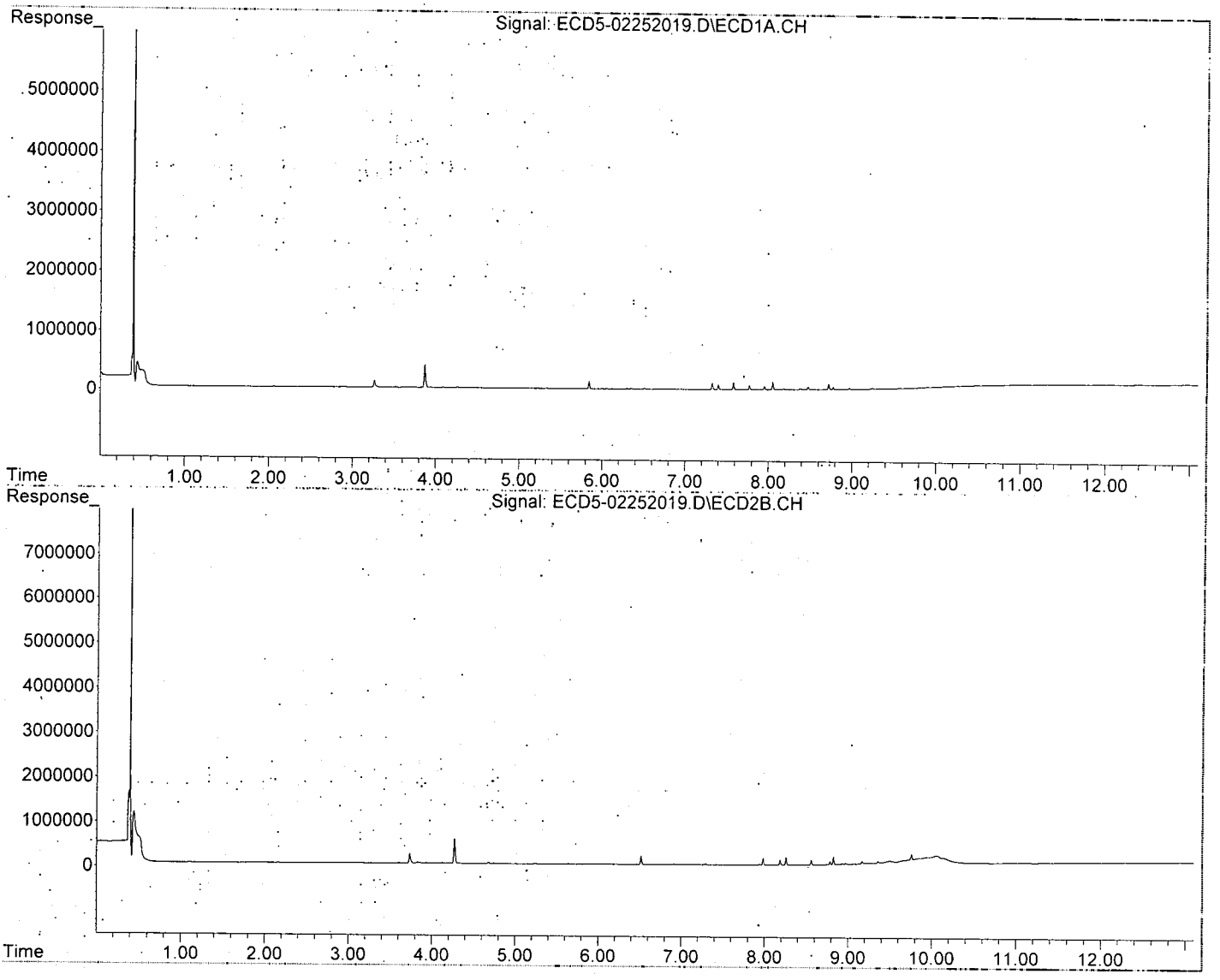

Quantitation Report (Not Reviewed)

Data Path : C:\msdchem\1\data\2020-02\0B25043\REQUANT\
Data File : ECD5-02252020.D
Signal(s) : Signal #1: ECD1A.CH Signal #2: ECD2B.CH
Acq On : 25 Feb 2020 17:47
Operator : MJB
Sample : 0B25043-CALB
Misc : A19K263, 9-42 1 ppb
ALS Vial : 16 (Sig #1); 0 (Sig #2) Sample Multiplier: 1

Integration File signal 1: PEST1.e
Integration File signal 2: PEST2.e
Quant Time: Feb 26 15:50:19 2020
Quant Method : C:\msdchem\1\methods\ECD5_QUANTPEST_200225.M
Quant Title : Instrument: DualECD5
QLast Update : Wed Feb 26 15:13:42 2020
Response via : Initial Calibration
Integrator: ChemStation 6890 Scale Mode: Small noise peaks clipped

MJB 2/26/20

Volume Inj. : 2uL
Signal #1 Phase : Rtx-CLPesticides Signal #2 Phase: Rtx-CLPesticides2
Signal #1 Info : 30m X 0.32mm X 0. Signal #2 Info : 30m X 0.32mm X 0.25um

	Compound	RT#1	RT#2	Resp#1	Resp#2	ng/mL	ng/mL
	System Monitoring Compounds						
1)	S TCMX (S)	0.000	6.052	0	10890	N.D.	0.032 #
22)	S DCBP (S)	9.661	10.634	3367	4890	BelowCal	0.025
	Target Compounds						
2)	a-BHC	0.000	0.000	0	0	N.D.	N.D.
3)	g-BHC	0.000	0.000	0	0	N.D.	N.D.
4)	b-BHC	6.345	0.000	8729	0	13405.818	N.D. #
5)	Heptachlor	0.000	0.000	0	0	N.D.	N.D.
6)	d-BHC	6.508	7.293	14516	19140	0.058	BelowCal #
7)	Aldrin	0.000	0.000	0	0	N.D.	N.D.
8)	Heptachlo...	7.396	0.000	162790	0	0.723	N.D. #
9)	trans-Chl...	7.491	8.188	3729	234158	0.016	0.662 #
10)	cis-Chlor...	7.579	0.000	236653	0	1.071	N.D. #
11)	Endosulfa...	0.000	0.000	0	0	N.D.	N.D.
12)	4,4'-DDE	0.000	0.000	0	0	N.D.	N.D.
13)	Dieldrin	7.859	8.561	4161	217911	0.018	0.629 #
14)	Endrin	8.050f	8.787	260805	155855	1.574	0.681 #
15)	4,4'-DDD	8.050	8.828	260805	370083	1.400	1.402
16)	Endosulfa...	8.182	8.933	13995	18673	BelowCal	BelowCal
17)	4,4'-DDT	0.000	0.000	0	0	N.D.	N.D.
18)	Endrin Al...	8.473	9.170	33663	46736	BelowCal	BelowCal
19)	Endosulfa...	8.775	9.361	28901	41084	BelowCal	BelowCal
20)	Methoxychlor	0.000	9.543	0	2496	N.D.	BelowCal
21)	Endrin Ke...	8.970	9.757	17479	239555	BelowCal	0.770
23)	Hexachlor...	3.261	3.735	231018	429757	1.040	0.988
24)	Hexachlor...	5.840	6.515	247315	381742	1.099	1.044
25)	Oxychlordane	7.324	7.985	215837	307918	1.078	1.002
26)	2,4'-DDE	7.396	8.188	162790	234158	1.067	0.995
27)	trans-Non...	7.579	8.260	236653	339792	1.057	0.999
28)	2,4'-DDD	7.769	8.561	147365	217911	1.076	1.043

Quantitation Report (Not Reviewed)

Data Path : C:\msdchem\1\data\2020-02\0B25043\REQUANT\
Data File : ECD5-02252020.D
Signal(s) : Signal #1: ECD1A.CH Signal #2: ECD2B.CH
Acq On : 25 Feb 2020 17:47
Operator : MJB
Sample : 0B25043-CALB
Misc : A19K263, 9-42 1 ppb
ALS Vial : 16 (Sig #1); 0 (Sig #2) Sample Multiplier: 1

Integration File signal 1: PEST1.e
Integration File signal 2: PEST2.e
Quant Time: Feb 26 15:50:19 2020
Quant Method : C:\msdchem\1\methods\ECD5_QUANTPEST_200225.M
Quant Title : Instrument: DualECD5
QLast Update : Wed Feb 26 15:13:42 2020
Response via : Initial Calibration
Integrator: ChemStation 6890 Scale Mode: Small noise peaks clipped

Volume Inj. : 2uL
Signal #1 Phase : Rtx-CLPesticides Signal #2 Phase: Rtx-CLPesticides2
Signal #1 Info : 30m X 0.32mm X 0. Signal #2 Info : 30m X 0.32mm X 0.25um

	Compound	RT#1	RT#2	Resp#1	Resp#2	ng/mL	ng/mL
29)	2,4'-DDT	7.952	8.787	121988	155855	0.943	0.970
30)	cis-Nonac...	8.050	8.828	260805	370083	1.042	0.985
31)	Mirex	8.721	9.757	177415	239555	1.032	1.098
32)	Chlordane...	7.491	8.188	3729	234158	0.150	5.517 #
33)	Chlordane...	7.579	0.000	236653	0	8.594	N.D. #
34)	Chlordane...	0.000	8.970	0	25817	N.D.	2.398 #
35)	Chlordane...	0.000	3.735	0	429757	N.D.	NoCal
36)	Toxaphene...	7.579	8.561f	236653	217911	223.169	77.066 #
37)	Toxaphene...	7.859	8.913f	4161	9496	2.113	2.737 #
38)	Toxaphene...	8.182	8.913	13995	9496	3.482	1.654 #
39)	Toxaphene...	8.377f	8.970	15848	25817	4.056	2.792 #
40)	Toxaphene...	0.000	9.170	0	46736	N.D.	9.214 #
41)	Toxaphene...	8.721	9.543	177415	2496	44.987	0.467 #
42)	Toxaphene...	0.000	3.735	0	429757	N.D.	NoCal

(f)=RT Delta > 1/2 Window (#)=Amounts differ by > 25% (m)=manual int.

Quantitation Report (Not Reviewed)

Data Path : C:\msdchem\1\data\2020-02\0B25043\REQUANT\
Data File : ECD5-02252020.D
Signal(s) : Signal #1: ECD1A.CH Signal #2: ECD2B.CH
Acq On : 25 Feb 2020 17:47
Operator : MJB
Sample : 0B25043-CALB
Misc : A19K263, 9-42 1 ppb
ALS Vial : 16 (Sig #1); 0 (Sig #2) Sample Multiplier: 1

Integration File signal 1: PEST1.e
Integration File signal 2: PEST2.e
Quant Time: Feb 26 15:50:19 2020
Quant Method : C:\msdchem\1\methods\ECD5_QUANTPEST_200225.M
Quant Title : Instrument: DualECD5
QLast Update : Wed Feb 26 15:13:42 2020
Response via : Initial Calibration
Integrator: ChemStation 6890 Scale Mode: Small noise peaks clipped

Volume Inj. : 2uL
Signal #1 Phase : Rtx-CLPesticides Signal #2 Phase: Rtx-CLPesticides2
Signal #1 Info : 30m X 0.32mm X 0. Signal #2 Info : 30m X 0.32mm X 0.25um

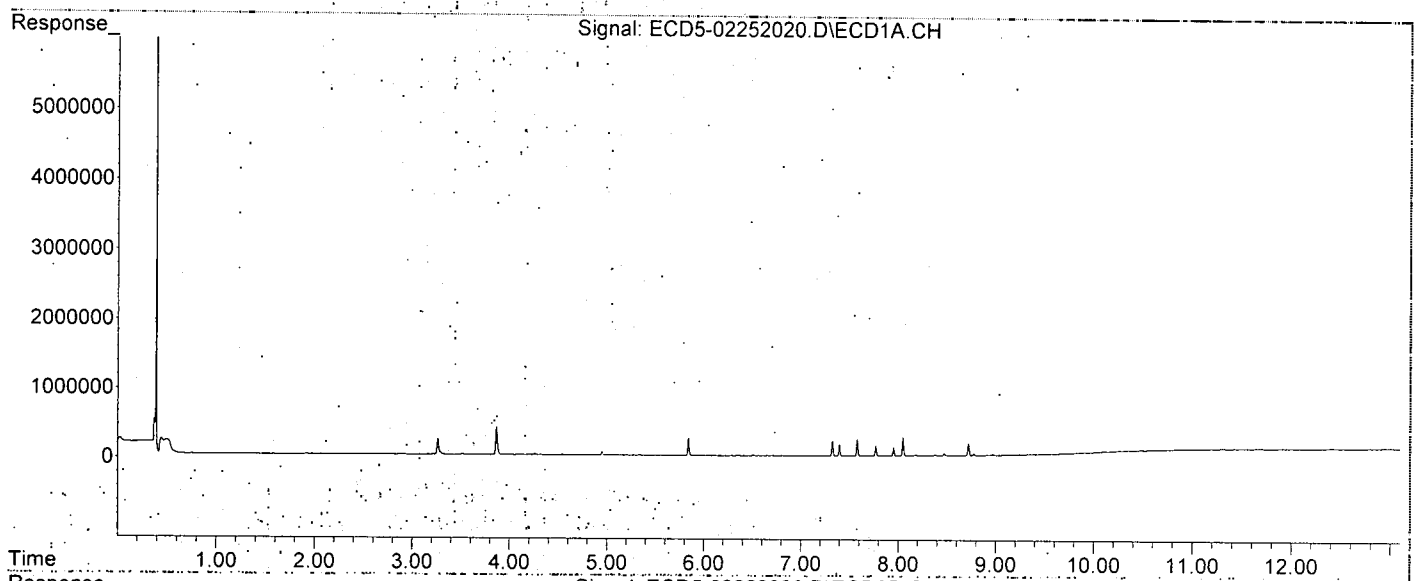

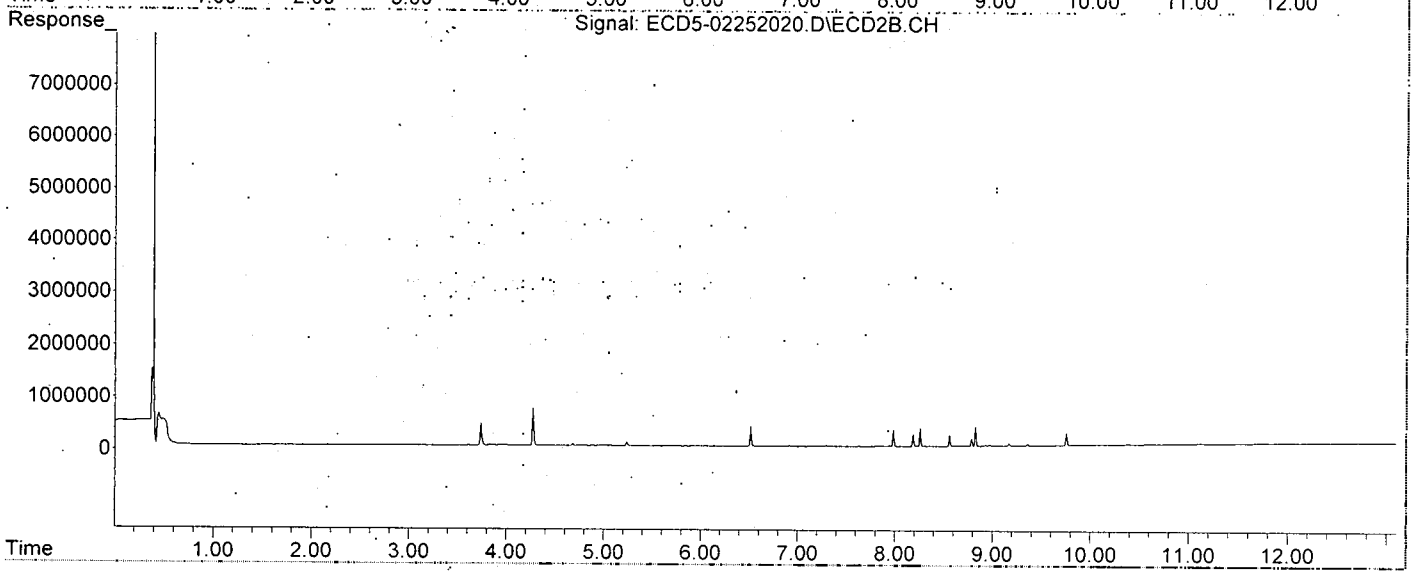

Quantitation Report (Not Reviewed)

Data Path : C:\msdchem\1\data\2020-02\0B25043\REQUANT\
Data File : ECD5-02252021.D
Signal(s) : Signal #1: ECD1A.CH Signal #2: ECD2B.CH
Acq On : 25 Feb 2020 18:05
Operator : MJB
Sample : 0B25043-CALC
Misc : A19K264, 9-42 2 ppb
ALS Vial : 17 (Sig #1); 0 (Sig #2) Sample Multiplier: 1

Integration File signal 1: PEST1.e
Integration File signal 2: PEST2.e
Quant Time: Feb 26 15:50:28 2020
Quant Method : C:\msdchem\1\methods\ECD5_QUANTPEST_200225.M
Quant Title : Instrument: DualECD5
QLast Update : Wed Feb 26 15:13:42 2020
Response via : Initial Calibration
Integrator: ChemStation 6890 Scale Mode: Small noise peaks clipped

MB 2/26/20

Volume Inj. : 2uL
Signal #1 Phase : Rtx-CLPesticides Signal #2 Phase: Rtx-CLPesticides2
Signal #1 Info : 30m X 0.32mm X 0. Signal #2 Info : 30m X 0.32mm X 0.25um

	Compound	RT#1	RT#2	Resp#1	Resp#2	ng/mL	ng/mL
	System Monitoring Compounds						
1)	S TCMX (S)	0.000	6.050	0	12575	N.D.	0.037 #
22)	S DCBP (S)	9.660	10.633	9374	2920	BelowCal	0.015
	Target Compounds						
2)	a-BHC	0.000	0.000	0	0	N.D.	N.D.
3)	g-BHC	0.000	0.000	0	0	N.D.	N.D.
4)	b-BHC	6.343	0.000	9104	0	13405.814	N.D. #
5)	Heptachlor	0.000	0.000	0	0	N.D.	N.D.
6)	d-BHC	6.507	7.293	12929	17413	0.051	BelowCal #
7)	Aldrin	0.000	7.628	0	6457	N.D.	0.017 #
8)	Heptachlo...	7.396	0.000	308973	0	1.373	N.D. #
9)	trans-Chl...	7.490	8.187	5758	450716	0.025	1.275 #
10)	cis-Chlor...	7.579	0.000	451765	0	2.044	N.D. #
11)	Endosulfa...	0.000	0.000	0	0	N.D.	N.D.
12)	4,4'-DDE	0.000	0.000	0	0	N.D.	N.D.
13)	Dieldrin	7.859	8.561	4695	402947	0.020	1.163 #
14)	Endrin	8.050f	8.787	494941	322849	2.986	1.442 #
15)	4,4'-DDD	8.050	8.827	494941	704365	2.656	2.668
16)	Endosulfa...	8.183	8.933	11867	15681	BelowCal	BelowCal
17)	4,4'-DDT	8.235f	0.000	1932	0	0.005	N.D. #
18)	Endrin Al...	8.473	9.170	27086	36156	BelowCal	BelowCal
19)	Endosulfa...	8.775	9.360	23762	32503	BelowCal	BelowCal
20)	Methoxychlor	8.602	9.539	875	2704	BelowCal	BelowCal
21)	Endrin Ke...	8.969	9.757	15092	427844	BelowCal	1.526
23)	Hexachlor...	3.261	3.735	456305	860733	2.054	1.978
24)	Hexachlor...	5.840	6.515	454930	716095	2.022	1.959
25)	Oxychlordane	7.323	7.985	404098	596146	2.018	1.940
26)	2,4'-DDE	7.396	8.187	308973	450716	2.026	1.915
27)	trans-Non...	7.579	8.260	451765	659379	2.017	1.938
28)	2,4'-DDD	7.769	8.561	278841	402947	2.035	1.929

Quantitation Report (Not Reviewed)

Data Path : C:\msdchem\1\data\2020-02\0B25043\REQUANT\
Data File : ECD5-02252021.D
Signal(s) : Signal #1: ECD1A.CH Signal #2: ECD2B.CH
Acq On : 25 Feb 2020 18:05
Operator : MJB
Sample : 0B25043-CALC
Misc : A19K264, 9-42 2 ppb
ALS Vial : 17 (Sig #1); 0 (Sig #2) Sample Multiplier: 1

Integration File signal 1: PEST1.e
Integration File signal 2: PEST2.e
Quant Time: Feb 26 15:50:28 2020
Quant Method : C:\msdchem\1\methods\ECD5_QUANTPEST_200225.M
Quant Title : Instrument: DualECD5
QLast Update : Wed Feb 26 15:13:42 2020
Response via : Initial Calibration
Integrator: ChemStation 6890 Scale Mode: Small noise peaks clipped

Volume Inj. : 2uL
Signal #1 Phase : Rtx-CLPesticides Signal #2 Phase: Rtx-CLPesticides2
Signal #1 Info : 30m X 0.32mm X 0. Signal #2 Info : 30m X 0.32mm X 0.25um

	Compound	RT#1	RT#2	Resp#1	Resp#2	ng/mL	ng/mL
29)	2,4'-DDT	7.952	8.787	247235	322849	1.912	1.969
30)	cis-Nonac...	8.050	8.827	494941	704365	1.977	1.876
31)	Mirex	8.720	9.757	331292	427844	2.123	2.082
32)	Chlordane...	7.490	8.187	5758	450716	0.232	10.620 #
33)	Chlordane...	7.579	0.000	451765	0	16.405	N.D. #
34)	Chlordane...	0.000	8.970	0	26889	N.D.	2.497 #
35)	Chlordane...	3.743	3.735	3622	860733	NoCal	NoCal
36)	Toxaphene...	7.579	8.561f	451765	402947	426.024	142.506 #
37)	Toxaphene...	7.859	8.912f	4695	10222	2.384	2.946
38)	Toxaphene...	8.183	8.912	11867	10222	2.953	1.780 #
39)	Toxaphene...	8.376f	8.970	17053	26889	4.364	2.908 #
40)	Toxaphene...	8.602f	9.170	875	36156	0.290	7.128 #
41)	Toxaphene...	8.720	9.539	331292	2704	84.005	0.506 #
42)	Toxaphene...	3.743	3.735	3622	860733	NoCal	NoCal

(f)=RT Delta > 1/2 Window (#)=Amounts differ by > 25% (m)=manual int.

Quantitation Report (Not Reviewed)

Data Path : C:\msdchem\1\data\2020-02\0B25043\REQUANT\
Data File : ECD5-02252021.D
Signal(s) : Signal #1: ECD1A.CH Signal #2: ECD2B.CH
Acq On : 25 Feb 2020 18:05
Operator : MJB
Sample : 0B25043-CALC
Misc : A19K264, 9-42 2 ppb
ALS Vial : 17 (Sig #1); 0 (Sig #2) Sample Multiplier: 1

Integration File signal 1: PEST1.e
Integration File signal 2: PEST2.e
Quant Time: Feb 26 15:50:28 2020
Quant Method : C:\msdchem\1\methods\ECD5_QUANTPEST_200225.M
Quant Title : Instrument: DualECD5
QLast Update : Wed Feb 26 15:13:42 2020
Response via : Initial Calibration
Integrator: ChemStation 6890 Scale Mode: Small noise peaks clipped

Volume Inj. : 2uL
Signal #1 Phase : Rtx-CLPesticides Signal #2 Phase: Rtx-CLPesticides2
Signal #1 Info : 30m X 0.32mm X 0. Signal #2 Info : 30m X 0.32mm X 0.25um

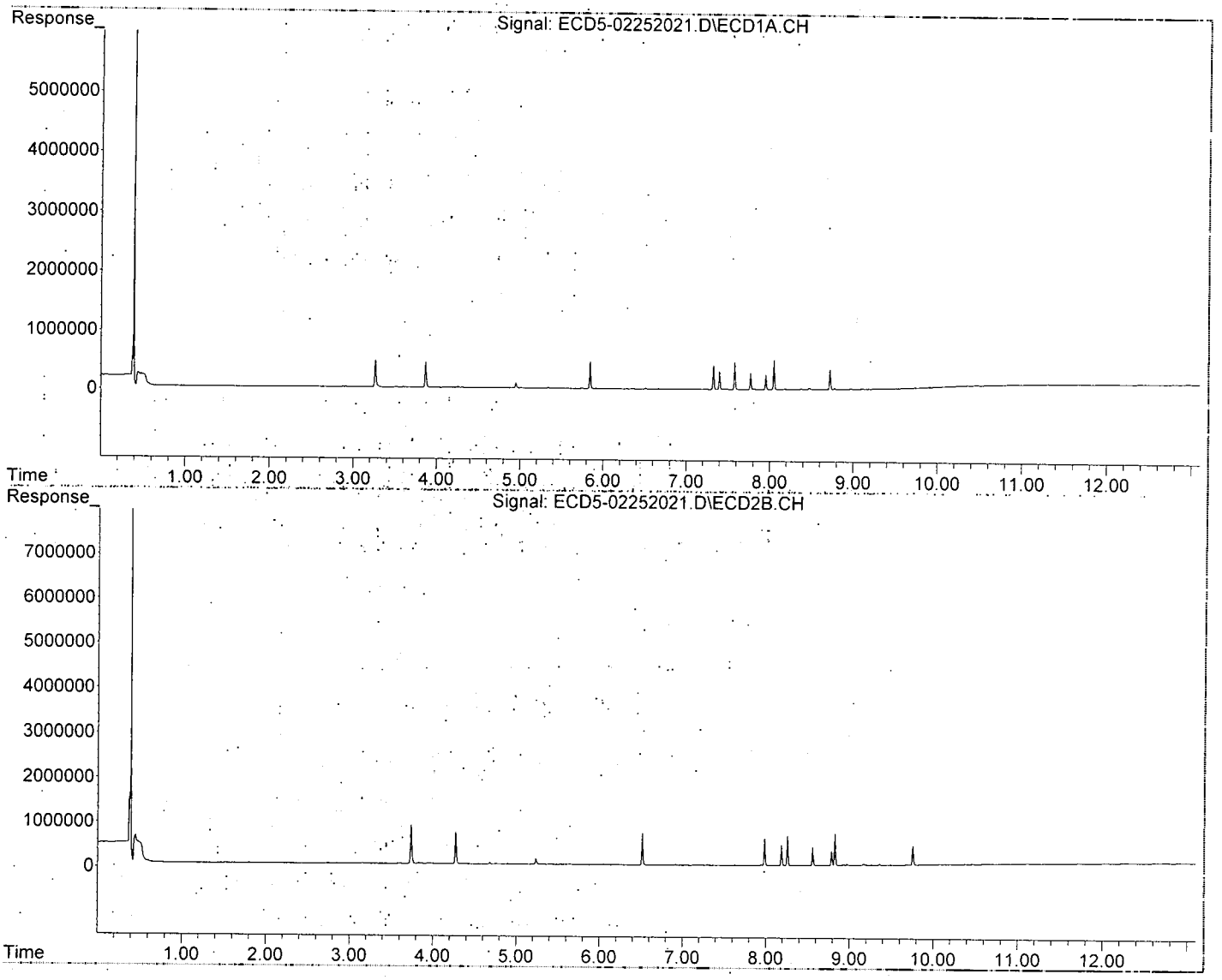

Quantitation Report (Not Reviewed)

Data Path : C:\msdchem\1\data\2020-02\0B25043\REQUANT\
Data File : ECD5-02252022.D
Signal(s) : Signal #1: ECD1A.CH Signal #2: ECD2B.CH
Acq On : 25 Feb 2020 18:22
Operator : MJB
Sample : 0B25043-CALD
Misc : A19K265, 9-42 5 ppb
ALS Vial : 18 (Sig #1); 0 (Sig #2) Sample Multiplier: 1

Integration File signal 1: PEST1.e
Integration File signal 2: PEST2.e
Quant Time: Feb 26 15:50:40 2020
Quant Method : C:\msdchem\1\methods\ECD5_QUANTPEST_200225.M
Quant Title : Instrument: DualECD5
QLast Update : Wed Feb 26 15:13:42 2020
Response via : Initial Calibration
Integrator: ChemStation 6890 Scale Mode: Small noise peaks clipped

MJB
2/26/20

Volume Inj. : 2uL
Signal #1 Phase : Rtx-CLPesticides Signal #2 Phase: Rtx-CLPesticides2
Signal #1 Info : 30m X 0.32mm X 0. Signal #2 Info : 30m X 0.32mm X 0.25um

	Compound	RT#1	RT#2	Resp#1	Resp#2	ng/mL	ng/mL
	System Monitoring Compounds						
1)	S TCMX (S)	5.497f	6.051	11129	9006	0.052	0.026 #
22)	S DCBP (S)	9.661	0.000	11298	0	BelowCal	N.D.
	Target Compounds						
2)	a-BHC	5.994	0.000	4111	0	0.014	N.D. #
3)	g-BHC	0.000	0.000	0	0	N.D.	N.D.
4)	b-BHC	6.345	7.038	9190	6213	13405.814	BelowCal #
5)	Heptachlor	6.692	0.000	2687	0	0.012	N.D. #
6)	d-BHC	6.508	7.294	11802	16410	0.047	BelowCal #
7)	Aldrin	0.000	7.628	0	14121	N.D.	0.037 #
8)	Heptachlo...	7.396	8.056	784279	8197	3.484	0.024 #
9)	trans-Chl...	7.490	8.187	12789	1172351	0.056	3.317 #
10)	cis-Chlor...	7.579	8.304	1144259	8182	5.178	0.025 #
11)	Endosulfa...	7.647f	0.000	3775	0	0.018	N.D. #
12)	4,4'-DDE	7.647	0.000	3775	0	0.017	N.D. #
13)	Dieldrin	7.860	8.562	6410	1029786	0.028	2.973 #
14)	Endrin	8.050f	8.787	1288124	853816	7.772	3.852 #
15)	4,4'-DDD	8.050	8.827	1288124	1876952	6.913	7.074
16)	Endosulfa...	8.182	8.933	10564	13601	BelowCal	BelowCal
17)	4,4'-DDT	0.000	0.000	0	0	N.D.	N.D.
18)	Endrin Al...	8.473	9.171	23454	32636	BelowCal	BelowCal
19)	Endosulfa...	8.775	9.360	19865	26641	BelowCal	BelowCal
20)	Methoxychlor	0.000	0.000	0	0	N.D.	N.D.
21)	Endrin Ke...	8.970	9.757	13054	1031368	BelowCal	3.940
23)	Hexachlor...	3.261	3.735	1113082	2127786	5.010	4.889
24)	Hexachlor...	5.840	6.516	1134739	1781991	5.043	4.875
25)	Oxychlordane	7.324	7.985	1015651	1516690	5.071	4.936
26)	2,4'-DDE	7.396	8.187	784279	1172351	5.141	4.980
27)	trans-Non...	7.579	8.260	1144259	1676451	5.108	4.927
28)	2,4'-DDD	7.769	8.562	710550	1029786	5.186	4.929

Quantitation Report (Not Reviewed)

Data Path : C:\msdchem\1\data\2020-02\0B25043\REQUANT\
Data File : ECD5-02252022.D
Signal(s) : Signal #1: ECD1A.CH Signal #2: ECD2B.CH
Acq On : 25 Feb 2020 18:22
Operator : MJB
Sample : 0B25043-CALD
Misc : A19K265, 9-42 5 ppb
ALS Vial : 18 (Sig #1); 0 (Sig #2) Sample Multiplier: 1

Integration File signal 1: PEST1.e
Integration File signal 2: PEST2.e
Quant Time: Feb 26 15:50:40 2020
Quant Method : C:\msdchem\1\methods\ECD5_QUANTPEST_200225.M
Quant Title : Instrument: DualECD5
QLast Update : Wed Feb 26 15:13:42 2020
Response via : Initial Calibration
Integrator: ChemStation 6890 Scale Mode: Small noise peaks clipped

Volume Inj. : 2uL
Signal #1 Phase : Rtx-CLPesticides Signal #2 Phase: Rtx-CLPesticides2
Signal #1 Info : 30m X 0.32mm X 0. Signal #2 Info : 30m X 0.32mm X 0.25um

	Compound	RT#1	RT#2	Resp#1	Resp#2	ng/mL	ng/mL
29)	2,4'-DDT	7.952	8.787	643652	853816	4.978	5.113
30)	cis-Nonac...	8.050	8.827	1288124	1876952	5.146	4.998
31)	Mirex	8.720	9.757	781249	1031368	5.310	5.223
32)	Chlordane...	7.490	8.187	12789	1172351	0.515	27.624 #
33)	Chlordane...	7.579	8.304	1144259	8182	41.552	0.233 #
34)	Chlordane...	0.000	8.971	0	25354	N.D.	2.355 #
35)	Chlordane...	3.746	3.735	4394	2127786	NoCal	NoCal
36)	Toxaphene...	7.579	8.562f	1144259	1029786	1079.060	364.194 #
37)	Toxaphene...	7.860	8.913f	6410	10159	3.254	2.928
38)	Toxaphene...	8.182	8.913	10564	10159	2.629	1.769 #
39)	Toxaphene...	8.377f	8.971	15788	25354	4.041	2.742 #
40)	Toxaphene...	0.000	9.171	0	32636	N.D.	6.434 #
41)	Toxaphene...	8.720	0.000	781249	0	198.099	N.D. #
42)	Toxaphene...	3.746	3.735	4394	2127786	NoCal	NoCal

(f)=RT Delta > 1/2 Window (#)=Amounts differ by > 25% (m)=manual int.

Quantitation Report (Not Reviewed)

Data Path : C:\msdchem\1\data\2020-02\0B25043\REQUANT\
Data File : ECD5-02252022.D
Signal(s) : Signal #1: ECD1A.CH Signal #2: ECD2B.CH
Acq On : 25 Feb 2020 18:22
Operator : MJB
Sample : 0B25043-CALD
Misc : A19K265, 9-42 5 ppb
ALS Vial : 18 (Sig #1); 0 (Sig #2) Sample Multiplier: 1

Integration File signal 1: PEST1.e
Integration File signal 2: PEST2.e
Quant Time: Feb 26 15:50:40 2020
Quant Method : C:\msdchem\1\methods\ECD5_QUANTPEST_200225.M
Quant Title : Instrument: DualECD5
QLast Update : Wed Feb 26 15:13:42 2020
Response via : Initial Calibration
Integrator: ChemStation 6890 Scale Mode: Small noise peaks clipped

Volume Inj. : 2uL
Signal #1 Phase : Rtx-CLPesticides Signal #2 Phase: Rtx-CLPesticides2
Signal #1 Info : 30m X 0.32mm X 0. Signal #2 Info : 30m X 0.32mm X 0.25um

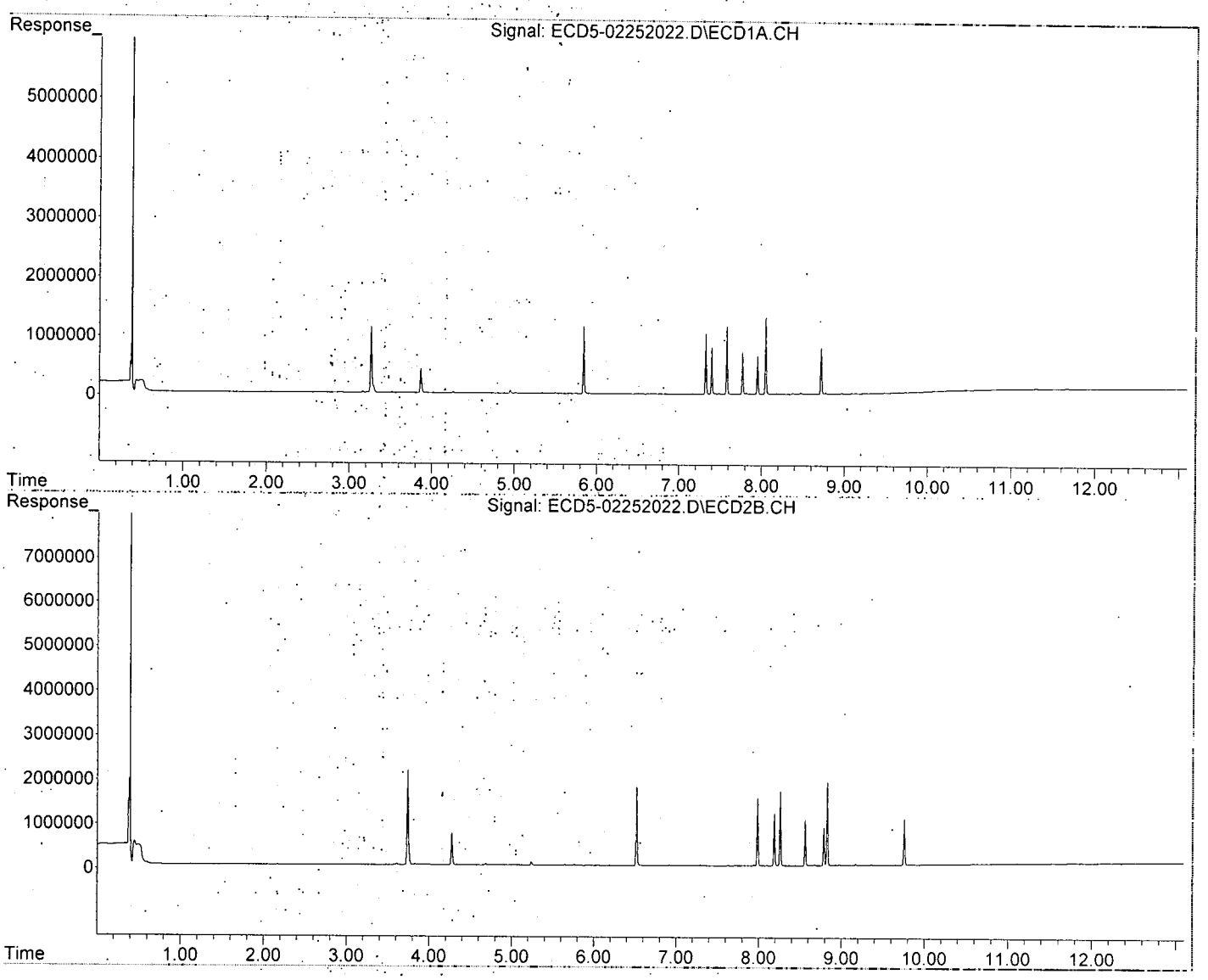

Quantitation Report (Not Reviewed)

Data Path : C:\msdchem\1\data\2020-02\0B25043\REQUANT\
Data File : ECD5-02252023.D
Signal(s) : Signal #1: ECD1A.CH Signal #2: ECD2B.CH
Acq On : 25 Feb 2020 18:39
Operator : MJB
Sample : 0B25043-CALE
Misc : A19K266, 9-42 10 ppb
ALS Vial : 19 (Sig #1), 0 (Sig #2) Sample Multiplier: 1

Integration File signal 1: PEST1.e
Integration File signal 2: PEST2.e
Quant Time: Feb 26 15:50:50 2020
Quant Method : C:\msdchem\1\methods\ECD5_QUANTPEST_200225.M
Quant Title : Instrument: DualECD5
QLast Update : Wed Feb 26 15:13:42 2020
Response via : Initial Calibration
Integrator: ChemStation 6890 Scale Mode: Small noise peaks clipped

MB 2/26/20

Volume Inj. : 2uL
Signal #1 Phase : Rtx-CLPesticides Signal #2 Phase: Rtx-CLPesticides2
Signal #1 Info : 30m X 0.32mm X 0. Signal #2 Info : 30m X 0.32mm X 0.25um

	Compound	RT#1	RT#2	Resp#1	Resp#2	ng/mL	ng/mL
	System Monitoring Compounds						
1)	S TCMX (S)	5.431f	6.053	4592	9197	0.021	0.027
22)	S DCBP (S)	9.660	10.631	11480	8282	BelowCal	0.043
	Target Compounds						
2)	a-BHC	5.994	0.000	3974	0	0.014	N.D. #
3)	g-BHC	0.000	0.000	0	0	N.D.	N.D.
4)	b-BHC	6.345	7.037	8722	6045	13405.818	BelowCal #
5)	Heptachlor	6.693	7.350	3671	5857	0.016	0.016
6)	d-BHC	6.508	7.293	10962	14770	0.044	BelowCal #
7)	Aldrin	0.000	0.000	0	0	N.D.	N.D.
8)	Heptachlo...	7.395	8.055	1469851	11301	6.529	0.033 #
9)	trans-Chl...	7.491	8.187	19545	2213415	0.086	6.262 #
10)	cis-Chlor...	7.578	8.302	2133448	12990	9.654	0.039 #
11)	Endosulfa...	7.667	8.363	5584	3808	0.027	0.012 #
12)	4,4'-DDE	7.648	0.000	5563	0	0.025	N.D. #
13)	Dieldrin	7.860	8.561	8885	1931515	0.039	5.576 #
14)	Endrin	8.050f	8.786	2424511	1641641	14.628	7.393 #
15)	4,4'-DDD	8.050	8.827	2424511	3529630	13.012	13.199
16)	Endosulfa...	8.182	8.932	9492	12761	BelowCal	BelowCal
17)	4,4'-DDT	0.000	0.000	0	0	N.D.	N.D.
18)	Endrin Al...	8.473	9.169	18912	26892	BelowCal	BelowCal
19)	Endosulfa...	8.774	9.359	18015	21137	BelowCal	BelowCal
20)	Methoxychlor	0.000	0.000	0	0	N.D.	N.D.
21)	Endrin Ke...	8.969	9.756	10941	1914233	BelowCal	7.442
23)	Hexachlor...	3.260	3.735	2115564	4029851	9.522	9.260
24)	Hexachlor...	5.840	6.515	2108819	3393326	9.372	9.284
25)	Oxychlordane	7.323	7.985	1862537	2780134	9.300	9.048
26)	2,4'-DDE	7.395	8.187	1469851	2213415	9.636	9.403
27)	trans-Non...	7.578	8.259	2133448	3123800	9.525	9.180
28)	2,4'-DDD	7.768	8.561	1279287	1931515	9.337	9.246

Quantitation Report (Not Reviewed)

Data Path : C:\msdchem\1\data\2020-02\0B25043\REQUANT\
Data File : ECD5-02252023.D
Signal(s) : Signal #1: ECD1A.CH Signal #2: ECD2B.CH
Acq On : 25 Feb 2020 18:39
Operator : MJB
Sample : 0B25043-CALE
Misc : A19K266, 9-42 10 ppb
ALS Vial : 19 (Sig #1); 0 (Sig #2) Sample Multiplier: 1

Integration File signal 1: PEST1.e
Integration File signal 2: PEST2.e
Quant Time: Feb 26 15:50:50 2020
Quant Method : C:\msdchem\1\methods\ECD5_QUANTPEST_200225.M
Quant Title : Instrument: DualECD5
QLast Update : Wed Feb 26 15:13:42 2020
Response via : Initial Calibration
Integrator: ChemStation 6890 Scale Mode: Small noise peaks clipped

Volume Inj. : 2uL
Signal #1 Phase : Rtx-CLPesticides Signal #2 Phase: Rtx-CLPesticides2
Signal #1 Info : 30m X 0.32mm X 0. Signal #2 Info : 30m X 0.32mm X 0.25um

	Compound	RT#1	RT#2	Resp#1	Resp#2	ng/mL	ng/mL
29)	2,4'-DDT	7.951	8.786	1188032	1641641	9.187	9.687
30)	cis-Nonac...	8.050	8.827	2424511	3529630	9.686	9.399
31)	Mirex	8.719	9.756	1417093	1914233	9.807	9.785
32)	Chlordane...	7.491	8.187	19545	2213415	0.788	52.155 #
33)	Chlordane...	7.578	8.302	2133448	12990	77.472	0.370 #
34)	Chlordane...	0.000	8.970	0	24868	N.D.	2.310 #
35)	Chlordane...	0.000	3.735	0	4029851	N.D.	NoCal
36)	Toxaphene...	7.578	8.561f	2133448	1931515	2011.887	683.099 #
37)	Toxaphene...	7.860	8.912f	8885	10597	4.511	3.055 #
38)	Toxaphene...	8.182	8.912	9492	10597	2.362	1.846
39)	Toxaphene...	8.378f	8.970	15761	24868	4.034	2.689 #
40)	Toxaphene...	0.000	9.169	0	26892	N.D.	5.302 #
41)	Toxaphene...	8.719	0.000	1417093	0	359.329	N.D. #
42)	Toxaphene...	0.000	3.735	0	4029851	N.D.	NoCal

(f)=RT Delta > 1/2 Window (#)=Amounts differ by > 25% (m)=manual int.

Quantitation Report (Not Reviewed)

Data Path : C:\msdchem\1\data\2020-02\0B25043\REQUANT\
Data File : ECD5-02252023.D
Signal(s) : Signal #1: ECD1A.CH Signal #2: ECD2B.CH
Acq On : 25 Feb 2020 18:39
Operator : MJB
Sample : 0B25043-CALE
Misc : A19K266, 9-42 10 ppb
ALS Vial : 19 (Sig #1), 0 (Sig #2) Sample Multiplier: 1

Integration File signal 1: PEST1.e
Integration File signal 2: PEST2.e
Quant Time: Feb 26 15:50:50 2020
Quant Method : C:\msdchem\1\methods\ECD5_QUANTPEST_200225.M
Quant Title : Instrument: DualECD5
QLast Update : Wed Feb 26 15:13:42 2020
Response via : Initial Calibration
Integrator: ChemStation 6890 Scale Mode: Small noise peaks clipped

Volume Inj. : 2uL
Signal #1 Phase : Rtx-CLPesticides Signal #2 Phase: Rtx-CLPesticides2
Signal #1 Info : 30m X 0.32mm X 0. Signal #2 Info : 30m X 0.32mm X 0.25um

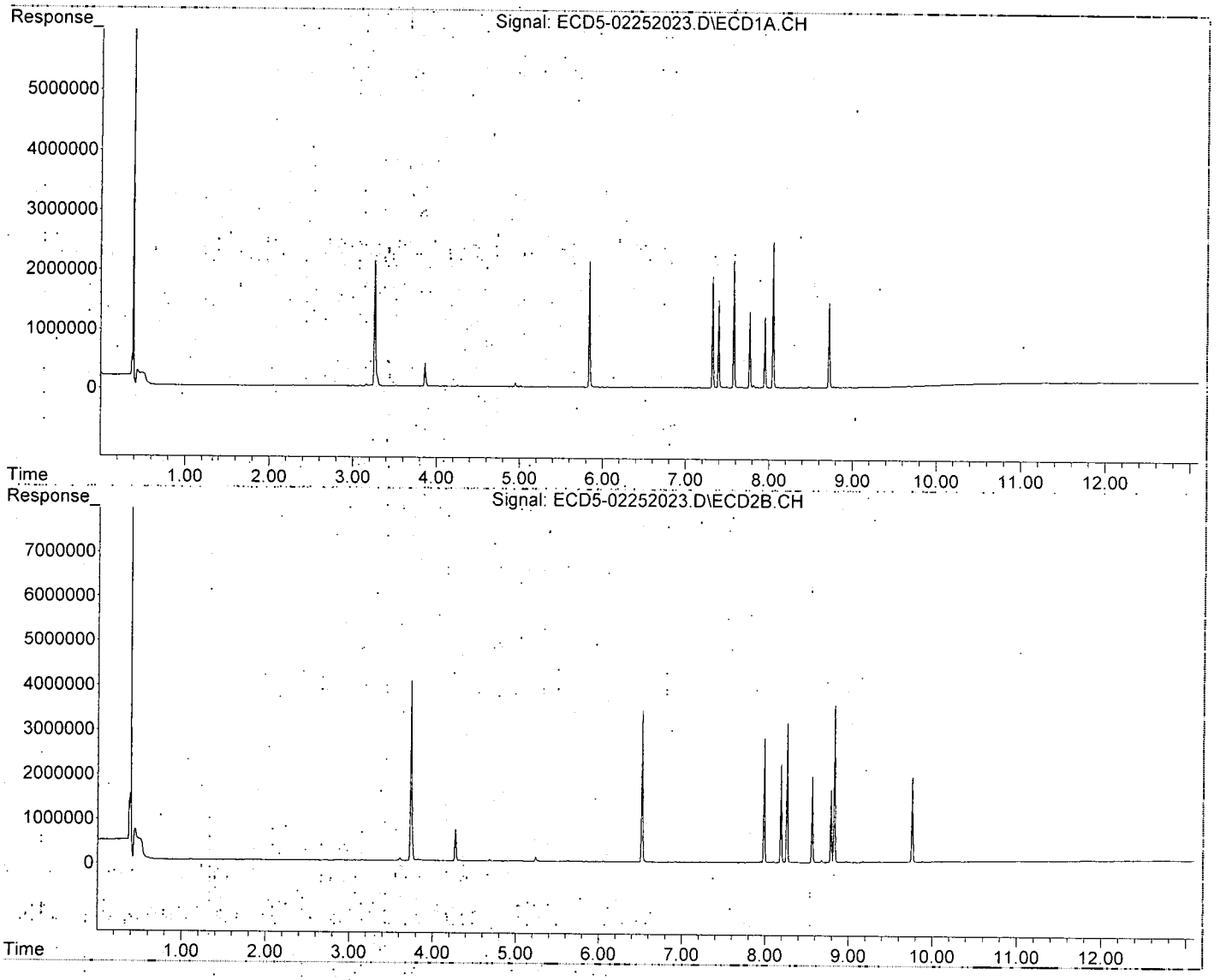

Quantitation Report (Not Reviewed)

Data Path : C:\msdchem\1\data\2020-02\0B25043\REQUANT\
Data File : ECD5-02252024.D
Signal(s) : Signal #1: ECD1A.CH Signal #2: ECD2B.CH
Acq On : 25 Feb 2020 18:56
Operator : MJB
Sample : 0B25043-CALF
Misc : A19J407; 9-42 25 ppb
ALS Vial : 20 (Sig #1); 0 (Sig #2) Sample Multiplier: 1

Integration File signal 1: PEST1.e
Integration File signal 2: PEST2.e
Quant Time: Feb 26 15:51:00 2020
Quant Method : C:\msdchem\1\methods\ECD5_QUANTPEST_200225.M
Quant Title : Instrument: DualECD5
QLast Update : Wed Feb 26 15:13:42 2020
Response via : Initial Calibration
Integrator: ChemStation 6890 Scale Mode: Small noise peaks clipped

MJB 2/26/20

Volume Inj. : 2uL
Signal #1 Phase : Rtx-CLPesticides Signal #2 Phase: Rtx-CLPesticides2
Signal #1 Info : 30m X 0.32mm X 0. Signal #2 Info : 30m X 0.32mm X 0.25um

	Compound	RT#1	RT#2	Resp#1	Resp#2	ng/mL	ng/mL
	System Monitoring Compounds						
1)	S TCMX (S)	5.430f	6.052	11700	12108	0.054	0.035 #
22)	S DCBP (S)	9.660	10.631	25301	20075	BelowCal	0.104
	Target Compounds						
2)	a-BHC	5.991	0.000	5939	0	0.021	N.D. #
3)	g-BHC	6.255f	0.000	4995	0	0.020	N.D. #
4)	b-BHC	6.342	7.037	9978	5694	13405.806	BelowCal #
5)	Heptachlor	6.692	7.350	7112	10897	0.031	0.029
6)	d-BHC	6.507	7.293	8204	10852	0.033	BelowCal #
7)	Aldrin	0.000	0.000	0	0	N.D.	N.D.
8)	Heptachlo...	7.395	8.054	3629037	21417	16.121	0.062 #
9)	trans-Chl...	7.490	8.188	41798	5570315	0.184	15.760 #
10)	cis-Chlor...	7.578	8.302	5130994	28901	23.219	0.087 #
11)	Endosulfa...	0.000	8.364	0	13437	N.D.	0.043 #
12)	4,4'-DDE	0.000	8.381f	0	11841	N.D.	0.068 #
13)	Dieldrin	7.859	8.561	15867	4852223	0.069	14.008 #
14)	Endrin	8.049f	8.787	5977723	4477299	36.066	19.818 #
15)	4,4'-DDD	8.049	8.827	5977723	8823260	32.080	32.188
16)	Endosulfa...	8.181	8.932	9111	13234	BelowCal	BelowCal
17)	4,4'-DDT	0.000	0.000	0	0	N.D.	N.D.
18)	Endrin Al...	8.474	9.170	15087	20276	BelowCal	BelowCal
19)	Endosulfa...	8.774	9.360	19626	15676	BelowCal	BelowCal
20)	Methoxychlor	0.000	9.492f	0	2610	N.D.	BelowCal
21)	Endrin Ke...	8.969	9.756	9253	4725980	BelowCal	18.379
23)	Hexachlor...	3.261	3.736	5372243	10474503	24.179	24.069
24)	Hexachlor...	5.840	6.515	5164469	8445450	22.953	23.106
25)	Oxychlordane	7.323	7.985	4667823	7090383	23.306	23.076
26)	2,4'-DDE	7.395	8.188	3629037	5570315	23.791	23.664
27)	trans-Non...	7.578	8.259	5130994	7939518	22.907	23.332
28)	2,4'-DDD	7.768	8.561	3146355	4852223	22.963	23.226

Data Path : C:\msdchem\1\data\2020-02\0B25043\REQUANT\
Data File : ECD5-02252024.D
Signal(s) : Signal #1: ECD1A.CH Signal #2: ECD2B.CH
Acq On : 25 Feb 2020 18:56
Operator : MJB
Sample : 0B25043-CALF
Misc : A19J407, 9-42 25 ppb
ALS Vial : 20 (Sig #1); 0 (Sig #2) Sample Multiplier: 1

Integration File signal 1: PEST1.e
Integration File signal 2: PEST2.e
Quant Time: Feb 26 15:51:00 2020
Quant Method : C:\msdchem\1\methods\ECD5_QUANTPEST_200225.M
Quant Title : Instrument: DualECD5
QLast Update : Wed Feb 26 15:13:42 2020
Response via : Initial Calibration
Integrator: ChemStation 6890 Scale Mode: Small noise peaks clipped

Volume Inj. : 2uL
Signal #1 Phase : Rtx-CLPesticides Signal #2 Phase: Rtx-CLPesticides2
Signal #1 Info : 30m X 0.32mm X 0. Signal #2 Info : 30m X 0.32mm X 0.25um

	Compound	RT#1	RT#2	Resp#1	Resp#2	ng/mL	ng/mL
29)	2,4'-DDT	7.952	8.787	3118024	4477299	24.113	25.356
30)	cis-Nonac...	8.049	8.827	5977723	8823260	23.881	23.494
31)	Mirex	8.719	9.756	3449936	4725980	24.125	24.061
32)	Chlordane...	7.490	8.188	41798	5570315	1.685	131.254 #
33)	Chlordane...	7.578	8.302	5130994	28901	186.323	0.823 #
34)	Chlordane...	0.000	8.970	0	25058	N.D.	2.327 #
35)	Chlordane...	3.750	3.736	7560	10474503	NoCal	NoCal
36)	Toxaphene...	7.578	8.561f	5130994	4852223	4838.638	1716.036 #
37)	Toxaphene...	7.859	8.912f	15867	14726	8.056	4.245 #
38)	Toxaphene...	8.181	8.912	9111	14726	2.267	2.565
39)	Toxaphene...	8.378f	8.970	15203	25058	3.891	2.710 #
40)	Toxaphene...	0.000	9.170	0	20276	N.D.	3.998 #
41)	Toxaphene...	8.719	0.000	3449936	0	874.792	N.D. #
42)	Toxaphene...	3.750	3.736	7560	10474503	NoCal	NoCal

(f)=RT Delta > 1/2 Window (#)=Amounts differ by > 25% (m)=manual int.

Quantitation Report (Not Reviewed)

Data Path : C:\msdchem\1\data\2020-02\0B25043\REQUANT\
Data File : ECD5-02252024.D
Signal(s) : Signal #1: ECD1A.CH Signal #2: ECD2B.CH
Acq On : 25 Feb 2020 18:56
Operator : MJB
Sample : 0B25043-CALF
Misc : A19J407, 9-42 25 ppb
ALS Vial : 20 (Sig #1); 0 (Sig #2) Sample Multiplier: 1

Integration File signal 1: PEST1.e
Integration File signal 2: PEST2.e
Quant Time: Feb 26 15:51:00 2020
Quant Method : C:\msdchem\1\methods\ECD5_QUANTPEST_200225.M
Quant Title : Instrument: DualECD5
QLast Update : Wed Feb 26 15:13:42 2020
Response via : Initial Calibration
Integrator: ChemStation 6890 Scale Mode: Small noise peaks clipped

Volume Inj. : 2uL
Signal #1 Phase : Rtx-CLPesticides Signal #2 Phase: Rtx-CLPesticides2
Signal #1 Info : 30m X 0.32mm X 0. Signal #2 Info : 30m X 0.32mm X 0.25um

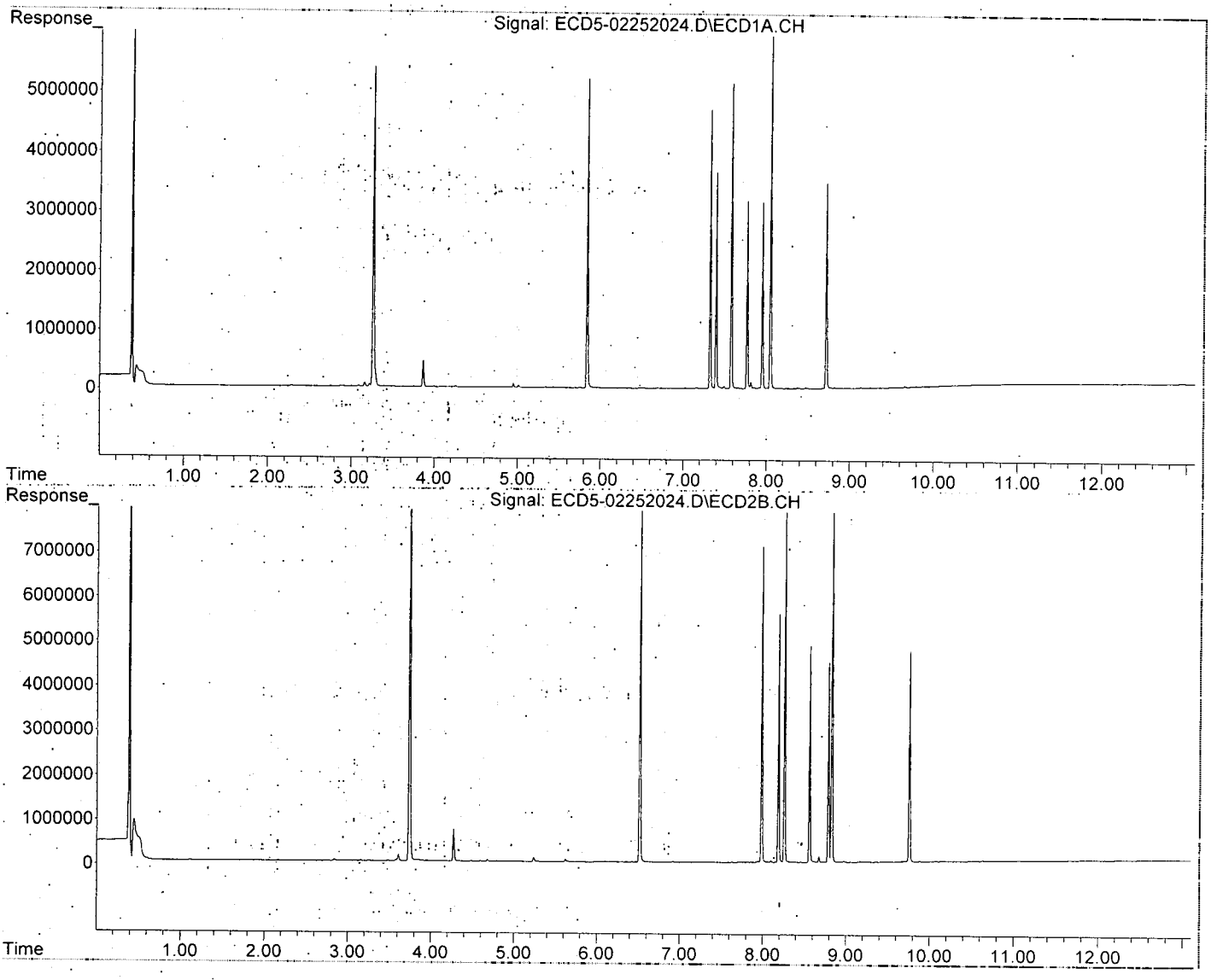

Quantitation Report (Not Reviewed)

Data Path : C:\msdchem\1\data\2020-02\0B25043\REQUANT\
Data File : ECD5-02252025.D
Signal(s) : Signal #1: ECD1A.CH Signal #2: ECD2B.CH
Acq On : 25 Feb 2020 19:13
Operator : MJB
Sample : 0B25043-CALG
Misc : A19J408, 9-42 50 ppb
ALS Vial : 21 (Sig #1), 0 (Sig #2) Sample Multiplier: 1

MJB 2/26/20

Integration File signal 1: PEST1.e
Integration File signal 2: PEST2.e
Quant Time: Feb 26 15:51:08 2020
Quant Method : C:\msdchem\1\methods\ECD5_QUANTPEST_200225.M
Quant Title : Instrument: DualECD5
QLast Update : Wed Feb 26 15:13:42 2020
Response via : Initial Calibration
Integrator: ChemStation 6890 Scale Mode: Small noise peaks clipped

Volume Inj. : 2uL
Signal #1 Phase : Rtx-CLPesticides Signal #2 Phase: Rtx-CLPesticides2
Signal #1 Info : 30m X 0.32mm X 0. Signal #2 Info : 30m X 0.32mm X 0.25um

	Compound	RT#1	RT#2	Resp#1	Resp#2	ng/mL	ng/mL
	System Monitoring Compounds						
1)	S TCMX (S)	5.431f	6.050	20956	8112	0.098	0.024 #
22)	S DCBP (S)	9.660	10.632	39797	35784	0.000	0.185 #
	Target Compounds						
2)	a-BHC	5.992	0.000	5760	0	0.020	N.D. #
3)	g-BHC	6.256f	0.000	7626	0	0.030	N.D. #
4)	b-BHC	6.342	7.036	9757	6138	13405.808	BelowCal #
5)	Heptachlor	6.692	7.350	12037	18569	0.052	0.050
6)	d-BHC	6.507	7.293	6625	9577	0.026	BelowCal #
7)	Aldrin	0.000	0.000	0	0	N.D.	N.D.
8)	Heptachlo...	7.395	8.054	6700631	37801	29.766	0.110 #
9)	trans-Chl...	7.490	8.187	72584	10947466	0.319	30.973 #
10)	cis-Chlor...	7.578	8.301	10012921	52185	45.310	0.157 #
11)	Endosulfa...	7.647f	8.364	18554	25386	0.090	0.082
12)	4,4'-DDE	7.647	8.381f	18554	25404	0.082	0.109 #
13)	Dieldrin	7.859	8.561	27654	9442355	0.120	27.259 #
14)	Endrin	8.050f	8.787	11201104	8983017	67.580	38.635 #
15)	4,4'-DDD	8.050	8.827	11201104	17575775	60.113	61.753
16)	Endosulfa...	8.182	8.933	11543	16490	BelowCal	BelowCal
17)	4,4'-DDT	0.000	0.000	0	0	N.D.	N.D.
18)	Endrin Al...	8.476	9.169	14767	17717	BelowCal	BelowCal
19)	Endosulfa...	0.000	9.360	0	13037	N.D.	BelowCal
20)	Methoxychlor	0.000	0.000	0	0	N.D.	N.D.
21)	Endrin Ke...	8.969	9.756	7281	8959174	BelowCal	34.271
23)	Hexachlor...	3.261	3.736	9990291	19935750	44.964	45.810
24)	Hexachlor...	5.840	6.516	9886431	16599953	43.939	45.415
25)	Oxychlordane	7.323	7.985	8837500	13968909	44.125	45.463
26)	2,4'-DDE	7.395	8.187	6700631	10947466	43.927	46.508
27)	trans-Non...	7.578	8.259	10012921	15596383	44.702	45.833
28)	2,4'-DDD	7.768	8.561	6083122	9442355	44.396	45.198

Quantitation Report (Not Reviewed)

Data Path : C:\msdchem\1\data\2020-02\0B25043\REQUANT\
Data File : ECD5-02252025.D
Signal(s) : Signal #1: ECD1A.CH Signal #2: ECD2B.CH
Acq On : 25 Feb 2020 19:13
Operator : MJB
Sample : 0B25043-CALG
Misc : A19J408, 9-42 50 ppb
ALS Vial : 21 (Sig #1); 0 (Sig #2) Sample Multiplier: 1

Integration File signal 1: PEST1.e
Integration File signal 2: PEST2.e
Quant Time: Feb 26 15:51:08 2020
Quant Method : C:\msdchem\1\methods\ECD5_QUANTPEST_200225.M
Quant Title : Instrument: DualECD5
QLast Update : Wed Feb 26 15:13:42 2020
Response via : Initial Calibration
Integrator: ChemStation 6890 Scale Mode: Small noise peaks clipped

Volume Inj. : 2uL
Signal #1 Phase : Rtx-CLPesticides Signal #2 Phase: Rtx-CLPesticides2
Signal #1 Info : 30m X 0.32mm X 0. Signal #2 Info : 30m X 0.32mm X 0.25um

	Compound	RT#1	RT#2	Resp#1	Resp#2	ng/mL	ng/mL
29)	2,4'-DDT	7.951	8.787	6102858	8983017	47.195	48.157
30)	cis-Nonac...	8.050	8.827	11201104	17575775	44.748	46.800
31)	Mirex	8.720	9.756	6526642	8959174	45.629	44.879
32)	Chlordane...	7.490	8.187	72584	10947466	2.925	257.957 #
33)	Chlordane...	7.578	8.301	10012921	52185	363.601	1.486 #
34)	Chlordane...	0.000	8.971	0	25944	N.D.	2.410 #
35)	Chlordane...	3.750	3.736	10110	19935750	NoCal	NoCal
36)	Toxaphene...	7.578	8.561f	10012921	9442355	9442.400	3339.381 #
37)	Toxaphene...	7.859	0.000	27654	0	14.041	N.D. #
38)	Toxaphene...	8.182	8.933	11543	16490	2.872	2.872
39)	Toxaphene...	8.378f	8.971	14795	25944	3.787	2.805 #
40)	Toxaphene...	0.000	9.169	0	17717	N.D.	3.493 #
41)	Toxaphene...	8.720	0.000	6526642	0	1654.944	N.D. #
42)	Toxaphene...	3.750	3.736	10110	19935750	NoCal	NoCal

(f)=RT Delta > 1/2 Window (#)=Amounts differ by > 25% (m)=manual int.

Quantitation Report (Not Reviewed)

Data Path : C:\msdchem\1\data\2020-02\0B25043\REQUANT\
Data File : ECD5-02252025.D
Signal(s) : Signal #1: ECD1A.CH Signal #2: ECD2B.CH
Acq On : 25 Feb 2020 19:13
Operator : MJB
Sample : 0B25043-CALG
Misc : A19J408, 9-42 50 ppb
ALS Vial : 21 (Sig #1), 0 (Sig #2) Sample Multiplier: 1

Integration File signal 1: PEST1.e
Integration File signal 2: PEST2.e
Quant Time: Feb 26 15:51:08 2020
Quant Method : C:\msdchem\1\methods\ECD5_QUANTPEST_200225.M
Quant Title : Instrument: DualECD5
QLast Update : Wed Feb 26 15:13:42 2020
Response via : Initial Calibration
Integrator: ChemStation 6890 Scale Mode: Small noise peaks clipped

Volume Inj. : 2uL
Signal #1 Phase : Rtx-CLPesticides Signal #2 Phase: Rtx-CLPesticides2
Signal #1 Info : 30m X 0.32mm X 0. Signal #2 Info : 30m X 0.32mm X 0.25um

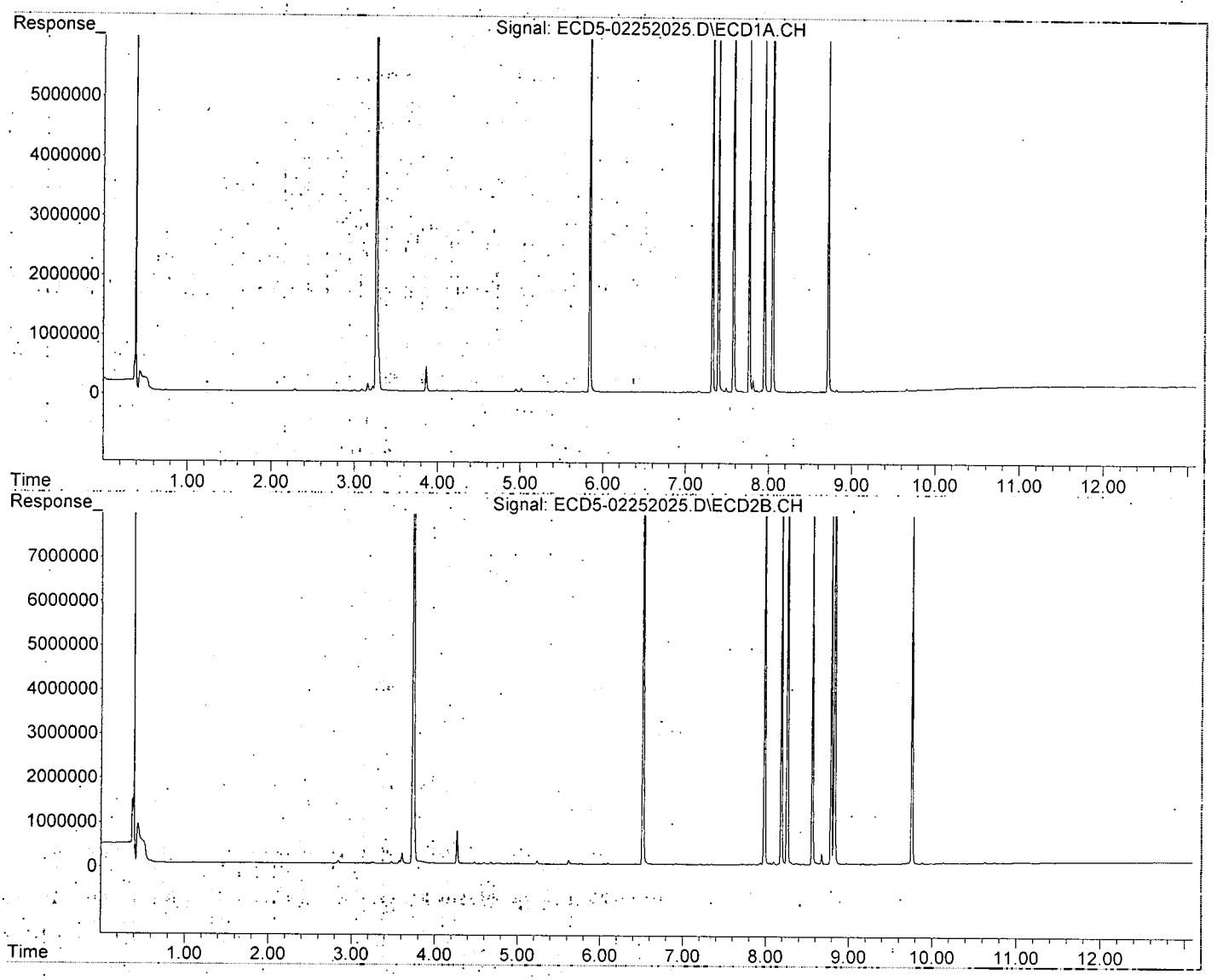

Quantitation Report (Not Reviewed)

Data Path : C:\msdchem\1\data\2020-02\0B25043\REQUANT\
Data File : ECD5-02252026.D
Signal(s) : Signal #1: ECD1A.CH Signal #2: ECD2B.CH
Acq On : 25 Feb 2020 19:30
Operator : MJB
Sample : 0B25043-CALH
Misc : A19J409, 9-42 100 ppb
ALS Vial : 22 (Sig #1), 0 (Sig #2) Sample Multiplier: 1

Integration File signal 1: PEST1.e
Integration File signal 2: PEST2.e
Quant Time: Feb 26 15:51:19 2020
Quant Method : C:\msdchem\1\methods\ECD5_QUANTPEST_200225.M
Quant Title : Instrument: DualECD5
QLast Update : Wed Feb 26 15:13:42 2020
Response via : Initial Calibration
Integrator: ChemStation 6890 Scale Mode: Small noise peaks clipped

MJB 2/26/20

Volume Inj. : 2uL
Signal #1 Phase : Rtx-CLPesticides Signal #2 Phase: Rtx-CLPesticides2
Signal #1 Info : 30m X 0.32mm X 0. Signal #2 Info : 30m X 0.32mm X 0.25um

	Compound	RT#1	RT#2	Resp#1	Resp#2	ng/mL	ng/mL
	System Monitoring Compounds						
1)	S TCMX (S)	5.430f	6.049	42213	14410	0.196	0.042 #
22)	S DCBP (S)	9.659	10.631	75170	74519	0.226	0.384 #
	Target Compounds						
2)	a-BHC	5.992	0.000	8874	0	0.031	N.D. #
3)	g-BHC	6.256f	0.000	11391	0	0.045	N.D. #
4)	b-BHC	6.340	7.036	11232	10157	13405.794	BelowCal #
5)	Heptachlor	6.692	7.350	22663	34823	0.097	0.094
6)	d-BHC	6.507	7.294	7554	11328	0.030	BelowCal #
7)	Aldrin	6.974f	7.628	12473	8167	0.052	0.022 #
8)	Heptachlo...	7.394	8.054	15104320	76584	67.097	0.222 #
9)	trans-Chl...	7.489	8.187	150432	25045392	0.661	70.859 #
10)	cis-Chlor...	7.577	8.302	22677932	95980	102.621	0.288 #
11)	Endosulfa...	7.664f	8.363	32401	41322	0.157	0.133
12)	4,4'-DDE	7.647	8.380f	32205	40566	0.143	0.154
13)	Dieldrin	7.858	8.561	54565	22001853	0.237	63.518 #
14)	Endrin	8.013	8.787	36679	22793757	0.221	90.768 #
15)	4,4'-DDD	8.049	8.827	25852009	41681458	138.739	134.289
16)	Endosulfa...	8.180	8.932	21334	26879	BelowCal	BelowCal
17)	4,4'-DDT	8.265	9.052	10340	8551	0.065	0.130 #
18)	Endrin Al...	8.477	9.169	18601	19436	BelowCal	BelowCal
19)	Endosulfa...	0.000	9.360	0	13812	N.D.	BelowCal
20)	Methoxychlor	0.000	0.000	0	0	N.D.	N.D.
21)	Endrin Ke...	8.968	9.756	9460	21589971	BelowCal	78.268
23)	Hexachlor...	3.261	3.736	23135918	47129729	104.129	108.299
24)	Hexachlor...	5.840	6.516	22470076	38212346	99.866	104.544
25)	Oxychlordane	7.322	7.985	19750075	33092536	98.611	107.703
26)	2,4'-DDE	7.394	8.187	15104320	25045392	99.019	106.400
27)	trans-Non...	7.577	8.259	22677932	36910070	101.244	108.468
28)	2,4'-DDD	7.767	8.561	13756435	22001853	100.398	105.317

Quantitation Report (Not Reviewed)

Data Path : C:\msdchem\1\data\2020-02\0B25043\REQUANT\
Data File : ECD5-02252026.D
Signal(s) : Signal #1: ECD1A.CH Signal #2: ECD2B.CH
Acq On : 25 Feb 2020 19:30
Operator : MJB
Sample : 0B25043-CALH
Misc : A19J409, 9-42 100 ppb
ALS Vial : 22 (Sig #1); 0 (Sig #2) Sample Multiplier: 1

Integration File signal 1: PEST1.e
Integration File signal 2: PEST2.e
Quant Time: Feb 26 15:51:19 2020
Quant Method : C:\msdchem\1\methods\ECD5_QUANTPEST_200225.M
Quant Title : Instrument: DualECD5
QLast Update : Wed Feb 26 15:13:42 2020
Response via : Initial Calibration
Integrator: ChemStation 6890 Scale Mode: Small noise peaks clipped

Volume Inj. : 2uL
Signal #1 Phase : Rtx-CLPesticides Signal #2 Phase: Rtx-CLPesticides2
Signal #1 Info : 30m X 0.32mm X 0. Signal #2 Info : 30m X 0.32mm X 0.25um

	Compound	RT#1	RT#2	Resp#1	Resp#2	ng/mL	ng/mL
29)	2,4'-DDT	7.950	8.787	14712939	22793757	113.780	107.407
30)	cis-Nonac...	8.049	8.827	25852009	41681458	103.278	110.988
31)	Mirex	8.718	9.756	14378442	21589971	99.629	102.900
32)	Chlordane...	7.489	8.187	150432	25045392	6.063	590.148 #
33)	Chlordane...	7.577	8.302	22677932	95980	823.509	2.733 #
34)	Chlordane...	0.000	8.970	0	26649	N.D.	2.475 #
35)	Chlordane...	3.750	3.736	18379	47129729	NoCal	NoCal
36)	Toxaphene...	7.577	8.561f	22677932	22001853	21385.776	7781.171 #
37)	Toxaphene...	7.858	0.000	54565	0	27.704	N.D. #
38)	Toxaphene...	8.180	8.932	21334	26879	5.308	4.681
39)	Toxaphene...	8.378f	8.970	16075	26649	4.114	2.882 #
40)	Toxaphene...	0.000	9.169	0	19436	N.D.	3.832 #
41)	Toxaphene...	8.718	0.000	14378442	0	3645.906	N.D. #
42)	Toxaphene...	3.750	3.736	18379	47129729	NoCal	NoCal

(f)=RT Delta > 1/2 Window (#)=Amounts differ by > 25% (m)=manual int.

Quantitation Report (Not Reviewed)

Data Path : C:\msdchem\1\data\2020-02\0B25043\REQUANT\
Data File : ECD5-02252026.D
Signal(s) : Signal #1: ECD1A.CH Signal #2: ECD2B.CH
Acq On : 25 Feb 2020 19:30
Operator : MJB
Sample : 0B25043-CALH
Misc : A19J409, 9-42 100 ppb
ALS Vial : 22 (Sig #1); 0 (Sig #2) Sample Multiplier: 1

Integration File signal 1: PEST1.e
Integration File signal 2: PEST2.e
Quant Time: Feb 26 15:51:19 2020
Quant Method : C:\msdchem\1\methods\ECD5_QUANTPEST_200225.M
Quant Title : Instrument: DualECD5
QLast Update : Wed Feb 26 15:13:42 2020
Response via : Initial Calibration
Integrator: ChemStation 6890 Scale Mode: Small noise peaks clipped

Volume Inj. : 2uL
Signal #1 Phase : Rtx-CLPesticides Signal #2 Phase: Rtx-CLPesticides2
Signal #1 Info : 30m X 0.32mm X 0. Signal #2 Info : 30m X 0.32mm X 0.25um

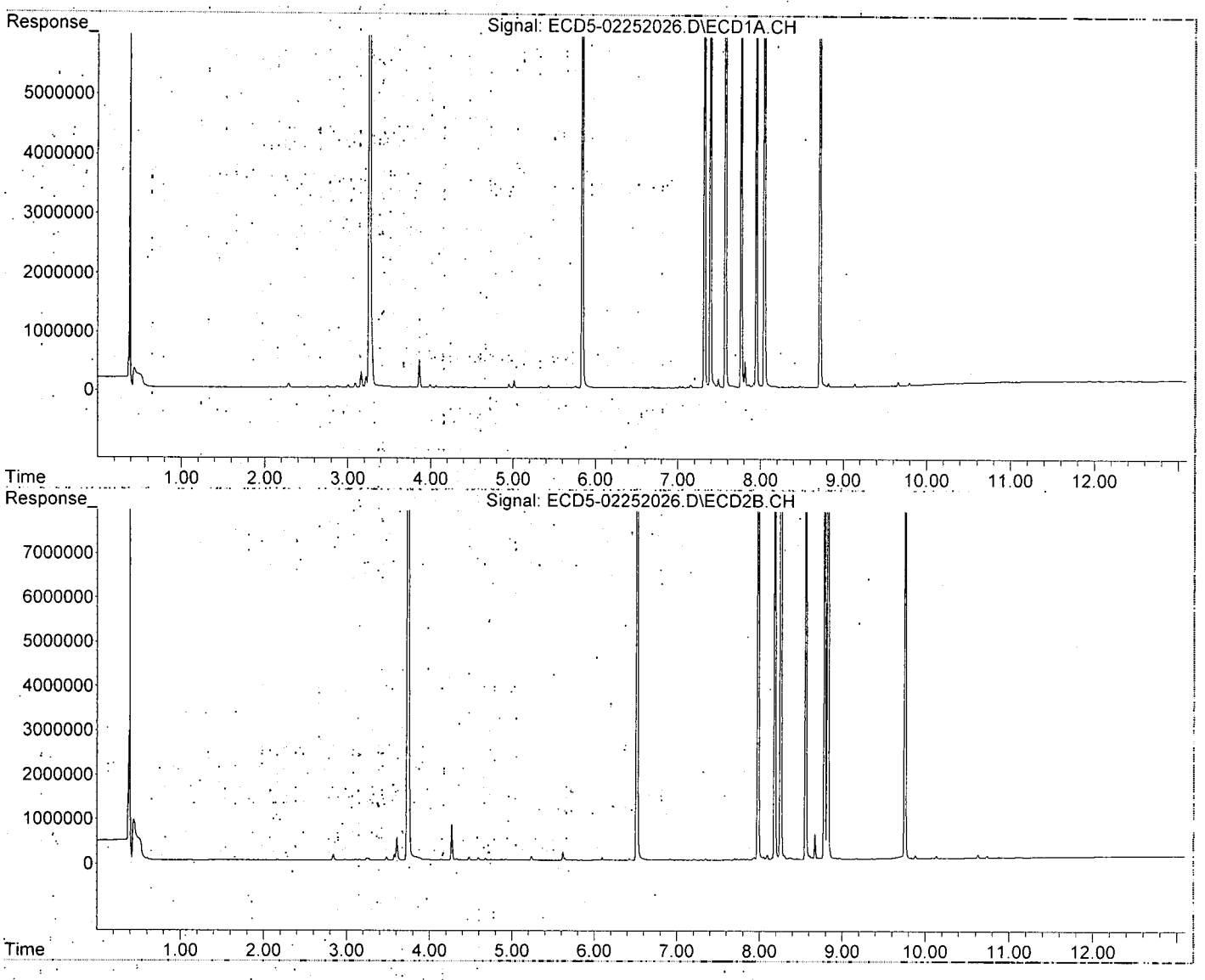

Quantitation Report (Not Reviewed)

Data Path : C:\msdchem\1\data\2020-02\0B25043\REQUANT\
Data File : ECD5-02252027.D
Signal(s) : Signal #1: ECD1A.CH Signal #2: ECD2B.CH
Acq On : 25 Feb 2020 19:47
Operator : MJB
Sample : 0B25043-CALI
Misc : A19K262, 9-42 200 ppb
ALS Vial : 23 (Sig #1), 0 (Sig #2) Sample Multiplier: 1

Integration File signal 1: PEST1.e
Integration File signal 2: PEST2.e
Quant Time: Feb 26 15:51:28 2020
Quant Method : C:\msdchem\1\methods\ECD5_QUANTPEST_200225.M
Quant Title : Instrument: DualECD5
QLast Update : Wed Feb 26 15:13:42 2020
Response via : Initial Calibration
Integrator: ChemStation 6890 Scale Mode: Small noise peaks clipped

MJB 2/26/20

Volume Inj. : 2uL
Signal #1 Phase : Rtx-CLPesticides Signal #2 Phase: Rtx-CLPesticides2
Signal #1 Info : 30m X 0.32mm X 0. Signal #2 Info : 30m X 0.32mm X 0.25um

	Compound	RT#1	RT#2	Resp#1	Resp#2	ng/mL	ng/mL
	System Monitoring Compounds						
1)	S TCMX (S)	5.431f	6.051	79028	13205	0.368	0.038 #
22)	S DCBP (S)	9.659	10.631	138602	142511	0.631	0.735
	Target Compounds						
2)	a-BHC	0.000	6.653	0	18705	N.D.	0.065 #
3)	g-BHC	6.256f	7.011f	19988	6684	0.079	0.016 #
4)	b-BHC	6.356	7.036	14904	19657	13405.760	BelowCal #
5)	Heptachlor	6.691	7.349	44742	65987	0.192	0.177
6)	d-BHC	6.506	7.293	11178	16957	0.044	BelowCal #
7)	Aldrin	6.933	7.611	3069	7838	0.013	0.021 #
8)	Heptachlo...	7.395	8.054	31136923	136943	138.317	0.397 #
9)	trans-Chl...	7.489	8.188	286282	53538270	1.258	151.471 #
10)	cis-Chlor...	7.578	8.302	45537534	164476	206.064	0.493 #
11)	Endosulfa...	7.665f	8.363	53885	71760	0.262	0.231
12)	4,4'-DDE	7.648	8.380f	51726	77620	0.229	0.265
13)	Dieldrin	7.858	8.562	97976	46768267	0.425	135.017 #
14)	Endrin	8.013	8.788	65227	48925010	0.394	174.107 #
15)	4,4'-DDD	8.049	8.829	51137593	88266437	274.438	250.881
16)	Endosulfa...	8.180	8.932	34951	46036	BelowCal	BelowCal
17)	4,4'-DDT	8.266	9.052	21530	18139	0.145	0.183 #
18)	Endrin Al...	8.479	9.170	26528	20364	BelowCal	BelowCal
19)	Endosulfa...	0.000	9.360	0	15103	N.D.	BelowCal
20)	Methoxychlor	0.000	0.000	0	0	N.D.	N.D.
21)	Endrin Ke...	8.968	9.757	12084	46031145	BelowCal	152.765
23)	Hexachlor...	3.262	3.738	44880919	99830182	201.998	229.398
24)	Hexachlor...	5.841	6.517	45050237	79747299	200.222	218.179
25)	Oxychlordane	7.323	7.986	40282611	70119555	201.130	228.211
26)	2,4'-DDE	7.395	8.188	31136923	53538270	204.124	227.446
27)	trans-Non...	7.578	8.260	45537534	78361174	203.299	230.282
28)	2,4'-DDD	7.768	8.562	27847592	46768267	203.239	223.868

Quantitation Report (Not Reviewed)

Data Path : C:\msdchem\1\data\2020-02\0B25043\REQUANT\
Data File : ECD5-02252027.D
Signal(s) : Signal #1: ECD1A.CH Signal #2: ECD2B.CH
Acq On : 25 Feb 2020 19:47
Operator : MJB
Sample : 0B25043-CALI
Misc : A19K262, 9-42 200 ppb
ALS Vial : 23 (Sig #1); 0 (Sig #2) Sample Multiplier: 1

Integration File signal 1: PEST1.e
Integration File signal 2: PEST2.e
Quant Time: Feb 26 15:51:28 2020
Quant Method : C:\msdchem\1\methods\ECD5_QUANTPEST_200225.M
Quant Title : Instrument: DualECD5
QLast Update : Wed Feb 26 15:13:42 2020
Response via : Initial Calibration
Integrator: ChemStation 6890 Scale Mode: Small noise peaks clipped

Volume Inj. : 2uL
Signal #1 Phase : Rtx-CLPesticides Signal #2 Phase: Rtx-CLPesticides2
Signal #1 Info : 30m X 0.32mm X 0. Signal #2 Info : 30m X 0.32mm X 0.25um

	Compound	RT#1	RT#2	Resp#1	Resp#2	ng/mL	ng/mL
29)	2,4'-DDT	7.951	8.788	29910856	48925010	231.310	195.454
30)	cis-Nonac...	8.049	8.829	51137593	88266437	204.293	235.032
31)	Mirex	8.719	9.757	30221229	46031145	205.034	202.132
32)	Chlordane...	7.489	8.188	286282	53538270	11.538	1261.530 #
33)	Chlordane...	7.578	8.302	45537534	164476	1653.614	4.684 #
34)	Chlordane...	0.000	8.969	0	31616	N.D.	2.936 #
35)	Chlordane...	3.751	3.738	30017	99830182	NoCal	NoCal
36)	Toxaphene...	7.578	8.562f	45537534	46768267	42942.872	16540.056 #
37)	Toxaphene...	7.858	0.000	97976	0	49.744	N.D. #
38)	Toxaphene...	8.180	8.932	34951	46036	8.696	8.018
39)	Toxaphene...	8.378f	8.969	20928	31616	5.356	3.419 #
40)	Toxaphene...	0.000	9.170	0	20364	N.D.	4.015 #
41)	Toxaphene...	8.719	0.000	30221229	0	7663.122	N.D. #
42)	Toxaphene...	3.751	3.738	30017	99830182	NoCal	NoCal

(f)=RT Delta > 1/2 Window (#)=Amounts differ by > 25% (m)=manual int.

Quantitation Report (Not Reviewed)

Data Path : C:\msdchem\1\data\2020-02\0B25043\REQUANT\
Data File : ECD5-02252027.D
Signal(s) : Signal #1: ECD1A.CH Signal #2: ECD2B.CH
Acq On : 25 Feb 2020 19:47
Operator : MJB
Sample : 0B25043-CALI
Misc : A19K262, 9-42 200 ppb
ALS Vial : 23 (Sig #1), 0 (Sig #2) Sample Multiplier: 1

Integration File signal 1: PEST1.e
Integration File signal 2: PEST2.e
Quant Time: Feb 26 15:51:28 2020
Quant Method : C:\msdchem\1\methods\ECD5_QUANTPEST_200225.M
Quant Title : Instrument: DualECD5
QLast Update : Wed Feb 26 15:13:42 2020
Response via : Initial Calibration
Integrator: ChemStation 6890 Scale Mode: Small noise peaks clipped

Volume Inj. : 2uL
Signal #1 Phase : Rtx-CLPesticides Signal #2 Phase: Rtx-CLPesticides2
Signal #1 Info : 30m X 0.32mm X 0. Signal #2 Info : 30m X 0.32mm X 0.25um

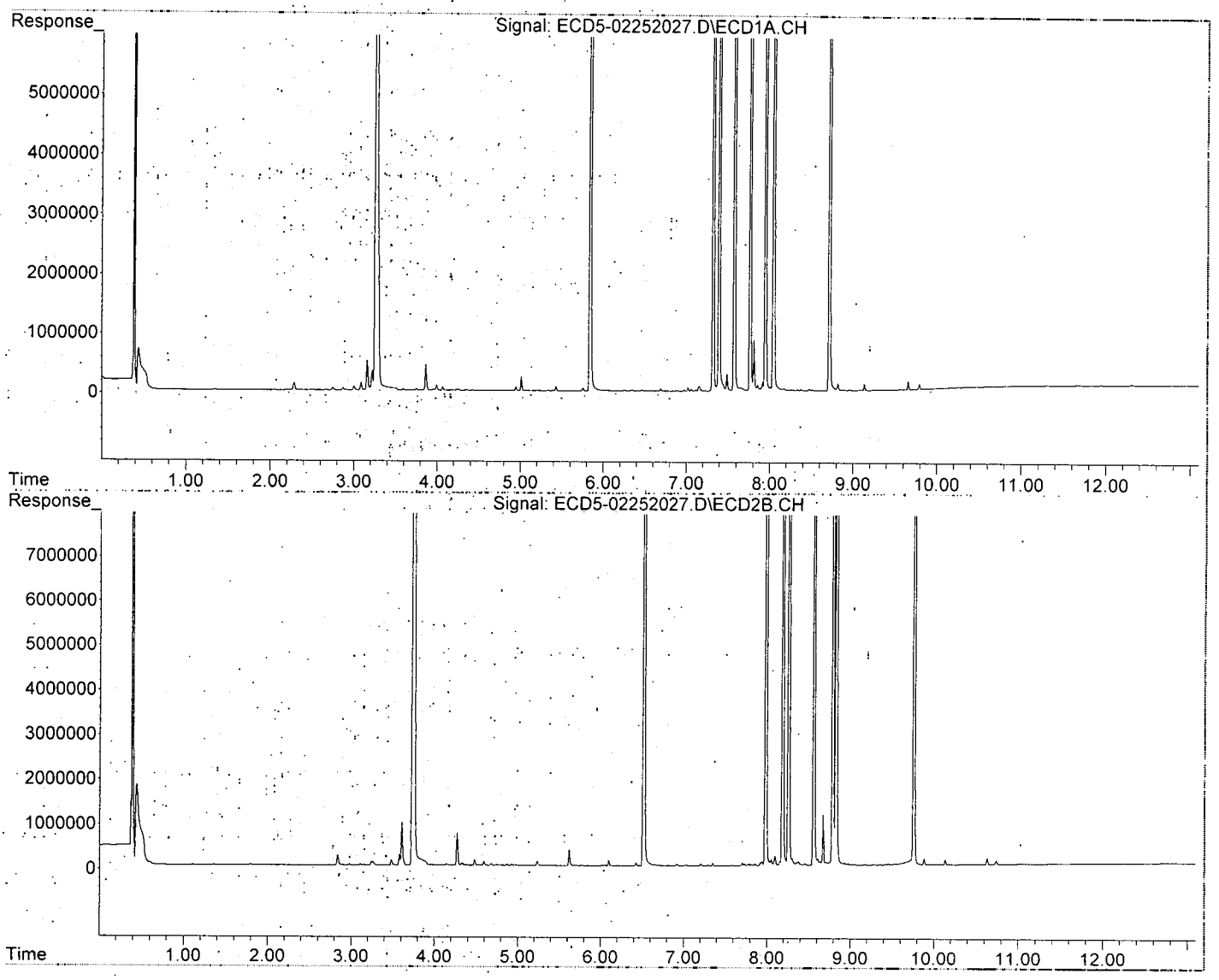

Quantitation Report (Not Reviewed)

Data Path : C:\msdchem\1\data\2020-02\0B25043\REQUANT\
Data File : ECD5-02252030.D
Signal(s) : Signal #1: ECD1A.CH Signal #2: ECD2B.CH
Acq On : 25 Feb 2020 20:39
Operator : MJB
Sample : 0B25043-CALJ
Misc : A20B333, CHLOR 10 ppb
ALS Vial : 25 (Sig #1), 0 (Sig #2) Sample Multiplier: 1

Integration File signal 1: PEST1.e
Integration File signal 2: PEST2.e
Quant Time: Feb 26 15:52:05 2020
Quant Method : C:\msdchem\1\methods\ECD5_QUANTPEST_200225.M
Quant Title : Instrument: DualECD5
QLast Update : Wed Feb 26 15:13:42 2020
Response via : Initial Calibration
Integrator: ChemStation 6890 Scale Mode: Small noise peaks clipped

MJB 2/26/20

Volume Inj. : 2uL
Signal #1 Phase : Rtx-CLPesticides Signal #2 Phase: Rtx-CLPesticides2
Signal #1 Info : 30m X 0.32mm X 0. Signal #2 Info : 30m X 0.32mm X 0.25um

	Compound	RT#1	RT#2	Resp#1	Resp#2	ng/mL	ng/mL
	System Monitoring Compounds						
1)	S TCMX (S)	0.000	0.000	0	0	N.D.	N.D.
22)	S DCBP (S)	0.000	0.000	0	0	N.D.	N.D.
	Target Compounds						
2)	a-BHC	0.000	6.683f	0	11493	N.D.	0.049 #
3)	g-BHC	0.000	0.000	0	0	N.D.	N.D.
4)	b-BHC	6.347	0.000	8758	0	13405.818	N.D. #
5)	Heptachlor	6.693	7.350	117123	180015	0.502	0.483
6)	d-BHC	6.506	0.000	4595	0	0.018	N.D. #
7)	Aldrin	0.000	7.587f	0	6581	N.D.	0.017 #
8)	Heptachlo...	7.403	8.076	21699	9506	0.096	0.028 #
9)	trans-Chl...	7.492	8.197	260129	409106	1.143	1.157
10)	cis-Chlor...	7.585	8.305	290821	355505	1.316	1.066
11)	Endosulfa...	7.705	0.000	6004	0	0.029	N.D. #
12)	4,4'-DDE	7.645	8.401	7302	9124	0.032	0.060 #
13)	Dieldrin	7.873	8.559	9139	12538	0.040	0.036
14)	Endrin	8.050f	8.783	53313	7183	0.322	0.001 #
15)	4,4'-DDD	8.050	8.828	53313	77423	0.286	0.290
16)	Endosulfa...	8.185	8.940	6698	6721	BelowCal	BelowCal
17)	4,4'-DDT	0.000	9.035	0	5938	N.D.	0.115 #
18)	Endrin Al...	8.475	9.171	6986	11114	BelowCal	BelowCal
19)	Endosulfa...	8.777	9.361	6508	5574	BelowCal	BelowCal
20)	Methoxychlor	0.000	0.000	0	0	N.D.	N.D.
21)	Endrin Ke...	8.970	9.746	3278	20744	BelowCal	BelowCal
23)	Hexachlor...	3.284f	3.753	5186	10326	0.023	0.024
24)	Hexachlor...	0.000	6.535	0	7311	N.D.	0.020 #
25)	Oxychlordane	7.317	8.024f	10492	89610	0.052	0.292 #
26)	2,4'-DDE	7.403	8.197	21699	409106	0.142	1.738 #
27)	trans-Non...	7.585	8.260	290821	317520	1.298	0.933 #
28)	2,4'-DDD	7.741f	8.559	21960	12538	0.160	0.060 #

Quantitation Report (Not Reviewed)

Data Path : C:\msdchem\1\data\2020-02\0B25043\REQUANT\
Data File : ECD5-02252030.D
Signal(s) : Signal #1: ECD1A.CH Signal #2: ECD2B.CH
Acq On : 25 Feb 2020 20:39
Operator : MJB
Sample : 0B25043-CALJ
Misc : A20B333, CHLOR 10 ppb
ALS Vial : 25 (Sig #1); 0 (Sig #2) Sample Multiplier: 1

Integration File signal 1: PEST1.e
Integration File signal 2: PEST2.e
Quant Time: Feb 26 15:52:05 2020
Quant Method : C:\msdchem\1\methods\ECD5_QUANTPEST_200225.M
Quant Title : Instrument: DualECD5
QLast Update : Wed Feb 26 15:13:42 2020
Response via : Initial Calibration
Integrator: ChemStation 6890 Scale Mode: Small noise peaks clipped

Volume Inj. : 2uL
Signal #1 Phase : Rtx-CLPesticides Signal #2 Phase: Rtx-CLPesticides2
Signal #1 Info : 30m X 0.32mm X 0. Signal #2 Info : 30m X 0.32mm X 0.25um

	Compound	RT#1	RT#2	Resp#1	Resp#2	ng/mL	ng/mL
29)	2,4'-DDT	7.982f	8.783	5481	7183	0.042	0.075 #
30)	cis-Nonac...	8.050	8.828	53313	77423	0.213	0.206
31)	Mirex	8.721	9.746	2259	20744	BelowCal	BelowCal
32)	Chlordane...	7.492	8.197	260129	409106	10.484	9.640
33)	Chlordane...	7.585	8.305	290821	355505	10.561	10.123
34)	Chlordane...	8.136	8.970	78700	117072	10.502	10.874
35)	Chlordane...	0.000	3.753	0	10326	N.D.	NoCal
36)	Toxaphene...	7.585	8.559f	290821	12538	274.251	4.434 #
37)	Toxaphene...	7.873	8.885	9139	9974	4.640	2.875 #
38)	Toxaphene...	8.165	8.915	6306	12213	1.569	2.127 #
39)	Toxaphene...	8.411	8.970	4948	117072	1.266	12.659 #
40)	Toxaphene...	0.000	9.171	0	11114	N.D.	2.191 #
41)	Toxaphene...	8.721	0.000	2259	0	0.573	N.D. #
42)	Toxaphene...	0.000	3.753	0	10326	N.D.	NoCal

(f)=RT Delta > 1/2 Window (#)=Amounts differ by > 25% (m)=manual int.

Quantitation Report (Not Reviewed)

Data Path : C:\msdchem\1\data\2020-02\0B25043\REQUANT\
Data File : ECD5-02252030.D
Signal(s) : Signal #1: ECD1A.CH Signal #2: ECD2B.CH
Acq On : 25 Feb 2020 20:39
Operator : MJB
Sample : 0B25043-CALJ
Misc : A20B333, CHLOR 10 ppb
ALS Vial : 25 (Sig #1); 0 (Sig #2) Sample Multiplier: 1

Integration File signal 1: PEST1.e
Integration File signal 2: PEST2.e
Quant Time: Feb 26 15:52:05 2020
Quant Method : C:\msdchem\1\methods\ECD5_QUANTPEST_200225.M
Quant Title : Instrument: DualECD5
QLast Update : Wed Feb 26 15:13:42 2020
Response via : Initial Calibration
Integrator: ChemStation 6890 Scale Mode: Small noise peaks clipped

Volume Inj. : 2uL
Signal #1 Phase : Rtx-CLPesticides Signal #2 Phase: Rtx-CLPesticides2
Signal #1 Info : 30m X 0.32mm X 0. Signal #2 Info : 30m X 0.32mm X 0.25um

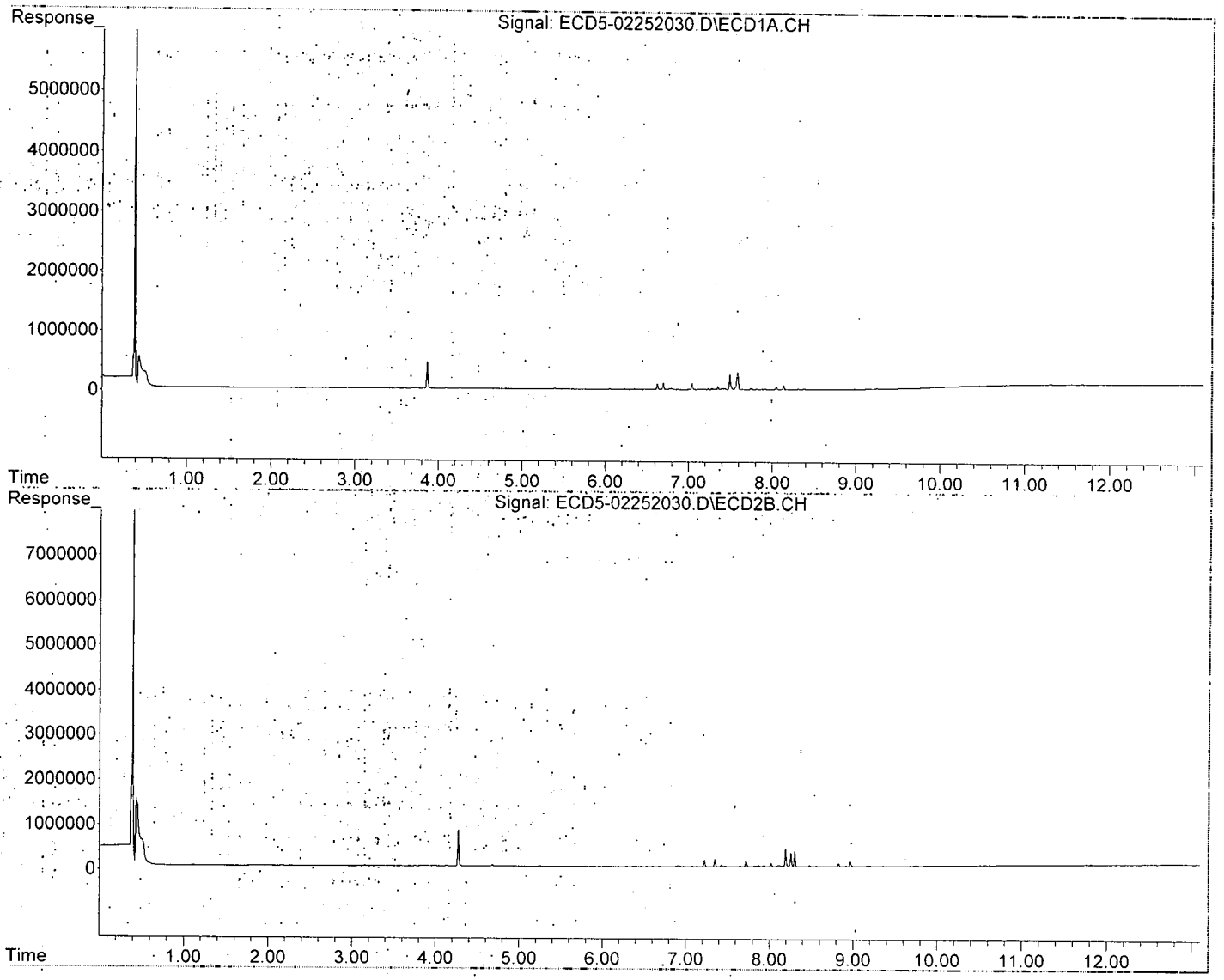

Quantitation Report (Not Reviewed)

Data Path : C:\msdchem\1\data\2020-02\0B25043\REQUANT\
Data File : ECD5-02252031.D
Signal(s) : Signal #1: ECD1A.CH Signal #2: ECD2B.CH
Acq On : 25 Feb 2020 20:56
Operator : MJB
Sample : 0B25043-CALK
Misc : A19K307, CHLOR 50 ppb
ALS Vial : 26 (Sig #1); 0 (Sig #2) Sample Multiplier: 1

Integration File signal 1: PEST1.e
Integration File signal 2: PEST2.e
Quant Time: Feb 26 15:52:15 2020
Quant Method : C:\msdchem\1\methods\ECD5_QUANTPEST_200225.M
Quant Title : Instrument: DualECD5
QLast Update : Wed Feb 26 15:13:42 2020
Response via : Initial Calibration
Integrator: ChemStation 6890 Scale Mode: Small noise peaks clipped

MJB 2/26/20

Volume Inj. : 2uL
Signal #1 Phase : Rtx-CLPesticides Signal #2 Phase: Rtx-CLPesticides2
Signal #1 Info : 30m X 0.32mm X 0. Signal #2 Info : 30m X 0.32mm X 0.25um

	Compound	RT#1	RT#2	Resp#1	Resp#2	ng/mL	ng/mL
	System Monitoring Compounds						
1)	S TCMX (S)	0.000	6.051	0	9459	N.D.	0.027 #
22)	S DCBP (S)	9.673	10.601f	7599	2151	BelowCal	0.011
	Target Compounds						
2)	a-BHC	5.992	6.683f	3179	50297	0.011	0.137 #
3)	g-BHC	0.000	6.983	0	27700	N.D.	0.068 #
4)	b-BHC	6.334f	0.000	19286	0	13405.719	N.D. #
5)	Heptachlor	6.692	7.350	536527	830178	2.301	2.230
6)	d-BHC	6.501	0.000	12700	0	0.051	N.D. #
7)	Aldrin	6.940	7.628	7342	20188	0.031	0.053 #
8)	Heptachlo...	7.402	8.075	95257	52742	0.423	0.153 #
9)	trans-Chl...	7.491	8.197	1219372	1979615	5.359	5.601
10)	cis-Chlor...	7.584	8.305	1365879	1627418	6.181	4.881
11)	Endosulfa...	7.704	8.360	32214	16614	0.156	0.054 #
12)	4,4'-DDE	7.644	8.400	36517	46723	0.162	0.173
13)	Dieldrin	7.872	8.558	44008	78571	0.191	0.227
14)	Endrin	8.049f	8.782	219339	39242	1.323	0.148 #
15)	4,4'-DDD	8.049	8.828	219339	331096	1.177	1.254
16)	Endosulfa...	8.184	8.942	24970	32774	BelowCal	BelowCal
17)	4,4'-DDT	0.000	9.036	0	33409	N.D.	0.267 #
18)	Endrin Al...	8.473	9.142f	6419	8418	BelowCal	BelowCal
19)	Endosulfa...	8.777	9.360	18807	5235	BelowCal	BelowCal
20)	Methoxychlor	8.594	0.000	4064	0	BelowCal	N.D.
21)	Endrin Ke...	8.968	9.763	4250	39774	BelowCal	BelowCal
23)	Hexachlor...	3.285f	0.000	4957	0	0.022	N.D. #
24)	Hexachlor...	0.000	6.533	0	9392	N.D.	0.026 #
25)	Oxychlordane	7.316	7.998	18812	29965	0.094	0.098
26)	2,4'-DDE	7.402	8.197	95257	1979615	0.624	8.410 #
27)	trans-Non...	7.584	8.260	1365879	1478179	6.098	4.344 #
28)	2,4'-DDD	7.740f	8.558	101620	78571	0.742	0.376 #

Quantitation Report (Not Reviewed)

Data Path : C:\msdchem\1\data\2020-02\0B25043\REQUANT\
Data File : ECD5-02252031.D
Signal(s) : Signal #1: ECD1A.CH Signal #2: ECD2B.CH
Acq On : 25 Feb 2020 20:56
Operator : MJB
Sample : 0B25043-CALK
Misc : A19K307, CHLOR 50 ppb
ALS Vial : 26 (Sig #1); 0 (Sig #2) Sample Multiplier: 1

Integration File signal 1: PEST1.e
Integration File signal 2: PEST2.e
Quant Time: Feb 26 15:52:15 2020
Quant Method : C:\msdchem\1\methods\ECD5_QUANTPEST_200225.M
Quant Title : Instrument: DualECD5
QLast Update : Wed Feb 26 15:13:42 2020
Response via : Initial Calibration
Integrator: ChemStation 6890 Scale Mode: Small noise peaks clipped

Volume Inj. : 2uL
Signal #1 Phase : Rtx-CLPesticides Signal #2 Phase: Rtx-CLPesticides2
Signal #1 Info : 30m X 0.32mm X 0. Signal #2 Info : 30m X 0.32mm X 0.25um

	Compound	RT#1	RT#2	Resp#1	Resp#2	ng/mL	ng/mL
29)	2,4'-DDT	7.982f	8.782	29051	39242	0.225	0.269
30)	cis-Nonac...	8.049	8.828	219339	331096	0.876	0.882
31)	Mirex	8.756f	9.763	9069	39774	BelowCal	0.052
32)	Chlordane...	7.491	8.197	1219372	1979615	49.143	46.646
33)	Chlordane...	7.584	8.305	1365879	1627418	49.599	46.342
34)	Chlordane...	8.136	8.970	363557	503081	48.514	46.726
35)	Chlordane...	0.000	0.000	0	0	N.D.	N.D.
36)	Toxaphene...	7.584	8.558f	1365879	78571	1288.053	27.787 #
37)	Toxaphene...	7.872	8.884	44008	52559	22.344	15.150 #
38)	Toxaphene...	8.184	8.920	24970	36964	6.213	6.438
39)	Toxaphene...	8.413	8.970	15769	503081	4.036	54.400 #
40)	Toxaphene...	8.620f	9.142f	5129	8418	1.700	1.660
41)	Toxaphene...	0.000	0.000	0	0	N.D.	N.D.
42)	Toxaphene...	0.000	0.000	0	0	N.D.	N.D.

(f)=RT Delta > 1/2 Window (#)=Amounts differ by > 25% (m)=manual int.

Quantitation Report (Not Reviewed)

Data Path : C:\msdchem\1\data\2020-02\0B25043\REQUANT\
Data File : ECD5-02252031.D
Signal(s) : Signal #1: ECD1A.CH Signal #2: ECD2B.CH
Acq On : 25 Feb 2020 20:56
Operator : MJB
Sample : 0B25043-CALK
Misc : A19K307, CHLOR 50 ppb
ALS Vial : 26 (Sig #1), 0 (Sig #2) Sample Multiplier: 1

Integration File signal 1: PEST1.e
Integration File signal 2: PEST2.e
Quant Time: Feb 26 15:52:15 2020
Quant Method : C:\msdchem\1\methods\ECD5_QUANTPEST_200225.M
Quant Title : Instrument: DualECD5
QLast Update : Wed Feb 26 15:13:42 2020
Response via : Initial Calibration
Integrator: ChemStation 6890 Scale Mode: Small noise peaks clipped

Volume Inj. : 2uL
Signal #1 Phase : Rtx-CLPesticides Signal #2 Phase: Rtx-CLPesticides2
Signal #1 Info : 30m X 0.32mm X 0. Signal #2 Info : 30m X 0.32mm X 0.25um

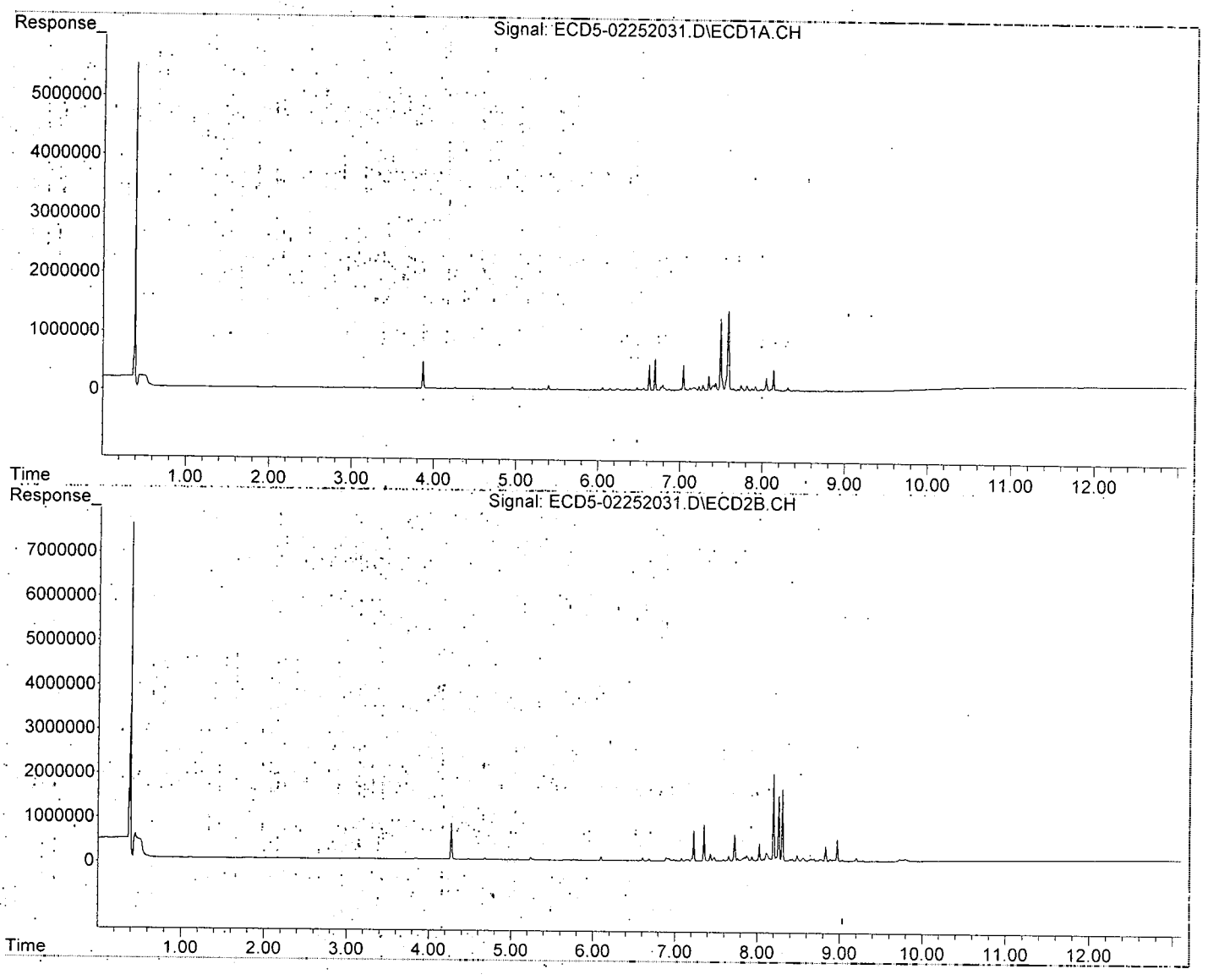

Quantitation Report (Not Reviewed)

Data Path : C:\msdchem\1\data\2020-02\0B25043\REQUANT\
Data File : ECD5-02252032.D
Signal(s) : Signal #1: ECD1A.CH Signal #2: ECD2B.CH
Acq On : 25 Feb 2020 21:13
Operator : MJB
Sample : 0B25043-CALL
Misc : A19K308, CHLOR 100 ppb
ALS Vial : 27 (Sig #1); 0 (Sig #2) Sample Multiplier: 1

Integration File signal 1: PEST1.e
Integration File signal 2: PEST2.e
Quant Time: Feb 26 15:52:24 2020
Quant Method : C:\msdchem\1\methods\ECD5_QUANTPEST_200225.M
Quant Title : Instrument: DualECD5
QLast Update : Wed Feb 26 15:13:42 2020
Response via : Initial Calibration
Integrator: ChemStation 6890 Scale Mode: Small noise peaks clipped

MJB 2/26/20

Volume Inj. : 2uL
Signal #1 Phase : Rtx-CLPesticides Signal #2 Phase: Rtx-CLPesticides2
Signal #1 Info : 30m X 0.32mm X 0. Signal #2 Info : 30m X 0.32mm X 0.25um

	Compound	RT#1	RT#2	Resp#1	Resp#2	ng/mL	ng/mL
	System Monitoring Compounds						
1)	S TCMX (S)	0.000	6.051	0	14411	N.D.	0.042 #
22)	S DCBP (S)	9.671	0.000	10099	0	BelowCal	N.D.
	Target Compounds						
2)	a-BHC	5.988	6.682f	4332	98522	0.015	0.247 #
3)	g-BHC	6.253f	6.982	29398	60588	0.116	0.148 #
4)	b-BHC	6.333f	7.041	37984	21313	0.163	BelowCal #
5)	Heptachlor	6.691	7.349	1142923	1770038	4.902	4.754
6)	d-BHC	6.499	7.281	22594	17714	0.090	BelowCal #
7)	Aldrin	6.939	7.625	17471	28065	0.073	0.074
8)	Heptachlo...	7.402	8.074	190194	109244	0.845	0.317 #
9)	trans-Chl...	7.490	8.196	2563682	4226014	11.267	11.956
10)	cis-Chlor...	7.584	8.304	2858046	3515911	12.933	10.544
11)	Endosulfa...	7.703	8.366	68625	42709	0.333	0.138 #
12)	4,4'-DDE	7.643	8.399	75000	100706	0.333	0.335
13)	Dieldrin	7.871	8.557	90950	202232	0.395	0.584 #
14)	Endrin	8.049f	8.781	452962	86483	2.733	0.364 #
15)	4,4'-DDD	8.049	8.827	452962	681471	2.431	2.581
16)	Endosulfa...	8.184	8.942	52000	69699	0.076	0.097 #
17)	4,4'-DDT	0.000	9.063	0	22835	N.D.	0.208 #
18)	Endrin Al...	8.495f	9.140f	13754	18010	BelowCal	BelowCal
19)	Endosulfa...	8.777	9.390f	35563	14661	BelowCal	BelowCal
20)	Methoxychlor	8.594	0.000	10514	0	BelowCal	N.D.
21)	Endrin Ke...	8.965	9.762	4983	32957	BelowCal	BelowCal
23)	Hexachlor...	3.285f	3.751	5061	6976	0.023	0.016 #
24)	Hexachlor...	0.000	6.530	0	12052	N.D.	0.033 #
25)	Oxychlordane	7.316	7.998	33777	66562	0.169	0.217 #
26)	2,4'-DDE	7.402	8.196	190194	4226014	1.247	17.953 #
27)	trans-Non...	7.584	8.259	2858046	3144041	12.760	9.239 #
28)	2,4'-DDD	7.739f	8.557	207267	202232	1.513	0.968 #

Quantitation Report (Not Reviewed)

Data Path : C:\msdchem\1\data\2020-02\0B25043\REQUANT\
Data File : ECD5-02252032.D
Signal(s) : Signal #1: ECD1A.CH Signal #2: ECD2B.CH
Acq On : 25 Feb 2020 21:13
Operator : MJB
Sample : 0B25043-CALL
Misc : A19K308, CHLOR 100 ppb
ALS Vial : 27 (Sig #1); 0 (Sig #2) Sample Multiplier: 1

Integration File signal 1: PEST1.e
Integration File signal 2: PEST2.e
Quant Time: Feb 26 15:52:24 2020
Quant Method : C:\msdchem\1\methods\ECD5_QUANTPEST_200225.M
Quant Title : Instrument: DualECD5
QLast Update : Wed Feb 26 15:13:42 2020
Response via : Initial Calibration
Integrator: ChemStation 6890 Scale Mode: Small noise peaks clipped

Volume Inj. : 2uL
Signal #1 Phase : Rtx-CLPesticides Signal #2 Phase: Rtx-CLPesticides2
Signal #1 Info : 30m X 0.32mm X 0. Signal #2 Info : 30m X 0.32mm X 0.25um

	Compound	RT#1	RT#2	Resp#1	Resp#2	ng/mL	ng/mL
29)	2,4'-DDT	7.981f	8.781	63960	86483	0.495	0.553
30)	cis-Nonac...	8.049	8.827	452962	681471	1.810	1.815
31)	Mirex	8.755f	9.762	20640	32957	BelowCal	0.017
32)	Chlordane...	7.490	8.196	2563682	4226014	103.322	99.578
33)	Chlordane...	7.584	8.304	2858046	3515911	103.785	100.119
34)	Chlordane...	8.135	8.969	778570	1045379	103.894	97.094
35)	Chlordane...	0.000	3.751	0	6976	N.D.	NoCal
36)	Toxaphene...	7.584	8.557f	2858046	202232	2695.199	71.521 #
37)	Toxaphene...	7.871	8.883	90950	107689	46.177	31.042 #
38)	Toxaphene...	8.184	8.920	52000	81251	12.939	14.151
39)	Toxaphene...	8.413	8.969	34563	1045379	8.846	113.040 #
40)	Toxaphene...	8.620f	9.140f	12022	18010	3.985	3.551
41)	Toxaphene...	8.678f	0.000	3790	0	0.961	N.D. #
42)	Toxaphene...	0.000	3.751	0	6976	N.D.	NoCal

(f)=RT Delta > 1/2 Window (#)=Amounts differ by > 25% (m)=manual int.

Quantitation Report (Not Reviewed)

Data Path : C:\msdchem\1\data\2020-02\0B25043\REQUANT\
Data File : ECD5-02252032.D
Signal(s) : Signal #1: ECD1A.CH Signal #2: ECD2B.CH
Acq On : 25 Feb 2020 21:13
Operator : MJB
Sample : 0B25043-CALL
Misc : A19K308, CHLOR 100 ppb
ALS Vial : 27 (Sig #1); 0 (Sig #2) Sample Multiplier: 1

Integration File signal 1: PEST1.e
Integration File signal 2: PEST2.e
Quant Time: Feb 26 15:52:24 2020
Quant Method : C:\msdchem\1\methods\ECD5_QUANTPEST_200225.M
Quant Title : Instrument: DualECD5
QLast Update : Wed Feb 26 15:13:42 2020
Response via : Initial Calibration
Integrator: ChemStation 6890 Scale Mode: Small noise peaks clipped

Volume Inj. : 2uL
Signal #1 Phase : Rtx-CLPesticides Signal #2 Phase: Rtx-CLPesticides2
Signal #1 Info : 30m X 0.32mm X 0. Signal #2 Info : 30m X 0.32mm X 0.25um

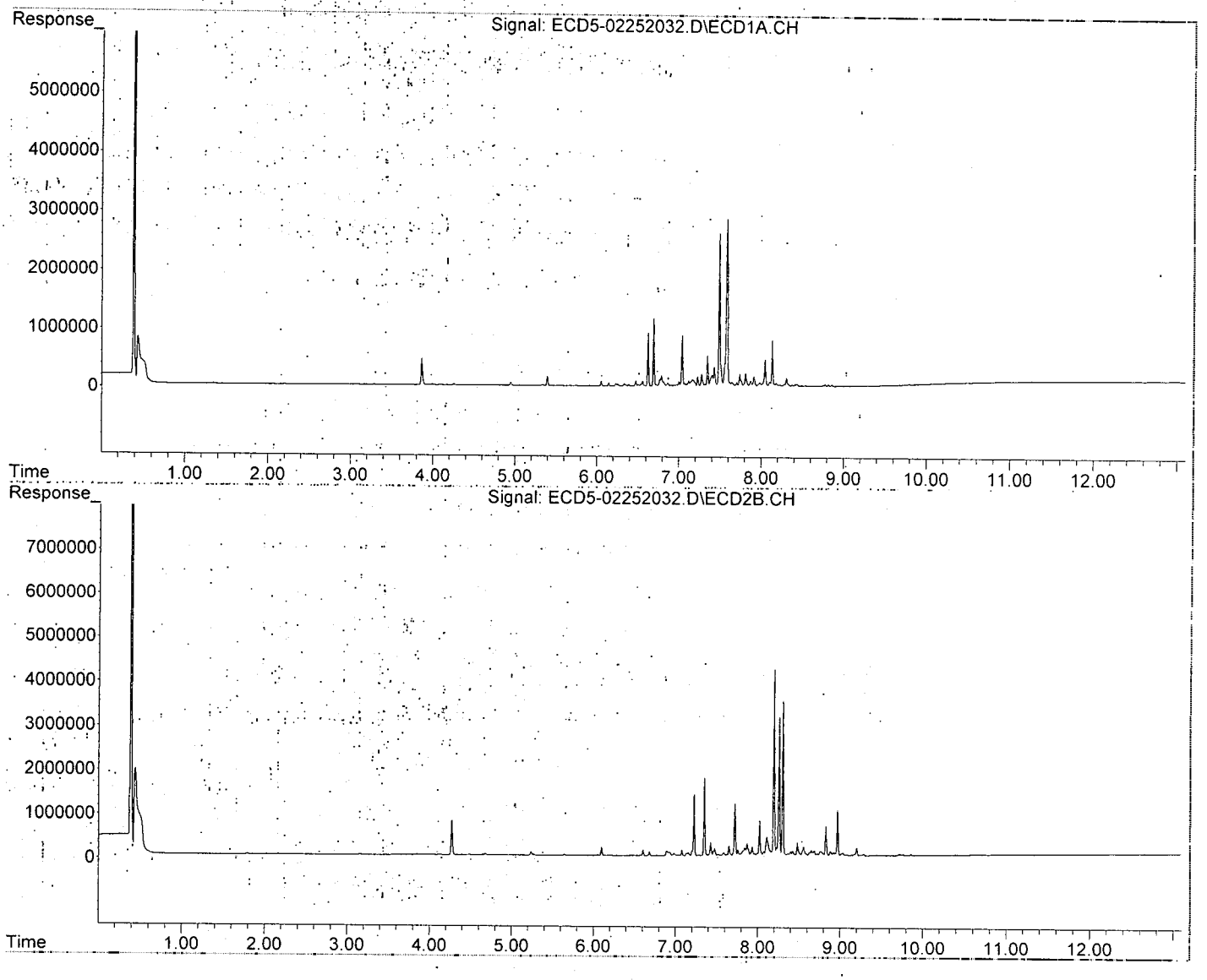

Quantitation Report (Not Reviewed)

Data Path : C:\msdchem\1\data\2020-02\0B25043\REQUANT\
Data File : ECD5-02252033.D
Signal(s) : Signal #1: ECD1A.CH Signal #2: ECD2B.CH
Acq On : 25 Feb 2020 21:30
Operator : MJB
Sample : 0B25043-CALM
Misc : A19K309, CHLOR 200 ppb
ALS Vial : 28 (Sig #1); 0 (Sig #2) Sample Multiplier: 1

Integration File signal 1: PEST1.e
Integration File signal 2: PEST2.e
Quant Time: Feb 26 15:52:33 2020
Quant Method : C:\msdchem\1\methods\ECD5_QUANTPEST_200225.M
Quant Title : Instrument: DualECD5
QLast Update : Wed Feb 26 15:13:42 2020
Response via : Initial Calibration
Integrator: ChemStation 6890 Scale Mode: Small noise peaks clipped

MJB 2/26/20

Volume Inj. : 2uL
Signal #1 Phase : Rtx-CLPesticides Signal #2 Phase: Rtx-CLPesticides2
Signal #1 Info : 30m X 0.32mm X 0. Signal #2 Info : 30m X 0.32mm X 0.25um

	Compound	RT#1	RT#2	Resp#1	Resp#2	ng/mL	ng/mL
	System Monitoring Compounds						
1)	S TCMX (S)	0.000	6.053	0	11870	N.D.	0.034 #
22)	S DCBP (S)	9.672	0.000	13183	0	BelowCal	N.D.
	Target Compounds						
2)	a-BHC	5.991	6.683f	4577	169307	0.016	0.408 #
3)	g-BHC	6.254f	6.983	53956	106343	0.214	0.260
4)	b-BHC	6.332f	7.042	67645	34440	0.440	0.029 #
5)	Heptachlor	6.693	7.350	2121859	3288479	9.102	8.832
6)	d-BHC	6.474f	7.281	171933	30291	0.684	0.008 #
7)	Aldrin	6.941	7.623	33165	42690	0.138	0.113
8)	Heptachlo...	7.403	8.075	350959	200281	1.559	0.581 #
9)	trans-Chl...	7.491	8.196	4888024	8173427	21.481	23.124
10)	cis-Chlor...	7.584	8.305	5357870	6715049	24.245	20.138
11)	Endosulfa...	7.704	0.000	128040	0	0.622	N.D. #
12)	4,4'-DDE	7.644	8.400	137458	181963	0.610	0.578
13)	Dieldrin	7.872	8.557	159900	409091	0.694	1.181 #
14)	Endrin	8.050f	8.781	837530	153479	5.053	0.670 #
15)	4,4'-DDD	8.050	8.828	837530	1256560	4.495	4.750
16)	Endosulfa...	8.185	8.943	93649	129840	0.326	0.348
17)	4,4'-DDT	0.000	9.064	0	42323	N.D.	0.316 #
18)	Endrin Al...	8.496f	9.141f	26390	31602	BelowCal	BelowCal
19)	Endosulfa...	8.778	9.390f	60359	27130	BelowCal	BelowCal
20)	Methoxychlor	8.594	9.500f	21832	8899	0.133	0.057 #
21)	Endrin Ke...	8.964	9.762	7670	57433	BelowCal	0.037
23)	Hexachlor...	3.285f	0.000	4531	0	0.020	N.D. #
24)	Hexachlor...	5.830	6.533	4516	9004	0.020	0.025
25)	Oxychlordane	7.317	7.999	55630	118674	0.278	0.386 #
26)	2,4'-DDE	7.403	8.196	350959	8173427	2.301	34.723 #
27)	trans-Non...	7.584	8.260	5357870	5933734	23.920	17.438 #
28)	2,4'-DDD	7.740f	8.557	377421	409091	2.755	1.958 #

Quantitation Report (Not Reviewed)

Data Path : C:\msdchem\1\data\2020-02\0B25043\REQUANT\
Data File : ECD5-02252033.D
Signal(s) : Signal #1: ECD1A.CH Signal #2: ECD2B.CH
Acq On : 25 Feb 2020 21:30
Operator : MJB
Sample : 0B25043-CALM
Misc : A19K309, CHLOR 200 ppb
ALS Vial : 28 (Sig #1), 0 (Sig #2) Sample Multiplier: 1

Integration File signal 1: PEST1.e
Integration File signal 2: PEST2.e
Quant Time: Feb 26 15:52:33 2020
Quant Method : C:\msdchem\1\methods\ECD5_QUANTPEST_200225.M
Quant Title : Instrument: DualECD5
QLast Update : Wed Feb 26 15:13:42 2020
Response via : Initial Calibration
Integrator: ChemStation 6890 Scale Mode: Small noise peaks clipped

Volume Inj. : 2uL
Signal #1 Phase : Rtx-CLPesticides Signal #2 Phase: Rtx-CLPesticides2
Signal #1 Info : 30m X 0.32mm X 0. Signal #2 Info : 30m X 0.32mm X 0.25um

	Compound	RT#1	RT#2	Resp#1	Resp#2	ng/mL	ng/mL
29)	2,4'-DDT	7.982f	8.781	117867	153479	0.912	0.955
30)	cis-Nonac...	8.050	8.828	837530	1256560	3.346	3.346
31)	Mirex	8.708	9.762	3939	57433	BelowCal	0.145
32)	Chlordane...	7.491	8.196	4888024	8173427	196.998	192.592
33)	Chlordane...	7.584	8.305	5357870	6715049	194.561	191.217
34)	Chlordane...	8.136	8.969	1447050	2011818	193.097	186.856
35)	Chlordane...	0.000	0.000	0	0	N.D.	N.D.
36)	Toxaphene...	7.584	8.557f	5357870	409091	5052.587	144.679 #
37)	Toxaphene...	7.872	8.884	159900	195887	81.184	56.465 #
38)	Toxaphene...	8.185	8.921	93649	142606	23.301	24.837
39)	Toxaphene...	8.414	8.969	59329	2011818	15.185	217.544 #
40)	Toxaphene...	8.620f	9.141f	23677	31602	7.849	6.231
41)	Toxaphene...	8.708	0.000	3939	0	0.999	N.D. #
42)	Toxaphene...	0.000	0.000	0	0	N.D.	N.D.

(f)=RT Delta > 1/2 Window (#)=Amounts differ by > 25% (m)=manual int.

Quantitation Report (Not Reviewed)

Data Path : C:\msdchem\1\data\2020-02\0B25043\REQUANT\
Data File : ECD5-02252033.D
Signal(s) : Signal #1: ECD1A.CH Signal #2: ECD2B.CH
Acq On : 25 Feb 2020 21:30
Operator : MJB
Sample : 0B25043-CALM
Misc : A19K309, CHLOR 200 ppb
ALS Vial : 28 (Sig #1); 0 (Sig #2) Sample Multiplier: 1

Integration File signal 1: PEST1.e
Integration File signal 2: PEST2.e
Quant Time: Feb 26 15:52:33 2020
Quant Method : C:\msdchem\1\methods\ECD5_QUANTPEST_200225.M
Quant Title : Instrument: DualECD5
QLast Update : Wed Feb 26 15:13:42 2020
Response via : Initial Calibration
Integrator: ChemStation 6890 Scale Mode: Small noise peaks clipped

Volume Inj. : 2uL
Signal #1 Phase : Rtx-CLPesticides Signal #2 Phase: Rtx-CLPesticides2
Signal #1 Info : 30m X 0.32mm X 0. Signal #2 Info : 30m X 0.32mm X 0.25um

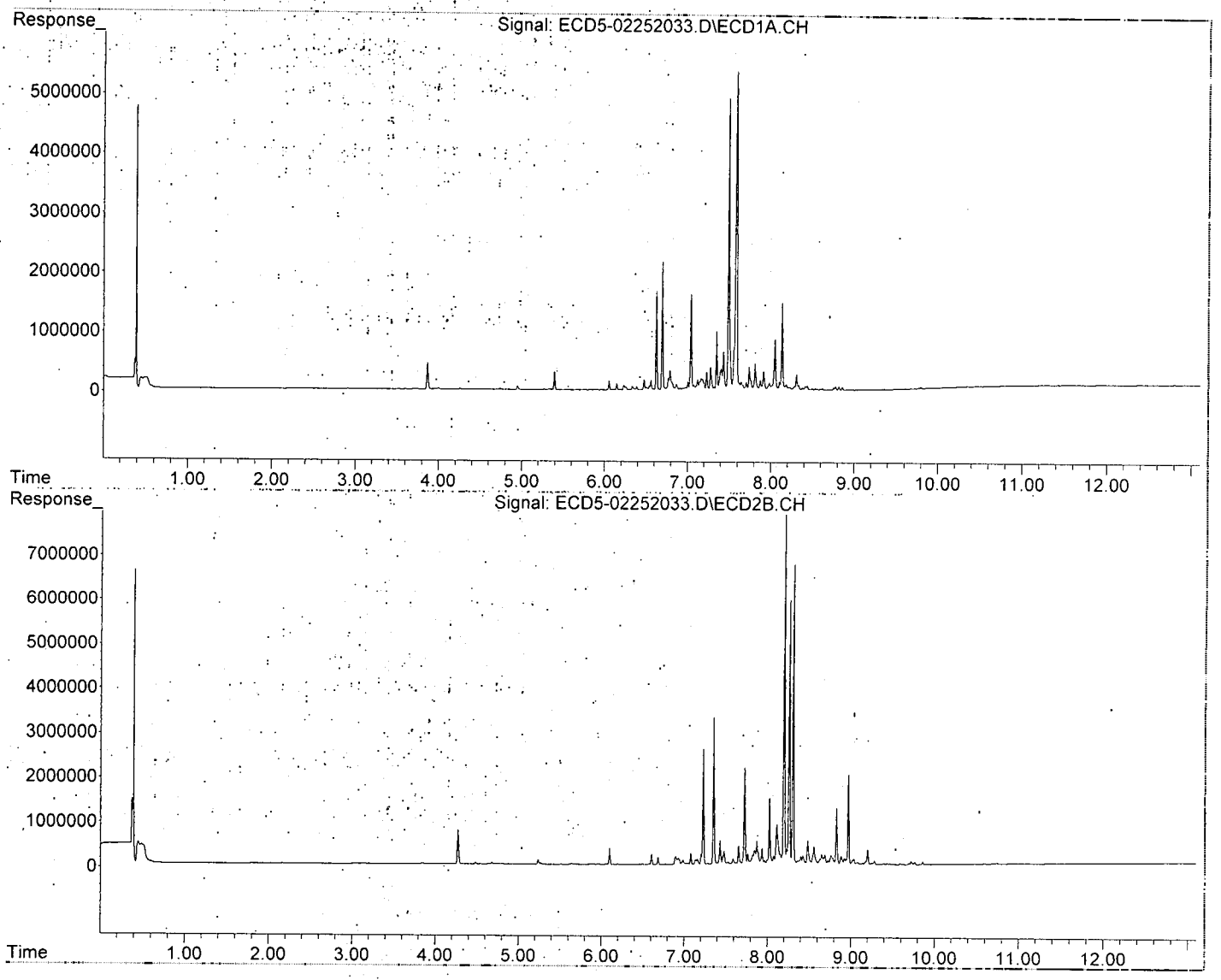

Quantitation Report (Not Reviewed)

Data Path : C:\msdchem\1\data\2020-02\0B25043\REQUANT\
Data File : ECD5-02252034.D
Signal(s) : Signal #1: ECD1A.CH Signal #2: ECD2B.CH
Acq On : 25 Feb 2020 21:47
Operator : MJB
Sample : 0B25043-CALN
Misc : A19K310, CHLOR 500 ppb
ALS Vial : 29 (Sig #1); 0 (Sig #2) Sample Multiplier: 1

Integration File signal 1: PEST1.e
Integration File signal 2: PEST2.e
Quant Time: Feb 26 15:52:43 2020
Quant Method : C:\msdchem\1\methods\ECD5_QUANTPEST_200225.M
Quant Title : Instrument: DualECD5
QLast Update : Wed Feb 26 15:13:42 2020
Response via : Initial Calibration
Integrator: ChemStation 6890 Scale Mode: Small noise peaks clipped

MJB 2/26/20

Volume Inj. : 2uL
Signal #1 Phase : Rtx-CLPesticides Signal #2 Phase: Rtx-CLPesticides2
Signal #1 Info : 30m X 0.32mm X 0. Signal #2 Info : 30m X 0.32mm X 0.25um

	Compound	RT#1	RT#2	Resp#1	Resp#2	ng/mL	ng/mL
	System Monitoring Compounds						
1)	S TCMX (S)	5.459	6.051	4760	12225	0.022	0.035 #
22)	S DCBP (S)	9.671	10.601f	21563	7193	BelowCal	0.037
	Target Compounds						
2)	a-BHC	5.988	6.683f	8228	362148	0.029	0.846 #
3)	g-BHC	6.298	6.983	15160	231306	0.060	0.566 #
4)	b-BHC	6.332f	7.041	148317	74840	1.195	0.271 #
5)	Heptachlor	6.692	7.351	5204778	8371513	22.325	22.484
6)	d-BHC	6.499	7.281	82914	70925	0.330	0.121 #
7)	Aldrin	6.940	7.622	77182	100515	0.321	0.265
8)	Heptachlo...	7.402	8.075	823230	479680	3.657	1.390 #
9)	trans-Chl...	7.490	8.196	11720316	20498002	51.507	57.993
10)	cis-Chlor...	7.584	8.304	13155669	16887593	59.531	50.646
11)	Endosulfa...	7.703	8.377f	299874	231529	1.456	0.746 #
12)	4,4'-DDE	7.643	8.399	330874	438389	1.468	1.347
13)	Dieldrin	7.871	8.557	382300	1210664	1.659	3.495 #
14)	Endrin	8.049f	8.763f	2032345	585529	12.262	2.637 #
15)	4,4'-DDD	8.049	8.828	2032345	3086230	10.907	11.565
16)	Endosulfa...	8.183	8.942	225616	317864	1.118	1.133
17)	4,4'-DDT	0.000	9.063	0	111006	N.D.	0.693 #
18)	Endrin Al...	8.495f	9.140f	66978	89461	BelowCal	0.013
19)	Endosulfa...	8.777	9.391f	139855	78298	0.477	BelowCal #
20)	Methoxychlor	8.593	9.535	61642	17174	0.704	0.148 #
21)	Endrin Ke...	8.961	9.763	19201	138025	BelowCal	0.361
23)	Hexachlor...	3.286f	0.000	4776	0	0.021	N.D. #
24)	Hexachlor...	5.830	6.532	7759	9629	0.034	0.026
25)	Oxychlordane	7.316	7.998	121747	274174	0.608	0.892 #
26)	2,4'-DDE	7.402	8.196	823230	20498002	5.397	87.082 #
27)	trans-Non...	7.584	8.259	13155669	15181882	58.732	44.615
28)	2,4'-DDD	7.739f	8.557	927150	1210664	6.767	5.795

Quantitation Report (Not Reviewed)

Data Path : C:\msdchem\1\data\2020-02\0B25043\REQUANT\
Data File : ECD5-02252034.D
Signal(s) : Signal #1: ECD1A.CH Signal #2: ECD2B.CH
Acq On : 25 Feb 2020 21:47
Operator : MJB
Sample : 0B25043-CALN
Misc : A19K310, CHLOR 500 ppb
ALS Vial : 29 (Sig #1), 0 (Sig #2) Sample Multiplier: 1

Integration File signal 1: PEST1.e
Integration File signal 2: PEST2.e
Quant Time: Feb 26 15:52:43 2020
Quant Method : C:\msdchem\1\methods\ECD5_QUANTPEST_200225.M
Quant Title : Instrument: DualECD5
QLast Update : Wed Feb 26 15:13:42 2020
Response via : Initial Calibration
Integrator: ChemStation 6890 Scale Mode: Small noise peaks clipped

Volume Inj. : 2uL
Signal #1 Phase : Rtx-CLPesticides Signal #2 Phase: Rtx-CLPesticides2
Signal #1 Info : 30m X 0.32mm X 0. Signal #2 Info : 30m X 0.32mm X 0.25um

	Compound	RT#1	RT#2	Resp#1	Resp#2	ng/mL	ng/mL
29)	2,4'-DDT	7.981f	8.763f	285765	585529	2.210	3.531 #
30)	cis-Nonac...	8.049	8.828	2032345	3086230	8.119	8.218
31)	Mirex	8.707	9.763	18432	138025	BelowCal	0.567
32)	Chlordane...	7.490	8.196	11720316	20498002	472.354	482.997
33)	Chlordane...	7.584	8.304	13155669	16887593	477.725	480.888
34)	Chlordane...	8.135	8.969	3598451	5110139	480.185	474.624
35)	Chlordane...	0.000	0.000	0	0	N.D.	N.D.
36)	Toxaphene...	7.584	8.557f	13155669	1210664	12406.078	428.163 #
37)	Toxaphene...	7.871	8.883	382300	476818	194.101	137.444 #
38)	Toxaphene...	8.183	8.920	225616	367632	56.137	64.029
39)	Toxaphene...	8.413	8.969	143855	5110139	36.818	552.574 #
40)	Toxaphene...	8.620f	9.140f	64691	89461	21.444	17.638
41)	Toxaphene...	8.707	9.535	18432	17174	4.674	3.215 #
42)	Toxaphene...	0.000	0.000	0	0	N.D.	N.D.

(f)=RT Delta > 1/2 Window (#)=Amounts differ by > 25% (m)=manual int.

Quantitation Report (Not Reviewed)

Data Path : C:\msdchem\1\data\2020-02\0B25043\REQUANT\
Data File : ECD5-02252034.D
Signal(s) : Signal #1: ECD1A.CH Signal #2: ECD2B.CH
Acq On : 25 Feb 2020 21:47
Operator : MJB
Sample : 0B25043-CALN
Misc : A19K310, CHLOR 500 ppb
ALS Vial : 29 (Sig #1); 0 (Sig #2) Sample Multiplier: 1

Integration File signal 1: PEST1.e
Integration File signal 2: PEST2.e
Quant Time: Feb 26 15:52:43 2020
Quant Method : C:\msdchem\1\methods\ECD5_QUANTPEST_200225.M
Quant Title : Instrument: DualECD5
QLast Update : Wed Feb 26 15:13:42 2020
Response via : Initial Calibration
Integrator: ChemStation 6890 Scale Mode: Small noise peaks clipped

Volume Inj. : 2uL
Signal #1 Phase : Rtx-CLPesticides Signal #2 Phase: Rtx-CLPesticides2
Signal #1 Info : 30m X 0.32mm X 0. Signal #2 Info : 30m X 0.32mm X 0.25um

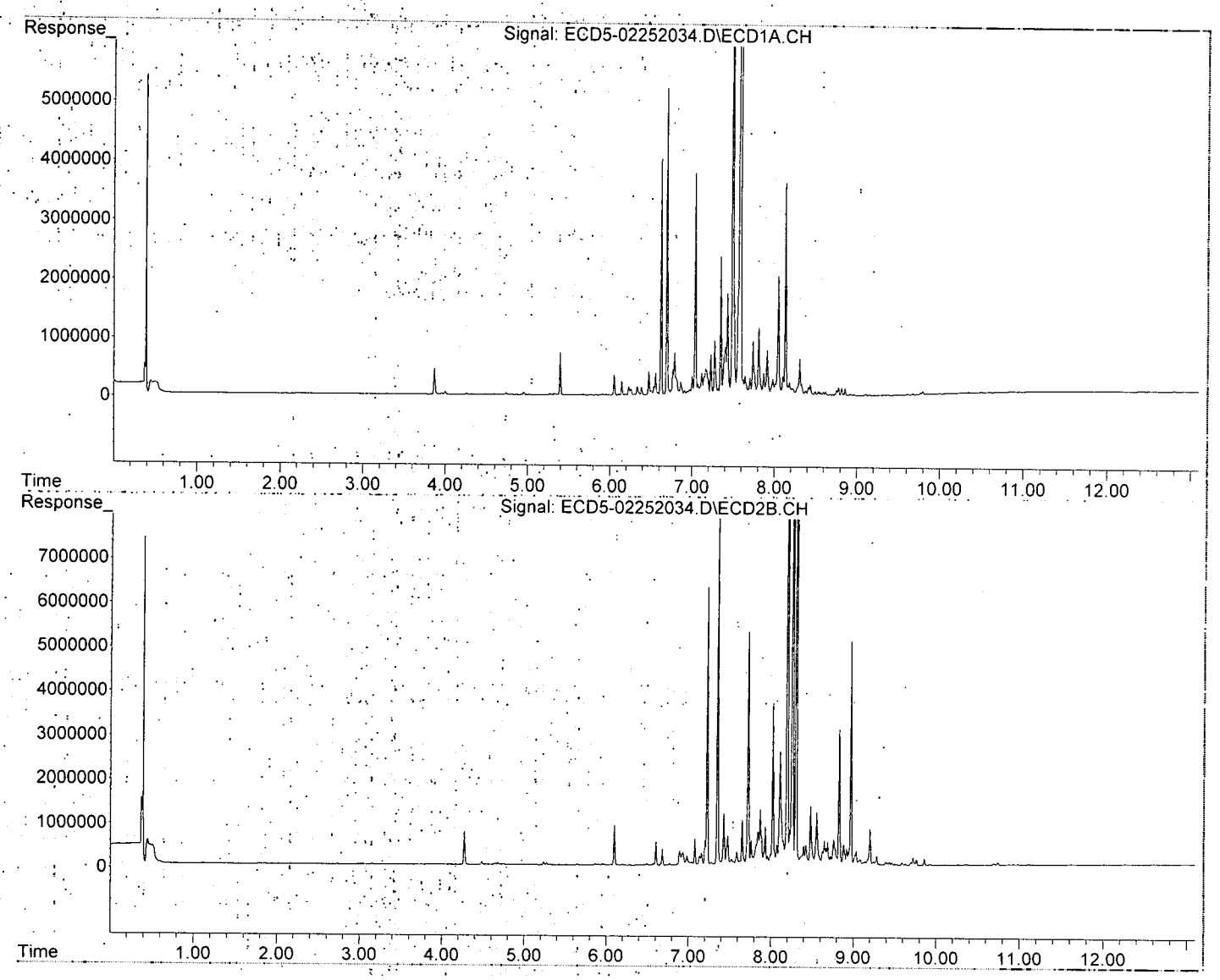

Quantitation Report (Not Reviewed)

Data Path : C:\msdchem\1\data\2020-02\0B25043\REQUANT\
Data File : ECD5-02252035.D
Signal(s) : Signal #1: ECD1A.CH Signal #2: ECD2B.CH
Acq On : 25 Feb 2020 22:04
Operator : MJB
Sample : 0B25043-CALO
Misc : A19K311, CHLOR 1000 ppb
ALS Vial : 30 (Sig #1); 0 (Sig #2) Sample Multiplier: 1

MJB 2/26/20

Integration File signal 1: PEST1.e
Integration File signal 2: PEST2.e
Quant Time: Feb 26 15:52:52 2020
Quant Method : C:\msdchem\1\methods\ECD5_QUANTPEST_200225.M
Quant Title : Instrument: DualECD5
QLast Update : Wed Feb 26 15:13:42 2020
Response via : Initial Calibration
Integrator: ChemStation 6890 Scale Mode: Small noise peaks clipped

Volume Inj. : 2uL
Signal #1 Phase : Rtx-CLPesticides Signal #2 Phase: Rtx-CLPesticides2
Signal #1 Info : 30m X 0.32mm X 0. Signal #2 Info : 30m X 0.32mm X 0.25um

	Compound	RT#1	RT#2	Resp#1	Resp#2	ng/mL	ng/mL
	System Monitoring Compounds						
1) S	TCMX (S)	5.458	6.050	8244	19230	0.038	0.056 #
22) S	DCBP (S)	9.671	10.645	40723	7815	0.006	0.040 #
	Target Compounds						
2)	a-BHC	5.988	6.683f	12825	690541	0.045	1.592 #
3)	g-BHC	6.299	6.983	26959	429495	0.107	1.051 #
4)	b-BHC	6.332f	7.042	279408	130788	2.422	0.608 #
5)	Heptachlor	6.692	7.350	10636439	17639070	45.624	47.374
6)	d-BHC	6.473f	7.280	790579	131190	3.144	0.288 #
7)	Aldrin	6.940	7.621	147922	188074	0.616	0.496
8)	Heptachlo...	7.402	8.074	1653794	927607	7.347	2.689 #
9)	trans-Chl...	7.490	8.197	24448288	43521903	107.443	123.133
10)	cis-Chlor...	7.584	8.305	26395147	35629558	119.442	106.852
11)	Endosulfa...	7.703	8.378f	598350	508716	2.905	1.639 #
12)	4,4'-DDE	7.643	8.399	651720	878585	2.891	2.663
13)	Dieldrin	7.871	8.557	754847	2819622	3.275	8.140 #
14)	Endrin	8.049f	8.801	4027627	414931	24.300	1.862 #
15)	4,4'-DDD	8.049	8.828	4027627	6256313	21.615	23.095
16)	Endosulfa...	8.184	8.943	459169	654594	2.519	2.535
17)	4,4'-DDT	8.227f	9.064	236496	231103	1.676	1.351
18)	Endrin Al...	8.495f	9.140f	135696	186598	0.455	0.470
19)	Endosulfa...	8.778	9.342	274001	48187	1.339	BelowCal #
20)	Methoxychlor	8.594	9.536	128530	41309	1.661	0.414 #
21)	Endrin Ke...	8.960	9.762	39688	278105	BelowCal	0.925
23)	Hexachlor...	3.285f	0.000	4822	0	0.022	N.D. #
24)	Hexachlor...	5.830	6.491f	11654	72997	0.052	0.200 #
25)	Oxychlordane	7.316	7.998	224207	543924	1.119	1.770 #
26)	2,4'-DDE	7.402	8.197	1653794	43521903	10.842	184.894 #
27)	trans-Non...	7.584	8.260	26395147	32021712	117.839	94.103
28)	2,4'-DDD	7.739f	8.557	1910068	2819622	13.940	13.497

Quantitation Report (Not Reviewed)

Data Path : C:\msdchem\1\data\2020-02\0B25043\REQUANT\
Data File : ECD5-02252035.D
Signal(s) : Signal #1: ECD1A.CH Signal #2: ECD2B.CH
Acq On : 25 Feb 2020 22:04
Operator : MJB
Sample : 0B25043-CALO
Misc : A19K311, CHLOR 1000 ppb
ALS Vial : 30 (Sig #1); 0 (Sig #2) Sample Multiplier: 1

Integration File signal 1: PEST1.e
Integration File signal 2: PEST2.e
Quant Time: Feb 26 15:52:52 2020
Quant Method : C:\msdchem\1\methods\ECD5_QUANTPEST_200225.M
Quant Title : Instrument: DualECD5
QLast Update : Wed Feb 26 15:13:42 2020
Response via : Initial Calibration
Integrator: ChemStation 6890 Scale Mode: Small noise peaks clipped

Volume Inj. : 2uL
Signal #1 Phase : Rtx-CLPesticides Signal #2 Phase: Rtx-CLPesticides2
Signal #1 Info : 30m X 0.32mm X 0. Signal #2 Info : 30m X 0.32mm X 0.25um

	Compound	RT#1	RT#2	Resp#1	Resp#2	ng/mL	ng/mL
29)	2,4'-DDT	7.981f	8.801	579609	414931	4.482	2.518 #
30)	cis-Nonac...	8.049	8.828	4027627	6256313	16.090	16.659
31)	Mirex	8.707	9.762	43555	278105	0.082	1.300 #
32)	Chlordane...	7.490	8.197	24448288	43521903	985.319	1025.513
33)	Chlordane...	7.584	8.305	26395147	35629558	958.493	1014.582
34)	Chlordane...	8.135	8.970	7358441	10775549	981.925	1000.822
35)	Chlordane...	0.000	0.000	0	0	N.D.	N.D.
36)	Toxaphene...	7.584	8.557f	26395147	2819622	24891.190	997.187 #
37)	Toxaphene...	7.871	8.884	754847	961171	383.249	277.060 #
38)	Toxaphene...	8.184	8.921	459169	779366	114.248	135.739
39)	Toxaphene...	8.414	8.970	286061	10775549	73.214	1165.192 #
40)	Toxaphene...	8.620f	9.140f	135137	186598	44.796	36.788
41)	Toxaphene...	8.707	9.536	43555	41309	11.044	7.734 #
42)	Toxaphene...	0.000	0.000	0	0	N.D.	N.D.

(f)=RT Delta > 1/2 Window (#)=Amounts differ by > 25% (m)=manual int.

Quantitation Report (Not Reviewed)

Data Path : C:\msdchem\1\data\2020-02\0B25043\REQUANT\
Data File : ECD5-02252035.D
Signal(s) : Signal #1: ECD1A.CH Signal #2: ECD2B.CH
Acq On : 25 Feb 2020 22:04
Operator : MJB
Sample : 0B25043-CALO
Misc : A19K311, CHLOR 1000 ppb
ALS Vial : 30 (Sig #1); 0 (Sig #2) Sample Multiplier: 1

Integration File signal 1: PEST1.e
Integration File signal 2: PEST2.e
Quant Time: Feb 26 15:52:52 2020
Quant Method : C:\msdchem\1\methods\ECD5_QUANTPEST_200225.M
Quant Title : Instrument: DualECD5
QLast Update : Wed Feb 26 15:13:42 2020
Response via : Initial Calibration
Integrator: ChemStation 6890 Scale Mode: Small noise peaks clipped

Volume Inj. : 2uL
Signal #1 Phase : Rtx-CLPesticides Signal #2 Phase: Rtx-CLPesticides2
Signal #1 Info : 30m X 0.32mm X 0. Signal #2 Info : 30m X 0.32mm X 0.25um

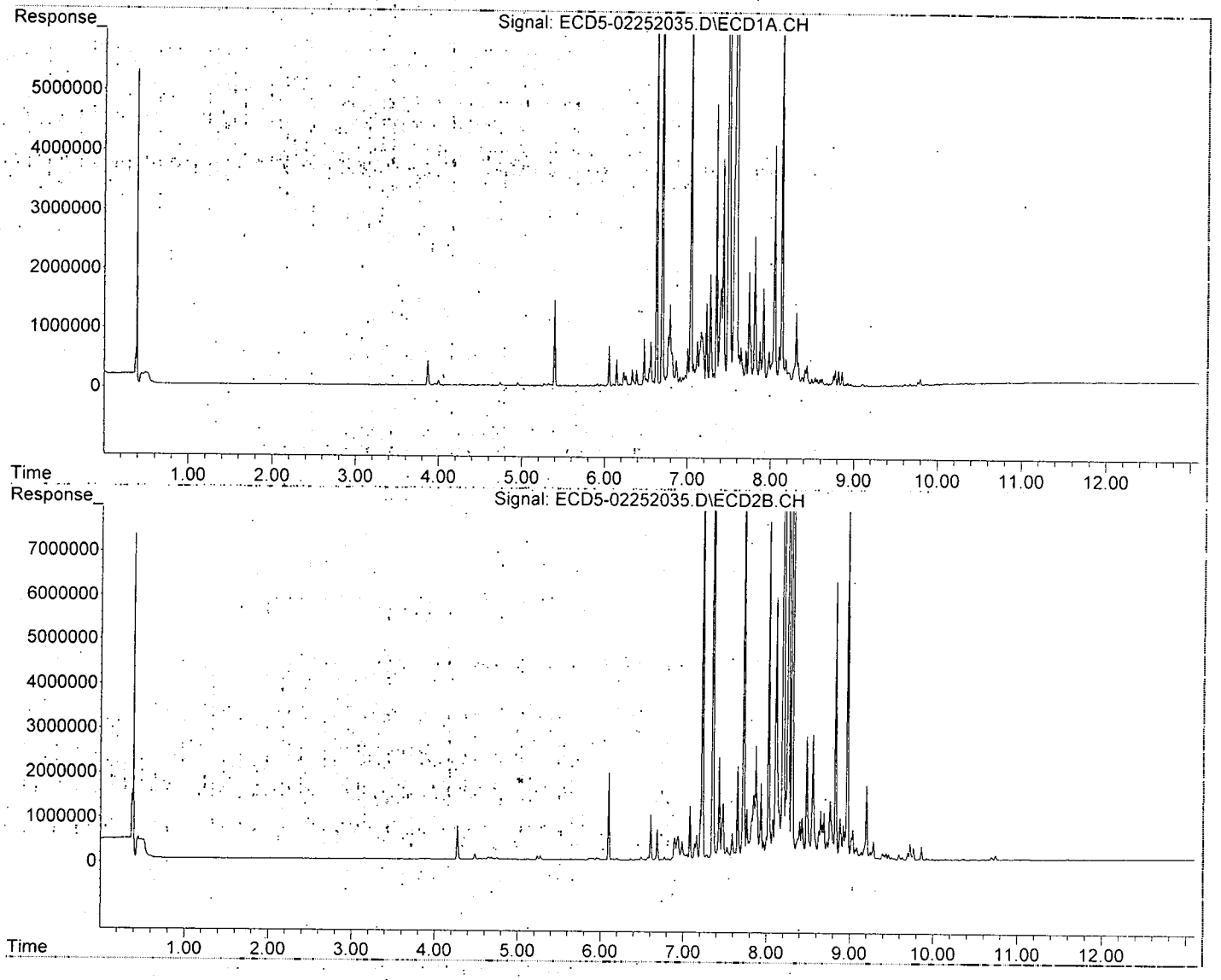

Quantitation Report (Not Reviewed)

Data Path : C:\msdchem\1\data\2020-02\0B25043\REQUANT\
Data File : ECD5-02252036.D
Signal(s) : Signal #1: ECD1A.CH Signal #2: ECD2B.CH
Acq On : 25 Feb 2020 22:22
Operator : MJB
Sample : 0B25043-CALP
Misc : A19K306, CHLOR 2000 ppb
ALS Vial : 31 (Sig #1); 0 (Sig #2) Sample Multiplier: 1

Integration File signal 1: PEST1.e
Integration File signal 2: PEST2.e
Quant Time: Feb 26 15:53:01 2020
Quant Method : C:\msdchem\1\methods\ECD5_QUANTPEST_200225.M
Quant Title : Instrument: DualECD5
QLast Update : Wed Feb 26 15:13:42 2020
Response via : Initial Calibration
Integrator: ChemStation 6890 Scale Mode: Small noise peaks clipped

MJB 2/26/20

Volume Inj. : 2uL
Signal #1 Phase : Rtx-CLPesticides Signal #2 Phase: Rtx-CLPesticides2
Signal #1 Info : 30m X 0.32mm X 0. Signal #2 Info : 30m X 0.32mm X 0.25um

	Compound	RT#1	RT#2	Resp#1	Resp#2	ng/mL	ng/mL
	System Monitoring Compounds						
1)	S TCMX (S)	5.459	6.051	15369	24368	0.072	0.071
22)	S DCBP (S)	9.672	10.646	73611	16900	0.216	0.087 #
	Target Compounds						
2)	a-BHC	5.988	6.683f	22624	1389514	0.079	3.173 #
3)	g-BHC	6.255f	6.983	348162	836663	1.379	2.047 #
4)	b-BHC	6.332f	7.042	545571	226437	4.913	1.182 #
5)	Heptachlor	6.692	7.351	22344757	39525270	95.846	106.155
6)	d-BHC	6.474f	7.281	1641408	246575	6.527	0.608 #
7)	Aldrin	6.939	7.621	288250	372055	1.200	0.981
8)	Heptachlo...	7.401	8.074	3413139	1939739	15.162	5.623 #
9)	trans-Chl...	7.491	8.198	50643560	97852072	222.564	276.845
10)	cis-Chlor...	7.584	8.306	56582614	79169029	256.045	237.426
11)	Endosulfa...	7.702	8.379f	1250092	1125315	6.070	3.626 #
12)	4,4'-DDE	7.642	8.399	1345781	1866080	5.970	5.603
13)	Dieldrin	7.871	8.557	1582344	6633085	6.866	19.149 #
14)	Endrin	8.049f	8.801	8583013	922697	51.784	4.163 #
15)	4,4'-DDD	8.049	8.828	8583013	13773446	46.062	49.166
16)	Endosulfa...	8.184	8.943	971285	1420646	5.588	5.703
17)	4,4'-DDT	0.000	9.064	0	488975	N.D.	2.756 #
18)	Endrin Al...	8.495f	9.141f	279480	402911	1.419	1.486
19)	Endosulfa...	8.778	9.342	553764	120387	3.136	0.169 #
20)	Methoxychlor	8.594	9.536	269245	99962	3.669	1.058 #
21)	Endrin Ke...	8.960	9.763	82997	607300	0.189	2.245 #
23)	Hexachlor...	3.285f	0.000	4530	0	0.020	N.D. #
24)	Hexachlor...	5.829	6.491f	21744	138743	0.097	0.380 #
25)	Oxychlordane	7.315	7.997	449965	1112139	2.247	3.620 #
26)	2,4'-DDE	7.401	8.198	3413139	97852072	22.375	415.705 #
27)	trans-Non...	7.584	8.261	56582614	71390716	252.608	209.798
28)	2,4'-DDD	7.739f	8.557	4010101	6633085	29.267	31.751

Quantitation Report (Not Reviewed)

Data Path : C:\msdchem\1\data\2020-02\0B25043\REQUANT\
Data File : ECD5-02252036.D
Signal(s) : Signal #1: ECD1A.CH Signal #2: ECD2B.CH
Acq On : 25 Feb 2020 22:22
Operator : MJB
Sample : 0B25043-CALP
Misc : A19K306, CHLOR 2000 ppb
ALS Vial : 31 (Sig #1), 0 (Sig #2) Sample Multiplier: 1

Integration File signal 1: PEST1.e
Integration File signal 2: PEST2.e
Quant Time: Feb 26 15:53:01 2020
Quant Method : C:\msdchem\1\methods\ECD5_QUANTPEST_200225.M
Quant Title : Instrument: DualECD5
QLast Update : Wed Feb 26 15:13:42 2020
Response via : Initial Calibration
Integrator: ChemStation 6890 Scale Mode: Small noise peaks clipped

Volume Inj. : 2uL
Signal #1 Phase : Rtx-CLPesticides Signal #2 Phase: Rtx-CLPesticides2
Signal #1 Info : 30m X 0.32mm X 0. Signal #2 Info : 30m X 0.32mm X 0.25um

	Compound	RT#1	RT#2	Resp#1	Resp#2	ng/mL	ng/mL
29)	2,4'-DDT	7.980f	8.801	1221513	922697	9.446	5.517 #
30)	cis-Nonac...	8.049	8.828	8583013	13773446	34.289	36.675
31)	Mirex	8.708	9.763	98144	607300	0.469	3.018 #
32)	Chlordane...	7.491	8.198	50643560	97852072	2041.044	2305.702
33)	Chlordane...	7.584	8.306	56582614	79169029	2054.696	2254.404
34)	Chlordane...	8.135	8.970	15479596	24178823	2065.629	2245.703
35)	Chlordane...	0.000	0.000	0	0	N.D.	N.D.
36)	Toxaphene...	7.584	8.557f	56582614	6633085	53358.620	2345.855 #
37)	Toxaphene...	7.871	8.884	1582344	2066013	803.385	595.533 #
38)	Toxaphene...	8.184	8.921	971285	1701048	241.671	296.265
39)	Toxaphene...	8.413	8.970	586436	24178823	150.091	2614.527 #
40)	Toxaphene...	8.620f	9.141f	280260	402911	92.902	79.436
41)	Toxaphene...	8.708	9.536	98144	99962	24.886	18.715
42)	Toxaphene...	0.000	0.000	0	0	N.D.	N.D.

(f)=RT Delta > 1/2 Window (#)=Amounts differ by > 25% (m)=manual int.

Quantitation Report (Not Reviewed)

Data Path : C:\msdchem\1\data\2020-02\0B25043\REQUANT\
Data File : ECD5-02252036.D
Signal(s) : Signal #1: ECD1A.CH Signal #2: ECD2B.CH
Acq On : 25 Feb 2020 22:22
Operator : MJB
Sample : 0B25043-CALP
Misc : A19K306, CHLOR 2000 ppb
ALS Vial : 31 (Sig #1); 0 (Sig #2) Sample Multiplier: 1

Integration File signal 1: PEST1.e
Integration File signal 2: PEST2.e
Quant Time: Feb 26 15:53:01 2020
Quant Method : C:\msdchem\1\methods\ECD5_QUANTPEST_200225.M
Quant Title : Instrument: DualECD5
QLast Update : Wed Feb 26 15:13:42 2020
Response via : Initial Calibration
Integrator: ChemStation 6890 Scale Mode: Small noise peaks clipped

Volume Inj. : 2uL
Signal #1 Phase : Rtx-CLPesticides Signal #2 Phase: Rtx-CLPesticides2
Signal #1 Info : 30m X 0.32mm X 0. Signal #2 Info : 30m X 0.32mm X 0.25um

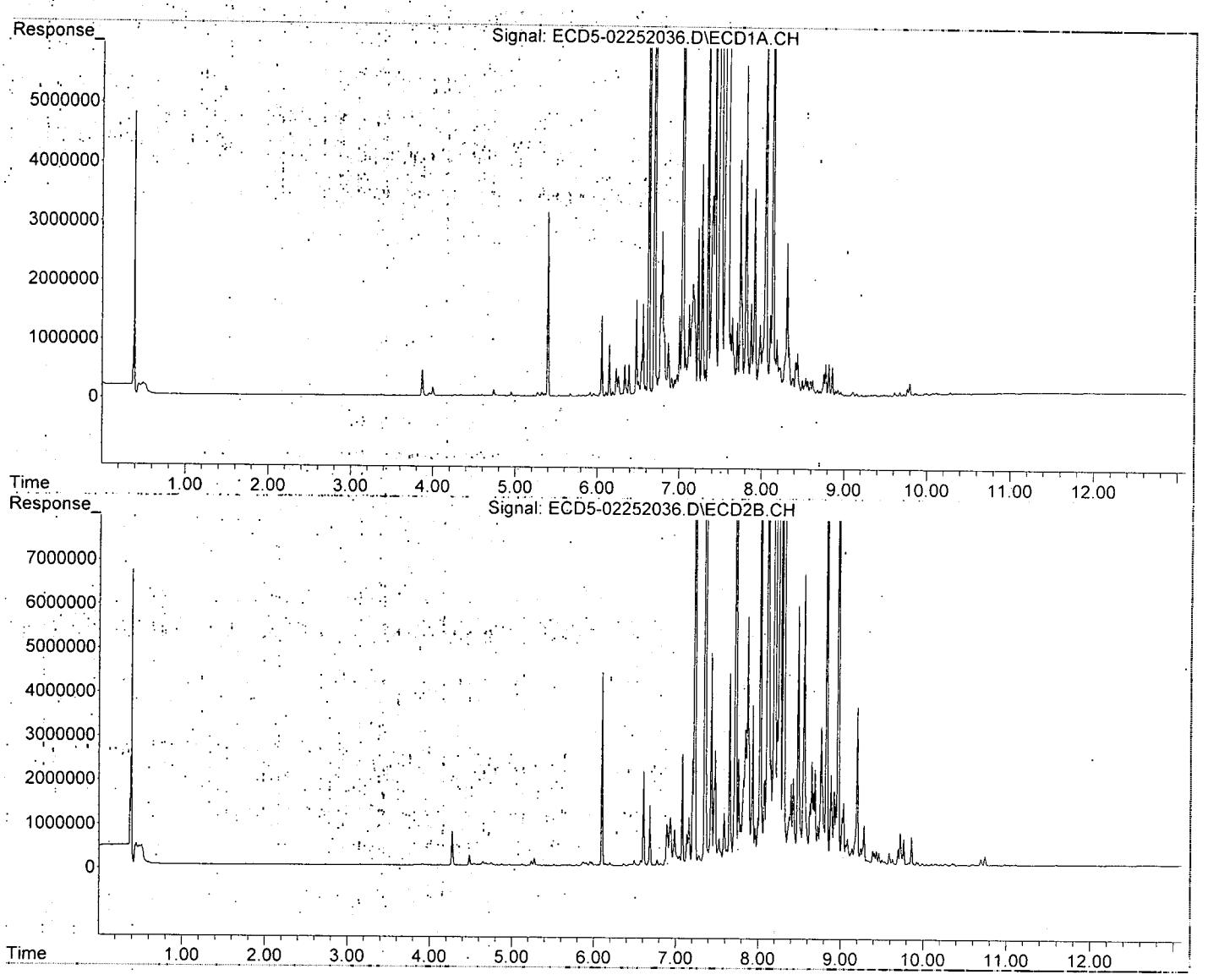

Quantitation Report (Not Reviewed)

Data Path : C:\msdchem\1\data\2020-02\0B25043\REQUANT\
Data File : ECD5-02252039.D
Signal(s) : Signal #1: ECD1A.CH Signal #2: ECD2B.CH
Acq On : 25 Feb 2020 23:13
Operator : MJB
Sample : 0B25043-CALQ
Misc : A20B334, TOX 10 ppb
ALS Vial : 33 (Sig #1); 0 (Sig #2) Sample Multiplier: 1

Integration File signal 1: PEST1.e
Integration File signal 2: PEST2.e
Quant Time: Feb 26 15:53:48 2020
Quant Method : C:\msdchem\1\methods\ECD5_QUANTPEST_200225.M
Quant Title : Instrument: DualECD5
QLast Update : Wed Feb 26 15:13:42 2020
Response via : Initial Calibration
Integrator: ChemStation 6890 Scale Mode: Small noise peaks clipped

MJB 2/26/20

Volume Inj. : 2uL
Signal #1 Phase : Rtx-CLPesticides Signal #2 Phase: Rtx-CLPesticides2
Signal #1 Info : 30m X 0.32mm X 0. Signal #2 Info : 30m X 0.32mm X 0.25um

	Compound	RT#1	RT#2	Resp#1	Resp#2	ng/mL	ng/mL
	System Monitoring Compounds						
1)	S TCMX (S)	0.000	6.053	0	5351	N.D.	0.016 #
22)	S DCBP (S)	0.000	0.000	0	0	N.D.	N.D.
	Target Compounds						
2)	a-BHC	0.000	0.000	0	0	N.D.	N.D.
3)	g-BHC	0.000	0.000	0	0	N.D.	N.D.
4)	b-BHC	6.345	0.000	8339	0	13405.822	N.D. #
5)	Heptachlor	0.000	0.000	0	0	N.D.	N.D.
6)	d-BHC	0.000	0.000	0	0	N.D.	N.D.
7)	Aldrin	0.000	0.000	0	0	N.D.	N.D.
8)	Heptachlo...	7.398	8.049	2897	8190	0.013	0.024 #
9)	trans-Chl...	7.506	8.196	7783	8886	0.034	0.025 #
10)	cis-Chlor...	7.566f	8.328f	11341	7033	0.051	0.021 #
11)	Endosulfa...	7.693	8.359	12668	12613	0.062	0.041 #
12)	4,4'-DDE	7.614f	8.425	9218	14972	0.041	0.077 #
13)	Dieldrin	7.859	8.572	22995	15999	0.100	0.046 #
14)	Endrin	8.000f	8.777	10045	26957	0.061	0.091 #
15)	4,4'-DDD	8.087	8.827	15629	17600	0.084	0.063 #
16)	Endosulfa...	8.172	8.916	44681	66638	0.032	0.084 #
17)	4,4'-DDT	8.251	9.047	35099	19183	0.242	0.188
18)	Endrin Al...	8.460	9.160	25934	54652	BelowCal	BelowCal
19)	Endosulfa...	8.777	9.362	11762	19735	BelowCal	BelowCal
20)	Methoxychlor	8.611	9.543	9427	55348	BelowCal	0.568
21)	Endrin Ke...	8.965	9.745	8627	17325	BelowCal	BelowCal
23)	Hexachlor...	3.283f	3.751	5482	9537	0.025	0.022
24)	Hexachlor...	0.000	6.533	0	7919	N.D.	0.022 #
25)	Oxychlordane	7.319	7.998	14890	9876	0.074	0.032 #
26)	2,4'-DDE	7.398	8.196	2897	8886	0.019	0.038 #
27)	trans-Non...	7.566	8.268	11341	8986	0.051	0.026 #
28)	2,4'-DDD	7.777	8.572	13752	15999	0.100	0.077

Quantitation Report (Not Reviewed)

Data Path : C:\msdchem\1\data\2020-02\0B25043\REQUANT\
Data File : ECD5-02252039.D
Signal(s) : Signal #1: ECD1A.CH Signal #2: ECD2B.CH
Acq On : 25 Feb 2020 23:13
Operator : MJB
Sample : 0B25043-CALQ
Misc : A20B334, TOX 10 ppb
ALS Vial : 33 (Sig #1); 0 (Sig #2) Sample Multiplier: 1

Integration File signal 1: PEST1.e
Integration File signal 2: PEST2.e
Quant Time: Feb 26 15:53:48 2020
Quant Method : C:\msdchem\1\methods\ECD5_QUANTPEST_200225.M
Quant Title : Instrument: DualECD5
QLast Update : Wed Feb 26 15:13:42 2020
Response via : Initial Calibration
Integrator: ChemStation 6890 Scale Mode: Small noise peaks clipped

Volume Inj. : 2uL
Signal #1 Phase : Rtx-CLPesticides Signal #2 Phase: Rtx-CLPesticides2
Signal #1 Info : 30m X 0.32mm X 0. Signal #2 Info : 30m X 0.32mm X 0.25um

	Compound	RT#1	RT#2	Resp#1	Resp#2	ng/mL	ng/mL
29)	2,4'-DDT	7.965	8.777	24758	26957	0.191	0.195
30)	cis-Nonac...	8.049	8.827	28759	17600	0.115	0.047 #
31)	Mirex	8.709	9.745	43890	17325	0.085	BelowCal #
32)	Chlordane...	7.506	8.196	7783	8886	0.314	0.209 #
33)	Chlordane...	7.566	8.328f	11341	7033	0.412	0.200 #
34)	Chlordane...	8.114f	8.983	15080	103308	2.012	9.595 #
35)	Chlordane...	0.000	3.751	0	9537	N.D.	NoCal
36)	Toxaphene...	7.566	8.532	11341	29979	10.695	10.602
37)	Toxaphene...	7.859	8.881	22995	35085	11.675	10.113
38)	Toxaphene...	8.172	8.916	44681	66638	11.117	11.606
39)	Toxaphene...	8.412	8.983	43252	103308	11.070	11.171
40)	Toxaphene...	8.641	9.160	30451	54652	10.094	10.775
41)	Toxaphene...	8.709	9.543	43890	55348	11.129	10.362
42)	Toxaphene...	0.000	3.751	0	9537	N.D.	NoCal

(f)=RT Delta > 1/2 Window (#)=Amounts differ by > 25% (m)=manual int.

Quantitation Report (Not Reviewed)

Data Path : C:\msdchem\1\data\2020-02\0B25043\REQUANT\
Data File : ECD5-02252039.D
Signal(s) : Signal #1: ECD1A.CH Signal #2: ECD2B.CH
Acq On : 25 Feb 2020 23:13
Operator : MJB
Sample : 0B25043-CALQ
Misc : A20B334, TOX 10 ppb
ALS Vial : 33 (Sig #1); 0 (Sig #2) Sample Multiplier: 1

Integration File signal 1: PEST1.e
Integration File signal 2: PEST2.e
Quant Time: Feb 26 15:53:48 2020
Quant Method : C:\msdchem\1\methods\ECD5_QUANTPEST_200225.M
Quant Title : Instrument: DualECD5
QLast Update : Wed Feb 26 15:13:42 2020
Response via : Initial Calibration
Integrator: ChemStation 6890 Scale Mode: Small noise peaks clipped

Volume Inj. : 2uL
Signal #1 Phase : Rtx-CLPesticides Signal #2 Phase: Rtx-CLPesticides2
Signal #1 Info : 30m X 0.32mm X 0. Signal #2 Info : 30m X 0.32mm X 0.25um

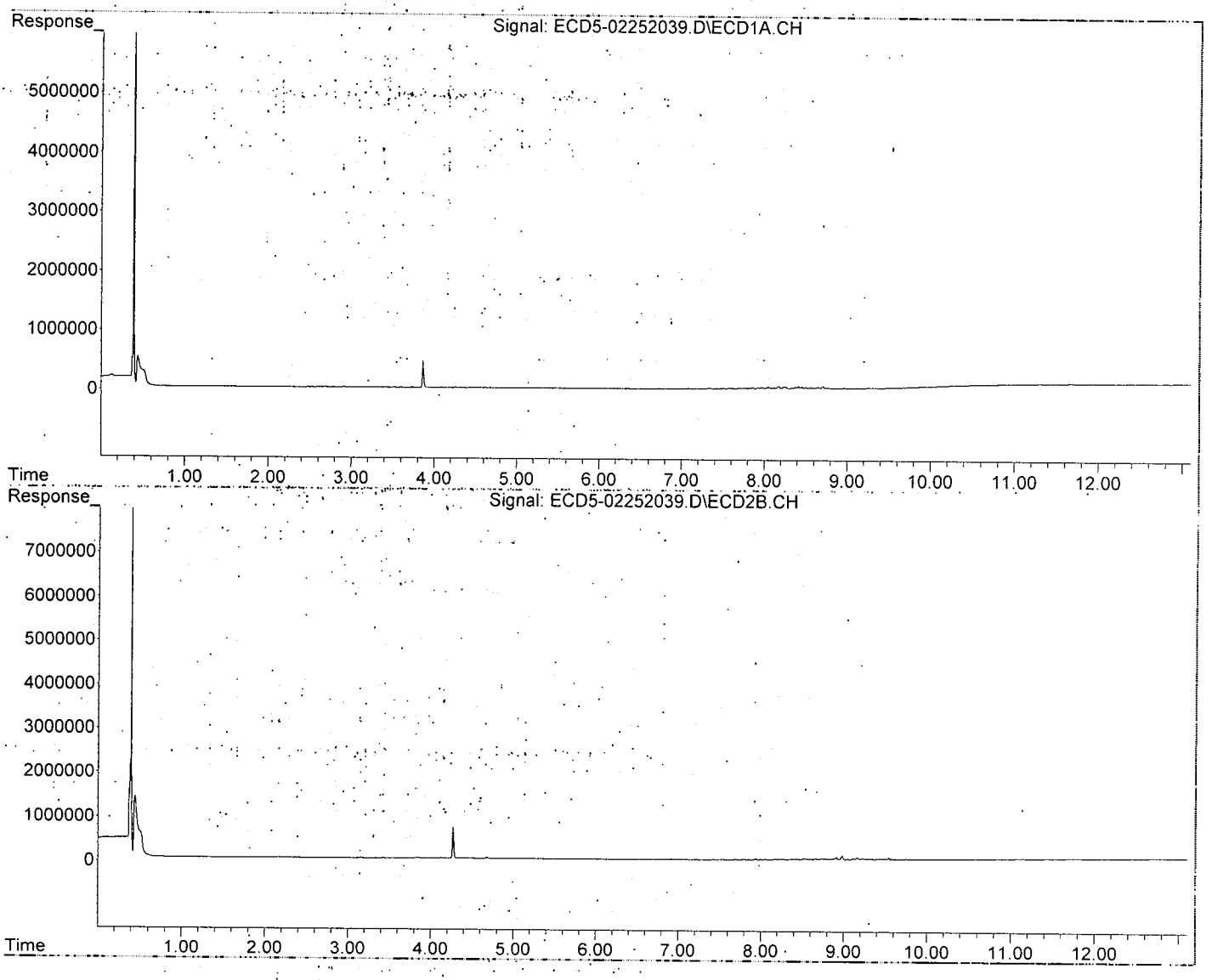

Quantitation Report (Not Reviewed)

Data Path : C:\msdchem\1\data\2020-02\0B25043\REQUANT\
Data File : ECD5-02252040.D
Signal(s) : Signal #1: ECD1A.CH Signal #2: ECD2B.CH
Acq On : 25 Feb 2020 23:30
Operator : MJB
Sample : 0B25043-CALR
Misc : A19J417, TOX 50 ppb
ALS Vial : 34 (Sig #1); 0 (Sig #2) Sample Multiplier: 1

Integration File signal 1: PEST1.e
Integration File signal 2: PEST2.e
Quant Time: Feb 26 15:53:58 2020
Quant Method : C:\msdchem\1\methods\ECD5_QUANTPEST_200225.M
Quant Title : Instrument: DualECD5
QLast Update : Wed Feb 26 15:13:42 2020
Response via : Initial Calibration
Integrator: ChemStation 6890 Scale Mode: Small noise peaks clipped

MB 2/26/20

Volume Inj. : 2uL
Signal #1 Phase : Rtx-CLPesticides Signal #2 Phase: Rtx-CLPesticides2
Signal #1 Info : 30m X 0.32mm X 0. Signal #2 Info : 30m X 0.32mm X 0.25um

	Compound	RT#1	RT#2	Resp#1	Resp#2	ng/mL	ng/mL
	System Monitoring Compounds						
1) S	TCMX (S)	0.000	6.053	0	19626	N.D.	0.057 #
22) S	DCBP (S)	9.660	10.611f	5446	2627	BelowCal	0.014
	Target Compounds						
2)	a-BHC	5.993	0.000	3137	0	0.011	N.D. #
3)	g-BHC	0.000	0.000	0	0	N.D.	N.D.
4)	b-BHC	6.345	0.000	10737	0	13405.799	N.D. #
5)	Heptachlor	6.728f	0.000	4769	0	0.020	N.D. #
6)	d-BHC	6.507	0.000	2804	0	0.011	N.D. #
7)	Aldrin	6.932	7.630	5981	13775	0.025	0.036 #
8)	Heptachlo...	7.422f	8.049	33977	51056	0.151	0.148
9)	trans-Chl...	7.507	8.177f	43440	57772	0.191	0.163
10)	cis-Chlor...	7.566f	8.285f	58140	54256	0.263	0.163 #
11)	Endosulfa...	7.693	8.360	68856	73374	0.334	0.236 #
12)	4,4'-DDE	7.615f	8.426	49309	87796	0.219	0.296 #
13)	Dieldrin	7.860	8.573	108818	89527	0.472	0.258 #
14)	Endrin	8.049f	8.778	139005	149761	0.839	0.653
15)	4,4'-DDD	8.049	8.830	139005	102839	0.746	0.387 #
16)	Endosulfa...	8.173	8.917	208175	286968	1.014	1.004
17)	4,4'-DDT	8.248	9.048	175285	105531	1.241	0.663 #
18)	Endrin Al...	8.460	9.161	131953	253707	0.430	0.785 #
19)	Endosulfa...	8.778	9.363	69440	97773	0.024	0.064 #
20)	Methoxychlor	8.611	9.543	63072	265807	0.724	2.869 #
21)	Endrin Ke...	8.963	9.764	49202	22199	0.010	BelowCal #
23)	Hexachlor...	3.284f	0.000	4884	0	0.022	N.D. #
24)	Hexachlor...	5.839	6.515	5608	9971	0.025	0.027
25)	Oxychlordane	7.327	7.998	51857	51774	0.259	0.169 #
26)	2,4'-DDE	7.422f	8.177	33977	57772	0.223	0.245
27)	trans-Non...	7.566	8.269	58140	57746	0.260	0.170 #
28)	2,4'-DDD	7.778	8.573	77706	89527	0.567	0.429

Quantitation Report (Not Reviewed)

Data Path : C:\msdchem\1\data\2020-02\0B25043\REQUANT\
Data File : ECD5-02252040.D
Signal(s) : Signal #1: ECD1A.CH Signal #2: ECD2B.CH
Acq On : 25 Feb 2020 23:30
Operator : MJB
Sample : 0B25043-CALR
Misc : A19J417, TOX 50 ppb
ALS Vial : 34 (Sig #1); 0 (Sig #2) Sample Multiplier: 1

Integration File signal 1: PEST1.e
Integration File signal 2: PEST2.e
Quant Time: Feb 26 15:53:58 2020
Quant Method : C:\msdchem\1\methods\ECD5_QUANTPEST_200225.M
Quant Title : Instrument: DualECD5
QLast Update : Wed Feb 26 15:13:42 2020
Response via : Initial Calibration
Integrator: ChemStation 6890 Scale Mode: Small noise peaks clipped

Volume Inj. : 2uL
Signal #1 Phase : Rtx-CLPesticides Signal #2 Phase: Rtx-CLPesticides2
Signal #1 Info : 30m X 0.32mm X 0. Signal #2 Info : 30m X 0.32mm X 0.25um

	Compound	RT#1	RT#2	Resp#1	Resp#2	ng/mL	ng/mL
29)	2,4'-DDT	7.966	8.778	124203	149761	0.961	0.933
30)	cis-Nonac...	8.049	8.830	139005	102839	0.555	0.274 #
31)	Mirex	8.709	9.764	201655	22199	1.204	BelowCal #
32)	Chlordane...	7.507	8.177	43440	57772	1.751	1.361
33)	Chlordane...	7.566	8.285	58140	54256	2.111	1.545 #
34)	Chlordane...	8.114f	8.984	91024	459206	12.146	42.651 #
35)	Chlordane...	0.000	0.000	0	0	N.D.	N.D.
36)	Toxaphene...	7.566	8.533	58140	151694	54.828	53.648
37)	Toxaphene...	7.860	8.881	108818	175705	55.249	50.647
38)	Toxaphene...	8.173	8.917	208175	286968	51.797	49.980
39)	Toxaphene...	8.413	8.984	203857	459206	52.174	49.655
40)	Toxaphene...	8.642	9.161	155631	253707	51.589	50.019
41)	Toxaphene...	8.709	9.543	201655	265807	51.133	49.763
42)	Toxaphene...	0.000	0.000	0	0	N.D.	N.D.

(f)=RT Delta > 1/2 Window (#)=Amounts differ by > 25% (m)=manual int.

Quantitation Report (Not Reviewed)

Data Path : C:\msdchem\1\data\2020-02\0B25043\REQUANT\
Data File : ECD5-02252040.D
Signal(s) : Signal #1: ECD1A.CH Signal #2: ECD2B.CH
Acq On : 25 Feb 2020 23:30
Operator : MJB
Sample : 0B25043-CALR
Misc : A19J417, TOX 50 ppb
ALS Vial : 34 (Sig #1); 0 (Sig #2) Sample Multiplier: 1

Integration File signal 1: PEST1.e
Integration File signal 2: PEST2.e
Quant Time: Feb 26 15:53:58 2020
Quant Method : C:\msdchem\1\methods\ECD5_QUANTPEST_200225.M
Quant Title : Instrument: DualECD5
QLast Update : Wed Feb 26 15:13:42 2020
Response via : Initial Calibration
Integrator: ChemStation 6890 Scale Mode: Small noise peaks clipped

Volume Inj. : 2uL
Signal #1 Phase : Rtx-CLPesticides Signal #2 Phase: Rtx-CLPesticides2
Signal #1 Info : 30m X 0.32mm X 0. Signal #2 Info : 30m X 0.32mm X 0.25um

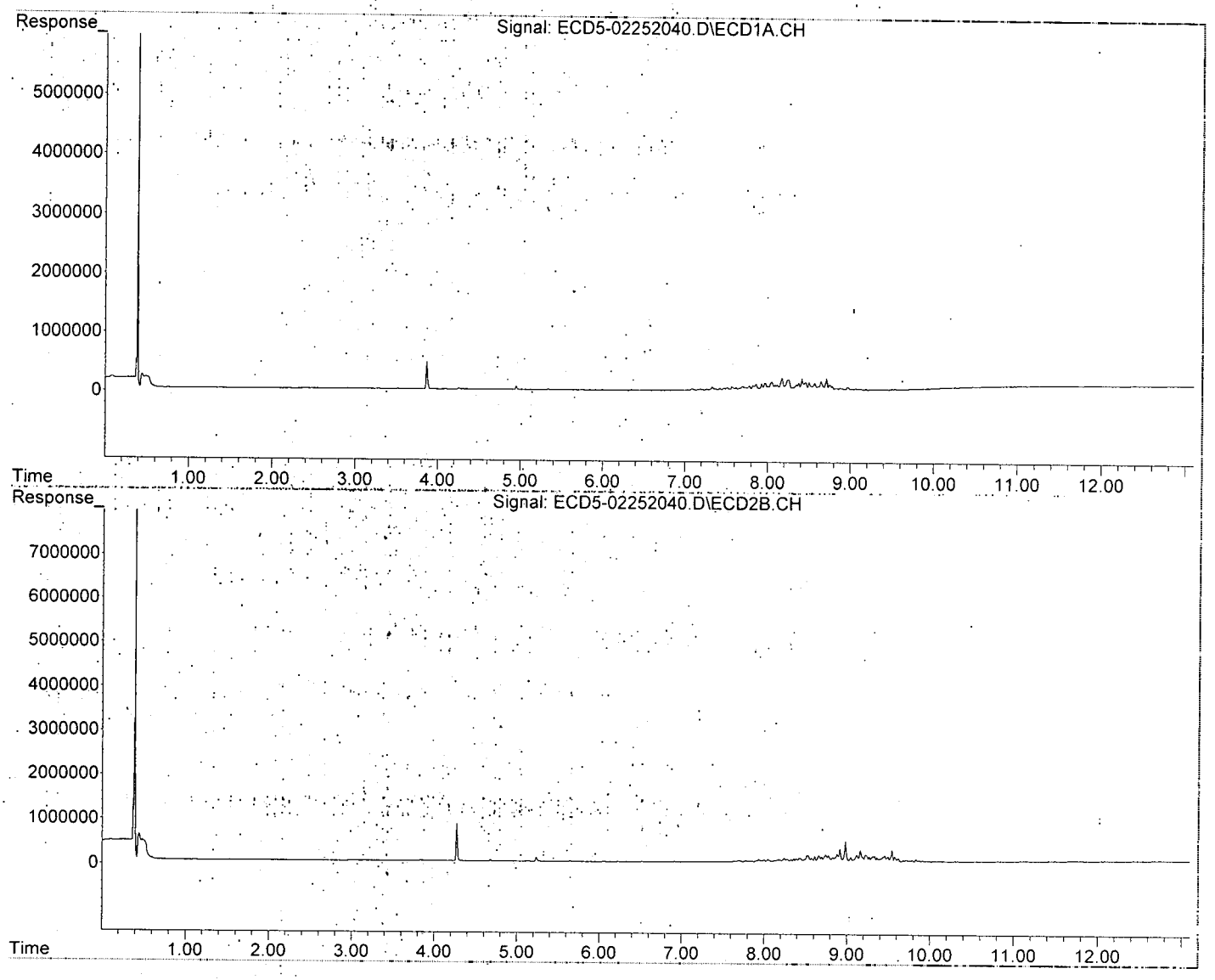

Quantitation Report (Not Reviewed)

Data Path : C:\msdchem\1\data\2020-02\0B25043\REQUANT\
Data File : ECD5-02252041.D
Signal(s) : Signal #1: ECD1A.CH Signal #2: ECD2B.CH
Acq On : 25 Feb 2020 23:47
Operator : MJB
Sample : 0B25043-CALS
Misc : A19J418, TOX 100 ppb
ALS Vial : 35 (Sig #1); 0 (Sig #2) Sample Multiplier: 1

Integration File signal 1: PEST1.e
Integration File signal 2: PEST2.e
Quant Time: Feb 26 15:54:08 2020
Quant Method : C:\msdchem\1\methods\ECD5_QUANTPEST_200225.M
Quant Title : Instrument: DualECD5
QLast Update : Wed Feb 26 15:13:42 2020
Response via : Initial Calibration
Integrator: ChemStation 6890 Scale Mode: Small noise peaks clipped

MJB 2/26/20

Volume Inj. : 2uL
Signal #1 Phase : Rtx-CLPesticides Signal #2 Phase: Rtx-CLPesticides2
Signal #1 Info : 30m X 0.32mm X 0. Signal #2 Info : 30m X 0.32mm X 0.25um

	Compound	RT#1	RT#2	Resp#1	Resp#2	ng/mL	ng/mL	
	System Monitoring Compounds							
1)	S TCMX (S)	0.000	6.052	0	10926	N.D.	0.032	#
22)	S DCBP (S)	9.660	10.631	17641	12475	BelowCal	0.064	
	Target Compounds							
2)	a-BHC	5.994	0.000	3380	0	0.012	N.D.	#
3)	g-BHC	0.000	0.000	0	0	N.D.	N.D.	
4)	b-BHC	6.345	7.026	10367	4783	13405.803	BelowCal	#
5)	Heptachlor	6.691	7.318f	3800	7936	0.016	0.021	#
6)	d-BHC	6.508	7.293	3447	6463	0.014	BelowCal	#
7)	Aldrin	6.932	7.630	11860	25945	0.049	0.068	#
8)	Heptachlo...	7.423f	8.049	63766	97367	0.283	0.282	
9)	trans-Chl...	7.508	8.177f	81968	108878	0.360	0.308	
10)	cis-Chlor...	7.566f	8.285f	107933	102871	0.488	0.309	#
11)	Endosulfa...	7.694	8.360	130254	139805	0.632	0.450	#
12)	4,4'-DDE	7.616f	8.427	89242	166246	0.396	0.531	#
13)	Dieldrin	7.860	8.573	199066	167701	0.864	0.484	#
14)	Endrin	8.049f	8.778	256507	287079	1.548	1.279	
15)	4,4'-DDD	8.087	8.830	169997	193281	0.912	0.731	
16)	Endosulfa...	8.173	8.918	388473	541748	2.095	2.065	
17)	4,4'-DDT	8.253	9.048	326014	203776	2.312	1.202	#
18)	Endrin Al...	8.460	9.161	251962	480655	1.235	1.851	#
19)	Endosulfa...	8.778	9.364	135218	195492	0.447	0.517	
20)	Methoxychlor	8.612	9.544	123090	500574	1.583	5.410	#
21)	Endrin Ke...	8.964	9.745	95473	39084	0.255	BelowCal	#
23)	Hexachlor...	3.286f	0.000	6026	0	0.027	N.D.	#
24)	Hexachlor...	0.000	6.533	0	9098	N.D.	0.025	#
25)	Oxychlordane	7.328	7.999	87942	94166	0.439	0.306	#
26)	2,4'-DDE	7.423f	8.177	63766	108878	0.418	0.463	
27)	trans-Non...	7.566	8.270	107933	108493	0.482	0.319	#
28)	2,4'-DDD	7.778	8.573	143523	167701	1.047	0.803	

Quantitation Report (Not Reviewed)

Data Path : C:\msdchem\1\data\2020-02\0B25043\REQUANT\
Data File : ECD5-02252041.D
Signal(s) : Signal #1: ECD1A.CH Signal #2: ECD2B.CH
Acq On : 25 Feb 2020 23:47
Operator : MJB
Sample : 0B25043-CALS
Misc : A19J418, TOX 100 ppb
ALS Vial : 35 (Sig #1); 0 (Sig #2) Sample Multiplier: 1

Integration File signal 1: PEST1.e
Integration File signal 2: PEST2.e
Quant Time: Feb 26 15:54:08 2020
Quant Method : C:\msdchem\1\methods\ECD5_QUANTPEST_200225.M
Quant Title : Instrument: DualECD5
QLast Update : Wed Feb 26 15:13:42 2020
Response via : Initial Calibration
Integrator: ChemStation 6890 Scale Mode: Small noise peaks clipped

Volume Inj. : 2uL
Signal #1 Phase : Rtx-CLPesticides Signal #2 Phase: Rtx-CLPesticides2
Signal #1 Info : 30m X 0.32mm X 0. Signal #2 Info : 30m X 0.32mm X 0.25um

	Compound	RT#1	RT#2	Resp#1	Resp#2	ng/mL	ng/mL
29)	2,4'-DDT	7.966	8.778	231967	287079	1.794	1.755
30)	cis-Nonac...	8.049	8.830	256507	193281	1.025	0.515 #
31)	Mirex	8.710	9.745	379633	39084	2.465	0.049 #
32)	Chlordane...	7.508	8.177	81968	108878	3.303	2.566
33)	Chlordane...	7.566	8.285	107933	102871	3.919	2.929 #
34)	Chlordane...	8.114f	8.985	171107	863932	22.833	80.241 #
35)	Chlordane...	0.000	0.000	0	0	N.D.	N.D.
36)	Toxaphene...	7.566	8.533	107933	279984	101.783	99.019
37)	Toxaphene...	7.860	8.882	199066	334014	101.069	96.280
38)	Toxaphene...	8.173	8.918	388473	541748	96.658	94.354
39)	Toxaphene...	8.413	8.985	371980	863932	95.203	93.420
40)	Toxaphene...	8.642	9.161	290355	480655	96.248	94.763
41)	Toxaphene...	8.710	9.544	379633	500574	96.263	93.716
42)	Toxaphene...	0.000	0.000	0	0	N.D.	N.D.

(f)=RT Delta > 1/2 Window (#)=Amounts differ by > 25% (m)=manual int.

Quantitation Report (Not Reviewed)

Data Path : C:\msdchem\1\data\2020-02\0B25043\REQUANT\
Data File : ECD5-02252041.D
Signal(s) : Signal #1: ECD1A.CH Signal #2: ECD2B.CH
Acq On : 25 Feb 2020 23:47
Operator : MJB
Sample : 0B25043-CALS
Misc : A19J418, TOX 100 ppb
ALS Vial : 35 (Sig #1); 0 (Sig #2) Sample Multiplier: 1

Integration File signal 1: PEST1.e
Integration File signal 2: PEST2.e
Quant Time: Feb 26 15:54:08 2020
Quant Method : C:\msdchem\1\methods\ECD5_QUANTPEST_200225.M
Quant Title : Instrument: DualECD5
QLast Update : Wed Feb 26 15:13:42 2020
Response via : Initial Calibration
Integrator: ChemStation 6890 Scale Mode: Small noise peaks clipped

Volume Inj. : 2uL
Signal #1 Phase : Rtx-CLPesticides Signal #2 Phase: Rtx-CLPesticides2
Signal #1 Info : 30m X 0.32mm X 0. Signal #2 Info : 30m X 0.32mm X 0.25um

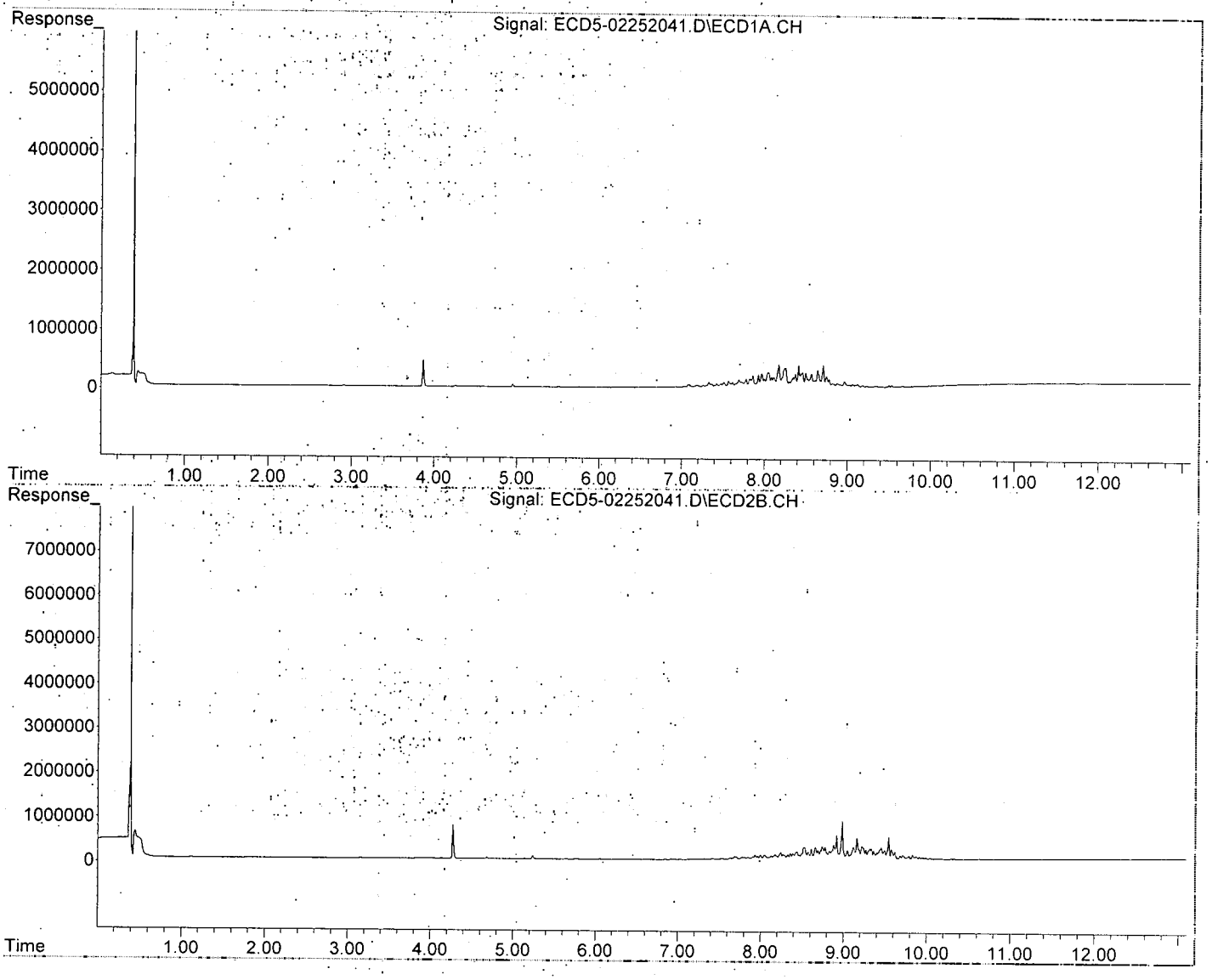

Quantitation Report (Not Reviewed)

Data Path : C:\msdchem\1\data\2020-02\0B25043\REQUANT\
Data File : ECD5-02252042.D
Signal(s) : Signal #1: ECD1A.CH Signal #2: ECD2B.CH
Acq On : 26 Feb 2020 0:04
Operator : MJB
Sample : 0B25043-CALT
Misc : A19J419, TOX 200 ppb
ALS Vial : 36 (Sig #1); 0 (Sig #2) Sample Multiplier: 1

Integration File signal 1: PEST1.e
Integration File signal 2: PEST2.e
Quant Time: Feb 26 15:54:17 2020
Quant Method : C:\msdchem\1\methods\ECD5_QUANTPEST_200225.M
Quant Title : Instrument: DualECD5
QLast Update : Wed Feb 26 15:13:42 2020
Response via : Initial Calibration
Integrator: ChemStation 6890 Scale Mode: Small noise peaks clipped

MJB 2/26/20

Volume Inj. : 2uL
Signal #1 Phase : Rtx-CLPesticides Signal #2 Phase: Rtx-CLPesticides2
Signal #1 Info : 30m X 0.32mm X 0. Signal #2 Info : 30m X 0.32mm X 0.25um

	Compound	RT#1	RT#2	Resp#1	Resp#2	ng/mL	ng/mL
	System Monitoring Compounds						
1)	S TCMX (S)	0.000	6.053	0	13073	N.D.	0.038 #
22)	S DCBP (S)	9.659	10.630	19015	10346	BelowCal	0.053
	Target Compounds						
2)	a-BHC	5.995	0.000	4279	0	0.015	N.D. #
3)	g-BHC	6.289	6.966	2684	8761	0.011	0.021 #
4)	b-BHC	6.345	7.026	11084	10948	13405.796	BelowCal #
5)	Heptachlor	6.692	7.352	7886	20049	0.034	0.054 #
6)	d-BHC	6.529f	7.294	6253	21254	0.025	BelowCal #
7)	Aldrin	6.933	7.643f	23782	54393	0.099	0.143 #
8)	Heptachlo...	7.399	8.049	71638	192626	0.318	0.558 #
9)	trans-Chl...	7.508	8.176f	155727	220640	0.684	0.624
10)	cis-Chlor...	7.565f	8.285f	208805	202094	0.945	0.606 #
11)	Endosulfa...	7.693	8.360	247684	271084	1.203	0.873 #
12)	4,4'-DDE	7.615f	8.426	171685	323525	0.762	1.003 #
13)	Dieldrin	7.859	8.573	374128	333972	1.623	0.964 #
14)	Endrin	8.047f	8.778	501054	581792	3.023	2.620
15)	4,4'-DDD	8.087	8.829	344625	394583	1.849	1.495
16)	Endosulfa...	8.172	8.917	764681	1091039	4.351	4.343
17)	4,4'-DDT	8.249	9.048	658583	407623	4.667	2.314 #
18)	Endrin Al...	8.458	9.160	507178	974015	2.945	4.158 #
19)	Endosulfa...	8.778	9.363	274091	393213	1.339	1.432
20)	Methoxychlor	8.611	9.543	255883	1029268	3.478	11.033 #
21)	Endrin Ke...	8.963	9.786f	194811	179128	0.782	0.527 #
23)	Hexachlor...	3.285f	0.000	4390	0	0.020	N.D. #
24)	Hexachlor...	0.000	6.533	0	8994	N.D.	0.025 #
25)	Oxychlordane	7.328	7.999	165094	180120	0.824	0.586 #
26)	2,4'-DDE	7.399	8.176	71638	220640	0.470	0.937 #
27)	trans-Non...	7.565	8.270	208805	219015	0.932	0.644 #
28)	2,4'-DDD	7.778	8.573	278411	333972	2.032	1.599

Quantitation Report (Not Reviewed)

Data Path : C:\msdchem\1\data\2020-02\0B25043\REQUANT\
Data File : ECD5-02252042.D
Signal(s) : Signal #1: ECD1A.CH Signal #2: ECD2B.CH
Acq On : 26 Feb 2020 0:04
Operator : MJB
Sample : 0B25043-CALT
Misc : A19J419, TOX 200 ppb
ALS Vial : 36 (Sig #1), 0 (Sig #2) Sample Multiplier: 1

Integration File signal 1: PEST1.e
Integration File signal 2: PEST2.e
Quant Time: Feb 26 15:54:17 2020
Quant Method : C:\msdchem\1\methods\ECD5_QUANTPEST_200225.M
Quant Title : Instrument: DualECD5
QLast Update : Wed Feb 26 15:13:42 2020
Response via : Initial Calibration
Integrator: ChemStation 6890 Scale Mode: Small noise peaks clipped

Volume Inj. : 2uL
Signal #1 Phase : Rtx-CLPesticides Signal #2 Phase: Rtx-CLPesticides2
Signal #1 Info : 30m X 0.32mm X 0. Signal #2 Info : 30m X 0.32mm X 0.25um

	Compound	RT#1	RT#2	Resp#1	Resp#2	ng/mL	ng/mL
29)	2,4'-DDT	7.965	8.778	450616	581792	3.485	3.509
30)	cis-Nonac...	8.047	8.829	501054	394583	2.002	1.051 #
31)	Mirex	8.709	9.786f	757030	179128	5.139	0.782 #
32)	Chlordane...	7.508	8.176f	155727	220640	6.276	5.199
33)	Chlordane...	7.565	8.285	208805	202094	7.582	5.755
34)	Chlordane...	8.113f	8.985	348777	1727294	46.542	160.429 #
35)	Chlordane...	0.000	0.000	0	0	N.D.	N.D.
36)	Toxaphene...	7.565	8.533	208805	553315	196.908	195.685
37)	Toxaphene...	7.859	8.881	374128	673874	189.952	194.246
38)	Toxaphene...	8.172	8.917	764681	1091039	190.265	190.022
39)	Toxaphene...	8.412	8.985	751450	1727294	192.324	186.777
40)	Toxaphene...	8.642	9.160	591464	974015	196.061	192.031
41)	Toxaphene...	8.709	9.543	757030	1029268	191.958	192.696
42)	Toxaphene...	0.000	0.000	0	0	N.D.	N.D.

(f)=RT Delta > 1/2 Window (#)=Amounts differ by > 25% (m)=manual int.

Quantitation Report (Not Reviewed)

Data Path : C:\msdchem\1\data\2020-02\0B25043\REQUANT\
Data File : ECD5-02252042.D
Signal(s) : Signal #1: ECD1A.CH Signal #2: ECD2B.CH
Acq On : 26 Feb 2020 0:04
Operator : MJB
Sample : 0B25043-CALT
Misc : A19J419, TOX 200 ppb
ALS Vial : 36 (Sig #1); 0 (Sig #2) Sample Multiplier: 1

Integration File signal 1: PEST1.e
Integration File signal 2: PEST2.e
Quant Time: Feb 26 15:54:17 2020
Quant Method : C:\msdchem\1\methods\ECD5_QUANTPEST_200225.M
Quant Title : Instrument: DualECD5
QLast Update : Wed Feb 26 15:13:42.2020
Response via : Initial Calibration
Integrator: ChemStation 6890 Scale Mode: Small noise peaks clipped

Volume Inj. : 2uL
Signal #1 Phase : Rtx-CLPesticides Signal #2 Phase: Rtx-CLPesticides2
Signal #1 Info : 30m X 0.32mm X 0. Signal #2 Info : 30m X 0.32mm X 0.25um

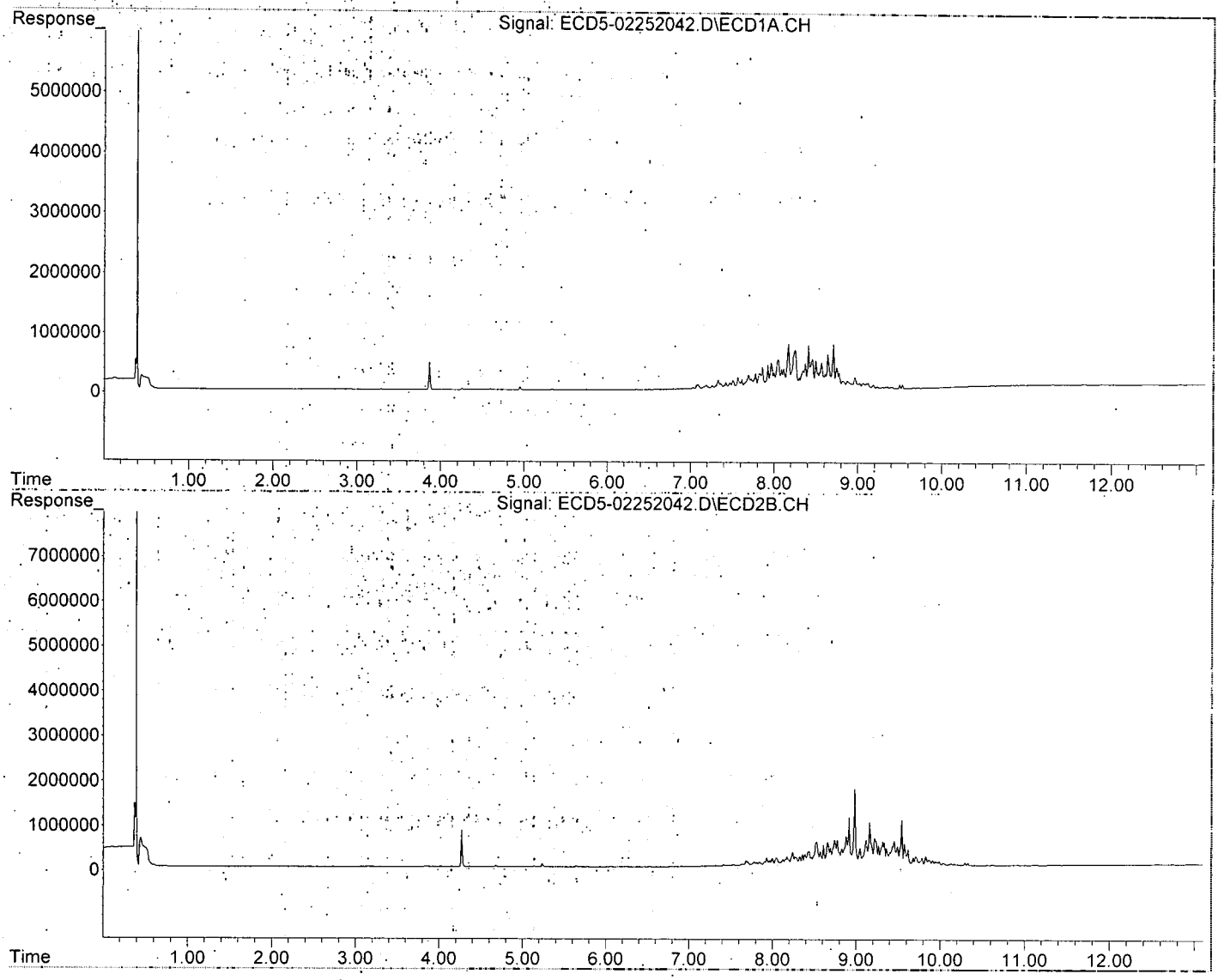

Quantitation Report (Not Reviewed)

Data Path : C:\msdchem\1\data\2020-02\0B25043\REQUANT\
Data File : ECD5-02252043.D
Signal(s) : Signal #1: ECD1A.CH Signal #2: ECD2B.CH
Acq On : 26 Feb 2020 0:21
Operator : MJB
Sample : 0B25043-CALU
Misc : A19J420, TOX 500 ppb
ALS Vial : 37 (Sig #1); 0 (Sig #2) Sample Multiplier: 1

Integration File signal 1: PEST1.e
Integration File signal 2: PEST2.e
Quant Time: Feb 26 15:54:28 2020
Quant Method : C:\msdchem\1\methods\ECD5_QUANTPEST_200225.M
Quant Title : Instrument: DualECD5
QLast Update : Wed Feb 26 15:13:42 2020
Response via : Initial Calibration
Integrator: ChemStation 6890 Scale Mode: Small noise peaks clipped

MJB
3/26/20

Volume Inj. : 2uL
Signal #1 Phase : Rtx-CLPesticides Signal #2 Phase: Rtx-CLPesticides2
Signal #1 Info : 30m X 0.32mm X 0. Signal #2 Info : 30m X 0.32mm X 0.25um

	Compound	RT#1	RT#2	Resp#1	Resp#2	ng/mL	ng/mL
	System Monitoring Compounds						
1) S	TCMX (S)	0.000	6.051	0	8097	N.D.	0.024 #
22) S	DCBP (S)	9.658	10.612f	29730	29823	BelowCal	0.154
	Target Compounds						
2)	a-BHC	5.996	6.655	6873	7382	0.024	0.040 #
3)	g-BHC	6.289	6.966	6435	23793	0.025	0.058 #
4)	b-BHC	6.346	7.027	13728	30824	13405.771	0.007 #
5)	Heptachlor	6.694	7.357	22614	52231	0.097	0.140 #
6)	d-BHC	6.493	7.294	15064	51566	0.060	0.067
7)	Aldrin	6.933	7.644f	58213	128456	0.242	0.339 #
8)	Heptachlo...	7.423f	8.050	291740	453115	1.296	1.313
9)	trans-Chl...	7.508	8.177	371647	514556	1.633	1.456
10)	cis-Chlor...	7.565f	8.284f	502529	488459	2.274	1.465 #
11)	Endosulfa...	7.694	8.361	598312	650597	2.905	2.096 #
12)	4,4'-DDE	7.615f	8.426	407613	793419	1.808	2.409 #
13)	Dieldrin	7.860	8.573	902886	792534	3.918	2.288 #
14)	Endrin	8.049f	8.779	1212289	1472296	7.314	6.635
15)	4,4'-DDD	8.087	8.830	852696	996185	4.576	3.769
16)	Endosulfa...	8.172	8.918	1906098	2719332	11.179	11.015
17)	4,4'-DDT	8.253	9.048	1653827	1036418	11.640	5.703 #
18)	Endrin Al...	8.459	9.162	1259407	2425185	7.985	10.877 #
19)	Endosulfa...	8.779	9.364	691627	996207	4.020	4.210
20)	Methoxychlor	8.611	9.544	629109	2567429	8.769	26.695 #
21)	Endrin Ke...	8.964	9.786f	477382	466641	2.280	1.682 #
23)	Hexachlor...	3.286f	0.000	6639	0	0.030	N.D. #
24)	Hexachlor...	5.877f	6.533	2800	10977	0.012	0.030 #
25)	Oxychlordane	7.328	8.000	384699	415685	1.921	1.353 #
26)	2,4'-DDE	7.423f	8.177	291740	514556	1.913	2.186
27)	trans-Non...	7.565	8.271	502529	516788	2.243	1.519 #
28)	2,4'-DDD	7.778	8.573	681265	792534	4.972	3.794

Quantitation Report (Not Reviewed)

Data Path : C:\msdchem\1\data\2020-02\0B25043\REQUANT\
Data File : ECD5-02252043.D
Signal(s) : Signal #1: ECD1A.CH Signal #2: ECD2B.CH
Acq On : 26 Feb 2020 0:21
Operator : MJB
Sample : 0B25043-CALU
Misc : A19J420, TOX 500 ppb
ALS Vial : 37 (Sig #1); 0 (Sig #2) Sample Multiplier: 1

Integration File signal 1: PEST1.e
Integration File signal 2: PEST2.e
Quant Time: Feb 26 15:54:28 2020
Quant Method : C:\msdchem\1\methods\ECD5_QUANTPEST_200225.M
Quant Title : Instrument: DualECD5
QLast Update : Wed Feb 26 15:13:42 2020
Response via : Initial Calibration
Integrator: ChemStation 6890 Scale Mode: Small noise peaks clipped

Volume Inj. : 2uL
Signal #1 Phase : Rtx-CLPesticides Signal #2 Phase: Rtx-CLPesticides2
Signal #1 Info : 30m X 0.32mm X 0. Signal #2 Info : 30m X 0.32mm X 0.25um

	Compound	RT#1	RT#2	Resp#1	Resp#2	ng/mL	ng/mL
29)	2,4'-DDT	7.965	8.779	1095427	1472296	8.471	8.713
30)	cis-Nonac...	8.049	8.830	1212289	996185	4.843	2.653 #
31)	Mirex	8.709	9.786f	1873668	466641	13.031	2.285 #
32)	Chlordane...	7.508	8.177	371647	514556	14.978	12.125
33)	Chlordane...	7.565	8.284	502529	488459	18.248	13.909
34)	Chlordane...	8.113f	8.986	853162	4378899	113.848	406.707 #
35)	Chlordane...	0.000	0.000	0	0	N.D.	N.D.
36)	Toxaphene...	7.565	8.533	502529	1333338	473.896	471.548
37)	Toxaphene...	7.860	8.882	902886	1691199	458.412	487.492
38)	Toxaphene...	8.172	8.918	1906098	2719332	474.267	473.616
39)	Toxaphene...	8.413	8.986	1894280	4378899	484.816	473.503
40)	Toxaphene...	8.642	9.162	1451072	2425185	481.007	478.135
41)	Toxaphene...	8.709	9.544	1873668	2567429	475.101	480.664
42)	Toxaphene...	0.000	0.000	0	0	N.D.	N.D.

(f)=RT Delta > 1/2 Window (#)=Amounts differ by > 25% (m)=manual int.

Quantitation Report (Not Reviewed)

Data Path : C:\msdchem\1\data\2020-02\0B25043\REQUANT\
Data File : ECD5-02252043.D
Signal(s) : Signal #1: ECD1A.CH Signal #2: ECD2B.CH
Acq On : 26 Feb 2020 0:21
Operator : MJB
Sample : 0B25043-CALU
Misc : A19J420, TOX 500 ppb
ALS Vial : 37 (Sig #1); 0 (Sig #2) Sample Multiplier: 1

Integration File signal 1: PEST1.e
Integration File signal 2: PEST2.e
Quant Time: Feb 26 15:54:28 2020
Quant Method : C:\msdchem\1\methods\ECD5_QUANTPEST_200225.M
Quant Title : Instrument: DualECD5
QLast Update : Wed Feb 26 15:13:42 2020
Response via : Initial Calibration
Integrator: ChemStation 6890 Scale Mode: Small noise peaks clipped

Volume Inj. : 2uL
Signal #1 Phase : Rtx-CLPesticides Signal #2 Phase: Rtx-CLPesticides2
Signal #1 Info : 30m X 0.32mm X 0. Signal #2 Info : 30m X 0.32mm X 0.25um

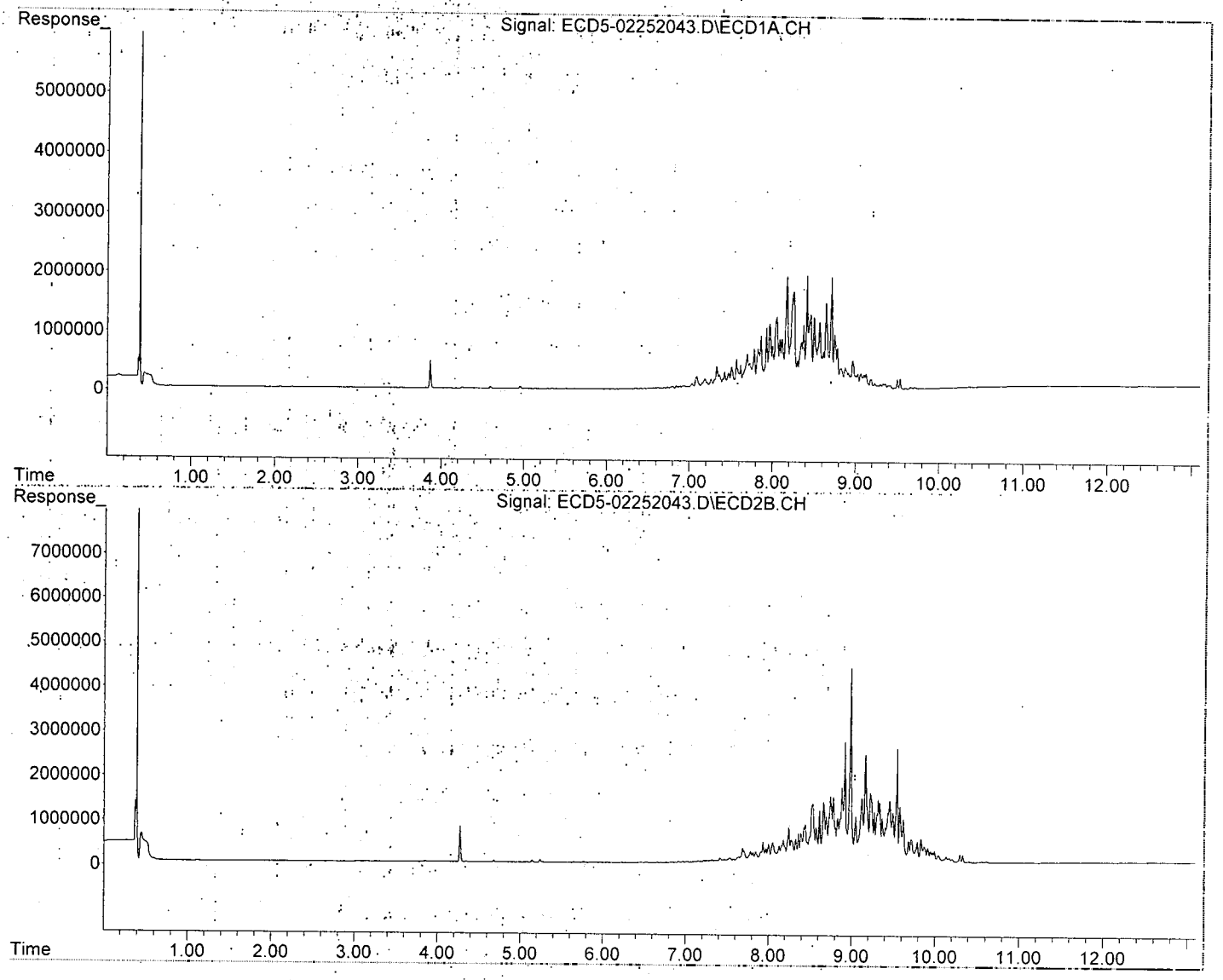

Quantitation Report (Not Reviewed)

Data Path : C:\msdchem\1\data\2020-02\0B25043\REQUANT\
Data File : ECD5-02252044.D
Signal(s) : Signal #1: ECD1A.CH Signal #2: ECD2B.CH
Acq On : 26 Feb 2020 0:38
Operator : MJB
Sample : 0B25043-CALV
Misc : A19J421, TOX 1000 ppb
ALS Vial : 38 (Sig #1); 0 (Sig #2) Sample Multiplier: 1

Integration File signal 1: PEST1.e
Integration File signal 2: PEST2.e
Quant Time: Feb 26 15:54:38 2020
Quant Method : C:\msdchem\1\methods\ECD5_QUANTPEST_200225.M
Quant Title : Instrument: DualECD5
QLast Update : Wed Feb 26 15:13:42 2020
Response via : Initial Calibration
Integrator: ChemStation 6890 Scale Mode: Small noise peaks clipped

MJB 2/26/20

Volume Inj. : 2uL
Signal #1 Phase : Rtx-CLPesticides Signal #2 Phase: Rtx-CLPesticides2
Signal #1 Info : 30m X 0.32mm X 0. Signal #2 Info : 30m X 0.32mm X 0.25um

	Compound	RT#1	RT#2	Resp#1	Resp#2	ng/mL	ng/mL
	System Monitoring Compounds						
1)	S TCMX (S)	0.000	6.050	0	8074	N.D.	0.023 #
22)	S DCBP (S)	9.658	10.612f	69511	78316	0.190	0.404 #
	Target Compounds						
2)	a-BHC	5.996	6.655	10762	18716	0.038	0.065 #
3)	g-BHC	6.288	6.966	11948	51490	0.047	0.126 #
4)	b-BHC	6.354	7.027	21240	62989	0.006	0.200 #
5)	Heptachlor	6.694	7.352	45675	100502	0.196	0.270 #
6)	d-BHC	6.493	7.293	28036	93666	0.111	0.184 #
7)	Aldrin	6.933	7.644f	110333	243510	0.459	0.642 #
8)	Heptachlo...	7.422f	8.049	568693	892538	2.526	2.587
9)	trans-Chl...	7.508	8.177f	742026	1030576	3.261	2.916
10)	cis-Chlor...	7.565f	8.285	1016048	954593	4.598	2.863 #
11)	Endosulfa...	7.693	8.360	1223929	1299174	5.943	4.186 #
12)	4,4'-DDE	7.615f	8.425	806256	1605520	3.577	4.829 #
13)	Dieldrin	7.859	8.573	1836951	1634614	7.970	4.719 #
14)	Endrin	8.048f	8.778	2512912	3170959	15.161	14.154
15)	4,4'-DDD	8.087	8.830	1743654	2085858	9.358	7.854
16)	Endosulfa...	8.172	8.917	3990757	5679715	23.596	22.852
17)	4,4'-DDT	8.249	9.048	3397060	2225990	23.593	11.945 #
18)	Endrin Al...	8.459	9.161	2642193	5137081	17.243	23.169 #
19)	Endosulfa...	8.777	9.364	1475071	2147903	9.043	9.466
20)	Methoxychlor	8.611	9.544	1353460	5434405	18.890	53.591 #
21)	Endrin Ke...	8.962	9.785f	1017437	1045625	5.138	3.996
23)	Hexachlor...	3.286f	0.000	5286	0	0.024	N.D. #
24)	Hexachlor...	5.877f	6.514	4706	14707	0.021	0.040 #
25)	Oxychlordane	7.327	8.000	754583	812500	3.768	2.644 #
26)	2,4'-DDE	7.422f	8.177	568693	1030576	3.728	4.378
27)	trans-Non...	7.565	8.270	1016048	1030037	4.536	3.027 #
28)	2,4'-DDD	7.778	8.573	1400088	1634614	10.218	7.824

Quantitation Report (Not Reviewed)

Data Path : C:\msdchem\1\data\2020-02\0B25043\REQUANT\
Data File : ECD5-02252044.D
Signal(s) : Signal #1: ECD1A.CH Signal #2: ECD2B.CH
Acq On : 26 Feb 2020 0:38
Operator : MJB
Sample : 0B25043-CALV
Misc : A19J421, TOX 1000 ppb
ALS Vial : 38 (Sig #1), 0 (Sig #2) Sample Multiplier: 1

Integration File signal 1: PEST1.e
Integration File signal 2: PEST2.e
Quant Time: Feb 26 15:54:38 2020
Quant Method : C:\msdchem\1\methods\ECD5_QUANTPEST_200225.M
Quant Title : Instrument: DualECD5
QLast Update : Wed Feb 26 15:13:42 2020
Response via : Initial Calibration
Integrator: ChemStation 6890 Scale Mode: Small noise peaks clipped

Volume Inj. : 2uL
Signal #1 Phase : Rtx-CLPesticides Signal #2 Phase: Rtx-CLPesticides2
Signal #1 Info : 30m X 0.32mm X 0. Signal #2 Info : 30m X 0.32mm X 0.25um

	Compound	RT#1	RT#2	Resp#1	Resp#2	ng/mL	ng/mL
29)	2,4'-DDT	7.964	8.778	2271110	3170959	17.563	18.283
30)	cis-Nonac...	8.048	8.830	2512912	2085858	10.039	5.554 #
31)	Mirex	8.709	9.785f	3931248	1045625	27.502	5.297 #
32)	Chlordane...	7.508	8.177	742026	1030576	29.905	24.284
33)	Chlordane...	7.565	8.285	1016048	954593	36.896	27.183 #
34)	Chlordane...	8.113f	8.985	1794601	9443957	239.475	877.145 #
35)	Chlordane...	0.000	0.000	0	0	N.D.	N.D.
36)	Toxaphene...	7.565	8.534	1016048	2769168	958.155	979.344
37)	Toxaphene...	7.859	8.881	1836951	3540659	932.654	1020.603
38)	Toxaphene...	8.172	8.917	3990757	5679715	992.964	989.215
39)	Toxaphene...	8.412	8.985	3823934	9443957	978.685	1021.203
40)	Toxaphene...	8.641	9.161	3053151	5137081	1012.069	1012.797
41)	Toxaphene...	8.709	9.544	3931248	5434405	996.837	1017.408
42)	Toxaphene...	0.000	0.000	0	0	N.D.	N.D.

(f)=RT Delta > 1/2 Window (#)=Amounts differ by > 25% (m)=manual int.

Quantitation Report (Not Reviewed)

Data Path : C:\msdchem\1\data\2020-02\0B25043\REQUANT\
Data File : ECD5-02252044.D
Signal(s) : Signal #1: ECD1A.CH Signal #2: ECD2B.CH
Acq On : 26 Feb 2020 0:38
Operator : MJB
Sample : 0B25043-CALV
Misc : A19J421, TOX 1000 ppb
ALS Vial : 38 (Sig #1); 0 (Sig #2) Sample Multiplier: 1

Integration File signal 1: PEST1.e
Integration File signal 2: PEST2.e
Quant Time: Feb 26 15:54:38 2020
Quant Method : C:\msdchem\1\methods\ECD5_QUANTPEST_200225.M
Quant Title : Instrument: DualECD5
QLast Update : Wed Feb 26 15:13:42 2020
Response via : Initial Calibration
Integrator: ChemStation 6890 Scale Mode: Small noise peaks clipped

Volume Inj. : 2uL
Signal #1 Phase : Rtx-CLPesticides Signal #2 Phase: Rtx-CLPesticides2
Signal #1 Info : 30m X 0.32mm X 0. Signal #2 Info : 30m X 0.32mm X 0.25um

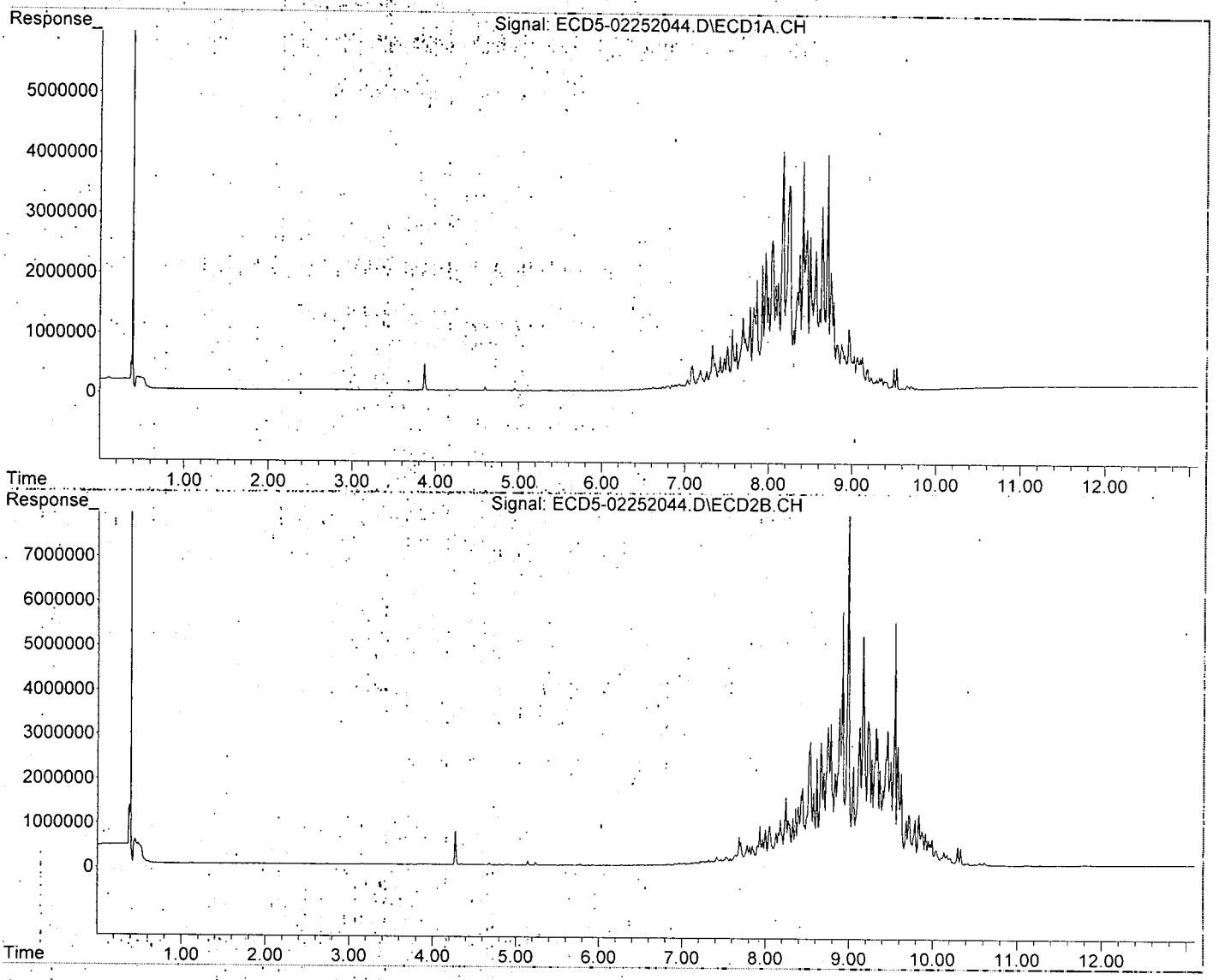

Quantitation Report (Not Reviewed)

Data Path : C:\msdchem\1\data\2020-02\0B25043\REQUANT\
Data File : ECD5-02252045.D
Signal(s) : Signal #1: ECD1A.CH Signal #2: ECD2B.CH
Acq On : 26 Feb 2020 0:55
Operator : MJB
Sample : 0B25043-CALW
Misc : A19J416, TOX 2000 ppb
ALS Vial : 39 (Sig #1); 0 (Sig #2) Sample Multiplier: 1

Integration File signal 1: PEST1.e
Integration File signal 2: PEST2.e
Quant Time: Feb 26 15:54:47 2020
Quant Method : C:\msdchem\1\methods\ECD5_QUANTPEST_200225.M
Quant Title : Instrument: DualECD5
QLast Update : Wed Feb 26 15:13:42 2020
Response via : Initial Calibration
Integrator: ChemStation 6890 Scale Mode: Small noise peaks clipped

MJB 2/26/20

Volume Inj. : 2uL
Signal #1 Phase : Rtx-CLPesticides Signal #2 Phase: Rtx-CLPesticides2
Signal #1 Info : 30m X 0.32mm X 0. Signal #2 Info : 30m X 0.32mm X 0.25um

	Compound	RT#1	RT#2	Resp#1	Resp#2	ng/mL	ng/mL
	System Monitoring Compounds						
1)	S TCMX (S)	5.473	6.049	4530	11538	0.021	0.033 #
22)	S DCBP (S)	9.658	10.612	151496	177435	0.713	0.915 #
	Target Compounds						
2)	a-BHC	5.997	6.655	18549	34520	0.065	0.101 #
3)	g-BHC	6.287	6.966	22528	86290	0.089	0.211 #
4)	b-BHC	6.354	7.026	36009	111619	0.145	0.492 #
5)	Heptachlor	6.694	7.353	82832	174534	0.355	0.469 #
6)	d-BHC	6.492	7.293	51583	155649	0.205	0.356 #
7)	Aldrin	6.933	7.643f	201205	432075	0.837	1.139 #
8)	Heptachlo...	7.421f	8.049	1109398	1701203	4.928	4.931
9)	trans-Chl...	7.507	8.176f	1416079	2005629	6.223	5.674
10)	cis-Chlor...	7.564f	8.284f	1963084	1810084	8.883	5.428 #
11)	Endosulfa...	7.692	8.360	2450814	2528654	11.899	8.147 #
12)	4,4'-DDE	7.614f	8.426	1570299	3150047	6.966	9.399 #
13)	Dieldrin	7.859	8.572	3614562	3206719	15.683	9.258 #
14)	Endrin	8.048f	8.779	4973601	6533668	30.007	28.538
15)	4,4'-DDD	8.086	8.831	3503824	4294587	18.804	16.001
16)	Endosulfa...	8.172	8.918	7981234	11594452	47.173	45.490
17)	4,4'-DDT	8.250	9.048	6815281	4554451	46.160	23.596 #
18)	Endrin Al...	8.459	9.162	5410603	10603539	35.757	47.000 #
19)	Endosulfa...	8.778	9.363	2994681	4498966	18.759	20.003
20)	Methoxychlor	8.611	9.544	2728345	11635220	37.598	104.449 #
21)	Endrin Ke...	8.962	9.785f	2101433	2201767	10.855	8.575
23)	Hexachlor...	3.286f	0.000	4996	0	0.022	N.D. #
24)	Hexachlor...	5.845	6.513	3362	22312	0.015	0.061 #
25)	Oxychlordane	7.327	7.999	1471369	1529017	7.346	4.976 #
26)	2,4'-DDE	7.421f	8.176	1109398	2005629	7.273	8.521
27)	trans-Non...	7.564	8.269	1963084	2046891	8.764	6.015 #
28)	2,4'-DDD	7.777	8.572	2749042	3206719	20.063	15.350

Quantitation Report (Not Reviewed)

Data Path : C:\msdchem\1\data\2020-02\0B25043\REQUANT\
Data File : ECD5-02252045.D
Signal(s) : Signal #1: ECD1A.CH Signal #2: ECD2B.CH
Acq On : 26 Feb 2020 0:55
Operator : MJB
Sample : 0B25043-CALW
Misc : A19J416, TOX 2000 ppb
ALS Vial : 39 (Sig #1); 0 (Sig #2) Sample Multiplier: 1

Integration File signal 1: PEST1.e
Integration File signal 2: PEST2.e
Quant Time: Feb 26 15:54:47 2020
Quant Method : C:\msdchem\1\methods\ECD5_QUANTPEST_200225.M
Quant Title : Instrument: DualECD5
QLast Update : Wed Feb 26 15:13:42 2020
Response via : Initial Calibration
Integrator: ChemStation 6890 Scale Mode: Small noise peaks clipped

Volume Inj. : 2uL
Signal #1 Phase : Rtx-CLPesticides Signal #2 Phase: Rtx-CLPesticides2
Signal #1 Info : 30m X 0.32mm X 0. Signal #2 Info : 30m X 0.32mm X 0.25um

	Compound	RT#1	RT#2	Resp#1	Resp#2	ng/mL	ng/mL
29)	2,4'-DDT	7.964	8.779	4546182	6533668	35.157	36.045
30)	cis-Nonac...	8.048	8.831	4973601	4294587	19.869	11.435 #
31)	Mirex	8.709	9.785f	7847735	2201767	54.801	11.262 #
32)	Chlordane...	7.507	8.176f	1416079	2005629	57.071	47.259
33)	Chlordane...	7.564	8.284	1963084	1810084	71.286	51.544 #
34)	Chlordane...	8.112f	8.986	3534759	19485393	471.685	1809.783 #
35)	Chlordane...	0.000	0.000	0	0	N.D.	N.D.
36)	Toxaphene...	7.564	8.534	1963084	5517985	1851.230	1951.489
37)	Toxaphene...	7.859	8.881	3614562	7258199	1835.180	2092.193
38)	Toxaphene...	8.172	8.918	7981234	11594452	1985.858	2019.364
39)	Toxaphene...	8.412	8.986	7717268	19485393	1975.133	2107.013
40)	Toxaphene...	8.642	9.162	6286579	10603539	2083.897	2090.532
41)	Toxaphene...	8.709	9.544	7847735	11635220	1989.931	2178.301
42)	Toxaphene...	0.000	0.000	0	0	N.D.	N.D.

(f)=RT Delta > 1/2 Window (#)=Amounts differ by > 25% (m)=manual int.

Quantitation Report (Not Reviewed)

Data Path : C:\msdchem\1\data\2020-02\0B25043\REQUANT\
Data File : ECD5-02252045.D
Signal(s) : Signal #1: ECD1A.CH Signal #2: ECD2B.CH
Acq On : 26 Feb 2020 0:55
Operator : MJB
Sample : 0B25043-CALW
Misc : A19J416, TOX 2000 ppb
ALS Vial : 39 (Sig #1); 0 (Sig #2) Sample Multiplier: 1

Integration File signal 1: PEST1.e
Integration File signal 2: PEST2.e
Quant Time: Feb 26 15:54:47 2020
Quant Method : C:\msdchem\1\methods\ECD5_QUANTPEST_200225.M
Quant Title : Instrument: DualECD5
QLast Update : Wed Feb 26 15:13:42 2020
Response via : Initial Calibration
Integrator: ChemStation 6890 Scale Mode: Small noise peaks clipped

Volume Inj. : 2uL
Signal #1 Phase : Rtx-CLPesticides Signal #2 Phase: Rtx-CLPesticides2
Signal #1 Info : 30m X 0.32mm X 0. Signal #2 Info : 30m X 0.32mm X 0.25um

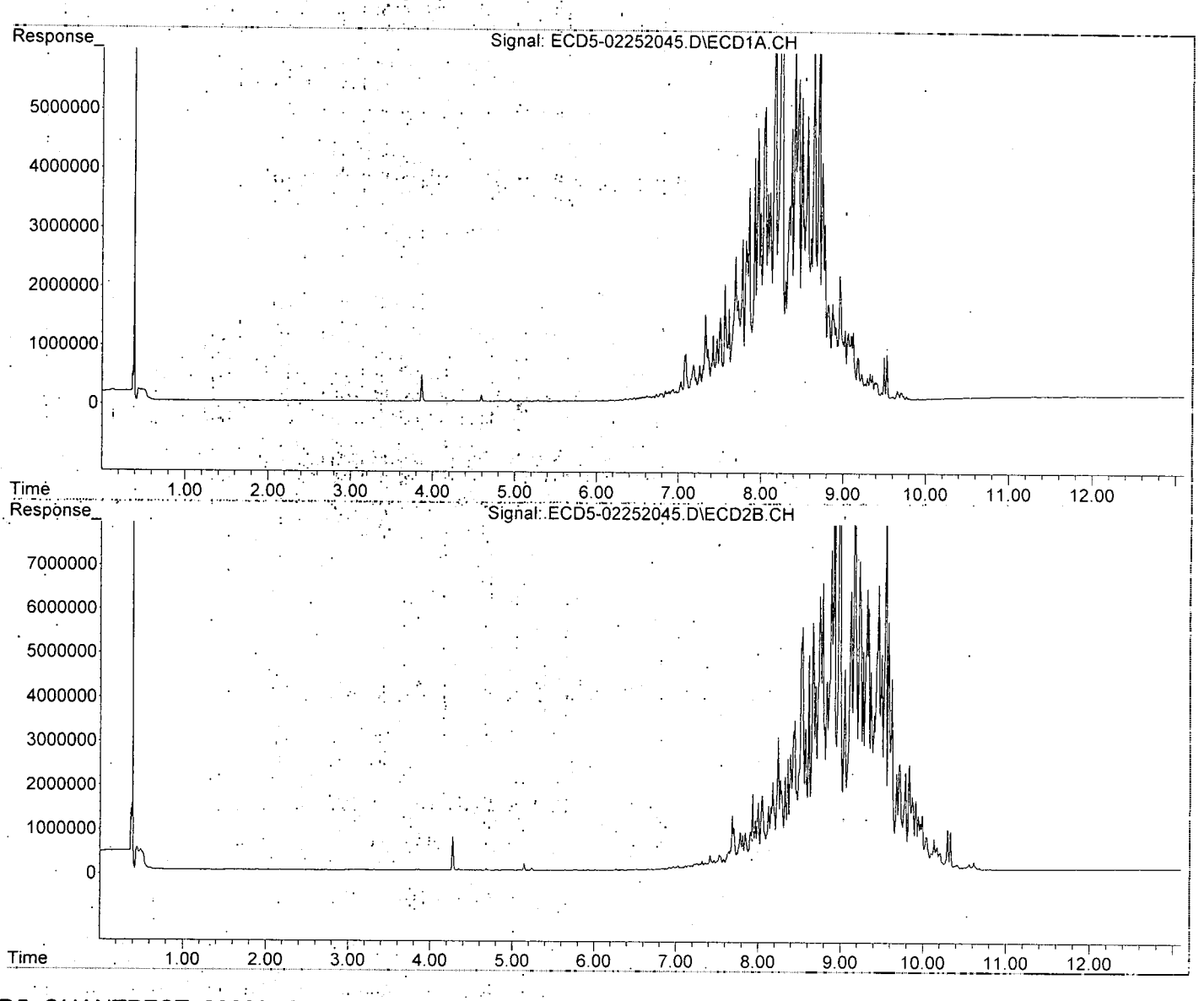

Sequence Name: C:\msdchem\1\sequence\0B25043.s
Comment: Pesticides
Operator: MJB
Data Path: C:\MSDCHEM\1\DATA\2020-02\0B25043\
Instrument Control Pre-Seq Cmd:
Data Analysis Pre-Seq Cmd:

Instrument Control Post-Seq Cmd:
Data Analysis Post-Seq Cmd:

Method Sections To Run
(X) Full Method
( ) Reprocessing Only

Sequence Barcode Options
(X) On Mismatch, Inject Anyway
( ) On Mismatch, Don't Inject
( ) Barcode Disabled

Line	Sample Name/Misc Info
1) Sample	2 Conditioning Run
Datafile	ECD5-02252001
Method	ECD5_AQUPEST_160111
2) Sample	2 Conditioning Run
Datafile	ECD5-02252002
Method	ECD5_AQUPEST_160111
3) Sample	1 Hexane
Datafile	ECD5-02252003
Method	ECD5_AQUPEST_160111
4) Sample	3 0B25043-BKD1
Datafile	ECD5-02252004
Method	ECD5_AQUPEST_160111
5) Sample	1 Hexane
Datafile	ECD5-02252005
Method	ECD5_AQUPEST_160111
6) Sample	3 0B25043-BKD2
Datafile	ECD5-02252006
Method	ECD5_AQUPEST_160111
7) Sample	4 0B25043-ICB1
Datafile	ECD5-02252007
Method	ECD5_AQUPEST_160111
8) Sample	5 0B25043-CAL1
Datafile	ECD5-02252008
Method	ECD5_AQUPEST_160111
9) Sample	6 0B25043-CAL2
Datafile	ECD5-02252009
Method	ECD5_AQUPEST_160111
10) Sample	7 0B25043-CAL3
Datafile	ECD5-02252010
Method	ECD5_AQUPEST_160111
11) Sample	8 0B25043-CAL4
Datafile	ECD5-02252011
Method	ECD5_AQUPEST_160111
12) Sample	9 0B25043-CAL5
Datafile	ECD5-02252012
Method	ECD5_AQUPEST_160111
13) Sample	10 0B25043-CAL6
Datafile	ECD5-02252013
Method	ECD5_AQUPEST_160111
14) Sample	11 0B25043-CAL7
Datafile	ECD5-02252014
Method	ECD5_AQUPEST_160111

Failed

cut ≈ 6" off guard column.

MJB 2/26/20

Last Modified: Tue Feb 25 13:13:43 2020 Page: 1

15) Sample 12 0B25043-CAL8
Datafile ECD5-02252015
Method ECD5_AQUPEST_160111
16) Sample 13 0B25043-CAL9
Datafile ECD5-02252016
Method ECD5_AQUPEST_160111
17) Sample 1 0B25043-IBL1
Datafile ECD5-02252017
Method ECD5_AQUPEST_160111
18) Sample 14 0B25043-ICV1
Datafile ECD5-02252018
Method ECD5_AQUPEST_160111
19) Sample 15 0B25043-CALA
Datafile ECD5-02252019
Method ECD5_AQUPEST_160111
20) Sample 16 0B25043-CALB
Datafile ECD5-02252020
Method ECD5_AQUPEST_160111
21) Sample 17 0B25043-CALC
Datafile ECD5-02252021
Method ECD5_AQUPEST_160111
22) Sample 18 0B25043-CALD
Datafile ECD5-02252022
Method ECD5_AQUPEST_160111
23) Sample 19 0B25043-CALE
Datafile ECD5-02252023
Method ECD5_AQUPEST_160111
24) Sample 20 0B25043-CALF
Datafile ECD5-02252024
Method ECD5_AQUPEST_160111
25) Sample 21 0B25043-CALG
Datafile ECD5-02252025
Method ECD5_AQUPEST_160111
26) Sample 22 0B25043-CALH
Datafile ECD5-02252026
Method ECD5_AQUPEST_160111
27) Sample 23 0B25043-CALI
Datafile ECD5-02252027
Method ECD5_AQUPEST_160111
28) Sample 1 0B25043-IBL2
Datafile ECD5-02252028
Method ECD5_AQUPEST_160111
29) Sample 24 0B25043-ICV2
Datafile ECD5-02252029
Method ECD5_AQUPEST_160111
30) Sample 25 0B25043-CALJ
Datafile ECD5-02252030
Method ECD5_AQUPEST_160111
31) Sample 26 0B25043-CALK
Datafile ECD5-02252031
Method ECD5_AQUPEST_160111
32) Sample 27 0B25043-CALL
Datafile ECD5-02252032
Method ECD5_AQUPEST_160111
33) Sample 28 0B25043-CALM
Datafile ECD5-02252033
Method ECD5_AQUPEST_160111
34) Sample 29 0B25043-CALN

Datafile ECD5-02252034
Method ECD5_AQUPEST_160111
35) Sample 30 0B25043-CALO
Datafile ECD5-02252035
Method ECD5_AQUPEST_160111
36) Sample 31 0B25043-CALP
Datafile ECD5-02252036
Method ECD5_AQUPEST_160111
37) Sample 1 0B25043-IBL3
Datafile ECD5-02252037
Method ECD5_AQUPEST_160111
38) Sample 32 0B25043-ICV3
Datafile ECD5-02252038
Method ECD5_AQUPEST_160111
39) Sample 33 0B25043-CALQ
Datafile ECD5-02252039
Method ECD5_AQUPEST_160111
40) Sample 34 0B25043-CALR
Datafile ECD5-02252040
Method ECD5_AQUPEST_160111
41) Sample 35 0B25043-CALS
Datafile ECD5-02252041
Method ECD5_AQUPEST_160111
42) Sample 36 0B25043-CALT
Datafile ECD5-02252042
Method ECD5_AQUPEST_160111
43) Sample 37 0B25043-CALU
Datafile ECD5-02252043
Method ECD5_AQUPEST_160111

Sequence Name: C:\msdchem\1\sequence\0B25043.s

Line Type	Vial	DataFile	Method	Sample Name
44) Sample	38	0B25043-CALV		
Datafile	ECD5-02252044			
Method	ECD5_AQUPEST_160111			
45) Sample	39	0B25043-CALW		
Datafile	ECD5-02252045			
Method	ECD5_AQUPEST_160111			
46) Sample	1	0B25043-IBL4		
Datafile	ECD5-02252046			
Method	ECD5_AQUPEST_160111			
47) Sample	40	0B25043-ICV4		
Datafile	ECD5-02252047			
Method	ECD5_AQUPEST_160111			

Pesticide Breakdown Check (Validated 8/8/2013)

Sequence: 0B25043 BKD2
Data File: ECD5-02252006.D

First Column Area Counts		Percent Breakdown	
DDE	719462		
DDD	5404521		
DDT	166696427	**3.54**	**PASS**
Endrin	95652037	**9.60**	**PASS**
Endrin Aldehyde	3749783		
Endrin Ketone	6412358		

Second Column Area Counts		Percent Breakdown	
DDE	1091705		
DDD	9982699		
DDT	255372519	**4.16**	**PASS**
Endrin	145978630	**8.62**	**PASS**
Endrin Aldehyde	4970268		
Endrin Ketone	8802160		

Breakdown must be less than 15% to accept sample data.

MJP 2/26/20

Quantitation Report (QT Reviewed)

Data Path : C:\msdchem\1\data\2020-02\0B25043\
Data File : ECD5-02252006.D
Signal(s) : Signal #1: ECD1A.CH Signal #2: ECD2B.CH
Acq On : 25 Feb 2020 13:38
Operator : MJB
Sample : 0B25043-BKD2
Misc : A20A019
ALS Vial : 3 (Sig #1); 0 (Sig #2) Sample Multiplier: 1

Integration File signal 1: PEST1.e
Integration File signal 2: PEST2.e
Quant Time: Feb 26 14:28:34 2020
Quant Method : C:\msdchem\1\methods\PestBreakdownCHK_200225.M
Quant Title : Pesticides
QLast Update : Fri Nov 09 13:28:51 2018
Response via : Initial Calibration
Integrator: ChemStation 6890 Scale Mode: Small noise peaks clipped

Volume Inj. : 2uL
Signal #1 Phase : Rtx-CLPesticides Signal #2 Phase: Rtx-CLPesticides2
Signal #1 Info : 30m x 0.32mm x 0. Signal #2 Info : 30m x 0.32mm x 0.25um

	Compound	R.T.	Response	Conc	Units
Target Compounds					
1)	4,4'-DDE	7.649	719462	NoCal	ng/mL
2)	Endrin	8.028	95652037	NoCal	ng/mL
3)	4,4'-DDD	8.072	5404521	NoCal	ng/mL
4)	4,4'-DDT	8.271	166696427	NoCal	ng/mL
5)	Endrin Aldehyde	8.475	3749783	NoCal	ng/mL
6)	Endrin Ketone	8.972	6412358	NoCal	ng/mL
8)	4,4'-DDE [2C]	8.412	1091705	NoCal	ng/mL
9)	Endrin [2C]	8.790	145978630	NoCal	ng/mL
10)	4,4'-DDD [2C]	8.829	9982699	NoCal	ng/mL
11)	Endrin Aldehyde [2C]	9.173	4970268	NoCal	ng/mL
12)	4,4'-DDT [2C]	9.058	255372519	NoCal	ng/mL
13)	Endrin Ketone [2C]	9.766	8802160	NoCal	ng/mL

(f)=RT Delta > 1/2 Window (m)=manual int.

MP 2/26/20

Quantitation Report (QT Reviewed)

Data Path : C:\msdchem\1\data\2020-02\0B25043\
Data File : ECD5-02252006.D
Signal(s) : Signal #1: ECD1A.CH Signal #2: ECD2B.CH
Acq On : 25 Feb 2020 13:38
Operator : MJB
Sample : 0B25043-BKD2
Misc : A20A019
ALS Vial : 3 (Sig #1); 0 (Sig #2) Sample Multiplier: 1

Integration File signal 1: PEST1.e
Integration File signal 2: PEST2.e
Quant Time: Feb 26 14:28:34 2020
Quant Method : C:\msdchem\1\methods\PestBreakdownCHK_200225.M
Quant Title : Pesticides
QLast Update : Fri Nov 09 13:28:51 2018
Response via : Initial Calibration
Integrator: ChemStation 6890 Scale Mode: Small noise peaks clipped

Volume Inj. : 2uL
Signal #1 Phase : Rtx-CLPesticides Signal #2 Phase: Rtx-CLPesticides2
Signal #1 Info : 30m x 0.32mm x 0. Signal #2 Info : 30m x 0.32mm x 0.25um

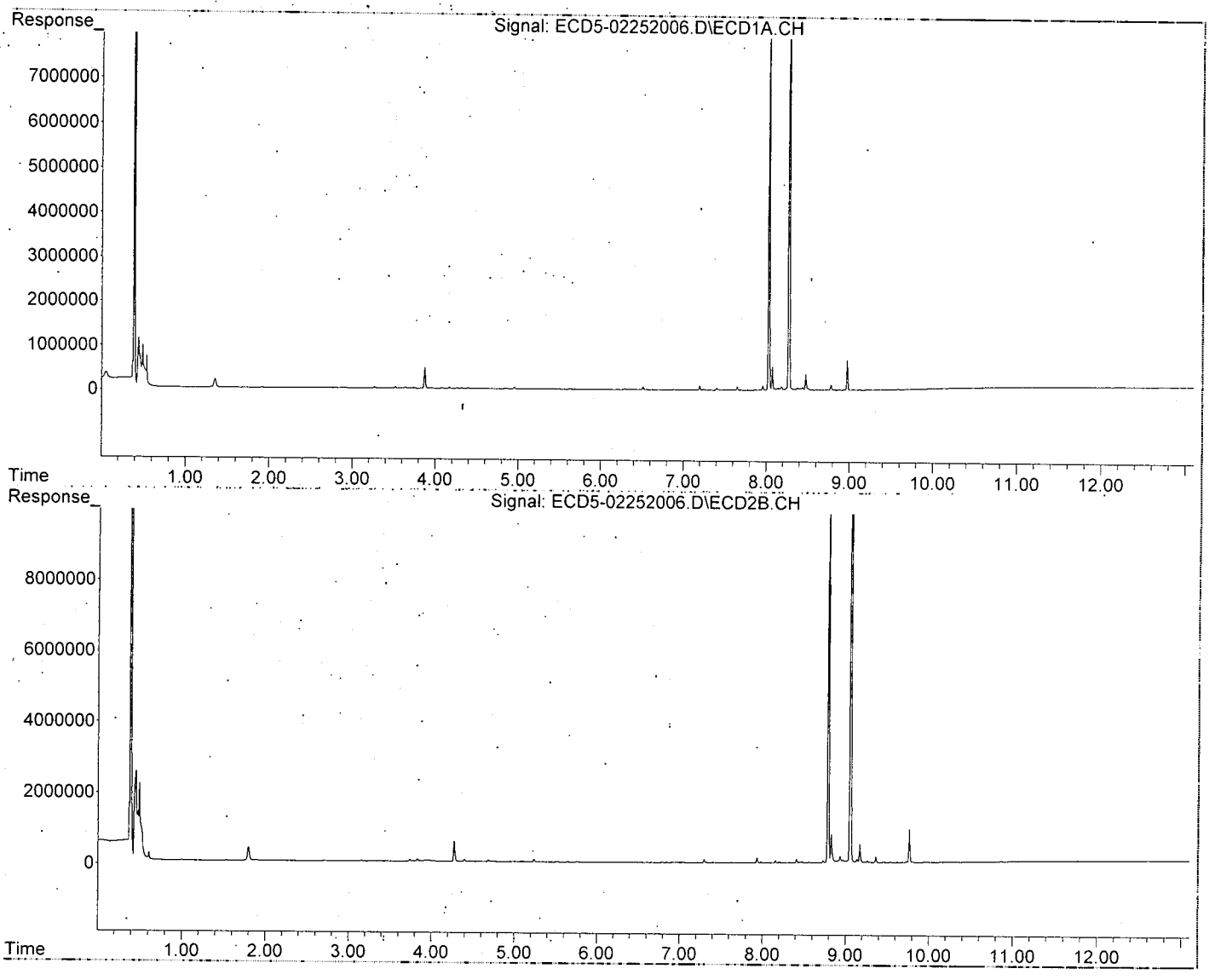

Quantitation Report (QT Reviewed)

Data Path : C:\msdchem\1\data\2020-02\0B25043\
Data File : ECD5-02252008.D
Signal(s) : Signal #1: ECD1A.CH Signal #2: ECD2B.CH
Acq On : 25 Feb 2020 14:22
Operator : MJB
Sample : 0B25043-CAL1
Misc : A20B330, AB 0.5 ppb
ALS Vial : 5 (Sig #1); 0 (Sig #2) Sample Multiplier: 1

Integration File signal 1: PEST1.e
Integration File signal 2: PEST2.e
Quant Time: Feb 26 14:44:13 2020
Quant Method : C:\msdchem\1\methods\ECD5_QUANTPEST_200225.M
Quant Title : Instrument: DualECD5
QLast Update : Wed Feb 26 14:42:58 2020
Response via : Initial Calibration
Integrator: ChemStation 6890 Scale Mode: Small noise peaks clipped

MB 2/26/20

Volume Inj. : 2uL
Signal #1 Phase : Rtx-CLPesticides Signal #2 Phase: Rtx-CLPesticides2
Signal #1 Info : 30m X 0.32mm X 0. Signal #2 Info : 30m X 0.32mm X 0.25um

	Compound	RT#1	RT#2	Resp#1	Resp#2	ng/mL	ng/mL
	System Monitoring Compounds						
1)	S TCMX (S)	5.463	6.052	124556	193527	0.713	0.630
22)	S DCBP (S)	9.665	10.638	117037	114432	0.531	0.419
	Target Compounds						
2)	a-BHC	6.004	6.660	145037	216180	0.579	0.595
3)	g-BHC	6.287	6.978	132571	202742	0.602	0.586
4)	b-BHC	6.362	7.041	73548	112940	0.938	0.720
5)	Heptachlor	6.698	7.355	128664	192196	0.582	0.541
6)	d-BHC	6.513	7.298	149468	214107	1.078	1.064
7)	Aldrin	6.940	7.623	124739	187155	0.556	0.507
8)	Heptachlo...	7.402	8.061	128967	184247	0.610	0.548
9)	trans-Chl...	7.497	8.201	125113	189029	0.598	0.563
10)	cis-Chlor...	7.594	8.309	125794	178270	0.604	0.547
11)	Endosulfa...	7.693	8.360	114727	165750	0.555	0.546
12)	4,4'-DDE	7.651	8.413	115550	161551	0.686	0.555
13)	Dieldrin	7.864	8.562	127511	172991	0.587	0.527
14)	Endrin	8.029	8.790	89558	118360	0.523	0.480
15)	4,4'-DDD	8.073	8.830	100840	135180	0.733	0.550 #
16)	Endosulfa...	8.187	8.937	123502	167227	0.749	0.640
17)	4,4'-DDT	8.272	9.057	73248	81426	0.896	0.981
18)	Endrin Al...	8.477	9.174	141186	193803	0.875	0.753
19)	Endosulfa...	8.780	9.364	144136	194517	0.875	0.907
20)	Methoxychlor	8.605	9.536	47477	50315	0.809	0.945
21)	Endrin Ke...	8.974	9.767	141143	174090	0.743	0.705
23)	Hexachlor...	0.000	0.000	0	0	N.D. d	N.D. d
24)	Hexachlor...	0.000	0.000	0	0	N.D. d	N.D. d
25)	Oxychlordane	0.000	0.000	0	0	N.D. d	N.D. d
26)	2,4'-DDE	0.000	0.000	0	0	N.D. d	N.D. d
27)	trans-Non...	0.000	0.000	0	0	N.D. d	N.D. d
28)	2,4'-DDD	0.000	0.000	0	0	N.D. d	N.D. d

Quantitation Report (QT Reviewed)

Data Path : C:\msdchem\1\data\2020-02\0B25043\
Data File : ECD5-02252008.D
Signal(s) : Signal #1: ECD1A.CH Signal #2: ECD2B.CH
Acq On : 25 Feb 2020 14:22
Operator : MJB
Sample : 0B25043-CAL1
Misc : A20B330, AB 0.5 ppb
ALS Vial : 5 (Sig #1); 0 (Sig #2) Sample Multiplier: 1

Integration File signal 1: PEST1.e
Integration File signal 2: PEST2.e
Quant Time: Feb 26 14:44:13 2020
Quant Method : C:\msdchem\1\methods\ECD5_QUANTPEST_200225.M
Quant Title : Instrument: DualECD5
QLast Update : Wed Feb 26 14:42:58 2020
Response via : Initial Calibration
Integrator: ChemStation 6890 Scale Mode: Small noise peaks clipped

Volume Inj. : 2uL
Signal #1 Phase : Rtx-CLPesticides Signal #2 Phase: Rtx-CLPesticides2
Signal #1 Info : 30m X 0.32mm X 0. Signal #2 Info : 30m X 0.32mm X 0.25um

	Compound	RT#1	RT#2	Resp#1	Resp#2	ng/mL	ng/mL
29)	2,4'-DDT	0.000	0.000	0	0	N.D. d	N.D. d
30)	cis-Nonac...	0.000	0.000	0	0	N.D. d	N.D. d
31)	Mirex	0.000	0.000	0	0	N.D. d	N.D. d
32)	Chlordane...	0.000	0.000	0	0	N.D. d	N.D. d
33)	Chlordane...	0.000	0.000	0	0	N.D. d	N.D. d
34)	Chlordane...	0.000	0.000	0	0	N.D. d	N.D. d
35)	Chlordane...	0.000	0.000	0	0	N.D. d	N.D. d
36)	Toxaphene...	0.000	0.000	0	0	N.D. d	N.D. d
37)	Toxaphene...	0.000	0.000	0	0	N.D. d	N.D. d
38)	Toxaphene...	0.000	0.000	0	0	N.D. d	N.D. d
39)	Toxaphene...	0.000	0.000	0	0	N.D. d	N.D. d
40)	Toxaphene...	0.000	0.000	0	0	N.D. d	N.D. d
41)	Toxaphene...	0.000	0.000	0	0	N.D. d	N.D. d
42)	Toxaphene...	0.000	0.000	0	0	N.D. d	N.D. d

(f)=RT Delta > 1/2 Window (#)=Amounts differ by > 25% (m)=manual int.

Quantitation Report (QT Reviewed)

Data Path : C:\msdchem\1\data\2020-02\0B25043\
Data File : ECD5-02252008.D
Signal(s) : Signal #1: ECD1A.CH Signal #2: ECD2B.CH
Acq On : 25 Feb 2020 14:22
Operator : MJB
Sample : 0B25043-CAL1
Misc : A20B330, AB 0.5 ppb
ALS Vial : 5 (Sig #1); 0 (Sig #2) Sample Multiplier: 1

Integration File signal 1: PEST1.e
Integration File signal 2: PEST2.e
Quant Time: Feb 26 14:44:13 2020
Quant Method : C:\msdchem\1\methods\ECD5_QUANTPEST_200225.M
Quant Title : Instrument: DualECD5
QLast Update : Wed Feb 26 14:42:58 2020
Response via : Initial Calibration
Integrator: ChemStation 6890 Scale Mode: Small noise peaks clipped

Volume Inj. : 2uL
Signal #1 Phase : Rtx-CLPesticides Signal #2 Phase: Rtx-CLPesticides2
Signal #1 Info : 30m X 0.32mm X 0. Signal #2 Info : 30m X 0.32mm X 0.25um

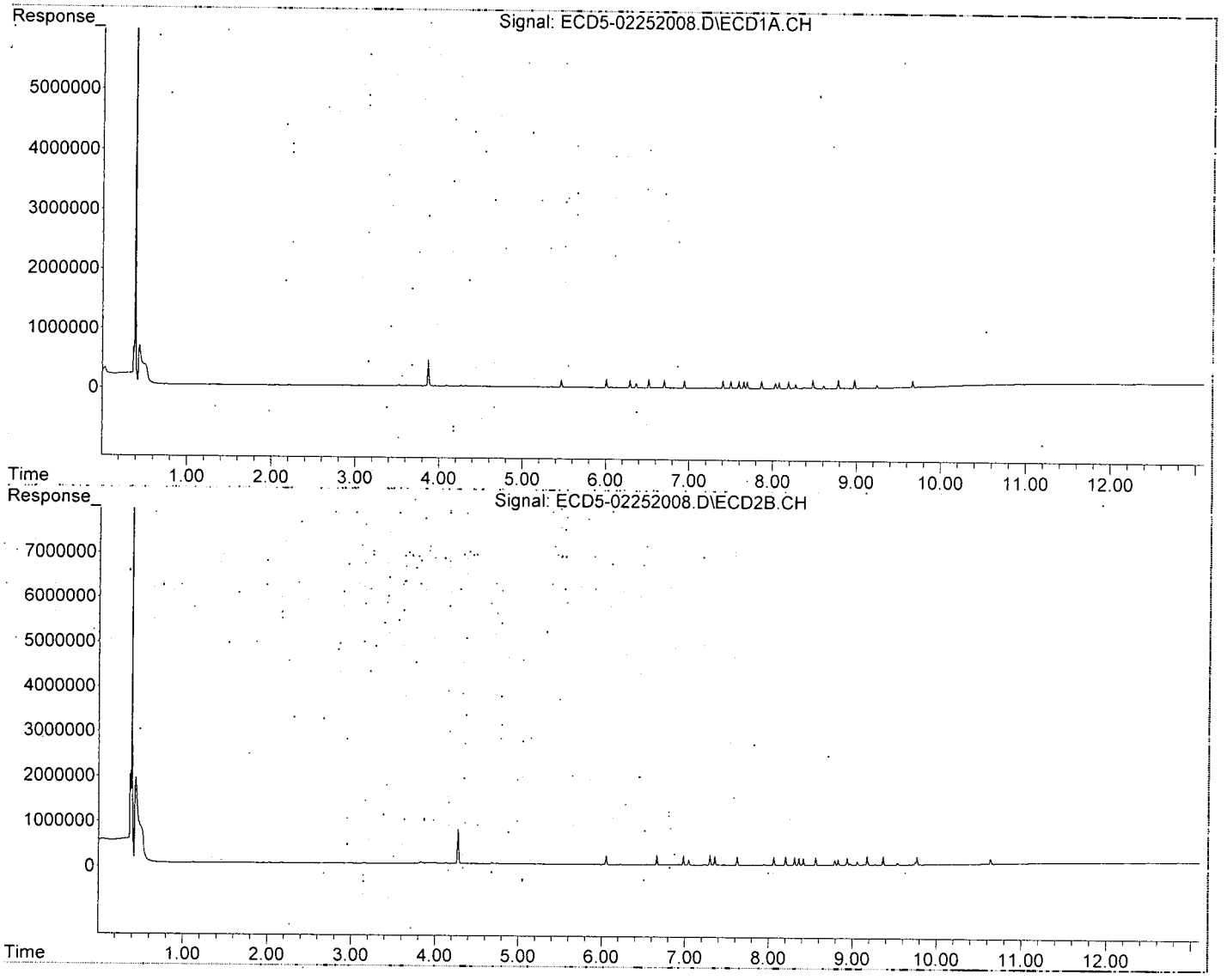

Quantitation Report (QT Reviewed)

Data Path : C:\msdchem\1\data\2020-02\0B25043\
Data File : ECD5-02252009.D
Signal(s) : Signal #1: ECD1A.CH Signal #2: ECD2B.CH
Acq On : 25 Feb 2020 14:39
Operator : MJB
Sample : 0B25043-CAL2
Misc : A20B331, AB 1 ppb
ALS Vial : 6 (Sig #1), 0 (Sig #2) Sample Multiplier: 1

Integration File signal 1: PEST1.e
Integration File signal 2: PEST2.e
Quant Time: Feb 26 14:44:46 2020
Quant Method : C:\msdchem\1\methods\ECD5_QUANTPEST_200225.M
Quant Title : Instrument: DualECD5
QLast Update : Wed Feb 26 14:42:58 2020
Response via : Initial Calibration
Integrator: ChemStation 6890 Scale Mode: Small noise peaks clipped

MJB 2/26/20

Volume Inj. : 2uL
Signal #1 Phase : Rtx-CLPesticides Signal #2 Phase: Rtx-CLPesticides2
Signal #1 Info : 30m X 0.32mm X 0. Signal #2 Info : 30m X 0.32mm X 0.25um

	Compound	RT#1	RT#2	Resp#1	Resp#2	ng/mL	ng/mL
	System Monitoring Compounds						
1)	S TCMX (S)	5.460	6.049	233699	352114	1.337	1.327
22)	S DCBP (S)	9.662	10.634	200173	203741	1.100	0.910
	Target Compounds						
2)	a-BHC	6.001	6.657	279704	417011	1.117	1.145
3)	g-BHC	6.285	6.976	251453	390959	1.141	1.148
4)	b-BHC	6.360	7.038	128925	195905	1.719	1.356
5)	Heptachlor	6.695	7.352	232243	351823	1.051	1.048
6)	d-BHC	6.510	7.294	257306	372903	1.839	1.642
7)	Aldrin	6.937	7.619	239630	348395	1.068	0.943
8)	Heptachlo...	7.398	8.058	235377	334473	1.113	0.995
9)	trans-Chl...	7.494	8.198	232235	340785	1.110	1.016
10)	cis-Chlor...	7.591	8.306	227540	322691	1.092	0.989
11)	Endosulfa...	7.689	8.357	214430	303264	1.037	0.998
12)	4,4'-DDE	7.648	8.409	219730	311134	1.348	1.096
13)	Dieldrin	7.861	8.558	231817	326125	1.067	1.018
14)	Endrin	8.027	8.787	164410	221743	0.960	0.941
15)	4,4'-DDD	8.070	8.826	184468	259515	1.402	1.109
16)	Endosulfa...	8.183	8.933	201485	282832	1.222	1.150
17)	4,4'-DDT	8.268	9.054	136646	152974	1.467	1.496
18)	Endrin Al...	8.474	9.170	218212	293186	1.504	1.274
19)	Endosulfa...	8.776	9.361	217356	289732	1.409	1.427
20)	Methoxychlor	8.602	9.533	81060	92284	1.493	1.552
21)	Endrin Ke...	8.971	9.764	236826	292223	1.247	1.260
23)	Hexachlor...	0.000	0.000	0	0	N.D. d	N.D. d
24)	Hexachlor...	0.000	0.000	0	0	N.D. d	N.D. d
25)	Oxychlordane	0.000	0.000	0	0	N.D. d	N.D. d
26)	2,4'-DDE	0.000	0.000	0	0	N.D. d	N.D. d
27)	trans-Non...	0.000	0.000	0	0	N.D. d	N.D. d
28)	2,4'-DDD	0.000	0.000	0	0	N.D. d	N.D. d

Quantitation Report (QT Reviewed)

Data Path : C:\msdchem\1\data\2020-02\0B25043\
Data File : ECD5-02252009.D
Signal(s) : Signal #1: ECD1A.CH Signal #2: ECD2B.CH
Acq On : 25 Feb 2020 14:39
Operator : MJB
Sample : 0B25043-CAL2
Misc : A20B331, AB 1 ppb
ALS Vial : 6 (Sig #1); 0 (Sig #2) Sample Multiplier: 1

Integration File signal 1: PEST1.e
Integration File signal 2: PEST2.e
Quant Time: Feb 26 14:44:46 2020
Quant Method : C:\msdchem\1\methods\ECD5_QUANTPEST_200225.M
Quant Title : Instrument: DualECD5
QLast Update : Wed Feb 26 14:42:58 2020
Response via : Initial Calibration
Integrator: ChemStation 6890 Scale Mode: Small noise peaks clipped

Volume Inj. : 2uL
Signal #1 Phase : Rtx-CLPesticides Signal #2 Phase: Rtx-CLPesticides2
Signal #1 Info : 30m X 0.32mm X 0. Signal #2 Info : 30m X 0.32mm X 0.25um

	Compound	RT#1	RT#2	Resp#1	Resp#2	ng/mL	ng/mL
29)	2,4'-DDT	0.000	0.000	0	0	N.D. d	N.D. d
30)	cis-Nonac...	0.000	0.000	0	0	N.D. d	N.D. d
31)	Mirex	0.000	0.000	0	0	N.D. d	N.D. d
32)	Chlordane...	0.000	0.000	0	0	N.D. d	N.D. d
33)	Chlordane...	0.000	0.000	0	0	N.D. d	N.D. d
34)	Chlordane...	0.000	0.000	0	0	N.D. d	N.D. d
35)	Chlordane...	0.000	0.000	0	0	N.D. d	N.D. d
36)	Toxaphene...	0.000	0.000	0	0	N.D. d	N.D. d
37)	Toxaphene...	0.000	0.000	0	0	N.D. d	N.D. d
38)	Toxaphene...	0.000	0.000	0	0	N.D. d	N.D. d
39)	Toxaphene...	0.000	0.000	0	0	N.D. d	N.D. d
40)	Toxaphene...	0.000	0.000	0	0	N.D. d	N.D. d
41)	Toxaphene...	0.000	0.000	0	0	N.D. d	N.D. d
42)	Toxaphene...	0.000	0.000	0	0	N.D. d	N.D. d

(f)=RT Delta > 1/2 Window (#)=Amounts differ by > 25% (m)=manual int.

Quantitation Report (QT Reviewed)

Data Path : C:\msdchem\1\data\2020-02\0B25043\
Data File : ECD5-02252009.D
Signal(s) : Signal #1: ECD1A.CH Signal #2: ECD2B.CH
Acq On : 25 Feb 2020 14:39
Operator : MJB
Sample : 0B25043-CAL2
Misc : A20B331, AB 1 ppb
ALS Vial : 6 (Sig #1); 0 (Sig #2) Sample Multiplier: 1

Integration File signal 1: PEST1.e
Integration File signal 2: PEST2.e
Quant Time: Feb 26 14:44:46 2020
Quant Method : C:\msdchem\1\methods\ECD5_QUANTPEST_200225.M
Quant Title : Instrument: DualECD5
QLast Update : Wed Feb 26 14:42:58 2020
Response via : Initial Calibration
Integrator: ChemStation: 6890 Scale Mode: Small noise peaks clipped

Volume Inj. : 2uL
Signal #1 Phase : Rtx-CLPesticides Signal #2 Phase: Rtx-CLPesticides2
Signal #1 Info : 30m X 0.32mm X 0. Signal #2 Info : 30m X 0.32mm X 0.25um

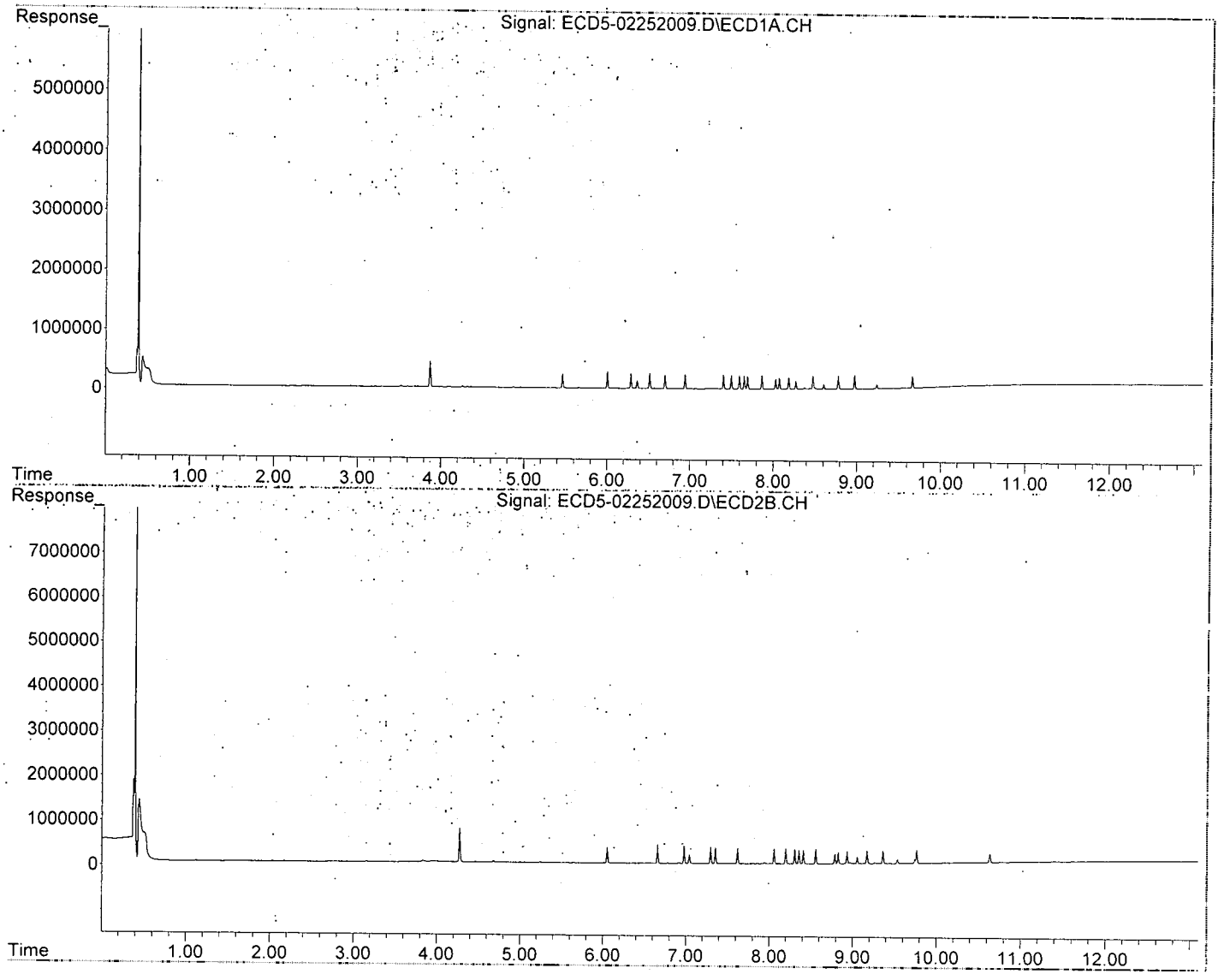

Quantitation Report (QT Reviewed)

Data Path : C:\msdchem\1\data\2020-02\0B25043\
Data File : ECD5-02252010.D
Signal(s) : Signal #1: ECD1A.CH Signal #2: ECD2B.CH
Acq On : 25 Feb 2020 14:56
Operator : MJB
Sample : 0B25043-CAL3
Misc : A19K128, AB 2 ppb
ALS Vial : 7 (Sig #1); 0 (Sig #2) Sample Multiplier: 1

Integration File signal 1: PEST1.e
Integration File signal 2: PEST2.e
Quant Time: Feb 26 14:45:21 2020
Quant Method : C:\msdchem\1\methods\ECD5_QUANTPEST_200225.M
Quant Title : Instrument: DualECD5
QLast Update : Wed Feb 26 14:42:58 2020
Response via : Initial Calibration
Integrator: ChemStation 6890 Scale Mode: Small noise peaks clipped

MJB 2/26/20.

Volume Inj. : 2uL
Signal #1 Phase : Rtx-CLPesticides Signal #2 Phase: Rtx-CLPesticides2
Signal #1 Info : 30m X 0.32mm X 0. Signal #2 Info : 30m X 0.32mm X 0.25um

	Compound	RT#1	RT#2	Resp#1	Resp#2	ng/mL	ng/mL
	System Monitoring Compounds						
1) S	TCMX (S)	5.460	6.048	439420	687097	2.515	2.790
22) S	DCBP (S)	9.662	10.634	360138	384159	2.196	1.900
	Target Compounds						
2)	a-BHC	6.001	6.657	558948	834863	2.233	2.283
3)	g-BHC	6.284	6.976	495165	751240	2.247	2.220
4)	b-BHC	6.359	7.038	237777	368359	3.246	2.675
5)	Heptachlor	6.694	7.352	460866	712528	2.086	2.191
6)	d-BHC	6.509	7.295	484609	722490	3.433	2.908
7)	Aldrin	6.936	7.619	468839	712936	2.090	1.930
8)	Heptachlo...	7.398	8.058	451037	657729	2.132	1.957
9)	trans-Chl...	7.493	8.198	449517	659567	2.149	1.966
10)	cis-Chlor...	7.590	8.306	442664	631569	2.124	1.936
11)	Endosulfa...	7.688	8.357	415164	584625	2.007	1.925
12)	4,4'-DDE	7.648	8.410	433562	626077	2.703	2.230
13)	Dieldrin	7.861	8.558	446086	639177	2.053	2.019
14)	Endrin	8.026	8.787	320798	435263	1.874	1.889
15)	4,4'-DDD	8.070	8.827	371932	511651	2.895	2.239
16)	Endosulfa...	8.183	8.934	375693	527060	2.279	2.225
17)	4,4'-DDT	8.268	9.055	273553	325030	2.693	2.724
18)	Endrin Al...	8.474	9.171	385517	532913	2.866	2.527
19)	Endosulfa...	8.776	9.362	384470	516495	2.624	2.660
20)	Methoxychlor	8.602	9.533	159441	180433	3.077	2.816
21)	Endrin Ke...	8.971	9.764	429826	544557	2.263	2.442
23)	Hexachlor...	0.000	0.000	0	0	N.D. d	N.D. d
24)	Hexachlor...	0.000	0.000	0	0	N.D. d	N.D. d
25)	Oxychlordane	0.000	0.000	0	0	N.D. d	N.D. d
26)	2,4'-DDE	0.000	0.000	0	0	N.D. d	N.D. d
27)	trans-Non...	0.000	0.000	0	0	N.D. d	N.D. d
28)	2,4'-DDD	0.000	0.000	0	0	N.D. d	N.D. d

Quantitation Report (QT Reviewed)

Data Path : C:\msdchem\1\data\2020-02\0B25043\
Data File : ECD5-02252010.D
Signal(s) : Signal #1: ECD1A.CH Signal #2: ECD2B.CH
Acq On : 25 Feb 2020 14:56
Operator : MJB
Sample : 0B25043-CAL3
Misc : A19K128, AB 2 ppb
ALS Vial : 7 (Sig #1); 0 (Sig #2) Sample Multiplier: 1

Integration File signal 1: PEST1.e
Integration File signal 2: PEST2.e
Quant Time: Feb 26 14:45:21 2020
Quant Method : C:\msdchem\1\methods\ECD5_QUANTPEST_200225.M
Quant Title : Instrument: DualECD5
QLast Update : Wed Feb 26 14:42:58 2020
Response via : Initial Calibration
Integrator: ChemStation 6890 Scale Mode: Small noise peaks clipped

Volume Inj. : 2uL
Signal #1 Phase : Rtx-CLPesticides Signal #2 Phase: Rtx-CLPesticides2
Signal #1 Info : 30m X 0.32mm X 0. Signal #2 Info : 30m X 0.32mm X 0.25um

	Compound	RT#1	RT#2	Resp#1	Resp#2	ng/mL	ng/mL
29)	2,4'-DDT	0.000	0.000	0	0	N.D. d	N.D. d
30)	cis-Nonac...	0.000	0.000	0	0	N.D. d	N.D. d
31)	Mirex	0.000	0.000	0	0	N.D. d	N.D. d
32)	Chlordane...	0.000	0.000	0	0	N.D. d	N.D. d
33)	Chlordane...	0.000	0.000	0	0	N.D. d	N.D. d
34)	Chlordane...	0.000	0.000	0	0	N.D. d	N.D. d
35)	Chlordane...	0.000	0.000	0	0	N.D. d	N.D. d
36)	Toxaphene...	0.000	0.000	0	0	N.D. d	N.D. d
37)	Toxaphene...	0.000	0.000	0	0	N.D. d	N.D. d
38)	Toxaphene...	0.000	0.000	0	0	N.D. d	N.D. d
39)	Toxaphene...	0.000	0.000	0	0	N.D. d	N.D. d
40)	Toxaphene...	0.000	0.000	0	0	N.D. d	N.D. d
41)	Toxaphene...	0.000	0.000	0	0	N.D. d	N.D. d
42)	Toxaphene...	0.000	0.000	0	0	N.D. d	N.D. d

(f)=RT Delta > 1/2 Window (#)=Amounts differ by > 25% (m)=manual int.

Quantitation Report (QT Reviewed)

Data Path : C:\msdchem\1\data\2020-02\0B25043\
Data File : ECD5-02252010.D
Signal(s) : Signal #1: ECD1A.CH Signal #2: ECD2B.CH
Acq On : 25 Feb 2020 14:56
Operator : MJB
Sample : 0B25043-CAL3
Misc : A19K128, AB 2 ppb
ALS Vial : 7 (Sig #1); 0 (Sig #2) Sample Multiplier: 1

Integration File signal 1: PEST1.e
Integration File signal 2: PEST2.e
Quant Time: Feb 26 14:45:21 2020
Quant Method : C:\msdchem\1\methods\ECD5_QUANTPEST_200225.M
Quant Title : Instrument: DualECD5
QLast Update : Wed Feb 26 14:42:58 2020
Response via : Initial Calibration
Integrator: ChemStation 6890 Scale Mode: Small noise peaks clipped

Volume Inj. : 2uL
Signal #1 Phase : Rtx-CLPesticides Signal #2 Phase: Rtx-CLPesticides2
Signal #1 Info : 30m X 0.32mm X 0. Signal #2 Info : 30m X 0.32mm X 0.25um

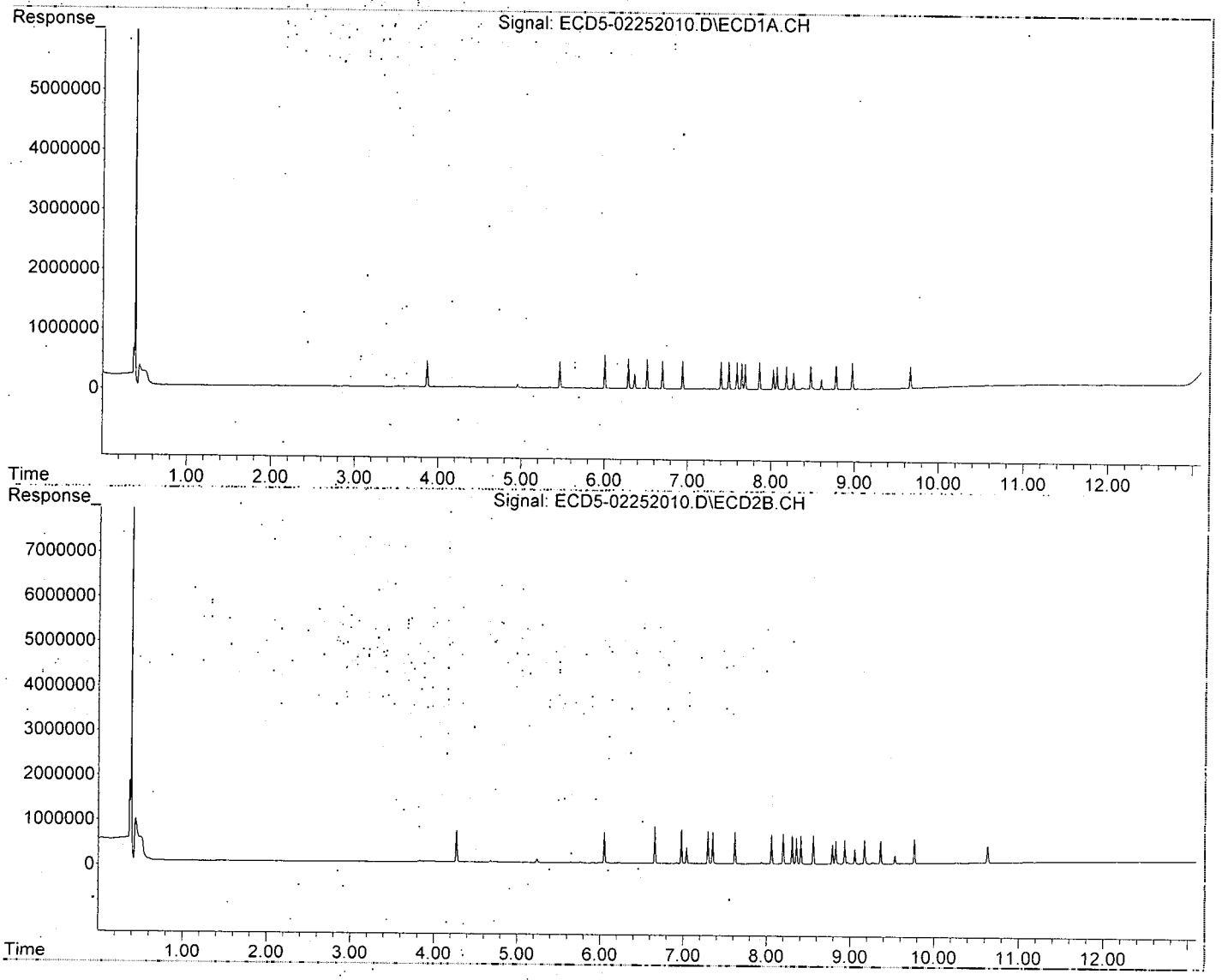

Quantitation Report (QT Reviewed)

Data Path : C:\msdchem\1\data\2020-02\0B25043\
Data File : ECD5-02252011.D
Signal(s) : Signal #1: ECD1A.CH Signal #2: ECD2B.CH
Acq On : 25 Feb 2020 15:13
Operator : MJB
Sample : 0B25043-CAL4
Misc : A19K130, AB 5 ppb
ALS Vial : 8 (Sig #1); 0 (Sig #2) Sample Multiplier: 1

Integration File signal 1: PEST1.e
Integration File signal 2: PEST2.e
Quant Time: Feb 26 14:46:15 2020
Quant Method : C:\msdchem\1\methods\ECD5_QUANTPEST_200225.M
Quant Title : Instrument: DualECD5
QLast Update : Wed Feb 26 14:42:58 2020
Response via : Initial Calibration
Integrator: ChemStation 6890 Scale Mode: Small noise peaks clipped

MJB 2/26/20

Volume Inj. : 2uL
Signal #1 Phase : Rtx-CLPesticides Signal #2 Phase: Rtx-CLPesticides2
Signal #1 Info : 30m X 0.32mm X 0. Signal #2 Info : 30m X 0.32mm X 0.25um

	Compound	RT#1	RT#2	Resp#1	Resp#2	ng/mL	ng/mL
	System Monitoring Compounds						
1)	S TCMX (S)	5.459	6.048	1003988	1546173	5.746	6.493
22)	S DCBP (S)	9.662	10.634	799869	875888	5.204	4.587
	Target Compounds						
2)	a-BHC	6.000	6.657	1382053	2126700	5.520	5.763
3)	g-BHC	6.284	6.975	1227845	1881135	5.573	5.552
4)	b-BHC	6.358	7.038	547413	837376	7.540	6.231
5)	Heptachlor	6.694	7.352	1111456	1694467	5.031	5.277
6)	d-BHC	6.508	7.294	1189174	1729213	8.289	6.505
7)	Aldrin	6.936	7.619	1146897	1773714	5.113	4.801
8)	Heptachlo...	7.398	8.058	1085253	1574920	5.131	4.685
9)	trans-Chl...	7.493	8.198	1077636	1595744	5.151	4.756
10)	cis-Chlor...	7.590	8.306	1034851	1507927	4.965	4.623
11)	Endosulfa...	7.689	8.357	1014379	1439410	4.905	4.739
12)	4,4'-DDE	7.648	8.410	1084606	1553504	6.790	5.540
13)	Dieldrin	7.860	8.558	1130550	1567052	5.204	4.971
14)	Endrin	8.026	8.787	781467	1071103	4.565	4.690
15)	4,4'-DDD	8.070	8.827	885705	1267308	6.944	5.590
16)	Endosulfa...	8.183	8.934	869870	1217071	5.276	5.237
17)	4,4'-DDT	8.268	9.054	677705	840171	6.263	6.316
18)	Endrin Al...	8.474	9.171	790735	1118310	6.154	5.566
19)	Endosulfa...	8.776	9.361	816986	1150682	5.756	6.063
20)	Methoxychlor	8.602	9.533	348323	439742	6.838	6.461
21)	Endrin Ke...	8.971	9.764	979562	1270528	5.158	5.805
23)	Hexachlor...	0.000	0.000	0	0	N.D. d	N.D. d
24)	Hexachlor...	0.000	0.000	0	0	N.D. d	N.D. d
25)	Oxychlordane	0.000	0.000	0	0	N.D. d	N.D. d
26)	2,4'-DDE	0.000	0.000	0	0	N.D. d	N.D. d
27)	trans-Non...	0.000	0.000	0	0	N.D. d	N.D. d
28)	2,4'-DDD	0.000	0.000	0	0	N.D. d	N.D. d

Quantitation Report (QT Reviewed)

Data Path : C:\msdchem\1\data\2020-02\0B25043\
Data File : ECD5-02252011.D
Signal(s) : Signal #1: ECD1A.CH Signal #2: ECD2B.CH
Acq On : 25 Feb 2020 15:13
Operator : MJB
Sample : 0B25043-CAL4
Misc : A19K130, AB 5 ppb
ALS Vial : 8 (Sig #1); 0 (Sig #2) Sample Multiplier: 1

Integration File signal 1: PEST1.e
Integration File signal 2: PEST2.e
Quant Time: Feb 26 14:46:15 2020
Quant Method : C:\msdchem\1\methods\ECD5_QUANTPEST_200225.M
Quant Title : Instrument: DualECD5
QLast Update : Wed Feb 26 14:42:58 2020
Response via : Initial Calibration
Integrator: ChemStation 6890 Scale Mode: Small noise peaks clipped

Volume Inj. : 2uL
Signal #1 Phase : Rtx-CLPesticides Signal #2 Phase: Rtx-CLPesticides2
Signal #1 Info : 30m X 0.32mm X 0. Signal #2 Info : 30m X 0.32mm X 0.25um

	Compound	RT#1	RT#2	Resp#1	Resp#2	ng/mL	ng/mL
29)	2,4'-DDT	0.000	0.000	0	0	N.D. d	N.D. d
30)	cis-Nonac...	0.000	0.000	0	0	N.D. d	N.D. d
31)	Mirex	0.000	0.000	0	0	N.D. d	N.D. d
32)	Chlordane...	0.000	0.000	0	0	N.D. d	N.D. d
33)	Chlordane...	0.000	0.000	0	0	N.D. d	N.D. d
34)	Chlordane...	0.000	0.000	0	0	N.D. d	N.D. d
35)	Chlordane...	0.000	0.000	0	0	N.D. d	N.D. d
36)	Toxaphene...	0.000	0.000	0	0	N.D. d	N.D. d
37)	Toxaphene...	0.000	0.000	0	0	N.D. d	N.D. d
38)	Toxaphene...	0.000	0.000	0	0	N.D. d	N.D. d
39)	Toxaphene...	0.000	0.000	0	0	N.D. d	N.D. d
40)	Toxaphene...	0.000	0.000	0	0	N.D. d	N.D. d
41)	Toxaphene...	0.000	0.000	0	0	N.D. d	N.D. d
42)	Toxaphene...	0.000	0.000	0	0	N.D. d	N.D. d

(f)=RT Delta > 1/2 Window (#)=Amounts differ by > 25% (m)=manual int.

Quantitation Report (QT Reviewed)

Data Path : C:\msdchem\1\data\2020-02\0B25043\
Data File : ECD5-02252011.D
Signal(s) : Signal #1: ECD1A.CH Signal #2: ECD2B.CH
Acq On : 25 Feb 2020 15:13
Operator : MJB
Sample : 0B25043-CAL4
Misc : A19K130, AB 5 ppb
ALS Vial : 8 (Sig #1); 0 (Sig #2) Sample Multiplier: 1

Integration File signal 1: PEST1.e
Integration File signal 2: PEST2.e
Quant Time: Feb 26 14:46:15 2020
Quant Method : C:\msdchem\1\methods\ECD5_QUANTPEST_200225.M
Quant Title : Instrument: DualECD5
QLast Update : Wed Feb 26 14:42:58 2020
Response via : Initial Calibration
Integrator: ChemStation 6890 Scale Mode: Small noise peaks clipped

Volume Inj. : 2uL
Signal #1 Phase : Rtx-CLPesticides Signal #2 Phase: Rtx-CLPesticides2
Signal #1 Info : 30m X 0.32mm X 0. Signal #2 Info : 30m X 0.32mm X 0.25um

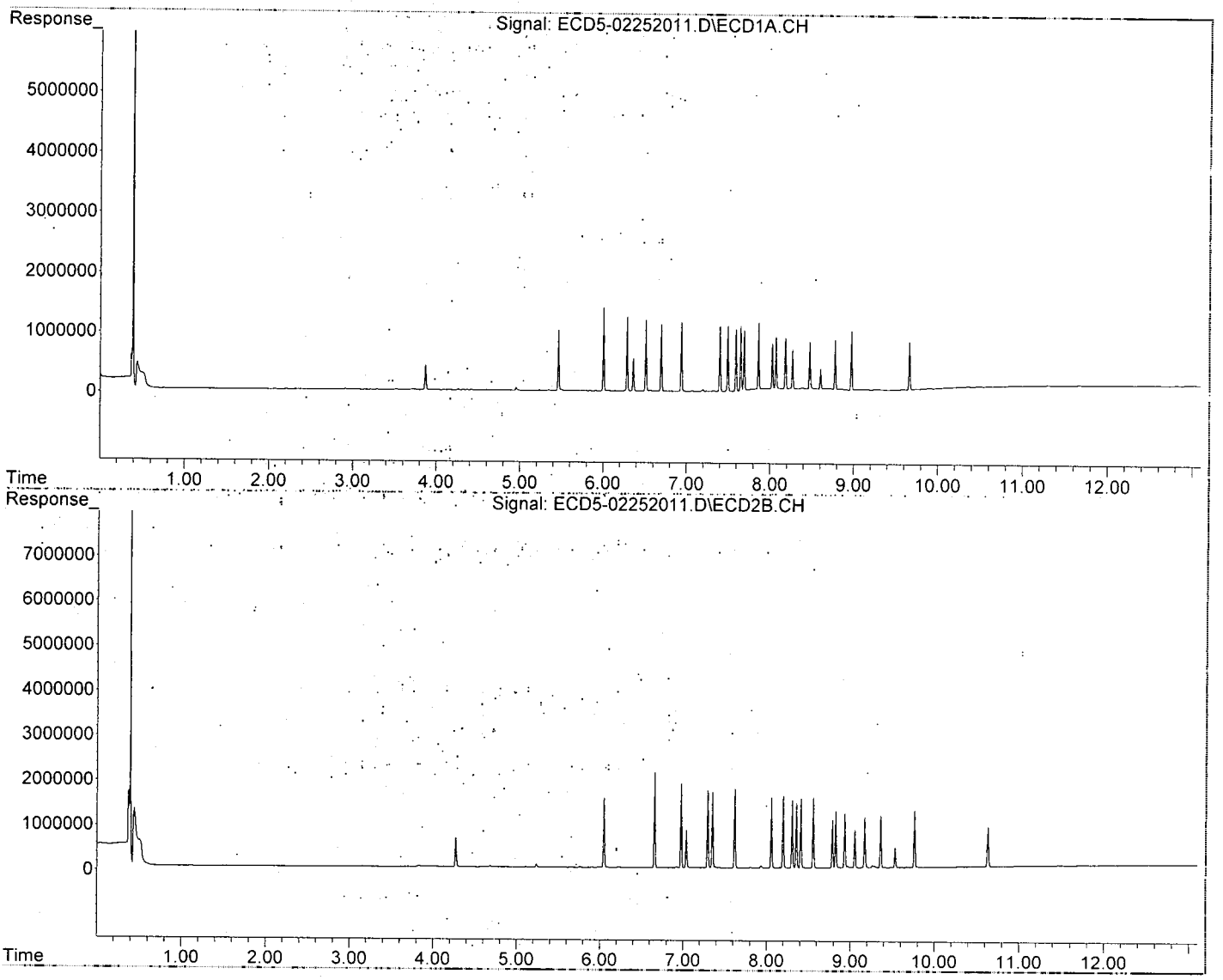

Quantitation Report (QT Reviewed)

Data Path : C:\msdchem\1\data\2020-02\0B25043\
Data File : ECD5-02252012.D
Signal(s) : Signal #1: ECD1A.CH Signal #2: ECD2B.CH
Acq On : 25 Feb 2020 15:30
Operator : MJB
Sample : 0B25043-CAL5
Misc : A19K131, AB 10 ppb
ALS Vial : 9 (Sig #1); 0 (Sig #2) Sample Multiplier: 1

Integration File signal 1: PEST1.e
Integration File signal 2: PEST2.e
Quant Time: Feb 26 14:46:46 2020
Quant Method : C:\msdchem\1\methods\ECD5_QUANTPEST_200225.M
Quant Title : Instrument: DualECD5
QLast Update : Wed Feb 26 14:42:58 2020
Response via : Initial Calibration
Integrator: ChemStation 6890 Scale Mode: Small noise peaks clipped

Volume Inj. : 2uL
Signal #1 Phase : Rtx-CLPesticides Signal #2 Phase: Rtx-CLPesticides2
Signal #1 Info : 30m X 0.32mm X 0. Signal #2 Info : 30m X 0.32mm X 0.25um

MJB 2/26/20

	Compound	RT#1	RT#2	Resp#1	Resp#2	ng/mL	ng/mL
	System Monitoring Compounds						
1)	S TCMX (S)	5.459	6.048	1998110	3136923	11.435	13.173
22)	S DCBP (S)	9.660	10.633	1619015	1782079	10.790	9.501
	Target Compounds						
2)	a-BHC	6.000	6.656	2743087	4275680	10.956	11.426
3)	g-BHC	6.283	6.975	2419200	3823021	10.980	11.177
4)	b-BHC	6.358	7.037	1084856	1664144	14.819	12.396
5)	Heptachlor	6.693	7.351	2236498	3567347	10.124	11.063
6)	d-BHC	6.508	7.294	2405210	3730042	16.388	13.449
7)	Aldrin	6.935	7.619	2348957	3580406	10.472	9.690
8)	Heptachlo...	7.397	8.057	2106338	3225324	9.958	9.595
9)	trans-Chl...	7.492	8.197	2156922	3321961	10.309	9.900
10)	cis-Chlor...	7.589	8.306	2101531	3145257	10.083	9.642
11)	Endosulfa...	7.688	8.356	2002466	2901002	9.682	9.551
12)	4,4'-DDE	7.647	8.409	2207718	3337927	13.711	11.782
13)	Dieldrin	7.859	8.558	2231423	3243846	10.272	10.242
14)	Endrin	8.025	8.786	1583671	2199983	9.251	9.585
15)	4,4'-DDD	8.069	8.826	1845969	2702397	14.352	11.817
16)	Endosulfa...	8.182	8.933	1754678	2495237	10.643	10.725
17)	4,4'-DDT	8.267	9.054	1457724	1849882	12.964	13.030
18)	Endrin Al...	8.472	9.170	1552434	2212372	12.288	11.169
19)	Endosulfa...	8.775	9.361	1704127	2341971	12.118	12.287
20)	Methoxychlor	8.601	9.533	720753	944530	14.032	13.264
21)	Endrin Ke...	8.969	9.763	1963488	2578653	10.339	11.736
23)	Hexachlor...	0.000	0.000	0	0	N.D. d	N.D. d
24)	Hexachlor...	0.000	0.000	0	0	N.D. d	N.D. d
25)	Oxychlordane	0.000	0.000	0	0	N.D. d	N.D. d
26)	2,4'-DDE	0.000	0.000	0	0	N.D. d	N.D. d
27)	trans-Non...	0.000	0.000	0	0	N.D. d	N.D. d
28)	2,4'-DDD	0.000	0.000	0	0	N.D. d	N.D. d

Quantitation Report (QT Reviewed)

Data Path : C:\msdchem\1\data\2020-02\0B25043\
Data File : ECD5-02252012.D
Signal(s) : Signal #1: ECD1A.CH Signal #2: ECD2B.CH
Acq On : 25 Feb 2020 15:30
Operator : MJB
Sample : 0B25043-CAL5
Misc : A19K131, AB 10 ppb
ALS Vial : 9 (Sig #1); 0 (Sig #2) Sample Multiplier: 1

Integration File signal 1: PEST1.e
Integration File signal 2: PEST2.e
Quant Time: Feb 26 14:46:46 2020
Quant Method : C:\msdchem\1\methods\ECD5_QUANTPEST_200225.M
Quant Title : Instrument: DualECD5
QLast Update : Wed Feb 26 14:42:58 2020
Response via : Initial Calibration
Integrator: ChemStation 6890 Scale Mode: Small noise peaks clipped

Volume Inj. : 2uL
Signal #1 Phase : Rtx-CLPesticides Signal #2 Phase: Rtx-CLPesticides2
Signal #1 Info : 30m X 0.32mm X 0. Signal #2 Info : 30m X 0.32mm X 0.25um

	Compound	RT#1	RT#2	Resp#1	Resp#2	ng/mL	ng/mL
29)	2,4'-DDT	0.000	0.000	0	0	N.D. d	N.D. d
30)	cis-Nonac...	0.000	0.000	0	0	N.D. d	N.D. d
31)	Mirex	0.000	0.000	0	0	N.D. d	N.D. d
32)	Chlordane:...	0.000	0.000	0	0	N.D. d	N.D. d
33)	Chlordane...	0.000	0.000	0	0	N.D. d	N.D. d
34)	Chlordane...	0.000	0.000	0	0	N.D. d	N.D. d
35)	Chlordane...	0.000	0.000	0	0	N.D. d	N.D. d
36)	Toxaphene...	0.000	0.000	0	0	N.D. d	N.D. d
37)	Toxaphene...	0.000	0.000	0	0	N.D. d	N.D. d
38)	Toxaphene...	0.000	0.000	0	0	N.D. d	N.D. d
39)	Toxaphene...	0.000	0.000	0	0	N.D. d	N.D. d
40)	Toxaphene...	0.000	0.000	0	0	N.D. d	N.D. d
41)	Toxaphene...	0.000	0.000	0	0	N.D. d	N.D. d
42)	Toxaphene...	0.000	0.000	0	0	N.D. d	N.D. d

(f)=RT Delta > 1/2 Window (#)=Amounts differ by > 25% (m)=manual int.

Quantitation Report (QT Reviewed)

Data Path : C:\msdchem\1\data\2020-02\0B25043\
Data File : ECD5-02252012.D
Signal(s) : Signal #1: ECD1A.CH Signal #2: ECD2B.CH
Acq On : 25 Feb 2020 15:30
Operator : MJB
Sample : 0B25043-CAL5
Misc : A19K131, AB 10 ppb
ALS Vial : 9 (Sig #1); 0 (Sig #2) Sample Multiplier: 1

Integration File signal 1: PEST1.e
Integration File signal 2: PEST2.e
Quant Time: Feb 26 14:46:46 2020
Quant Method : C:\msdchem\1\methods\ECD5_QUANTPEST_200225.M
Quant Title : Instrument: DualECD5
QLast Update : Wed Feb 26 14:42:58 2020
Response via : Initial Calibration
Integrator: ChemStation 6890 Scale Mode: Small noise peaks clipped

Volume Inj. : 2uL
Signal #1 Phase : Rtx-CLPesticides Signal #2 Phase: Rtx-CLPesticides2
Signal #1 Info : 30m X 0.32mm X 0. Signal #2 Info : 30m X 0.32mm X 0.25um

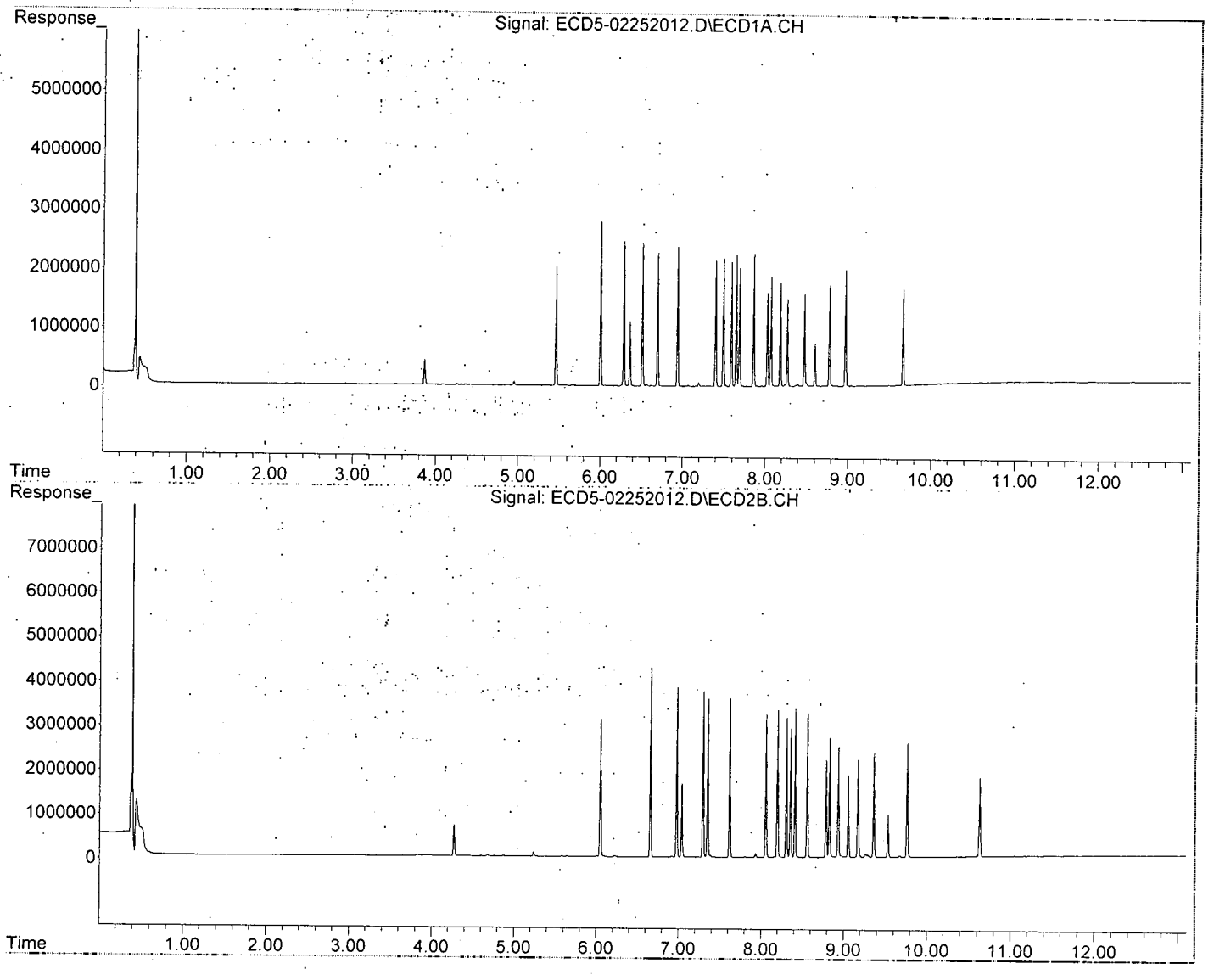

Quantitation Report (QT Reviewed)

Data Path : C:\msdchem\1\data\2020-02\0B25043\
Data File : ECD5-02252013.D
Signal(s) : Signal #1: ECD1A.CH Signal #2: ECD2B.CH
Acq On : 25 Feb 2020 15:47
Operator : MJB
Sample : 0B25043-CAL6
Misc : A19K132, AB 25 ppb
ALS Vial : 10 (Sig #1); 0 (Sig #2) Sample Multiplier: 1

Integration File signal 1: PEST1.e
Integration File signal 2: PEST2.e
Quant Time: Feb 26 14:47:17 2020
Quant Method : C:\msdchem\1\methods\ECD5_QUANTPEST_200225.M
Quant Title : Instrument: DualECD5
QLast Update : Wed Feb 26 14:42:58 2020
Response via : Initial Calibration
Integrator: ChemStation 6890 Scale Mode: Small noise peaks clipped

MJB 2/26/20

Volume Inj. : 2uL
Signal #1 Phase : Rtx-CLPesticides Signal #2 Phase: Rtx-CLPesticides2
Signal #1 Info : 30m X 0.32mm X 0. Signal #2 Info : 30m X 0.32mm X 0.25um

	Compound	RT#1	RT#2	Resp#1	Resp#2	ng/mL	ng/mL
	System Monitoring Compounds						
1)	S TCMX (S)	5.459	6.048	4871536	7818668	27.879	31.668
22)	S DCBP (S)	9.661	10.633	3610372	4340907	24.277	23.110
	Target Compounds						
2)	a-BHC	6.000	6.656	6884847	11048670	27.499	28.364
3)	g-BHC	6.283	6.975	5970280	9675514	27.098	27.431
4)	b-BHC	6.357	7.037	2499762	3993135	33.050	29.109
5)	Heptachlor	6.693	7.352	5347547	8492275	24.207	25.708
6)	d-BHC	6.507	7.294	5689190	8941211	36.757	30.433
7)	Aldrin	6.935	7.619	5742951	9148985	25.602	24.762
8)	Heptachlo...	7.397	8.057	5260106	7997772	24.868	23.791
9)	trans-Chl...	7.492	8.197	5366296	8352508	25.649	24.893
10)	cis-Chlor...	7.589	8.305	5066990	7833062	24.310	24.014
11)	Endosulfa...	7.688	8.356	4717875	7248567	22.811	23.864
12)	4,4'-DDE	7.647	8.409	5348124	8455231	32.272	28.866
13)	Dieldrin	7.859	8.558	5269648	8227724	24.257	25.468
14)	Endrin	8.025	8.786	3796982	5486337	22.179	23.307
15)	4,4'-DDD	8.069	8.826	4106399	6277761	31.049	26.635
16)	Endosulfa...	8.182	8.933	3837705	5738244	23.277	24.162
17)	4,4'-DDT	8.267	9.054	3331009	4632719	28.167	29.761
18)	Endrin Al...	8.472	9.170	3455529	5038314	27.354	25.210
19)	Endosulfa...	8.775	9.360	3605036	5180877	25.481	26.340
20)	Methoxychlor	8.601	9.532	1638952	2187472	30.686	28.666
21)	Endrin Ke...	8.970	9.763	4404291	5980624	23.191	26.465
23)	Hexachlor...	0.000	0.000	0	0	N.D. d	N.D. d
24)	Hexachlor...	0.000	0.000	0	0	N.D. d	N.D. d
25)	Oxychlordane	0.000	0.000	0	0	N.D. d	N.D. d
26)	2,4'-DDE	0.000	0.000	0	0	N.D. d	N.D. d
27)	trans-Non...	0.000	0.000	0	0	N.D. d	N.D. d
28)	2,4'-DDD	0.000	0.000	0	0	N.D. d	N.D. d

Quantitation Report (QT Reviewed)

Data Path : C:\msdchem\1\data\2020-02\0B25043\
Data File : ECD5-02252013.D
Signal(s) : Signal #1: ECD1A.CH Signal #2: ECD2B.CH
Acq On : 25 Feb 2020 15:47
Operator : MJB
Sample : 0B25043-CAL6
Misc : A19K132, AB 25 ppb
ALS Vial : 10 (Sig #1); 0 (Sig #2) Sample Multiplier: 1

Integration File signal 1: PEST1.e
Integration File signal 2: PEST2.e
Quant Time: Feb 26 14:47:17 2020
Quant Method : C:\msdchem\1\methods\ECD5_QUANTPEST_200225.M
Quant Title : Instrument: DualECD5
QLast Update : Wed Feb 26 14:42:58 2020
Response via : Initial Calibration
Integrator: ChemStation 6890 Scale Mode: Small noise peaks clipped

Volume Inj. : 2uL
Signal #1 Phase : Rtx-CLPesticides Signal #2 Phase: Rtx-CLPesticides2
Signal #1 Info : 30m X 0.32mm X 0. Signal #2 Info : 30m X 0.32mm X 0.25um

	Compound	RT#1	RT#2	Resp#1	Resp#2	ng/mL	ng/mL
29)	2,4'-DDT	0.000	0.000	0	0	N.D. d	N.D. d
30)	cis-Nonac...	0.000	0.000	0	0	N.D. d	N.D. d
31)	Mirex	0.000	0.000	0	0	N.D. d	N.D. d
32)	Chlordane...	0.000	0.000	0	0	N.D. d	N.D. d
33)	Chlordane...	0.000	0.000	0	0	N.D. d	N.D. d
34)	Chlordane...	0.000	0.000	0	0	N.D. d	N.D. d
35)	Chlordane...	0.000	0.000	0	0	N.D. d	N.D. d
36)	Toxaphene...	0.000	0.000	0	0	N.D. d	N.D. d
37)	Toxaphene...	0.000	0.000	0	0	N.D. d	N.D. d
38)	Toxaphene...	0.000	0.000	0	0	N.D. d	N.D. d
39)	Toxaphene...	0.000	0.000	0	0	N.D. d	N.D. d
40)	Toxaphene...	0.000	0.000	0	0	N.D. d	N.D. d
41)	Toxaphene...	0.000	0.000	0	0	N.D. d	N.D. d
42)	Toxaphene...	0.000	0.000	0	0	N.D. d	N.D. d

(f)=RT Delta > 1/2 Window (#)=Amounts differ by > 25% (m)=manual int.

Quantitation Report (QT Reviewed)

Data Path : C:\msdchem\1\data\2020-02\0B25043\
Data File : ECD5-02252013.D
Signal(s) : Signal #1: ECD1A.CH Signal #2: ECD2B.CH
Acq On : 25 Feb 2020 15:47
Operator : MJB
Sample : 0B25043-CAL6
Misc : A19K132, AB 25 ppb
ALS Vial : 10 (Sig #1); 0 (Sig #2) Sample Multiplier: 1

Integration File signal 1: PEST1.e
Integration File signal 2: PEST2.e
Quant Time: Feb 26 14:47:17 2020
Quant Method : C:\msdchem\1\methods\ECD5_QUANTPEST_200225.M
Quant Title : Instrument: DualECD5
QLast Update : Wed Feb 26 14:42:58 2020
Response via : Initial Calibration
Integrator: ChemStation 6890 Scale Mode: Small noise peaks clipped

Volume Inj. : 2uL
Signal #1 Phase : Rtx-CLPesticides Signal #2 Phase: Rtx-CLPesticides2
Signal #1 Info : 30m X 0.32mm X 0. Signal #2 Info : 30m X 0.32mm X 0.25um

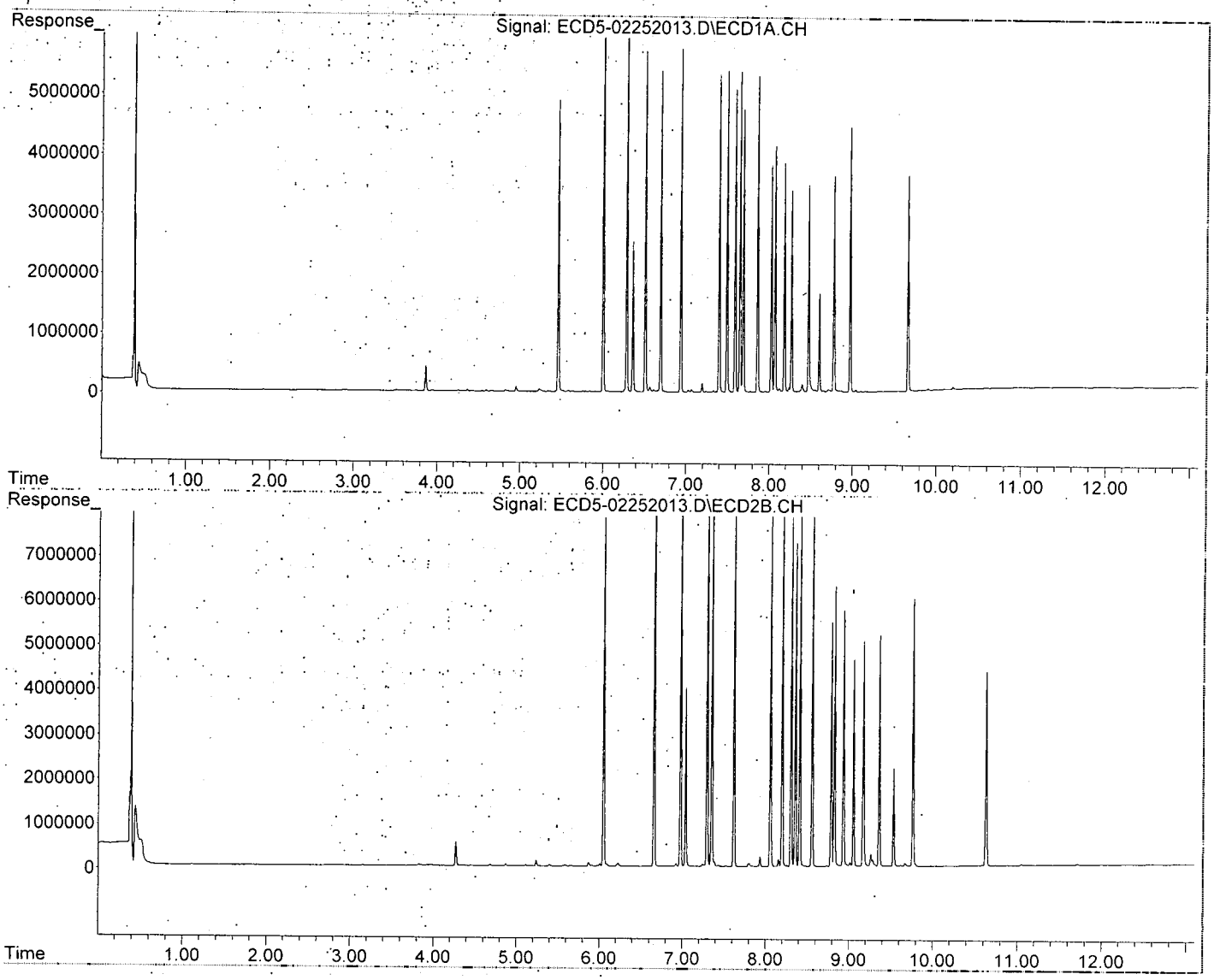

Quantitation Report (QT Reviewed)

Data Path : C:\msdchem\1\data\2020-02\0B25043\
Data File : ECD5-02252014.D
Signal(s) : Signal #1: ECD1A.CH Signal #2: ECD2B.CH
Acq On : 25 Feb 2020 16:05
Operator : MJB
Sample : 0B25043-CAL7
Misc : A19K133, AB 50 ppb
ALS Vial : 11 (Sig #1), 0 (Sig #2) Sample Multiplier: 1

Integration File signal 1: PEST1.e
Integration File signal 2: PEST2.e
Quant Time: Feb 26 14:41:18 2020
Quant Method : C:\msdchem\1\methods\ECD5_QUANTPEST_200225.M
Quant Title : Instrument: DualECD5
QLast Update : Tue Feb 04 18:01:02 2020
Response via : Initial Calibration
Integrator: ChemStation 6890 Scale Mode: Small noise peaks clipped

MJB 2/26/20

Volume Inj. : 2uL
Signal #1 Phase : Rtx-CLPesticides Signal #2 Phase: Rtx-CLPesticides2
Signal #1 Info : 30m X 0.32mm X 0. Signal #2 Info : 30m X 0.32mm X 0.25um

	Compound	RT#1	RT#2	Resp#1	Resp#2	ng/mL	ng/mL
	System Monitoring Compounds						
1)	S TCMX (S)	5.459	6.047	10731650	17822263	61.417	66.769
22)	S DCBP (S)	9.660	10.633	8305607	9791773	55.571	50.918
	Target Compounds						
2)	a-BHC	5.999	6.656	15209025	25650670	60.748	61.197
3)	g-BHC	6.282	6.975	13363469	22622161	60.653	60.340
4)	b-BHC	6.356	7.037	5581996	9127826	69.043	63.121
5)	Heptachlor	6.692	7.351	12085740	19987480	54.709	57.221
6)	d-BHC	6.507	7.293	12889590	21243835	75.812	65.817
7)	Aldrin	6.934	7.618	12716308	20698030	56.690	56.019
8)	Heptachlo...	7.396	8.057	11335290	18112331	53.590	53.880
9)	trans-Chl...	7.490	8.197	11763747	19071430	56.227	56.838
10)	cis-Chlor...	7.588	8.305	11462285	17623386	54.994	54.028
11)	Endosulfa...	7.686	8.356	10328433	16390492	49.938	53.962
12)	4,4'-DDE	7.646	8.409	12232629	18984564	69.618	60.926
13)	Dieldrin	7.858	8.558	11964598	18957252	55.075	56.290
14)	Endrin	8.024	8.786	8611621	12598924	50.303	50.759
15)	4,4'-DDD	8.068	8.826	9813457	15132504	69.472	59.913
16)	Endosulfa...	8.181	8.933	8825451	13529606	53.530	54.041
17)	4,4'-DDT	8.266	9.054	8101008	11817676	62.565	65.351
18)	Endrin Al...	8.472	9.170	7801382	12137225	60.486	58.129
19)	Endosulfa...	8.774	9.360	8174428	12031401	56.255	56.751
20)	Methoxychlor	8.600	9.532	3829989	5539365	65.773	63.772
21)	Endrin Ke...	8.969	9.763	9941349	14032758	52.346	58.118
23)	Hexachlor...	0.000	0.000	0	0	N.D. d	N.D. d
24)	Hexachlor...	0.000	0.000	0	0	N.D. d	N.D. d
25)	Oxychlordane	0.000	0.000	0	0	N.D. d	N.D. d
26)	2,4'-DDE	0.000	0.000	0	0	N.D. d	N.D. d
27)	trans-Non...	0.000	0.000	0	0	N.D. d	N.D. d
28)	2,4'-DDD	0.000	0.000	0	0	N.D. d	N.D. d

Quantitation Report (QT Reviewed)

Data Path : C:\msdchem\1\data\2020-02\0B25043\
Data File : ECD5-02252014.D
Signal(s) : Signal #1: ECD1A.CH Signal #2: ECD2B.CH
Acq On : 25 Feb 2020 16:05
Operator : MJB
Sample : 0B25043-CAL7
Misc : A19K133, AB 50 ppb
ALS Vial : 11 (Sig #1); 0 (Sig #2) Sample Multiplier: 1

Integration File signal 1: PEST1.e
Integration File signal 2: PEST2.e
Quant Time: Feb 26 14:41:18 2020
Quant Method : C:\msdchem\1\methods\ECD5_QUANTPEST_200225.M
Quant Title : Instrument: DualECD5
QLast Update : Tue Feb 04 18:01:02 2020
Response via : Initial Calibration
Integrator: ChemStation 6890 Scale Mode: Small noise peaks clipped

Volume Inj. : 2uL
Signal #1 Phase : Rtx-CLPesticides Signal #2 Phase: Rtx-CLPesticides2
Signal #1 Info : 30m X 0.32mm X 0. Signal #2 Info : 30m X 0.32mm X 0.25um

	Compound	RT#1	RT#2	Resp#1	Resp#2	ng/mL	ng/mL
29)	2,4'-DDT	0.000	0.000	0	0	N.D. d	N.D. d
30)	cis-Nonac...	0.000	0.000	0	0	N.D. d	N.D. d
31)	Mirex	0.000	0.000	0	0	N.D. d	N.D. d
32)	Chlordane...	0.000	0.000	0	0	N.D. d	N.D. d
33)	Chlordane...	0.000	0.000	0	0	N.D. d	N.D. d
34)	Chlordane...	0.000	0.000	0	0	N.D. d	N.D. d
35)	Chlordane...	0.000	0.000	0	0	N.D. d	N.D. d
36)	Toxaphene...	0.000	0.000	0	0	N.D. d	N.D. d
37)	Toxaphene...	0.000	0.000	0	0	N.D. d	N.D. d
38)	Toxaphene...	0.000	0.000	0	0	N.D. d	N.D. d
39)	Toxaphene...	0.000	0.000	0	0	N.D. d	N.D. d
40)	Toxaphene...	0.000	0.000	0	0	N.D. d	N.D. d
41)	Toxaphene...	0.000	0.000	0	0	N.D. d	N.D. d
42)	Toxaphene...	0.000	0.000	0	0	N.D. d	N.D. d

(f)=RT Delta > 1/2 Window (#)=Amounts differ by > 25% (m)=manual int.

Quantitation Report (QT Reviewed)

Data Path : C:\msdchem\1\data\2020-02\0B25043\
Data File : ECD5-02252014.D
Signal(s) : Signal #1: ECD1A.CH Signal #2: ECD2B.CH
Acq On : 25 Feb 2020 16:05
Operator : MJB
Sample : 0B25043-CAL7
Misc : A19K133, AB 50 ppb
ALS Vial : 11 (Sig #1); 0 (Sig #2) Sample Multiplier: 1

Integration File signal 1: PEST1.e
Integration File signal 2: PEST2.e
Quant Time: Feb 26 14:41:18 2020
Quant Method : C:\msdchem\1\methods\ECD5_QUANTPEST_200225.M
Quant Title : Instrument: DualECD5
QLast Update : Tue Feb 04 18:01:02 2020
Response via : Initial Calibration
Integrator: ChemStation 6890 Scale Mode: Small noise peaks clipped

Volume Inj. : 2uL
Signal #1 Phase : Rtx-CLPesticides Signal #2 Phase: Rtx-CLPesticides2
Signal #1 Info : 30m X 0.32mm X 0. Signal #2 Info : 30m X 0.32mm X 0.25um

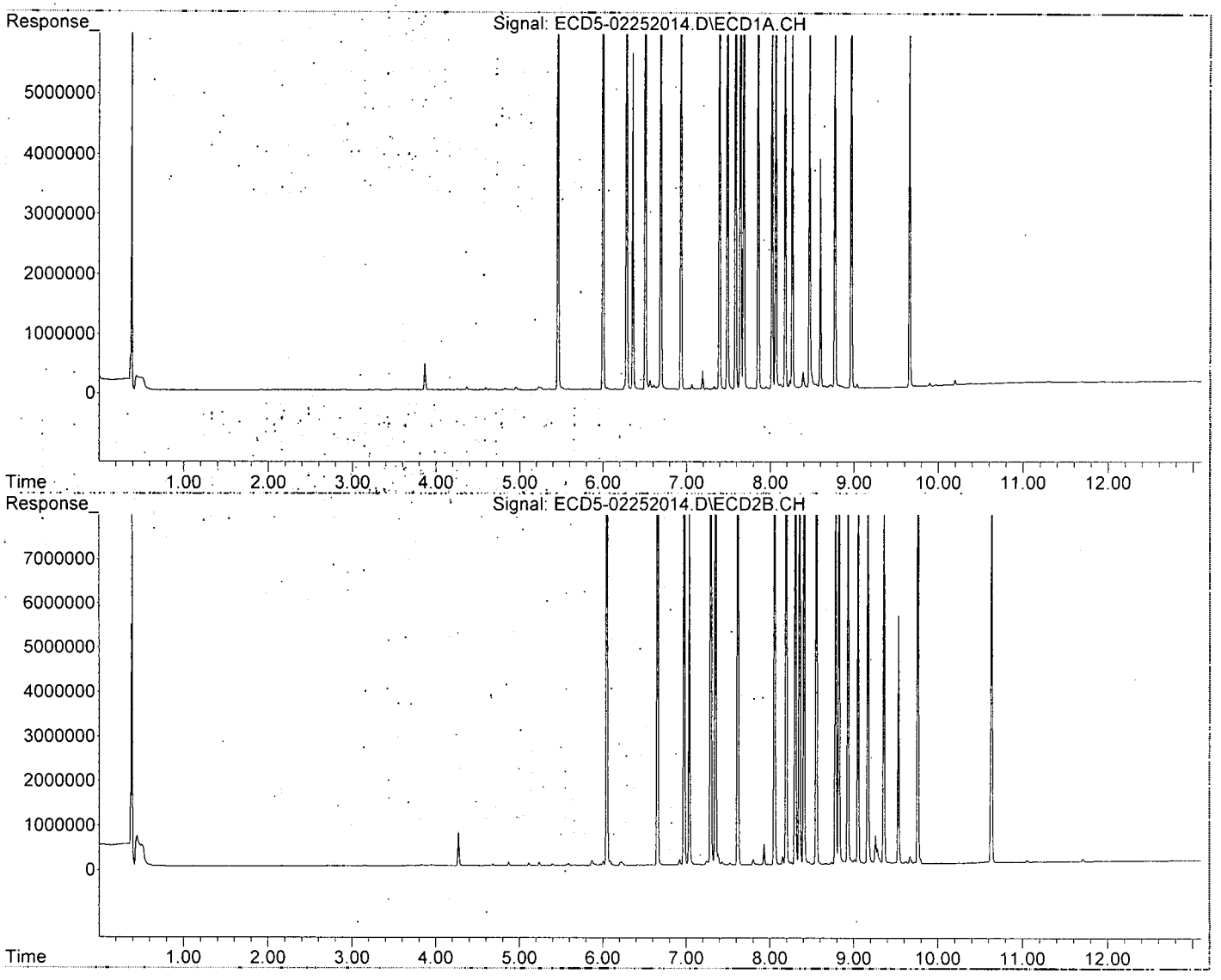

Quantitation Report (QT Reviewed)

Data Path : C:\msdchem\1\data\2020-02\0B25043\
Data File : ECD5-02252015.D
Signal(s) : Signal #1: ECD1A.CH Signal #2: ECD2B.CH
Acq On : 25 Feb 2020 16:22
Operator : MJB
Sample : 0B25043-CAL8
Misc : A19K134, AB 100 ppb
ALS Vial : 12 (Sig #1); 0 (Sig #2) Sample Multiplier: 1

Integration File signal 1: PEST1.e
Integration File signal 2: PEST2.e
Quant Time: Feb 26 14:47:52 2020
Quant Method : C:\msdchem\1\methods\ECD5_QUANTPEST_200225.M
Quant Title : Instrument: DualECD5
QLast Update : Wed Feb 26 14:42:58 2020
Response via : Initial Calibration
Integrator: ChemStation 6890 Scale Mode: Small noise peaks clipped

MJB 2/26/20

Volume Inj. : 2uL
Signal #1 Phase : Rtx-CLPesticides Signal #2 Phase: Rtx-CLPesticides2
Signal #1 Info : 30m X 0.32mm X 0. Signal #2 Info : 30m X 0.32mm X 0.25um

	Compound	RT#1	RT#2	Resp#1	Resp#2	ng/mL	ng/mL
	System Monitoring Compounds						
1)	S TCMX (S)	5.459	6.048	21812121	37410091	124.829	124.363
22)	S DCBP (S)	9.660	10.633	16911120	20337985	111.214	100.891
	Target Compounds						
2)	a-BHC	6.000	6.657	30891885	54162670	123.388	115.664
3)	g-BHC	6.283	6.976	26681791	46224455	121.102	112.649
4)	b-BHC	6.357	7.037	11148406	18765906	125.121	119.281
5)	Heptachlor	6.692	7.352	24700924	42307878	111.815	110.718
6)	d-BHC	6.507	7.294	25693757	45122745	133.483	122.711
7)	Aldrin	6.934	7.619	25784012	42911687	114.946	116.141
8)	Heptachlo...	7.396	8.057	23172462	38728026	109.553	115.206
9)	trans-Chl...	7.490	8.198	23799233	39546171	113.753	117.857
10)	cis-Chlor...	7.588	8.305	22990765	37388226	110.305	114.621
11)	Endosulfa...	7.686	8.356	21108336	34479924	102.059	113.518
12)	4,4'-DDE	7.646	8.410	24348815	40494676	127.285	117.457
13)	Dieldrin	7.858	8.558	24355805	40207008	112.114	111.229
14)	Endrin	8.024	8.786	18020248	27530939	105.261	101.180
15)	4,4'-DDD	8.068	8.826	20044187	32957325	128.988	116.926
16)	Endosulfa...	8.180	8.933	18165481	29366432	110.181	107.190
17)	4,4'-DDT	8.266	9.054	16871387	25957678	115.444	119.187
18)	Endrin Al...	8.471	9.170	16057739	25571934	119.284	113.492
19)	Endosulfa...	8.774	9.361	17053641	25984775	111.525	108.744
20)	Methoxychlor	8.600	9.533	8280893	12207611	124.566	118.532
21)	Endrin Ke...	8.969	9.764	21026565	30840298	110.716	114.373
23)	Hexachlor...	0.000	0.000	0	0	N.D. d	N.D. d
24)	Hexachlor...	0.000	0.000	0	0	N.D. d	N.D. d
25)	Oxychlordane	0.000	0.000	0	0	N.D. d	N.D. d
26)	2,4'-DDE	0.000	0.000	0	0	N.D. d	N.D. d
27)	trans-Non...	0.000	0.000	0	0	N.D. d	N.D. d
28)	2,4'-DDD	0.000	0.000	0	0	N.D. d	N.D. d

Quantitation Report (QT Reviewed)

Data Path : C:\msdchem\1\data\2020-02\0B25043\
Data File : ECD5-02252015.D
Signal(s) : Signal #1: ECD1A.CH Signal #2: ECD2B.CH
Acq On : 25 Feb 2020 16:22
Operator : MJB
Sample : 0B25043-CAL8
Misc : A19K134, AB 100 ppb
ALS Vial : 12 (Sig #1); 0 (Sig #2) Sample Multiplier: 1

Integration File signal 1: PEST1.e
Integration File signal 2: PEST2.e
Quant Time: Feb 26 14:47:52 2020
Quant Method : C:\msdchem\1\methods\ECD5_QUANTPEST_200225.M
Quant Title : Instrument: DualECD5
QLast Update : Wed Feb 26 14:42:58 2020
Response via : Initial Calibration
Integrator: ChemStation 6890 Scale Mode: Small noise peaks clipped

Volume Inj. : 2uL
Signal #1 Phase : Rtx-CLPesticides Signal #2 Phase: Rtx-CLPesticides2
Signal #1 Info : 30m X 0.32mm X 0. Signal #2 Info : 30m X 0.32mm X 0.25um

	Compound	RT#1	RT#2	Resp#1	Resp#2	ng/mL	ng/mL
29)	2,4'-DDT	0.000	0.000	0	0	N.D. d	N.D. d
30)	cis-Nonac...	0.000	0.000	0	0	N.D. d	N.D. d
31)	Mirex	0.000	0.000	0	0	N.D. d	N.D. d
32)	Chlordane...	0.000	0.000	0	0	N.D. d	N.D. d
33)	Chlordane...	0.000	0.000	0	0	N.D. d	N.D. d
34)	Chlordane...	0.000	0.000	0	0	N.D. d	N.D. d
35)	Chlordane...	0.000	0.000	0	0	N.D. d	N.D. d
36)	Toxaphene...	0.000	0.000	0	0	N.D. d	N.D. d
37)	Toxaphene...	0.000	0.000	0	0	N.D. d	N.D. d
38)	Toxaphene...	0.000	0.000	0	0	N.D. d	N.D. d
39)	Toxaphene...	0.000	0.000	0	0	N.D. d	N.D. d
40)	Toxaphene...	0.000	0.000	0	0	N.D. d	N.D. d
41)	Toxaphene...	0.000	0.000	0	0	N.D. d	N.D. d
42)	Toxaphene...	0.000	0.000	0	0	N.D. d	N.D. d

(f)=RT Delta > 1/2 Window (#)=Amounts differ by > 25% (m)=manual int.

Quantitation Report (QT Reviewed)

Data Path : C:\msdchem\1\data\2020-02\0B25043\
Data File : ECD5-02252015.D
Signal(s) : Signal #1: ECD1A.CH Signal #2: ECD2B.CH
Acq On : 25 Feb 2020 16:22
Operator : MJB
Sample : 0B25043-CAL8
Misc : A19K134, AB 100 ppb
ALS Vial : 12 (Sig #1); 0 (Sig #2) Sample Multiplier: 1

Integration File signal 1: PEST1.e
Integration File signal 2: PEST2.e
Quant Time: Feb 26 14:47:52 2020
Quant Method : C:\msdchem\1\methods\ECD5_QUANTPEST_200225.M
Quant Title : Instrument: DualECD5
QLast Update : Wed Feb 26 14:42:58 2020
Response via : Initial Calibration
Integrator: ChemStation 6890 Scale Mode: Small noise peaks clipped

Volume Inj. : 2uL
Signal #1 Phase : Rtx-CLPesticides Signal #2 Phase: Rtx-CLPesticides2
Signal #1 Info : 30m X 0.32mm X 0. Signal #2 Info : 30m X 0.32mm X 0.25um

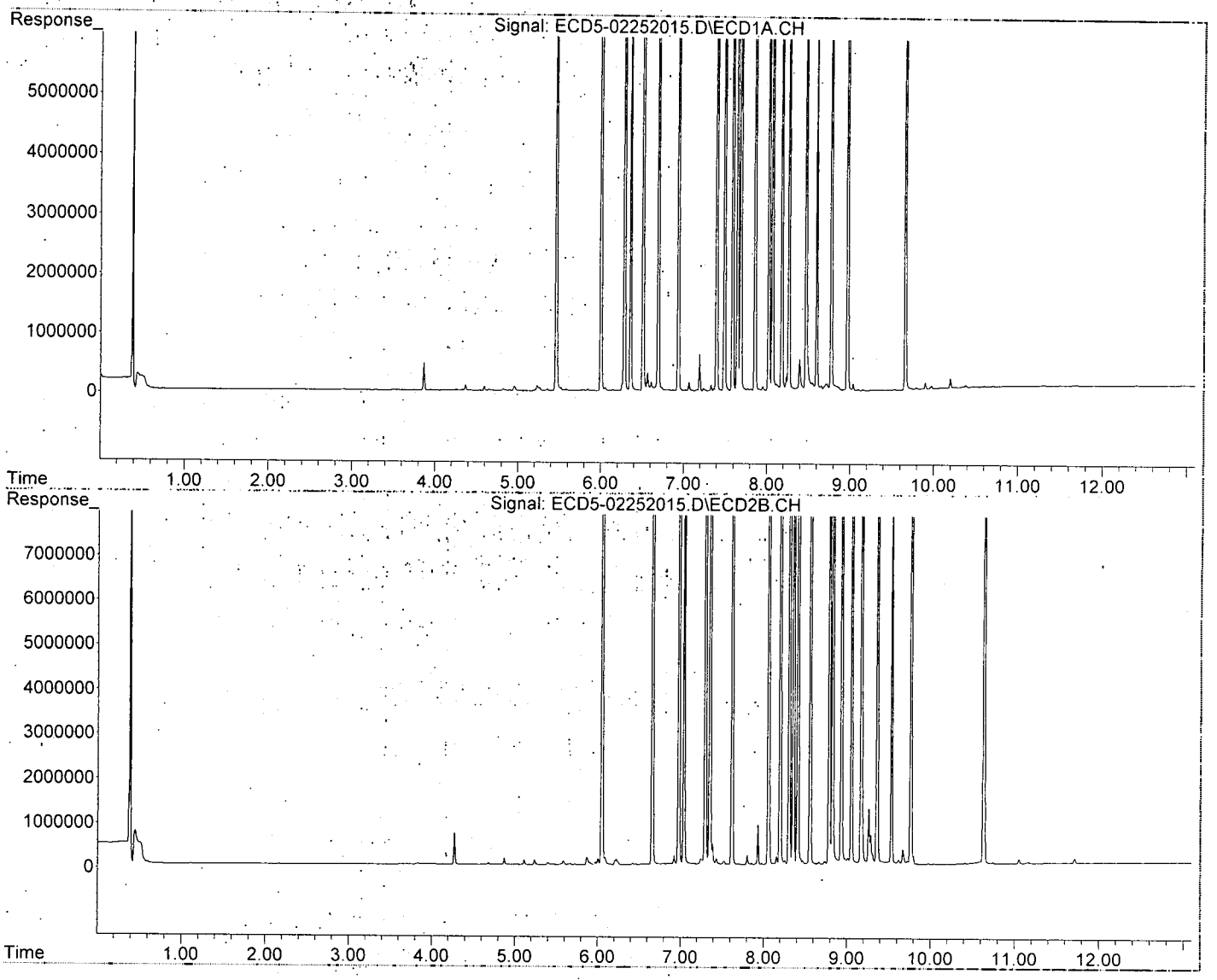

Quantitation Report (QT Reviewed)

Data Path : C:\msdchem\1\data\2020-02\0B25043\
Data File : ECD5-02252016.D
Signal(s) : Signal #1: ECD1A.CH Signal #2: ECD2B.CH
Acq On : 25 Feb 2020 16:39
Operator : MJB
Sample : 0B25043-CAL9
Misc : A19K126, AB 200 ppb
ALS Vial : 13 (Sig #1), 0 (Sig #2) Sample Multiplier: 1

Integration File signal 1: PEST1.e
Integration File signal 2: PEST2.e
Quant Time: Feb 26 14:48:23 2020
Quant Method : C:\msdchem\1\methods\ECD5_QUANTPEST_200225.M
Quant Title : Instrument: DualECD5
QLast Update : Wed Feb 26 14:42:58 2020
Response via : Initial Calibration
Integrator: ChemStation 6890 Scale Mode: Small noise peaks clipped

MJB 2/26/20

Volume Inj. : 2uL
Signal #1 Phase : Rtx-CLPesticides Signal #2 Phase: Rtx-CLPesticides2
Signal #1 Info : 30m X 0.32mm X 0. Signal #2 Info : 30m X 0.32mm X 0.25um

	Compound	RT#1	RT#2	Resp#1	Resp#2	ng/mL	ng/mL
	System Monitoring Compounds						
1)	S TCMX (S)	5.460	6.050	40716076	70148935	233.015	202.196
22)	S DCBP (S)	9.661	10.634	30862270	38926681	197.232	179.684
	Target Compounds						
2)	a-BHC	6.001	6.659	56746220	104.1E6	226.655	193.298
3)	g-BHC	6.284	6.977	49429525	89110852	224.347	191.992
4)	b-BHC	6.358	7.038	20521194	35323697	203.752	200.788
5)	Heptachlor	6.694	7.353	45923221	80078866	207.883	186.696
6)	d-BHC	6.508	7.296	48803999	87313309	216.926	202.824
7)	Aldrin	6.935	7.620	46568890	82680029	207.606	223.774
8)	Heptachlo...	7.397	8.059	42132464	73235301	199.190	217.856
9)	trans-Chl...	7.491	8.199	44311155	74026356	211.795	220.617
10)	cis-Chlor...	7.588	8.307	41893394	70044392	200.996	214.735
11)	Endosulfa...	7.687	8.357	38537479	65130641	186.329	214.429
12)	4,4'-DDE	7.647	8.411	44300571	75526792	207.871	193.843
13)	Dieldrin	7.859	8.559	44296283	75535999	203.903	190.227
14)	Endrin	8.024	8.787	33762704	55483131	197.218	179.399
15)	4,4'-DDD	8.069	8.827	36440139	63046425	208.902	195.571
16)	Endosulfa...	8.181	8.934	33764297	58469099	204.795	188.441
17)	4,4'-DDT	8.267	9.056	32909669	53209539	193.102	196.636
18)	Endrin Al...	8.472	9.172	29251534	50169608	204.456	199.516
19)	Endosulfa...	8.775	9.362	31315454	51500488	190.894	184.828
20)	Methoxychlor	8.601	9.534	15999083	24607594	205.442	195.833
21)	Endrin Ke...	8.970	9.765	39463917	60793634	207.798	195.715
23)	Hexachlor...	0.000	0.000	0	0	N.D. d	N.D. d
24)	Hexachlor...	0.000	0.000	0	0	N.D. d	N.D. d
25)	Oxychlordane	0.000	0.000	0	0	N.D. d	N.D. d
26)	2,4'-DDE	0.000	0.000	0	0	N.D. d	N.D. d
27)	trans-Non...	0.000	0.000	0	0	N.D. d	N.D. d
28)	2,4'-DDD	0.000	0.000	0	0	N.D. d	N.D. d

Quantitation Report (QT Reviewed)

Data Path : C:\msdchem\1\data\2020-02\0B25043\
Data File : ECD5-02252016.D
Signal(s) : Signal #1: ECD1A.CH Signal #2: ECD2B.CH
Acq On : 25 Feb 2020 16:39
Operator : MJB
Sample : 0B25043-CAL9
Misc : A19K126, AB 200 ppb
ALS Vial : 13 (Sig #1); 0 (Sig #2) Sample Multiplier: 1

Integration File signal 1: PEST1.e
Integration File signal 2: PEST2.e
Quant Time: Feb 26 14:48:23 2020
Quant Method : C:\msdchem\1\methods\ECD5_QUANTPEST_200225.M
Quant Title : Instrument: DualECD5
QLast Update : Wed Feb 26 14:42:58 2020
Response via : Initial Calibration
Integrator: ChemStation 6890 Scale Mode: Small noise peaks clipped

Volume Inj. : 2uL
Signal #1 Phase : Rtx-CLPesticides Signal #2 Phase: Rtx-CLPesticides2
Signal #1 Info : 30m X 0.32mm X 0. Signal #2 Info : 30m X 0.32mm X 0.25um

	Compound	RT#1	RT#2	Resp#1	Resp#2	ng/mL	ng/mL
29)	2,4'-DDT	0.000	0.000	0	0	N.D. d	N.D. d
30)	cis-Nonac...	0.000	0.000	0	0	N.D. d	N.D. d
31)	Mirex	0.000	0.000	0	0	N.D. d	N.D. d
32)	Chlordane...	0.000	0.000	0	0	N.D. d	N.D. d
33)	Chlordane...	0.000	0.000	0	0	N.D. d	N.D. d
34)	Chlordane...	0.000	0.000	0	0	N.D. d	N.D. d
35)	Chlordane...	0.000	0.000	0	0	N.D. d	N.D. d
36)	Toxaphene...	0.000	0.000	0	0	N.D. d	N.D. d
37)	Toxaphene...	0.000	0.000	0	0	N.D. d	N.D. d
38)	Toxaphene...	0.000	0.000	0	0	N.D. d	N.D. d
39)	Toxaphene...	0.000	0.000	0	0	N.D. d	N.D. d
40)	Toxaphene...	0.000	0.000	0	0	N.D. d	N.D. d
41)	Toxaphene...	0.000	0.000	0	0	N.D. d	N.D. d
42)	Toxaphene...	0.000	0.000	0	0	N.D. d	N.D. d

(f)=RT Delta > 1/2 Window (#)=Amounts differ by > 25% (m)=manual int.

Quantitation Report (QT Reviewed)

Data Path : C:\msdchem\1\data\2020-02\0B25043\
Data File : ECD5-02252016.D
Signal(s) : Signal #1: ECD1A.CH Signal #2: ECD2B.CH
Acq On : 25 Feb 2020 16:39
Operator : MJB
Sample : 0B25043-CAL9
Misc : A19K126, AB 200 ppb
ALS Vial : 13 (Sig #1); 0 (Sig #2) Sample Multiplier: 1

Integration File signal 1: PEST1.e
Integration File signal 2: PEST2.e
Quant Time: Feb 26 14:48:23 2020
Quant Method : C:\msdchem\1\methods\ECD5_QUANTPEST_200225.M
Quant Title : Instrument: DualECD5
QLast Update : Wed Feb 26 14:42:58 2020
Response via : Initial Calibration
Integrator: ChemStation 6890 Scale Mode: Small noise peaks clipped

Volume Inj. : 2uL
Signal #1 Phase : Rtx-CLPesticides Signal #2 Phase: Rtx-CLPesticides2
Signal #1 Info : 30m X 0.32mm X 0. Signal #2 Info : 30m X 0.32mm X 0.25um

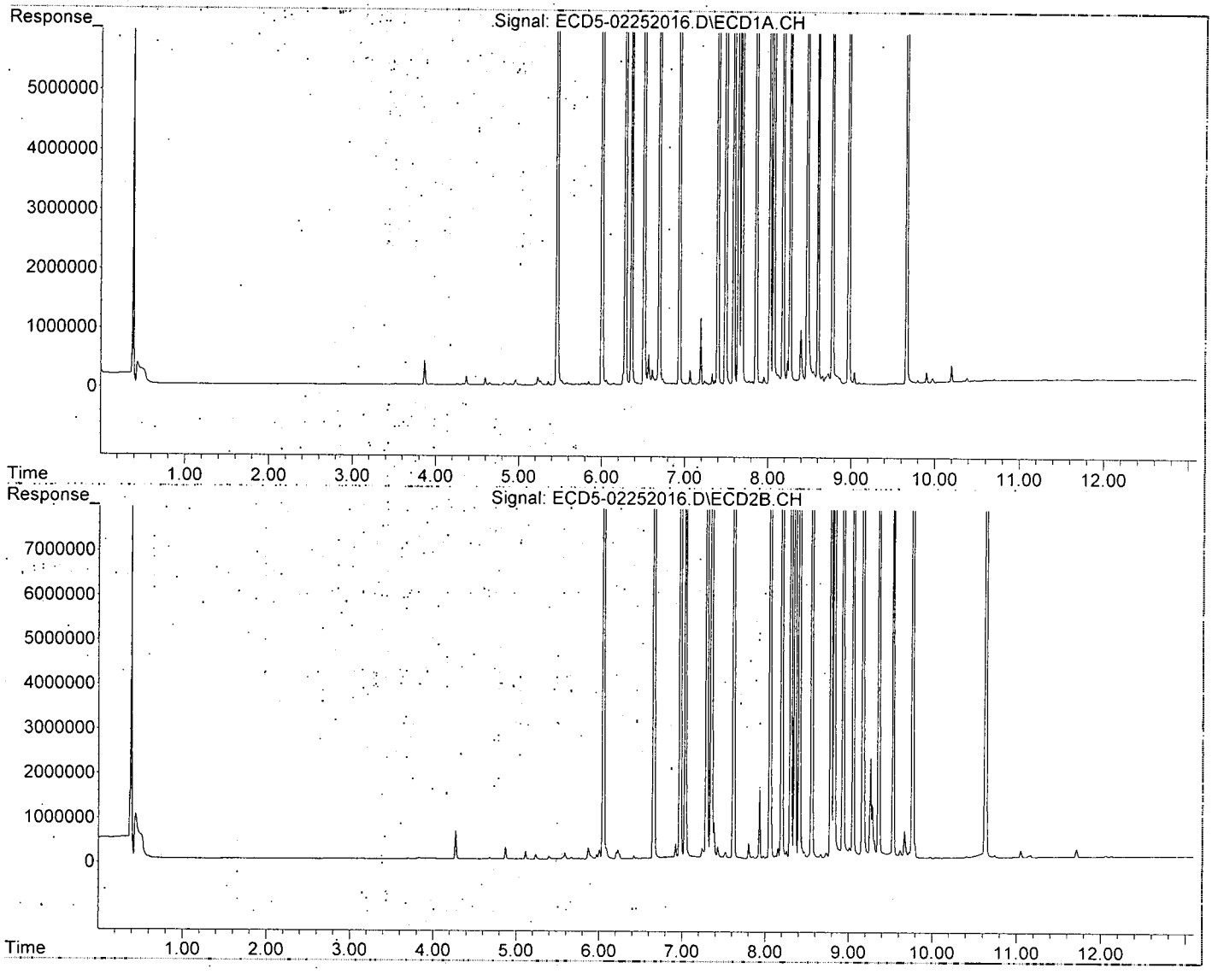

Quantitation Report (QT Reviewed)

Data Path : C:\msdchem\1\data\2020-02\0B25043\
Data File : ECD5-02252019.D
Signal(s) : Signal #1: ECD1A.CH Signal #2: ECD2B.CH
Acq On : 25 Feb 2020 17:30
Operator : MJB
Sample : 0B25043-CALA
Misc : A20B332, 9-42 0.5 ppb
ALS Vial : 15 (Sig #1), 0 (Sig #2) Sample Multiplier: 1

Integration File signal 1: PEST1.e
Integration File signal 2: PEST2.e
Quant Time: Feb 26 14:51:27 2020
Quant Method : C:\msdchem\1\methods\ECD5_QUANTPEST_200225.M
Quant Title : Instrument: DualECD5
QLast Update : Wed Feb 26 14:49:58 2020
Response via : Initial Calibration
Integrator: ChemStation 6890 Scale Mode: Small noise peaks clipped

MJB 2/26/20

Volume Inj. : 2uL
Signal #1 Phase : Rtx-CLPesticides Signal #2 Phase: Rtx-CLPesticides2
Signal #1 Info : 30m X 0.32mm X 0. Signal #2 Info : 30m X 0.32mm X 0.25um

	Compound	RT#1	RT#2	Resp#1	Resp#2	ng/mL	ng/mL
	System Monitoring Compounds						
1)	S TCMX (S)	0.000	0.000	0	0	N.D. d	N.D. d
22)	S DCBP (S)	0.000	0.000	0	0	N.D. d	N.D. d
	Target Compounds						
2)	a-BHC	0.000	0.000	0	0	N.D. d	N.D. d
3)	g-BHC	0.000	0.000	0	0	N.D. d	N.D. d
4)	b-BHC	0.000	0.000	0	0	N.D. d	N.D. d
5)	Heptachlor	0.000	0.000	0	0	N.D. d	N.D. d
6)	d-BHC	0.000	0.000	0	0	N.D. d	N.D. d
7)	Aldrin	0.000	0.000	0	0	N.D. d	N.D. d
8)	Heptachlo...	0.000	0.000	0	0	N.D. d	N.D. d
9)	trans-Chl...	0.000	0.000	0	0	N.D. d	N.D. d
10)	cis-Chlor...	0.000	0.000	0	0	N.D. d	N.D. d
11)	Endosulfa...	0.000	0.000	0	0	N.D. d	N.D. d
12)	4,4'-DDE	0.000	0.000	0	0	N.D. d	N.D. d
13)	Dieldrin	0.000	0.000	0	0	N.D. d	N.D. d
14)	Endrin	0.000	0.000	0	0	N.D. d	N.D. d
15)	4,4'-DDD	0.000	0.000	0	0	N.D. d	N.D. d
16)	Endosulfa...	0.000	0.000	0	0	N.D. d	N.D. d
17)	4,4'-DDT	0.000	0.000	0	0	N.D. d	N.D. d
18)	Endrin Al...	0.000	0.000	0	0	N.D. d	N.D. d
19)	Endosulfa...	0.000	0.000	0	0	N.D. d	N.D. d
20)	Methoxychlor	0.000	0.000	0	0	N.D. d	N.D. d
21)	Endrin Ke...	0.000	0.000	0	0	N.D. d	N.D. d
23)	Hexachlor...	3.261	3.735	117932	219919	0.591	0.549
24)	Hexachlor...	5.840	6.516	129074	201711	0.514	0.630
25)	Oxychlordane	7.324	7.985	116445	166729	0.464	0.596 #
26)	2,4'-DDE	7.397	8.188	82916	121631	0.581	0.578
27)	trans-Non...	7.580	8.260	125622	177493	0.477	0.577
28)	2,4'-DDD	7.770	8.562	76012	112451	0.597	0.610

Quantitation Report (QT Reviewed)

Data Path : C:\msdchem\1\data\2020-02\0B25043\
Data File : ECD5-02252019.D
Signal(s) : Signal #1: ECD1A.CH Signal #2: ECD2B.CH
Acq On : 25 Feb 2020 17:30
Operator : MJB
Sample : 0B25043-CALA
Misc : A20B332, 9-42 0.5 ppb
ALS Vial : 15 (Sig #1); 0 (Sig #2) Sample Multiplier: 1

Integration File signal 1: PEST1.e
Integration File signal 2: PEST2.e
Quant Time: Feb 26 14:51:27 2020
Quant Method : C:\msdchem\1\methods\ECD5_QUANTPEST_200225.M
Quant Title : Instrument: DualECD5
QLast Update : Wed Feb 26 14:49:58 2020
Response via : Initial Calibration
Integrator: ChemStation 6890 Scale Mode: 'Small noise peaks clipped

Volume Inj. : 2uL
Signal #1 Phase : Rtx-CLPesticides Signal #2 Phase: Rtx-CLPesticides2
Signal #1 Info : 30m X 0.32mm X 0. Signal #2 Info : 30m X 0.32mm X 0.25um

	Compound	RT#1	RT#2	Resp#1	Resp#2	ng/mL	ng/mL
29)	2,4'-DDT	7.953	8.788	63598	79209	0.434	0.326
30)	cis-Nonac...	8.051	8.828	133571	183369	0.567	0.538
31)	Mirex	8.721	9.758	99990	119379	0.495	0.422m
32)	Chlordane...	0.000	0.000	0	0	N.D. d	N.D. d
33)	Chlordane...	0.000	0.000	0	0	N.D. d	N.D. d
34)	Chlordane...	0.000	0.000	0	0	N.D. d	N.D. d
35)	Chlordane...	0.000	0.000	0	0	N.D. d	N.D. d
36)	Toxaphene...	0.000	0.000	0	0	N.D. d	N.D. d
37)	Toxaphene...	0.000	0.000	0	0	N.D. d	N.D. d
38)	Toxaphene...	0.000	0.000	0	0	N.D. d	N.D. d
39)	Toxaphene...	0.000	0.000	0	0	N.D. d	N.D. d
40)	Toxaphene...	0.000	0.000	0	0	N.D. d	N.D. d
41)	Toxaphene...	0.000	0.000	0	0	N.D. d	N.D. d
42)	Toxaphene...	0.000	0.000	0	0	N.D. d	N.D. d

(f)=RT Delta > 1/2 Window (#)=Amounts differ by > 25% (m)=manual int.

Quantitation Report (QT Reviewed)

Data Path : C:\msdchem\1\data\2020-02\0B25043\
Data File : ECD5-02252019.D
Signal(s) : Signal #1: ECD1A.CH Signal #2: ECD2B.CH
Acq On : 25 Feb 2020 17:30
Operator : MJB
Sample : 0B25043-CALA
Misc : A20B332, 9-42 0.5 ppb
ALS Vial : 15 (Sig #1); 0 (Sig #2) Sample Multiplier: 1

Integration File signal 1: PEST1.e
Integration File signal 2: PEST2.e
Quant Time: Feb 26 14:51:27 2020
Quant Method : C:\msdchem\1\methods\ECD5_QUANTPEST_200225.M
Quant Title : Instrument: DualECD5
QLast Update : Wed Feb 26 14:49:58 2020
Response via : Initial Calibration
Integrator: ChemStation 6890 Scale Mode: Small noise peaks clipped

Volume Inj. : 2uL
Signal #1 Phase : Rtx-CLPesticides Signal #2 Phase: Rtx-CLPesticides2
Signal #1 Info : 30m X 0.32mm X 0. Signal #2 Info : 30m X 0.32mm X 0.25um

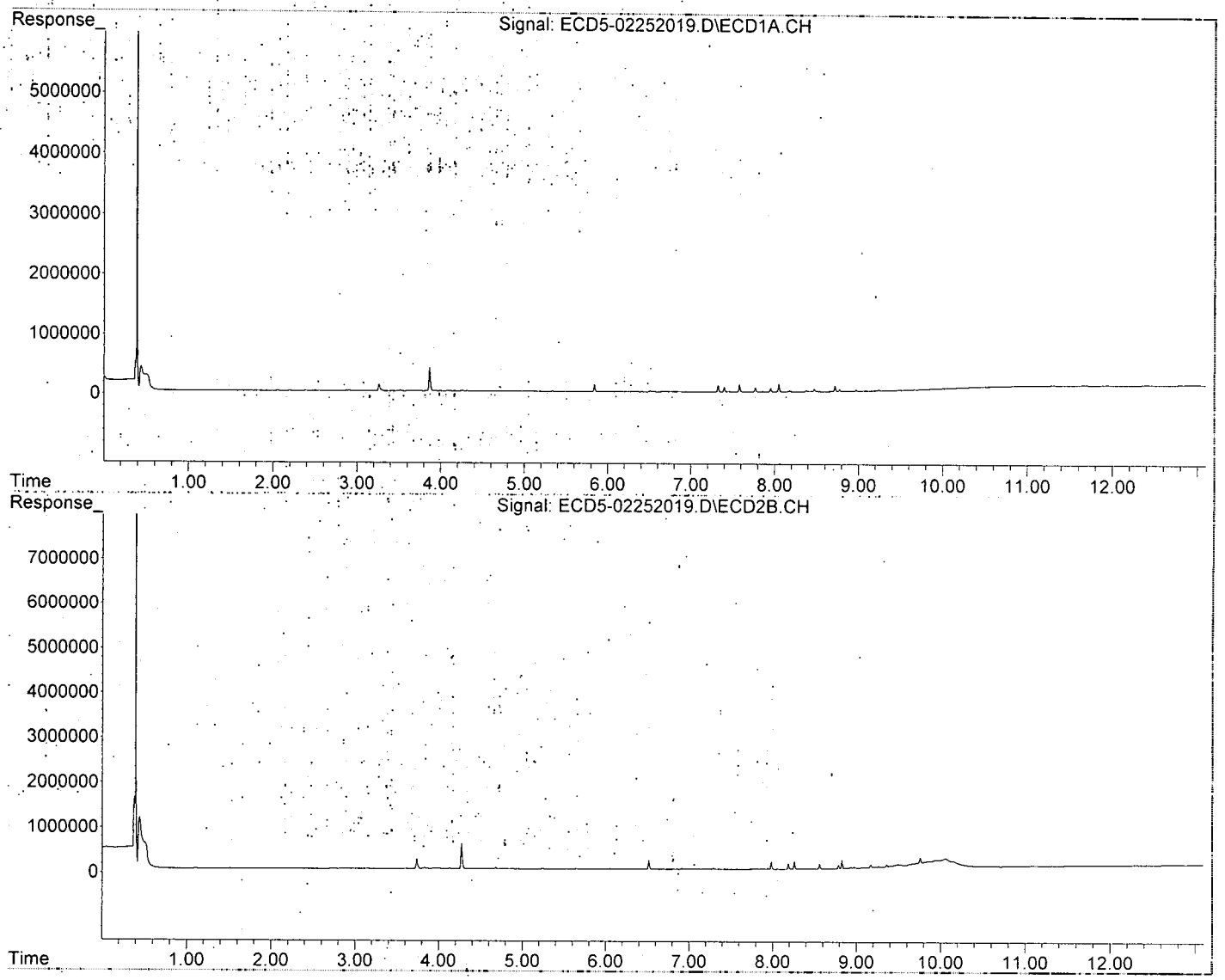

Quantitation Report (Qedit)

Data Path : C:\msdchem\1\data\2020-02\0B25043\
Data File : ECD5-02252019.D
Signal(s) : Signal #1: ECD1A.CH Signal #2: ECD2B.CH
Acq On : 25 Feb 2020 17:30
Operator : MJB
Sample : 0B25043-CALA
Misc : A20B332, 9-42 0.5 ppb
ALS Vial : 15 (Sig #1); 0 (Sig #2) Sample Multiplier: 1

Integration File signal 1: PEST1.e
Integration File signal 2: PEST2.e
Quant Time: Feb 26 14:50:25 2020
Quant Method : C:\msdchem\1\methods\ECD5_QUANTPEST_200225.M
Quant Title : Instrument: DualECD5
QLast Update : Wed Feb 26 14:49:58 2020
Response via : Initial Calibration
Integrator: ChemStation 6890 Scale Mode: Small noise peaks clipped

Volume Inj. : 2uL
Signal #1 Phase : Rtx-CLPesticides Signal #2 Phase: Rtx-CLPesticides2
Signal #1 Info : 30m X 0.32mm X 0. Signal #2 Info : 30m X 0.32mm X 0.25um

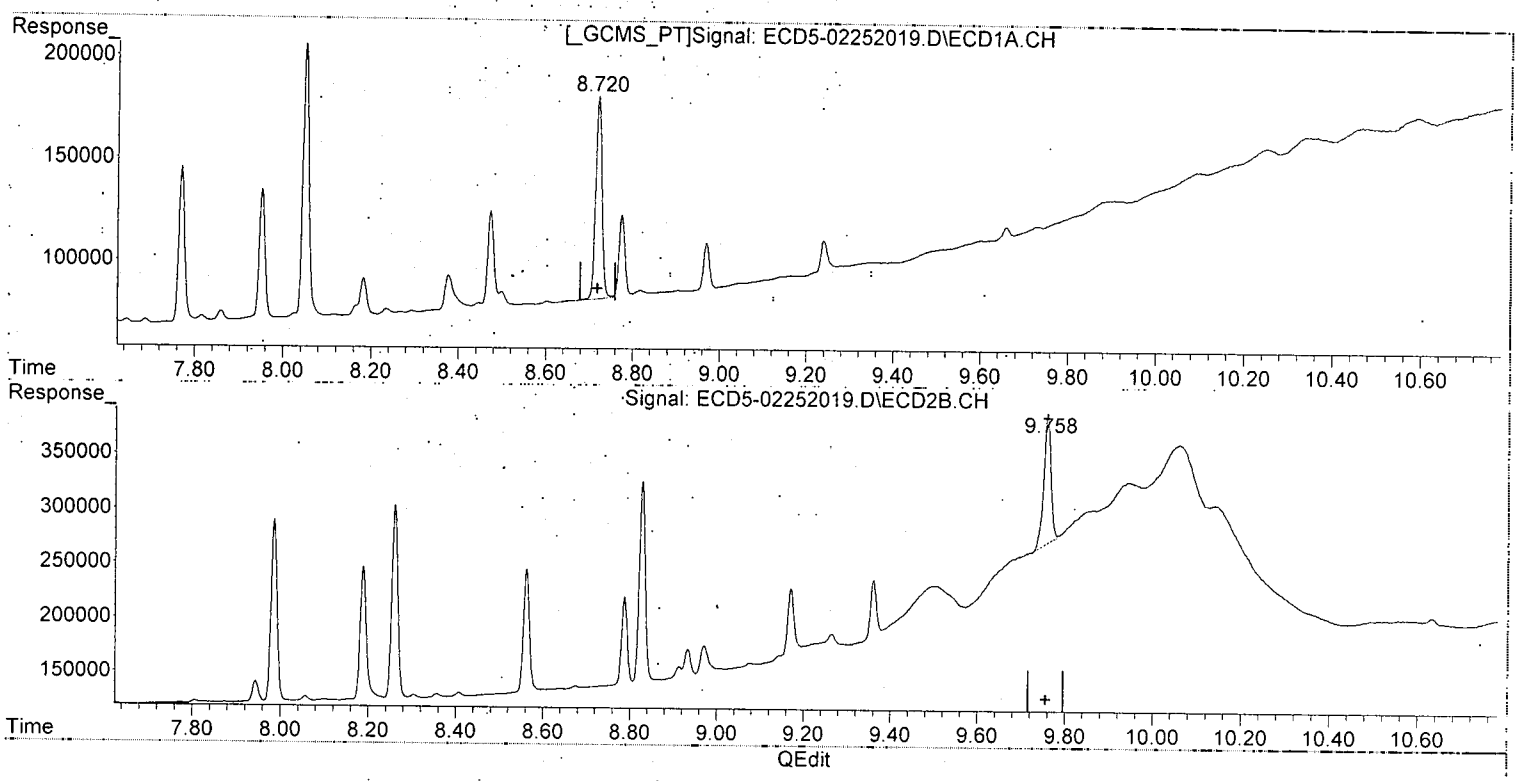

(31) Mirex
8.721min 0.495 ng/mL
response 99990

WB 2/26/20

(31) Mirex #2
9.758min 0.422 ng/mL
response 119379

(+) = Expected Retention Time
ECD5_QUANTPEST_200225.M Wed Feb 26 14:51:21 2020 Page: 1

Quantitation Report (Qedit)

Data Path : C:\msdchem\1\data\2020-02\0B25043\
Data File : ECD5-02252019.D
Signal(s) : Signal #1: ECD1A.CH Signal #2: ECD2B.CH
Acq On : 25 Feb 2020 17:30
Operator : MJB
Sample : 0B25043-CALA
Misc : A20B332, 9-42 0.5 ppb
ALS Vial : 15 (Sig #1); 0 (Sig #2) Sample Multiplier: 1

Integration File signal 1: PEST1.e
Integration File signal 2: PEST2.e
Quant Time: Feb 26 14:50:25 2020
Quant Method : C:\msdchem\1\methods\ECD5_QUANTPEST_200225.M
Quant Title : Instrument: DualECD5
QLast Update : Wed Feb 26 14:49:58 2020
Response via : Initial Calibration
Integrator: ChemStation 6890 Scale Mode: Small noise peaks clipped

Volume Inj. : 2uL
Signal #1 Phase : Rtx-CLPesticides Signal #2 Phase: Rtx-CLPesticides2
Signal #1 Info : 30m X 0.32mm X 0. Signal #2 Info : 30m X 0.32mm X 0.25um

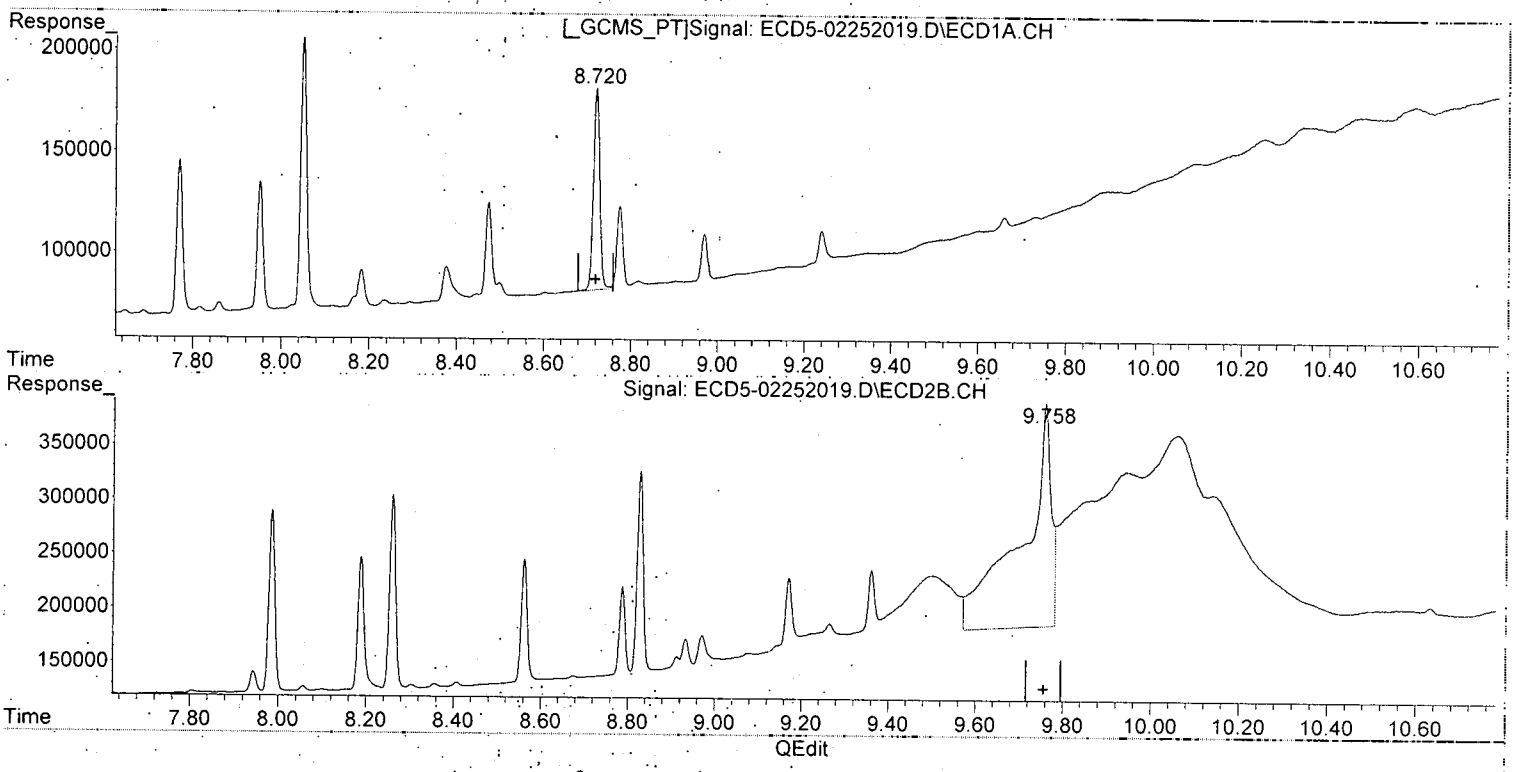

(31) Mirex
8.721min 0.495 ng/mL
response 99990

MJB 2/26/20

(31) Mirex #2
9.758min 0.915 ng/mL
response 204569

(+) = Expected Retention Time

Quantitation Report (Not Reviewed)

Data Path : C:\msdchem\1\data\2020-02\0B25043\
Data File : ECD5-02252019.D
Signal(s) : Signal #1: ECD1A.CH Signal #2: ECD2B.CH
Acq On : 25 Feb 2020 17:30
Operator : MJB
Sample : 0B25043-CALA
Misc : A20B332, 9-42 0.5 ppb
ALS Vial : 15 (Sig #1); 0 (Sig #2) Sample Multiplier: 1

Integration File signal 1: PEST1.e
Integration File signal 2: PEST2.e
Quant Time: Feb 26 14:50:25 2020
Quant Method : C:\msdchem\1\methods\ECD5_QUANTPEST_200225.M
Quant Title : Instrument: DualECD5
QLast Update : Wed Feb 26 14:49:58 2020
Response via : Initial Calibration
Integrator: ChemStation 6890 Scale Mode: Small noise peaks clipped

MI
MJB 2/26/20

Volume Inj. : 2uL
Signal #1 Phase : Rtx-CLPesticides Signal #2 Phase: Rtx-CLPesticides2
Signal #1 Info : 30m X 0.32mm X 0. Signal #2 Info : 30m X 0.32mm X 0.25um

	Compound	RT#1	RT#2	Resp#1	Resp#2	ng/mL	ng/mL
	System Monitoring Compounds						
1)	S TCMX (S)	0.000	6.051	0	6467	N.D.	BelowCal
22)	S DCBP (S)	9.660	0.000	10695	0	BelowCal	N.D.
	Target Compounds						
2)	a-BHC	0.000	0.000	0	0	N.D.	N.D.
3)	g-BHC	0.000	0.000	0	0	N.D.	N.D.
4)	b-BHC	6.347	7.037	8094	6668	0.012	BelowCal #
5)	Heptachlor	0.000	0.000	0	0	N.D.	N.D.
6)	d-BHC	6.508	7.294	18403	25220	0.149	0.374 #
7)	Aldrin	0.000	0.000	0	0	N.D.	N.D.
8)	Heptachlo...	7.397	0.000	82916	0	0.392	N.D. #
9)	trans-Chl...	7.492	8.188	3069	121631	0.015	0.362 #
10)	cis-Chlor...	7.580	0.000	125622	0	0.603	N.D. #
11)	Endosulfa...	0.000	0.000	0	0	N.D.	N.D.
12)	4,4'-DDE	0.000	0.000	0	0	N.D.	N.D.
13)	Dieldrin	7.860	8.562	4511	112451	0.021	0.332 #
14)	Endrin	8.051f	8.788	133571	79209	0.780	0.306 #
15)	4,4'-DDD	8.051	8.828	133571	183369	0.995	0.766
16)	Endosulfa...	8.183	8.934	18054	23711	0.110	0.005 #
17)	4,4'-DDT	0.000	0.000	0	0	N.D.	N.D.
18)	Endrin Al...	8.474	9.171	47311	62151	0.108	0.062 #
19)	Endosulfa...	8.775	9.361	40566	58071	0.120	0.159 #
20)	Methoxychlor	8.604	9.501f	945	50461	BelowCal	0.947
21)	Endrin Ke...	8.970	9.758	22603	204569	0.119	0.848 #
23)	Hexachlor...	3.261	3.735	117932	219919	0.591	0.549
24)	Hexachlor...	5.840	6.516	129074	201711	0.514	0.630
25)	Oxychlordane	7.324	7.985	116445	166729	0.464	0.596 #
26)	2,4'-DDE	7.397	8.188	82916	121631	0.581	0.578
27)	trans-Non...	7.580	8.260	125622	177493	0.477	0.577
28)	2,4'-DDD	7.770	8.562	76012	112451	0.597	0.610

Quantitation Report (Not Reviewed)

Data Path : C:\msdchem\1\data\2020-02\0B25043\
Data File : ECD5-02252019.D
Signal(s) : Signal #1: ECD1A.CH Signal #2: ECD2B.CH
Acq On : 25 Feb 2020 17:30
Operator : MJB
Sample : 0B25043-CALA
Misc : A20B332, 9-42 0.5 ppb
ALS Vial : 15 (Sig #1); 0 (Sig #2) Sample Multiplier: 1

Integration File signal 1: PEST1.e
Integration File signal 2: PEST2.e
Quant Time: Feb 26 14:50:25 2020
Quant Method : C:\msdchem\1\methods\ECD5_QUANTPEST_200225.M
Quant Title : Instrument: DualECD5
QLast Update : Wed Feb 26 14:49:58 2020
Response via : Initial Calibration
Integrator: ChemStation 6890 Scale Mode: Small noise peaks clipped

Volume Inj. : 2uL
Signal #1 Phase : Rtx-CLPesticides Signal #2 Phase: Rtx-CLPesticides2
Signal #1 Info : 30m X 0.32mm X 0. Signal #2 Info : 30m X 0.32mm X 0.25um

	Compound	RT#1	RT#2	Resp#1	Resp#2	ng/mL	ng/mL
29)	2,4'-DDT	7.953	8.788	63598	79209	0.434	0.326
30)	cis-Nonac...	8.051	8.828	133571	183369	0.567	0.538
31)	Mirex	8.721	9.758	99990	204569	0.495	0.915 #
32)	Chlordane...	0.000	0.000	0	0	N.D.	N.D.
33)	Chlordane...	7.397f	8.188f	82916	121631	2.877	3.789 #
34)	Chlordane...	7.953f	0.000	63598	0	8.360	N.D. #
35)	Chlordane...	3.740f	3.735	5477	219919	NoCal	NoCal
36)	Toxaphene...	7.492f	8.562	3069	112451	2.913	41.582 #
37)	Toxaphene...	7.770	8.914	76012	8739	39.088	2.509 #
38)	Toxaphene...	8.051	8.934	133571	23711	27.794	0.673 #
39)	Toxaphene...	0.000	0.000	0	0	N.D.	N.D.
40)	Toxaphene...	0.000	9.171f	0	62151	N.D.	12.376 #
41)	Toxaphene...	8.604	0.000	945	0	0.218	N.D. #
42)	Toxaphene...	3.740	3.735	5477	219919	NoCal	NoCal

(f)=RT Delta > 1/2 Window (#)=Amounts differ by > 25% (m)=manual int.

Quantitation Report (Not Reviewed)

Data Path : C:\msdchem\1\data\2020-02\0B25043\
Data File : ECD5-02252019.D
Signal(s) : Signal #1: ECD1A.CH Signal #2: ECD2B.CH
Acq On : 25 Feb 2020 17:30
Operator : MJB
Sample : 0B25043-CALA
Misc : A20B332, 9-42 0.5 ppb
ALS Vial : 15 (Sig #1); 0 (Sig #2) Sample Multiplier: 1

Integration File signal 1: PEST1.e
Integration File signal 2: PEST2.e
Quant Time: Feb 26 14:50:25 2020
Quant Method : C:\msdchem\1\methods\ECD5_QUANTPEST_200225.M
Quant Title : Instrument: DualECD5
QLast Update : Wed Feb 26 14:49:58 2020
Response via : Initial Calibration
Integrator: ChemStation 6890 Scale Mode: Small noise peaks clipped

Volume Inj. : 2uL
Signal #1 Phase : Rtx-CLPesticides Signal #2 Phase: Rtx-CLPesticides2
Signal #1 Info : 30m X 0.32mm X 0. Signal #2 Info : 30m X 0.32mm X 0.25um

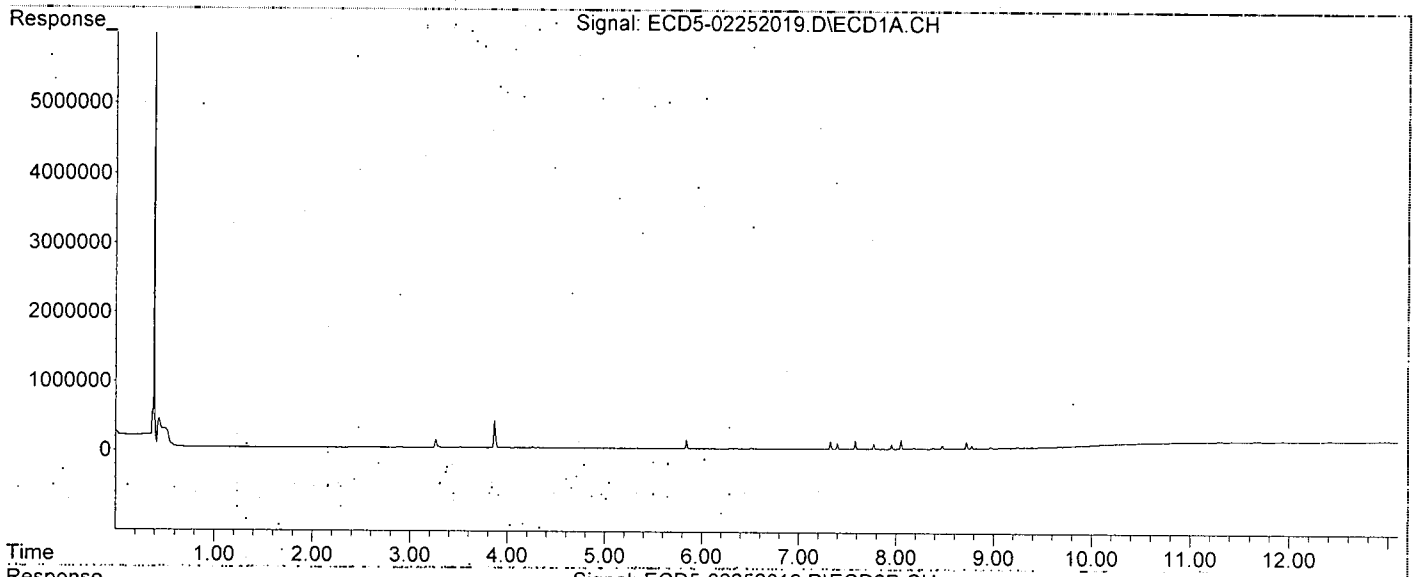

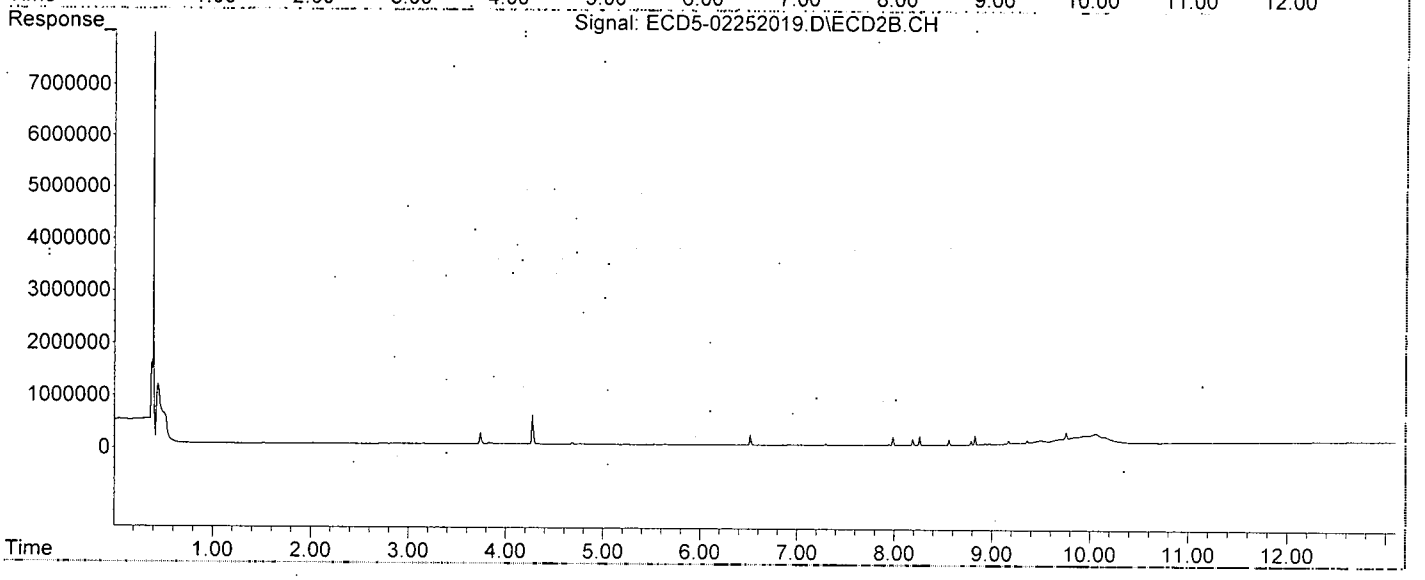

Quantitation Report (QT Reviewed)

Data Path : C:\msdchem\1\data\2020-02\0B25043\
Data File : ECD5-02252020.D
Signal(s) : Signal #1: ECD1A.CH Signal #2: ECD2B.CH
Acq On : 25 Feb 2020 17:47
Operator : MJB
Sample : 0B25043-CALB
Misc : A19K263, 9-42 1 ppb
ALS Vial : 16 (Sig #1), 0 (Sig #2) Sample Multiplier: 1

Integration File signal 1: PEST1.e
Integration File signal 2: PEST2.e
Quant Time: Feb 26 14:52:00 2020
Quant Method : C:\msdchem\1\methods\ECD5_QUANTPEST_200225.M
Quant Title : Instrument: DualECD5
QLast Update : Wed Feb 26 14:49:58 2020
Response via : Initial Calibration
Integrator: ChemStation 6890 Scale Mode: Small noise peaks clipped

MJB 2/26/20

Volume Inj. : 2uL
Signal #1 Phase : Rtx-CLPesticides Signal #2 Phase: Rtx-CLPesticides2
Signal #1 Info : 30m X 0.32mm X 0. Signal #2 Info : 30m X 0.32mm X 0.25um

	Compound	RT#1	RT#2	Resp#1	Resp#2	ng/mL	ng/mL
	System Monitoring Compounds						
1) S	TCMX (S)	0.000	0.000	0	0	N.D. d	N.D. d
22) S	DCBP (S)	0.000	0.000	0	0	N.D. d	N.D. d
	Target Compounds						
2)	a-BHC	0.000	0.000	0	0	N.D. d	N.D. d
3)	g-BHC	0.000	0.000	0	0	N.D. d	N.D. d
4)	b-BHC	0.000	0.000	0	0	N.D. d	N.D. d
5)	Heptachlor	0.000	0.000	0	0	N.D. d	N.D. d
6)	d-BHC	0.000	0.000	0	0	N.D. d	N.D. d
7)	Aldrin	0.000	0.000	0	0	N.D. d	N.D. d
8)	Heptachlo...	0.000	0.000	0	0	N.D. d	N.D. d
9)	trans-Chl...	0.000	0.000	0	0	N.D. d	N.D. d
10)	cis-Chlor...	0.000	0.000	0	0	N.D. d	N.D. d
11)	Endosulfa...	0.000	0.000	0	0	N.D. d	N.D. d
12)	4,4'-DDE	0.000	0.000	0	0	N.D. d	N.D. d
13)	Dieldrin	0.000	0.000	0	0	N.D. d	N.D. d
14)	Endrin	0.000	0.000	0	0	N.D. d	N.D. d
15)	4,4'-DDD	0.000	0.000	0	0	N.D. d	N.D. d
16)	Endosulfa...	0.000	0.000	0	0	N.D. d	N.D. d
17)	4,4'-DDT	0.000	0.000	0	0	N.D. d	N.D. d
18)	Endrin Al...	0.000	0.000	0	0	N.D. d	N.D. d
19)	Endosulfa...	0.000	0.000	0	0	N.D. d	N.D. d
20)	Methoxychlor	0.000	0.000	0	0	N.D. d	N.D. d
21)	Endrin Ke...	0.000	0.000	0	0	N.D. d	N.D. d
23)	Hexachlor...	3.261	3.735	231018	429757	1.158	1.072
24)	Hexachlor...	5.840	6.515	247315	381742	1.128	1.193
25)	Oxychlordane	7.324	7.985	215837	307918	1.034	1.101
26)	2,4'-DDE	7.396	8.188	162790	234158	1.142	1.112
27)	trans-Non...	7.579	8.260	236653	339792	1.037	1.105
28)	2,4'-DDD	7.769	8.561	147365	217911	1.158	1.181

Quantitation Report (QT Reviewed)

Data Path : C:\msdchem\1\data\2020-02\0B25043\
Data File : ECD5-02252020.D
Signal(s) : Signal #1: ECD1A.CH Signal #2: ECD2B.CH
Acq On : 25 Feb 2020 17:47
Operator : MJB
Sample : 0B25043-CALB
Misc : A19K263, 9-42 1 ppb
ALS Vial : 16 (Sig #1); 0 (Sig #2) Sample Multiplier: 1

Integration File signal 1: PEST1.e
Integration File signal 2: PEST2.e
Quant Time: Feb 26 14:52:00 2020
Quant Method : C:\msdchem\1\methods\ECD5_QUANTPEST_200225.M
Quant Title : Instrument: DualECD5
QLast Update : Wed Feb 26 14:49:58 2020
Response via : Initial Calibration
Integrator: ChemStation 6890 Scale Mode: Small noise peaks clipped

Volume Inj. : 2uL
Signal #1 Phase : Rtx-CLPesticides Signal #2 Phase: Rtx-CLPesticides2
Signal #1 Info : 30m X 0.32mm X 0. Signal #2 Info : 30m X 0.32mm X 0.25um

	Compound	RT#1	RT#2	Resp#1	Resp#2	ng/mL	ng/mL
29)	2,4'-DDT	7.952	8.787	121988	155855	0.833	0.742
30)	cis-Nonac...	8.050	8.828	260805	370083	1.107	1.085
31)	Mirex	8.721	9.757	177415	239555	1.069	1.117
32)	Chlordane...	0.000	0.000	0	0	N.D. d	N.D. d
33)	Chlordane...	0.000	0.000	0	0	N.D. d	N.D. d
34)	Chlordane...	0.000	0.000	0	0	N.D. d	N.D. d
35)	Chlordane...	0.000	0.000	0	0	N.D. d	N.D. d
36)	Toxaphene...	0.000	0.000	0	0	N.D. d	N.D. d
37)	Toxaphene...	0.000	0.000	0	0	N.D. d	N.D. d
38)	Toxaphene...	0.000	0.000	0	0	N.D. d	N.D. d
39)	Toxaphene...	0.000	0.000	0	0	N.D. d	N.D. d
40)	Toxaphene...	0.000	0.000	0	0	N.D. d	N.D. d
41)	Toxaphene...	0.000	0.000	0	0	N.D. d	N.D. d
42)	Toxaphene...	0.000	0.000	0	0	N.D. d	N.D. d

(f)=RT Delta > 1/2 Window (#)=Amounts differ by > 25% (m)=manual int.

Quantitation Report (QT Reviewed)

Data Path : C:\msdchem\1\data\2020-02\0B25043\
Data File : ECD5-02252020.D
Signal(s) : Signal #1: ECD1A.CH Signal #2: ECD2B.CH
Acq On : 25 Feb 2020 17:47
Operator : MJB
Sample : 0B25043-CALB
Misc : A19K263, 9-42 1 ppb
ALS Vial : 16 (Sig #1); 0 (Sig #2) Sample Multiplier: 1

Integration File signal 1: PEST1.e
Integration File signal 2: PEST2.e
Quant Time: Feb 26 14:52:00 2020
Quant Method : C:\msdchem\1\methods\ECD5_QUANTPEST_200225.M
Quant Title : Instrument: DualECD5
QLast Update : Wed Feb 26 14:49:58 2020
Response via : Initial Calibration
Integrator: ChemStation 6890 Scale Mode: Small noise peaks clipped

Volume Inj. : 2uL
Signal #1 Phase : Rtx-CLPesticides Signal #2 Phase: Rtx-CLPesticides2
Signal #1 Info : 30m X 0.32mm X 0. Signal #2 Info : 30m X 0.32mm X 0.25um

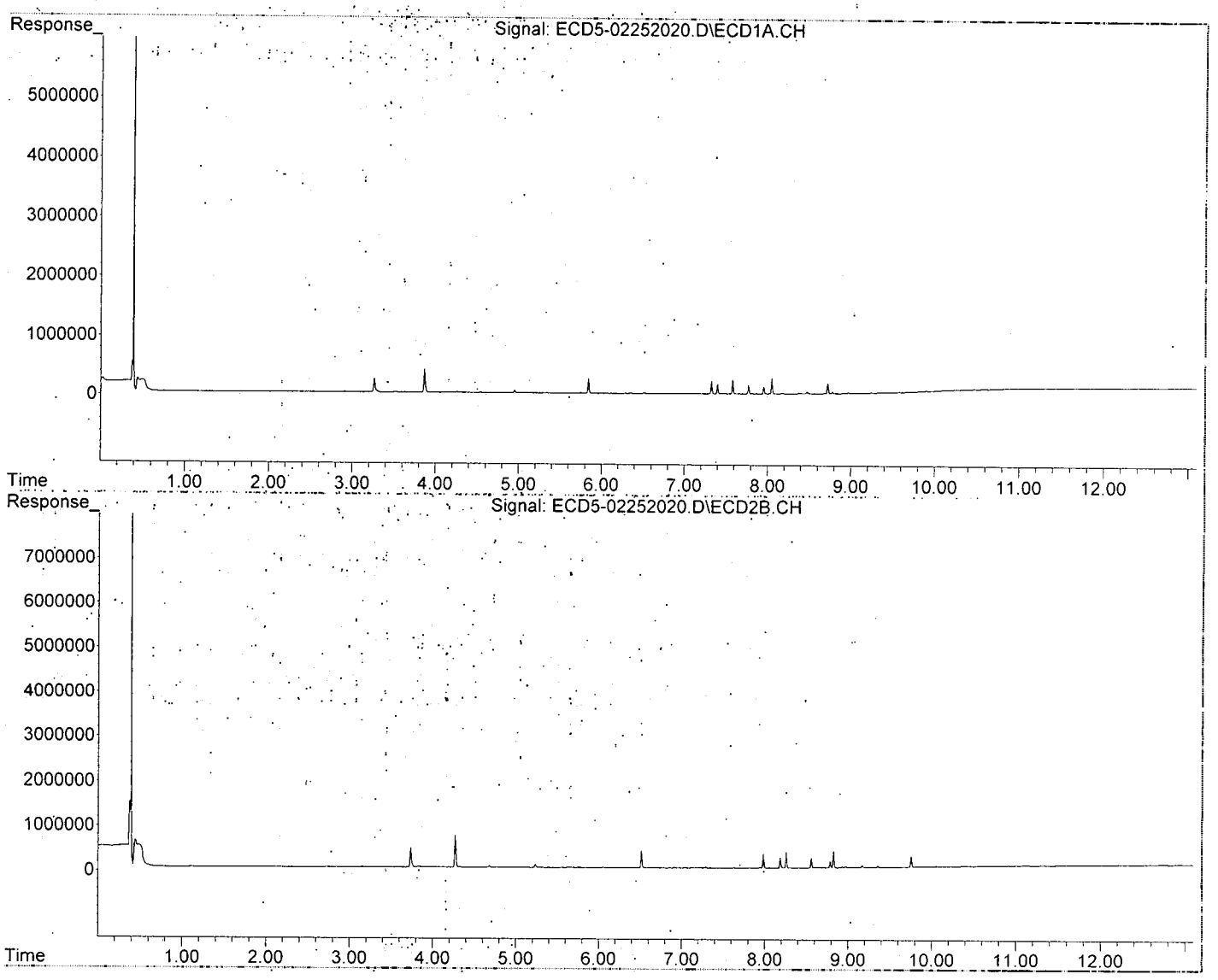

Quantitation Report (QT Reviewed)

Data Path : C:\msdchem\1\data\2020-02\0B25043\
Data File : ECD5-02252021.D
Signal(s) : Signal #1: ECD1A.CH Signal #2: ECD2B.CH
Acq On : 25 Feb 2020 18:05
Operator : MJB
Sample : 0B25043-CALC
Misc : A19K264, 9-42.2 ppb
ALS Vial : 17 (Sig #1), 0 (Sig #2) Sample Multiplier: 1

Integration File signal 1: PEST1.e
Integration File signal 2: PEST2.e
Quant Time: Feb 26 14:52:32 2020
Quant Method : C:\msdchem\1\methods\ECD5_QUANTPEST_200225.M
Quant Title : Instrument: DualECD5
QLast Update : Wed Feb 26 14:49:58 2020
Response via : Initial Calibration
Integrator: ChemStation 6890 Scale Mode: Small noise peaks clipped

MJB 2/26/20

Volume Inj. : 2uL
Signal #1 Phase : Rtx-CLPesticides Signal #2 Phase: Rtx-CLPesticides2
Signal #1 Info : 30m X 0.32mm X 0. Signal #2 Info : 30m X 0.32mm X 0.25um

	Compound	RT#1	RT#2	Resp#1	Resp#2	ng/mL	ng/mL
	System Monitoring Compounds						
1)	S TCMX (S)	0.000	0.000	0	0	N.D. d	N.D. d
22)	S DCBP (S)	0.000	0.000	0	0	N.D. d	N.D. d
	Target Compounds						
2)	a-BHC	0.000	0.000	0	0	N.D. d	N.D. d
3)	g-BHC	0.000	0.000	0	0	N.D. d	N.D. d
4)	b-BHC	0.000	0.000	0	0	N.D. d	N.D. d
5)	Heptachlor	0.000	0.000	0	0	N.D. d	N.D. d
6)	d-BHC	0.000	0.000	0	0	N.D. d	N.D. d
7)	Aldrin	0.000	0.000	0	0	N.D. d	N.D. d
8)	Heptachlo...	0.000	0.000	0	0	N.D. d	N.D. d
9)	trans-Chl...	0.000	0.000	0	0	N.D. d	N.D. d
10)	cis-Chlor...	0.000	0.000	0	0	N.D. d	N.D. d
11)	Endosulfa...	0.000	0.000	0	0	N.D. d	N.D. d
12)	4,4'-DDE	0.000	0.000	0	0	N.D. d	N.D. d
13)	Dieldrin	0.000	0.000	0	0	N.D. d	N.D. d
14)	Endrin	0.000	0.000	0	0	N.D. d	N.D. d
15)	4,4'-DDD	0.000	0.000	0	0	N.D. d	N.D. d
16)	Endosulfa...	0.000	0.000	0	0	N.D. d	N.D. d
17)	4,4'-DDT	0.000	0.000	0	0	N.D. d	N.D. d
18)	Endrin Al...	0.000	0.000	0	0	N.D. d	N.D. d
19)	Endosulfa...	0.000	0.000	0	0	N.D. d	N.D. d
20)	Methoxychlor	0.000	0.000	0	0	N.D. d	N.D. d
21)	Endrin Ke...	0.000	0.000	0	0	N.D. d	N.D. d
23)	Hexachlor...	3.261	3.735	456305	860733	2.288	2.148
24)	Hexachlor...	5.840	6.515	454930	716095	2.206	2.237
25)	Oxychlordane	7.323	7.985	404098	596146	2.114	2.131
26)	2,4'-DDE	7.396	8.187	308973	450716	2.167	2.140
27)	trans-Non:..	7.579	8.260	451765	659379	2.122	2.144
28)	2,4'-DDD	7.769	8.561	278841	402947	2.192	2.185

Quantitation Report (QT Reviewed)

Data Path : C:\msdchem\1\data\2020-02\0B25043\
Data File : ECD5-02252021.D
Signal(s) : Signal #1: ECD1A.CH Signal #2: ECD2B.CH
Acq On : 25 Feb 2020 18:05
Operator : MJB
Sample : 0B25043-CALC
Misc : A19K264, 9-42 2 ppb
ALS Vial : 17 (Sig #1); 0 (Sig #2) Sample Multiplier: 1

Integration File signal 1: PEST1.e
Integration File signal 2: PEST2.e
Quant Time: Feb 26 14:52:32 2020
Quant Method : C:\msdchem\1\methods\ECD5_QUANTPEST_200225.M
Quant Title : Instrument: DualECD5
QLast Update : Wed Feb 26 14:49:58 2020
Response via : Initial Calibration
Integrator: ChemStation 6890 Scale Mode: Small noise peaks clipped

Volume Inj. : 2uL
Signal #1 Phase : Rtx-CLPesticides Signal #2 Phase: Rtx-CLPesticides2
Signal #1 Info : 30m X 0.32mm X 0. Signal #2 Info : 30m X 0.32mm X 0.25um

	Compound	RT#1	RT#2	Resp#1	Resp#2	ng/mL	ng/mL
29)	2,4'-DDT	7.952	8.787	247235	322849	1.688	1.646
30)	cis-Nonac...	8.050	8.827	494941	704365	2.100	2.065
31)	Mirex	8.720	9.757	331292	427844	2.210	2.205
32)	Chlordane...	0.000	0.000	0	0	N.D. d	N.D. d
33)	Chlordane...	0.000	0.000	0	0	N.D. d	N.D. d
34)	Chlordane...	0.000	0.000	0	0	N.D. d	N.D. d
35)	Chlordane...	0.000	0.000	0	0	N.D. d	N.D. d
36)	Toxaphene...	0.000	0.000	0	0	N.D. d	N.D. d
37)	Toxaphene...	0.000	0.000	0	0	N.D. d	N.D. d
38)	Toxaphene...	0.000	0.000	0	0	N.D. d	N.D. d
39)	Toxaphene...	0.000	0.000	0	0	N.D. d	N.D. d
40)	Toxaphene...	0.000	0.000	0	0	N.D. d	N.D. d
41)	Toxaphene...	0.000	0.000	0	0	N.D. d	N.D. d
42)	Toxaphene...	0.000	0.000	0	0	N.D. d	N.D. d

(f)=RT Delta > 1/2 Window (#)=Amounts differ by > 25% (m)=manual int.

Quantitation Report (QT Reviewed)

Data Path : C:\msdchem\1\data\2020-02\0B25043\
Data File : ECD5-02252021.D
Signal(s) : Signal #1: ECD1A.CH Signal #2: ECD2B.CH
Acq On : 25 Feb 2020 18:05
Operator : MJB
Sample : 0B25043-CALC
Misc : A19K264, 9-42 2 ppb
ALS Vial : 17 (Sig #1); 0 (Sig #2) Sample Multiplier: 1

Integration File signal 1: PEST1.e
Integration File signal 2: PEST2.e
Quant Time: Feb 26 14:52:32 2020
Quant Method : C:\msdchem\1\methods\ECD5_QUANTPEST_200225.M
Quant Title : Instrument: DualECD5
QLast Update : Wed Feb 26 14:49:58 2020
Response via : Initial Calibration
Integrator: ChemStation 6890 Scale Mode: Small noise peaks clipped

Volume Inj. : 2uL
Signal #1 Phase : Rtx-CLPesticides Signal #2 Phase: Rtx-CLPesticides2
Signal #1 Info : 30m X 0.32mm X 0. Signal #2 Info : 30m X 0.32mm X 0.25um

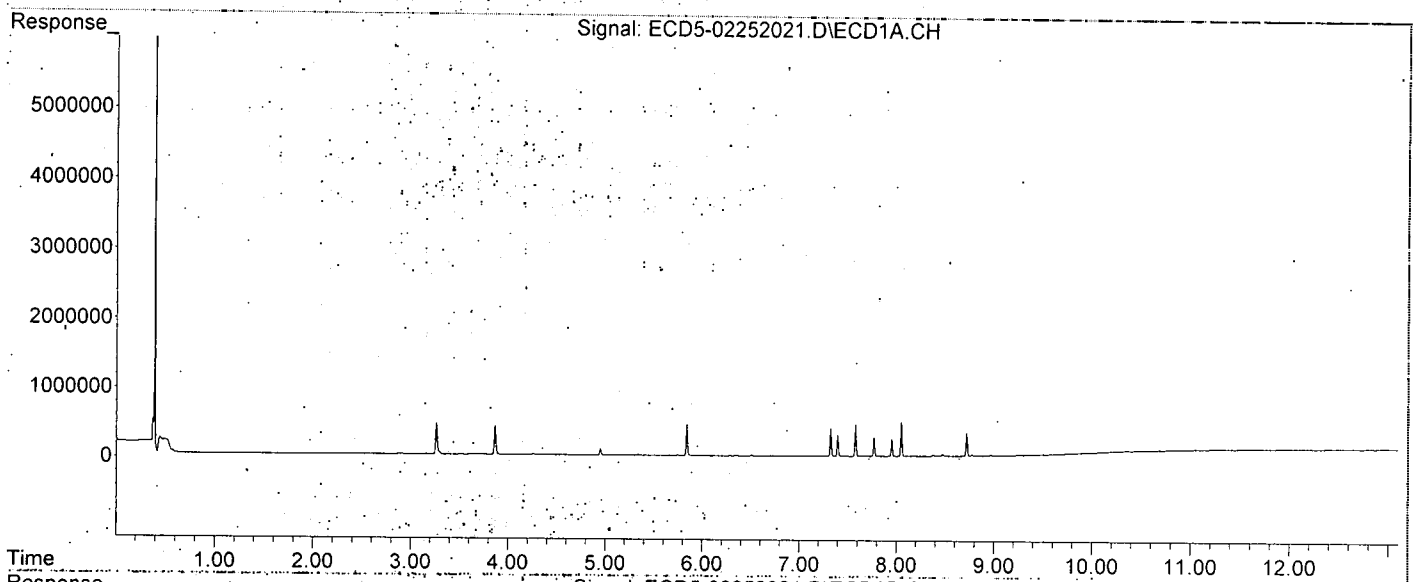

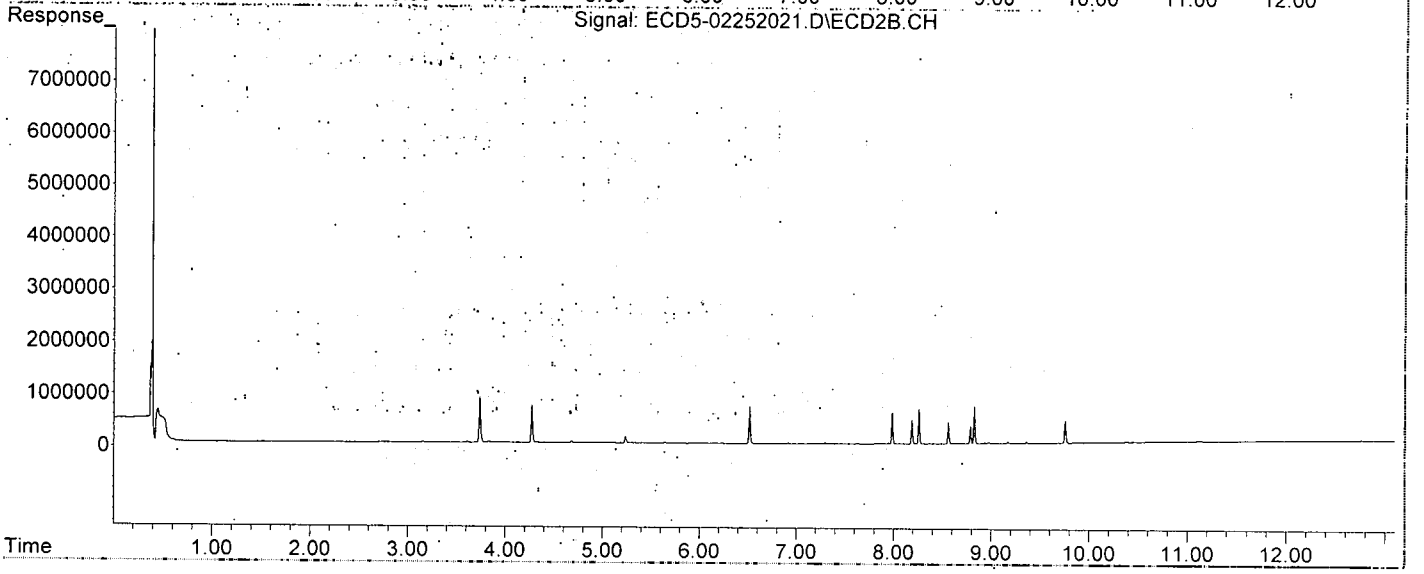

Quantitation Report (QT Reviewed)

Data Path : C:\msdchem\1\data\2020-02\0B25043\
Data File : ECD5-02252022.D
Signal(s) : Signal #1: ECD1A.CH Signal #2: ECD2B.CH
Acq On : 25 Feb 2020 18:22
Operator : MJB
Sample : 0B25043-CALD
Misc : A19K265, 9-42 5 ppb
ALS Vial : 18 (Sig #1), 0 (Sig #2) Sample Multiplier: 1

Integration File signal 1: PEST1.e
Integration File signal 2: PEST2.e
Quant Time: Feb 26 14:53:14 2020
Quant Method : C:\msdchem\1\methods\ECD5_QUANTPEST_200225.M
Quant Title : Instrument: DualECD5
QLast Update : Wed Feb 26 14:49:58 2020
Response via : Initial Calibration
Integrator: ChemStation 6890 Scale Mode: Small noise peaks clipped

MJB 2/26/20

Volume Inj. : 2uL
Signal #1 Phase : Rtx-CLPesticides Signal #2 Phase: Rtx-CLPesticides2
Signal #1 Info : 30m X 0.32mm X 0. Signal #2 Info : 30m X 0.32mm X 0.25um

	Compound	RT#1	RT#2	Resp#1	Resp#2	ng/mL	ng/mL
	System Monitoring Compounds						
1)	S TCMX (S)	0.000	0.000	0	0	N.D. d	N.D. d
22)	S DCBP (S)	0.000	0.000	0	0	N.D. d	N.D. d
	Target Compounds						
2)	a-BHC	0.000	0.000	0	0	N.D. d	N.D. d
3)	g-BHC	0.000	0.000	0	0	N.D. d	N.D. d
4)	b-BHC	0.000	0.000	0	0	N.D. d	N.D. d
5)	Heptachlor	0.000	0.000	0	0	N.D. d	N.D. d
6)	d-BHC	0.000	0.000	0	0	N.D. d	N.D. d
7)	Aldrin	0.000	0.000	0	0	N.D. d	N.D. d
8)	Heptachlo...	0.000	0.000	0	0	N.D. d	N.D. d
9)	trans-Chl...	0.000	0.000	0	0	N.D. d	N.D. d
10)	cis-Chlor...	0.000	0.000	0	0	N.D. d	N.D. d
11)	Endosulfa...	0.000	0.000	0	0	N.D. d	N.D. d
12)	4,4'-DDE	0.000	0.000	0	0	N.D. d	N.D. d
13)	Dieldrin	0.000	0.000	0	0	N.D. d	N.D. d
14)	Endrin	0.000	0.000	0	0	N.D. d	N.D. d
15)	4,4'-DDD	0.000	0.000	0	0	N.D. d	N.D. d
16)	Endosulfa...	0.000	0.000	0	0	N.D. d	N.D. d
17)	4,4'-DDT	0.000	0.000	0	0	N.D. d	N.D. d
18)	Endrin Al...	0.000	0.000	0	0	N.D. d	N.D. d
19)	Endosulfa...	0.000	0.000	0	0	N.D. d	N.D. d
20)	Methoxychlor	0.000	0.000	0	0	N.D. d	N.D. d
21)	Endrin Ke...	0.000	0.000	0	0	N.D. d	N.D. d
23)	Hexachlor...	3.261	3.735	1113082	2127786	5.581	5.310
24)	Hexachlor...	5.840	6.516	1134739	1781991	5.734	5.567
25)	Oxychlordane	7.324	7.985	1015651	1516690	5.620	5.423
26)	2,4'-DDE	7.396	8.187	784279	1172351	5.500	5.567
27)	trans-Non...	7.579	8.260	1144259	1676451	5.613	5.452
28)	2,4'-DDD	7.769	8.562	710550	1029786	5.585	5.583

Quantitation Report (QT Reviewed)

Data Path : C:\msdchem\1\data\2020-02\0B25043\
Data File : ECD5-02252022.D
Signal(s) : Signal #1: ECD1A.CH Signal #2: ECD2B.CH
Acq On : 25 Feb 2020 18:22
Operator : MJB
Sample : 0B25043-CALD
Misc : A19K265, 9-42 5 ppb
ALS Vial : 18 (Sig #1); 0 (Sig #2) Sample Multiplier: 1

Integration File signal 1: PEST1.e
Integration File signal 2: PEST2.e
Quant Time: Feb 26 14:53:14 2020
Quant Method : C:\msdchem\1\methods\ECD5_QUANTPEST_200225.M
Quant Title : Instrument: DualECD5
QLast Update : Wed Feb 26 14:49:58 2020
Response via : Initial Calibration
Integrator: ChemStation 6890 Scale Mode: Small noise peaks clipped

Volume Inj. : 2uL
Signal #1 Phase : Rtx-CLPesticides Signal #2 Phase: Rtx-CLPesticides2
Signal #1 Info : 30m X 0.32mm X 0. Signal #2 Info : 30m X 0.32mm X 0.25um

	Compound	RT#1	RT#2	Resp#1	Resp#2	ng/mL	ng/mL
29)	2,4'-DDT	7.952	8.787	643652	853816	4.394	4.501
30)	cis-Nonac...	8.050	8.827	1288124	1876952	5.465	5.502
31)	Mirex	8.720	9.757	781249	1031368	5.550	5.673
32)	Chlordane...	0.000	0.000	0	0	N.D. d	N.D. d
33)	Chlordane...	0.000	0.000	0	0	N.D. d	N.D. d
34)	Chlordane...	0.000	0.000	0	0	N.D. d	N.D. d
35)	Chlordane...	0.000	0.000	0	0	N.D. d	N.D. d
36)	Toxaphene...	0.000	0.000	0	0	N.D. d	N.D. d
37)	Toxaphene...	0.000	0.000	0	0	N.D. d	N.D. d
38)	Toxaphene...	0.000	0.000	0	0	N.D. d	N.D. d
39)	Toxaphene...	0.000	0.000	0	0	N.D. d	N.D. d
40)	Toxaphene...	0.000	0.000	0	0	N.D. d	N.D. d
41)	Toxaphene...	0.000	0.000	0	0	N.D. d	N.D. d
42)	Toxaphene...	0.000	0.000	0	0	N.D. d	N.D. d

(f)=RT Delta > 1/2 Window (#)=Amounts differ by > 25% (m)=manual int.

Quantitation Report (QT Reviewed)

Data Path : C:\msdchem\1\data\2020-02\0B25043\
Data File : ECD5-02252022.D
Signal(s) : Signal #1: ECD1A.CH Signal #2: ECD2B.CH
Acq On : 25 Feb 2020 18:22
Operator : MJB
Sample : 0B25043-CALD
Misc : A19K265, 9-42 5 ppb
ALS Vial : 18 (Sig #1); 0 (Sig #2) Sample Multiplier: 1

Integration File signal 1: PEST1.e
Integration File signal 2: PEST2.e
Quant Time: Feb 26 14:53:14 2020
Quant Method : C:\msdchem\1\methods\ECD5_QUANTPEST_200225.M
Quant Title : Instrument: DualECD5
QLast Update : Wed Feb 26 14:49:58 2020
Response via : Initial Calibration
Integrator: ChemStation 6890 Scale Mode: Small noise peaks clipped

Volume Inj. : 2uL
Signal #1 Phase : Rtx-CLPesticides Signal #2 Phase: Rtx-CLPesticides2
Signal #1 Info. : 30m X 0.32mm X 0. Signal #2 Info : 30m X 0.32mm X 0.25um

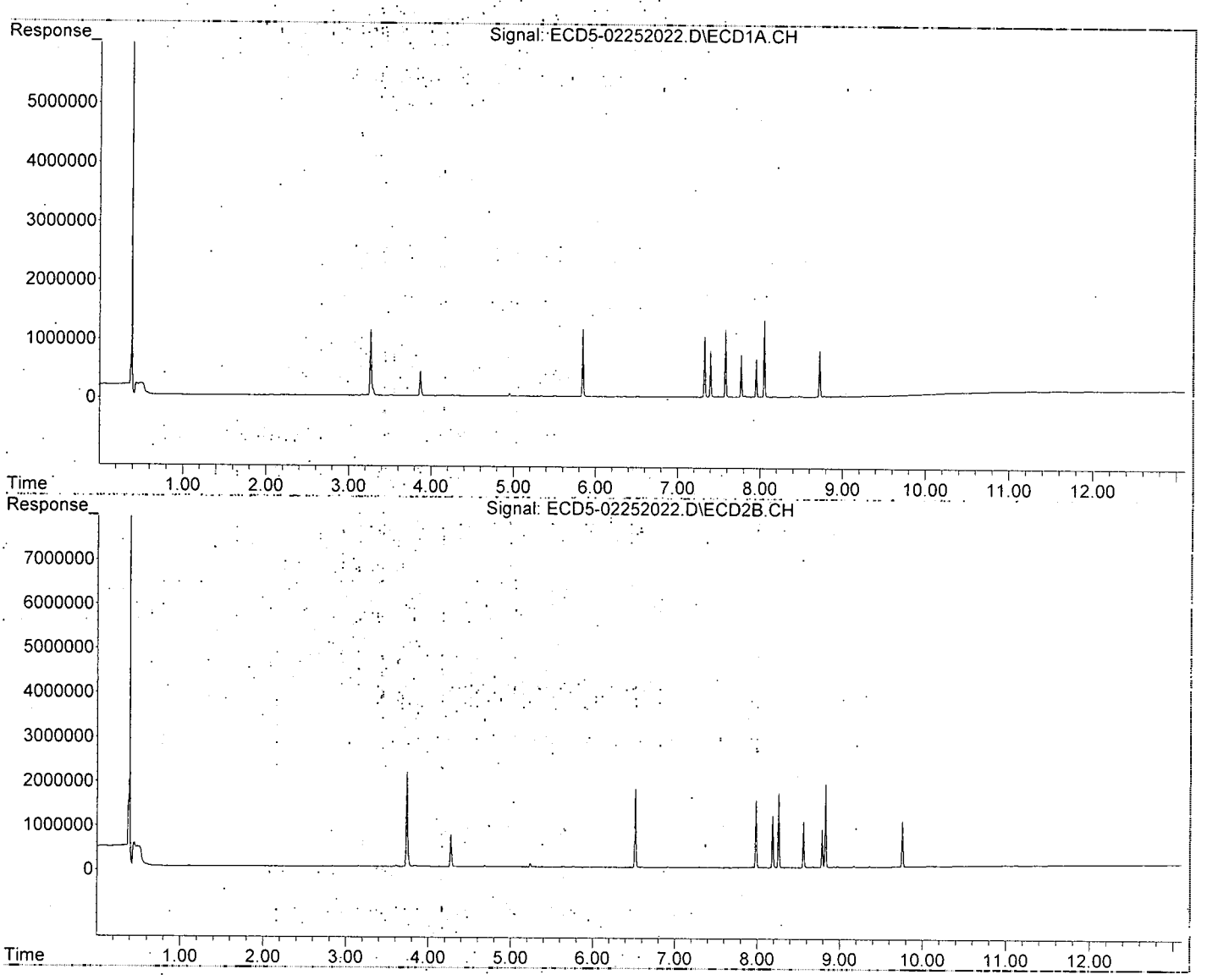

Quantitation Report (QT Reviewed)

Data Path : C:\msdchem\1\data\2020-02\0B25043\
Data File : ECD5-02252023.D
Signal(s) : Signal #1: ECD1A.CH Signal #2: ECD2B.CH
Acq On : 25 Feb 2020 18:39
Operator : MJB
Sample : 0B25043-CALE
Misc : A19K266, 9-42 10 ppb
ALS Vial : 19 (Sig #1), 0 (Sig #2) Sample Multiplier: 1

Integration File signal 1: PEST1.e
Integration File signal 2: PEST2.e
Quant Time: Feb 26 14:53:50 2020
Quant Method : C:\msdchem\1\methods\ECD5_QUANTPEST_200225.M
Quant Title : Instrument: DualECD5
QLast Update : Wed Feb 26 14:49:58 2020
Response via : Initial Calibration
Integrator: ChemStation 6890 Scale Mode: Small noise peaks clipped

MJB 2/26/20

Volume Inj. : 2uL
Signal #1 Phase : Rtx-CLPesticides Signal #2 Phase: Rtx-CLPesticides2
Signal #1 Info : 30m X 0.32mm X 0. Signal #2 Info : 30m X 0.32mm X 0.25um

	Compound	RT#1	RT#2	Resp#1	Resp#2	ng/mL	ng/mL
	System Monitoring Compounds						
1)	S TCMX (S)	0.000	0.000	0	0	N.D. d	N.D. d
22)	S DCBP (S)	0.000	0.000	0	0	N.D. d	N.D. d
	Target Compounds						
2)	a-BHC	0.000	0.000	0	0	N.D. d	N.D. d
3)	g-BHC	0.000	0.000	0	0	N.D. d	N.D. d
4)	b-BHC	0.000	0.000	0	0	N.D. d	N.D. d
5)	Heptachlor	0.000	0.000	0	0	N.D. d	N.D. d
6)	d-BHC	0.000	0.000	0	0	N.D. d	N.D. d
7)	Aldrin	0.000	0.000	0	0	N.D. d	N.D. d
8)	Heptachlo...	0.000	0.000	0	0	N.D. d	N.D. d
9)	trans-Chl...	0.000	0.000	0	0	N.D. d	N.D. d
10)	cis-Chlor...	0.000	0.000	0	0	N.D. d	N.D. d
11)	Endosulfa...	0.000	0.000	0	0	N.D. d	N.D. d
12)	4,4'-DDE	0.000	0.000	0	0	N.D. d	N.D. d
13)	Dieldrin	0.000	0.000	0	0	N.D. d	N.D. d
14)	Endrin	0.000	0.000	0	0	N.D. d	N.D. d
15)	4,4'-DDD	0.000	0.000	0	0	N.D. d	N.D. d
16)	Endosulfa...	0.000	0.000	0	0	N.D. d	N.D. d
17)	4,4'-DDT	0.000	0.000	0	0	N.D. d	N.D. d
18)	Endrin Al...	0.000	0.000	0	0	N.D. d	N.D. d
19)	Endosulfa...	0.000	0.000	0	0	N.D. d	N.D. d
20)	Methoxychlor	0.000	0.000	0	0	N.D. d	N.D. d
21)	Endrin Ke...	0.000	0.000	0	0	N.D. d	N.D. d
23)	Hexachlor...	3.260	3.735	2115564	4029851	10.607	10.056
24)	Hexachlor...	5.840	6.515	2108819	3393326	10.790	10.601
25)	Oxychlordane	7.323	7.985	1862537	2780134	10.469	9.940
26)	2,4'-DDE	7.395	8.187	1469851	2213415	10.308	10.510
27)	trans-Non...	7.578	8.259	2133448	3123800	10.596	10.159
28)	2,4'-DDD	7.768	8.561	1279287	1931515	10.055	10.472

Quantitation Report (QT Reviewed)

Data Path : C:\msdchem\1\data\2020-02\0B25043\
Data File : ECD5-02252023.D
Signal(s) : Signal #1: ECD1A.CH Signal #2: ECD2B.CH
Acq On : 25 Feb 2020 18:39
Operator : MJB
Sample : 0B25043-CALE
Misc : A19K266, 9-42 10 ppb
ALS Vial : 19 (Sig #1); 0 (Sig #2) Sample Multiplier: 1

Integration File signal 1: PEST1.e
Integration File signal 2: PEST2.e
Quant Time: Feb 26 14:53:50 2020
Quant Method : C:\msdchem\1\methods\ECD5_QUANTPEST_200225.M
Quant Title : Instrument: DualECD5
QLast Update : Wed Feb 26 14:49:58 2020
Response via : Initial Calibration
Integrator: ChemStation 6890 Scale Mode: Small noise peaks clipped

Volume Inj. : 2uL
Signal #1 Phase : Rtx-CLPesticides Signal #2 Phase: Rtx-CLPesticides2
Signal #1 Info : 30m X 0.32mm X 0. Signal #2 Info : 30m X 0.32mm X 0.25um

	Compound	RT#1	RT#2	Resp#1	Resp#2	ng/mL	ng/mL
29)	2,4'-DDT	7.951	8.786	1188032	1641641	8.111	8.682
30)	cis-Nonac...	8.050	8.827	2424511	3529630	10.287	10.347
31)	Mirex	8.719	9.756	1417093	1914233	10.276	10.700
32)	Chlordane...	0.000	0.000	0	0	N.D. d	N.D. d
33)	Chlordane...	0.000	0.000	0	0	N.D. d	N.D. d
34)	Chlordane...	0.000	0.000	0	0	N.D. d	N.D. d
35)	Chlordane...	0.000	0.000	0	0	N.D. d	N.D. d
36)	Toxaphene...	0.000	0.000	0	0	N.D. d	N.D. d
37)	Toxaphene...	0.000	0.000	0	0	N.D. d	N.D. d
38)	Toxaphene...	0.000	0.000	0	0	N.D. d	N.D. d
39)	Toxaphene...	0.000	0.000	0	0	N.D. d	N.D. d
40)	Toxaphene...	0.000	0.000	0	0	N.D. d	N.D. d
41)	Toxaphene...	0.000	0.000	0	0	N.D. d	N.D. d
42)	Toxaphene...	0.000	0.000	0	0	N.D. d	N.D. d

(f)=RT Delta > 1/2 Window (#)=Amounts differ by > 25% (m)=manual int.

Quantitation Report (QT Reviewed)

Data Path : C:\msdchem\1\data\2020-02\0B25043\
Data File : ECD5-02252023.D
Signal(s) : Signal #1: ECD1A.CH Signal #2: ECD2B.CH
Acq On : 25 Feb 2020 18:39
Operator : MJB
Sample : 0B25043-CALE
Misc : A19K266, 9-42 10 ppb
ALS Vial : 19 (Sig #1); 0 (Sig #2) Sample Multiplier: 1

Integration File signal 1: PEST1.e
Integration File signal 2: PEST2.e
Quant Time: Feb 26 14:53:50 2020
Quant Method : C:\msdchem\1\methods\ECD5_QUANTPEST_200225.M
Quant Title : Instrument: DualECD5
QLast Update : Wed Feb 26 14:49:58 2020
Response via : Initial Calibration
Integrator: ChemStation 6890 Scale Mode: Small noise peaks clipped

Volume Inj. : 2uL
Signal #1 Phase : Rtx-CLPesticides Signal #2 Phase: Rtx-CLPesticides2
Signal #1 Info : 30m X 0.32mm X 0. Signal #2 Info : 30m X 0.32mm X 0.25um

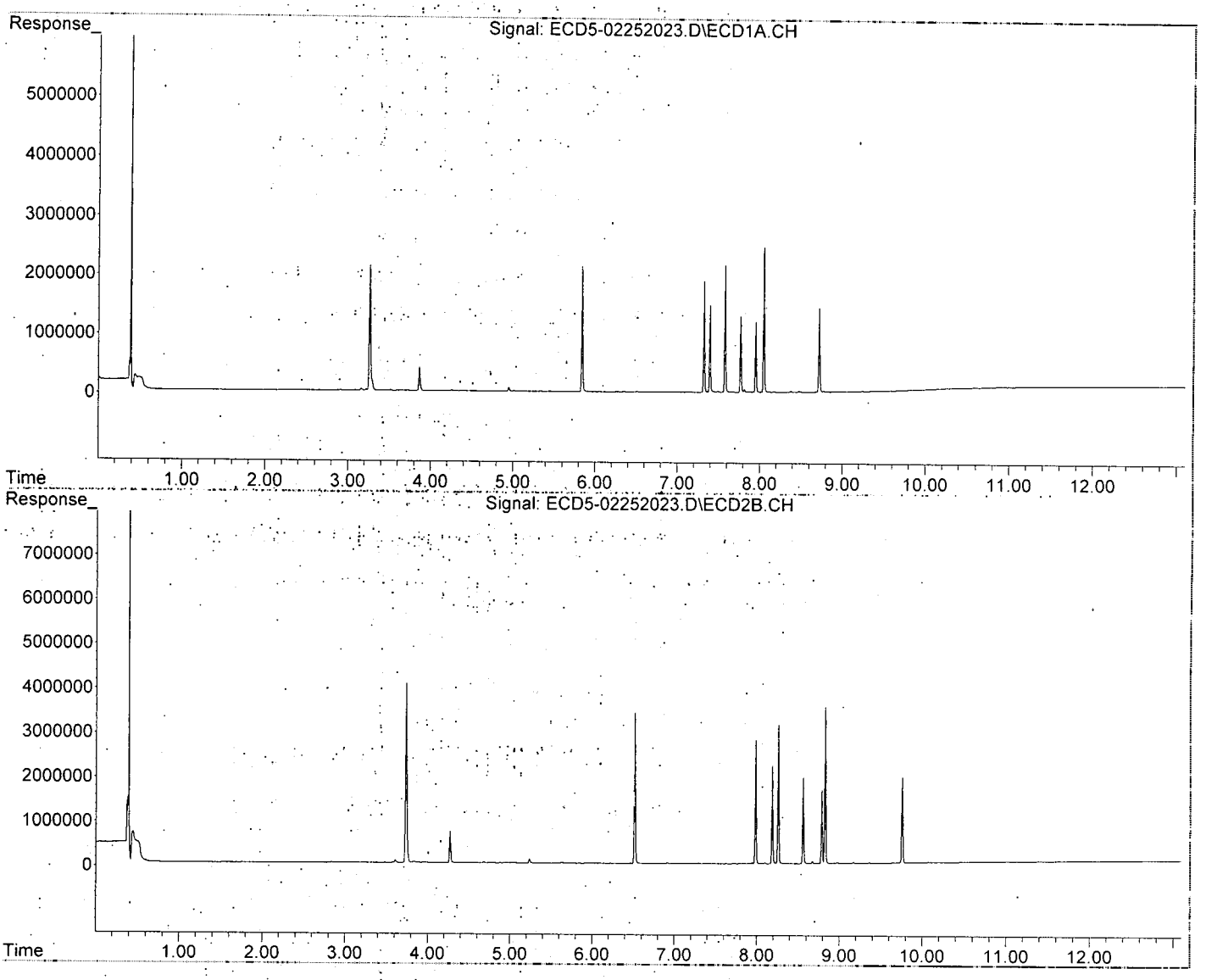

Quantitation Report (QT Reviewed)

Data Path : C:\msdchem\1\data\2020-02\0B25043\
Data File : ECD5-02252024.D
Signal(s) : Signal #1: ECD1A.CH Signal #2: ECD2B.CH
Acq On : 25 Feb 2020 18:56
Operator : MJB
Sample : 0B25043-CALF
Misc : A19J407, 9-42.25 ppb
ALS Vial : 20 (Sig #1); 0 (Sig #2) Sample Multiplier: 1

Integration File signal 1: PEST1.e
Integration File signal 2: PEST2.e
Quant Time: Feb 26 14:54:24 2020
Quant Method : C:\msdchem\1\methods\ECD5_QUANTPEST_200225.M
Quant Title : Instrument: DualECD5
QLast Update : Wed Feb 26 14:49:58 2020
Response via : Initial Calibration
Integrator: ChemStation 6890 Scale Mode: Small noise peaks clipped

MJP 2/26/20

Volume Inj. : 2uL
Signal #1 Phase : Rtx-CLPesticides Signal #2 Phase: Rtx-CLPesticides2
Signal #1 Info : 30m X 0.32mm X 0. Signal #2 Info : 30m X 0.32mm X 0.25um

	Compound	RT#1	RT#2	Resp#1	Resp#2	ng/mL	ng/mL
	System Monitoring Compounds						
1)	S TCMX (S)	0.000	0.000	0	0	N.D. d	N.D. d
22)	S DCBP (S)	0.000	0.000	0	0	N.D. d	N.D. d
	Target Compounds						
2)	a-BHC	0.000	0.000	0	0	N.D. d	N.D. d
3)	g-BHC	0.000	0.000	0	0	N.D. d	N.D. d
4)	b-BHC	0.000	0.000	0	0	N.D. d	N.D. d
5)	Heptachlor	0.000	0.000	0	0	N.D. d	N.D. d
6)	d-BHC	0.000	0.000	0	0	N.D. d	N.D. d
7)	Aldrin	0.000	0.000	0	0	N.D. d	N.D. d
8)	Heptachlo...	0.000	0.000	0	0	N.D. d	N.D. d
9)	trans-Chl...	0.000	0.000	0	0	N.D. d	N.D. d
10)	cis-Chlor...	0.000	0.000	0	0	N.D. d	N.D. d
11)	Endosulfa...	0.000	0.000	0	0	N.D. d	N.D. d
12)	4,4'-DDE	0.000	0.000	0	0	N.D. d	N.D. d
13)	Dieldrin	0.000	0.000	0	0	N.D. d	N.D. d
14)	Endrin	0.000	0.000	0	0	N.D. d	N.D. d
15)	4,4'-DDD	0.000	0.000	0	0	N.D. d	N.D. d
16)	Endosulfa...	0.000	0.000	0	0	N.D. d	N.D. d
17)	4,4'-DDT	0.000	0.000	0	0	N.D. d	N.D. d
18)	Endrin Al...	0.000	0.000	0	0	N.D. d	N.D. d
19)	Endosulfa...	0.000	0.000	0	0	N.D. d	N.D. d
20)	Methoxychlor	0.000	0.000	0	0	N.D. d	N.D. d
21)	Endrin Ke...	0.000	0.000	0	0	N.D. d	N.D. d
23)	Hexachlor...	3.261	3.736	5372243	10474503	26.936	26.139
24)	Hexachlor...	5.840	6.515	5164469	8445450	26.646	26.384
25)	Oxychlordane	7.323	7.985	4667823	7090383	26.491	25.351
26)	2,4'-DDE	7.395	8.188	3629037	5570315	25.451	26.451
27)	trans-Non...	7.578	8.259	5130994	7939518	25.668	25.821
28)	2,4'-DDD	7.768	8.561	3146355	4852223	24.729	26.308

Data Path : C:\msdchem\1\data\2020-02\0B25043\
Data File : ECD5-02252024.D
Signal(s) : Signal #1: ECD1A.CH Signal #2: ECD2B.CH
Acq On : 25 Feb 2020 18:56
Operator : MJB
Sample : 0B25043-CALF
Misc : A19J407, 9-42 25 ppb
ALS Vial : 20 (Sig #1); 0 (Sig #2) Sample Multiplier: 1

Integration File signal 1: PEST1.e
Integration File signal 2: PEST2.e
Quant Time: Feb 26 14:54:24 2020
Quant Method : C:\msdchem\1\methods\ECD5_QUANTPEST_200225.M
Quant Title : Instrument: DualECD5
QLast Update : Wed Feb 26 14:49:58 2020
Response via : Initial Calibration
Integrator: ChemStation 6890 Scale Mode: Small noise peaks clipped

Volume Inj. : 2uL
Signal #1 Phase : Rtx-CLPesticides Signal #2 Phase: Rtx-CLPesticides2
Signal #1 Info : 30m X 0.32mm X 0. Signal #2 Info : 30m X 0.32mm X 0.25um

	Compound	RT#1	RT#2	Resp#1	Resp#2	ng/mL	ng/mL
29)	2,4'-DDT	7.952	8.787	3118024	4477299	21.287	23.237
30)	cis-Nonac...	8.049	8.827	5977723	8823260	25.362	25.864
31)	Mirex	8.719	9.756	3449936	4725980	25.428	26.359
32)	Chlordane...	0.000	0.000	0	0	N.D. d	N.D. d
33)	Chlordane...	0.000	0.000	0	0	N.D. d	N.D. d
34)	Chlordane...	0.000	0.000	0	0	N.D. d	N.D. d
35)	Chlordane...	0.000	0.000	0	0	N.D. d	N.D. d
36)	Toxaphene...	0.000	0.000	0	0	N.D. d	N.D. d
37)	Toxaphene...	0.000	0.000	0	0	N.D. d	N.D. d
38)	Toxaphene...	0.000	0.000	0	0	N.D. d	N.D. d
39)	Toxaphene...	0.000	0.000	0	0	N.D. d	N.D. d
40)	Toxaphene...	0.000	0.000	0	0	N.D. d	N.D. d
41)	Toxaphene...	0.000	0.000	0	0	N.D. d	N.D. d
42)	Toxaphene...	0.000	0.000	0	0	N.D. d	N.D. d

(f)=RT Delta > 1/2 Window (#)=Amounts differ by >.25% (m)=manual int.

Quantitation Report (QT Reviewed)

Data Path : C:\msdchem\1\data\2020-02\0B25043\
Data File : ECD5-02252024.D
Signal(s) : Signal #1: ECD1A.CH Signal #2: ECD2B.CH
Acq On : 25 Feb 2020 18:56
Operator : MJB
Sample : 0B25043-CALF
Misc : A19J407, 9-42 25 ppb
ALS Vial : 20 (Sig #1); 0 (Sig #2) Sample Multiplier: 1

Integration File signal 1: PEST1.e
Integration File signal 2: PEST2.e
Quant Time: Feb 26 14:54:24 2020
Quant Method : C:\msdchem\1\methods\ECD5_QUANTPEST_200225.M
Quant Title : Instrument: DualECD5
QLast Update : Wed Feb 26 14:49:58 2020
Response via : Initial Calibration
Integrator: ChemStation 6890 Scale Mode: Small noise peaks clipped

Volume Inj. : 2uL
Signal #1 Phase : Rtx-CLPesticides Signal #2 Phase: Rtx-CLPesticides2
Signal #1 Info : 30m X 0.32mm X 0. Signal #2 Info : 30m X 0.32mm X 0.25um

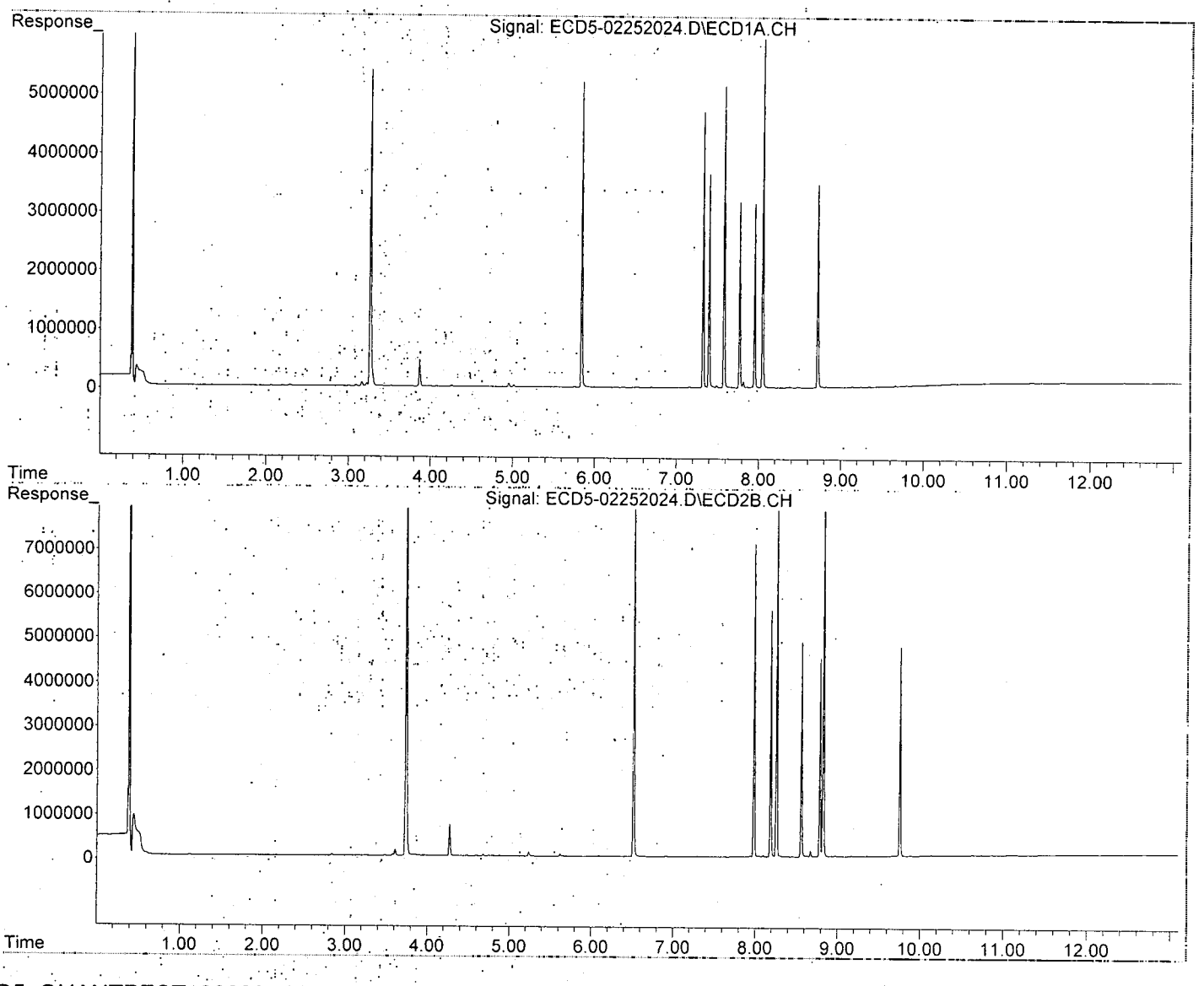

Quantitation Report (QT Reviewed)

Data Path : C:\msdchem\1\data\2020-02\0B25043\
Data File : ECD5-02252025.D
Signal(s) : Signal #1: ECD1A.CH Signal #2: ECD2B.CH
Acq On : 25 Feb 2020 19:13
Operator : MJB
Sample : 0B25043-CALG
Misc : A19J408, 9-42 50 ppb
ALS Vial : 21 (Sig #1), 0 (Sig #2) Sample Multiplier: 1

Integration File signal 1: PEST1.e
Integration File signal 2: PEST2.e
Quant Time: Feb 26 14:49:49 2020
Quant Method : C:\msdchem\1\methods\ECD5_QUANTPEST_200225.M
Quant Title : Instrument: DualECD5
QLast Update : Wed Feb 26 14:42:58 2020
Response via : Initial Calibration
Integrator: ChemStation 6890 Scale Mode: Small noise peaks clipped

MJB 2/26/20

Volume Inj. : 2uL
Signal #1 Phase : Rtx-CLPesticides Signal #2 Phase: Rtx-CLPesticides2
Signal #1 Info : 30m X 0.32mm X 0. Signal #2 Info : 30m X 0.32mm X 0.25um

	Compound	RT#1	RT#2	Resp#1	Resp#2	ng/mL	ng/mL
	System Monitoring Compounds						
1) S	TCMX (S)	0.000	0.000	0	0	N.D. d	N.D. d
22) S	DCBP (S)	0.000	0.000	0	0	N.D. d	N.D. d
	Target Compounds						
2)	a-BHC	0.000	0.000	0	0	N.D. d	N.D. d
3)	g-BHC	0.000	0.000	0	0	N.D. d	N.D. d
4)	b-BHC	0.000	0.000	0	0	N.D. d	N.D. d
5)	Heptachlor	0.000	0.000	0	0	N.D. d	N.D. d
6)	d-BHC	0.000	0.000	0	0	N.D. d	N.D. d
7)	Aldrin	0.000	0.000	0	0	N.D. d	N.D. d
8)	Heptachlo...	0.000	0.000	0	0	N.D. d	N.D. d
9)	trans-Chl...	0.000	0.000	0	0	N.D. d	N.D. d
10)	cis-Chlor...	0.000	0.000	0	0	N.D. d	N.D. d
11)	Endosulfa...	0.000	0.000	0	0	N.D. d	N.D. d
12)	4,4'-DDE	0.000	0.000	0	0	N.D. d	N.D. d
13)	Dieldrin	0.000	0.000	0	0	N.D. d	N.D. d
14)	Endrin	0.000	0.000	0	0	N.D. d	N.D. d
15)	4,4'-DDD	0.000	0.000	0	0	N.D. d	N.D. d
16)	Endosulfa...	0.000	0.000	0	0	N.D. d	N.D. d
17)	4,4'-DDT	0.000	0.000	0	0	N.D. d	N.D. d
18)	Endrin Al...	0.000	0.000	0	0	N.D. d	N.D. d
19)	Endosulfa...	0.000	0.000	0	0	N.D. d	N.D. d
20)	Methoxychlor	0.000	0.000	0	0	N.D. d	N.D. d
21)	Endrin Ke...	0.000	0.000	0	0	N.D. d	N.D. d
23)	Hexachlor...	3.261	3.736	9990291	19935750	50.090	49.749
24)	Hexachlor...	5.840	6.516	9886431	16599953	51.139	51.858
25)	Oxychlordane	7.323	7.985	8837500	13968909	50.190	49.944
26)	2,4'-DDE	7.395	8.187	6700631	10947466	46.992	51.985
27)	trans-Non...	7.578	8.259	10012921	15596383	50.130	50.722
28)	2,4'-DDD	7.768	8.561	6083122	9442355	47.811	51.195

Quantitation Report (QT Reviewed)

Data Path : C:\msdchem\1\data\2020-02\0B25043\
Data File : ECD5-02252025.D
Signal(s) : Signal #1: ECD1A.CH Signal #2: ECD2B.CH
Acq On : 25 Feb 2020 19:13
Operator : MJB
Sample : 0B25043-CALG
Misc : A19J408, 9-42 50 ppb
ALS Vial : 21 (Sig #1); 0 (Sig #2) Sample Multiplier: 1

Integration File signal 1: PEST1.e
Integration File signal 2: PEST2.e
Quant Time: Feb 26 14:49:49 2020
Quant Method : C:\msdchem\1\methods\ECD5_QUANTPEST_200225.M
Quant Title : Instrument: DualECD5
QLast Update : Wed Feb 26 14:42:58 2020
Response via : Initial Calibration
Integrator: ChemStation 6890 Scale Mode: Small noise peaks clipped

Volume Inj: 2uL
Signal #1 Phase : Rtx-CLPesticides Signal #2 Phase: Rtx-CLPesticides2
Signal #1 Info : 30m X 0.32mm X 0. Signal #2 Info : 30m X 0.32mm X 0.25um

	Compound	RT#1	RT#2	Resp#1	Resp#2	ng/mL	ng/mL
29)	2,4'-DDT	7.951	8.787	6102858	8983017	41.664	44.976
30)	cis-Nonac....	8.050	8.827	11201104	17575775	47.524	51.521
31)	Mirex	8.720	9.756	6526642	8959174	48.494	49.016
32)	Chlordane...	0.000	0.000	0	0	N.D. d	N.D. d
33)	Chlordane...	0.000	0.000	0	0	N.D. d	N.D. d
34)	Chlordane...	0.000	0.000	0	0	N.D. d	N.D. d
35)	Chlordane...	0.000	0.000	0	0	N.D. d	N.D. d
36)	Toxaphene...	0.000	0.000	0	0	N.D. d	N.D. d
37)	Toxaphene...	0.000	0.000	0	0	N.D. d	N.D. d
38)	Toxaphene...	0.000	0.000	0	0	N.D. d	N.D. d
39)	Toxaphene...	0.000	0.000	0	0	N.D. d	N.D. d
40)	Toxaphene...	0.000	0.000	0	0	N.D. d	N.D. d
41)	Toxaphene...	0.000	0.000	0	0	N.D. d	N.D. d
42)	Toxaphene...	0.000	0.000	0	0	N.D. d	N.D. d

(f)=RT Delta > 1/2 Window (#)=Amounts differ by > 25% (m)=manual int.

Quantitation Report (QT Reviewed)

Data Path : C:\msdchem\1\data\2020-02\0B25043\
Data File : ECD5-02252025.D
Signal(s) : Signal #1: ECD1A.CH Signal #2: ECD2B.CH
Acq On : 25 Feb 2020 19:13
Operator : MJB
Sample : 0B25043-CALG
Misc : A19J408, 9-42 50 ppb
ALS Vial : 21 (Sig #1); 0 (Sig #2) Sample Multiplier: 1

Integration File signal 1: PEST1.e
Integration File signal 2: PEST2.e
Quant Time: Feb 26 14:49:49 2020
Quant Method : C:\msdchem\1\methods\ECD5_QUANTPEST_200225.M
Quant Title : Instrument: DualECD5
QLast Update : Wed Feb 26 14:42:58 2020
Response via : Initial Calibration
Integrator: ChemStation 6890 Scale Mode: Small noise peaks clipped

Volume Inj. : 2uL
Signal #1 Phase : Rtx-CLPesticides Signal #2 Phase: Rtx-CLPesticides2
Signal #1 Info : 30m X 0.32mm X 0. Signal #2 Info : 30m X 0.32mm X 0.25um

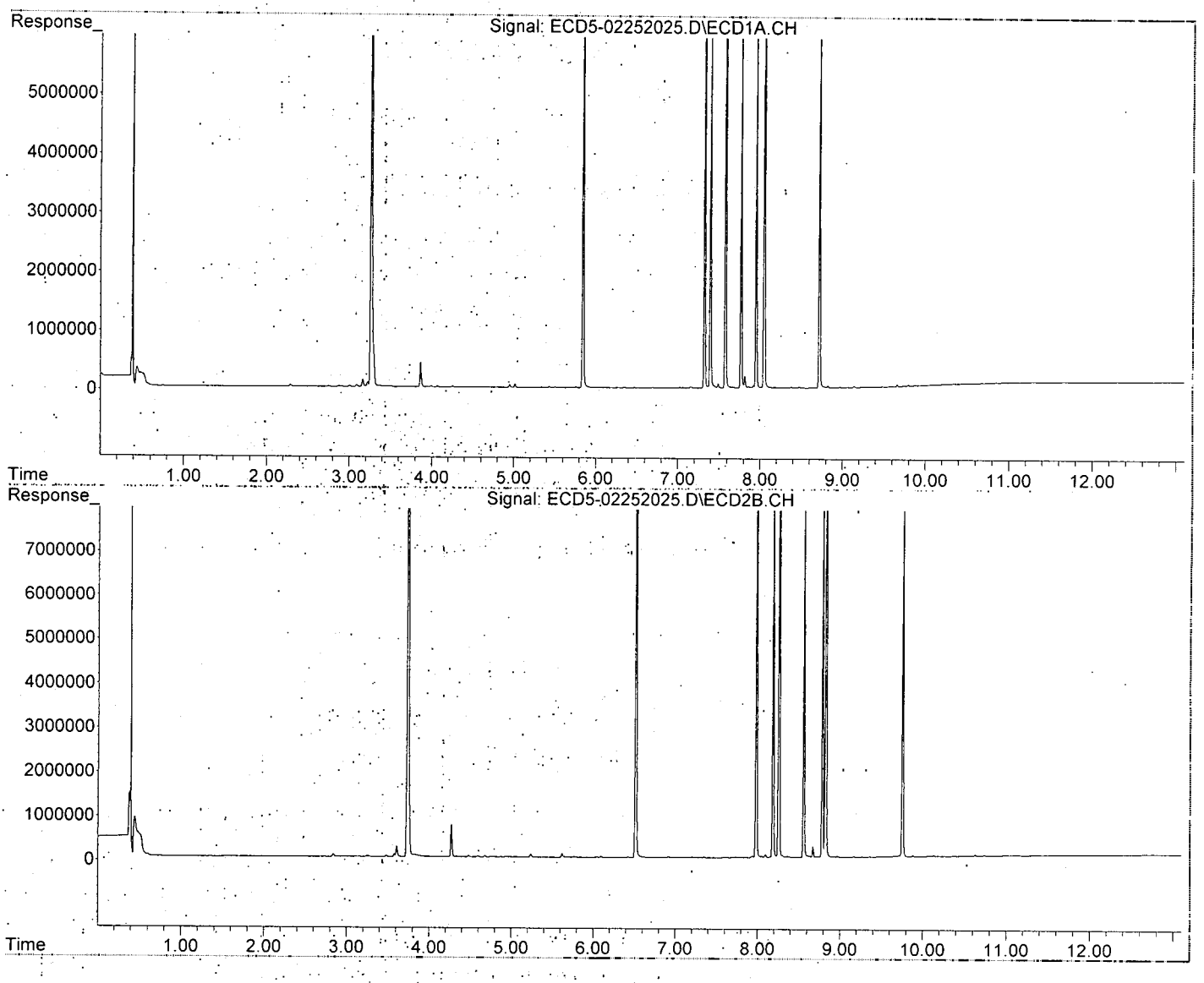

Quantitation Report (QT Reviewed)

Data Path : C:\msdchem\1\data\2020-02\0B25043\
Data File : ECD5-02252026.D
Signal(s) : Signal #1: ECD1A.CH Signal #2: ECD2B.CH
Acq On : 25 Feb 2020 19:30
Operator : MJB
Sample : 0B25043-CALH
Misc : A19J409, 9-42 100 ppb
ALS Vial : 22 (Sig #1), 0 (Sig #2) Sample Multiplier: 1

Integration File signal 1: PEST1.e
Integration File signal 2: PEST2.e
Quant Time: Feb 26 14:54:58 2020
Quant Method : C:\msdchem\1\methods\ECD5_QUANTPEST_200225.M
Quant Title : Instrument: DualECD5
QLast Update : Wed Feb 26 14:49:58 2020
Response via : Initial Calibration
Integrator: ChemStation 6890 Scale Mode: Small noise peaks clipped

MJB 2/26/20

Volume Inj. : 2uL
Signal #1 Phase : Rtx-CLPesticides Signal #2 Phase: Rtx-CLPesticides2
Signal #1 Info : 30m X 0.32mm X 0. Signal #2 Info : 30m X 0.32mm X 0.25um

	Compound	RT#1	RT#2	Resp#1	Resp#2	ng/mL	ng/mL
	System Monitoring Compounds						
1)	S TCMX (S)	0.000	0.000	0	0	N.D. d	N.D. d
22)	S DCBP (S)	0.000	0.000	0	0	N.D. d	N.D. d
	Target Compounds						
2)	a-BHC	0.000	0.000	0	0	N.D. d	N.D. d
3)	g-BHC	0.000	0.000	0	0	N.D. d	N.D. d
4)	b-BHC	0.000	0.000	0	0	N.D. d	N.D. d
5)	Heptachlor	0.000	0.000	0	0	N.D. d	N.D. d
6)	d-BHC	0.000	0.000	0	0	N.D. d	N.D. d
7)	Aldrin	0.000	0.000	0	0	N.D. d	N.D. d
8)	Heptachlo...	0.000	0.000	0	0	N.D. d	N.D. d
9)	trans-Chl...	0.000	0.000	0	0	N.D. d	N.D. d
10)	cis-Chlor...	0.000	0.000	0	0	N.D. d	N.D. d
11)	Endosulfa...	0.000	0.000	0	0	N.D. d	N.D. d
12)	4,4'-DDE	0.000	0.000	0	0	N.D. d	N.D. d
13)	Dieldrin	0.000	0.000	0	0	N.D. d	N.D. d
14)	Endrin	0.000	0.000	0	0	N.D. d	N.D. d
15)	4,4'-DDD	0.000	0.000	0	0	N.D. d	N.D. d
16)	Endosulfa...	0.000	0.000	0	0	N.D. d	N.D. d
17)	4,4'-DDT	0.000	0.000	0	0	N.D. d	N.D. d
18)	Endrin Al...	0.000	0.000	0	0	N.D. d	N.D. d
19)	Endosulfa...	0.000	0.000	0	0	N.D. d	N.D. d
20)	Methoxychlor	0.000	0.000	0	0	N.D. d	N.D. d
21)	Endrin Ke...	0.000	0.000	0	0	N.D. d	N.D. d
23)	Hexachlor...	3.261	3.736	23135918	47129729	116.001	117.611
24)	Hexachlor...	5.840	6.516	22470076	38212346	116.354	119.375
25)	Oxychlordane	7.322	7.985	19750075	33092536	111.570	118.317
26)	2,4'-DDE	7.394	8.187	15104320	25045392	105.927	118.929
27)	trans-Non...	7.577	8.259	22677932	36910070	113.102	120.037
28)	2,4'-DDD	7.767	8.561	13756435	22001853	108.119	119.290

Data Path : C:\msdchem\1\data\2020-02\0B25043\
Data File : ECD5-02252026.D
Signal(s) : Signal #1: ECD1A.CH Signal #2: ECD2B.CH
Acq On : 25 Feb 2020 19:30
Operator : MJB
Sample : 0B25043-CALH
Misc : A19J409, 9-42 100 ppb
ALS Vial : 22 (Sig #1); 0 (Sig #2) Sample Multiplier: 1

Integration File signal 1: PEST1.e
Integration File signal 2: PEST2.e
Quant Time: Feb 26 14:54:58 2020
Quant Method : C:\msdchem\1\methods\ECD5_QUANTPEST_200225.M
Quant Title : Instrument: DualECD5
QLast Update : Wed Feb 26 14:49:58 2020
Response via : Initial Calibration
Integrator: ChemStation 6890 Scale Mode: Small noise peaks clipped

Volume Inj. 2uL
Signal #1 Phase : Rtx-CLPesticides Signal #2 Phase: Rtx-CLPesticides2
Signal #1 Info : 30m X 0.32mm X 0. Signal #2 Info : 30m X 0.32mm X 0.25um

	Compound	RT#1	RT#2	Resp#1	Resp#2	ng/mL	ng/mL
29)	2,4'-DDT	7.950	8.787	14712939	22793757	100.446	103.784
30)	cis-Nonac...	8.049	8.827	25852009	41681458	109.684	122.183
31)	Mirex	8.718	9.756	14378442	21589971	108.098	111.251
32)	Chlordane...	0.000	0.000	0	0	N.D. d	N.D. d
33)	Chlordane...	0.000	0.000	0	0	N.D. d	N.D. d
34)	Chlordane...	0.000	0.000	0	0	N.D. d	N.D. d
35)	Chlordane...	0.000	0.000	0	0	N.D. d	N.D. d
36)	Toxaphene...	0.000	0.000	0	0	N.D. d	N.D. d
37)	Toxaphene...	0.000	0.000	0	0	N.D. d	N.D. d
38)	Toxaphene...	0.000	0.000	0	0	N.D. d	N.D. d
39)	Toxaphene...	0.000	0.000	0	0	N.D. d	N.D. d
40)	Toxaphene...	0.000	0.000	0	0	N.D. d	N.D. d
41)	Toxaphene...	0.000	0.000	0	0	N.D. d	N.D. d
42)	Toxaphene...	0.000	0.000	0	0	N.D. d	N.D. d

(f)=RT Delta > 1/2 Window (#)=Amounts differ by > 25% (m)=manual int.

Quantitation Report (QT Reviewed)

Data Path : C:\msdchem\1\data\2020-02\0B25043\
Data File : ECD5-02252026.D
Signal(s) : Signal #1: ECD1A.CH Signal #2: ECD2B.CH
Acq On : 25 Feb 2020 19:30
Operator : MJB
Sample : 0B25043-CALH
Misc : A19J409, 9-42 100 ppb
ALS Vial : 22 (Sig #1); 0 (Sig #2) Sample Multiplier: 1

Integration File signal 1: PEST1.e
Integration File signal 2: PEST2.e
Quant Time: Feb 26 14:54:58 2020
Quant Method : C:\msdchem\1\methods\ECD5_QUANTPEST_200225.M
Quant Title : Instrument: DualECD5
QLast Update : Wed Feb 26 14:49:58 2020
Response via : Initial Calibration
Integrator: ChemStation 6890 Scale Mode: Small noise peaks clipped

Volume Inj. : 2uL
Signal #1 Phase : Rtx-CLPesticides Signal #2 Phase: Rtx-CLPesticides2
Signal #1 Info : 30m X 0.32mm X 0. Signal #2 Info : 30m X 0.32mm X 0.25um

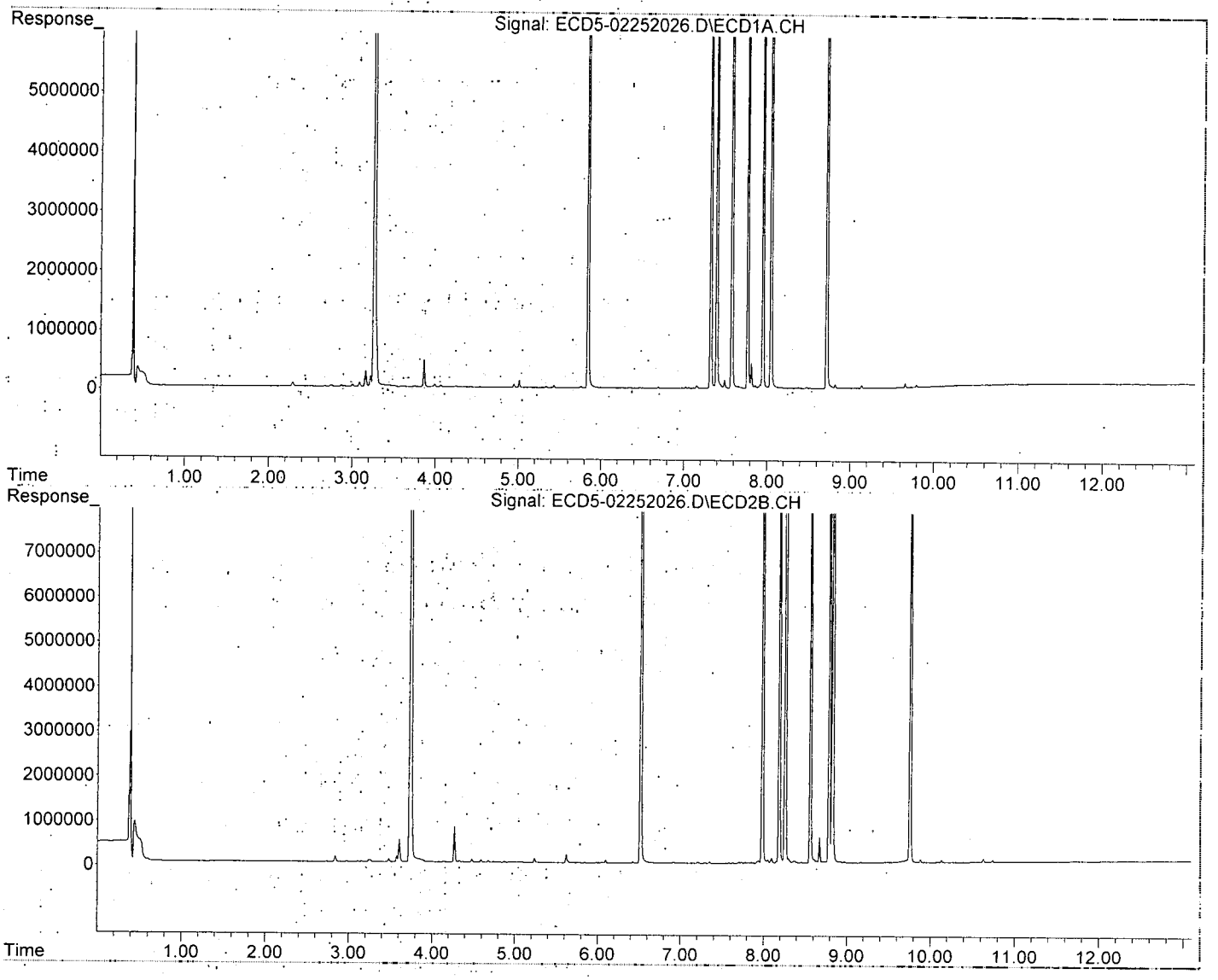

Quantitation Report (QT Reviewed)

Data Path : C:\msdchem\1\data\2020-02\0B25043\
Data File : ECD5-02252027.D
Signal(s) : Signal #1: ECD1A.CH Signal #2: ECD2B.CH
Acq On : 25 Feb 2020 19:47
Operator : MJB
Sample : 0B25043-CALI
Misc : A19K262, 9-42 200 ppb
ALS Vial : 23 (Sig #1), 0 (Sig #2) Sample Multiplier: 1

Integration File signal 1: PEST1.e
Integration File signal 2: PEST2.e
Quant Time: Feb 26 14:55:28 2020
Quant Method : C:\msdchem\1\methods\ECD5_QUANTPEST_200225.M
Quant Title : Instrument: DualECD5
QLast Update : Wed Feb 26 14:49:58 2020
Response via : Initial Calibration
Integrator: ChemStation 6890 Scale Mode: Small noise peaks clipped

MJB 2126120

Volume Inj. : 2uL
Signal #1 Phase : Rtx-CLPesticides Signal #2 Phase: Rtx-CLPesticides2
Signal #1 Info : 30m X 0.32mm X 0. Signal #2 Info : 30m X 0.32mm X 0.25um

	Compound	RT#1	RT#2	Resp#1	Resp#2	ng/mL	ng/mL
	System Monitoring Compounds						
1)	S TCMX (S)	0.000	0.000	0	0	N.D. d	N.D. d
22)	S DCBP (S)	0.000	0.000	0	0	N.D. d	N.D. d
	Target Compounds						
2)	a-BHC	0.000	0.000	0	0	N.D. d	N.D. d
3)	g-BHC	0.000	0.000	0	0	N.D. d	N.D. d
4)	b-BHC	0.000	0.000	0	0	N.D. d	N.D. d
5)	Heptachlor	0.000	0.000	0	0	N.D. d	N.D. d
6)	d-BHC	0.000	0.000	0	0	N.D. d	N.D. d
7)	Aldrin	0.000	0.000	0	0	N.D. d	N.D. d
8)	Heptachlo...	0.000	0.000	0	0	N.D. d	N.D. d
9)	trans-Chl...	0.000	0.000	0	0	N.D. d	N.D. d
10)	cis-Chlor...	0.000	0.000	0	0	N.D. d	N.D. d
11)	Endosulfa...	0.000	0.000	0	0	N.D. d	N.D. d
12)	4,4'-DDE	0.000	0.000	0	0	N.D. d	N.D. d
13)	Dieldrin	0.000	0.000	0	0	N.D. d	N.D. d
14)	Endrin	0.000	0.000	0	0	N.D. d	N.D. d
15)	4,4'-DDD	0.000	0.000	0	0	N.D. d	N.D. d
16)	Endosulfa...	0.000	0.000	0	0	N.D. d	N.D. d
17)	4,4'-DDT	0.000	0.000	0	0	N.D. d	N.D. d
18)	Endrin Al...	0.000	0.000	0	0	N.D. d	N.D. d
19)	Endosulfa...	0.000	0.000	0	0	N.D. d	N.D. d
20)	Methoxychlor	0.000	0.000	0	0	N.D. d	N.D. d
21)	Endrin Ke...	0.000	0.000	0	0	N.D. d	N.D. d
23)	Hexachlor...	3.262	3.738	44880919	99830182	225.027	249.123
24)	Hexachlor...	5.841	6.517	45050237	79747299	233.170	249.130
25)	Oxychlordane	7.323	7.986	40282611	70119555	224.658	250.702
26)	2,4'-DDE	7.395	8.188	31136923	53538270	218.365	254.229
27)	trans-Non...	7.578	8.260	45537534	78361174	225.041	254.843
28)	2,4'-DDD	7.768	8.562	27847592	46768267	218.869	253.569

Quantitation Report (QT Reviewed)

Data Path : C:\msdchem\1\data\2020-02\0B25043\
Data File : ECD5-02252027.D
Signal(s) : Signal #1: ECD1A.CH Signal #2: ECD2B.CH
Acq On : 25 Feb 2020 19:47
Operator : MJB
Sample : 0B25043-CALI
Misc : A19K262, 9-42 200 ppb
ALS Vial : 23 (Sig #1); 0 (Sig #2) Sample Multiplier: 1

Integration File signal 1: PEST1.e
Integration File signal 2: PEST2.e
Quant Time: Feb 26 14:55:28 2020
Quant Method : C:\msdchem\1\methods\ECD5_QUANTPEST_200225.M
Quant Title : Instrument: DualECD5
QLast Update : Wed Feb 26 14:49:58 2020
Response via : Initial Calibration
Integrator: ChemStation 6890 Scale Mode: Small noise peaks clipped

Volume Inj. : 2uL
Signal #1 Phase : Rtx-CLPesticides Signal #2 Phase: Rtx-CLPesticides2
Signal #1 Info : 30m X 0.32mm X 0. Signal #2 Info : 30m X 0.32mm X 0.25um

	Compound	RT#1	RT#2	Resp#1	Resp#2	ng/mL	ng/mL
29)	2,4'-DDT	7.951	8.788	29910856	48925010	204.203	195.073
30)	cis-Nonac...	8.049	8.829	51137593	88266437	216.965	258.740
31)	Mirex	8.719	9.757	30221229	46031145	231.817	215.452
32)	Chlordane...	0.000	0.000	0	0	N.D. d	N.D. d
33)	Chlordane...	0.000	0.000	0	0	N.D. d	N.D. d
34)	Chlordane...	0.000	0.000	0	0	N.D. d	N.D. d
35)	Chlordane...	0.000	0.000	0	0	N.D. d	N.D. d
36)	Toxaphene...	0.000	0.000	0	0	N.D. d	N.D. d
37)	Toxaphene...	0.000	0.000	0	0	N.D. d	N.D. d
38)	Toxaphene...	0.000	0.000	0	0	N.D. d	N.D. d
39)	Toxaphene...	0.000	0.000	0	0	N.D. d	N.D. d
40)	Toxaphene...	0.000	0.000	0	0	N.D. d	N.D. d
41)	Toxaphene...	0.000	0.000	0	0	N.D. d	N.D. d
42)	Toxaphene...	0.000	0.000	0	0	N.D. d	N.D. d

(f)=RT Delta > 1/2 Window (#)=Amounts differ by > 25% (m)=manual int.

Quantitation Report (QT Reviewed)

Data Path : C:\msdchem\1\data\2020-02\0B25043\
Data File : ECD5-02252027.D
Signal(s) : Signal #1: ECD1A.CH Signal #2: ECD2B.CH
Acq On : 25 Feb 2020 19:47
Operator : MJB
Sample : 0B25043-CALI
Misc : A19K262, 9-42 200 ppb
ALS Vial : 23 (Sig #1); 0 (Sig #2) Sample Multiplier: 1

Integration File signal 1: PEST1.e
Integration File signal 2: PEST2.e
Quant Time: Feb 26 14:55:28 2020
Quant Method : C:\msdchem\1\methods\ECD5_QUANTPEST_200225.M
Quant Title : Instrument: DualECD5
QLast Update : Wed Feb 26 14:49:58 2020
Response via : Initial Calibration
Integrator: ChemStation 6890 Scale Mode: Small noise peaks clipped

Volume Inj. : 2uL
Signal #1 Phase : Rtx-CLPesticides Signal #2 Phase: Rtx-CLPesticides2
Signal #1 Info : 30m X 0.32mm X 0. Signal #2 Info : 30m X 0.32mm X 0.25um

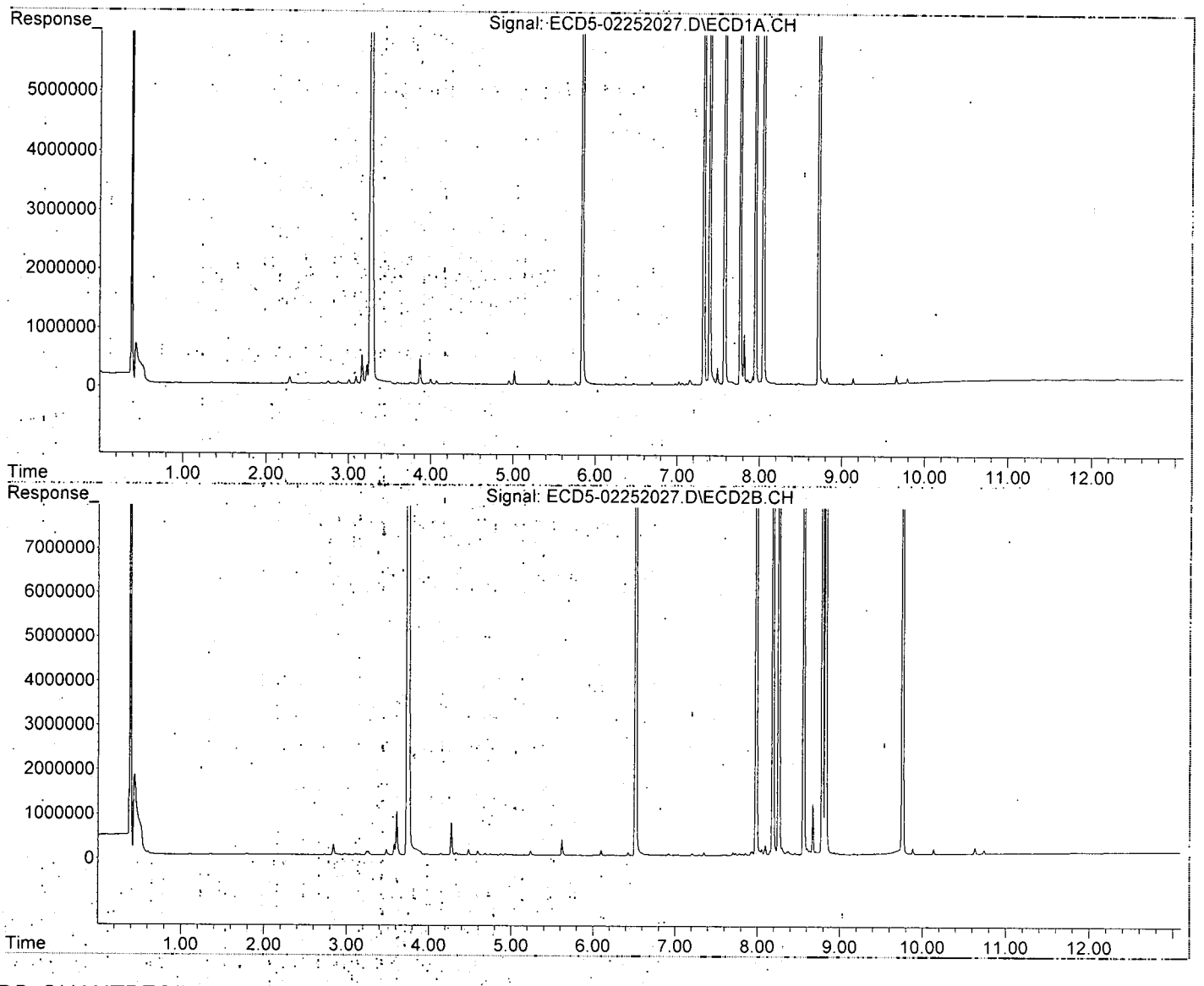

Quantitation Report (QT Reviewed)

Data Path : C:\msdchem\1\data\2020-02\0B25043\
Data File : ECD5-02252030.D
Signal(s) : Signal #1: ECD1A.CH Signal #2: ECD2B.CH
Acq On : 25 Feb 2020 20:39
Operator : MJB
Sample : 0B25043-CALJ
Misc : A20B333, CHLOR 10 ppb
ALS Vial : 25 (Sig #1); 0 (Sig #2) Sample Multiplier: 1

Integration File signal 1: PEST1.e
Integration File signal 2: PEST2.e
Quant Time: Feb 26 15:00:16 2020
Quant Method : C:\msdchem\1\methods\ECD5_QUANTPEST_200225.M
Quant Title : Instrument: DualECD5
QLast Update : Wed Feb 26 14:59:35 2020
Response via : Initial Calibration
Integrator: ChemStation 6890 Scale Mode: Small noise peaks clipped

MJB 2/26/20

Volume Inj. : 2uL
Signal #1 Phase : Rtx-CLPesticides Signal #2 Phase: Rtx-CLPesticides2
Signal #1 Info : 30m X 0.32mm X 0. Signal #2 Info : 30m X 0.32mm X 0.25um

	Compound	RT#1	RT#2	Resp#1	Resp#2	ng/mL	ng/mL
	System Monitoring Compounds						
1)	S TCMX (S)	0.000	0.000	0	0	N.D. d	N.D. d
22)	S DCBP (S)	0.000	0.000	0	0	N.D. d	N.D. d
	Target Compounds						
2)	a-BHC	0.000	0.000	0	0	N.D. d	N.D. d
3)	g-BHC	0.000	0.000	0	0	N.D. d	N.D. d
4)	b-BHC	0.000	0.000	0	0	N.D. d	N.D. d
5)	Heptachlor	0.000	0.000	0	0	N.D. d	N.D. d
6)	d-BHC	0.000	0.000	0	0	N.D. d	N.D. d
7)	Aldrin	0.000	0.000	0	0	N.D. d	N.D. d
8)	Heptachlo...	0.000	0.000	0	0	N.D. d	N.D. d
9)	trans-Chl...	0.000	0.000	0	0	N.D. d	N.D. d
10)	cis-Chlor...	0.000	0.000	0	0	N.D. d	N.D. d
11)	Endosulfa...	0.000	0.000	0	0	N.D. d	N.D. d
12)	4,4'-DDE	0.000	0.000	0	0	N.D. d	N.D. d
13)	Dieldrin	0.000	0.000	0	0	N.D. d	N.D. d
14)	Endrin	0.000	0.000	0	0	N.D. d	N.D. d
15)	4,4'-DDD	0.000	0.000	0	0	N.D. d	N.D. d
16)	Endosulfa...	0.000	0.000	0	0	N.D. d	N.D. d
17)	4,4'-DDT	0.000	0.000	0	0	N.D. d	N.D. d
18)	Endrin Al...	0.000	0.000	0	0	N.D. d	N.D. d
19)	Endosulfa...	0.000	0.000	0	0	N.D. d	N.D. d
20)	Methoxychlor	0.000	0.000	0	0	N.D. d	N.D. d
21)	Endrin Ke...	0.000	0.000	0	0	N.D. d	N.D. d
23)	Hexachlor...	0.000	0.000	0	0	N.D. d	N.D. d
24)	Hexachlor...	0.000	0.000	0	0	N.D. d	N.D. d
25)	Oxychlordane	0.000	0.000	0	0	N.D. d	N.D. d
26)	2,4'-DDE	0.000	0.000	0	0	N.D. d	N.D. d
27)	trans-Non...	0.000	0.000	0	0	N.D. d	N.D. d
28)	2,4'-DDD	0.000	0.000	0	0	N.D. d	N.D. d

Quantitation Report (QT Reviewed)

Data Path : C:\msdchem\1\data\2020-02\0B25043\
Data File : ECD5-02252030.D
Signal(s) : Signal #1: ECD1A.CH Signal #2: ECD2B.CH
Acq On : 25 Feb 2020 20:39
Operator : MJB
Sample : 0B25043-CALJ
Misc : A20B333, CHLOR 10 ppb
ALS Vial : 25 (Sig #1); 0 (Sig #2) Sample Multiplier: 1

Integration File signal 1: PEST1.e
Integration File signal 2: PEST2.e
Quant Time: Feb 26 15:00:16 2020
Quant Method : C:\msdchem\1\methods\ECD5_QUANTPEST_200225.M
Quant Title : Instrument: DualECD5
QLast Update : Wed Feb 26 14:59:35 2020
Response via : Initial Calibration
Integrator: ChemStation 6890 Scale Mode: Small noise peaks clipped

Volume Inj. : 2uL
Signal #1 Phase : Rtx-CLPesticides Signal #2 Phase: Rtx-CLPesticides2
Signal #1 Info : 30m X 0.32mm X 0. Signal #2 Info : 30m X 0.32mm X 0.25um

	Compound	RT#1	RT#2	Resp#1	Resp#2	ng/mL	ng/mL
29)	2,4'-DDT	0.000	0.000	0	0	N.D. d	N.D. d
30)	cis-Nonac...	0.000	0.000	0	0	N.D. d	N.D. d
31)	Mirex	0.000	0.000	0	0	N.D. d	N.D. d
32)	Chlordane...	7.492	8.197	260129	409106	11.087	10.518
33)	Chlordane...	7.585	8.305	290821	355505	10.091	11.076
34)	Chlordane...	8.136	8.970	78700	117072	10.345	11.026
35)	Chlordane...	0.000	0.000	0	0	N.D. d	N.D. d
36)	Toxaphene...	0.000	0.000	0	0	N.D. d	N.D. d
37)	Toxaphene...	0.000	0.000	0	0	N.D. d	N.D. d
38)	Toxaphene...	0.000	0.000	0	0	N.D. d	N.D. d
39)	Toxaphene...	0.000	0.000	0	0	N.D. d	N.D. d
40)	Toxaphene...	0.000	0.000	0	0	N.D. d	N.D. d
41)	Toxaphene...	0.000	0.000	0	0	N.D. d	N.D. d
42)	Toxaphene...	0.000	0.000	0	0	N.D. d	N.D. d

(f)=RT Delta > 1/2 Window (#)=Amounts differ by > 25% (m)=manual int.

Quantitation Report (QT Reviewed)

Data Path : C:\msdchem\1\data\2020-02\0B25043\
Data File : ECD5-02252030.D
Signal(s) : Signal #1: ECD1A.CH Signal #2: ECD2B.CH
Acq On : 25 Feb 2020 20:39
Operator : MJB
Sample : 0B25043-CALJ
Misc : A20B333, CHLOR 10 ppb
ALS Vial : 25 (Sig #1); 0 (Sig #2) Sample Multiplier: 1

Integration File signal 1: PEST1.e
Integration File signal 2: PEST2.e
Quant Time: Feb 26 15:00:16 2020
Quant Method : C:\msdchem\1\methods\ECD5_QUANTPEST_200225.M
Quant Title : Instrument: DualECD5
QLast Update : Wed Feb 26 14:59:35 2020
Response via : Initial Calibration
Integrator: ChemStation 6890 Scale Mode: Small noise peaks clipped

Volume Inj. : 2uL
Signal #1 Phase : Rtx-CLPesticides Signal #2 Phase: Rtx-CLPesticides2
Signal #1 Info : 30m X 0.32mm X 0. Signal #2 Info : 30m X 0.32mm X 0.25um

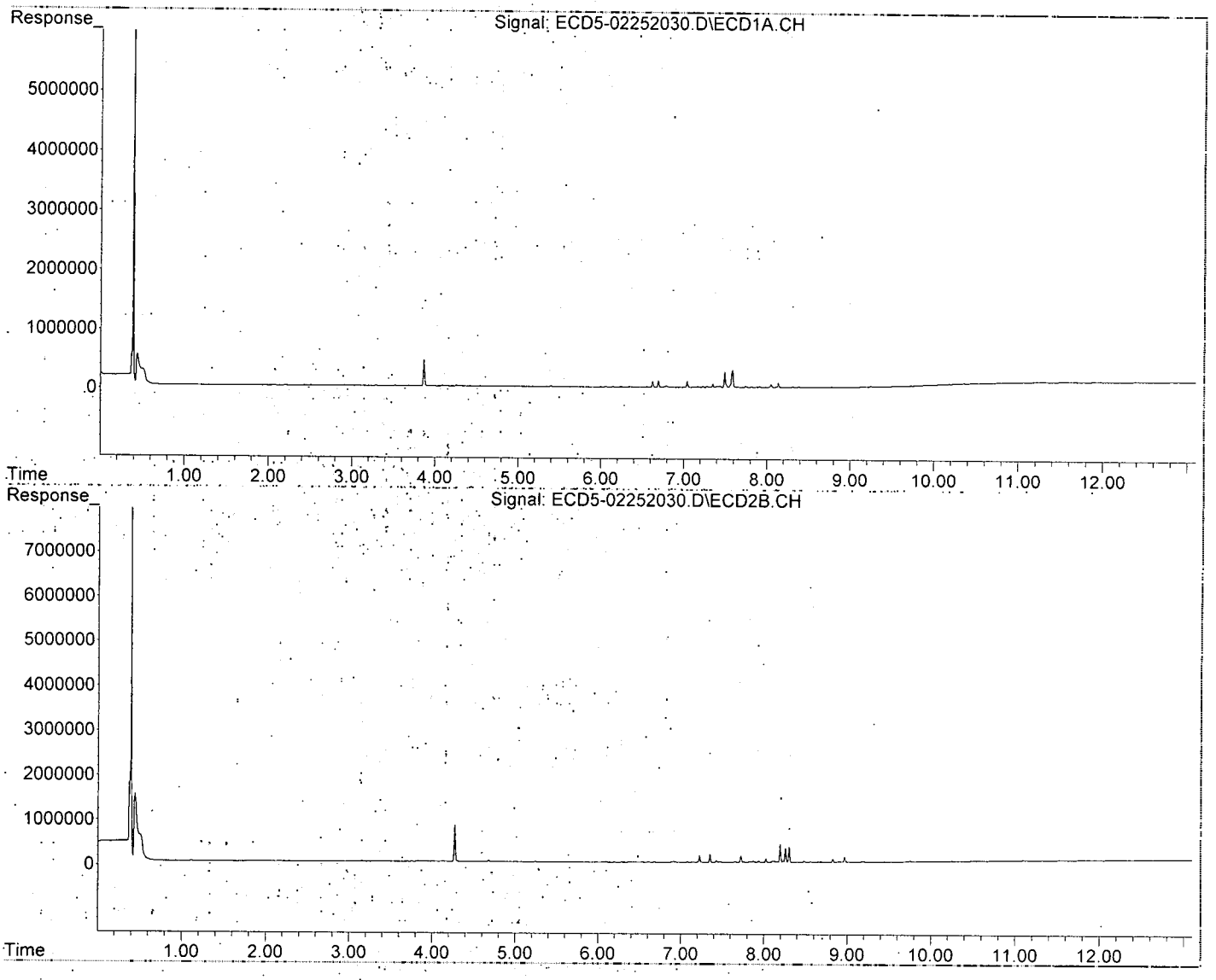

Quantitation Report (QT Reviewed)

Data Path : C:\msdchem\1\data\2020-02\0B25043\
Data File : ECD5-02252031.D
Signal(s) : Signal #1: ECD1A.CH Signal #2: ECD2B.CH
Acq On : 25 Feb 2020 20:56
Operator : MJB
Sample : 0B25043-CALK
Misc : A19K307, CHLOR 50 ppb
ALS Vial : 26 (Sig #1), 0 (Sig #2) Sample Multiplier: 1

Integration File signal 1: PEST1.e
Integration File signal 2: PEST2.e
Quant Time: Feb 26 15:00:47 2020
Quant Method : C:\msdchem\1\methods\ECD5_QUANTPEST_200225.M
Quant Title : Instrument: DualECD5
QLast Update : Wed Feb 26 14:59:35 2020
Response via : Initial Calibration
Integrator: ChemStation 6890 Scale Mode: Small noise peaks clipped

MJB 4/26/20

Volume Inj. : 2uL
Signal #1 Phase : Rtx-CLPesticides Signal #2 Phase: Rtx-CLPesticides2
Signal #1 Info : 30m X 0.32mm X 0. Signal #2 Info : 30m X 0.32mm X 0.25um

	Compound	RT#1	RT#2	Resp#1	Resp#2	ng/mL	ng/mL
	System Monitoring Compounds						
1)	S TCMX (S)	0.000	0.000	0	0	N.D. d	N.D. d
22)	S DCBP (S)	0.000	0.000	0	0	N.D. d	N.D. d
	Target Compounds						
2)	a-BHC	0.000	0.000	0	0	N.D. d	N.D. d
3)	g-BHC	0.000	0.000	0	0	N.D. d	N.D. d
4)	b-BHC	0.000	0.000	0	0	N.D. d	N.D. d
5)	Heptachlor	0.000	0.000	0	0	N.D. d	N.D. d
6)	d-BHC	0.000	0.000	0	0	N.D. d	N.D. d
7)	Aldrin	0.000	0.000	0	0	N.D. d	N.D. d
8)	Heptachlo...	0.000	0.000	0	0	N.D. d	N.D. d
9)	trans-Chl...	0.000	0.000	0	0	N.D. d	N.D. d
10)	cis-Chlor...	0.000	0.000	0	0	N.D. d	N.D. d
11)	Endosulfa...	0.000	0.000	0	0	N.D. d	N.D. d
12)	4,4'-DDE	0.000	0.000	0	0	N.D. d	N.D. d
13)	Dieldrin	0.000	0.000	0	0	N.D. d	N.D. d
14)	Endrin	0.000	0.000	0	0	N.D. d	N.D. d
15)	4,4'-DDD	0.000	0.000	0	0	N.D. d	N.D. d
16)	Endosulfa...	0.000	0.000	0	0	N.D. d	N.D. d
17)	4,4'-DDT	0.000	0.000	0	0	N.D. d	N.D. d
18)	Endrin Al...	0.000	0.000	0	0	N.D. d	N.D. d
19)	Endosulfa...	0.000	0.000	0	0	N.D. d	N.D. d
20)	Methoxychlor	0.000	0.000	0	0	N.D. d	N.D. d
21)	Endrin Ke...	0.000	0.000	0	0	N.D. d	N.D. d
23)	Hexachlor...	0.000	0.000	0	0	N.D. d	N.D. d
24)	Hexachlor...	0.000	0.000	0	0	N.D. d	N.D. d
25)	Oxychlordane	0.000	0.000	0	0	N.D. d	N.D. d
26)	2,4'-DDE	0.000	0.000	0	0	N.D. d	N.D. d
27)	trans-Non...	0.000	0.000	0	0	N.D. d	N.D. d
28)	2,4'-DDD	0.000	0.000	0	0	N.D. d	N.D. d

Quantitation Report (QT Reviewed)

Data Path : C:\msdchem\1\data\2020-02\0B25043\
Data File : ECD5-02252031.D
Signal(s) : Signal #1: ECD1A.CH Signal #2: ECD2B.CH
Acq On : 25 Feb 2020 20:56
Operator : MJB
Sample : 0B25043-CALK
Misc : A19K307, CHLOR 50 ppb
ALS Vial : 26 (Sig #1), 0 (Sig #2) Sample Multiplier: 1

Integration File signal 1: PEST1.e
Integration File signal 2: PEST2.e
Quant Time: Feb 26 15:00:47 2020
Quant Method : C:\msdchem\1\methods\ECD5_QUANTPEST_200225.M
Quant Title : Instrument: DualECD5
QLast Update : Wed Feb 26 14:59:35 2020
Response via : Initial Calibration
Integrator: ChemStation 6890 Scale Mode: Small noise peaks clipped

Volume Inj. : 2uL
Signal #1 Phase : Rtx-CLPesticides Signal #2 Phase: Rtx-CLPesticides2
Signal #1 Info : 30m X 0.32mm X 0. Signal #2 Info : 30m X 0.32mm X 0.25um

	Compound	RT#1	RT#2	Resp#1	Resp#2	ng/mL	ng/mL
29)	2,4'-DDT	0.000	0.000	0	0	N.D. d	N.D. d
30)	cis-Nonac...	0.000	0.000	0	0	N.D. d	N.D. d
31)	Mirex	0.000	0.000	0	0	N.D. d	N.D. d
32)	Chlordane...	7.491	8.197	1219372	1979615	51.973	50.894
33)	Chlordane...	7.584	8.305	1365879	1627418	47.392	50.702
34)	Chlordane...	8.136	8.970	363557	503081	47.789	47.381
35)	Chlordane...	0.000	0.000	0	0	N.D. d	N.D. d
36)	Toxaphene...	0.000	0.000	0	0	N.D. d	N.D. d
37)	Toxaphene...	0.000	0.000	0	0	N.D. d	N.D. d
38)	Toxaphene...	0.000	0.000	0	0	N.D. d	N.D. d
39)	Toxaphene...	0.000	0.000	0	0	N.D. d	N.D. d
40)	Toxaphene...	0.000	0.000	0	0	N.D. d	N.D. d
41)	Toxaphene...	0.000	0.000	0	0	N.D. d	N.D. d
42)	Toxaphene...	0.000	0.000	0	0	N.D. d	N.D. d

(f)=RT Delta > 1/2 Window (#)=Amounts differ by > 25% (m)=manual int.

Quantitation Report (QT Reviewed)

Data Path : C:\msdchem\1\data\2020-02\0B25043\
Data File : ECD5-02252031.D
Signal(s) : Signal #1: ECD1A.CH Signal #2: ECD2B.CH
Acq On : 25 Feb 2020 20:56
Operator : MJB
Sample : 0B25043-CALK
Misc : A19K307, CHLOR 50 ppb
ALS Vial : 26 (Sig #1), 0 (Sig #2) Sample Multiplier: 1

Integration File signal 1: PEST1.e
Integration File signal 2: PEST2.e
Quant Time: Feb 26 15:00:47 2020
Quant Method : C:\msdchem\1\methods\ECD5_QUANTPEST_200225.M
Quant Title : Instrument: DualECD5
QLast Update : Wed Feb 26 14:59:35 2020
Response via : Initial Calibration
Integrator: ChemStation 6890 Scale Mode: Small noise peaks clipped

Volume Inj. : 2uL
Signal #1 Phase : Rtx-CLPesticides Signal #2 Phase: Rtx-CLPesticides2
Signal #1 Info : 30m X 0.32mm X 0. Signal #2 Info : 30m X 0.32mm X 0.25um

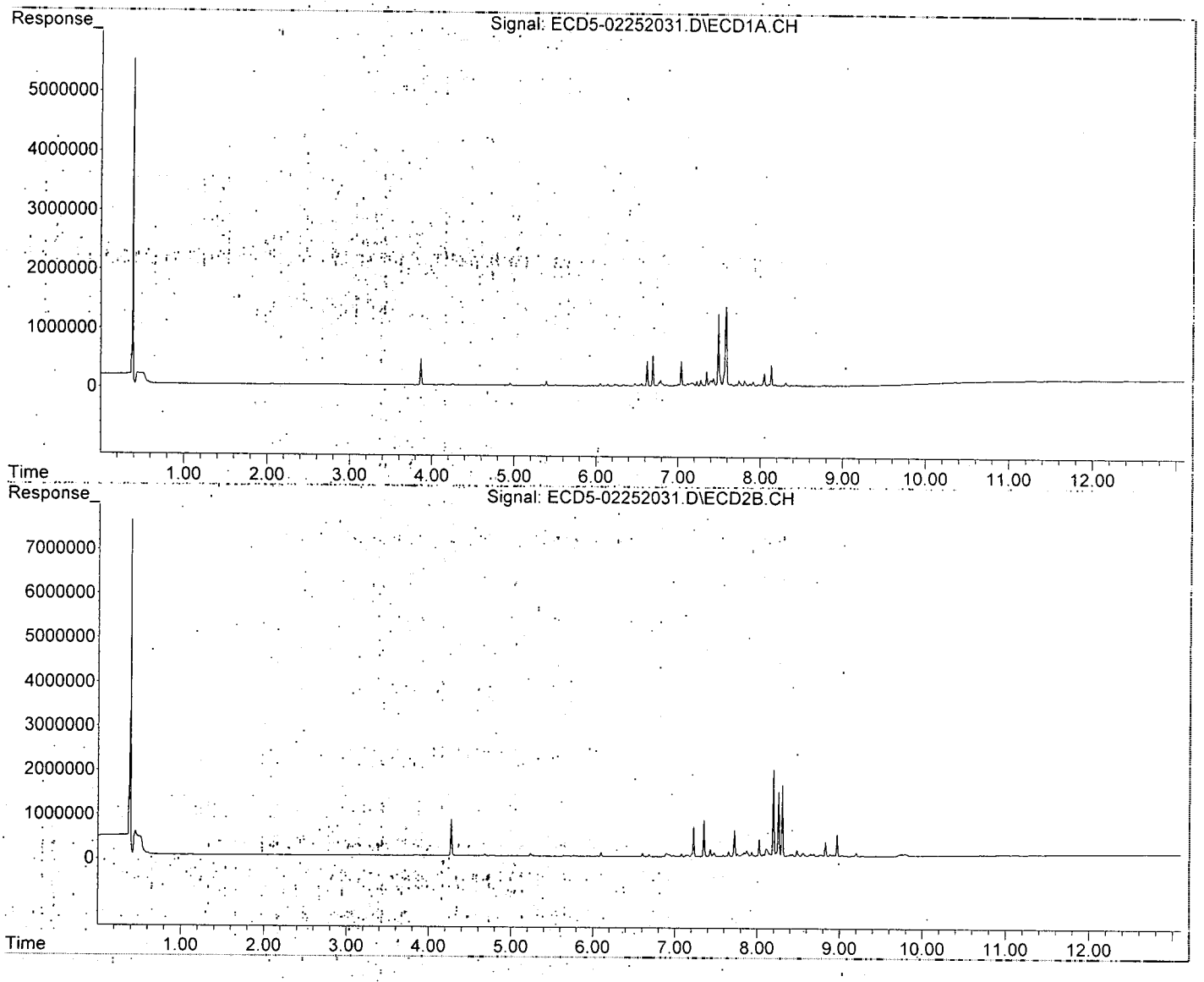

Quantitation Report (QT Reviewed)

Data Path : C:\msdchem\1\data\2020-02\0B25043\
Data File : ECD5-02252032.D
Signal(s) : Signal #1: ECD1A.CH Signal #2: ECD2B.CH
Acq On : 25 Feb 2020 21:13
Operator : MJB
Sample : 0B25043-CALL
Misc : A19K308, CHLOR 100 ppb
ALS Vial : 27 (Sig #1); 0 (Sig #2) Sample Multiplier: 1

Integration File signal 1: PEST1.e
Integration File signal 2: PEST2.e
Quant Time: Feb 26 15:01:22 2020
Quant Method : C:\msdchem\1\methods\ECD5_QUANTPEST_200225.M
Quant Title : Instrument: DualECD5
QLast Update : Wed Feb 26 14:59:35 2020
Response via : Initial Calibration
Integrator: ChemStation 6890 Scale Mode: Small noise peaks clipped

MJB 2/26/20

Volume Inj. : 2uL
Signal #1 Phase : Rtx-CLPesticides Signal #2 Phase: Rtx-CLPesticides2
Signal #1 Info : 30m X 0.32mm X 0. Signal #2 Info : 30m X 0.32mm X 0.25um

	Compound	RT#1	RT#2	Resp#1	Resp#2	ng/mL	ng/mL
	System Monitoring Compounds						
1)	S TCMX (S)	0.000	0.000	0	0	N.D. d	N.D. d
22)	S DCBP (S)	0.000	0.000	0	0	N.D. d	N.D. d
	Target Compounds						
2)	a-BHC	0.000	0.000	0	0	N.D. d	N.D. d
3)	g-BHC	0.000	0.000	0	0	N.D. d	N.D. d
4)	b-BHC	0.000	0.000	0	0	N.D. d	N.D. d
5)	Heptachlor	0.000	0.000	0	0	N.D. d	N.D. d
6)	d-BHC	0.000	0.000	0	0	N.D. d	N.D. d
7)	Aldrin	0.000	0.000	0	0	N.D. d	N.D. d
8)	Heptachlo...	0.000	0.000	0	0	N.D. d	N.D. d
9)	trans-Chl...	0.000	0.000	0	0	N.D. d	N.D. d
10)	cis-Chlor...	0.000	0.000	0	0	N.D. d	N.D. d
11)	Endosulfa...	0.000	0.000	0	0	N.D. d	N.D. d
12)	4,4'-DDE	0.000	0.000	0	0	N.D. d	N.D. d
13)	Dieldrin	0.000	0.000	0	0	N.D. d	N.D. d
14)	Endrin	0.000	0.000	0	0	N.D. d	N.D. d
15)	4,4'-DDD	0.000	0.000	0	0	N.D. d	N.D. d
16)	Endosulfa...	0.000	0.000	0	0	N.D. d	N.D. d
17)	4,4'-DDT	0.000	0.000	0	0	N.D. d	N.D. d
18)	Endrin Al...	0.000	0.000	0	0	N.D. d	N.D. d
19)	Endosulfa...	0.000	0.000	0	0	N.D. d	N.D. d
20)	Methoxychlor	0.000	0.000	0	0	N.D. d	N.D. d
21)	Endrin Ke...	0.000	0.000	0	0	N.D. d	N.D. d
23)	Hexachlor...	0.000	0.000	0	0	N.D. d	N.D. d
24)	Hexachlor...	0.000	0.000	0	0	N.D. d	N.D. d
25)	Oxychlordane	0.000	0.000	0	0	N.D. d	N.D. d
26)	2,4'-DDE	0.000	0.000	0	0	N.D. d	N.D. d
27)	trans-Non...	0.000	0.000	0	0	N.D. d	N.D. d
28)	2,4'-DDD	0.000	0.000	0	0	N.D. d	N.D. d

Quantitation Report (QT Reviewed)

Data Path : C:\msdchem\1\data\2020-02\0B25043\
Data File : ECD5-02252032.D
Signal(s) : Signal #1: ECD1A.CH Signal #2: ECD2B.CH
Acq On : 25 Feb 2020 21:13
Operator : MJB
Sample : 0B25043-CALL
Misc : A19K308, CHLOR 100 ppb
ALS Vial : 27 (Sig #1); 0 (Sig #2) Sample Multiplier: 1

Integration File signal 1: PEST1.e
Integration File signal 2: PEST2.e
Quant Time: Feb 26 15:01:22 2020
Quant Method : C:\msdchem\1\methods\ECD5_QUANTPEST_200225.M
Quant Title : Instrument: DualECD5
QLast Update : Wed Feb 26 14:59:35 2020
Response via : Initial Calibration
Integrator: ChemStation 6890 Scale Mode: Small noise peaks clipped

Volume Inj. : 2uL
Signal #1 Phase : Rtx-CLPesticides Signal #2 Phase: Rtx-CLPesticides2
Signal #1 Info : 30m X 0.32mm X 0. Signal #2 Info : 30m X 0.32mm X 0.25um

	Compound	RT#1	RT#2	Resp#1	Resp#2	ng/mL	ng/mL
29)	2,4'-DDT	0.000	0.000	0	0	N.D. d	N.D. d
30)	cis-Nonac...	0.000	0.000	0	0	N.D. d	N.D. d
31)	Mirex	0.000	0.000	0	0	N.D. d	N.D. d
32)	Chlordane...	7.490	8.196	2563682	4226014	109.271	108.646
33)	Chlordane...	7.584	8.304	2858046	3515911	99.166	109.537
34)	Chlordane...	8.135	8.969	778570	1045379	102.341	98.456
35)	Chlordane...	0.000	0.000	0	0	N.D. d	N.D. d
36)	Toxaphene...	0.000	0.000	0	0	N.D. d	N.D. d
37)	Toxaphene...	0.000	0.000	0	0	N.D. d	N.D. d
38)	Toxaphene...	0.000	0.000	0	0	N.D. d	N.D. d
39)	Toxaphene...	0.000	0.000	0	0	N.D. d	N.D. d
40)	Toxaphene...	0.000	0.000	0	0	N.D. d	N.D. d
41)	Toxaphene...	0.000	0.000	0	0	N.D. d	N.D. d
42)	Toxaphene...	0.000	0.000	0	0	N.D. d	N.D. d

(f)=RT Delta > 1/2 Window (#)=Amounts differ by > 25% (m)=manual int.

Quantitation Report (QT Reviewed)

Data Path : C:\msdchem\1\data\2020-02\0B25043\
Data File : ECD5-02252032.D
Signal(s) : Signal #1: ECD1A.CH Signal #2: ECD2B.CH
Acq On : 25 Feb 2020 21:13
Operator : MJB
Sample : 0B25043-CALL
Misc : A19K308, CHLOR 100 ppb
ALS Vial : 27 (Sig #1); 0 (Sig #2) Sample Multiplier: 1

Integration File signal 1: PEST1.e
Integration File signal 2: PEST2.e
Quant Time: Feb 26 15:01:22 2020
Quant Method : C:\msdchem\1\methods\ECD5_QUANTPEST_200225.M
Quant Title : Instrument: DualECD5
QLast Update : Wed Feb 26 14:59:35 2020
Response via : Initial Calibration
Integrator: ChemStation 6890 Scale Mode: Small noise peaks clipped

Volume Inj. : 2uL
Signal #1 Phase : Rtx-CLPesticides Signal #2 Phase: Rtx-CLPesticides2
Signal #1 Info : 30m X 0.32mm X 0. Signal #2 Info : 30m X 0.32mm X 0.25um

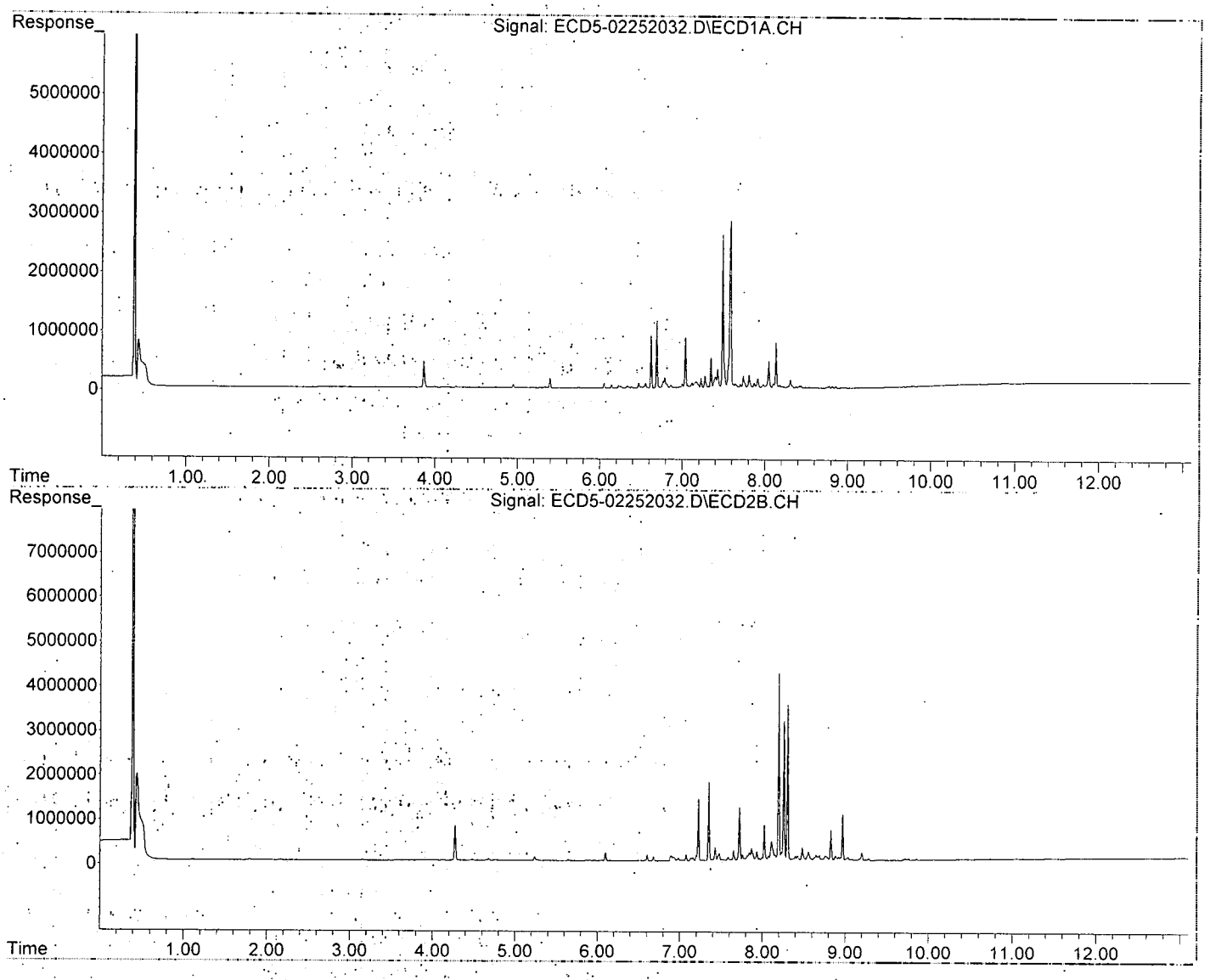

Quantitation Report (QT Reviewed)

Data Path : C:\msdchem\1\data\2020-02\0B25043\
Data File : ECD5-02252033.D
Signal(s) : Signal #1: ECD1A.CH Signal #2: ECD2B.CH
Acq On : 25 Feb 2020 21:30
Operator : MJB
Sample : 0B25043-CALM
Misc : A19K309, CHLOR 200 ppb
ALS Vial : 28 (Sig #1); 0 (Sig #2) Sample Multiplier: 1

Integration File signal 1: PEST1.e
Integration File signal 2: PEST2.e
Quant Time: Feb 26 15:01:52 2020
Quant Method : C:\msdchem\1\methods\ECD5_QUANTPEST_200225.M
Quant Title : Instrument: DualECD5
QLast Update : Wed Feb 26 14:59:35 2020
Response via : Initial Calibration
Integrator: ChemStation 6890 Scale Mode: Small noise peaks clipped

MJB 2/26/20

Volume Inj. : 2uL
Signal #1 Phase : Rtx-CLPesticides Signal #2 Phase: Rtx-CLPesticides2
Signal #1 Info : 30m X 0.32mm X 0. Signal #2 Info : 30m X 0.32mm X 0.25um

	Compound	RT#1	RT#2	Resp#1	Resp#2	ng/mL	ng/mL
	System Monitoring Compounds						
1)	S TCMX (S)	0.000	0.000	0	0	N.D. d	N.D. d
22)	S DCBP (S)	0.000	0.000	0	0	N.D. d	N.D. d
	Target Compounds						
2)	a-BHC	0.000	0.000	0	0	N.D. d	N.D. d
3)	g-BHC	0.000	0.000	0	0	N.D. d	N.D. d
4)	b-BHC	0.000	0.000	0	0	N.D. d	N.D. d
5)	Heptachlor	0.000	0.000	0	0	N.D. d	N.D. d
6)	d-BHC	0.000	0.000	0	0	N.D. d	N.D. d
7)	Aldrin	0.000	0.000	0	0	N.D. d	N.D. d
8)	Heptachlo...	0.000	0.000	0	0	N.D. d	N.D. d
9)	trans-Chl...	0.000	0.000	0	0	N.D. d	N.D. d
10)	cis-Chlor...	0.000	0.000	0	0	N.D. d	N.D. d
11)	Endosulfa...	0.000	0.000	0	0	N.D. d	N.D. d
12)	4,4'-DDE	0.000	0.000	0	0	N.D. d	N.D. d
13)	Dieldrin	0.000	0.000	0	0	N.D. d	N.D. d
14)	Endrin	0.000	0.000	0	0	N.D. d	N.D. d
15)	4,4'-DDD	0.000	0.000	0	0	N.D. d	N.D. d
16)	Endosulfa...	0.000	0.000	0	0	N.D. d	N.D. d
17)	4,4'-DDT	0.000	0.000	0	0	N.D. d	N.D. d
18)	Endrin Al...	0.000	0.000	0	0	N.D. d	N.D. d
19)	Endosulfa...	0.000	0.000	0	0	N.D. d	N.D. d
20)	Methoxychlor	0.000	0.000	0	0	N.D. d	N.D. d
21)	Endrin Ke...	0.000	0.000	0	0	N.D. d	N.D. d
23)	Hexachlor...	0.000	0.000	0	0	N.D. d	N.D. d
24)	Hexachlor...	0.000	0.000	0	0	N.D. d	N.D. d
25)	Oxychlordane	0.000	0.000	0	0	N.D. d	N.D. d
26)	2,4'-DDE	0.000	0.000	0	0	N.D. d	N.D. d
27)	trans-Non...	0.000	0.000	0	0	N.D. d	N.D. d
28)	2,4'-DDD	0.000	0.000	0	0	N.D. d	N.D. d

Quantitation Report (QT Reviewed)

Data Path : C:\msdchem\1\data\2020-02\0B25043\
Data File : ECD5-02252033.D
Signal(s) : Signal #1: ECD1A.CH Signal #2: ECD2B.CH
Acq On : 25 Feb 2020 21:30
Operator : MJB
Sample : 0B25043-CALM
Misc : A19K309, CHLOR 200 ppb
ALS Vial : 28 (Sig #1); 0 (Sig #2) Sample Multiplier: 1

Integration File signal 1: PEST1.e
Integration File signal 2: PEST2.e
Quant Time: Feb 26 15:01:52 2020
Quant Method : C:\msdchem\1\methods\ECD5_QUANTPEST_200225.M
Quant Title : Instrument: DualECD5
QLast Update : Wed Feb 26 14:59:35 2020
Response via : Initial Calibration
Integrator: ChemStation 6890 Scale Mode: Small noise peaks clipped

Volume Inj. : 2uL
Signal #1 Phase : Rtx-CLPesticides Signal #2 Phase: Rtx-CLPesticides2
Signal #1 Info : 30m X 0.32mm X 0. Signal #2 Info : 30m X 0.32mm X 0.25um

	Compound	RT#1	RT#2	Resp#1	Resp#2	ng/mL	ng/mL
29)	2,4'-DDT	0.000	0.000	0	0	N.D. d	N.D. d
30)	cis-Nonac...	0.000	0.000	0	0	N.D. d	N.D. d
31)	Mirex	0.000	0.000	0	0	N.D. d	N.D. d
32)	Chlordane...	7.491	8.196	4888024	8173427	208.341	210.130
33)	Chlordane...	7.584	8.305	5357870	6715049	185.903	209.205
34)	Chlordane...	8.136	8.969	1447050	2011818	190.211	189.477
35)	Chlordane...	0.000	0.000	0	0	N.D. d	N.D. d
36)	Toxaphene...	0.000	0.000	0	0	N.D. d	N.D. d
37)	Toxaphene...	0.000	0.000	0	0	N.D. d	N.D. d
38)	Toxaphene...	0.000	0.000	0	0	N.D. d	N.D. d
39)	Toxaphene...	0.000	0.000	0	0	N.D. d	N.D. d
40)	Toxaphene...	0.000	0.000	0	0	N.D. d	N.D. d
41)	Toxaphene...	0.000	0.000	0	0	N.D. d	N.D. d
42)	Toxaphene...	0.000	0.000	0	0	N.D. d	N.D. d

(f)=RT Delta > 1/2 Window (#)=Amounts differ by > 25% (m)=manual int.

Quantitation Report (QT Reviewed)

Data Path : C:\msdchem\1\data\2020-02\0B25043\
Data File : ECD5-02252033.D
Signal(s) : Signal #1: ECD1A.CH Signal #2: ECD2B.CH
Acq On : 25 Feb 2020 21:30
Operator : MJB
Sample : 0B25043-CALM
Misc : A19K309, CHLOR 200 ppb
ALS Vial : 28 (Sig #1), 0 (Sig #2) Sample Multiplier: 1

Integration File signal 1: PEST1.e
Integration File signal 2: PEST2.e
Quant Time: Feb 26 15:01:52 2020
Quant Method : C:\msdchem\1\methods\ECD5_QUANTPEST_200225.M
Quant Title : Instrument: DualECD5
QLast Update : Wed Feb 26 14:59:35 2020
Response via : Initial Calibration
Integrator: ChemStation 6890 Scale Mode: Small noise peaks clipped

Volume Inj. : 2uL
Signal #1 Phase : Rtx-CLPesticides Signal #2 Phase: Rtx-CLPesticides2
Signal #1 Info : 30m X 0.32mm X 0. Signal #2 Info : 30m X 0.32mm X 0.25um

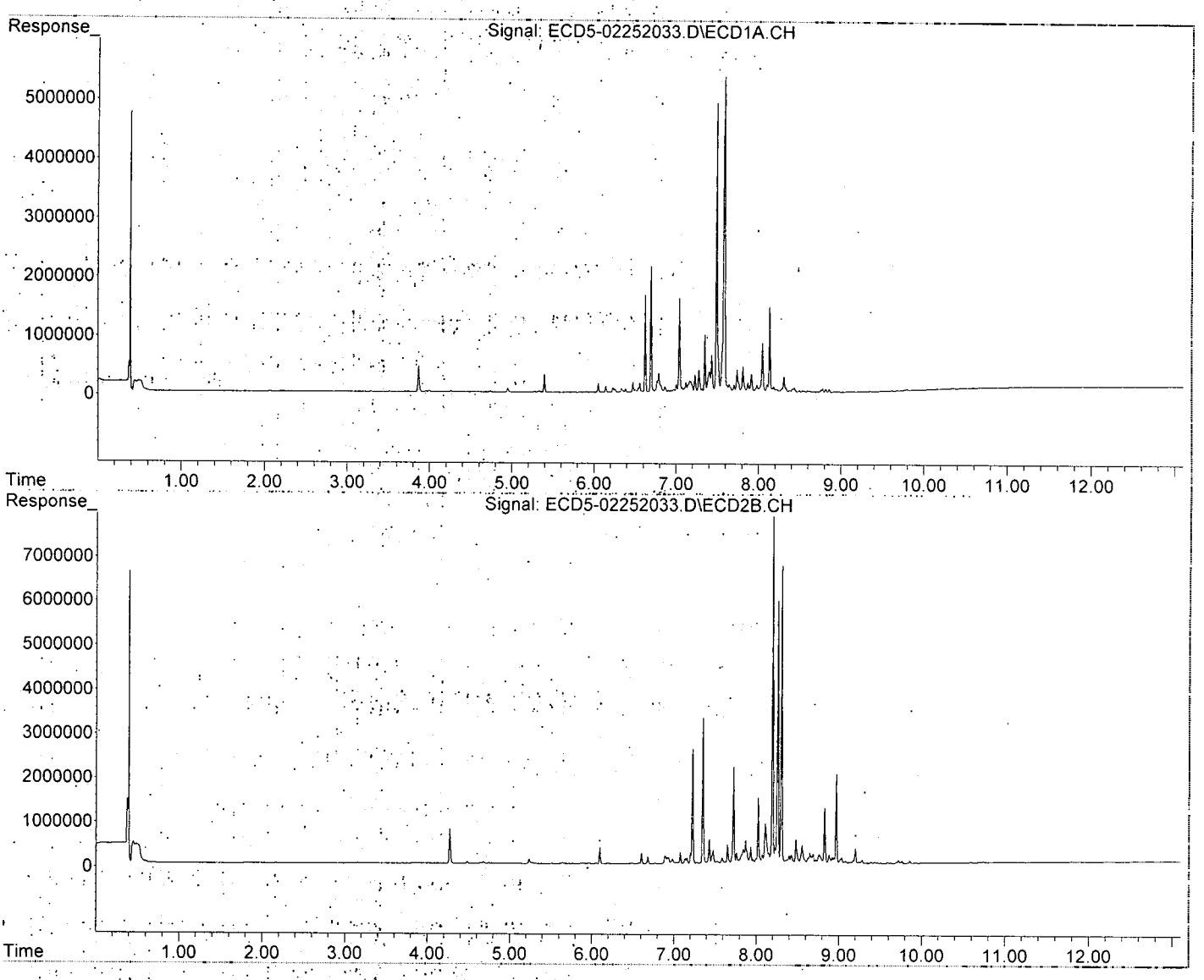

Quantitation Report (QT Reviewed)

Data Path : C:\msdchem\1\data\2020-02\0B25043\
Data File : ECD5-02252034.D
Signal(s) : Signal #1: ECD1A.CH Signal #2: ECD2B.CH
Acq On : 25 Feb 2020 21:47
Operator : MJB
Sample : 0B25043-CALN
Misc : A19K310, CHLOR 500 ppb
ALS Vial : 29 (Sig #1); 0 (Sig #2) Sample Multiplier: 1

Integration File signal 1: PEST1.e
Integration File signal 2: PEST2.e
Quant Time: Feb 26 14:59:27 2020
Quant Method : C:\msdchem\1\methods\ECD5_QUANTPEST_200225.M
Quant Title : Instrument: DualECD5
QLast Update : Wed Feb 26 14:49:58 2020
Response via : Initial Calibration
Integrator: ChemStation 6890 Scale Mode: Small noise peaks clipped

MJB 2/26/20

Volume Inj. : 2uL
Signal #1 Phase : Rtx-CLPesticides Signal #2 Phase: Rtx-CLPesticides2
Signal #1 Info : 30m X 0.32mm X 0. Signal #2 Info : 30m X 0.32mm X 0.25um

	Compound	RT#1	RT#2	Resp#1	Resp#2	ng/mL	ng/mL
	System Monitoring Compounds						
1)	S TCMX (S)	0.000	0.000	0	0	N.D. d	N.D. d
22)	S DCBP (S)	0.000	0.000	0	0	N.D. d	N.D. d
	Target Compounds						
2)	a-BHC	0.000	0.000	0	0	N.D. d	N.D. d
3)	g-BHC	0.000	0.000	0	0	N.D. d	N.D. d
4)	b-BHC	0.000	0.000	0	0	N.D. d	N.D. d
5)	Heptachlor	0.000	0.000	0	0	N.D. d	N.D. d
6)	d-BHC	0.000	0.000	0	0	N.D. d	N.D. d
7)	Aldrin	0.000	0.000	0	0	N.D. d	N.D. d
8)	Heptachlo...	0.000	0.000	0	0	N.D. d	N.D. d
9)	trans-Chl...	0.000	0.000	0	0	N.D. d	N.D. d
10)	cis-Chlor...	0.000	0.000	0	0	N.D. d	N.D. d
11)	Endosulfa...	0.000	0.000	0	0	N.D. d	N.D. d
12)	4,4'-DDE	0.000	0.000	0	0	N.D. d	N.D. d
13)	Dieldrin	0.000	0.000	0	0	N.D. d	N.D. d
14)	Endrin	0.000	0.000	0	0	N.D. d	N.D. d
15)	4,4'-DDD	0.000	0.000	0	0	N.D. d	N.D. d
16)	Endosulfa...	0.000	0.000	0	0	N.D. d	N.D. d
17)	4,4'-DDT	0.000	0.000	0	0	N.D. d	N.D. d
18)	Endrin Al...	0.000	0.000	0	0	N.D. d	N.D. d
19)	Endosulfa...	0.000	0.000	0	0	N.D. d	N.D. d
20)	Methoxychlor	0.000	0.000	0	0	N.D. d	N.D. d
21)	Endrin Ke...	0.000	0.000	0	0	N.D. d	N.D. d
23)	Hexachlor...	0.000	0.000	0	0	N.D. d	N.D. d
24)	Hexachlor...	0.000	0.000	0	0	N.D. d	N.D. d
25)	Oxychlordane	0.000	0.000	0	0	N.D. d	N.D. d
26)	2,4'-DDE	0.000	0.000	0	0	N.D. d	N.D. d
27)	trans-Non...	0.000	0.000	0	0	N.D. d	N.D. d
28)	2,4'-DDD	0.000	0.000	0	0	N.D. d	N.D. d

Quantitation Report (QT Reviewed)

Data Path : C:\msdchem\1\data\2020-02\0B25043\
Data File : ECD5-02252034.D
Signal(s) : Signal #1: ECD1A.CH Signal #2: ECD2B.CH
Acq On : 25 Feb 2020 21:47
Operator : MJB
Sample : 0B25043-CALN
Misc : A19K310, CHLOR 500 ppb
ALS Vial : 29 (Sig #1); 0 (Sig #2) Sample Multiplier: 1

Integration File signal 1: PEST1.e
Integration File signal 2: PEST2.e
Quant Time: Feb 26 14:59:27 2020
Quant Method : C:\msdchem\1\methods\ECD5_QUANTPEST_200225.M
Quant Title : Instrument: DualECD5
QLast Update : Wed Feb 26 14:49:58 2020
Response via : Initial Calibration
Integrator: ChemStation 6890 Scale Mode: Small noise peaks clipped

Volume Inj. : 2uL
Signal #1 Phase : Rtx-CLPesticides Signal #2 Phase: Rtx-CLPesticides2
Signal #1 Info : 30m X 0.32mm X 0. Signal #2 Info : 30m X 0.32mm X 0.25um

	Compound	RT#1	RT#2	Resp#1	Resp#2	ng/mL	ng/mL
29)	2,4'-DDT	0.000	0.000	0	0	N.D. d	N.D. d
30)	cis-Nonac...	0.000	0.000	0	0	N.D. d	N.D. d
31)	Mirex	0.000	0.000	0	0	N.D. d	N.D. d
32)	Chlordane...	7.490	8.196	11720316	20498002	499.553	526.982
33)	Chlordane...	7.584	8.304	13155669	16887593	456.465	526.127
34)	Chlordane...	8.135	8.969	3598451	5110139	473.008	481.284
35)	Chlordane...	0.000	0.000	0	0	N.D. d	N.D. d
36)	Toxaphene...	0.000	0.000	0	0	N.D. d	N.D. d
37)	Toxaphene...	0.000	0.000	0	0	N.D. d	N.D. d
38)	Toxaphene...	0.000	0.000	0	0	N.D. d	N.D. d
39)	Toxaphene...	0.000	0.000	0	0	N.D. d	N.D. d
40)	Toxaphene...	0.000	0.000	0	0	N.D. d	N.D. d
41)	Toxaphene...	0.000	0.000	0	0	N.D. d	N.D. d
42)	Toxaphene...	0.000	0.000	0	0	N.D. d	N.D. d

(f)=RT Delta > 1/2 Window (#)=Amounts differ by > 25% (m)=manual int.

Quantitation Report (QT Reviewed)

Data Path : C:\msdchem\1\data\2020-02\0B25043\
Data File : ECD5-02252034.D
Signal(s) : Signal #1: ECD1A.CH Signal #2: ECD2B.CH
Acq On : 25 Feb 2020 21:47
Operator : MJB
Sample : 0B25043-CALN
Misc : A19K310, CHLOR 500 ppb
ALS Vial : 29 (Sig #1); 0 (Sig #2) Sample Multiplier: 1

Integration File signal 1: PEST1.e
Integration File signal 2: PEST2.e
Quant Time: Feb 26 14:59:27 2020
Quant Method : C:\msdchem\1\methods\ECD5_QUANTPEST_200225.M
Quant Title : Instrument: DualECD5
QLast Update : Wed Feb 26 14:49:58 2020
Response via : Initial Calibration
Integrator: ChemStation 6890 Scale Mode: Small noise peaks clipped

Volume Inj. : 2uL
Signal #1 Phase : Rtx-CLPesticides Signal #2 Phase: Rtx-CLPesticides2
Signal #1 Info : 30m X 0.32mm X 0. Signal #2 Info : 30m X 0.32mm X 0.25um

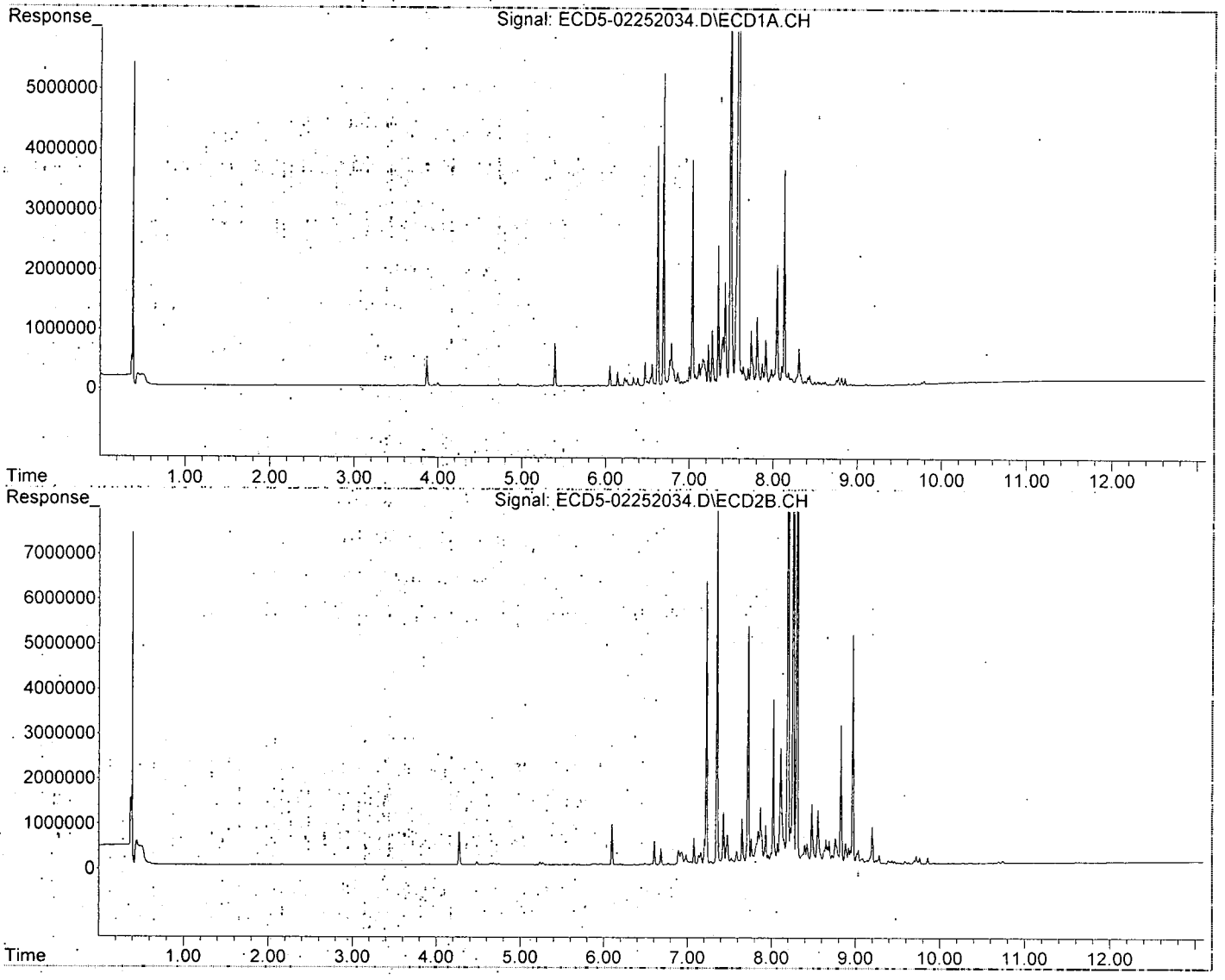

Quantitation Report (QT Reviewed)

Data Path : C:\msdchem\1\data\2020-02\0B25043\
Data File : ECD5-02252035.D
Signal(s) : Signal #1: ECD1A.CH Signal #2: ECD2B.CH
Acq On : 25 Feb 2020 22:04
Operator : MJB
Sample : 0B25043-CALO
Misc : A19K311, CHLOR 1000 ppb
ALS Vial : 30 (Sig #1); 0 (Sig #2) Sample Multiplier: 1

MB
U26122

Integration File signal 1: PEST1.e
Integration File signal 2: PEST2.e
Quant Time: Feb 26 15:02:27 2020
Quant Method : C:\msdchem\1\methods\ECD5_QUANTPEST_200225.M
Quant Title : Instrument: DualECD5
QLast Update : Wed Feb 26 14:59:35 2020
Response via : Initial Calibration
Integrator: ChemStation 6890 Scale Mode: Small noise peaks clipped

Volume Inj. : 2uL
Signal #1 Phase : Rtx-CLPesticides Signal #2 Phase: Rtx-CLPesticides2
Signal #1 Info : 30m X 0.32mm X 0. Signal #2 Info : 30m X 0.32mm X 0.25um

	Compound	RT#1	RT#2	Resp#1	Resp#2	ng/mL	ng/mL
	System Monitoring Compounds						
1)	S TCMX (S)	0.000	0.000	0	0	N.D. d	N.D. d
22)	S DCBP (S)	0.000	0.000	0	0	N.D. d	N.D. d
	Target Compounds						
2)	a-BHC	0.000	0.000	0	0	N.D. d	N.D. d
3)	g-BHC	0.000	0.000	0	0	N.D. d	N.D. d
4)	b-BHC	0.000	0.000	0	0	N.D. d	N.D. d
5)	Heptachlor	0.000	0.000	0	0	N.D. d	N.D. d
6)	d-BHC	0.000	0.000	0	0	N.D. d	N.D. d
7)	Aldrin	0.000	0.000	0	0	N.D. d	N.D. d
8)	Heptachlo...	0.000	0.000	0	0	N.D. d	N.D. d
9)	trans-Chl...	0.000	0.000	0	0	N.D. d	N.D. d
10)	cis-Chlor...	0.000	0.000	0	0	N.D. d	N.D. d
11)	Endosulfa...	0.000	0.000	0	0	N.D. d	N.D. d
12)	4,4'-DDE	0.000	0.000	0	0	N.D. d	N.D. d
13)	Dieldrin	0.000	0.000	0	0	N.D. d	N.D. d
14)	Endrin	0.000	0.000	0	0	N.D. d	N.D. d
15)	4,4'-DDD	0.000	0.000	0	0	N.D. d	N.D. d
16)	Endosulfa...	0.000	0.000	0	0	N.D. d	N.D. d
17)	4,4'-DDT	0.000	0.000	0	0	N.D. d	N.D. d
18)	Endrin Al...	0.000	0.000	0	0	N.D. d	N.D. d
19)	Endosulfa...	0.000	0.000	0	0	N.D. d	N.D. d
20)	Methoxychlor	0.000	0.000	0	0	N.D. d	N.D. d
21)	Endrin Ke...	0.000	0.000	0	0	N.D. d	N.D. d
23)	Hexachlor...	0.000	0.000	0	0	N.D. d	N.D. d
24)	Hexachlor...	0.000	0.000	0	0	N.D. d	N.D. d
25)	Oxychlordane	0.000	0.000	0	0	N.D. d	N.D. d
26)	2,4'-DDE	0.000	0.000	0	0	N.D. d	N.D. d
27)	trans-Non...	0.000	0.000	0	0	N.D. d	N.D. d
28)	2,4'-DDD	0.000	0.000	0	0	N.D. d	N.D. d

Data Path : C:\msdchem\1\data\2020-02\0B25043\
Data File : ECD5-02252035.D
Signal(s) : Signal #1: ECD1A.CH Signal #2: ECD2B.CH
Acq On : 25 Feb 2020 22:04
Operator : MJB
Sample : 0B25043-CALO
Misc : A19K311, CHLOR 1000 ppb
ALS Vial : 30 (Sig #1), 0 (Sig #2) Sample Multiplier: 1

Integration File signal 1: PEST1.e
Integration File signal 2: PEST2.e
Quant Time: Feb 26 15:02:27 2020
Quant Method : C:\msdchem\1\methods\ECD5_QUANTPEST_200225.M
Quant Title : Instrument: DualECD5
QLast Update : Wed Feb 26 14:59:35 2020
Response via : Initial Calibration
Integrator: ChemStation 6890 Scale Mode: Small noise peaks clipped

Volume Inj. : 2uL
Signal #1 Phase : Rtx-CLPesticides Signal #2 Phase: Rtx-CLPesticides2
Signal #1 Info : 30m X 0.32mm X 0. Signal #2 Info : 30m X 0.32mm X 0.25um

	Compound	RT#1	RT#2	Resp#1	Resp#2	ng/mL	ng/mL
29)	2,4'-DDT	0.000	0.000	0	0	N.D. d	N.D. d
30)	cis-Nonac...	0.000	0.000	0	0	N.D. d	N.D. d
31)	Mirex	0.000	0.000	0	0	N.D. d	N.D. d
32)	Chlordane...	7.490	8.197	24448288	43521903	1042.055	1118.903
33)	Chlordane...	7.584	8.305	26395147	35629558	915.838	1110.027
34)	Chlordane...	8.135	8.970	7358441	10775549	967.250	1014.864
35)	Chlordane...	0.000	0.000	0	0	N.D. d	N.D. d
36)	Toxaphene...	0.000	0.000	0	0	N.D. d	N.D. d
37)	Toxaphene...	0.000	0.000	0	0	N.D. d	N.D. d
38)	Toxaphene...	0.000	0.000	0	0	N.D. d	N.D. d
39)	Toxaphene...	0.000	0.000	0	0	N.D. d	N.D. d
40)	Toxaphene...	0.000	0.000	0	0	N.D. d	N.D. d
41)	Toxaphene...	0.000	0.000	0	0	N.D. d	N.D. d
42)	Toxaphene...	0.000	0.000	0	0	N.D. d	N.D. d

(f)=RT Delta > 1/2 Window (#)=Amounts differ by > 25% (m)=manual int.

Quantitation Report (QT Reviewed)

Data Path : C:\msdchem\1\data\2020-02\0B25043\
Data File : ECD5-02252035.D
Signal(s) : Signal #1: ECD1A.CH Signal #2: ECD2B.CH
Acq On : 25 Feb 2020 22:04
Operator : MJB
Sample : 0B25043-CALO
Misc : A19K311, CHLOR 1000 ppb
ALS Vial : 30 (Sig #1), 0 (Sig #2) Sample Multiplier: 1

Integration File signal 1: PEST1.e
Integration File signal 2: PEST2.e
Quant Time: Feb 26 15:02:27 2020
Quant Method : C:\msdchem\1\methods\ECD5_QUANTPEST_200225.M
Quant Title : Instrument: DualECD5
QLast Update : Wed Feb 26 14:59:35 2020
Response via : Initial Calibration
Integrator: ChemStation 6890 Scale Mode: Small noise peaks clipped

Volume Inj. : 2uL
Signal #1 Phase : Rtx-CLPesticides Signal #2 Phase: Rtx-CLPesticides2
Signal #1 Info : 30m X 0.32mm X.0. Signal #2 Info : 30m X 0.32mm X 0.25um

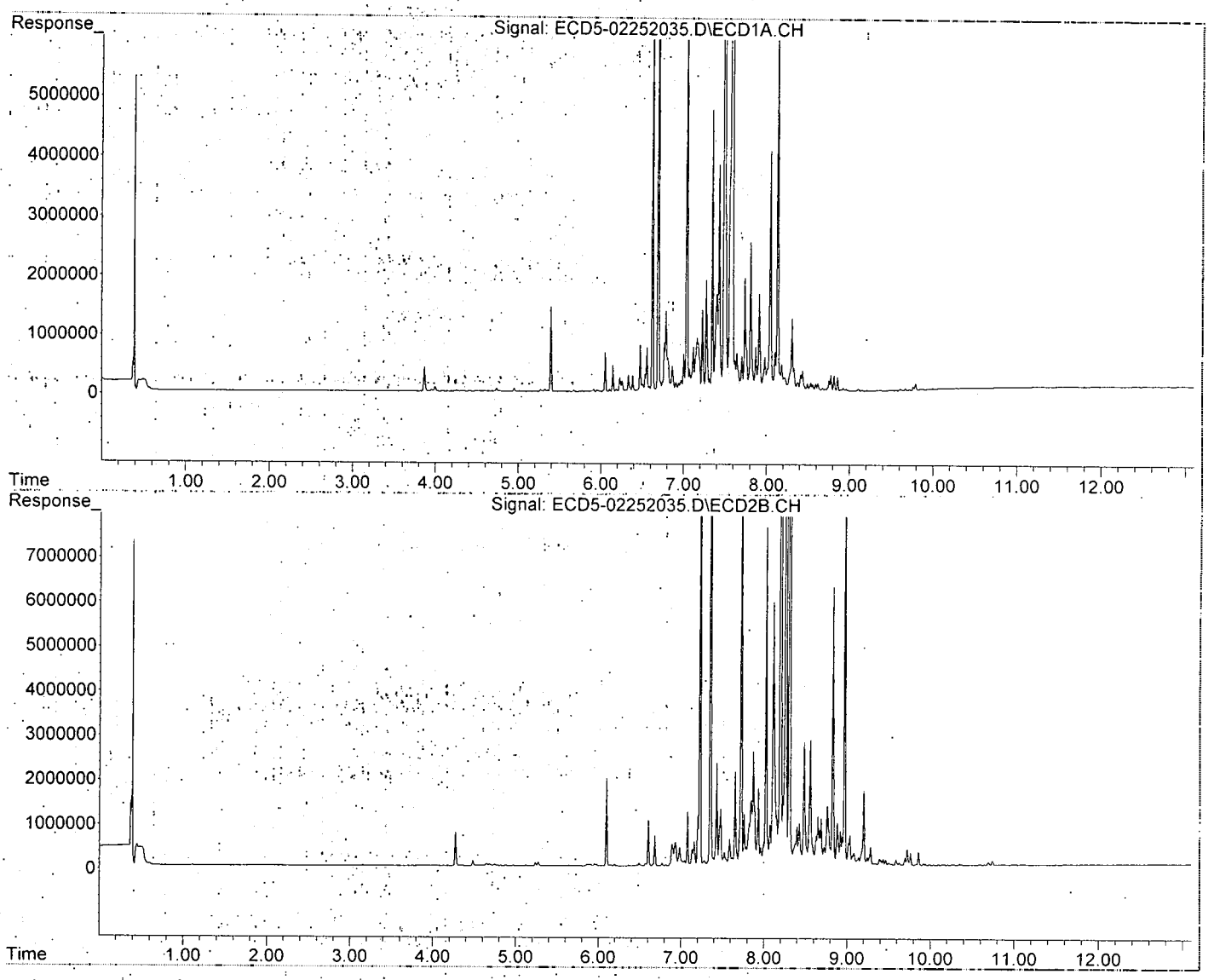

Quantitation Report (QT Reviewed)

Data Path : C:\msdchem\1\data\2020-02\0B25043\
Data File : ECD5-02252036.D
Signal(s) : Signal #1: ECD1A.CH Signal #2: ECD2B.CH
Acq On : 25 Feb 2020 22:22
Operator : MJB
Sample : 0B25043-CALP
Misc : A19K306, CHLOR 2000 ppb
ALS Vial : 31 (Sig #1); 0 (Sig #2) Sample Multiplier: 1

Integration File signal 1: PEST1.e
Integration File signal 2: PEST2.e
Quant Time: Feb 26 15:03:01 2020
Quant Method : C:\msdchem\1\methods\ECD5_QUANTPEST_200225.M
Quant Title : Instrument: DualECD5
QLast Update : Wed Feb 26 14:59:35 2020
Response via : Initial Calibration
Integrator: ChemStation 6890 Scale Mode: Small noise peaks clipped

Volume Inj. : 2uL
Signal #1 Phase : Rtx-CLPesticides Signal #2 Phase: Rtx-CLPesticides2
Signal #1 Info : 30m X 0.32mm X 0. Signal #2 Info : 30m X 0.32mm X 0.25um

	Compound	RT#1	RT#2	Resp#1	Resp#2	ng/mL	ng/mL
	System Monitoring Compounds						
1) S	TCMX (S)	0.000	0.000	0	0	N.D. d	N.D. d
22) S	DCBP (S)	0.000	0.000	0	0	N.D. d	N.D. d
	Target Compounds						
2)	a-BHC	0.000	0.000	0	0	N.D. d	N.D. d
3)	g-BHC	0.000	0.000	0	0	N.D. d	N.D. d
4)	b-BHC	0.000	0.000	0	0	N.D. d	N.D. d
5)	Heptachlor	0.000	0.000	0	0	N.D. d	N.D. d
6)	d-BHC	0.000	0.000	0	0	N.D. d	N.D. d
7)	Aldrin	0.000	0.000	0	0	N.D. d	N.D. d
8)	Heptachlo...	0.000	0.000	0	0	N.D. d	N.D. d
9)	trans-Chl...	0.000	0.000	0	0	N.D. d	N.D. d
10)	cis-Chlor...	0.000	0.000	0	0	N.D. d	N.D. d
11)	Endosulfa...	0.000	0.000	0	0	N.D. d	N.D. d
12)	4,4'-DDE	0.000	0.000	0	0	N.D. d	N.D. d
13)	Dieldrin	0.000	0.000	0	0	N.D. d	N.D. d
14)	Endrin	0.000	0.000	0	0	N.D. d	N.D. d
15)	4,4'-DDD	0.000	0.000	0	0	N.D. d	N.D. d
16)	Endosulfa...	0.000	0.000	0	0	N.D. d	N.D. d
17)	4,4'-DDT	0.000	0.000	0	0	N.D. d	N.D. d
18)	Endrin Al...	0.000	0.000	0	0	N.D. d	N.D. d
19)	Endosulfa...	0.000	0.000	0	0	N.D. d	N.D. d
20)	Methoxychlor	0.000	0.000	0	0	N.D. d	N.D. d
21)	Endrin Ke...	0.000	0.000	0	0	N.D. d	N.D. d
23)	Hexachlor...	0.000	0.000	0	0	N.D. d	N.D. d
24)	Hexachlor...	0.000	0.000	0	0	N.D. d	N.D. d
25)	Oxychlordane	0.000	0.000	0	0	N.D. d	N.D. d
26)	2,4'-DDE	0.000	0.000	0	0	N.D. d	N.D. d
27)	trans-Non...	0.000	0.000	0	0	N.D. d	N.D. d
28)	2,4'-DDD	0.000	0.000	0	0	N.D. d	N.D. d

Data Path : C:\msdchem\1\data\2020-02\0B25043\
Data File : ECD5-02252036.D
Signal(s) : Signal #1: ECD1A.CH Signal #2: ECD2B.CH
Acq On : 25 Feb 2020 22:22
Operator : MJB
Sample : 0B25043-CALP
Misc : A19K306, CHLOR 2000 ppb
ALS Vial : 31 (Sig #1); 0 (Sig #2) Sample Multiplier: 1

Integration File signal 1: PEST1.e
Integration File signal 2: PEST2.e
Quant Time: Feb 26 15:03:01 2020
Quant Method : C:\msdchem\1\methods\ECD5_QUANTPEST_200225.M
Quant Title : Instrument: DualECD5
QLast Update : Wed Feb 26 14:59:35 2020
Response via : Initial Calibration
Integrator: ChemStation 6890 Scale Mode: Small noise peaks clipped

Volume Inj. : 2uL
Signal #1 Phase : Rtx-CLPesticides Signal #2 Phase: Rtx-CLPesticides2
Signal #1 Info : 30m X 0.32mm X 0. Signal #2 Info : 30m X 0.32mm X 0.25um

	Compound	RT#1	RT#2	Resp#1	Resp#2	ng/mL	ng/mL
29)	2,4'-DDT	0.000	0.000	0	0	N.D. d	N.D. d
30)	cis-Nonac...	0.000	0.000	0	0	N.D. d	N.D. d
31)	Mirex	0.000	0.000	0	0	N.D. d	N.D. d
32)	Chlordane...	7.491	8.198	50643560	97852072	2158.571	2515.675
33)	Chlordane...	7.584	8.306	56582614	79169029	1963.259	2466.484 #
34)	Chlordane...	8.135	8.970	15479596	24178823	2034.757	2277.212
35)	Chlordane...	0.000	0.000	0	0	N.D. d	N.D. d
36)	Toxaphene...	0.000	0.000	0	0	N.D. d	N.D. d
37)	Toxaphene...	0.000	0.000	0	0	N.D. d	N.D. d
38)	Toxaphene...	0.000	0.000	0	0	N.D. d	N.D. d
39)	Toxaphene...	0.000	0.000	0	0	N.D. d	N.D. d
40)	Toxaphene...	0.000	0.000	0	0	N.D. d	N.D. d
41)	Toxaphene...	0.000	0.000	0	0	N.D. d	N.D. d
42)	Toxaphene...	0.000	0.000	0	0	N.D. d	N.D. d

(f)=RT Delta > 1/2 Window (#)=Amounts differ by > 25% (m)=manual int.

Quantitation Report (QT Reviewed)

Data Path : C:\msdchem\1\data\2020-02\0B25043\
Data File : ECD5-02252036.D
Signal(s) : Signal #1: ECD1A.CH Signal #2: ECD2B.CH
Acq On : 25 Feb 2020 22:22
Operator : MJB
Sample : 0B25043-CALP
Misc : A19K306, CHLOR 2000 ppb
ALS Vial : 31 (Sig #1); 0 (Sig #2) Sample Multiplier: 1

Integration File signal 1: PEST1.e
Integration File signal 2: PEST2.e
Quant Time: Feb 26 15:03:01 2020
Quant Method : C:\msdchem\1\methods\ECD5_QUANTPEST_200225.M
Quant Title : Instrument: DualECD5
QLast Update : Wed Feb 26 14:59:35 2020
Response via : Initial Calibration
Integrator: ChemStation 6890 Scale Mode: Small noise peaks clipped

Volume Inj. : 2uL
Signal #1 Phase : Rtx-CLPesticides Signal #2 Phase: Rtx-CLPesticides2
Signal #1 Info : 30m X 0.32mm X 0. Signal #2 Info : 30m X 0.32mm X 0.25um

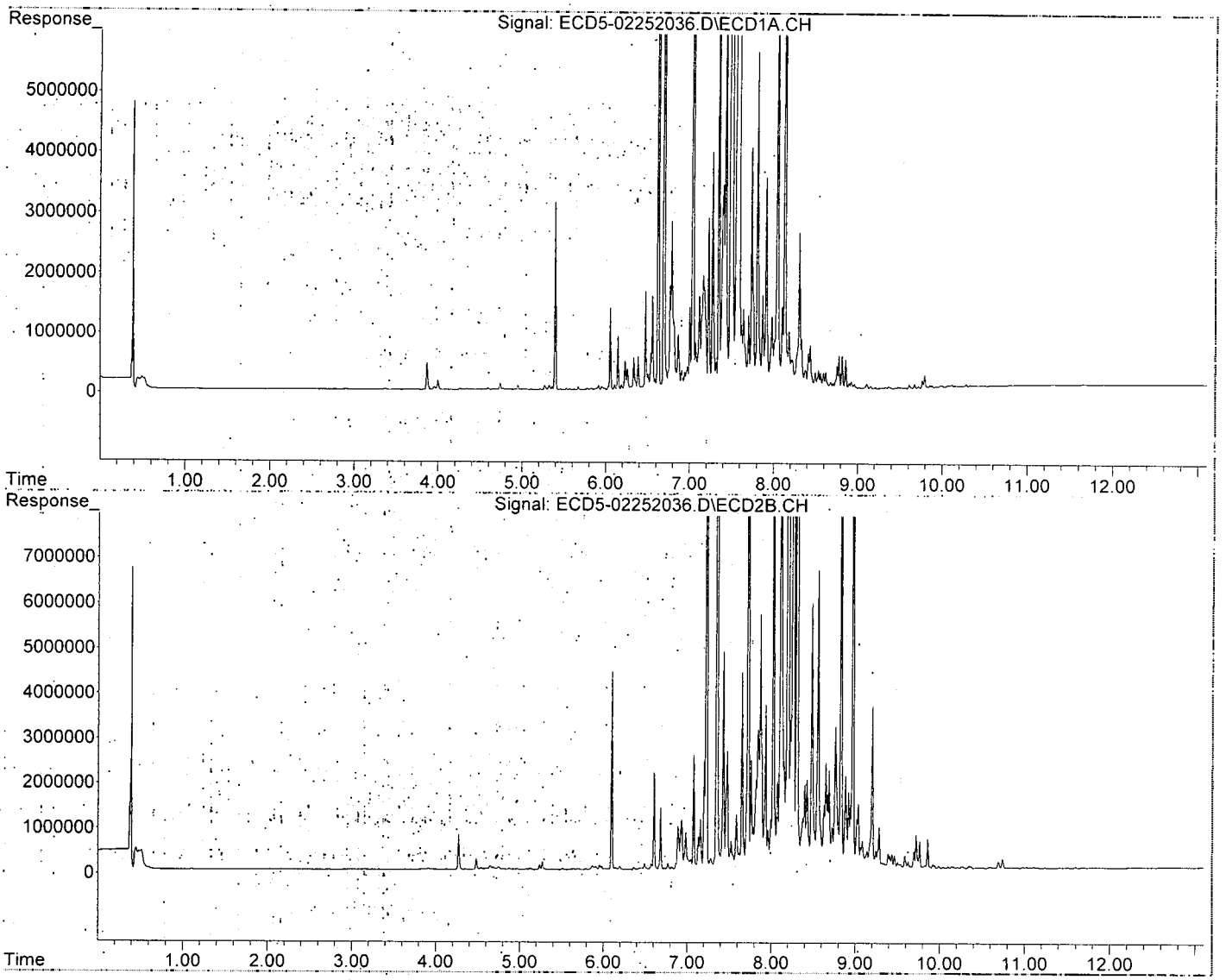

Quantitation Report (QT Reviewed)

Data Path : C:\msdchem\1\data\2020-02\0B25043\
Data File : ECD5-02252039.D
Signal(s) : Signal #1: ECD1A.CH Signal #2: ECD2B.CH
Acq On : 25 Feb 2020 23:13
Operator : MJB
Sample : 0B25043-CALQ
Misc : A20B334, TOX 10 ppb
ALS Vial : 33 (Sig #1); 0 (Sig #2) Sample Multiplier: 1

Integration File signal 1: PEST1.e
Integration File signal 2: PEST2.e
Quant Time: Feb 26 15:05:46 2020
Quant Method : C:\msdchem\1\methods\ECD5_QUANTPEST_200225.M
Quant Title : Instrument: DualECD5
QLast Update : Wed Feb 26 15:04:58 2020
Response via : Initial Calibration
Integrator: ChemStation 6890 Scale Mode: Small noise peaks clipped

MJB 2/26/20

Volume Inj. : 2uL
Signal #1 Phase : Rtx-CLPesticides Signal #2 Phase: Rtx-CLPesticides2
Signal #1 Info : 30m X 0.32mm X 0. Signal #2 Info : 30m X 0.32mm X 0.25um

	Compound	RT#1	RT#2	Resp#1	Resp#2	ng/mL	ng/mL
	System Monitoring Compounds						
1)	S TCMX (S)	0.000	0.000	0	0	N.D. d	N.D. d
22)	S DCBP (S)	0.000	0.000	0	0	N.D. d	N.D. d
	Target Compounds						
2)	a-BHC	0.000	0.000	0	0	N.D. d	N.D. d
3)	g-BHC	0.000	0.000	0	0	N.D. d	N.D. d
4)	b-BHC	0.000	0.000	0	0	N.D. d	N.D. d
5)	Heptachlor	0.000	0.000	0	0	N.D. d	N.D. d
6)	d-BHC	0.000	0.000	0	0	N.D. d	N.D. d
7)	Aldrin	0.000	0.000	0	0	N.D. d	N.D. d
8)	Heptachlo...	0.000	0.000	0	0	N.D. d	N.D. d
9)	trans-Chl...	0.000	0.000	0	0	N.D. d	N.D. d
10)	cis-Chlor...	0.000	0.000	0	0	N.D. d	N.D. d
11)	Endosulfa...	0.000	0.000	0	0	N.D. d	N.D. d
12)	4,4'-DDE	0.000	0.000	0	0	N.D. d	N.D. d
13)	Dieldrin	0.000	0.000	0	0	N.D. d	N.D. d
14)	Endrin	0.000	0.000	0	0	N.D. d	N.D. d
15)	4,4'-DDD	0.000	0.000	0	0	N.D. d	N.D. d
16)	Endosulfa...	0.000	0.000	0	0	N.D. d	N.D. d
17)	4,4'-DDT	0.000	0.000	0	0	N.D. d	N.D. d
18)	Endrin Al...	0.000	0.000	0	0	N.D. d	N.D. d
19)	Endosulfa...	0.000	0.000	0	0	N.D. d	N.D. d
20)	Methoxychlor	0.000	0.000	0	0	N.D. d	N.D. d
21)	Endrin Ke...	0.000	0.000	0	0	N.D. d	N.D. d
23)	Hexachlor...	0.000	0.000	0	0	N.D. d	N.D. d
24)	Hexachlor...	0.000	0.000	0	0	N.D. d	N.D. d
25)	Oxychlordane	0.000	0.000	0	0	N.D. d	N.D. d
26)	2,4'-DDE	0.000	0.000	0	0	N.D. d	N.D. d
27)	trans-Non...	0.000	0.000	0	0	N.D. d	N.D. d
28)	2,4'-DDD	0.000	0.000	0	0	N.D. d	N.D. d

Quantitation Report (QT Reviewed)

Data Path : C:\msdchem\1\data\2020-02\0B25043\
Data File : ECD5-02252039.D
Signal(s) : Signal #1: ECD1A.CH Signal #2: ECD2B.CH
Acq On : 25 Feb 2020 23:13
Operator : MJB
Sample : 0B25043-CALQ
Misc : A20B334, TOX 10 ppb
ALS Vial : 33 (Sig #1); 0 (Sig #2) Sample Multiplier: 1

Integration File signal 1: PEST1.e
Integration File signal 2: PEST2.e
Quant Time: Feb 26 15:05:46 2020
Quant Method : C:\msdchem\1\methods\ECD5_QUANTPEST_200225.M
Quant Title : Instrument: DualECD5
QLast Update : Wed Feb 26 15:04:58 2020
Response via : Initial Calibration
Integrator: ChemStation 6890 Scale Mode: Small noise peaks clipped

Volume Inj. : 2uL
Signal #1 Phase : Rtx-CLPesticides Signal #2 Phase: Rtx-CLPesticides2
Signal #1 Info : 30m X 0.32mm X 0. Signal #2 Info : 30m X 0.32mm X 0.25um

	Compound	RT#1	RT#2	Resp#1	Resp#2	ng/mL	ng/mL
29)	2,4'-DDT	0.000	0.000	0	0	N.D. d	N.D. d
30)	cis-Nonac...	0.000	0.000	0	0	N.D. d	N.D. d
31)	Mirex	0.000	0.000	0	0	N.D. d	N.D. d
32)	Chlordane...	0.000	0.000	0	0	N.D. d	N.D. d
33)	Chlordane...	0.000	0.000	0	0	N.D. d	N.D. d
34)	Chlordane...	0.000	0.000	0	0	N.D. d	N.D. d
35)	Chlordane...	0.000	0.000	0	0	N.D. d	N.D. d
36)	Toxaphene...	7.566	8.532	11341	29979	10.768	11.086
37)	Toxaphene...	7.859	8.881	22995	35085	11.825	10.075
38)	Toxaphene...	8.172	8.916	44681	66638	6.531	9.058 #
39)	Toxaphene...	8.412	8.983	43252	103308	10.706	11.446
40)	Toxaphene...	8.641	9.160	30451	54652	9.262	10.883
41)	Toxaphene...	8.709	9.543	43890	55348	10.107	9.859
42)	Toxaphene...	0.000	0.000	0	0	N.D. d	N.D. d

(f)=RT Delta > 1/2 Window (#)=Amounts differ by > 25% (m)=manual int.

Quantitation Report (QT Reviewed)

Data Path : C:\msdchem\1\data\2020-02\0B25043\
Data File : ECD5-02252039.D
Signal(s) : Signal #1: ECD1A.CH Signal #2: ECD2B.CH
Acq On : 25 Feb 2020 23:13
Operator : MJB
Sample : 0B25043-CALQ
Misc : A20B334, TOX 10 ppb
ALS Vial : 33 (Sig #1), 0 (Sig #2) Sample Multiplier: 1

Integration File signal 1: PEST1.e
Integration File signal 2: PEST2.e
Quant Time: Feb 26 15:05:46 2020
Quant Method : C:\msdchem\1\methods\ECD5_QUANTPEST_200225.M
Quant Title : Instrument: DualECD5
QLast Update : Wed Feb 26 15:04:58 2020
Response via : Initial Calibration
Integrator: ChemStation 6890 Scale Mode: Small noise peaks clipped

Volume Inj. : 2uL
Signal #1 Phase : Rtx-CLPesticides Signal #2 Phase: Rtx-CLPesticides2
Signal #1 Info : 30m X 0.32mm X 0. Signal #2 Info : 30m X 0.32mm X 0.25um

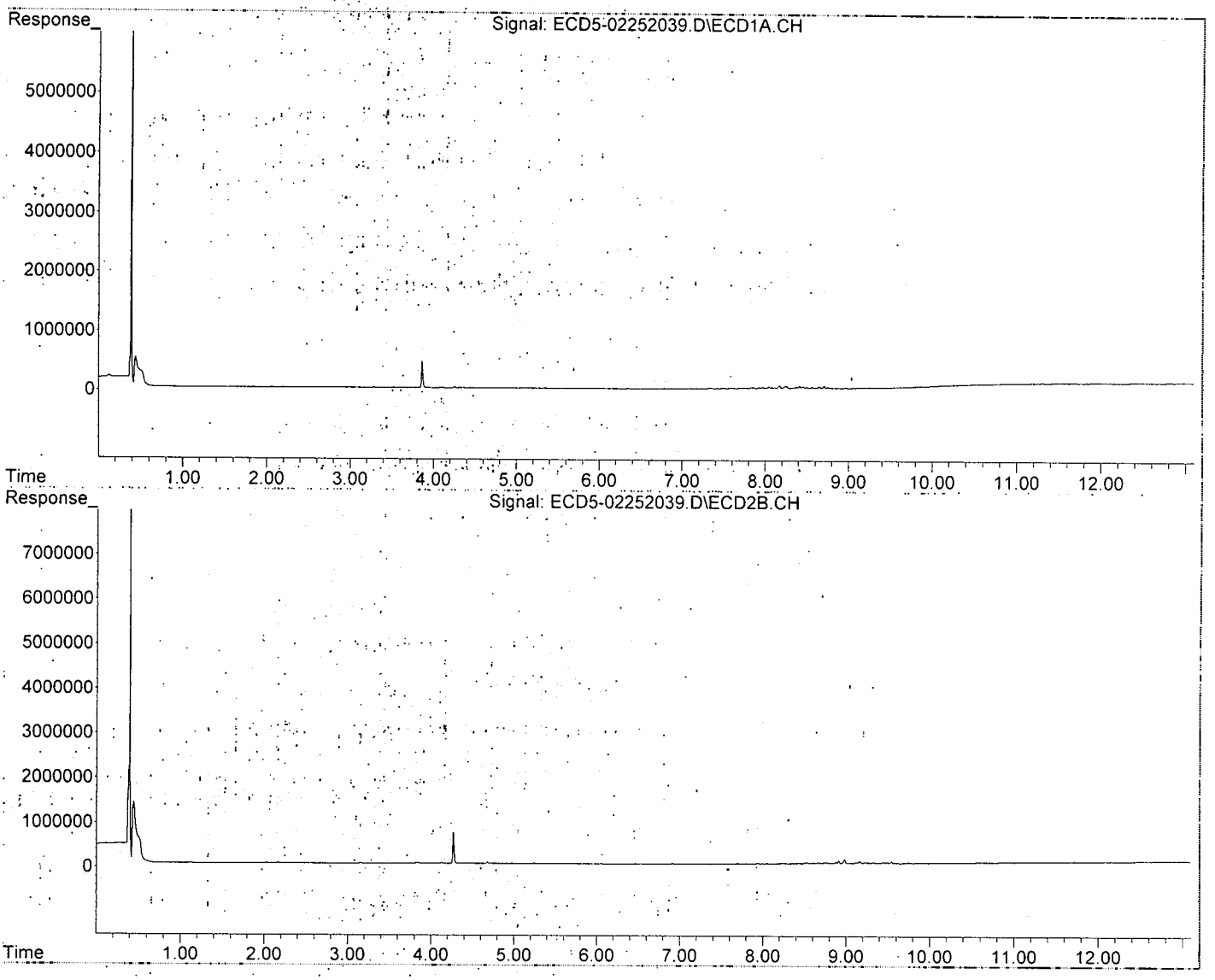

Quantitation Report (QT Reviewed)

Data Path : C:\msdchem\1\data\2020-02\0B25043\
Data File : ECD5-02252040.D
Signal(s) : Signal #1: ECD1A.CH Signal #2: ECD2B.CH
Acq On : 25 Feb 2020 23:30
Operator : MJB
Sample : 0B25043-CALR
Misc : A19J417, TOX 50 ppb
ALS Vial : 34 (Sig #1); 0 (Sig #2) Sample Multiplier: 1

Integration File signal 1: PEST1.e
Integration File signal 2: PEST2.e
Quant Time: Feb 26 15:06:19 2020
Quant Method : C:\msdchem\1\methods\ECD5_QUANTPEST_200225.M
Quant Title : Instrument: DualECD5
QLast Update : Wed Feb 26 15:04:58 2020
Response via : Initial Calibration
Integrator: ChemStation 6890 Scale Mode: Small noise peaks clipped

MJB 2/26/20

Volume Inj. : 2uL
Signal #1 Phase : Rtx-CLPesticides Signal #2 Phase: Rtx-CLPesticides2
Signal #1 Info : 30m X 0.32mm X 0. Signal #2 Info : 30m X 0.32mm X 0.25um

	Compound	RT#1	RT#2	Resp#1	Resp#2	ng/mL	ng/mL
	System Monitoring Compounds						
1) S	TCMX (S)	0.000	0.000	0	0	N.D. d	N.D. d
22) S	DCBP (S)	0.000	0.000	0	0	N.D. d	N.D. d
	Target Compounds						
2)	a-BHC	0.000	0.000	0	0	N.D. d	N.D. d
3)	g-BHC	0.000	0.000	0	0	N.D. d	N.D. d
4)	b-BHC	0.000	0.000	0	0	N.D. d	N.D. d
5)	Heptachlor	0.000	0.000	0	0	N.D. d	N.D. d
6)	d-BHC	0.000	0.000	0	0	N.D. d	N.D. d
7)	Aldrin	0.000	0.000	0	0	N.D. d	N.D. d
8)	Heptachlo...	0.000	0.000	0	0	N.D. d	N.D. d
9)	trans-Chl...	0.000	0.000	0	0	N.D. d	N.D. d
10)	cis-Chlor...	0.000	0.000	0	0	N.D. d	N.D. d
11)	Endosulfa...	0.000	0.000	0	0	N.D. d	N.D. d
12)	4,4'-DDE	0.000	0.000	0	0	N.D. d	N.D. d
13)	Dieldrin	0.000	0.000	0	0	N.D. d	N.D. d
14)	Endrin	0.000	0.000	0	0	N.D. d	N.D. d
15)	4,4'-DDD	0.000	0.000	0	0	N.D. d	N.D. d
16)	Endosulfa...	0.000	0.000	0	0	N.D. d	N.D. d
17)	4,4'-DDT	0.000	0.000	0	0	N.D. d	N.D. d
18)	Endrin Al...	0.000	0.000	0	0	N.D. d	N.D. d
19)	Endosulfa...	0.000	0.000	0	0	N.D. d	N.D. d
20)	Methoxychlor	0.000	0.000	0	0	N.D. d	N.D. d
21)	Endrin Ke...	0.000	0.000	0	0	N.D. d	N.D. d
23)	Hexachlor...	0.000	0.000	0	0	N.D. d	N.D. d
24)	Hexachlor...	0.000	0.000	0	0	N.D. d	N.D. d
25)	Oxychlordane	0.000	0.000	0	0	N.D. d	N.D. d
26)	2,4'-DDE	0.000	0.000	0	0	N.D. d	N.D. d
27)	trans-Non...	0.000	0.000	0	0	N.D. d	N.D. d
28)	2,4'-DDD	0.000	0.000	0	0	N.D. d	N.D. d

Quantitation Report (QT Reviewed)

Data Path : C:\msdchem\1\data\2020-02\0B25043\
Data File : ECD5-02252040.D
Signal(s) : Signal #1: ECD1A.CH Signal #2: ECD2B.CH
Acq On : 25 Feb 2020 23:30
Operator : MJB
Sample : 0B25043-CALR
Misc : A19J417, TOX 50 ppb
ALS Vial : 34 (Sig #1); 0 (Sig #2) Sample Multiplier: 1

Integration File signal 1: PEST1.e
Integration File signal 2: PEST2.e
Quant Time: Feb 26 15:06:19 2020
Quant Method : C:\msdchem\1\methods\ECD5_QUANTPEST_200225.M
Quant Title : Instrument: DualECD5
QLast Update : Wed Feb 26 15:04:58 2020
Response via : Initial Calibration
Integrator: ChemStation 6890 Scale Mode: Small noise peaks clipped

Volume Inj. : 2uL
Signal #1 Phase : Rtx-CLPesticides Signal #2 Phase: Rtx-CLPesticides2
Signal #1 Info : 30m X 0.32mm X 0. Signal #2 Info : 30m X 0.32mm X 0.25um

	Compound	RT#1	RT#2	Resp#1	Resp#2	ng/mL	ng/mL
29)	2,4'-DDT	0.000	0.000	0	0	N.D. d	N.D. d
30)	cis-Nonac...	0.000	0.000	0	0	N.D. d	N.D. d
31)	Mirex	0.000	0.000	0	0	N.D. d	N.D. d
32)	Chlordane...	0.000	0.000	0	0	N.D. d	N.D. d
33)	Chlordane...	0.000	0.000	0	0	N.D. d	N.D. d
34)	Chlordane...	0.000	0.000	0	0	N.D. d	N.D. d
35)	Chlordane...	0.000	0.000	0	0	N.D. d	N.D. d
36)	Toxaphene...	7.566	8.533	58140	151694	55.202	56.093
37)	Toxaphene...	7.860	8.881	108818	175705	55.957	50.453
38)	Toxaphene...	8.173	8.917	208175	286968	45.631	51.911
39)	Toxaphene...	8.413	8.984	203857	459206	50.459	50.878
40)	Toxaphene...	8.642	9.161	155631	253707	47.336	50.520
41)	Toxaphene...	8.709	9.543	201655	265807	46.439	47.346
42)	Toxaphene...	0.000	0.000	0	0	N.D. d	N.D. d

(f)=RT Delta > 1/2 Window (#)=Amounts differ by > 25% (m)=manual int.

Quantitation Report (QT Reviewed)

Data Path : C:\msdchem\1\data\2020-02\0B25043\
Data File : ECD5-02252040.D
Signal(s) : Signal #1: ECD1A.CH Signal #2: ECD2B.CH
Acq On : 25 Feb 2020 23:30
Operator : MJB
Sample : 0B25043-CALR
Misc : A19J417, TOX 50 ppb
ALS Vial : 34 (Sig #1); 0 (Sig #2) Sample Multiplier: 1

Integration File signal 1: PEST1.e
Integration File signal 2: PEST2.e
Quant Time: Feb 26 15:06:19 2020
Quant Method : C:\msdchem\1\methods\ECD5_QUANTPEST_200225.M
Quant Title : Instrument: DualECD5
QLast Update : Wed Feb 26 15:04:58 2020
Response via : Initial Calibration
Integrator: ChemStation 6890 Scale Mode: Small noise peaks clipped

Volume Inj. : 2uL
Signal #1 Phase : Rtx-CLPesticides Signal #2 Phase: Rtx-CLPesticides2
Signal #1 Info : 30m X 0.32mm X 0. Signal #2 Info : 30m X 0.32mm X 0.25um

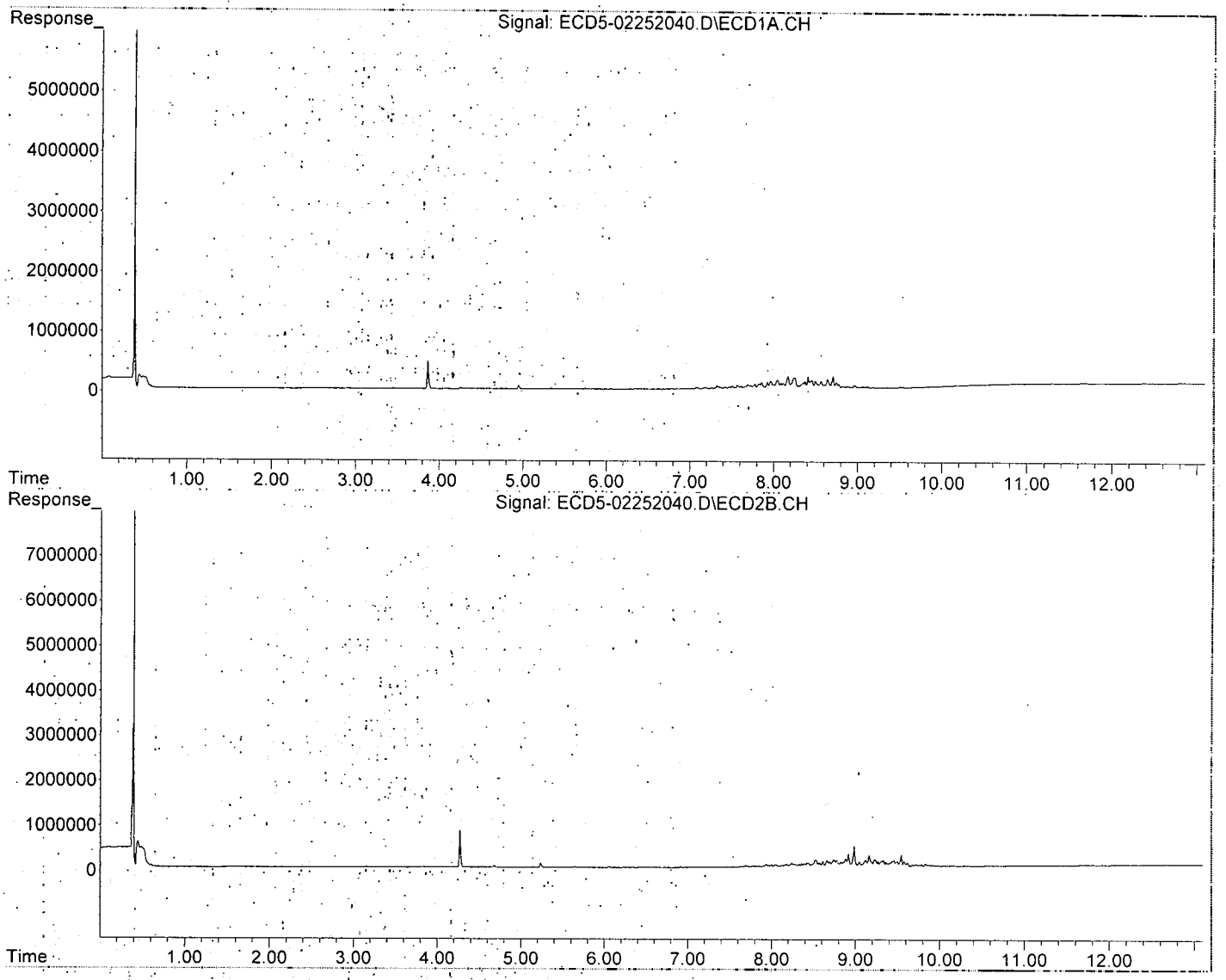

Quantitation Report (QT Reviewed)

Data Path : C:\msdchem\1\data\2020-02\0B25043\
Data File : ECD5-02252041.D
Signal(s) : Signal #1: ECD1A.CH Signal #2: ECD2B.CH
Acq On : 25 Feb 2020 23:47
Operator : MJB
Sample : 0B25043-CALS
Misc : A19J418, TOX 100 ppb
ALS Vial : 35 (Sig #1); 0 (Sig #2) Sample Multiplier: 1

Integration File signal 1: PEST1.e
Integration File signal 2: PEST2.e
Quant Time: Feb 26 15:06:52 2020
Quant Method : C:\msdchem\1\methods\ECD5_QUANTPEST_200225.M
Quant Title : Instrument: DualECD5
QLast Update : Wed Feb 26 15:04:58 2020
Response via : Initial Calibration
Integrator: ChemStation 6890 Scale Mode: Small noise peaks clipped

MP 2/26/20

Volume Inj. : 2uL
Signal #1 Phase : Rtx-CLPesticides Signal #2 Phase: Rtx-CLPesticides2
Signal #1 Info : 30m X 0.32mm X 0. Signal #2 Info : 30m X 0.32mm X 0.25um

	Compound	RT#1	RT#2	Resp#1	Resp#2	ng/mL	ng/mL
	System Monitoring Compounds						
1)	S TCMX (S)	0.000	0.000	0	0	N.D. d	N.D. d
22)	S DCBP (S)	0.000	0.000	0	0	N.D. d	N.D. d
	Target Compounds						
2)	a-BHC	0.000	0.000	0	0	N.D. d	N.D. d
3)	g-BHC	0.000	0.000	0	0	N.D. d	N.D. d
4)	b-BHC	0.000	0.000	0	0	N.D. d	N.D. d
5)	Heptachlor	0.000	0.000	0	0	N.D. d	N.D. d
6)	d-BHC	0.000	0.000	0	0	N.D. d	N.D. d
7)	Aldrin	0.000	0.000	0	0	N.D. d	N.D. d
8)	Heptachlo...	0.000	0.000	0	0	N.D. d	N.D. d
9)	trans-Chl...	0.000	0.000	0	0	N.D. d	N.D. d
10)	cis-Chlor...	0.000	0.000	0	0	N.D. d	N.D. d
11)	Endosulfa...	0.000	0.000	0	0	N.D. d	N.D. d
12)	4,4'-DDE	0.000	0.000	0	0	N.D. d	N.D. d
13)	Dieldrin	0.000	0.000	0	0	N.D. d	N.D. d
14)	Endrin	0.000	0.000	0	0	N.D. d	N.D. d
15)	4,4'-DDD	0.000	0.000	0	0	N.D. d	N.D. d
16)	Endosulfa...	0.000	0.000	0	0	N.D. d	N.D. d
17)	4,4'-DDT	0.000	0.000	0	0	N.D. d	N.D. d
18)	Endrin Al...	0.000	0.000	0	0	N.D. d	N.D. d
19)	Endosulfa...	0.000	0.000	0	0	N.D. d	N.D. d
20)	Methoxychlor	0.000	0.000	0	0	N.D. d	N.D. d
21)	Endrin Ke...	0.000	0.000	0	0	N.D. d	N.D. d
23)	Hexachlor...	0.000	0.000	0	0	N.D. d	N.D. d
24)	Hexachlor...	0.000	0.000	0	0	N.D. d	N.D. d
25)	Oxychlordane	0.000	0.000	0	0	N.D. d	N.D. d
26)	2,4'-DDE	0.000	0.000	0	0	N.D. d	N.D. d
27)	trans-Non...	0.000	0.000	0	0	N.D. d	N.D. d
28)	2,4'-DDD	0.000	0.000	0	0	N.D. d	N.D. d

Quantitation Report (QT Reviewed)

Data Path : C:\msdchem\1\data\2020-02\0B25043\
Data File : ECD5-02252041.D
Signal(s) : Signal #1: ECD1A.CH Signal #2: ECD2B.CH
Acq On : 25 Feb 2020 23:47
Operator : MJB
Sample : 0B25043-CALS
Misc : A19J418, TOX 100 ppb
ALS Vial : 35 (Sig #1); 0 (Sig #2) Sample Multiplier: 1

Integration File signal 1: PEST1.e
Integration File signal 2: PEST2.e
Quant Time: Feb 26 15:06:52 2020
Quant Method : C:\msdchem\1\methods\ECD5_QUANTPEST_200225.M
Quant Title : Instrument: DualECD5
QLast Update : Wed Feb 26 15:04:58 2020
Response via : Initial Calibration
Integrator: ChemStation . 6890 Scale Mode: Small noise peaks clipped

Volume Inj. : 2uL
Signal #1 Phase : Rtx-CLPesticides Signal #2 Phase: Rtx-CLPesticides2
Signal #1 Info : 30m X 0.32mm X 0. Signal #2 Info : 30m X 0.32mm X 0.25um

	Compound	RT#1	RT#2	Resp#1	Resp#2	ng/mL	ng/mL
29)	2,4'-DDT	0.000	0.000	0	0	N.D. d	N.D. d
30)	cis-Nonac...	0.000	0.000	0	0	N.D. d	N.D. d
31)	Mirex	0.000	0.000	0	0	N.D. d	N.D. d
32)	Chlordane...	0.000	0.000	0	0	N.D. d	N.D. d
33)	Chlordane...	0.000	0.000	0	0	N.D. d	N.D. d
34)	Chlordane...	0.000	0.000	0	0	N.D. d	N.D. d
35)	Chlordane...	0.000	0.000	0	0	N.D. d	N.D. d
36)	Toxaphene...	7.566	8.533	107933	279984	102.479	103.533
37)	Toxaphene...	7.860	8.882	199066	334014	102.365	95.910
38)	Toxaphene...	8.173	8.918	388473	541748	88.701	101.082
39)	Toxaphene...	8.413	8.985	371980	863932	92.073	95.719
40)	Toxaphene...	8.642	9.161	290355	480655	88.314	95.711
41)	Toxaphene...	8.710	9.544	379633	500574	87.426	89.163
42)	Toxaphene...	0.000	0.000	0	0	N.D. d	N.D. d

(f)=RT Delta > 1/2 Window (#)=Amounts differ by > 25% (m)=manual int.

Quantitation Report (QT Reviewed)

Data Path : C:\msdchem\1\data\2020-02\0B25043\
Data File : ECD5-02252041.D
Signal(s) : Signal #1: ECD1A.CH Signal #2: ECD2B.CH
Acq On : 25 Feb 2020 23:47
Operator : MJB
Sample : 0B25043-CALS
Misc : A19J418, TOX 100 ppb
ALS Vial : 35 (Sig #1); 0 (Sig #2) Sample Multiplier: 1

Integration File signal 1: PEST1.e
Integration File signal 2: PEST2.e
Quant Time: Feb 26 15:06:52 2020
Quant Method : C:\msdchem\1\methods\ECD5_QUANTPEST_200225.M
Quant Title : Instrument: DualECD5
QLast Update : Wed Feb 26 15:04:58 2020
Response via : Initial Calibration
Integrator: ChemStation 6890 Scale Mode: Small noise peaks clipped

Volume Inj. : 2uL
Signal #1 Phase : Rtx-CLPesticides Signal #2 Phase: Rtx-CLPesticides2
Signal #1 Info : 30m X 0.32mm X 0. Signal #2 Info : 30m X 0.32mm X 0.25um

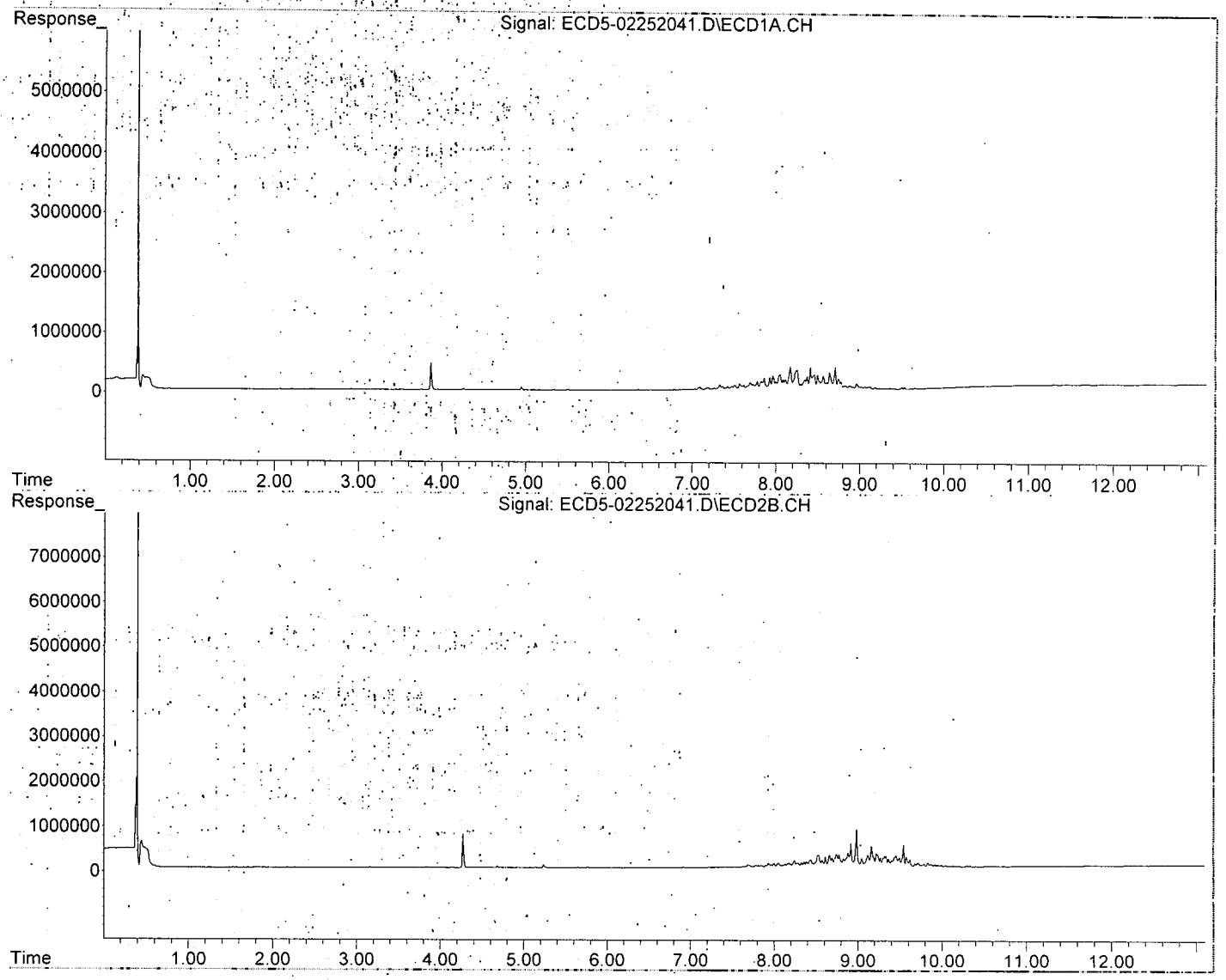

Quantitation Report (QT Reviewed)

Data Path : C:\msdchem\1\data\2020-02\0B25043\
Data File : ECD5-02252042.D
Signal(s) : Signal #1: ECD1A.CH Signal #2: ECD2B.CH
Acq On : 26 Feb 2020 0:04
Operator : MJB
Sample : 0B25043-CALT
Misc : A19J419, TOX 200 ppb
ALS Vial : 36 (Sig #1); 0 (Sig #2) Sample Multiplier: 1

Integration File signal 1: PEST1.e
Integration File signal 2: PEST2.e
Quant Time: Feb 26 15:07:25 2020
Quant Method : C:\msdchem\1\methods\ECD5_QUANTPEST_200225.M
Quant Title : Instrument: DualECD5
QLast Update : Wed Feb 26 15:04:58 2020
Response via : Initial Calibration
Integrator: ChemStation 6890 Scale Mode: Small noise peaks clipped

MJB 2/26/20

Volume Inj. : 2uL
Signal #1 Phase : Rtx-CLPesticides Signal #2 Phase: Rtx-CLPesticides2
Signal #1 Info : 30m X 0.32mm X 0. Signal #2 Info : 30m X 0.32mm X 0.25um

	Compound	RT#1	RT#2	Resp#1	Resp#2	ng/mL	ng/mL
	System Monitoring Compounds						
1)	S TCMX (S)	0.000	0.000	0	0	N.D. d	N.D. d
22)	S DCBP (S)	0.000	0.000	0	0	N.D. d	N.D. d
	Target Compounds						
2)	a-BHC	0.000	0.000	0	0	N.D. d	N.D. d
3)	g-BHC	0.000	0.000	0	0	N.D. d	N.D. d
4)	b-BHC	0.000	0.000	0	0	N.D. d	N.D. d
5)	Heptachlor	0.000	0.000	0	0	N.D. d	N.D. d
6)	d-BHC	0.000	0.000	0	0	N.D. d	N.D. d
7)	Aldrin	0.000	0.000	0	0	N.D. d	N.D. d
8)	Heptachlo...	0.000	0.000	0	0	N.D. d	N.D. d
9)	trans-Chl...	0.000	0.000	0	0	N.D. d	N.D. d
10)	cis-Chlor...	0.000	0.000	0	0	N.D. d	N.D. d
11)	Endosulfa...	0.000	0.000	0	0	N.D. d	N.D. d
12)	4,4'-DDE	0.000	0.000	0	0	N.D. d	N.D. d
13)	Dieldrin	0.000	0.000	0	0	N.D. d	N.D. d
14)	Endrin	0.000	0.000	0	0	N.D. d	N.D. d
15)	4,4'-DDD	0.000	0.000	0	0	N.D. d	N.D. d
16)	Endosulfa...	0.000	0.000	0	0	N.D. d	N.D. d
17)	4,4'-DDT	0.000	0.000	0	0	N.D. d	N.D. d
18)	Endrin Al...	0.000	0.000	0	0	N.D. d	N.D. d
19)	Endosulfa...	0.000	0.000	0	0	N.D. d	N.D. d
20)	Methoxychlor	0.000	0.000	0	0	N.D. d	N.D. d
21)	Endrin Ke...	0.000	0.000	0	0	N.D. d	N.D. d
23)	Hexachlor...	0.000	0.000	0	0	N.D. d	N.D. d
24)	Hexachlor...	0.000	0.000	0	0	N.D. d	N.D. d
25)	Oxychlordane	0.000	0.000	0	0	N.D. d	N.D. d
26)	2,4'-DDE	0.000	0.000	0	0	N.D. d	N.D. d
27)	trans-Non...	0.000	0.000	0	0	N.D. d	N.D. d
28)	2,4'-DDD	0.000	0.000	0	0	N.D. d	N.D. d

Data Path : C:\msdchem\1\data\2020-02\0B25043\
Data File : ECD5-02252042.D
Signal(s) : Signal #1: ECD1A.CH Signal #2: ECD2B.CH
Acq On : 26 Feb 2020 0:04
Operator : MJB
Sample : 0B25043-CALT
Misc : A19J419, TOX 200 ppb
ALS Vial : 36 (Sig #1); 0 (Sig #2) Sample Multiplier: 1

Integration File signal 1: PEST1.e
Integration File signal 2: PEST2.e
Quant Time: Feb 26 15:07:25 2020
Quant Method : C:\msdchem\1\methods\ECD5_QUANTPEST_200225.M
Quant Title : Instrument: DualECD5
QLast Update : Wed Feb 26 15:04:58 2020
Response via : Initial Calibration
Integrator: ChemStation 6890 Scale Mode: Small noise peaks clipped

Volume Inj. : 2uL
Signal #1 Phase : Rtx-CLPesticides Signal #2 Phase: Rtx-CLPesticides2
Signal #1 Info : 30m X 0.32mm X 0. Signal #2 Info : 30m X 0.32mm X 0.25um

	Compound	RT#1	RT#2	Resp#1	Resp#2	ng/mL	ng/mL
29)	2,4'-DDT	0.000	0.000	0	0	N.D. d	N.D. d
30)	cis-Nonac...	0.000	0.000	0	0	N.D. d	N.D. d
31)	Mirex	0.000	0.000	0	0	N.D. d	N.D. d
32)	Chlordane...	0.000	0.000	0	0	N.D. d	N.D. d
33)	Chlordane...	0.000	0.000	0	0	N.D. d	N.D. d
34)	Chlordane...	0.000	0.000	0	0	N.D. d	N.D. d
35)	Chlordane...	0.000	0.000	0	0	N.D. d	N.D. d
36)	Toxaphene...	7.565	8.533	208805	553315	198.254	204.605
37)	Toxaphene...	7.859	8.881	374128	673874	192.387	193.500
38)	Toxaphene...	8.172	8.917	764681	1091039	178.414	205.744
39)	Toxaphene...	8.412	8.985	751450	1727294	186.001	191.376
40)	Toxaphene...	8.642	9.160	591464	974015	179.898	193.951
41)	Toxaphene...	8.709	9.543	757030	1029268	174.336	183.334
42)	Toxaphene...	0.000	0.000	0	0	N.D. d	N.D. d

(f)=RT Delta > 1/2 Window (#)=Amounts differ by > 25% (m)=manual int.

Quantitation Report (QT Reviewed)

Data Path : C:\msdchem\1\data\2020-02\0B25043\
Data File : ECD5-02252042.D
Signal(s) : Signal #1: ECD1A.CH Signal #2: ECD2B.CH
Acq On : 26 Feb 2020 0:04
Operator : MJB
Sample : 0B25043-CALT
Misc : A19J419, TOX 200 ppb
ALS Vial : 36 (Sig #1); 0 (Sig #2) Sample Multiplier: 1

Integration File signal 1: PEST1.e
Integration File signal 2: PEST2.e
Quant Time: Feb 26 15:07:25 2020
Quant Method : C:\msdchem\1\methods\ECD5_QUANTPEST_200225.M
Quant Title : Instrument: DualECD5
QLast Update : Wed Feb 26 15:04:58 2020
Response via : Initial Calibration
Integrator: ChemStation 6890 Scale Mode: Small noise peaks clipped

Volume Inj. : 2uL
Signal #1 Phase : Rtx-CLPesticides Signal #2 Phase: Rtx-CLPesticides2
Signal #1 Info : 30m X 0.32mm X 0. Signal #2 Info : 30m X 0.32mm X 0.25um

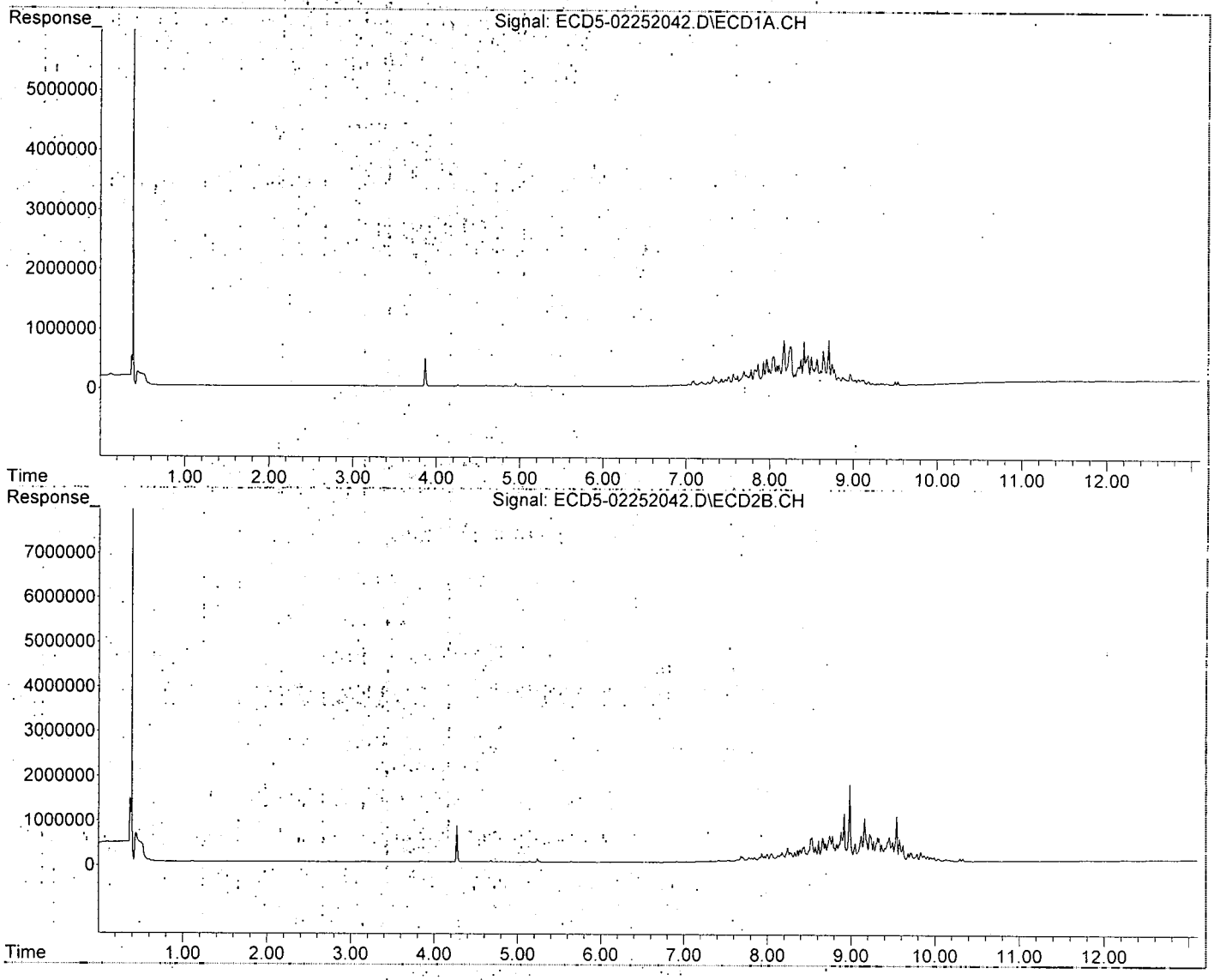

Quantitation Report (QT Reviewed)

Data Path : C:\msdchem\1\data\2020-02\0B25043\
Data File : ECD5-02252043.D
Signal(s) : Signal #1: ECD1A.CH Signal #2: ECD2B.CH
Acq On : 26 Feb 2020 0:21
Operator : MJB
Sample : 0B25043-CALU
Misc : A19J420, TOX 500 ppb
ALS Vial : 37 (Sig #1); 0 (Sig #2) Sample Multiplier: 1

Integration File signal 1: PEST1.e
Integration File signal 2: PEST2.e
Quant Time: Feb 26 15:04:49 2020
Quant Method : C:\msdchem\1\methods\ECD5_QUANTPEST_200225.M
Quant Title : Instrument: DualECD5
QLast Update : Wed Feb 26 14:59:35 2020
Response via : Initial Calibration
Integrator: ChemStation 6890 Scale Mode: Small noise peaks clipped

MJB 2/26/12

Volume Inj. : 2uL
Signal #1 Phase : Rtx-CLPesticides Signal #2 Phase: Rtx-CLPesticides2
Signal #1 Info : 30m X 0.32mm X 0. Signal #2 Info : 30m X 0.32mm X 0.25um

	Compound	RT#1	RT#2	Resp#1	Resp#2	ng/mL	ng/mL
	System Monitoring Compounds						
1)	S TCMX (S)	0.000	0.000	0	0	N.D. d	N.D. d
22)	S DCBP (S)	0.000	0.000	0	0	N.D. d	N.D. d
	Target Compounds						
2)	a-BHC	0.000	0.000	0	0	N.D. d	N.D. d
3)	g-BHC	0.000	0.000	0	0	N.D. d	N.D. d
4)	b-BHC	0.000	0.000	0	0	N.D. d	N.D. d
5)	Heptachlor	0.000	0.000	0	0	N.D. d	N.D. d
6)	d-BHC	0.000	0.000	0	0	N.D. d	N.D. d
7)	Aldrin	0.000	0.000	0	0	N.D. d	N.D. d
8)	Heptachlo...	0.000	0.000	0	0	N.D. d	N.D. d
9)	trans-Chl...	0.000	0.000	0	0	N.D. d	N.D. d
10)	cis-Chlor...	0.000	0.000	0	0	N.D. d	N.D. d
11)	Endosulfa...	0.000	0.000	0	0	N.D. d	N.D. d
12)	4,4'-DDE	0.000	0.000	0	0	N.D. d	N.D. d
13)	Dieldrin	0.000	0.000	0	0	N.D. d	N.D. d
14)	Endrin	0.000	0.000	0	0	N.D. d	N.D. d
15)	4,4'-DDD	0.000	0.000	0	0	N.D. d	N.D. d
16)	Endosulfa...	0.000	0.000	0	0	N.D. d	N.D. d
17)	4,4'-DDT	0.000	0.000	0	0	N.D. d	N.D. d
18)	Endrin Al...	0.000	0.000	0	0	N.D. d	N.D. d
19)	Endosulfa...	0.000	0.000	0	0	N.D. d	N.D. d
20)	Methoxychlor	0.000	0.000	0	0	N.D. d	N.D. d
21)	Endrin Ke...	0.000	0.000	0	0	N.D. d	N.D. d
23)	Hexachlor...	0.000	0.000	0	0	N.D. d	N.D. d
24)	Hexachlor...	0.000	0.000	0	0	N.D. d	N.D. d
25)	Oxychlordane	0.000	0.000	0	0	N.D. d	N.D. d
26)	2,4'-DDE	0.000	0.000	0	0	N.D. d	N.D. d
27)	trans-Non...	0.000	0.000	0	0	N.D. d	N.D. d
28)	2,4'-DDD	0.000	0.000	0	0	N.D. d	N.D. d

Quantitation Report (QT Reviewed)

Data Path : C:\msdchem\1\data\2020-02\0B25043\
Data File : ECD5-02252043.D
Signal(s) : Signal #1: ECD1A.CH Signal #2: ECD2B.CH
Acq On : 26 Feb 2020 0:21
Operator : MJB
Sample : 0B25043-CALU
Misc : A19J420, TOX 500 ppb
ALS Vial : 37 (Sig #1); 0 (Sig #2) Sample Multiplier: 1

Integration File signal 1: PEST1.e
Integration File signal 2: PEST2.e
Quant Time: Feb 26 15:04:49 2020
Quant Method : C:\msdchem\1\methods\ECD5_QUANTPEST_200225.M
Quant Title : Instrument: DualECD5
QLast Update : Wed Feb 26 14:59:35 2020
Response via : Initial Calibration
Integrator: ChemStation 6890 Scale Mode: Small noise peaks clipped

Volume Inj. : 2uL
Signal #1 Phase : Rtx-CLPesticides Signal #2 Phase: Rtx-CLPesticides2
Signal #1 Info : 30m X 0.32mm X 0. Signal #2 Info : 30m X 0.32mm X 0.25um

	Compound	RT#1	RT#2	Resp#1	Resp#2	ng/mL	ng/mL
29)	2,4'-DDT	0.000	0.000	0	0	N.D. d	N.D. d
30)	cis-Nonac...	0.000	0.000	0	0	N.D. d	N.D. d
31)	Mirex	0.000	0.000	0	0	N.D. d	N.D. d
32)	Chlordane...	0.000	0.000	0	0	N.D. d	N.D. d
33)	Chlordane...	0.000	0.000	0	0	N.D. d	N.D. d
34)	Chlordane...	0.000	0.000	0	0	N.D. d	N.D. d
35)	Chlordane...	0.000	0.000	0	0	N.D. d	N.D. d
36)	Toxaphene...	7.565	8.533	502529	1333338	477.135	493.042
37)	Toxaphene...	7.860	8.882	902886	1691199	464.289	485.620
38)	Toxaphene...	8.172	8.918	1906098	2719332	449.304	505.953
39)	Toxaphene...	8.413	8.986	1894280	4378899	468.877	485.160
40)	Toxaphene...	8.642	9.162	1451072	2425185	441.353	482.917
41)	Toxaphene...	8.709	9.544	1873668	2567429	431.486	457.313
42)	Toxaphene...	0.000	0.000	0	0	N.D. d	N.D. d

(f)=RT Delta > 1/2 Window (#)=Amounts differ by > 25% (m)=manual int.

Quantitation Report (QT Reviewed)

Data Path : C:\msdchem\1\data\2020-02\0B25043\
Data File : ECD5-02252043.D
Signal(s) : Signal #1: ECD1A.CH Signal #2: ECD2B.CH
Acq On : 26 Feb 2020 0:21
Operator : MJB
Sample : 0B25043-CALU
Misc : A19J420, TOX 500 ppb
ALS Vial : 37 (Sig #1); 0 (Sig #2) Sample Multiplier: 1

Integration File signal 1: PEST1.e
Integration File signal 2: PEST2.e
Quant Time: Feb 26 15:04:49 2020
Quant Method : C:\msdchem\1\methods\ECD5_QUANTPEST_200225.M
Quant Title : Instrument: DualECD5
QLast Update : Wed Feb 26 14:59:35 2020
Response via : Initial Calibration
Integrator: ChemStation 6890 Scale Mode: Small noise peaks clipped

Volume Inj. : 2uL
Signal #1 Phase : Rtx-CLPesticides Signal #2 Phase: Rtx-CLPesticides2
Signal #1 Info : 30m X 0.32mm X 0. Signal #2 Info : 30m X 0.32mm X 0.25um

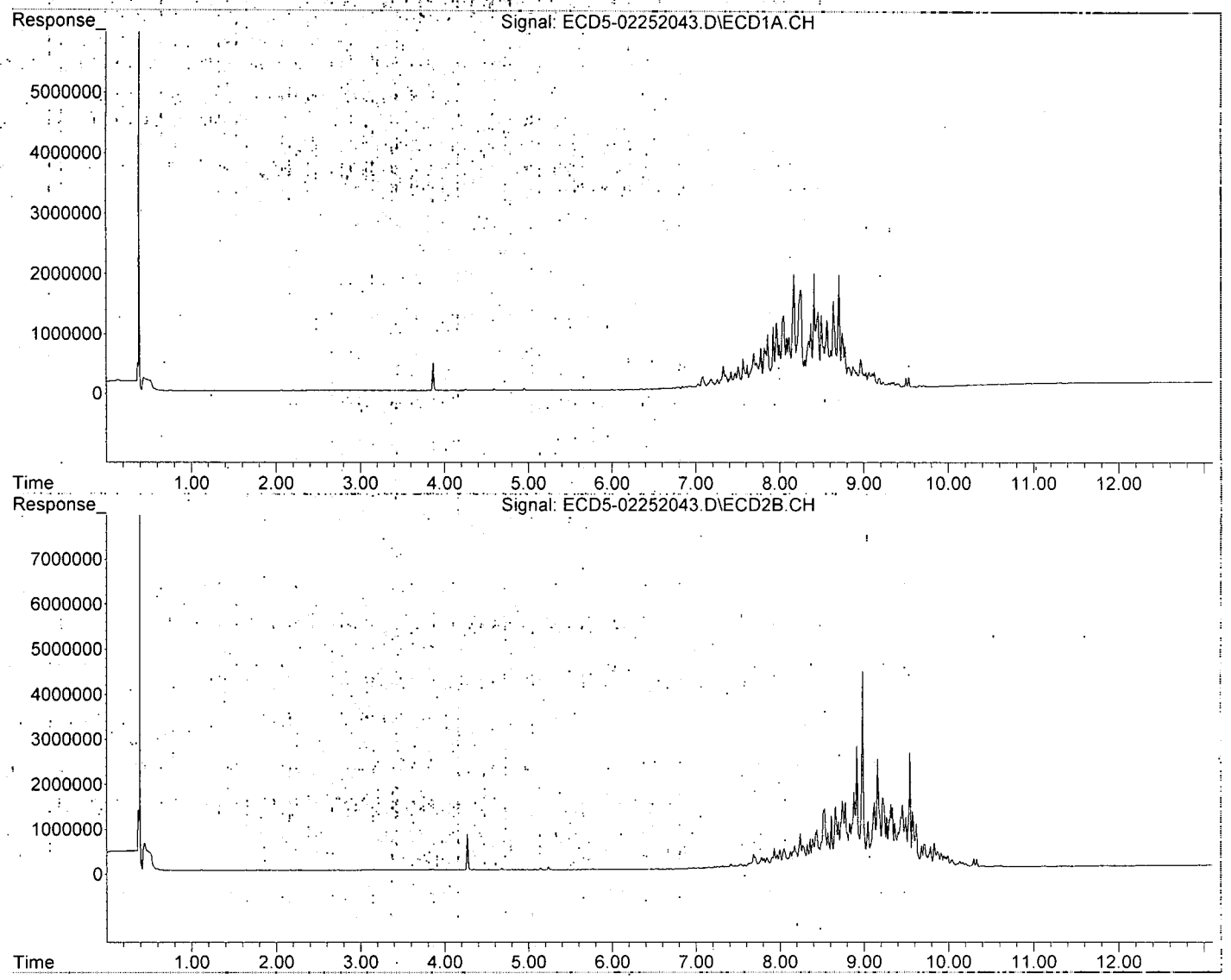

Quantitation Report (QT Reviewed)

Data Path : C:\msdchem\1\data\2020-02\0B25043\
Data File : ECD5-02252044.D
Signal(s) : Signal #1: ECD1A.CH Signal #2: ECD2B.CH
Acq On : 26 Feb 2020 0:38
Operator : MJB
Sample : 0B25043-CALV
Misc : A19J421, TOX 1000 ppb
ALS Vial : 38 (Sig #1); 0 (Sig #2) Sample Multiplier: 1

Integration File signal 1: PEST1.e
Integration File signal 2: PEST2.e
Quant Time: Feb 26 15:08:04 2020
Quant Method : C:\msdchem\1\methods\ECD5_QUANTPEST_200225.M
Quant Title : Instrument: DualECD5
QLast Update : Wed Feb 26 15:04:58 2020
Response via : Initial Calibration
Integrator: ChemStation 6890 Scale Mode: Small noise peaks clipped

MJB 2/26/20

Volume Inj. : 2uL
Signal #1 Phase : Rtx-CLPesticides Signal #2 Phase: Rtx-CLPesticides2
Signal #1 Info : 30m X 0.32mm X 0. Signal #2 Info : 30m X 0.32mm X 0.25um

	Compound	RT#1	RT#2	Resp#1	Resp#2	ng/mL	ng/mL
	System Monitoring Compounds						
1)	S TCMX (S)	0.000	0.000	0	0	N.D. d	N.D. d
22)	S DCBP (S)	0.000	0.000	0	0	N.D. d	N.D. d
	Target Compounds						
2)	a-BHC	0.000	0.000	0	0	N.D. d	N.D. d
3)	g-BHC	0.000	0.000	0	0	N.D. d	N.D. d
4)	b-BHC	0.000	0.000	0	0	N.D. d	N.D. d
5)	Heptachlor	0.000	0.000	0	0	N.D. d	N.D. d
6)	d-BHC	0.000	0.000	0	0	N.D. d	N.D. d
7)	Aldrin	0.000	0.000	0	0	N.D. d	N.D. d
8)	Heptachlo...	0.000	0.000	0	0	N.D. d	N.D. d
9)	trans-Chl...	0.000	0.000	0	0	N.D. d	N.D. d
10)	cis-Chlor...	0.000	0.000	0	0	N.D. d	N.D. d
11)	Endosulfa...	0.000	0.000	0	0	N.D. d	N.D. d
12)	4,4'-DDE	0.000	0.000	0	0	N.D. d	N.D. d
13)	Dieldrin	0.000	0.000	0	0	N.D. d	N.D. d
14)	Endrin	0.000	0.000	0	0	N.D. d	N.D. d
15)	4,4'-DDD	0.000	0.000	0	0	N.D. d	N.D. d
16)	Endosulfa...	0.000	0.000	0	0	N.D. d	N.D. d
17)	4,4'-DDT	0.000	0.000	0	0	N.D. d	N.D. d
18)	Endrin Al...	0.000	0.000	0	0	N.D. d	N.D. d
19)	Endosulfa...	0.000	0.000	0	0	N.D. d	N.D. d
20)	Methoxychlor	0.000	0.000	0	0	N.D. d	N.D. d
21)	Endrin Ke...	0.000	0.000	0	0	N.D. d	N.D. d
23)	Hexachlor...	0.000	0.000	0	0	N.D. d	N.D. d
24)	Hexachlor...	0.000	0.000	0	0	N.D. d	N.D. d
25)	Oxychlordane	0.000	0.000	0	0	N.D. d	N.D. d
26)	2,4'-DDE	0.000	0.000	0	0	N.D. d	N.D. d
27)	trans-Non...	0.000	0.000	0	0	N.D. d	N.D. d
28)	2,4'-DDD	0.000	0.000	0	0	N.D. d	N.D. d

Quantitation Report (QT Reviewed)

Data Path : C:\msdchem\1\data\2020-02\0B25043\
Data File : ECD5-02252044.D
Signal(s) : Signal #1: ECD1A.CH Signal #2: ECD2B.CH
Acq On : 26 Feb 2020 0:38
Operator : MJB
Sample : 0B25043-CALV
Misc : A19J421, TOX 1000 ppb
ALS Vial : 38 (Sig #1); 0 (Sig #2) Sample Multiplier: 1

Integration File signal 1: PEST1.e
Integration File signal 2: PEST2.e
Quant Time: Feb 26 15:08:04 2020
Quant Method : C:\msdchem\1\methods\ECD5_QUANTPEST_200225.M
Quant Title : Instrument: DualECD5
QLast Update : Wed Feb 26 15:04:58 2020
Response via : Initial Calibration
Integrator: ChemStation 6890 Scale Mode: Small noise peaks clipped

Volume Inj. : 2uL
Signal #1 Phase : Rtx-CLPesticides Signal #2 Phase: Rtx-CLPesticides2
Signal #1 Info : 30m X 0.32mm X 0. Signal #2 Info : 30m X 0.32mm X 0.25um

	Compound	RT#1	RT#2	Resp#1	Resp#2	ng/mL	ng/mL
29)	2,4'-DDT	0.000	0.000	0	0	N.D. d	N.D. d
30)	cis-Nonac...	0.000	0.000	0	0	N.D. d	N.D. d
31)	Mirex	0.000	0.000	0	0	N.D. d	N.D. d
32)	Chlordane...	0.000	0.000	0	0	N.D. d	N.D. d
33)	Chlordane...	0.000	0.000	0	0	N.D. d	N.D. d
34)	Chlordane...	0.000	0.000	0	0	N.D. d	N.D. d
35)	Chlordane...	0.000	0.000	0	0	N.D. d	N.D. d
36)	Toxaphene...	7.565	8.534	1016048	2769168	964.705	1023.984
37)	Toxaphene...	7.859	8.881	1836951	3540659	944.611	1016.684
38)	Toxaphene...	8.172	8.917	3990757	5679715	939.124	1018.441
39)	Toxaphene...	8.412	8.985	3823934	9443957	946.510	1046.344
40)	Toxaphene...	8.641	9.161	3053151	5137081	928.637	1022.925
41)	Toxaphene...	8.709	9.544	3931248	5434405	905.326	967.981
42)	Toxaphene...	0.000	0.000	0	0	N.D. d	N.D. d

(f)=RT Delta > 1/2 Window (#)=Amounts differ by > 25% (m)=manual int.

Quantitation Report (QT Reviewed)

Data Path : C:\msdchem\1\data\2020-02\0B25043\
Data File : ECD5-02252044.D
Signal(s) : Signal #1: ECD1A.CH Signal #2: ECD2B.CH
Acq On : 26 Feb 2020 0:38
Operator : MJB
Sample : 0B25043-CALV
Misc : A19J421, TOX 1000 ppb
ALS Vial : 38 (Sig #1), 0 (Sig #2) Sample Multiplier: 1

Integration File signal 1: PEST1.e
Integration File signal 2: PEST2.e
Quant Time: Feb 26 15:08:04 2020
Quant Method : C:\msdchem\1\methods\ECD5_QUANTPEST_200225.M
Quant Title : Instrument: DualECD5
QLast Update : Wed Feb 26 15:04:58 2020
Response via : Initial Calibration
Integrator: ChemStation 6890 Scale Mode: Small noise peaks clipped

Volume Inj. : 2uL
Signal #1 Phase : Rtx-CLPesticides Signal #2 Phase: Rtx-CLPesticides2
Signal #1 Info : 30m X 0.32mm X 0. Signal #2 Info : 30m X 0.32mm X 0.25um

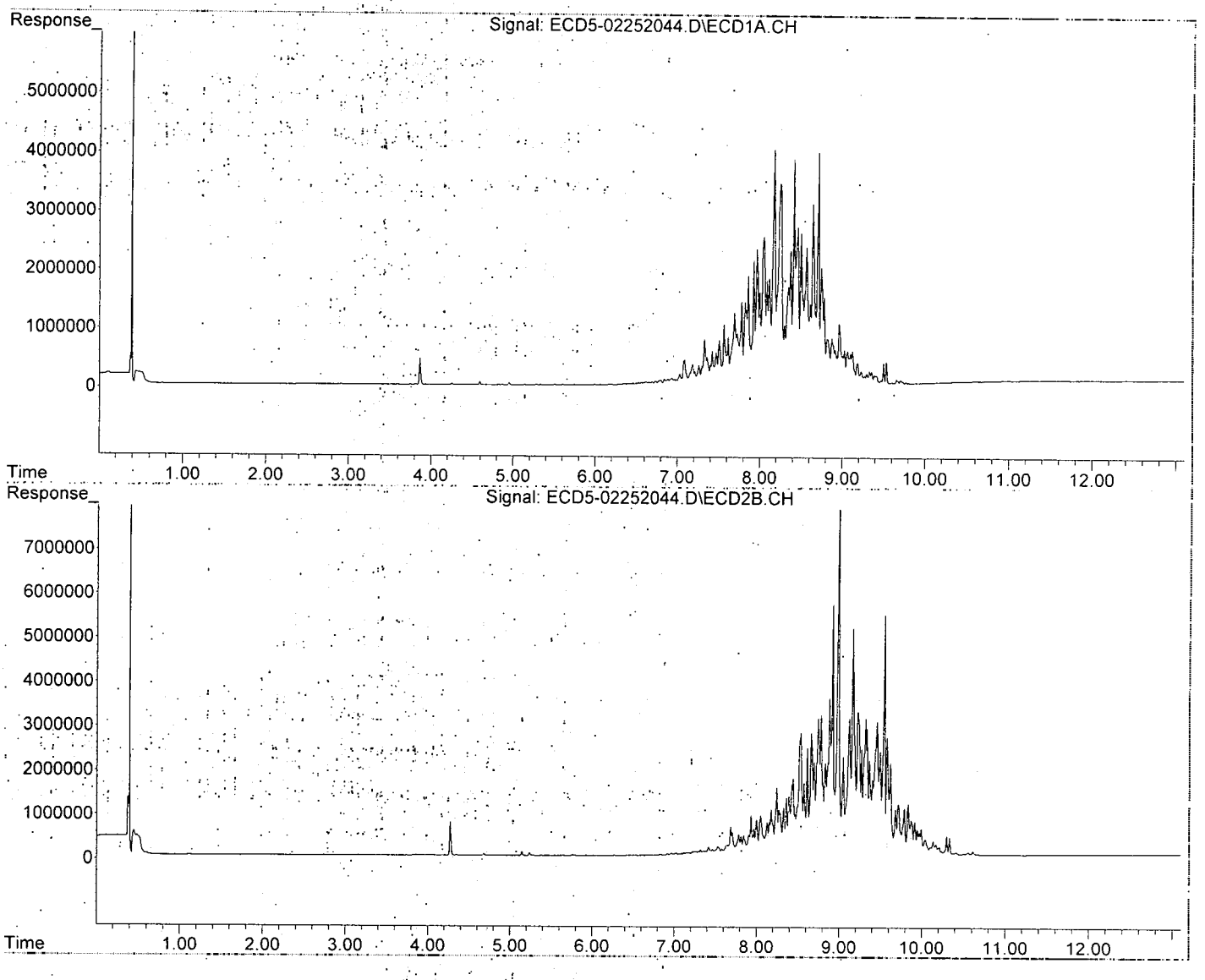

Quantitation Report (QT Reviewed)

Data Path : C:\msdchem\1\data\2020-02\0B25043\
Data File : ECD5-02252045.D
Signal(s) : Signal #1: ECD1A.CH Signal #2: ECD2B.CH
Acq On : 26 Feb 2020 0:55
Operator : MJB
Sample : 0B25043-CALW
Misc : A19J416, TOX 2000 ppb
ALS Vial : 39 (Sig #1); 0 (Sig #2) Sample Multiplier: 1

Integration File signal 1: PEST1.e
Integration File signal 2: PEST2.e
Quant Time: Feb 26 15:08:42 2020
Quant Method : C:\msdchem\1\methods\ECD5_QUANTPEST_200225.M
Quant Title : Instrument: DualECD5
QLast Update : Wed Feb 26 15:04:58 2020
Response via : Initial Calibration
Integrator: ChemStation 6890 Scale Mode: Small noise peaks clipped

MB 2/26/20

Volume Inj. : 2uL
Signal #1 Phase : Rtx-CLPesticides Signal #2 Phase: Rtx-CLPesticides2
Signal #1 Info : 30m X 0.32mm X 0. Signal #2 Info : 30m X 0.32mm X 0.25um

	Compound	RT#1	RT#2	Resp#1	Resp#2	ng/mL	ng/mL
	System Monitoring Compounds						
1)	S TCMX (S)	0.000	0.000	0	0	N.D. d	N.D. d
22)	S DCBP (S)	0.000	0.000	0	0	N.D. d	N.D. d
	Target Compounds						
2)	a-BHC	0.000	0.000	0	0	N.D. d	N.D. d
3)	g-BHC	0.000	0.000	0	0	N.D. d	N.D. d
4)	b-BHC	0.000	0.000	0	0	N.D. d	N.D. d
5)	Heptachlor	0.000	0.000	0	0	N.D. d	N.D. d
6)	d-BHC	0.000	0.000	0	0	N.D. d	N.D. d
7)	Aldrin	0.000	0.000	0	0	N.D. d	N.D. d
8)	Heptachlo...	0.000	0.000	0	0	N.D. d	N.D. d
9)	trans-Chl...	0.000	0.000	0	0	N.D. d	N.D. d
10)	cis-Chlor...	0.000	0.000	0	0	N.D. d	N.D. d
11)	Endosulfa...	0.000	0.000	0	0	N.D. d	N.D. d
12)	4,4'-DDE	0.000	0.000	0	0	N.D. d	N.D. d
13)	Dieldrin	0.000	0.000	0	0	N.D. d	N.D. d
14)	Endrin	0.000	0.000	0	0	N.D. d	N.D. d
15)	4,4'-DDD	0.000	0.000	0	0	N.D. d	N.D. d
16)	Endosulfa...	0.000	0.000	0	0	N.D. d	N.D. d
17)	4,4'-DDT	0.000	0.000	0	0	N.D. d	N.D. d
18)	Endrin Al...	0.000	0.000	0	0	N.D. d	N.D. d
19)	Endosulfa...	0.000	0.000	0	0	N.D. d	N.D. d
20)	Methoxychlor	0.000	0.000	0	0	N.D. d	N.D. d
21)	Endrin Ke...	0.000	0.000	0	0	N.D. d	N.D. d
23)	Hexachlor...	0.000	0.000	0	0	N.D. d	N.D. d
24)	Hexachlor...	0.000	0.000	0	0	N.D. d	N.D. d
25)	Oxychlordane	0.000	0.000	0	0	N.D. d	N.D. d
26)	2,4'-DDE	0.000	0.000	0	0	N.D. d	N.D. d
27)	trans-Non...	0.000	0.000	0	0	N.D. d	N.D. d
28)	2,4'-DDD	0.000	0.000	0	0	N.D. d	N.D. d

Quantitation Report (QT Reviewed)

Data Path : C:\msdchem\1\data\2020-02\0B25043\
Data File : ECD5-02252045.D
Signal(s) : Signal #1: ECD1A.CH Signal #2: ECD2B.CH
Acq On : 26 Feb 2020 0:55
Operator : MJB
Sample : 0B25043-CALW
Misc : A19J416, TOX 2000 ppb
ALS Vial : 39 (Sig #1), 0 (Sig #2) Sample Multiplier: 1

Integration File signal 1: PEST1.e
Integration File signal 2: PEST2.e
Quant Time: Feb 26 15:08:42 2020
Quant Method : C:\msdchem\1\methods\ECD5_QUANTPEST_200225.M
Quant Title : Instrument: DualECD5
QLast Update : Wed Feb 26 15:04:58 2020
Response via : Initial Calibration
Integrator: ChemStation 6890 Scale Mode: Small noise peaks clipped

Volume Inj. : 2uL
Signal #1 Phase : Rtx-CLPesticides Signal #2 Phase: Rtx-CLPesticides2
Signal #1 Info : 30m X 0.32mm X 0. Signal #2 Info : 30m X 0.32mm X 0.25um

	Compound	RT#1	RT#2	Resp#1	Resp#2	ng/mL	ng/mL
29)	2,4'-DDT	0.000	0.000	0	0	N.D. d	N.D. d
30)	cis-Nonac...	0.000	0.000	0	0	N.D. d	N.D. d
31)	Mirex	0.000	0.000	0	0	N.D. d	N.D. d
32)	Chlordane...	0.000	0.000	0	0	N.D. d	N.D. d
33)	Chlordane...	0.000	0.000	0	0	N.D. d	N.D. d
34)	Chlordane...	0.000	0.000	0	0	N.D. d	N.D. d
35)	Chlordane...	0.000	0.000	0	0	N.D. d	N.D. d
36)	Toxaphene...	7.564	8.534	1963084	5517985	1863.884	2040.443
37)	Toxaphene...	7.859	8.881	3614562	7258199	1858.708	2084.157
38)	Toxaphene...	8.172	8.918	7981284	11594452	1859.746	1942.644
39)	Toxaphene...	8.412	8.986	7717268	19485393	1910.198	2158.885
40)	Toxaphene...	8.642	9.162	6286579	10603539	1912.106	2111.437
41)	Toxaphene...	8.709	9.544	7847735	11635220	1807.252	2072.475
42)	Toxaphene...	0.000	0.000	0	0	N.D. d	N.D. d

(f)=RT Delta > 1/2 Window (#)=Amounts differ by > 25% (m)=manual int.

Quantitation Report (QT Reviewed)

Data Path : C:\msdchem\1\data\2020-02\0B25043\
Data File : ECD5-02252045.D
Signal(s) : Signal #1: ECD1A.CH Signal #2: ECD2B.CH
Acq On : 26 Feb 2020 0:55
Operator : MJB
Sample : 0B25043-CALW
Misc : A19J416, TOX 2000 ppb
ALS Vial : 39 (Sig #1), 0 (Sig #2) Sample Multiplier: 1

Integration File signal 1: PEST1.e
Integration File signal 2: PEST2.e
Quant Time: Feb 26 15:08:42 2020
Quant Method : C:\msdchem\1\methods\ECD5_QUANTPEST_200225.M
Quant Title : Instrument: DualECD5
QLast Update : Wed Feb 26 15:04:58 2020
Response via : Initial Calibration
Integrator: ChemStation 6890 Scale Mode: Small noise peaks clipped

Volume Inj. : 2uL
Signal #1 Phase : Rtx-CLPesticides Signal #2 Phase: Rtx-CLPesticides2
Signal #1 Info : 30m X 0.32mm X 0. Signal #2 Info : 30m X 0.32mm X 0.25um

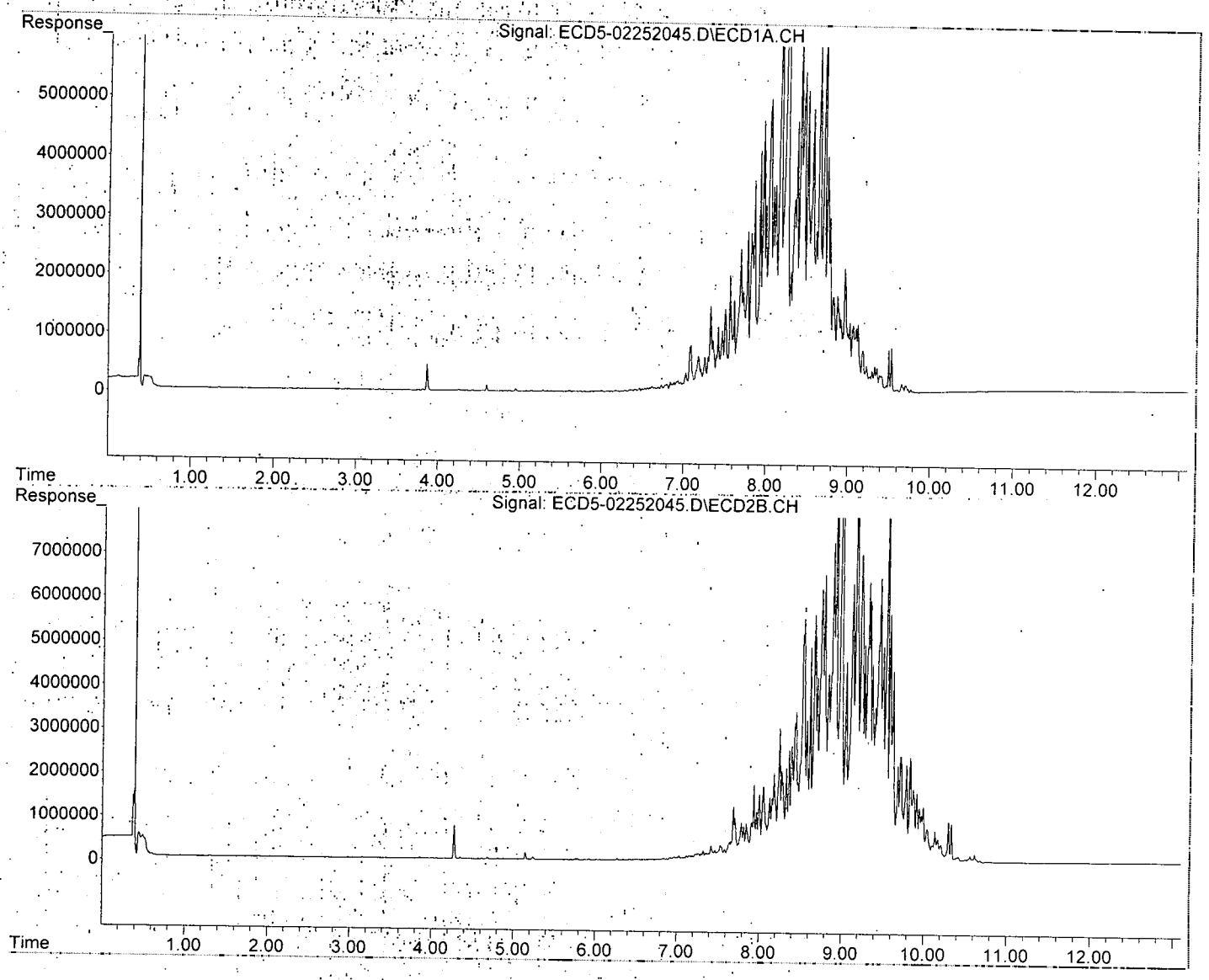

APEX LABORATORIES, LLC
6700 SW Sandburg St. Tigard OR 97223 phone 503-718-2323

Semivolatile Organic Compounds (PAHs) by EPA 8270D
Benchsheet & Analysis Sequence Data

Batch 0030163
Sequence 0C06028 (A0C0026-01)

APEX LABORATORIES

Apex Laboratories

PREPARATION BENCH SHEET

BATCH #: 0030163 (Sediment)

Prep Method: EPA 3546

#	Lab Number		Analysis	Prepared	Initial (g)	Final (mL)	Spike ID	Source ID	ul Spike	ul Surr.	Sample ID	Extraction Comments	pH <2	pH Other	pH >11
	0030163-BLK1		QC	03/05/20 07:02	11	5				100					
	0030163-BS1		QC	03/05/20 07:02	10	5	A20B016		100	100					
	A0C0024-01	A	8270D LL PAH Only (Scan)	03/05/20 07:02	10.56	5				100	PDI-017SC-A-02-03-191003				
	0030163-DUP1		QC	03/05/20 07:02	10.55	5		A0C0024-01		100					
	A0C0024-02	A	8270D LL PAH Only (Scan)	03/05/20 07:02	10.54	5				100	PDI-017SC-A-03-04-191003				
	A0C0024-03	A	8270D LL PAH Only (Scan)	03/05/20 07:02	10.34	5				100	PDI-017SC-A-04-05-191003				
	A0C0024-04	A	8270D LL PAH Only (Scan)	03/05/20 07:02	10.09	5				100	PDI-017SC-A-05-06-191003				
	A0C0024-04RE1	A	8270D LL PAH Only (Scan)	03/05/20 07:02	10.09	5				100	PDI-017SC-A-05-06-191003	1000x, #23. Added 3/6/2020 By jk			
	A0C0024-05	A	8270D LL PAH Only (Scan)	03/05/20 07:02	10.34	5				100	PDI-017SC-A-06-07-191003				
	A0C0024-06	A	8270D LL PAH Only (Scan)	03/05/20 07:02	10.2	5				100	PDI-081SC-A-10-11-191002				
	A0C0024-07	A	8270D LL PAH Only (Scan)	03/05/20 07:02	10.1	5				100	PDI-081SC-A-11-12-191002				
	A0C0024-08	A	8270D LL PAH Only (Scan)	03/05/20 07:02	10.38	5				100	PDI-082SC-A-06-07-191002				
	A0C0024-09	A	8270D LL PAH Only (Scan)	03/05/20 07:02	10.04	5				100	PDI-082SC-A-07-08-191002				
	A0C0024-10	A	8270D LL PAH Only (Scan)	03/05/20 07:02	10.69	5				100	PDI-082SC-A-08-09-191002				
	A0C0024-11	A	8270D LL PAH Only (Scan)	03/05/20 07:02	10.75	5				100	PDI-082SC-A-09-10-191002				
	A0C0024-11RE1	A	8270D LL PAH Only (Scan)	03/05/20 07:02	10.75	5				100	PDI-082SC-A-09-10-191002	T-03, 1000x. Added 3/6/2020 By jk			
	A0C0024-12	A	8270D LL PAH Only (Scan)	03/05/20 07:02	10.16	5				100	PDI-082SC-A-10-11-191002				
	A0C0024-13	A	8270D LL PAH Only (Scan)	03/05/20 07:02	10.45	5				100	PDI-082SC-A-11-12-191002				
	A0C0024-13RE1	A	8270D LL PAH Only (Scan)	03/05/20 07:02	10.45	5				100	PDI-082SC-A-11-12-191002	Added 3/9/2020 By DTH			

Prepared By: Date

Reviewed By: DTH 3/10/20 Date

Apex Laboratories

PREPARATION BENCH SHEET

BATCH #: 0030163 (Sediment)

Prep Method: EPA 3546

#	Lab Number		Analysis	Prepared	Initial (g)	Final (mL)	Spike ID	Source ID	ul Spike	ul Surr	Sample ID	Extraction Comments	pH <2	pH Other	pH >11
	A0C0024-14	A	8270D LL PAH Only (Scan)	03/05/20 07:02	10.39	5				100	PDI-082SC-A-12-13-191002				
	A0C0024-14RE1	A	8270D LL PAH Only (Scan)	03/05/20 07:02	10.39	5				100	PDI-082SC-A-12-13-191002	Added 3/9/2020 By DTH			
	A0C0024-15	A	8270D LL PAH Only (Scan)	03/05/20 07:02	10.24	5				100	PDI-082SC-A-13-14-191002				
	A0C0024-15RE1	A	8270D LL PAH Only (Scan)	03/05/20 07:02	10.24	5				100	PDI-082SC-A-13-14-191002	Added 3/9/2020 By DTH			
	A0C0026-01	A	8270D LL PAH Only (Scan)	03/05/20 07:02	10.65	5				100	PDI-020SC-A-04-05-191008				
	A0C0029-01	A	8270D LL PAH Only (Scan)	03/05/20 07:02	10.59	5				100	PDI-079SC-A-10-11-191014				
	A0C0030-01	A	8270D LL PAH Only (Scan)	03/05/20 07:02	10.64	5				100	PDI-052SC-A-07-08-191015				
	A0C0030-02	A	8270D LL PAH Only (Scan)	03/05/20 07:02	10.1	5				100	PDI-052SC-A-08-09-191015				
	A0C0030-03	A	8270D LL PAH Only (Scan)	03/05/20 07:02	10.7	5				100	PDI-052SC-A-09-10-191015				
	0030163-MS1		QC	03/05/20 07:02	10.52	5	A20B016	A0C0030-03	100	100					
	0030163-MSD1		QC	03/05/20 07:02	10.77	5	A20B016	A0C0030-03	100	100					

Standards/Reagents

Reagent(s)

Std ID	Exp. Date	Description
A13L219	11/30/23	Extractions Balance
A18K311	12/31/20	Glass Wool
A19I263	03/18/20	DCM CHEM PROD. 194934
A20A282	07/19/21	Sodium Sulfate Lot # 194865

Analyte Spike(s)

Std ID	Exp. Date	Description
A20B016	08/01/20	LVI PAH Spike @2000ng/ml

Surrogate(s)

Std ID	Exp. Date	Description
A20C034	08/22/20	8270D LL PAH Only Surr. (5ppm)

Method 3546 digestion time and temperture achieved.
Initial:

Witness:_____

Prepared By: Date

Reviewed By: Date

Apex Laboratories

PREPARATION BENCH SHEET

BATCH #: 0030163 (Sediment)

Prep Method: EPA 3546

#	Lab Number		Analysis	Prepared	Initial (g)	Final (mL)	Spike ID	Source ID	ul Spike	ul Surr.	Sample ID	Extraction Comments	pH <2	pH Other	pH >11
11	0030163-BLK1		QC	03/05/20 07:02	~~10~~ 11.00	5				100					
12	0030163-BS1		QC	03/05/20 07:02	10	5	A20B016		100	100					
13	A0C0024-01	A	8270D LL PAH Only (Scan)	03/05/20 07:02	~~10~~ 10.56	5				100	PDI-017SC-A-02-03-191003	Sand, S			
14	0030163-DUP1		QC	03/05/20 07:02	~~10~~ 10.55	5		A0C0024-01		100		S			
15	A0C0024-02	A	8270D LL PAH Only (Scan)	03/05/20 07:02	~~10~~ 10.54	5				100	PDI-017SC-A-03-04-191003	Sand			
16	A0C0024-03	A	8270D LL PAH Only (Scan)	03/05/20 07:02	~~10~~ 10.34	5				100	PDI-017SC-A-04-05-191003	Sand S			
17	A0C0024-04	A	8270D LL PAH Only (Scan)	03/05/20 07:02	~~10~~ 10.09	5				100	PDI-017SC-A-05-06-191003	sand S			
18	A0C0024-05	A	8270D LL PAH Only (Scan)	03/05/20 07:02	~~10~~ 10.34	5				100	PDI-017SC-A-06-07-191003	sand			
19	A0C0024-06	A	8270D LL PAH Only (Scan)	03/05/20 07:02	~~10~~ 10.20	5				100	PDI-081SC-A-10-11-191002	mud			
20	A0C0024-07	A	8270D LL PAH Only (Scan)	03/05/20 07:02	~~10~~ 10.10	5				100	PDI-081SC-A-11-12-191002	sand			
21	A0C0024-08	A	8270D LL PAH Only (Scan)	03/05/20 07:02	~~10~~ 10.38	5				100	PDI-082SC-A-06-07-191002	mud			
22	A0C0024-09	A	8270D LL PAH Only (Scan)	03/05/20 07:02	~~10~~ 10.04	5				100	PDI-082SC-A-07-08-191002	mud S			
23	A0C0024-10	A	8270D LL PAH Only (Scan)	03/05/20 07:02	~~10~~ 10.69	5				100	PDI-082SC-A-08-09-191002	mud S			
24	A0C0024-11	A	8270D LL PAH Only (Scan)	03/05/20 07:02	~~10~~ 10.75	5				100	PDI-082SC-A-09-10-191002	mud			
25	A0C0024-12	A	8270D LL PAH Only (Scan)	03/05/20 07:02	~~10~~ 10.16	5				100	PDI-082SC-A-10-11-191002	muddy sand			
26	A0C0024-13	A	8270D LL PAH Only (Scan)	03/05/20 07:02	~~10~~ 10.45	5				100	PDI-082SC-A-11-12-191002	sand			
27	A0C0024-14	A	8270D LL PAH Only (Scan)	03/05/20 07:02	~~10~~ 10.39	5				100	PDI-082SC-A-12-13-191002	mud			
28	A0C0024-15	A	8270D LL PAH Only (Scan)	03/05/20 07:02	~~10~~ 10.24	5				100	PDI-082SC-A-13-14-191002	mud			
29	A0C0026-01	A	8270D LL PAH Only (Scan)	03/05/20 07:02	~~10~~ 10.65	5				100	PDI-020SC-A-04-05-191008	Sand			

AOO 3-5-20
Prepared By: Date

SCG 03/05/2020
Reviewed By: Date

CAH 3/5/20

Apex Laboratories

PREPARATION BENCH SHEET

BATCH #: 0030163 (Sediment)

Prep Method: EPA 3546

#	Lab Number		Analysis	Prepared	Initial (g)	Final (mL)	Spike ID	Source ID	ul Spike	ul Surr.	Sample ID	Extraction Comments	pH <2	pH Other	pH >11
30	A0C0029-01	A	8270D LL PAH Only (Scan)	03/05/20 07:02	10/10.59	5				100	PDI-079SC-A-10 -11-191014	Sand			
31	A0C0030-01	A	8270D LL PAH Only (Scan)	03/05/20 07:02	10/10.64	5				100	PDI-052SC-A-07 -08-191015	muddy sand			
32	A0C0030-02	A	8270D LL PAH Only (Scan)	03/05/20 07:02	10/10.10	5				100	PDI-052SC-A-08 -09-191015	Sand			
33	A0C0030-03	A	8270D LL PAH Only (Scan)	03/05/20 07:02	10/10.70	5				100	PDI-052SC-A-09 -10-191015	Sand			
34	0030163-MS1		QC	03/05/20 07:02	10/10.52	5	A20B016	A0C0030-03	100	100					
35	0030163-MSD1		QC	03/05/20 07:02	10/10.77	5	A20B016	A0C0030-03	100	100					

Standards/Reagents

Reagent(s)

Std ID	Exp. Date	Description
A13L219	11/30/23	Extractions Balance
A18K311	12/31/20	Glass Wool
A19I263	03/18/20	DCM CHEM PROD. 194934
A20A282	07/19/21	Sodium Sulfate Lot # 194865

Analyte Spike(s)

Std ID	Exp. Date	Description
A20B016	08/01/20	LVI PAH Spike @2000ng/ml

Surrogate(s)

Std ID	Exp. Date	Description
A20C034	08/22/20	8270D LL PAH Only Surr. (5ppm)

Method 3546 digestion time and temperture achieved. yes
Initial: AJJ

(6) = staining on turbovap tube. AJJ 3/5/20

Witness: CAH 03/05/20

AJJ 3-5-20
Prepared By: Date

Reviewed By: Date

ELEMENT SEQUENCE LOG

Apex Laboratories

APEX LABORATORIES

Sequence:	0C06028	Instrument:	SV-GCMS14
Date:	03/06/20 09:19	Calibration:	A9I1001

#	Lab Number	Matrix	Analysis	Client	Due	Batch	ISTD ID	STD ID
1	0C06028-TUN1	Sediment	QC	QC			A20C067	A20B266
2	0C06028-CCV1	Sediment	QC	QC			A20C067	A20C077
3	0C06028-CCB1	Sediment	QC	QC			A20C067	
4	A0C0030-03	Sediment	8270D LL PAH Only (Scan)	Anchor QEA, LLC	03/16/20	0030163	A20C067	
5	0030163-MS1	Sediment	QC	QC		0030163	A20C067	
6	0030163-MSD1	Sediment	QC	QC		0030163	A20C067	
7	A0C0026-01	Sediment	8270D LL PAH Only (Scan)	Anchor QEA, LLC	03/16/20	0030163	A20C067	
8	A0C0029-01	Sediment	8270D LL PAH Only (Scan)	Anchor QEA, LLC	03/16/20	0030163	A20C067	
9	A0C0030-01	Sediment	8270D LL PAH Only (Scan)	Anchor QEA, LLC	03/16/20	0030163	A20C067	
10	A0C0030-02	Sediment	8270D LL PAH Only (Scan)	Anchor QEA, LLC	03/16/20	0030163	A20C067	
11	A0C0024-12	Sediment	8270D LL PAH Only (Scan)	Anchor QEA, LLC	03/16/20	0030163	A20C067	
12	A0C0024-13	Sediment	8270D LL PAH Only (Scan)	Anchor QEA, LLC	03/16/20	0030163	A20C067	
13	A0C0024-14	Sediment	8270D LL PAH Only (Scan)	Anchor QEA, LLC	03/16/20	0030163	A20C067	
14	A0C0024-15	Sediment	8270D LL PAH Only (Scan)	Anchor QEA, LLC	03/16/20	0030163	A20C067	
15	A0C0030-05	Sediment	8270D LL PAH Only (Scan)	Anchor QEA, LLC	03/16/20	0030176	A20C067	
16	A0C0030-06	Sediment	8270D LL PAH Only (Scan)	Anchor QEA, LLC	03/16/20	0030176	A20C067	
17	A0C0030-07	Sediment	8270D LL PAH Only (Scan)	Anchor QEA, LLC	03/16/20	0030176	A20C067	
18	A0C0030-09	Sediment	8270D LL PAH Only (Scan)	Anchor QEA, LLC	03/16/20	0030176	A20C067	
19	A0C0030-10	Sediment	8270D LL PAH Only (Scan)	Anchor QEA, LLC	03/16/20	0030176	A20C067	
20	A0C0030-11	Sediment	8270D LL PAH Only (Scan)	Anchor QEA, LLC	03/16/20	0030176	A20C067	
21	A0C0034-01	Sediment	8270D LL PAH Only (Scan)	Anchor QEA, LLC	03/16/20	0030176	A20C067	
22	A0C0058-01	Sediment	8270D LL PAH Only (Scan)	Anchor QEA, LLC	03/17/20	0030176	A20C067	
23	0C06028-IBL1	Sediment	QC	QC			A20C067	

Data Entered By: DMT 3/9/20

Data Reviewed By: JPL 3/9/20

Comments:

Data Path : U:\data\2020-03\0C06028\
Data File : N03062001.D
Acq On : 06 Mar 2020 09:29 am
Operator : JK/ AMS/ DTH
Sample : 0C06028-TUN1
Misc : 1x, A20B266 DFTPP
ALS Vial : 1 Sample Multiplier: 1

Integration File: rteint.p

Method : U:\methods\DFTPP.M
Title : 8270 DFTPP Tune Method
Last Update : Wed Mar 04 11:49:30 2020

AMS 3/9/20

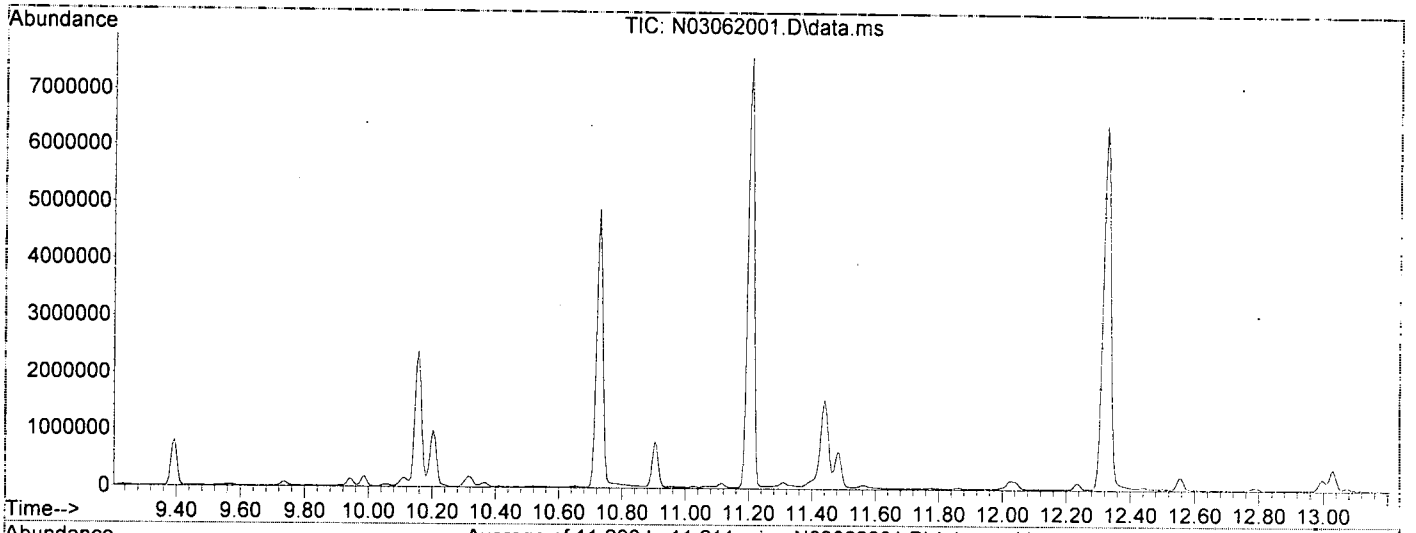

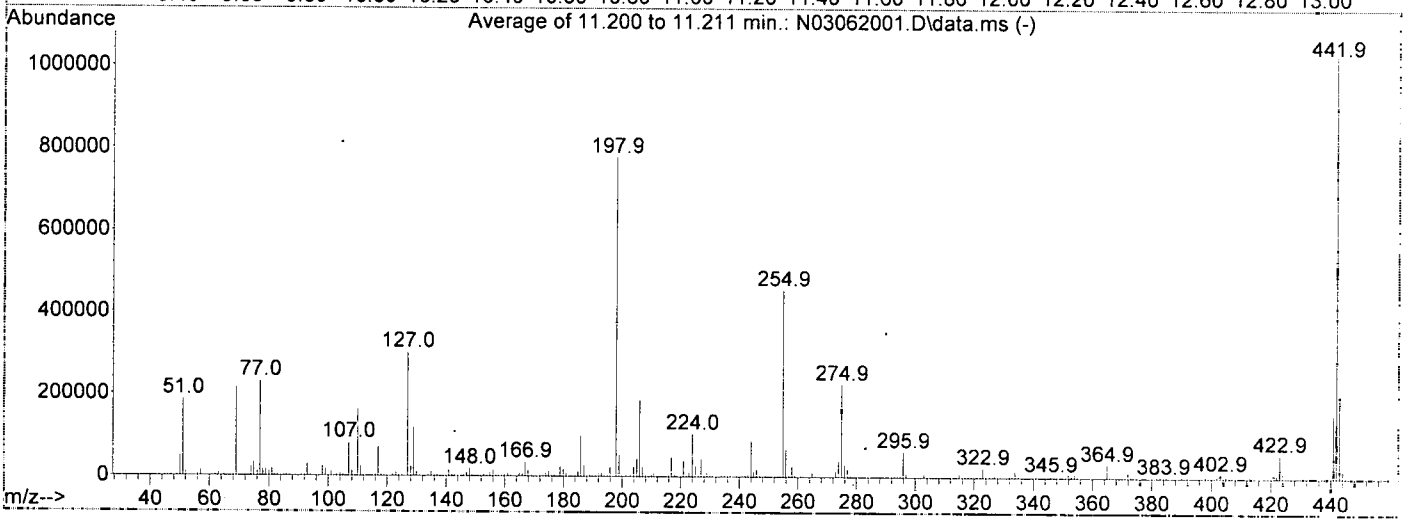

AutoFind: Scans 1185, 1186, 1187; Background Corrected with Scan 1179

Target Mass	Rel. to Mass	Lower Limit%	Upper Limit%	Rel. Abn%	Raw Abn	Result Pass/Fail
68	69	0.00	2	1.6	3480	PASS
69	69	100	100	100.0	214426	PASS
70	69	0.00	2	0.5	1094	PASS
197	198	0.00	2	0.0	0	PASS
198	198	100	100	100.0	777387	PASS
199	198	5	9	6.8	52644	PASS
365	198	1	100	4.0	31296	PASS
441	443	0.01	150	77.2	153963	PASS
442	198	0.10	200	132.3	1028395	PASS
443	442	15	24	19.4	199424	PASS

No Name Entered Quantitation Report (Not Reviewed)

Data Path : U:\data\2020-03\0C06028\
Data File : N03062001.D
Acq On : 06 Mar 2020 09:29 am
Operator : JK/ AMS/ DTH
Sample : 0C06028-TUN1
Misc : 1x, A20B266 DFTPP
ALS Vial : 1 Sample Multiplier: 1
DataAcq Meth:DFTPP.M

Quant Time: Mar 09 09:38:21 2020
Quant Method : U:\methods\DFTPP.M
Quant Title : 8270 DFTPP Tune Method
QLast Update : Wed Mar 04 11:49:30 2020
Response via : Initial Calibration
InstName : SV-GCMS14

Compound	R.T.	QIon	Response	Conc	Units	Dev(Min)
Internal Standards						
1) 1,4-Dichlorobenzene-d4	6.426	150	150466	2.00	ug/mL	0.00
2) Naphthalene-d8	7.633	136	410174	2.00	ug/mL	0.00
3) Acenaphthene-d10	9.393	162	228185	2.00	ug/mL	0.00
5) Phenanthrene-d10	10.902	188	411084	2.00	ug/mL	0.00
11) Chrysene-d12	14.458	240	388337	2.00	ug/mL	0.00
12) Perylene-d12	16.597	264	335762	2.00	ug/mL	0.00
13) Dibenz(a,h)anthracene-...	17.757	292	291292	2.00	ug/mL	# 0.01
Target Compounds						Qvalue
4) Pentachlorophenol	10.728	266	929303	43.13	ug/mL	83
6) DFTPP	11.206	442	1547777	46.64	ug/mL	77
7) Benzidine	12.325	184	4416963	30.20	ug/mL	97
8) 4,4-DDE	12.552	TIC	305075	No Calib		
9) 4,4-DDD	13.030	TIC	550435	No Calib		
10) 4,4-DDT	13.543	TIC	14665670	34.79	ug/mL	96

(#) = qualifier out of range (m) = manual integration (+) = signals summed

Quantitation Report (Qedit)

Data Path : U:\data\2020-03\0C06028\
Data File : N03062001.D
Acq On : 06 Mar 2020 09:29 am
Operator : JK/ AMS/ DTH
Sample : 0C06028-TUN1
Misc : 1x, A20B266 DFTPP
ALS Vial : 1 Sample Multiplier: 1
DataAcq Meth:DFTPP.M

Quant Time: Mar 09 09:38:21 2020
Quant Method : U:\methods\DFTPP.M
Quant Title : 8270 DFTPP Tune Method
QLast Update : Wed Mar 04 11:49:30 2020
Response via : Initial Calibration
InstName : SV-GCMS14

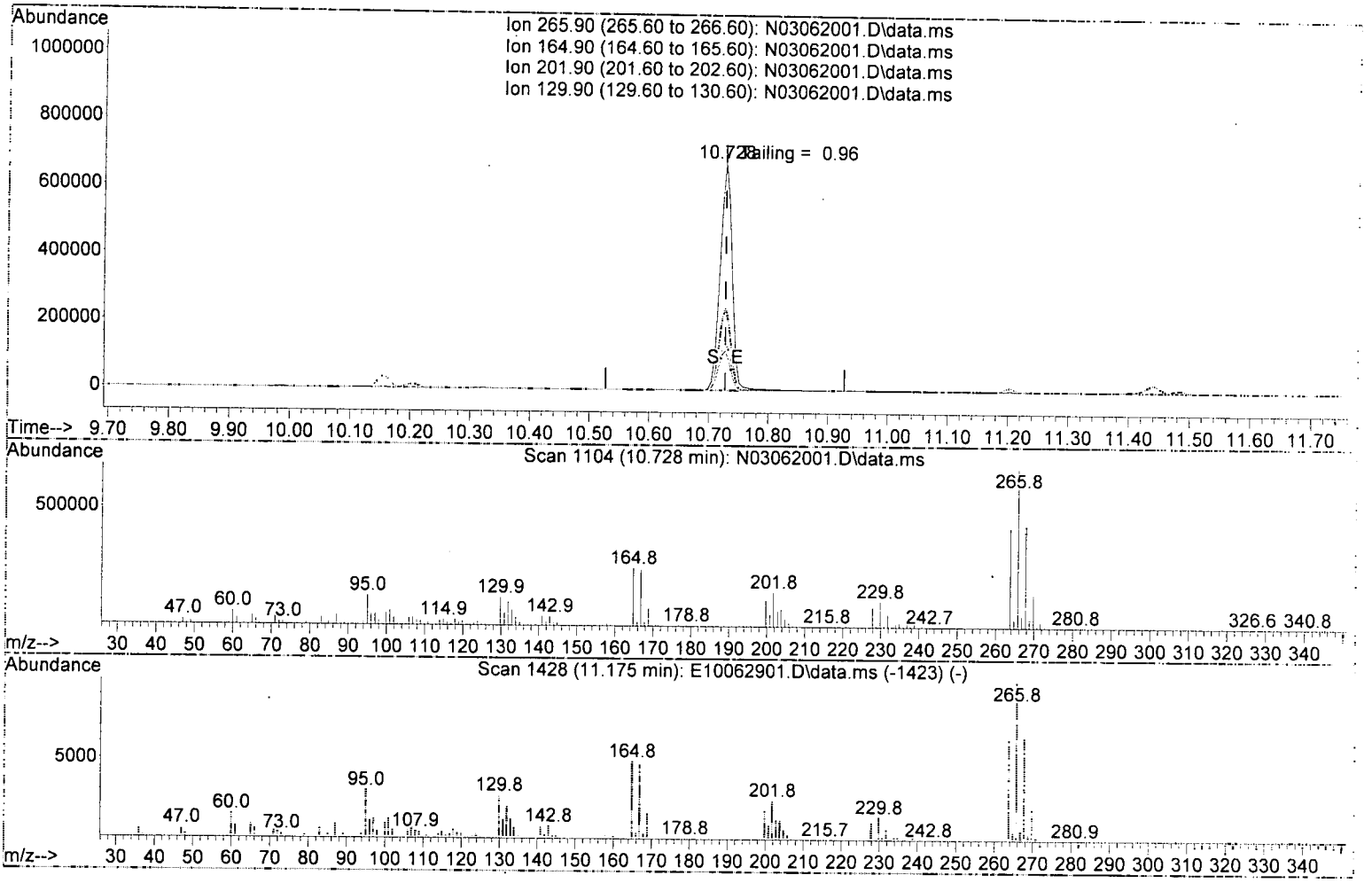

TIC: N03062001.D\data.ms

(4) Pentachlorophenol

10.728min (+ 0.000) 43.13 ug/mL

response 929303

Ion	Exp%	Act%
265.90	100.00	100.00
164.90	50.60	36.41
201.90	25.80	21.54
129.90	27.30	17.58

Quantitation Report (Qedit)

Data Path : U:\data\2020-03\0C06028\
Data File : N03062001.D
Acq On : 06 Mar 2020 09:29 am
Operator : JK/ AMS/ DTH
Sample : 0C06028-TUN1
Misc : 1x, A20B266 DFTPP
ALS Vial : 1 Sample Multiplier: 1
DataAcq Meth:DFTPP.M

Quant Time: Mar 09 09:38:21 2020
Quant Method : U:\methods\DFTPP.M
Quant Title : 8270 DFTPP Tune Method
QLast Update : Wed Mar 04 11:49:30 2020
Response via : Initial Calibration
InstName : SV-GCMS14

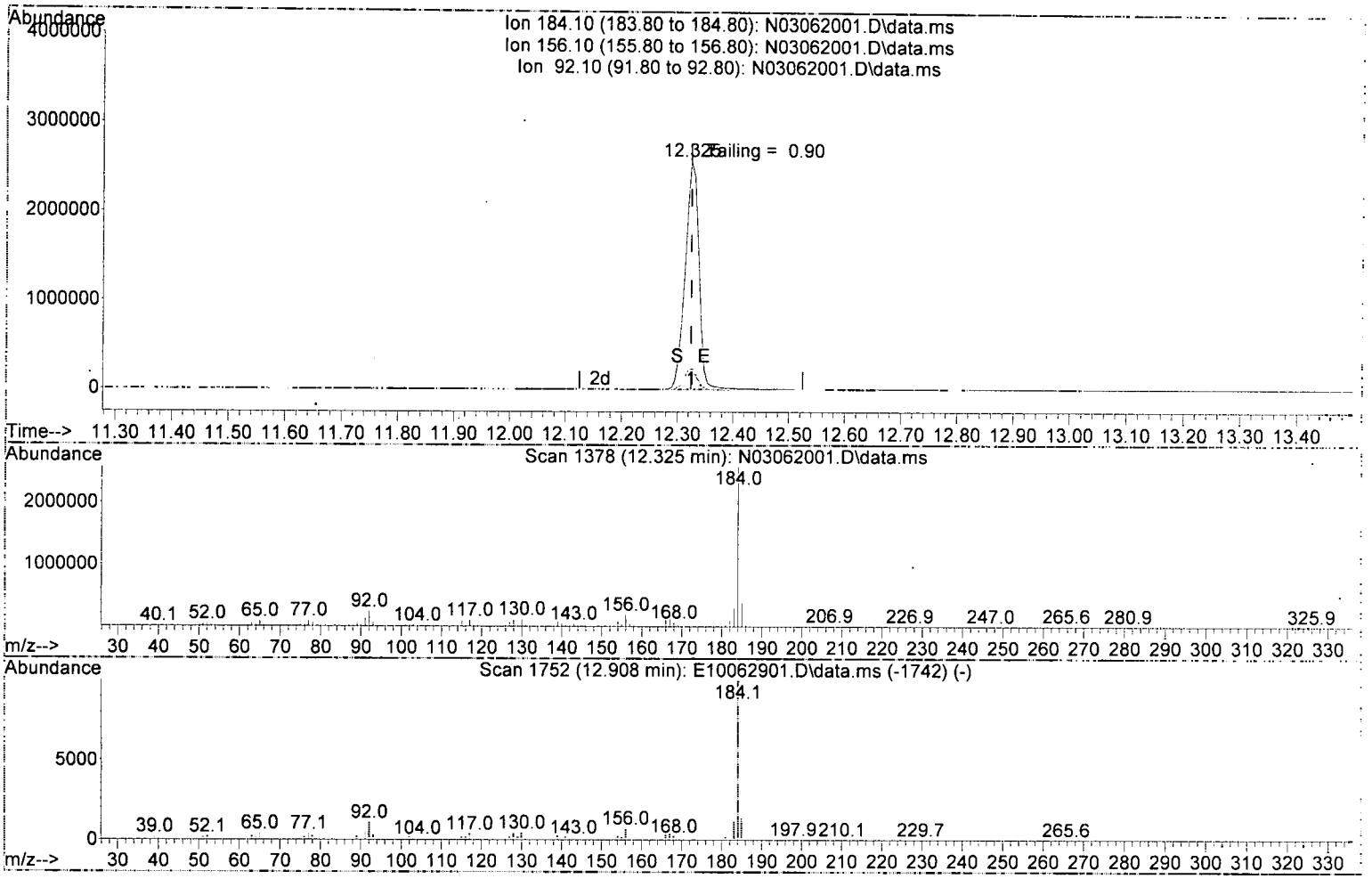

TIC: N03062001.D\data.ms

(7) Benzidine

12.325min (+ 0.000) 30.20 ug/mL

response 4416963

Ion	Exp%	Act%
184.10	100.00	100.00
156.10	8.50	7.33
92.10	8.20	9.18
0.00	0.00	0.00

DDT Breakdown Check (Validated 5/1/2013)

From: 0C06028 JJ 3/9/20
~~0C0628~~-TUN1
SV-GCMS14

First Column Area Counts		Percent Breakdown	
DDE	305075		
DDD	550435		
DDT	14665670	5.51	PASS

Breakdown must be less than 20% to accept sample data.

Data Path : U:\data\2020-03\0C06028\
Data File : N03062001.D
Acq On : 06 Mar 2020 09:29 am
Operator : JK/ AMS/ DTH
Sample : 0C06028-TUN1
Misc : 1x, A20B266 DFTPP
ALS Vial : 1 Sample Multiplier: 1
DataAcq Meth:DFTPP.M

Quant Time: Mar 09 09:38:21 2020
Quant Method : U:\methods\DFTPP.M
Quant Title : 8270 DFTPP Tune Method
QLast Update : Wed Mar 04 11:49:30 2020
Response via : Initial Calibration
InstName : SV-GCMS14

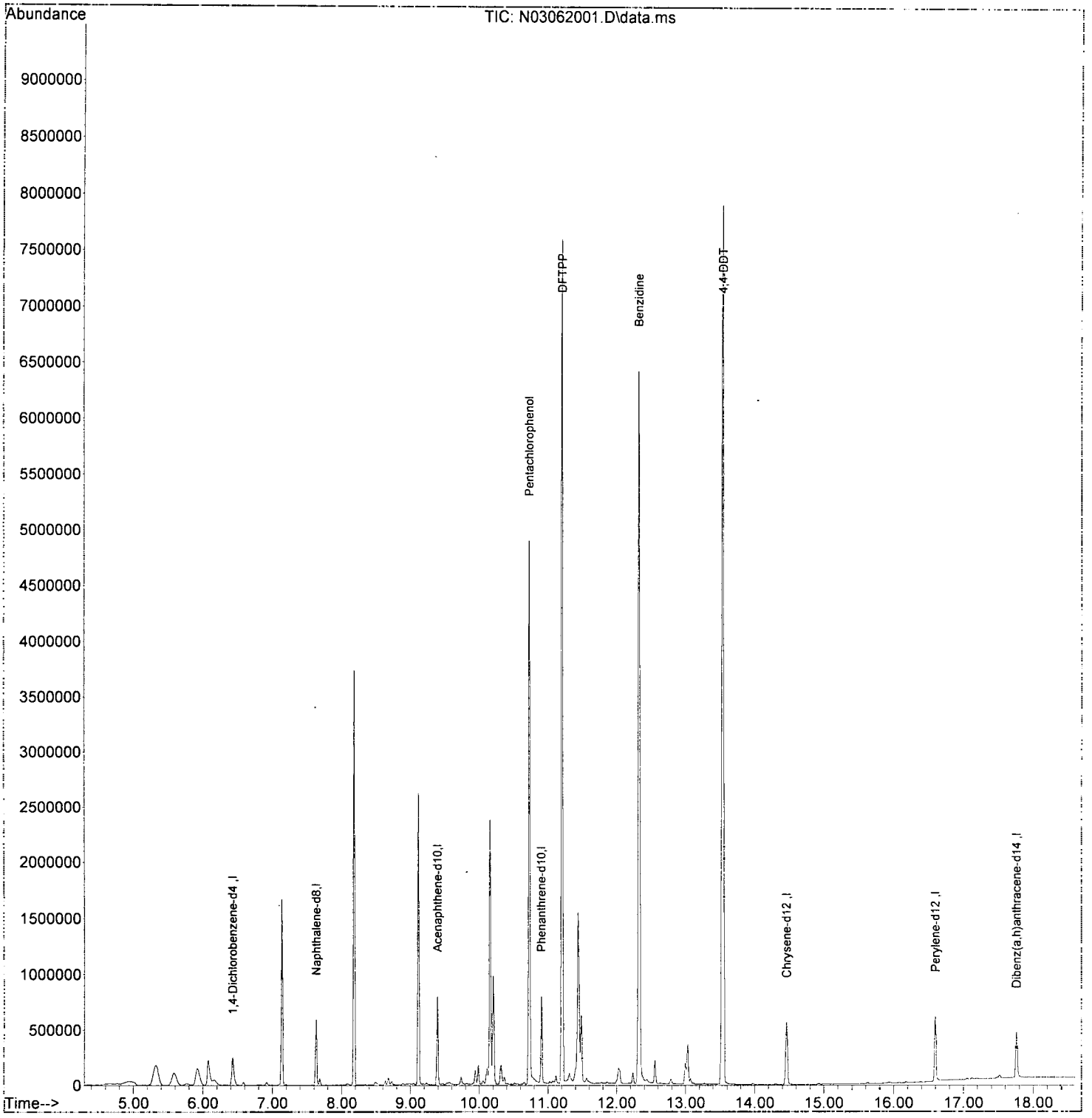

Evaluate Continuing Calibration Report

Data Path : U:\data\2020-03\0C06028\
Data File : N03062002.D
Acq On : 06 Mar 2020 09:57 am
Operator : JK/ AMS/ DTH
Sample : 0C06028-CCV1
Misc : 1x, A20C077@50
ALS Vial : 2 Sample Multiplier: 1
DataAcq Meth:LVI14_BNA_ACQ.M

Quant Time: Mar 09 09:40:35 2020
Quant Method : U:\methods\SV14_090619_PAHR8.M
Quant Title : EPA 8270D: Semivolatile Organics
QLast Update : Wed Mar 04 12:21:38 2020
Response via : Initial Calibration
InstName : SV-GCMS14

AMS 3/6/20
AMS 3/9/20

Min. RRF : 0.000 Min. Rel. Area : 50% Max. R.T. Dev 0.50min
Max. RRF Dev : 20% Max. Rel. Area : 200%

		Compound	Amount	Calc.	%Dev	Area%	Dev(min)
1	I	Naphthalene-d8 (ISTD)	100.000	100.000	0.0	131	0.00
2	S	Nitrobenzene-d5 (Surr)	50.000	48.319	3.4	130	0.00
3	T	Decalin	50.000	31.952	36.1#	83	0.00
4	T	Naphthalene	50.000	49.414	1.2	132	0.00
5	T	2-Methylnaphthalene	50.000	41.554	16.9	108	0.00
6	T	1-Methylnaphthalene	50.000	39.859	20.3#	101	0.00
7	T	1,1'-Biphenyl	50.000	39.401	21.2#	103	0.00
8	T	2,6-Dimethylnaphthalene	50.000	38.519	23.0#	98	0.00
9	I	Acenaphthene-d10 (ISTD)	100.000	100.000	0.0	98	0.00
10	S	2-Fluorobiphenyl (Surr)	50.000	53.334	-6.7	105	0.00
11	S	Acenaphthylene d-8 (Surr)	50.000	-1.000	102.0#	3	0.00
12	T	Acenaphthylene	50.000	48.122	3.8	94	0.00
13	T	Acenaphthene	50.000	48.932	2.1	98	0.00
14	T	Dibenzofuran	50.000	51.440	-2.9	101	0.00
15	T	1,6,7-Trimethylnaphthalene	50.000	47.394	5.2	95	0.00
16	T	Fluorene	50.000	48.101	3.8	95	0.00
17	I	Phenanthrene-d10 (ISTD)	100.000	100.000	0.0	108	0.00
18	T	Dibenzothiopene	50.000	49.235	1.5	108	0.00
19	T	Phenanthrene	50.000	48.519	3.0	106	0.00
20	T	Anthracene	50.000	49.928	0.1	109	0.00
21	T	Carbazole	50.000	46.636	6.7	102	0.00
22	T	1-Methylphenanthrene	50.000	50.391	-0.8	110	0.00
23	T	Fluoranthene	50.000	46.027	7.9	100	0.00
24	I	Chrysene-d12 (ISTD)	100.000	100.000	0.0	112	0.00
25	T	Pyrene	50.000	45.132	9.7	100	0.00
26	S	Terphenyl-d14 (Surr)	50.000	47.802	4.4	107	0.00
27	T	Benz(a)anthracene	50.000	46.092	7.8	109	0.00
28	T	Chrysene	50.000	48.126	3.7	109	0.00
29	I	Perylene-d12 (ISTD)	100.000	100.000	0.0	126	0.00
30	T	Benzo(b)fluoranthene	50.000	48.910	2.2	122	0.00
31	T	Benzo(k)fluoranthene	50.000	50.353	-0.7	128	0.00
32	T	Benzo(b+k)fluoranthene	100.000	99.022	1.0	124	0.00
33	S	Benzo(a)pyrene d-12 (Surr)	50.000	0.000	100.0#	0	-17.83#
34	T	Benzo(e)pyrene	50.000	46.919	6.2	119	0.00
35	T	Benzo(a)pyrene	50.000	49.616	0.8	122	0.00
36	T	Perylene	50.000	49.154	1.7	123	0.00
37	I	Dibenz(a,h)Anthrcene-d14(IS	100.000	100.000	0.0	157	0.00
38	T	Indeno(1,2,3-cd)Pyrene	50.000	45.858	8.3	145	0.00
39	T	Dibenz(a,h)anthracene	50.000	48.516	3.0	154	0.00
40	T	Benzo(g,h,i)perylene	50.000	47.067	5.9	146	0.00

(#) = Out of Range SPCC's out = 0 CCC's out = 0

No Name Entered Quantitation Report (Not Reviewed)

Data Path : U:\data\2020-03\0C06028\
Data File : N03062002.D
Acq On : 06 Mar 2020 09:57 am
Operator : JK/ AMS/ DTH
Sample : 0C06028-CCV1
Misc : 1x, A20C077@50
ALS Vial : 2 Sample Multiplier: 1
DataAcq Meth:LVI14_BNA_ACQ.M

Quant Time: Mar 09 09:40:35 2020
Quant Method : U:\methods\SV14_090619_PAHR8.M
Quant Title : EPA 8270D: Semivolatile Organics
QLast Update : Wed Mar 04 12:21:38 2020
Response via : Initial Calibration
InstName : SV-GCMS14

Compound	R.T.	QIon	Response	Conc	Units	Dev(Min)
Internal Standards						
1) Naphthalene-d8 (ISTD)	7.679	136	194417	100.00	ng/ml	0.00
9) Acenaphthene-d10 (ISTD)	9.434	162	115660	100.00	ng/ml	0.00
17) Phenanthrene-d10 (ISTD)	10.937	188	236918	100.00	ng/ml	0.00
24) Chrysene-d12 (ISTD)	14.528	240	189791	100.00	ng/ml	0.00
29) Perylene-d12 (ISTD)	17.967	264	178752	100.00	ng/ml	0.00
37) Dibenz(a,h)Anthrcene-d...	20.351	292	146427	100.00	ng/ml	0.00
System Monitoring Compounds						
2) Nitrobenzene-d5 (Surr)	6.986	82	31216	48.32	ng/ml	0.00
10) 2-Fluorobiphenyl (Surr)	8.746	172	92027	53.33	ng/ml	0.00
11) Acenaphthylene d-8 (Surr)	9.276	160	3008	-1.00	ng/ml	0.00
26) Terphenyl-d14 (Surr)	12.663	244	95416	47.80	ng/ml	0.00
33) Benzo(a)pyrene d-12 (S...	0.000	264	0	0.00	ng/ml	
Target Compounds						Qvalue
3) Decalin	7.149	138	4625	31.95	ng/ml	89
4) Naphthalene	7.697	128	105958	49.41	ng/ml	99
5) 2-Methylnaphthalene	8.384	142	75505	41.55	ng/ml	97
6) 1-Methylnaphthalene	8.484	142	72412	39.86	ng/ml	98
7) 1,1'-Biphenyl	8.851	154	96290	39.40	ng/ml	97
8) 2,6-Dimethylnaphthalene	9.008	156	68748	38.52	ng/ml	98
12) Acenaphthylene	9.288	152	120833	48.12	ng/ml	99
13) Acenaphthene	9.463	153	80475	48.93	ng/ml	100
14) Dibenzofuran	9.638	168	105966	51.44	ng/ml	96
15) 1,6,7-Trimethylnaphtha...	9.853	170	65369	47.39	ng/ml	98
16) Fluorene	9.987	166	80951	48.10	ng/ml	100
18) Dibenzothiopene	10.832	184	121998	49.24	ng/ml	98
19) Phenanthrene	10.961	178	134512	48.52	ng/ml	100
20) Anthracene	11.013	178	128751	49.93	ng/ml	99
21) Carbazole	11.182	167	97312	46.64	ng/ml	99
22) 1-Methylphenanthrene	11.590	192	97047	50.39	ng/ml	99
23) Fluoranthene	12.196	202	128563	46.03	ng/ml	97
25) Pyrene	12.470	202	133824	45.13	ng/ml	99
27) Benz(a)anthracene	14.505	228	101564	46.09	ng/ml	99
28) Chrysene	14.586	228	100354	48.13	ng/ml	100
30) Benzo(b)fluoranthene	17.063	252	100882	48.91	ng/ml	94
31) Benzo(k)fluoranthene	17.127	252	102257	50.35	ng/ml	93
32) Benzo(b+k)fluoranthene	17.127	252	208912	99.02	ng/ml	93
34) Benzo(e)pyrene	17.710	252	97855	46.92	ng/ml	98
35) Benzo(a)pyrene	17.827	252	87593	49.62	ng/ml	96
36) Perylene	18.025	252	106882	49.15	ng/ml	98
38) Indeno(1,2,3-cd)Pyrene	20.356	276	82815	45.86	ng/ml	80
39) Dibenz(a,h)anthracene	20.415	278	82326	48.52	ng/ml	84
40) Benzo(g,h,i)perylene	20.887	276	90166	47.07	ng/ml	94

(#) = qualifier out of range (m) = manual integration (+) = signals summed

Data Path : U:\data\2020-03\0C06028\
Data File : N03062002.D
Acq On : 06 Mar 2020 09:57 am
Operator : JK/ AMS/ DTH
Sample : 0C06028-CCV1
Misc : 1x, A20C077@50
ALS Vial : 2 Sample Multiplier: 1
DataAcq Meth:LVI14_BNA_ACQ.M

Quant Time: Mar 09 09:40:35 2020
Quant Method : U:\methods\SV14_090619_PAHR8.M
Quant Title : EPA 8270D: Semivolatile Organics
QLast Update : Wed Mar 04 12:21:38 2020
Response via : Initial Calibration
InstName : SV-GCMS14

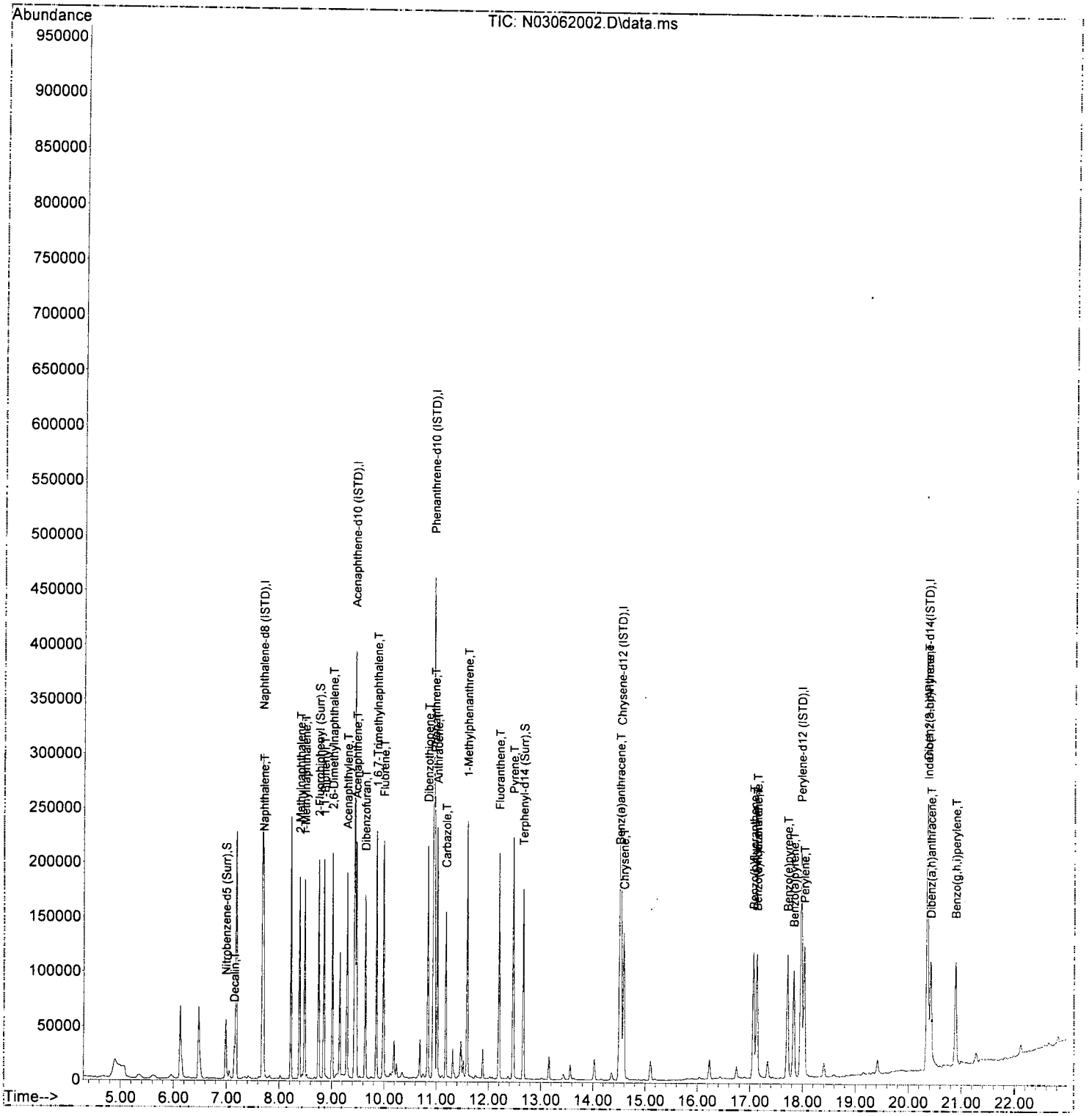

No Name Entered Quantitation Report (Not Reviewed)

Data Path : U:\data\2020-03\0C06028\
Data File : N03062003.D
Acq On : 06 Mar 2020 10:30 am
Operator : JK/ AMS/ DTH
Sample : 0C06028-CCB1
Misc : 1x, DCM + ISTD
ALS Vial : 3 Sample Multiplier: 1
DataAcq Meth:LVI14_BNA_ACQ.M

AMS 3/9/20

Quant Time: Mar 09 09:41:00 2020
Quant Method : U:\methods\SV14_090619_PAHR8.M
Quant Title : EPA 8270D: Semivolatile Organics
QLast Update : Wed Mar 04 12:21:38 2020
Response via : Initial Calibration
InstName : SV-GCMS14

Compound	R.T.	QIon	Response	Conc Units	Dev(Min)
Internal Standards					
1) Naphthalene-d8 (ISTD)	7.679	136	200292	100.00 ng/ml	0.00
9) Acenaphthene-d10 (ISTD)	9.434	162	114839	100.00 ng/ml	0.00
17) Phenanthrene-d10 (ISTD)	10.937	188	218207	100.00 ng/ml	0.00
24) Chrysene-d12 (ISTD)	14.528	240	179402	100.00 ng/ml	0.00
29) Perylene-d12 (ISTD)	17.961	264	167613	100.00 ng/ml	0.00
37) Dibenz(a,h)Anthrcene-d...	20.345	292	133536	100.00 ng/ml	0.00
System Monitoring Compounds					
2) Nitrobenzene-d5 (Surr)	7.044	82	62	0.09 ng/ml	0.06
10) 2-Fluorobiphenyl (Surr)	8.752	172	181	0.11 ng/ml	0.00
11) Acenaphthylene d-8 (Surr)	9.276	160	3242	-1.00 ng/ml	0.00
26) Terphenyl-d14 (Surr)	12.663	244	278	0.15 ng/ml	0.00
33) Benzo(a)pyrene d-12 (S...	0.000	264	0	0.00 ng/ml	
Target Compounds				Qvalue	
3) Decalin	0.000		0	N.D.	
4) Naphthalene	7.708	128	280	N.D.	
5) 2-Methylnaphthalene	8.390	142	51	N.D.	
6) 1-Methylnaphthalene	0.000		0	N.D.	
7) 1,1'-Biphenyl	8.851	154	126	N.D.	
8) 2,6-Dimethylnaphthalene	0.000		0	N.D.	
12) Acenaphthylene	9.288	152	154	N.D.	
13) Acenaphthene	0.000		0	N.D.	
14) Dibenzofuran	9.643	168	61	N.D.	
15) 1,6,7-Trimethylnaphtha...	9.853	170	53	N.D.	
16) Fluorene	9.987	166	76	N.D.	
18) Dibenzothiopene	0.000		0	N.D.	
19) Phenanthrene	10.961	178	222	N.D.	
20) Anthracene	11.013	178	123	N.D.	
21) Carbazole	11.188	167	86	N.D.	
22) 1-Methylphenanthrene	0.000		0	N.D.	
23) Fluoranthene	12.196	202	167	N.D.	
25) Pyrene	12.465	202	112	N.D.	
27) Benz(a)anthracene	14.528	228	531	N.D.	
28) Chrysene	14.580	228	91	N.D.	
30) Benzo(b)fluoranthene	17.057	252	89	N.D.	
31) Benzo(k)fluoranthene	17.122	252	124	N.D.	
32) Benzo(b+k)fluoranthene	17.122	252	124	N.D.	
34) Benzo(e)pyrene	17.704	252	124	N.D.	
35) Benzo(a)pyrene	17.821	252	101	N.D.	
36) Perylene	18.019	252	107	N.D.	
38) Indeno(1,2,3-cd)Pyrene	20.345	276	190	N.D.	
39) Dibenz(a,h)anthracene	20.415	278	142	N.D.	
40) Benzo(g,h,i)perylene	20.887	276	111	N.D.	

(#) = qualifier out of range (m) = manual integration (+) = signals summed

Data Path : U:\data\2020-03\0C06028\
Data File : N03062003.D
Acq On : 06 Mar 2020 10:30 am
Operator : JK/ AMS/ DTH
Sample : 0C06028-CCB1
Misc : 1x, DCM + ISTD
ALS Vial : 3 Sample Multiplier: 1
DataAcq Meth:LVI14_BNA_ACQ.M

Quant Time: Mar 09 09:41:00 2020
Quant Method : U:\methods\SV14_090619_PAHR8.M
Quant Title : EPA 8270D: Semivolatile Organics
QLast Update : Wed Mar 04 12:21:38 2020
Response via : Initial Calibration
InstName : SV-GCMS14

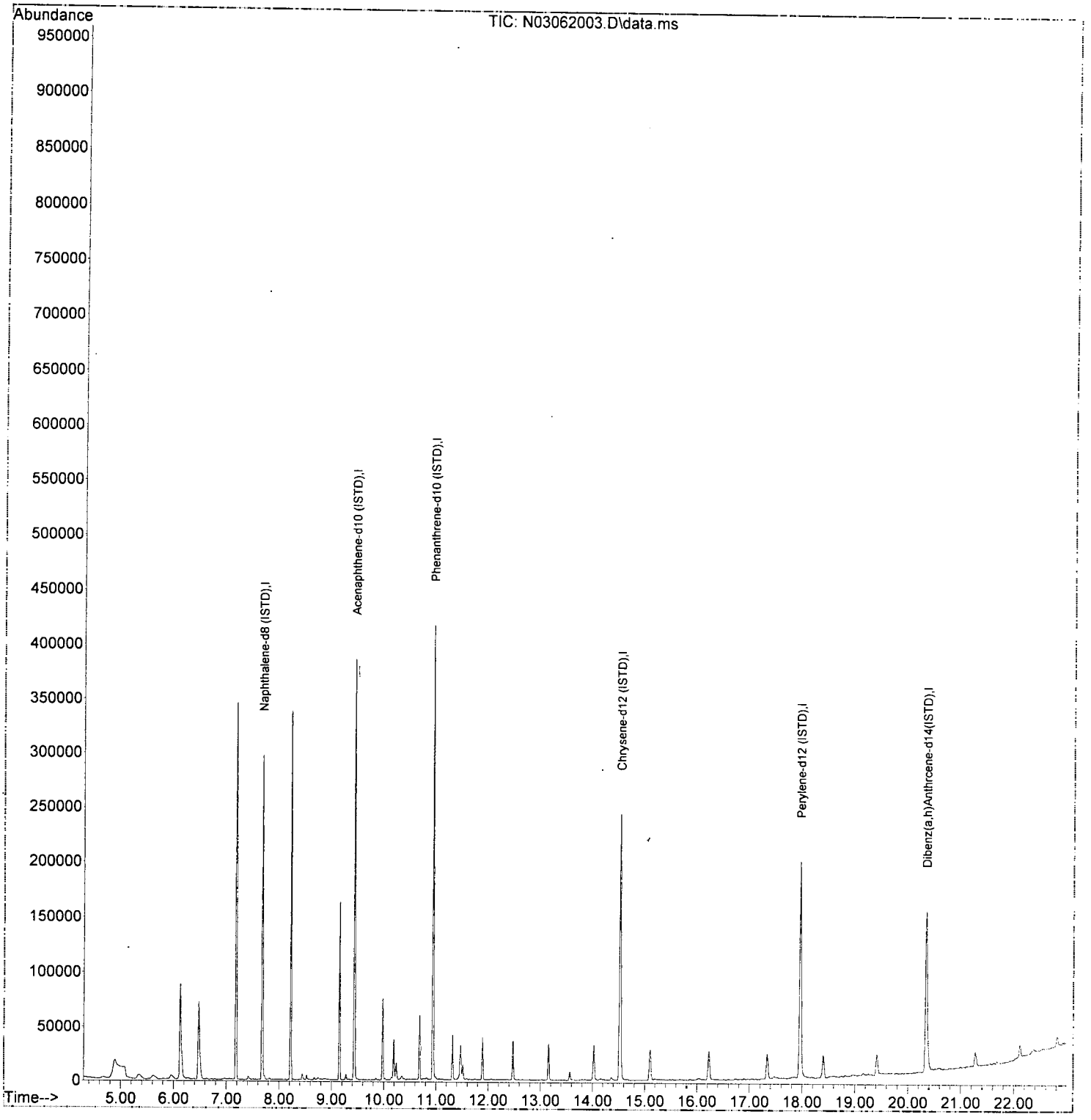

No Name Entered Quantitation Report (Not Reviewed)

Data Path : U:\data\2020-03\0C06028\
Data File : N03062006.D
Acq On : 06 Mar 2020 12:08 pm
Operator : JK/ AMS/ DTH
Sample : 0030163-MSD1
Misc : 1x, 8270D PAH LL
ALS Vial : 6 Sample Multiplier: 1
DataAcq Meth:LVI14_BNA_ACQ.M

DNK 3/9/20

Quant Time: Mar 09 09:41:11 2020
Quant Method : U:\methods\SV14_090619_PAHR8.M
Quant Title : EPA 8270D: Semivolatile Organics
QLast Update : Wed Mar 04 12:21:38 2020
Response via : Initial Calibration
InstName : SV-GCMS14

Compound	R.T.	QIon	Response	Conc	Units	Dev(Min)
Internal Standards						
1) Naphthalene-d8 (ISTD)	7.679	136	209711	100.00	ng/ml	0.00
9) Acenaphthene-d10 (ISTD)	9.434	162	130332	100.00	ng/ml	0.00
17) Phenanthrene-d10 (ISTD)	10.937	188	247569	100.00	ng/ml	0.00
24) Chrysene-d12 (ISTD)	14.528	240	252811	100.00	ng/ml	0.00
29) Perylene-d12 (ISTD)	17.967	264	225199	100.00	ng/ml	0.00
37) Dibenz(a,h)Anthrcene-d...	20.351	292	199161	100.00	ng/ml	0.00
System Monitoring Compounds						
2) Nitrobenzene-d5 (Surr)	6.986	82	46703	67.02	ng/ml	0.00
10) 2-Fluorobiphenyl (Surr)	8.746	172	148667	76.46	ng/ml	0.00
11) Acenaphthylene d-8 (Surr)	9.276	160	1398	-1.00	ng/ml	0.00
26) Terphenyl-d14 (Surr)	12.663	244	188920	71.05	ng/ml	0.00
33) Benzo(a)pyrene d-12 (S...	0.000	264	0	0.00	ng/ml	
Target Compounds						Qvalue
3) Decalin	7.149	138	3463	22.18	ng/ml	89
4) Naphthalene	7.697	128	85899	37.14	ng/ml	100
5) 2-Methylnaphthalene	8.384	142	58941	30.07	ng/ml	98
6) 1-Methylnaphthalene	8.483	142	76935	39.26	ng/ml	98
7) 1,1'-Biphenyl	8.851	154	74194	28.15	ng/ml	97
8) 2,6-Dimethylnaphthalene	9.008	156	56021	29.10	ng/ml	98
12) Acenaphthylene	9.288	152	96886	34.24	ng/ml	98
13) Acenaphthene	9.469	153	214338	115.65	ng/ml	100
14) Dibenzofuran	9.638	168	82742	35.64	ng/ml	97
15) 1,6,7-Trimethylnaphtha...	9.853	170	52743	33.93	ng/ml	97
16) Fluorene	9.987	166	84052	44.32	ng/ml	99
18) Dibenzothiopene	10.832	184	99219	38.32	ng/ml	97
19) Phenanthrene	10.961	178	167970	57.98	ng/ml	100
20) Anthracene	11.013	178	93074	34.54	ng/ml	99
21) Carbazole	11.182	167	80847	37.08	ng/ml	99
22) 1-Methylphenanthrene	11.590	192	74326	36.93	ng/ml	98
23) Fluoranthene	12.196	202	117999	40.43	ng/ml	96
25) Pyrene	12.470	202	126743	32.09	ng/ml	100
27) Benz(a)anthracene	14.504	228	102618	34.96	ng/ml	99
28) Chrysene	14.586	228	98557	35.48	ng/ml	99
30) Benzo(b)fluoranthene	17.063	252	91414	35.18	ng/ml	94
31) Benzo(k)fluoranthene	17.127	252	89741	35.08	ng/ml	93
32) Benzo(b+k)fluoranthene	17.127	252	186456	70.15	ng/ml	93
34) Benzo(e)pyrene	17.704	252	89287	33.98	ng/ml	98
35) Benzo(a)pyrene	17.827	252	78585	35.33	ng/ml	97
36) Perylene	18.025	252	187036	68.28	ng/ml	100
38) Indeno(1,2,3-cd)Pyrene	20.351	276	81245	33.08	ng/ml	88
39) Dibenz(a,h)anthracene	20.415	278	76338	33.08	ng/ml	87
40) Benzo(g,h,i)perylene	20.887	276	87169	33.45	ng/ml	91

(#) = qualifier out of range (m) = manual integration (+) = signals summed

No Name Entered Quantitation Report (Not Reviewed)

Data Path : U:\data\2020-03\0C06028\
Data File : N03062006.D
Acq On : 06 Mar 2020 12:08 pm
Operator : JK/ AMS/ DTH
Sample : 0030163-MSD1
Misc : 1x, 8270D PAH LL
ALS Vial : 6 Sample Multiplier: 1
DataAcq Meth:LVI14_BNA_ACQ.M

Quant Time: Mar 09 09:41:11 2020
Quant Method : U:\methods\SV14_090619_PAHR8.M
Quant Title : EPA 8270D: Semivolatile Organics
QLast Update : Wed Mar 04 12:21:38 2020
Response via : Initial Calibration
InstName : SV-GCMS14

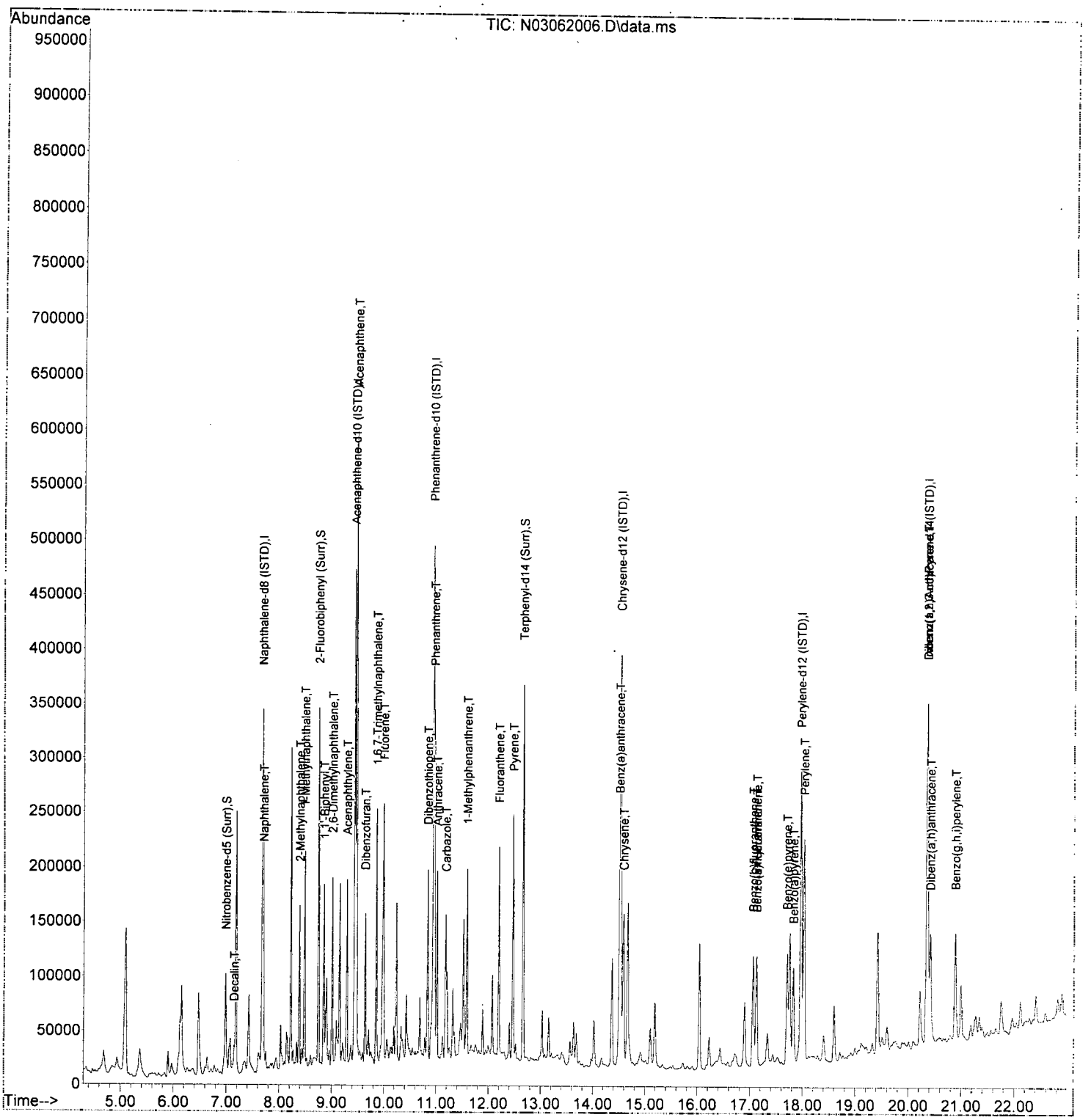

No Name Entered Quantitation Report (Not Reviewed)

Data Path : U:\data\2020-03\0C06028\
Data File : N03062007.D
Acq On : 06 Mar 2020 01:07 pm
Operator : JK/ AMS/ DTH
Sample : A0C0026-01
Misc : 1x, 8270D PAH LL
ALS Vial : 7 Sample Multiplier: 1
DataAcq Meth:LVI14_BNA_ACQ.M

Quant Time: Mar 09 09:41:15 2020
Quant Method : U:\methods\SV14_090619_PAHR8.M
Quant Title : EPA 8270D: Semivolatile Organics
QLast Update : Wed Mar 04 12:21:38 2020
Response via : Initial Calibration
InstName : SV-GCMS14

DTH 3/9/20

Compound	R.T.	QIon	Response	Conc	Units	Dev(Min)
Internal Standards						
1) Naphthalene-d8 (ISTD)	7.679	136	222503	100.00	ng/ml	0.00
9) Acenaphthene-d10 (ISTD)	9.434	162	126152	100.00	ng/ml	0.00
17) Phenanthrene-d10 (ISTD)	10.943	188	236713	100.00	ng/ml	0.00
24) Chrysene-d12 (ISTD)	14.534	240	214190	100.00	ng/ml	0.00
29) Perylene-d12 (ISTD)	17.973	264	214594	100.00	ng/ml	0.00
37) Dibenz(a,h)Anthrcene-d...	20.351	292	157451	100.00	ng/ml	0.00
System Monitoring Compounds						
2) Nitrobenzene-d5 (Surr)	6.986	82	51081	69.09	ng/ml	0.00
10) 2-Fluorobiphenyl (Surr)	8.752	172	145422	77.27	ng/ml	0.00
11) Acenaphthylene d-8 (Surr)	9.276	160	1649	-1.00	ng/ml	0.00
26) Terphenyl-d14 (Surr)	12.669	244	178381	79.19	ng/ml	0.00
33) Benzo(a)pyrene d-12 (S...	0.000	264	0	0.00	ng/ml	
Target Compounds						Qvalue
3) Decalin	0.000		0	N.D.		
4) Naphthalene	7.697	128	7671	3.13	ng/ml	94
5) 2-Methylnaphthalene	8.384	142	4355	2.09	ng/ml	91
6) 1-Methylnaphthalene	8.484	142	4049	1.95	ng/ml	95
7) 1,1'-Biphenyl	8.851	154	1636	0.58	ng/ml	89
8) 2,6-Dimethylnaphthalene	9.014	156	5610	2.75	ng/ml	99
12) Acenaphthylene	9.294	152	2060	0.75	ng/ml	82
13) Acenaphthene	9.469	153	29959	16.70	ng/ml	98
14) Dibenzofuran	9.643	168	5736	2.55	ng/ml	93
15) 1,6,7-Trimethylnaphtha...	9.853	170	2744	1.82	ng/ml#	41
16) Fluorene	9.987	166	25215	13.74	ng/ml	99
18) Dibenzothiopene	10.838	184	27151	10.97	ng/ml	96
19) Phenanthrene	10.967	178	201511	72.75	ng/ml	100
20) Anthracene	11.013	178	9404	3.65	ng/ml	95
21) Carbazole	11.182	167	1422	0.68	ng/ml	87
22) 1-Methylphenanthrene	11.590	192	5976	3.11	ng/ml	95
23) Fluoranthene	12.196	202	56243	20.15	ng/ml	97
25) Pyrene	12.470	202	49343	14.75	ng/ml	99
27) Benz(a)anthracene	14.510	228	4159	1.67	ng/ml	90
28) Chrysene	14.586	228	4422	1.88	ng/ml	95
30) Benzo(b)fluoranthene	17.069	252	4066	1.64	ng/ml	90
31) Benzo(k)fluoranthene	17.069	252	4770	1.96	ng/ml	88
32) Benzo(b+k)fluoranthene	17.069	252	5748	2.27	ng/ml	88
34) Benzo(e)pyrene	17.710	252	2563	1.02	ng/ml	96
35) Benzo(a)pyrene	17.833	252	2490	1.17	ng/ml	91
36) Perylene	18.025	252	4297	1.65	ng/ml	95
38) Indeno(1,2,3-cd)Pyrene	20.356	276	2158	1.11	ng/ml	91
39) Dibenz(a,h)anthracene	20.415	278	562	N.D.		
40) Benzo(g,h,i)perylene	20.887	276	2572	1.25	ng/ml	77

(#) = qualifier out of range (m) = manual integration (+) = signals summed

Quantitation Report (Qedit)

Data Path : R:\data\2020-03\0C06028\
Data File : N03062007.D
Acq On : 06 Mar 2020 01:07 pm
Operator : JK/ AMS/ DTH
Sample : A0C0026-01
Misc : 1x, 8270D PAH LL
ALS Vial : 7 Sample Multiplier: 1

Quant Time: Mar 09 09:41:15 2020
Quant Method : U:\methods\SV14_090619_PAHR8.M
Quant Title : EPA 8270D: Semivolatile Organics
QLast Update : Wed Mar 04 12:21:38 2020
Response via : Initial Calibration

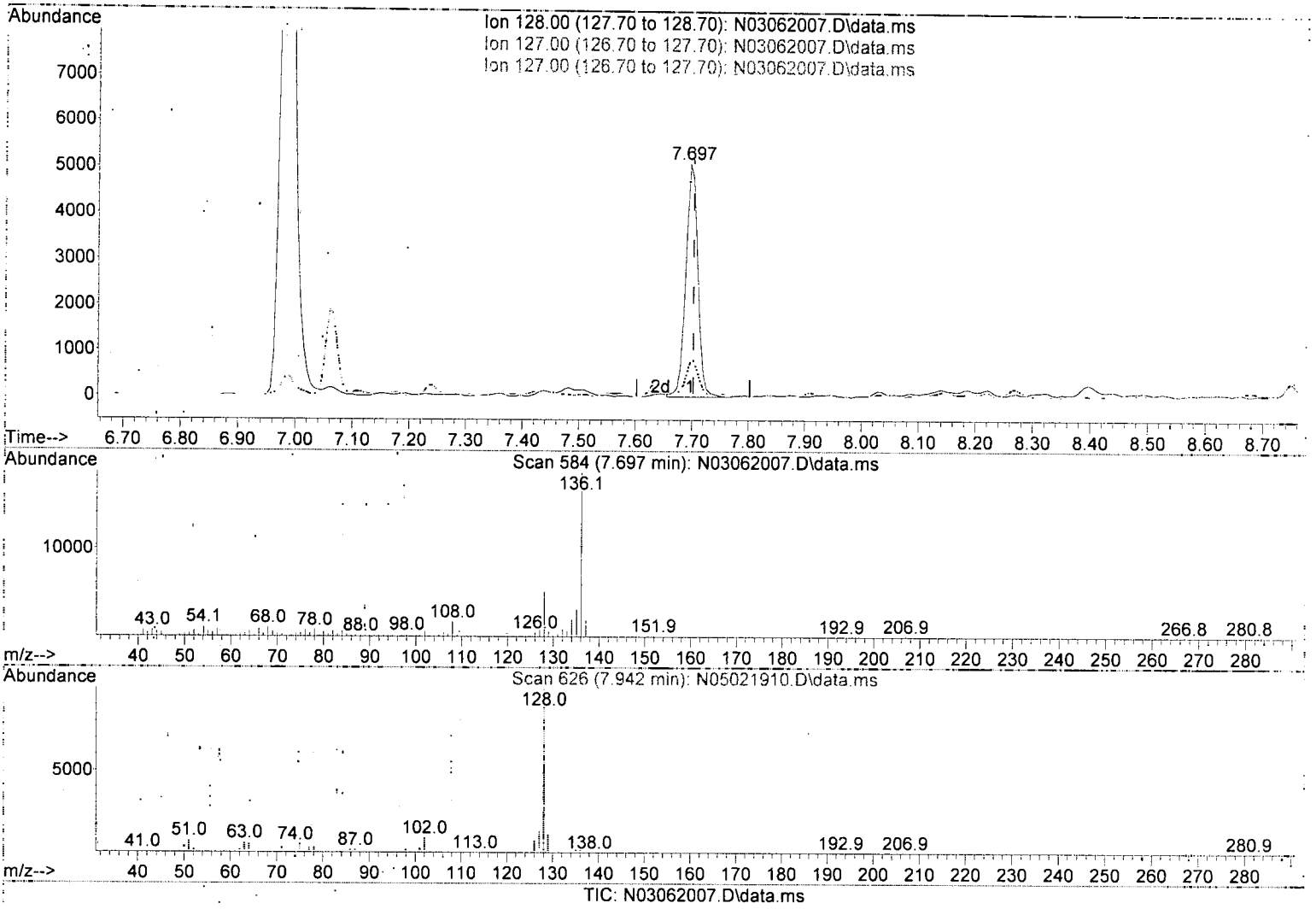

TIC: N03062007.D\data.ms

(4) Naphthalene (T)

7.697min (-0.006) 3.13 ng/ml J

response 7671

Ion	Exp%	Act%
128.00	100.00	100.00
127.00	12.60	15.13
127.00	12.60	15.13
0.00	0.00	0.00

Quantitation Report (Qedit)

Data Path : R:\data\2020-03\0C06028\
Data File : N03062007.D
Acq On : 06 Mar 2020 01:07 pm
Operator : JK/ AMS/ DTH
Sample : A0C0026-01
Misc : 1x, 8270D PAH LL
ALS Vial : 7 Sample Multiplier: 1

Quant Time: Mar 09 09:41:15 2020
Quant Method : U:\methods\SV14_090619_PAHR8.M
Quant Title : EPA 8270D: Semivolatile Organics
QLast Update : Wed Mar 04 12:21:38 2020
Response via : Initial Calibration

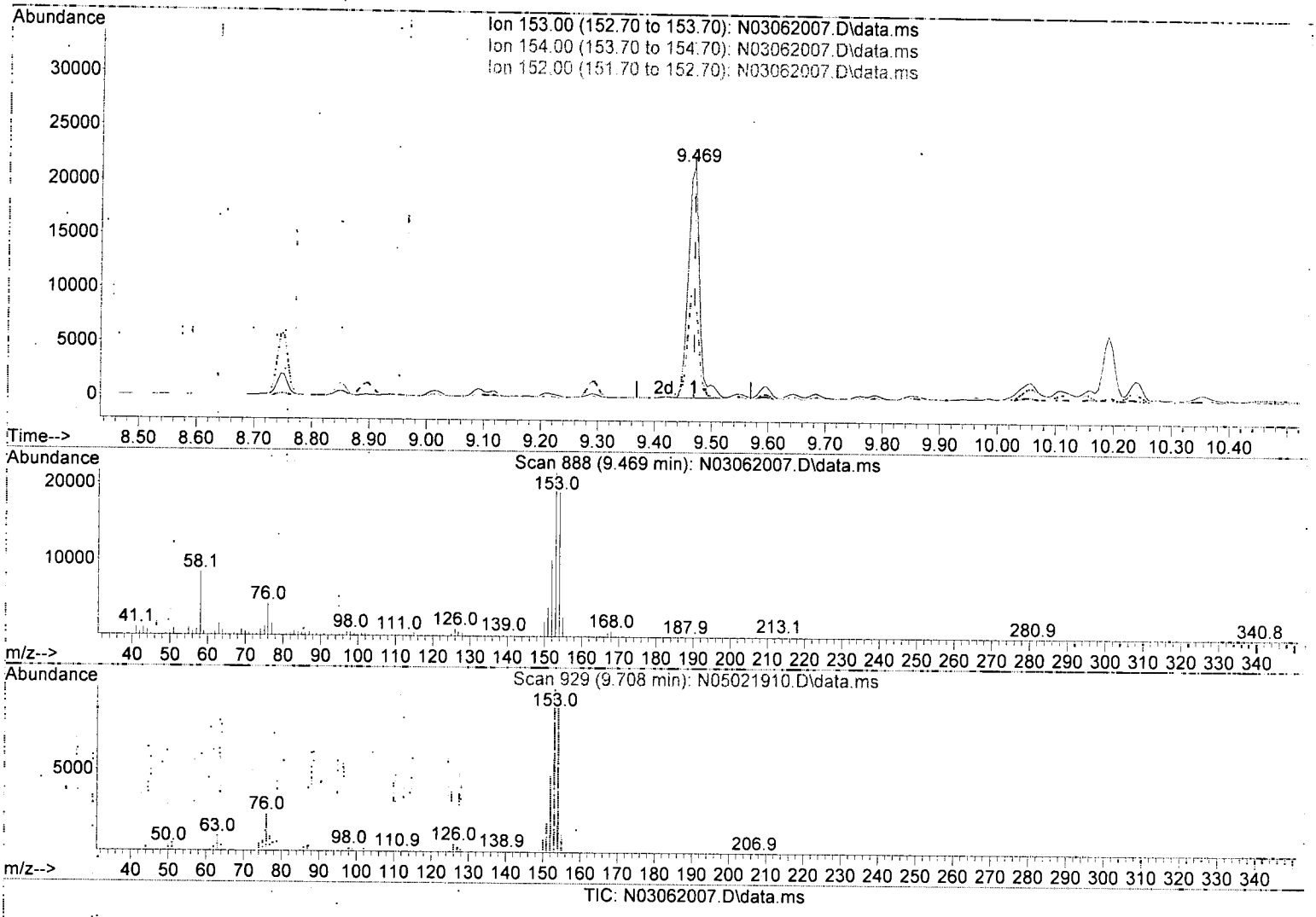

TIC: N03062007.D\data.ms

(13) Acenaphthene (T)

9.469min (-0.000) 16.70 ng/ml

response 29959

Ion	Exp%	Act%
153.00	100.00	100.00
154.00	90.70	88.33
152.00	46.80	47.07
0.00	0.00	0.00

Quantitation Report (Qedit)

Data Path : R:\data\2020-03\0C06028\
Data File : N03062007.D
Acq On : 06 Mar 2020 01:07 pm
Operator : JK/ AMS/ DTH
Sample : A0C0026-01
Misc : 1x, 8270D PAH LL
ALS Vial : 7 Sample Multiplier: 1

Quant Time: Mar 09 09:41:15 2020
Quant Method : U:\methods\SV14_090619_PAHR8.M
Quant Title : EPA 8270D: Semivolatile Organics
QLast Update : Wed Mar 04 12:21:38 2020
Response via : Initial Calibration

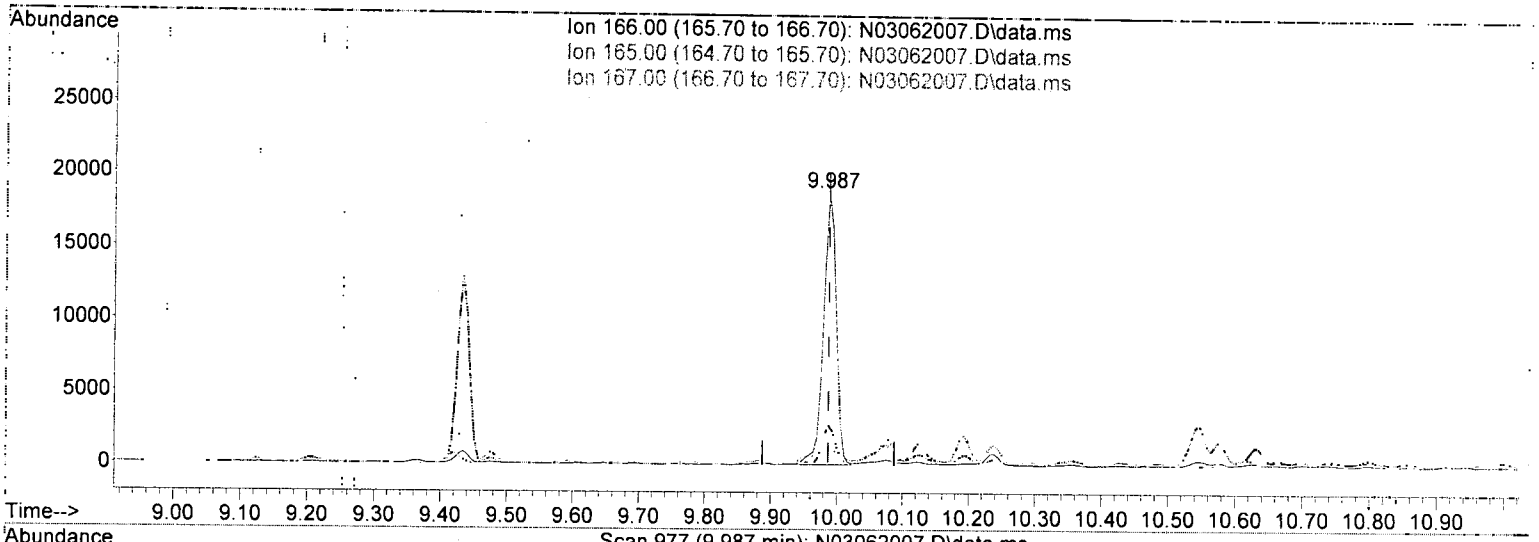

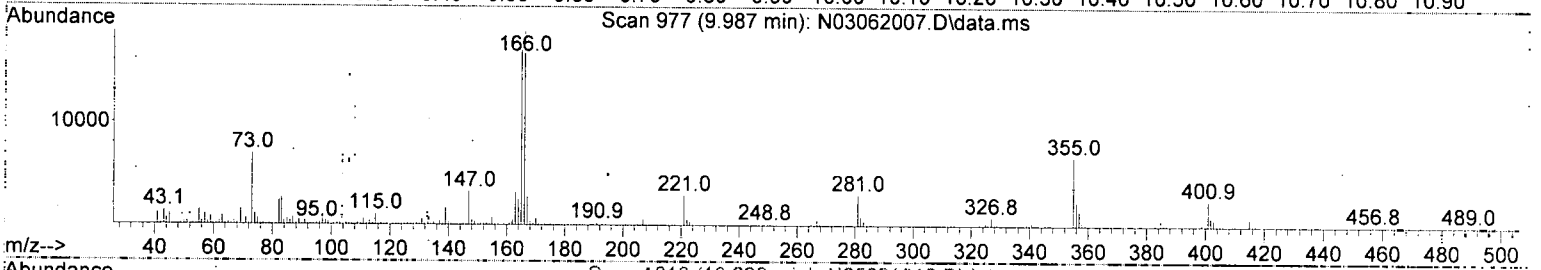

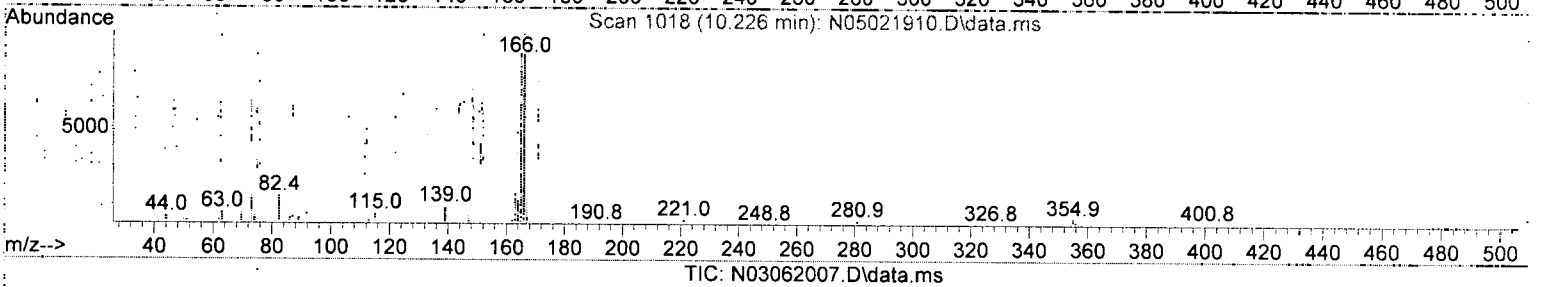

TIC: N03062007.D\data.ms

(16) Fluorene (T)

9.987min (-0.000) 13.74 ng/ml

response 25215

Ion	Exp%	Act%
166.00	100.00	100.00
165.00	95.70	96.06
167.00	13.60	14.74
0.00	0.00	0.00

Quantitation Report (Qedit)

Data Path : R:\data\2020-03\0C06028\
Data File : N03062007.D
Acq On : 06 Mar 2020 01:07 pm
Operator : JK/ AMS/ DTH
Sample : A0C0026-01
Misc : 1x, 8270D PAH LL
ALS Vial : 7 Sample Multiplier: 1

Quant Time: Mar 09 09:41:15 2020
Quant Method : U:\methods\SV14_090619_PAHR8.M
Quant Title : EPA 8270D: Semivolatile Organics
QLast Update : Wed Mar 04 12:21:38 2020
Response via : Initial Calibration

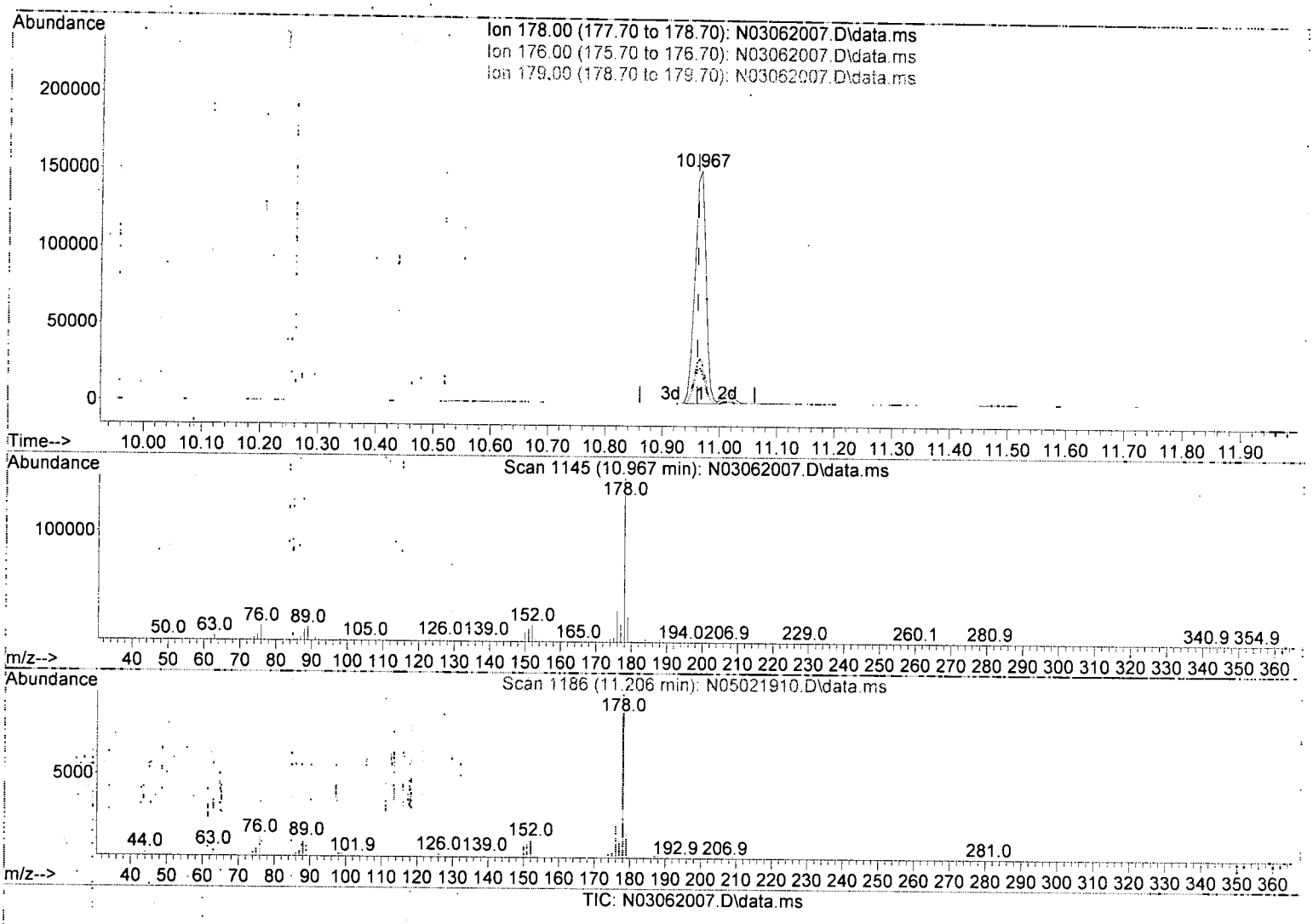

(19) Phenanthrene (T)

10.967min (+ 0.006) 72.75 ng/ml

response 201511

Ion	Exp%	Act%
178.00	100.00	100.00
176.00	19.00	19.10
179.00	15.10	15.20
0.00	0.00	0.00

Quantitation Report (Qedit)

Data Path : R:\data\2020-03\0C06028\
Data File : N03062007.D
Acq On : 06 Mar 2020 01:07 pm
Operator : JK/ AMS/ DTH
Sample : A0C0026-01
Misc : 1x, 8270D PAH LL
ALS Vial : 7 Sample Multiplier: 1

Quant Time: Mar 09 09:41:15 2020
Quant Method : U:\methods\SV14_090619_PAHR8.M
Quant Title : EPA 8270D: Semivolatile Organics
QLast Update : Wed Mar 04 12:21:38 2020
Response via : Initial Calibration

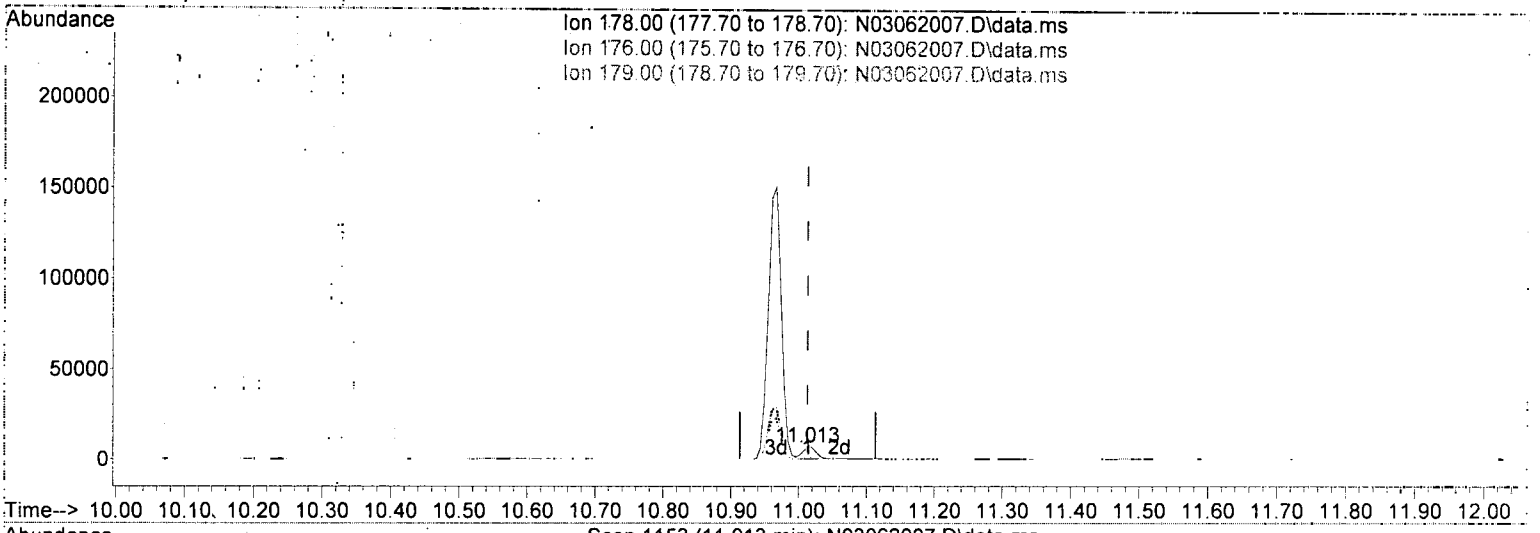

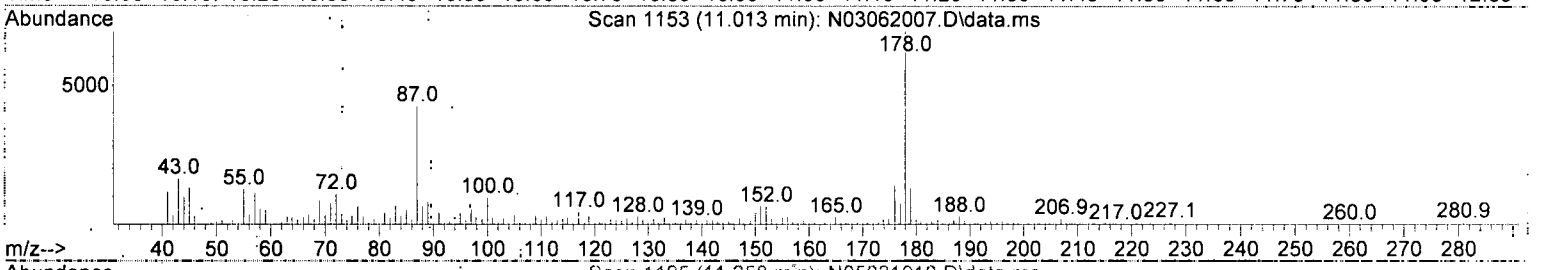

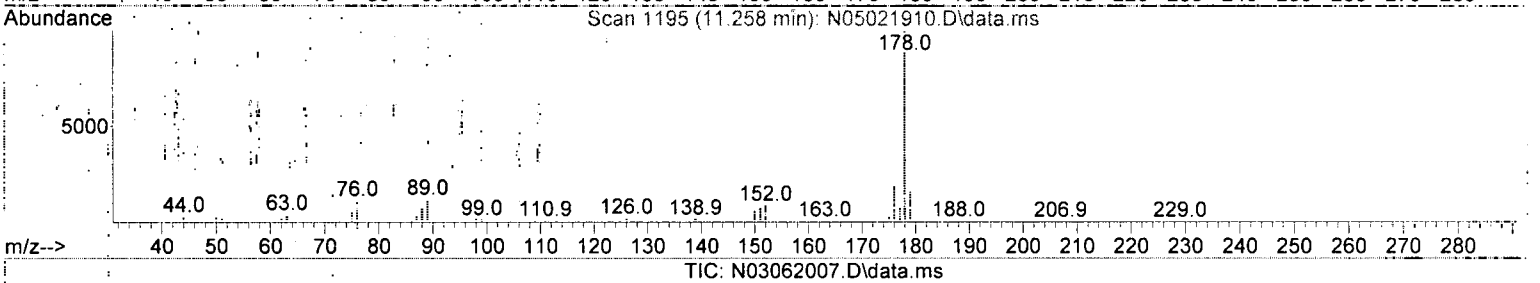

TIC: N03062007.D\data.ms

(20) Anthracene (T)

11.013min (-0.000) 3.65 ng/ml J

response 9404

Ion	Exp%	Act%
178.00	100.00	100.00
176.00	18.90	20.32
179.00	15.30	18.70
0.00	0.00	0.00

Quantitation Report (Qedit)

Data Path : R:\data\2020-03\0C06028\
Data File : N03062007.D
Acq On : 06 Mar 2020 01:07 pm
Operator : JK/ AMS/ DTH
Sample : A0C0026-01
Misc : 1x, 8270D PAH LL
ALS Vial : 7 Sample Multiplier: 1

Quant Time: Mar 09 09:41:15 2020
Quant Method : U:\methods\SV14_090619_PAHR8.M
Quant Title : EPA 8270D: Semivolatile Organics
QLast Update : Wed Mar 04 12:21:38 2020
Response via : Initial Calibration

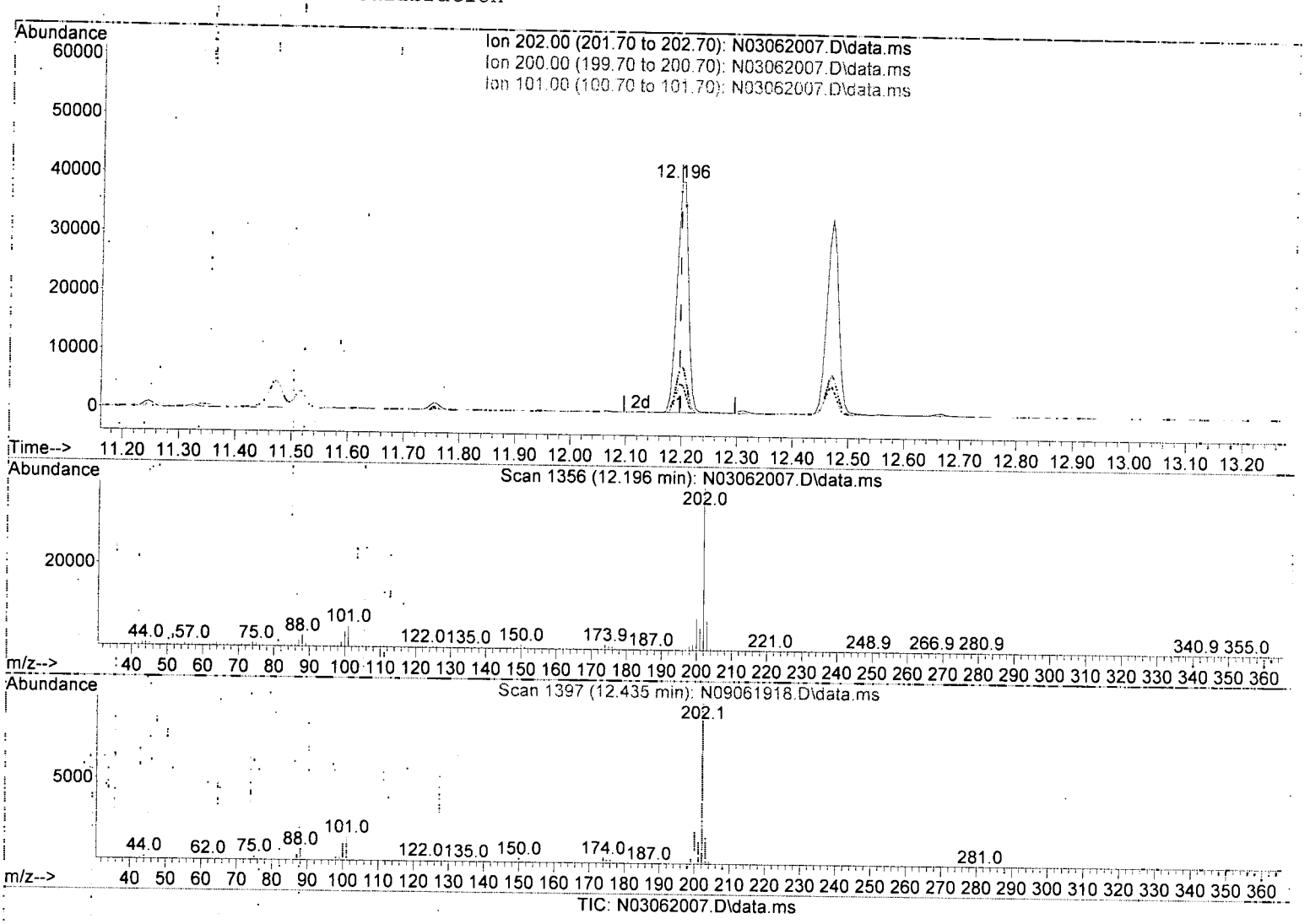

(23) Fluoranthene (T)

12.196min (-0.000) 20.15 ng/ml

response 56243

Ion	Exp%	Act%
202.00	100.00	100.00
200.00	19.70	20.03
101.00	15.30	12.96
0.00	0.00	0.00

Quantitation Report (Qedit)

Data Path : R:\data\2020-03\0C06028\
Data File : N03062007.D
Acq On : 06 Mar 2020 01:07 pm
Operator : JK/ AMS/ DTH
Sample : A0C0026-01
Misc : 1x, 8270D PAH LL
ALS Vial : 7 Sample Multiplier: 1

Quant Time: Mar 09 09:41:15 2020
Quant Method : U:\methods\SV14_090619_PAHR8.M
Quant Title : EPA 8270D: Semivolatile Organics
QLast Update : Wed Mar 04 12:21:38 2020
Response via : Initial Calibration

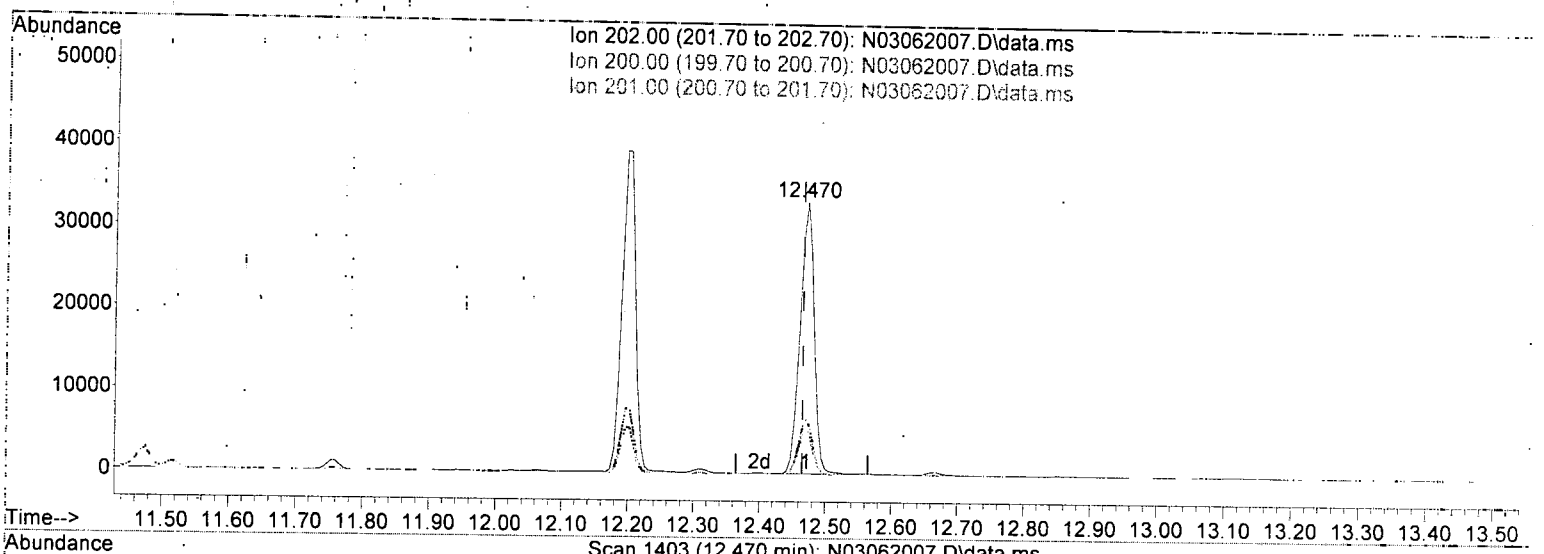

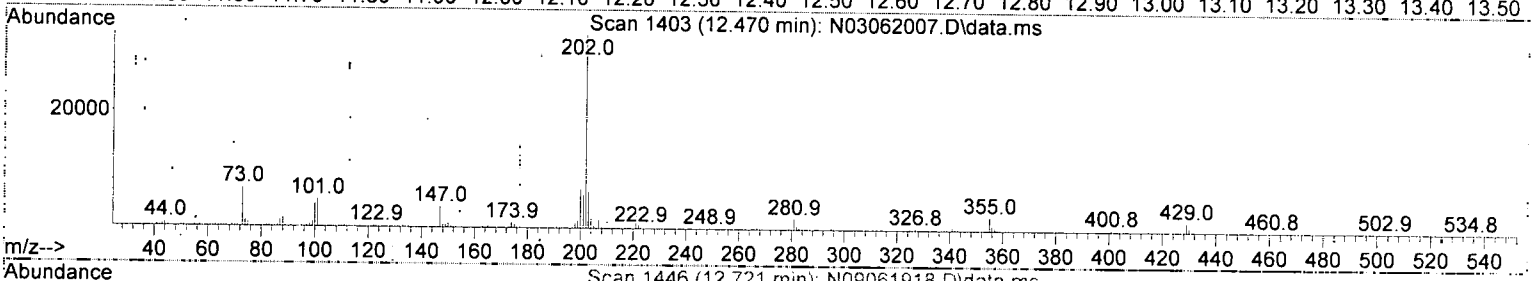

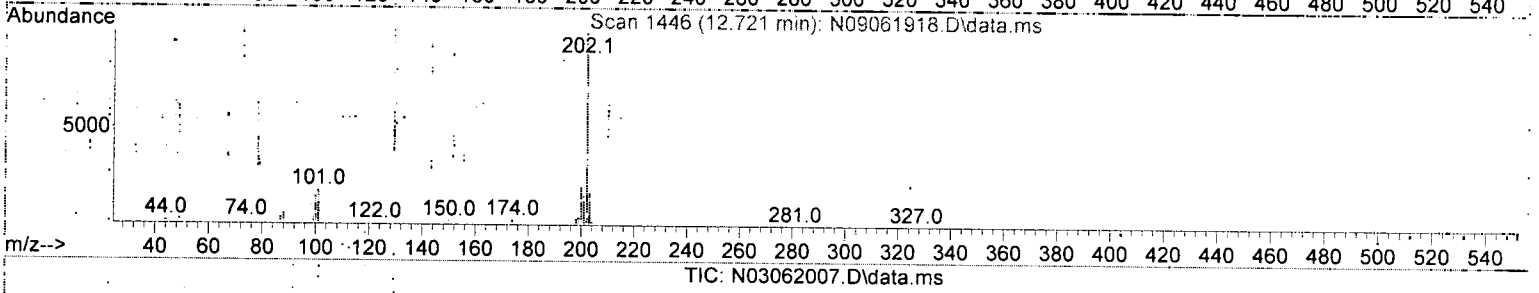

TIC: N03062007.D\data.ms

(25) Pyrene (T)

12.470min (+ 0.006) 14.75 ng/ml

response 49343

Ion	Exp%	Act%
202.00	100.00	100.00
200.00	20.70	20.37
201.00	16.80	17.17
0.00	0.00	0.00

Data Path : U:\data\2020-03\0C06028\
Data File : N03062007.D
Acq On : 06 Mar 2020 01:07 pm
Operator : JK/ AMS/ DTH
Sample : A0C0026-01
Misc : 1x, 8270D PAH LL
ALS Vial : 7 Sample Multiplier: 1
DataAcq Meth:LVI14_BNA_ACQ.M

Quant Time: Mar 09 09:41:15 2020
Quant Method : U:\methods\SV14_090619_PAHR8.M
Quant Title : EPA 8270D: Semivolatile Organics
QLast Update : Wed Mar 04 12:21:38 2020
Response via : Initial Calibration
InstName : SV-GCMS14

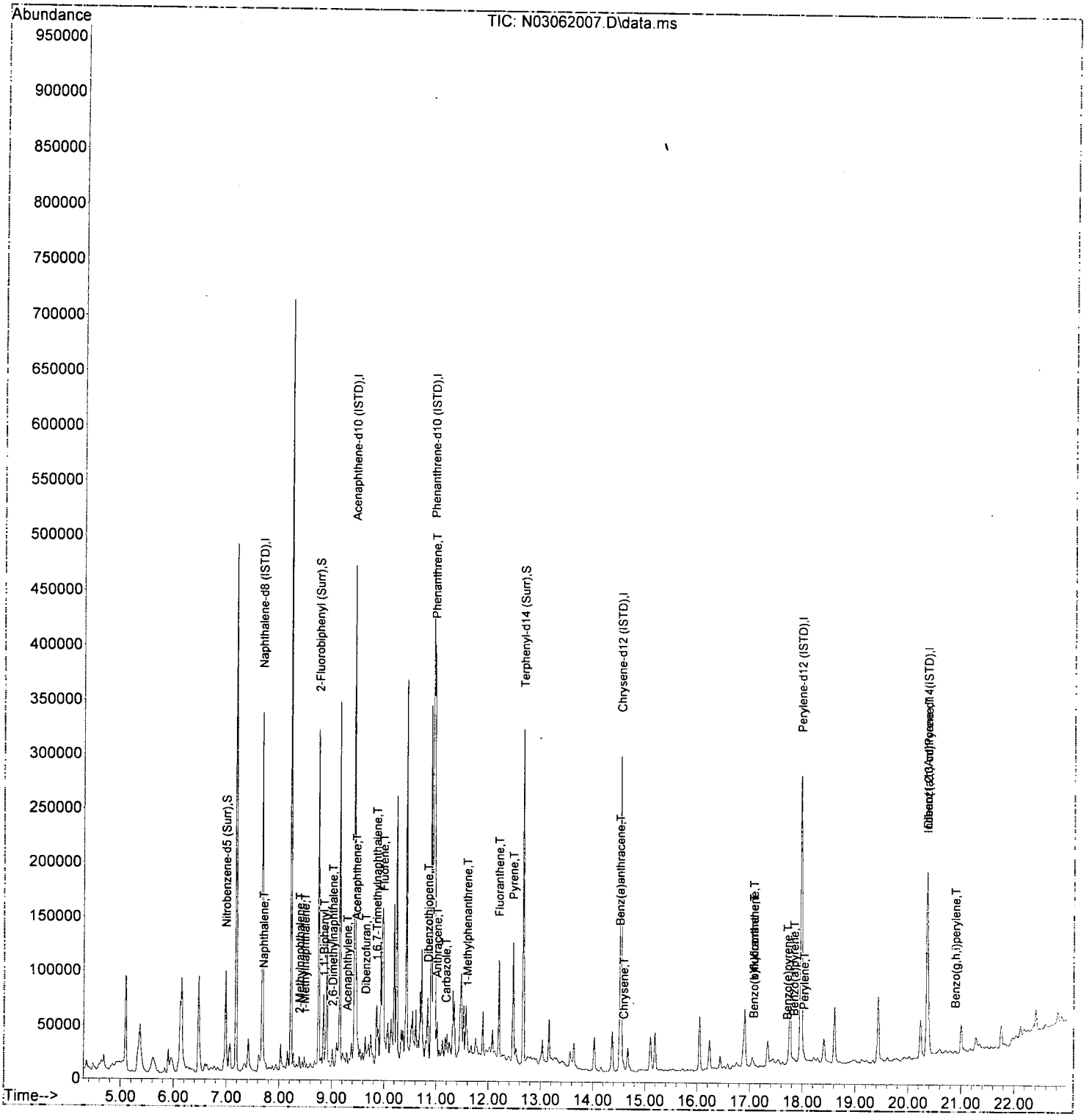

APEX LABORATORIES, LLC
6700 SW Sandburg St. Tigard OR 97223 phone 503-718-2323

Semivolatile Organic Compounds (PAHs) by EPA 8270D
Benchsheet & Analysis Sequence Data

Sequence 0C05040 (QC Only)

ELEMENT SEQUENCE LOG

Apex Laboratories

Sequence: **0C05040** Instrument: **SV-GCMS14**

Date: **03/05/20 11:52** Calibration: **A9I1001**

#	Lab Number	Matrix	Analysis	Client	Due	Batch	ISTD ID	STD ID
1	0C05040-TUN1	Water	QC	QC			A20C067	A20B266
2	0C05040-CCV1	Water	QC	QC			A20C067	A20C077
3	0C05040-CCB1	Water	QC	QC			A20C067	
4	0030163-BLK1	Sediment	QC	QC		0030163	A20C067	
5	0030163-BS1	Sediment	QC	QC		0030163	A20C067	
6	A0C0024-01	Sediment	8270D LL PAH Only (Scan)	Anchor QEA, LLC	03/16/20	0030163	A20C067	
7	0030163-DUP1	Sediment	QC	QC		0030163	A20C067	
8	0030176-BLK1	Sediment	QC	QC		0030176	A20C067	
9	0030176-BS1	Sediment	QC	QC		0030176	A20C067	
10	A0C0030-04	Sediment	8270D LL PAH Only (Scan)	Anchor QEA, LLC	03/16/20	0030176	A20C067	
11	0030176-DUP1	Sediment	QC	QC		0030176	A20C067	
12	A0C0058-06	Sediment	8270D LL PAH Only (Scan)	Anchor QEA, LLC	03/17/20	0030176	A20C067	
13	0030176-MS1	Sediment	QC	QC		0030176	A20C067	
14	0030176-MSD1	Sediment	QC	QC		0030176	A20C067	
15	A0C0024-02	Sediment	8270D LL PAH Only (Scan)	Anchor QEA, LLC	03/16/20	0030163	A20C067	
16	A0C0024-03	Sediment	8270D LL PAH Only (Scan)	Anchor QEA, LLC	03/16/20	0030163	A20C067	
17	A0C0024-04	Sediment	8270D LL PAH Only (Scan)	Anchor QEA, LLC	03/16/20	0030163	A20C067	
18	A0C0024-05	Sediment	8270D LL PAH Only (Scan)	Anchor QEA, LLC	03/16/20	0030163	A20C067	
19	A0C0024-06	Sediment	8270D LL PAH Only (Scan)	Anchor QEA, LLC	03/16/20	0030163	A20C067	
20	A0C0024-07	Sediment	8270D LL PAH Only (Scan)	Anchor QEA, LLC	03/16/20	0030163	A20C067	
21	A0C0024-08	Sediment	8270D LL PAH Only (Scan)	Anchor QEA, LLC	03/16/20	0030163	A20C067	
22	A0C0024-09	Sediment	8270D LL PAH Only (Scan)	Anchor QEA, LLC	03/16/20	0030163	A20C067	
23	A0C0024-10	Sediment	8270D LL PAH Only (Scan)	Anchor QEA, LLC	03/16/20	0030163	A20C067	
24	A0C0024-11	Sediment	8270D LL PAH Only (Scan)	Anchor QEA, LLC	03/16/20	0030163	A20C067	
25	0C05040-IBL1	Water	QC	QC			A20C067	

Comments:

Data Entered By: [signature] 3/6/20

Data Reviewed By: [signature] 3/6/20

Data Path : U:\data\2020-03\0C05040\
Data File : N03052006.D
Acq On : 05 Mar 2020 11:58 am
Operator : JK/ AMS/ DTH
Sample : 0C05040-TUN1
Misc : 1x, A20B266 DFTPP
ALS Vial : 1 Sample Multiplier: 1

Integration File: rteint.p

Method : U:\methods\DFTPP.M
Title : 8270 DFTPP Tune Method
Last Update : Wed Mar 04 11:49:30 2020

AMS 3/5/20

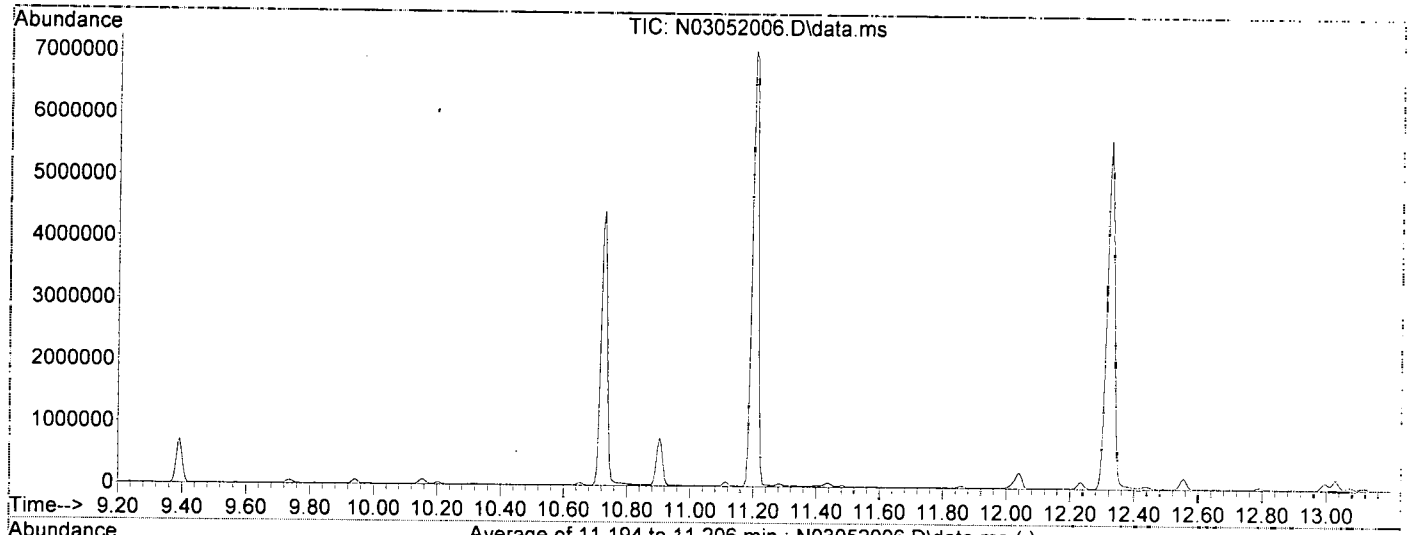

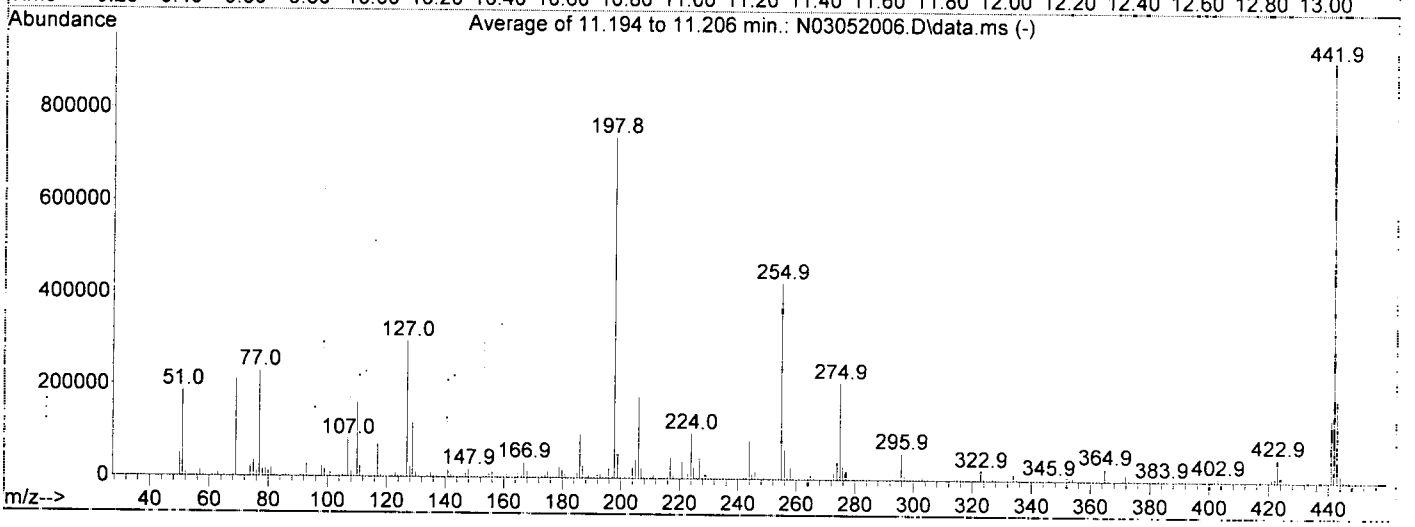

AutoFind: Scans 1184, 1185, 1186; Background Corrected with Scan 1179

Target Mass	Rel. to Mass	Lower Limit%	Upper Limit%	Rel. Abn%	Raw Abn	Result Pass/Fail
68	69	0.00	2	1.7	3524	PASS
69	69	100	100	100.0	211798	PASS
70	69	0.00	2	0.5	1052	PASS
197	198	0.00	2	0.5	3785	PASS
198	198	100	100	100.0	738211	PASS
199	198	5	9	6.7	49824	PASS
365	198	1	100	3.8	28200	PASS
441	443	0.01	150	78.1	137744	PASS
442	198	0.10	200	123.3	910357	PASS
443	442	15	24	19.4	176368	PASS

No Name Entered Quantitation Report (Not Reviewed)

Data Path : U:\data\2020-03\0C05040\
Data File : N03052006.D
Acq On : 05 Mar 2020 11:58 am
Operator : JK/ AMS/ DTH
Sample : 0C05040-TUN1
Misc : 1x, A20B266 DFTPP
ALS Vial : 1 Sample Multiplier: 1
DataAcq Meth:DFTPP.M

Quant Time: Mar 05 14:51:59 2020
Quant Method : U:\methods\DFTPP.M
Quant Title : 8270 DFTPP Tune Method
QLast Update : Wed Mar 04 11:49:30 2020
Response via : Initial Calibration
InstName : SV-GCMS14

Compound	R.T.	QIon	Response	Conc	Units	Dev(Min)
Internal Standards						
1) 1,4-Dichlorobenzene-d4	6.426	150	143979	2.00	ug/mL	0.00
2) Naphthalene-d8	7.633	136	392465	2.00	ug/mL	0.00
3) Acenaphthene-d10	9.393	162	207128	2.00	ug/mL	0.00
5) Phenanthrene-d10	10.903	188	398738	2.00	ug/mL	0.00
11) Chrysene-d12	14.458	240	357078	2.00	ug/mL	0.00
12) Perylene-d12	16.591	264	318641	2.00	ug/mL	0.00
13) Dibenz(a,h)anthracene-...	17.757	292	283573	2.00	ug/mL	# 0.01
Target Compounds						Qvalue
4) Pentachlorophenol	10.728	266	849815	43.45	ug/mL	82
6) DFTPP	11.206	442	1519794	47.21	ug/mL	71
7) Benzidine	12.325	184	3985241	28.10	ug/mL	97
8) 4,4-DDE	12.552	TIC	246011	No Calib		
9) 4,4-DDD	13.024	TIC	221655	No Calib		
10) 4,4-DDT	13.537	TIC	13731609	33.58	ug/mL	95

(#) = qualifier out of range (m) = manual integration (+) = signals summed

Quantitation Report (Qedit)

Data Path : U:\data\2020-03\0C05040\
Data File : N03052006.D
Acq On : 05 Mar 2020 11:58 am
Operator : JK/ AMS/ DTH
Sample : 0C05040-TUN1
Misc : 1x, A20B266 DFTPP
ALS Vial : 1 Sample Multiplier: 1
DataAcq Meth:DFTPP.M

Quant Time: Mar 05 14:51:59 2020
Quant Method : U:\methods\DFTPP.M
Quant Title : 8270 DFTPP Tune Method
QLast Update : Wed Mar 04 11:49:30 2020
Response via : Initial Calibration
InstName : SV-GCMS14

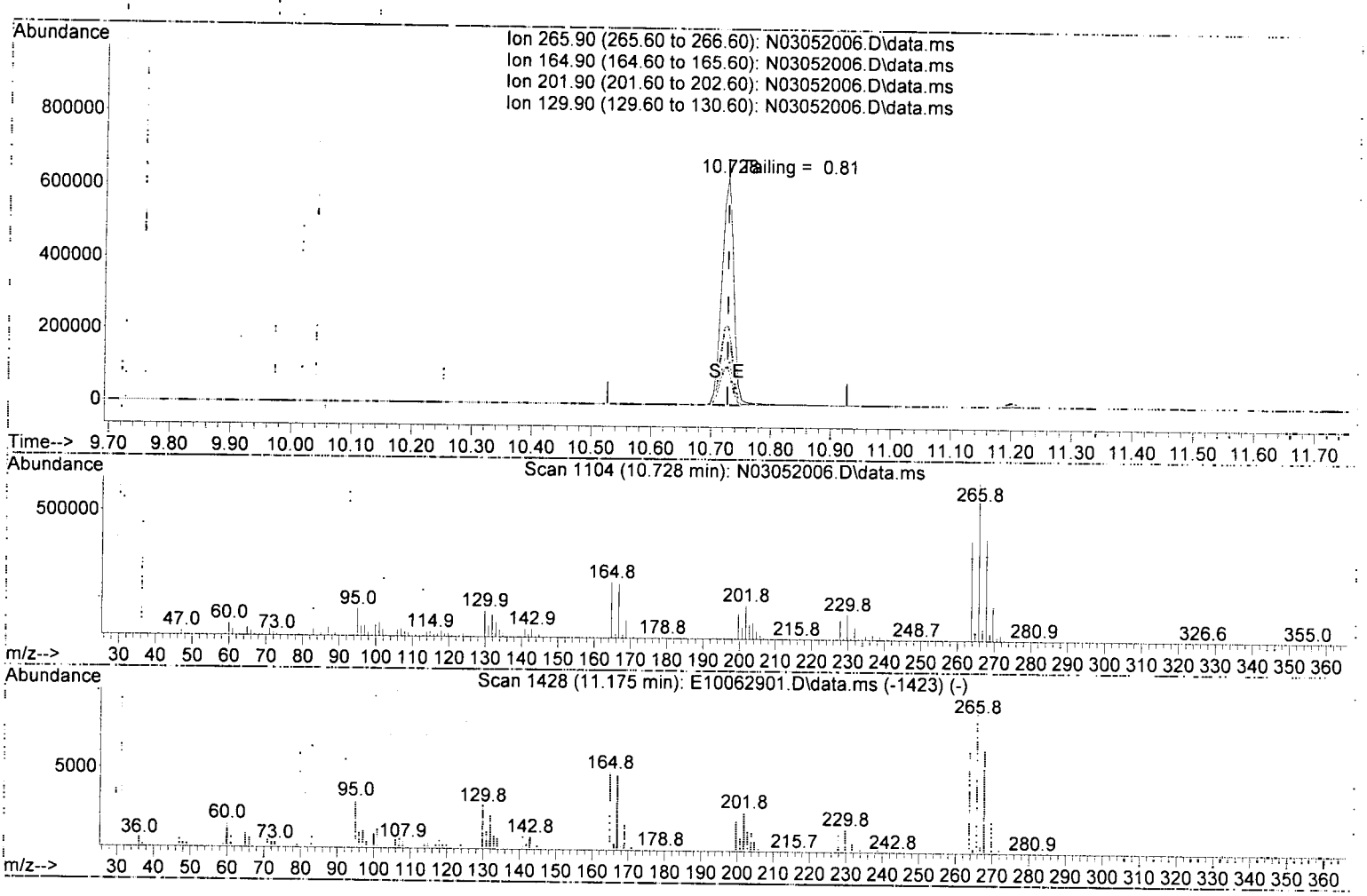

TIC: N03052006.D\data.ms

(4) Pentachlorophenol

10.728min (+ 0.000) 43.45 ug/mL

response 849815

Ion	Exp%	Act%
265.90	100.00	100.00
164.90	50.60	35.33
201.90	25.80	21.21
129.90	27.30	16.54

Quantitation Report (Qedit)

Data Path : U:\data\2020-03\0C05040\
Data File : N03052006.D
Acq On : 05 Mar 2020 11:58 am
Operator : JK/ AMS/ DTH
Sample : 0C05040-TUN1
Misc : 1x, A20B266 DFTPP
ALS Vial : 1 Sample Multiplier: 1
DataAcq Meth:DFTPP.M

Quant Time: Mar 05 14:51:59 2020
Quant Method : U:\methods\DFTPP.M
Quant Title : 8270 DFTPP Tune Method
QLast Update : Wed Mar 04 11:49:30 2020
Response via : Initial Calibration
InstName : SV-GCMS14

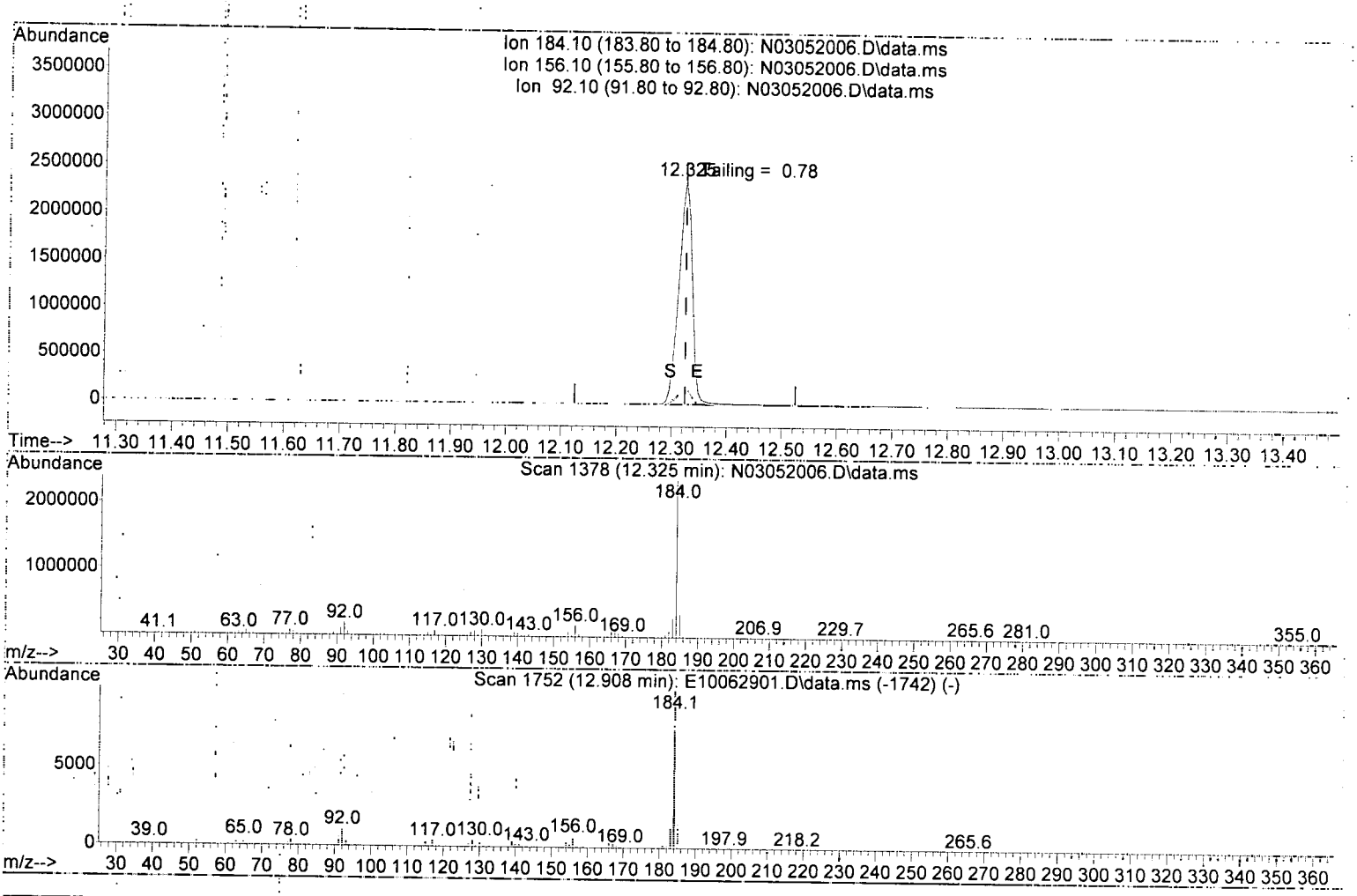

TIC: N03052006.D\data.ms

(7) Benzidine

12.325min (+ 0.000) 28.10 ug/mL

response 3985241

Ion	Exp%	Act%
184.10	100.00	100.00
156.10	8.50	7.03
92.10	8.20	7.83
0.00	0.00	0.00

DDT Breakdown Check (Validated 5/1/2013)

From:
0C05040-TUN1
SV-GCMS14

First Column Area Counts		Percent Breakdown	
DDE	246011		
DDD	221655		
DDT	13731609	3.29	PASS

Breakdown must be less than 20% to accept sample data.

No Name Entered Quantitation Report (Not Reviewed)

Data Path : U:\data\2020-03\0C05040\
Data File : N03052006.D
Acq On : 05 Mar 2020 11:58 am
Operator : JK/ AMS/ DTH
Sample : 0C05040-TUN1
Misc : 1x, A20B266 DFTPP
ALS Vial : 1 Sample Multiplier: 1
DataAcq Meth:DFTPP.M

Quant Time: Mar 05 14:51:59 2020
Quant Method : U:\methods\DFTPP.M
Quant Title : 8270 DFTPP Tune Method
QLast Update : Wed Mar 04 11:49:30 2020
Response via : Initial Calibration
InstName : SV-GCMS14

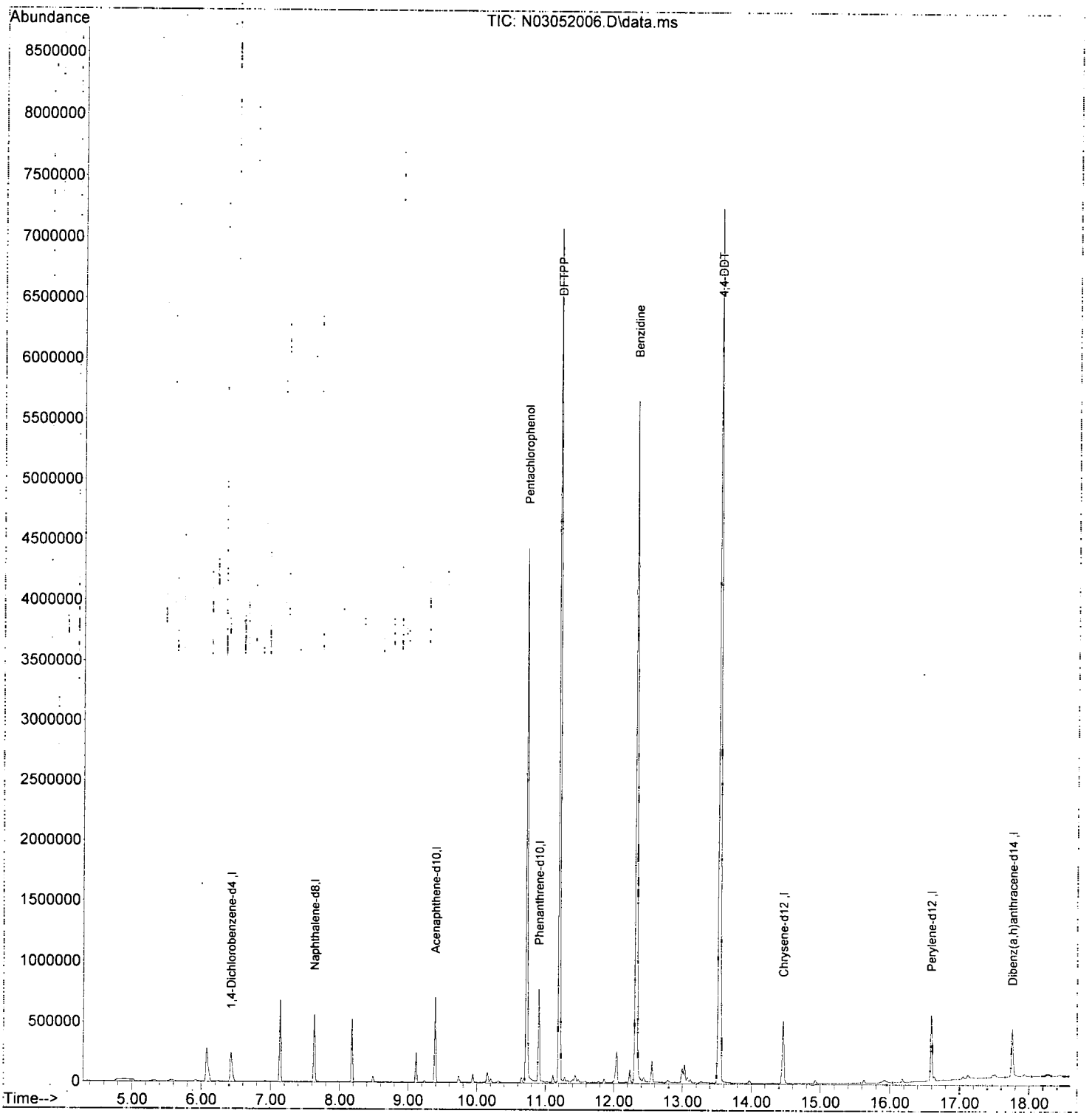

Evaluate Continuing Calibration Report

Data Path : U:\data\2020-03\0C05040\
Data File : N03052007.D
Acq On : 05 Mar 2020 12:27 pm
Operator : JK/ AMS/ DTH
Sample : 0C05040-CCV1
Misc : 1x, A20C077@50
ALS Vial : 2 Sample Multiplier: 1
DataAcq Meth:LVI14_BNA_ACQ.M

Quant Time: Mar 05 14:54:01 2020
Quant Method : U:\methods\SV14_090619_PAHR8.M
Quant Title : EPA 8270D: Semivolatile Organics
QLast Update : Wed Mar 04 12:21:38 2020
Response via : Initial Calibration
InstName : SV-GCMS14

AMS 3/5/20

Min. RRF : 0.000 Min. Rel. Area : 50% Max. R.T. Dev 0.50min
Max. RRF Dev : 20% Max. Rel. Area : 200%

		Compound	Amount	Calc.	%Dev	Area%	Dev(min)
1	I	Naphthalene-d8 (ISTD)	100.000	100.000	0.0	122	0.00
2	S	Nitrobenzene-d5 (Surr)	50.000	48.827	2.3	122	0.00
3	T	Decalin	50.000	38.698	22.6#	93	0.00
4	T	Naphthalene	50.000	49.588	0.8	123	0.00
5	T	2-Methylnaphthalene	50.000	41.630	16.7	101	0.00
6	T	1-Methylnaphthalene	50.000	39.466	21.1#	93	0.00
7	T	1,1'-Biphenyl	50.000	39.051	21.9#	95	0.00
8	T	2,6-Dimethylnaphthalene	50.000	38.567	22.9#	91	0.00
9	I	Acenaphthene-d10 (ISTD)	100.000	100.000	0.0	90	0.00
10	S	2-Fluorobiphenyl (Surr)	50.000	51.949	-3.9	95	0.00
11	S	Acenaphthylene d-8 (Surr)	50.000	-1.000	102.0#	2	0.00
12	T	Acenaphthylene	50.000	47.640	4.7	86	0.00
13	T	Acenaphthene	50.000	48.133	3.7	89	0.00
14	T	Dibenzofuran	50.000	50.488	-1.0	92	0.00
15	T	1,6,7-Trimethylnaphthalene	50.000	47.511	5.0	88	0.00
16	T	Fluorene	50.000	49.217	1.6	90	0.00
17	I	Phenanthrene-d10 (ISTD)	100.000	100.000	0.0	90	0.00
18	T	Dibenzothiopene	50.000	49.222	1.6	90	0.00
19	T	Phenanthrene	50.000	49.181	1.6	90	0.00
20	T	Anthracene	50.000	49.111	1.8	90	0.00
21	T	Carbazole	50.000	48.483	3.0	89	0.00
22	T	1-Methylphenanthrene	50.000	52.625	-5.3	96	0.00
23	T	Fluoranthene	50.000	56.270	-12.5	102	0.00
24	I	Chrysene-d12 (ISTD)	100.000	100.000	0.0	110	0.00
25	T	Pyrene	50.000	46.768	6.5	102	0.00
26	S	Terphenyl-d14 (Surr)	50.000	48.466	3.1	107	0.00
27	T	Benz(a)anthracene	50.000	45.478	9.0	105	0.00
28	T	Chrysene	50.000	47.291	5.4	105	0.00
29	I	Perylene-d12 (ISTD)	100.000	100.000	0.0	121	0.00
30	T	Benzo(b)fluoranthene	50.000	44.921	10.2	108	0.00
31	T	Benzo(k)fluoranthene	50.000	46.046	7.9	113	0.00
32	T	Benzo(b+k)fluoranthene	100.000	90.970	9.0	110	-0.06
33	S	Benzo(a)pyrene d-12 (Surr)	50.000	0.000	100.0#	0	-17.83#
34	T	Benzo(e)pyrene	50.000	45.622	8.8	112	0.00
35	T	Benzo(a)pyrene	50.000	48.200	3.6	115	0.00
36	T	Perylene	50.000	47.992	4.0	116	0.00
37	I	Dibenz(a,h)Anthrcene-d14(IS	100.000	100.000	0.0	140	0.00
38	T	Indeno(1,2,3-cd)Pyrene	50.000	47.479	5.0	134	0.00
39	T	Dibenz(a,h)anthracene	50.000	48.801	2.4	139	0.00
40	T	Benzo(g,h,i)perylene	50.000	48.117	3.8	133	0.00

(#) = Out of Range SPCC's out = 0 CCC's out = 0

No Name Entered Quantitation Report (Not Reviewed)

Data Path : U:\data\2020-03\0C05040\
Data File : N03052007.D
Acq On : 05 Mar 2020 12:27 pm
Operator : JK/ AMS/ DTH
Sample : 0C05040-CCV1
Misc : 1x, A20C077@50
ALS Vial : 2 Sample Multiplier: 1
DataAcq Meth:LVI14_BNA_ACQ.M

Quant Time: Mar 05 14:54:01 2020
Quant Method : U:\methods\SV14_090619_PAHR8.M
Quant Title : EPA 8270D: Semivolatile Organics
QLast Update : Wed Mar 04 12:21:38 2020
Response via : Initial Calibration
InstName : SV-GCMS14

Compound	R.T.	QIon	Response	Conc	Units	Dev(Min)
Internal Standards						
1) Naphthalene-d8 (ISTD)	7.679	136	180554	100.00	ng/ml	0.00
9) Acenaphthene-d10 (ISTD)	9.434	162	106663	100.00	ng/ml	0.00
17) Phenanthrene-d10 (ISTD)	10.937	188	198495	100.00	ng/ml	0.00
24) Chrysene-d12 (ISTD)	14.528	240	186163	100.00	ng/ml	0.00
29) Perylene-d12 (ISTD)	17.967	264	172199	100.00	ng/ml	0.00
37) Dibenz(a,h)Anthrcene-d...	20.351	292	130793	100.00	ng/ml	0.00
System Monitoring Compounds						
2) Nitrobenzene-d5 (Surr)	6.986	82	29295	48.83	ng/ml	0.00
10) 2-Fluorobiphenyl (Surr)	8.746	172	82663	51.95	ng/ml	0.00
11) Acenaphthylene d-8 (Surr)	9.276	160	2313	-1.00	ng/ml	0.00
26) Terphenyl-d14 (Surr)	12.663	244	94892	48.47	ng/ml	0.00
33) Benzo(a)pyrene d-12 (S...	0.000	264	0	0.00	ng/ml	
Target Compounds						Qvalue
3) Decalin	7.149	138	5202	38.70	ng/ml	96
4) Naphthalene	7.697	128	98748	49.59	ng/ml	99
5) 2-Methylnaphthalene	8.385	142	70251	41.63	ng/ml	97
6) 1-Methylnaphthalene	8.484	142	66587	39.47	ng/ml	98
7) 1,1'-Biphenyl	8.851	154	88629	39.05	ng/ml	97
8) 2,6-Dimethylnaphthalene	9.008	156	63925	38.57	ng/ml	99
12) Acenaphthylene	9.288	152	110318	47.64	ng/ml	98
13) Acenaphthene	9.463	153	73003	48.13	ng/ml	99
14) Dibenzofuran	9.638	168	95913	50.49	ng/ml	97
15) 1,6,7-Trimethylnaphtha...	9.853	170	60433	47.51	ng/ml	98
16) Fluorene	9.987	166	76387	49.22	ng/ml	99
18) Dibenzothiopene	10.833	184	102186	49.22	ng/ml	96
19) Phenanthrene	10.961	178	114234	49.18	ng/ml	100
20) Anthracene	11.013	178	106104	49.11	ng/ml	99
21) Carbazole	11.182	167	84759	48.48	ng/ml	99
22) 1-Methylphenanthrene	11.590	192	84913	52.63	ng/ml	99
23) Fluoranthene	12.196	202	131683	56.27	ng/ml	97
25) Pyrene	12.470	202	136023	46.77	ng/ml	100
27) Benz(a)anthracene	14.505	228	98296	45.48	ng/ml	99
28) Chrysene	14.586	228	96728	47.29	ng/ml	100
30) Benzo(b)fluoranthene	17.063	252	89258	44.92	ng/ml	93
31) Benzo(k)fluoranthene	17.127	252	90081	46.05	ng/ml	92
32) Benzo(b+k)fluoranthene	17.063	252	184888	90.97	ng/ml	91
34) Benzo(e)pyrene	17.710	252	91663	45.62	ng/ml	98
35) Benzo(a)pyrene	17.827	252	81975	48.20	ng/ml	96
36) Perylene	18.025	252	100528	47.99	ng/ml	99
38) Indeno(1,2,3-cd)Pyrene	20.351	276	76588	47.48	ng/ml	81
39) Dibenz(a,h)anthracene	20.415	278	73967	48.80	ng/ml	84
40) Benzo(g,h,i)perylene	20.887	276	82336	48.12	ng/ml	94

(#) = qualifier out of range (m) = manual integration (+) = signals summed

No Name Entered Quantitation Report (Not Reviewed)

Data Path : U:\data\2020-03\0C05040\
Data File : N03052007.D
Acq On : 05 Mar 2020 12:27 pm
Operator : JK/ AMS/ DTH
Sample : 0C05040-CCV1
Misc : 1x, A20C077@50
ALS Vial : 2 Sample Multiplier: 1
DataAcq Meth:LVI14_BNA_ACQ.M

Quant Time: Mar 05 14:54:01 2020
Quant Method : U:\methods\SV14_090619_PAHR8.M
Quant Title : EPA 8270D: Semivolatile Organics
QLast Update : Wed Mar 04 12:21:38 2020
Response via : Initial Calibration
InstName : SV-GCMS14

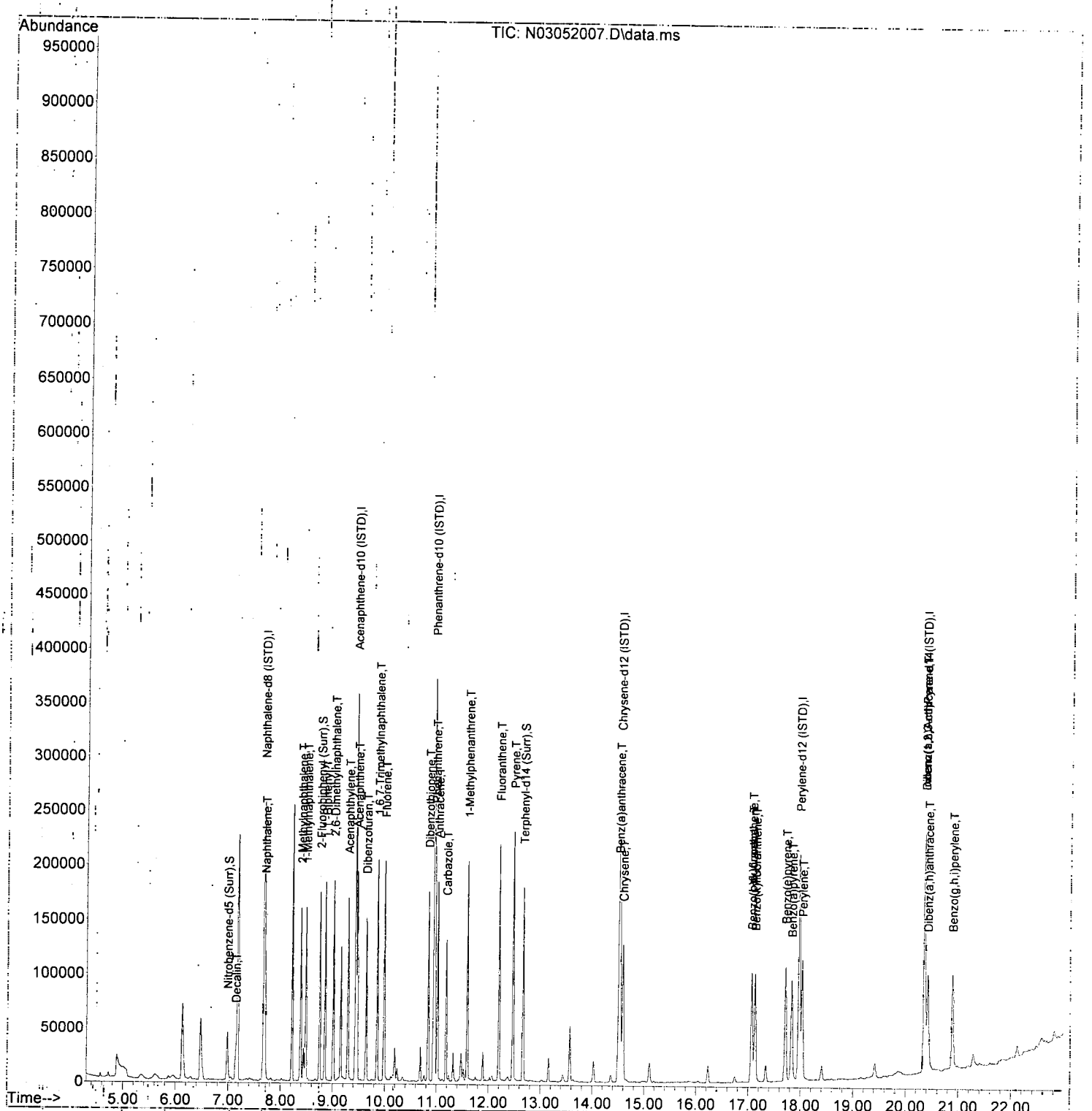

No Name Entered Quantitation Report (Not Reviewed)

Data Path : U:\data\2020-03\0C05040\
Data File : N03052008.D
Acq On : 05 Mar 2020 01:00 pm
Operator : JK/ AMS/ DTH
Sample : 0C05040-CCB1
Misc : 1x, DCM + ISTD
ALS Vial : 3 Sample Multiplier: 1
DataAcq Meth:LVI14_BNA_ACQ.M

AMS 3/5/20

Quant Time: Mar 05 14:54:32 2020
Quant Method : U:\methods\SV14_090619_PAHR8.M
Quant Title : EPA 8270D: Semivolatile Organics
QLast Update : Wed Mar 04 12:21:38 2020
Response via : Initial Calibration
InstName : SV-GCMS14

Compound	R.T.	QIon	Response	Conc Units	Dev(Min)
Internal Standards					
1) Naphthalene-d8 (ISTD)	7.679	136	185313	100.00 ng/ml	0.00
9) Acenaphthene-d10 (ISTD)	9.434	162	109218	100.00 ng/ml	0.00
17) Phenanthrene-d10 (ISTD)	10.937	188	192140	100.00 ng/ml	0.00
24) Chrysene-d12 (ISTD)	14.528	240	160322	100.00 ng/ml	0.00
29) Perylene-d12 (ISTD)	17.967	264	160919	100.00 ng/ml	0.00
37) Dibenz(a,h)Anthrcene-d...	20.345	292	132937	100.00 ng/ml	0.00
System Monitoring Compounds					
2) Nitrobenzene-d5 (Surr)	0.000	82	0	0.00 ng/ml	
10) 2-Fluorobiphenyl (Surr)	0.000	172	0	0.00 ng/ml	
11) Acenaphthylene d-8 (Surr)	9.276	160	2478	-1.00 ng/ml	0.00
26) Terphenyl-d14 (Surr)	0.000	244	0	0.00 ng/ml	
33) Benzo(a)pyrene d-12 (S...	0.000	264	0	0.00 ng/ml	
Target Compounds					Qvalue
3) Decalin	0.000		0	N.D.	
4) Naphthalene	7.708	128	164	N.D.	
5) 2-Methylnaphthalene	0.000		0	N.D.	
6) 1-Methylnaphthalene	0.000		0	N.D.	
7) 1,1'-Biphenyl	8.851	154	51	N.D.	
8) 2,6-Dimethylnaphthalene	0.000		0	N.D.	
12) Acenaphthylene	0.000		0	N.D.	
13) Acenaphthene	0.000		0	N.D.	
14) Dibenzofuran	0.000		0	N.D.	
15) 1,6,7-Trimethylnaphtha...	0.000		0	N.D.	
16) Fluorene	0.000		0	N.D.	
18) Dibenzothiopene	0.000		0	N.D.	
19) Phenanthrene	10.961	178	221	N.D.	
20) Anthracene	11.060	178	60	N.D.	
21) Carbazole	0.000		0	N.D.	
22) 1-Methylphenanthrene	0.000		0	N.D.	
23) Fluoranthene	0.000		0	N.D.	
25) Pyrene	0.000		0	N.D.	
27) Benz(a)anthracene	14.528	228	403	N.D.	
28) Chrysene	14.528	228	395	N.D.	
30) Benzo(b)fluoranthene	0.000		0	N.D.	
31) Benzo(k)fluoranthene	0.000		0	N.D.	
32) Benzo(b+k)fluoranthene	0.000		0	N.D.	
34) Benzo(e)pyrene	17.704	252	67	N.D.	
35) Benzo(a)pyrene	17.821	252	60	N.D.	
36) Perylene	18.025	252	161	N.D.	
38) Indeno(1,2,3-cd)Pyrene	20.351	276	190	N.D.	
39) Dibenz(a,h)anthracene	20.415	278	124	N.D.	
40) Benzo(g,h,i)perylene	20.898	276	214	N.D.	

(#) = qualifier out of range (m) = manual integration (+) = signals summed

Data Path : U:\data\2020-03\0C05040\
Data File : N03052008.D
Acq On : 05 Mar 2020 01:00 pm
Operator : JK/ AMS/ DTH
Sample : 0C05040-CCB1
Misc : 1x, DCM + ISTD
ALS Vial : 3 Sample Multiplier: 1
DataAcq Meth:LVI14_BNA_ACQ.M

Quant Time: Mar 05 14:54:32 2020
Quant Method : U:\methods\SV14_090619_PAHR8.M
Quant Title : EPA 8270D: Semivolatile Organics
QLast Update : Wed Mar 04 12:21:38 2020
Response via : Initial Calibration
InstName : SV-GCMS14

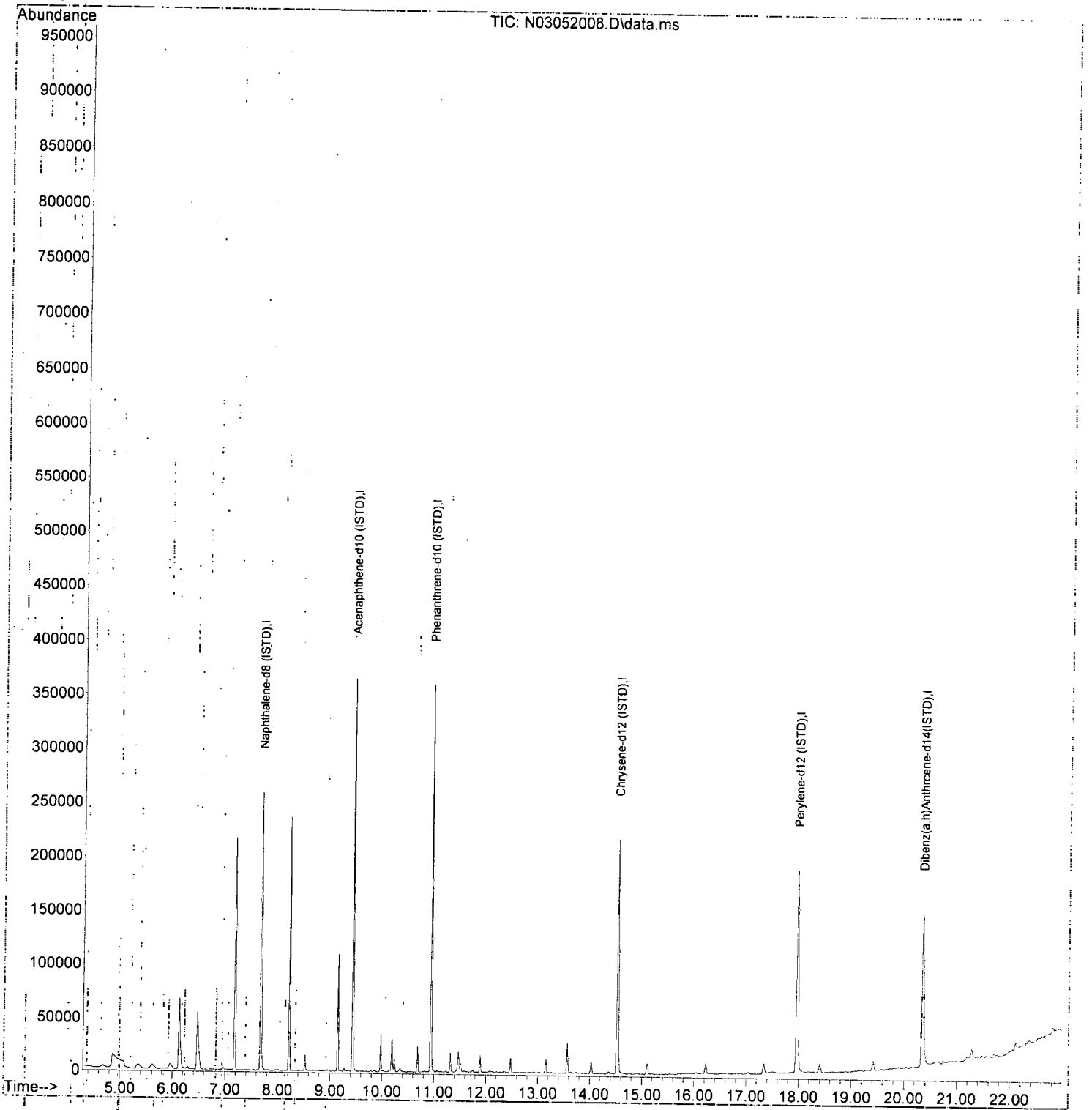

No Name Entered Quantitation Report (Not Reviewed)

Data Path : U:\data\2020-03\0C05040\
Data File : NQ3052009.D
Acq On : 05 Mar 2020 01:33 pm
Operator : JK/ AMS/ DTH
Sample : 0030163-BLK1
Misc : 1x, 8270D LL PAH ONLY
ALS Vial : 4 Sample Multiplier: 1
DataAcq Meth:LVI14_BNA_ACQ.M

Quant Time: Mar 05 14:54:43 2020
Quant Method : U:\methods\SV14_090619_PAHR8.M
Quant Title : EPA 8270D: Semivolatile Organics
QLast Update : Wed Mar 04 12:21:38 2020
Response via : Initial Calibration
InstName : SV-GCMS14

AMS 3/5/20

Compound	R.T.	QIon	Response	Conc Units	Dev(Min)
Internal Standards					
1) Naphthalene-d8 (ISTD)	7.679	136	204020	100.00 ng/ml	0.00
9) Acenaphthene-d10 (ISTD)	9.433	162	106257	100.00 ng/ml	0.00
17) Phenanthrene-d10 (ISTD)	10.937	188	178796	100.00 ng/ml	0.00
24) Chrysene-d12 (ISTD)	14.528	240	140070	100.00 ng/ml	0.00
29) Perylene-d12 (ISTD)	17.967	264	131557	100.00 ng/ml	0.00
37) Dibenz(a,h)Anthrcene-d...	20.345	292	116521	100.00 ng/ml	0.00
System Monitoring Compounds					
2) Nitrobenzene-d5 (Surr)	6.985	82	47893	70.64 ng/ml	0.00
10) 2-Fluorobiphenyl (Surr)	8.746	172	128638	81.15 ng/ml	0.00
11) Acenaphthylene d-8 (Surr)	9.276	160	1817	-1.00 ng/ml	0.00
26) Terphenyl-d14 (Surr)	12.663	244	118499	80.44 ng/ml	0.00
33) Benzo(a)pyrene d-12 (S...	0.000	264	0	0.00 ng/ml	
Target Compounds					Qvalue
3) Decalin	0.000		0	N.D.	
4) Naphthalene	7.697	128	2909	1.29 ng/ml	97
5) 2-Methylnaphthalene	8.384	142	1019	0.53 ng/ml	87
6) 1-Methylnaphthalene	8.483	142	2196	1.15 ng/ml	98
7) 1,1'-Biphenyl	8.851	154	633	N.D.	
8) 2,6-Dimethylnaphthalene	9.014	156	763	0.41 ng/ml	94
12) Acenaphthylene	9.294	152	231	N.D.	
13) Acenaphthene	9.463	153	2048	1.36 ng/ml	98
14) Dibenzofuran	9.643	168	375	N.D.	
15) 1,6,7-Trimethylnaphtha...	9.847	170	237	N.D.	
16) Fluorene	9.987	166	1050	0.68 ng/ml	98
18) Dibenzothiopene	10.832	184	748	0.40 ng/ml	88
19) Phenanthrene	10.961	178	5645	(2.70 ng/ml)	100 B-02
20) Anthracene	11.013	178	704	N.D.	
21) Carbazole	11.182	167	148	N.D.	
22) 1-Methylphenanthrene	11.590	192	444	N.D.	
23) Fluoranthene	12.196	202	1594	0.76 ng/ml	96
25) Pyrene	12.470	202	1790	0.82 ng/ml	100
27) Benz(a)anthracene	14.510	228	649	N.D.	
28) Chrysene	14.586	228	336	N.D.	
30) Benzo(b)fluoranthene	17.063	252	219	N.D.	
31) Benzo(k)fluoranthene	17.133	252	129	N.D.	
32) Benzo(b+k)fluoranthene	17.133	252	129	N.D.	
34) Benzo(e)pyrene	17.710	252	205	N.D.	
35) Benzo(a)pyrene	17.833	252	77	N.D.	
36) Perylene	17.961	252	400	N.D.	
38) Indeno(1,2,3-cd)Pyrene	20.356	276	248	N.D.	
39) Dibenz(a,h)anthracene	0.000		0	N.D.	
40) Benzo(g,h,i)perylene	20.887	276	194	N.D.	

(#) = qualifier out of range (m) = manual integration (+) = signals summed

Quantitation Report (Qedit)

Data Path : N:\data\2020-03\0C05040\
Data File : N03052009.D
Acq On : 05 Mar 2020 13:33
Operator : JK/ AMS/ DTH
Sample : 0030163-BLK1
Misc : 1x, 8270D LL PAH ONLY
ALS Vial : 4 Sample Multiplier: 1
DataAcq Meth:LVI14_BNA_ACQ.M

Quant Time: Mar 05 14:54:43 2020
Quant Method : U:\methods\SV14_090619_PAHR8.M
Quant Title : EPA 8270D: Semivolatile Organics
QLast Update : Wed Mar 04 12:21:38 2020
Response via : Initial Calibration
InstName : SV-GCMS14

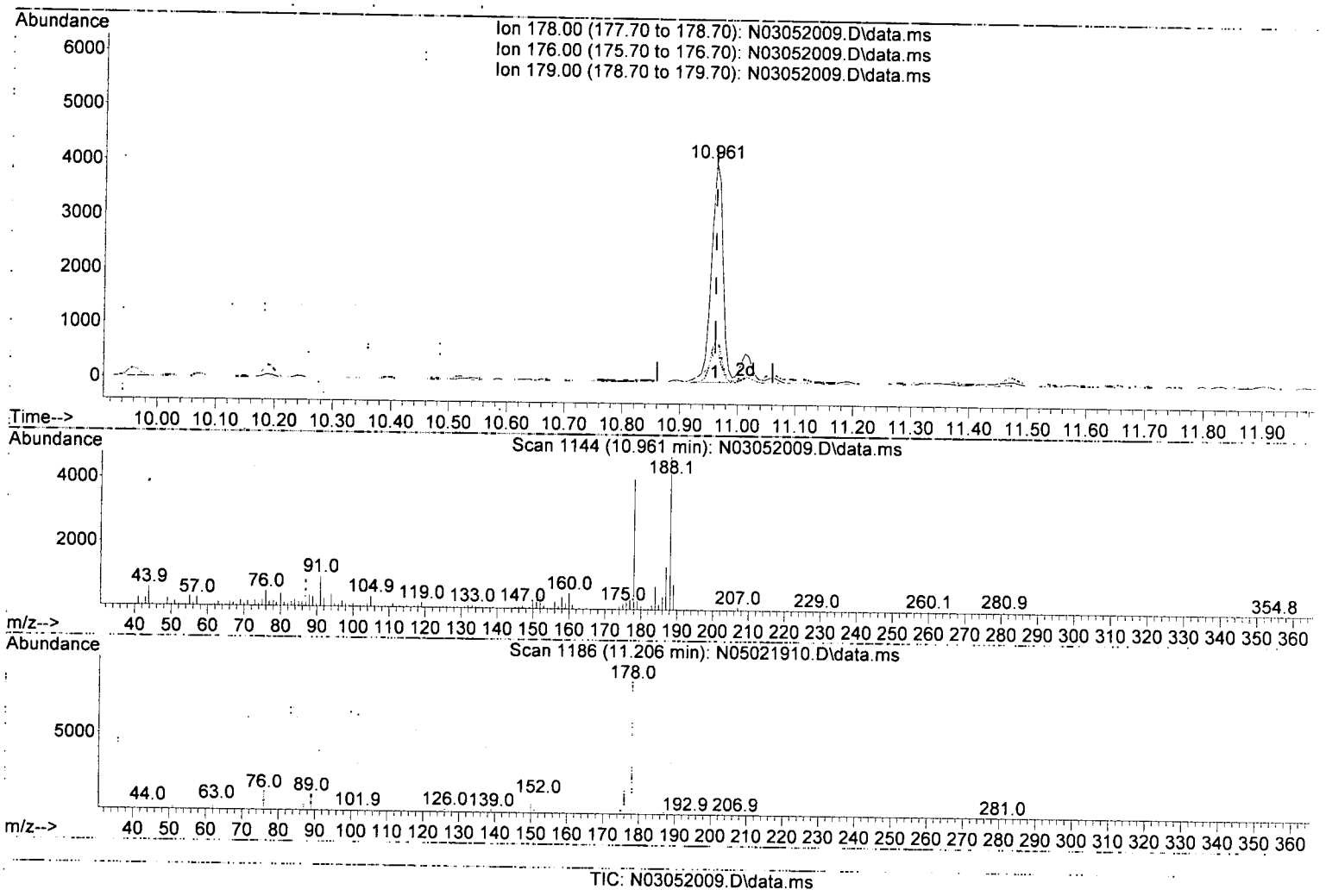

TIC: N03052009.D\data.ms

(19) Phenanthrene (T)

10.961min (-0.000) 2.70 ng/ml

response 5645

Ion	Exp%	Act%
178.00	100.00	100.00
176.00	19.00	19.05
179.00	15.10	14.86
0.00	0.00	0.00

R-02

Data Path : U:\data\2020-03\0C05040\
Data File : N03052009.D
Acq On : 05 Mar 2020 01:33 pm
Operator : JK/ AMS/ DTH
Sample : 0030163-BLK1
Misc : 1x, 8270D LL PAH ONLY
ALS Vial : 4 Sample Multiplier: 1
DataAcq Meth:LVI14_BNA_ACQ.M

Quant Time: Mar 05 14:54:43 2020
Quant Method : U:\methods\SV14_090619_PAHR8.M
Quant Title : EPA 8270D: Semivolatile Organics
QLast Update : Wed Mar 04 12:21:38 2020
Response via : Initial Calibration
InstName : SV-GCMS14

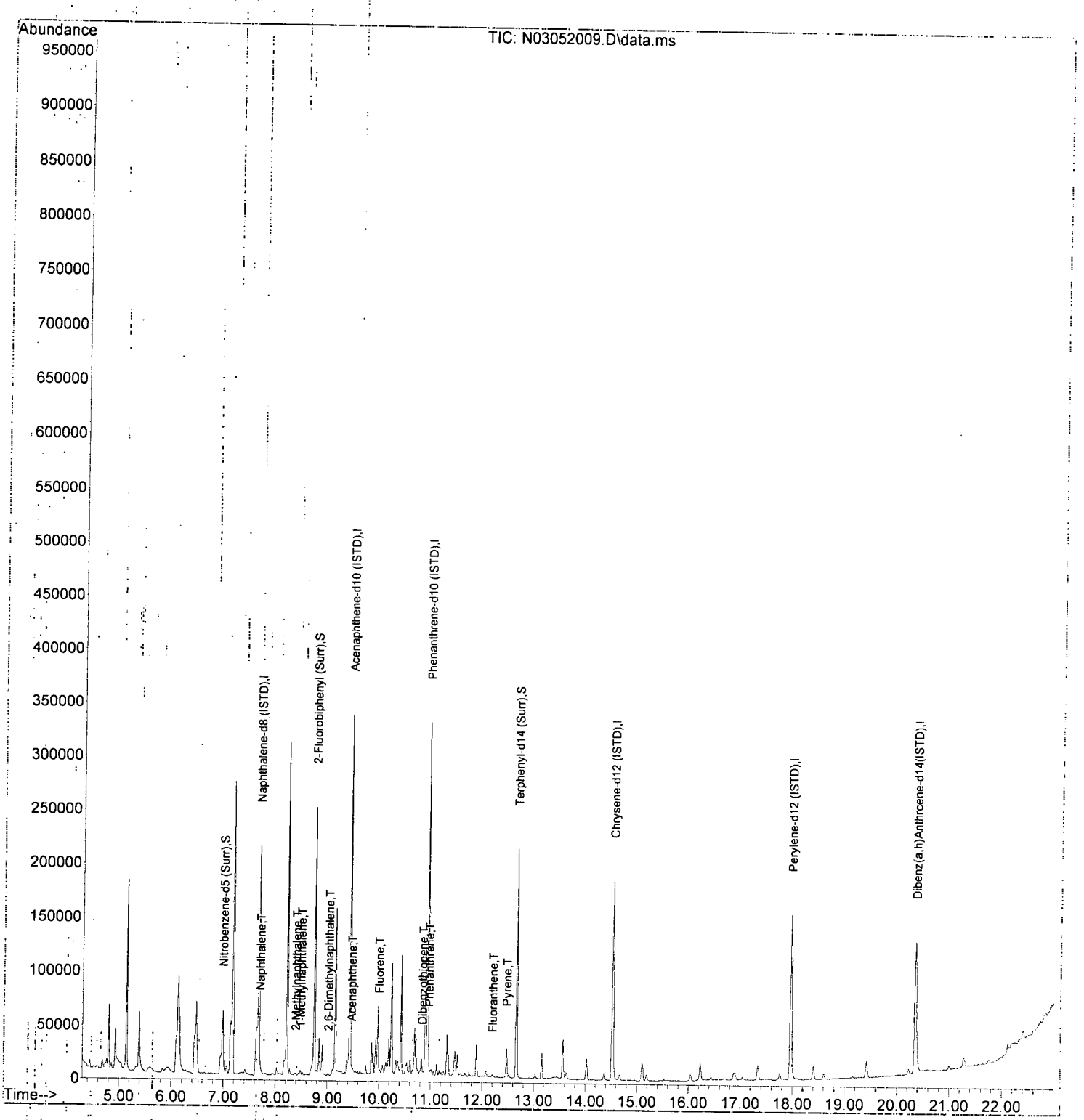

No Name Entered Quantitation Report (Not Reviewed)

Data Path : U:\data\2020-03\0C05040\
Data File : N03052010.D
Acq On : 05 Mar 2020 02:07 pm
Operator : JK/ AMS/ DTH
Sample : 0030163-BS1
Misc : 1x, 8270D LL PAH ONLY
ALS Vial : 5 Sample Multiplier: 1
DataAcq Meth:LVI14_BNA_ACQ.M

AMS 3/5/20

Quant Time: Mar 05 14:55:34 2020
Quant Method : U:\methods\SV14_090619_PAHR8.M
Quant Title : EPA 8270D: Semivolatile Organics
QLast Update : Wed Mar 04 12:21:38 2020
Response via : Initial Calibration
InstName : SV-GCMS14

Compound	R.T.	QIon	Response	Conc	Units	Dev(Min)
Internal Standards						
1) Naphthalene-d8 (ISTD)	7.679	136	200650	100.00	ng/ml	0.00
9) Acenaphthene-d10 (ISTD)	9.434	162	120658	100.00	ng/ml	0.00
17) Phenanthrene-d10 (ISTD)	10.937	188	224793	100.00	ng/ml	0.00
24) Chrysene-d12 (ISTD)	14.528	240	241751	100.00	ng/ml	0.00
29) Perylene-d12 (ISTD)	17.967	264	210500	100.00	ng/ml	0.00
37) Dibenz(a,h)Anthrcene-d...	20.345	292	185581	100.00	ng/ml	0.00
System Monitoring Compounds						
2) Nitrobenzene-d5 (Surr)	6.985	82	49022	73.52	ng/ml	0.00
10) 2-Fluorobiphenyl (Surr)	8.746	172	153618	85.34	ng/ml	0.00
11) Acenaphthylene d-8 (Surr)	9.276	160	1595	-1.00	ng/ml	0.00
26) Terphenyl-d14 (Surr)	12.663	244	188635	74.19	ng/ml	0.00
33) Benzo(a)pyrene d-12 (S...	0.000	264	0	0.00	ng/ml	
Target Compounds						Qvalue
3) Decalin	7.149	138	3590	24.03	ng/ml	94
4) Naphthalene	7.697	128	80948	36.58	ng/ml	99
5) 2-Methylnaphthalene	8.384	142	58787	31.35	ng/ml	97
6) 1-Methylnaphthalene	8.483	142	58287	31.09	ng/ml	98
7) 1,1'-Biphenyl	8.851	154	73435	29.12	ng/ml	97
8) 2,6-Dimethylnaphthalene	9.008	156	52749	28.64	ng/ml	98
12) Acenaphthylene	9.288	152	90002	34.36	ng/ml	99
13) Acenaphthene	9.463	153	64505	37.60	ng/ml	100
14) Dibenzofuran	9.638	168	78399	36.48	ng/ml	96
15) 1,6,7-Trimethylnaphtha...	9.853	170	50667	35.21	ng/ml	97
16) Fluorene	9.987	166	64533	36.76	ng/ml	99
18) Dibenzothiopene	10.832	184	85254	36.26	ng/ml	96
19) Phenanthrene	10.961	178	104450	39.71	ng/ml	99
20) Anthracene	11.013	178	88091	36.00	ng/ml	99
21) Carbazole	11.182	167	74390	37.57	ng/ml	99
22) 1-Methylphenanthrene	11.590	192	69019	37.77	ng/ml	99
23) Fluoranthene	12.196	202	106236	40.09	ng/ml	96
25) Pyrene	12.470	202	118007	31.24	ng/ml	100
27) Benz(a)anthracene	14.504	228	92964	33.12	ng/ml	99
28) Chrysene	14.586	228	97526	36.72	ng/ml	99
30) Benzo(b)fluoranthene	17.063	252	85423	35.17	ng/ml	93
31) Benzo(k)fluoranthene	17.127	252	88821	37.14	ng/ml	92
32) Benzo(b+k)fluoranthene	17.127	252	179239	72.14	ng/ml	92
34) Benzo(e)pyrene	17.704	252	84808	34.53	ng/ml	98
35) Benzo(a)pyrene	17.827	252	74209	35.69	ng/ml	97
36) Perylene	18.025	252	88715	34.65	ng/ml	99
38) Indeno(1,2,3-cd)Pyrene	20.351	276	78285	34.20	ng/ml	81
39) Dibenz(a,h)anthracene	20.415	278	74534	34.66	ng/ml	83
40) Benzo(g,h,i)perylene	20.887	276	81233	33.46	ng/ml	100

(#) = qualifier out of range (m) = manual integration (+) = signals summed

No Name Entered Quantitation Report (Not Reviewed)

Data Path : U:\data\2020-03\0C05040\
Data File : N03052010.D
Acq On : 05 Mar 2020 02:07 pm
Operator : JK/ AMS/ DTH
Sample : 0030163-BS1
Misc : 1x, 8270D LL PAH ONLY
ALS Vial : 5 Sample Multiplier: 1
DataAcq Meth:LVI14_BNA_ACQ.M

Quant Time: Mar 05 14:55:34 2020
Quant Method : U:\methods\SV14_090619_PAHR8.M
Quant Title : EPA 8270D: Semivolatile Organics
QLast Update : Wed Mar 04 12:21:38 2020
Response via : Initial Calibration
InstName : SV-GCMS14

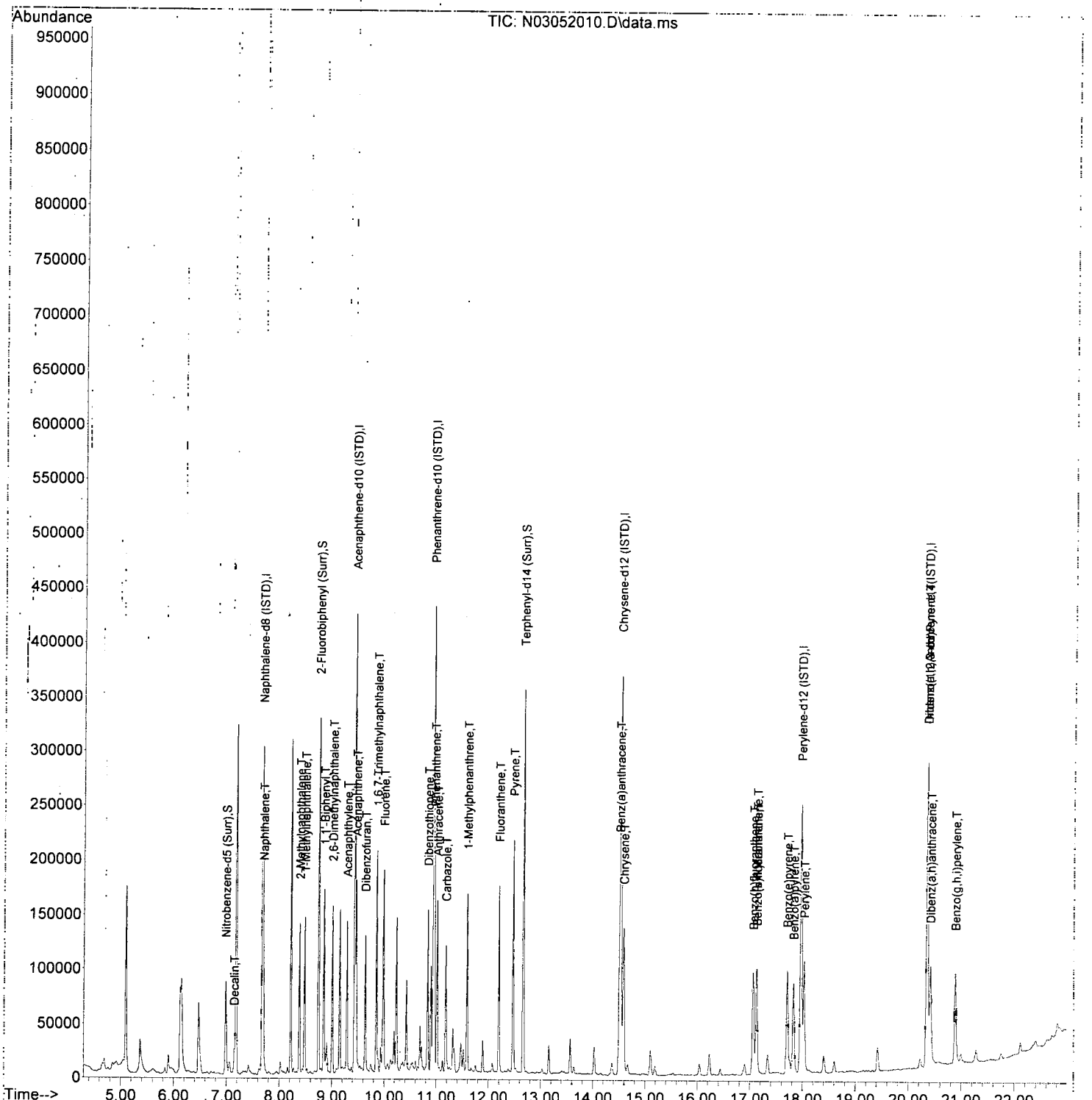

Quantitation Report (Not Reviewed)

Data Path : R:\data\2020-03\0C05040\
Data File : N03052013.D
Acq On : 05 Mar 2020 03:46 pm
Operator : JK/ AMS/ DTH
Sample : 0030176-BLK1
Misc : 1x, 8270D LL PAH ONLY
ALS Vial : 8 Sample Multiplier: 1

jem 3/6/20

Quant Time: Mar 06 09:16:33 2020
Quant Method : R:\methods\SV14_090619_PAHR8.M
Quant Title : EPA 8270D: Semivolatile Organics
QLast Update : Wed Mar 04 12:21:38 2020
Response via : Initial Calibration

Compound	R.T.	QIon	Response	Conc	Units	Dev(Min)
Internal Standards						
1) Naphthalene-d8 (ISTD)	7.679	136	200241	100.00	ng/ml	0.00
9) Acenaphthene-d10 (ISTD)	9.434	162	118090	100.00	ng/ml	0.00
17) Phenanthrene-d10 (ISTD)	10.937	188	218526	100.00	ng/ml	0.00
24) Chrysene-d12 (ISTD)	14.528	240	208264	100.00	ng/ml	0.00
29) Perylene-d12 (ISTD)	17.967	264	200596	100.00	ng/ml	0.00
37) Dibenz(a,h)Anthrcene-d...	20.345	292	177581	100.00	ng/ml	0.00
System Monitoring Compounds						
2) Nitrobenzene-d5 (Surr)	6.986	82	49623	74.58	ng/ml	0.00
10) 2-Fluorobiphenyl (Surr)	8.746	172	150317	85.32	ng/ml	0.00
11) Acenaphthylene d-8 (Surr)	9.276	160	1644	-1.00	ng/ml	0.00
26) Terphenyl-d14 (Surr)	12.663	244	181465	82.85	ng/ml	0.00
33) Benzo(a)pyrene d-12 (S...	0.000	264	0	0.00	ng/ml	
Target Compounds						Qvalue
3) Decalin	0.000		0	N.D.		
4) Naphthalene	7.703	128	2030	0.92	ng/ml	93
5) 2-Methylnaphthalene	8.384	142	604	N.D.		
6) 1-Methylnaphthalene	8.484	142	379	N.D.		
7) 1,1'-Biphenyl	8.851	154	653	N.D.		
8) 2,6-Dimethylnaphthalene	9.014	156	291	N.D.		
12) Acenaphthylene	9.294	152	575	N.D.		
13) Acenaphthene	9.469	153	885	0.53	ng/ml	88
14) Dibenzofuran	9.643	168	135	N.D.		
15) 1,6,7-Trimethylnaphtha...	9.853	170	149	N.D.		
16) Fluorene	9.987	166	483	N.D.		
18) Dibenzothiopene	10.833	184	217	N.D.		
19) Phenanthrene	10.961	178	2097	0.82	ng/ml	95
20) Anthracene	11.013	178	286	N.D.		
21) Carbazole	11.182	167	87	N.D.		
22) 1-Methylphenanthrene	11.561	192	157	N.D.		
23) Fluoranthene	12.196	202	933	N.D.		
25) Pyrene	12.470	202	1381	0.42	ng/ml	94
27) Benz(a)anthracene	14.522	228	826	N.D.		
28) Chrysene	14.586	228	523	N.D.		
30) Benzo(b)fluoranthene	17.063	252	558	N.D.		
31) Benzo(k)fluoranthene	17.063	252	727	N.D.		
32) Benzo(b+k)fluoranthene	17.063	252	765	N.D.		
34) Benzo(e)pyrene	17.710	252	412	N.D.		
35) Benzo(a)pyrene	17.827	252	493	N.D.		
36) Perylene	18.025	252	136	N.D.		
38) Indeno(1,2,3-cd)Pyrene	20.351	276	675	N.D.		
39) Dibenz(a,h)anthracene	20.415	278	89	N.D.		
40) Benzo(g,h,i)perylene	20.887	276	678	N.D.		

(#) = qualifier out of range (m) = manual integration (+) = signals summed

Quantitation Report (Not Reviewed)

Data Path : R:\data\2020-03\0C05040\
Data File : N03052013.D
Acq On : 05 Mar 2020 03:46 pm
Operator : JK/ AMS/ DTH
Sample : 0030176-BLK1
Misc : 1x, 8270D LL PAH ONLY
ALS Vial : 8 Sample Multiplier: 1

Quant Time: Mar 06 09:16:33 2020
Quant Method : R:\methods\SV14_090619_PAHR8.M
Quant Title : EPA 8270D: Semivolatile Organics
QLast Update : Wed Mar 04 12:21:38 2020
Response via : Initial Calibration

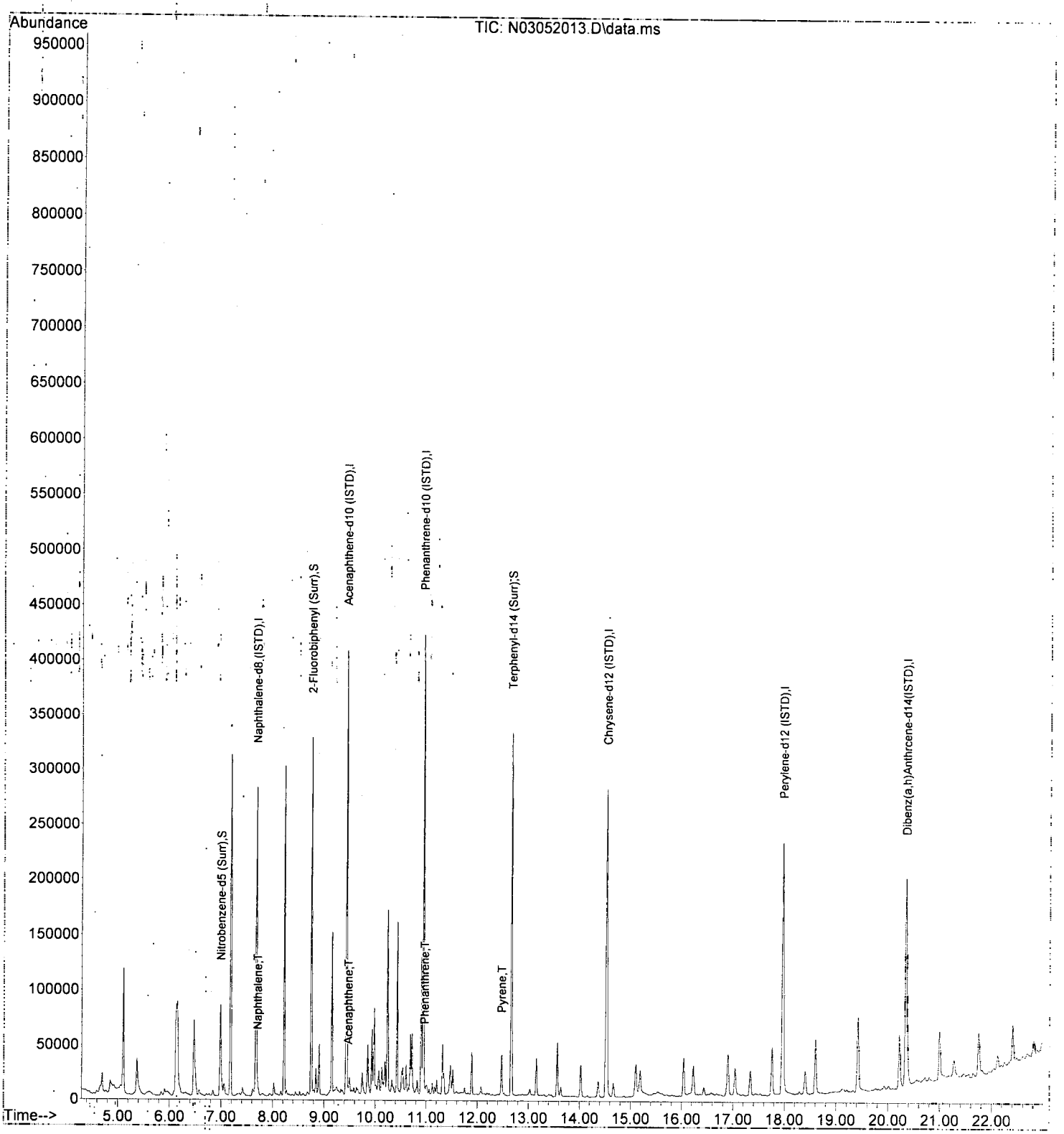

Quantitation Report (Not Reviewed)

Data Path : R:\data\2020-03\0C05040\
Data File : N03052014.D
Acq On : 05 Mar 2020 04:19 pm
Operator : JK/ AMS/ DTH
Sample : 0030176-BS1
Misc : 1x, 8270D LL PAH ONLY
ALS Vial : 9 Sample Multiplier: 1

KEM 3/6/20

Quant Time: Mar 06 09:16:36 2020
Quant Method : R:\methods\SV14_090619_PAHR8.M
Quant Title : EPA 8270D: Semivolatile Organics
QLast Update : Wed Mar 04 12:21:38 2020
Response via : Initial Calibration

Compound	R.T.	QIon	Response	Conc	Units	Dev(Min)
Internal Standards						
1) Naphthalene-d8 (ISTD)	7.679	136	203703	100.00	ng/ml	0.00
9) Acenaphthene-d10 (ISTD)	9.434	162	120774	100.00	ng/ml	0.00
17) Phenanthrene-d10 (ISTD)	10.937	188	223381	100.00	ng/ml	0.00
24) Chrysene-d12 (ISTD)	14.528	240	215234	100.00	ng/ml	0.00
29) Perylene-d12 (ISTD)	17.967	264	213534	100.00	ng/ml	0.00
37) Dibenz(a,h)Anthrcene-d...	20.351	292	188757	100.00	ng/ml	0.00
System Monitoring Compounds						
2) Nitrobenzene-d5 (Surr)	6.986	82	48294	71.35	ng/ml	0.00
10) 2-Fluorobiphenyl (Surr)	8.746	172	143940	79.89	ng/ml	0.00
11) Acenaphthylene d-8 (Surr)	9.276	160	1784	-1.00	ng/ml	0.00
26) Terphenyl-d14 (Surr)	12.663	244	186336	82.32	ng/ml	0.00
33) Benzo(a)pyrene d-12 (S...	0.000	264	0	0.00	ng/ml	
Target Compounds						Qvalue
3) Decalin	7.149	138	4208	27.75	ng/ml	93
4) Naphthalene	7.697	128	77628	34.55	ng/ml	99
5) 2-Methylnaphthalene	8.384	142	56953	29.91	ng/ml	97
6) 1-Methylnaphthalene	8.484	142	54183	28.46	ng/ml	98
7) 1,1'-Biphenyl	8.851	154	70319	27.46	ng/ml	97
8) 2,6-Dimethylnaphthalene	9.008	156	50514	27.01	ng/ml	99
12) Acenaphthylene	9.288	152	86093	32.84	ng/ml	99
13) Acenaphthene	9.463	153	59824	34.84	ng/ml	100
14) Dibenzofuran	9.638	168	74922	34.83	ng/ml	97
15) 1,6,7-Trimethylnaphtha...	9.853	170	49062	34.06	ng/ml	99
16) Fluorene	9.987	166	61371	34.92	ng/ml	99
18) Dibenzothiopene	10.832	184	81536	34.90	ng/ml	96
19) Phenanthrene	10.961	178	94094	36.00	ng/ml	100
20) Anthracene	11.013	178	86392	35.53	ng/ml	99
21) Carbazole	11.182	167	72832	37.02	ng/ml	99
22) 1-Methylphenanthrene	11.590	192	68202	37.56	ng/ml	98
23) Fluoranthene	12.196	202	103597	39.34	ng/ml	97
25) Pyrene	12.470	202	114900	34.17	ng/ml	100
27) Benz(a)anthracene	14.505	228	85866	34.36	ng/ml	99
28) Chrysene	14.586	228	87753	37.11	ng/ml	99
30) Benzo(b)fluoranthene	17.063	252	85322	34.63	ng/ml	93
31) Benzo(k)fluoranthene	17.127	252	86917	35.83	ng/ml	92
32) Benzo(b+k)fluoranthene	17.127	252	177153	70.29	ng/ml	92
34) Benzo(e)pyrene	17.710	252	85766	34.42	ng/ml	98
35) Benzo(a)pyrene	17.827	252	76198	36.13	ng/ml	97
36) Perylene	18.025	252	87492	33.68	ng/ml	99
38) Indeno(1,2,3-cd)Pyrene	20.351	276	78815	33.86	ng/ml	86
39) Dibenz(a,h)anthracene	20.415	278	76069	34.78	ng/ml	87
40) Benzo(g,h,i)perylene	20.887	276	81118	32.85	ng/ml	93

(#) = qualifier out of range (m) = manual integration (+) = signals summed

J

Quantitation Report (Not Reviewed)

Data Path : R:\data\2020-03\0C05040\
Data File : N03052014.D
Acq On : 05 Mar 2020 04:19 pm
Operator : JK/ AMS/ DTH
Sample : 0030176-BS1
Misc : 1x, 8270D LL PAH ONLY
ALS Vial : 9 Sample Multiplier: 1

Quant Time: Mar 06 09:16:36 2020
Quant Method : R:\methods\SV14_090619_PAHR8.M
Quant Title : EPA 8270D: Semivolatile Organics
QLast Update : Wed Mar 04 12:21:38 2020
Response via : Initial Calibration

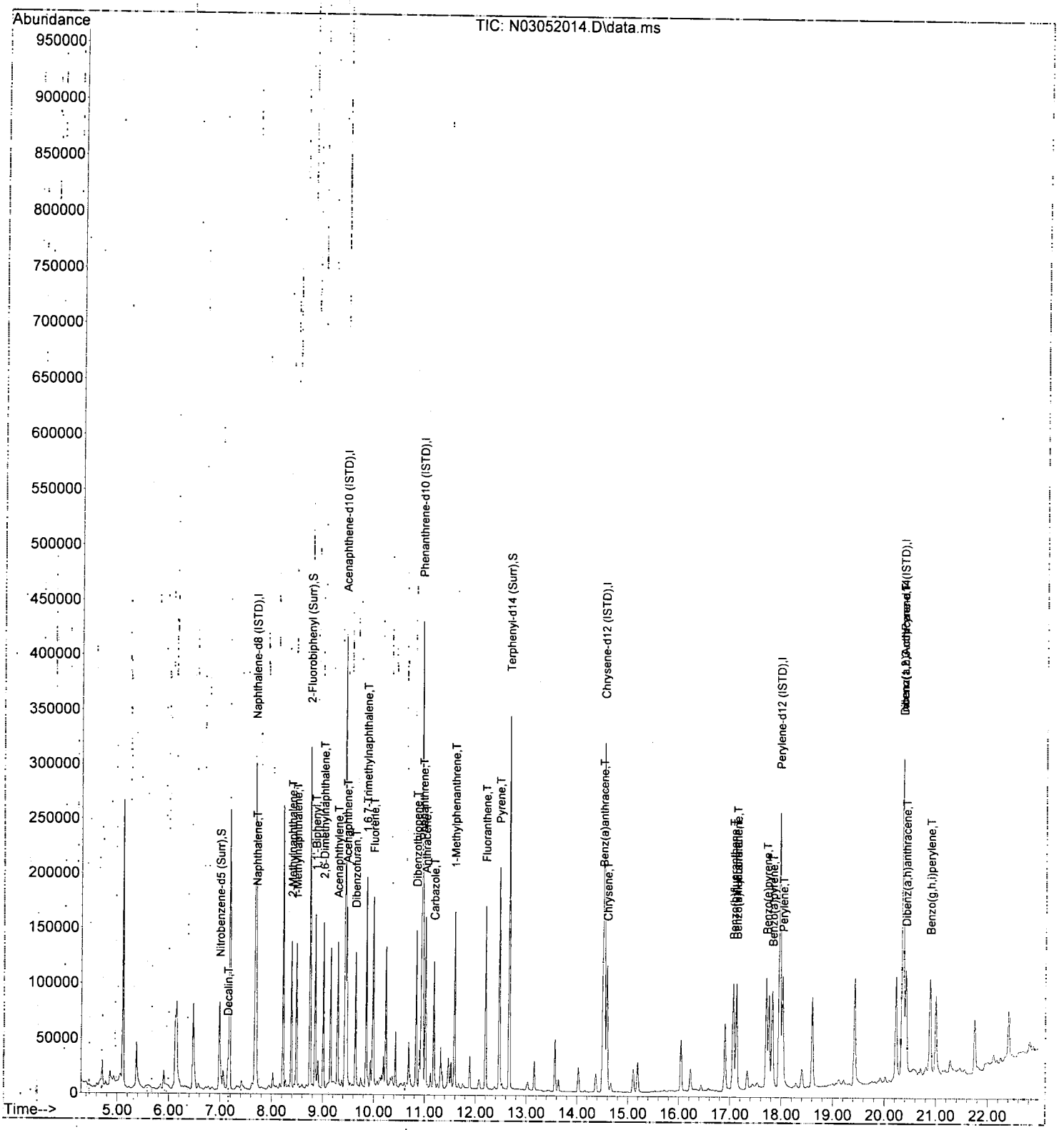

Quantitation Report (Not Reviewed)

Data Path : R:\data\2020-03\0C05040\
Data File : N03052019.D
Acq On : 05 Mar 2020 07:03 pm
Operator : JK/ AMS/ DTH
Sample : 0030176-MSD1@100
Misc : 100x, 8270D LL PAH ONLY
ALS Vial : 14 Sample Multiplier: 1

PDW 3/6/20

Quant Time: Mar 06 09:16:51 2020
Quant Method : R:\methods\SV14_090619_PAHR8.M
Quant Title : EPA 8270D: Semivolatile Organics
QLast Update : Wed Mar 04 12:21:38 2020
Response via : Initial Calibration

Compound	R.T.	QIon	Response	Conc	Units	Dev(Min)
Internal Standards						
1) Naphthalene-d8 (ISTD)	7.679	136	196834	100.00	ng/ml	0.00
9) Acenaphthene-d10 (ISTD)	9.434	162	117207	100.00	ng/ml	0.00
17) Phenanthrene-d10 (ISTD)	10.937	188	243088	100.00	ng/ml	0.00
24) Chrysene-d12 (ISTD)	14.528	240	223783	100.00	ng/ml	0.00
29) Perylene-d12 (ISTD)	17.967	264	215106	100.00	ng/ml	0.00
37) Dibenz(a,h)Anthrcene-d...	20.351	292	186264	100.00	ng/ml	0.00
System Monitoring Compounds						
2) Nitrobenzene-d5 (Surr)	6.991	82	490	0.75	ng/ml	0.00
10) 2-Fluorobiphenyl (Surr)	8.752	172	1293	0.74	ng/ml	0.00
11) Acenaphthylene d-8 (Surr)	9.276	160	1716	-1.00	ng/ml	0.00
26) Terphenyl-d14 (Surr)	12.663	244	1732	0.74	ng/ml	0.00
33) Benzo(a)pyrene d-12 (S...	17.763	264	73	0.04	ng/ml	-0.06
Target Compounds						Qvalue
3) Decalin	7.224	138	56	N.D.		
4) Naphthalene	7.702	128	28129	12.96	ng/ml	99
5) 2-Methylnaphthalene	8.384	142	4899	2.66	ng/ml	98
6) 1-Methylnaphthalene	8.483	142	2930	1.59	ng/ml	98
7) 1,1'-Biphenyl	8.851	154	3670	1.48	ng/ml	96
8) 2,6-Dimethylnaphthalene	9.014	156	3474	1.92	ng/ml	98
12) Acenaphthylene	9.288	152	8602	3.38	ng/ml	96
13) Acenaphthene	9.469	153	10851	6.51	ng/ml	99
14) Dibenzofuran	9.643	168	2536	1.21	ng/ml	73
15) 1,6,7-Trimethylnaphtha...	9.847	170	2611	1.87	ng/ml	92
16) Fluorene	9.987	166	10245	6.01	ng/ml	95
18) Dibenzothiopene	10.832	184	13970	5.49	ng/ml	96
19) Phenanthrene	10.961	178	154373	54.27	ng/ml	99
20) Anthracene	11.013	178	34972	13.22	ng/ml	99
21) Carbazole	11.182	167	2513	1.17	ng/ml	81
22) 1-Methylphenanthrene	11.584	192	7290	3.69	ng/ml	93
23) Fluoranthene	12.196	202	156109	54.47	ng/ml	97
25) Pyrene	12.470	202	190979	54.62	ng/ml	100
27) Benz(a)anthracene	14.504	228	40332	15.52	ng/ml#	54
28) Chrysene	14.586	228	50405	20.50	ng/ml	98
30) Benzo(b)fluoranthene	17.069	252	55593	22.40	ng/ml	90
31) Benzo(k)fluoranthene	17.069	252	68065	~~27.85 ng/ml~~		~~89~~ MS-M05
32) Benzo(b+k)fluoranthene	17.069	252	76810	30.25	ng/ml	89
34) Benzo(e)pyrene	17.704	252	36234	14.44	ng/ml	98
35) Benzo(a)pyrene	17.827	252	53159	25.02	ng/ml	96
36) Perylene	18.025	252	21866	8.36	ng/ml	97
38) Indeno(1,2,3-cd)Pyrene	20.351	276	44043	19.17	ng/ml	83
39) Dibenz(a,h)anthracene	20.415	278	5091	2.36	ng/ml	95
40) Benzo(g,h,i)perylene	20.887	276	59478	24.41	ng/ml	95

(#) = qualifier out of range (m) = manual integration (+) = signals summed

Quantitation Report (Qedit)

Data Path : N:\data\2020-03\0C05040\
Data File : N03052019.D
Acq On : 05 Mar 2020 19:03
Operator : JK/ AMS/ DTH
Sample : 0030176-MSD1@100
Misc : 100x, 8270D LL PAH ONLY
ALS Vial : 14 Sample Multiplier: 1
DataAcq Meth:LVI14_BNA_ACQ.M

Quant Time: Mar 06 15:27:25 2020
Quant Method : N:\methods\SV14_090619_PAHR8.M
Quant Title : EPA 8270D: Semivolatile Organics
QLast Update : Wed Mar 04 12:21:38 2020
Response via : Initial Calibration
InstName : SV-GCMS14

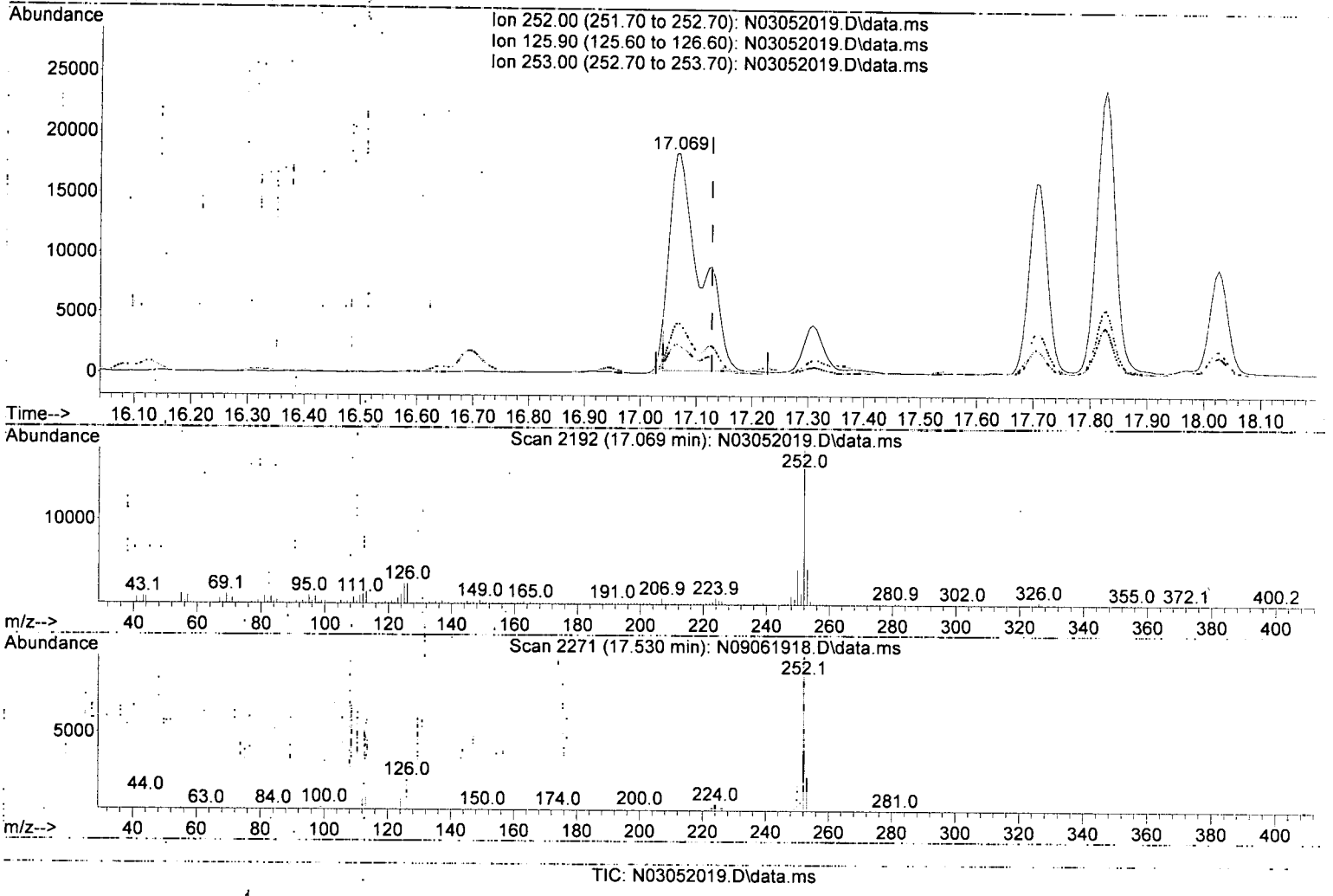

TIC: N03052019.D\data.ms

(31) Benzo(k)fluoranthene (T)

17.069min (-0.058) 27.85 ng/ml

response 68065

Ion	Exp%	Act%
252.00	100.00	100.00
125.90	22.10	13.15
253.00	21.50	23.18
0.00	0.00	0.00

Quantitation Report (Qedit)

Data Path : R:\data\2020-03\0C05040\
Data File : N03052019.D
Acq On : 05 Mar 2020 07:03 pm
Operator : JK/ AMS/ DTH
Sample : 0030176-MSD1@100
Misc : 100x, 8270D LL PAH ONLY
ALS Vial : 14 Sample Multiplier: 1

Quant Time: Mar 06 09:16:51 2020
Quant Method : R:\methods\SV14_090619_PAHR8.M
Quant Title : EPA 8270D: Semivolatile Organics
QLast Update : Wed Mar 04 12:21:38 2020
Response via : Initial Calibration

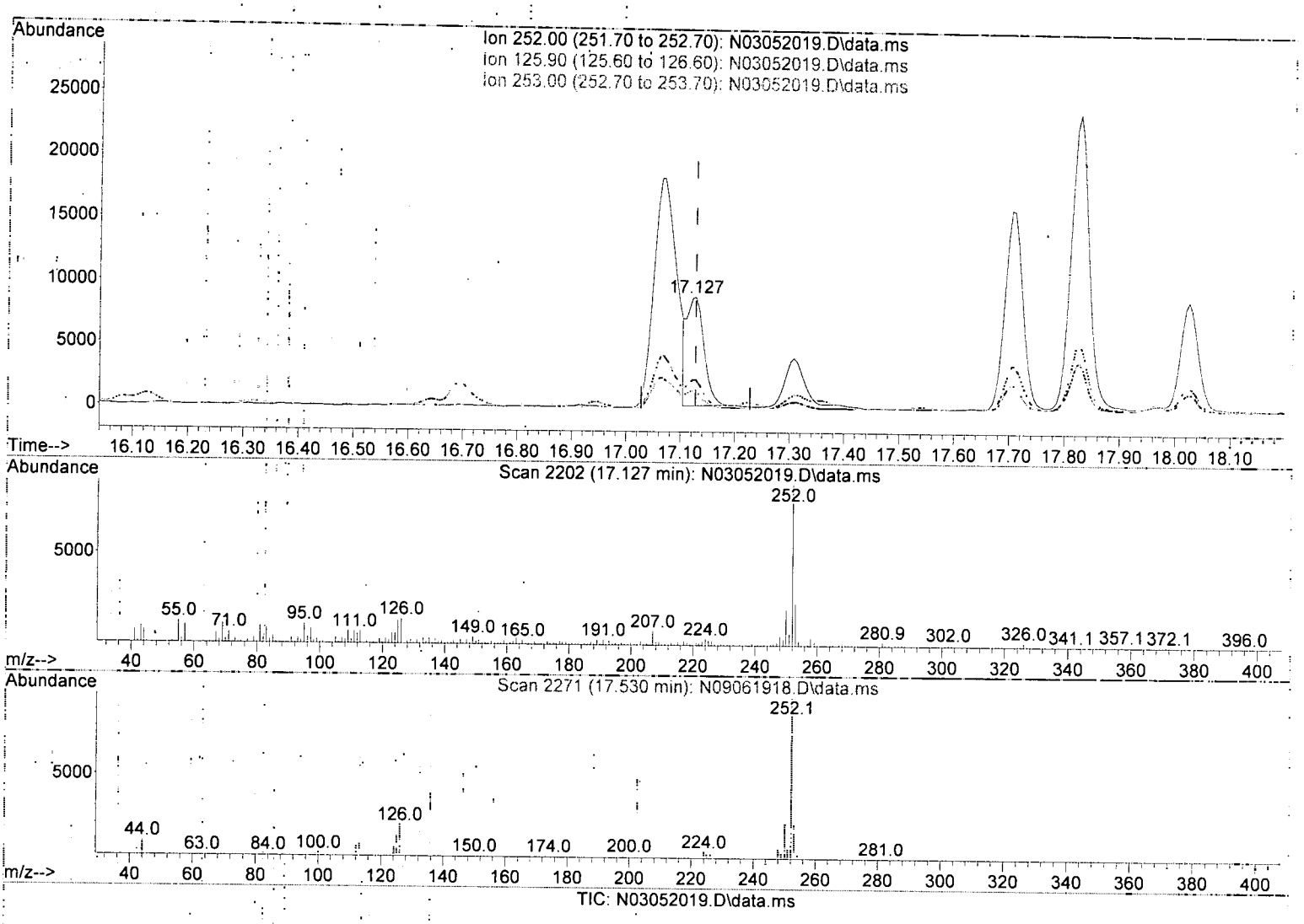

TIC: N03052019.D\data.ms

(31) Benzo(k)fluoranthene (T)

17.127min (-0.000) 7.75 ng/ml m

response 18942

Ion	Exp%	Act%
252.00	100.00	100.00
125.90	22.10	15.46
253.00	21.50	26.08
0.00	0.00	0.00

Quantitation Report (Not Reviewed)

Data Path : R:\data\2020-03\0C05040\
Data File : N03052019.D
Acq On : 05 Mar 2020 07:03 pm
Operator : JK/ AMS/ DTH
Sample : 0030176-MSD1@100
Misc : 100x, 8270D LL PAH ONLY
ALS Vial : 14 Sample Multiplier: 1

Quant Time: Mar 06 09:16:51 2020
Quant Method : R:\methods\SV14_090619_PAHR8.M
Quant Title : EPA 8270D: Semivolatile Organics
QLast Update : Wed Mar 04 12:21:38 2020
Response via : Initial Calibration

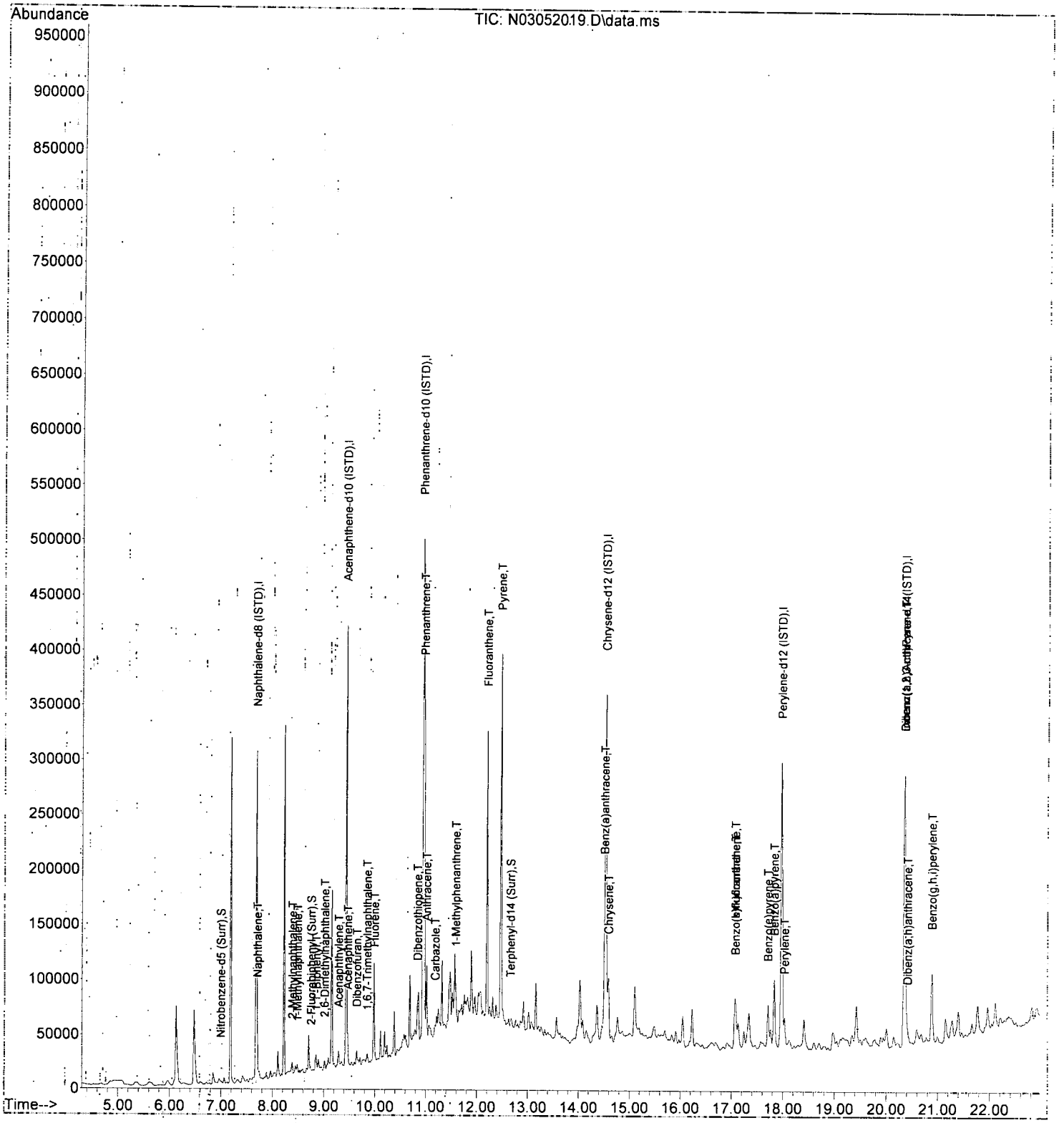

APEX LABORATORIES, LLC
6700 SW Sandburg St. Tigard OR 97223 phone 503-718-2323

Semivolatile Organic Compounds (PAHs) by EPA 8270D
Calibration Data

Sequence 9I06028 (Cal ID A9I1001) SV-GCMS14

ELEMENT SEQUENCE LOG

Apex Laboratories

Sequence:	9I06028	Instrument:	SV-GCMS14
Date:	09/06/19 15:37	Calibration:	A9I1001

#	Lab Number	Matrix	Analysis	Client	Due	Batch	ISTD ID	STD ID
1	9I06028-TUN1	Sediment	QC	QC			A19I102	A19H414
2	9I06028-ICB1	Sediment	QC	QC			A19I102	
3	9I06028-CAL1	Sediment	QC	QC			A19I102	A19I015
4	9I06028-CAL2	Sediment	QC	QC			A19I102	A19I016
5	9I06028-CAL3	Sediment	QC	QC			A19I102	A19I017
6	9I06028-CAL4	Sediment	QC	QC			A19I102	A19I018
7	9I06028-CAL5	Sediment	QC	QC			A19I102	A19I019
8	9I06028-CAL6	Sediment	QC	QC			A19I102	A19I020
9	9I06028-CAL7	Sediment	QC	QC			A19I102	A19I021
10	9I06028-CAL8	Sediment	QC	QC			A19I102	A19I022
11	9I06028-CAL9	Sediment	QC	QC			A19I102	A19I023
12	9I06028-CALA	Sediment	QC	QC			A19I102	A19I024
13	9I06028-IBL1	Sediment	QC	QC			A19I102	
14	9I06028-ICV1	Sediment	QC	QC			A19I102	A19I025
15	9I06028-IBL2	Sediment	QC	QC			A19I102	

Data Entered By: JJL 9/10/19

Data Reviewed By: MKT 9/11/19

Comments:

Calibration Status Report SV-GCMS14

Method Path : N:\methods\
Method File : SV14_090619_PAH.M
Title : EPA 8270D: Semivolatile Organics
Last Update : Mon Sep 09 14:58:53 2019
Response Via : Initial Calibration

A9I1001
9/9/19

#	ID	Conc	ISTD Conc	Path\File
1	1.0	1	100	N:\data\2019-09\9I06028\N09061913.D
2	2.5	3	100	N:\data\2019-09\9I06028\N09061914.D
3	5.0	5	100	N:\data\2019-09\9I06028\N09061915.D
4	10.0	10	100	N:\data\2019-09\9I06028\N09061916.D
5	25.0	25	100	N:\data\2019-09\9I06028\N09061917.D
6	50.0	50	100	N:\data\2019-09\9I06028\N09061918.D
7	100	100	100	N:\data\2019-09\9I06028\N09061919.D
8	200	200	100	N:\data\2019-09\9I06028\N09061920.D
9	300	300	100	N:\data\2019-09\9I06028\N09061921.D
10	400	400	100	N:\data\2019-09\9I06028\N09061922.D

#	ID	Update Time	Quant Time	Acquisition Time
1	1.0	Sep 09 14:58 2019	Sep 09 14:46 2019	06 Sep 2019 04:51 pm
2	2.5	Sep 09 14:58 2019	Sep 09 14:46 2019	06 Sep 2019 05:23 pm
3	5.0	Sep 09 14:58 2019	Sep 09 14:47 2019	06 Sep 2019 05:55 pm
4	10.0	Sep 09 14:58 2019	Sep 09 14:47 2019	06 Sep 2019 06:27 pm
5	25.0	Sep 09 14:58 2019	Sep 09 14:47 2019	06 Sep 2019 07:00 pm
6	50.0	Sep 09 14:58 2019	Sep 09 14:47 2019	06 Sep 2019 07:32 pm
7	100	Sep 09 14:58 2019	Sep 09 14:47 2019	06 Sep 2019 08:04 pm
8	200	Sep 09 14:58 2019	Sep 09 14:47 2019	06 Sep 2019 08:37 pm
9	300	Sep 09 14:58 2019	Sep 09 14:47 2019	06 Sep 2019 09:09 pm
10	400	Sep 09 14:58 2019	Sep 09 14:47 2019	06 Sep 2019 09:41 pm

SV14_090619_PAH.M Mon Sep 09 15:05:37 2019

Compound List Report SV-GCMS14

Method Path : N:\methods\
Method File : SV14_090619_PAH.M
Title : EPA 8270D: Semivolatile Organics
Last Update : Mon Sep 09 14:58:53 2019
Response Via : Initial Calibration

9/9/19

Total Cpnds : 40

PK#		Compound Name	QIon	Exp_RT	Rel_RT	Cal	#Qual	A/H	ID
1	I	Naphthalene-d8 (ISTD)	136	7.883	1.000	A	2	A	B
2	S	Nitrobenzene-d5 (Surr)	82	7.184	0.911	A	1	A	R
3	T	Decalin	138	7.364	0.934	A	2	A	B
4	T	Naphthalene	128	7.907	1.003	A	2	A	R
5	T	2-Methylnaphthalene	142	8.589	1.089	A	2	A	R
6	T	1-Methylnaphthalene	142	8.688	1.102	A	2	A	R
7	T	1,1'-Biphenyl	154	9.055	1.149	A	2	A	B
8	T	2,6-Dimethylnaphthalene	156	9.212	1.169	A	2	A	R
9	I	Acenaphthene-d10 (ISTD)	162	9.638	1.000	A	2	A	R
10	S	2-Fluorobiphenyl (Surr)	172	8.950	0.929	A	2	A	R
11	S	Acenaphthylene d-8 (Surr)	160	9.480	0.984	Q	2	A	R
12	T	Acenaphthylene	152	9.498	0.985	A	2	A	R
13	T	Acenaphthene	153	9.673	1.004	A	2	A	R
14	T	Dibenzofuran	168	9.848	1.022	A	2	A	R
15	T	1,6,7-Trimethylnaphthalene	170	10.057	1.044	A	2	A	R
16	T	Fluorene	166	10.191	1.057	A	2	A	R
17	I	Phenanthrene-d10 (ISTD)	188	11.147	1.000	A	2	A	R
18	T	Dibenzothiopene	184	11.042	0.991	A	3	A	R
19	T	Phenanthrene	178	11.171	1.002	A	2	A	R
20	T	Anthracene	178	11.223	1.007	A	2	A	R
21	T	Carbazole	167	11.390	1.022	A	2	A	R
22	T	1-Methylphenanthrene	192	11.794	1.058	A	2	A	R
23	T	Fluoranthene	202	12.435	1.116	A	2	A	R
24	I	Chrysene-d12 (ISTD)	240	14.906	1.000	A	2	A	R
25	T	Pyrene	202	12.721	0.853	A	2	A	R
26	S	Terphenyl-d14 (Surr)	244	12.930	0.867	A	2	A	R
27	T	Benz(a)anthracene	228	14.883	0.998	A	2	A	R
28	T	Chrysene	228	14.965	1.004	A	2	A	R
29	I	Perylene-d12 (ISTD)	264	18.374	1.000	A	2	A	R
30	T	Benzo(b)fluoranthene	252	17.465	0.951	A	2	A	R
31	T	Benzo(k)fluoranthene	252	17.529	0.954	A	2	A	R
32	T	Benzo(b+k)fluoranthene	252	17.529	0.954	A	2	A	R
33	S	Benzo(a)pyrene d-12 (Surr)	264	18.176	0.989	A	2	A	B
34	T	Benzo(e)pyrene	252	18.118	0.986	A	2	A	R
35	T	Benzo(a)pyrene	252	18.234	0.992	A	2	A	R
36	T	Perylene	252	18.433	1.003	A	2	A	R
37	I	Dibenz(a,h)Anthrcene-d14(ISTD)	292	20.764	1.000	A	2	A	R
38	T	Indeno(1,2,3-cd)Pyrene	276	20.758	1.000	A	2	A	R
39	T	Dibenz(a,h)anthracene	278	20.828	1.003	A	2	A	R
40	T	Benzo(g,h,i)perylene	276	21.294	1.026	A	2	A	R

Cal A = Average L = Linear LO = Linear w/origin Q = Quad QO = Quad w/origin
#Qual = number of qualifiers
A/H = Area or Height
ID R = R.T. B = R.T. & Q Q = Qvalue L = Largest A = All

SV14_090619_PAH.M Mon Sep 09 15:05:30 2019

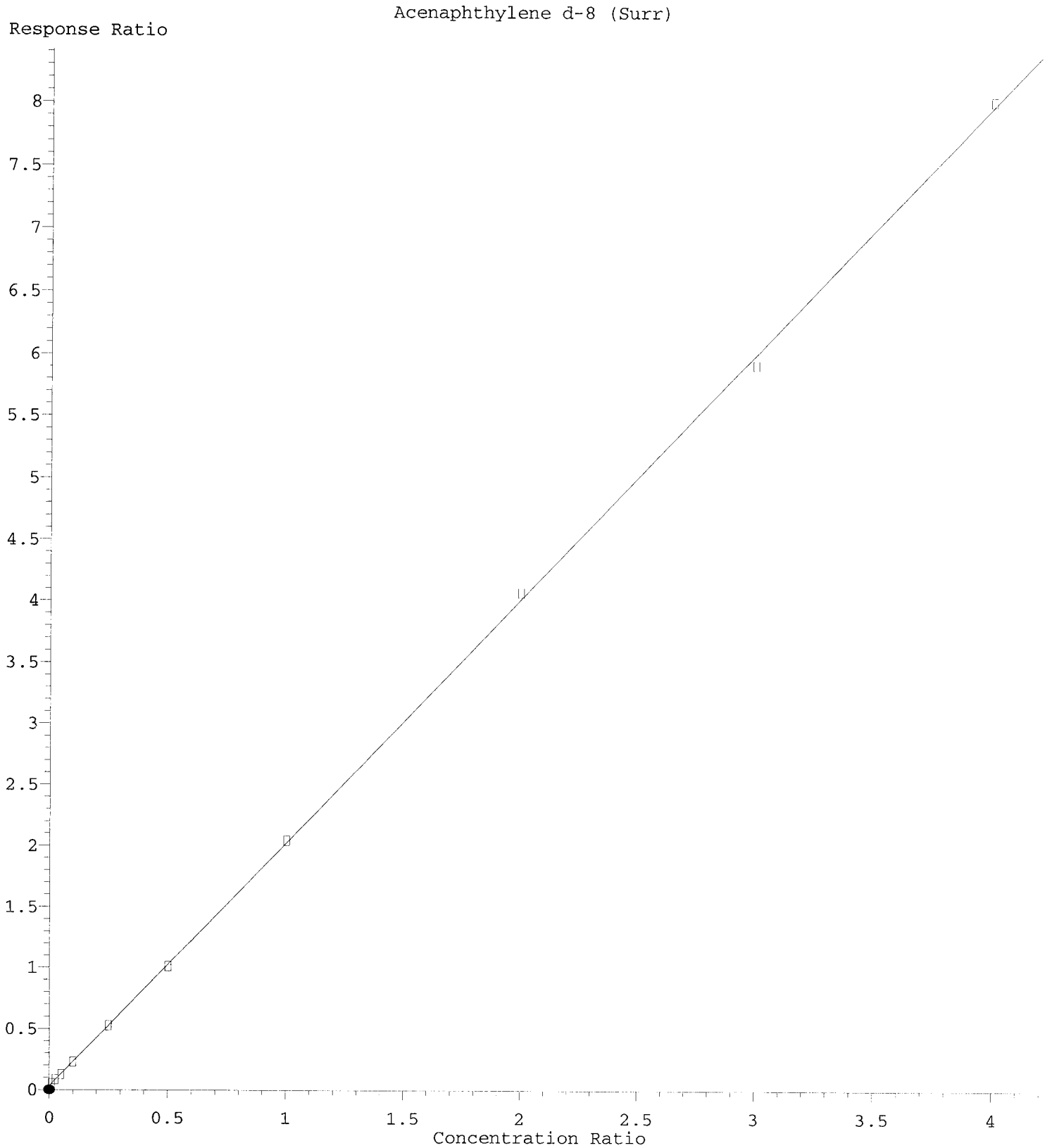

R = -2.27e-003 A*A + 2.00e+000 A + 2.92e-002
Coef of Det (r^2) = 0.999 Curve Fit: Quadratic w(1/a^2)
Method Name: N:\methods\SV14_090619_PAH.M
Calibration Table Last Updated: Mon Sep 09 15:00:15 2019

Quantitation Report (Qedit)

Data Path : N:\data\2019-09\9I06028\REQUANT\
Data File : N09061913.D
Acq On : 06 Sep 2019 04:51 pm
Operator :
Sample : 9I06028-CAL1
Misc : 1x, A19I015@1
ALS Vial : 3 Sample Multiplier: 1
DataAcq Meth:LVI14_BNA_ACQ.M

Quant Time: Sep 09 15:06:04 2019
Quant Method : N:\methods\SV14_090619_PAH.M
Quant Title : EPA 8270D: Semivolatile Organics
QLast Update : Mon Sep 09 14:58:53 2019
Response via : Initial Calibration
InstName : SV-GCMS14

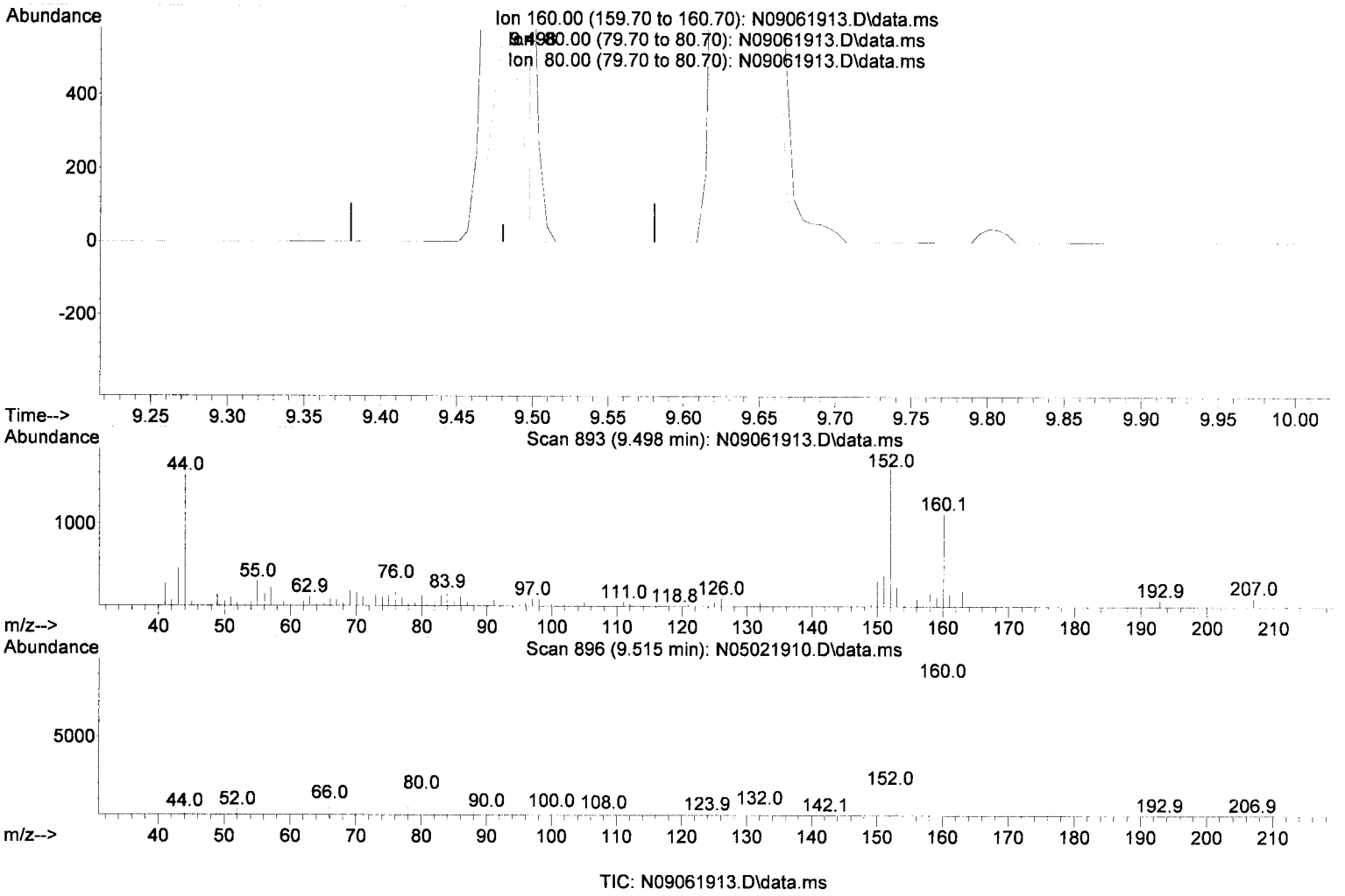

TIC: N09061913.D\data.ms

(11) Acenaphthylene d-8 (Surr) (S)

9.498min (+ 0.017) -1.00 ng/ml m

response 111

Ion	Exp%	Act%
160.00	100.00	100.00
80.00	14.40	12.44
80.00	14.40	12.44
0.00	0.00	0.00

Response Factor Report SV-GCMS14

Method Path : N:\methods\
Method File : SV14_090619_PAH.M
Title : EPA 8270D: Semivolatile Organics
Last Update : Mon Sep 09 14:58:53 2019
Response Via : Initial Calibration

9/9/19

Calibration Files
1.0 =N09061913.D 2.5 =N09061914.D 5.0 =N09061915.D 10.0=N09061916.D 25.0=N09061917.D 50.0=N09061918.D 100 =N09061919.D
200 =N09061920.D 300 =N09061921.D 400 =N09061922.D

		Compound	1.0	2.5	5.0	10.0	25.0	50.0	100	200	300	400	Avg	%RSD	
1)	I	Naphthalene-d8 (ISTD)	----------ISTD----------											6.52	
2)	S	Nitrobenzene-d...	0.391	0.340	0.316	0.315	0.306	0.324	0.323	0.334	0.338	0.337	0.332	7.09	Not used
3)	T	Decalin		0.076	0.070	0.069	0.070	0.075	0.077	0.077	0.075	0.081	0.074	5.47	Not used
4)	T	Naphthalene	1.158	1.135	1.098	1.123	1.090	1.083	1.082	1.092	1.078	1.090	1.103	2.42	✓
5)	T	2-Methylnaphth...	0.893	0.907	0.881	0.886	0.895	0.941	0.965	1.001	1.001	0.975	0.935	5.16	✓
6)	T	1-Methylnaphth...	0.821	0.875	0.837	0.916	0.923	0.964	0.986	1.025	1.016	0.981	0.934	7.70	✓
7)	T	1,1'-Biphenyl	1.222	1.201	1.123	1.186	1.195	1.259	1.326	1.389	1.390	1.279	1.257	7.10	Not used
8)	T	2,6-Dimethylna...	0.823	0.850	0.815	0.851	0.892	0.943	0.994	1.034	1.033	0.946	0.918	9.12	Not used
9)	I	Acenaphthene-d10 (...	----------ISTD----------											2.97	
10)	S	2-Fluorobiphen...	1.424	1.562	1.481	1.499	1.500	1.482	1.499	1.496	1.477	1.498	1.492	2.26	✓
11)	S	Acenaphthylene...	4.877	3.301	2.497	2.282	2.108	2.021	2.043	2.031	1.970	2.004	2.513	36.74	Not used (Surrogate)
12)	T	Acenaphthylene	2.050	2.174	2.139	2.171	2.195	2.172	2.248	2.243	2.161	2.158	2.171	2.55	✓
13)	T	Acenaphthene	1.439	1.487	1.404	1.417	1.419	1.394	1.443	1.431	1.388	1.396	1.422	2.10	✓
14)	T	Dibenzofuran	1.760	1.773	1.736	1.780	1.790	1.777	1.831	1.827	1.771	1.765	1.781	1.63	✓
15)	T	1,6,7-Trimethy...	1.249	1.207	1.173	1.178	1.169	1.168	1.213	1.212	1.178	1.178	1.193	2.23	Not used
16)	T	Fluorene	1.369	1.405	1.409	1.422	1.461	1.447	1.526	1.545	1.493	1.476	1.455	3.85	✓
17)	I	Phenanthrene-d10 (...	----------ISTD----------											5.33	
18)	T	Dibenzothiopene	1.030	1.080	1.056	1.038	1.030	1.033	1.050	1.056	1.042	1.043	1.046	1.46	Not used
19)	T	Phenanthrene	1.287	1.194	1.137	1.165	1.154	1.152	1.158	1.178	1.134	1.143	1.170	3.85	✓
20)	T	Anthracene	1.097	1.089	1.049	1.062	1.069	1.076	1.110	1.115	1.102	1.115	1.088	2.16	✓
21)	T	Carbazole	0.872	0.830	0.810	0.818	0.866	0.871	0.905	0.945	0.940	0.950	0.881	5.99	✓
22)	T	1-Methylphenan...	0.803	0.804	0.781	0.794	0.802	0.805	0.824	0.842	0.826	0.847	0.813	2.60	Not used
23)	T	Fluoranthene	1.194	1.127	1.104	1.124	1.162	1.171	1.202	1.227	1.218	1.261	1.179	4.30	✓
24)	I	Chrysene-d12 (ISTD)	----------ISTD----------											15.52	
25)	T	Pyrene	1.634	1.742	1.585	1.636	1.580	1.571	1.560	1.478	1.416	1.421	1.562	6.48	✓
26)	S	Terphenyl-d14 ...	1.150	1.092	1.037	1.058	1.060	1.046	1.049	1.021	0.993	1.012	1.052	4.22	✓
27)	T	Benz(a)anthracene	1.394	1.221	1.088	1.093	1.114	1.098	1.142	1.149	1.139	1.173	1.161	7.87	✓
28)	T	Chrysene	1.134	1.107	1.087	1.087	1.098	1.082	1.095	1.103	1.080	1.114	1.099	1.52	✓
29)	I	Perylene-d12 (ISTD)	----------ISTD----------											18.95	
30)	T	Benzo(b)fluora...	1.117	1.085	1.065	1.092	1.128	1.164	1.194	1.231	1.217	1.246	1.154	5.68	✓
31)	T	Benzo(k)fluora...	1.067	1.082	1.086	1.036	1.128	1.118	1.196	1.221	1.198	1.228	1.136	6.13	✓
32)	T	Benzo(b+k)fluo...	2.224	2.236	2.233	2.230	2.344	2.357	2.457	2.518	2.473	2.532	2.361	5.36	✓
33)	S	Benzo(a)pyrene...	0.639	0.751	0.745	0.759	0.782	0.808	0.845	0.885	0.880	0.902	0.800	10.15	Not used (Surrogate)
34)	T	Benzo(e)pyrene	1.244	1.173	1.075	1.091	1.139	1.151	1.184	1.213	1.188	1.210	1.167	4.61	Not used
35)	T	Benzo(a)pyrene	0.983	0.860	0.859	0.902	0.977	1.004	1.043	1.085	1.068	1.095	0.988	9.00	✓
36)	T	Perylene	1.038	1.226	1.199	1.189	1.232	1.218	1.248	1.282	1.254	1.278	1.216	5.74	Not used

Method Path : N:\methods\
Method File : SV14_090619_PAH.M
Title : EPA 8270D: Semivolatile Organics

~~2.69~~ 2.60 JL 9/10/19

37)	I	Dibenz(a,h)Anthrce...	----------ISTD----------										
38)	T	Indeno(1,2,3-c...	1.208	1.280	1.185	1.191	1.192	1.223	1.260	1.262	1.249	1.283	1.233	3.08
39)	T	Dibenz(a,h)ant...	1.173	1.144	1.121	1.116	1.120	1.144	1.178	1.194	1.182	1.217	1.159	3.01
40)	T	Benzo(g,h,i)pe...	1.245	1.185	1.241	1.251	1.289	1.328	1.388	1.395	1.368	1.394	1.308	5.85

(#) = Out of Range

CALIBRATION SEQUENCE REVIEW SHEET

SEQUENCE: 9I06028

Analysis Included
8270D LL PAH Only (Scan)

INSTRUMENT SEQUENCE LOG

SampleID	SampleName	Matrix	STDID	ISTD_ID	Analyzed
9I06028-TUN1	MS Tune	Sediment	A19H414	A19I102	9/6/2019 3:51:00PM
9I06028-ICB1	Initial Cal Blank	Sediment		A19I102	9/6/2019 4:18:00PM
9I06028-CAL1	Cal Standard	Sediment	A19I015	"	9/6/2019 4:51:00PM
9I06028-CAL2	Cal Standard	Sediment	A19I016	"	9/6/2019 5:23:00PM
9I06028-CAL3	Cal Standard	Sediment	A19I017	"	9/6/2019 5:55:00PM
9I06028-CAL4	Cal Standard	Sediment	A19I018	"	9/6/2019 6:27:00PM
9I06028-CAL5	Cal Standard	Sediment	A19I019	"	9/6/2019 7:00:00PM
9I06028-CAL6	Cal Standard	Sediment	A19I020	"	9/6/2019 7:32:00PM
9I06028-CAL7	Cal Standard	Sediment	A19I021	"	9/6/2019 8:04:00PM
9I06028-CAL8	Cal Standard	Sediment	A19I022	"	9/6/2019 8:37:00PM
9I06028-CAL9	Cal Standard	Sediment	A19I023	"	9/6/2019 9:09:00PM
9I06028-CALA	Cal Standard	Sediment	A19I024	"	9/6/2019 9:41:00PM
9I06028-ICV1	Initial Cal Check	Sediment	A19I025	"	9/6/2019 10:45:00PM

CALIBRATION STANDARD RECOVERIES

Calibration: **A9I1001** Instrument: **SV-GCMS14**

8270D LL PAH Only (Scan) Sequence: **9I06028** Matrix: **Sediment**

9I06028-CAL1	Inst. MRL	Recalc Res.	Cal Level	%Rec.	Qual
9I06028-CAL2	Inst. MRL	Recalc Res.	Cal Level	%Rec.	Qual
9I06028-CAL3	Inst. MRL	Recalc Res.	Cal Level	%Rec.	Qual
9I06028-CAL4	Inst. MRL	Recalc Res.	Cal Level	%Rec.	Qual
9I06028-CAL5	Inst. MRL	Recalc Res.	Cal Level	%Rec.	Qual
9I06028-CAL6	Inst. MRL	Recalc Res.	Cal Level	%Rec.	Qual
9I06028-CAL7	Inst. MRL	Recalc Res.	Cal Level	%Rec.	Qual
9I06028-CAL8	Inst. MRL	Recalc Res.	Cal Level	%Rec.	Qual
9I06028-CAL9	Inst. MRL	Recalc Res.	Cal Level	%Rec.	Qual
9I06028-CALA	Inst. MRL	Recalc Res.	Cal Level	%Rec.	Qual

Compounds listed above have recalculated recoveries outside 70-130% of the true values, and the calibration levels are above the reporting level. If no compounds are listed, all are OK. Please see the next section for quadatic fit compounds.

CALIBRATION SEQUENCE REVIEW SHEET

SEQUENCE: 9I06028

Analytes With Quadratic Curve Fits

Qualifier	iMDL	iMRL	Spike Amt	%Difference	OK?	Raise MRL to ?
				———	☐	☐ ———

Analytes listed above have quadratic curve fits. If they are using a weighting otpion, they must be checked against the requanted curve points to determine if the recalculated results are within limits (70-130 or as specified).

ICV RECOVERIES

Calibration: **A9I1001** Instrument: **SV-GCMS14**

8270D LL PAH Only (Scan) Sequence: **9I06028** Matrix: **Sediment**

9I06028-ICV1	Inst. MRL	ICV Level	Result	%Rec.	Qual

Compounds listed above have Initial Calibration Verification standard recoveries outside 70-130% of the true values. If no compounds are listed, all have passing recoveries.

Evaluate Continuing Calibration Report

Data Path : N:\data\2019-09\9I06028\
Data File : N09061924.D
Acq On : 06 Sep 2019 10:45 pm
Operator :
Sample : 9I06028-ICV1
Misc : 1x, A19I025@50
ALS Vial : 13 Sample Multiplier: 1
DataAcq Meth:LVI14_BNA_ACQ.M

Quant Time: Sep 10 10:28:40 2019
Quant Method : N:\methods\SV14_090619_PAH.M
Quant Title : EPA 8270D: Semivolatile Organics
QLast Update : Mon Sep 09 14:58:53 2019
Response via : Initial Calibration
InstName : SV-GCMS14

9/10/19

Min. RRF : 0.000 Min. Rel. Area : 50% Max. R.T. Dev 0.50min
Max. RRF Dev : 30% Max. Rel. Area : 200%

		Compound	Amount	Calc.	%Dev	Area%	Dev(min)
1	I	Naphthalene-d8 (ISTD)	100.000	100.000	0.0	123	0.00
2	S	Nitrobenzene-d5 (Surr)	50.000	46.212	7.6	116	0.00
3	T	Decalin	50.000	48.753	2.5	118	0.00
4	T	Naphthalene	50.000	49.942	0.1	125	0.00
5	T	2-Methylnaphthalene	50.000	46.827	6.3	114	0.00
6	T	1-Methylnaphthalene	50.000	47.766	4.5	113	0.00
7	T	1,1'-Biphenyl	50.000	46.341	7.3	113	0.00
8	T	2,6-Dimethylnaphthalene	50.000	45.797	8.4	109	0.00
9	I	Acenaphthene-d10 (ISTD)	100.000	100.000	0.0	106	0.00
10	S	2-Fluorobiphenyl (Surr)	50.000	49.669	0.7	106	0.00
11	S	Acenaphthylene d-8 (Surr)	50.000	49.308	1.4	106	0.00
12	T	Acenaphthylene	50.000	51.950	-3.9	110	0.00
13	T	Acenaphthene	50.000	50.335	-0.7	109	0.00
14	T	Dibenzofuran	50.000	50.914	-1.8	108	0.00
15	T	1,6,7-Trimethylnaphthalene	50.000	50.151	-0.3	109	0.00
16	T	Fluorene	50.000	50.867	-1.7	109	0.00
17	I	Phenanthrene-d10 (ISTD)	100.000	100.000	0.0	107	0.00
18	T	Dibenzothiopene	50.000	49.794	0.4	108	0.00
19	T	Phenanthrene	50.000	50.398	-0.8	110	0.00
20	T	Anthracene	50.000	51.792	-3.6	112	0.00
21	T	Carbazole	50.000	50.683	-1.4	110	-0.02
22	T	1-Methylphenanthrene	50.000	51.441	-2.9	111	0.00
23	T	Fluoranthene	50.000	50.556	-1.1	109	0.00
24	I	Chrysene-d12 (ISTD)	100.000	100.000	0.0	111	0.00
25	T	Pyrene	50.000	49.139	1.7	109	0.00
26	S	Terphenyl-d14 (Surr)	50.000	48.699	2.6	109	0.00
27	T	Benz(a)anthracene	50.000	48.477	3.0	114	0.00
28	T	Chrysene	50.000	52.375	-4.8	118	0.00
29	I	Perylene-d12 (ISTD)	100.000	100.000	0.0	114	0.00
30	T	Benzo(b)fluoranthene	50.000	50.587	-1.2	115	0.00
31	T	Benzo(k)fluoranthene	50.000	49.972	0.1	116	0.00
32	T	Benzo(b+k)fluoranthene	100.000	100.734	-0.7	115	0.00
33	S	Benzo(a)pyrene d-12 (Surr)	50.000	53.210	-6.4	120	0.00
34	T	Benzo(e)pyrene	50.000	50.277	-0.6	117	0.00
35	T	Benzo(a)pyrene	50.000	51.177	-2.4	115	0.00
36	T	Perylene	50.000	50.891	-1.8	116	0.00
37	I	Dibenz(a,h)Anthrcene-d14(IS	100.000	100.000	0.0	117	0.00
38	T	Indeno(1,2,3-cd)Pyrene	50.000	49.977	0.0	118	0.00
39	T	Dibenz(a,h)anthracene	50.000	49.339	1.3	117	0.00
40	T	Benzo(g,h,i)perylene	50.000	53.580	-7.2	123	0.00

(#) = Out of Range SPCC's out = 0 CCC's out = 0

Quantitation Report (Not Reviewed)

Data Path : N:\data\2019-09\9I06028\
Data File : N09061911.D
Acq On : 06 Sep 2019 03:51 pm
Operator :
Sample : 9I06028-TUN1
Misc : 1x, A19H414 DFTPP@45
ALS Vial : 1 Sample Multiplier: 1
DataAcq Meth:DFTPP.M

Quant Time: Sep 06 17:15:52 2019
Quant Method : N:\methods\DFTPP.M
Quant Title : 8270 DFTPP Tune Method
QLast Update : Thu Sep 05 08:50:46 2019
Response via : Initial Calibration
InstName : SV-GCMS14

9/9/19

Compound	R.T.	QIon	Response	Conc	Units	Dev(Min)
Internal Standards						
1) 1,4-Dichlorobenzene-d4	6.613	150	163761	2.00	ug/mL	# 0.00
2) Naphthalene-d8	7.825	136	486548	2.00	ug/mL	0.00
3) Acenaphthene-d10	9.585	162	255378	2.00	ug/mL	0.00
5) Phenanthrene-d10	11.101	188	470705	2.00	ug/mL	0.00
11) Chrysene-d12	14.779	240	413133	2.00	ug/mL	# 0.00
12) Perylene-d12	16.830	264	372325	2.00	ug/mL	# 0.00
13) Dibenz(a,h)anthracene-...	18.060	292	295670	2.00	ug/mL	0.00
Target Compounds						Qvalue
4) Pentachlorophenol	10.920	266	1134816	47.06	ug/mL	93
6) DFTPP	11.404	442	1326743	34.91	ug/mL	90
7) Benzidine	12.558	184	4304187	25.70	ug/mL	97
8) 4,4-DDE	12.808	TIC	375170	No Calib		
9) 4,4-DDD	13.310	TIC	188617	No Calib		
10) 4,4-DDT	13.869	TIC	15944082	33.03	ug/mL	98

(#) = qualifier out of range (m) = manual integration (+) = signals summed

Data Path : N:\data\2019-09\9I06028\
Data File : N09061911.D
Acq On : 06 Sep 2019 03:51 pm
Operator :
Sample : 9I06028-TUN1
Misc : 1x, A19H414 DFTPP@45
ALS Vial : 1 Sample Multiplier: 1

Integration File: rteint.p

Method : N:\methods\DFTPP.M
Title : 8270 DFTPP Tune Method
Last Update : Thu Sep 05 08:50:46 2019

9/2 9/9/19

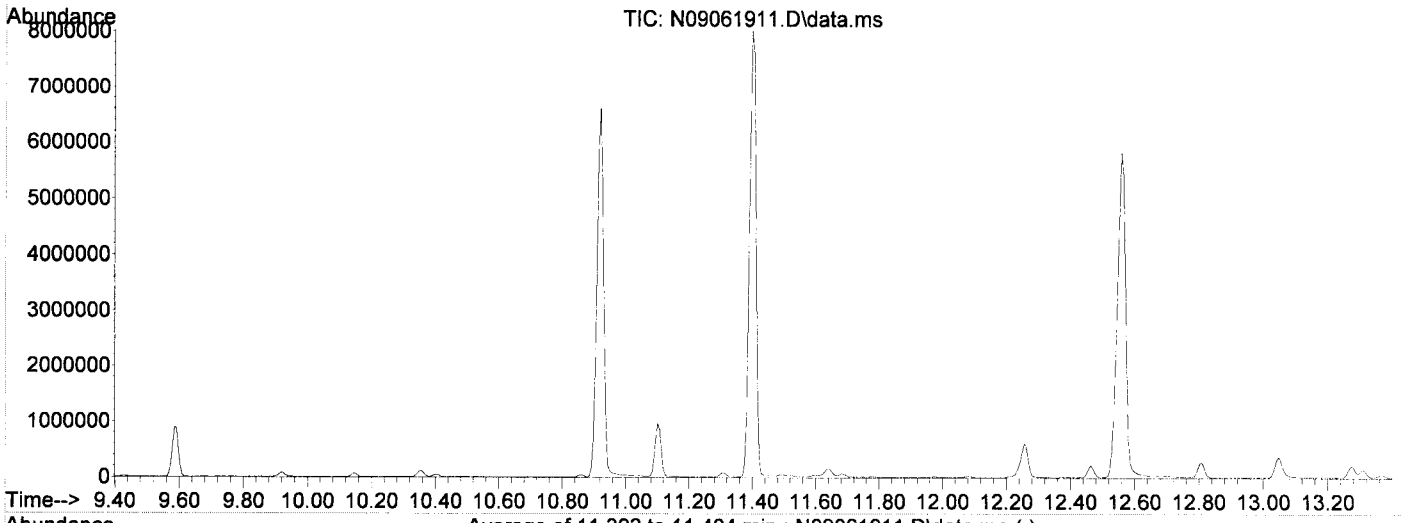

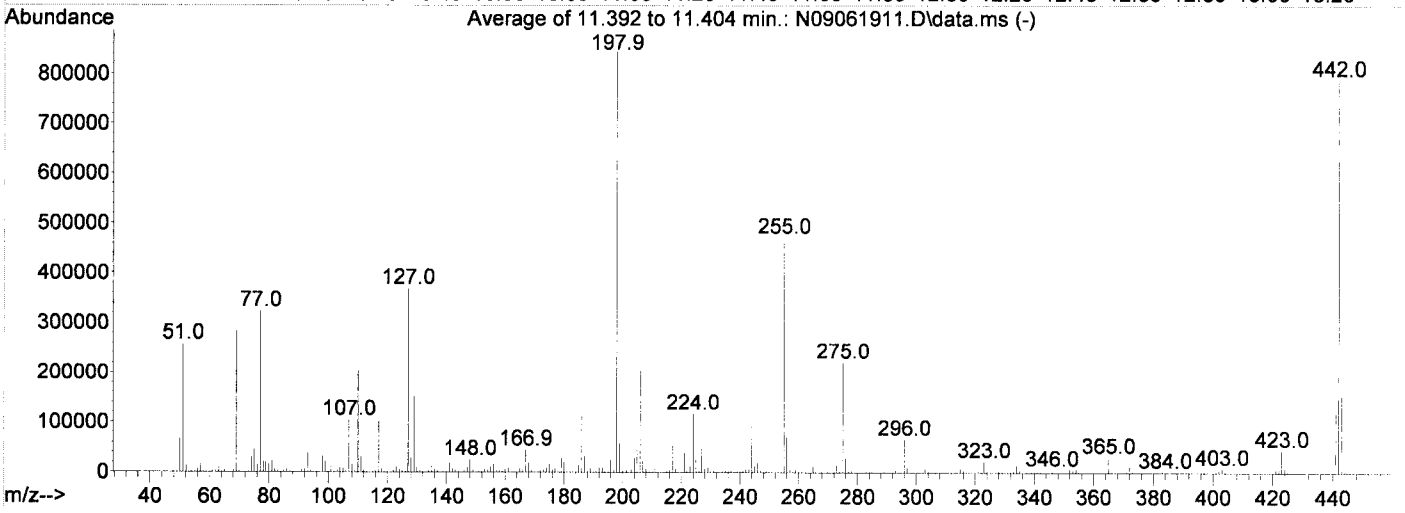

AutoFind: Scans 1218, 1219, 1220; Background Corrected with Scan 1212

Target Mass	Rel. to Mass	Lower Limit%	Upper Limit%	Rel. Abn%	Raw Abn	Result Pass/Fail
68	69	0.00	2	1.5	4348	PASS
69	69	100	100	100.0	283608	PASS
70	69	0.00	2	0.5	1319	PASS
197	198	0.00	2	0.5	4054	PASS
198	198	100	100	100.0	845182	PASS
199	198	5	9	6.9	57976	PASS
365	198	1	100	3.6	30576	PASS
441	443	0.01	150	78.0	120320	PASS
442	198	0.10	200	93.1	787179	PASS
443	442	15	24	19.6	154213	PASS

Quantitation Report (Qedit)

Data Path : N:\data\2019-09\9I06028\
Data File : N09061911.D
Acq On : 06 Sep 2019 03:51 pm
Operator :
Sample : 9I06028-TUN1
Misc : 1x, A19H414 DFTPP@45
ALS Vial : 1 Sample Multiplier: 1
DataAcq Meth:DFTPP.M

Quant Time: Sep 06 17:15:52 2019
Quant Method : N:\methods\DFTPP.M
Quant Title : 8270 DFTPP Tune Method
QLast Update : Thu Sep 05 08:50:46 2019
Response via : Initial Calibration
InstName : SV-GCMS14

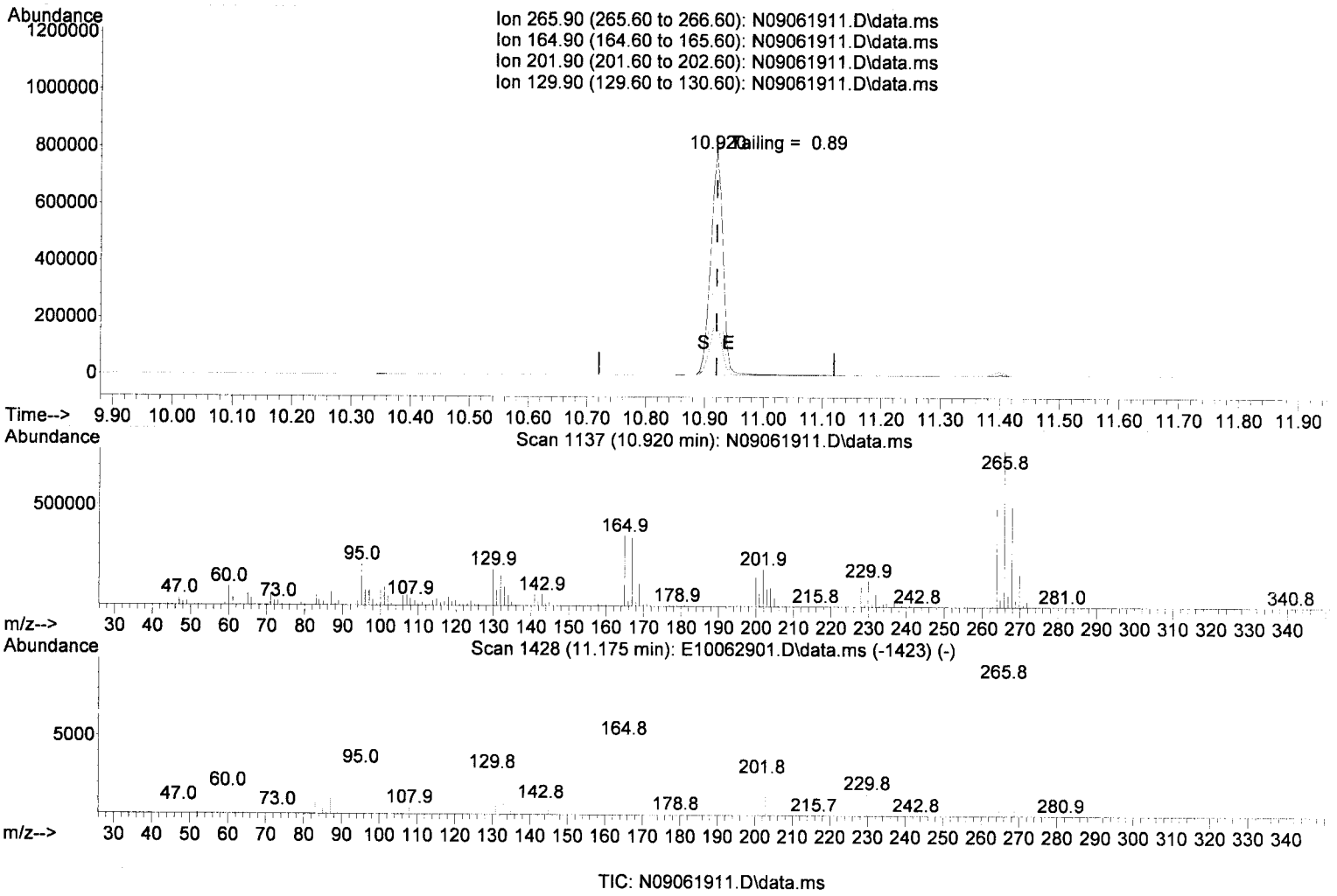

TIC: N09061911.D\data.ms

(4) Pentachlorophenol

10.920min (+ 0.000) 47.06 ug/mL

response 1134816

Ion	Exp%	Act%
265.90	100.00	100.00
164.90	50.60	44.95
201.90	25.80	23.85
129.90	27.30	23.19

9/9/19

Quantitation Report (Qedit)

Data Path : N:\data\2019-09\9I06028\
Data File : N09061911.D
Acq On : 06 Sep 2019 03:51 pm
Operator :
Sample : 9I06028-TUN1
Misc : 1x, A19H414 DFTPP@45
ALS Vial : 1 Sample Multiplier: 1
DataAcq Meth:DFTPP.M

Quant Time: Sep 06 17:15:52 2019
Quant Method : N:\methods\DFTPP.M
Quant Title : 8270 DFTPP Tune Method
QLast Update : Thu Sep 05 08:50:46 2019
Response via : Initial Calibration
InstName : SV-GCMS14

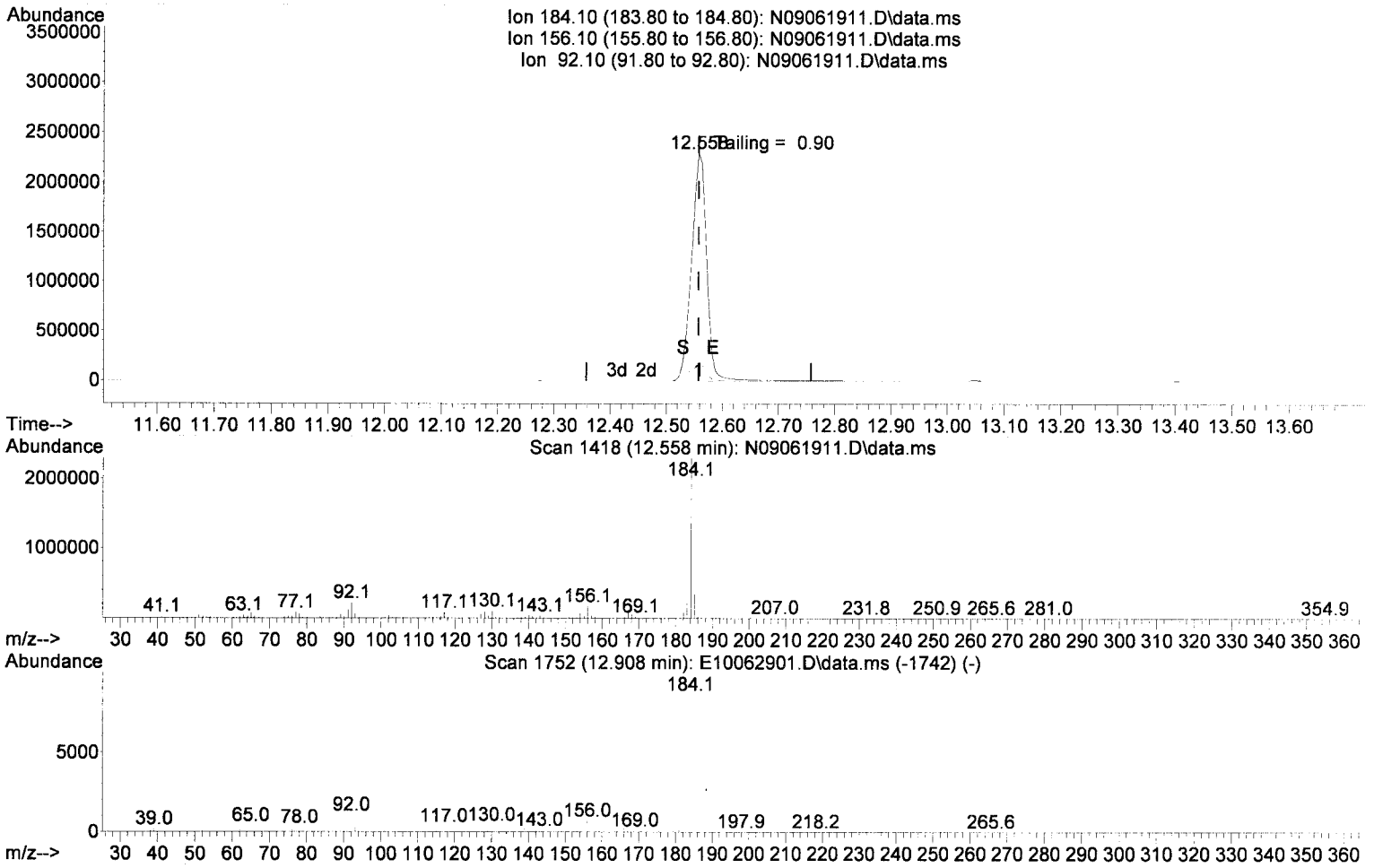

TIC: N09061911.D\data.ms

(7) Benzidine

12.558min (+ 0.000) 25.70 ug/mL

response 4304187

Ion	Exp%	Act%
184.10	100.00	100.00
156.10	8.50	7.39
92.10	8.20	9.56
0.00	0.00	0.00

9/9/19

DDT Breakdown Check (Validated 5/1/2013)

From:
9I06028-TUN1
SV-GCMS14

First Column Area Counts		Percent Breakdown	
DDE	375170		
DDD	188617		
DDT	15944082	**3.42**	**PASS**

Breakdown must be less than 20% to accept sample data.

Quantitation Report (Not Reviewed)

Data Path : N:\data\2019-09\9I06028\
Data File : N09061911.D
Acq On : 06 Sep 2019 03:51 pm
Operator :
Sample : 9I06028-TUN1
Misc : 1x, A19H414 DFTPP@45
ALS Vial : 1 Sample Multiplier: 1
DataAcq Meth:DFTPP.M

Quant Time: Sep 06 17:15:52 2019
Quant Method : N:\methods\DFTPP.M
Quant Title : 8270 DFTPP Tune Method
QLast Update : Thu Sep 05 08:50:46 2019
Response via : Initial Calibration
InstName : SV-GCMS14

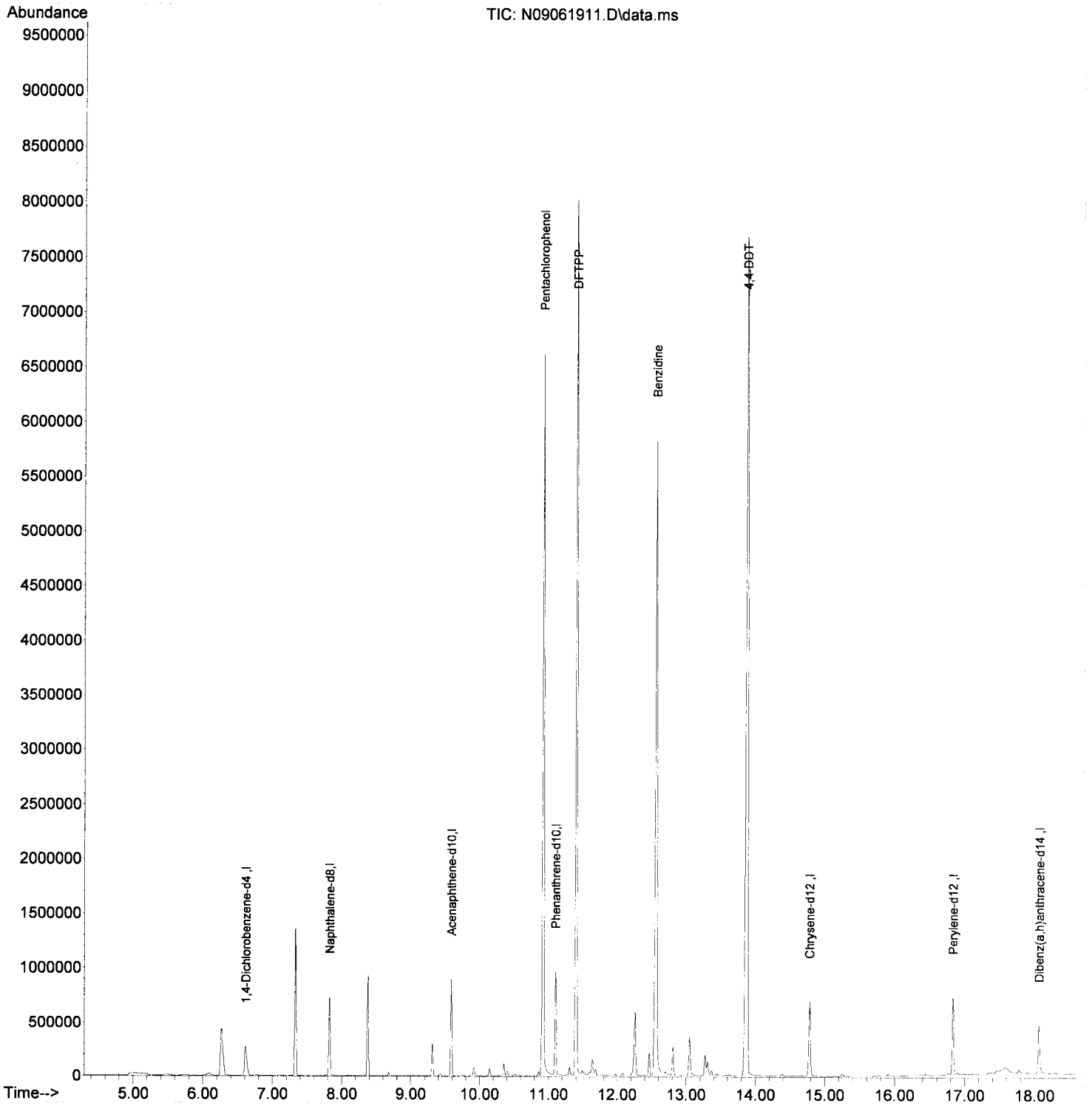

Quantitation Report (Not Reviewed)

Data Path : N:\data\2019-09\9I06028\
Data File : N09061912.D
Acq On : 06 Sep 2019 04:18 pm
Operator :
Sample : 9I06028-ICB1
Misc : 1x, DCM + ISTD
ALS Vial : 2 Sample Multiplier: 1
DataAcq Meth:LVI14_BNA_ACQ.M

Quant Time: Sep 09 14:46:43 2019
Quant Method : N:\methods\SV14_090619_PAH.M
Quant Title : EPA 8270D: Semivolatile Organics
QLast Update : Mon Sep 09 10:14:28 2019
Response via : Initial Calibration
InstName : SV-GCMS14

9/9/19

Compound	R.T.	QIon	Response	Conc	Units	Dev(Min)
Internal Standards						
1) Naphthalene-d8 (ISTD)	7.883	136	153621	100.00	ng/ml	0.00
9) Acenaphthene-d10 (ISTD)	9.643	162	109411	100.00	ng/ml	0.00
17) Phenanthrene-d10 (ISTD)	11.147	188	203705	100.00	ng/ml	0.00
24) Chrysene-d12 (ISTD)	14.907	240	156122	100.00	ng/ml	0.00
29) Perylene-d12 (ISTD)	18.381	264	131660	100.00	ng/ml	0.00
37) Dibenz(a,h)Anthrcene-d...	20.765	292	95634	100.00	ng/ml	0.00
System Monitoring Compounds						
2) Nitrobenzene-d5 (Surr)	7.254	82	241	0.47	ng/ml	0.07
10) 2-Fluorobiphenyl (Surr)	0.000	172	0	0.00	ng/ml	
11) Acenaphthylene d-8 (Surr)	9.486	160	3573	0.17	ng/ml	0.00
26) Terphenyl-d14 (Surr)	12.931	244	228	0.14	ng/ml	0.00
33) Benzo(a)pyrene d-12 (S...	0.000	264	0	0.00	ng/ml	
Target Compounds						Qvalue
3) Decalin	0.000		0	N.D.		
4) Naphthalene	7.907	128	157	N.D.		
5) 2-Methylnaphthalene	0.000		0	N.D.		
6) 1-Methylnaphthalene	0.000		0	N.D.		
7) 1,1'-Biphenyl	0.000		0	N.D.		
8) 2,6-Dimethylnaphthalene	0.000		0	N.D.		
12) Acenaphthylene	9.498	152	86	N.D.		
13) Acenaphthene	0.000		0	N.D.		
14) Dibenzofuran	0.000		0	N.D.		
15) 1,6,7-Trimethylnaphtha...	0.000		0	N.D.		
16) Fluorene	0.000		0	N.D.		
18) Dibenzothiopene	11.042	184	87	N.D.		
19) Phenanthrene	11.171	178	288	N.D.		
20) Anthracene	11.223	178	75	N.D.		
21) Carbazole	11.380	167	333	No Calib		
22) 1-Methylphenanthrene	11.800	192	131	N.D.		
23) Fluoranthene	12.435	202	251	N.D.		
25) Pyrene	12.727	202	195	N.D.		
27) Benz(a)anthracene	14.901	228	646	N.D.		
28) Chrysene	14.965	228	290	N.D.		
30) Benzo(b)fluoranthene	17.466	252	208	N.D.		
31) Benzo(k)fluoranthene	17.524	252	168	N.D.		
32) Benzo(b+k)fluoranthene	17.524	252	168	N.D.		
34) Benzo(e)pyrene	18.113	252	178	N.D.		
35) Benzo(a)pyrene	0.000		0	N.D.		
36) Perylene	18.439	252	178	N.D.		
38) Indeno(1,2,3-cd)Pyrene	20.770	276	158	N.D.		
39) Dibenz(a,h)anthracene	20.834	278	121	N.D.		
40) Benzo(g,h,i)perylene	21.301	276	89	N.D.		

(#) = qualifier out of range (m) = manual integration (+) = signals summed

Quantitation Report (Not Reviewed)

Data Path : N:\data\2019-09\9I06028\
Data File : N09061912.D
Acq On : 06 Sep 2019 04:18 pm
Operator :
Sample : 9I06028-ICB1
Misc : 1x, DCM + ISTD
ALS Vial : 2 Sample Multiplier: 1
DataAcq Meth:LVI14_BNA_ACQ.M

Quant Time: Sep 09 14:46:43 2019
Quant Method : N:\methods\SV14_090619_PAH.M
Quant Title : EPA 8270D: Semivolatile Organics
QLast Update : Mon Sep 09 10:14:28 2019
Response via : Initial Calibration
InstName : SV-GCMS14

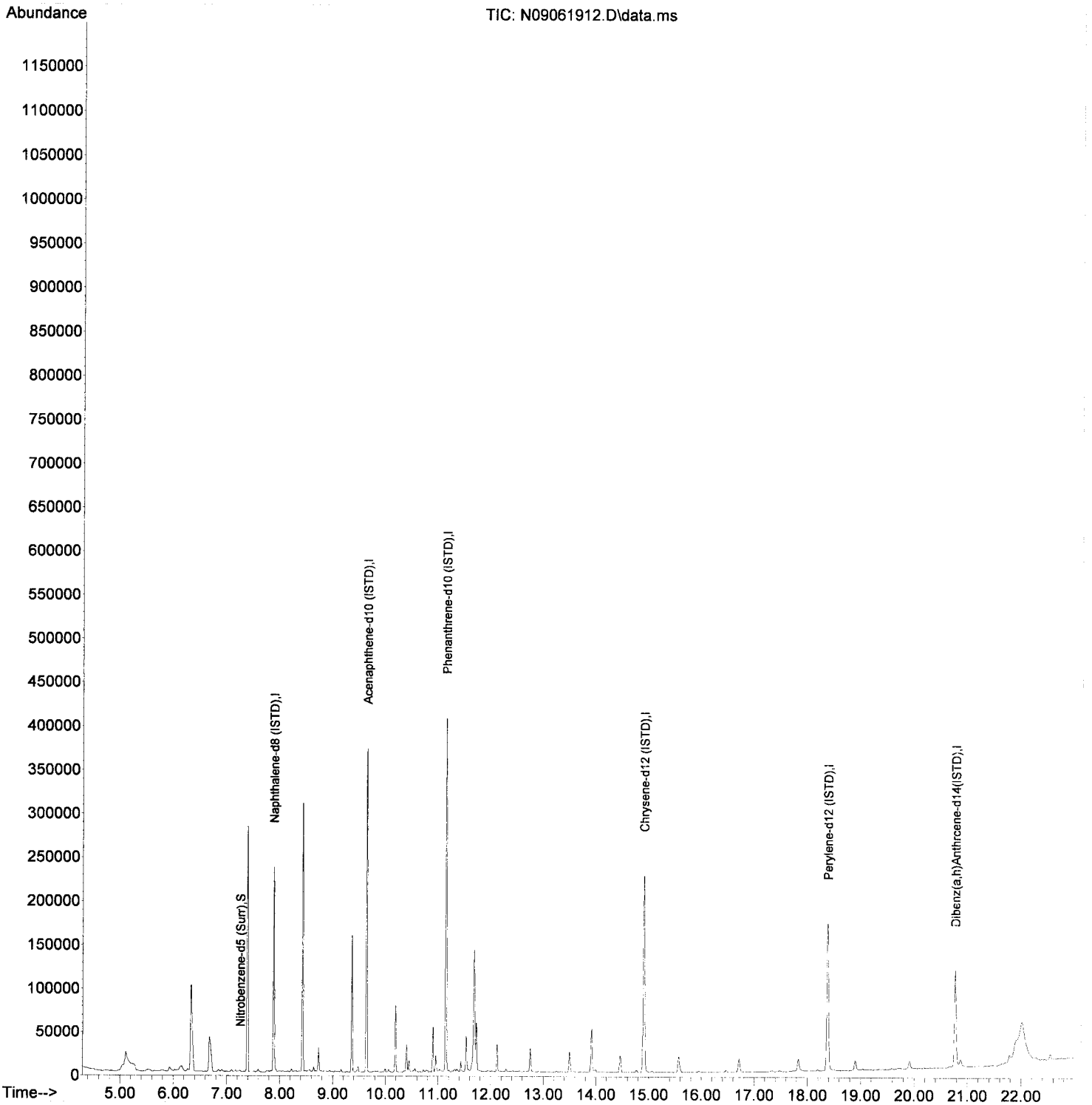

Quantitation Report (Not Reviewed)

Data Path : N:\data\2019-09\9I06028\
Data File : N09061912.D
Acq On : 06 Sep 2019 04:18 pm
Operator :
Sample : 9I06028-ICB1
Misc : 1x, DCM + ISTD
ALS Vial : 2 Sample Multiplier: 1
DataAcq Meth:LVI14_BNA_ACQ.M

Final Reagent

Quant Time: Sep 10 10:28:34 2019
Quant Method : N:\methods\SV14_090619_PAH.M
Quant Title : EPA 8270D: Semivolatile Organics
QLast Update : Mon Sep 09 14:58:53 2019
Response via : Initial Calibration
InstName : SV-GCMS14

9/10/19

Compound	R.T.	QIon	Response	Conc	Units	Dev(Min)
Internal Standards						
1) Naphthalene-d8 (ISTD)	7.883	136	153621	100.00	ng/ml	0.00
9) Acenaphthene-d10 (ISTD)	9.643	162	109411	100.00	ng/ml	0.00
17) Phenanthrene-d10 (ISTD)	11.147	188	203705	100.00	ng/ml	0.00
24) Chrysene-d12 (ISTD)	14.907	240	156122	100.00	ng/ml	0.00
29) Perylene-d12 (ISTD)	18.381	264	131660	100.00	ng/ml	0.00
37) Dibenz(a,h)Anthrcene-d...	20.765	292	95634	100.00	ng/ml	0.00
System Monitoring Compounds						
2) Nitrobenzene-d5 (Surr)	7.254	82	241	0.47	ng/ml	0.07
10) 2-Fluorobiphenyl (Surr)	0.000	172	0	0.00	ng/ml	
11) Acenaphthylene d-8 (Surr)	9.486	160	3573	0.17	ng/ml	0.00
26) Terphenyl-d14 (Surr)	12.931	244	228	0.14	ng/ml	0.00
33) Benzo(a)pyrene d-12 (S...	0.000	264	0	0.00	ng/ml	
Target Compounds						Qvalue
3) Decalin	0.000		0	N.D.		
4) Naphthalene	7.907	128	157	N.D.		
5) 2-Methylnaphthalene	0.000		0	N.D.		
6) 1-Methylnaphthalene	0.000		0	N.D.		
7) 1,1'-Biphenyl	0.000		0	N.D.		
8) 2,6-Dimethylnaphthalene	0.000		0	N.D.		
12) Acenaphthylene	9.498	152	86	N.D.		
13) Acenaphthene	0.000		0	N.D.		
14) Dibenzofuran	0.000		0	N.D.		
15) 1,6,7-Trimethylnaphtha...	0.000		0	N.D.		
16) Fluorene	0.000		0	N.D.		
18) Dibenzothiopene	11.042	184	87	N.D.		
19) Phenanthrene	11.171	178	288	N.D.		
20) Anthracene	11.223	178	75	N.D.		
21) Carbazole	11.380	167	333	N.D.		
22) 1-Methylphenanthrene	11.800	192	131	N.D.		
23) Fluoranthene	12.435	202	251	N.D.		
25) Pyrene	12.727	202	195	N.D.		
27) Benz(a)anthracene	14.901	228	646	N.D.		
28) Chrysene	14.965	228	290	N.D.		
30) Benzo(b)fluoranthene	17.466	252	208	N.D.		
31) Benzo(k)fluoranthene	17.524	252	168	N.D.		
32) Benzo(b+k)fluoranthene	17.524	252	168	N.D.		
34) Benzo(e)pyrene	18.113	252	178	N.D.		
35) Benzo(a)pyrene	0.000		0	N.D.		
36) Perylene	18.439	252	178	N.D.		
38) Indeno(1,2,3-cd)Pyrene	20.770	276	158	N.D.		
39) Dibenz(a,h)anthracene	20.834	278	121	N.D.		
40) Benzo(g,h,i)perylene	21.301	276	89	N.D.		

(#) = qualifier out of range (m) = manual integration (+) = signals summed

Quantitation Report (Not Reviewed)

Data Path : N:\data\2019-09\9I06028\
Data File : N09061912.D
Acq On : 06 Sep 2019 04:18 pm
Operator :
Sample : 9I06028-ICB1
Misc : 1x, DCM + ISTD
ALS Vial : 2 Sample Multiplier: 1
DataAcq Meth:LVI14_BNA_ACQ.M

Quant Time: Sep 10 10:28:34 2019
Quant Method : N:\methods\SV14_090619_PAH.M
Quant Title : EPA 8270D: Semivolatile Organics
QLast Update : Mon Sep 09 14:58:53 2019
Response via : Initial Calibration
InstName : SV-GCMS14

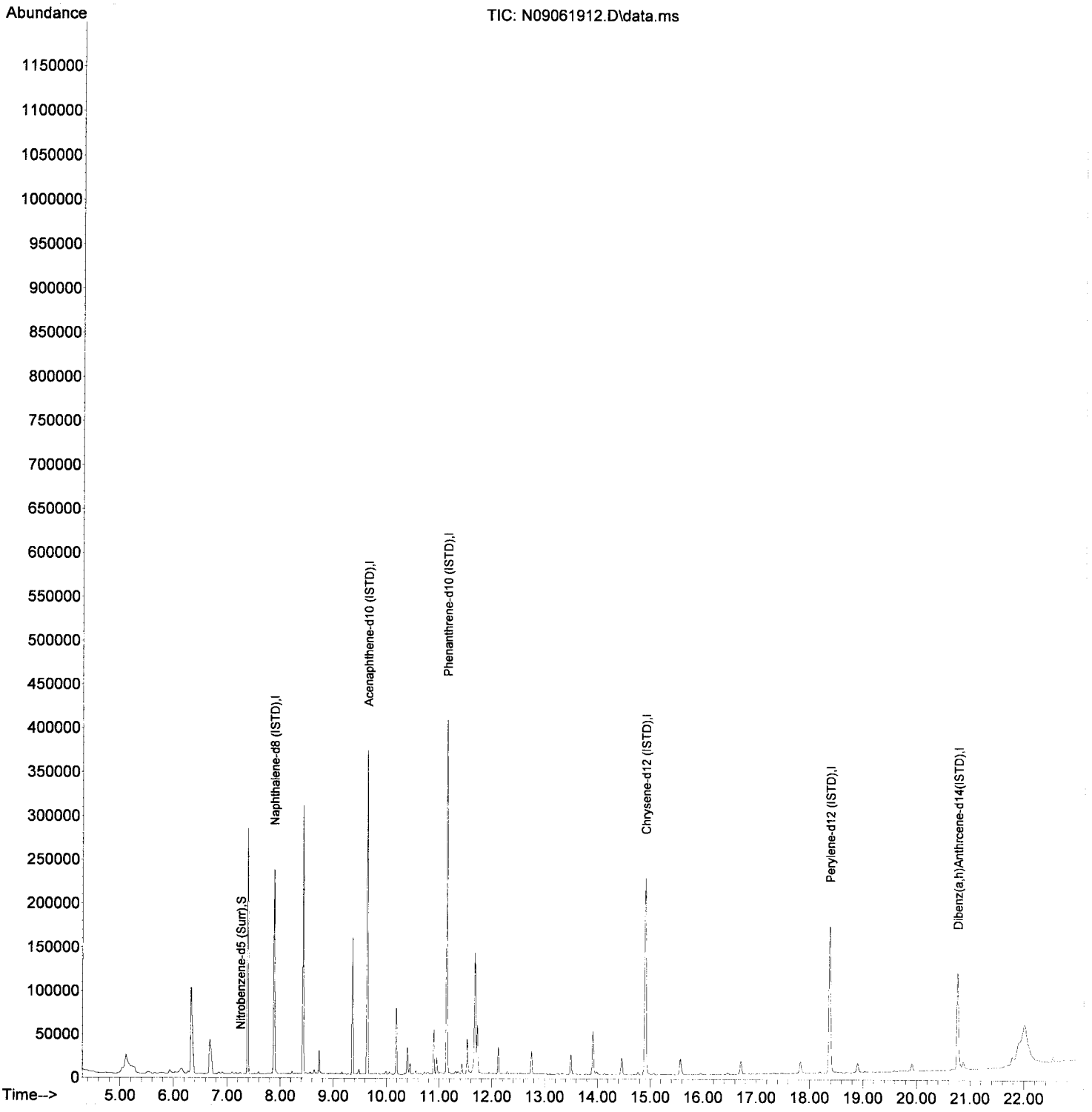

Quantitation Report (Not Reviewed)

Data Path : N:\data\2019-09\9I06028\
Data File : N09061913.D
Acq On : 06 Sep 2019 04:51 pm
Operator :
Sample : 9I06028-CAL1
Misc : 1x, A19I015@1
ALS Vial : 3 Sample Multiplier: 1
DataAcq Meth:LVI14_BNA_ACQ.M

Quant Time: Sep 09 14:46:51 2019
Quant Method : N:\methods\SV14_090619_PAH.M
Quant Title : EPA 8270D: Semivolatile Organics
QLast Update : Mon Sep 09 10:14:28 2019
Response via : Initial Calibration
InstName : SV-GCMS14

9/9/19

Compound	R.T.	QIon	Response	Conc	Units	Dev(Min)
Internal Standards						
1) Naphthalene-d8 (ISTD)	7.883	136	173610	100.00	ng/ml	0.00
9) Acenaphthene-d10 (ISTD)	9.643	162	119749	100.00	ng/ml	0.00
17) Phenanthrene-d10 (ISTD)	11.147	188	214815	100.00	ng/ml	0.00
24) Chrysene-d12 (ISTD)	14.907	240	149008	100.00	ng/ml	0.00
29) Perylene-d12 (ISTD)	18.375	264	120943	100.00	ng/ml	0.00
37) Dibenz(a,h)Anthrcene-d...	20.764	292	80323	100.00	ng/ml	0.00
System Monitoring Compounds						
2) Nitrobenzene-d5 (Surr)	7.189	82	679	1.18	ng/ml	0.00
10) 2-Fluorobiphenyl (Surr)	8.956	172	1705	0.95	ng/ml	0.00
11) Acenaphthylene d-8 (Surr)	9.486	160	5840	0.98	ng/ml	0.00
26) Terphenyl-d14 (Surr)	12.931	244	1714	1.09	ng/ml	0.00
33) Benzo(a)pyrene d-12 (S...	18.176	264	773	0.80	ng/ml	0.00
Target Compounds						Qvalue
3) Decalin	7.364	138	87	0.67	ng/ml#	38
4) Naphthalene	7.906	128	2011	1.05	ng/ml	99
5) 2-Methylnaphthalene	8.588	142	1551	0.96	ng/ml	94
6) 1-Methylnaphthalene	8.687	142	1426	0.88	ng/ml	100
7) 1,1'-Biphenyl	9.055	154	2122	0.97	ng/ml	93
8) 2,6-Dimethylnaphthalene	9.212	156	1429	0.90	ng/ml	93
12) Acenaphthylene	9.498	152	2455	0.94	ng/ml	98
13) Acenaphthene	9.672	153	1723	1.01	ng/ml	97
14) Dibenzofuran	9.847	168	2108	0.99	ng/ml	91
15) 1,6,7-Trimethylnaphtha...	10.057	170	1496	1.05	ng/ml	75
16) Fluorene	10.197	166	1639	0.94	ng/ml	98
18) Dibenzothiopene	11.042	184	2213	0.99	ng/ml	95
19) Phenanthrene	11.170	178	2765	1.10	ng/ml	99
20) Anthracene	11.223	178	2357	1.01	ng/ml	97
21) Carbazole	11.380	167	1874	No Calib		
22) 1-Methylphenanthrene	11.794	192	1725	0.99	ng/ml	92
23) Fluoranthene	12.435	202	2565	1.01	ng/ml	98
25) Pyrene	12.721	202	2435	1.05	ng/ml	96
27) Benz(a)anthracene	14.883	228	2077	1.20	ng/ml	98
28) Chrysene	14.965	228	1690	1.03	ng/ml	96
30) Benzo(b)fluoranthene	17.465	252	1351	0.97	ng/ml	95
31) Benzo(k)fluoranthene	17.529	252	1291	0.94	ng/ml	96
32) Benzo(b+k)fluoranthene	17.465	252	2690	0.94	ng/ml	97
34) Benzo(e)pyrene	18.112	252	1505	1.07	ng/ml	94
35) Benzo(a)pyrene	18.235	252	1189	1.00	ng/ml	99
36) Perylene	18.433	252	1255	0.85	ng/ml	99
38) Indeno(1,2,3-cd)Pyrene	20.759	276	970	0.98	ng/ml	74
39) Dibenz(a,h)anthracene	20.828	278	942	1.01	ng/ml	86
40) Benzo(g,h,i)perylene	21.295	276	1000	0.95	ng/ml	93

(#) = qualifier out of range (m) = manual integration (+) = signals summed

Quantitation Report (Not Reviewed)

Data Path : N:\data\2019-09\9I06028\
Data File : N09061913.D
Acq On : 06 Sep 2019 04:51 pm
Operator :
Sample : 9I06028-CAL1
Misc : 1x, A19I015@1
ALS Vial : 3 Sample Multiplier: 1
DataAcq Meth:LVI14_BNA_ACQ.M

Quant Time: Sep 09 14:46:51 2019
Quant Method : N:\methods\SV14_090619_PAH.M
Quant Title : EPA 8270D: Semivolatile Organics
QLast Update : Mon Sep 09 10:14:28 2019
Response via : Initial Calibration
InstName : SV-GCMS14

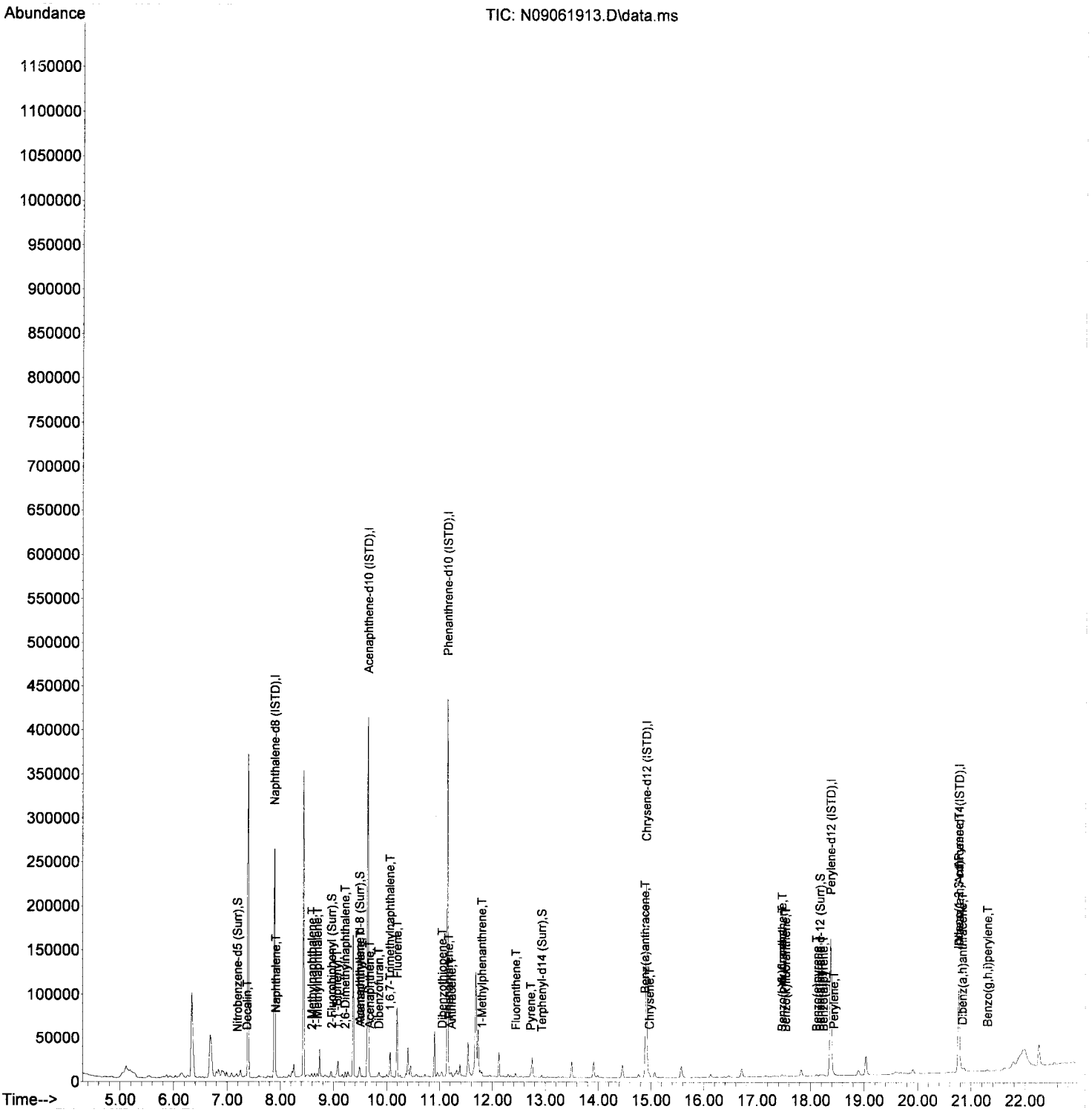

Quantitation Report (Not Reviewed)

Data Path : N:\data\2019-09\9I06028\
Data File : N09061914.D
Acq On : 06 Sep 2019 05:23 pm
Operator :
Sample : 9I06028-CAL2
Misc : 1x, A19I016@2.5
ALS Vial : 4 Sample Multiplier: 1
DataAcq Meth:LVI14_BNA_ACQ.M

Quant Time: Sep 09 14:46:55 2019
Quant Method : N:\methods\SV14_090619_PAH.M
Quant Title : EPA 8270D: Semivolatile Organics
QLast Update : Mon Sep 09 10:14:28 2019
Response via : Initial Calibration
InstName : SV-GCMS14

GK 9/9/19

Compound	R.T.	QIon	Response	Conc	Units	Dev(Min)
Internal Standards						
1) Naphthalene-d8 (ISTD)	7.883	136	170471	100.00	ng/ml	0.00
9) Acenaphthene-d10 (ISTD)	9.638	162	119278	100.00	ng/ml	0.00
17) Phenanthrene-d10 (ISTD)	11.147	188	215482	100.00	ng/ml	0.00
24) Chrysene-d12 (ISTD)	14.907	240	151986	100.00	ng/ml	0.00
29) Perylene-d12 (ISTD)	18.375	264	123595	100.00	ng/ml	0.00
37) Dibenz(a,h)Anthrcene-d...	20.759	292	82584	100.00	ng/ml	0.00
System Monitoring Compounds						
2) Nitrobenzene-d5 (Surr)	7.184	82	1447	2.55	ng/ml	0.00
10) 2-Fluorobiphenyl (Surr)	8.950	172	4658	2.62	ng/ml	0.00
11) Acenaphthylene d-8 (Surr)	9.480	160	9843	2.67	ng/ml	0.00
26) Terphenyl-d14 (Surr)	12.931	244	4151	2.60	ng/ml	0.00
33) Benzo(a)pyrene d-12 (S...	18.171	264	2322	2.35	ng/ml	0.00
Target Compounds						Qvalue
3) Decalin	7.364	138	323	2.54	ng/ml	87
4) Naphthalene	7.906	128	4837	2.57	ng/ml	98
5) 2-Methylnaphthalene	8.588	142	3865	2.43	ng/ml	96
6) 1-Methylnaphthalene	8.688	142	3730	2.34	ng/ml	97
7) 1,1'-Biphenyl	9.055	154	5118	2.39	ng/ml	97
8) 2,6-Dimethylnaphthalene	9.212	156	3622	2.31	ng/ml	97
12) Acenaphthylene	9.498	152	6483	2.50	ng/ml	98
13) Acenaphthene	9.673	153	4435	2.61	ng/ml	96
14) Dibenzofuran	9.847	168	5286	2.49	ng/ml	95
15) 1,6,7-Trimethylnaphtha...	10.057	170	3598	2.53	ng/ml	87
16) Fluorene	10.191	166	4189	2.41	ng/ml	94
18) Dibenzothiopene	11.042	184	5817	2.58	ng/ml	97
19) Phenanthrene	11.171	178	6430	2.55	ng/ml	99
20) Anthracene	11.223	178	5868	2.50	ng/ml	98
21) Carbazole	11.380	167	4473	No Calib		
22) 1-Methylphenanthrene	11.794	192	4331	2.47	ng/ml	98
23) Fluoranthene	12.429	202	6070	2.39	ng/ml	95
25) Pyrene	12.721	202	6620	2.79	ng/ml	98
27) Benz(a)anthracene	14.883	228	4639	2.63	ng/ml	97
28) Chrysene	14.959	228	4207	2.52	ng/ml	99
30) Benzo(b)fluoranthene	17.460	252	3353	2.35	ng/ml	96
31) Benzo(k)fluoranthene	17.530	252	3343	2.38	ng/ml	93
32) Benzo(b+k)fluoranthene	17.530	252	6909	2.37	ng/ml	93
34) Benzo(e)pyrene	18.112	252	3623	2.51	ng/ml	97
35) Benzo(a)pyrene	18.229	252	2658	2.18	ng/ml	100
36) Perylene	18.433	252	3787	2.52	ng/ml	99
38) Indeno(1,2,3-cd)Pyrene	20.759	276	2642	2.59	ng/ml	100
39) Dibenz(a,h)anthracene	20.823	278	2361	2.47	ng/ml	87
40) Benzo(g,h,i)perylene	21.289	276	2446	2.26	ng/ml	97

(#) = qualifier out of range (m) = manual integration (+) = signals summed

Quantitation Report (Not Reviewed)

Data Path : N:\data\2019-09\9I06028\
Data File : N09061914.D
Acq On : 06 Sep 2019 05:23 pm
Operator :
Sample : 9I06028-CAL2
Misc : 1x, A19I016@2.5
ALS Vial : 4 Sample Multiplier: 1
DataAcq Meth:LVI14_BNA_ACQ.M

Quant Time: Sep 09 14:46:55 2019
Quant Method : N:\methods\SV14_090619_PAH.M
Quant Title : EPA 8270D: Semivolatile Organics
QLast Update : Mon Sep 09 10:14:28 2019
Response via : Initial Calibration
InstName : SV-GCMS14

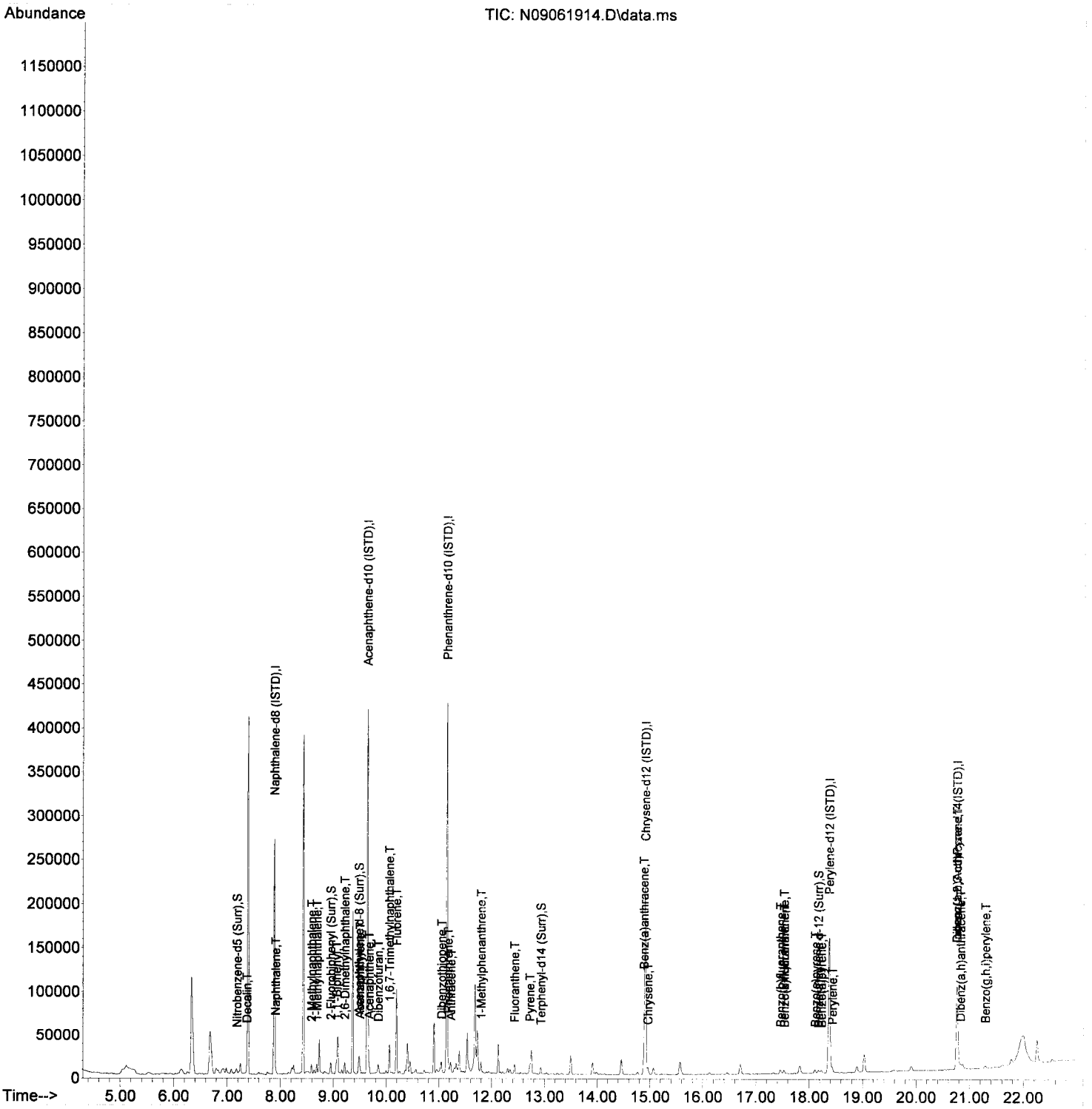

Quantitation Report (Not Reviewed)

Data Path : N:\data\2019-09\9I06028\
Data File : N09061915.D
Acq On : 06 Sep 2019 05:55 pm
Operator :
Sample : 9I06028-CAL3
Misc : 1x, A19I017@5
ALS Vial : 5 Sample Multiplier: 1
DataAcq Meth:LVI14_BNA_ACQ.M

Quant Time: Sep 09 14:47:00 2019
Quant Method : N:\methods\SV14_090619_PAH.M
Quant Title : EPA 8270D: Semivolatile Organics
QLast Update : Mon Sep 09 10:14:28 2019
Response via : Initial Calibration
InstName : SV-GCMS14

9/9/19

Compound	R.T.	QIon	Response	Conc	Units	Dev(Min)
Internal Standards						
1) Naphthalene-d8 (ISTD)	7.883	136	165670	100.00	ng/ml	0.00
9) Acenaphthene-d10 (ISTD)	9.638	162	115422	100.00	ng/ml	0.00
17) Phenanthrene-d10 (ISTD)	11.147	188	210311	100.00	ng/ml	0.00
24) Chrysene-d12 (ISTD)	14.907	240	150233	100.00	ng/ml	0.00
29) Perylene-d12 (ISTD)	18.375	264	124460	100.00	ng/ml	0.00
37) Dibenz(a,h)Anthrcene-d...	20.759	292	83358	100.00	ng/ml	0.00
System Monitoring Compounds						
2) Nitrobenzene-d5 (Surr)	7.184	82	2621	4.76	ng/ml	0.00
10) 2-Fluorobiphenyl (Surr)	8.950	172	8548	4.96	ng/ml	0.00
11) Acenaphthylene d-8 (Surr)	9.480	160	14409	4.79	ng/ml	0.00
26) Terphenyl-d14 (Surr)	12.931	244	7787	4.93	ng/ml	0.00
33) Benzo(a)pyrene d-12 (S...	18.177	264	4638	4.66	ng/ml	0.00
Target Compounds						Qvalue
3) Decalin	7.364	138	582	4.72	ng/ml	91
4) Naphthalene	7.906	128	9092	4.98	ng/ml	99
5) 2-Methylnaphthalene	8.588	142	7294	4.71	ng/ml	97
6) 1-Methylnaphthalene	8.688	142	6937	4.48	ng/ml	96
7) 1,1'-Biphenyl	9.055	154	9300	4.47	ng/ml	96
8) 2,6-Dimethylnaphthalene	9.212	156	6755	4.44	ng/ml	99
12) Acenaphthylene	9.498	152	12342	4.93	ng/ml	99
13) Acenaphthene	9.673	153	8103	4.94	ng/ml	98
14) Dibenzofuran	9.847	168	10021	4.87	ng/ml	99
15) 1,6,7-Trimethylnaphtha...	10.057	170	6769	4.92	ng/ml	98
16) Fluorene	10.191	166	8130	4.84	ng/ml	99
18) Dibenzothiopene	11.042	184	11105	5.05	ng/ml	97
19) Phenanthrene	11.171	178	11957	4.86	ng/ml	98
20) Anthracene	11.223	178	11026	4.82	ng/ml	99
21) Carbazole	11.380	167	8513	No Calib		
22) 1-Methylphenanthrene	11.794	192	8212	4.80	ng/ml	99
23) Fluoranthene	12.435	202	11610	4.68	ng/ml	98
25) Pyrene	12.721	202	11908	5.07	ng/ml	100
27) Benz(a)anthracene	14.883	228	8173	4.69	ng/ml	96
28) Chrysene	14.959	228	8164	4.95	ng/ml	96
30) Benzo(b)fluoranthene	17.460	252	6625	4.61	ng/ml	95
31) Benzo(k)fluoranthene	17.530	252	6760	4.78	ng/ml	96
32) Benzo(b+k)fluoranthene	17.460	252	13896	4.73	ng/ml	93
34) Benzo(e)pyrene	18.112	252	6692	4.61	ng/ml	98
35) Benzo(a)pyrene	18.229	252	5344	4.35	ng/ml	99
36) Perylene	18.433	252	7462	4.93	ng/ml	97
38) Indeno(1,2,3-cd)Pyrene	20.759	276	4940	4.80	ng/ml	95
39) Dibenz(a,h)anthracene	20.829	278	4673	4.84	ng/ml	98
40) Benzo(g,h,i)perylene	21.295	276	5171	4.74	ng/ml	92

(#) = qualifier out of range (m) = manual integration (+) = signals summed

Quantitation Report (Not Reviewed)

Data Path : N:\data\2019-09\9I06028\
Data File : N09061915.D
Acq On : 06 Sep 2019 05:55 pm
Operator :
Sample : 9I06028-CAL3
Misc : 1x, A19I017@5
ALS Vial : 5 Sample Multiplier: 1
DataAcq Meth:LVI14_BNA_ACQ.M

Quant Time: Sep 09 14:47:00 2019
Quant Method : N:\methods\SV14_090619_PAH.M
Quant Title : EPA 8270D: Semivolatile Organics
QLast Update : Mon Sep 09 10:14:28 2019
Response via : Initial Calibration
InstName : SV-GCMS14

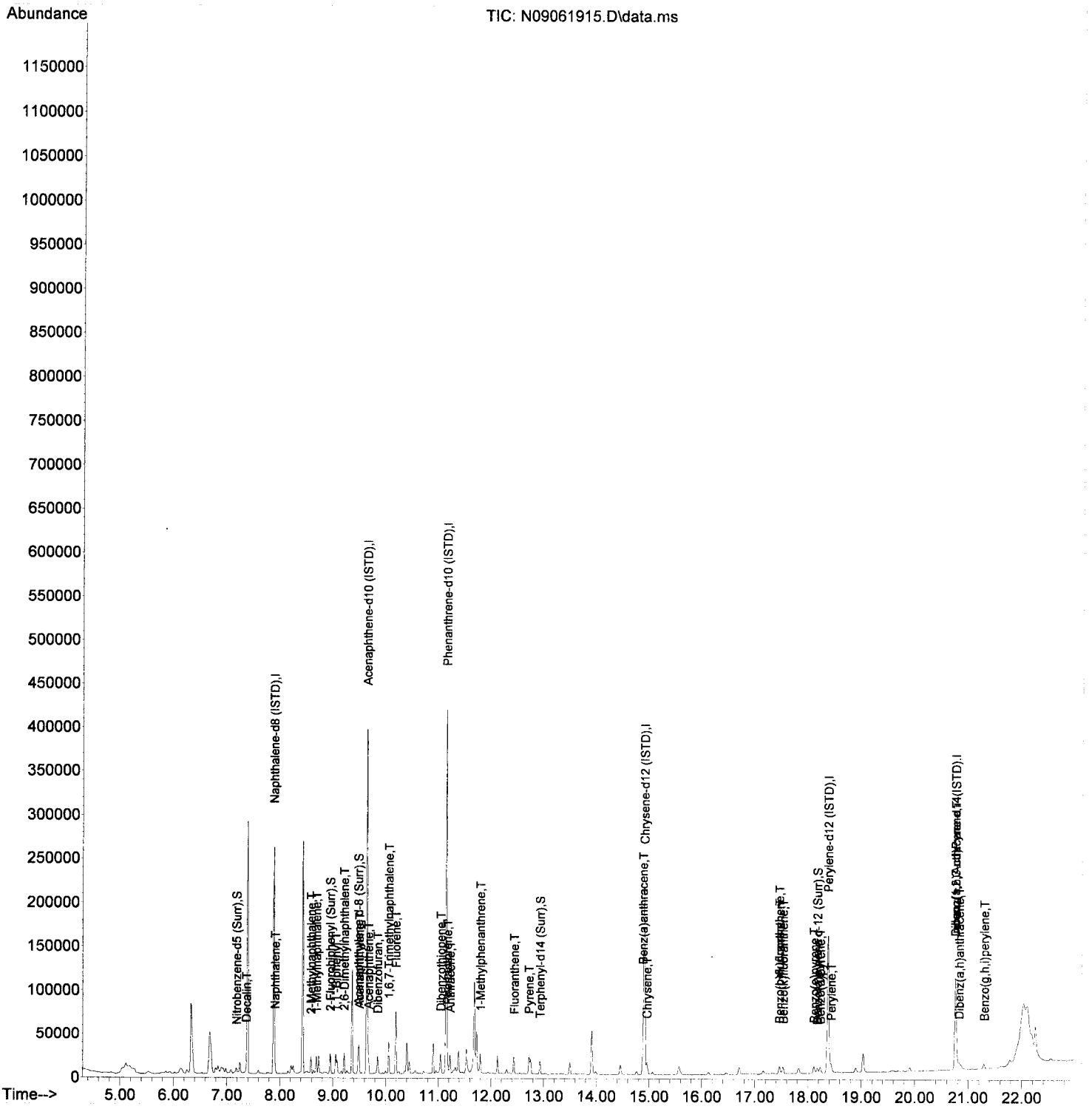

Quantitation Report (Not Reviewed)

Data Path : N:\data\2019-09\9I06028\
Data File : N09061916.D
Acq On : 06 Sep 2019 06:27 pm
Operator :
Sample : 9I06028-CAL4
Misc : 1x, A19I018@10
ALS Vial : 6 Sample Multiplier: 1
DataAcq Meth:LVI14_BNA_ACQ.M

Quant Time: Sep 09 14:47:05 2019
Quant Method : N:\methods\SV14_090619_PAH.M
Quant Title : EPA 8270D: Semivolatile Organics
QLast Update : Mon Sep 09 10:14:28 2019
Response via : Initial Calibration
InstName : SV-GCMS14

9/9/19

Compound	R.T.	QIon	Response	Conc	Units	Dev(Min)
Internal Standards						
1) Naphthalene-d8 (ISTD)	7.883	136	160906	100.00	ng/ml	0.00
9) Acenaphthene-d10 (ISTD)	9.638	162	118305	100.00	ng/ml	0.00
17) Phenanthrene-d10 (ISTD)	11.147	188	216396	100.00	ng/ml	0.00
24) Chrysene-d12 (ISTD)	14.907	240	153303	100.00	ng/ml	0.00
29) Perylene-d12 (ISTD)	18.375	264	125859	100.00	ng/ml	0.00
37) Dibenz(a,h)Anthrcene-d...	20.759	292	82058	100.00	ng/ml	0.00
System Monitoring Compounds						
2) Nitrobenzene-d5 (Surr)	7.184	82	5073	9.49	ng/ml	0.00
10) 2-Fluorobiphenyl (Surr)	8.950	172	17737	10.05	ng/ml	0.00
11) Acenaphthylene d-8 (Surr)	9.480	160	27001	9.97	ng/ml	0.00
26) Terphenyl-d14 (Surr)	12.931	244	16215	10.06	ng/ml	0.00
33) Benzo(a)pyrene d-12 (S...	18.177	264	9551	9.49	ng/ml	0.00
Target Compounds						Qvalue
3) Decalin	7.365	138	1106	9.23	ng/ml	96
4) Naphthalene	7.907	128	18065	10.18	ng/ml	98
5) 2-Methylnaphthalene	8.589	142	14250	9.48	ng/ml	98
6) 1-Methylnaphthalene	8.688	142	14747	9.81	ng/ml	97
7) 1,1'-Biphenyl	9.055	154	19088	9.44	ng/ml	99
8) 2,6-Dimethylnaphthalene	9.212	156	13690	9.27	ng/ml	97
12) Acenaphthylene	9.498	152	25683	10.00	ng/ml	98
13) Acenaphthene	9.673	153	16768	9.97	ng/ml	99
14) Dibenzofuran	9.848	168	21062	10.00	ng/ml	97
15) 1,6,7-Trimethylnaphtha...	10.057	170	13937	9.88	ng/ml	99
16) Fluorene	10.191	166	16819	9.77	ng/ml	100
18) Dibenzothiopene	11.042	184	22465	9.93	ng/ml	98
19) Phenanthrene	11.171	178	25204	9.95	ng/ml	100
20) Anthracene	11.223	178	22988	9.76	ng/ml	100
21) Carbazole	11.380	167	17697	No Calib		
22) 1-Methylphenanthrene	11.794	192	17190	9.77	ng/ml	100
23) Fluoranthene	12.435	202	24321	9.53	ng/ml	98
25) Pyrene	12.721	202	25073	10.47	ng/ml	99
27) Benz(a)anthracene	14.883	228	16760	9.42	ng/ml	97
28) Chrysene	14.965	228	16658	9.89	ng/ml	99
30) Benzo(b)fluoranthene	17.466	252	13743	9.46	ng/ml	97
31) Benzo(k)fluoranthene	17.530	252	13038	9.12	ng/ml	95
32) Benzo(b+k)fluoranthene	17.466	252	28065	9.45	ng/ml	95
34) Benzo(e)pyrene	18.113	252	13726	9.35	ng/ml	98
35) Benzo(a)pyrene	18.229	252	11353	9.13	ng/ml	99
36) Perylene	18.433	252	14964	9.77	ng/ml	97
38) Indeno(1,2,3-cd)Pyrene	20.759	276	9774	9.66	ng/ml	91
39) Dibenz(a,h)anthracene	20.829	278	9159	9.63	ng/ml	90
40) Benzo(g,h,i)perylene	21.295	276	10267	9.56	ng/ml	92

(#) = qualifier out of range (m) = manual integration (+) = signals summed

Quantitation Report (Not Reviewed)

Data Path : N:\data\2019-09\9I06028\
Data File : N09061916.D
Acq On : 06 Sep 2019 06:27 pm
Operator :
Sample : 9I06028-CAL4
Misc : 1x, A19I018@10
ALS Vial : 6 Sample Multiplier: 1
DataAcq Meth:LVI14_BNA_ACQ.M

Quant Time: Sep 09 14:47:05 2019
Quant Method : N:\methods\SV14_090619_PAH.M
Quant Title : EPA 8270D: Semivolatile Organics
QLast Update : Mon Sep 09 10:14:28 2019
Response via : Initial Calibration
InstName : SV-GCMS14

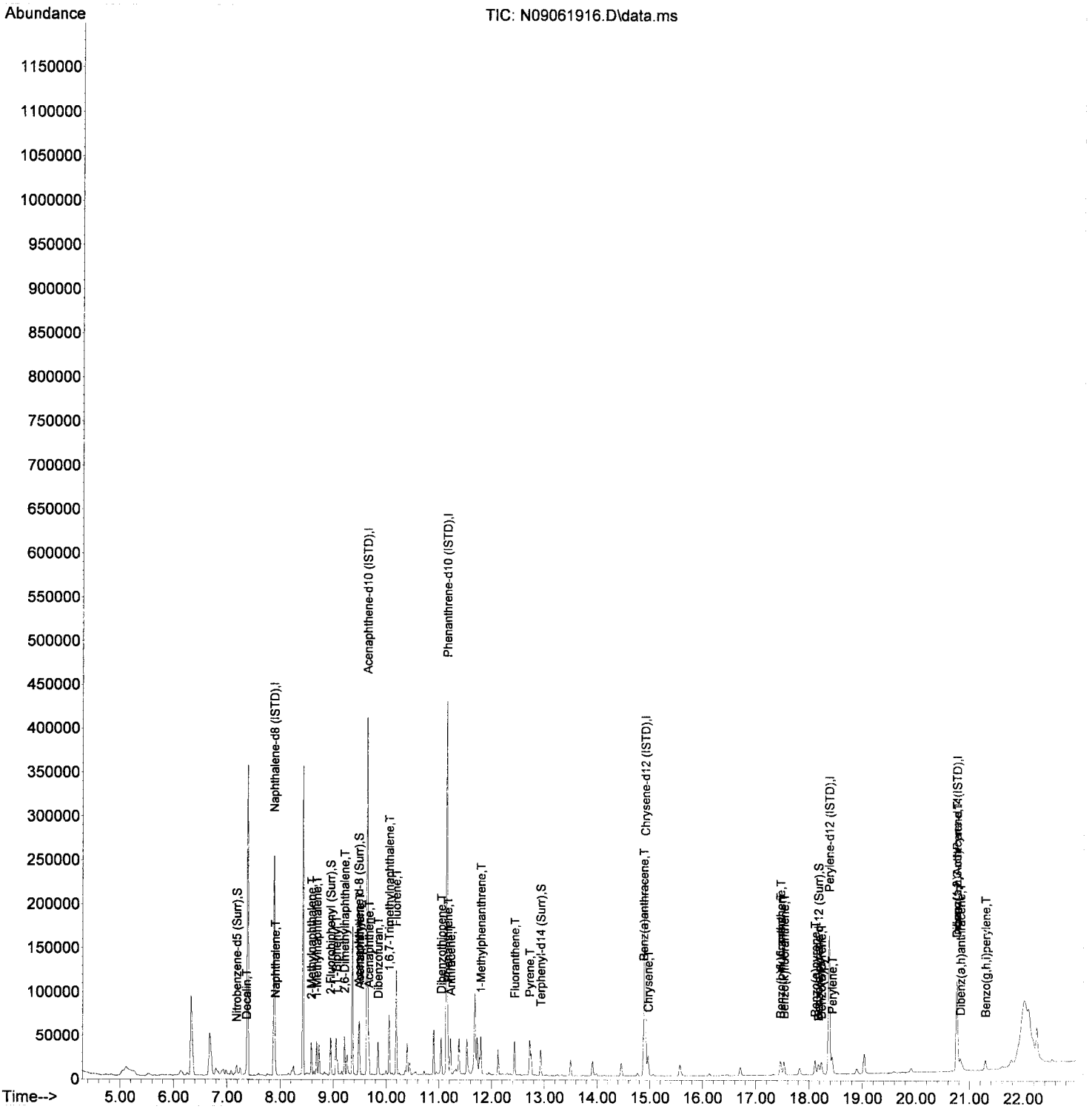

Quantitation Report (Not Reviewed)

Data Path : N:\data\2019-09\9I06028\
Data File : N09061917.D
Acq On : 06 Sep 2019 07:00 pm
Operator :
Sample : 9I06028-CAL5
Misc : 1x, A19I019@25
ALS Vial : 7 Sample Multiplier: 1
DataAcq Meth:LVI14_BNA_ACQ.M

Quant Time: Sep 09 14:47:10 2019
Quant Method : N:\methods\SV14_090619_PAH.M
Quant Title : EPA 8270D: Semivolatile Organics
QLast Update : Mon Sep 09 10:14:28 2019
Response via : Initial Calibration
InstName : SV-GCMS14

9/9/19

Compound	R.T.	QIon	Response	Conc	Units	Dev(Min)
Internal Standards						
1) Naphthalene-d8 (ISTD)	7.883	136	158689	100.00	ng/ml	0.00
9) Acenaphthene-d10 (ISTD)	9.638	162	118239	100.00	ng/ml	0.00
17) Phenanthrene-d10 (ISTD)	11.147	188	219818	100.00	ng/ml	0.00
24) Chrysene-d12 (ISTD)	14.907	240	167298	100.00	ng/ml	0.00
29) Perylene-d12 (ISTD)	18.375	264	142122	100.00	ng/ml	0.00
37) Dibenz(a,h)Anthrcene-d...	20.765	292	96960	100.00	ng/ml	0.00
System Monitoring Compounds						
2) Nitrobenzene-d5 (Surr)	7.184	82	12124	22.99	ng/ml	0.00
10) 2-Fluorobiphenyl (Surr)	8.950	172	44333	25.13	ng/ml	0.00
11) Acenaphthylene d-8 (Surr)	9.480	160	62320	24.95	ng/ml	0.00
26) Terphenyl-d14 (Surr)	12.931	244	44339	25.20	ng/ml	0.00
33) Benzo(a)pyrene d-12 (S...	18.177	264	27791	24.45	ng/ml	0.00
Target Compounds						Qvalue
3) Decalin	7.365	138	2777	23.50	ng/ml	94
4) Naphthalene	7.907	128	43246	24.71	ng/ml	99
5) 2-Methylnaphthalene	8.589	142	35507	23.94	ng/ml	98
6) 1-Methylnaphthalene	8.688	142	36615	24.69	ng/ml	98
7) 1,1'-Biphenyl	9.055	154	47414	23.77	ng/ml	98
8) 2,6-Dimethylnaphthalene	9.212	156	35377	24.28	ng/ml	98
12) Acenaphthylene	9.498	152	64887	25.28	ng/ml	98
13) Acenaphthene	9.673	153	41951	24.95	ng/ml	100
14) Dibenzofuran	9.848	168	52926	25.13	ng/ml	98
15) 1,6,7-Trimethylnaphtha...	10.057	170	34543	24.50	ng/ml	99
16) Fluorene	10.191	166	43186	25.10	ng/ml	99
18) Dibenzothiopene	11.042	184	56622	24.63	ng/ml	98
19) Phenanthrene	11.171	178	63419	24.66	ng/ml	100
20) Anthracene	11.223	178	58731	24.55	ng/ml	99
21) Carbazole	11.380	167	47604	No Calib		
22) 1-Methylphenanthrene	11.794	192	44094	24.68	ng/ml	99
23) Fluoranthene	12.435	202	63845	24.64	ng/ml	99
25) Pyrene	12.721	202	66093	25.29	ng/ml	99
27) Benz(a)anthracene	14.883	228	46578	23.98	ng/ml	99
28) Chrysene	14.965	228	45910	24.98	ng/ml	99
30) Benzo(b)fluoranthene	17.466	252	40093	24.45	ng/ml	97
31) Benzo(k)fluoranthene	17.530	252	40088	24.83	ng/ml	98
32) Benzo(b+k)fluoranthene	17.530	252	83294	24.83	ng/ml	98
34) Benzo(e)pyrene	18.113	252	40463	24.40	ng/ml	98
35) Benzo(a)pyrene	18.235	252	34709	24.73	ng/ml	99
36) Perylene	18.433	252	43783	25.33	ng/ml	100
38) Indeno(1,2,3-cd)Pyrene	20.759	276	28895	24.16	ng/ml	94
39) Dibenz(a,h)anthracene	20.829	278	27156	24.16	ng/ml	92
40) Benzo(g,h,i)perylene	21.295	276	31234	24.62	ng/ml	92

(#) = qualifier out of range (m) = manual integration (+) = signals summed

Quantitation Report (Not Reviewed)

Data Path : N:\data\2019-09\9I06028\
Data File : N09061917.D
Acq On : 06 Sep 2019 07:00 pm
Operator :
Sample : 9I06028-CAL5
Misc : 1x, A19I019@25
ALS Vial : 7 Sample Multiplier: 1
DataAcq Meth:LVI14_BNA_ACQ.M

Quant Time: Sep 09 14:47:10 2019
Quant Method : N:\methods\SV14_090619_PAH.M
Quant Title : EPA 8270D: Semivolatile Organics
QLast Update : Mon Sep 09 10:14:28 2019
Response via : Initial Calibration
InstName : SV-GCMS14

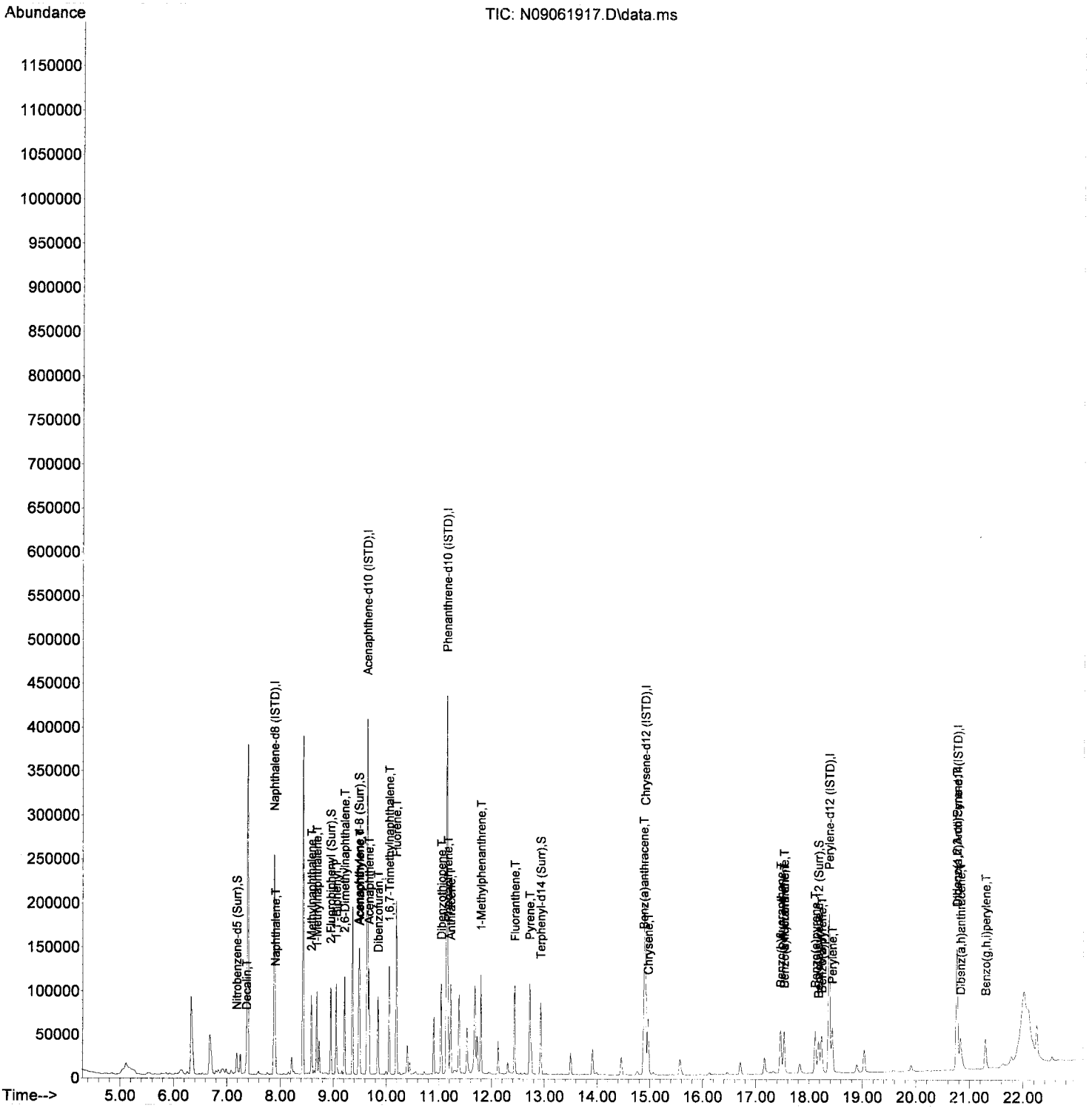

Quantitation Report (Not Reviewed)

Data Path : N:\data\2019-09\9I06028\
Data File : N09061918.D
Acq On : 06 Sep 2019 07:32 pm
Operator :
Sample : 9I06028-CAL6
Misc : 1x, A19I020@50
ALS Vial : 8 Sample Multiplier: 1
DataAcq Meth:LVI14_BNA_ACQ.M

Quant Time: Sep 09 14:47:15 2019
Quant Method : N:\methods\SV14_090619_PAH.M
Quant Title : EPA 8270D: Semivolatile Organics
QLast Update : Mon Sep 09 10:14:28 2019
Response via : Initial Calibration
InstName : SV-GCMS14

9/9/19

Compound	R.T.	QIon	Response	Conc	Units	Dev(Min)
Internal Standards						
1) Naphthalene-d8 (ISTD)	7.883	136	148351	100.00	ng/ml	0.00
9) Acenaphthene-d10 (ISTD)	9.638	162	117951	100.00	ng/ml	0.00
17) Phenanthrene-d10 (ISTD)	11.147	188	219661	100.00	ng/ml	0.00
24) Chrysene-d12 (ISTD)	14.907	240	169841	100.00	ng/ml	0.00
29) Perylene-d12 (ISTD)	18.375	264	142416	100.00	ng/ml	0.00
37) Dibenz(a,h)Anthrcene-d...	20.765	292	93265	100.00	ng/ml	0.00
System Monitoring Compounds						
2) Nitrobenzene-d5 (Surr)	7.184	82	23996	48.68	ng/ml	0.00
10) 2-Fluorobiphenyl (Surr)	8.950	172	87417	49.68	ng/ml	0.00
11) Acenaphthylene d-8 (Surr)	9.480	160	119179	49.18	ng/ml	0.00
26) Terphenyl-d14 (Surr)	12.931	244	88785	49.70	ng/ml	0.00
33) Benzo(a)pyrene d-12 (S...	18.177	264	57544	50.53	ng/ml	0.00
Target Compounds						Qvalue
3) Decalin	7.364	138	5568	50.41	ng/ml	97
4) Naphthalene	7.907	128	80326	49.09	ng/ml	99
5) 2-Methylnaphthalene	8.589	142	69811	50.35	ng/ml	98
6) 1-Methylnaphthalene	8.688	142	71477	51.56	ng/ml	97
7) 1,1'-Biphenyl	9.055	154	93359	50.06	ng/ml	98
8) 2,6-Dimethylnaphthalene	9.212	156	69912	51.34	ng/ml	97
12) Acenaphthylene	9.498	152	128075	50.02	ng/ml	99
13) Acenaphthene	9.673	153	82212	49.02	ng/ml	100
14) Dibenzofuran	9.848	168	104783	49.88	ng/ml	98
15) 1,6,7-Trimethylnaphtha...	10.057	170	68907	48.99	ng/ml	99
16) Fluorene	10.191	166	85319	49.71	ng/ml	100
18) Dibenzothiopene	11.042	184	113451	49.38	ng/ml	98
19) Phenanthrene	11.171	178	126501	49.21	ng/ml	100
20) Anthracene	11.223	178	118187	49.43	ng/ml	99
21) Carbazole	11.380	167	95634	No Calib		
22) 1-Methylphenanthrene	11.794	192	88417	49.52	ng/ml	99
23) Fluoranthene	12.435	202	128587	49.65	ng/ml	99
25) Pyrene	12.721	202	133393	50.27	ng/ml	100
27) Benz(a)anthracene	14.883	228	93207	47.27	ng/ml	100
28) Chrysene	14.965	228	91866	49.23	ng/ml	99
30) Benzo(b)fluoranthene	17.466	252	82867	50.43	ng/ml	98
31) Benzo(k)fluoranthene	17.530	252	79638	49.22	ng/ml	97
32) Benzo(b+k)fluoranthene	17.530	252	167848	49.93	ng/ml	97
34) Benzo(e)pyrene	18.118	252	81957	49.32	ng/ml	99
35) Benzo(a)pyrene	18.235	252	71520	50.85	ng/ml	98
36) Perylene	18.433	252	86757	50.08	ng/ml	100
38) Indeno(1,2,3-cd)Pyrene	20.759	276	57046	49.59	ng/ml	90
39) Dibenz(a,h)anthracene	20.829	278	53335	49.34	ng/ml	90
40) Benzo(g,h,i)perylene	21.295	276	61905	50.73	ng/ml	90

(#) = qualifier out of range (m) = manual integration (+) = signals summed

Quantitation Report (Not Reviewed)

Data Path : N:\data\2019-09\9I06028\
Data File : N09061918.D
Acq On : 06 Sep 2019 07:32 pm
Operator :
Sample : 9I06028-CAL6
Misc : 1x, A19I020@50
ALS Vial : 8 Sample Multiplier: 1
DataAcq Meth:LVI14_BNA_ACQ.M

Quant Time: Sep 09 14:47:15 2019
Quant Method : N:\methods\SV14_090619_PAH.M
Quant Title : EPA 8270D: Semivolatile Organics
QLast Update : Mon Sep 09 10:14:28 2019
Response via : Initial Calibration
InstName : SV-GCMS14

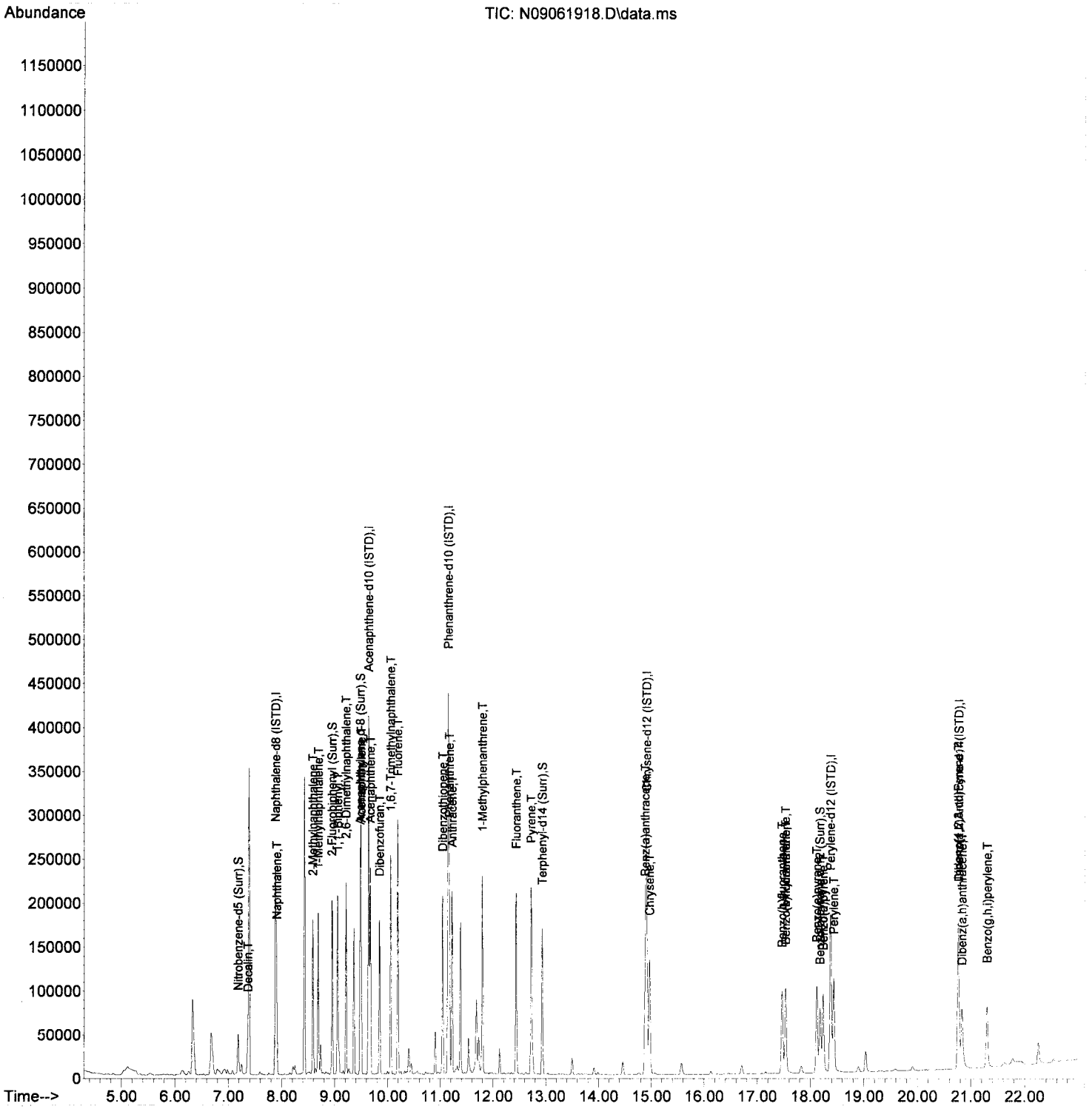

Quantitation Report (Not Reviewed)

Data Path : N:\data\2019-09\9I06028\
Data File : N09061919.D
Acq On : 06 Sep 2019 08:04 pm
Operator :
Sample : 9I06028-CAL7
Misc : 1x, A19I021@100
ALS Vial : 9 Sample Multiplier: 1
DataAcq Meth:LVI14_BNA_ACQ.M

Quant Time: Sep 09 14:47:19 2019
Quant Method : N:\methods\SV14_090619_PAH.M
Quant Title : EPA 8270D: Semivolatile Organics
QLast Update : Mon Sep 09 10:14:28 2019
Response via : Initial Calibration
InstName : SV-GCMS14

9/9/19

Compound	R.T.	QIon	Response	Conc	Units	Dev(Min)
Internal Standards						
1) Naphthalene-d8 (ISTD)	7.883	136	148917	100.00	ng/ml	0.00
9) Acenaphthene-d10 (ISTD)	9.638	162	121411	100.00	ng/ml	0.00
17) Phenanthrene-d10 (ISTD)	11.147	188	233582	100.00	ng/ml	0.00
24) Chrysene-d12 (ISTD)	14.907	240	187274	100.00	ng/ml	0.00
29) Perylene-d12 (ISTD)	18.381	264	159070	100.00	ng/ml	0.00
37) Dibenz(a,h)Anthrcene-d...	20.764	292	103600	100.00	ng/ml	0.00
System Monitoring Compounds						
2) Nitrobenzene-d5 (Surr)	7.184	82	48056	97.11	ng/ml	0.00
10) 2-Fluorobiphenyl (Surr)	8.956	172	182001	100.48	ng/ml	0.00
11) Acenaphthylene d-8 (Surr)	9.480	160	248072	101.01	ng/ml	0.00
26) Terphenyl-d14 (Surr)	12.931	244	196418	99.72	ng/ml	0.00
33) Benzo(a)pyrene d-12 (S...	18.182	264	134446	105.69	ng/ml	0.00
Target Compounds						Qvalue
3) Decalin	7.364	138	11430	103.09	ng/ml	94
4) Naphthalene	7.906	128	161201	98.15	ng/ml	100
5) 2-Methylnaphthalene	8.588	142	143766	103.29	ng/ml	99
6) 1-Methylnaphthalene	8.687	142	146804	105.50	ng/ml	98
7) 1,1'-Biphenyl	9.055	154	197491	105.50	ng/ml	99
8) 2,6-Dimethylnaphthalene	9.212	156	148070	108.31	ng/ml	97
12) Acenaphthylene	9.498	152	272913	103.54	ng/ml	99
13) Acenaphthene	9.672	153	175245	101.51	ng/ml	100
14) Dibenzofuran	9.847	168	222327	102.81	ng/ml	98
15) 1,6,7-Trimethylnaphtha...	10.057	170	147218	101.68	ng/ml	100
16) Fluorene	10.191	166	185216	104.84	ng/ml	99
18) Dibenzothiopene	11.042	184	245278	100.40	ng/ml	98
19) Phenanthrene	11.170	178	270427	98.94	ng/ml	100
20) Anthracene	11.223	178	259236	101.96	ng/ml	99
21) Carbazole	11.380	167	211369	No Calib		
22) 1-Methylphenanthrene	11.794	192	192550	101.41	ng/ml	98
23) Fluoranthene	12.435	202	280652	101.91	ng/ml	99
25) Pyrene	12.727	202	292089	99.83	ng/ml	99
27) Benz(a)anthracene	14.889	228	213884	98.37	ng/ml	99
28) Chrysene	14.971	228	205074	99.67	ng/ml	99
30) Benzo(b)fluoranthene	17.471	252	189979	103.50	ng/ml	97
31) Benzo(k)fluoranthene	17.535	252	190175	105.23	ng/ml	97
32) Benzo(b+k)fluoranthene	17.535	252	390913	104.11	ng/ml	97
34) Benzo(e)pyrene	18.124	252	188367	101.49	ng/ml	98
35) Benzo(a)pyrene	18.241	252	165951	105.63	ng/ml	99
36) Perylene	18.439	252	198533	102.60	ng/ml	100
38) Indeno(1,2,3-cd)Pyrene	20.764	276	130568	102.18	ng/ml	90
39) Dibenz(a,h)anthracene	20.834	278	122057	101.65	ng/ml	90
40) Benzo(g,h,i)perylene	21.301	276	143780	106.06	ng/ml	91

(#) = qualifier out of range (m) = manual integration (+) = signals summed

Quantitation Report (Not Reviewed)

Data Path : N:\data\2019-09\9I06028\
Data File : N09061919.D
Acq On : 06 Sep 2019 08:04 pm
Operator :
Sample : 9I06028-CAL7
Misc : 1x, A19I021@100
ALS Vial : 9 Sample Multiplier: 1
DataAcq Meth:LVI14_BNA_ACQ.M

Quant Time: Sep 09 14:47:19 2019
Quant Method : N:\methods\SV14_090619_PAH.M
Quant Title : EPA 8270D: Semivolatile Organics
QLast Update : Mon Sep 09 10:14:28 2019
Response via : Initial Calibration
InstName : SV-GCMS14

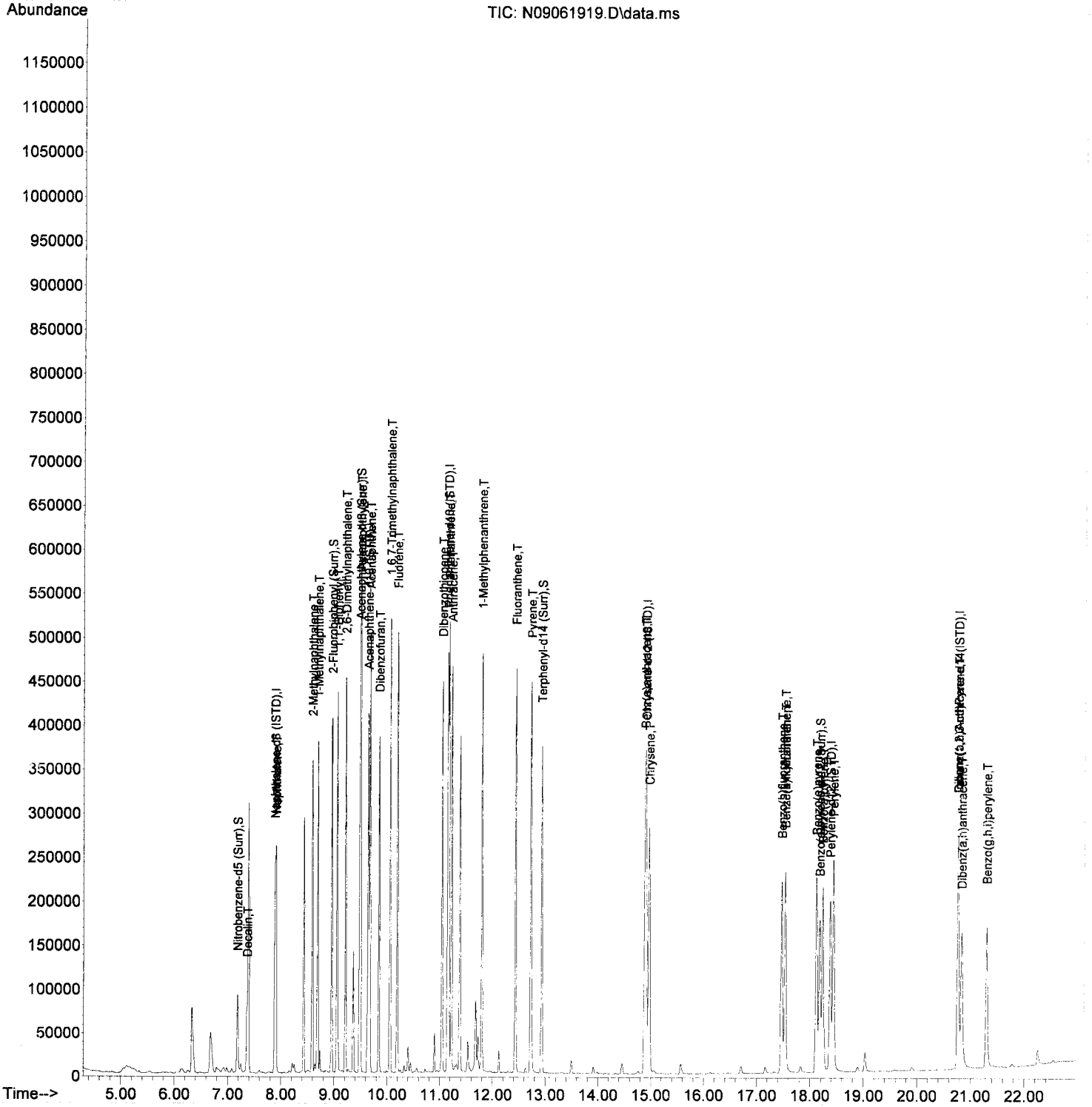

Quantitation Report (Not Reviewed)

Data Path : N:\data\2019-09\9I06028\
Data File : N09061920.D
Acq On : 06 Sep 2019 08:37 pm
Operator :
Sample : 9I06028-CAL8
Misc : 1x, A19I022@200
ALS Vial : 10 Sample Multiplier: 1
DataAcq Meth:LVI14_BNA_ACQ.M

Quant Time: Sep 09 14:47:30 2019
Quant Method : N:\methods\SV14_090619_PAH.M
Quant Title : EPA 8270D: Semivolatile Organics
QLast Update : Mon Sep 09 10:14:28 2019
Response via : Initial Calibration
InstName : SV-GCMS14

9/9/19

Compound	R.T.	QIon	Response	Conc	Units	Dev(Min)
Internal Standards						
1) Naphthalene-d8 (ISTD)	7.883	136	148783	100.00	ng/ml	0.00
9) Acenaphthene-d10 (ISTD)	9.638	162	126650	100.00	ng/ml	0.00
17) Phenanthrene-d10 (ISTD)	11.147	188	244292	100.00	ng/ml	0.00
24) Chrysene-d12 (ISTD)	14.913	240	211033	100.00	ng/ml	0.00
29) Perylene-d12 (ISTD)	18.381	264	182214	100.00	ng/ml	0.00
37) Dibenz(a,h)Anthrcene-d...	20.770	292	126578	100.00	ng/ml	0.00
System Monitoring Compounds						
2) Nitrobenzene-d5 (Surr)	7.184	82	99288	200.83	ng/ml	0.00
10) 2-Fluorobiphenyl (Surr)	8.956	172	378966	200.57	ng/ml	0.00
11) Acenaphthylene d-8 (Surr)	9.486	160	514554	202.58	ng/ml	0.00
26) Terphenyl-d14 (Surr)	12.931	244	430770	194.09	ng/ml	0.00
33) Benzo(a)pyrene d-12 (S...	18.188	264	322602	221.39	ng/ml	0.01
Target Compounds						Qvalue
3) Decalin	7.364	138	22829	206.09	ng/ml	95
4) Naphthalene	7.907	128	324908	198.00	ng/ml	100
5) 2-Methylnaphthalene	8.588	142	297992	214.30	ng/ml	98
6) 1-Methylnaphthalene	8.688	142	304942	219.34	ng/ml	98
7) 1,1'-Biphenyl	9.055	154	413306	220.99	ng/ml	98
8) 2,6-Dimethylnaphthalene	9.212	156	307564	225.18	ng/ml	99
12) Acenaphthylene	9.498	152	568160	206.64	ng/ml	99
13) Acenaphthene	9.673	153	362489	201.28	ng/ml	100
14) Dibenzofuran	9.848	168	462691	205.12	ng/ml	99
15) 1,6,7-Trimethylnaphtha...	10.057	170	307091	203.33	ng/ml	98
16) Fluorene	10.197	166	391380	212.38	ng/ml	99
18) Dibenzothiopene	11.042	184	515882	201.91	ng/ml	98
19) Phenanthrene	11.171	178	575793	201.42	ng/ml	100
20) Anthracene	11.223	178	544931	204.94	ng/ml	99
21) Carbazole	11.380	167	461912	No Calib		
22) 1-Methylphenanthrene	11.800	192	411489	207.21	ng/ml	99
23) Fluoranthene	12.435	202	599723	208.23	ng/ml	99
25) Pyrene	12.727	202	623857	189.22	ng/ml	100
27) Benz(a)anthracene	14.889	228	484834	197.88	ng/ml	99
28) Chrysene	14.971	228	465584	200.80	ng/ml	99
30) Benzo(b)fluoranthene	17.477	252	448476	213.30	ng/ml	96
31) Benzo(k)fluoranthene	17.541	252	445148	215.03	ng/ml	97
32) Benzo(b+k)fluoranthene	17.541	252	917698	213.36	ng/ml	97
34) Benzo(e)pyrene	18.130	252	441980	207.89	ng/ml	99
35) Benzo(a)pyrene	18.247	252	395245	219.63	ng/ml	98
36) Perylene	18.451	252	467343	210.85	ng/ml	99
38) Indeno(1,2,3-cd)Pyrene	20.770	276	319524	204.65	ng/ml	89
39) Dibenz(a,h)anthracene	20.840	278	302142	205.95	ng/ml	89
40) Benzo(g,h,i)perylene	21.307	276	353209	213.26	ng/ml	90

(#) = qualifier out of range (m) = manual integration (+) = signals summed

Quantitation Report (Not Reviewed)

Data Path : N:\data\2019-09\9I06028\
Data File : N09061920.D
Acq On : 06 Sep 2019 08:37 pm
Operator :
Sample : 9I06028-CAL8
Misc : 1x, A19I022@200
ALS Vial : 10 Sample Multiplier: 1
DataAcq Meth:LVI14_BNA_ACQ.M

Quant Time: Sep 09 14:47:30 2019
Quant Method : N:\methods\SV14_090619_PAH.M
Quant Title : EPA 8270D: Semivolatile Organics
QLast Update : Mon Sep 09 10:14:28 2019
Response via : Initial Calibration
InstName : SV-GCMS14



Quantitation Report (Not Reviewed)

Data Path : N:\data\2019-09\9I06028\
Data File : N09061921.D
Acq On : 06 Sep 2019 09:09 pm
Operator :
Sample : 9I06028-CAL9
Misc : 1x, A19I023@300
ALS Vial : 11 Sample Multiplier: 1
DataAcq Meth:LVI14_BNA_ACQ.M

Quant Time: Sep 09 14:47:34 2019
Quant Method : N:\methods\SV14_090619_PAH.M
Quant Title : EPA 8270D: Semivolatile Organics
QLast Update : Mon Sep 09 10:14:28 2019
Response via : Initial Calibration
InstName : SV-GCMS14

9/d 9/9/19

Compound	R.T.	QIon	Response	Conc	Units	Dev(Min)
Internal Standards						
1) Naphthalene-d8 (ISTD)	7.883	136	144322	100.00	ng/ml	0.00
9) Acenaphthene-d10 (ISTD)	9.643	162	126204	100.00	ng/ml	0.00
17) Phenanthrene-d10 (ISTD)	11.147	188	242216	100.00	ng/ml	0.00
24) Chrysene-d12 (ISTD)	14.918	240	215566	100.00	ng/ml	0.01
29) Perylene-d12 (ISTD)	18.386	264	189767	100.00	ng/ml	0.01
37) Dibenz(a,h)Anthrcene-d...	20.776	292	133133	100.00	ng/ml	0.01
System Monitoring Compounds						
2) Nitrobenzene-d5 (Surr)	7.184	82	146381	305.23	ng/ml	0.00
10) 2-Fluorobiphenyl (Surr)	8.955	172	559316	297.07	ng/ml	0.00
11) Acenaphthylene d-8 (Surr)	9.486	160	745779	295.55	ng/ml	0.00
26) Terphenyl-d14 (Surr)	12.936	244	642064	283.20	ng/ml	0.00
33) Benzo(a)pyrene d-12 (S...	18.194	264	500951	330.10	ng/ml	0.02
Target Compounds						Qvalue
3) Decalin	7.364	138	32583	303.24	ng/ml	97
4) Naphthalene	7.906	128	466678	293.18	ng/ml	100
5) 2-Methylnaphthalene	8.588	142	433604	321.46	ng/ml	99
6) 1-Methylnaphthalene	8.693	142	439781	326.10	ng/ml	99
7) 1,1'-Biphenyl	9.055	154	601929	331.80	ng/ml	98
8) 2,6-Dimethylnaphthalene	9.218	156	447080	337.45	ng/ml	99
12) Acenaphthylene	9.498	152	818063	298.58	ng/ml	99
13) Acenaphthene	9.672	153	525474	292.81	ng/ml	99
14) Dibenzofuran	9.847	168	670519	298.30	ng/ml	100
15) 1,6,7-Trimethylnaphtha...	10.057	170	446194	296.47	ng/ml	97
16) Fluorene	10.197	166	565155	307.76	ng/ml	99
18) Dibenzothiopene	11.042	184	757296	298.94	ng/ml	98
19) Phenanthrene	11.170	178	823752	290.63	ng/ml	99
20) Anthracene	11.223	178	800967	303.81	ng/ml	100
21) Carbazole	11.380	167	683176	No Calib		
22) 1-Methylphenanthrene	11.800	192	600130	304.80	ng/ml	99
23) Fluoranthene	12.441	202	885026	309.92	ng/ml	98
25) Pyrene	12.727	202	915663	271.88	ng/ml	100
27) Benz(a)anthracene	14.895	228	736689	294.35	ng/ml	100
28) Chrysene	14.976	228	698605	294.96	ng/ml	99
30) Benzo(b)fluoranthene	17.483	252	692733	316.36	ng/ml	96
31) Benzo(k)fluoranthene	17.547	252	681890	316.29	ng/ml	97
32) Benzo(b+k)fluoranthene	17.547	252	1407871	314.29	ng/ml	97
34) Benzo(e)pyrene	18.136	252	676479	305.53	ng/ml	99
35) Benzo(a)pyrene	18.258	252	607972	324.39	ng/ml	98
36) Perylene	18.456	252	713926	309.27	ng/ml	99
38) Indeno(1,2,3-cd)Pyrene	20.782	276	498760	303.72	ng/ml	88
39) Dibenz(a,h)anthracene	20.846	278	471957	305.86	ng/ml	90
40) Benzo(g,h,i)perylene	21.318	276	546350	313.63	ng/ml	89

(#) = qualifier out of range (m) = manual integration (+) = signals summed

Quantitation Report (Not Reviewed)

Data Path : N:\data\2019-09\9I06028\
Data File : N09061921.D
Acq On : 06 Sep 2019 09:09 pm
Operator :
Sample : 9I06028-CAL9
Misc : 1x, A19I023@300
ALS Vial : 11 Sample Multiplier: 1
DataAcq Meth:LVI14_BNA_ACQ.M

Quant Time: Sep 09 14:47:34 2019
Quant Method : N:\methods\SV14_090619_PAH.M
Quant Title : EPA 8270D: Semivolatile Organics
QLast Update : Mon Sep 09 10:14:28 2019
Response via : Initial Calibration
InstName : SV-GCMS14



Quantitation Report (Not Reviewed)

Data Path : N:\data\2019-09\9I06028\
Data File : N09061922.D
Acq On : 06 Sep 2019 09:41 pm
Operator :
Sample : 9I06028-CALA
Misc : 1x, A19I024@400
ALS Vial : 12 Sample Multiplier: 1
DataAcq Meth:LVI14_BNA_ACQ.M

Quant Time: Sep 09 14:47:40 2019
Quant Method : N:\methods\SV14_090619_PAH.M
Quant Title : EPA 8270D: Semivolatile Organics
QLast Update : Mon Sep 09 10:14:28 2019
Response via : Initial Calibration
InstName : SV-GCMS14

9/9/19

Compound	R.T.	QIon	Response	Conc	Units	Dev(Min)
Internal Standards						
1) Naphthalene-d8 (ISTD)	7.877	136	151798	100.00	ng/ml	0.00
9) Acenaphthene-d10 (ISTD)	9.638	162	120378	100.00	ng/ml	0.00
17) Phenanthrene-d10 (ISTD)	11.147	188	227701	100.00	ng/ml	0.00
24) Chrysene-d12 (ISTD)	14.913	240	211373	100.00	ng/ml	0.00
29) Perylene-d12 (ISTD)	18.387	264	191099	100.00	ng/ml	0.01
37) Dibenz(a,h)Anthrcene-d...	20.776	292	134738	100.00	ng/ml	0.01
System Monitoring Compounds						
2) Nitrobenzene-d5 (Surr)	7.178	82	204654	405.72	ng/ml	0.00
10) 2-Fluorobiphenyl (Surr)	8.950	172	721151	401.56	ng/ml	0.00
11) Acenaphthylene d-8 (Surr)	9.480	160	964800	401.86	ng/ml	0.00
26) Terphenyl-d14 (Surr)	12.931	244	855839	384.98	ng/ml	0.00
33) Benzo(a)pyrene d-12 (S...	18.200	264	689197	450.98	ng/ml	0.02
Target Compounds						Qvalue
3) Decalin	7.359	138	49479	437.80	ng/ml	96
4) Naphthalene	7.901	128	662079	395.46	ng/ml	100
5) 2-Methylnaphthalene	8.589	142	592165	417.39	ng/ml	99
6) 1-Methylnaphthalene	8.688	142	595669	419.94	ng/ml	98
7) 1,1'-Biphenyl	9.055	154	776505	406.95	ng/ml	98
8) 2,6-Dimethylnaphthalene	9.212	156	574431	412.22	ng/ml	99
12) Acenaphthylene	9.498	152	1039006	397.57	ng/ml	99
13) Acenaphthene	9.673	153	672408	392.83	ng/ml	99
14) Dibenzofuran	9.848	168	849810	396.36	ng/ml	99
15) 1,6,7-Trimethylnaphtha...	10.057	170	567245	395.14	ng/ml	98
16) Fluorene	10.191	166	710688	405.74	ng/ml	99
18) Dibenzothiopene	11.042	184	950081	398.95	ng/ml	98
19) Phenanthrene	11.171	178	1041489	390.88	ng/ml	99
20) Anthracene	11.223	178	1015402	409.70	ng/ml	100
21) Carbazole	11.380	167	865078	No Calib		
22) 1-Methylphenanthrene	11.794	192	771189	416.65	ng/ml	99
23) Fluoranthene	12.435	202	1148955	427.99	ng/ml	98
25) Pyrene	12.727	202	1201811	363.93	ng/ml	100
27) Benz(a)anthracene	14.889	228	991720	404.11	ng/ml	99
28) Chrysene	14.977	228	942172	405.69	ng/ml	99
30) Benzo(b)fluoranthene	17.483	252	952609	432.01	ng/ml	96
31) Benzo(k)fluoranthene	17.553	252	938589	432.32	ng/ml	96
32) Benzo(b+k)fluoranthene	17.553	252	1935514	429.07	ng/ml	96
34) Benzo(e)pyrene	18.136	252	924774	414.75	ng/ml	99
35) Benzo(a)pyrene	18.258	252	837229	443.59	ng/ml	98
36) Perylene	18.456	252	976822	420.21	ng/ml	99
38) Indeno(1,2,3-cd)Pyrene	20.782	276	691371	416.00	ng/ml	88
39) Dibenz(a,h)anthracene	20.846	278	656172	420.18	ng/ml	89
40) Benzo(g,h,i)perylene	21.318	276	751545	426.28	ng/ml	89

(#) = qualifier out of range (m) = manual integration (+) = signals summed

Quantitation Report (Not Reviewed)

Data Path : N:\data\2019-09\9I06028\
Data File : N09061922.D
Acq On : 06 Sep 2019 09:41 pm
Operator :
Sample : 9I06028-CALA
Misc : 1x, A19I024@400
ALS Vial : 12 Sample Multiplier: 1
DataAcq Meth:LVI14_BNA_ACQ.M

Quant Time: Sep 09 14:47:40 2019
Quant Method : N:\methods\SV14_090619_PAH.M
Quant Title : EPA 8270D: Semivolatile Organics
QLast Update : Mon Sep 09 10:14:28 2019
Response via : Initial Calibration
InstName : SV-GCMS14



Quantitation Report (Not Reviewed)

Data Path : N:\data\2019-09\9I06028\
Data File : N09061924.D
Acq On : 06 Sep 2019 10:45 pm
Operator :
Sample : 9I06028-ICV1
Misc : 1x, A19I025@50
ALS Vial : 13 Sample Multiplier: 1
DataAcq Meth:LVI14_BNA_ACQ.M

Quant Time: Sep 09 14:47:49 2019
Quant Method : N:\methods\SV14_090619_PAH.M
Quant Title : EPA 8270D: Semivolatile Organics
QLast Update : Mon Sep 09 10:14:28 2019
Response via : Initial Calibration
InstName : SV-GCMS14

9/9/19

Compound	R.T.	QIon	Response	Conc	Units	Dev(Min)
Internal Standards						
1) Naphthalene-d8 (ISTD)	7.877	136	181748	100.00	ng/ml	0.00
9) Acenaphthene-d10 (ISTD)	9.638	162	125177	100.00	ng/ml	0.00
17) Phenanthrene-d10 (ISTD)	11.141	188	235054	100.00	ng/ml	0.00
24) Chrysene-d12 (ISTD)	14.901	240	188693	100.00	ng/ml	0.00
29) Perylene-d12 (ISTD)	18.369	264	162940	100.00	ng/ml	0.00
37) Dibenz(a,h)Anthrcene-d...	20.759	292	108931	100.00	ng/ml	0.00
System Monitoring Compounds						
2) Nitrobenzene-d5 (Surr)	7.178	82	27909	46.21	ng/ml	0.00
10) 2-Fluorobiphenyl (Surr)	8.950	172	92755	49.67	ng/ml	0.00
11) Acenaphthylene d-8 (Surr)	9.474	160	126796	49.31	ng/ml	0.00
26) Terphenyl-d14 (Surr)	12.925	244	96645	48.70	ng/ml	0.00
33) Benzo(a)pyrene d-12 (S...	18.171	264	69335	53.21	ng/ml	0.00
Target Compounds						Qvalue
3) Decalin	7.359	138	6597	48.75	ng/ml	96
4) Naphthalene	7.901	128	100112	49.94	ng/ml	99
5) 2-Methylnaphthalene	8.583	142	79542	46.83	ng/ml	99
6) 1-Methylnaphthalene	8.682	142	81122	47.77	ng/ml	98
7) 1,1'-Biphenyl	9.049	154	105870	46.34	ng/ml	98
8) 2,6-Dimethylnaphthalene	9.206	156	76410	45.80	ng/ml	98
12) Acenaphthylene	9.492	152	141177	51.95	ng/ml	99
13) Acenaphthene	9.667	153	89594	50.33	ng/ml	100
14) Dibenzofuran	9.842	168	113513	50.91	ng/ml	98
15) 1,6,7-Trimethylnaphtha...	10.052	170	74864	50.15	ng/ml	99
16) Fluorene	10.191	166	92650	50.87	ng/ml	98
18) Dibenzothiopene	11.037	184	122412	49.79	ng/ml	98
19) Phenanthrene	11.165	178	138621	50.40	ng/ml	100
20) Anthracene	11.217	178	132505	51.79	ng/ml	99
21) Carbazole	11.375	167	104923	No Calib		
22) 1-Methylphenanthrene	11.788	192	98289	51.44	ng/ml	100
23) Fluoranthene	12.430	202	140103	50.56	ng/ml	99
25) Pyrene	12.721	202	144864	49.14	ng/ml	99
27) Benz(a)anthracene	14.878	228	106201	48.48	ng/ml	99
28) Chrysene	14.959	228	108583	52.38	ng/ml	99
30) Benzo(b)fluoranthene	17.460	252	95110	50.59	ng/ml	97
31) Benzo(k)fluoranthene	17.524	252	92505	49.97	ng/ml	97
32) Benzo(b+k)fluoranthene	17.524	252	193724	50.37	ng/ml	97
34) Benzo(e)pyrene	18.113	252	95583	50.28	ng/ml	98
35) Benzo(a)pyrene	18.229	252	82357	51.18	ng/ml	99
36) Perylene	18.427	252	100869	50.89	ng/ml	100
38) Indeno(1,2,3-cd)Pyrene	20.759	276	67142	49.97	ng/ml	89
39) Dibenz(a,h)anthracene	20.823	278	62283	49.33	ng/ml	90
40) Benzo(g,h,i)perylene	21.289	276	76359	53.57	ng/ml	91

(#) = qualifier out of range (m) = manual integration (+) = signals summed

Quantitation Report (Not Reviewed)

Data Path : N:\data\2019-09\9I06028\
Data File : N09061924.D
Acq On : 06 Sep 2019 10:45 pm
Operator :
Sample : 9I06028-ICV1
Misc : 1x, A19I025@50
ALS Vial : 13 Sample Multiplier: 1
DataAcq Meth:LVI14_BNA_ACQ.M

Quant Time: Sep 09 14:47:49 2019
Quant Method : N:\methods\SV14_090619_PAH.M
Quant Title : EPA 8270D: Semivolatile Organics
QLast Update : Mon Sep 09 10:14:28 2019
Response via : Initial Calibration
InstName : SV-GCMS14

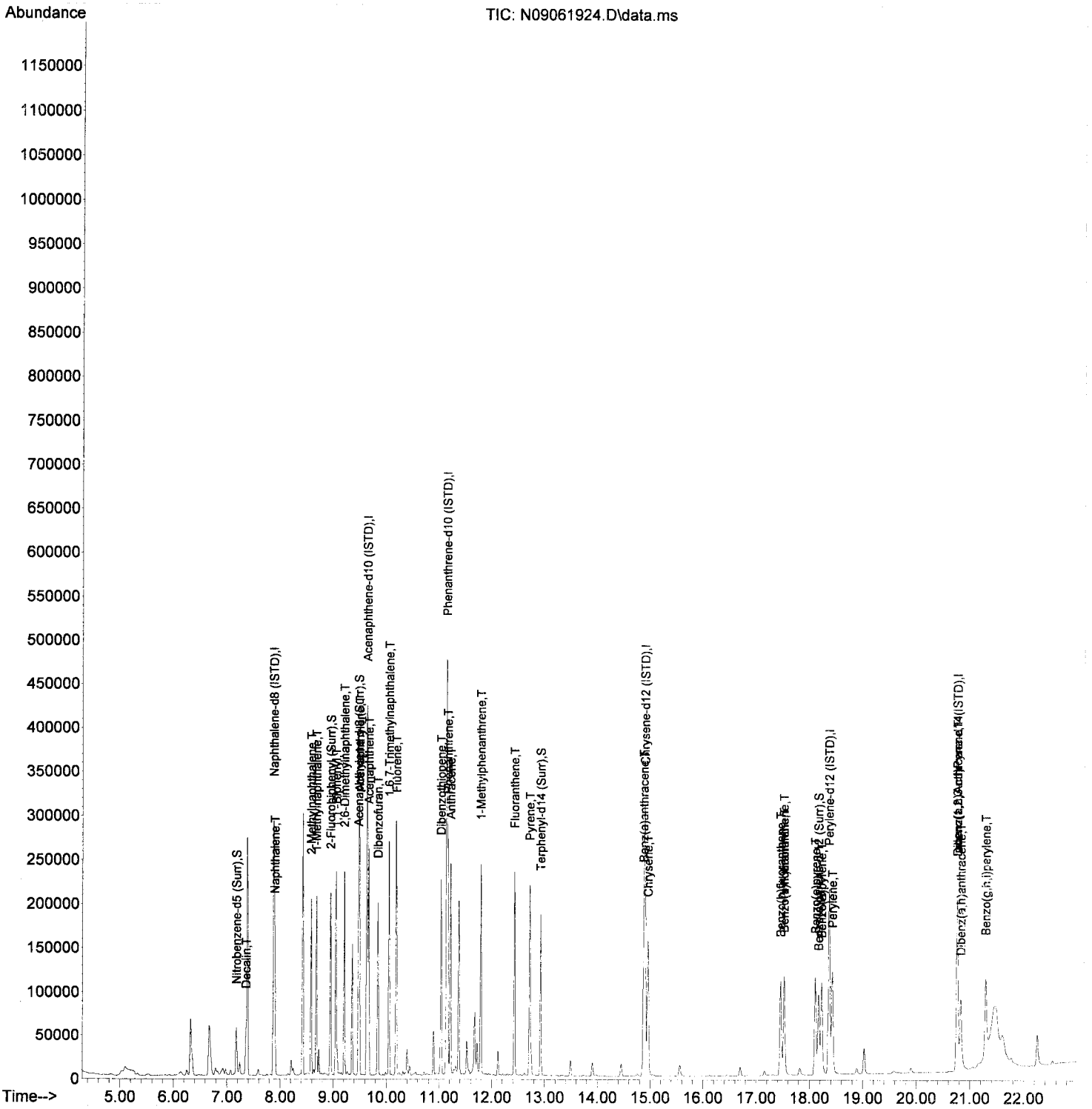

Quantitation Report (Not Reviewed)

Data Path : N:\data\2019-09\9I06028\
Data File : N09061924.D
Acq On : 06 Sep 2019 10:45 pm
Operator :
Sample : 9I06028-ICV1
Misc : 1x, A19I025@50
ALS Vial : 13 Sample Multiplier: 1
DataAcq Meth:LVI14_BNA_ACQ.M

Final Report

Quant Time: Sep 10 10:28:40 2019
Quant Method : N:\methods\SV14_090619_PAH.M
Quant Title : EPA 8270D: Semivolatile Organics
QLast Update : Mon Sep 09 14:58:53 2019
Response via : Initial Calibration
InstName : SV-GCMS14

JK 9/10/19

Compound	R.T.	QIon	Response	Conc	Units	Dev(Min)
Internal Standards						
1) Naphthalene-d8 (ISTD)	7.877	136	181748	100.00	ng/ml	0.00
9) Acenaphthene-d10 (ISTD)	9.638	162	125177	100.00	ng/ml	0.00
17) Phenanthrene-d10 (ISTD)	11.141	188	235054	100.00	ng/ml	0.00
24) Chrysene-d12 (ISTD)	14.901	240	188693	100.00	ng/ml	0.00
29) Perylene-d12 (ISTD)	18.369	264	162940	100.00	ng/ml	0.00
37) Dibenz(a,h)Anthrcene-d...	20.759	292	108931	100.00	ng/ml	0.00
System Monitoring Compounds						
2) Nitrobenzene-d5 (Surr)	7.178	82	27909	46.21	ng/ml	0.00
10) 2-Fluorobiphenyl (Surr)	8.950	172	92755	49.67	ng/ml	0.00
11) Acenaphthylene d-8 (Surr)	9.474	160	126796	49.31	ng/ml	0.00
26) Terphenyl-d14 (Surr)	12.925	244	96645	48.70	ng/ml	0.00
33) Benzo(a)pyrene d-12 (S...	18.171	264	69335	53.21	ng/ml	0.00
Target Compounds						Qvalue
3) Decalin	7.359	138	6597	48.75	ng/ml	96
4) Naphthalene	7.901	128	100112	49.94	ng/ml	99
5) 2-Methylnaphthalene	8.583	142	79542	46.83	ng/ml	99
6) 1-Methylnaphthalene	8.682	142	81122	47.77	ng/ml	98
7) 1,1'-Biphenyl	9.049	154	105870	46.34	ng/ml	98
8) 2,6-Dimethylnaphthalene	9.206	156	76410	45.80	ng/ml	98
12) Acenaphthylene	9.492	152	141177	51.95	ng/ml	99
13) Acenaphthene	9.667	153	89594	50.33	ng/ml	100
14) Dibenzofuran	9.842	168	113513	50.91	ng/ml	98
15) 1,6,7-Trimethylnaphtha...	10.052	170	74864	50.15	ng/ml	99
16) Fluorene	10.191	166	92650	50.87	ng/ml	98
18) Dibenzothiopene	11.037	184	122412	49.79	ng/ml	98
19) Phenanthrene	11.165	178	138621	50.40	ng/ml	100
20) Anthracene	11.217	178	132505	51.79	ng/ml	99
21) Carbazole	11.375	167	104923	50.68	ng/ml	99
22) 1-Methylphenanthrene	11.788	192	98289	51.44	ng/ml	100
23) Fluoranthene	12.430	202	140103	50.56	ng/ml	99
25) Pyrene	12.721	202	144864	49.14	ng/ml	99
27) Benz(a)anthracene	14.878	228	106201	48.48	ng/ml	99
28) Chrysene	14.959	228	108583	52.38	ng/ml	99
30) Benzo(b)fluoranthene	17.460	252	95110	50.59	ng/ml	97
31) Benzo(k)fluoranthene	17.524	252	92505	49.97	ng/ml	97
32) Benzo(b+k)fluoranthene	17.524	252	193724	100.73	ng/ml	97
34) Benzo(e)pyrene	18.113	252	95583	50.28	ng/ml	98
35) Benzo(a)pyrene	18.229	252	82357	51.18	ng/ml	99
36) Perylene	18.427	252	100869	50.89	ng/ml	100
38) Indeno(1,2,3-cd)Pyrene	20.759	276	67142	49.98	ng/ml	89
39) Dibenz(a,h)anthracene	20.823	278	62283	49.34	ng/ml	90
40) Benzo(g,h,i)perylene	21.289	276	76359	53.58	ng/ml	91

(#) = qualifier out of range (m) = manual integration (+) = signals summed

Quantitation Report (Not Reviewed)

Data Path : N:\data\2019-09\9I06028\
Data File : N09061924.D
Acq On : 06 Sep 2019 10:45 pm
Operator :
Sample : 9I06028-ICV1
Misc : 1x, A19I025@50
ALS Vial : 13 Sample Multiplier: 1
DataAcq Meth:LVI14_BNA_ACQ.M

Quant Time: Sep 10 10:28:40 2019
Quant Method : N:\methods\SV14_090619_PAH.M
Quant Title : EPA 8270D: Semivolatile Organics
QLast Update : Mon Sep 09 14:58:53 2019
Response via : Initial Calibration
InstName : SV-GCMS14

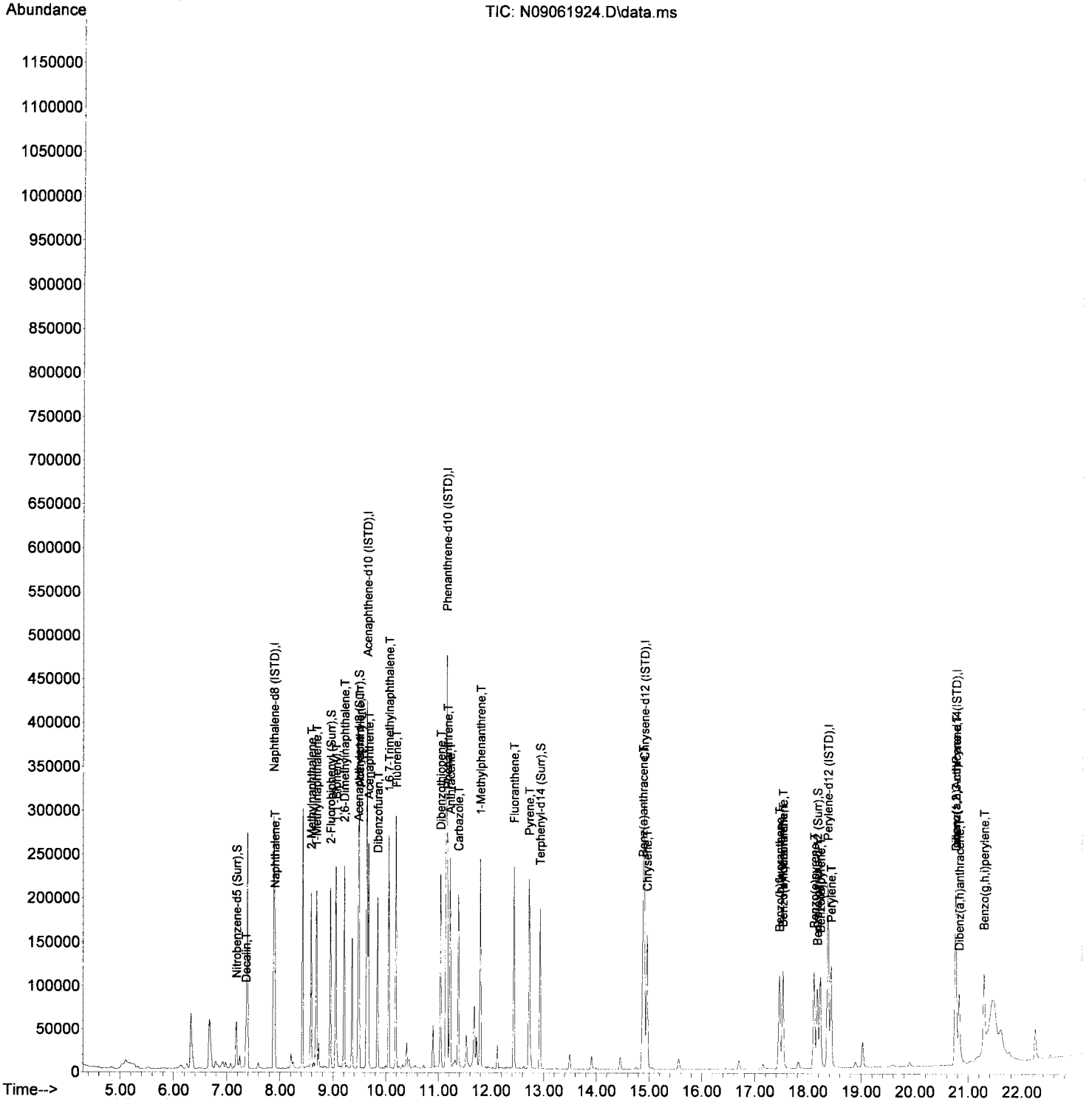

APEX LABORATORIES, LLC
6700 SW Sandburg St. Tigard OR 97223 phone 503-718-2323

Conventional Chemistry Parameters
Benchsheet & Analysis Sequence Data

Total Organic Carbon- Soil (5310 B)

Batch 0030256
Sequence 0C10065 (A0C0026-01)

APEX LABORATORIES

Apex Laboratories

PREPARATION BENCH SHEET

MAR 1 9 2020

BATCH #: 0030256 (Sediment)

Prep Method: PSEP-5310B TOC

#	Lab Number		Analysis	Prepared	Initial (N/A)	Final (N/A)	Spike ID	Source ID	ul Spike	ul Surr.	Sample ID	Extraction Comments	pH <2	pH Other	pH >11
	0030256-BLK1		QC	03/06/20 17:19	0.2	0.2									
	0030256-BS1		QC	03/06/20 17:19	0.2	0.2	A19K20~~3~~ 246		200						
	A0C0024-01	A	Total Organic Carbon - Soil (5310 B)	03/06/20 17:19	0.2	0.2		CMR 3/11/2020	1		PDI-017SC-A-02-03-191003				
	0030256-DUP1		QC	03/06/20 17:19	0.2	0.2		A0C0024-01							
	0030256-DUP2		QC	03/06/20 17:19	0.2	0.2		A0C0024-01							
	A0C0024-02	A	Total Organic Carbon - Soil (5310 B)	03/06/20 17:19	0.2	0.2					PDI-017SC-A-03-04-191003				
	A0C0024-03	A	Total Organic Carbon - Soil (5310 B)	03/06/20 17:19	0.2	0.2					PDI-017SC-A-04-05-191003				
	A0C0024-04	A	Total Organic Carbon - Soil (5310 B)	03/06/20 17:19	0.2	0.2					PDI-017SC-A-05-06-191003				
	A0C0024-05	A	Total Organic Carbon - Soil (5310 B)	03/06/20 17:19	0.2	0.2					PDI-017SC-A-06-07-191003				
	A0C0024-06	A	Total Organic Carbon - Soil (5310 B)	03/06/20 17:19	0.2	0.2					PDI-081SC-A-10-11-191002				
	A0C0024-07	A	Total Organic Carbon - Soil (5310 B)	03/06/20 17:19	0.2	0.2					PDI-081SC-A-11-12-191002				
	A0C0024-08	A	Total Organic Carbon - Soil (5310 B)	03/06/20 17:19	0.2	0.2					PDI-082SC-A-06-07-191002				
	A0C0024-09	A	Total Organic Carbon - Soil (5310 B)	03/06/20 17:19	0.2	0.2					PDI-082SC-A-07-08-191002				
	A0C0024-10	A	Total Organic Carbon - Soil (5310 B)	03/06/20 17:19	0.2	0.2					PDI-082SC-A-08-09-191002				
	A0C0024-11	B	Total Organic Carbon - Soil (5310 B)	03/06/20 17:19	0.2	0.2					PDI-082SC-A-09-10-191002				
	0030256-DUP3		QC	03/06/20 17:19	0.2	0.2		A0C0024-11							
	0030256-DUP4		QC	03/06/20 17:19	0.2	0.2		A0C0024-11							
	A0C0024-12	A	Total Organic Carbon - Soil (5310 B)	03/06/20 17:19	0.2	0.2					PDI-082SC-A-10-11-191002				
	A0C0024-13	A	Total Organic Carbon - Soil (5310 B)	03/06/20 17:19	0.2	0.2					PDI-082SC-A-11-12-191002				
	A0C0024-14	A	Total Organic Carbon - Soil (5310 B)	03/06/20 17:19	0.2	0.2					PDI-082SC-A-12-13-191002				
	A0C0024-15	A	Total Organic Carbon - Soil (5310 B)	03/06/20 17:19	0.2	0.2					PDI-082SC-A-13-14-191002				

MAS 3-6-20
Prepared By: Date

CMR 3/11/2020
Reviewed By: Date

Apex Laboratories

PREPARATION BENCH SHEET

BATCH #: 0030256 (Sediment)

Prep Method: PSEP-5310B TOC

#	Lab Number		Analysis	Prepared	Initial (N/A)	Final (N/A)	Spike ID	Source ID	ul Spike	ul Surr.	Sample ID	Extraction Comments	pH <2	pH other	pH >11
	A0C0026-01	A	Total Organic Carbon - Soil (5310 B)	03/06/20 17:19	0.2	0.2					PDI-020SC-A-04 -05-191008				
	0030256-DUP5		QC	03/06/20 17:19	0.2	0.2		A0C0026-01							
	0030256-DUP6		QC	03/06/20 17:19	0.2	0.2		A0C0026-01							
	A0C0029-01	A	Total Organic Carbon - Soil (5310 B)	03/06/20 17:19	0.2	0.2					PDI-079SC-A-10 -11-191014				
	0030256-DUP7		QC	03/06/20 17:19	0.2	0.2		A0C0029-01							
	0030256-DUP8		QC	03/06/20 17:19	0.2	0.2		A0C0029-01							

Standards/Reagents

Reagent(s)

Std ID	Exp. Date	Description
A19F020	06/03/29	TOC Soil Drying Oven @70oC
A19J023	11/30/23	Wet Chem Balance 4
A19J145	05/30/22	TOC Soil Blank Matrix
A19L107	06/06/20	10% Phosphoric Acid

Analyte Spike(s)

Std ID	Exp. Date	Description
A19K203	05/12/20	TOC 10k ppm secondary

Surrogate(s)

Std ID	Exp. Date	Description

MAS 3-6-20

Prepared By: Date

Reviewed By: Date

Batch 0030256 TOC PSEP preweigh Analyst MAS

Temps. are for oven A19F020. cmr 3/9/2020 3/10/2020 0813

Date/Time:	3/7/2020 1250	3/9/2020 0935		3/9/20 1726	Effervesces?	Comments
T(°C) IN / OUT:	69.4 / 68.7	69.2 / 69.4	72.0 / 70.4	71.0 / 70.5	~~70.7~~ mas 3/11/20	70.7 / 71.4
Sample ID	Wt 1(g)	Wt 2(g)	Wt 3(g)	Wt 4(g)	(yes/no)	
A0C0024-01	5.6894	5.6769			N	
A0C0024-01DUP	5.3264	5.3217			N	
A0C0024-02	6.5568	6.5549			N	
A0C0024-03	4.2726	4.2687			N	
A0C0024-04	5.6900	5.6866			N	
A0C0024-05	4.8029	4.7998			N	
A0C0024-06	4.9812	4.9759 ✓	4.9761 ✓		N	
A0C0024-07	6.8809	6.8572			N	
A0C0024-08	5.3624	5.3570 ✓	5.3550 ✓		N	
A0C0024-09	5.0474	5.0414 ✓	5.0413 ✓		N	
A0C0024-10	6.7829	6.7791	6.7814 ✓		N	
A0C0024-11	6.2375	6.2327			N	
A0C0024-11DUP	5.7754	5.7702 ✓	5.7682 ✓		N	
A0C0024-12	7.5700	7.5683			N	
A0C0024-13	7.0994	7.0977			N	
A0C0024-14	5.8769	5.8701	5.8620	5.8475 ✓	N	5.8499 ✓
A0C0024-15	5.0035	5.0021			N	
A0C0026-01	5.6245	5.6248			N	
A0C0026-01DUP	6.4240	6.4258			N	
A0C0029-01	7.6687	7.6668			N	
A0C0029-01DUP	5.7192	5.7210			N	

A0C0024, A0C0026 & A0C0029 in oven (A19F020) @ 69.4°C
3/6/2020 1125. cmr 3/9/2020

APEX LABORATORIES

ELEMENT SEQUENCE LOG

Apex Laboratories

MAR 19 2020

Sequence: 0C10065 ✓ Instrument: TOC6

Date: 03/10/20 16:03 Calibration: A0A0805 ✓

#	Lab Number	Matrix	Analysis	Client	Due	Batch	ISTD ID	STD ID
1	0C10065-CCV1	Sediment	QC	QC				A20B041 ✓
2	0C10065-CCB1	Sediment	QC	QC				
3	0030256-BLK1	Sediment	QC	QC		0030256		
4	0030256-BS1	Sediment	QC	QC		0030256		
5	A0C0024-01	Sediment	Total Organic Carbon - Soil (5310 B)	Anchor QEA, LLC	03/16/20	0030256		
6	0030256-DUP1	Sediment	QC	QC		0030256		
7	0030256-DUP2	Sediment	QC	QC		0030256		
8	A0C0024-02	Sediment	Total Organic Carbon - Soil (5310 B)	Anchor QEA, LLC	03/16/20	0030256		
9	A0C0024-03	Sediment	Total Organic Carbon - Soil (5310 B)	Anchor QEA, LLC	03/16/20	0030256		
10	A0C0024-04	Sediment	Total Organic Carbon - Soil (5310 B)	Anchor QEA, LLC	03/16/20	0030256		
11	A0C0024-05	Sediment	Total Organic Carbon - Soil (5310 B)	Anchor QEA, LLC	03/16/20	0030256		
12	A0C0024-06	Sediment	Total Organic Carbon - Soil (5310 B)	Anchor QEA, LLC	03/16/20	0030256		
13	0C10065-CCV2	Sediment	QC	QC				A20B041 ✓
14	0C10065-CCB2	Sediment	QC	QC				
15	A0C0024-07	Sediment	Total Organic Carbon - Soil (5310 B)	Anchor QEA, LLC	03/16/20	0030256		
16	A0C0024-08	Sediment	Total Organic Carbon - Soil (5310 B)	Anchor QEA, LLC	03/16/20	0030256		
17	A0C0024-09	Sediment	Total Organic Carbon - Soil (5310 B)	Anchor QEA, LLC	03/16/20	0030256		
18	A0C0024-10	Sediment	Total Organic Carbon - Soil (5310 B)	Anchor QEA, LLC	03/16/20	0030256		
19	A0C0024-11	Sediment	Total Organic Carbon - Soil (5310 B)	Anchor QEA, LLC	03/16/20	0030256		
20	0030256-DUP3	Sediment	QC	QC		0030256		
21	0030256-DUP4	Sediment	QC	QC		0030256		
22	A0C0024-12	Sediment	Total Organic Carbon - Soil (5310 B)	Anchor QEA, LLC	03/16/20	0030256		
23	A0C0024-13	Sediment	Total Organic Carbon - Soil (5310 B)	Anchor QEA, LLC	03/16/20	0030256		
24	A0C0024-14	Sediment	Total Organic Carbon - Soil (5310 B)	Anchor QEA, LLC	03/16/20	0030256		
25	0C10065-CCV3	Sediment	QC	QC				A20B041 ✓
26	0C10065-CCB3	Sediment	QC	QC				
27	A0C0024-15	Sediment	Total Organic Carbon - Soil (5310 B)	Anchor QEA, LLC	03/16/20	0030256		
28	A0C0026-01	Sediment	Total Organic Carbon - Soil (5310 B)	Anchor QEA, LLC	03/16/20	0030256		
29	0030256-DUP5	Sediment	QC	QC		0030256		
30	0030256-DUP6	Sediment	QC	QC		0030256		
31	A0C0029-01	Sediment	Total Organic Carbon - Soil (5310 B)	Anchor QEA, LLC	03/16/20	0030256		
32	0030256-DUP7	Sediment	QC	QC		0030256		
33	0030256-DUP8	Sediment	QC	QC		0030256		
34	0030257-BLK1	Sediment	QC	QC		0030257		
35	0030257-BS1	Sediment	QC	QC		0030257		
36	A0C0030-01	Sediment	Total Organic Carbon - Soil (5310 B)	Anchor QEA, LLC	03/16/20	0030257		
37	0C10065-CCV4	Sediment	QC	QC				A20B041 ✓
38	0C10065-CCB4	Sediment	QC	QC				
39	0030257-DUP1	Sediment	QC	QC		0030257		
40	0030257-DUP2	Sediment	QC	QC		0030257		
41	A0C0030-02	Sediment	Total Organic Carbon - Soil (5310 B)	Anchor QEA, LLC	03/16/20	0030257		
42	A0C0030-03	Sediment	Total Organic Carbon - Soil (5310 B)	Anchor QEA, LLC	03/16/20	0030257		
43	A0C0030-04	Sediment	Total Organic Carbon - Soil (5310 B)	Anchor QEA, LLC	03/16/20	0030257		
44	A0C0030-05	Sediment	Total Organic Carbon - Soil (5310 B)	Anchor QEA, LLC	03/16/20	0030257		
45	A0C0030-06	Sediment	Total Organic Carbon - Soil (5310 B)	Anchor QEA, LLC	03/16/20	0030257		
46	A0C0030-07	Sediment	Total Organic Carbon - Soil (5310 B)	Anchor QEA, LLC	03/16/20	0030257		
47	A0C0030-08	Sediment	Total Organic Carbon - Soil (5310 B)	Anchor QEA, LLC	03/16/20	0030257		
48	A0C0030-09	Sediment	Total Organic Carbon - Soil (5310 B)	Anchor QEA, LLC	03/16/20	0030257		
49	0C10065-CCV5	Sediment	QC	QC				A20B041 ✓
50	0C10065-CCB5	Sediment	QC	QC				
51	A0C0030-10	Sediment	Total Organic Carbon - Soil (5310 B)	Anchor QEA, LLC	03/16/20	0030257		

Sequence: **0C10065** Instrument: **TOC6**

Date: **03/10/20 16:03** Calibration: **A0A0805**

#	Lab Number	Matrix	Analysis	Client	Due	Batch	ISTD ID	STD ID
52	A0C0030-11	Sediment	Total Organic Carbon - Soil (5310 B)	Anchor QEA, LLC	03/16/20	0030257		
53	0030257-DUP3	Sediment	QC	QC		0030257		
54	0030257-DUP4	Sediment	QC	QC		0030257		
55	A0C0034-01	Sediment	Total Organic Carbon - Soil (5310 B)	Anchor QEA, LLC	03/16/20	0030257		
56	0030257-DUP9	Sediment	QC	QC		0030257		
57	A0C0034-02	Sediment	Total Organic Carbon - Soil (5310 B)	Anchor QEA, LLC	03/16/20	0030257		
58	A0C0036-01	Sediment	Total Organic Carbon - Soil (5310 B)	Anchor QEA, LLC	03/16/20	0030257		
59	0030257-DUP5	Sediment	QC	QC		0030257		
60	0030257-DUP6	Sediment	QC	QC		0030257		
61	A0C0058-01	Sediment	Total Organic Carbon - Soil (5310 B)	Anchor QEA, LLC	03/17/20	0030257		
62	0C10065-CCV6	Sediment	QC	QC				A20B041
63	0C10065-CCB6	Sediment	QC	QC				
64	0030257-DUP7	Sediment	QC	QC		0030257		
65	0030257-DUP8	Sediment	QC	QC		0030257		
66	A0C0058-02	Sediment	Total Organic Carbon - Soil (5310 B)	Anchor QEA, LLC	03/17/20	0030257		
67	A0C0058-03	Sediment	Total Organic Carbon - Soil (5310 B)	Anchor QEA, LLC	03/17/20	0030257		
68	A0C0058-04	Sediment	Total Organic Carbon - Soil (5310 B)	Anchor QEA, LLC	03/17/20	0030257		
69	A0C0058-05	Sediment	Total Organic Carbon - Soil (5310 B)	Anchor QEA, LLC	03/17/20	0030257		
70	A0C0058-06	Sediment	Total Organic Carbon - Soil (5310 B)	Anchor QEA, LLC	03/17/20	0030257		
71	0C10065-CCV7	Sediment	QC	QC				A19K337
72	0C10065-CCB7	Sediment	QC	QC				

Data Entered By: MAS 3.11.20

Comments:

Data Reviewed By: CMP 3/11/2020

Method:	TCDirect	Run Start Time:	3/10/2020 7:38:01 P
Method Type:	TC_DIRECT	Run End Time:	3/10/2020 7:38:01 P
Table:	0C10065	Device ID:	TOC6
Analyst:	Administrator	Run Name:	SN10020200310A1

Cup Position	Sample ID	Weight (mg)	Final Result (mg/kg)	Result mg C abs	Peak Area	Analysed Date and time
A99	Prime	200	41.073	0.008	3422.6	3/10/2020 7:39:19 PM
A2	Blank	200	71.76	0.014	6651.42	3/10/2020 7:50:14 PM
A1	0C10065-CCV1	200	9479.772	1.896	996555.815	3/10/2020 8:01:08 PM
A2	0C10065-CCB1	200	52.964	0.011	4673.69	3/10/2020 8:11:54 PM
A3	0030256-BLK1	212.8	59.943	0.013	5811.675	3/10/2020 8:22:42 PM
A4	0030256-BS1	200	9547.628	1.91	1003695.565	3/10/2020 8:33:29 PM
A5	A0C0024-01	202.7	1818.866	0.369	193064.35	3/10/2020 8:44:16 PM
A6	0030256-DUP1	203.7	1139.731	0.232	121241.09	3/10/2020 8:55:03 PM
A7	0030256-DUP2	206.2	1177.327	0.243	126818.65	3/10/2020 9:05:50 PM
A8	A0C0024-02	204.8	771.513	0.158	82227.21	3/10/2020 9:16:37 PM
A9	A0C0024-03	200.5	2362.848	0.474	248339.67	3/10/2020 9:27:23 PM
A10	A0C0024-04	203.5	5881.188	1.197	628744.59	3/10/2020 9:38:10 PM
A11	A0C0024-05	203.2	4987.073	1.013	532233.02	3/10/2020 9:48:57 PM
A12	A0C0024-06	207.6	28521.809	5.921	3114185.175	3/10/2020 9:59:44 PM
A13	0C10065-CCV2	200	9875.887	1.975	1038234.79	3/10/2020 10:10:31 PM
A2	0C10065-CCB2	200	76.192	0.015	7117.75	3/10/2020 10:21:18 PM
A14	A0C0024-07	201.4	3846.399	0.775	406649.29	3/10/2020 10:32:12 PM
A15	A0C0024-08	204.4	19585.921	4.003	2105255.67	3/10/2020 10:43:06 PM
A16	A0C0024-09	205.9	33876.807	6.975	3668747.1	3/10/2020 10:53:53 PM
A17	A0C0024-10	205.7	29409.664	6.05	3181757.12	3/10/2020 11:04:40 PM
A18	A0C0024-11	200	31544.834	6.309	3318225.975	3/10/2020 11:15:27 PM
A19	0030256-DUP3	201.4	31418.426	6.328	3328066.25	3/10/2020 11:26:14 PM
A20	0030256-DUP4	206	31961.136	6.584	3462916.86	3/10/2020 11:37:01 PM
A21	A0C0024-12	202	2130.52	0.43	225514.425	3/10/2020 11:47:48 PM
A22	A0C0024-13	208.2	11649.816	2.425	1275143.46	3/10/2020 11:58:35 PM
A23	A0C0024-14	203.7	37649.589	7.669	4033851.08	3/11/2020 12:09:22 AM

A24	0C10065-CCV3	200	9702.715	1.941	1020013.685	3/11/2020 12:20:08 AM
A2	0C10065-CCB3	200	89.896	0.018	8559.66	3/11/2020 12:30:55 AM
A25	A0C0024-15	200.8	19852.926	3.986	2096367.39	3/11/2020 12:41:49 AM
A26	A0C0026-01	201.3	365.077	0.073	37763.695	3/11/2020 12:52:43 AM
A27	0030256-DUP5	200.3	290.081	0.058	29668.75	3/11/2020 1:03:30 AM
A28	0030256-DUP6	206	252.374	0.052	26452.13	3/11/2020 1:14:16 AM
A29	A0C0029-01	201.2	796.003	0.16	83358.245	3/11/2020 1:25:04 AM
A30	0030256-DUP7	200.3	497.206	0.1	51495.075	3/11/2020 1:35:50 AM
A31	0030256-DUP8	201.3	516.347	0.104	53783.67	3/11/2020 1:46:37 AM
A32	0030257-BLK1	214.6	57.493	0.012	5591.86	3/11/2020 1:57:23 AM
A33	0030257-BS1	200	9699.683	1.94	1019694.7	3/11/2020 2:08:10 AM
A34	A0C0030-01	204.2	2894.558	0.591	310060.02	3/11/2020 2:18:57 AM
A35	0C10065-CCV4	200	9681.17	1.936	1017746.705	3/11/2020 2:29:43 AM
A2	0C10065-CCB4	200	60.428	0.012	5459.035	3/11/2020 2:40:30 AM
A36	0030257-DUP1	200.7	3026.308	0.607	318641.42	3/11/2020 2:51:23 AM
A37	0030257-DUP2	205.1	3362.697	0.69	361943.95	3/11/2020 3:02:17 AM
A38	A0C0030-02	203.7	4015.966	0.818	429475.255	3/11/2020 3:13:04 AM
A39	A0C0030-03	206.7	901.454	0.186	97128.685	3/11/2020 3:23:51 AM
A40	A0C0030-04	200.7	790.678	0.159	82586.615	3/11/2020 3:34:37 AM
A41	A0C0030-05	204.8	2413.814	0.494	259176.25	3/11/2020 3:45:24 AM
A42	A0C0030-06	204.8	2742.846	0.562	294627.59	3/11/2020 3:56:25 AM
A43	A0C0030-07	205.1	1121.713	0.23	120136.4	3/11/2020 4:07:18 AM
A44	A0C0030-08	206.9	580.654	0.12	62304.735	3/11/2020 4:18:12 AM
A45	A0C0030-09	204	1318.017	0.269	140555.335	3/11/2020 4:29:06 AM
A46	0C10065-CCV5	200	9648.387	1.93	1014297.37	3/11/2020 4:40:00 AM
A2	0C10065-CCB5	200	54.91	0.011	4878.46	3/11/2020 4:50:54 AM
A47	A0C0030-10	202.1	871.712	0.176	91784.91	3/11/2020 5:01:48 AM
A48	A0C0030-11	202.5	4122.178	0.835	438255.225	3/11/2020 5:12:41 AM
A49	0030257-DUP3	202.2	4226.835	0.855	448737.64	3/11/2020 5:23:35 AM
A50	0030257-DUP4	204.4	4103.803	0.839	440399.69	3/11/2020 5:34:29 AM
A51	A0C0034-01	202.2	330.656	0.067	34274.98	3/11/2020 5:45:22 AM
A66	0030257-DUP9	202.5	293.204	0.059	30337.28	3/11/2020 5:56:16 AM

A52	A0C0034-02	205.4	287.805	0.059	30201.12	3/11/2020 6:07:11 AM
A53	A0C0036-01	201.2	273.676	0.055	28069.67	3/11/2020 6:18:04 AM
A54	0030257-DUP5	206.5	266.845	0.055	28090.68	3/11/2020 6:28:59 AM
A55	0030257-DUP6	204.1	251.99	0.051	26158.64	3/11/2020 6:39:53 AM
A56	A0C0058-01	204.9	21889.38	4.485	2358713.995	3/11/2020 6:50:47 AM
A57	0C10065-CCV6	200	9646.207	1.929	1014067.94	3/11/2020 7:01:41 AM
A2	0C10065-CCB6	200	65.541	0.013	5997.03	3/11/2020 7:12:35 AM
A58	0030257-DUP7	202.1	24675.417	4.987	2622692.32	3/11/2020 7:23:29 AM
A59	0030257-DUP8	202.4	23541.028	4.765	2505794.91	3/11/2020 7:34:22 AM
A60	A0C0058-02	200.3	29492.515	5.907	3106937.26	3/11/2020 7:45:17 AM
A61	A0C0058-03	202.8	16596.954	3.366	1769869.14	3/11/2020 7:56:11 AM
A62	A0C0058-04	202.8	21218.748	4.303	2262979.27	3/11/2020 8:07:06 AM
A63	A0C0058-05	205.1	30494.464	6.254	3289526.335	3/11/2020 8:18:01 AM
A64	A0C0058-06	203.5	19802.442	4.03	2119162.77	3/11/2020 8:28:54 AM
A65	0C10065-CCV7	200	9762.157	1.952	1026268.14	3/11/2020 8:39:49 AM
A2	0C10065-CCB7	200	79.273	0.016	7441.91	3/11/2020 8:50:43 AM

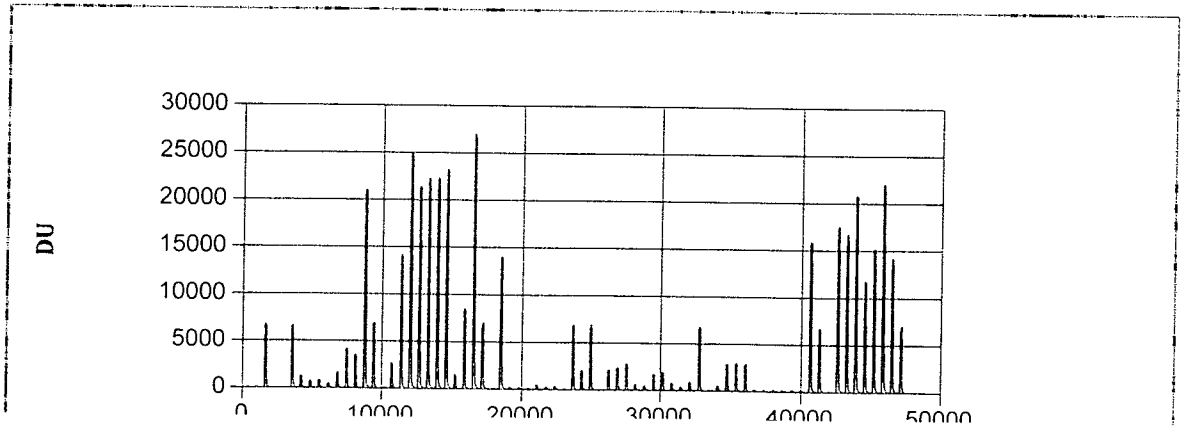

VALUES

SNACCESS

RUN NAME : SN10020200108A1 METHOD NAME : TCDIRECT CALIBRATION TYPE : ISO FIRST ORDER GROUP : 1

A = -899.10605459823300 B = 526096.46424181900000 R = 0.99994117364848 R-SQUARED = 0.99988235075750

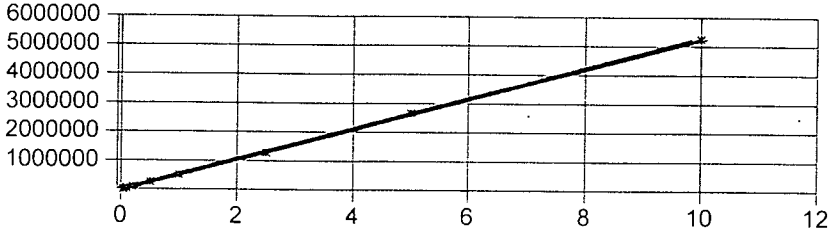

APEX LABORATORIES, LLC
6700 SW Sandburg St. Tigard OR 97223 phone 503-718-2323

Conventional Chemistry Parameters
Calibration Data

Sequence 0A08052 (Cal ID A0A0805) TOC6

APEX LABORATORIES

ELEMENT SEQUENCE LOG

Apex Laboratories

JAN 13 2020

Sequence: **0A08052** Instrument: **TOC6**

Date: **01/08/20 16:29** Calibration: **A0A0805**

#	Lab Number	Matrix	Analysis	Client	Due	Batch	ISTD ID	STD ID
1	0A08052-CAL1	Sediment	QC	QC				
2	0A08052-CAL2	Sediment	QC	QC				A20A053
3	0A08052-CAL3	Sediment	QC	QC				A20A054
4	0A08052-CAL4	Sediment	QC	QC				A20A056
5	0A08052-CAL5	Sediment	QC	QC				A20A057
6	0A08052-CAL6	Sediment	QC	QC				A20A058
7	0A08052-CAL7	Sediment	QC	QC				A20A059
8	0A08052-CAL8	Sediment	QC	QC				A20A060
9	0A08052-CAL9	Sediment	QC	QC				A20A061
10	0A08052-ICV1	Sediment	QC	QC				A19K246
11	0A08052-ICB1	Sediment	QC	QC				

Data Entered By: CMF 1/9/2020

Data Reviewed By: CMF 1/10/20

Comments: SKalar ID SN 10020200108A1 cmf 1/9/2020

Method:	TCDirect	Run Start Time:	1/8/2020 6:15:14 PM
Method Type:	TC_DIRECT	Run End Time:	1/8/2020 10:40:22 P
Table:	0A08052	Device ID:	TOC6
Analyst:	Administrator	Run Name:	SN10020200108A1

Cup Position	Sample ID	Weight (mg)	Final Result (mg/kg)	Result mg C abs	Peak Area	Analysed Date and time
A98	prime	200	32.359	0.006	2505.73	1/8/2020 6:15:28 PM
A1	blank	200	8.545	0.002	0	1/8/2020 6:26:29 PM
A11	blank	200	8.545	0.002	0	1/8/2020 6:37:23 PM
A1	0A08052-CAL1	200	8.545	0.002	0	1/8/2020 6:48:17 PM
A2	0A08052-CAL2	40	1132.086	0.045/0.0002 = 225	22924.35	1/8/2020 6:59:11 PM
A3	0A08052-CAL3	100	1063.227	0.106 = 530	55036.88	1/8/2020 7:09:58 PM
A4	0A08052-CAL4	200	1039.388	0.208 = 1040	108464.545	1/8/2020 7:20:45 PM
A5	0A08052-CAL5	50	10075.077	0.504 = 2520	264124.015	1/8/2020 7:31:32 PM
A6	0A08052-CAL6	100	9827.481	0.983 = 4915	516121.2	1/8/2020 7:42:18 PM
A7	0A08052-CAL7	250	9761.05	2.44 = 12200	1282914.36	1/8/2020 7:53:05 PM
A8	0A08052-CAL8	500	10150.088	5.075 = 25375	2669063.5	1/8/2020 8:03:52 PM
A9	0A08052-CAL9	1000	9978.708	9.979 = 49875	5248863.92	1/8/2020 8:14:39 PM
A97	0A08052-IBL1	200	175.463	0.035	17562.96	1/8/2020 8:25:25 PM
A10	0A08052-ICV1	200	10013.587✓	2.003✓	1052723.4	1/8/2020 8:36:26 PM
A11	0A08052-ICB1	200	64.139✓	0.013✓	5849.56	1/8/2020 8:47:20 PM
A2	clean2	200	8.545	0.002	0	1/8/2020 8:58:06 PM
A3	clean3	200	8.545	0.002	0	1/8/2020 9:09:00 PM
A4	clean4	200	8.545	0.002	0	1/8/2020 9:19:46 PM
A5	clean5	200	8.545	0.002	0	1/8/2020 9:30:33 PM
A6	clean6	200	8.545	0.002	0	1/8/2020 9:41:20 PM
A7	clean7	200	8.545	0.002	0	1/8/2020 9:52:06 PM
A8	clean8	200	8.545	0.002	0	1/8/2020 10:02:53 PM
A9	clean9	200	49.259	0.01	4283.87	1/8/2020 10:13:40 PM
A10	clean10	200	8.545	0.002	0	1/8/2020 10:24:26 PM



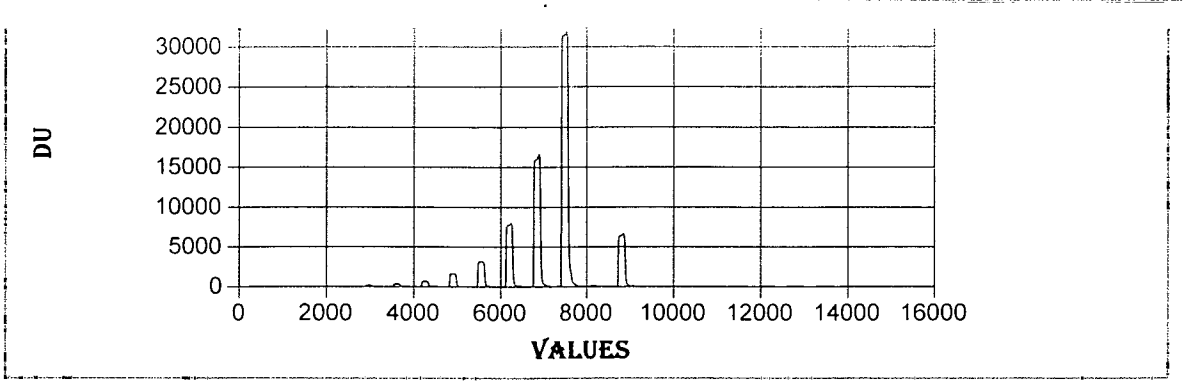

SNACCESS

METHOD NAME : TCDIRECT CALIBRATION TYPE : ISO FIRST ORDER GROUP : 1

A = -899.10605459823300 B = 526096.46424181900000 R = 0.99994117364848 R-SQUARED = 0.99988235075750

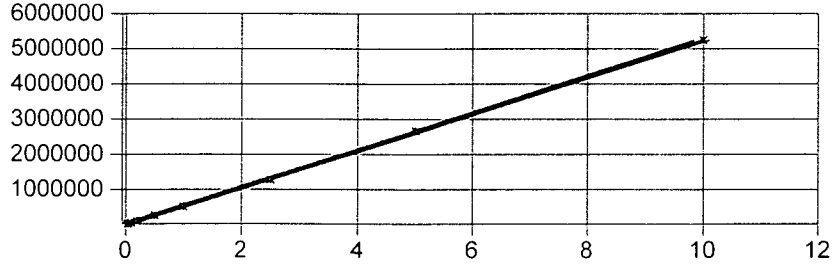

APEX LABORATORIES, LLC
6700 SW Sandburg St. Tigard OR 97223 phone 503-718-2323

Total Solids by SM2540G
Benchsheet Data

Batch 0030125 (A0C0026-01)

Apex Laboratories

PREPARATION BENCH SHEET

Percent Solids + Dry Weight Worksheet

BATCH #: 0030125 (Matrix: Sediment)

Lab Number	Analysis	QC Source ID	Prepared (Time In)	Weighed (Time Out)	Tare Wt. (g)	Wet Weight (+Tare) (g)	Dry Weight (+Tare) (g)	% Solids (Calc)	LogComments
A0C0026-01	Dry Weight		03/04/20 10:16		1.25	26.29	22.6	85.3	Use Results from TS.. Make NR once completed.
A0C0026-01	Solids, Total (SM 254		03/04/20 10:16		1.25	26.29	22.6	85.3	Use Results for Dry Weight (Not for Waters)
0030125-DUP1	QC	A0C0026-01	03/04/20 10:16		1.26	27.08	22.42	82.0	

NRP — Prepared By: 3/10/20 Date

James S. Johnson — Reviewed By: 03/11/20 Date

Batch #: 0030125

Analyst: nrp

Total Solids Worksheet

Method: SM 2540 G

Date: 3/4/2020

Sample ID	Tare Wt. (g)	Vessel ID	Initial (wet) Wt. (g)	Final Weight (g)			Comments
				1st weighing	2nd Weighing	3rd Weighing	
A0C0026-01	1.250	026-01	26.290	22.610	22.600	[redacted]	
0030125-DUP1	1.260	026-01Dup	27.080	22.440	22.420	[redacted]	source: A0C0026-01
					[redacted]	[redacted]	
					[redacted]	[redacted]	
					[redacted]	[redacted]	
					[redacted]	[redacted]	
					[redacted]	[redacted]	
					[redacted]	[redacted]	
					[redacted]	[redacted]	
					[redacted]	[redacted]	
					[redacted]	[redacted]	
					[redacted]	[redacted]	
					[redacted]	[redacted]	
					[redacted]	[redacted]	
					[redacted]	[redacted]	
					[redacted]	[redacted]	
					[redacted]	[redacted]	
					[redacted]	[redacted]	
					[redacted]	[redacted]	
					[redacted]	[redacted]	
					[redacted]	[redacted]	
					[redacted]	[redacted]	
					[redacted]	[redacted]	
					[redacted]	[redacted]	
					[redacted]	[redacted]	
Date/time first in oven:		**Oven temp. (°C; in/out):**		**103.7/103.7**	**103.5/103.7**	/	
3/9/20@10:45		**Time of weighing:**		3/10@10:37	3/10@16:55		

APEX LABORATORIES, LLC
6700 SW Sandburg St. Tigard OR 97223 phone 503-718-2323

Balance Checksheets

Extractions March 2020
Wet Chem March 2020

Balance Challenge Log

Extractions
AND FX-2000
ID# 5210177

Weight ID	weight (g)	acceptance range (g)	
	=/<1g	± 0.02g	
	>1g	± 2%	
10077	0.5g	0.48	0.52
1000143395	300g	294.00	306.00

If other than as listed above, the weight and tracking ID of the mass used to challenge the balance must be recorded.

Alternate Weight/ID used:

Date Range:

Month: March
Year: 2020

Day/Time	Initials	Weight One	Observed	Weight Two	Observed
1					
2 07:10	JAG		.50		299.98
3 06:55	JAG		.51		300.02
4 0700	AJJ		0.50		299.99
5 0706	AJJ		0.49		299.97
6 07:00	JAG		.48		299.98
7					
8					
9					
10 0741	AJJ		0.50		299.98
11 0744	AJJ		0.49		299.98
12 07:25	JAG		0.50		299.98
13 09:25	JAG		.50		299.97
14					
15					
16 0808	AJJ	0.50g	0.49	300.00g	299.97
17 0714	AJJ		0.49		299.97
18 0712	AJJ		0.50		299.98
19 10.55	JAG		.51		299.98
20 0719	AJJ		0.50		299.97
21					
22					
23 07:10	JAG		.51		299.99
24 07.11	CAH		.49		299.97
25 07:10	JAG		.50		300.00
26					
27					
28					
29					
30 0722	AJJ		0.50		299.98
31 10:05	CAH		0.52		299.99

Balance Challenge Log

Wet Chem Balance 1
Ohaus Adventurer Pro
ID# 8C30461093

Weight ID	weight (g)	acceptance range (g)	
	<0.5000g	± 0.5mg	
	>/=0.5000g	± 0.1%	
1000015949	0.005g	0.0045	0.0055
66067	0.100g	0.0995	0.1005
66067	100g	99.9000	100.1000

If other than as listed above, the weight and tracking ID of the mass used to challenge the balance must be recorded.

Month: March
Year: 2020

Alternate Weight/ID used: | Date Range:

Day/Time	Initials	Weight 1	Observed	Weight 2	Observed	Weight 3	Observed
1							
2 1009	MAS		99.9984		0.0999		0.0050
3 1108	AMB		99.9983		0.0999		0.0052
4 1108	MAS		99.9987		0.0999		0.0048
5 1215	MAS		99.9987		0.0999		0.0048
6 1132	MAS		99.9990		0.1003		0.0049
7							
8							
9 1114	MAS		99.9985		0.0998		0.0051
10 1520	MAS		99.9983		0.0999		0.0050
11							
12 1435	MAS		99.9982		0.0996		0.0051
13 1811	MAS		99.9984		0.1000		0.0050
14		MAS 3:13pm	~~0~~				
15							
16 1012	NMK	100.0000g	99.9976	0.1000g	0.1000	.0050g	0.0053
17 0921	NMK		99.9976		0.0999		0.0050
18 1110	MAS		99.9974		0.1002		0.0050
19 1032	MAS		99.9973		0.1002		0.0051
20 1138	MAS		99.9977		0.0999		0.0053
21							
22							
23 1221	MAS		99.9980		0.0999		0.0050
24 1154	MAS		99.9978		0.0998		0.0050
25							
26 0908	NMK		99.9980		0.0999		0.0051
27 1443	MAS		99.9981		0.0996		0.0051
28							
29							
30 1025	MAS		99.9990		0.1000		0.0050
31 1204	MAS		99.9987		0.1002		0.0050