



**Apex Laboratories, LLC**  
6700 SW Sandburg St. Tigard, Oregon 97223  
503.718.2323

**Level IV Data Package for  
Anchor QEA, LLC  
Gasco PreRD\_DG 2019 – 4a-b. DOC-CAP Testing Cores  
Apex Laboratories Work Order #:  
A0D0210**

***The information contained in this Data Package is intended solely for the purpose of validating client sample results submitted under the associated Chain of Custody(ies). An effort has been made to remove all traceable non-client data. Any incidental inclusion of non-client data is considered privileged and confidential information. The use of this information for any purpose other than data validation is strictly prohibited, and constitutes a breach of contract.***

**Table of Contents**  
**A0D0210**  
(page 1 of 2)

**Analytical Case Narrative**  
**Analytical Report**  
**Sample Receipt Documentation**  
(Work orders, Chain of Custody & Cooler Receipt Forms)  
**CLP-Like Forms**  
**Raw Data**

**Polychlorinated Biphenyls by EPA 8082A**  
**Benchsheet & Analysis Sequence Data**  
Batch 0040376  
Sequence 0D13025 (A0D0210-01,02)

**Calibration Data**  
Sequence 0D09025 (Cal ID A0D1002) DUALECD2R

**Organochloride Pesticides by EPA 8081B**  
**Benchsheet & Analysis Sequence Data**  
Batch 0040379  
Sequence 0D15038 (A0D0210-01RE1,02RE1)  
Sequence 0D17030 (A0D0210-01RE2,02RE2)  
Sequence 0D14043 (QC Only)

**Calibration Data**  
Sequence 0C24036 (Cal ID A0C2504) DualECD5

**Semivolatile Organic Compounds (PAHs) by EPA 8270D**  
**Benchsheet & Analysis Sequence Data**  
Batch 0040356  
Sequence 0D10041 (A0D0210-01,02)

**Calibration Data**  
Sequence 0D07056 (Cal ID A0D0804) SV-GCMS14

**Conventional Chemistry Parameters**  
**Benchsheet & Analysis Sequence Data**

**Total Organic Carbon- Soil (5310 B)**  
Batch 0040469  
Sequence 0D17045 (A0D0210-01,02)



**Table of Contents**  
**A0D0210**  
(page 2 of 2)

**Calibration Data**

Sequence 0A08052 (Cal ID A0A0805) TOC6

**Total Solids/Percent Dry Weight by SM2540G/8000C**

**Benchsheet Data**

Batch 0040460 (A0D0210-01,02)

**Balance Checksheets**

Extractions April 2020

Dry Weight April 2020

Wet Chem April 2020

## **Analytical Case Narrative**

## **Analytical Case Narrative**

Client: Anchor QEA, LLC  
Project: Gasco PreRD\_DG 2019 – 4a-b. DOC-CAP Testing Cores  
Apex Work Order Number: A0D0210

Date: 05/18/2020

This data package contains data associated with analysis of samples for the above referenced Apex work order numbers. The data package Table of Contents, along with the PDF bookmarks, allow for ease of navigation and location of items within the data deliverable.

The Sample Receipt Documentation section of this package contains sample receipt information, including sample temperature and condition of receipt documented on Cooler Receipt Form(s). Apex analyzed the samples by the methods indicated on the Chain of Custody. Any additional analyses requested are indicated on the Apex Work Order.

If any anomalies were encountered during analysis that could potentially impact data quality, sample results are qualified and/or a separate Case Narrative is included in the Analytical Report. Please refer to the Notes and Definition section of the Analytical Report(s) for Qualifier explanations, Conventions, and the Blank Policy.

Data represented in this package are in compliance with the referenced method(s), both technically and for completeness, for all conditions other than those stated above and/or noted by qualification of the reported data. The signature below verifies that the Laboratory Director or his designee has authorized release of this data package.



Estella Rieben,  
Quality Systems Manager  
Apex Laboratories, LLC

## **Analytical Report**



Thursday, April 23, 2020

Ryan Barth  
Anchor QEA, LLC  
6720 SW Macadam Ave. Suite 125  
Portland, OR 97219

RE: A0D0210 - Gasco PreRD DG 2019 - 4a-b. DOC-CAP Testing Cores - [none]

Thank you for using Apex Laboratories. We greatly appreciate your business and strive to provide the highest quality services to the environmental industry.

Enclosed are the results of analyses for work order A0D0210, which was received by the laboratory on 10/14/2019 at 10:45:00AM.

If you have any questions concerning this report or the services we offer, please feel free to contact me by email at: [dthomas@apex-labs.com](mailto:dthomas@apex-labs.com), or by phone at 503-718-2323.

Please note: All samples will be disposed of within 30 days of sample receipt, unless prior arrangements have been made.

---

**Cooler Receipt Information**

(See Cooler Receipt Form for details)

Cooler #1	2.9 degC	Cooler #2	1.2 degC
Cooler #3	0.3 degC	Cooler #4	2.6 degC
Cooler #5	0.6 degC	Cooler #6	1.2 degC

---

This Final Report is the official version of the data results for this sample submission, unless superseded by a subsequent, labeled amended report.

All other deliverables derived from this data, including Electronic Data Deliverables (EDDs), CLP-like forms, client requested summary sheets, and all other products are considered secondary to this report.

---



Apex Laboratories

*The results in this report apply to the samples analyzed in accordance with the chain of custody document. This analytical report must be reproduced in its entirety.*



**Apex Laboratories, LLC**

6700 S.W. Sandburg Street  
Tigard, OR 97223  
503-718-2323  
EPA ID: OR01039

<b>Anchor QEA, LLC</b> 6720 SW Macadam Ave. Suite 125 Portland, OR 97219	Project: <b>Gasco PreRD DG 2019 - 4a-b. DOC-CAP Testing Cores</b> Project Number: [none] Project Manager: <b>Ryan Barth</b>	<b>Report ID:</b> A0D0210 - 04 23 20 1419
--	---	--

**ANALYTICAL REPORT FOR SAMPLES**

**SAMPLE INFORMATION**

Client Sample ID	Laboratory ID	Matrix	Date Sampled	Date Received
PDI-076SC-A-06-07-191013	A0D0210-01	Sediment	10/13/19 13:08	10/14/19 10:45
PDI-076SC-A-07-08-191013	A0D0210-02	Sediment	10/13/19 13:08	10/14/19 10:45

Apex Laboratories

*The results in this report apply to the samples analyzed in accordance with the chain of custody document. This analytical report must be reproduced in its entirety.*



<b>Anchor QEA, LLC</b> 6720 SW Macadam Ave. Suite 125 Portland, OR 97219	Project: <b>Gasco PreRD DG 2019 - 4a-b. DOC-CAP Testing Cores</b> Project Number: [none] Project Manager: <b>Ryan Barth</b>	<b>Report ID:</b> A0D0210 - 04 23 20 1419
--	---	--

**ANALYTICAL SAMPLE RESULTS**

**Polychlorinated Biphenyls by EPA 8082A**

Analyte	Sample Result	Detection Limit	Reporting Limit	Units	Dilution	Date Analyzed	Method Ref.	Notes
<b>PDI-076SC-A-06-07-191013 (A0D0210-01)</b>				<b>Matrix: Sediment</b>		<b>Batch: 0040376</b>		<b>C-07</b>
Aroclor 1016	ND	1.06	2.10	ug/kg dry	1	04/13/20 14:07	EPA 8082A	
Aroclor 1221	ND	1.06	2.10	ug/kg dry	1	04/13/20 14:07	EPA 8082A	
Aroclor 1232	ND	1.06	2.10	ug/kg dry	1	04/13/20 14:07	EPA 8082A	
<b>Aroclor 1242</b>	<b>18.7</b>	1.06	2.10	ug/kg dry	1	04/13/20 14:07	EPA 8082A	<b>P-10</b>
Aroclor 1248	ND	1.06	2.10	ug/kg dry	1	04/13/20 14:07	EPA 8082A	
<b>Aroclor 1254</b>	<b>21.6</b>	1.06	2.10	ug/kg dry	1	04/13/20 14:07	EPA 8082A	<b>P-10</b>
<b>Aroclor 1260</b>	<b>13.4</b>	1.06	2.10	ug/kg dry	1	04/13/20 14:07	EPA 8082A	<b>P-10</b>
Aroclor 1262	ND	1.06	2.10	ug/kg dry	1	04/13/20 14:07	EPA 8082A	
Aroclor 1268	ND	1.06	2.10	ug/kg dry	1	04/13/20 14:07	EPA 8082A	
<i>Surrogate: Decachlorobiphenyl (Surr)</i>		<i>Recovery: 62 %</i>		<i>Limits: 43-120 %</i>		<i>1</i>	<i>04/13/20 14:07</i>	<i>EPA 8082A</i>
<b>PDI-076SC-A-07-08-191013 (A0D0210-02)</b>				<b>Matrix: Sediment</b>		<b>Batch: 0040376</b>		<b>C-07</b>
Aroclor 1016	ND	2.70	2.70	ug/kg dry	1	04/13/20 14:42	EPA 8082A	R-02
Aroclor 1221	ND	1.13	2.24	ug/kg dry	1	04/13/20 14:42	EPA 8082A	
Aroclor 1232	ND	3.87	3.87	ug/kg dry	1	04/13/20 14:42	EPA 8082A	R-02
Aroclor 1242	ND	3.71	3.71	ug/kg dry	1	04/13/20 14:42	EPA 8082A	R-02
Aroclor 1248	ND	4.04	4.04	ug/kg dry	1	04/13/20 14:42	EPA 8082A	R-02
<b>Aroclor 1254</b>	<b>5.91</b>	1.13	2.24	ug/kg dry	1	04/13/20 14:42	EPA 8082A	<b>P-10</b>
<b>Aroclor 1260</b>	<b>5.75</b>	1.13	2.24	ug/kg dry	1	04/13/20 14:42	EPA 8082A	<b>P-10</b>
Aroclor 1262	ND	1.13	2.24	ug/kg dry	1	04/13/20 14:42	EPA 8082A	
Aroclor 1268	ND	1.13	2.24	ug/kg dry	1	04/13/20 14:42	EPA 8082A	
<i>Surrogate: Decachlorobiphenyl (Surr)</i>		<i>Recovery: 50 %</i>		<i>Limits: 43-120 %</i>		<i>1</i>	<i>04/13/20 14:42</i>	<i>EPA 8082A</i>

Apex Laboratories

The results in this report apply to the samples analyzed in accordance with the chain of custody document. This analytical report must be reproduced in its entirety.



**Anchor QEA, LLC**  
6720 SW Macadam Ave. Suite 125  
Portland, OR 97219

Project: **Gasco PreRD DG 2019 - 4a-b. DOC-CAP Testing Cores**  
Project Number: [none]  
Project Manager: **Ryan Barth**

**Report ID:**  
**A0D0210 - 04 23 20 1419**

**ANALYTICAL SAMPLE RESULTS**

**Organochlorine Pesticides by EPA 8081B**

Analyte	Sample Result	Detection Limit	Reporting Limit	Units	Dilution	Date Analyzed	Method Ref.	Notes
<b>PDI-076SC-A-06-07-191013 (A0D0210-01RE1)</b>				<b>Matrix: Sediment</b>		<b>Batch: 0040379</b>		<b>C-05, H-08</b>
2,4'-DDD	77.3	30.9	61.9	ug/kg dry	10	04/15/20 17:52	EPA 8081B	
2,4'-DDE	ND	30.9	61.9	ug/kg dry	10	04/15/20 17:52	EPA 8081B	
4,4'-DDD	198	30.9	61.9	ug/kg dry	10	04/15/20 17:52	EPA 8081B	
4,4'-DDE	33.4	30.9	61.9	ug/kg dry	10	04/15/20 17:52	EPA 8081B	J, P-11
4,4'-DDT	ND	61.9	61.9	ug/kg dry	10	04/15/20 17:52	EPA 8081B	
<i>Surrogate: 2,4,5,6-TCMX (Surr)</i>		<i>Recovery: 116 %</i>		<i>Limits: 42-129 %</i>		<i>10</i>	<i>04/15/20 17:52</i>	<i>EPA 8081B</i>
<i>Decachlorobiphenyl (Surr)</i>		<i>110 %</i>		<i>55-130 %</i>		<i>10</i>	<i>04/15/20 17:52</i>	<i>EPA 8081B</i>
<b>PDI-076SC-A-06-07-191013 (A0D0210-01RE2)</b>				<b>Matrix: Sediment</b>		<b>Batch: 0040379</b>		<b>C-05, H-08</b>
2,4'-DDT	ND	30.9	61.9	ug/kg dry	10	04/17/20 16:46	EPA 8081B	
<i>Surrogate: 2,4,5,6-TCMX (Surr)</i>		<i>Recovery: 118 %</i>		<i>Limits: 42-129 %</i>		<i>10</i>	<i>04/17/20 16:46</i>	<i>EPA 8081B</i>
<i>Decachlorobiphenyl (Surr)</i>		<i>114 %</i>		<i>55-130 %</i>		<i>10</i>	<i>04/17/20 16:46</i>	<i>EPA 8081B</i>
<b>PDI-076SC-A-07-08-191013 (A0D0210-02RE1)</b>				<b>Matrix: Sediment</b>		<b>Batch: 0040379</b>		<b>C-05, H-08</b>
2,4'-DDD	30.1	17.0	34.0	ug/kg dry	5	04/15/20 18:30	EPA 8081B	J
2,4'-DDE	ND	17.0	34.0	ug/kg dry	5	04/15/20 18:30	EPA 8081B	
4,4'-DDD	75.4	17.0	34.0	ug/kg dry	5	04/15/20 18:30	EPA 8081B	
4,4'-DDE	ND	17.0	34.0	ug/kg dry	5	04/15/20 18:30	EPA 8081B	
4,4'-DDT	ND	34.0	34.0	ug/kg dry	5	04/15/20 18:30	EPA 8081B	
<i>Surrogate: 2,4,5,6-TCMX (Surr)</i>		<i>Recovery: 88 %</i>		<i>Limits: 42-129 %</i>		<i>5</i>	<i>04/15/20 18:30</i>	<i>EPA 8081B</i>
<i>Decachlorobiphenyl (Surr)</i>		<i>111 %</i>		<i>55-130 %</i>		<i>5</i>	<i>04/15/20 18:30</i>	<i>EPA 8081B</i>
<b>PDI-076SC-A-07-08-191013 (A0D0210-02RE2)</b>				<b>Matrix: Sediment</b>		<b>Batch: 0040379</b>		<b>C-05, H-08</b>
2,4'-DDT	ND	17.0	34.0	ug/kg dry	5	04/17/20 17:27	EPA 8081B	
<i>Surrogate: 2,4,5,6-TCMX (Surr)</i>		<i>Recovery: 99 %</i>		<i>Limits: 42-129 %</i>		<i>5</i>	<i>04/17/20 17:27</i>	<i>EPA 8081B</i>
<i>Decachlorobiphenyl (Surr)</i>		<i>126 %</i>		<i>55-130 %</i>		<i>5</i>	<i>04/17/20 17:27</i>	<i>EPA 8081B</i>

Apex Laboratories

The results in this report apply to the samples analyzed in accordance with the chain of custody document. This analytical report must be reproduced in its entirety.





<b>Anchor QEA, LLC</b> 6720 SW Macadam Ave. Suite 125 Portland, OR 97219	Project: <b>Gasco PreRD DG 2019 - 4a-b. DOC-CAP Testing Cores</b> Project Number: [none] Project Manager: <b>Ryan Barth</b>	<b>Report ID:</b> A0D0210 - 04 23 20 1419
--	---	--

**ANALYTICAL SAMPLE RESULTS**

**Polyaromatic Hydrocarbons (PAHs) by EPA 8270D (Scan)**

Analyte	Sample Result	Detection Limit	Reporting Limit	Units	Dilution	Date Analyzed	Method Ref.	Notes	
<b>PDI-076SC-A-06-07-191013 (A0D0210-01)</b>				<b>Matrix: Sediment</b>		<b>Batch: 0040356</b>		<b>H-08</b>	
Acenaphthene	85500	1900	3800	ug/kg dry	1000	04/11/20 02:21	EPA 8270D		
Acenaphthylene	11700	1900	3800	ug/kg dry	1000	04/11/20 02:21	EPA 8270D		
Anthracene	71600	1900	3800	ug/kg dry	1000	04/11/20 02:21	EPA 8270D		
Benz(a)anthracene	47600	1900	3800	ug/kg dry	1000	04/11/20 02:21	EPA 8270D		
Benzo(a)pyrene	49400	1900	3800	ug/kg dry	1000	04/11/20 02:21	EPA 8270D		
Benzo(b)fluoranthene	39600	1900	3800	ug/kg dry	1000	04/11/20 02:21	EPA 8270D		
Benzo(k)fluoranthene	14100	1900	3800	ug/kg dry	1000	04/11/20 02:21	EPA 8270D	M-05	
Benzo(g,h,i)perylene	34900	1900	3800	ug/kg dry	1000	04/11/20 02:21	EPA 8270D		
Chrysene	57400	1900	3800	ug/kg dry	1000	04/11/20 02:21	EPA 8270D		
Dibenz(a,h)anthracene	4030	1900	3800	ug/kg dry	1000	04/11/20 02:21	EPA 8270D		
Fluoranthene	153000	1900	3800	ug/kg dry	1000	04/11/20 02:21	EPA 8270D		
Fluorene	56300	1900	3800	ug/kg dry	1000	04/11/20 02:21	EPA 8270D		
Indeno(1,2,3-cd)pyrene	29200	1900	3800	ug/kg dry	1000	04/11/20 02:21	EPA 8270D		
2-Methylnaphthalene	103000	1900	3800	ug/kg dry	1000	04/11/20 02:21	EPA 8270D		
Naphthalene	11200	1900	3800	ug/kg dry	1000	04/11/20 02:21	EPA 8270D		
Phenanthrene	315000	1900	3800	ug/kg dry	1000	04/11/20 02:21	EPA 8270D		
Pyrene	188000	1900	3800	ug/kg dry	1000	04/11/20 02:21	EPA 8270D		
<i>Surrogate: 2-Fluorobiphenyl (Surr)</i>		<i>Recovery: 360 %</i>		<i>Limits: 44-120 %</i>		<i>1000</i>	<i>04/11/20 02:21</i>	<i>EPA 8270D</i>	<i>S-05</i>
<i>p-Terphenyl-d14 (Surr)</i>		<i>410 %</i>		<i>54-127 %</i>		<i>1000</i>	<i>04/11/20 02:21</i>	<i>EPA 8270D</i>	<i>S-05</i>

<b>PDI-076SC-A-07-08-191013 (A0D0210-02)</b>				<b>Matrix: Sediment</b>		<b>Batch: 0040356</b>		<b>H-08</b>
Acenaphthene	40600	2090	4170	ug/kg dry	1000	04/11/20 02:52	EPA 8270D	
Acenaphthylene	6020	2090	4170	ug/kg dry	1000	04/11/20 02:52	EPA 8270D	
Anthracene	33400	2090	4170	ug/kg dry	1000	04/11/20 02:52	EPA 8270D	
Benz(a)anthracene	27700	2090	4170	ug/kg dry	1000	04/11/20 02:52	EPA 8270D	
Benzo(a)pyrene	38600	2090	4170	ug/kg dry	1000	04/11/20 02:52	EPA 8270D	
Benzo(b)fluoranthene	30400	2090	4170	ug/kg dry	1000	04/11/20 02:52	EPA 8270D	
Benzo(k)fluoranthene	10100	2090	4170	ug/kg dry	1000	04/11/20 02:52	EPA 8270D	M-05
Benzo(g,h,i)perylene	32200	2090	4170	ug/kg dry	1000	04/11/20 02:52	EPA 8270D	
Chrysene	32900	2090	4170	ug/kg dry	1000	04/11/20 02:52	EPA 8270D	
Dibenz(a,h)anthracene	2780	2090	4170	ug/kg dry	1000	04/11/20 02:52	EPA 8270D	J
Fluoranthene	102000	2090	4170	ug/kg dry	1000	04/11/20 02:52	EPA 8270D	
Fluorene	25400	2090	4170	ug/kg dry	1000	04/11/20 02:52	EPA 8270D	

Apex Laboratories

The results in this report apply to the samples analyzed in accordance with the chain of custody document. This analytical report must be reproduced in its entirety.



<b>Anchor QEA, LLC</b> 6720 SW Macadam Ave. Suite 125 Portland, OR 97219	Project: <b>Gasco PreRD DG 2019 - 4a-b. DOC-CAP Testing Cores</b> Project Number: [none] Project Manager: <b>Ryan Barth</b>	<b>Report ID:</b> A0D0210 - 04 23 20 1419
--	---	--

**ANALYTICAL SAMPLE RESULTS**

**Polyaromatic Hydrocarbons (PAHs) by EPA 8270D (Scan)**

Analyte	Sample Result	Detection Limit	Reporting Limit	Units	Dilution	Date Analyzed	Method Ref.	Notes	
<b>PDI-076SC-A-07-08-191013 (A0D0210-02)</b>				<b>Matrix: Sediment</b>		<b>Batch: 0040356</b>		<b>H-08</b>	
<b>Indeno(1,2,3-cd)pyrene</b>	<b>25400</b>	2090	4170	ug/kg dry	1000	04/11/20 02:52	EPA 8270D		
<b>2-Methylnaphthalene</b>	<b>6660</b>	2090	4170	ug/kg dry	1000	04/11/20 02:52	EPA 8270D		
<b>Naphthalene</b>	<b>8720</b>	2090	4170	ug/kg dry	1000	04/11/20 02:52	EPA 8270D		
<b>Phenanthrene</b>	<b>156000</b>	2090	4170	ug/kg dry	1000	04/11/20 02:52	EPA 8270D		
<b>Pyrene</b>	<b>127000</b>	2090	4170	ug/kg dry	1000	04/11/20 02:52	EPA 8270D		
<i>Surrogate: 2-Fluorobiphenyl (Surr)</i>		<i>Recovery: 200 %</i>		<i>Limits: 44-120 %</i>		<i>1000</i>	<i>04/11/20 02:52</i>	<i>EPA 8270D</i>	<i>S-05</i>
<i>p-Terphenyl-d14 (Surr)</i>		<i>310 %</i>		<i>54-127 %</i>		<i>1000</i>	<i>04/11/20 02:52</i>	<i>EPA 8270D</i>	<i>S-05</i>

Apex Laboratories

*The results in this report apply to the samples analyzed in accordance with the chain of custody document. This analytical report must be reproduced in its entirety.*



**Apex Laboratories, LLC**

6700 S.W. Sandburg Street  
 Tigard, OR 97223  
 503-718-2323  
 EPA ID: OR01039

<b>Anchor QEA, LLC</b> 6720 SW Macadam Ave. Suite 125 Portland, OR 97219	Project: <b>Gasco PreRD DG 2019 - 4a-b. DOC-CAP Testing Cores</b> Project Number: [none] Project Manager: <b>Ryan Barth</b>	<b>Report ID:</b> A0D0210 - 04 23 20 1419
--	---	--

**ANALYTICAL SAMPLE RESULTS**

**Demand Parameters**

Analyte	Sample Result	Detection Limit	Reporting Limit	Units	Dilution	Date Analyzed	Method Ref.	Notes
<b>PDI-076SC-A-06-07-191013 (A0D0210-01)</b>				<b>Matrix: Sediment</b>				
Batch: 0040469								
<b>Total Organic Carbon</b>	<b>4.0</b>	---	0.020	% by Weight	1	04/17/20 23:46	SM 5310 B MOD	<b>H-08</b>
<b>PDI-076SC-A-07-08-191013 (A0D0210-02)</b>				<b>Matrix: Sediment</b>				
Batch: 0040469								
<b>Total Organic Carbon</b>	<b>4.0</b>	---	0.020	% by Weight	1	04/18/20 00:08	SM 5310 B MOD	<b>H-08</b>

Apex Laboratories

*The results in this report apply to the samples analyzed in accordance with the chain of custody document. This analytical report must be reproduced in its entirety.*

Darwin Thomas, Business Development Director



**Apex Laboratories, LLC**

6700 S.W. Sandburg Street  
 Tigard, OR 97223  
 503-718-2323  
 EPA ID: OR01039

<b>Anchor QEA, LLC</b> 6720 SW Macadam Ave. Suite 125 Portland, OR 97219	Project: <b>Gasco PreRD DG 2019 - 4a-b. DOC-CAP Testing Cores</b> Project Number: [none] Project Manager: <b>Ryan Barth</b>	<b>Report ID:</b> A0D0210 - 04 23 20 1419
--	---	--

**ANALYTICAL SAMPLE RESULTS**

**Solid and Moisture Determinations**

Analyte	Sample Result	Detection Limit	Reporting Limit	Units	Dilution	Date Analyzed	Method Ref.	Notes
<b>PDI-076SC-A-06-07-191013 (A0D0210-01)</b>				<b>Matrix: Sediment</b>				
Batch: 0040460								
<b>Total Solids</b>	<b>61.9</b>	1.00	1.00	% by Weight	1	04/17/20 16:03	SM 2540 G	<b>H-08</b>
<b>PDI-076SC-A-07-08-191013 (A0D0210-02)</b>				<b>Matrix: Sediment</b>				
Batch: 0040460								
<b>Total Solids</b>	<b>58.2</b>	1.00	1.00	% by Weight	1	04/17/20 16:03	SM 2540 G	<b>H-08</b>

Apex Laboratories

*The results in this report apply to the samples analyzed in accordance with the chain of custody document. This analytical report must be reproduced in its entirety.*



<b>Anchor QEA, LLC</b> 6720 SW Macadam Ave. Suite 125 Portland, OR 97219	Project: <b>Gasco PreRD DG 2019 - 4a-b. DOC-CAP Testing Cores</b> Project Number: [none] Project Manager: <b>Ryan Barth</b>	<b>Report ID:</b> A0D0210 - 04 23 20 1419
--	---	--

**QUALITY CONTROL (QC) SAMPLE RESULTS**

**Polychlorinated Biphenyls by EPA 8082A**

Analyte	Result	Detection Limit	Reporting Limit	Units	Dilution	Spike Amount	Source Result	% REC	% REC Limits	RPD	RPD Limit	Notes
<b>Batch 0040376 - EPA 3546</b>												
<b>Sediment</b>												
<b>Blank (0040376-BLK1)</b> Prepared: 04/10/20 10:37 Analyzed: 04/13/20 08:15 <span style="float: right;">C-07</span>												
<u>EPA 8082A</u>												
Aroclor 1016	ND	0.648	1.29	ug/kg wet	1	---	---	---	---	---	---	
Aroclor 1221	ND	0.648	1.29	ug/kg wet	1	---	---	---	---	---	---	
Aroclor 1232	ND	0.648	1.29	ug/kg wet	1	---	---	---	---	---	---	
Aroclor 1242	ND	0.648	1.29	ug/kg wet	1	---	---	---	---	---	---	
Aroclor 1248	ND	0.648	1.29	ug/kg wet	1	---	---	---	---	---	---	
Aroclor 1254	ND	0.648	1.29	ug/kg wet	1	---	---	---	---	---	---	
Aroclor 1260	ND	0.648	1.29	ug/kg wet	1	---	---	---	---	---	---	
Aroclor 1262	ND	0.648	1.29	ug/kg wet	1	---	---	---	---	---	---	
Aroclor 1268	ND	0.648	1.29	ug/kg wet	1	---	---	---	---	---	---	
<i>Surr: Decachlorobiphenyl (Surr)</i>		<i>Recovery: 84 %</i>		<i>Limits: 43-120 %</i>		<i>Dilution: 1x</i>						
<b>LCS (0040376-BS1)</b> Prepared: 04/10/20 10:37 Analyzed: 04/13/20 08:32 <span style="float: right;">C-07</span>												
<u>EPA 8082A</u>												
Aroclor 1016	42.9	0.670	1.33	ug/kg wet	1	83.3	---	51	47-134%	---	---	
Aroclor 1260	61.8	0.670	1.33	ug/kg wet	1	83.3	---	74	53-140%	---	---	
<i>Surr: Decachlorobiphenyl (Surr)</i>		<i>Recovery: 73 %</i>		<i>Limits: 43-120 %</i>		<i>Dilution: 1x</i>						
<b>Duplicate (0040376-DUP1)</b> Prepared: 04/10/20 10:37 Analyzed: 04/13/20 09:25 <span style="float: right;">C-07</span>												
<u>QC Source Sample: Non-SDG (A0D0196-01)</u>												
Aroclor 1016	ND	0.793	1.57	ug/kg dry	1	---	ND	---	---	---	30%	
Aroclor 1221	ND	0.793	1.57	ug/kg dry	1	---	ND	---	---	---	30%	
Aroclor 1232	ND	0.793	1.57	ug/kg dry	1	---	ND	---	---	---	30%	
Aroclor 1242	ND	0.793	1.57	ug/kg dry	1	---	ND	---	---	---	30%	
Aroclor 1248	ND	0.793	1.57	ug/kg dry	1	---	ND	---	---	---	30%	
Aroclor 1254	ND	0.793	1.57	ug/kg dry	1	---	ND	---	---	---	30%	
Aroclor 1260	ND	0.793	1.57	ug/kg dry	1	---	ND	---	---	---	30%	
Aroclor 1262	ND	0.793	1.57	ug/kg dry	1	---	ND	---	---	---	30%	
Aroclor 1268	ND	0.793	1.57	ug/kg dry	1	---	ND	---	---	---	30%	
<i>Surr: Decachlorobiphenyl (Surr)</i>		<i>Recovery: 82 %</i>		<i>Limits: 43-120 %</i>		<i>Dilution: 1x</i>						
<b>Matrix Spike (0040376-MS1)</b> Prepared: 04/10/20 10:37 Analyzed: 04/13/20 10:00 <span style="float: right;">C-07</span>												
<u>QC Source Sample: Non-SDG (A0D0196-01)</u>												

Apex Laboratories

The results in this report apply to the samples analyzed in accordance with the chain of custody document. This analytical report must be reproduced in its entirety.



<b>Anchor QEA, LLC</b> 6720 SW Macadam Ave. Suite 125 Portland, OR 97219	Project: <b>Gasco PreRD DG 2019 - 4a-b. DOC-CAP Testing Cores</b> Project Number: [none] Project Manager: <b>Ryan Barth</b>	<b>Report ID:</b> A0D0210 - 04 23 20 1419
--	---	--

**QUALITY CONTROL (QC) SAMPLE RESULTS**

**Polychlorinated Biphenyls by EPA 8082A**

Analyte	Result	Detection Limit	Reporting Limit	Units	Dilution	Spike Amount	Source Result	% REC	% REC Limits	RPD	RPD Limit	Notes
<b>Batch 0040376 - EPA 3546</b>						<b>Sediment</b>						
<b>Matrix Spike (0040376-MS1)</b>						Prepared: 04/10/20 10:37 Analyzed: 04/13/20 10:00						<b>C-07</b>
<b>QC Source Sample: Non-SDG (A0D0196-01)</b>												
<b>EPA 8082A</b>												
Aroclor 1016	57.0	0.798	1.58	ug/kg dry	1	99.2	ND	57	47-134%	---	---	
Aroclor 1260	77.5	0.798	1.58	ug/kg dry	1	99.2	ND	78	53-140%	---	---	
<i>Surr: Decachlorobiphenyl (Surr)</i>		<i>Recovery: 89 %</i>		<i>Limits: 43-120 %</i>		<i>Dilution: 1x</i>						
<b>Matrix Spike Dup (0040376-MSD1)</b>						Prepared: 04/10/20 10:37 Analyzed: 04/13/20 10:35						<b>C-07</b>
<b>QC Source Sample: Non-SDG (A0D0196-01)</b>												
Aroclor 1016	55.2	0.795	1.58	ug/kg dry	1	98.9	ND	56	47-134%	3	30%	
Aroclor 1260	73.2	0.795	1.58	ug/kg dry	1	98.9	ND	74	53-140%	6	30%	
<i>Surr: Decachlorobiphenyl (Surr)</i>		<i>Recovery: 84 %</i>		<i>Limits: 43-120 %</i>		<i>Dilution: 1x</i>						

Apex Laboratories

The results in this report apply to the samples analyzed in accordance with the chain of custody document. This analytical report must be reproduced in its entirety.



<b>Anchor QEA, LLC</b> 6720 SW Macadam Ave. Suite 125 Portland, OR 97219	Project: <b>Gasco PreRD DG 2019 - 4a-b. DOC-CAP Testing Cores</b> Project Number: [none] Project Manager: <b>Ryan Barth</b>	<b>Report ID:</b> A0D0210 - 04 23 20 1419
--	---	--

**QUALITY CONTROL (QC) SAMPLE RESULTS**

**Organochlorine Pesticides by EPA 8081B**

Analyte	Result	Detection Limit	Reporting Limit	Units	Dilution	Spike Amount	Source Result	% REC	% REC Limits	RPD	RPD Limit	Notes	
<b>Batch 0040379 - EPA 3546/3640A (GPC)</b>						<b>Sediment</b>							
<b>Blank (0040379-BLK1)</b>			Prepared: 04/10/20 08:28 Analyzed: 04/14/20 13:13						<b>C-05</b>				
<b>EPA 8081B</b>													
2,4'-DDD	ND	0.909	1.82	ug/kg wet	1	---	---	---	---	---	---		
2,4'-DDE	ND	0.909	1.82	ug/kg wet	1	---	---	---	---	---	---		
2,4'-DDT	ND	0.909	1.82	ug/kg wet	1	---	---	---	---	---	---		
4,4'-DDD	ND	0.909	1.82	ug/kg wet	1	---	---	---	---	---	---		
4,4'-DDE	ND	0.909	1.82	ug/kg wet	1	---	---	---	---	---	---		
4,4'-DDT	ND	0.909	1.82	ug/kg wet	1	---	---	---	---	---	---		
<i>Surr: 2,4,5,6-TCMX (Surr)</i>		<i>Recovery: 68 %</i>		<i>Limits: 42-129 %</i>		<i>Dilution: 1x</i>							
<i>Decachlorobiphenyl (Surr)</i>		<i>85 %</i>		<i>55-130 %</i>		<i>"</i>							
<b>LCS (0040379-BS1)</b>			Prepared: 04/10/20 08:28 Analyzed: 04/14/20 13:30						<b>C-05</b>				
<b>EPA 8081B</b>													
2,4'-DDD	48.4	1.00	2.00	ug/kg wet	1	50.0	---	97	50-150%	---	---		
2,4'-DDE	43.5	1.00	2.00	ug/kg wet	1	50.0	---	87	50-150%	---	---		
2,4'-DDT	57.2	1.00	2.00	ug/kg wet	1	50.0	---	114	50-150%	---	---		
4,4'-DDD	48.5	1.00	2.00	ug/kg wet	1	50.0	---	97	50-150%	---	---		
4,4'-DDE	48.0	1.00	2.00	ug/kg wet	1	50.0	---	96	50-150%	---	---		
4,4'-DDT	58.9	1.00	2.00	ug/kg wet	1	50.0	---	118	50-150%	---	---		
<i>Surr: 2,4,5,6-TCMX (Surr)</i>		<i>Recovery: 70 %</i>		<i>Limits: 42-129 %</i>		<i>Dilution: 1x</i>							
<i>Decachlorobiphenyl (Surr)</i>		<i>85 %</i>		<i>55-130 %</i>		<i>"</i>							
<b>Duplicate (0040379-DUP1)</b>			Prepared: 04/10/20 08:28 Analyzed: 04/14/20 14:05						<b>C-05, H-08</b>				
<b>QC Source Sample: Non-SDG (A0D0196-01RE1)</b>													
2,4'-DDD	ND	1.17	2.34	ug/kg dry	1	---	ND	---	---	---	30%		
2,4'-DDE	ND	1.17	2.34	ug/kg dry	1	---	ND	---	---	---	30%		
2,4'-DDT	ND	1.17	2.34	ug/kg dry	1	---	ND	---	---	---	30%		
4,4'-DDD	ND	1.17	2.34	ug/kg dry	1	---	ND	---	---	---	30%		
4,4'-DDE	ND	1.17	2.34	ug/kg dry	1	---	ND	---	---	---	30%		
4,4'-DDT	ND	1.17	2.34	ug/kg dry	1	---	ND	---	---	---	30%		
<i>Surr: 2,4,5,6-TCMX (Surr)</i>		<i>Recovery: 66 %</i>		<i>Limits: 42-129 %</i>		<i>Dilution: 1x</i>							
<i>Decachlorobiphenyl (Surr)</i>		<i>84 %</i>		<i>55-130 %</i>		<i>"</i>							
<b>Matrix Spike (0040379-MS1)</b>			Prepared: 04/10/20 08:28 Analyzed: 04/14/20 14:22						<b>C-05, H-08</b>				

Apex Laboratories

The results in this report apply to the samples analyzed in accordance with the chain of custody document. This analytical report must be reproduced in its entirety.

Darwin Thomas, Business Development Director



**Anchor QEA, LLC**

6720 SW Macadam Ave. Suite 125  
Portland, OR 97219

Project: **Gasco PreRD DG 2019 - 4a-b. DOC-CAP Testing Cores**

Project Number: [none]  
Project Manager: Ryan Barth

**Report ID:**  
A0D0210 - 04 23 20 1419

**QUALITY CONTROL (QC) SAMPLE RESULTS**

**Organochlorine Pesticides by EPA 8081B**

Analyte	Result	Detection Limit	Reporting Limit	Units	Dilution	Spike Amount	Source Result	% REC	% REC Limits	RPD	RPD Limit	Notes	
<b>Batch 0040379 - EPA 3546/3640A (GPC)</b>						<b>Sediment</b>							
<b>Matrix Spike (0040379-MS1)</b>						Prepared: 04/10/20 08:28 Analyzed: 04/14/20 14:22						<b>C-05, H-08</b>	
<b>QC Source Sample: Non-SDG (A0D0196-01RE1)</b>													
<b>EPA 8081B</b>													
2,4'-DDD	57.0	1.16	2.32	ug/kg dry	1	58.0	ND	98	50-150%	---	---		
2,4'-DDE	52.6	1.16	2.32	ug/kg dry	1	58.0	ND	91	50-150%	---	---		
2,4'-DDT	69.7	1.16	2.32	ug/kg dry	1	58.0	ND	120	50-150%	---	---		
4,4'-DDD	58.1	1.16	2.32	ug/kg dry	1	58.0	ND	100	50-150%	---	---		
4,4'-DDE	57.7	1.16	2.32	ug/kg dry	1	58.0	ND	99	50-150%	---	---		
4,4'-DDT	69.5	1.16	2.32	ug/kg dry	1	58.0	ND	120	50-150%	---	---		
<i>Surr: 2,4,5,6-TCMX (Surr)</i>		<i>Recovery: 74 %</i>		<i>Limits: 42-129 %</i>		<i>Dilution: 1x</i>							
<i>Decachlorobiphenyl (Surr)</i>		<i>84 %</i>		<i>55-130 %</i>		<i>"</i>							

<b>Matrix Spike Dup (0040379-MSD1)</b>						Prepared: 04/10/20 08:28 Analyzed: 04/14/20 14:39						<b>C-05, H-08</b>	
<b>QC Source Sample: Non-SDG (A0D0196-01RE1)</b>													
2,4'-DDD	54.9	1.14	2.29	ug/kg dry	1	57.1	ND	96	50-150%	4	30%		
2,4'-DDE	47.5	1.14	2.29	ug/kg dry	1	57.1	ND	83	50-150%	10	30%		
2,4'-DDT	65.3	1.14	2.29	ug/kg dry	1	57.1	ND	114	50-150%	7	30%		
4,4'-DDD	55.5	1.14	2.29	ug/kg dry	1	57.1	ND	97	50-150%	5	30%		
4,4'-DDE	53.2	1.14	2.29	ug/kg dry	1	57.1	ND	93	50-150%	8	30%		
4,4'-DDT	67.2	1.14	2.29	ug/kg dry	1	57.1	ND	118	50-150%	3	30%		
<i>Surr: 2,4,5,6-TCMX (Surr)</i>		<i>Recovery: 75 %</i>		<i>Limits: 42-129 %</i>		<i>Dilution: 1x</i>							
<i>Decachlorobiphenyl (Surr)</i>		<i>86 %</i>		<i>55-130 %</i>		<i>"</i>							

Apex Laboratories

The results in this report apply to the samples analyzed in accordance with the chain of custody document. This analytical report must be reproduced in its entirety.

Darwin Thomas, Business Development Director





<b>Anchor QEA, LLC</b> 6720 SW Macadam Ave. Suite 125 Portland, OR 97219	Project: <b>Gasco PreRD DG 2019 - 4a-b. DOC-CAP Testing Cores</b> Project Number: [none] Project Manager: <b>Ryan Barth</b>	<b>Report ID:</b> A0D0210 - 04 23 20 1419
--	---	--

**QUALITY CONTROL (QC) SAMPLE RESULTS**

**Polyaromatic Hydrocarbons (PAHs) by EPA 8270D (Scan)**

Analyte	Result	Detection Limit	Reporting Limit	Units	Dilution	Spike Amount	Source Result	% REC	% REC Limits	RPD	RPD Limit	Notes
<b>Batch 0040356 - EPA 3546</b>												
<b>Sediment</b>												
<b>Blank (0040356-BLK1)</b>												
Prepared: 04/10/20 07:04 Analyzed: 04/10/20 16:25												
<u>EPA 8270D</u>												
Acenaphthene	ND	1.14	2.27	ug/kg wet	1	---	---	---	---	---	---	
Acenaphthylene	ND	1.14	2.27	ug/kg wet	1	---	---	---	---	---	---	
Anthracene	ND	1.14	2.27	ug/kg wet	1	---	---	---	---	---	---	
Benz(a)anthracene	ND	1.14	2.27	ug/kg wet	1	---	---	---	---	---	---	
Benzo(a)pyrene	ND	1.14	2.27	ug/kg wet	1	---	---	---	---	---	---	
Benzo(b)fluoranthene	ND	1.14	2.27	ug/kg wet	1	---	---	---	---	---	---	
Benzo(k)fluoranthene	ND	1.14	2.27	ug/kg wet	1	---	---	---	---	---	---	
Benzo(g,h,i)perylene	ND	1.14	2.27	ug/kg wet	1	---	---	---	---	---	---	
Chrysene	ND	1.14	2.27	ug/kg wet	1	---	---	---	---	---	---	
Dibenz(a,h)anthracene	ND	1.14	2.27	ug/kg wet	1	---	---	---	---	---	---	
Fluoranthene	ND	1.14	2.27	ug/kg wet	1	---	---	---	---	---	---	
Fluorene	ND	1.14	2.27	ug/kg wet	1	---	---	---	---	---	---	
Indeno(1,2,3-cd)pyrene	ND	1.14	2.27	ug/kg wet	1	---	---	---	---	---	---	
2-Methylnaphthalene	ND	1.14	2.27	ug/kg wet	1	---	---	---	---	---	---	
Naphthalene	ND	1.14	2.27	ug/kg wet	1	---	---	---	---	---	---	
Phenanthrene	ND	1.14	2.27	ug/kg wet	1	---	---	---	---	---	---	
Pyrene	ND	1.14	2.27	ug/kg wet	1	---	---	---	---	---	---	
<i>Surr: 2-Fluorobiphenyl (Surr)</i>		<i>Recovery: 75 %</i>		<i>Limits: 44-120 %</i>		<i>Dilution: 1x</i>						
<i>p-Terphenyl-d14 (Surr)</i>		<i>89 %</i>		<i>54-127 %</i>		<i>"</i>						

<b>LCS (0040356-BS1)</b>												
Prepared: 04/10/20 07:04 Analyzed: 04/10/20 16:57												
<u>EPA 8270D</u>												
Acenaphthene	15.5	1.25	2.50	ug/kg wet	1	20.0	---	78	40-123%	---	---	
Acenaphthylene	16.6	1.25	2.50	ug/kg wet	1	20.0	---	83	32-132%	---	---	
Anthracene	16.9	1.25	2.50	ug/kg wet	1	20.0	---	84	47-123%	---	---	
Benz(a)anthracene	16.1	1.25	2.50	ug/kg wet	1	20.0	---	81	49-126%	---	---	
Benzo(a)pyrene	16.9	1.25	2.50	ug/kg wet	1	20.0	---	85	45-129%	---	---	
Benzo(b)fluoranthene	16.1	1.25	2.50	ug/kg wet	1	20.0	---	80	45-132%	---	---	
Benzo(k)fluoranthene	16.0	1.25	2.50	ug/kg wet	1	20.0	---	80	47-132%	---	---	
Benzo(g,h,i)perylene	15.7	1.25	2.50	ug/kg wet	1	20.0	---	78	43-134%	---	---	
Chrysene	15.8	1.25	2.50	ug/kg wet	1	20.0	---	79	50-124%	---	---	
Dibenz(a,h)anthracene	15.0	1.25	2.50	ug/kg wet	1	20.0	---	75	45-134%	---	---	
Fluoranthene	16.8	1.25	2.50	ug/kg wet	1	20.0	---	84	50-127%	---	---	

Apex Laboratories

The results in this report apply to the samples analyzed in accordance with the chain of custody document. This analytical report must be reproduced in its entirety.

Darwin Thomas, Business Development Director



<b>Anchor QEA, LLC</b> 6720 SW Macadam Ave. Suite 125 Portland, OR 97219	Project: <b>Gasco PreRD DG 2019 - 4a-b. DOC-CAP Testing Cores</b> Project Number: [none] Project Manager: <b>Ryan Barth</b>	<b>Report ID:</b> A0D0210 - 04 23 20 1419
--	---	--

**QUALITY CONTROL (QC) SAMPLE RESULTS**

**Polyaromatic Hydrocarbons (PAHs) by EPA 8270D (Scan)**

Analyte	Result	Detection Limit	Reporting Limit	Units	Dilution	Spike Amount	Source Result	% REC	% REC Limits	RPD	RPD Limit	Notes
<b>Batch 0040356 - EPA 3546</b>												
<b>Sediment</b>												
<b>LCS (0040356-BS1)</b>												
Prepared: 04/10/20 07:04 Analyzed: 04/10/20 16:57												
Fluorene	16.2	1.25	2.50	ug/kg wet	1	20.0	---	81	43-125%	---	---	
Indeno(1,2,3-cd)pyrene	15.9	1.25	2.50	ug/kg wet	1	20.0	---	80	45-133%	---	---	
2-Methylnaphthalene	16.2	1.25	2.50	ug/kg wet	1	20.0	---	81	38-122%	---	---	
Naphthalene	14.9	1.25	2.50	ug/kg wet	1	20.0	---	75	35-123%	---	---	
Phenanthrene	15.2	1.25	2.50	ug/kg wet	1	20.0	---	76	50-121%	---	---	
Pyrene	16.9	1.25	2.50	ug/kg wet	1	20.0	---	84	47-127%	---	---	
Surr: 2-Fluorobiphenyl (Surr)		Recovery: 77 %		Limits: 44-120 %		Dilution: 1x						
p-Terphenyl-d14 (Surr)		86 %		54-127 %		"						

<b>Duplicate (0040356-DUP1)</b>												
Prepared: 04/10/20 07:04 Analyzed: 04/10/20 18:01												
<b>H-08</b>												
<b>QC Source Sample: Non-SDG (A0D0196-01)</b>												
Acenaphthene	<b>2.39</b>	1.45	2.89	ug/kg dry	1	---	2.77	---	---	15	30%	J
Acenaphthylene	ND	1.45	2.89	ug/kg dry	1	---	ND	---	---	---	30%	
Anthracene	ND	1.45	2.89	ug/kg dry	1	---	ND	---	---	---	30%	
Benz(a)anthracene	ND	1.45	2.89	ug/kg dry	1	---	ND	---	---	---	30%	
Benzo(a)pyrene	ND	1.45	2.89	ug/kg dry	1	---	ND	---	---	---	30%	
Benzo(b)fluoranthene	ND	1.45	2.89	ug/kg dry	1	---	ND	---	---	---	30%	
Benzo(k)fluoranthene	ND	1.45	2.89	ug/kg dry	1	---	ND	---	---	---	30%	
Benzo(g,h,i)perylene	ND	1.45	2.89	ug/kg dry	1	---	ND	---	---	---	30%	
Chrysene	ND	1.45	2.89	ug/kg dry	1	---	ND	---	---	---	30%	
Dibenz(a,h)anthracene	ND	1.45	2.89	ug/kg dry	1	---	ND	---	---	---	30%	
Fluoranthene	ND	1.45	2.89	ug/kg dry	1	---	ND	---	---	---	30%	
Fluorene	ND	1.45	2.89	ug/kg dry	1	---	ND	---	---	---	30%	
Indeno(1,2,3-cd)pyrene	ND	1.45	2.89	ug/kg dry	1	---	ND	---	---	---	30%	
2-Methylnaphthalene	ND	1.45	2.89	ug/kg dry	1	---	ND	---	---	---	30%	
Naphthalene	ND	1.45	2.89	ug/kg dry	1	---	ND	---	---	---	30%	
Phenanthrene	<b>2.99</b>	1.45	2.89	ug/kg dry	1	---	3.06	---	---	2	30%	
Pyrene	ND	1.45	2.89	ug/kg dry	1	---	ND	---	---	---	30%	
Surr: 2-Fluorobiphenyl (Surr)		Recovery: 74 %		Limits: 44-120 %		Dilution: 1x						
p-Terphenyl-d14 (Surr)		78 %		54-127 %		"						

<b>Matrix Spike (0040356-MS1)</b>												
Prepared: 04/10/20 07:04 Analyzed: 04/10/20 18:33												
<b>H-08</b>												
<b>QC Source Sample: Non-SDG (A0D0196-01)</b>												

Apex Laboratories

The results in this report apply to the samples analyzed in accordance with the chain of custody document. This analytical report must be reproduced in its entirety.



<b>Anchor QEA, LLC</b> 6720 SW Macadam Ave. Suite 125 Portland, OR 97219	Project: <b>Gasco PreRD DG 2019 - 4a-b. DOC-CAP Testing Cores</b> Project Number: [none] Project Manager: Ryan Barth	<b>Report ID:</b> A0D0210 - 04 23 20 1419
--	--	--

**QUALITY CONTROL (QC) SAMPLE RESULTS**

**Polyaromatic Hydrocarbons (PAHs) by EPA 8270D (Scan)**

Analyte	Result	Detection Limit	Reporting Limit	Units	Dilution	Spike Amount	Source Result	% REC	% REC Limits	RPD	RPD Limit	Notes
<b>Batch 0040356 - EPA 3546</b>												
<b>Sediment</b>												
<b>Matrix Spike (0040356-MS1)</b>												
Prepared: 04/10/20 07:04 Analyzed: 04/10/20 18:33 <span style="float: right;">H-08</span>												
<b>QC Source Sample: Non-SDG (A0D0196-01)</b>												
<b>EPA 8270D</b>												
Acenaphthene	22.4	1.45	2.91	ug/kg dry	1	23.3	2.77	84	40-123%	---	---	
Acenaphthylene	18.9	1.45	2.91	ug/kg dry	1	23.3	ND	81	32-132%	---	---	
Anthracene	19.6	1.45	2.91	ug/kg dry	1	23.3	ND	84	47-123%	---	---	
Benz(a)anthracene	18.5	1.45	2.91	ug/kg dry	1	23.3	ND	80	49-126%	---	---	
Benzo(a)pyrene	19.6	1.45	2.91	ug/kg dry	1	23.3	ND	84	45-129%	---	---	
Benzo(b)fluoranthene	18.4	1.45	2.91	ug/kg dry	1	23.3	ND	79	45-132%	---	---	
Benzo(k)fluoranthene	17.8	1.45	2.91	ug/kg dry	1	23.3	ND	77	47-132%	---	---	
Benzo(g,h,i)perylene	17.8	1.45	2.91	ug/kg dry	1	23.3	ND	77	43-134%	---	---	
Chrysene	17.8	1.45	2.91	ug/kg dry	1	23.3	ND	76	50-124%	---	---	
Dibenz(a,h)anthracene	16.4	1.45	2.91	ug/kg dry	1	23.3	ND	71	45-134%	---	---	
Fluoranthene	20.3	1.45	2.91	ug/kg dry	1	23.3	ND	87	50-127%	---	---	
Fluorene	21.0	1.45	2.91	ug/kg dry	1	23.3	ND	90	43-125%	---	---	
Indeno(1,2,3-cd)pyrene	17.8	1.45	2.91	ug/kg dry	1	23.3	ND	77	45-133%	---	---	
2-Methylnaphthalene	18.4	1.45	2.91	ug/kg dry	1	23.3	ND	79	38-122%	---	---	
Naphthalene	17.3	1.45	2.91	ug/kg dry	1	23.3	ND	75	35-123%	---	---	
Phenanthrene	21.6	1.45	2.91	ug/kg dry	1	23.3	3.06	80	50-121%	---	---	
Pyrene	19.3	1.45	2.91	ug/kg dry	1	23.3	ND	83	47-127%	---	---	
Surr: 2-Fluorobiphenyl (Surr) Recovery: 72 % Limits: 44-120 % Dilution: 1x												
p-Terphenyl-d14 (Surr) 79 % 54-127 % "												

<b>Matrix Spike Dup (0040356-MSD1)</b>												
Prepared: 04/10/20 07:04 Analyzed: 04/10/20 19:04 <span style="float: right;">H-08</span>												
<b>QC Source Sample: Non-SDG (A0D0196-01)</b>												
Acenaphthene	20.2	1.44	2.88	ug/kg dry	1	23.0	2.77	76	40-123%	10	30%	
Acenaphthylene	18.7	1.44	2.88	ug/kg dry	1	23.0	ND	81	32-132%	1	30%	
Anthracene	19.5	1.44	2.88	ug/kg dry	1	23.0	ND	85	47-123%	0.4	30%	
Benz(a)anthracene	18.2	1.44	2.88	ug/kg dry	1	23.0	ND	79	49-126%	2	30%	
Benzo(a)pyrene	19.6	1.44	2.88	ug/kg dry	1	23.0	ND	85	45-129%	0.3	30%	
Benzo(b)fluoranthene	18.4	1.44	2.88	ug/kg dry	1	23.0	ND	80	45-132%	0.2	30%	
Benzo(k)fluoranthene	17.6	1.44	2.88	ug/kg dry	1	23.0	ND	76	47-132%	1	30%	
Benzo(g,h,i)perylene	17.8	1.44	2.88	ug/kg dry	1	23.0	ND	77	43-134%	0.2	30%	
Chrysene	17.6	1.44	2.88	ug/kg dry	1	23.0	ND	77	50-124%	0.6	30%	
Dibenz(a,h)anthracene	16.5	1.44	2.88	ug/kg dry	1	23.0	ND	72	45-134%	0.7	30%	

Apex Laboratories

The results in this report apply to the samples analyzed in accordance with the chain of custody document. This analytical report must be reproduced in its entirety.



<b>Anchor QEA, LLC</b> 6720 SW Macadam Ave. Suite 125 Portland, OR 97219	Project: <b>Gasco PreRD DG 2019 - 4a-b. DOC-CAP Testing Cores</b> Project Number: [none] Project Manager: <b>Ryan Barth</b>	<b>Report ID:</b> A0D0210 - 04 23 20 1419
--	---	--

**QUALITY CONTROL (QC) SAMPLE RESULTS**

**Polyaromatic Hydrocarbons (PAHs) by EPA 8270D (Scan)**

Analyte	Result	Detection Limit	Reporting Limit	Units	Dilution	Spike Amount	Source Result	% REC	% REC Limits	RPD	RPD Limit	Notes
<b>Batch 0040356 - EPA 3546</b>												
<b>Sediment</b>												
<b>Matrix Spike Dup (0040356-MSD1)</b>												
						Prepared: 04/10/20 07:04 Analyzed: 04/10/20 19:04						H-08
<b>QC Source Sample: Non-SDG (A0D0196-01)</b>												
Fluoranthene	19.9	1.44	2.88	ug/kg dry	1	23.0	ND	87	50-127%	2	30%	
Fluorene	20.1	1.44	2.88	ug/kg dry	1	23.0	ND	87	43-125%	5	30%	
Indeno(1,2,3-cd)pyrene	17.8	1.44	2.88	ug/kg dry	1	23.0	ND	77	45-133%	0.2	30%	
2-Methylnaphthalene	18.3	1.44	2.88	ug/kg dry	1	23.0	ND	79	38-122%	0.5	30%	
Naphthalene	17.1	1.44	2.88	ug/kg dry	1	23.0	ND	74	35-123%	1	30%	
Phenanthrene	20.5	1.44	2.88	ug/kg dry	1	23.0	3.06	76	50-121%	5	30%	
Pyrene	18.9	1.44	2.88	ug/kg dry	1	23.0	ND	82	47-127%	2	30%	
<i>Surr: 2-Fluorobiphenyl (Surr)</i>		<i>Recovery: 73 %</i>		<i>Limits: 44-120 %</i>		<i>Dilution: 1x</i>						
<i>p-Terphenyl-d14 (Surr)</i>		<i>81 %</i>		<i>54-127 %</i>		<i>"</i>						

Apex Laboratories

*The results in this report apply to the samples analyzed in accordance with the chain of custody document. This analytical report must be reproduced in its entirety.*



**Anchor QEA, LLC**  
6720 SW Macadam Ave. Suite 125  
Portland, OR 97219

Project: **Gasco PreRD DG 2019 - 4a-b. DOC-CAP Testing Cores**  
Project Number: [none]  
Project Manager: **Ryan Barth**

**Report ID:**  
A0D0210 - 04 23 20 1419

**QUALITY CONTROL (QC) SAMPLE RESULTS**

**Demand Parameters**

Analyte	Result	Detection Limit	Reporting Limit	Units	Dilution	Spike Amount	Source Result	% REC	% REC Limits	RPD	RPD Limit	Notes
<b>Batch 0040469 - PSEP-5310B TOC</b>						<b>Soil</b>						
<b>Blank (0040469-BLK1)</b>			Prepared: 04/14/20 13:18 Analyzed: 04/17/20 21:48									
<u>SM 5310 B MOD</u>												
Total Organic Carbon	ND	---	0.020	% by Weight	1	---	---	---	---	---	---	
<b>LCS (0040469-BS1)</b>			Prepared: 04/14/20 13:18 Analyzed: 04/17/20 21:58									
<u>SM 5310 B MOD</u>												
Total Organic Carbon	9500	---		mg/kg	1	10000	---	95	90-110%	---	---	
<b>Duplicate (0040469-DUP1)</b>			Prepared: 04/14/20 13:18 Analyzed: 04/18/20 00:29									
<u>QC Source Sample: Non-SDG (A0D0212-01)</u>												
Total Organic Carbon	2.0	---	0.020	% by Weight	1	---	2.0	---	---	0.6	20%	H-08
<b>Duplicate (0040469-DUP2)</b>			Prepared: 04/14/20 13:18 Analyzed: 04/18/20 00:40									
<u>QC Source Sample: Non-SDG (A0D0212-01)</u>												
Total Organic Carbon	2.0	---	0.020	% by Weight	1	---	2.0	---	---	2	20%	H-08
<b>Duplicate (0040469-DUP3)</b>			Prepared: 04/14/20 13:18 Analyzed: 04/17/20 22:20									
<u>QC Source Sample: Non-SDG (A0D0207-01)</u>												
Total Organic Carbon	0.22	---	0.020	% by Weight	1	---	0.21	---	---	2	20%	H-08
<b>Duplicate (0040469-DUP4)</b>			Prepared: 04/14/20 13:18 Analyzed: 04/17/20 23:57									
<u>QC Source Sample: PDI-076SC-A-06-07-191013 (A0D0210-01)</u>												
<u>SM 5310 B MOD</u>												
Total Organic Carbon	3.9	---	0.020	% by Weight	1	---	4.0	---	---	3	20%	H-08

Apex Laboratories

*The results in this report apply to the samples analyzed in accordance with the chain of custody document. This analytical report must be reproduced in its entirety.*



**Apex Laboratories, LLC**

6700 S.W. Sandburg Street  
 Tigard, OR 97223  
 503-718-2323  
 EPA ID: OR01039

<b>Anchor QEA, LLC</b> 6720 SW Macadam Ave. Suite 125 Portland, OR 97219	Project: <b>Gasco PreRD DG 2019 - 4a-b. DOC-CAP Testing Cores</b> Project Number: [none] Project Manager: <b>Ryan Barth</b>	<b>Report ID:</b> A0D0210 - 04 23 20 1419
--	---	--

**QUALITY CONTROL (QC) SAMPLE RESULTS**

**Solid and Moisture Determinations**

Analyte	Result	Detection Limit	Reporting Limit	Units	Dilution	Spike Amount	Source Result	% REC	% REC Limits	RPD	RPD Limit	Notes
<b>Batch 0040460 - Total Solids (SM2540G/PSEP)</b>						<b>Sediment</b>						
<b>Duplicate (0040460-DUP1)</b>						Prepared: 04/14/20 11:06 Analyzed: 04/17/20 16:03						
<u>QC Source Sample: Non-SDG (A0D0212-01)</u>												
Total Solids	56.4	1.00	1.00	% by Weight	1	---	56.7	---	---	0.5	10%	H-08
<b>Duplicate (0040460-DUP2)</b>						Prepared: 04/14/20 11:06 Analyzed: 04/17/20 16:03						
<u>QC Source Sample: PDI-076SC-A-06-07-191013 (A0D0210-01)</u>												
<u>SM 2540 G</u>												
Total Solids	61.3	1.00	1.00	% by Weight	1	---	61.9	---	---	1	10%	H-08

Apex Laboratories

*The results in this report apply to the samples analyzed in accordance with the chain of custody document. This analytical report must be reproduced in its entirety.*



**Anchor QEA, LLC**  
6720 SW Macadam Ave. Suite 125  
Portland, OR 97219

Project: **Gasco PreRD DG 2019 - 4a-b. DOC-CAP Testing Cores**  
Project Number: [none]  
Project Manager: **Ryan Barth**

**Report ID:**  
A0D0210 - 04 23 20 1419

**SAMPLE PREPARATION INFORMATION**

**Polychlorinated Biphenyls by EPA 8082A**

Prep: EPA 3546

Lab Number	Matrix	Method	Sampled	Prepared	Sample Initial/Final	Default Initial/Final	RL Prep Factor
Batch: 0040376							
A0D0210-01	Sediment	EPA 8082A	10/13/19 13:08	04/10/20 10:37	30.73g/2mL	30g/2mL	0.98
A0D0210-02	Sediment	EPA 8082A	10/13/19 13:08	04/10/20 10:37	30.6g/2mL	30g/2mL	0.98

**Organochlorine Pesticides by EPA 8081B**

Prep: EPA 3546/3640A (GPC)

Lab Number	Matrix	Method	Sampled	Prepared	Sample Initial/Final	Default Initial/Final	RL Prep Factor
Batch: 0040379							
A0D0210-01RE1	Sediment	EPA 8081B	10/13/19 13:08	04/10/20 08:28	10.45g/20mL	10g/5mL	3.83
A0D0210-01RE2	Sediment	EPA 8081B	10/13/19 13:08	04/10/20 08:28	10.45g/20mL	10g/5mL	3.83
A0D0210-02RE1	Sediment	EPA 8081B	10/13/19 13:08	04/10/20 08:28	10.12g/20mL	10g/5mL	3.95
A0D0210-02RE2	Sediment	EPA 8081B	10/13/19 13:08	04/10/20 08:28	10.12g/20mL	10g/5mL	3.95

**Polyaromatic Hydrocarbons (PAHs) by EPA 8270D (Scan)**

Prep: EPA 3546

Lab Number	Matrix	Method	Sampled	Prepared	Sample Initial/Final	Default Initial/Final	RL Prep Factor
Batch: 0040356							
A0D0210-01	Sediment	EPA 8270D	10/13/19 13:08	04/10/20 07:18	10.64g/5mL	10g/5mL	0.94
A0D0210-02	Sediment	EPA 8270D	10/13/19 13:08	04/10/20 07:18	10.3g/5mL	10g/5mL	0.97

**Demand Parameters**

Prep: PSEP-5310B TOC

Lab Number	Matrix	Method	Sampled	Prepared	Sample Initial/Final	Default Initial/Final	RL Prep Factor
Batch: 0040469							
A0D0210-01	Sediment	SM 5310 B MOD	10/13/19 13:08	04/14/20 13:18			NA
A0D0210-02	Sediment	SM 5310 B MOD	10/13/19 13:08	04/14/20 13:18			NA

**Solid and Moisture Determinations**

Prep: Total Solids (SM2540G/PSEP)

Lab Number	Matrix	Method	Sampled	Prepared	Sample Initial/Final	Default Initial/Final	RL Prep Factor
Batch: 0040460							
A0D0210-01	Sediment	SM 2540 G	10/13/19 13:08	04/14/20 11:06			NA
A0D0210-02	Sediment	SM 2540 G	10/13/19 13:08	04/14/20 11:06			NA

Apex Laboratories

*The results in this report apply to the samples analyzed in accordance with the chain of custody document. This analytical report must be reproduced in its entirety.*



**Apex Laboratories, LLC**

6700 S.W. Sandburg Street  
Tigard, OR 97223  
503-718-2323  
EPA ID: OR01039

**Anchor QEA, LLC**

6720 SW Macadam Ave. Suite 125  
Portland, OR 97219

Project: **Gasco PreRD DG 2019 - 4a-b. DOC-CAP Testing Cores**

Project Number: [none]

Project Manager: **Ryan Barth**

**Report ID:**

**A0D0210 - 04 23 20 1419**

**SAMPLE PREPARATION INFORMATION**

**Solid and Moisture Determinations**

Prep: Total Solids (SM2540G/PSEP)

Lab Number	Matrix	Method	Sampled	Prepared	Sample Initial/Final	Default Initial/Final	RL Prep Factor
------------	--------	--------	---------	----------	-------------------------	--------------------------	-------------------

Apex Laboratories

*The results in this report apply to the samples analyzed in accordance with the chain of custody document. This analytical report must be reproduced in its entirety.*

Darwin Thomas, Business Development Director





<b>Anchor QEA, LLC</b> 6720 SW Macadam Ave. Suite 125 Portland, OR 97219	Project: <b>Gasco PreRD DG 2019 - 4a-b. DOC-CAP Testing Cores</b> Project Number: [none] Project Manager: <b>Ryan Barth</b>	<b>Report ID:</b> A0D0210 - 04 23 20 1419
--	---	--

**QUALIFIER DEFINITIONS**

**Client Sample and Quality Control (QC) Sample Qualifier Definitions:**

**Apex Laboratories**

- C-05** Extract has undergone a GPC (Gel-Permeation Chromatography) cleanup per EPA 3640A. Reporting levels may be raised due to dilution necessary for cleanup. Sample Final Volume includes the GPC dilution factor, see the Prep page for details.
- C-07** Extract has undergone Sulfuric Acid Cleanup by EPA 3665A, Sulfur Cleanup by EPA 3660B, and Florisil Cleanup by EPA 3620B in order to minimize matrix interference.
- H-08** Sample hold time extended by freezing at -18 degrees C. Total time at 4 degrees C was less than the standard hold time.
- J** Estimated Result. Result detected below the lowest point of the calibration curve, but above the specified MDL.
- M-05** Estimated results. Peak separation for structural isomers is insufficient for accurate quantification.
- P-10** Result estimated due to the presence of multiple PCB Aroclors and/or matrix interference.
- P-11** Result estimated. Secondary column confirmation does not meet method criteria due to matrix interference.
- R-02** The Reporting Limit for this analyte has been raised to account for interference from coeluting organic compounds present in the sample.
- S-05** Surrogate recovery is estimated due to sample dilution required for high analyte concentration and/or matrix interference.

Apex Laboratories

*The results in this report apply to the samples analyzed in accordance with the chain of custody document. This analytical report must be reproduced in its entirety.*



<b>Anchor QEA, LLC</b> 6720 SW Macadam Ave. Suite 125 Portland, OR 97219	Project: <b>Gasco PreRD DG 2019 - 4a-b. DOC-CAP Testing Cores</b> Project Number: [none] Project Manager: <b>Ryan Barth</b>	<b>Report ID:</b> A0D0210 - 04 23 20 1419
--	---	--

**REPORTING NOTES AND CONVENTIONS:**

**Abbreviations:**

- DET Analyte DETECTED at or above the detection or reporting limit.
- ND Analyte NOT DETECTED at or above the detection or reporting limit.
- NR Result Not Reported
- RPD Relative Percent Difference. RPDs for Matrix Spikes and Matrix Spike Duplicates are based on concentration, not recovery.

**Detection Limits: Limit of Detection (LOD)**

Limits of Detection (LODs) are normally set at a level of one half the validated Limit of Quantitation (LOQ).  
If no value is listed ('-----'), then the data has not been evaluated below the Reporting Limit.

**Reporting Limits: Limit of Quantitation (LOQ)**

Validated Limits of Quantitation (LOQs) are reported as the Reporting Limits for all analyses where the LOQ, MRL, PQL or CRL are requested. The LOQ represents a level at or above the low point of the calibration curve, that has been validated according to Apex Laboratories' comprehensive LOQ policies and procedures.

**Reporting Conventions:**

- Basis: Results for soil samples are generally reported on a 100% dry weight basis. The Result Basis is listed following the units as "dry", "wet", or "" (blank) designation.
  - "dry" Sample results and Reporting Limits are reported on a dry weight basis. (i.e. "ug/kg dry")  
See Percent Solids section for details of dry weight analysis.
  - "wet" Sample results and Reporting Limits for this analysis are normally dry weight corrected, but have not been modified in this case.
  - "" Results without 'wet' or 'dry' designation are not normally dry weight corrected. These results are considered 'As Received'.

**QC Source:**

In cases where there is insufficient sample provided for Sample Duplicates and/or Matrix Spikes, a Lab Control Sample Duplicate (LCS Dup) may be analyzed to demonstrate accuracy and precision of the extraction batch.

Non-Client Batch QC Samples (Duplicates and Matrix Spike/Duplicates) may not be included in this report. Please request a Full QC report if this data is required.

**Miscellaneous Notes:**

- " --- " QC results are not applicable. For example, % Recoveries for Blanks and Duplicates, % RPD for Blanks, Blank Spikes and Matrix Spikes, etc.
- " \*\*\* " Used to indicate a possible discrepancy with the Sample and Sample Duplicate results when the %RPD is not available. In this case, either the Sample or the Sample Duplicate has a reportable result for this analyte, while the other is Non Detect (ND).

**Blanks:**

Standard practice is to evaluate the results from Blank QC Samples down to a level equal to 1/2 the Reporting Limit (RL).  
-For Blank hits falling between 1/2 the RL and the RL (J flagged hits), the associated sample and QC data will receive a 'B-02' qualifier.  
-For Blank hits above the RL, the associated sample and QC data will receive a 'B' qualifier, per Apex Laboratories' Blank Policy.  
For further details, please request a copy of this document.

Apex Laboratories

*The results in this report apply to the samples analyzed in accordance with the chain of custody document. This analytical report must be reproduced in its entirety.*



Anchor QEA, LLC

6720 SW Macadam Ave. Suite 125  
Portland, OR 97219

Project: Gasco PreRD DG 2019 - 4a-b. DOC-CAP Testing Cores

Project Number: [none]  
Project Manager: Ryan Barth

Report ID:  
A0D0210 - 04 23 20 1419

REPORTING NOTES AND CONVENTIONS (Cont.):

Blanks (Cont.):

Sample results flagged with a 'B' or 'B-02' qualifier are potentially biased high if the sample results are less than ten times the level found in the blank for inorganic analyses, or less than five times the level found in the blank for organic analyses.

'B' and 'B-02' qualifications are only applied to sample results detected above the Reporting Level.

Preparation Notes:

Mixed Matrix Samples:

Water Samples:

Water samples containing significant amounts of sediment are decanted or separated prior to extraction, and only the water portion analyzed, unless otherwise directed by the client.

Soil and Sediment Samples:

Soil and Sediment samples containing significant amounts of water are decanted prior to extraction, and only the solid portion analyzed, unless otherwise directed by the client.

Sampling and Preservation Notes:

Certain regulatory programs, such as National Pollutant Discharge Elimination System (NPDES), require that activities such as sample filtration (for dissolved metals, orthophosphate, hexavalent chromium, etc.) and testing of short hold analytes (pH, Dissolved Oxygen, etc.) be performed in the field (on-site) within a short time window. In addition, sample matrix spikes are required for some analyses, and sufficient volume must be provided, and billable site specific QC requested, if this is required. All regulatory permits should be reviewed to ensure that these requirements are being met.

Data users should be aware of which regulations pertain to the samples they submit for testing. If related sample collection activities are not approved for a particular regulatory program, results should be considered estimates. Apex Laboratories will qualify these analytes according to the most stringent requirements, however results for samples that are for non-regulatory purposes may be acceptable.

Samples that have been filtered and preserved at Apex Laboratories per client request are listed in the preparation section of the report with the date and time of filtration listed.

Apex Laboratories maintains detailed records on sample receipt, including client label verification, cooler temperature, sample preservation, hold time compliance and field filtration. Data is qualified as necessary, and the lack of qualification indicates compliance with required parameters.

Apex Laboratories

The results in this report apply to the samples analyzed in accordance with the chain of custody document. This analytical report must be reproduced in its entirety.



**Apex Laboratories, LLC**

6700 S.W. Sandburg Street  
Tigard, OR 97223  
503-718-2323  
**EPA ID: OR01039**

**Anchor QEA, LLC**

6720 SW Macadam Ave. Suite 125  
Portland, OR 97219

Project: **Gasco PreRD DG 2019 - 4a-b. DOC-CAP Testing Cores**

Project Number: [none]

Project Manager: **Ryan Barth**

**Report ID:**

**A0D0210 - 04 23 20 1419**

**LABORATORY ACCREDITATION INFORMATION**

**TNI Certification ID: OR100062 (Primary Accreditation) - EPA ID: OR01039**

All methods and analytes reported from work performed at Apex Laboratories are included on Apex Laboratories' ORELAP Scope of Certification, with the exception of any analyte(s) listed below:

**Apex Laboratories**

Matrix	Analysis	TNI_ID	Analyte	TNI_ID	Accreditation
<u>All reported analytes are included in Apex Laboratories' current ORELAP scope.</u>					

**Secondary Accreditations**

Apex Laboratories also maintains reciprocal accreditation with non-TNI states (Washington DOE), as well as other state specific accreditations not listed here.

**Subcontract Laboratory Accreditations**

Subcontracted data falls outside of Apex Laboratories' Scope of Accreditation. Please see the Subcontract Laboratory report for full details, or contact your Project Manager for more information.

**Field Testing Parameters**

Results for Field Tested data are provided by the client or sampler, and fall outside of Apex Laboratories' Scope of Accreditation.

Apex Laboratories

*The results in this report apply to the samples analyzed in accordance with the chain of custody document. This analytical report must be reproduced in its entirety.*

**Anchor QEA, LLC** Project: **Gasco PreRD DG 2019 - 4a-b. DOC-CAP Testing Cores**  
 6720 SW Macadam Ave. Suite 125 Project Number: [none] **Report ID:**  
 Portland, OR 97219 Project Manager: **Ryan Barth** **A0D0210 - 04 23 20 1419**

A0D0210  
A0J0588

**ENVIRONMENTAL SAMPLE CHAIN OF CUSTODY**



**POC:** Delaney Peterson (360-715-2707) Project: Gasco PDI Client: NW Natural  
 1605 Cornwell Avenue, Bellingham, WA 98225  
**COC ID:** APEX1-20191013-143451  
**Sample Custodian:** SN  
**Lab:** Apex - Archive

COC Sample Number	Field Sample ID	Sample Type	Matrix	Collected Date	Time	Containers	Lab OC*	Test Request	Method	TAT**	Preservative
031	PDI-0755C-B-02-04-191013	N	SE	10/13/2019	7:35	1	<input type="checkbox"/>	Archive (APEX)	ARCHIVE	-1	-10°C
032	PDI-0755C-B-04-08-191013	N	SE	10/13/2019	7:35	1	<input checked="" type="checkbox"/>	Archive (APEX)	ARCHIVE	-1	-10°C
033	PDI-0755C-B-06-08-191013	N	SE	10/13/2019	7:35	1	<input type="checkbox"/>	Archive (APEX)	ARCHIVE	-1	-10°C
034	PDI-0765C-A-00-01-191013	N	SE	10/13/2019	13:08	1	<input type="checkbox"/>	Archive (APEX)	ARCHIVE	-1	-10°C
035	PDI-0765C-A-01-02-191013	N	SE	10/13/2019	13:08	1	<input type="checkbox"/>	Archive (APEX)	ARCHIVE	-1	-10°C
036	PDI-0765C-A-02-03-191013	N	SE	10/13/2019	13:08	1	<input type="checkbox"/>	Archive (APEX)	ARCHIVE	-1	-10°C
037	PDI-0765C-A-03-04-191013	N	SE	10/13/2019	13:08	1	<input type="checkbox"/>	Archive (APEX)	ARCHIVE	-1	-10°C
038	PDI-0765C-A-04-05-191013	N	SE	10/13/2019	13:08	1	<input type="checkbox"/>	Archive (APEX)	ARCHIVE	-1	-10°C
039	PDI-0765C-A-05-06-191013	N	SE	10/13/2019	13:08	1	<input type="checkbox"/>	Archive (APEX)	ARCHIVE	-1	-10°C
040	PDI-0765C-A-06-07-191013	N	SE	10/13/2019	13:08	1	<input type="checkbox"/>	Archive (APEX)	ARCHIVE	-1	-10°C
041	PDI-0765C-A-07-08-191013	N	SE	10/13/2019	13:08	1	<input type="checkbox"/>	Archive (APEX)	ARCHIVE	-1	-10°C

Requested By:	Requested By:	Requested By:	Requested By:
Signature	Signature	Signature	Signature
Print Name	Print Name	Print Name	Print Name
Company	Company	Company	Company
Date/Time	Date/Time	Date/Time	Date/Time
<i>[Signature]</i>	<i>[Signature]</i>	<i>[Signature]</i>	<i>[Signature]</i>
Delaney Peterson	Delaney Peterson	Delaney Peterson	Delaney Peterson
Anchor QEA	Anchor QEA	Anchor QEA	Anchor QEA
10/14/19	10/14/19	10/14/19	10/14/19

**Date Printed: 10/13/2019** **Page 4 of 5**  
 \* Lab OC Requested for sample when box is checked \*\* TAT = Turn Around Time in DAYS # POC = Project Point of Contact

*[Signature]*

<b>Anchor QEA, LLC</b> 6720 SW Macadam Ave. Suite 125 Portland, OR 97219	Project: <b>Gasco PreRD DG 2019 - 4a-b. DOC-CAP Testing Cores</b> Project Number: [none] Project Manager: Ryan Barth	<b>Report ID:</b> A0D0210 - 04 23 20 1419
--	--	--

**APEX LABS COOLER RECEIPT FORM**

Client: Anchor Element WO#: A9\_J0558 A0D0210

Project/Project #: Gasco PDI

**Delivery Info:**  
 Date/time received: 10/14/19 @ 1045 By: CFH  
 Delivered by: Apex  Client  ESS  FedEx  UPS  Swift  Senvoy  SDS  Other

**Cooler Inspection** Date/time inspected: 10/14/19 @ 1212 By: CFH

Chain of Custody included? Yes  No  Custody seals? Yes  No   
 Signed/dated by client? Yes  No   
 Signed/dated by Apex? Yes  No  10/15/19

	Cooler #1	Cooler #2	Cooler #3	Cooler #4	Cooler #5	Cooler #6	Cooler #7
Temperature (°C)	<u>2.9</u>	<u>1.2</u>	<u>0.3</u>	<u>2.6</u>	<u>0.6</u>	<u>1.2</u>	
Received on ice? (Y/N)	<u>Y</u>	<u>Y</u>	<u>Y</u>	<u>Y</u>	<u>Y</u>	<u>Y</u>	
Temp. blanks? (Y/N)	<u>Y</u>	<u>Y</u>	<u>Y</u>	<u>Y</u>	<u>Y</u>	<u>Y</u>	
Ice type: (Gel/Real/Other)	<u>Real</u>	<u>Real</u>	<u>Real</u>	<u>Real</u>	<u>Real</u>	<u>Real</u>	
Condition:	<u>Good</u>	<u>Good</u>	<u>Good</u>	<u>Good</u>	<u>Good</u>	<u>Good</u>	

Cooler out of temp? (Y/N) Possible reason why: \_\_\_\_\_  
 If some coolers are in temp and some out, were green dots applied to out of temperature samples? Yes/No/NA   
 Out of temperature samples form initiated? Yes/No/NA

**Samples Inspection:** Date/time inspected: 10/14/19 @ 2119 By: AKK

All samples intact? Yes  No  Comments: \_\_\_\_\_

Bottle labels/COCs agree? Yes  No  Comments: \_\_\_\_\_

COC/container discrepancies form initiated? Yes  No  NA

Containers/volumes received appropriate for analysis? Yes  No  Comments: \_\_\_\_\_

Do VOA vials have visible headspace? Yes  No  NA


Comments: \_\_\_\_\_

Water samples: pH checked: Yes  No  NA  pH appropriate? Yes  No  NA

Comments: \_\_\_\_\_

**Additional information:** \_\_\_\_\_

Labeled by: AKK Witness: AKK Cooler Inspected by: CFH See Project Contact Form: Y



**Sample Receipt Documentation  
(Work orders, Chain of Custody & Cooler Receipt Forms)**

**A0D0210**

**Apex Laboratories**

<b>Client:</b> Anchor QEA, LLC	<b>Project Manager:</b> Darwin Thomas
<b>Project:</b> Gasco PreRD_DG 2019 - 4a-b. DOC-CAP Testing Cores	<b>Project Number:</b> [none]

<b>Report To:</b>	<b>Invoice To:</b>
Anchor QEA, LLC	Anchor QEA, LLC Seattle
Ryan Barth	Accounts Payable
6720 SW Macadam Ave. Suite 125	1201 3rd Avenue, Suite 2600
Portland, OR 97219	Seattle, WA 98101
Phone: (503) 670-1108	Phone : (206) 287-9130
Fax: na	Fax: (206) 287-9131

Date Due:	04/22/20 17:00 (132 day TAT)	Date Received:	10/14/19 10:45
Received By:	Charles F. Hoffman	Date Logged In:	04/09/20 10:45
Logged In By:	Susan L. Treat		

<b>Cooler #1 received at 2.9°C</b>									
Custody Seals	Yes	Containers Intact	Yes	COC/Labels Agree	Yes	PH Confirmed	No	Received On Ice	Yes
Temperature OK	Yes								
<b>Cooler #2 received at 1.2°C</b>									
Custody Seals	Yes	Containers Intact	Yes	COC/Labels Agree	Yes	PH Confirmed	No	Received On Ice	Yes
Temperature OK	Yes								
<b>Cooler #3 received at 0.3°C</b>									
Custody Seals	Yes	Containers Intact	Yes	COC/Labels Agree	Yes	PH Confirmed	No	Received On Ice	Yes
Temperature OK	Yes								
<b>Cooler #4 received at 2.6°C</b>									
Custody Seals	Yes	Containers Intact	Yes	COC/Labels Agree	Yes	PH Confirmed	No	Received On Ice	Yes
Temperature OK	Yes								
<b>Cooler #5 received at 0.6°C</b>									
Custody Seals	Yes	Containers Intact	Yes	COC/Labels Agree	Yes	PH Confirmed	No	Received On Ice	Yes
Temperature OK	Yes								
<b>Cooler #6 received at 1.2°C</b>									
Custody Seals	Yes	Containers Intact	Yes	COC/Labels Agree	Yes	PH Confirmed	No	Received On Ice	Yes
Temperature OK	Yes								

Analysis	Due	TAT	Expires	Comments
<b>A0D0210-01 PDI-076SC-A-06-07-191013 [Sediment] Sampled 10/13/19</b>				
<b>13:08 (GMT-08:00) Pacific Time (US &amp; Canada) 1 Containers</b>				
<b>Dry Weight</b>				
Dry Weight	04/22/20 17:00	3	04/10/20 13:08	Use Results from TS.. Make NR once completed.
<b>Project Mgmt</b>				
Data Package	04/22/20 17:00	20	01/20/20 13:08	
<b>Semivols (ECD)</b>				
8081B 2,4+4,4-DDx Only (+Add)	04/22/20 17:00	10	10/27/19 13:08	MDL. Use Custom Spike.
8082 PCBs - Low Level (30g/2mL)	04/22/20 17:00	10	10/12/20 13:08	+1262,1268
<b>Semivols (Scan)</b>				
8270D LL PAH Only (Scan)	04/22/20 17:00	10	10/27/19 13:08	
<b>Wet Chem</b>				
Solids, Total (SM 2540 G,B)	04/22/20 17:00	10	04/10/20 13:08	Use Results for Dry Weight (Not for Waters)
Total Organic Carbon - Soil (5310 B)	04/22/20 17:00	10	11/10/19 13:08	



**A0D0210**

**Apex Laboratories**

<b>Client:</b> Anchor QEA, LLC	<b>Project Manager:</b> Darwin Thomas
<b>Project:</b> Gasco PreRD_DG 2019 - 4a-b. DOC-CAP Testing Cores	<b>Project Number:</b> [none]

Analysis	Due	TAT	Expires	Comments
<b>A0D0210-02 PDI-076SC-A-07-08-191013 [Sediment] Sampled 10/13/19</b>				<b>A9J0558-41</b>
<b>13:08 (GMT-08:00) Pacific Time (US &amp; Canada) 1 Containers</b>				
<b>Dry Weight</b>				
Dry Weight	04/22/20 17:00	3	04/10/20 13:08	Use Results from TS.. Make NR once completed.
<b>Semivols (ECD)</b>				
8081B 2,4+4,4-DDx Only (+Add)	04/22/20 17:00	10	10/27/19 13:08	MDL. Use Custom Spike.
8082 PCBs - Low Level (30g/2mL)	04/22/20 17:00	10	10/12/20 13:08	+1262,1268
<b>Semivols (Scan)</b>				
8270D LL PAH Only (Scan)	04/22/20 17:00	10	10/27/19 13:08	
<b>Wet Chem</b>				
Solids, Total (SM 2540 G,B)	04/22/20 17:00	10	04/10/20 13:08	Use Results for Dry Weight (Not for Waters)
Total Organic Carbon - Soil (5310 B)	04/22/20 17:00	10	11/10/19 13:08	

**ENVIRONMENTAL SAMPLE CHAIN OF CUSTODY**

A000210  
A0J0588

POC: Delaney Peterson (360-715-2707)

1605 Cornwall Avenue, Bellingham, WA 98225

Project: Gasco PDI

Client: NW Natural

COC ID:

APEX1-20191013-143451

Sample Custodian:

SN

Lab:

Apex - Archive

COC Sample Number	Field Sample ID	Sample Type	Matrix	Collected		Containers #	Lab QC*	Test Request	Method	TAT**	Preservative
				Date	Time						
031	PDI-075SC-B-02-04-191013	N	SE	10/13/2019	7:35	1	<input type="checkbox"/>				
								Archive (APEX)	ARCHIVE	-1	-10°C
032	PDI-075SC-B-04-06-191013	N	SE	10/13/2019	7:35	1	<input checked="" type="checkbox"/>				
								Archive (APEX)	ARCHIVE	-1	-10°C
033	PDI-075SC-B-06-08-191013	N	SE	10/13/2019	7:35	1	<input type="checkbox"/>				
								Archive (APEX)	ARCHIVE	-1	-10°C
034	PDI-076SC-A-00-01-191013	N	SE	10/13/2019	13:08	1	<input type="checkbox"/>				
								Archive (APEX)	ARCHIVE	-1	-10°C
035	PDI-076SC-A-01-02-191013	N	SE	10/13/2019	13:08	1	<input type="checkbox"/>				
								Archive (APEX)	ARCHIVE	-1	-10°C
036	PDI-076SC-A-02-03-191013	N	SE	10/13/2019	13:08	1	<input type="checkbox"/>				
								Archive (APEX)	ARCHIVE	-1	-10°C
037	PDI-076SC-A-03-04-191013	N	SE	10/13/2019	13:08	1	<input type="checkbox"/>				
								Archive (APEX)	ARCHIVE	-1	-10°C
038	PDI-076SC-A-04-05-191013	N	SE	10/13/2019	13:08	1	<input type="checkbox"/>				
								Archive (APEX)	ARCHIVE	-1	-10°C
039	PDI-076SC-A-05-06-191013	N	SE	10/13/2019	13:08	1	<input type="checkbox"/>				
								Archive (APEX)	ARCHIVE	-1	-10°C
040	PDI-076SC-A-06-07-191013	N	SE	10/13/2019	13:08	1	<input type="checkbox"/>				
								Archive (APEX)	ARCHIVE	-1	-10°C
041	PDI-076SC-A-07-08-191013	N	SE	10/13/2019	13:08	1	<input type="checkbox"/>				
								Archive (APEX)	ARCHIVE	-1	-10°C

Comment:

Relinquished By:	Received By:	Relinquished By:	Received By:	Relinquished By:	Received By:
Signature:	Signature:	Signature:	Signature:	Signature:	Signature:
Print Name: DELANEY PETERSON	Print Name: Charles Peterson	Print Name:	Print Name:	Print Name:	Print Name:
Company: AQ	Company: Apex Lab	Company:	Company:	Company:	Company:
Date/Time: 10/14/19 06:15	Date/Time: 10/14/19 10:45	Date/Time:	Date/Time:	Date/Time:	Date/Time:

Date Printed: 10/13/2019

\* Lab QC Requested for sample when box is checked \*\* TAT = Turn Around Time in DAYS # POC = Project Point of Contact

**APEX LABS COOLER RECEIPT FORM**

Client: Anchor

A000210

Element WO#: A9 J0558

Project/Project #: Gasco POI

**Delivery Info:**

Date/time received: 10/14/19 @ 1045 By: CFH

Delivered by: Apex  Client  ESS  FedEx  UPS  Swift  Senvoy  SDS  Other

**Cooler Inspection** Date/time inspected: 10/14/19 @ 1212 By: CFH

Chain of Custody included? Yes  No

Custody seals? Yes  No

Signed/dated by client? Yes  No

10/15/19

Signed/dated by Apex? Yes  No

	Cooler #1	Cooler #2	Cooler #3	Cooler #4	Cooler #5	Cooler #6	Cooler #7
Temperature (°C)	<u>2.9</u>	<u>1.2</u>	<u>0.3</u>	<u>2.6</u>	<u>0.6</u>	<u>1.2</u>	
Received on ice? (Y/N)	<u>Y</u>	<u>Y</u>	<u>Y</u>	<u>Y</u>	<u>Y</u>	<u>Y</u>	
Temp. blanks? (Y/N)	<u>Y</u>	<u>Y</u>	<u>Y</u>	<u>Y</u>	<u>Y</u>	<u>Y</u>	
Ice type: (Gel/Real/Other)	<u>Real</u>	<u>Real</u>	<u>Real</u>	<u>Real</u>	<u>Real</u>	<u>Real</u>	
Condition:	<u>Good</u>	<u>Good</u>	<u>Good</u>	<u>Good</u>	<u>Good</u>	<u>Good</u>	

Cooler out of temp? (Y/N) Possible reason why: \_\_\_\_\_

If some coolers are in temp and some out, were green dots applied to out of temperature samples? Yes/No/NA

Out of temperature samples form initiated? Yes/No/NA

**Samples Inspection:** Date/time inspected: 10/16/19 @ 2119 By: AKK

All samples intact? Yes  No  Comments: \_\_\_\_\_

Bottle labels/COCs agree? Yes  No  Comments: \_\_\_\_\_

COC/container discrepancies form initiated? Yes  No  NA

Containers/volumes received appropriate for analysis? Yes  No  Comments: \_\_\_\_\_

Do VOA vials have visible headspace? Yes  No  NA

Comments: \_\_\_\_\_

Water samples: pH checked: Yes  No  NA  pH appropriate? Yes  No  NA

Comments: \_\_\_\_\_

**Additional information:**

Labeled by: AKK

Witness: AKK

Cooler Inspected by: CFH

See Project Contact Form: Y

## CLP-Like Forms

# Apex Laboratories

SDG: Gasco PreRD\_DG 2019

CLASS: GC

METHOD: EPA 8082A

**ANALYSES DATA PACKAGE COVER PAGE**

**EPA 8082A**

Laboratory: Apex Laboratories

SDG: Gasco PreRD\_DG 2019

Client: Anchor QEA, LLC

Project: Gasco PreRD\_DG 2019 - 4a-b. DOC-CAP Testing Co

---

**Client Sample Id:**

**Lab Sample Id:**

**Matrix**

PDI-076SC-A-06-07-191013

A0D0210-01

Sediment

PDI-076SC-A-07-08-191013

A0D0210-02

Sediment

I certify that this data package is in compliance with the terms and conditions of the contract, both technically and for completeness, for other than the conditions detailed above. Release of the data contained in this hardcopy data package and in computer-readable data submitted on diskette has been authorized by the Laboratory Manager or the Manager's designee, as verified by the following signatures.

Signature: \_\_\_\_\_



Name: \_\_\_\_\_

David G. Jack

Forms Created: \_\_\_\_\_

5/4/2020 12:45PM

Title: \_\_\_\_\_

Technical Manager

# METHOD DETECTION AND REPORTING LIMITS

## EPA 8082A

Laboratory: Apex Laboratories

SDG: Gasco PreRD\_DG 2019

Client: Anchor QEA, LLC

Project: Gasco PreRD\_DG 2019 - 4a-b. DOC-CAP

Batch Matrix: Sediment

Analyte	MDL	MRL	Units
Aroclor 1016	0.670	1.33	ug/kg
Aroclor 1221	0.670	1.33	ug/kg
Aroclor 1232	0.670	1.33	ug/kg
Aroclor 1242	0.670	1.33	ug/kg
Aroclor 1248	0.670	1.33	ug/kg
Aroclor 1254	0.670	1.33	ug/kg
Aroclor 1260	0.670	1.33	ug/kg
Aroclor 1262	0.670	1.33	ug/kg
Aroclor 1268	0.670	1.33	ug/kg

Note: MDLs are listed only if the corresponding analyte was evaluated to the MDL in this report .

# ORGANIC ANALYSIS DATA SHEET

EPA 8082A

PDI-076SC-A-06-07-191013

Laboratory: <u>Apex Laboratories</u>	SDG: <u>Gasco PreRD_DG 2019</u>	
Client: <u>Anchor QEA, LLC</u>	Project: <u>Gasco PreRD_DG 2019 - 4a-b. DOC-CAP Testing Co</u>	
Matrix: <u>Sediment</u>	Laboratory ID: <u>A0D0210-01</u>	File ID: <u>ECD2R025.D</u>
Sampled: <u>10/13/19 13:08</u>	Prepared: <u>04/10/20 10:37</u>	Analyzed: <u>04/13/20 14:07</u>
Solids: <u>61.86</u>	Preparation: <u>EPA 3546</u>	Initial/Final: <u>30.73 g / 2 mL</u>
Batch: <u>0040376</u>	Sequence: <u>0D13025</u>	Calibration: <u>A0D1002</u> Instrument: <u>DUALECD2R</u>

CAS NO.	COMPOUND	DILUTION	CONC. (ug/kg dry)	Q
12674-11-2	Aroclor 1016	1	1.06	U
11104-28-2	Aroclor 1221	1	1.06	U
11141-16-5	Aroclor 1232	1	1.06	U
53469-21-9	Aroclor 1242	1	18.7	
12672-29-6	Aroclor 1248	1	1.06	U
11097-69-1	Aroclor 1254	1	21.6	
11096-82-5	Aroclor 1260	1	13.4	
37324-23-5	Aroclor 1262	1	1.06	U
11100-14-4	Aroclor 1268	1	1.06	U

SYSTEM MONITORING COMPOUND	ADDED (ug/kg dry)	CONC (ug/kg dry)	% REC	QC LIMITS	Q
Decachlorobiphenyl (Surr)	26.3	16.3	62	43 - 120	

\* Values outside of QC limits



# ORGANIC ANALYSIS DATA SHEET

EPA 8082A

PDI-076SC-A-07-08-191013

Laboratory: <u>Apex Laboratories</u>	SDG: <u>Gasco PreRD_DG 2019</u>	
Client: <u>Anchor QEA, LLC</u>	Project: <u>Gasco PreRD_DG 2019 - 4a-b. DOC-CAP Testing Co</u>	
Matrix: <u>Sediment</u>	Laboratory ID: <u>A0D0210-02</u>	File ID: <u>ECD2R027.D</u>
Sampled: <u>10/13/19 13:08</u>	Prepared: <u>04/10/20 10:37</u>	Analyzed: <u>04/13/20 14:42</u>
Solids: <u>58.20</u>	Preparation: <u>EPA 3546</u>	Initial/Final: <u>30.6 g / 2 mL</u>
Batch: <u>0040376</u>	Sequence: <u>0D13025</u>	Calibration: <u>A0D1002</u> Instrument: <u>DUALECD2R</u>

CAS NO.	COMPOUND	DILUTION	CONC. (ug/kg dry)	Q
12674-11-2	Aroclor 1016	1	2.70	U
11104-28-2	Aroclor 1221	1	1.13	U
11141-16-5	Aroclor 1232	1	3.87	U
53469-21-9	Aroclor 1242	1	3.71	U
12672-29-6	Aroclor 1248	1	4.04	U
11097-69-1	Aroclor 1254	1	5.91	
11096-82-5	Aroclor 1260	1	5.75	
37324-23-5	Aroclor 1262	1	1.13	U
11100-14-4	Aroclor 1268	1	1.13	U

SYSTEM MONITORING COMPOUND	ADDED (ug/kg dry)	CONC (ug/kg dry)	% REC	QC LIMITS	Q
Decachlorobiphenyl (Surr)	28.1	13.9	50	43 - 120	

\* Values outside of QC limits

# PREPARATION BATCH SUMMARY

## EPA 8082A

Laboratory: Apex Laboratories

SDG: Gasco PreRD\_DG 2019

Client: Anchor QEA, LLC

Project: Gasco PreRD\_DG 2019 - 4a-b. DOC-CAP Testing Co

Batch: 0040376

Batch Matrix: Sediment

Preparation: EPA 3546

SAMPLE NAME	LAB SAMPLE ID	LAB FILE ID	DATE PREPARED	OBSERVATIONS
Blank	0040376-BLK1	ECD2R005.D	04/10/20 10:37	
LCS	0040376-BS1	ECD2R006.D	04/10/20 10:37	
PDI-076SC-A-06-07-191013	A0D0210-01	ECD2R025.D	04/10/20 10:37	
PDI-076SC-A-07-08-191013	A0D0210-02	ECD2R027.D	04/10/20 10:37	

Note: Client samples are listed only if they are included in this report.

Duplicates and Matrix Spike/Duplicates QC Samples are only listed if sourced from a sample included in this report.

**METHOD BLANK DATA SHEET**  
**EPA 8082A**

Laboratory: <u>Apex Laboratories</u>	SDG: <u>Gasco PreRD_DG 2019</u>	
Client: <u>Anchor QEA, LLC</u>	Project: <u>Gasco PreRD_DG 2019 - 4a-b. DOC-CAP Testing C</u>	
Matrix: <u>Sediment</u>	Laboratory ID: <u>0040376-BLK1</u>	File ID: <u>ECD2R005.D</u>
Prepared: <u>04/10/20 10:37</u>	Preparation: <u>EPA 3546</u>	Initial/Final: <u>31 g / 2 mL</u>
Analyzed: <u>04/13/20 08:15</u>	Instrument: <u>DUALECD2R</u>	
Batch: <u>0040376</u>	Sequence: <u>0D13025</u>	Calibration: <u>A0D1002</u>

CAS NO.	COMPOUND	CONC. (ug/kg wet)	Q
12674-11-2	Aroclor 1016	0.648	U
11104-28-2	Aroclor 1221	0.648	U
11141-16-5	Aroclor 1232	0.648	U
53469-21-9	Aroclor 1242	0.648	U
12672-29-6	Aroclor 1248	0.648	U
11097-69-1	Aroclor 1254	0.648	U
11096-82-5	Aroclor 1260	0.648	U
37324-23-5	Aroclor 1262	0.648	U
11100-14-4	Aroclor 1268	0.648	U

SYSTEM MONITORING COMPOUND	ADDED (ug/kg wet)	CONC (ug/kg wet)	% REC	QC LIMITS	Q
Decachlorobiphenyl (Surr)	16.1	13.5	84	43 - 120	

# LCS / LCS DUPLICATE RECOVERY

## EPA 8082A

Laboratory: Apex Laboratories

SDG: Gasco PreRD\_DG 2019

Client: Anchor QEA, LLC

Project: Gasco PreRD\_DG 2019 - 4a-b. DOC-CAP Testing Co

Matrix: Sediment

Batch: 0040376

Laboratory ID: 0040376-BS1

Preparation: EPA 3546

Initial/Final: 30 g / 2 mL

COMPOUND	SPIKE ADDED (ug/kg wet)	LCS CONCENTRATION (ug/kg wet)	LCS % REC. (* = Out)	QC LIMITS REC.
Aroclor 1016	83.3	42.9	51	47 - 134
Aroclor 1260	83.3	61.8	74	53 - 140

\* = Values outside of QC limits

# ANALYSIS BATCH (SEQUENCE) SUMMARY

**EPA 8082A**

Laboratory: Apex Laboratories

SDG: Gasco PreRD\_DG 2019

Client: Anchor QEA, LLC

Project: Gasco PreRD\_DG 2019 - 4a-b. DOC-CAP Testing C

Sequence: 0D09025

Instrument: DUALECD2R

Matrix: Sediment

Calibration: A0D1002

Sample Name	Lab Sample ID	Lab File ID	Analysis Date/Time
Initial Cal Blank	0D09025-ICB1	ECD2R008.D	04/09/20 10:04
Cal Standard	0D09025-CAL1	ECD2R009.D	04/09/20 10:21
Cal Standard	0D09025-CAL2	ECD2R010.D	04/09/20 10:39
Cal Standard	0D09025-CAL3	ECD2R011.D	04/09/20 10:57
Cal Standard	0D09025-CAL4	ECD2R012.D	04/09/20 11:14
Cal Standard	0D09025-CAL5	ECD2R013.D	04/09/20 11:32
Cal Standard	0D09025-CAL6	ECD2R014.D	04/09/20 11:49
Cal Standard	0D09025-CAL7	ECD2R015.D	04/09/20 12:07
Initial Cal Check	0D09025-ICV1	ECD2R017.D	04/09/20 12:42
Cal Standard	0D09025-CAL8	ECD2R018.D	04/09/20 13:00
Cal Standard	0D09025-CAL9	ECD2R019.D	04/09/20 13:18
Cal Standard	0D09025-CALA	ECD2R020.D	04/09/20 13:35
Cal Standard	0D09025-CALB	ECD2R021.D	04/09/20 13:53
Cal Standard	0D09025-CALC	ECD2R022.D	04/09/20 14:11
Cal Standard	0D09025-CALD	ECD2R023.D	04/09/20 14:28
Cal Standard	0D09025-CALE	ECD2R024.D	04/09/20 14:46
Initial Cal Check	0D09025-ICV2	ECD2R025.D	04/09/20 15:03
Initial Cal Check	0D09025-ICV3	ECD2R026.D	04/09/20 15:21
Initial Cal Check	0D09025-ICV4	ECD2R027.D	04/09/20 15:39
Initial Cal Check	0D09025-ICV5	ECD2R028.D	04/09/20 15:57

Note: Client samples are listed only if they are included in this report.

Duplicates and Matrix Spike/Duplicates QC Samples are only listed if sourced from a sample included in this report.

# ANALYSIS BATCH (SEQUENCE) SUMMARY

## EPA 8082A

Laboratory: Apex Laboratories

SDG: Gasco PreRD\_DG 2019

Client: Anchor QEA, LLC

Project: Gasco PreRD\_DG 2019 - 4a-b. DOC-CAP Testing C

Sequence: 0D13025

Instrument: DUALECD2R

Matrix: Sediment

Calibration: A0D1002

Sample Name	Lab Sample ID	Lab File ID	Analysis Date/Time
Calibration Check	0D13025-CCV1	ECD2R003.D	04/13/20 07:40
Calibration Blank	0D13025-CCB1	ECD2R004.D	04/13/20 07:57
Blank	0040376-BLK1	ECD2R005.D	04/13/20 08:15
LCS	0040376-BS1	ECD2R006.D	04/13/20 08:32
Calibration Check	0D13025-CCV2	ECD2R019.D	04/13/20 12:21
Calibration Blank	0D13025-CCB2	ECD2R020.D	04/13/20 12:38
PDI-076SC-A-06-07-191013	A0D0210-01	ECD2R025.D	04/13/20 14:07
PDI-076SC-A-07-08-191013	A0D0210-02	ECD2R027.D	04/13/20 14:42
Calibration Check	0D13025-CCV3	ECD2R037.D	04/13/20 17:38
Calibration Blank	0D13025-CCB3	ECD2R038.D	04/13/20 17:56

Note: Client samples are listed only if they are included in this report.

Duplicates and Matrix Spike/Duplicates QC Samples are only listed if sourced from a sample included in this report.

# INITIAL CALIBRATION DATA (Summary)

## EPA 8082A

Laboratory: Apex Laboratories

SDG: Gasco PreRD DG 2019

Client: Anchor QEA, LLC

Project: Gasco PreRD\_DG 2019 - 4a-b. DOC-CAP Testing

Calibration: A0D1002

Date: 04/10/20 09:42

Instrument: DUALECD2R

Compound	Mean RF	FIT	RF RSD	Mean RT	RT RSD	Linear r	Quad COD	LIMIT	Q
Aroclor 1016		Ave						20	
Aroclor 1221		Ave						20	
Aroclor 1232		Ave						20	
Aroclor 1242		Ave						20	
Aroclor 1248		Ave						20	
Aroclor 1254		Ave						20	
Aroclor 1260		Ave						20	
Aroclor 1262		Ave						20	
Aroclor 1268		Ave						20	
Decachlorobiphenyl (Surr)	166967.2	Ave	8.614429	10.43543	0.015285			20	

Note: \*\* Quad COD may be incorrect if weighting (1/a) or (1/a<sup>2</sup>) used. Weighting not shown here. Please see instrument calibration printouts for validation.

# INITIAL CALIBRATION DATA

## EPA 8082A

Laboratory: Apex Laboratories

SDG: Gasco PreRD DG 2019

Client: Anchor QEA, LLC

Project: Gasco PreRD DG 2019 - 4a-b. DOC-CAP Te

Calibration: A0D1002

Instrument: DUALECD2R

Calibration Date: 04/10/20 09:42

Compound	Level 01		Level 02		Level 03		Level 04		Level 05		Level 06	
	ng/mL	RF	ng/mL	RF	ng/mL	RF	ng/mL	RF	ng/mL	RF	ng/mL	RF
1016 (1)	20	11415.25	50	10613.6	100	9864.11	200	9259.355	500	8364.734	1000	8523.19
1016 (2)	20	18341.3	50	17587.92	100	16560.65	200	16764.03	500	15431.64	1000	16205.98
1016 (3)	20	9061.05	50	8498.7	100	7798.57	200	7440.915	500	7042.354	1000	7188.564
1016 (4)	20	9993.8	50	8911.5	100	8241.02	200	7817.04	500	6924.018	1000	7244.607
1016 (5)	20	10455.9	50	9436.8	100	8934.65	200	8440.48	500	7697.556	1000	7770.215
1016 (6)	20	10422.95	50	9718.44	100	8917.68	200	8341.245	500	8167.954	1000	8021.413
Aroclor 1016	20	θ	50	θ	100	θ	200	θ	500	θ	1000	θ
1260 (1)	20	18635.9	50	17668.5	100	17174.89	200	16717.58	500	15193.82	1000	15715.63
1260 (2)	20	23169.7	50	21739.06	100	20502.32	200	20172.12	500	19709.47	1000	20242.7
1260 (3)	20	21451.7	50	21489.58	100	20712.43	200	20989.11	500	19648.73	1000	20278.82
1260 (4)	20	33235.05	50	33864.92	100	33216.16	200	34537.71	500	32725.54	1000	33671.17
1260 (5)	20	20344.45	50	20491.74	100	19247.31	200	19961.32	500	19293.84	1000	19024.17
1260 (6)	20	8744.5	50	8448.64	100	7594.05	200	7502.885	500	7188.462	1000	7276.838
Aroclor 1260	20	θ	50	θ	100	θ	200	θ	500	θ	1000	θ
Decachlorobiphenyl (Surr)	10	154970.3	25	162527.1	50	159805.1	100	163268.1	250	155257.2	500	178898.1



# INITIAL CALIBRATION DATA (Continued)

EPA 8082A

Laboratory: Apex Laboratories

SDG: Gasco PreRD\_DG 2019

Client: Anchor QEA, LLC

Project: Gasco PreRD\_DG 2019 - 4a-b. DOC-CAP Te

Calibration: A0D1002

Instrument: DUALECD2R

Matrix:

Calibration Date: 04/10/20 09:42

Compound	Level 07		Level 08		Level 09		Level 10		Level 11		Level 12	
	ng/mL	RF	ng/mL	RF	ng/mL	RF	ng/mL	RF	ng/mL	RF	ng/mL	RF
1016 (1)	1500	8777.84										
1016 (2)	1500	16036.83										
1016 (3)	1500	7068.82										
1016 (4)	1500	7030.827										
1016 (5)	1500	8052.327										
1016 (6)	1500	7925.533										
Aroclor 1016	1500	ϕ										
1254 (1)											500	12896.13
1254 (2)											500	20446.32
1254 (3)											500	22091.52
1254 (4)											500	17356.64
1254 (5)											500	16545.45
1254 (6)											500	5026.034
Aroclor 1254											500	ϕ
1260 (1)	1500	15684.29										
1260 (2)	1500	19481.93										
1260 (3)	1500	21123.63										
1260 (4)	1500	36399.36										
1260 (5)	1500	20180.3										
1260 (6)	1500	7733.08										
Aroclor 1260	1500	ϕ										
Decachlorobiphenyl (Surr)	800	194044.5			200	ϕ	200	ϕ	200	ϕ	200	ϕ

# INITIAL CALIBRATION DATA (Continued)

EPA 8082A

Laboratory: Apex Laboratories

SDG: Gasco PreRD\_DG 2019

Client: Anchor QEA, LLC

Project: Gasco PreRD\_DG 2019 - 4a-b. DOC-CAP Te

Calibration: A0D1002

Instrument: DUALECD2R

Matrix:

Calibration Date: 04/10/20 09:42

Compound	Level 13		Level 14		Level 15		Level 16		Level 17		Level 18	
	ng/mL	RF	ng/mL	RF	ng/mL	RF	ng/mL	RF	ng/mL	RF	ng/mL	RF
1262 (1)	500	16270.73										
1262 (2)	500	21838.5										
1262 (3)	500	17947.76										
1262 (4)	500	38677.38										
1262 (5)	500	23339.54										
1262 (6)	500	10397.75										
Aroclor 1262	500	0										
Decachlorobiphenyl (Surr)	200	0	200	0								

# SECOND-SOURCE CALIBRATION VERIFICATION

## EPA 8082A

Laboratory: Apex Laboratories SDG: Gasco PreRD DG 2019  
Client: Anchor QEA, LLC Project: Gasco PreRD\_DG 2019 - 4a-b. DOC-CAP  
Instrument ID: DUALECD2R Calibration: A0D1002  
Lab File ID: ECD2R017.D  
Sequence: 0D09025 Inject Date: 04/09/20  
Lab Sample ID: 0D09025-ICV1 Inject Time: 12:42

ANALYTE	EXPECTED (ng/mL)	FOUND (ng/mL)	% DRIFT	QC LIMIT
Aroclor 1016	500	443	-11.4	70 - 130
Aroclor 1260	500	464	-7.1	70 - 130
Decachlorobiphenyl (Surr)	200	201	0.3	70 - 130

# SECOND-SOURCE CALIBRATION VERIFICATION

## EPA 8082A

Laboratory: Apex Laboratories SDG: Gasco PreRD DG 2019  
Client: Anchor QEA, LLC Project: Gasco PreRD\_DG 2019 - 4a-b. DOC-CAP  
Instrument ID: DUALECD2R Calibration: A0D1002  
Lab File ID: ECD2R025.D  
Sequence: 0D09025 Inject Date: 04/09/20  
Lab Sample ID: 0D09025-ICV2 Inject Time: 15:03

ANALYTE	EXPECTED (ng/mL)	FOUND (ng/mL)	% DRIFT	QC LIMIT
Aroclor 1221	1000	985	-1.5	70 - 130
Aroclor 1254	500	514	2.7	70 - 130
Decachlorobiphenyl (Surr)	80.0	80.0	0.06	70 - 130

# SECOND-SOURCE CALIBRATION VERIFICATION

## EPA 8082A

Laboratory: Apex Laboratories SDG: Gasco PreRD DG 2019  
Client: Anchor QEA, LLC Project: Gasco PreRD\_DG 2019 - 4a-b. DOC-CAP  
Instrument ID: DUALECD2R Calibration: A0D1002  
Lab File ID: ECD2R026.D  
Sequence: 0D09025 Inject Date: 04/09/20  
Lab Sample ID: 0D09025-ICV3 Inject Time: 15:21

ANALYTE	EXPECTED (ng/mL)	FOUND (ng/mL)	% DRIFT	QC LIMIT
Aroclor 1232	500	568	13.7	70 - 130
Aroclor 1262	500	528	5.7	70 - 130
Decachlorobiphenyl (Surr)	80.0	85.8	7.2	70 - 130

# SECOND-SOURCE CALIBRATION VERIFICATION

## EPA 8082A

Laboratory: Apex Laboratories SDG: Gasco PreRD DG 2019  
Client: Anchor QEA, LLC Project: Gasco PreRD\_DG 2019 - 4a-b. DOC-CAP  
Instrument ID: DUALECD2R Calibration: A0D1002  
Lab File ID: ECD2R027.D  
Sequence: 0D09025 Inject Date: 04/09/20  
Lab Sample ID: 0D09025-ICV4 Inject Time: 15:39

ANALYTE	EXPECTED (ng/mL)	FOUND (ng/mL)	% DRIFT	QC LIMIT
Aroclor 1242	500	530	5.9	70 - 130
Aroclor 1268	500	500	0.01	70 - 130

# SECOND-SOURCE CALIBRATION VERIFICATION

## EPA 8082A

Laboratory: Apex Laboratories SDG: Gasco PreRD DG 2019  
Client: Anchor QEA, LLC Project: Gasco PreRD\_DG 2019 - 4a-b. DOC-CAP  
Instrument ID: DUALECD2R Calibration: A0D1002  
Lab File ID: ECD2R028.D  
Sequence: 0D09025 Inject Date: 04/09/20  
Lab Sample ID: 0D09025-ICV5 Inject Time: 15:57

ANALYTE	EXPECTED (ng/mL)	FOUND (ng/mL)	% DRIFT	QC LIMIT
Aroclor 1248	500	541	8.3	70 - 130

# CONTINUING CALIBRATION CHECK

## EPA 8082A

Laboratory: Apex Laboratories

SDG: Gasco PreRD DG 2019

Client: Anchor QEA, LLC

Project: Gasco PreRD DG 2019 - 4a-b. DOC-CAP Testing C

Instrument ID: DUALECD2R

Calibration: A0D1002

Lab File ID: ECD2R003.D

Calibration Date: 04/10/20 09:42

Sequence: 0D13025

Injection Date: 04/13/20

Lab Sample ID: 0D13025-CCV1

Injection Time: 07:40

COMPOUND	Curve Fit	Calculated Concentration (ng/mL) [L/Q Fits]			Response Factors [Ave RF]			Limit
		STD	CCV	% DIFF	ICAL	CCV	% Drift	
Aroclor 1016	Ave	500	477				-4.5	20
Aroclor 1260	Ave	500	491				-1.8	20

\*\* Quadratic Curve fit may be weighted (1/a or 1/a<sup>2</sup>).

\* = Values outside of QC limits



# CONTINUING CALIBRATION CHECK

## EPA 8082A

Laboratory: <u>Apex Laboratories</u>	SDG: <u>Gasco PreRD DG 2019</u>
Client: <u>Anchor QEA, LLC</u>	Project: <u>Gasco PreRD DG 2019 - 4a-b. DOC-CAP Testing C</u>
Instrument ID: <u>DUALECD2R</u>	Calibration: <u>A0D1002</u>
Lab File ID: <u>ECD2R019.D</u>	Calibration Date: <u>04/10/20 09:42</u>
Sequence: <u>0D13025</u>	Injection Date: <u>04/13/20</u>
Lab Sample ID: <u>0D13025-CCV2</u>	Injection Time: <u>12:21</u>

COMPOUND	Curve Fit	Calculated Concentration (ng/mL) [L/Q Fits]			Response Factors [Ave RF]			Limit
		STD	CCV	% DIFF	ICAL	CCV	% Drift	
Aroclor 1016	Ave	500	492				-1.6	20
Aroclor 1260	Ave	500	521				4.3	20

\*\* Quadratic Curve fit may be weighted (1/a or 1/a<sup>2</sup>).

\* = Values outside of QC limits

# CONTINUING CALIBRATION CHECK

## EPA 8082A

Laboratory: <u>Apex Laboratories</u>	SDG: <u>Gasco PreRD DG 2019</u>
Client: <u>Anchor QEA, LLC</u>	Project: <u>Gasco PreRD DG 2019 - 4a-b. DOC-CAP Testing C</u>
Instrument ID: <u>DUALECD2R</u>	Calibration: <u>A0D1002</u>
Lab File ID: <u>ECD2R037.D</u>	Calibration Date: <u>04/10/20 09:42</u>
Sequence: <u>0D13025</u>	Injection Date: <u>04/13/20</u>
Lab Sample ID: <u>0D13025-CCV3</u>	Injection Time: <u>17:38</u>

COMPOUND	Curve Fit	Calculated Concentration (ng/mL) [L/Q Fits]			Response Factors [Ave RF]			Limit
		STD	CCV	% DIFF	ICAL	CCV	% Drift	
Aroclor 1016	Ave	500	444				-11.3	20
Aroclor 1260	Ave	500	444				-11.1	20

\*\* Quadratic Curve fit may be weighted (1/a or 1/a<sup>2</sup>).

\* = Values outside of QC limits

# SURROGATE STANDARD RECOVERY AND RT SUMMARY

## EPA 8082A

Laboratory: <u>Apex Laboratories</u>	SDG: <u>Gasco PreRD DG 2019</u>
Client: <u>Anchor QEA, LLC</u>	Project: <u>Gasco PreRD DG 2019 - 4a-b. DOC-CAP Testing Co</u>
Sequence: <u>0D09025</u>	Instrument: <u>DUALECD2R</u>
Matrix: <u>Sediment</u>	Calibration: <u>A0D1002</u>

Surrogate Compound	Spike Level ng/mL	% Recovery	Recovery Limits	RT	Calibration Mean RT	RT Diff	RT Diff Limit	Q
<b>Initial Cal Check (0D09025-ICV1)</b>			Lab File ID: ECD2R017.D		Analyzed: 04/09/20 12:42			
Decachlorobiphenyl (Surr)	200	100	70 - 130	10.435	10.43543	-0.0004	+/-1.0	
<b>Initial Cal Check (0D09025-ICV2)</b>			Lab File ID: ECD2R025.D		Analyzed: 04/09/20 15:03			
Decachlorobiphenyl (Surr)	80.0	100	70 - 130	10.436	10.43543	0.0006	+/-1.0	
<b>Initial Cal Check (0D09025-ICV3)</b>			Lab File ID: ECD2R026.D		Analyzed: 04/09/20 15:21			
Decachlorobiphenyl (Surr)	80.0	107	70 - 130	10.435	10.43543	-0.0004	+/-1.0	

# SURROGATE STANDARD RECOVERY AND RT SUMMARY

## EPA 8082A

Laboratory: <u>Apex Laboratories</u>	SDG: <u>Gasco PreRD DG 2019</u>
Client: <u>Anchor QEA, LLC</u>	Project: <u>Gasco PreRD DG 2019 - 4a-b. DOC-CAP Testing C</u>
Sequence: <u>0D13025</u>	Instrument: <u>DUALECD2R</u>
Matrix: <u>Sediment</u>	Calibration: <u>A0D1002</u>

Surrogate Compound	Spike Level ng/mL	% Recovery	Recovery Limits	RT	Calibration Mean RT	RT Diff	RT Diff Limit	Q
<b>Calibration Check (0D13025-CCV1)</b>			Lab File ID: ECD2R003.D		Analyzed: 04/13/20 07:40			
Decachlorobiphenyl (Surr)	250	102	80 - 120	10.433	10.43543	-0.0024	+/-1.0	
<b>Calibration Blank (0D13025-CCB1)</b>			Lab File ID: ECD2R004.D		Analyzed: 04/13/20 07:57			
Decachlorobiphenyl (Surr)	100	86	43 - 120	10.434	10.43543	-0.0014	+/-1.0	
<b>Blank (0040376-BLK1)</b>			Lab File ID: ECD2R005.D		Analyzed: 04/13/20 08:15			
Decachlorobiphenyl (Surr)	16.1	84	43 - 120	10.433	10.43543	-0.0024	+/-1.0	
<b>LCS (0040376-BS1)</b>			Lab File ID: ECD2R006.D		Analyzed: 04/13/20 08:32			
Decachlorobiphenyl (Surr)	16.7	73	43 - 120	10.432	10.43543	-0.0034	+/-1.0	
<b>Calibration Check (0D13025-CCV2)</b>			Lab File ID: ECD2R019.D		Analyzed: 04/13/20 12:21			
Decachlorobiphenyl (Surr)	250	107	80 - 120	10.431	10.43543	-0.0044	+/-1.0	
<b>Calibration Blank (0D13025-CCB2)</b>			Lab File ID: ECD2R020.D		Analyzed: 04/13/20 12:38			
Decachlorobiphenyl (Surr)	100	91	43 - 120	10.43	10.43543	-0.0054	+/-1.0	
<b>PDI-076SC-A-06-07-191013 (A0D0210-01)</b>			Lab File ID: ECD2R025.D		Analyzed: 04/13/20 14:07			
Decachlorobiphenyl (Surr)	26.3	62	43 - 120	10.435	10.43543	-0.0004	+/-1.0	
<b>PDI-076SC-A-07-08-191013 (A0D0210-02)</b>			Lab File ID: ECD2R027.D		Analyzed: 04/13/20 14:42			
Decachlorobiphenyl (Surr)	28.1	50	43 - 120	10.432	10.43543	-0.0034	+/-1.0	
<b>Calibration Check (0D13025-CCV3)</b>			Lab File ID: ECD2R037.D		Analyzed: 04/13/20 17:38			
Decachlorobiphenyl (Surr)	250	98	80 - 120	10.431	10.43543	-0.0044	+/-1.0	
<b>Calibration Blank (0D13025-CCB3)</b>			Lab File ID: ECD2R038.D		Analyzed: 04/13/20 17:56			
Decachlorobiphenyl (Surr)	100	82	43 - 120	10.431	10.43543	-0.0044	+/-1.0	

# HOLDING TIME SUMMARY

## EPA 8082A

Laboratory: Apex Laboratories

SDG: Gasco PreRD DG 2019

Client: Anchor QEA, LLC

Project: Gasco PreRD DG 2019 - 4a-b. DOC-CAP Testing C

Sample Name	Date Collected	Date Received	Date Prepared	Days to Prep	Max Days to Prep	Date Analyzed	Days to Analysis	Max Days to Analysis	Q
PDI-076SC-A-06-07-191013	10/13/19 13:08	10/14/19 10:45	04/10/20 10:37	179.90	365.00	04/13/20 14:07	3.15	40.00	
PDI-076SC-A-07-08-191013	10/13/19 13:08	10/14/19 10:45	04/10/20 10:37	179.90	365.00	04/13/20 14:42	3.17	40.00	

# Apex Laboratories

SDG: Gasco PreRD\_DG 2019

CLASS: GC

METHOD: EPA 8081B

**ANALYSES DATA PACKAGE COVER PAGE**

**EPA 8081B**

Laboratory: Apex Laboratories

SDG: Gasco PreRD\_DG 2019

Client: Anchor QEA, LLC

Project: Gasco PreRD\_DG 2019 - 4a-b. DOC-CAP Testing Co

---

**Client Sample Id:**

**Lab Sample Id:**

**Matrix**

PDI-076SC-A-06-07-191013

A0D0210-01

Sediment

PDI-076SC-A-07-08-191013

A0D0210-02

Sediment

I certify that this data package is in compliance with the terms and conditions of the contract, both technically and for completeness, for other than the conditions detailed above. Release of the data contained in this hardcopy data package and in computer-readable data submitted on diskette has been authorized by the Laboratory Manager or the Manager's designee, as verified by the following signatures.

Signature: \_\_\_\_\_



Name: \_\_\_\_\_

David G. Jack

Forms Created: \_\_\_\_\_

5/4/2020 12:45PM

Title: \_\_\_\_\_

Technical Manager

# METHOD DETECTION AND REPORTING LIMITS

## EPA 8081B

Laboratory: Apex Laboratories

SDG: Gasco PreRD\_DG 2019

Client: Anchor QEA, LLC

Project: Gasco PreRD\_DG 2019 - 4a-b. DOC-CAP

Batch Matrix: Sediment

Analyte	MDL	MRL	Units
2,4'-DDD	0.500	1.00	ug/kg
2,4'-DDD [2C]	0.500	1.00	ug/kg
2,4'-DDE	0.500	1.00	ug/kg
2,4'-DDE [2C]	0.500	1.00	ug/kg
2,4'-DDT [2C]	0.500	1.00	ug/kg
4,4'-DDD	0.500	1.00	ug/kg
4,4'-DDD [2C]	0.500	1.00	ug/kg
4,4'-DDE	0.500	1.00	ug/kg
4,4'-DDE [2C]	0.500	1.00	ug/kg
4,4'-DDT [2C]	0.500	1.00	ug/kg

Note: MDLs are listed only if the corresponding analyte was evaluated to the MDL in this report .



# ORGANIC ANALYSIS DATA SHEET

EPA 8081B

PDI-076SC-A-06-07-191013

Laboratory: <u>Apex Laboratories</u>	SDG: <u>Gasco PreRD_DG 2019</u>	
Client: <u>Anchor QEA, LLC</u>	Project: <u>Gasco PreRD_DG 2019 - 4a-b. DOC-CAP Testing Co</u>	
Matrix: <u>Sediment</u>	Laboratory ID: <u>A0D0210-01RE1</u>	File ID: <u>ECD5-04152021.D</u>
Sampled: <u>10/13/19 13:08</u>	Prepared: <u>04/10/20 08:28</u>	Analyzed: <u>04/15/20 17:52</u>
Solids: <u>61.86</u>	Preparation: <u>EPA 3546/3640A (GPC)</u>	Initial/Final: <u>10.45 g / 20 mL</u>
Batch: <u>0040379</u>	Sequence: <u>0D15038</u>	Calibration: <u>A0C2504</u>
		Instrument: <u>DUALECD5</u>

CAS NO.	COMPOUND	DILUTION	CONC. (ug/kg dry)	Q
53-19-0	2,4'-DDD [2C]	10	77.3	D
3424-82-6	2,4'-DDE	10	30.9	U
72-54-8	4,4'-DDD	10	198	D
72-55-9	4,4'-DDE	10	33.4	JD
50-29-3	4,4'-DDT [2C]	10	61.9	U

SYSTEM MONITORING COMPOUND	ADDED (ug/kg dry)	CONC (ug/kg dry)	% REC	QC LIMITS	Q
2,4,5,6-TCMX (Surr) [2C]	77.3	89.7	116	42 - 129	
Decachlorobiphenyl (Surr)	77.3	85.4	110	55 - 130	

\* Values outside of QC limits

# ORGANIC ANALYSIS DATA SHEET

EPA 8081B

PDI-076SC-A-06-07-191013

Laboratory: <u>Apex Laboratories</u>	SDG: <u>Gasco PreRD_DG 2019</u>	
Client: <u>Anchor QEA, LLC</u>	Project: <u>Gasco PreRD_DG 2019 - 4a-b. DOC-CAP Testing Co</u>	
Matrix: <u>Sediment</u>	Laboratory ID: <u>A0D0210-01RE2</u>	File ID: <u>ECD5-04172019.D</u>
Sampled: <u>10/13/19 13:08</u>	Prepared: <u>04/10/20 08:28</u>	Analyzed: <u>04/17/20 16:46</u>
Solids: <u>61.86</u>	Preparation: <u>EPA 3546/3640A (GPC)</u>	Initial/Final: <u>10.45 g / 20 mL</u>
Batch: <u>0040379</u>	Sequence: <u>0D17030</u>	Calibration: <u>A0C2504</u>
		Instrument: <u>DUALECD5</u>

CAS NO.	COMPOUND	DILUTION	CONC. (ug/kg dry)	Q
789-02-6	2,4'-DDT [2C]	10	30.9	U

SYSTEM MONITORING COMPOUND	ADDED (ug/kg dry)	CONC (ug/kg dry)	% REC	QC LIMITS	Q
2,4,5,6-TCMX (Surr) [2C]	77.3	91.6	118	42 - 129	
Decachlorobiphenyl (Surr)	77.3	88.5	114	55 - 130	

\* Values outside of QC limits

# ORGANIC ANALYSIS DATA SHEET

EPA 8081B

PDI-076SC-A-07-08-191013

Laboratory: <u>Apex Laboratories</u>	SDG: <u>Gasco PreRD_DG 2019</u>	
Client: <u>Anchor QEA, LLC</u>	Project: <u>Gasco PreRD_DG 2019 - 4a-b. DOC-CAP Testing Co</u>	
Matrix: <u>Sediment</u>	Laboratory ID: <u>A0D0210-02RE1</u>	File ID: <u>ECD5-04152023.D</u>
Sampled: <u>10/13/19 13:08</u>	Prepared: <u>04/10/20 08:28</u>	Analyzed: <u>04/15/20 18:30</u>
Solids: <u>58.20</u>	Preparation: <u>EPA 3546/3640A (GPC)</u>	Initial/Final: <u>10.12 g / 20 mL</u>
Batch: <u>0040379</u>	Sequence: <u>0D15038</u>	Calibration: <u>A0C2504</u>
		Instrument: <u>DUALECD5</u>

CAS NO.	COMPOUND	DILUTION	CONC. (ug/kg dry)	Q
53-19-0	2,4'-DDD	5	30.1	JD
3424-82-6	2,4'-DDE [2C]	5	17.0	U
72-54-8	4,4'-DDD	5	75.4	D
72-55-9	4,4'-DDE	5	17.0	U
50-29-3	4,4'-DDT [2C]	5	34.0	U

SYSTEM MONITORING COMPOUND	ADDED (ug/kg dry)	CONC (ug/kg dry)	% REC	QC LIMITS	Q
2,4,5,6-TCMX (Surr) [2C]	84.9	74.4	88	42 - 129	
Decachlorobiphenyl (Surr) [2C]	84.9	94.2	111	55 - 130	

\* Values outside of QC limits

# ORGANIC ANALYSIS DATA SHEET

EPA 8081B

PDI-076SC-A-07-08-191013

Laboratory: <u>Apex Laboratories</u>	SDG: <u>Gasco PreRD_DG 2019</u>	
Client: <u>Anchor QEA, LLC</u>	Project: <u>Gasco PreRD_DG 2019 - 4a-b. DOC-CAP Testing Co</u>	
Matrix: <u>Sediment</u>	Laboratory ID: <u>A0D0210-02RE2</u>	File ID: <u>ECD5-04172021.D</u>
Sampled: <u>10/13/19 13:08</u>	Prepared: <u>04/10/20 08:28</u>	Analyzed: <u>04/17/20 17:27</u>
Solids: <u>58.20</u>	Preparation: <u>EPA 3546/3640A (GPC)</u>	Initial/Final: <u>10.12 g / 20 mL</u>
Batch: <u>0040379</u>	Sequence: <u>0D17030</u>	Calibration: <u>A0C2504</u>
		Instrument: <u>DUALECD5</u>

CAS NO.	COMPOUND	DILUTION	CONC. (ug/kg dry)	Q
789-02-6	2,4'-DDT [2C]	5	17.0	U

SYSTEM MONITORING COMPOUND	ADDED (ug/kg dry)	CONC (ug/kg dry)	% REC	QC LIMITS	Q
2,4,5,6-TCMX (Surr) [2C]	84.9	84.4	99	42 - 129	
Decachlorobiphenyl (Surr) [2C]	84.9	107	126	55 - 130	

\* Values outside of QC limits

# PREPARATION BATCH SUMMARY

## EPA 8081B

Laboratory: Apex Laboratories

SDG: Gasco PreRD\_DG 2019

Client: Anchor QEA, LLC

Project: Gasco PreRD\_DG 2019 - 4a-b. DOC-CAP Testing Co

Batch: 0040379

Batch Matrix: Sediment

Preparation: EPA 3546/3640A (GPC)

SAMPLE NAME	LAB SAMPLE ID	LAB FILE ID	DATE PREPARED	OBSERVATIONS
Blank	0040379-BLK1	ECD5-04142007.D	04/10/20 08:28	
LCS	0040379-BS1	ECD5-04142008.D	04/10/20 08:28	
PDI-076SC-A-06-07-191013	A0D0210-01RE1	ECD5-04152021.D	04/10/20 08:28	
PDI-076SC-A-06-07-191013	A0D0210-01RE2	ECD5-04172019.D	04/10/20 08:28	
PDI-076SC-A-07-08-191013	A0D0210-02RE1	ECD5-04152023.D	04/10/20 08:28	
PDI-076SC-A-07-08-191013	A0D0210-02RE2	ECD5-04172021.D	04/10/20 08:28	

Note: Client samples are listed only if they are included in this report.

Duplicates and Matrix Spike/Duplicates QC Samples are only listed if sourced from a sample included in this report.

**METHOD BLANK DATA SHEET**  
**EPA 8081B**

Laboratory: <u>Apex Laboratories</u>	SDG: <u>Gasco PreRD_DG 2019</u>	
Client: <u>Anchor QEA, LLC</u>	Project: <u>Gasco PreRD_DG 2019 - 4a-b. DOC-CAP Testing C</u>	
Matrix: <u>Sediment</u>	Laboratory ID: <u>0040379-BLK1</u>	File ID: <u>ECD5-04142007.D</u>
Prepared: <u>04/10/20 08:28</u>	Preparation: <u>EPA 3546/3640A (GPC)</u>	Initial/Final: <u>11 g / 10 mL</u>
Analyzed: <u>04/14/20 13:13</u>	Instrument: <u>DUALECD5</u>	
Batch: <u>0040379</u>	Sequence: <u>0D14043</u>	Calibration: <u>A0C2504</u>

CAS NO.	COMPOUND	CONC. (ug/kg wet)	Q
53-19-0	2,4'-DDD [2C]	0.909	U
3424-82-6	2,4'-DDE [2C]	0.909	U
789-02-6	2,4'-DDT [2C]	0.909	U
72-54-8	4,4'-DDD [2C]	0.909	U
72-55-9	4,4'-DDE [2C]	0.909	U
50-29-3	4,4'-DDT [2C]	0.909	U

SYSTEM MONITORING COMPOUND	ADDED (ug/kg wet)	CONC (ug/kg wet)	% REC	QC LIMITS	Q
2,4,5,6-TCMX (Surr) [2C]	45.5	30.9	68	42 - 129	
Decachlorobiphenyl (Surr) [2C]	45.5	38.5	85	55 - 130	

# LCS / LCS DUPLICATE RECOVERY

## EPA 8081B

Laboratory: Apex Laboratories

SDG: Gasco PreRD\_DG 2019

Client: Anchor QEA, LLC

Project: Gasco PreRD\_DG 2019 - 4a-b. DOC-CAP Testing Co

Matrix: Sediment

Batch: 0040379

Laboratory ID: 0040379-BS1

Preparation: EPA 3546/3640A (GPC)

Initial/Final: 10 g / 10 mL

COMPOUND	SPIKE ADDED (ug/kg wet)	LCS CONCENTRATION (ug/kg wet)	LCS % REC. (*=Out)	QC LIMITS REC.
2,4'-DDD [2C]	50.0	48.4	97	50 - 150
2,4'-DDE [2C]	50.0	43.5	87	50 - 150
2,4'-DDT [2C]	50.0	57.2	114	50 - 150
4,4'-DDD [2C]	50.0	48.5	97	50 - 150
4,4'-DDE [2C]	50.0	48.0	96	50 - 150
4,4'-DDT [2C]	50.0	58.9	118	50 - 150

\* = Values outside of QC limits

# ANALYSIS BATCH (SEQUENCE) SUMMARY

## EPA 8081B

Laboratory: Apex Laboratories

SDG: Gasco PreRD\_DG 2019

Client: Anchor QEA, LLC

Project: Gasco PreRD\_DG 2019 - 4a-b. DOC-CAP Testing C

Sequence: 0C24036

Instrument: DUALECD5

Matrix: Sediment

Calibration: A0C2504

Sample Name	Lab Sample ID	Lab File ID	Analysis Date/Time
Initial Cal Blank	0C24036-ICB1	ECD5-03242006.D	03/24/20 13:58
Cal Standard	0C24036-CAL1	ECD5-03242007.D	03/24/20 14:15
Cal Standard	0C24036-CAL2	ECD5-03242008.D	03/24/20 14:33
Cal Standard	0C24036-CAL3	ECD5-03242009.D	03/24/20 14:50
Cal Standard	0C24036-CAL4	ECD5-03242010.D	03/24/20 15:07
Cal Standard	0C24036-CAL5	ECD5-03242011.D	03/24/20 15:24
Cal Standard	0C24036-CAL6	ECD5-03242012.D	03/24/20 15:41
Cal Standard	0C24036-CAL7	ECD5-03242013.D	03/24/20 15:59
Cal Standard	0C24036-CAL8	ECD5-03242014.D	03/24/20 16:16
Cal Standard	0C24036-CAL9	ECD5-03242015.D	03/24/20 16:33
Initial Cal Check	0C24036-ICV1	ECD5-03242017.D	03/24/20 17:07
Cal Standard	0C24036-CALA	ECD5-03242018.D	03/24/20 17:24
Cal Standard	0C24036-CALB	ECD5-03242019.D	03/24/20 17:42
Cal Standard	0C24036-CALC	ECD5-03242022.D	03/24/20 18:31
Cal Standard	0C24036-CALD	ECD5-03242023.D	03/24/20 18:48
Cal Standard	0C24036-CALE	ECD5-03242024.D	03/24/20 19:05
Cal Standard	0C24036-CALF	ECD5-03242025.D	03/24/20 19:22
Cal Standard	0C24036-CALG	ECD5-03242026.D	03/24/20 19:40
Cal Standard	0C24036-CALH	ECD5-03242027.D	03/24/20 19:57
Cal Standard	0C24036-CALI	ECD5-03242028.D	03/24/20 20:14
Initial Cal Check	0C24036-ICV2	ECD5-03242030.D	03/24/20 20:48

Note: Client samples are listed only if they are included in this report.

Duplicates and Matrix Spike/Duplicates QC Samples are only listed if sourced from a sample included in this report.



# ANALYSIS BATCH (SEQUENCE) SUMMARY

## EPA 8081B

Laboratory: Apex Laboratories

SDG: Gasco PreRD\_DG 2019

Client: Anchor QEA, LLC

Project: Gasco PreRD\_DG 2019 - 4a-b. DOC-CAP Testing C

Sequence: 0D14043

Instrument: DUALECD5

Matrix: Sediment

Calibration: A0C2504

Sample Name	Lab Sample ID	Lab File ID	Analysis Date/Time
Calibration Check	0D14043-CCV1	ECD5-04142004.D	04/14/20 12:22
Calibration Check	0D14043-CCV2	ECD5-04142005.D	04/14/20 12:39
Calibration Blank	0D14043-CCB1	ECD5-04142006.D	04/14/20 12:56
Blank	0040379-BLK1	ECD5-04142007.D	04/14/20 13:13
LCS	0040379-BS1	ECD5-04142008.D	04/14/20 13:30
Calibration Check	0D14043-CCV3	ECD5-04142013.D	04/14/20 14:56
Calibration Check	0D14043-CCV4	ECD5-04142014.D	04/14/20 15:14
Calibration Blank	0D14043-CCB2	ECD5-04142015.D	04/14/20 15:31
Calibration Check	0D14043-CCV5	ECD5-04142023.D	04/14/20 17:48
Calibration Check	0D14043-CCV6	ECD5-04142024.D	04/14/20 18:06
Calibration Blank	0D14043-CCB3	ECD5-04142025.D	04/14/20 18:23

Note: Client samples are listed only if they are included in this report.

Duplicates and Matrix Spike/Duplicates QC Samples are only listed if sourced from a sample included in this report.

# ANALYSIS BATCH (SEQUENCE) SUMMARY

## EPA 8081B

Laboratory: <u>Apex Laboratories</u>	SDG: <u>Gasco PreRD_DG 2019</u>
Client: <u>Anchor QEA, LLC</u>	Project: <u>Gasco PreRD_DG 2019 - 4a-b. DOC-CAP Testing C</u>
Sequence: <u>0D15038</u>	Instrument: <u>DUALECD5</u>
Matrix: <u>Sediment</u>	Calibration: <u>A0C2504</u>

Sample Name	Lab Sample ID	Lab File ID	Analysis Date/Time
Calibration Check	0D15038-CCV1	ECD5-04152006.D	04/15/20 13:26
Calibration Check	0D15038-CCV2	ECD5-04152007.D	04/15/20 13:43
Calibration Blank	0D15038-CCB1	ECD5-04152008.D	04/15/20 14:00
Calibration Check	0D15038-CCV3	ECD5-04152014.D	04/15/20 15:44
Calibration Check	0D15038-CCV4	ECD5-04152015.D	04/15/20 16:01
Calibration Blank	0D15038-CCB2	ECD5-04152016.D	04/15/20 16:18
PDI-076SC-A-06-07-191013	A0D0210-01RE1	ECD5-04152021.D	04/15/20 17:52
PDI-076SC-A-07-08-191013	A0D0210-02RE1	ECD5-04152023.D	04/15/20 18:30
Calibration Check	0D15038-CCV5	ECD5-04152027.D	04/15/20 19:46
Calibration Check	0D15038-CCV6	ECD5-04152028.D	04/15/20 20:03
Calibration Blank	0D15038-CCB3	ECD5-04152029.D	04/15/20 20:20

Note: Client samples are listed only if they are included in this report.  
 Duplicates and Matrix Spike/Duplicates QC Samples are only listed if sourced from a sample included in this report.

# ANALYSIS BATCH (SEQUENCE) SUMMARY

## EPA 8081B

Laboratory: Apex Laboratories

SDG: Gasco PreRD\_DG 2019

Client: Anchor QEA, LLC

Project: Gasco PreRD\_DG 2019 - 4a-b. DOC-CAP Testing C

Sequence: 0D17030

Instrument: DUALECD5

Matrix: Sediment

Calibration: A0C2504

Sample Name	Lab Sample ID	Lab File ID	Analysis Date/Time
Calibration Check	0D17030-CCV1	ECD5-04172004.D	04/17/20 12:19
Calibration Check	0D17030-CCV2	ECD5-04172005.D	04/17/20 12:36
Calibration Blank	0D17030-CCB1	ECD5-04172006.D	04/17/20 12:53
Calibration Check	0D17030-CCV3	ECD5-04172012.D	04/17/20 14:38
Calibration Check	0D17030-CCV4	ECD5-04172013.D	04/17/20 14:55
Calibration Blank	0D17030-CCB2	ECD5-04172014.D	04/17/20 15:12
PDI-076SC-A-06-07-191013	A0D0210-01RE2	ECD5-04172019.D	04/17/20 16:46
PDI-076SC-A-07-08-191013	A0D0210-02RE2	ECD5-04172021.D	04/17/20 17:27
Calibration Check	0D17030-CCV5	ECD5-04172025.D	04/17/20 18:44
Calibration Check	0D17030-CCV6	ECD5-04172026.D	04/17/20 19:01
Calibration Blank	0D17030-CCB3	ECD5-04172027.D	04/17/20 19:18

Note: Client samples are listed only if they are included in this report.

Duplicates and Matrix Spike/Duplicates QC Samples are only listed if sourced from a sample included in this report.

# INITIAL CALIBRATION DATA (Summary)

## EPA 8081B

Laboratory: Apex Laboratories

SDG: Gasco PreRD DG 2019

Client: Anchor QEA, LLC

Project: Gasco PreRD\_DG 2019 - 4a-b. DOC-CAP Testing

Calibration: A0C2504

Date: 03/25/20 16:36

Instrument: DUALECD5

Compound	Mean RF	FIT	RF RSD	Mean RT	RT RSD	Linear r	Quad COD	LIMIT	Q
2,4'-DDD	119843	XXX	16.76852	7.700778	2.189637E-02				
2,4'-DDD [2C]	186374.4	XXX	15.08586	8.498111	1.125328E-02				
2,4'-DDE	133132.8	XXX	12.76476	7.327667	2.015601E-02				
2,4'-DDE [2C]	205762	XXX	11.9861	8.124778	8.192782E-03				
2,4'-DDT [2C]	162965.8	XXX	12.52737	8.722889	1.726622E-02				
4,4'-DDD	163430.5	Ave	5.833706	8.000445	2.030346E-02			20	
4,4'-DDD [2C]	240614.9	Ave	7.807911	8.763556	1.175072E-02			20	
4,4'-DDE	197110.9	Ave	4.178565	7.578778	2.491117E-02			20	
4,4'-DDE [2C]	286340.9	Ave	8.284494	8.347222	1.246625E-02			20	
4,4'-DDT [2C]	178991.9	XXX	21.1019	8.99	1.641069E-02				
2,4,5,6-TCMX (Surr) [2C]	285848.9	Ave	7.954123	5.986444	8.366451E-03			20	
Decachlorobiphenyl (Surr)	159963.7	XXX	11.78693	9.588889	7.587142E-03				
Decachlorobiphenyl (Surr) [2C]	169828.9	Ave	6.733244	10.55289	0.0107996			20	

Note: \*\* Quad COD may be incorrect if weighting (1/a) or (1/a<sup>2</sup>) used. Weighting not shown here. Please see instrument calibration printouts for validation.

# INITIAL CALIBRATION DATA

## EPA 8081B

Laboratory: Apex Laboratories

SDG: Gasco PreRD DG 2019

Client: Anchor QEA, LLC

Project: Gasco PreRD DG 2019 - 4a-b. DOC-CAP Te

Calibration: A0C2504

Instrument: DUALECD5

Calibration Date: 03/25/20 16:36

Compound	Level 01		Level 02		Level 03		Level 04		Level 05		Level 06	
	ng/mL	RF	ng/mL	RF	ng/mL	RF	ng/mL	RF	ng/mL	RF	ng/mL	RF
4,4'-DDD	0.5	178678	1	171895	2	162491.5	5	155935.2	10	152826.8	25	153270.9
4,4'-DDD [2C]	0.5	242706	1	235370	2	229740.5	5	230089.8	10	224708.9	25	221839.9
4,4'-DDE	0.5	208388	1	200955	2	188703.5	5	193266	10	189922.6	25	187161.6
4,4'-DDE [2C]	0.5	275068	1	269052	2	267691.5	5	276686	10	268206.6	25	276707.5
4,4'-DDT	0.5	128320	1	121352	2	119714	5	125793.2	10	124016.5	25	121616.6
4,4'-DDT [2C]	0.5	150566	1	143366	2	146638	5	165310.4	10	162162	25	169931
2,4,5,6-TCMX (Surr)	0.5	221072	1	207645	2	194623	5	192948.6	10	187144	25	180504.9
2,4,5,6-TCMX (Surr) [2C]	0.5	328912	1	286301	2	274864.5	5	267191.8	10	267285.2	25	260838.2
Decachlorobiphenyl (Surr)	0.5	196232	1	181183	2	169179.5	5	159806.8	10	147675.1	25	139880.8
Decachlorobiphenyl (Surr) [2C]	0.5	180580	1	178563	2	170701.5	5	167293.6	10	153956.7	25	154681.2

# INITIAL CALIBRATION DATA (Continued)

EPA 8081B

Laboratory: Apex Laboratories

SDG: Gasco PreRD\_DG 2019

Client: Anchor QEA, LLC

Project: Gasco PreRD\_DG 2019 - 4a-b. DOC-CAP Te

Calibration: A0C2504

Instrument: DUALECD5

Matrix:

Calibration Date: 03/25/20 16:36

Compound	Level 07		Level 08		Level 09		Level 10		Level 11		Level 12	
	ng/mL	RF	ng/mL	RF	ng/mL	RF	ng/mL	RF	ng/mL	RF	ng/mL	RF
2,4'-DDD							0.5	159250	1	148717	2	119932.5
2,4'-DDD [2C]							0.5	242152	1	222099	2	183045
2,4'-DDE							0.5	166420	1	156744	2	133603.5
2,4'-DDE [2C]							0.5	249946	1	238501	2	198749
2,4'-DDT							0.5	135582	1	129911	2	104336.5
2,4'-DDT [2C]							0.5	187458	1	174701	2	146594
4,4'-DDD	50	157731.2	100	163764.8	200	174281.3						
4,4'-DDD [2C]	50	245495.2	100	252688.5	200	282895						
4,4'-DDE	50	197512	100	198200	200	209889.1						
4,4'-DDE [2C]	50	296194.6	100	311080.9	200	336381						
4,4'-DDT	50	143032.8	100	141421.1	200	163801.7						
4,4'-DDT [2C]	50	203535.6	100	213200.1	200	256218						
2,4,5,6-TCMX (Surr)	50	184832.3	100	183544.7	200	186439						
2,4,5,6-TCMX (Surr) [2C]	50	280355.8	100	293630.2	200	313261.3						
Decachlorobiphenyl (Surr)	50	149520.8	100	143176.2	200	153019.5						
Decachlorobiphenyl (Surr) [2C]	50	164631.8	100	169821.9	200	188230.6						

# INITIAL CALIBRATION DATA (Continued)

## EPA 8081B

Laboratory: Apex Laboratories

SDG: Gasco PreRD\_DG 2019

Client: Anchor QEA, LLC

Project: Gasco PreRD\_DG 2019 - 4a-b. DOC-CAP Te

Calibration: AOC2504

Instrument: DUALECD5

Matrix:

Calibration Date: 03/25/20 16:36

Compound	Level 13		Level 14		Level 15		Level 16		Level 17		Level 18	
	ng/mL	RF	ng/mL	RF	ng/mL	RF	ng/mL	RF	ng/mL	RF	ng/mL	RF
2,4'-DDD	5	111355.6	10	107743	25	107807.8	50	102410.7	100	108538	200	112832.1
2,4'-DDD [2C]	5	169589.8	10	166409.6	25	165195.9	50	162749.7	100	172652.7	200	193475.6
2,4'-DDE	5	125419.8	10	123775.8	25	120778.8	50	118237	100	122252.1	200	130964.1
2,4'-DDE [2C]	5	187202.4	10	185925.8	25	184594.8	50	187458.1	100	198783.3	200	220697.8
2,4'-DDT	5	100083.2	10	103887.2	25	104961.4	50	102185.6	100	109473.7	200	120512.5
2,4'-DDT [2C]	5	141991.4	10	145549	25	149076.8	50	155580.7	100	166355.1	200	199386.5

# SECOND-SOURCE CALIBRATION VERIFICATION

## EPA 8081B

Laboratory: <u>Apex Laboratories</u>	SDG: <u>Gasco PreRD DG 2019</u>
Client: <u>Anchor QEA, LLC</u>	Project: <u>Gasco PreRD_DG 2019 - 4a-b. DOC-CAP</u>
Instrument ID: <u>DUALECD5</u>	Calibration: <u>AOC2504</u>
Lab File ID: <u>ECD5-03242017.D</u>	
Sequence: <u>0C24036</u>	Inject Date: <u>03/24/20</u>
Lab Sample ID: <u>0C24036-ICV1</u>	Inject Time: <u>17:07</u>

ANALYTE	EXPECTED (ng/mL)	FOUND (ng/mL)	% DRIFT	QC LIMIT
4,4'-DDD	50.0	50.2	0.5	70 - 130
4,4'-DDD [2C]	50.0	51.1	2.1	70 - 130
4,4'-DDE	50.0	49.4	-1.2	70 - 130
4,4'-DDE [2C]	50.0	52.7	5.3	70 - 130
4,4'-DDT	50.0	55.4	10.9	70 - 130
4,4'-DDT [2C]	50.0	56.8	13.5	70 - 130
2,4,5,6-TCMX (Surr)	50.0	48.5	-3.0	70 - 130
2,4,5,6-TCMX (Surr) [2C]	50.0	49.6	-0.9	70 - 130
Decachlorobiphenyl (Surr)	50.0	50.7	1.4	70 - 130
Decachlorobiphenyl (Surr) [2C]	50.0	48.5	-2.9	70 - 130



# SECOND-SOURCE CALIBRATION VERIFICATION

## EPA 8081B

Laboratory: Apex Laboratories SDG: Gasco PreRD DG 2019  
Client: Anchor QEA, LLC Project: Gasco PreRD\_DG 2019 - 4a-b. DOC-CAP  
Instrument ID: DUALECD5 Calibration: A0C2504  
Lab File ID: ECD5-03242030.D  
Sequence: 0C24036 Inject Date: 03/24/20  
Lab Sample ID: 0C24036-ICV2 Inject Time: 20:48

ANALYTE	EXPECTED (ng/mL)	FOUND (ng/mL)	% DRIFT	QC LIMIT
2,4'-DDD	50.0	48.5	-3.0	70 - 130
2,4'-DDD [2C]	50.0	48.4	-3.1	70 - 130
2,4'-DDE	50.0	49.7	-0.7	70 - 130
2,4'-DDE [2C]	50.0	49.6	-0.8	70 - 130
2,4'-DDT	50.0	54.3	8.6	70 - 130
2,4'-DDT [2C]	50.0	56.5	12.9	70 - 130

# CONTINUING CALIBRATION CHECK

## EPA 8081B

Laboratory: Apex Laboratories

SDG: Gasco PreRD DG 2019

Client: Anchor QEA, LLC

Project: Gasco PreRD DG 2019 - 4a-b. DOC-CAP Testing C

Instrument ID: DUALECD5

Calibration: A0C2504

Lab File ID: ECD5-04142004.D

Calibration Date: 03/25/20 16:36

Sequence: 0D14043

Injection Date: 04/14/20

Lab Sample ID: 0D14043-CCV1

Injection Time: 12:22

COMPOUND	Curve Fit	Calculated Concentration (ng/mL) [L/Q Fits]			Response Factors [Ave RF]			Limit
		STD	CCV	% DIFF	ICAL	CCV	% Drift	
4,4'-DDD	Ave	50.0	50.9		163430.5	166479.7	1.9	20
4,4'-DDD [2C]	Ave	50.0	54.4		240614.9	261538.6	8.7	20
4,4'-DDE	Ave	50.0	48.6		197110.9	191727.7	-2.7	20
4,4'-DDE [2C]	Ave	50.0	54.3		286340.9	311026.2	8.6	20
4,4'-DDT	XXX	50.0	47.2	-5.5				20
4,4'-DDT [2C]	XXX	50.0	53.3	6.6				20

\*\* Quadratic Curve fit may be weighted (1/a or 1/a2).

\* = Values outside of QC limits

# CONTINUING CALIBRATION CHECK

## EPA 8081B

Laboratory: Apex Laboratories

SDG: Gasco PreRD DG 2019

Client: Anchor QEA, LLC

Project: Gasco PreRD DG 2019 - 4a-b. DOC-CAP Testing C

Instrument ID: DUALECD5

Calibration: A0C2504

Lab File ID: ECD5-04142005.D

Calibration Date: 03/25/20 16:36

Sequence: 0D14043

Injection Date: 04/14/20

Lab Sample ID: 0D14043-CCV2

Injection Time: 12:39

COMPOUND	Curve Fit	Calculated Concentration (ng/mL) [L/Q Fits]			Response Factors [Ave RF]			Limit
		STD	CCV	% DIFF	ICAL	CCV	% Drift	
2,4'-DDD	XXX	50.0	50.0	-0.1				20
2,4'-DDD [2C]	XXX	50.0	50.7	1.4				20
2,4'-DDE	XXX	50.0	46.4	-7.3				20
2,4'-DDE [2C]	XXX	50.0	51.5	3.1				20
2,4'-DDT	XXX	50.0	44.8	-10.3				20
2,4'-DDT [2C]	XXX	50.0	47.8	-4.4				20

\*\* Quadratic Curve fit may be weighted (1/a or 1/a<sup>2</sup>).

\* = Values outside of QC limits

# CONTINUING CALIBRATION CHECK

## EPA 8081B

Laboratory: Apex Laboratories

SDG: Gasco PreRD DG 2019

Client: Anchor QEA, LLC

Project: Gasco PreRD DG 2019 - 4a-b. DOC-CAP Testing C

Instrument ID: DUALECD5

Calibration: A0C2504

Lab File ID: ECD5-04142013.D

Calibration Date: 03/25/20 16:36

Sequence: 0D14043

Injection Date: 04/14/20

Lab Sample ID: 0D14043-CCV3

Injection Time: 14:56

COMPOUND	Curve Fit	Calculated Concentration (ng/mL) [L/Q Fits]			Response Factors [Ave RF]			Limit
		STD	CCV	% DIFF	ICAL	CCV	% Drift	
4,4'-DDD	Ave	100	98.8		163430.5	161542	-1.2	20
4,4'-DDD [2C]	Ave	100	117		240614.9	281869.9	17.1	20
4,4'-DDE	Ave	100	95.9		197110.9	189036.5	-4.1	20
4,4'-DDE [2C]	Ave	100	116		286340.9	333205.4	16.4	20
4,4'-DDT	XXX	100	95.2	-4.8				20
4,4'-DDT [2C]	XXX	100	109	8.7				20

\*\* Quadratic Curve fit may be weighted (1/a or 1/a2).

\* = Values outside of QC limits

# CONTINUING CALIBRATION CHECK

## EPA 8081B

Laboratory: Apex Laboratories

SDG: Gasco PreRD DG 2019

Client: Anchor QEA, LLC

Project: Gasco PreRD DG 2019 - 4a-b. DOC-CAP Testing C

Instrument ID: DUALECD5

Calibration: A0C2504

Lab File ID: ECD5-04142014.D

Calibration Date: 03/25/20 16:36

Sequence: 0D14043

Injection Date: 04/14/20

Lab Sample ID: 0D14043-CCV4

Injection Time: 15:14

COMPOUND	Curve Fit	Calculated Concentration (ng/mL) [L/Q Fits]			Response Factors [Ave RF]			Limit
		STD	CCV	% DIFF	ICAL	CCV	% Drift	
2,4'-DDD	XXX	100	93.4	-6.6				20
2,4'-DDD [2C]	XXX	100	102	1.8				20
2,4'-DDE	XXX	100	91.6	-8.4				20
2,4'-DDE [2C]	XXX	100	101	0.7				20
2,4'-DDT	XXX	100	93.5	-6.5				20
2,4'-DDT [2C]	XXX	100	103	3.2				20

\*\* Quadratic Curve fit may be weighted (1/a or 1/a<sup>2</sup>).

\* = Values outside of QC limits

# CONTINUING CALIBRATION CHECK

## EPA 8081B

Laboratory: Apex Laboratories

SDG: Gasco PreRD DG 2019

Client: Anchor QEA, LLC

Project: Gasco PreRD DG 2019 - 4a-b. DOC-CAP Testing C

Instrument ID: DUALECD5

Calibration: A0C2504

Lab File ID: ECD5-04142023.D

Calibration Date: 03/25/20 16:36

Sequence: 0D14043

Injection Date: 04/14/20

Lab Sample ID: 0D14043-CCV5

Injection Time: 17:48

COMPOUND	Curve Fit	Calculated Concentration (ng/mL) [L/Q Fits]			Response Factors [Ave RF]			Limit
		STD	CCV	% DIFF	ICAL	CCV	% Drift	
4,4'-DDD	Ave	50.0	45.9		163430.5	149971.9	-8.2	20
4,4'-DDD [2C]	Ave	50.0	56.5		240614.9	271692.4	12.9	20
4,4'-DDE	Ave	50.0	43.6		197110.9	172060.7	-12.7	20
4,4'-DDE [2C]	Ave	50.0	55.2		286340.9	316269.2	10.5	20
4,4'-DDT	XXX	50.0	43.4	-13.2				20
4,4'-DDT [2C]	XXX	50.0	53.3	6.5				20

\*\* Quadratic Curve fit may be weighted (1/a or 1/a2).

\* = Values outside of QC limits

# CONTINUING CALIBRATION CHECK

## EPA 8081B

Laboratory: <u>Apex Laboratories</u>	SDG: <u>Gasco PreRD DG 2019</u>
Client: <u>Anchor QEA, LLC</u>	Project: <u>Gasco PreRD DG 2019 - 4a-b. DOC-CAP Testing C</u>
Instrument ID: <u>DUALECD5</u>	Calibration: <u>A0C2504</u>
Lab File ID: <u>ECD5-04142024.D</u>	Calibration Date: <u>03/25/20 16:36</u>
Sequence: <u>0D14043</u>	Injection Date: <u>04/14/20</u>
Lab Sample ID: <u>0D14043-CCV6</u>	Injection Time: <u>18:06</u>

COMPOUND	Curve Fit	Calculated Concentration (ng/mL) [L/Q Fits]			Response Factors [Ave RF]			Limit
		STD	CCV	% DIFF	ICAL	CCV	% Drift	
2,4'-DDD	XXX	50.0	46.6	-6.7				20
2,4'-DDD [2C]	XXX	50.0	52.6	5.2				20
2,4'-DDE	XXX	50.0	44.4	-11.2				20
2,4'-DDE [2C]	XXX	50.0	50.6	1.2				20
2,4'-DDT	XXX	50.0	43.5	-13.0				20
2,4'-DDT [2C]	XXX	50.0	50.8	1.5				20

\*\* Quadratic Curve fit may be weighted (1/a or 1/a<sup>2</sup>).

\* = Values outside of QC limits

# CONTINUING CALIBRATION CHECK

## EPA 8081B

Laboratory: Apex Laboratories

SDG: Gasco PreRD DG 2019

Client: Anchor QEA, LLC

Project: Gasco PreRD DG 2019 - 4a-b. DOC-CAP Testing C

Instrument ID: DUALECD5

Calibration: A0C2504

Lab File ID: ECD5-04152006.D

Calibration Date: 03/25/20 16:36

Sequence: 0D15038

Injection Date: 04/15/20

Lab Sample ID: 0D15038-CCV1

Injection Time: 13:26

COMPOUND	Curve Fit	Calculated Concentration (ng/mL) [L/Q Fits]			Response Factors [Ave RF]			Limit
		STD	CCV	% DIFF	ICAL	CCV	% Drift	
4,4'-DDD	Ave	50.0	50.0		163430.5	163406.2	-0.01	20
4,4'-DDD [2C]	Ave	50.0	51.2		240614.9	246617.8	2.5	20
4,4'-DDE	Ave	50.0	50.8		197110.9	200238.6	1.6	20
4,4'-DDE [2C]	Ave	50.0	50.8		286340.9	290706.4	1.5	20
4,4'-DDT	XXX	50.0	40.4	-19.2				20
4,4'-DDT [2C]	XXX	50.0	38.6	-22.8 *				20

\*\* Quadratic Curve fit may be weighted (1/a or 1/a2).

\* = Values outside of QC limits



# CONTINUING CALIBRATION CHECK

## EPA 8081B

Laboratory: Apex Laboratories

SDG: Gasco PreRD DG 2019

Client: Anchor QEA, LLC

Project: Gasco PreRD DG 2019 - 4a-b. DOC-CAP Testing C

Instrument ID: DUALECD5

Calibration: A0C2504

Lab File ID: ECD5-04152007.D

Calibration Date: 03/25/20 16:36

Sequence: 0D15038

Injection Date: 04/15/20

Lab Sample ID: 0D15038-CCV2

Injection Time: 13:43

COMPOUND	Curve Fit	Calculated Concentration (ng/mL) [L/Q Fits]			Response Factors [Ave RF]			Limit
		STD	CCV	% DIFF	ICAL	CCV	% Drift	
2,4'-DDD [2C]	XXX	50.0	48.2	-3.6				20
2,4'-DDE [2C]	XXX	50.0	46.8	-6.4				20
2,4'-DDT [2C]	XXX	50.0	33.8	-32.3 *				20

\*\* Quadratic Curve fit may be weighted (1/a or 1/a2).

\* = Values outside of QC limits

# CONTINUING CALIBRATION CHECK

## EPA 8081B

Laboratory: Apex Laboratories

SDG: Gasco PreRD DG 2019

Client: Anchor QEA, LLC

Project: Gasco PreRD DG 2019 - 4a-b. DOC-CAP Testing C

Instrument ID: DUALECD5

Calibration: A0C2504

Lab File ID: ECD5-04152014.D

Calibration Date: 03/25/20 16:36

Sequence: 0D15038

Injection Date: 04/15/20

Lab Sample ID: 0D15038-CCV3

Injection Time: 15:44

COMPOUND	Curve Fit	Calculated Concentration (ng/mL) [L/Q Fits]			Response Factors [Ave RF]			Limit
		STD	CCV	% DIFF	ICAL	CCV	% Drift	
4,4'-DDD	Ave	100	103		163430.5	168068.5	2.8	20
4,4'-DDD [2C]	Ave	100	112		240614.9	269837.6	12.1	20
4,4'-DDE	Ave	100	105		197110.9	207255.3	5.1	20
4,4'-DDE [2C]	Ave	100	110		286340.9	316204.7	10.4	20
4,4'-DDT	XXX	100	80.6	-19.4				20
4,4'-DDT [2C]	XXX	100	80.1	-19.9				20

\*\* Quadratic Curve fit may be weighted (1/a or 1/a2).

\* = Values outside of QC limits

# CONTINUING CALIBRATION CHECK

## EPA 8081B

Laboratory: Apex Laboratories

SDG: Gasco PreRD DG 2019

Client: Anchor QEA, LLC

Project: Gasco PreRD DG 2019 - 4a-b. DOC-CAP Testing C

Instrument ID: DUALECD5

Calibration: A0C2504

Lab File ID: ECD5-04152015.D

Calibration Date: 03/25/20 16:36

Sequence: 0D15038

Injection Date: 04/15/20

Lab Sample ID: 0D15038-CCV4

Injection Time: 16:01

COMPOUND	Curve Fit	Calculated Concentration (ng/mL) [L/Q Fits]			Response Factors [Ave RF]			Limit
		STD	CCV	% DIFF	ICAL	CCV	% Drift	
2,4'-DDD	XXX	100	100	0.2				20
2,4'-DDD [2C]	XXX	100	99.1	-0.9				20
2,4'-DDE	XXX	100	98.8	-1.2				20
2,4'-DDE [2C]	XXX	100	98.5	-1.5				20
2,4'-DDT	XXX	100	75.9	-24.1 *				20
2,4'-DDT [2C]	XXX	100	75.7	-24.3 *				20

\*\* Quadratic Curve fit may be weighted (1/a or 1/a<sup>2</sup>).

\* = Values outside of QC limits

# CONTINUING CALIBRATION CHECK

## EPA 8081B

Laboratory: Apex Laboratories

SDG: Gasco PreRD DG 2019

Client: Anchor QEA, LLC

Project: Gasco PreRD DG 2019 - 4a-b. DOC-CAP Testing C

Instrument ID: DUALECD5

Calibration: A0C2504

Lab File ID: ECD5-04152027.D

Calibration Date: 03/25/20 16:36

Sequence: 0D15038

Injection Date: 04/15/20

Lab Sample ID: 0D15038-CCV5

Injection Time: 19:46

COMPOUND	Curve Fit	Calculated Concentration (ng/mL) [L/Q Fits]			Response Factors [Ave RF]			Limit
		STD	CCV	% DIFF	ICAL	CCV	% Drift	
4,4'-DDD	Ave	50.0	49.1		163430.5	160353.5	-1.9	20
4,4'-DDD [2C]	Ave	50.0	53.7		240614.9	258493.2	7.4	20
4,4'-DDE	Ave	50.0	49.5		197110.9	194968.6	-1.1	20
4,4'-DDE [2C]	Ave	50.0	51.9		286340.9	297064.8	3.7	20
4,4'-DDT	XXX	50.0	41.6	-16.9				20
4,4'-DDT [2C]	XXX	50.0	41.9	-16.2				20

\*\* Quadratic Curve fit may be weighted (1/a or 1/a2).

\* = Values outside of QC limits

# CONTINUING CALIBRATION CHECK

## EPA 8081B

Laboratory: Apex Laboratories

SDG: Gasco PreRD DG 2019

Client: Anchor QEA, LLC

Project: Gasco PreRD DG 2019 - 4a-b. DOC-CAP Testing C

Instrument ID: DUALECD5

Calibration: A0C2504

Lab File ID: ECD5-04152028.D

Calibration Date: 03/25/20 16:36

Sequence: 0D15038

Injection Date: 04/15/20

Lab Sample ID: 0D15038-CCV6

Injection Time: 20:03

COMPOUND	Curve Fit	Calculated Concentration (ng/mL) [L/Q Fits]			Response Factors [Ave RF]			Limit
		STD	CCV	% DIFF	ICAL	CCV	% Drift	
2,4'-DDD	XXX	50.0	50.0	-0.02				20
2,4'-DDD [2C]	XXX	50.0	51.5	3.1				20
2,4'-DDE	XXX	50.0	48.5	-3.0				20
2,4'-DDE [2C]	XXX	50.0	49.6	-0.7				20
2,4'-DDT	XXX	50.0	39.6	-20.8 *				20
2,4'-DDT [2C]	XXX	50.0	40.9	-18.3				20

\*\* Quadratic Curve fit may be weighted (1/a or 1/a<sup>2</sup>).

\* = Values outside of QC limits

# CONTINUING CALIBRATION CHECK

## EPA 8081B

Laboratory: Apex Laboratories

SDG: Gasco PreRD DG 2019

Client: Anchor QEA, LLC

Project: Gasco PreRD DG 2019 - 4a-b. DOC-CAP Testing C

Instrument ID: DUALECD5

Calibration: A0C2504

Lab File ID: ECD5-04172004.D

Calibration Date: 03/25/20 16:36

Sequence: 0D17030

Injection Date: 04/17/20

Lab Sample ID: 0D17030-CCV1

Injection Time: 12:19

COMPOUND	Curve Fit	Calculated Concentration (ng/mL) [L/Q Fits]			Response Factors [Ave RF]			Limit
		STD	CCV	% DIFF	ICAL	CCV	% Drift	
4,4'-DDD	Ave	50.0	49.4		163430.5	161615.8	-1.1	20
4,4'-DDD [2C]	Ave	50.0	52.4		240614.9	252363.6	4.9	20
4,4'-DDE	Ave	50.0	51.9		197110.9	204746.8	3.9	20
4,4'-DDE [2C]	Ave	50.0	54.0		286340.9	309155	8.0	20
4,4'-DDT	XXX	50.0	44.7	-10.6				20
4,4'-DDT [2C]	XXX	50.0	46.0	-8.1				20

\*\* Quadratic Curve fit may be weighted (1/a or 1/a2).

\* = Values outside of QC limits

# CONTINUING CALIBRATION CHECK

## EPA 8081B

Laboratory: Apex Laboratories

SDG: Gasco PreRD DG 2019

Client: Anchor QEA, LLC

Project: Gasco PreRD DG 2019 - 4a-b. DOC-CAP Testing C

Instrument ID: DUALECD5

Calibration: A0C2504

Lab File ID: ECD5-04172005.D

Calibration Date: 03/25/20 16:36

Sequence: 0D17030

Injection Date: 04/17/20

Lab Sample ID: 0D17030-CCV2

Injection Time: 12:36

COMPOUND	Curve Fit	Calculated Concentration (ng/mL) [L/Q Fits]			Response Factors [Ave RF]			Limit
		STD	CCV	% DIFF	ICAL	CCV	% Drift	
2,4'-DDD	XXX	50.0	49.2	-1.6				20
2,4'-DDD [2C]	XXX	50.0	49.7	-0.6				20
2,4'-DDE	XXX	50.0	50.0	-0.04				20
2,4'-DDE [2C]	XXX	50.0	51.0	2.0				20
2,4'-DDT	XXX	50.0	45.3	-9.4				20
2,4'-DDT [2C]	XXX	50.0	45.7	-8.7				20

\*\* Quadratic Curve fit may be weighted (1/a or 1/a<sup>2</sup>).

\* = Values outside of QC limits

# CONTINUING CALIBRATION CHECK

## EPA 8081B

Laboratory: Apex Laboratories

SDG: Gasco PreRD DG 2019

Client: Anchor QEA, LLC

Project: Gasco PreRD DG 2019 - 4a-b. DOC-CAP Testing C

Instrument ID: DUALECD5

Calibration: A0C2504

Lab File ID: ECD5-04172012.D

Calibration Date: 03/25/20 16:36

Sequence: 0D17030

Injection Date: 04/17/20

Lab Sample ID: 0D17030-CCV3

Injection Time: 14:38

COMPOUND	Curve Fit	Calculated Concentration (ng/mL) [L/Q Fits]			Response Factors [Ave RF]			Limit
		STD	CCV	% DIFF	ICAL	CCV	% Drift	
4,4'-DDD	Ave	50.0	48.2		163430.5	157622.8	-3.6	20
4,4'-DDD [2C]	Ave	50.0	51.7		240614.9	248709	3.4	20
4,4'-DDE	Ave	50.0	48.6		197110.9	191744.3	-2.7	20
4,4'-DDE [2C]	Ave	50.0	54.6		286340.9	312838	9.3	20
4,4'-DDT	XXX	50.0	48.8	-2.4				20
4,4'-DDT [2C]	XXX	50.0	51.0	1.9				20

\*\* Quadratic Curve fit may be weighted (1/a or 1/a2).

\* = Values outside of QC limits



# CONTINUING CALIBRATION CHECK

## EPA 8081B

Laboratory: Apex Laboratories

SDG: Gasco PreRD DG 2019

Client: Anchor QEA, LLC

Project: Gasco PreRD DG 2019 - 4a-b. DOC-CAP Testing C

Instrument ID: DUALECD5

Calibration: A0C2504

Lab File ID: ECD5-04172013.D

Calibration Date: 03/25/20 16:36

Sequence: 0D17030

Injection Date: 04/17/20

Lab Sample ID: 0D17030-CCV4

Injection Time: 14:55

COMPOUND	Curve Fit	Calculated Concentration (ng/mL) [L/Q Fits]			Response Factors [Ave RF]			Limit
		STD	CCV	% DIFF	ICAL	CCV	% Drift	
2,4'-DDD	XXX	50.0	48.7	-2.5				20
2,4'-DDD [2C]	XXX	50.0	50.8	1.5				20
2,4'-DDE	XXX	50.0	49.4	-1.3				20
2,4'-DDE [2C]	XXX	50.0	51.3	2.5				20
2,4'-DDT	XXX	50.0	46.9	-6.2				20
2,4'-DDT [2C]	XXX	50.0	47.5	-5.0				20

\*\* Quadratic Curve fit may be weighted (1/a or 1/a<sup>2</sup>).

\* = Values outside of QC limits

# CONTINUING CALIBRATION CHECK

## EPA 8081B

Laboratory: Apex Laboratories

SDG: Gasco PreRD DG 2019

Client: Anchor QEA, LLC

Project: Gasco PreRD DG 2019 - 4a-b. DOC-CAP Testing C

Instrument ID: DUALECD5

Calibration: A0C2504

Lab File ID: ECD5-04172025.D

Calibration Date: 03/25/20 16:36

Sequence: 0D17030

Injection Date: 04/17/20

Lab Sample ID: 0D17030-CCV5

Injection Time: 18:44

COMPOUND	Curve Fit	Calculated Concentration (ng/mL) [L/Q Fits]			Response Factors [Ave RF]			Limit
		STD	CCV	% DIFF	ICAL	CCV	% Drift	
4,4'-DDD	Ave	100	97.4		163430.5	159219.3	-2.6	20
4,4'-DDD [2C]	Ave	100	115		240614.9	277854.7	15.5	20
4,4'-DDE	Ave	100	102		197110.9	201520.9	2.2	20
4,4'-DDE [2C]	Ave	100	116		286340.9	333533.7	16.5	20
4,4'-DDT	XXX	100	96.8	-3.2				20
4,4'-DDT [2C]	XXX	100	101	1.4				20

\*\* Quadratic Curve fit may be weighted (1/a or 1/a2).

\* = Values outside of QC limits

# CONTINUING CALIBRATION CHECK

## EPA 8081B

Laboratory: Apex Laboratories

SDG: Gasco PreRD DG 2019

Client: Anchor QEA, LLC

Project: Gasco PreRD DG 2019 - 4a-b. DOC-CAP Testing C

Instrument ID: DUALECD5

Calibration: A0C2504

Lab File ID: ECD5-04172026.D

Calibration Date: 03/25/20 16:36

Sequence: 0D17030

Injection Date: 04/17/20

Lab Sample ID: 0D17030-CCV6

Injection Time: 19:01

COMPOUND	Curve Fit	Calculated Concentration (ng/mL) [L/Q Fits]			Response Factors [Ave RF]			Limit
		STD	CCV	% DIFF	ICAL	CCV	% Drift	
2,4'-DDD	XXX	100	101	1.5				20
2,4'-DDD [2C]	XXX	100	106	6.3				20
2,4'-DDE	XXX	100	98.6	-1.4				20
2,4'-DDE [2C]	XXX	100	106	5.6				20
2,4'-DDT	XXX	100	97.8	-2.2				20
2,4'-DDT [2C]	XXX	100	103	2.8				20

\*\* Quadratic Curve fit may be weighted (1/a or 1/a<sup>2</sup>).

\* = Values outside of QC limits

# SURROGATE STANDARD RECOVERY AND RT SUMMARY

## EPA 8081B

Laboratory: <u>Apex Laboratories</u>	SDG: <u>Gasco PreRD DG 2019</u>
Client: <u>Anchor QEA, LLC</u>	Project: <u>Gasco PreRD DG 2019 - 4a-b. DOC-CAP Testing C</u>
Sequence: <u>0C24036</u>	Instrument: <u>DUALECD5</u>
Matrix: <u>Sediment</u>	Calibration: <u>A0C2504</u>

Surrogate Compound	Spike Level ng/mL	% Recovery	Recovery Limits	RT	Calibration Mean RT	RT Diff	RT Diff Limit	Q
<b>Initial Cal Check (0C24036-ICV1)</b>			Lab File ID: ECD5-03242017.D		Analyzed: 03/24/20 17:07			
2,4,5,6-TCMX (Surr)	50.0	97	70 - 130	5.39	5.390555	-0.0006	+/-1.0	
2,4,5,6-TCMX (Surr) [2C]	50.0	99	70 - 130	5.986	5.986444	-0.0004	+/-1.0	
Decachlorobiphenyl (Surr)	50.0	101	70 - 130	9.587	9.588889	-0.0019	+/-1.0	
Decachlorobiphenyl (Surr) [2C]	50.0	97	70 - 130	10.551	10.55289	-0.0019	+/-1.0	

# SURROGATE STANDARD RECOVERY AND RT SUMMARY

## EPA 8081B

Laboratory: Apex Laboratories

SDG: Gasco PreRD DG 2019

Client: Anchor QEA, LLC

Project: Gasco PreRD DG 2019 - 4a-b. DOC-CAP Testing C

Sequence: 0D14043

Instrument: DUALECD5

Matrix: Sediment

Calibration: A0C2504

Surrogate Compound	Spike Level ng/mL	% Recovery	Recovery Limits	RT	Calibration Mean RT	RT Diff	RT Diff Limit	Q
<b>Calibration Check (0D14043-CCV1)</b> Lab File ID: ECD5-04142004.D Analyzed: 04/14/20 12:22								
2,4,5,6-TCMX (Surr)	50.0	93	80 - 120	5.334	5.390555	-0.0566	+/-1.0	
2,4,5,6-TCMX (Surr) [2C]	50.0	99	80 - 120	5.93	5.986444	-0.0564	+/-1.0	
Decachlorobiphenyl (Surr)	50.0	93	80 - 120	9.53	9.588889	-0.0589	+/-1.0	
Decachlorobiphenyl (Surr) [2C]	50.0	103	80 - 120	10.483	10.55289	-0.0699	+/-1.0	
<b>Calibration Blank (0D14043-CCB1)</b> Lab File ID: ECD5-04142006.D Analyzed: 04/14/20 12:56								
2,4,5,6-TCMX (Surr) [2C]	100	100	42 - 129	5.929	5.986444	-0.0574	+/-1.0	
Decachlorobiphenyl (Surr) [2C]	100	94	55 - 130	10.482	10.55289	-0.0709	+/-1.0	
<b>Blank (0040379-BLK1)</b> Lab File ID: ECD5-04142007.D Analyzed: 04/14/20 13:13								
2,4,5,6-TCMX (Surr) [2C]	45.5	68	42 - 129	5.93	5.986444	-0.0564	+/-1.0	
Decachlorobiphenyl (Surr) [2C]	45.5	85	55 - 130	10.482	10.55289	-0.0709	+/-1.0	
<b>LCS (0040379-BS1)</b> Lab File ID: ECD5-04142008.D Analyzed: 04/14/20 13:30								
2,4,5,6-TCMX (Surr) [2C]	50.0	70	42 - 129	5.928	5.986444	-0.0584	+/-1.0	
Decachlorobiphenyl (Surr) [2C]	50.0	85	55 - 130	10.48	10.55289	-0.0729	+/-1.0	
<b>Calibration Check (0D14043-CCV3)</b> Lab File ID: ECD5-04142013.D Analyzed: 04/14/20 14:56								
2,4,5,6-TCMX (Surr)	100	90	80 - 120	5.33	5.390555	-0.0606	+/-1.0	
2,4,5,6-TCMX (Surr) [2C]	100	105	80 - 120	5.928	5.986444	-0.0584	+/-1.0	
Decachlorobiphenyl (Surr)	100	101	80 - 120	9.528	9.588889	-0.0609	+/-1.0	
Decachlorobiphenyl (Surr) [2C]	100	111	80 - 120	10.48	10.55289	-0.0729	+/-1.0	
<b>Calibration Blank (0D14043-CCB2)</b> Lab File ID: ECD5-04142015.D Analyzed: 04/14/20 15:31								
2,4,5,6-TCMX (Surr) [2C]	100	100	42 - 129	5.928	5.986444	-0.0584	+/-1.0	
Decachlorobiphenyl (Surr) [2C]	100	93	55 - 130	10.48	10.55289	-0.0729	+/-1.0	
<b>Calibration Check (0D14043-CCV5)</b> Lab File ID: ECD5-04142023.D Analyzed: 04/14/20 17:48								
2,4,5,6-TCMX (Surr)	50.0	88	80 - 120	5.33	5.390555	-0.0606	+/-1.0	
2,4,5,6-TCMX (Surr) [2C]	50.0	101	80 - 120	5.927	5.986444	-0.0594	+/-1.0	
Decachlorobiphenyl (Surr)	50.0	97	80 - 120	9.528	9.588889	-0.0609	+/-1.0	
Decachlorobiphenyl (Surr) [2C]	50.0	109	80 - 120	10.48	10.55289	-0.0729	+/-1.0	
<b>Calibration Blank (0D14043-CCB3)</b> Lab File ID: ECD5-04142025.D Analyzed: 04/14/20 18:23								
2,4,5,6-TCMX (Surr) [2C]	100	104	42 - 129	5.928	5.986444	-0.0584	+/-1.0	
Decachlorobiphenyl (Surr) [2C]	100	97	55 - 130	10.48	10.55289	-0.0729	+/-1.0	

# SURROGATE STANDARD RECOVERY AND RT SUMMARY

## EPA 8081B

Laboratory: Apex Laboratories  
 Client: Anchor QEA, LLC  
 Sequence: 0D15038  
 Matrix: Sediment

SDG: Gasco PreRD DG 2019  
 Project: Gasco PreRD DG 2019 - 4a-b. DOC-CAP Testing C  
 Instrument: DUALECD5  
 Calibration: A0C2504

Surrogate Compound	Spike Level ng/mL	% Recovery	Recovery Limits	RT	Calibration Mean RT	RT Diff	RT Diff Limit	Q
<b>Calibration Check (0D15038-CCV1)</b> Lab File ID: ECD5-04152006.D Analyzed: 04/15/20 13:26								
2,4,5,6-TCMX (Surr)	50.0	95	80 - 120	5.32	5.390555	-0.0706	+/-1.0	
2,4,5,6-TCMX (Surr) [2C]	50.0	94	80 - 120	5.917	5.986444	-0.0694	+/-1.0	
Decachlorobiphenyl (Surr)	50.0	100	80 - 120	9.516	9.588889	-0.0729	+/-1.0	
Decachlorobiphenyl (Surr) [2C]	50.0	104	80 - 120	10.469	10.55289	-0.0839	+/-1.0	
<b>Calibration Blank (0D15038-CCB1)</b> Lab File ID: ECD5-04152008.D Analyzed: 04/15/20 14:00								
2,4,5,6-TCMX (Surr) [2C]	100	96	42 - 129	5.916	5.986444	-0.0704	+/-1.0	
Decachlorobiphenyl (Surr) [2C]	100	90	55 - 130	10.468	10.55289	-0.0849	+/-1.0	
<b>Calibration Check (0D15038-CCV3)</b> Lab File ID: ECD5-04152014.D Analyzed: 04/15/20 15:44								
2,4,5,6-TCMX (Surr)	100	94	80 - 120	5.317	5.390555	-0.0736	+/-1.0	
2,4,5,6-TCMX (Surr) [2C]	100	103	80 - 120	5.915	5.986444	-0.0714	+/-1.0	
Decachlorobiphenyl (Surr)	100	104	80 - 120	9.514	9.588889	-0.0749	+/-1.0	
Decachlorobiphenyl (Surr) [2C]	100	110	80 - 120	10.467	10.55289	-0.0859	+/-1.0	
<b>Calibration Blank (0D15038-CCB2)</b> Lab File ID: ECD5-04152016.D Analyzed: 04/15/20 16:18								
2,4,5,6-TCMX (Surr) [2C]	100	96	42 - 129	5.915	5.986444	-0.0714	+/-1.0	
Decachlorobiphenyl (Surr) [2C]	100	94	55 - 130	10.467	10.55289	-0.0859	+/-1.0	
<b>PDI-076SC-A-06-07-191013 (A0D0210-01RE1)</b> Lab File ID: ECD5-04152021.D Analyzed: 04/15/20 17:52								
2,4,5,6-TCMX (Surr) [2C]	77.3	116	42 - 129	5.913	5.986444	-0.0734	+/-1.0	
Decachlorobiphenyl (Surr)	77.3	110	55 - 130	9.511	9.588889	-0.0779	+/-1.0	
<b>PDI-076SC-A-07-08-191013 (A0D0210-02RE1)</b> Lab File ID: ECD5-04152023.D Analyzed: 04/15/20 18:30								
2,4,5,6-TCMX (Surr) [2C]	84.9	88	42 - 129	5.912	5.986444	-0.0744	+/-1.0	
Decachlorobiphenyl (Surr) [2C]	84.9	111	55 - 130	10.464	10.55289	-0.0889	+/-1.0	
<b>Calibration Check (0D15038-CCV5)</b> Lab File ID: ECD5-04152027.D Analyzed: 04/15/20 19:46								
2,4,5,6-TCMX (Surr)	50.0	95	80 - 120	5.315	5.390555	-0.0756	+/-1.0	
2,4,5,6-TCMX (Surr) [2C]	50.0	97	80 - 120	5.912	5.986444	-0.0744	+/-1.0	
Decachlorobiphenyl (Surr)	50.0	103	80 - 120	9.512	9.588889	-0.0769	+/-1.0	
Decachlorobiphenyl (Surr) [2C]	50.0	108	80 - 120	10.463	10.55289	-0.0899	+/-1.0	
<b>Calibration Blank (0D15038-CCB3)</b> Lab File ID: ECD5-04152029.D Analyzed: 04/15/20 20:20								
2,4,5,6-TCMX (Surr) [2C]	100	103	42 - 129	5.913	5.986444	-0.0734	+/-1.0	
Decachlorobiphenyl (Surr) [2C]	100	99	55 - 130	10.463	10.55289	-0.0899	+/-1.0	

# SURROGATE STANDARD RECOVERY AND RT SUMMARY

## EPA 8081B

Laboratory: Apex Laboratories

SDG: Gasco PreRD DG 2019

Client: Anchor QEA, LLC

Project: Gasco PreRD DG 2019 - 4a-b. DOC-CAP Testing C

Sequence: 0D17030

Instrument: DUALECD5

Matrix: Sediment

Calibration: A0C2504

Surrogate Compound	Spike Level ng/mL	% Recovery	Recovery Limits	RT	Calibration Mean RT	RT Diff	RT Diff Limit	Q
<b>Calibration Check (0D17030-CCV1)</b> Lab File ID: ECD5-04172004.D Analyzed: 04/17/20 12:19								
2,4,5,6-TCMX (Surr)	50.0	94	80 - 120	5.298	5.390555	-0.0926	+/-1.0	
2,4,5,6-TCMX (Surr) [2C]	50.0	99	80 - 120	5.896	5.986444	-0.0904	+/-1.0	
Decachlorobiphenyl (Surr)	50.0	101	80 - 120	9.495	9.588889	-0.0939	+/-1.0	
Decachlorobiphenyl (Surr) [2C]	50.0	108	80 - 120	10.444	10.55289	-0.1089	+/-1.0	
<b>Calibration Blank (0D17030-CCB1)</b> Lab File ID: ECD5-04172006.D Analyzed: 04/17/20 12:53								
2,4,5,6-TCMX (Surr) [2C]	100	104	42 - 129	5.894	5.986444	-0.0924	+/-1.0	
Decachlorobiphenyl (Surr) [2C]	100	98	55 - 130	10.444	10.55289	-0.1089	+/-1.0	
<b>Calibration Check (0D17030-CCV3)</b> Lab File ID: ECD5-04172012.D Analyzed: 04/17/20 14:38								
2,4,5,6-TCMX (Surr)	50.0	92	80 - 120	5.294	5.390555	-0.0966	+/-1.0	
2,4,5,6-TCMX (Surr) [2C]	50.0	100	80 - 120	5.891	5.986444	-0.0954	+/-1.0	
Decachlorobiphenyl (Surr)	50.0	96	80 - 120	9.493	9.588889	-0.0959	+/-1.0	
Decachlorobiphenyl (Surr) [2C]	50.0	107	80 - 120	10.442	10.55289	-0.1109	+/-1.0	
<b>Calibration Blank (0D17030-CCB2)</b> Lab File ID: ECD5-04172014.D Analyzed: 04/17/20 15:12								
2,4,5,6-TCMX (Surr) [2C]	100	104	42 - 129	5.891	5.986444	-0.0954	+/-1.0	
Decachlorobiphenyl (Surr) [2C]	100	98	55 - 130	10.441	10.55289	-0.1119	+/-1.0	
<b>PDI-076SC-A-06-07-191013 (A0D0210-01RE2)</b> Lab File ID: ECD5-04172019.D Analyzed: 04/17/20 16:46								
2,4,5,6-TCMX (Surr) [2C]	77.3	118	42 - 129	5.89	5.986444	-0.0964	+/-1.0	
Decachlorobiphenyl (Surr)	77.3	114	55 - 130	9.489	9.588889	-0.0999	+/-1.0	
<b>PDI-076SC-A-07-08-191013 (A0D0210-02RE2)</b> Lab File ID: ECD5-04172021.D Analyzed: 04/17/20 17:27								
2,4,5,6-TCMX (Surr) [2C]	84.9	99	42 - 129	5.888	5.986444	-0.0984	+/-1.0	
Decachlorobiphenyl (Surr) [2C]	84.9	126	55 - 130	10.439	10.55289	-0.1139	+/-1.0	
<b>Calibration Check (0D17030-CCV5)</b> Lab File ID: ECD5-04172025.D Analyzed: 04/17/20 18:44								
2,4,5,6-TCMX (Surr)	100	95	80 - 120	5.293	5.390555	-0.0976	+/-1.0	
2,4,5,6-TCMX (Surr) [2C]	100	105	80 - 120	5.891	5.986444	-0.0954	+/-1.0	
Decachlorobiphenyl (Surr)	100	100	80 - 120	9.491	9.588889	-0.0979	+/-1.0	
Decachlorobiphenyl (Surr) [2C]	100	114	80 - 120	10.439	10.55289	-0.1139	+/-1.0	
<b>Calibration Blank (0D17030-CCB3)</b> Lab File ID: ECD5-04172027.D Analyzed: 04/17/20 19:18								
2,4,5,6-TCMX (Surr) [2C]	100	106	42 - 129	5.889	5.986444	-0.0974	+/-1.0	
Decachlorobiphenyl (Surr) [2C]	100	105	55 - 130	10.438	10.55289	-0.1149	+/-1.0	

# HOLDING TIME SUMMARY

## EPA 8081B

Laboratory: Apex Laboratories

SDG: Gasco PreRD DG 2019

Client: Anchor QEA, LLC

Project: Gasco PreRD DG 2019 - 4a-b. DOC-CAP Testing C

Sample Name	Date Collected	Date Received	Date Prepared	Days to Prep	Max Days to Prep	Date Analyzed	Days to Analysis	Max Days to Analysis	Q
PDI-076SC-A-06-07-191013	10/13/19 13:08	10/14/19 10:45	04/10/20 08:28	179.81	14.00	04/15/20 17:52	5.39	40.00	*
PDI-076SC-A-06-07-191013	10/13/19 13:08	10/14/19 10:45	04/10/20 08:28	179.81	14.00	04/17/20 16:46	7.35	40.00	*
PDI-076SC-A-07-08-191013	10/13/19 13:08	10/14/19 10:45	04/10/20 08:28	179.81	14.00	04/15/20 18:30	5.42	40.00	*
PDI-076SC-A-07-08-191013	10/13/19 13:08	10/14/19 10:45	04/10/20 08:28	179.81	14.00	04/17/20 17:27	7.37	40.00	*



# Apex Laboratories

SDG: Gasco PreRD\_DG 2019

CLASS: GCMS

METHOD: EPA 8270D

**ANALYSES DATA PACKAGE COVER PAGE**

**EPA 8270D**

Laboratory: Apex Laboratories

SDG: Gasco PreRD\_DG 2019

Client: Anchor QEA, LLC

Project: Gasco PreRD\_DG 2019 - 4a-b. DOC-CAP Testing Co

---

**Client Sample Id:**

PDI-076SC-A-06-07-191013

PDI-076SC-A-07-08-191013

**Lab Sample Id:**

A0D0210-01

A0D0210-02

**Matrix**

Sediment

Sediment

I certify that this data package is in compliance with the terms and conditions of the contract, both technically and for completeness, for other than the conditions detailed above. Release of the data contained in this hardcopy data package and in computer-readable data submitted on diskette has been authorized by the Laboratory Manager or the Manager's designee, as verified by the following signatures.

Signature: \_\_\_\_\_



Name: \_\_\_\_\_

David G. Jack

Forms Created: \_\_\_\_\_

5/4/2020 12:45PM

Title: \_\_\_\_\_

Technical Manager

# METHOD DETECTION AND REPORTING LIMITS

## EPA 8270D

Laboratory: Apex Laboratories

SDG: Gasco PreRD\_DG 2019

Client: Anchor QEA, LLC

Project: Gasco PreRD\_DG 2019 - 4a-b. DOC-CAP

Batch Matrix: Sediment

Analyte	MDL	MRL	Units
Acenaphthene	1.25	2.50	ug/kg
Acenaphthylene	1.25	2.50	ug/kg
Anthracene	1.25	2.50	ug/kg
Benz(a)anthracene	1.25	2.50	ug/kg
Benzo(a)pyrene	1.25	2.50	ug/kg
Benzo(b)fluoranthene	1.25	2.50	ug/kg
Benzo(k)fluoranthene	1.25	2.50	ug/kg
Benzo(g,h,i)perylene	1.25	2.50	ug/kg
Chrysene	1.25	2.50	ug/kg
Dibenz(a,h)anthracene	1.25	2.50	ug/kg
Fluoranthene	1.25	2.50	ug/kg
Fluorene	1.25	2.50	ug/kg
Indeno(1,2,3-cd)pyrene	1.25	2.50	ug/kg
2-Methylnaphthalene	1.25	2.50	ug/kg
Naphthalene	1.25	2.50	ug/kg
Phenanthrene	1.25	2.50	ug/kg
Pyrene	1.25	2.50	ug/kg

Note: MDLs are listed only if the corresponding analyte was evaluated to the MDL in this report .

# ORGANIC ANALYSIS DATA SHEET

EPA 8270D

PDI-076SC-A-06-07-191013

Laboratory: <u>Apex Laboratories</u>	SDG: <u>Gasco PreRD_DG 2019</u>	
Client: <u>Anchor QEA, LLC</u>	Project: <u>Gasco PreRD_DG 2019 - 4a-b. DOC-CAP Testing Co</u>	
Matrix: <u>Sediment</u>	Laboratory ID: <u>A0D0210-01</u>	File ID: <u>N04102030.D</u>
Sampled: <u>10/13/19 13:08</u>	Prepared: <u>04/10/20 07:18</u>	Analyzed: <u>04/11/20 02:21</u>
Solids: <u>61.86</u>	Preparation: <u>EPA 3546</u>	Initial/Final: <u>10.64 g / 5 mL</u>
Batch: <u>0040356</u>	Sequence: <u>0D10041</u>	Calibration: <u>A0D0804</u> Instrument: <u>SV-GCMS14</u>

CAS NO.	COMPOUND	DILUTION	CONC. (ug/kg dry)	Q
83-32-9	Acenaphthene	1000	85500	D
208-96-8	Acenaphthylene	1000	11700	D
120-12-7	Anthracene	1000	71600	D
56-55-3	Benz(a)anthracene	1000	47600	D
50-32-8	Benzo(a)pyrene	1000	49400	D
205-99-2	Benzo(b)fluoranthene	1000	39600	D
207-08-9	Benzo(k)fluoranthene	1000	14100	D
191-24-2	Benzo(g,h,i)perylene	1000	34900	D
218-01-9	Chrysene	1000	57400	D
53-70-3	Dibenz(a,h)anthracene	1000	4030	D
206-44-0	Fluoranthene	1000	153000	D
86-73-7	Fluorene	1000	56300	D
193-39-5	Indeno(1,2,3-cd)pyrene	1000	29200	D
91-57-6	2-Methylnaphthalene	1000	103000	D
91-20-3	Naphthalene	1000	11200	D
85-01-8	Phenanthrene	1000	315000	D
129-00-0	Pyrene	1000	188000	D

SYSTEM MONITORING COMPOUND	ADDED (ug/kg dry)	CONC (ug/kg dry)	% REC	QC LIMITS	Q
2-Fluorobiphenyl (Surr)	76.0	273	360	44 - 120	D
p-Terphenyl-d14 (Surr)	76.0	311	410	54 - 127	D

INTERNAL STANDARD	AREA	RT	REF AREA	REF RT	Q
Naphthalene-d8 (ISTD)	261411	7.877	226507	7.877	
Acenaphthene-d10 (ISTD)	160941	9.632	137641	9.632	
Phenanthrene-d10 (ISTD)	288755	11.141	265671	11.136	
Chrysene-d12 (ISTD)	268671	14.895	253703	14.895	
Perylene-d12 (ISTD)	285317	18.351	246508	18.351	
Dibenz(a,h)anthracene-d14 (ISTD)	221361	20.735	207305	20.729	

\* Values outside of QC limits

# ORGANIC ANALYSIS DATA SHEET

EPA 8270D

PDI-076SC-A-07-08-191013

Laboratory: <u>Apex Laboratories</u>	SDG: <u>Gasco PreRD_DG 2019</u>	
Client: <u>Anchor QEA, LLC</u>	Project: <u>Gasco PreRD_DG 2019 - 4a-b. DOC-CAP Testing Co</u>	
Matrix: <u>Sediment</u>	Laboratory ID: <u>A0D0210-02</u>	File ID: <u>N04102031.D</u>
Sampled: <u>10/13/19 13:08</u>	Prepared: <u>04/10/20 07:18</u>	Analyzed: <u>04/11/20 02:52</u>
Solids: <u>58.20</u>	Preparation: <u>EPA 3546</u>	Initial/Final: <u>10.3 g / 5 mL</u>
Batch: <u>0040356</u>	Sequence: <u>0D10041</u>	Calibration: <u>A0D0804</u>
		Instrument: <u>SV-GCMS14</u>

CAS NO.	COMPOUND	DILUTION	CONC. (ug/kg dry)	Q
83-32-9	Acenaphthene	1000	40600	D
208-96-8	Acenaphthylene	1000	6020	D
120-12-7	Anthracene	1000	33400	D
56-55-3	Benz(a)anthracene	1000	27700	D
50-32-8	Benzo(a)pyrene	1000	38600	D
205-99-2	Benzo(b)fluoranthene	1000	30400	D
207-08-9	Benzo(k)fluoranthene	1000	10100	D
191-24-2	Benzo(g,h,i)perylene	1000	32200	D
218-01-9	Chrysene	1000	32900	D
53-70-3	Dibenz(a,h)anthracene	1000	2780	JD
206-44-0	Fluoranthene	1000	102000	D
86-73-7	Fluorene	1000	25400	D
193-39-5	Indeno(1,2,3-cd)pyrene	1000	25400	D
91-57-6	2-Methylnaphthalene	1000	6660	D
91-20-3	Naphthalene	1000	8720	D
85-01-8	Phenanthrene	1000	156000	D
129-00-0	Pyrene	1000	127000	D

SYSTEM MONITORING COMPOUND	ADDED (ug/kg dry)	CONC (ug/kg dry)	% REC	QC LIMITS	Q
2-Fluorobiphenyl (Surr)	83.4	167	200	44 - 120	D
p-Terphenyl-d14 (Surr)	83.4	259	310	54 - 127	D

INTERNAL STANDARD	AREA	RT	REF AREA	REF RT	Q
Naphthalene-d8 (ISTD)	259993	7.883	226507	7.877	
Acenaphthene-d10 (ISTD)	157556	9.638	137641	9.632	
Phenanthrene-d10 (ISTD)	285438	11.141	265671	11.136	
Chrysene-d12 (ISTD)	265746	14.895	253703	14.895	
Perylene-d12 (ISTD)	281238	18.351	246508	18.351	
Dibenz(a,h)anthracene-d14 (ISTD)	216357	20.735	207305	20.729	

\* Values outside of QC limits

# PREPARATION BATCH SUMMARY

## EPA 8270D

Laboratory: Apex Laboratories

SDG: Gasco PreRD\_DG 2019

Client: Anchor QEA, LLC

Project: Gasco PreRD\_DG 2019 - 4a-b. DOC-CAP Testing Co

Batch: 0040356

Batch Matrix: Sediment

Preparation: EPA 3546

SAMPLE NAME	LAB SAMPLE ID	LAB FILE ID	DATE PREPARED	OBSERVATIONS
Blank	0040356-BLK1	N04102011.D	04/10/20 07:04	
LCS	0040356-BS1	N04102012.D	04/10/20 07:04	
PDI-076SC-A-06-07-191013	A0D0210-01	N04102030.D	04/10/20 07:18	
PDI-076SC-A-07-08-191013	A0D0210-02	N04102031.D	04/10/20 07:18	

Note: Client samples are listed only if they are included in this report.

Duplicates and Matrix Spike/Duplicates QC Samples are only listed if sourced from a sample included in this report.

# METHOD BLANK DATA SHEET

## EPA 8270D

Laboratory: <u>Apex Laboratories</u>	SDG: <u>Gasco PreRD_DG 2019</u>	
Client: <u>Anchor QEA, LLC</u>	Project: <u>Gasco PreRD_DG 2019 - 4a-b. DOC-CAP Testing C</u>	
Matrix: <u>Sediment</u>	Laboratory ID: <u>0040356-BLK1</u>	File ID: <u>N04102011.D</u>
Prepared: <u>04/10/20 07:04</u>	Preparation: <u>EPA 3546</u>	Initial/Final: <u>11 g / 5 mL</u>
Analyzed: <u>04/10/20 16:25</u>	Instrument: <u>SV-GCMS14</u>	
Batch: <u>0040356</u>	Sequence: <u>0D10041</u>	Calibration: <u>A0D0804</u>

CAS NO.	COMPOUND	CONC. (ug/kg wet)	Q
83-32-9	Acenaphthene	1.14	U
208-96-8	Acenaphthylene	1.14	U
120-12-7	Anthracene	1.14	U
56-55-3	Benz(a)anthracene	1.14	U
50-32-8	Benzo(a)pyrene	1.14	U
205-99-2	Benzo(b)fluoranthene	1.14	U
207-08-9	Benzo(k)fluoranthene	1.14	U
191-24-2	Benzo(g,h,i)perylene	1.14	U
218-01-9	Chrysene	1.14	U
53-70-3	Dibenz(a,h)anthracene	1.14	U
206-44-0	Fluoranthene	1.14	U
86-73-7	Fluorene	1.14	U
193-39-5	Indeno(1,2,3-cd)pyrene	1.14	U
91-57-6	2-Methylnaphthalene	1.14	U
91-20-3	Naphthalene	1.14	U
85-01-8	Phenanthrene	1.14	U
129-00-0	Pyrene	1.14	U

SYSTEM MONITORING COMPOUND	ADDED (ug/kg wet)	CONC (ug/kg wet)	% REC	QC LIMITS	Q
2-Fluorobiphenyl (Surr)	45.5	34.2	75	44 - 120	
p-Terphenyl-d14 (Surr)	45.5	40.6	89	54 - 127	

INTERNAL STANDARD	AREA	RT	REF AREA	REF RT	Q
Naphthalene-d8 (ISTD)	257039	7.877	226507	7.877	
Acenaphthene-d10 (ISTD)	154026	9.632	137641	9.632	
Phenanthrene-d10 (ISTD)	284354	11.135	265671	11.136	
Chrysene-d12 (ISTD)	247765	14.889	253703	14.895	
Perylene-d12 (ISTD)	232214	18.351	246508	18.351	
Dibenz(a,h)anthracene-d14 (ISTD)	192845	20.729	207305	20.729	

# LCS / LCS DUPLICATE RECOVERY

## EPA 8270D

Laboratory: Apex Laboratories

SDG: Gasco PreRD\_DG 2019

Client: Anchor QEA, LLC

Project: Gasco PreRD\_DG 2019 - 4a-b. DOC-CAP Testing Co

Matrix: Sediment

Batch: 0040356

Laboratory ID: 0040356-BS1

Preparation: EPA 3546

Initial/Final: 10 g / 5 mL

COMPOUND	SPIKE ADDED (ug/kg wet)	LCS CONCENTRATION (ug/kg wet)	LCS % REC. (*=Out)	QC LIMITS REC.
Acenaphthene	20.0	15.5	78	40 - 123
Acenaphthylene	20.0	16.6	83	32 - 132
Anthracene	20.0	16.9	84	47 - 123
Benz(a)anthracene	20.0	16.1	81	49 - 126
Benzo(a)pyrene	20.0	16.9	85	45 - 129
Benzo(b)fluoranthene	20.0	16.1	80	45 - 132
Benzo(k)fluoranthene	20.0	16.0	80	47 - 132
Benzo(g,h,i)perylene	20.0	15.7	78	43 - 134
Chrysene	20.0	15.8	79	50 - 124
Dibenz(a,h)anthracene	20.0	15.0	75	45 - 134
Fluoranthene	20.0	16.8	84	50 - 127
Fluorene	20.0	16.2	81	43 - 125
Indeno(1,2,3-cd)pyrene	20.0	15.9	80	45 - 133
2-Methylnaphthalene	20.0	16.2	81	38 - 122
Naphthalene	20.0	14.9	75	35 - 123
Phenanthrene	20.0	15.2	76	50 - 121
Pyrene	20.0	16.9	84	47 - 127

\* = Values outside of QC limits



# ANALYSIS BATCH (SEQUENCE) SUMMARY

## EPA 8270D

Laboratory: Apex Laboratories

SDG: Gasco PreRD\_DG 2019

Client: Anchor QEA, LLC

Project: Gasco PreRD\_DG 2019 - 4a-b. DOC-CAP Testing C

Sequence: 0D07056

Instrument: SV-GCMS14

Matrix: Sediment

Calibration: A0D0804

Sample Name	Lab Sample ID	Lab File ID	Analysis Date/Time
MS Tune	0D07056-TUN1	N04072011.D	04/07/20 16:40
Initial Cal Blank	0D07056-ICB1	N04072012.D	04/07/20 17:07
Cal Standard	0D07056-CAL1	N04072013.D	04/07/20 17:38
Cal Standard	0D07056-CAL2	N04072014.D	04/07/20 18:10
Cal Standard	0D07056-CAL3	N04072015.D	04/07/20 18:42
Cal Standard	0D07056-CAL4	N04072016.D	04/07/20 19:28
Cal Standard	0D07056-CAL5	N04072017.D	04/07/20 20:00
Cal Standard	0D07056-CAL6	N04072018.D	04/07/20 20:32
Cal Standard	0D07056-CAL7	N04072019.D	04/07/20 21:04
Cal Standard	0D07056-CAL8	N04072020.D	04/07/20 21:36
Cal Standard	0D07056-CAL9	N04072021.D	04/07/20 22:08
Cal Standard	0D07056-CALA	N04072022.D	04/07/20 22:40
Initial Cal Check	0D07056-ICV1	N04072024.D	04/07/20 23:44

Note: Client samples are listed only if they are included in this report.

Duplicates and Matrix Spike/Duplicates QC Samples are only listed if sourced from a sample included in this report.

# ANALYSIS BATCH (SEQUENCE) SUMMARY

## EPA 8270D

Laboratory: Apex Laboratories

SDG: Gasco PreRD\_DG 2019

Client: Anchor QEA, LLC

Project: Gasco PreRD\_DG 2019 - 4a-b. DOC-CAP Testing C

Sequence: 0D10041

Instrument: SV-GCMS14

Matrix: Sediment

Calibration: A0D0804

Sample Name	Lab Sample ID	Lab File ID	Analysis Date/Time
MS Tune	0D10041-TUN1	N04102008.D	04/10/20 14:53
Calibration Check	0D10041-CCV1	N04102009.D	04/10/20 15:20
Calibration Blank	0D10041-CCB1	N04102010.D	04/10/20 15:52
Blank	0040356-BLK1	N04102011.D	04/10/20 16:25
LCS	0040356-BS1	N04102012.D	04/10/20 16:57
PDI-076SC-A-06-07-191013	A0D0210-01	N04102030.D	04/11/20 02:21
PDI-076SC-A-07-08-191013	A0D0210-02	N04102031.D	04/11/20 02:52

Note: Client samples are listed only if they are included in this report.

Duplicates and Matrix Spike/Duplicates QC Samples are only listed if sourced from a sample included in this report.

# MASS SPECTROMETER INSTRUMENT PERFORMANCE CHECK

## EPA 8270D

Laboratory: Apex Laboratories

SDG: Gasco PreRD\_DG 2019

Client: Anchor QEA, LLC

Project: Gasco PreRD\_DG 2019 - 4a-b. DOC-CAP Testing Co

Lab File ID: N04072011.D

Injection Date: 04/07/20

Instrument ID: SV-GCMS14

Injection Time: 16:40

Sequence: 0D07056

Lab Sample ID: 0D07056-TUN1

m/z	ION ABUNDANCE CRITERIA	% RELATIVE ABUNDANCE	
m/z 68	Less than 2% of m/z 69	1.67	PASS
m/z 69	Base peak, 100% relative abundance	100.00	PASS
m/z 70	Less than 2% of m/z 69	0.51	PASS
m/z 197	Less than 2% of m/z 198	0.55	PASS
m/z 198	Base peak, 100% relative abundance	100.00	PASS
m/z 199	5 - 9% of m/z 198	6.87	PASS
m/z 365	1 - 100% of m/z 198	4.27	PASS
m/z 441	Less than 150% of m/z 443	77.32	PASS
m/z 442	0.1 - 200% of m/z 198	130.54	PASS
m/z 443	15 - 24% of m/z 442	19.90	PASS

# MASS SPECTROMETER INSTRUMENT PERFORMANCE CHECK

## EPA 8270D

Laboratory: Apex Laboratories

SDG: Gasco PreRD\_DG 2019

Client: Anchor QEA, LLC

Project: Gasco PreRD\_DG 2019 - 4a-b. DOC-CAP Testing C

Lab File ID: N04102008.D

Injection Date: 04/10/20

Instrument ID: SV-GCMS14

Injection Time: 14:53

Sequence: 0D10041

Lab Sample ID: 0D10041-TUN1

m/z	ION ABUNDANCE CRITERIA	% RELATIVE ABUNDANCE	
m/z 68	Less than 2% of m/z 69	1.86	PASS
m/z 69	Base peak, 100% relative abundance	100.00	PASS
m/z 70	Less than 2% of m/z 69	0.51	PASS
m/z 197	Less than 2% of m/z 198	0.00	PASS
m/z 198	Base peak, 100% relative abundance	100.00	PASS
m/z 199	5 - 9% of m/z 198	6.76	PASS
m/z 365	1 - 100% of m/z 198	4.49	PASS
m/z 441	Less than 150% of m/z 443	77.95	PASS
m/z 442	0.1 - 200% of m/z 198	157.33	PASS
m/z 443	15 - 24% of m/z 442	19.50	PASS

# INITIAL CALIBRATION DATA (Summary)

## EPA 8270D

Laboratory: Apex Laboratories

SDG: Gasco PreRD DG 2019

Client: Anchor QEA, LLC

Project: Gasco PreRD\_DG 2019 - 4a-b. DOC-CAP Testing

Calibration: A0D0804

Date: 04/08/20 10:34

Instrument: SV-GCMS14

Compound	Mean RF	FIT	RF RSD	Mean RT	RT RSD	Linear r	Quad COD	LIMIT	Q
Acenaphthene	1.367868	Ave	3.000799	9.696	1.796568E-02			20	
Acenaphthylene	1.864683	Ave	7.055857	9.518	3.200379E-02			20	
Anthracene	0.9426797	Ave	5.693387	11.2418	2.145989E-02			20	
Benz(a)anthracene	1.037035	Ave	7.880205	14.9276	3.321642E-02			20	
Benzo(a)pyrene	0.8181488	XXX	18.30975	18.2733	0.0541615				
Benzo(b)fluoranthene	1.033776	Ave	7.029041	17.5072	3.803325E-02			20	
Benzo(k)fluoranthene	1.030571	Ave	8.101667	17.573	5.166942E-02			20	
Benzo(g,h,i)perylene	1.165254	Ave	12.77436	21.3304	5.532415E-02			20	
Chrysene	1.066565	Ave	3.809076	15.0088	3.806531E-02			20	
Dibenz(a,h)anthracene	1.095365	Ave	6.404011	20.8618	3.878894E-02			20	
Fluoranthene	1.134427	Ave	6.429081	12.46	1.643526E-02			20	
Fluorene	1.315227	Ave	3.539518	10.216	2.468543E-02			20	
Indeno(1,2,3-cd)pyrene	1.086276	Ave	6.33341	20.7966	4.284379E-02			20	
2-Methylnaphthalene	0.7313287	Ave	4.601883	8.612	1.869654E-02			20	
Naphthalene	1.08918	Ave	5.059362	7.9246	2.266539E-02			20	
Phenanthrene	1.151046	Ave	5.449355	11.1904	3.034487E-02			20	
Pyrene	1.297049	Ave	5.357284	12.7512	2.164713E-02			20	
2-Fluorobiphenyl (Surr)	1.548187	Ave	3.813926	8.973	2.165729E-02			20	
p-Terphenyl-d14 (Surr)	0.9662238	Ave	3.01504	12.9576	1.045169E-02			20	

Note: \*\* Quad COD may be incorrect if weighting (1/a) or (1/a<sup>2</sup>) used. Weighting not shown here. Please see instrument calibration printouts for validation.

# INITIAL CALIBRATION DATA

## EPA 8270D

Laboratory: Apex Laboratories  
 Client: Anchor QEA, LLC  
 Calibration: A0D0804

SDG: Gasco PreRD DG 2019  
 Project: Gasco PreRD DG 2019 - 4a-b. DOC-CAP Te  
 Instrument: SV-GCMS14  
 Calibration Date: 04/08/20 10:34

Compound	Level 01		Level 02		Level 03		Level 04		Level 05		Level 06	
	ng/mL	RF	ng/mL	RF	ng/mL	RF	ng/mL	RF	ng/mL	RF	ng/mL	RF
Acenaphthene	1	1.392981	2	1.401163	5	1.423281	10	1.398985	20	1.383199	50	1.371966
Acenaphthylene	1	1.647526	2	1.721671	5	1.75393	10	1.785334	20	1.855293	50	1.929361
Anthracene	1	0.9673167	2	0.8478943	5	0.8794569	10	0.9069728	20	0.973033	50	0.9519075
Benz(a)anthracene	1	1.227169	2	1.102612	5	0.9789287	10	0.9766066	20	0.9639771	50	0.9916509
Benzo(a)pyrene	1	0.6121478	2	0.6357193	5	0.6599396	10	0.7509002	20	0.7784889	50	0.8797828
Benzo(b)fluoranthene	1	1.035048	2	0.9591165	5	0.9490622	10	0.9907528	20	1.00024	50	0.9982454
Benzo(k)fluoranthene	1	0.978485	2	0.9062718	5	0.9110777	10	1.001783	20	1.018161	50	1.032891
Benzo(b+k)fluoranthene(s)	2	1.006766	4	1.004525	10	1.019857	20	1.074332	40	1.091367	100	1.072333
Benzo(g,h,i)perylene	1	0.9646682	2	0.9675185	5	1.05158	10	1.080887	20	1.165723	50	1.189328
Chrysene	1	1.104808	2	1.160223	5	1.081351	10	1.04108	20	1.07212	50	1.056937
Dibenz(a,h)anthracene	1	1.031261	2	0.9767061	5	1.093428	10	1.046585	20	1.083822	50	1.093796
Fluoranthene	1	1.028441	2	1.051523	5	1.086274	10	1.116826	20	1.098095	50	1.145195
Fluorene	1	1.408347	2	1.266542	5	1.261454	10	1.296428	20	1.346312	50	1.288125
Indeno(1,2,3-cd)pyrene	1	1.02815	2	1.006036	5	1.029843	10	1.053719	20	1.083622	50	1.07055
1-Methylnaphthalene	1	0.7224138	2	0.710285	5	0.7034837	10	0.7080097	20	0.7466831	50	0.7333436
2-Methylnaphthalene	1	0.6825082	2	0.6996163	5	0.713529	10	0.7036183	20	0.7341421	50	0.736935
Naphthalene	1	1.189761	2	1.14893	5	1.132527	10	1.103493	20	1.101812	50	1.060371
Phenanthrene	1	1.275149	2	1.192652	5	1.218825	10	1.159445	20	1.151735	50	1.133385
Pyrene	1	1.297026	2	1.266643	5	1.186004	10	1.29014	20	1.434048	50	1.239804
Carbazole	1	0.7677409	2	0.7410394	5	0.8064844	10	0.8287495	20	0.8289322	50	0.8573341
Dibenzofuran	1	1.583388	2	1.611761	5	1.65507	10	1.699478	20	1.715996	50	1.649865
2-Fluorobiphenyl (Surr)	1	1.452442	2	1.545742	5	1.669823	10	1.604526	20	1.567368	50	1.544944
p-Terphenyl-d14 (Surr)	1	0.9944604	2	0.9185764	5	0.9416842	10	0.9843256	20	1.019771	50	0.965637

# INITIAL CALIBRATION DATA (Continued)

## EPA 8270D

Laboratory: Apex Laboratories

SDG: Gasco PreRD\_DG 2019

Client: Anchor QEA, LLC

Project: Gasco PreRD\_DG 2019 - 4a-b. DOC-CAP Te

Calibration: A0D0804

Instrument: SV-GCMS14

Matrix:

Calibration Date: 04/08/20 10:34

Compound	Level 07		Level 08		Level 09		Level 10		Level 11		Level 12	
	ng/mL	RF	ng/mL	RF	ng/mL	RF	ng/mL	RF	ng/mL	RF	ng/mL	RF
Acenaphthene	100	1.351988	200	1.336444	400	1.332166	600	1.286508				
Acenaphthylene	100	1.947951	200	1.990471	400	2.036944	600	1.978354				
Anthracene	100	0.96925	200	0.9980842	400	1.017185	600	0.915697				
Benz(a)anthracene	100	0.975921	200	1.027038	400	1.066469	600	1.059977				
Benzo(a)pyrene	100	0.9163841	200	0.9736837	400	0.9996673	600	0.9747747				
Benzo(b)fluoranthene	100	1.018458	200	1.085782	400	1.137665	600	1.163387				
Benzo(k)fluoranthene	100	1.089058	200	1.12059	400	1.138559	600	1.108832				
Benzo(b+k)fluoranthene(s)	200	1.103482	400	1.146313	800	1.179465	1200	1.17217				
Benzo(g,h,i)perylene	100	1.22438	200	1.272407	400	1.334467	600	1.401586				
Chrysene	100	1.033546	200	1.048368	400	1.037786	600	1.029432				
Dibenz(a,h)anthracene	100	1.096948	200	1.128297	400	1.200371	600	1.202437				
Fluoranthene	100	1.158201	200	1.224466	400	1.25754	600	1.177714				
Fluorene	100	1.300488	200	1.324758	400	1.367178	600	1.292641				
Indeno(1,2,3-cd)pyrene	100	1.071319	200	1.123916	400	1.168081	600	1.227521				
1-Methylnaphthalene	100	0.7085991	200	0.7361777	400	0.7628629	600	0.729539				
2-Methylnaphthalene	100	0.7225839	200	0.7660617	400	0.7871301	600	0.7671624				
Naphthalene	100	1.02942	200	1.04828	400	1.048821	600	1.02838				
Phenanthrene	100	1.083727	200	1.116584	400	1.089235	600	1.089727				
Pyrene	100	1.244536	200	1.322556	400	1.336945	600	1.352787				
Carbazole	100	0.8602247	200	0.872182	400	0.8554395	600	0.7202373				
Dibenzofuran	100	1.658052	200	1.65795	400	1.694863	600	1.629906				
2-Fluorobiphenyl (Surr)	100	1.53277	200	1.524237	400	1.547009	600	1.493007				
p-Terphenyl-d14 (Surr)	100	0.9400054	200	0.9709509	400	0.9682824	600	0.9585442				

# SECOND-SOURCE CALIBRATION VERIFICATION

## EPA 8270D

Laboratory: <u>Apex Laboratories</u>	SDG: <u>Gasco PreRD DG 2019</u>
Client: <u>Anchor QEA, LLC</u>	Project: <u>Gasco PreRD_DG 2019 - 4a-b. DOC-CAP</u>
Instrument ID: <u>SV-GCMS14</u>	Calibration: <u>A0D0804</u>
Lab File ID: <u>N04072024.D</u>	
Sequence: <u>0D07056</u>	Inject Date: <u>04/07/20</u>
Lab Sample ID: <u>0D07056-ICV1</u>	Inject Time: <u>23:44</u>

ANALYTE	EXPECTED (ng/mL)	FOUND (ng/mL)	% DRIFT	QC LIMIT
Acenaphthene	50.0	50.2	0.4	70 - 130
Acenaphthylene	50.0	50.5	0.9	70 - 130
Anthracene	50.0	49.6	-0.9	70 - 130
Benz(a)anthracene	50.0	46.7	-6.7	70 - 130
Benzo(a)pyrene	50.0	49.6	-0.8	70 - 130
Benzo(b)fluoranthene	50.0	46.6	-6.8	70 - 130
Benzo(k)fluoranthene	50.0	49.5	-1.1	70 - 130
Benzo(g,h,i)perylene	50.0	52.0	4.0	70 - 130
Chrysene	50.0	51.0	2.1	70 - 130
Dibenz(a,h)anthracene	50.0	48.6	-2.9	70 - 130
Fluoranthene	50.0	48.6	-2.7	70 - 130
Fluorene	50.0	51.3	2.7	70 - 130
Indeno(1,2,3-cd)pyrene	50.0	47.8	-4.5	70 - 130
1-Methylnaphthalene	50.0	49.7	-0.5	70 - 130
2-Methylnaphthalene	50.0	49.2	-1.6	70 - 130
Naphthalene	50.0	46.5	-7.0	70 - 130
Phenanthrene	50.0	49.3	-1.4	70 - 130
Pyrene	50.0	56.5	13.0	70 - 130
2-Fluorobiphenyl (Surr)	50.0	51.2	2.4	70 - 130
p-Terphenyl-d14 (Surr)	50.0	51.7	3.5	70 - 130



# CONTINUING CALIBRATION CHECK

## EPA 8270D

Laboratory: Apex Laboratories

SDG: Gasco PreRD DG 2019

Client: Anchor QEA, LLC

Project: Gasco PreRD DG 2019 - 4a-b. DOC-CAP Testing C

Instrument ID: SV-GCMS14

Calibration: A0D0804

Lab File ID: N04102009.D

Calibration Date: 04/08/20 10:34

Sequence: 0D10041

Injection Date: 04/10/20

Lab Sample ID: 0D10041-CCV1

Injection Time: 15:20

COMPOUND	Curve Fit	Calculated Concentration (ng/mL) [L/Q Fits]			Response Factors [Ave RF]			Limit
		STD	CCV	% DIFF	ICAL	CCV	% Drift	
Acenaphthene	Ave	50.0	51.2		1.367868	1.399786	2.3	20
Acenaphthylene	Ave	50.0	53.7		1.864683	2.002252	7.4	20
Anthracene	Ave	50.0	55.8		0.9426797	1.052061	11.6	20
Benz(a)anthracene	Ave	50.0	52.0		1.037035	1.079025	4.0	20
Benzo(a)pyrene	XXX	50.0	56.9	13.9				20
Benzo(b)fluoranthene	Ave	50.0	53.9		1.033776	1.114568	7.8	20
Benzo(k)fluoranthene	Ave	50.0	52.8		1.030571	1.087794	5.6	20
Benzo(g,h,i)perylene	Ave	50.0	51.0		1.165254	1.187555	1.9	20
Chrysene	Ave	50.0	49.4		1.066565	1.054446	-1.1	20
Dibenz(a,h)anthracene	Ave	50.0	50.3		1.095365	1.102414	0.6	20
Fluoranthene	Ave	50.0	54.5		1.134427	1.2361	9.0	20
Fluorene	Ave	50.0	54.9		1.315227	1.445238	9.9	20
Indeno(1,2,3-cd)pyrene	Ave	50.0	50.7		1.086276	1.100591	1.3	20
2-Methylnaphthalene	Ave	50.0	52.4		0.7313287	0.7663869	4.8	20
Naphthalene	Ave	50.0	48.7		1.08918	1.061769	-2.5	20
Phenanthrene	Ave	50.0	49.5		1.151046	1.140456	-0.9	20
Pyrene	Ave	50.0	51.7		1.297049	1.342057	3.5	20

\*\* Quadratic Curve fit may be weighted (1/a or 1/a<sup>2</sup>).

\* = Values outside of QC limits

# SURROGATE STANDARD RECOVERY AND RT SUMMARY

## EPA 8270D

Laboratory: <u>Apex Laboratories</u>	SDG: <u>Gasco PreRD DG 2019</u>
Client: <u>Anchor QEA, LLC</u>	Project: <u>Gasco PreRD DG 2019 - 4a-b. DOC-CAP Testing Co</u>
Sequence: <u>0D07056</u>	Instrument: <u>SV-GCMS14</u>
Matrix: <u>Sediment</u>	Calibration: <u>A0D0804</u>

Surrogate Compound	Spike Level ng/mL	% Recovery	Recovery Limits	RT	Calibration Mean RT	RT Diff	RT Diff Limit	Q
<b>Initial Cal Check (0D07056-ICV1)</b>			Lab File ID: N04072024.D		Analyzed: 04/07/20 23:44			
2-Fluorobiphenyl (Surr)	50.0	102	70 - 130	8.973	8.973	0.0000	+/-1.0	
p-Terphenyl-d14 (Surr)	50.0	103	70 - 130	12.954	12.9576	-0.0036	+/-1.0	

# SURROGATE STANDARD RECOVERY AND RT SUMMARY

## EPA 8270D

Laboratory: Apex Laboratories

SDG: Gasco PreRD DG 2019

Client: Anchor QEA, LLC

Project: Gasco PreRD DG 2019 - 4a-b. DOC-CAP Testing Co

Sequence: 0D10041

Instrument: SV-GCMS14

Matrix: Sediment

Calibration: A0D0804

Surrogate Compound	Spike Level ng/mL	% Recovery	Recovery Limits	RT	Calibration Mean RT	RT Diff	RT Diff Limit	Q
<b>Calibration Check (0D10041-CCV1)</b>			Lab File ID: N04102009.D		Analyzed: 04/10/20 15:20			
2-Fluorobiphenyl (Surr)	50.0	99	80 - 120	8.95	8.973	-0.0230	+/-1.0	
p-Terphenyl-d14 (Surr)	50.0	106	80 - 120	12.919	12.9576	-0.0386	+/-1.0	
<b>Calibration Blank (0D10041-CCB1)</b>			Lab File ID: N04102010.D		Analyzed: 04/10/20 15:52			
2-Fluorobiphenyl (Surr)			44 - 120	8.944	8.973	-0.0290	+/-1.0	
p-Terphenyl-d14 (Surr)			54 - 127	12.919	12.9576	-0.0386	+/-1.0	
<b>Blank (0040356-BLK1)</b>			Lab File ID: N04102011.D		Analyzed: 04/10/20 16:25			
2-Fluorobiphenyl (Surr)	45.5	75	44 - 120	8.95	8.973	-0.0230	+/-1.0	
p-Terphenyl-d14 (Surr)	45.5	89	54 - 127	12.919	12.9576	-0.0386	+/-1.0	
<b>LCS (0040356-BS1)</b>			Lab File ID: N04102012.D		Analyzed: 04/10/20 16:57			
2-Fluorobiphenyl (Surr)	50.0	77	44 - 120	8.95	8.973	-0.0230	+/-1.0	
p-Terphenyl-d14 (Surr)	50.0	86	54 - 127	12.919	12.9576	-0.0386	+/-1.0	
<b>PDI-076SC-A-06-07-191013 (A0D0210-01)</b>			Lab File ID: N04102030.D		Analyzed: 04/11/20 02:21			
2-Fluorobiphenyl (Surr)	76.0	360	44 - 120	8.944	8.973	-0.0290	+/-1.0	*
p-Terphenyl-d14 (Surr)	76.0	410	54 - 127	12.919	12.9576	-0.0386	+/-1.0	*
<b>PDI-076SC-A-07-08-191013 (A0D0210-02)</b>			Lab File ID: N04102031.D		Analyzed: 04/11/20 02:52			
2-Fluorobiphenyl (Surr)	83.4	200	44 - 120	8.95	8.973	-0.0230	+/-1.0	*
p-Terphenyl-d14 (Surr)	83.4	310	54 - 127	12.919	12.9576	-0.0386	+/-1.0	*

**INTERNAL STANDARD AREA AND RT SUMMARY**  
**EPA 8270D**

Laboratory: Apex Laboratories

SDG: Gasco PreRD\_DG 2019

Client: Anchor QEA, LLC

Project: Gasco PreRD DG 2019 - 4a-b. DOC-CAP Testing C

Sequence: 0D10041

Instrument: SV-GCMS14

Matrix: Sediment

Calibration: A0D0804

Internal Standard	Response	RT	Reference Response	Reference RT	Area %	Area % Limits	RT Diff	RT Diff Limit	Q
<b>Calibration Check (0D10041-CCV1)</b>			Lab File ID: N04102009.D			Analyzed: 04/10/20 15:20			
Naphthalene-d8 (ISTD)	226507	7.877	265079	7.906	85	50 - 200	-0.0290	+/-0.50	
Acenaphthene-d10 (ISTD)	137641	9.632	146492	9.661	94	50 - 200	-0.0290	+/-0.50	
Phenanthrene-d10 (ISTD)	265671	11.136	242013	11.165	110	50 - 200	-0.0290	+/-0.50	
Chrysene-d12 (ISTD)	253703	14.895	238949	14.947	106	50 - 200	-0.0520	+/-0.50	
Perylene-d12 (ISTD)	246508	18.351	233103	18.41	106	50 - 200	-0.0590	+/-0.50	
Dibenz(a,h)anthracene-d14 (ISTD)	207305	20.729	190743	20.794	109	50 - 200	-0.0650	+/-0.50	
<b>Calibration Blank (0D10041-CCB1)</b>			Lab File ID: N04102010.D			Analyzed: 04/10/20 15:52			
Naphthalene-d8 (ISTD)	240662	7.877	226507	7.877	106	50 - 200	0.0000	+/-0.50	
Acenaphthene-d10 (ISTD)	146760	9.632	137641	9.632	107	50 - 200	0.0000	+/-0.50	
Phenanthrene-d10 (ISTD)	277357	11.135	265671	11.136	104	50 - 200	-0.0010	+/-0.50	
Chrysene-d12 (ISTD)	249653	14.889	253703	14.895	98	50 - 200	-0.0060	+/-0.50	
Perylene-d12 (ISTD)	233892	18.345	246508	18.351	95	50 - 200	-0.0060	+/-0.50	
Dibenz(a,h)anthracene-d14 (ISTD)	201826	20.729	207305	20.729	97	50 - 200	0.0000	+/-0.50	
<b>Blank (0040356-BLK1)</b>			Lab File ID: N04102011.D			Analyzed: 04/10/20 16:25			
Naphthalene-d8 (ISTD)	257039	7.877	226507	7.877	113	50 - 200	0.0000	+/-0.50	
Acenaphthene-d10 (ISTD)	154026	9.632	137641	9.632	112	50 - 200	0.0000	+/-0.50	
Phenanthrene-d10 (ISTD)	284354	11.135	265671	11.136	107	50 - 200	-0.0010	+/-0.50	
Chrysene-d12 (ISTD)	247765	14.889	253703	14.895	98	50 - 200	-0.0060	+/-0.50	
Perylene-d12 (ISTD)	232214	18.351	246508	18.351	94	50 - 200	0.0000	+/-0.50	
Dibenz(a,h)anthracene-d14 (ISTD)	192845	20.729	207305	20.729	93	50 - 200	0.0000	+/-0.50	
<b>LCS (0040356-BS1)</b>			Lab File ID: N04102012.D			Analyzed: 04/10/20 16:57			
Naphthalene-d8 (ISTD)	262147	7.877	226507	7.877	116	50 - 200	0.0000	+/-0.50	
Acenaphthene-d10 (ISTD)	158610	9.632	137641	9.632	115	50 - 200	0.0000	+/-0.50	
Phenanthrene-d10 (ISTD)	295877	11.136	265671	11.136	111	50 - 200	0.0000	+/-0.50	
Chrysene-d12 (ISTD)	264468	14.895	253703	14.895	104	50 - 200	0.0000	+/-0.50	
Perylene-d12 (ISTD)	254901	18.346	246508	18.351	103	50 - 200	-0.0050	+/-0.50	
Dibenz(a,h)anthracene-d14 (ISTD)	204978	20.73	207305	20.729	99	50 - 200	0.0010	+/-0.50	
<b>Duplicate (0040356-DUP1)</b>			Lab File ID: N04102014.D			Analyzed: 04/10/20 18:01			
Naphthalene-d8 (ISTD)	256338	7.877	226507	7.877	113	50 - 200	0.0000	+/-0.50	
Acenaphthene-d10 (ISTD)	162543	9.632	137641	9.632	118	50 - 200	0.0000	+/-0.50	
Phenanthrene-d10 (ISTD)	316302	11.141	265671	11.136	119	50 - 200	0.0050	+/-0.50	
Chrysene-d12 (ISTD)	340249	14.895	253703	14.895	134	50 - 200	0.0000	+/-0.50	
Perylene-d12 (ISTD)	342134	18.351	246508	18.351	139	50 - 200	0.0000	+/-0.50	
Dibenz(a,h)anthracene-d14 (ISTD)	292996	20.729	207305	20.729	141	50 - 200	0.0000	+/-0.50	

**INTERNAL STANDARD AREA AND RT SUMMARY  
EPA 8270D**

Laboratory: Apex Laboratories  
 Client: Anchor QEA, LLC  
 Sequence: 0D10041  
 Matrix: Sediment

SDG: Gasco PreRD\_DG 2019  
 Project: Gasco PreRD DG 2019 - 4a-b. DOC-CAP Testing Co  
 Instrument: SV-GCMS14  
 Calibration: A0D0804

Internal Standard	Response	RT	Reference Response	Reference RT	Area %	Area % Limits	RT Diff	RT Diff Limit	Q
<b>Matrix Spike (0040356-MS1)</b>			Lab File ID: N04102015.D			Analyzed: 04/10/20 18:33			
Naphthalene-d8 (ISTD)	267688	7.883	226507	7.877	118	50 - 200	0.0060	+/-0.50	
Acenaphthene-d10 (ISTD)	165649	9.638	137641	9.632	120	50 - 200	0.0060	+/-0.50	
Phenanthrene-d10 (ISTD)	321384	11.141	265671	11.136	121	50 - 200	0.0050	+/-0.50	
Chrysene-d12 (ISTD)	303179	14.895	253703	14.895	120	50 - 200	0.0000	+/-0.50	
Perylene-d12 (ISTD)	301913	18.351	246508	18.351	122	50 - 200	0.0000	+/-0.50	
Dibenz(a,h)anthracene-d14 (ISTD)	246200	20.729	207305	20.729	119	50 - 200	0.0000	+/-0.50	
<b>Matrix Spike Dup (0040356-MSD1)</b>			Lab File ID: N04102016.D			Analyzed: 04/10/20 19:04			
Naphthalene-d8 (ISTD)	275177	7.877	226507	7.877	121	50 - 200	0.0000	+/-0.50	
Acenaphthene-d10 (ISTD)	171062	9.632	137641	9.632	124	50 - 200	0.0000	+/-0.50	
Phenanthrene-d10 (ISTD)	331948	11.141	265671	11.136	125	50 - 200	0.0050	+/-0.50	
Chrysene-d12 (ISTD)	314220	14.895	253703	14.895	124	50 - 200	0.0000	+/-0.50	
Perylene-d12 (ISTD)	311603	18.352	246508	18.351	126	50 - 200	0.0010	+/-0.50	
Dibenz(a,h)anthracene-d14 (ISTD)	252516	20.73	207305	20.729	122	50 - 200	0.0010	+/-0.50	
<b>PDI-076SC-A-06-07-191013 (A0D0210-01)</b>			Lab File ID: N04102030.D			Analyzed: 04/11/20 02:21			
Naphthalene-d8 (ISTD)	261411	7.877	226507	7.877	115	50 - 200	0.0000	+/-0.50	
Acenaphthene-d10 (ISTD)	160941	9.632	137641	9.632	117	50 - 200	0.0000	+/-0.50	
Phenanthrene-d10 (ISTD)	288755	11.141	265671	11.136	109	50 - 200	0.0050	+/-0.50	
Chrysene-d12 (ISTD)	268671	14.895	253703	14.895	106	50 - 200	0.0000	+/-0.50	
Perylene-d12 (ISTD)	285317	18.351	246508	18.351	116	50 - 200	0.0000	+/-0.50	
Dibenz(a,h)anthracene-d14 (ISTD)	221361	20.735	207305	20.729	107	50 - 200	0.0060	+/-0.50	
<b>PDI-076SC-A-07-08-191013 (A0D0210-02)</b>			Lab File ID: N04102031.D			Analyzed: 04/11/20 02:52			
Naphthalene-d8 (ISTD)	259993	7.883	226507	7.877	115	50 - 200	0.0060	+/-0.50	
Acenaphthene-d10 (ISTD)	157556	9.638	137641	9.632	114	50 - 200	0.0060	+/-0.50	
Phenanthrene-d10 (ISTD)	285438	11.141	265671	11.136	107	50 - 200	0.0050	+/-0.50	
Chrysene-d12 (ISTD)	265746	14.895	253703	14.895	105	50 - 200	0.0000	+/-0.50	
Perylene-d12 (ISTD)	281238	18.351	246508	18.351	114	50 - 200	0.0000	+/-0.50	
Dibenz(a,h)anthracene-d14 (ISTD)	216357	20.735	207305	20.729	104	50 - 200	0.0060	+/-0.50	

# HOLDING TIME SUMMARY

## EPA 8270D

Laboratory: Apex Laboratories

SDG: Gasco PreRD DG 2019

Client: Anchor QEA, LLC

Project: Gasco PreRD DG 2019 - 4a-b. DOC-CAP Testing C

Sample Name	Date Collected	Date Received	Date Prepared	Days to Prep	Max Days to Prep	Date Analyzed	Days to Analysis	Max Days to Analysis	Q
PDI-076SC-A-06-07-191013	10/13/19 13:08	10/14/19 10:45	04/10/20 07:18	179.76	14.00	04/11/20 02:21	0.79	40.00	*
PDI-076SC-A-07-08-191013	10/13/19 13:08	10/14/19 10:45	04/10/20 07:18	179.76	14.00	04/11/20 02:52	0.82	40.00	*

# Apex Laboratories

SDG: Gasco PreRD\_DG 2019

CLASS: WET

METHOD: SM 5310 B MOD

# ANALYSES DATA PACKAGE COVER PAGE

## SM 5310 B MOD

Laboratory: Apex Laboratories

SDG: Gasco PreRD\_DG 2019

Client: Anchor QEA, LLC

Project: Gasco PreRD\_DG 2019 - 4a-b. DOC-CAP Testing Co

---

**Client Sample Id:**

PDI-076SC-A-06-07-191013

PDI-076SC-A-07-08-191013

**Lab Sample Id:**

A0D0210-01

A0D0210-02

**Matrix**

Sediment

Sediment

I certify that this data package is in compliance with the terms and conditions of the contract, both technically and for completeness, for other than the conditions detailed above. Release of the data contained in this hardcopy data package and in computer-readable data submitted on diskette has been authorized by the Laboratory Manager or the Manager's designee, as verified by the following signatures.

Signature: \_\_\_\_\_



Name: \_\_\_\_\_

David G. Jack

Forms Created: \_\_\_\_\_

5/4/2020 12:45PM

Title: \_\_\_\_\_

Technical Manager



# METHOD DETECTION AND REPORTING LIMITS

## SM 5310 B MOD

**Laboratory:** Apex Laboratories

**SDG:** Gasco PreRD\_DG 2019

**Client:** Anchor QEA, LLC

**Project:** Gasco PreRD\_DG 2019 - 4a-b. DOC-CAP

**Batch Matrix:** Soil

Analyte	MDL	MRL	Units
Total Organic Carbon	0.020	0.020	% by Weight

Note: MDLs are listed only if the corresponding analyte was evaluated to the MDL in this report .

**INORGANIC ANALYSIS DATA SHEET**  
**SM 5310 B MOD**

PDI-076SC-A-06-07-191013
--------------------------

Laboratory: Apex Laboratories

SDG: Gasco PreRD DG 2019

Client: Anchor QEA, LLC

Project: Gasco PreRD DG 2019 - 4a-b. DOC-CAP Testing Cores

Matrix: Sediment

Laboratory ID: A0D0210-01

File ID: 0D17045.txt-033

Sampled: 10/13/19 13:08

Prepared: 04/14/20 13:18

Analyzed: 04/17/20 23:46

Solids: 61.86

Preparation: PSEP-5310B TOC

Initial/Final: 0.2 N/A / 0.2 N/A

Batch: 0040469

Sequence: 0D17045

Calibration: A0A0805

Instrument: TOC6

CAS NO.	Analyte	Concentration (% by Weight)	Dilution Factor	Q	Method
TOC	Total Organic Carbon	4.0	1		SM 5310 B MOD

# INORGANIC ANALYSIS DATA SHEET

**SM 5310 B MOD**

PDI-076SC-A-07-08-191013
--------------------------

Laboratory: Apex Laboratories

SDG: Gasco PreRD\_DG 2019

Client: Anchor QEA, LLC

Project: Gasco PreRD\_DG 2019 - 4a-b. DOC-CAP Testing Cores

Matrix: Sediment

Laboratory ID: A0D0210-02

File ID: 0D17045.txt-035

Sampled: 10/13/19 13:08

Prepared: 04/14/20 13:18

Analyzed: 04/18/20 00:08

Solids: 58.20

Preparation: PSEP-5310B TOC

Initial/Final: 0.2 N/A / 0.2 N/A

Batch: 0040469

Sequence: 0D17045

Calibration: A0A0805

Instrument: TOC6

CAS NO.	Analyte	Concentration (% by Weight)	Dilution Factor	Q	Method
TOC	Total Organic Carbon	4.0	1		SM 5310 B MOD

# PREPARATION BATCH SUMMARY

## SM 5310 B MOD

Laboratory: Apex Laboratories

SDG: Gasco PreRD\_DG 2019

Client: Anchor QEA, LLC

Project: Gasco PreRD DG 2019 - 4a-b. DOC-CAP Testing Cc

Batch: 0040469 Batch Matrix: Soil

Preparation: PSEP-5310B TOC

SAMPLE NAME	LAB SAMPLE ID	LAB FILE ID	DATE PREPARED	OBSERVATIONS
Blank	0040469-BLK1	0D17045.txt-022	04/14/20 13:18	
LCS	0040469-BS1	0D17045.txt-023	04/14/20 13:18	
PDI-076SC-A-06-07-191013 (Dup)	0040469-DUP4	0D17045.txt-034	04/14/20 13:18	
PDI-076SC-A-06-07-191013	A0D0210-01	0D17045.txt-033	04/14/20 13:18	
PDI-076SC-A-07-08-191013	A0D0210-02	0D17045.txt-035	04/14/20 13:18	

Note: Client samples are listed only if they are included in this report.

Duplicates and Matrix Spike/Duplicates QC Samples are only listed if sourced from a sample included in this report.

**METHOD BLANK DATA SHEET**  
**SM 5310 B MOD**

Laboratory: <u>Apex Laboratories</u>	SDG: <u>Gasco PreRD_DG 2019</u>		
Client: <u>Anchor QEA, LLC</u>	Project: <u>Gasco PreRD_DG 2019 - 4a-b. DOC-CAP Testing C</u>		
Matrix: <u>Soil</u>	Laboratory ID: <u>0040469-BLK1</u>	File ID: <u>0D17045.txt-022</u>	
Prepared: <u>04/14/20 13:18</u>	Preparation: <u>PSEP-5310B TOC</u>	Initial/Final: <u>0.2 N/A / 0.2 N/A</u>	
Analyzed: <u>04/17/20 21:48</u>	Instrument: <u>TOC6</u>		
Batch: <u>0040469</u>	Sequence: <u>0D17045</u>	Calibration: <u>A0A0805</u>	

CAS NO.	COMPOUND	CONC. (% by Weight)	Q
TOC	Total Organic Carbon	0.020	U

# LCS / LCS DUPLICATE RECOVERY

## SM 5310 B MOD

Laboratory: Apex Laboratories

SDG: Gasco PreRD\_DG 2019

Client: Anchor QEA, LLC

Project: Gasco PreRD\_DG 2019 - 4a-b. DOC-CAP Testing Co

Matrix: Soil

Batch: 0040469

Laboratory ID: 0040469-BS1

Preparation: PSEP-5310B TOC

Initial/Final: 0.2 N/A / 0.2 N/A

COMPOUND	SPIKE ADDED (mg/kg)	LCS CONCENTRATION (mg/kg)	LCS % REC. (* = Out)	QC LIMITS REC.
Total Organic Carbon	10000	9500	95	90 - 110

\* = Values outside of QC limits

**DUPLICATES**  
**SM 5310 B MOD**

**PDI-076SC-A-06-07-191013**

Laboratory: Apex Laboratories  
 Client: Anchor QEA, LLC  
 Matrix: Soil  
 Batch: 0040469  
 Preparation: PSEP-5310B TOC  
 Source Sample Name: PDI-076SC-A-06-07-191013

SDG: Gasco PreRD\_DG 2019  
 Project: Gasco PreRD\_DG 2019 - 4a-b. DOC-CAP  
 Laboratory ID: 0040469-DUP4  
 Lab Source ID: A0D0210-01  
 Initial/Final: 0.2 N/A / 0.2 N/A  
 % Solids: 61.86

ANALYTE	CONTROL LIMIT	SAMPLE CONCENTRATION (% by Weight)	C	DUPLICATE CONCENTRATION (% by Weight)	C	RPD %	Q	METHOD
Total Organic Carbon	20	4.0		3.9		3		SM 5310 B MOD

\* Values outside of QC limits

# ANALYSIS BATCH (SEQUENCE) SUMMARY

## SM 5310 B MOD

Laboratory: Apex Laboratories

SDG: Gasco PreRD\_DG 2019

Client: Anchor QEA, LLC

Project: Gasco PreRD\_DG 2019 - 4a-b. DOC-CAP Testing C

Sequence: 0A08052

Instrument: TOC6

Matrix: Soil

Calibration: A0A0805

Sample Name	Lab Sample ID	Lab File ID	Analysis Date/Time
Cal Standard	0A08052-CAL2	0A08052.txt-005	01/08/20 18:59
Cal Standard	0A08052-CAL3	0A08052.txt-006	01/08/20 19:09
Cal Standard	0A08052-CAL4	0A08052.txt-007	01/08/20 19:20
Cal Standard	0A08052-CAL5	0A08052.txt-008	01/08/20 19:31
Cal Standard	0A08052-CAL6	0A08052.txt-009	01/08/20 19:42
Cal Standard	0A08052-CAL7	0A08052.txt-010	01/08/20 19:53
Cal Standard	0A08052-CAL8	0A08052.txt-011	01/08/20 20:03
Cal Standard	0A08052-CAL9	0A08052.txt-012	01/08/20 20:14
Initial Cal Check	0A08052-ICV1	0A08052.txt-014	01/08/20 20:36
Initial Cal Blank	0A08052-ICB1	0A08052.txt-015	01/08/20 20:47

Note: Client samples are listed only if they are included in this report.

Duplicates and Matrix Spike/Duplicates QC Samples are only listed if sourced from a sample included in this report.



# ANALYSIS BATCH (SEQUENCE) SUMMARY

## SM 5310 B MOD

Laboratory: <u>Apex Laboratories</u>	SDG: <u>Gasco PreRD_DG 2019</u>
Client: <u>Anchor QEA, LLC</u>	Project: <u>Gasco PreRD_DG 2019 - 4a-b. DOC-CAP Testing C</u>
Sequence: <u>0D17045</u>	Instrument: <u>TOC6</u>
Matrix: <u>Soil</u>	Calibration: <u>A0A0805</u>

Sample Name	Lab Sample ID	Lab File ID	Analysis Date/Time
Calibration Check	0D17045-CCV1	0D17045.txt-003	04/17/20 18:22
Calibration Blank	0D17045-CCB1	0D17045.txt-004	04/17/20 18:33
Calibration Check	0D17045-CCV2	0D17045.txt-015	04/17/20 20:32
Calibration Blank	0D17045-CCB2	0D17045.txt-016	04/17/20 20:43
Blank	0040469-BLK1	0D17045.txt-022	04/17/20 21:48
LCS	0040469-BS1	0D17045.txt-023	04/17/20 21:58
Calibration Check	0D17045-CCV3	0D17045.txt-027	04/17/20 22:41
Calibration Blank	0D17045-CCB3	0D17045.txt-028	04/17/20 22:52
PDI-076SC-A-06-07-191013	A0D0210-01	0D17045.txt-033	04/17/20 23:46
PDI-076SC-A-06-07-191013 (Dup)	0040469-DUP4	0D17045.txt-034	04/17/20 23:57
PDI-076SC-A-07-08-191013	A0D0210-02	0D17045.txt-035	04/18/20 00:08
Calibration Check	0D17045-CCV4	0D17045.txt-039	04/18/20 00:51
Calibration Blank	0D17045-CCB4	0D17045.txt-040	04/18/20 01:02
Calibration Check	0D17045-CCV5	0D17045.txt-049	04/18/20 02:40
Calibration Blank	0D17045-CCB5	0D17045.txt-050	04/18/20 02:50

Note: Client samples are listed only if they are included in this report.  
 Duplicates and Matrix Spike/Duplicates QC Samples are only listed if sourced from a sample included in this report.

# INITIAL CALIBRATION DATA (Summary)

## SM 5310 B MOD

Laboratory: Apex Laboratories

SDG: Gasco PreRD DG 2019

Client: Anchor QEA, LLC

Project: Gasco PreRD\_DG 2019 - 4a-b. DOC-CAP Testing

Calibration: A0A0805

Date: 01/08/20 16:30

Instrument: TOC6

Compound	Mean RF	FIT	RF RSD	Mean RT	RT RSD	Linear r	Quad COD	LIMIT	Q
Total Organic Carbon	107.0509	Lin	3.685489			0.99994			

Note: \*\* Quad COD may be incorrect if weighting (1/a) or (1/a<sup>2</sup>) used. Weighting not shown here. Please see instrument calibration printouts for validation.

**INITIAL CALIBRATION DATA**  
**SM 5310 B MOD**

Laboratory: Apex Laboratories

SDG: Gasco PreRD DG 2019

Client: Anchor QEA, LLC

Project: Gasco PreRD DG 2019 - 4a-b. DOC-CAP Te

Calibration: A0A0805

Instrument: TOC6

Calibration Date: 01/08/20 16:30

Compound	Level 01		Level 02		Level 03		Level 04		Level 05		Level 06	
	mg/kg	RF	mg/kg	RF	mg/kg	RF	mg/kg	RF	mg/kg	RF	mg/kg	RF
Total Organic Carbon	200	114.6217	500	110.0738	1000	108.4645	2500	105.6496	5000	103.2242	12500	102.6331

# INITIAL CALIBRATION DATA (Continued)

## SM 5310 B MOD

Laboratory: Apex Laboratories

SDG: Gasco PreRD\_DG 2019

Client: Anchor QEA, LLC

Project: Gasco PreRD\_DG 2019 - 4a-b. DOC-CAP Te

Calibration: AOA0805

Instrument: TOC6

Matrix:

Calibration Date: 01/08/20 16:30

Compound	Level 07		Level 08		Level 09		Level 10		Level 11		Level 12	
	mg/kg	RF	mg/kg	RF	mg/kg	RF	mg/kg	RF	mg/kg	RF	mg/kg	RF
Total Organic Carbon	25000	106.7626	50000	104.9773								

# INITIAL AND CONTINUING CALIBRATION CHECK

## SM 5310 B MOD

Laboratory: Apex Laboratories

SDG: Gasco PreRD\_DG 2019

Client: Anchor QEA, LLC

Project: Gasco PreRD\_DG 2019 - 4a-b. DOC-CAP Testing Co

Instrument ID: TOC6

Calibration: A0A0805

Control Limit: +/- 10.00%

Sequence: 0A08052

Lab Sample ID	Analyte	True	Found	%R	Units	Method
0A08052-ICV1	Total Organic Carbon	10000	10000	100	mg/kg	SM 5310 B MOD

\* Values outside of QC limits

# INITIAL AND CONTINUING CALIBRATION CHECK

## SM 5310 B MOD

Laboratory: Apex Laboratories

SDG: Gasco PreRD\_DG 2019

Client: Anchor QEA, LLC

Project: Gasco PreRD\_DG 2019 - 4a-b. DOC-CAP Testing Co

Instrument ID: TOC6

Calibration: A0A0805

Control Limit: +/- 10.00%

Sequence: 0D17045

Lab Sample ID	Analyte	True	Found	%R	Units	Method
0D17045-CCV1	Total Organic Carbon	10000	9500	95	mg/kg	SM 5310 B MOD
0D17045-CCV2	Total Organic Carbon	10000	9500	95	mg/kg	SM 5310 B MOD
0D17045-CCV3	Total Organic Carbon	10000	9700	97	mg/kg	SM 5310 B MOD
0D17045-CCV4	Total Organic Carbon	10000	9700	97	mg/kg	SM 5310 B MOD
0D17045-CCV5	Total Organic Carbon	10000	9800	98	mg/kg	SM 5310 B MOD

\* Values outside of QC limits

**INSTRUMENT BLANKS**  
**SM 5310 B MOD**

Laboratory: Apex Laboratories

SDG: Gasco PreRD DG 2019

Client: Anchor QEA, LLC

Instrument ID: TOC6

Project: Gasco PreRD DG 2019 - 4a-b. DOC-CAP Testing Cores

Sequence: 0A08052

Calibration: A0A0805

<b>Lab Sample ID</b>	<b>Analyte</b>	<b>Found</b>	<b>RL</b>	<b>Units</b>	<b>C</b>	<b>Method</b>
0A08052-ICB1	Total Organic Carbon	ND	200 (Inst)	mg/kg		SM 5310 B MOD

(Inst) indicates on-Instrument Result and Reporting Level. Used for non-digested Instrument Blanks.

**INSTRUMENT BLANKS**  
**SM 5310 B MOD**

Laboratory: Apex Laboratories

SDG: Gasco PreRD DG 2019

Client: Anchor QEA, LLC

Instrument ID: TOC6

Project: Gasco PreRD DG 2019 - 4a-b. DOC-CAP Testing Cores

Sequence: 0D17045

Calibration: A0A0805

<b>Lab Sample ID</b>	<b>Analyte</b>	<b>Found</b>	<b>RL</b>	<b>Units</b>	<b>C</b>	<b>Method</b>
0D17045-CCB1	Total Organic Carbon	ND	200 (Inst)	mg/kg		SM 5310 B MOD
0D17045-CCB2	Total Organic Carbon	ND	200 (Inst)	mg/kg		SM 5310 B MOD
0D17045-CCB3	Total Organic Carbon	ND	200 (Inst)	mg/kg		SM 5310 B MOD
0D17045-CCB4	Total Organic Carbon	ND	200 (Inst)	mg/kg		SM 5310 B MOD
0D17045-CCB5	Total Organic Carbon	ND	200 (Inst)	mg/kg		SM 5310 B MOD

(Inst) indicates on-Instrument Result and Reporting Level. Used for non-digested Instrument Blanks.



# HOLDING TIME SUMMARY

## SM 5310 B MOD

Laboratory: Apex Laboratories

SDG: Gasco PreRD DG 2019

Client: Anchor QEA, LLC

Project: Gasco PreRD DG 2019 - 4a-b. DOC-CAP Testing C

Sample Name	Date Collected	Date Received	Date Prepared	Days to Prep	Max Days to Prep	Date Analyzed	Days to Analysis	Max Days to Analysis	Q
PDI-076SC-A-06-07-191013	10/13/19 13:08	10/14/19 10:45	04/14/20 13:18	184.01	28.00	04/17/20 23:46	187.44	28.00	*
PDI-076SC-A-07-08-191013	10/13/19 13:08	10/14/19 10:45	04/14/20 13:18	184.01	28.00	04/18/20 00:08	187.46	28.00	*

# Apex Laboratories

SDG: Gasco PreRD\_DG 2019

CLASS: WET

METHOD: SM 2540 G

**ANALYSES DATA PACKAGE COVER PAGE**

**SM 2540 G**

Laboratory: Apex Laboratories

SDG: Gasco PreRD\_DG 2019

Client: Anchor QEA, LLC

Project: Gasco PreRD\_DG 2019 - 4a-b. DOC-CAP Testing Co

---

**Client Sample Id:**

**Lab Sample Id:**

**Matrix**

PDI-076SC-A-06-07-191013

A0D0210-01

Sediment

PDI-076SC-A-07-08-191013

A0D0210-02

Sediment

I certify that this data package is in compliance with the terms and conditions of the contract, both technically and for completeness, for other than the conditions detailed above. Release of the data contained in this hardcopy data package and in computer-readable data submitted on diskette has been authorized by the Laboratory Manager or the Manager's designee, as verified by the following signatures.

Signature: \_\_\_\_\_



Name: \_\_\_\_\_

David G. Jack

Forms Created: \_\_\_\_\_

5/4/2020 12:45PM

Title: \_\_\_\_\_

Technical Manager

# METHOD DETECTION AND REPORTING LIMITS

## SM 2540 G

**Laboratory:** Apex Laboratories

**SDG:** Gasco PreRD\_DG 2019

**Client:** Anchor QEA, LLC

**Project:** Gasco PreRD\_DG 2019 - 4a-b. DOC-CAP

**Batch Matrix:** Sediment

Analyte	MDL	MRL	Units
Total Solids	1.00	1.00	% by Weight

Note: MDLs are listed only if the corresponding analyte was evaluated to the MDL in this report .

# INORGANIC ANALYSIS DATA SHEET

SM 2540 G

PDI-076SC-A-06-07-191013

Laboratory: Apex Laboratories

SDG: Gasco PreRD DG 2019

Client: Anchor QEA, LLC

Project: Gasco PreRD DG 2019 - 4a-b. DOC-CAP Testing Cores

Matrix: Sediment

Laboratory ID: A0D0210-01

Sampled: 10/13/19 13:08

Prepared: 04/14/20 11:06

Analyzed: 04/17/20 16:03

Solids: 61.86

Preparation: Total Solids (SM2540G/PSEP)

Initial/Final: 1 N/A / 1 N/A

Batch: 0040460

Calibration:

Instrument: Wet Chem Balance 1

CAS NO.	Analyte	Concentration (% by Weight)	Dilution Factor	Q	Method
TS	Total Solids	61.9	1		SM 2540 G

# INORGANIC ANALYSIS DATA SHEET

SM 2540 G

PDI-076SC-A-07-08-191013

Laboratory: Apex Laboratories

SDG: Gasco PreRD\_DG 2019

Client: Anchor QEA, LLC

Project: Gasco PreRD DG 2019 - 4a-b. DOC-CAP Testing Cores

Matrix: Sediment

Laboratory ID: A0D0210-02

Sampled: 10/13/19 13:08

Prepared: 04/14/20 11:06

Analyzed: 04/17/20 16:03

Solids: 58.20

Preparation: Total Solids (SM2540G/PSEP)

Initial/Final: 1 N/A / 1 N/A

Batch: 0040460

Calibration:

Instrument: Wet Chem Balance 1

CAS NO.	Analyte	Concentration (% by Weight)	Dilution Factor	Q	Method
TS	Total Solids	58.2	1		SM 2540 G

# PREPARATION BATCH SUMMARY

## SM 2540 G

Laboratory: Apex Laboratories

SDG: Gasco PreRD\_DG 2019

Client: Anchor QEA, LLC

Project: Gasco PreRD DG 2019 - 4a-b. DOC-CAP Testing Co

Batch: 0040460

Batch Matrix: Sediment

Preparation: Total Solids (SM2540G/PSEP)

SAMPLE NAME	LAB SAMPLE ID	LAB FILE ID	DATE PREPARED	OBSERVATIONS
PDI-076SC-A-06-07-191013 (Dup)	0040460-DUP2		04/14/20 11:06	
PDI-076SC-A-06-07-191013	A0D0210-01		04/14/20 11:06	
PDI-076SC-A-07-08-191013	A0D0210-02		04/14/20 11:06	

Note: Client samples are listed only if they are included in this report.

Duplicates and Matrix Spike/Duplicates QC Samples are only listed if sourced from a sample included in this report.

# DUPLICATES

PDI-076SC-A-06-07-191013

## SM 2540 G

Laboratory: Apex Laboratories

SDG: Gasco PreRD\_DG 2019

Client: Anchor QEA, LLC

Project: Gasco PreRD\_DG 2019 - 4a-b. DOC-CAP

Matrix: Sediment

Laboratory ID: 0040460-DUP2

Batch: 0040460

Lab Source ID: A0D0210-01

Preparation: Total Solids (SM2540G/PSEP)

Initial/Final: 1 N/A / 1 N/A

Source Sample Name: PDI-076SC-A-06-07-191013

% Solids: 61.86

ANALYTE	CONTROL LIMIT	SAMPLE CONCENTRATION (% by Weight)	C	DUPLICATE CONCENTRATION (% by Weight)	C	RPD %	Q	METHOD
Total Solids	10	61.9		61.3		1		SM 2540 G

\* Values outside of QC limits



# HOLDING TIME SUMMARY

## SM 2540 G

Laboratory: Apex Laboratories

SDG: Gasco PreRD DG 2019

Client: Anchor QEA, LLC

Project: Gasco PreRD DG 2019 - 4a-b. DOC-CAP Testing C

Sample Name	Date Collected	Date Received	Date Prepared	Days to Prep	Max Days to Prep	Date Analyzed	Days to Analysis	Max Days to Analysis	Q
PDI-076SC-A-06-07-191013	10/13/19 13:08	10/14/19 10:45	04/14/20 11:06	183.92	180.00	04/17/20 16:03	3.21		*
PDI-076SC-A-07-08-191013	10/13/19 13:08	10/14/19 10:45	04/14/20 11:06	183.92	180.00	04/17/20 16:03	3.21		*

**Raw Data**

**Polychlorinated Biphenyls by EPA 8082A  
Benchsheet & Analysis Sequence Data**

Batch 0040376  
Sequence 0D13025 (A0D0210-01,02)



**Apex Laboratories**  
**PREPARATION BENCH SHEET**

APR 22 2020

BATCH #: 0040376 (Sediment)

Prep Method: EPA 3546

#	Lab Number	Analysis	Prepared	Initial (g)	Final (mL)	Spike ID	Source ID	ul Spike	ul Surr.	Sample ID	Extraction Comments	pH			
												<2	Other	>11	
	0040376-BLK1	QC	04/10/20 10:37	31	2				100						
	0040376-BS1	QC	04/10/20 10:37	30	2	A20C487		100	100						
	A0D0196-01	A 8082 PCBs - Low Level (30g/2mL)	04/10/20 10:37	30.43	2				100	PDI-047SC-A-04-05-191001	MS/MSD/DUP, +1262,1268				
	0040376-DUP1	QC	04/10/20 10:37	30.52	2		A0D0196-01		100						
	0040376-MS1	QC	04/10/20 10:37	30.32	2	A20C487	A0D0196-01	100	100						
	0040376-MSD1	QC	04/10/20 10:37	30.43	2	A20C487	A0D0196-01	100	100						
	A0D0196-02	A 8082 PCBs - Low Level (30g/2mL)	04/10/20 10:37	30.27	2				100	PDI-047SC-A-05-06-191001	+1262,1268				
	A0D0196-03	A 8082 PCBs - Low Level (30g/2mL)	04/10/20 10:37	30.36	2				100	PDI-047SC-A-06-07-191001	+1262,1268				
	A0D0196-04	A 8082 PCBs - Low Level (30g/2mL)	04/10/20 10:37	30.65	2				100	PDI-047SC-A-07-08-191001	+1262,1268				
	A0D0205-01	A 8082 PCBs - Low Level (30g/2mL)	04/10/20 10:37	30.36	2				100	PDI-049SC-A-08-09-191015	+1262,1268				
	A0D0205-02	A 8082 PCBs - Low Level (30g/2mL)	04/10/20 10:37	30.53	2				100	PDI-049SC-A-09-10-191015	+1262,1268				
	A0D0205-03	A 8082 PCBs - Low Level (30g/2mL)	04/10/20 10:37	30.44	2				100	PDI-049SC-A-10-11-191015	+1262,1268				
	A0D0205-04	A 8082 PCBs - Low Level (30g/2mL)	04/10/20 10:37	30.44	2				100	PDI-049SC-A-11-12-191015	+1262,1268				
	A0D0207-01	A 8082 PCBs - Low Level (30g/2mL)	04/10/20 10:37	30.47	2				100	PDI-057SC-A-09-10-191023	+1262,1268				
	A0D0207-02	A 8082 PCBs - Low Level (30g/2mL)	04/10/20 10:37	30.22	2				100	PDI-057SC-A-10-11-191023	+1262,1268				
	A0D0207-03	A 8082 PCBs - Low Level (30g/2mL)	04/10/20 10:37	30.51	2				100	PDI-057SC-A-11-12-191023	+1262,1268				
	A0D0207-04	A 8082 PCBs - Low Level (30g/2mL)	04/10/20 10:37	30.21	2				100	PDI-057SC-A-12-13-191023	+1262,1268				
	A0D0207-05	A 8082 PCBs - Low Level (30g/2mL)	04/10/20 10:37	30.47	2				100	PDI-062SC-A-11-12-191023	+1262,1268				
	A0D0207-06	A 8082 PCBs - Low Level (30g/2mL)	04/10/20 10:37	30.22	2				100	PDI-062SC-A-12-13-191023	+1262,1268				
	A0D0210-01	A 8082 PCBs - Low Level (30g/2mL)	04/10/20 10:37	30.73	2				100	PDI-076SC-A-06-07-191013	+1262,1268				

Prepared By: \_\_\_\_\_ Date \_\_\_\_\_

  
 Reviewed By: \_\_\_\_\_ Date 4/20/20

# Apex Laboratories

## PREPARATION BENCH SHEET

**BATCH #: 0040376 (Sediment)**

Prep Method: EPA 3546

#	Lab Number	Analysis	Prepared	Initial (g)	Final (mL)	Spike ID	Source ID	ul Spike	ul Surr.	Sample ID	Extraction Comments	pH		
												<2	Other	>11
	A0D0210-02	A 8082 PCBs - Low Level (30g/2mL)	04/10/20 10:37	30.6	2				100	PDI-076SC-A-07-08-191013	+1262,1268			
	A0D0212-02	A 8082 PCBs - Low Level (30g/2mL)	04/10/20 10:37	30.9	2				100	PDI-077SC-A-04-05-191014	+1262,1268			
	A0D0212-03	A 8082 PCBs - Low Level (30g/2mL)	04/10/20 10:37	30.64	2				100	PDI-077SC-A-05-06-191014	+1262,1268			
	A0D0212-04	A 8082 PCBs - Low Level (30g/2mL)	04/10/20 10:37	30.18	2				100	PDI-077SC-A-06-07-191014	+1262,1268			
	A0D0212-05	A 8082 PCBs - Low Level (30g/2mL)	04/10/20 10:37	30.68	2				100	PDI-077SC-A-07-08-191014	+1262,1268			

### Standards/Reagents

#### Reagent(s)

Std ID	Exp. Date	Description
A13L219	11/30/23	Extractions Balance
A18K311	12/31/20	Glass Wool
A19C104	09/03/23	Florisil Lot 817211-CM
A19G279	01/18/22	Sulfuric Acid
A19I211	05/07/22	Copper, Granular Lot# J260003
A20A032	06/30/23	n-Hexane Lot# 197051
A20A282	07/19/21	Sodium Sulfate Lot # 194865
A20D012	09/28/21	DCM CHEM PROD. DY141-US

#### Analyte Spike(s)

Std ID	Exp. Date	Description
A20C487	08/24/20	8082 PCB Matrix Spike

#### Surrogate(s)

Std ID	Exp. Date	Description
A20C363	09/20/20	8082 PCB Surrogate Spike

Method 3546 digestion time and temperature achieved.

Initial: \_\_\_\_\_

Witness: \_\_\_\_\_

Prepared By: \_\_\_\_\_ Date \_\_\_\_\_

Reviewed By: \_\_\_\_\_ Date \_\_\_\_\_



**Apex Laboratories**  
**PREPARATION BENCH SHEET**

**BATCH #: 0040376 (Sediment)**

Prep Method: EPA 3546

#	Lab Number	Analysis	Prepared	Initial (g)	Final (mL)	Spike ID	Source ID	ul Spike	ul Surr.	Sample ID	Extraction Comments	pH			
												<2	2-8	>11	
1/2	0040376-BLK1	QC	04/10/20 10:37	30 31	2 ✓				100						
3/4	0040376-BS1	QC	04/10/20 10:37	30	2 ✓	A20C487		100	100						
5/6	A0D0196-01	A 8082 PCBs - Low Level (30g/2mL)	04/10/20 10:37	30 30.43	2 ✓				100	PDI-047SC-A-04-05-191001	MS/MSD/DUP, +1262,1268 dirt				
7/8	0040376-DUP1	QC	04/10/20 10:37	30 30.52	2 ✓		A0D0196-01		100						
9/10	0040376-MS1	QC	04/10/20 10:37	30 30.32	2 ✓	A20C487	A0D0196-01	100	100						
11/12	0040376-MSD1	QC	04/10/20 10:37	30 30.43	2 ✓	A20C487	A0D0196-01	100	100						
13/14	A0D0196-02	A 8082 PCBs - Low Level (30g/2mL)	04/10/20 10:37	30 30.27	2 ✓				100	PDI-047SC-A-05-06-191001	+1262,1268 dirt				
15/16	A0D0196-03	A 8082 PCBs - Low Level (30g/2mL)	04/10/20 10:37	30 30.2	2 ✓				100	PDI-047SC-A-06-07-191001	+1262,1268 dirt				
17/18	A0D0196-04	A 8082 PCBs - Low Level (30g/2mL)	04/10/20 10:37	30 30.65	2 ✓				100	PDI-047SC-A-07-08-191001	+1262,1268 dirt				
19/20	A0D0205-01	A 8082 PCBs - Low Level (30g/2mL)	04/10/20 10:37	30 30.36	2 ✓				100	PDI-049SC-A-08-09-191015	+1262,1268 Mud				
21/22	A0D0205-02	A 8082 PCBs - Low Level (30g/2mL)	04/10/20 10:37	30 30.53	2 ✓				100	PDI-049SC-A-09-10-191015	+1262,1268 dirt				
23/24	A0D0205-03	A 8082 PCBs - Low Level (30g/2mL)	04/10/20 10:37	30 30.44	2 ✓				100	PDI-049SC-A-10-11-191015	+1262,1268 dirt				
25/26	A0D0205-04	A 8082 PCBs - Low Level (30g/2mL)	04/10/20 10:37	30 30.44	2 ✓				100	PDI-049SC-A-11-12-191015	+1262,1268 Mud water				
27/28	A0D0207-01	A 8082 PCBs - Low Level (30g/2mL)	04/10/20 10:37	30 30.47	2 ✓				100	PDI-057SC-A-09-10-191023	+1262,1268 dirt				
29/30	A0D0207-02	A 8082 PCBs - Low Level (30g/2mL)	04/10/20 10:37	30 30.22	2 ✓				100	PDI-057SC-A-10-11-191023	+1262,1268 Mud				
31/32	A0D0207-03	A 8082 PCBs - Low Level (30g/2mL)	04/10/20 10:37	30 30.51	2 ✓				100	PDI-057SC-A-11-12-191023	+1262,1268 dirt				
33/34	A0D0207-04	A 8082 PCBs - Low Level (30g/2mL)	04/10/20 10:37	30 30.21	2 ✓				100	PDI-057SC-A-12-13-191023	+1262,1268 Mud				
35/36	A0D0207-05	A 8082 PCBs - Low Level (30g/2mL)	04/10/20 10:37	30 30.47	2 ✓				100	PDI-062SC-A-11-12-191023	+1262,1268 dirt				
37/38	A0D0207-06	A 8082 PCBs - Low Level (30g/2mL)	04/10/20 10:37	30 30.22	2 ✓				100	PDI-062SC-A-12-13-191023	+1262,1268 dirt				
39/40	A0D0210-01	A 8082 PCBs - Low Level (30g/2mL)	04/10/20 10:37	30 30.73	2 ✓				100	PDI-076SC-A-06-07-191013	+1262,1268 Mud odor				

Prepared By: CAH Date: 4/10/20  
 Reviewed By: CAS Date: 04/10/2020

**Apex Laboratories**  
**PREPARATION BENCH SHEET**  
**BATCH #: 0040376 (Sediment)**

Prep Method: EPA 3546

#	Lab Number	Analysis	Prepared	Initial (g)	Final (mL)	Spike ID	Source ID	ul Spike	ul Surr.	Sample ID	Extraction Comments	pH		
												<2	8	>11
44/42	A0D0210-02	A 8082 PCBs - Low Level (30g/2mL)	04/10/20 10:37	30.60	2				100	PDI-076SC-A-07-08-191013	+1262,1268 * Mud			
44/43	A0D0212-02	A 8082 PCBs - Low Level (30g/2mL)	04/10/20 10:37	30.90	2				100	PDI-077SC-A-04-05-191014	+1262,1268 * Mud			
44/45	A0D0212-03	A 8082 PCBs - Low Level (30g/2mL)	04/10/20 10:37	30.64	2				100	PDI-077SC-A-05-06-191014	+1262,1268 * Mud			
44/48	A0D0212-04	A 8082 PCBs - Low Level (30g/2mL)	04/10/20 10:37	30.18	2				100	PDI-077SC-A-06-07-191014	+1262,1268 * Mud			
44/49	A0D0212-05	A 8082 PCBs - Low Level (30g/2mL)	04/10/20 10:37	30.68	2				100	PDI-077SC-A-07-08-191014	+1262,1268 * Mud			

**Standards/Reagents**

Reagent(s)			Analyte Spike(s)			Surrogate(s)		
Std ID	Exp. Date	Description	Std ID	Exp. Date	Description	Std ID	Exp. Date	Description
A13L219	11/30/23	Extractions Balance	A20C487	08/24/20	8082 PCB Matrix Spike	A20C130	09/06/20	8082 PCB Surrogate Spike
A18K311	12/31/20	Glass Wool				A20C363	04/06/20/20	5052 PCB Surr.
A19C104	09/03/23	Florisil Lot 817211-CM						
A19G279	01/18/22	Sulfuric Acid						
A19I211	05/07/22	Copper, Granular Lot# J260003						
A20A032	06/30/23	n-Hexane Lot# 197051						
A20A282	07/19/21	Sodium Sulfate Lot # 194865						
A20D012	09/28/21	DCM CHEM PROD. DY141-US						

Method 3546 digestion time and temperature achieved.

Initial: AMH

Witness: AMH 4/10/20

\* = Staining. On Turbo Vap

Prepared By: \_\_\_\_\_ Date \_\_\_\_\_

Reviewed By: \_\_\_\_\_ Date \_\_\_\_\_



# ELEMENT SEQUENCE LOG

Apex Laboratories

Sequence: **0D13025**

Instrument: **DUALECD2R**

Date: **04/13/20 06:16**

Calibration: **A0D1002**

#	Lab Number	Matrix	Analysis	Client	Due	Batch	ISTD ID	STD ID
1	0D13025-CCV1	Sediment	QC	QC				A20C132
2	0D13025-CCB1	Sediment	QC	QC				A20C404
3	0040376-BLK1	Sediment	QC	QC		0040376		
4	0040376-BS1	Sediment	QC	QC		0040376		
5	A0D0196-01	Sediment	8082 PCBs - Low Level (30g/2mL)	Anchor QEA, LLC	04/22/20	0040376		
6	0D13025-IBL1	Sediment	QC	QC				
7	0040376-DUP1	Sediment	QC	QC		0040376		
8	0D13025-IBL2	Sediment	QC	QC				
9	0040376-MS1	Sediment	QC	QC		0040376		
10	0D13025-IBL3	Sediment	QC	QC				
11	0040376-MSD1	Sediment	QC	QC		0040376		
12	0D13025-IBL4	Sediment	QC	QC				
13	A0D0196-02	Sediment	8082 PCBs - Low Level (30g/2mL)	Anchor QEA, LLC	04/22/20	0040376		
14	0D13025-IBL5	Sediment	QC	QC				
15	A0D0196-03	Sediment	8082 PCBs - Low Level (30g/2mL)	Anchor QEA, LLC	04/22/20	0040376		
16	0D13025-IBL6	Sediment	QC	QC				
17	0D13025-CCV2	Sediment	QC	QC				A20C132
18	0D13025-CCB2	Sediment	QC	QC				A20C404
19	A0D0207-05	Sediment	8082 PCBs - Low Level (30g/2mL)	Anchor QEA, LLC	04/22/20	0040376		
20	0D13025-IBL7	Sediment	QC	QC				
21	A0D0207-06	Sediment	8082 PCBs - Low Level (30g/2mL)	Anchor QEA, LLC	04/22/20	0040376		
22	0D13025-IBL8	Sediment	QC	QC				
23	A0D0210-01	Sediment	8082 PCBs - Low Level (30g/2mL)	Anchor QEA, LLC	04/22/20	0040376		
24	0D13025-IBL9	Sediment	QC	QC				
25	A0D0210-02	Sediment	8082 PCBs - Low Level (30g/2mL)	Anchor QEA, LLC	04/22/20	0040376		
26	0D13025-IBLA	Sediment	QC	QC				
27	A0D0212-02	Sediment	8082 PCBs - Low Level (30g/2mL)	Anchor QEA, LLC	04/22/20	0040376		
28	0D13025-IBLB	Sediment	QC	QC				
29	A0D0212-03	Sediment	8082 PCBs - Low Level (30g/2mL)	Anchor QEA, LLC	04/22/20	0040376		
30	0D13025-IBLC	Sediment	QC	QC				
31	A0D0212-04	Sediment	8082 PCBs - Low Level (30g/2mL)	Anchor QEA, LLC	04/22/20	0040376		
32	0D13025-IBLD	Sediment	QC	QC				
33	A0D0212-05	Sediment	8082 PCBs - Low Level (30g/2mL)	Anchor QEA, LLC	04/22/20	0040376		
34	0D13025-IBLE	Sediment	QC	QC				
35	0D13025-CCV3	Sediment	QC	QC				A20C132
36	0D13025-CCB3	Sediment	QC	QC				A20C404

Data Entered By: *[Signature]* 4/20/20

Comments: *Complete*

Data Reviewed By: *[Signature]* 4/20/20





# ELEMENT SEQUENCE LOG

Apex Laboratories

Sequence: **0D13025**

Instrument: **DUALECD2R**

Date: **04/13/20 06:16**

Calibration: **A0D1002**

#	Lab Number	Matrix	Analysis	Client	Due	Batch	ISTD ID	STD ID
1	0D13025-CCV1	Sediment	QC	QC				A20C132
2	0D13025-CCB1	Sediment	QC	QC				A20C404
3	0040376-BLK1	Sediment	QC	QC		0040376		
4	0040376-BS1	Sediment	QC	QC		0040376		
5	A0D0196-01	Sediment	8082 PCBs - Low Level (30g/2mL)	Anchor QEA, LLC	04/22/20	0040376		
6	0D13025-IBL1	Sediment	QC	QC				
7	0040376-DUP1	Sediment	QC	QC		0040376		
8	0D13025-IBL2	Sediment	QC	QC				
9	0040376-MS1	Sediment	QC	QC		0040376		
10	0D13025-IBL3	Sediment	QC	QC				
11	0040376-MSD1	Sediment	QC	QC		0040376		
12	0D13025-IBL4	Sediment	QC	QC				
13	A0D0196-02	Sediment	8082 PCBs - Low Level (30g/2mL)	Anchor QEA, LLC	04/22/20	0040376		
14	0D13025-IBL5	Sediment	QC	QC				
15	A0D0196-03	Sediment	8082 PCBs - Low Level (30g/2mL)	Anchor QEA, LLC	04/22/20	0040376		
16	0D13025-IBL6	Sediment	QC	QC				
17	0D13025-CCV2	Sediment	QC	QC				A20C132
18	0D13025-CCB2	Sediment	QC	QC				A20C404

Data Entered By: *MJB* 4/13/20

Comments: *Partial, +1262, 68*

Data Reviewed By: *MJB* 4/13/20 Anchor-QEA, LLC - Gasco PreRD\_DG 2019 - 4a-b. DOC-CAP Testing Cores Page 163 of 777

## TOTAL AROCLOR AVERAGE RESULTS

The average result for the 1016 and 1260 selected peaks are reported here to facilitate data entry and review. Averages are done on all individual peaks and must be for matrix spikes if all peaks are not used in the average.

---

**0D13025-CCV1**

### Aroclor 1016

<u>Peak</u>	<u>Initial Res</u>
1016 (1)	478.56
1016 (2)	503.62
1016 (3)	495.39
1016 (4)	456.88
1016 (5)	464.17
1016 (6)	465.84
<b>Average:</b>	<b>477.41</b> ✓

### Aroclor 1260

<u>Peak</u>	<u>Initial Res</u>
1260 (1)	484.98
1260 (2)	479.48
1260 (3)	493.95
1260 (4)	505.89
1260 (5)	498.53
1260 (6)	484.47
<b>Average:</b>	<b>491.22</b> ✓

---

**0040376-BS1**

### Aroclor 1016

<u>Peak</u>	<u>Initial Res</u>
1016 (1)	599.90
1016 (2)	684.62
1016 (3)	577.55
1016 (4)	682.21
1016 (5)	682.63
1016 (6)	635.16
<b>Average:</b>	<b>643.68</b> ✓

### Aroclor 1260

<u>Peak</u>	<u>Initial Res</u>
1260 (1)	857.79
1260 (2)	905.47
1260 (3)	858.78
1260 (4)	1,033.86
1260 (5)	939.67
1260 (6)	969.26
<b>Average:</b>	<b>927.47</b> ✓

## TOTAL AROCLOR AVERAGE RESULTS

The average result for the 1016 and 1260 selected peaks are reported here to facilitate data entry and review. Averages are done on all individual peaks and must be for matrix spikes if all peaks are not used in the average.

**0040376-MS1**

### Aroclor 1016

<u>Peak</u>	<u>Initial Res</u>
1016 (1)	670.84
1016 (2)	756.88
1016 (3)	597.39
1016 (4)	784.64
1016 (5)	796.31
1016 (6)	704.18
<b>Average:</b>	<b>718.37</b> ✓

### Aroclor 1260

<u>Peak</u>	<u>Initial Res</u>
1260 (1)	909.13
1260 (2)	976.49
1260 (3)	914.30
1260 (4)	1,071.68
1260 (5)	968.94
1260 (6)	1,020.84
<b>Average:</b>	<b>976.90</b> ✓

**0040376-MSD1**

### Aroclor 1016

<u>Peak</u>	<u>Initial Res</u>
1016 (1)	660.83
1016 (2)	755.02
1016 (3)	596.53
1016 (4)	755.35
1016 (5)	777.28
1016 (6)	643.05
<b>Average:</b>	<b>698.01</b> ✓

### Aroclor 1260

<u>Peak</u>	<u>Initial Res</u>
1260 (1)	890.85
1260 (2)	913.52
1260 (3)	880.94
1260 (4)	975.59
1260 (5)	905.37
1260 (6)	983.77
<b>Average:</b>	<b>925.01</b> ✓

## TOTAL AROCLOR AVERAGE RESULTS

The average result for the 1016 and 1260 selected peaks are reported here to facilitate data entry and review. Averages are done on all individual peaks and must be for matrix spikes if all peaks are not used in the average.

---

**0D13025-CCV2**

### Aroclor 1016

<u>Peak</u>	<u>Initial Res</u>
1016 (1)	474.82
1016 (2)	516.57
1016 (3)	509.06
1016 (4)	481.31
1016 (5)	484.59
1016 (6)	484.38
<b>Average:</b>	<b>491.79</b> ✓

### Aroclor 1260

<u>Peak</u>	<u>Initial Res</u>
1260 (1)	524.87
1260 (2)	501.38
1260 (3)	518.38
1260 (4)	537.04
1260 (5)	526.38
1260 (6)	520.17
<b>Average:</b>	<b>521.37</b> ✓

## TOTAL AROCLOR AVERAGE RESULTS

The average result for the 1016 and 1260 selected peaks are reported here to facilitate data entry and review. Averages are done on all individual peaks and must be for matrix spikes if all peaks are not used in the average.

---

### 0D13025-CCV2

#### Aroclor 1016

<u>Peak</u>	<u>Initial Res</u>
1016 (1)	474.82
1016 (2)	516.57
1016 (3)	509.06
1016 (4)	481.31
1016 (5)	484.59
1016 (6)	484.38
<b>Average:</b>	<b>491.79</b>

#### Aroclor 1260

<u>Peak</u>	<u>Initial Res</u>
1260 (1)	524.87
1260 (2)	501.38
1260 (3)	518.38
1260 (4)	537.04
1260 (5)	526.38
1260 (6)	520.17
<b>Average:</b>	<b>521.37</b>

---

### 0D13025-CCV3

#### Aroclor 1016

<u>Peak</u>	<u>Initial Res</u>
1016 (1)	444.73
1016 (2)	464.80
1016 (3)	465.79
1016 (4)	427.63
1016 (5)	433.44
1016 (6)	425.77
<b>Average:</b>	<b>443.69</b>

#### Aroclor 1260

<u>Peak</u>	<u>Initial Res</u>
1260 (1)	445.78
1260 (2)	434.55
1260 (3)	443.02
1260 (4)	450.77
1260 (5)	452.40
1260 (6)	440.28
<b>Average:</b>	<b>444.47</b>

Quantitation Report (Not Reviewed)

Data Path : K:\DATA\0D13025\  
 Data File : ECD2R003.D  
 Signal(s) : ECD2B.CH  
 Acq On : 13 Apr 2020 7:40  
 Operator : MJB / KAK  
 Sample : 0D13025-CCV1  
 Misc :  
 ALS Vial : 52 Sample Multiplier: 1

Integration File: events.e  
 Quant Time: Apr 13 13:14:44 2020  
 Quant Method : L:\Methods\RECD2\_QUANTPCB\_200409.M  
 Quant Title : PCB Data Analysis  
 QLast Update : Fri Apr 10 07:54:48 2020  
 Response via : Initial Calibration  
 Integrator: ChemStation 6890 Scale Mode: Small noise peaks clipped

*4/13/20*

Volume Inj. : 1uL  
 Signal Phase : RTX-1701  
 Signal Info : 30m x 0.32mm x 0.25um

Compound	R.T.	Response	Conc	Units
<b>System Monitoring Compounds</b>				
1) S TCMX (S)	5.565	78790999	265.943	ng/ml
62) S DCBP (S)	10.433	42595773	255.115	ng/ml
<b>Target Compounds</b>				
2) Aroclor 1016 (1)	6.236	4568017	478.555	ng/ml
3) Aroclor 1016 (2)	6.725	8412418	503.615	ng/ml
4) Aroclor 1016 (3)	6.851	3828554	495.386	ng/ml
5) Aroclor 1016 (4)	6.939	3665631	456.876	ng/ml
6) Aroclor 1016 (5)	6.982	4030835	464.168	ng/ml
7) Aroclor 1016 (6)	7.108	4093725	465.837	ng/ml
8) Aroclor 1016 - AVE	0.000	0	N.D.	ng/ml
9) Aroclor 1221 (1)	5.740	312092	141.145	ng/ml
10) Aroclor 1221 (2)	5.813	577831	266.891	ng/ml
11) Aroclor 1221 (3)	5.901	2707457	374.838	ng/ml
12) Aroclor 1221 - AVE	0.000	0	N.D.	ng/ml
13) Aroclor 1232 (1)	5.901	2707457	443.146	ng/ml
14) Aroclor 1232 (2)	6.236	4568017	1222.527	ng/ml
15) Aroclor 1232 (3)	6.725	8412418	1226.985	ng/ml
16) Aroclor 1232 (4)	6.939	3665631	1451.312	ng/ml
17) Aroclor 1232 (5)	6.982	4030835	1326.386	ng/ml
18) Aroclor 1232 (6)	7.108	4093725	1277.651	ng/ml
19) Aroclor 1232 - AVE	0.000	0	N.D.	ng/ml
20) Aroclor 1242 (1)	6.236	4568017	655.186	ng/ml
21) Aroclor 1242 (2)	6.725	8412418	674.110	ng/ml
22) Aroclor 1242 (3)	6.851	3828554	677.888	ng/ml
23) Aroclor 1242 (4)	6.939	3665631	689.611	ng/ml
24) Aroclor 1242 (5)	6.982	4030835	660.188	ng/ml
25) Aroclor 1242 (6)	7.108	4093725	628.083	ng/ml
26) Aroclor 1242 - AVE	0.000	0	N.D.	ng/ml
27) Aroclor 1248 (1)	6.725	8412418	1192.387	ng/ml
28) Aroclor 1248 (2)	6.939	3665631	407.786	ng/ml
29) Aroclor 1248 (3)	6.982	4030835	482.484	ng/ml
30) Aroclor 1248 (4)	7.108	4093725	403.130	ng/ml
31) Aroclor 1248 (5)	7.473	894252	69.214	ng/ml
32) Aroclor 1248 (6)	7.631	3464375	300.631	ng/ml
33) Aroclor 1248 - AVE	0.000	0	N.D.	ng/ml
34) Aroclor 1254 (1)	7.450	2898774	224.779	ng/ml
35) Aroclor 1254 (2)	7.631	3464375	169.438	ng/ml
36) Aroclor 1254 (3)	7.941	1917791	86.811	ng/ml
37) Aroclor 1254 (4)	8.180	1352522	77.925	ng/ml
38) Aroclor 1254 (5)	8.514	10280864	621.371	ng/ml
39) Aroclor 1254 (6)	8.730	1418903	282.311	ng/ml
40) Aroclor 1254 - AVE	0.000	0	N.D.	ng/ml
41) Aroclor 1260 (1)	8.077	8091604	484.981	ng/ml
42) Aroclor 1260 (2)	8.284	9933286	479.481	ng/ml
43) Aroclor 1260 (3)	8.514	10280864	493.953	ng/ml
44) Aroclor 1260 (4)	8.995	17174802	505.885	ng/ml

Quantitation Report (Not Reviewed)

Data Path : K:\DATA\0D13025\  
 Data File : ECD2R003.D  
 Signal(s) : ECD2B.CH  
 Acq On : 13 Apr 2020 7:40  
 Operator : MJB / KAK  
 Sample : 0D13025-CCV1  
 Misc :  
 ALS Vial : 52 Sample Multiplier: 1

Integration File: events.e  
 Quant Time: Apr 13 13:14:44 2020  
 Quant Method : L:\Methods\RECD2\_QUANTPCB\_200409.M  
 Quant Title : PCB Data Analysis  
 QLast Update : Fri Apr 10 07:54:48 2020  
 Response via : Initial Calibration  
 Integrator: ChemStation 6890 Scale Mode: Small noise peaks clipped

Volume Inj. : 1uL  
 Signal Phase : RTX-1701  
 Signal Info : 30m x 0.32mm x 0.25um

Compound	R.T.	Response	Conc Units
45) Aroclor 1260 (5)	9.246	9866936	498.535 ng/ml
46) Aroclor 1260 (6)	9.794	3771126	484.467 ng/ml
47) Aroclor 1260 - AVE	0.000	0	N.D. ng/ml
48) Aroclor 1262 (1)	8.284	9933286	610.500 ng/ml
49) Aroclor 1262 (2)	8.583	7403591	339.016 ng/ml
50) Aroclor 1262 (3)	8.760	7448150	414.991 ng/ml
51) Aroclor 1262 (4)	8.995	17174802	444.053 ng/ml
52) Aroclor 1262 (5)	9.246	9866936	422.756 ng/ml
53) Aroclor 1262 (6)	9.794	3771126	362.687 ng/ml
54) Aroclor 1262 - AVE	0.000	0	N.D. ng/ml
55) Aroclor 1268 (1)	8.800	561058	57.791 ng/ml
56) Aroclor 1268 (2)	9.246	9866936	228.924 ng/ml
57) Aroclor 1268 (3)	9.307	3730077	105.293 ng/ml
58) Aroclor 1268 (4)	9.515	298038	9.963 ng/ml
59) Aroclor 1268 (5)	9.794	3771126	315.022 ng/ml
60) Aroclor 1268 (6)	10.132	973695	12.027 ng/ml
61) Aroclor 1268 - AVE	0.000	0	N.D. ng/ml

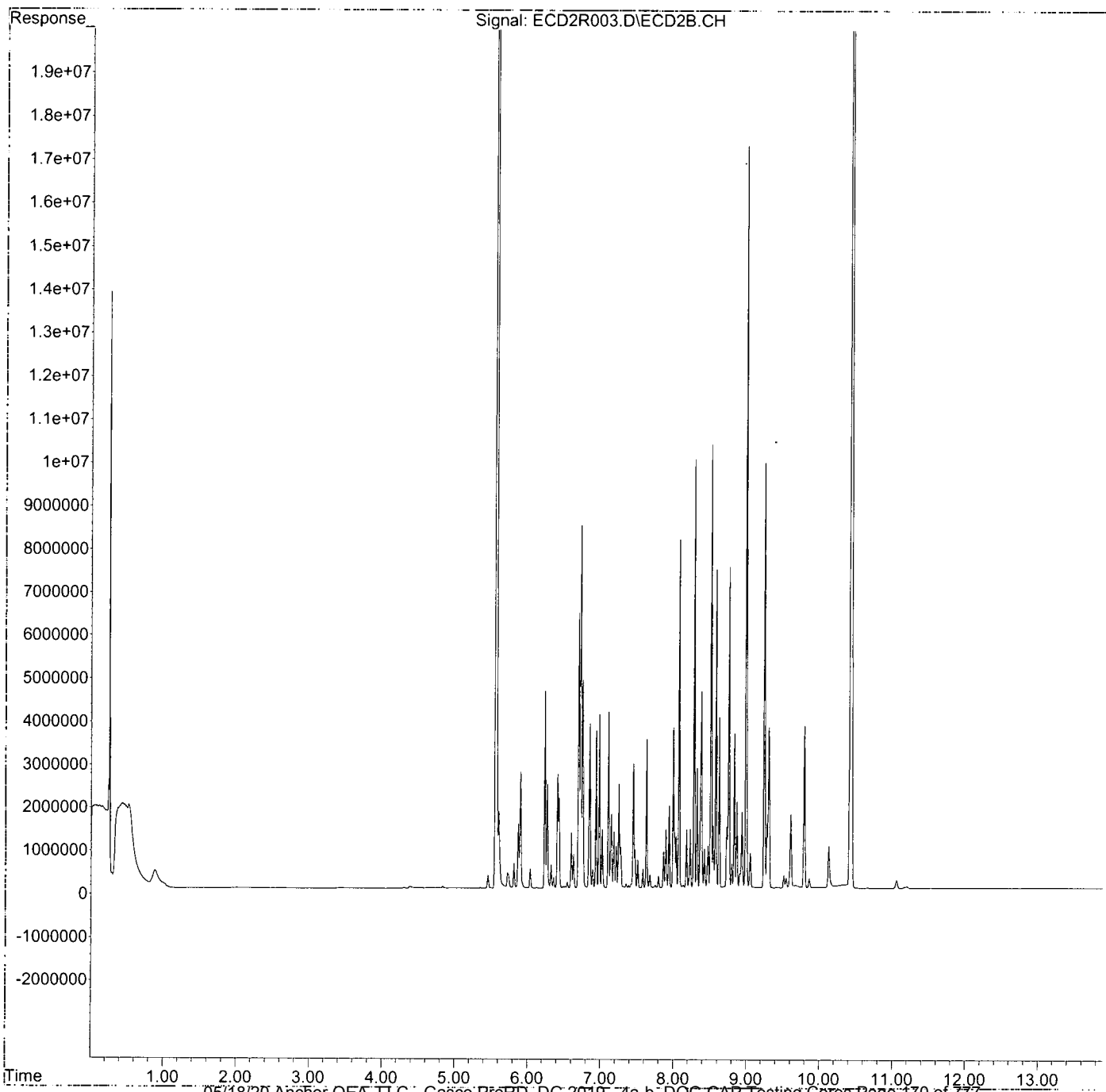
(f)=RT Delta > 1/2 Window

(m)=manual int.

Data Path : K:\DATA\0D13025\  
Data File : ECD2R003.D  
Signal(s) : ECD2B.CH  
Acq On : 13 Apr 2020 7:40  
Operator : MJB / KAK  
Sample : 0D13025-CCV1  
Misc :  
ALS Vial : 52 Sample Multiplier: 1

Integration File: events.e  
Quant Time: Apr 13 13:14:44 2020  
Quant Method : L:\Methods\RECD2\_QUANTPCB\_200409.M  
Quant Title : PCB Data Analysis  
QLast Update : Fri Apr 10 07:54:48 2020  
Response via : Initial Calibration  
Integrator: ChemStation 6890 Scale Mode: Small noise peaks clipped

Volume Inj. : 1uL  
Signal Phase : RTX-1701  
Signal Info : 30m x 0.32mm x 0.25um





Quantitation Report (Not Reviewed)

Data Path : K:\DATA\0D13025\  
 Data File : ECD2R004.D  
 Signal(s) : ECD2B.CH  
 Acq On : 13 Apr 2020 7:57  
 Operator : MJB / KAK  
 Sample : 0D13025-CCB1  
 Misc :  
 ALS Vial : 53 Sample Multiplier: 1

Integration File: events.e  
 Quant Time: Apr 13 13:15:09 2020  
 Quant Method : L:\Methods\RECD2\_QUANTPCB\_200409.M  
 Quant Title : PCB Data Analysis  
 QLast Update : Fri Apr 10 07:54:48 2020  
 Response via : Initial Calibration  
 Integrator: ChemStation 6890 Scale Mode: Small noise peaks clipped

*Handwritten:*  
 4/13/20  
 Clean

Volume Inj. : 1uL  
 Signal Phase : RTX-1701  
 Signal Info : 30m x 0.32mm x 0.25um

Compound	R.T.	Response	Conc Units
<b>System Monitoring Compounds</b>			
1) S TCMX (S)	5.564	30499462	102.945 ng/ml
62) S DCBP (S)	10.434	14311583	85.715 ng/ml
<b>Target Compounds</b>			
2) Aroclor 1016 (1)	6.234	3045	0.319 ng/ml
3) Aroclor 1016 (2)	6.728	3727	0.223 ng/ml
4) Aroclor 1016 (3)	6.857	3733	0.483 ng/ml
5) Aroclor 1016 (4)	6.937	2591	0.323 ng/ml
6) Aroclor 1016 (5)	6.990	2363	0.272 ng/ml
7) Aroclor 1016 (6)	7.103	2565	0.292 ng/ml
8) Aroclor 1016 - AVE	0.000	0	N.D. ng/ml
9) Aroclor 1221 (1)	5.782f	11273	5.098 ng/ml
10) Aroclor 1221 (2)	5.832	7355	3.397 ng/ml
11) Aroclor 1221 (3)	5.871	606850	84.016 ng/ml
12) Aroclor 1221 - AVE	0.000	0	N.D. ng/ml
13) Aroclor 1232 (1)	5.871	606850	99.327 ng/ml
14) Aroclor 1232 (2)	6.234	3045	0.815 ng/ml
15) Aroclor 1232 (3)	6.728	3727	0.544 ng/ml
16) Aroclor 1232 (4)	6.937	2591	1.026 ng/ml
17) Aroclor 1232 (5)	6.990	2363	0.778 ng/ml
18) Aroclor 1232 (6)	7.103	2565	0.800 ng/ml
19) Aroclor 1232 - AVE	0.000	0	N.D. ng/ml
20) Aroclor 1242 (1)	6.234	3045	0.437 ng/ml
21) Aroclor 1242 (2)	6.728	3727	0.299 ng/ml
22) Aroclor 1242 (3)	6.857	3733	0.661 ng/ml
23) Aroclor 1242 (4)	6.937	2591	0.488 ng/ml
24) Aroclor 1242 (5)	6.990	2363	0.387 ng/ml
25) Aroclor 1242 (6)	7.103	2565	0.393 ng/ml
26) Aroclor 1242 - AVE	0.000	0	N.D. ng/ml
27) Aroclor 1248 (1)	6.728	3727	0.528 ng/ml
28) Aroclor 1248 (2)	6.937	2591	0.288 ng/ml
29) Aroclor 1248 (3)	6.990	2363	0.283 ng/ml
30) Aroclor 1248 (4)	7.103	2565	0.253 ng/ml
31) Aroclor 1248 (5)	7.476	2454	0.190 ng/ml
32) Aroclor 1248 (6)	7.638	11531	1.001 ng/ml
33) Aroclor 1248 - AVE	0.000	0	N.D. ng/ml
34) Aroclor 1254 (1)	7.446	2048	0.159 ng/ml
35) Aroclor 1254 (2)	7.638	11531	0.564 ng/ml
36) Aroclor 1254 (3)	7.937	6240	0.282 ng/ml
37) Aroclor 1254 (4)	8.160	6236	0.359 ng/ml
38) Aroclor 1254 (5)	8.519	7128	0.431 ng/ml
39) Aroclor 1254 (6)	8.715	5749	1.144 ng/ml
40) Aroclor 1254 - AVE	0.000	0	N.D. ng/ml
41) Aroclor 1260 (1)	8.076	6338	0.380 ng/ml
42) Aroclor 1260 (2)	8.288	7865	0.380 ng/ml
43) Aroclor 1260 (3)	8.519	7128	0.342 ng/ml
44) Aroclor 1260 (4)	8.995	4778	0.141 ng/ml

Quantitation Report (Not Reviewed)

Data Path : K:\DATA\0D13025\  
 Data File : ECD2R004.D  
 Signal(s) : ECD2B.CH  
 Acq On : 13 Apr 2020 7:57  
 Operator : MJB / KAK  
 Sample : 0D13025-CCB1  
 Misc :  
 ALS Vial : 53 Sample Multiplier: 1

Integration File: events.e  
 Quant Time: Apr 13 13:15:09 2020  
 Quant Method : L:\Methods\RECD2\_QUANTPCB\_200409.M  
 Quant Title : PCB Data Analysis  
 QLast Update : Fri Apr 10 07:54:48 2020  
 Response via : Initial Calibration  
 Integrator: ChemStation 6890 Scale Mode: Small noise peaks clipped

Volume Inj. : 1uL  
 Signal Phase : RTX-1701  
 Signal Info : 30m x 0.32mm x 0.25um

Compound	R.T.	Response	Conc Units
45) Aroclor 1260 (5)	9.245	6816	0.344 ng/ml
46) Aroclor 1260 (6)	9.792	5985	0.769 ng/ml
47) Aroclor 1260 - AVE	0.000	0	N.D. ng/ml
48) Aroclor 1262 (1)	8.288	7865	0.483 ng/ml
49) Aroclor 1262 (2)	8.583	7001	0.321 ng/ml
50) Aroclor 1262 (3)	8.775	21757	1.212 ng/ml
51) Aroclor 1262 (4)	8.995	4778	0.124 ng/ml
52) Aroclor 1262 (5)	9.245	6816	0.292 ng/ml
53) Aroclor 1262 (6)	9.792	5985	0.576 ng/ml
54) Aroclor 1262 - AVE	0.000	0	N.D. ng/ml
55) Aroclor 1268 (1)	8.799	11462	1.181 ng/ml
56) Aroclor 1268 (2)	9.245	6816	0.158 ng/ml
57) Aroclor 1268 (3)	9.308	4915	0.139 ng/ml
58) Aroclor 1268 (4)	9.515	306664	10.252 ng/ml
59) Aroclor 1268 (5)	9.792	5985	0.500 ng/ml
60) Aroclor 1268 (6)	10.133	585752	7.235 ng/ml
61) Aroclor 1268 - AVE	0.000	0	N.D. ng/ml

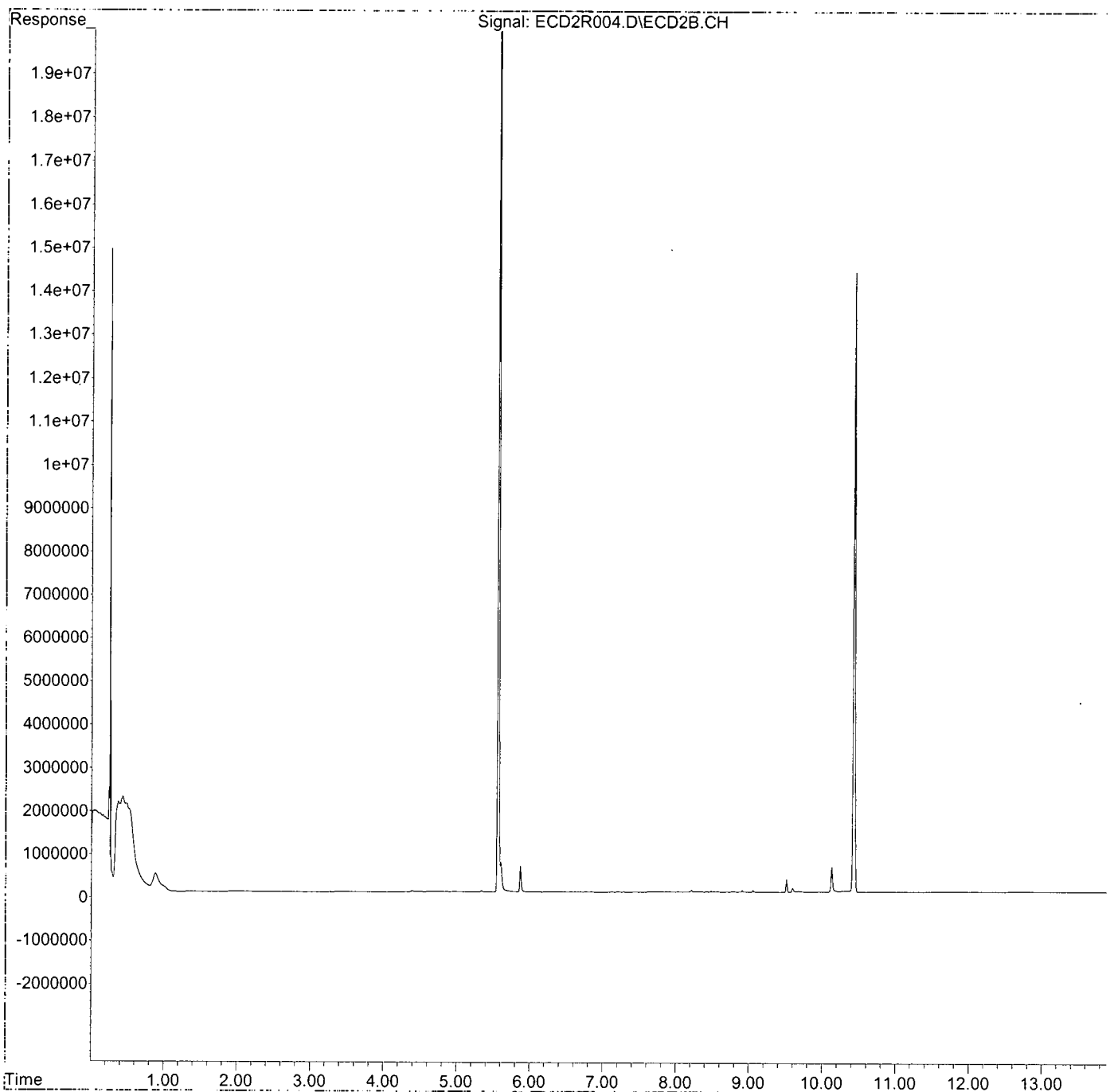
(f)=RT Delta > 1/2 Window

(m)=manual int.

Data Path : K:\DATA\0D13025\  
Data File : ECD2R004.D  
Signal(s) : ECD2B.CH  
Acq On : 13 Apr 2020 7:57  
Operator : MJB / KAK  
Sample : 0D13025-CCB1  
Misc :  
ALS Vial : 53 Sample Multiplier: 1

Integration File: events.e  
Quant Time: Apr 13 13:15:09 2020  
Quant Method : L:\Methods\RECD2\_QUANTPCB\_200409.M  
Quant Title : PCB Data Analysis  
QLast Update : Fri Apr 10 07:54:48 2020  
Response via : Initial Calibration  
Integrator: ChemStation 6890 Scale Mode: Small noise peaks clipped

Volume Inj. : 1uL  
Signal Phase : RTX-1701  
Signal Info : 30m x 0.32mm x 0.25um



Quantitation Report (Not Reviewed)

Data Path : K:\DATA\0D13025\  
 Data File : ECD2R005.D  
 Signal(s) : ECD2B.CH  
 Acq On : 13 Apr 2020 8:15  
 Operator : MJB / KAK  
 Sample : 0040376-BLK1  
 Misc :  
 ALS Vial : 54 Sample Multiplier: 1

Integration File: events.e  
 Quant Time: Apr 13 13:15:33 2020  
 Quant Method : L:\Methods\RECD2\_QUANTPCB\_200409.M  
 Quant Title : PCB Data Analysis  
 QLast Update : Fri Apr 10 07:54:48 2020  
 Response via : Initial Calibration  
 Integrator: ChemStation 6890 Scale Mode: Small noise peaks clipped

*Handwritten:* 4/13/20

*Handwritten:* Clean

Volume Inj. : 1uL  
 Signal Phase : RTX-1701  
 Signal Info : 30m x 0.32mm x 0.25um

Compound	R.T.	Response	Conc	Units
System Monitoring Compounds				
1) S TCMX (S)	5.564	44306505	149.548	ng/ml
62) S DCBP (S)	10.433	35020321	209.744	ng/ml
Target Compounds				
2) Aroclor 1016 (1)	6.238	8143	0.853	ng/ml
3) Aroclor 1016 (2)	6.726	13408	0.803	ng/ml
4) Aroclor 1016 (3)	6.852	7984	1.033	ng/ml
5) Aroclor 1016 (4)	6.939	7849	0.978	ng/ml
6) Aroclor 1016 (5)	6.984	9449	1.088	ng/ml
7) Aroclor 1016 (6)	7.108	9218	1.049	ng/ml
8) Aroclor 1016 - AVE	0.000	0	N.D.	ng/ml
9) Aroclor 1221 (1)	0.000	0	N.D.	ng/ml
10) Aroclor 1221 (2)	5.827	8752	4.042	ng/ml
11) Aroclor 1221 (3)	5.871	855836	118.488	ng/ml
12) Aroclor 1221 - AVE	0.000	0	N.D.	ng/ml
13) Aroclor 1232 (1)	5.871	855836	140.080	ng/ml
14) Aroclor 1232 (2)	6.238	8143	2.179	ng/ml
15) Aroclor 1232 (3)	6.726	13408	1.956	ng/ml
16) Aroclor 1232 (4)	6.939	7849	3.108	ng/ml
17) Aroclor 1232 (5)	6.984	9449	3.109	ng/ml
18) Aroclor 1232 (6)	7.108	9218	2.877	ng/ml
19) Aroclor 1232 - AVE	0.000	0	N.D.	ng/ml
20) Aroclor 1242 (1)	6.238	8143	1.168	ng/ml
21) Aroclor 1242 (2)	6.726	13408	1.074	ng/ml
22) Aroclor 1242 (3)	6.852	7984	1.414	ng/ml
23) Aroclor 1242 (4)	6.939	7849	1.477	ng/ml
24) Aroclor 1242 (5)	6.984	9449	1.548	ng/ml
25) Aroclor 1242 (6)	7.108	9218	1.414	ng/ml
26) Aroclor 1242 - AVE	0.000	0	N.D.	ng/ml
27) Aroclor 1248 (1)	6.726	13408	1.901	ng/ml
28) Aroclor 1248 (2)	6.939	7849	0.873	ng/ml
29) Aroclor 1248 (3)	6.984	9449	1.131	ng/ml
30) Aroclor 1248 (4)	7.108	9218	0.908	ng/ml
31) Aroclor 1248 (5)	7.474	4340	0.336	ng/ml
32) Aroclor 1248 (6)	7.633	17977	1.560	ng/ml
33) Aroclor 1248 - AVE	0.000	0	N.D.	ng/ml
34) Aroclor 1254 (1)	7.451	8218	0.637	ng/ml
35) Aroclor 1254 (2)	7.633	17977	0.879	ng/ml
36) Aroclor 1254 (3)	7.941	9456	0.428	ng/ml
37) Aroclor 1254 (4)	8.182	9948	0.573	ng/ml
38) Aroclor 1254 (5)	8.515	16902	1.022	ng/ml
39) Aroclor 1254 (6)	8.729	5724	1.139	ng/ml
40) Aroclor 1254 - AVE	0.000	0	N.D.	ng/ml
41) Aroclor 1260 (1)	8.077	19404	1.163	ng/ml
42) Aroclor 1260 (2)	8.283	22198	1.072	ng/ml
43) Aroclor 1260 (3)	8.515	16902	0.812	ng/ml
44) Aroclor 1260 (4)	8.994	14075	0.415	ng/ml

Quantitation Report (Not Reviewed)

Data Path : K:\DATA\0D13025\  
 Data File : ECD2R005.D  
 Signal(s) : ECD2B.CH  
 Acq On : 13 Apr 2020 8:15  
 Operator : MJB / KAK  
 Sample : 0040376-BLK1  
 Misc :  
 ALS Vial : 54 Sample Multiplier: 1

Integration File: events.e  
 Quant Time: Apr 13 13:15:33 2020  
 Quant Method : L:\Methods\RECD2\_QUANTPCB\_200409.M  
 Quant Title : PCB Data Analysis  
 QLast Update : Fri Apr 10 07:54:48 2020  
 Response via : Initial Calibration  
 Integrator: ChemStation 6890 Scale Mode: Small noise peaks clipped

Volume Inj. : 1uL  
 Signal Phase : RTX-1701  
 Signal Info : 30m x 0.32mm x 0.25um

Compound	R.T.	Response	Conc Units
45) Aroclor 1260 (5)	9.245	14728	0.744 ng/ml
46) Aroclor 1260 (6)	9.799	13643	1.753 ng/ml
47) Aroclor 1260 - AVE	0.000	0	N.D. ng/ml
48) Aroclor 1262 (1)	8.283	22198	1.364 ng/ml
49) Aroclor 1262 (2)	8.583	13168	0.603 ng/ml
50) Aroclor 1262 (3)	8.759	11761	0.655 ng/ml
51) Aroclor 1262 (4)	8.994	14075	0.364 ng/ml
52) Aroclor 1262 (5)	9.245	14728	0.631 ng/ml
53) Aroclor 1262 (6)	9.799	13643	1.312 ng/ml
54) Aroclor 1262 - AVE	0.000	0	N.D. ng/ml
55) Aroclor 1268 (1)	8.800	6337	0.653 ng/ml
56) Aroclor 1268 (2)	9.245	14728	0.342 ng/ml
57) Aroclor 1268 (3)	9.305	8582	0.242 ng/ml
58) Aroclor 1268 (4)	9.515	538457	18.001 ng/ml
59) Aroclor 1268 (5)	9.799	13643	1.140 ng/ml
60) Aroclor 1268 (6)	10.133	1238508	15.298 ng/ml
61) Aroclor 1268 - AVE	0.000	0	N.D. ng/ml

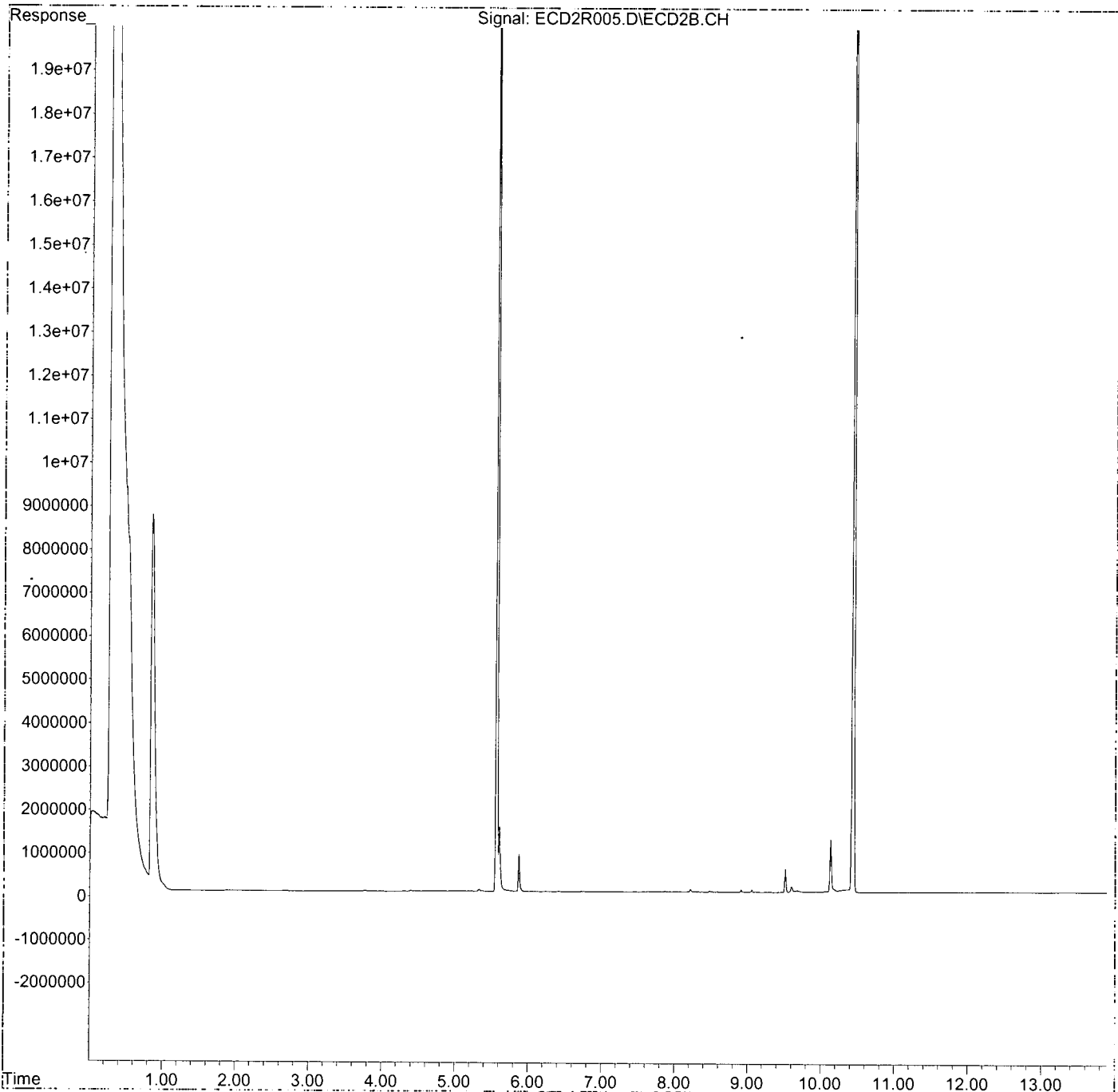
(f)=RT Delta > 1/2 Window

(m)=manual int.

Data Path : K:\DATA\0D13025\  
Data File : ECD2R005.D  
Signal(s) : ECD2B.CH  
Acq On : 13 Apr 2020 8:15  
Operator : MJB / KAK  
Sample : 0040376-BLK1  
Misc :  
ALS Vial : 54 Sample Multiplier: 1

Integration File: events.e  
Quant Time: Apr 13 13:15:33 2020  
Quant Method : L:\Methods\RECD2\_QUANTPCB\_200409.M  
Quant Title : PCB Data Analysis  
QLast Update : Fri Apr 10 07:54:48 2020  
Response via : Initial Calibration  
Integrator: ChemStation 6890 Scale Mode: Small noise peaks clipped

Volume Inj. : 1uL  
Signal Phase : RTX-1701  
Signal Info : 30m x 0.32mm x 0.25um



Quantitation Report (Not Reviewed)

Data Path : K:\DATA\0D13025\  
 Data File : ECD2R006.D  
 Signal(s) : ECD2B.CH  
 Acq On : 13 Apr 2020 8:32  
 Operator : MJB / KAK  
 Sample : 0040376-BS1  
 Misc :  
 ALS Vial : 55 Sample Multiplier: 1

Integration File: events.e  
 Quant Time: Apr 13 13:15:57 2020  
 Quant Method : L:\Methods\RECD2\_QUANTPCB\_200409.M  
 Quant Title : PCB Data Analysis  
 QLast Update : Fri Apr 10 07:54:48 2020  
 Response via : Initial Calibration  
 Integrator: ChemStation 6890 Scale Mode: Small noise peaks clipped

*Handwritten:* 4/13/20

Volume Inj. : 1uL  
 Signal Phase : RTX-1701  
 Signal Info : 30m x 0.32mm x 0.25um

Compound	R.T.	Response	Conc	Units
<b>System Monitoring Compounds</b>				
1) S TCMX (S)	5.564	37900672	127.926	ng/ml
62) S DCBP (S)	10.432	30288583	181.404	ng/ml
<b>Target Compounds</b>				
2) Aroclor 1016 (1)	6.236	5726352	599.905	ng/ml
3) Aroclor 1016 (2)	6.726	11436009	684.625	ng/ml
4) Aroclor 1016 (3)	6.851	4463555	577.551	ng/ml
5) Aroclor 1016 (4)	6.939	5473564	682.212	ng/ml
6) Aroclor 1016 (5)	6.983	5927940	682.629	ng/ml
7) Aroclor 1016 (6)	7.108	5581690	635.157	ng/ml
8) Aroclor 1016 - AVE	0.000	0	N.D.	ng/ml
9) Aroclor 1221 (1)	5.726	431420	195.111	ng/ml
10) Aroclor 1221 (2)	5.813	700859	323.715	ng/ml
11) Aroclor 1221 (3)	5.901	3427697	474.553	ng/ml
12) Aroclor 1221 - AVE	0.000	0	N.D.	ng/ml
13) Aroclor 1232 (1)	5.901	3427697	561.032	ng/ml
14) Aroclor 1232 (2)	6.236	5726352	1532.529	ng/ml
15) Aroclor 1232 (3)	6.726	11436009	1667.988	ng/ml
16) Aroclor 1232 (4)	6.939	5473564	2167.116	ng/ml
17) Aroclor 1232 (5)	6.983	5927940	1950.647	ng/ml
18) Aroclor 1232 (6)	7.108	5581690	1742.044	ng/ml
19) Aroclor 1232 - AVE	0.000	0	N.D.	ng/ml
20) Aroclor 1242 (1)	6.236	5726352	821.325	ng/ml
21) Aroclor 1242 (2)	6.726	11436009	916.399	ng/ml
22) Aroclor 1242 (3)	6.851	4463555	790.322	ng/ml
23) Aroclor 1242 (4)	6.939	5473564	1029.736	ng/ml
24) Aroclor 1242 (5)	6.983	5927940	970.905	ng/ml
25) Aroclor 1242 (6)	7.108	5581690	856.375	ng/ml
26) Aroclor 1242 - AVE	0.000	0	N.D.	ng/ml
27) Aroclor 1248 (1)	6.726	11436009	1620.955	ng/ml
28) Aroclor 1248 (2)	6.939	5473564	608.910	ng/ml
29) Aroclor 1248 (3)	6.983	5927940	709.564	ng/ml
30) Aroclor 1248 (4)	7.108	5581690	549.658	ng/ml
31) Aroclor 1248 (5)	7.473	1360157	105.275	ng/ml
32) Aroclor 1248 (6)	7.631	5727446	497.016	ng/ml
33) Aroclor 1248 - AVE	0.000	0	N.D.	ng/ml
34) Aroclor 1254 (1)	7.450	4329776	335.742	ng/ml
35) Aroclor 1254 (2)	7.631	5727446	280.121	ng/ml
36) Aroclor 1254 (3)	7.941	2862214	129.562	ng/ml
37) Aroclor 1254 (4)	8.180	2220665	127.943	ng/ml
38) Aroclor 1254 (5)	8.515	17874215	1080.310	ng/ml
39) Aroclor 1254 (6)	8.731	2812930	559.672	ng/ml
40) Aroclor 1254 - AVE	0.000	0	N.D.	ng/ml
41) Aroclor 1260 (1)	8.077	14311748	857.794	ng/ml
42) Aroclor 1260 (2)	8.283	18758483	905.474	ng/ml
43) Aroclor 1260 (3)	8.515	17874215	858.783	ng/ml
44) Aroclor 1260 (4)	8.995	35099418	1033.857	ng/ml

Quantitation Report (Not Reviewed)

Data Path : K:\DATA\0D13025\  
 Data File : ECD2R006.D  
 Signal(s) : ECD2B.CH  
 Acq On : 13 Apr 2020 8:32  
 Operator : MJB / KAK  
 Sample : 0040376-BS1  
 Misc :  
 ALS Vial : 55 Sample Multiplier: 1

Integration File: events.e  
 Quant Time: Apr 13 13:15:57 2020  
 Quant Method : L:\Methods\RECD2\_QUANTPCB\_200409.M  
 Quant Title : PCB Data Analysis  
 QLast Update : Fri Apr 10 07:54:48 2020  
 Response via : Initial Calibration  
 Integrator: ChemStation 6890 Scale Mode: Small noise peaks clipped

Volume Inj. : 1uL  
 Signal Phase : RTX-1701  
 Signal Info : 30m x 0.32mm x 0.25um

Compound	R.T.	Response	Conc	Units
45) Aroclor 1260 (5)	9.246	18597874	939.672	ng/ml
46) Aroclor 1260 (6)	9.795	7544782	969.260	ng/ml
47) Aroclor 1260 - AVE	0.000	0	N.D.	ng/ml
48) Aroclor 1262 (1)	8.283	18758483	1152.898	ng/ml
49) Aroclor 1262 (2)	8.583	14005393	641.317	ng/ml
50) Aroclor 1262 (3)	8.760	13545944	754.743	ng/ml
51) Aroclor 1262 (4)	8.995	35099418	907.492	ng/ml
52) Aroclor 1262 (5)	9.246	18597874	796.840	ng/ml
53) Aroclor 1262 (6)	9.795	7544782	725.617	ng/ml
54) Aroclor 1262 - AVE	0.000	0	N.D.	ng/ml
55) Aroclor 1268 (1)	8.800	1004221	103.439	ng/ml
56) Aroclor 1268 (2)	9.246	18597874	431.492	ng/ml
57) Aroclor 1268 (3)	9.308	7680350	216.802	ng/ml
58) Aroclor 1268 (4)	9.515	786705	26.300	ng/ml
59) Aroclor 1268 (5)	9.795	7544782	630.255	ng/ml
60) Aroclor 1268 (6)	10.132	2799152	34.576	ng/ml
61) Aroclor 1268 - AVE	0.000	0	N.D.	ng/ml

(f)=RT Delta > 1/2 Window

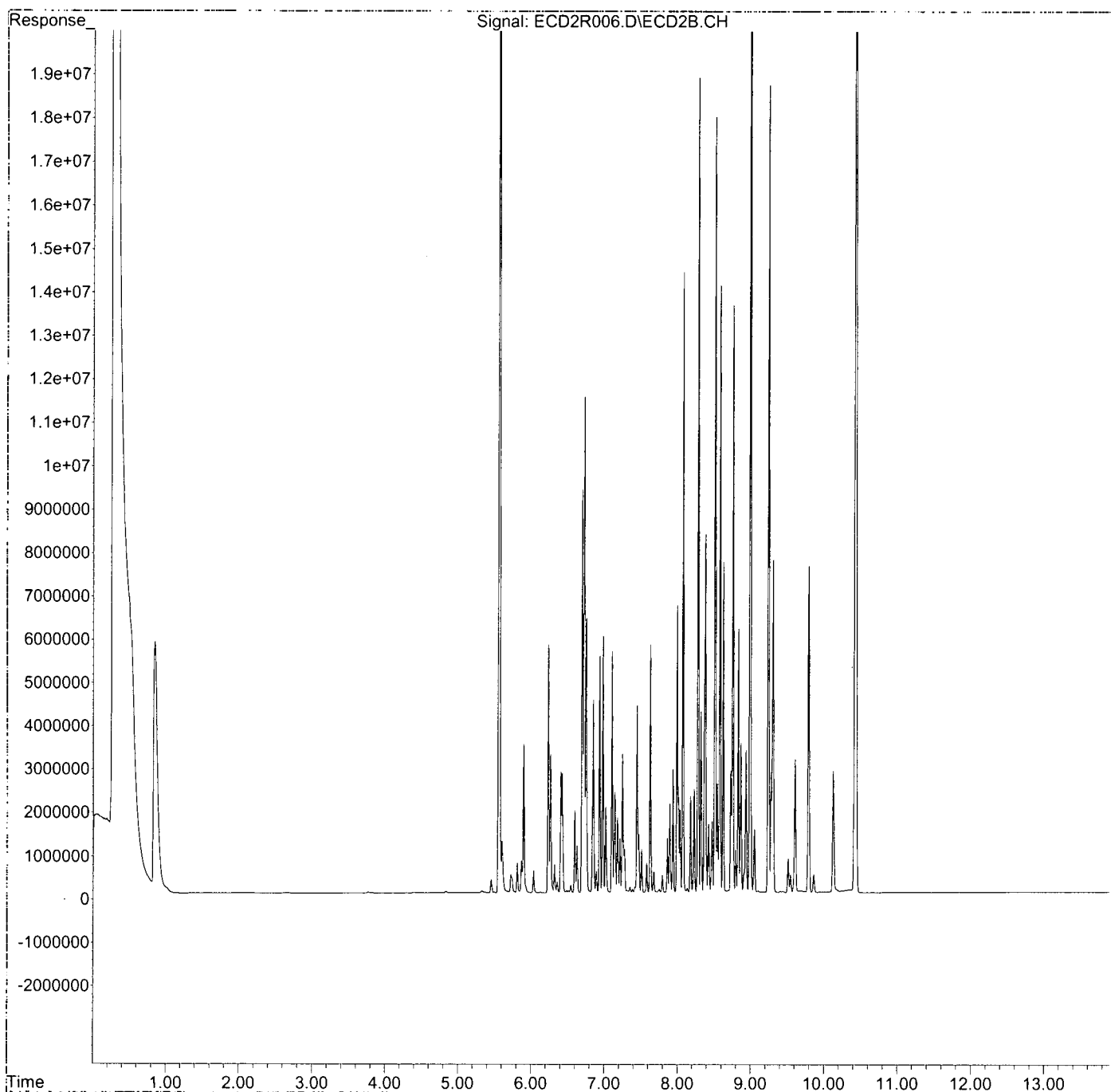
(m)=manual int.



Data Path : K:\DATA\0D13025\  
Data File : ECD2R006.D  
Signal(s) : ECD2B.CH  
Acq On : 13 Apr 2020 8:32  
Operator : MJB / KAK  
Sample : 0040376-BS1  
Misc :  
ALS Vial : 55 Sample Multiplier: 1

Integration File: events.e  
Quant Time: Apr 13 13:15:57 2020  
Quant Method : L:\Methods\RECD2\_QUANTPCB\_200409.M  
Quant Title : PCB Data Analysis  
QLast Update : Fri Apr 10 07:54:48 2020  
Response via : Initial Calibration  
Integrator: ChemStation 6890 Scale Mode: Small noise peaks clipped

Volume Inj. : 1uL  
Signal Phase : RTX-1701  
Signal Info : 30m x 0.32mm x 0.25um



Quantitation Report (Not Reviewed)

Data Path : K:\DATA\0D13025\  
 Data File : ECD2R013.D  
 Signal(s) : ECD2B.CH  
 Acq On : 13 Apr 2020 10:35  
 Operator : MJB / KAK  
 Sample : 0040376-MSD1  
 Misc :  
 ALS Vial : 59 Sample Multiplier: 1

Integration File: events.e  
 Quant Time: Apr 13 13:17:36 2020  
 Quant Method : L:\Methods\RECD2\_QUANTPCB\_200409.M  
 Quant Title : PCB Data Analysis  
 QLast Update : Fri Apr 10 07:54:48 2020  
 Response via : Initial Calibration  
 Integrator: ChemStation 6890 Scale Mode: Small noise peaks clipped

*Handwritten:* 4/13/20

Volume Inj. : 1uL  
 Signal Phase : RTX-1701  
 Signal Info : 30m x 0.32mm x 0.25um

Compound	R.T.	Response	Conc	Units
System Monitoring Compounds				
1) S TCMX (S)	5.564	49500812	167.080	ng/ml
62) S DCBP (S)	10.431	34960470	209.385	ng/ml
Target Compounds				
2) Aroclor 1016 (1)	6.236	6307959	660.835	ng/ml
3) Aroclor 1016 (2)	6.725	12611883	755.019	ng/ml
4) Aroclor 1016 (3)	6.851	4610263	596.534	ng/ml
5) Aroclor 1016 (4)	6.938	6060349	755.348	ng/ml
6) Aroclor 1016 (5)	6.983	6749911	777.282	ng/ml
7) Aroclor 1016 (6)	7.108	5651080	643.054	ng/ml
8) Aroclor 1016 - AVE	0.000	0	N.D.	ng/ml
9) Aroclor 1221 (1)	5.739	396193	179.179	ng/ml
10) Aroclor 1221 (2)	5.813	771496	356.341	ng/ml
11) Aroclor 1221 (3)	5.900	3680509	509.554	ng/ml
12) Aroclor 1221 - AVE	0.000	0	N.D.	ng/ml
13) Aroclor 1232 (1)	5.900	3680509	602.412	ng/ml
14) Aroclor 1232 (2)	6.236	6307959	1688.183	ng/ml
15) Aroclor 1232 (3)	6.725	12611883	1839.494	ng/ml
16) Aroclor 1232 (4)	6.938	6060349	2399.439	ng/ml
17) Aroclor 1232 (5)	6.983	6749911	2221.125	ng/ml
18) Aroclor 1232 (6)	7.108	5651080	1763.701	ng/ml
19) Aroclor 1232 - AVE	0.000	0	N.D.	ng/ml
20) Aroclor 1242 (1)	6.236	6307959	904.744	ng/ml
21) Aroclor 1242 (2)	6.725	12611883	1010.625	ng/ml
22) Aroclor 1242 (3)	6.851	4610263	816.298	ng/ml
23) Aroclor 1242 (4)	6.938	6060349	1140.127	ng/ml
24) Aroclor 1242 (5)	6.983	6749911	1105.531	ng/ml
25) Aroclor 1242 (6)	7.108	5651080	867.021	ng/ml
26) Aroclor 1242 - AVE	0.000	0	N.D.	ng/ml
27) Aroclor 1248 (1)	6.725	12611883	1787.625	ng/ml
28) Aroclor 1248 (2)	6.938	6060349	674.188	ng/ml
29) Aroclor 1248 (3)	6.983	6749911	807.953	ng/ml
30) Aroclor 1248 (4)	7.108	5651080	556.491	ng/ml
31) Aroclor 1248 (5)	7.472	1441585	111.577	ng/ml
32) Aroclor 1248 (6)	7.631	5933298	514.879	ng/ml
33) Aroclor 1248 - AVE	0.000	0	N.D.	ng/ml
34) Aroclor 1254 (1)	7.449	4501853	349.085	ng/ml
35) Aroclor 1254 (2)	7.631	5933298	290.189	ng/ml
36) Aroclor 1254 (3)	7.940	2875645	130.170	ng/ml
37) Aroclor 1254 (4)	8.179	2281285	131.436	ng/ml
38) Aroclor 1254 (5)	8.515	18335380	1108.183	ng/ml
39) Aroclor 1254 (6)	8.730	2735156	544.198	ng/ml
40) Aroclor 1254 - AVE	0.000	0	N.D.	ng/ml
41) Aroclor 1260 (1)	8.077	14863270	890.850	ng/ml
42) Aroclor 1260 (2)	8.283	18925176	913.520	ng/ml
43) Aroclor 1260 (3)	8.515	18335380	880.940	ng/ml
44) Aroclor 1260 (4)	8.994	33121169	975.587	ng/ml

Quantitation Report (Not Reviewed)

Data Path : K:\DATA\0D13025\  
 Data File : ECD2R013.D  
 Signal(s) : ECD2B.CH  
 Acq On : 13 Apr 2020 10:35  
 Operator : MJB / KAK  
 Sample : 0040376-MSD1  
 Misc :  
 ALS Vial : 59 Sample Multiplier: 1

Integration File: events.e  
 Quant Time: Apr 13 13:17:36 2020  
 Quant Method : L:\Methods\RECD2\_QUANTPCB\_200409.M  
 Quant Title : PCB Data Analysis  
 QLast Update : Fri Apr 10 07:54:48 2020  
 Response via : Initial Calibration  
 Integrator: ChemStation 6890 Scale Mode: Small noise peaks clipped

Volume Inj. : 1uL  
 Signal Phase : RTX-1701  
 Signal Info : 30m x 0.32mm x 0.25um

	Compound	R.T.	Response	Conc	Units
45)	Aroclor 1260 (5)	9.245	17919031	905.373	ng/ml
46)	Aroclor 1260 (6)	9.793	7657710	983.767	ng/ml
47)	Aroclor 1260 - AVE	0.000	0	N.D.	ng/ml
48)	Aroclor 1262 (1)	8.283	18925176	1163.143	ng/ml
49)	Aroclor 1262 (2)	8.582	14547734	666.151	ng/ml
50)	Aroclor 1262 (3)	8.760	13686910	762.597	ng/ml
51)	Aroclor 1262 (4)	8.994	33121169	856.345	ng/ml
52)	Aroclor 1262 (5)	9.245	17919031	767.754	ng/ml
53)	Aroclor 1262 (6)	9.793	7657710	736.478	ng/ml
54)	Aroclor 1262 - AVE	0.000	0	N.D.	ng/ml
55)	Aroclor 1268 (1)	8.800	1005846	103.606	ng/ml
56)	Aroclor 1268 (2)	9.245	17919031	415.742	ng/ml
57)	Aroclor 1268 (3)	9.307	7514994	212.134	ng/ml
58)	Aroclor 1268 (4)	9.515	909284	30.397	ng/ml
59)	Aroclor 1268 (5)	9.793	7657710	639.688	ng/ml
60)	Aroclor 1268 (6)	10.131	2791161	34.477	ng/ml
61)	Aroclor 1268 - AVE	0.000	0	N.D.	ng/ml

(f)=RT Delta > 1/2 Window

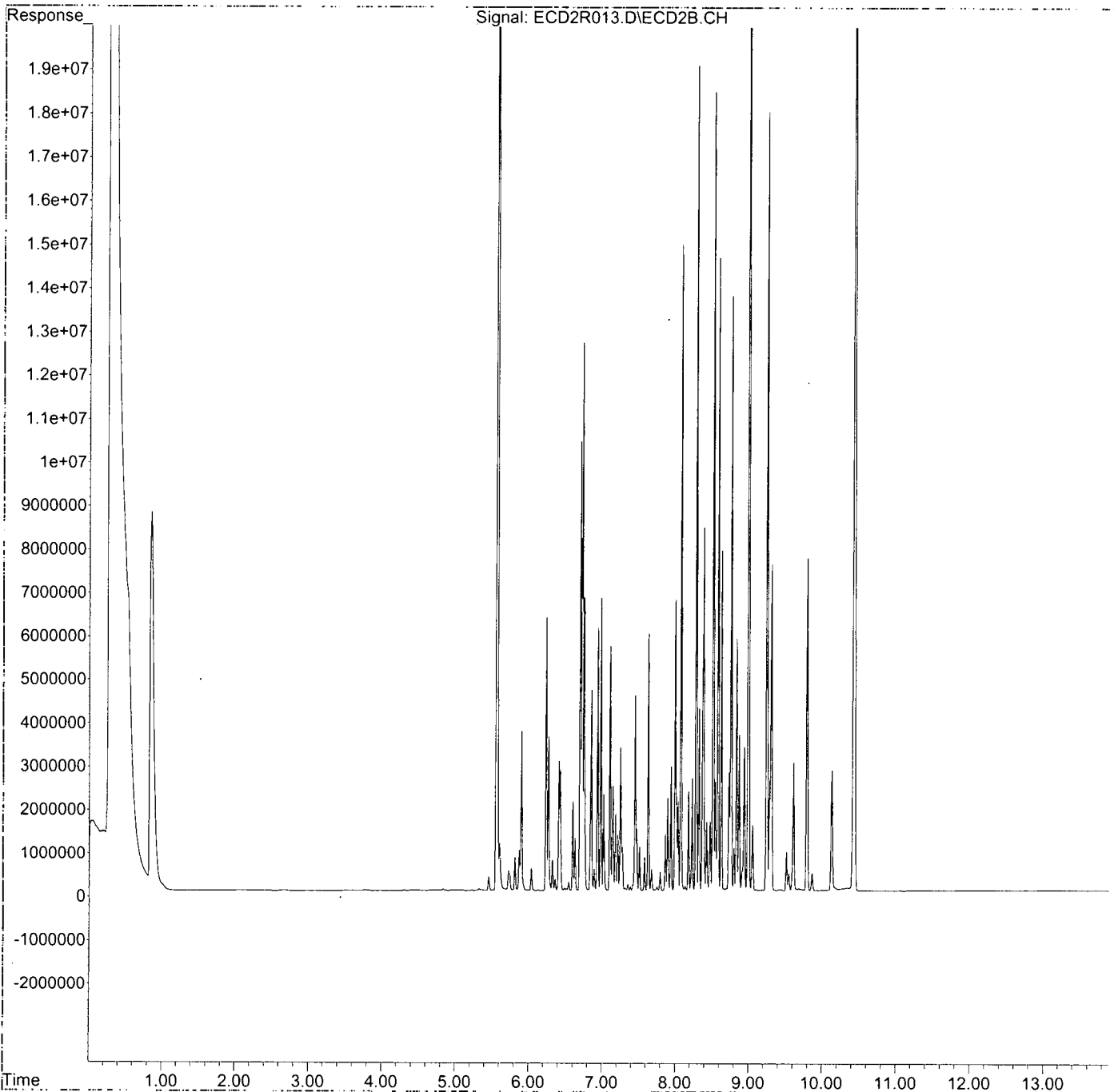
(m)=manual int.

Quantitation Report (Not Reviewed)

Data Path : K:\DATA\0D13025\  
Data File : ECD2R013.D  
Signal(s) : ECD2B.CH  
Acq On : 13 Apr 2020 10:35  
Operator : MJB / KAK  
Sample : 0040376-MSD1  
Misc :  
ALS Vial : 59 Sample Multiplier: 1

Integration File: events.e  
Quant Time: Apr 13 13:17:36 2020  
Quant Method : L:\Methods\RECD2\_QUANTPCB\_200409.M  
Quant Title : PCB Data Analysis  
QLast Update : Fri Apr 10 07:54:48 2020  
Response via : Initial Calibration  
Integrator: ChemStation 6890 Scale Mode: Small noise peaks clipped

Volume Inj. : 1uL  
Signal Phase : RTX-1701  
Signal Info : 30m x 0.32mm x 0.25um



Quantitation Report (Not Reviewed)

Data Path : K:\DATA\0D13025\  
 Data File : ECD2R019.D  
 Signal(s) : ECD2B.CH  
 Acq On : 13 Apr 2020 12:21  
 Operator : MJB / KAK  
 Sample : 0D13025-CCV2  
 Misc :  
 ALS Vial : 52 Sample Multiplier: 1

Integration File: events.e  
 Quant Time: Apr 13 13:18:51 2020  
 Quant Method : L:\Methods\RECD2\_QUANTPCB\_200409.M  
 Quant Title : PCB Data Analysis  
 QLast Update : Fri Apr 10 07:54:48 2020  
 Response via : Initial Calibration  
 Integrator: ChemStation 6890 Scale Mode: Small noise peaks clipped

*Handwritten:* 4/13/20

Volume Inj. : 1uL  
 Signal Phase : RTX-1701  
 Signal Info : 30m x 0.32mm x 0.25um

Compound	R.T.	Response	Conc	Units
-----				
System Monitoring Compounds				
1) S TCMX (S)	5.565	79711054	269.049	ng/ml
62) S DCBP (S)	10.431	44603473	267.139	ng/ml
Target Compounds				
2) Aroclor 1016 (1)	6.235	4532371	474.821	ng/ml
3) Aroclor 1016 (2)	6.725	8628809	516.570	ng/ml
4) Aroclor 1016 (3)	6.851	3934231	509.060	ng/ml
5) Aroclor 1016 (4)	6.938	3861692	481.312	ng/ml
6) Aroclor 1016 (5)	6.983	4208144	484.586	ng/ml
7) Aroclor 1016 (6)	7.108	4256675	484.380	ng/ml
8) Aroclor 1016 - AVE	0.000	0	N.D.	ng/ml
9) Aroclor 1221 (1)	5.740	328917	148.754	ng/ml
10) Aroclor 1221 (2)	5.813	621881	287.237	ng/ml
11) Aroclor 1221 (3)	5.900	2813525	389.523	ng/ml
12) Aroclor 1221 - AVE	0.000	0	N.D.	ng/ml
13) Aroclor 1232 (1)	5.900	2813525	460.507	ng/ml
14) Aroclor 1232 (2)	6.235	4532371	1212.987	ng/ml
15) Aroclor 1232 (3)	6.725	8628809	1258.547	ng/ml
16) Aroclor 1232 (4)	6.938	3861692	1528.937	ng/ml
17) Aroclor 1232 (5)	6.983	4208144	1384.732	ng/ml
18) Aroclor 1232 (6)	7.108	4256675	1328.508	ng/ml
19) Aroclor 1232 - AVE	0.000	0	N.D.	ng/ml
20) Aroclor 1242 (1)	6.235	4532371	650.073	ng/ml
21) Aroclor 1242 (2)	6.725	8628809	691.450	ng/ml
22) Aroclor 1242 (3)	6.851	3934231	696.599	ng/ml
23) Aroclor 1242 (4)	6.938	3861692	726.496	ng/ml
24) Aroclor 1242 (5)	6.983	4208144	689.229	ng/ml
25) Aroclor 1242 (6)	7.108	4256675	653.083	ng/ml
26) Aroclor 1242 - AVE	0.000	0	N.D.	ng/ml
27) Aroclor 1248 (1)	6.725	8628809	1223.059	ng/ml
28) Aroclor 1248 (2)	6.938	3861692	429.597	ng/ml
29) Aroclor 1248 (3)	6.983	4208144	503.708	ng/ml
30) Aroclor 1248 (4)	7.108	4256675	419.177	ng/ml
31) Aroclor 1248 (5)	7.473	975993	75.541	ng/ml
32) Aroclor 1248 (6)	7.631	3564020	309.278	ng/ml
33) Aroclor 1248 - AVE	0.000	0	N.D.	ng/ml
34) Aroclor 1254 (1)	7.450	3034732	235.321	ng/ml
35) Aroclor 1254 (2)	7.631	3564020	174.311	ng/ml
36) Aroclor 1254 (3)	7.941	2054181	92.985	ng/ml
37) Aroclor 1254 (4)	8.180	1408990	81.179	ng/ml
38) Aroclor 1254 (5)	8.514	10789345	652.103	ng/ml
39) Aroclor 1254 (6)	8.730	1532098	304.832	ng/ml
40) Aroclor 1254 - AVE	0.000	0	N.D.	ng/ml
41) Aroclor 1260 (1)	8.077	8757137	524.871	ng/ml
42) Aroclor 1260 (2)	8.282	10386997	501.381	ng/ml
43) Aroclor 1260 (3)	8.514	10789345	518.384	ng/ml
44) Aroclor 1260 (4)	8.994	18232628	537.044	ng/ml

Quantitation Report (Not Reviewed)

Data Path : K:\DATA\0D13025\  
 Data File : ECD2R019.D  
 Signal(s) : ECD2B.CH  
 Acq On : 13 Apr 2020 12:21  
 Operator : MJB / KAK  
 Sample : 0D13025-CCV2  
 Misc :  
 ALS Vial : 52 Sample Multiplier: 1

Integration File: events.e  
 Quant Time: Apr 13 13:18:51 2020  
 Quant Method : L:\Methods\RECD2\_QUANTPCB\_200409.M  
 Quant Title : PCB Data Analysis  
 QLast Update : Fri Apr 10 07:54:48 2020  
 Response via : Initial Calibration  
 Integrator: ChemStation 6890 Scale Mode: Small noise peaks clipped

Volume Inj. : 1uL  
 Signal Phase : RTX-1701  
 Signal Info : 30m x 0.32mm x 0.25um

	Compound	R.T.	Response	Conc	Units
45)	Aroclor 1260 (5)	9.245	10418100	526.383	ng/ml
46)	Aroclor 1260 (6)	9.794	4049073	520.174	ng/ml
47)	Aroclor 1260 - AVE	0.000	0	N.D.	ng/ml
48)	Aroclor 1262 (1)	8.282	10386997	638.386	ng/ml
49)	Aroclor 1262 (2)	8.582	7768779	355.738	ng/ml
50)	Aroclor 1262 (3)	8.760	7970599	444.100	ng/ml
51)	Aroclor 1262 (4)	8.994	18232628	471.403	ng/ml
52)	Aroclor 1262 (5)	9.245	10418100	446.371	ng/ml
53)	Aroclor 1262 (6)	9.794	4049073	389.418	ng/ml
54)	Aroclor 1262 - AVE	0.000	0	N.D.	ng/ml
55)	Aroclor 1268 (1)	8.800	569530	58.664	ng/ml
56)	Aroclor 1268 (2)	9.245	10418100	241.712	ng/ml
57)	Aroclor 1268 (3)	9.308	4236985	119.602	ng/ml
58)	Aroclor 1268 (4)	9.514	355339	11.879	ng/ml
59)	Aroclor 1268 (5)	9.794	4049073	338.240	ng/ml
60)	Aroclor 1268 (6)	10.131	1050557	12.977	ng/ml
61)	Aroclor 1268 - AVE	0.000	0	N.D.	ng/ml

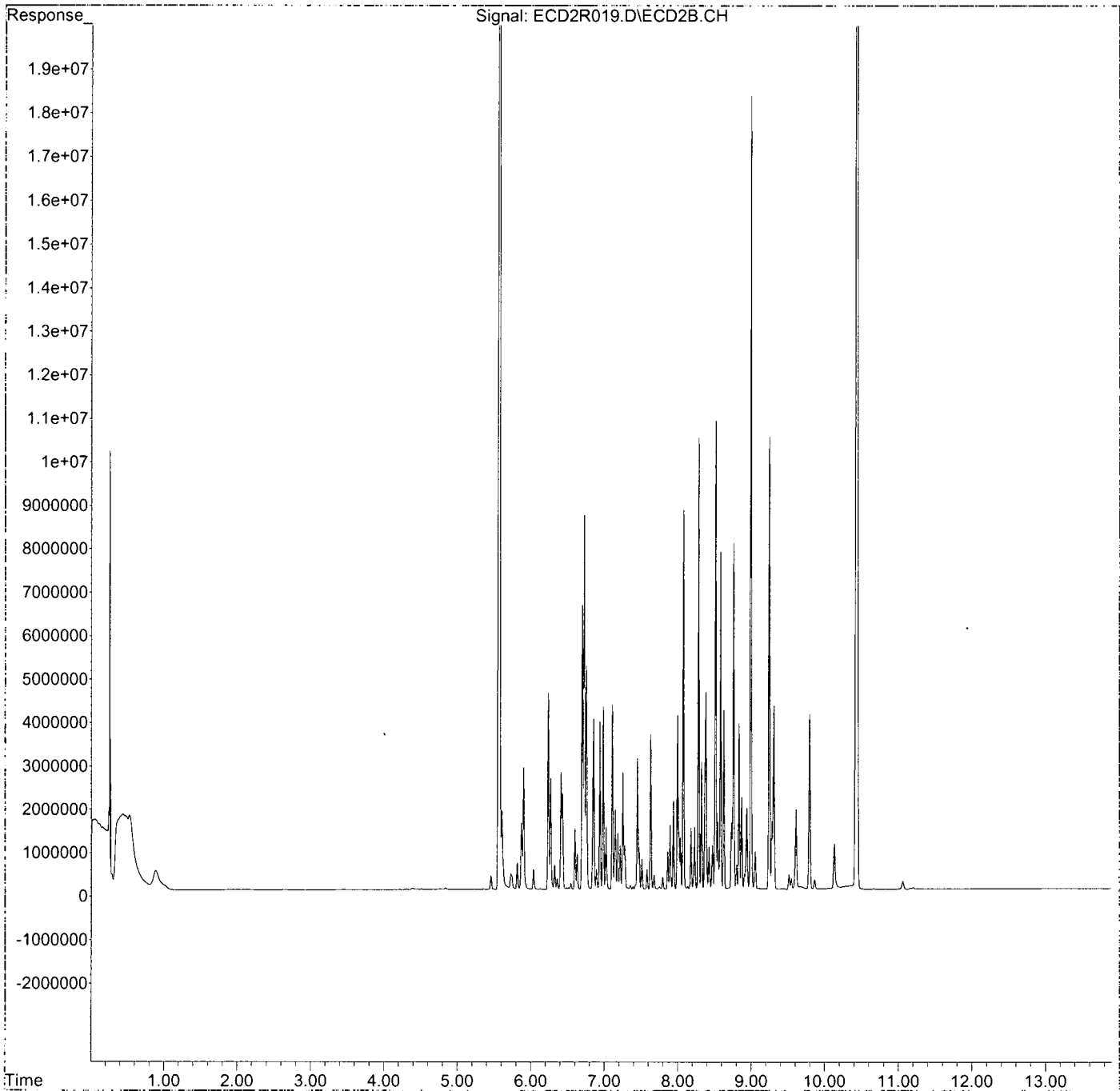
(f)=RT Delta > 1/2 Window

(m)=manual int.

Data Path : K:\DATA\0D13025\  
Data File : ECD2R019.D  
Signal(s) : ECD2B.CH  
Acq On : 13 Apr 2020 12:21  
Operator : MJB / KAK  
Sample : 0D13025-CCV2  
Misc :  
ALS Vial : 52 Sample Multiplier: 1

Integration File: events.e  
Quant Time: Apr 13 13:18:51 2020  
Quant Method : L:\Methods\RECD2\_QUANTPCB\_200409.M  
Quant Title : PCB Data Analysis  
QLast Update : Fri Apr 10 07:54:48 2020  
Response via : Initial Calibration  
Integrator: ChemStation 6890 Scale Mode: Small noise peaks clipped

Volume Inj. : 1uL  
Signal Phase : RTX-1701  
Signal Info : 30m x 0.32mm x 0.25um



Quantitation Report (Not Reviewed)

Data Path : K:\DATA\0D13025\  
 Data File : ECD2R020.D  
 Signal(s) : ECD2B.CH  
 Acq On : 13 Apr 2020 12:38  
 Operator : MJB / KAK  
 Sample : 0D13025-CCB2  
 Misc :  
 ALS Vial : 53 Sample Multiplier: 1

Integration File: events.e  
 Quant Time: Apr 13 13:19:16 2020  
 Quant Method : L:\Methods\RECD2\_QUANTPCB\_200409.M  
 Quant Title : PCB Data Analysis  
 QLast Update : Fri Apr 10 07:54:48 2020  
 Response via : Initial Calibration  
 Integrator: ChemStation 6890 Scale Mode: Small noise peaks clipped

*Handwritten:*  
 4/13/20  
 Clean

Volume Inj. : 1uL  
 Signal Phase : RTX-1701  
 Signal Info : 30m x 0.32mm x 0.25um

Compound	R.T.	Response	Conc	Units
<b>System Monitoring Compounds</b>				
1) S TCMX (S)	5.562	30005849	101.279	ng/ml
62) S DCBP (S)	10.430	15146958	90.718	ng/ml
<b>Target Compounds</b>				
2) Aroclor 1016 (1)	6.240	5035	0.528	ng/ml
3) Aroclor 1016 (2)	6.740	7423	0.444	ng/ml
4) Aroclor 1016 (3)	6.860	7552	0.977	ng/ml
5) Aroclor 1016 (4)	6.939	6151	0.767	ng/ml
6) Aroclor 1016 (5)	6.986	5946	0.685	ng/ml
7) Aroclor 1016 (6)	7.111	7150	0.814	ng/ml
8) Aroclor 1016 - AVE	0.000	0	N.D.	ng/ml
9) Aroclor 1221 (1)	5.759	15647	7.076	ng/ml
10) Aroclor 1221 (2)	5.828	8399	3.879	ng/ml
11) Aroclor 1221 (3)	5.871	616294	85.324	ng/ml
12) Aroclor 1221 - AVE	0.000	0	N.D.	ng/ml
13) Aroclor 1232 (1)	5.871	616294	100.873	ng/ml
14) Aroclor 1232 (2)	6.240	5035	1.348	ng/ml
15) Aroclor 1232 (3)	6.740	7423	1.083	ng/ml
16) Aroclor 1232 (4)	6.939	6151	2.435	ng/ml
17) Aroclor 1232 (5)	6.986	5946	1.957	ng/ml
18) Aroclor 1232 (6)	7.111	7150	2.231	ng/ml
19) Aroclor 1232 - AVE	0.000	0	N.D.	ng/ml
20) Aroclor 1242 (1)	6.240	5035	0.722	ng/ml
21) Aroclor 1242 (2)	6.740	7423	0.595	ng/ml
22) Aroclor 1242 (3)	6.860	7552	1.337	ng/ml
23) Aroclor 1242 (4)	6.939	6151	1.157	ng/ml
24) Aroclor 1242 (5)	6.986	5946	0.974	ng/ml
25) Aroclor 1242 (6)	7.111	7150	1.097	ng/ml
26) Aroclor 1242 - AVE	0.000	0	N.D.	ng/ml
27) Aroclor 1248 (1)	6.740	7423	1.052	ng/ml
28) Aroclor 1248 (2)	6.939	6151	0.684	ng/ml
29) Aroclor 1248 (3)	6.986	5946	0.712	ng/ml
30) Aroclor 1248 (4)	7.111	7150	0.704	ng/ml
31) Aroclor 1248 (5)	7.475	5988	0.463	ng/ml
32) Aroclor 1248 (6)	7.645	16452	1.428	ng/ml
33) Aroclor 1248 - AVE	0.000	0	N.D.	ng/ml
34) Aroclor 1254 (1)	7.446	6281	0.487	ng/ml
35) Aroclor 1254 (2)	7.645	16452	0.805	ng/ml
36) Aroclor 1254 (3)	7.946	9050	0.410	ng/ml
37) Aroclor 1254 (4)	8.181	10636	0.613	ng/ml
38) Aroclor 1254 (5)	8.513	8285	0.501	ng/ml
39) Aroclor 1254 (6)	8.739	3734	0.743	ng/ml
40) Aroclor 1254 - AVE	0.000	0	N.D.	ng/ml
41) Aroclor 1260 (1)	8.079	8975	0.538	ng/ml
42) Aroclor 1260 (2)	8.286	9766	0.471	ng/ml
43) Aroclor 1260 (3)	8.513	8285	0.398	ng/ml
44) Aroclor 1260 (4)	8.992	5388	0.159	ng/ml



Data Path : K:\DATA\0D13025\  
 Data File : ECD2R020.D  
 Signal(s) : ECD2B.CH  
 Acq On : 13 Apr 2020 12:38  
 Operator : MJB / KAK  
 Sample : 0D13025-CCB2  
 Misc :  
 ALS Vial : 53 Sample Multiplier: 1

Integration File: events.e  
 Quant Time: Apr 13 13:19:16 2020  
 Quant Method : L:\Methods\RECD2\_QUANTPCB\_200409.M  
 Quant Title : PCB Data Analysis  
 QLast Update : Fri Apr 10 07:54:48 2020  
 Response via : Initial Calibration  
 Integrator: ChemStation 6890 Scale Mode: Small noise peaks clipped

Volume Inj. : 1uL  
 Signal Phase : RTX-1701  
 Signal Info : 30m x 0.32mm x 0.25um

	Compound	R.T.	Response	Conc	Units
45)	Aroclor 1260 (5)	9.244	9362	0.473	ng/ml
46)	Aroclor 1260 (6)	9.794	6474	0.832	ng/ml
47)	Aroclor 1260 - AVE	0.000	0	N.D.	ng/ml
48)	Aroclor 1262 (1)	8.286	9766	0.600	ng/ml
49)	Aroclor 1262 (2)	8.576	7709	0.353	ng/ml
50)	Aroclor 1262 (3)	8.775	21594	1.203	ng/ml
51)	Aroclor 1262 (4)	8.992	5388	0.139	ng/ml
52)	Aroclor 1262 (5)	9.244	9362	0.401	ng/ml
53)	Aroclor 1262 (6)	9.794	6474	0.623	ng/ml
54)	Aroclor 1262 - AVE	0.000	0	N.D.	ng/ml
55)	Aroclor 1268 (1)	8.827	7006	0.722	ng/ml
56)	Aroclor 1268 (2)	9.244	9362	0.217	ng/ml
57)	Aroclor 1268 (3)	9.308	6938	0.196	ng/ml
58)	Aroclor 1268 (4)	9.514	342513	11.450	ng/ml
59)	Aroclor 1268 (5)	9.794	6474	0.541	ng/ml
60)	Aroclor 1268 (6)	10.131	637042	7.869	ng/ml
61)	Aroclor 1268 - AVE	0.000	0	N.D.	ng/ml

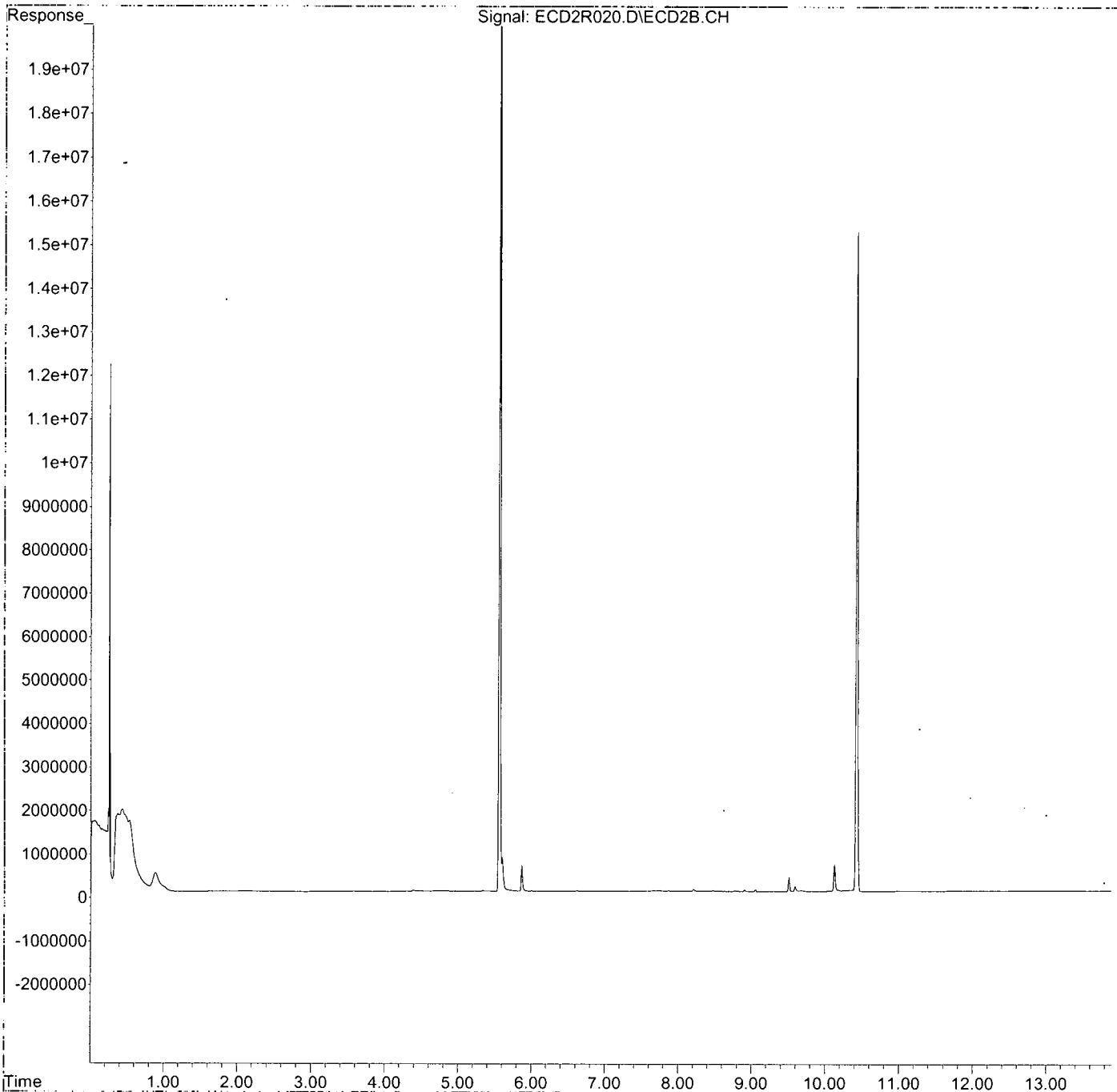
(f)=RT Delta > 1/2 Window

(m)=manual int.

Data Path : K:\DATA\0D13025\  
Data File : ECD2R020.D  
Signal(s) : ECD2B.CH  
Acq On : 13 Apr 2020 12:38  
Operator : MJB / KAK  
Sample : 0D13025-CCB2  
Misc :  
ALS Vial : 53 Sample Multiplier: 1

Integration File: events.e  
Quant Time: Apr 13 13:19:16 2020  
Quant Method : L:\Methods\RECD2\_QUANTPCB\_200409.M  
Quant Title : PCB Data Analysis  
QLast Update : Fri Apr 10 07:54:48 2020  
Response via : Initial Calibration  
Integrator: ChemStation 6890 Scale Mode: Small noise peaks clipped

Volume Inj. : 1uL  
Signal Phase : RTX-1701  
Signal Info : 30m x 0.32mm x 0.25um



Quantitation Report (Not Reviewed)

Data Path : K:\DATA\0D13025\  
 Data File : ECD2R025.D  
 Signal(s) : ECD2B.CH  
 Acq On : 13 Apr 2020 14:07  
 Operator : MJB / KAK  
 Sample : A0D0210-01  
 Misc :  
 ALS Vial : 64 Sample Multiplier: 1

Integration File: events.e  
 Quant Time: Apr 14 07:48:32 2020  
 Quant Method : L:\Methods\RECD2\_QUANTPCB\_200409.M  
 Quant Title : PCB Data Analysis  
 QLast Update : Fri Apr 10 07:54:48 2020  
 Response via : Initial Calibration  
 Integrator: ChemStation 6890 Scale Mode: Small noise peaks clipped

*[Signature]*  
 4/14/20

Volume Inj. : 1uL  
 Signal Phase : RTX-1701  
 Signal Info : 30m x 0.32mm x 0.25um

1242 P-10  
 1254 P-10  
 1260 P-10  
~~1268 P-10~~  
 4/20/20

Compound	R.T.	Response	Conc	Units
<b>System Monitoring Compounds</b>				
1) S TCMX (S)	5.566	81775817	276.018	ng/ml
62) S DCBP (S)	10.435	25890287	155.062	ng/ml
<b>Target Compounds</b>				
2) Aroclor 1016 (1)	6.241	810382	84.897	ng/ml
3) Aroclor 1016 (2)	6.728	2165992	129.669	ng/ml
4) Aroclor 1016 (3)	6.856	1382845	178.930	ng/ml
5) Aroclor 1016 (4)	6.942	2488932	310.215	ng/ml
6) Aroclor 1016 (5)	6.987	2215580	255.134	ng/ml
7) Aroclor 1016 (6)	7.112	2285135	260.032	ng/ml
8) Aroclor 1016 - AVE	0.000	0	N.D.	ng/ml
9) Aroclor 1221 (1)	5.728	248660	112.457	ng/ml
10) Aroclor 1221 (2)	5.828	446396	206.183	ng/ml
11) Aroclor 1221 (3)	5.885	5215749	722.103	ng/ml
12) Aroclor 1221 - AVE	0.000	0	N.D.	ng/ml
13) Aroclor 1232 (1)	5.885	5215749	853.694	ng/ml
14) Aroclor 1232 (2)	6.241	810382	216.881	ng/ml
15) Aroclor 1232 (3)	6.728	2165992	315.919	ng/ml
16) Aroclor 1232 (4)	6.942	2488932	985.428	ng/ml
17) Aroclor 1232 (5)	6.987	2215580	729.059	ng/ml
18) Aroclor 1232 (6)	7.112	2285135	713.190	ng/ml
19) Aroclor 1232 - AVE	0.000	0	N.D.	ng/ml
20) Aroclor 1242 (1)	6.241	810382	116.232	ng/ml
21) Aroclor 1242 (2)	6.728	2165992	173.567	ng/ml
22) Aroclor 1242 (3)	6.856	1382845	244.848	ng/ml
23) Aroclor 1242 (4)	6.942	2488932	468.240	ng/ml
24) Aroclor 1242 (5)	6.987	2215580	362.878	ng/ml
25) Aroclor 1242 (6)	7.112	2285135	350.599	ng/ml
26) Aroclor 1242 - AVE	0.000	0	N.D.	ng/ml
27) Aroclor 1248 (1)	6.728	2165992	307.011	ng/ml
28) Aroclor 1248 (2)	6.942	2488932	276.883	ng/ml
29) Aroclor 1248 (3)	6.987	2215580	265.201	ng/ml
30) Aroclor 1248 (4)	7.112	2285135	225.029	ng/ml
31) Aroclor 1248 (5)	7.478	3625358	280.599	ng/ml
32) Aroclor 1248 (6)	7.628	18546004	1609.384	ng/ml
33) Aroclor 1248 - AVE	0.000	0	N.D.	ng/ml
34) Aroclor 1254 (1)	7.456	3113354	241.418	ng/ml
35) Aroclor 1254 (2)	7.628	18546004	907.058	ng/ml
36) Aroclor 1254 (3)	7.933	36669042	1659.869	ng/ml
37) Aroclor 1254 (4)	8.183	2712218	156.264	ng/ml
38) Aroclor 1254 (5)	8.516	4433141	267.937	ng/ml
39) Aroclor 1254 (6)	8.743	790641	157.309	ng/ml
40) Aroclor 1254 - AVE	0.000	0	N.D.	ng/ml
41) Aroclor 1260 (1)	8.079	3245524	194.525	ng/ml
42) Aroclor 1260 (2)	8.286	4679918	225.900	ng/ml
43) Aroclor 1260 (3)	8.516	4433141	212.994	ng/ml
44) Aroclor 1260 (4)	8.997	4760096	140.209	ng/ml

178.216

206.732

127.812

Quantitation Report (Not Reviewed)

Data Path : K:\DATA\0D13025\  
 Data File : ECD2R025.D  
 Signal(s) : ECD2B.CH  
 Acq On : 13 Apr 2020 14:07  
 Operator : MJB / KAK  
 Sample : A0D0210-01  
 Misc :  
 ALS Vial : 64 Sample Multiplier: 1

Integration File: events.e  
 Quant Time: Apr 14 07:48:32 2020  
 Quant Method : L:\Methods\RECD2\_QUANTPCB\_200409.M  
 Quant Title : PCB Data Analysis  
 QLast Update : Fri Apr 10 07:54:48 2020  
 Response via : Initial Calibration  
 Integrator: ChemStation 6890 Scale Mode: Small noise peaks clipped

Volume Inj. : 1uL  
 Signal Phase : RTX-1701  
 Signal Info : 30m x 0.32mm x 0.25um

	Compound	R.T.	Response	Conc	Units
45)	Aroclor 1260 (5)	9.248	2679293	135.373	ng/ml
46)	Aroclor 1260 (6)	9.798	839534	107.853	ng/ml
47)	Aroclor 1260 - AVE	0.000	0	N.D.	ng/ml
48)	Aroclor 1262 (1)	8.286	4679918	287.628	ng/ml
49)	Aroclor 1262 (2)	8.586	2008386	91.965	ng/ml
50)	Aroclor 1262 (3)	8.762	1943588	108.291	ng/ml
51)	Aroclor 1262 (4)	8.997	4760096	123.072	ng/ml
52)	Aroclor 1262 (5)	9.248	2679293	114.796	ng/ml
53)	Aroclor 1262 (6)	9.798	839534	80.742	ng/ml
54)	Aroclor 1262 - AVE	0.000	0	N.D.	ng/ml
55)	Aroclor 1268 (1)	8.803	408938	42.122	ng/ml
56)	Aroclor 1268 (2)	9.248	2679293	62.163	ng/ml
57)	Aroclor 1268 (3)	9.310	1057297	29.846	ng/ml
58)	Aroclor 1268 (4)	9.518	518993	17.350	ng/ml
59)	Aroclor 1268 (5)	9.798	839534	70.131	ng/ml
60)	Aroclor 1268 (6)	10.136	1640322	20.262	ng/ml
61)	Aroclor 1268 - AVE	0.000	0	N.D.	ng/ml

*22,486 N/A 4/12/20*

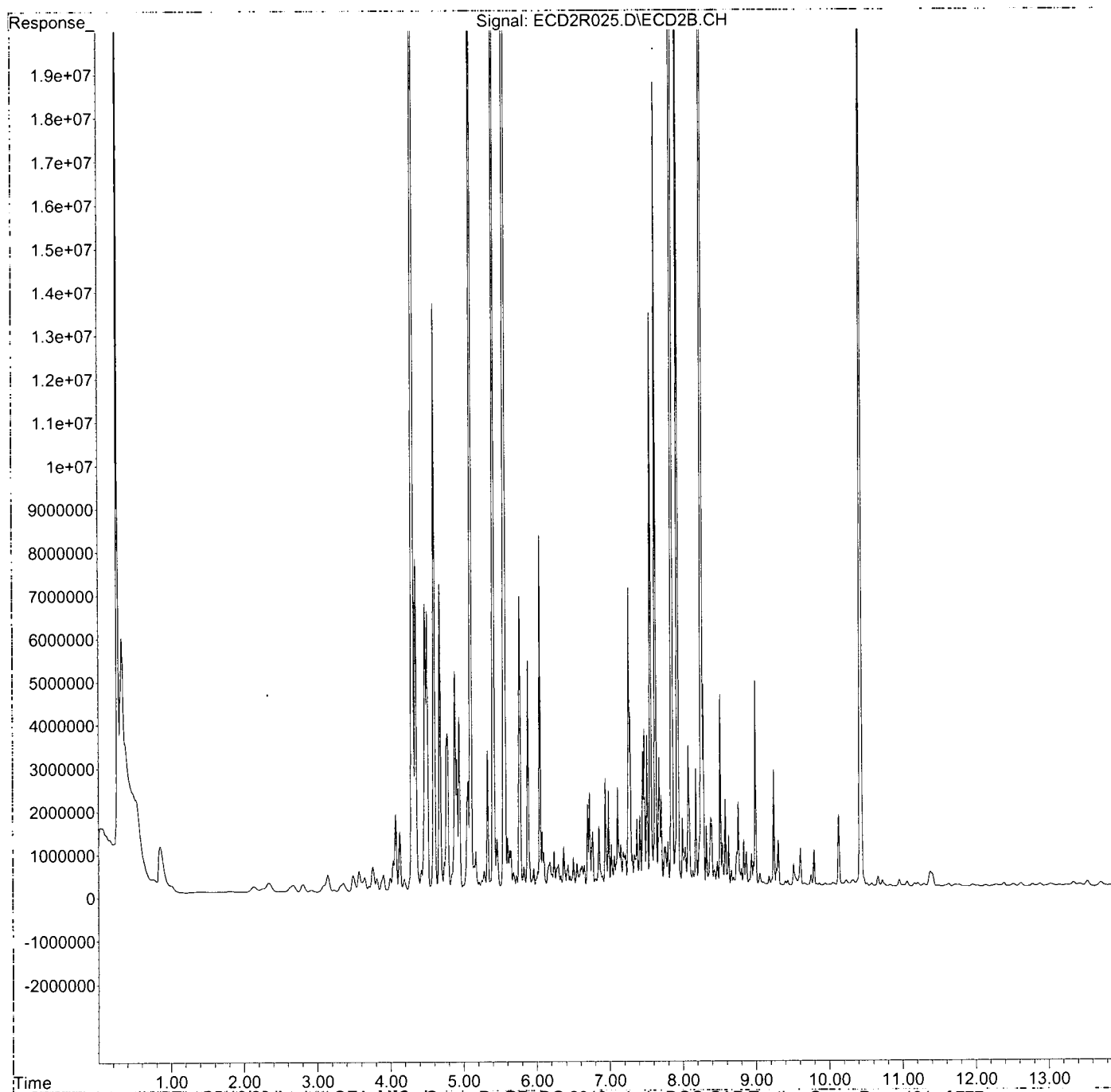
(f)=RT Delta > 1/2 Window

(m)=manual int.

Data Path : K:\DATA\0D13025\  
Data File : ECD2R025.D  
Signal(s) : ECD2B.CH  
Acq On : 13 Apr 2020 14:07  
Operator : MJB / KAK  
Sample : A0D0210-01  
Misc :  
ALS Vial : 64 Sample Multiplier: 1

Integration File: events.e  
Quant Time: Apr 14 07:48:32 2020  
Quant Method : L:\Methods\RECD2\_QUANTPCB\_200409.M  
Quant Title : PCB Data Analysis  
QLast Update : Fri Apr 10 07:54:48 2020  
Response via : Initial Calibration  
Integrator: ChemStation 6890 Scale Mode: Small noise peaks clipped

Volume Inj. : 1uL  
Signal Phase : RTX-1701  
Signal Info : 30m x 0.32mm x 0.25um



Quantitation Report (Not Reviewed)

Data Path : K:\DATA\0D13025\  
 Data File : ECD2R027.D  
 Signal(s) : ECD2B.CH  
 Acq On : 13 Apr 2020 14:42  
 Operator : MJB / KAK  
 Sample : A0D0210-02  
 Misc :  
 ALS Vial : 65 Sample Multiplier: 1

*Handwritten signature*  
 4/12/20

Integration File: events.e  
 Quant Time: Apr 14 07:48:57 2020  
 Quant Method : L:\Methods\RECD2\_QUANTPCB\_200409.M  
 Quant Title : PCB Data Analysis  
 QLast Update : Fri Apr 10 07:54:48 2020  
 Response via : Initial Calibration  
 Integrator: ChemStation 6890 Scale Mode: Small noise peaks clipped

1254 P-10  
 1260 P-10  
 1268 (3)  
 2/21/2020

Volume Inj. : 1uL  
 Signal Phase : RTX-1701  
 Signal Info : 30m x 0.32mm x 0.25um

Compound	R.T.	Response	Conc	Units
<b>System Monitoring Compounds</b>				
1) S TCMX (S)	5.563	41338984	139.531	ng/ml
62) S DCBP (S)	10.432	20706071	124.013	ng/ml
<b>Target Compounds</b>				
2) Aroclor 1016 (1)	6.236	72636	7.610	ng/ml
3) Aroclor 1016 (2)	6.725	226651	13.569	ng/ml
4) Aroclor 1016 (3)	6.853	180655	23.375	ng/ml
5) Aroclor 1016 (4)	6.939	406505	50.666	ng/ml
6) Aroclor 1016 (5)	6.983	291569	33.576	ng/ml
7) Aroclor 1016 (6)	7.108	269047	30.616	ng/ml
8) Aroclor 1016 - AVE	0.000	0	N.D.	ng/ml
9) Aroclor 1221 (1)	5.726	17663	7.988	ng/ml
10) Aroclor 1221 (2)	5.825	46160	21.320	ng/ml
11) Aroclor 1221 (3)	5.905	84308	11.672	ng/ml
12) Aroclor 1221 - AVE	0.000	0	N.D.	ng/ml
13) Aroclor 1232 (1)	5.905	84308	13.799	ng/ml
14) Aroclor 1232 (2)	6.236	72636	19.439	ng/ml
15) Aroclor 1232 (3)	6.725	226651	33.058	ng/ml
16) Aroclor 1232 (4)	6.939	406505	160.945	ng/ml
17) Aroclor 1232 (5)	6.983	291569	95.944	ng/ml
18) Aroclor 1232 (6)	7.108	269047	83.969	ng/ml
19) Aroclor 1232 - AVE	0.000	0	N.D.	ng/ml
20) Aroclor 1242 (1)	6.236	72636	10.418	ng/ml
21) Aroclor 1242 (2)	6.725	226651	18.162	ng/ml
22) Aroclor 1242 (3)	6.853	180655	31.987	ng/ml
23) Aroclor 1242 (4)	6.939	406505	76.475	ng/ml
24) Aroclor 1242 (5)	6.983	291569	47.755	ng/ml
25) Aroclor 1242 (6)	7.108	269047	41.279	ng/ml
26) Aroclor 1242 - AVE	0.000	0	N.D.	ng/ml
27) Aroclor 1248 (1)	6.725	226651	32.126	ng/ml
28) Aroclor 1248 (2)	6.939	406505	45.222	ng/ml
29) Aroclor 1248 (3)	6.983	291569	34.900	ng/ml
30) Aroclor 1248 (4)	7.108	269047	26.494	ng/ml
31) Aroclor 1248 (5)	7.473	492898	38.150	ng/ml
32) Aroclor 1248 (6)	7.623	10030861	870.458	ng/ml
33) Aroclor 1248 - AVE	0.000	0	N.D.	ng/ml
34) Aroclor 1254 (1)	7.451	755052	58.549	ng/ml
35) Aroclor 1254 (2)	7.623	10030861	490.595	ng/ml
36) Aroclor 1254 (3)	7.929	18666820	844.977	ng/ml
37) Aroclor 1254 (4)	8.180	767958	44.246	ng/ml
38) Aroclor 1254 (5)	8.513	1765589	106.711	ng/ml
39) Aroclor 1254 (6)	8.759 8.741	773568	153.912	ng/ml
40) Aroclor 1254 - AVE	0.000	0	N.D.	ng/ml
41) Aroclor 1260 (1)	8.076	1430016	85.710	ng/ml
42) Aroclor 1260 (2)	8.283	2803359	135.318	ng/ml
43) Aroclor 1260 (3)	8.513	1765589	84.829	ng/ml
44) Aroclor 1260 (4)	8.994	1805138	53.170	ng/ml

R-02

R-02

52.665

55.200MI

51.194

Quantitation Report (Not Reviewed)

Data Path : K:\DATA\0D13025\  
 Data File : ECD2R027.D  
 Signal(s) : ECD2B.CH  
 Acq On : 13 Apr 2020 14:42  
 Operator : MJB / KAK  
 Sample : A0D0210-02  
 Misc :  
 ALS Vial : 65 Sample Multiplier: 1

Integration File: events.e  
 Quant Time: Apr 14 07:48:57 2020  
 Quant Method : L:\Methods\RECD2\_QUANTPCB\_200409.M  
 Quant Title : PCB Data Analysis  
 QLast Update : Fri Apr 10 07:54:48 2020  
 Response via : Initial Calibration  
 Integrator: ChemStation 6890 Scale Mode: Small noise peaks clipped

Volume Inj. : 1uL  
 Signal Phase : RTX-1701  
 Signal Info : 30m x 0.32mm x 0.25um

	Compound	R.T.	Response	Conc	Units
45)	Aroclor 1260 (5)	9.246	1116597	56.417	ng/ml
46)	Aroclor 1260 (6)	9.794	342469	43.996	ng/ml
47)	Aroclor 1260 - AVE	0.000	0	N.D.	ng/ml
48)	Aroclor 1262 (1)	8.283	2803359	172.295	ng/ml
49)	Aroclor 1262 (2)	8.582	820903	37.590	ng/ml
50)	Aroclor 1262 (3)	8.759	773568	43.101	ng/ml
51)	Aroclor 1262 (4)	8.994	1805138	46.672	ng/ml
52)	Aroclor 1262 (5)	9.246	1116597	47.841	ng/ml
53)	Aroclor 1262 (6)	9.794	342469	32.937	ng/ml
54)	Aroclor 1262 - AVE	0.000	0	N.D.	ng/ml
55)	Aroclor 1268 (1)	8.800	205283	21.145	ng/ml
56)	Aroclor 1268 (2)	9.246	1116597	25.906	ng/ml
57)	Aroclor 1268 (3)	9.307	461492	13.027	ng/ml
58)	Aroclor 1268 (4)	9.515	420778	14.067	ng/ml
59)	Aroclor 1268 (5)	9.794	342469	28.608	ng/ml
60)	Aroclor 1268 (6)	10.131	1125275	13.900	ng/ml
61)	Aroclor 1268 - AVE	0.000	0	N.D.	ng/ml

*13.885* *N/A*  
*2/24/20/20*

(f)=RT Delta > 1/2 Window

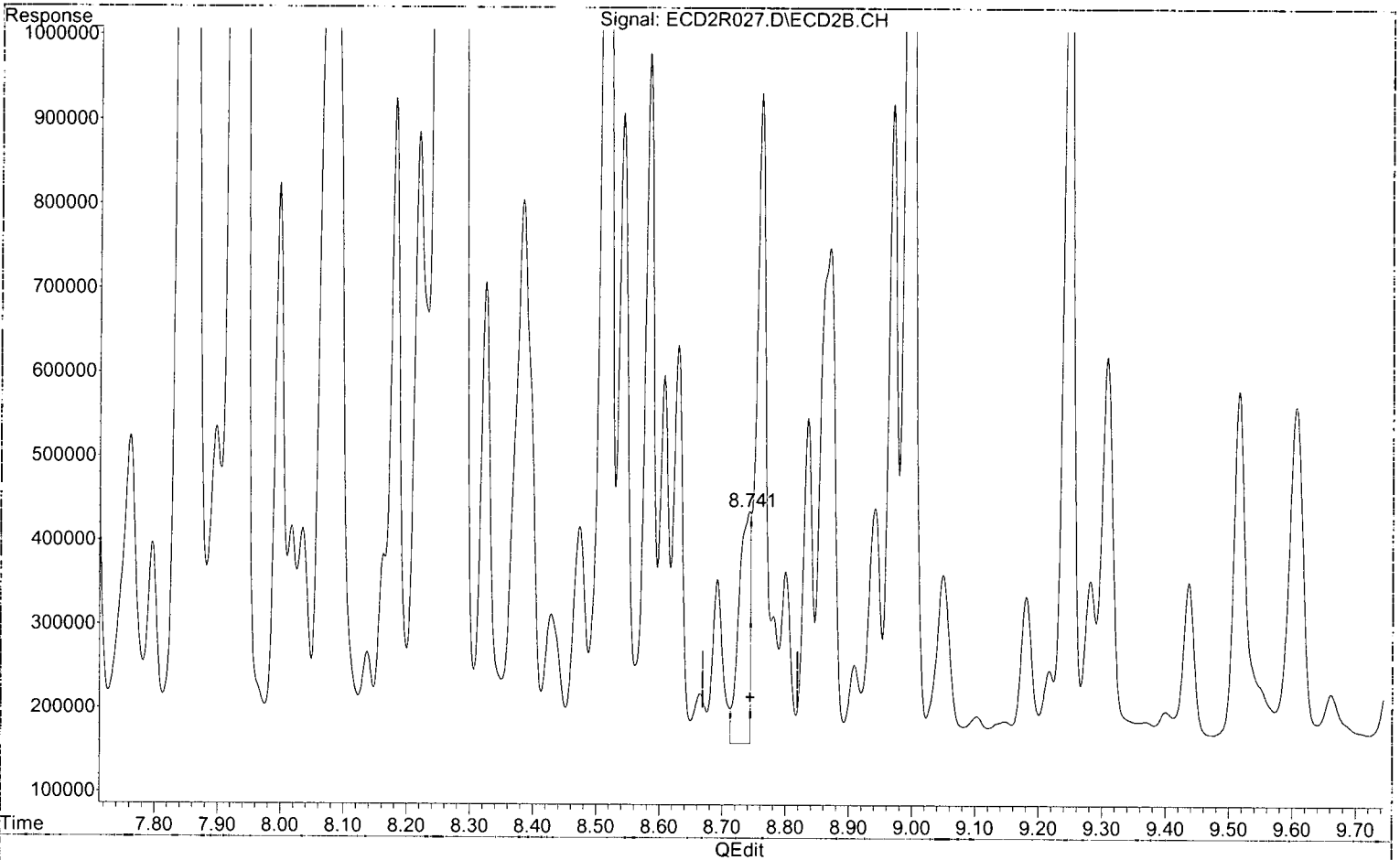
(m)=manual int.

Quantitation Report (Qedit)

Data Path : K:\DATA\0D13025\  
Data File : ECD2R027.D  
Signal(s) : ECD2B.CH  
Acq On : 13 Apr 2020 14:42  
Operator : MJB / KAK  
Sample : A0D0210-02  
Misc :  
ALS Vial : 65 Sample Multiplier: 1

Integration File: events.e  
Quant Time: Apr 14 07:48:57 2020  
Quant Method : L:\Methods\RECD2\_QUANTPCB\_200409.M  
Quant Title : PCB Data Analysis  
QLast Update : Fri Apr 10 07:54:48 2020  
Response via : Initial Calibration  
Integrator: ChemStation 6890 Scale Mode: Small noise peaks clipped

Volume Inj. : 1uL  
Signal Phase : RTX-1701  
Signal Info : 30m x 0.32mm x 0.25um



(39) Aroclor 1254 (6)

8.741min 55.200 ng/ml

response 277438

*Handwritten signature and date: 4/14/20*

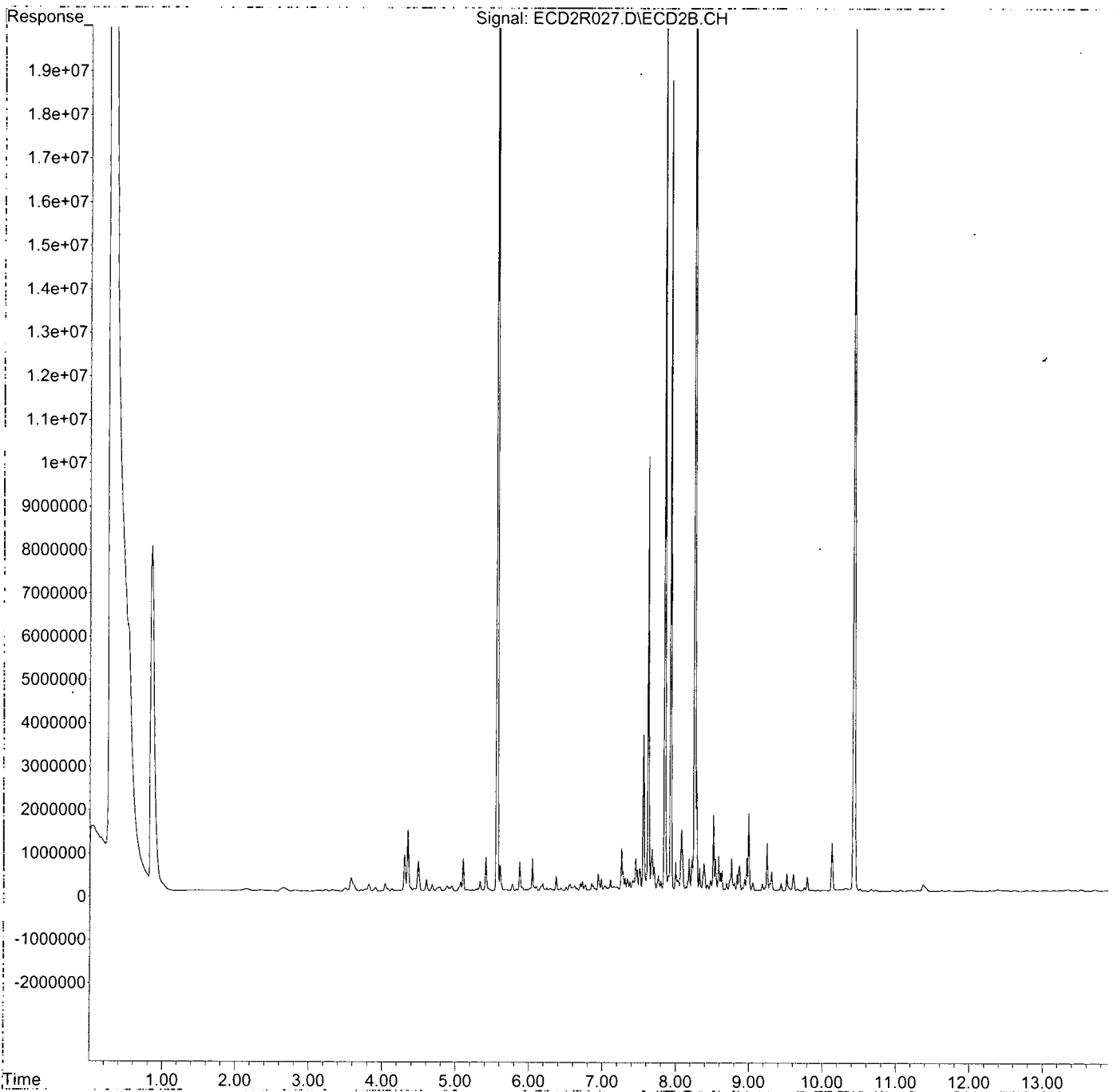


Quantitation Report (Not Reviewed)

Data Path : K:\DATA\0D13025\  
Data File : ECD2R027.D  
Signal(s) : ECD2B.CH  
Acq On : 13 Apr 2020 14:42  
Operator : MJB / KAK  
Sample : A0D0210-02  
Misc :  
ALS Vial : 65 Sample Multiplier: 1

Integration File: events.e  
Quant Time: Apr 14 07:48:57 2020  
Quant Method : L:\Methods\RECD2\_QUANTPCB\_200409.M  
Quant Title : PCB Data Analysis  
QLast Update : Fri Apr 10 07:54:48 2020  
Response via : Initial Calibration  
Integrator: ChemStation 6890 Scale Mode: Small noise peaks clipped

Volume Inj. : 1uL  
Signal Phase : RTX-1701  
Signal Info : 30m x 0.32mm x 0.25um



Data Path : K:\DATA\0D13025\  
 Data File : ECD2R037.D  
 Signal(s) : ECD2B.CH  
 Acq On : 13 Apr 2020 17:38  
 Operator : MJB / KAK  
 Sample : 0D13025-CCV3  
 Misc :  
 ALS Vial : 52 Sample Multiplier: 1

Integration File: events.e  
 Quant Time: Apr 14 07:51:01 2020  
 Quant Method : L:\Methods\RECD2\_QUANTPCB\_200409.M  
 Quant Title : PCB Data Analysis  
 QLast Update : Fri Apr 10 07:54:48 2020  
 Response via : Initial Calibration  
 Integrator: ChemStation 6890 Scale Mode: Small noise peaks clipped

*Handwritten:* 4/20/20

Volume Inj. : 1uL  
 Signal Phase : RTX-1701  
 Signal Info : 30m x 0.32mm x 0.25um

Compound	R.T.	Response	Conc	Units
<b>System Monitoring Compounds</b>				
1) S TCMX (S)	5.563	75895835	256.171	ng/ml
62) S DCBP (S)	10.431	40900635	244.962	ng/ml
<b>Target Compounds</b>				
2) Aroclor 1016 (1)	6.234	4245143	444.730	ng/ml
3) Aroclor 1016 (2)	6.724	7764124	464.805	ng/ml
4) Aroclor 1016 (3)	6.851	3599842	465.793	ng/ml
5) Aroclor 1016 (4)	6.938	3430953	427.626	ng/ml
6) Aroclor 1016 (5)	6.982	3763967	433.437	ng/ml
7) Aroclor 1016 (6)	7.107	3741651	425.774	ng/ml
8) Aroclor 1016 - AVE	0.000	0	N.D.	ng/ml
9) Aroclor 1221 (1)	5.739	290750	131.492	ng/ml
10) Aroclor 1221 (2)	5.812	552055	254.985	ng/ml
11) Aroclor 1221 (3)	5.899	2617434	362.375	ng/ml
12) Aroclor 1221 - AVE	0.000	0	N.D.	ng/ml
13) Aroclor 1232 (1)	5.899	2617434	428.412	ng/ml
14) Aroclor 1232 (2)	6.234	4245143	1136.117	ng/ml
15) Aroclor 1232 (3)	6.724	7764124	1132.429	ng/ml
16) Aroclor 1232 (4)	6.938	3430953	1358.397	ng/ml
17) Aroclor 1232 (5)	6.982	3763967	1238.570	ng/ml
18) Aroclor 1232 (6)	7.107	3741651	1167.769	ng/ml
19) Aroclor 1232 - AVE	0.000	0	N.D.	ng/ml
20) Aroclor 1242 (1)	6.234	4245143	608.876	ng/ml
21) Aroclor 1242 (2)	6.724	7764124	622.161	ng/ml
22) Aroclor 1242 (3)	6.851	3599842	637.392	ng/ml
23) Aroclor 1242 (4)	6.938	3430953	645.462	ng/ml
24) Aroclor 1242 (5)	6.982	3763967	616.480	ng/ml
25) Aroclor 1242 (6)	7.107	3741651	574.066	ng/ml
26) Aroclor 1242 - AVE	0.000	0	N.D.	ng/ml
27) Aroclor 1248 (1)	6.724	7764124	1100.497	ng/ml
28) Aroclor 1248 (2)	6.938	3430953	381.679	ng/ml
29) Aroclor 1248 (3)	6.982	3763967	450.540	ng/ml
30) Aroclor 1248 (4)	7.107	3741651	368.460	ng/ml
31) Aroclor 1248 (5)	7.472	827968	64.084	ng/ml
32) Aroclor 1248 (6)	7.630	2986855	259.193	ng/ml
33) Aroclor 1248 - AVE	0.000	0	N.D.	ng/ml
34) Aroclor 1254 (1)	7.449	2534738	196.550	ng/ml
35) Aroclor 1254 (2)	7.630	2986855	146.083	ng/ml
36) Aroclor 1254 (3)	7.940	1747179	79.088	ng/ml
37) Aroclor 1254 (4)	8.179	1180699	68.026	ng/ml
38) Aroclor 1254 (5)	8.513	9220791	557.301	ng/ml
39) Aroclor 1254 (6)	8.730	1297878	258.231	ng/ml
40) Aroclor 1254 - AVE	0.000	0	N.D.	ng/ml
41) Aroclor 1260 (1)	8.075	7437584	445.781	ng/ml
42) Aroclor 1260 (2)	8.283	9002535	434.553	ng/ml
43) Aroclor 1260 (3)	8.513	9220791	443.021	ng/ml
44) Aroclor 1260 (4)	8.994	15303632	450.770	ng/ml

Quantitation Report (Not Reviewed)

Data Path : K:\DATA\0D13025\  
 Data File : ECD2R037.D  
 Signal(s) : ECD2B.CH  
 Acq On : 13 Apr 2020 17:38  
 Operator : MJB / KAK  
 Sample : 0D13025-CCV3  
 Misc :  
 ALS Vial : 52 Sample Multiplier: 1

Integration File: events.e  
 Quant Time: Apr 14 07:51:01 2020  
 Quant Method : L:\Methods\RECD2\_QUANTPCB\_200409.M  
 Quant Title : PCB Data Analysis  
 QLast Update : Fri Apr 10 07:54:48 2020  
 Response via : Initial Calibration  
 Integrator: ChemStation 6890 Scale Mode: Small noise peaks clipped

Volume Inj. : 1uL  
 Signal Phase : RTX-1701  
 Signal Info : 30m x 0.32mm x 0.25um

Compound	R.T.	Response	Conc	Units
45) Aroclor 1260 (5)	9.244	8953893	452.402	ng/ml
46) Aroclor 1260 (6)	9.793	3427157	440.279	ng/ml
47) Aroclor 1260 - AVE	0.000	0	N.D.	ng/ml
48) Aroclor 1262 (1)	8.283	9002535	553.296	ng/ml
49) Aroclor 1262 (2)	8.582	6694214	306.533	ng/ml
50) Aroclor 1262 (3)	8.758	6664156	371.309	ng/ml
51) Aroclor 1262 (4)	8.994	15303632	395.674	ng/ml
52) Aroclor 1262 (5)	9.244	8953893	383.636	ng/ml
53) Aroclor 1262 (6)	9.793	3427157	329.606	ng/ml
54) Aroclor 1262 - AVE	0.000	0	N.D.	ng/ml
55) Aroclor 1268 (1)	8.799	453784	46.741	ng/ml
56) Aroclor 1268 (2)	9.244	8953893	207.740	ng/ml
57) Aroclor 1268 (3)	9.306	3409380	96.240	ng/ml
58) Aroclor 1268 (4)	9.514	293835	9.823	ng/ml
59) Aroclor 1268 (5)	9.793	3427157	286.288	ng/ml
60) Aroclor 1268 (6)	10.130	853935	10.548	ng/ml
61) Aroclor 1268 - AVE	0.000	0	N.D.	ng/ml

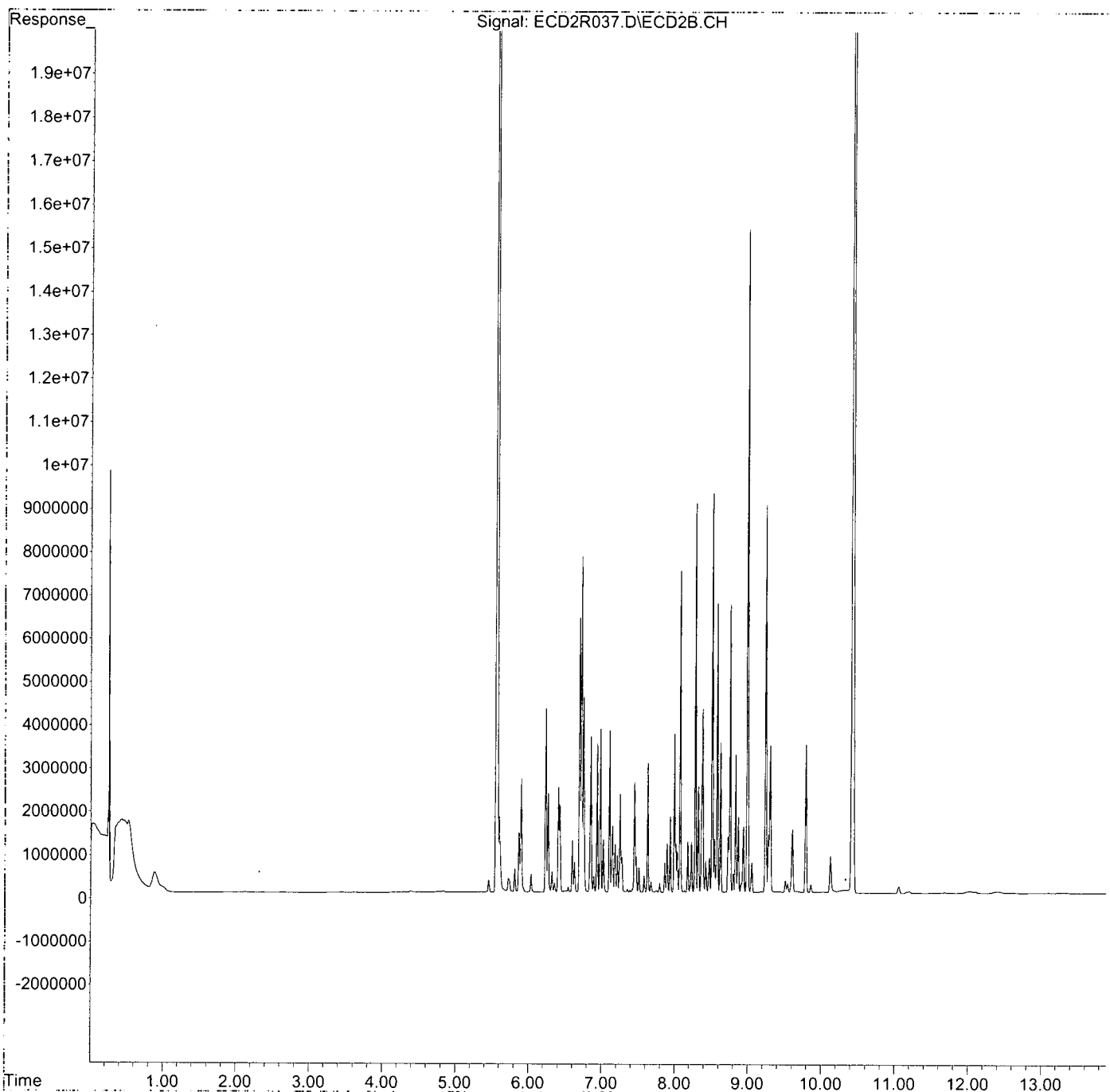
(f)=RT Delta > 1/2 Window

(m)=manual int.

Data Path : K:\DATA\0D13025\  
Data File : ECD2R037.D  
Signal(s) : ECD2B.CH  
Acq On : 13 Apr 2020 17:38  
Operator : MJB / KAK  
Sample : 0D13025-CCV3  
Misc :  
ALS Vial : 52 Sample Multiplier: 1

Integration File: events.e  
Quant Time: Apr 14 07:51:01 2020  
Quant Method : L:\Methods\RECD2\_QUANTPCB\_200409.M  
Quant Title : PCB Data Analysis  
QLast Update : Fri Apr 10 07:54:48 2020  
Response via : Initial Calibration  
Integrator: ChemStation 6890 Scale Mode: Small noise peaks clipped

Volume Inj. : 1uL  
Signal Phase : RTX-1701  
Signal Info : 30m x 0.32mm x 0.25um



Quantitation Report (Not Reviewed)

Data Path : K:\DATA\0D13025\  
 Data File : ECD2R038.D  
 Signal(s) : ECD2B.CH  
 Acq On : 13 Apr 2020 17:56  
 Operator : MJB / KAK  
 Sample : 0D13025-CCB3  
 Misc :  
 ALS Vial : 53 Sample Multiplier: 1

Integration File: events.e  
 Quant Time: Apr 14 07:51:26 2020  
 Quant Method : L:\Methods\RECD2\_QUANTPCB\_200409.M  
 Quant Title : PCB Data Analysis  
 QLast Update : Fri Apr 10 07:54:48 2020  
 Response via : Initial Calibration  
 Integrator: ChemStation 6890 Scale Mode: Small noise peaks clipped

*MJB*  
 4/120/20

Volume Inj. : 1uL  
 Signal Phase : RTX-1701  
 Signal Info : 30m x 0.32mm x 0.25um

Compound	R.T.	Response	Conc Units
-----			
System Monitoring Compounds			
1) S TCMX (S)	5.562	28684090	96.817 ng/ml
62) S DCBP (S)	10.431	13706476	82.091 ng/ml
Target Compounds			
2) Aroclor 1016 (1)	6.242	7302	0.765 ng/ml
3) Aroclor 1016 (2)	6.724	12348	0.739 ng/ml
4) Aroclor 1016 (3)	6.852	12175	1.575 ng/ml
5) Aroclor 1016 (4)	6.940	11322	1.411 ng/ml
6) Aroclor 1016 (5)	6.984	11864	1.366 ng/ml
7) Aroclor 1016 (6)	7.109	12373	1.408 ng/ml
8) Aroclor 1016 - AVE	0.000	0	N.D. ng/ml
9) Aroclor 1221 (1)	5.752	18115	8.192 ng/ml
10) Aroclor 1221 (2)	5.816	10303	4.759 ng/ml
11) Aroclor 1221 (3)	5.870	560101	77.544 ng/ml
12) Aroclor 1221 - AVE	0.000	0	N.D. ng/ml
13) Aroclor 1232 (1)	5.870	560101	91.675 ng/ml
14) Aroclor 1232 (2)	6.242	7302	1.954 ng/ml
15) Aroclor 1232 (3)	6.724	12348	1.801 ng/ml
16) Aroclor 1232 (4)	6.940	11322	4.483 ng/ml
17) Aroclor 1232 (5)	6.984	11864	3.904 ng/ml
18) Aroclor 1232 (6)	7.109	12373	3.862 ng/ml
19) Aroclor 1232 - AVE	0.000	0	N.D. ng/ml
20) Aroclor 1242 (1)	6.242	7302	1.047 ng/ml
21) Aroclor 1242 (2)	6.724	12348	0.989 ng/ml
22) Aroclor 1242 (3)	6.852	12175	2.156 ng/ml
23) Aroclor 1242 (4)	6.940	11322	2.130 ng/ml
24) Aroclor 1242 (5)	6.984	11864	1.943 ng/ml
25) Aroclor 1242 (6)	7.109	12373	1.898 ng/ml
26) Aroclor 1242 - AVE	0.000	0	N.D. ng/ml
27) Aroclor 1248 (1)	6.724	12348	1.750 ng/ml
28) Aroclor 1248 (2)	6.940	11322	1.260 ng/ml
29) Aroclor 1248 (3)	6.984	11864	1.420 ng/ml
30) Aroclor 1248 (4)	7.109	12373	1.218 ng/ml
31) Aroclor 1248 (5)	7.474	10736	0.831 ng/ml
32) Aroclor 1248 (6)	7.643	16153	1.402 ng/ml
33) Aroclor 1248 - AVE	0.000	0	N.D. ng/ml
34) Aroclor 1254 (1)	7.453	10800	0.837 ng/ml
35) Aroclor 1254 (2)	7.643	16153	0.790 ng/ml
36) Aroclor 1254 (3)	7.936	11452	0.518 ng/ml
37) Aroclor 1254 (4)	8.166	8181	0.471 ng/ml
38) Aroclor 1254 (5)	8.507	5229	0.316 ng/ml
39) Aroclor 1254 (6)	8.741	4042	0.804 ng/ml
40) Aroclor 1254 - AVE	0.000	0	N.D. ng/ml
41) Aroclor 1260 (1)	8.077	8598	0.515 ng/ml
42) Aroclor 1260 (2)	8.282	7997	0.386 ng/ml
43) Aroclor 1260 (3)	8.522	4118	0.198 ng/ml
44) Aroclor 1260 (4)	9.002	12810	0.377 ng/ml

Data Path : K:\DATA\0D13025\  
 Data File : ECD2R038.D  
 Signal(s) : ECD2B.CH  
 Acq On : 13 Apr 2020 17:56  
 Operator : MJB / KAK  
 Sample : 0D13025-CCB3  
 Misc :  
 ALS Vial : 53 Sample Multiplier: 1

Integration File: events.e  
 Quant Time: Apr 14 07:51:26 2020  
 Quant Method : L:\Methods\RECD2\_QUANTPCB\_200409.M  
 Quant Title : PCB Data Analysis  
 QLast Update : Fri Apr 10 07:54:48 2020  
 Response via : Initial Calibration  
 Integrator: ChemStation 6890 Scale Mode: Small noise peaks clipped

Volume Inj. : 1uL  
 Signal Phase : RTX-1701  
 Signal Info : 30m x 0.32mm x 0.25um

Compound	R.T.	Response	Conc Units
45) Aroclor 1260 (5)	9.291f	3325	0.168 ng/ml
46) Aroclor 1260 (6)	9.798	4242	0.545 ng/ml
47) Aroclor 1260 - AVE	0.000	0	N.D. ng/ml
48) Aroclor 1262 (1)	8.282	7997	0.491 ng/ml
49) Aroclor 1262 (2)	8.588	3406	0.156 ng/ml
50) Aroclor 1262 (3)	8.777	15781	0.879 ng/ml
51) Aroclor 1262 (4)	9.002	12810	0.331 ng/ml
52) Aroclor 1262 (5)	9.291f	3325	0.142 ng/ml
53) Aroclor 1262 (6)	9.798	4242	0.408 ng/ml
54) Aroclor 1262 - AVE	0.000	0	N.D. ng/ml
55) Aroclor 1268 (1)	8.817	8507	0.876 ng/ml
56) Aroclor 1268 (2)	9.291f	3325	0.077 ng/ml
57) Aroclor 1268 (3)	9.305	4267	0.120 ng/ml
58) Aroclor 1268 (4)	9.515	264876	8.855 ng/ml
59) Aroclor 1268 (5)	9.798	4242	0.354 ng/ml
60) Aroclor 1268 (6)	10.131	536456	6.626 ng/ml
61) Aroclor 1268 - AVE	0.000	0	N.D. ng/ml

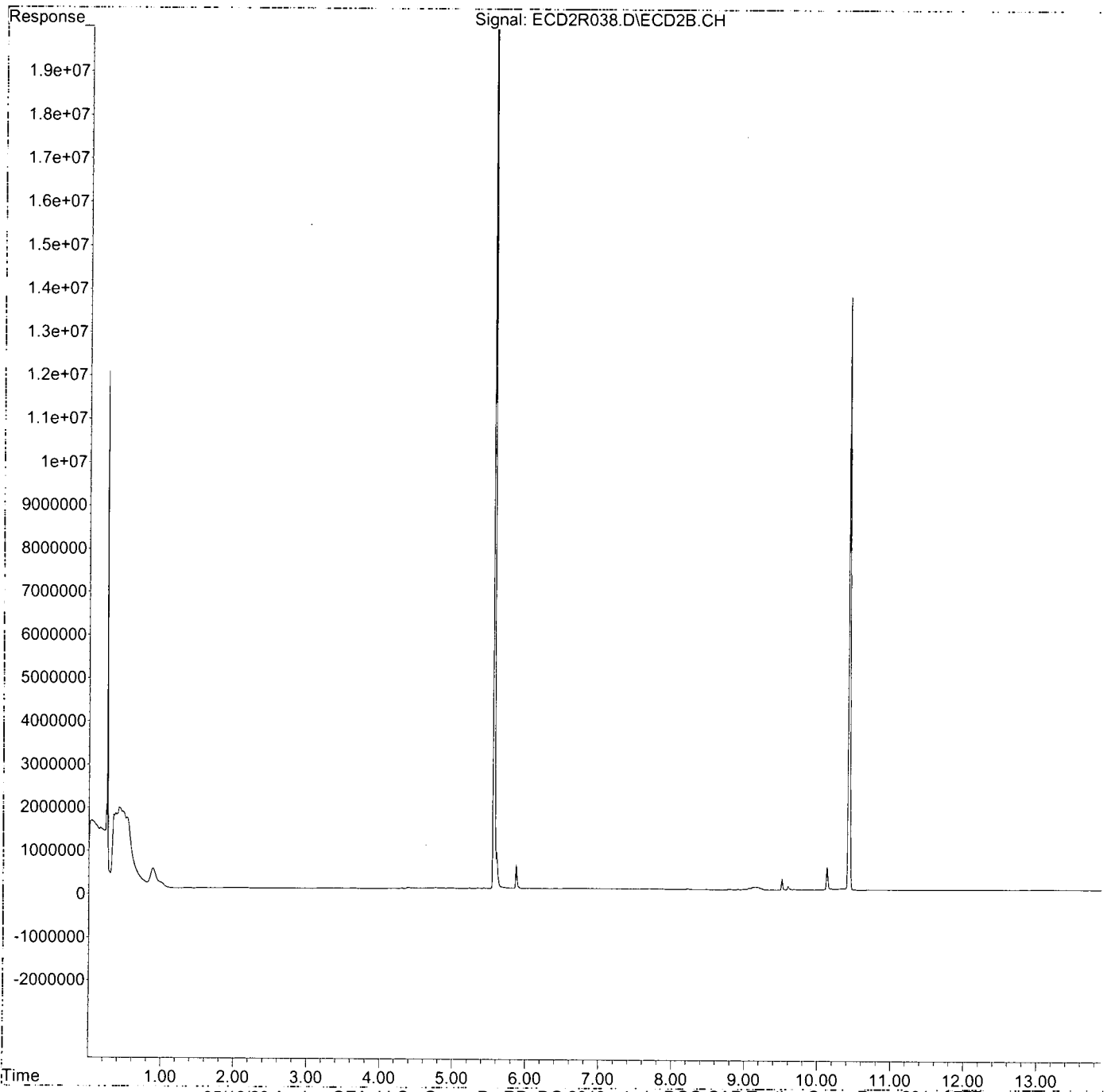
(f)=RT Delta > 1/2 Window

(m)=manual int.

Data Path : K:\DATA\0D13025\  
Data File : ECD2R038.D  
Signal(s) : ECD2B.CH  
Acq On : 13 Apr 2020 17:56  
Operator : MJB / KAK  
Sample : 0D13025-CCB3  
Misc :  
ALS Vial : 53 Sample Multiplier: 1

Integration File: events.e  
Quant Time: Apr 14 07:51:26 2020  
Quant Method : L:\Methods\RECD2\_QUANTPCB\_200409.M  
Quant Title : PCB Data Analysis  
QLast Update : Fri Apr 10 07:54:48 2020  
Response via : Initial Calibration  
Integrator: ChemStation 6890 Scale Mode: Small noise peaks clipped

Volume Inj. : 1uL  
Signal Phase : RTX-1701  
Signal Info : 30m x 0.32mm x 0.25um



**Polychlorinated Biphenyls by EPA 8082A  
Calibration Data**

Sequence 0D09025 (Cal ID A0D1002) DUALECD2R





# ELEMENT SEQUENCE LOG

Apex Laboratories

Sequence: 0D09025

Instrument: DUALECD2R

Date: 04/09/20 06:47

Calibration: A0D1002

#	Lab Number	Matrix	Analysis	Client	Due	Batch	ISTD ID	STD ID
1	0D09025-ICB1	Water	QC	QC				A20C404
2	0D09025-CAL1	Water	QC	QC				A19L280
3	0D09025-CAL2	Water	QC	QC				A19L281
4	0D09025-CAL3	Water	QC	QC				A19L282
5	0D09025-CAL4	Water	QC	QC				A19L283
6	0D09025-CAL5	Water	QC	QC				A19L276
7	0D09025-CAL6	Water	QC	QC				A19L278
8	0D09025-CAL7	Water	QC	QC				A19L279
9	0D09025-IBL1	Water	QC	QC				
10	0D09025-ICV1	Water	QC	QC				A20B355
11	0D09025-CAL8	Water	QC	QC				A20C117
12	0D09025-CAL9	Water	QC	QC				A20B322
13	0D09025-CALA	Water	QC	QC				A20B323
14	0D09025-CALB	Water	QC	QC				A20B324
15	0D09025-CALC	Water	QC	QC				A20B325
16	0D09025-CALD	Water	QC	QC				A20B326
17	0D09025-CALE	Water	QC	QC				A20B327
18	0D09025-ICV2	Water	QC	QC				A20B353
19	0D09025-ICV3	Water	QC	QC				A19J367
20	0D09025-ICV4	Water	QC	QC				A20B354
21	0D09025-ICV5	Water	QC	QC				A20B130

Data Entered By: ML 4/10/20

Comments:

Data Reviewed By: ML 4/13/20

Calibration Status Report HP G1530A

Method Path : L:\Methods\  
 Method File : RECD2\_QUANTPCB\_200409.M  
 Title : PCB Data Analysis  
 Last Update : Fri Apr 10 07:54:48 2020  
 Response Via : Initial Calibration

A0D100Z

*[Signature]* 4/10/20

#	ID	Conc	ISTD Conc	Path\File
1	1	10	0	K:\DATA\0D09025\ECD2R009.D
2	2	25	0	K:\DATA\0D09025\ECD2R010.D
3	3	50	0	K:\DATA\0D09025\ECD2R011.D
4	4	100	0	K:\DATA\0D09025\ECD2R012.D
5	5	250	0	K:\DATA\0D09025\ECD2R024.D
6	6	500	0	K:\DATA\0D09025\ECD2R014.D
7	7	800	0	K:\DATA\0D09025\ECD2R015.D

#	ID	Update Time	Quant Time	Acquisition Time
1	1	Apr 09 12:25 2020	Apr 09 11:58 2020	09 Apr 2020 10:21
2	2	Apr 09 12:25 2020	Apr 09 12:00 2020	09 Apr 2020 10:39
3	3	Apr 09 12:26 2020	Apr 09 12:02 2020	09 Apr 2020 10:57
4	4	Apr 09 12:26 2020	Apr 09 12:03 2020	09 Apr 2020 11:14
5	5	Apr 10 07:54 2020	Apr 10 07:53 2020	09 Apr 2020 14:46
6	6	Apr 09 12:26 2020	Apr 09 12:10 2020	09 Apr 2020 11:49
7	7	Apr 09 12:27 2020	Apr 09 12:23 2020	09 Apr 2020 12:07

RECD2\_QUANTPCB\_200409.M Fri Apr 10 09:48:56 2020

Response Factor Report HP G1530A

Method Path : L:\Methods\  
 Method File : RECD2\_QUANTPCB\_200409.M  
 Title : PCB Data Analysis  
 Last Update : Fri Apr 10 07:54:48 2020  
 Response Via : Initial Calibration

*Handwritten signature*  
 4/10/20

Calibration Files

1 =ECD2R009.D 2 =ECD2R010.D 3 =ECD2R011.D  
 4 =ECD2R012.D 5 =ECD2R024.D 6 =ECD2R014.D

Compound	1	2	3	4	5	6	Avg	%RSD
1) S TCMX (S)	2.859	3.010	2.993	3.053	2.872	3.427	2.963	E5 9.12
2) Aroclor 1016 ...	1.142	1.061	0.986	0.926	0.836	0.852	0.955	E4 11.98 ✓
3) Aroclor 1016 ...	1.834	1.759	1.656	1.676	1.543	1.621	1.670	E4 5.89 ✓
4) Aroclor 1016 ...	9.061	8.499	7.799	7.441	7.042	7.189	7.728	E3 10.10 ✓
5) Aroclor 1016 ...	9.994	8.911	8.241	7.817	6.924	7.245	8.023	E3 13.99 ✓
6) Aroclor 1016 ...	1.046	0.944	0.893	0.844	0.770	0.777	0.868	E4 11.55 ✓
7) Aroclor 1016 (6)	1.042	0.972	0.892	0.834	0.817	0.802	0.879	E4 10.87 ✓
8) Aroclor 1016 ...							0.000	-1.00
9) Aroclor 1221 (1)					2.211		2.211	E3 0.00
10) Aroclor 1221 (2)					2.165		2.165	E3 0.00
11) Aroclor 1221 (3)					7.223		7.223	E3 0.00
12) Aroclor 1221 ...							0.000	-1.00
13) Aroclor 1232 (1)					6.110		6.110	E3 0.00
14) Aroclor 1232 (2)					3.737		3.737	E3 0.00
15) Aroclor 1232 (3)					6.856		6.856	E3 0.00
16) Aroclor 1232 (4)					2.526		2.526	E3 0.00
17) Aroclor 1232 (5)					3.039		3.039	E3 0.00
18) Aroclor 1232 (6)					3.204		3.204	E3 0.00
19) Aroclor 1232 ...							0.000	-1.00
20) Aroclor 1242 ...					6.972		6.972	E3 0.00
21) Aroclor 1242 ...					1.248		1.248	E4 0.00
22) Aroclor 1242 ...					5.648		5.648	E3 0.00
23) Aroclor 1242 ...					5.316		5.316	E3 0.00
24) Aroclor 1242 ...					6.106		6.106	E3 0.00
25) Aroclor 1242 (6)					6.518		6.518	E3 0.00
26) Aroclor 1242 ...							0.000	-1.00
27) Aroclor 1248 ...					7.055		7.055	E3 0.00
28) Aroclor 1248 ...					8.989		8.989	E3 0.00
29) Aroclor 1248 ...					8.354		8.354	E3 0.00
30) Aroclor 1248 ...					1.015		1.015	E4 0.00
31) Aroclor 1248 ...					1.292		1.292	E4 0.00
32) Aroclor 1248 (6)					1.152		1.152	E4 0.00
33) Aroclor 1248 ...							0.000	-1.00
34) Aroclor 1254 ...					1.290		1.290	E4 0.00
35) Aroclor 1254 ...					2.045		2.045	E4 0.00
36) Aroclor 1254 ...					2.209		2.209	E4 0.00
37) Aroclor 1254 ...					1.736		1.736	E4 0.00
38) Aroclor 1254 ...					1.655		1.655	E4 0.00
39) Aroclor 1254 (6)					5.026		5.026	E3 0.00
40) Aroclor 1254 ...							0.000	-1.00
41) Aroclor 1260 ...	1.864	1.767	1.717	1.672	1.519	1.572	1.668	E4 7.41 ✓
42) Aroclor 1260 ...	2.317	2.174	2.050	2.017	1.971	2.024	2.072	E4 6.28 ✓
43) Aroclor 1260 (3)	2.145	2.149	2.071	2.099	1.965	2.028	2.081	E4 3.19 ✓
44) Aroclor 1260 (4)	3.324	3.386	3.322	3.454	3.273	3.367	3.395	E4 3.60 ✓
45) Aroclor 1260 (5)	2.034	2.049	1.925	1.996	1.929	1.902	1.979	E4 3.00 ✓
46) Aroclor 1260 (6)	8.745	8.449	7.594	7.503	7.188	7.277	7.784	E3 7.59 ✓
47) Aroclor 1260 ...							0.000	-1.00
48) Aroclor 1262 (1)					1.627		1.627	E4 0.00
49) Aroclor 1262 (2)					2.184		2.184	E4 0.00
50) Aroclor 1262 (3)					1.795		1.795	E4 0.00
51) Aroclor 1262 (4)					3.868		3.868	E4 0.00
52) Aroclor 1262 (5)					2.334		2.334	E4 0.00
53) Aroclor 1262 (6)					1.040		1.040	E4 0.00
54) Aroclor 1262 ...							0.000	-1.00
55) Aroclor 1268 (1)					9.708		9.708	E3 0.00

Response Factor Report HP G1530A

Method Path : L:\Methods\  
 Method File : RECD2\_QUANTPCB\_200409.M  
 Title : PCB Data Analysis  
 Last Update : Fri Apr 10 07:54:48 2020  
 Response Via : Initial Calibration

Calibration Files

1 =ECD2R009.D 2 =ECD2R010.D 3 =ECD2R011.D  
 4 =ECD2R012.D 5 =ECD2R024.D 6 =ECD2R014.D

Compound	1	2	3	4	5	6	Avg	%RSD
56) Aroclor 1268 (2)					4.310		4.310 E4	0.00
57) Aroclor 1268 (3)					3.543		3.543 E4	0.00
58) Aroclor 1268 (4)					2.991		2.991 E4	0.00
59) Aroclor 1268 (5)					1.197		1.197 E4	0.00
60) Aroclor 1268 (6)					8.096		8.096 E4	0.00
61) Aroclor 1268 ...							0.000	-1.00
62) S DCBP (S)	1.550	1.625	1.598	1.633	1.553	1.789	1.670 E5	8.61 ✓

(#) = Out of Range ### Number of calibration levels exceeded format ###

Compound List Report HP G1530A

Method Path : L:\Methods\  
 Method File : RECD2\_QUANTPCB\_200409.M  
 Title : PCB Data Analysis  
 Last Update : Fri Apr 10 07:54:48 2020  
 Response Via : Initial Calibration

*Handwritten signature*  
 4/10/20

Total Cpnds : 62

PK#	Compound Name	Exp_RT	Rel_RT	Cal	A/H	ID
1	S TCMX (S)	5.565	1.000	A	H	R
2	Aroclor 1016 (1)	6.237	1.000	A	H	R
3	Aroclor 1016 (2)	6.726	1.000	A	H	R
4	Aroclor 1016 (3)	6.852	1.000	A	H	R
5	Aroclor 1016 (4)	6.939	1.000	A	H	R
6	Aroclor 1016 (5)	6.984	1.000	A	H	R
7	Aroclor 1016 (6)	7.109	1.000	A	H	R
8	Aroclor 1016 - AVE	1.716	1.000	A	H	R
9	Aroclor 1221 (1)	5.742	1.000	A	H	R
10	Aroclor 1221 (2)	5.814	1.000	A	H	R
11	Aroclor 1221 (3)	5.901	1.000	A	H	R
12	Aroclor 1221 - AVE	1.716	1.000	A	H	R
13	Aroclor 1232 (1)	5.902	1.000	A	H	R
14	Aroclor 1232 (2)	6.237	1.000	A	H	R
15	Aroclor 1232 (3)	6.726	1.000	A	H	R
16	Aroclor 1232 (4)	6.939	1.000	A	H	R
17	Aroclor 1232 (5)	6.984	1.000	A	H	R
18	Aroclor 1232 (6)	7.108	1.000	A	H	R
19	Aroclor 1232 - AVE	1.716	1.000	A	H	R
20	Aroclor 1242 (1)	6.238	1.000	A	H	R
21	Aroclor 1242 (2)	6.727	1.000	A	H	R
22	Aroclor 1242 (3)	6.853	1.000	A	H	R
23	Aroclor 1242 (4)	6.940	1.000	A	H	R
24	Aroclor 1242 (5)	6.984	1.000	A	H	R
25	Aroclor 1242 (6)	7.109	1.000	A	H	R
26	Aroclor 1242 - AVE	1.716	1.000	A	H	R
27	Aroclor 1248 (1)	6.727	1.000	A	H	R
28	Aroclor 1248 (2)	6.940	1.000	A	H	R
29	Aroclor 1248 (3)	6.984	1.000	A	H	R
30	Aroclor 1248 (4)	7.109	1.000	A	H	R
31	Aroclor 1248 (5)	7.475	1.000	A	H	R
32	Aroclor 1248 (6)	7.631	1.000	A	H	R
33	Aroclor 1248 - AVE	1.716	1.000	A	H	R
34	Aroclor 1254 (1)	7.451	1.000	A	H	R
35	Aroclor 1254 (2)	7.632	1.000	A	H	R
36	Aroclor 1254 (3)	7.942	1.000	A	H	R
37	Aroclor 1254 (4)	8.181	1.000	A	H	R
38	Aroclor 1254 (5)	8.514	1.000	A	H	R
39	Aroclor 1254 (6)	8.743	1.000	A	H	R
40	Aroclor 1254 - AVE	1.716	1.000	A	H	R
41	Aroclor 1260 (1)	8.078	1.000	A	H	R
42	Aroclor 1260 (2)	8.285	1.000	A	H	R
43	Aroclor 1260 (3)	8.516	1.000	A	H	R
44	Aroclor 1260 (4)	8.996	1.000	A	H	R
45	Aroclor 1260 (5)	9.247	1.000	A	H	R
46	Aroclor 1260 (6)	9.796	1.000	A	H	R
47	Aroclor 1260 - AVE	1.716	1.000	A	H	R
48	Aroclor 1262 (1)	8.285	1.000	A	H	R
49	Aroclor 1262 (2)	8.585	1.000	A	H	R
50	Aroclor 1262 (3)	8.763	1.000	A	H	R
51	Aroclor 1262 (4)	8.997	1.000	A	H	R
52	Aroclor 1262 (5)	9.249	1.000	A	H	R
53	Aroclor 1262 (6)	9.797	1.000	A	H	R
54	Aroclor 1262 - AVE	1.716	1.000	A	H	R
55	Aroclor 1268 (1)	8.802	1.000	A	H	R
56	Aroclor 1268 (2)	9.249	1.000	A	H	R

57	Aroclor 1268 (3)	9.312	1.000	A	H	R
58	Aroclor 1268 (4)	9.519	1.000	A	H	R
59	Aroclor 1268 (5)	9.797	1.000	A	H	R
60	Aroclor 1268 (6)	10.135	1.000	A	H	R
61	Aroclor 1268 - AVE	1.715	1.000	A	H	R
62 S	DCBP (S)	10.435	1.000	A	H	R

Cal A = Average L = Linear LO = Linear w/origin Q = Quad QO = Quad w/origin  
A/H = Area or Height

ID R = R.T. B = R.T. & Q Q = Qvalue L = Largest A = All

-----

RECD2\_QUANTPCB\_200409.M Fri Apr 10 08:43:38 2020

## Element Calibration Review Sheet

Calibration ID: **A0D1002**  
 Analysis: **8082 PCBs**

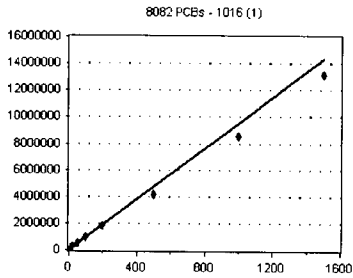
Instrument: **DUALECD2R**

Calibration Date: **04/10/2020**

Instrument Cal ID: **RECD2\_QUANTPCB\_20040**

### 1016 (1)

Curve Fit: **AVERAGE RF**

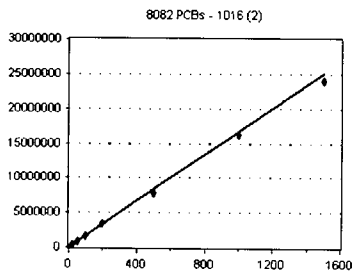


Standard	Concentration	Response	Response Factor	RT
0D09025-CAL1	20	228305	11415.250	6.24
0D09025-CAL2	50	530680	10613.600	6.24
0D09025-CAL3	100	986411	9864.110	6.24
0D09025-CAL4	200	1851871	9259.355	6.24
0D09025-CAL5	500	4182367	8364.734	6.24
0D09025-CAL6	1000	8523190	8523.190	6.24
0D09025-CAL7	1500	316676E+07	8777.840	6.24

**AVE RF** 9545.440    **RF RSD** 11.98    **AVE RT** 6.24

### 1016 (2)

Curve Fit: **AVERAGE RF**

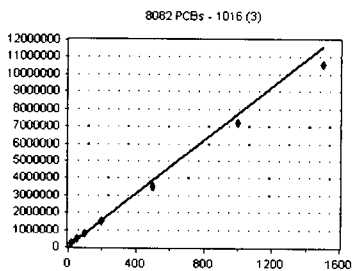


Standard	Concentration	Response	Response Factor	RT
0D09025-CAL1	20	366826	18341.300	6.73
0D09025-CAL2	50	879396	17587.920	6.73
0D09025-CAL3	100	1656065	16560.650	6.73
0D09025-CAL4	200	3352806	16764.030	6.73
0D09025-CAL5	500	7715821	15431.640	6.73
0D09025-CAL6	1000	620598E+07	16205.980	6.73
0D09025-CAL7	1500	405524E+07	16036.830	6.73

**AVE RF** 16704.050    **RF RSD** 5.89    **AVE RT** 6.73

### 1016 (3)

Curve Fit: **AVERAGE RF**

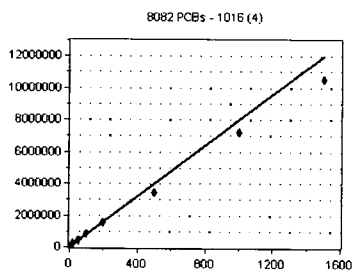


Standard	Concentration	Response	Response Factor	RT
0D09025-CAL1	20	181221	9061.050	6.85
0D09025-CAL2	50	424935	8498.700	6.85
0D09025-CAL3	100	779857	7798.570	6.85
0D09025-CAL4	200	1488183	7440.915	6.85
0D09025-CAL5	500	3521177	7042.354	6.85
0D09025-CAL6	1000	7188564	7188.564	6.85
0D09025-CAL7	1500	060323E+07	7068.820	6.85

**AVE RF** 7728.425    **RF RSD** 10.10    **AVE RT** 6.85

### 1016 (4)

Curve Fit: **AVERAGE RF**



Standard	Concentration	Response	Response Factor	RT
0D09025-CAL1	20	199876	9993.800	6.94
0D09025-CAL2	50	445575	8911.500	6.94
0D09025-CAL3	100	824102	8241.020	6.94
0D09025-CAL4	200	1563408	7817.040	6.94
0D09025-CAL5	500	3462009	6924.018	6.94
0D09025-CAL6	1000	7244607	7244.607	6.94
0D09025-CAL7	1500	054624E+07	7030.827	6.94

**AVE RF** 8023.259    **RF RSD** 13.99    **AVE RT** 6.94

## Element Calibration Review Sheet

Calibration ID: **A0D1002**

Instrument: **DUALECD2R**

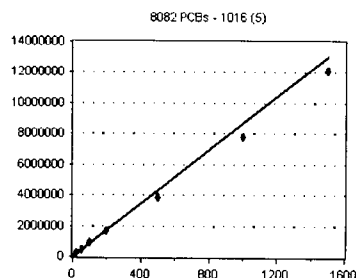
Calibration Date: **04/10/2020**

Analysis: **8082 PCBs**

Instrument Cal ID: **RECD2\_QUANTPCB\_20040**

### 1016 (5)

Curve Fit: **AVERAGE RF**

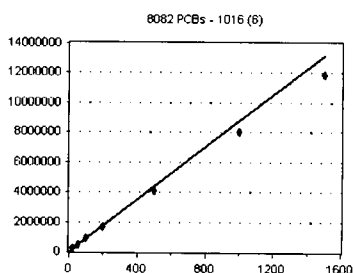


Standard	Concentration	Response	Response Factor	RT
0D09025-CAL1	20	209118	10455.900	6.98
0D09025-CAL2	50	471840	9436.800	6.99
0D09025-CAL3	100	893465	8934.650	6.98
0D09025-CAL4	200	1688096	8440.480	6.98
0D09025-CAL5	500	3848778	7697.556	6.99
0D09025-CAL6	1000	7770215	7770.215	6.98
0D09025-CAL7	1500	207849E+07	8052.327	6.98

**AVE RF 8683.990 RF RSD 11.55 AVE RT 6.98**

### 1016 (6)

Curve Fit: **AVERAGE RF**

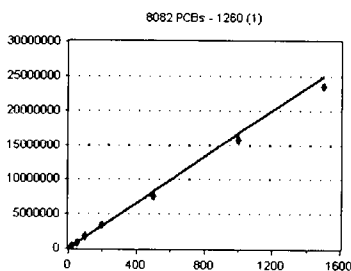


Standard	Concentration	Response	Response Factor	RT
0D09025-CAL1	20	208459	10422.950	7.11
0D09025-CAL2	50	485922	9718.440	7.11
0D09025-CAL3	100	891768	8917.680	7.11
0D09025-CAL4	200	1668249	8341.245	7.11
0D09025-CAL5	500	4083977	8167.954	7.11
0D09025-CAL6	1000	8021413	8021.413	7.11
0D09025-CAL7	1500	.18883E+07	7925.533	7.11

**AVE RF 8787.888 RF RSD 10.87 AVE RT 7.11**

### 1260 (1)

Curve Fit: **AVERAGE RF**

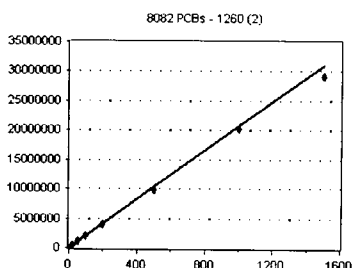


Standard	Concentration	Response	Response Factor	RT
0D09025-CAL1	20	372718	18635.900	8.08
0D09025-CAL2	50	883425	17668.500	8.08
0D09025-CAL3	100	1717489	17174.890	8.08
0D09025-CAL4	200	3343516	16717.580	8.08
0D09025-CAL5	500	7596908	15193.820	8.08
0D09025-CAL6	1000	571563E+07	15715.630	8.08
0D09025-CAL7	1500	352644E+07	15684.290	8.08

**AVE RF 16684.370 RF RSD 7.41 AVE RT 8.08**

### 1260 (2)

Curve Fit: **AVERAGE RF**



Standard	Concentration	Response	Response Factor	RT
0D09025-CAL1	20	463394	23169.700	8.28
0D09025-CAL2	50	1086953	21739.060	8.29
0D09025-CAL3	100	2050232	20502.320	8.28
0D09025-CAL4	200	4034423	20172.120	8.28
0D09025-CAL5	500	9854734	19709.470	8.29
0D09025-CAL6	1000	.02427E+07	20242.700	8.29
0D09025-CAL7	1500	922289E+07	19481.930	8.29

**AVE RF 20716.760 RF RSD 6.28 AVE RT 8.28**



## Element Calibration Review Sheet

Calibration ID: **A0D1002**

Instrument: **DUALECD2R**

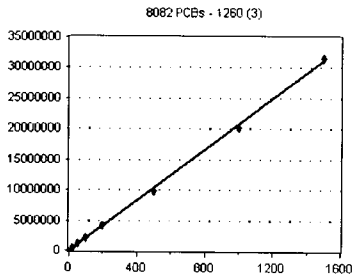
Calibration Date: **04/10/2020**

Analysis: **8082 PCBs**

Instrument Cal ID: **RECD2\_QUANTPCB\_20040**

### 1260 (3)

Curve Fit: **AVERAGE RF**

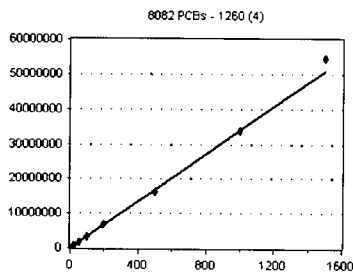


Standard	Concentration	Response	Response Factor	RT
0D09025-CAL1	20	429034	21451.700	8.52
0D09025-CAL2	50	1074479	21489.580	8.52
0D09025-CAL3	100	2071243	20712.430	8.52
0D09025-CAL4	200	4197822	20989.110	8.52
0D09025-CAL5	500	9824367	19648.730	8.52
0D09025-CAL6	1000	027882E+07	20278.820	8.52
0D09025-CAL7	1500	168544E+07	21123.630	8.52

**AVE RF**    **20813.430**    **RF RSD**    **3.19**    **AVE RT**    **8.52**

### 1260 (4)

Curve Fit: **AVERAGE RF**

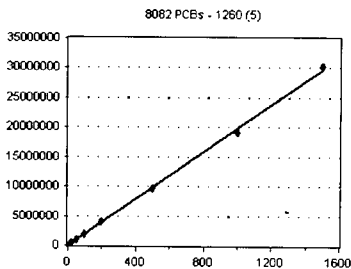


Standard	Concentration	Response	Response Factor	RT
0D09025-CAL1	20	664701	33235.050	9.00
0D09025-CAL2	50	1693246	33864.920	9.00
0D09025-CAL3	100	3321616	33216.160	9.00
0D09025-CAL4	200	6907542	34537.710	9.00
0D09025-CAL5	500	636277E+07	32725.540	9.00
0D09025-CAL6	1000	367117E+07	33671.170	9.00
0D09025-CAL7	1500	459904E+07	36399.360	9.00

**AVE RF**    **33949.990**    **RF RSD**    **3.60**    **AVE RT**    **9.00**

### 1260 (5)

Curve Fit: **AVERAGE RF**

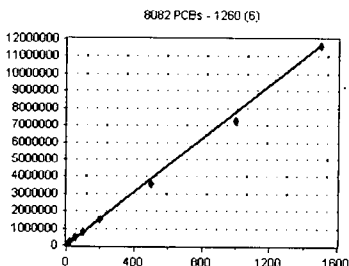


Standard	Concentration	Response	Response Factor	RT
0D09025-CAL1	20	406889	20344.450	9.25
0D09025-CAL2	50	1024587	20491.740	9.25
0D09025-CAL3	100	1924731	19247.310	9.25
0D09025-CAL4	200	3992265	19961.320	9.25
0D09025-CAL5	500	9646918	19293.840	9.25
0D09025-CAL6	1000	902417E+07	19024.170	9.25
0D09025-CAL7	1500	027045E+07	20180.300	9.25

**AVE RF**    **19791.880**    **RF RSD**    **3.00**    **AVE RT**    **9.25**

### 1260 (6)

Curve Fit: **AVERAGE RF**



Standard	Concentration	Response	Response Factor	RT
0D09025-CAL1	20	174890	8744.500	9.80
0D09025-CAL2	50	422432	8448.640	9.80
0D09025-CAL3	100	759405	7594.050	9.80
0D09025-CAL4	200	1500577	7502.885	9.80
0D09025-CAL5	500	3594231	7188.462	9.80
0D09025-CAL6	1000	7276838	7276.838	9.80
0D09025-CAL7	1500	159962E+07	7733.080	9.80

**AVE RF**    **7784.065**    **RF RSD**    **7.59**    **AVE RT**    **9.80**

# Element Calibration Review Sheet

Calibration ID: **A0D1002**

Instrument: **DUALECD2R**

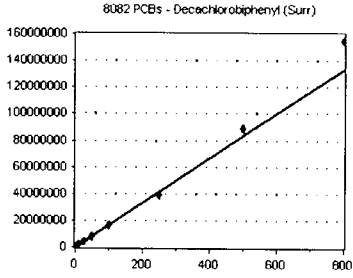
Calibration Date: **04/10/2020**

Analysis: **8082 PCBs**

Instrument Cal ID: **RECD2\_QUANTPCB\_20040**

## Decachlorobiphenyl (Surr)

Curve Fit: **AVERAGE RF**



<u>Standard</u>	<u>Concentration</u>	<u>Response</u>	<u>Response Factor</u>	<u>RT</u>
0D09025-CAL1	10	1549703	154970.300	10.43
0D09025-CAL2	25	4063177	162527.100	10.43
0D09025-CAL3	50	7990254	159805.100	10.43
0D09025-CAL4	100	632681E+07	163268.100	10.44
0D09025-CAL5	250	881429E+07	155257.200	10.44
0D09025-CAL6	500	944904E+07	178898.100	10.44
0D09025-CAL7	800	552356E+08	194044.500	10.44

AVE RF    **166967.200**    RF RSD    **8.61**    AVE RT    **10.44**

# CALIBRATION SEQUENCE REVIEW SHEET

SEQUENCE: 0D09025

### Analysis Included

1311/8082 TCLP PCBs  
 608 PCBs  
 608 PCBs - LL (1000/1mL) +1262/68  
 8082 PCBs  
 8082 PCBs - Low Level (2mL FV)  
 8082 PCBs - Low Level (2mL FV) +1262/68  
 8082 PCBs - Low Level (1000/1mL)  
 8082 PCBs - Low Level (1000/1mL) (Diss)  
 8082 PCBs - Low Level (1000/1mL) +1262/68  
 8082 PCBs - Low Level (30g/2mL)  
 8082 PCBs + 1262/1268  
 8082 PCBs in Trans. Oil - LL

### INSTRUMENT SEQUENCE LOG

SampleID	SampleName	Matrix	STDID	ISTD_ID	Analyzed
0D09025-ICB1	Initial Cal Blank	Water	A20C404		4/9/2020 10:04:00AM
0D09025-CAL1	Cal Standard	Water	A19L280	"	4/9/2020 10:21:00AM
0D09025-CAL2	Cal Standard	Water	A19L281	"	4/9/2020 10:39:00AM
0D09025-CAL3	Cal Standard	Water	A19L282	"	4/9/2020 10:57:00AM
0D09025-CAL4	Cal Standard	Water	A19L283	"	4/9/2020 11:14:00AM
0D09025-CAL5	Cal Standard	Water	A19L276	"	4/9/2020 11:32:00AM
0D09025-CAL6	Cal Standard	Water	A19L278	"	4/9/2020 11:49:00AM
0D09025-CAL7	Cal Standard	Water	A19L279	"	4/9/2020 12:07:00PM
0D09025-ICV1	Initial Cal Check	Water	A20B355	"	4/9/2020 12:42:00PM
0D09025-CAL8	Cal Standard	Water	A20C117	"	4/9/2020 1:00:00PM
0D09025-CAL9	Cal Standard	Water	A20B322	"	4/9/2020 1:18:00PM
0D09025-CALA	Cal Standard	Water	A20B323	"	4/9/2020 1:35:00PM
0D09025-CALB	Cal Standard	Water	A20B324	"	4/9/2020 1:53:00PM
0D09025-CALC	Cal Standard	Water	A20B325	"	4/9/2020 2:11:00PM
0D09025-CALD	Cal Standard	Water	A20B326	"	4/9/2020 2:28:00PM
0D09025-CALE	Cal Standard	Water	A20B327	"	4/9/2020 2:46:00PM
0D09025-ICV2	Initial Cal Check	Water	A20B353	"	4/9/2020 3:03:00PM
0D09025-ICV3	Initial Cal Check	Water	A19J367	"	4/9/2020 3:21:00PM
0D09025-ICV4	Initial Cal Check	Water	A20B354	"	4/9/2020 3:39:00PM
0D09025-ICV5	Initial Cal Check	Water	A20B130	"	4/9/2020 3:57:00PM

### CALIBRATION STANDARD RECOVERIES

Calibration: **A0D1002**

Instrument: **DUALECD2R**

1311/8082 TCLP PCBs

Sequence: **0D09025**

Matrix: **Water**

0D09025-CAL1	Inst. MRL	Recalc Res.	Cal Level	%Rec.	Qual
Aroclor 1016	0.0000	0.00	20.0	0	
Aroclor 1260	0.0000	0.00	20.0	0	
Aroclor 1016	0.0000	0.00	20.0	0	
Aroclor 1260	0.0000	0.00	20.0	0	
0D09025-CAL2	Inst. MRL	Recalc Res.	Cal Level	%Rec.	Qual
Aroclor 1016					

# CALIBRATION SEQUENCE REVIEW SHEET

SEQUENCE: 0D09025

Aroclor 1260	0.0000	0.00	50.0	0	
Aroclor 1016	0.0000	0.00	50.0	0	
Aroclor 1260	0.0000	0.00	50.0	0	
<b>0D09025-CAL3</b>	<b>Inst. MRL</b>	<b>Recalc Res.</b>	<b>Cal Level</b>	<b>%Rec.</b>	<b>Qual</b>
Aroclor 1016	0.0000	0.00	100	0	
Aroclor 1260	0.0000	0.00	100	0	
Aroclor 1016	0.0000	0.00	100	0	
Aroclor 1260	0.0000	0.00	100	0	
<b>0D09025-CAL4</b>	<b>Inst. MRL</b>	<b>Recalc Res.</b>	<b>Cal Level</b>	<b>%Rec.</b>	<b>Qual</b>
Aroclor 1016	0.0000	0.00	200	0	
Aroclor 1260	0.0000	0.00	200	0	
Aroclor 1016	0.0000	0.00	200	0	
Aroclor 1260	0.0000	0.00	200	0	
<b>0D09025-CAL5</b>	<b>Inst. MRL</b>	<b>Recalc Res.</b>	<b>Cal Level</b>	<b>%Rec.</b>	<b>Qual</b>
Aroclor 1016	0.0000	0.00	500	0	
Aroclor 1260	0.0000	0.00	500	0	
Aroclor 1016	0.0000	0.00	500	0	
Aroclor 1260	0.0000	0.00	500	0	
<b>0D09025-CAL6</b>	<b>Inst. MRL</b>	<b>Recalc Res.</b>	<b>Cal Level</b>	<b>%Rec.</b>	<b>Qual</b>
Aroclor 1016	800.0000	0.00	1000	0	
Aroclor 1260	800.0000	0.00	1000	0	
Aroclor 1016	0.0000	0.00	1000	0	
Aroclor 1260	0.0000	0.00	1000	0	
Aroclor 1016	0.0000	0.00	1000	0	
Aroclor 1260	0.0000	0.00	1000	0	
<b>0D09025-CAL7</b>	<b>Inst. MRL</b>	<b>Recalc Res.</b>	<b>Cal Level</b>	<b>%Rec.</b>	<b>Qual</b>
Aroclor 1016	800.0000	0.00	1500	0	
Aroclor 1260	800.0000	0.00	1500	0	
Aroclor 1016	0.0000	0.00	1500	0	
Aroclor 1260	0.0000	0.00	1500	0	
Aroclor 1016	0.0000	0.00	1500	0	
Aroclor 1260	0.0000	0.00	1500	0	
<b>0D09025-CAL8</b>	<b>Inst. MRL</b>	<b>Recalc Res.</b>	<b>Cal Level</b>	<b>%Rec.</b>	<b>Qual</b>
Aroclor 1221	0.0000	0.00	500	0	
Aroclor 1221	0.0000	0.00	500	0	
<b>0D09025-CAL9</b>	<b>Inst. MRL</b>	<b>Recalc Res.</b>	<b>Cal Level</b>	<b>%Rec.</b>	<b>Qual</b>
Aroclor 1232	0.0000	0.00	500	0	
Aroclor 1232	0.0000	0.00	500	0	
<b>0D09025-CALA</b>	<b>Inst. MRL</b>	<b>Recalc Res.</b>	<b>Cal Level</b>	<b>%Rec.</b>	<b>Qual</b>
Aroclor 1242	0.0000	0.00	500	0	
Aroclor 1242	0.0000	0.00	500	0	
<b>0D09025-CALB</b>	<b>Inst. MRL</b>	<b>Recalc Res.</b>	<b>Cal Level</b>	<b>%Rec.</b>	<b>Qual</b>
Aroclor 1248	0.0000	0.00	500	0	
Aroclor 1248	0.0000	0.00	500	0	
<b>0D09025-CALC</b>	<b>Inst. MRL</b>	<b>Recalc Res.</b>	<b>Cal Level</b>	<b>%Rec.</b>	<b>Qual</b>
Aroclor 1254	0.0000	0.00	500	0	
Aroclor 1254	0.0000	0.00	500	0	

## CALIBRATION SEQUENCE REVIEW SHEET

SEQUENCE: 0D09025

0D09025-CALD	Inst. MRL	Recalc Res.	Cal Level	%Rec.	Qual
Aroclor 1262	0.0000	0.00	500	0	
Aroclor 1262	0.0000	0.00	500	0	
0D09025-CALE	Inst. MRL	Recalc Res.	Cal Level	%Rec.	Qual
Aroclor 1268	0.0000	0.00	500	0	
Aroclor 1268	0.0000	0.00	500	0	

Compounds listed above have recalculated recoveries outside 70-130% of the true values, and the calibration levels are above the reporting level. If no compounds are listed, all are OK. Please see the next section for quadratic fit compounds.

### Analytes With Quadratic Curve Fits

Qualifier   iMDL   iMRL   Spike Amt   %Difference   OK?   Raise MRL to ?  
\_\_\_\_\_         \_\_\_\_\_

Analytes listed above have quadratic curve fits. If they are using a weighting option, they must be checked against the requested curve points to determine if the recalculated results are within limits (70-130 or as specified).

### ICV RECOVERIES

Calibration: **A0D1002**

Instrument: **DUALECD2R**

8082 PCBs

Sequence: **0D09025**

Matrix: **Water**

0D09025-ICV1	Inst. MRL	ICV Level	Result	%Rec.	Qual
1260 (6)	20	500	347.61	70	
<b>1260 (6)</b>	20	500	<b>347.61</b>	70	
1260 (6)	20	500	347.61	70	
1260 (6)	20	500	347.61	70	
<b>1260 (6)</b>	20	500	<b>347.61</b>	70	
1260 (6)		500	347.61	70	
1260 (6)	20	500	347.61	70	
1260 (6)	20	500	347.61	70	
1260 (6)	20	500	347.61	70	
1260 (6)	20	500	347.61	70	
1260 (6)	20	500	347.61	70	
1260 (6)		500	347.61	70	

Compounds listed above have Initial Calibration Verification standard recoveries outside 70-130% of the true values. If no compounds are listed, all have passing recoveries.

Quantitation Report (Not Reviewed)

Data Path : K:\DATA\0D09025\  
 Data File : ECD2R008.D  
 Signal(s) : ECD2B.CH  
 Acq On : 09 Apr 2020 10:04  
 Operator : MJB / KAK  
 Sample : 0D09025-ICB1  
 Misc :   
 ALS Vial : 53 Sample Multiplier: 1

Integration File: events.e  
 Quant Time: Apr 10 08:20:01 2020  
 Quant Method : L:\Methods\RECD2\_QUANTPCB\_200409.M  
 Quant Title : PCB Data Analysis  
 QLast Update : Fri Apr 10 07:54:48 2020  
 Response via : Initial Calibration  
 Integrator: ChemStation 6890 Scale Mode: Small noise peaks clipped

*Handwritten:*  
 A/110/20  
 Clean

Compound	R.T.	Response	Conc Units
System Monitoring Compounds			
1) S TCMX (S)	5.565	29296194	98.883 ng/ml
62) S DCBP (S)	10.435	13964037	83.633 ng/ml
Target Compounds			
2) Aroclor 1016 (1)	6.231	9316	0.976 ng/ml
3) Aroclor 1016 (2)	6.731	17215	1.031 ng/ml
4) Aroclor 1016 (3)	6.860	18966	2.454 ng/ml
5) Aroclor 1016 (4)	6.942	19153	2.387 ng/ml
6) Aroclor 1016 (5)	6.980	19624	2.260 ng/ml
7) Aroclor 1016 (6)	7.104	20601	2.344 ng/ml
8) Aroclor 1016 - AVE	0.000	0	N.D. ng/ml
9) Aroclor 1221 (1)	0.000	0	N.D. ng/ml
10) Aroclor 1221 (2)	5.838	9237	4.266 ng/ml
11) Aroclor 1221 (3)	5.872	610404	84.508 ng/ml
12) Aroclor 1221 - AVE	0.000	0	N.D. ng/ml
13) Aroclor 1232 (1)	5.872	610404	99.909 ng/ml
14) Aroclor 1232 (2)	6.231	9316	2.493 ng/ml
15) Aroclor 1232 (3)	6.731	17215	2.511 ng/ml
16) Aroclor 1232 (4)	6.942	19153	7.583 ng/ml
17) Aroclor 1232 (5)	6.980	19624	6.457 ng/ml
18) Aroclor 1232 (6)	7.104	20601	6.429 ng/ml
19) Aroclor 1232 - AVE	0.000	0	N.D. ng/ml
20) Aroclor 1242 (1)	6.231	9316	1.336 ng/ml
21) Aroclor 1242 (2)	6.731	17215	1.380 ng/ml
22) Aroclor 1242 (3)	6.860	18966	3.358 ng/ml
23) Aroclor 1242 (4)	6.942	19153	3.603 ng/ml
24) Aroclor 1242 (5)	6.980	19624	3.214 ng/ml
25) Aroclor 1242 (6)	7.104	20601	3.161 ng/ml
26) Aroclor 1242 - AVE	0.000	0	N.D. ng/ml
27) Aroclor 1248 (1)	6.731	17215	2.440 ng/ml
28) Aroclor 1248 (2)	6.942	19153	2.131 ng/ml
29) Aroclor 1248 (3)	6.980	19624	2.349 ng/ml
30) Aroclor 1248 (4)	7.104	20601	2.029 ng/ml
31) Aroclor 1248 (5)	7.477	20943	1.621 ng/ml
32) Aroclor 1248 (6)	7.661	44215	3.837 ng/ml
33) Aroclor 1248 - AVE	0.000	0	N.D. ng/ml
34) Aroclor 1254 (1)	7.444	21417	1.661 ng/ml
35) Aroclor 1254 (2)	7.661	44215	2.163 ng/ml
36) Aroclor 1254 (3)	7.962	19703	0.892 ng/ml
37) Aroclor 1254 (4)	8.209	223813	12.895 ng/ml
38) Aroclor 1254 (5)	8.526	18473	1.116 ng/ml
39) Aroclor 1254 (6)	8.776	35809	7.125 ng/ml
40) Aroclor 1254 - AVE	0.000	0	N.D. ng/ml

Quantitation Report (Not Reviewed)

Data Path : K:\DATA\0D09025\  
 Data File : ECD2R008.D  
 Signal(s) : ECD2B.CH  
 Acq On : 09 Apr 2020 10:04  
 Operator : MJB / KAK  
 Sample : 0D09025-ICB1  
 Misc :  
 ALS Vial : 53 Sample Multiplier: 1

Integration File: events.e  
 Quant Time: Apr 10 08:20:01 2020  
 Quant Method : L:\Methods\RECD2\_QUANTPCB\_200409.M  
 Quant Title : PCB Data Analysis  
 QLast Update : Fri Apr 10 07:54:48 2020  
 Response via : Initial Calibration  
 Integrator: ChemStation 6890 Scale Mode: Small noise peaks clipped

Compound	R.T.	Response	Conc Units
41) Aroclor 1260 (1)	8.081	18558	1.112 ng/ml
42) Aroclor 1260 (2)	8.319	26884	1.298 ng/ml
43) Aroclor 1260 (3)	8.526	18473	0.888 ng/ml
44) Aroclor 1260 (4)	8.991	10285	0.303 ng/ml
45) Aroclor 1260 (5)	9.247	10369	0.524 ng/ml
46) Aroclor 1260 (6)	9.795	4888	0.628 ng/ml
47) Aroclor 1260 - AVE	0.000	0	N.D. ng/ml
48) Aroclor 1262 (1)	8.319	26884	1.652 ng/ml
49) Aroclor 1262 (2)	8.575	17893	0.819 ng/ml
50) Aroclor 1262 (3)	8.776	35809	1.995 ng/ml
51) Aroclor 1262 (4)	8.991	10285	0.266 ng/ml
52) Aroclor 1262 (5)	9.247	10369	0.444 ng/ml
53) Aroclor 1262 (6)	9.795	4888	0.470 ng/ml
54) Aroclor 1262 - AVE	0.000	0	N.D. ng/ml
55) Aroclor 1268 (1)	8.776	35809	3.688 ng/ml
56) Aroclor 1268 (2)	9.247	10369	0.241 ng/ml
57) Aroclor 1268 (3)	9.307	7676	0.217 ng/ml
58) Aroclor 1268 (4)	9.516	313251	10.472 ng/ml
59) Aroclor 1268 (5)	9.795	4888	0.408 ng/ml
60) Aroclor 1268 (6)	10.134	595520	7.356 ng/ml
61) Aroclor 1268 - AVE	0.000	0	N.D. ng/ml

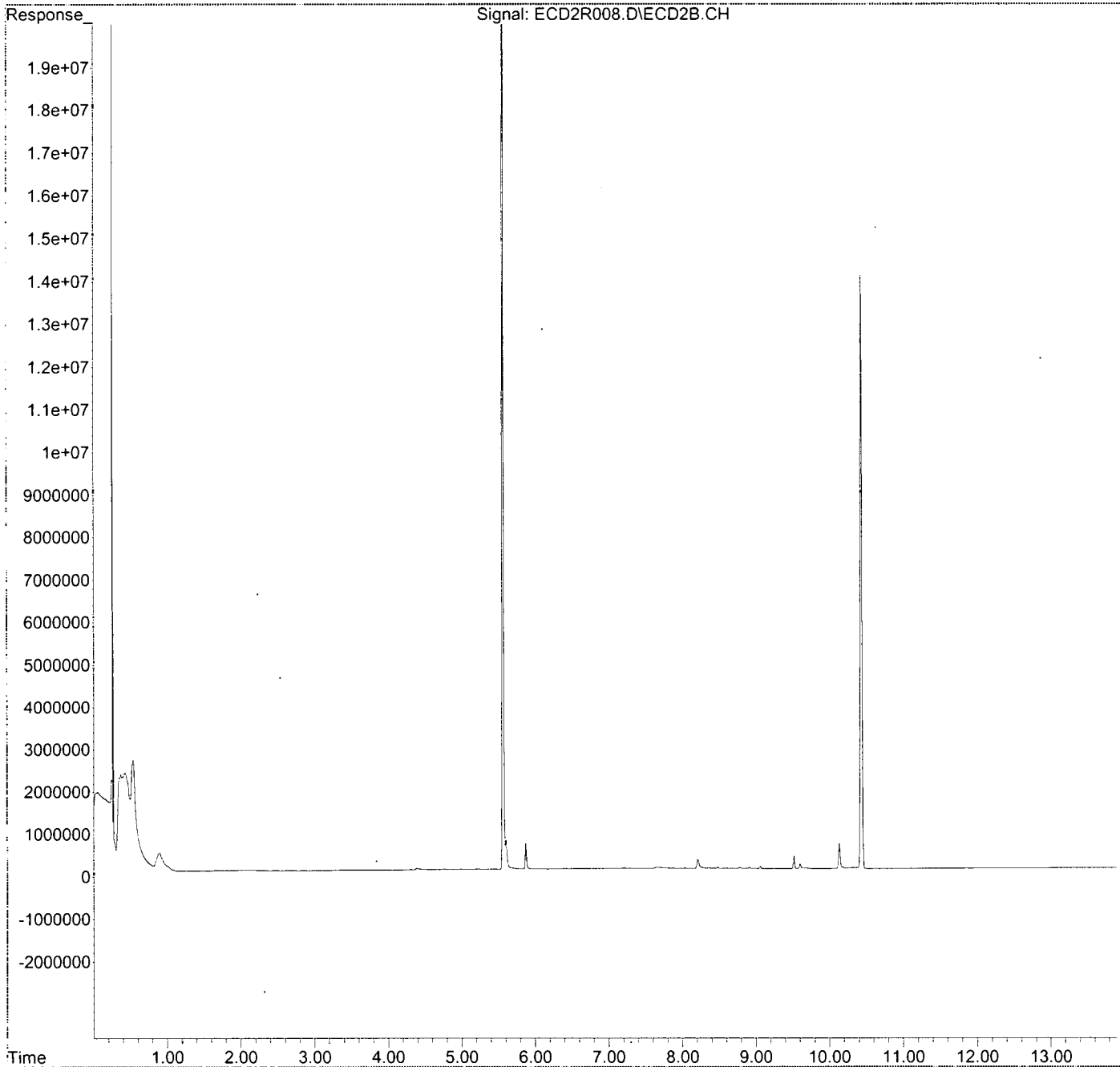
(f)=RT Delta > 1/2 Window

(m)=manual int.

Quantitation Report (Not Reviewed)

Data Path : K:\DATA\0D09025\  
Data File : ECD2R008.D  
Signal(s) : ECD2B.CH  
Acq On : 09 Apr 2020 10:04  
Operator : MJB / KAK  
Sample : 0D09025-ICB1  
Misc :  
ALS Vial : 53 Sample Multiplier: 1

Integration File: events.e  
Quant Time: Apr 10 08:20:01 2020  
Quant Method : L:\Methods\RECD2\_QUANTPCB\_200409.M  
Quant Title : PCB Data Analysis  
QLast Update : Fri Apr 10 07:54:48 2020  
Response via : Initial Calibration  
Integrator: ChemStation 6890 Scale Mode: Small noise peaks clipped





Quantitation Report (Not Reviewed)

Data Path : K:\DATA\0D09025\  
 Data File : ECD2R016.D  
 Signal(s) : ECD2B.CH  
 Acq On : 09 Apr 2020 12:25  
 Operator : MJB / KAK  
 Sample : 0D09025-IBL1  
 Misc :   
 ALS Vial : 51 Sample Multiplier: 1

Integration File: events.e  
 Quant Time: Apr 10 08:20:24 2020  
 Quant Method : L:\Methods\RECD2\_QUANTPCB\_200409.M  
 Quant Title : PCB Data Analysis  
 QLast Update : Fri Apr 10 07:54:48 2020  
 Response via : Initial Calibration  
 Integrator: ChemStation 6890 Scale Mode: Small noise peaks clipped

*Handwritten:*  
 4/10/20  
 No Carry-over

Compound	R.T.	Response	Conc Units
System Monitoring Compounds			
1) S TCMX (S)	5.555	16421	0.055 ng/ml
62) S DCBP (S)	10.433	26143	0.157 ng/ml
Target Compounds			
2) Aroclor 1016 (1)	6.239	22408	2.348 ng/ml
3) Aroclor 1016 (2)	6.739	30614	1.833 ng/ml
4) Aroclor 1016 (3)	6.854	30377	3.931 ng/ml
5) Aroclor 1016 (4)	6.940	30931	3.855 ng/ml
6) Aroclor 1016 (5)	6.990	31360	3.611 ng/ml
7) Aroclor 1016 (6)	7.109	33262	3.785 ng/ml
8) Aroclor 1016 - AVE	0.000	0	N.D. ng/ml
9) Aroclor 1221 (1)	5.736	24023	10.864 ng/ml
10) Aroclor 1221 (2)	5.813	18667	8.622 ng/ml
11) Aroclor 1221 (3)	5.913	22543	3.121 ng/ml
12) Aroclor 1221 - AVE	0.000	0	N.D. ng/ml
13) Aroclor 1232 (1)	5.913	22543	3.690 ng/ml
14) Aroclor 1232 (2)	6.239	22408	5.997 ng/ml
15) Aroclor 1232 (3)	6.739	30614	4.465 ng/ml
16) Aroclor 1232 (4)	6.940	30931	12.246 ng/ml
17) Aroclor 1232 (5)	6.990	31360	10.319 ng/ml
18) Aroclor 1232 (6)	7.109	33262	10.381 ng/ml
19) Aroclor 1232 - AVE	0.000	0	N.D. ng/ml
20) Aroclor 1242 (1)	6.239	22408	3.214 ng/ml
21) Aroclor 1242 (2)	6.739	30614	2.453 ng/ml
22) Aroclor 1242 (3)	6.854	30377	5.379 ng/ml
23) Aroclor 1242 (4)	6.940	30931	5.819 ng/ml
24) Aroclor 1242 (5)	6.990	31360	5.136 ng/ml
25) Aroclor 1242 (6)	7.109	33262	5.103 ng/ml
26) Aroclor 1242 - AVE	0.000	0	N.D. ng/ml
27) Aroclor 1248 (1)	6.739	30614	4.339 ng/ml
28) Aroclor 1248 (2)	6.940	30931	3.441 ng/ml
29) Aroclor 1248 (3)	6.990	31360	3.754 ng/ml
30) Aroclor 1248 (4)	7.109	33262	3.276 ng/ml
31) Aroclor 1248 (5)	7.474	29504	2.284 ng/ml
32) Aroclor 1248 (6)	7.659	50232	4.359 ng/ml
33) Aroclor 1248 - AVE	0.000	0	N.D. ng/ml
34) Aroclor 1254 (1)	7.444	30203	2.342 ng/ml
35) Aroclor 1254 (2)	7.659	50232	2.457 ng/ml
36) Aroclor 1254 (3)	7.948	27141	1.229 ng/ml
37) Aroclor 1254 (4)	8.166	26242	1.512 ng/ml
38) Aroclor 1254 (5)	8.514	24791	1.498 ng/ml
39) Aroclor 1254 (6)	8.712	19559	3.892 ng/ml
40) Aroclor 1254 - AVE	0.000	0	N.D. ng/ml

Quantitation Report (Not Reviewed)

Data Path : K:\DATA\0D09025\  
 Data File : ECD2R016.D  
 Signal(s) : ECD2B.CH  
 Acq On : 09 Apr 2020 12:25  
 Operator : MJB / KAK  
 Sample : 0D09025-IBL1  
 Misc :  
 ALS Vial : 51 Sample Multiplier: 1

Integration File: events.e  
 Quant Time: Apr 10 08:20:24 2020  
 Quant Method : L:\Methods\RECD2\_QUANTPCB\_200409.M  
 Quant Title : PCB Data Analysis  
 QLast Update : Fri Apr 10 07:54:48 2020  
 Response via : Initial Calibration  
 Integrator: ChemStation 6890 Scale Mode: Small noise peaks clipped

Compound	R.T.	Response	Conc Units
41) Aroclor 1260 (1)	8.081	27494	1.648 ng/ml
42) Aroclor 1260 (2)	8.301	34858	1.683 ng/ml
43) Aroclor 1260 (3)	8.514	24791	1.191 ng/ml
44) Aroclor 1260 (4)	8.994	18810	0.554 ng/ml
45) Aroclor 1260 (5)	9.245	13909	0.703 ng/ml
46) Aroclor 1260 (6)	9.797	11521	1.480 ng/ml
47) Aroclor 1260 - AVE	0.000	0	N.D. ng/ml
48) Aroclor 1262 (1)	8.301	34858	2.142 ng/ml
49) Aroclor 1262 (2)	8.586	23322	1.068 ng/ml
50) Aroclor 1262 (3)	8.777	37748	2.103 ng/ml
51) Aroclor 1262 (4)	8.994	18810	0.486 ng/ml
52) Aroclor 1262 (5)	9.245	13909	0.596 ng/ml
53) Aroclor 1262 (6)	9.797	11521	1.108 ng/ml
54) Aroclor 1262 - AVE	0.000	0	N.D. ng/ml
55) Aroclor 1268 (1)	8.809	22198	2.286 ng/ml
56) Aroclor 1268 (2)	9.245	13909	0.323 ng/ml
57) Aroclor 1268 (3)	9.316	11312	0.319 ng/ml
58) Aroclor 1268 (4)	9.524	10975	0.367 ng/ml
59) Aroclor 1268 (5)	9.797	11521	0.962 ng/ml
60) Aroclor 1268 (6)	10.137	10576	0.131 ng/ml
61) Aroclor 1268 - AVE	0.000	0	N.D. ng/ml

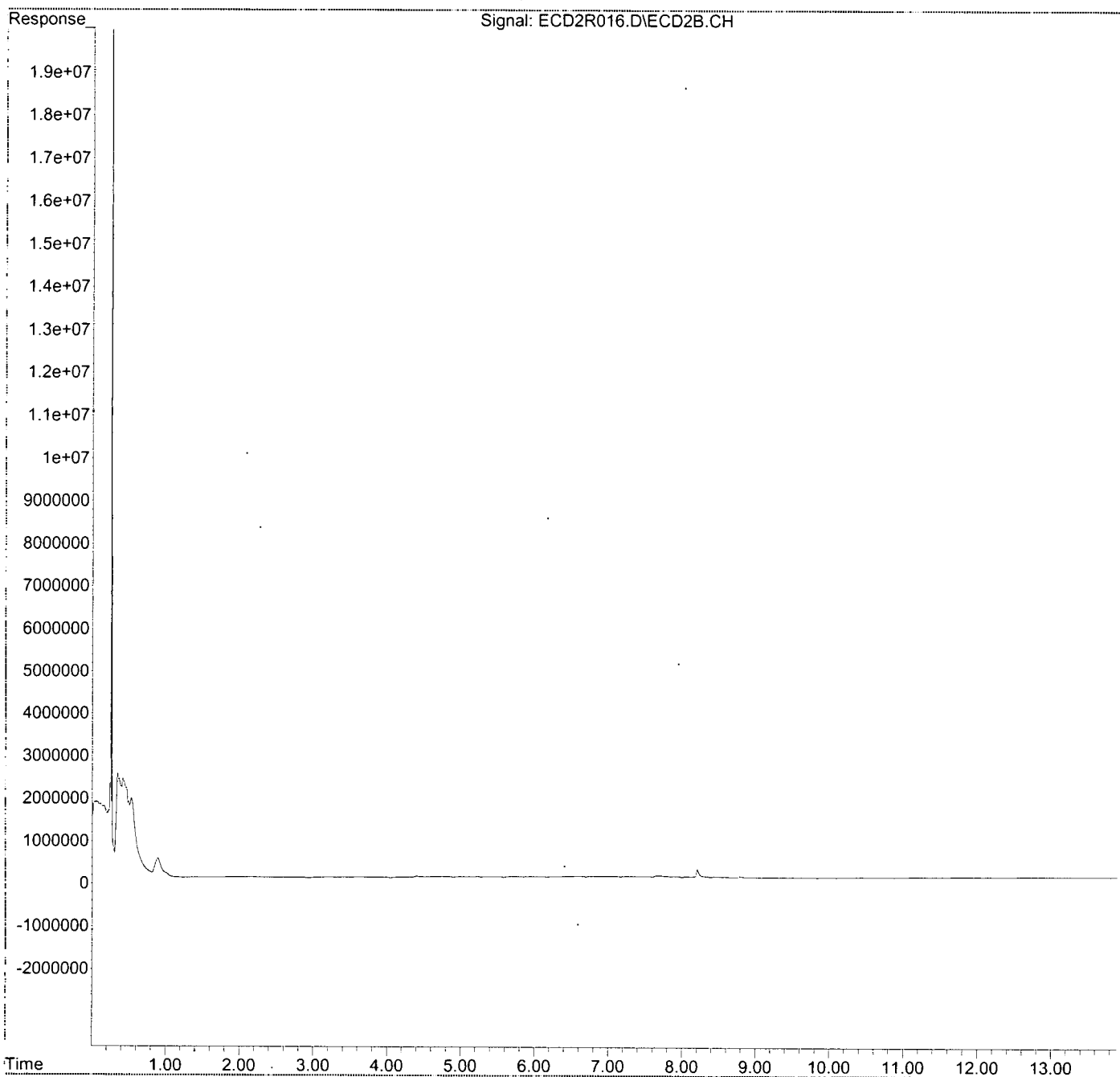
(f)=RT Delta > 1/2 Window

(m)=manual int.

Quantitation Report (Not Reviewed)

Data Path : K:\DATA\0D09025\  
Data File : ECD2R016.D  
Signal(s) : ECD2B.CH  
Acq On : 09 Apr 2020 12:25  
Operator : MJB / KAK  
Sample : 0D09025-IBL1  
Misc :  
ALS Vial : 51 Sample Multiplier: 1

Integration File: events.e  
Quant Time: Apr 10 08:20:24 2020  
Quant Method : L:\Methods\RECD2\_QUANTPCB\_200409.M  
Quant Title : PCB Data Analysis  
QLast Update : Fri Apr 10 07:54:48 2020  
Response via : Initial Calibration  
Integrator: ChemStation 6890 Scale Mode: Small noise peaks clipped



Quantitation Report (Not Reviewed)

Data Path : K:\DATA\0D09025\  
 Data File : ECD2R017.D  
 Signal(s) : ECD2B.CH  
 Acq On : 09 Apr 2020 12:42  
 Operator : MJB / KAK  
 Sample : 0D09025-ICV1  
 Misc :   
 ALS Vial : 61 Sample Multiplier: 1

*Handwritten:*  
 4/10/20  
 1016, 1260

Integration File: events.e  
 Quant Time: Apr 10 08:20:47 2020  
 Quant Method : L:\Methods\RECD2\_QUANTPCB\_200409.M  
 Quant Title : PCB Data Analysis  
 QLast Update : Fri Apr 10 07:54:48 2020  
 Response via : Initial Calibration  
 Integrator: ChemStation 6890 Scale Mode: Small noise peaks clipped

Compound	R.T.	Response	Conc Units
System Monitoring Compounds			
1) S TCMX (S)	5.566	60512883	204.249 ng/ml
62) S DCBP (S)	10.435	33483221	200.538 ng/ml
Target Compounds			
2) Aroclor 1016 (1)	6.237	4332857	453.919 ng/ml
3) Aroclor 1016 (2)	6.726	7617312	456.016 ng/ml
4) Aroclor 1016 (3)	6.852	3536299	457.571 ng/ml
5) Aroclor 1016 (4)	6.940	3453192	430.398 ng/ml
6) Aroclor 1016 (5)	6.984	3757774	432.724 ng/ml
7) Aroclor 1016 (6)	7.110	3753557	427.129 ng/ml
8) Aroclor 1016 - AVE	0.000	0	N.D. ng/ml
9) Aroclor 1221 (1)	5.741	303583	137.296 ng/ml
10) Aroclor 1221 (2)	5.814	560552	258.910 ng/ml
11) Aroclor 1221 (3)	5.901	2621624	362.955 ng/ml
12) Aroclor 1221 - AVE	0.000	0	N.D. ng/ml
13) Aroclor 1232 (1)	5.901	2621624	429.098 ng/ml
14) Aroclor 1232 (2)	6.237	4332857	1159.591 ng/ml
15) Aroclor 1232 (3)	6.726	7617312	1111.016 ng/ml
16) Aroclor 1232 (4)	6.940	3453192	1367.202 ng/ml
17) Aroclor 1232 (5)	6.984	3757774	1236.533 ng/ml
18) Aroclor 1232 (6)	7.110	3753557	1171.485 ng/ml
19) Aroclor 1232 - AVE	0.000	0	N.D. ng/ml
20) Aroclor 1242 (1)	6.237	4332857	621.457 ng/ml
21) Aroclor 1242 (2)	6.726	7617312	610.396 ng/ml
22) Aroclor 1242 (3)	6.852	3536299	626.141 ng/ml
23) Aroclor 1242 (4)	6.940	3453192	649.645 ng/ml
24) Aroclor 1242 (5)	6.984	3757774	615.465 ng/ml
25) Aroclor 1242 (6)	7.110	3753557	575.892 ng/ml
26) Aroclor 1242 - AVE	0.000	0	N.D. ng/ml
27) Aroclor 1248 (1)	6.726	7617312	1079.688 ng/ml
28) Aroclor 1248 (2)	6.940	3453192	384.153 ng/ml
29) Aroclor 1248 (3)	6.984	3757774	449.799 ng/ml
30) Aroclor 1248 (4)	7.110	3753557	369.632 ng/ml
31) Aroclor 1248 (5)	7.474	766516	59.328 ng/ml
32) Aroclor 1248 (6)	7.632	3615605	313.755 ng/ml
33) Aroclor 1248 - AVE	0.000	0	N.D. ng/ml
34) Aroclor 1254 (1)	7.451	3166120	245.509 ng/ml
35) Aroclor 1254 (2)	7.632	3615605	176.834 ng/ml
36) Aroclor 1254 (3)	7.942	1965601	88.975 ng/ml
37) Aroclor 1254 (4)	8.181	1213400	69.910 ng/ml
38) Aroclor 1254 (5)	8.516	11570211	699.299 ng/ml
39) Aroclor 1254 (6)	8.732	1274625	253.605 ng/ml
40) Aroclor 1254 - AVE	0.000	0	N.D. ng/ml

*Handwritten:* 442.960

Quantitation Report (Not Reviewed)

Data Path : K:\DATA\0D09025\  
 Data File : ECD2R017.D  
 Signal(s) : ECD2B.CH  
 Acq On : 09 Apr 2020 12:42  
 Operator : MJB / KAK  
 Sample : 0D09025-ICV1  
 Misc :  
 ALS Vial : 61 Sample Multiplier: 1

Integration File: events.e  
 Quant Time: Apr 10 08:20:47 2020  
 Quant Method : L:\Methods\RECD2\_QUANTPCB\_200409.M  
 Quant Title : PCB Data Analysis  
 QLast Update : Fri Apr 10 07:54:48 2020  
 Response via : Initial Calibration  
 Integrator: ChemStation 6890 Scale Mode: Small noise peaks clipped

Compound	R.T.	Response	Conc Units
41) Aroclor 1260 (1)	8.077	8624569	516.925 ng/ml
42) Aroclor 1260 (2)	8.284	9538251	460.412 ng/ml
43) Aroclor 1260 (3)	8.516	11570211	555.901 ng/ml
44) Aroclor 1260 (4)	8.995	15001059	441.858 ng/ml
45) Aroclor 1260 (5)	9.247	9169394	463.291 ng/ml
46) Aroclor 1260 (6)	9.797	2705827	347.611 ng/ml
47) Aroclor 1260 - AVE	0.000	0	N.D. ng/ml
48) Aroclor 1262 (1)	8.284	9538251	586.222 ng/ml
49) Aroclor 1262 (2)	8.585	6202809	284.031 ng/ml
50) Aroclor 1262 (3)	8.761	6837975	380.993 ng/ml
51) Aroclor 1262 (4)	8.995	15001059	387.851 ng/ml
52) Aroclor 1262 (5)	9.247	9169394	392.870 ng/ml
53) Aroclor 1262 (6)	9.797	2705827	260.232 ng/ml
54) Aroclor 1262 - AVE	0.000	0	N.D. ng/ml
55) Aroclor 1268 (1)	8.802	439387	45.258 ng/ml
56) Aroclor 1268 (2)	9.247	9169394	212.740 ng/ml
57) Aroclor 1268 (3)	9.309	2817654	79.537 ng/ml
58) Aroclor 1268 (4)	9.517	358969	12.000 ng/ml
59) Aroclor 1268 (5)	9.797	2705827	226.032 ng/ml
60) Aroclor 1268 (6)	10.134	884088	10.920 ng/ml
61) Aroclor 1268 - AVE	0.000	0	N.D. ng/ml

464.333

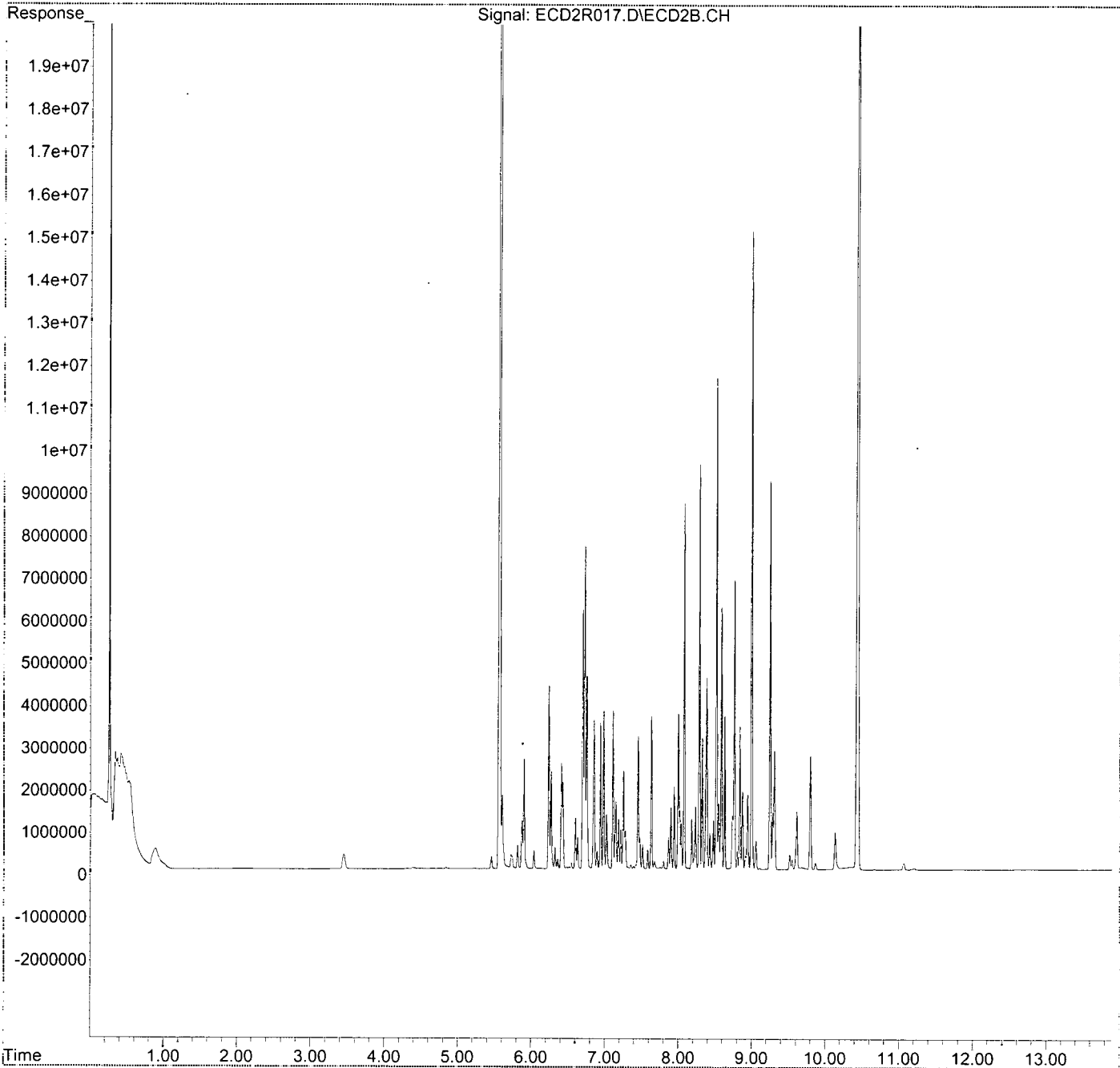
(f)=RT Delta > 1/2 Window

(m)=manual int.

Quantitation Report (Not Reviewed)

Data Path : K:\DATA\0D09025\  
Data File : ECD2R017.D  
Signal(s) : ECD2B.CH  
Acq On : 09 Apr 2020 12:42  
Operator : MJB / KAK  
Sample : 0D09025-ICV1  
Misc :  
ALS Vial : 61 Sample Multiplier: 1

Integration File: events.e  
Quant Time: Apr 10 08:20:47 2020  
Quant Method : L:\Methods\RECD2\_QUANTPCB\_200409.M  
Quant Title : PCB Data Analysis  
QLast Update : Fri Apr 10 07:54:48 2020  
Response via : Initial Calibration  
Integrator: ChemStation 6890 Scale Mode: Small noise peaks clipped



Quantitation Report (Not Reviewed)

Data Path : K:\DATA\0D09025\  
 Data File : ECD2R025.D  
 Signal(s) : ECD2B.CH  
 Acq On : 09 Apr 2020 15:03  
 Operator : MJB / KAK  
 Sample : 0D09025-ICV2  
 Misc :   
 ALS Vial : 69 Sample Multiplier: 1

Integration File: events.e  
 Quant Time: Apr 10 08:21:09 2020  
 Quant Method : L:\Methods\RECD2\_QUANTPCB\_200409.M  
 Quant Title : PCB Data Analysis  
 QLast Update : Fri Apr 10 07:54:48 2020  
 Response via : Initial Calibration  
 Integrator: ChemStation 6890 Scale Mode: Small noise peaks clipped

*Handwritten:*  
 4/10/20  
 1221, 1254

Compound	R.T.	Response	Conc Units
System Monitoring Compounds			
1) S TCMX (S)	5.564	11334405	38.257 ng/ml
62) S DCBP (S)	10.436	13366401	80.054 ng/ml
Target Compounds			
2) Aroclor 1016 (1)	6.237	799786	83.787 ng/ml
3) Aroclor 1016 (2)	6.726	1218215	72.929 ng/ml
4) Aroclor 1016 (3)	6.853	596626	77.199 ng/ml
5) Aroclor 1016 (4)	6.940	4124565	514.076 ng/ml
6) Aroclor 1016 (5)	6.985	1531516	176.361 ng/ml
7) Aroclor 1016 (6)	7.110	2583087	293.937 ng/ml
8) Aroclor 1016 - AVE	0.000	0	N.D. ng/ml
9) Aroclor 1221 (1)	5.742	2170164	981.463 ng/ml
10) Aroclor 1221 (2)	5.815	2188157	1010.673 ng/ml
11) Aroclor 1221 (3)	5.902	6961535	963.801 ng/ml
12) Aroclor 1221 - AVE	0.000	0	N.D. ng/ml
13) Aroclor 1232 (1)	5.902	6961535	1139.438 ng/ml
14) Aroclor 1232 (2)	6.237	799786	214.045 ng/ml
15) Aroclor 1232 (3)	6.726	1218215	177.682 ng/ml
16) Aroclor 1232 (4)	6.940	4124565	1633.015 ng/ml
17) Aroclor 1232 (5)	6.985	1531516	503.960 ng/ml
18) Aroclor 1232 (6)	7.110	2583087	806.181 ng/ml
19) Aroclor 1232 - AVE	0.000	0	N.D. ng/ml
20) Aroclor 1242 (1)	6.237	799786	114.712 ng/ml
21) Aroclor 1242 (2)	6.726	1218215	97.619 ng/ml
22) Aroclor 1242 (3)	6.853	596626	105.639 ng/ml
23) Aroclor 1242 (4)	6.940	4124565	775.950 ng/ml
24) Aroclor 1242 (5)	6.985	1531516	250.839 ng/ml
25) Aroclor 1242 (6)	7.110	2583087	396.312 ng/ml
26) Aroclor 1242 - AVE	0.000	0	N.D. ng/ml
27) Aroclor 1248 (1)	6.726	1218215	172.671 ng/ml
28) Aroclor 1248 (2)	6.940	4124565	458.840 ng/ml
29) Aroclor 1248 (3)	6.985	1531516	183.320 ng/ml
30) Aroclor 1248 (4)	7.110	2583087	254.370 ng/ml
31) Aroclor 1248 (5)	7.475	4024379	311.483 ng/ml
32) Aroclor 1248 (6)	7.633	11153012	967.836 ng/ml
33) Aroclor 1248 - AVE	0.000	0	N.D. ng/ml
34) Aroclor 1254 (1)	7.452	6868280	532.584 ng/ml
35) Aroclor 1254 (2)	7.633	11153012	545.478 ng/ml
36) Aroclor 1254 (3)	7.943	11377209	515.003 ng/ml
37) Aroclor 1254 (4)	8.182	8306156	478.558 ng/ml
38) Aroclor 1254 (5)	8.515	8810306	532.491 ng/ml
39) Aroclor 1254 (6)	8.745	2404148	478.339 ng/ml
40) Aroclor 1254 - AVE	0.000	0	N.D. ng/ml

*Handwritten:* 985.312

*Handwritten:* 513.742

Quantitation Report (Not Reviewed)

Data Path : K:\DATA\0D09025\  
 Data File : ECD2R025.D  
 Signal(s) : ECD2B.CH  
 Acq On : 09 Apr 2020 15:03  
 Operator : MJB / KAK  
 Sample : 0D09025-ICV2  
 Misc :  
 ALS Vial : 69 Sample Multiplier: 1

Integration File: events.e  
 Quant Time: Apr 10 08:21:09 2020  
 Quant Method : L:\Methods\RECD2\_QUANTPCB\_200409.M  
 Quant Title : PCB Data Analysis  
 QLast Update : Fri Apr 10 07:54:48 2020  
 Response via : Initial Calibration  
 Integrator: ChemStation 6890 Scale Mode: Small noise peaks clipped

Compound	R.T.	Response	Conc	Units
41) Aroclor 1260 (1)	8.079	4150465	248.764	ng/ml
42) Aroclor 1260 (2)	8.285	5099625	246.159	ng/ml
43) Aroclor 1260 (3)	8.515	8810306	423.299	ng/ml
44) Aroclor 1260 (4)	8.997	1513422	44.578	ng/ml
45) Aroclor 1260 (5)	9.248	1157367	58.477	ng/ml
46) Aroclor 1260 (6)	9.797	90886	11.676	ng/ml
47) Aroclor 1260 - AVE	0.000	0	N.D.	ng/ml
48) Aroclor 1262 (1)	8.285	5099625	313.423	ng/ml
49) Aroclor 1262 (2)	8.585	508777	23.297	ng/ml
50) Aroclor 1262 (3)	8.745	2404148	133.953	ng/ml
51) Aroclor 1262 (4)	8.997	1513422	39.129	ng/ml
52) Aroclor 1262 (5)	9.248	1157367	49.588	ng/ml
53) Aroclor 1262 (6)	9.797	90886	8.741	ng/ml
54) Aroclor 1262 - AVE	0.000	0	N.D.	ng/ml
55) Aroclor 1268 (1)	8.805	68911	7.098	ng/ml
56) Aroclor 1268 (2)	9.248	1157367	26.852	ng/ml
57) Aroclor 1268 (3)	9.309	96043	2.711	ng/ml
58) Aroclor 1268 (4)	9.519	76033	2.542	ng/ml
59) Aroclor 1268 (5)	9.797	90886	7.592	ng/ml
60) Aroclor 1268 (6)	10.139	92889	1.147	ng/ml
61) Aroclor 1268 - AVE	0.000	0	N.D.	ng/ml

(f)=RT Delta > 1/2 Window

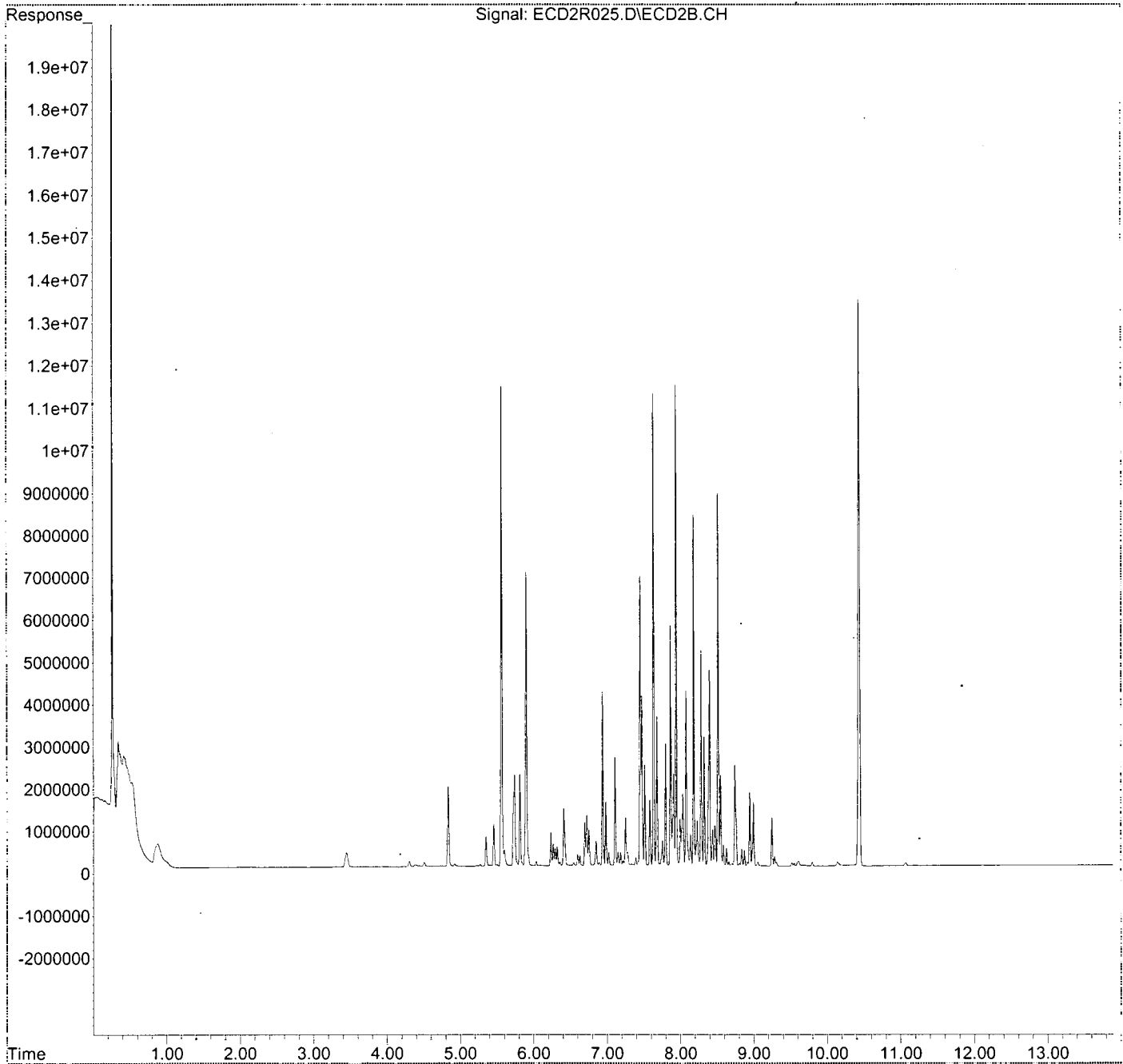
(m)=manual int.



Quantitation Report (Not Reviewed)

Data Path : K:\DATA\0D09025\  
Data File : ECD2R025.D  
Signal(s) : ECD2B.CH  
Acq On : 09 Apr 2020 15:03  
Operator : MJB / KAK  
Sample : 0D09025-ICV2  
Misc :  
ALS Vial : 69 Sample Multiplier: 1

Integration File: events.e  
Quant Time: Apr 10 08:21:09 2020  
Quant Method : L:\Methods\RECD2\_QUANTPCB\_200409.M  
Quant Title : PCB Data Analysis  
QLast Update : Fri Apr 10 07:54:48 2020  
Response via : Initial Calibration  
Integrator: ChemStation 6890 Scale Mode: Small noise peaks clipped



Quantitation Report (Not Reviewed)

Data Path : K:\DATA\0D09025\  
 Data File : ECD2R026.D  
 Signal(s) : ECD2B.CH  
 Acq On : 09 Apr 2020 15:21  
 Operator : MJB / KAK  
 Sample : 0D09025-ICV3  
 Misc :   
 ALS Vial : 70 Sample Multiplier: 1

Integration File: events.e  
 Quant Time: Apr 10 08:21:31 2020  
 Quant Method : L:\Methods\RECD2\_QUANTPCB\_200409.M  
 Quant Title : PCB Data Analysis  
 QLast Update : Fri Apr 10 07:54:48 2020  
 Response via : Initial Calibration  
 Integrator: ChemStation 6890 Scale Mode: Small noise peaks clipped

*Handwritten:*  
 4/10/20  
 1232, 1262

Compound	R.T.	Response	Conc Units
System Monitoring Compounds			
1) S TCMX (S)	5.563	11817153	39.886 ng/ml
62) S DCBP (S)	10.435	14326098	85.802 ng/ml
Target Compounds			
2) Aroclor 1016 (1)	6.237	2121629	222.266 ng/ml
3) Aroclor 1016 (2)	6.727	3827818	229.155 ng/ml
4) Aroclor 1016 (3)	6.853	1732392	224.159 ng/ml
5) Aroclor 1016 (4)	6.940	1576462	196.487 ng/ml
6) Aroclor 1016 (5)	6.984	1715640	197.563 ng/ml
7) Aroclor 1016 (6)	7.109	1797073	204.494 ng/ml
8) Aroclor 1016 - AVE	0.000	0	N.D. ng/ml
9) Aroclor 1221 (1)	5.742	787547	356.171 ng/ml
10) Aroclor 1221 (2)	5.815	886957	409.671 ng/ml
11) Aroclor 1221 (3)	5.902	3262339	451.660 ng/ml
12) Aroclor 1221 - AVE	0.000	0	N.D. ng/ml
13) Aroclor 1232 (1)	5.902	3262339	533.967 ng/ml
14) Aroclor 1232 (2)	6.237	2121629	567.806 ng/ml
15) Aroclor 1232 (3)	6.727	3827818	558.303 ng/ml
16) Aroclor 1232 (4)	6.940	1576462	624.160 ng/ml
17) Aroclor 1232 (5)	6.984	1715640	564.548 ng/ml
18) Aroclor 1232 (6)	7.109	1797073	560.866 ng/ml
19) Aroclor 1232 - AVE	0.000	0	N.D. ng/ml
20) Aroclor 1242 (1)	6.237	2121629	304.303 ng/ml
21) Aroclor 1242 (2)	6.727	3827818	306.734 ng/ml
22) Aroclor 1242 (3)	6.853	1732392	306.739 ng/ml
23) Aroclor 1242 (4)	6.940	1576462	296.578 ng/ml
24) Aroclor 1242 (5)	6.984	1715640	280.995 ng/ml
25) Aroclor 1242 (6)	7.109	1797073	275.717 ng/ml
26) Aroclor 1242 - AVE	0.000	0	N.D. ng/ml
27) Aroclor 1248 (1)	6.727	3827818	542.560 ng/ml
28) Aroclor 1248 (2)	6.940	1576462	175.375 ng/ml
29) Aroclor 1248 (3)	6.984	1715640	205.359 ng/ml
30) Aroclor 1248 (4)	7.109	1797073	176.967 ng/ml
31) Aroclor 1248 (5)	7.475	2141613	165.759 ng/ml
32) Aroclor 1248 (6)	7.632	2804479	243.367 ng/ml
33) Aroclor 1248 - AVE	0.000	0	N.D. ng/ml
34) Aroclor 1254 (1)	7.454	2036161	157.889 ng/ml
35) Aroclor 1254 (2)	7.632	2804479	137.163 ng/ml
36) Aroclor 1254 (3)	7.943	1123917	50.875 ng/ml
37) Aroclor 1254 (4)	8.181	908720	52.356 ng/ml
38) Aroclor 1254 (5)	8.517	6949421	420.020 ng/ml
39) Aroclor 1254 (6)	8.731	2038054	405.499 ng/ml
40) Aroclor 1254 - AVE	0.000	0	N.D. ng/ml

*Handwritten:* 568.275

Quantitation Report (Not Reviewed)

Data Path : K:\DATA\0D09025\  
 Data File : ECD2R026.D  
 Signal(s) : ECD2B.CH  
 Acq On : 09 Apr 2020 15:21  
 Operator : MJB / KAK  
 Sample : 0D09025-ICV3  
 Misc :  
 ALS Vial : 70 Sample Multiplier: 1

Integration File: events.e  
 Quant Time: Apr 10 08:21:31 2020  
 Quant Method : L:\Methods\RECD2\_QUANTPCB\_200409.M  
 Quant Title : PCB Data Analysis  
 QLast Update : Fri Apr 10 07:54:48 2020  
 Response via : Initial Calibration  
 Integrator: ChemStation 6890 Scale Mode: Small noise peaks clipped

Compound	R.T.	Response	Conc Units
41) Aroclor 1260 (1)	8.078	7270646	435.776 ng/ml
42) Aroclor 1260 (2)	8.285	8543883	412.414 ng/ml
43) Aroclor 1260 (3)	8.517	6949421	333.891 ng/ml
44) Aroclor 1260 (4)	8.996	20255963	596.641 ng/ml
45) Aroclor 1260 (5)	9.248	12399772	626.508 ng/ml
46) Aroclor 1260 (6)	9.797	5544943	712.345 ng/ml
47) Aroclor 1260 - AVE	0.000	0	N.D. ng/ml
48) Aroclor 1262 (1)	8.285	8543883	525.108 ng/ml
49) Aroclor 1262 (2)	8.585	11714626	536.421 ng/ml
50) Aroclor 1262 (3)	8.761	9328522	519.760 ng/ml
51) Aroclor 1262 (4)	8.996	20255963	523.716 ng/ml
52) Aroclor 1262 (5)	9.248	12399772	531.278 ng/ml
53) Aroclor 1262 (6)	9.797	5544943	533.283 ng/ml
54) Aroclor 1262 - AVE	0.000	0	N.D. ng/ml
55) Aroclor 1268 (1)	8.802	1281000	131.948 ng/ml
56) Aroclor 1268 (2)	9.248	12399772	287.689 ng/ml
57) Aroclor 1268 (3)	9.309	6608679	186.551 ng/ml
58) Aroclor 1268 (4)	9.517	507338	16.960 ng/ml
59) Aroclor 1268 (5)	9.797	5544943	463.198 ng/ml
60) Aroclor 1268 (6)	10.133	1731126	21.383 ng/ml
61) Aroclor 1268 - AVE	0.000	0	N.D. ng/ml

528.261

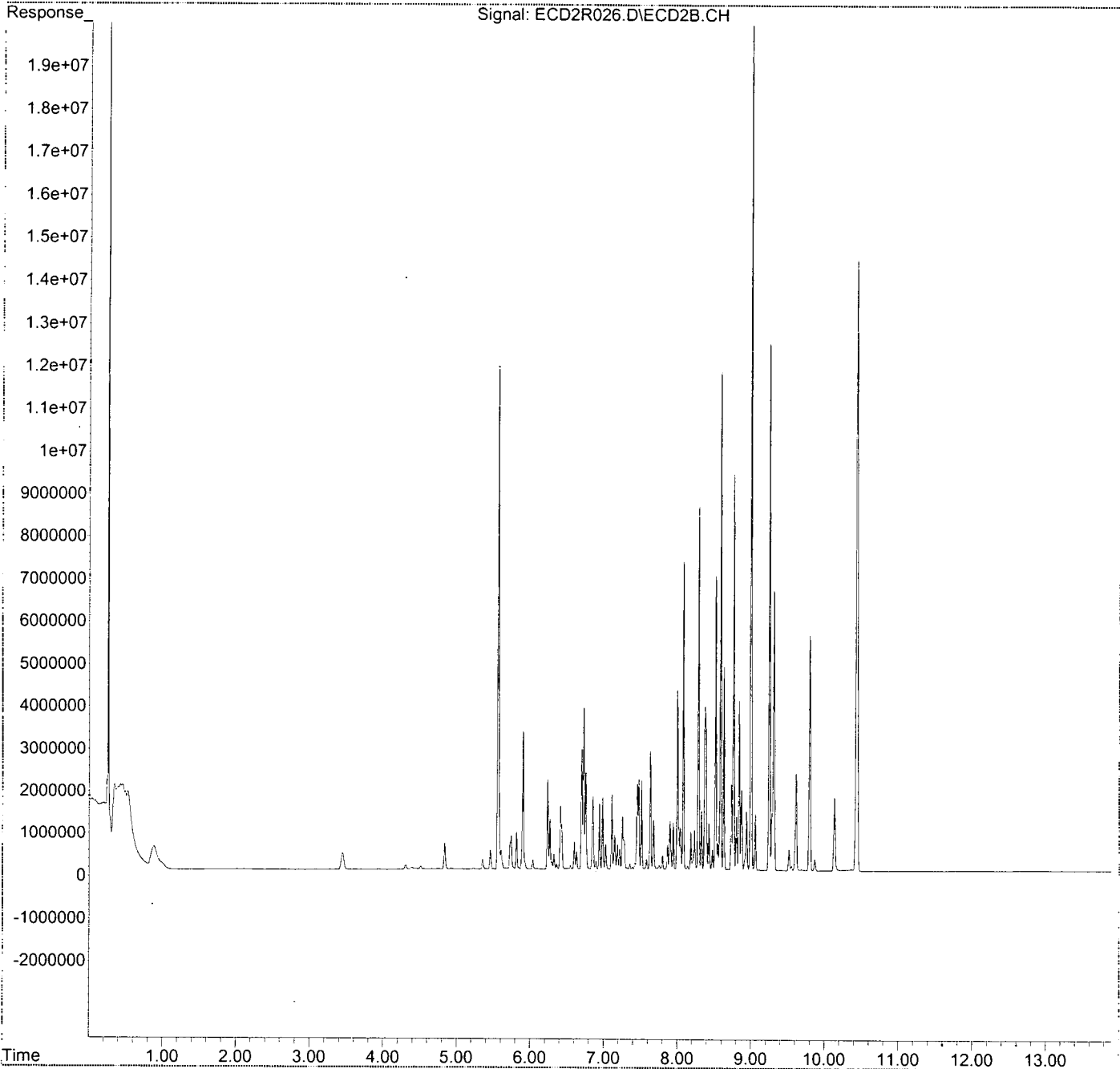
(f)=RT Delta > 1/2 Window

(m)=manual int.

Quantitation Report (Not Reviewed)

Data Path : K:\DATA\0D09025\  
Data File : ECD2R026.D  
Signal(s) : ECD2B.CH  
Acq On : 09 Apr 2020 15:21  
Operator : MJB / KAK  
Sample : 0D09025-ICV3  
Misc :  
ALS Vial : 70 Sample Multiplier: 1

Integration File: events.e  
Quant Time: Apr 10 08:21:31 2020  
Quant Method : L:\Methods\RECD2\_QUANTPCB\_200409.M  
Quant Title : PCB Data Analysis  
QLast Update : Fri Apr 10 07:54:48 2020  
Response via : Initial Calibration  
Integrator: ChemStation 6890 Scale Mode: Small noise peaks clipped



Quantitation Report (Not Reviewed)

Data Path : K:\DATA\0D09025\  
 Data File : ECD2R027.D  
 Signal(s) : ECD2B.CH  
 Acq On : 09 Apr 2020 15:39  
 Operator : MJB / KAK  
 Sample : 0D09025-ICV4  
 Misc :   
 ALS Vial : 71 Sample Multiplier: 1

*Handwritten:*  
 4/10/20  
 1242, 1268

Integration File: events.e  
 Quant Time: Apr 10 08:21:53 2020  
 Quant Method : L:\Methods\RECD2\_QUANTPCB\_200409.M  
 Quant Title : PCB Data Analysis  
 QLast Update : Fri Apr 10 07:54:48 2020  
 Response via : Initial Calibration  
 Integrator: ChemStation 6890 Scale Mode: Small noise peaks clipped

Compound	R.T.	Response	Conc	Units
System Monitoring Compounds				
1) S TCMX (S)	5.564	12585355	42.479	ng/ml
62) S DCBP (S)	10.435	6428255	38.500	ng/ml
Target Compounds				
2) Aroclor 1016 (1)	6.237	3746947	392.538	ng/ml
3) Aroclor 1016 (2)	6.726	6581940	394.033	ng/ml
4) Aroclor 1016 (3)	6.853	2956848	382.594	ng/ml
5) Aroclor 1016 (4)	6.940	2880563	359.027	ng/ml
6) Aroclor 1016 (5)	6.984	3181922	366.412	ng/ml
7) Aroclor 1016 (6)	7.109	3432453	390.589	ng/ml
8) Aroclor 1016 - AVE	0.000	0	N.D.	ng/ml
9) Aroclor 1221 (1)	5.741	273131	123.524	ng/ml
10) Aroclor 1221 (2)	5.815	517885	239.203	ng/ml
11) Aroclor 1221 (3)	5.902	2347202	324.962	ng/ml
12) Aroclor 1221 - AVE	0.000	0	N.D.	ng/ml
13) Aroclor 1232 (1)	5.902	2347202	384.181	ng/ml
14) Aroclor 1232 (2)	6.237	3746947	1002.786	ng/ml
15) Aroclor 1232 (3)	6.726	6581940	960.002	ng/ml
16) Aroclor 1232 (4)	6.940	2880563	1140.485	ng/ml
17) Aroclor 1232 (5)	6.984	3181922	1047.043	ng/ml
18) Aroclor 1232 (6)	7.109	3432453	1071.268	ng/ml
19) Aroclor 1232 - AVE	0.000	0	N.D.	ng/ml
20) Aroclor 1242 (1)	6.237	3746947	537.421	ng/ml
21) Aroclor 1242 (2)	6.726	6581940	527.429	ng/ml
22) Aroclor 1242 (3)	6.853	2956848	523.543	ng/ml
23) Aroclor 1242 (4)	6.940	2880563	541.917	ng/ml
24) Aroclor 1242 (5)	6.984	3181922	521.150	ng/ml
25) Aroclor 1242 (6)	7.109	3432453	526.627	ng/ml
26) Aroclor 1242 - AVE	0.000	0	N.D.	ng/ml
27) Aroclor 1248 (1)	6.726	6581940	932.933	ng/ml
28) Aroclor 1248 (2)	6.940	2880563	320.450	ng/ml
29) Aroclor 1248 (3)	6.984	3181922	380.870	ng/ml
30) Aroclor 1248 (4)	7.109	3432453	338.011	ng/ml
31) Aroclor 1248 (5)	7.475	3838402	297.089	ng/ml
32) Aroclor 1248 (6)	7.630	3019904	262.061	ng/ml
33) Aroclor 1248 - AVE	0.000	0	N.D.	ng/ml
34) Aroclor 1254 (1)	7.457	2512288	194.809	ng/ml
35) Aroclor 1254 (2)	7.630	3019904	147.699	ng/ml
36) Aroclor 1254 (3)	7.942	1129099	51.110	ng/ml
37) Aroclor 1254 (4)	8.182	851940	49.084	ng/ml
38) Aroclor 1254 (5)	8.517	251271	15.187	ng/ml
39) Aroclor 1254 (6)	8.732	212961	42.372	ng/ml
40) Aroclor 1254 - AVE	0.000	0	N.D.	ng/ml

*Handwritten:* 529.681

Quantitation Report (Not Reviewed)

Data Path : K:\DATA\0D09025\  
 Data File : ECD2R027.D  
 Signal(s) : ECD2B.CH  
 Acq On : 09 Apr 2020 15:39  
 Operator : MJB / KAK  
 Sample : 0D09025-ICV4  
 Misc :  
 ALS Vial : 71 Sample Multiplier: 1

Integration File: events.e  
 Quant Time: Apr 10 08:21:53 2020  
 Quant Method : L:\Methods\RECD2\_QUANTPCB\_200409.M  
 Quant Title : PCB Data Analysis  
 QLast Update : Fri Apr 10 07:54:48 2020  
 Response via : Initial Calibration  
 Integrator: ChemStation 6890 Scale Mode: Small noise peaks clipped

Compound	R.T.	Response	Conc Units
41) Aroclor 1260 (1)	8.077	115912	6.947 ng/ml
42) Aroclor 1260 (2)	8.282	200391	9.673 ng/ml
43) Aroclor 1260 (3)	8.517	251271	12.073 ng/ml
44) Aroclor 1260 (4)	8.996	2340587	68.942 ng/ml
45) Aroclor 1260 (5)	9.249	21573068	1089.996 ng/ml
46) Aroclor 1260 (6)	9.798	5981386	768.414 ng/ml
47) Aroclor 1260 - AVE	0.000	0	N.D. ng/ml
48) Aroclor 1262 (1)	8.282	200391	12.316 ng/ml
49) Aroclor 1262 (2)	8.584	4299300	196.868 ng/ml
50) Aroclor 1262 (3)	8.762	356777	19.879 ng/ml
51) Aroclor 1262 (4)	8.996	2340587	60.516 ng/ml
52) Aroclor 1262 (5)	9.249	21573068	924.314 ng/ml
53) Aroclor 1262 (6)	9.798	5981386	575.258 ng/ml
54) Aroclor 1262 - AVE	0.000	0	N.D. ng/ml
55) Aroclor 1268 (1)	8.803	4831559	497.669 ng/ml
56) Aroclor 1268 (2)	9.249	21573068	500.519 ng/ml
57) Aroclor 1268 (3)	9.313	17877819	504.657 ng/ml
58) Aroclor 1268 (4)	9.518	14747837	493.020 ng/ml
59) Aroclor 1268 (5)	9.798	5981386	499.656 ng/ml
60) Aroclor 1268 (6)	10.136	40875059	504.898 ng/ml
61) Aroclor 1268 - AVE	0.000	0	N.D. ng/ml

500.070

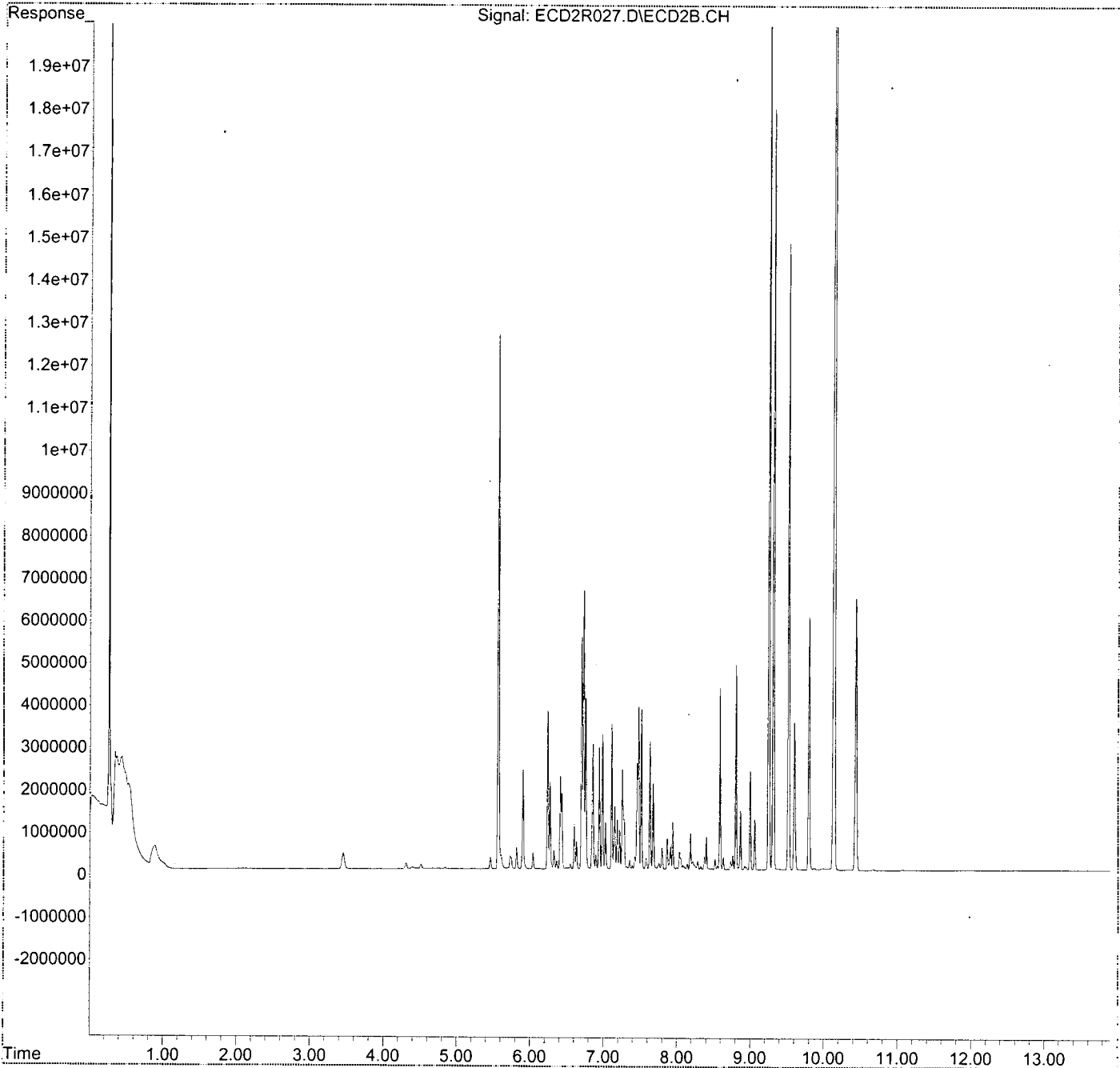
(f)=RT Delta > 1/2 Window

(m)=manual int.

Quantitation Report (Not Reviewed)

Data Path : K:\DATA\0D09025\  
Data File : ECD2R027.D  
Signal(s) : ECD2B.CH  
Acq On : 09 Apr 2020 15:39  
Operator : MJB / KAK  
Sample : 0D09025-ICV4  
Misc :  
ALS Vial : 71 Sample Multiplier: 1

Integration File: events.e  
Quant Time: Apr 10 08:21:53 2020  
Quant Method : L:\Methods\RECD2\_QUANTPCB\_200409.M  
Quant Title : PCB Data Analysis  
QLast Update : Fri Apr 10 07:54:48 2020  
Response via : Initial Calibration  
Integrator: ChemStation 6890 Scale Mode: Small noise peaks clipped



Quantitation Report (Not Reviewed)

Data Path : K:\DATA\0D09025\  
 Data File : ECD2R028.D  
 Signal(s) : ECD2B.CH  
 Acq On : 09 Apr 2020 15:57  
 Operator : MJB / KAK  
 Sample : 0D09025-ICV5  
 Misc :   
 ALS Vial : 72 Sample Multiplier: 1

*Handwritten:*  
 4/10/20  
 1248

Integration File: events.e  
 Quant Time: Apr 10 08:22:16 2020  
 Quant Method : L:\Methods\RECD2\_QUANTPCB\_200409.M  
 Quant Title : PCB Data Analysis  
 QLast Update : Fri Apr 10 07:54:48 2020  
 Response via : Initial Calibration  
 Integrator: ChemStation 6890 Scale Mode: Small noise peaks clipped

Compound	R.T.	Response	Conc	Units
System Monitoring Compounds				
1) S TCMX (S)	5.565	5147	0.017	ng/ml
62) S DCBP (S)	10.433	5552	0.033	ng/ml
Target Compounds				
2) Aroclor 1016 (1)	6.237	1921330	201.283	ng/ml
3) Aroclor 1016 (2)	6.726	3627052	217.136	ng/ml
4) Aroclor 1016 (3)	6.851	1624260	210.167	ng/ml
5) Aroclor 1016 (4)	6.940	5031144	627.070	ng/ml
6) Aroclor 1016 (5)	6.984	4597862	529.464	ng/ml
7) Aroclor 1016 (6)	7.109	5493300	625.099	ng/ml
8) Aroclor 1016 - AVE	0.000	0	N.D.	ng/ml
9) Aroclor 1221 (1)	5.742	36971	16.720	ng/ml
10) Aroclor 1221 (2)	5.814	52957	24.460	ng/ml
11) Aroclor 1221 (3)	5.901	279735	38.728	ng/ml
12) Aroclor 1221 - AVE	0.000	0	N.D.	ng/ml
13) Aroclor 1232 (1)	5.901	279735	45.786	ng/ml
14) Aroclor 1232 (2)	6.237	1921330	514.201	ng/ml
15) Aroclor 1232 (3)	6.726	3627052	529.020	ng/ml
16) Aroclor 1232 (4)	6.940	5031144	1991.952	ng/ml
17) Aroclor 1232 (5)	6.984	4597862	1512.972	ng/ml
18) Aroclor 1232 (6)	7.109	5493300	1714.458	ng/ml
19) Aroclor 1232 - AVE	0.000	0	N.D.	ng/ml
20) Aroclor 1242 (1)	6.237	1921330	275.574	ng/ml
21) Aroclor 1242 (2)	6.726	3627052	290.646	ng/ml
22) Aroclor 1242 (3)	6.851	1624260	287.593	ng/ml
23) Aroclor 1242 (4)	6.940	5031144	946.504	ng/ml
24) Aroclor 1242 (5)	6.984	4597862	753.059	ng/ml
25) Aroclor 1242 (6)	7.109	5493300	842.814	ng/ml
26) Aroclor 1242 - AVE	0.000	0	N.D.	ng/ml
27) Aroclor 1248 (1)	6.726	3627052	514.103	ng/ml
28) Aroclor 1248 (2)	6.940	5031144	559.693	ng/ml
29) Aroclor 1248 (3)	6.984	4597862	550.356	ng/ml
30) Aroclor 1248 (4)	7.109	5493300	540.954	ng/ml
31) Aroclor 1248 (5)	7.475	7102773	549.748	ng/ml
32) Aroclor 1248 (6)	7.631	6140621	532.870	ng/ml
33) Aroclor 1248 - AVE	0.000	0	N.D.	ng/ml
34) Aroclor 1254 (1)	7.456	4784689	371.017	ng/ml
35) Aroclor 1254 (2)	7.631	6140621	300.329	ng/ml
36) Aroclor 1254 (3)	7.942	3630672	164.347	ng/ml
37) Aroclor 1254 (4)	8.182	2516949	145.014	ng/ml
38) Aroclor 1254 (5)	8.515	587086	35.483	ng/ml
39) Aroclor 1254 (6)	8.745	223303	44.429	ng/ml
40) Aroclor 1254 - AVE	0.000	0	N.D.	ng/ml

*Handwritten:* 541.287



Quantitation Report (Not Reviewed)

Data Path : K:\DATA\0D09025\  
 Data File : ECD2R028.D  
 Signal(s) : ECD2B.CH  
 Acq On : 09 Apr 2020 15:57  
 Operator : MJB / KAK  
 Sample : 0D09025-ICV5  
 Misc :  
 ALS Vial : 72 Sample Multiplier: 1

Integration File: events.e  
 Quant Time: Apr 10 08:22:16 2020  
 Quant Method : L:\Methods\RECD2\_QUANTPCB\_200409.M  
 Quant Title : PCB Data Analysis  
 QLast Update : Fri Apr 10 07:54:48 2020  
 Response via : Initial Calibration  
 Integrator: ChemStation 6890 Scale Mode: Small noise peaks clipped

Compound	R.T.	Response	Conc Units
41) Aroclor 1260 (1)	8.078	332462	19.927 ng/ml
42) Aroclor 1260 (2)	8.282	446224	21.539 ng/ml
43) Aroclor 1260 (3)	8.515	587086	28.207 ng/ml
44) Aroclor 1260 (4)	8.996	121882	3.590 ng/ml
45) Aroclor 1260 (5)	9.247	84873	4.288 ng/ml
46) Aroclor 1260 (6)	9.797	23778	3.055 ng/ml
47) Aroclor 1260 - AVE	0.000	0	N.D. ng/ml
48) Aroclor 1262 (1)	8.282	446224	27.425 ng/ml
49) Aroclor 1262 (2)	8.584	58891	2.697 ng/ml
50) Aroclor 1262 (3)	8.745	223303	12.442 ng/ml
51) Aroclor 1262 (4)	8.996	121882	3.151 ng/ml
52) Aroclor 1262 (5)	9.247	84873	3.636 ng/ml
53) Aroclor 1262 (6)	9.797	23778	2.287 ng/ml
54) Aroclor 1262 - AVE	0.000	0	N.D. ng/ml
55) Aroclor 1268 (1)	8.804	13013	1.340 ng/ml
56) Aroclor 1268 (2)	9.247	84873	1.969 ng/ml
57) Aroclor 1268 (3)	9.310	26282	0.742 ng/ml
58) Aroclor 1268 (4)	9.518	3996	0.134 ng/ml
59) Aroclor 1268 (5)	9.797	23778	1.986 ng/ml
60) Aroclor 1268 (6)	10.135	9057	0.112 ng/ml
61) Aroclor 1268 - AVE	0.000	0	N.D. ng/ml

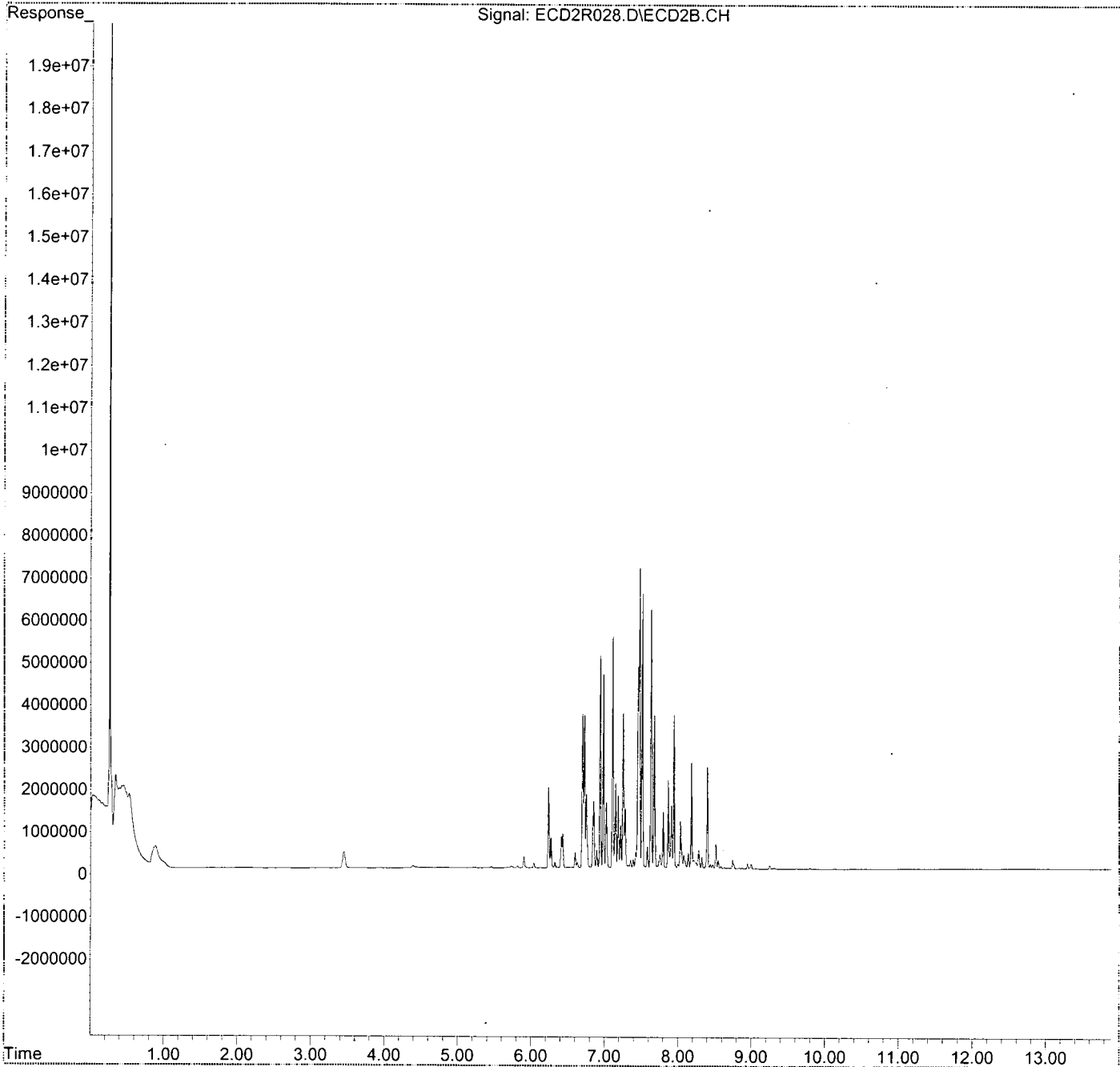
(f)=RT Delta > 1/2 Window

(m)=manual int.

Quantitation Report (Not Reviewed)

Data Path : K:\DATA\0D09025\  
Data File : ECD2R028.D  
Signal(s) : ECD2B.CH  
Acq On : 09 Apr 2020 15:57  
Operator : MJB / KAK  
Sample : 0D09025-ICV5  
Misc :  
ALS Vial : 72 Sample Multiplier: 1

Integration File: events.e  
Quant Time: Apr 10 08:22:16 2020  
Quant Method : L:\Methods\RECD2\_QUANTPCB\_200409.M  
Quant Title : PCB Data Analysis  
QLast Update : Fri Apr 10 07:54:48 2020  
Response via : Initial Calibration  
Integrator: ChemStation 6890 Scale Mode: Small noise peaks clipped



Quantitation Report (QT Reviewed)

Data Path : K:\DATA\0D09025\requant\  
 Data File : ECD2R009.D  
 Signal(s) : ECD2B.CH  
 Acq On : 09 Apr 2020 10:21  
 Operator : MJB / KAK  
 Sample : 0D09025-CAL1  
 Misc :  
 ALS Vial : 54 Sample Multiplier: 1

Integration File: events.e  
 Quant Time: Apr 10 08:00:41 2020  
 Quant Method : L:\Methods\RECD2\_QUANTPCB\_200409.M  
 Quant Title : PCB Data Analysis  
 QLast Update : Fri Apr 10 07:54:48 2020  
 Response via : Initial Calibration  
 Integrator: ChemStation 6890 Scale Mode: Small noise peaks clipped

*[Handwritten signature]*  
 A/10/20

Compound	R.T.	Response	Conc Units
System Monitoring Compounds			
1) S TCMX (S)	5.565	2858806	9.649 ng/ml ✓
62) S DCBP (S)	10.434	1549703	9.281 ng/ml ✓
Target Compounds			
2) Aroclor 1016 (1)	6.237	228305	23.918 ng/ml
3) Aroclor 1016 (2)	6.727	366826	21.960 ng/ml
4) Aroclor 1016 (3)	6.853	181221	23.449 ng/ml
5) Aroclor 1016 (4)	6.940	199876	24.912 ng/ml
6) Aroclor 1016 (5)	6.984	209118	24.081 ng/ml
7) Aroclor 1016 (6)	7.109	208459	23.721 ng/ml
8) Aroclor 1016 - AVE	0.000	0	N.D. ng/ml
9) Aroclor 1221 (1)	0.000	0	N.D. ng/ml
10) Aroclor 1221 (2)	0.000	0	N.D. ng/ml
11) Aroclor 1221 (3)	0.000	0	N.D. ng/ml
12) Aroclor 1221 - AVE	0.000	0	N.D. ng/ml
13) Aroclor 1232 (1)	0.000	0	N.D. ng/ml
14) Aroclor 1232 (2)	0.000	0	N.D. ng/ml
15) Aroclor 1232 (3)	0.000	0	N.D. ng/ml
16) Aroclor 1232 (4)	0.000	0	N.D. ng/ml
17) Aroclor 1232 (5)	0.000	0	N.D. ng/ml
18) Aroclor 1232 (6)	0.000	0	N.D. ng/ml
19) Aroclor 1232 - AVE	0.000	0	N.D. ng/ml
20) Aroclor 1242 (1)	0.000	0	N.D. ng/ml
21) Aroclor 1242 (2)	0.000	0	N.D. ng/ml
22) Aroclor 1242 (3)	0.000	0	N.D. ng/ml
23) Aroclor 1242 (4)	0.000	0	N.D. ng/ml
24) Aroclor 1242 (5)	0.000	0	N.D. ng/ml
25) Aroclor 1242 (6)	0.000	0	N.D. ng/ml
26) Aroclor 1242 - AVE	0.000	0	N.D. ng/ml
27) Aroclor 1248 (1)	0.000	0	N.D. ng/ml
28) Aroclor 1248 (2)	0.000	0	N.D. ng/ml
29) Aroclor 1248 (3)	0.000	0	N.D. ng/ml
30) Aroclor 1248 (4)	0.000	0	N.D. ng/ml
31) Aroclor 1248 (5)	0.000	0	N.D. ng/ml
32) Aroclor 1248 (6)	0.000	0	N.D. ng/ml
33) Aroclor 1248 - AVE	0.000	0	N.D. ng/ml
34) Aroclor 1254 (1)	0.000	0	N.D. ng/ml
35) Aroclor 1254 (2)	0.000	0	N.D. ng/ml
36) Aroclor 1254 (3)	0.000	0	N.D. ng/ml
37) Aroclor 1254 (4)	0.000	0	N.D. ng/ml
38) Aroclor 1254 (5)	0.000	0	N.D. ng/ml
39) Aroclor 1254 (6)	0.000	0	N.D. ng/ml
40) Aroclor 1254 - AVE	0.000	0	N.D. ng/ml

Quantitation Report (QT Reviewed)

Data Path : K:\DATA\OD09025\requant\  
 Data File : ECD2R009.D  
 Signal(s) : ECD2B.CH  
 Acq On : 09 Apr 2020 10:21  
 Operator : MJB / KAK  
 Sample : OD09025-CAL1  
 Misc :  
 ALS Vial : 54 Sample Multiplier: 1

Integration File: events.e  
 Quant Time: Apr 10 08:00:41 2020  
 Quant Method : L:\Methods\RECD2\_QUANTPCB\_200409.M  
 Quant Title : PCB Data Analysis  
 QLast Update : Fri Apr 10 07:54:48 2020  
 Response via : Initial Calibration  
 Integrator: ChemStation 6890 Scale Mode: Small noise peaks clipped

Compound	R.T.	Response	Conc Units
41) Aroclor 1260 (1)	8.078	372718	22.339 ng/ml
42) Aroclor 1260 (2)	8.284	463394	22.368 ng/ml
43) Aroclor 1260 (3)	8.515	429034	20.613 ng/ml
44) Aroclor 1260 (4)	8.995	664701	19.579 ng/ml
45) Aroclor 1260 (5)	9.246	406889	20.558 ng/ml
46) Aroclor 1260 (6)	9.797	174890	22.468 ng/ml
47) Aroclor 1260 - AVE	0.000	0	N.D. ng/ml
48) Aroclor 1262 (1)	0.000	0	N.D. ng/ml
49) Aroclor 1262 (2)	0.000	0	N.D. ng/ml
50) Aroclor 1262 (3)	0.000	0	N.D. ng/ml
51) Aroclor 1262 (4)	0.000	0	N.D. ng/ml
52) Aroclor 1262 (5)	0.000	0	N.D. ng/ml
53) Aroclor 1262 (6)	0.000	0	N.D. ng/ml
54) Aroclor 1262 - AVE	0.000	0	N.D. ng/ml
55) Aroclor 1268 (1)	0.000	0	N.D. ng/ml
56) Aroclor 1268 (2)	0.000	0	N.D. ng/ml
57) Aroclor 1268 (3)	0.000	0	N.D. ng/ml
58) Aroclor 1268 (4)	0.000	0	N.D. ng/ml
59) Aroclor 1268 (5)	0.000	0	N.D. ng/ml
60) Aroclor 1268 (6)	0.000	0	N.D. ng/ml
61) Aroclor 1268 - AVE	0.000	0	N.D. ng/ml

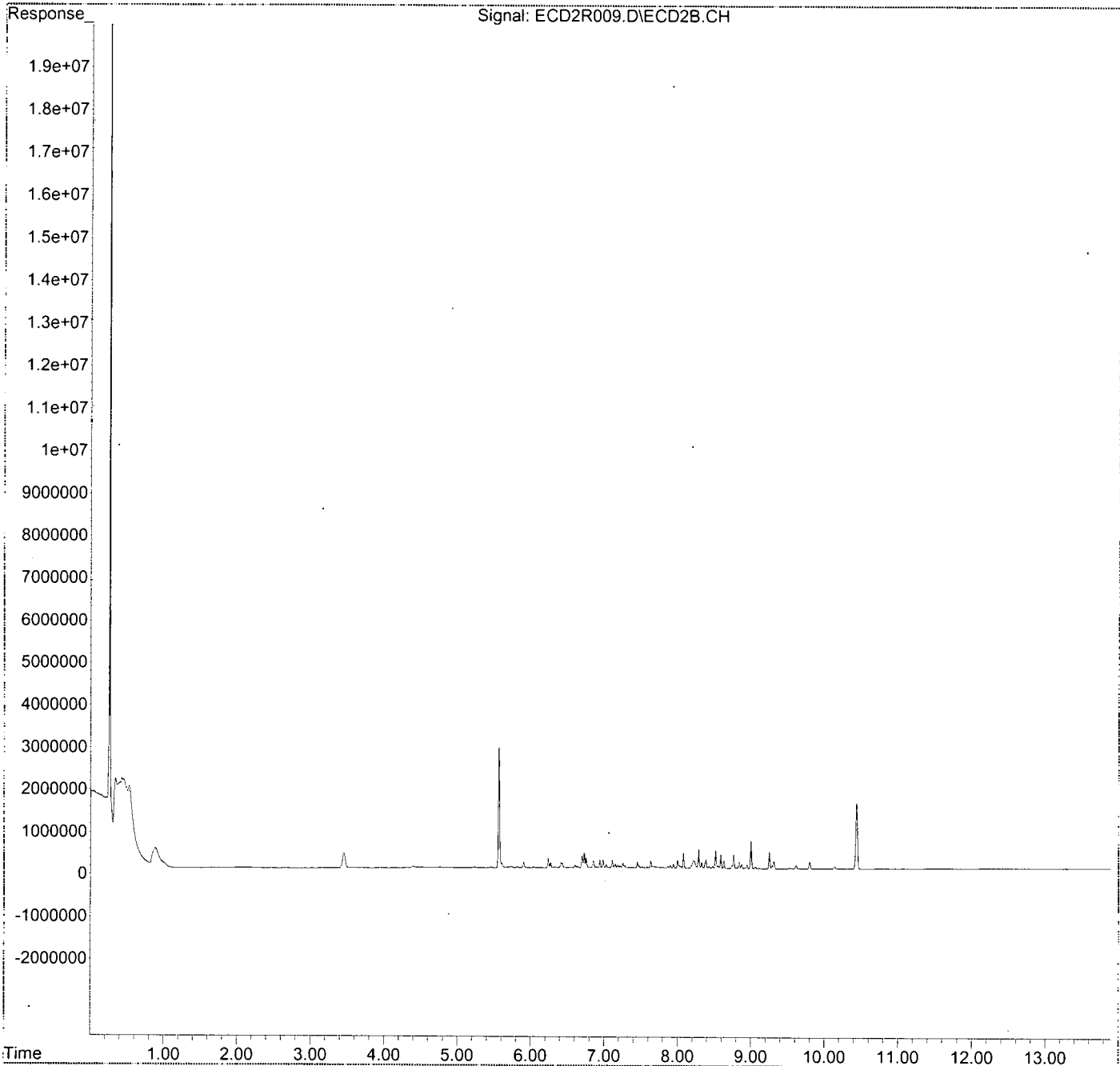
(f)=RT Delta > 1/2 Window

(m)=manual int.

Quantitation Report (QT Reviewed)

Data Path : K:\DATA\0D09025\requant\  
Data File : ECD2R009.D  
Signal(s) : ECD2B.CH  
Acq On : 09 Apr 2020 10:21  
Operator : MJB / KAK  
Sample : 0D09025-CAL1  
Misc :  
ALS Vial : 54 Sample Multiplier: 1

Integration File: events.e  
Quant Time: Apr 10 08:00:41 2020  
Quant Method : L:\Methods\RECD2\_QUANTPCB\_200409.M  
Quant Title : PCB Data Analysis  
QLast Update : Fri Apr 10 07:54:48 2020  
Response via : Initial Calibration  
Integrator: ChemStation 6890 Scale Mode: Small noise peaks clipped



Quantitation Report (QT Reviewed)

Data Path : K:\DATA\0D09025\requant\  
 Data File : ECD2R010.D  
 Signal(s) : ECD2B.CH  
 Acq On : 09 Apr 2020 10:39  
 Operator : MJB / KAK  
 Sample : 0D09025-CAL2  
 Misc :  
 ALS Vial : 55 Sample Multiplier: 1

Integration File: events.e  
 Quant Time: Apr 10 08:02:08 2020  
 Quant Method : L:\Methods\RECD2\_QUANTPCB\_200409.M  
 Quant Title : PCB Data Analysis  
 QLast Update : Fri Apr 10 07:54:48 2020  
 Response via : Initial Calibration  
 Integrator: ChemStation 6890 Scale Mode: Small noise peaks clipped

*Handwritten:* 4/10/20

Compound	R.T.	Response	Conc Units
System Monitoring Compounds			
1) S TCMX (S)	5.564	7524886	25.399 ng/ml ✓
62) S DCBP (S)	10.434	4063177	24.335 ng/ml ✓
Target Compounds			
2) Aroclor 1016 (1)	6.237	530680	55.595 ng/ml
3) Aroclor 1016 (2)	6.727	879396	52.646 ng/ml
4) Aroclor 1016 (3)	6.853	424935	54.983 ng/ml ✓
5) Aroclor 1016 (4)	6.940	445575	55.535 ng/ml
6) Aroclor 1016 (5)	6.985	471840	54.334 ng/ml
7) Aroclor 1016 (6)	7.109	485922	55.295 ng/ml
8) Aroclor 1016 - AVE	0.000	0	N.D. ng/ml
9) Aroclor 1221 (1)	0.000	0	N.D. ng/ml
10) Aroclor 1221 (2)	0.000	0	N.D. ng/ml
11) Aroclor 1221 (3)	0.000	0	N.D. ng/ml
12) Aroclor 1221 - AVE	0.000	0	N.D. ng/ml
13) Aroclor 1232 (1)	0.000	0	N.D. ng/ml
14) Aroclor 1232 (2)	0.000	0	N.D. ng/ml
15) Aroclor 1232 (3)	0.000	0	N.D. ng/ml
16) Aroclor 1232 (4)	0.000	0	N.D. ng/ml
17) Aroclor 1232 (5)	0.000	0	N.D. ng/ml
18) Aroclor 1232 (6)	0.000	0	N.D. ng/ml
19) Aroclor 1232 - AVE	0.000	0	N.D. ng/ml
20) Aroclor 1242 (1)	0.000	0	N.D. ng/ml
21) Aroclor 1242 (2)	0.000	0	N.D. ng/ml
22) Aroclor 1242 (3)	0.000	0	N.D. ng/ml
23) Aroclor 1242 (4)	0.000	0	N.D. ng/ml
24) Aroclor 1242 (5)	0.000	0	N.D. ng/ml
25) Aroclor 1242 (6)	0.000	0	N.D. ng/ml
26) Aroclor 1242 - AVE	0.000	0	N.D. ng/ml
27) Aroclor 1248 (1)	0.000	0	N.D. ng/ml
28) Aroclor 1248 (2)	0.000	0	N.D. ng/ml
29) Aroclor 1248 (3)	0.000	0	N.D. ng/ml
30) Aroclor 1248 (4)	0.000	0	N.D. ng/ml
31) Aroclor 1248 (5)	0.000	0	N.D. ng/ml
32) Aroclor 1248 (6)	0.000	0	N.D. ng/ml
33) Aroclor 1248 - AVE	0.000	0	N.D. ng/ml
34) Aroclor 1254 (1)	0.000	0	N.D. ng/ml
35) Aroclor 1254 (2)	0.000	0	N.D. ng/ml
36) Aroclor 1254 (3)	0.000	0	N.D. ng/ml
37) Aroclor 1254 (4)	0.000	0	N.D. ng/ml
38) Aroclor 1254 (5)	0.000	0	N.D. ng/ml
39) Aroclor 1254 (6)	0.000	0	N.D. ng/ml
40) Aroclor 1254 - AVE	0.000	0	N.D. ng/ml

Quantitation Report (QT Reviewed)

Data Path : K:\DATA\0D09025\requant\  
 Data File : ECD2R010.D  
 Signal(s) : ECD2B.CH  
 Acq On : 09 Apr 2020 10:39  
 Operator : MJB / KAK  
 Sample : 0D09025-CAL2  
 Misc :  
 ALS Vial : 55 Sample Multiplier: 1

Integration File: events.e  
 Quant Time: Apr 10 08:02:08 2020  
 Quant Method : L:\Methods\RECD2\_QUANTPCB\_200409.M  
 Quant Title : PCB Data Analysis  
 QLast Update : Fri Apr 10 07:54:48 2020  
 Response via : Initial Calibration  
 Integrator: ChemStation 6890 Scale Mode: Small noise peaks clipped

Compound	R.T.	Response	Conc Units
41) Aroclor 1260 (1)	8.079	883425	52.949 ng/ml
42) Aroclor 1260 (2)	8.285	1086953	52.467 ng/ml
43) Aroclor 1260 (3)	8.516	1074479	51.624 ng/ml
44) Aroclor 1260 (4)	8.996	1693246	49.875 ng/ml
45) Aroclor 1260 (5)	9.248	1024587	51.768 ng/ml
46) Aroclor 1260 (6)	9.797	422432	54.269 ng/ml
47) Aroclor 1260 - AVE	0.000	0	N.D. ng/ml
48) Aroclor 1262 (1)	0.000	0	N.D. ng/ml
49) Aroclor 1262 (2)	0.000	0	N.D. ng/ml
50) Aroclor 1262 (3)	0.000	0	N.D. ng/ml
51) Aroclor 1262 (4)	0.000	0	N.D. ng/ml
52) Aroclor 1262 (5)	0.000	0	N.D. ng/ml
53) Aroclor 1262 (6)	0.000	0	N.D. ng/ml
54) Aroclor 1262 - AVE	0.000	0	N.D. ng/ml
55) Aroclor 1268 (1)	0.000	0	N.D. ng/ml
56) Aroclor 1268 (2)	0.000	0	N.D. ng/ml
57) Aroclor 1268 (3)	0.000	0	N.D. ng/ml
58) Aroclor 1268 (4)	0.000	0	N.D. ng/ml
59) Aroclor 1268 (5)	0.000	0	N.D. ng/ml
60) Aroclor 1268 (6)	0.000	0	N.D. ng/ml
61) Aroclor 1268 - AVE	0.000	0	N.D. ng/ml

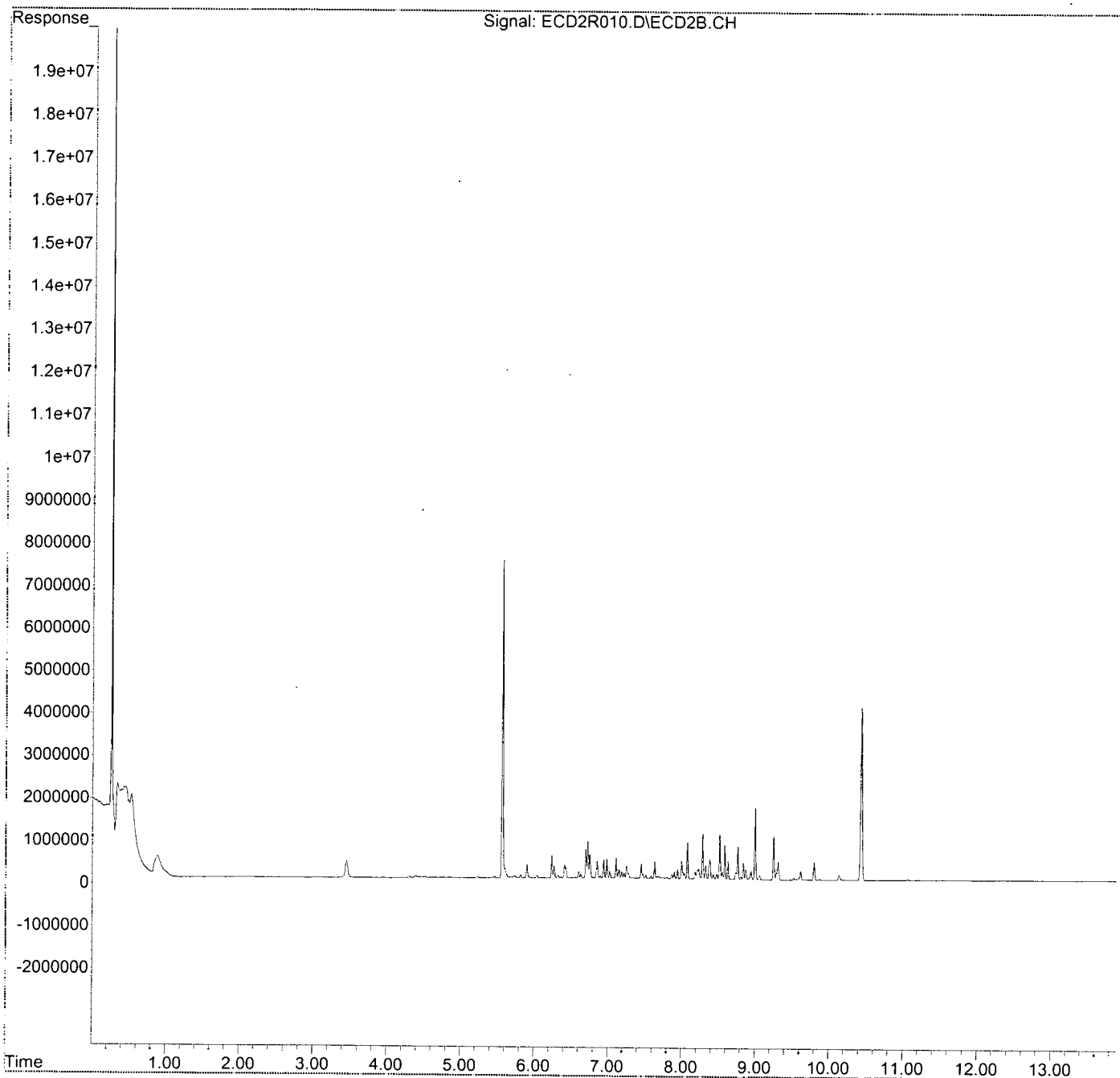
(f)=RT Delta > 1/2 Window

(m)=manual int.

Quantitation Report (QT Reviewed)

Data Path : K:\DATA\0D09025\requant\  
Data File : ECD2R010.D  
Signal(s) : ECD2B.CH  
Acq On : 09 Apr 2020 10:39  
Operator : MJB / KAK  
Sample : 0D09025-CAL2  
Misc :  
ALS Vial : 55 Sample Multiplier: 1

Integration File: events.e  
Quant Time: Apr 10 08:02:08 2020  
Quant Method : L:\Methods\RECD2\_QUANTPCB\_200409.M  
Quant Title : PCB Data Analysis  
QLast Update : Fri Apr 10 07:54:48 2020  
Response via : Initial Calibration  
Integrator: ChemStation 6890 Scale Mode: Small noise peaks clipped





Quantitation Report (QT Reviewed)

Data Path : K:\DATA\0D09025\requant\  
 Data File : ECD2R011.D  
 Signal(s) : ECD2B.CH  
 Acq On : 09 Apr 2020 10:57  
 Operator : MJB / KAK  
 Sample : 0D09025-CAL3  
 Misc :  
 ALS Vial : 56 Sample Multiplier: 1

Integration File: events.e  
 Quant Time: Apr 10 08:03:31 2020  
 Quant Method : L:\Methods\RECD2\_QUANTPCB\_200409.M  
 Quant Title : PCB Data Analysis  
 QLast Update : Fri Apr 10 07:54:48 2020  
 Response via : Initial Calibration  
 Integrator: ChemStation 6890 Scale Mode: Small noise peaks clipped

*Handwritten:* 4/10/20

Compound	R.T.	Response	Conc	Units
System Monitoring Compounds				
1) S TCMX (S)	5.564	14967170	50.519	ng/ml ✓
62) S DCBP (S)	10.434	7990254	47.855	ng/ml ✓
Target Compounds				
2) Aroclor 1016 (1)	6.237	986411	103.338	ng/ml
3) Aroclor 1016 (2)	6.726	1656065	99.142	ng/ml
4) Aroclor 1016 (3)	6.852	779857	100.908	ng/ml
5) Aroclor 1016 (4)	6.940	824102	102.714	ng/ml
6) Aroclor 1016 (5)	6.984	893465	102.886	ng/ml
7) Aroclor 1016 (6)	7.109	891768	101.477	ng/ml
8) Aroclor 1016 - AVE	0.000	0	N.D.	ng/ml
9) Aroclor 1221 (1)	0.000	0	N.D.	ng/ml
10) Aroclor 1221 (2)	0.000	0	N.D.	ng/ml
11) Aroclor 1221 (3)	0.000	0	N.D.	ng/ml
12) Aroclor 1221 - AVE	0.000	0	N.D.	ng/ml
13) Aroclor 1232 (1)	0.000	0	N.D.	ng/ml
14) Aroclor 1232 (2)	0.000	0	N.D.	ng/ml
15) Aroclor 1232 (3)	0.000	0	N.D.	ng/ml
16) Aroclor 1232 (4)	0.000	0	N.D.	ng/ml
17) Aroclor 1232 (5)	0.000	0	N.D.	ng/ml
18) Aroclor 1232 (6)	0.000	0	N.D.	ng/ml
19) Aroclor 1232 - AVE	0.000	0	N.D.	ng/ml
20) Aroclor 1242 (1)	0.000	0	N.D.	ng/ml
21) Aroclor 1242 (2)	0.000	0	N.D.	ng/ml
22) Aroclor 1242 (3)	0.000	0	N.D.	ng/ml
23) Aroclor 1242 (4)	0.000	0	N.D.	ng/ml
24) Aroclor 1242 (5)	0.000	0	N.D.	ng/ml
25) Aroclor 1242 (6)	0.000	0	N.D.	ng/ml
26) Aroclor 1242 - AVE	0.000	0	N.D.	ng/ml
27) Aroclor 1248 (1)	0.000	0	N.D.	ng/ml
28) Aroclor 1248 (2)	0.000	0	N.D.	ng/ml
29) Aroclor 1248 (3)	0.000	0	N.D.	ng/ml
30) Aroclor 1248 (4)	0.000	0	N.D.	ng/ml
31) Aroclor 1248 (5)	0.000	0	N.D.	ng/ml
32) Aroclor 1248 (6)	0.000	0	N.D.	ng/ml
33) Aroclor 1248 - AVE	0.000	0	N.D.	ng/ml
34) Aroclor 1254 (1)	0.000	0	N.D.	ng/ml
35) Aroclor 1254 (2)	0.000	0	N.D.	ng/ml
36) Aroclor 1254 (3)	0.000	0	N.D.	ng/ml
37) Aroclor 1254 (4)	0.000	0	N.D.	ng/ml
38) Aroclor 1254 (5)	0.000	0	N.D.	ng/ml
39) Aroclor 1254 (6)	0.000	0	N.D.	ng/ml
40) Aroclor 1254 - AVE	0.000	0	N.D.	ng/ml

Quantitation Report (QT Reviewed)

Data Path : K:\DATA\0D09025\requant\  
 Data File : ECD2R011.D  
 Signal(s) : ECD2B.CH  
 Acq On : 09 Apr 2020 10:57  
 Operator : MJB / KAK  
 Sample : 0D09025-CAL3  
 Misc :  
 ALS Vial : 56 Sample Multiplier: 1

Integration File: events.e  
 Quant Time: Apr 10 08:03:31 2020  
 Quant Method : L:\Methods\RECD2\_QUANTPCB\_200409.M  
 Quant Title : PCB Data Analysis  
 QLast Update : Fri Apr 10 07:54:48 2020  
 Response via : Initial Calibration  
 Integrator: ChemStation 6890 Scale Mode: Small noise peaks clipped

Compound	R.T.	Response	Conc Units
41) Aroclor 1260 (1)	8.077	1717489	102.940 ng/ml
42) Aroclor 1260 (2)	8.284	2050232	98.965 ng/ml
43) Aroclor 1260 (3)	8.515	2071243	99.515 ng/ml
44) Aroclor 1260 (4)	8.996	3321616	97.839 ng/ml
45) Aroclor 1260 (5)	9.247	1924731	97.249 ng/ml
46) Aroclor 1260 (6)	9.796	759405	97.559 ng/ml
47) Aroclor 1260 - AVE	0.000	0	N.D. ng/ml
48) Aroclor 1262 (1)	0.000	0	N.D. ng/ml
49) Aroclor 1262 (2)	0.000	0	N.D. ng/ml
50) Aroclor 1262 (3)	0.000	0	N.D. ng/ml
51) Aroclor 1262 (4)	0.000	0	N.D. ng/ml
52) Aroclor 1262 (5)	0.000	0	N.D. ng/ml
53) Aroclor 1262 (6)	0.000	0	N.D. ng/ml
54) Aroclor 1262 - AVE	0.000	0	N.D. ng/ml
55) Aroclor 1268 (1)	0.000	0	N.D. ng/ml
56) Aroclor 1268 (2)	0.000	0	N.D. ng/ml
57) Aroclor 1268 (3)	0.000	0	N.D. ng/ml
58) Aroclor 1268 (4)	0.000	0	N.D. ng/ml
59) Aroclor 1268 (5)	0.000	0	N.D. ng/ml
60) Aroclor 1268 (6)	0.000	0	N.D. ng/ml
61) Aroclor 1268 - AVE	0.000	0	N.D. ng/ml

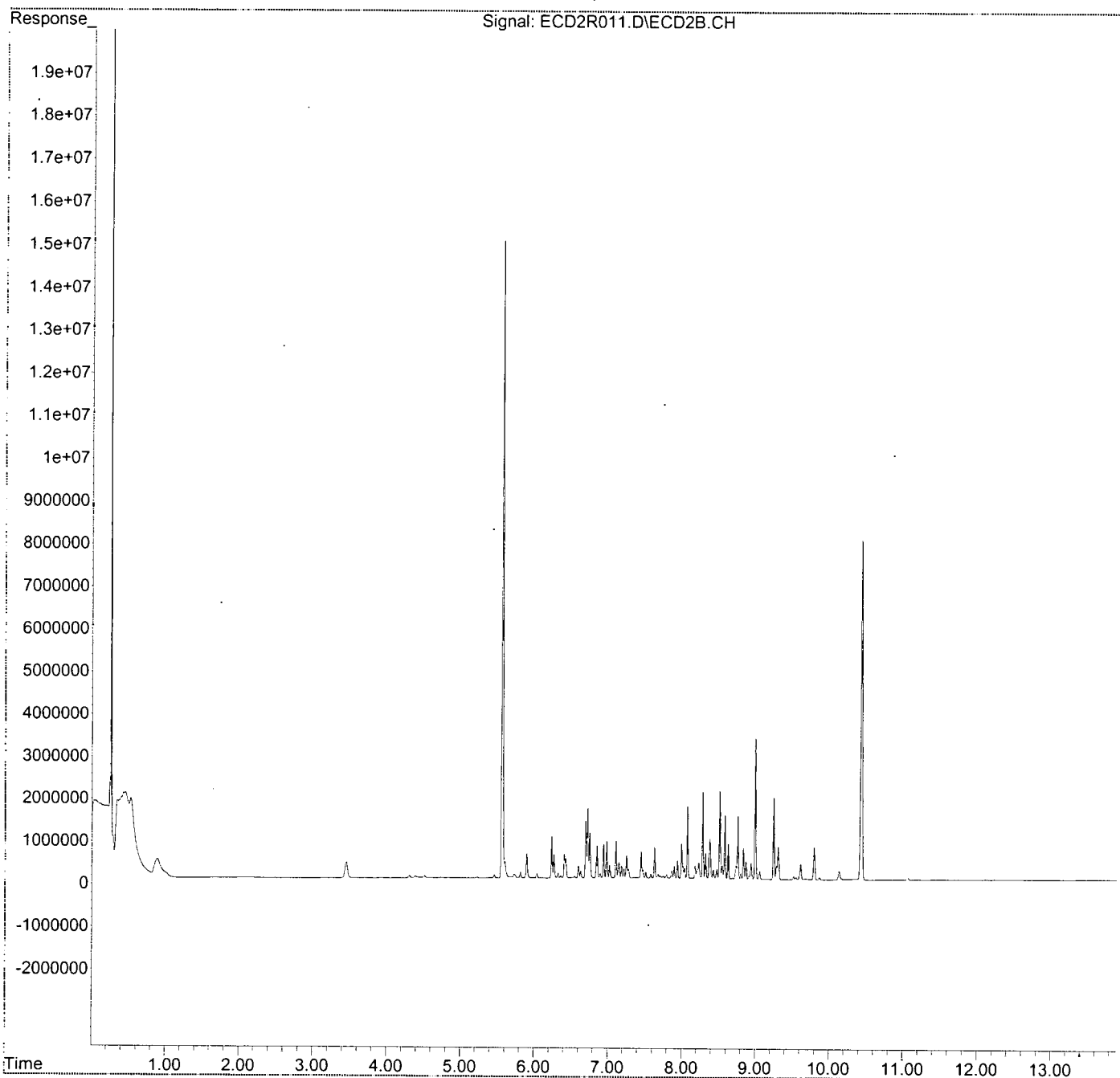
(f)=RT Delta > 1/2 Window

(m)=manual int.

Quantitation Report (QT Reviewed)

Data Path : K:\DATA\0D09025\requant\  
Data File : ECD2R011.D  
Signal(s) : ECD2B.CH  
Acq On : 09 Apr 2020 10:57  
Operator : MJB / KAK  
Sample : 0D09025-CAL3  
Misc :  
ALS Vial : 56 Sample Multiplier: 1

Integration File: events.e  
Quant Time: Apr 10 08:03:31 2020  
Quant Method : L:\Methods\RECD2\_QUANTPCB\_200409.M  
Quant Title : PCB Data Analysis  
QLast Update : Fri Apr 10 07:54:48 2020  
Response via : Initial Calibration  
Integrator: ChemStation 6890 Scale Mode: Small noise peaks clipped



Quantitation Report (QT Reviewed)

Data Path : K:\DATA\0D09025\requant\  
 Data File : ECD2R012.D  
 Signal(s) : ECD2B.CH  
 Acq On : 09 Apr 2020 11:14  
 Operator : MJB / KAK  
 Sample : 0D09025-CAL4  
 Misc :  
 ALS Vial : 57 Sample Multiplier: 1

Integration File: events.e  
 Quant Time: Apr 10 08:04:53 2020  
 Quant Method : L:\Methods\RECD2\_QUANTPCB\_200409.M  
 Quant Title : PCB Data Analysis  
 QLast Update : Fri Apr 10 07:54:48 2020  
 Response via : Initial Calibration  
 Integrator: ChemStation 6890 Scale Mode: Small noise peaks clipped

*MJB*  
 4/10/20

Compound	R.T.	Response	Conc	Units
System Monitoring Compounds				
1) S TCMX (S)	5.564	30534821	103.064	ng/ml ✓
62) S DCBP (S)	10.436	16326808	97.785	ng/ml ✓
Target Compounds				
2) Aroclor 1016 (1)	6.237	1851871	194.006	ng/ml ]
3) Aroclor 1016 (2)	6.727	3352806	200.718	ng/ml ]
4) Aroclor 1016 (3)	6.853	1488183	192.560	ng/ml ] ✓
5) Aroclor 1016 (4)	6.939	1563408	194.860	ng/ml ]
6) Aroclor 1016 (5)	6.984	1688096	194.392	ng/ml ]
7) Aroclor 1016 (6)	7.108	1668249	189.835	ng/ml ]
8) Aroclor 1016 - AVE	0.000	0	N.D.	ng/ml
9) Aroclor 1221 (1)	0.000	0	N.D.	ng/ml
10) Aroclor 1221 (2)	0.000	0	N.D.	ng/ml
11) Aroclor 1221 (3)	0.000	0	N.D.	ng/ml
12) Aroclor 1221 - AVE	0.000	0	N.D.	ng/ml
13) Aroclor 1232 (1)	0.000	0	N.D.	ng/ml
14) Aroclor 1232 (2)	0.000	0	N.D.	ng/ml
15) Aroclor 1232 (3)	0.000	0	N.D.	ng/ml
16) Aroclor 1232 (4)	0.000	0	N.D.	ng/ml
17) Aroclor 1232 (5)	0.000	0	N.D.	ng/ml
18) Aroclor 1232 (6)	0.000	0	N.D.	ng/ml
19) Aroclor 1232 - AVE	0.000	0	N.D.	ng/ml
20) Aroclor 1242 (1)	0.000	0	N.D.	ng/ml
21) Aroclor 1242 (2)	0.000	0	N.D.	ng/ml
22) Aroclor 1242 (3)	0.000	0	N.D.	ng/ml
23) Aroclor 1242 (4)	0.000	0	N.D.	ng/ml
24) Aroclor 1242 (5)	0.000	0	N.D.	ng/ml
25) Aroclor 1242 (6)	0.000	0	N.D.	ng/ml
26) Aroclor 1242 - AVE	0.000	0	N.D.	ng/ml
27) Aroclor 1248 (1)	0.000	0	N.D.	ng/ml
28) Aroclor 1248 (2)	0.000	0	N.D.	ng/ml
29) Aroclor 1248 (3)	0.000	0	N.D.	ng/ml
30) Aroclor 1248 (4)	0.000	0	N.D.	ng/ml
31) Aroclor 1248 (5)	0.000	0	N.D.	ng/ml
32) Aroclor 1248 (6)	0.000	0	N.D.	ng/ml
33) Aroclor 1248 - AVE	0.000	0	N.D.	ng/ml
34) Aroclor 1254 (1)	0.000	0	N.D.	ng/ml
35) Aroclor 1254 (2)	0.000	0	N.D.	ng/ml
36) Aroclor 1254 (3)	0.000	0	N.D.	ng/ml
37) Aroclor 1254 (4)	0.000	0	N.D.	ng/ml
38) Aroclor 1254 (5)	0.000	0	N.D.	ng/ml
39) Aroclor 1254 (6)	0.000	0	N.D.	ng/ml
40) Aroclor 1254 - AVE	0.000	0	N.D.	ng/ml

Quantitation Report (QT Reviewed)

Data Path : K:\DATA\0D09025\requant\  
 Data File : ECD2R012.D  
 Signal(s) : ECD2B.CH  
 Acq On : 09 Apr 2020 11:14  
 Operator : MJB / KAK  
 Sample : 0D09025-CAL4  
 Misc :  
 ALS Vial : 57 Sample Multiplier: 1

Integration File: events.e  
 Quant Time: Apr 10 08:04:53 2020  
 Quant Method : L:\Methods\RECD2\_QUANTPCB\_200409.M  
 Quant Title : PCB Data Analysis  
 QLast Update : Fri Apr 10 07:54:48 2020  
 Response via : Initial Calibration  
 Integrator: ChemStation 6890 Scale Mode: Small noise peaks clipped

Compound	R.T.	Response	Conc	Units
41) Aroclor 1260 (1)	8.077	3343516	200.398	ng/ml
42) Aroclor 1260 (2)	8.284	4034423	194.742	ng/ml
43) Aroclor 1260 (3)	8.515	4197822	201.688	ng/ml
44) Aroclor 1260 (4)	8.996	6907542	203.462	ng/ml
45) Aroclor 1260 (5)	9.247	3992265	201.712	ng/ml
46) Aroclor 1260 (6)	9.796	1500577	192.775	ng/ml
47) Aroclor 1260 - AVE	0.000	0	N.D.	ng/ml
48) Aroclor 1262 (1)	0.000	0	N.D.	ng/ml
49) Aroclor 1262 (2)	0.000	0	N.D.	ng/ml
50) Aroclor 1262 (3)	0.000	0	N.D.	ng/ml
51) Aroclor 1262 (4)	0.000	0	N.D.	ng/ml
52) Aroclor 1262 (5)	0.000	0	N.D.	ng/ml
53) Aroclor 1262 (6)	0.000	0	N.D.	ng/ml
54) Aroclor 1262 - AVE	0.000	0	N.D.	ng/ml
55) Aroclor 1268 (1)	0.000	0	N.D.	ng/ml
56) Aroclor 1268 (2)	0.000	0	N.D.	ng/ml
57) Aroclor 1268 (3)	0.000	0	N.D.	ng/ml
58) Aroclor 1268 (4)	0.000	0	N.D.	ng/ml
59) Aroclor 1268 (5)	0.000	0	N.D.	ng/ml
60) Aroclor 1268 (6)	0.000	0	N.D.	ng/ml
61) Aroclor 1268 - AVE	0.000	0	N.D.	ng/ml

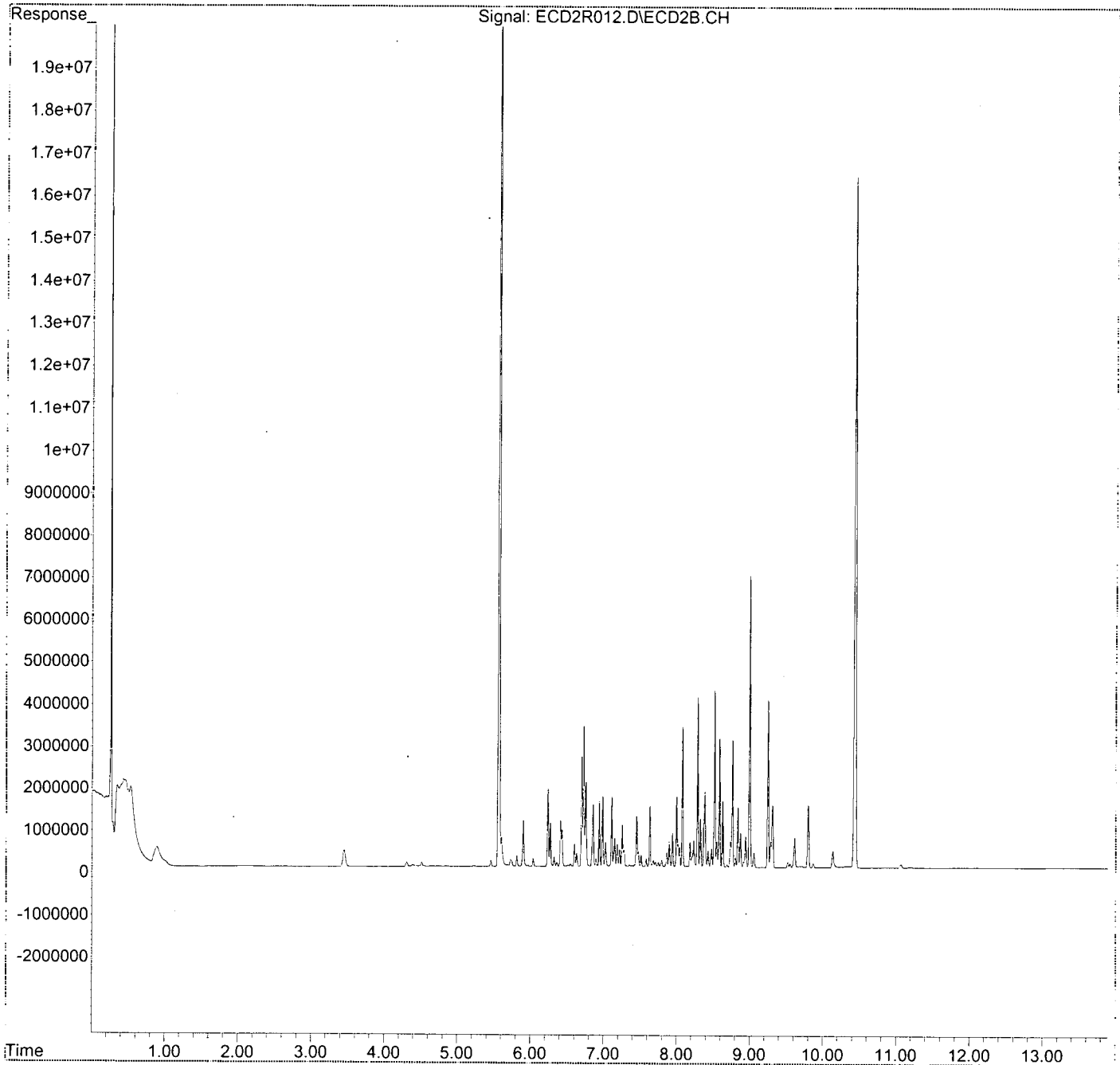
(f)=RT Delta > 1/2 Window

(m)=manual int.

Quantitation Report (QT Reviewed)

Data Path : K:\DATA\0D09025\requant\  
Data File : ECD2R012.D  
Signal(s) : ECD2B.CH  
Acq On : 09 Apr 2020 11:14  
Operator : MJB / KAK  
Sample : 0D09025-CAL4  
Misc :  
ALS Vial : 57 Sample Multiplier: 1

Integration File: events.e  
Quant Time: Apr 10 08:04:53 2020  
Quant Method : L:\Methods\RECD2\_QUANTPCB\_200409.M  
Quant Title : PCB Data Analysis  
QLast Update : Fri Apr 10 07:54:48 2020  
Response via : Initial Calibration  
Integrator: ChemStation 6890 Scale Mode: Small noise peaks clipped



Quantitation Report (QT Reviewed)

Data Path : K:\DATA\0D09025\requant\  
 Data File : ECD2R013.D  
 Signal(s) : ECD2B.CH  
 Acq On : 09 Apr 2020 11:32  
 Operator : MJB / KAK  
 Sample : 0D09025-CAL5  
 Misc :  
 ALS Vial : 58 Sample Multiplier: 1

Integration File: events.e  
 Quant Time: Apr 10 08:06:15 2020  
 Quant Method : L:\Methods\RECD2\_QUANTPCB\_200409.M  
 Quant Title : PCB Data Analysis  
 QLast Update : Fri Apr 10 07:54:48 2020  
 Response via : Initial Calibration  
 Integrator: ChemStation 6890 Scale Mode: Small noise peaks clipped

*Handwritten:* 4/10/20

Compound	R.T.	Response	Conc	Units
System Monitoring Compounds				
1) S TCMX (S)	5.566	71791386	242.317	ng/ml ✓
62) S DCBP (S)	10.435	38814291	232.467	ng/ml ✓
Target Compounds				
2) Aroclor 1016 (1)	6.237	4182367	438.154	ng/ml
3) Aroclor 1016 (2)	6.727	7715821	461.913	ng/ml
4) Aroclor 1016 (3)	6.853	3521177	455.614	ng/ml
5) Aroclor 1016 (4)	6.940	3462009	431.497	ng/ml ✓
6) Aroclor 1016 (5)	6.985	3848778	443.204	ng/ml
7) Aroclor 1016 (6)	7.109	4083977	464.728	ng/ml
8) Aroclor 1016 - AVE	0.000	0	N.D.	ng/ml
9) Aroclor 1221 (1)	0.000	0	N.D.	ng/ml
10) Aroclor 1221 (2)	0.000	0	N.D.	ng/ml
11) Aroclor 1221 (3)	0.000	0	N.D.	ng/ml
12) Aroclor 1221 - AVE	0.000	0	N.D.	ng/ml
13) Aroclor 1232 (1)	0.000	0	N.D.	ng/ml
14) Aroclor 1232 (2)	0.000	0	N.D.	ng/ml
15) Aroclor 1232 (3)	0.000	0	N.D.	ng/ml
16) Aroclor 1232 (4)	0.000	0	N.D.	ng/ml
17) Aroclor 1232 (5)	0.000	0	N.D.	ng/ml
18) Aroclor 1232 (6)	0.000	0	N.D.	ng/ml
19) Aroclor 1232 - AVE	0.000	0	N.D.	ng/ml
20) Aroclor 1242 (1)	0.000	0	N.D.	ng/ml
21) Aroclor 1242 (2)	0.000	0	N.D.	ng/ml
22) Aroclor 1242 (3)	0.000	0	N.D.	ng/ml
23) Aroclor 1242 (4)	0.000	0	N.D.	ng/ml
24) Aroclor 1242 (5)	0.000	0	N.D.	ng/ml
25) Aroclor 1242 (6)	0.000	0	N.D.	ng/ml
26) Aroclor 1242 - AVE	0.000	0	N.D.	ng/ml
27) Aroclor 1248 (1)	0.000	0	N.D.	ng/ml
28) Aroclor 1248 (2)	0.000	0	N.D.	ng/ml
29) Aroclor 1248 (3)	0.000	0	N.D.	ng/ml
30) Aroclor 1248 (4)	0.000	0	N.D.	ng/ml
31) Aroclor 1248 (5)	0.000	0	N.D.	ng/ml
32) Aroclor 1248 (6)	0.000	0	N.D.	ng/ml
33) Aroclor 1248 - AVE	0.000	0	N.D.	ng/ml
34) Aroclor 1254 (1)	0.000	0	N.D.	ng/ml
35) Aroclor 1254 (2)	0.000	0	N.D.	ng/ml
36) Aroclor 1254 (3)	0.000	0	N.D.	ng/ml
37) Aroclor 1254 (4)	0.000	0	N.D.	ng/ml
38) Aroclor 1254 (5)	0.000	0	N.D.	ng/ml
39) Aroclor 1254 (6)	0.000	0	N.D.	ng/ml
40) Aroclor 1254 - AVE	0.000	0	N.D.	ng/ml

Quantitation Report (QT Reviewed)

Data Path : K:\DATA\0D09025\requant\  
 Data File : ECD2R013.D  
 Signal(s) : ECD2B.CH  
 Acq On : 09 Apr 2020 11:32  
 Operator : MJB / KAK  
 Sample : 0D09025-CAL5  
 Misc :  
 ALS Vial : 58 Sample Multiplier: 1

Integration File: events.e  
 Quant Time: Apr 10 08:06:15 2020  
 Quant Method : L:\Methods\RECD2\_QUANTPCB\_200409.M  
 Quant Title : PCB Data Analysis  
 QLast Update : Fri Apr 10 07:54:48 2020  
 Response via : Initial Calibration  
 Integrator: ChemStation 6890 Scale Mode: Small noise peaks clipped

Compound	R.T.	Response	Conc Units
41) Aroclor 1260 (1)	8.078	7596908	455.331 ng/ml
42) Aroclor 1260 (2)	8.285	9854734	475.689 ng/ml
43) Aroclor 1260 (3)	8.516	9824367	472.021 ng/ml
44) Aroclor 1260 (4)	8.996	16362771	481.967 ng/ml
45) Aroclor 1260 (5)	9.248	9646918	487.418 ng/ml
46) Aroclor 1260 (6)	9.796	3594231	461.742 ng/ml
47) Aroclor 1260 - AVE	0.000	0	N.D. ng/ml
48) Aroclor 1262 (1)	0.000	0	N.D. ng/ml
49) Aroclor 1262 (2)	0.000	0	N.D. ng/ml
50) Aroclor 1262 (3)	0.000	0	N.D. ng/ml
51) Aroclor 1262 (4)	0.000	0	N.D. ng/ml
52) Aroclor 1262 (5)	0.000	0	N.D. ng/ml
53) Aroclor 1262 (6)	0.000	0	N.D. ng/ml
54) Aroclor 1262 - AVE	0.000	0	N.D. ng/ml
55) Aroclor 1268 (1)	0.000	0	N.D. ng/ml
56) Aroclor 1268 (2)	0.000	0	N.D. ng/ml
57) Aroclor 1268 (3)	0.000	0	N.D. ng/ml
58) Aroclor 1268 (4)	0.000	0	N.D. ng/ml
59) Aroclor 1268 (5)	0.000	0	N.D. ng/ml
60) Aroclor 1268 (6)	0.000	0	N.D. ng/ml
61) Aroclor 1268 - AVE	0.000	0	N.D. ng/ml

(f)=RT Delta > 1/2 Window

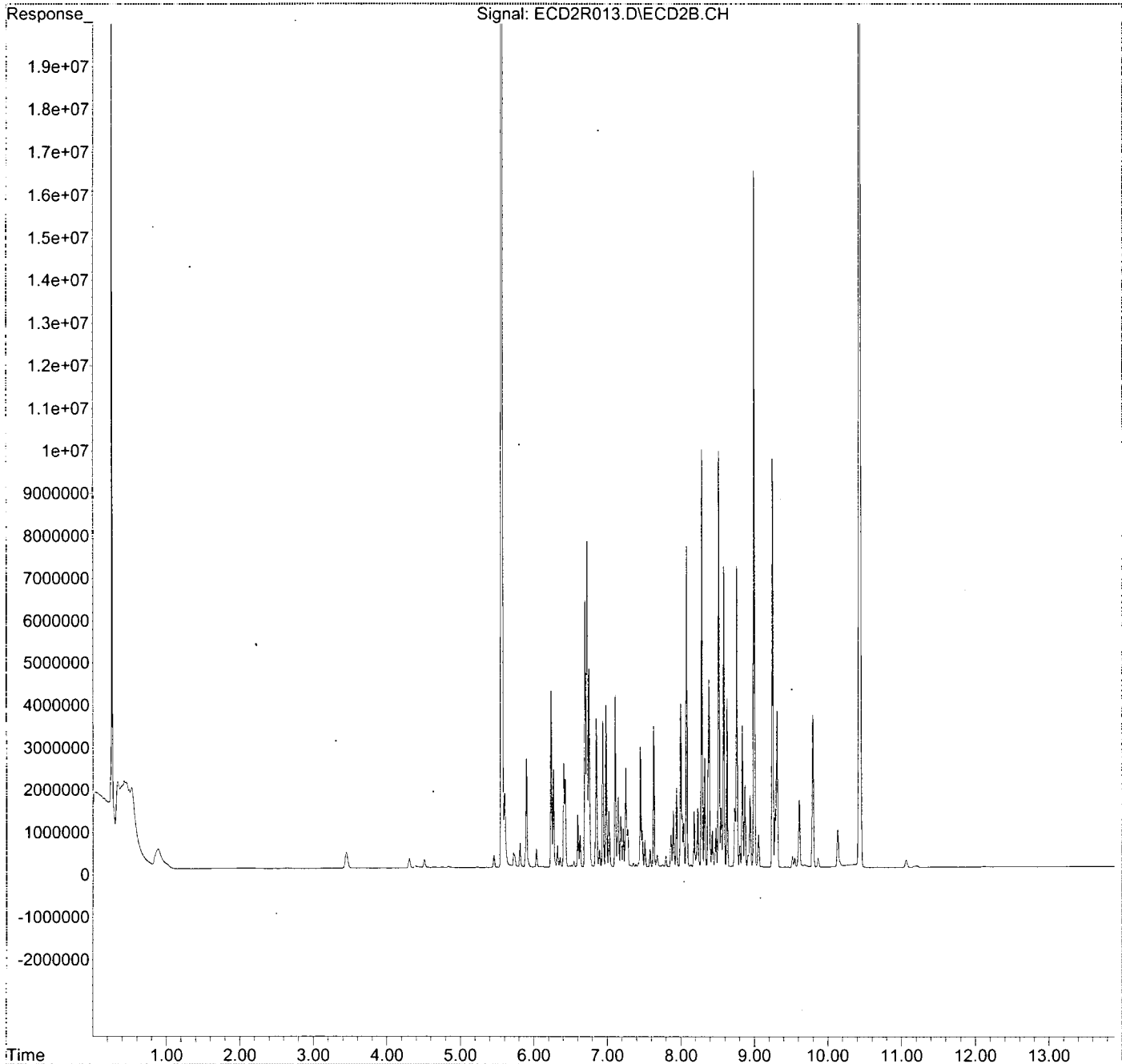
(m)=manual int.



Quantitation Report (QT Reviewed)

Data Path : K:\DATA\0D09025\requant\  
Data File : ECD2R013.D  
Signal(s) : ECD2B.CH  
Acq On : 09 Apr 2020 11:32  
Operator : MJB / KAK  
Sample : 0D09025-CAL5  
Misc :  
ALS Vial : 58 Sample Multiplier: 1

Integration File: events.e  
Quant Time: Apr 10 08:06:15 2020  
Quant Method : L:\Methods\RECD2\_QUANTPCB\_200409.M  
Quant Title : PCB Data Analysis  
QLast Update : Fri Apr 10 07:54:48 2020  
Response via : Initial Calibration  
Integrator: ChemStation 6890 Scale Mode: Small noise peaks clipped



Quantitation Report (QT Reviewed)

Data Path : K:\DATA\0D09025\requant\  
 Data File : ECD2R014.D  
 Signal(s) : ECD2B.CH  
 Acq On : 09 Apr 2020 11:49  
 Operator : MJB / KAK  
 Sample : 0D09025-CAL6  
 Misc :  
 ALS Vial : 59 Sample Multiplier: 1

Integration File: events.e  
 Quant Time: Apr 10 08:07:40 2020  
 Quant Method : L:\Methods\RECD2\_QUANTPCB\_200409.M  
 Quant Title : PCB Data Analysis  
 QLast Update : Fri Apr 10 07:54:48 2020  
 Response via : Initial Calibration  
 Integrator: ChemStation 6890 Scale Mode: Small noise peaks clipped

*Handwritten signature*  
 4/10/20

Compound	R.T.	Response	Conc	Units
System Monitoring Compounds				
1) S TCMX (S)	5.569	171348734	578.353	ng/ml
62) S DCBP (S)	10.437	89449036	535.728	ng/ml
Target Compounds				
2) Aroclor 1016 (1)	6.237	8523190	892.907	ng/ml
3) Aroclor 1016 (2)	6.727	16205979	970.183	ng/ml
4) Aroclor 1016 (3)	6.853	7188564	930.146	ng/ml
5) Aroclor 1016 (4)	6.940	7244607	902.951	ng/ml
6) Aroclor 1016 (5)	6.984	7770215	894.775	ng/ml
7) Aroclor 1016 (6)	7.109	8021413	912.781	ng/ml
8) Aroclor 1016 - AVE	0.000	0	N.D.	ng/ml
9) Aroclor 1221 (1)	0.000	0	N.D.	ng/ml
10) Aroclor 1221 (2)	0.000	0	N.D.	ng/ml
11) Aroclor 1221 (3)	0.000	0	N.D.	ng/ml
12) Aroclor 1221 - AVE	0.000	0	N.D.	ng/ml
13) Aroclor 1232 (1)	0.000	0	N.D.	ng/ml
14) Aroclor 1232 (2)	0.000	0	N.D.	ng/ml
15) Aroclor 1232 (3)	0.000	0	N.D.	ng/ml
16) Aroclor 1232 (4)	0.000	0	N.D.	ng/ml
17) Aroclor 1232 (5)	0.000	0	N.D.	ng/ml
18) Aroclor 1232 (6)	0.000	0	N.D.	ng/ml
19) Aroclor 1232 - AVE	0.000	0	N.D.	ng/ml
20) Aroclor 1242 (1)	0.000	0	N.D.	ng/ml
21) Aroclor 1242 (2)	0.000	0	N.D.	ng/ml
22) Aroclor 1242 (3)	0.000	0	N.D.	ng/ml
23) Aroclor 1242 (4)	0.000	0	N.D.	ng/ml
24) Aroclor 1242 (5)	0.000	0	N.D.	ng/ml
25) Aroclor 1242 (6)	0.000	0	N.D.	ng/ml
26) Aroclor 1242 - AVE	0.000	0	N.D.	ng/ml
27) Aroclor 1248 (1)	0.000	0	N.D.	ng/ml
28) Aroclor 1248 (2)	0.000	0	N.D.	ng/ml
29) Aroclor 1248 (3)	0.000	0	N.D.	ng/ml
30) Aroclor 1248 (4)	0.000	0	N.D.	ng/ml
31) Aroclor 1248 (5)	0.000	0	N.D.	ng/ml
32) Aroclor 1248 (6)	0.000	0	N.D.	ng/ml
33) Aroclor 1248 - AVE	0.000	0	N.D.	ng/ml
34) Aroclor 1254 (1)	0.000	0	N.D.	ng/ml
35) Aroclor 1254 (2)	0.000	0	N.D.	ng/ml
36) Aroclor 1254 (3)	0.000	0	N.D.	ng/ml
37) Aroclor 1254 (4)	0.000	0	N.D.	ng/ml
38) Aroclor 1254 (5)	0.000	0	N.D.	ng/ml
39) Aroclor 1254 (6)	0.000	0	N.D.	ng/ml
40) Aroclor 1254 - AVE	0.000	0	N.D.	ng/ml

Quantitation Report (QT Reviewed)

Data Path : K:\DATA\0D09025\requant\  
 Data File : ECD2R014.D  
 Signal(s) : ECD2B.CH  
 Acq On : 09 Apr 2020 11:49  
 Operator : MJB / KAK  
 Sample : 0D09025-CAL6  
 Misc :  
 ALS Vial : 59 Sample Multiplier: 1

Integration File: events.e  
 Quant Time: Apr 10 08:07:40 2020  
 Quant Method : L:\Methods\RECD2\_QUANTPCB\_200409.M  
 Quant Title : PCB Data Analysis  
 QLast Update : Fri Apr 10 07:54:48 2020  
 Response via : Initial Calibration  
 Integrator: ChemStation 6890 Scale Mode: Small noise peaks clipped

Compound	R.T.	Response	Conc Units
41) Aroclor 1260 (1)	8.078	15715630	941.937 ng/ml
42) Aroclor 1260 (2)	8.285	20242699	977.117 ng/ml
43) Aroclor 1260 (3)	8.516	20278817	974.314 ng/ml
44) Aroclor 1260 (4)	8.997	33671170	991.787 ng/ml
45) Aroclor 1260 (5)	9.247	19024170	961.211 ng/ml
46) Aroclor 1260 (6)	9.797	7276838	934.838 ng/ml
47) Aroclor 1260 - AVE	0.000	0	N.D. ng/ml
48) Aroclor 1262 (1)	0.000	0	N.D. ng/ml
49) Aroclor 1262 (2)	0.000	0	N.D. ng/ml
50) Aroclor 1262 (3)	0.000	0	N.D. ng/ml
51) Aroclor 1262 (4)	0.000	0	N.D. ng/ml
52) Aroclor 1262 (5)	0.000	0	N.D. ng/ml
53) Aroclor 1262 (6)	0.000	0	N.D. ng/ml
54) Aroclor 1262 - AVE	0.000	0	N.D. ng/ml
55) Aroclor 1268 (1)	0.000	0	N.D. ng/ml
56) Aroclor 1268 (2)	0.000	0	N.D. ng/ml
57) Aroclor 1268 (3)	0.000	0	N.D. ng/ml
58) Aroclor 1268 (4)	0.000	0	N.D. ng/ml
59) Aroclor 1268 (5)	0.000	0	N.D. ng/ml
60) Aroclor 1268 (6)	0.000	0	N.D. ng/ml
61) Aroclor 1268 - AVE	0.000	0	N.D. ng/ml

✓

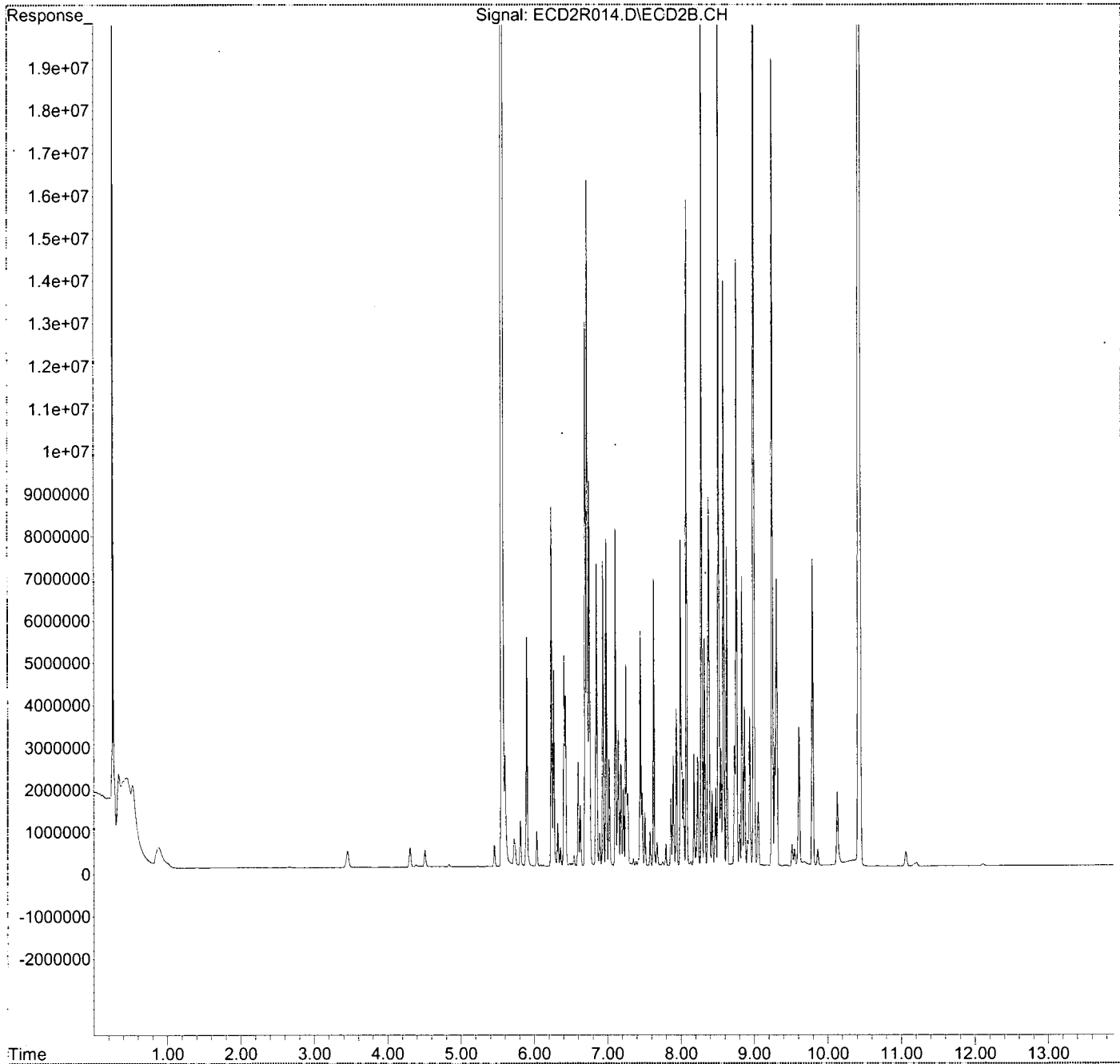
(f)=RT Delta > 1/2 Window

(m)=manual int.

Quantitation Report (QT Reviewed)

Data Path : K:\DATA\0D09025\requant\  
Data File : ECD2R014.D  
Signal(s) : ECD2B.CH  
Acq On : 09 Apr 2020 11:49  
Operator : MJB / KAK  
Sample : 0D09025-CAL6  
Misc :  
ALS Vial : 59 Sample Multiplier: 1

Integration File: events.e  
Quant Time: Apr 10 08:07:40 2020  
Quant Method : L:\Methods\RECD2\_QUANTPCB\_200409.M  
Quant Title : PCB Data Analysis  
QLast Update : Fri Apr 10 07:54:48 2020  
Response via : Initial Calibration  
Integrator: ChemStation 6890 Scale Mode: Small noise peaks clipped



Quantitation Report (QT Reviewed)

Data Path : K:\DATA\OD09025\requant\  
 Data File : ECD2R015.D  
 Signal(s) : ECD2B.CH  
 Acq On : 09 Apr 2020 12:07  
 Operator : MJB / KAK  
 Sample : OD09025-CAL7  
 Misc :  
 ALS Vial : 60 Sample Multiplier: 1

Integration File: events.e  
 Quant Time: Apr 10 08:09:01 2020  
 Quant Method : L:\Methods\RECD2\_QUANTPCB\_200409.M  
 Quant Title : PCB Data Analysis  
 QLast Update : Fri Apr 10 07:54:48 2020  
 Response via : Initial Calibration  
 Integrator: ChemStation 6890 Scale Mode: Small noise peaks clipped

*[Handwritten signature]*  
 4/10/20

Compound	R.T.	Response	Conc	Units
System Monitoring Compounds				
1) S TCMX (S)	5.575	201968251	681.703	ng/ml ✓
62) S DCBP (S)	10.438	155235623	929.737	ng/ml ✓
Target Compounds				
2) Aroclor 1016 (1)	6.238	13166755	1379.377	ng/ml
3) Aroclor 1016 (2)	6.727	24055241	1440.084	ng/ml
4) Aroclor 1016 (3)	6.853	10603227	1371.978	ng/ml
5) Aroclor 1016 (4)	6.940	10546235	1314.458	ng/ml ✓
6) Aroclor 1016 (5)	6.984	12078491	1390.892	ng/ml
7) Aroclor 1016 (6)	7.109	11888296	1352.805	ng/ml
8) Aroclor 1016 - AVE	0.000	0	N.D.	ng/ml
9) Aroclor 1221 (1)	0.000	0	N.D.	ng/ml
10) Aroclor 1221 (2)	0.000	0	N.D.	ng/ml
11) Aroclor 1221 (3)	0.000	0	N.D.	ng/ml
12) Aroclor 1221 - AVE	0.000	0	N.D.	ng/ml
13) Aroclor 1232 (1)	0.000	0	N.D.	ng/ml
14) Aroclor 1232 (2)	0.000	0	N.D.	ng/ml
15) Aroclor 1232 (3)	0.000	0	N.D.	ng/ml
16) Aroclor 1232 (4)	0.000	0	N.D.	ng/ml
17) Aroclor 1232 (5)	0.000	0	N.D.	ng/ml
18) Aroclor 1232 (6)	0.000	0	N.D.	ng/ml
19) Aroclor 1232 - AVE	0.000	0	N.D.	ng/ml
20) Aroclor 1242 (1)	0.000	0	N.D.	ng/ml
21) Aroclor 1242 (2)	0.000	0	N.D.	ng/ml
22) Aroclor 1242 (3)	0.000	0	N.D.	ng/ml
23) Aroclor 1242 (4)	0.000	0	N.D.	ng/ml
24) Aroclor 1242 (5)	0.000	0	N.D.	ng/ml
25) Aroclor 1242 (6)	0.000	0	N.D.	ng/ml
26) Aroclor 1242 - AVE	0.000	0	N.D.	ng/ml
27) Aroclor 1248 (1)	0.000	0	N.D.	ng/ml
28) Aroclor 1248 (2)	0.000	0	N.D.	ng/ml
29) Aroclor 1248 (3)	0.000	0	N.D.	ng/ml
30) Aroclor 1248 (4)	0.000	0	N.D.	ng/ml
31) Aroclor 1248 (5)	0.000	0	N.D.	ng/ml
32) Aroclor 1248 (6)	0.000	0	N.D.	ng/ml
33) Aroclor 1248 - AVE	0.000	0	N.D.	ng/ml
34) Aroclor 1254 (1)	0.000	0	N.D.	ng/ml
35) Aroclor 1254 (2)	0.000	0	N.D.	ng/ml
36) Aroclor 1254 (3)	0.000	0	N.D.	ng/ml
37) Aroclor 1254 (4)	0.000	0	N.D.	ng/ml
38) Aroclor 1254 (5)	0.000	0	N.D.	ng/ml
39) Aroclor 1254 (6)	0.000	0	N.D.	ng/ml
40) Aroclor 1254 - AVE	0.000	0	N.D.	ng/ml

Quantitation Report (QT Reviewed)

Data Path : K:\DATA\0D09025\requant\  
 Data File : ECD2R015.D  
 Signal(s) : ECD2B.CH  
 Acq On : 09 Apr 2020 12:07  
 Operator : MJB / KAK  
 Sample : 0D09025-CAL7  
 Misc :  
 ALS Vial : 60 Sample Multiplier: 1

Integration File: events.e  
 Quant Time: Apr 10 08:09:01 2020  
 Quant Method : L:\Methods\RECD2\_QUANTPCB\_200409.M  
 Quant Title : PCB Data Analysis  
 QLast Update : Fri Apr 10 07:54:48 2020  
 Response via : Initial Calibration  
 Integrator: ChemStation 6890 Scale Mode: Small noise peaks clipped

Compound	R.T.	Response	Conc	Units
41) Aroclor 1260 (1)	8.078	23526436	1410.088	ng/ml
42) Aroclor 1260 (2)	8.286	29222890	1410.592	ng/ml
43) Aroclor 1260 (3)	8.517	31685442	1522.356	ng/ml
44) Aroclor 1260 (4)	8.997	54599045	1608.220	ng/ml
45) Aroclor 1260 (5)	9.248	30270446	1529.438	ng/ml
46) Aroclor 1260 (6)	9.797	11599623	1490.175	ng/ml
47) Aroclor 1260 - AVE	0.000	0	N.D.	ng/ml
48) Aroclor 1262 (1)	0.000	0	N.D.	ng/ml
49) Aroclor 1262 (2)	0.000	0	N.D.	ng/ml
50) Aroclor 1262 (3)	0.000	0	N.D.	ng/ml
51) Aroclor 1262 (4)	0.000	0	N.D.	ng/ml
52) Aroclor 1262 (5)	0.000	0	N.D.	ng/ml
53) Aroclor 1262 (6)	0.000	0	N.D.	ng/ml
54) Aroclor 1262 - AVE	0.000	0	N.D.	ng/ml
55) Aroclor 1268 (1)	0.000	0	N.D.	ng/ml
56) Aroclor 1268 (2)	0.000	0	N.D.	ng/ml
57) Aroclor 1268 (3)	0.000	0	N.D.	ng/ml
58) Aroclor 1268 (4)	0.000	0	N.D.	ng/ml
59) Aroclor 1268 (5)	0.000	0	N.D.	ng/ml
60) Aroclor 1268 (6)	0.000	0	N.D.	ng/ml
61) Aroclor 1268 - AVE	0.000	0	N.D.	ng/ml

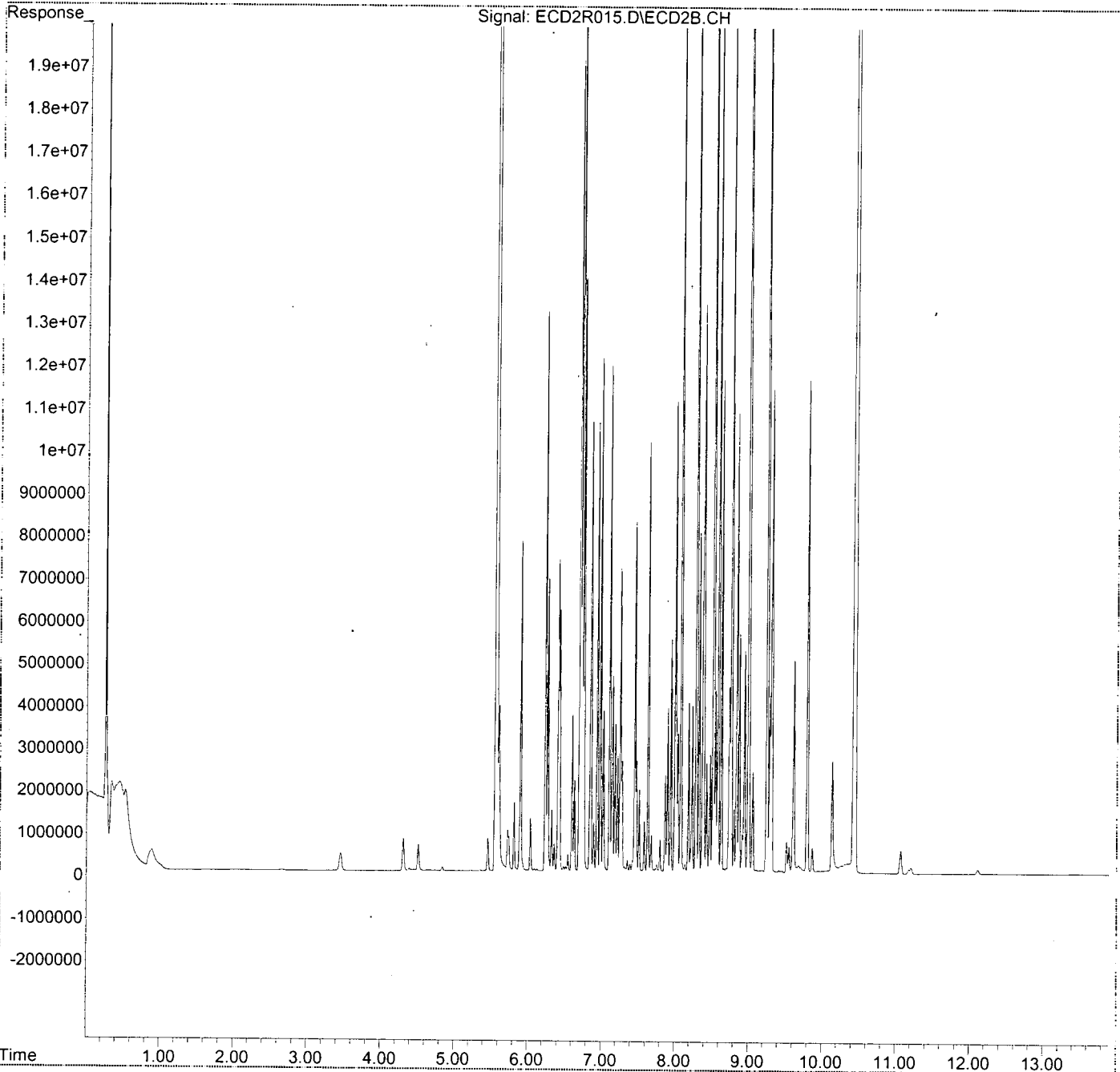
(f)=RT Delta > 1/2 Window

(m)=manual int.

Quantitation Report (QT Reviewed)

Data Path : K:\DATA\0D09025\requant\  
Data File : ECD2R015.D  
Signal(s) : ECD2B.CH  
Acq On : 09 Apr 2020 12:07  
Operator : MJB / KAK  
Sample : 0D09025-CAL7  
Misc :  
ALS Vial : 60 Sample Multiplier: 1

Integration File: events.e  
Quant Time: Apr 10 08:09:01 2020  
Quant Method : L:\Methods\RECD2\_QUANTPCB\_200409.M  
Quant Title : PCB Data Analysis  
QLast Update : Fri Apr 10 07:54:48 2020  
Response via : Initial Calibration  
Integrator: ChemStation 6890 Scale Mode: Small noise peaks clipped



Sequence Table (Front Injector):

Method and Injection Info Part:

Line	Location	SampleName	Method	Inj	SampleType	InjVolume	DataFile
1	Vial 1	Hexane	E2A21015	1	Sample		
2	Vial 1	Hexane	E2A21015	1	Sample		
3	Vial 4	conditioning run	E2A21015	1	Sample		
4	Vial 4	conditioning run	E2A21015	1	Sample		
5	Vial 1	Hexane	E2A21015	1	Sample		
6	Vial 2	0D09024-CCV1	E2A21015	1	Sample		
7	Vial 3	0D09024-CCB1	E2A21015	1	Sample		
8	Vial 1	Hexane	E2A21015	1	Sample		
9	Vial 1	Hexane	E2A21015	1	Sample		
10	Vial 1	Hexane	E2A21015	1	Sample		
11	Vial 1	Hexane	E2A21015	1	Sample		
12	Vial 1	Hexane	E2A21015	1	Sample		
13	Vial 1	Hexane	E2A21015	1	Sample		
14	Vial 1	Hexane	E2A21015	1	Sample		
15	Vial 1	Hexane	E2A21015	1	Sample		
16	Vial 1	Hexane	E2A21015	1	Sample		
17	Vial 1	Hexane	E2A21015	1	Sample		
18	Vial 1	Hexane	E2A21015	1	Sample		
19	Vial 62	1221	E2A21015	1	Sample		
20	Vial 63	1232	E2A21015	1	Sample		
21	Vial 64	1242	E2A21015	1	Sample		
22	Vial 65	1248	E2A21015	1	Sample		
23	Vial 66	1254	E2A21015	1	Sample		
24	Vial 67	1262	E2A21015	1	Sample		
25	Vial 68	1268	E2A21015	1	Sample		
26	Vial 1	Hexane	E2A21015	1	Sample		
27	Vial 1	Hexane	E2A21015	1	Sample		
28	Vial 1	Hexane	E2A21015	1	Sample		

Sequence Table (Back Injector):

Method and Injection Info Part:

Line	Location	SampleName	Method	Inj	SampleType	InjVolume	DataFile
1	Vial 51	Hexane	E2A21015	1	Sample		
2	Vial 51	Hexane	E2A21015	1	Sample		
3	Vial 52	0D09025-CCV1	E2A21015	1	Sample		
4	Vial 53	0D09025-CCB1	E2A21015	1	Sample		
5	Vial 51	Hexane	E2A21015	1	Sample		
6	Vial 51	Hexane	E2A21015	1	Sample		
7	Vial 51	Hexane	E2A21015	1	Sample		
8	Vial 53	0D09025-ICB1	E2A21015	1	Sample		
9	Vial 54	0D09025-CAL1	E2A21015	1	Sample		
10	Vial 55	0D09025-CAL2	E2A21015	1	Sample		
11	Vial 56	0D09025-CAL3	E2A21015	1	Sample		
12	Vial 57	0D09025-CAL4	E2A21015	1	Sample		
13	Vial 58	0D09025-CAL5	E2A21015	1	Sample		
14	Vial 59	0D09025-CAL6	E2A21015	1	Sample		
15	Vial 60	0D09025-CAL7	E2A21015	1	Sample		
16	Vial 51	0D09025-IBL1	E2A21015	1	Sample		
17	Vial 61	0D09025-ICV1	E2A21015	1	Sample		
18	Vial 62	0D09025-CAL8	E2A21015	1	Sample		
19	Vial 63	0D09025-CAL9	E2A21015	1	Sample		
20	Vial 64	0D09025-CALA	E2A21015	1	Sample		
21	Vial 65	0D09025-CALB	E2A21015	1	Sample		
22	Vial 66	0D09025-CALC	E2A21015	1	Sample		

*[Handwritten signature]*  
4/10/20



Line	Location	SampleName	Method	Inj	SampleType	InjVolume	DataFile
23	Vial 67	0D09025-CALD	E2A21015	1	Sample		
24	Vial 68	0D09025-CALE	E2A21015	1	Sample		
25	Vial 69	0D09025-ICV2	E2A21015	1	Sample		
26	Vial 70	0D09025-ICV3	E2A21015	1	Sample		
27	Vial 71	0D09025-ICV4	E2A21015	1	Sample		
28	Vial 72	0D09025-ICV5	E2A21015	1	Sample		

Quantitation Report (QT Reviewed)

Data Path : K:\DATA\0D09025\  
 Data File : ECD2R009.D  
 Signal(s) : ECD2B.CH  
 Acq On : 09 Apr 2020 10:21  
 Operator : MJB / KAK  
 Sample : 0D09025-CAL1  
 Misc :  
 ALS Vial : 54 Sample Multiplier: 1

Integration File: events.e  
 Quant Time: Apr 09 11:58:28 2020  
 Quant Method : L:\Methods\RECD2\_QUANTPCB\_200409.M  
 Quant Title : PCB Data Analysis  
 QLast Update : Tue Jan 14 09:35:58 2020  
 Response via : Initial Calibration  
 Integrator: ChemStation 6890 Scale Mode: Small noise peaks clipped

*Handwritten signature*  
 4/9/20

Volume Inj. : 1uL  
 Signal Phase : RTX-1701  
 Signal Info : 30m x 0.32mm x 0.25um

Compound	R.T.	Response	Conc Units
-----			
System Monitoring Compounds			
1) S TCMX (S)	5.565	2858806	<del>12.671</del> ng/ml
62) S DCBP (S)	10.434	1549703	<del>13.933</del> ng/ml
Target Compounds			
2) Aroclor 1016 (1)	6.237	228305	<del>36.931</del> ng/ml
3) Aroclor 1016 (2)	6.727	366826	<del>32.061</del> ng/ml
4) Aroclor 1016 (3)	6.853	181221	<del>33.832</del> ng/ml
5) Aroclor 1016 (4)	6.940	199876	<del>40.454</del> ng/ml
6) Aroclor 1016 (5)	6.984	209118	<del>37.709</del> ng/ml
7) Aroclor 1016 (6)	7.109	208459	<del>26.491</del> ng/ml
8) Aroclor 1016 - AVE	0.000	0	N.D. ng/ml
9) Aroclor 1221 (1)	0.000	0	N.D. ng/ml
10) Aroclor 1221 (2)	0.000	0	N.D. ng/ml
11) Aroclor 1221 (3)	0.000	0	N.D. ng/ml
12) Aroclor 1221 - AVE	0.000	0	N.D. ng/ml
13) Aroclor 1232 (1)	0.000	0	N.D. ng/ml
14) Aroclor 1232 (2)	0.000	0	N.D. ng/ml
15) Aroclor 1232 (3)	0.000	0	N.D. ng/ml
16) Aroclor 1232 (4)	0.000	0	N.D. ng/ml
17) Aroclor 1232 (5)	0.000	0	N.D. ng/ml
18) Aroclor 1232 (6)	0.000	0	N.D. ng/ml
19) Aroclor 1232 - AVE	0.000	0	N.D. ng/ml
20) Aroclor 1242 (1)	0.000	0	N.D. ng/ml
21) Aroclor 1242 (2)	0.000	0	N.D. ng/ml
22) Aroclor 1242 (3)	0.000	0	N.D. ng/ml
23) Aroclor 1242 (4)	0.000	0	N.D. ng/ml
24) Aroclor 1242 (5)	0.000	0	N.D. ng/ml
25) Aroclor 1242 (6)	0.000	0	N.D. ng/ml
26) Aroclor 1242 - AVE	0.000	0	N.D. ng/ml
27) Aroclor 1248 (1)	0.000	0	N.D. ng/ml
28) Aroclor 1248 (2)	0.000	0	N.D. ng/ml
29) Aroclor 1248 (3)	0.000	0	N.D. ng/ml
30) Aroclor 1248 (4)	0.000	0	N.D. ng/ml
31) Aroclor 1248 (5)	0.000	0	N.D. ng/ml
32) Aroclor 1248 (6)	0.000	0	N.D. ng/ml
33) Aroclor 1248 - AVE	0.000	0	N.D. ng/ml
34) Aroclor 1254 (1)	0.000	0	N.D. ng/ml
35) Aroclor 1254 (2)	0.000	0	N.D. ng/ml
36) Aroclor 1254 (3)	0.000	0	N.D. ng/ml
37) Aroclor 1254 (4)	0.000	0	N.D. ng/ml
38) Aroclor 1254 (5)	0.000	0	N.D. ng/ml
39) Aroclor 1254 (6)	0.000	0	N.D. ng/ml
40) Aroclor 1254 - AVE	0.000	0	N.D. ng/ml
41) Aroclor 1260 (1)	8.078	372718	<del>35.403</del> ng/ml
42) Aroclor 1260 (2)	8.284	463394	<del>36.309</del> ng/ml
43) Aroclor 1260 (3)	8.515	429034	<del>32.353</del> ng/ml
44) Aroclor 1260 (4)	8.995	664701	<del>37.424</del> ng/ml

Data Path : K:\DATA\0D09025\  
 Data File : ECD2R009.D  
 Signal(s) : ECD2B.CH  
 Acq On : 09 Apr 2020 10:21  
 Operator : MJB / KAK  
 Sample : 0D09025-CAL1  
 Misc :  
 ALS Vial : 54 Sample Multiplier: 1

Integration File: events.e  
 Quant Time: Apr 09 11:58:28 2020  
 Quant Method : L:\Methods\RECD2\_QUANTPCB\_200409.M  
 Quant Title : PCB Data Analysis  
 QLast Update : Tue Jan 14 09:35:58 2020  
 Response via : Initial Calibration  
 Integrator: ChemStation 6890 Scale Mode: Small noise peaks clipped

Volume Inj. : 1uL  
 Signal Phase : RTX-1701  
 Signal Info : 30m x 0.32mm x 0.25um

Compound	R.T.	Response	Conc Units
45) Aroclor 1260 (5)	9.246	406889	33.257 ng/ml
46) Aroclor 1260 (6)	9.797	174890	35.838 ng/ml
47) Aroclor 1260 - AVE	0.000	0	N.D. ng/ml
48) Aroclor 1262 (1)	0.000	0	N.D. ng/ml
49) Aroclor 1262 (2)	0.000	0	N.D. ng/ml
50) Aroclor 1262 (3)	0.000	0	N.D. ng/ml
51) Aroclor 1262 (4)	0.000	0	N.D. ng/ml
52) Aroclor 1262 (5)	0.000	0	N.D. ng/ml
53) Aroclor 1262 (6)	0.000	0	N.D. ng/ml
54) Aroclor 1262 - AVE	0.000	0	N.D. ng/ml
55) Aroclor 1268 (1)	0.000	0	N.D. ng/ml
56) Aroclor 1268 (2)	0.000	0	N.D. ng/ml
57) Aroclor 1268 (3)	0.000	0	N.D. ng/ml
58) Aroclor 1268 (4)	0.000	0	N.D. ng/ml
59) Aroclor 1268 (5)	0.000	0	N.D. ng/ml
60) Aroclor 1268 (6)	0.000	0	N.D. ng/ml
61) Aroclor 1268 - AVE	0.000	0	N.D. ng/ml

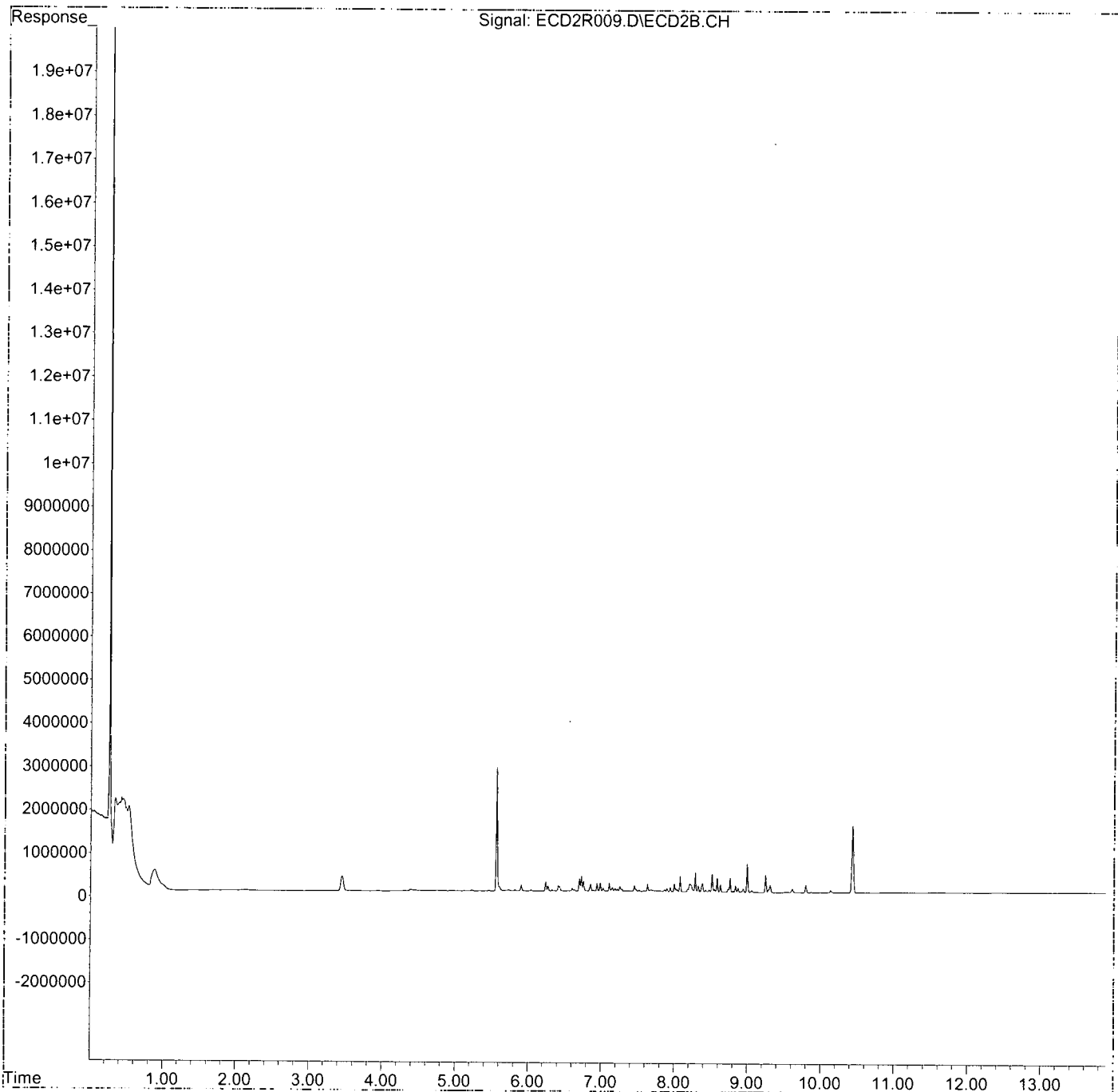
(f)=RT Delta > 1/2 Window

(m)=manual int.

Data Path : K:\DATA\0D09025\  
Data File : ECD2R009.D  
Signal(s) : ECD2B.CH  
Acq On : 09 Apr 2020 10:21  
Operator : MJB / KAK  
Sample : 0D09025-CAL1  
Misc :  
ALS Vial : 54 Sample Multiplier: 1

Integration File: events.e  
Quant Time: Apr 09 11:58:28 2020  
Quant Method : L:\Methods\RECD2\_QUANTPCB\_200409.M  
Quant Title : PCB Data Analysis  
QLast Update : Tue Jan 14 09:35:58 2020  
Response via : Initial Calibration  
Integrator: ChemStation 6890 Scale Mode: Small noise peaks clipped

Volume Inj. : 1uL  
Signal Phase : RTX-1701  
Signal Info : 30m x 0.32mm x 0.25um



Data Path : K:\DATA\0D09025\  
 Data File : ECD2R010.D  
 Signal(s) : ECD2B.CH  
 Acq On : 09 Apr 2020 10:39  
 Operator : MJB / KAK  
 Sample : 0D09025-CAL2  
 Misc :  
 ALS Vial : 55 Sample Multiplier: 1

Integration File: events.e  
 Quant Time: Apr 09 12:00:24 2020  
 Quant Method : L:\Methods\RECD2\_QUANTPCB\_200409.M  
 Quant Title : PCB Data Analysis  
 QLast Update : Tue Jan 14 09:35:58 2020  
 Response via : Initial Calibration  
 Integrator: ChemStation 6890 Scale Mode: Small noise peaks clipped

*Handwritten:* 4/19/20

Volume Inj. : 1uL  
 Signal Phase : RTX-1701  
 Signal Info : 30m x 0.32mm x 0.25um

Compound	R.T.	Response	Conc Units
<b>System Monitoring Compounds</b>			
1) S TCMX (S)	5.564	7524886	<del>33.351</del> ng/ml
62) S DCBP (S)	10.434	4063177	<del>36.532</del> ng/ml
<b>Target Compounds</b>			
2) Aroclor 1016 (1)	6.237	530680	<del>85.843</del> ng/ml
3) Aroclor 1016 (2)	6.727	879396	<del>76.861</del> ng/ml
4) Aroclor 1016 (3)	6.853	424935	<del>79.331</del> ng/ml
5) Aroclor 1016 (4)	6.940	445575	<del>90.183</del> ng/ml
6) Aroclor 1016 (5)	6.985	471840	<del>85.085</del> ng/ml
7) Aroclor 1016 (6)	7.109	485922	<del>85.062</del> ng/ml
8) Aroclor 1016 - AVE	0.000	0	N.D. ng/ml
9) Aroclor 1221 (1)	0.000	0	N.D. ng/ml
10) Aroclor 1221 (2)	0.000	0	N.D. ng/ml
11) Aroclor 1221 (3)	0.000	0	N.D. ng/ml
12) Aroclor 1221 - AVE	0.000	0	N.D. ng/ml
13) Aroclor 1232 (1)	0.000	0	N.D. ng/ml
14) Aroclor 1232 (2)	0.000	0	N.D. ng/ml
15) Aroclor 1232 (3)	0.000	0	N.D. ng/ml
16) Aroclor 1232 (4)	0.000	0	N.D. ng/ml
17) Aroclor 1232 (5)	0.000	0	N.D. ng/ml
18) Aroclor 1232 (6)	0.000	0	N.D. ng/ml
19) Aroclor 1232 - AVE	0.000	0	N.D. ng/ml
20) Aroclor 1242 (1)	0.000	0	N.D. ng/ml
21) Aroclor 1242 (2)	0.000	0	N.D. ng/ml
22) Aroclor 1242 (3)	0.000	0	N.D. ng/ml
23) Aroclor 1242 (4)	0.000	0	N.D. ng/ml
24) Aroclor 1242 (5)	0.000	0	N.D. ng/ml
25) Aroclor 1242 (6)	0.000	0	N.D. ng/ml
26) Aroclor 1242 - AVE	0.000	0	N.D. ng/ml
27) Aroclor 1248 (1)	0.000	0	N.D. ng/ml
28) Aroclor 1248 (2)	0.000	0	N.D. ng/ml
29) Aroclor 1248 (3)	0.000	0	N.D. ng/ml
30) Aroclor 1248 (4)	0.000	0	N.D. ng/ml
31) Aroclor 1248 (5)	0.000	0	N.D. ng/ml
32) Aroclor 1248 (6)	0.000	0	N.D. ng/ml
33) Aroclor 1248 - AVE	0.000	0	N.D. ng/ml
34) Aroclor 1254 (1)	0.000	0	N.D. ng/ml
35) Aroclor 1254 (2)	0.000	0	N.D. ng/ml
36) Aroclor 1254 (3)	0.000	0	N.D. ng/ml
37) Aroclor 1254 (4)	0.000	0	N.D. ng/ml
38) Aroclor 1254 (5)	0.000	0	N.D. ng/ml
39) Aroclor 1254 (6)	0.000	0	N.D. ng/ml
40) Aroclor 1254 - AVE	0.000	0	N.D. ng/ml
41) Aroclor 1260 (1)	8.079	883425	<del>83.913</del> ng/ml
42) Aroclor 1260 (2)	8.285	1086953	<del>85.168</del> ng/ml
43) Aroclor 1260 (3)	8.516	1074479	<del>81.024</del> ng/ml
44) Aroclor 1260 (4)	8.996	1693246	<del>80.050</del> ng/ml

Quantitation Report (QT Reviewed)

Data Path : K:\DATA\0D09025\  
 Data File : ECD2R010.D  
 Signal(s) : ECD2B.CH  
 Acq On : 09 Apr 2020 10:39  
 Operator : MJB / KAK  
 Sample : 0D09025-CAL2  
 Misc :  
 ALS Vial : 55 Sample Multiplier: 1

Integration File: events.e  
 Quant Time: Apr 09 12:00:24 2020  
 Quant Method : L:\Methods\RECD2\_QUANTPCB\_200409.M  
 Quant Title : PCB Data Analysis  
 QLast Update : Tue Jan 14 09:35:58 2020  
 Response via : Initial Calibration  
 Integrator: ChemStation 6890 Scale Mode: Small noise peaks clipped

Volume Inj. : 1uL  
 Signal Phase : RTX-1701  
 Signal Info : 30m x 0.32mm x 0.25um

Compound	R.T.	Response	Conc Units
45) Aroclor 1260 (5)	9.248	1024587	83.744 ng/ml
46) Aroclor 1260 (6)	9.797	422432	86.565 ng/ml
47) Aroclor 1260 - AVE	0.000	0	N.D. ng/ml
48) Aroclor 1262 (1)	0.000	0	N.D. ng/ml
49) Aroclor 1262 (2)	0.000	0	N.D. ng/ml
50) Aroclor 1262 (3)	0.000	0	N.D. ng/ml
51) Aroclor 1262 (4)	0.000	0	N.D. ng/ml
52) Aroclor 1262 (5)	0.000	0	N.D. ng/ml
53) Aroclor 1262 (6)	0.000	0	N.D. ng/ml
54) Aroclor 1262 - AVE	0.000	0	N.D. ng/ml
55) Aroclor 1268 (1)	0.000	0	N.D. ng/ml
56) Aroclor 1268 (2)	0.000	0	N.D. ng/ml
57) Aroclor 1268 (3)	0.000	0	N.D. ng/ml
58) Aroclor 1268 (4)	0.000	0	N.D. ng/ml
59) Aroclor 1268 (5)	0.000	0	N.D. ng/ml
60) Aroclor 1268 (6)	0.000	0	N.D. ng/ml
61) Aroclor 1268 - AVE	0.000	0	N.D. ng/ml

(f)=RT Delta > 1/2 Window

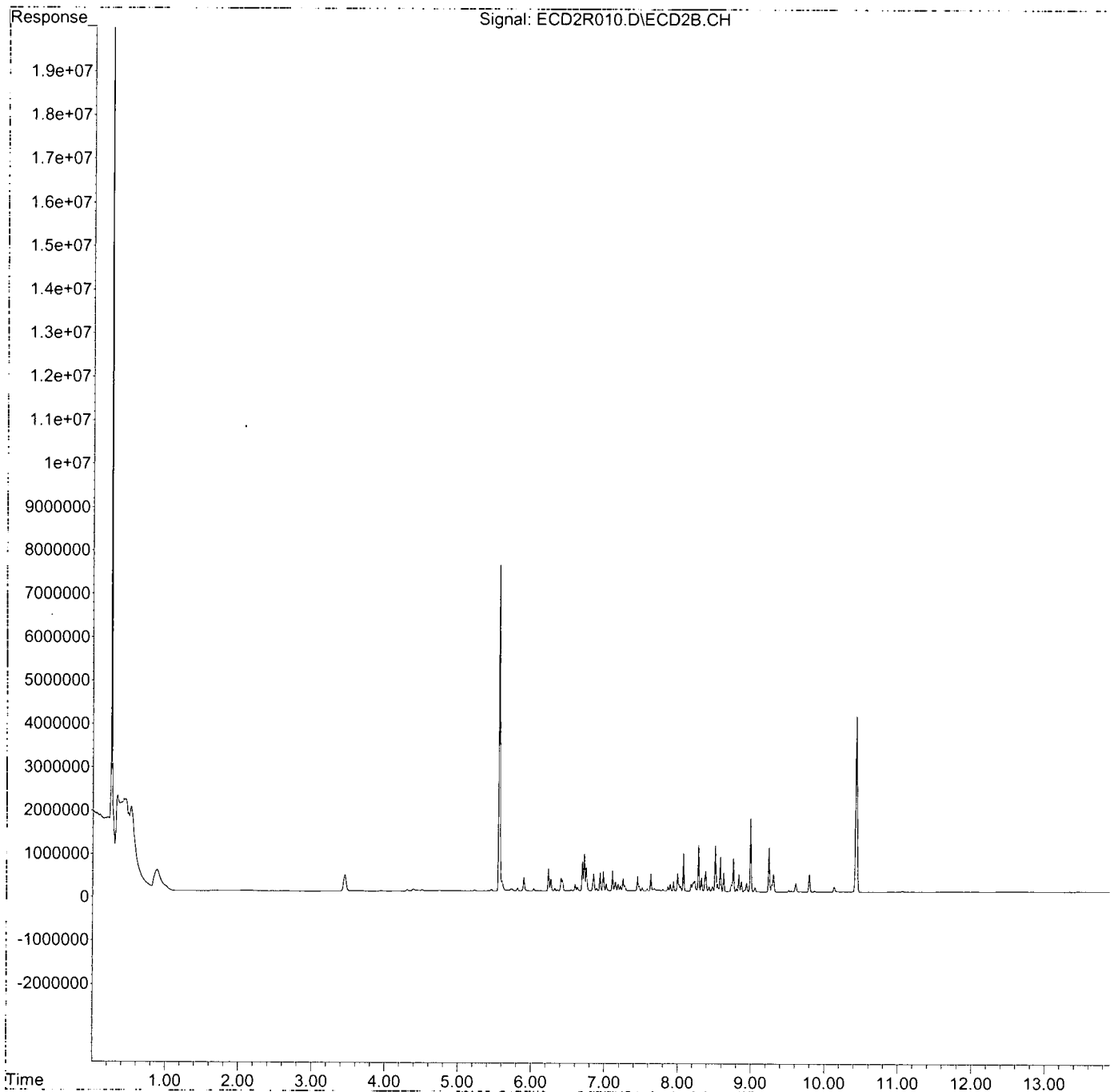
(m)=manual int.

Quantitation Report (QT Reviewed)

Data Path : K:\DATA\0D09025\  
Data File : ECD2R010.D  
Signal(s) : ECD2B.CH  
Acq On : 09 Apr 2020 10:39  
Operator : MJB / KAK  
Sample : 0D09025-CAL2  
Misc :  
ALS Vial : 55 Sample Multiplier: 1

Integration File: events.e  
Quant Time: Apr 09 12:00:24 2020  
Quant Method : L:\Methods\RECD2\_QUANTPCB\_200409.M  
Quant Title : PCB Data Analysis  
QLast Update : Tue Jan 14 09:35:58 2020  
Response via : Initial Calibration  
Integrator: ChemStation 6890 Scale Mode: Small noise peaks clipped

Volume Inj. : 1uL  
Signal Phase : RTX-1701  
Signal Info : 30m x 0.32mm x 0.25um



Data Path : K:\DATA\0D09025\  
 Data File : ECD2R011.D  
 Signal(s) : ECD2B.CH  
 Acq On : 09 Apr 2020 10:57  
 Operator : MJB / KAK  
 Sample : 0D09025-CAL3  
 Misc :  
 ALS Vial : 56 Sample Multiplier: 1

Integration File: events.e  
 Quant Time: Apr 09 12:02:26 2020  
 Quant Method : L:\Methods\RECD2\_QUANTPCB\_200409.M  
 Quant Title : PCB Data Analysis  
 QLast Update : Tue Jan 14 09:35:58 2020  
 Response via : Initial Calibration  
 Integrator: ChemStation 6890 Scale Mode: Small noise peaks clipped

*Handwritten:* 4/9/20

Volume Inj. : 1uL  
 Signal Phase : RTX-1701  
 Signal Info : 30m x 0.32mm x 0.25um

Compound	R.T.	Response	Conc Units
System Monitoring Compounds			
1) S TCMX (S)	5.564	14967170	<del>66.326</del> ng/ml
62) S DCBP (S)	10.434	7990254	<del>71.840</del> ng/ml
Target Compounds			
2) Aroclor 1016 (1)	6.237	986411	<del>159.562</del> ng/ml
3) Aroclor 1016 (2)	6.726	1656065	<del>144.744</del> ng/ml
4) Aroclor 1016 (3)	6.852	779857	<del>145.591</del> ng/ml
5) Aroclor 1016 (4)	6.940	824102	<del>166.797</del> ng/ml
6) Aroclor 1016 (5)	6.984	893465	<del>161.115</del> ng/ml
7) Aroclor 1016 (6)	7.109	891768	<del>156.106</del> ng/ml
8) Aroclor 1016 - AVE	0.000	0	N.D. ng/ml
9) Aroclor 1221 (1)	0.000	0	N.D. ng/ml
10) Aroclor 1221 (2)	0.000	0	N.D. ng/ml
11) Aroclor 1221 (3)	0.000	0	N.D. ng/ml
12) Aroclor 1221 - AVE	0.000	0	N.D. ng/ml
13) Aroclor 1232 (1)	0.000	0	N.D. ng/ml
14) Aroclor 1232 (2)	0.000	0	N.D. ng/ml
15) Aroclor 1232 (3)	0.000	0	N.D. ng/ml
16) Aroclor 1232 (4)	0.000	0	N.D. ng/ml
17) Aroclor 1232 (5)	0.000	0	N.D. ng/ml
18) Aroclor 1232 (6)	0.000	0	N.D. ng/ml
19) Aroclor 1232 - AVE	0.000	0	N.D. ng/ml
20) Aroclor 1242 (1)	0.000	0	N.D. ng/ml
21) Aroclor 1242 (2)	0.000	0	N.D. ng/ml
22) Aroclor 1242 (3)	0.000	0	N.D. ng/ml
23) Aroclor 1242 (4)	0.000	0	N.D. ng/ml
24) Aroclor 1242 (5)	0.000	0	N.D. ng/ml
25) Aroclor 1242 (6)	0.000	0	N.D. ng/ml
26) Aroclor 1242 - AVE	0.000	0	N.D. ng/ml
27) Aroclor 1248 (1)	0.000	0	N.D. ng/ml
28) Aroclor 1248 (2)	0.000	0	N.D. ng/ml
29) Aroclor 1248 (3)	0.000	0	N.D. ng/ml
30) Aroclor 1248 (4)	0.000	0	N.D. ng/ml
31) Aroclor 1248 (5)	0.000	0	N.D. ng/ml
32) Aroclor 1248 (6)	0.000	0	N.D. ng/ml
33) Aroclor 1248 - AVE	0.000	0	N.D. ng/ml
34) Aroclor 1254 (1)	0.000	0	N.D. ng/ml
35) Aroclor 1254 (2)	0.000	0	N.D. ng/ml
36) Aroclor 1254 (3)	0.000	0	N.D. ng/ml
37) Aroclor 1254 (4)	0.000	0	N.D. ng/ml
38) Aroclor 1254 (5)	0.000	0	N.D. ng/ml
39) Aroclor 1254 (6)	0.000	0	N.D. ng/ml
40) Aroclor 1254 - AVE	0.000	0	N.D. ng/ml
41) Aroclor 1260 (1)	8.077	1717489	<del>163.138</del> ng/ml
42) Aroclor 1260 (2)	8.284	2050232	<del>160.646</del> ng/ml
43) Aroclor 1260 (3)	8.515	2071243	<del>156.189</del> ng/ml
44) Aroclor 1260 (4)	8.996	3321616	<del>157.032</del> ng/ml



Quantitation Report (QT Reviewed)

Data Path : K:\DATA\0D09025\  
 Data File : ECD2R011.D  
 Signal(s) : ECD2B.CH  
 Acq On : 09 Apr 2020 10:57  
 Operator : MJB / KAK  
 Sample : 0D09025-CAL3  
 Misc :  
 ALS Vial : 56 Sample Multiplier: 1

Integration File: events.e  
 Quant Time: Apr 09 12:02:26 2020  
 Quant Method : L:\Methods\RECD2\_QUANTPCB\_200409.M  
 Quant Title : PCB Data Analysis  
 QLast Update : Tue Jan 14 09:35:58 2020  
 Response via : Initial Calibration  
 Integrator: ChemStation 6890 Scale Mode: Small noise peaks clipped

Volume Inj. : 1uL  
 Signal Phase : RTX-1701  
 Signal Info : 30m x 0.32mm x 0.25um

Compound	R.T.	Response	Conc	Units
45) Aroclor 1260 (5)	9.247	1924731	157.317	ng/ml
46) Aroclor 1260 (6)	9.796	759405	155.617	ng/ml
47) Aroclor 1260 - AVE	0.000	0	N.D.	ng/ml
48) Aroclor 1262 (1)	0.000	0	N.D.	ng/ml
49) Aroclor 1262 (2)	0.000	0	N.D.	ng/ml
50) Aroclor 1262 (3)	0.000	0	N.D.	ng/ml
51) Aroclor 1262 (4)	0.000	0	N.D.	ng/ml
52) Aroclor 1262 (5)	0.000	0	N.D.	ng/ml
53) Aroclor 1262 (6)	0.000	0	N.D.	ng/ml
54) Aroclor 1262 - AVE	0.000	0	N.D.	ng/ml
55) Aroclor 1268 (1)	0.000	0	N.D.	ng/ml
56) Aroclor 1268 (2)	0.000	0	N.D.	ng/ml
57) Aroclor 1268 (3)	0.000	0	N.D.	ng/ml
58) Aroclor 1268 (4)	0.000	0	N.D.	ng/ml
59) Aroclor 1268 (5)	0.000	0	N.D.	ng/ml
60) Aroclor 1268 (6)	0.000	0	N.D.	ng/ml
61) Aroclor 1268 - AVE	0.000	0	N.D.	ng/ml

(f)=RT Delta > 1/2 Window

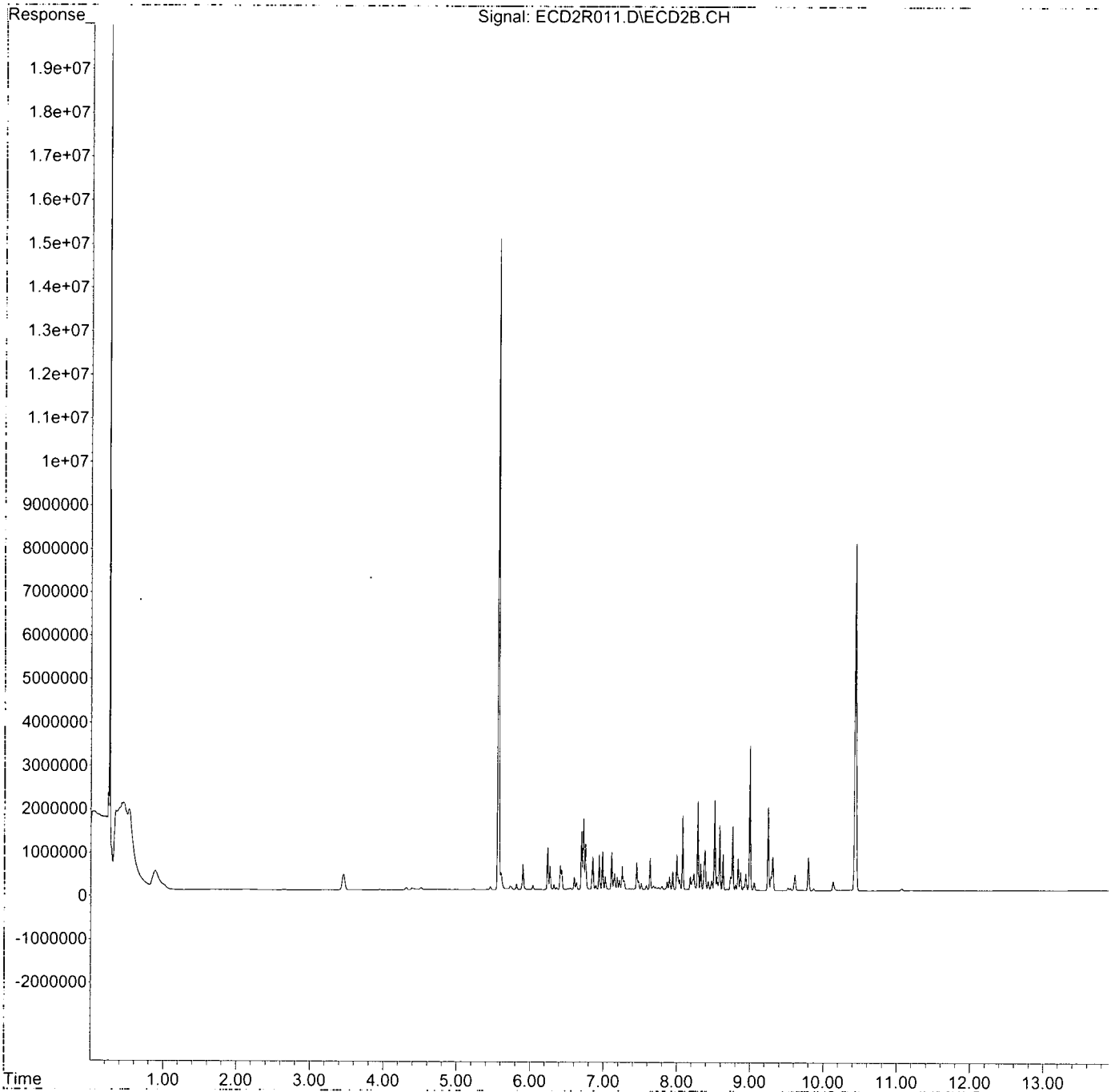
(m)=manual int.

Quantitation Report (QT Reviewed)

Data Path : K:\DATA\0D09025\  
Data File : ECD2R011.D  
Signal(s) : ECD2B.CH  
Acq On : 09 Apr 2020 10:57  
Operator : MJB / KAK  
Sample : 0D09025-CAL3  
Misc :  
ALS Vial : 56 Sample Multiplier: 1

Integration File: events.e  
Quant Time: Apr 09 12:02:26 2020  
Quant Method : L:\Methods\RECD2\_QUANTPCB\_200409.M  
Quant Title : PCB Data Analysis  
QLast Update : Tue Jan 14 09:35:58 2020  
Response via : Initial Calibration  
Integrator: ChemStation 6890 Scale Mode: Small noise peaks clipped

Volume Inj. : 1uL  
Signal Phase : RTX-1701  
Signal Info : 30m x 0.32mm x 0.25um



Quantitation Report (QT Reviewed)

Data Path : K:\DATA\0D09025\  
 Data File : ECD2R012.D  
 Signal(s) : ECD2B.CH  
 Acq On : 09 Apr 2020 11:14  
 Operator : MJB / KAK  
 Sample : 0D09025-CAL4  
 Misc :  
 ALS Vial : 57 Sample Multiplier: 1

Integration File: events.e  
 Quant Time: Apr 09 12:03:59 2020  
 Quant Method : L:\Methods\RECD2\_QUANTPCB\_200409.M  
 Quant Title : PCB Data Analysis  
 QLast Update : Tue Jan 14 09:35:58 2020  
 Response via : Initial Calibration  
 Integrator: ChemStation 6890 Scale Mode: Small noise peaks clipped

*Handwritten:* 4/9/20

Volume Inj. : 1uL  
 Signal Phase : RTX-1701  
 Signal Info : 30m x 0.32mm x 0.25um

Compound	R.T.	Response	Conc Units
System Monitoring Compounds			
1) S TCMX (S)	5.564	30534821	135.334 ng/ml
62) S DCBP (S)	10.436	16326808	146.793 ng/ml
Target Compounds			
2) Aroclor 1016 (1)	6.237	1851871	299.559 ng/ml
3) Aroclor 1016 (2)	6.727	3352806	293.043 ng/ml
4) Aroclor 1016 (3)	6.853	1488183	277.827 ng/ml
5) Aroclor 1016 (4)	6.939	1563408	316.431 ng/ml
6) Aroclor 1016 (5)	6.984	1688096	304.407 ng/ml
7) Aroclor 1016 (6)	7.108	1668249	292.031 ng/ml
8) Aroclor 1016 - AVE	0.000	0	N.D. ng/ml
9) Aroclor 1221 (1)	0.000	0	N.D. ng/ml
10) Aroclor 1221 (2)	0.000	0	N.D. ng/ml
11) Aroclor 1221 (3)	0.000	0	N.D. ng/ml
12) Aroclor 1221 - AVE	0.000	0	N.D. ng/ml
13) Aroclor 1232 (1)	0.000	0	N.D. ng/ml
14) Aroclor 1232 (2)	0.000	0	N.D. ng/ml
15) Aroclor 1232 (3)	0.000	0	N.D. ng/ml
16) Aroclor 1232 (4)	0.000	0	N.D. ng/ml
17) Aroclor 1232 (5)	0.000	0	N.D. ng/ml
18) Aroclor 1232 (6)	0.000	0	N.D. ng/ml
19) Aroclor 1232 - AVE	0.000	0	N.D. ng/ml
20) Aroclor 1242 (1)	0.000	0	N.D. ng/ml
21) Aroclor 1242 (2)	0.000	0	N.D. ng/ml
22) Aroclor 1242 (3)	0.000	0	N.D. ng/ml
23) Aroclor 1242 (4)	0.000	0	N.D. ng/ml
24) Aroclor 1242 (5)	0.000	0	N.D. ng/ml
25) Aroclor 1242 (6)	0.000	0	N.D. ng/ml
26) Aroclor 1242 - AVE	0.000	0	N.D. ng/ml
27) Aroclor 1248 (1)	0.000	0	N.D. ng/ml
28) Aroclor 1248 (2)	0.000	0	N.D. ng/ml
29) Aroclor 1248 (3)	0.000	0	N.D. ng/ml
30) Aroclor 1248 (4)	0.000	0	N.D. ng/ml
31) Aroclor 1248 (5)	0.000	0	N.D. ng/ml
32) Aroclor 1248 (6)	0.000	0	N.D. ng/ml
33) Aroclor 1248 - AVE	0.000	0	N.D. ng/ml
34) Aroclor 1254 (1)	0.000	0	N.D. ng/ml
35) Aroclor 1254 (2)	0.000	0	N.D. ng/ml
36) Aroclor 1254 (3)	0.000	0	N.D. ng/ml
37) Aroclor 1254 (4)	0.000	0	N.D. ng/ml
38) Aroclor 1254 (5)	0.000	0	N.D. ng/ml
39) Aroclor 1254 (6)	0.000	0	N.D. ng/ml
40) Aroclor 1254 - AVE	0.000	0	N.D. ng/ml
41) Aroclor 1260 (1)	8.077	3343516	317.587 ng/ml
42) Aroclor 1260 (2)	8.284	4034423	316.116 ng/ml
43) Aroclor 1260 (3)	8.515	4197822	316.550 ng/ml
44) Aroclor 1260 (4)	8.996	6907542	326.560 ng/ml

Quantitation Report (QT Reviewed)

Data Path : K:\DATA\0D09025\  
 Data File : ECD2R012.D  
 Signal(s) : ECD2B.CH  
 Acq On : 09 Apr 2020 11:14  
 Operator : MJB / KAK  
 Sample : 0D09025-CAL4  
 Misc :  
 ALS Vial : 57 Sample Multiplier: 1

Integration File: events.e  
 Quant Time: Apr 09 12:03:59 2020  
 Quant Method : L:\Methods\RECD2\_QUANTPCB\_200409.M  
 Quant Title : PCB Data Analysis  
 QLast Update : Tue Jan 14 09:35:58 2020  
 Response via : Initial Calibration  
 Integrator: ChemStation 6890 Scale Mode: Small noise peaks clipped

Volume Inj. : 1uL  
 Signal Phase : RTX-1701  
 Signal Info : 30m x 0.32mm x 0.25um

Compound	R.T.	Response	Conc Units
45) Aroclor 1260 (5)	9.247	3992265	326.306 ng/ml
46) Aroclor 1260 (6)	9.796	1500577	307.498 ng/ml
47) Aroclor 1260 - AVE	0.000	0	N.D. ng/ml
48) Aroclor 1262 (1)	0.000	0	N.D. ng/ml
49) Aroclor 1262 (2)	0.000	0	N.D. ng/ml
50) Aroclor 1262 (3)	0.000	0	N.D. ng/ml
51) Aroclor 1262 (4)	0.000	0	N.D. ng/ml
52) Aroclor 1262 (5)	0.000	0	N.D. ng/ml
53) Aroclor 1262 (6)	0.000	0	N.D. ng/ml
54) Aroclor 1262 - AVE	0.000	0	N.D. ng/ml
55) Aroclor 1268 (1)	0.000	0	N.D. ng/ml
56) Aroclor 1268 (2)	0.000	0	N.D. ng/ml
57) Aroclor 1268 (3)	0.000	0	N.D. ng/ml
58) Aroclor 1268 (4)	0.000	0	N.D. ng/ml
59) Aroclor 1268 (5)	0.000	0	N.D. ng/ml
60) Aroclor 1268 (6)	0.000	0	N.D. ng/ml
61) Aroclor 1268 - AVE	0.000	0	N.D. ng/ml

(f)=RT Delta > 1/2 Window

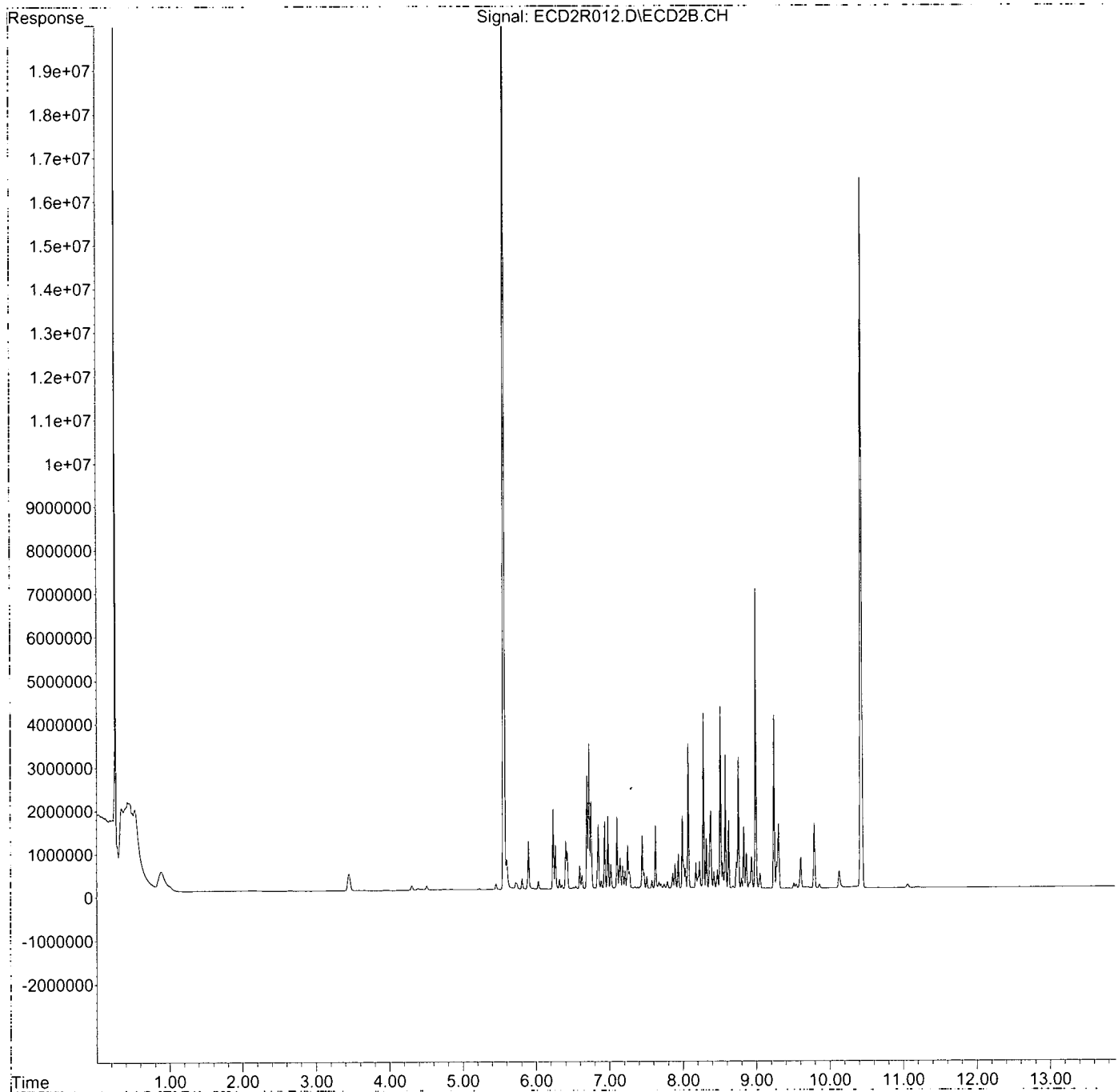
(m)=manual int.

Quantitation Report (QT Reviewed)

Data Path : K:\DATA\0D09025\  
Data File : ECD2R012.D  
Signal(s) : ECD2B.CH  
Acq On : 09 Apr 2020 11:14  
Operator : MJB / KAK  
Sample : 0D09025-CAL4  
Misc :  
ALS Vial : 57 Sample Multiplier: 1

Integration File: events.e  
Quant Time: Apr 09 12:03:59 2020  
Quant Method : L:\Methods\RECD2\_QUANTPCB\_200409.M  
Quant Title : PCB Data Analysis  
QLast Update : Tue Jan 14 09:35:58 2020  
Response via : Initial Calibration  
Integrator: ChemStation 6890 Scale Mode: Small noise peaks clipped

Volume Inj. : 1uL  
Signal Phase : RTX-1701  
Signal Info : 30m x 0.32mm x 0.25um



Quantitation Report (QT Reviewed)

Data Path : K:\DATA\0D09025\  
 Data File : ECD2R013.D  
 Signal(s) : ECD2B.CH  
 Acq On : 09 Apr 2020 11:32  
 Operator : MJB / KAK  
 Sample : 0D09025-CAL5  
 Misc :  
 ALS Vial : 58 Sample Multiplier: 1

Integration File: events.e  
 Quant Time: Apr 09 11:57:02 2020  
 Quant Method : L:\Methods\RECD2\_QUANTPCB\_200409.M  
 Quant Title : PCB Data Analysis  
 QLast Update : Tue Jan 14 09:35:58 2020  
 Response via : Initial Calibration  
 Integrator: ChemStation 6890 Scale Mode: Small noise peaks clipped

*Handwritten:* 4/9/20

Volume Inj. : 1uL  
 Signal Phase : RTX-1701  
 Signal Info : 30m x 0.32mm x 0.25um

Compound	R.T.	Response	Conc Units
-----			
System Monitoring Compounds			
1) S TCMX (S)	5.566	71791386	<del>318.188</del> ng/ml
62) S DCBP (S)	10.435	38814291	<del>348.975</del> ng/ml
Target Compounds			
2) Aroclor 1016 (1)	6.237	4182367	<del>676.541</del> ng/ml
3) Aroclor 1016 (2)	6.727	7715821	<del>674.380</del> ng/ml
4) Aroclor 1016 (3)	6.853	3521177	<del>657.365</del> ng/ml
5) Aroclor 1016 (4)	6.940	3462009	<del>700.704</del> ng/ml
6) Aroclor 1016 (5)	6.985	3848778	<del>694.034</del> ng/ml
7) Aroclor 1016 (6)	7.109	4083977	<del>714.910</del> ng/ml
8) Aroclor 1016 - AVE	0.000	0	N.D. ng/ml
9) Aroclor 1221 (1)	0.000	0	N.D. ng/ml
10) Aroclor 1221 (2)	0.000	0	N.D. ng/ml
11) Aroclor 1221 (3)	0.000	0	N.D. ng/ml
12) Aroclor 1221 - AVE	0.000	0	N.D. ng/ml
13) Aroclor 1232 (1)	0.000	0	N.D. ng/ml
14) Aroclor 1232 (2)	0.000	0	N.D. ng/ml
15) Aroclor 1232 (3)	0.000	0	N.D. ng/ml
16) Aroclor 1232 (4)	0.000	0	N.D. ng/ml
17) Aroclor 1232 (5)	0.000	0	N.D. ng/ml
18) Aroclor 1232 (6)	0.000	0	N.D. ng/ml
19) Aroclor 1232 - AVE	0.000	0	N.D. ng/ml
20) Aroclor 1242 (1)	0.000	0	N.D. ng/ml
21) Aroclor 1242 (2)	0.000	0	N.D. ng/ml
22) Aroclor 1242 (3)	0.000	0	N.D. ng/ml
23) Aroclor 1242 (4)	0.000	0	N.D. ng/ml
24) Aroclor 1242 (5)	0.000	0	N.D. ng/ml
25) Aroclor 1242 (6)	0.000	0	N.D. ng/ml
26) Aroclor 1242 - AVE	0.000	0	N.D. ng/ml
27) Aroclor 1248 (1)	0.000	0	N.D. ng/ml
28) Aroclor 1248 (2)	0.000	0	N.D. ng/ml
29) Aroclor 1248 (3)	0.000	0	N.D. ng/ml
30) Aroclor 1248 (4)	0.000	0	N.D. ng/ml
31) Aroclor 1248 (5)	0.000	0	N.D. ng/ml
32) Aroclor 1248 (6)	0.000	0	N.D. ng/ml
33) Aroclor 1248 - AVE	0.000	0	N.D. ng/ml
34) Aroclor 1254 (1)	0.000	0	N.D. ng/ml
35) Aroclor 1254 (2)	0.000	0	N.D. ng/ml
36) Aroclor 1254 (3)	0.000	0	N.D. ng/ml
37) Aroclor 1254 (4)	0.000	0	N.D. ng/ml
38) Aroclor 1254 (5)	0.000	0	N.D. ng/ml
39) Aroclor 1254 (6)	0.000	0	N.D. ng/ml
40) Aroclor 1254 - AVE	0.000	0	N.D. ng/ml
41) Aroclor 1260 (1)	8.078	7596908	<del>721.600</del> ng/ml
42) Aroclor 1260 (2)	8.285	9854734	<del>772.166</del> ng/ml
43) Aroclor 1260 (3)	8.516	9824367	<del>740.838</del> ng/ml
44) Aroclor 1260 (4)	8.996	16362771	<del>773.563</del> ng/ml

Quantitation Report (QT Reviewed)

Data Path : K:\DATA\0D09025\  
 Data File : ECD2R013.D  
 Signal(s) : ECD2B.CH  
 Acq On : 09 Apr 2020 11:32  
 Operator : MJB / KAK  
 Sample : 0D09025-CAL5  
 Misc :  
 ALS Vial : 58 Sample Multiplier: 1

Integration File: events.e  
 Quant Time: Apr 09 11:57:02 2020  
 Quant Method : L:\Methods\RECD2\_QUANTPCB\_200409.M  
 Quant Title : PCB Data Analysis  
 QLast Update : Tue Jan 14 09:35:58 2020  
 Response via : Initial Calibration  
 Integrator: ChemStation 6890 Scale Mode: Small noise peaks clipped

Volume Inj. : 1uL  
 Signal Phase : RTX-1701  
 Signal Info : 30m x 0.32mm x 0.25um

Compound	R.T.	Response	Conc	Units
45) Aroclor 1260 (5)	9.248	9646918	788.486	ng/ml
46) Aroclor 1260 (6)	9.796	3594231	736.529	ng/ml
47) Aroclor 1260 - AVE	0.000	0	N.D.	ng/ml
48) Aroclor 1262 (1)	0.000	0	N.D.	ng/ml
49) Aroclor 1262 (2)	0.000	0	N.D.	ng/ml
50) Aroclor 1262 (3)	0.000	0	N.D.	ng/ml
51) Aroclor 1262 (4)	0.000	0	N.D.	ng/ml
52) Aroclor 1262 (5)	0.000	0	N.D.	ng/ml
53) Aroclor 1262 (6)	0.000	0	N.D.	ng/ml
54) Aroclor 1262 - AVE	0.000	0	N.D.	ng/ml
55) Aroclor 1268 (1)	0.000	0	N.D.	ng/ml
56) Aroclor 1268 (2)	0.000	0	N.D.	ng/ml
57) Aroclor 1268 (3)	0.000	0	N.D.	ng/ml
58) Aroclor 1268 (4)	0.000	0	N.D.	ng/ml
59) Aroclor 1268 (5)	0.000	0	N.D.	ng/ml
60) Aroclor 1268 (6)	0.000	0	N.D.	ng/ml
61) Aroclor 1268 - AVE	0.000	0	N.D.	ng/ml

(f)=RT Delta > 1/2 Window

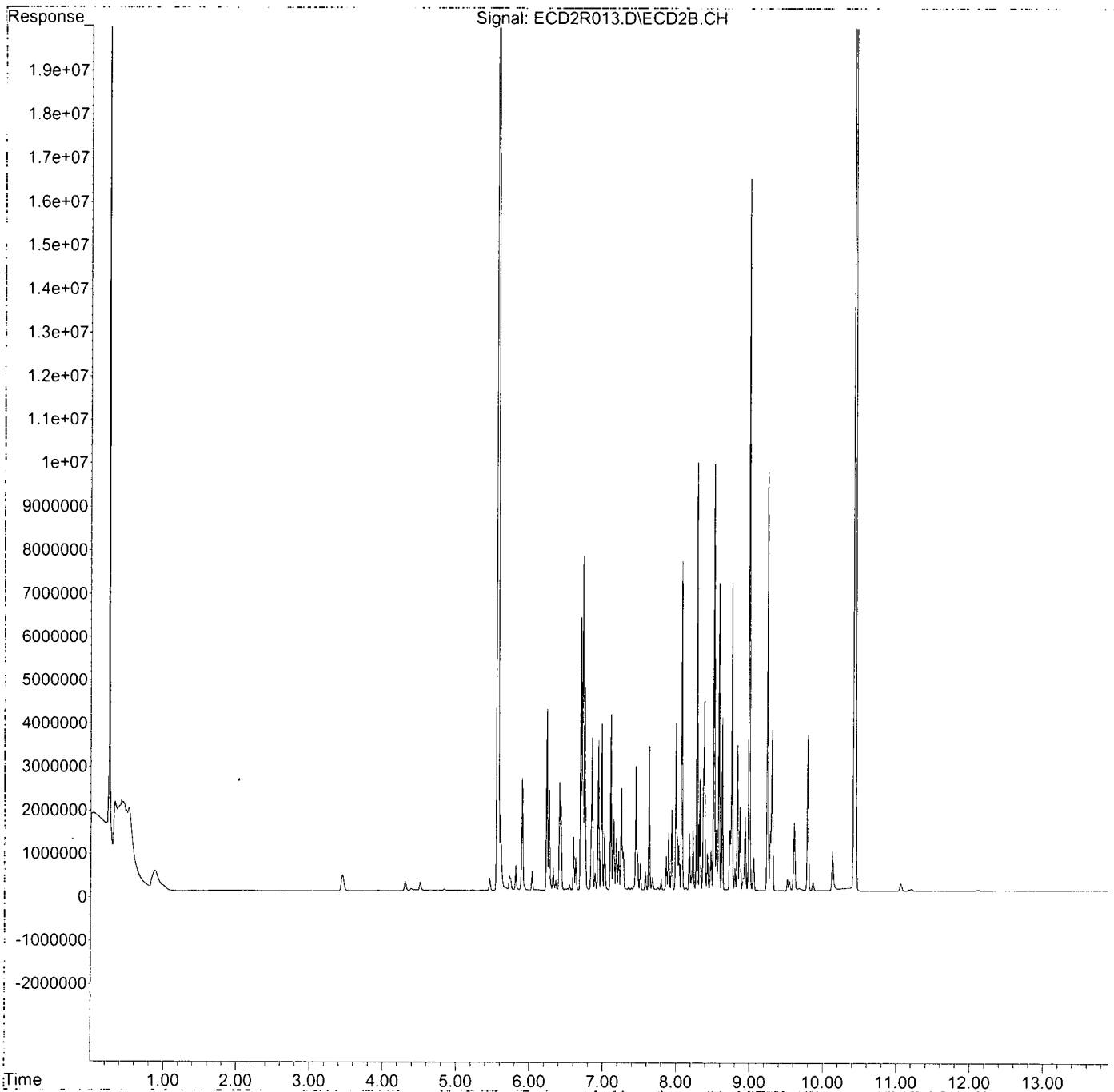
(m)=manual int.

Quantitation Report (QT Reviewed)

Data Path : K:\DATA\0D09025\  
Data File : ECD2R013.D  
Signal(s) : ECD2B.CH  
Acq On : 09 Apr 2020 11:32  
Operator : MJB / KAK  
Sample : 0D09025-CAL5  
Misc :  
ALS Vial : 58 Sample Multiplier: 1

Integration File: events.e  
Quant Time: Apr 09 11:57:02 2020  
Quant Method : L:\Methods\RECD2\_QUANTPCB\_200409.M  
Quant Title : PCB Data Analysis  
QLast Update : Tue Jan 14 09:35:58 2020  
Response via : Initial Calibration  
Integrator: ChemStation 6890 Scale Mode: Small noise peaks clipped

Volume Inj. : 1uL  
Signal Phase : RTX-1701  
Signal Info : 30m x 0.32mm x 0.25um





Quantitation Report (QT Reviewed)

Data Path : K:\DATA\0D09025\  
 Data File : ECD2R014.D  
 Signal(s) : ECD2B.CH  
 Acq On : 09 Apr 2020 11:49  
 Operator : MJB / KAK  
 Sample : 0D09025-CAL6  
 Misc :  
 ALS Vial : 59 Sample Multiplier: 1

Integration File: events.e  
 Quant Time: Apr 09 12:10:16 2020  
 Quant Method : L:\Methods\RECD2\_QUANTPCB\_200409.M  
 Quant Title : PCB Data Analysis  
 QLast Update : Tue Jan 14 09:35:58 2020  
 Response via : Initial Calibration  
 Integrator: ChemStation 6890 Scale Mode: Small noise peaks clipped

*Handwritten signature*  
 4/9/20

Volume Inj. : 1uL  
 Signal Phase : RTX-1701  
 Signal Info : 30m x 0.32mm x 0.25um

Compound	R.T.	Response	Conc	Units
System Monitoring Compounds				
1) S TCMX (S)	5.569	171348734	<del>759.437</del>	ng/ml
62) S DCBP (S)	10.437	89449036	<del>804.227</del>	ng/ml
Target Compounds				
2) Aroclor 1016 (1)	6.237	8523190	<del>1378.715</del>	ng/ml
3) Aroclor 1016 (2)	6.727	16205979	<del>1416.439</del>	ng/ml
4) Aroclor 1016 (3)	6.853	7188564	<del>1342.025</del>	ng/ml
5) Aroclor 1016 (4)	6.940	7244607	<del>1466.294</del>	ng/ml
6) Aroclor 1016 (5)	6.984	7770215	<del>1401.170</del>	ng/ml
7) Aroclor 1016 (6)	7.109	8021413	<del>1404.168</del>	ng/ml
8) Aroclor 1016 - AVE	0.000	0	N.D.	ng/ml
9) Aroclor 1221 (1)	0.000	0	N.D.	ng/ml
10) Aroclor 1221 (2)	0.000	0	N.D.	ng/ml
11) Aroclor 1221 (3)	0.000	0	N.D.	ng/ml
12) Aroclor 1221 - AVE	0.000	0	N.D.	ng/ml
13) Aroclor 1232 (1)	0.000	0	N.D.	ng/ml
14) Aroclor 1232 (2)	0.000	0	N.D.	ng/ml
15) Aroclor 1232 (3)	0.000	0	N.D.	ng/ml
16) Aroclor 1232 (4)	0.000	0	N.D.	ng/ml
17) Aroclor 1232 (5)	0.000	0	N.D.	ng/ml
18) Aroclor 1232 (6)	0.000	0	N.D.	ng/ml
19) Aroclor 1232 - AVE	0.000	0	N.D.	ng/ml
20) Aroclor 1242 (1)	0.000	0	N.D.	ng/ml
21) Aroclor 1242 (2)	0.000	0	N.D.	ng/ml
22) Aroclor 1242 (3)	0.000	0	N.D.	ng/ml
23) Aroclor 1242 (4)	0.000	0	N.D.	ng/ml
24) Aroclor 1242 (5)	0.000	0	N.D.	ng/ml
25) Aroclor 1242 (6)	0.000	0	N.D.	ng/ml
26) Aroclor 1242 - AVE	0.000	0	N.D.	ng/ml
27) Aroclor 1248 (1)	0.000	0	N.D.	ng/ml
28) Aroclor 1248 (2)	0.000	0	N.D.	ng/ml
29) Aroclor 1248 (3)	0.000	0	N.D.	ng/ml
30) Aroclor 1248 (4)	0.000	0	N.D.	ng/ml
31) Aroclor 1248 (5)	0.000	0	N.D.	ng/ml
32) Aroclor 1248 (6)	0.000	0	N.D.	ng/ml
33) Aroclor 1248 - AVE	0.000	0	N.D.	ng/ml
34) Aroclor 1254 (1)	0.000	0	N.D.	ng/ml
35) Aroclor 1254 (2)	0.000	0	N.D.	ng/ml
36) Aroclor 1254 (3)	0.000	0	N.D.	ng/ml
37) Aroclor 1254 (4)	0.000	0	N.D.	ng/ml
38) Aroclor 1254 (5)	0.000	0	N.D.	ng/ml
39) Aroclor 1254 (6)	0.000	0	N.D.	ng/ml
40) Aroclor 1254 - AVE	0.000	0	N.D.	ng/ml
41) Aroclor 1260 (1)	8.078	15715630	<del>1492.766</del>	ng/ml
42) Aroclor 1260 (2)	8.285	20242699	<del>1586.112</del>	ng/ml
43) Aroclor 1260 (3)	8.516	20278817	<del>1520.189</del>	ng/ml
44) Aroclor 1260 (4)	8.997	33671170	<del>1591.831</del>	ng/ml

Quantitation Report (QT Reviewed)

Data Path : K:\DATA\0D09025\  
 Data File : ECD2R014.D  
 Signal(s) : ECD2B.CH  
 Acq On : 09 Apr 2020 11:49  
 Operator : MJB / KAK  
 Sample : 0D09025-CAL6  
 Misc :  
 ALS Vial : 59 Sample Multiplier: 1

Integration File: events.e  
 Quant Time: Apr 09 12:10:16 2020  
 Quant Method : L:\Methods\RECD2\_QUANTPCB\_200409.M  
 Quant Title : PCB Data Analysis  
 QLast Update : Tue Jan 14 09:35:58 2020  
 Response via : Initial Calibration  
 Integrator: ChemStation 6890 Scale Mode: Small noise peaks clipped

Volume Inj. : 1uL  
 Signal Phase : RTX-1701  
 Signal Info : 30m x 0.32mm x 0.25um

Compound	R.T.	Response	Conc	Units
45) Aroclor 1260 (5)	9.247	19024170	1554.932	ng/ml
46) Aroclor 1260 (6)	9.797	7276838	1491.168	ng/ml
47) Aroclor 1260 - AVE	0.000	0	N.D.	ng/ml
48) Aroclor 1262 (1)	0.000	0	N.D.	ng/ml
49) Aroclor 1262 (2)	0.000	0	N.D.	ng/ml
50) Aroclor 1262 (3)	0.000	0	N.D.	ng/ml
51) Aroclor 1262 (4)	0.000	0	N.D.	ng/ml
52) Aroclor 1262 (5)	0.000	0	N.D.	ng/ml
53) Aroclor 1262 (6)	0.000	0	N.D.	ng/ml
54) Aroclor 1262 - AVE	0.000	0	N.D.	ng/ml
55) Aroclor 1268 (1)	0.000	0	N.D.	ng/ml
56) Aroclor 1268 (2)	0.000	0	N.D.	ng/ml
57) Aroclor 1268 (3)	0.000	0	N.D.	ng/ml
58) Aroclor 1268 (4)	0.000	0	N.D.	ng/ml
59) Aroclor 1268 (5)	0.000	0	N.D.	ng/ml
60) Aroclor 1268 (6)	0.000	0	N.D.	ng/ml
61) Aroclor 1268 - AVE	0.000	0	N.D.	ng/ml

(f)=RT Delta > 1/2 Window

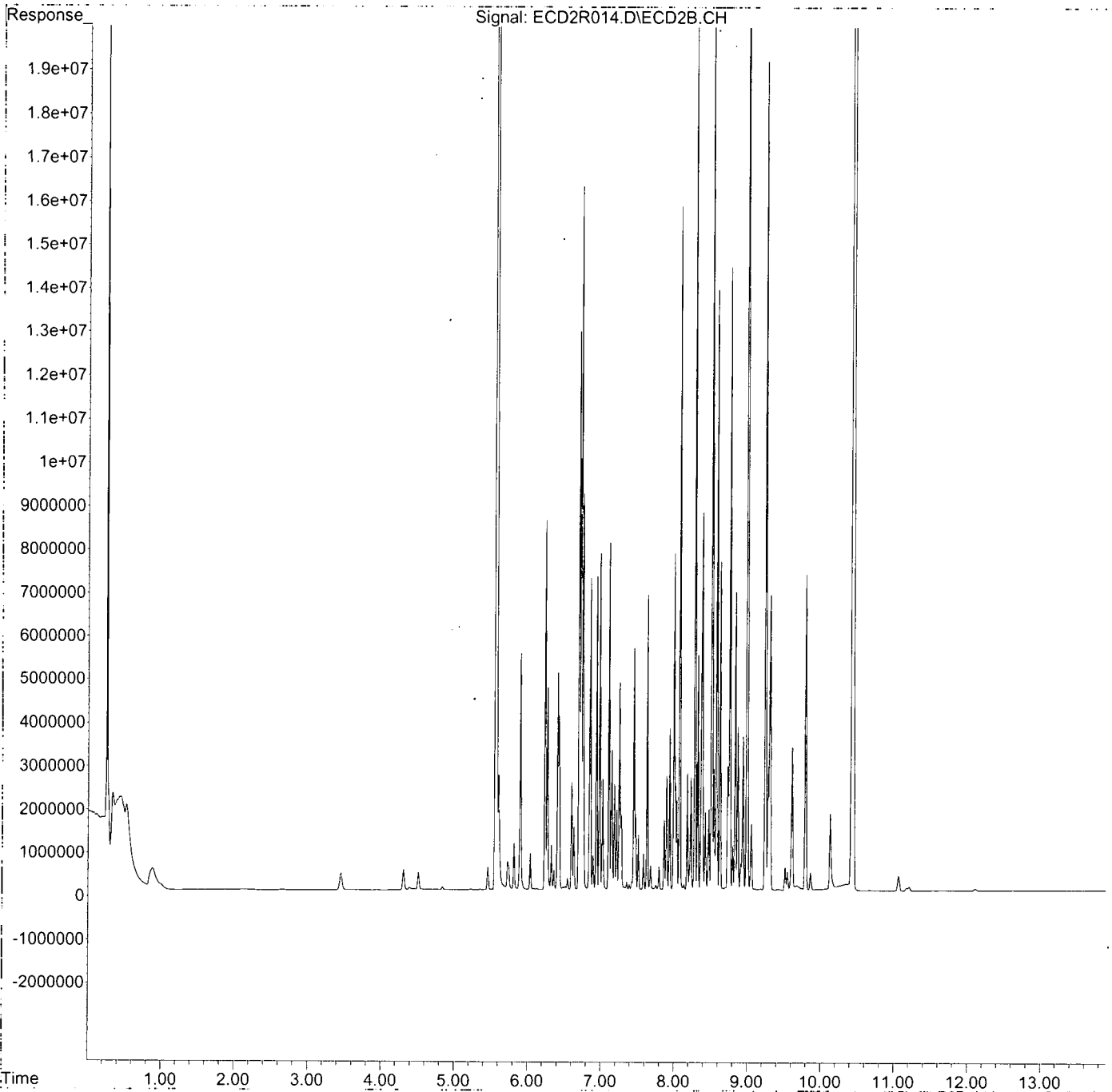
(m)=manual int.

Quantitation Report (QT Reviewed)

Data Path : K:\DATA\0D09025\  
Data File : ECD2R014.D  
Signal(s) : ECD2B.CH  
Acq On : 09 Apr 2020 11:49  
Operator : MJB / KAK  
Sample : 0D09025-CAL6  
Misc :  
ALS Vial : 59 Sample Multiplier: 1

Integration File: events.e  
Quant Time: Apr 09 12:10:16 2020  
Quant Method : L:\Methods\RECD2\_QUANTPCB\_200409.M  
Quant Title : PCB Data Analysis  
QLast Update : Tue Jan 14 09:35:58 2020  
Response via : Initial Calibration  
Integrator: ChemStation 6890 Scale Mode: Small noise peaks clipped

Volume Inj. : 1uL  
Signal Phase : RTX-1701  
Signal Info : 30m x 0.32mm x 0.25um



Quantitation Report (QT Reviewed)

Data Path : K:\DATA\0D09025\  
 Data File : ECD2R015.D  
 Signal(s) : ECD2B.CH  
 Acq On : 09 Apr 2020 12:07  
 Operator : MJB / KAK  
 Sample : 0D09025-CAL7  
 Misc :  
 ALS Vial : 60 Sample Multiplier: 1

Integration File: events.e  
 Quant Time: Apr 09 12:23:42 2020  
 Quant Method : L:\Methods\RECD2\_QUANTPCB\_200409.M  
 Quant Title : PCB Data Analysis  
 QLast Update : Tue Jan 14 09:35:58 2020  
 Response via : Initial Calibration  
 Integrator: ChemStation 6890 Scale Mode: Small noise peaks clipped

*Handwritten signature*  
 4/9/20

Volume Inj. : 1uL  
 Signal Phase : RTX-1701  
 Signal Info : 30m x 0.32mm x 0.25um

Compound	R.T.	Response	Conc	Units
-----				
System Monitoring Compounds				
1) S TCMX (S)	5.575	201968251	895.146	ng/ml
62) S DCBP (S)	10.438	155235623	1395.707	ng/ml
Target Compounds				
2) Aroclor 1016 (1)	6.238	13166755	2129.859	ng/ml
3) Aroclor 1016 (2)	6.727	24055241	2102.483	ng/ml
4) Aroclor 1016 (3)	6.853	10603227	1979.505	ng/ml
5) Aroclor 1016 (4)	6.940	10546235	2134.537	ng/ml
6) Aroclor 1016 (5)	6.984	12078491	2178.064	ng/ml
7) Aroclor 1016 (6)	7.109	11888296	2081.075	ng/ml
8) Aroclor 1016 - AVE	0.000	0	N.D.	ng/ml
9) Aroclor 1221 (1)	0.000	0	N.D.	ng/ml
10) Aroclor 1221 (2)	0.000	0	N.D.	ng/ml
11) Aroclor 1221 (3)	0.000	0	N.D.	ng/ml
12) Aroclor 1221 - AVE	0.000	0	N.D.	ng/ml
13) Aroclor 1232 (1)	0.000	0	N.D.	ng/ml
14) Aroclor 1232 (2)	0.000	0	N.D.	ng/ml
15) Aroclor 1232 (3)	0.000	0	N.D.	ng/ml
16) Aroclor 1232 (4)	0.000	0	N.D.	ng/ml
17) Aroclor 1232 (5)	0.000	0	N.D.	ng/ml
18) Aroclor 1232 (6)	0.000	0	N.D.	ng/ml
19) Aroclor 1232 - AVE	0.000	0	N.D.	ng/ml
20) Aroclor 1242 (1)	0.000	0	N.D.	ng/ml
21) Aroclor 1242 (2)	0.000	0	N.D.	ng/ml
22) Aroclor 1242 (3)	0.000	0	N.D.	ng/ml
23) Aroclor 1242 (4)	0.000	0	N.D.	ng/ml
24) Aroclor 1242 (5)	0.000	0	N.D.	ng/ml
25) Aroclor 1242 (6)	0.000	0	N.D.	ng/ml
26) Aroclor 1242 - AVE	0.000	0	N.D.	ng/ml
27) Aroclor 1248 (1)	0.000	0	N.D.	ng/ml
28) Aroclor 1248 (2)	0.000	0	N.D.	ng/ml
29) Aroclor 1248 (3)	0.000	0	N.D.	ng/ml
30) Aroclor 1248 (4)	0.000	0	N.D.	ng/ml
31) Aroclor 1248 (5)	0.000	0	N.D.	ng/ml
32) Aroclor 1248 (6)	0.000	0	N.D.	ng/ml
33) Aroclor 1248 - AVE	0.000	0	N.D.	ng/ml
34) Aroclor 1254 (1)	0.000	0	N.D.	ng/ml
35) Aroclor 1254 (2)	0.000	0	N.D.	ng/ml
36) Aroclor 1254 (3)	0.000	0	N.D.	ng/ml
37) Aroclor 1254 (4)	0.000	0	N.D.	ng/ml
38) Aroclor 1254 (5)	0.000	0	N.D.	ng/ml
39) Aroclor 1254 (6)	0.000	0	N.D.	ng/ml
40) Aroclor 1254 - AVE	0.000	0	N.D.	ng/ml
41) Aroclor 1260 (1)	8.078	23526436	2234.683	ng/ml
42) Aroclor 1260 (2)	8.286	29222890	2289.753	ng/ml
43) Aroclor 1260 (3)	8.517	31685442	2389.341	ng/ml
44) Aroclor 1260 (4)	8.997	54599045	2581.213	ng/ml

Quantitation Report (QT Reviewed)

Data Path : K:\DATA\0D09025\  
 Data File : ECD2R015.D  
 Signal(s) : ECD2B.CH  
 Acq On : 09 Apr 2020 12:07  
 Operator : MJB / KAK  
 Sample : 0D09025-CAL7  
 Misc :  
 ALS Vial : 60 Sample Multiplier: 1

Integration File: events.e  
 Quant Time: Apr 09 12:23:42 2020  
 Quant Method : L:\Methods\RECD2\_QUANTPCB\_200409.M  
 Quant Title : PCB Data Analysis  
 QLast Update : Tue Jan 14 09:35:58 2020  
 Response via : Initial Calibration  
 Integrator: ChemStation 6890 Scale Mode: Small noise peaks clipped

Volume Inj. : 1uL  
 Signal Phase : RTX-1701  
 Signal Info : 30m x 0.32mm x 0.25um

Compound	R.T.	Response	Conc	Units
45) Aroclor 1260 (5)	9.248	30270446	2474.141	ng/ml
46) Aroclor 1260 (6)	9.797	11599623	2376.992	ng/ml
47) Aroclor 1260 - AVE	0.000	0	N.D.	ng/ml
48) Aroclor 1262 (1)	0.000	0	N.D.	ng/ml
49) Aroclor 1262 (2)	0.000	0	N.D.	ng/ml
50) Aroclor 1262 (3)	0.000	0	N.D.	ng/ml
51) Aroclor 1262 (4)	0.000	0	N.D.	ng/ml
52) Aroclor 1262 (5)	0.000	0	N.D.	ng/ml
53) Aroclor 1262 (6)	0.000	0	N.D.	ng/ml
54) Aroclor 1262 - AVE	0.000	0	N.D.	ng/ml
55) Aroclor 1268 (1)	0.000	0	N.D.	ng/ml
56) Aroclor 1268 (2)	0.000	0	N.D.	ng/ml
57) Aroclor 1268 (3)	0.000	0	N.D.	ng/ml
58) Aroclor 1268 (4)	0.000	0	N.D.	ng/ml
59) Aroclor 1268 (5)	0.000	0	N.D.	ng/ml
60) Aroclor 1268 (6)	0.000	0	N.D.	ng/ml
61) Aroclor 1268 - AVE	0.000	0	N.D.	ng/ml

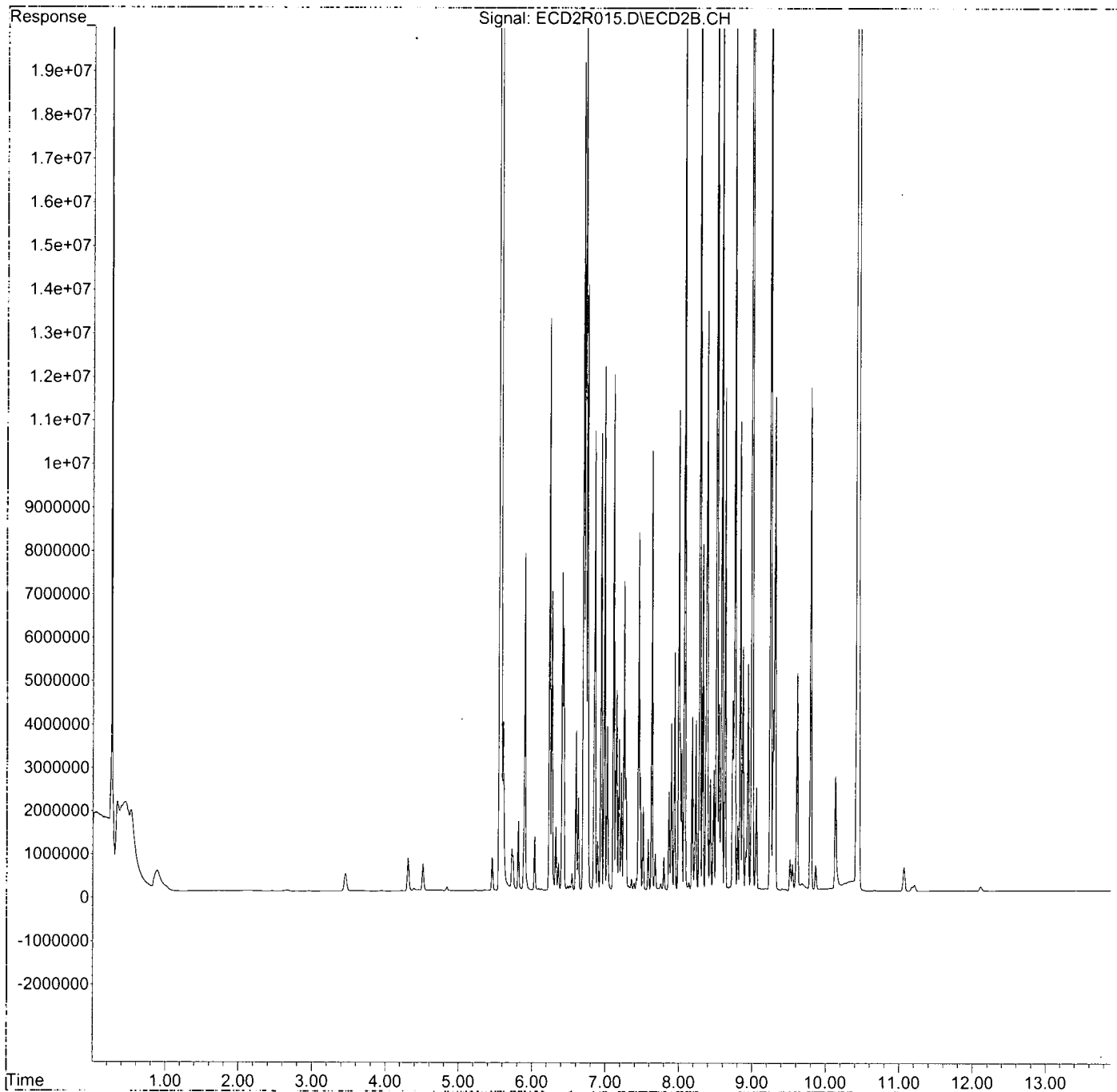
(f)=RT Delta > 1/2 Window

(m)=manual int.

Data Path : K:\DATA\0D09025\  
Data File : ECD2R015.D  
Signal(s) : ECD2B.CH  
Acq On : 09 Apr 2020 12:07  
Operator : MJB / KAK  
Sample : 0D09025-CAL7  
Misc :  
ALS Vial : 60 Sample Multiplier: 1

Integration File: events.e  
Quant Time: Apr 09 12:23:42 2020  
Quant Method : L:\Methods\RECD2\_QUANTPCB\_200409.M  
Quant Title : PCB Data Analysis  
QLast Update : Tue Jan 14 09:35:58 2020  
Response via : Initial Calibration  
Integrator: ChemStation 6890 Scale Mode: Small noise peaks clipped

Volume Inj. : 1uL  
Signal Phase : RTX-1701  
Signal Info : 30m x 0.32mm x 0.25um



**Organochloride Pesticides by EPA 8081B  
Benchsheet & Analysis Sequence Data**

Batch 0040379  
Sequence 0D15038 (A0D0210-01RE1,02RE1)



**Apex Laboratories**  
**PREPARATION BENCH SHEET**

APR 23 2020

BATCH #: 0040379 (Sediment)

Prep Method: EPA 3546/3640A (GPC)

#	Lab Number	Analysis	Prepared	Initial (g)	Final (mL)	Spike ID	Source ID	ul Spike	ul Surr.	Sample ID	Extraction Comments	pH			
												<2	2-8	>11	
	0040379-BLK1	QC	04/10/20 08:28	11	10				100						
	0040379-BS1	QC	04/10/20 08:28	10	10	A20C413		100	100						
	A0D0196-01RE1	A 8081B 2,4+4,4-DDx Only (+Add)	04/10/20 08:28	10.39	10				100	PDI-047SC-A-04-05-191001	MS/MSD/DUP, MDL. Use Custom Spike.				
	0040379-DUP1	QC	04/10/20 08:28	10.27	10		A0D0196-01RE1		100						
	0040379-MS1	QC	04/10/20 08:28	10.37	10	A20C413	A0D0196-01RE1	100	100						
	0040379-MSD1	QC	04/10/20 08:28	10.53	10	A20C413	A0D0196-01RE1	100	100						
	A0D0196-02RE1	A 8081B 2,4+4,4-DDx Only (+Add)	04/10/20 08:28	10.02	10				100	PDI-047SC-A-05-06-191001	MDL. Use Custom Spike.				
	A0D0196-03RE1	A 8081B 2,4+4,4-DDx Only (+Add)	04/10/20 08:28	10.67	10				100	PDI-047SC-A-06-07-191001	MDL. Use Custom Spike.				
	A0D0196-04RE1	A 8081B 2,4+4,4-DDx Only (+Add)	04/10/20 08:28	10.91	10				100	PDI-047SC-A-07-08-191001	MDL. Use Custom Spike.				
	A0D0205-01RE1	A 8081B 2,4+4,4-DDx Only (+Add)	04/10/20 08:28	10.78	10				100	PDI-049SC-A-08-09-191015	MDL. Use Custom Spike.				
	A0D0205-02RE1	A 8081B 2,4+4,4-DDx Only (+Add)	04/10/20 08:28	10.28	10				100	PDI-049SC-A-09-10-191015	MDL. Use Custom Spike.				
	A0D0205-03RE1	A 8081B 2,4+4,4-DDx Only (+Add)	04/10/20 08:28	10.99	10				100	PDI-049SC-A-10-11-191015	MDL. Use Custom Spike.				
	A0D0205-04RE1	A 8081B 2,4+4,4-DDx Only (+Add)	04/10/20 08:28	10.39	10				100	PDI-049SC-A-11-12-191015	MDL. Use Custom Spike.				
	A0D0207-01RE1	A 8081B 2,4+4,4-DDx Only (+Add)	04/10/20 08:28	10.68	10				100	PDI-057SC-A-09-10-191023	MDL. Use Custom Spike.				
	A0D0207-01RE2	A 8081B 2,4+4,4-DDx Only (+Add)	04/10/20 08:28	10.68	10				100	PDI-057SC-A-09-10-191023	Added 4/16/2020 By MJB				
	A0D0207-02RE1	A 8081B 2,4+4,4-DDx Only (+Add)	04/10/20 08:28	10.88	10				100	PDI-057SC-A-10-11-191023	MDL. Use Custom Spike.				
	A0D0207-02RE2	A 8081B 2,4+4,4-DDx Only (+Add)	04/10/20 08:28	10.88	10				100	PDI-057SC-A-10-11-191023	Added 4/16/2020 By MJB				
	A0D0207-03RE1	A 8081B 2,4+4,4-DDx Only (+Add)	04/10/20 08:28	10.17	20				100	PDI-057SC-A-11-12-191023	MDL. Use Custom Spike.				
	A0D0207-03RE2	A 8081B 2,4+4,4-DDx Only (+Add)	04/10/20 08:28	10.17	20				100	PDI-057SC-A-11-12-191023	Added 4/16/2020 By MJB				
	A0D0207-04RE1	A 8081B 2,4+4,4-DDx Only (+Add)	04/10/20 08:28	10.28	10				100	PDI-057SC-A-12-13-191023	MDL. Use Custom Spike.				

Prepared By: \_\_\_\_\_ Date: \_\_\_\_\_

MJB  
Reviewed By: \_\_\_\_\_ 4/20/20  
Date: \_\_\_\_\_



# Apex Laboratories

## PREPARATION BENCH SHEET

**BATCH #: 0040379 (Sediment)**

Prep Method: EPA 3546/3640A (GPC)

#	Lab Number	Analysis	Prepared	Initial (g)	Final (mL)	Spike ID	Source ID	ul Spike	ul Surr.	Sample ID	Extraction Comments	pH	
												<2	>11
	A0D0207-04RE2	A 8081B 2,4+4,4-DDx Only (+Add)	04/10/20 08:28	10.28	10				100	PDI-057SC-A-12-13-191023	Added 4/16/2020 By MJB		
	A0D0207-05RE1	A 8081B 2,4+4,4-DDx Only (+Add)	04/10/20 08:28	10.45	10				100	PDI-062SC-A-11-12-191023	MDL. Use Custom Spike.		
	A0D0207-05RE2	A 8081B 2,4+4,4-DDx Only (+Add)	04/10/20 08:28	10.45	10				100	PDI-062SC-A-11-12-191023	Added 4/16/2020 By MJB		
	A0D0207-06RE1	A 8081B 2,4+4,4-DDx Only (+Add)	04/10/20 08:28	10.21	10				100	PDI-062SC-A-12-13-191023	MDL. Use Custom Spike.		
	A0D0207-06RE2	A 8081B 2,4+4,4-DDx Only (+Add)	04/10/20 08:28	10.21	10				100	PDI-062SC-A-12-13-191023	Added 4/16/2020 By MJB		
	A0D0210-01RE1	A 8081B 2,4+4,4-DDx Only (+Add)	04/10/20 08:28	10.45	20				100	PDI-076SC-A-06-07-191013	MDL. Use Custom Spike.		
	A0D0210-01RE2	A 8081B 2,4+4,4-DDx Only (+Add)	04/10/20 08:28	10.45	20				100	PDI-076SC-A-06-07-191013	Added 4/16/2020 By MJB		
	A0D0210-02RE1	A 8081B 2,4+4,4-DDx Only (+Add)	04/10/20 08:28	10.12	20				100	PDI-076SC-A-07-08-191013	MDL. Use Custom Spike.		
	A0D0210-02RE2	A 8081B 2,4+4,4-DDx Only (+Add)	04/10/20 08:28	10.12	20				100	PDI-076SC-A-07-08-191013	Added 4/16/2020 By MJB		
	A0D0212-02RE1	A 8081B 2,4+4,4-DDx Only (+Add)	04/10/20 08:28	10.16	10				100	PDI-077SC-A-04-05-191014	MDL. Use Custom Spike.		
	A0D0212-02RE2	A 8081B 2,4+4,4-DDx Only (+Add)	04/10/20 08:28	10.16	10				100	PDI-077SC-A-04-05-191014	Added 4/16/2020 By MJB		
	A0D0212-03RE1	A 8081B 2,4+4,4-DDx Only (+Add)	04/10/20 08:28	10.32	10				100	PDI-077SC-A-05-06-191014	MDL. Use Custom Spike.		
	A0D0212-03RE2	A 8081B 2,4+4,4-DDx Only (+Add)	04/10/20 08:28	10.32	10				100	PDI-077SC-A-05-06-191014	Added 4/16/2020 By MJB		

**Standards/Reagents**

Reagent(s)			Analyte Spike(s)			Surrogate(s)		
Std ID	Exp. Date	Description	Std ID	Exp. Date	Description	Std ID	Exp. Date	Description
A20A032	06/30/23	n-Hexane Lot# 197051	A20C413	09/25/20	2,4 + 4,4 DDx Pesticide Matrix Spike	A20C363	09/20/20	8082 PCB Surrogate Spike
A20C403	03/31/21	DCM CHEM PROD. 197501						

From 0040362 on 4/10/2020 by ajj

Prepared By: \_\_\_\_\_ Date \_\_\_\_\_

Reviewed By: \_\_\_\_\_ Date \_\_\_\_\_



**Apex Laboratories**  
**PREPARATION BENCH SHEET**

BATCH #: 0040379 (Sediment)

Prep Method: EPA 3546/3640A (GPC)

In      Out

#	Lab Number	Analysis	Prepared	Initial (g)	Final (mL)	Spike ID	Source ID	ul Spike	ul Surr.	Sample ID	Extraction Comments	pH			
												<2	5-8	>11	
3	0040379-BLK1	QC	04/10/20 08:28	11	510				100		1ml	2ml			
4	0040379-BS1	QC	04/10/20 08:28	10	510	A20CH3		100	100		1ml	2ml			
5	A0D0196-01RE1	A 8081B 2,4+4,4-DDx Only (+Add)	04/10/20 08:28	10.39	5	A20CH3	A0D0196-01RE1	100	100	PDI-047SC-A-04 -05-191001	MS/MSD/DUP, MDL. Use Custom Spike.	1ml	2ml		
6	0040379-DUP1	QC	04/10/20 08:28	10.27	510		A0D0196-01RE1		100			1ml	2ml		
7	0040379-MS1	QC	04/10/20 08:28	10.37	510	A20CH3	A0D0196-01RE1	100	100			1ml	2ml		
8	0040379-MSD1	QC	04/10/20 08:28	10.53	510	A20CH3	A0D0196-01RE1	100	100			1ml	2ml		
9	A0D0196-02RE1	A 8081B 2,4+4,4-DDx Only (+Add)	04/10/20 08:28	10.02	5				100	PDI-047SC-A-05 -06-191001	MDL. Use Custom Spike.	1ml	2ml		
10	A0D0196-03RE1	A 8081B 2,4+4,4-DDx Only (+Add)	04/10/20 08:28	10.67	5				100	PDI-047SC-A-06 -07-191001	MDL. Use Custom Spike.	1ml	2ml		
11	A0D0196-04RE1	A 8081B 2,4+4,4-DDx Only (+Add)	04/10/20 08:28	10.91	5				100	PDI-047SC-A-07 -08-191001	MDL. Use Custom Spike.	1ml	2ml		
12	A0D0205-01RE1	A 8081B 2,4+4,4-DDx Only (+Add)	04/10/20 08:28	10.78	5				100	PDI-049SC-A-08 -09-191015	MDL. Use Custom Spike.	1ml	2ml		
13	A0D0205-02RE1	A 8081B 2,4+4,4-DDx Only (+Add)	04/10/20 08:28	10.28	5				100	PDI-049SC-A-09 -10-191015	MDL. Use Custom Spike.	1ml	2ml		
14	A0D0205-03RE1	A 8081B 2,4+4,4-DDx Only (+Add)	04/10/20 08:28	10.99	5				100	PDI-049SC-A-10 -11-191015	MDL. Use Custom Spike.	1ml	2ml		
15	A0D0205-04RE1	A 8081B 2,4+4,4-DDx Only (+Add)	04/10/20 08:28	10.39	5				100	PDI-049SC-A-11 -12-191015	MDL. Use Custom Spike.	1ml	2ml		
16	A0D0207-01RE1	A 8081B 2,4+4,4-DDx Only (+Add)	04/10/20 08:28	10.68	5				100	PDI-057SC-A-09 -10-191023	MDL. Use Custom Spike.	1ml	2ml		
17	A0D0207-02RE1	A 8081B 2,4+4,4-DDx Only (+Add)	04/10/20 08:28	10.88	5				100	PDI-057SC-A-10 -11-191023	MDL. Use Custom Spike.	1ml	2ml		
18	A0D0207-03RE1	A 8081B 2,4+4,4-DDx Only (+Add)	04/10/20 08:28	10.17	5				100	PDI-057SC-A-11 -12-191023	MDL. Use Custom Spike.	0.5ml	2ml		
19	A0D0207-04RE1	A 8081B 2,4+4,4-DDx Only (+Add)	04/10/20 08:28	10.28	5				100	PDI-057SC-A-12 -13-191023	MDL. Use Custom Spike.	1ml	2ml		
20	A0D0207-05RE1	A 8081B 2,4+4,4-DDx Only (+Add)	04/10/20 08:28	10.45	5				100	PDI-062SC-A-11 -12-191023	MDL. Use Custom Spike.	1ml	2ml		
21	A0D0207-06RE1	A 8081B 2,4+4,4-DDx Only (+Add)	04/10/20 08:28	10.21	5				100	PDI-062SC-A-12 -13-191023	MDL. Use Custom Spike.	1ml	2ml		
22	A0D0210-01RE1	A 8081B 2,4+4,4-DDx Only (+Add)	04/10/20 08:28	10.45	5				100	PDI-076SC-A-06 -07-191013	MDL. Use Custom Spike.	0.5ml	2ml		

Prepared By: AGJ      Date: 4-13-20  
JAG      4/14/2020  
can      4/14/20

Reviewed By: J      Date: 4/17/2020

Apex Laboratories

PREPARATION BENCH SHEET

BATCH #: 0040379 (Sediment)

Prep Method: EPA 3546/3640A (GPC)

In Out

#	Lab Number	Analysis	Prepared	Initial (g)	Final (mL)	Spike ID	Source ID	ul Spike	ul Surr.	Sample ID	Extraction	Comments	pH		
													<2	2-8	>11
23	A0D0210-02RE1	A 8081B 2,4+4,4-DDx Only (+Add)	04/10/20 08:28	10.12	5 20				100	PDI-076SC-A-07-08-191013	MDL Use Custom Spike. 0.5ml	2ml			
24	A0D0212-02RE1	A 8081B 2,4+4,4-DDx Only (+Add)	04/10/20 08:28	10.16	5 10				100	PDI-077SC-A-04-05-191014	MDL Use Custom Spike. 1ml	2ml			
25	A0D0212-03RE1	A 8081B 2,4+4,4-DDx Only (+Add)	04/10/20 08:28	10.32	5 10				100	PDI-077SC-A-05-06-191014	MDL Use Custom Spike. 1ml	2ml			

Standards/Reagents

Reagent(s)			Analyte Spike(s)			Surrogate(s)		
Std ID	Exp. Date	Description	Std ID	Exp. Date	Description	Std ID	Exp. Date	Description
A20A032	06/30/23	n-Hexane Lot# 197051				A20C363	09/20/20	8082 PCB Surrogate Spike
A20C403	03/31/21	DCM CHEM PROD. 197501	A20C413	9/25/20	2,4 + 4,4, DDx Pesticide			

NJO  
4/13/20

Matrix Spike

From 0040362 on 4/10/2020 by aij

ON GPC # 1 4/13/20

Prepared By: AJJ Date: 4-13-20

Reviewed By: J Date: 4/17/2020



**Apex Laboratories**  
**PREPARATION BENCH SHEET**

**BATCH #: 0040362 (Sediment)**

Prep Method: EPA 3546

#	Lab Number	Analysis	Prepared	Initial (g)	Final (mL)	Spike ID	Source ID	ul Spike	ul Surr.	Sample ID	Extraction Comments	pH		
												<2	2-8	>11
1	0040362-BLK1	QC	04/10/20 08:28	10.11	5 ✓				100					
2	0040362-BS1	QC	04/10/20 08:28	10	5 ✓	A20C413		100	100					
3	A0D0196-01	A 8081B 2,4+4,4-DDx Only (+Add)	04/10/20 08:28	10.39	5 ✓				100	PDI-047SC-A-04-05-191001	MS/MSD/DUP, MDL. Use Custom Spike. soil			
4	0040362-DUPL	QC	04/10/20 08:28	10.27	5 ✓		A0D0196-01		100		soil			
5	0040362-MS1	QC	04/10/20 08:28	10.37	5 ✓	A20C413	A0D0196-01	100	100		soil			
6	0040362-MSD1	QC	04/10/20 08:28	10.53	5 ✓	A20C413	A0D0196-01	100	100		soil			
7	A0D0196-02	A 8081B 2,4+4,4-DDx Only (+Add)	04/10/20 08:28	10.02	5 ✓				100	PDI-047SC-A-05-06-191001	MDL. Use Custom Spike. soil			
8	A0D0196-03	A 8081B 2,4+4,4-DDx Only (+Add)	04/10/20 08:28	10.67	5 ✓				100	PDI-047SC-A-06-07-191001	MDL. Use Custom Spike. soil			
9	A0D0196-04	A 8081B 2,4+4,4-DDx Only (+Add)	04/10/20 08:28	10.91	5 ✓				100	PDI-047SC-A-07-08-191001	MDL. Use Custom Spike. soil			
10	A0D0205-01	A 8081B 2,4+4,4-DDx Only (+Add)	04/10/20 08:28	10.78	5 ✓				100	PDI-049SC-A-08-09-191015	MDL. Use Custom Spike. soil mud			
11	A0D0205-02	A 8081B 2,4+4,4-DDx Only (+Add)	04/10/20 08:28	10.28	5 ✓				100	PDI-049SC-A-09-10-191015	MDL. Use Custom Spike. soil			
12	A0D0205-03	A 8081B 2,4+4,4-DDx Only (+Add)	04/10/20 08:28	10.99	5 ✓				100	PDI-049SC-A-10-11-191015	MDL. Use Custom Spike. soil			
13	A0D0205-04	A 8081B 2,4+4,4-DDx Only (+Add)	04/10/20 08:28	10.39	5 ✓				100	PDI-049SC-A-11-12-191015	MDL. Use Custom Spike. mud			
14	A0D0207-01	A 8081B 2,4+4,4-DDx Only (+Add)	04/10/20 08:28	10.68	5 ✓				100	PDI-057SC-A-09-10-191023	MDL. Use Custom Spike. soil			
15	A0D0207-02	A 8081B 2,4+4,4-DDx Only (+Add)	04/10/20 08:28	10.88	5 ✓				100	PDI-057SC-A-10-11-191023	MDL. Use Custom Spike. mud			
16	A0D0207-03	A 8081B 2,4+4,4-DDx Only (+Add)	04/10/20 08:28	10.17	5 ✓				100	PDI-057SC-A-11-12-191023	MDL. Use Custom Spike. soil			
17	A0D0207-04	A 8081B 2,4+4,4-DDx Only (+Add)	04/10/20 08:28	10.28	5 ✓				100	PDI-057SC-A-12-13-191023	MDL. Use Custom Spike. mud			
18	A0D0207-05	A 8081B 2,4+4,4-DDx Only (+Add)	04/10/20 08:28	10.45	5 ✓				100	PDI-062SC-A-11-12-191023	MDL. Use Custom Spike. soil			
19	A0D0207-06	A 8081B 2,4+4,4-DDx Only (+Add)	04/10/20 08:28	10.21	5 ✓				100	PDI-062SC-A-12-13-191023	MDL. Use Custom Spike. soil			
20	A0D0210-01	A 8081B 2,4+4,4-DDx Only (+Add)	04/10/20 08:28	10.45	5 ✓				100	PDI-076SC-A-06-07-191013	MDL. Use Custom Spike. mud			

Prepared By: JAG Date: 4/10/2020  
CAH 4/10/20

Reviewed By: cas Date: 04/13/2020

**Apex Laboratories**  
**PREPARATION BENCH SHEET**

**BATCH #: 0040362 (Sediment)**

Prep Method: EPA 3546

#	Lab Number	Analysis	Prepared	Initial (g)	Final (mL)	Spike ID	Source ID	ul Spike	ul Surr.	Sample ID	Extraction Comments	pH		
												<2	8	>11
21	A0D0210-02	A 8081B 2,4+4,4-DDx Only (+Add)	04/10/20 08:28	10 10.12	5 ✓				100	PDI-076SC-A-07-08-191013..	MDL Use Custom Spike. mud			
22	A0D0212-02	A 8081B 2,4+4,4-DDx Only (+Add)	04/10/20 08:28	10 10.16	5 ✓				100	PDI-077SC-A-04-05-191014	MDL Use Custom Spike. mud			
23	A0D0212-03	A 8081B 2,4+4,4-DDx Only (+Add)	04/10/20 08:28	10 10.32	5 ✓				100	PDI-077SC-A-05-06-191014	MDL Use Custom Spike. mud			

**Standards/Reagents**

**Reagent(s)**

Std ID	Exp. Date	Description
A13L219	11/30/23	Extractions Balance
A18K311	--12/31/20	Glass Wool
A19K010	10/29/25	Sodium Sulfate Lot # 188777
A20D012	09/28/21	DCM CHEM PROD. DY141-US

**Analyte Spike(s)**

Std ID	Exp. Date	Description
A20C413	09/25/20	2,4 + 4,4 DDx Pesticide Matrix Spike

JAG

**Surrogate(s)**

Std ID	Exp. Date	Description
<del>A19L272</del> A20C363	<del>06/20/20</del> 9/20/20	8082 PCB Surrogate Spike

JAG 4/10/20

Method 3546 digestion time and temperture achieved.

Initial: ✓ CAH

Witness: CAH 4/10/20

Prepared By: \_\_\_\_\_ Date \_\_\_\_\_

Reviewed By: \_\_\_\_\_ Date \_\_\_\_\_



# ELEMENT SEQUENCE LOG

Apex Laboratories

Sequence: 0D15038

Instrument: DUALECD5

Date: 04/15/20 10:56

Calibration: A0C2504

#	Lab Number	Matrix	Analysis	Client	Due	Batch	ISTD ID	STD ID
1	0D15038-BKD1	Sediment	QC	QC				A20C091
2	0D15038-BKD2	Sediment	QC	QC				A20C091
3	0D15038-CCV1	Sediment	QC	QC				A20C183
4	0D15038-CCV2	Sediment	QC	QC				A20C358
5	0D15038-CCB1	Sediment	QC	QC				A20C404
6	A0D0207-01RE1	Sediment	8081B 2,4+4,4-DDx Only (+Add)	Anchor QEA, LLC	04/22/20	0040379		
7	A0D0207-04RE1	Sediment	8081B 2,4+4,4-DDx Only (+Add)	Anchor QEA, LLC	04/22/20	0040379		
8	A0D0207-05RE1	Sediment	8081B 2,4+4,4-DDx Only (+Add)	Anchor QEA, LLC	04/22/20	0040379		
9	A0D0207-06RE1	Sediment	8081B 2,4+4,4-DDx Only (+Add)	Anchor QEA, LLC	04/22/20	0040379		
10	A0D0212-03RE1	Sediment	8081B 2,4+4,4-DDx Only (+Add)	Anchor QEA, LLC	04/22/20	0040379		
11	0D15038-CCV3	Sediment	QC	QC				A20C184
12	0D15038-CCV4	Sediment	QC	QC				A20C359
13	0D15038-CCB2	Sediment	QC	QC				A20C404
14	A0D0207-02RE1	Sediment	8081B 2,4+4,4-DDx Only (+Add)	Anchor QEA, LLC	04/22/20	0040379		
15	0D15038-IBL1	Sediment	QC	QC				
16	A0D0207-03RE1	Sediment	8081B 2,4+4,4-DDx Only (+Add)	Anchor QEA, LLC	04/22/20	0040379		
17	0D15038-IBL2	Sediment	QC	QC				
18	A0D0210-01RE1	Sediment	8081B 2,4+4,4-DDx Only (+Add)	Anchor QEA, LLC	04/22/20	0040379		
19	0D15038-IBL3	Sediment	QC	QC				
20	A0D0210-02RE1	Sediment	8081B 2,4+4,4-DDx Only (+Add)	Anchor QEA, LLC	04/22/20	0040379		
21	0D15038-IBL4	Sediment	QC	QC				
22	A0D0212-02RE1	Sediment	8081B 2,4+4,4-DDx Only (+Add)	Anchor QEA, LLC	04/22/20	0040379		
23	0D15038-IBL5	Sediment	QC	QC				
24	0D15038-CCV5	Sediment	QC	QC				A20C183
25	0D15038-CCV6	Sediment	QC	QC				A20C358
26	0D15038-CCB3	Sediment	QC	QC				A20C404

*2,4-DPT not reported.*

Comments:

Data Entered By: MJB 4/16/20

Data Reviewed By: MJB 4/17/20

Quantitation Report (QT Reviewed)

Data Path : C:\msdchem\1\data\2020-04\0D15038\  
 Data File : ECD5-04152003.D  
 Signal(s) : Signal #1: ECD1A.CH Signal #2: ECD2B.CH  
 Acq On : 15 Apr 2020 11:47  
 Operator : MJB  
 Sample : 0D15038-BKD1  
 Misc : A20C091  
 ALS Vial : 2 (Sig #1); 0 (Sig #2) Sample Multiplier: 1

Integration File signal 1: PEST1.e  
 Integration File signal 2: PEST2.e  
 Quant Time: Apr 15 12:01:14 2020  
 Quant Method : C:\msdchem\1\methods\PestBreakdownCHK\_200324RT1.M  
 Quant Title : Pesticides  
 QLast Update : Fri Nov 09 13:28:51 2018  
 Response via : Initial Calibration  
 Integrator: ChemStation 6890 Scale Mode: Small noise peaks clipped

Volume Inj. : 2uL  
 Signal #1 Phase : Rtx-CLPesticides Signal #2 Phase: Rtx-CLPesticides2  
 Signal #1 Info : 30m x 0.32mm x 0. Signal #2 Info : 30m x 0.32mm x 0.25um

Compound	R.T.	Response	Conc	Units
-----				
Target Compounds				
1) 4,4'-DDE	7.526	1858465	NoCal	ng/mL
2) Endrin	7.891	78043580	NoCal	ng/mL
3) 4,4'-DDD	7.945	17263822	NoCal	ng/mL
4) 4,4'-DDT	8.140	129096035	NoCal	ng/mL
5) Endrin Aldehyde	8.339	4060359	NoCal	ng/mL
6) Endrin Ketone	8.832	14025994	NoCal	ng/mL
8) 4,4'-DDE [2C]	8.291	2245053	NoCal	ng/mL
9) Endrin [2C]	8.659	119915804	NoCal	ng/mL
10) 4,4'-DDD [2C]	8.705	19526455	NoCal	ng/mL
11) Endrin Aldehyde [2C]	9.043	4948611	NoCal	ng/mL
12) 4,4'-DDT [2C]	8.931	208373845	NoCal	ng/mL
13) Endrin Ketone [2C]	9.632	12784501	NoCal	ng/mL

(f)=RT Delta > 1/2 Window

(m)=manual int.

*Failed. Maintenance performed.*

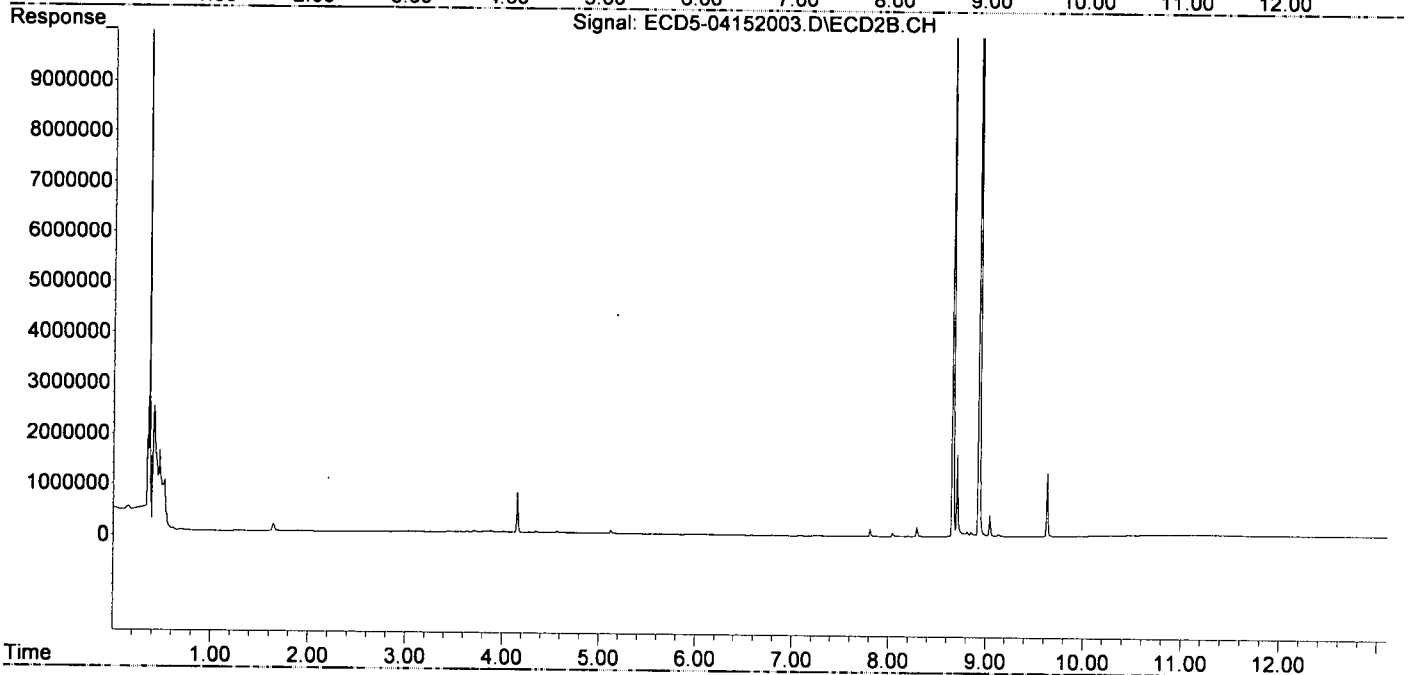
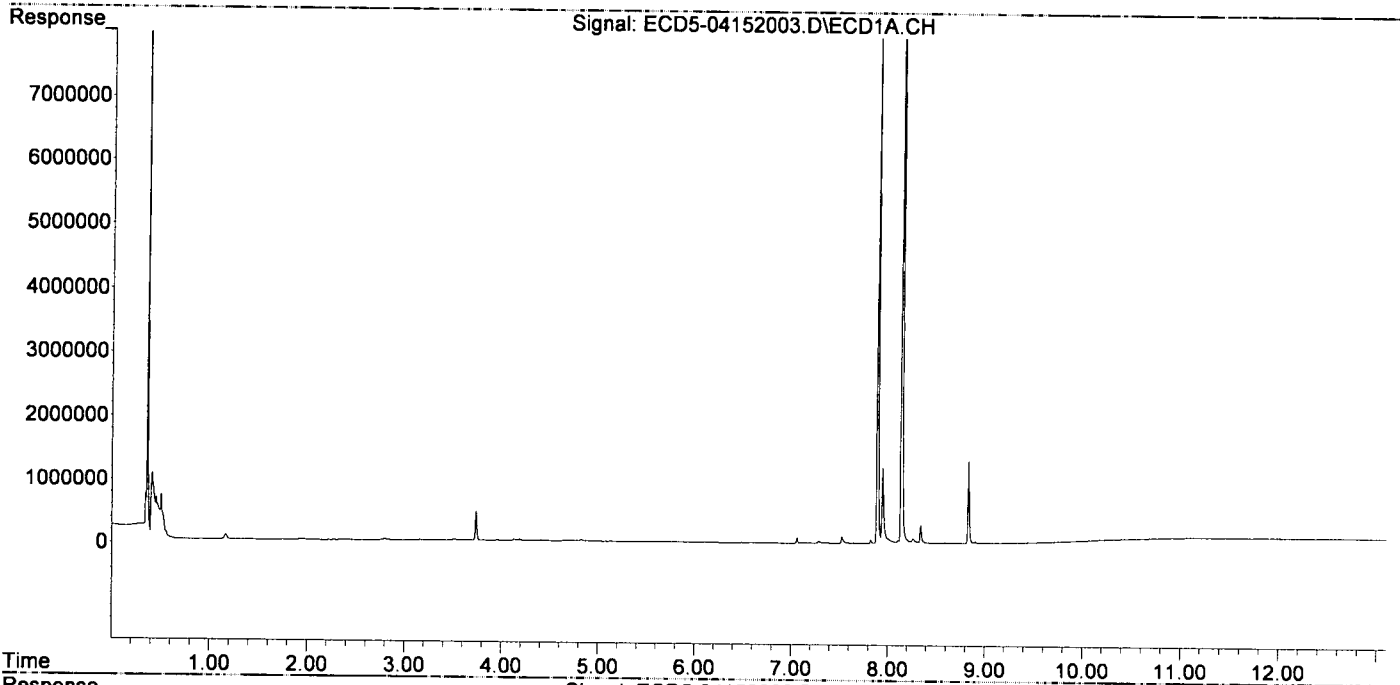
*MJB 4/15/20*

Quantitation Report (QT Reviewed)

Data Path : C:\msdchem\1\data\2020-04\0D15038\  
Data File : ECD5-04152003.D  
Signal(s) : Signal #1: ECD1A.CH Signal #2: ECD2B.CH  
Acq On : 15 Apr 2020 11:47  
Operator : MJB  
Sample : 0D15038-BKD1  
Misc : A20C091  
ALS Vial : 2 (Sig #1); 0 (Sig #2) Sample Multiplier: 1.

Integration File signal 1: PEST1.e  
Integration File signal 2: PEST2.e  
Quant Time: Apr 15 12:01:14 2020  
Quant Method : C:\msdchem\1\methods\PestBreakdownCHK\_200324RT1.M  
Quant Title : Pesticides  
QLast Update : Fri Nov 09 13:28:51 2018  
Response via : Initial Calibration  
Integrator: ChemStation 6890 Scale Mode: Small noise peaks clipped

Volume Inj. : 2uL  
Signal #1 Phase : Rtx-CLPesticides Signal #2 Phase: Rtx-CLPesticides2  
Signal #1 Info : 30m x 0.32mm x 0. Signal #2 Info : 30m x 0.32mm x 0.25um





Pesticide BKD

**Pesticide Breakdown Check (Validated 8/8/2013)**

Sequence: 0D15038 BKD2  
Data File: ECD5-04542005.D

First Column Area Counts		Percent Breakdown	
DDE	754536		
DDD	11135158		
DDT	100032062	<b>10.62</b>	<b>PASS</b>
Endrin	73034803	<b>12.32</b>	<b>PASS</b>
Endrin Aldehyde	3035640		
Endrin Ketone	7230648		

Second Column Area Counts		Percent Breakdown	
DDE	1129588		
DDD	15912251		
DDT	137344030	<b>11.04</b>	<b>PASS</b>
Endrin	99857919	<b>13.15</b>	<b>PASS</b>
Endrin Aldehyde	3770576		
Endrin Ketone	11343221		

Breakdown must be less than 15% to accept sample data.

*MB*  
*4/15/22*

Quantitation Report (QT Reviewed)

Data Path : C:\msdchem\1\data\2020-04\0D15038\  
 Data File : ECD5-04152005.D  
 Signal(s) : Signal #1: ECD1A.CH Signal #2: ECD2B.CH  
 Acq On : 15 Apr 2020 13:09  
 Operator : MJB  
 Sample : 0D15038-BKD2  
 Misc : A20C091  
 ALS Vial : 2 (Sig #1); 0 (Sig #2) Sample Multiplier: 1

Integration File signal 1: PEST1.e  
 Integration File signal 2: PEST2.e  
 Quant Time: Apr 15 13:25:31 2020  
 Quant Method : C:\msdchem\1\methods\PestBreakdownCHK\_200324RT2.M  
 Quant Title : Pesticides  
 QLast Update : Fri Nov 09 13:28:51 2018  
 Response via : Initial Calibration  
 Integrator: ChemStation 6890 Scale Mode: Small noise peaks clipped

Volume Inj. : 2uL  
 Signal #1 Phase : Rtx-CLPesticides Signal #2 Phase: Rtx-CLPesticides2  
 Signal #1 Info : 30m x 0.32mm x 0. Signal #2 Info : 30m x 0.32mm x 0.25um

Compound	R.T.	Response	Conc	Units
-----				
Target Compounds				
1) 4,4'-DDE	7.509	754536	NoCal	ng/mL
2) Endrin	7.879	73034803	NoCal	ng/mL
3) 4,4'-DDD	7.930	11135158	NoCal	ng/mL
4) 4,4'-DDT	8.127	100032062	NoCal	ng/mL
5) Endrin Aldehyde	8.326	3035640	NoCal	ng/mL
6) Endrin Ketone	8.821	7230648	NoCal	ng/mL
8) 4,4'-DDE [2C]	8.279	1129588	NoCal	ng/mL
9) Endrin [2C]	8.649	99857919	NoCal	ng/mL
10) 4,4'-DDD [2C]	8.694	15912251	NoCal	ng/mL
11) Endrin Aldehyde [2C]	9.033	3770576	NoCal	ng/mL
12) 4,4'-DDT [2C]	8.921	137344030	NoCal	ng/mL
13) Endrin Ketone [2C]	9.622	11343221	NoCal	ng/mL

(f)=RT Delta > 1/2 Window

(m)=manual int.

*Replaced Siltek seal, reducing nut,  
 & 1/2" splitter. Cut ~ 6" off guard  
 column.*

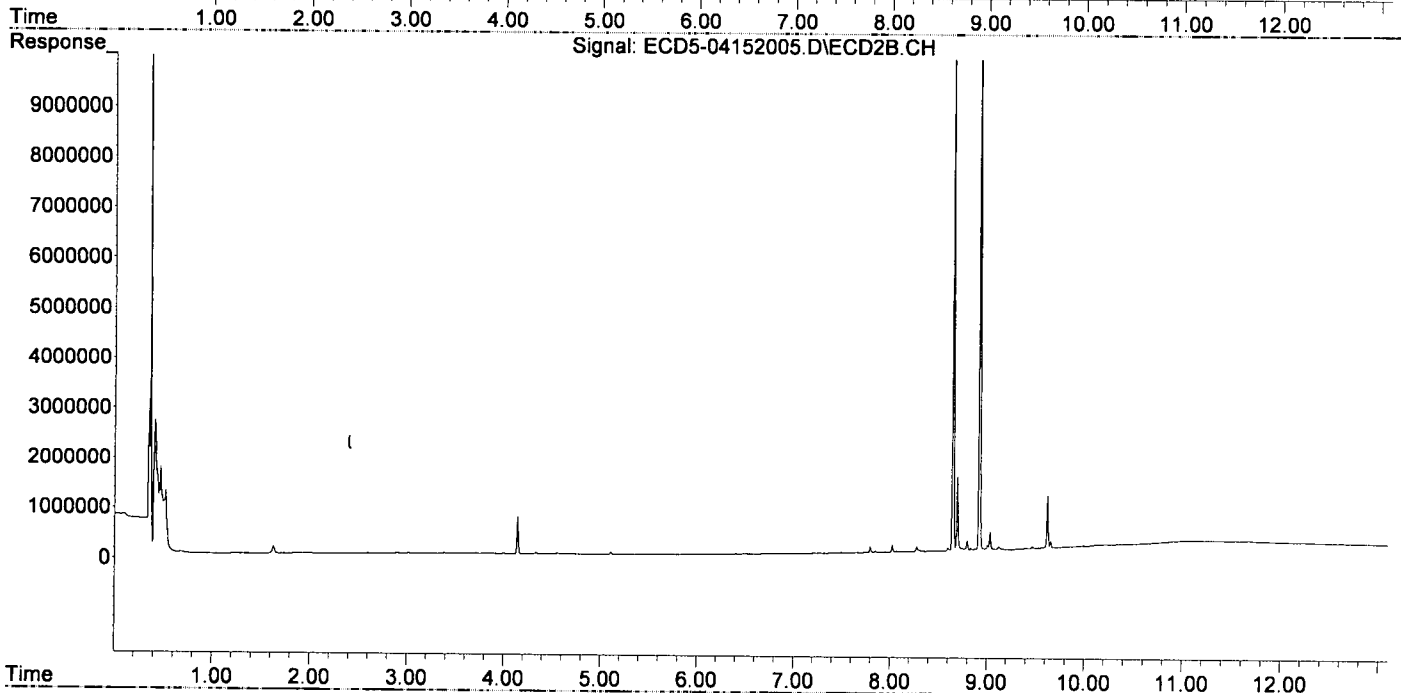
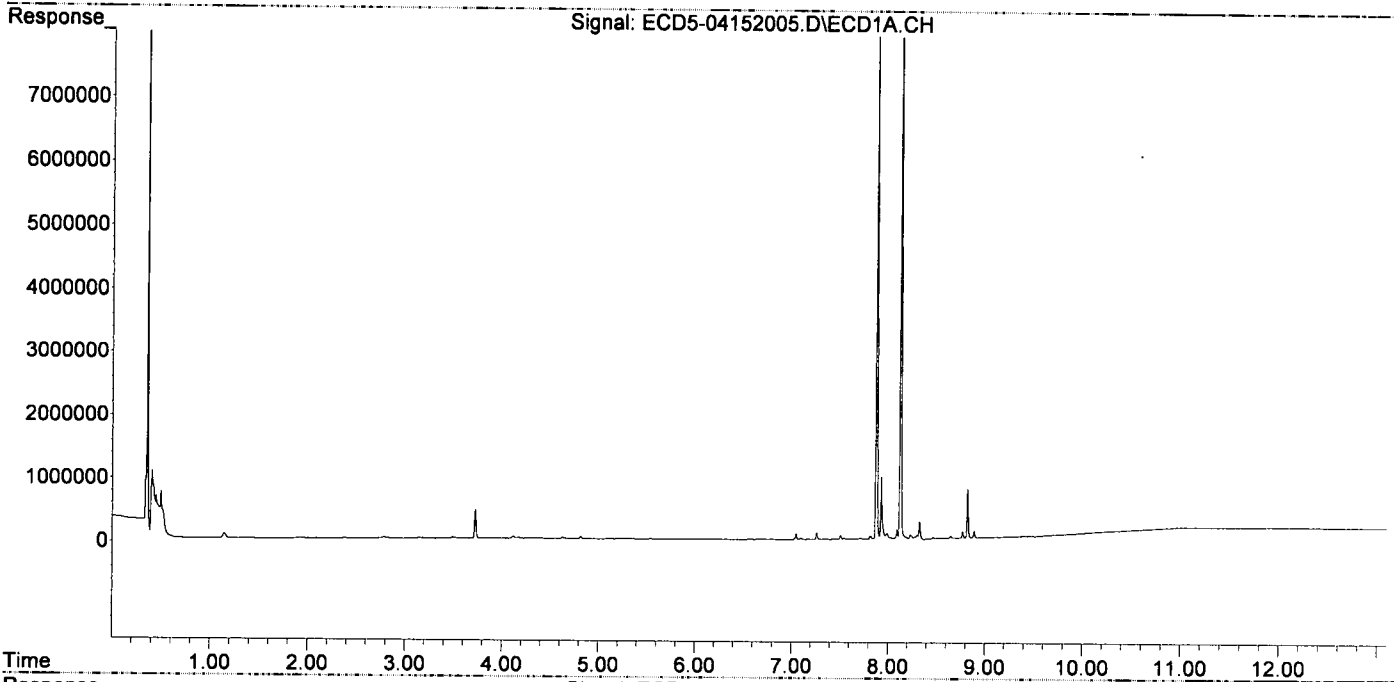
*MJB  
 4/15/20*

Quantitation Report (QT Reviewed)

Data Path : C:\msdchem\1\data\2020-04\0D15038\  
Data File : ECD5-04152005.D  
Signal(s) : Signal #1: ECD1A.CH Signal #2: ECD2B.CH  
Acq On : 15 Apr 2020 13:09  
Operator : MJB  
Sample : 0D15038-BKD2  
Misc : A20C091  
ALS Vial : 2 (Sig #1); 0 (Sig #2) Sample Multiplier: 1

Integration File signal 1: PEST1.e  
Integration File signal 2: PEST2.e  
Quant Time: Apr 15 13:25:31 2020  
Quant Method : C:\msdchem\1\methods\PestBreakdownCHK\_200324RT2.M  
Quant Title : Pesticides  
QLast Update : Fri Nov 09 13:28:51 2018  
Response via : Initial Calibration  
Integrator: ChemStation 6890 Scale Mode: Small noise peaks clipped

Volume Inj. : 2uL  
Signal #1 Phase : Rtx-CLPesticides Signal #2 Phase: Rtx-CLPesticides2  
Signal #1 Info : 30m x 0.32mm x 0. Signal #2 Info : 30m x 0.32mm x 0.25um



Quantitation Report (Not Reviewed)

Data Path : C:\msdchem\1\data\2020-04\0D15038\  
 Data File : ECD5-04152006.D  
 Signal(s) : Signal #1: ECD1A.CH Signal #2: ECD2B.CH  
 Acq On : 15 Apr 2020 13:26  
 Operator : MJB  
 Sample : OD15038-CCV1  
 Misc : A20C183, AB 50 ppb  
 ALS Vial : 3 (Sig #1); 0 (Sig #2) Sample Multiplier: 1

Integration File signal 1: PEST1.e  
 Integration File signal 2: PEST2.e  
 Quant Time: Apr 15 16:35:57 2020  
 Quant Method : C:\msdchem\1\methods\ECD5\_QUANTPEST\_200324RT2.M  
 Quant Title : Instrument: DualECD5  
 QLast Update : Wed Mar 25 12:47:54 2020  
 Response via : Initial Calibration  
 Integrator: ChemStation 6890 Scale Mode: Small noise peaks clipped

Volume Inj. : 2uL  
 Signal #1 Phase : Rtx-CLPesticides Signal #2 Phase: Rtx-CLPesticides2  
 Signal #1 Info : 30m X 0.32mm X 0. Signal #2 Info : 30m X 0.32mm X 0.25um

MJB  
4/15/20

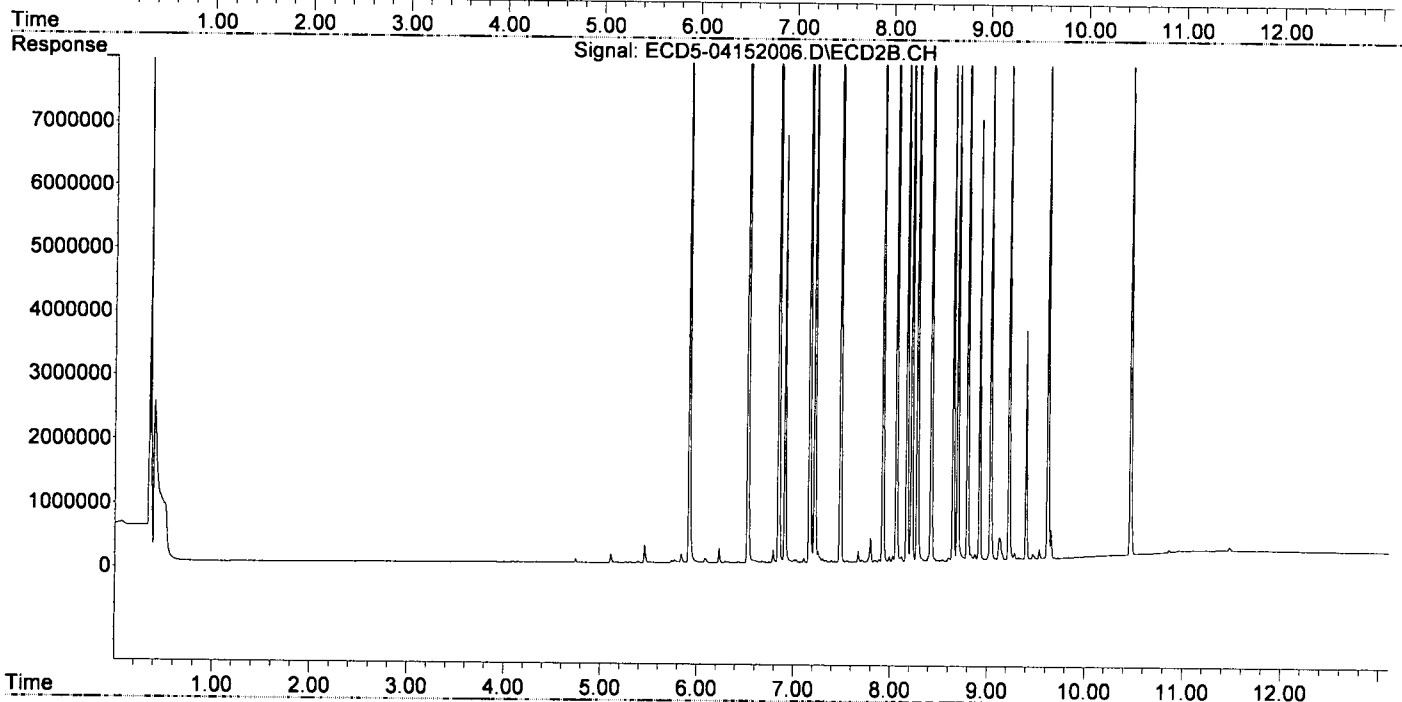
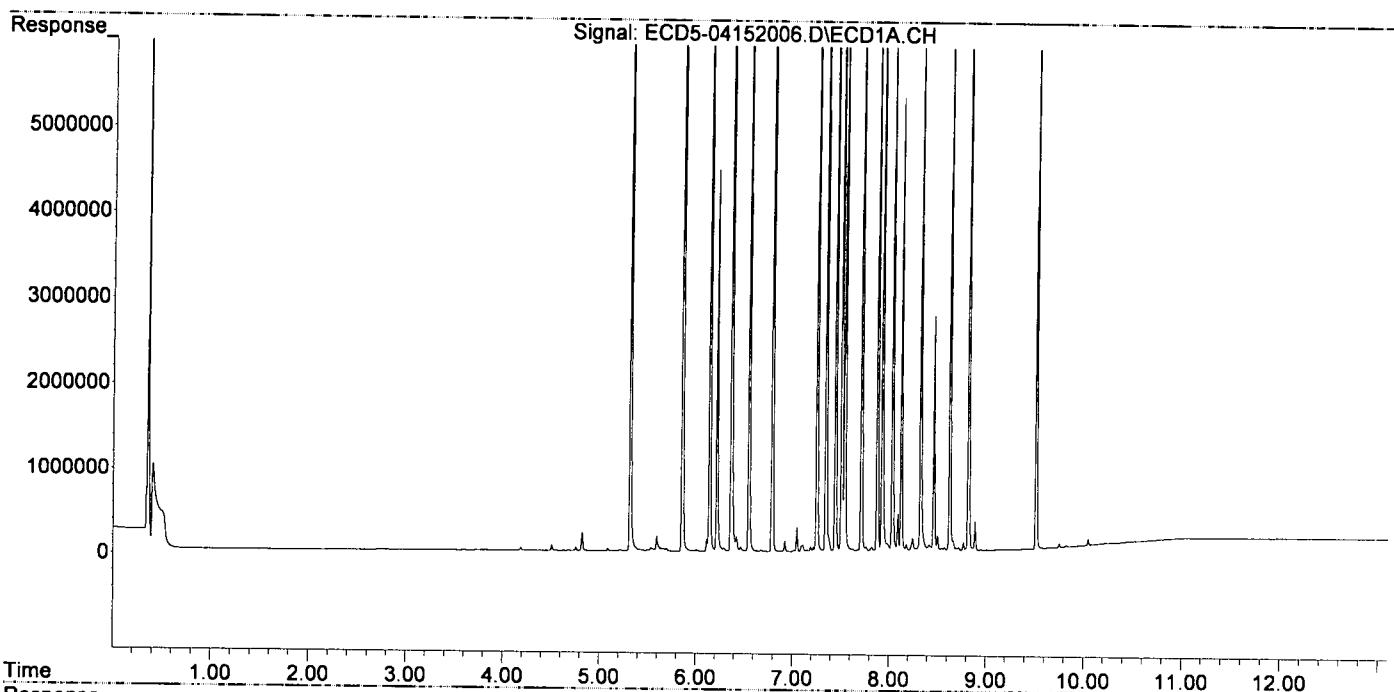
Compound	RT#1	RT#2	Resp#1	Resp#2	ng/mL	ng/mL
System Monitoring Compounds						
1) S TCMX (S)	5.320	5.917	9135087	13468607	47.284	47.118
22) S DCBP (S)	9.516	10.469	7424871	8854480	49.798	52.138
Target Compounds						
2) a-BHC	5.859	6.525	13110148	20136746	49.813	49.695
3) g-BHC	6.142	6.844	10931231	16506540	47.788	46.660
4) b-BHC	6.218	6.908	4463917	6724706	46.660	44.821
5) Heptachlor	6.550	7.217	9822406	14483491	44.089	43.215
6) d-BHC	6.367	7.163	9613727	16063765	49.270	49.192
7) Aldrin	6.791	7.483	11320833	16460244	50.989	50.510
8) Heptachlo...	7.253	7.922	9818318	14226190	47.906	47.795
9) trans-Chl...	7.347	8.062	10178371	14755283	48.826	48.706
10) cis-Chlor...	7.445	8.170	9894214	13613870	48.315	46.916
11) Endosulfa...	7.542	8.219	9499886	13135628	49.136	48.343
12) 4,4'-DDE	7.508	8.278	10011928	14535323	50.793	50.762
13) Dieldrin	7.714	8.420	10697598	14860789	50.351	49.950
14) Endrin	7.878	8.647	7585279	10461886	44.377	45.689
15) 4,4'-DDD	7.928	8.694	8170308	12330888	49.993	51.247
16) Endosulfa...	8.034	8.795	7887005	11767230	47.074	49.050
17) 4,4'-DDT	8.126	8.920	5270102	6943667	40.378	38.591 Q-2
18) Endrin Al...	8.325	9.033	6617916	9416854	45.213	45.273
19) Endosulfa...	8.627	9.222	7297521	10327675	44.379	45.358
20) Methoxychlor	8.462	9.399	2740154	3588007	40.663	39.476
21) Endrin Ke...	8.820	9.622	8297836	10879736	43.451	43.638
23) Hexachlor...	0.000	0.000	0	0	N.D.	N.D.
24) Hexachlor...	5.698	6.405f	30410	5891	BelowCal	BelowCal
25) Oxychlorthane	7.189	7.839	54320	24971	0.065	BelowCal #
26) 2,4'-DDE	7.253	8.062	9818318	14755283	79.297	75.449
27) trans-Non...	7.445	8.115	9894214	78122	52.139	0.047 #
28) 2,4'-DDD	0.000	8.420	0	14860789	N.D.	85.515 #
29) 2,4'-DDT	7.823	8.647	47584	10461886	0.277	65.867 #
30) cis-Nonac...	7.928f	8.694	8170308	12330888	39.856	40.890
31) Mirex	8.575	9.622	36083	10879736	5765.081	61.348 #
32) Chlordane...	7.347	8.062	10178371	14755283	436.051	374.460
33) Chlordane...	7.445	8.170	9894214	13613870	372.631	415.707
34) Chlordane...	8.034f	8.833	7887005	98798	1084.921	9.655 #
35) Chlordane...	0.000	0.000	0	0	N.D.	N.D.
36) Toxaphene...	7.445	8.420	9894214	14860789	9521.073	5284.049 #
37) Toxaphene...	7.765	8.795	49789	11767230	24.075	3292.338 #
38) Toxaphene...	8.091f	8.795	431111	11767230	105.754	2107.492 #
39) Toxaphene...	8.325f	8.873	6617916	99528	1684.749	7.878 #
40) Toxaphene...	8.543	9.033f	29515	9416854	9.622	1905.600 #
41) Toxaphene...	8.575f	9.468f	36083	79778	9.008	14.761 #
42) Toxaphene...	0.000	0.000	0	0	N.D.	N.D.

Quantitation Report (Not Reviewed)

Data Path : C:\msdchem\1\data\2020-04\0D15038\  
Data File : ECD5-04152006.D  
Signal(s) : Signal #1: ECD1A.CH Signal #2: ECD2B.CH  
Acq On : 15 Apr 2020 13:26  
Operator : MJB  
Sample : 0D15038-CCV1  
Misc : A20C183, AB 50 ppb  
ALS Vial : 3 (Sig #1); 0 (Sig #2) Sample Multiplier: 1

Integration File signal 1: PEST1.e  
Integration File signal 2: PEST2.e  
Quant Time: Apr 15 16:35:57 2020  
Quant Method : C:\msdchem\1\methods\ECD5\_QUANTPEST\_200324RT2.M  
Quant Title : Instrument: DualeCD5  
QLast Update : Wed Mar 25 12:47:54 2020  
Response via : Initial Calibration  
Integrator: ChemStation 6890 Scale Mode: Small noise peaks clipped

Volume Inj. : 2uL  
Signal #1 Phase : Rtx-CLPesticides Signal #2 Phase: Rtx-CLPesticides2  
Signal #1 Info : 30m X 0.32mm X 0. Signal #2 Info : 30m X 0.32mm X 0.25um



Quantitation Report (Not Reviewed)

Data Path : C:\msdchem\1\data\2020-04\0D15038\  
 Data File : ECD5-04152007.D  
 Signal(s) : Signal #1: ECD1A.CH Signal #2: ECD2B.CH  
 Acq On : 15 Apr 2020 13:43  
 Operator : MJB  
 Sample : OD15038-CCV2  
 Misc : A20C358, 9-42 50 ppb  
 ALS Vial : 4 (Sig #1); 0 (Sig #2) Sample Multiplier: 1

Integration File signal 1: PEST1.e  
 Integration File signal 2: PEST2.e  
 Quant Time: Apr 15 16:36:02 2020  
 Quant Method : C:\msdchem\1\methods\ECD5\_QUANTPEST\_200324RT2.M  
 Quant Title : Instrument: DualECD5  
 QLast Update : Wed Mar 25 12:47:54 2020  
 Response via : Initial Calibration  
 Integrator: ChemStation 6890 Scale Mode: Small noise peaks clipped

Volume Inj. : 2uL  
 Signal #1 Phase : Rtx-CLPesticides Signal #2 Phase: Rtx-CLPesticides2  
 Signal #1 Info : 30m X 0.32mm X 0. Signal #2 Info : 30m X 0.32mm X 0.25um

MJB  
4/15/20

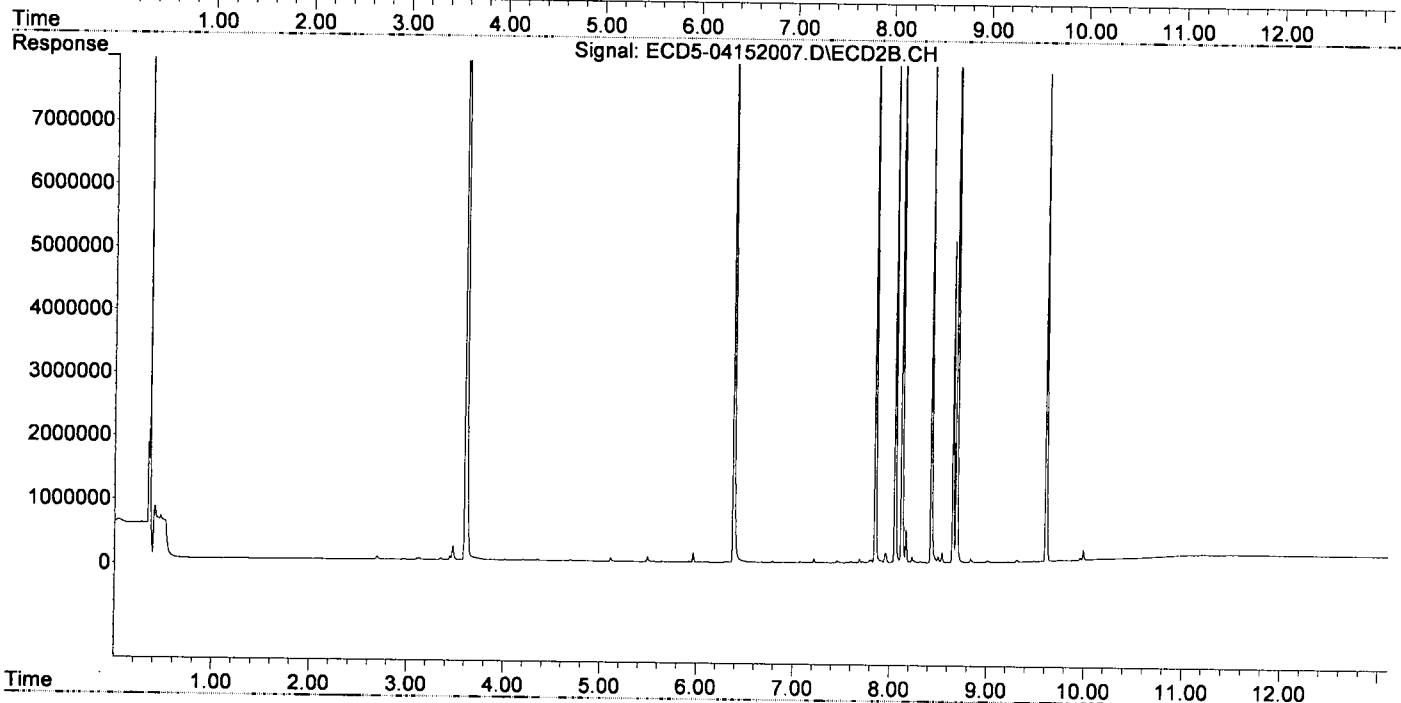
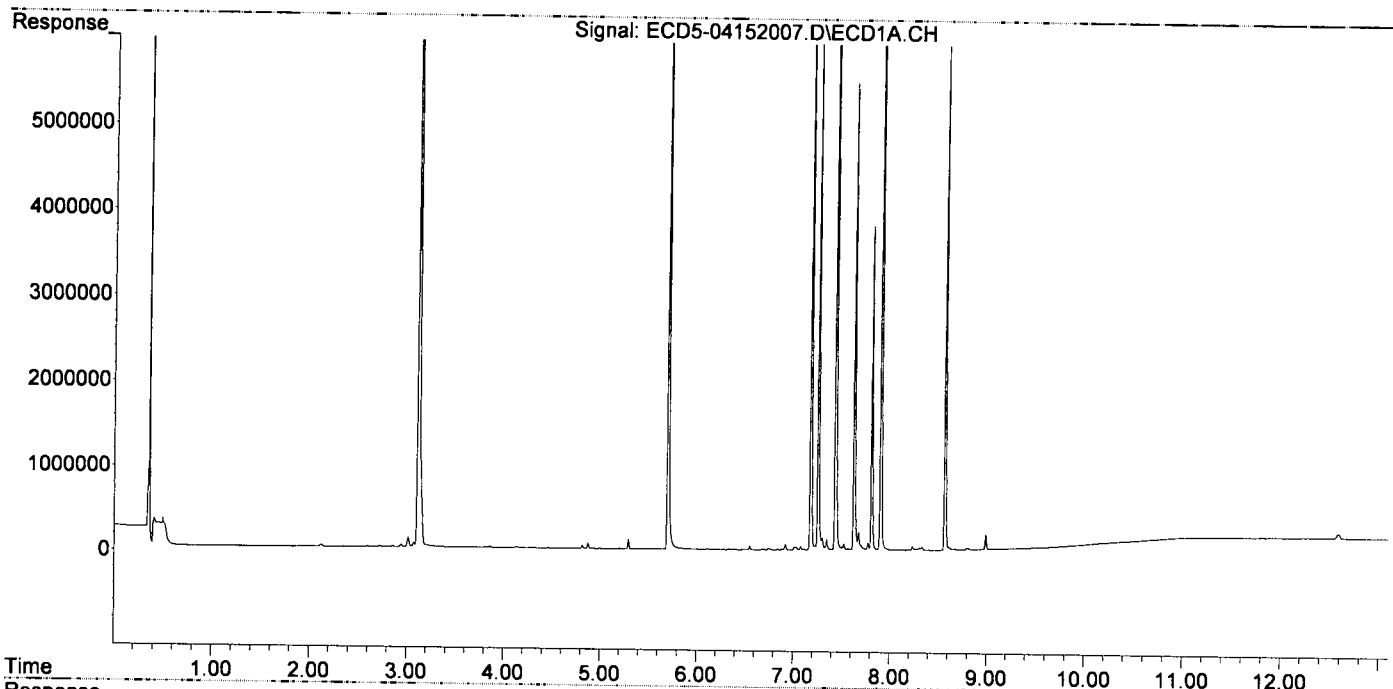
Compound	RT#1	RT#2	Resp#1	Resp#2	ng/mL	ng/mL
System Monitoring Compounds						
1) S TCMX (S)	5.293f	5.924	109390	9412	0.566	0.033 #
22) S DCBP (S)	0.000	0.000	0	0	N.D.	N.D.
Target Compounds						
2) a-BHC	0.000	0.000	0	0	N.D.	N.D.
3) g-BHC	6.113f	0.000	13558	0	0.059	N.D. #
4) b-BHC	0.000	0.000	0	0	N.D.	N.D.
5) Heptachlor	6.550	7.216	45679	62486	0.205	0.186
6) d-BHC	6.331f	7.163	10506	6707	0.054	0.021 #
7) Aldrin	0.000	7.454f	0	35243	N.D.	0.108 #
8) Heptachlo...	7.257	7.902	6046045	37397	29.500	0.126 #
9) trans-Chl...	7.347	8.056	124064	8915810	0.595	29.430 #
10) cis-Chlor...	7.435	8.168	9141990	503612	44.642	1.736 #
11) Endosulfa...	7.524	8.231	74060	87779	0.383	0.323
12) 4,4'-DDE	7.524	8.251f	74060	27281	0.376	0.095 #
13) Dieldrin	7.676f	8.429	210237	8132917	0.990	27.336 #
14) Endrin	7.905f	8.653	10278451	5063189	60.133	22.112 #
15) 4,4'-DDD	7.905f	8.691	10278451	14351432	62.892	59.645
16) Endosulfa...	0.000	0.000	0	0	N.D.	N.D.
17) 4,4'-DDT	8.095f	0.000	5730	0	0.029	N.D. #
18) Endrin Al...	8.333	9.032	38239	11358	0.261	0.055 #
19) Endosulfa...	0.000	9.222	0	5382	N.D.	0.024 #
20) Methoxychlor	0.000	0.000	0	0	N.D.	N.D.
21) Endrin Ke...	8.796f	9.612	20615	7688729	0.108	30.839 #
23) Hexachlor...	3.117	3.606	8852422	17370438	47.152	47.317
24) Hexachlor...	5.701	6.384	8574650	13037478	46.935	45.336
25) Oxychlorane	7.180	7.850	8023394	11854015	47.220	46.488
26) 2,4'-DDE	7.257	8.056	6046045	8915810	49.237	46.811
27) trans-Non...	7.435	8.124	9141990	12975373	48.182	45.533
28) 2,4'-DDD	7.629	8.429	5458413	8132917	50.632	48.203
29) 2,4'-DDT	7.811	8.653	3773631	5063189	<u>36.471</u>	<u>33.83</u> Q-31
30) cis-Nonac...	7.905	8.691	10278451	14351432	50.075	47.317
31) Mirex	8.570	9.612	5868441	7688729	44.778	43.759
32) Chlordane...	7.347	8.056	124064	8915810	5.315	226.266 #
33) Chlordane...	7.435f	8.168	9141990	503612	344.301	15.378 #
34) Chlordane...	0.000	8.836	0	55915	N.D.	5.464 #
35) Chlordane...	0.000	0.000	0	0	N.D.	N.D.
36) Toxaphene...	7.435f	8.429	9141990	8132917	8797.217	2891.820 #
37) Toxaphene...	7.774f	0.000	85550	0	43.168	N.D. #
38) Toxaphene...	8.095f	8.836f	5730	55915	1.406	10.014 #
39) Toxaphene...	8.306	8.878	29178	6372	7.428	BelowCal #
40) Toxaphene...	8.570f	9.032f	5868441	11358	1913.113	2.298 #
41) Toxaphene...	8.570f	0.000	5868441	0	1465.023	N.D. #
42) Toxaphene...	0.000	0.000	0	0	N.D.	N.D.

Quantitation Report (Not Reviewed)

Data Path : C:\msdchem\1\data\2020-04\0D15038\  
Data File : ECD5-04152007.D  
Signal(s) : Signal #1: ECD1A.CH Signal #2: ECD2B.CH  
Acq On : 15 Apr 2020 13:43  
Operator : MJB  
Sample : 0D15038-CCV2  
Misc : A20C358, 9-42 50 ppb  
ALS Vial : 4 (Sig #1); 0 (Sig #2) Sample Multiplier: 1

Integration File signal 1: PEST1.e  
Integration File signal 2: PEST2.e  
Quant Time: Apr 15 16:36:02 2020  
Quant Method : C:\msdchem\1\methods\ECD5\_QUANTPEST\_200324RT2.M  
Quant Title : Instrument: DualECD5  
QLast Update : Wed Mar 25 12:47:54 2020  
Response via : Initial Calibration  
Integrator: ChemStation 6890 Scale Mode: Small noise peaks clipped

Volume Inj. : 2uL  
Signal #1 Phase : Rtx-CLPesticides Signal #2 Phase: Rtx-CLPesticides2  
Signal #1 Info : 30m X 0.32mm X 0. Signal #2 Info : 30m X 0.32mm X 0.25um



Quantitation Report (Not Reviewed)

Data Path : C:\msdchem\1\data\2020-04\0D15038\  
 Data File : ECD5-04152008.D  
 Signal(s) : Signal #1: ECD1A.CH Signal #2: ECD2B.CH  
 Acq On : 15 Apr 2020 14:00  
 Operator : MJB  
 Sample : 0D15038-CCB1  
 Misc : A20C404  
 ALS Vial : 7 (Sig #1); 0 (Sig #2) Sample Multiplier: 1

Integration File signal 1: PEST1.e  
 Integration File signal 2: PEST2.e  
 Quant Time: Apr 15 16:36:06 2020  
 Quant Method : C:\msdchem\1\methods\ECD5\_QUANTPEST\_200324RT2.M  
 Quant Title : Instrument: DualECD5  
 QLast Update : Wed Mar 25 12:47:54 2020  
 Response via : Initial Calibration  
 Integrator: ChemStation 6890 Scale Mode: Small noise peaks clipped

Volume Inj. : 2uL  
 Signal #1 Phase : Rtx-CLPesticides Signal #2 Phase: Rtx-CLPesticides2  
 Signal #1 Info : 30m X 0.32mm X 0. Signal #2 Info : 30m X 0.32mm X 0.25um

MJB  
4/15/20

Compound	RT#1	RT#2	Resp#1	Resp#2	ng/mL	ng/mL
System Monitoring Compounds						
1) S TCMX (S)	5.319	5.916	17350351	27410493	89.808	95.892
22) S DCBP (S)	9.515	10.468	12918672	15257897	86.720	89.843
Target Compounds						
2) a-BHC	0.000	0.000	0	0	N.D.	N.D.
3) g-BHC	0.000	0.000	0	0	N.D.	N.D.
4) b-BHC	0.000	0.000	0	0	N.D.	N.D.
5) Heptachlor	0.000	0.000	0	0	N.D.	N.D.
6) d-BHC	0.000	0.000	0	0	N.D.	N.D.
7) Aldrin	0.000	7.500	0	14709	N.D.	0.045 #
8) Heptachlo...	0.000	0.000	0	0	N.D.	N.D.
9) trans-Chl...	7.335	8.079	10900	5830	0.052	0.019 #
10) cis-Chlor...	7.442	0.000	3969	0	0.019	N.D. #
11) Endosulfa...	0.000	0.000	0	0	N.D.	N.D.
12) 4,4'-DDE	0.000	0.000	0	0	N.D.	N.D.
13) Dieldrin	0.000	0.000	0	0	N.D.	N.D.
14) Endrin	0.000	0.000	0	0	N.D.	N.D.
15) 4,4'-DDD	0.000	0.000	0	0	N.D.	N.D.
16) Endosulfa...	8.052	0.000	2048	0	0.012	N.D. #
17) 4,4'-DDT	8.145	0.000	2543	0	0.003	N.D. #
18) Endrin Al...	8.305	9.009f	19673	24976	0.134	0.120
19) Endosulfa...	8.627	9.221	2689	3261	0.016	0.014
20) Methoxychlor	0.000	9.396	0	1474	N.D.	BelowCal
21) Endrin Ke...	8.794f	9.616	20236	2762	0.106	0.011 #
23) Hexachlor...	0.000	0.000	0	0	N.D.	N.D.
24) Hexachlor...	5.701	0.000	36504	0	BelowCal	N.D.
25) Oxychlorane	0.000	0.000	0	0	N.D.	N.D.
26) 2,4'-DDE	0.000	8.079f	0	5830	N.D.	BelowCal
27) trans-Non...	7.442	0.000	3969	0	BelowCal	N.D.
28) 2,4'-DDD	0.000	0.000	0	0	N.D.	N.D.
29) 2,4'-DDT	0.000	0.000	0	0	N.D.	N.D.
30) cis-Nonac...	0.000	0.000	0	0	N.D.	N.D.
31) Mirex	8.572	9.616	5022	2762	5765.319	BelowCal #
32) Chlordane...	7.335f	8.079	10900	5830	0.467	0.148 #
33) Chlordane...	7.442	0.000	3969	0	0.149	N.D. #
34) Chlordane...	0.000	8.837	0	56129	N.D.	5.485 #
35) Chlordane...	0.000	0.000	0	0	N.D.	N.D.
36) Toxaphene...	7.442	0.000	3969	0	3.819	N.D. #
37) Toxaphene...	0.000	0.000	0	0	N.D.	N.D.
38) Toxaphene...	8.052	8.837f	2048	56129	0.502	10.053 #
39) Toxaphene...	8.305	8.876	19673	6806	5.008	BelowCal #
40) Toxaphene...	0.000	0.000	0	0	N.D.	N.D.
41) Toxaphene...	8.572f	9.473f	5022	4973	1.254	0.920 #
42) Toxaphene...	0.000	0.000	0	0	N.D.	N.D.

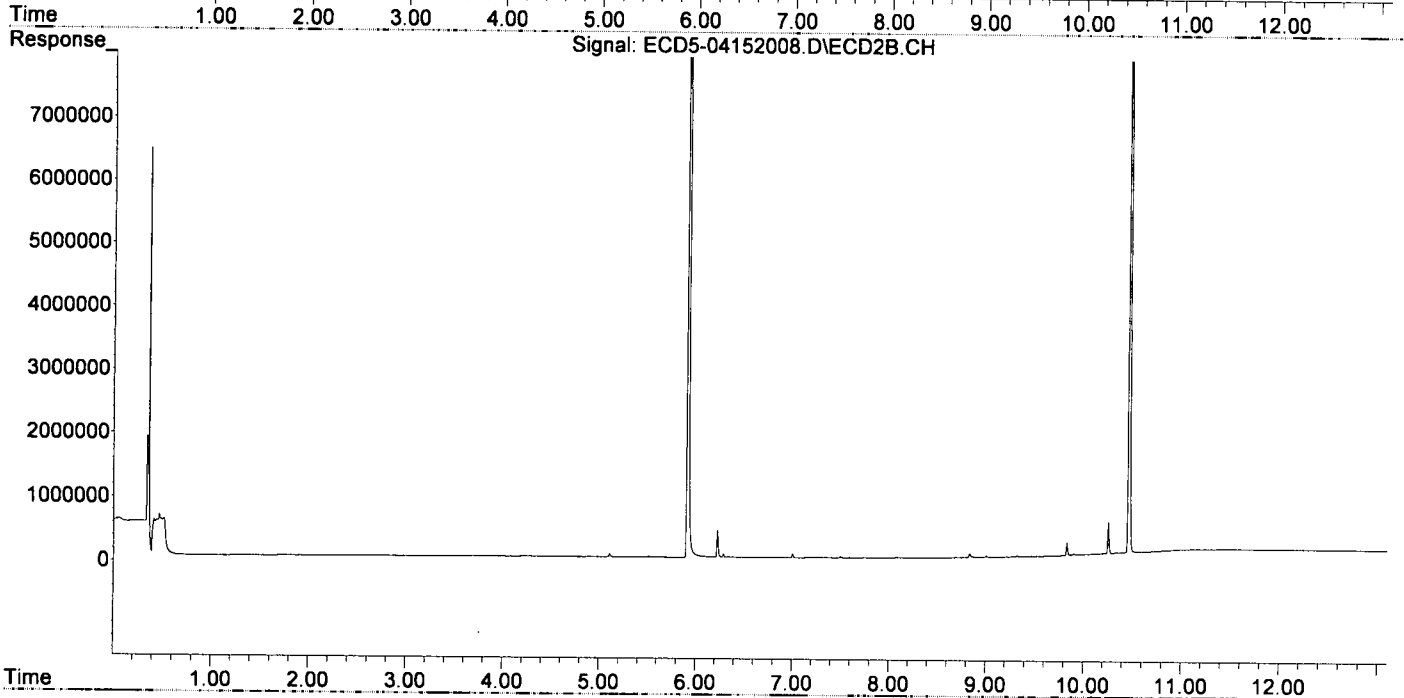
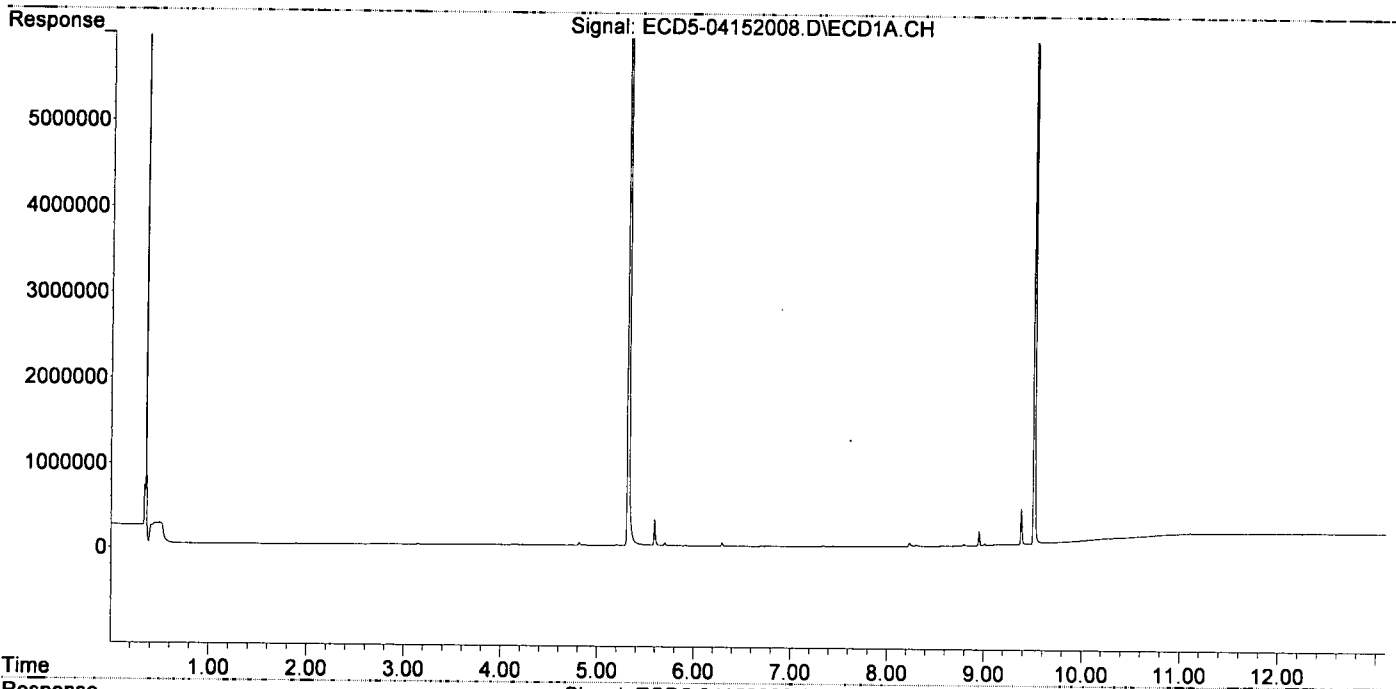


Quantitation Report (Not Reviewed)

Data Path : C:\msdchem\1\data\2020-04\0D15038\  
Data File : ECD5-04152008.D  
Signal(s) : Signal #1: ECD1A.CH Signal #2: ECD2B.CH  
Acq On : 15 Apr 2020 14:00  
Operator : MJB  
Sample : 0D15038-CCB1  
Misc : A20C404  
ALS Vial : 7 (Sig #1); 0 (Sig #2) Sample Multiplier: 1.

Integration File signal 1: PEST1.e  
Integration File signal 2: PEST2.e  
Quant Time: Apr 15 16:36:06 2020  
Quant Method : C:\msdchem\1\methods\ECD5\_QUANTPEST\_200324RT2.M  
Quant Title : Instrument: DualECD5  
QLast Update : Wed Mar 25 12:47:54 2020  
Response via : Initial Calibration  
Integrator: ChemStation 6890 Scale Mode: Small noise peaks clipped

Volume Inj. : 2uL  
Signal #1 Phase : Rtx-CLPesticides Signal #2 Phase: Rtx-CLPesticides2  
Signal #1 Info : 30m X 0.32mm X 0. Signal #2 Info : 30m X 0.32mm X 0.25um



Quantitation Report (Not Reviewed)

Data Path : C:\msdchem\1\data\2020-04\0D15038\  
 Data File : ECD5-04152014.D  
 Signal(s) : Signal #1: ECD1A.CH Signal #2: ECD2B.CH  
 Acq On : 15 Apr 2020 15:44  
 Operator : MJB  
 Sample : 0D15038-CCV3  
 Misc : A20C184, AB 100 ppb  
 ALS Vial : 5 (Sig #1); 0 (Sig #2) Sample Multiplier: 1

Integration File signal 1: PEST1.e  
 Integration File signal 2: PEST2.e  
 Quant Time: Apr 15 16:36:30 2020  
 Quant Method : C:\msdchem\1\methods\ECD5\_QUANTPEST\_200324RT2.M  
 Quant Title : Instrument: DualECD5  
 QLast Update : Wed Mar 25 12:47:54 2020  
 Response via : Initial Calibration  
 Integrator: ChemStation 6890 Scale Mode: Small noise peaks clipped

Volume Inj. : 2uL  
 Signal #1 Phase : Rtx-CLPesticides Signal #2 Phase: Rtx-CLPesticides2  
 Signal #1 Info : 30m X 0.32mm X 0. Signal #2 Info : 30m X 0.32mm X 0.25um

MJB  
4/15/20

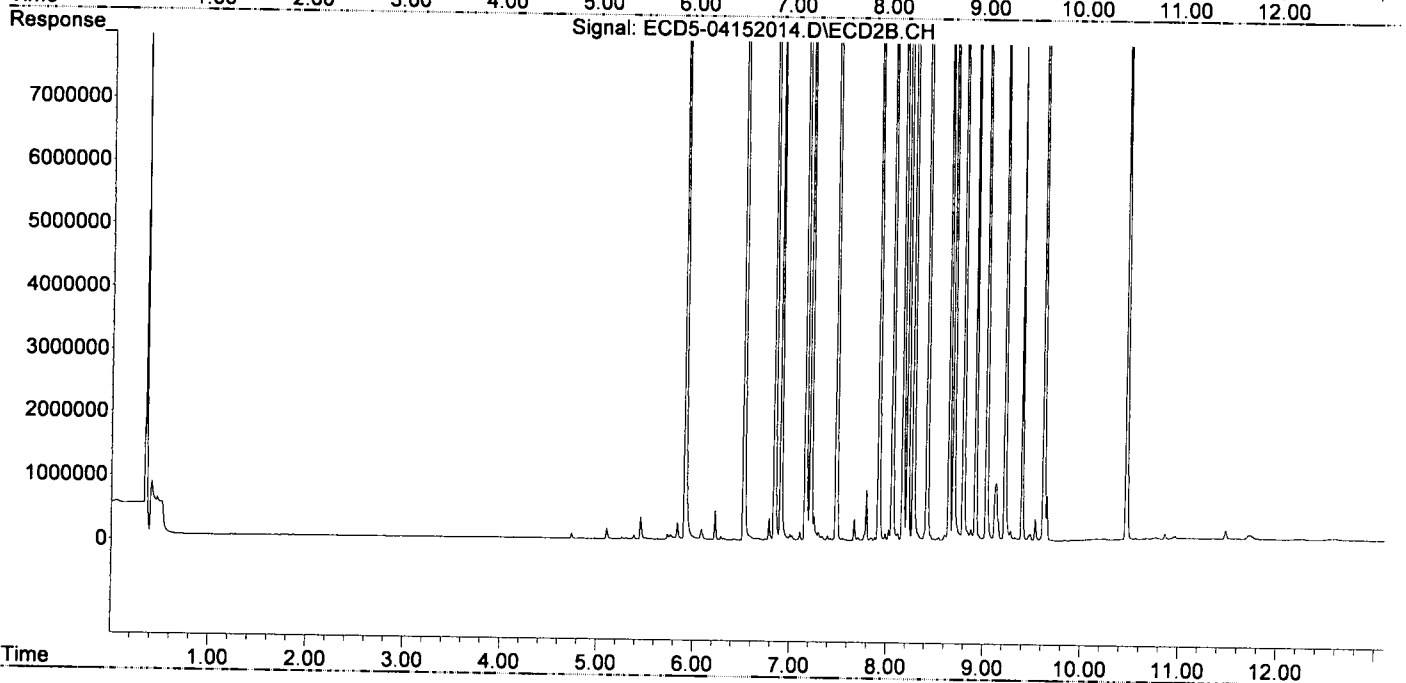
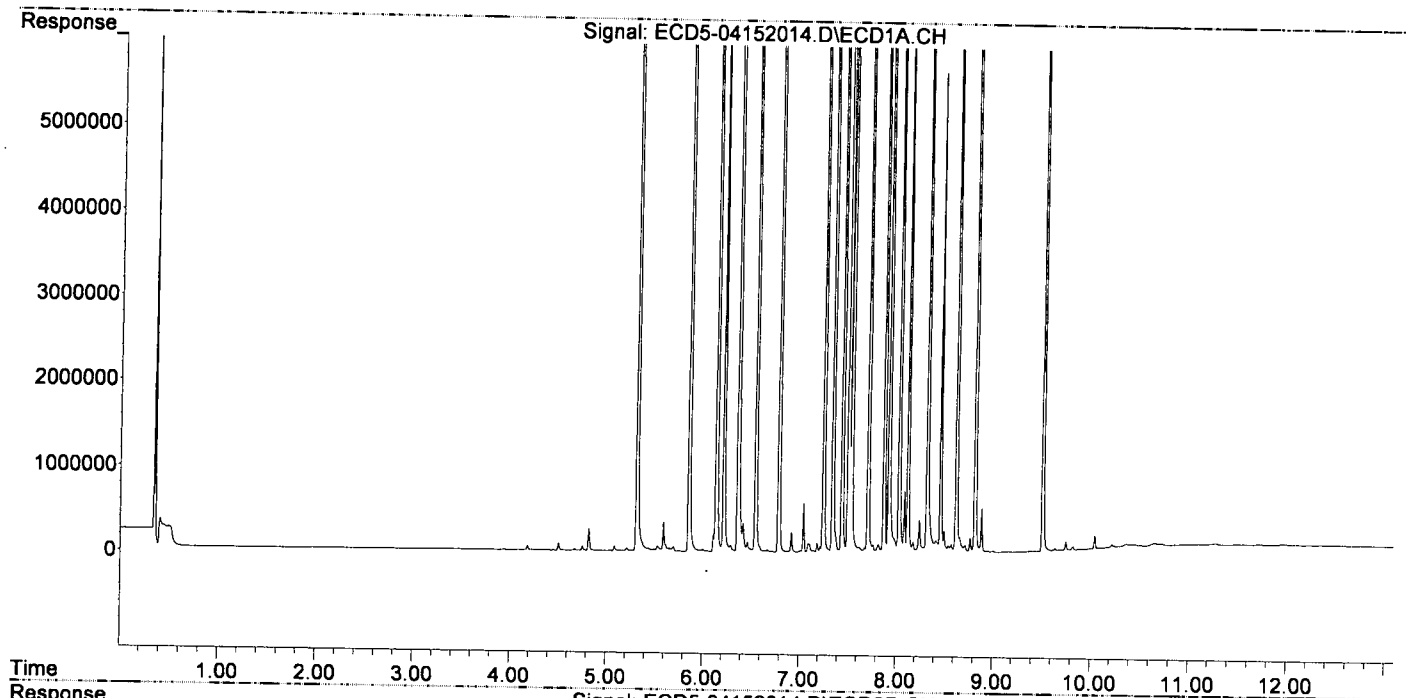
Compound	RT#1	RT#2	Resp#1	Resp#2	ng/mL	ng/mL
System Monitoring Compounds						
1) S TCMX (S)	5.317	5.915	18210194	29559538	94.258	103.410
22) S DCBP (S)	9.514	10.467	15431881	18735423	103.594	110.319
Target Compounds						
2) a-BHC	5.857	6.523	26803298	45099450	101.842	111.301
3) g-BHC	6.139	6.842	22356987	38868950	97.737	109.872
4) b-BHC	6.215	6.906	9211947	15053344	96.289	100.333
5) Heptachlor	6.548	7.215	20481156	32631633	91.933	97.365
6) d-BHC	6.364	7.161	20683831	35571978	106.003	108.932
7) Aldrin	6.788	7.480	23033690	36514820	103.744	112.051
8) Heptachlo...	7.250	7.919	20303334	32237932	99.065	108.309
9) trans-Chl...	7.345	8.059	21008995	33181801	100.781	109.529
10) cis-Chlor...	7.442	8.168	20561948	31266508	100.407	107.751
11) Endosulfa...	7.540	8.217	18914306	30437022	97.830	112.018
12) 4,4'-DDE	7.505	8.276	20725533	31620469	105.147	110.429
13) Dieldrin	7.711	8.418	21820967	34294497	102.706	115.271
14) Endrin	7.876	8.645	14922438	22163455	87.301	96.791
15) 4,4'-DDD	7.926	8.691	16806854	26983756	102.838	112.145
16) Endosulfa...	8.032	8.793	16363701	25269591	97.667	105.334
17) 4,4'-DDT	8.123	8.918	11208541	16090232	80.562	80.089
18) Endrin Al...	8.323	9.030	14066579	21391732	96.101	102.843
19) Endosulfa...	8.624	9.221	15699136	22978260	95.473	100.917
20) Methoxychlor	8.460	9.397	5571401	7794949	79.459	79.133
21) Endrin Ke...	8.817	9.620	18017754	25179128	94.349	100.991
23) Hexachlor...	0.000	0.000	0	0	N.D.	N.D.
24) Hexachlor...	5.696	0.000	54203	0	0.023	N.D. #
25) Oxychlordan	7.186	7.845	102430	39917	0.350	BelowCal #
26) 2,4'-DDE	7.250	8.059	20303334	33181801	159.959	157.403
27) trans-Non...	7.442	8.115	20561948	112646	107.801	0.175 #
28) 2,4'-DDD	7.623	8.418	54574	34294497	0.234	182.683 #
29) 2,4'-DDT	7.821	8.645	85826	22163455	0.663	125.582 #
30) cis-Nonac...	7.926f	8.691	16806854	26983756	81.409	85.834
31) Mirex	8.572	9.620	89350	25179128	0.281	135.605 #
32) Chlordane...	7.345	8.059	21008995	33181801	900.046	842.089
33) Chlordane...	7.442	8.168	20561948	31266508	774.393	954.739
34) Chlordane...	8.032f	8.871f	16363701	183064	2250.959	17.889 #
35) Chlordane...	0.000	0.000	0	0	N.D.	N.D.
36) Toxaphene...	7.442	8.418	20561948	34294497	19786.494	12194.089 #
37) Toxaphene...	7.763	8.793	87067	25269591	43.979	7070.145 #
38) Toxaphene...	8.088f	8.793f	709422	25269591	174.025	4525.744 #
39) Toxaphene...	8.323	8.871	14066579	183064	3580.984	18.126 #
40) Toxaphene...	8.541	9.030f	73127	21391732	23.839	4328.843 #
41) Toxaphene...	8.624f	9.466f	15699136	82920	3919.201	15.343 #
42) Toxaphene...	0.000	0.000	0	0	N.D.	N.D.

Quantitation Report (Not Reviewed)

Data Path : C:\msdchem\1\data\2020-04\0D15038\  
Data File : ECD5-04152014.D  
Signal(s) : Signal #1: ECD1A.CH Signal #2: ECD2B.CH  
Acq On : 15 Apr 2020 15:44  
Operator : MJB  
Sample : 0D15038-CCV3  
Misc : A20C184, AB 100 ppb  
ALS Vial : 5 (Sig #1); 0 (Sig #2) Sample Multiplier: 1

Integration File signal 1: PEST1.e  
Integration File signal 2: PEST2.e  
Quant Time: Apr 15 16:36:30 2020  
Quant Method : C:\msdchem\1\methods\ECD5\_QUANTPEST\_200324RT2.M  
Quant Title : Instrument: DualECD5  
QLast Update : Wed Mar 25 12:47:54 2020  
Response via : Initial Calibration  
Integrator: ChemStation 6890 Scale Mode: Small noise peaks clipped

Volume Inj. : 2uL  
Signal #1 Phase : Rtx-CLPesticides Signal #2 Phase: Rtx-CLPesticides2  
Signal #1 Info : 30m X 0.32mm X 0. Signal #2 Info : 30m X 0.32mm X 0.25um



Quantitation Report (Not Reviewed)

Data Path : C:\msdchem\1\data\2020-04\0D15038\  
 Data File : ECD5-04152015.D  
 Signal(s) : Signal #1: ECD1A.CH Signal #2: ECD2B.CH  
 Acq On : 15 Apr 2020 16:01  
 Operator : MJB  
 Sample : 0D15038-CCV4  
 Misc : A20C359, 9-42 100 ppb  
 ALS Vial : 6 (Sig #1); 0 (Sig #2) Sample Multiplier: 1

Integration File signal 1: PEST1.e  
 Integration File signal 2: PEST2.e  
 Quant Time: Apr 15 16:36:35 2020  
 Quant Method : C:\msdchem\1\methods\ECD5\_QUANTPEST\_200324RT2.M  
 Quant Title : Instrument: DualECD5  
 QLast Update : Wed Mar 25 12:47:54 2020  
 Response via : Initial Calibration  
 Integrator: ChemStation 6890 Scale Mode: Small noise peaks clipped

Volume Inj. : 2uL  
 Signal #1 Phase : Rtx-CLPesticides Signal #2 Phase: Rtx-CLPesticides2  
 Signal #1 Info : 30m X 0.32mm X 0. Signal #2 Info : 30m X 0.32mm X 0.25um

MJB  
4/15/20

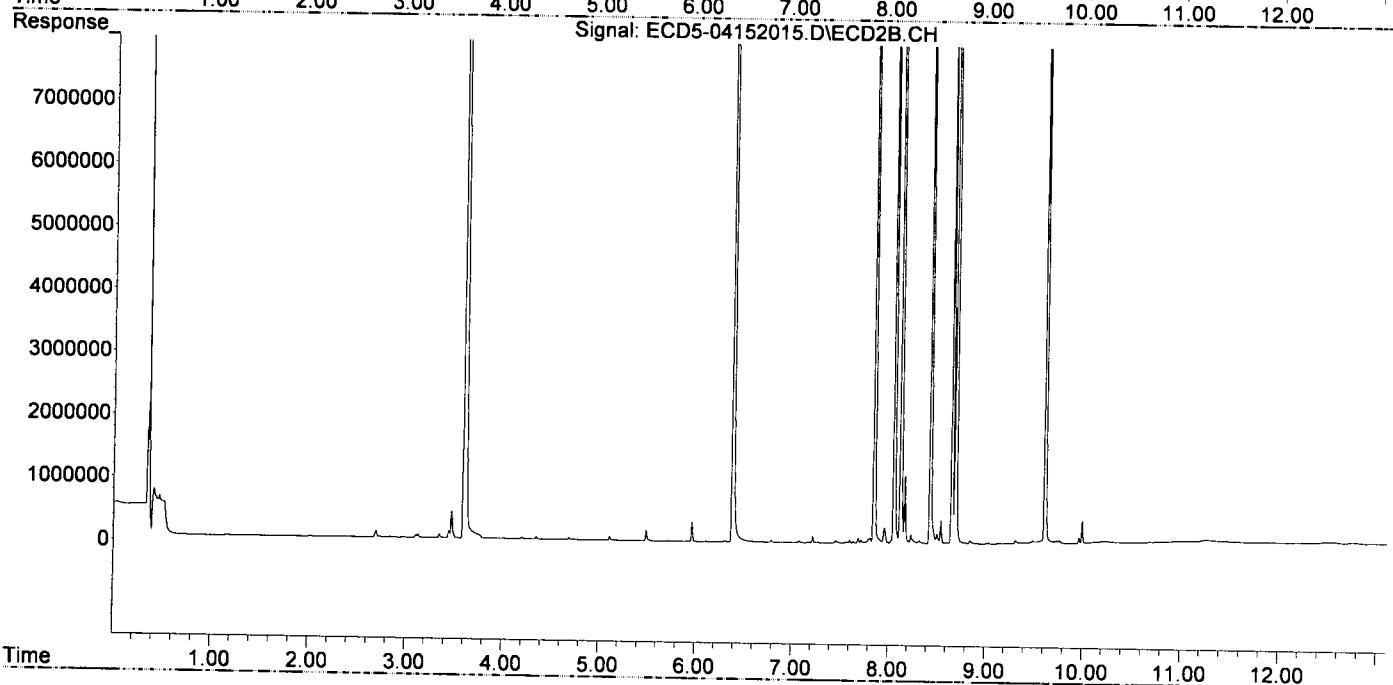
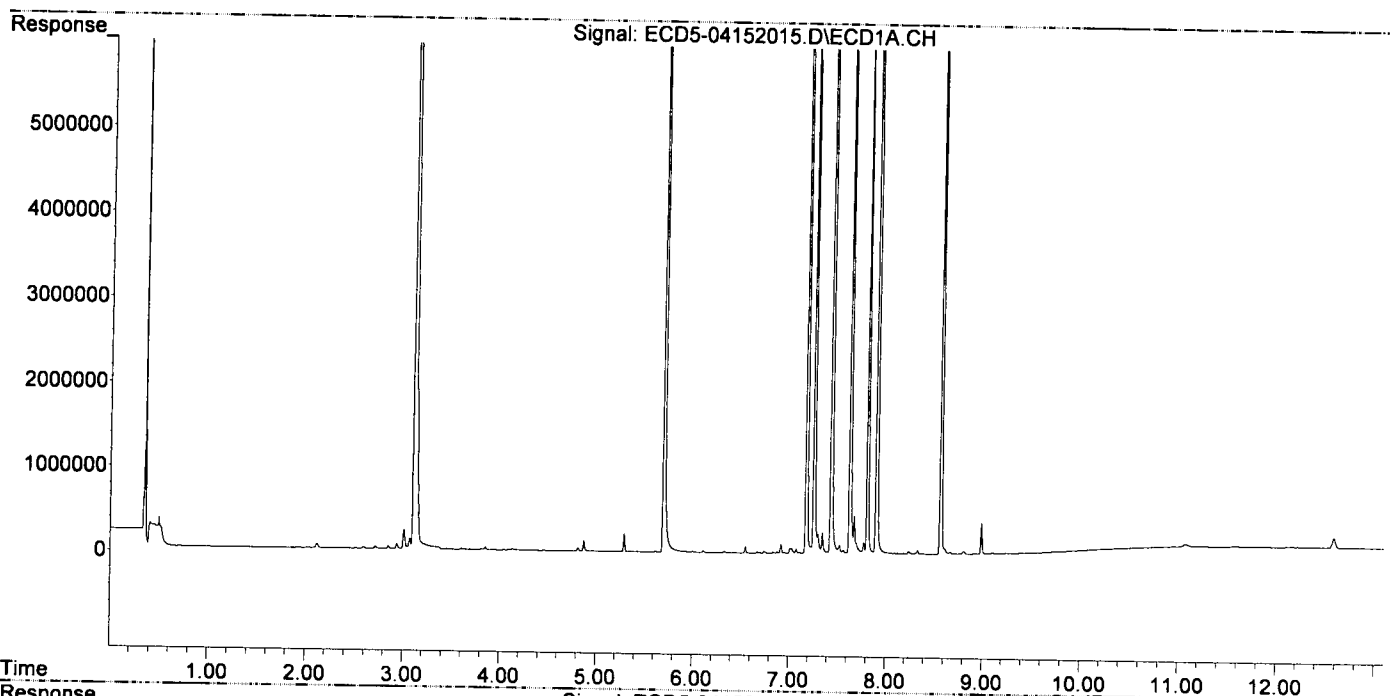
Compound	RT#1	RT#2	Resp#1	Resp#2	ng/mL	ng/mL
System Monitoring Compounds						
1) S TCMX (S)	5.290f	5.923	210383	6124	1.089	0.021 #
22) S DCBP (S)	9.516	10.468	3503	7408	BelowCal	0.044
Target Compounds						
2) a-BHC	0.000	0.000	0	0	N.D.	N.D.
3) g-BHC	6.111f	0.000	25613	0	0.112	N.D. #
4) b-BHC	0.000	0.000	0	0	N.D.	N.D.
5) Heptachlor	6.548	7.214	75044	105702	0.337	0.315
6) d-BHC	6.366	7.162	6792	15113	0.035	0.046 #
7) Aldrin	0.000	7.452f	0	44476	N.D.	0.136 #
8) Heptachlo...	7.254	7.900f	12303255	72538	60.031	0.244 #
9) trans-Chl...	7.344	8.054	245392	19686670	1.177	64.983 #
10) cis-Chlor...	7.433	8.166	18744060	1054975	91.530	3.636 #
11) Endosulfa...	7.522	8.230	105869	127796	0.548	0.470
12) 4,4'-DDE	7.522	8.251f	105869	50156	0.537	0.175 #
13) Dieldrin	7.674f	8.428	442639	17409532	2.083	58.517 #
14) Endrin	7.904f	8.652	20419898	12238616	119.463	53.448 #
15) 4,4'-DDD	7.904f	8.690	20419898	31690669	124.945	131.707
16) Endosulfa...	0.000	8.793	0	14784	N.D.	0.062 #
17) 4,4'-DDT	8.124	8.900	10825	5568	0.071	0.089
18) Endrin Al...	8.331	9.032	46006	20146	0.314	0.097 #
19) Endosulfa...	0.000	9.221	0	15355	N.D.	0.067 #
20) Methoxychlor	0.000	9.387	0	19833	N.D.	0.154 #
21) Endrin Ke...	8.807	9.611	31819	16986224	0.167	68.130 #
23) Hexachlor...	3.115	3.603	18380573	37584750	98.652	100.420
24) Hexachlor...	5.699	6.383	17949873	28635059	97.788	96.047
25) Oxychlorane	7.178	7.848	16837951	25679426	99.183	96.477
26) 2,4'-DDE	7.254	8.054	12303255	19686670	98.786	98.525
27) trans-Non...	7.433	8.123	18744060	29484682	98.375	98.663
28) 2,4'-DDD	7.627	8.428	10908887	17409532	100.242	99.089
29) 2,4'-DDT	7.809	8.652	8142749	12238616	15.897	75.681 Q-2
30) cis-Nonac...	7.904	8.690	20419898	31690669	98.554	99.526
31) Mirex	8.568	9.611	12037086	16986224	93.058	93.914
32) Chlordane...	7.344	8.054f	245392	19686670	10.513	499.609 #
33) Chlordane...	7.433f	8.166	18744060	1054975	705.929	32.214 #
34) Chlordane...	0.000	8.839	0	47383	N.D.	4.630 #
35) Chlordane...	3.640f	0.000	4781	0	NoCal	N.D.
36) Toxaphene...	7.433f	8.428	18744060	17409532	18037.164	6190.305 #
37) Toxaphene...	7.773f	8.793	133623	14784	68.904	4.136 #
38) Toxaphene...	8.094f	8.793f	11853	14784	2.908	2.648
39) Toxaphene...	8.331f	8.874	46006	10077	11.712	BelowCal #
40) Toxaphene...	8.568f	9.032f	12037086	20146	3924.092	4.077 #
41) Toxaphene...	8.568f	0.000	12037086	0	3004.991	N.D. #
42) Toxaphene...	3.640f	0.000	4781	0	NoCal	N.D.

Quantitation Report (Not Reviewed)

Data Path : C:\msdchem\1\data\2020-04\0D15038\  
Data File : ECD5-04152015.D  
Signal(s) : Signal #1: ECD1A.CH Signal #2: ECD2B.CH  
Acq On : 15 Apr 2020 16:01  
Operator : MJB  
Sample : 0D15038-CCV4  
Misc : A20C359, 9-42 100 ppb  
ALS Vial : 6 (Sig #1); 0 (Sig #2) Sample Multiplier: 1

Integration File signal 1: PEST1.e  
Integration File signal 2: PEST2.e  
Quant Time: Apr 15 16:36:35 2020  
Quant Method : C:\msdchem\1\methods\ECD5\_QUANTPEST\_200324RT2.M  
Quant Title : Instrument: DualECD5  
QLast Update : Wed Mar 25 12:47:54 2020  
Response via : Initial Calibration  
Integrator: ChemStation 6890 Scale Mode: Small noise peaks clipped

Volume Inj. : 2uL  
Signal #1 Phase : Rtx-CLPesticides Signal #2 Phase: Rtx-CLPesticides2  
Signal #1 Info : 30m X 0.32mm X 0. Signal #2 Info : 30m X 0.32mm X 0.25um



Quantitation Report (Not Reviewed)

Data Path : C:\msdchem\1\data\2020-04\0D15038\  
 Data File : ECD5-04152016.D  
 Signal(s) : Signal #1: ECD1A.CH Signal #2: ECD2B.CH  
 Acq On : 15 Apr 2020 16:18  
 Operator : MJB  
 Sample : 0D15038-CCB2  
 Misc : A20C404  
 ALS Vial : 7 (Sig #1); 0 (Sig #2) Sample Multiplier: 1

Integration File signal 1: PEST1.e  
 Integration File signal 2: PEST2.e  
 Quant Time: Apr 15 16:36:39 2020  
 Quant Method : C:\msdchem\1\methods\ECD5\_QUANTPEST\_200324RT2.M  
 Quant Title : Instrument: DualECD5  
 QLast Update : Wed Mar 25 12:47:54 2020  
 Response via : Initial Calibration  
 Integrator: ChemStation 6890 Scale Mode: Small noise peaks clipped

Volume Inj. : 2uL  
 Signal #1 Phase : Rtx-CLPesticides Signal #2 Phase: Rtx-CLPesticides2  
 Signal #1 Info : 30m X 0.32mm X 0. Signal #2 Info : 30m X 0.32mm X 0.25um

MJB  
4/15/20

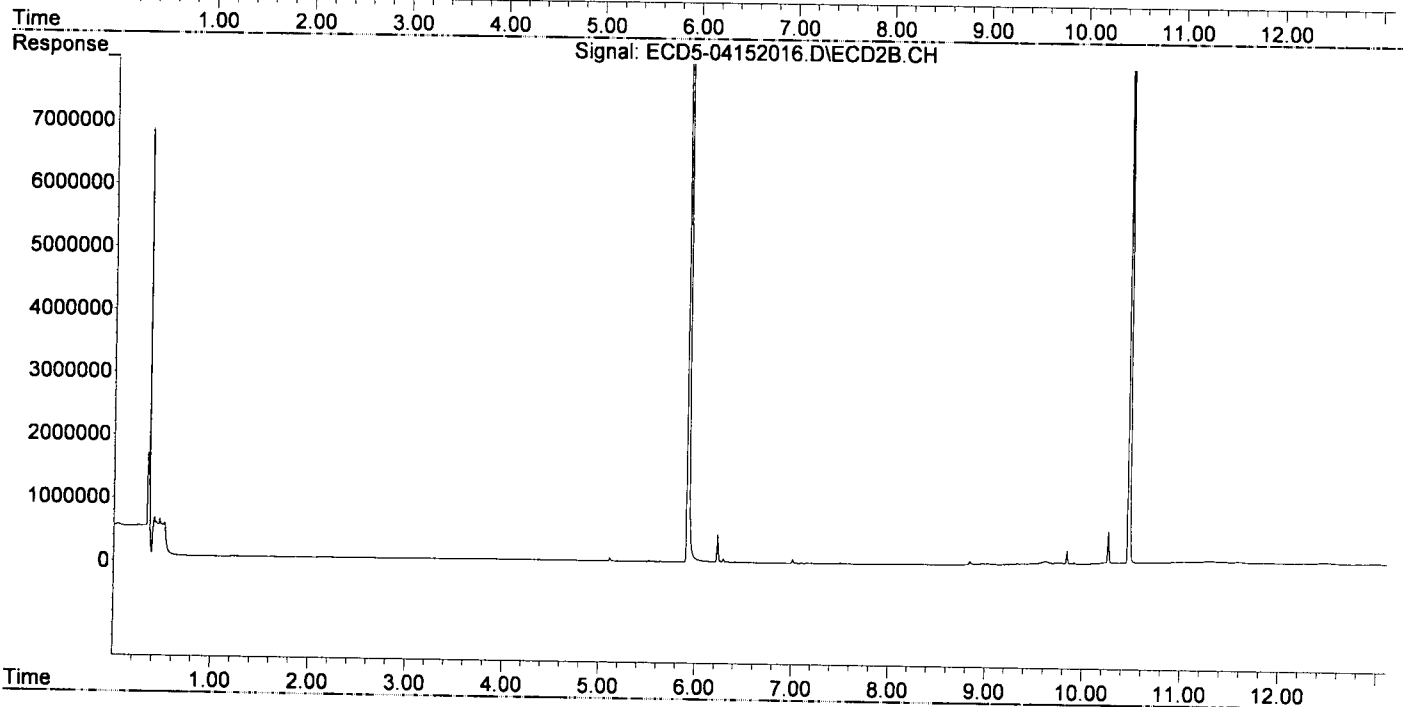
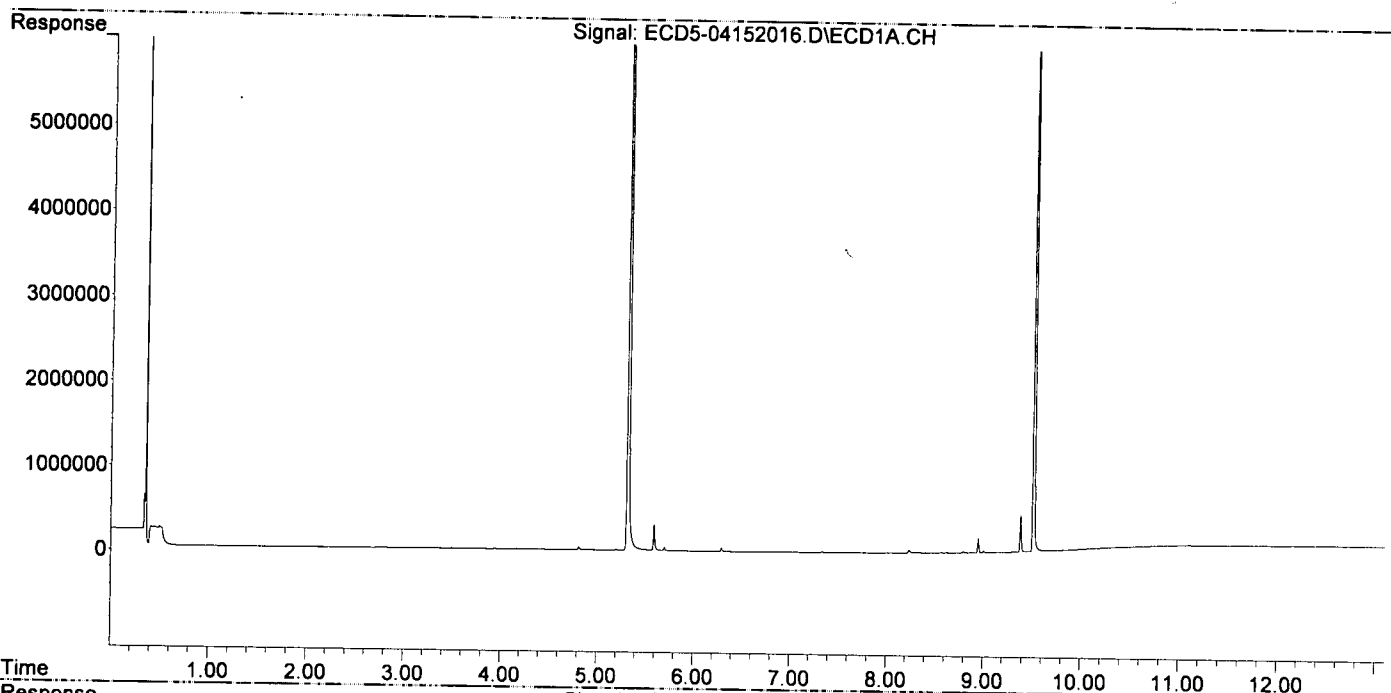
Compound	RT#1	RT#2	Resp#1	Resp#2	ng/mL	ng/mL
System Monitoring Compounds						
1) S TCMX (S)	5.318	5.915	17360413	27539865	89.860	96.344
22) S DCBP (S)	9.515	10.467	13203653	15913228	88.634	93.702
Target Compounds						
2) a-BHC	0.000	0.000	0	0	N.D.	N.D.
3) g-BHC	0.000	0.000	0	0	N.D.	N.D.
4) b-BHC	0.000	0.000	0	0	N.D.	N.D.
5) Heptachlor	0.000	0.000	0	0	N.D.	N.D.
6) d-BHC	0.000	7.163	0	4740	N.D.	0.015 #
7) Aldrin	0.000	7.499	0	16477	N.D.	0.051 #
8) Heptachlo...	0.000	0.000	0	0	N.D.	N.D.
9) trans-Chl...	7.334	8.078	11558	5185	0.055	0.017 #
10) cis-Chlor...	7.446	0.000	3894	0	0.019	N.D. #
11) Endosulfa...	0.000	0.000	0	0	N.D.	N.D.
12) 4,4'-DDE	0.000	0.000	0	0	N.D.	N.D.
13) Dieldrin	7.691f	0.000	2891	0	0.014	N.D. #
14) Endrin	0.000	0.000	0	0	N.D.	N.D.
15) 4,4'-DDD	0.000	0.000	0	0	N.D.	N.D.
16) Endosulfa...	8.035	0.000	3028	0	0.018	N.D. #
17) 4,4'-DDT	0.000	0.000	0	0	N.D.	N.D.
18) Endrin Al...	8.324	9.031	9551	7333	0.065	0.035 #
19) Endosulfa...	8.626	9.221	6532	8409	0.040	0.037
20) Methoxychlor	8.464	9.383	2551	10790	BelowCal	0.046
21) Endrin Ke...	8.795f	9.617	18139	47025	0.095	0.189 #
23) Hexachlor...	0.000	0.000	0	0	N.D.	N.D.
24) Hexachlor...	5.699	0.000	38367	0	BelowCal	N.D.
25) Oxychlorane	0.000	0.000	0	0	N.D.	N.D.
26) 2,4'-DDE	0.000	8.078f	0	5185	N.D.	BelowCal
27) trans-Non...	7.446	0.000	3894	0	BelowCal	N.D.
28) 2,4'-DDD	0.000	0.000	0	0	N.D.	N.D.
29) 2,4'-DDT	0.000	0.000	0	0	N.D.	N.D.
30) cis-Nonac...	0.000	0.000	0	0	N.D.	N.D.
31) Mirex	8.571	9.617	5336	47025	5765.316	BelowCal #
32) Chlordane...	7.334f	8.078	11558	5185	0.495	0.132 #
33) Chlordane...	7.446	0.000	3894	0	0.147	N.D. #
34) Chlordane...	8.035f	8.838	3028	50504	0.417	4.935 #
35) Chlordane...	0.000	0.000	0	0	N.D.	N.D.
36) Toxaphene...	7.446	0.000	3894	0	3.747	N.D. #
37) Toxaphene...	0.000	0.000	0	0	N.D.	N.D.
38) Toxaphene...	8.035f	8.838f	3028	50504	0.743	9.045 #
39) Toxaphene...	8.324	0.000	9551	0	2.432	N.D. #
40) Toxaphene...	8.502f	9.031f	1849	7333	0.603	1.484 #
41) Toxaphene...	8.626f	9.472f	6532	15699	1.631	2.905 #
42) Toxaphene...	0.000	0.000	0	0	N.D.	N.D.

Quantitation Report (Not Reviewed)

Data Path : C:\msdchem\1\data\2020-04\0D15038\  
Data File : ECD5-04152016.D  
Signal(s) : Signal #1: ECD1A.CH Signal #2: ECD2B.CH  
Acq On : 15 Apr 2020 16:18  
Operator : MJB  
Sample : 0D15038-CCB2  
Misc : A20C404  
ALS Vial : 7 (Sig #1); 0 (Sig #2) Sample Multiplier: 1

Integration File signal 1: PEST1.e  
Integration File signal 2: PEST2.e  
Quant Time: Apr 15 16:36:39 2020  
Quant Method : C:\msdchem\1\methods\ECD5\_QUANTPEST\_200324RT2.M  
Quant Title : Instrument: DualECD5  
QLast Update : Wed Mar 25 12:47:54 2020  
Response via : Initial Calibration  
Integrator: ChemStation 6890 Scale Mode: Small noise peaks clipped

Volume Inj. : 2uL  
Signal #1 Phase : Rtx-CLPesticides Signal #2 Phase: Rtx-CLPesticides2  
Signal #1 Info : 30m X 0.32mm X 0. Signal #2 Info : 30m X 0.32mm X 0.25um



Quantitation Report (QT Reviewed)

Data Path : C:\msdchem\1\data\2020-04\0D15038\  
 Data File : ECD5-04152021.D  
 Signal(s) : Signal #1: ECD1A.CH Signal #2: ECD2B.CH  
 Acq On : 15 Apr 2020 17:52  
 Operator : MJB  
 Sample : A0D0210-01RE10  
 Misc : 10x, 8081B 2,4+4,4-DDx Only, GPC  
 ALS Vial : 15 (Sig #1); 0 (Sig #2) Sample Multiplier: 1

Integration File signal 1: PEST1.e  
 Integration File signal 2: PEST2.e  
 Quant Time: Apr 15 18:13:18 2020  
 Quant Method : C:\msdchem\1\methods\ECD5\_QUANTPEST\_200324RT2.M  
 Quant Title : Instrument: DualECD5  
 QLast Update : Wed Mar 25 12:47:54 2020  
 Response via : Initial Calibration  
 Integrator: ChemStation 6890 Scale Mode: Small noise peaks clipped

Volume Inj. : 2uL  
 Signal #1 Phase : Rtx-CLPesticides Signal #2 Phase: Rtx-CLPesticides2  
 Signal #1 Info : 30m X 0.32mm X 0. Signal #2 Info : 30m X 0.32mm X 0.25um

MJB  
4/15/20

Compound	RT#1	RT#2	Resp#1	Resp#2	ng/mL	ng/mL
System Monitoring Compounds						
1) S TCMX (S)	5.316	5.913	473293	827857	2.450	2.896
22) S DCBP (S)	9.511	10.465	435632	656552	2.756	3.866 # 5-26
Target Compounds						
2) a-BHC	5.849	6.516	6253	20879	0.024	0.052 #
3) g-BHC	6.155	6.837	27892	30376	0.122	0.086 #
4) b-BHC	6.227	6.916	18696	58120	0.195	0.387 #
5) Heptachlor	6.560	7.224	26278	22953	0.118	0.068 #
6) d-BHC	6.349	7.156	27043	48382	0.139	0.148
7) Aldrin	6.815f	7.479	11465	19020	0.052	0.058
8) Heptachlo...	7.253	7.908	127378	58897	0.622	0.198 #
9) trans-Chl...	7.322f	8.050	39969	229143	0.192	0.756 #
10) cis-Chlor...	7.457	8.167	34493	69259	0.168	0.239 #
11) Endosulfa...	7.560	8.189f	442453	107057	2.288	0.394 #
12) 4,4'-DDE	7.501	8.282	212205	804317	1.077	2.809 # 2-11
13) Dieldrin	7.709	8.425	36342	447147	0.171	1.503 #
14) Endrin	7.890	8.651	152553	56740	0.892	0.248 #
15) 4,4'-DDD	7.923	8.689	1043511	1699347	6.385	7.063
16) Endosulfa...	8.029	8.782	47543	185529	0.284	0.773 # MDL=MR
17) 4,4'-DDT	8.119	8.925	145111	168801	1.171	1.100
18) Endrin Al...	8.306	9.042	82493	143540	0.564	0.690
19) Endosulfa...	8.622	9.232	1115377	558719	6.783	2.454 #
20) Methoxychlor	8.495f	9.380	417068	117596	6.285	1.328 #
21) Endrin Ke...	8.789f	9.612	135158	306425	0.708	1.229 #
23) Hexachlor...	3.112	3.602	7405	17038	11064.669	BelowCal #
24) Hexachlor...	5.698	6.380	87226	124379	0.206	0.207
25) Oxychlorane	7.158f	7.838	31617	316899	BelowCal	1.036
26) 2,4'-DDE	7.253	8.050	127378	229143	0.845	1.052 101
27) trans-Non...	7.457f	8.131	34493	58975	BelowCal	BelowCal
28) 2,4'-DDD	7.625	8.425	306007	447147	2.607	2.498
29) 2,4'-DDT	7.801	8.651	103794	56740	0.844m	0.222 # 8-14
30) cis-Nonac...	7.890	8.689	152553	1699347	0.525	5.659 #
31) Mirex	8.563	9.612	71864	306425	0.148	1.367 #
32) Chlordane...	7.380	8.050f	85099	229143	3.646	5.815 #
33) Chlordane...	7.457	8.189	34493	107057	1.299	3.269 #
34) Chlordane...	8.001	8.860	68734	48144	9.455	4.705 #
35) Chlordane...	0.000	3.622f	0	13856	N.D.	NoCal
36) Toxaphene...	7.457	8.425	34493	447147	33.192	158.992 #
37) Toxaphene...	7.742	8.782	73072	185529	36.501	51.909 #
38) Toxaphene...	8.065	8.827	47663	649983	11.692	116.411 #
39) Toxaphene...	8.306	8.898	82493	58506	21.001	2.841 #
40) Toxaphene...	8.536	9.042	89341	143540	29.125	29.047
41) Toxaphene...	8.586	9.442	75058	312971	18.738	57.909 #
42) Toxaphene...	0.000	3.622f	0	13856	N.D.	NoCal

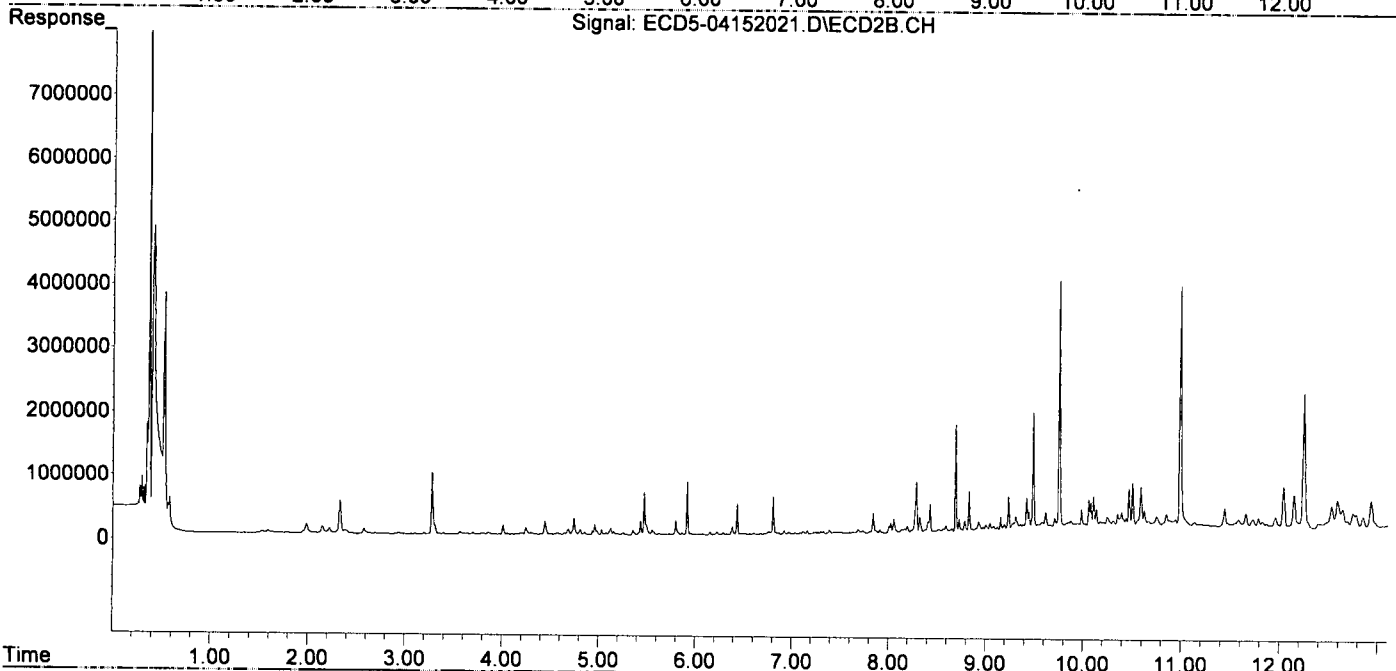
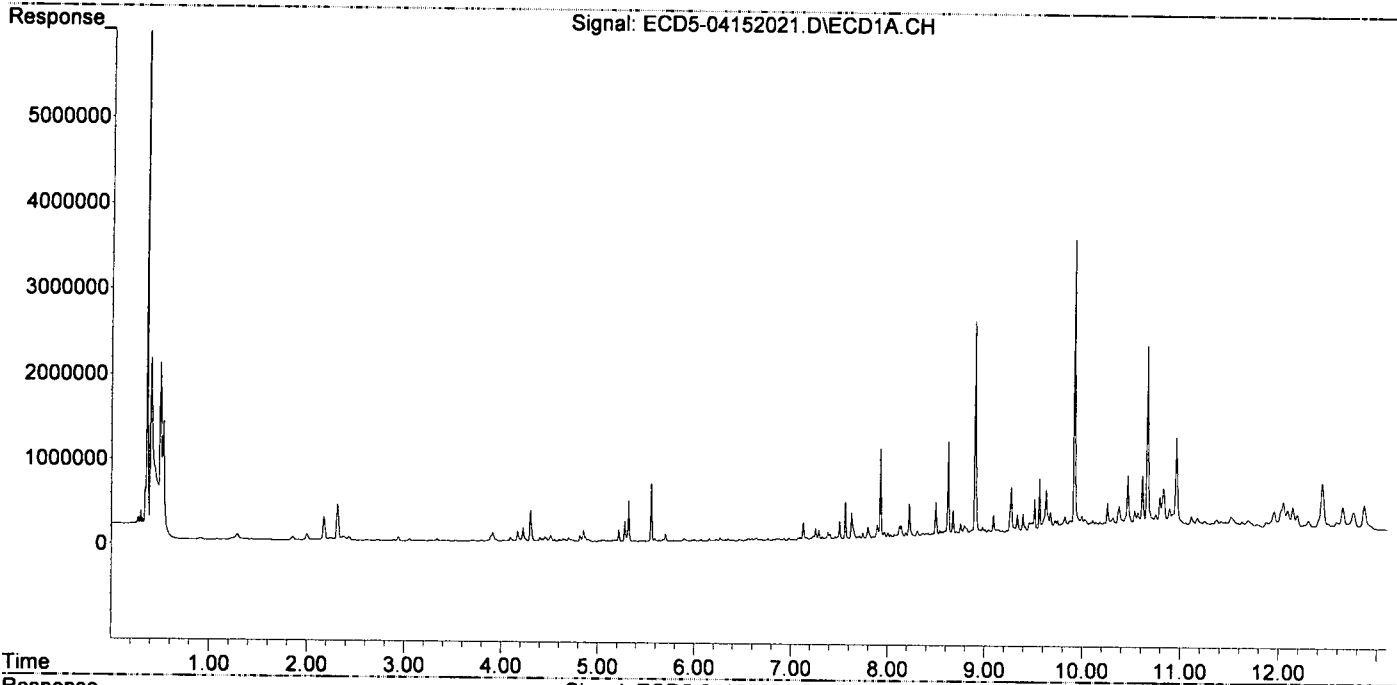


Quantitation Report (QT Reviewed)

Data Path : C:\msdchem\1\data\2020-04\0D15038\  
Data File : ECD5-04152021.D  
Signal(s) : Signal #1: ECD1A.CH Signal #2: ECD2B.CH  
Acq On : 15 Apr 2020 17:52  
Operator : MJB  
Sample : A0D0210-01RE1@10  
Misc : 10x, 8081B 2,4+4,4-DDx Only, GPC  
ALS Vial : 15 (Sig #1); 0 (Sig #2) Sample Multiplier: 1

Integration File signal 1: PEST1.e  
Integration File signal 2: PEST2.e  
Quant Time: Apr 15 18:13:18 2020  
Quant Method : C:\msdchem\1\methods\ECD5\_QUANTPEST\_200324RT2.M  
Quant Title : Instrument: DualECD5  
QLast Update : Wed Mar 25 12:47:54 2020  
Response via : Initial Calibration  
Integrator: ChemStation 6890 Scale Mode: Small noise peaks clipped

Volume Inj. : 2uL  
Signal #1 Phase : Rtx-CLPesticides Signal #2 Phase: Rtx-CLPesticides2  
Signal #1 Info : 30m X 0.32mm X 0. Signal #2 Info : 30m X 0.32mm X 0.25um

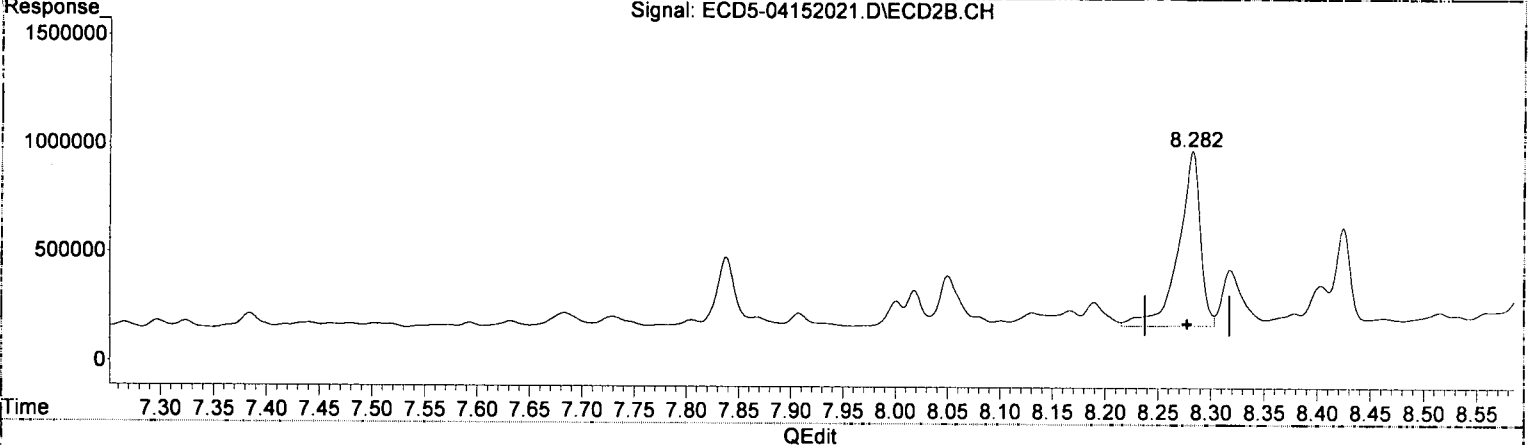
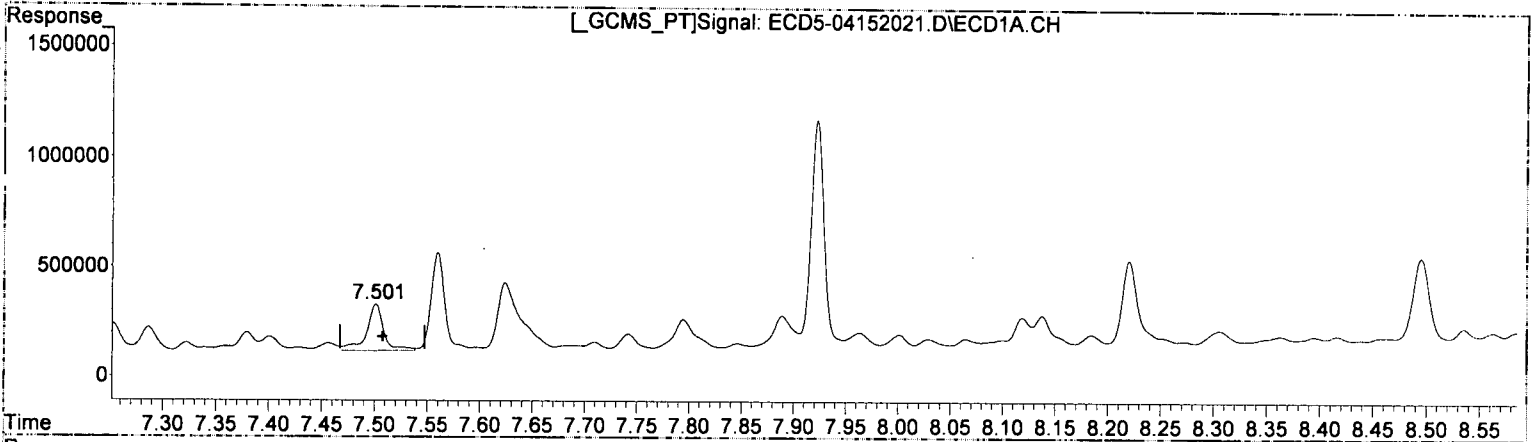


Quantitation Report (Qedit)

Data Path : C:\msdchem\1\data\2020-04\0D15038\  
Data File : ECD5-04152021.D  
Signal(s) : Signal #1: ECD1A.CH Signal #2: ECD2B.CH  
Acq On : 15 Apr 2020 17:52  
Operator : MJB  
Sample : A0D0210-01RE1@10  
Misc : 10x, 8081B 2,4+4,4-DDx Only, GPC  
ALS Vial : 15 (Sig #1); 0 (Sig #2) Sample Multiplier: 1

Integration File signal 1: PEST1.e  
Integration File signal 2: PEST2.e  
Quant Time: Apr 15 18:12:12 2020  
Quant Method : C:\msdchem\1\methods\ECD5\_QUANTPEST\_200324RT2.M  
Quant Title : Instrument: DualECD5  
QLast Update : Wed Mar 25 12:47:54 2020  
Response via : Initial Calibration  
Integrator: ChemStation 6890 Scale Mode: Small noise peaks clipped

Volume Inj. : 2uL  
Signal #1 Phase : Rtx-CLPesticides Signal #2 Phase: Rtx-CLPesticides2  
Signal #1 Info : 30m X 0.32mm X 0. Signal #2 Info : 30m X 0.32mm X 0.25um



QEdit

(12) 4,4'-DDE  
7.501min 1.077 ng/mL  
response 212205

*P.11*

*MB 4/15/20*

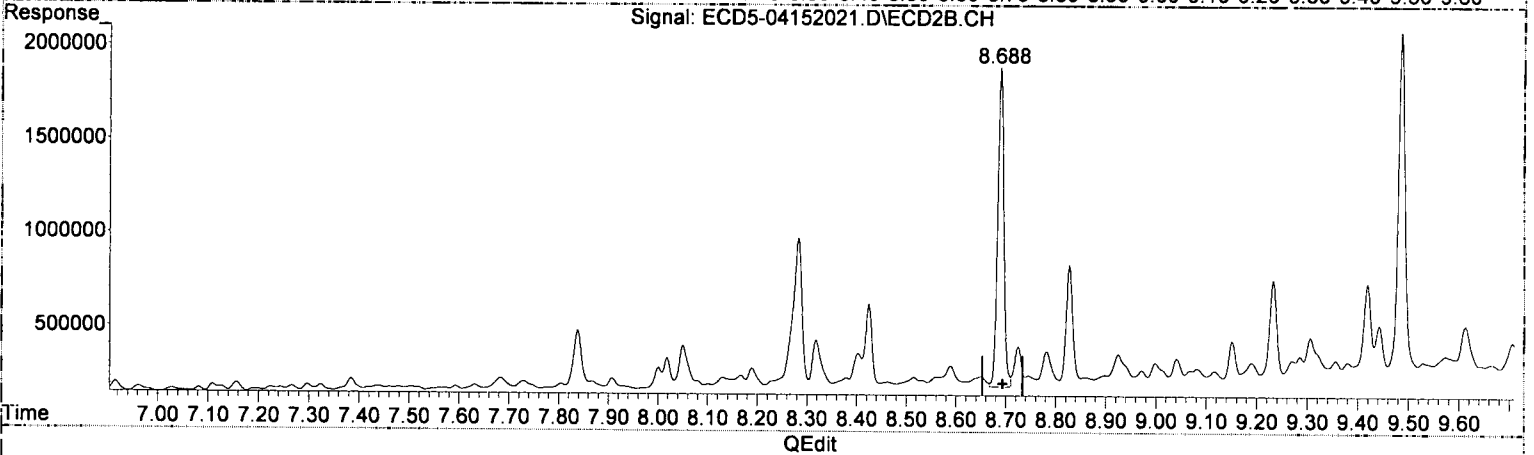
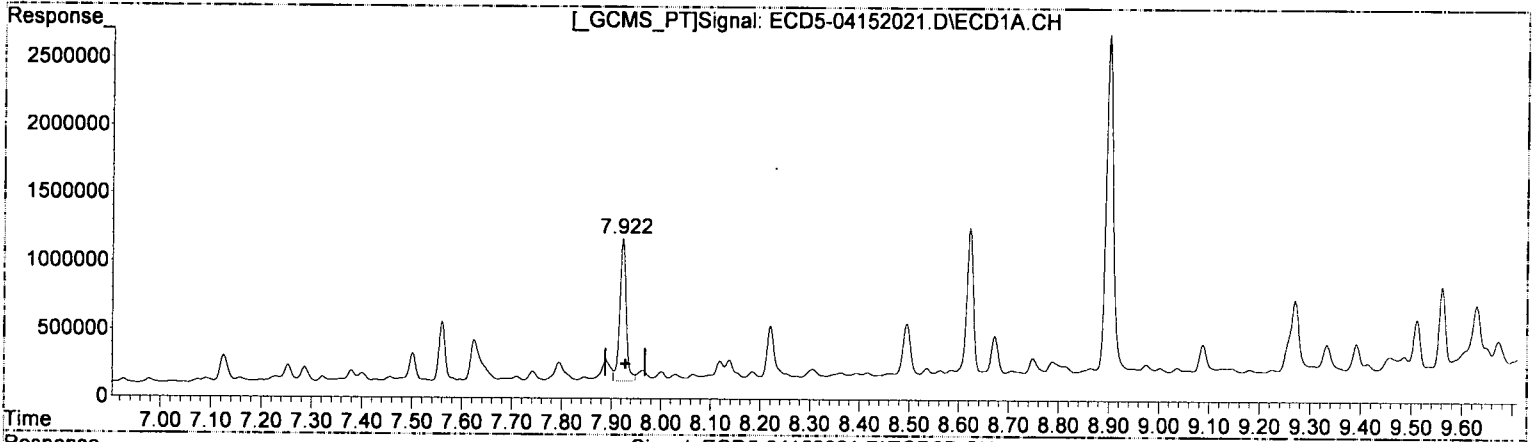
(12) 4,4'-DDE #2  
8.282min 2.809 ng/mL  
response 804317

Quantitation Report (Qedit)

Data Path : C:\msdchem\1\data\2020-04\0D15038\  
Data File : ECD5-04152021.D  
Signal(s) : Signal #1: ECD1A.CH Signal #2: ECD2B.CH  
Acq On : 15 Apr 2020 17:52  
Operator : MJB  
Sample : A0D0210-01RE1@10  
Misc : 10x, 8081B 2,4+4,4-DDx Only, GPC  
ALS Vial : 15 (Sig #1); 0 (Sig #2) Sample Multiplier: 1

Integration File signal 1: PEST1.e  
Integration File signal 2: PEST2.e  
Quant Time: Apr 15 18:12:12 2020  
Quant Method : C:\msdchem\1\methods\ECD5\_QUANTPEST\_200324RT2.M  
Quant Title : Instrument: DualECD5  
QLast Update : Wed Mar 25 12:47:54 2020  
Response via : Initial Calibration  
Integrator: ChemStation 6890 Scale Mode: Small noise peaks clipped

Volume Inj. : 2uL  
Signal #1 Phase : Rtx-CLPesticides Signal #2 Phase: Rtx-CLPesticides2  
Signal #1 Info : 30m X 0.32mm X 0. Signal #2 Info : 30m X 0.32mm X 0.25um



(15) 4,4'-DDD  
7.923min 6.385 ng/mL  
response 1043511

MJB  
4/15/20

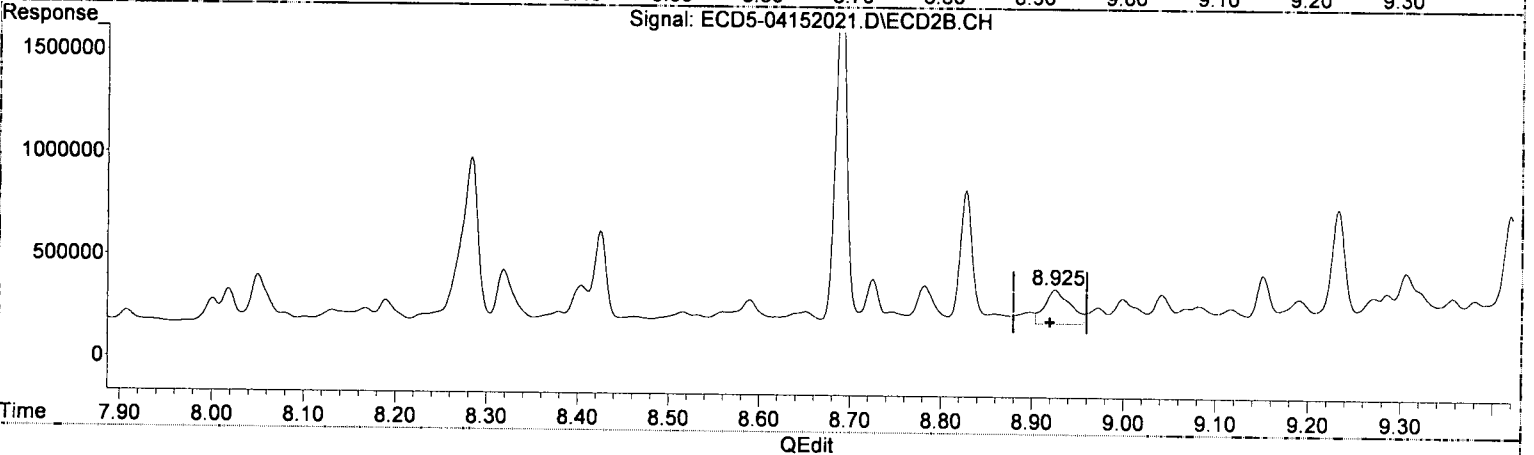
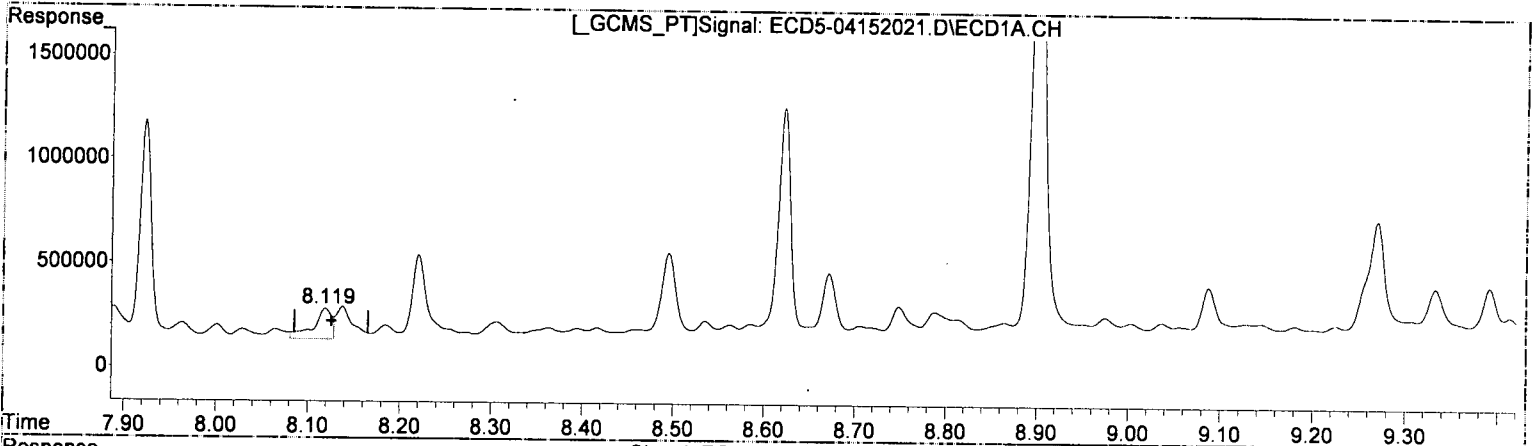
(15) 4,4'-DDD #2  
8.689min 7.063 ng/mL  
response 1699347

Quantitation Report (Qedit)

Data Path : C:\msdchem\1\data\2020-04\0D15038\  
Data File : ECD5-04152021.D  
Signal(s) : Signal #1: ECD1A.CH Signal #2: ECD2B.CH  
Acq On : 15 Apr 2020 17:52  
Operator : MJB  
Sample : A0D0210-01RE1@10  
Misc : 10x, 8081B 2,4+4,4-DDx Only, GPC  
ALS Vial : 15 (Sig #1); 0 (Sig #2) Sample Multiplier: 1

Integration File signal 1: PEST1.e  
Integration File signal 2: PEST2.e  
Quant Time: Apr 15 18:12:12 2020  
Quant Method : C:\msdchem\1\methods\ECD5\_QUANTPEST\_200324RT2.M  
Quant Title : Instrument: DualECD5  
QLast Update : Wed Mar 25 12:47:54 2020  
Response via : Initial Calibration  
Integrator: ChemStation 6890 Scale Mode: Small noise peaks clipped

Volume Inj. : 2uL  
Signal #1 Phase : Rtx-CLPesticides Signal #2 Phase: Rtx-CLPesticides2  
Signal #1 Info : 30m X 0.32mm X 0. Signal #2 Info : 30m X 0.32mm X 0.25um



(17) 4,4'-DDT

8.119min 1.171 ng/mL

response 145111

MJB  
4/15/20

(17) 4,4'-DDT #2

8.925min 1.100 ng/mL MDL = MPL

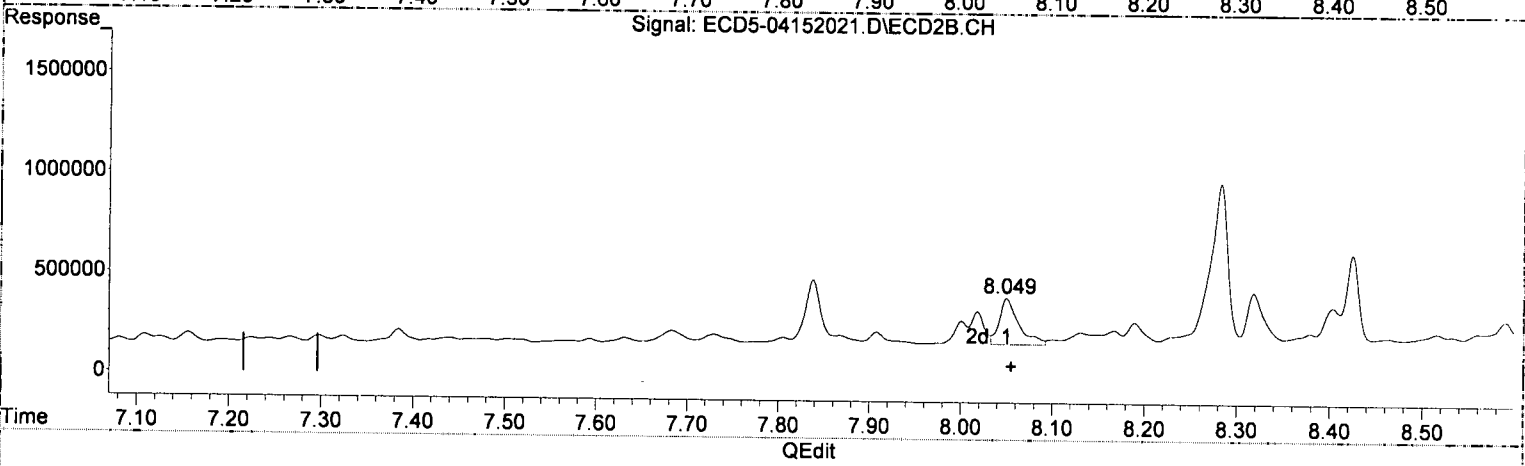
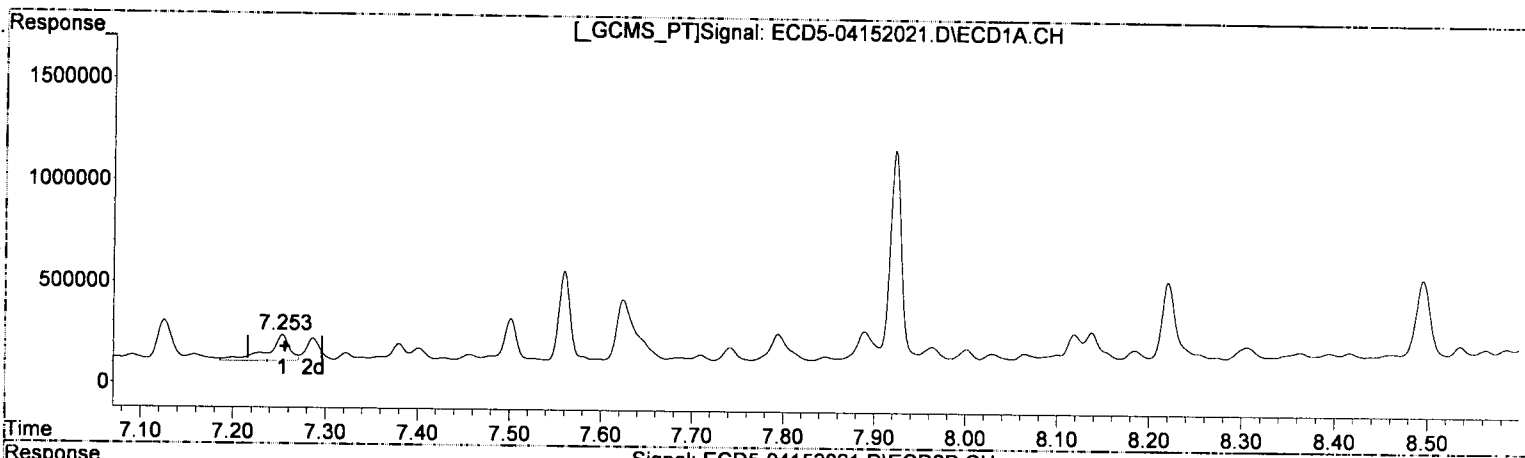
response 168801

Quantitation Report (Qedit)

Data Path : C:\msdchem\1\data\2020-04\0D15038\  
Data File : ECD5-04152021.D  
Signal(s) : Signal #1: ECD1A.CH Signal #2: ECD2B.CH  
Acq On : 15 Apr 2020 17:52  
Operator : MJB  
Sample : AOD0210-01RE1@10  
Misc : 10x, 8081B 2,4+4,4-DDx Only, GPC  
ALS Vial : 15 (Sig #1); 0 (Sig #2) Sample Multiplier: 1

Integration File signal 1: PEST1.e  
Integration File signal 2: PEST2.e  
Quant Time: Apr 15 18:12:12 2020  
Quant Method : C:\msdchem\1\methods\ECD5\_QUANTPEST\_200324RT2.M  
Quant Title : Instrument: DualECD5  
QLast Update : Wed Mar 25 12:47:54 2020  
Response via : Initial Calibration  
Integrator: ChemStation 6890 Scale Mode: Small noise peaks clipped

Volume Inj. : 2uL  
Signal #1 Phase : Rtx-CLPesticides Signal #2 Phase: Rtx-CLPesticides2  
Signal #1 Info : 30m X 0.32mm X 0. Signal #2 Info : 30m X 0.32mm X 0.25um



(26) 2,4'-DDE  
7.253min 0.845 ng/mL  
response 127378

*MJB*  
*4/15/20*

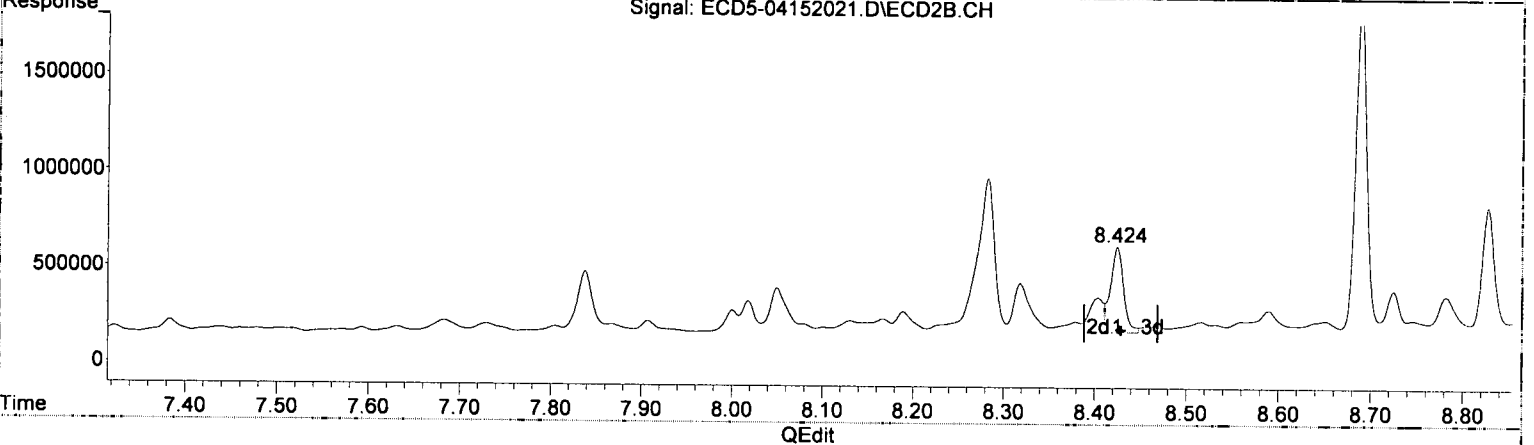
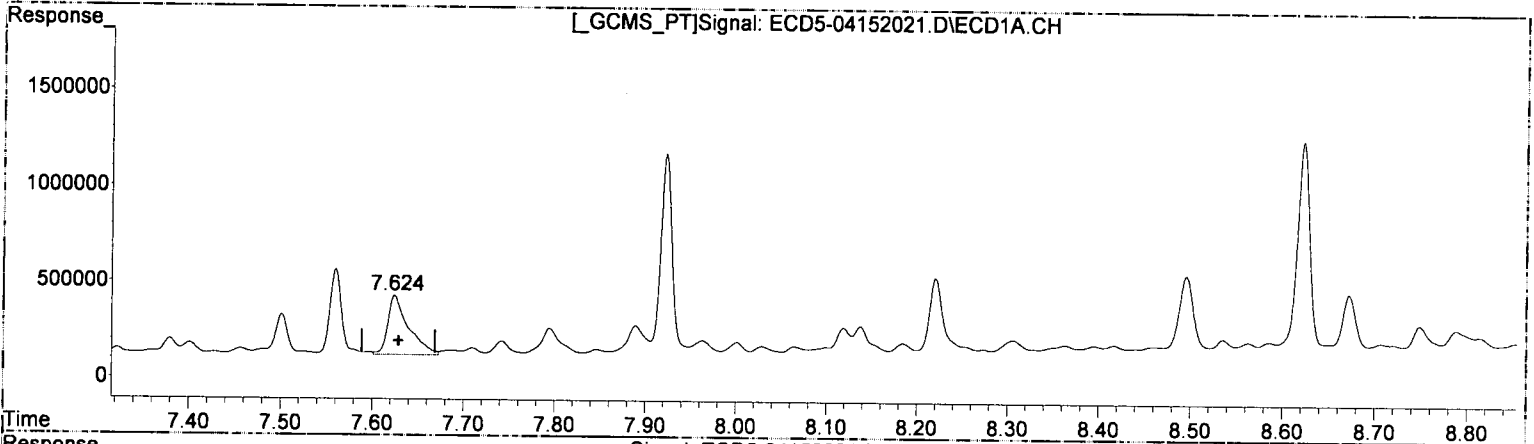
(26) 2,4'-DDE #2  
8.050min 1.052 ng/mL *2.01*  
response 229143

Quantitation Report (Qedit)

Data Path : C:\msdchem\1\data\2020-04\0D15038\  
Data File : ECD5-04152021.D  
Signal(s) : Signal #1: ECD1A.CH Signal #2: ECD2B.CH  
Acq On : 15 Apr 2020 17:52  
Operator : MJB  
Sample : A0D0210-01RE1@10  
Misc : 10x, 8081B 2,4+4,4-DDx Only, GPC  
ALS Vial : 15 (Sig #1); 0 (Sig #2) Sample Multiplier: 1

Integration File signal 1: PEST1.e  
Integration File signal 2: PEST2.e  
Quant Time: Apr 15 18:12:12 2020  
Quant Method : C:\msdchem\1\methods\ECD5\_QUANTPEST\_200324RT2.M  
Quant Title : Instrument: DualECD5  
QLast Update : Wed Mar 25 12:47:54 2020  
Response via : Initial Calibration  
Integrator: ChemStation 6890 Scale Mode: Small noise peaks clipped

Volume Inj. : 2uL  
Signal #1 Phase : Rtx-CLPesticides Signal #2 Phase: Rtx-CLPesticides2  
Signal #1 Info : 30m X 0.32mm X 0. Signal #2 Info : 30m X 0.32mm X 0.25um



QEdit

(28) 2,4'-DDD  
7.625min 2.607 ng/mL  
response 306007

MJB  
4/15/20

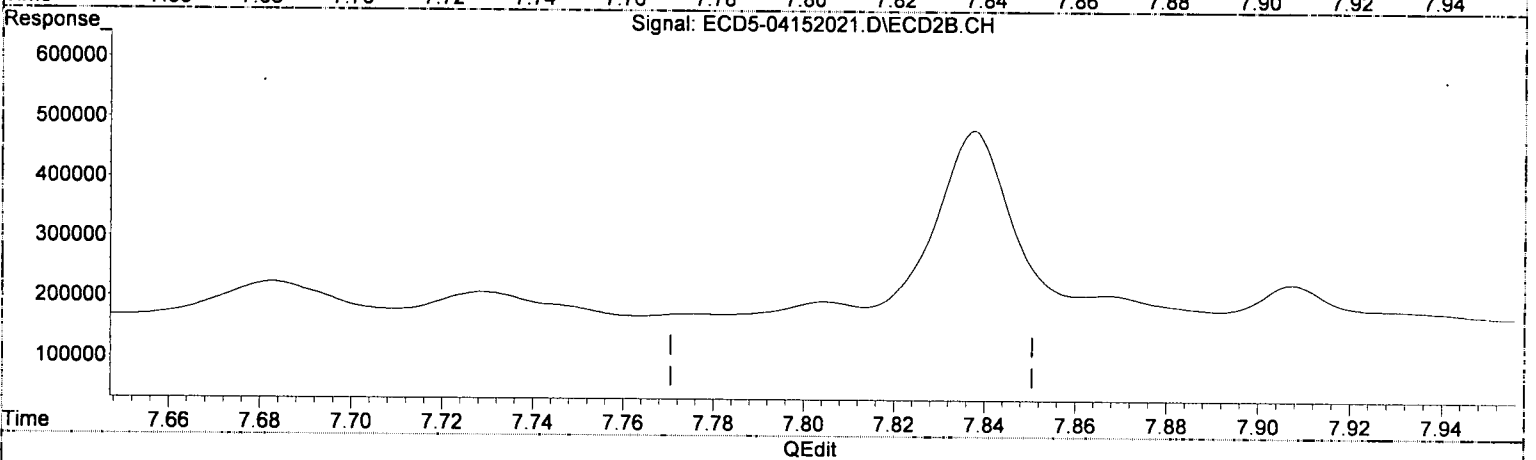
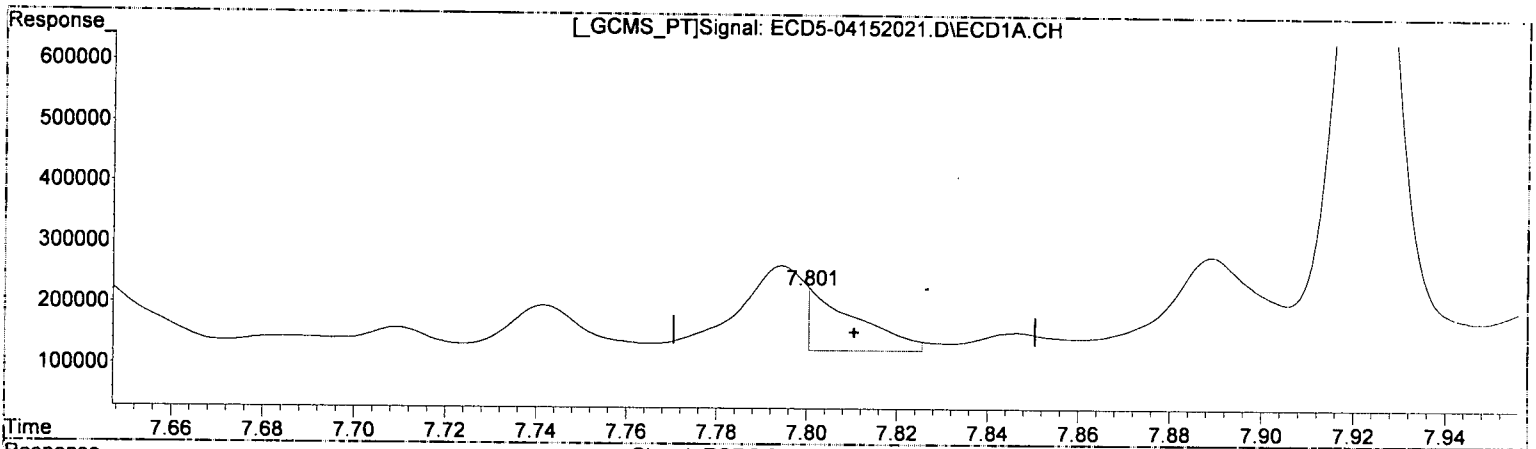
(28) 2,4'-DDD #2  
8.425min 2.498 ng/mL  
response 447147

Quantitation Report (Qedit)

Data Path : C:\msdchem\1\data\2020-04\0D15038\  
Data File : ECD5-04152021.D  
Signal(s) : Signal #1: ECD1A.CH Signal #2: ECD2B.CH  
Acq On : 15 Apr 2020 17:52  
Operator : MJB  
Sample : A0D0210-01RE1@10  
Misc : 10x, 8081B 2,4+4,4-DDx Only, GPC  
ALS Vial : 15 (Sig #1); 0 (Sig #2) Sample Multiplier: 1

Integration File signal 1: PEST1.e  
Integration File signal 2: PEST2.e  
Quant Time: Apr 15 18:12:12 2020  
Quant Method : C:\msdchem\1\methods\ECD5\_QUANTPEST\_200324RT2.M  
Quant Title : Instrument: DualECD5  
QLast Update : Wed Mar 25 12:47:54 2020  
Response via : Initial Calibration  
Integrator: ChemStation 6890 Scale Mode: Small noise peaks clipped

Volume Inj. : 2uL  
Signal #1 Phase : Rtx-CLPesticides Signal #2 Phase: Rtx-CLPesticides2  
Signal #1 Info : 30m X 0.32mm X 0. Signal #2 Info : 30m X 0.32mm X 0.25um



(29) 2,4'-DDT  
7.801min 0.844 ng/mL(m)  
response 103794

Q14

MVB  
4/15/20

(29) 2,4'-DDT #2  
8.651min 0.222 ng/mL  
response 56740

Quantitation Report (Not Reviewed)

Data Path : C:\msdchem\1\data\2020-04\0D15038\  
 Data File : ECD5-04152021.D  
 Signal(s) : Signal #1: ECD1A.CH Signal #2: ECD2B.CH  
 Acq On : 15 Apr 2020 17:52  
 Operator : MJB  
 Sample : A0D0210-01RE1@10  
 Misc : 10x, 8081B 2,4+4,4-DDx Only, GPC  
 ALS Vial : 15 (Sig #1); 0 (Sig #2) Sample Multiplier: 1

Integration File signal 1: PEST1.e  
 Integration File signal 2: PEST2.e  
 Quant Time: Apr 15 18:12:12 2020  
 Quant Method : C:\msdchem\1\methods\ECD5\_QUANTPEST\_200324RT2.M  
 Quant Title : Instrument: DualECD5  
 QLast Update : Wed Mar 25 12:47:54 2020  
 Response via : Initial Calibration  
 Integrator: ChemStation 6890 Scale Mode: Small noise peaks clipped

Volume Inj. : 2uL  
 Signal #1 Phase : Rtx-CLPesticides Signal #2 Phase: Rtx-CLPesticides2  
 Signal #1 Info : 30m X 0.32mm X 0. Signal #2 Info : 30m X 0.32mm X 0.25um

*MS*  
*MJB*  
*4/15/20*

Compound	RT#1	RT#2	Resp#1	Resp#2	ng/mL	ng/mL
System Monitoring Compounds						
1) S TCMX (S)	5.316	5.913	473293	827857	2.450	2.896
22) S DCBP (S)	9.511	10.465	435632	656552	2.756	3.866 #
Target Compounds						
2) a-BHC	5.849	6.516	6253	20879	0.024	0.052 #
3) g-BHC	6.155	6.837	27892	30376	0.122	0.086 #
4) b-BHC	6.227	6.916	18696	58120	0.195	0.387 #
5) Heptachlor	6.560	7.224	26278	22953	0.118	0.068 #
6) d-BHC	6.349	7.156	27043	48382	0.139	0.148
7) Aldrin	6.815f	7.479	11465	19020	0.052	0.058
8) Heptachlo...	7.253	7.908	127378	58897	0.622	0.198 #
9) trans-Chl...	7.322f	8.050	39969	229143	0.192	0.756 #
10) cis-Chlor...	7.457	8.167	34493	69259	0.168	0.239 #
11) Endosulfa...	7.560	8.189f	442453	107057	2.288	0.394 #
12) 4,4'-DDE	7.501	8.282	212205	804317	1.077	2.809 #
13) Dieldrin	7.709	8.425	36342	447147	0.171	1.503 #
14) Endrin	7.890	8.651	152553	56740	0.892	0.248 #
15) 4,4'-DDD	7.923	8.689	1043511	1699347	6.385	7.063
16) Endosulfa...	8.029	8.782	47543	185529	0.284	0.773 #
17) 4,4'-DDT	8.119	8.925	145111	168801	1.171	1.100
18) Endrin Al...	8.306	9.042	82493	143540	0.564	0.690
19) Endosulfa...	8.622	9.232	1115377	558719	6.783	2.454 #
20) Methoxychlor	8.495f	9.380	417068	117596	6.285	1.328 #
21) Endrin Ke...	8.789f	9.612	135158	306425	0.708	1.229 #
23) Hexachlor...	3.112	3.602	7405	17038	11064.669	BelowCal #
24) Hexachlor...	5.698	6.380	87226	124379	0.206	0.207
25) Oxychlorthane	7.158f	7.838	31617	316899	BelowCal	1.036
26) 2,4'-DDE	7.253	8.050	127378	229143	0.845	1.052
27) trans-Non...	7.457f	8.131	34493	58975	BelowCal	BelowCal
28) 2,4'-DDD	7.625	8.425	306007	447147	2.607	2.498
29) 2,4'-DDT	7.795	8.651	139885	56740	1.207	0.222 #
30) cis-Nonac...	7.890	8.689	152553	1699347	0.525	5.659 #
31) Mirex	8.563	9.612	71864	306425	0.148	1.367 #
32) Chlordane...	7.380	8.050f	85099	229143	3.646	5.815 #
33) Chlordane...	7.457	8.189	34493	107057	1.299	3.269 #
34) Chlordane...	8.001	8.860	68734	48144	9.455	4.705 #
35) Chlordane...	0.000	3.622f	0	13856	N.D.	NoCal
36) Toxaphene...	7.457	8.425	34493	447147	33.192	158.992 #
37) Toxaphene...	7.742	8.782	73072	185529	36.501	51.909 #
38) Toxaphene...	8.065	8.827	47663	649983	11.692	116.411 #
39) Toxaphene...	8.306	8.898	82493	58506	21.001	2.841 #
40) Toxaphene...	8.536	9.042	89341	143540	29.125	29.047
41) Toxaphene...	8.586	9.442	75058	312971	18.738	57.909 #
42) Toxaphene...	0.000	3.622f	0	13856	N.D.	NoCal

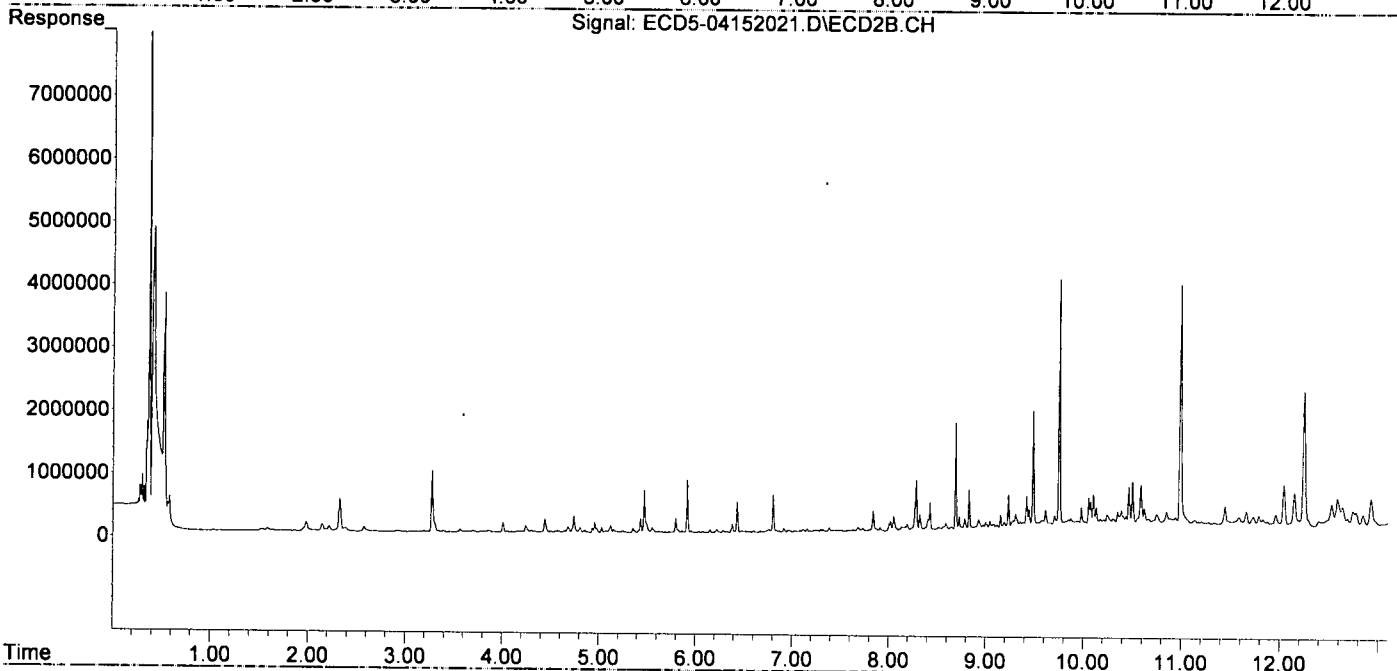
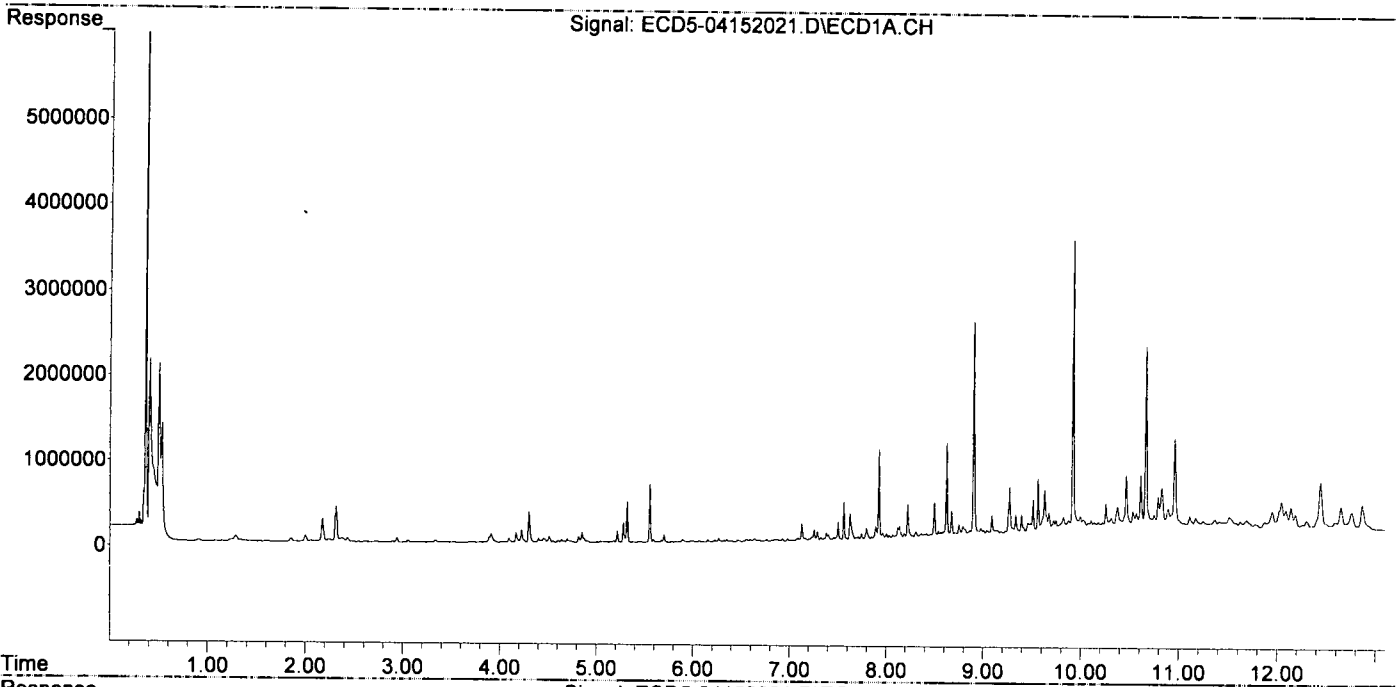


Quantitation Report (Not Reviewed)

Data Path : C:\msdchem\1\data\2020-04\0D15038\  
Data File : ECD5-04152021.D  
Signal(s) : Signal #1: ECD1A.CH Signal #2: ECD2B.CH  
Acq On : 15 Apr 2020 17:52  
Operator : MJB  
Sample : A0D0210-01RE1@10  
Misc : 10x, 8081B 2,4+4,4-DDx Only, GPC  
ALS Vial : 15 (Sig #1); 0 (Sig #2) Sample Multiplier: 1

Integration File signal 1: PEST1.e  
Integration File signal 2: PEST2.e  
Quant Time: Apr 15 18:12:12 2020  
Quant Method : C:\msdchem\1\methods\ECD5\_QUANTPEST\_200324RT2.M  
Quant Title : Instrument: DualECD5  
QLast Update : Wed Mar 25 12:47:54 2020  
Response via : Initial Calibration  
Integrator: ChemStation 6890 Scale Mode: Small noise peaks clipped

Volume Inj. : 2uL  
Signal #1 Phase : Rtx-CLPesticides Signal #2 Phase: Rtx-CLPesticides2  
Signal #1 Info : 30m X 0.32mm X 0. Signal #2 Info : 30m X 0.32mm X 0.25um



Quantitation Report (QT Reviewed)

Data Path : C:\msdchem\1\data\2020-04\0D15038\  
 Data File : ECD5-04152023.D  
 Signal(s) : Signal #1: ECD1A.CH Signal #2: ECD2B.CH  
 Acq On : 15 Apr 2020 18:30  
 Operator : MJB  
 Sample : A0D0210-02RE105  
 Misc : 5x, 8081B 2,4+4,4-DDx Only, GPC  
 ALS Vial : 16 (Sig #1); 0 (Sig #2) Sample Multiplier: 1

Integration File signal 1: PEST1.e  
 Integration File signal 2: PEST2.e  
 Quant Time: Apr 16 14:41:33 2020  
 Quant Method : C:\msdchem\1\methods\ECD5\_QUANTPEST\_200324RT2.M  
 Quant Title : Instrument: DualECD5  
 QLast Update : Wed Mar 25 12:47:54 2020  
 Response via : Initial Calibration  
 Integrator: ChemStation 6890 Scale Mode: Small noise peaks clipped

Volume Inj. : 2uL  
 Signal #1 Phase : Rtx-CLPesticides Signal #2 Phase: Rtx-CLPesticides2  
 Signal #1 Info : 30m X 0.32mm X 0. Signal #2 Info : 30m X 0.32mm X 0.25um

MJB  
4/16/20

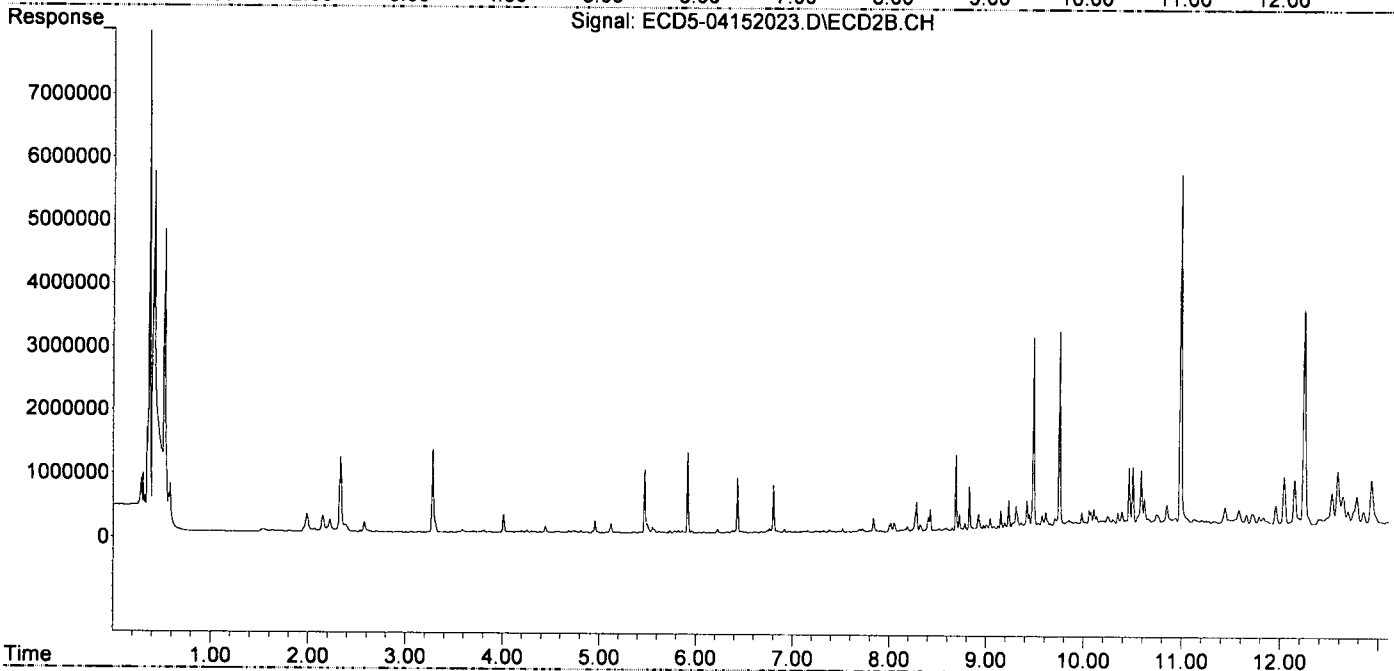
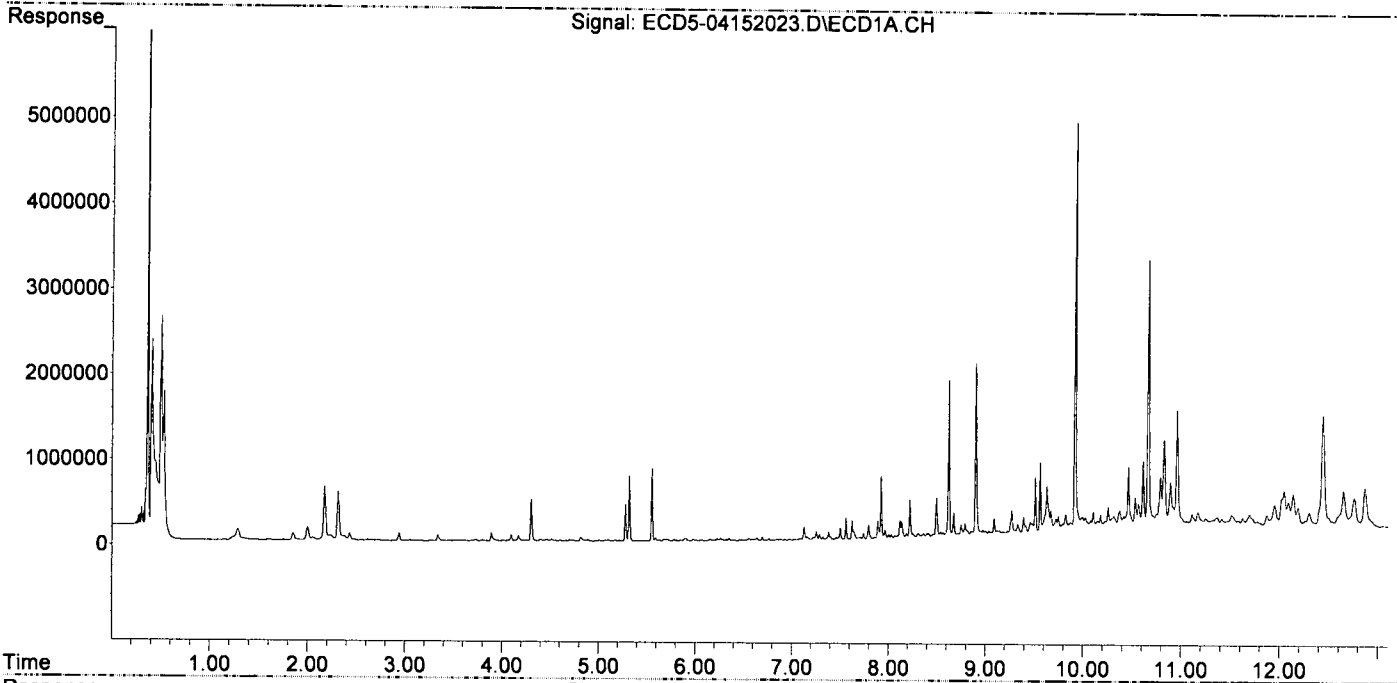
Compound	RT#1	RT#2	Resp#1	Resp#2	ng/mL	ng/mL
System Monitoring Compounds						
1) S TCMX (S)	5.316	5.912	760375	1251326	3.936	4.378
2) S DCBP (S)	9.511	10.464	669649	943231	4.332	5.554 #
Target Compounds						
2) a-BHC	5.847	6.515	12051	15580	0.046	0.038
3) g-BHC	6.153	6.837	20569	28910	0.090	0.082
4) b-BHC	6.226	6.915	24536	58779	0.256	0.392 #
5) Heptachlor	6.559	7.241f	23559	22402	0.106	0.067 #
6) d-BHC	6.348	7.154	29998	35759	0.154	0.110 #
7) Aldrin	6.761f	7.478	24723	7944	0.111	0.024 #
8) Heptachlo...	7.252	7.907	101138	27101	0.493	0.091 #
9) trans-Chl...	7.321f	8.050	33371	141830	0.160	0.468 #
10) cis-Chlor...	7.456	8.167	23563	39103	0.115	0.135
11) Endosulfa...	7.559	8.187f	245538	79299	1.270	0.292 #
12) 4,4'-DDE	7.500	8.282	133451	454887	0.677	1.589 # 7-01
13) Dieldrin	7.708	8.423	22675	338366	0.107	1.137 #
14) Endrin	7.889	8.651	200211	48575	1.171	0.212 #
15) 4,4'-DDD	7.922	8.687	724871	1187293	4.435	4.934
16) Endosulfa...	8.027	8.780	42443	117015	0.253	0.488 #
17) 4,4'-DDT	8.118	8.922	209529	254350	1.698	1.628 # MD = MR
18) Endrin Al...	8.304f	9.040	50185	188937	0.343	0.908 #
19) Endosulfa...	8.621	9.231	1831923	462391	11.141	2.031 #
20) Methoxychlor	8.457	9.417	37772	449581	0.414	5.264 #
21) Endrin Ke...	8.788f	9.611	158286	262944	0.829	1.055 #
23) Hexachlor...	3.112	3.621	7508	14379	11064.668	BelowCal #
24) Hexachlor...	5.698	6.377	18109	33107	BelowCal	BelowCal
25) Oxychlorane	7.159f	7.837	36363	215636	BelowCal	0.619
26) 2,4'-DDE	7.252	8.050	101138	141830	0.627	0.569
27) trans-Non...	7.456f	8.126	23563	29181	BelowCal	BelowCal
28) 2,4'-DDD	7.622	8.423	216952	338366	1.767m	1.824
29) 2,4'-DDT	7.799	8.651	108613	48575	0.892m	0.164 # 2-14
30) cis-Nonac...	7.889	8.687	200211	1187293	0.761	3.896 #
31) Mirex	8.562	9.611	53653	262944	0.008	1.110 #
32) Chlordane...	7.379	8.050f	86488	141830	3.705	3.599
33) Chlordane...	7.456	8.187	23563	79299	0.887	2.421 #
34) Chlordane...	8.001	8.826	45684	688921	6.284	67.322 #
35) Chlordane...	3.676	3.621f	7844	14379	NoCal	NoCal
36) Toxaphene...	7.456	8.423	23563	338366	22.675	120.313 #
37) Toxaphene...	7.740	8.780	68308	117015	33.957	32.740
38) Toxaphene...	8.065	8.826	30808	688921	7.557	123.385 #
39) Toxaphene...	8.304	0.000	50185	0	12.776	N.D. #
40) Toxaphene...	8.535	9.040	67547	188937	22.020	38.233 #
41) Toxaphene...	8.621f	9.440	1831923	244781	457.329	45.292 #
42) Toxaphene...	3.676	3.621f	7844	14379	NoCal	NoCal

Quantitation Report (QT Reviewed)

Data Path : C:\msdchem\1\data\2020-04\0D15038\  
Data File : ECD5-04152023.D  
Signal(s) : Signal #1: ECD1A.CH Signal #2: ECD2B.CH  
Acq On : 15 Apr 2020 18:30  
Operator : MJB  
Sample : A0D0210-02RE1@5  
Misc : 5x, 8081B 2,4+4,4-DDx Only, GPC  
ALS Vial : 16 (Sig #1); 0 (Sig #2) Sample Multiplier: 1

Integration File signal 1: PEST1.e  
Integration File signal 2: PEST2.e  
Quant Time: Apr 16 14:41:33 2020  
Quant Method : C:\msdchem\1\methods\ECD5\_QUANTPEST\_200324RT2.M  
Quant Title : Instrument: DualECD5  
QLast Update : Wed Mar 25 12:47:54 2020  
Response via : Initial Calibration  
Integrator: ChemStation 6890 Scale Mode: Small noise peaks clipped

Volume Inj. : 2uL  
Signal #1 Phase : Rtx-CLPesticides Signal #2 Phase: Rtx-CLPesticides2  
Signal #1 Info : 30m X 0.32mm X 0. Signal #2 Info : 30m X 0.32mm X 0.25um

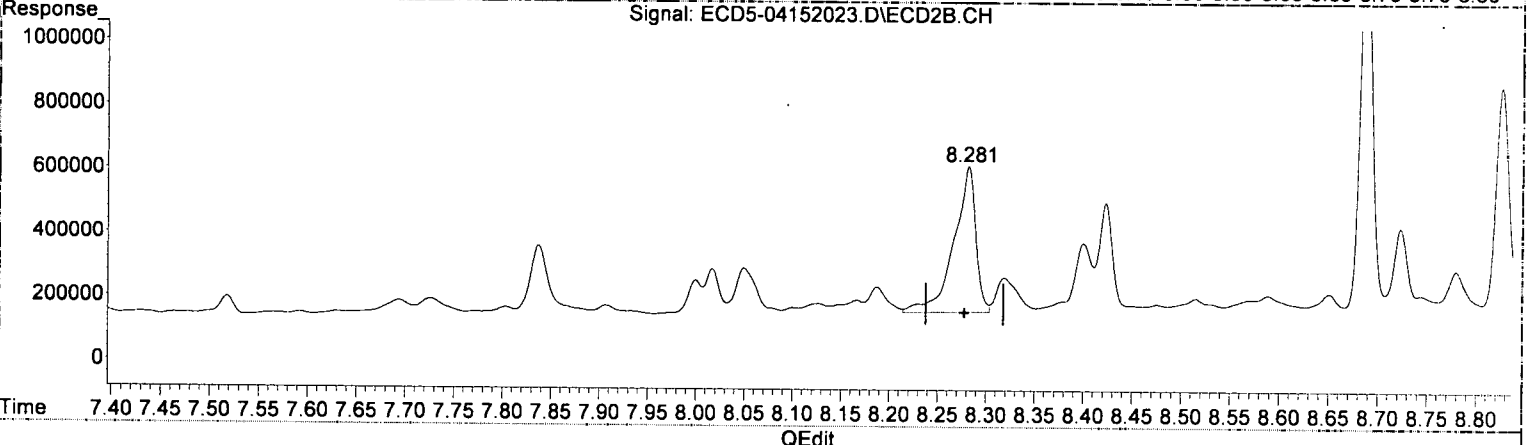
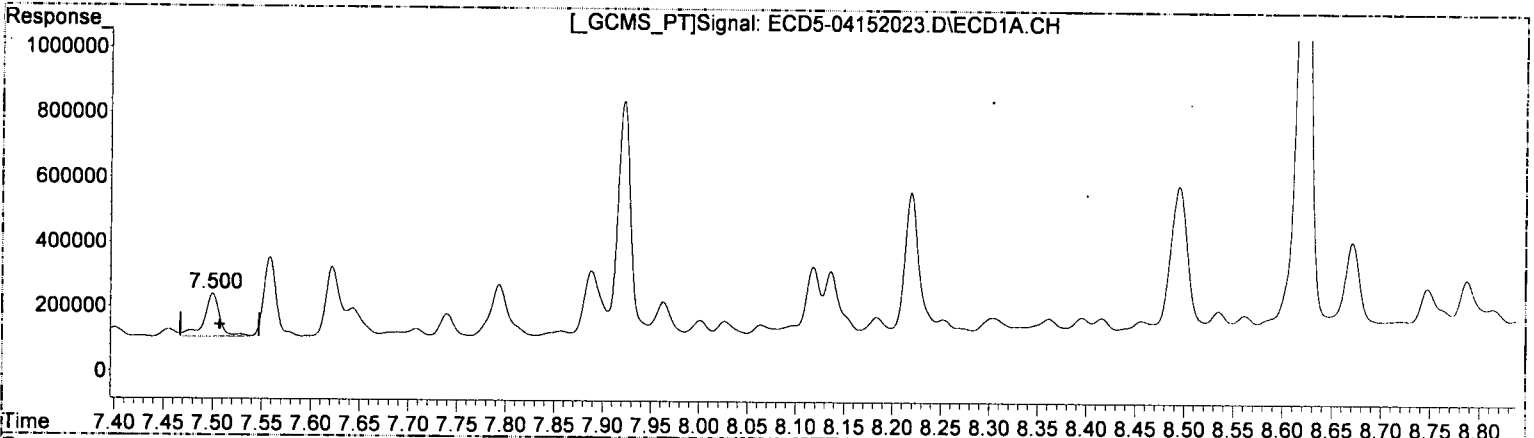


Quantitation Report (Qedit)

Data Path : C:\msdchem\1\data\2020-04\0D15038\  
Data File : ECD5-04152023.D  
Signal(s) : Signal #1: ECD1A.CH Signal #2: ECD2B.CH  
Acq On : 15 Apr 2020 18:30  
Operator : MJB  
Sample : A0D0210-02RE1@5  
Misc : 5x, 8081B 2,4+4,4-DDx Only, GPC  
ALS Vial : 16 (Sig #1); 0 (Sig #2) Sample Multiplier: 1

Integration File signal 1: PEST1.e  
Integration File signal 2: PEST2.e  
Quant Time: Apr 16 11:25:40 2020  
Quant Method : C:\msdchem\1\methods\ECD5\_QUANTPEST\_200324RT2.M  
Quant Title : Instrument: DualECD5  
QLast Update : Wed Mar 25 12:47:54 2020  
Response via : Initial Calibration  
Integrator: ChemStation 6890 Scale Mode: Small noise peaks clipped

Volume Inj. : 2uL  
Signal #1 Phase : Rtx-CLPesticides Signal #2 Phase: Rtx-CLPesticides2  
Signal #1 Info : 30m X 0.32mm X 0. Signal #2 Info : 30m X 0.32mm X 0.25um



(12) 4,4'-DDE  
7.500min 0.677 ng/mL  
response 133451

*MJB 4/16/20*

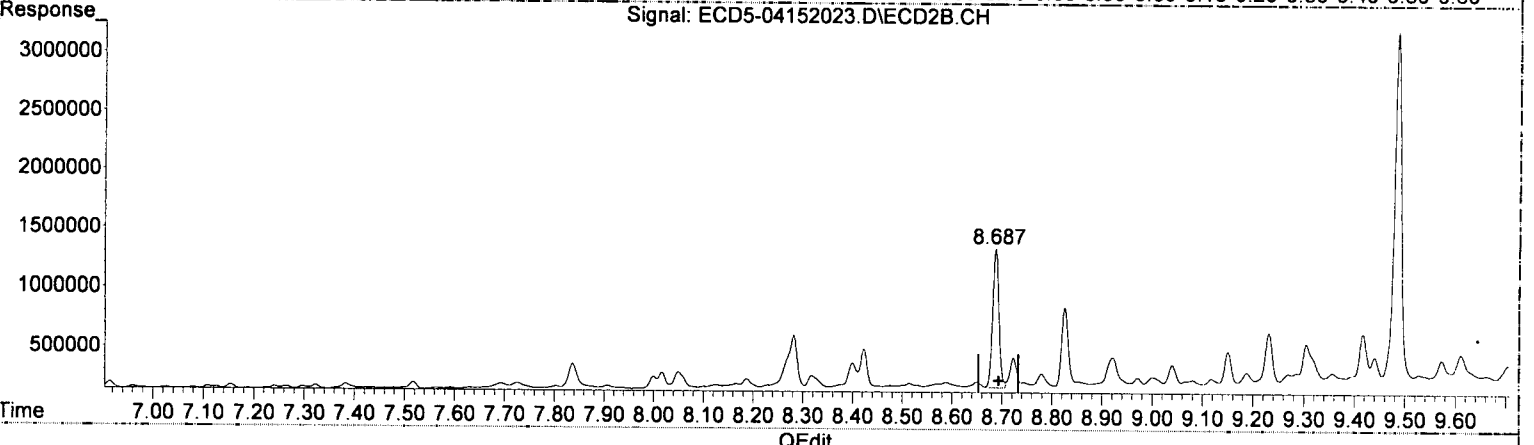
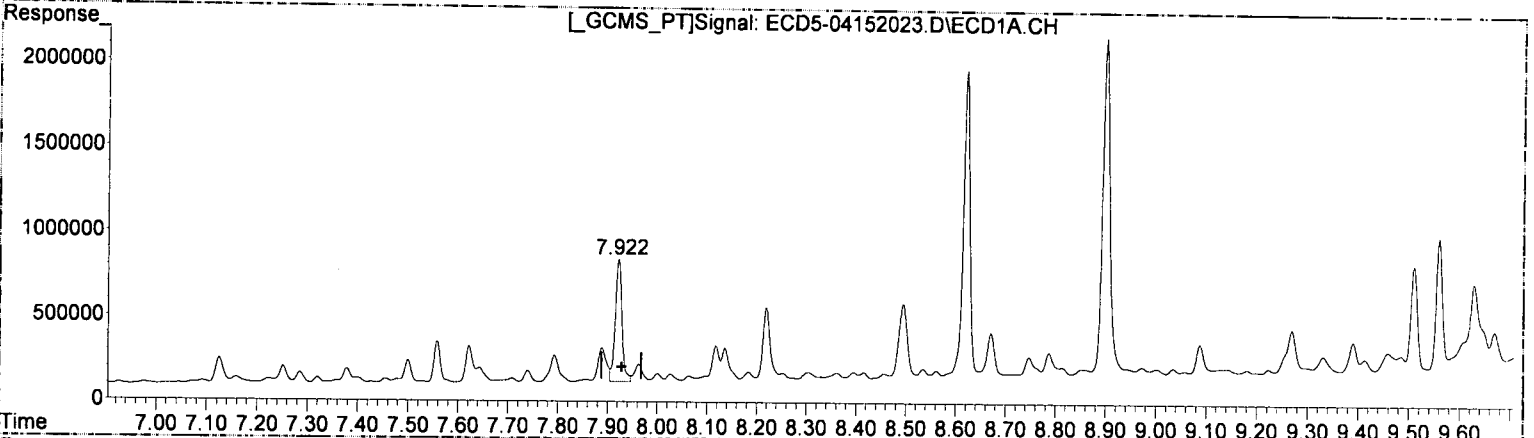
(12) 4,4'-DDE #2  
8.282min 1.589 ng/mL *P.01*  
response 454887

Quantitation Report (Qedit)

Data Path : C:\msdchem\1\data\2020-04\0D15038\  
Data File : ECD5-04152023.D  
Signal(s) : Signal #1: ECD1A.CH Signal #2: ECD2B.CH  
Acq On : 15 Apr 2020 18:30  
Operator : MJB  
Sample : A0D0210-02RE1@5  
Misc : 5x, 8081B 2,4+4,4-DDx Only, GPC  
ALS Vial : 16 (Sig #1); 0 (Sig #2) Sample Multiplier: 1

Integration File signal 1: PEST1.e  
Integration File signal 2: PEST2.e  
Quant Time: Apr 16 11:25:40 2020  
Quant Method : C:\msdchem\1\methods\ECD5\_QUANTPEST\_200324RT2.M  
Quant Title : Instrument: DualECD5  
QLast Update : Wed Mar 25 12:47:54 2020  
Response via : Initial Calibration  
Integrator: ChemStation 6890 Scale Mode: Small noise peaks clipped

Volume Inj. : 2uL  
Signal #1 Phase : Rtx-CLPesticides Signal #2 Phase: Rtx-CLPesticides2  
Signal #1 Info : 30m X 0.32mm X 0. Signal #2 Info : 30m X 0.32mm X 0.25um



(15) 4,4'-DDD  
7.922min 4.435 ng/mL  
response 724871

*MJB*  
*4/16/20*

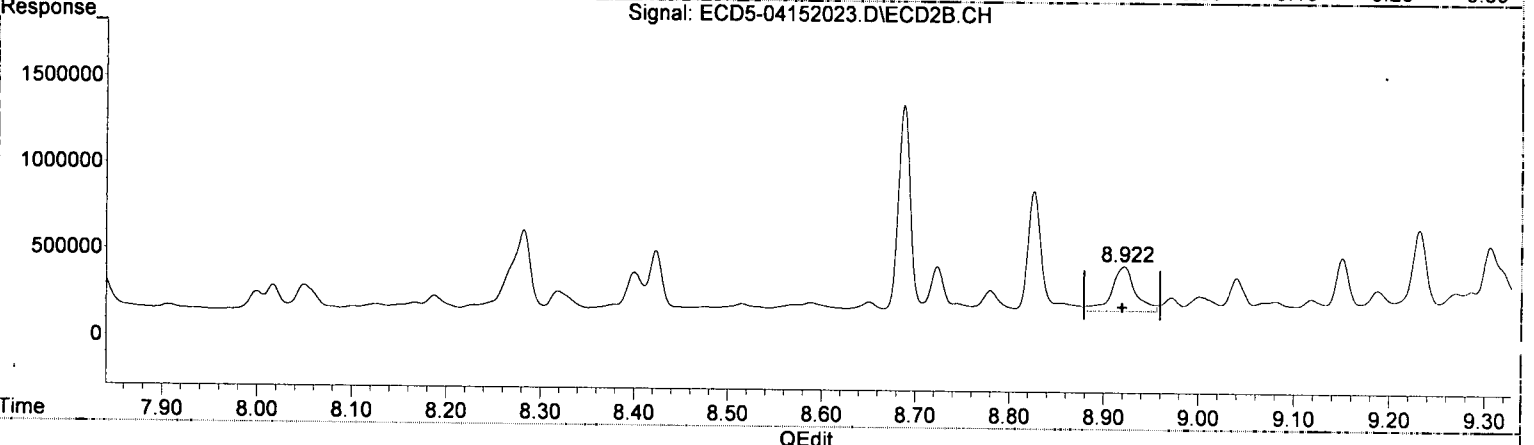
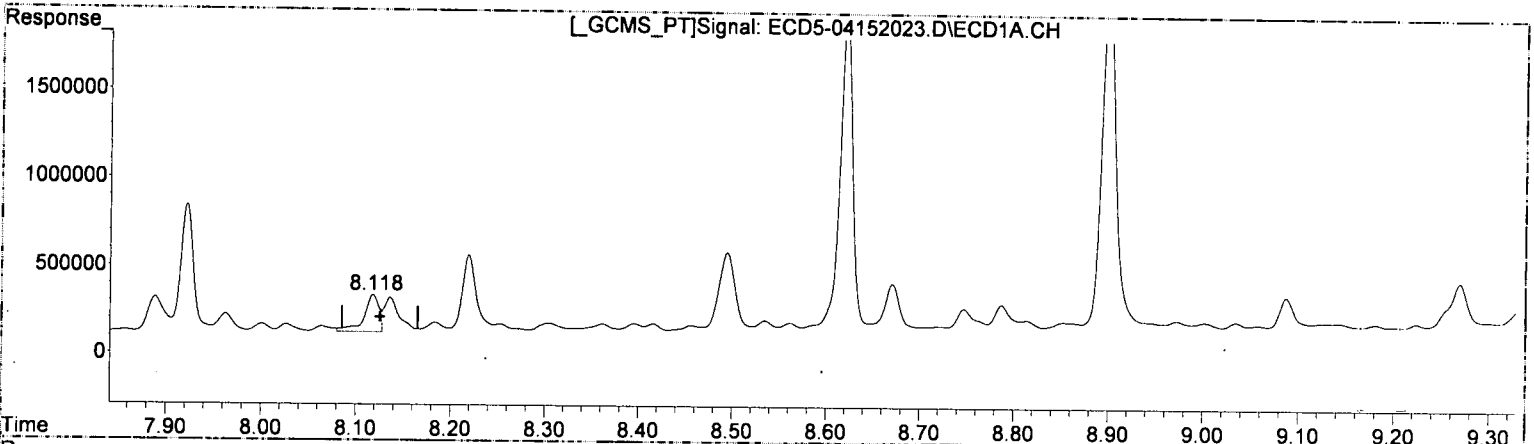
(15) 4,4'-DDD #2  
8.687min 4.934 ng/mL  
response 1187293

Quantitation Report (Qedit)

Data Path : C:\msdchem\1\data\2020-04\0D15038\  
Data File : ECD5-04152023.D  
Signal(s) : Signal #1: ECD1A.CH Signal #2: ECD2B.CH  
Acq On : 15 Apr 2020 18:30  
Operator : MJB  
Sample : A0D0210-02RE1@5  
Misc : 5x, 8081B 2,4+4,4-DDx Only, GPC  
ALS Vial : 16 (Sig #1); 0 (Sig #2) Sample Multiplier: 1

Integration File signal 1: PEST1.e  
Integration File signal 2: PEST2.e  
Quant Time: Apr 16 11:25:40 2020  
Quant Method : C:\msdchem\1\methods\ECD5\_QUANTPEST\_200324RT2.M  
Quant Title : Instrument: DualECD5  
QLast Update : Wed Mar 25 12:47:54 2020  
Response via : Initial Calibration  
Integrator: ChemStation 6890 Scale Mode: Small noise peaks clipped

Volume Inj. : 2uL  
Signal #1 Phase : Rtx-CLPesticides Signal #2 Phase: Rtx-CLPesticides2  
Signal #1 Info : 30m X 0.32mm X 0. Signal #2 Info : 30m X 0.32mm X 0.25um



(17) 4,4'-DDT  
8.118min 1.698 ng/mL  
response 209529

*MJB*  
*4/16/20*

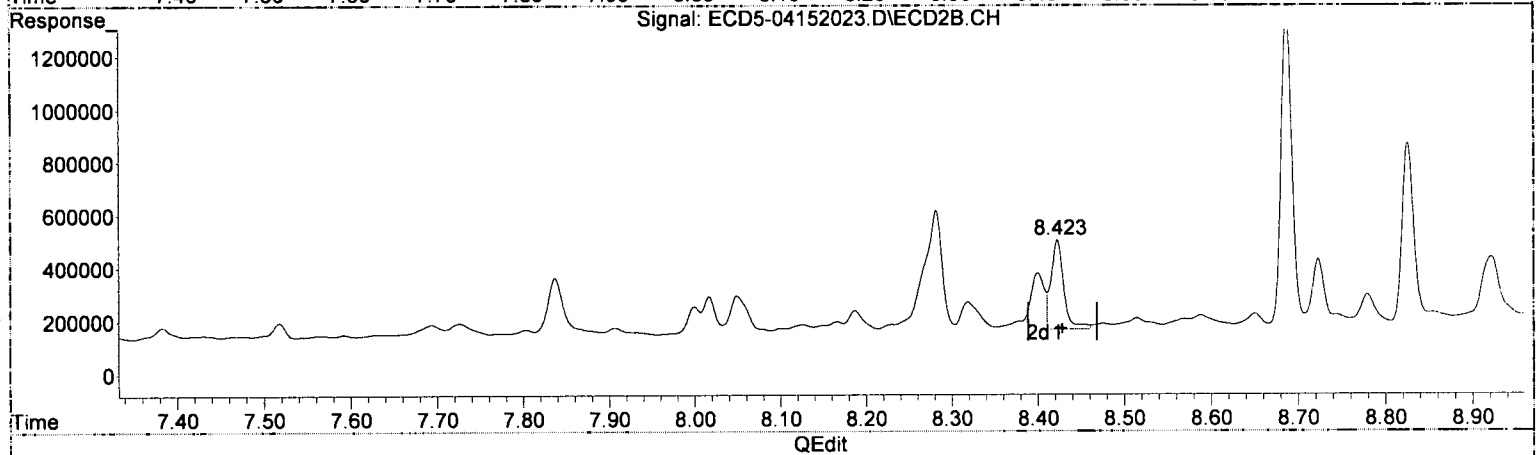
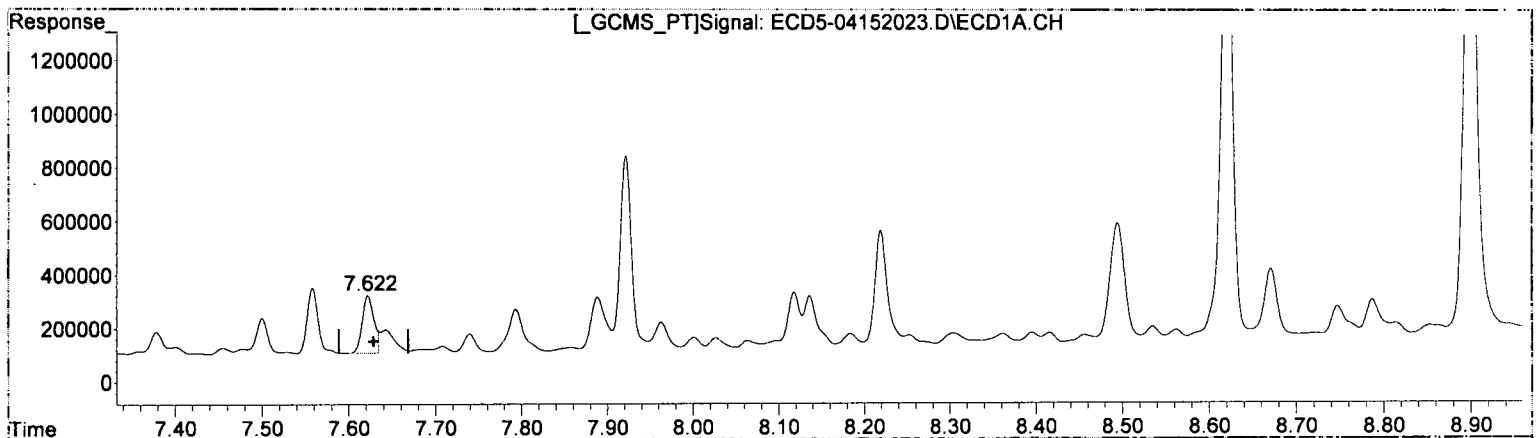
(17) 4,4'-DDT #2  
8.922min 1.628 ng/mL *MJB-MAL*  
response 254350

Quantitation Report (Qedit)

Data Path : C:\msdchem\1\data\2020-04\0D15038\  
Data File : ECD5-04152023.D  
Signal(s) : Signal #1: ECD1A.CH Signal #2: ECD2B.CH  
Acq On : 15 Apr 2020 18:30  
Operator : MJB  
Sample : A0D0210-02RE1@5  
Misc : 5x, 8081B 2,4+4,4-DDx Only, GPC  
ALS Vial : 16 (Sig #1); 0 (Sig #2) Sample Multiplier: 1

Integration File signal 1: PEST1.e  
Integration File signal 2: PEST2.e  
Quant Time: Apr 16 11:25:40 2020  
Quant Method : C:\msdchem\1\methods\ECD5\_QUANTPEST\_200324RT2.M  
Quant Title : Instrument: DualECD5  
QLast Update : Wed Mar 25 12:47:54 2020  
Response via : Initial Calibration  
Integrator: ChemStation 6890 Scale Mode: Small noise peaks clipped

Volume Inj. : 2uL  
Signal #1 Phase : Rtx-CLPesticides Signal #2 Phase: Rtx-CLPesticides2  
Signal #1 Info : 30m X 0.32mm X 0. Signal #2 Info : 30m X 0.32mm X 0.25um



(28) 2,4'-DDD  
7.622min 1.767 ng/mL(m)  
response 216952

*MJB  
4/16/20*

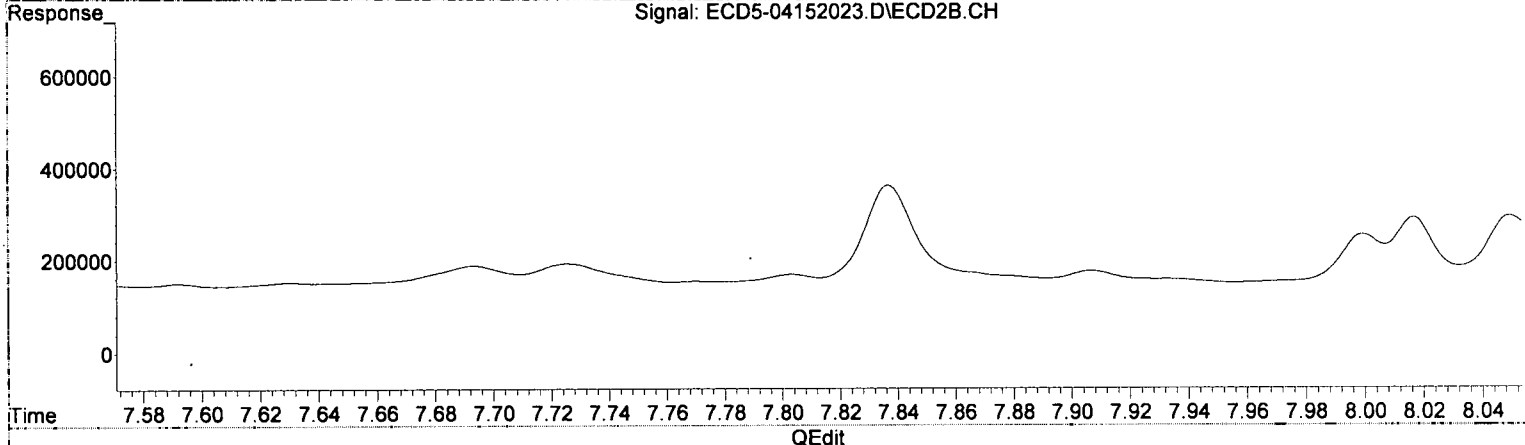
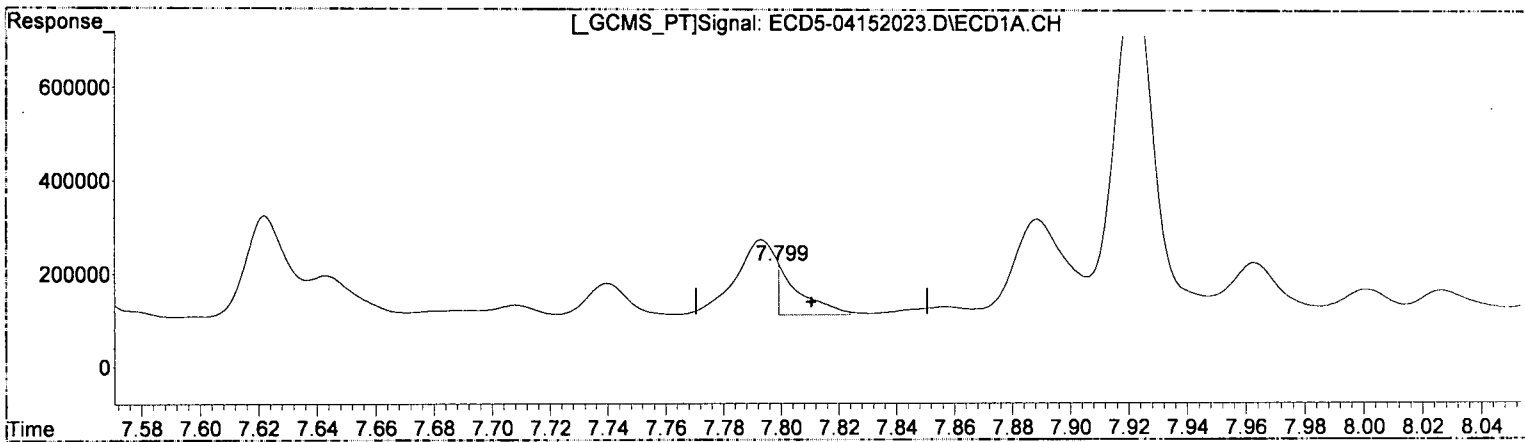
(28) 2,4'-DDD #2  
8.423min 1.824 ng/mL  
response 338366

Quantitation Report (Qedit)

Data Path : C:\msdchem\1\data\2020-04\0D15038\  
Data File : ECD5-04152023.D  
Signal(s) : Signal #1: ECD1A.CH Signal #2: ECD2B.CH  
Acq On : 15 Apr 2020 18:30  
Operator : MJB  
Sample : A0D0210-02RE1@5  
Misc : 5x, 8081B 2,4+4,4-DDx Only, GPC  
ALS Vial : 16 (Sig #1); 0 (Sig #2) Sample Multiplier: 1

Integration File signal 1: PEST1.e  
Integration File signal 2: PEST2.e  
Quant Time: Apr 16 11:25:40 2020  
Quant Method : C:\msdchem\1\methods\ECD5\_QUANTPEST\_200324RT2.M  
Quant Title : Instrument: DualECD5  
QLast Update : Wed Mar 25 12:47:54 2020  
Response via : Initial Calibration  
Integrator: ChemStation 6890 Scale Mode: Small noise peaks clipped

Volume Inj. : 2uL  
Signal #1 Phase : Rtx-CLPesticides Signal #2 Phase: Rtx-CLPesticides2  
Signal #1 Info : 30m X 0.32mm X 0. Signal #2 Info : 30m X 0.32mm X 0.25um



(29) 2,4'-DDT  
7.799min 0.892 ng/mL(m)  
response 108613

Q114

MJB  
4/16/20

(29) 2,4'-DDT #2  
8.651min 0.164 ng/mL  
response 48575



Quantitation Report (Not Reviewed)

Data Path : C:\msdchem\1\data\2020-04\0D15038\  
 Data File : ECD5-04152023.D  
 Signal(s) : Signal #1: ECD1A.CH Signal #2: ECD2B.CH  
 Acq On : 15 Apr 2020 18:30  
 Operator : MJB  
 Sample : A0D0210-02RE105  
 Misc : 5x, 8081B 2,4+4,4-DDx Only, GPC  
 ALS Vial : 16 (Sig #1); 0 (Sig #2) Sample Multiplier: 1

Integration File signal 1: PEST1.e  
 Integration File signal 2: PEST2.e  
 Quant Time: Apr 16 11:25:40 2020  
 Quant Method : C:\msdchem\1\methods\ECD5\_QUANTPEST\_200324RT2.M  
 Quant Title : Instrument: DualECD5  
 QLast Update : Wed Mar 25 12:47:54 2020  
 Response via : Initial Calibration  
 Integrator: ChemStation 6890 Scale Mode: Small noise peaks clipped

Volume Inj. : 2uL  
 Signal #1 Phase : Rtx-CLPesticides Signal #2 Phase: Rtx-CLPesticides2  
 Signal #1 Info : 30m X 0.32mm X 0. Signal #2 Info : 30m X 0.32mm X 0.25um

*MJ*  
*MJB*  
*4/16/20*

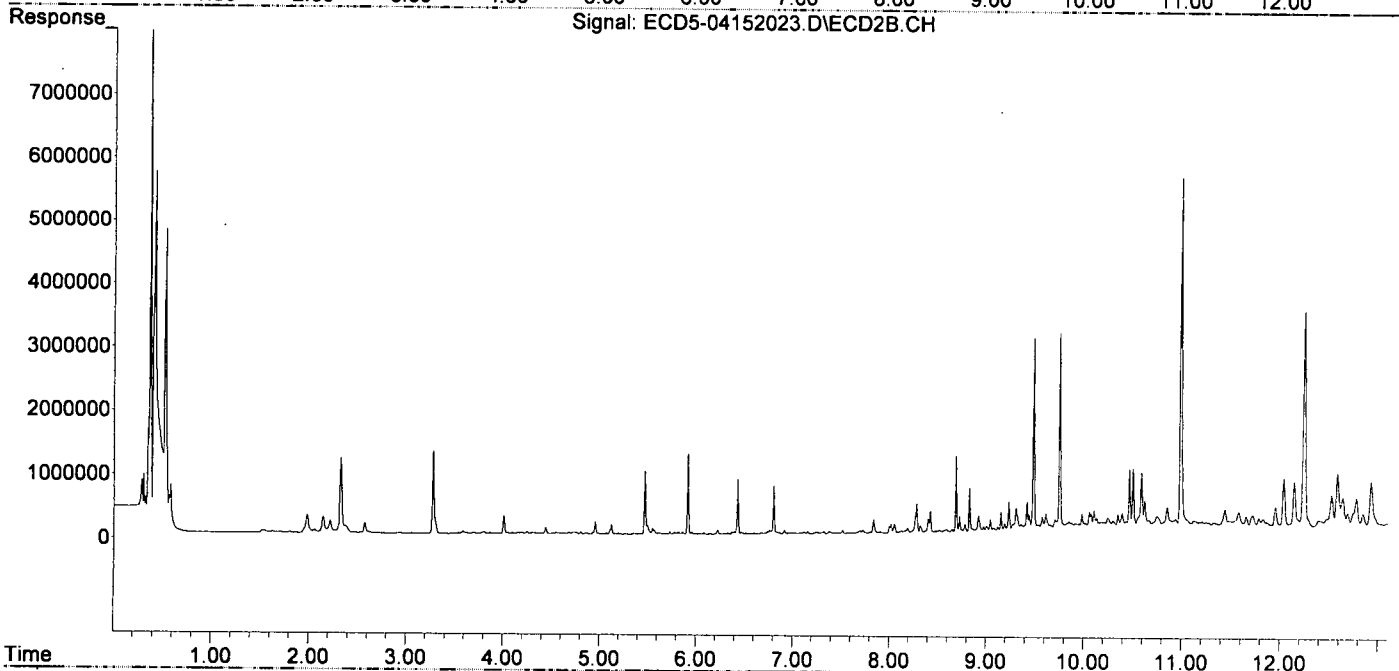
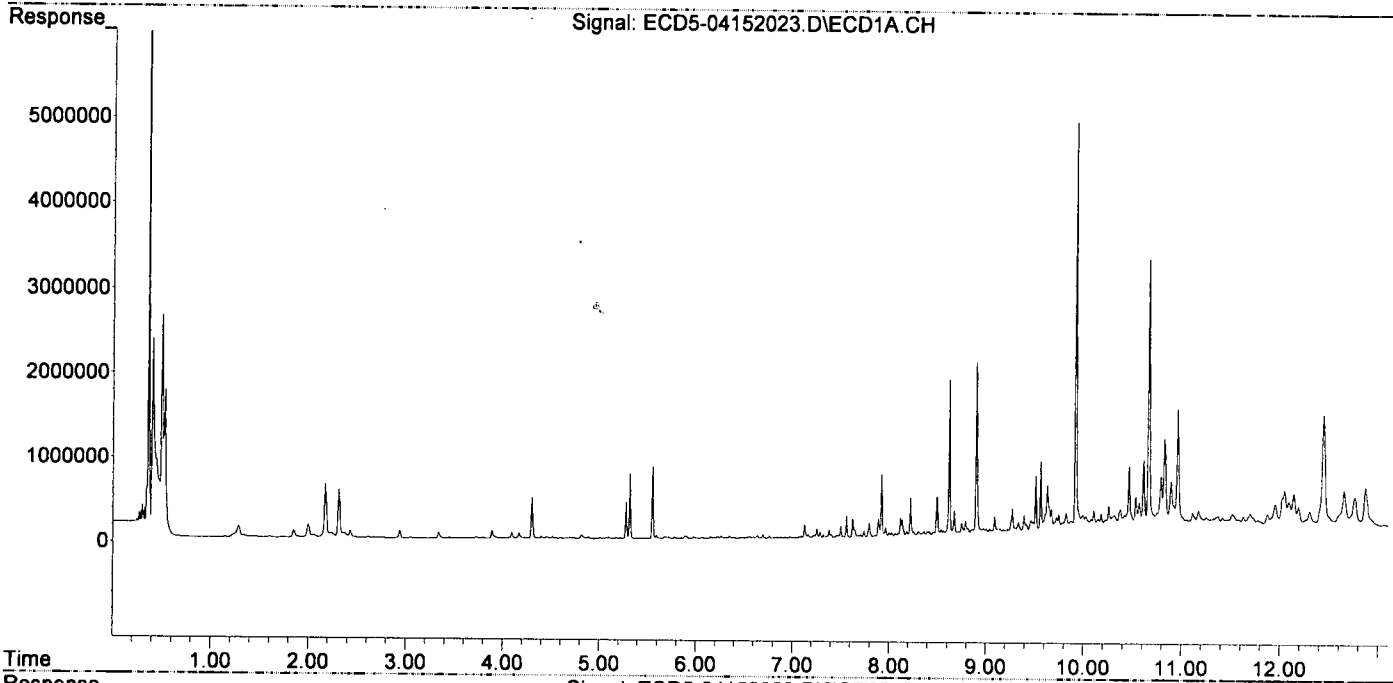
	Compound	RT#1	RT#2	Resp#1	Resp#2	ng/mL	ng/mL
System Monitoring Compounds							
1)	S TCMX (S)	5.316	5.912	760375	1251326	3.936	4.378
22)	S DCBP (S)	9.511	10.464	669649	943231	4.332	5.554 #
Target Compounds							
2)	a-BHC	5.847	6.515	12051	15580	0.046	0.038
3)	g-BHC	6.153	6.837	20569	28910	0.090	0.082
4)	b-BHC	6.226	6.915	24536	58779	0.256	0.392 #
5)	Heptachlor	6.559	7.241f	23559	22402	0.106	0.067 #
6)	d-BHC	6.348	7.154	29998	35759	0.154	0.110 #
7)	Aldrin	6.761f	7.478	24723	7944	0.111	0.024 #
8)	Heptachlo...	7.252	7.907	101138	27101	0.493	0.091 #
9)	trans-Chl...	7.321f	8.050	33371	141830	0.160	0.468 #
10)	cis-Chlor...	7.456	8.167	23563	39103	0.115	0.135
11)	Endosulfa...	7.559	8.187f	245538	79299	1.270	0.292 #
12)	4,4'-DDE	7.500	8.282	133451	454887	0.677	1.589 #
13)	Dieldrin	7.708	8.423	22675	338366	0.107	1.137 #
14)	Endrin	7.889	8.651	200211	48575	1.171	0.212 #
15)	4,4'-DDD	7.922	8.687	724871	1187293	4.435	4.934
16)	Endosulfa...	8.027	8.780	42443	117015	0.253	0.488 #
17)	4,4'-DDT	8.118	8.922	209529	254350	1.698	1.628
18)	Endrin Al...	8.304f	9.040	50185	188937	0.343	0.908 #
19)	Endosulfa...	8.621	9.231	1831923	462391	11.141	2.031 #
20)	Methoxychlor	8.457	9.417	37772	449581	0.414	5.264 #
21)	Endrin Ke...	8.788f	9.611	158286	262944	0.829	1.055 #
22)	Hexachlor...	3.112	3.621	7508	14379	11064.668	BelowCal #
23)	Hexachlor...	5.698	6.377	18109	33107	BelowCal	BelowCal
24)	Oxychlorane	7.159f	7.837	36363	215636	BelowCal	0.619
25)	2,4'-DDE	7.252	8.050	101138	141830	0.627	0.569
26)	trans-Non...	7.456f	8.126	23563	29181	BelowCal	BelowCal
27)	2,4'-DDD	7.622	8.423	215305	338366	1.752	1.824
28)	2,4'-DDT	7.793	8.651	157893	48575	1.388	0.164 #
29)	cis-Nonac...	7.889	8.687	200211	1187293	0.761	3.896 #
30)	Mirex	8.562	9.611	53653	262944	0.008	1.110 #
31)	Chlordane...	7.379	8.050f	86488	141830	3.705	3.599
32)	Chlordane...	7.456	8.187	23563	79299	0.887	2.421 #
33)	Chlordane...	8.001	8.826	45684	688921	6.284	67.322 #
34)	Chlordane...	3.676	3.621f	7844	14379	NoCal	NoCal
35)	Toxaphene...	7.456	8.423	23563	338366	22.675	120.313 #
36)	Toxaphene...	7.740	8.780	68308	117015	33.957	32.740
37)	Toxaphene...	8.065	8.826	30808	688921	7.557	123.385 #
38)	Toxaphene...	8.304	0.000	50185	0	12.776	N.D. #
39)	Toxaphene...	8.535	9.040	67547	188937	22.020	38.233 #
40)	Toxaphene...	8.621f	9.440	1831923	244781	457.329	45.292 #
41)	Toxaphene...	3.676	3.621f	7844	14379	NoCal	NoCal

Quantitation Report (Not Reviewed)

Data Path : C:\msdchem\1\data\2020-04\0D15038\  
Data File : ECD5-04152023.D  
Signal(s) : Signal #1: ECD1A.CH Signal #2: ECD2B.CH  
Acq On : 15 Apr 2020 18:30  
Operator : MJB  
Sample : A0D0210-02RE1@5  
Misc : 5x, 8081B 2,4+4,4-DDx Only, GPC  
ALS Vial : 16 (Sig #1); 0 (Sig #2) Sample Multiplier: 1

Integration File signal 1: PEST1.e  
Integration File signal 2: PEST2.e  
Quant Time: Apr 16 11:25:40 2020  
Quant Method : C:\msdchem\1\methods\ECD5\_QUANTPEST\_200324RT2.M  
Quant Title : Instrument: DualECD5  
QLast Update : Wed Mar 25 12:47:54 2020  
Response via : Initial Calibration  
Integrator: ChemStation 6890 Scale Mode: Small noise peaks clipped

Volume Inj. : 2uL  
Signal #1 Phase : Rtx-CLPesticides Signal #2 Phase: Rtx-CLPesticides2  
Signal #1 Info : 30m X 0.32mm X 0. Signal #2 Info : 30m X 0.32mm X 0.25um



Quantitation Report (Not Reviewed)

Data Path : C:\msdchem\1\data\2020-04\0D15038\  
 Data File : ECD5-04152027.D  
 Signal(s) : Signal #1: ECD1A.CH Signal #2: ECD2B.CH  
 Acq On : 15 Apr 2020 19:46  
 Operator : MJB  
 Sample : 0D15038-CCV5  
 Misc : A20C183, AB 50 ppb  
 ALS Vial : 3 (Sig #1); 0 (Sig #2) Sample Multiplier: 1

Integration File signal 1: PEST1.e  
 Integration File signal 2: PEST2.e  
 Quant Time: Apr 16 11:25:48 2020  
 Quant Method : C:\msdchem\1\methods\ECD5\_QUANTPEST\_200324RT2.M  
 Quant Title : Instrument: DualECD5  
 QLast Update : Wed Mar 25 12:47:54 2020  
 Response via : Initial Calibration  
 Integrator: ChemStation 6890 Scale Mode: Small noise peaks clipped

Volume Inj. : 2uL  
 Signal #1 Phase : Rtx-CLPesticides Signal #2 Phase: Rtx-CLPesticides2  
 Signal #1 Info : 30m X 0.32mm X 0. Signal #2 Info : 30m X 0.32mm X 0.25um

MJB  
4/16/20

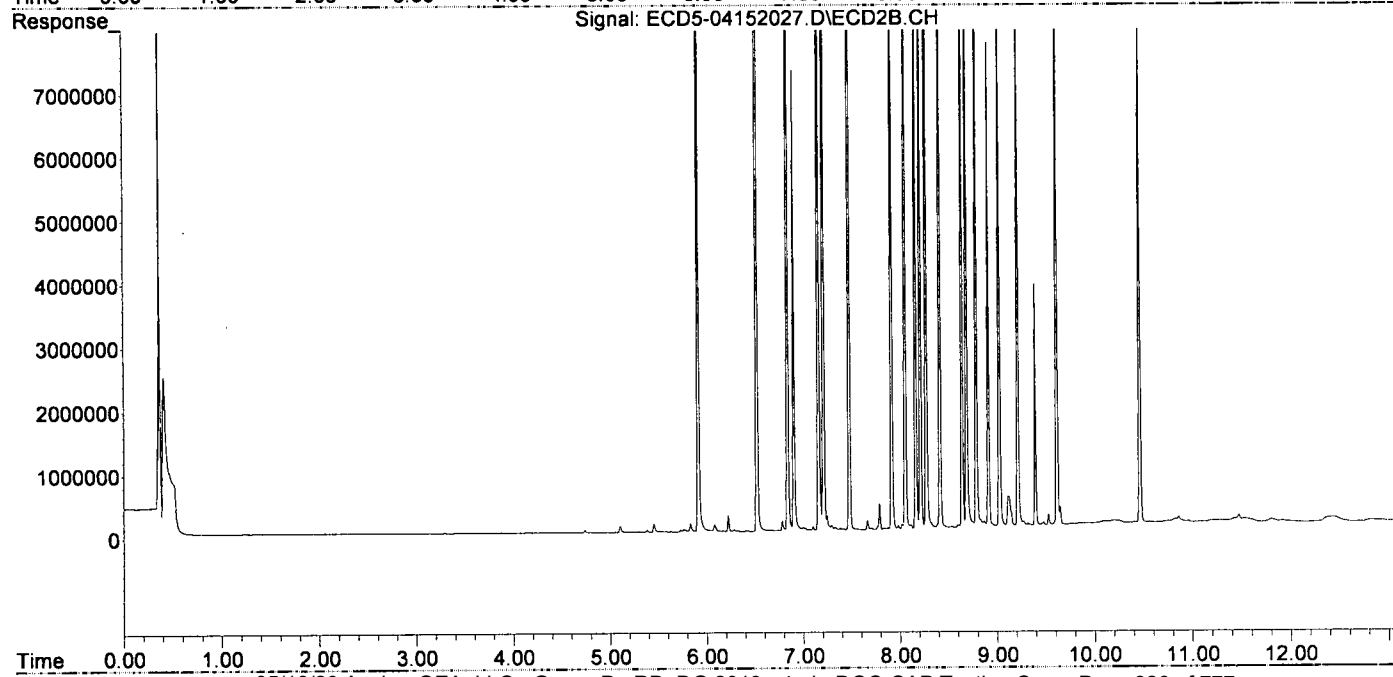
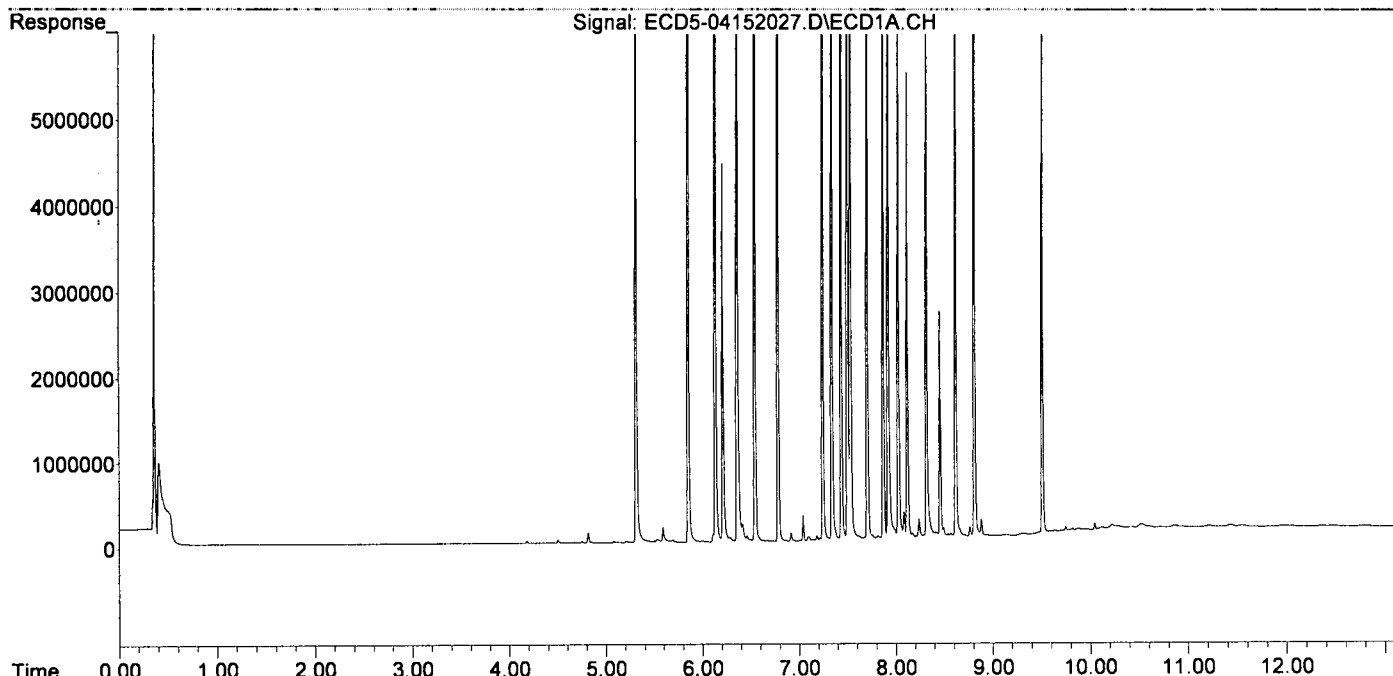
Compound	RT#1	RT#2	Resp#1	Resp#2	ng/mL	ng/mL
System Monitoring Compounds						
1) S TCMX (S)	5.315	5.912	9159716	13904807	47.412	48.644
2) S DCBP (S)	9.512	10.463	7646061	9193099	51.285	54.132
Target Compounds						
2) a-BHC	5.854	6.520	13316882	21549709	50.599	53.182
3) g-BHC	6.137	6.839	11164671	18268041	48.808	51.639
4) b-BHC	6.213	6.903	4408964	7255716	46.085	48.361
5) Heptachlor	6.545	7.212	10546847	16775853	47.341	50.055
6) d-BHC	6.362	7.159	9363810	16710330	47.989	51.172
7) Aldrin	6.786	7.478	11579897	17712311	52.156	54.353
8) Heptachlo...	7.248	7.917	10321952	15414708	50.363	51.788
9) trans-Chl...	7.342	8.057	10343032	16030706	49.616	52.916
10) cis-Chlor...	7.440	8.165	10168035	15634599	49.652	53.880
11) Endosulfa...	7.537	8.214	9542765	14347954	49.358	52.805
12) 4,4'-DDE	7.504	8.273	9748428	14853236	49.457	51.873
13) Dieldrin	7.709	8.415	10674666	16033737	50.243	53.893
14) Endrin	7.873	8.643	7798931	11095370	45.626	48.455
15) 4,4'-DDD	7.925	8.689	8017676	12924658	49.059	53.715
16) Endosulfa...	8.030	8.790	8057640	12473923	48.092	51.996
17) 4,4'-DDT	8.122	8.915	5435889	7614468	41.567	41.925
18) Endrin Al...	8.321	9.027	6868008	10336661	46.921	49.695
19) Endosulfa...	8.622	9.218	7806562	11264328	47.475	49.471
20) Methoxychlor	8.459	9.395	2652920	3800484	39.417	41.626
21) Endrin Ke...	8.815	9.617	9104876	12413888	47.677	49.791
23) Hexachlor...	0.000	0.000	0	0	N.D.	N.D.
24) Hexachlor...	5.694	6.401	27859	6553	BelowCal	BelowCal
25) Oxychlordane	7.184	7.845	55190	18562	0.070	BelowCal #
26) 2,4'-DDE	7.248	8.057	10321952	16030706	83.266	81.508
27) trans-Non...	7.440	8.113	10168035	60347	53.579	BelowCal #
28) 2,4'-DDD	0.000	8.415	0	16033737	N.D.	91.797 #
29) 2,4'-DDT	7.815	8.643	31870	11095370	0.119	69.403 #
30) cis-Nonac...	7.925f	8.689	8017676	12924658	39.114	42.787
31) Mirex	8.570	9.617	50672	12413888	5764.970	69.660 #
32) Chlordane...	7.342f	8.057	10343032	16030706	443.106	406.828
33) Chlordane...	7.440	8.165	10168035	15634599	382.943	477.411
34) Chlordane...	8.030f	8.869f	8057640	90147	1108.393	8.809 #
35) Chlordane...	0.000	0.000	0	0	N.D.	N.D.
36) Toxaphene...	7.440	8.415	10168035	16033737	9784.567	5701.114 #
37) Toxaphene...	0.000	8.790	0	12473923	N.D.	3490.062 #
38) Toxaphene...	8.085f	8.790f	310897	12473923	76.265	2234.060 #
39) Toxaphene...	8.321	8.869	6868008	90147	1748.416	6.727 #
40) Toxaphene...	8.570f	9.027f	50672	10336661	16.519	2091.732 #
41) Toxaphene...	8.622f	0.000	7806562	0	1948.865	N.D. #
42) Toxaphene...	0.000	0.000	0	0	N.D.	N.D.

Quantitation Report (Not Reviewed)

Data Path : C:\msdchem\1\data\2020-04\0D15038\  
Data File : ECD5-04152027.D  
Signal(s) : Signal #1: ECD1A.CH Signal #2: ECD2B.CH  
Acq On : 15 Apr 2020 19:46  
Operator : MJB  
Sample : 0D15038-CCV5  
Misc : A20C183, AB 50 ppb  
ALS Vial : 3 (Sig #1); 0 (Sig #2) Sample Multiplier: 1

Integration File signal 1: PEST1.e  
Integration File signal 2: PEST2.e  
Quant Time: Apr 16 11:25:48 2020  
Quant Method : C:\msdchem\1\methods\ECD5\_QUANTPEST\_200324RT2.M  
Quant Title : Instrument: DualECD5  
QLast Update : Wed Mar 25 12:47:54 2020  
Response via : Initial Calibration  
Integrator: ChemStation 6890 Scale Mode: Small noise peaks clipped

Volume Inj. : 2uL  
Signal #1 Phase : Rtx-CLPesticides Signal #2 Phase: Rtx-CLPesticides2  
Signal #1 Info : 30m X 0.32mm X 0. Signal #2 Info : 30m X 0.32mm X 0.25um



Quantitation Report (Not Reviewed)

Data Path : C:\msdchem\1\data\2020-04\0D15038\  
 Data File : ECD5-04152028.D  
 Signal(s) : Signal #1: ECD1A.CH Signal #2: ECD2B.CH  
 Acq On : 15 Apr 2020 20:03  
 Operator : MJB  
 Sample : OD15038-CCV6  
 Misc : A20C358, 9-42 50 ppb  
 ALS Vial : 4 (Sig #1); 0 (Sig #2) Sample Multiplier: 1

Integration File signal 1: PEST1.e  
 Integration File signal 2: PEST2.e  
 Quant Time: Apr 16 11:25:52 2020  
 Quant Method : C:\msdchem\1\methods\ECD5\_QUANTPEST\_200324RT2.M  
 Quant Title : Instrument: DualECD5  
 QLast Update : Wed Mar 25 12:47:54 2020  
 Response via : Initial Calibration  
 Integrator: ChemStation 6890 Scale Mode: Small noise peaks clipped

Volume Inj. : 2uL  
 Signal #1 Phase : Rtx-CLPesticides Signal #2 Phase: Rtx-CLPesticides2  
 Signal #1 Info : 30m X 0.32mm X 0. Signal #2 Info : 30m X 0.32mm X 0.25um

MJB  
4/16/20

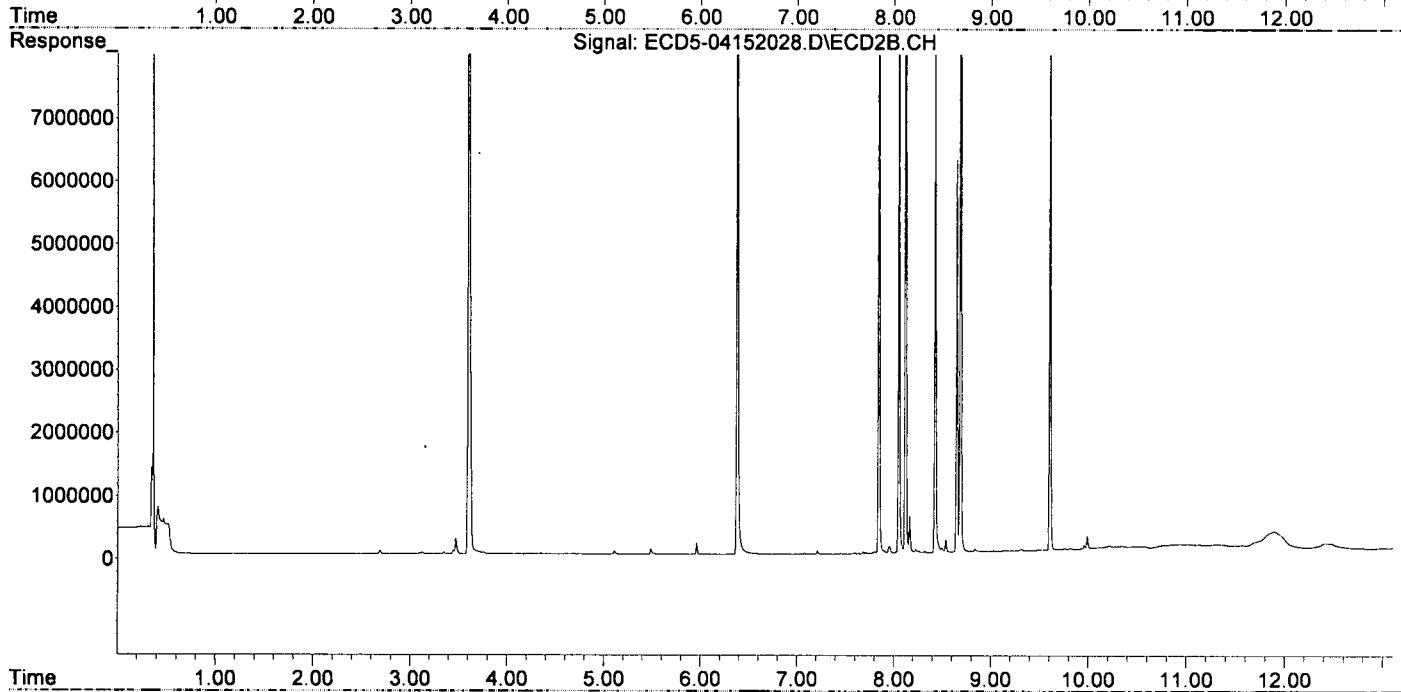
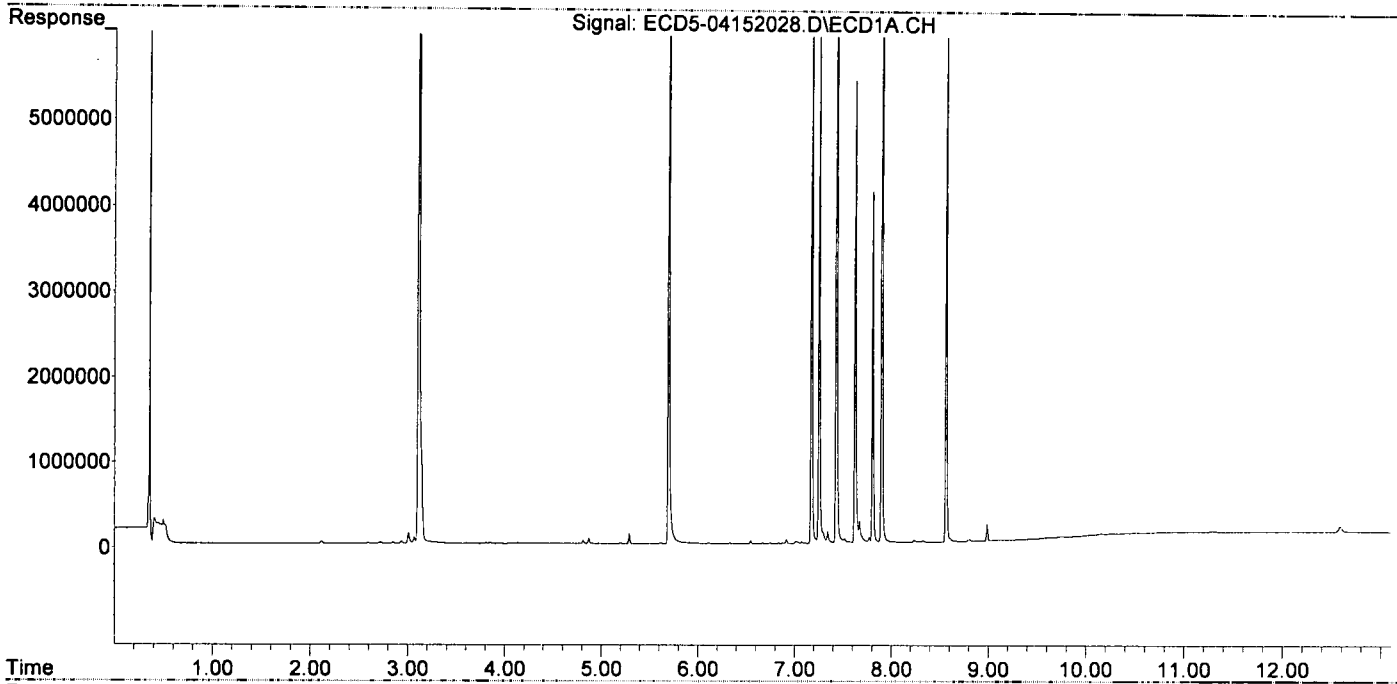
Compound	RT#1	RT#2	Resp#1	Resp#2	ng/mL	ng/mL
System Monitoring Compounds						
1) S TCMX (S)	5.288f	5.924	119144	10444	0.617	0.037 #
22) S DCBP (S)	0.000	0.000	0	0	N.D.	N.D.
Target Compounds						
2) a-BHC	0.000	0.000	0	0	N.D.	N.D.
3) g-BHC	6.110f	0.000	6226	0	0.027	N.D. #
4) b-BHC	0.000	0.000	0	0	N.D.	N.D.
5) Heptachlor	6.546	7.212	37829	58263	0.170	0.174
6) d-BHC	6.366	7.160	3966	8441	0.020	0.026 #
7) Aldrin	0.000	7.452f	0	11845	N.D.	0.036 #
8) Heptachlo...	7.254	7.897f	5952232	50038	29.042	0.168 #
9) trans-Chl...	7.343	8.052	136262	9475803	0.654	31.279 #
10) cis-Chlor...	7.432	8.164	9383121	590294	45.819	2.034 #
11) Endosulfa...	7.563f	8.227	18173	63242	0.094	0.233 #
12) 4,4'-DDE	7.520	8.251f	50222	33545	0.255	0.117 #
13) Dieldrin	0.000	8.426	0	8716523	N.D.	29.298 #
14) Endrin	7.902f	8.649	10724256	6195241	62.741	27.056 #
15) 4,4'-DDD	7.902f	8.687	10724256	15654613	65.620	65.061
16) Endosulfa...	0.000	0.000	0	0	N.D.	N.D.
17) 4,4'-DDT	8.092f	0.000	6393	0	0.035	N.D. #
18) Endrin Al...	8.329	9.030	20674	11265	0.141	0.054 #
19) Endosulfa...	0.000	9.218	0	9278	N.D.	0.041 #
20) Methoxychlor	0.000	0.000	0	0	N.D.	N.D.
21) Endrin Ke...	8.804	9.608	23065	8840657	0.121	35.459 #
23) Hexachlor...	3.112	3.601	9149057	18291057	48.748	49.786
24) Hexachlor...	5.697	6.380	8700078	13743932	47.620	47.716
25) Oxychlordane	7.176	7.846	8503749	13137512	50.057	51.317
26) 2,4'-DDE	7.254	8.052	5952232	9475803	48.482	49.625
27) trans-Non...	7.432	8.121	9383121	14550744	49.451	50.828
28) 2,4'-DDD	7.626	8.426	5388391	8716523	49.987	51.531
29) 2,4'-DDT	7.808	8.649	4106491	6195241	39.581	40.865
30) cis-Nonac...	7.902	8.687	10724256	15654613	52.229	51.421
31) Mirex	8.566	9.608	6315841	8840657	48.252	50.156
32) Chlordane...	7.343	8.052f	136262	9475803	5.838	240.477 #
33) Chlordane...	7.432f	8.164	9383121	590294	353.382	18.025 #
34) Chlordane...	0.000	8.839	0	36040	N.D.	3.522 #
35) Chlordane...	0.000	0.000	0	0	N.D.	N.D.
36) Toxaphene...	7.432f	8.426	9383121	8716523	9029.255	3099.333 #
37) Toxaphene...	7.773f	0.000	64581	0	31.967	N.D. #
38) Toxaphene...	8.092f	8.839f	6393	36040	1.568	6.455 #
39) Toxaphene...	8.289	0.000	6623	0	1.686	N.D. #
40) Toxaphene...	8.566f	9.030f	6315841	11265	2058.965	2.280 #
41) Toxaphene...	8.566f	0.000	6315841	0	1576.714	N.D. #
42) Toxaphene...	0.000	0.000	0	0	N.D.	N.D.

Quantitation Report (Not Reviewed)

Data Path : C:\msdchem\1\data\2020-04\0D15038\  
Data File : ECD5-04152028.D  
Signal(s) : Signal #1: ECD1A.CH Signal #2: ECD2B.CH  
Acq On : 15 Apr 2020 20:03  
Operator : MJB  
Sample : 0D15038-CCV6  
Misc : A20C358, 9-42 50 ppb  
ALS Vial : 4 (Sig #1); 0 (Sig #2) Sample Multiplier: 1

Integration File signal 1: PEST1.e  
Integration File signal 2: PEST2.e  
Quant Time: Apr 16 11:25:52 2020  
Quant Method : C:\msdchem\1\methods\ECD5\_QUANTPEST\_200324RT2.M  
Quant Title : Instrument: DualECD5  
QLast Update : Wed Mar 25 12:47:54 2020  
Response via : Initial Calibration  
Integrator: ChemStation 6890 Scale Mode: Small noise peaks clipped

Volume Inj. : 2uL  
Signal #1 Phase : Rtx-CLPesticides Signal #2 Phase: Rtx-CLPesticides2  
Signal #1 Info : 30m X 0.32mm X 0. Signal #2 Info : 30m X 0.32mm X 0.25um



Quantitation Report (Not Reviewed)

Data Path : C:\msdchem\1\data\2020-04\0D15038\  
 Data File : ECD5-04152029.D  
 Signal(s) : Signal #1: ECD1A.CH Signal #2: ECD2B.CH  
 Acq On : 15 Apr 2020 20:20  
 Operator : MJB  
 Sample : OD15038-CCB3  
 Misc : A20C404  
 ALS Vial : 7 (Sig #1); 0 (Sig #2) Sample Multiplier: 1

Integration File signal 1: PEST1.e  
 Integration File signal 2: PEST2.e  
 Quant Time: Apr 16 11:25:56 2020  
 Quant Method : C:\msdchem\1\methods\ECD5\_QUANTPEST\_200324RT2.M  
 Quant Title : Instrument: DualECD5  
 QLast Update : Wed Mar 25 12:47:54 2020  
 Response via : Initial Calibration  
 Integrator: ChemStation 6890 Scale Mode: Small noise peaks clipped

Volume Inj. : 2uL  
 Signal #1 Phase : Rtx-CLPesticides Signal #2 Phase: Rtx-CLPesticides2  
 Signal #1 Info : 30m X 0.32mm X 0. Signal #2 Info : 30m X 0.32mm X 0.25um

*WB  
4/16/20*

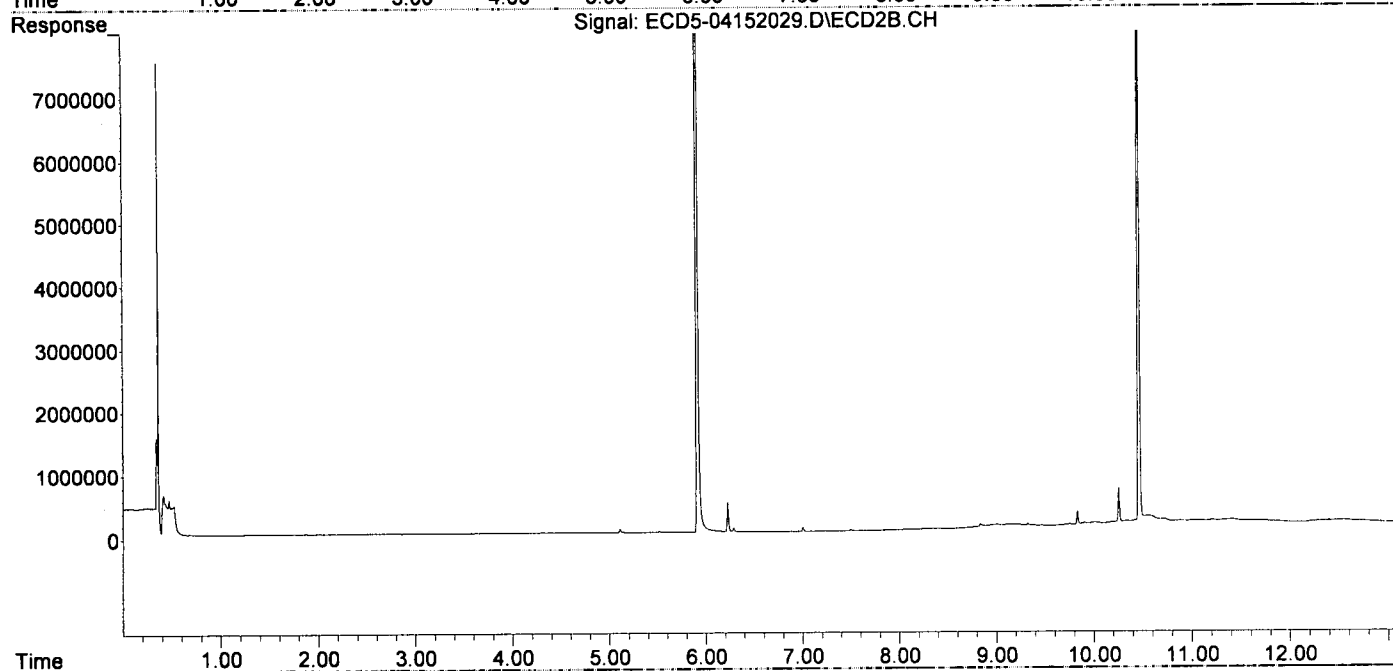
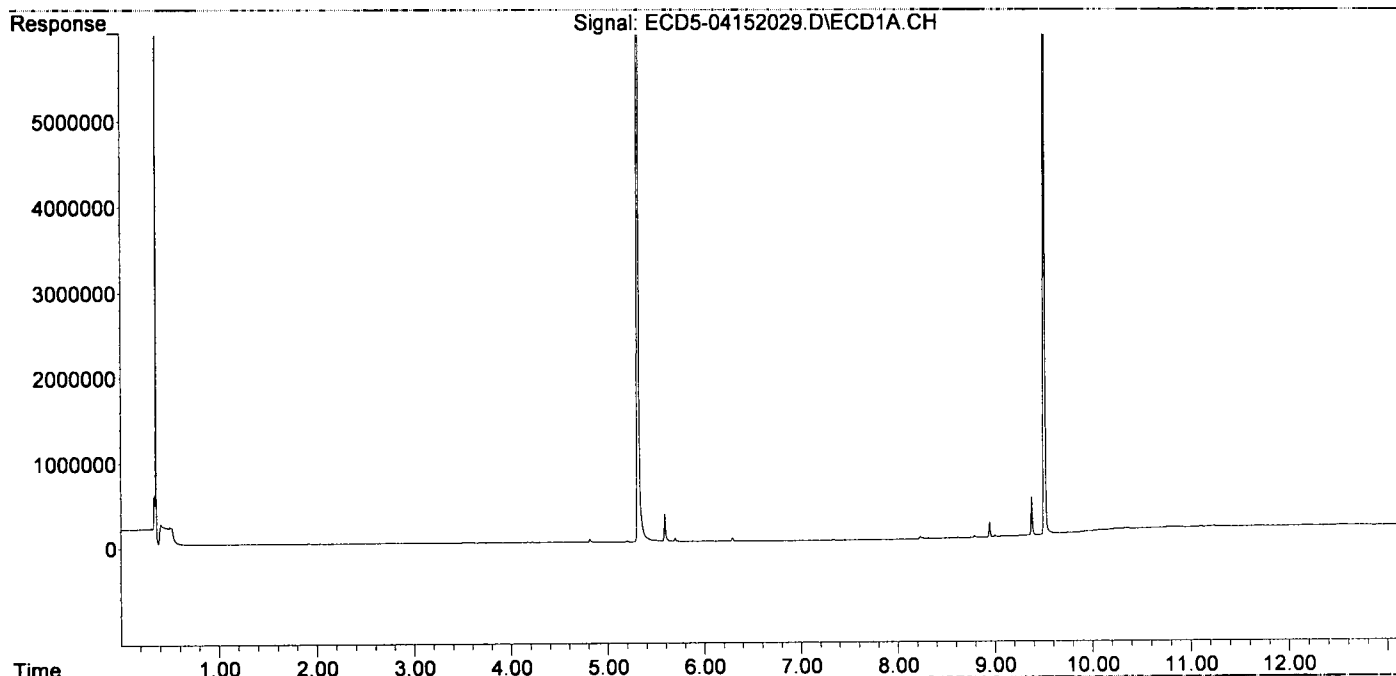
Compound	RT#1	RT#2	Resp#1	Resp#2	ng/mL	ng/mL
System Monitoring Compounds						
1) S TCMX (S)	5.316	5.913	17994119	29530824	93.140	103.309
22) S DCBP (S)	9.513	10.463	13531181	16757311	90.833	98.672
Target Compounds						
2) a-BHC	0.000	0.000	0	0	N.D.	N.D.
3) g-BHC	0.000	0.000	0	0	N.D.	N.D.
4) b-BHC	0.000	0.000	0	0	N.D.	N.D.
5) Heptachlor	0.000	0.000	0	0	N.D.	N.D.
6) d-BHC	0.000	7.161	0	4230	N.D.	0.013 #
7) Aldrin	0.000	7.497	0	17886	N.D.	0.055 #
8) Heptachlo...	0.000	0.000	0	0	N.D.	N.D.
9) trans-Chl...	7.333	8.084f	13115	5311	0.063	0.018 #
10) cis-Chlor...	7.443	0.000	2952	0	0.014	N.D. #
11) Endosulfa...	0.000	0.000	0	0	N.D.	N.D.
12) 4,4'-DDE	0.000	0.000	0	0	N.D.	N.D.
13) Dieldrin	7.690f	0.000	3047	0	0.014	N.D. #
14) Endrin	0.000	0.000	0	0	N.D.	N.D.
15) 4,4'-DDD	0.000	0.000	0	0	N.D.	N.D.
16) Endosulfa...	8.033	0.000	2815	0	0.017	N.D. #
17) 4,4'-DDT	0.000	0.000	0	0	N.D.	N.D.
18) Endrin Al...	8.322	9.026	8247	12190	0.056	0.059
19) Endosulfa...	8.624	9.218	7270	18757	0.044	0.082 #
20) Methoxychlor	8.465	0.000	2872	0	BelowCal	N.D.
21) Endrin Ke...	8.793f	9.616	19112	4365	0.100	0.018 #
23) Hexachlor...	0.000	0.000	0	0	N.D.	N.D.
24) Hexachlor...	5.697	0.000	38209	0	BelowCal	N.D.
25) Oxychlordane	0.000	0.000	0	0	N.D.	N.D.
26) 2,4'-DDE	0.000	8.084f	0	5311	N.D.	BelowCal
27) trans-Non...	7.443	0.000	2952	0	BelowCal	N.D.
28) 2,4'-DDD	0.000	0.000	0	0	N.D.	N.D.
29) 2,4'-DDT	0.000	0.000	0	0	N.D.	N.D.
30) cis-Nonac...	0.000	0.000	0	0	N.D.	N.D.
31) Mirex	8.570	9.616	5585	4365	5765.314	BelowCal #
32) Chlordane...	7.333f	8.084	13115	5311	0.562	0.135 #
33) Chlordane...	7.443	0.000	2952	0	0.111	N.D. #
34) Chlordane...	8.033f	8.836	2815	39193	0.387	3.830 #
35) Chlordane...	0.000	0.000	0	0	N.D.	N.D.
36) Toxaphene...	7.443	0.000	2952	0	2.840	N.D. #
37) Toxaphene...	0.000	0.000	0	0	N.D.	N.D.
38) Toxaphene...	8.033f	8.836f	2815	39193	0.690	7.019 #
39) Toxaphene...	8.322	0.000	8247	0	2.100	N.D. #
40) Toxaphene...	8.570f	9.026f	5585	12190	1.821	2.467 #
41) Toxaphene...	8.624f	0.000	7270	0	1.815	N.D. #
42) Toxaphene...	0.000	0.000	0	0	N.D.	N.D.

Quantitation Report (Not Reviewed)

Data Path : C:\msdchem\1\data\2020-04\0D15038\  
Data File : ECD5-04152029.D  
Signal(s) : Signal #1: ECD1A.CH Signal #2: ECD2B.CH  
Acq On : 15 Apr 2020 20:20  
Operator : MJB  
Sample : 0D15038-CCB3  
Misc : A20C404  
ALS Vial : 7 (Sig #1); 0 (Sig #2) Sample Multiplier: 1

Integration File signal 1: PEST1.e  
Integration File signal 2: PEST2.e  
Quant Time: Apr 16 11:25:56 2020  
Quant Method : C:\msdchem\1\methods\ECD5\_QUANTPEST\_200324RT2.M  
Quant Title : Instrument: DualECD5  
QLast Update : Wed Mar 25 12:47:54 2020  
Response via : Initial Calibration  
Integrator: ChemStation 6890 Scale Mode: Small noise peaks clipped

Volume Inj. : 2uL  
Signal #1 Phase : Rtx-CLPesticides Signal #2 Phase: Rtx-CLPesticides2  
Signal #1 Info : 30m X 0.32mm X 0. Signal #2 Info : 30m X 0.32mm X 0.25um





**Organochloride Pesticides by EPA 8081B  
Benchsheet & Analysis Sequence Data**

Sequence 0D17030 (A0D0210-01RE2,02RE2)



# ELEMENT SEQUENCE LOG

Apex Laboratories

Sequence: 0D17030

Instrument: DUALECD5

Date: 04/17/20 11:11

Calibration: A0C2504

#	Lab Number	Matrix	Analysis	Client	Due	Batch	ISTD ID	STD ID
1	0D17030-BKD1	Sediment	QC	QC				
2	0D17030-CCV1	Sediment	QC	QC				A20C091
3	0D17030-CCV2	Sediment	QC	QC				A20C183
4	0D17030-CCB1	Sediment	QC	QC				A20C358
5	A0D0207-01RE2	Sediment	8081B 2,4+4,4-DDx Only (+Add)	Anchor QEA, LLC	04/22/20	0040379		A20C404
6	A0D0207-04RE2	Sediment	8081B 2,4+4,4-DDx Only (+Add)	Anchor QEA, LLC	04/22/20	0040379		
7	A0D0207-05RE2	Sediment	8081B 2,4+4,4-DDx Only (+Add)	Anchor QEA, LLC	04/22/20	0040379		
8	A0D0207-06RE2	Sediment	8081B 2,4+4,4-DDx Only (+Add)	Anchor QEA, LLC	04/22/20	0040379		
9	A0D0212-03RE2	Sediment	8081B 2,4+4,4-DDx Only (+Add)	Anchor QEA, LLC	04/22/20	0040379		
10	0D17030-CCV3	Sediment	QC	QC				
11	0D17030-CCV4	Sediment	QC	QC				A20C183
12	0D17030-CCB2	Sediment	QC	QC				A20C358
13	A0D0207-02RE2	Sediment	8081B 2,4+4,4-DDx Only (+Add)	Anchor QEA, LLC	04/22/20	0040379		A20C404
14	0D17030-IBL1	Sediment	QC	QC				
15	A0D0207-03RE2	Sediment	8081B 2,4+4,4-DDx Only (+Add)	Anchor QEA, LLC	04/22/20	0040379		
16	0D17030-IBL2	Sediment	QC	QC				
17	A0D0210-01RE2	Sediment	8081B 2,4+4,4-DDx Only (+Add)	Anchor QEA, LLC	04/22/20	0040379		
18	0D17030-IBL3	Sediment	QC	QC				
19	A0D0210-02RE2	Sediment	8081B 2,4+4,4-DDx Only (+Add)	Anchor QEA, LLC	04/22/20	0040379		
20	0D17030-IBL4	Sediment	QC	QC				
21	A0D0212-02RE2	Sediment	8081B 2,4+4,4-DDx Only (+Add)	Anchor QEA, LLC	04/22/20	0040379		
22	0D17030-IBL5	Sediment	QC	QC				
23	0D17030-CCV5	Sediment	QC	QC				A20C184
24	0D17030-CCV6	Sediment	QC	QC				A20C359
25	0D17030-CCB3	Sediment	QC	QC				A20C404

Data Entered By: MJB 4/20/20

Comments:

2,4-PT Only

Data Reviewed By: MJB 4/21/20

Pesticide BKD

**Pesticide Breakdown Check (Validated 8/8/2013)**

Sequence: 0D17030 BKD1  
Data File: ECD5-04172003.D

First Column Area Counts		Percent Breakdown	
DDE	905042		
DDD	10330587		
DDT	127046840	8.13	PASS
Endrin	77375413	13.53	PASS
Endrin Aldehyde	3713508		
Endrin Ketone	8395227		

Second Column Area Counts		Percent Breakdown	
DDE	1495754		
DDD	17242595		
DDT	185474844	9.18	PASS
Endrin	111703936	13.49	PASS
Endrin Aldehyde	4741868		
Endrin Ketone	12669456		

Breakdown must be less than 15% to accept sample data.

*MJB  
4/20/20*

Quantitation Report (QT Reviewed)

Data Path : C:\msdchem\1\data\2020-04\0D17030\  
 Data File : ECD5-04172003.D  
 Signal(s) : Signal #1: ECD1A.CH Signal #2: ECD2B.CH  
 Acq On : 17 Apr 2020 12:02  
 Operator : MJB  
 Sample : OD17030-BKD1  
 Misc : A20C091  
 ALS Vial : 2 (Sig #1); 0 (Sig #2) Sample Multiplier: 1

Integration File signal 1: PEST1.e  
 Integration File signal 2: PEST2.e  
 Quant Time: Apr 17 12:17:03 2020  
 Quant Method : C:\msdchem\1\methods\PestBreakdownCHK\_200324RT2.M  
 Quant Title : Pesticides  
 QLast Update : Fri Nov 09 13:28:51 2018  
 Response via : Initial Calibration  
 Integrator: ChemStation 6890 Scale Mode: Small noise peaks clipped

Volume Inj. : 2uL  
 Signal #1 Phase : Rtx-CLPesticides Signal #2 Phase: Rtx-CLPesticides2  
 Signal #1 Info : 30m x 0.32mm x 0. Signal #2 Info : 30m x 0.32mm x 0.25um

Compound	R.T.	Response	Conc	Units
-----				
Target Compounds				
1) 4,4'-DDE	7.488	905042	NoCal	ng/mL
2) Endrin	7.857	77375413	NoCal	ng/mL
3) 4,4'-DDD	7.909	10330587	NoCal	ng/mL
4) 4,4'-DDT	8.106	127046840	NoCal	ng/mL
5) Endrin Aldehyde	8.304	3713508	NoCal	ng/mL
6) Endrin Ketone	8.799	8395227	NoCal	ng/mL
8) 4,4'-DDE [2C]	8.258	1495754	NoCal	ng/mL
9) Endrin [2C]	8.626	111703936	NoCal	ng/mL
10) 4,4'-DDD [2C]	8.673	17242595	NoCal	ng/mL
11) Endrin Aldehyde [2C]	9.010	4741868	NoCal	ng/mL
12) 4,4'-DDT [2C]	8.899	185474844	NoCal	ng/mL
13) Endrin Ketone [2C]	9.600	12669456	NoCal	ng/mL

(f)=RT Delta > 1/2 Window

(m)=manual int.

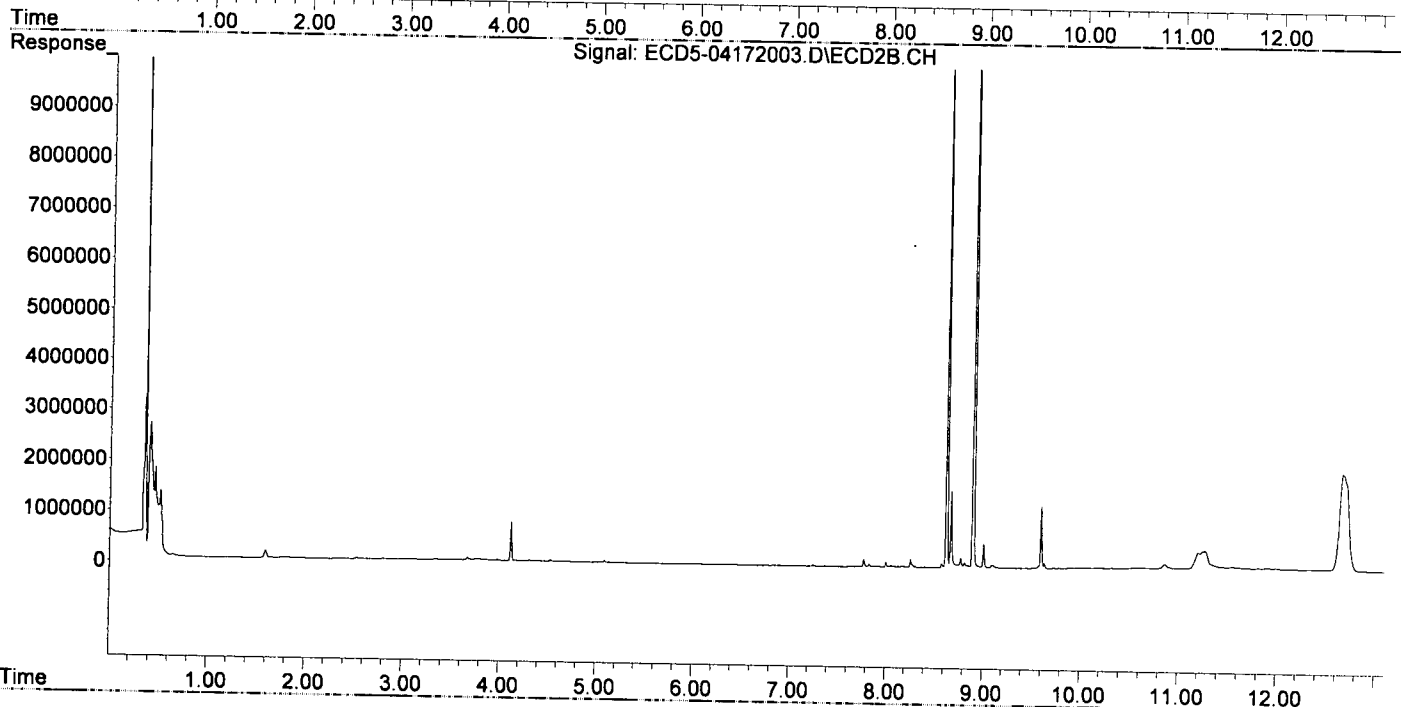
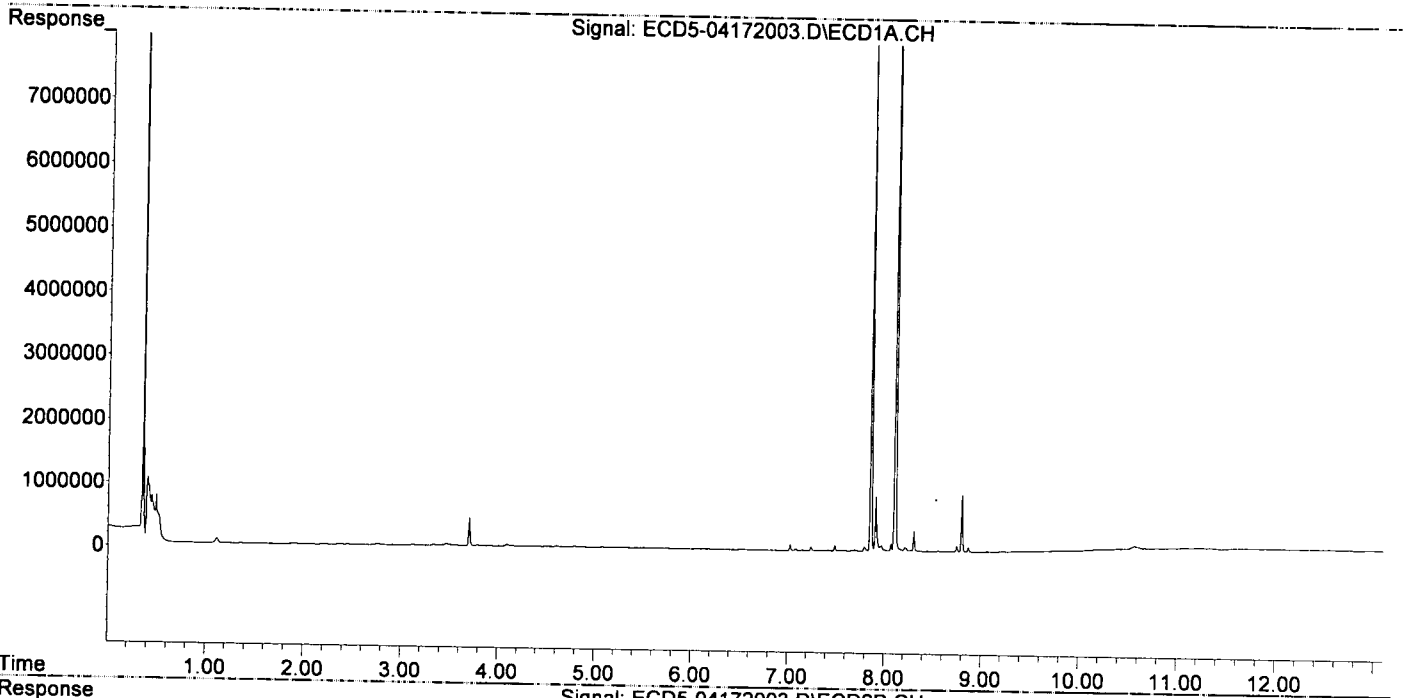
*MJB*  
*4/20/20*

Quantitation Report (QT Reviewed)

Data Path : C:\msdchem\1\data\2020-04\0D17030\  
Data File : ECD5-04172003.D  
Signal(s) : Signal #1: ECD1A.CH Signal #2: ECD2B.CH  
Acq On : 17 Apr 2020 12:02  
Operator : MJB  
Sample : 0D17030-BKD1  
Misc : A20C091  
ALS Vial : 2 (Sig #1); 0 (Sig #2) Sample Multiplier: 1

Integration File signal 1: PEST1.e  
Integration File signal 2: PEST2.e  
Quant Time: Apr 17 12:17:03 2020  
Quant Method : C:\msdchem\1\methods\PestBreakdownCHK\_200324RT2.M  
Quant Title : Pesticides  
QLast Update : Fri Nov 09 13:28:51 2018  
Response via : Initial Calibration  
Integrator: ChemStation 6890 Scale Mode: Small noise peaks clipped

Volume Inj. : 2uL  
Signal #1 Phase : Rtx-CLPesticides Signal #2 Phase: Rtx-CLPesticides2  
Signal #1 Info : 30m x 0.32mm x 0. Signal #2 Info : 30m x 0.32mm x 0.25um



Quantitation Report (Not Reviewed)

Data Path : C:\msdchem\1\data\2020-04\0D17030\  
 Data File : ECD5-04172004.D  
 Signal(s) : Signal #1: ECD1A.CH Signal #2: ECD2B.CH  
 Acq On : 17 Apr 2020 12:19  
 Operator : MJB  
 Sample : 0D17030-CCV1  
 Misc : A20C183, AB 50 ppb  
 ALS Vial : 3 (Sig #1); 0 (Sig #2) Sample Multiplier: 1

Integration File signal 1: PEST1.e  
 Integration File signal 2: PEST2.e  
 Quant Time: Apr 20 11:53:30 2020  
 Quant Method : C:\msdchem\1\methods\ECD5\_QUANTPEST\_200324RT2.M  
 Quant Title : Instrument: DualECD5  
 QLast Update : Wed Mar 25 12:47:54 2020  
 Response via : Initial Calibration  
 Integrator: ChemStation 6890 Scale Mode: Small noise peaks clipped

Volume Inj. : 2uL  
 Signal #1 Phase : Rtx-CLPesticides Signal #2 Phase: Rtx-CLPesticides2  
 Signal #1 Info : 30m X 0.32mm X 0. Signal #2 Info : 30m X 0.32mm X 0.25um

MJB  
 HHC  
 4/22/20

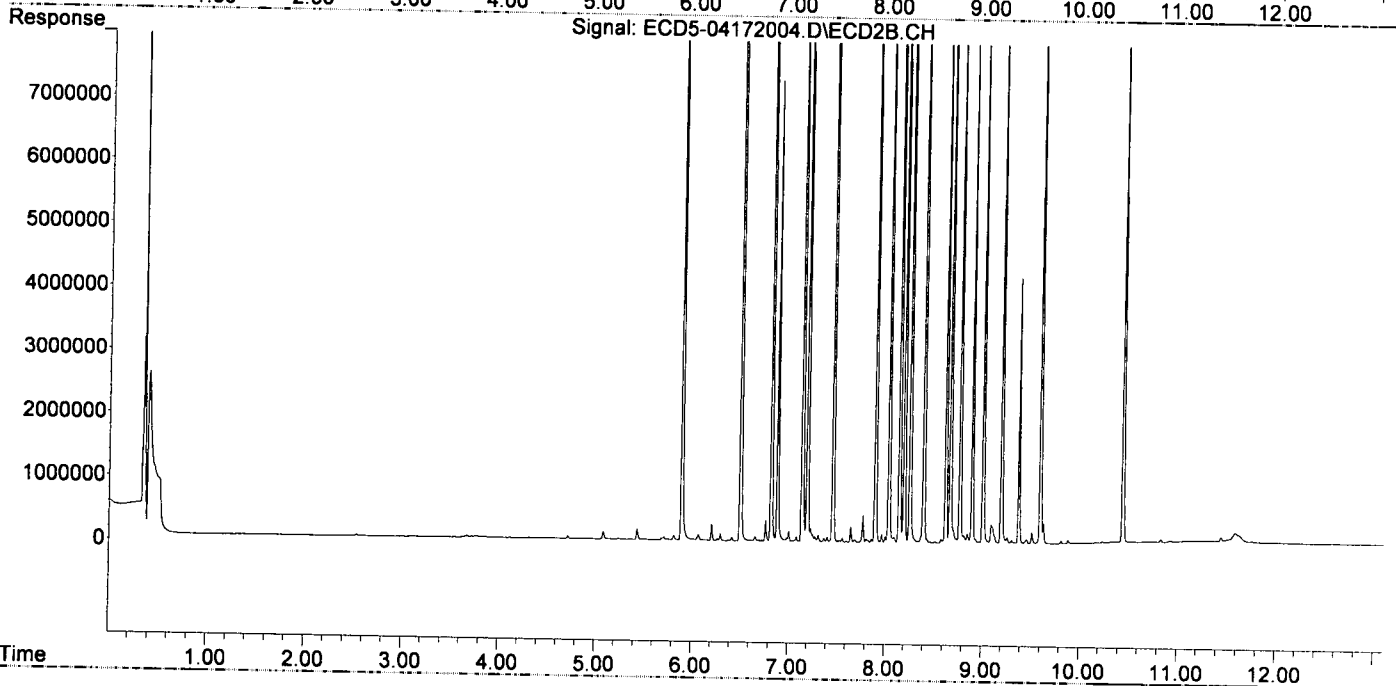
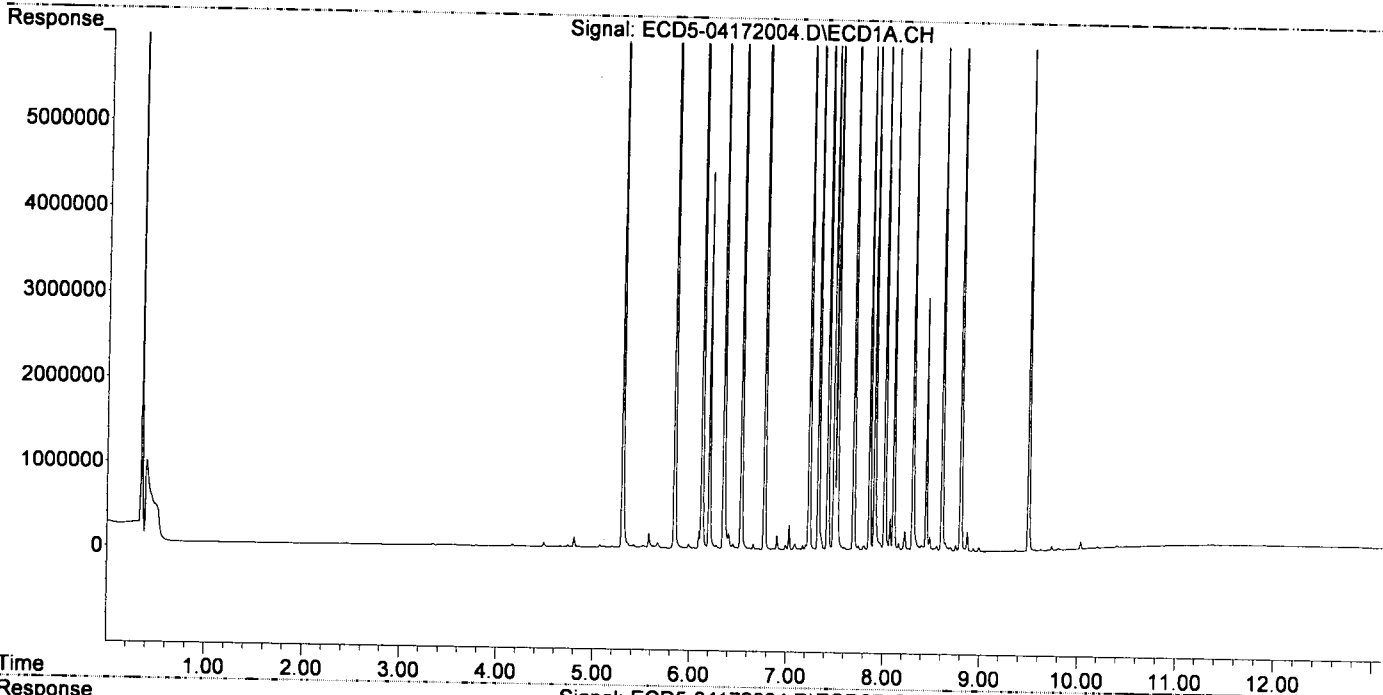
Compound	RT#1	RT#2	Resp#1	Resp#2	ng/mL	ng/mL
System Monitoring Compounds						
1) S TCMX (S)	5.298	5.896	9045055	14149044	46.818	49.498
22) S DCBP (S)	9.495	10.444	7550009	9175507	50.639	54.028
Target Compounds						
2) a-BHC	5.837	6.504	12727405	21206963	48.359	52.337
3) g-BHC	6.120	6.822	10765057	17905409	47.061	50.614
4) b-BHC	6.196	6.887	4398801	7260602	45.979	48.393
5) Heptachlor	6.528	7.196	9762070	15703843	43.819	46.857
6) d-BHC	6.345	7.142	10137061	16785775	51.952	51.403
7) Aldrin	6.769	7.461	11436838	17542298	51.512	53.831
8) Heptachlo...	7.231	7.900	9402321	15417746	45.876	51.799
9) trans-Chl...	7.325	8.040	10417301	15395741	49.972	50.820
10) cis-Chlor...	7.423	8.148	9677255	14769527	47.256	50.899
11) Endosulfa...	7.520	8.197	9106346	13681030	47.100	50.350
12) 4,4'-DDE	7.486	8.257	10237337	15457751	51.937	53.984
13) Dieldrin	7.692	8.398	10284750	15663667	48.408	52.649
14) Endrin	7.856	8.625	7545295	11040898	44.143	48.217
15) 4,4'-DDD	7.908	8.673	8080789	12618177	49.445	52.441
16) Endosulfa...	8.012	8.773	7752706	12009564	46.272	50.061
17) 4,4'-DDT	8.104	8.898	5873091	8444013	44.683	45.972
18) Endrin Al...	8.303	9.010	6685990	10098887	45.678	48.552
19) Endosulfa...	8.605	9.201	7483095	10655922	45.508	46.799
20) Methoxychlor	8.442	9.378	2968106	4176583	43.903	45.389
21) Endrin Ke...	8.798	9.599	8639551	11988983	45.241	48.087
23) Hexachlor...	0.000	0.000	0	0	N.D.	N.D.
24) Hexachlor...	5.664	0.000	64779	0	0.081	N.D.
25) Oxychlordan	7.166	7.807	51256	51872	0.046	BelowCal #
26) 2,4'-DDE	7.231	8.040	9402321	15395741	76.010	78.500
27) trans-Non...	7.423	8.094	9677255	80508	50.998	0.056 #
28) 2,4'-DDD	7.601	8.398	30286	15663667	0.005	89.822 #
29) 2,4'-DDT	7.801	8.625	56442	11040898	0.367	69.101 #
30) cis-Nonac...	7.908f	8.673	8080789	12618177	39.421	41.808
31) Mirex	8.552	9.599	61234	11988983	0.066	67.367 #
32) Chlordane...	7.325f	8.094	10417301	80508	446.287	2.043 #
33) Chlordane...	7.486f	8.197	10237337	13681030	385.553	417.757
34) Chlordane...	8.012	8.850	7752706	140758	1066.447	13.755 #
35) Chlordane...	3.702f	3.676f	4448	23894	NoCal	NoCal
36) Toxaphene...	7.486f	8.436	10237337	46543	9851.255	16.549 #
37) Toxaphene...	7.744	8.773	54680	12009564	26.684	3360.140 #
38) Toxaphene...	8.068	8.813	369668	119355	90.681	21.376 #
39) Toxaphene...	8.303	8.898	6685990	8444013	1702.078	968.021 #
40) Toxaphene...	8.523	9.097f	29596	298390	9.648	60.382 #
41) Toxaphene...	8.605	9.462f	7483095	57845	1868.113	10.703 #
42) Toxaphene...	0.000	3.676f	0	23894	N.D.	NoCal

Quantitation Report (Not Reviewed)

Data Path : C:\msdchem\1\data\2020-04\0D17030\  
Data File : ECD5-04172004.D  
Signal(s) : Signal #1: ECD1A.CH Signal #2: ECD2B.CH  
Acq On : 17 Apr 2020 12:19  
Operator : MJB  
Sample : 0D17030-CCV1  
Misc : A20C183, AB 50 ppb  
ALS Vial : 3 (Sig #1); 0 (Sig #2) Sample Multiplier: 1

Integration File signal 1: PEST1.e  
Integration File signal 2: PEST2.e  
Quant Time: Apr 20 11:53:30 2020  
Quant Method : C:\msdchem\1\methods\ECD5\_QUANTPEST\_200324RT2.M  
Quant Title : Instrument: DualECD5  
QLast Update : Wed Mar 25 12:47:54 2020  
Response via : Initial Calibration  
Integrator: ChemStation 6890 Scale Mode: Small noise peaks clipped

Volume Inj. : 2uL  
Signal #1 Phase : Rtx-CLPesticides Signal #2 Phase: Rtx-CLPesticides2  
Signal #1 Info : 30m X 0.32mm X 0. Signal #2 Info : 30m X 0.32mm X 0.25um



Quantitation Report (Not Reviewed)

Data Path : C:\msdchem\1\data\2020-04\0D17030\  
 Data File : ECD5-04172005.D  
 Signal(s) : Signal #1: ECD1A.CH Signal #2: ECD2B.CH  
 Acq On : 17 Apr 2020 12:36  
 Operator : MJB  
 Sample : OD17030-CCV2  
 Misc : A20C358, 9-42 50 ppb  
 ALS Vial : 4 (Sig #1); 0 (Sig #2) Sample Multiplier: 1

Integration File signal 1: PEST1.e  
 Integration File signal 2: PEST2.e  
 Quant Time: Apr 20 11:53:35 2020  
 Quant Method : C:\msdchem\1\methods\ECD5\_QUANTPEST\_200324RT2.M  
 Quant Title : Instrument: DualECD5  
 QLast Update : Wed Mar 25 12:47:54 2020  
 Response via : Initial Calibration  
 Integrator: ChemStation 6890 Scale Mode: Small noise peaks clipped

Volume Inj. : 2uL  
 Signal #1 Phase : Rtx-CLPesticides Signal #2 Phase: Rtx-CLPesticides2  
 Signal #1 Info : 30m X 0.32mm X 0. Signal #2 Info : 30m X 0.32mm X 0.25um

MJB  
4/20/20

Compound	RT#1	RT#2	Resp#1	Resp#2	ng/mL	ng/mL
<b>System Monitoring Compounds</b>						
1) S TCMX (S)	5.269f	5.897	122026	11447	0.632	0.040 #
22) S DCBP (S)	0.000	0.000	0	0	N.D.	N.D.
<b>Target Compounds</b>						
2) a-BHC	0.000	0.000	0	0	N.D.	N.D.
3) g-BHC	6.090f	6.859f	20951	6248	0.092	0.018 #
4) b-BHC	0.000	6.859f	0	6248	N.D.	0.042 #
5) Heptachlor	6.526	7.193	34202	50028	0.154	0.149
6) d-BHC	6.344	7.143	5225	16537	0.027	0.051 #
7) Aldrin	0.000	7.454	0	9677	N.D.	0.030 #
8) Heptachlo...	7.234	7.879f	6138467	45326	29.951	0.152 #
9) trans-Chl...	7.324	8.034	126881	9750516	0.609	32.185 #
10) cis-Chlor...	7.413	8.145	9295552	583388	45.392	2.010 #
11) Endosulfa...	7.501	8.208	56378	80192	0.292	0.295
12) 4,4'-DDE	7.501	8.229f	56378	40024	0.286	0.140 #
13) Dieldrin	7.654f	8.407	245980	8397417	1.158	28.225 #
14) Endrin	7.883f	8.631	9915934	6985592	58.012	30.507 #
15) 4,4'-DDD	7.883f	8.668	9915934	15391835	60.674	63.969
16) Endosulfa...	0.000	8.772	0	10276	N.D.	0.043 #
17) 4,4'-DDT	8.104	8.879	4826	3913	0.022	0.078 #
18) Endrin Al...	8.308	9.010	25567	17060	0.175	0.082 #
19) Endosulfa...	0.000	9.199	0	16809	N.D.	0.074 #
20) Methoxychlor	0.000	0.000	0	0	N.D.	N.D.
21) Endrin Ke...	8.775f	9.588	22444	8346185	0.118	33.476 #
23) Hexachlor...	3.093	3.581	9426641	19403995	50.242	52.763
24) Hexachlor...	5.678	6.362	8863306	14325659	48.512	49.670
25) Oxychlorane	7.157	7.827	8167805	12596712	48.073	49.288
26) 2,4'-DDE	7.234	8.034	6138467	9750516	49.980	51.000
27) trans-Non...	7.413	8.102	9295552	14175526	48.990	49.571
28) 2,4'-DDD	7.607	8.407	5304937	8397417	49.217	49.713
29) 2,4'-DDT	7.789	8.631	4723041	6985592	45.292	45.666
30) cis-Nonac...	7.883	8.668	9915934	15391835	48.321	50.596
31) Mirex	8.547	9.588	6044438	8346185	46.144	47.417
32) Chlordane...	7.324f	8.102f	126881	14175526	5.436	359.747 #
33) Chlordane...	0.000	8.208f	0	80192	N.D.	2.449 #
34) Chlordane...	0.000	8.815f	0	67299	N.D.	6.577 #
35) Chlordane...	0.000	0.000	0	0	N.D.	N.D.
36) Toxaphene...	0.000	8.407f	0	8397417	N.D.	2985.868 #
37) Toxaphene...	7.753	8.772	68692	10276	34.162	2.875 #
38) Toxaphene...	8.074	8.815	5270	67299	1.293	12.053 #
39) Toxaphene...	8.308	8.879	25567	3913	6.509	BelowCal #
40) Toxaphene...	8.547	0.000	6044438	0	1970.488	N.D. #
41) Toxaphene...	0.000	9.466f	0	19609	N.D.	3.628 #
42) Toxaphene...	0.000	0.000	0	0	N.D.	N.D.

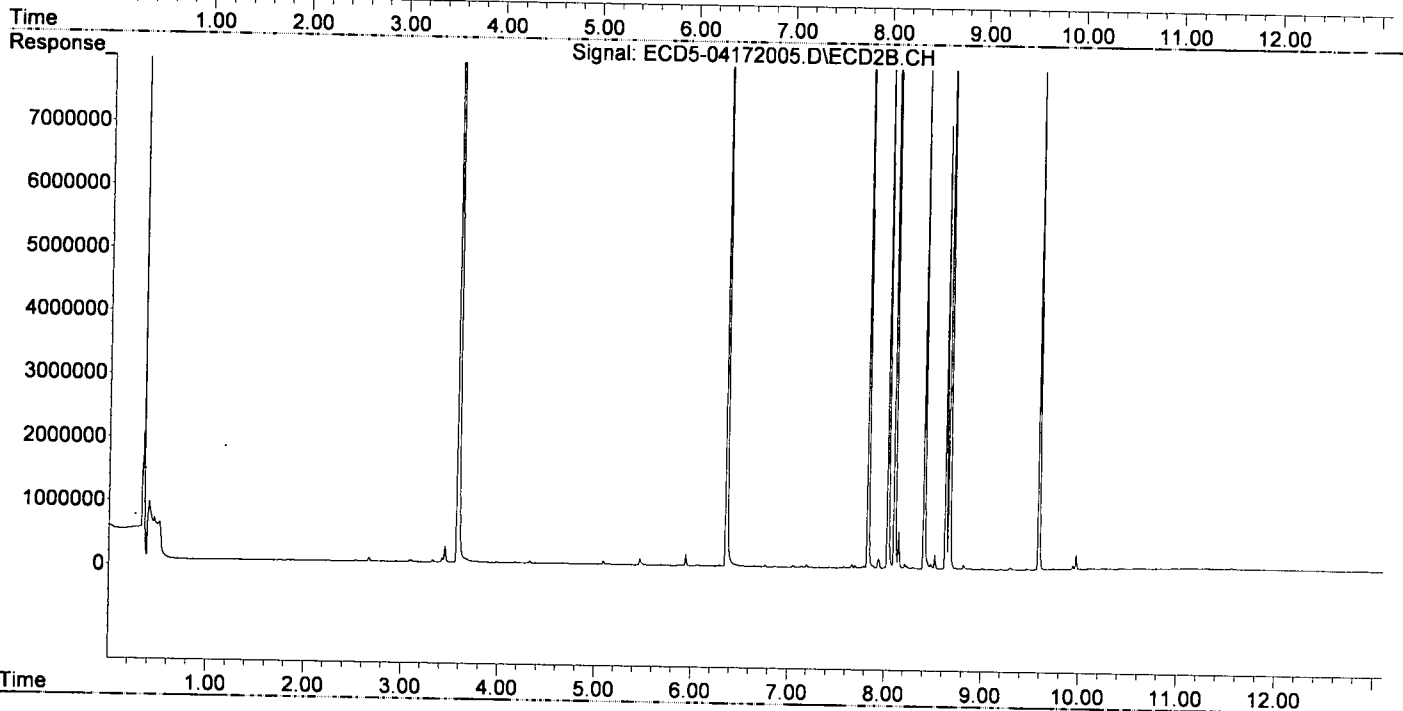
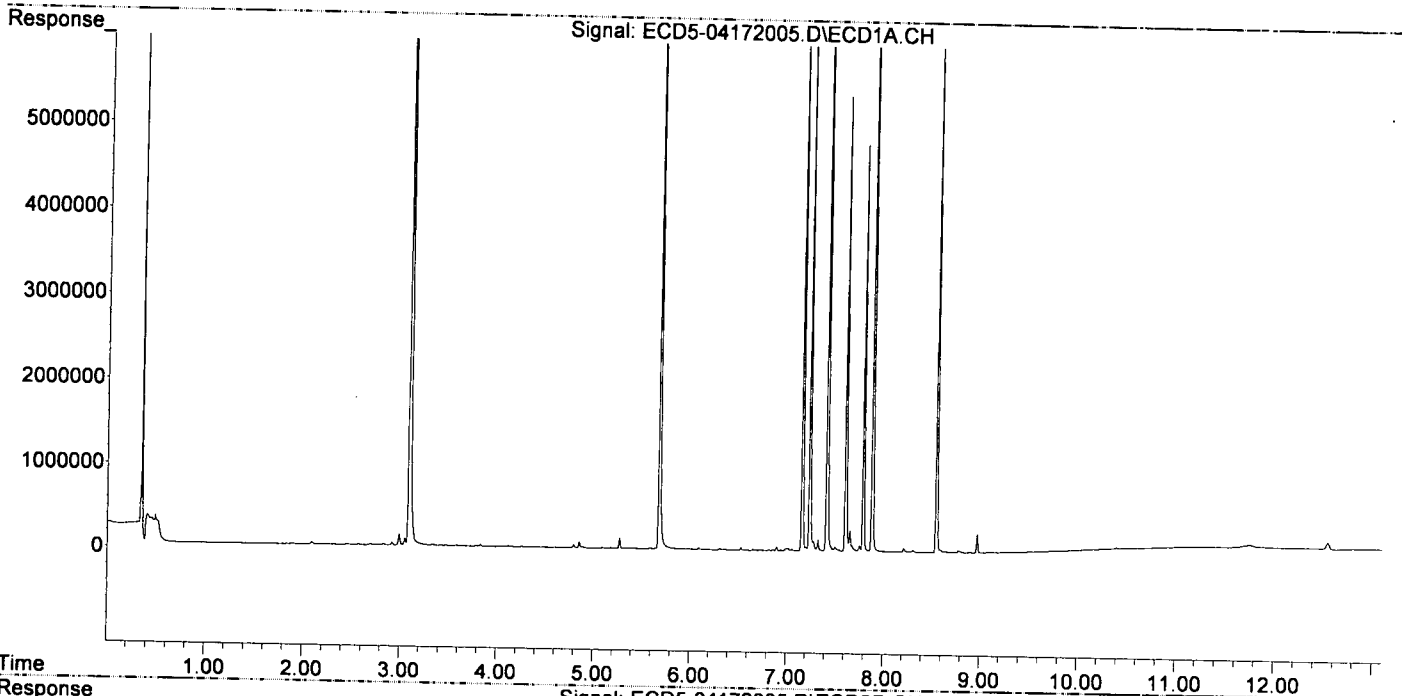


Quantitation Report (Not Reviewed)

Data Path : C:\msdchem\1\data\2020-04\0D17030\  
Data File : ECD5-04172005.D  
Signal(s) : Signal #1: ECD1A.CH Signal #2: ECD2B.CH  
Acq On : 17 Apr 2020 12:36  
Operator : MJB  
Sample : OD17030-CCV2  
Misc : A20C358, 9-42 50 ppb  
ALS Vial : 4 (Sig #1); 0 (Sig #2) Sample Multiplier: 1

Integration File signal 1: PEST1.e  
Integration File signal 2: PEST2.e  
Quant Time: Apr 20 11:53:35 2020  
Quant Method : C:\msdchem\1\methods\ECD5\_QUANTPEST\_200324RT2.M  
Quant Title : Instrument: DualECD5  
QLast Update : Wed Mar 25 12:47:54 2020  
Response via : Initial Calibration  
Integrator: ChemStation 6890 Scale Mode: Small noise peaks clipped

Volume Inj. : 2uL  
Signal #1 Phase : Rtx-CLPesticides Signal #2 Phase: Rtx-CLPesticides2  
Signal #1 Info : 30m X 0.32mm X 0. Signal #2 Info : 30m X 0.32mm X 0.25um



Quantitation Report (Not Reviewed)

Data Path : C:\msdchem\1\data\2020-04\0D17030\  
 Data File : ECD5-04172006.D  
 Signal(s) : Signal #1: ECD1A.CH Signal #2: ECD2B.CH  
 Acq On : 17 Apr 2020 12:53  
 Operator : MJB  
 Sample : 0D17030-CCB1  
 Misc : A20C404  
 ALS Vial : 7 (Sig #1); 0 (Sig #2) Sample Multiplier: 1

Integration File signal 1: PEST1.e  
 Integration File signal 2: PEST2.e  
 Quant Time: Apr 20 11:53:39 2020  
 Quant Method : C:\msdchem\1\methods\ECD5\_QUANTPEST\_200324RT2.M  
 Quant Title : Instrument: DualECD5  
 QLast Update : Wed Mar 25 12:47:54 2020  
 Response via : Initial Calibration  
 Integrator: ChemStation 6890 Scale Mode: Small noise peaks clipped

Volume Inj. : 2uL  
 Signal #1 Phase : Rtx-CLPesticides Signal #2 Phase: Rtx-CLPesticides2  
 Signal #1 Info : 30m X 0.32mm X 0. Signal #2 Info : 30m X 0.32mm X 0.25um

MJB  
4/20/20

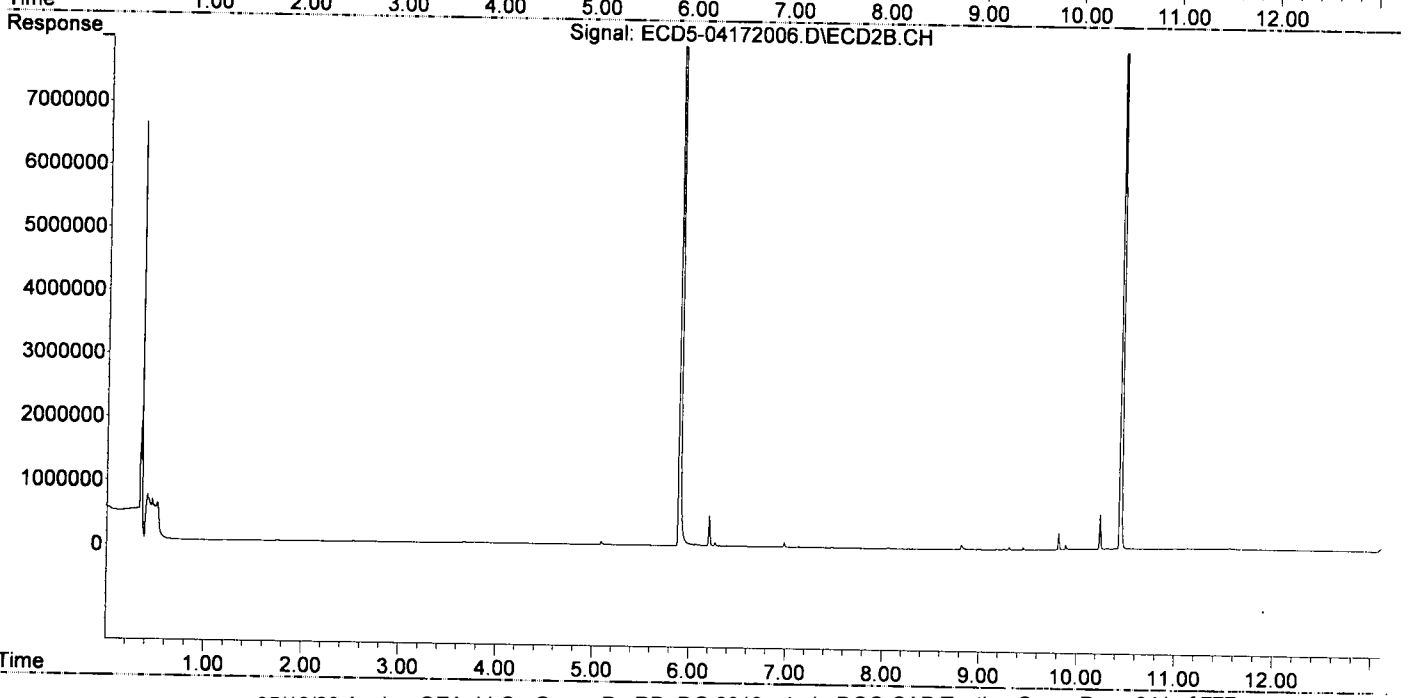
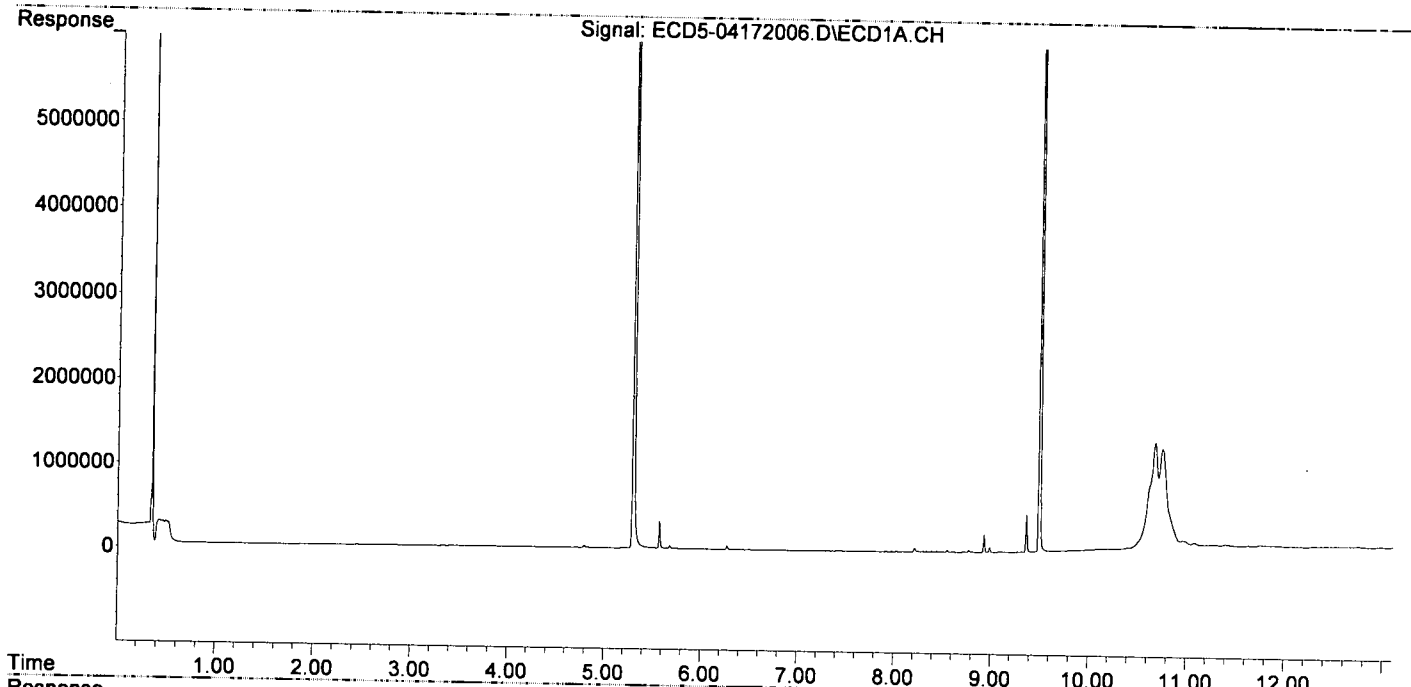
Compound	RT#1	RT#2	Resp#1	Resp#2	ng/mL	ng/mL
<b>System Monitoring Compounds</b>						
1) S TCMX (S)	5.297	5.894	17634826	29636940	91.280	103.680
22) S DCBP (S)	9.495	10.444	13124900	16701404	88.105	98.343
<b>Target Compounds</b>						
2) a-BHC	0.000	0.000	0	0	N.D.	N.D.
3) g-BHC	0.000	0.000	0	0	N.D.	N.D.
4) b-BHC	0.000	0.000	0	0	N.D.	N.D.
5) Heptachlor	0.000	0.000	0	0	N.D.	N.D.
6) d-BHC	0.000	0.000	0	0	N.D.	N.D.
7) Aldrin	0.000	7.478	0	11385	N.D.	0.035 #
8) Heptachlo...	0.000	0.000	0	0	N.D.	N.D.
9) trans-Chl...	7.313	8.056	7643	15486	0.037	0.051 #
10) cis-Chlor...	7.418	0.000	9333	0	0.046	N.D. #
11) Endosulfa...	0.000	0.000	0	0	N.D.	N.D.
12) 4,4'-DDE	0.000	0.000	0	0	N.D.	N.D.
13) Dieldrin	0.000	0.000	0	0	N.D.	N.D.
14) Endrin	0.000	8.631	0	5981	N.D.	0.026 #
15) 4,4'-DDD	7.922	0.000	4855	0	0.030	N.D. #
16) Endosulfa...	8.029	8.782	7294	7578	0.044	0.032 #
17) 4,4'-DDT	0.000	8.917	0	11773	N.D.	0.127 #
18) Endrin Al...	8.303	9.008	6885	6527	0.047	0.031 #
19) Endosulfa...	8.604	9.199	4848	6761	0.029	0.030
20) Methoxychlor	8.438	0.000	8742	0	BelowCal	N.D.
21) Endrin Ke...	8.801	9.595	6339	8144	0.033	0.033
23) Hexachlor...	0.000	0.000	0	0	N.D.	N.D.
24) Hexachlor...	5.678	0.000	36289	0	BelowCal	N.D.
25) Oxychlordane	0.000	0.000	0	0	N.D.	N.D.
26) 2,4'-DDE	0.000	8.056f	0	15486	N.D.	BelowCal
27) trans-Non...	7.418	0.000	9333	0	BelowCal	N.D.
28) 2,4'-DDD	0.000	0.000	0	0	N.D.	N.D.
29) 2,4'-DDT	7.769f	8.631	5689	5981	BelowCal	BelowCal
30) cis-Nonac...	7.922f	8.631f	4855	5981	BelowCal	BelowCal
31) Mirex	8.550	9.595	28354	8144	5765.140	BelowCal
32) Chlordane...	0.000	8.056	0	15486	N.D.	0.393 #
33) Chlordane...	7.418f	0.000	9333	0	0.351	N.D. #
34) Chlordane...	8.029f	8.815f	7294	72009	1.003	7.037 #
35) Chlordane...	0.000	3.672f	0	18901	N.D.	NoCal
36) Toxaphene...	0.000	0.000	0	0	N.D.	N.D.
37) Toxaphene...	7.769	8.782	5689	7578	0.589	2.120 #
38) Toxaphene...	8.029f	8.815	7294	72009	1.789	12.897 #
39) Toxaphene...	8.303	8.917f	6885	11773	1.753	BelowCal #
40) Toxaphene...	8.550	0.000	28354	0	9.243	N.D. #
41) Toxaphene...	8.604	9.449	4848	36367	1.210	6.729 #
42) Toxaphene...	0.000	3.672	0	18901	N.D.	NoCal

Quantitation Report (Not Reviewed)

Data Path : C:\msdchem\1\data\2020-04\0D17030\  
Data File : ECD5-04172006.D  
Signal(s) : Signal #1: ECD1A.CH Signal #2: ECD2B.CH  
Acq On : 17 Apr 2020 12:53  
Operator : MJB  
Sample : 0D17030-CCB1  
Misc : A20C404  
ALS Vial : 7 (Sig #1); 0 (Sig #2) Sample Multiplier: 1

Integration File signal 1: PEST1.e  
Integration File signal 2: PEST2.e  
Quant Time: Apr 20 11:53:39 2020  
Quant Method : C:\msdchem\1\methods\ECD5\_QUANTPEST\_200324RT2.M  
Quant Title : Instrument: DualECD5  
QLast Update : Wed Mar 25 12:47:54 2020  
Response via : Initial Calibration  
Integrator: ChemStation 6890 Scale Mode: Small noise peaks clipped

Volume Inj. : 2uL  
Signal #1 Phase : Rtx-CLPesticides Signal #2 Phase: Rtx-CLPesticides2  
Signal #1 Info : 30m X 0.32mm X 0. Signal #2 Info : 30m X 0.32mm X 0.25um



Data Path : C:\msdchem\1\data\2020-04\0D17030\  
 Data File : ECD5-04172012.D  
 Signal(s) : Signal #1: ECD1A.CH Signal #2: ECD2B.CH  
 Acq On : 17 Apr 2020 14:38  
 Operator : MJB  
 Sample : 0D17030-CCV3  
 Misc : A20C184, AB 100 ppb  
 ALS Vial : 3 (Sig #1); 0 (Sig #2) Sample Multiplier: 1

Integration File signal 1: PEST1.e  
 Integration File signal 2: PEST2.e  
 Quant Time: Apr 20 11:54:04 2020  
 Quant Method : C:\msdchem\1\methods\ECD5\_QUANTPEST\_200324RT2.M  
 Quant Title : Instrument: DualECD5  
 QLast Update : Wed Mar 25 12:47:54 2020  
 Response via : Initial Calibration  
 Integrator: ChemStation 6890 Scale Mode: Small noise peaks clipped

Volume Inj. : 2uL  
 Signal #1 Phase : Rtx-CLPesticides Signal #2 Phase: Rtx-CLPesticides2  
 Signal #1 Info : 30m X 0.32mm X 0. Signal #2 Info : 30m X 0.32mm X 0.25um

MJB  
4/20/20

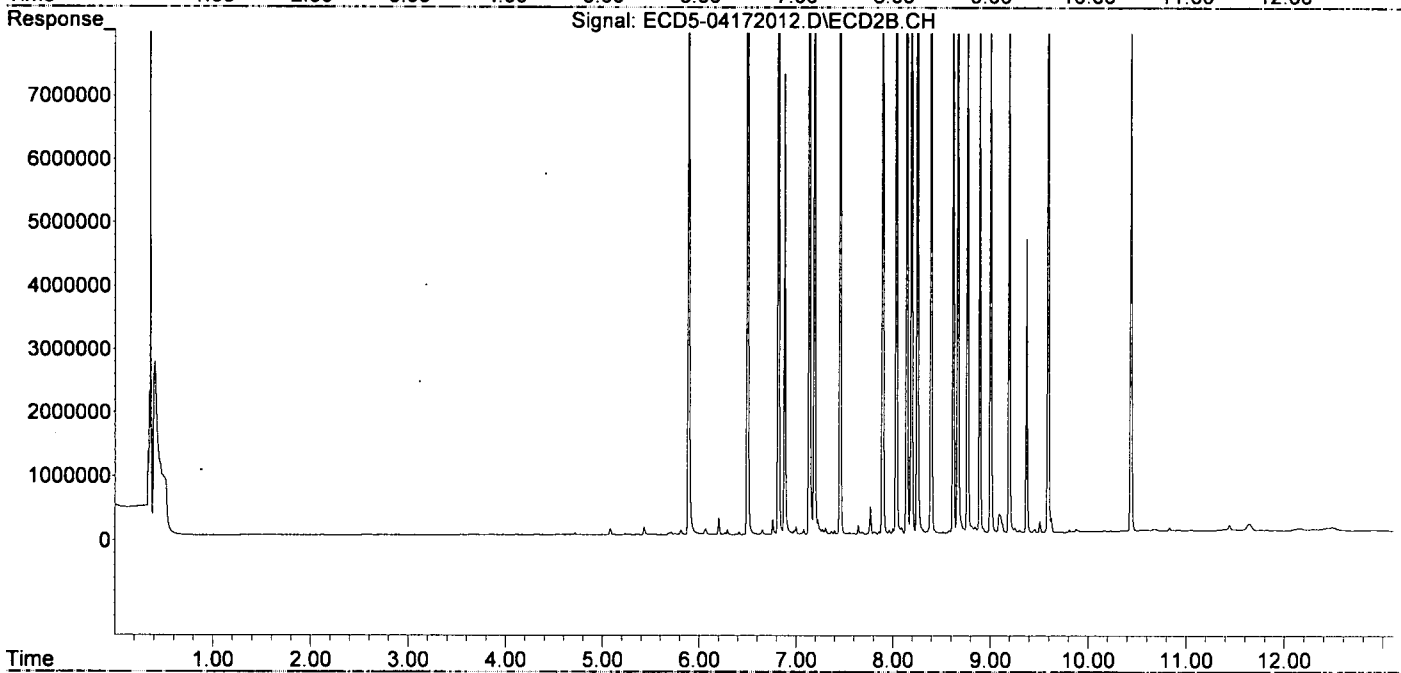
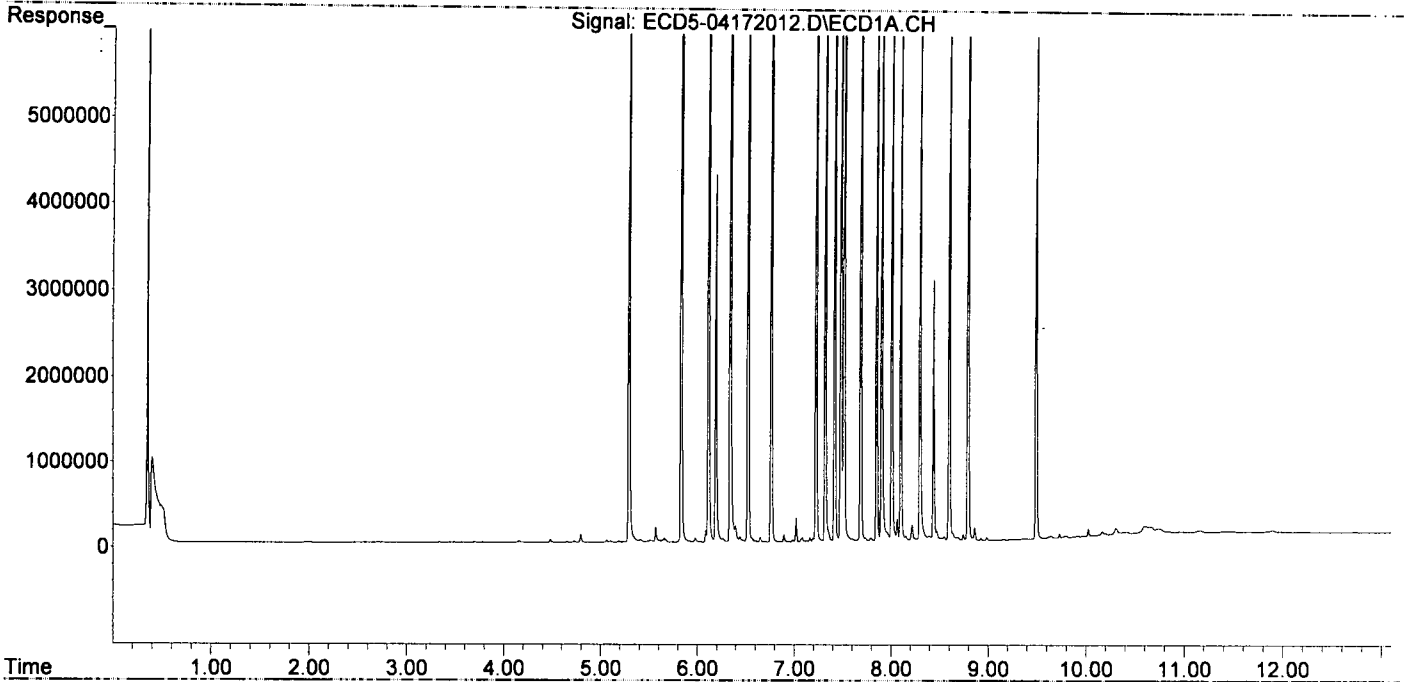
Compound	RT#1	RT#2	Resp#1	Resp#2	ng/mL	ng/mL
System Monitoring Compounds						
1) S TCMX (S)	5.294	5.891	8856473	14335163	45.842	50.149
22) S DCBP (S)	9.493	10.442	7136468	9093460	47.858	53.545
Target Compounds						
2) a-BHC	5.833	6.500	12628017	21413106	47.981	52.845
3) g-BHC	6.116	6.818	10900275	18205412	47.652	51.462
4) b-BHC	6.192	6.883	4288307	7240823	44.824	48.261
5) Heptachlor	6.524	7.192	10392474	17060426	46.648	50.904
6) d-BHC	6.341	7.138	9404710	17368433	48.199	53.187
7) Aldrin	6.765	7.457	10824650	17450030	48.755	53.548
8) Heptachlo...	7.227	7.896	9574835	15093987	46.718	50.711
9) trans-Chl...	7.322	8.036	9920596	15495856	47.590	51.150
10) cis-Chlor...	7.419	8.144	9493975	15273552	46.361	52.636
11) Endosulfa...	7.517	8.193	8869035	14024918	45.873	51.616
12) 4,4'-DDE	7.483	8.253	9587213	15641904	48.639	54.627
13) Dieldrin	7.688	8.395	10344826	15764235	48.690	52.987
14) Endrin	7.853	8.622	7992244	11423579	46.757	49.888
15) 4,4'-DDD	7.905	8.669	7881140	12435449	48.223	51.682
16) Endosulfa...	8.009	8.770	7601614	11983737	45.370	49.953
17) 4,4'-DDT	8.102	8.896	6460444	9489040	48.823	50.961
18) Endrin Al...	8.300	9.007	6537627	10241981	44.664	49.240
19) Endosulfa...	8.601	9.197	7346376	11144538	44.676	48.945
20) Methoxychlor	8.440	9.376	3051039	4610468	45.077	49.664
21) Endrin Ke...	8.795	9.597	9017489	12600156	47.220	50.538
23) Hexachlor...	0.000	0.000	0	0	N.D.	N.D.
24) Hexachlor...	5.658	0.000	47943	0	BelowCal	N.D.
25) Oxychlorane	7.163	7.807	51240	33865	0.046	BelowCal #
26) 2,4'-DDE	7.227	8.036	9574835	15495856	77.374	78.975
27) trans-Non...	7.419	8.090	9493975	96802	50.034	0.116 #
28) 2,4'-DDD	0.000	8.395	0	15764235	N.D.	90.359 #
29) 2,4'-DDT	7.792	8.622	36128	11423579	0.162	71.219 #
30) cis-Nonac...	7.905f	8.669	7881140	12435449	38.450	41.224
31) Mirex	8.549	9.597	51206	12600156	5764.966	70.663 #
32) Chlordane...	0.000	8.090	0	96802	N.D.	2.457 #
33) Chlordane...	7.483f	8.193	9587213	14024918	361.068	428.258
34) Chlordane...	8.009	8.848	7601614	98783	1045.663	9.653 #
35) Chlordane...	3.698f	3.670f	5124	6739	NoCal	NoCal
36) Toxaphene...	7.483f	8.395f	9587213	15764235	9225.650	5605.287 #
37) Toxaphene...	0.000	8.770	0	11983737	N.D.	3352.914 #
38) Toxaphene...	8.065	8.811	255893	116219	62.772	20.815 #
39) Toxaphene...	8.300	8.896	6537627	9489040	1664.309	1080.393 #
40) Toxaphene...	8.518	9.094f	34193	296060	11.147	59.911 #
41) Toxaphene...	8.601	9.460f	7346376	59393	1833.982	10.990 #
42) Toxaphene...	3.698f	3.670	5124	6739	NoCal	NoCal

Quantitation Report (Not Reviewed)

Data Path : C:\msdchem\1\data\2020-04\0D17030\  
Data File : ECD5-04172012.D  
Signal(s) : Signal #1: ECD1A.CH Signal #2: ECD2B.CH  
Acq On : 17 Apr 2020 14:38  
Operator : MJB  
Sample : 0D17030-CCV3  
Misc : A20C184, AB 100 ppb  
ALS Vial : 3 (Sig #1); 0 (Sig #2) Sample Multiplier: 1

Integration File signal 1: PEST1.e  
Integration File signal 2: PEST2.e  
Quant Time: Apr 20 11:54:04 2020  
Quant Method : C:\msdchem\1\methods\ECD5\_QUANTPEST\_200324RT2.M  
Quant Title : Instrument: DualECD5  
QLast Update : Wed Mar 25 12:47:54 2020  
Response via : Initial Calibration  
Integrator: ChemStation 6890 Scale Mode: Small noise peaks clipped

Volume Inj. : 2uL  
Signal #1 Phase : Rtx-CLPesticides Signal #2 Phase: Rtx-CLPesticides2  
Signal #1 Info : 30m X 0.32mm X 0. Signal #2 Info : 30m X 0.32mm X 0.25um



Quantitation Report (Not Reviewed)

Data Path : C:\msdchem\1\data\2020-04\0D17030\  
 Data File : ECD5-04172013.D  
 Signal(s) : Signal #1: ECD1A.CH Signal #2: ECD2B.CH  
 Acq On : 17 Apr 2020 14:55  
 Operator : MJB  
 Sample : OD17030-CCV4  
 Misc : A20C359, 9-42 100 ppb  
 ALS Vial : 4 (Sig #1); 0 (Sig #2) Sample Multiplier: 1

Integration File signal 1: PEST1.e  
 Integration File signal 2: PEST2.e  
 Quant Time: Apr 20 11:54:09 2020  
 Quant Method : C:\msdchem\1\methods\ECD5\_QUANTPEST\_200324RT2.M  
 Quant Title : Instrument: DualECD5  
 QLast Update : Wed Mar 25 12:47:54 2020  
 Response via : Initial Calibration  
 Integrator: ChemStation 6890 Scale Mode: Small noise peaks clipped

Volume Inj. : 2uL  
 Signal #1 Phase : Rtx-CLPesticides Signal #2 Phase: Rtx-CLPesticides2  
 Signal #1 Info : 30m X 0.32mm X 0. Signal #2 Info : 30m X 0.32mm X 0.25um

MJB  
4/20/20

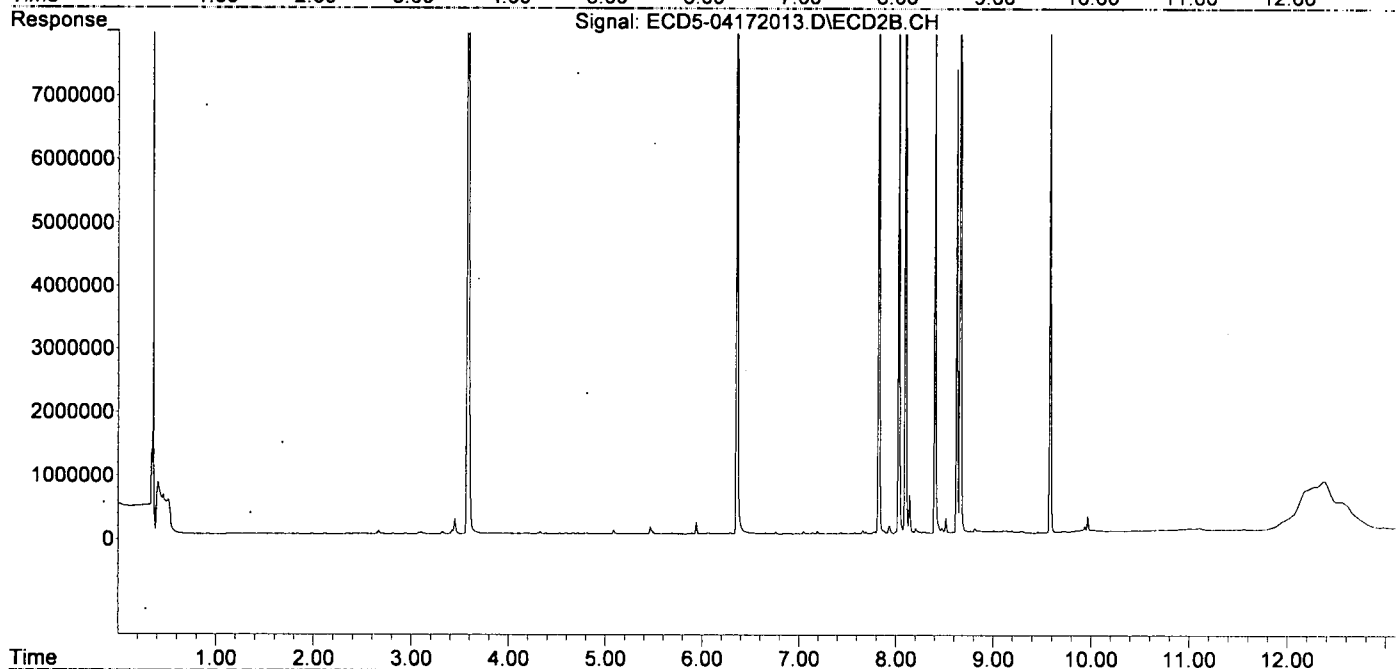
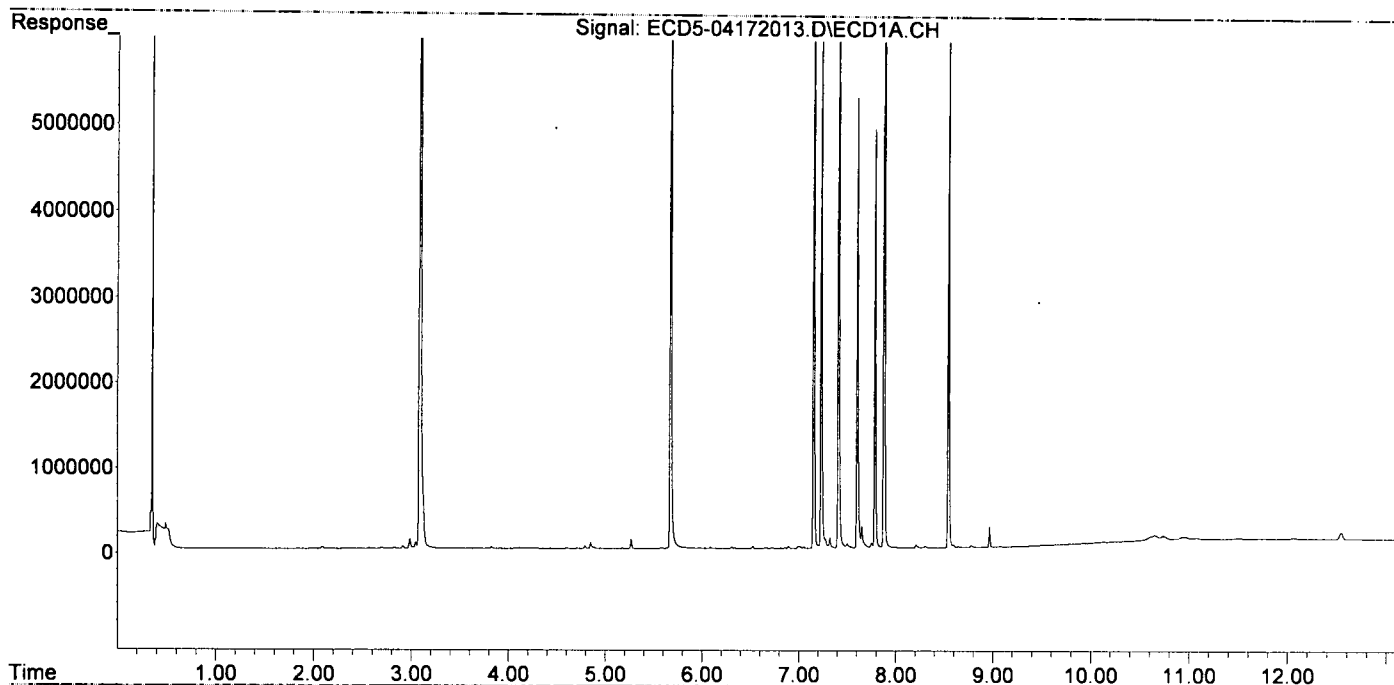
Compound	RT#1	RT#2	Resp#1	Resp#2	ng/mL	ng/mL
System Monitoring Compounds						
1) S TCMX (S)	5.267f	5.895	119226	11655	0.617	0.041 #
22) S DCBP (S)	9.522f	0.000	5008	0	BelowCal	N.D.
Target Compounds						
2) a-BHC	0.000	0.000	0	0	N.D.	N.D.
3) g-BHC	6.087f	6.856f	17346	6307	0.076	0.018 #
4) b-BHC	0.000	6.856f	0	6307	N.D.	0.042 #
5) Heptachlor	6.524	7.191	32688	46774	0.147	0.140
6) d-BHC	6.342	7.140	7100	16974	0.036	0.052 #
7) Aldrin	0.000	7.478	0	7529	N.D.	0.023 #
8) Heptachlo...	7.232	7.876f	6060344	45021	29.570	0.151 #
9) trans-Chl...	7.322	8.031	130755	9802054	0.627	32.355 #
10) cis-Chlor...	7.411	8.143	9381962	598481	45.814	2.062 #
11) Endosulfa...	7.499f	8.207	58040	81742	0.300	0.301
12) 4,4'-DDE	7.499	8.228f	58040	34707	0.294	0.121 #
13) Dieldrin	7.652f	8.405	258641	8579638	1.217	28.838 #
14) Endrin	7.881f	8.629	10041769	7289633	58.748	31.835 #
15) 4,4'-DDD	7.881f	8.666	10041769	15277364	61.444	63.493
16) Endosulfa...	8.010	8.770	10399	12873	0.062	0.054
17) 4,4'-DDT	8.103	8.877f	5392	5543	0.026	0.089 #
18) Endrin Al...	8.306	9.008	23096	17075	0.158	0.082 #
19) Endosulfa...	0.000	9.197	0	21985	N.D.	0.097 #
20) Methoxychlor	0.000	0.000	0	0	N.D.	N.D.
21) Endrin Ke...	8.775f	9.587	21340	8650738	0.112	34.697 #
23) Hexachlor...	3.090	3.578	8829560	18340289	47.029	49.917
24) Hexachlor...	5.675	6.360	8488952	14302867	46.466	49.594
25) Oxylordane	7.155	7.825	8090964	12464151	47.619	48.789
26) 2,4'-DDE	7.232	8.031	6060344	9802054	49.352	51.257
27) trans-Non...	7.411	8.100	9381962	14090778	49.445	49.287
28) 2,4'-DDD	7.605	8.405	5253490	8579638	48.743	50.752
29) 2,4'-DDT	7.787	8.629	4897582	7289633	46.897	47.491
30) cis-Nonac...	7.881	8.666	10041769	15277364	48.930	50.236
31) Mirex	8.545	9.587	6176308	8650738	47.168	49.105
32) Chlordane...	0.000	8.100f	0	14090778	N.D.	357.596 #
33) Chlordane...	0.000	8.207f	0	81742	N.D.	2.496 #
34) Chlordane...	8.010	8.851	10399	10273	1.430	1.004 #
35) Chlordane...	0.000	0.000	0	0	N.D.	N.D.
36) Toxaphene...	0.000	8.405f	0	8579638	N.D.	3050.661 #
37) Toxaphene...	7.752	8.770	66080	12873	32.768	3.602 #
38) Toxaphene...	8.072	8.815	5903	53077	1.448	9.506 #
39) Toxaphene...	8.306	8.877	23096	5543	5.880	BelowCal #
40) Toxaphene...	8.545	0.000	6176308	0	2013.477	N.D. #
41) Toxaphene...	0.000	9.464f	0	18870	N.D.	3.491 #
42) Toxaphene...	0.000	0.000	0	0	N.D.	N.D.

Quantitation Report (Not Reviewed)

Data Path : C:\msdchem\1\data\2020-04\0D17030\  
Data File : ECD5-04172013.D  
Signal(s) : Signal #1: ECD1A.CH Signal #2: ECD2B.CH  
Acq On : 17 Apr 2020 14:55  
Operator : MJB  
Sample : 0D17030-CCV4  
Misc : A20C359, 9-42 100 ppb  
ALS Vial : 4 (Sig #1); 0 (Sig #2) Sample Multiplier: 1

Integration File signal 1: PEST1.e  
Integration File signal 2: PEST2.e  
Quant Time: Apr 20 11:54:09 2020  
Quant Method : C:\msdchem\1\methods\ECD5\_QUANTPEST\_200324RT2.M  
Quant Title : Instrument: DualECD5  
QLast Update : Wed Mar 25 12:47:54 2020  
Response via : Initial Calibration  
Integrator: ChemStation 6890 Scale Mode: Small noise peaks clipped

Volume Inj. : 2uL  
Signal #1 Phase : Rtx-CLPesticides Signal #2 Phase: Rtx-CLPesticides2  
Signal #1 Info : 30m X 0.32mm X 0. Signal #2 Info : 30m X 0.32mm X 0.25um



Quantitation Report (Not Reviewed)

Data Path : C:\msdchem\1\data\2020-04\0D17030\  
 Data File : ECD5-04172014.D  
 Signal(s) : Signal #1: ECD1A.CH Signal #2: ECD2B.CH  
 Acq On : 17 Apr 2020 15:12  
 Operator : MJB  
 Sample : OD17030-CCB2  
 Misc : A20C404  
 ALS Vial : 7 (Sig #1); 0 (Sig #2) Sample Multiplier: 1.

Integration File signal 1: PEST1.e  
 Integration File signal 2: PEST2.e  
 Quant Time: Apr 20 11:54:13 2020  
 Quant Method : C:\msdchem\1\methods\ECD5\_QUANTPEST\_200324RT2.M  
 Quant Title : Instrument: DualECD5  
 QLast Update : Wed Mar 25 12:47:54 2020  
 Response via : Initial Calibration  
 Integrator: ChemStation 6890 Scale Mode: Small noise peaks clipped

Volume Inj. : 2uL  
 Signal #1 Phase : Rtx-CLPesticides Signal #2 Phase: Rtx-CLPesticides2  
 Signal #1 Info : 30m X 0.32mm X 0. Signal #2 Info : 30m X 0.32mm X 0.25um

MJB  
4/20/20

Compound	RT#1	RT#2	Resp#1	Resp#2	ng/mL	ng/mL
System Monitoring Compounds						
1) S TCMX (S)	5.294	5.891	17172922	29795614	88.889	104.236
22) S DCBP (S)	9.493	10.441	12902434	16709466	86.611	98.390
Target Compounds						
2) a-BHC	0.000	0.000	0	0	N.D.	N.D.
3) g-BHC	0.000	0.000	0	0	N.D.	N.D.
4) b-BHC	0.000	0.000	0	0	N.D.	N.D.
5) Heptachlor	0.000	0.000	0	0	N.D.	N.D.
6) d-BHC	0.000	7.139	0	6210	N.D.	0.019 #
7) Aldrin	0.000	7.477	0	12005	N.D.	0.037 #
8) Heptachlo...	0.000	0.000	0	0	N.D.	N.D.
9) trans-Chl...	7.311	8.057	8619	11489	0.041	0.038
10) cis-Chlor...	7.416	0.000	8648	0	0.042	N.D. #
11) Endosulfa...	0.000	8.236f	0	2124	N.D.	0.008 #
12) 4,4'-DDE	7.470	8.267	5228	4209	0.027	0.015 #
13) Dieldrin	0.000	0.000	0	0	N.D.	N.D.
14) Endrin	7.895f	8.632	4475	6297	0.026	0.028
15) 4,4'-DDD	7.895	8.632f	4475	6297	0.027	0.026
16) Endosulfa...	8.027	8.780	9049	11254	0.054	0.047
17) 4,4'-DDT	0.000	8.915	0	12997	N.D.	0.135 #
18) Endrin Al...	8.302	9.007	7530	5612	0.051	0.027 #
19) Endosulfa...	8.603	9.174f	6081	14688	0.037	0.065 #
20) Methoxychlor	8.439	0.000	12066	0	0.014	N.D. #
21) Endrin Ke...	8.799	9.595	9256	25932	0.048	0.104 #
23) Hexachlor...	0.000	0.000	0	0	N.D.	N.D.
24) Hexachlor...	5.676	0.000	36494	0	BelowCal	N.D.
25) Oxychlorane	0.000	0.000	0	0	N.D.	N.D.
26) 2,4'-DDE	0.000	8.057f	0	11489	N.D.	BelowCal
27) trans-Non...	7.416	0.000	8648	0	BelowCal	N.D.
28) 2,4'-DDD	0.000	0.000	0	0	N.D.	N.D.
29) 2,4'-DDT	7.798	8.632	2964	6297	BelowCal	BelowCal
30) cis-Nonac...	7.895	8.632f	4475	6297	BelowCal	BelowCal
31) Mirex	8.548	9.595	31195	25932	5765.119	BelowCal #
32) Chlordane...	0.000	8.057	0	11489	N.D.	0.292 #
33) Chlordane...	7.470	0.000	5228	0	0.197	N.D. #
34) Chlordane...	8.027f	8.839	9049	27742	1.245	2.711 #
35) Chlordane...	0.000	3.671f	0	5971	N.D.	NoCal
36) Toxaphene...	7.470	0.000	5228	0	5.031	N.D. #
37) Toxaphene...	7.766	8.780	8473	11254	2.070	3.149 #
38) Toxaphene...	8.027f	8.815	9049	56964	2.220	10.202 #
39) Toxaphene...	8.302	8.915f	7530	12997	1.917	BelowCal #
40) Toxaphene...	8.548	0.000	31195	0	10.170	N.D. #
41) Toxaphene...	8.603	9.448	6081	38210	1.518	7.070 #
42) Toxaphene...	0.000	3.671	0	5971	N.D.	NoCal

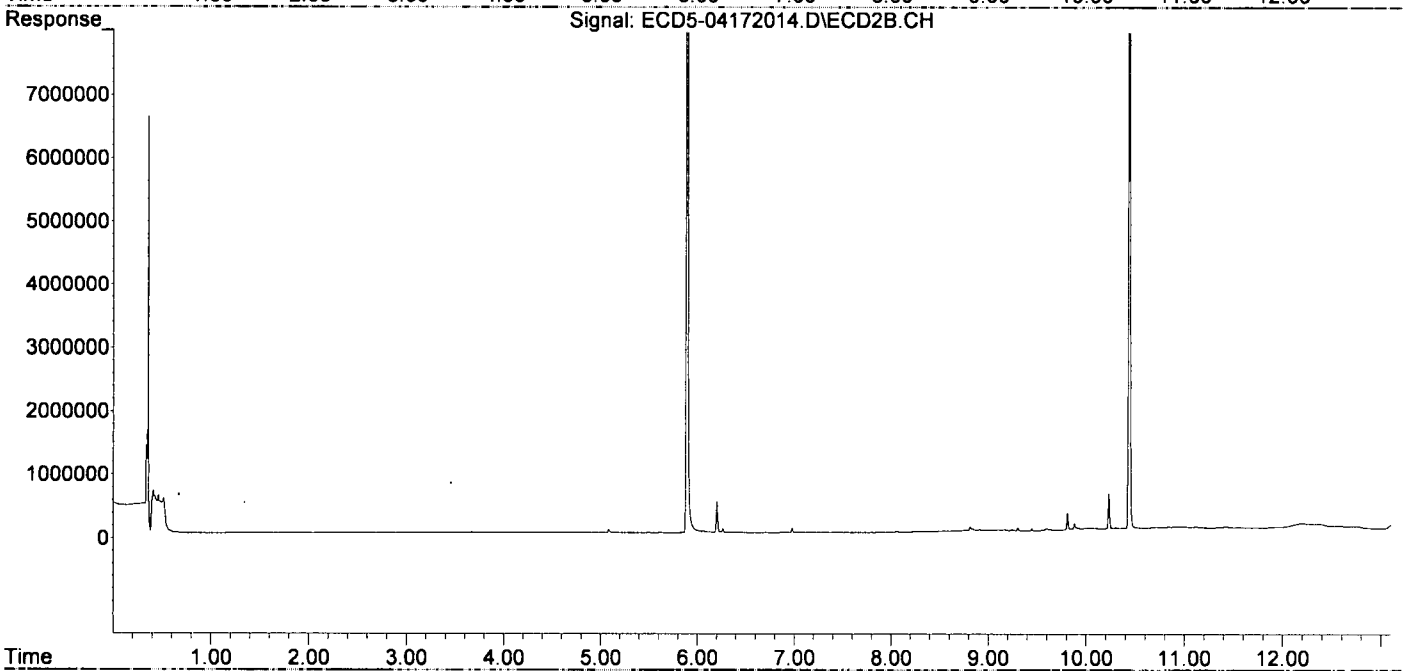
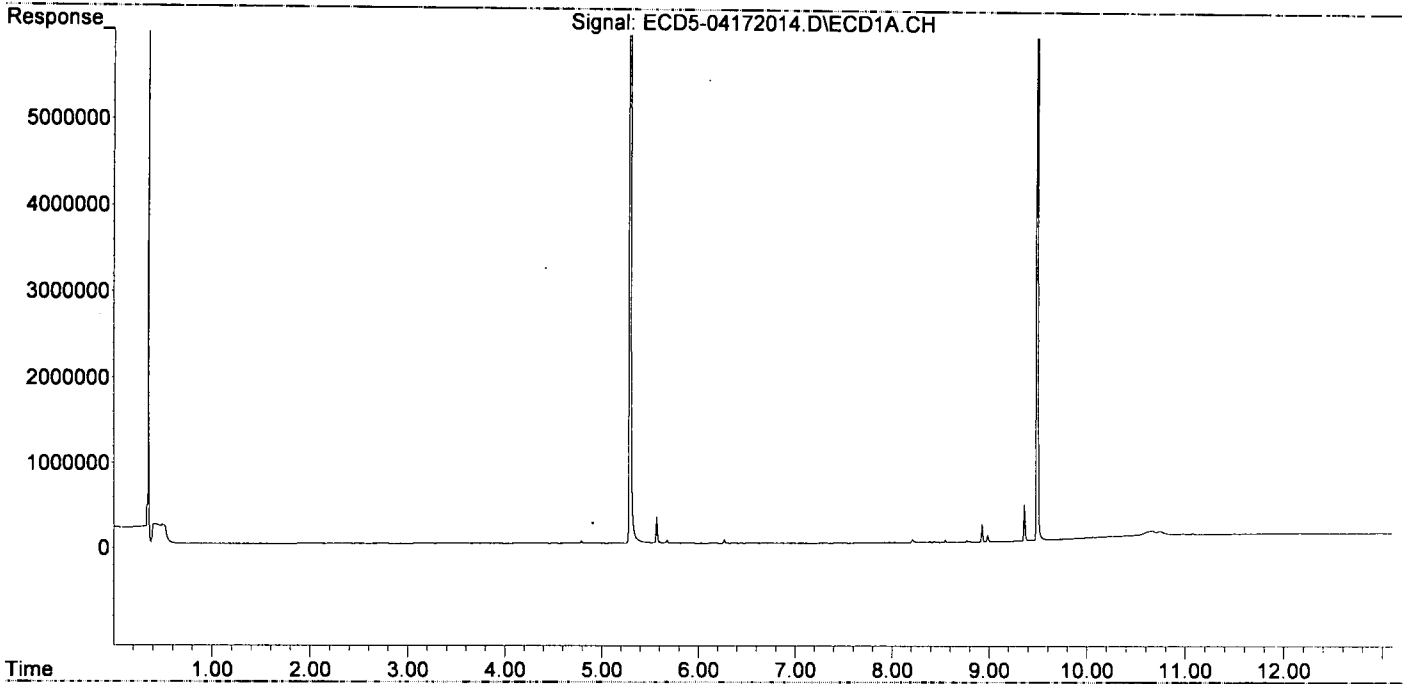


Quantitation Report (Not Reviewed)

Data Path : C:\msdchem\1\data\2020-04\0D17030\  
Data File : ECD5-04172014.D  
Signal(s) : Signal #1: ECD1A.CH Signal #2: ECD2B.CH  
Acq On : 17 Apr 2020 15:12  
Operator : MJB  
Sample : 0D17030-CCB2  
Misc : A20C404  
ALS Vial : 7 (Sig #1); 0 (Sig #2) Sample Multiplier: 1

Integration File signal 1: PEST1.e  
Integration File signal 2: PEST2.e  
Quant Time: Apr 20 11:54:13 2020  
Quant Method : C:\msdchem\1\methods\ECD5\_QUANTPEST\_200324RT2.M  
Quant Title : Instrument: DualECD5  
QLast Update : Wed Mar 25 12:47:54 2020  
Response via : Initial Calibration  
Integrator: ChemStation 6890 Scale Mode: Small noise peaks clipped

Volume Inj. : 2uL  
Signal #1 Phase : Rtx-CLPesticides Signal #2 Phase: Rtx-CLPesticides2  
Signal #1 Info : 30m X 0.32mm X 0. Signal #2 Info : 30m X 0.32mm X 0.25um



Quantitation Report (QT Reviewed)

Data Path : C:\msdchem\1\data\2020-04\0D17030\  
 Data File : ECD5-04172019.D  
 Signal(s) : Signal #1: ECD1A.CH Signal #2: ECD2B.CH  
 Acq On : 17 Apr 2020 16:46  
 Operator : MJB  
 Sample : A0D0210-01RE2010  
 Misc : 10x, 8081B 2,4+4,4-DDx Only, GPC  
 ALS Vial : 15 (Sig #1); 0 (Sig #2) Sample Multiplier: 1

Integration File signal 1: PEST1.e  
 Integration File signal 2: PEST2.e  
 Quant Time: Apr 20 14:48:32 2020  
 Quant Method : C:\msdchem\1\methods\ECD5\_QUANTPEST\_200324RT2.M  
 Quant Title : Instrument: DualECD5  
 QLast Update : Wed Mar 25 12:47:54 2020  
 Response via : Initial Calibration  
 Integrator: ChemStation 6890 Scale Mode: Small noise peaks clipped

Volume Inj. : 2uL  
 Signal #1 Phase : Rtx-CLPesticides Signal #2 Phase: Rtx-CLPesticides2  
 Signal #1 Info : 30m X 0.32mm X 0. Signal #2 Info : 30m X 0.32mm X 0.25um

MJB  
4/20/20

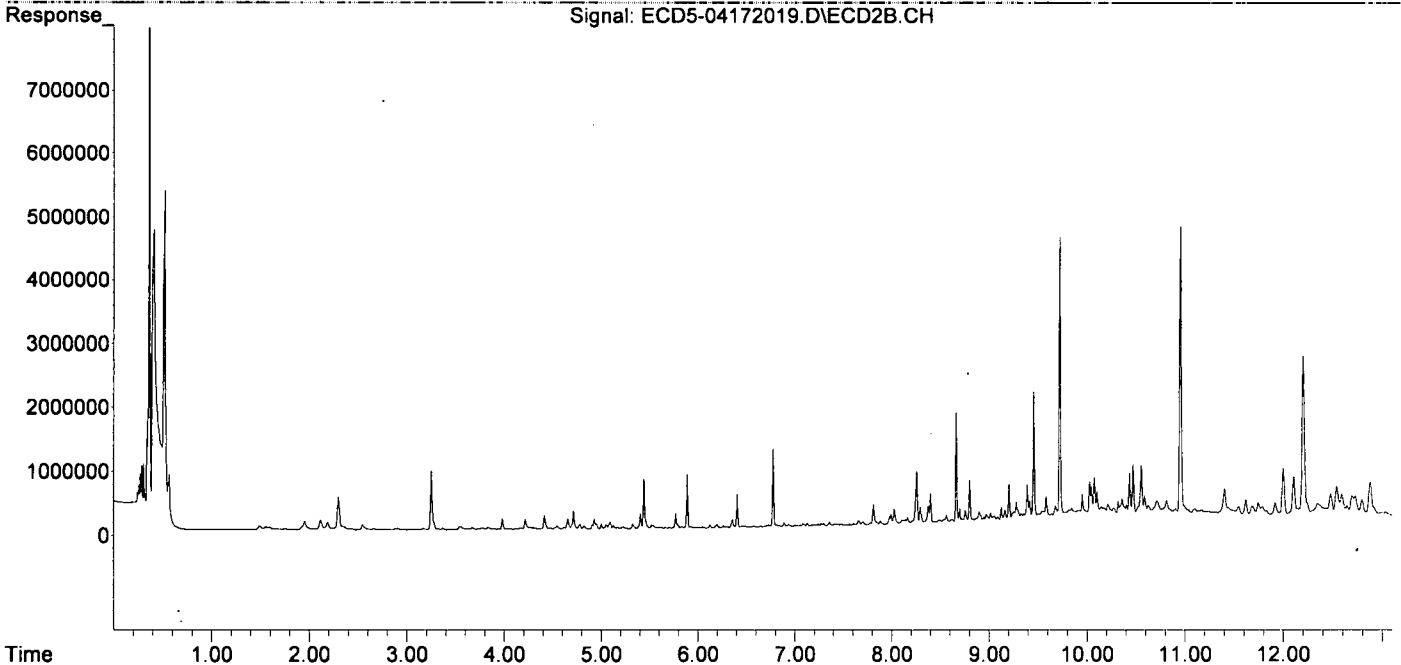
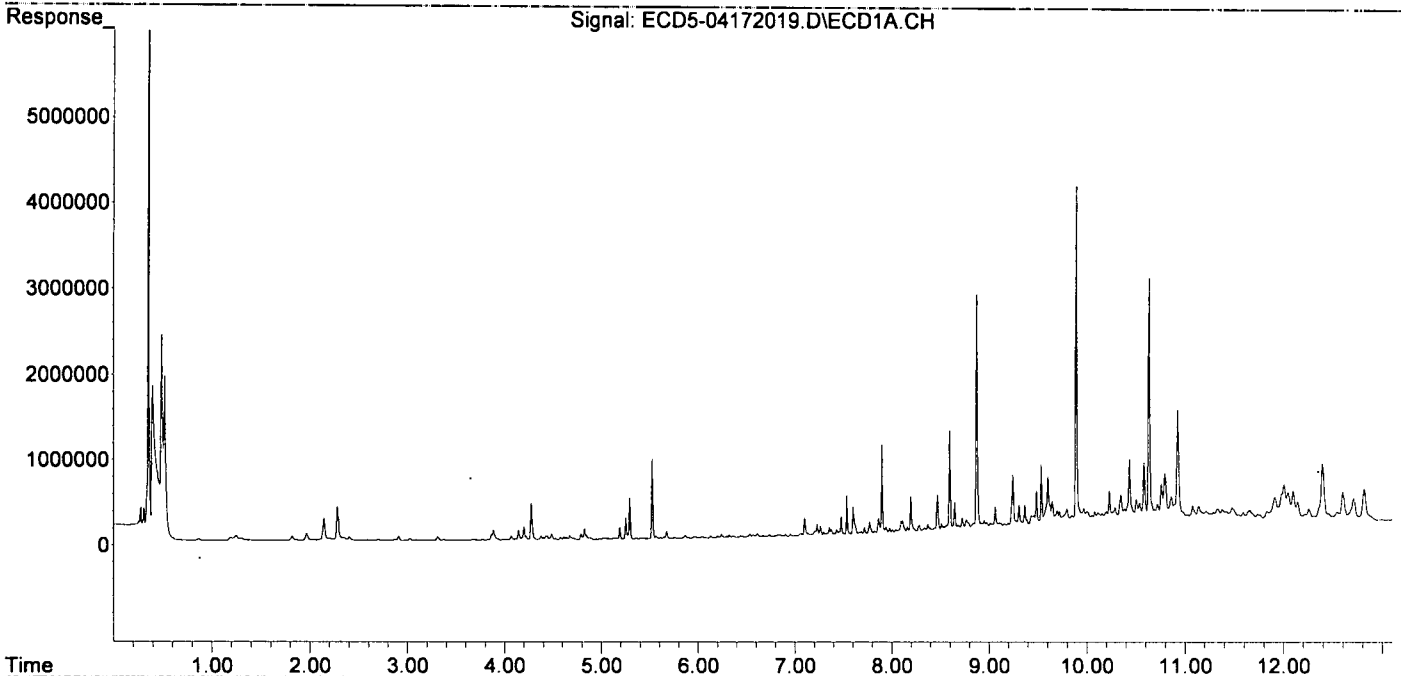
Compound	RT#1	RT#2	Resp#1	Resp#2	ng/mL	ng/mL
System Monitoring Compounds						
1) S TCMX (S)	5.292	5.890	480925	844858	2.489	2.956
22) S DCBP (S)	9.489	10.440	451656	736708	2.864	4.338 #
Target Compounds						
2) a-BHC	5.866f	6.492	36815	23686	0.140	0.058 #
3) g-BHC	6.130	6.814	27465	31481	0.120	0.089 #
4) b-BHC	6.203	6.892	18887	72385	0.197	0.482 #
5) Heptachlor	6.536	7.200	35772	23031	0.161	0.069 #
6) d-BHC	6.324	7.133	32892	52736	0.169	0.161
7) Aldrin	6.792f	7.455	11231	20406	0.051	0.063
8) Heptachlo...	7.230	7.885	128116	62942	0.625	0.211 #
9) trans-Chl...	7.299f	8.027	42483	246416	0.204	0.813 #
10) cis-Chlor...	7.432	8.143	64577	73709	0.315	0.254
11) Endosulfa...	7.537	8.166f	448444	109435	2.319	0.403 #
12) 4,4'-DDE	7.478	8.261	216163	834122	1.097	2.913 #
13) Dieldrin	7.686	8.401	37539	474356	0.177	1.594 #
14) Endrin	7.865	8.629	186372	63069	1.090	0.275 #
15) 4,4'-DDD	7.900	8.666	1029569	1729075	6.300	7.186
16) Endosulfa...	8.006	8.758	45114	203341	0.269	0.848 #
17) 4,4'-DDT	8.096	8.902	148181	180890	1.196	1.175
18) Endrin Al...	8.282f	9.019	87743	156443	0.599	0.752 #
19) Endosulfa...	8.598	9.208	1182402	602985	7.191	2.648 #
20) Methoxychlor	8.472f	9.395	438840	589197	6.620	6.899
21) Endrin Ke...	8.769f	9.588	142694	395069	0.747	1.585 #
23) Hexachlor...	3.088	3.555f	7783	41742	11064.667	BelowCal #
24) Hexachlor...	5.675	6.357	86783	131463	0.203	0.232
25) Oxychlorane	7.134f	7.814	36409	321786	BelowCal	1.056
26) 2,4'-DDE	7.230	8.027	128116	246416	0.851	1.147 #
27) trans-Non...	7.403	8.108	22444	68991	BelowCal	0.014
28) 2,4'-DDD	7.602	8.401	317180	474356	2.713	2.667
29) 2,4'-DDT	7.778	8.629	98050	63069	0.786m	0.268 #
30) cis-Nonac...	7.900	8.666	1029569	1729075	4.864	5.761
31) Mirex	8.563	9.588	79590	395069	0.207	1.892 #
32) Chlordane...	7.356	8.078	90253	28219	3.867	0.716 #
33) Chlordane...	7.478f	8.166	216163	109435	8.141	3.342 #
34) Chlordane...	8.006	8.832	45114	61190	6.206	5.979
35) Chlordane...	3.686	3.671f	9893	24641	NoCal	NoCal
36) Toxaphene...	7.478f	8.439	216163	35243	208.010	12.532 #
37) Toxaphene...	7.772f	8.758f	141779	203341	73.279	56.893
38) Toxaphene...	8.043f	8.804	48816	684374	11.975	122.570 #
39) Toxaphene...	8.282f	8.902f	87743	180890	22.337	17.860
40) Toxaphene...	8.512	9.058	96842	103369	31.570	20.918 #
41) Toxaphene...	8.598	9.419f	1182402	329889	295.180	61.039 #
42) Toxaphene...	3.686f	3.671	9893	24641	NoCal	NoCal

Quantitation Report (QT Reviewed)

Data Path : C:\msdchem\1\data\2020-04\0D17030\  
Data File : ECD5-04172019.D  
Signal(s) : Signal #1: ECD1A.CH Signal #2: ECD2B.CH  
Acq On : 17 Apr 2020 16:46  
Operator : MJB  
Sample : A0D0210-01RE2@10  
Misc : 10x, 8081B 2,4+4,4-DDx Only, GPC  
ALS Vial : 15 (Sig #1); 0 (Sig #2) Sample Multiplier: 1

Integration File signal 1: PEST1.e  
Integration File signal 2: PEST2.e  
Quant Time: Apr 20 14:48:32 2020  
Quant Method : C:\msdchem\1\methods\ECD5\_QUANTPEST\_200324RT2.M  
Quant Title : Instrument: DualECD5  
QLast Update : Wed Mar 25 12:47:54 2020  
Response via : Initial Calibration  
Integrator: ChemStation 6890 Scale Mode: Small noise peaks clipped

Volume Inj. : 2uL  
Signal #1 Phase : Rtx-CLPesticides Signal #2 Phase: Rtx-CLPesticides2  
Signal #1 Info : 30m X 0.32mm X 0. Signal #2 Info : 30m X 0.32mm X 0.25um

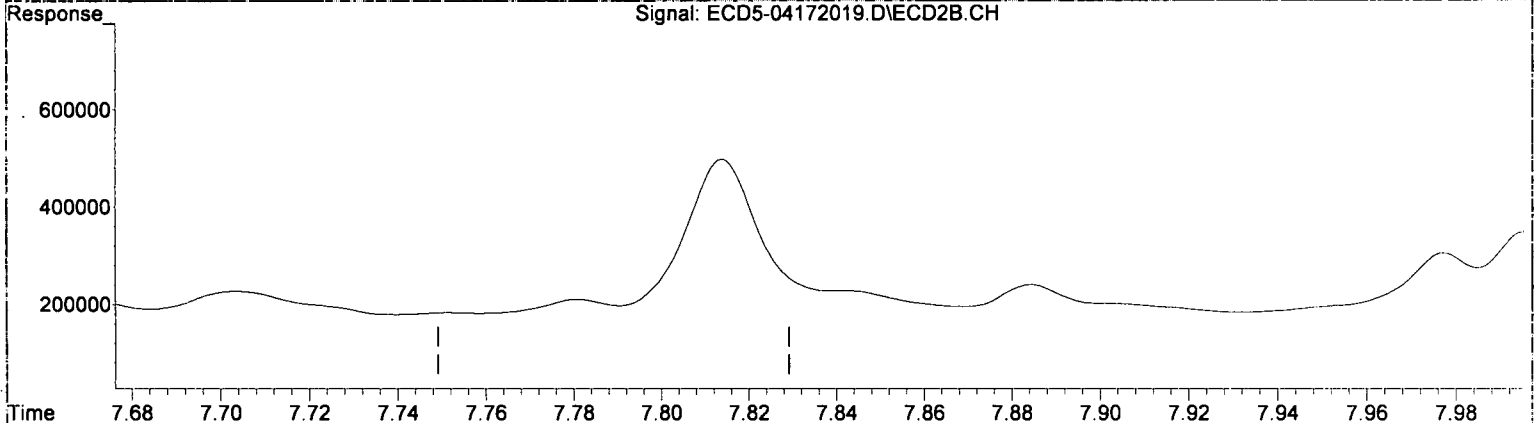
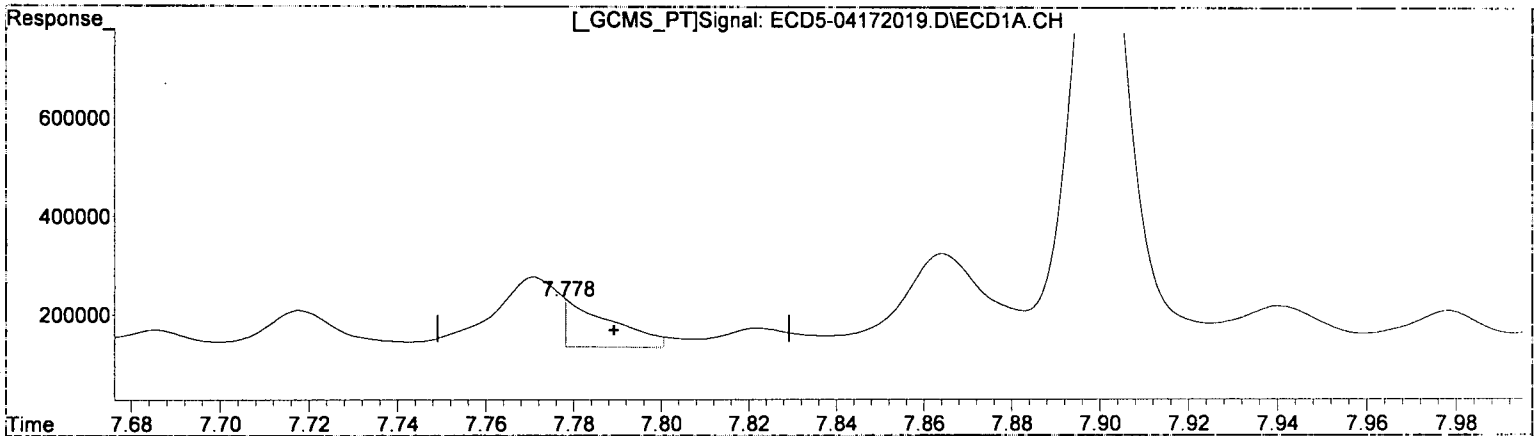


Quantitation Report (Qedit)

Data Path : C:\msdchem\1\data\2020-04\0D17030\  
Data File : ECD5-04172019.D  
Signal(s) : Signal #1: ECD1A.CH Signal #2: ECD2B.CH  
Acq On : 17 Apr 2020 16:46  
Operator : MJB  
Sample : A0D0210-01RE2@10  
Misc : 10x, 8081B 2,4+4,4-DDx Only, GPC  
ALS Vial : 15 (Sig #1); 0 (Sig #2) Sample Multiplier: 1

Integration File signal 1: PEST1.e  
Integration File signal 2: PEST2.e  
Quant Time: Apr 20 11:54:25 2020  
Quant Method : C:\msdchem\1\methods\ECD5\_QUANTPEST\_200324RT2.M  
Quant Title : Instrument: DualECD5  
QLast Update : Wed Mar 25 12:47:54 2020  
Response via : Initial Calibration  
Integrator: ChemStation 6890 Scale Mode: Small noise peaks clipped

Volume Inj. : 2uL  
Signal #1 Phase : Rtx-CLPesticides Signal #2 Phase: Rtx-CLPesticides2  
Signal #1 Info : 30m X 0.32mm X 0. Signal #2 Info : 30m X 0.32mm X 0.25um



QEdit

(29) 2,4'-DDT  
7.778min 0.786 ng/mL (+)  
response 98050

*MJB*  
*4/20/20*

(29) 2,4'-DDT #2  
8.629min 0.268 ng/mL  
response 63069

Quantitation Report (Not Reviewed)

Data Path : C:\msdchem\1\data\2020-04\0D17030\  
 Data File : ECD5-04172019.D  
 Signal(s) : Signal #1: ECD1A.CH Signal #2: ECD2B.CH  
 Acq On : 17 Apr 2020 16:46  
 Operator : MJB  
 Sample : A0D0210-01RE2@10  
 Misc : 10x, 8081B 2,4+4,4-DDx Only, GPC  
 ALS Vial : 15 (Sig #1); 0 (Sig #2) Sample Multiplier: 1

Integration File signal 1: PEST1.e  
 Integration File signal 2: PEST2.e  
 Quant Time: Apr 20 11:54:25 2020  
 Quant Method : C:\msdchem\1\methods\ECD5\_QUANTPEST\_200324RT2.M  
 Quant Title : Instrument: DualECD5  
 QLast Update : Wed Mar 25 12:47:54 2020  
 Response via : Initial Calibration  
 Integrator: ChemStation 6890 Scale Mode: Small noise peaks clipped

Volume Inj. : 2uL  
 Signal #1 Phase : Rtx-CLPesticides Signal #2 Phase: Rtx-CLPesticides2  
 Signal #1 Info : 30m X 0.32mm X 0. Signal #2 Info : 30m X 0.32mm X 0.25um

*MJ*  
*MJB*  
*4/20/20*

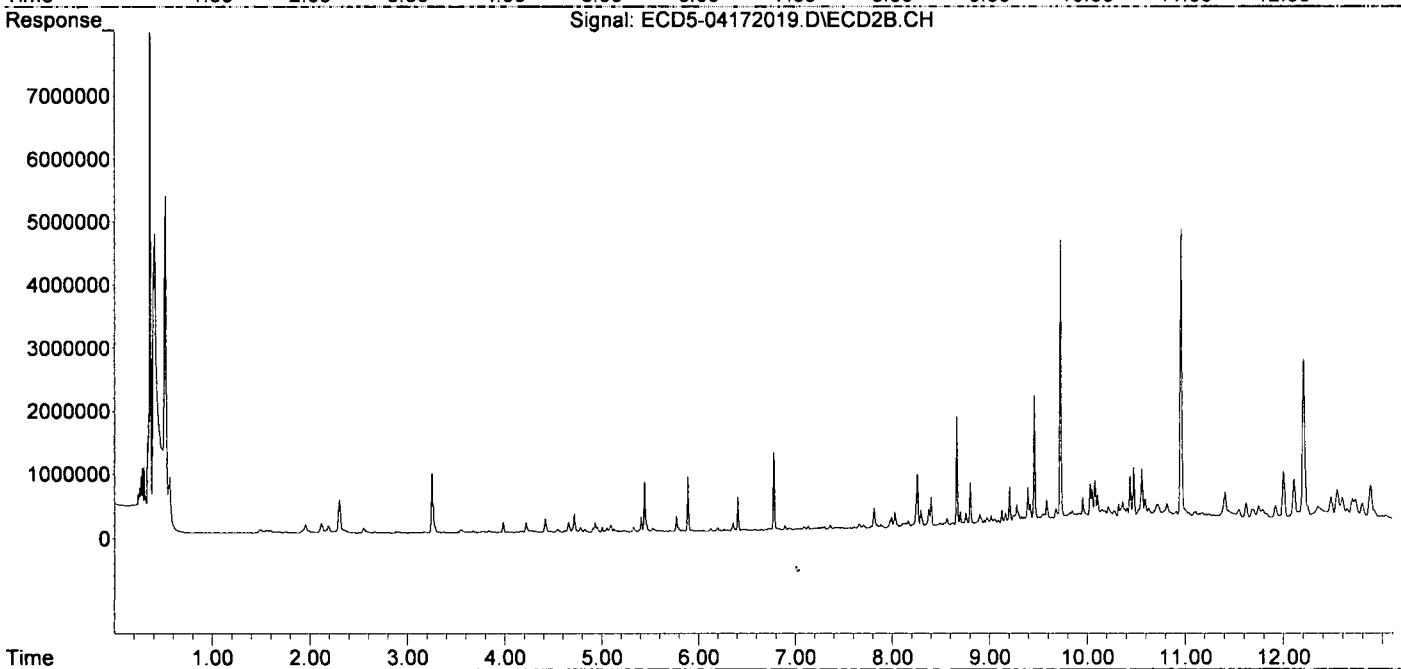
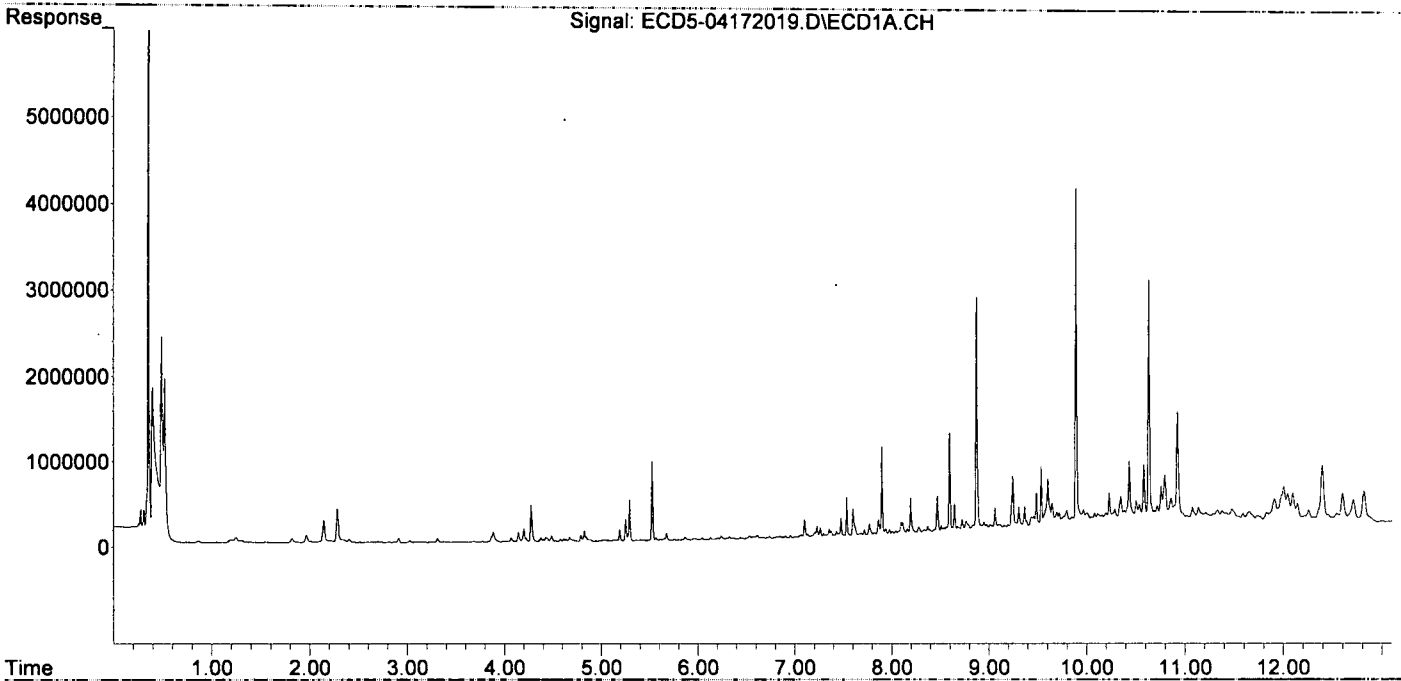
Compound	RT#1	RT#2	Resp#1	Resp#2	ng/mL	ng/mL
<b>System Monitoring Compounds</b>						
1) S TCMX (S)	5.292	5.890	480925	844858	2.489	2.956
22) S DCBP (S)	9.489	10.440	451656	736708	2.864	4.338 #
<b>Target Compounds</b>						
2) a-BHC	5.866f	6.492	36815	23686	0.140	0.058 #
3) g-BHC	6.130	6.814	27465	31481	0.120	0.089 #
4) b-BHC	6.203	6.892	18887	72385	0.197	0.482 #
5) Heptachlor	6.536	7.200	35772	23031	0.161	0.069 #
6) d-BHC	6.324	7.133	32892	52736	0.169	0.161
7) Aldrin	6.792f	7.455	11231	20406	0.051	0.063
8) Heptachlo...	7.230	7.885	128116	62942	0.625	0.211 #
9) trans-Chl...	7.299f	8.027	42483	246416	0.204	0.813 #
10) cis-Chlor...	7.432	8.148	64577	73709	0.315	0.254
11) Endosulfa...	7.537	8.166f	448444	109435	2.319	0.403 #
12) 4,4'-DDE	7.478	8.261	216163	834122	1.097	2.913 #
13) Dieldrin	7.686	8.401	37539	474356	0.177	1.594 #
14) Endrin	7.865	8.629	186372	63069	1.090	0.275 #
15) 4,4'-DDD	7.900	8.666	1029569	1729075	6.300	7.186
16) Endosulfa...	8.006	8.758	45114	203341	0.269	0.848 #
17) 4,4'-DDT	8.096	8.902	148181	180890	1.196	1.175
18) Endrin Al...	8.282f	9.019	87743	156443	0.599	0.752 #
19) Endosulfa...	8.598	9.208	1182402	602985	7.191	2.648 #
20) Methoxychlor	8.472f	9.395	438840	589197	6.620	6.899
21) Endrin Ke...	8.769f	9.588	142694	395069	0.747	1.585 #
23) Hexachlor...	3.088	3.555f	7783	41742	11064.667	BelowCal #
24) Hexachlor...	5.875	6.357	86783	131463	0.203	0.232
25) Oxychlordane	7.134f	7.814	36409	321786	BelowCal	1.056
26) 2,4'-DDE	7.230	8.027	128116	246416	0.851	1.147 #
27) trans-Non...	7.403	8.108	22444	68991	BelowCal	0.014
28) 2,4'-DDD	7.602	8.401	317180	474356	2.713	2.667
29) 2,4'-DDT	7.772	8.629	141779	63069	1.226	0.268 #
30) cis-Nonac...	7.900	8.666	1029569	1729075	4.864	5.761
31) Mirex	8.563	9.588	79590	395069	0.207	1.892 #
32) Chlordane...	7.356	8.078	90253	28219	3.867	0.716 #
33) Chlordane...	7.478f	8.166	216163	109435	8.141	3.342 #
34) Chlordane...	8.006	8.832	45114	61190	6.206	5.979
35) Chlordane...	3.686	3.671f	9893	24641	NoCal	NoCal
36) Toxaphene...	7.478f	8.439	216163	35243	208.010	12.532 #
37) Toxaphene...	7.772f	8.758f	141779	203341	73.279	56.893
38) Toxaphene...	8.043f	8.804	48816	684374	11.975	122.570 #
39) Toxaphene...	8.282f	8.902f	87743	180890	22.337	17.860
40) Toxaphene...	8.512	9.058	96842	103369	31.570	20.918 #
41) Toxaphene...	8.598	9.419f	1182402	329889	295.180	61.039 #
42) Toxaphene...	3.686f	3.671	9893	24641	NoCal	NoCal

Quantitation Report (Not Reviewed)

Data Path : C:\msdchem\1\data\2020-04\0D17030\  
Data File : ECD5-04172019.D  
Signal(s) : Signal #1: ECD1A.CH Signal #2: ECD2B.CH  
Acq On : 17 Apr 2020 16:46  
Operator : MJB  
Sample : A0D0210-01RE2@10  
Misc : 10x, 8081B 2,4+4,4-DDx Only, GPC  
ALS Vial : 15 (Sig #1); 0 (Sig #2) Sample Multiplier: 1

Integration File signal 1: PEST1.e  
Integration File signal 2: PEST2.e  
Quant Time: Apr 20 11:54:25 2020  
Quant Method : C:\msdchem\1\methods\ECD5\_QUANTPEST\_200324RT2.M  
Quant Title : Instrument: DualECD5  
QLast Update : Wed Mar 25 12:47:54 2020  
Response via : Initial Calibration  
Integrator: ChemStation 6890 Scale Mode: Small noise peaks clipped

Volume Inj. : 2uL  
Signal #1 Phase : Rtx-CLPesticides Signal #2 Phase: Rtx-CLPesticides2  
Signal #1 Info : 30m X 0.32mm X 0. Signal #2 Info : 30m X 0.32mm X 0.25um



Quantitation Report (QT Reviewed)

Data Path : C:\msdchem\1\data\2020-04\0D17030\  
 Data File : ECD5-04172021.D  
 Signal(s) : Signal #1: ECD1A.CH Signal #2: ECD2B.CH  
 Acq On : 17 Apr 2020 17:27  
 Operator : MJB  
 Sample : A0D0210-02RE205  
 Misc : 5x, 8081B 2,4+4,4-DDx Only, GPC  
 ALS Vial : 16 (Sig #1); 0 (Sig #2) Sample Multiplier: 1

Integration File signal 1: PEST1.e  
 Integration File signal 2: PEST2.e  
 Quant Time: Apr 20 14:53:51 2020  
 Quant Method : C:\msdchem\1\methods\ECD5\_QUANTPEST\_200324RT2.M  
 Quant Title : Instrument: DualECD5  
 QLast Update : Wed Mar 25 12:47:54 2020  
 Response via : Initial Calibration  
 Integrator: ChemStation 6890 Scale Mode: Small noise peaks clipped

Volume Inj. : 2uL  
 Signal #1 Phase : Rtx-CLPesticides Signal #2 Phase: Rtx-CLPesticides2  
 Signal #1 Info : 30m X 0.32mm X 0. Signal #2 Info : 30m X 0.32mm X 0.25um

MJB  
4/20/20

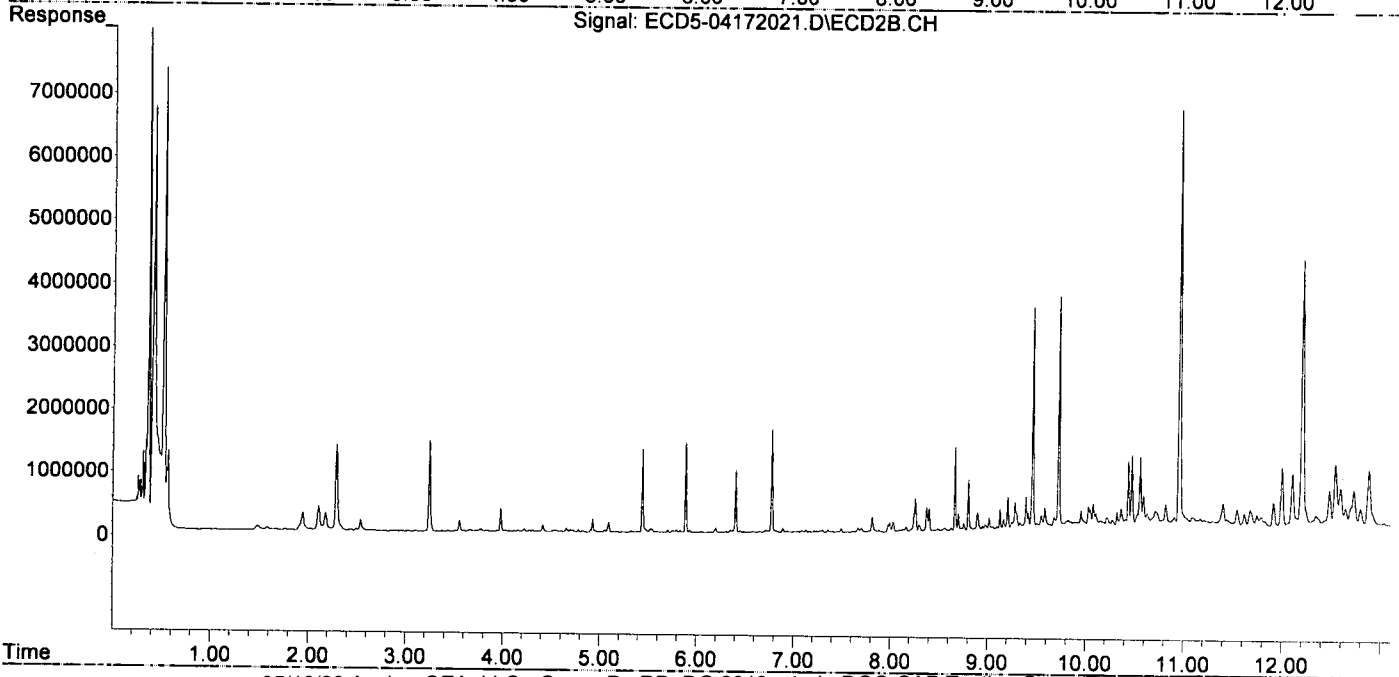
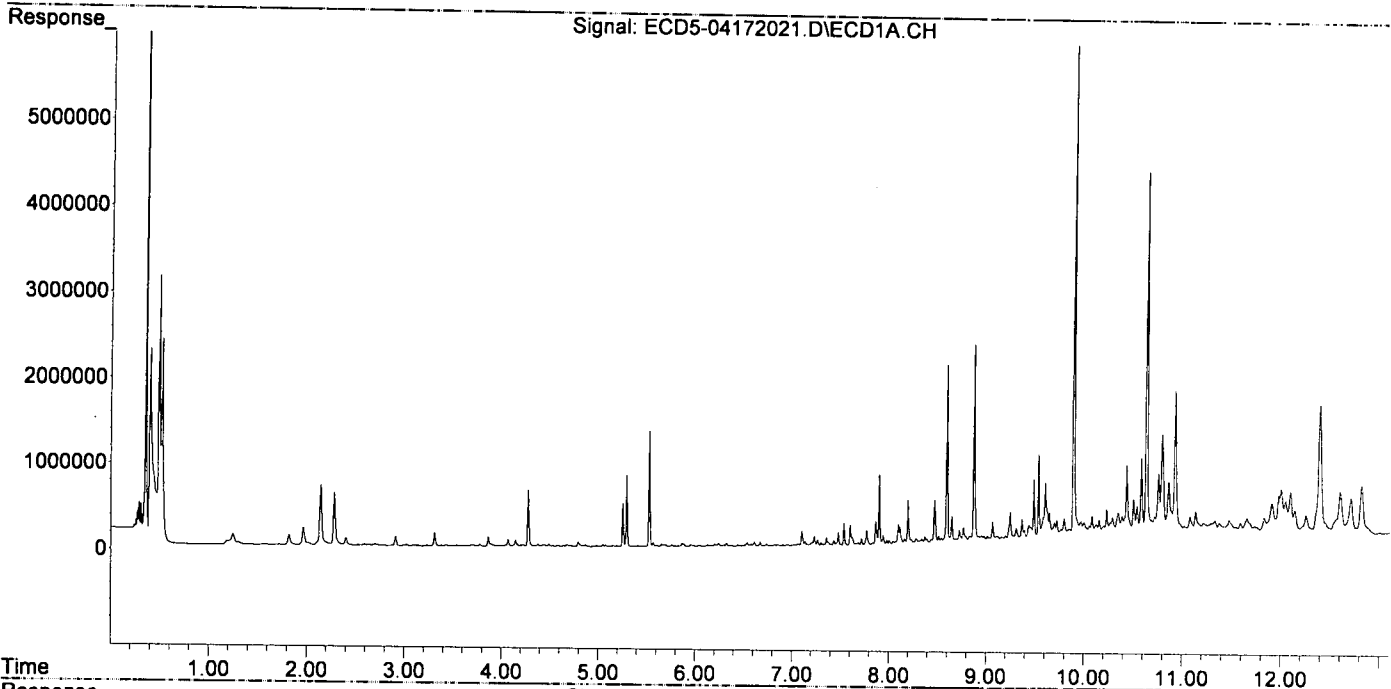
Compound	RT#1	RT#2	Resp#1	Resp#2	ng/mL	ng/mL
<b>System Monitoring Compounds</b>						
1) S TCMX (S)	5.291	5.888	819201	1419313	4.240	4.965
22) S DCBP (S)	9.490	10.439	716100	1066898	4.645	6.282 #
<b>Target Compounds</b>						
2) a-BHC	5.825	6.490	11597	17826	0.044	0.044
3) g-BHC	6.129	6.812	21983	30526	0.096	0.086
4) b-BHC	6.203	6.891	26241	72653	0.274	0.484 #
5) Heptachlor	6.537	7.218f	39132	26373	0.176	0.079 #
6) d-BHC	6.324	7.130	36510	41188	0.187	0.126 #
7) Aldrin	6.739f	7.439f	27156	9766	0.122	0.030 #
8) Heptachlo...	7.231	7.885	110485	31343	0.539	0.105 #
9) trans-Chl...	7.299f	8.027	36405	163106	0.175	0.538 #
10) cis-Chlor...	7.432	8.143	55185	41518	0.269	0.143 #
11) Endosulfa...	7.537	8.164f	257997	83119	1.334	0.306 #
12) 4,4'-DDE	7.479	8.259	149324	519140	0.758	1.813 #
13) Dieldrin	7.686	8.401	22370	367528	0.105	1.235 #
14) Endrin	7.865	8.628	262158	55267	1.534	0.241 #
15) 4,4'-DDD	7.900	8.665	796727	1320578	4.875	5.488
16) Endosulfa...	8.005	8.757	43244	131677	0.258	0.549 #
17) 4,4'-DDT	8.097	8.898	227260	287832	1.842	1.834
18) Endrin Al...	8.281f	9.017	59225	208862	0.405	1.004 #
19) Endosulfa...	8.599	9.208	2075821	523250	12.624	2.298 #
20) Methoxychlor	8.437	9.394	44966	524988	0.526	6.149 #
21) Endrin Ke...	8.768f	9.588	173565	354976	0.909	1.424 #
23) Hexachlor...	3.085	3.592	8582	15542	11064.663	BelowCal #
24) Hexachlor...	5.675	6.351	21355	39395	BelowCal	BelowCal
25) Oxychlorane	7.135f	7.813	46781	237891	0.020	0.711 #
26) 2,4'-DDE	7.231	8.027	110485	163106	0.704	0.687
27) trans-Non...	7.432	8.120	55185	35426	0.035	BelowCal #
28) 2,4'-DDD	7.601	8.401	227295	367528	1.865	2.005
29) 2,4'-DDT	7.779	8.628	87229	55267	0.677m	0.212 #
30) cis-Nonac...	7.865	8.665	262158	1320578	1.067	4.356 #
31) Mirex	8.541	9.588	57551	354976	0.038	1.655 #
32) Chlordane...	7.357	8.078	93549	18425	4.008	0.468 #
33) Chlordane...	7.479f	8.164	149324	83119	5.624	2.538 #
34) Chlordane...	8.005	8.831	43244	55572	5.949	5.431
35) Chlordane...	3.649	3.665	9177	26176	NoCal	NoCal
36) Toxaphene...	7.479f	8.455f	149324	24144	143.693	8.585 #
37) Toxaphene...	7.771f	8.757f	168615	131677	87.688	36.842 #
38) Toxaphene...	8.044	8.803	29876	797671	7.329	142.862 #
39) Toxaphene...	8.281f	8.898	59225	287832	15.077	30.958 #
40) Toxaphene...	8.541	9.058	57551	67616	18.762	13.683 #
41) Toxaphene...	8.599	9.418f	2075821	276927	518.217	51.240 #
42) Toxaphene...	3.649	3.665	9177	26176	NoCal	NoCal

Quantitation Report (QT Reviewed)

Data Path : C:\msdchem\1\data\2020-04\0D17030\  
Data File : ECD5-04172021.D  
Signal(s) : Signal #1: ECD1A.CH Signal #2: ECD2B.CH  
Acq On : 17 Apr 2020 17:27  
Operator : MJB  
Sample : A0D0210-02RE2@5  
Misc : 5x, 8081B 2,4+4,4-DDx Only, GPC  
ALS Vial : 16 (Sig #1); 0 (Sig #2) Sample Multiplier: 1

Integration File signal 1: PEST1.e  
Integration File signal 2: PEST2.e  
Quant Time: Apr 20 14:53:51 2020  
Quant Method : C:\msdchem\1\methods\ECD5\_QUANTPEST\_200324RT2.M  
Quant Title : Instrument: DualECD5  
QLast Update : Wed Mar 25 12:47:54 2020  
Response via : Initial Calibration  
Integrator: ChemStation 6890 Scale Mode: Small noise peaks clipped

Volume Inj. : 2uL  
Signal #1 Phase : Rtx-CLPesticides Signal #2 Phase: Rtx-CLPesticides2  
Signal #1 Info : 30m X 0.32mm X 0. Signal #2 Info : 30m X 0.32mm X 0.25um



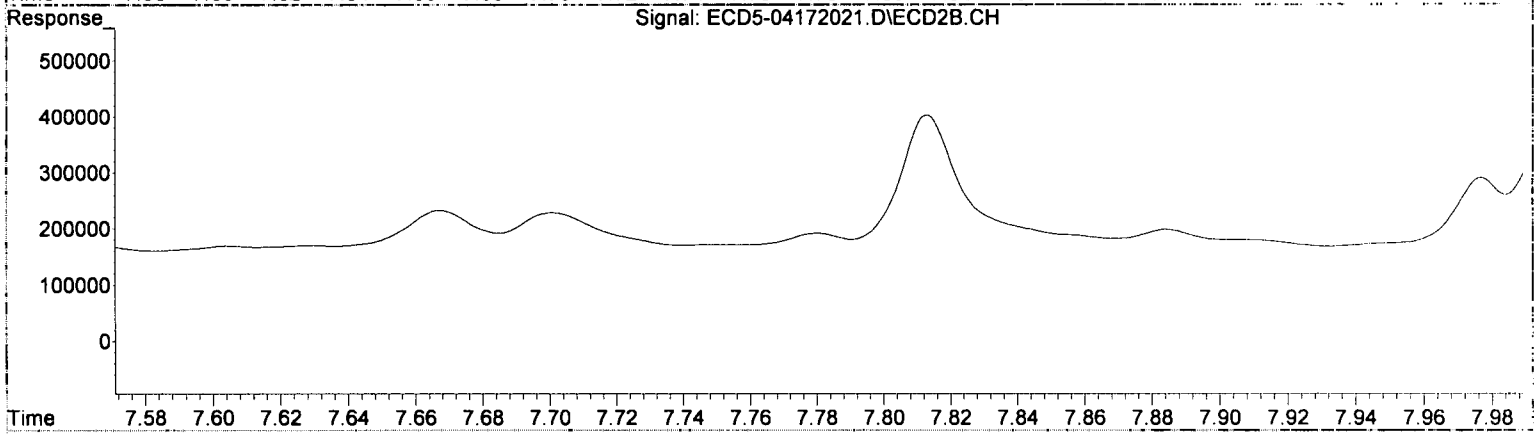
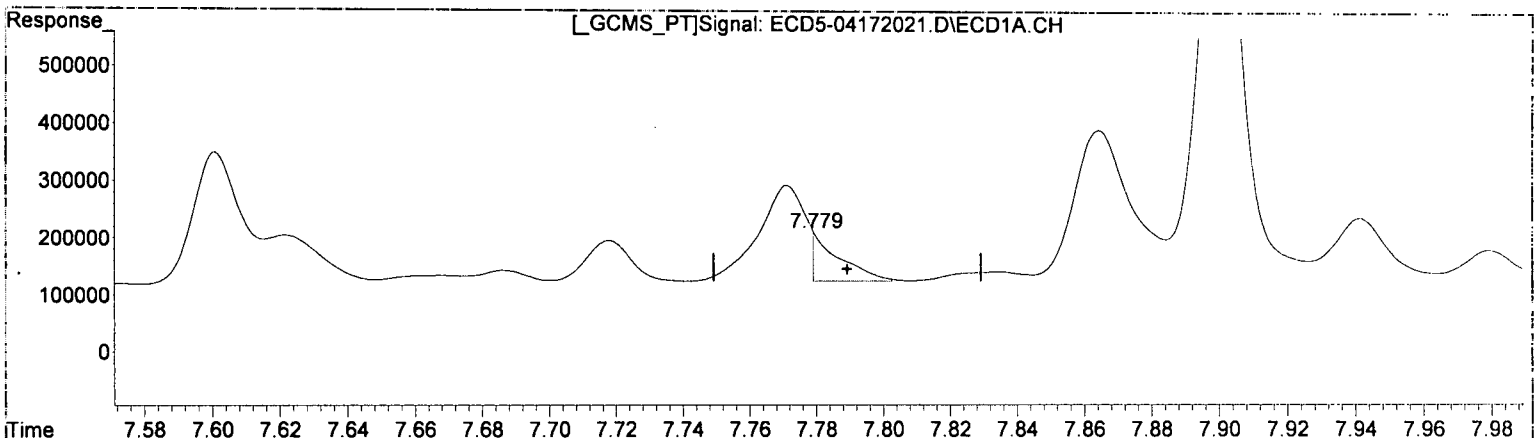


Quantitation Report (Qedit)

Data Path : C:\msdchem\1\data\2020-04\0D17030\  
Data File : ECD5-04172021.D  
Signal(s) : Signal #1: ECD1A.CH Signal #2: ECD2B.CH  
Acq On : 17 Apr 2020 17:27  
Operator : MJB  
Sample : A0D0210-02RE2@5  
Misc : 5x, 8081B 2,4+4,4-DDx Only, GPC  
ALS Vial : 16 (Sig #1); 0 (Sig #2) Sample Multiplier: 1

Integration File signal 1: PEST1.e  
Integration File signal 2: PEST2.e  
Quant Time: Apr 20 11:54:29 2020  
Quant Method : C:\msdchem\1\methods\ECD5\_QUANTPEST\_200324RT2.M  
Quant Title : Instrument: DualECD5  
QLast Update : Wed Mar 25 12:47:54 2020  
Response via : Initial Calibration  
Integrator: ChemStation 6890 Scale Mode: Small noise peaks clipped

Volume Inj. : 2uL  
Signal #1 Phase : Rtx-CLPesticides Signal #2 Phase: Rtx-CLPesticides2  
Signal #1 Info : 30m X 0.32mm X 0. Signal #2 Info : 30m X 0.32mm X 0.25um



(29) 2,4'-DDT  
7.779min 0.677 ng/mL  
response 87229

*MJB*  
*4/20/20*

(29) 2,4'-DDT #2  
8.628min 0.212 ng/mL  
response 55267

Quantitation Report (Not Reviewed)

Data Path : C:\msdchem\1\data\2020-04\0D17030\  
 Data File : ECD5-04172021.D  
 Signal(s) : Signal #1: ECD1A.CH Signal #2: ECD2B.CH  
 Acq On : 17 Apr 2020 17:27  
 Operator : MJB  
 Sample : AOD0210-02RE2@5  
 Misc : 5x, 8081B 2,4+4,4-DDx Only, GPC  
 ALS Vial : 16 (Sig #1); 0 (Sig #2) Sample Multiplier: 1

Integration File signal 1: PEST1.e  
 Integration File signal 2: PEST2.e  
 Quant Time: Apr 20 11:54:29 2020  
 Quant Method : C:\msdchem\1\methods\ECD5\_QUANTPEST\_200324RT2.M  
 Quant Title : Instrument: DualECD5  
 QLast Update : Wed Mar 25 12:47:54 2020  
 Response via : Initial Calibration  
 Integrator: ChemStation 6890 Scale Mode: Small noise peaks clipped

Volume Inj. : 2uL  
 Signal #1 Phase : Rtx-CLPesticides Signal #2 Phase: Rtx-CLPesticides2  
 Signal #1 Info : 30m X 0.32mm X 0. Signal #2 Info : 30m X 0.32mm X 0.25um

*MJB*  
*MJB*  
*4/20/20*

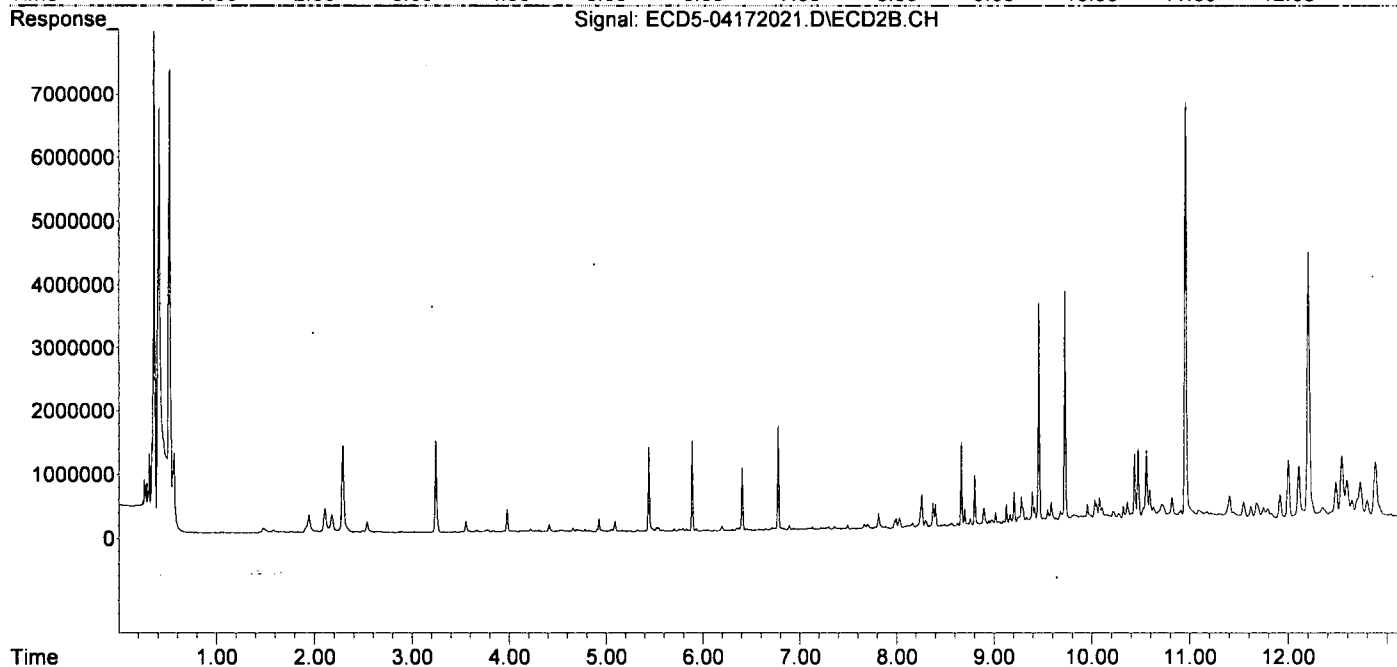
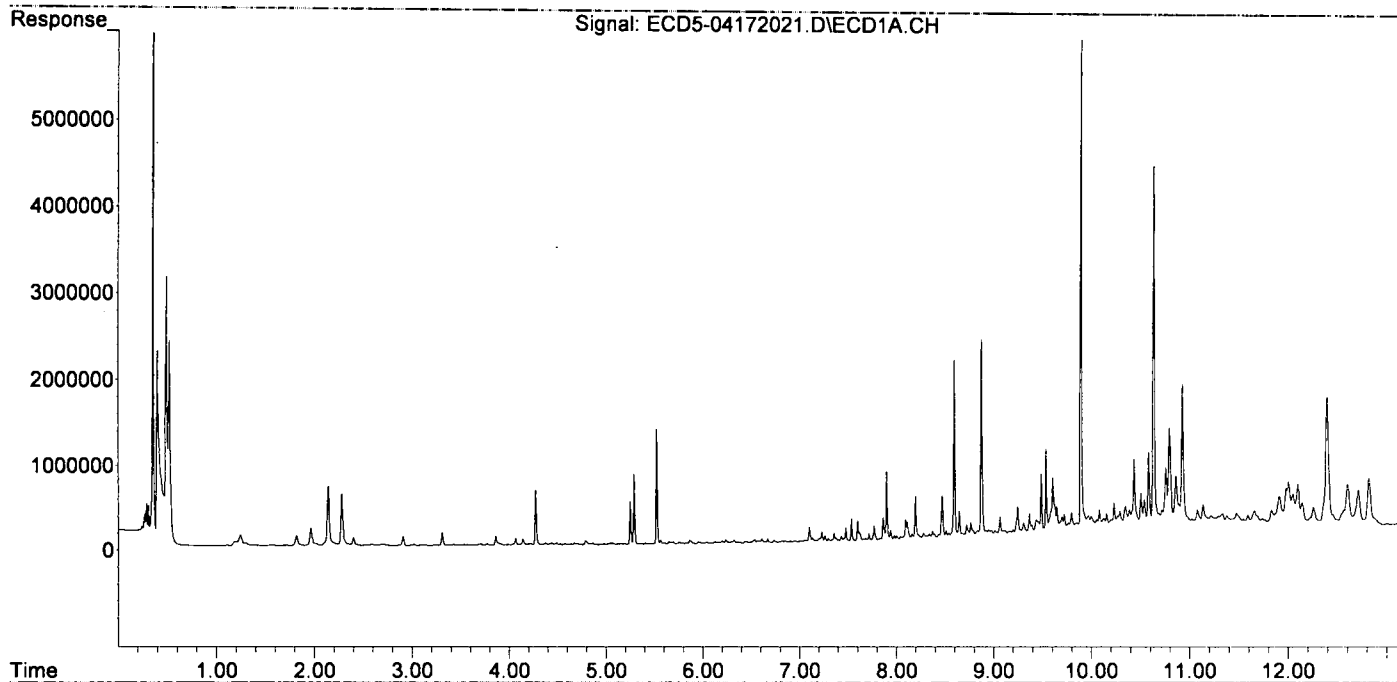
Compound	RT#1	RT#2	Resp#1	Resp#2	ng/mL	ng/mL
System Monitoring Compounds						
1) S TCMX (S)	5.291	5.888	819201	1419313	4.240	4.965
22) S DCBP (S)	9.490	10.439	716100	1066898	4.645	6.282 #
Target Compounds						
2) a-BHC	5.825	6.490	11597	17826	0.044	0.044
3) g-BHC	6.129	6.812	21983	30526	0.096	0.086
4) b-BHC	6.203	6.891	26241	72653	0.274	0.484 #
5) Heptachlor	6.537	7.218f	39132	26373	0.176	0.079 #
6) d-BHC	6.324	7.130	36510	41188	0.187	0.126 #
7) Aldrin	6.739f	7.439f	27156	9766	0.122	0.030 #
8) Heptachlo...	7.231	7.885	110485	31343	0.539	0.105 #
9) trans-Chl...	7.299f	8.027	36405	163106	0.175	0.538 #
10) cis-Chlor...	7.432	8.143	55185	41518	0.269	0.143 #
11) Endosulfa...	7.537	8.164f	257997	83119	1.334	0.306 #
12) 4,4'-DDE	7.479	8.259	149324	519140	0.758	1.813 #
13) Dieldrin	7.686	8.401	22370	367528	0.105	1.235 #
14) Endrin	7.865	8.628	262158	55267	1.534	0.241 #
15) 4,4'-DDD	7.900	8.665	796727	1320578	4.875	5.488
16) Endosulfa...	8.005	8.757	43244	131677	0.258	0.549 #
17) 4,4'-DDT	8.097	8.898	227260	287832	1.842	1.834
18) Endrin Al...	8.281f	9.017	59225	208862	0.405	1.004 #
19) Endosulfa...	8.599	9.208	2075821	523250	12.624	2.298 #
20) Methoxychlor	8.437	9.394	44966	524988	0.526	6.149 #
21) Endrin Ke...	8.768f	9.588	173565	354976	0.909	1.424 #
23) Hexachlor...	3.085	3.592	8582	15542	11064.663	BelowCal #
24) Hexachlor...	5.675	6.351	21355	39395	BelowCal	BelowCal
25) Oxychlorane	7.135f	7.813	46781	237891	0.020	0.711 #
26) 2,4'-DDE	7.231	8.027	110485	163106	0.704	0.687
27) trans-Non...	7.432	8.120	55185	35426	0.035	BelowCal #
28) 2,4'-DDD	7.601	8.401	227295	367528	1.865	2.005
29) 2,4'-DDT	7.771	8.628	168615	55267	1.496	0.212 #
30) cis-Nonac...	7.865	8.665	262158	1320578	1.067	4.356 #
31) Mirex	8.541	9.588	57551	354976	0.038	1.655 #
32) Chlordane...	7.357	8.078	93549	18425	4.008	0.468 #
33) Chlordane...	7.479f	8.164	149324	83119	5.624	2.538 #
34) Chlordane...	8.005	8.831	43244	55572	5.949	5.431
35) Chlordane...	3.649	3.665	9177	26176	NoCal	NoCal
36) Toxaphene...	7.479f	8.455f	149324	24144	143.693	8.585 #
37) Toxaphene...	7.771f	8.757f	168615	131677	87.688	36.842 #
38) Toxaphene...	8.044	8.803	29876	797671	7.329	142.862 #
39) Toxaphene...	8.281f	8.898	59225	287832	15.077	30.958 #
40) Toxaphene...	8.541	9.058	57551	67616	18.762	13.683 #
41) Toxaphene...	8.599	9.418f	2075821	276927	518.217	51.240 #
42) Toxaphene...	3.649	3.665	9177	26176	NoCal	NoCal

Quantitation Report (Not Reviewed)

Data Path : C:\msdchem\1\data\2020-04\0D17030\  
Data File : ECD5-04172021.D  
Signal(s) : Signal #1: ECD1A.CH Signal #2: ECD2B.CH  
Acq On : 17 Apr 2020 17:27  
Operator : MJB  
Sample : A0D0210-02RE2@5  
Misc : 5x, 8081B 2,4+4,4-DDx Only, GPC  
ALS Vial : 16 (Sig #1); 0 (Sig #2) Sample Multiplier: 1

Integration File signal 1: PEST1.e  
Integration File signal 2: PEST2.e  
Quant Time: Apr 20 11:54:29 2020  
Quant Method : C:\msdchem\1\methods\ECD5\_QUANTPEST\_200324RT2.M  
Quant Title : Instrument: DualECD5  
QLast Update : Wed Mar 25 12:47:54 2020  
Response via : Initial Calibration  
Integrator: ChemStation 6890 Scale Mode: Small noise peaks clipped

Volume Inj. : 2uL  
Signal #1 Phase : Rtx-CLPesticides Signal #2 Phase: Rtx-CLPesticides2  
Signal #1 Info : 30m X 0.32mm X 0. Signal #2 Info : 30m X 0.32mm X 0.25um



Quantitation Report (Not Reviewed)

Data Path : C:\msdchem\1\data\2020-04\0D17030\  
 Data File : ECD5-04172025.D  
 Signal(s) : Signal #1: ECD1A.CH Signal #2: ECD2B.CH  
 Acq On : 17 Apr 2020 18:44  
 Operator : MJB  
 Sample : 0D17030-CCV5  
 Misc : A20C184, AB 100 ppb  
 ALS Vial : 5 (Sig #1); 0 (Sig #2) Sample Multiplier: 1

Integration File signal 1: PEST1.e  
 Integration File signal 2: PEST2.e  
 Quant Time: Apr 20 11:54:37 2020  
 Quant Method : C:\msdchem\1\methods\ECD5\_QUANTPEST\_200324RT2.M  
 Quant Title : Instrument: DualECD5  
 QLast Update : Wed Mar 25 12:47:54 2020  
 Response via : Initial Calibration  
 Integrator: ChemStation 6890 Scale Mode: Small noise peaks clipped

Volume Inj. : 2uL  
 Signal #1 Phase : Rtx-CLPesticides Signal #2 Phase: Rtx-CLPesticides2  
 Signal #1 Info : 30m X 0.32mm X 0. Signal #2 Info : 30m X 0.32mm X 0.25um

MJB  
4/20/20

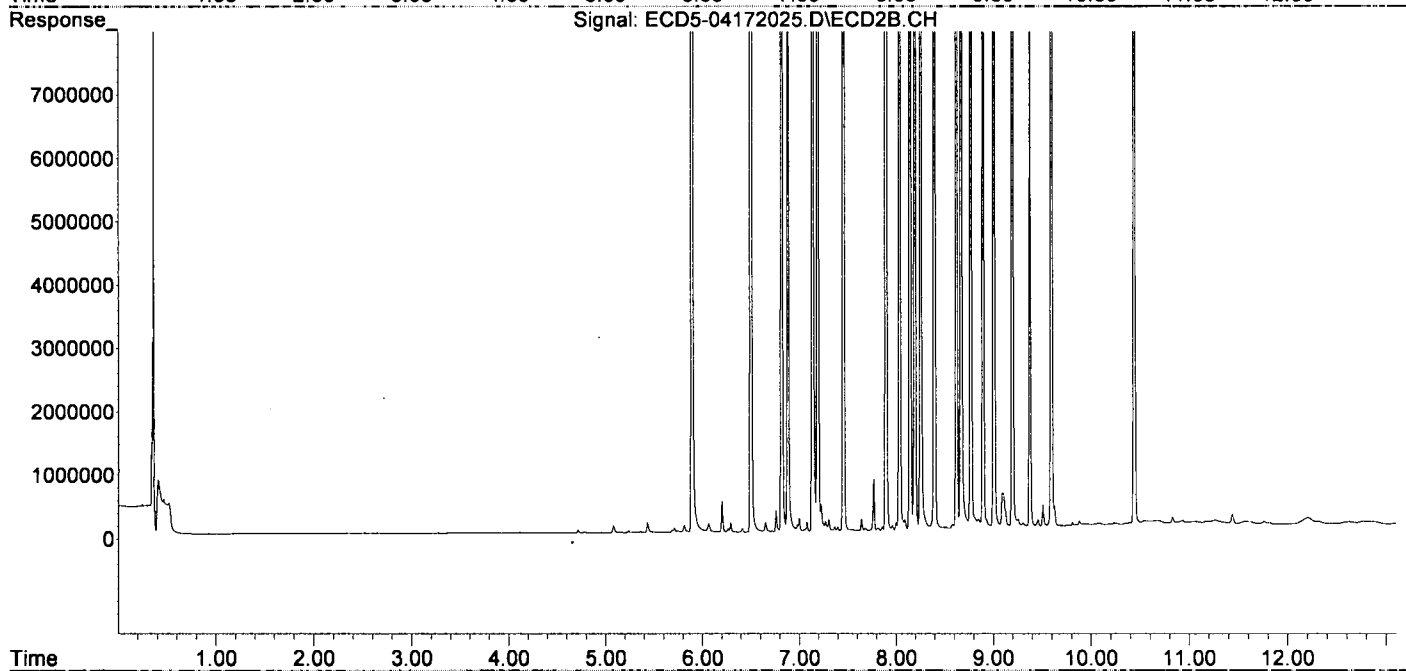
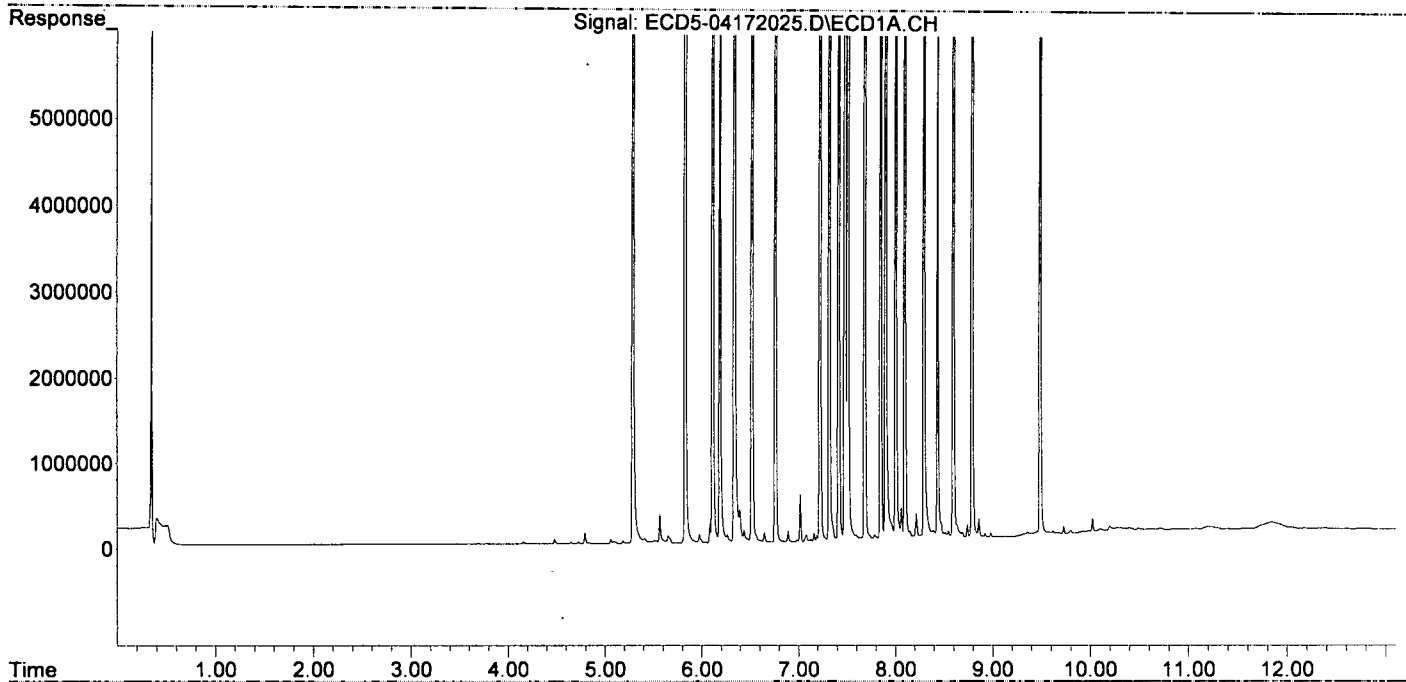
Compound	RT#1	RT#2	Resp#1	Resp#2	ng/mL	ng/mL
System Monitoring Compounds						
1) S TCMX (S)	5.293	5.891	18373624	29903606	95.104	104.613
22) S DCBP (S)	9.491	10.439	14954585	19362037	100.390	114.009
Target Compounds						
2) a-BHC	5.832	6.500	26309675	45855310	99.966	113.166
3) g-BHC	6.115	6.818	22414111	40443939	97.987	114.324
4) b-BHC	6.191	6.882	8919305	15210994	93.230	101.384
5) Heptachlor	6.523	7.191	21628556	37246208	97.083	111.134
6) d-BHC	6.339	7.137	19755970	36146425	101.248	110.691
7) Aldrin	6.764	7.456	22239920	37312491	100.169	114.498
8) Heptachlo...	7.226	7.895	19708781	32851148	96.164	110.369
9) trans-Chl...	7.320	8.035	20515670	33231326	98.415	109.693
10) cis-Chlor...	7.418	8.143	19705030	32193701	96.223	110.946
11) Endosulfa...	7.515	8.192	18493869	30473395	95.655	112.151
12) 4,4'-DDE	7.482	8.253	20152091	33353366	102.237	116.481
13) Dieldrin	7.687	8.394	20981363	35081786	98.754	117.917
14) Endrin	7.851	8.621	17051366	25536684	99.756	111.523
15) 4,4'-DDD	7.903	8.668	15921926	27785469	97.423	115.477
16) Endosulfa...	8.007	8.768	15967564	25862766	95.302	107.806
17) 4,4'-DDT	8.100	8.894	13806911	21455961	96.811	101.383
18) Endrin Al...	8.298	9.005	13225710	22100787	90.357	106.252
19) Endosulfa...	8.600	9.196	15396146	24167004	93.631	106.138
20) Methoxychlor	8.438	9.374	6635047	10336203	93.297	100.675
21) Endrin Ke...	8.793	9.594	18423840	28162082	96.476	112.956
23) Hexachlor...	0.000	0.000	0	0	N.D.	N.D.
24) Hexachlor...	5.656f	0.000	88552	0	0.213	N.D. #
25) Oxychlorane	7.161	7.824	95958	28350	0.311	BelowCal #
26) 2,4'-DDE	7.226	8.035	19708781	33231326	155.491	157.609
27) trans-Non...	7.418	8.089	19705030	154852	103.361	0.330 #
28) 2,4'-DDD	0.000	8.394	0	35081786	N.D.	186.349 #
29) 2,4'-DDT	7.786	8.621	62389	25536684	0.426	141.026 #
30) cis-Nonac...	7.903f	8.668	15921926	27785469	77.189	88.190
31) Mirex	8.547	9.594	87627	28162082	0.268	150.274 #
32) Chlordane...	0.000	8.089	0	154852	N.D.	3.930 #
33) Chlordane...	7.482f	8.192	20152091	30473395	758.957	930.521
34) Chlordane...	8.007	8.846	15967564	136506	2196.467	13.339 #
35) Chlordane...	3.695f	0.000	5238	0	NoCal	N.D.
36) Toxaphene...	7.482f	8.394f	20152091	35081786	19392.094	12474.026 #
37) Toxaphene...	7.786f	8.768	62389	25862766	30.797	7236.109 #
38) Toxaphene...	8.063	8.846f	373744	136506	91.681	24.448 #
39) Toxaphene...	8.298	8.894	13225710	21455961	3366.921	2272.309 #
40) Toxaphene...	8.547	9.092f	87627	546905	28.566	110.672 #
41) Toxaphene...	8.600	9.458	15396146	106517	3843.562	19.709 #
42) Toxaphene...	3.695f	0.000	5238	0	NoCal	N.D.

Quantitation Report (Not Reviewed)

Data Path : C:\msdchem\1\data\2020-04\0D17030\  
Data File : ECD5-04172025.D  
Signal(s) : Signal #1: ECD1A.CH Signal #2: ECD2B.CH  
Acq On : 17 Apr 2020 18:44  
Operator : MJB  
Sample : 0D17030-CCV5  
Misc : A20C184, AB 100 ppb  
ALS Vial : 5 (Sig #1); 0 (Sig #2) Sample Multiplier: 1

Integration File signal 1: PEST1.e  
Integration File signal 2: PEST2.e  
Quant Time: Apr 20 11:54:37 2020  
Quant Method : C:\msdchem\1\methods\ECD5\_QUANTPEST\_200324RT2.M  
Quant Title : Instrument: DualECD5  
QLast Update : Wed Mar 25 12:47:54 2020  
Response via : Initial Calibration  
Integrator: ChemStation 6890 Scale Mode: Small noise peaks clipped

Volume Inj. : 2uL  
Signal #1 Phase : Rtx-CLPesticides Signal #2 Phase: Rtx-CLPesticides2  
Signal #1 Info : 30m X 0.32mm X 0. Signal #2 Info : 30m X 0.32mm X 0.25um



Quantitation Report (Not Reviewed)

Data Path : C:\msdchem\1\data\2020-04\0D17030\  
 Data File : ECD5-04172026.D  
 Signal(s) : Signal #1: ECD1A.CH Signal #2: ECD2B.CH  
 Acq On : 17 Apr 2020 19:01  
 Operator : MJB  
 Sample : 0D17030-CCV6  
 Misc : A20C359, 9-42 100 ppb  
 ALS Vial : 6 (Sig #1); 0 (Sig #2) Sample Multiplier: 1

Integration File signal 1: PEST1.e  
 Integration File signal 2: PEST2.e  
 Quant Time: Apr 20 11:54:41 2020  
 Quant Method : C:\msdchem\1\methods\ECD5\_QUANTPEST\_200324RT2.M  
 Quant Title : Instrument: DualECD5  
 QLast Update : Wed Mar 25 12:47:54 2020  
 Response via : Initial Calibration  
 Integrator: ChemStation 6890 Scale Mode: Small noise peaks clipped

Volume Inj. : 2uL  
 Signal #1 Phase : Rtx-CLPesticides Signal #2 Phase: Rtx-CLPesticides2  
 Signal #1 Info : 30m X 0.32mm X 0. Signal #2 Info : 30m X 0.32mm X 0.25um

MJB  
4/20/20

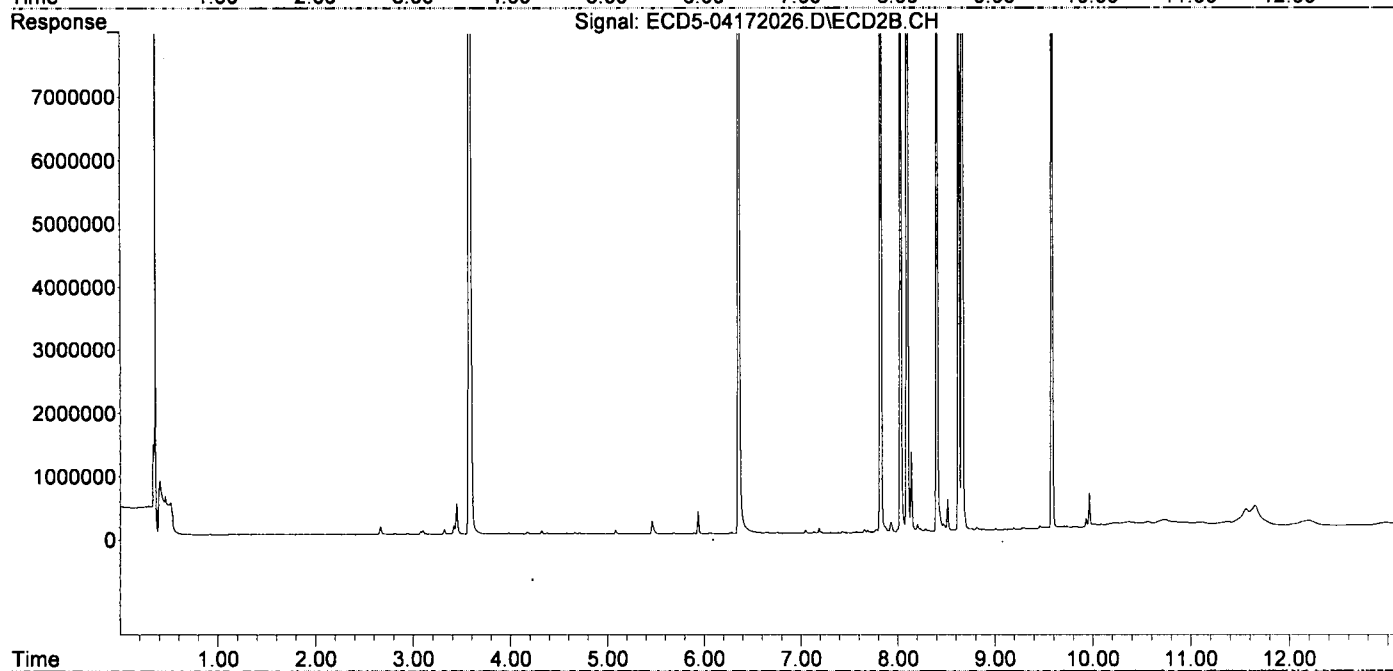
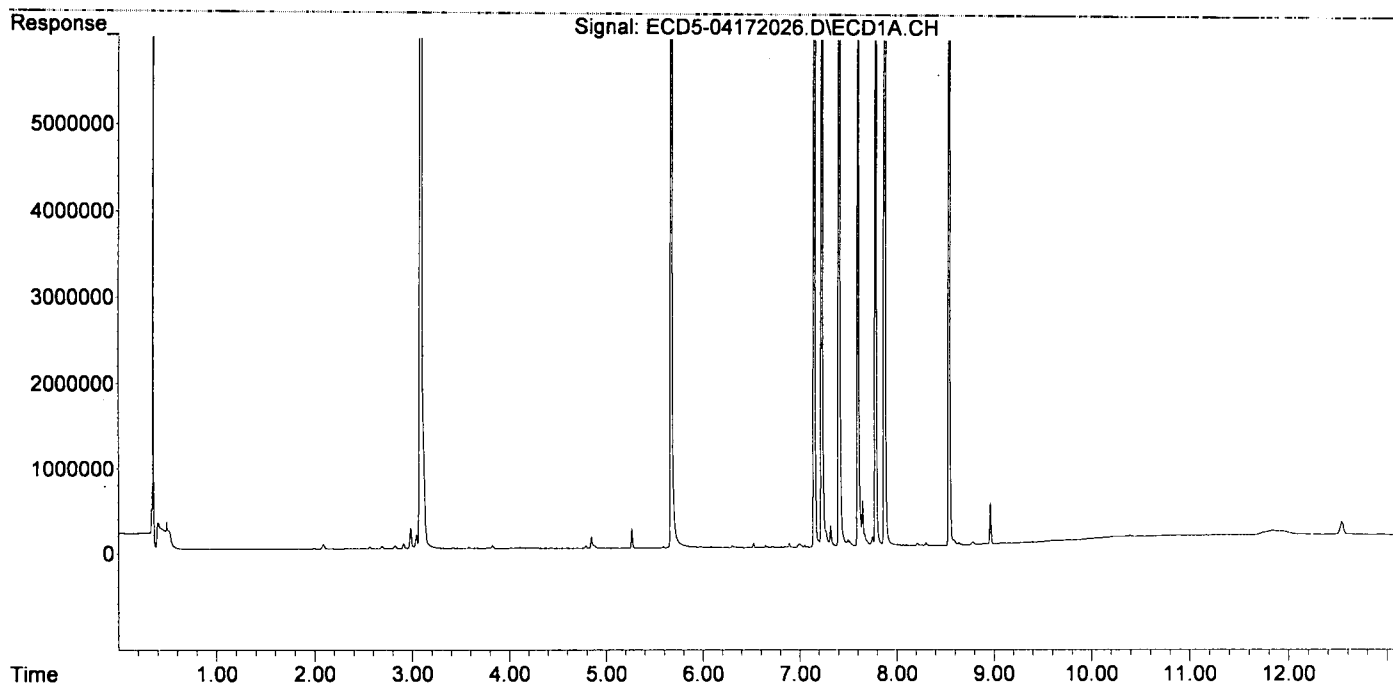
	Compound	RT#1	RT#2	Resp#1	Resp#2	ng/mL	ng/mL
System Monitoring Compounds							
1)	S TCMX (S)	5.265f	5.897	237534	9286	1.230	0.032 #
22)	S DCBP (S)	0.000	10.449	0	32296	N.D.	0.190 #
Target Compounds							
2)	a-BHC	0.000	0.000	0	0	N.D.	N.D.
3)	g-BHC	6.085f	6.853f	17763	6134	0.078	0.017 #
4)	b-BHC	6.166f	6.853f	7169	6134	0.075	0.041 #
5)	Heptachlor	6.522	7.189	56419	84732	0.253	0.253
6)	d-BHC	6.340	7.137	12487	27003	0.064	0.083 #
7)	Aldrin	0.000	7.476	0	7621	N.D.	0.023 #
8)	Heptachlo...	7.230	7.874f	12281112	85329	59.923	0.287 #
9)	trans-Chl...	7.320	8.029	251771	21248613	1.208	70.139 #
10)	cis-Chlor...	7.408	8.141	19486112	1252512	95.154	4.316 #
11)	Endosulfa...	7.497f	8.204	85728	118524	0.443	0.436
12)	4,4'-DDE	7.497	8.285f	85728	37493	0.435	0.131 #
13)	Dieldrin	0.000	8.403	0	18788630	N.D.	63.152 #
14)	Endrin	7.879f	8.627	20715540	17445847	121.193	76.189 #
15)	4,4'-DDD	7.879f	8.664	20715540	34603649	126.754	143.813
16)	Endosulfa...	8.008	8.767	19563	28487	0.117	0.119
17)	4,4'-DDT	8.101	8.893	12203	14395	0.082	0.144 #
18)	Endrin Al...	8.303	9.006	31416	28246	0.215	0.136 #
19)	Endosulfa...	8.644f	9.195	32386	29826	0.197	0.131 #
20)	Methoxychlor	0.000	9.374	0	5051	N.D.	BelowCal
21)	Endrin Ke...	8.788	9.585	28031	19308962	0.147	77.447 #
23)	Hexachlor...	3.088	3.577	19311891	41714405	103.712	111.000
24)	Hexachlor...	5.674	6.358	18188877	30955193	99.074	103.285
25)	Oxychlorane	7.153	7.824	16757364	28113608	98.709	104.857
26)	2,4'-DDE	7.230	8.029	12281112	21248613	98.613	105.644
27)	trans-Non...	7.408	8.098	19486112	32194867	102.226	106.934
28)	2,4'-DDD	7.603	8.403	11043794	18788630	101.455	106.316
29)	2,4'-DDT	7.785	8.627	10708589	17445847	97.789	102.791
30)	cis-Nonac...	7.879	8.664	20715540	34603649	99.951	107.839
31)	Mirex	8.543	9.585	13002175	19308962	100.687	105.954
32)	Chlordane...	0.000	8.098f	0	32194867	N.D.	817.042 #
33)	Chlordane...	7.497f	8.204f	85728	118524	3.229	3.619
34)	Chlordane...	8.008	8.849	19563	18390	2.691	1.797 #
35)	Chlordane...	3.664	0.000	4870	0	NoCal	N.D.
36)	Toxaphene...	7.497f	8.403f	85728	18788630	82.495	6680.670 #
37)	Toxaphene...	7.751	8.767	113118	28487	57.917	7.970 #
38)	Toxaphene...	8.069	8.815	13132	48883	3.221	8.755 #
39)	Toxaphene...	8.303	8.875	31416	17535	7.998	BelowCal #
40)	Toxaphene...	8.543	0.000	13002175	0	4238.711	N.D. #
41)	Toxaphene...	0.000	9.463f	0	44733	N.D.	8.277 #
42)	Toxaphene...	3.664	0.000	4870	0	NoCal	N.D.

Quantitation Report (Not Reviewed)

Data Path : C:\msdchem\1\data\2020-04\0D17030\  
Data File : ECD5-04172026.D  
Signal(s) : Signal #1: ECD1A.CH Signal #2: ECD2B.CH  
Acq On : 17 Apr 2020 19:01  
Operator : MJB  
Sample : 0D17030-CCV6  
Misc : A20C359, 9-42 100 ppb  
ALS Vial : 6 (Sig #1); 0 (Sig #2) Sample Multiplier: 1

Integration File signal 1: PEST1.e  
Integration File signal 2: PEST2.e  
Quant Time: Apr 20 11:54:41 2020  
Quant Method : C:\msdchem\1\methods\ECD5\_QUANTPEST\_200324RT2.M  
Quant Title : Instrument: DualECD5  
QLast Update : Wed Mar 25 12:47:54 2020  
Response via : Initial Calibration  
Integrator: ChemStation 6890 Scale Mode: Small noise peaks clipped

Volume Inj. : 2uL  
Signal #1 Phase : Rtx-CLPesticides Signal #2 Phase: Rtx-CLPesticides2  
Signal #1 Info : 30m X 0.32mm X 0. Signal #2 Info : 30m X 0.32mm X 0.25um



Quantitation Report (Not Reviewed)

Data Path : C:\msdchem\1\data\2020-04\0D17030\  
 Data File : ECD5-04172027.D  
 Signal(s) : Signal #1: ECD1A.CH Signal #2: ECD2B.CH  
 Acq On : 17 Apr 2020 19:18  
 Operator : MJB  
 Sample : OD17030-CCB3  
 Misc : A20C404  
 ALS Vial : 7 (Sig #1); 0 (Sig #2) Sample Multiplier: 1

Integration File signal 1: PEST1.e  
 Integration File signal 2: PEST2.e  
 Quant Time: Apr 20 11:54:45 2020  
 Quant Method : C:\msdchem\1\methods\ECD5\_QUANTPEST\_200324RT2.M  
 Quant Title : Instrument: DualECD5  
 QLast Update : Wed Mar 25 12:47:54 2020  
 Response via : Initial Calibration  
 Integrator: ChemStation 6890 Scale Mode: Small noise peaks clipped

Volume Inj. : 2uL  
 Signal #1 Phase : Rtx-CLPesticides Signal #2 Phase: Rtx-CLPesticides2  
 Signal #1 Info : 30m X 0.32mm X 0. Signal #2 Info : 30m X 0.32mm X 0.25um

MJB  
4/20/20

Compound	RT#1	RT#2	Resp#1	Resp#2	ng/mL	ng/mL
System Monitoring Compounds						
1) S TCMX (S)	5.292	5.889	17800560	30172387	92.138	105.554
22) S DCBP (S)	9.491	10.438	13317457	17853434	89.398	105.126
Target Compounds						
2) a-BHC	0.000	0.000	0	0	N.D.	N.D.
3) g-BHC	0.000	0.000	0	0	N.D.	N.D.
4) b-BHC	0.000	0.000	0	0	N.D.	N.D.
5) Heptachlor	0.000	0.000	0	0	N.D.	N.D.
6) d-BHC	6.341	7.138	4992	11016	0.026	0.034 #
7) Aldrin	0.000	7.475	0	11110	N.D.	0.034 #
8) Heptachlo...	0.000	0.000	0	0	N.D.	N.D.
9) trans-Chl...	7.310	8.056	8956	14828	0.043	0.049
10) cis-Chlor...	7.414	0.000	7835	0	0.038	N.D. #
11) Endosulfa...	0.000	0.000	0	0	N.D.	N.D.
12) 4,4'-DDE	7.468	0.000	5201	0	0.026	N.D. #
13) Dieldrin	7.689	0.000	2488	0	0.012	N.D. #
14) Endrin	7.893f	8.633	3502	6050	0.020	0.026 #
15) 4,4'-DDD	7.918	8.665	6855	2635	0.042	0.011 #
16) Endosulfa...	8.024	8.774	6527	12043	0.039	0.050 #
17) 4,4'-DDT	8.103	8.913	919	5938	BelowCal	0.091
18) Endosul Al...	8.299	9.004	11490	13385	0.078	0.064
19) Endosulfa...	8.601	9.195	13728	13733	0.083	0.060 #
20) Methoxychlor	8.438	9.378	11183	4047	BelowCal	BelowCal
21) Endrin Ke...	8.795	9.591	12838	13834	0.067	0.055
23) Hexachlor...	0.000	0.000	0	0	N.D.	N.D.
24) Hexachlor...	5.674	0.000	36981	0	BelowCal	N.D.
25) Oxychlorane	0.000	0.000	0	0	N.D.	N.D.
26) 2,4'-DDE	0.000	8.056f	0	14828	N.D.	BelowCal
27) trans-Non...	7.414	8.095	7835	5544	BelowCal	BelowCal
28) 2,4'-DDD	0.000	0.000	0	0	N.D.	N.D.
29) 2,4'-DDT	7.807	8.633	2188	6050	BelowCal	BelowCal
30) cis-Nonac...	7.893	8.665	3502	2635	BelowCal	BelowCal
31) Mirex	8.546	9.591	25027	13834	5765.166	BelowCal #
32) Chlordane...	0.000	8.056	0	14828	N.D.	0.376 #
33) Chlordane...	7.468	0.000	5201	0	0.196	N.D. #
34) Chlordane...	8.024	8.837	6527	21567	0.898	2.108 #
35) Chlordane...	0.000	0.000	0	0	N.D.	N.D.
36) Toxaphene...	7.468	0.000	5201	0	5.005	N.D. #
37) Toxaphene...	7.763	8.774	6157	12043	0.838	3.369 #
38) Toxaphene...	8.024f	8.813	6527	47059	1.601	8.428 #
39) Toxaphene...	8.299	8.913f	11490	5938	2.925	BelowCal #
40) Toxaphene...	8.546	0.000	25027	0	8.159	N.D. #
41) Toxaphene...	8.601	9.445	13728	33843	3.427	6.262 #
42) Toxaphene...	0.000	0.000	0	0	N.D.	N.D.

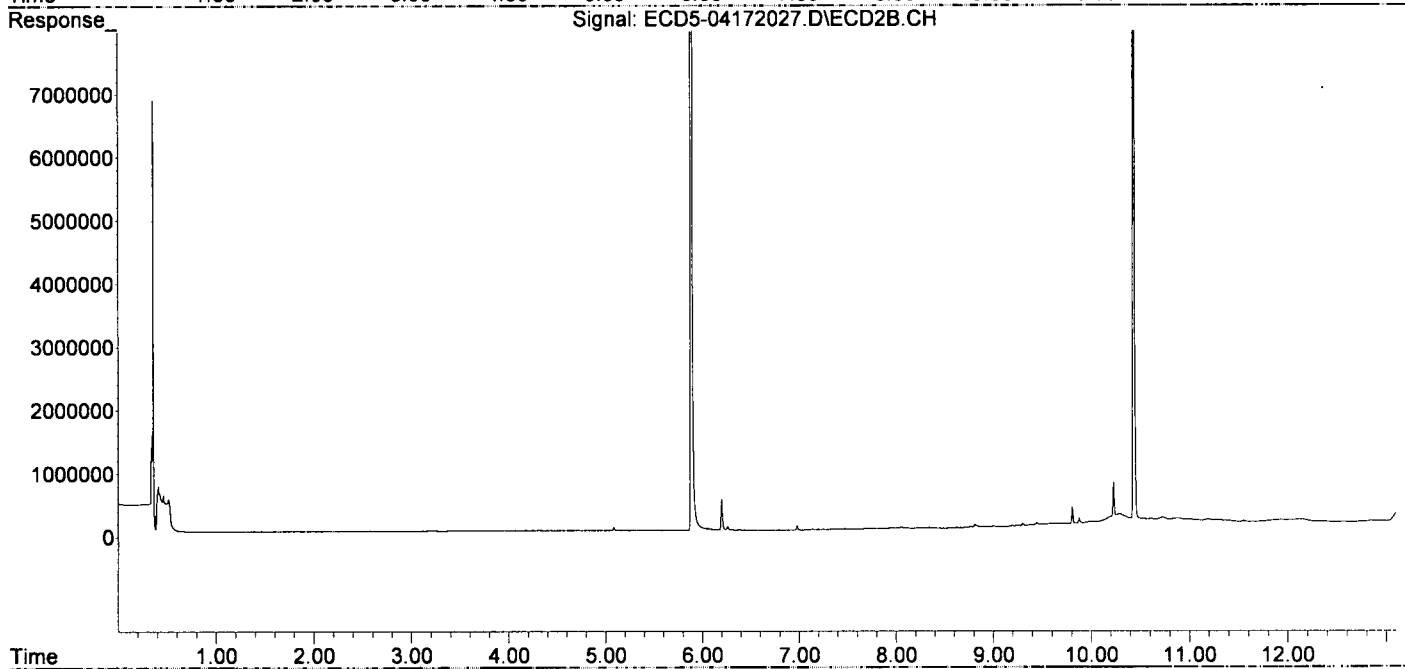
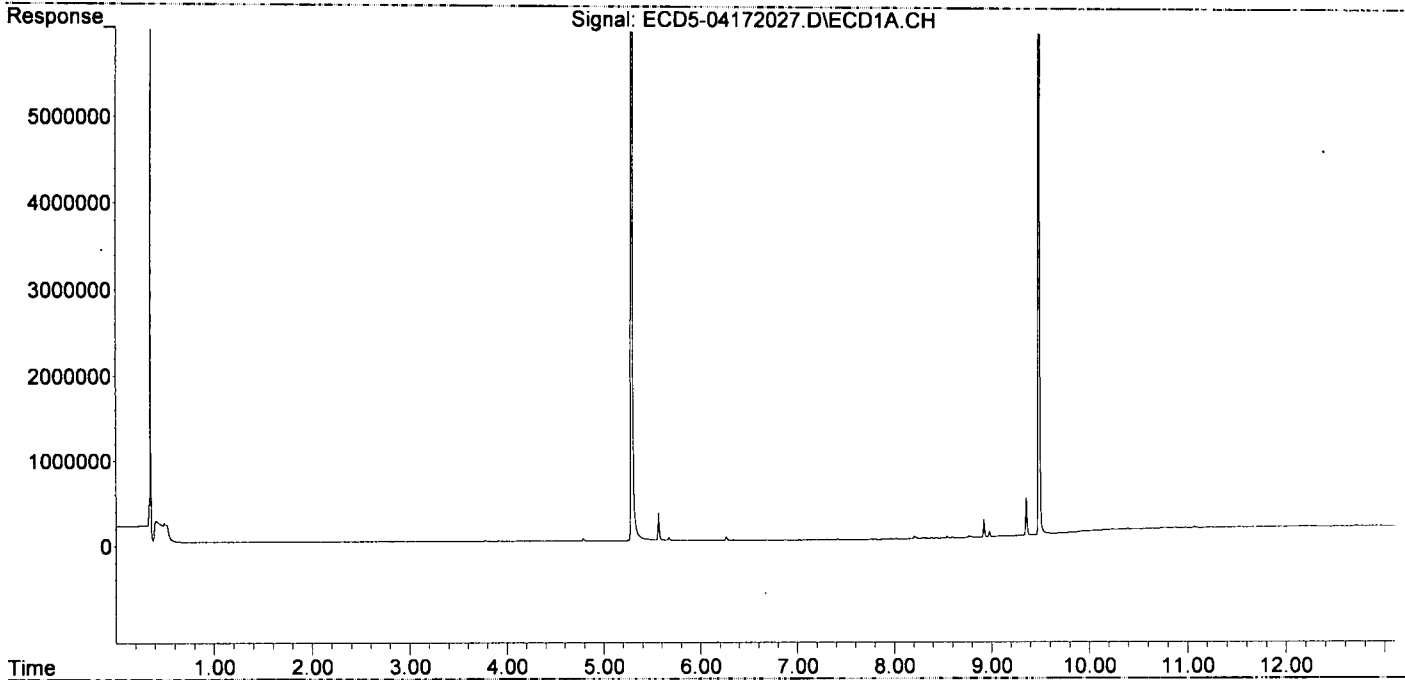


Quantitation Report (Not Reviewed)

Data Path : C:\msdchem\1\data\2020-04\0D17030\  
Data File : ECD5-04172027.D  
Signal(s) : Signal #1: ECD1A.CH Signal #2: ECD2B.CH  
Acq On : 17 Apr 2020 19:18  
Operator : MJB  
Sample : 0D17030-CCB3  
Misc : A20C404  
ALS Vial : 7 (Sig #1); 0 (Sig #2) Sample Multiplier: 1

Integration File signal 1: PEST1.e  
Integration File signal 2: PEST2.e  
Quant Time: Apr 20 11:54:45 2020  
Quant Method : C:\msdchem\1\methods\ECD5\_QUANTPEST\_200324RT2.M  
Quant Title : Instrument: DualECD5  
QLast Update : Wed Mar 25 12:47:54 2020  
Response via : Initial Calibration  
Integrator: ChemStation 6890 Scale Mode: Small noise peaks clipped

Volume Inj. : 2uL  
Signal #1 Phase : Rtx-CLPesticides Signal #2 Phase: Rtx-CLPesticides2  
Signal #1 Info : 30m X 0.32mm X 0. Signal #2 Info : 30m X 0.32mm X 0.25um



**Organochloride Pesticides by EPA 8081B  
Benchsheet & Analysis Sequence Data**

Sequence 0D14043 (QC Only)



# ELEMENT SEQUENCE LOG

Apex Laboratories

Sequence: 0D14043

Instrument: DUALECD5

Date: 04/14/20 11:14

Calibration: A0C2504

#	Lab Number	Matrix	Analysis	Client	Due	Batch	ISTD ID	STD ID
1	0D14043-BKD1	Sediment	QC	QC				A20C091
2	0D14043-CCV1	Sediment	QC	QC				A20C183
3	0D14043-CCV2	Sediment	QC	QC				A20C358
4	0D14043-CCB1	Sediment	QC	QC				A20C404
5	0040379-BLK1	Sediment	QC	QC		0040379		
6	0040379-BS1	Sediment	QC	QC		0040379		
7	A0D0196-01RE1	Sediment	8081B 2,4+4,4-DDx Only (+Add)	Anchor QEA, LLC	04/22/20	0040379		
8	0040379-DUP1	Sediment	QC	QC		0040379		
9	0040379-MS1	Sediment	QC	QC		0040379		
10	0040379-MSD1	Sediment	QC	QC		0040379		
11	0D14043-CCV3	Sediment	QC	QC				A20C184
12	0D14043-CCV4	Sediment	QC	QC				A20C359
13	0D14043-CCB2	Sediment	QC	QC				A20C404
14	A0D0196-02RE1	Sediment	8081B 2,4+4,4-DDx Only (+Add)	Anchor QEA, LLC	04/22/20	0040379		
15	A0D0196-03RE1	Sediment	8081B 2,4+4,4-DDx Only (+Add)	Anchor QEA, LLC	04/22/20	0040379		
16	A0D0196-04RE1	Sediment	8081B 2,4+4,4-DDx Only (+Add)	Anchor QEA, LLC	04/22/20	0040379		
17	A0D0205-01RE1	Sediment	8081B 2,4+4,4-DDx Only (+Add)	Anchor QEA, LLC	04/22/20	0040379		
18	A0D0205-02RE1	Sediment	8081B 2,4+4,4-DDx Only (+Add)	Anchor QEA, LLC	04/22/20	0040379		
19	A0D0205-03RE1	Sediment	8081B 2,4+4,4-DDx Only (+Add)	Anchor QEA, LLC	04/22/20	0040379		
20	A0D0205-04RE1	Sediment	8081B 2,4+4,4-DDx Only (+Add)	Anchor QEA, LLC	04/22/20	0040379		
21	0D14043-CCV5	Sediment	QC	QC				A20C183
22	0D14043-CCV6	Sediment	QC	QC				A20C358
23	0D14043-CCB3	Sediment	QC	QC				A20C404
24	0D14043-IBL1	Sediment	QC	QC				
25	0D14043-IBL2	Sediment	QC	QC				

Data Entered By: MJB 4/15/20

Comments:

Data Reviewed By: MJB 4/15/20

Pesticide BKD

**Pesticide Breakdown Check (Validated 8/8/2013)**

Sequence: 0D14043 BKD1  
Data File: ECD5-04142003.D

First Column Area Counts		Percent Breakdown	
DDE	1374051		
DDD	13470032		
DDT	125830014	10.55	PASS
Endrin	78461744	13.39	PASS
Endrin Aldehyde	3374441		
Endrin Ketone	8757833		

Second Column Area Counts		Percent Breakdown	
DDE	1462268		
DDD	14505441		
DDT	189544504	7.77	PASS
Endrin	111826856	10.44	PASS
Endrin Aldehyde	3786142		
Endrin Ketone	9252208		

Breakdown must be less than 15% to accept sample data.

*MB  
4/14/20*

Quantitation Report (QT Reviewed)

Data Path : C:\msdchem\1\data\2020-04\0D14043\  
 Data File : ECD5-04142003.D  
 Signal(s) : Signal #1: ECD1A.CH Signal #2: ECD2B.CH  
 Acq On : 14 Apr 2020 12:05  
 Operator : MJB  
 Sample : 0D14043-BKD1  
 Misc : A20C091  
 ALS Vial : 2 (Sig #1); 0 (Sig #2) Sample Multiplier: 1

Integration File signal 1: PEST1.e  
 Integration File signal 2: PEST2.e  
 Quant Time: Apr 14 12:19:10 2020  
 Quant Method : C:\msdchem\1\methods\PestBreakdownCHK\_200324RT1.M  
 Quant Title : Pesticides  
 QLast Update : Fri Nov 09 13:28:51 2018  
 Response via : Initial Calibration  
 Integrator: ChemStation 6890 Scale Mode: Small noise peaks clipped

Volume Inj. : 2uL  
 Signal #1 Phase : Rtx-CLPesticides Signal #2 Phase: Rtx-CLPesticides2  
 Signal #1 Info : 30m x 0.32mm x 0. Signal #2 Info : 30m x 0.32mm x 0.25um

Compound	R.T.	Response	Conc	Units
-----				
Target Compounds				
1) 4,4'-DDE	7.525	1374051	NoCal	ng/mL
2) Endrin	7.893	78461744	NoCal	ng/mL
3) 4,4'-DDD	7.945	13470032	NoCal	ng/mL
4) 4,4'-DDT	8.140	125830014	NoCal	ng/mL
5) Endrin Aldehyde	8.340	3374441	NoCal	ng/mL
6) Endrin Ketone	8.834	8757833	NoCal	ng/mL
8) 4,4'-DDE [2C]	8.291	1462268	NoCal	ng/mL
9) Endrin [2C]	8.661	111826856	NoCal	ng/mL
10) 4,4'-DDD [2C]	8.707	14505441	NoCal	ng/mL
11) Endrin Aldehyde [2C]	9.044	3786142	NoCal	ng/mL
12) 4,4'-DDT [2C]	8.933	189544504	NoCal	ng/mL
13) Endrin Ketone [2C]	9.634	9252208	NoCal	ng/mL
-----				

(f)=RT Delta > 1/2 Window

(m)=manual int.

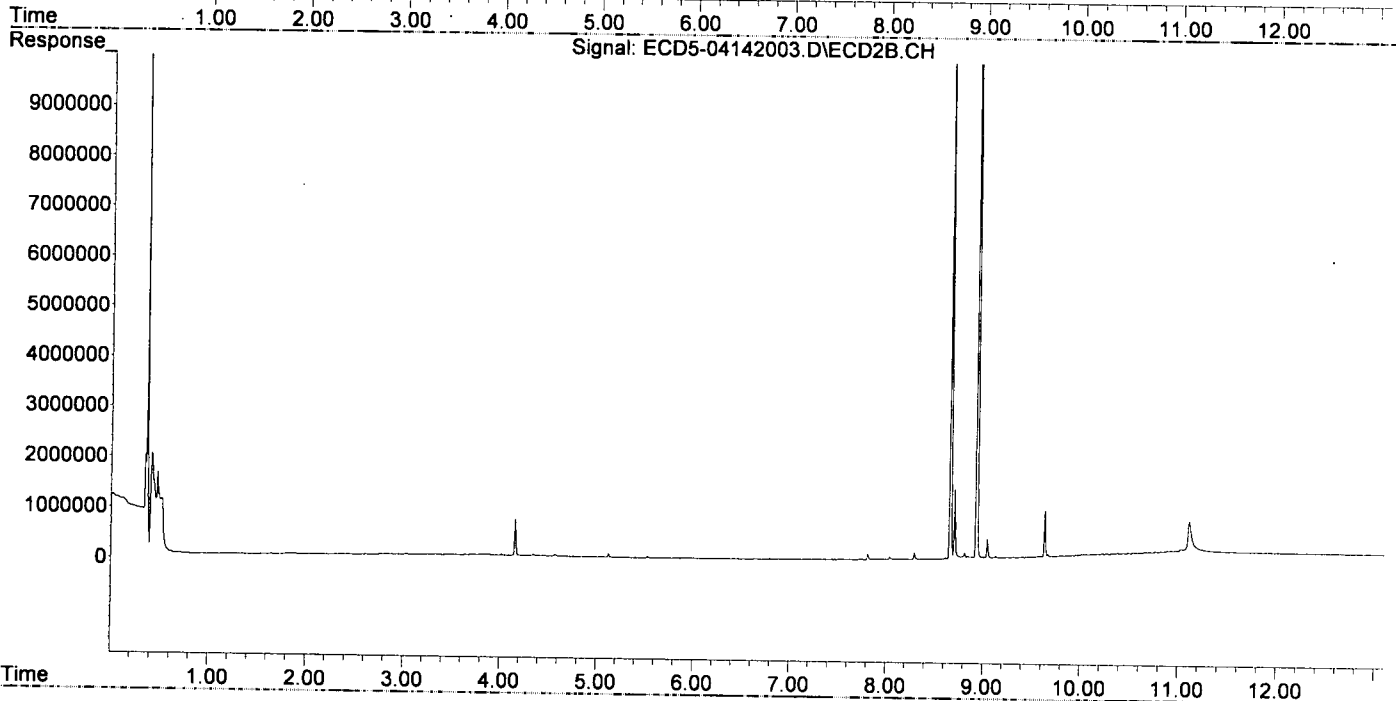
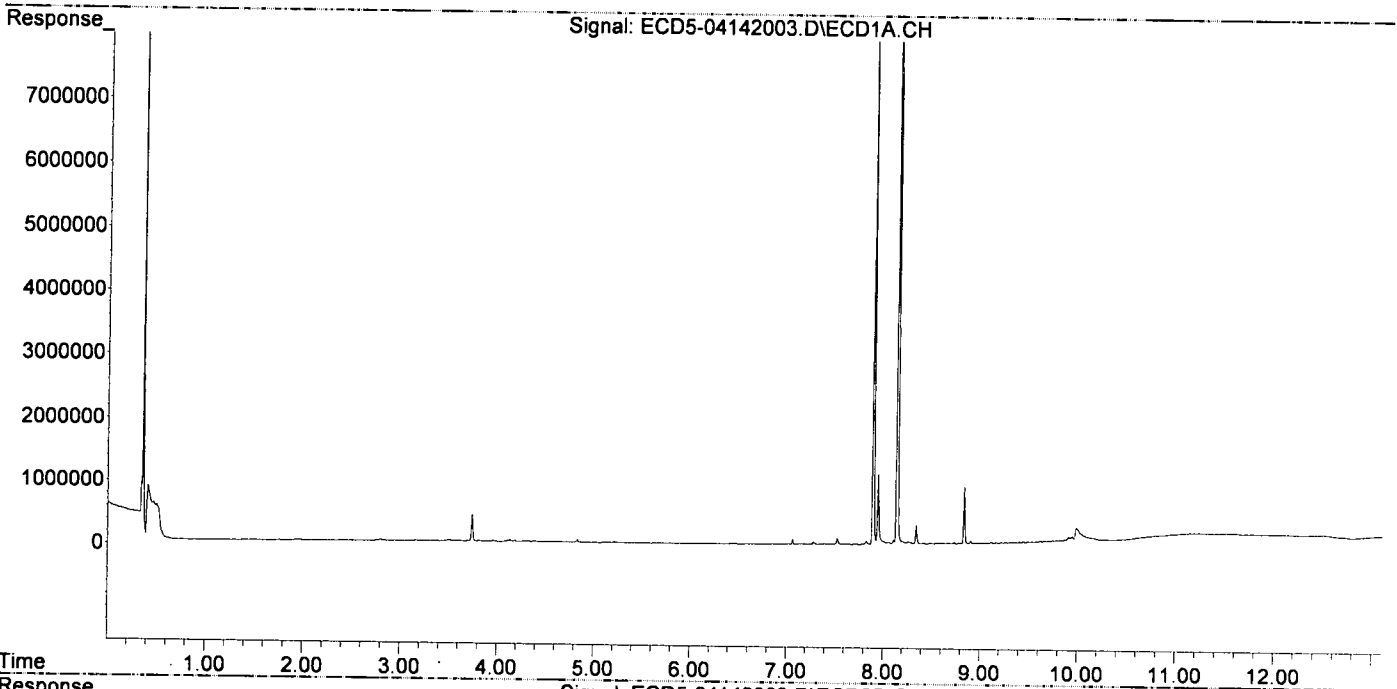
MJB  
4/14/20

Quantitation Report (QT Reviewed)

Data Path : C:\msdchem\1\data\2020-04\0D14043\  
Data File : ECD5-04142003.D  
Signal(s) : Signal #1: ECD1A.CH Signal #2: ECD2B.CH  
Acq On : 14 Apr 2020 12:05  
Operator : MJB  
Sample : 0D14043-BKD1  
Misc : A20C091  
ALS Vial : 2 (Sig #1); 0 (Sig #2) Sample Multiplier: 1

Integration File signal 1: PEST1.e  
Integration File signal 2: PEST2.e  
Quant Time: Apr 14 12:19:10 2020  
Quant Method : C:\msdchem\1\methods\PestBreakdownCHK\_200324RT1.M  
Quant Title : Pesticides  
QLast Update : Fri Nov 09 13:28:51 2018  
Response via : Initial Calibration  
Integrator: ChemStation 6890 Scale Mode: Small noise peaks clipped

Volume Inj. : 2uL  
Signal #1 Phase : Rtx-CLPesticides Signal #2 Phase: Rtx-CLPesticides2  
Signal #1 Info : 30m x 0.32mm x 0. Signal #2 Info : 30m x 0.32mm x 0.25um



Quantitation Report (Not Reviewed)

Data Path : C:\msdchem\1\data\2020-04\0D14043\  
 Data File : ECD5-04142004.D  
 Signal(s) : Signal #1: ECD1A.CH Signal #2: ECD2B.CH  
 Acq On : 14 Apr 2020 12:22  
 Operator : MJB  
 Sample : OD14043-CCV1  
 Misc : A20C183, AB 50 ppb  
 ALS Vial : 3 (Sig #1); 0 (Sig #2) Sample Multiplier: 1

Integration File signal 1: PEST1.e  
 Integration File signal 2: PEST2.e  
 Quant Time: Apr 14 14:26:07 2020  
 Quant Method : C:\msdchem\1\methods\ECD5\_QUANTPEST\_200324RT1.M  
 Quant Title : Instrument: DualECD5  
 QLast Update : Wed Mar 25 12:47:54 2020  
 Response via : Initial Calibration  
 Integrator: ChemStation 6890 Scale Mode: Small noise peaks clipped

Volume Inj. : 2uL  
 Signal #1 Phase : Rtx-CLPesticides Signal #2 Phase: Rtx-CLPesticides2  
 Signal #1 Info : 30m X 0.32mm X 0. Signal #2 Info : 30m X 0.32mm X 0.25um

MJB  
4/14/20

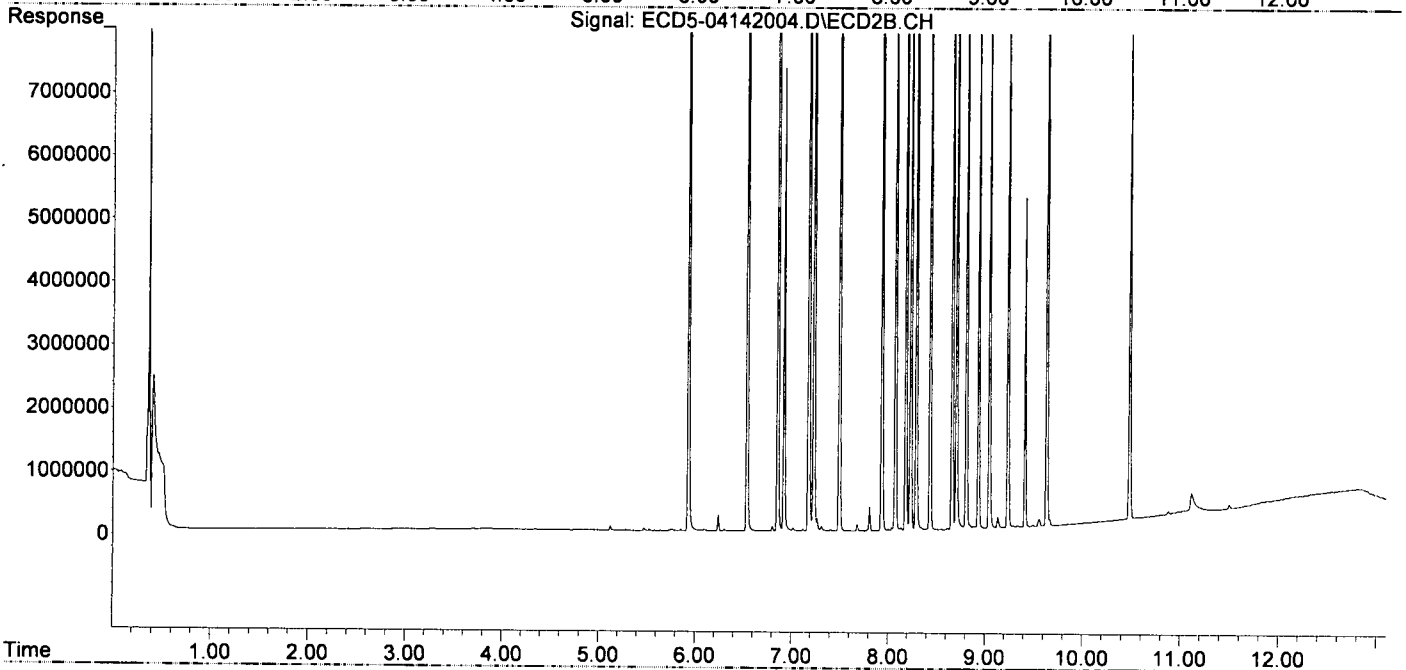
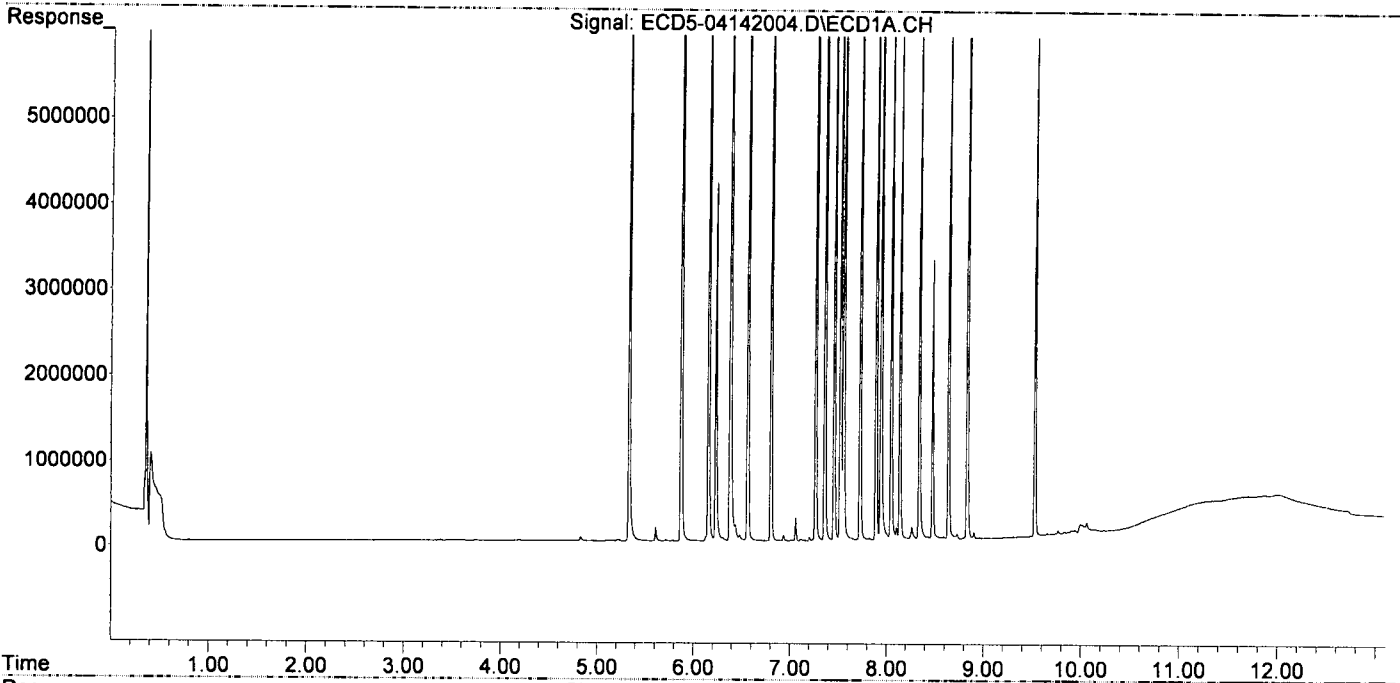
Compound	RT#1	RT#2	Resp#1	Resp#2	ng/mL	ng/mL
System Monitoring Compounds						
1) S TCMX (S)	5.334	5.930	9022692	14175221	46.703	49.590
22) S DCBP (S)	9.530	10.483	6898455	8753618	46.257	51.544
Target Compounds						
2) a-BHC	5.873	6.538	13000995	21573169	49.399	53.240
3) g-BHC	6.156	6.856	11245999	18953121	49.164	53.575
4) b-BHC	6.232	6.921	4179213	7322230	43.684	48.804
5) Heptachlor	6.564	7.230	11038397	17974544	49.548	53.632
6) d-BHC	6.381	7.175	8909558	17449302	45.661	53.435
7) Aldrin	6.804	7.495	11019033	17225234	49.630	52.858
8) Heptachlo...	7.266	7.934	9998003	14990816	48.783	50.364
9) trans-Chl...	7.361	8.074	10400033	15570760	49.889	51.397
10) cis-Chlor...	7.458	8.182	10017396	14528851	48.917	50.070
11) Endosulfa...	7.556	8.231	9260752	13799610	47.899	50.787
12) 4,4'-DDE	7.521	8.289	9586383	15551306	48.634	54.310
13) Dieldrin	7.727	8.432	10577741	16121737	49.787	54.188
14) Endrin	7.892	8.660	8411081	12237165	49.208	53.442
15) 4,4'-DDD	7.943	8.705	8323984	13076934	50.933	54.348
16) Endosulfa...	8.048	8.807	7866887	11928541	46.953	49.723
17) 4,4'-DDT	8.139	8.931	6235208	9988267	47.241	53.303
18) Endrin Al...	8.339	9.044	6950267	10279863	47.483	49.422
19) Endosulfa...	8.641	9.234	7591286	11605857	46.166	50.971
20) Methoxychlor	8.475	9.411	3265333	5198194	48.095	55.345
21) Endrin Ke...	8.834	9.634	9160625	13780288	47.969	55.272
23) Hexachlor...	0.000	0.000	0	0	N.D.	N.D.
24) Hexachlor...	5.715	6.416	19037	5087	BelowCal	BelowCal
25) Oxychlordan	7.202	7.896f	46478	8394	0.018	BelowCal #
26) 2,4'-DDE	7.266	8.074	9998003	15570760	80.714	79.331
27) trans-Non...	7.458	8.134	10017396	43827	52.787	BelowCal #
28) 2,4'-DDD	7.641	8.432	30426	16121737	0.006	92.266 #
29) 2,4'-DDT	7.824	8.660	25016	12237165	0.050	75.673 #
30) cis-Nonac...	7.943f	8.705	8323984	13076934	40.602	43.272
31) Mirex	8.590	9.634	29134	13780288	5765.134	76.988 #
32) Chlordane...	7.361	8.074	10400033	15570760	445.548	395.155
33) Chlordane...	7.458	8.182	10017396	14528851	377.270	443.646
34) Chlordane...	8.048f	8.889f	7866887	38746	1082.154	3.786 #
35) Chlordane...	0.000	0.000	0	0	N.D.	N.D.
36) Toxaphene...	7.458	8.432	10017396	16121737	9639.609	5732.404 #
37) Toxaphene...	7.727f	8.807	10577741	11928541	BelowCal	3337.471
38) Toxaphene...	8.048f	8.807f	7866887	11928541	1929.790	2136.383
39) Toxaphene...	8.339f	8.889	6950267	38746	1769.357	0.413 #
40) Toxaphene...	8.558	9.044f	23471	10279863	7.651	2080.239 #
41) Toxaphene...	8.590f	0.000	29134	0	7.273	N.D. #
42) Toxaphene...	0.000	0.000	0	0	N.D.	N.D.

Quantitation Report (Not Reviewed)

Data Path : C:\msdchem\1\data\2020-04\0D14043\  
Data File : ECD5-04142004.D  
Signal(s) : Signal #1: ECD1A.CH Signal #2: ECD2B.CH  
Acq On : 14 Apr 2020 12:22  
Operator : MJB  
Sample : 0D14043-CCV1  
Misc : A20C183, AB 50 ppb  
ALS Vial : 3 (Sig #1); 0 (Sig #2) Sample Multiplier: 1

Integration File signal 1: PEST1.e  
Integration File signal 2: PEST2.e  
Quant Time: Apr 14 14:26:07 2020  
Quant Method : C:\msdchem\1\methods\ECD5\_QUANTPEST\_200324RT1.M  
Quant Title : Instrument: DualECD5  
QLast Update : Wed Mar 25 12:47:54 2020  
Response via : Initial Calibration  
Integrator: ChemStation 6890 Scale Mode: Small noise peaks clipped

Volume Inj. : 2uL  
Signal #1 Phase : Rtx-CLPesticides Signal #2 Phase: Rtx-CLPesticides2  
Signal #1 Info : 30m X 0.32mm X 0. Signal #2 Info : 30m X 0.32mm X 0.25um





Quantitation Report (Not Reviewed)

Data Path : C:\msdchem\1\data\2020-04\0D14043\  
 Data File : ECD5-04142005.D  
 Signal(s) : Signal #1: ECD1A.CH Signal #2: ECD2B.CH  
 Acq On : 14 Apr 2020 12:39  
 Operator : MJB  
 Sample : OD14043-CCV2  
 Misc : A20C358, 9-42 50 ppb  
 ALS Vial : 4 (Sig #1); 0 (Sig #2) Sample Multiplier: 1

Integration File signal 1: PEST1.e  
 Integration File signal 2: PEST2.e  
 Quant Time: Apr 14 14:26:12 2020  
 Quant Method : C:\msdchem\1\methods\ECD5\_QUANTPEST\_200324RT1.M  
 Quant Title : Instrument: DualECD5  
 QLast Update : Wed Mar 25 12:47:54 2020  
 Response via : Initial Calibration  
 Integrator: ChemStation 6890 Scale Mode: Small noise peaks clipped

Volume Inj. : 2uL  
 Signal #1 Phase : Rtx-CLPesticides Signal #2 Phase: Rtx-CLPesticides2  
 Signal #1 Info : 30m X 0.32mm X 0. Signal #2 Info : 30m X 0.32mm X 0.25um

MJB  
4/14/20

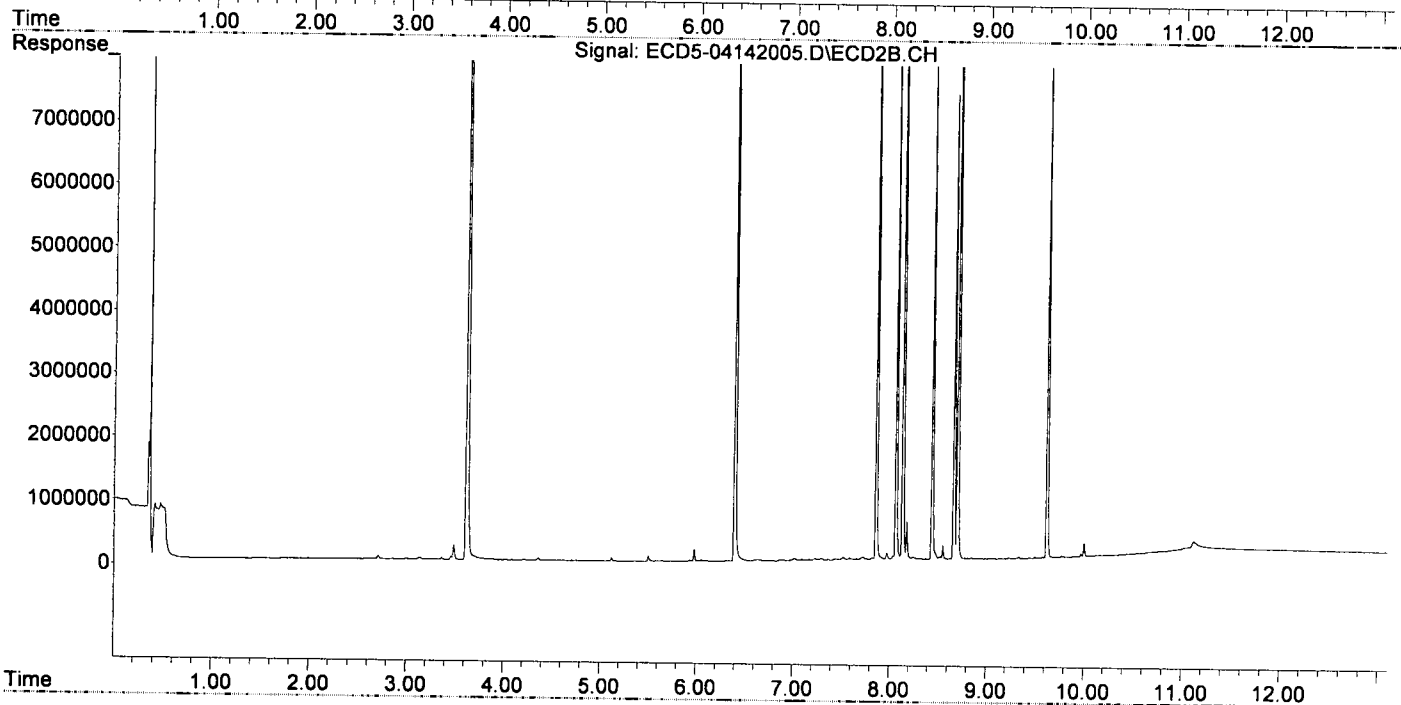
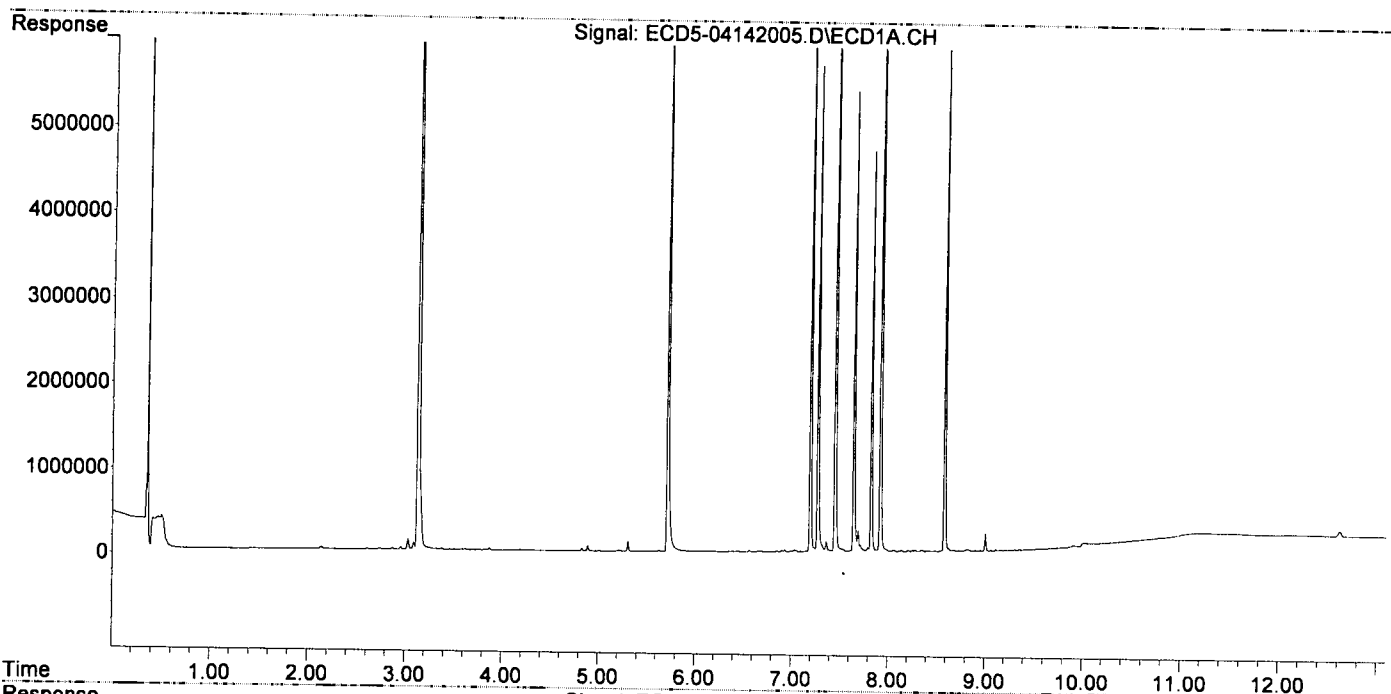
Compound	RT#1	RT#2	Resp#1	Resp#2	ng/mL	ng/mL
System Monitoring Compounds						
1) S TCMX (S)	5.307f	5.937	120283	18316	0.623	0.064 #
22) S DCBP (S)	9.534	10.495	7457	9621	BelowCal	0.057
Target Compounds						
2) a-BHC	0.000	0.000	0	0	N.D.	N.D.
3) g-BHC	6.175	6.891f	7108	19815	0.031	0.056 #
4) b-BHC	0.000	6.891f	0	19815	N.D.	0.132 #
5) Heptachlor	6.565	7.231	22848	42965	0.103	0.128 #
6) d-BHC	6.387	7.177	5630	21582	0.029	0.066 #
7) Aldrin	0.000	7.525f	0	46586	N.D.	0.143 #
8) Heptachlo...	7.272	0.000	5687674	0	27.752	N.D. #
9) trans-Chl...	7.362	8.069	121488	9857876	0.583	32.540 #
10) cis-Chlor...	7.451	8.182	9201418	601683	44.932	2.074 #
11) Endosulfa...	7.583f	8.245	11690	43510	0.060	0.160 #
12) 4,4'-DDE	0.000	8.303	0	23684	N.D.	0.083 #
13) Dieldrin	7.691f	8.442	241791	8571631	1.138	28.811 #
14) Endrin	7.921f	8.666	10130291	7338747	59.266	32.049 #
15) 4,4'-DDD	7.921f	8.704	10130291	15209889	61.985	63.213
16) Endosulfa...	8.059	8.811	16179	20953	0.097	0.087
17) 4,4'-DDT	8.140	8.917	14578	13155	0.102	0.136 #
18) Endrin Al...	8.351	9.046	17807	13746	0.122	0.066 #
19) Endosulfa...	0.000	9.234	0	18177	N.D.	0.080 #
20) Methoxychlor	8.488	9.415	10047	5007	BelowCal	BelowCal
21) Endrin Ke...	8.810f	9.626	20750	8596230	0.109	34.479 #
23) Hexachlor...	3.132	3.620	9365953	18255364	49.915	49.690
24) Hexachlor...	5.716	6.399	8098741	13964871	44.332	48.459
25) Oxychlorane	7.195	7.864	8250415	12574806	48.561	49.205
26) 2,4'-DDE	7.272	8.069	5687674	9857876	46.350	51.536
27) trans-Non...	7.451	8.138	9201418	14274309	48.495	49.903
28) 2,4'-DDD	7.645	8.442	5384455	8571631	49.950	50.706
29) 2,4'-DDT	7.826	8.666	4674172	7338747	44.841	47.785
30) cis-Nonac...	7.921	8.704	10130291	15209889	49.358	50.024
31) Mirex	8.585	9.626	6362517	8596230	48.615	48.803
32) Chlordane...	7.362	8.069	121488	9857876	5.205	250.173 #
33) Chlordane...	7.451	8.182	9201418	601683	346.539	18.373 #
34) Chlordane...	0.000	8.849	0	28113	N.D.	2.747 #
35) Chlordane...	0.000	0.000	0	0	N.D.	N.D.
36) Toxaphene...	7.451f	8.442	9201418	8571631	8854.405	3047.813 #
37) Toxaphene...	0.000	8.811	0	20953	N.D.	5.862 #
38) Toxaphene...	8.059	8.811	16179	20953	3.969	3.753
39) Toxaphene...	8.284f	8.917f	13330	13155	3.394	BelowCal #
40) Toxaphene...	0.000	9.076	0	11162	N.D.	2.259 #
41) Toxaphene...	8.585f	9.442	6362517	9351	1588.367	1.730 #
42) Toxaphene...	0.000	0.000	0	0	N.D.	N.D.

Quantitation Report (Not Reviewed)

Data Path : C:\msdchem\1\data\2020-04\0D14043\  
Data File : ECD5-04142005.D  
Signal(s) : Signal #1: ECD1A.CH Signal #2: ECD2B.CH  
Acq On : 14 Apr 2020 12:39  
Operator : MJB  
Sample : 0D14043-CCV2  
Misc : A20C358, 9-42 50 ppb  
ALS Vial : 4 (Sig #1); 0 (Sig #2) Sample Multiplier: 1

Integration File signal 1: PEST1.e  
Integration File signal 2: PEST2.e  
Quant Time: Apr 14 14:26:12 2020  
Quant Method : C:\msdchem\1\methods\ECD5\_QUANTPEST\_200324RT1.M  
Quant Title : Instrument: DualECD5  
QLast Update : Wed Mar 25 12:47:54 2020  
Response via : Initial Calibration  
Integrator: ChemStation 6890 Scale Mode: Small noise peaks clipped

Volume Inj. : 2uL  
Signal #1 Phase : Rtx-CLPesticides Signal #2 Phase: Rtx-CLPesticides2  
Signal #1 Info : 30m X 0.32mm X 0. Signal #2 Info : 30m X 0.32mm X 0.25um



Quantitation Report (Not Reviewed)

Data Path : C:\msdchem\1\data\2020-04\0D14043\  
 Data File : ECD5-04142006.D  
 Signal(s) : Signal #1: ECD1A.CH Signal #2: ECD2B.CH  
 Acq On : 14 Apr 2020 12:56  
 Operator : MJB  
 Sample : 0D14043-CCB1  
 Misc : A20C404  
 ALS Vial : 7 (Sig #1); 0 (Sig #2) Sample Multiplier: 1

Integration File signal 1: PEST1.e  
 Integration File signal 2: PEST2.e  
 Quant Time: Apr 14 14:26:16 2020  
 Quant Method : C:\msdchem\1\methods\ECD5\_QUANTPEST\_200324RT1.M  
 Quant Title : Instrument: DualECD5  
 QLast Update : Wed Mar 25 12:47:54 2020  
 Response via : Initial Calibration  
 Integrator: ChemStation 6890 Scale Mode: Small noise peaks clipped

Volume Inj. : 2uL  
 Signal #1 Phase : Rtx-CLPesticides Signal #2 Phase: Rtx-CLPesticides2  
 Signal #1 Info : 30m X 0.32mm X 0. Signal #2 Info : 30m X 0.32mm X 0.25um

MJB  
 4/14/20

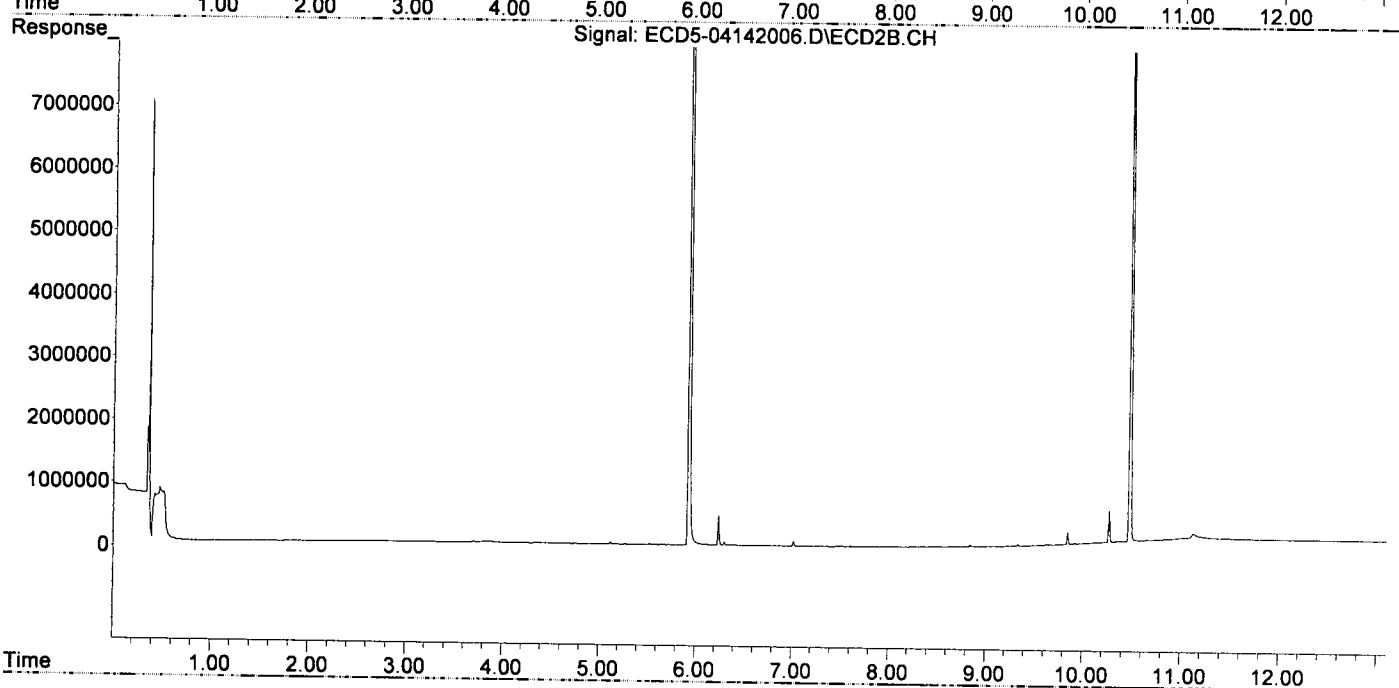
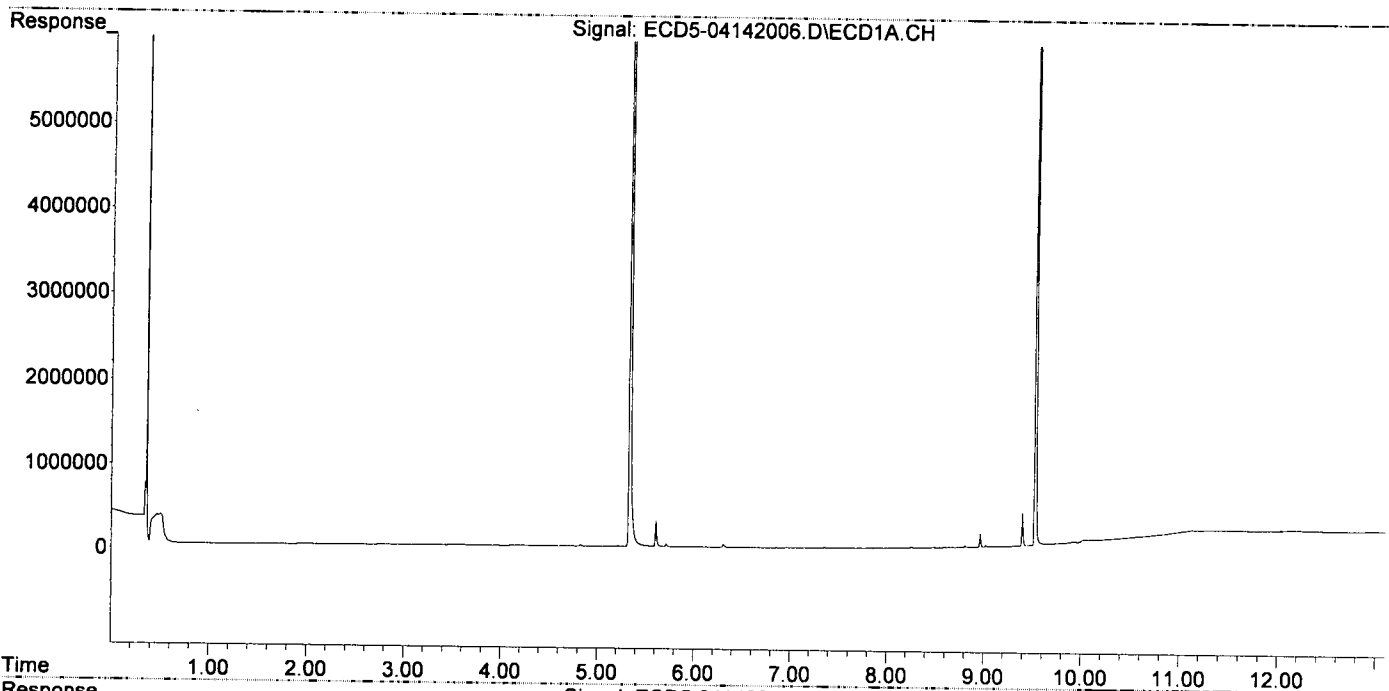
Compound	RT#1	RT#2	Resp#1	Resp#2	ng/mL	ng/mL
System Monitoring Compounds						
1) S TCMX (S)	5.333	5.929	17305611	28693902	89.576	100.381
22) S DCBP (S)	9.529	10.482	12794209	15935244	85.884	93.831
Target Compounds						
2) a-BHC	0.000	0.000	0	0	N.D.	N.D.
3) g-BHC	0.000	0.000	0	0	N.D.	N.D.
4) b-BHC	0.000	0.000	0	0	N.D.	N.D.
5) Heptachlor	0.000	0.000	0	0	N.D.	N.D.
6) d-BHC	0.000	0.000	0	0	N.D.	N.D.
7) Aldrin	0.000	7.511	0	11370	N.D.	0.035 #
8) Heptachlo...	0.000	0.000	0	0	N.D.	N.D.
9) trans-Chl...	7.350	8.087	6101	5682	0.029	0.019 #
10) cis-Chlor...	7.463	0.000	1949	0	0.010	N.D. #
11) Endosulfa...	0.000	0.000	0	0	N.D.	N.D.
12) 4,4'-DDE	0.000	0.000	0	0	N.D.	N.D.
13) Dieldrin	7.708	8.434	3448	2317	0.016	0.008 #
14) Endrin	7.896	8.666	1724	1181	0.010	0.005 #
15) 4,4'-DDD	0.000	8.666f	0	1181	N.D.	0.005 #
16) Endosulfa...	8.057	0.000	2929	0	0.017	N.D. #
17) 4,4'-DDT	8.142	0.000	1501	0	BelowCal	N.D.
18) Endrin Al...	8.342	9.041	4024	5279	0.027	0.025
19) Endosulfa...	8.641	9.234	4269	7954	0.026	0.035 #
20) Methoxychlor	8.488	9.410	4073	3635	BelowCal	BelowCal
21) Endrin Ke...	8.841	9.626	4953	9831	0.026	0.039 #
23) Hexachlor...	0.000	0.000	0	0	N.D.	N.D.
24) Hexachlor...	5.714	0.000	34711	0	BelowCal	N.D.
25) Oxychlordane	7.155f	0.000	3499	0	BelowCal	N.D.
26) 2,4'-DDE	0.000	8.087	0	5682	N.D.	BelowCal
27) trans-Non...	7.463	0.000	1949	0	BelowCal	N.D.
28) 2,4'-DDD	0.000	8.434	0	2317	N.D.	BelowCal
29) 2,4'-DDT	7.808	8.666	2214	1181	BelowCal	BelowCal
30) cis-Nonac...	7.896f	8.666f	1724	1181	BelowCal	BelowCal
31) Mirex	8.590	9.626	4174	9831	5765.325	BelowCal #
32) Chlordane...	7.350f	8.087	6101	5682	0.261	0.144 #
33) Chlordane...	7.463	0.000	1949	0	0.073	N.D. #
34) Chlordane...	7.985f	8.847	2171	24112	0.299	2.356 #
35) Chlordane...	0.000	0.000	0	0	N.D.	N.D.
36) Toxaphene...	7.463	8.434	1949	2317	1.876	0.824 #
37) Toxaphene...	0.000	0.000	0	0	N.D.	N.D.
38) Toxaphene...	8.057	8.847	2929	24112	0.719	4.318 #
39) Toxaphene...	8.320	0.000	3217	0	0.819	N.D. #
40) Toxaphene...	8.552	9.041f	2111	5279	0.688	1.068 #
41) Toxaphene...	8.590f	9.485f	4174	4446	1.042	0.823
42) Toxaphene...	0.000	3.707f	0	18122	N.D.	NoCal

Quantitation Report (Not Reviewed)

Data Path : C:\msdchem\1\data\2020-04\0D14043\  
 Data File : ECD5-04142006.D  
 Signal(s) : Signal #1: ECD1A.CH Signal #2: ECD2B.CH  
 Acq On : 14 Apr 2020 12:56  
 Operator : MJB  
 Sample : 0D14043-CCB1  
 Misc : A20C404  
 ALS Vial : 7 (Sig #1); 0 (Sig #2) Sample Multiplier: 1

Integration File signal 1: PEST1.e  
 Integration File signal 2: PEST2.e  
 Quant Time: Apr 14 14:26:16 2020  
 Quant Method : C:\msdchem\1\methods\ECD5\_QUANTPEST\_200324RT1.M  
 Quant Title : Instrument: DualECD5  
 QLast Update : Wed Mar 25 12:47:54 2020  
 Response via : Initial Calibration  
 Integrator: ChemStation 6890 Scale Mode: Small noise peaks clipped

Volume Inj. : 2uL  
 Signal #1 Phase : Rtx-CLPesticides Signal #2 Phase: Rtx-CLPesticides2  
 Signal #1 Info : 30m X 0.32mm X 0. Signal #2 Info : 30m X 0.32mm X 0.25um



Quantitation Report (Not Reviewed)

Data Path : C:\msdchem\1\data\2020-04\0D14043\  
 Data File : ECD5-04142007.D  
 Signal(s) : Signal #1: ECD1A.CH Signal #2: ECD2B.CH  
 Acq On : 14 Apr 2020 13:13  
 Operator : MJB  
 Sample : 0040379-BLK1  
 Misc : 1x, 8081B 2,4+4,4-DDx Only, GPC  
 ALS Vial : 8 (Sig #1); 0 (Sig #2) Sample Multiplier: 1

Integration File signal 1: PEST1.e  
 Integration File signal 2: PEST2.e  
 Quant Time: Apr 14 14:26:20 2020  
 Quant Method : C:\msdchem\1\methods\ECD5\_QUANTPEST\_200324RT1.M  
 Quant Title : Instrument: DualECD5  
 QLast Update : Wed Mar 25 12:47:54 2020  
 Response via : Initial Calibration  
 Integrator: ChemStation 6890 Scale Mode: Small noise peaks clipped

MJB  
4/14/20

Volume Inj. : 2uL  
 Signal #1 Phase : Rtx-CLPesticides Signal #2 Phase: Rtx-CLPesticides2  
 Signal #1 Info : 30m X 0.32mm X 0. Signal #2 Info : 30m X 0.32mm X 0.25um

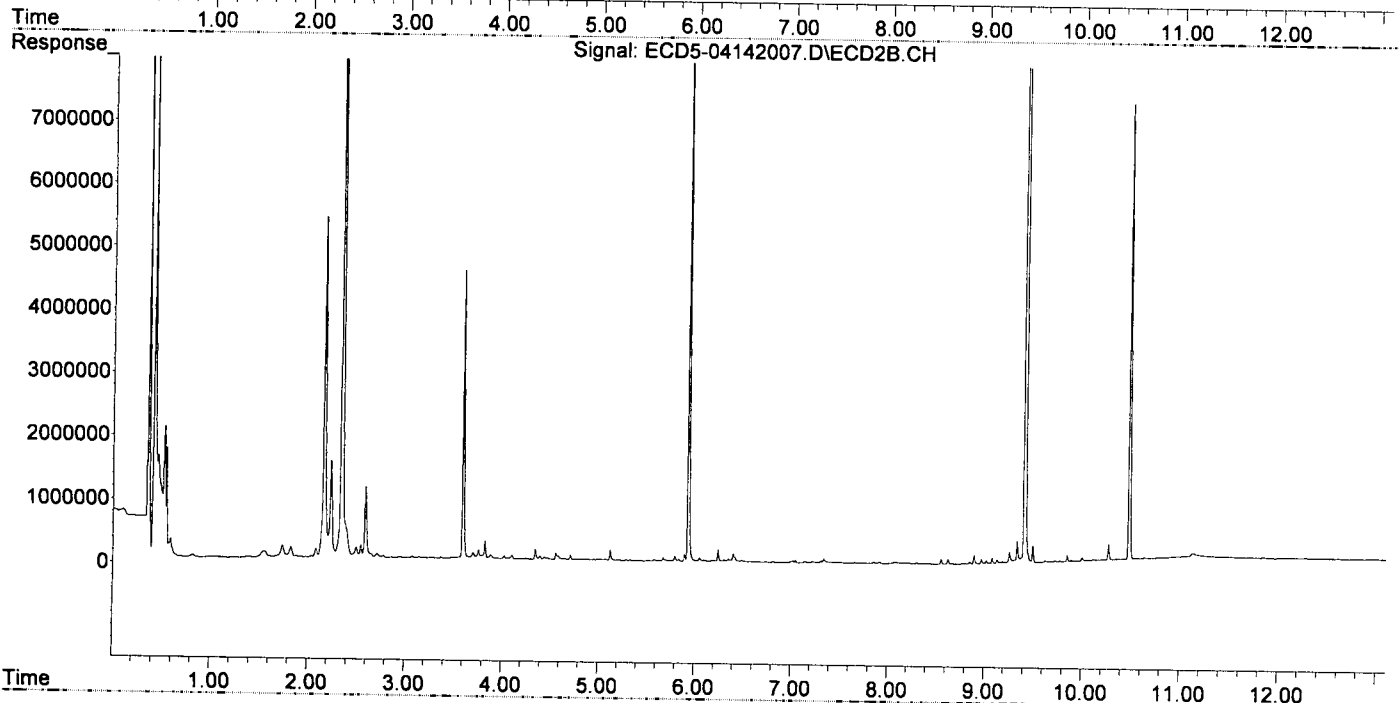
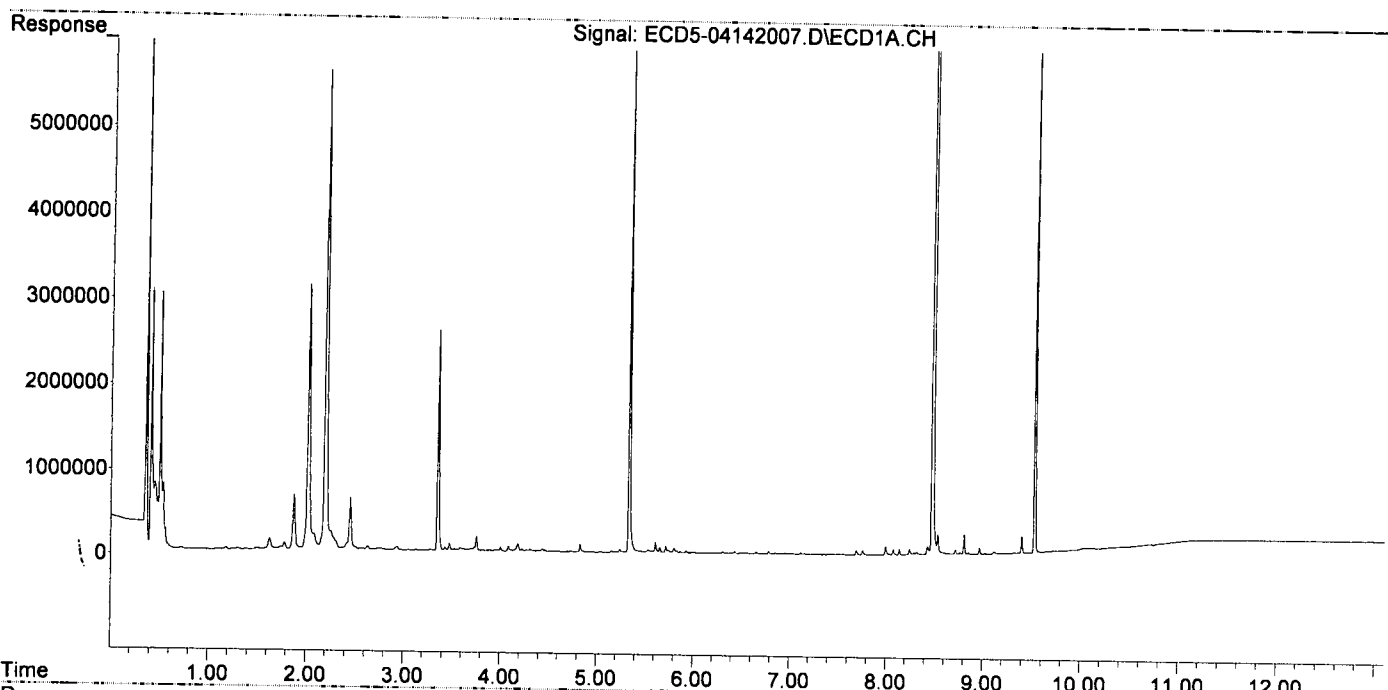
Compound	RT#1	RT#2	Resp#1	Resp#2	ng/mL	ng/mL
<b>System Monitoring Compounds</b>						
1) S TCMX (S)	5.333	5.930	5806906	9719415	30.057	34.002
22) S DCBP (S)	9.528	10.482	6179396	7199729	41.421	42.394
<b>Target Compounds</b>						
2) a-BHC	5.867	0.000	17981	0	0.068	N.D. #
3) g-BHC	0.000	0.000	0	0	N.D.	N.D.
4) b-BHC	6.221	0.000	6047	0	0.063	N.D. #
5) Heptachlor	6.551	7.229	4545	16475	0.020	0.049 #
6) d-BHC	6.352f	7.173	2179	7831	0.011	0.024 #
7) Aldrin	6.783f	0.000	30572	0	0.138	N.D. #
8) Heptachlo...	7.267	7.916	6076	25548	0.030	0.086 #
9) trans-Chl...	7.398f	8.084	3469	17595	0.017	0.058 #
10) cis-Chlor...	7.451	8.209f	4111	19987	0.020	0.069 #
11) Endosulfa...	7.555	8.209f	8494	19987	0.044	0.074 #
12) 4,4'-DDE	7.503	8.301	10525	16394	0.053	0.057 #
13) Dieldrin	7.756f	8.428	50756	8323	0.239	0.028 #
14) Endrin	7.925f	8.622f	1829	77170	0.011	0.337 #
15) 4,4'-DDD	7.925	0.000	1829	0	0.011	N.D. #
16) Endosulfa...	8.072f	8.798	65478	5763	0.391	0.024 #
17) 4,4'-DDT	8.135	8.927	66921	6722	0.531	0.096 #
18) Endrin Al...	8.315f	9.047	30492	6020	0.208	0.029 #
19) Endosulfa...	0.000	9.254f	0	167944	N.D.	0.738 #
20) Methoxychlor	8.475	9.412	45188365	77391465	460.478	452.647
21) Endrin Ke...	8.852	9.622	21366	20940	0.112	0.084
23) Hexachlor...	3.131	3.595f	14990	4536395	11064.628	12.376 #
24) Hexachlor...	5.715	6.398	81833	131186	0.176	0.231 #
25) Oxychlorane	0.000	7.854	0	18592	N.D.	BelowCal
26) 2,4'-DDE	7.267	8.061	6076	16995	BelowCal	BelowCal
27) trans-Non...	7.451	8.149	4111	14365	BelowCal	BelowCal
28) 2,4'-DDD	0.000	8.428	0	8323	N.D.	BelowCal
29) 2,4'-DDT	0.000	0.000	0	0	N.D.	N.D.
30) cis-Nonac...	7.925	0.000	1829	0	BelowCal	N.D.
31) Mirex	0.000	9.622	0	20940	N.D.	BelowCal
32) Chlordane...	7.398f	8.084	3469	17595	0.149	0.447 #
33) Chlordane...	7.451	8.209	4111	19987	0.155	0.610 #
34) Chlordane...	7.993f	8.845	100578	31260	13.835	3.055 #
35) Chlordane...	3.705f	3.700f	33558	96153	NoCal	NoCal
86) Toxaphene...	7.451f	8.428	4111	8323	3.956	2.959 #
37) Toxaphene...	7.756	8.798	50756	5763	24.591	1.612 #
38) Toxaphene...	8.072	8.845	65478	31260	16.062	5.599 #
39) Toxaphene...	8.315	8.891	30492	136144	7.762	12.372 #
40) Toxaphene...	8.532	9.077	241300	92008	78.664	18.619 #
41) Toxaphene...	0.000	0.000	0	0	N.D.	N.D.
42) Toxaphene...	3.705f	3.700f	33558	96153	NoCal	NoCal

Quantitation Report (Not Reviewed)

Data Path : C:\msdchem\1\data\2020-04\0D14043\  
Data File : ECD5-04142007.D  
Signal(s) : Signal #1: ECD1A.CH Signal #2: ECD2B.CH  
Acq On : 14 Apr 2020 13:13  
Operator : MJB  
Sample : 0040379-BLK1  
Misc : 1x, 8081B 2,4+4,4-DDx Only, GPC  
ALS Vial : 8 (Sig #1); 0 (Sig #2) Sample Multiplier: 1

Integration File signal 1: PEST1.e  
Integration File signal 2: PEST2.e  
Quant Time: Apr 14 14:26:20 2020  
Quant Method : C:\msdchem\1\methods\ECD5\_QUANTPEST\_200324RT1.M  
Quant Title : Instrument: DualECD5  
QLast Update : Wed Mar 25 12:47:54 2020  
Response via : Initial Calibration  
Integrator: ChemStation 6890 Scale Mode: Small noise peaks clipped

Volume Inj. : 2uL  
Signal #1 Phase : Rtx-CLPesticides Signal #2 Phase: Rtx-CLPesticides2  
Signal #1 Info : 30m X 0.32mm X 0. Signal #2 Info : 30m X 0.32mm X 0.25um



Quantitation Report (Not Reviewed)

Data Path : C:\msdchem\1\data\2020-04\0D14043\  
 Data File : ECD5-04142008.D  
 Signal(s) : Signal #1: ECD1A.CH Signal #2: ECD2B.CH  
 Acq On : 14 Apr 2020 13:30  
 Operator : MJB  
 Sample : 0040379-BS1  
 Misc : 1x, 8081B 2,4+4,4-DDx Only, GPC  
 ALS Vial : 9 (Sig #1); 0 (Sig #2) Sample Multiplier: 1

Integration File signal 1: PEST1.e  
 Integration File signal 2: PEST2.e  
 Quant Time: Apr 14 14:26:24 2020  
 Quant Method : C:\msdchem\1\methods\ECD5\_QUANTPEST\_200324RT1.M  
 Quant Title : Instrument: DualECD5  
 QLast Update : Wed Mar 25 12:47:54 2020  
 Response via : Initial Calibration  
 Integrator: ChemStation 6890 Scale Mode: Small noise peaks clipped

Volume Inj. : 2uL  
 Signal #1 Phase : Rtx-CLPesticides Signal #2 Phase: Rtx-CLPesticides2  
 Signal #1 Info : 30m X 0.32mm X 0. Signal #2 Info : 30m X 0.32mm X 0.25um

MJB  
 4/14/20

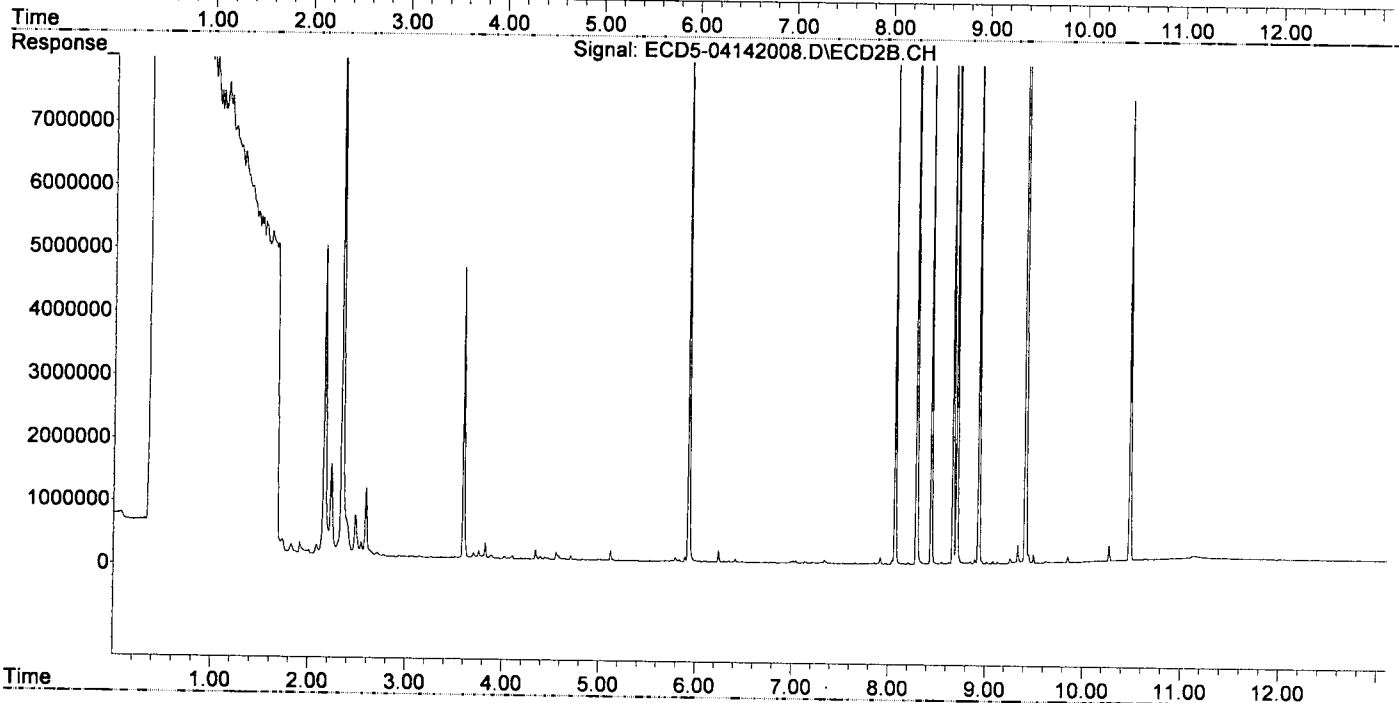
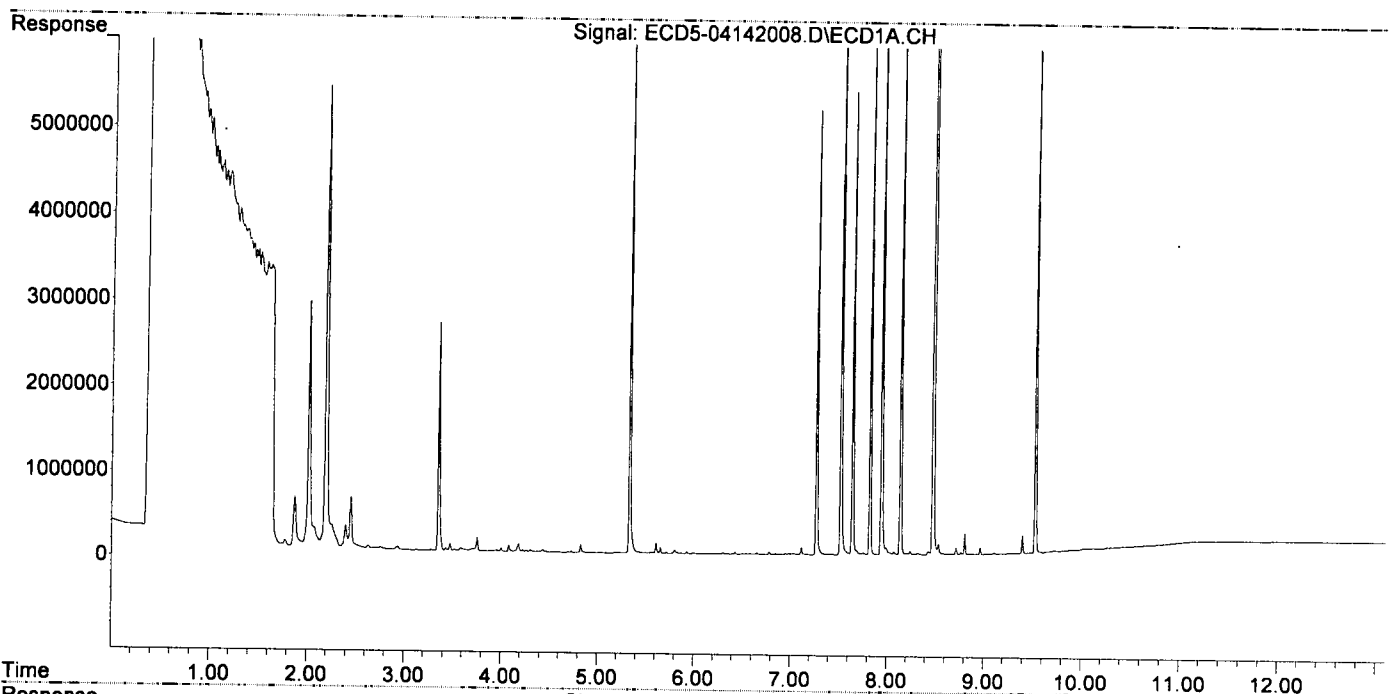
Compound	RT#1	RT#2	Resp#1	Resp#2	ng/mL	ng/mL
<b>System Monitoring Compounds</b>						
1) S TCMX (S)	5.331	5.928	6099669	9937052	31.573	34.763
22) S DCBP (S)	9.527	10.480	6373571	7243616	42.727	42.652
<b>Target Compounds</b>						
2) a-BHC	5.865	0.000	14873	0	0.057	N.D. #
3) g-BHC	0.000	0.000	0	0	N.D.	N.D.
4) b-BHC	6.219	0.000	6453	0	0.067	N.D. #
5) Heptachlor	6.548	7.212	7141	11616	0.032	0.035
6) d-BHC	6.346f	7.212f	7848	11616	0.040	0.036
7) Aldrin	6.780f	7.511	32298	6596	0.145	0.020 #
8) Heptachlo...	7.268	7.914	5158724	112912	25.171	0.379 #
9) trans-Chl...	7.381	8.066	9499	8262900	0.046	27.275 #
10) cis-Chlor...	7.422f	8.203f	8999	32279	0.044	0.111 #
11) Endosulfa...	7.518f	8.203f	8556433	32279	44.256	0.119 #
12) 4,4'-DDE	7.518	8.287	8556433	13740064	43.409	47.985
13) Dieldrin	7.755f	8.439	25768	8159261	0.121	27.425 #
14) Endrin	0.000	8.663	0	8941461	N.D.	39.049 #
15) 4,4'-DDD	7.940	8.703	7580211	11667691	46.382	48.491
16) Endosulfa...	8.070f	8.843f	37699	37055	0.225	0.154 #
17) 4,4'-DDT	8.137	8.930	7158523	11207494	53.677	58.917
18) Endrin Al...	8.318f	9.052	18625	10263	0.127	0.049 #
19) Endosulfa...	8.641	9.253	7508	83989	0.046	0.369 #
20) Methoxychlor	8.472	9.409	22212928	36432521	265.268	269.170
21) Endrin Ke...	8.849	9.619	9133	31771	0.048	0.127 #
23) Hexachlor...	3.129	3.593f	5897	4585476	11064.677	12.511 #
24) Hexachlor...	5.713	6.414	16482	51325	BelowCal	BelowCal
25) Oxychlorane	0.000	7.848	0	16509	N.D.	BelowCal
26) 2,4'-DDE	7.268	8.066	5158724	8262900	42.080	43.512
27) trans-Non...	7.422f	8.145	8999	14311	BelowCal	BelowCal
28) 2,4'-DDD	7.640	8.439	5344719	8159261	49.584	48.353
29) 2,4'-DDT	7.822	8.663	6144286	8941461	58.224	57.206
30) cis-Nonac...	7.940	8.703	7580211	11667691	36.986	38.762
31) Mirex	0.000	9.619	0	31771	N.D.	BelowCal
32) Chlordane...	7.381	8.066f	9499	8262900	0.407	209.696 #
33) Chlordane...	0.000	8.203	0	32279	N.D.	0.986 #
34) Chlordane...	7.991f	8.843	87331	37055	12.013	3.621 #
35) Chlordane...	3.702f	3.698f	30325	90396	NoCal	NoCal
36) Toxaphene...	0.000	8.439	0	8159261	N.D.	2901.187 #
37) Toxaphene...	7.755	0.000	25768	0	11.275	N.D. #
38) Toxaphene...	8.070	8.843	37699	37055	9.248	6.637 #
39) Toxaphene...	8.318	8.890	18625	69893	4.741	4.239
40) Toxaphene...	8.530	9.076	126770	43580	41.327	8.819 #
41) Toxaphene...	8.641f	9.443	7508	140224	1.874	25.946 #
42) Toxaphene...	3.702f	3.698f	30325	90396	NoCal	NoCal

Quantitation Report (Not Reviewed)

Data Path : C:\msdchem\1\data\2020-04\0D14043\  
Data File : ECD5-04142008.D  
Signal(s) : Signal #1: ECD1A.CH Signal #2: ECD2B.CH  
Acq On : 14 Apr 2020 13:30  
Operator : MJB  
Sample : 0040379-BS1  
Misc : 1x, 8081B 2,4+4,4-DDx Only, GPC  
ALS Vial : 9 (Sig #1); 0 (Sig #2) Sample Multiplier: 1

Integration File signal 1: PEST1.e  
Integration File signal 2: PEST2.e  
Quant Time: Apr 14 14:26:24 2020  
Quant Method : C:\msdchem\1\methods\ECD5\_QUANTPEST\_200324RT1.M  
Quant Title : Instrument: DualECD5  
QLast Update : Wed Mar 25 12:47:54 2020  
Response via : Initial Calibration  
Integrator: ChemStation 6890 Scale Mode: Small noise peaks clipped

Volume Inj. : 2uL  
Signal #1 Phase : Rtx-CLPesticides Signal #2 Phase: Rtx-CLPesticides2  
Signal #1 Info : 30m X 0.32mm X 0. Signal #2 Info : 30m X 0.32mm X 0.25um





Quantitation Report (Not Reviewed)

Data Path : C:\msdchem\1\data\2020-04\0D14043\  
 Data File : ECD5-04142012.D  
 Signal(s) : Signal #1: ECD1A.CH Signal #2: ECD2B.CH  
 Acq On : 14 Apr 2020 14:39  
 Operator : MJB  
 Sample : 0040379-MSD1A *MJB 4/14/20*  
 Misc : 1x, 8081B 2,4+4,4-DDx Only, GPC  
 ALS Vial : 13 (Sig #1); 0 (Sig #2) Sample Multiplier: 1

Integration File signal 1: PEST1.e  
 Integration File signal 2: PEST2.e  
 Quant Time: Apr 14 15:38:18 2020  
 Quant Method : C:\msdchem\1\methods\ECD5\_QUANTPEST\_200324RT1.M  
 Quant Title : Instrument: DualECD5  
 QLast Update : Wed Mar 25 12:47:54 2020  
 Response via : Initial Calibration  
 Integrator: ChemStation 6890 Scale Mode: Small noise peaks clipped

Volume Inj. : 2uL  
 Signal #1 Phase : Rtx-CLPesticides Signal #2 Phase: Rtx-CLPesticides2  
 Signal #1 Info : 30m X 0.32mm X 0. Signal #2 Info : 30m X 0.32mm X 0.25um

*MJB  
4/14/20*

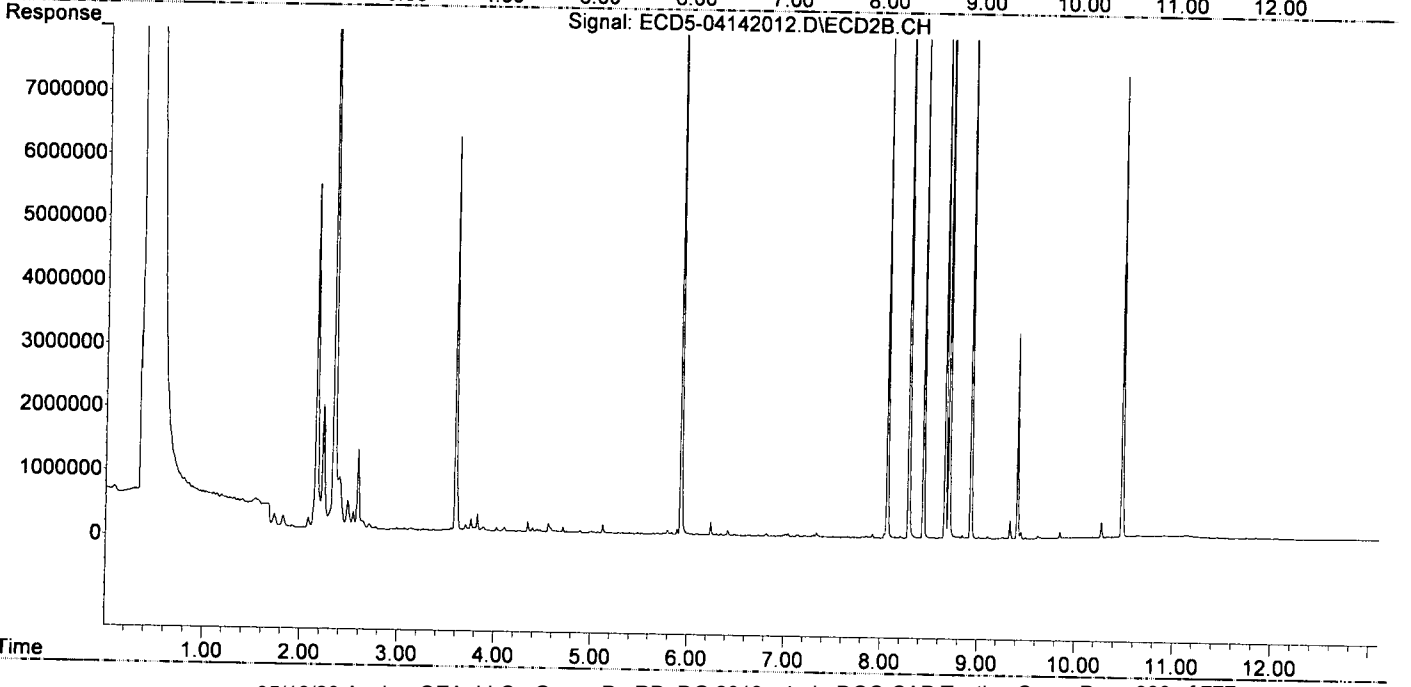
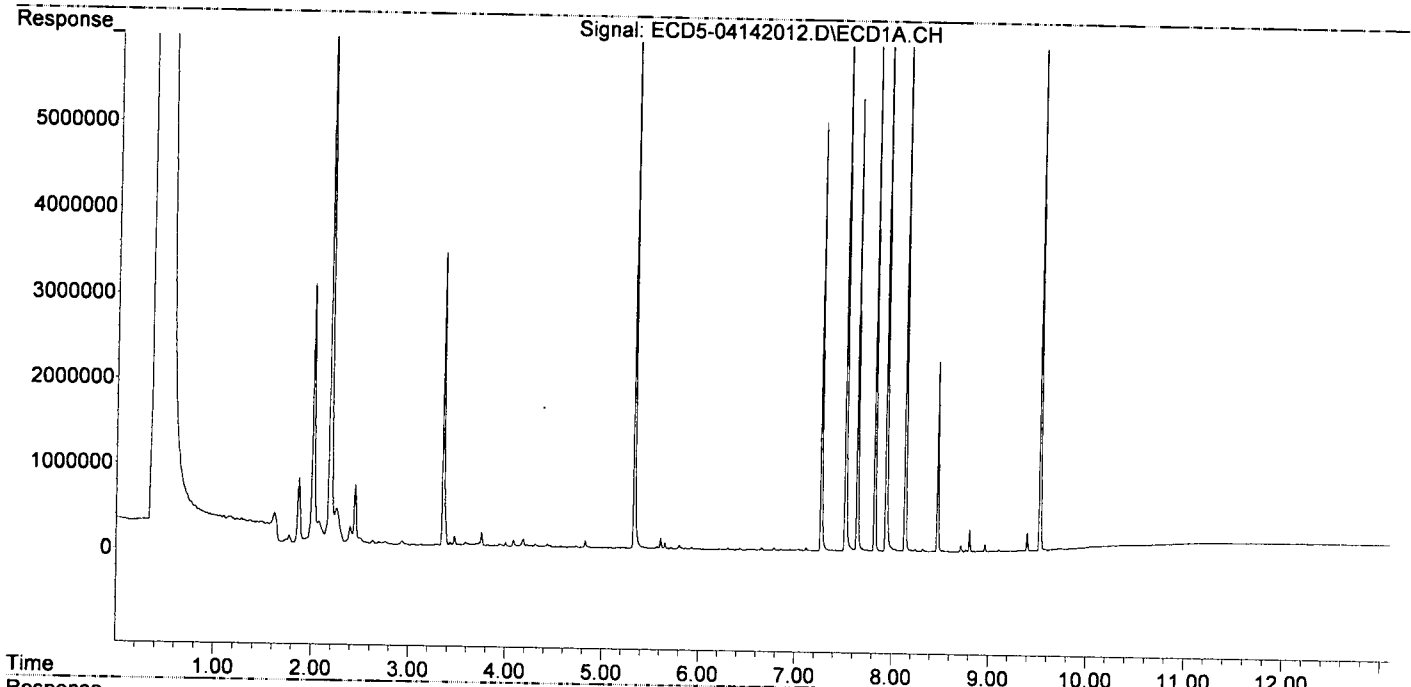
Compound	RT#1	RT#2	Resp#1	Resp#2	ng/mL	ng/mL
<b>System Monitoring Compounds</b>						
1) S TCMX (S)	5.330	5.927	6426275	10650922	33.263	37.261
22) S DCBP (S)	9.527	10.480	6111524	7273522	40.964	42.829
<b>Target Compounds</b>						
2) a-BHC	5.864	0.000	13847	0	0.053	N.D. #
3) g-BHC	0.000	6.817f	0	37798	N.D.	0.107 #
4) b-BHC	6.217	0.000	5542	0	0.058	N.D. #
5) Heptachlor	6.576	7.210	5927	10651	0.027	0.032 #
6) d-BHC	6.344f	7.210f	4431	10651	0.023	0.033 #
7) Aldrin	6.780f	7.512	33202	6366	0.150	0.020 #
8) Heptachlo...	7.268	7.914	4979034	54137	24.294	0.182 #
9) trans-Chl...	7.381f	8.066	10396	7872435	0.050	25.986 #
10) cis-Chlor...	7.422f	8.204f	9025	28367	0.044	0.098 #
11) Endosulfa...	7.519f	8.204f	8094786	28367	41.868	0.104 #
12) 4,4'-DDE	7.519	8.287	8094786	13320933	41.067	46.521 #
13) Dieldrin	0.000	8.439	0	8100976	N.D.	27.229 #
14) Endrin	0.000	8.663	0	8932693	N.D.	39.010 #
15) 4,4'-DDD	7.940	8.703	7514336	11673610	45.979	48.516 #
16) Endosulfa...	8.069f	8.843f	13417	45097	0.080	0.188 #
17) 4,4'-DDT	8.137	8.929	7212118	11179908	54.046	58.792 #
18) Endrin Al...	8.320	9.052	33957	12265	0.232	0.059 #
19) Endosulfa...	0.000	9.254	0	22676	N.D.	0.100 #
20) Methoxychlor	8.472	9.408	2224372	3231218	33.249	35.823 #
21) Endrin Ke...	8.849	9.619	7679	34895	0.040	0.140 #
23) Hexachlor...	3.127	3.592f	6593	6204976	11064.673	16.976 #
24) Hexachlor...	5.712	6.416	16330	74252	BelowCal	0.025 #
25) Oxychlordane	0.000	7.849	0	19258	N.D.	BelowCal #
26) 2,4'-DDE	7.268	8.066	4979034	7872435	40.626	41.528 #
27) trans-Non...	7.422f	0.000	9025	0	BelowCal	N.D. #
28) 2,4'-DDD	7.640	8.439	5242080	8100976	48.638	48.020 #
29) 2,4'-DDT	7.822	8.663	5928034	8932693	56.277	57.155 #
30) cis-Nonac...	7.940	8.703	7514336	11673610	36.666	38.781 #
31) Mirex	8.582	9.619	5288	34895	5765.317	BelowCal #
32) Chlordane...	7.381	8.066f	10396	7872435	0.445	199.787 #
33) Chlordane...	0.000	8.204	0	28367	N.D.	0.866 #
34) Chlordane...	0.000	8.843	0	45097	N.D.	4.407 #
35) Chlordane...	3.701f	3.698f	32298	95513	NoCal	NoCal #
36) Toxaphene...	0.000	8.439	0	8100976	N.D.	2880.463 #
37) Toxaphene...	0.000	0.000	0	0	N.D.	N.D. #
38) Toxaphene...	8.069	8.843	13417	45097	3.291	8.077 #
39) Toxaphene...	8.320	8.890	33957	17845	8.645	BelowCal #
40) Toxaphene...	8.530	9.052	16512	12265	5.383	2.482 #
41) Toxaphene...	8.582f	9.444	5288	106750	1.320	19.752 #
42) Toxaphene...	3.701f	3.698f	32298	95513	NoCal	NoCal #

Quantitation Report (Not Reviewed)

Data Path : C:\msdchem\1\data\2020-04\0D14043\  
Data File : ECD5-04142012.D  
Signal(s) : Signal #1: ECD1A.CH Signal #2: ECD2B.CH  
Acq On : 14 Apr 2020 14:39  
Operator : MJB  
Sample : 0040379-MSD1 *MJB 4/14/20*  
Misc : 1x, 8081B 2,4+4,4-DDx Only, GPC  
ALS Vial : 13 (Sig #1); 0 (Sig #2) Sample Multiplier: 1

Integration File signal 1: PEST1.e  
Integration File signal 2: PEST2.e  
Quant Time: Apr 14 15:38:18 2020  
Quant Method : C:\msdchem\1\methods\ECD5\_QUANTPEST\_200324RT1.M  
Quant Title : Instrument: DualECD5  
QLast Update : Wed Mar 25 12:47:54 2020  
Response via : Initial Calibration  
Integrator: ChemStation 6890 Scale Mode: Small noise peaks clipped

Volume Inj. : 2uL  
Signal #1 Phase : Rtx-CLPesticides Signal #2 Phase: Rtx-CLPesticides2  
Signal #1 Info : 30m X 0.32mm X 0. Signal #2 Info : 30m X 0.32mm X 0.25um



Quantitation Report (Not Reviewed)

Data Path : C:\msdchem\1\data\2020-04\0D14043\  
 Data File : ECD5-04142013.D  
 Signal(s) : Signal #1: ECD1A.CH Signal #2: ECD2B.CH  
 Acq On : 14 Apr 2020 14:56  
 Operator : MJB  
 Sample : 0D14043-CCV3  
 Misc : A20C184, AB 100 ppb  
 ALS Vial : 5 (Sig #1); 0 (Sig #2) Sample Multiplier: 1

Integration File signal 1: PEST1.e  
 Integration File signal 2: PEST2.e  
 Quant Time: Apr 14 15:38:22 2020  
 Quant Method : C:\msdchem\1\methods\ECD5\_QUANTPEST\_200324RT1.M  
 Quant Title : Instrument: DualECD5  
 QLast Update : Wed Mar 25 12:47:54 2020  
 Response via : Initial Calibration  
 Integrator: ChemStation 6890 Scale Mode: Small noise peaks clipped

Volume Inj. : 2uL  
 Signal #1 Phase : Rtx-CLPesticides Signal #2 Phase: Rtx-CLPesticides2  
 Signal #1 Info : 30m X 0.32mm X 0. Signal #2 Info : 30m X 0.32mm X 0.25um

MJB  
4/14/20

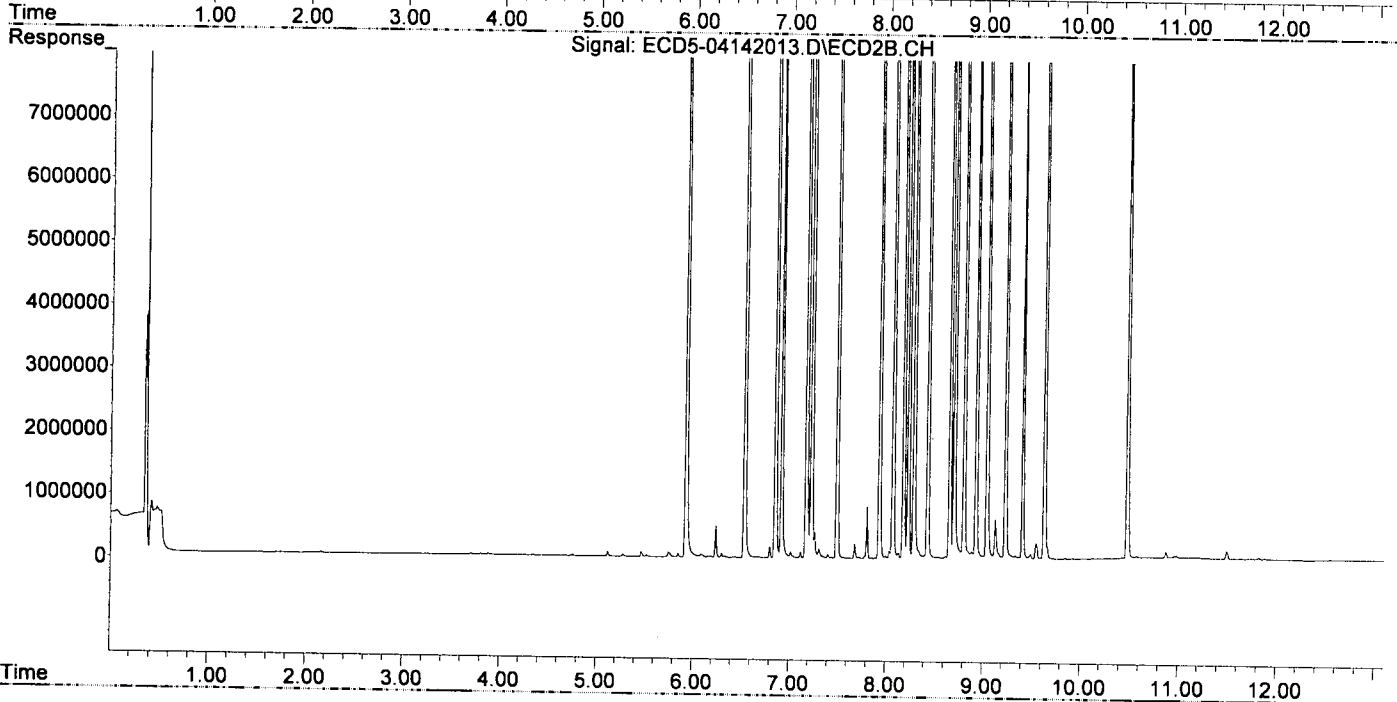
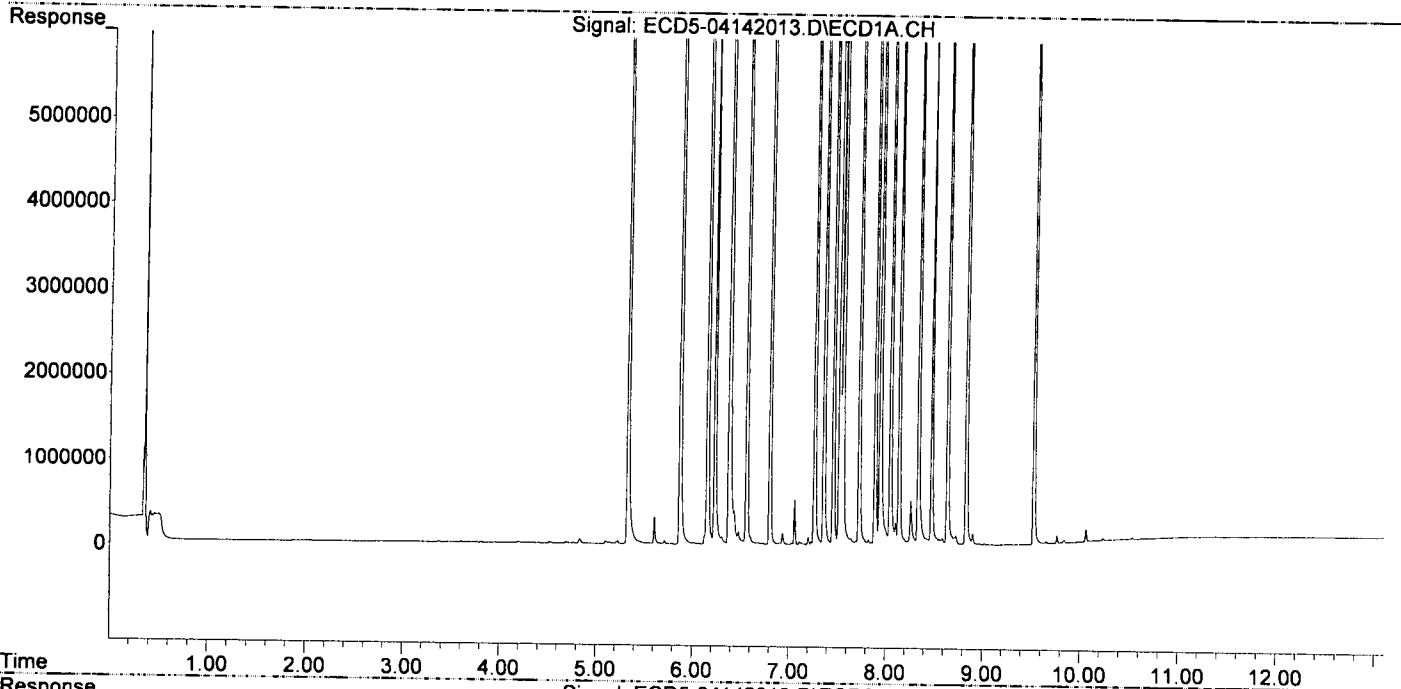
Compound	RT#1	RT#2	Resp#1	Resp#2	ng/mL	ng/mL
System Monitoring Compounds						
1) S TCMX (S)	5.330	5.928	17471597	30119639	90.435	105.369
22) S DCBP (S)	9.528	10.480	15081269	18797160	101.241	110.683
Target Compounds						
2) a-BHC	5.870	6.536	25621402	46601476	97.351	115.008
3) g-BHC	6.153	6.855	21814331	40213606	95.365	113.673
4) b-BHC	6.229	6.918	8393553	15973376	87.735	106.465
5) Heptachlor	6.561	7.228	22001360	38948601	98.757	116.214
6) d-BHC	6.378	7.174	18227078	39161483	93.413	119.924 #
7) Aldrin	6.801	7.493	22262630	37792553	100.272	115.971
8) Heptachlo...	7.264	7.932	20150041	32262646	98.317	108.392
9) trans-Chl...	7.359	8.072	20617200	33543063	98.902	110.722
10) cis-Chlor...	7.456	8.180	19694967	31813425	96.174	109.636
11) Endosulfa...	7.554	8.230	18856975	30093711	97.533	110.754
12) 4,4'-DDE	7.520	8.288	18903646	33320542	95.904	116.367
13) Dieldrin	7.725	8.430	21456551	34382040	100.990	115.565
14) Endrin	7.889	8.658	16245988	26474255	95.045	115.617
15) 4,4'-DDD	7.941	8.703	16154202	28186994	98.844	117.146
16) Endosulfa...	8.047	8.805	15781482	26082694	94.192	108.723
17) 4,4'-DDT	8.138	8.929	13542301	23394535	95.189	108.662
18) Endrin Al...	8.337	9.042	14395562	22081372	98.349	106.159
19) Endosulfa...	8.638	9.232	15411077	25224961	93.721	110.784
20) Methoxychlor	8.474	9.408	6590272	11459087	92.722	109.736
21) Endrin Ke...	8.832	9.632	19057994	29004409	99.796	116.334
23) Hexachlor...	0.000	0.000	0	0	N.D.	N.D.
24) Hexachlor...	5.712	6.414	39768	7148	BelowCal	BelowCal
25) Oxychlorane	7.200	7.858	91347	15125	0.284	BelowCal #
26) 2,4'-DDE	7.264	8.072	20150041	33543063	158.808	158.905
27) trans-Non...	7.456	8.132	19694967	92566	103.309	0.101 #
28) 2,4'-DDD	7.640	8.430	76421	34382040	0.441	183.092 #
29) 2,4'-DDT	7.822	8.658	59560	26474255	0.398	145.207 #
30) cis-Nonac...	7.941f	8.703	16154202	28186994	78.298	89.366
31) Mirex	8.587	9.632	74473	29004409	0.168	154.371 #
32) Chlordane...	7.359	8.072	20617200	33543063	883.261	851.257
33) Chlordane...	7.456	8.180	19694967	31813425	741.741	971.440 #
34) Chlordane...	8.047f	8.888f	15781482	112512	2170.870	10.995 #
35) Chlordane...	0.000	0.000	0	0	N.D.	N.D.
36) Toxaphene...	7.456	8.430	19694967	34382040	18952.210	12225.217 #
37) Toxaphene...	7.725f	8.805	21456551	26082694	BelowCal	7297.642
38) Toxaphene...	8.101f	8.805f	260048	26082694	63.791	4671.369 #
39) Toxaphene...	8.337f	8.888	14395562	112512	3664.734	9.472 #
40) Toxaphene...	8.556	9.042f	65656	22081372	21.404	4468.398 #
41) Toxaphene...	8.587f	0.000	74473	0	18.592	N.D. #
42) Toxaphene...	0.000	3.705f	0	12992	N.D.	NoCal

Quantitation Report (Not Reviewed)

Data Path : C:\msdchem\1\data\2020-04\0D14043\  
Data File : ECD5-04142013.D  
Signal(s) : Signal #1: ECD1A.CH Signal #2: ECD2B.CH  
Acq On : 14 Apr 2020 14:56  
Operator : MJB  
Sample : 0D14043-CCV3  
Misc : A20C184, AB 100 ppb  
ALS Vial : 5 (Sig #1); 0 (Sig #2) Sample Multiplier: 1

Integration File signal 1: PEST1.e  
Integration File signal 2: PEST2.e  
Quant Time: Apr 14 15:38:22 2020  
Quant Method : C:\msdchem\1\methods\ECD5\_QUANTPEST\_200324RT1.M  
Quant Title : Instrument: DualECD5  
QLast Update : Wed Mar 25 12:47:54 2020  
Response via : Initial Calibration  
Integrator: ChemStation 6890 Scale Mode: Small noise peaks clipped

Volume Inj. : 2uL  
Signal #1 Phase : Rtx-CLPesticides Signal #2 Phase: Rtx-CLPesticides2  
Signal #1 Info : 30m X 0.32mm X 0. Signal #2 Info : 30m X 0.32mm X 0.25um



Quantitation Report (Not Reviewed)

Data Path : C:\msdchem\1\data\2020-04\0D14043\  
 Data File : ECD5-04142014.D  
 Signal(s) : Signal #1: ECD1A.CH Signal #2: ECD2B.CH  
 Acq On : 14 Apr 2020 15:14  
 Operator : MJB  
 Sample : 0D14043-CCV4  
 Misc : A20C359, 9-42 100 ppb  
 ALS Vial : 6 (Sig #1); 0 (Sig #2) Sample Multiplier: 1

Integration File signal 1: PEST1.e  
 Integration File signal 2: PEST2.e  
 Quant Time: Apr 14 15:38:26 2020  
 Quant Method : C:\msdchem\1\methods\ECD5\_QUANTPEST\_200324RT1.M  
 Quant Title : Instrument: DualECD5  
 QLast Update : Wed Mar 25 12:47:54 2020  
 Response via : Initial Calibration  
 Integrator: ChemStation 6890 Scale Mode: Small noise peaks clipped

Volume Inj. : 2uL  
 Signal #1 Phase : Rtx-CLPesticides Signal #2 Phase: Rtx-CLPesticides2  
 Signal #1 Info : 30m X 0.32mm X 0. Signal #2 Info : 30m X 0.32mm X 0.25um

MJB  
4/14/20

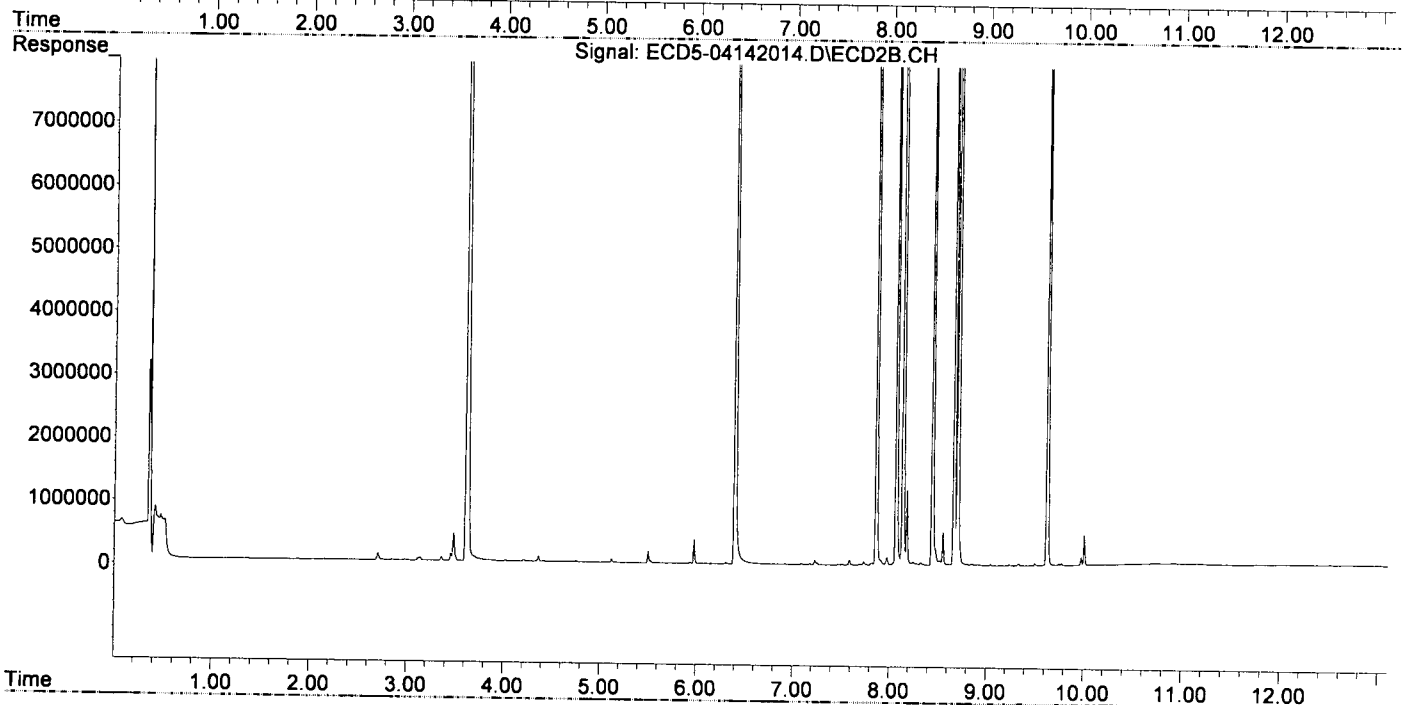
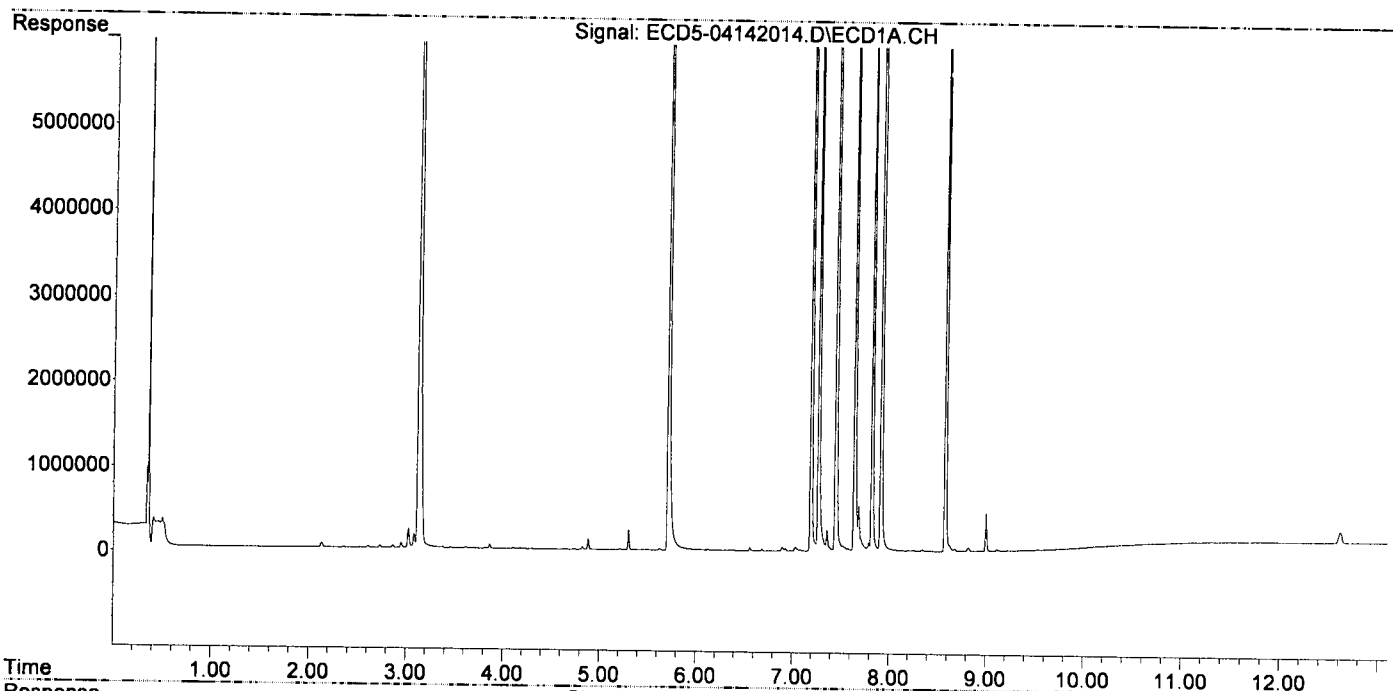
Compound	RT#1	RT#2	Resp#1	Resp#2	ng/mL	ng/mL
System Monitoring Compounds						
1) S TCMX (S)	5.303f	5.936	235162	19302	1.217	0.068 #
22) S DCBP (S)	9.527	0.000	5248	0	BelowCal	N.D.
Target Compounds						
2) a-BHC	0.000	0.000	0	0	N.D.	N.D.
3) g-BHC	6.127f	0.000	9649	0	0.042	N.D. #
4) b-BHC	0.000	0.000	0	0	N.D.	N.D.
5) Heptachlor	6.561	7.227	43204	73654	0.194	0.220
6) d-BHC	6.384	7.174	8114	16603	0.042	0.051
7) Aldrin	0.000	7.511	0	12286	N.D.	0.038 #
8) Heptachlo...	7.269	7.910f	11389532	74788	55.572	0.251 #
9) trans-Chl...	7.359	8.066	251505	20155851	1.206	66.532 #
10) cis-Chlor...	7.447	8.178	18461443	1177186	90.150	4.057 #
11) Endosulfa...	7.578f	8.243	33721	43318	0.174	0.159
12) 4,4'-DDE	0.000	8.322f	0	32859	N.D.	0.115 #
13) Dieldrin	7.687f	8.439	527672	17934614	2.484	60.282 #
14) Endrin	7.918f	8.663	20354614	17534574	119.082	76.576 #
15) 4,4'-DDD	7.918f	8.702	20354614	32624118	124.546	135.586
16) Endosulfa...	0.000	8.805	0	25074	N.D.	0.105 #
17) 4,4'-DDT	8.137	8.928	14945	16253	0.105	0.155 #
18) Endrin Al...	8.344	9.043	19870	23153	0.136	0.111
19) Endosulfa...	0.000	9.232	0	23109	N.D.	0.101 #
20) Methoxychlor	0.000	0.000	0	0	N.D.	N.D.
21) Endrin Ke...	8.822	9.623	41003	18314777	0.215	73.459 #
23) Hexachlor...	3.128	3.616	18654001	38453531	100.137	102.653
24) Hexachlor...	5.712	6.396	16121332	30280911	87.931	101.189
25) Oxychlorane	7.192	7.861	16694243	28100849	98.338	104.814
26) 2,4'-DDE	7.269	8.066	11389532	20155851	91.648	100.673
27) trans-Non...	7.447	8.135	18461443	30885431	96.908	102.953
28) 2,4'-DDD	7.642	8.439	10152219	17934614	93.425	101.850
29) 2,4'-DDT	7.823	8.663	10194791	17534574	93.473	103.233
30) cis-Nonac...	7.918	8.702	20354614	32624118	98.246	102.203
31) Mirex	8.582	9.623	13081984	18314777	101.319	100.823
32) Chlordane...	7.359	8.066f	251505	20155851	10.775	511.516 #
33) Chlordane...	7.447f	8.178	18461443	1177186	695.285	35.946 #
34) Chlordane...	0.000	8.848	0	27765	N.D.	2.713 #
35) Chlordane...	0.000	0.000	0	0	N.D.	N.D.
36) Toxaphene...	7.447f	8.439	18461443	17934614	17765.206	6377.008 #
37) Toxaphene...	0.000	8.805	0	25074	N.D.	7.015 #
38) Toxaphene...	8.107f	8.848f	16181	27765	3.969	4.973 #
39) Toxaphene...	8.304	8.887	7251	14790	1.846	BelowCal #
40) Toxaphene...	8.582f	9.043f	13081984	23153	4264.729	4.685 #
41) Toxaphene...	8.582f	0.000	13081984	0	3265.844	N.D. #
42) Toxaphene...	0.000	0.000	0	0	N.D.	N.D.

Quantitation Report (Not Reviewed)

Data Path : C:\msdchem\1\data\2020-04\0D14043\  
Data File : ECD5-04142014.D  
Signal(s) : Signal #1: ECD1A.CH Signal #2: ECD2B.CH  
Acq On : 14 Apr 2020 15:14  
Operator : MJB  
Sample : 0D14043-CCV4  
Misc : A20C359, 9-42 100 ppb  
ALS Vial : 6 (Sig #1); 0 (Sig #2) Sample Multiplier: 1

Integration File signal 1: PEST1.e  
Integration File signal 2: PEST2.e  
Quant Time: Apr 14 15:38:26 2020  
Quant Method : C:\msdchem\1\methods\ECD5\_QUANTPEST\_200324RT1.M  
Quant Title : Instrument: DualECD5  
QLast Update : Wed Mar 25 12:47:54 2020  
Response via : Initial Calibration  
Integrator: ChemStation 6890 Scale Mode: Small noise peaks clipped

Volume Inj. : 2uL  
Signal #1 Phase : Rtx-CLPesticides Signal #2 Phase: Rtx-CLPesticides2  
Signal #1 Info : 30m X 0.32mm X 0. Signal #2 Info : 30m X 0.32mm X 0.25um



Quantitation Report (Not Reviewed)

Data Path : C:\msdchem\1\data\2020-04\0D14043\  
 Data File : ECD5-04142015.D  
 Signal(s) : Signal #1: ECD1A.CH Signal #2: ECD2B.CH  
 Acq On : 14 Apr 2020 15:31  
 Operator : MJB  
 Sample : 0D14043-CCB2  
 Misc : A20C404  
 ALS Vial : 7 (Sig #1); 0 (Sig #2) Sample Multiplier: 1

Integration File signal 1: PEST1.e  
 Integration File signal 2: PEST2.e  
 Quant Time: Apr 14 15:48:44 2020  
 Quant Method : C:\msdchem\1\methods\ECD5\_QUANTPEST\_200324RT1.M  
 Quant Title : Instrument: DualECD5  
 QLast Update : Wed Mar 25 12:47:54 2020  
 Response via : Initial Calibration  
 Integrator: ChemStation 6890 Scale Mode: Small noise peaks clipped

Volume Inj. : 2uL  
 Signal #1 Phase : Rtx-CLPesticides Signal #2 Phase: Rtx-CLPesticides2  
 Signal #1 Info : 30m X 0.32mm X 0. Signal #2 Info : 30m X 0.32mm X 0.25um

MJB  
4/14/20

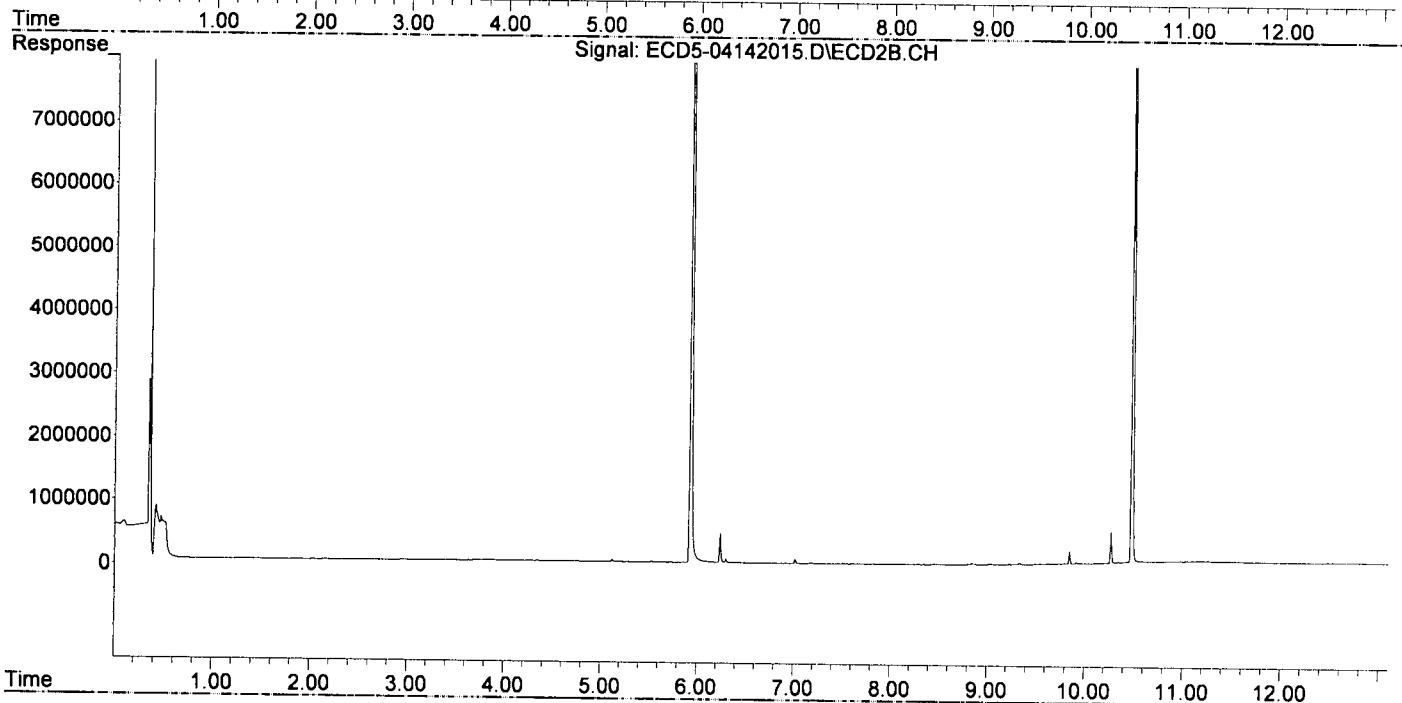
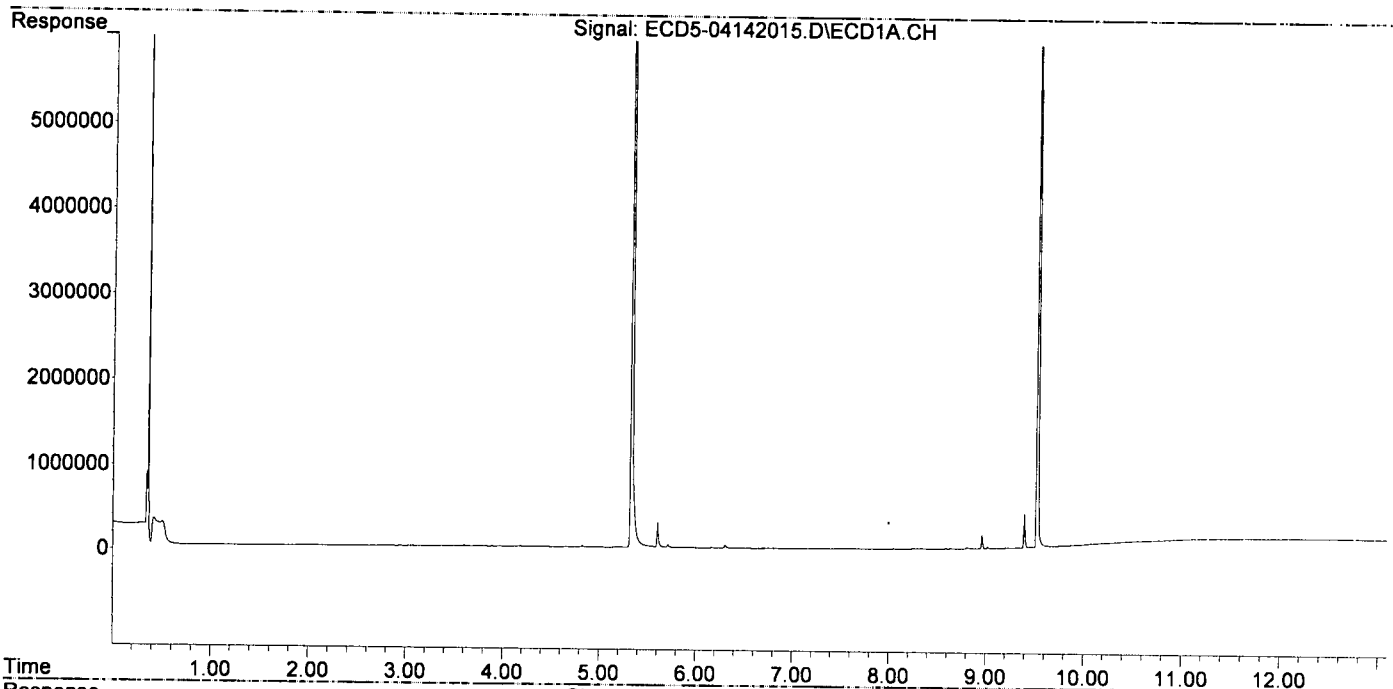
Compound	RT#1	RT#2	Resp#1	Resp#2	ng/mL	ng/mL
System Monitoring Compounds						
1) S TCMX (S)	5.331	5.928	16827831	28580202	87.103	99.984
22) S DCBP (S)	9.528	10.480	12791067	15832385	85.863	93.226
Target Compounds						
2) a-BHC	0.000	0.000	0	0	N.D.	N.D.
3) g-BHC	0.000	0.000	0	0	N.D.	N.D.
4) b-BHC	0.000	0.000	0	0	N.D.	N.D.
5) Heptachlor	0.000	7.193f	0	6082	N.D.	0.018 #
6) d-BHC	0.000	7.175	0	9577	N.D.	0.029 #
7) Aldrin	0.000	7.511	0	11896	N.D.	0.037 #
8) Heptachlo...	0.000	0.000	0	0	N.D.	N.D.
9) trans-Chl...	7.352	8.092	5662	4726	0.027	0.016 #
10) cis-Chlor...	7.472	0.000	2184	0	0.011	N.D. #
11) Endosulfa...	0.000	0.000	0	0	N.D.	N.D.
12) 4,4'-DDE	0.000	0.000	0	0	N.D.	N.D.
13) Dieldrin	7.707	0.000	3434	0	0.016	N.D. #
14) Endrin	0.000	0.000	0	0	N.D.	N.D.
15) 4,4'-DDD	0.000	0.000	0	0	N.D.	N.D.
16) Endosulfa...	8.051	8.806	4401	7153	0.026	0.030
17) 4,4'-DDT	0.000	0.000	0	0	N.D.	N.D.
18) Endrin Al...	8.339	9.042	8604	11429	0.059	0.055
19) Endosulfa...	8.640	9.232	8120	13546	0.049	0.059
20) Methoxychlor	8.481	0.000	2779	0	BelowCal	N.D.
21) Endrin Ke...	8.833	9.630	6719	11872	0.035	0.048 #
23) Hexachlor...	0.000	0.000	0	0	N.D.	N.D.
24) Hexachlor...	5.713	0.000	33001	0	BelowCal	N.D.
25) Oxychlorthane	0.000	7.835f	0	4892	N.D.	BelowCal
26) 2,4'-DDE	0.000	8.092f	0	4726	N.D.	BelowCal
27) trans-Non...	7.472f	0.000	2184	0	BelowCal	N.D.
28) 2,4'-DDD	0.000	0.000	0	0	N.D.	N.D.
29) 2,4'-DDT	0.000	0.000	0	0	N.D.	N.D.
30) cis-Nonac...	0.000	0.000	0	0	N.D.	N.D.
31) Mirex	8.586	9.630	4431	11872	5765.323	BelowCal #
32) Chlordane...	7.352f	8.092	5662	4726	0.243	0.120 #
33) Chlordane...	7.472	0.000	2184	0	0.082	N.D. #
34) Chlordane...	8.051f	8.849	4401	24245	0.605	2.369 #
35) Chlordane...	0.000	0.000	0	0	N.D.	N.D.
36) Toxaphene...	7.472	0.000	2184	0	2.102	N.D. #
37) Toxaphene...	0.000	8.806	0	7153	N.D.	2.001 #
38) Toxaphene...	8.051f	8.806f	4401	7153	1.080	1.281
39) Toxaphene...	8.339f	0.000	8604	0	2.190	N.D. #
40) Toxaphene...	8.513f	9.042f	2188	11429	0.713	2.313 #
41) Toxaphene...	8.586f	9.483f	4431	4883	1.106	0.904
42) Toxaphene...	0.000	3.706f	0	10437	N.D.	NoCal

Quantitation Report (Not Reviewed)

Data Path : C:\msdchem\1\data\2020-04\0D14043\  
Data File : ECD5-04142015.D  
Signal(s) : Signal #1: ECD1A.CH Signal #2: ECD2B.CH  
Acq On : 14 Apr 2020 15:31  
Operator : MJB  
Sample : 0D14043-CCB2  
Misc : A20C404  
ALS Vial : 7 (Sig #1); 0 (Sig #2) Sample Multiplier: 1

Integration File signal 1: PEST1.e  
Integration File signal 2: PEST2.e  
Quant Time: Apr 14 15:48:44 2020  
Quant Method : C:\msdchem\1\methods\ECD5\_QUANTPEST\_200324RT1.M  
Quant Title : Instrument: DualECD5  
QLast Update : Wed Mar 25 12:47:54 2020  
Response via : Initial Calibration  
Integrator: ChemStation 6890 Scale Mode: Small noise peaks clipped

Volume Inj. : 2uL  
Signal #1 Phase : Rtx-CLPesticides Signal #2 Phase: Rtx-CLPesticides2  
Signal #1 Info : 30m X 0.32mm X 0. Signal #2 Info : 30m X 0.32mm X 0.25um





Quantitation Report (Not Reviewed)

Data Path : C:\msdchem\1\data\2020-04\0D14043\  
 Data File : ECD5-04142023.D  
 Signal(s) : Signal #1: ECD1A.CH Signal #2: ECD2B.CH  
 Acq On : 14 Apr 2020 17:48  
 Operator : MJB  
 Sample : 0D14043-CCV5  
 Misc : A20C183, AB 50 ppb  
 ALS Vial : 3 (Sig #1); 0 (Sig #2) Sample Multiplier: 1

Integration File signal 1: PEST1.e  
 Integration File signal 2: PEST2.e  
 Quant Time: Apr 15 11:24:59 2020  
 Quant Method : C:\msdchem\1\methods\ECD5\_QUANTPEST\_200324RT1.M  
 Quant Title : Instrument: DualECD5  
 QLast Update : Wed Mar 25 12:47:54 2020  
 Response via : Initial Calibration  
 Integrator: ChemStation 6890 Scale Mode: Small noise peaks clipped

Volume Inj. : 2uL  
 Signal #1 Phase : Rtx-CLPesticides Signal #2 Phase: Rtx-CLPesticides2  
 Signal #1 Info : 30m X 0.32mm X 0. Signal #2 Info : 30m X 0.32mm X 0.25um

MJP  
 4/15/20

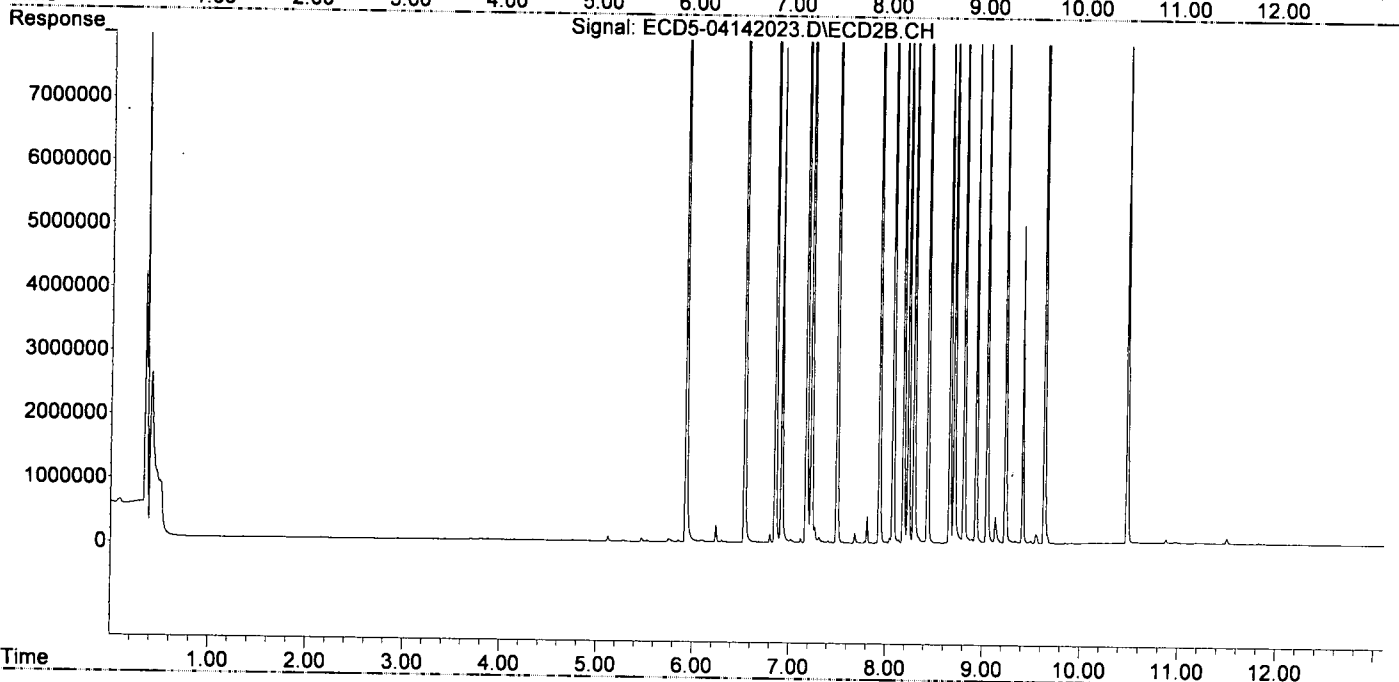
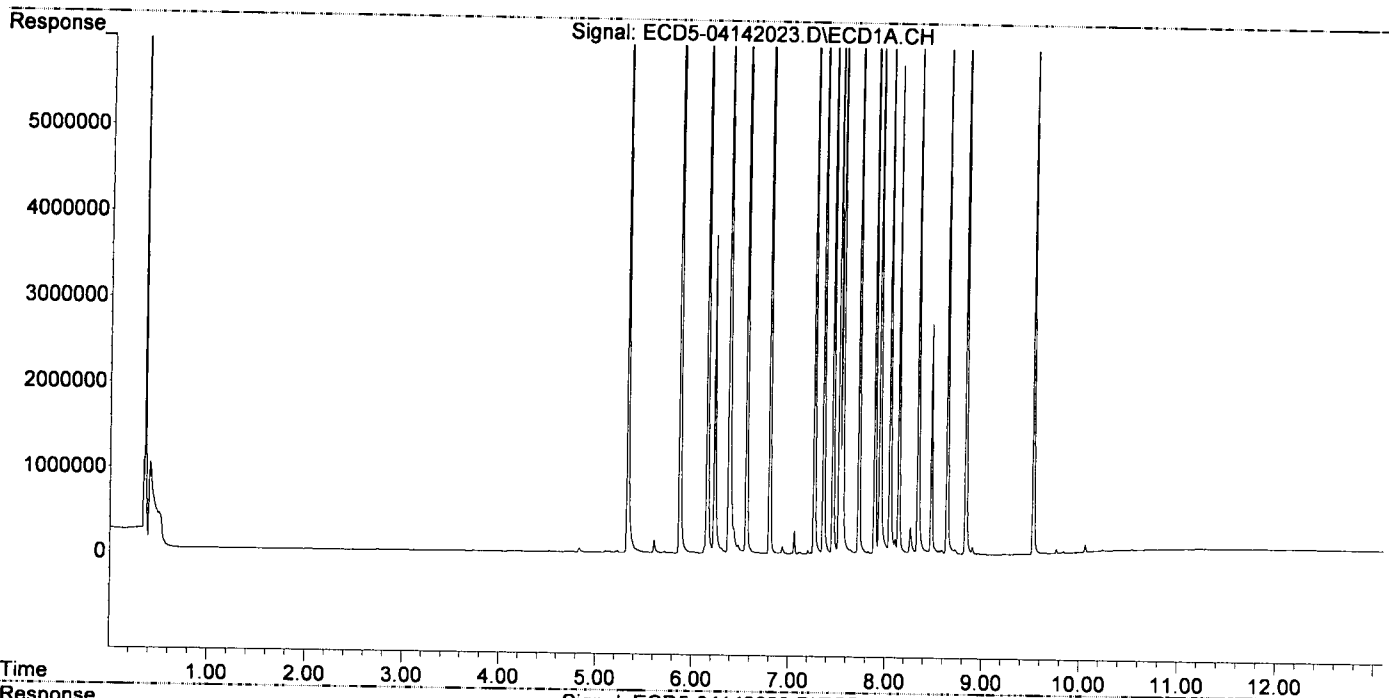
Compound	RT#1	RT#2	Resp#1	Resp#2	ng/mL	ng/mL
System Monitoring Compounds						
1) S TCMX (S)	5.330	5.927	8543698	14485516	44.223	50.675
22) S DCBP (S)	9.528	10.480	7232682	9215268	48.505	54.262
Target Compounds						
2) a-BHC	5.869	6.536	12630802	22702402	47.992	56.027
3) g-BHC	6.152	6.854	10855739	19502552	47.458	55.128
4) b-BHC	6.229	6.918	3723399	7777951	38.919	51.841 #
5) Heptachlor	6.561	7.227	10749557	18685497	48.251	55.753
6) d-BHC	6.379	7.174	7570917	17991043	38.800	55.094 #
7) Aldrin	6.801	7.493	10919140	17848207	49.180	54.770
8) Heptachlo...	7.263	7.932	9728018	15680432	47.466	52.681
9) trans-Chl...	7.359	8.071	9968692	15960656	47.820	52.684
10) cis-Chlor...	7.456	8.179	9717805	15775328	47.454	54.365
11) Endosulfa...	7.553	8.229	9209809	14477295	47.636	53.281
12) 4,4'-DDE	7.520	8.288	8603035	15813461	43.646	55.226 #
13) Dieldrin	7.725	8.430	10514897	16822268	49.491	56.543
14) Endrin	7.889	8.657	7972514	12378948	46.642	54.061
15) 4,4'-DDD	7.942	8.703	7498595	13584623	45.882	56.458
16) Endosulfa...	8.046	8.805	7670950	12646595	45.784	52.716
17) 4,4'-DDT	8.138	8.930	5691200	9978466	43.390	53.257
18) Endrin Al...	8.337	9.042	6668276	10861545	45.557	52.218
19) Endosulfa...	8.638	9.232	7578878	12311296	46.090	54.069
20) Methoxychlor	8.475	9.409	2702583	4993288	40.127	53.378 #
21) Endrin Ke...	8.831	9.632	9300741	14584382	48.703	58.497
23) Hexachlor...	0.000	0.000	0	0	N.D.	N.D.
24) Hexachlor...	5.712	0.000	19864	0	BelowCal	N.D.
25) Oxychlordane	7.199	7.894f	48522	10378	0.030	BelowCal #
26) 2,4'-DDE	7.263	8.071	9728018	15960656	78.584	81.177
27) trans-Non...	7.456	8.132	9717805	57939	51.211	BelowCal #
28) 2,4'-DDD	7.639	8.430	55119	16822268	0.240	95.986 #
29) 2,4'-DDT	7.822	8.657	35820	12378948	0.159	76.443 #
30) cis-Nonac...	7.942f	8.703	7498595	13584623	36.589	44.887
31) Mirex	8.587	9.632	53405	14584382	0.007	81.268 #
32) Chlordane...	7.359	8.071	9968692	15960656	427.069	405.050
33) Chlordane...	7.456	8.179	9717805	15775328	365.987	481.708 #
34) Chlordane...	8.046f	8.890f	7670950	69342	1055.201	6.776 #
35) Chlordane...	0.000	0.000	0	0	N.D.	N.D.
36) Toxaphene...	7.456	8.430	9717805	16822268	9351.317	5981.491 #
37) Toxaphene...	7.725f	8.805	10514897	12646595	BelowCal	3538.374
38) Toxaphene...	8.101f	8.805f	179425	12646595	44.014	2264.985 #
39) Toxaphene...	8.337	8.890	6668276	69342	1697.569	4.172 #
40) Toxaphene...	8.555	9.042f	40020	10861545	13.047	2197.948 #
41) Toxaphene...	8.587f	0.000	53405	0	13.332	N.D. #
42) Toxaphene...	0.000	3.707f	0	10502	N.D.	NoCal

Quantitation Report (Not Reviewed)

Data Path : C:\msdchem\1\data\2020-04\0D14043\  
Data File : ECD5-04142023.D  
Signal(s) : Signal #1: ECD1A.CH Signal #2: ECD2B.CH  
Acq On : 14 Apr 2020 17:48  
Operator : MJB  
Sample : 0D14043-CCV5  
Misc : A20C183, AB 50 ppb  
ALS Vial : 3 (Sig #1); 0 (Sig #2) Sample Multiplier: 1

Integration File signal 1: PEST1.e  
Integration File signal 2: PEST2.e  
Quant Time: Apr 15 11:24:59 2020  
Quant Method : C:\msdchem\1\methods\ECD5\_QUANTPEST\_200324RT1.M  
Quant Title : Instrument: DualECD5  
QLast Update : Wed Mar 25 12:47:54 2020  
Response via : Initial Calibration  
Integrator: ChemStation 6890 Scale Mode: Small noise peaks clipped

Volume Inj. : 2uL  
Signal #1 Phase : Rtx-CLPesticides Signal #2 Phase: Rtx-CLPesticides2  
Signal #1 Info : 30m X 0.32mm X 0. Signal #2 Info : 30m X 0.32mm X 0.25um



Quantitation Report (Not Reviewed)

Data Path : C:\msdchem\1\data\2020-04\0D14043\  
 Data File : ECD5-04142024.D  
 Signal(s) : Signal #1: ECD1A.CH Signal #2: ECD2B.CH  
 Acq On : 14 Apr 2020 18:06  
 Operator : MJB  
 Sample : OD14043-CCV6  
 Misc : A20C358, 9-42 50 ppb  
 ALS Vial : 4 (Sig #1); 0 (Sig #2) Sample Multiplier: 1

Integration File signal 1: PEST1.e  
 Integration File signal 2: PEST2.e  
 Quant Time: Apr 15 11:25:03 2020  
 Quant Method : C:\msdchem\1\methods\ECD5\_QUANTPEST\_200324RT1.M  
 Quant Title : Instrument: DualECD5  
 QLast Update : Wed Mar 25 12:47:54 2020  
 Response via : Initial Calibration  
 Integrator: ChemStation 6890 Scale Mode: Small noise peaks clipped

Volume Inj. : 2uL  
 Signal #1 Phase : Rtx-CLPesticides Signal #2 Phase: Rtx-CLPesticides2  
 Signal #1 Info : 30m X 0.32mm X 0. Signal #2 Info : 30m X 0.32mm X 0.25um

MJB  
4/15/20

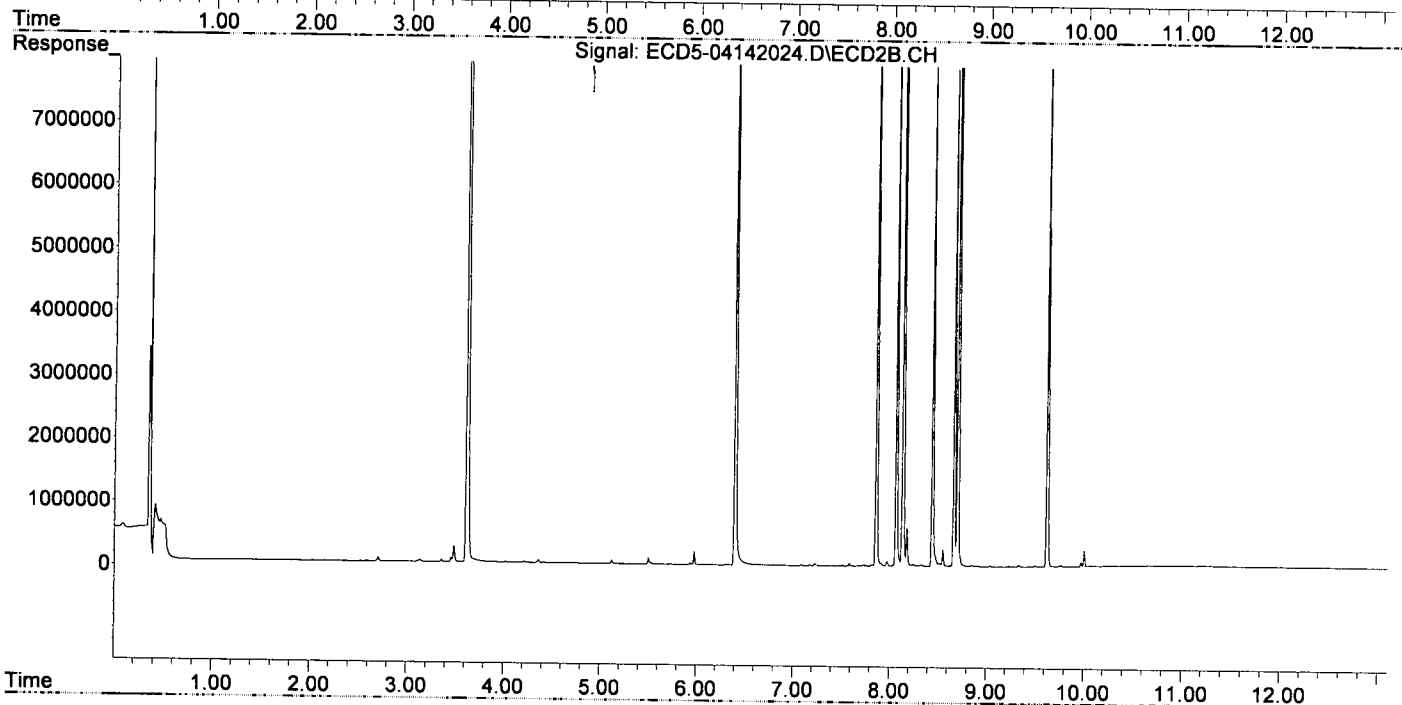
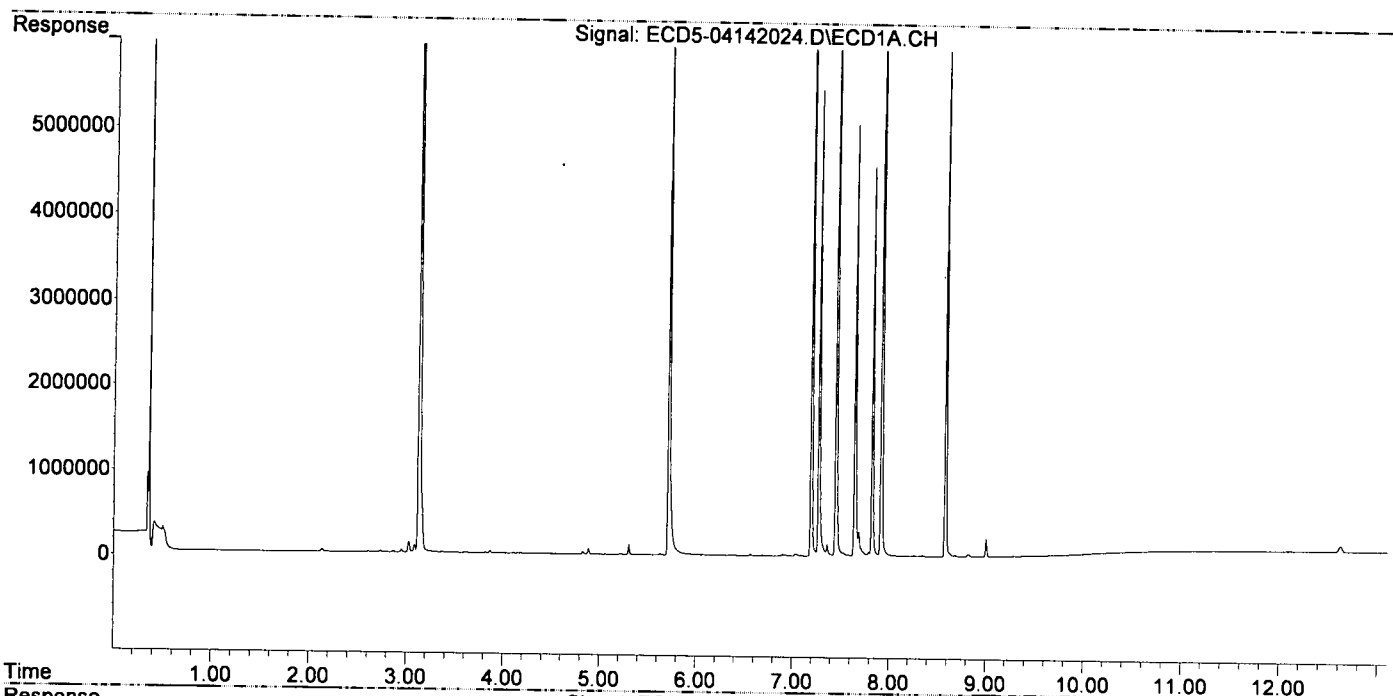
Compound	RT#1	RT#2	Resp#1	Resp#2	ng/mL	ng/mL
System Monitoring Compounds						
1) S TCMX (S)	5.303f	5.937	126140	20047	0.653	0.070 #
22) S DCBP (S)	9.528	10.479	7819	4252	BelowCal	0.025
Target Compounds						
2) a-BHC	0.000	0.000	0	0	N.D.	N.D.
3) g-BHC	6.126f	0.000	3456	0	0.015	N.D. #
4) b-BHC	0.000	0.000	0	0	N.D.	N.D.
5) Heptachlor	6.561	7.227	22554	39133	0.101	0.117
6) d-BHC	6.387	7.175	4556	10908	0.023	0.033 #
7) Aldrin	0.000	7.511	0	15737	N.D.	0.048 #
8) Heptachlo...	7.269	7.973f	5448256	75713	26.583	0.254 #
9) trans-Chl...	7.359	8.066	140787	9670549	0.675	31.921 #
10) cis-Chlor...	7.447	8.178	9228264	595737	45.063	2.053 #
11) Endosulfa...	7.578f	8.243	18064	25352	0.093	0.093
12) 4,4'-DDE	0.000	0.000	0	0	N.D.	N.D.
13) Dieldrin	7.687f	8.439	290054	8907726	1.365	29.941 #
14) Endrin	7.917f	8.663	9687836	7841430	56.677	34.245 #
15) 4,4'-DDD	7.917f	8.701	9687836	16038935	59.278	66.658
16) Endosulfa...	0.000	0.000	0	0	N.D.	N.D.
17) 4,4'-DDT	0.000	0.000	0	0	N.D.	N.D.
18) Endrin Al...	8.344	9.043	12155	15547	0.083	0.075
19) Endosulfa...	0.000	9.232	0	15589	N.D.	0.068 #
20) Methoxychlor	0.000	0.000	0	0	N.D.	N.D.
21) Endrin Ke...	8.822	9.622	29807	9256795	0.156	37.128 #
23) Hexachlor...	3.128	3.616	9780682	19453321	52.148	52.895
24) Hexachlor...	5.712	6.395	7561235	13732597	41.390	47.678
25) Oxychlorane	7.192	7.860	7983067	13223514	46.982	51.639
26) 2,4'-DDE	7.269	8.066	5448256	9670549	44.419	50.600
27) trans-Non...	7.447	8.135	9228264	14508960	48.636	50.688
28) 2,4'-DDD	7.642	8.439	5025979	8907726	46.644	52.618
29) 2,4'-DDT	7.823	8.663	4528858	7841430	43.500	50.773
30) cis-Nonac...	7.917	8.701	9687836	16038935	47.217	52.625
31) Mirex	8.582	9.622	6384670	9256795	48.787	52.454
32) Chlordane...	7.359	8.066f	140787	9670549	6.031	245.419 #
33) Chlordane...	7.447f	8.178	9228264	595737	347.550	18.191 #
34) Chlordane...	0.000	8.850	0	17630	N.D.	1.723 #
35) Chlordane...	0.000	0.000	0	0	N.D.	N.D.
36) Toxaphene...	7.447f	8.439	9228264	8907726	8880.238	3167.319 #
37) Toxaphene...	0.000	0.000	0	0	N.D.	N.D.
38) Toxaphene...	0.000	8.850f	0	17630	N.D.	3.158 #
39) Toxaphene...	8.344f	0.000	12155	0	3.094	N.D. #
40) Toxaphene...	8.582f	9.043f	6384670	15547	2081.403	3.146 #
41) Toxaphene...	8.582f	0.000	6384670	0	1593.897	N.D. #
42) Toxaphene...	0.000	0.000	0	0	N.D.	N.D.

Quantitation Report (Not Reviewed)

Data Path : C:\msdchem\1\data\2020-04\0D14043\  
Data File : ECD5-04142024.D  
Signal(s) : Signal #1: ECD1A.CH Signal #2: ECD2B.CH  
Acq On : 14 Apr 2020 18:06  
Operator : MJB  
Sample : 0D14043-CCV6  
Misc : A20C358, 9-42 50 ppb  
ALS Vial : 4 (Sig #1); 0 (Sig #2) Sample Multiplier: 1

Integration File signal 1: PEST1.e  
Integration File signal 2: PEST2.e  
Quant Time: Apr 15 11:25:03 2020  
Quant Method : C:\msdchem\1\methods\ECD5\_QUANTPEST\_200324RT1.M  
Quant Title : Instrument: DualECD5  
QLast Update : Wed Mar 25 12:47:54 2020  
Response via : Initial Calibration  
Integrator: ChemStation 6890 Scale Mode: Small noise peaks clipped

Volume Inj. : 2uL  
Signal #1 Phase : Rtx-CLPesticides Signal #2 Phase: Rtx-CLPesticides2  
Signal #1 Info : 30m X 0.32mm X 0. Signal #2 Info : 30m X 0.32mm X 0.25um



Quantitation Report (Not Reviewed)

Data Path : C:\msdchem\1\data\2020-04\0D14043\  
 Data File : ECD5-04142025.D  
 Signal(s) : Signal #1: ECD1A.CH Signal #2: ECD2B.CH  
 Acq On : 14 Apr 2020 18:23  
 Operator : MJB  
 Sample : 0D14043-CCB3  
 Misc : A20C404  
 ALS Vial : 7 (Sig #1); 0 (Sig #2) Sample Multiplier: 1

Integration File signal 1: PEST1.e  
 Integration File signal 2: PEST2.e  
 Quant Time: Apr 15 11:25:07 2020  
 Quant Method : C:\msdchem\1\methods\ECD5\_QUANTPEST\_200324RT1.M  
 Quant Title : Instrument: DualECD5  
 QLast Update : Wed Mar 25 12:47:54 2020  
 Response via : Initial Calibration  
 Integrator: ChemStation 6890 Scale Mode: Small noise peaks clipped

Volume Inj. : 2uL  
 Signal #1 Phase : Rtx-CLPesticides Signal #2 Phase: Rtx-CLPesticides2  
 Signal #1 Info : 30m X 0.32mm X 0. Signal #2 Info : 30m X 0.32mm X 0.25um

MJB  
4/15/20

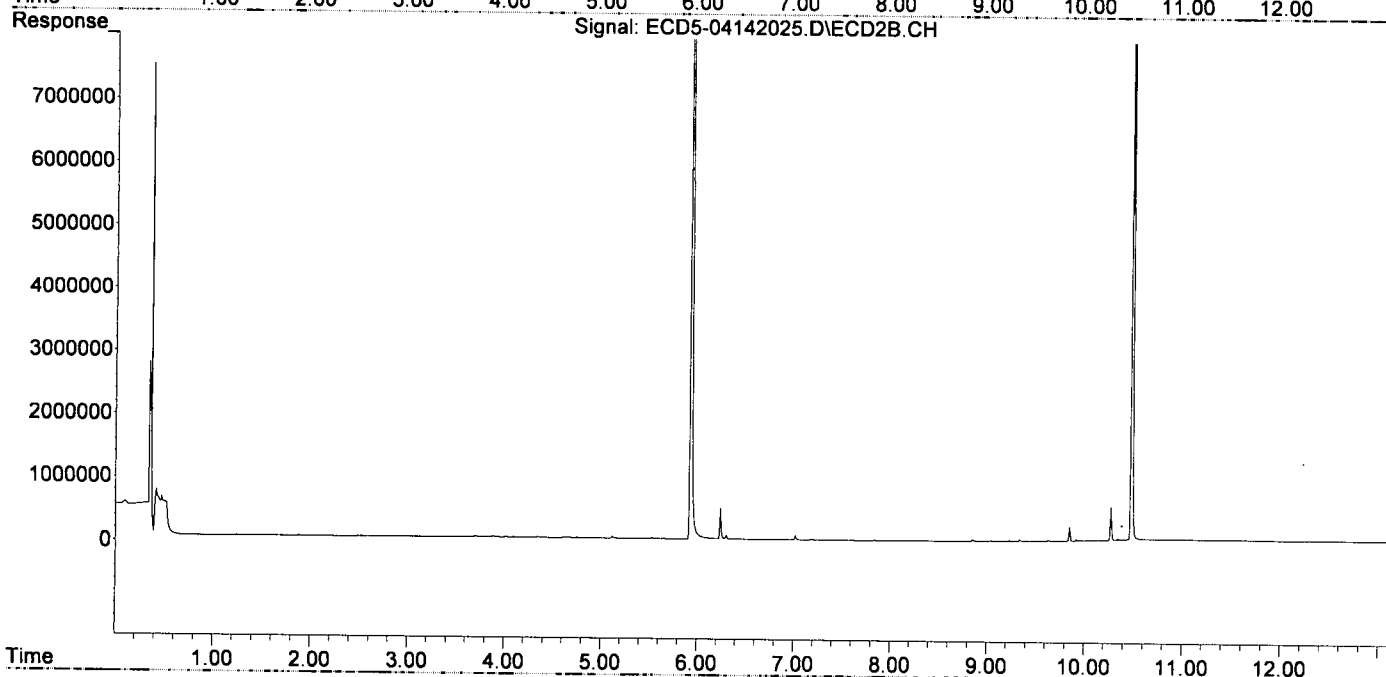
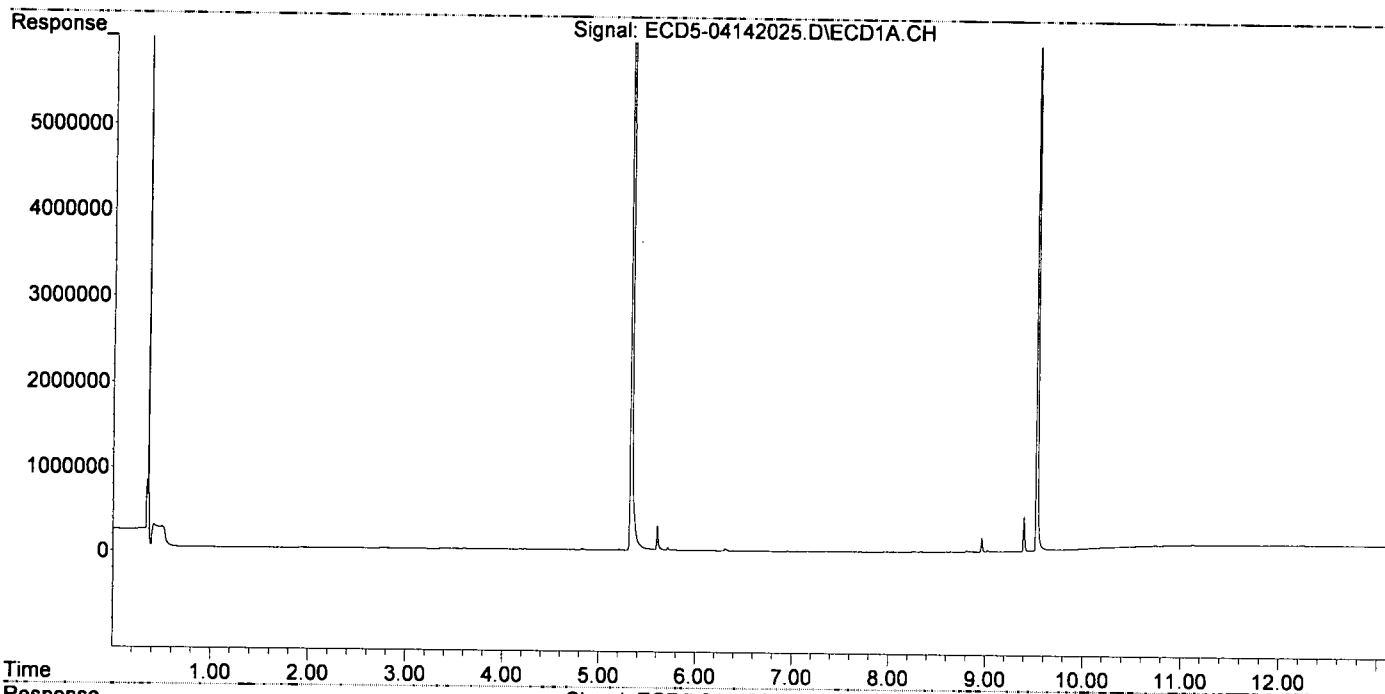
Compound	RT#1	RT#2	Resp#1	Resp#2	ng/mL	ng/mL
System Monitoring Compounds						
1) S TCMX (S)	5.330	5.928	16649122	29737982	86.178	104.034
22) S DCBP (S)	9.528	10.480	13126298	16459765	88.114	96.920
Target Compounds						
2) a-BHC	0.000	0.000	0	0	N.D.	N.D.
3) g-BHC	0.000	0.000	0	0	N.D.	N.D.
4) b-BHC	0.000	0.000	0	0	N.D.	N.D.
5) Heptachlor	0.000	7.194f	0	7714	N.D.	0.023 #
6) d-BHC	0.000	7.176	0	8461	N.D.	0.026 #
7) Aldrin	0.000	7.511	0	11704	N.D.	0.036 #
8) Heptachlo...	0.000	0.000	0	0	N.D.	N.D.
9) trans-Chl...	7.354	0.000	5193	0	0.025	N.D. #
10) cis-Chlor...	0.000	0.000	0	0	N.D.	N.D.
11) Endosulfa...	0.000	0.000	0	0	N.D.	N.D.
12) 4,4'-DDE	0.000	0.000	0	0	N.D.	N.D.
13) Dieldrin	7.708	0.000	3137	0	0.015	N.D. #
14) Endrin	0.000	0.000	0	0	N.D.	N.D.
15) 4,4'-DDD	0.000	0.000	0	0	N.D.	N.D.
16) Endosulfa...	8.051	8.805	3381	6231	0.020	0.026 #
17) 4,4'-DDT	0.000	0.000	0	0	N.D.	N.D.
18) Endrin Al...	8.339	9.041	7195	9617	0.049	0.046
19) Endosulfa...	8.641	9.232	5927	11009	0.036	0.048 #
20) Methoxychlor	8.485	0.000	2048	0	BelowCal	N.D.
21) Endrin Ke...	8.809f	9.629	16629	10636	0.087	0.043 #
23) Hexachlor...	0.000	0.000	0	0	N.D.	N.D.
24) Hexachlor...	5.712	0.000	34354	0	BelowCal	N.D.
25) Oxychlorane	0.000	7.836f	0	5122	N.D.	BelowCal
26) 2,4'-DDE	0.000	0.000	0	0	N.D.	N.D.
27) trans-Non...	0.000	0.000	0	0	N.D.	N.D.
28) 2,4'-DDD	0.000	0.000	0	0	N.D.	N.D.
29) 2,4'-DDT	0.000	0.000	0	0	N.D.	N.D.
30) cis-Nonac...	0.000	0.000	0	0	N.D.	N.D.
31) Mirex	8.587	9.629	3383	10636	5765.331	BelowCal #
32) Chlordane...	7.354f	0.000	5193	0	0.222	N.D. #
33) Chlordane...	0.000	0.000	0	0	N.D.	N.D.
34) Chlordane...	8.051f	8.850	3381	21527	0.465	2.104 #
35) Chlordane...	0.000	0.000	0	0	N.D.	N.D.
86) Toxaphene...	0.000	0.000	0	0	N.D.	N.D.
37) Toxaphene...	0.000	8.805	0	6231	N.D.	1.743 #
38) Toxaphene...	8.051f	8.805f	3381	6231	0.829	1.116 #
39) Toxaphene...	8.339f	0.000	7195	0	1.832	N.D. #
40) Toxaphene...	8.515f	9.041f	2064	9617	0.673	1.946 #
41) Toxaphene...	8.587f	9.482f	3383	5692	0.845	1.053
42) Toxaphene...	0.000	3.706f	0	10557	N.D.	NoCal

Quantitation Report (Not Reviewed)

Data Path : C:\msdchem\1\data\2020-04\0D14043\  
Data File : ECD5-04142025.D  
Signal(s) : Signal #1: ECD1A.CH Signal #2: ECD2B.CH  
Acq On : 14 Apr 2020 18:23  
Operator : MJB  
Sample : 0D14043-CCB3  
Misc : A20C404  
ALS Vial : 7 (Sig #1); 0 (Sig #2) Sample Multiplier: 1

Integration File signal 1: PEST1.e  
Integration File signal 2: PEST2.e  
Quant Time: Apr 15 11:25:07 2020  
Quant Method : C:\msdchem\1\methods\ECD5\_QUANTPEST\_200324RT1.M  
Quant Title : Instrument: DualECD5  
QLast Update : Wed Mar 25 12:47:54 2020  
Response via : Initial Calibration  
Integrator: ChemStation 6890 Scale Mode: Small noise peaks clipped

Volume Inj. : 2uL  
Signal #1 Phase : Rtx-CLPesticides Signal #2 Phase: Rtx-CLPesticides2  
Signal #1 Info : 30m X 0.32mm X 0. Signal #2 Info : 30m X 0.32mm X 0.25um



**Organochloride Pesticides by EPA 8081B  
Calibration Data**

Sequence 0C24036 (Cal ID A0C2504) DualECD5



# ELEMENT SEQUENCE LOG

Apex Laboratories

Sequence: 0C24036

Instrument: DUALECD5

Date: 03/24/20 12:02

Calibration: A0C2504

#	Lab Number	Matrix	Analysis	Client	Due	Batch	ISTD ID	STD ID
1	0C24036-BKD/2	Water	QC	QC				A20C091
2	0C24036-ICB1	Water	QC	QC				A20B383
3	0C24036-CAL1	Water	QC	QC				A20C398
4	0C24036-CAL2	Water	QC	QC				A20C178
5	0C24036-CAL3	Water	QC	QC				A20C179
6	0C24036-CAL4	Water	QC	QC				A20C180
7	0C24036-CAL5	Water	QC	QC				A20C181
8	0C24036-CAL6	Water	QC	QC				A20C182
9	0C24036-CAL7	Water	QC	QC				A20C183
10	0C24036-CAL8	Water	QC	QC				A20C184
11	0C24036-CAL9	Water	QC	QC				A20C177
12	0C24036-IBL1	Water	QC	QC				
13	0C24036-ICV1	Water	QC	QC				A20C164
14	0C24036-CALA	Water	QC	QC				A20C399
15	0C24036-CALB	Water	QC	QC				A20C353
16	0C24036-CALC	Water	QC	QC				A20C354
17	0C24036-CALD	Water	QC	QC				A20C355
18	0C24036-CALE	Water	QC	QC				A20C356
19	0C24036-CALF	Water	QC	QC				A20C357
20	0C24036-CALG	Water	QC	QC				A20C358
21	0C24036-CALH	Water	QC	QC				A20C359
22	0C24036-CALI	Water	QC	QC				A20C352
23	0C24036-IBL2	Water	QC	QC				
24	0C24036-ICV2	Water	QC	QC				A20C360
25	0C24036-CALJ	Water	QC	QC				A20C400
26	0C24036-CALK	Water	QC	QC				A19K307
27	0C24036-CALL	Water	QC	QC				A19K308
28	0C24036-CALM	Water	QC	QC				A19K309
29	0C24036-CALN	Water	QC	QC				A19K310
30	0C24036-CALO	Water	QC	QC				A19K311
31	0C24036-CALP	Water	QC	QC				A19K306
32	0C24036-IBL3	Water	QC	QC				
33	0C24036-ICV3	Water	QC	QC				A19K312
34	0C24036-CALQ	Water	QC	QC				A20C401
35	0C24036-CALR	Water	QC	QC				A19J417
36	0C24036-CALS	Water	QC	QC				A19J418
37	0C24036-CALT	Water	QC	QC				A19J419
38	0C24036-CALU	Water	QC	QC				A19J420
39	0C24036-CALV	Water	QC	QC				A19J421
40	0C24036-CALW	Water	QC	QC				A19J416
41	0C24036-IBL4	Water	QC	QC				
42	0C24036-ICV4	Water	QC	QC				A19J422

M/B  
3/25/20

Data Entered By: M/B 3/25/20

Comments: I CAL

Data Reviewed By: M/B 3/30/20



Calibration Status Report DUALECD5

Method Path : C:\msdchem\1\methods\  
 Method File : ECD5\_QUANTPEST\_200324.M  
 Title : Instrument: DualECD5  
 Last Update : Wed Mar 25 12:47:54 2020  
 Response Via : Initial Calibration

*AOC2509*

*MJB  
3/25/20*

#	ID	Conc	ISTD Conc	Path\File
1	1	10	0	C:\msdchem\1\data\2020-03\0C24036\ECD5-03242040.D
2	2	50	0	C:\msdchem\1\data\2020-03\0C24036\ECD5-03242041.D
3	3	100	0	C:\msdchem\1\data\2020-03\0C24036\ECD5-03242042.D
4	4	200	0	C:\msdchem\1\data\2020-03\0C24036\ECD5-03242043.D
5	5	500	0	C:\msdchem\1\data\2020-03\0C24036\ECD5-03242044.D
6	6	1000	0	C:\msdchem\1\data\2020-03\0C24036\ECD5-03242045.D
7	7	2000	0	C:\msdchem\1\data\2020-03\0C24036\ECD5-03242046.D
8	8	-1	0	C:\msdchem\1\data\2020-03\0C24036\ECD5-03242027.D
9	9	-1	0	C:\msdchem\1\data\2020-03\0C24036\ECD5-03242028.D

#	ID	Update Time	Quant Time	Acquisition Time
1	1	Mar 25 12:47 2020	Mar 25 12:41 2020	24 Mar 2020 23:39
2	2	Mar 25 12:47 2020	Mar 25 12:42 2020	24 Mar 2020 23:56
3	3	Mar 25 12:47 2020	Mar 25 12:42 2020	25 Mar 2020 0:13
4	4	Mar 25 12:47 2020	Mar 25 12:43 2020	25 Mar 2020 0:31
5	5	Mar 25 12:47 2020	Mar 25 12:40 2020	25 Mar 2020 0:48
6	6	Mar 25 12:47 2020	Mar 25 12:43 2020	25 Mar 2020 1:05
7	7	Mar 25 12:47 2020	Mar 25 12:44 2020	25 Mar 2020 1:22
8	8	Mar 25 12:45 2020	Mar 25 12:31 2020	24 Mar 2020 19:57
9	9	Mar 25 12:45 2020	Mar 25 12:32 2020	24 Mar 2020 20:14

ECD5\_QUANTPEST\_200324.M Wed Mar 25 15:06:34 2020

Calibration Report DUALECD5

Method Path : C:\msdchem\1\methods\  
 Method File : ECD5\_QUANTPEST\_200324.M  
 Title : Instrument: DualECD5  
 Last Update : Wed Mar 25 12:47:54 2020  
 Response Via : Initial Calibration

Calibration Files

1 =ECD5-03242040 2 =ECD5-03242041 3 =ECD5-03242042 4 =ECD5-03242043 5 =ECD5-03242044  
 6 =ECD5-03242045 7 =ECD5-03242046 8 =ECD5-03242027 9 =ECD5-03242028

	Compound	Fit	Constant	Linear	Quad	RSD/Cf
1) S	TCMX (S)	Avg	-----	1.9319 e5	-----	0.0683
2)	a-BHC	Avg	-----	2.6319 e5	-----	0.0260
3)	g-BHC	Avg	-----	2.2875 e5	-----	0.0298
4)	b-BHC	Avg	-----	9.5670 e4	-----	0.0880
5)	Heptachlor	Avg	-----	2.2278 e5	-----	0.0620
6)	d-BHC	Avg	-----	1.9512 e5	-----	0.0627
7)	Aldrin	Avg	-----	2.2202 e5	-----	0.0322
8)	Heptachlor Expoxide	Avg	-----	2.0495 e5	-----	0.0750
9)	trans-Chlordane	Avg	-----	2.0846 e5	-----	0.0591
10)	cis-Chlordane	Avg	-----	2.0479 e5	-----	0.0839
11)	Endosulfan I	Avg	-----	1.9334 e5	-----	0.0617
12)	4,4'-DDE	Avg	-----	1.9711 e5	-----	0.0418
13)	Dieldrin	Avg	-----	2.1246 e5	-----	0.0420
14)	Endrin	Avg	-----	1.7093 e5	-----	0.0601
15)	4,4'-DDD	Avg	-----	1.6343 e5	-----	0.0583
16)	Endosulfan II	Avg	-----	1.6755 e5	-----	0.0681
17)	4,4'-DDT	Quad	2.1705 e3	1.2179 e5	2.1492 e2	0.9985
18)	Endrin Aldehyde	Avg	-----	1.4637 e5	-----	0.0827
19)	Endosulfan Sulfate	Avg	-----	1.6444 e5	-----	0.0882
20)	Methoxychlor	Quad	1.1200 e4	6.4109 e4	7.3837 e1	0.9969
21)	Endrin Ketone	Avg	-----	1.9097 e5	-----	0.0935
22) S	DCBP (S)	Quad	2.6503 e4	1.4844 e5	2.6093	0.9977
23)	Hexachlorobutadiene	Quad	4.9956 e4	1.8748 e5	-1.6945 e1	0.9971
24)	Hexachlorobenzene	Quad	5.0142 e4	1.8031 e5	2.7949 e1	0.9974
25)	Oxychlordane	Quad	4.3412 e4	1.6869 e5	6.3885	0.9975
26)	2,4'-DDE	Quad	2.5743 e4	1.2027 e5	4.0593 e1	0.9981
27)	trans-Nonachlor	Quad	4.8572 e4	1.8747 e5	2.6143 e1	0.9981
28)	2,4'-DDD	Quad	2.9745 e4	1.0588 e5	2.6404 e1	0.9966
29)	2,4'-DDT	Quad	2.0096 e4	9.9122 e4	1.0409 e2	0.9974
30)	cis-Nonachlor	Quad	4.6622 e4	2.0186 e5	4.9307 e1	0.9977
31)	Mirex	Quad	5.2543 e4	1.3090 e5	-2.2706 e1	0.9940
32)	Chlordane (1)	Avg	-----	2.3342 e4	-----	0.0475
33)	Chlordane (2)	Avg	-----	2.6552 e4	-----	0.0409
34)	Chlordane (3)	Avg	-----	7.2697 e3	-----	0.0474
35)	Chlordane - AVE	Avg	-----	-----	-----	0.0000
36)	Toxaphene (1)	Avg	-----	1.0392 e3	-----	0.0926
37)	Toxaphene (2)	Quad	4.5805 e3	1.8805 e3	-0.1124	0.9965
38)	Toxaphene (3)	Avg	-----	4.0766 e3	-----	0.0932
39)	Toxaphene (4)	Avg	-----	3.9281 e3	-----	0.1041
40)	Toxaphene (5)	Avg	-----	3.0675 e3	-----	0.0636
41)	Toxaphene (6)	Avg	-----	4.0057 e3	-----	0.0782
42)	Toxaphene - AVE	Avg	-----	-----	-----	0.0000

MJB  
3/25/20

Signal #2

	Compound	Fit	Constant	Linear	Quad	RSD/Cf
1) S	TCMX (S)	Avg	-----	2.8585 e5	-----	0.0795
2)	a-BHC	Avg	-----	4.0520 e5	-----	0.0815
3)	g-BHC	Avg	-----	3.5377 e5	-----	0.0660
4)	b-BHC	Avg	-----	1.5003 e5	-----	0.0774
5)	Heptachlor	Avg	-----	3.3515 e5	-----	0.0642
6)	d-BHC	Avg	-----	3.2655 e5	-----	0.0952
7)	Aldrin	Avg	-----	3.2588 e5	-----	0.0617

8)	Heptachlor Expoxide	Avg	-----	2.9765	e5	-----	0.0561
9)	trans-Chlordane	Avg	-----	3.0295	e5	-----	0.0625
10)	cis-Chlordane	Avg	-----	2.9017	e5	-----	0.0562
11)	Endosulfan I	Avg	-----	2.7172	e5	-----	0.0584
12)	4,4'-DDE	Avg	-----	2.8634	e5	-----	0.0828
13)	Dieldrin	Avg	-----	2.9751	e5	-----	0.0683
14)	Endrin	Avg	-----	2.2898	e5	-----	0.0847
15)	4,4'-DDD	Avg	-----	2.4061	e5	-----	0.0781
16)	Endosulfan II	Avg	-----	2.3990	e5	-----	0.0779
17)	4,4'-DDT	Quad	-8.6902 e3	1.6076	e5	5.0266 e2	0.9973
18)	Endrin Aldehyde	Avg	-----	2.0800	e5	-----	0.0621
19)	Endosulfan Sulfate	Avg	-----	2.2769	e5	-----	0.0738
20)	Methoxychlor	Quad	7.0046 e3	8.3047	e4	1.9422 e2	0.9983
21)	Endrin Ketone	Avg	-----	2.4932	e5	-----	0.0804
22) S	DCBP (S)	Avg	-----	1.6983	e5	-----	0.0673
23)	Hexachlorobutadiene	Quad	7.9613 e4	3.5824	e5	1.5178 e2	0.9982
24)	Hexachlorobenzene	Quad	6.7385 e4	2.7595	e5	2.2369 e2	0.9991
25)	Oxychlorane	Quad	6.5358 e4	2.4251	e5	2.3825 e2	0.9975
26)	2,4'-DDE	Quad	3.8818 e4	1.8078	e5	1.8923 e2	0.9980
27)	trans-Nonachlor	Quad	6.5292 e4	2.7098	e5	2.7573 e2	0.9983
28)	2,4'-DDD	Quad	4.4671 e4	1.6074	e5	1.4638 e2	0.9978
29)	2,4'-DDT	Quad	2.5879 e4	1.3876	e5	2.9876 e2	0.9989
30)	cis-Nonachlor	Quad	6.1790 e4	2.8768	e5	3.0253 e2	0.9988
31)	Mirex	Quad	7.5544 e4	1.6867	e5	1.2131 e2	0.9979
32)	Chlordane (1)	Avg	-----	3.9404	e4	-----	0.0724
33)	Chlordane (2)	Avg	-----	3.2749	e4	-----	0.0644
34)	Chlordane (3)	Avg	-----	1.0233	e4	-----	0.0773
35)	Chlordane - AVE	Avg	-----	-----	-----	-----	0.0000
36)	Toxaphene (1)	Avg	-----	2.8124	e3	-----	0.0840
37)	Toxaphene (2)	Avg	-----	3.5741	e3	-----	0.0639
38)	Toxaphene (3)	Avg	-----	5.5835	e3	-----	0.0852
39)	Toxaphene (4)	Quad	3.5387 e4	8.1369	e3	0.5677	0.9989
40)	Toxaphene (5)	Avg	-----	4.9417	e3	-----	0.0682
41)	Toxaphene (6)	Avg	-----	5.4045	e3	-----	0.0756
42)	Toxaphene - AVE	Avg	-----	-----	-----	-----	0.0000

-----

ECD5\_QUANTPEST\_200324.M Wed Mar 25 15:06:51 2020

## Element Calibration Review Sheet

Calibration ID: **AOC2504**

Instrument: **DUALECD5**

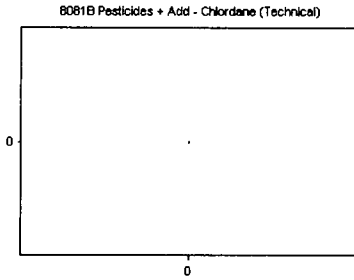
Calibration Date: **03/25/2020**

Analysis: **8081B Pesticides + Add**

Instrument Cal ID: **ECD5\_QUANTPEST\_20032**

### Chlordane (Technical)

Curve Fit: **AVERAGE RF**

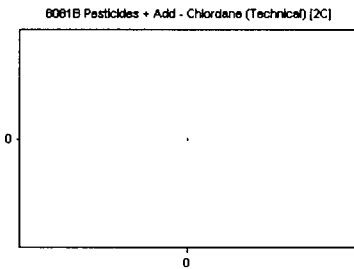


Standard	Concentration	Response	Response Factor	RT
0C24036-CALJ	40	0	0.000	0.00
0C24036-CALK	50	0	0.000	0.00
0C24036-CALL	100	0	0.000	0.00
0C24036-CALM	200	0	0.000	0.00
0C24036-CALN	500	0	0.000	0.00
0C24036-CALO	1000	0	0.000	0.00
0C24036-CALP	2000	0	0.000	0.00

**AVE RF 0.000      RF RSD 0.00      AVE RT 0.00**

### Chlordane (Technical) [2C]

Curve Fit: **AVERAGE RF**

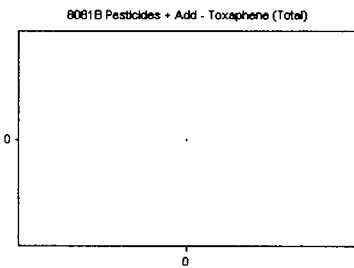


Standard	Concentration	Response	Response Factor	RT
0C24036-CALJ	40	0	0.000	0.00
0C24036-CALK	50	0	0.000	0.00
0C24036-CALL	100	0	0.000	0.00
0C24036-CALM	200	0	0.000	0.00
0C24036-CALN	500	0	0.000	0.00
0C24036-CALO	1000	0	0.000	0.00
0C24036-CALP	2000	0	0.000	0.00

**AVE RF 0.000      RF RSD 0.00      AVE RT 0.00**

### Toxaphene (Total)

Curve Fit: **AVERAGE RF**

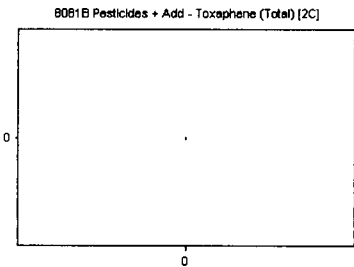


Standard	Concentration	Response	Response Factor	RT
0C24036-CALQ	40	0	0.000	0.00
0C24036-CALR	50	0	0.000	0.00
0C24036-CALS	100	0	0.000	0.00
0C24036-CALT	200	0	0.000	0.00
0C24036-CALU	500	0	0.000	0.00
0C24036-CALV	1000	0	0.000	0.00
0C24036-CALW	2000	0	0.000	0.00

**AVE RF 0.000      RF RSD 0.00      AVE RT 0.00**

### Toxaphene (Total) [2C]

Curve Fit: **AVERAGE RF**



Standard	Concentration	Response	Response Factor	RT
0C24036-CALQ	40	0	0.000	0.00
0C24036-CALR	50	0	0.000	0.00
0C24036-CALS	100	0	0.000	0.00
0C24036-CALT	200	0	0.000	0.00
0C24036-CALU	500	0	0.000	0.00
0C24036-CALV	1000	0	0.000	0.00
0C24036-CALW	2000	0	0.000	0.00

**AVE RF 0.000      RF RSD 0.00      AVE RT 0.00**

## Element Calibration Review Sheet

Calibration ID: **A0C2504**

Instrument: **DUALECD5**

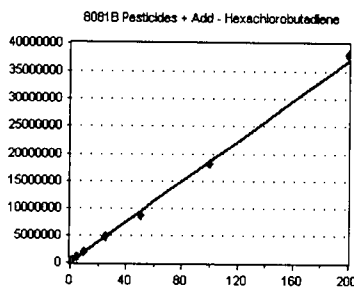
Calibration Date: **03/25/2020**

Analysis: **8081B Pesticides + Add**

Instrument Cal ID: **ECD5\_QUANTPEST\_20032**

### Hexachlorobutadiene

Curve Fit: **QUADRATIC: Weighting: (1/a^2), Origin: Ignore**

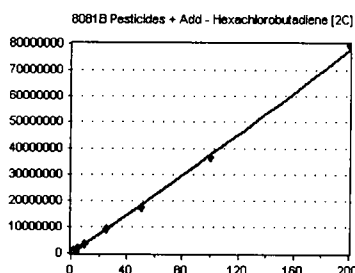


Standard	Concentration	Response	Response Factor	RT
OC24036-CALA	0.5	138995	277990.000	3.19
OC24036-CALB	1	252963	252963.000	3.19
OC24036-CALC	2	439567	219783.500	3.19
OC24036-CALD	5	985296	197059.200	3.19
OC24036-CALE	10	1913685	191368.500	3.19
OC24036-CALF	25	4744416	189776.600	3.19
OC24036-CALG	50	8717391	174347.800	3.19
OC24036-CALH	100	1.806462E+07	180646.200	3.19
OC24036-CALI	200	3.806473E+07	190323.600	3.19

**AVE RF** 208250.900    **RF RSD** 16.96    **AVE RT** 3.19

### Hexachlorobutadiene [2C]

Curve Fit: **QUADRATIC: Weighting: (1/a^2), Origin: Ignore**

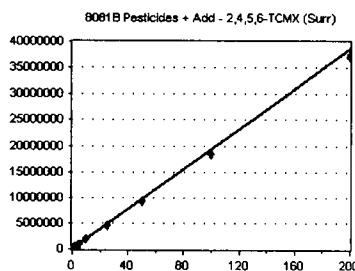


Standard	Concentration	Response	Response Factor	RT
OC24036-CALA	0.5	251522	503044.000	3.68
OC24036-CALB	1	464249	464249.000	3.67
OC24036-CALC	2	807666	403833.000	3.67
OC24036-CALD	5	1888911	377782.200	3.67
OC24036-CALE	10	3659331	365933.100	3.67
OC24036-CALF	25	9164447	366577.900	3.67
OC24036-CALG	50	1.743982E+07	348796.400	3.67
OC24036-CALH	100	3.634469E+07	363446.900	3.68
OC24036-CALI	200	7.974695E+07	398734.800	3.68

**AVE RF** 399155.200    **RF RSD** 12.98    **AVE RT** 3.67

### 2,4,5,6-TCMX (Surr)

Curve Fit: **AVERAGE RF**

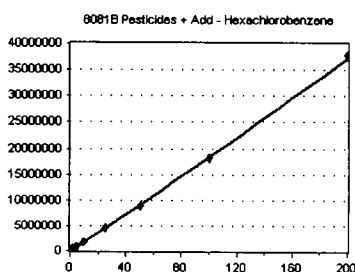


Standard	Concentration	Response	Response Factor	RT
OC24036-CAL1	0.5	110536	221072.000	5.39
OC24036-CAL2	1	207645	207645.000	5.39
OC24036-CAL3	2	389246	194623.000	5.39
OC24036-CAL4	5	964743	192948.600	5.39
OC24036-CAL5	10	1871440	187144.000	5.39
OC24036-CAL6	25	4512622	180504.900	5.39
OC24036-CAL7	50	9241615	184832.300	5.39
OC24036-CAL8	100	1.835447E+07	183544.700	5.39
OC24036-CAL9	200	3.728779E+07	186439.000	5.39

**AVE RF** 193194.800    **RF RSD** 6.83    **AVE RT** 5.39

### Hexachlorobenzene

Curve Fit: **QUADRATIC: Weighting: (1/a^2), Origin: Ignore**



Standard	Concentration	Response	Response Factor	RT
OC24036-CALA	0.5	135442	270884.000	5.77
OC24036-CALB	1	248838	248838.000	5.77
OC24036-CALC	2	419155	209577.500	5.77
OC24036-CALD	5	941551	188310.200	5.77
OC24036-CALE	10	1821184	182118.400	5.77
OC24036-CALF	25	4553836	182153.400	5.77
OC24036-CALG	50	8762097	175241.900	5.77
OC24036-CALH	100	1.818749E+07	181874.900	5.77
OC24036-CALI	200	3.782323E+07	189116.200	5.77

**AVE RF** 203123.800    **RF RSD** 16.74    **AVE RT** 5.77

## Element Calibration Review Sheet

Calibration ID: **A0C2504**

Instrument: **DUALECD5**

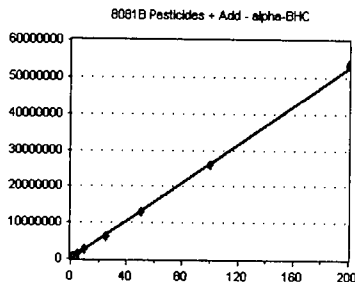
Calibration Date: **03/25/2020**

Analysis: **8081B Pesticides + Add**

Instrument Cal ID: **ECD5\_QUANTPEST\_20032**

### alpha-BHC

Curve Fit: **AVERAGE RF**

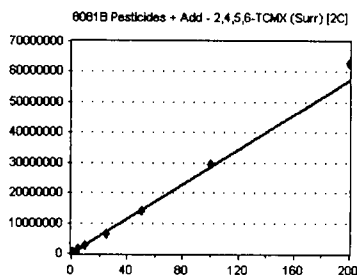


Standard	Concentration	Response	Response Factor	RT
0C24036-CAL1	0.5	137171	274342.000	5.93
0C24036-CAL2	1	265596	265596.000	5.93
0C24036-CAL3	2	533325	266662.500	5.93
0C24036-CAL4	5	1329593	265918.600	5.93
0C24036-CAL5	10	2560403	256040.300	5.93
0C24036-CAL6	25	6300836	252033.400	5.93
0C24036-CAL7	50	1.311416E+07	262283.200	5.93
0C24036-CAL8	100	2.579191E+07	257919.100	5.93
0C24036-CAL9	200	5.357471E+07	267873.600	5.93

**AVE RF 263185.400 RF RSD 2.60 AVE RT 5.93**

### 2,4,5,6-TCMX (Surr) [2C]

Curve Fit: **AVERAGE RF**

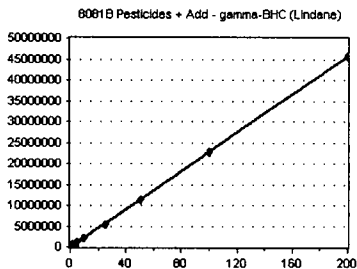


Standard	Concentration	Response	Response Factor	RT
0C24036-CAL1	0.5	164456	328912.000	5.99
0C24036-CAL2	1	286301	286301.000	5.99
0C24036-CAL3	2	549729	274864.500	5.99
0C24036-CAL4	5	1335959	267191.800	5.99
0C24036-CAL5	10	2672852	267285.200	5.99
0C24036-CAL6	25	6520954	260838.200	5.99
0C24036-CAL7	50	1.401779E+07	280355.800	5.99
0C24036-CAL8	100	2.936302E+07	293630.200	5.99
0C24036-CAL9	200	6.265225E+07	313261.300	5.99

**AVE RF 285848.900 RF RSD 7.95 AVE RT 5.99**

### gamma-BHC (Lindane)

Curve Fit: **AVERAGE RF**

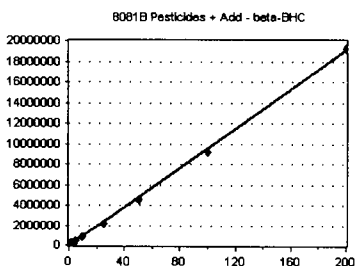


Standard	Concentration	Response	Response Factor	RT
0C24036-CAL1	0.5	120065	240130.000	6.21
0C24036-CAL2	1	235537	235537.000	6.22
0C24036-CAL3	2	461944	230972.000	6.21
0C24036-CAL4	5	1144128	228825.600	6.21
0C24036-CAL5	10	2232104	223210.400	6.21
0C24036-CAL6	25	5406502	216260.100	6.21
0C24036-CAL7	50	1.137713E+07	227542.600	6.21
0C24036-CAL8	100	2.27286E+07	227286.000	6.21
0C24036-CAL9	200	4.578899E+07	228945.000	6.21

**AVE RF 228745.400 RF RSD 2.98 AVE RT 6.21**

### beta-BHC

Curve Fit: **AVERAGE RF**



Standard	Concentration	Response	Response Factor	RT
0C24036-CAL1	0.5	56206	112412.000	6.29
0C24036-CAL2	1	105215	105215.000	6.29
0C24036-CAL3	2	193610	96805.000	6.29
0C24036-CAL4	5	468025	93605.000	6.29
0C24036-CAL5	10	872767	87276.700	6.29
0C24036-CAL6	25	2161452	86458.080	6.29
0C24036-CAL7	50	4558073	91161.460	6.29
0C24036-CAL8	100	9186029	91860.290	6.29
0C24036-CAL9	200	1.924674E+07	96233.700	6.29

**AVE RF 95669.690 RF RSD 8.80 AVE RT 6.29**

# Element Calibration Review Sheet

Calibration ID: **A0C2504**

Instrument: **DUALECD5**

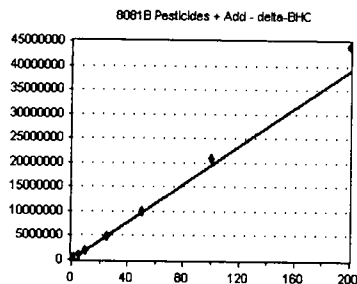
Calibration Date: **03/25/2020**

Analysis: **8081B Pesticides + Add**

Instrument Cal ID: **ECD5\_QUANTPEST\_20032**

## delta-BHC

Curve Fit: **AVERAGE RF**

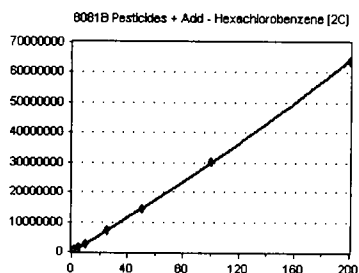


Standard	Concentration	Response	Response Factor	RT
0C24036-CAL1	0.5	93927	187854.000	6.44
0C24036-CAL2	1	184376	184376.000	6.44
0C24036-CAL3	2	371970	185985.000	6.44
0C24036-CAL4	5	956714	191342.800	6.44
0C24036-CAL5	10	1855154	185515.400	6.44
0C24036-CAL6	25	4815486	192619.400	6.44
0C24036-CAL7	50	9993782	199875.600	6.44
0C24036-CAL8	100	2.08163E+07	208163.000	6.44
0C24036-CAL9	200	4.40779E+07	220389.500	6.44

**AVE RF** 195124.500    **RF RSD** 6.27    **AVE RT** 6.44

## Hexachlorobenzene [2C]

Curve Fit: **QUADRATIC: Weighting: (1/a^2), Origin: Ignore**

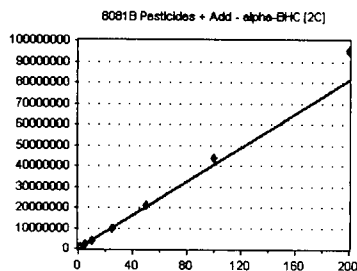


Standard	Concentration	Response	Response Factor	RT
0C24036-CALA	0.5	201955	403910.000	6.46
0C24036-CALB	1	360738	360738.000	6.45
0C24036-CALC	2	612934	306467.000	6.45
0C24036-CALD	5	1416782	283356.400	6.45
0C24036-CALE	10	2829027	282902.700	6.45
0C24036-CALF	25	7208518	288340.700	6.45
0C24036-CALG	50	1.420348E+07	284069.600	6.45
0C24036-CALH	100	3.030767E+07	303076.700	6.45
0C24036-CALI	200	6.39639E+07	319819.500	6.46

**AVE RF** 314742.300    **RF RSD** 13.26    **AVE RT** 6.45

## alpha-BHC [2C]

Curve Fit: **AVERAGE RF**

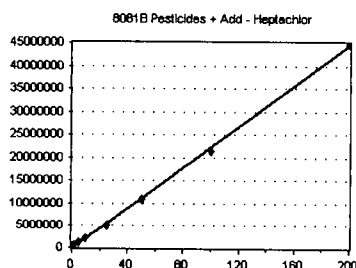


Standard	Concentration	Response	Response Factor	RT
0C24036-CAL1	0.5	190412	380824.000	6.60
0C24036-CAL2	1	377299	377299.000	6.60
0C24036-CAL3	2	769730	384865.000	6.59
0C24036-CAL4	5	1962158	392431.600	6.59
0C24036-CAL5	10	3940249	394024.900	6.60
0C24036-CAL6	25	9620617	384824.700	6.59
0C24036-CAL7	50	2.091878E+07	418375.600	6.59
0C24036-CAL8	100	4.387805E+07	438780.500	6.59
0C24036-CAL9	200	9.508099E+07	475405.000	6.60

**AVE RF** 405203.400    **RF RSD** 8.15    **AVE RT** 6.59

## Heptachlor

Curve Fit: **AVERAGE RF**



Standard	Concentration	Response	Response Factor	RT
0C24036-CAL1	0.5	125615	251230.000	6.62
0C24036-CAL2	1	230067	230067.000	6.62
0C24036-CAL3	2	451051	225525.500	6.62
0C24036-CAL4	5	1139576	227915.200	6.62
0C24036-CAL5	10	2121785	22178.500	6.62
0C24036-CAL6	25	5053266	202130.600	6.62
0C24036-CAL7	50	1.084668E+07	216933.600	6.62
0C24036-CAL8	100	2.152222E+07	215222.200	6.62
0C24036-CAL9	200	4.477036E+07	223851.800	6.62

**AVE RF** 222783.800    **RF RSD** 6.20    **AVE RT** 6.62

## Element Calibration Review Sheet

Calibration ID: **A0C2504**

Instrument: **DUALECD5**

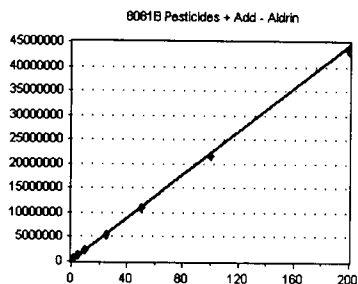
Calibration Date: **03/25/2020**

Analysis: **8081B Pesticides + Add**

Instrument Cal ID: **ECD5\_QUANTPEST\_20032**

### Aldrin

Curve Fit: **AVERAGE RF**

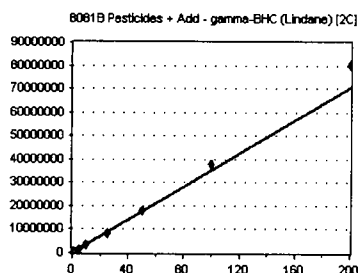


Standard	Concentration	Response	Response Factor	RT
0C24036-CAL1	0.5	116958	233916.000	6.87
0C24036-CAL2	1	228121	228121.000	6.87
0C24036-CAL3	2	446847	223423.500	6.86
0C24036-CAL4	5	1150626	230125.200	6.86
0C24036-CAL5	10	2164338	216433.800	6.86
0C24036-CAL6	25	5344381	213775.200	6.86
0C24036-CAL7	50	1.089071E+07	217814.200	6.86
0C24036-CAL8	100	2.176422E+07	217642.200	6.86
0C24036-CAL9	200	4.339177E+07	216958.800	6.86

**AVE RF 222023.300 RF RSD 3.22 AVE RT 6.86**

### gamma-BHC (Lindane) [2C]

Curve Fit: **AVERAGE RF**

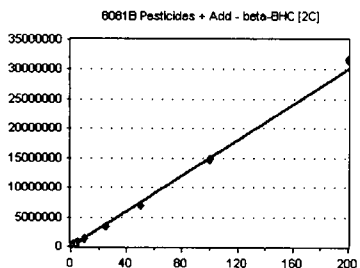


Standard	Concentration	Response	Response Factor	RT
0C24036-CAL1	0.5	177278	354556.000	6.91
0C24036-CAL2	1	342671	342671.000	6.91
0C24036-CAL3	2	680129	340064.500	6.91
0C24036-CAL4	5	1681533	336306.600	6.91
0C24036-CAL5	10	3375199	337519.900	6.91
0C24036-CAL6	25	8241389	329655.600	6.91
0C24036-CAL7	50	1.821637E+07	364327.400	6.91
0C24036-CAL8	100	3.78174E+07	378174.000	6.91
0C24036-CAL9	200	8.012315E+07	400615.800	6.91

**AVE RF 353765.600 RF RSD 6.60 AVE RT 6.91**

### beta-BHC [2C]

Curve Fit: **AVERAGE RF**

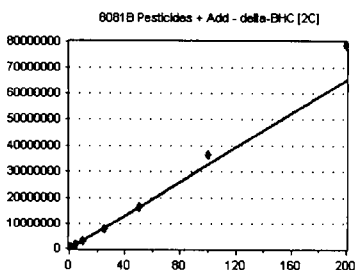


Standard	Concentration	Response	Response Factor	RT
0C24036-CAL1	0.5	85651	171302.000	6.98
0C24036-CAL2	1	160782	160782.000	6.98
0C24036-CAL3	2	302962	151481.000	6.98
0C24036-CAL4	5	728404	145680.800	6.98
0C24036-CAL5	10	1376406	137640.600	6.98
0C24036-CAL6	25	3404701	136188.000	6.98
0C24036-CAL7	50	7084389	141687.800	6.98
0C24036-CAL8	100	1.473435E+07	147343.500	6.98
0C24036-CAL9	200	3.163956E+07	158197.800	6.98

**AVE RF 150033.700 RF RSD 7.74 AVE RT 6.98**

### delta-BHC [2C]

Curve Fit: **AVERAGE RF**



Standard	Concentration	Response	Response Factor	RT
0C24036-CAL1	0.5	154610	309220.000	7.23
0C24036-CAL2	1	305632	305632.000	7.24
0C24036-CAL3	2	619769	309884.500	7.23
0C24036-CAL4	5	1544609	308921.800	7.23
0C24036-CAL5	10	3066052	306605.200	7.23
0C24036-CAL6	25	7763079	310523.200	7.23
0C24036-CAL7	50	1.661564E+07	332312.800	7.23
0C24036-CAL8	100	3.632139E+07	363213.900	7.23
0C24036-CAL9	200	7.85301E+07	392650.500	7.23

**AVE RF 326551.500 RF RSD 9.52 AVE RT 7.23**



## Element Calibration Review Sheet

Calibration ID: **A0C2504**

Instrument: **DUALECD5**

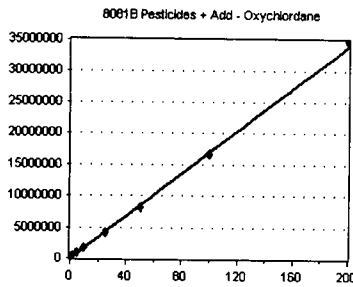
Calibration Date: **03/25/2020**

Analysis: **8081B Pesticides + Add**

Instrument Cal ID: **ECD5\_QUANTPEST\_20032**

### Oxychlorane

Curve Fit: **QUADRATIC: Weighting: (1/a^2), Origin: Ignore**

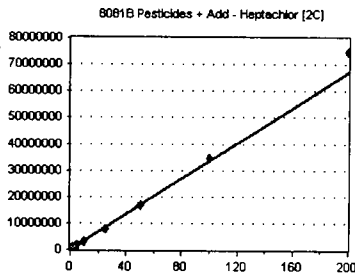


Standard	Concentration	Response	Response Factor	RT
OC24036-CALA	0.5	123441	246882.000	7.25
OC24036-CALB	1	228603	228603.000	7.25
OC24036-CALC	2	386790	193395.000	7.25
OC24036-CALD	5	875331	175066.200	7.25
OC24036-CALE	10	1728237	172823.700	7.25
OC24036-CALF	25	4237766	169510.600	7.25
OC24036-CALG	50	8147960	162959.200	7.25
OC24036-CALH	100	1.656567E+07	165656.700	7.25
OC24036-CALI	200	3.48185E+07	174092.500	7.25

**AVE RF 187665.400 RF RSD 15.99 AVE RT 7.25**

### Heptachlor [2C]

Curve Fit: **AVERAGE RF**

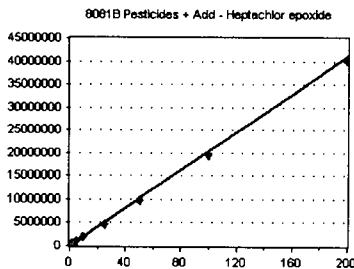


Standard	Concentration	Response	Response Factor	RT
OC24036-CAL1	0.5	176454	352908.000	7.29
OC24036-CAL2	1	329837	329837.000	7.29
OC24036-CAL3	2	669996	334998.000	7.29
OC24036-CAL4	5	1622489	324497.800	7.29
OC24036-CAL5	10	3095659	309565.900	7.29
OC24036-CAL6	25	7620334	304813.400	7.29
OC24036-CAL7	50	1.695188E+07	339037.600	7.29
OC24036-CAL8	100	3.464132E+07	346413.200	7.29
OC24036-CAL9	200	7.484963E+07	374248.200	7.29

**AVE RF 335146.600 RF RSD 6.42 AVE RT 7.29**

### Heptachlor epoxide

Curve Fit: **AVERAGE RF**

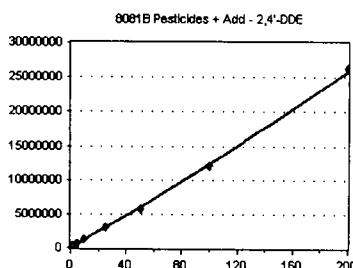


Standard	Concentration	Response	Response Factor	RT
OC24036-CAL1	0.5	116602	233204.000	7.33
OC24036-CAL2	1	224847	224847.000	7.33
OC24036-CAL3	2	421620	210810.000	7.33
OC24036-CAL4	5	1022828	204565.600	7.33
OC24036-CAL5	10	1918192	191819.200	7.33
OC24036-CAL6	25	4717307	188692.300	7.33
OC24036-CAL7	50	9785678	195713.600	7.33
OC24036-CAL8	100	1.937998E+07	193799.800	7.32
OC24036-CAL9	200	4.021854E+07	201092.700	7.32

**AVE RF 204949.300 RF RSD 7.50 AVE RT 7.33**

### 2,4'-DDE

Curve Fit: **QUADRATIC: Weighting: (1/a^2), Origin: Ignore**



Standard	Concentration	Response	Response Factor	RT
OC24036-CALA	0.5	83210	166420.000	7.33
OC24036-CALB	1	156744	156744.000	7.33
OC24036-CALC	2	267207	133603.500	7.33
OC24036-CALD	5	627099	125419.800	7.33
OC24036-CALE	10	1237758	123775.800	7.33
OC24036-CALF	25	3019471	120778.800	7.33
OC24036-CALG	50	5911849	118237.000	7.33
OC24036-CALH	100	1.222521E+07	122252.100	7.33
OC24036-CALI	200	2.619282E+07	130964.100	7.33

**AVE RF 133132.800 RF RSD 12.76 AVE RT 7.33**

# Element Calibration Review Sheet

Calibration ID: **A0C2504**

Instrument: **DUALECD5**

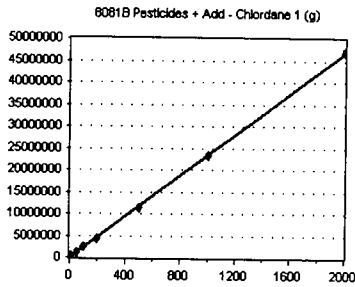
Calibration Date: **03/25/2020**

Analysis: **8081B Pesticides + Add**

Instrument Cal ID: **ECD5\_QUANTPEST\_20032**

## Chlordane 1 (g)

Curve Fit: **AVERAGE RF**

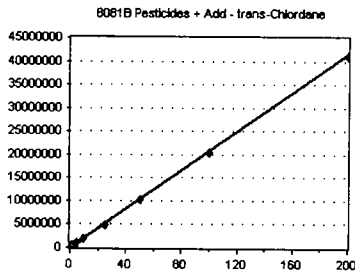


Standard	Concentration	Response	Response Factor	RT
0C24036-CALJ	10	246826	24682.600	7.42
0C24036-CALK	50	1102563	22051.260	7.42
0C24036-CALL	100	2486496	24864.960	7.42
0C24036-CALM	200	4452138	22260.690	7.42
0C24036-CALN	500	1.135004E+07	22700.080	7.42
0C24036-CALO	1000	2.333562E+07	23335.620	7.42
0C24036-CALP	2000	4.699949E+07	23499.740	7.42

**AVE RF 23342.140 RF RSD 4.75 AVE RT 7.42**

## trans-Chlordane

Curve Fit: **AVERAGE RF**

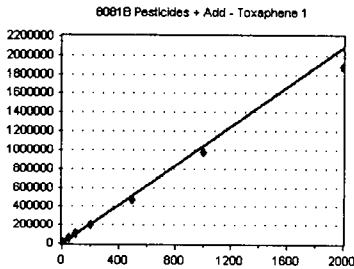


Standard	Concentration	Response	Response Factor	RT
0C24036-CAL1	0.5	117895	235790.000	7.42
0C24036-CAL2	1	218460	218460.000	7.42
0C24036-CAL3	2	420963	210481.500	7.42
0C24036-CAL4	5	1026948	205389.600	7.42
0C24036-CAL5	10	1997780	199778.000	7.42
0C24036-CAL6	25	4840892	193635.700	7.42
0C24036-CAL7	50	1.017515E+07	203503.000	7.42
0C24036-CAL8	100	2.033734E+07	203373.400	7.42
0C24036-CAL9	200	4.11481E+07	205740.500	7.42

**AVE RF 208461.300 RF RSD 5.91 AVE RT 7.42**

## Toxaphene 1

Curve Fit: **AVERAGE RF**

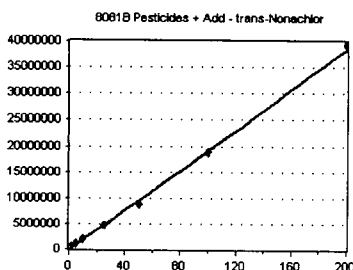


Standard	Concentration	Response	Response Factor	RT
0C24036-CALQ	10	11225	1122.500	7.50
0C24036-CALR	50	59017	1180.340	7.50
0C24036-CALS	100	111060	1110.600	7.50
0C24036-CALT	200	198022	990.110	7.50
0C24036-CALU	500	474801	949.602	7.49
0C24036-CALV	1000	980575	980.575	7.49
0C24036-CALW	2000	1881314	940.657	7.49

**AVE RF 1039.198 RF RSD 9.26 AVE RT 7.50**

## trans-Nonachlor

Curve Fit: **QUADRATIC: Weighting: (1/a^2), Origin: Ignore**



Standard	Concentration	Response	Response Factor	RT
0C24036-CALA	0.5	138714	277428.000	7.51
0C24036-CALB	1	250677	250677.000	7.51
0C24036-CALC	2	423056	211528.000	7.51
0C24036-CALD	5	981829	196365.800	7.51
0C24036-CALE	10	1958355	195835.500	7.51
0C24036-CALF	25	4770432	190817.300	7.51
0C24036-CALG	50	8939479	178789.600	7.51
0C24036-CALH	100	1.872351E+07	187235.100	7.51
0C24036-CALI	200	3.94132E+07	197066.000	7.51

**AVE RF 209526.900 RF RSD 15.66 AVE RT 7.51**

## Element Calibration Review Sheet

Calibration ID: **A0C2504**

Instrument: **DUALECD5**

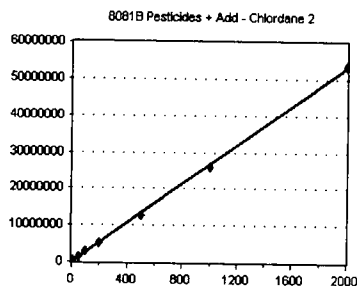
Calibration Date: **03/25/2020**

Analysis: **8081B Pesticides + Add**

Instrument Cal ID: **ECD5\_QUANTPEST\_20032**

### Chlordane 2

Curve Fit: **AVERAGE RF**

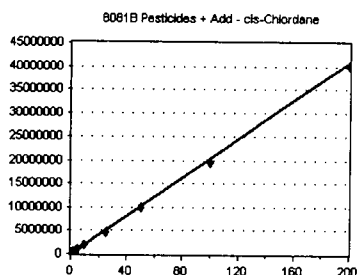


Standard	Concentration	Response	Response Factor	RT
0C24036-CALJ	10	282652	28265.200	7.51
0C24036-CALK	50	1304898	26097.960	7.51
0C24036-CALL	100	2775023	27750.230	7.51
0C24036-CALM	200	5100975	25504.880	7.51
0C24036-CALN	500	1.274378E+07	25487.560	7.51
0C24036-CALO	1000	2.606777E+07	26067.770	7.51
0C24036-CALP	2000	5.338566E+07	26692.830	7.51

**AVE RF 26552.350 RF RSD 4.09 AVE RT 7.51**

### cis-Chlordane

Curve Fit: **AVERAGE RF**

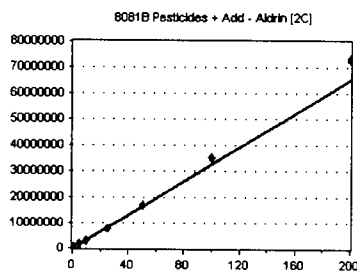


Standard	Concentration	Response	Response Factor	RT
0C24036-CAL1	0.5	120376	240752.000	7.52
0C24036-CAL2	1	222249	222249.000	7.52
0C24036-CAL3	2	418487	209243.500	7.52
0C24036-CAL4	5	1009258	201851.600	7.52
0C24036-CAL5	10	1892390	189239.000	7.52
0C24036-CAL6	25	4673568	186942.700	7.52
0C24036-CAL7	50	9884511	197690.200	7.52
0C24036-CAL8	100	1.943437E+07	194343.700	7.52
0C24036-CAL9	200	4.015165E+07	200758.200	7.52

**AVE RF 204785.600 RF RSD 8.39 AVE RT 7.52**

### Aldrin [2C]

Curve Fit: **AVERAGE RF**

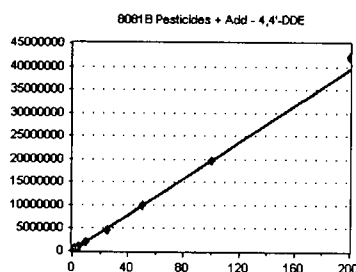


Standard	Concentration	Response	Response Factor	RT
0C24036-CAL1	0.5	161744	323488.000	7.56
0C24036-CAL2	1	307770	307770.000	7.56
0C24036-CAL3	2	627199	313599.500	7.55
0C24036-CAL4	5	1571627	314325.400	7.55
0C24036-CAL5	10	3095998	309599.800	7.56
0C24036-CAL6	25	7846063	313842.500	7.55
0C24036-CAL7	50	1.677141E+07	335428.200	7.55
0C24036-CAL8	100	3.494775E+07	349477.500	7.55
0C24036-CAL9	200	7.307426E+07	365371.300	7.55

**AVE RF 325878.000 RF RSD 6.17 AVE RT 7.55**

### 4,4'-DDE

Curve Fit: **AVERAGE RF**



Standard	Concentration	Response	Response Factor	RT
0C24036-CAL1	0.5	104194	208388.000	7.58
0C24036-CAL2	1	200955	200955.000	7.58
0C24036-CAL3	2	377407	188703.500	7.58
0C24036-CAL4	5	966330	193266.000	7.58
0C24036-CAL5	10	1899226	189922.600	7.58
0C24036-CAL6	25	4679040	187161.600	7.58
0C24036-CAL7	50	9875598	197512.000	7.58
0C24036-CAL8	100	1.982E+07	198200.000	7.58
0C24036-CAL9	200	4.197782E+07	209889.100	7.58

**AVE RF 197110.900 RF RSD 4.18 AVE RT 7.58**

# Element Calibration Review Sheet

Calibration ID: **A0C2504**

Instrument: **DUALECD5**

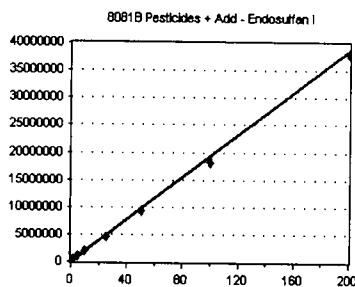
Calibration Date: **03/25/2020**

Analysis: **8081B Pesticides + Add**

Instrument Cal ID: **ECD5\_QUANTPEST\_20032**

## Endosulfan I

Curve Fit: **AVERAGE RF**

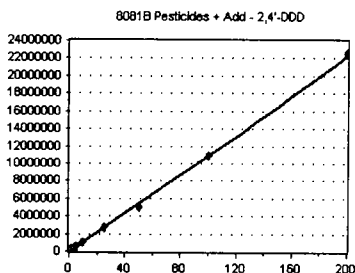


Standard	Concentration	Response	Response Factor	RT
0C24036-CAL1	0.5	109155	218310.000	7.62
0C24036-CAL2	1	202673	202673.000	7.62
0C24036-CAL3	2	394005	197002.500	7.62
0C24036-CAL4	5	985546	197109.200	7.62
0C24036-CAL5	10	1839301	183930.100	7.62
0C24036-CAL6	25	4539125	181565.000	7.62
0C24036-CAL7	50	9377081	187541.600	7.61
0C24036-CAL8	100	1.820286E+07	182028.600	7.61
0C24036-CAL9	200	3.797769E+07	189888.400	7.61

**AVE RF 193338.700 RF RSD 6.17 AVE RT 7.62**

## 2,4'-DDD

Curve Fit: **QUADRATIC: Weighting: (1/a^2), Origin: Ignore**

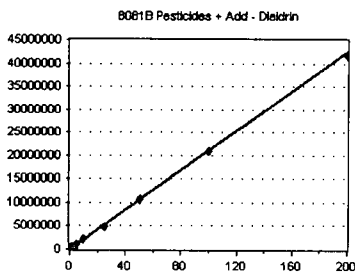


Standard	Concentration	Response	Response Factor	RT
0C24036-CALA	0.5	79625	159250.000	7.70
0C24036-CALB	1	148717	148717.000	7.70
0C24036-CALC	2	239865	119932.500	7.70
0C24036-CALD	5	556778	111355.600	7.70
0C24036-CALE	10	1077430	107743.000	7.70
0C24036-CALF	25	2695196	107807.800	7.70
0C24036-CALG	50	5120535	102410.700	7.70
0C24036-CALH	100	1.08538E+07	108538.000	7.70
0C24036-CALI	200	2.256642E+07	112832.100	7.70

**AVE RF 119843.000 RF RSD 16.77 AVE RT 7.70**

## Dieldrin

Curve Fit: **AVERAGE RF**

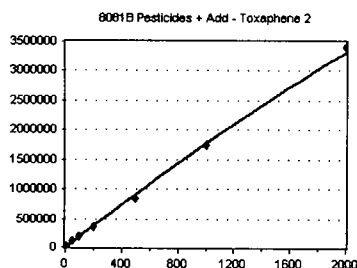


Standard	Concentration	Response	Response Factor	RT
0C24036-CAL1	0.5	115621	231242.000	7.79
0C24036-CAL2	1	219208	219208.000	7.79
0C24036-CAL3	2	423831	211915.500	7.79
0C24036-CAL4	5	1062097	212419.400	7.79
0C24036-CAL5	10	2075053	207505.300	7.79
0C24036-CAL6	25	4973639	198945.600	7.79
0C24036-CAL7	50	1.0681E+07	213620.000	7.79
0C24036-CAL8	100	2.083451E+07	208345.100	7.79
0C24036-CAL9	200	4.179034E+07	208951.700	7.79

**AVE RF 212461.400 RF RSD 4.20 AVE RT 7.79**

## Toxaphene 2

Curve Fit: **QUADRATIC: Weighting: (1/a^2), Origin: Ignore**



Standard	Concentration	Response	Response Factor	RT
0C24036-CALQ	10	23053	2305.300	7.79
0C24036-CALR	50	106574	2131.480	7.79
0C24036-CALS	100	197990	1979.900	7.79
0C24036-CALT	200	356203	1781.015	7.79
0C24036-CALU	500	859180	1718.360	7.79
0C24036-CALV	1000	1744371	1744.371	7.79
0C24036-CALW	2000	3407462	1703.731	7.79

**AVE RF 1909.165 RF RSD 12.35 AVE RT 7.79**

## Element Calibration Review Sheet

Calibration ID: **A0C2504**

Instrument: **DUALECD5**

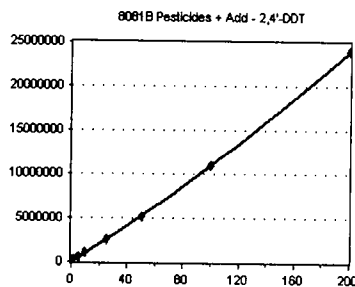
Calibration Date: **03/25/2020**

Analysis: **8081B Pesticides + Add**

Instrument Cal ID: **ECD5\_QUANTPEST\_20032**

### 2,4'-DDT

Curve Fit: **QUADRATIC: Weighting: (1/a^2), Origin: Ignore**

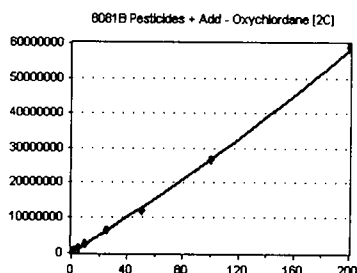


Standard	Concentration	Response	Response Factor	RT
0C24036-CALA	0.5	67791	135582.000	7.89
0C24036-CALB	1	129911	129911.000	7.88
0C24036-CALC	2	208673	104336.500	7.88
0C24036-CALD	5	500416	100083.200	7.88
0C24036-CALE	10	1038872	103887.200	7.88
0C24036-CALF	25	2624036	104961.400	7.88
0C24036-CALG	50	5109282	102185.600	7.88
0C24036-CALH	100	1.094737E+07	109473.700	7.88
0C24036-CALI	200	2.41025E+07	120512.500	7.88

**AVE RF 112325.900 RF RSD 11.64 AVE RT 7.88**

### Oxychlorane [2C]

Curve Fit: **QUADRATIC: Weighting: (1/a^2), Origin: Ignore**

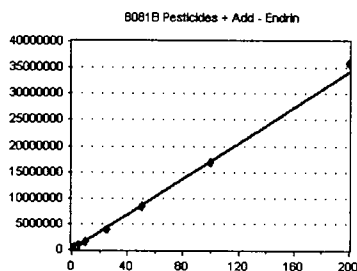


Standard	Concentration	Response	Response Factor	RT
0C24036-CALA	0.5	180540	361080.000	7.92
0C24036-CALB	1	334034	334034.000	7.92
0C24036-CALC	2	549047	274523.500	7.92
0C24036-CALD	5	1273733	254746.600	7.92
0C24036-CALE	10	2482080	248208.000	7.92
0C24036-CALF	25	6370353	254814.100	7.92
0C24036-CALG	50	1.214358E+07	242871.600	7.92
0C24036-CALH	100	2.649064E+07	264906.400	7.92
0C24036-CALI	200	5.887884E+07	294394.200	7.92

**AVE RF 281064.300 RF RSD 14.67 AVE RT 7.92**

### Endrin

Curve Fit: **AVERAGE RF**

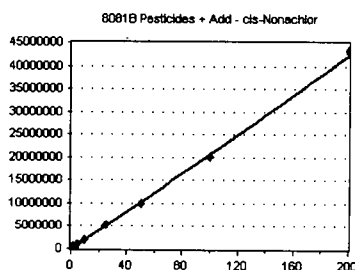


Standard	Concentration	Response	Response Factor	RT
0C24036-CAL1	0.5	94731	189462.000	7.95
0C24036-CAL2	1	176915	176915.000	7.96
0C24036-CAL3	2	337729	168864.500	7.95
0C24036-CAL4	5	846370	169274.000	7.95
0C24036-CAL5	10	1604775	160477.500	7.95
0C24036-CAL6	25	3854623	154184.900	7.95
0C24036-CAL7	50	8540081	170801.600	7.95
0C24036-CAL8	100	1.693242E+07	169324.200	7.95
0C24036-CAL9	200	3.581341E+07	179067.000	7.95

**AVE RF 170930.100 RF RSD 6.01 AVE RT 7.95**

### cis-Nonachlor

Curve Fit: **QUADRATIC: Weighting: (1/a^2), Origin: Ignore**



Standard	Concentration	Response	Response Factor	RT
0C24036-CALA	0.5	143310	286620.000	7.98
0C24036-CALB	1	268101	268101.000	7.98
0C24036-CALC	2	442808	221404.000	7.98
0C24036-CALD	5	1044308	208861.600	7.98
0C24036-CALE	10	2056686	205668.600	7.98
0C24036-CALF	25	5255936	210237.400	7.98
0C24036-CALG	50	9928726	198574.500	7.98
0C24036-CALH	100	2.013249E+07	201324.900	7.98
0C24036-CALI	200	4.320572E+07	216028.600	7.98

**AVE RF 224091.200 RF RSD 13.98 AVE RT 7.98**

## Element Calibration Review Sheet

Calibration ID: **A0C2504**

Instrument: **DUALECD5**

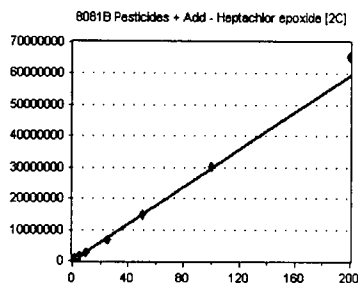
Calibration Date: **03/25/2020**

Analysis: **8081B Pesticides + Add**

Instrument Cal ID: **ECD5\_QUANTPEST\_20032**

### Heptachlor epoxide [2C]

Curve Fit: **AVERAGE RF**

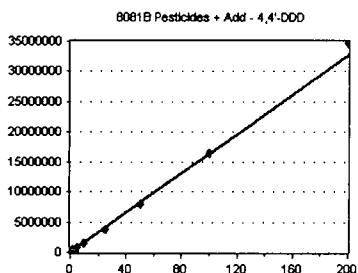


Standard	Concentration	Response	Response Factor	RT
OC24036-CAL1	0.5	157622	315244.000	7.99
OC24036-CAL2	1	298486	298486.000	8.00
OC24036-CAL3	2	587296	293648.000	7.99
OC24036-CAL4	5	1429908	285981.600	7.99
OC24036-CAL5	10	2823127	282312.700	7.99
OC24036-CAL6	25	6834808	273392.300	7.99
OC24036-CAL7	50	1.487881E+07	297576.200	7.99
OC24036-CAL8	100	3.045413E+07	304541.300	7.99
OC24036-CAL9	200	6.552941E+07	327647.000	7.99

**AVE RF** 297647.700    **RF RSD** 5.61    **AVE RT** 7.99

### 4,4'-DDD

Curve Fit: **AVERAGE RF**

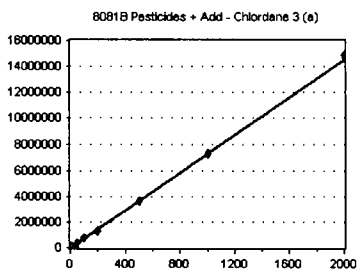


Standard	Concentration	Response	Response Factor	RT
OC24036-CAL1	0.5	89339	178678.000	8.00
OC24036-CAL2	1	171895	171895.000	8.00
OC24036-CAL3	2	324983	162491.500	8.00
OC24036-CAL4	5	779676	155935.200	8.00
OC24036-CAL5	10	1528268	152826.800	8.00
OC24036-CAL6	25	3831772	153270.900	8.00
OC24036-CAL7	50	7886558	157731.200	8.00
OC24036-CAL8	100	1.637648E+07	163764.800	8.00
OC24036-CAL9	200	3.485626E+07	174281.300	8.00

**AVE RF** 163430.500    **RF RSD** 5.83    **AVE RT** 8.00

### Chlordane 3 (a)

Curve Fit: **AVERAGE RF**

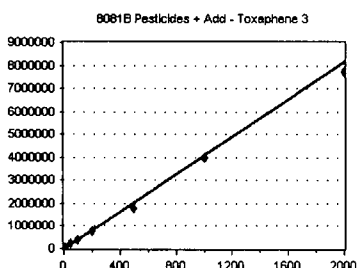


Standard	Concentration	Response	Response Factor	RT
OC24036-CALJ	10	75022	7502.200	8.06
OC24036-CALK	50	352851	7057.020	8.06
OC24036-CALL	100	770343	7703.430	8.06
OC24036-CALM	200	1329346	6646.730	8.07
OC24036-CALN	500	3611630	7223.260	8.06
OC24036-CALO	1000	7301807	7301.807	8.06
OC24036-CALP	2000	1.490631E+07	7453.155	8.06

**AVE RF** 7269.657    **RF RSD** 4.74    **AVE RT** 8.06

### Toxaphene 3

Curve Fit: **AVERAGE RF**



Standard	Concentration	Response	Response Factor	RT
OC24036-CALQ	10	47213	4721.300	8.10
OC24036-CALR	50	220625	4412.500	8.10
OC24036-CALS	100	412345	4123.450	8.10
OC24036-CALT	200	754269	3771.345	8.10
OC24036-CALU	500	1819799	3639.598	8.10
OC24036-CALV	1000	4006607	4006.607	8.10
OC24036-CALW	2000	7722060	3861.030	8.10

**AVE RF** 4076.547    **RF RSD** 9.32    **AVE RT** 8.10

# Element Calibration Review Sheet

Calibration ID: **A0C2504**

Instrument: **DUALECD5**

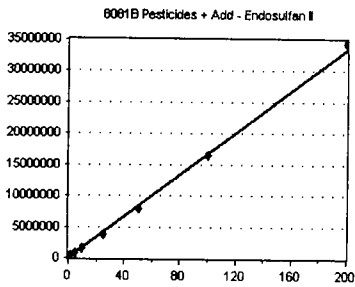
Calibration Date: **03/25/2020**

Analysis: **8081B Pesticides + Add**

Instrument Cal ID: **ECD5\_QUANTPEST\_20032**

## Endosulfan II

Curve Fit: **AVERAGE RF**

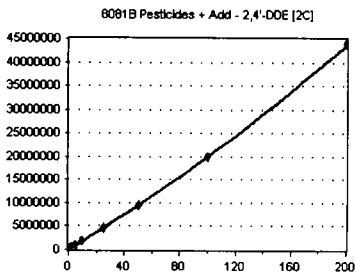


Standard	Concentration	Response	Response Factor	RT
0C24036-CAL1	0.5	94859	189718.000	8.11
0C24036-CAL2	1	179623	179623.000	8.11
0C24036-CAL3	2	336277	168138.500	8.11
0C24036-CAL4	5	815737	163147.400	8.11
0C24036-CAL5	10	1565837	156583.700	8.11
0C24036-CAL6	25	3858748	154349.900	8.11
0C24036-CAL7	50	8018318	160366.400	8.11
0C24036-CAL8	100	1.637086E+07	163708.600	8.11
0C24036-CAL9	200	3.445624E+07	172281.200	8.11

**AVE RF** 167546.300    **RF RSD** 6.81    **AVE RT** 8.11

## 2,4'-DDE [2C]

Curve Fit: **QUADRATIC: Weighting: (1/a^2), Origin: Ignore**

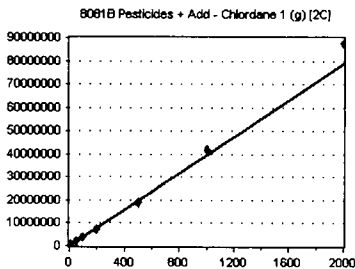


Standard	Concentration	Response	Response Factor	RT
0C24036-CALA	0.5	124973	249946.000	8.13
0C24036-CALB	1	238501	238501.000	8.12
0C24036-CALC	2	397498	198749.000	8.13
0C24036-CALD	5	936012	187202.400	8.12
0C24036-CALE	10	1859258	185925.800	8.13
0C24036-CALF	25	4614869	184594.800	8.12
0C24036-CALG	50	9372906	187458.100	8.12
0C24036-CALH	100	1.987833E+07	198783.300	8.12
0C24036-CALI	200	4.413956E+07	220697.800	8.13

**AVE RF** 205762.000    **RF RSD** 11.99    **AVE RT** 8.12

## Chlordane 1 (g) [2C]

Curve Fit: **AVERAGE RF**

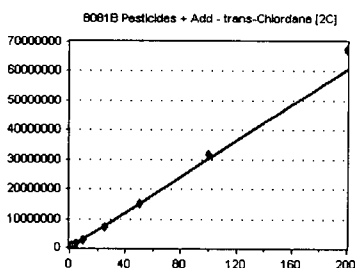


Standard	Concentration	Response	Response Factor	RT
0C24036-CALJ	10	385659	38565.900	8.13
0C24036-CALK	50	1787615	35752.300	8.13
0C24036-CALL	100	4070319	40703.190	8.13
0C24036-CALM	200	7358273	36791.360	8.13
0C24036-CALN	500	1.916715E+07	38334.300	8.13
0C24036-CALO	1000	4.197879E+07	41978.790	8.13
0C24036-CALP	2000	8.740674E+07	43703.370	8.13

**AVE RF** 39404.170    **RF RSD** 7.24    **AVE RT** 8.13

## trans-Chlordane [2C]

Curve Fit: **AVERAGE RF**



Standard	Concentration	Response	Response Factor	RT
0C24036-CAL1	0.5	159223	318446.000	8.13
0C24036-CAL2	1	299115	299115.000	8.14
0C24036-CAL3	2	584049	292024.500	8.13
0C24036-CAL4	5	1462256	292451.200	8.13
0C24036-CAL5	10	2808234	280823.400	8.13
0C24036-CAL6	25	7038270	281530.800	8.13
0C24036-CAL7	50	1.529954E+07	305990.800	8.13
0C24036-CAL8	100	3.190398E+07	319039.800	8.13
0C24036-CAL9	200	6.742387E+07	337119.400	8.13

**AVE RF** 302949.000    **RF RSD** 6.25    **AVE RT** 8.13

## Element Calibration Review Sheet

Calibration ID: **A0C2504**

Instrument: **DUALECD5**

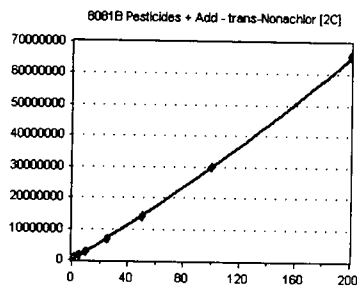
Calibration Date: **03/25/2020**

Analysis: **8081B Pesticides + Add**

Instrument Cal ID: **ECD5\_QUANTPEST\_20032**

### trans-Nonachlor [2C]

Curve Fit: **QUADRATIC: Weighting: (1/a^2), Origin: Ignore**

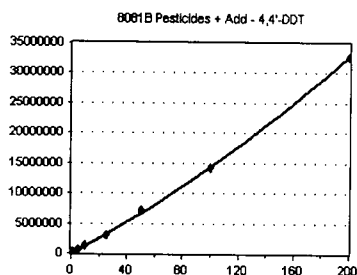


Standard	Concentration	Response	Response Factor	RT
OC24036-CALA	0.5	194733	389466.000	8.20
OC24036-CALB	1	360386	360386.000	8.19
OC24036-CALC	2	615457	307728.500	8.19
OC24036-CALD	5	1410113	282022.600	8.20
OC24036-CALE	10	2785866	278586.600	8.20
OC24036-CALF	25	6929319	277172.800	8.20
OC24036-CALG	50	1.383608E+07	276721.600	8.19
OC24036-CALH	100	2.98725E+07	298725.000	8.19
OC24036-CALI	200	6.589605E+07	329480.300	8.20

**AVE RF 311143.300 RF RSD 13.11 AVE RT 8.20**

### 4,4'-DDT

Curve Fit: **QUADRATIC: Weighting: (1/a^2), Origin: Ignore**

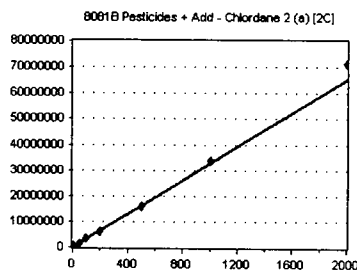


Standard	Concentration	Response	Response Factor	RT
OC24036-CAL1	0.5	64160	128320.000	8.20
OC24036-CAL2	1	121352	121352.000	8.20
OC24036-CAL3	2	239428	119714.000	8.20
OC24036-CAL4	5	628966	125793.200	8.20
OC24036-CAL5	10	1240165	124016.500	8.20
OC24036-CAL6	25	3040414	121616.600	8.20
OC24036-CAL7	50	7151642	143032.800	8.20
OC24036-CAL8	100	1.414211E+07	141421.100	8.20
OC24036-CAL9	200	3.276034E+07	163801.700	8.20

**AVE RF 132118.700 RF RSD 11.06 AVE RT 8.20**

### Chlordane 2 (a) [2C]

Curve Fit: **AVERAGE RF**

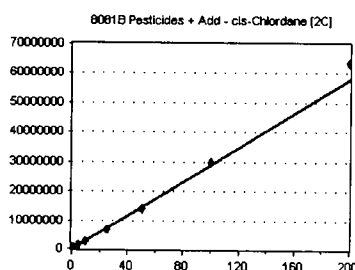


Standard	Concentration	Response	Response Factor	RT
OC24036-CALJ	10	341698	34169.800	8.24
OC24036-CALK	50	1475380	29507.600	8.24
OC24036-CALL	100	3328222	33282.220	8.24
OC24036-CALM	200	6135095	30675.470	8.24
OC24036-CALN	500	1.608346E+07	32166.920	8.24
OC24036-CALO	1000	3.385226E+07	33852.260	8.24
OC24036-CALP	2000	7.117375E+07	35586.880	8.24

**AVE RF 32748.740 RF RSD 6.44 AVE RT 8.24**

### cis-Chlordane [2C]

Curve Fit: **AVERAGE RF**



Standard	Concentration	Response	Response Factor	RT
OC24036-CAL1	0.5	155733	311466.000	8.24
OC24036-CAL2	1	292209	292209.000	8.24
OC24036-CAL3	2	563394	281697.000	8.24
OC24036-CAL4	5	1388464	277692.800	8.24
OC24036-CAL5	10	2750743	275074.300	8.24
OC24036-CAL6	25	6834773	273390.900	8.24
OC24036-CAL7	50	1.409321E+07	281864.200	8.24
OC24036-CAL8	100	3.004717E+07	300471.700	8.24
OC24036-CAL9	200	6.353913E+07	317695.600	8.24

**AVE RF 290173.500 RF RSD 5.62 AVE RT 8.24**



## Element Calibration Review Sheet

Calibration ID: **A0C2504**

Instrument: **DUALECD5**

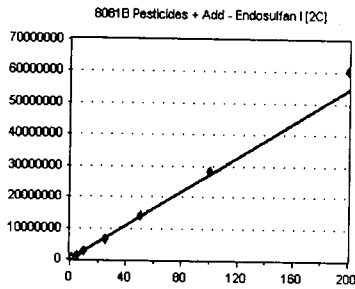
Calibration Date: **03/25/2020**

Analysis: **8081B Pesticides + Add**

Instrument Cal ID: **ECD5\_QUANTPEST\_20032**

### Endosulfan I [2C]

Curve Fit: **AVERAGE RF**

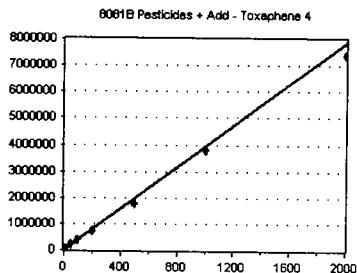


Standard	Concentration	Response	Response Factor	RT
0C24036-CAL1	0.5	139375	278750.000	8.29
0C24036-CAL2	1	271030	271030.000	8.29
0C24036-CAL3	2	531137	265568.500	8.29
0C24036-CAL4	5	1319107	263821.400	8.29
0C24036-CAL5	10	2496249	249624.900	8.29
0C24036-CAL6	25	6355160	254206.400	8.29
0C24036-CAL7	50	1.389193E+07	277838.600	8.29
0C24036-CAL8	100	2.826121E+07	282612.100	8.29
0C24036-CAL9	200	6.039935E+07	301996.800	8.29

**AVE RF** 271716.500    **RF RSD** 5.84    **AVE RT** 8.29

### Toxaphene 4

Curve Fit: **AVERAGE RF**

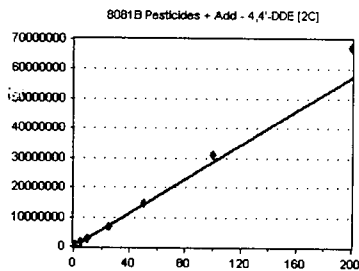


Standard	Concentration	Response	Response Factor	RT
0C24036-CALQ	10	47569	4756.900	8.34
0C24036-CALR	50	205964	4119.280	8.34
0C24036-CALS	100	391751	3917.510	8.34
0C24036-CALT	200	729429	3647.145	8.34
0C24036-CALU	500	1782592	3565.184	8.34
0C24036-CALV	1000	3786246	3786.246	8.34
0C24036-CALW	2000	7409380	3704.690	8.34

**AVE RF** 3928.136    **RF RSD** 10.41    **AVE RT** 8.34

### 4,4'-DDE [2C]

Curve Fit: **AVERAGE RF**

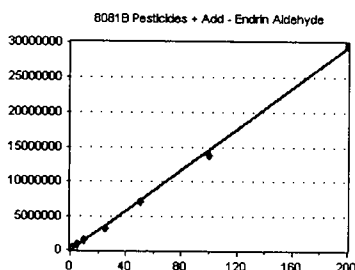


Standard	Concentration	Response	Response Factor	RT
0C24036-CAL1	0.5	137534	275068.000	8.35
0C24036-CAL2	1	269052	269052.000	8.35
0C24036-CAL3	2	535383	267691.500	8.35
0C24036-CAL4	5	1383430	276686.000	8.35
0C24036-CAL5	10	2682066	268206.600	8.35
0C24036-CAL6	25	6917688	276707.500	8.35
0C24036-CAL7	50	1.480973E+07	296194.600	8.35
0C24036-CAL8	100	3.110809E+07	311080.900	8.35
0C24036-CAL9	200	6.727619E+07	336381.000	8.35

**AVE RF** 286340.900    **RF RSD** 8.28    **AVE RT** 8.35

### Endrin Aldehyde

Curve Fit: **AVERAGE RF**



Standard	Concentration	Response	Response Factor	RT
0C24036-CAL1	0.5	134379	268758.000	8.40
0C24036-CAL2	4	255838	255838.000	8.40
0C24036-CAL3	2	339697	169848.500	8.40
0C24036-CAL4	5	757621	151524.200	8.40
0C24036-CAL5	10	1418667	141866.700	8.40
0C24036-CAL6	25	3315527	132621.100	8.40
0C24036-CAL7	50	7114178	142283.600	8.40
0C24036-CAL8	100	1.379582E+07	137958.200	8.40
0C24036-CAL9	200	2.970084E+07	148504.200	8.40

**AVE RF** 146372.300    **RF RSD** 8.27    **AVE RT** 8.40

# Element Calibration Review Sheet

Calibration ID: **A0C2504**

Instrument: **DUALECD5**

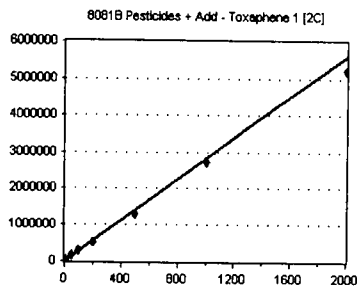
Calibration Date: **03/25/2020**

Analysis: **8081B Pesticides + Add**

Instrument Cal ID: **ECD5\_QUANTPEST\_20032**

## Toxaphene 1 [2C]

Curve Fit: **AVERAGE RF**

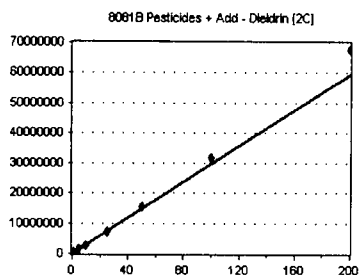


Standard	Concentration	Response	Response Factor	RT
0C24036-CALQ	10	31297	3129.700	8.47
0C24036-CALR	50	156382	3127.640	8.47
0C24036-CALS	100	287265	2872.650	8.47
0C24036-CALT	200	532496	2662.480	8.47
0C24036-CALU	500	1284194	2568.388	8.47
0C24036-CALV	1000	2709679	2709.679	8.47
0C24036-CALW	2000	5232351	2616.176	8.47

**AVE RF** 2812.388    **RF RSD** 8.40    **AVE RT** 8.47

## Dieldrin [2C]

Curve Fit: **AVERAGE RF**

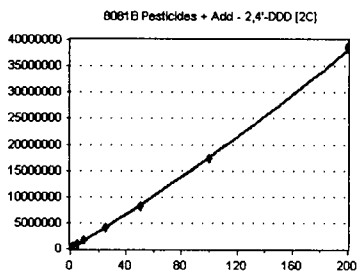


Standard	Concentration	Response	Response Factor	RT
0C24036-CAL1	0.5	146999	293998.000	8.49
0C24036-CAL2	1	291990	291990.000	8.49
0C24036-CAL3	2	559484	279742.000	8.49
0C24036-CAL4	5	1421532	284306.400	8.49
0C24036-CAL5	10	2800716	280071.600	8.49
0C24036-CAL6	25	7072067	282882.700	8.49
0C24036-CAL7	50	1.536627E+07	307325.400	8.49
0C24036-CAL8	100	3.181772E+07	318177.200	8.49
0C24036-CAL9	200	6.782454E+07	339122.700	8.49

**AVE RF** 297512.900    **RF RSD** 6.83    **AVE RT** 8.49

## 2,4'-DDD [2C]

Curve Fit: **QUADRATIC: Weighting: (1/a^2), Origin: Ignore**

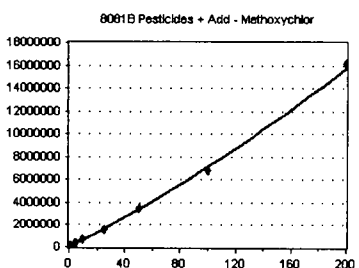


Standard	Concentration	Response	Response Factor	RT
0C24036-CALA	0.5	121076	242152.000	8.50
0C24036-CALB	1	222099	222099.000	8.50
0C24036-CALC	2	366090	183045.000	8.50
0C24036-CALD	5	847949	169589.800	8.50
0C24036-CALE	10	1664096	166409.600	8.50
0C24036-CALF	25	4129897	165195.900	8.50
0C24036-CALG	50	8137483	162749.700	8.50
0C24036-CALH	100	1.726527E+07	172652.700	8.50
0C24036-CALI	200	3.869511E+07	193475.600	8.50

**AVE RF** 186374.400    **RF RSD** 15.09    **AVE RT** 8.50

## Methoxychlor

Curve Fit: **QUADRATIC: Weighting: (1/a^2), Origin: Ignore**



Standard	Concentration	Response	Response Factor	RT
0C24036-CAL1	0.5	42088	84176.000	8.53
0C24036-CAL2	1	79126	79126.000	8.54
0C24036-CAL3	2	141470	70735.000	8.53
0C24036-CAL4	5	355516	71103.200	8.53
0C24036-CAL5	10	649462	64946.200	8.53
0C24036-CAL6	25	1519078	60763.120	8.53
0C24036-CAL7	50	3473614	69472.280	8.53
0C24036-CAL8	100	6822606	68226.060	8.53
0C24036-CAL9	200	1.617687E+07	80884.350	8.53

**AVE RF** 72159.130    **RF RSD** 10.70    **AVE RT** 8.53

## Element Calibration Review Sheet

Calibration ID: **A0C2504**

Instrument: **DUALECD5**

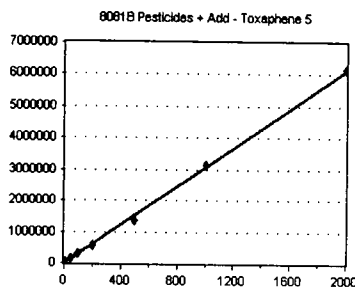
Calibration Date: **03/25/2020**

Analysis: **8081B Pesticides + Add**

Instrument Cal ID: **ECD5\_QUANTPEST\_20032**

### Toxaphene 5

Curve Fit: **AVERAGE RF**

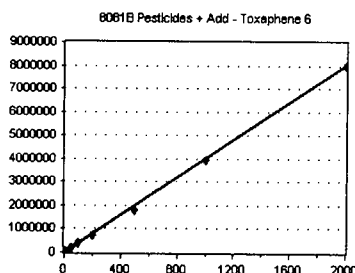


Standard	Concentration	Response	Response Factor	RT
0C24036-CALQ	10	32950	3295.000	8.57
0C24036-CALR	50	160219	3204.380	8.57
0C24036-CALS	100	313162	3131.620	8.57
0C24036-CALT	200	576091	2880.455	8.57
0C24036-CALU	500	1366223	2732.446	8.57
0C24036-CALV	1000	3148951	3148.951	8.57
0C24036-CALW	2000	6159134	3079.567	8.57

**AVE RF 3067.488    RF RSD 6.36    AVE RT 8.57**

### Toxaphene 6

Curve Fit: **AVERAGE RF**

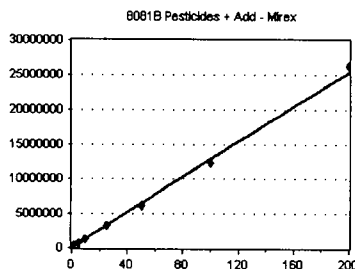


Standard	Concentration	Response	Response Factor	RT
0C24036-CALQ	10	45333	4533.300	8.64
0C24036-CALR	50	207412	4148.240	8.64
0C24036-CALS	100	412942	4129.420	8.64
0C24036-CALT	200	741229	3706.145	8.64
0C24036-CALU	500	1789727	3579.454	8.64
0C24036-CALV	1000	3945722	3945.722	8.63
0C24036-CALW	2000	7995315	3997.657	8.63

**AVE RF 4005.706    RF RSD 7.82    AVE RT 8.64**

### Mirex

Curve Fit: **QUADRATIC: Weighting: (1/a^2), Origin: ignore**

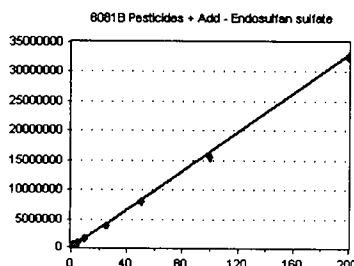


Standard	Concentration	Response	Response Factor	RT
0C24036-CALA	0.5	112691	225382.000	8.65
0C24036-CALB	1	203027	203027.000	8.65
0C24036-CALC	2	323334	161667.000	8.65
0C24036-CALD	5	702511	140502.200	8.65
0C24036-CALE	10	1334200	133420.000	8.65
0C24036-CALF	25	3230934	129237.400	8.65
0C24036-CALG	50	6214207	124284.100	8.65
0C24036-CALH	100	1.239685E+07	123968.500	8.64
0C24036-CALI	200	2.625481E+07	131274.000	8.65

**AVE RF 152529.100    RF RSD 24.38    AVE RT 8.65**

### Endosulfan sulfate

Curve Fit: **AVERAGE RF**



Standard	Concentration	Response	Response Factor	RT
0C24036-CAL1	0.5	96545	193090.000	8.70
0C24036-CAL2	1	181494	181494.000	8.70
0C24036-CAL3	2	331487	165743.500	8.70
0C24036-CAL4	5	818686	163737.200	8.70
0C24036-CAL5	10	1519791	151979.100	8.70
0C24036-CAL6	25	3693603	147744.100	8.70
0C24036-CAL7	50	7962851	159257.000	8.70
0C24036-CAL8	100	1.542722E+07	154272.200	8.70
0C24036-CAL9	200	3.251997E+07	162599.800	8.70

**AVE RF 164435.200    RF RSD 8.82    AVE RT 8.70**

## Element Calibration Review Sheet

Calibration ID: **A0C2504**

Instrument: **DUALECD5**

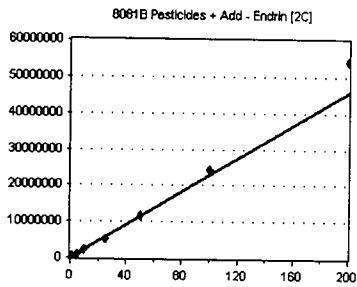
Calibration Date: **03/25/2020**

Analysis: **8081B Pesticides + Add**

Instrument Cal ID: **ECD5\_QUANTPEST\_20032**

### Endrin [2C]

Curve Fit: **AVERAGE RF**

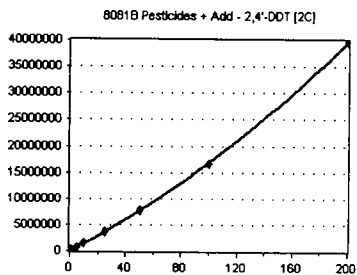


Standard	Concentration	Response	Response Factor	RT
0C24036-CAL1	0.5	117807	235614.000	8.72
0C24036-CAL2	1	222568	222568.000	8.72
0C24036-CAL3	2	427288	213644.000	8.72
0C24036-CAL4	5	1113227	222645.400	8.72
0C24036-CAL5	10	2149089	214908.900	8.72
0C24036-CAL6	25	5127876	205115.000	8.72
0C24036-CAL7	50	1.171156E+07	234231.200	8.72
0C24036-CAL8	100	2.421064E+07	242106.400	8.72
0C24036-CAL9	200	5.400157E+07	270007.800	8.72

**AVE RF** 228982.300    **RF RSD** 8.47    **AVE RT** 8.72

### 2,4'-DDT [2C]

Curve Fit: **QUADRATIC: Weighting: (1/a^2), Origin: Ignore**

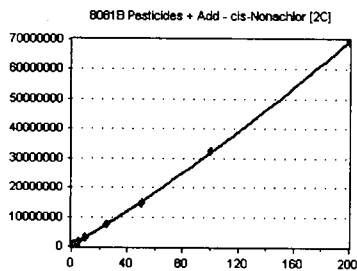


Standard	Concentration	Response	Response Factor	RT
0C24036-CALA	0.5	93729	187458.000	8.73
0C24036-CALB	1	174701	174701.000	8.72
0C24036-CALC	2	293188	146594.000	8.72
0C24036-CALD	5	709957	141991.400	8.72
0C24036-CALE	10	1455490	145549.000	8.72
0C24036-CALF	25	3726920	149076.800	8.72
0C24036-CALG	50	7779036	155580.700	8.72
0C24036-CALH	100	1.663551E+07	166355.100	8.72
0C24036-CALI	200	3.98773E+07	199386.500	8.72

**AVE RF** 162965.800    **RF RSD** 12.53    **AVE RT** 8.72

### cis-Nonachlor [2C]

Curve Fit: **QUADRATIC: Weighting: (1/a^2), Origin: Ignore**

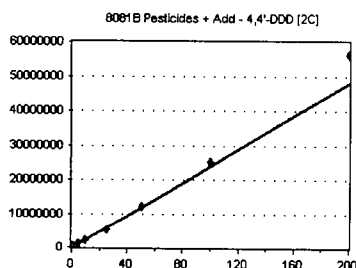


Standard	Concentration	Response	Response Factor	RT
0C24036-CALA	0.5	200734	401468.000	8.76
0C24036-CALB	1	371890	371890.000	8.76
0C24036-CALC	2	633230	316615.000	8.76
0C24036-CALD	5	1501113	300222.600	8.76
0C24036-CALE	10	2912480	291248.000	8.76
0C24036-CALF	25	7435646	297425.800	8.76
0C24036-CALG	50	1.483208E+07	296641.600	8.76
0C24036-CALH	100	3.244128E+07	324412.800	8.76
0C24036-CALI	200	6.954273E+07	347713.600	8.76

**AVE RF** 327515.300    **RF RSD** 11.77    **AVE RT** 8.76

### 4,4'-DDD [2C]

Curve Fit: **AVERAGE RF**



Standard	Concentration	Response	Response Factor	RT
0C24036-CAL1	0.5	121353	242706.000	8.77
0C24036-CAL2	1	235370	235370.000	8.77
0C24036-CAL3	2	459481	229740.500	8.76
0C24036-CAL4	5	1150449	230089.800	8.76
0C24036-CAL5	10	2247089	224708.900	8.76
0C24036-CAL6	25	5545997	221839.900	8.76
0C24036-CAL7	50	1.227476E+07	245495.200	8.76
0C24036-CAL8	100	2.526885E+07	252688.500	8.76
0C24036-CAL9	200	5.6579E+07	282895.000	8.76

**AVE RF** 240614.900    **RF RSD** 7.81    **AVE RT** 8.76

## Element Calibration Review Sheet

Calibration ID: **A0C2504**

Instrument: **DUALECD5**

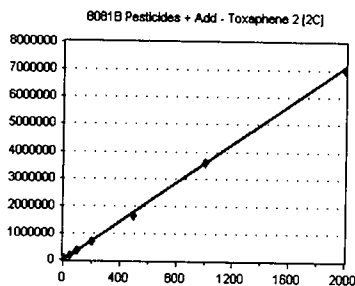
Calibration Date: **03/25/2020**

Analysis: **8081B Pesticides + Add**

Instrument Cal ID: **ECD5\_QUANTPEST\_20032**

### Toxaphene 2 [2C]

Curve Fit: **AVERAGE RF**

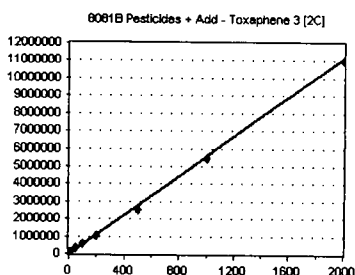


Standard	Concentration	Response	Response Factor	RT
0C24036-CALQ	10	38990	3899.000	8.82
0C24036-CALR	50	191843	3836.860	8.82
0C24036-CALS	100	355195	3551.950	8.82
0C24036-CALT	200	676906	3384.530	8.82
0C24036-CALU	500	1632080	3264.160	8.82
0C24036-CALV	1000	3583528	3583.528	8.82
0C24036-CALW	2000	6997810	3498.905	8.82

**AVE RF 3574.133    RF RSD 6.39    AVE RT 8.82**

### Toxaphene 3 [2C]

Curve Fit: **AVERAGE RF**

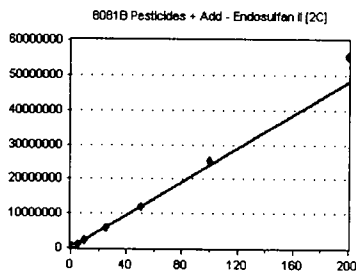


Standard	Concentration	Response	Response Factor	RT
0C24036-CALQ	10	64506	6450.600	8.85
0C24036-CALR	50	293570	5871.400	8.85
0C24036-CALS	100	562449	5624.490	8.85
0C24036-CALT	200	1026403	5132.015	8.85
0C24036-CALU	500	2521196	5042.392	8.85
0C24036-CALV	1000	5442521	5442.521	8.85
0C24036-CALW	2000	1.104245E+07	5521.225	8.85

**AVE RF 5583.520    RF RSD 8.52    AVE RT 8.85**

### Endosulfan II [2C]

Curve Fit: **AVERAGE RF**

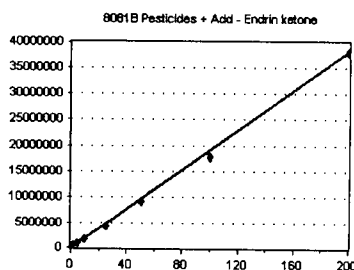


Standard	Concentration	Response	Response Factor	RT
0C24036-CAL1	0.5	127427	254854.000	8.87
0C24036-CAL2	1	236237	236237.000	8.87
0C24036-CAL3	2	458827	229413.500	8.87
0C24036-CAL4	5	1121325	224265.000	8.87
0C24036-CAL5	10	2179899	217989.900	8.87
0C24036-CAL6	25	5692155	227686.200	8.87
0C24036-CAL7	50	1.18898E+07	237796.000	8.87
0C24036-CAL8	100	2.539344E+07	253934.400	8.87
0C24036-CAL9	200	5.538608E+07	276930.400	8.87

**AVE RF 239900.700    RF RSD 7.79    AVE RT 8.87**

### Endrin ketone

Curve Fit: **AVERAGE RF**



Standard	Concentration	Response	Response Factor	RT
0C24036-CAL1	0.5	113093	226186.000	8.90
0C24036-CAL2	1	212548	212548.000	8.90
0C24036-CAL3	2	384343	192171.500	8.90
0C24036-CAL4	5	944342	188868.400	8.90
0C24036-CAL5	10	1786134	178613.400	8.90
0C24036-CAL6	25	4268654	170746.200	8.90
0C24036-CAL7	50	9095515	181910.300	8.90
0C24036-CAL8	100	1.769339E+07	176933.900	8.90
0C24036-CAL9	200	3.81484E+07	190742.000	8.90

**AVE RF 190968.900    RF RSD 9.35    AVE RT 8.90**

## Element Calibration Review Sheet

Calibration ID: **A0C2504**

Instrument: **DUALECD5**

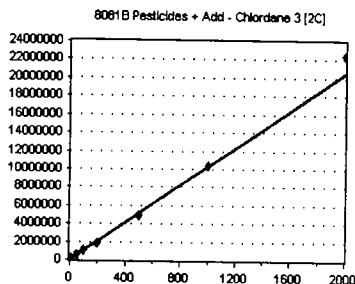
Calibration Date: **03/25/2020**

Analysis: **8081B Pesticides + Add**

Instrument Cal ID: **ECD5\_QUANTPEST\_20032**

### Chlordane 3 [2C]

Curve Fit: **AVERAGE RF**

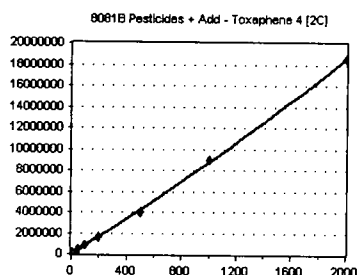


Standard	Concentration	Response	Response Factor	RT
0C24036-CALJ	10	111290	11129.000	8.90
0C24036-CALK	50	474158	9483.160	8.90
0C24036-CALL	100	1039600	10396.000	8.90
0C24036-CALM	200	1823031	9115.155	8.90
0C24036-CALN	500	4941415	9882.830	8.90
0C24036-CALO	1000	1.041749E+07	10417.490	8.90
0C24036-CALP	2000	2.241816E+07	11209.080	8.90

**AVE RF** 10233.250    **RF RSD** 7.73    **AVE RT** 8.90

### Toxaphene 4 [2C]

Curve Fit: **QUADRATIC: Weighting: (1/a^2), Origin: Ignore**

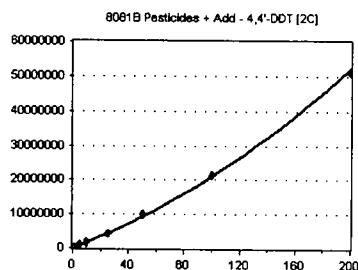


Standard	Concentration	Response	Response Factor	RT
0C24036-CALQ	10	116261	11626.100	8.92
0C24036-CALR	50	456067	9121.340	8.92
0C24036-CALS	100	879719	8797.190	8.92
0C24036-CALT	200	1629969	8149.845	8.92
0C24036-CALU	500	4046166	8092.332	8.92
0C24036-CALV	1000	8989591	8989.591	8.92
0C24036-CALW	2000	1.854843E+07	9274.215	8.92

**AVE RF** 9150.088    **RF RSD** 12.94    **AVE RT** 8.92

### 4,4'-DDT [2C]

Curve Fit: **QUADRATIC: Weighting: (1/a^2), Origin: Ignore**

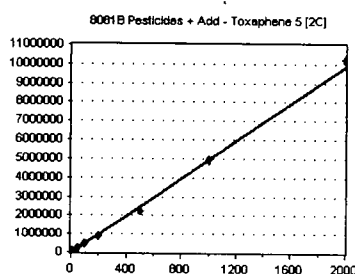


Standard	Concentration	Response	Response Factor	RT
0C24036-CAL1	0.5	75283	150566.000	8.99
0C24036-CAL2	1	143366	143366.000	8.99
0C24036-CAL3	2	293276	146638.000	8.99
0C24036-CAL4	5	826552	165310.400	8.99
0C24036-CAL5	10	1621620	162162.000	8.99
0C24036-CAL6	25	4248274	169931.000	8.99
0C24036-CAL7	50	1.017678E+07	203535.600	8.99
0C24036-CAL8	100	2.132001E+07	213200.100	8.99
0C24036-CAL9	200	5.12436E+07	256218.000	8.99

**AVE RF** 178991.900    **RF RSD** 21.10    **AVE RT** 8.99

### Toxaphene 5 [2C]

Curve Fit: **AVERAGE RF**



Standard	Concentration	Response	Response Factor	RT
0C24036-CALQ	10	54945	5494.500	9.10
0C24036-CALR	50	253621	5072.420	9.10
0C24036-CALS	100	488364	4883.640	9.10
0C24036-CALT	200	904494	4522.470	9.10
0C24036-CALU	500	2276816	4553.632	9.09
0C24036-CALV	1000	4954854	4954.854	9.09
0C24036-CALW	2000	1.022038E+07	5110.190	9.09

**AVE RF** 4941.672    **RF RSD** 6.82    **AVE RT** 9.09

## Element Calibration Review Sheet

Calibration ID: **A0C2504**

Instrument: **DUALECD5**

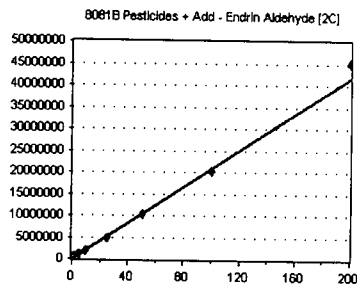
Calibration Date: **03/25/2020**

Analysis: **8081B Pesticides + Add**

Instrument Cal ID: **ECD5\_QUANTPEST\_20032**

### Endrin Aldehyde [2C]

Curve Fit: **AVERAGE RF**

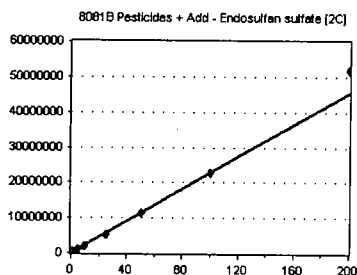


Standard	Concentration	Response	Response Factor	RT
0C24036-CAL1	0.5	474071	348142.000	9.41
0C24036-CAL2	1	337369	337369.000	9.41
0C24036-CAL3	2	448662	224331.000	9.11
0C24036-CAL4	5	1046598	209319.600	9.10
0C24036-CAL5	10	1961779	196177.900	9.11
0C24036-CAL6	25	4831046	193241.800	9.10
0C24036-CAL7	50	1.013818E+07	202763.600	9.10
0C24036-CAL8	100	2.040114E+07	204011.400	9.10
0C24036-CAL9	200	4.523548E+07	226177.400	9.10

**AVE RF** 208003.200    **RF RSD** 6.21    **AVE RT** 9.10

### Endosulfan sulfate [2C]

Curve Fit: **AVERAGE RF**

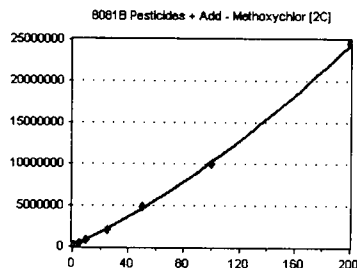


Standard	Concentration	Response	Response Factor	RT
0C24036-CAL1	0.5	122422	244844.000	9.30
0C24036-CAL2	1	232214	232214.000	9.30
0C24036-CAL3	2	442393	221196.500	9.30
0C24036-CAL4	5	1094098	218819.600	9.30
0C24036-CAL5	10	2092636	209263.600	9.30
0C24036-CAL6	25	5149242	205969.700	9.30
0C24036-CAL7	50	1.145496E+07	229099.200	9.29
0C24036-CAL8	100	2.283348E+07	228334.800	9.30
0C24036-CAL9	200	5.190204E+07	259510.200	9.29

**AVE RF** 227694.600    **RF RSD** 7.38    **AVE RT** 9.30

### Methoxychlor [2C]

Curve Fit: **QUADRATIC: Weighting: (1/a^2), Origin: Ignore**

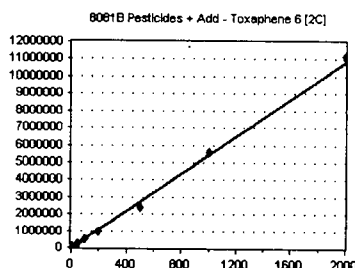


Standard	Concentration	Response	Response Factor	RT
0C24036-CAL1	0.5	48420	96840.000	9.47
0C24036-CAL2	1	89258	89258.000	9.47
0C24036-CAL3	2	178580	89290.000	9.47
0C24036-CAL4	5	445546	89109.200	9.47
0C24036-CAL5	10	846036	84603.600	9.47
0C24036-CAL6	25	2040469	81618.760	9.47
0C24036-CAL7	50	4887200	97744.000	9.47
0C24036-CAL8	100	9955852	99558.520	9.47
0C24036-CAL9	200	2.459388E+07	122969.400	9.47

**AVE RF** 94554.610    **RF RSD** 12.95    **AVE RT** 9.47

### Toxaphene 6 [2C]

Curve Fit: **AVERAGE RF**



Standard	Concentration	Response	Response Factor	RT
0C24036-CALQ	10	60756	6075.600	9.48
0C24036-CALR	50	273442	5468.840	9.48
0C24036-CALS	100	529637	5296.370	9.48
0C24036-CALT	200	998411	4992.055	9.48
0C24036-CALU	500	2424995	4849.990	9.48
0C24036-CALV	1000	5554464	5554.464	9.48
0C24036-CALW	2000	1.118889E+07	5594.445	9.48

**AVE RF** 5404.538    **RF RSD** 7.56    **AVE RT** 9.48

# Element Calibration Review Sheet

Calibration ID: **A0C2504**

Instrument: **DUALECD5**

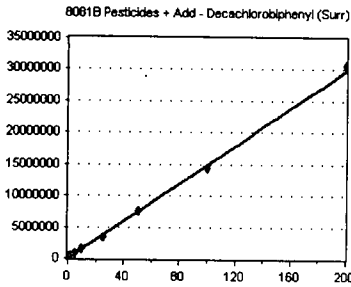
Calibration Date: **03/25/2020**

Analysis: **8081B Pesticides + Add**

Instrument Cal ID: **ECD5\_QUANTPEST\_20032**

## Decachlorobiphenyl (Surr)

Curve Fit: **QUADRATIC: Weighting: (1/a^2), Origin: Ignore**

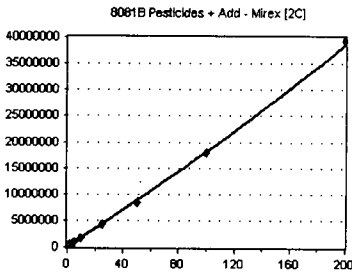


Standard	Concentration	Response	Response Factor	RT
OC24036-CAL1	0.5	98116	196232.000	9.59
OC24036-CAL2	1	181183	181183.000	9.59
OC24036-CAL3	2	338359	169179.500	9.59
OC24036-CAL4	5	799034	159806.800	9.59
OC24036-CAL5	10	1476751	147675.100	9.59
OC24036-CAL6	25	3497021	139880.800	9.59
OC24036-CAL7	50	7476041	149520.800	9.59
OC24036-CAL8	100	1.431762E+07	143176.200	9.59
OC24036-CAL9	200	3.060389E+07	153019.500	9.59

**AVE RF 159963.700 RF RSD 11.79 AVE RT 9.59**

## Mirex [2C]

Curve Fit: **QUADRATIC: Weighting: (1/a^2), Origin: Ignore**

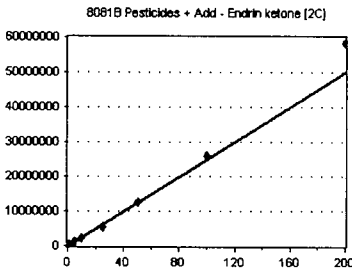


Standard	Concentration	Response	Response Factor	RT
OC24036-CALA	0.5	155731	311462.000	9.69
OC24036-CALB	1	260806	260806.000	9.69
OC24036-CALC	2	416537	208268.500	9.69
OC24036-CALD	5	917688	183537.600	9.69
OC24036-CALE	10	1755471	175547.100	9.69
OC24036-CALF	25	4337194	173487.800	9.69
OC24036-CALG	50	8504353	170087.100	9.69
OC24036-CALH	100	1.789964E+07	178996.400	9.69
OC24036-CALI	200	3.92653E+07	196326.500	9.69

**AVE RF 206502.100 RF RSD 23.43 AVE RT 9.69**

## Endrin ketone [2C]

Curve Fit: **AVERAGE RF**

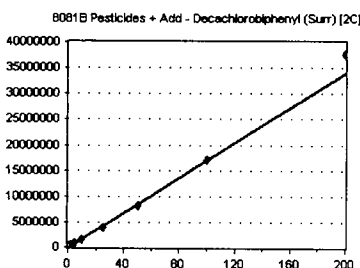


Standard	Concentration	Response	Response Factor	RT
OC24036-CAL1	0.5	132508	265016.000	9.70
OC24036-CAL2	1	246568	246568.000	9.70
OC24036-CAL3	2	474690	237345.000	9.70
OC24036-CAL4	5	1186676	237335.200	9.70
OC24036-CAL5	10	2307847	230784.700	9.70
OC24036-CAL6	25	5671298	226851.900	9.70
OC24036-CAL7	50	1.254734E+07	250946.800	9.70
OC24036-CAL8	100	2.579431E+07	257943.100	9.70
OC24036-CAL9	200	5.821762E+07	291088.100	9.70

**AVE RF 249319.900 RF RSD 8.04 AVE RT 9.70**

## Decachlorobiphenyl (Surr) [2C]

Curve Fit: **AVERAGE RF**



Standard	Concentration	Response	Response Factor	RT
OC24036-CAL1	0.5	90290	180580.000	10.55
OC24036-CAL2	1	178563	178563.000	10.56
OC24036-CAL3	2	341403	170701.500	10.55
OC24036-CAL4	5	836468	167293.600	10.55
OC24036-CAL5	10	1539567	153956.700	10.55
OC24036-CAL6	25	3867029	154681.200	10.55
OC24036-CAL7	50	8231591	164631.800	10.55
OC24036-CAL8	100	1.698219E+07	169821.900	10.55
OC24036-CAL9	200	3.764612E+07	188230.600	10.55

**AVE RF 169828.900 RF RSD 6.73 AVE RT 10.55**



# CALIBRATION SEQUENCE REVIEW SHEET

SEQUENCE: 0C24036

## Analysis Included

1311/8081B TCLP Pest Reg List  
1311/8081B TCLP Pest Reg List +ADD  
1311/8081B TCLP Pesticides (All)  
1311/8081B TCLP Pesticides + Add (All)  
1312/8081B SPLP Pesticides  
608 Additional Only (QC)  
608 Pest (Chlordane)  
608 Pesticides  
608 Pesticides (DDT Only)  
608 Pesticides (SW)  
608 Pesticides (SW) Full List  
608 Pesticides (TTO)  
608.3 Pesticides  
608.3 Additional  
608.3 Chlordane  
608.3 Toxaphene  
8081B Pesticides  
8081B 2,4+4,4-DDx Only (+Add)  
8081B Chlordane  
8081B DDT Only  
8081B Pesticides + Add  
8081B Pesticides + Add (Diss)  
8081B RSET FW Sed (+Add) (2016)  
8081B RSET Sediment List (+Add)  
8081B RSET Sediment Marine (2016) (+Add)  
8081B Toxaphene

# CALIBRATION SEQUENCE REVIEW SHEET

SEQUENCE: 0C24036

## INSTRUMENT SEQUENCE LOG

SampleID	SampleName	Matrix	STDID	<u>ISTD ID</u>	<u>Analyzed</u>
0C24036-ICB1	Initial Cal Blank	Water	A20B383		3/24/2020 1:58:00PM
0C24036-CAL1	Cal Standard	Water	A20C398	"	3/24/2020 2:15:00PM
0C24036-CAL2	Cal Standard	Water	A20C178	"	3/24/2020 2:33:00PM
0C24036-CAL3	Cal Standard	Water	A20C179	"	3/24/2020 2:50:00PM
0C24036-CAL4	Cal Standard	Water	A20C180	"	3/24/2020 3:07:00PM
0C24036-CAL5	Cal Standard	Water	A20C181	"	3/24/2020 3:24:00PM
0C24036-CAL6	Cal Standard	Water	A20C182	"	3/24/2020 3:41:00PM
0C24036-CAL7	Cal Standard	Water	A20C183	"	3/24/2020 3:59:00PM
0C24036-CAL8	Cal Standard	Water	A20C184	"	3/24/2020 4:16:00PM
0C24036-CAL9	Cal Standard	Water	A20C177	"	3/24/2020 4:33:00PM
0C24036-ICV1	Initial Cal Check	Water	A20C164	"	3/24/2020 5:07:00PM
0C24036-CALA	Cal Standard	Water	A20C399	"	3/24/2020 5:24:00PM
0C24036-CALB	Cal Standard	Water	A20C353	"	3/24/2020 5:42:00PM
0C24036-CALC	Cal Standard	Water	A20C354	"	3/24/2020 6:31:00PM
0C24036-CALD	Cal Standard	Water	A20C355	"	3/24/2020 6:48:00PM
0C24036-CALE	Cal Standard	Water	A20C356	"	3/24/2020 7:05:00PM
0C24036-CALF	Cal Standard	Water	A20C357	"	3/24/2020 7:22:00PM
0C24036-CALG	Cal Standard	Water	A20C358	"	3/24/2020 7:40:00PM
0C24036-CALH	Cal Standard	Water	A20C359	"	3/24/2020 7:57:00PM
0C24036-CALI	Cal Standard	Water	A20C352	"	3/24/2020 8:14:00PM
0C24036-ICV2	Initial Cal Check	Water	A20C360	"	3/24/2020 8:48:00PM
0C24036-CALJ	Cal Standard	Water	A20C400	"	3/24/2020 9:05:00PM
0C24036-CALK	Cal Standard	Water	A19K307	"	3/24/2020 9:22:00PM
0C24036-CALL	Cal Standard	Water	A19K308	"	3/24/2020 9:39:00PM
0C24036-CALM	Cal Standard	Water	A19K309	"	3/24/2020 9:56:00PM
0C24036-CALN	Cal Standard	Water	A19K310	"	3/24/2020 10:14:00PM
0C24036-CALO	Cal Standard	Water	A19K311	"	3/24/2020 10:31:00PM
0C24036-CALP	Cal Standard	Water	A19K306	"	3/24/2020 10:48:00PM
0C24036-ICV3	Initial Cal Check	Water	A19K312	"	3/24/2020 11:22:00PM
0C24036-CALQ	Cal Standard	Water	A20C401	"	3/24/2020 11:39:00PM
0C24036-CALR	Cal Standard	Water	A19J417	"	3/24/2020 11:56:00PM
0C24036-CALS	Cal Standard	Water	A19J418	"	3/25/2020 12:13:00AM
0C24036-CALT	Cal Standard	Water	A19J419	"	3/25/2020 12:31:00AM
0C24036-CALU	Cal Standard	Water	A19J420	"	3/25/2020 12:48:00AM
0C24036-CALV	Cal Standard	Water	A19J421	"	3/25/2020 1:05:00AM
0C24036-CALW	Cal Standard	Water	A19J416	"	3/25/2020 1:22:00AM
0C24036-ICV4	Initial Cal Check	Water	A19J422	"	3/25/2020 1:56:00AM

## CALIBRATION STANDARD RECOVERIES

Calibration: A0C2504

Instrument: DUALECD5F

1311/8081B TCLP Pest Reg L

Sequence: 0C24036

Matrix: Water

0C24036-CAL1	Inst. MRL	Recalc Res.	Cal Level	%Rec.	Qual
0C24036-CAL2	Inst. MRL	Recalc Res.	Cal Level	%Rec.	Qual
0C24036-CAL3	Inst. MRL	Recalc Res.	Cal Level	%Rec.	Qual

# CALIBRATION SEQUENCE REVIEW SHEET

SEQUENCE: 0C24036

0C24036-CAL4	Inst. MRL	Recalc Res.	Cal Level	%Rec.	Qual
0C24036-CAL5	Inst. MRL	Recalc Res.	Cal Level	%Rec.	Qual
0C24036-CAL6	Inst. MRL	Recalc Res.	Cal Level	%Rec.	Qual
0C24036-CAL7	Inst. MRL	Recalc Res.	Cal Level	%Rec.	Qual
0C24036-CAL8	Inst. MRL	Recalc Res.	Cal Level	%Rec.	Qual
0C24036-CAL9	Inst. MRL	Recalc Res.	Cal Level	%Rec.	Qual
0C24036-CALA	Inst. MRL	Recalc Res.	Cal Level	%Rec.	Qual
0C24036-CALB	Inst. MRL	Recalc Res.	Cal Level	%Rec.	Qual
0C24036-CALC	Inst. MRL	Recalc Res.	Cal Level	%Rec.	Qual
0C24036-CALD	Inst. MRL	Recalc Res.	Cal Level	%Rec.	Qual
0C24036-CALE	Inst. MRL	Recalc Res.	Cal Level	%Rec.	Qual
0C24036-CALF	Inst. MRL	Recalc Res.	Cal Level	%Rec.	Qual
0C24036-CALG	Inst. MRL	Recalc Res.	Cal Level	%Rec.	Qual
0C24036-CALH	Inst. MRL	Recalc Res.	Cal Level	%Rec.	Qual
0C24036-CALI	Inst. MRL	Recalc Res.	Cal Level	%Rec.	Qual
0C24036-CALJ	Inst. MRL	Recalc Res.	Cal Level	%Rec.	Qual
0C24036-CALK	Inst. MRL	Recalc Res.	Cal Level	%Rec.	Qual
0C24036-CALL	Inst. MRL	Recalc Res.	Cal Level	%Rec.	Qual
0C24036-CALM	Inst. MRL	Recalc Res.	Cal Level	%Rec.	Qual
0C24036-CALN	Inst. MRL	Recalc Res.	Cal Level	%Rec.	Qual
0C24036-CALO	Inst. MRL	Recalc Res.	Cal Level	%Rec.	Qual
0C24036-CALP	Inst. MRL	Recalc Res.	Cal Level	%Rec.	Qual
0C24036-CALQ	Inst. MRL	Recalc Res.	Cal Level	%Rec.	Qual
0C24036-CALR	Inst. MRL	Recalc Res.	Cal Level	%Rec.	Qual
0C24036-CALS	Inst. MRL	Recalc Res.	Cal Level	%Rec.	Qual
0C24036-CALT	Inst. MRL	Recalc Res.	Cal Level	%Rec.	Qual
0C24036-CALU	Inst. MRL	Recalc Res.	Cal Level	%Rec.	Qual
0C24036-CALV	Inst. MRL	Recalc Res.	Cal Level	%Rec.	Qual
0C24036-CALW	Inst. MRL	Recalc Res.	Cal Level	%Rec.	Qual



Response Factor Report DUALECD5

Method Path : C:\msdchem\1\methods\  
 Method File : ECD5\_QUANTPEST\_200324.M  
 Title : Instrument: DualECD5  
 Last Update : Wed Mar 25 12:47:54 2020  
 Response Via : Initial Calibration

Calibration Files

1 =ECD5-03242040.D 2 =ECD5-03242041.D 3 =ECD5-03242042.D 4 =ECD5-03242043.D 5 =ECD5-03242044.D  
 6 =ECD5-03242045.D 7 =ECD5-03242046.D 8 =ECD5-03242027.D 9 =ECD5-03242028.D

Compound	1	2	3	4	5	6	7	8	9	Avg	%RSD	
1) S TCMX (S)	2.211	2.076	1.946	1.929	1.871	1.805	1.848	1.835	1.864	1.932	E5	6.83
2) a-BHC	2.743	2.656	2.667	2.659	2.560	2.520	2.623	2.579	2.679	2.632	E5	2.60
3) g-BHC	2.401	2.355	2.310	2.288	2.232	2.163	2.275	2.273	2.289	2.287	E5	2.98
4) b-BHC	1.124	1.052	0.968	0.936	0.873	0.865	0.912	0.919	0.962	0.957	E5	8.80
5) Heptachlor	2.512	2.301	2.255	2.279	2.122	2.021	2.169	2.152	2.239	2.228	E5	6.20
6) d-BHC	1.879	1.844	1.860	1.913	1.855	1.926	1.999	2.082	2.204	1.951	E5	6.27
7) Aldrin	2.339	2.281	2.234	2.301	2.164	2.138	2.178	2.176	2.170	2.220	E5	3.22
8) Heptachlor Exp...	2.332	2.248	2.108	2.046	1.918	1.887	1.957	1.938	2.011	2.049	E5	7.50
9) trans-Chlordane	2.358	2.185	2.105	2.054	1.998	1.936	2.035	2.034	2.057	2.085	E5	5.91
10) cis-Chlordane	2.408	2.222	2.092	2.019	1.892	1.869	1.977	1.943	2.008	2.048	E5	8.39
11) Endosulfan I	2.183	2.027	1.970	1.971	1.839	1.816	1.875	1.820	1.899	1.933	E5	6.17
12) 4,4'-DDE	2.084	2.010	1.887	1.933	1.899	1.872	1.975	1.982	2.099	1.971	E5	4.18
13) Dieldrin	2.312	2.192	2.119	2.124	2.075	1.989	2.136	2.083	2.090	2.125	E5	4.20
14) Endrin	1.895	1.769	1.689	1.693	1.605	1.542	1.708	1.693	1.791	1.709	E5	6.01
15) 4,4'-DDD	1.787	1.719	1.625	1.559	1.528	1.533	1.577	1.638	1.743	1.634	E5	5.83
16) Endosulfan II	1.897	1.796	1.681	1.631	1.566	1.543	1.604	1.637	1.723	1.675	E5	6.81
17) 4,4'-DDT	1.283	1.214	1.197	1.258	1.240	1.216	1.430	1.414	1.638	1.321	E5	11.06
18) Endrin Aldehyde			1.698	1.515	1.419	1.326	1.423	1.380	1.485	1.464	E5	8.27
19) Endosulfan Sul...	1.931	1.815	1.657	1.637	1.520	1.477	1.593	1.543	1.626	1.644	E5	8.82
20) Methoxychlor	8.418	7.913	7.073	7.110	6.495	6.076	6.947	6.823	8.088	7.216	E4	10.70
21) Endrin Ketone	2.262	2.125	1.922	1.889	1.786	1.707	1.819	1.769	1.907	1.910	E5	9.35
22) S DCBP (S)	1.962	1.812	1.692	1.598	1.477	1.399	1.495	1.432	1.530	1.600	E5	11.79
23) Hexachlorobuta...	2.780	2.530	2.198	1.971	1.914	1.898	1.743	1.806	1.903	2.083	E5	16.96
24) Hexachlorobenzene	2.709	2.488	2.096	1.883	1.821	1.822	1.752	1.819	1.891	2.031	E5	16.74
25) Oxychlordane	2.469	2.286	1.934	1.751	1.728	1.695	1.630	1.657	1.741	1.877	E5	15.99
26) 2,4'-DDE	1.664	1.567	1.336	1.254	1.238	1.208	1.182	1.223	1.310	1.331	E5	12.76
27) trans-Nonachlor	2.774	2.507	2.115	1.964	1.958	1.908	1.788	1.872	1.971	2.095	E5	15.66
28) 2,4'-DDD	1.593	1.487	1.199	1.114	1.077	1.078	1.024	1.085	1.128	1.198	E5	16.77
29) 2,4'-DDT	1.356	1.299	1.043	1.001	1.039	1.050	1.022	1.095	1.205	1.123	E5	11.64
30) cis-Nonachlor	2.866	2.681	2.214	2.089	2.057	2.102	1.986	2.013	2.160	2.241	E5	13.98
31) Mirex	2.254	2.030	1.617	1.405	1.334	1.292	1.243	1.240	1.313	1.525	E5	24.38
32) Chlordane (1)	2.468	2.205	2.486	2.226	2.270	2.334	2.350			2.334	E4	4.75
33) Chlordane (2)	2.827	2.610	2.775	2.550	2.549	2.607	2.669			2.655	E4	4.09
34) Chlordane (3)	7.502	7.057	7.703	6.647	7.223	7.302	7.453			7.270	E3	4.74
35) Chlordane - AVE										0.000		-1.00
36) Toxaphene (1)	1.122	1.180	1.111	0.990	0.950	0.981	0.941			1.039	E3	9.26
37) Toxaphene (2)	2.305	2.131	1.980	1.781	1.718	1.744	1.704			1.909	E3	12.35
38) Toxaphene (3)	4.721	4.413	4.123	3.771	3.640	4.007	3.861			4.077	E3	9.32
39) Toxaphene (4)	4.757	4.119	3.918	3.647	3.565	3.786	3.705			3.928	E3	10.41
40) Toxaphene (5)	3.295	3.204	3.132	2.880	2.732	3.149	3.080			3.067	E3	6.36
41) Toxaphene (6)	4.533	4.148	4.129	3.706	3.579	3.946	3.998			4.006	E3	7.82
42) Toxaphene - AVE										0.000		-1.00

M/R  
3/25/20

Method Path : C:\msdchem\1\methods\  
 Method File : ECD5\_QUANTPEST\_200324.M  
 Title : Instrument: DualeECD5

## Signal #2 Calibration Files

1 =ECD5-03242040.D 2 =ECD5-03242041.D 3 =ECD5-03242042.D  
 4 =ECD5-03242043.D 5 =ECD5-03242044.D 6 =ECD5-03242045.D

Compound	1	2	3	4	5	6	Avg	%RSD				
44) S TCMX (S) #2	3.289	2.863	2.749	2.672	2.673	2.608	2.804	2.936	3.133	2.858	E5	7.95
45) a-BHC #2	3.808	3.773	3.849	3.924	3.940	3.848	4.184	4.388	4.754	4.052	E5	8.15
46) g-BHC #2	3.546	3.427	3.401	3.363	3.375	3.297	3.643	3.782	4.006	3.538	E5	6.60
47) b-BHC #2	1.713	1.608	1.515	1.457	1.376	1.362	1.417	1.473	1.582	1.500	E5	7.74
48) Heptachlor #2	3.529	3.298	3.350	3.245	3.096	3.048	3.390	3.464	3.742	3.351	E5	6.42
49) d-BHC #2	3.092	3.056	3.099	3.089	3.066	3.105	3.323	3.632	3.927	3.266	E5	9.52
50) Aldrin #2	3.235	3.078	3.136	3.143	3.096	3.138	3.354	3.495	3.654	3.259	E5	6.17
51) Heptachlor Exp...	3.152	2.985	2.936	2.860	2.823	2.734	2.976	3.045	3.276	2.976	E5	5.61
52) trans-Chlordane...	3.184	2.991	2.920	2.925	2.808	2.815	3.060	3.190	3.371	3.029	E5	6.25
53) cis-Chlordane #2	3.115	2.922	2.817	2.777	2.751	2.734	2.819	3.005	3.177	2.902	E5	5.62
54) Endosulfan I #2	2.787	2.710	2.656	2.638	2.496	2.542	2.778	2.826	3.020	2.717	E5	5.84
55) 4,4'-DDE #2	2.751	2.691	2.677	2.767	2.682	2.767	2.962	3.111	3.364	2.863	E5	8.28
56) Dieldrin #2	2.940	2.920	2.797	2.843	2.801	2.829	3.073	3.182	3.391	2.975	E5	6.83
57) Endrin #2	2.356	2.226	2.136	2.226	2.149	2.051	2.342	2.421	2.700	2.290	E5	8.47
58) 4,4'-DDD #2	2.427	2.354	2.297	2.301	2.247	2.218	2.455	2.527	2.829	2.406	E5	7.81
59) Endosulfan II #2	2.549	2.362	2.294	2.243	2.180	2.277	2.378	2.539	2.769	2.399	E5	7.79
60) 4,4'-DDT #2	1.506	1.434	1.466	1.653	1.622	1.699	2.035	2.132	2.562	1.790	E5	21.10
61) Endrin Aldehyd...			2.243	2.093	1.962	1.932	2.028	2.040	2.262	2.080	E5	6.21
62) Endosulfan Sul...	2.448	2.322	2.212	2.188	2.093	2.060	2.291	2.283	2.595	2.277	E5	7.38
63) Methoxychlor #2	0.968	0.893	0.893	0.891	0.846	0.816	0.977	0.996	1.230	0.946	E5	12.95
64) Endrin Ketone #2	2.650	2.466	2.373	2.373	2.308	2.269	2.509	2.579	2.911	2.493	E5	8.04
65) S DCBP (S) #2	1.806	1.786	1.707	1.673	1.540	1.547	1.646	1.698	1.882	1.698	E5	6.73
66) Hexachlorobuta...	5.030	4.642	4.038	3.778	3.659	3.666	3.488	3.634	3.987	3.992	E5	12.98
67) Hexachlorobenz...	4.039	3.607	3.065	2.834	2.829	2.883	2.841	3.031	3.198	3.147	E5	13.26
68) Oxychlorane #2	3.611	3.340	2.745	2.547	2.482	2.548	2.429	2.649	2.944	2.811	E5	14.67
69) 2,4'-DDE #2	2.499	2.385	1.987	1.872	1.859	1.846	1.875	1.988	2.207	2.058	E5	11.99
70) trans-Nonachlo...	3.895	3.604	3.077	2.820	2.786	2.772	2.767	2.987	3.295	3.111	E5	13.11
71) 2,4'-DDD #2	2.422	2.221	1.830	1.696	1.664	1.652	1.627	1.727	1.935	1.864	E5	15.09
72) 2,4'-DDT #2	1.875	1.747	1.466	1.420	1.455	1.491	1.556	1.664	1.994	1.630	E5	12.53
73) cis-Nonachlor #2	4.015	3.719	3.166	3.002	2.912	2.974	2.966	3.244	3.477	3.275	E5	11.77
74) Mirex #2	3.115	2.608	2.083	1.835	1.755	1.735	1.701	1.790	1.963	2.065	E5	23.43
75) Chlordane (1) #2	3.857	3.575	4.070	3.679	3.833	4.198	4.370			3.940	E4	7.24
76) Chlordane (2) #2	3.417	2.951	3.328	3.068	3.217	3.385	3.559			3.275	E4	6.44
77) Chlordane (3) #2	1.113	0.948	1.040	0.912	0.988	1.042	1.121			1.023	E4	7.73
78) Chlordane - AV...										0.000		-1.00
79) Toxaphene (1) #2	3.130	3.128	2.873	2.662	2.568	2.710	2.616			2.812	E3	8.40
80) Toxaphene (2) #2	3.899	3.837	3.552	3.385	3.264	3.584	3.499			3.574	E3	6.39
81) Toxaphene (3) #2	6.451	5.871	5.624	5.132	5.042	5.443	5.521			5.584	E3	8.52
82) Toxaphene (4) #2	1.163	0.912	0.880	0.815	0.809	0.899	0.927			0.915	E4	12.94
83) Toxaphene (5) #2	5.495	5.072	4.884	4.522	4.554	4.955	5.110			4.942	E3	6.82
84) Toxaphene (6) #2	6.076	5.469	5.296	4.992	4.850	5.554	5.594			5.405	E3	7.56
85) Toxaphene - AV...										0.000		-1.00

(#) = Out of Range

Compound List Report DUALECD5

Method Path : C:\msdchem\1\methods\  
 Method File : ECD5\_QUANTPEST\_200324.M  
 Title : Instrument: DualECD5  
 Last Update : Wed Mar 25 12:47:54 2020  
 Response Via : Initial Calibration

Total Cpnds : 85

MJB  
4/25/20

PK#	Compound Name	Exp_RT	Rel_RT	Cal	A/H	ID
1	S TCMX (S)	5.390	1.000	A	H	R
2	a-BHC	5.930	1.000	A	H	R
3	g-BHC	6.213	1.000	A	H	R
4	b-BHC	6.287	1.000	A	H	R
5	Heptachlor	6.622	1.000	A	H	R
6	d-BHC	6.438	1.000	A	H	R
7	Aldrin	6.863	1.000	A	H	R
8	Heptachlor Expoxide	7.325	1.000	A	H	R
9	trans-Chlordane	7.419	1.000	A	H	R
10	cis-Chlordane	7.516	1.000	A	H	R
11	Endosulfan I	7.614	1.000	A	H	R
12	4,4'-DDE	7.577	1.000	A	H	R
13	Dieldrin	7.786	1.000	A	H	R
14	Endrin	7.951	1.000	A	H	R
15	4,4'-DDD	7.999	1.000	A	H	R
16	Endosulfan II	8.108	1.000	A	H	R
17	4,4'-DDT	8.196	1.000	Q	H	R
18	Endrin Aldehyde	8.398	1.000	A	H	R
19	Endosulfan Sulfate	8.700	1.000	A	H	R
20	Methoxychlor	8.531	1.000	Q	H	R
21	Endrin Ketone	8.894	1.000	A	H	R
22	S DCBP (S)	9.588	1.000	Q	H	R
23	Hexachlorobutadiene	3.191	1.000	Q	H	R
24	Hexachlorobenzene	5.771	1.000	Q	H	R
25	Oxychlordane	7.251	1.000	Q	H	R
26	2,4'-DDE	7.326	1.000	Q	H	R
27	trans-Nonachlor	7.506	1.000	Q	H	R
28	2,4'-DDD	7.699	1.000	Q	H	R
29	2,4'-DDT	7.882	1.000	Q	H	R
30	cis-Nonachlor	7.977	1.000	Q	H	R
31	Mirex	8.645	1.000	Q	H	R
32	Chlordane (1)	7.419	1.000	A	H	R
33	Chlordane (2)	7.513	1.000	A	H	R
34	Chlordane (3)	8.063	1.000	A	H	R
35	Chlordane - AVE	3.704	1.000	A	H	R
36	Toxaphene (1)	7.494	1.000	A	H	R
37	Toxaphene (2)	7.787	1.000	Q	H	R
38	Toxaphene (3)	8.099	1.000	A	H	R
39	Toxaphene (4)	8.340	1.000	A	H	R
40	Toxaphene (5)	8.568	1.000	A	H	R
41	Toxaphene (6)	8.635	1.000	A	H	R
42	Toxaphene - AVE	3.698	1.000	A	H	R
43	Signal #2	3.796	1.000	A	H	R
44	S TCMX (S) #2	5.986	1.000	A	H	R
45	a-BHC #2	6.594	1.000	A	H	R
46	g-BHC #2	6.913	1.000	A	H	R
47	b-BHC #2	6.976	1.000	A	H	R
48	Heptachlor #2	7.288	1.000	A	H	R
49	d-BHC #2	7.231	1.000	A	H	R
50	Aldrin #2	7.554	1.000	A	H	R
51	Heptachlor Expoxide #2	7.992	1.000	A	H	R
52	trans-Chlordane #2	8.132	1.000	A	H	R
53	cis-Chlordane #2	8.241	1.000	A	H	R
54	Endosulfan I #2	8.291	1.000	A	H	R
55	4,4'-DDE #2	8.346	1.000	A	H	R
56	Dieldrin #2	8.492	1.000	A	H	R

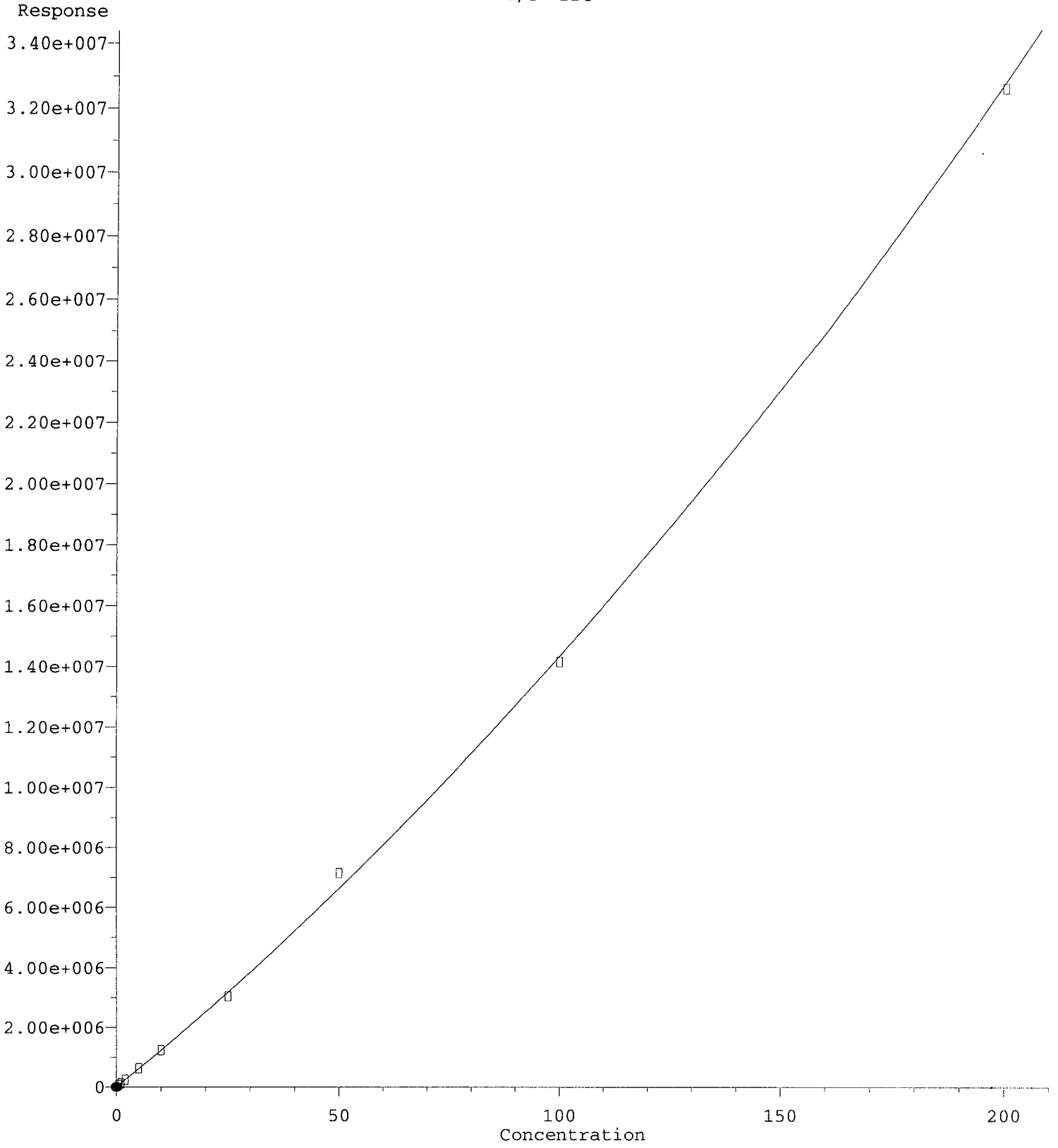
57	Endrin #2	8.719	1.000	A	H	R
58	4,4'-DDD #2	8.762	1.000	A	H	R
59	Endosulfan II #2	8.866	1.000	A	H	R
60	4,4'-DDT #2	8.989	1.000	Q	H	R
61	Endrin Aldehyde #2	9.103	1.000	A	H	R
62	Endosulfan Sulfate #2	9.294	1.000	A	H	R
63	Methoxychlor #2	9.468	1.000	Q	H	R
64	Endrin Ketone #2	9.695	1.000	A	H	R
65	S DCBP (S) #2	10.552	1.000	A	H	R
66	Hexachlorobutadiene #2	3.673	1.000	Q	H	R
67	Hexachlorobenzene #2	6.452	1.000	Q	H	R
68	Oxychlorane #2	7.919	1.000	Q	H	R
69	2,4'-DDE #2	8.123	1.000	Q	H	R
70	trans-Nonachlor #2	8.194	1.000	Q	H	R
71	2,4'-DDD #2	8.497	1.000	Q	H	R
72	2,4'-DDT #2	8.722	1.000	Q	H	R
73	cis-Nonachlor #2	8.761	1.000	Q	H	R
74	Mirex #2	9.686	1.000	Q	H	R
75	Chlordane (1) #2	8.131	1.000	A	H	R
76	Chlordane (2) #2	8.239	1.000	A	H	R
77	Chlordane (3) #2	8.902	1.000	A	H	R
78	Chlordane - AVE #2	3.684	1.000	A	H	R
79	Toxaphene (1) #2	8.467	1.000	A	H	R
80	Toxaphene (2) #2	8.815	1.000	A	H	R
81	Toxaphene (3) #2	8.850	1.000	A	H	R
82	Toxaphene (4) #2	8.917	1.000	Q	H	R
83	Toxaphene (5) #2	9.094	1.000	A	H	R
84	Toxaphene (6) #2	9.475	1.000	A	H	R
85	Toxaphene - AVE #2	3.691	1.000	A	H	R

Cal A = Average L = Linear LO = Linear w/origin Q = Quad QO = Quad w/origin  
A/H = Area or Height  
ID R = R.T. B = R.T. & Q Q = Qvalue L = Largest A = All

ECD5\_QUANTPEST\_200324.M Wed Mar 25 15:06:43 2020



4,4'-DDT

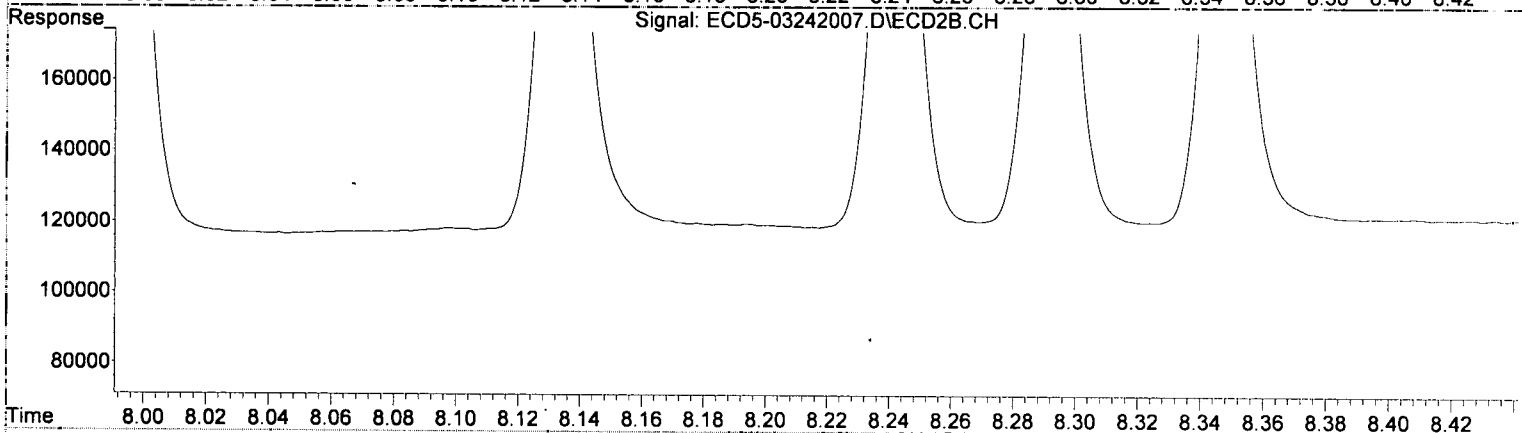
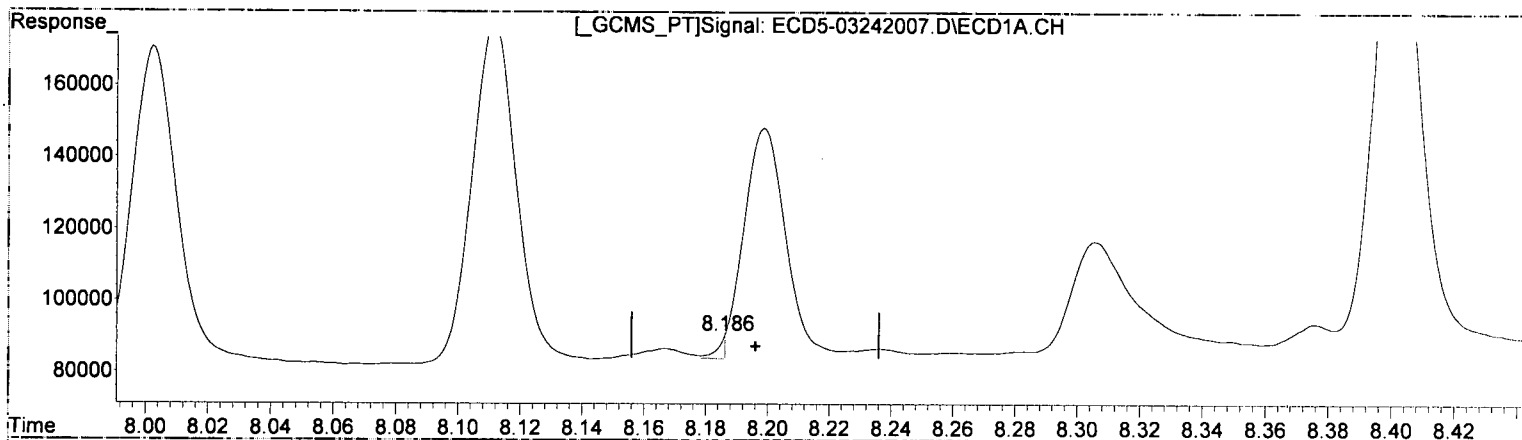


Quantitation Report (Qedit)

Data Path : C:\msdchem\1\data\2020-03\0C24036\REQUANT\  
Data File : ECD5-03242007.D  
Signal(s) : Signal #1: ECD1A.CH Signal #2: ECD2B.CH  
Acq On : 24 Mar 2020 14:15  
Operator : MJB  
Sample : 0C24036-CAL1  
Misc : A20C398, AB 0.5 ppb  
ALS Vial : 4 (Sig #1); 0 (Sig #2) Sample Multiplier: 1

Integration File signal 1: PEST1.e  
Integration File signal 2: PEST2.e  
Quant Time: Mar 24 17:46:08 2020  
Quant Method : C:\msdchem\1\methods\ECD5\_QUANTPEST\_200324.M  
Quant Title : Instrument: DualECD5  
QLast Update : Tue Mar 24 17:40:19 2020  
Response via : Initial Calibration  
Integrator: ChemStation 6890 Scale Mode: Small noise peaks clipped

Volume Inj. : 2uL  
Signal #1 Phase : Rtx-CLPesticides Signal #2 Phase: Rtx-CLPesticides2  
Signal #1 Info : 30m X 0.32mm X 0. Signal #2 Info : 30m X 0.32mm X 0.25um

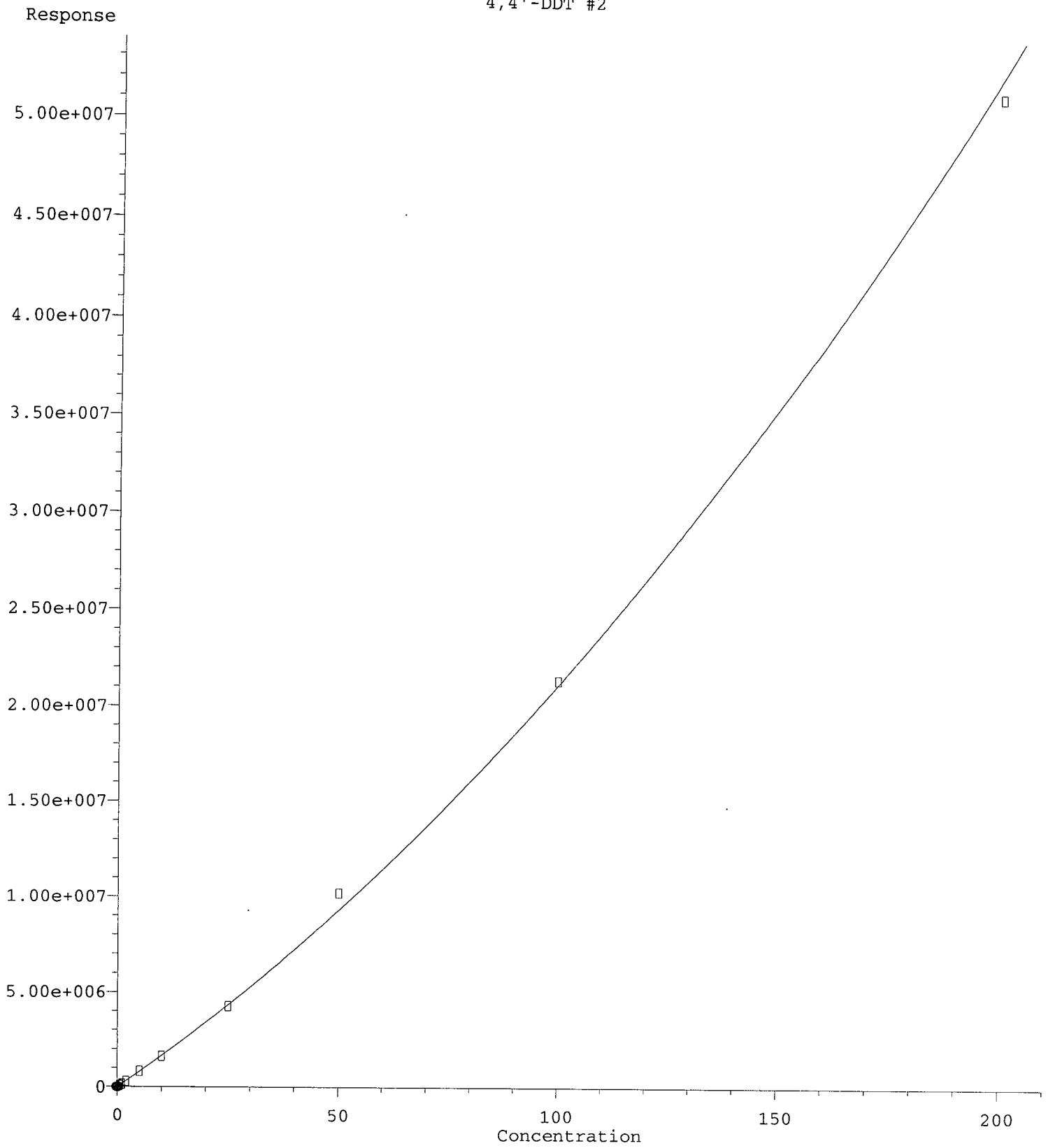


QEdit

(17) 4,4'-DDT  
8.186min 0.036 ng/mL(m)  
response 6604

MJB  
3/25/20

(17) 4,4'-DDT #2  
8.990min 0.522 ng/mL  
response 75283



$R = 5.03e+002 A^*A + 1.61e+005 A - 8.69e+003$

Coef of Det (r^2) 0.9997  
05/18/2019 08:41:27 AM C:\msdchem\1\methods\ECD5\_QUANTPEST\_200324.M

Method Name: C:\msdchem\1\methods\ECD5\_QUANTPEST\_200324.M

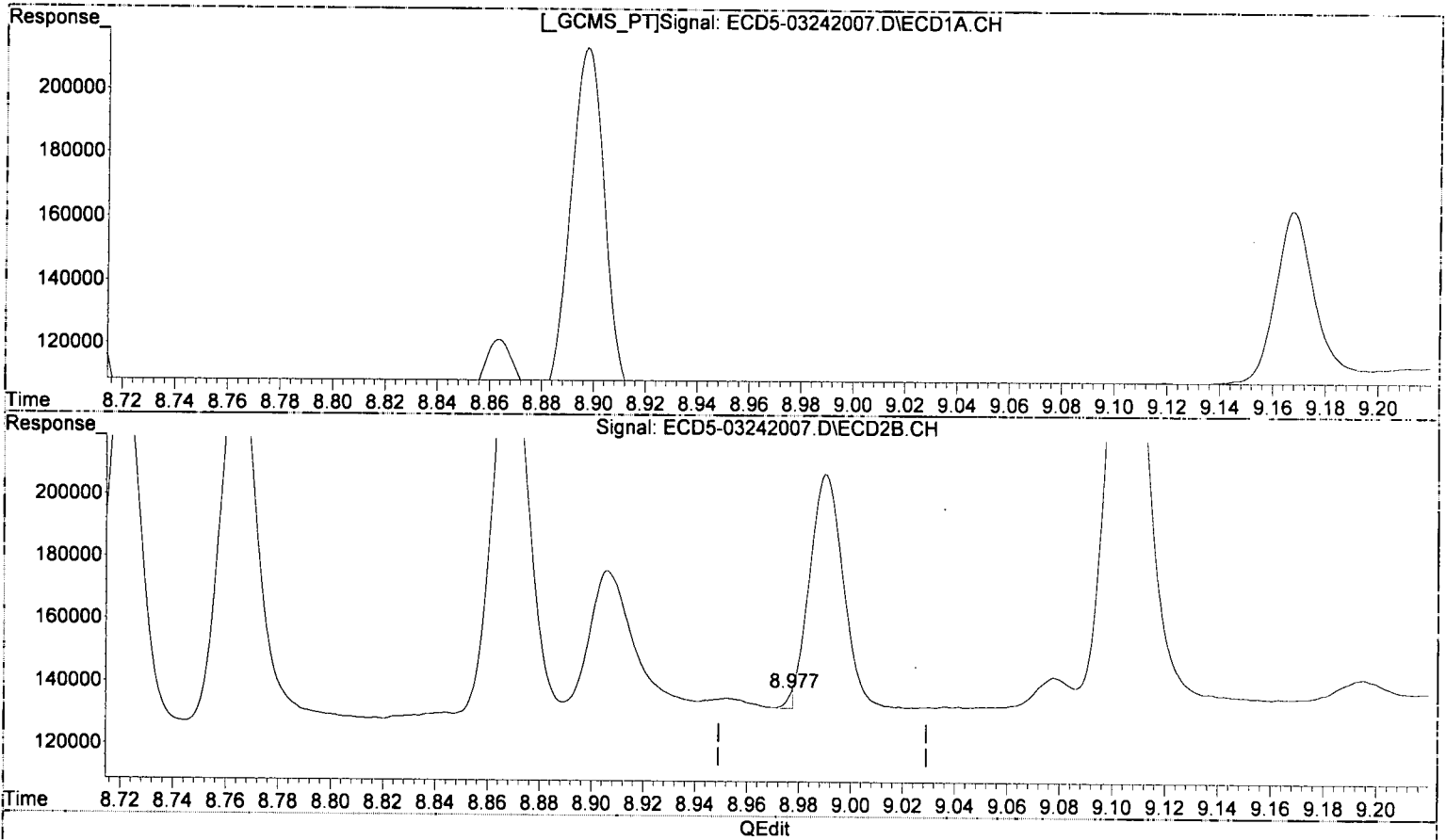
Calibration Table Last Updated: Wed Mar 25 12:55:26 2009

Quantitation Report (Qedit)

Data Path : C:\msdchem\1\data\2020-03\0C24036\REQUANT\  
Data File : ECD5-03242007.D  
Signal(s) : Signal #1: ECD1A.CH Signal #2: ECD2B.CH  
Acq On : 24 Mar 2020 14:15  
Operator : MJB  
Sample : 0C24036-CAL1  
Misc : A20C398, AB 0.5 ppb  
ALS Vial : 4 (Sig #1); 0 (Sig #2) Sample Multiplier: 1

Integration File signal 1: PEST1.e  
Integration File signal 2: PEST2.e  
Quant Time: Mar 24 17:46:08 2020  
Quant Method : C:\msdchem\1\methods\ECD5\_QUANTPEST\_200324.M  
Quant Title : Instrument: DualECD5  
QLast Update : Tue Mar 24 17:40:19 2020  
Response via : Initial Calibration  
Integrator: ChemStation 6890 Scale Mode: Small noise peaks clipped

Volume Inj. : 2uL  
Signal #1 Phase : Rtx-CLPesticides Signal #2 Phase: Rtx-CLPesticides2  
Signal #1 Info : 30m X 0.32mm X 0. Signal #2 Info : 30m X 0.32mm X 0.25um



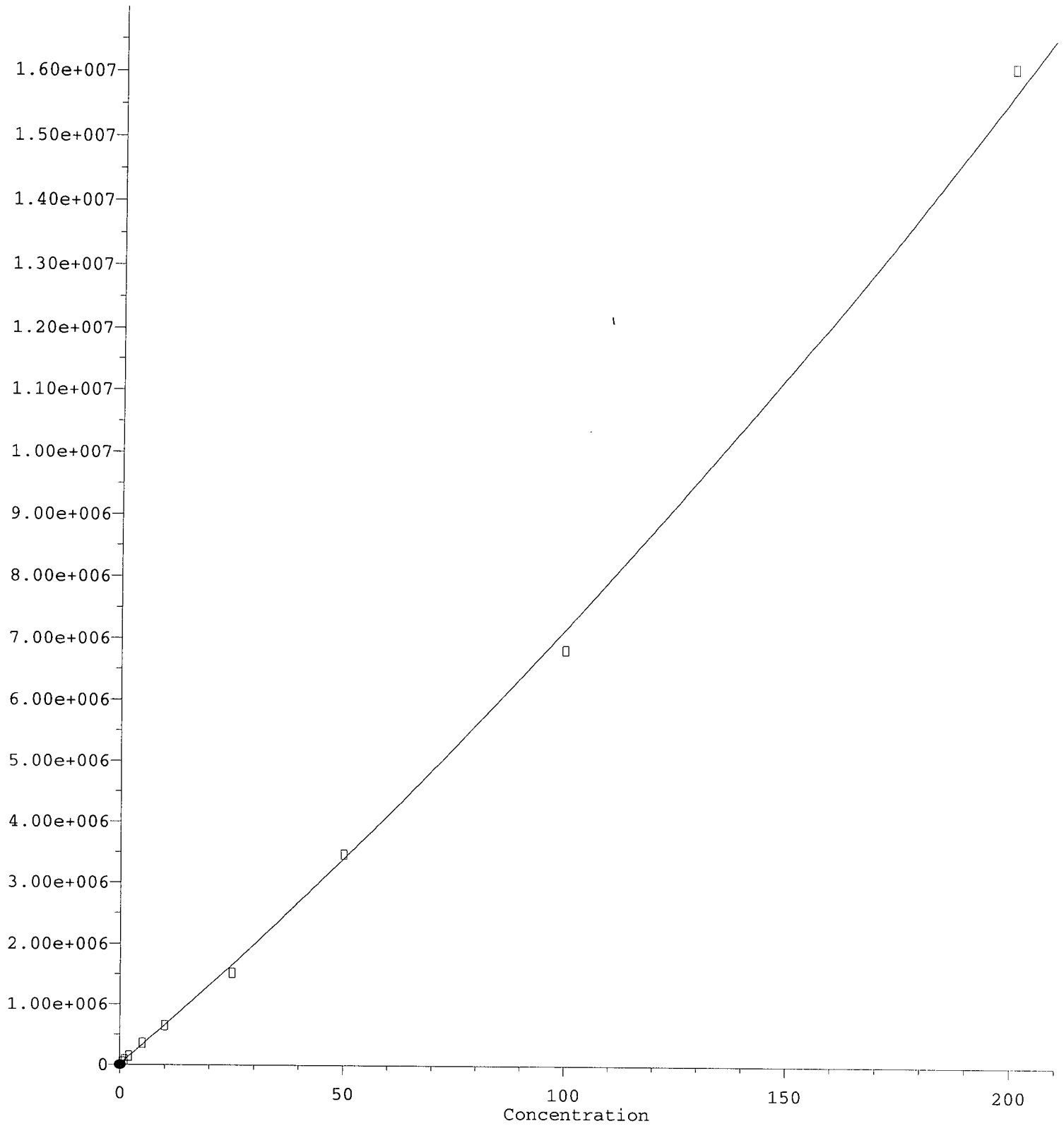
(17) 4,4'-DDT  
8.186min 0.036 ng/mL m  
response 6604

*MJB*  
*3/25/20*

(17) 4,4'-DDT #2  
8.977min 0.087 ng/mL (m)  
response 5267

Methoxychlor

Response



$R = 7.38e+001 A^*A + 6.41e+004 A + 1.12e+004$

Coef of Det (r^2) = 0.9997  
05/18/2019 09:41:00 - CAP Testing Cores Page 431 of 777

Method Name: C:\msdchem\1\methods\ECD5\_QUANTPEST\_200324.M

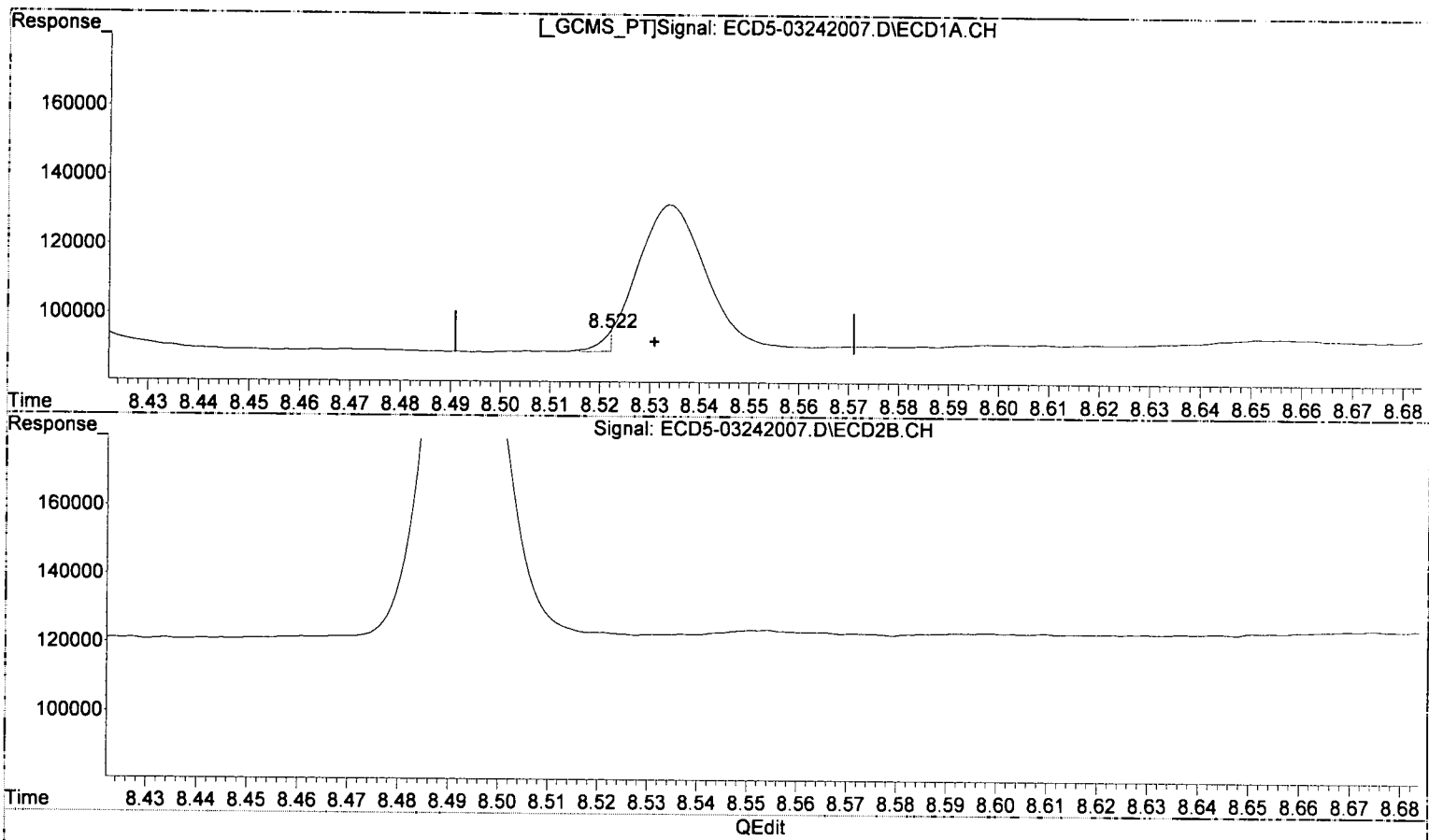
Calibration Table Last Updated: Wed Mar 25 12:55:06 2020

Quantitation Report (Qedit)

Data Path : C:\msdchem\1\data\2020-03\0C24036\REQUANT\  
Data File : ECD5-03242007.D  
Signal(s) : Signal #1: ECD1A.CH Signal #2: ECD2B.CH  
Acq On : 24 Mar 2020 14:15  
Operator : MJB  
Sample : 0C24036-CAL1  
Misc : A20C398, AB 0.5 ppb  
ALS Vial : 4 (Sig #1); 0 (Sig #2) Sample Multiplier: 1

Integration File signal 1: PEST1.e  
Integration File signal 2: PEST2.e  
Quant Time: Mar 24 17:46:08 2020  
Quant Method : C:\msdchem\1\methods\ECD5\_QUANTPEST\_200324.M  
Quant Title : Instrument: DualECD5  
QLast Update : Tue Mar 24 17:40:19 2020  
Response via : Initial Calibration  
Integrator: ChemStation 6890 Scale Mode: Small noise peaks clipped

Volume Inj. : 2uL  
Signal #1 Phase : Rtx-CLPesticides Signal #2 Phase: Rtx-CLPesticides2  
Signal #1 Info : 30m X 0.32mm X 0. Signal #2 Info : 30m X 0.32mm X 0.25um



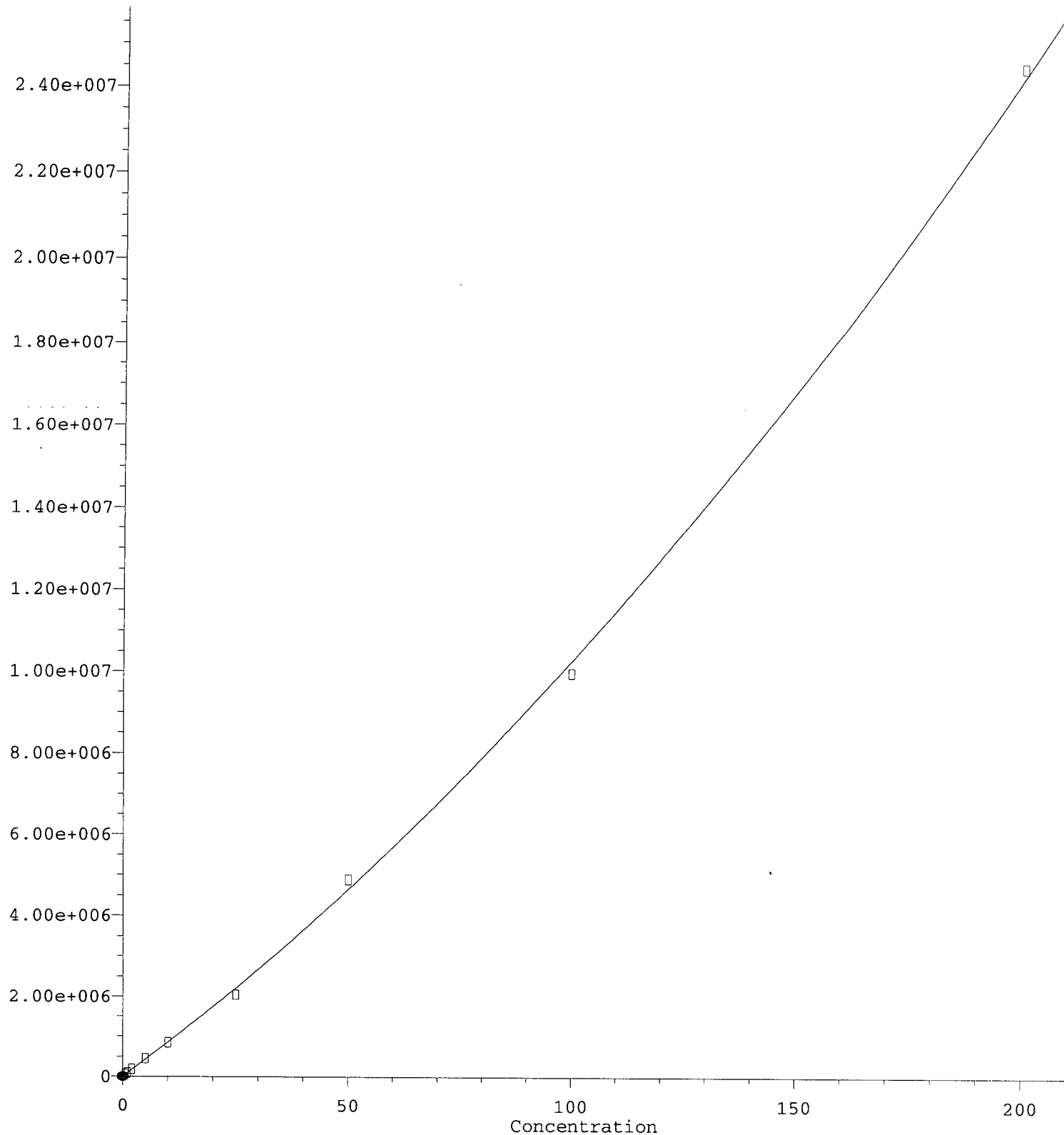
(20) Methoxychlor  
8.522min -0.088 ng/mL(m)  
response 5547

*MJB*  
*3/25/20*

(20) Methoxychlor #2  
9.470min 0.498 ng/mL  
response 48420

Methoxychlor #2

Response



$R = 1.94e+002 A^2 + 8.30e+004 A + 7.00e+003$

Coef of Det (r^2) 0.998

Method Name: C:\msdchem\1\methods\ECD5\_QUANTPEST\_200324.M

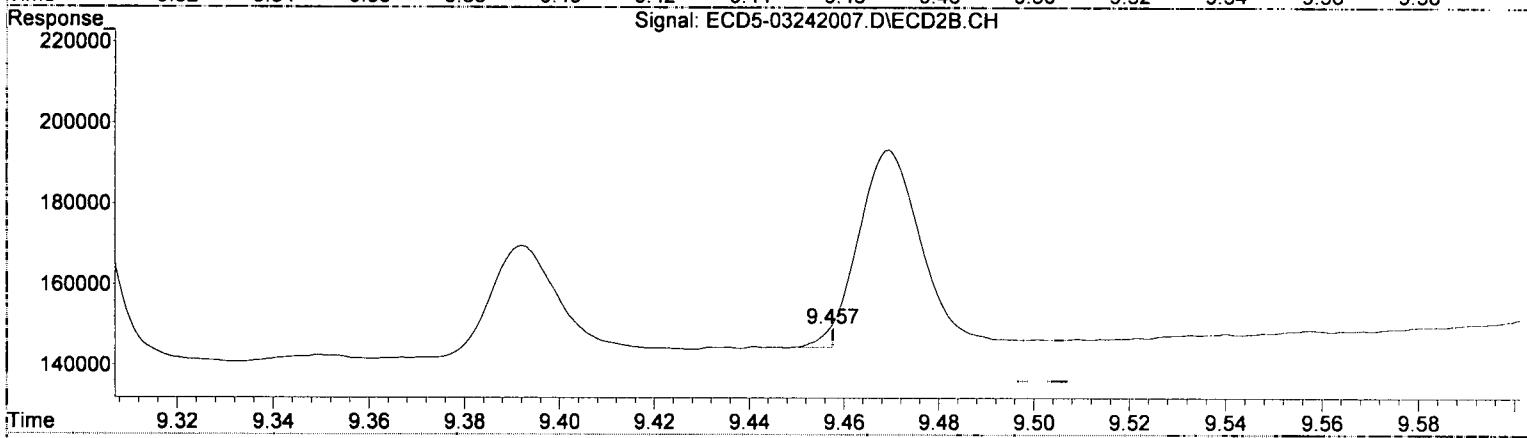
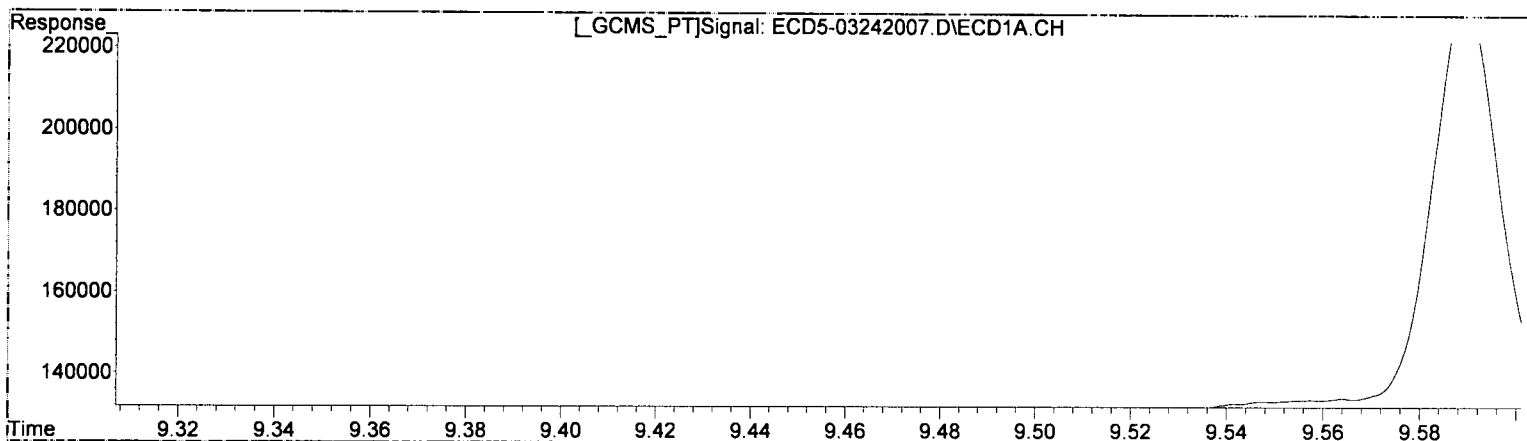
Calibration Table Last Updated: Wed Mar 25 12:55:06 2009

Quantitation Report (Qedit)

Data Path : C:\msdchem\1\data\2020-03\0C24036\REQUANT\  
Data File : ECD5-03242007.D  
Signal(s) : Signal #1: ECD1A.CH Signal #2: ECD2B.CH  
Acq On : 24 Mar 2020 14:15  
Operator : MJB  
Sample : 0C24036-CAL1  
Misc : A20C398, AB 0.5 ppb  
ALS Vial : 4 (Sig #1); 0 (Sig #2) Sample Multiplier: 1

Integration File signal 1: PEST1.e  
Integration File signal 2: PEST2.e  
Quant Time: Mar 24 17:46:08 2020  
Quant Method : C:\msdchem\1\methods\ECD5\_QUANTPEST\_200324.M  
Quant Title : Instrument: DualECD5  
QLast Update : Tue Mar 24 17:40:19 2020  
Response via : Initial Calibration  
Integrator: ChemStation 6890 Scale Mode: Small noise peaks clipped

Volume Inj. : 2uL  
Signal #1 Phase : Rtx-CLPesticides Signal #2 Phase: Rtx-CLPesticides2  
Signal #1 Info : 30m X 0.32mm X 0. Signal #2 Info : 30m X 0.32mm X 0.25um

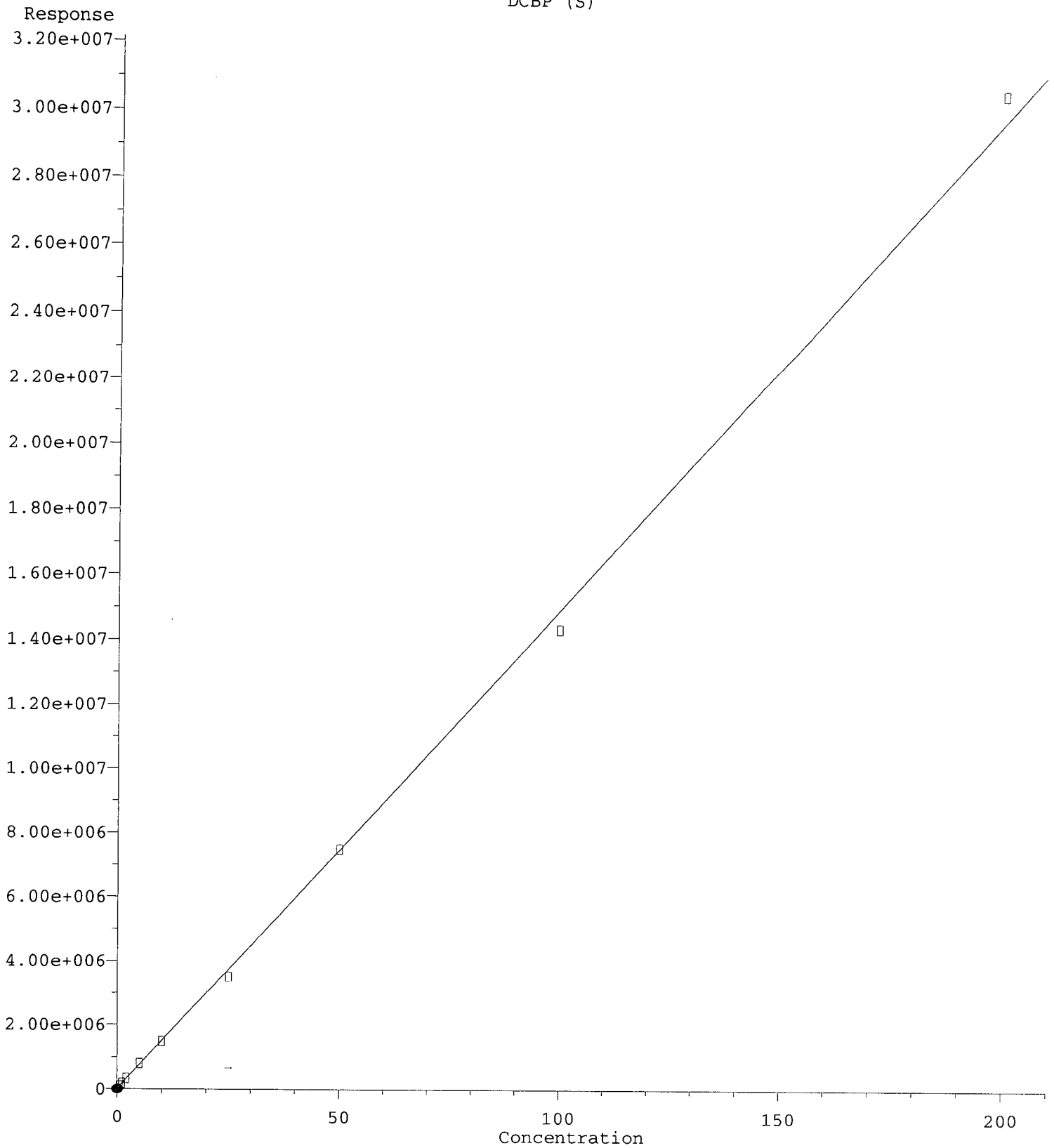


(20) Methoxychlor  
8.522min -0.088 ng/mL m  
response 5547

*MJB  
3/25/20*

(20) Methoxychlor #2  
9.457min -0.026 ng/mL (m)  
response 4848



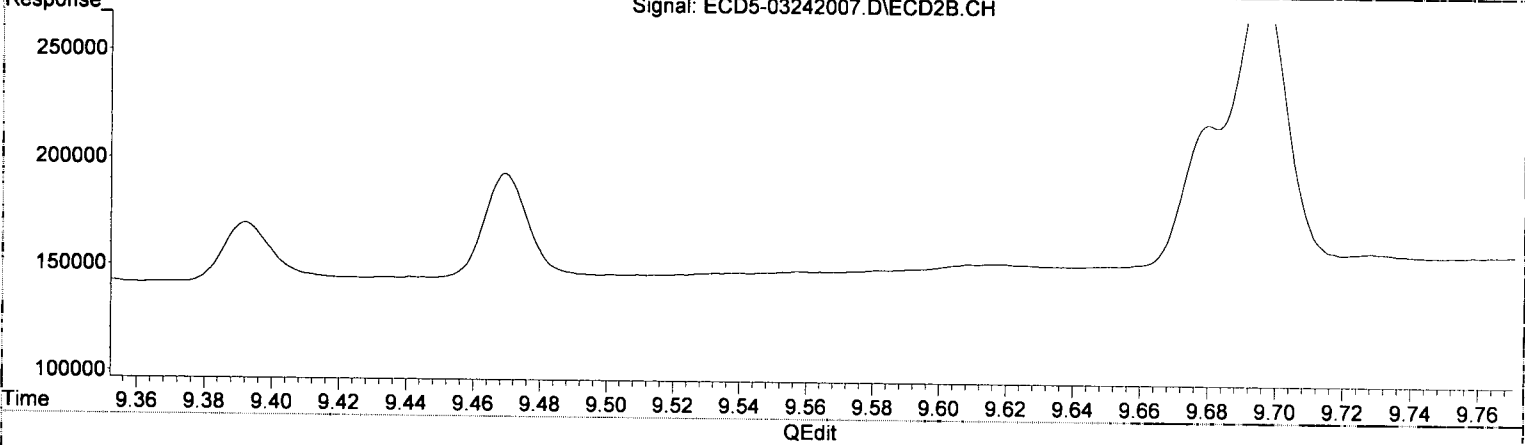
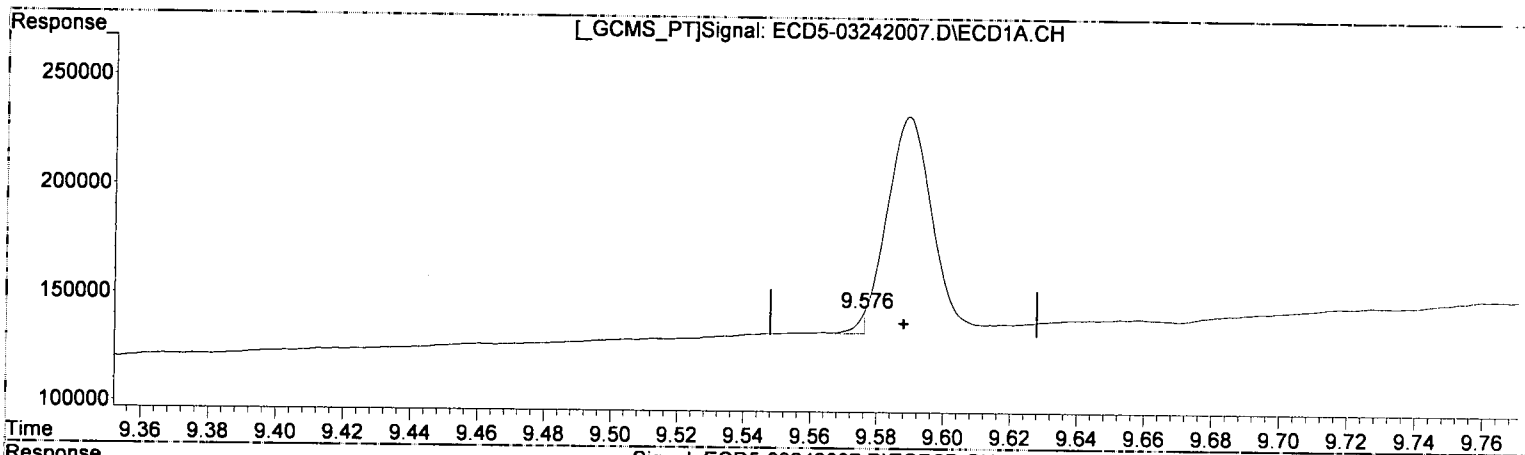


Quantitation Report (Qedit)

Data Path : C:\msdchem\1\data\2020-03\0C24036\REQUANT\  
Data File : ECD5-03242007.D  
Signal(s) : Signal #1: ECD1A.CH Signal #2: ECD2B.CH  
Acq On : 24 Mar 2020 14:15  
Operator : MJB  
Sample : 0C24036-CAL1  
Misc : A20C398, AB 0.5 ppb  
ALS Vial : 4 (Sig #1); 0 (Sig #2) Sample Multiplier: 1

Integration File signal 1: PEST1.e  
Integration File signal 2: PEST2.e  
Quant Time: Mar 24 17:46:08 2020  
Quant Method : C:\msdchem\1\methods\ECD5\_QUANTPEST\_200324.M  
Quant Title : Instrument: DualECD5  
QLast Update : Tue Mar 24 17:40:19 2020  
Response via : Initial Calibration  
Integrator: ChemStation 6890 Scale Mode: Small noise peaks clipped

Volume Inj. : 2uL  
Signal #1 Phase : Rtx-CLPesticides Signal #2 Phase: Rtx-CLPesticides2  
Signal #1 Info : 30m X 0.32mm X 0. Signal #2 Info : 30m X 0.32mm X 0.25um



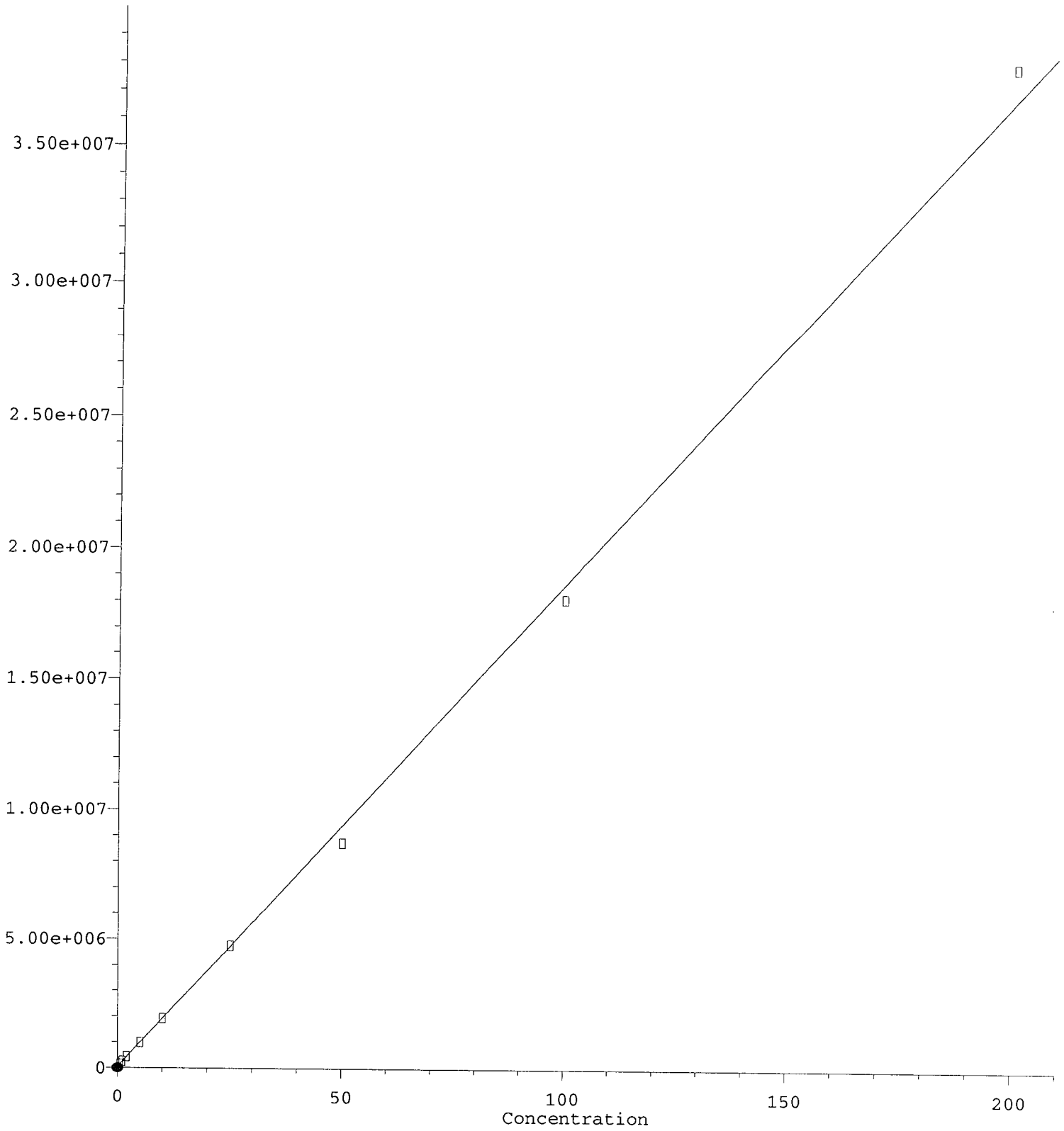
(22) DCBP (S) (S)  
9.576min -0.115 ng/mL (m)  
response 9473

MJB  
3/25/20

(22) DCBP (S) #2 (S)  
10.554min 0.532 ng/mL  
response 90290

Hexachlorobutadiene

Response



$R = -1.69e+001 A^2 + 1.87e+005 A + 5.00e+004$

Coef of Det (r^2) 0.9999999999999999  
05/10/2017 09:41:55 AM C:\msdchem\1\methods\ECD5\_QUANTPEST\_200324.M

Method Name: C:\msdchem\1\methods\ECD5\_QUANTPEST\_200324.M

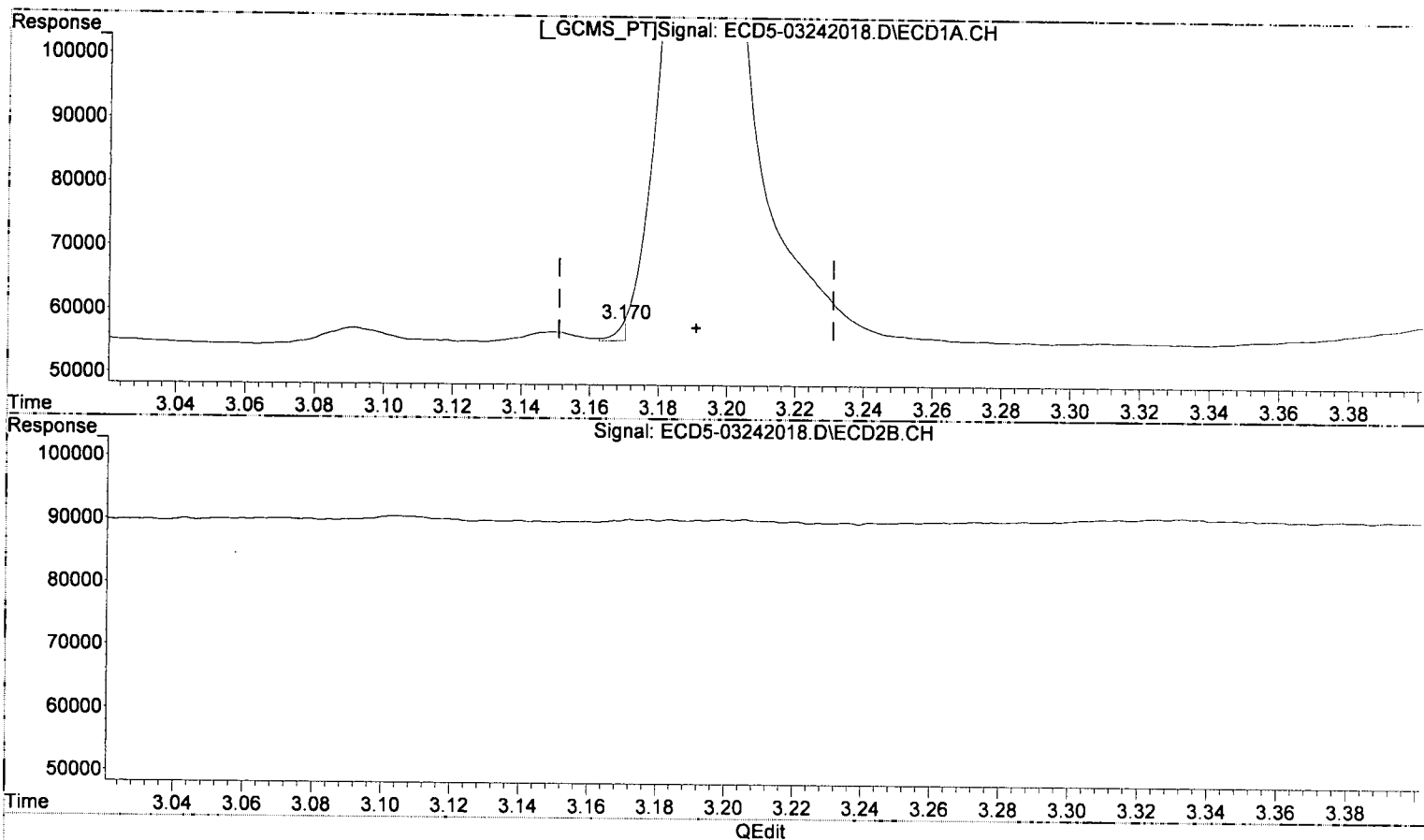
Calibration Table Last Updated: 05/10/2017 09:41:55 AM

Quantitation Report (Qedit)

Data Path : C:\msdchem\1\data\2020-03\0C24036\REQUANT\  
 Data File : ECD5-03242018.D  
 Signal(s) : Signal #1: ECD1A.CH Signal #2: ECD2B.CH  
 Acq On : 24 Mar 2020 17:24  
 Operator : MJB  
 Sample : 0C24036-CALA  
 Misc : A20C399, 9-42 0.5 ppb  
 ALS Vial : 14 (Sig #1); 0 (Sig #2) Sample Multiplier: 1

Integration File signal 1: PEST1.e  
 Integration File signal 2: PEST2.e  
 Quant Time: Mar 25 12:57:19 2020  
 Quant Method : C:\msdchem\1\methods\ECD5\_QUANTPEST\_200324.M  
 Quant Title : Instrument: DualECD5  
 QLast Update : Wed Mar 25 12:47:54 2020  
 Response via : Initial Calibration  
 Integrator: ChemStation 6890 Scale Mode: Small noise peaks clipped

Volume Inj. : 2uL  
 Signal #1 Phase : Rtx-CLPesticides Signal #2 Phase: Rtx-CLPesticides2  
 Signal #1 Info : 30m X 0.32mm X 0. Signal #2 Info : 30m X 0.32mm X 0.25um



(23) Hexachlorobutadiene

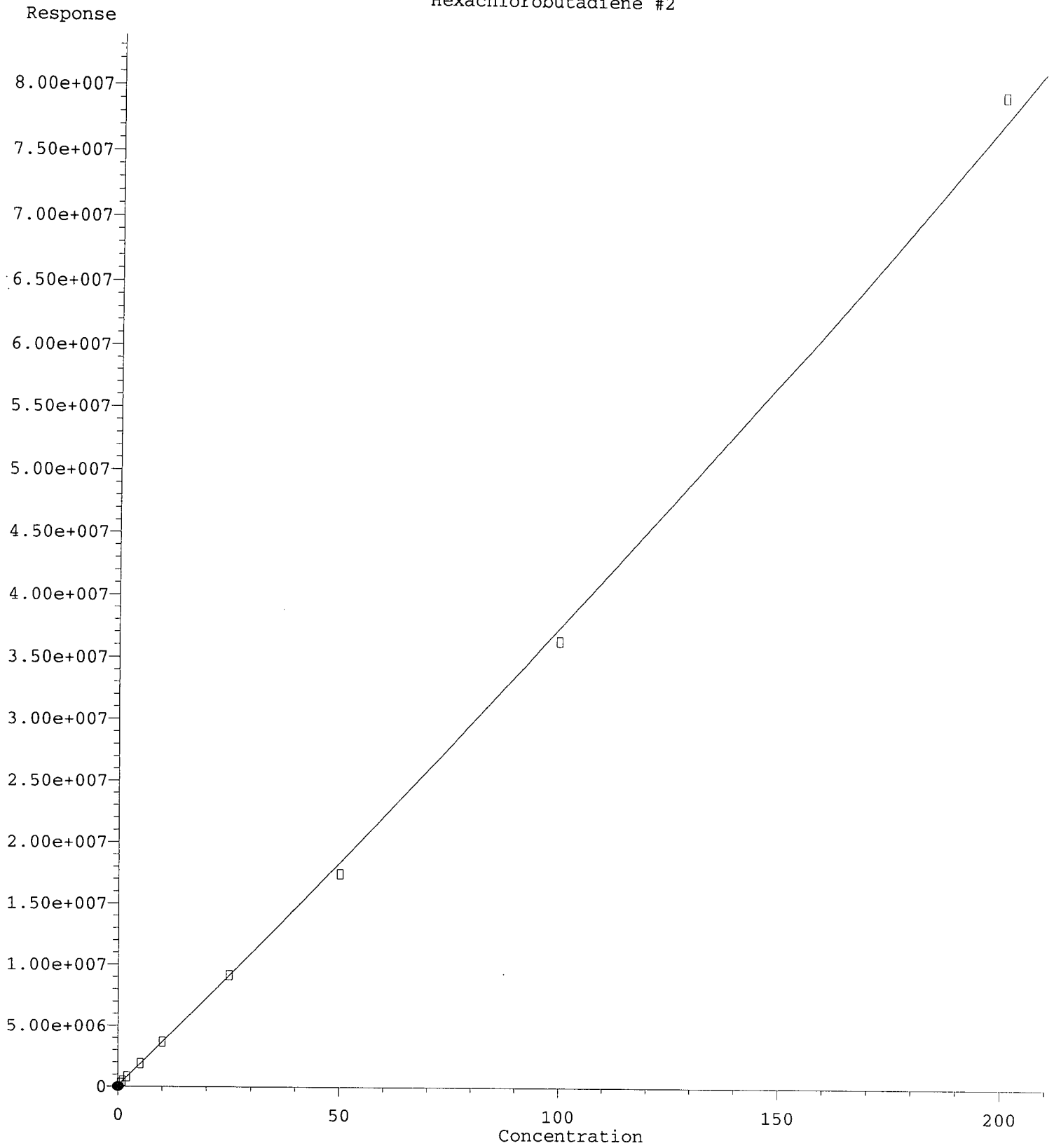
3.170min 11064.694 ng/mL (m) *Q-Ed*  
 response 2750

*MJB 3/25/20*

(23) Hexachlorobutadiene #2

3.675min 0.480 ng/mL  
 response 251522

Hexachlorobutadiene #2



$R = 1.52e+002 A^2 + 3.58e+005 A + 7.96e+004$

Coef of Det (r^2) 0.9999999999999999  
05/18/2019 09:41:11 AM C:\msdchem\1\methods\ECD5\_QUANTPEST\_200324.M

Method Name: C:\msdchem\1\methods\ECD5\_QUANTPEST\_200324.M

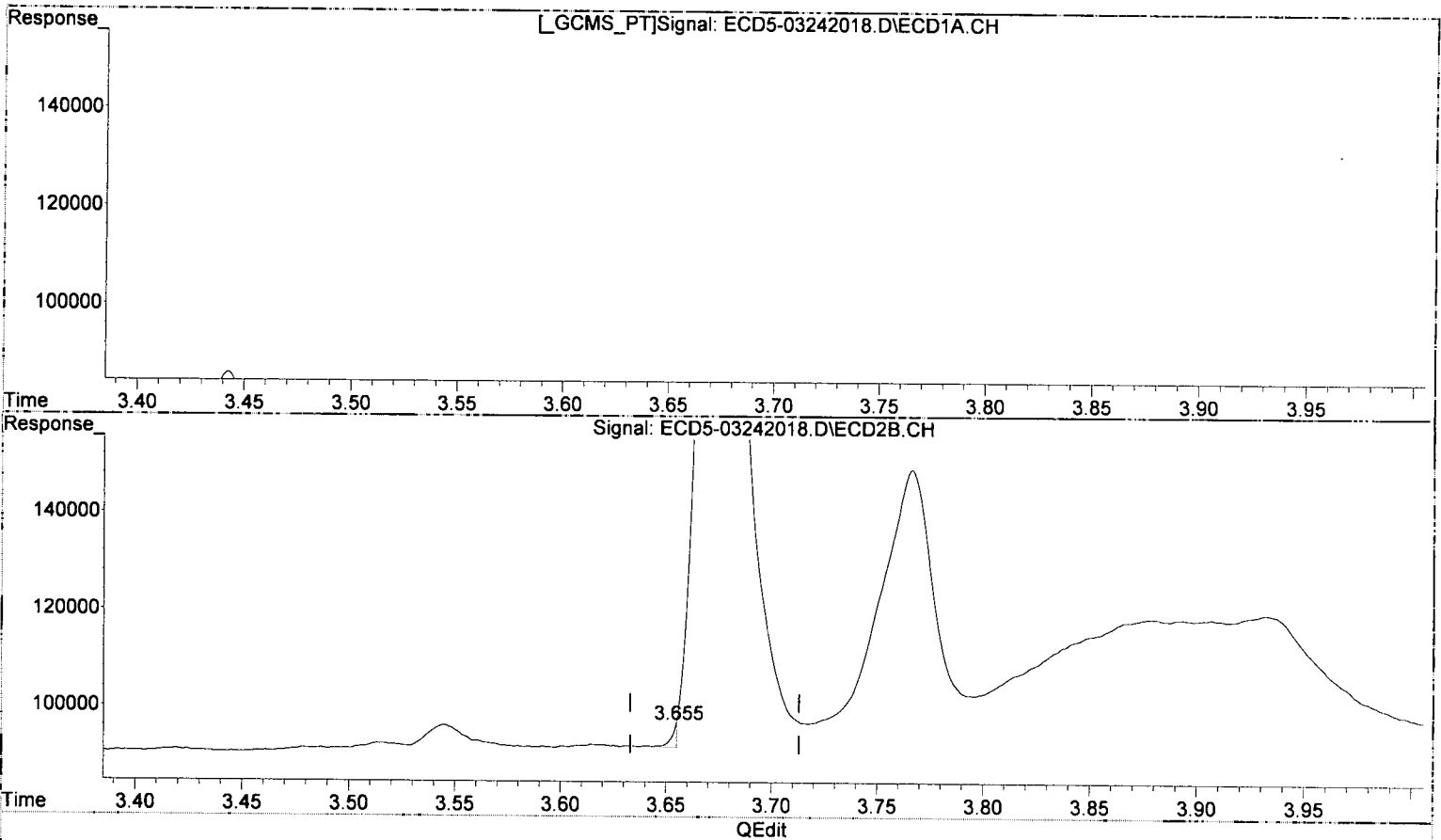
Calibration Table Test Method: HLM

Quantitation Report (Qedit)

Data Path : C:\msdchem\1\data\2020-03\0C24036\REQUANT\  
 Data File : ECD5-03242018.D  
 Signal(s) : Signal #1: ECD1A.CH Signal #2: ECD2B.CH  
 Acq On : 24 Mar 2020 17:24  
 Operator : MJB  
 Sample : 0C24036-CALA  
 Misc : A20C399, 9-42 0.5 ppb  
 ALS Vial : 14 (Sig #1); 0 (Sig #2) Sample Multiplier: 1

Integration File signal 1: PEST1.e  
 Integration File signal 2: PEST2.e  
 Quant Time: Mar 25 12:57:19 2020  
 Quant Method : C:\msdchem\1\methods\ECD5\_QUANTPEST\_200324.M  
 Quant Title : Instrument: DualECD5  
 QLast Update : Wed Mar 25 12:47:54 2020  
 Response via : Initial Calibration  
 Integrator: ChemStation 6890 Scale Mode: Small noise peaks clipped

Volume Inj. : 2uL  
 Signal #1 Phase : Rtx-CLPesticides Signal #2 Phase: Rtx-CLPesticides2  
 Signal #1 Info : 30m X 0.32mm X 0. Signal #2 Info : 30m X 0.32mm X 0.25um



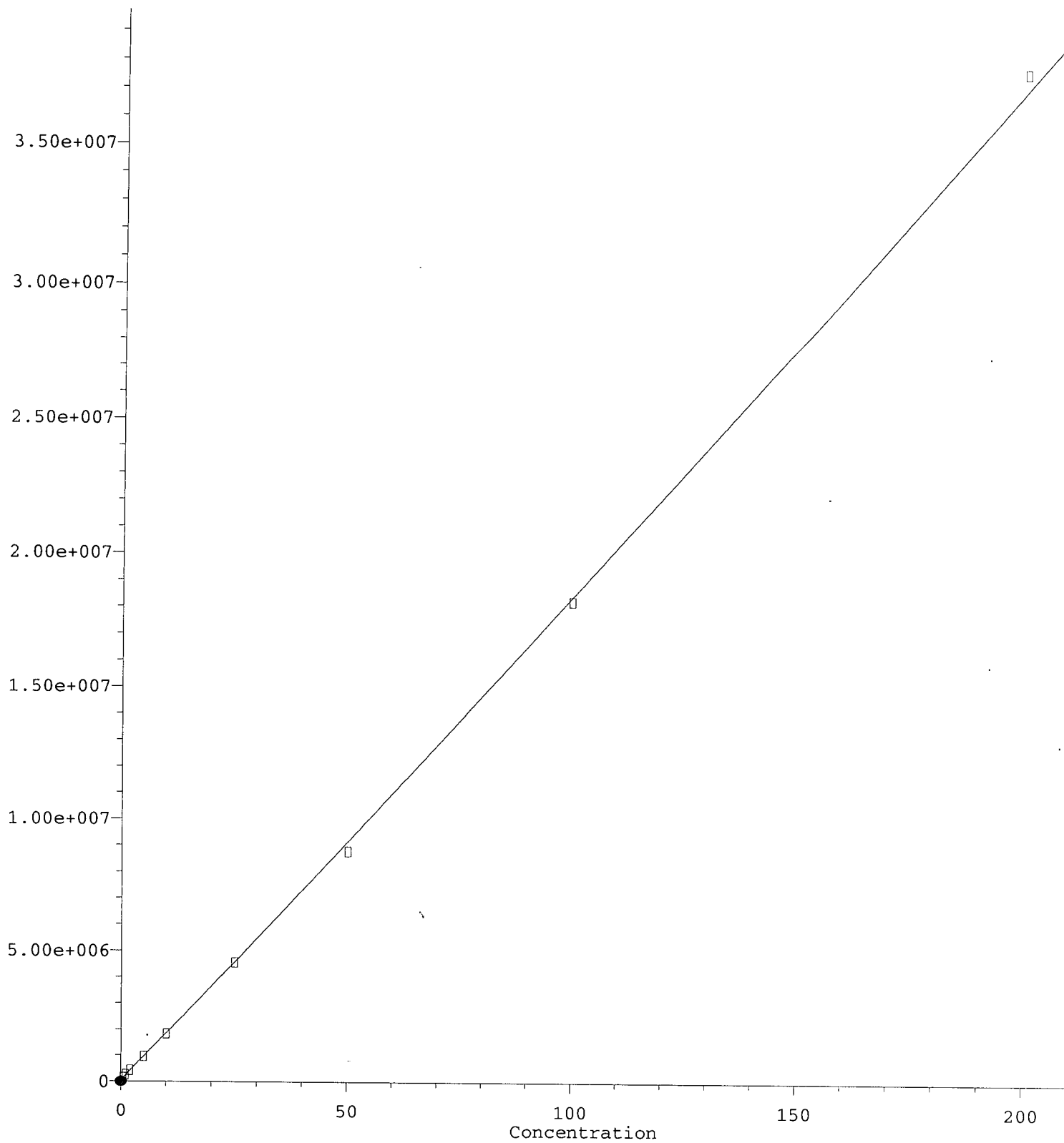
(23) Hexachlorobutadiene  
 3.170min 11064.694 ng/mL m  
 response 2750

*MJB*  
*3/25/20*

(23) Hexachlorobutadiene #2  
 3.655min -0.209 ng/mL (m)  
 response 4800

Hexachlorobenzene

Response



$R = 2.79e+001 A^2 + 1.80e+005 A + 5.01e+004$

Coef of Det (r^2) 0.9999

Method Name: C:\msdchem\1\methods\ECD5\_QUANTPEST\_200324.M

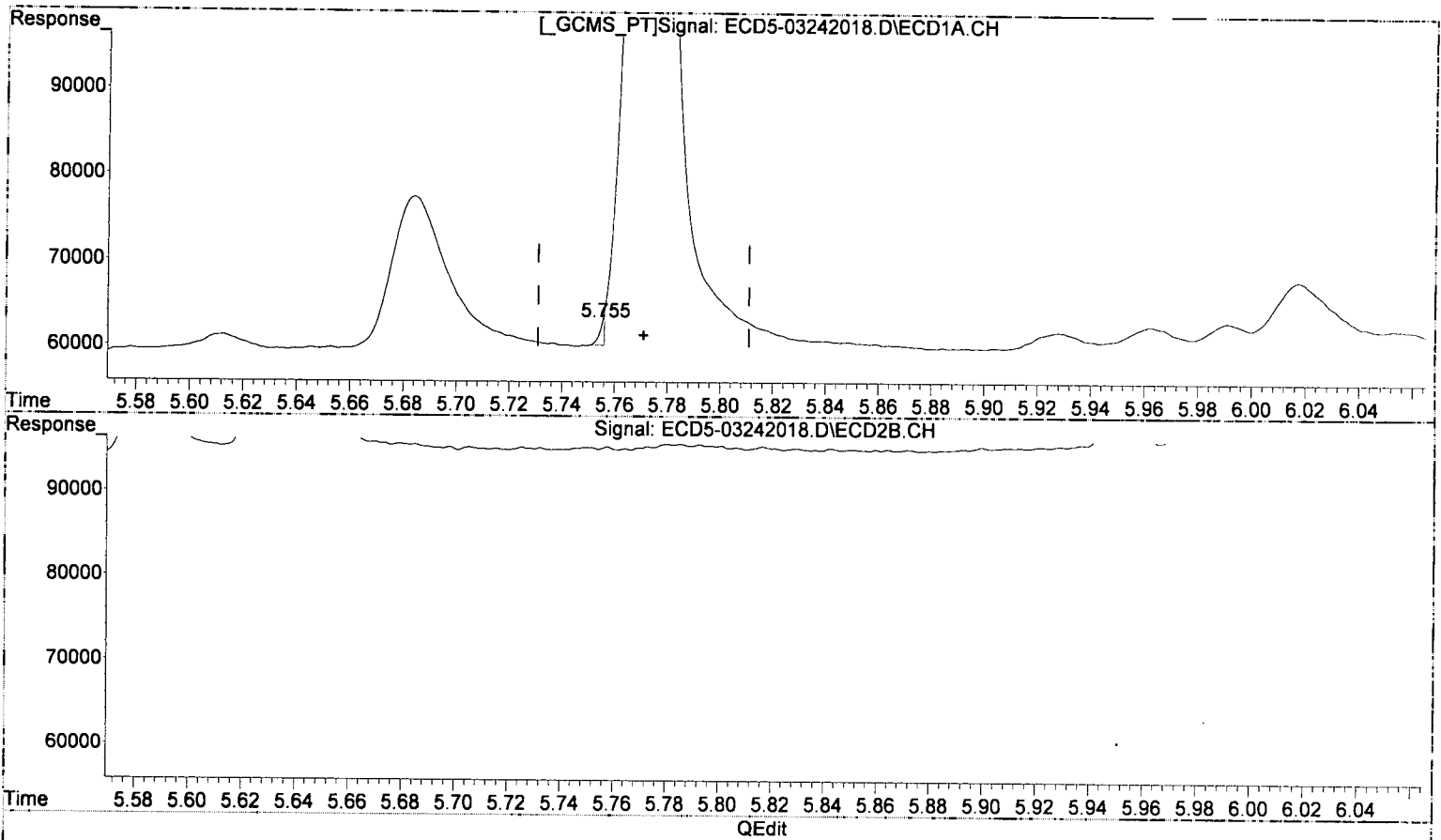
Calibration Table Last Updated: Wed May 25 12:55:26 2005

Quantitation Report (Qedit)

Data Path : C:\msdchem\1\data\2020-03\0C24036\REQUANT\  
Data File : ECD5-03242018.D  
Signal(s) : Signal #1: ECD1A.CH Signal #2: ECD2B.CH  
Acq On : 24 Mar 2020 17:24  
Operator : MJB  
Sample : 0C24036-CALA  
Misc : A20C399, 9-42 0.5 ppb  
ALS Vial : 14 (Sig #1); 0 (Sig #2) Sample Multiplier: 1

Integration File signal 1: PEST1.e  
Integration File signal 2: PEST2.e  
Quant Time: Mar 25 12:57:19 2020  
Quant Method : C:\msdchem\1\methods\ECD5\_QUANTPEST\_200324.M  
Quant Title : Instrument: DualECD5  
QLast Update : Wed Mar 25 12:47:54 2020  
Response via : Initial Calibration  
Integrator: ChemStation 6890 Scale Mode: Small noise peaks clipped

Volume Inj. : 2uL  
Signal #1 Phase : Rtx-CLPesticides Signal #2 Phase: Rtx-CLPesticides2  
Signal #1 Info : 30m X 0.32mm X 0. Signal #2 Info : 30m X 0.32mm X 0.25um



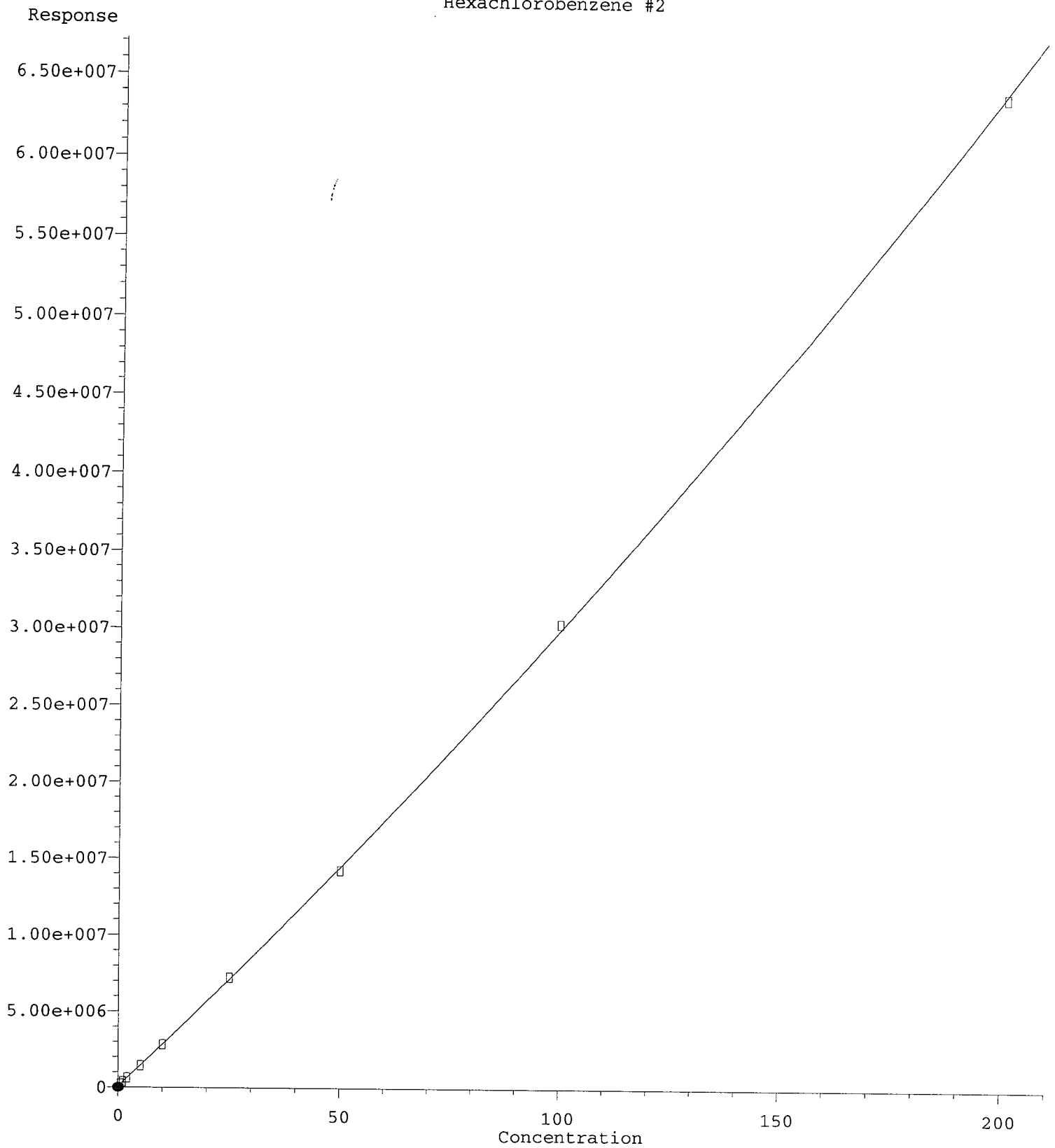
(24) Hexachlorobenzene  
5.755min -0.262 ng/mL (m)  
response 2815

*MB*  
*4/25/20*

(24) Hexachlorobenzene #2  
6.455min 0.487 ng/mL  
response 201955



Hexachlorobenzene #2



$R = 2.24e+002 A^2 + 2.76e+005 A + 6.74e+004$

Coef of Det (r^2) 0.9999999999999999  
05/10/2019 10:29:29 AM C:\msdchem\1\methods\ECD5\_QUANTPEST\_200324.M

Method Name: C:\msdchem\1\methods\ECD5\_QUANTPEST\_200324.M

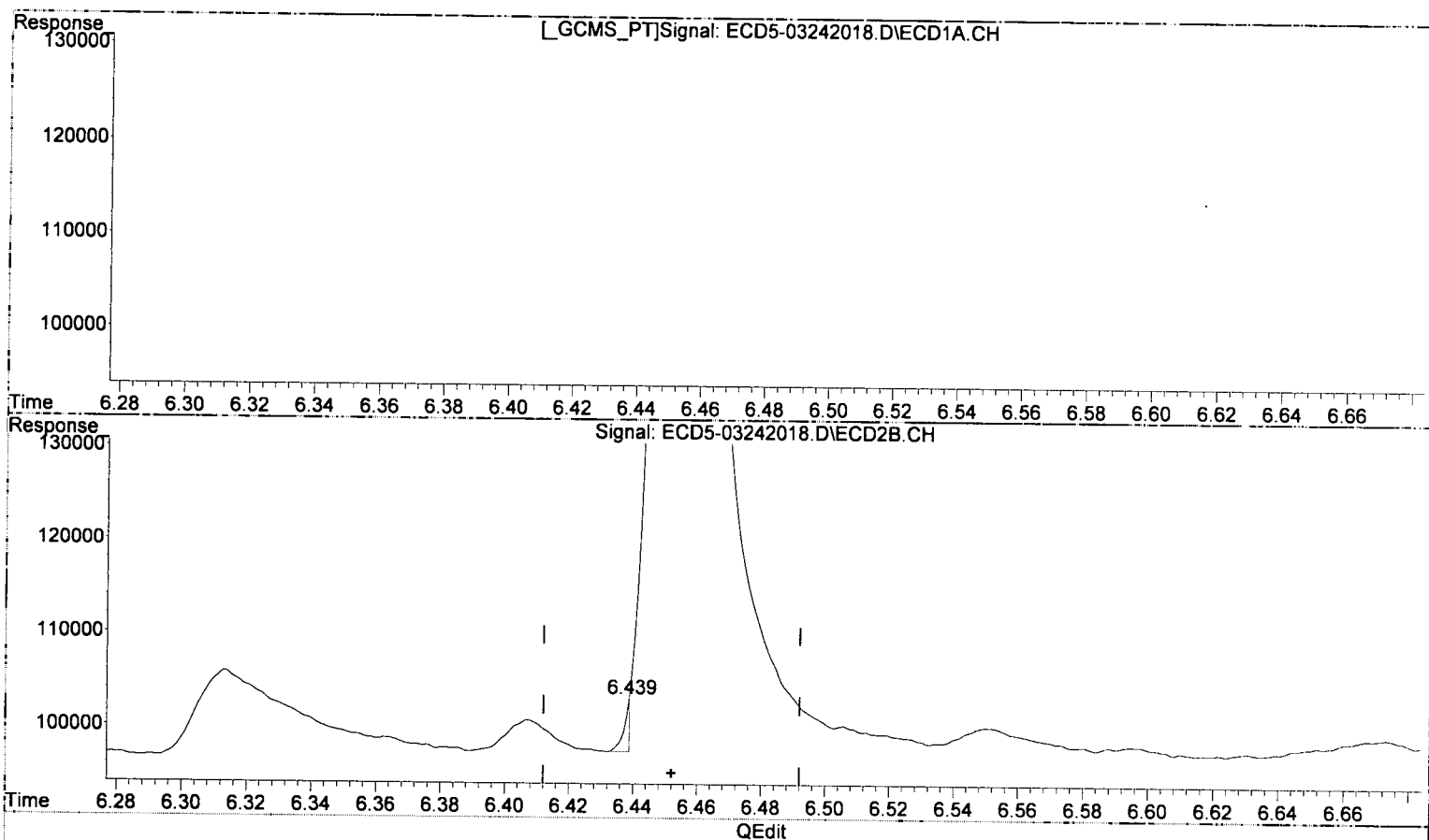
Calibration Table Last Updated: Wed Mar 25 12:55:26 2009

Quantitation Report (Qedit)

Data Path : C:\msdchem\1\data\2020-03\0C24036\REQUANT\  
Data File : ECD5-03242018.D  
Signal(s) : Signal #1: ECD1A.CH Signal #2: ECD2B.CH  
Acq On : 24 Mar 2020 17:24  
Operator : MJB  
Sample : 0C24036-CALA  
Misc : A20C399, 9-42 0.5 ppb  
ALS Vial : 14 (Sig #1); 0 (Sig #2) Sample Multiplier: 1

Integration File signal 1: PEST1.e  
Integration File signal 2: PEST2.e  
Quant Time: Mar 25 12:57:19 2020  
Quant Method : C:\msdchem\1\methods\ECD5\_QUANTPEST\_200324.M  
Quant Title : Instrument: DualECD5  
QLast Update : Wed Mar 25 12:47:54 2020  
Response via : Initial Calibration  
Integrator: ChemStation 6890 Scale Mode: Small noise peaks clipped

Volume Inj. : 2uL  
Signal #1 Phase : Rtx-CLPesticides Signal #2 Phase: Rtx-CLPesticides2  
Signal #1 Info : 30m X 0.32mm X 0. Signal #2 Info : 30m X 0.32mm X 0.25um

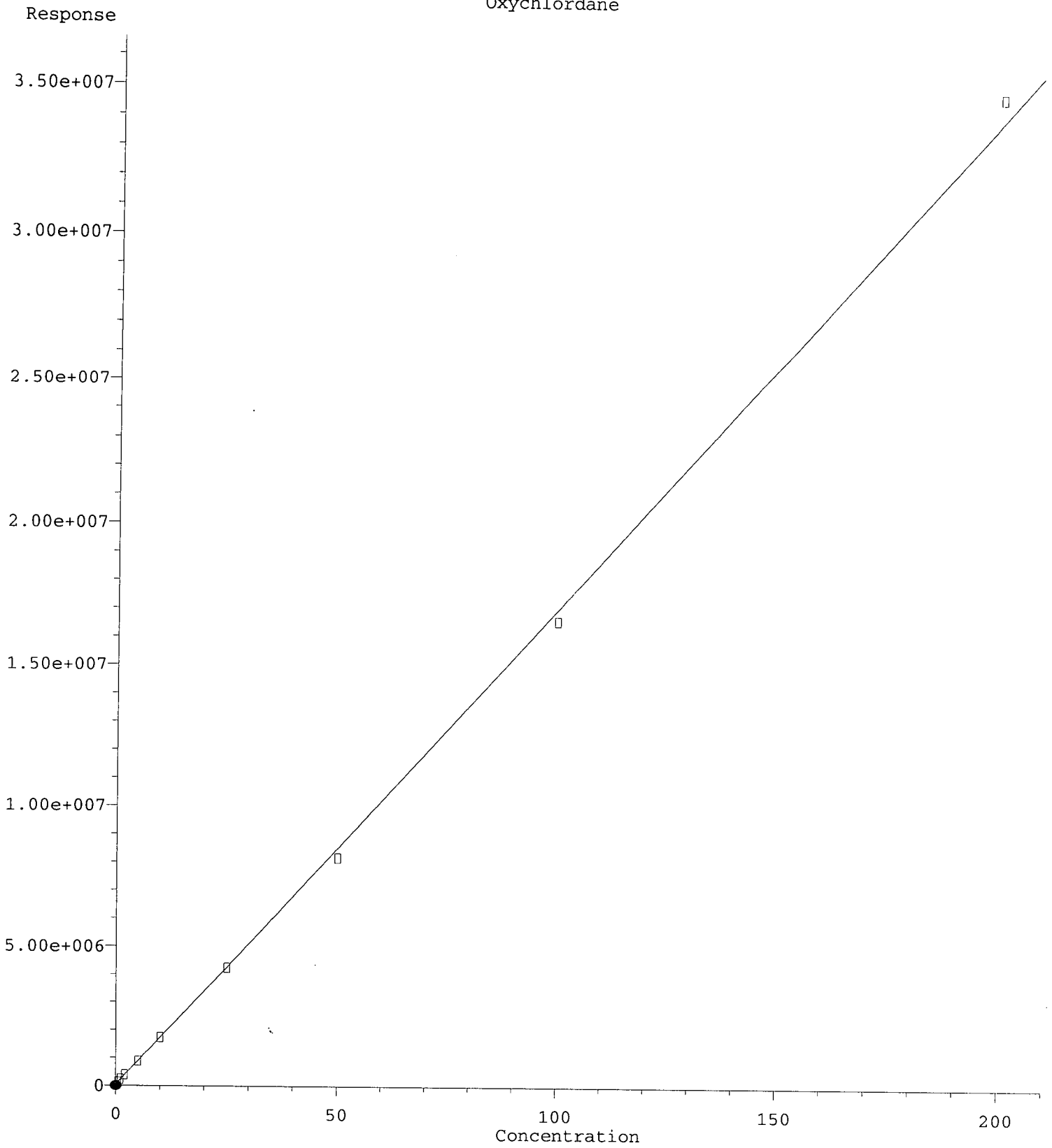


(24) Hexachlorobenzene  
5.755min -0.262 ng/mL m  
response 2815

*MJB  
3/25/20*

(24) Hexachlorobenzene #2  
6.439min -0.223 ng/mL (m)  
response 5752

Oxychlordan



$R = 6.39e+000 A^*A + 1.69e+005 A + 4.34e+004$

Coef of Det (r^2) 0.9997  
05/18/2017 09:45:27 AM C:\msdchem\1\methods\ECD5\_QUANTPEST\_200324.M

Method Name: C:\msdchem\1\methods\ECD5\_QUANTPEST\_200324.M

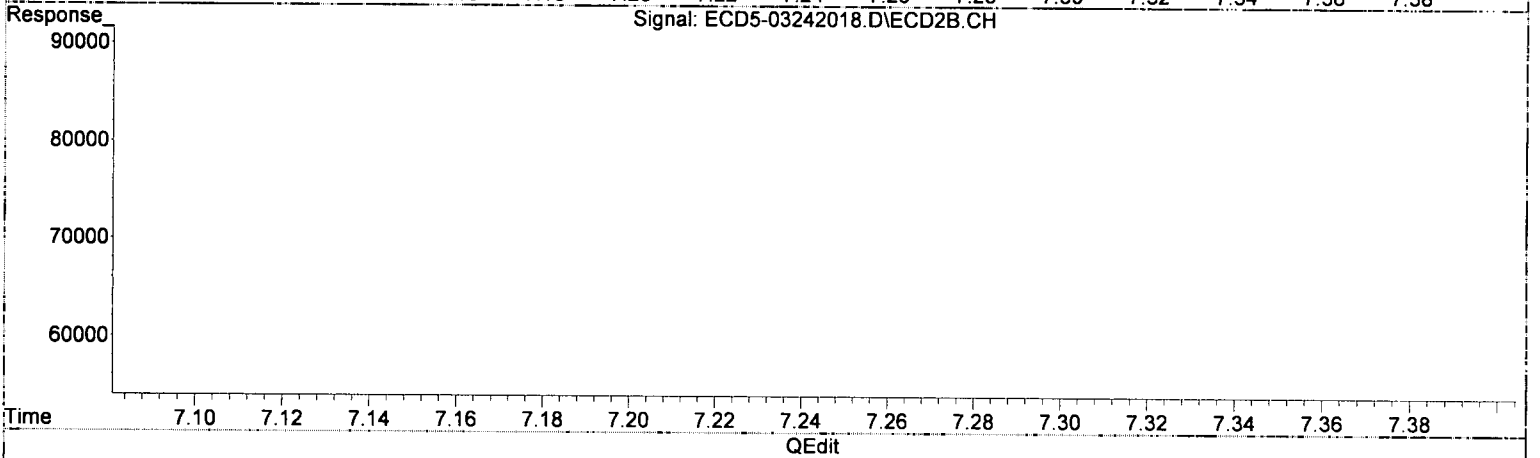
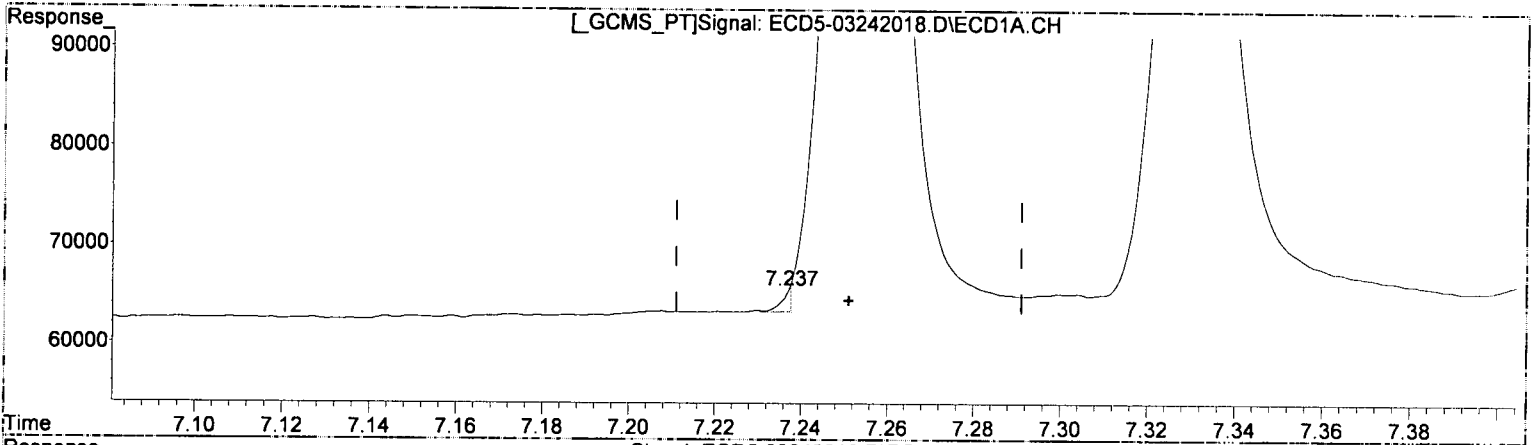
Calibration Table Last Updated: Wed Mar 25 12:55:26 2009

Quantitation Report (Qedit)

Data Path : C:\msdchem\1\data\2020-03\0C24036\REQUANT\  
Data File : ECD5-03242018.D  
Signal(s) : Signal #1: ECD1A.CH Signal #2: ECD2B.CH  
Acq On : 24 Mar 2020 17:24  
Operator : MJB  
Sample : 0C24036-CALA  
Misc : A20C399, 9-42 0.5 ppb  
ALS Vial : 14 (Sig #1); 0 (Sig #2) Sample Multiplier: 1

Integration File signal 1: PEST1.e  
Integration File signal 2: PEST2.e  
Quant Time: Mar 25 12:57:19 2020  
Quant Method : C:\msdchem\1\methods\ECD5\_QUANTPEST\_200324.M  
Quant Title : Instrument: DualECD5  
QLast Update : Wed Mar 25 12:47:54 2020  
Response via : Initial Calibration  
Integrator: ChemStation 6890 Scale Mode: Small noise peaks clipped

Volume Inj. : 2uL  
Signal #1 Phase : Rtx-CLPesticides Signal #2 Phase: Rtx-CLPesticides2  
Signal #1 Info : 30m X 0.32mm X 0. Signal #2 Info : 30m X 0.32mm X 0.25um

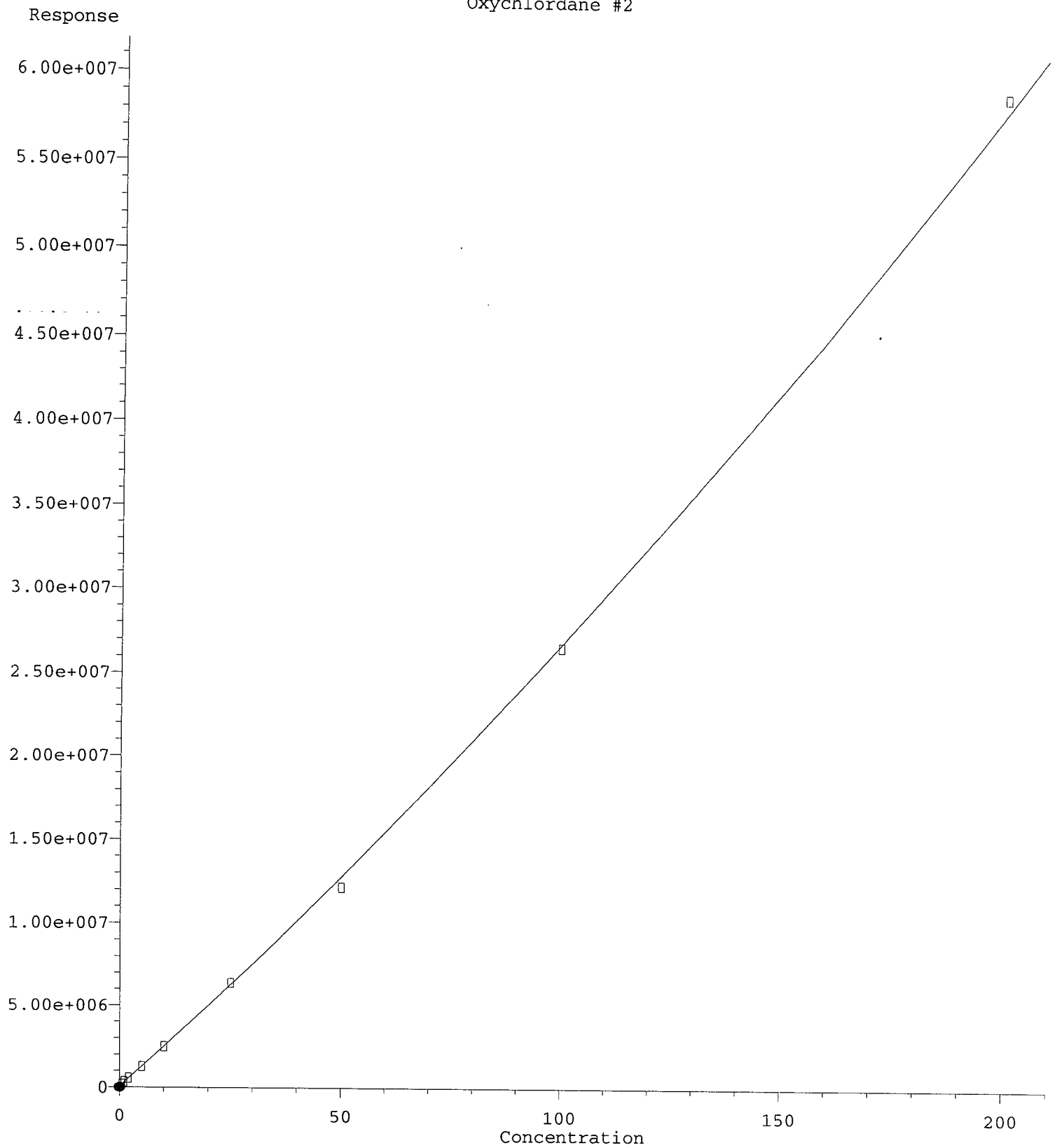


(25) Oxychlordane  
7.237min -0.245 ng/mL(m)  
response 2135

MJB  
3/25/20

(25) Oxychlordane #2  
7.923min 0.475 ng/mL  
response 180540

Oxychlordan #2



$R = 2.38e+002 A^2 + 2.43e+005 A + 6.54e+004$

Coef of Det (r^2) 0.99997

Method Name: C:\msdchem\1\methods\ECD5\_QUANTPEST\_200324.M

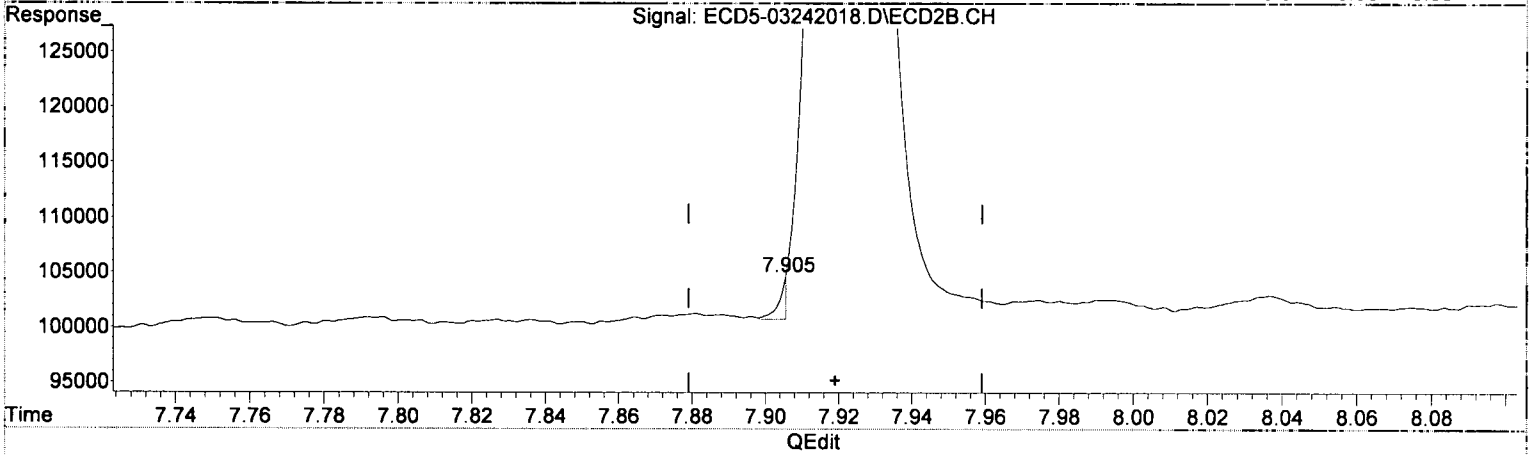
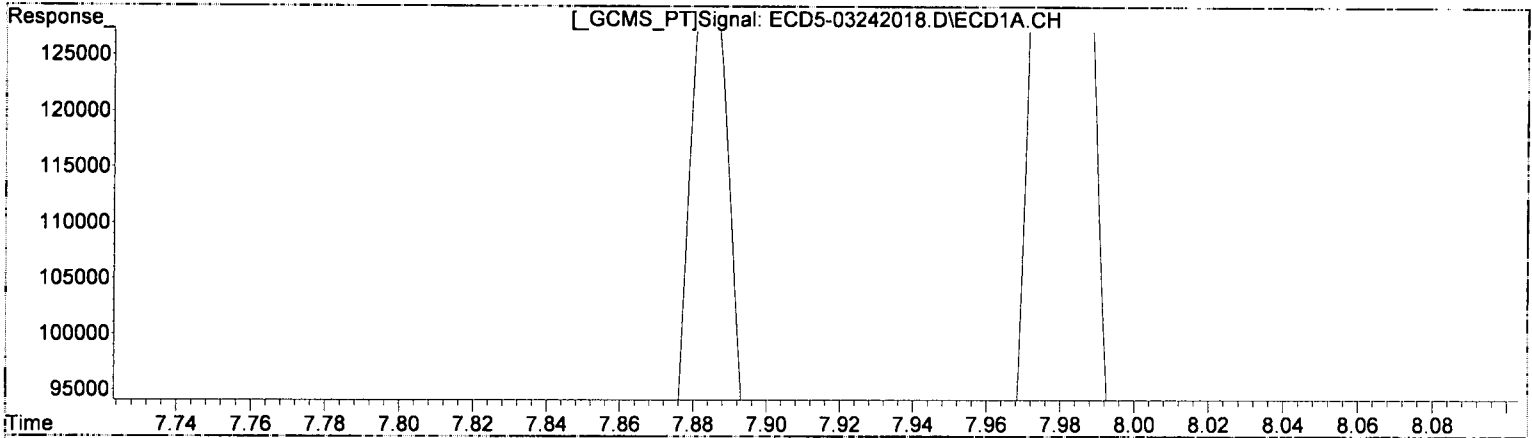
Calibration Table Last Updated: Wed Mar 25 12:55:06 2009

Quantitation Report (Qedit)

Data Path : C:\msdchem\1\data\2020-03\0C24036\REQUANT\  
Data File : ECD5-03242018.D  
Signal(s) : Signal #1: ECD1A.CH Signal #2: ECD2B.CH  
Acq On : 24 Mar 2020 17:24  
Operator : MJB  
Sample : 0C24036-CALA  
Misc : A20C399, 9-42 0.5 ppb  
ALS Vial : 14 (Sig #1); 0 (Sig #2) Sample Multiplier: 1

Integration File signal 1: PEST1.e  
Integration File signal 2: PEST2.e  
Quant Time: Mar 25 12:57:19 2020  
Quant Method : C:\msdchem\1\methods\ECD5\_QUANTPEST\_200324.M  
Quant Title : Instrument: DualECD5  
QLast Update : Wed Mar 25 12:47:54 2020  
Response via : Initial Calibration  
Integrator: ChemStation 6890 Scale Mode: Small noise peaks clipped

Volume Inj. : 2uL  
Signal #1 Phase : Rtx-CLPesticides Signal #2 Phase: Rtx-CLPesticides2  
Signal #1 Info : 30m X 0.32mm X 0. Signal #2 Info : 30m X 0.32mm X 0.25um

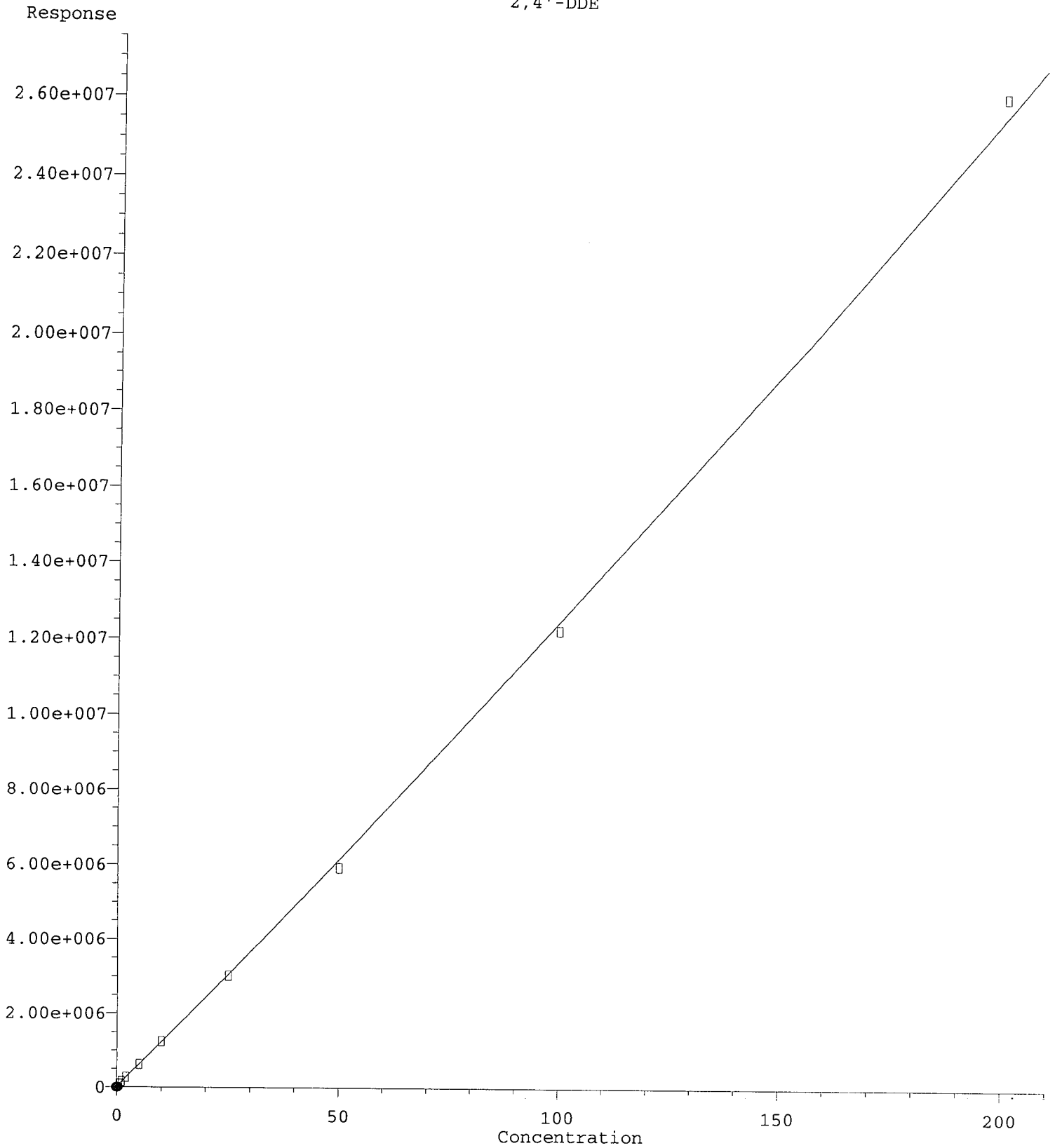


(25) Oxychlordane  
7.237min -0.245 ng/mL m  
response 2135

*MJB*  
*3/25/20*

(25) Oxychlordane #2  
7.905min -0.254 ng/mL (m)  
response 3897

2,4'-DDE



$R = 4.06e+001 A^*A + 1.20e+005 A + 2.57e+004$

Coef of Det (r^2) 0.998

Method Name: C:\msdchem\1\methods\ECD5\_QUANTPEST\_200324.M

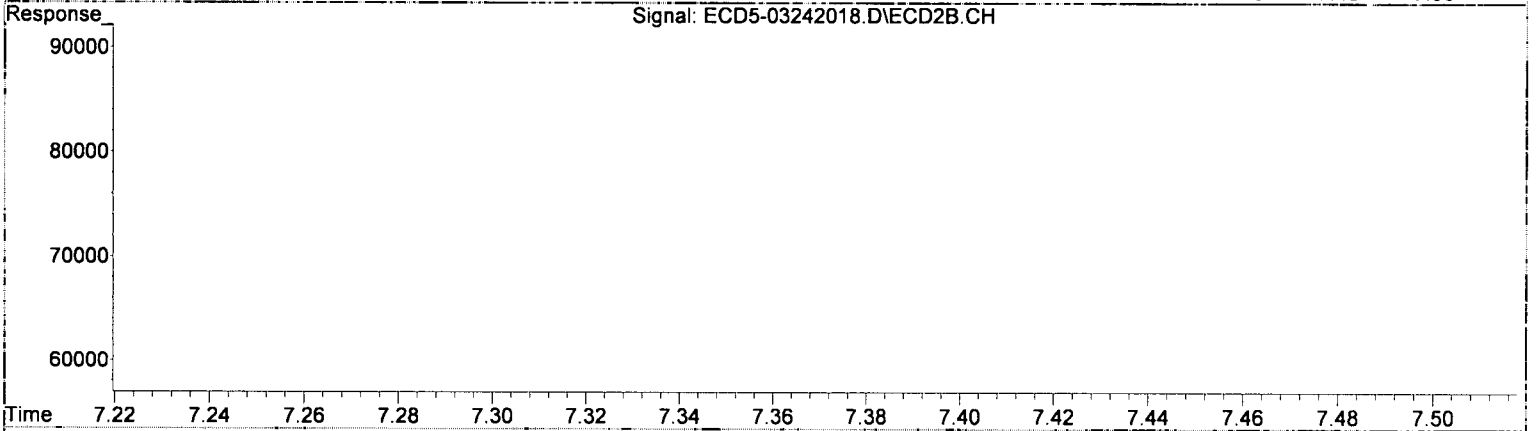
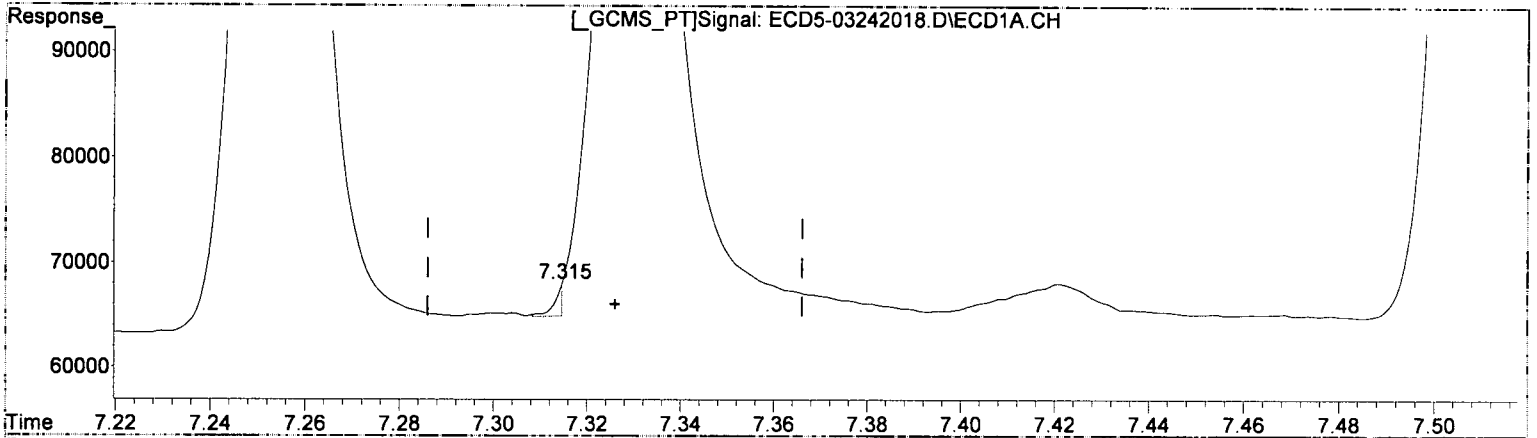
Calibration Table Last Updated: Wed Mar 25 12:55:06 2020

Quantitation Report (Qedit)

Data Path : C:\msdchem\1\data\2020-03\0C24036\REQUANT\  
Data File : ECD5-03242018.D  
Signal(s) : Signal #1: ECD1A.CH Signal #2: ECD2B.CH  
Acq On : 24 Mar 2020 17:24  
Operator : MJB  
Sample : 0C24036-CALA  
Misc : A20C399, 9-42 0.5 ppb  
ALS Vial : 14 (Sig #1); 0 (Sig #2) Sample Multiplier: 1

Integration File signal 1: PEST1.e  
Integration File signal 2: PEST2.e  
Quant Time: Mar 25 12:57:19 2020  
Quant Method : C:\msdchem\1\methods\ECD5\_QUANTPEST\_200324.M  
Quant Title : Instrument: DualECD5  
QLast Update : Wed Mar 25 12:47:54 2020  
Response via : Initial Calibration  
Integrator: ChemStation 6890 Scale Mode: Small noise peaks clipped

Volume Inj. : 2uL  
Signal #1 Phase : Rtx-CLPesticides Signal #2 Phase: Rtx-CLPesticides2  
Signal #1 Info : 30m X 0.32mm X 0. Signal #2 Info : 30m X 0.32mm X 0.25um

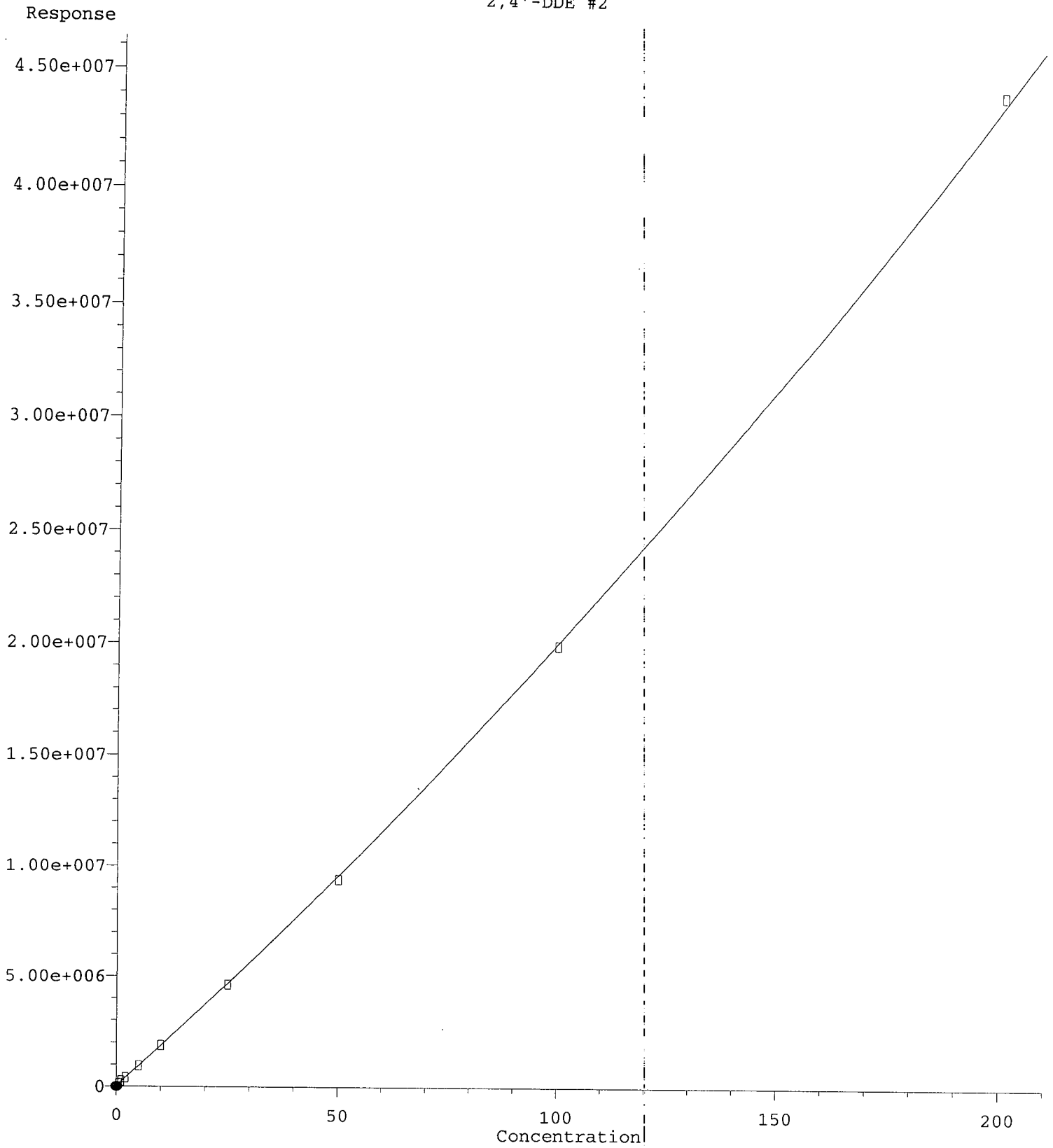


(26) 2,4'-DDE  
7.315min -0.188 ng/mL(m)  
response 3074

MJB  
3/25/20

(26) 2,4'-DDE #2  
8.127min 0.476 ng/mL  
response 124973





$R = 1.89e+002 A^2 + 1.81e+005 A + 3.88e+004$

Coef of Det (r^2) 05/19/2018 09:41:55 AM C:\msdchem\1\methods\ECD5\_QUANTPEST\_200324.M

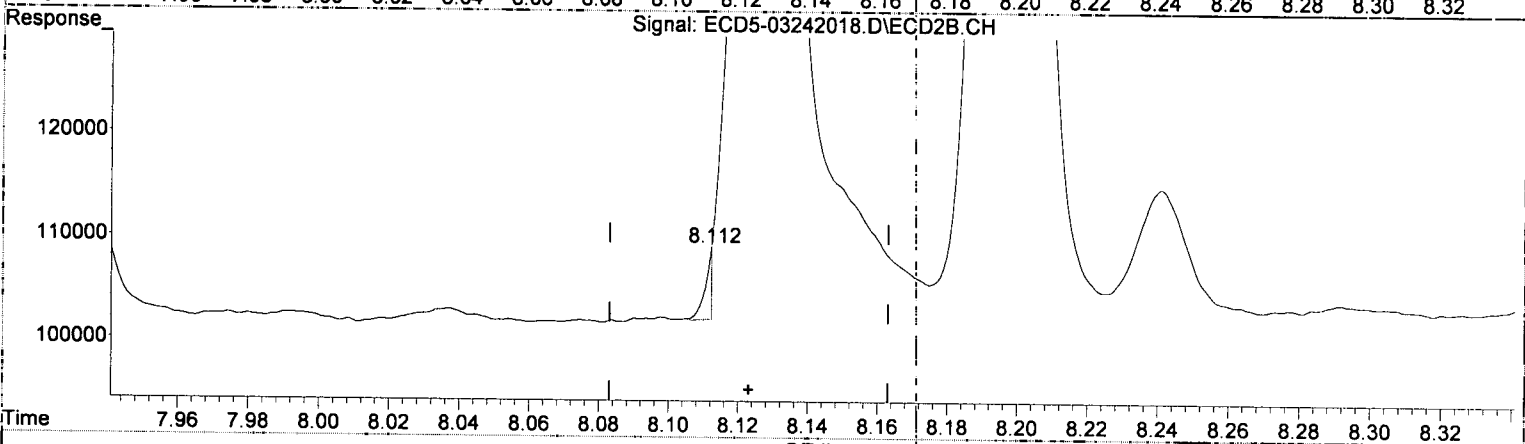
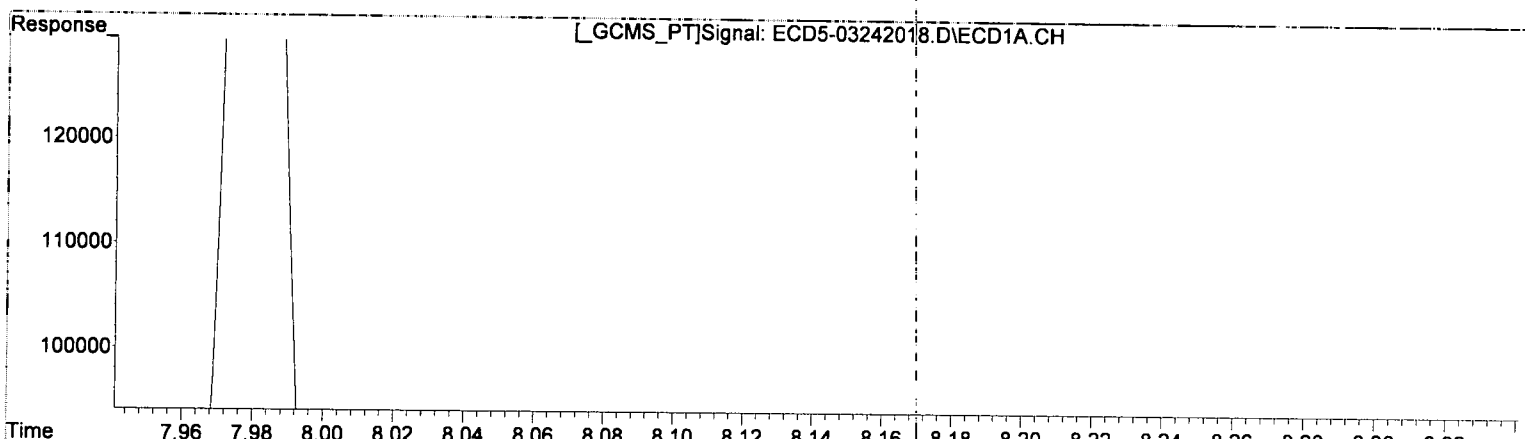
Method Name: C:\msdchem\1\methods\ECD5\_QUANTPEST\_200324.M  
Calibration Table Last Updated: Wed May 23 10:55:26 2018

Quantitation Report (Qedit)

Data Path : C:\msdchem\1\data\2020-03\0C24036\REQUANT\  
Data File : ECD5-03242018.D  
Signal(s) : Signal #1: ECD1A.CH Signal #2: ECD2B.CH  
Acq On : 24 Mar 2020 17:24  
Operator : MJB  
Sample : 0C24036-CALA  
Misc : A20C399, 9-42 0.5 ppb  
ALS Vial : 14 (Sig #1); 0 (Sig #2) Sample Multiplier: 1

Integration File signal 1: PEST1.e  
Integration File signal 2: PEST2.e  
Quant Time: Mar 25 12:57:19 2020  
Quant Method : C:\msdchem\1\methods\ECD5\_QUANTPEST\_200324.M  
Quant Title : Instrument: DualECD5  
QLast Update : Wed Mar 25 12:47:54 2020  
Response via : Initial Calibration  
Integrator: ChemStation 6890 Scale Mode: Small noise peaks clipped

Volume Inj. : 2uL  
Signal #1 Phase : Rtx-CLPesticides Signal #2 Phase: Rtx-CLPesticides2  
Signal #1 Info : 30m X 0.32mm X 0. Signal #2 Info : 30m X 0.32mm X 0.25um

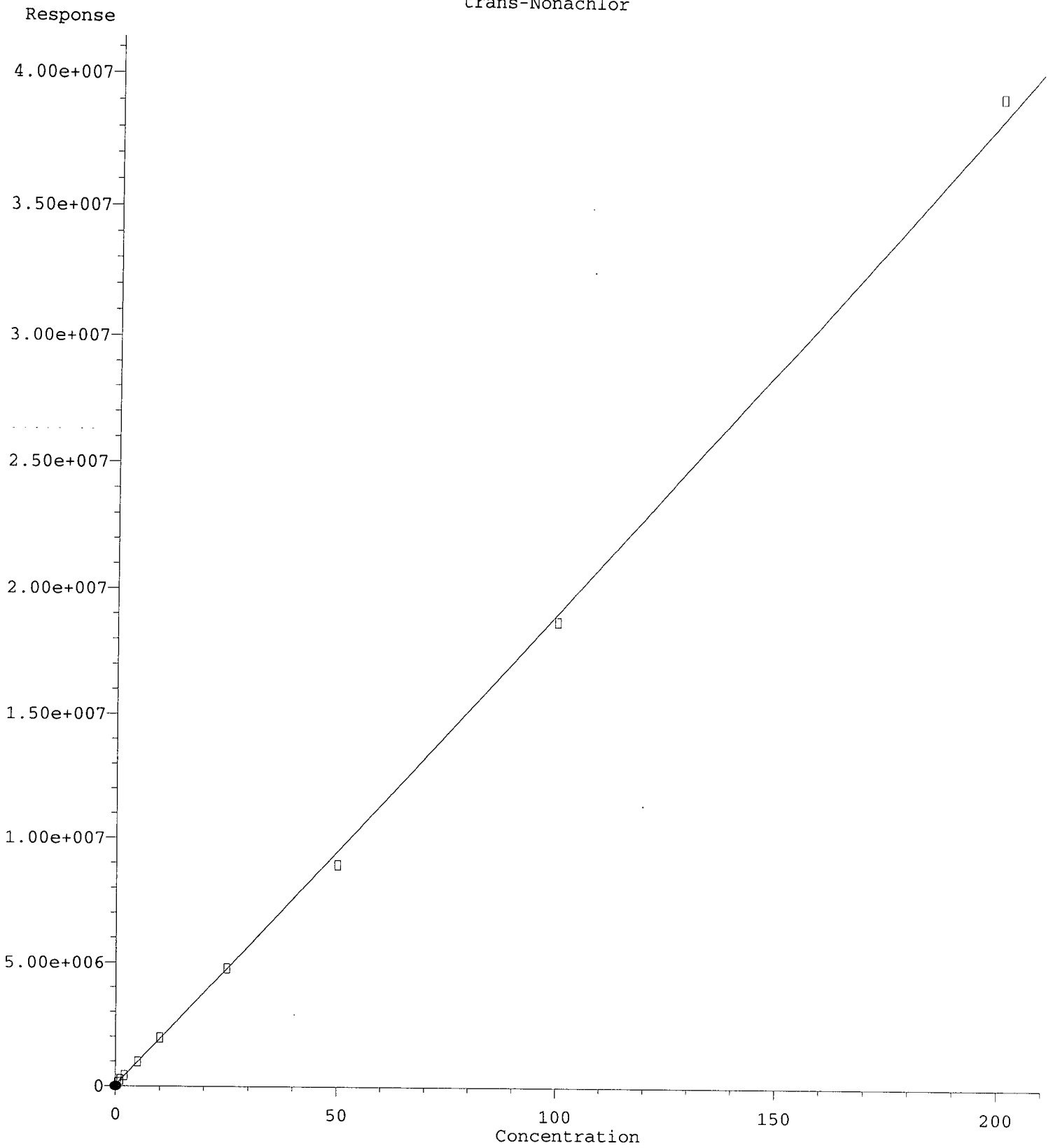


(26) 2,4'-DDE  
7.315min -0.188 ng/mL m  
response 3074

*MJB*  
*2/25/20*

(26) 2,4'-DDE #2  
8.112min -0.176 ng/mL(m)  
response 6955

trans-Nonachlor



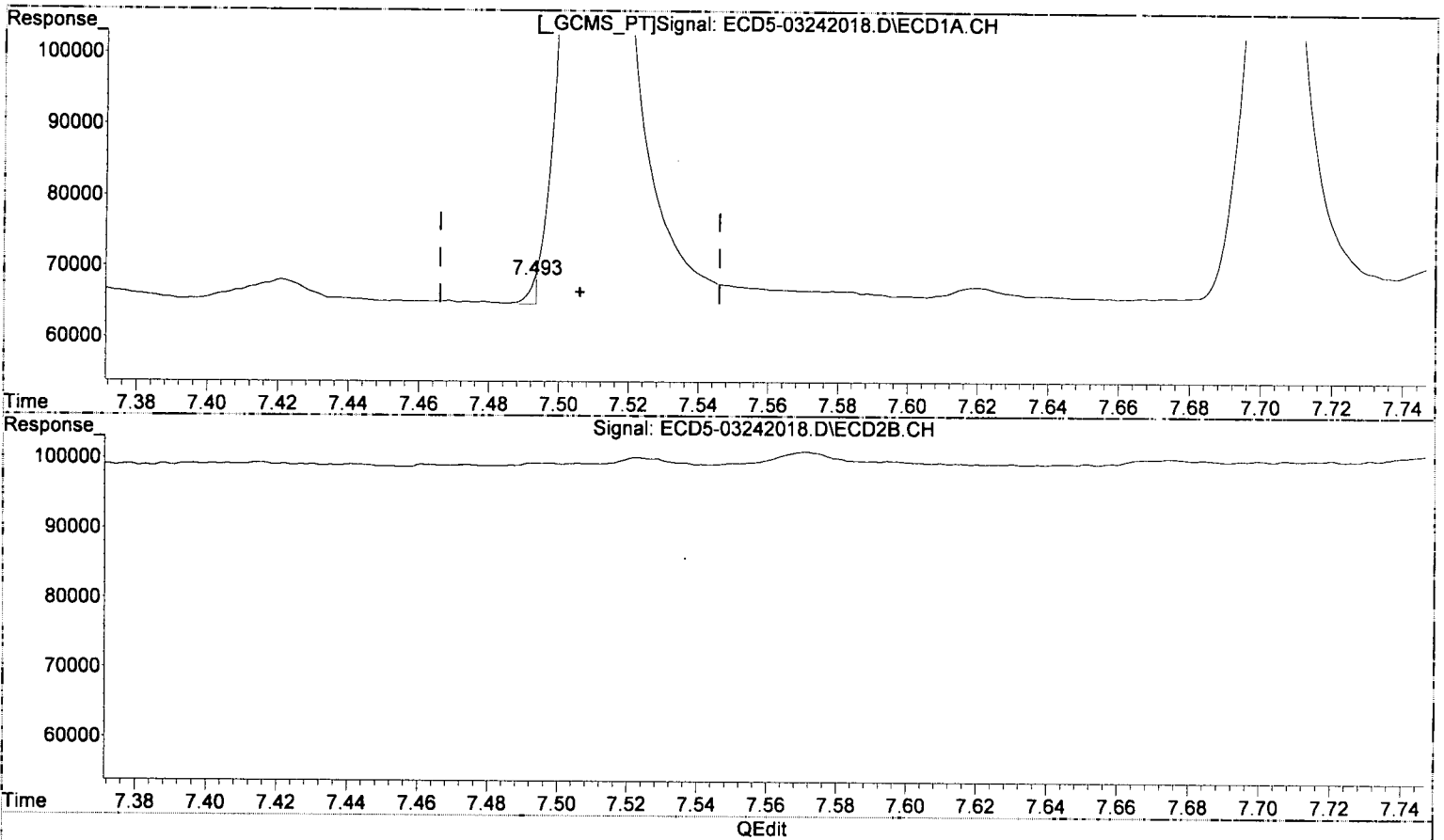
R = 2.61e+001 A\*A + 1.87e+005 A + 4.86e+004  
Coef of Det (r^2) = 0.9988  
05/18/2019 Anchor QEA, LEC Gasco PERB DC 2019-414-000-CAP Testing Cores Page 453 of 777  
Method Name: C:\msdchem\1\methods\ECD5\_QUANTPEST\_200324.M  
Calibration Table Last Updated: Wed Mar 25 12:55:06 2020

Quantitation Report (Qedit)

Data Path : C:\msdchem\1\data\2020-03\0C24036\REQUANT\  
Data File : ECD5-03242018.D  
Signal(s) : Signal #1: ECD1A.CH Signal #2: ECD2B.CH  
Acq On : 24 Mar 2020 17:24  
Operator : MJB  
Sample : 0C24036-CALA  
Misc : A20C399, 9-42 0.5 ppb  
ALS Vial : 14 (Sig #1); 0 (Sig #2) Sample Multiplier: 1

Integration File signal 1: PEST1.e  
Integration File signal 2: PEST2.e  
Quant Time: Mar 25 12:57:19 2020  
Quant Method : C:\msdchem\1\methods\ECD5\_QUANTPEST\_200324.M  
Quant Title : Instrument: DualECD5  
QLast Update : Wed Mar 25 12:47:54 2020  
Response via : Initial Calibration  
Integrator: ChemStation 6890 Scale Mode: Small noise peaks clipped

Volume Inj. : 2uL  
Signal #1 Phase : Rtx-CLPesticides Signal #2 Phase: Rtx-CLPesticides2  
Signal #1 Info : 30m X 0.32mm X 0. Signal #2 Info : 30m X 0.32mm X 0.25um

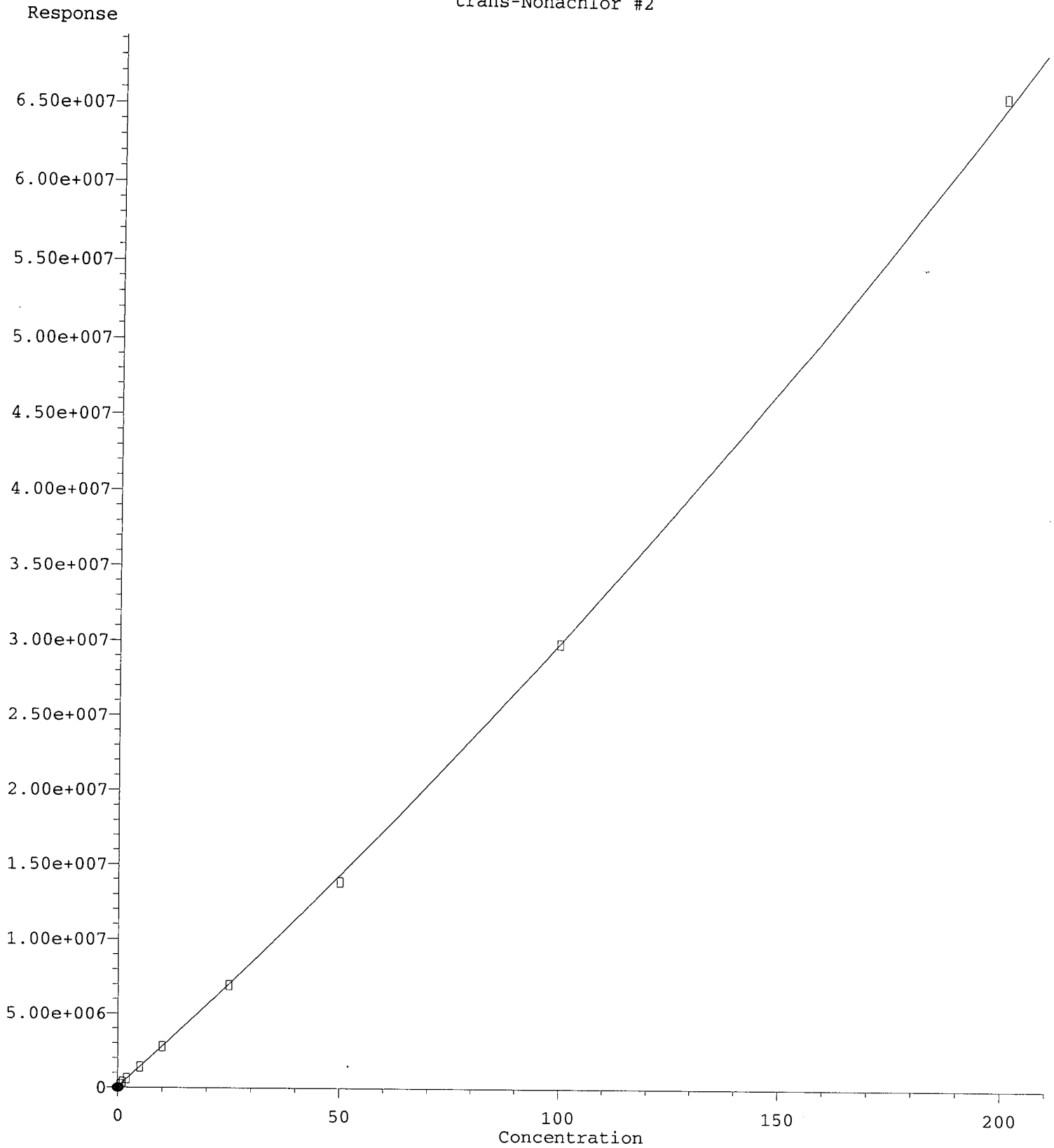


(27) trans-Nonachlor  
7.493min -0.240 ng/mL(m)  
response 3516

*MJB*  
*3/25/20*

(27) trans-Nonachlor #2  
8.197min 0.477 ng/mL  
response 194733

trans-Nonachlor #2



$R = 2.76e+002 A^2 + 2.71e+005 A + 6.53e+004$

Coef of Det (r^2) 0.998

Method Name: C:\msdchem\1\methods\ECD5\_QUANTPEST\_200324.M

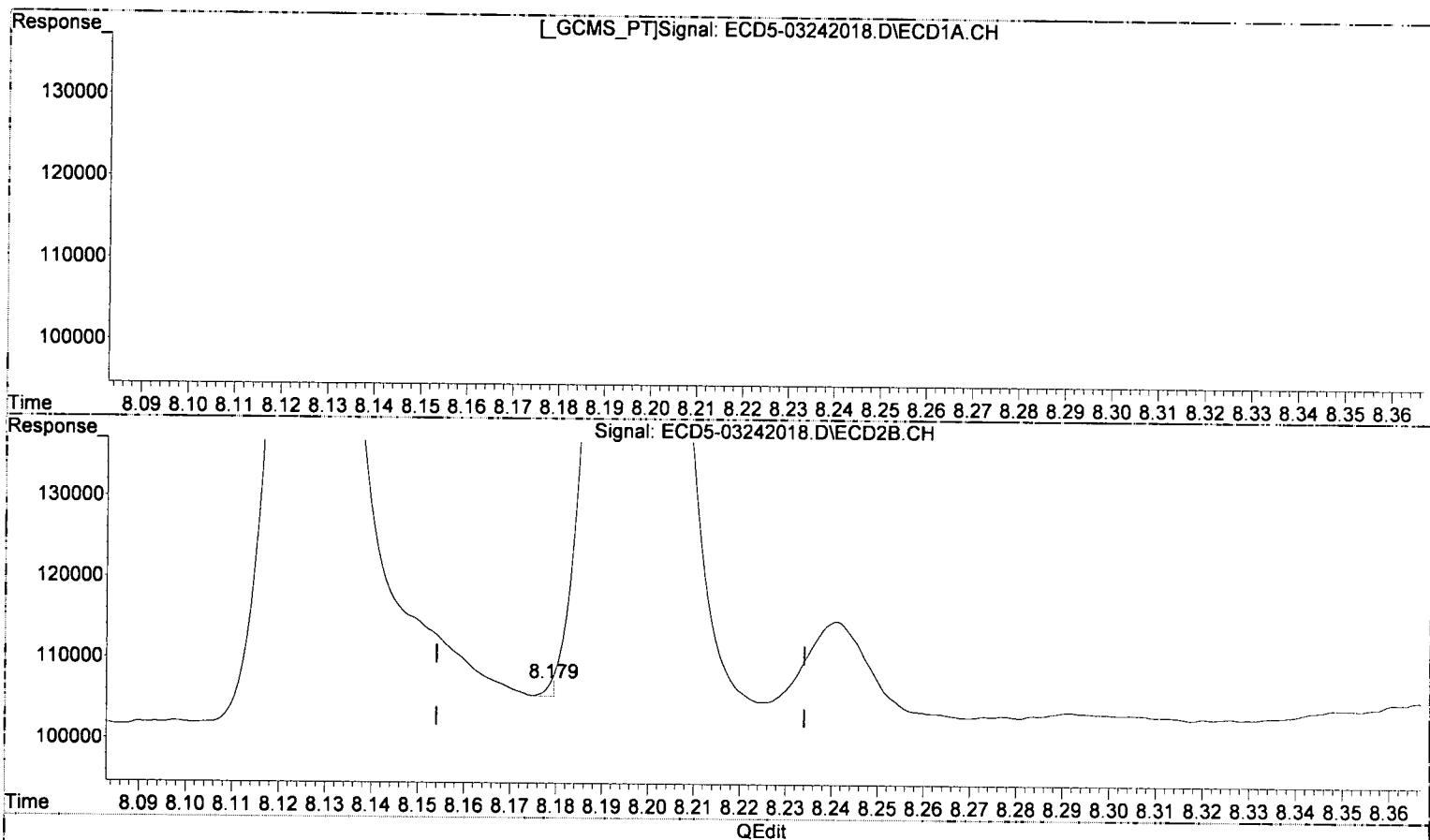
Calibration Table Last Updated: Wed May 25 10:55:26 2005

Quantitation Report (Qedit)

Data Path : C:\msdchem\1\data\2020-03\0C24036\REQUANT\  
Data File : ECD5-03242018.D  
Signal(s) : Signal #1: ECD1A.CH Signal #2: ECD2B.CH  
Acq On : 24 Mar 2020 17:24  
Operator : MJB  
Sample : 0C24036-CALA  
Misc : A20C399, 9-42 0.5 ppb  
ALS Vial : 14 (Sig #1); 0 (Sig #2) Sample Multiplier: 1

Integration File signal 1: PEST1.e  
Integration File signal 2: PEST2.e  
Quant Time: Mar 25 12:57:19 2020  
Quant Method : C:\msdchem\1\methods\ECD5\_QUANTPEST\_200324.M  
Quant Title : Instrument: DualECD5  
QLast Update : Wed Mar 25 12:47:54 2020  
Response via : Initial Calibration  
Integrator: ChemStation 6890 Scale Mode: Small noise peaks clipped

Volume Inj. : 2uL  
Signal #1 Phase : Rtx-CLPesticides Signal #2 Phase: Rtx-CLPesticides2  
Signal #1 Info : 30m X 0.32mm X 0. Signal #2 Info : 30m X 0.32mm X 0.25um

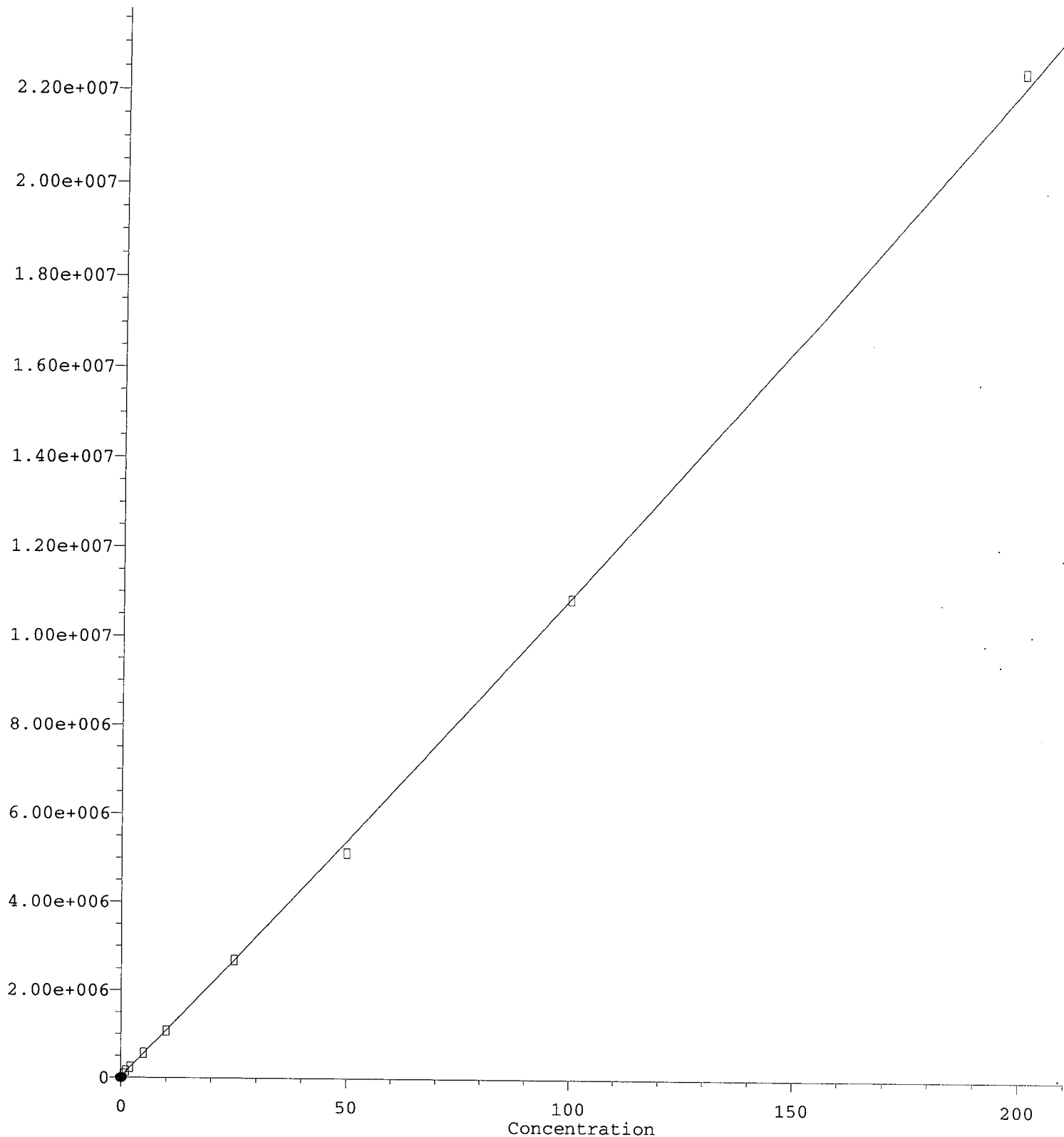


(27) trans-Nonachlor  
7.493min -0.240 ng/mL m  
response 3516

MJB  
3/25/20

(27) trans-Nonachlor #2  
8.179min -0.235 ng/mL(m)  
response 1674

Response



$R = 2.64e+001 A * A + 1.06e+005 A + 2.97e+004$

Coef of Det (r^2) = 0.9897  
05/18/20 Anchor GEA, YEC Gasco PERD DC 2019-44-000-CAP Testing Cores Page 457 of 777

Method Name: C:\msdchem\1\methods\ECD5\_QUANTPEST\_200324.M

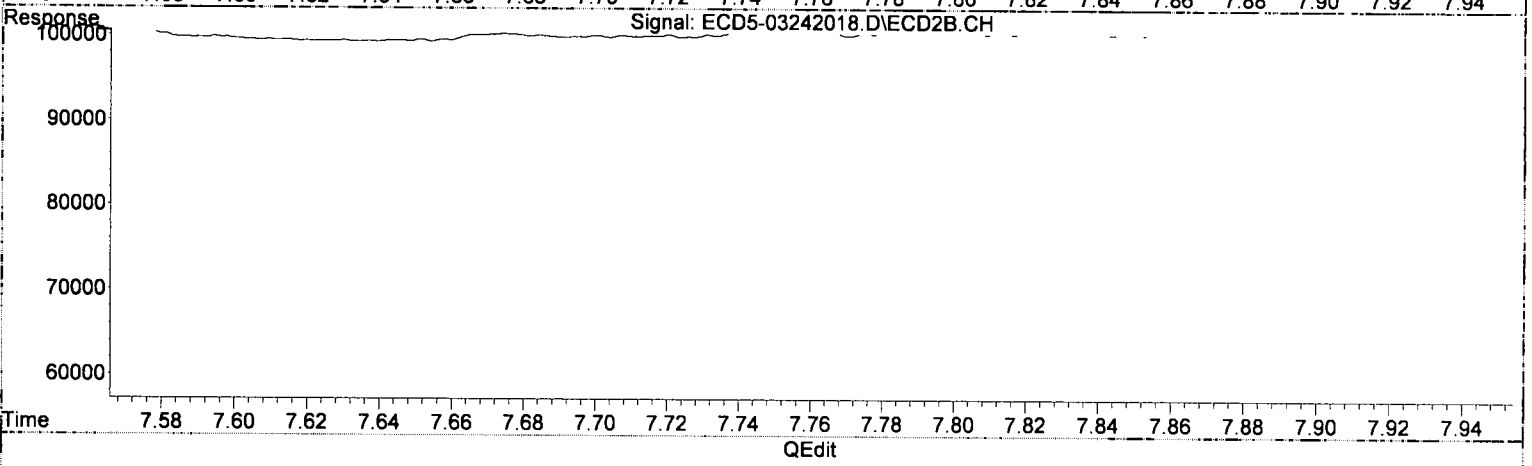
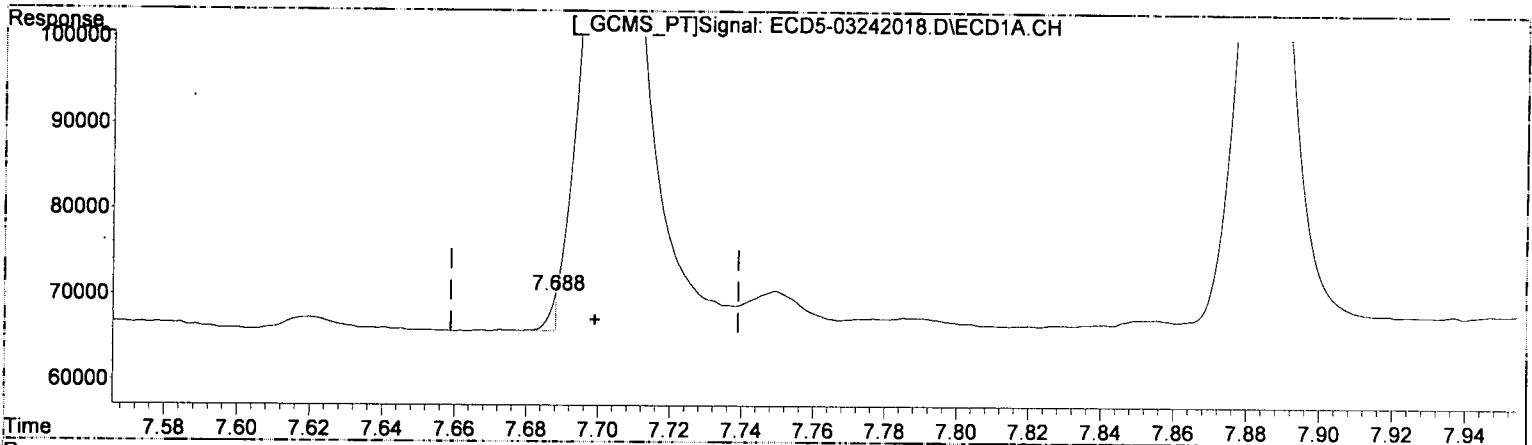
Calibration Table Last Updated: Wed Mar 25 12:55:06 2020

Quantitation Report (Qedit)

Data Path : C:\msdchem\1\data\2020-03\0C24036\REQUANT\  
Data File : ECD5-03242018.D  
Signal(s) : Signal #1: ECD1A.CH Signal #2: ECD2B.CH  
Acq On : 24 Mar 2020 17:24  
Operator : MJB  
Sample : 0C24036-CALA  
Misc : A20C399, 9-42 0.5 ppb  
ALS Vial : 14 (Sig #1); 0 (Sig #2) Sample Multiplier: 1

Integration File signal 1: PEST1.e  
Integration File signal 2: PEST2.e  
Quant Time: Mar 25 12:57:19 2020  
Quant Method : C:\msdchem\1\methods\ECD5\_QUANTPEST\_200324.M  
Quant Title : Instrument: DualECD5  
QLast Update : Wed Mar 25 12:47:54 2020  
Response via : Initial Calibration  
Integrator: ChemStation 6890 Scale Mode: Small noise peaks clipped

Volume Inj. : 2uL  
Signal #1 Phase : Rtx-CLPesticides Signal #2 Phase: Rtx-CLPesticides2  
Signal #1 Info : 30m X 0.32mm X 0. Signal #2 Info : 30m X 0.32mm X 0.25um

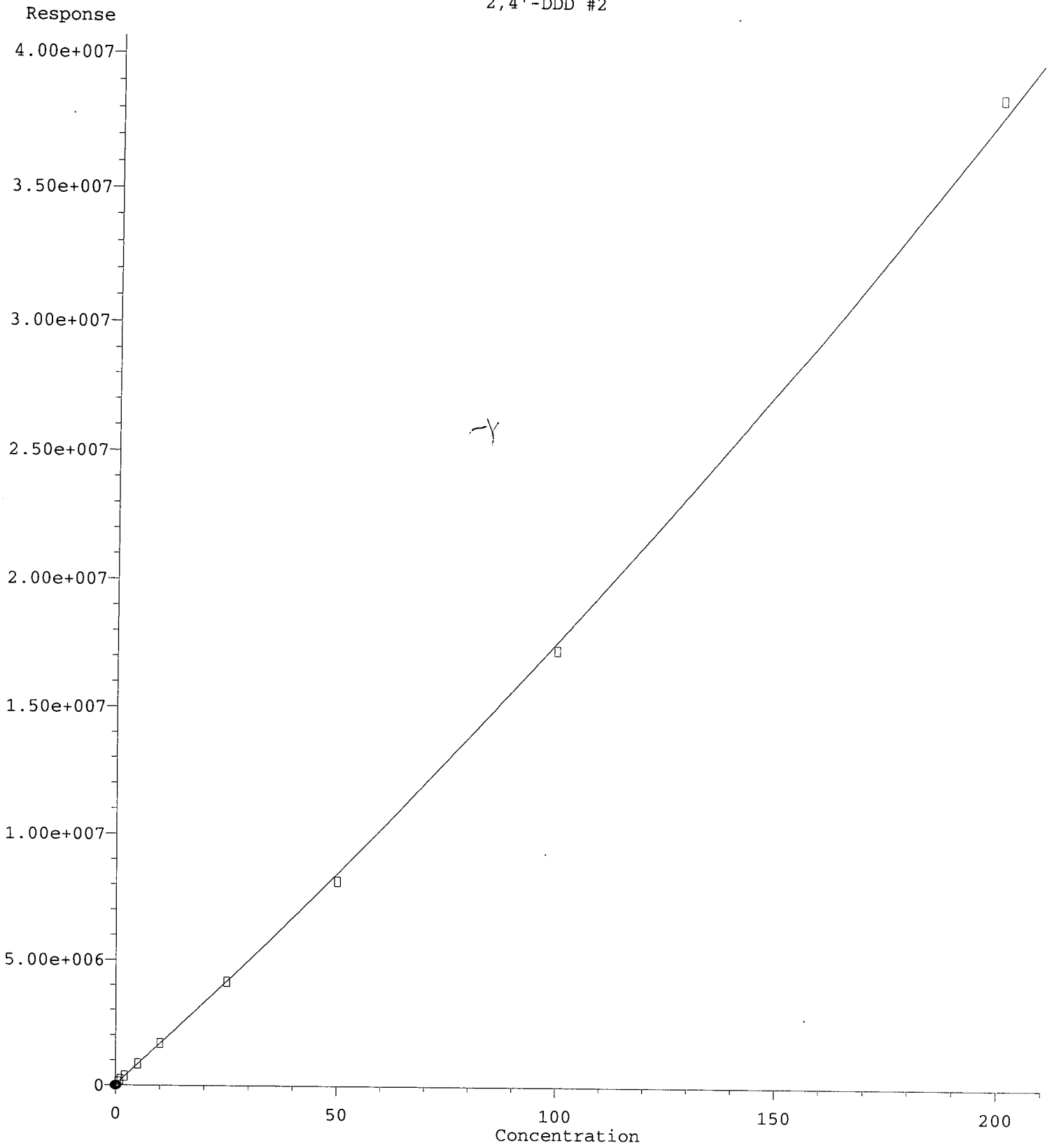


(28) 2,4'-DDD  
7.688min -0.241 ng/mL(m)  
response 4207

*MJB*  
*3/25/20*

(28) 2,4'-DDD #2  
8.500min 0.475 ng/mL  
response 121076





$R = 1.46e+002 A^*A + 1.61e+005 A + 4.47e+004$

Coef of Det (r^2) = 0.9988  
05/18/2019 08:41:00 - CAP Testing Cores Page 459 of 777

Method Name: C:\msdchem\1\methods\ECD5\_QUANTPEST\_200324.M

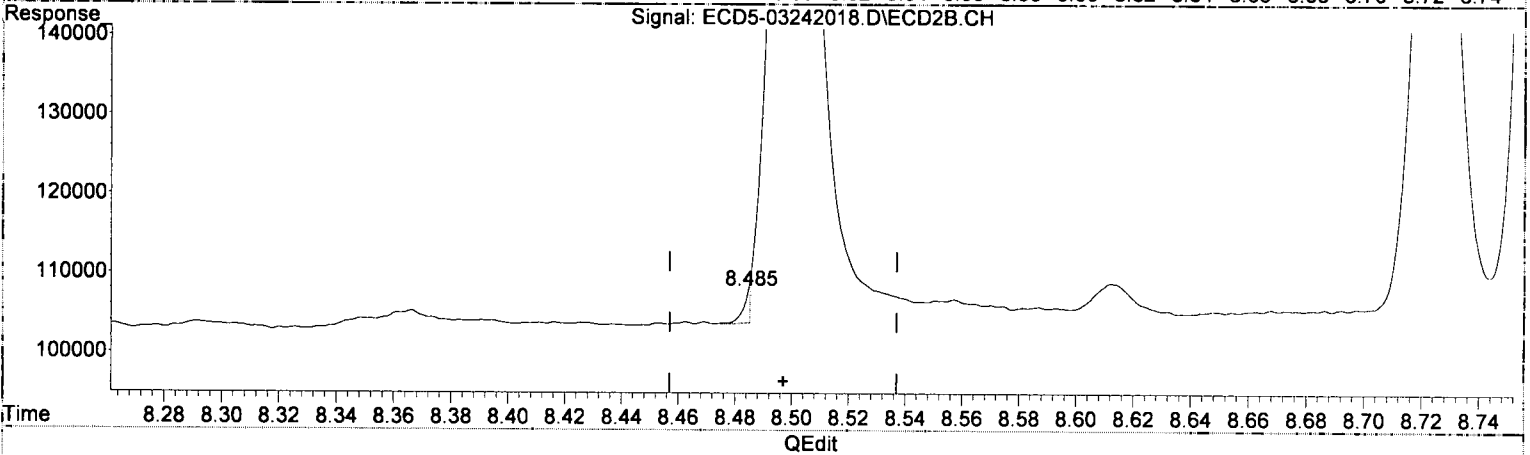
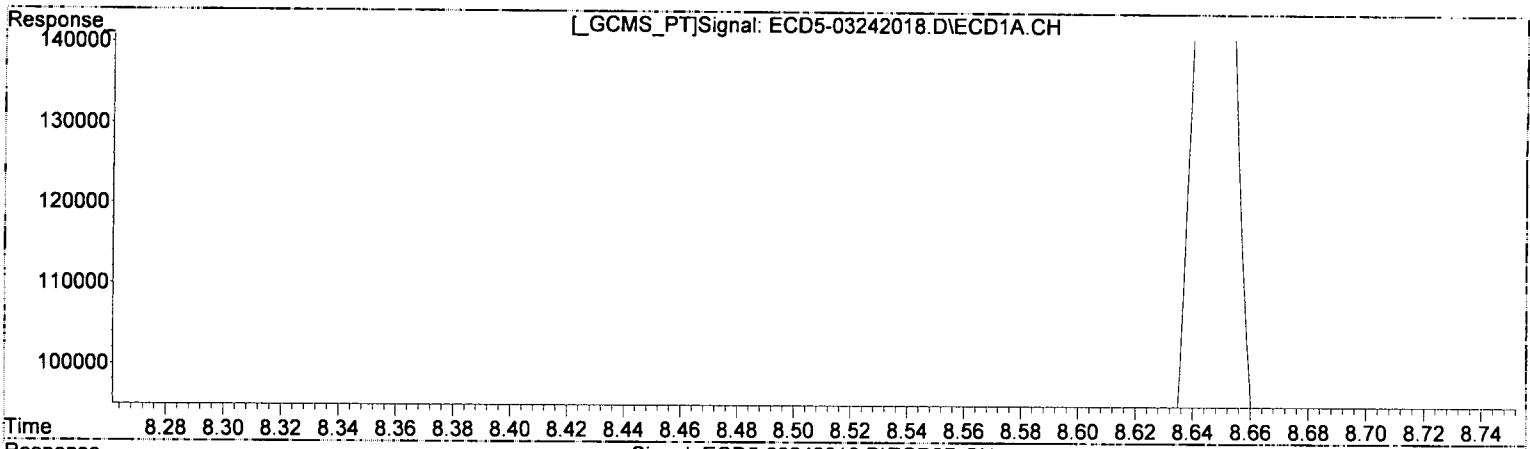
Calibration Table Last Updated: Wed Mar 25 12:55:06 2020

Quantitation Report (Qedit)

Data Path : C:\msdchem\1\data\2020-03\0C24036\REQUANT\  
Data File : ECD5-03242018.D  
Signal(s) : Signal #1: ECD1A.CH Signal #2: ECD2B.CH  
Acq On : 24 Mar 2020 17:24  
Operator : MJB  
Sample : 0C24036-CALA  
Misc : A20C399, 9-42 0.5 ppb  
ALS Vial : 14 (Sig #1); 0 (Sig #2) Sample Multiplier: 1

Integration File signal 1: PEST1.e  
Integration File signal 2: PEST2.e  
Quant Time: Mar 25 12:57:19 2020  
Quant Method : C:\msdchem\1\methods\ECD5\_QUANTPEST\_200324.M  
Quant Title : Instrument: DualECD5  
QLast Update : Wed Mar 25 12:47:54 2020  
Response via : Initial Calibration  
Integrator: ChemStation 6890 Scale Mode: Small noise peaks clipped

Volume Inj. : 2uL  
Signal #1 Phase : Rtx-CLPesticides Signal #2 Phase: Rtx-CLPesticides2  
Signal #1 Info : 30m X 0.32mm X 0. Signal #2 Info : 30m X 0.32mm X 0.25um

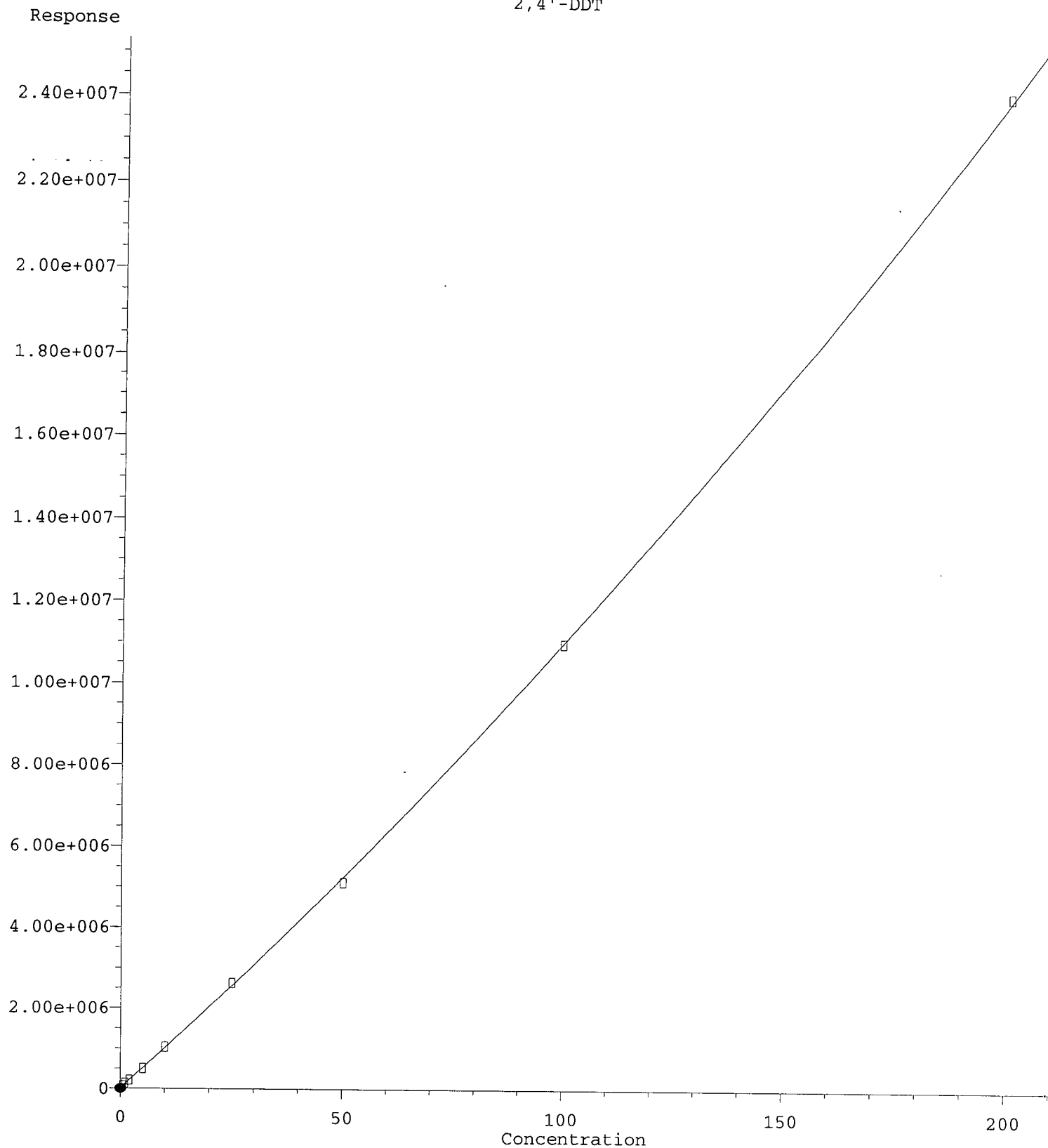


(28) 2,4'-DDD  
7.688min -0.241 ng/mL m  
response 4207

*MJB*  
*3/24/20*

(28) 2,4'-DDD #2  
8.485min -0.252 ng/mL(m)  
response 4104

2,4'-DDT



$R = 1.04e+002 A^*A + 9.91e+004 A + 2.01e+004$

Coef of Det (r^2) 0.997

Method Name: C:\msdchem\1\methods\ECD5\_QUANTPEST\_200324.M

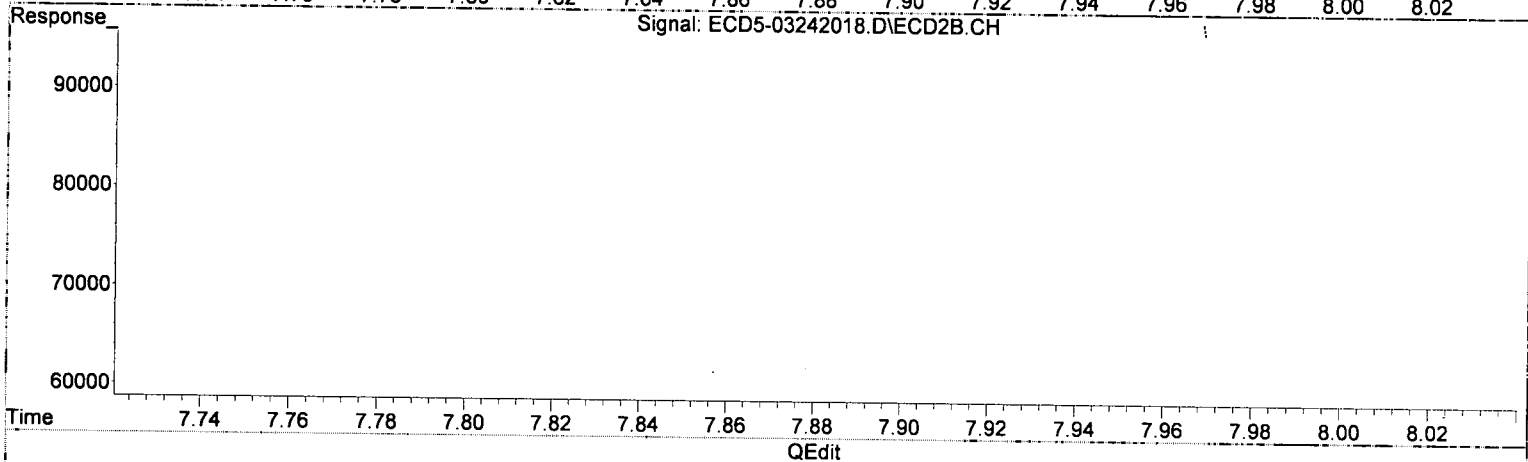
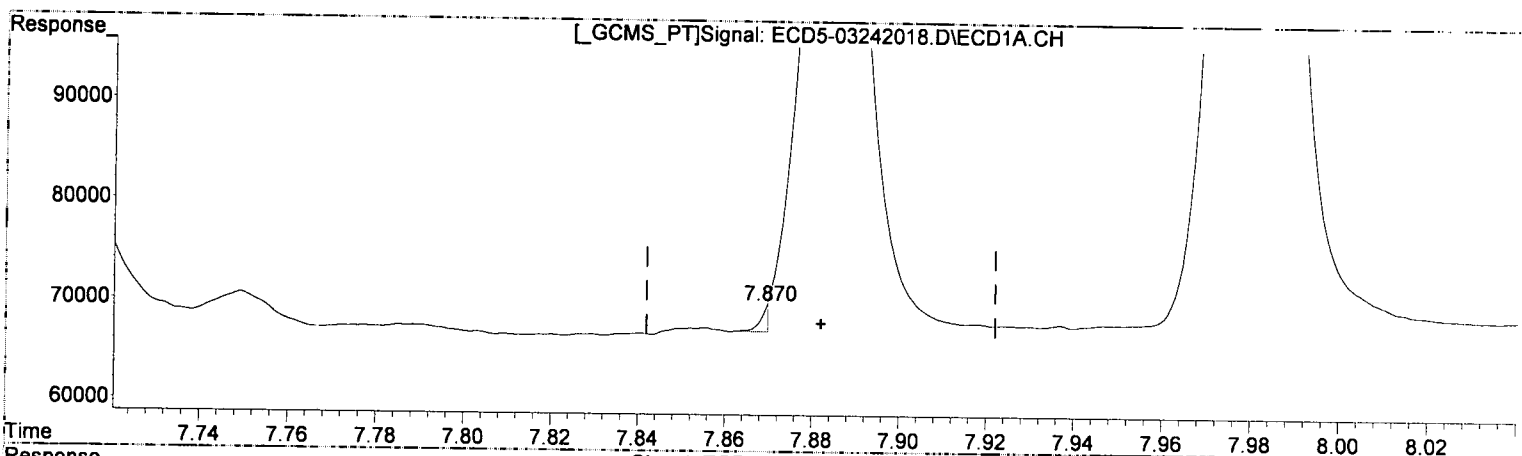
Calibration Table Last Updated: Wed Mar 25 12:55:06 2020

Quantitation Report (Qedit)

Data Path : C:\msdchem\1\data\2020-03\0C24036\REQUANT\  
Data File : ECD5-03242018.D  
Signal(s) : Signal #1: ECD1A.CH Signal #2: ECD2B.CH  
Acq On : 24 Mar 2020 17:24  
Operator : MJB  
Sample : 0C24036-CALA  
Misc : A20C399, 9-42 0.5 ppb  
ALS Vial : 14 (Sig #1); 0 (Sig #2) Sample Multiplier: 1

Integration File signal 1: PEST1.e  
Integration File signal 2: PEST2.e  
Quant Time: Mar 25 12:57:19 2020  
Quant Method : C:\msdchem\1\methods\ECD5\_QUANTPEST\_200324.M  
Quant Title : Instrument: DualECD5  
QLast Update : Wed Mar 25 12:47:54 2020  
Response via : Initial Calibration  
Integrator: ChemStation 6890 Scale Mode: Small noise peaks clipped

Volume Inj. : 2uL  
Signal #1 Phase : Rtx-CLPesticides Signal #2 Phase: Rtx-CLPesticides2  
Signal #1 Info : 30m X 0.32mm X 0. Signal #2 Info : 30m X 0.32mm X 0.25um

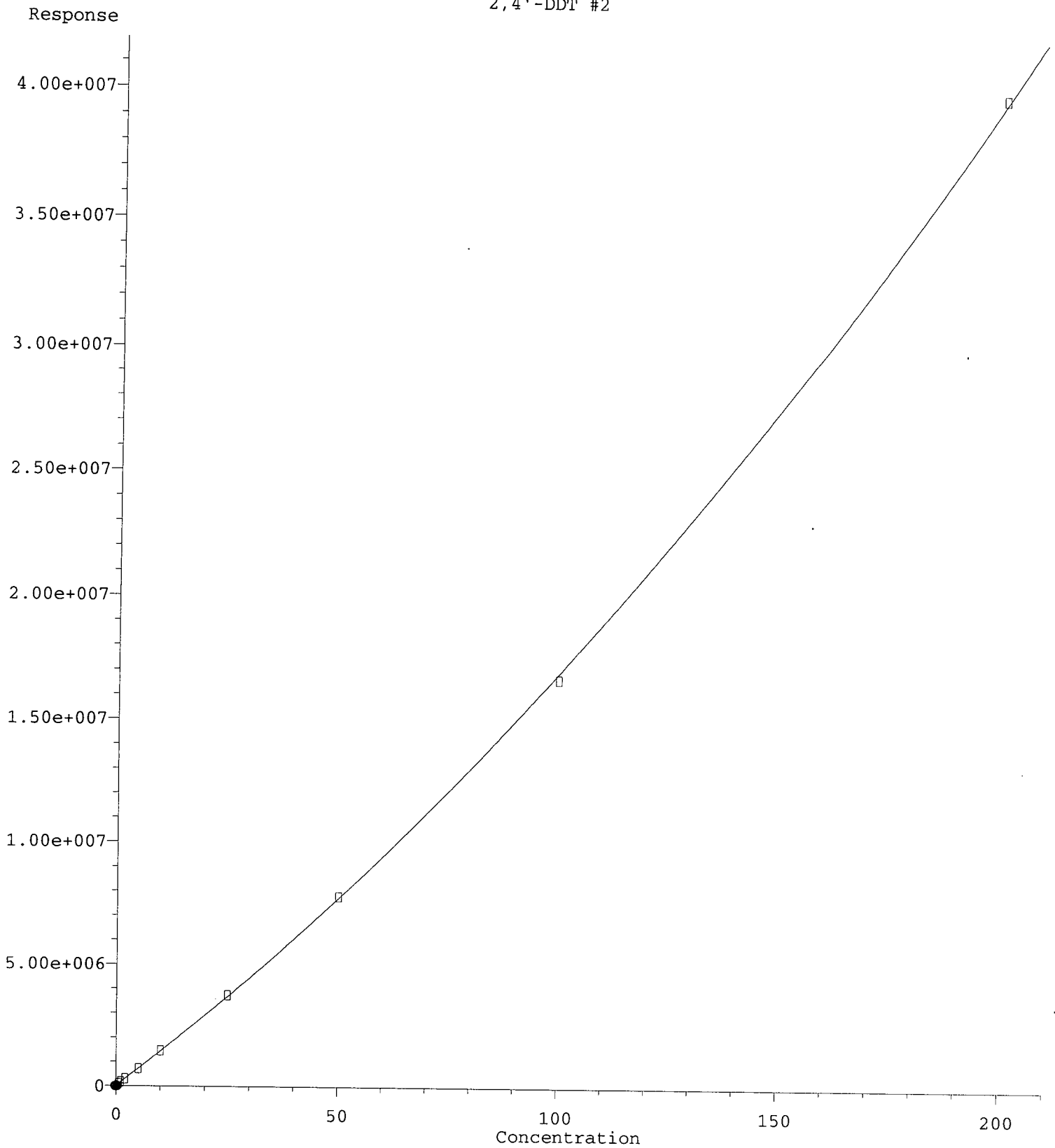


(29) 2,4'-DDT  
7.870min -0.176 ng/mL (m)  
response 2632

*MJB 2/25/20*

(29) 2,4'-DDT #2  
8.725min 0.488 ng/mL  
response 93729

2,4'-DDT #2



$R = 2.99e+002 A^*A + 1.39e+005 A + 2.59e+004$

Coef of Det (r^2) 0.9999999999999999

Method Name: C:\msdchem\1\methods\ECD5\_QUANTPEST\_200324.M

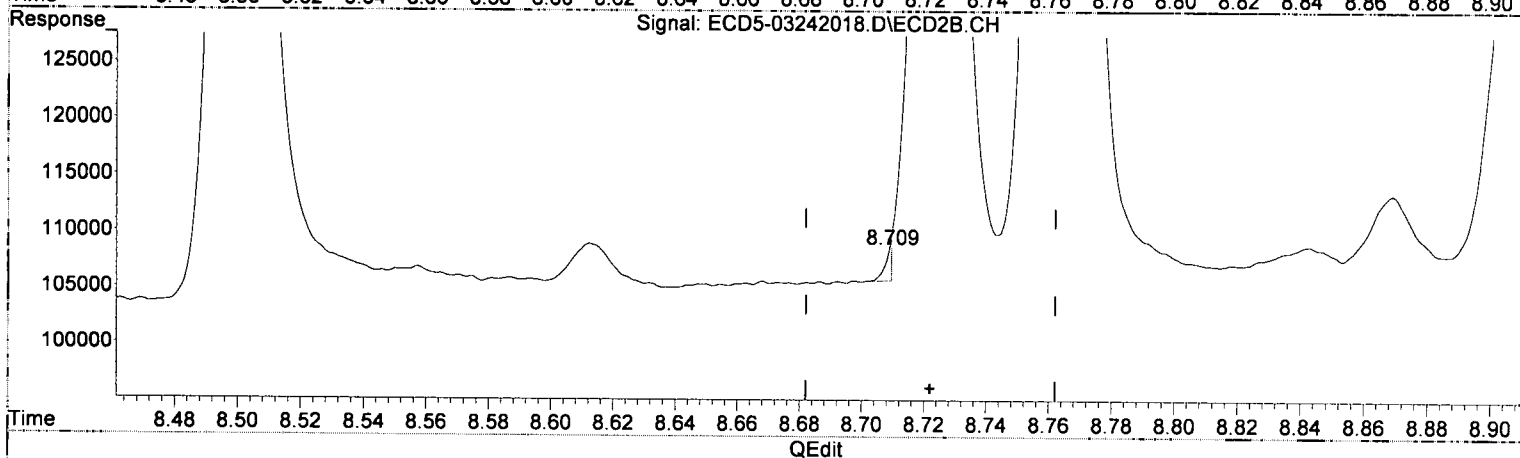
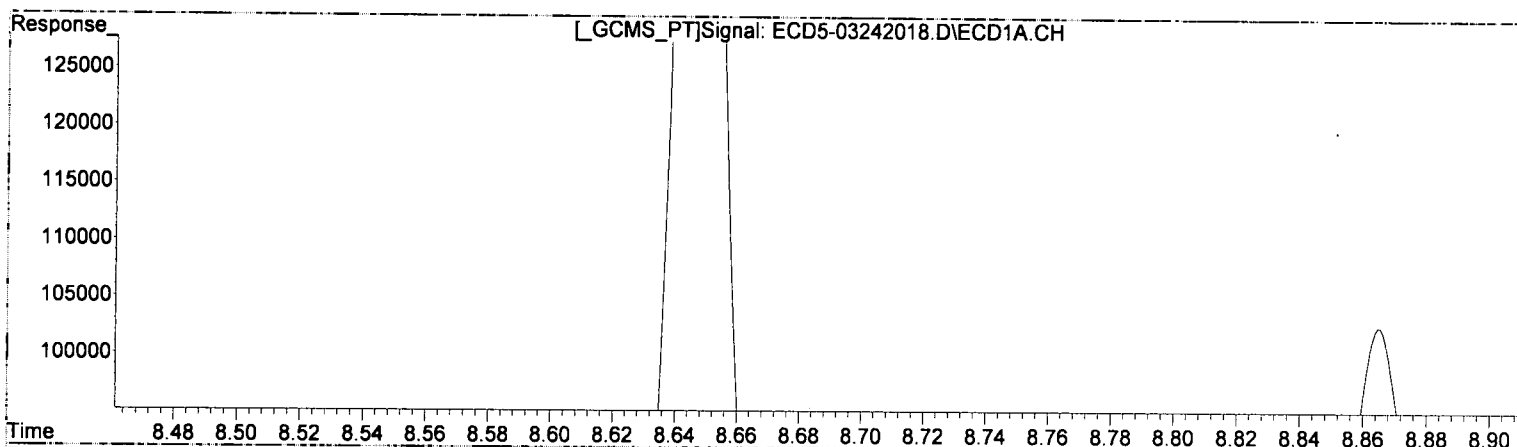
Calibration Table Last Updated: Wed Mar 25 12:55:26 2009

Quantitation Report (Qedit)

Data Path : C:\msdchem\1\data\2020-03\0C24036\REQUANT\  
Data File : ECD5-03242018.D  
Signal(s) : Signal #1: ECD1A.CH Signal #2: ECD2B.CH  
Acq On : 24 Mar 2020 17:24  
Operator : MJB  
Sample : 0C24036-CALA  
Misc : A20C399, 9-42 0.5 ppb  
ALS Vial : 14 (Sig #1); 0 (Sig #2) Sample Multiplier: 1

Integration File signal 1: PEST1.e  
Integration File signal 2: PEST2.e  
Quant Time: Mar 25 12:57:19 2020  
Quant Method : C:\msdchem\1\methods\ECD5\_QUANTPEST\_200324.M  
Quant Title : Instrument: DualECD5  
QLast Update : Wed Mar 25 12:47:54 2020  
Response via : Initial Calibration  
Integrator: ChemStation 6890 Scale Mode: Small noise peaks clipped

Volume Inj. : 2uL  
Signal #1 Phase : Rtx-CLPesticides Signal #2 Phase: Rtx-CLPesticides2  
Signal #1 Info : 30m X 0.32mm X 0. Signal #2 Info : 30m X 0.32mm X 0.25um

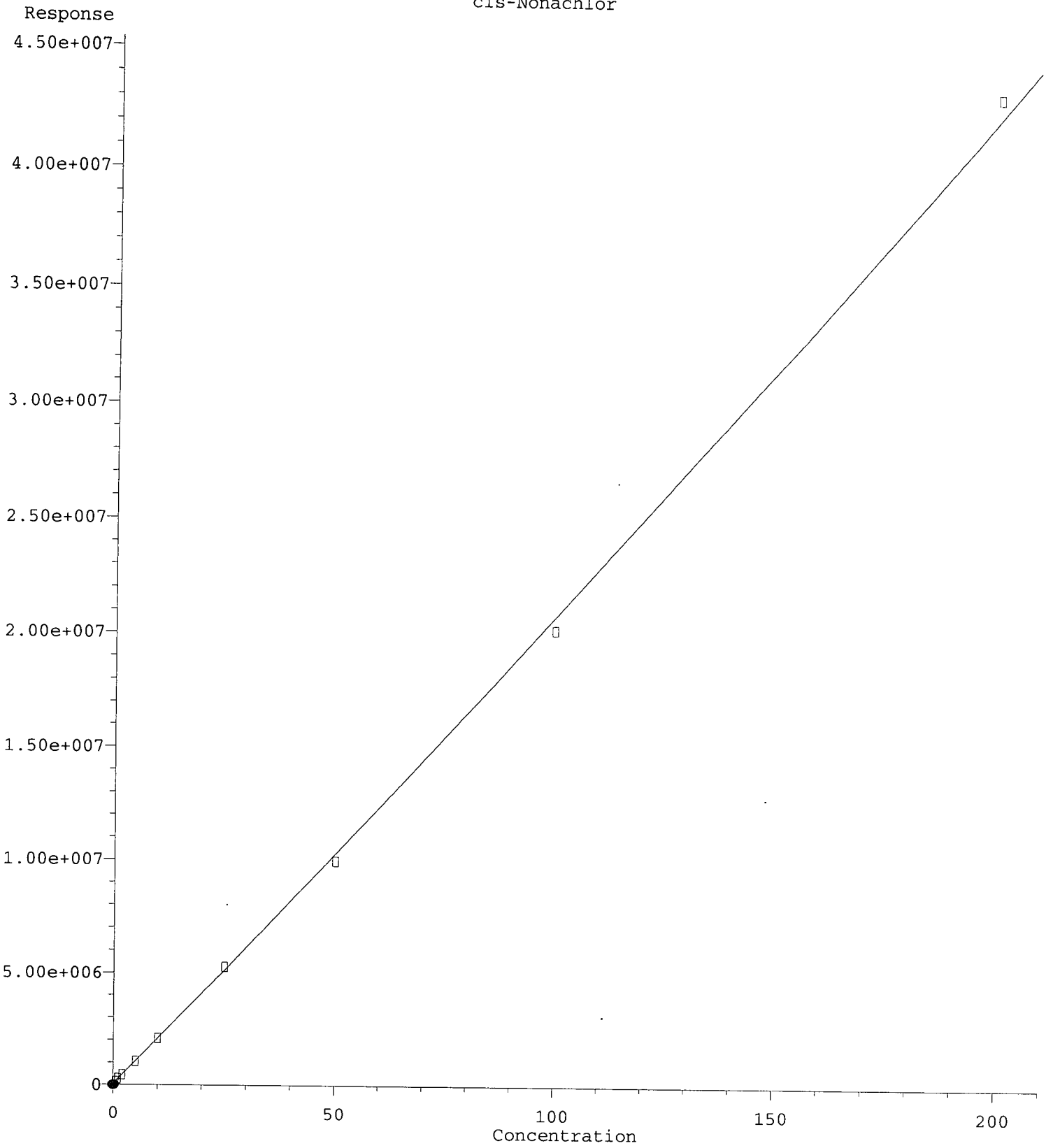


(29) 2,4'-DDT  
7.870min -0.176 ng/mL m  
response 2632

*MJB*  
*3/25/20*

(29) 2,4'-DDT #2  
8.709min -0.166 ng/mL(m)  
response 2784

cis-Nonachlor



$R = 4.93e+001 A^*A + 2.02e+005 A + 4.66e+004$

Coef of Det (r^2) = 0.9988  
05/18/20 Anchor QEA, YEC F&E Castro Verde DC 2019-416-000-CAP Testing Cores Page 465 of 777

Method Name: C:\msdchem\1\methods\ECD5\_QUANTPEST\_200324.M

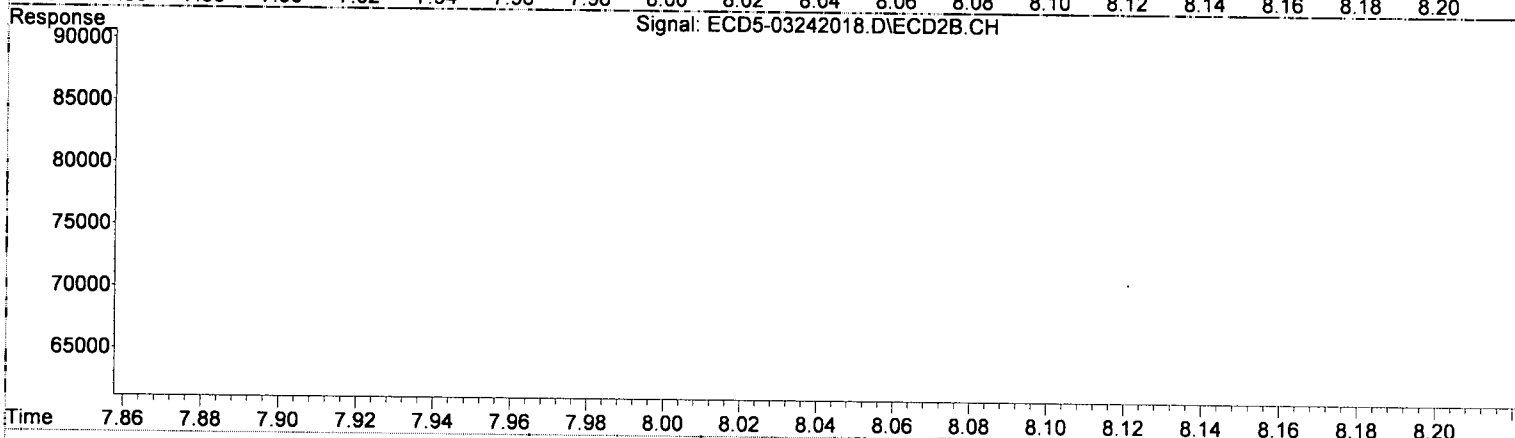
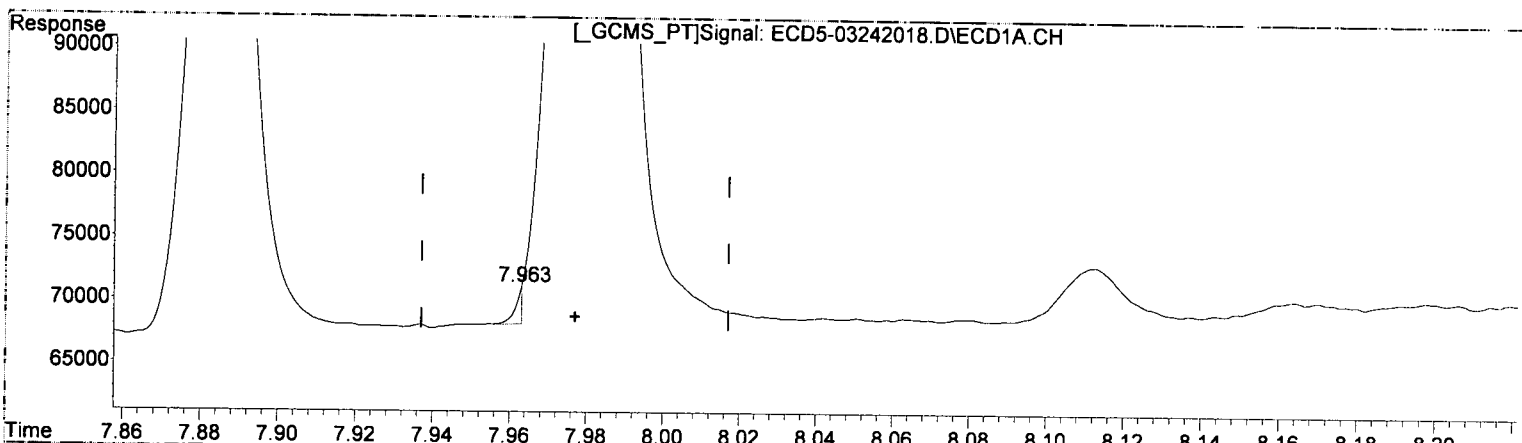
Calibration Table Last Updated: Wed Mar 25 12:55:06 2020

Quantitation Report (Qedit)

Data Path : C:\msdchem\1\data\2020-03\0C24036\REQUANT\  
Data File : ECD5-03242018.D  
Signal(s) : Signal #1: ECD1A.CH Signal #2: ECD2B.CH  
Acq On : 24 Mar 2020 17:24  
Operator : MJB  
Sample : 0C24036-CALA  
Misc : A20C399, 9-42 0.5 ppb  
ALS Vial : 14 (Sig #1); 0 (Sig #2) Sample Multiplier: 1

Integration File signal 1: PEST1.e  
Integration File signal 2: PEST2.e  
Quant Time: Mar 25 12:57:19 2020  
Quant Method : C:\msdchem\1\methods\ECD5\_QUANTPEST\_200324.M  
Quant Title : Instrument: DualECD5  
QLast Update : Wed Mar 25 12:47:54 2020  
Response via : Initial Calibration  
Integrator: ChemStation 6890 Scale Mode: Small noise peaks clipped

Volume Inj. : 2uL  
Signal #1 Phase : Rtx-CLPesticides Signal #2 Phase: Rtx-CLPesticides2  
Signal #1 Info : 30m X 0.32mm X 0. Signal #2 Info : 30m X 0.32mm X 0.25um



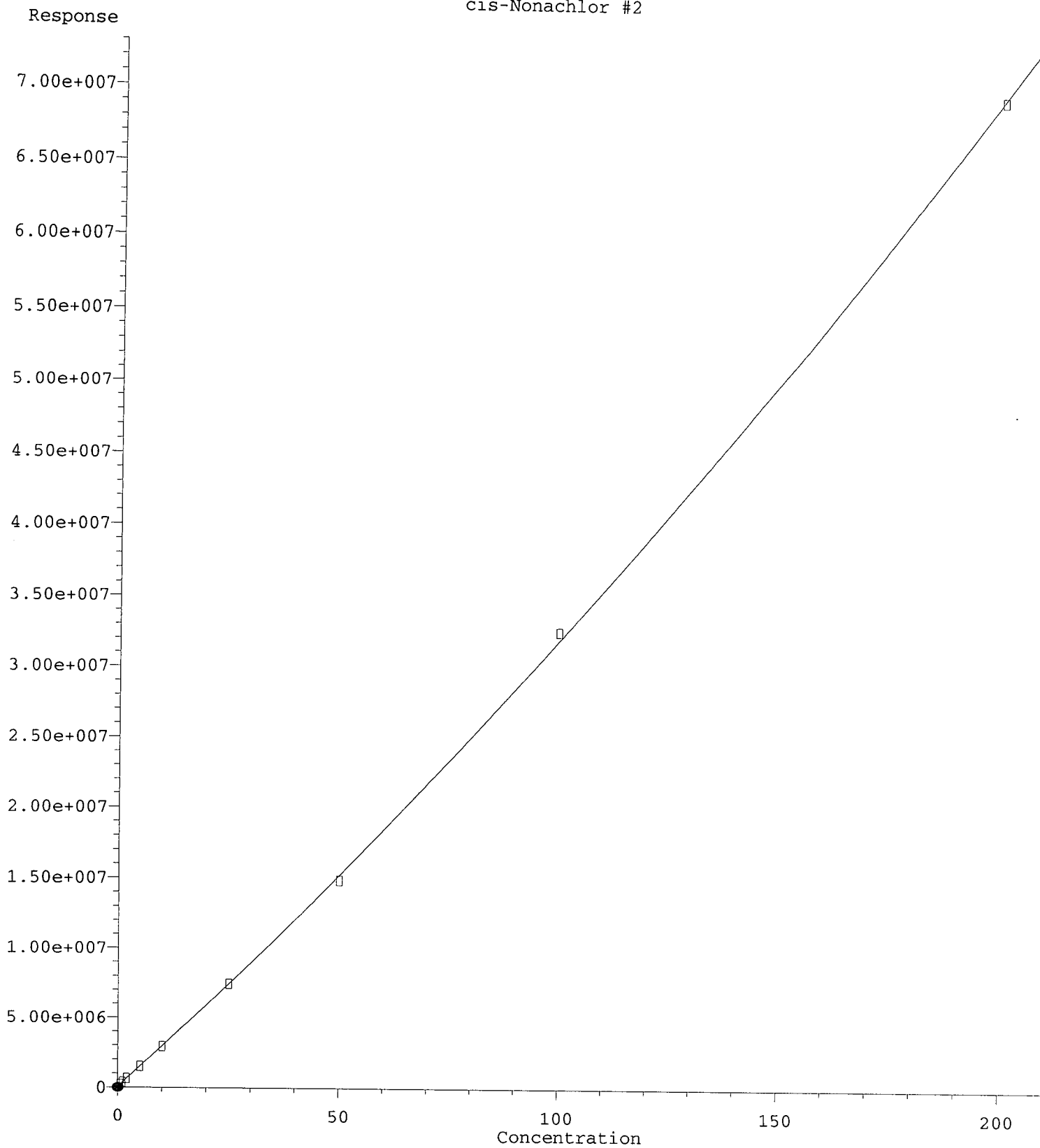
(30) cis-Nonachlor  
7.963min -0.216 ng/mL(m)  
response 2941

MJB  
4/25/20

(30) cis-Nonachlor #2  
8.764min 0.483 ng/mL  
response 200734



cis-Nonachlor #2

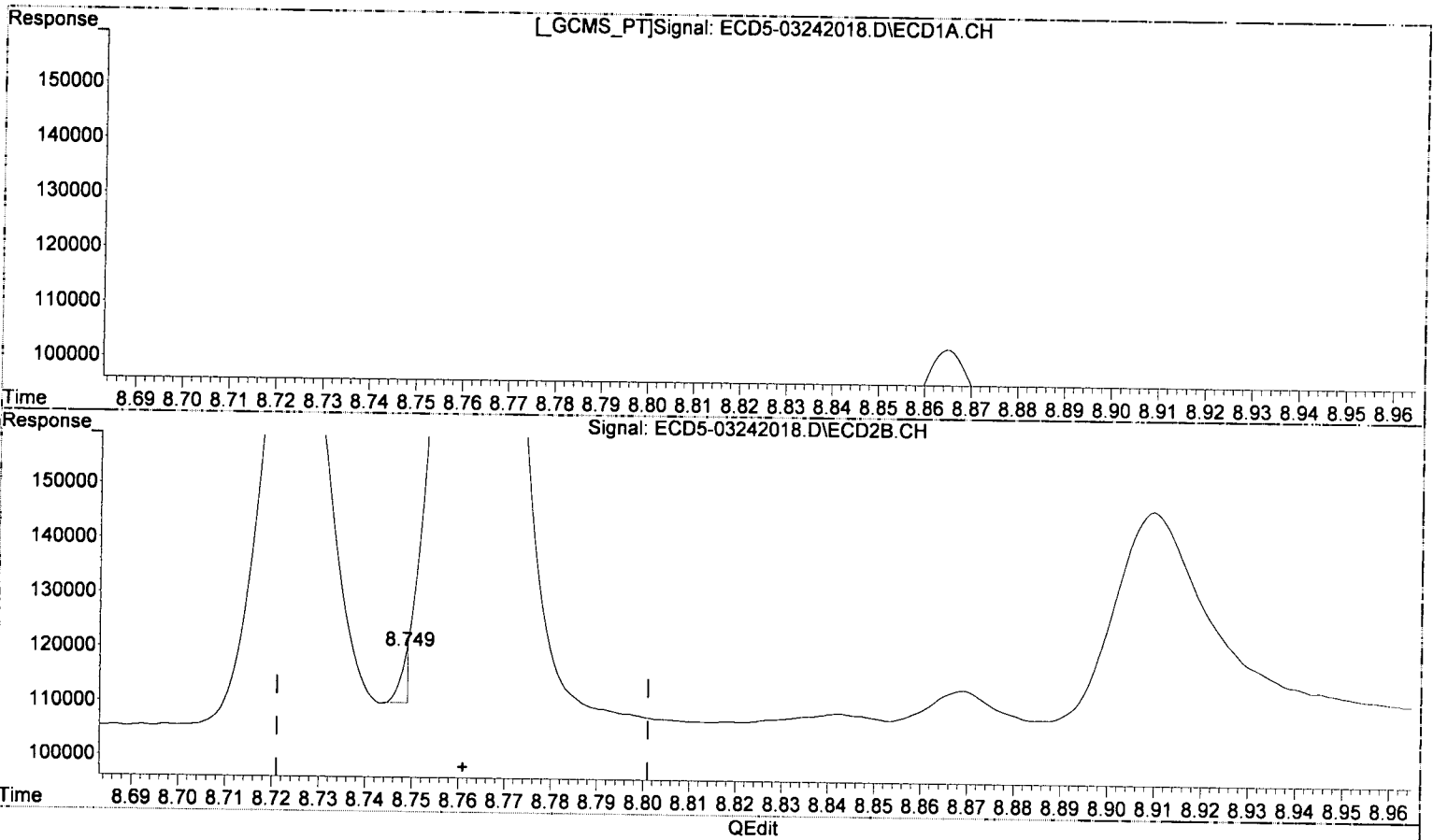


Quantitation Report (Qedit)

Data Path : C:\msdchem\1\data\2020-03\0C24036\REQUANT\  
Data File : ECD5-03242018.D  
Signal(s) : Signal #1: ECD1A.CH Signal #2: ECD2B.CH  
Acq On : 24 Mar 2020 17:24  
Operator : MJB  
Sample : 0C24036-CALA  
Misc : A20C399, 9-42 0.5 ppb  
ALS Vial : 14 (Sig #1); 0 (Sig #2) Sample Multiplier: 1

Integration File signal 1: PEST1.e  
Integration File signal 2: PEST2.e  
Quant Time: Mar 25 12:57:19 2020  
Quant Method : C:\msdchem\1\methods\ECD5\_QUANTPEST\_200324.M  
Quant Title : Instrument: DualECD5  
QLast Update : Wed Mar 25 12:47:54 2020  
Response via : Initial Calibration  
Integrator: ChemStation 6890 Scale Mode: Small noise peaks clipped

Volume Inj. : 2uL  
Signal #1 Phase : Rtx-CLPesticides Signal #2 Phase: Rtx-CLPesticides2  
Signal #1 Info : 30m X 0.32mm X 0. Signal #2 Info : 30m X 0.32mm X 0.25um

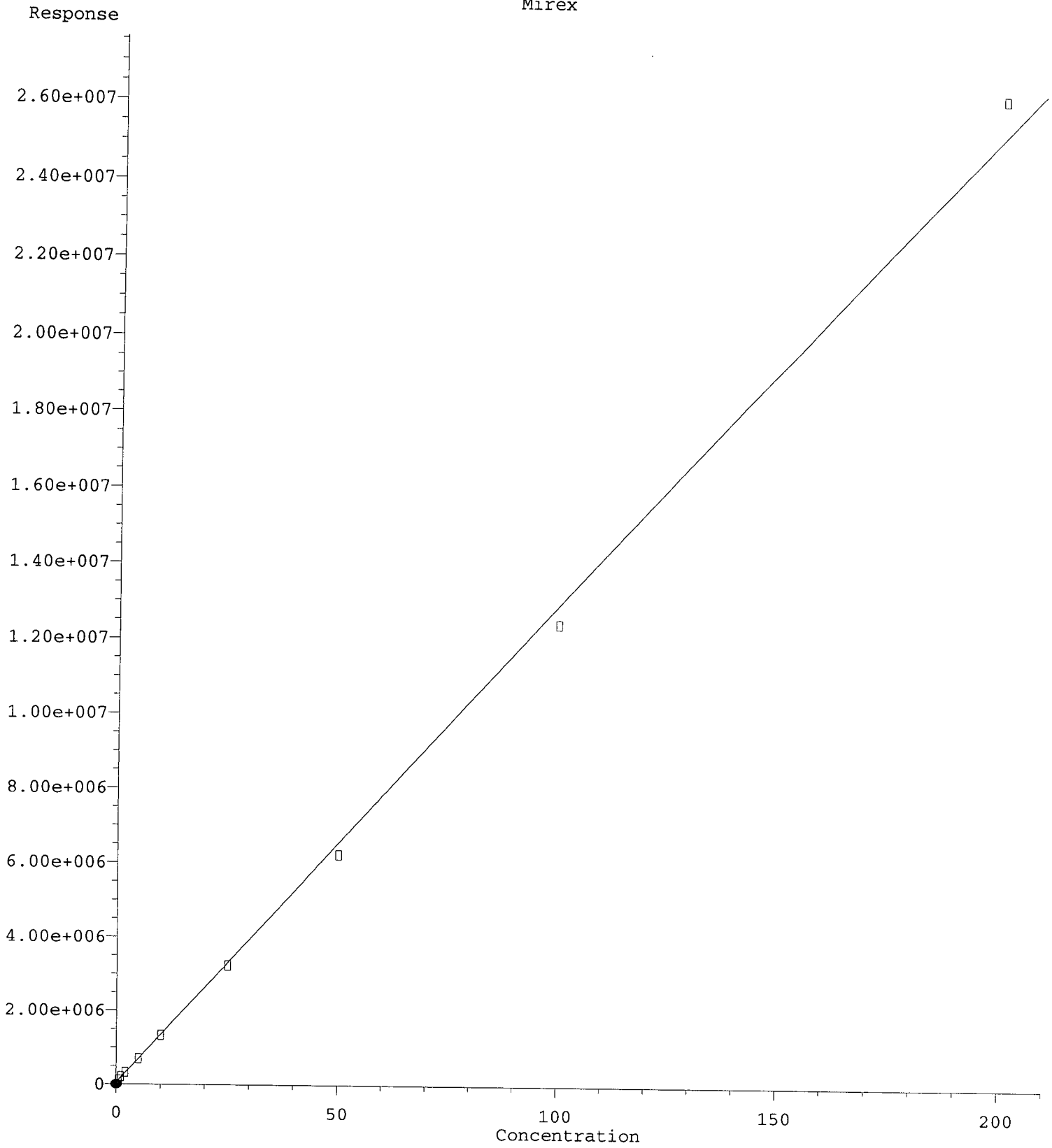


(30) cis-Nonachlor  
7.963min -0.216 ng/mL m  
response 2941

*MB*  
*7/25/20*

(30) cis-Nonachlor #2  
8.749min -0.181 ng/mL m  
response 9612

Mirex



$R = -2.27e+001 A^2 + 1.31e+005 A + 5.25e+004$

Coef of Det (r^2) 0.99994  
05/18/2019 10:45:00 AM  
Anchor QEA, YEC, ESCO, PARD, DC 2019-41a-000-CAP Testing Cores Page 469 of 777

Method Name: C:\msdchem\1\methods\ECD5\_QUANTPEST\_200324.M

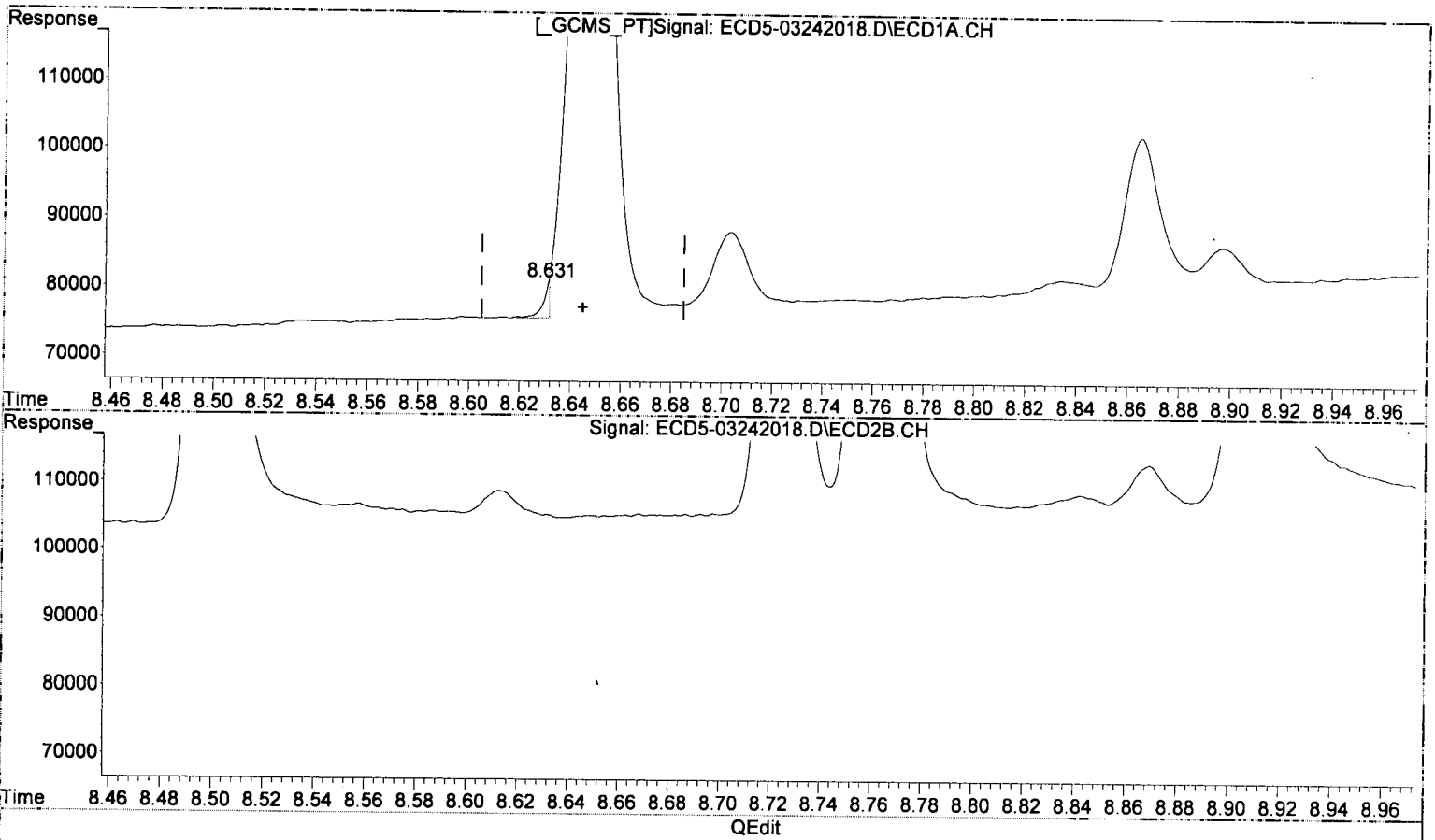
Calibration Table Last Updated: Wed Mar 25 12:55:06 2009

Quantitation Report (Qedit)

Data Path : C:\msdchem\1\data\2020-03\0C24036\REQUANT\  
Data File : ECD5-03242018.D  
Signal(s) : Signal #1: ECD1A.CH Signal #2: ECD2B.CH  
Acq On : 24 Mar 2020 17:24  
Operator : MJB  
Sample : 0C24036-CALA  
Misc : A20C399, 9-42 0.5 ppb  
ALS Vial : 14 (Sig #1); 0 (Sig #2) Sample Multiplier: 1

Integration File signal 1: PEST1.e  
Integration File signal 2: PEST2.e  
Quant Time: Mar 25 12:57:19 2020  
Quant Method : C:\msdchem\1\methods\ECD5\_QUANTPEST\_200324.M  
Quant Title : Instrument: DualECD5  
QLast Update : Wed Mar 25 12:47:54 2020  
Response via : Initial Calibration  
Integrator: ChemStation 6890 Scale Mode: Small noise peaks clipped

Volume Inj. : 2uL  
Signal #1 Phase : Rtx-CLPesticides Signal #2 Phase: Rtx-CLPesticides2  
Signal #1 Info : 30m X 0.32mm X 0. Signal #2 Info : 30m X 0.32mm X 0.25um

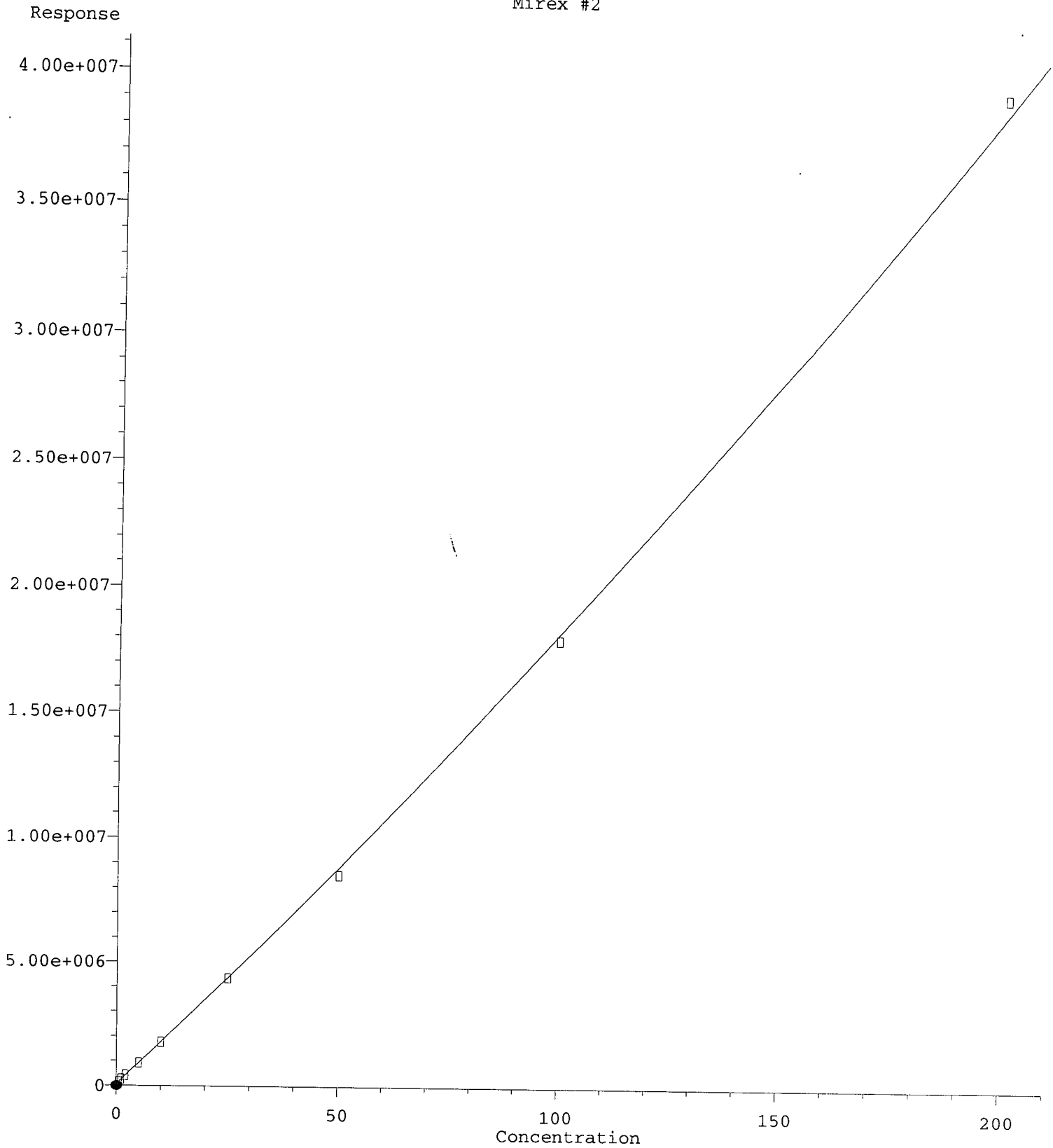


(31) Mirex  
8.631min 5765.317 ng/mL (m) QED  
response 5259

MJB  
3/25/20

(31) Mirex #2  
9.688min 0.475 ng/mL  
response 155731

Mirex #2



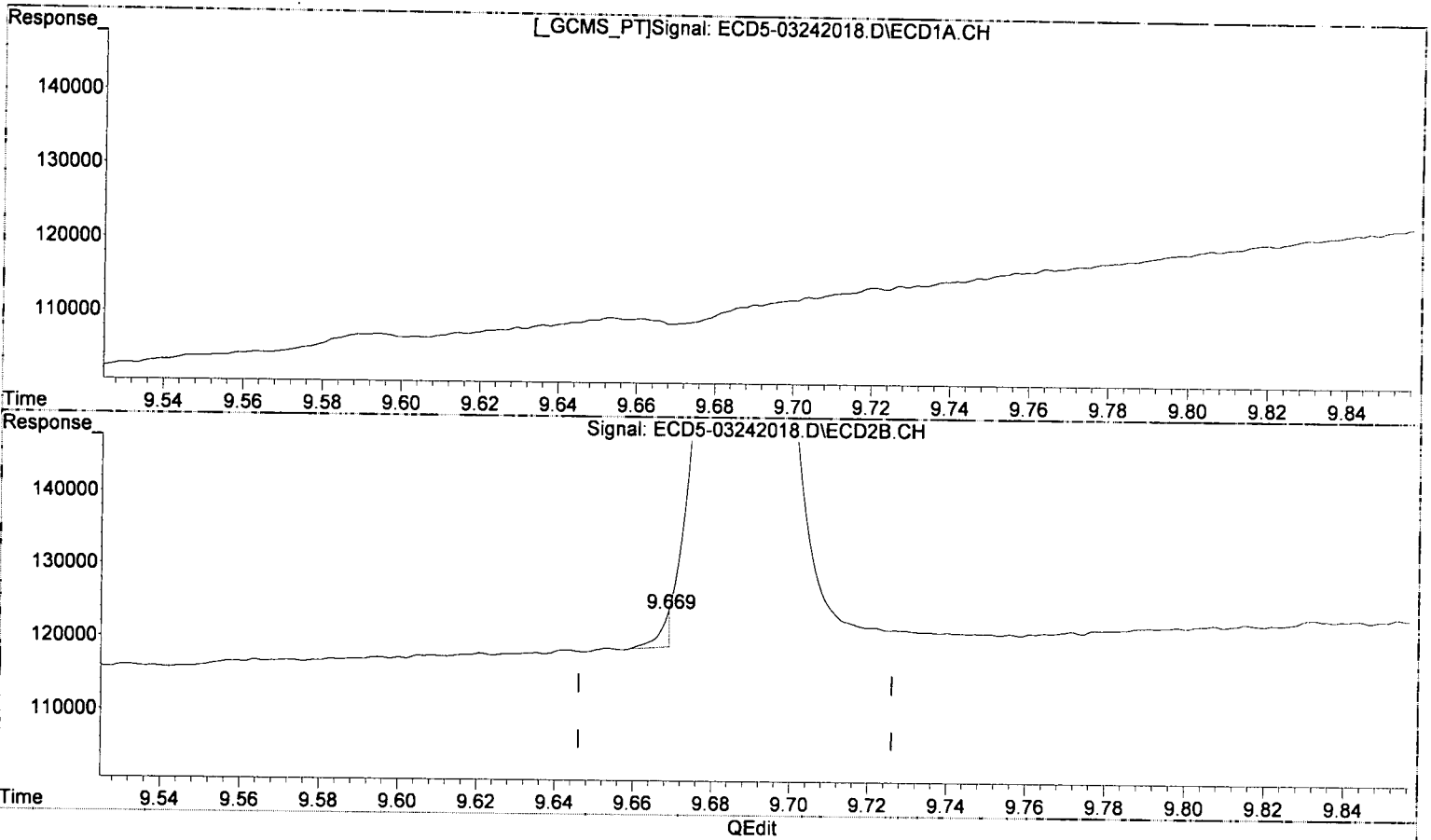
R = 1.21e+002 A\*A + 1.69e+005 A + 7.55e+004  
Coef of Det (r^2) = 0.998  
05/18/2019 Anchor QEA, LLC Gasco PERD BS 2019-4a-b-DEC-CAP Testing Cores Page 471 of 777  
Method Name: C:\msdchem\1\methods\ECD5\_QUANTPEST\_200324.M  
Calibration Table Last Updated: Wed Mar 25 12:55:06 2020

Quantitation Report (Qedit)

Data Path : C:\msdchem\1\data\2020-03\0C24036\REQUANT\  
 Data File : ECD5-03242018.D  
 Signal(s) : Signal #1: ECD1A.CH Signal #2: ECD2B.CH  
 Acq On : 24 Mar 2020 17:24  
 Operator : MJB  
 Sample : 0C24036-CALA  
 Misc : A20C399, 9-42 0.5 ppb  
 ALS Vial : 14 (Sig #1); 0 (Sig #2) Sample Multiplier: 1

Integration File signal 1: PEST1.e  
 Integration File signal 2: PEST2.e  
 Quant Time: Mar 25 12:57:19 2020  
 Quant Method : C:\msdchem\1\methods\ECD5\_QUANTPEST\_200324.M  
 Quant Title : Instrument: DualECD5  
 QLast Update : Wed Mar 25 12:47:54 2020  
 Response via : Initial Calibration  
 Integrator: ChemStation 6890 Scale Mode: Small noise peaks clipped

Volume Inj. : 2uL  
 Signal #1 Phase : Rtx-CLPesticides Signal #2 Phase: Rtx-CLPesticides2  
 Signal #1 Info : 30m X 0.32mm X 0. Signal #2 Info : 30m X 0.32mm X 0.25um

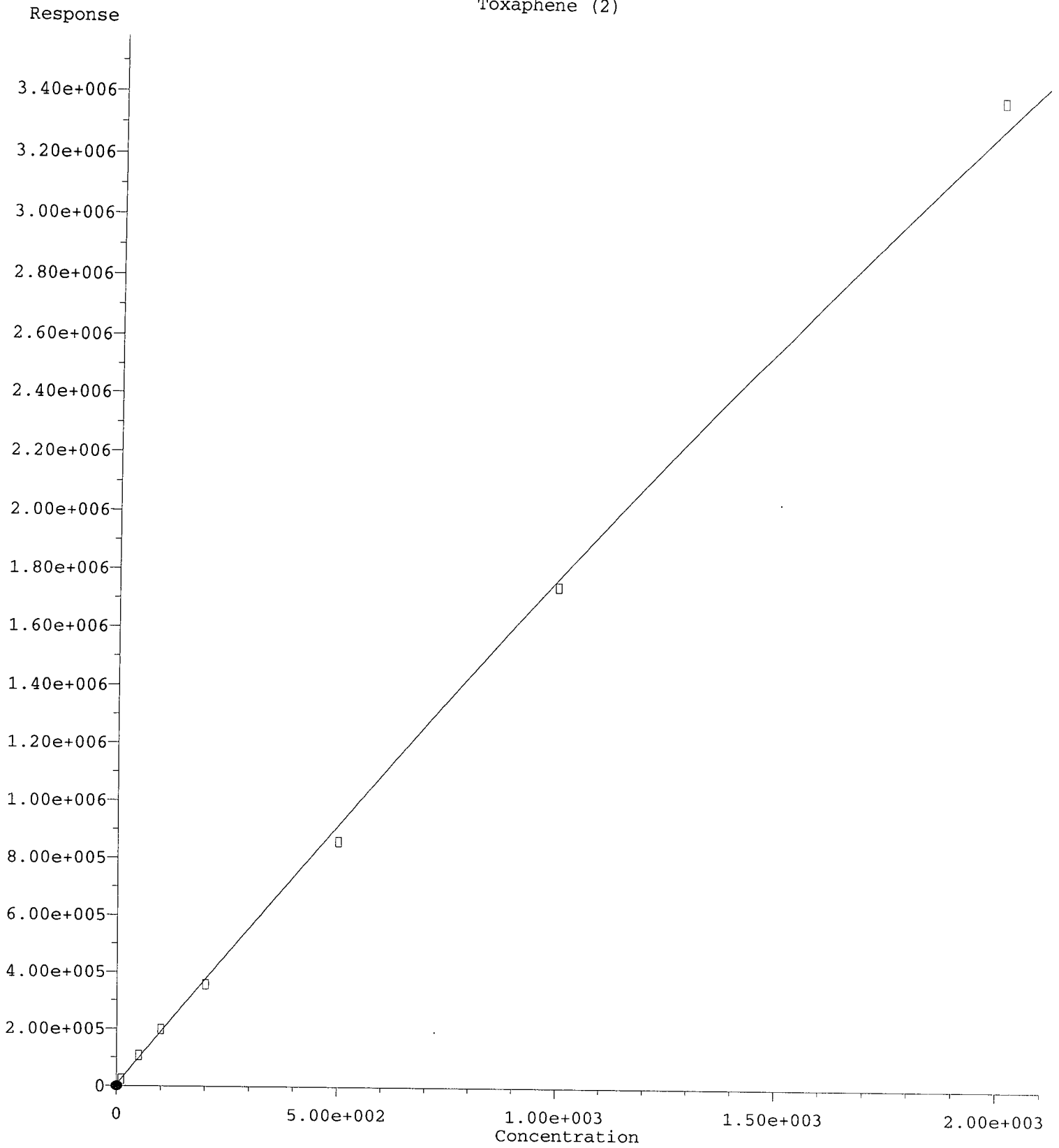


(31) Mirex  
 8.631min 5765.317 ng/mL m  
 response 5259

*MB*  
*3/25/20*

(31) Mirex #2  
 9.669min -0.420 ng/mL (m)  
 response 4657

Toxaphene (2)

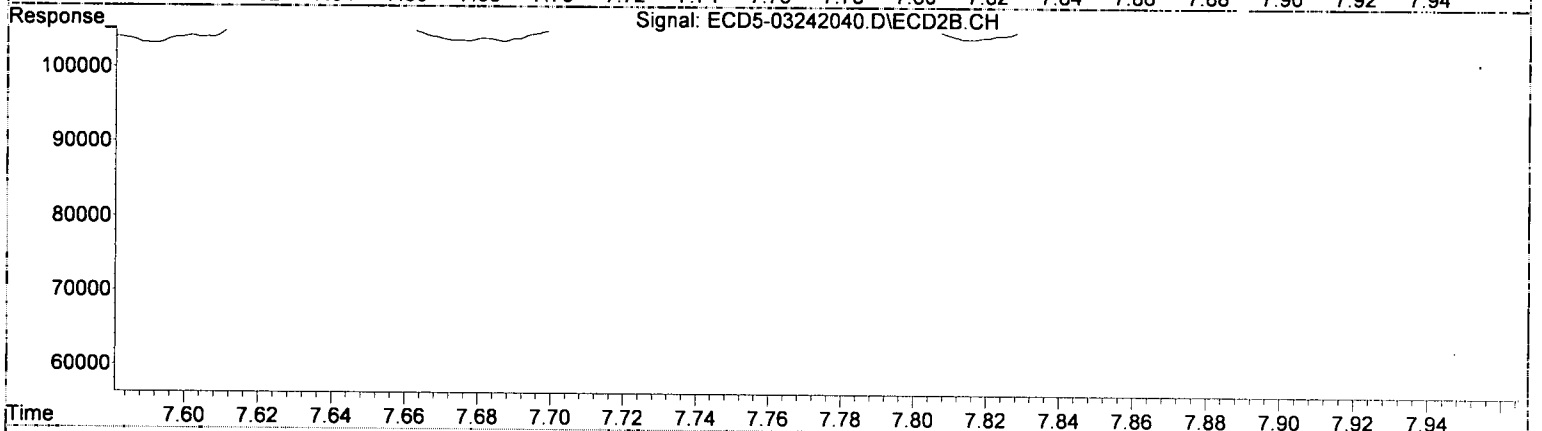
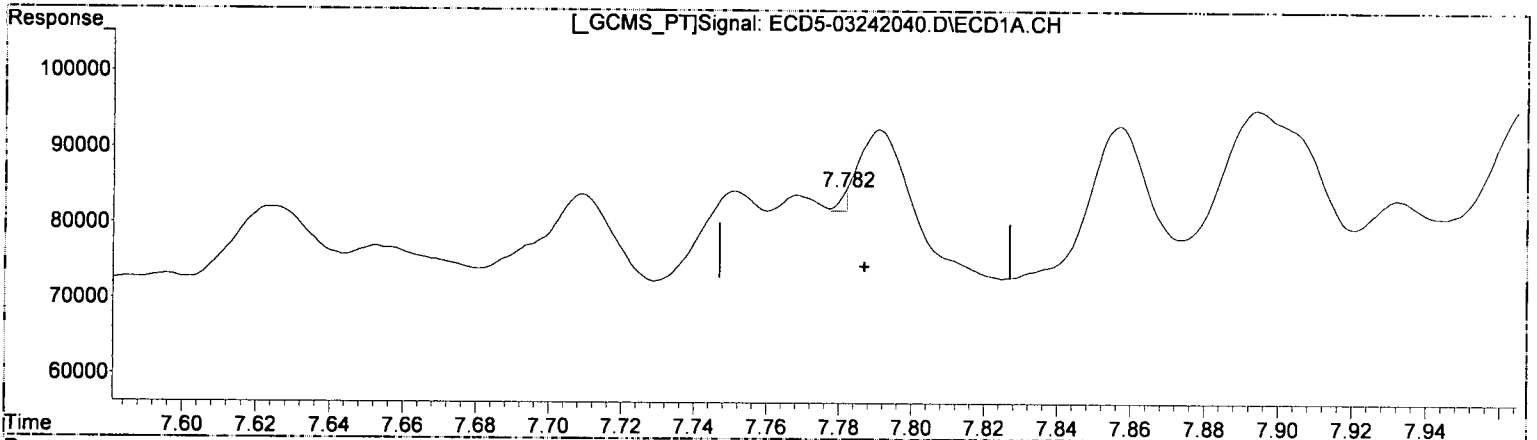


Quantitation Report (Qedit)

Data Path : C:\msdchem\1\data\2020-03\0C24036\REQUANT\  
Data File : ECD5-03242040.D  
Signal(s) : Signal #1: ECD1A.CH Signal #2: ECD2B.CH  
Acq On : 24 Mar 2020 23:39  
Operator : MJB  
Sample : 0C24036-CALQ  
Misc : A20B334, TOX 10 ppb  
ALS Vial : 32 (Sig #1); 0 (Sig #2) Sample Multiplier: 1

Integration File signal 1: PEST1.e  
Integration File signal 2: PEST2.e  
Quant Time: Mar 25 13:03:00 2020  
Quant Method : C:\msdchem\1\methods\ECD5\_QUANTPEST\_200324.M  
Quant Title : Instrument: DualECD5  
QLast Update : Wed Mar 25 12:47:54 2020  
Response via : Initial Calibration  
Integrator: ChemStation 6890 Scale Mode: Small noise peaks clipped

Volume Inj. : 2uL  
Signal #1 Phase : Rtx-CLPesticides Signal #2 Phase: Rtx-CLPesticides2  
Signal #1 Info : 30m X 0.32mm X 0. Signal #2 Info : 30m X 0.32mm X 0.25um



QEdit

(37) Toxaphene (2)

7.782min 16730.285 ng/mL(m) Q-1  
response 2574

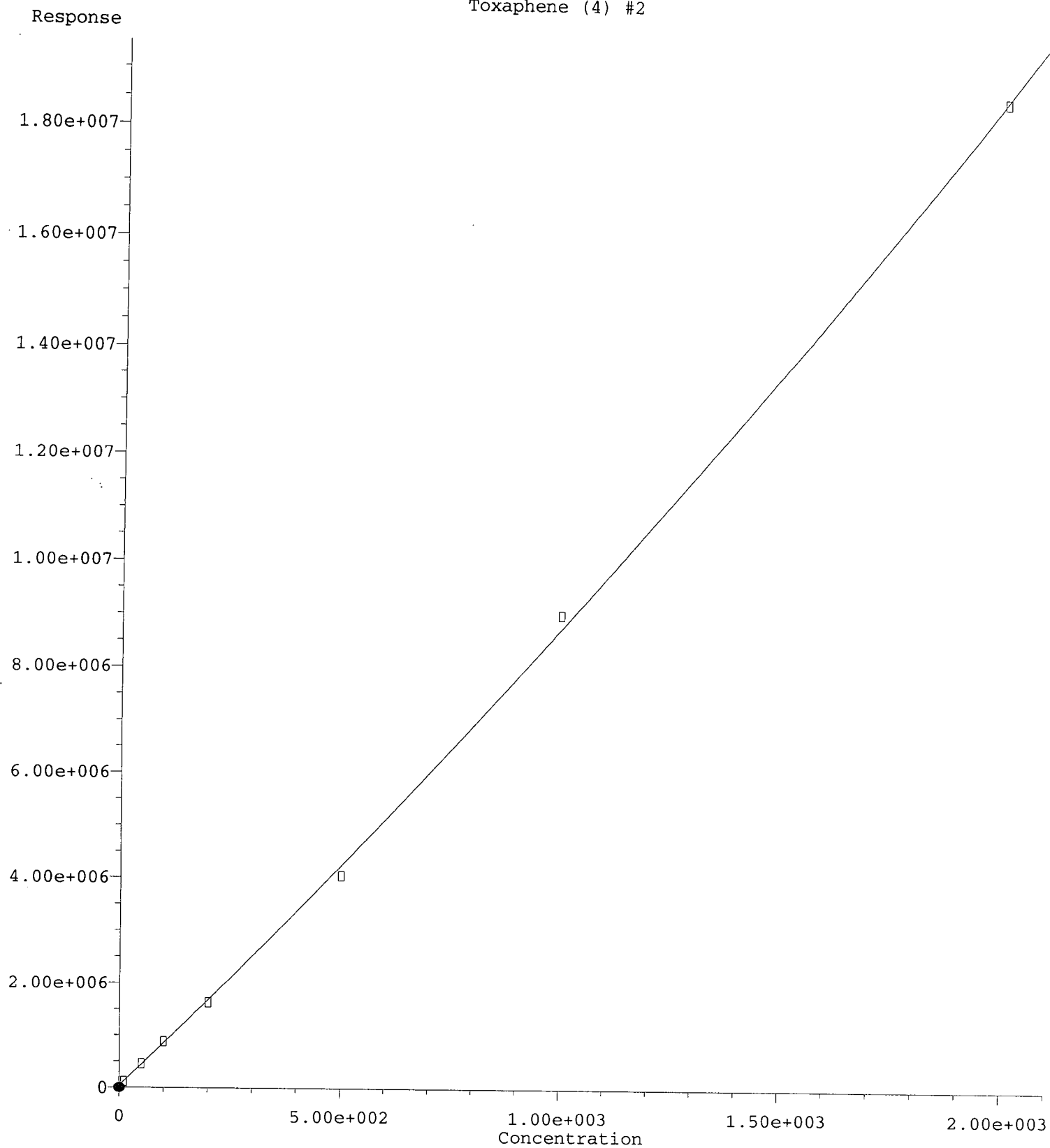
MJB  
3/25/20

(37) Toxaphene (2) #2

8.817min 10.909 ng/mL  
response 38990



Toxaphene (4) #2



$R = 5.68e-001 A^*A + 8.14e+003 A + 3.54e+004$

Coef of Det (r^2) 05/10/2019 09:41:29 AM C:\msdchem\1\methods\ECD5\_QUANTPEST\_200324.M

Method Name: C:\msdchem\1\methods\ECD5\_QUANTPEST\_200324.M

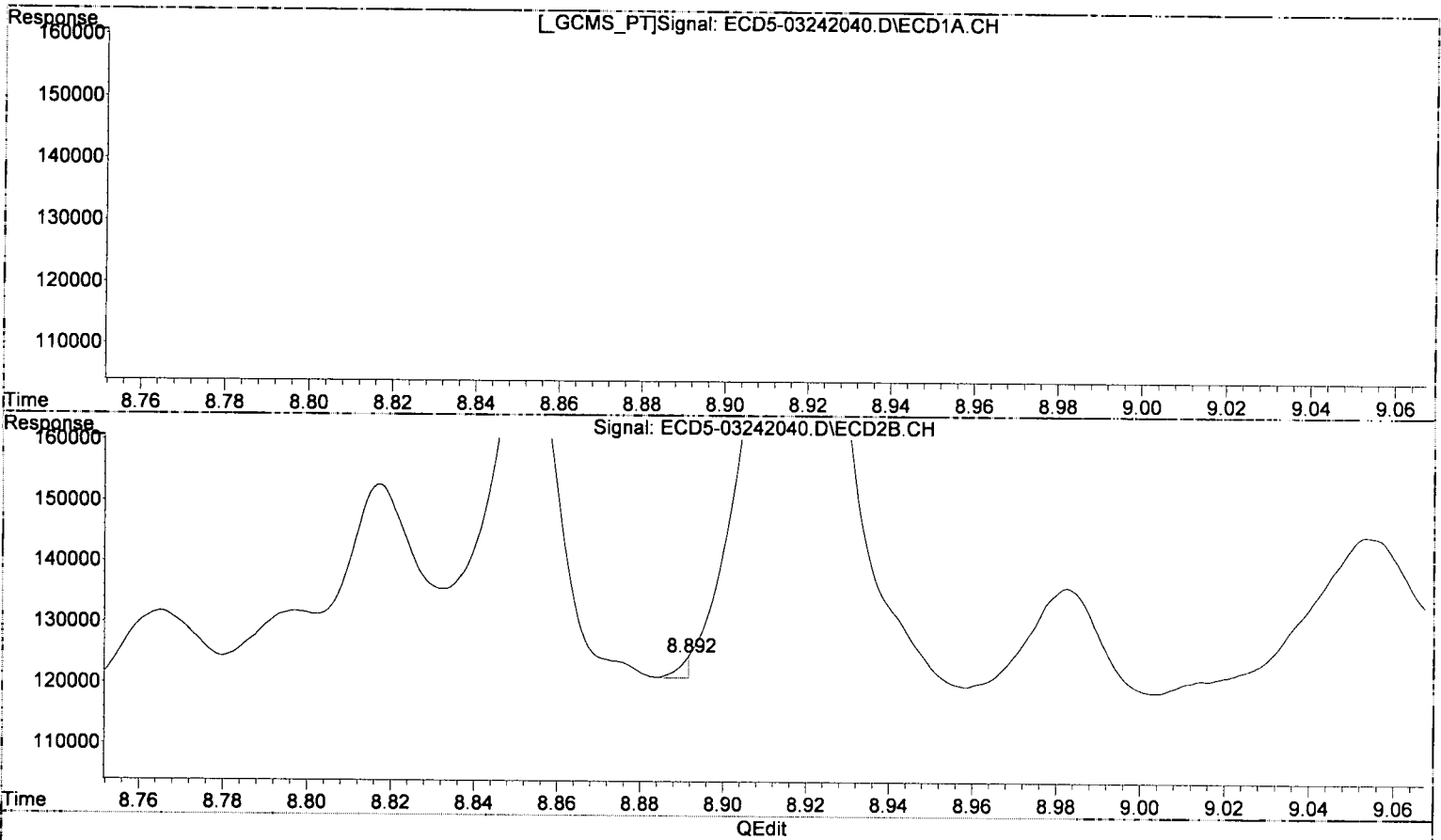
Calibration Table Last Updated: Wed May 25 10:55:26 AM 2019

Quantitation Report (Qedit)

Data Path : C:\msdchem\1\data\2020-03\0C24036\REQUANT\  
Data File : ECD5-03242040.D  
Signal(s) : Signal #1: ECD1A.CH Signal #2: ECD2B.CH  
Acq On : 24 Mar 2020 23:39  
Operator : MJB  
Sample : 0C24036-CALQ  
Misc : A20B334, TOX 10 ppb  
ALS Vial : 32 (Sig #1); 0 (Sig #2) Sample Multiplier: 1

Integration File signal 1: PEST1.e  
Integration File signal 2: PEST2.e  
Quant Time: Mar 25 13:03:00 2020  
Quant Method : C:\msdchem\1\methods\ECD5\_QUANTPEST\_200324.M  
Quant Title : Instrument: DualECD5  
QLast Update : Wed Mar 25 12:47:54 2020  
Response via : Initial Calibration  
Integrator: ChemStation 6890 Scale Mode: Small noise peaks clipped

Volume Inj. : 2uL  
Signal #1 Phase : Rtx-CLPesticides Signal #2 Phase: Rtx-CLPesticides2  
Signal #1 Info : 30m X 0.32mm X 0. Signal #2 Info : 30m X 0.32mm X 0.25um



(39) Toxaphene (4)  
8.343min 12.110 ng/mL  
response 47569

MJB  
7/25/20

(39) Toxaphene (4) #2  
8.892min -3.919 ng/mL(m)  
response 3504

Quantitation Report (Not Reviewed)

Data Path : C:\msdchem\1\data\2020-03\0C24036\  
 Data File : ECD5-03242006.D  
 Signal(s) : Signal #1: ECD1A.CH Signal #2: ECD2B.CH  
 Acq On : 24 Mar 2020 13:58  
 Operator : MJB  
 Sample : 0C24036-ICB1  
 Misc : A20B383  
 ALS Vial : 3 (Sig #1); 0 (Sig #2) Sample Multiplier: 1

Integration File signal 1: PEST1.e  
 Integration File signal 2: PEST2.e  
 Quant Time: Mar 25 15:05:32 2020  
 Quant Method : C:\msdchem\1\methods\ECD5\_QUANTPEST\_200324.M  
 Quant Title : Instrument: DualECD5  
 QLast Update : Wed Mar 25 12:47:54 2020  
 Response via : Initial Calibration  
 Integrator: ChemStation 6890 Scale Mode: Small noise peaks clipped

Volume Inj. : 2uL  
 Signal #1 Phase : Rtx-CLPesticides Signal #2 Phase: Rtx-CLPesticides2  
 Signal #1 Info : 30m X 0.32mm X 0. Signal #2 Info : 30m X 0.32mm X 0.25um

*WB*  
*3/25/20*

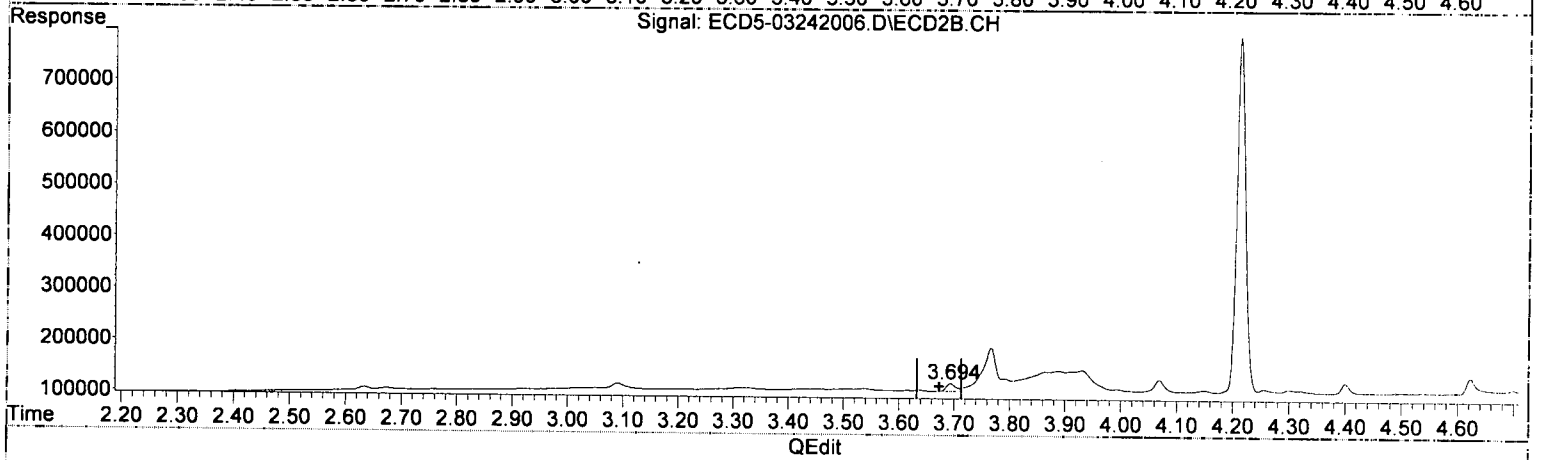
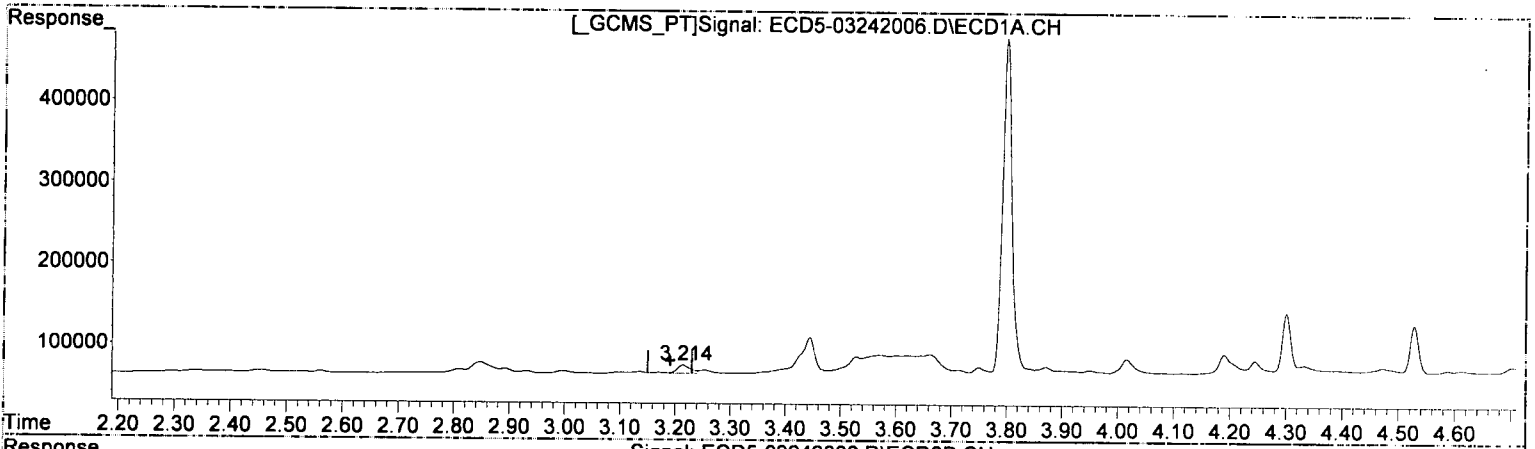
Compound	RT#1	RT#2	Resp#1	Resp#2	ng/mL	ng/mL
<b>System Monitoring Compounds</b>						
1) S TCMX (S)	5.393	5.989	18394794	28643240	95.214	100.204
22) S DCBP (S)	9.591	10.556	15341416	16344635	102.987	96.242
<b>Target Compounds</b>						
2) a-BHC	0.000	0.000	0	0	N.D.	N.D.
3) g-BHC	0.000	0.000	0	0	N.D.	N.D.
4) b-BHC	6.278	0.000	9001	0	0.094	N.D. #
5) Heptachlor	0.000	0.000	0	0	N.D.	N.D.
6) d-BHC	0.000	0.000	0	0	N.D.	N.D.
7) Aldrin	0.000	7.568	0	13132	N.D.	0.040 #
8) Heptachlo...	0.000	0.000	0	0	N.D.	N.D.
9) trans-Chl...	7.407	8.144	8482	11575	0.041	0.038
10) cis-Chlor...	7.509	0.000	8181	0	0.040	N.D. #
11) Endosulfa...	0.000	0.000	0	0	N.D.	N.D.
12) 4,4'-DDE	0.000	0.000	0	0	N.D.	N.D.
13) Dieldrin	7.765f	0.000	1068	0	0.005	N.D. #
14) Endrin	7.942	0.000	1702	0	0.010	N.D. #
15) 4,4'-DDD	0.000	0.000	0	0	N.D.	N.D.
16) Endosulfa...	8.094	8.849	14599	13225	0.087	0.055 #
17) 4,4'-DDT	8.196	8.957f	3331	4449	0.010	0.082 #
18) Endrin Al...	8.376f	9.078f	17067	17352	0.117	0.083 #
19) Endosulfa...	8.734f	0.000	3354	0	0.020	N.D. #
20) Methoxychlor	8.538	0.000	7820	0	BelowCal	N.D.
21) Endrin Ke...	8.900	9.722f	2688	850	0.014 <sup>Q</sup>	0.003 #
23) Hexachlor...	3.215f	3.694f	9983	14471	<del>11064.655</del>	BelowCal #
24) Hexachlor...	5.775	6.475f	23572	6255	BelowCal	BelowCal
25) Oxychlorane	7.247	7.883f	11746	18231	BelowCal	BelowCal
26) 2,4'-DDE	0.000	8.144f	0	11575	N.D.	BelowCal
27) trans-Non...	7.509	0.000	8181	0	BelowCal	N.D.
28) 2,4'-DDD	0.000	0.000	0	0	N.D.	N.D.
29) 2,4'-DDT	7.862	0.000	2271	0	BelowCal	N.D.
30) cis-Nonac...	7.942f	0.000	1702	0	BelowCal	N.D.
31) Mirex	8.649	9.722f	6913	850	<del>5765.304</del>	BelowCal #
32) Chlordane...	7.407	8.144	8482	11575	0.363	0.294
33) Chlordane...	7.509	0.000	8181	0	0.308	N.D. #
34) Chlordane...	8.094f	8.907	14599	46298	2.008	4.524 #
35) Chlordane...	0.000	3.694	0	14471	N.D.	NoCal
36) Toxaphene...	7.509	0.000	8181	0	7.872	N.D. #
37) Toxaphene...	7.765f	8.849f	1068	13225	<del>16731.085</del>	3.700 #
38) Toxaphene...	8.094	8.849	14599	13225	3.581	2.369 #
39) Toxaphene...	8.305f	8.907	35845	46298	9.125	1.341 #
40) Toxaphene...	8.538f	9.078	7820	17352	2.549	3.511 #
41) Toxaphene...	8.649	0.000	6913	0	1.726	N.D. #
42) Toxaphene...	3.661f	3.694	23805	14471	NoCal	NoCal

Quantitation Report (Qedit)

Data Path : C:\msdchem\1\data\2020-03\0C24036\  
Data File : ECD5-03242006.D  
Signal(s) : Signal #1: ECD1A.CH Signal #2: ECD2B.CH  
Acq On : 24 Mar 2020 13:58  
Operator : MJB  
Sample : 0C24036-ICB1  
Misc : A20B383  
ALS Vial : 3 (Sig #1); 0 (Sig #2) Sample Multiplier: 1

Integration File signal 1: PEST1.e  
Integration File signal 2: PEST2.e  
Quant Time: Mar 25 15:05:32 2020  
Quant Method : C:\msdchem\1\methods\ECD5\_QUANTPEST\_200324.M  
Quant Title : Instrument: DualECD5  
QLast Update : Wed Mar 25 12:47:54 2020  
Response via : Initial Calibration  
Integrator: ChemStation 6890 Scale Mode: Small noise peaks clipped

Volume Inj. : 2uL  
Signal #1 Phase : Rtx-CLPesticides Signal #2 Phase: Rtx-CLPesticides2  
Signal #1 Info : 30m X 0.32mm X 0. Signal #2 Info : 30m X 0.32mm X 0.25um



~~(23) Hexachlorobutadiene~~  
3.215min 11064.655 ng/mL *QPA*  
response 9983

*MJB*  
*3/25/20*

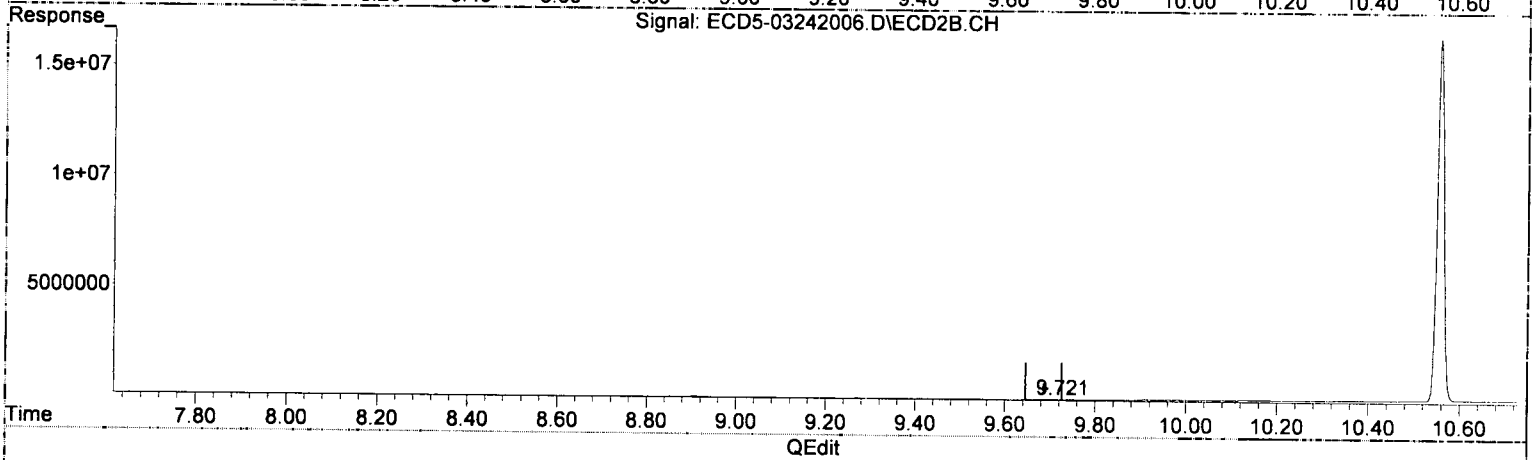
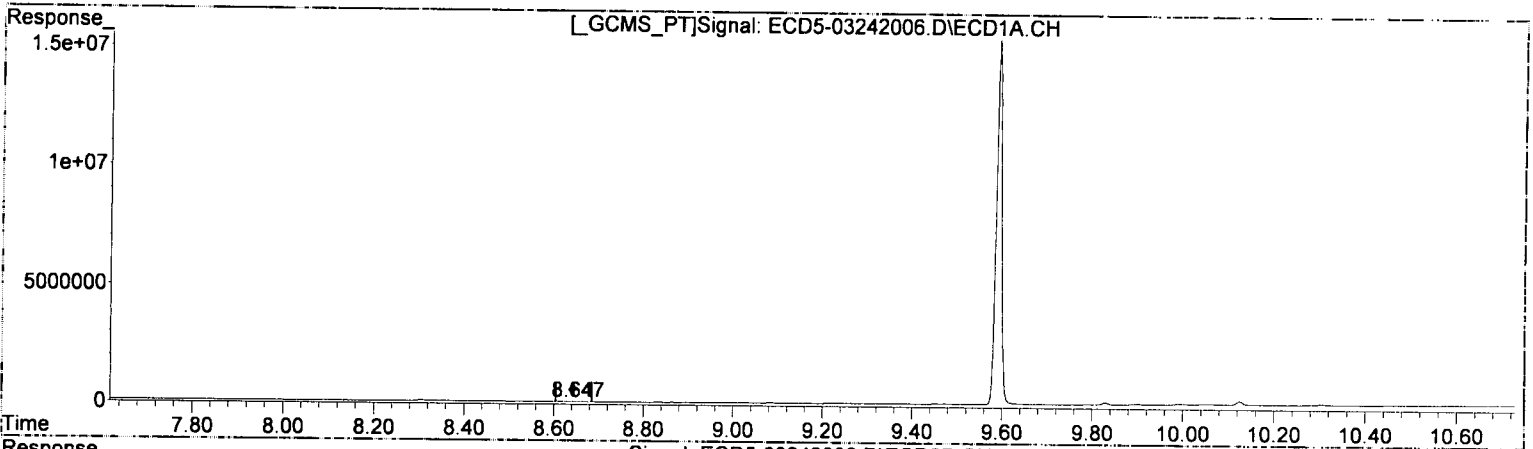
(23) Hexachlorobutadiene #2  
3.694min -0.182 ng/mL  
response 14471

Quantitation Report (Qedit)

Data Path : C:\msdchem\1\data\2020-03\0C24036\  
 Data File : ECD5-03242006.D  
 Signal(s) : Signal #1: ECD1A.CH Signal #2: ECD2B.CH  
 Acq On : 24 Mar 2020 13:58  
 Operator : MJB  
 Sample : 0C24036-ICB1  
 Misc : A20B383  
 ALS Vial : 3 (Sig #1); 0 (Sig #2) Sample Multiplier: 1

Integration File signal 1: PEST1.e  
 Integration File signal 2: PEST2.e  
 Quant Time: Mar 25 15:05:32 2020  
 Quant Method : C:\msdchem\1\methods\ECD5\_QUANTPEST\_200324.M  
 Quant Title : Instrument: DualECD5  
 QLast Update : Wed Mar 25 12:47:54 2020  
 Response via : Initial Calibration  
 Integrator: ChemStation 6890 Scale Mode: Small noise peaks clipped

Volume Inj. : 2uL  
 Signal #1 Phase : Rtx-CLPesticides Signal #2 Phase: Rtx-CLPesticides2  
 Signal #1 Info : 30m X 0.32mm X 0. Signal #2 Info : 30m X 0.32mm X 0.25um



(31) Mirex  
 8.649min 5765.304 ng/mL  
 response 6913

Q-DU

MJB  
 3/25/20

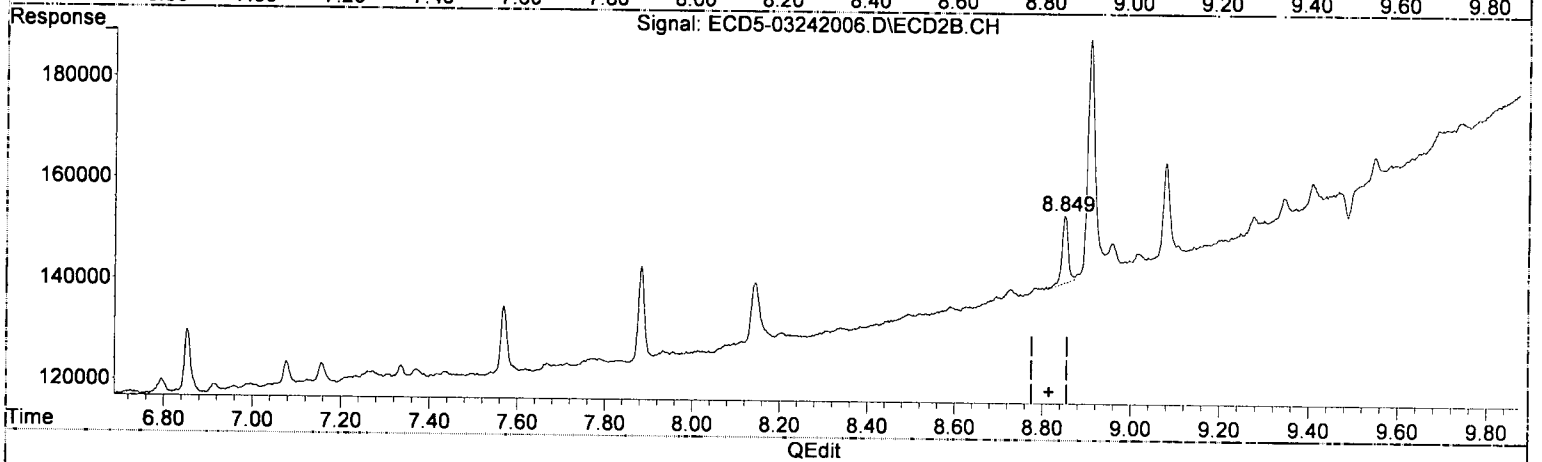
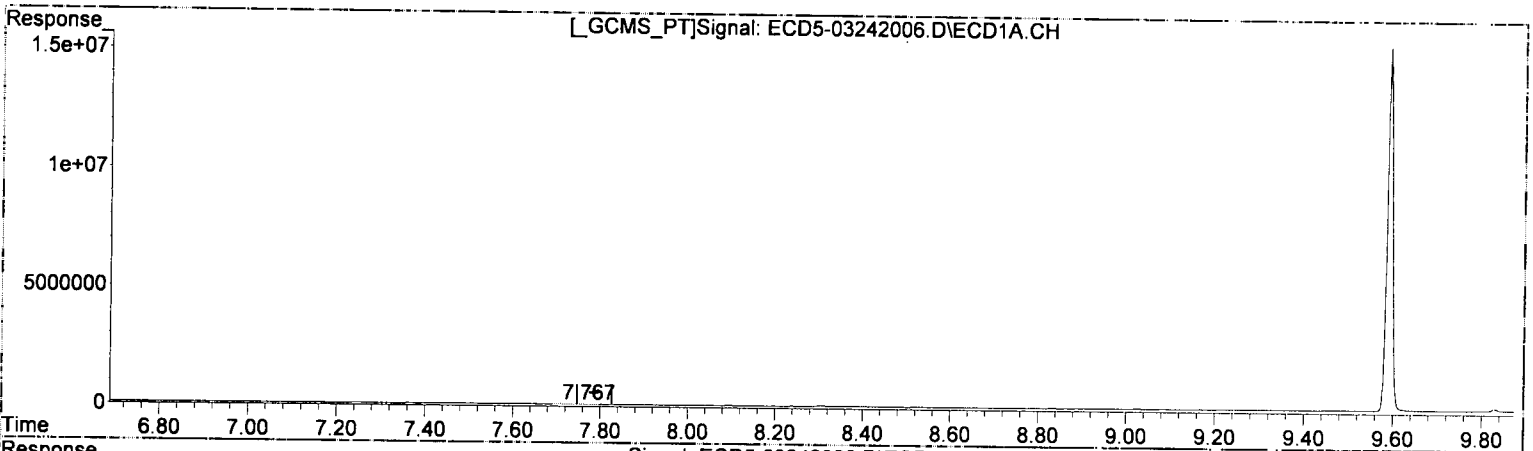
(31) Mirex #2  
 9.722min -0.443 ng/mL  
 response 850

Quantitation Report (Qedit)

Data Path : C:\msdchem\1\data\2020-03\0C24036\  
Data File : ECD5-03242006.D  
Signal(s) : Signal #1: ECD1A.CH Signal #2: ECD2B.CH  
Acq On : 24 Mar 2020 13:58  
Operator : MJB  
Sample : 0C24036-ICB1  
Misc : A20B383  
ALS Vial : 3 (Sig #1); 0 (Sig #2) Sample Multiplier: 1

Integration File signal 1: PEST1.e  
Integration File signal 2: PEST2.e  
Quant Time: Mar 25 15:05:32 2020  
Quant Method : C:\msdchem\1\methods\ECD5\_QUANTPEST\_200324.M  
Quant Title : Instrument: DualECD5  
QLast Update : Wed Mar 25 12:47:54 2020  
Response via : Initial Calibration  
Integrator: ChemStation 6890 Scale Mode: Small noise peaks clipped

Volume Inj. : 2uL  
Signal #1 Phase : Rtx-CLPesticides Signal #2 Phase: Rtx-CLPesticides2  
Signal #1 Info : 30m X 0.32mm X 0. Signal #2 Info : 30m X 0.32mm X 0.25um



~~(37) Toxaphene (2)  
7.765min 16731.085 ng/mL Q-D61  
response 1088~~

MJB  
3/25/20

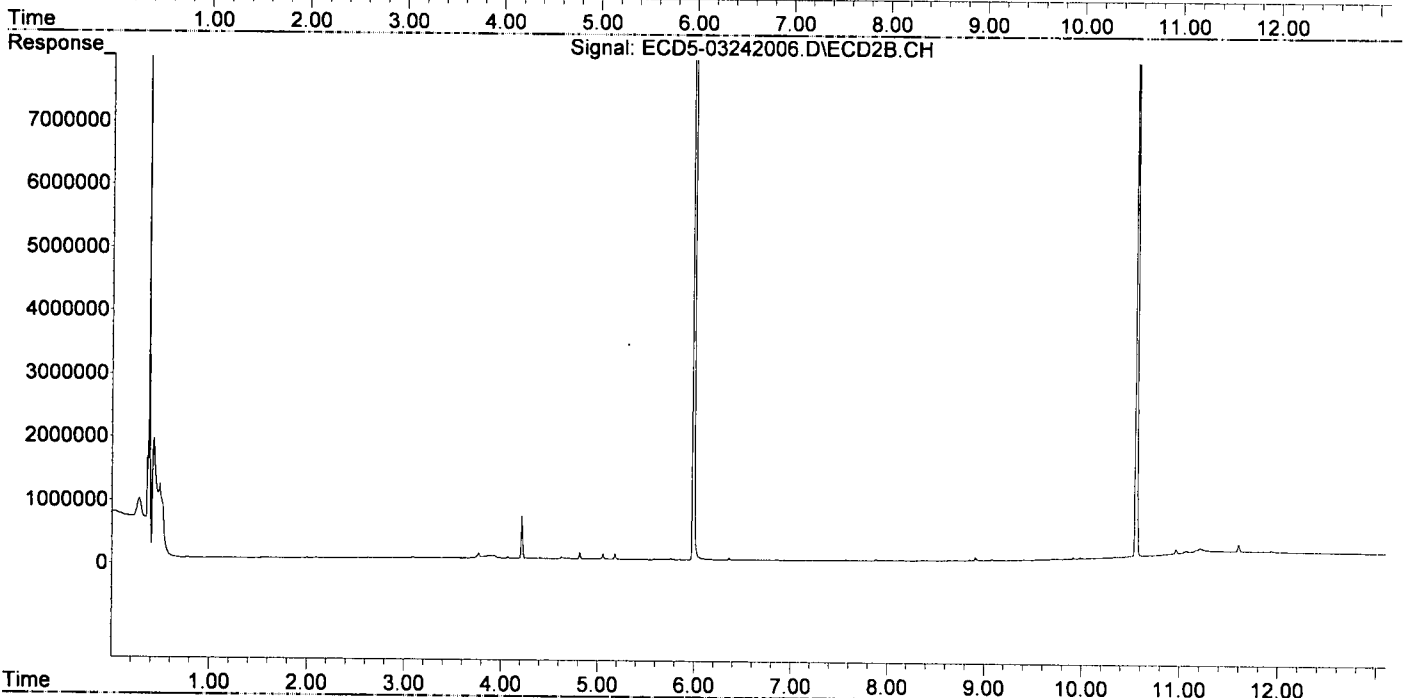
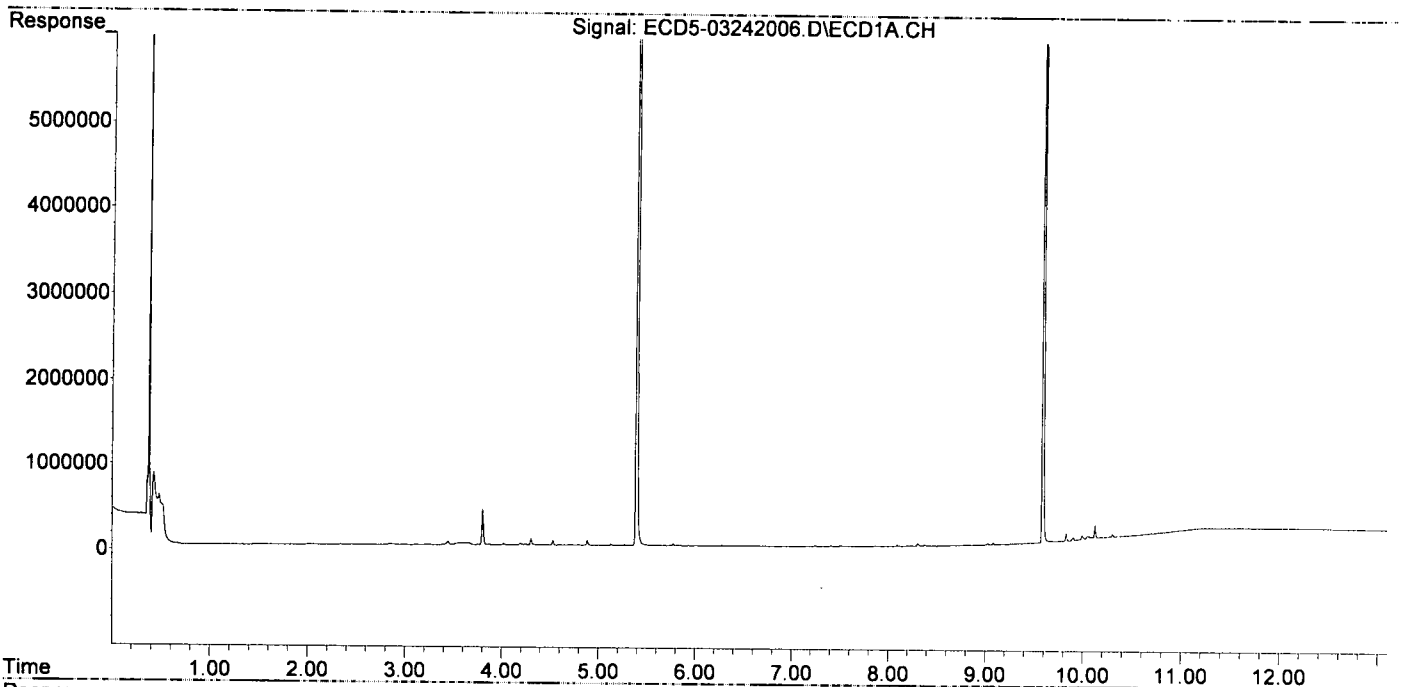
(37) Toxaphene (2) #2  
8.849min 3.700 ng/mL  
response 13225

Quantitation Report (Not Reviewed)

Data Path : C:\msdchem\1\data\2020-03\0C24036\  
Data File : ECD5-03242006.D  
Signal(s) : Signal #1: ECD1A.CH Signal #2: ECD2B.CH  
Acq On : 24 Mar 2020 13:58  
Operator : MJB  
Sample : 0C24036-ICB1  
Misc : A20B383  
ALS Vial : 3 (Sig #1); 0 (Sig #2) Sample Multiplier: 1

Integration File signal 1: PEST1.e  
Integration File signal 2: PEST2.e  
Quant Time: Mar 25 15:05:32 2020  
Quant Method : C:\msdchem\1\methods\ECD5\_QUANTPEST\_200324.M  
Quant Title : Instrument: DualECD5  
QLast Update : Wed Mar 25 12:47:54 2020  
Response via : Initial Calibration  
Integrator: ChemStation 6890 Scale Mode: Small noise peaks clipped

Volume Inj. : 2uL  
Signal #1 Phase : Rtx-CLPesticides Signal #2 Phase: Rtx-CLPesticides2  
Signal #1 Info : 30m X 0.32mm X 0. Signal #2 Info : 30m X 0.32mm X 0.25um



Data Path : C:\msdchem\1\data\2020-03\0C24036\  
 Data File : ECD5-03242016.D  
 Signal(s) : Signal #1: ECD1A.CH Signal #2: ECD2B.CH  
 Acq On : 24 Mar 2020 16:50  
 Operator : MJB  
 Sample : 0C24036-IBL1  
 Misc : Instrument Blank  
 ALS Vial : 1 (Sig #1); 0 (Sig #2) Sample Multiplier: 1

Integration File signal 1: PEST1.e  
 Integration File signal 2: PEST2.e  
 Quant Time: Mar 25 15:05:36 2020  
 Quant Method : C:\msdchem\1\methods\ECD5\_QUANTPEST\_200324.M  
 Quant Title : Instrument: DualECD5  
 QLast Update : Wed Mar 25 12:47:54 2020  
 Response via : Initial Calibration  
 Integrator: ChemStation 6890 Scale Mode: Small noise peaks clipped

Volume Inj. : 2uL  
 Signal #1 Phase : Rtx-CLPesticides Signal #2 Phase: Rtx-CLPesticides2  
 Signal #1 Info : 30m X 0.32mm X 0. Signal #2 Info : 30m X 0.32mm X 0.25um

MJB  
3/25/20

Compound	RT#1	RT#2	Resp#1	Resp#2	ng/mL	ng/mL
<b>System Monitoring Compounds</b>						
1) S TCMX (S)	5.368f	5.952f	11104	7124	0.057	0.025 #
22) S DCBP (S)	9.589	0.000	5245	0	BelowCal	N.D.
<b>Target Compounds</b>						
2) a-BHC	5.922	0.000	6418	0	0.024	N.D. #
3) g-BHC	6.211	0.000	10173	0	0.044	N.D. #
4) b-BHC	6.273	0.000	6619	0	0.069	N.D. #
5) Heptachlor	0.000	0.000	0	0	N.D.	N.D.
6) d-BHC	6.443	7.232	8373	15830	0.043	0.048
7) Aldrin	0.000	0.000	0	0	N.D.	N.D.
8) Heptachlo...	7.345	0.000	8435	0	0.041	N.D. #
9) trans-Chl...	0.000	8.144	0	8146	N.D.	0.027 #
10) cis-Chlor...	7.514	0.000	5600	0	0.027	N.D. #
11) Endosulfa...	0.000	0.000	0	0	N.D.	N.D.
12) 4,4'-DDE	0.000	0.000	0	0	N.D.	N.D.
13) Dieldrin	0.000	8.492	0	4969	N.D.	0.017 #
14) Endrin	0.000	0.000	0	0	N.D.	N.D.
15) 4,4'-DDD	8.001	0.000	1681	0	0.010	N.D. #
16) Endosulfa...	8.108	8.866	7907	11224	0.047	0.047
17) 4,4'-DDT	8.156f	9.004	1529	6580	BelowCal	0.095
18) Endrin Al...	8.400	9.104	25319	34361	0.173	0.165
19) Endosulfa...	8.702	9.294	22975	28937	0.140	0.127
20) Methoxychlor	8.532	0.000	1152	0	BelowCal	N.D.
21) Endrin Ke...	8.895	9.694	9640	13750	0.050	0.055
23) Hexachlor...	3.209	3.665	12651	10234	<del>11064-641</del>	BelowCal #
24) Hexachlor...	5.763	6.471	12449	9073	BelowCal	BelowCal
25) Oxychlorane	7.243	7.880f	10006	15538	BelowCal	BelowCal
26) 2,4'-DDE	7.345	8.144f	8435	8146	BelowCal	BelowCal
27) trans-Non...	7.514	0.000	5600	0	BelowCal	N.D.
28) 2,4'-DDD	0.000	8.492	0	4969	N.D.	BelowCal
29) 2,4'-DDT	0.000	0.000	0	0	N.D.	N.D.
30) cis-Nonac...	8.001f	0.000	1681	0	BelowCal	N.D.
31) Mirex	8.636	9.694	1030	13750	<del>5765-349</del>	BelowCal #
32) Chlordane...	0.000	8.144	0	8146	N.D.	0.207 #
33) Chlordane...	7.514	0.000	5600	0	0.211	N.D. #
34) Chlordane...	0.000	8.906	0	43159	N.D.	4.218 #
35) Chlordane...	3.672f	3.690	24905	20865	NoCal	NoCal
36) Toxaphene...	7.514	8.492f	5600	4969	5.389	1.767 #
37) Toxaphene...	0.000	8.846f	0	8264	N.D.	2.312 #
38) Toxaphene...	8.108	8.846	7907	8264	1.940	1.480
39) Toxaphene...	8.305f	8.906	28924	43159	7.363	0.955 #
40) Toxaphene...	8.592f	9.104	2032	34361	0.663	6.953 #
41) Toxaphene...	8.636	0.000	1030	0	0.257	N.D. #
42) Toxaphene...	3.672f	3.690	24905	20865	NoCal	NoCal

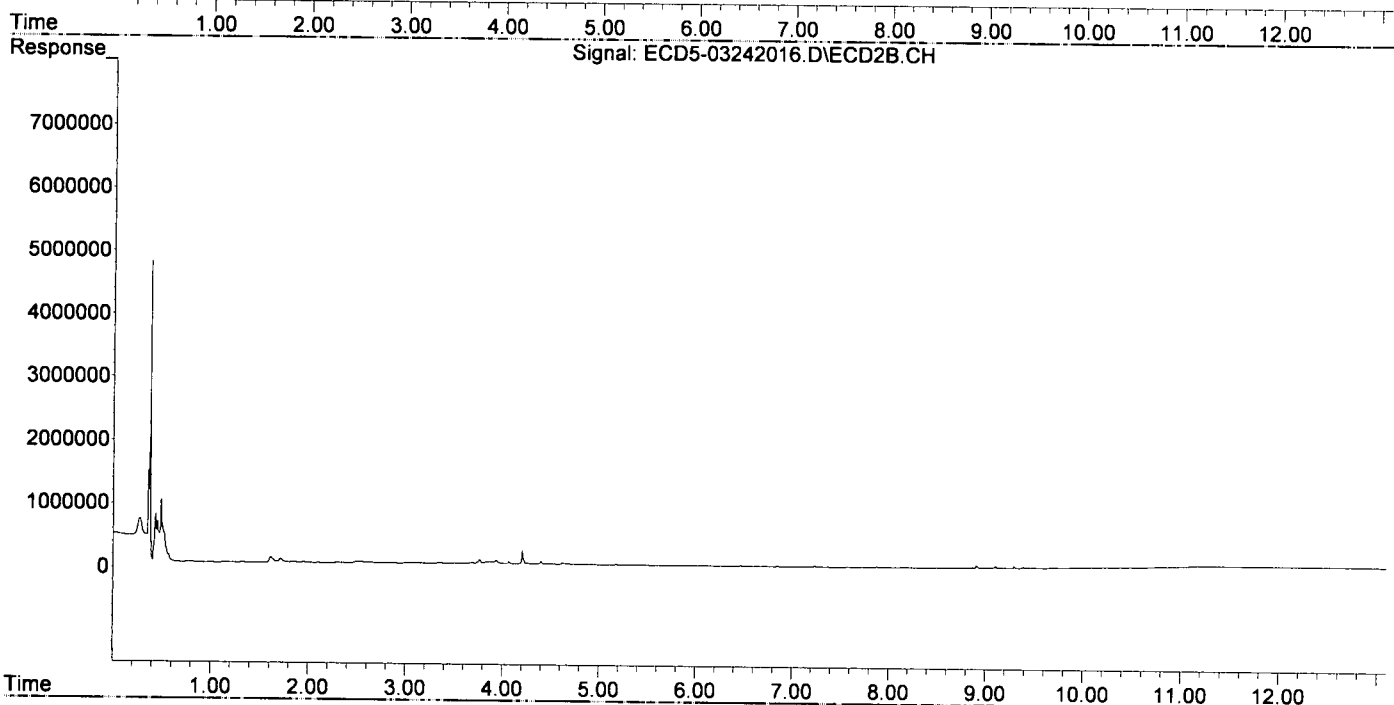
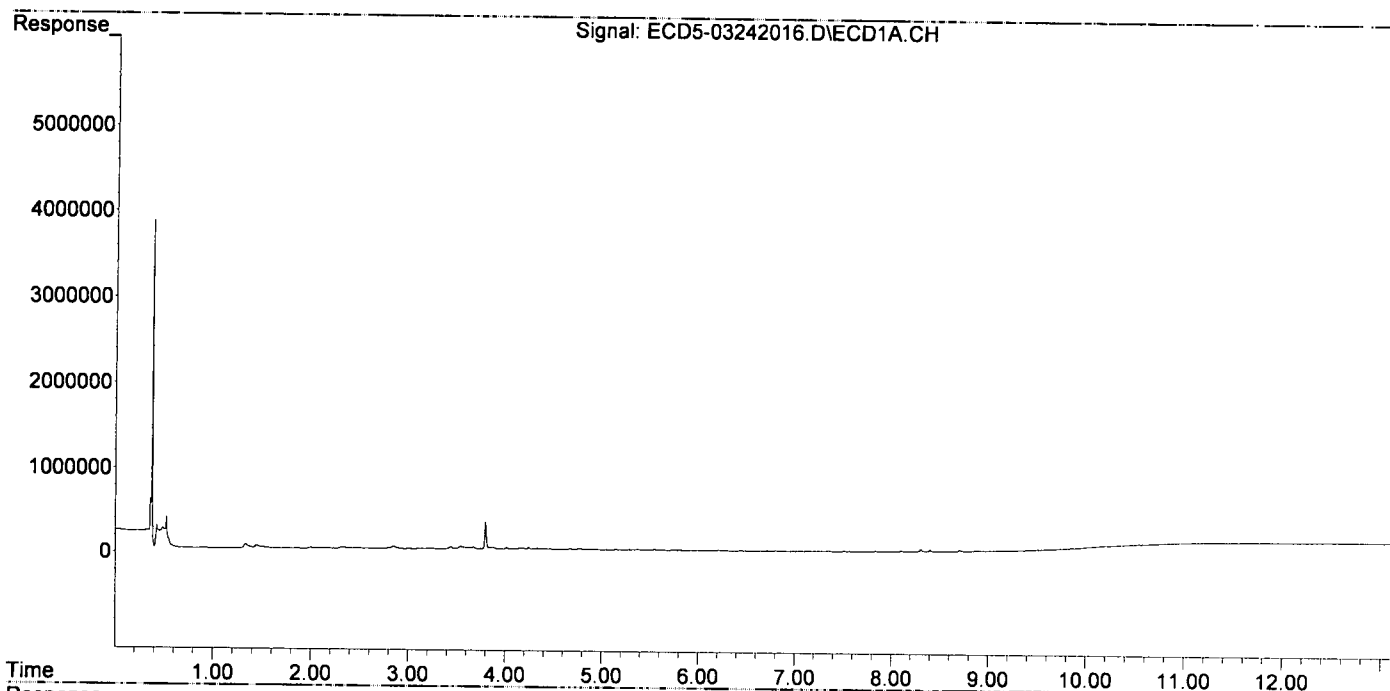


Quantitation Report (Not Reviewed)

Data Path : C:\msdchem\1\data\2020-03\0C24036\  
Data File : ECD5-03242016.D  
Signal(s) : Signal #1: ECD1A.CH Signal #2: ECD2B.CH  
Acq On : 24 Mar 2020 16:50  
Operator : MJB  
Sample : 0C24036-IBL1  
Misc : Instrument Blank  
ALS Vial : 1 (Sig #1); 0 (Sig #2) Sample Multiplier: 1

Integration File signal 1: PEST1.e  
Integration File signal 2: PEST2.e  
Quant Time: Mar 25 15:05:36 2020  
Quant Method : C:\msdchem\1\methods\ECD5\_QUANTPEST\_200324.M  
Quant Title : Instrument: DualECD5  
QLast Update : Wed Mar 25 12:47:54 2020  
Response via : Initial Calibration  
Integrator: ChemStation 6890 Scale Mode: Small noise peaks clipped

Volume Inj. : 2uL  
Signal #1 Phase : Rtx-CLPesticides Signal #2 Phase: Rtx-CLPesticides2  
Signal #1 Info : 30m X 0.32mm X 0. Signal #2 Info : 30m X 0.32mm X 0.25um



Data Path : C:\msdchem\1\data\2020-03\0C24036\  
 Data File : ECD5-03242017.D  
 Signal(s) : Signal #1: ECD1A.CH Signal #2: ECD2B.CH  
 Acq On : 24 Mar 2020 17:07  
 Operator : MJB  
 Sample : 0C24036-ICV1  
 Misc : A20C164, AB 50 ppb  
 ALS Vial : 13 (Sig #1); 0 (Sig #2) Sample Multiplier: 1

Integration File signal 1: PEST1.e  
 Integration File signal 2: PEST2.e  
 Quant Time: Mar 25 15:05:40 2020  
 Quant Method : C:\msdchem\1\methods\ECD5\_QUANTPEST\_200324.M  
 Quant Title : Instrument: DualECD5  
 QLast Update : Wed Mar 25 12:47:54 2020  
 Response via : Initial Calibration  
 Integrator: ChemStation 6890 Scale Mode: Small noise peaks clipped

Volume Inj. : 2uL  
 Signal #1 Phase : Rtx-CLPesticides Signal #2 Phase: Rtx-CLPesticides2  
 Signal #1 Info : 30m X 0.32mm X 0. Signal #2 Info : 30m X 0.32mm X 0.25um

MJB  
3/24/20

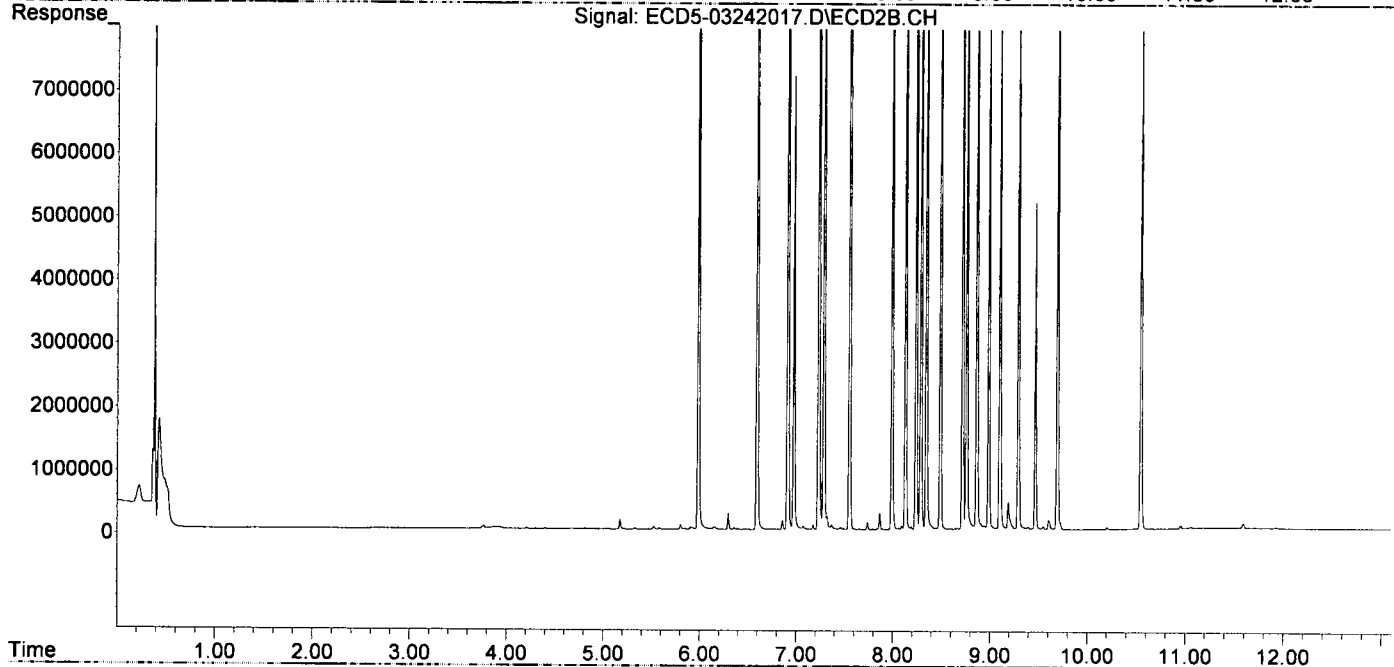
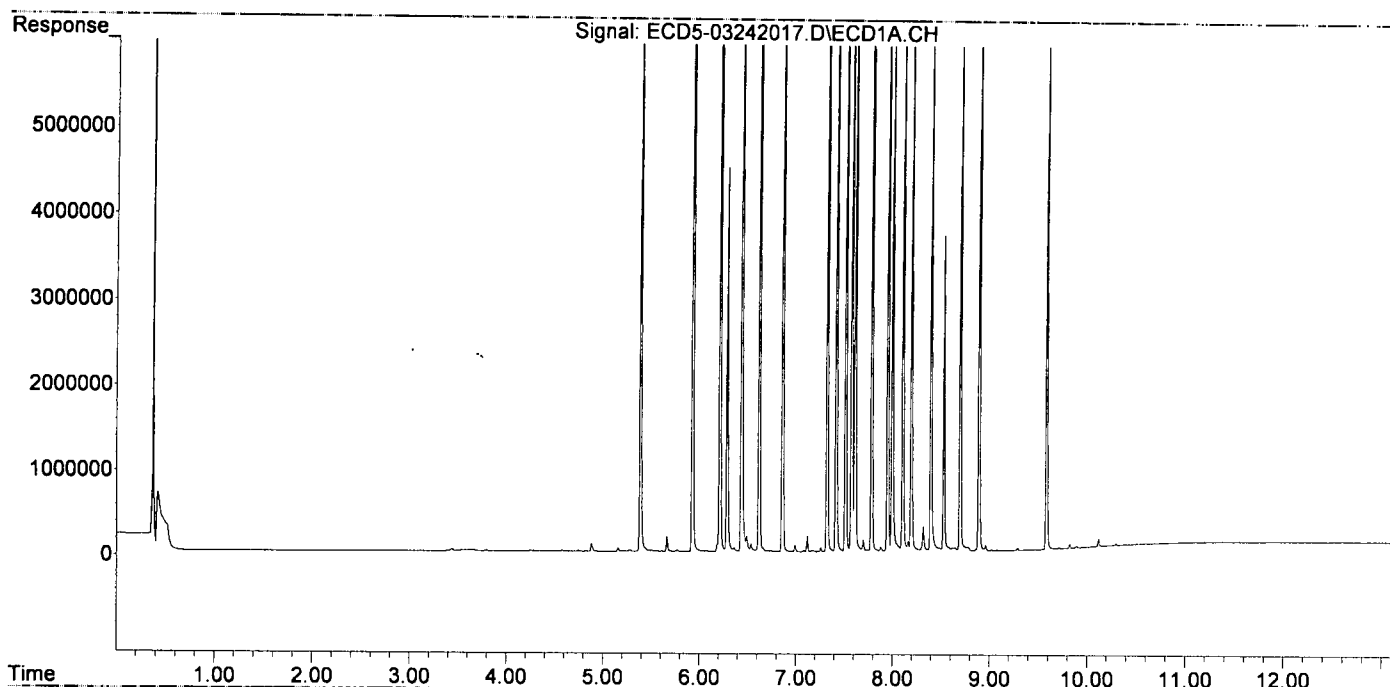
Compound	RT#1	RT#2	Resp#1	Resp#2	ng/mL	ng/mL
System Monitoring Compounds						
1) S TCMX (S)	5.390	5.986	9367464	14162650	48.487	49.546
22) S DCBP (S)	9.587	10.551	7557509	8242843	50.690	48.536
Target Compounds						
2) a-BHC	5.930	6.594	12755410	21106016	48.465	52.087
3) g-BHC	6.212	6.912	11558353	18810869	50.529	53.173
4) b-BHC	6.288	6.975	4480204	7173116	46.830	47.810
5) Heptachlor	6.621	7.287	10462925	16727203	46.964	49.910
6) d-BHC	6.438	7.232	10021417	17243006	51.359	52.803
7) Aldrin	6.863	7.553	10846463	17010897	48.853	52.200
8) Heptachlo...	7.324	7.992	9648290	14801988	47.076	49.730
9) trans-Chl...	7.419	8.132	10168721	15470981	48.780	51.068
10) cis-Chlor...	7.516	8.239	9585994	14412892	46.810	49.670
11) Endosulfa...	7.614	8.290	9152108	14115143	47.337	51.948
12) 4,4'-DDE	7.577	8.346	9740532	15078544	49.417	52.659
13) Dieldrin	7.786	8.491	10393509	15742955	48.920	52.915
14) Endrin	7.951	8.719	8587119	12377217	50.238	54.053
15) 4,4'-DDD	7.999	8.761	8211836	12285732	50.247	51.060
16) Endosulfa...	8.107	8.866	8473302	12707871	50.573	52.971
17) 4,4'-DDT	8.196	8.989	7415118	10736571	55.443	56.766
18) Endrin Al...	8.398	9.103	7112332	10089160	48.591	48.505
19) Endosulfa...	8.700	9.293	8207473	12126919	49.913	53.260
20) Methoxychlor	8.531	9.468	3696308	5135459	54.110	54.745
21) Endrin Ke...	8.894	9.694	9153251	12814194	47.931	51.397
23) Hexachlor...	0.000	0.000	0	0	N.D.	N.D.
24) Hexachlor...	5.771	6.472f	22849	6484	BelowCal	BelowCal
25) Oxychlorthane	7.260	7.897f	51933	10381	0.051	BelowCal #
26) 2,4'-DDE	7.324	8.132	9648290	15470981	77.954	78.857
27) trans-Non...	7.516	8.193	9585994	48640	50.518	BelowCal #
28) 2,4'-DDD	7.699	8.491	136731	15742955	1.010	90.245 #
29) 2,4'-DDT	7.881	8.719	54444	12377217	0.346	76.433 #
30) cis-Nonac...	7.999f	8.761	8211836	12285732	40.058	40.745
31) Mirex	8.648	9.694	42653	12814194	5765.031	71.814 #
32) Chlordane...	7.419	8.132	10168721	15470981	435.638	392.623
33) Chlordane...	7.516	8.239	9585994	14412892	361.022	440.105
34) Chlordane...	0.000	8.866f	0	12707871	N.D.	1241.823 #
35) Chlordane...	3.667f	0.000	12780	0	NoCal	N.D.
36) Toxaphene...	7.516f	8.491f	9585994	15742955	9224.477	5597.720 #
37) Toxaphene...	7.786	0.000	10393509	0	BelowCal	N.D.
38) Toxaphene...	8.107	8.866	8473302	12707871	2078.547	2275.960
39) Toxaphene...	8.319f	8.947f	293570	63947	74.735	3.509 #
40) Toxaphene...	8.531f	9.103	3696308	10089160	1204.997	2041.648 #
41) Toxaphene...	8.648	9.468	42653	5135459	10.648	950.212 #
42) Toxaphene...	3.667f	0.000	12780	0	NoCal	N.D.

Quantitation Report (Not Reviewed)

Data Path : C:\msdchem\1\data\2020-03\0C24036\  
Data File : ECD5-03242017.D  
Signal(s) : Signal #1: ECD1A.CH Signal #2: ECD2B.CH  
Acq On : 24 Mar 2020 17:07  
Operator : MJB  
Sample : 0C24036-ICV1  
Misc : A20C164, AB 50 ppb  
ALS Vial : 13 (Sig #1); 0 (Sig #2) Sample Multiplier: 1

Integration File signal 1: PEST1.e  
Integration File signal 2: PEST2.e  
Quant Time: Mar 25 15:05:40 2020  
Quant Method : C:\msdchem\1\methods\ECD5\_QUANTPEST\_200324.M  
Quant Title : Instrument: DualECD5  
QLast Update : Wed Mar 25 12:47:54 2020.  
Response via : Initial Calibration  
Integrator: ChemStation 6890 Scale Mode: Small noise peaks clipped

Volume Inj. : 2uL  
Signal #1 Phase : Rtx-CLPesticides Signal #2 Phase: Rtx-CLPesticides2  
Signal #1 Info : 30m X 0.32mm X 0. Signal #2 Info : 30m X 0.32mm X 0.25um



Data Path : C:\msdchem\1\data\2020-03\0C24036\  
 Data File : ECD5-03242029.D  
 Signal(s) : Signal #1: ECD1A.CH Signal #2: ECD2B.CH  
 Acq On : 24 Mar 2020 20:31  
 Operator : MJB  
 Sample : 0C24036-IBL2  
 Misc : Instrument Blank  
 ALS Vial : 1 (Sig #1); 0 (Sig #2) Sample Multiplier: 1

Integration File signal 1: PEST1.e  
 Integration File signal 2: PEST2.e  
 Quant Time: Mar 25 15:05:44 2020  
 Quant Method : C:\msdchem\1\methods\ECD5\_QUANTPEST\_200324.M  
 Quant Title : Instrument: DualECD5  
 QLast Update : Wed Mar 25 12:47:54 2020  
 Response via : Initial Calibration  
 Integrator: ChemStation 6890 Scale Mode: Small noise peaks clipped

Volume Inj. : 2uL  
 Signal #1 Phase : Rtx-CLPesticides Signal #2 Phase: Rtx-CLPesticides2  
 Signal #1 Info : 30m X 0.32mm X 0. Signal #2 Info : 30m X 0.32mm X 0.25um

*MB*  
*3/25/20*

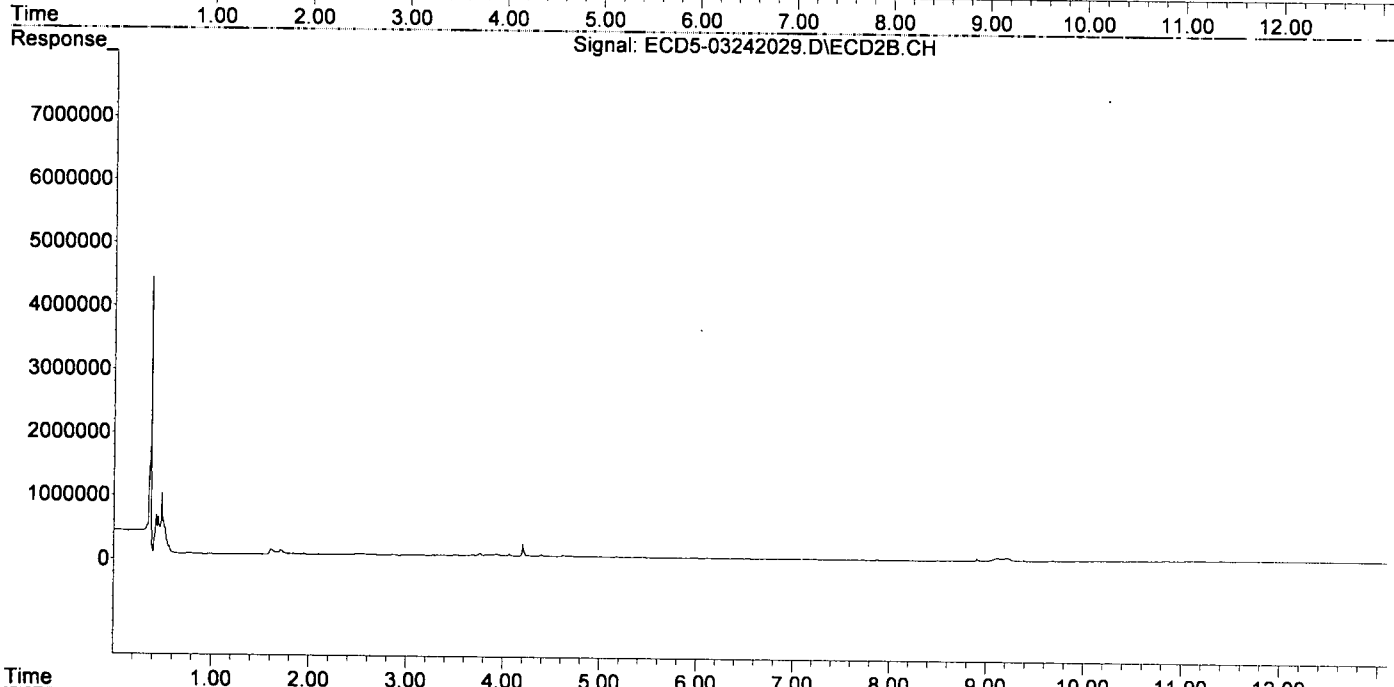
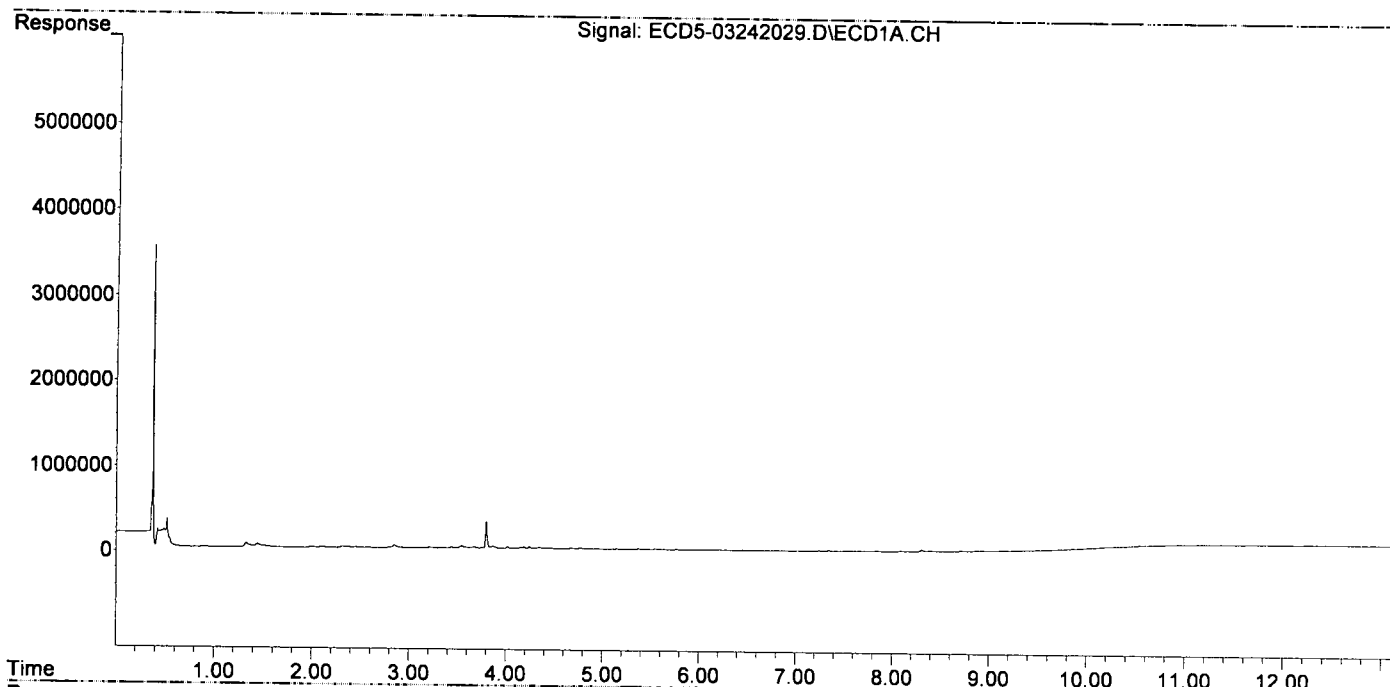
Compound	RT#1	RT#2	Resp#1	Resp#2	ng/mL	ng/mL
<b>System Monitoring Compounds</b>						
1) S TCMX (S)	5.368f	5.950f	7992	7233	0.041	0.025 #
22) S DCBP (S)	0.000	0.000	0	0	N.D.	N.D.
<b>Target Compounds</b>						
2) a-BHC	5.921	0.000	4687	0	0.018	N.D. #
3) g-BHC	6.210	0.000	8635	0	0.038	N.D. #
4) b-BHC	6.273	0.000	5741	0	0.060	N.D. #
5) Heptachlor	0.000	0.000	0	0	N.D.	N.D.
6) d-BHC	6.450	0.000	3673	0	0.019	N.D. #
7) Aldrin	0.000	0.000	0	0	N.D.	N.D.
8) Heptachlo...	7.344	0.000	7874	0	0.038	N.D. #
9) trans-Chl...	0.000	8.147	0	7418	N.D.	0.024 #
10) cis-Chlor...	7.511	0.000	4487	0	0.022	N.D. #
11) Endosulfa...	0.000	0.000	0	0	N.D.	N.D.
12) 4,4'-DDE	0.000	0.000	0	0	N.D.	N.D.
13) Dieldrin	0.000	0.000	0	0	N.D.	N.D.
14) Endrin	7.978f	0.000	2753	0	0.016	N.D. #
15) 4,4'-DDD	7.978f	0.000	2753	0	0.017	N.D. #
16) Endosulfa...	8.092	8.845f	5591	5752	0.033	0.024 #
17) 4,4'-DDT	0.000	9.005	0	7047	N.D.	0.098 #
18) Endrin Al...	8.400	9.104	6381	40573	0.044	0.195 #
19) Endosulfa...	8.708	9.292	8492	11401	0.052	0.050
20) Methoxychlor	0.000	0.000	0	0	N.D.	N.D.
21) Endrin Ke...	8.895	9.688	3813	10160	0.020	0.041 #
23) Hexachlor...	3.208	3.665	12306	8288	<del>11064.643</del>	BelowCal #
24) Hexachlor...	5.762	6.471	10419	8724	BelowCal	BelowCal
25) Oxychlorane	7.244	7.879f	10651	15997	BelowCal	BelowCal
26) 2,4'-DDE	7.344	8.147f	7874	7418	BelowCal	BelowCal
27) trans-Non...	7.511	8.191	4487	7090	BelowCal	BelowCal
28) 2,4'-DDD	0.000	0.000	0	0	N.D.	N.D.
29) 2,4'-DDT	0.000	0.000	0	0	N.D.	N.D.
30) cis-Nonac...	7.978	0.000	2753	0	BelowCal	N.D.
31) Mirex	8.644	9.688	4358	10160	<del>5765.324</del>	BelowCal #
32) Chlordane...	0.000	8.147	0	7418	N.D.	0.188 #
33) Chlordane...	7.511	0.000	4487	0	0.169	N.D. #
34) Chlordane...	8.092f	8.908	5591	35267	0.769	3.446 #
35) Chlordane...	3.675f	3.690	18934	19162	NoCal	NoCal
36) Toxaphene...	7.511	0.000	4487	0	4.318	N.D. #
37) Toxaphene...	0.000	8.845f	0	5752	N.D.	1.609 #
38) Toxaphene...	8.092	8.845	5591	5752	1.371	1.030
39) Toxaphene...	8.307f	8.908	22144	35267	5.637	BelowCal #
40) Toxaphene...	8.592f	9.104	1831	40573	0.597	8.210 #
41) Toxaphene...	8.644	0.000	4358	0	1.088	N.D. #
42) Toxaphene...	3.675f	3.690	18934	19162	NoCal	NoCal

Quantitation Report (Not Reviewed)

Data Path : C:\msdchem\1\data\2020-03\0C24036\  
Data File : ECD5-03242029.D  
Signal(s) : Signal #1: ECD1A.CH Signal #2: ECD2B.CH  
Acq On : 24 Mar 2020 20:31  
Operator : MJB  
Sample : 0C24036-IBL2  
Misc : Instrument Blank  
ALS Vial : 1 (Sig #1); 0 (Sig #2) Sample Multiplier: 1

Integration File signal 1: PEST1.e  
Integration File signal 2: PEST2.e  
Quant Time: Mar 25 15:05:44 2020  
Quant Method : C:\msdchem\1\methods\ECD5\_QUANTPEST\_200324.M  
Quant Title : Instrument: DualECD5  
QLast Update : Wed Mar 25 12:47:54 2020  
Response via : Initial Calibration  
Integrator: ChemStation 6890 Scale Mode: Small noise peaks clipped

Volume Inj. : 2uL  
Signal #1 Phase : Rtx-CLPesticides Signal #2 Phase: Rtx-CLPesticides2  
Signal #1 Info : 30m X 0.32mm X 0. Signal #2 Info : 30m X 0.32mm X 0.25um



Quantitation Report (Not Reviewed)

Data Path : C:\msdchem\1\data\2020-03\0C24036\  
 Data File : ECD5-03242030.D  
 Signal(s) : Signal #1: ECD1A.CH Signal #2: ECD2B.CH  
 Acq On : 24 Mar 2020 20:48  
 Operator : MJB  
 Sample : 0C24036-ICV2  
 Misc : A20C360, 9-42 50 ppb  
 ALS Vial : 23 (Sig #1); 0 (Sig #2) Sample Multiplier: 1

Integration File signal 1: PEST1.e  
 Integration File signal 2: PEST2.e  
 Quant Time: Mar 25 15:05:48 2020  
 Quant Method : C:\msdchem\1\methods\ECD5\_QUANTPEST\_200324.M  
 Quant Title : Instrument: DualECD5  
 QLast Update : Wed Mar 25 12:47:54 2020  
 Response via : Initial Calibration  
 Integrator: ChemStation 6890 Scale Mode: Small noise peaks clipped

Volume Inj. : 2uL  
 Signal #1 Phase : Rtx-CLPesticides Signal #2 Phase: Rtx-CLPesticides2  
 Signal #1 Info : 30m X 0.32mm X 0. Signal #2 Info : 30m X 0.32mm X 0.25um

MJB  
3/25/20

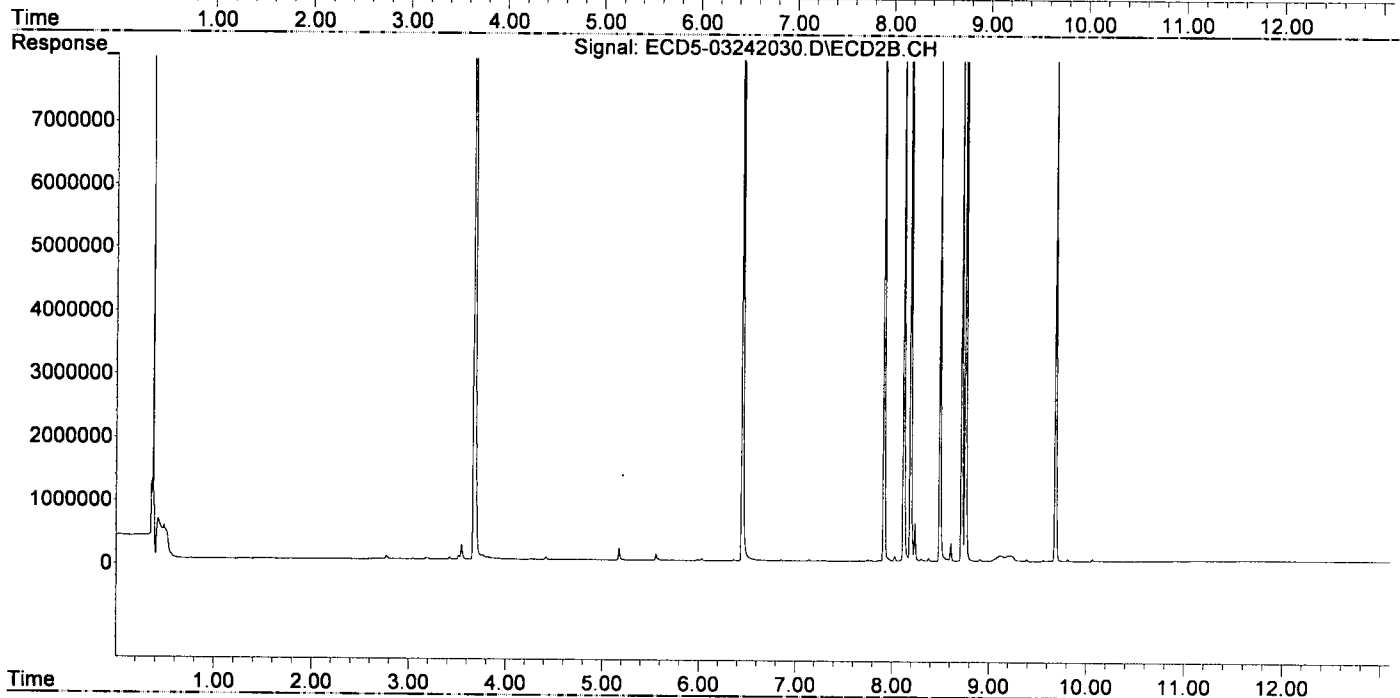
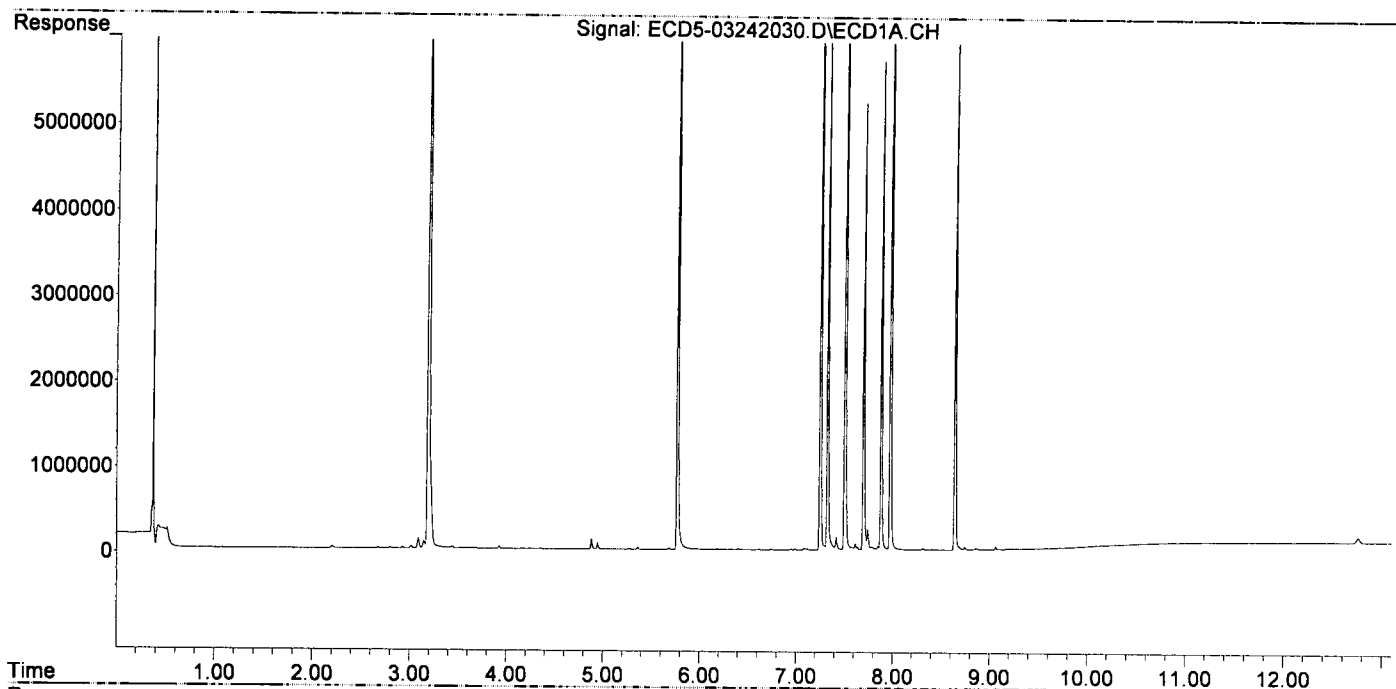
Compound	RT#1	RT#2	Resp#1	Resp#2	ng/mL	ng/mL
<b>System Monitoring Compounds</b>						
1) S TCMX (S)	5.362f	5.991	24348	15971	0.126	0.056 #
22) S DCBP (S)	0.000	0.000	0	0	N.D.	N.D.
<b>Target Compounds</b>						
2) a-BHC	0.000	0.000	0	0	N.D.	N.D.
3) g-BHC	6.186f	6.950f	11740	5249	0.051	0.015 #
4) b-BHC	0.000	6.950f	0	5249	N.D.	0.035 #
5) Heptachlor	6.621	7.285	8829	12552	0.040	0.037
6) d-BHC	6.403f	0.000	13721	0	0.070	N.D. #
7) Aldrin	0.000	7.566	0	8773	N.D.	0.027 #
8) Heptachlo...	7.326	8.032f	6099012	84901	29.759	0.285 #
9) trans-Chl...	7.419	8.123	155119	9473689	0.744	31.272 #
10) cis-Chlor...	7.507	8.237	9376247	602548	45.786	2.077 #
11) Endosulfa...	7.616	8.302	79511	36071	0.411	0.133 #
12) 4,4'-DDE	7.616f	8.381f	79511	51683	0.403	0.180 #
13) Dieldrin	7.788	8.496	35789	8176018	0.168	27.481 #
14) Endrin	7.977f	8.721	10238173	8814864	59.897	38.496 #
15) 4,4'-DDD	7.977f	8.760	10238173	15998663	62.645	66.491
16) Endosulfa...	0.000	0.000	0	0	N.D.	N.D.
17) 4,4'-DDT	0.000	0.000	0	0	N.D.	N.D.
18) Endrin Al...	8.409	9.119	8181	81628	0.056	0.392 #
19) Endosulfa...	0.000	0.000	0	0	N.D.	N.D.
20) Methoxychlor	0.000	0.000	0	0	N.D.	N.D.
21) Endrin Ke...	8.864f	9.685	18137	8628656	0.095	34.609 #
23) Hexachlor...	3.192	3.674	8858161	17490999	47.183	47.641
24) Hexachlor...	5.771	6.452	9125799	14654499	49.946	50.772
25) Oxychlordane	7.251	7.919	8359974	12990188	49.208	50.765
26) 2,4'-DDE	7.326	8.123	6099012	9473689	49.663	49.614
27) trans-Non...	7.507	8.194	9376247	14648218	49.415	51.154
28) 2,4'-DDD	7.699	8.496	5229069	8176018	48.518	48.449
29) 2,4'-DDT	7.882	8.721	5708483	8814864	54.292	56.473
30) cis-Nonac...	7.977	8.760	10238173	15998663	49.880	52.499
31) Mirex	8.645	9.685	6086859	8628656	46.474	48.983
32) Chlordane...	7.419	8.123	155119	9473689	6.645	240.424 #
33) Chlordane...	7.507	8.237	9376247	602548	353.123	18.399 #
34) Chlordane...	0.000	8.908	0	29384	N.D.	2.871 #
35) Chlordane...	3.680f	3.674	12784	17490999	NoCal	NoCal
36) Toxaphene...	7.507	8.496f	9376247	8176018	9022.640	2907.145 #
37) Toxaphene...	7.788	0.000	35789	0	16.612	N.D. #
38) Toxaphene...	0.000	0.000	0	0	N.D.	N.D.
39) Toxaphene...	8.311f	8.908	17581	29384	4.476	BelowCal #
40) Toxaphene...	0.000	9.119f	0	81628	N.D.	16.518 #
41) Toxaphene...	8.645	0.000	6086859	0	1519.550	N.D. #
42) Toxaphene...	3.680	3.674	12784	17490999	NoCal	NoCal

Quantitation Report (Not Reviewed)

Data Path : C:\msdchem\1\data\2020-03\0C24036\  
Data File : ECD5-03242030.D  
Signal(s) : Signal #1: ECD1A.CH Signal #2: ECD2B.CH  
Acq On : 24 Mar 2020 20:48  
Operator : MJB  
Sample : 0C24036-ICV2  
Misc : A20C360, 9-42 50 ppb  
ALS Vial : 23 (Sig #1); 0 (Sig #2) Sample Multiplier: 1

Integration File signal 1: PEST1.e  
Integration File signal 2: PEST2.e  
Quant Time: Mar 25 15:05:48 2020  
Quant Method : C:\msdchem\1\methods\ECD5\_QUANTPEST\_200324.M  
Quant Title : Instrument: DualECD5  
QLast Update : Wed Mar 25 12:47:54 2020  
Response via : Initial Calibration  
Integrator: ChemStation 6890 Scale Mode: Small noise peaks clipped

Volume Inj. : 2uL  
Signal #1 Phase : Rtx-CLPesticides Signal #2 Phase: Rtx-CLPesticides2  
Signal #1 Info : 30m X 0.32mm X 0. Signal #2 Info : 30m X 0.32mm X 0.25um



Quantitation Report (Not Reviewed)

Data Path : C:\msdchem\1\data\2020-03\0C24036\  
 Data File : ECD5-03242038.D  
 Signal(s) : Signal #1: ECD1A.CH Signal #2: ECD2B.CH  
 Acq On : 24 Mar 2020 23:05  
 Operator : MJB  
 Sample : 0C24036-IBL3  
 Misc : Instrument Blank  
 ALS Vial : 1 (Sig #1); 0 (Sig #2) Sample Multiplier: 1

Integration File signal 1: PEST1.e  
 Integration File signal 2: PEST2.e  
 Quant Time: Mar 25 15:05:52 2020  
 Quant Method : C:\msdchem\1\methods\ECD5\_QUANTPEST\_200324.M  
 Quant Title : Instrument: DualECD5  
 QLast Update : Wed Mar 25 12:47:54 2020  
 Response via : Initial Calibration  
 Integrator: ChemStation 6890 Scale Mode: Small noise peaks clipped

Volume Inj. : 2uL  
 Signal #1 Phase : Rtx-CLPesticides Signal #2 Phase: Rtx-CLPesticides2  
 Signal #1 Info : 30m X 0.32mm X 0. Signal #2 Info : 30m X 0.32mm X 0.25um

MJB  
3/25/20

Compound	RT#1	RT#2	Resp#1	Resp#2	ng/mL	ng/mL
<b>System Monitoring Compounds</b>						
1) S TCMX (S)	5.369f	5.950f	8040	5831	0.042	0.020 #
22) S DCBP (S)	0.000	0.000	0	0	N.D.	N.D.
<b>Target Compounds</b>						
2) a-BHC	5.922	0.000	3815	0	0.014	N.D. #
3) g-BHC	6.211	0.000	8692	0	0.038	N.D. #
4) b-BHC	6.274	0.000	5533	0	0.058	N.D. #
5) Heptachlor	0.000	0.000	0	0	N.D.	N.D.
6) d-BHC	6.450	0.000	3503	0	0.018	N.D. #
7) Aldrin	0.000	0.000	0	0	N.D.	N.D.
8) Heptachlo...	7.345f	0.000	7893	0	0.039	N.D. #
9) trans-Chl...	7.418	8.131	3833	8434	0.018	0.028 #
10) cis-Chlor...	7.514	0.000	5605	0	0.027	N.D. #
11) Endosulfa...	0.000	0.000	0	0	N.D.	N.D.
12) 4,4'-DDE	0.000	0.000	0	0	N.D.	N.D.
13) Dieldrin	0.000	0.000	0	0	N.D.	N.D.
14) Endrin	0.000	0.000	0	0	N.D.	N.D.
15) 4,4'-DDD	0.000	0.000	0	0	N.D.	N.D.
16) Endosulfa...	8.093	8.844f	4740	6243	0.028	0.026
17) 4,4'-DDT	0.000	9.001	0	5679	N.D.	0.089 #
18) Endrin Al...	8.399	9.102	6373	7751	0.044	0.037
19) Endosulfa...	8.710	9.292	7899	6861	0.048	0.030 #
20) Methoxychlor	0.000	0.000	0	0	N.D.	N.D.
21) Endrin Ke...	8.895	9.691	3869	6350	0.020	0.025 #
23) Hexachlor...	3.209	3.691	10809	20368	<del>11064.651</del>	BelowCal #
24) Hexachlor...	5.763	6.471	7614	7807	BelowCal	BelowCal
25) Oxychlorthane	7.244	0.000	9014	0	BelowCal	N.D.
26) 2,4'-DDE	7.345	8.131	7893	8434	BelowCal	BelowCal
27) trans-Non...	7.514	8.190	5605	8271	BelowCal	BelowCal
28) 2,4'-DDD	0.000	0.000	0	0	N.D.	N.D.
29) 2,4'-DDT	0.000	0.000	0	0	N.D.	N.D.
30) cis-Nonac...	0.000	0.000	0	0	N.D.	N.D.
31) Mirex	0.000	9.691	0	6350	N.D.	BelowCal
32) Chlordane...	7.418	8.131	3833	8434	0.164	0.214 #
33) Chlordane...	7.514	0.000	5605	0	0.211	N.D. #
34) Chlordane...	8.093f	8.907	4740	31419	0.652	3.070 #
35) Chlordane...	3.677f	3.691	16920	20368	NoCal	NoCal
36) Toxaphene...	7.514	0.000	5605	0	5.393	N.D. #
37) Toxaphene...	0.000	8.844f	0	6243	N.D.	1.747 #
38) Toxaphene...	8.093	8.844	4740	6243	1.163	1.118
39) Toxaphene...	8.309f	8.907	19175	31419	4.881	BelowCal #
40) Toxaphene...	8.591f	9.102	1388	7751	0.452	1.568 #
41) Toxaphene...	0.000	0.000	0	0	N.D.	N.D.
42) Toxaphene...	3.677f	3.691	16920	20368	NoCal	NoCal

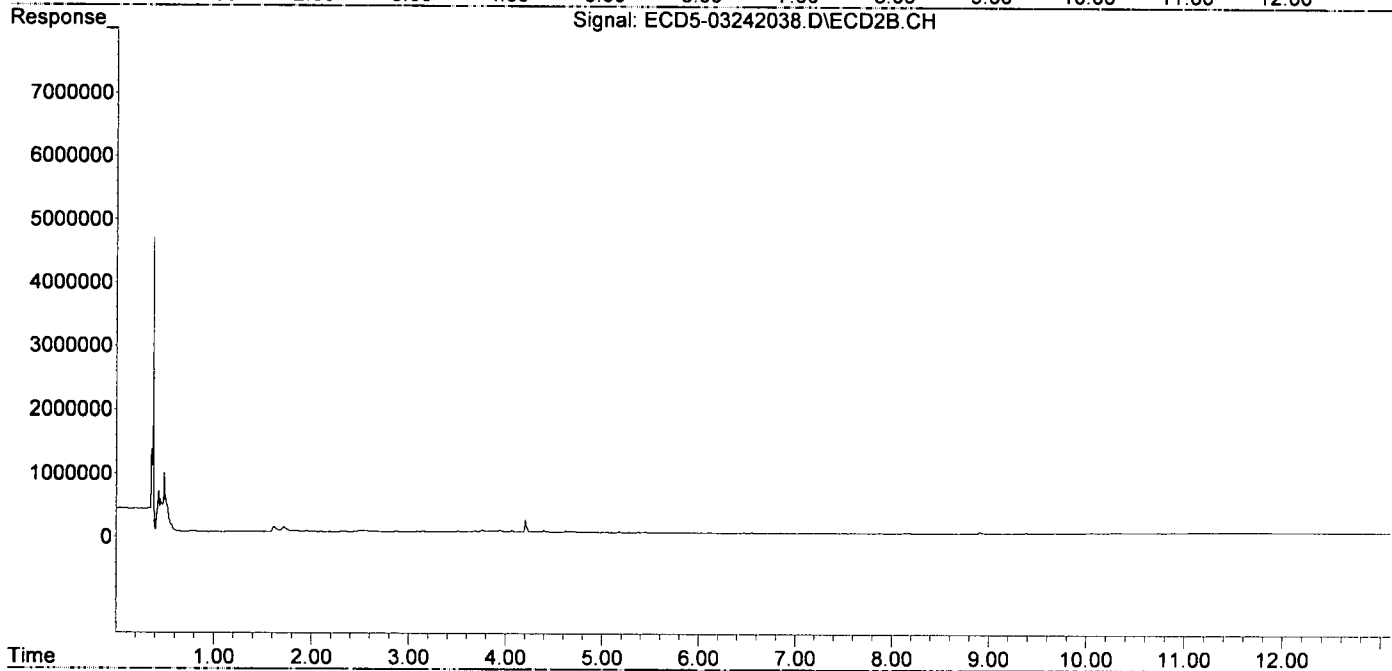
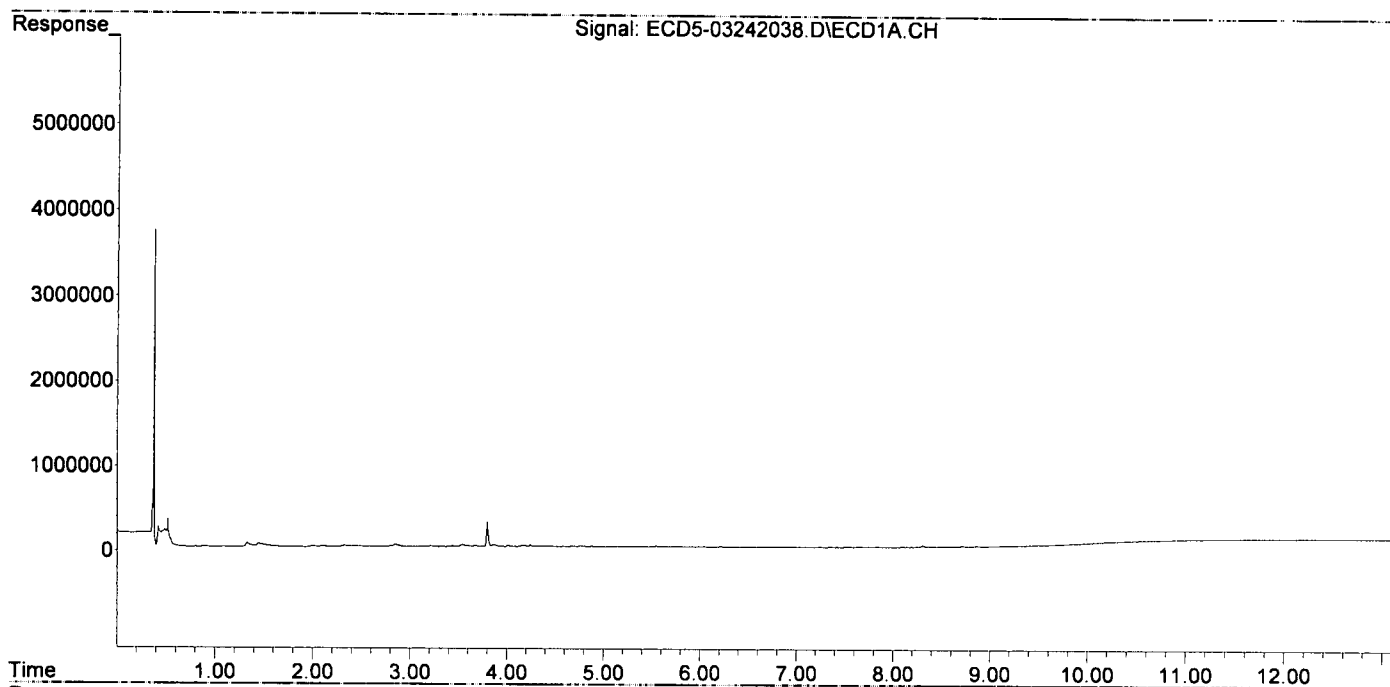


Quantitation Report (Not Reviewed)

Data Path : C:\msdchem\1\data\2020-03\0C24036\  
Data File : ECD5-03242038.D  
Signal(s) : Signal #1: ECD1A.CH Signal #2: ECD2B.CH  
Acq On : 24 Mar 2020 23:05  
Operator : MJB  
Sample : 0C24036-IBL3  
Misc : Instrument Blank  
ALS Vial : 1 (Sig #1); 0 (Sig #2) Sample Multiplier: 1

Integration File signal 1: PEST1.e  
Integration File signal 2: PEST2.e  
Quant Time: Mar 25 15:05:52 2020  
Quant Method : C:\msdchem\1\methods\ECD5\_QUANTPEST\_200324.M  
Quant Title : Instrument: DualECD5  
QLast Update : Wed Mar 25 12:47:54 2020  
Response via : Initial Calibration  
Integrator: ChemStation 6890 Scale Mode: Small noise peaks clipped

Volume Inj. : 2uL  
Signal #1 Phase : Rtx-CLPesticides Signal #2 Phase: Rtx-CLPesticides2  
Signal #1 Info : 30m X 0.32mm X 0. Signal #2 Info : 30m X 0.32mm X 0.25um



Quantitation Report (Not Reviewed)

Data Path : C:\msdchem\1\data\2020-03\0C24036\  
 Data File : ECD5-03242039.D  
 Signal(s) : Signal #1: ECD1A.CH Signal #2: ECD2B.CH  
 Acq On : 24 Mar 2020 23:22  
 Operator : MJB  
 Sample : 0C24036-ICV3  
 Misc : A20C401, CHLOR 500 ppb  
 ALS Vial : 31 (Sig #1); 0 (Sig #2) Sample Multiplier: 1

Integration File signal 1: PEST1.e  
 Integration File signal 2: PEST2.e  
 Quant Time: Mar 25 15:05:56 2020  
 Quant Method : C:\msdchem\1\methods\ECD5\_QUANTPEST\_200324.M  
 Quant Title : Instrument: DualECD5  
 QLast Update : Wed Mar 25 12:47:54 2020  
 Response via : Initial Calibration  
 Integrator: ChemStation 6890 Scale Mode: Small noise peaks clipped

Volume Inj. : 2uL  
 Signal #1 Phase : Rtx-CLPesticides Signal #2 Phase: Rtx-CLPesticides2  
 Signal #1 Info : 30m X 0.32mm X 0. Signal #2 Info : 30m X 0.32mm X 0.25um

MJB  
3/25/20

Compound	RT#1	RT#2	Resp#1	Resp#2	ng/mL	ng/mL
<b>System Monitoring Compounds</b>						
1) S TCMX (S)	5.390	5.989	6485	15256	0.034	0.053 #
22) S DCBP (S)	9.596	10.517f	25863	9156	BelowCal	0.054
<b>Target Compounds</b>						
2) a-BHC	5.892f	6.619f	12369	379369	0.047	0.936 #
3) g-BHC	6.227	6.919	18656	211915	0.082	0.599 #
4) b-BHC	6.262f	7.012f	155802	685912	1.629	4.572 #
5) Heptachlor	6.621	7.285	5803769	9310018	26.051	27.779
6) d-BHC	6.403f	7.218	429094	68838	2.199	0.211 #
7) Aldrin	6.867	7.558	82746	127611	0.373	0.392
8) Heptachlo...	7.331	8.009	917616	519616	4.477	1.746 #
9) trans-Chl...	7.418	8.130	12416563	20906436	59.563	69.010
10) cis-Chlor...	7.512	8.238	13877124	17623162	67.764	60.733
11) Endosulfa...	7.631	8.310	337133	344832	1.744	1.269 #
12) 4,4'-DDE	7.571	8.334	376999	479530	1.913	1.675
13) Dieldrin	7.799	8.490	426587	1733714	2.008	5.827 #
14) Endrin	7.976f	8.733	2180086	248217	12.754	1.084 #
15) 4,4'-DDD	7.976f	8.761	2180086	3205669	13.340	13.323
16) Endosulfa...	8.111	8.875	266123	381784	1.588	1.591
17) 4,4'-DDT	8.235f	8.998	725911	146036	5.882	0.960 #
18) Endrin Al...	8.421f	9.133f	83872	956144	0.573	4.597 #
19) Endosulfa...	8.703	9.321f	160001	102348	0.973	0.449 #
20) Methoxychlor	8.520	9.467	79645	27734	1.066	0.249 #
21) Endrin Ke...	8.886	9.693	24529	186615	0.128	0.748 #
23) Hexachlor...	3.211f	0.000	8157	0	11064.665	N.D. #
24) Hexachlor...	5.760	6.470	8912	12865	BelowCal	BelowCal
25) Oxychlorthane	7.244	7.932	140038	295756	0.573	0.949 #
26) 2,4'-DDE	7.331	8.130	917616	20906436	7.397	104.092 #
27) trans-Non...	7.512	8.194	13877124	15574860	73.020	54.242 #
28) 2,4'-DDD	7.668f	8.490	1011950	1733714	9.255	10.409
29) 2,4'-DDT	7.908f	8.733	338295	248217	3.199	1.597 #
30) cis-Nonac...	7.976	8.761	2180086	3205669	10.542	10.805
31) Mirex	8.634	9.693	30264	186615	5765.126	0.658 #
32) Chlordane...	7.418	8.130	12416563	20906436	531.938	530.564
33) Chlordane...	7.512	8.238	13877124	17623162	522.633	538.133
34) Chlordane...	8.062	8.901	3936748	5456084	541.531	533.173
35) Chlordane...	0.000	0.000	0	0	N.D.	N.D.
36) Toxaphene...	7.512	8.490f	13877124	1733714	13353.775	616.457 #
37) Toxaphene...	7.799	8.817	426587	514771	227.503	144.027 #
38) Toxaphene...	8.111	8.853	266123	465986	65.281	83.457 #
39) Toxaphene...	8.339	8.901	170761	5456084	43.471	637.807 #
40) Toxaphene...	8.546f	9.073f	84025	116863	27.392	23.649
41) Toxaphene...	8.634	9.467	30264	27734	7.555	5.132 #
42) Toxaphene...	0.000	0.000	0	0	N.D.	N.D.

522.03

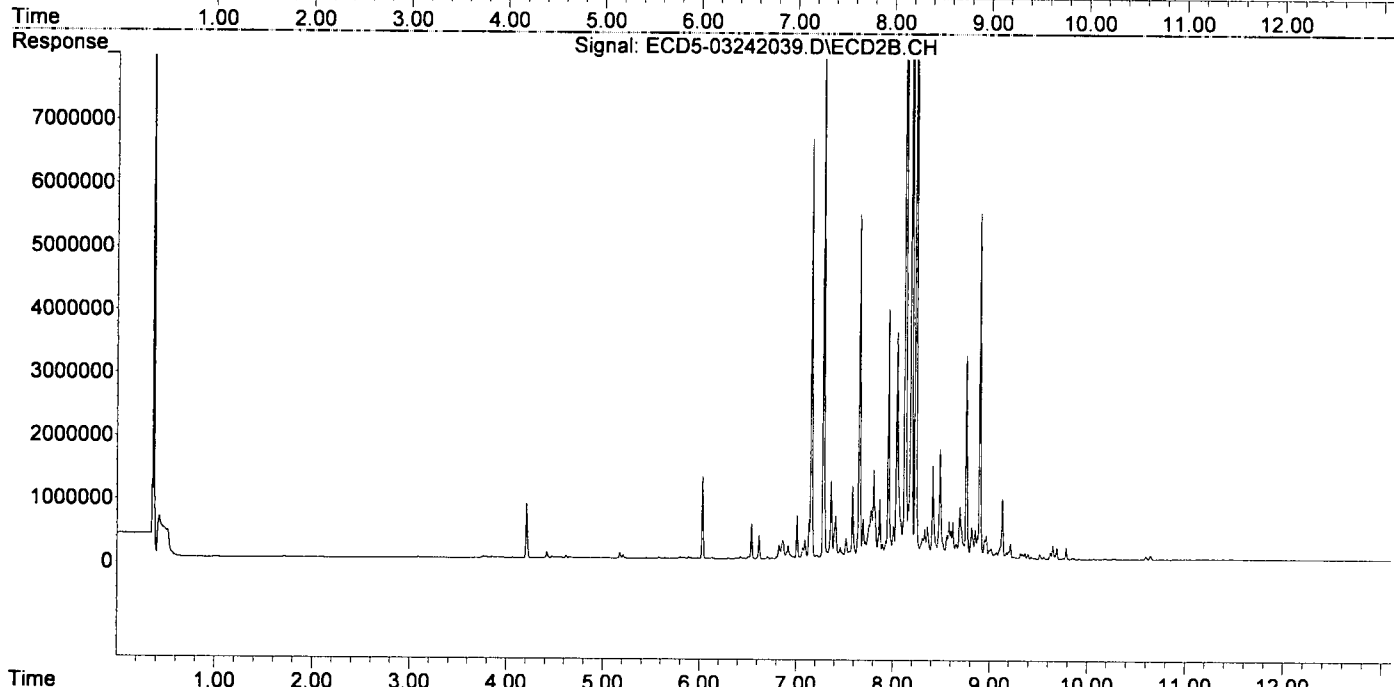
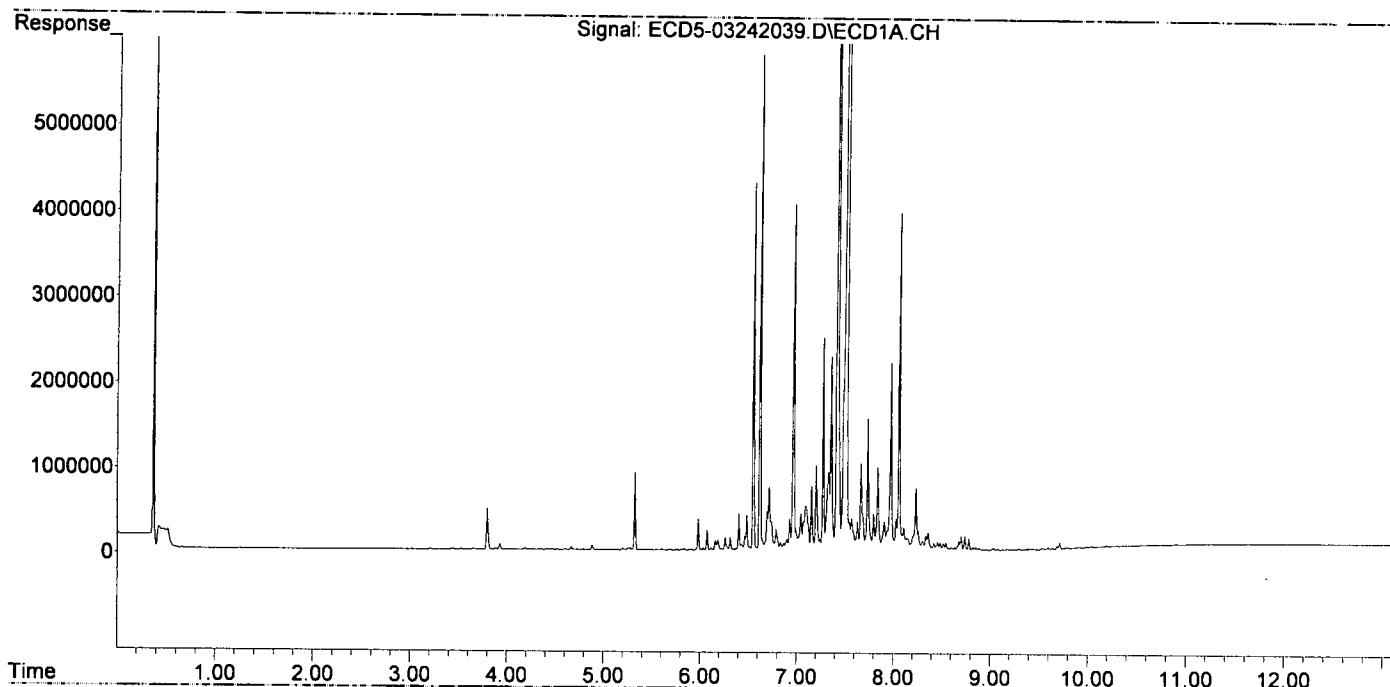
533.96

Quantitation Report (Not Reviewed)

Data Path : C:\msdchem\1\data\2020-03\0C24036\  
Data File : ECD5-03242039.D  
Signal(s) : Signal #1: ECD1A.CH Signal #2: ECD2B.CH  
Acq On : 24 Mar 2020 23:22  
Operator : MJB  
Sample : 0C24036-ICV3  
Misc : A20C401, CHLOR 500 ppb  
ALS Vial : 31 (Sig #1); 0 (Sig #2) Sample Multiplier: 1

Integration File signal 1: PEST1.e  
Integration File signal 2: PEST2.e  
Quant Time: Mar 25 15:05:56 2020  
Quant Method : C:\msdchem\1\methods\ECD5\_QUANTPEST\_200324.M  
Quant Title : Instrument: DualECD5  
QLast Update : Wed Mar 25 12:47:54 2020  
Response via : Initial Calibration  
Integrator: ChemStation 6890 Scale Mode: Small noise peaks clipped

Volume Inj. : 2uL  
Signal #1 Phase : Rtx-CLPesticides Signal #2 Phase: Rtx-CLPesticides2  
Signal #1 Info : 30m X 0.32mm X 0. Signal #2 Info : 30m X 0.32mm X 0.25um



Data Path : C:\msdchem\1\data\2020-03\0C24036\  
 Data File : ECD5-03242047.D  
 Signal(s) : Signal #1: ECD1A.CH Signal #2: ECD2B.CH  
 Acq On : 25 Mar 2020 1:39  
 Operator : MJB  
 Sample : 0C24036-IBL4  
 Misc : Instrument Blank  
 ALS Vial : 1 (Sig #1); 0 (Sig #2) Sample Multiplier: 1

Integration File signal 1: PEST1.e  
 Integration File signal 2: PEST2.e  
 Quant Time: Mar 25 15:06:00 2020  
 Quant Method : C:\msdchem\1\methods\ECD5\_QUANTPEST\_200324.M  
 Quant Title : Instrument: DualECD5  
 QLast Update : Wed Mar 25 12:47:54 2020  
 Response via : Initial Calibration  
 Integrator: ChemStation 6890 Scale Mode: Small noise peaks clipped

Volume Inj. : 2uL  
 Signal #1 Phase : Rtx-CLPesticides Signal #2 Phase: Rtx-CLPesticides2  
 Signal #1 Info : 30m X 0.32mm X 0. Signal #2 Info : 30m X 0.32mm X 0.25um

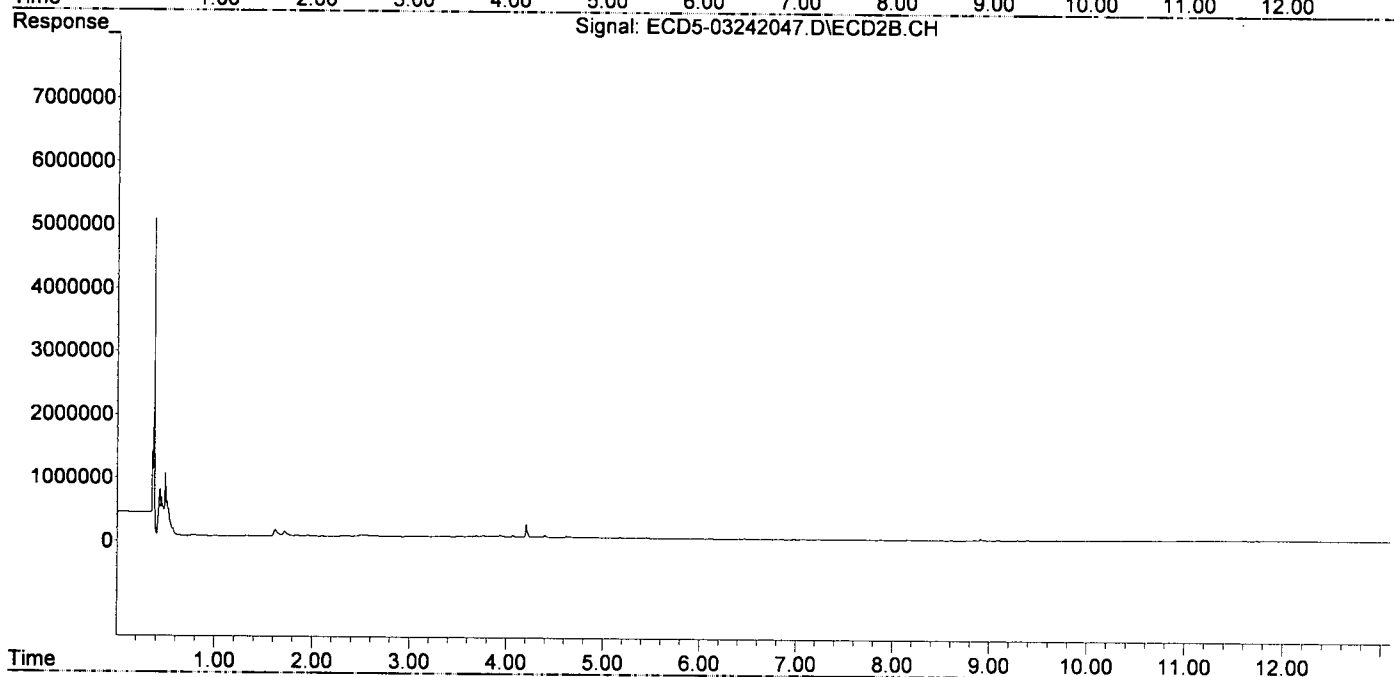
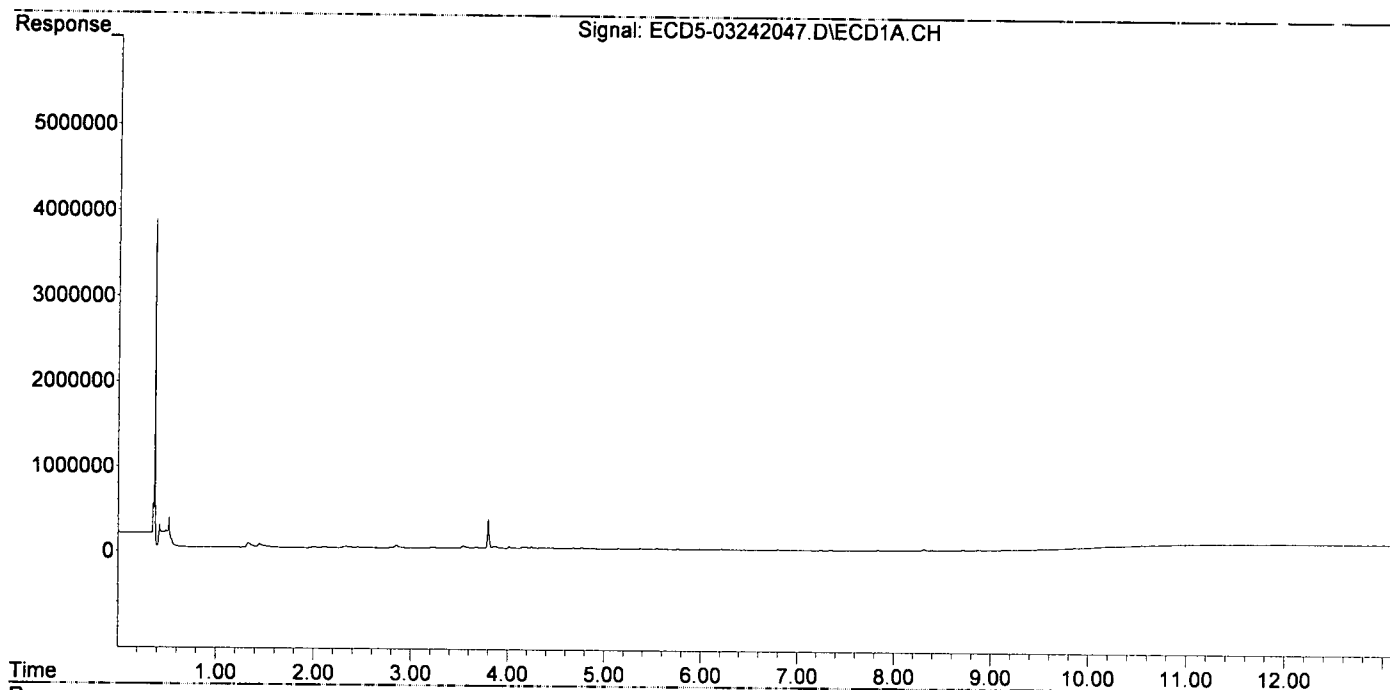
*MJB*  
 3/25/20

Compound	RT#1	RT#2	Resp#1	Resp#2	ng/mL	ng/mL
System Monitoring Compounds						
1) S TCMX (S)	5.369f	5.951f	11086	6893	0.057	0.024 #
22) S DCBP (S)	0.000	0.000	0	0	N.D.	N.D.
Target Compounds						
2) a-BHC	5.922	0.000	6203	0	0.024	N.D. #
3) g-BHC	6.211	0.000	9428	0	0.041	N.D. #
4) b-BHC	6.275	0.000	6909	0	0.072	N.D. #
5) Heptachlor	0.000	0.000	0	0	N.D.	N.D.
6) d-BHC	6.450	7.238	3678	5553	0.019	0.017
7) Aldrin	0.000	0.000	0	0	N.D.	N.D.
8) Heptachlo...	7.346f	0.000	7695	0	0.038	N.D. #
9) trans-Chl...	0.000	8.150	0	3869	N.D.	0.013 #
10) cis-Chlor...	7.518	0.000	2620	0	0.013	N.D. #
11) Endosulfa...	0.000	0.000	0	0	N.D.	N.D.
12) 4,4'-DDE	0.000	0.000	0	0	N.D.	N.D.
13) Dieldrin	0.000	0.000	0	0	N.D.	N.D.
14) Endrin	0.000	0.000	0	0	N.D.	N.D.
15) 4,4'-DDD	0.000	0.000	0	0	N.D.	N.D.
16) Endosulfa...	8.093	8.845f	6299	8766	0.038	0.037
17) 4,4'-DDT	0.000	9.003	0	5608	N.D.	0.089 #
18) Endrin Al...	8.399	9.101	6539	8085	0.045	0.039
19) Endosulfa...	8.709	9.292	8639	8018	0.053	0.035 #
20) Methoxychlor	0.000	0.000	0	0	N.D.	N.D.
21) Endrin Ke...	8.895	9.691	4036	6967	0.021	0.028 #
23) Hexachlor...	3.210	3.668	13544	10923	<del>11064.636</del>	BelowCal #
24) Hexachlor...	5.763	6.471	11616	8856	BelowCal	BelowCal
25) Oxychlorane	7.244	0.000	10481	0	BelowCal	N.D.
26) 2,4'-DDE	7.346	8.150f	7695	3869	BelowCal	BelowCal
27) trans-Non...	7.518	0.000	2620	0	BelowCal	N.D.
28) 2,4'-DDD	0.000	0.000	0	0	N.D.	N.D.
29) 2,4'-DDT	0.000	0.000	0	0	N.D.	N.D.
30) cis-Nonac...	0.000	0.000	0	0	N.D.	N.D.
31) Mirex	0.000	9.691	0	6967	N.D.	BelowCal
32) Chlordane...	0.000	8.150	0	3869	N.D.	0.098 #
33) Chlordane...	7.518	0.000	2620	0	0.099	N.D. #
34) Chlordane...	8.093f	8.908	6299	30403	0.867	2.971 #
35) Chlordane...	3.678f	3.691	18647	22757	NoCal	NoCal
36) Toxaphene...	7.518f	0.000	2620	0	2.521	N.D. #
37) Toxaphene...	0.000	8.845f	0	8766	N.D.	2.453 #
38) Toxaphene...	8.093	8.845	6299	8766	1.545	1.570
39) Toxaphene...	8.310f	8.908	18182	30403	4.629	BelowCal #
40) Toxaphene...	8.591f	9.101	1831	8085	0.597	1.636 #
41) Toxaphene...	0.000	0.000	0	0	N.D.	N.D.
42) Toxaphene...	3.678f	3.691	18647	22757	NoCal	NoCal

Data Path : C:\msdchem\1\data\2020-03\0C24036\  
 Data File : ECD5-03242047.D  
 Signal(s) : Signal #1: ECD1A.CH Signal #2: ECD2B.CH  
 Acq On : 25 Mar 2020 1:39  
 Operator : MJB  
 Sample : 0C24036-IBL4  
 Misc : Instrument Blank  
 ALS Vial : 1 (Sig #1); 0 (Sig #2) Sample Multiplier: 1

Integration File signal 1: PEST1.e  
 Integration File signal 2: PEST2.e  
 Quant Time: Mar 25 15:06:00 2020  
 Quant Method : C:\msdchem\1\methods\ECD5\_QUANTPEST\_200324.M  
 Quant Title : Instrument: DualECD5  
 QLast Update : Wed Mar 25 12:47:54 2020  
 Response via : Initial Calibration  
 Integrator: ChemStation 6890 Scale Mode: Small noise peaks clipped

Volume Inj. : 2uL  
 Signal #1 Phase : Rtx-CLPesticides Signal #2 Phase: Rtx-CLPesticides2  
 Signal #1 Info : 30m X 0.32mm X 0. Signal #2 Info : 30m X 0.32mm X 0.25um



Quantitation Report (Not Reviewed)

Data Path : C:\msdchem\1\data\2020-03\0C24036\  
 Data File : ECD5-03242048.D  
 Signal(s) : Signal #1: ECD1A.CH Signal #2: ECD2B.CH  
 Acq On : 25 Mar 2020 1:56  
 Operator : MJB  
 Sample : 0C24036-ICV4  
 Misc : A19J42, TOX 500 ppb  
 ALS Vial : 39 (Sig #1); 0 (Sig #2) Sample Multiplier: 1

Integration File signal 1: PEST1.e  
 Integration File signal 2: PEST2.e  
 Quant Time: Mar 25 15:06:04 2020  
 Quant Method : C:\msdchem\1\methods\ECD5\_QUANTPEST\_200324.M  
 Quant Title : Instrument: DualECD5  
 QLast Update : Wed Mar 25 12:47:54 2020  
 Response via : Initial Calibration  
 Integrator: ChemStation 6890 Scale Mode: Small noise peaks clipped

Volume Inj. : 2uL  
 Signal #1 Phase : Rtx-CLPesticides Signal #2 Phase: Rtx-CLPesticides2  
 Signal #1 Info : 30m X 0.32mm X 0. Signal #2 Info : 30m X 0.32mm X 0.25um

MJB  
 3/25/20

Compound	RT#1	RT#2	Resp#1	Resp#2	ng/mL	ng/mL
<b>System Monitoring Compounds</b>						
1) S TCMX (S)	0.000	5.989	0	18459	N.D.	0.065 #
22) S DCBP (S)	9.582	10.528f	44693	60896	0.123	0.359 #
<b>Target Compounds</b>						
2) a-BHC	5.923	6.593	8430	15000	0.032	0.037
3) g-BHC	6.224	6.896	10001	22534	0.044	0.064 #
4) b-BHC	6.276	6.961	16888	39259	0.177	0.262 #
5) Heptachlor	6.621	7.287	28211	58616	0.127	0.175 #
6) d-BHC	6.459f	7.229	18627	56046	0.095	0.172 #
7) Aldrin	6.861	7.578f	66093	143560	0.298	0.441 #
8) Heptachlo...	7.349f	7.983	300247	474936	1.465	1.596
9) trans-Chl...	7.436	8.111f	388671	538028	1.864	1.776
10) cis-Chlor...	7.493f	8.262f	524562	594486	2.562	2.049
11) Endosulfa...	7.621	8.294	641222	687231	3.317	2.529
12) 4,4'-DDE	7.543f	8.358	431521	852921	2.189	2.979 #
13) Dieldrin	7.787	8.506	945246	832809	4.449	2.799 #
14) Endrin	7.976f	8.712	1319056	1613145	7.717	7.045
15) 4,4'-DDD	8.014	8.763	892177	1085359	5.459	4.511
16) Endosulfa...	8.099	8.850	2066420	2822064	12.333	11.763
17) 4,4'-DDT	8.178	8.979	1792918	1158793	14.341	7.105 #
18) Endrin Al...	8.386	9.094	1422685	2603006	9.720	12.514 #
19) Endosulfa...	8.703	9.294	779028	1128579	4.738	4.957
20) Methoxychlor	8.537	9.475	712155	2813219	10.800	31.474 #
21) Endrin Ke...	8.887	9.717f	529891	575242	2.775	2.307
23) Hexachlor...	3.211	3.673	8583	9371	11064.663	BelowCal #
24) Hexachlor...	5.773	6.451	4474	15735	BelowCal	BelowCal
25) Oxylordane	7.254	7.934	424546	432611	2.259	1.512 #
26) 2,4'-DDE	7.349f	8.111	300247	538028	2.281	2.754
27) trans-Non...	7.493	8.204	524562	551320	2.538	1.790 #
28) 2,4'-DDD	7.705	8.506	719352	832809	6.502	4.881
29) 2,4'-DDT	7.891	8.712	1140646	1613145	11.174	11.170
30) cis-Nonac...	7.976	8.763	1319056	1085359	6.294	3.545 #
31) Mirex	8.634	9.717f	2046875	575242	15.276	2.956 #
32) Chlordane...	7.436	8.111	388671	538028	16.651	13.654
33) Chlordane...	7.493	8.218f	524562	528497	19.756	16.138
34) Chlordane...	8.039f	8.918	912283	4678572	125.492	457.194 #
35) Chlordane...	3.672f	3.673	5533	9371	NoCal	NoCal
36) Toxaphene...	7.493	8.467	524562	1472274	504.779	523.496
37) Toxaphene...	7.787	8.814	945246	1867581	516.138	522.528
38) Toxaphene...	8.099	8.850	2066420	2822064	506.904	505.427
39) Toxaphene...	8.339	8.918	1999842	4678572	509.108	549.563
40) Toxaphene...	8.567	9.094	1586287	2603006	517.130	526.746
41) Toxaphene...	8.634	9.475	2046875	2813219	510.991	520.529
42) Toxaphene...	3.672f	3.673	5533	9371	NoCal	NoCal

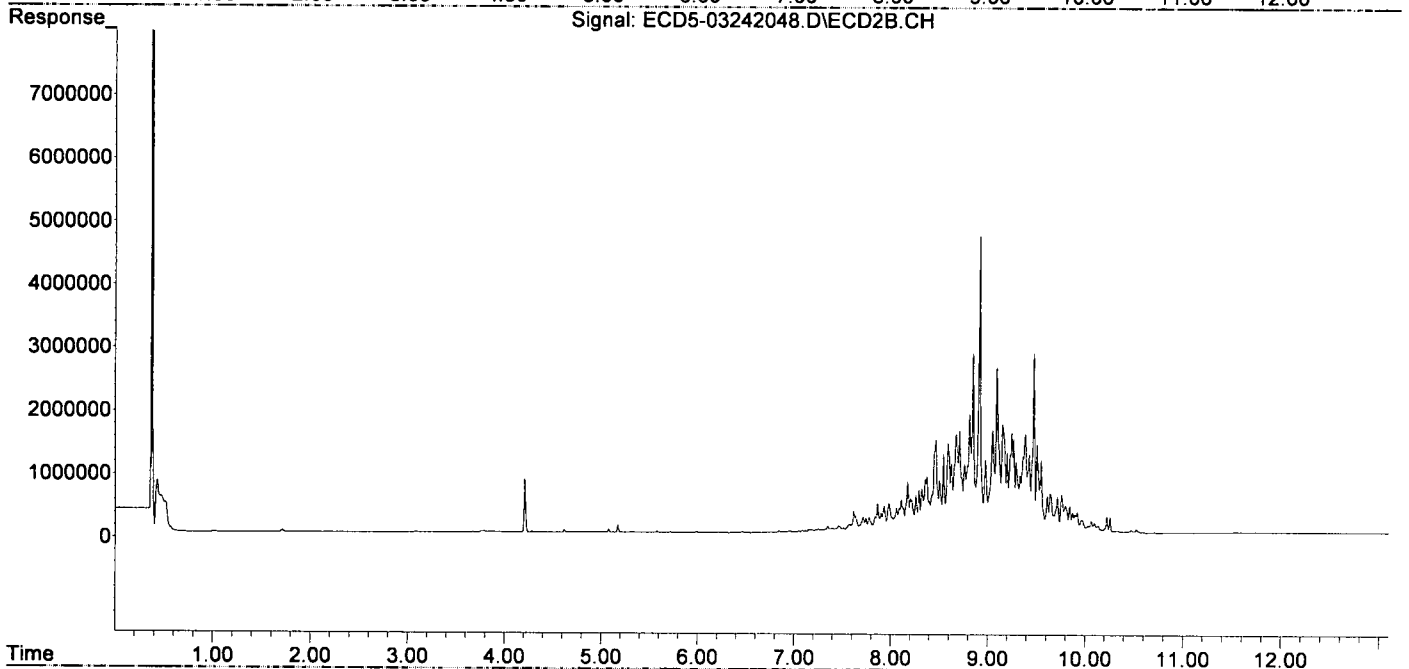
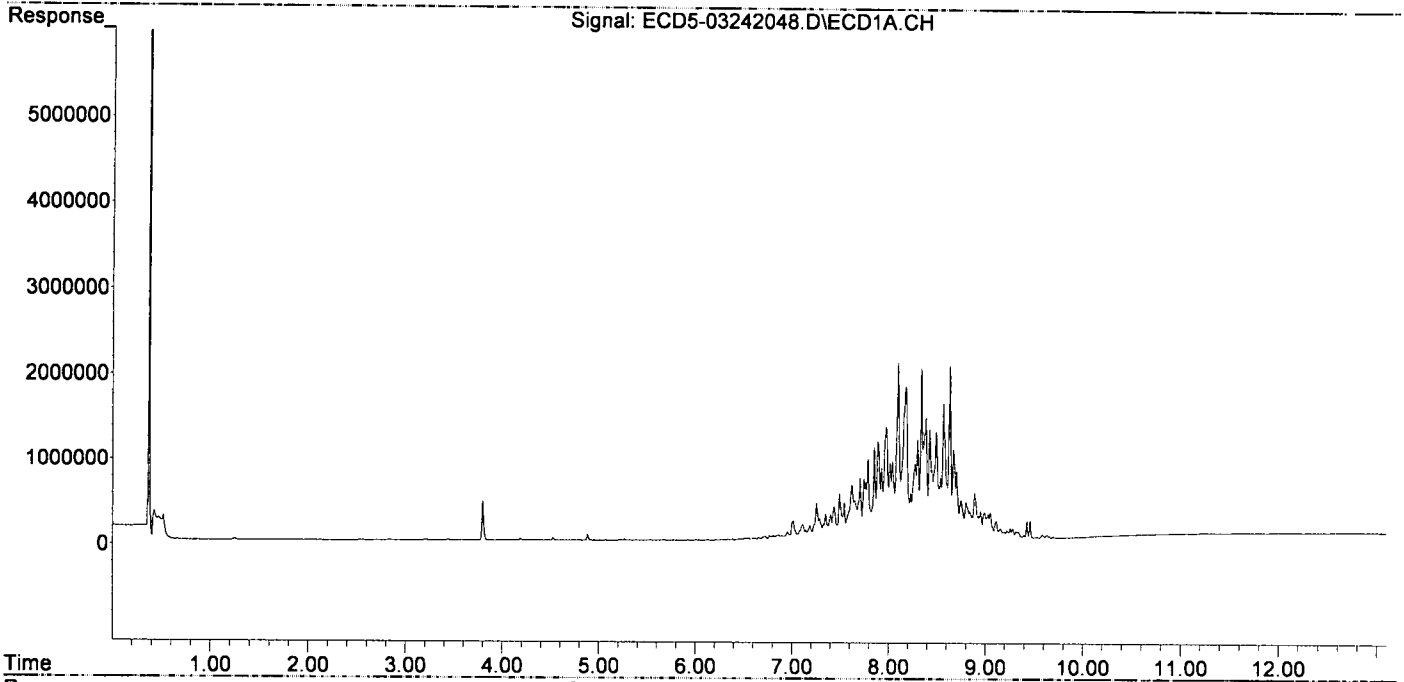
510.84      524.71

Quantitation Report (Not Reviewed)

Data Path : C:\msdchem\1\data\2020-03\0C24036\  
Data File : ECD5-03242048.D  
Signal(s) : Signal #1: ECD1A.CH Signal #2: ECD2B.CH  
Acq On : 25 Mar 2020 1:56  
Operator : MJB  
Sample : 0C24036-ICV4  
Misc : A19J42, TOX 500 ppb  
ALS Vial : 39 (Sig #1); 0 (Sig #2) Sample Multiplier: 1

Integration File signal 1: PEST1.e  
Integration File signal 2: PEST2.e  
Quant Time: Mar 25 15:06:04 2020  
Quant Method : C:\msdchem\1\methods\ECD5\_QUANTPEST\_200324.M  
Quant Title : Instrument: DualECD5  
QLast Update : Wed Mar 25 12:47:54 2020  
Response via : Initial Calibration  
Integrator: ChemStation 6890 Scale Mode: Small noise peaks clipped

Volume Inj. : 2uL  
Signal #1 Phase : Rtx-CLPesticides Signal #2 Phase: Rtx-CLPesticides2  
Signal #1 Info : 30m X 0.32mm X 0. Signal #2 Info : 30m X 0.32mm X 0.25um



Quantitation Report (Not Reviewed)

Data Path : C:\msdchem\1\data\2020-03\0C24036\REQUANT\  
 Data File : ECD5-03242007.D  
 Signal(s) : Signal #1: ECD1A.CH Signal #2: ECD2B.CH  
 Acq On : 24 Mar 2020 14:15  
 Operator : MJB  
 Sample : 0C24036-CAL1  
 Misc : A20C398, AB 0.5 ppb  
 ALS Vial : 4 (Sig #1); 0 (Sig #2) Sample Multiplier: 1

Integration File signal 1: PEST1.e  
 Integration File signal 2: PEST2.e  
 Quant Time: Mar 24 17:46:08 2020  
 Quant Method : C:\msdchem\1\methods\ECD5\_QUANTPEST\_200324.M  
 Quant Title : Instrument: DualECD5  
 QLast Update : Tue Mar 24 17:40:19 2020  
 Response via : Initial Calibration  
 Integrator: ChemStation 6890 Scale Mode: Small noise peaks clipped

Volume Inj. : 2uL  
 Signal #1 Phase : Rtx-CLPesticides Signal #2 Phase: Rtx-CLPesticides2  
 Signal #1 Info : 30m X 0.32mm X 0. Signal #2 Info : 30m X 0.32mm X 0.25um

MJB  
3/25/20

Compound	RT#1	RT#2	Resp#1	Resp#2	ng/mL	ng/mL
System Monitoring Compounds						
1) S TCMX (S)	5.392	5.987	110536	164456	0.572	0.575
22) S DCBP (S)	9.590	10.554	98116	90290	0.482	0.532
Target Compounds						
2) a-BHC	5.931	6.595	137171	190412	0.521	0.470
3) g-BHC	6.214	6.914	120065	177278	0.525	0.501
4) b-BHC	6.291	6.978	56206	85651	0.587	0.571
5) Heptachlor	6.624	7.289	125615	176454	0.564	0.526
6) d-BHC	6.442	7.234	93927	154610	0.481	0.473
7) Aldrin	6.865	7.555	116958	161744	0.527	0.496
8) Heptachlo...	7.327	7.994	116602	157622	0.569	0.530
9) trans-Chl...	7.422	8.134	117895	159223	0.566	0.526
10) cis-Chlor...	7.519	8.242	120376	155733	0.588	0.537
11) Endosulfa...	7.618	8.292	109155	139375	0.565	0.513
12) 4,4'-DDE	7.581	8.348	104194	137534	0.529	0.480
13) Dieldrin	7.789	8.493	115621	146999	0.544	0.494
14) Endrin	7.954	8.721	94731	117807	0.554	0.514
15) 4,4'-DDD	8.003	8.765	89339	121353	0.547	0.504
16) Endosulfa...	8.112	8.868	94859	127427	0.566	0.531
17) 4,4'-DDT	8.199	8.990	64160	75283	0.509	0.522
18) Endrin Al...	8.402	9.105	134379	174071	0.918	0.837
19) Endosulfa...	8.704	9.296	96545	122422	0.587	0.538
20) Methoxychlor	8.534	9.470	42088	48420	0.482	0.498
21) Endrin Ke...	8.898	9.696	113093	132508	0.592	0.531
23) Hexachlor...	0.000	0.000	0	0	N.D.	N.D.
24) Hexachlor...	0.000	6.476	0	5689	N.D.	0.016 #
25) Oxychlordane	0.000	0.000	0	0	N.D.	N.D.
26) 2,4'-DDE	7.327	8.134	116602	159223	0.764	0.676
27) trans-Non...	7.519	8.242f	120376	155733	0.537	0.458
28) 2,4'-DDD	0.000	8.493	0	146999	N.D.	0.704 #
29) 2,4'-DDT	0.000	8.721	0	117807	N.D.	0.741 #
30) cis-Nonac...	8.003	8.765	89339	121353	0.357	0.323
31) Mirex	8.656	9.696	1215	132508	BelowCal	0.538
32) Chlordane...	7.422	8.134	117895	159223	4.751	3.752
33) Chlordane...	7.519	8.242	120376	155733	4.371	4.435
34) Chlordane...	8.112f	8.906	94859	45966	12.658	4.269 #
35) Chlordane...	0.000	0.000	0	0	N.D.	N.D.
36) Toxaphene...	7.519	8.493	120376	146999	113.517	51.988 #
37) Toxaphene...	7.789	0.000	115621	0	58.703	N.D. #
38) Toxaphene...	8.112	8.868	94859	127427	23.603	22.193
39) Toxaphene...	0.000	8.906f	0	45966	N.D.	4.970 #
40) Toxaphene...	0.000	9.105	0	174071	N.D.	34.319 #
41) Toxaphene...	8.656	9.470	1215	48420	0.308	9.065 #
42) Toxaphene...	3.663f	0.000	20018	0	NoCal	N.D.

Not used  
in Cal.

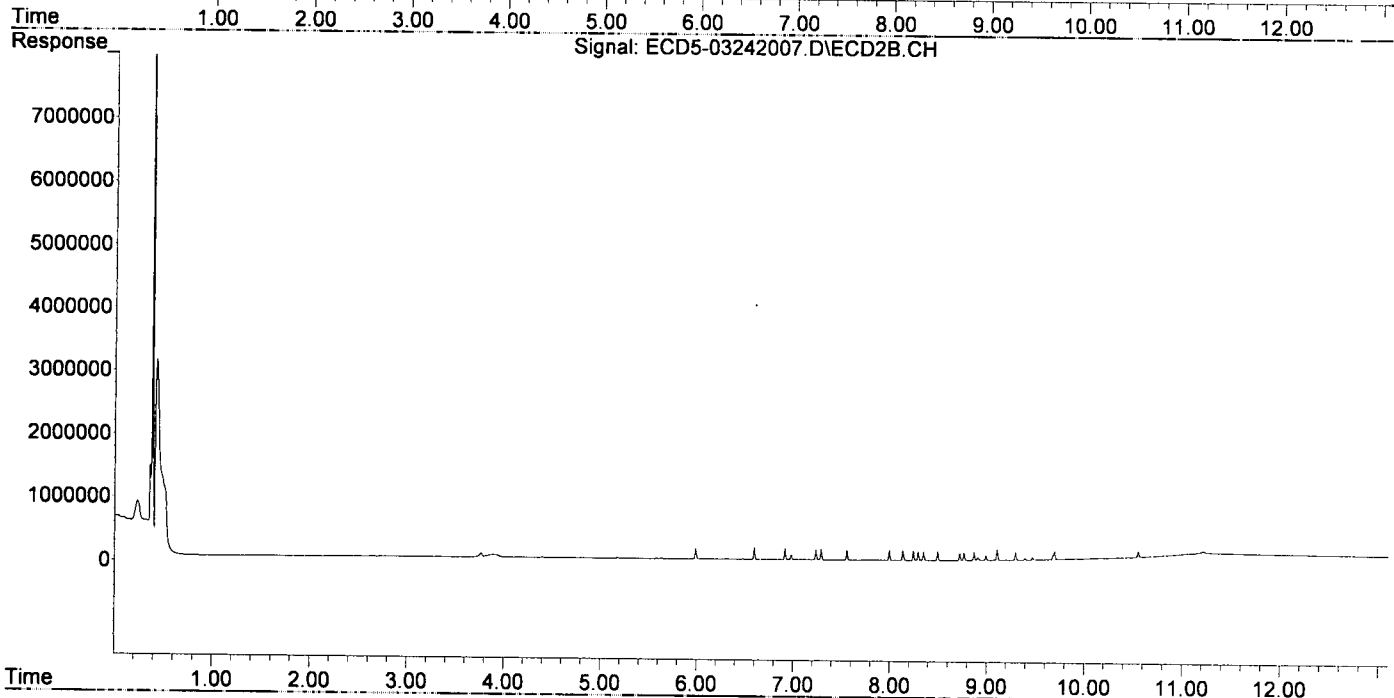
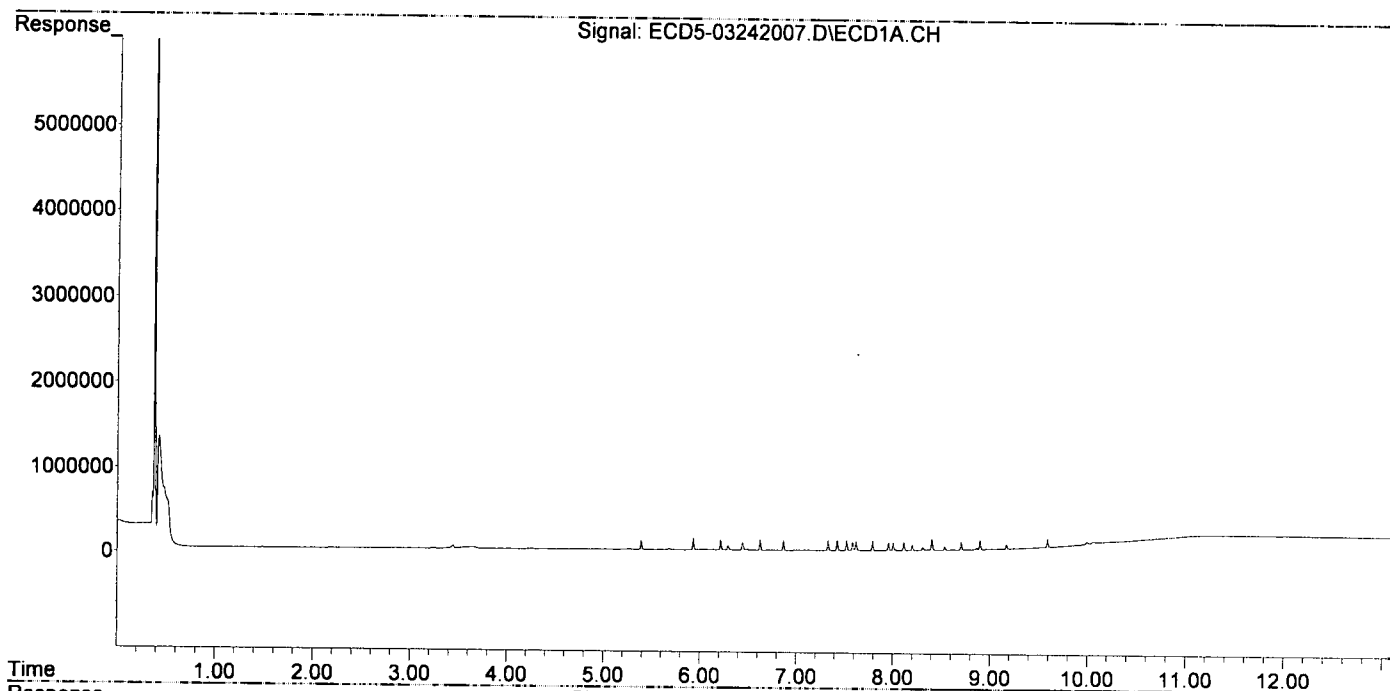


Quantitation Report (Not Reviewed)

Data Path : C:\msdchem\1\data\2020-03\0C24036\REQUANT\  
Data File : ECD5-03242007.D  
Signal(s) : Signal #1: ECD1A.CH Signal #2: ECD2B.CH  
Acq On : 24 Mar 2020 14:15  
Operator : MJB  
Sample : 0C24036-CAL1  
Misc : A20C398, AB 0.5 ppb  
ALS Vial : 4 (Sig #1); 0 (Sig #2) Sample Multiplier: 1

Integration File signal 1: PEST1.e  
Integration File signal 2: PEST2.e  
Quant Time: Mar 24 17:46:08 2020  
Quant Method : C:\msdchem\1\methods\ECD5\_QUANTPEST\_200324.M  
Quant Title : Instrument: DualECD5  
QLast Update : Tue Mar 24 17:40:19 2020  
Response via : Initial Calibration  
Integrator: ChemStation 6890 Scale Mode: Small noise peaks clipped

Volume Inj. : 2uL  
Signal #1 Phase : Rtx-CLPesticides Signal #2 Phase: Rtx-CLPesticides2  
Signal #1 Info : 30m X 0.32mm X 0. Signal #2 Info : 30m X 0.32mm X 0.25um



Quantitation Report (Not Reviewed)

Data Path : C:\msdchem\1\data\2020-03\0C24036\REQUANT\  
 Data File : ECD5-03242008.D  
 Signal(s) : Signal #1: ECD1A.CH Signal #2: ECD2B.CH  
 Acq On : 24 Mar 2020 14:33  
 Operator : MJB  
 Sample : 0C24036-CAL2  
 Misc : A20C178, AB 1 ppb  
 ALS Vial : 5 (Sig #1); 0 (Sig #2) Sample Multiplier: 1

Integration File signal 1: PEST1.e  
 Integration File signal 2: PEST2.e  
 Quant Time: Mar 24 17:46:25 2020  
 Quant Method : C:\msdchem\1\methods\ECD5\_QUANTPEST\_200324.M  
 Quant Title : Instrument: DualECD5  
 QLast Update : Tue Mar 24 17:40:19 2020  
 Response via : Initial Calibration  
 Integrator: ChemStation 6890 Scale Mode: Small noise peaks clipped

Volume Inj. : 2uL  
 Signal #1 Phase : Rtx-CLPesticides Signal #2 Phase: Rtx-CLPesticides2  
 Signal #1 Info : 30m X 0.32mm X 0. Signal #2 Info : 30m X 0.32mm X 0.25um

MJB  
3/25/20

Compound	RT#1	RT#2	Resp#1	Resp#2	ng/mL	ng/mL
<b>System Monitoring Compounds</b>						
1) S TCMX (S)	5.392	5.988	207645	286301	1.075	1.002
22) S DCBP (S)	9.591	10.555	181183	178563	1.042	1.051
<b>Target Compounds</b>						
2) a-BHC	5.932	6.596	265596	377299	1.009	0.931
3) g-BHC	6.215	6.914	235537	342671	1.030	0.969
4) b-BHC	6.291	6.979	105215	160782	1.100	1.072
5) Heptachlor	6.624	7.290	230067	329837	1.033	0.984
6) d-BHC	6.442	7.235	184376	305632	0.945	0.936
7) Aldrin	6.866	7.556	228121	307770	1.027	0.944
8) Heptachlo...	7.328	7.995	224847	298486	1.097	1.003
9) trans-Chl...	7.423	8.135	218460	299115	1.048	0.987
10) cis-Chlor...	7.520	8.243	222249	292209	1.085	1.007
11) Endosulfa...	7.618	8.293	202673	271030	1.048	0.997
12) 4,4'-DDE	7.582	8.349	200955	269052	1.020	0.940
13) Dieldrin	7.790	8.494	219208	291990	1.032	0.981
14) Endrin	7.955	8.722	176915	222568	1.035	0.972
15) 4,4'-DDD	8.003	8.765	171895	235370	1.052	0.978
16) Endosulfa...	8.112	8.869	179623	236237	1.072	0.985
17) 4,4'-DDT	8.200	8.992	121352	143366	0.977	0.943
18) Endrin Al...	8.402	9.106	255838	337369	1.748	1.622
19) Endosulfa...	8.703	9.297	181494	232214	1.104	1.020
20) Methoxychlor	8.535	9.471	79126	89258	1.058	0.988
21) Endrin Ke...	8.898	9.698	212548	246568	1.113	0.989
23) Hexachlor...	0.000	0.000	0	0	N.D.	N.D.
24) Hexachlor...	0.000	6.476	0	5591	N.D.	0.015 #
25) Oxychlorane	0.000	0.000	0	0	N.D.	N.D.
26) 2,4'-DDE	7.328	8.135	224847	299115	1.474	1.271
27) trans-Non...	7.520	8.243f	222249	292209	0.992	0.859
28) 2,4'-DDD	0.000	8.494	0	291990	N.D.	1.398 #
29) 2,4'-DDT	0.000	8.722	0	222568	N.D.	1.369 #
30) cis-Nonac...	8.003	8.765	171895	235370	0.687	0.627
31) Mirex	8.655	9.698	1630	246568	BelowCal	1.135
32) Chlordane...	7.423	8.135	218460	299115	8.804	7.048
33) Chlordane...	7.520	8.243	222249	292209	8.071	8.321
34) Chlordane...	8.112f	8.908	179623	44252	23.969	4.110 #
35) Chlordane...	0.000	0.000	0	0	N.D.	N.D.
36) Toxaphene...	7.520	8.494	222249	291990	209.586	103.265 #
37) Toxaphene...	7.790	0.000	219208	0	111.296	N.D. #
38) Toxaphene...	8.112	8.869	179623	236237	44.693	41.145
39) Toxaphene...	0.000	8.908	0	44252	N.D.	4.785 #
40) Toxaphene...	0.000	9.106	0	337369	N.D.	66.514 #
41) Toxaphene...	8.655	9.471	1630	89258	0.413	16.711 #
42) Toxaphene...	3.663f	0.000	21890	0	NoCal	N.D.

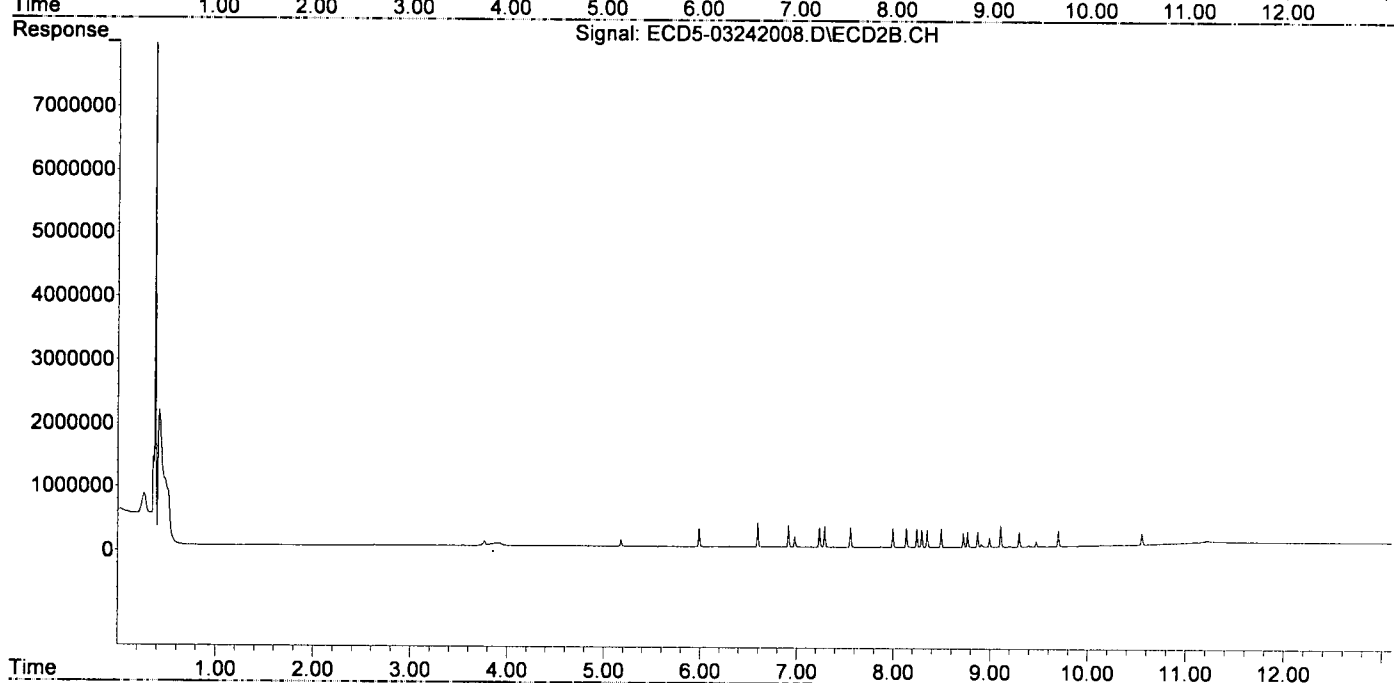
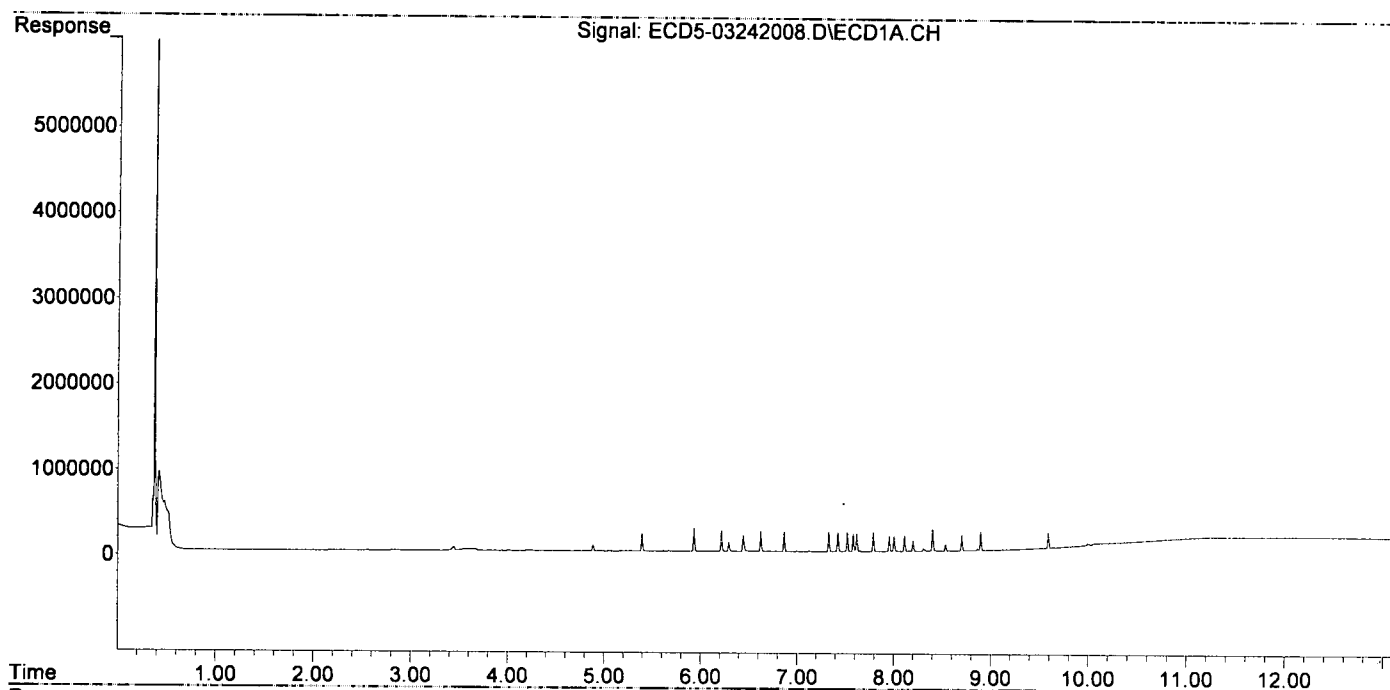
→ Not used in Cal

Quantitation Report (Not Reviewed)

Data Path : C:\msdchem\1\data\2020-03\0C24036\REQUANT\  
Data File : ECD5-03242008.D  
Signal(s) : Signal #1: ECD1A.CH Signal #2: ECD2B.CH  
Acq On : 24 Mar 2020 14:33  
Operator : MJB  
Sample : 0C24036-CAL2  
Misc : A20C178, AB 1 ppb  
ALS Vial : 5 (Sig #1); 0 (Sig #2) Sample Multiplier: 1

Integration File signal 1: PEST1.e  
Integration File signal 2: PEST2.e  
Quant Time: Mar 24 17:46:25 2020  
Quant Method : C:\msdchem\1\methods\ECD5\_QUANTPEST\_200324.M  
Quant Title : Instrument: DualECD5  
QLast Update : Tue Mar 24 17:40:19 2020  
Response via : Initial Calibration  
Integrator: ChemStation 6890 Scale Mode: Small noise peaks clipped

Volume Inj. : 2uL  
Signal #1 Phase : Rtx-CLPesticides Signal #2 Phase: Rtx-CLPesticides2  
Signal #1 Info : 30m X 0.32mm X 0. Signal #2 Info : 30m X 0.32mm X 0.25um



Quantitation Report (Not Reviewed)

Data Path : C:\msdchem\1\data\2020-03\0C24036\REQUANT\  
 Data File : ECD5-03242009.D  
 Signal(s) : Signal #1: ECD1A.CH Signal #2: ECD2B.CH  
 Acq On : 24 Mar 2020 14:50  
 Operator : MJB  
 Sample : 0C24036-CAL3  
 Misc : A20C179, AB 2 ppb  
 ALS Vial : 6 (Sig #1); 0 (Sig #2) Sample Multiplier: 1

Integration File signal 1: PEST1.e  
 Integration File signal 2: PEST2.e  
 Quant Time: Mar 24 17:46:48 2020  
 Quant Method : C:\msdchem\1\methods\ECD5\_QUANTPEST\_200324.M  
 Quant Title : Instrument: DualECD5  
 QLast Update : Tue Mar 24 17:40:19 2020  
 Response via : Initial Calibration  
 Integrator: ChemStation 6890 Scale Mode: Small noise peaks clipped

Volume Inj. : 2uL  
 Signal #1 Phase : Rtx-CLPesticides Signal #2 Phase: Rtx-CLPesticides2  
 Signal #1 Info : 30m X 0.32mm X 0. Signal #2 Info : 30m X 0.32mm X 0.25um

MJB  
3/25/20

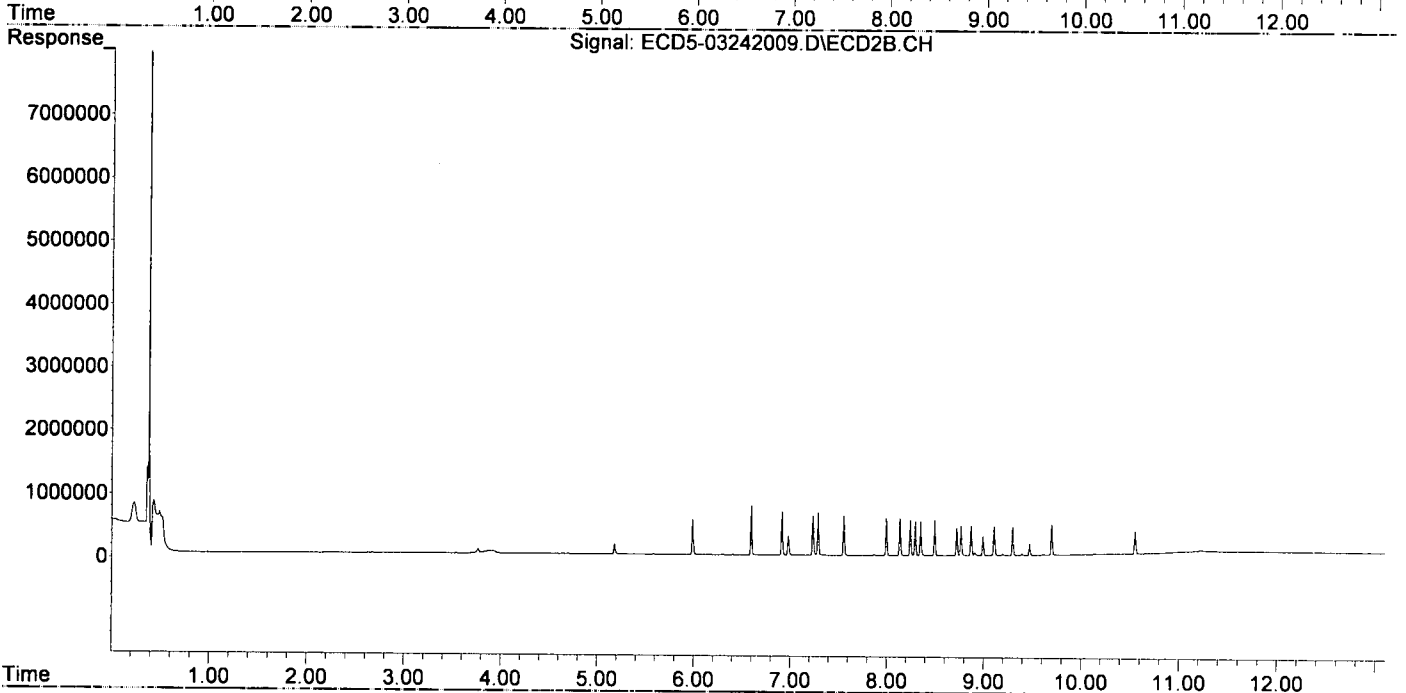
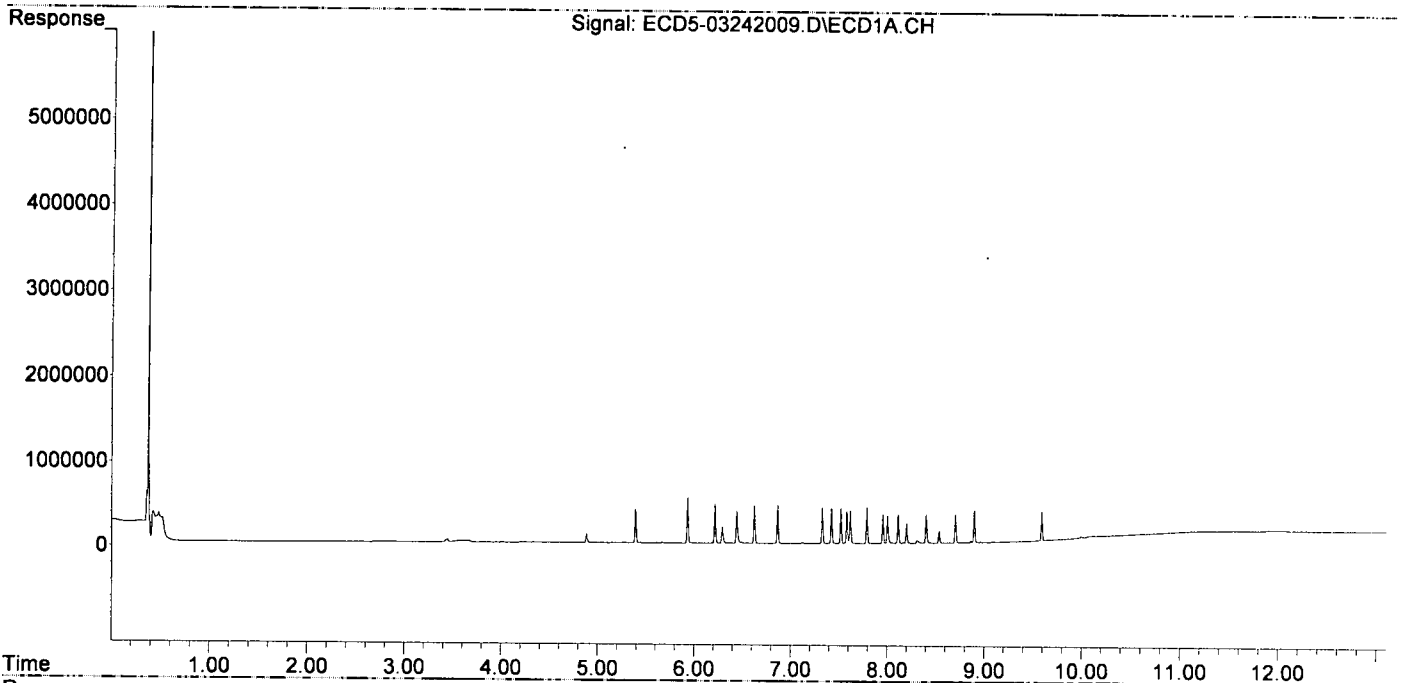
Compound	RT#1	RT#2	Resp#1	Resp#2	ng/mL	ng/mL
<b>System Monitoring Compounds</b>						
1) S TCMX (S)	5.390	5.986	389246	549729	2.015	1.923
22) S DCBP (S)	9.589	10.552	338359	341403	2.101	2.010
<b>Target Compounds</b>						
2) a-BHC	5.930	6.594	533325	769730	2.026	1.900
3) g-BHC	6.213	6.913	461944	680129	2.019	1.923
4) b-BHC	6.289	6.977	193610	302962	2.024	2.019
5) Heptachlor	6.622	7.287	451051	669996	2.025	1.999
6) d-BHC	6.440	7.233	371970	619769	1.906	1.898
7) Aldrin	6.863	7.554	446847	627199	2.013	1.925
8) Heptachlo...	7.326	7.994	421620	587296	2.057	1.973
9) trans-Chl...	7.421	8.133	420963	584049	2.019	1.928
10) cis-Chlor...	7.518	8.241	418487	563394	2.044	1.942
11) Endosulfa...	7.616	8.292	394005	531137	2.038	1.955
12) 4,4'-DDE	7.579	8.347	377407	535383	1.915	1.870
13) Dieldrin	7.788	8.493	423831	559484	1.995	1.881
14) Endrin	7.953	8.720	337729	427288	1.976	1.866
15) 4,4'-DDD	8.001	8.764	324983	459481	1.989	1.910
16) Endosulfa...	8.110	8.868	336277	458827	2.007	1.913
17) 4,4'-DDT	8.198	8.990	239428	293276	1.941	1.868
18) Endrin Al...	8.400	9.105	339697	448662	2.321	2.157
19) Endosulfa...	8.702	9.295	331487	442393	2.016	1.943
20) Methoxychlor	8.534	9.469	141470	178580	2.027	2.056
21) Endrin Ke...	8.896	9.696	384343	474690	2.013	1.904
23) Hexachlor...	0.000	0.000	0	0	N.D.	N.D.
24) Hexachlor...	0.000	6.474	0	5655	N.D.	0.015 #
25) Oxychlorane	0.000	0.000	0	0	N.D.	N.D.
26) 2,4'-DDE	7.326	8.133	421620	584049	2.764	2.481
27) trans-Non...	7.518	8.241f	418487	563394	1.868	1.656
28) 2,4'-DDD	0.000	8.493	0	559484	N.D.	2.678 #
29) 2,4'-DDT	0.000	8.720	0	427288	N.D.	2.591 #
30) cis-Nonac...	8.001	8.764	324983	459481	1.298	1.223
31) Mirex	8.652	9.696	2416	474690	BelowCal	2.327
32) Chlordane...	7.421	8.133	420963	584049	16.966	13.762
33) Chlordane...	7.518	8.241	418487	563394	15.197	16.043
34) Chlordane...	8.110f	8.907	336277	45480	44.873	4.224 #
35) Chlordane...	0.000	0.000	0	0	N.D.	N.D.
36) Toxaphene...	7.518	8.493	418487	559484	394.642	197.867 #
37) Toxaphene...	7.788	0.000	423831	0	215.187	N.D. #
38) Toxaphene...	8.110	8.868	336277	458827	83.671	79.912
39) Toxaphene...	0.000	8.907f	0	45480	N.D.	4.918 #
40) Toxaphene...	0.000	9.105	0	448662	N.D.	88.456 #
41) Toxaphene...	8.652	9.469	2416	178580	0.613	33.433 #
42) Toxaphene...	3.660f	0.000	19077	0	NoCal	N.D.

Quantitation Report (Not Reviewed)

Data Path : C:\msdchem\1\data\2020-03\0C24036\REQUANT\  
Data File : ECD5-03242009.D  
Signal(s) : Signal #1: ECD1A.CH Signal #2: ECD2B.CH  
Acq On : 24 Mar 2020 14:50  
Operator : MJB  
Sample : 0C24036-CAL3  
Misc : A20C179, AB 2 ppb  
ALS Vial : 6 (Sig #1); 0 (Sig #2) Sample Multiplier: 1

Integration File signal 1: PEST1.e  
Integration File signal 2: PEST2.e  
Quant Time: Mar 24 17:46:48 2020  
Quant Method : C:\msdchem\1\methods\ECD5\_QUANTPEST\_200324.M  
Quant Title : Instrument: DualECD5  
QLast Update : Tue Mar 24 17:40:19 2020  
Response via : Initial Calibration  
Integrator: ChemStation 6890 Scale Mode: Small noise peaks clipped

Volume Inj. : 2uL  
Signal #1 Phase : Rtx-CLPesticides Signal #2 Phase: Rtx-CLPesticides2  
Signal #1 Info : 30m X 0.32mm X 0. Signal #2 Info : 30m X 0.32mm X 0.25um



Quantitation Report (Not Reviewed)

Data Path : C:\msdchem\1\data\2020-03\0C24036\REQUANT\  
 Data File : ECD5-03242010.D  
 Signal(s) : Signal #1: ECD1A.CH Signal #2: ECD2B.CH  
 Acq On : 24 Mar 2020 15:07  
 Operator : MJB  
 Sample : 0C24036-CAL4  
 Misc : A20C180, AB 5 ppb  
 ALS Vial : 7 (Sig #1); 0 (Sig #2) Sample Multiplier: 1

Integration File signal 1: PEST1.e  
 Integration File signal 2: PEST2.e  
 Quant Time: Mar 24 17:47:10 2020  
 Quant Method : C:\msdchem\1\methods\ECD5\_QUANTPEST\_200324.M  
 Quant Title : Instrument: DualECD5  
 QLast Update : Tue Mar 24 17:40:19 2020  
 Response via : Initial Calibration  
 Integrator: ChemStation 6890 Scale Mode: Small noise peaks clipped

Volume Inj. : 2uL  
 Signal #1 Phase : Rtx-CLPesticides Signal #2 Phase: Rtx-CLPesticides2  
 Signal #1 Info : 30m X 0.32mm X 0. Signal #2 Info : 30m X 0.32mm X 0.25um

MJB  
3/25/20

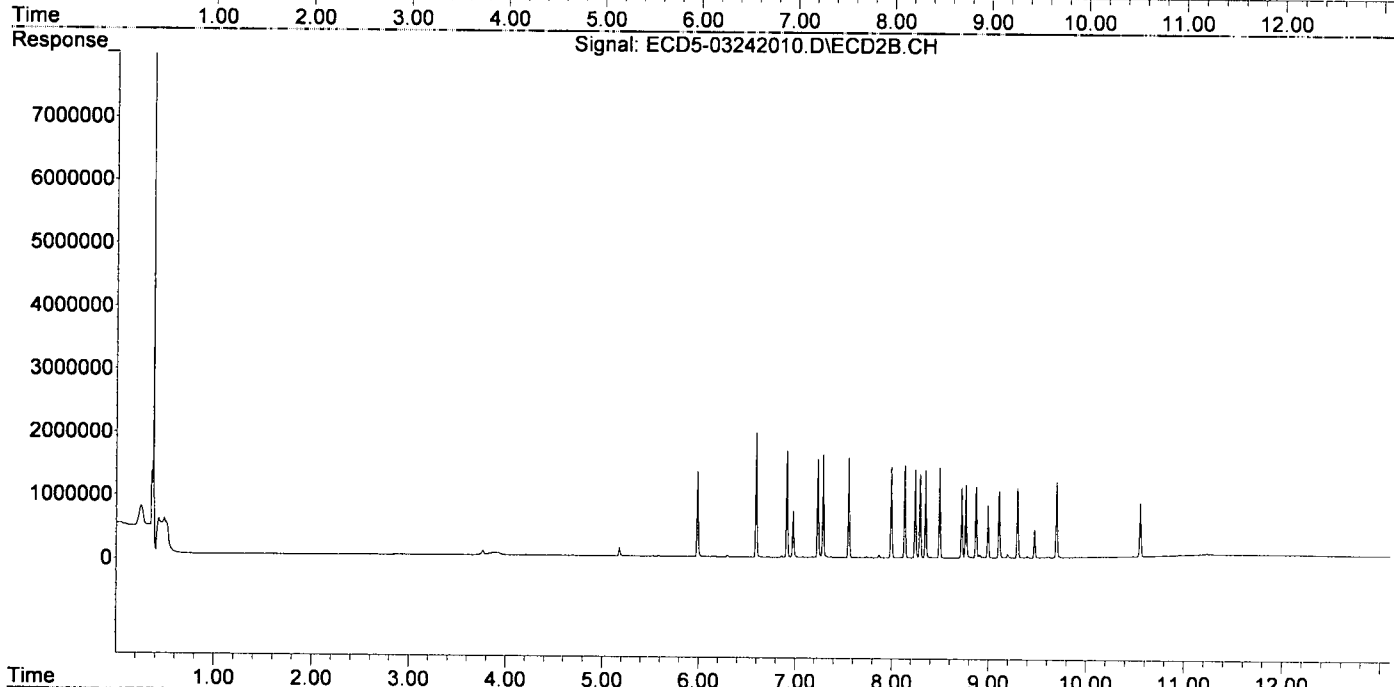
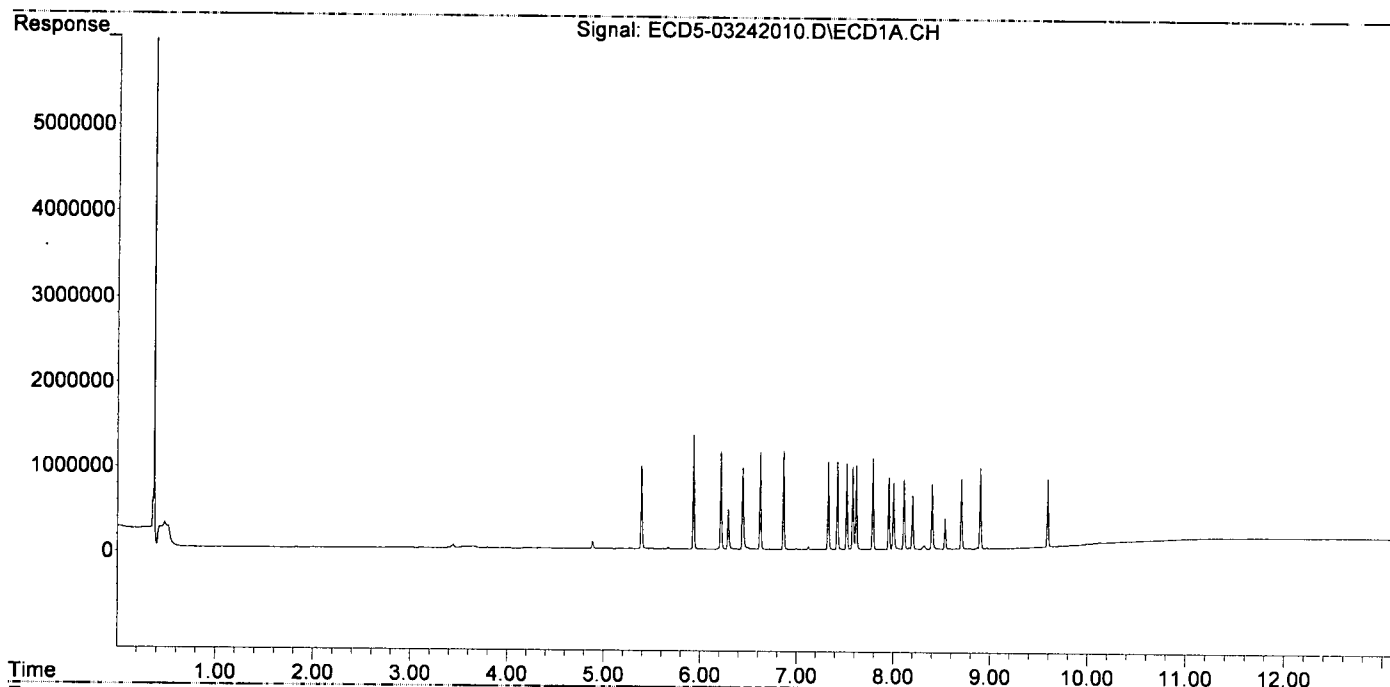
Compound	RT#1	RT#2	Resp#1	Resp#2	ng/mL	ng/mL
System Monitoring Compounds						
1) S TCMX (S)	5.390	5.986	964743	1335959	4.994	4.674
22) S DCBP (S)	9.588	10.553	799034	836468	5.204	4.925
Target Compounds						
2) a-BHC	5.930	6.594	1329593	1962158	5.052	4.842
3) g-BHC	6.213	6.913	1144128	1681533	5.002	4.753
4) b-BHC	6.289	6.977	468025	728404	4.892	4.855
5) Heptachlor	6.622	7.288	1139576	1622489	5.115	4.841
6) d-BHC	6.439	7.233	956714	1544609	4.903	4.730
7) Aldrin	6.863	7.554	1150626	1571627	5.182	4.823
8) Heptachlo...	7.325	7.993	1022828	1429908	4.991	4.804
9) trans-Chl...	7.420	8.133	1026948	1462256	4.926	4.827
10) cis-Chlor...	7.518	8.241	1009258	1388464	4.928	4.785
11) Endosulfa...	7.616	8.291	985546	1319107	5.098	4.855
12) 4,4'-DDE	7.579	8.347	966330	1383430	4.902	4.831
13) Dieldrin	7.787	8.493	1062097	1421532	4.999	4.778
14) Endrin	7.952	8.720	846370	1113227	4.952	4.862
15) 4,4'-DDD	8.001	8.764	779676	1150449	4.771	4.781
16) Endosulfa...	8.109	8.868	815737	1121325	4.869	4.674
17) 4,4'-DDT	8.197	8.990	628966	826552	5.101	5.114
18) Endrin Al...	8.400	9.104	757621	1046598	5.176	5.032
19) Endosulfa...	8.702	9.295	818686	1094098	4.979	4.805
20) Methoxychlor	8.533	9.469	355516	445546	5.338	5.217
21) Endrin Ke...	8.896	9.695	944342	1186676	4.945	4.760
23) Hexachlor...	0.000	0.000	0	0	N.D.	N.D.
24) Hexachlor...	0.000	6.473	0	6415	N.D.	0.018 #
25) Oxychlorthane	7.261	0.000	5518	0	0.028	N.D. #
26) 2,4'-DDE	7.325	8.133	1022828	1462256	6.705	6.212
27) trans-Non...	7.518	8.194	1009258	6640	4.506	0.020 #
28) 2,4'-DDD	0.000	8.493	0	1421532	N.D.	6.805 #
29) 2,4'-DDT	7.882	8.720	3275	1113227	0.025	6.631 #
30) cis-Nonac...	8.001	8.764	779676	1150449	3.115	3.063
31) Mirex	8.651	9.695	5455	1186676	BelowCal	6.029
32) Chlordane...	7.420	8.133	1026948	1462256	41.388	34.455
33) Chlordane...	7.518	8.241	1009258	1388464	36.649	39.538
34) Chlordane...	8.109f	8.907	815737	51993	108.854	4.829 #
35) Chlordane...	0.000	0.000	0	0	N.D.	N.D.
36) Toxaphene...	7.518	8.493	1009258	1421532	951.752	502.739 #
37) Toxaphene...	7.787	0.000	1062097	0	539.246	N.D. #
38) Toxaphene...	8.109	8.868	815737	1121325	202.968	195.297
39) Toxaphene...	8.320f	8.907f	43956	51993	11.250	5.622 #
40) Toxaphene...	0.000	9.104	0	1046598	N.D.	206.341 #
41) Toxaphene...	8.651	9.469	5455	445546	1.383	83.413 #
42) Toxaphene...	3.662f	0.000	18606	0	NoCal	N.D.

Quantitation Report (Not Reviewed)

Data Path : C:\msdchem\1\data\2020-03\0C24036\REQUANT\  
Data File : ECD5-03242010.D  
Signal(s) : Signal #1: ECD1A.CH Signal #2: ECD2B.CH  
Acq On : 24 Mar 2020 15:07  
Operator : MJB  
Sample : 0C24036-CAL4  
Misc : A20C180, AB 5 ppb  
ALS Vial : 7 (Sig #1); 0 (Sig #2) Sample Multiplier: 1

Integration File signal 1: PEST1.e  
Integration File signal 2: PEST2.e  
Quant Time: Mar 24 17:47:10 2020  
Quant Method : C:\msdchem\1\methods\ECD5\_QUANTPEST\_200324.M  
Quant Title : Instrument: DualECD5  
QLast Update : Tue Mar 24 17:40:19 2020  
Response via : Initial Calibration  
Integrator: ChemStation 6890 Scale Mode: Small noise peaks clipped

Volume Inj. : 2uL  
Signal #1 Phase : Rtx-CLPesticides Signal #2 Phase: Rtx-CLPesticides2  
Signal #1 Info : 30m X 0.32mm X 0. Signal #2 Info : 30m X 0.32mm X 0.25um



Quantitation Report (Not Reviewed)

Data Path : C:\msdchem\1\data\2020-03\0C24036\REQUANT\  
 Data File : ECD5-03242011.D  
 Signal(s) : Signal #1: ECD1A.CH Signal #2: ECD2B.CH  
 Acq On : 24 Mar 2020 15:24  
 Operator : MJB  
 Sample : 0C24036-CAL5  
 Misc : A20C181, AB 10 ppb  
 ALS Vial : 8 (Sig #1); 0 (Sig #2) Sample Multiplier: 1

Integration File signal 1: PEST1.e  
 Integration File signal 2: PEST2.e  
 Quant Time: Mar 24 17:47:22 2020  
 Quant Method : C:\msdchem\1\methods\ECD5\_QUANTPEST\_200324.M  
 Quant Title : Instrument: DualECD5  
 QLast Update : Tue Mar 24 17:40:19 2020  
 Response via : Initial Calibration  
 Integrator: ChemStation 6890 Scale Mode: Small noise peaks clipped

Volume Inj. : 2uL  
 Signal #1 Phase : Rtx-CLPesticides Signal #2 Phase: Rtx-CLPesticides2  
 Signal #1 Info : 30m X 0.32mm X 0. Signal #2 Info : 30m X 0.32mm X 0.25um

MJB  
 3/25/20

Compound	RT#1	RT#2	Resp#1	Resp#2	ng/mL	ng/mL
<b>System Monitoring Compounds</b>						
1) S TCMX (S)	5.391	5.987	1871440	2672852	9.687	9.351
22) S DCBP (S)	9.589	10.554	1476751	1539567	9.768	9.065
<b>Target Compounds</b>						
2) a-BHC	5.930	6.595	2560403	3940249	9.729	9.724
3) g-BHC	6.213	6.913	2232104	3375199	9.758	9.541
4) b-BHC	6.289	6.977	872767	1376406	9.123	9.174
5) Heptachlor	6.623	7.288	2121785	3095659	9.524	9.237
6) d-BHC	6.439	7.233	1855154	3066052	9.508	9.389
7) Aldrin	6.864	7.555	2164338	3095998	9.748	9.500
8) Heptachlo...	7.326	7.994	1918192	2823127	9.359	9.485
9) trans-Chl...	7.421	8.134	1997780	2808234	9.583	9.270
10) cis-Chlor...	7.518	8.242	1892390	2750743	9.241	9.480
11) Endosulfa...	7.616	8.292	1839301	2496249	9.513	9.187
12) 4,4'-DDE	7.579	8.348	1899226	2682066	9.635	9.367
13) Dieldrin	7.787	8.493	2075053	2800716	9.767	9.414
14) Endrin	7.952	8.720	1604775	2149089	9.388	9.385
15) 4,4'-DDD	8.001	8.764	1528268	2247089	9.351	9.339
16) Endosulfa...	8.109	8.868	1565837	2179899	9.346	9.087
17) 4,4'-DDT	8.198	8.990	1240165	1621620	9.989	9.839
18) Endrin Al...	8.400	9.105	1418667	1961779	9.692	9.431
19) Endosulfa...	8.702	9.295	1519791	2092636	9.242	9.191
20) Methoxychlor	8.534	9.470	649462	846036	9.844	9.875
21) Endrin Ke...	8.896	9.696	1786134	2307847	9.353	9.257
23) Hexachlor...	0.000	0.000	0	0	N.D.	N.D.
24) Hexachlor...	5.772	6.474	5029	5302	0.022	0.015 #
25) Oxychlordan	7.262	0.000	10799	0	0.054	N.D. #
26) 2,4'-DDE	7.326	8.134	1918192	2808234	12.575	11.930
27) trans-Non...	7.518	8.193	1892390	11514	8.448	0.034 #
28) 2,4'-DDD	0.000	8.493	0	2800716	N.D.	13.406 #
29) 2,4'-DDT	7.884	8.720	4980	2149089	0.039	12.580 #
30) cis-Nonac...	8.001	8.764	1528268	2247089	6.105	5.983
31) Mirex	8.651	9.696	10691	2307847	BelowCal	11.806
32) Chlordane...	7.421	8.134	1997780	2808234	80.515	66.171
33) Chlordane...	7.518	8.242	1892390	2750743	68.719	78.330
34) Chlordane...	8.109f	8.907	1565837	57434	208.948	5.334 #
35) Chlordane...	0.000	0.000	0	0	N.D.	N.D.
36) Toxaphene...	7.518	8.493	1892390	2800716	1784.564	990.501 #
37) Toxaphene...	7.787	0.000	2075053	0	1053.542	N.D. #
38) Toxaphene...	8.109	8.868	1565837	2179899	389.605	379.665
39) Toxaphene...	8.321f	8.907f	79411	57434	20.324	6.210 #
40) Toxaphene...	0.000	9.105	0	1961779	N.D.	386.773 #
41) Toxaphene...	8.651	9.470	10691	846036	2.711	158.392 #
42) Toxaphene...	3.663f	0.000	17335	0	NoCal	N.D.

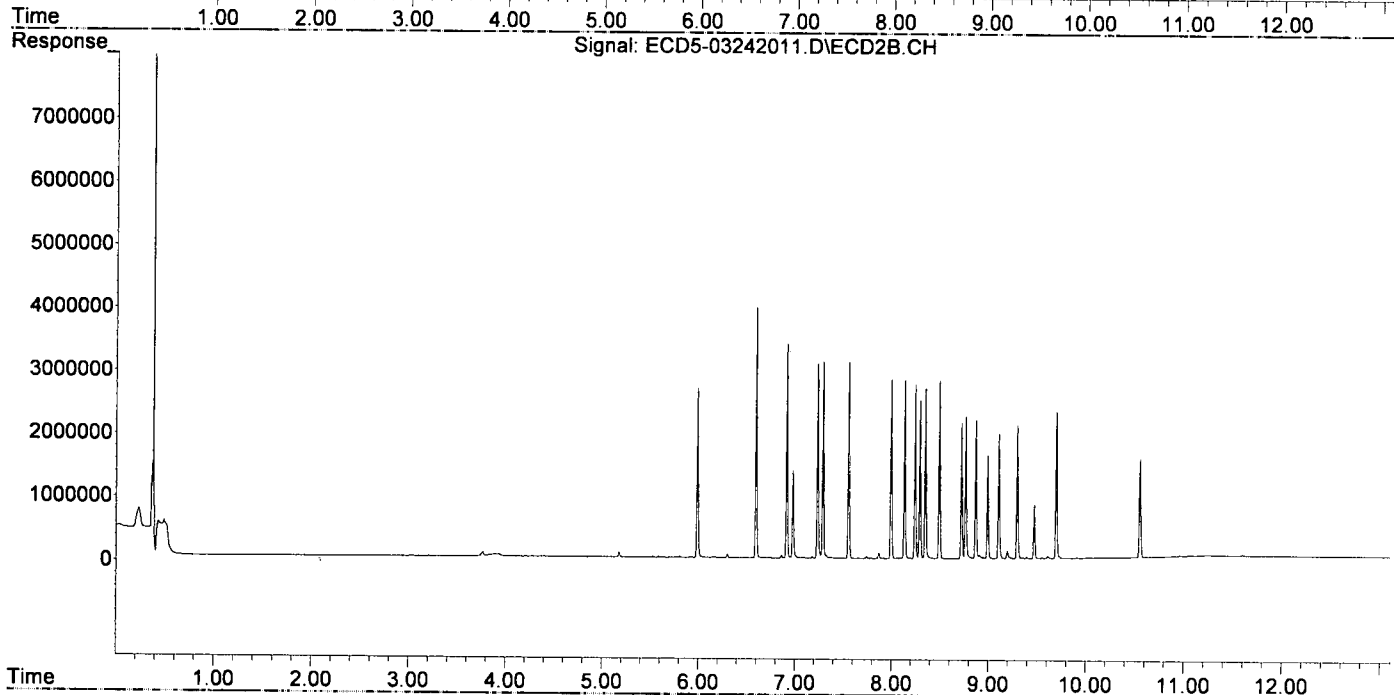
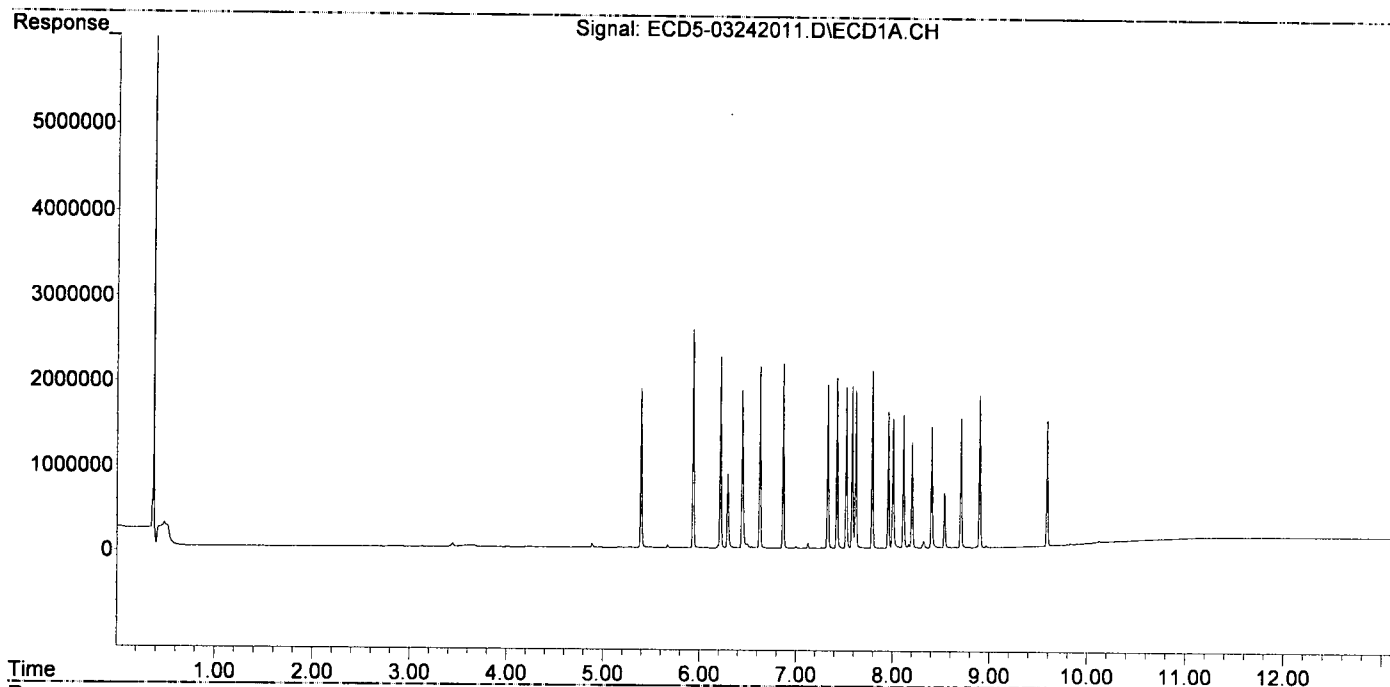


Quantitation Report (Not Reviewed)

Data Path : C:\msdchem\1\data\2020-03\0C24036\REQUANT\  
Data File : ECD5-03242011.D  
Signal(s) : Signal #1: ECD1A.CH Signal #2: ECD2B.CH  
Acq On : 24 Mar 2020 15:24  
Operator : MJB  
Sample : 0C24036-CAL5  
Misc : A20C181, AB 10 ppb  
ALS Vial : 8 (Sig #1); 0 (Sig #2) Sample Multiplier: 1

Integration File signal 1: PEST1.e  
Integration File signal 2: PEST2.e  
Quant Time: Mar 24 17:47:22 2020  
Quant Method : C:\msdchem\1\methods\ECD5\_QUANTPEST\_200324.M  
Quant Title : Instrument: DualECD5  
QLast Update : Tue Mar 24 17:40:19 2020  
Response via : Initial Calibration  
Integrator: ChemStation 6890 Scale Mode: Small noise peaks clipped

Volume Inj. : 2uL  
Signal #1 Phase : Rtx-CLPesticides Signal #2 Phase: Rtx-CLPesticides2  
Signal #1 Info : 30m X 0.32mm X 0. Signal #2 Info : 30m X 0.32mm X 0.25um



Quantitation Report (Not Reviewed)

Data Path : C:\msdchem\1\data\2020-03\0C24036\REQUANT\  
 Data File : ECD5-03242012.D  
 Signal(s) : Signal #1: ECD1A.CH Signal #2: ECD2B.CH  
 Acq On : 24 Mar 2020 15:41  
 Operator : MJB  
 Sample : 0C24036-CAL6  
 Misc : A20C182, AB 25 ppb  
 ALS Vial : 9 (Sig #1); 0 (Sig #2) Sample Multiplier: 1

Integration File signal 1: PEST1.e  
 Integration File signal 2: PEST2.e  
 Quant Time: Mar 24 17:47:32 2020  
 Quant Method : C:\msdchem\1\methods\ECD5\_QUANTPEST\_200324.M  
 Quant Title : Instrument: DualECD5  
 QLast Update : Tue Mar 24 17:40:19 2020  
 Response via : Initial Calibration  
 Integrator: ChemStation 6890 Scale Mode: Small noise peaks clipped

Volume Inj. : 2uL  
 Signal #1 Phase : Rtx-CLPesticides Signal #2 Phase: Rtx-CLPesticides2  
 Signal #1 Info : 30m X 0.32mm X 0. Signal #2 Info : 30m X 0.32mm X 0.25um

MJB  
3/25/20

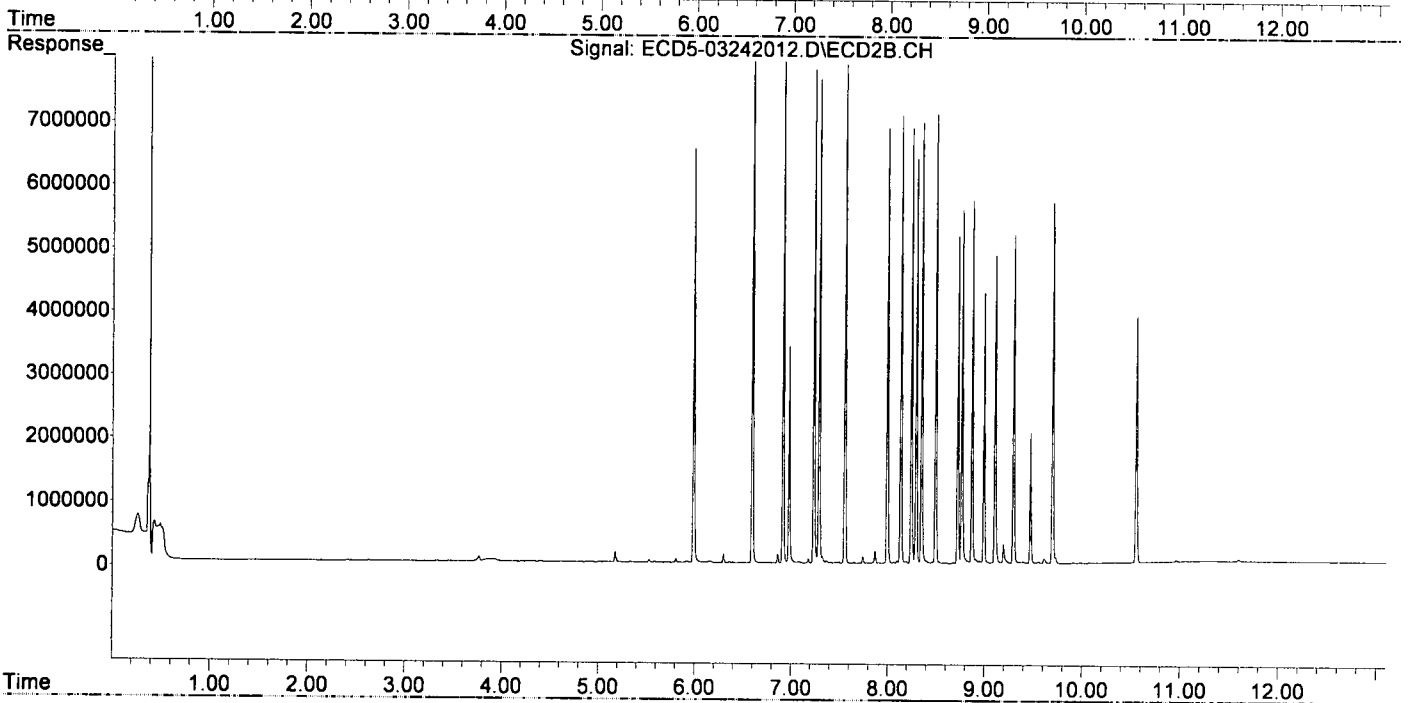
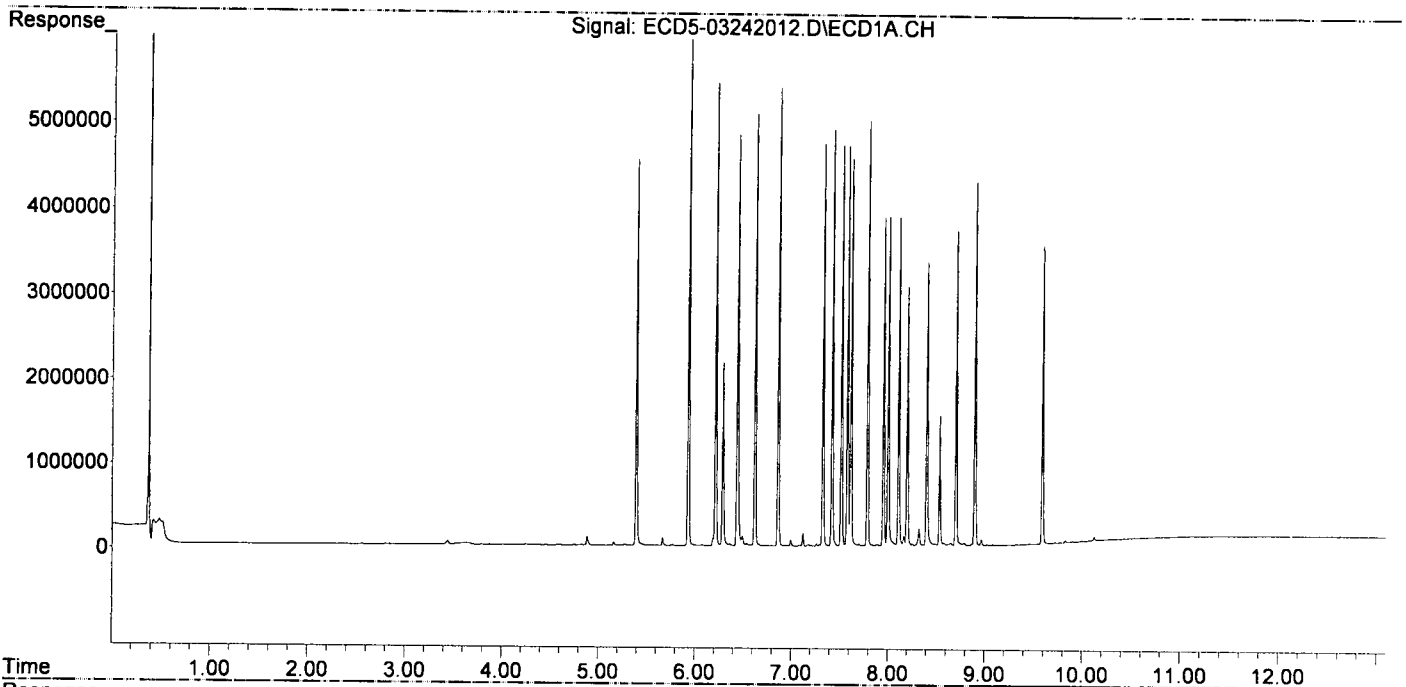
Compound	RT#1	RT#2	Resp#1	Resp#2	ng/mL	ng/mL
<b>System Monitoring Compounds</b>						
1) S TCMX (S)	5.390	5.986	4512622	6520954	23.358	22.813
22) S DCBP (S)	9.588	10.552	3497021	3867029	23.371	22.770
<b>Target Compounds</b>						
2) a-BHC	5.929	6.594	6300836	9620617	23.941	23.743
3) g-BHC	6.212	6.912	5406502	8241389	23.635	23.296
4) b-BHC	6.288	6.976	2161452	3404701	22.593	22.693
5) Heptachlor	6.621	7.287	5053266	7620334	22.682	22.737
6) d-BHC	6.438	7.232	4815486	7763079	24.679	23.773
7) Aldrin	6.863	7.554	5344381	7846063	24.071	24.077
8) Heptachlo...	7.325	7.992	4717307	6834808	23.017	22.963
9) trans-Chl...	7.419	8.132	4840892	7038270	23.222	23.233
10) cis-Chlor...	7.517	8.240	4673568	6834773	22.822	23.554
11) Endosulfa...	7.615	8.291	4539125	6355160	23.478	23.389
12) 4,4'-DDE	7.578	8.346	4679040	6917688	23.738	24.159
13) Dieldrin	7.787	8.492	4973639	7072067	23.410	23.771
14) Endrin	7.951	8.720	3854623	5127876	22.551	22.394
15) 4,4'-DDD	8.000	8.762	3831772	5545997	23.446	23.049
16) Endosulfa...	8.108	8.867	3858748	5692155	23.031	23.727
17) 4,4'-DDT	8.197	8.990	3040414	4248274	23.936	24.590
18) Endrin Al...	8.399	9.104	3315527	4831046	22.651	23.226
19) Endosulfa...	8.701	9.295	3693603	5149242	22.462	22.615
20) Methoxychlor	8.532	9.468	1519078	2040469	22.916	23.224
21) Endrin Ke...	8.895	9.695	4268654	5671298	22.353	22.747
23) Hexachlor...	0.000	0.000	0	0	N.D.	N.D.
24) Hexachlor...	5.771	6.472	12822	6911	0.057	0.019 #
25) Oxychlorthane	7.260	7.955f	25574	12020	0.128	0.039 #
26) 2,4'-DDE	7.325	8.132	4717307	7038270	30.925	29.901
27) trans-Non...	7.517	8.191	4673568	28149	20.865	0.083 #
28) 2,4'-DDD	7.702	8.492	23467	7072067	0.171	33.852 #
29) 2,4'-DDT	7.884	8.720	13779	5127876	0.107	28.794 #
30) cis-Nonac...	8.000	8.762	3831772	5545997	15.308	14.768
31) Mirex	8.650	9.695	31844	5671298	BelowCal	28.778
32) Chlordane...	7.419	8.132	4840892	7038270	195.098	165.844
33) Chlordane...	7.517	8.240	4673568	6834773	169.712	194.626
34) Chlordane...	8.108f	8.905	3858748	66373	514.919	6.165 #
35) Chlordane...	0.000	0.000	0	0	N.D.	N.D.
36) Toxaphene...	7.517	8.492	4673568	7072067	4407.275	2501.106 #
37) Toxaphene...	7.787	0.000	4973639	0	2525.208	N.D. #
38) Toxaphene...	8.108	8.867	3858748	5692155	960.118	991.382
39) Toxaphene...	8.320f	8.945	196252	37706	50.228	4.077 #
40) Toxaphene...	8.574	9.104	31997	4831046	10.606	952.461 #
41) Toxaphene...	8.650	9.468	31844	2040469	8.075	382.009 #
42) Toxaphene...	3.663f	0.000	17367	0	NoCal	N.D.

Quantitation Report (Not Reviewed)

Data Path : C:\msdchem\1\data\2020-03\0C24036\REQUANT\  
Data File : ECD5-03242012.D  
Signal(s) : Signal #1: ECD1A.CH Signal #2: ECD2B.CH  
Acq On : 24 Mar 2020 15:41  
Operator : MJB  
Sample : 0C24036-CAL6  
Misc : A20C182, AB 25 ppb  
ALS Vial : 9 (Sig #1); 0 (Sig #2) Sample Multiplier: 1

Integration File signal 1: PEST1.e  
Integration File signal 2: PEST2.e  
Quant Time: Mar 24 17:47:32 2020  
Quant Method : C:\msdchem\1\methods\ECD5\_QUANTPEST\_200324.M  
Quant Title : Instrument: DualECD5  
QLast Update : Tue Mar 24 17:40:19 2020  
Response via : Initial Calibration  
Integrator: ChemStation 6890 Scale Mode: Small noise peaks clipped

Volume Inj. : 2uL  
Signal #1 Phase : Rtx-CLPesticides Signal #2 Phase: Rtx-CLPesticides2  
Signal #1 Info : 30m X 0.32mm X 0. Signal #2 Info : 30m X 0.32mm X 0.25um



Data Path : C:\msdchem\1\data\2020-03\0C24036\REQUANT\  
 Data File : ECD5-03242013.D  
 Signal(s) : Signal #1: ECD1A.CH Signal #2: ECD2B.CH  
 Acq On : 24 Mar 2020 15:59  
 Operator : MJB  
 Sample : 0C24036-CAL7  
 Misc : A20C183, AB 50 ppb  
 ALS Vial : 10 (Sig #1); 0 (Sig #2) Sample Multiplier: 1

Integration File signal 1: PEST1.e  
 Integration File signal 2: PEST2.e  
 Quant Time: Mar 24 17:47:43 2020  
 Quant Method : C:\msdchem\1\methods\ECD5\_QUANTPEST\_200324.M  
 Quant Title : Instrument: DualECD5  
 QLast Update : Tue Mar 24 17:40:19 2020  
 Response via : Initial Calibration  
 Integrator: ChemStation 6890 Scale Mode: Small noise peaks clipped

Volume Inj. : 2uL  
 Signal #1 Phase : Rtx-CLPesticides Signal #2 Phase: Rtx-CLPesticides2  
 Signal #1 Info : 30m X 0.32mm X 0. Signal #2 Info : 30m X 0.32mm X 0.25um

MJB  
3/25/20

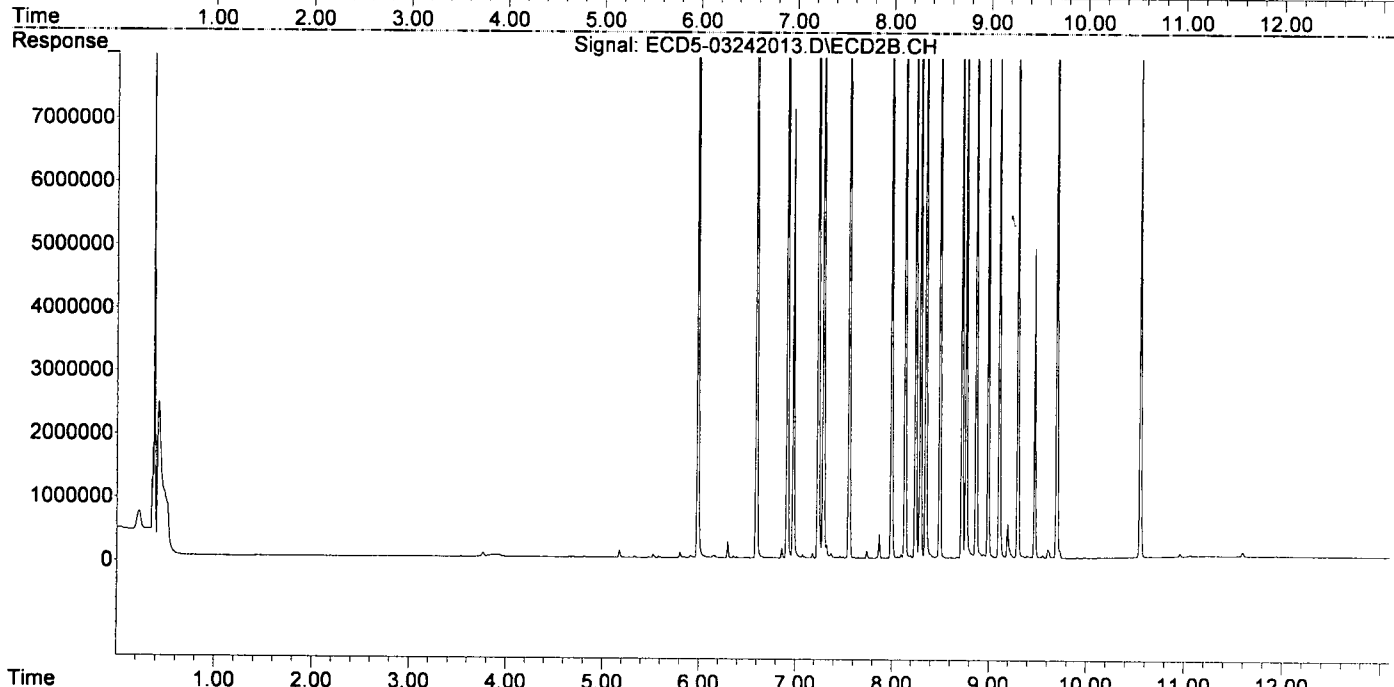
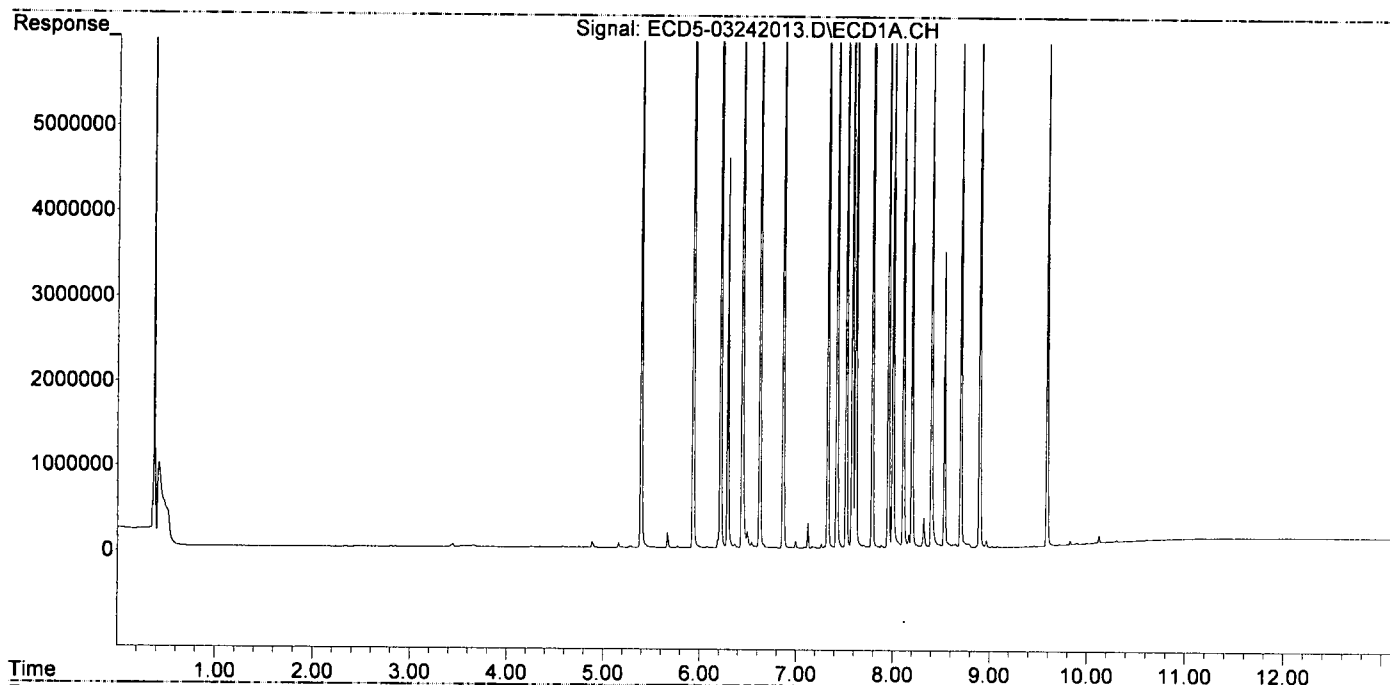
Compound	RT#1	RT#2	Resp#1	Resp#2	ng/mL	ng/mL
System Monitoring Compounds						
1) S TCMX (S)	5.390	5.986	9241615	14017788	47.836	49.039
22) S DCBP (S)	9.588	10.552	7476041	8231591	50.142	48.470
Target Compounds						
2) a-BHC	5.930	6.594	13114161	20918784	49.829	51.625
3) g-BHC	6.213	6.913	11377125	18216369	49.737	51.493
4) b-BHC	6.288	6.976	4558073	7084389	47.644	47.219
5) Heptachlor	6.622	7.288	10846684	16951882	48.687	50.581
6) d-BHC	6.438	7.232	9993782	16615642	51.217	50.882
7) Aldrin	6.863	7.554	10890711	16771407	49.052	51.465
8) Heptachlo...	7.325	7.992	9785678	14878805	47.747	49.988
9) trans-Chl...	7.419	8.132	10175152	15299535	48.811	50.502
10) cis-Chlor...	7.516	8.241	9884511	14093207	48.268	48.568
11) Endosulfa...	7.614	8.291	9377081	13891933	48.501	51.127
12) 4,4'-DDE	7.577	8.346	9875598	14809734	50.102	51.721
13) Dieldrin	7.786	8.492	10681004	15366274	50.273	51.649
14) Endrin	7.951	8.719	8540081	11711561	49.962	51.146
15) 4,4'-DDD	7.999	8.762	7886558	12274757	48.256	51.014
16) Endosulfa...	8.108	8.866	8018318	11889800	47.857	49.561
17) 4,4'-DDT	8.197	8.990	7151642	10176781	53.629	54.181
18) Endrin Al...	8.399	9.104	7114178	10138175	48.603	48.740
19) Endosulfa...	8.701	9.294	7962851	11454958	48.425	50.308
20) Methoxychlor	8.532	9.468	3473614	4887200	51.011	52.354
21) Endrin Ke...	8.895	9.695	9095515	12547342	47.628	50.326
23) Hexachlor...	0.000	0.000	0	0	N.D.	N.D.
24) Hexachlor...	5.772	6.473	21526	6248	0.096	0.017 #
25) Oxychlorane	7.260	7.955f	52043	12623	0.260	0.041 #
26) 2,4'-DDE	7.325	8.132	9785678	15299535	64.152	64.997
27) trans-Non...	7.516	8.193	9884511	49267	44.129	0.145 #
28) 2,4'-DDD	7.701	8.492	34383	15366274	0.251	73.555 #
29) 2,4'-DDT	7.882	8.719	31600	11711561	0.244	60.966 #
30) cis-Nonac...	7.999	8.762	7886558	12274757	31.507	32.685
31) Mirex	8.649	9.695	43996	12547342	0.085	61.946 #
32) Chlordane...	7.419	8.132	10175152	15299535	410.081	360.505
33) Chlordane...	7.516	8.241	9884511	14093207	358.938	401.316
34) Chlordane...	8.108f	8.946f	8018318	61495	1069.981	5.712 #
35) Chlordane...	0.000	0.000	0	0	N.D.	N.D.
36) Toxaphene...	7.516	8.492	9884511	15366274	9321.306	5434.433 #
37) Toxaphene...	7.786	0.000	10681004	0	5422.942	N.D. #
38) Toxaphene...	8.108	8.866	8018318	11889800	1995.085	2070.803
39) Toxaphene...	8.320f	8.946	343957	61495	88.031	6.650 #
40) Toxaphene...	8.618f	9.104	32908	10138175	10.909	1998.784 #
41) Toxaphene...	8.649	9.468	43996	4887200	11.156	914.963 #
42) Toxaphene...	3.662f	0.000	16263	0	NoCal	N.D.

Quantitation Report (Not Reviewed)

Data Path : C:\msdchem\1\data\2020-03\0C24036\REQUANT\  
Data File : ECD5-03242013.D  
Signal(s) : Signal #1: ECD1A.CH Signal #2: ECD2B.CH  
Acq On : 24 Mar 2020 15:59  
Operator : MJB  
Sample : 0C24036-CAL7  
Misc : A20C183, AB 50 ppb  
ALS Vial : 10 (Sig #1); 0 (Sig #2) Sample Multiplier: 1

Integration File signal 1: PEST1.e  
Integration File signal 2: PEST2.e  
Quant Time: Mar 24 17:47:43 2020  
Quant Method : C:\msdchem\1\methods\ECD5\_QUANTPEST\_200324.M  
Quant Title : Instrument: DualECD5  
QLast Update : Tue Mar 24 17:40:19 2020  
Response via : Initial Calibration  
Integrator: ChemStation 6890 Scale Mode: Small noise peaks clipped

Volume Inj. : 2uL  
Signal #1 Phase : Rtx-CLPesticides Signal #2 Phase: Rtx-CLPesticides2  
Signal #1 Info : 30m X 0.32mm X 0. Signal #2 Info : 30m X 0.32mm X 0.25um



Data Path : C:\msdchem\1\data\2020-03\0C24036\REQUANT\  
 Data File : ECD5-03242014.D  
 Signal(s) : Signal #1: ECD1A.CH Signal #2: ECD2B.CH  
 Acq On : 24 Mar 2020 16:16  
 Operator : MJB  
 Sample : 0C24036-CAL8  
 Misc : A20C184, AB 100 ppb  
 ALS Vial : 11 (Sig #1); 0 (Sig #2) Sample Multiplier: 1

Integration File signal 1: PEST1.e  
 Integration File signal 2: PEST2.e  
 Quant Time: Mar 24 17:47:55 2020  
 Quant Method : C:\msdchem\1\methods\ECD5\_QUANTPEST\_200324.M  
 Quant Title : Instrument: DualECD5  
 QLast Update : Tue Mar 24 17:40:19 2020  
 Response via : Initial Calibration  
 Integrator: ChemStation 6890 Scale Mode: Small noise peaks clipped

Volume Inj. : 2uL  
 Signal #1 Phase : Rtx-CLPesticides Signal #2 Phase: Rtx-CLPesticides2  
 Signal #1 Info : 30m X 0.32mm X 0. Signal #2 Info : 30m X 0.32mm X 0.25um

MJB  
3/25/20

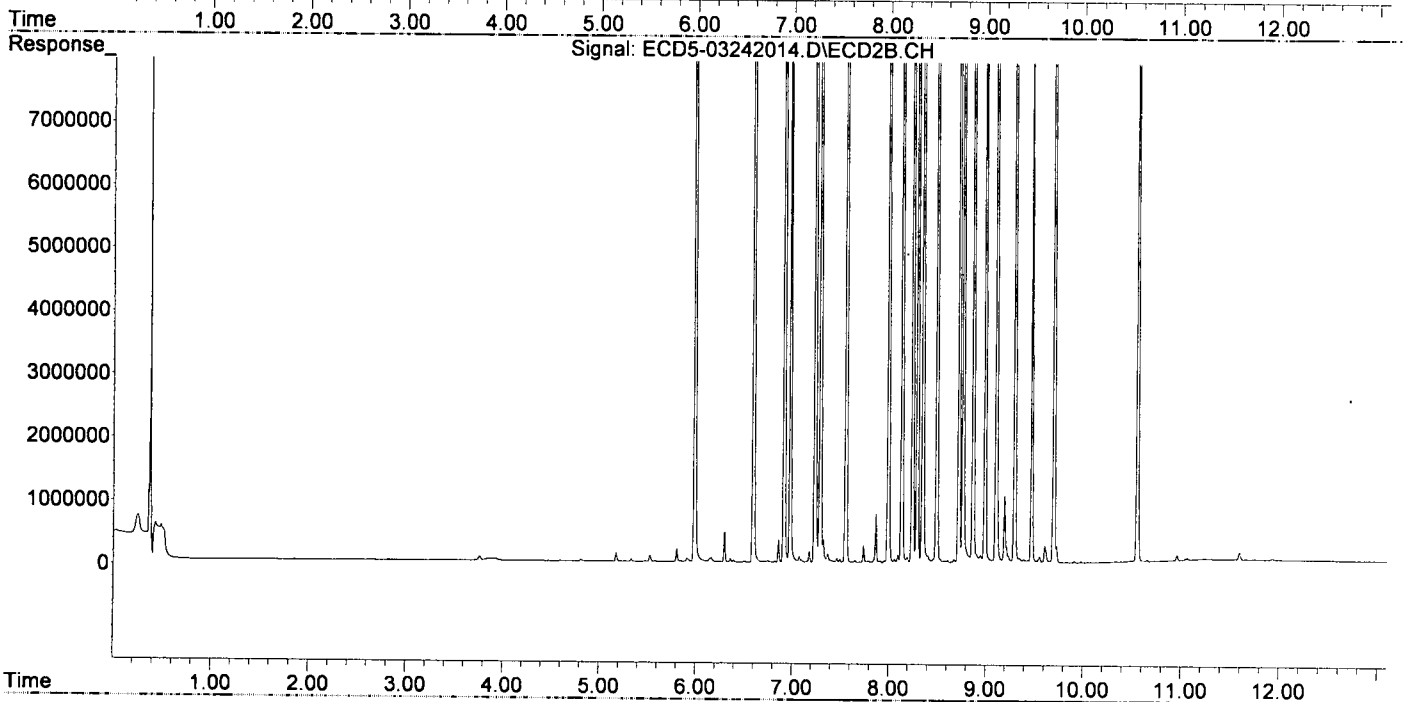
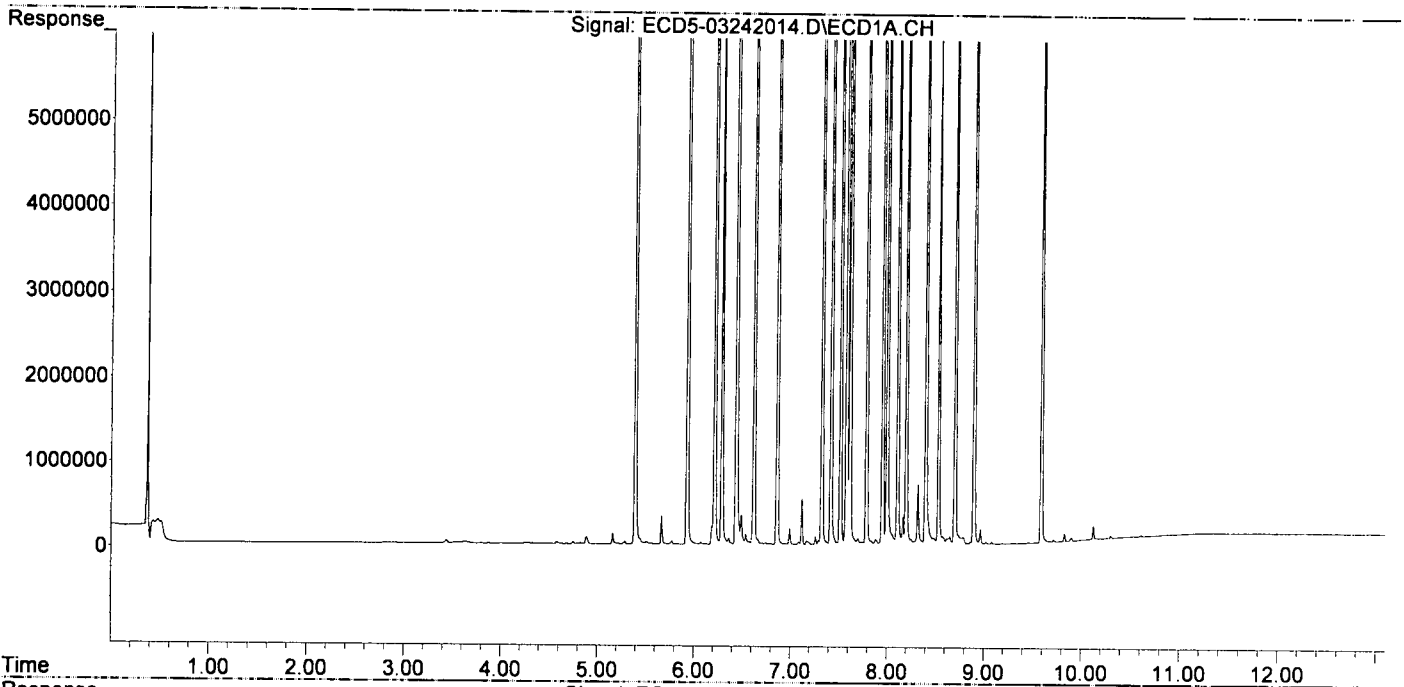
Compound	RT#1	RT#2	Resp#1	Resp#2	ng/mL	ng/mL
System Monitoring Compounds						
1) S TCMX (S)	5.390	5.986	18354469	29363025	95.005	102.722
22) S DCBP (S)	9.589	10.552	14317616	16982193	96.114	99.996
Target Compounds						
2) a-BHC	5.930	6.594	25791911	43878049	97.999	108.286
3) g-BHC	6.213	6.913	22728601	37817395	99.362	106.900
4) b-BHC	6.287	6.976	9186029	14734350	96.018	98.207
5) Heptachlor	6.621	7.287	21522215	34641316	96.606	103.362
6) d-BHC	6.436	7.232	20816304	36321392	106.682	111.227
7) Aldrin	6.862	7.554	21764216	34947753	98.027	107.242
8) Heptachlo...	7.324	7.993	19379985	30454129	94.560	102.316
9) trans-Chl...	7.419	8.132	20337337	31903979	97.559	105.311
10) cis-Chlor...	7.516	8.241	19434367	30047171	94.901	103.549
11) Endosulfa...	7.614	8.291	18202863	28261213	94.150	104.010
12) 4,4'-DDE	7.577	8.347	19819998	31108086	100.553	108.640
13) Dieldrin	7.786	8.492	20834509	31817724	98.063	106.946
14) Endrin	7.951	8.720	16932423	24210638	99.061	105.732
15) 4,4'-DDD	7.998	8.763	16376482	25268850	100.205	105.018
16) Endosulfa...	8.108	8.867	16370864	25393438	97.709	105.850
17) 4,4'-DDT	8.196	8.989	14142106	21320006	98.857	100.865
18) Endrin Al...	8.398	9.104	13795821	20401144	94.252	98.081
19) Endosulfa...	8.700	9.295	15427222	22833485	93.819	100.281
20) Methoxychlor	8.531	9.468	6822606	9955852	95.699	97.545
21) Endrin Ke...	8.895	9.695	17693391	25794308	92.651	103.459
23) Hexachlor...	0.000	0.000	0	0	N.D.	N.D.
24) Hexachlor...	5.771	6.470	44085	8340	0.196	0.023 #
25) Oxychlorthane	7.259	7.915	94571	21464	0.472	0.070 #
26) 2,4'-DDE	7.324	8.132	19379985	31903979	127.049	135.538
27) trans-Non...	7.516	8.192	19434367	85978	86.763	0.253 #
28) 2,4'-DDD	7.701	8.529	68211	59637	0.498	0.285 #
29) 2,4'-DDT	7.882	8.720	59965	24210638	0.464	112.834 #
30) cis-Nonac...	7.998	8.763	16376482	25268850	65.424	67.285
31) Mirex	8.649	9.695	88252	25794308	0.399	121.057 #
32) Chlordane...	7.419	8.132	20337337	31903979	819.638	751.758
33) Chlordane...	7.516	8.241	19434367	30047171	705.724	855.618
34) Chlordane...	8.108f	8.946f	16370864	114739	2184.562	10.657 #
35) Chlordane...	0.000	0.000	0	0	N.D.	N.D.
36) Toxaphene...	7.516	8.492	19434367	31817724	18327.025	11252.650 #
37) Toxaphene...	7.786	0.000	20834509	0	10578.063	N.D. #
38) Toxaphene...	8.108	8.867	16370864	25393438	4073.331	4422.683
39) Toxaphene...	8.319f	8.946	706561	114739	180.835	12.407 #
40) Toxaphene...	8.574	9.104	93613	20401144	31.031	4022.171 #
41) Toxaphene...	8.649	9.468	88252	9955852	22.378	1863.896 #
42) Toxaphene...	3.661f	0.000	16509	0	NoCal	N.D.

Quantitation Report (Not Reviewed)

Data Path : C:\msdchem\1\data\2020-03\0C24036\REQUANT\  
Data File : ECD5-03242014.D  
Signal(s) : Signal #1: ECD1A.CH Signal #2: ECD2B.CH  
Acq On : 24 Mar 2020 16:16  
Operator : MJB  
Sample : 0C24036-CAL8  
Misc : A20C184, AB 100 ppb  
ALS Vial : 11 (Sig #1); 0 (Sig #2) Sample Multiplier: 1

Integration File signal 1: PEST1.e  
Integration File signal 2: PEST2.e  
Quant Time: Mar 24 17:47:55 2020  
Quant Method : C:\msdchem\1\methods\ECD5\_QUANTPEST\_200324.M  
Quant Title : Instrument: DualECD5  
QLast Update : Tue Mar 24 17:40:19 2020  
Response via : Initial Calibration  
Integrator: ChemStation 6890 Scale Mode: Small noise peaks clipped

Volume Inj. : 2uL  
Signal #1 Phase : Rtx-CLPesticides Signal #2 Phase: Rtx-CLPesticides2  
Signal #1 Info : 30m X 0.32mm X 0. Signal #2 Info : 30m X 0.32mm X 0.25um



Data Path : C:\msdchem\1\data\2020-03\0C24036\REQUANT\  
 Data File : ECD5-03242015.D  
 Signal(s) : Signal #1: ECD1A.CH Signal #2: ECD2B.CH  
 Acq On : 24 Mar 2020 16:33  
 Operator : MJB  
 Sample : 0C24036-CAL9  
 Misc : A20C177, AB 200 ppb  
 ALS Vial : 12 (Sig #1); 0 (Sig #2) Sample Multiplier: 1

Integration File signal 1: PEST1.e  
 Integration File signal 2: PEST2.e  
 Quant Time: Mar 24 17:48:07 2020  
 Quant Method : C:\msdchem\1\methods\ECD5\_QUANTPEST\_200324.M  
 Quant Title : Instrument: DualECD5  
 QLast Update : Tue Mar 24 17:40:19 2020  
 Response via : Initial Calibration  
 Integrator: ChemStation 6890 Scale Mode: Small noise peaks clipped

Volume Inj. : 2uL  
 Signal #1 Phase : Rtx-CLPesticides Signal #2 Phase: Rtx-CLPesticides2  
 Signal #1 Info : 30m X 0.32mm X 0. Signal #2 Info : 30m X 0.32mm X 0.25um

MJB  
3/25/20

Compound	RT#1	RT#2	Resp#1	Resp#2	ng/mL	ng/mL
System Monitoring Compounds						
1) S TCMX (S)	5.390	5.986	37287793	62652252	193.006	219.180
22) S DCBP (S)	9.588	10.552	30603888	37646124	205.253	221.671
Target Compounds						
2) a-BHC	5.930	6.595	53574714	95080996	203.563	234.650
3) g-BHC	6.213	6.913	45788993	80123150	200.175	226.487
4) b-BHC	6.287	6.976	19246743	31639561	201.179	210.883
5) Heptachlor	6.622	7.288	44770359	74849628	200.959	223.334
6) d-BHC	6.437	7.232	44077896	78530101	225.896	240.483
7) Aldrin	6.863	7.554	43391772	73074265	195.438	224.238
8) Heptachlo...	7.324	7.993	40218545	65529406	196.237	220.158
9) trans-Chl...	7.418	8.132	41148096	67423876	197.390	222.559
10) cis-Chlor...	7.516	8.241	40151651	63539129	196.067	218.970
11) Endosulfa...	7.614	8.291	37977688	60399349	196.431	222.288
12) 4,4'-DDE	7.577	8.347	41977826	67276188	212.966	234.951
13) Dieldrin	7.786	8.492	41790341	67824542	196.696	227.972
14) Endrin	7.951	8.720	35813409	54001572	209.521	235.833
15) 4,4'-DDD	7.998	8.763	34856254	56579001	213.279	235.143
16) Endosulfa...	8.107	8.867	34456245	55386082	205.652	230.871
17) 4,4'-DDT	8.196	8.989	32760341	51243602	199.055	197.210
18) Endrin Al...	8.398	9.103	29700843	45235475	202.913	217.475
19) Endosulfa...	8.700	9.294	32519969	51902037	197.768	227.946
20) Methoxychlor	8.531	9.468	16176865	24593885	204.156	201.296
21) Endrin Ke...	8.895	9.695	38148403	58217622	199.762	233.506
23) Hexachlor...	0.000	0.000	0	0	N.D.	N.D.
24) Hexachlor...	5.771	6.470	79978	6954	0.355	0.019 #
25) Oxychlorthane	7.259	7.916	180365	28874	0.901	0.094 #
26) 2,4'-DDE	7.324	8.132	40218545	67423876	263.660	286.437
27) trans-Non...	7.516	8.192	40151651	149124	179.254	0.438 #
28) 2,4'-DDD	7.700	8.492	106569	67824542	0.778	324.659 #
29) 2,4'-DDT	7.880	8.720	117798	54001572	0.911	210.328 #
30) cis-Nonac...	7.998	8.763	34856254	56579001	139.250	150.656
31) Mirex	8.648	9.695	130745	58217622	0.701	246.854 #
32) Chlordane...	7.418	8.132	41148096	67423876	1658.357	1588.718
33) Chlordane...	7.516	8.241	40151651	63539129	1458.035	1809.330
34) Chlordane...	8.107f	8.945f	34456245	187017	4597.912	17.370 #
35) Chlordane...	0.000	0.000	0	0	N.D.	N.D.
36) Toxaphene...	7.516	8.492	40151651	67824542	37863.869	23986.814 #
37) Toxaphene...	7.786	0.000	41790341	0	21217.724	N.D. #
38) Toxaphene...	8.107	8.867	34456245	55386082	8573.260	9646.393
39) Toxaphene...	8.318f	8.945	1031681	187017	264.045	20.223 #
40) Toxaphene...	8.617f	9.103	117559	45235475	38.969	8918.363 #
41) Toxaphene...	8.648	9.468	130745	24593885	33.153	4604.373 #
42) Toxaphene...	3.662f	0.000	15488	0	NoCal	N.D.

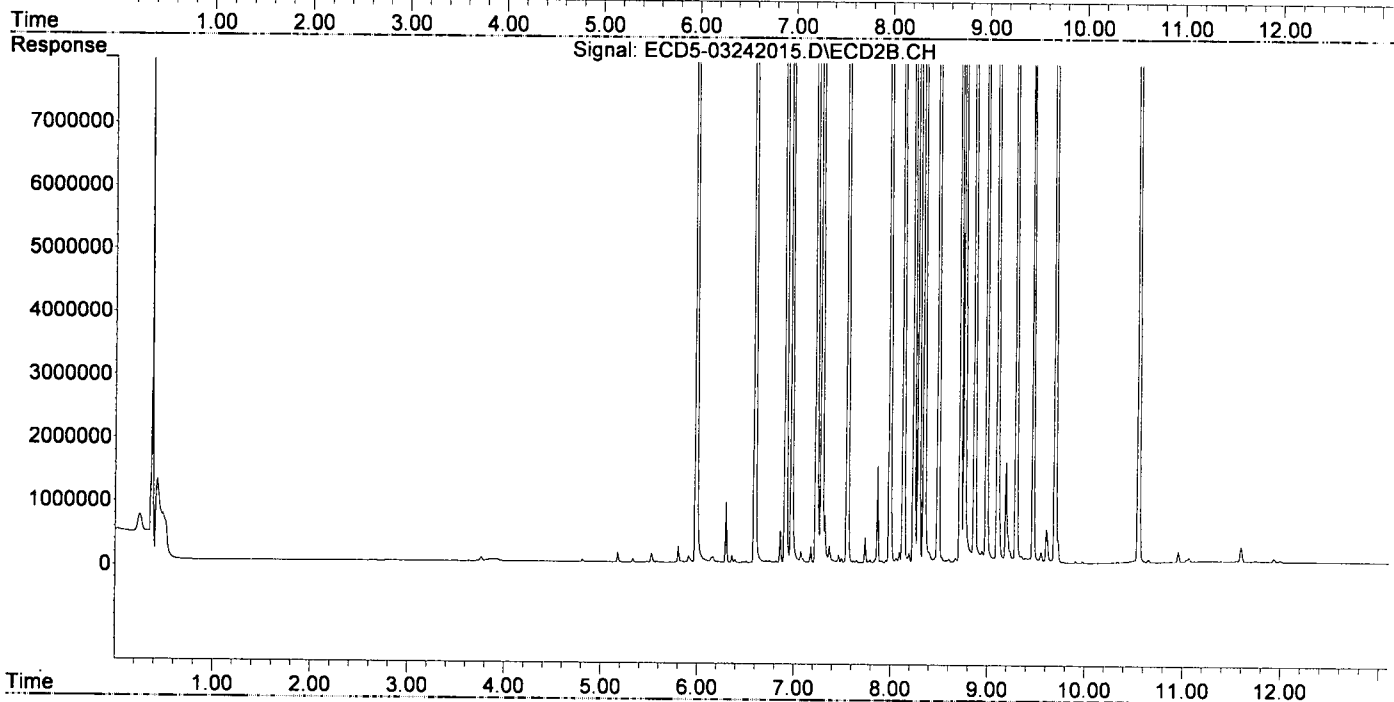
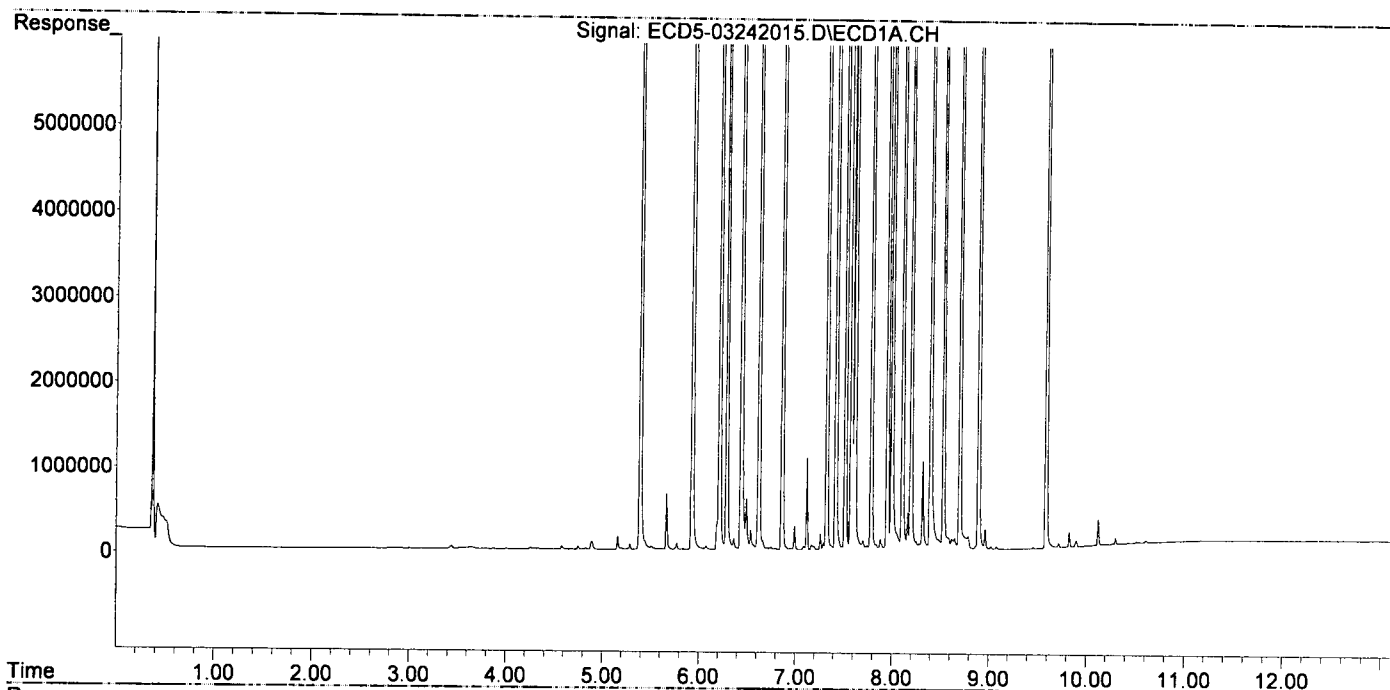


Quantitation Report (Not Reviewed)

Data Path : C:\msdchem\1\data\2020-03\0C24036\REQUANT\  
Data File : ECD5-03242015.D  
Signal(s) : Signal #1: ECD1A.CH Signal #2: ECD2B.CH  
Acq On : 24 Mar 2020 16:33  
Operator : MJB  
Sample : 0C24036-CAL9  
Misc : A20C177, AB 200 ppb  
ALS Vial : 12 (Sig #1); 0 (Sig #2) Sample Multiplier: 1

Integration File signal 1: PEST1.e  
Integration File signal 2: PEST2.e  
Quant Time: Mar 24 17:48:07 2020  
Quant Method : C:\msdchem\1\methods\ECD5\_QUANTPEST\_200324.M  
Quant Title : Instrument: DualECD5  
QLast Update : Tue Mar 24 17:40:19 2020  
Response via : Initial Calibration  
Integrator: ChemStation 6890 Scale Mode: Small noise peaks clipped

Volume Inj. : 2uL  
Signal #1 Phase : Rtx-CLPesticides Signal #2 Phase: Rtx-CLPesticides2  
Signal #1 Info : 30m X 0.32mm X 0. Signal #2 Info : 30m X 0.32mm X 0.25um



Data Path : C:\msdchem\1\data\2020-03\0C24036\REQUANT\  
 Data File : ECD5-03242018.D  
 Signal(s) : Signal #1: ECD1A.CH Signal #2: ECD2B.CH  
 Acq On : 24 Mar 2020 17:24  
 Operator : MJB  
 Sample : 0C24036-CALA  
 Misc : A20C399, 9-42 0.5 ppb  
 ALS Vial : 14 (Sig #1); 0 (Sig #2) Sample Multiplier: 1

Integration File signal 1: PEST1.e  
 Integration File signal 2: PEST2.e  
 Quant Time: Mar 25 12:57:19 2020  
 Quant Method : C:\msdchem\1\methods\ECD5\_QUANTPEST\_200324.M  
 Quant Title : Instrument: DualECD5  
 QLast Update : Wed Mar 25 12:47:54 2020  
 Response via : Initial Calibration  
 Integrator: ChemStation 6890 Scale Mode: Small noise peaks clipped

Volume Inj. : 2uL  
 Signal #1 Phase : Rtx-CLPesticides Signal #2 Phase: Rtx-CLPesticides2  
 Signal #1 Info : 30m X 0.32mm X 0. Signal #2 Info : 30m X 0.32mm X 0.25um

MJP  
3/25/20

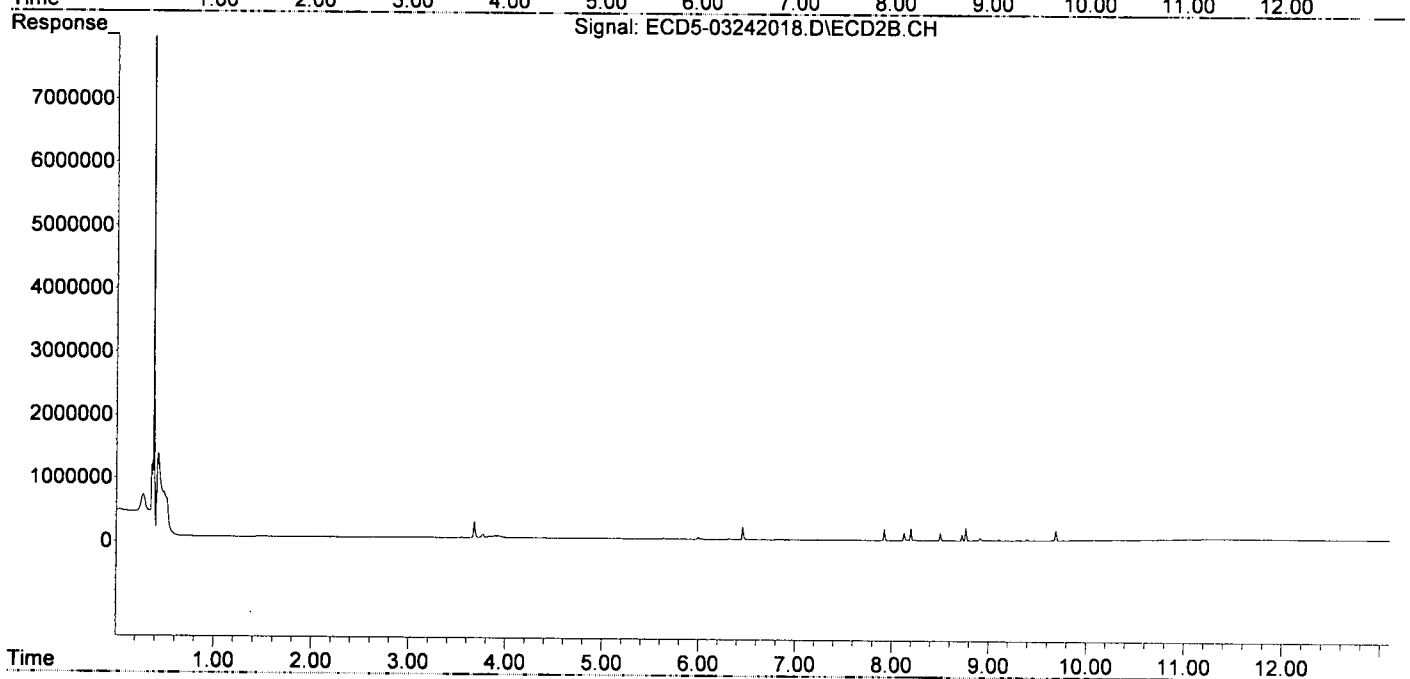
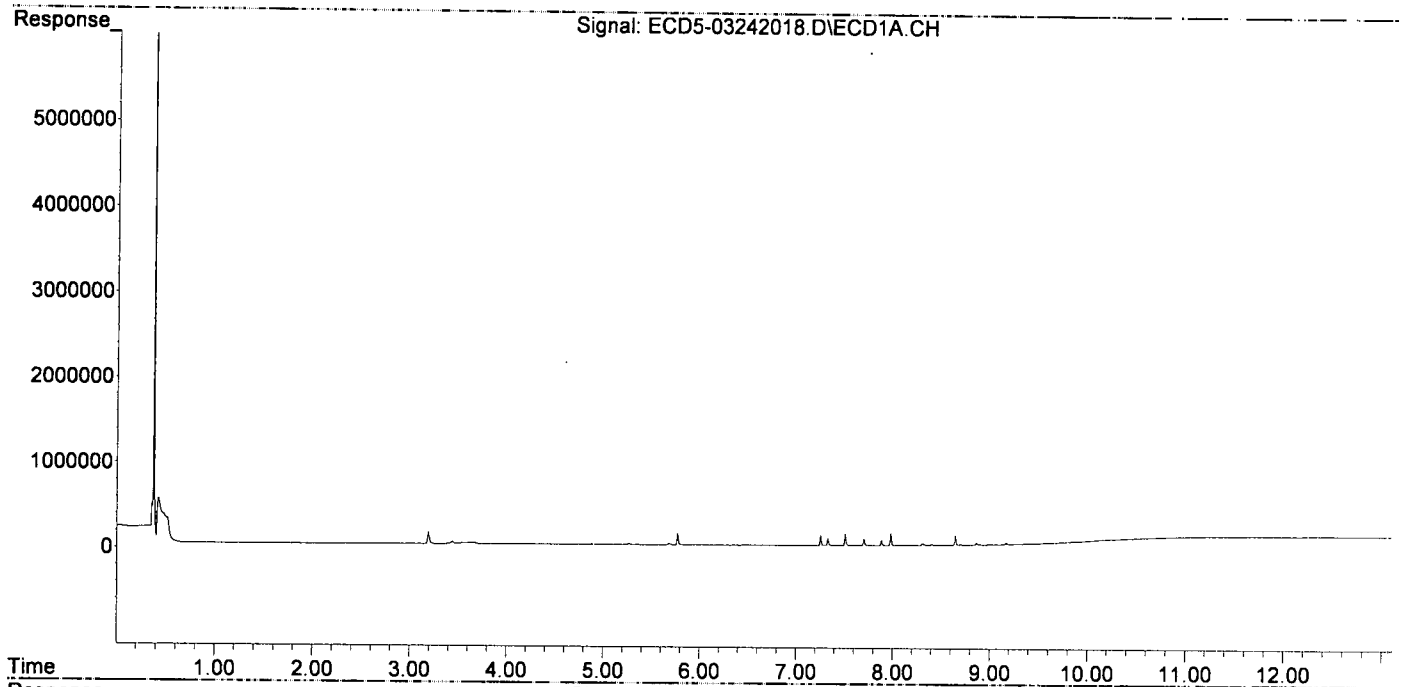
Compound	RT#1	RT#2	Resp#1	Resp#2	ng/mL	ng/mL
<b>System Monitoring Compounds</b>						
1) S TCMX (S)	5.364f	5.995	2173	30249	0.011	0.106 #
22) S DCBP (S)	0.000	0.000	0	0	N.D.	N.D.
<b>Target Compounds</b>						
2) a-BHC	0.000	0.000	0	0	N.D.	N.D.
3) g-BHC	0.000	0.000	0	0	N.D.	N.D.
4) b-BHC	0.000	0.000	0	0	N.D.	N.D.
5) Heptachlor	0.000	0.000	0	0	N.D.	N.D.
6) d-BHC	6.443	7.235	3823	7635	0.020	0.023
7) Aldrin	0.000	0.000	0	0	N.D.	N.D.
8) Heptachlo...	7.330	0.000	83210	0	0.406	N.D. #
9) trans-Chl...	7.421	8.127	3592	124973	0.017	0.413 #
10) cis-Chlor...	7.510	8.241	138714	12023	0.677	0.041 #
11) Endosulfa...	0.000	0.000	0	0	N.D.	N.D.
12) 4,4'-DDE	0.000	0.000	0	0	N.D.	N.D.
13) Dieldrin	7.749f	8.500	4313	121076	0.020	0.407 #
14) Endrin	7.981f	8.725	143310	93729	0.838	0.409 #
15) 4,4'-DDD	7.981	8.764	143310	200734	0.877	0.834
16) Endosulfa...	8.112	8.869	4024	5634	0.024	0.023
17) 4,4'-DDT	0.000	0.000	0	0	N.D.	N.D.
18) Endrin Al...	8.403	9.105	12369	16950	0.085	0.081
19) Endosulfa...	8.704	9.296	10287	14948	0.063	0.066
20) Methoxychlor	0.000	0.000	0	0	N.D.	N.D.
21) Endrin Ke...	8.897	9.688	5338	155731	0.028	0.625 #
23) Hexachlor...	3.192	3.675	138995	251522	0.475	0.480
24) Hexachlor...	5.773	6.455	135442	201955	0.473	0.487
25) Oxychlorane	7.254	7.923	123441	180540	0.474	0.475
26) 2,4'-DDE	7.330	8.127	83210	124973	0.478	0.476
27) trans-Non...	7.510	8.197	138714	194733	0.481	0.477
28) 2,4'-DDD	7.704	8.500	79625	121076	0.471	0.475
29) 2,4'-DDT	7.885	8.725	67791	93729	0.481	0.488
30) cis-Nonac...	7.981	8.764	143310	200734	0.479	0.483
31) Mirex	8.647	9.688	112691	155731	0.460	0.475
32) Chlordane...	7.421	8.127	3592	124973	0.154	3.172 #
33) Chlordane...	7.510	8.241	138714	12023	5.224	0.367 #
34) Chlordane...	0.000	8.910	0	38083	N.D.	3.722 #
35) Chlordane...	3.667f	3.675	13895	251522	NoCal	NoCal
36) Toxaphene...	7.510	8.500f	138714	121076	133.482	43.051 #
37) Toxaphene...	7.749f	0.000	4313	0	16729.360	N.D. #
38) Toxaphene...	8.112	8.869	4024	5634	0.987	1.009
39) Toxaphene...	8.310f	8.910	21653	38083	5.512	0.331 #
40) Toxaphene...	0.000	9.105	0	16950	N.D.	3.430 #
41) Toxaphene...	8.647	0.000	112691	0	28.133	N.D. #
42) Toxaphene...	3.667f	3.675	13895	251522	NoCal	NoCal

Quantitation Report (Not Reviewed)

Data Path : C:\msdchem\1\data\2020-03\0C24036\REQUANT\  
Data File : ECD5-03242018.D  
Signal(s) : Signal #1: ECD1A.CH Signal #2: ECD2B.CH  
Acq On : 24 Mar 2020 17:24  
Operator : MJB  
Sample : 0C24036-CALA  
Misc : A20C399, 9-42 0.5 ppb  
ALS Vial : 14 (Sig #1); 0 (Sig #2) Sample Multiplier: 1

Integration File signal 1: PEST1.e  
Integration File signal 2: PEST2.e  
Quant Time: Mar 25 12:57:19 2020  
Quant Method : C:\msdchem\1\methods\ECD5\_QUANTPEST\_200324.M  
Quant Title : Instrument: DualECD5  
QLast Update : Wed Mar 25 12:47:54 2020  
Response via : Initial Calibration  
Integrator: ChemStation 6890 Scale Mode: Small noise peaks clipped

Volume Inj. : 2uL  
Signal #1 Phase : Rtx-CLPesticides Signal #2 Phase: Rtx-CLPesticides2  
Signal #1 Info : 30m X 0.32mm X 0. Signal #2 Info : 30m X 0.32mm X 0.25um



Data Path : C:\msdchem\1\data\2020-03\0C24036\REQUANT\  
 Data File : ECD5-03242019.D  
 Signal(s) : Signal #1: ECD1A.CH Signal #2: ECD2B.CH  
 Acq On : 24 Mar 2020 17:42  
 Operator : MJB  
 Sample : 0C24036-CALB  
 Misc : A20C353, 9-42 1 ppb  
 ALS Vial : 15 (Sig #1); 0 (Sig #2) Sample Multiplier: 1

Integration File signal 1: PEST1.e  
 Integration File signal 2: PEST2.e  
 Quant Time: Mar 25 12:57:31 2020  
 Quant Method : C:\msdchem\1\methods\ECD5\_QUANTPEST\_200324.M  
 Quant Title : Instrument: DualECD5  
 QLast Update : Wed Mar 25 12:47:54 2020  
 Response via : Initial Calibration  
 Integrator: ChemStation 6890 Scale Mode: Small noise peaks clipped

Volume Inj. : 2uL  
 Signal #1 Phase : Rtx-CLPesticides Signal #2 Phase: Rtx-CLPesticides2  
 Signal #1 Info : 30m X 0.32mm X 0. Signal #2 Info : 30m X 0.32mm X 0.25um

MJB  
3/25/20

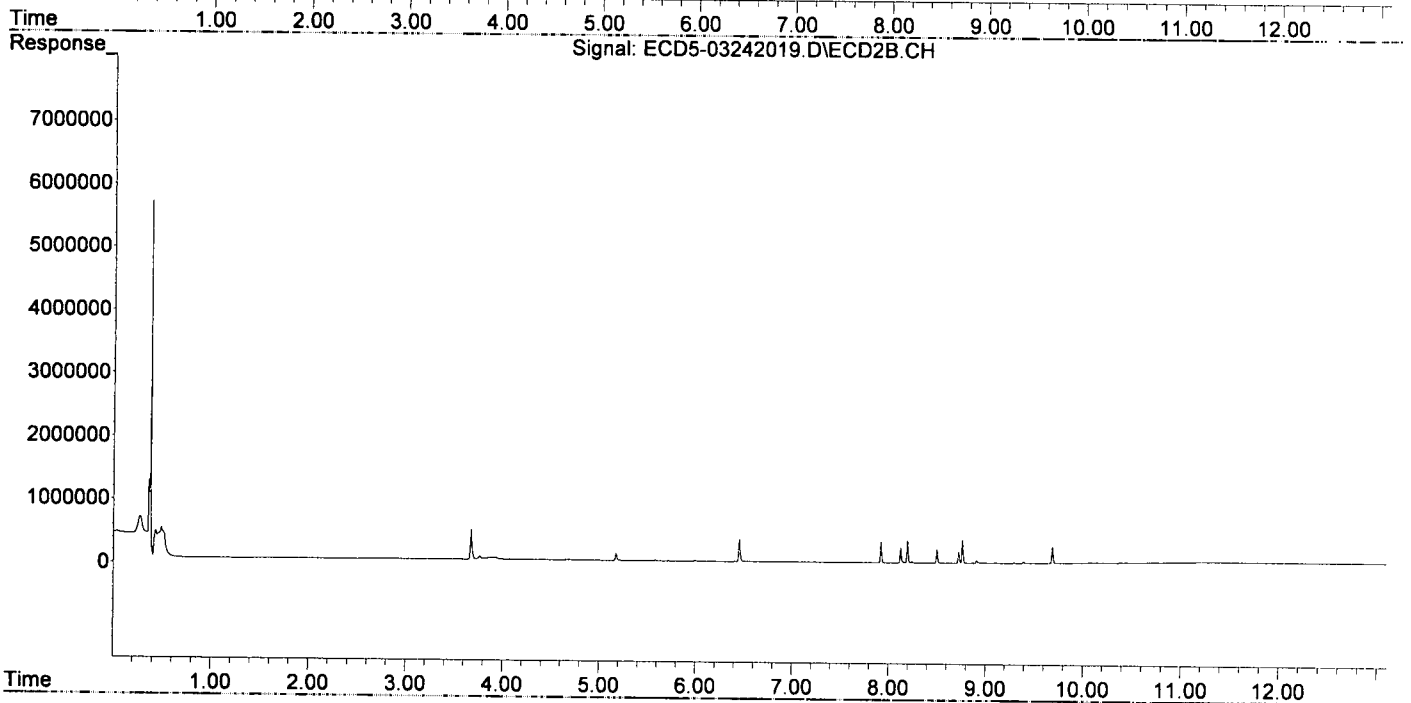
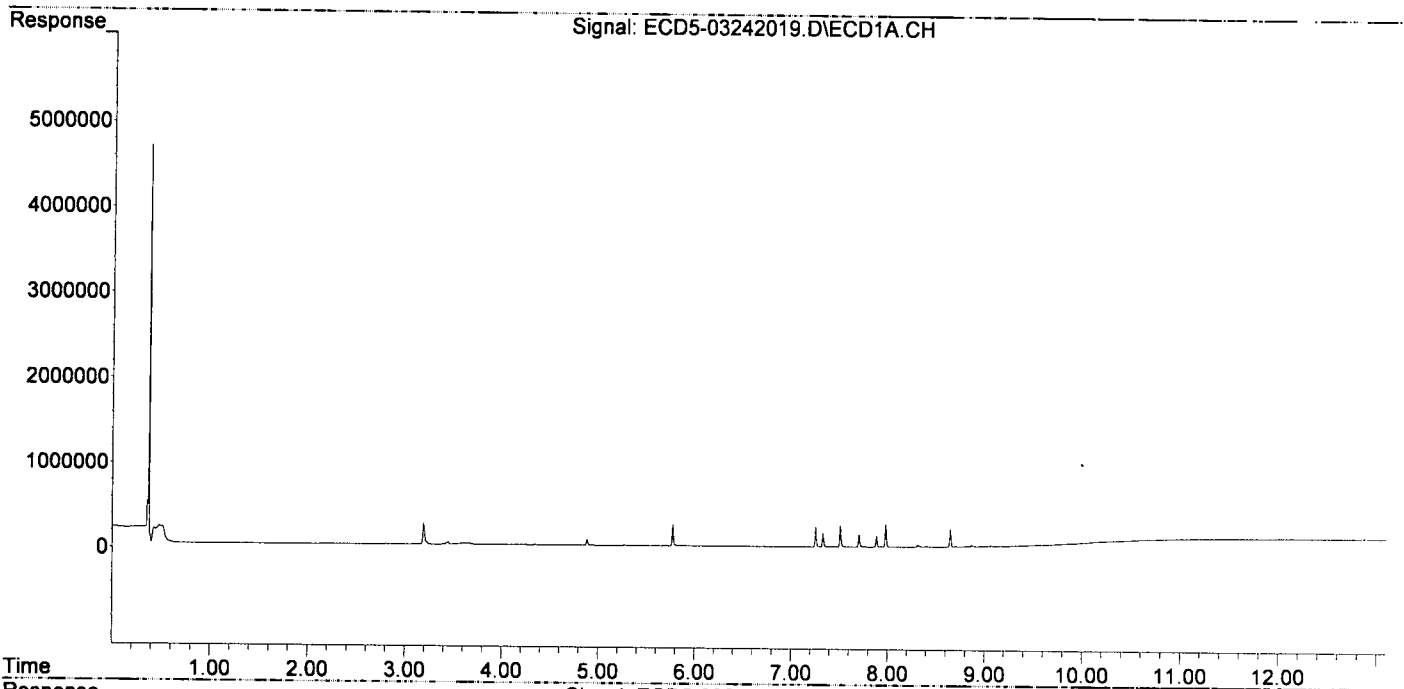
Compound	RT#1	RT#2	Resp#1	Resp#2	ng/mL	ng/mL
<b>System Monitoring Compounds</b>						
1) S TCMX (S)	5.362f	5.993	4420	12884	0.023	0.045 #
22) S DCBP (S)	0.000	0.000	0	0	N.D.	N.D.
<b>Target Compounds</b>						
2) a-BHC	0.000	0.000	0	0	N.D.	N.D.
3) g-BHC	0.000	0.000	0	0	N.D.	N.D.
4) b-BHC	0.000	0.000	0	0	N.D.	N.D.
5) Heptachlor	0.000	0.000	0	0	N.D.	N.D.
6) d-BHC	0.000	7.232	0	5584	N.D.	0.017 #
7) Aldrin	0.000	0.000	0	0	N.D.	N.D.
8) Heptachlo...	7.328	0.000	156744	0	0.765	N.D. #
9) trans-Chl...	7.418	8.124	5340	238501	0.026	0.787 #
10) cis-Chlor...	7.508	8.239	250677	22565	1.224	0.078 #
11) Endosulfa...	0.000	0.000	0	0	N.D.	N.D.
12) 4,4'-DDE	0.000	0.000	0	0	N.D.	N.D.
13) Dieldrin	7.747f	8.498	8047	222099	0.038	0.747 #
14) Endrin	7.978f	8.723	268101	174701	1.568	0.763 #
15) 4,4'-DDD	7.978f	8.761	268101	371890	1.640	1.546
16) Endosulfa...	0.000	0.000	0	0	N.D.	N.D.
17) 4,4'-DDT	0.000	0.000	0	0	N.D.	N.D.
18) Endrin Al...	8.400	9.103	7859	10352	0.054	0.050
19) Endosulfa...	8.702	9.294	6944	9551	0.042	0.042
20) Methoxychlor	0.000	0.000	0	0	N.D.	N.D.
21) Endrin Ke...	8.895	9.686	3701	260806	0.019	1.046 #
23) Hexachlor...	3.191	3.673	252963	464249	1.083	1.073 #
24) Hexachlor...	5.771	6.453	248838	360738	1.102	1.062
25) Oxychlorane	7.252	7.920	228603	334034	1.098	1.107
26) 2,4'-DDE	7.328	8.124	156744	238501	1.089	1.103
27) trans-Non...	7.508	8.194	250677	360386	1.078	1.088
28) 2,4'-DDD	7.701	8.498	148717	222099	1.123	1.103
29) 2,4'-DDT	7.883	8.723	129911	174701	1.107	1.070
30) cis-Nonac...	7.978	8.761	268101	371890	1.097	1.077
31) Mirex	8.645	9.686	203027	260806	1.150	1.097 #
32) Chlordane...	7.418	8.124	5340	238501	0.229	6.053 #
33) Chlordane...	7.508	8.239	250677	22565	9.441	0.689 #
34) Chlordane...	0.000	8.907	0	38160	N.D.	3.729 #
35) Chlordane...	3.664f	3.673	13440	464249	NoCal	NoCal
36) Toxaphene...	7.508	8.498f	250677	222099	241.223	78.972 #
37) Toxaphene...	0.000	0.000	0	0	N.D.	N.D.
38) Toxaphene...	0.000	0.000	0	0	N.D.	N.D.
39) Toxaphene...	8.309f	8.907	22758	38160	5.794	0.341 #
40) Toxaphene...	0.000	9.103	0	10352	N.D.	2.095 #
41) Toxaphene...	8.645	0.000	203027	0	50.685	N.D. #
42) Toxaphene...	3.664f	3.673	13440	464249	NoCal	NoCal

Quantitation Report (Not Reviewed)

Data Path : C:\msdchem\1\data\2020-03\0C24036\REQUANT\  
Data File : ECD5-03242019.D  
Signal(s) : Signal #1: ECD1A.CH Signal #2: ECD2B.CH  
Acq On : 24 Mar 2020 17:42  
Operator : MJB  
Sample : 0C24036-CALB  
Misc : A20C353, 9-42 1 ppb  
ALS Vial : 15 (Sig #1); 0 (Sig #2) Sample Multiplier: 1

Integration File signal 1: PEST1.e  
Integration File signal 2: PEST2.e  
Quant Time: Mar 25 12:57:31 2020  
Quant Method : C:\msdchem\1\methods\ECD5\_QUANTPEST\_200324.M  
Quant Title : Instrument: DualECD5  
QLast Update : Wed Mar 25 12:47:54 2020  
Response via : Initial Calibration  
Integrator: ChemStation 6890 Scale Mode: Small noise peaks clipped

Volume Inj. : 2uL  
Signal #1 Phase : Rtx-CLPesticides Signal #2 Phase: Rtx-CLPesticides2  
Signal #1 Info : 30m X 0.32mm X 0. Signal #2 Info : 30m X 0.32mm X 0.25um



Quantitation Report (Not Reviewed)

Data Path : C:\msdchem\1\data\2020-03\0C24036\REQUANT\  
 Data File : ECD5-03242022.D  
 Signal(s) : Signal #1: ECD1A.CH Signal #2: ECD2B.CH  
 Acq On : 24 Mar 2020 18:31  
 Operator : MJB  
 Sample : 0C24036-CALC  
 Misc : A20C354, 9-42 2 ppb  
 ALS Vial : 16 (Sig #1); 0 (Sig #2) Sample Multiplier: 1

Integration File signal 1: PEST1.e  
 Integration File signal 2: PEST2.e  
 Quant Time: Mar 25 12:57:55 2020  
 Quant Method : C:\msdchem\1\methods\ECD5\_QUANTPEST\_200324.M  
 Quant Title : Instrument: DualECD5  
 QLast Update : Wed Mar 25 12:47:54 2020  
 Response via : Initial Calibration  
 Integrator: ChemStation 6890 Scale Mode: Small noise peaks clipped

Volume Inj. : 2uL  
 Signal #1 Phase : Rtx-CLPesticides Signal #2 Phase: Rtx-CLPesticides2  
 Signal #1 Info : 30m X 0.32mm X 0. Signal #2 Info : 30m X 0.32mm X 0.25um

MJB  
3/25/20

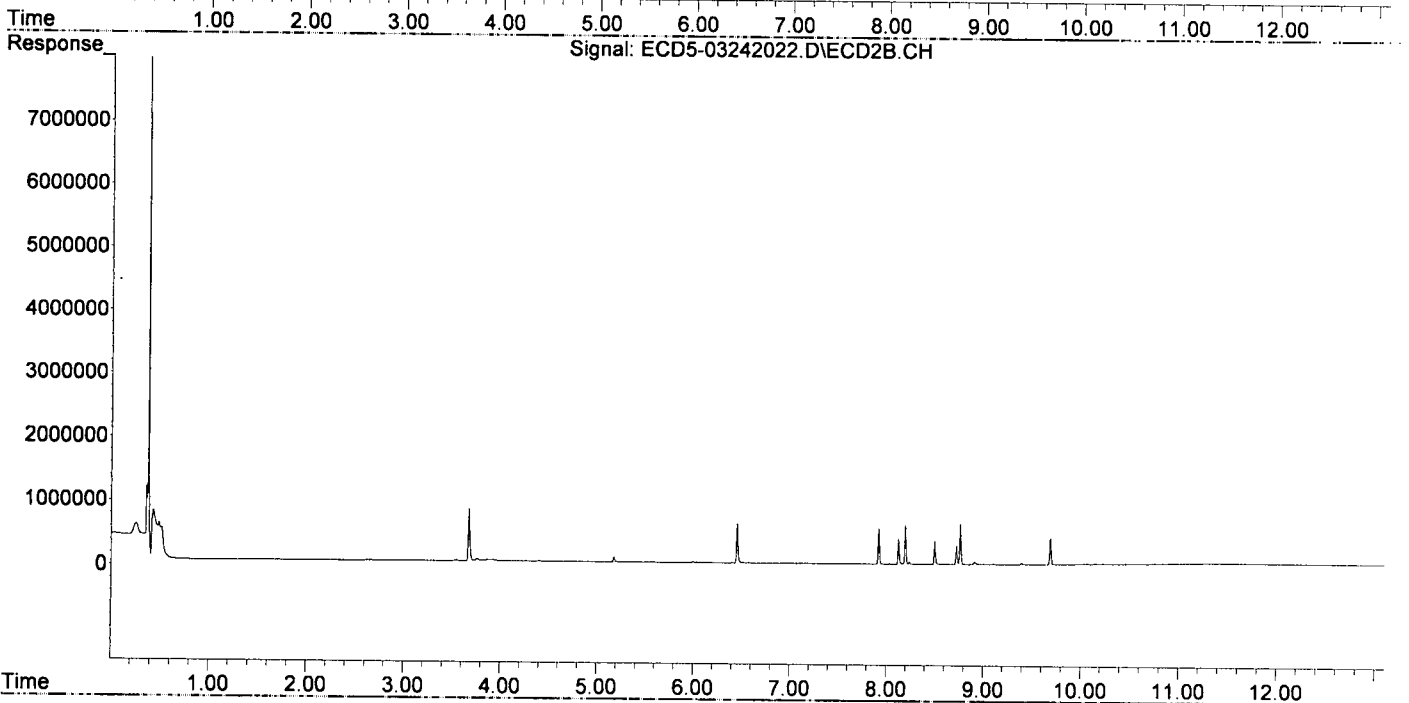
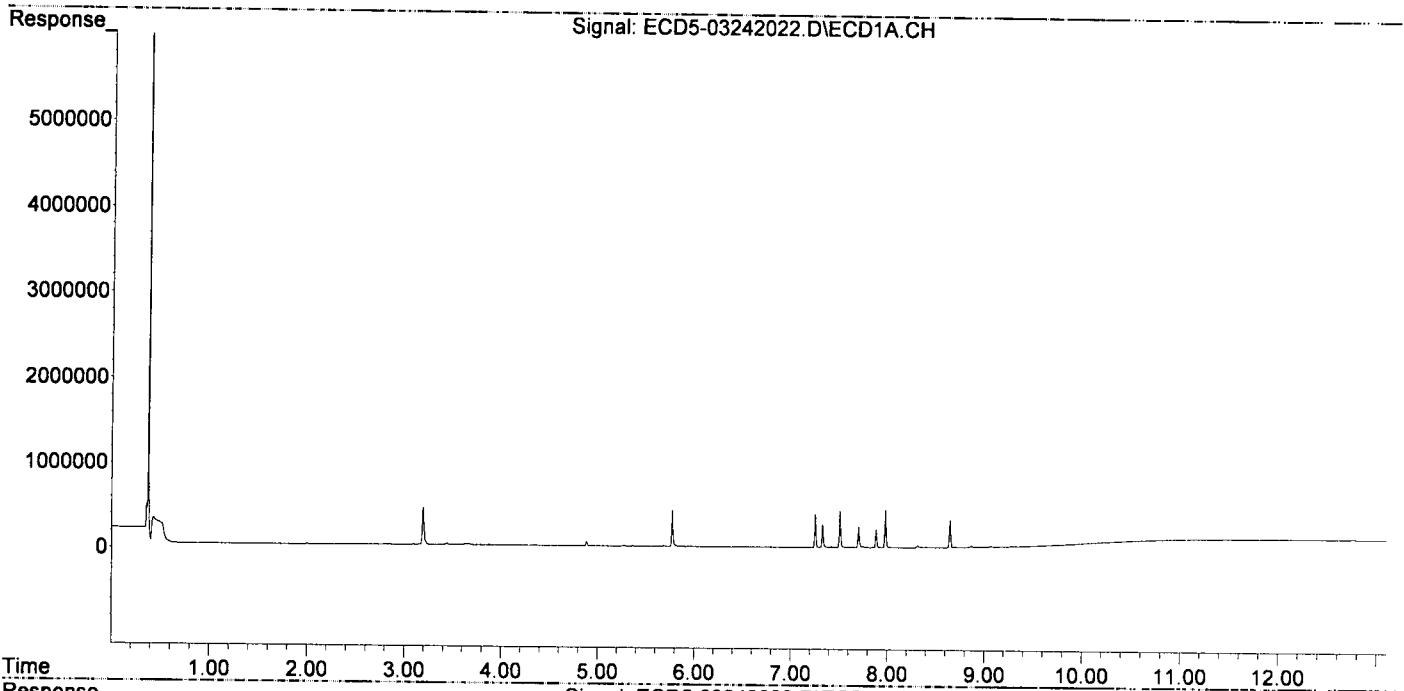
Compound	RT#1	RT#2	Resp#1	Resp#2	ng/mL	ng/mL
<b>System Monitoring Compounds</b>						
1) S TCMX (S)	5.362f	5.993	8022	14770	0.042	0.052
22) S DCBP (S)	0.000	0.000	0	0	N.D.	N.D.
<b>Target Compounds</b>						
2) a-BHC	0.000	0.000	0	0	N.D.	N.D.
3) g-BHC	0.000	0.000	0	0	N.D.	N.D.
4) b-BHC	0.000	0.000	0	0	N.D.	N.D.
5) Heptachlor	0.000	0.000	0	0	N.D.	N.D.
6) d-BHC	0.000	0.000	0	0	N.D.	N.D.
7) Aldrin	0.000	0.000	0	0	N.D.	N.D.
8) Heptachlo...	7.329	0.000	267207	0	1.304	N.D. #
9) trans-Chl...	7.420	8.125	7871	397498	0.038	1.312 #
10) cis-Chlor...	7.508	8.239	423056	35651	2.066	0.123 #
11) Endosulfa...	7.618	0.000	2441	0	0.013	N.D. #
12) 4,4'-DDE	0.000	0.000	0	0	N.D.	N.D.
13) Dieldrin	7.747f	8.498	14187	366090	0.067	1.231 #
14) Endrin	7.979f	8.723	442808	293188	2.591	1.280 #
15) 4,4'-DDD	7.979f	8.761	442808	633230	2.709	2.632
16) Endosulfa...	0.000	0.000	0	0	N.D.	N.D.
17) 4,4'-DDT	0.000	0.000	0	0	N.D.	N.D.
18) Endrin Al...	8.401	0.000	4265	0	0.029	N.D. #
19) Endosulfa...	8.702	0.000	3683	0	0.022	N.D. #
20) Methoxychlor	0.000	0.000	0	0	N.D.	N.D.
21) Endrin Ke...	8.864f	9.686	19367	416537	0.101	1.671 #
23) Hexachlor...	3.191	3.673	439567	807666	2.079	2.031
24) Hexachlor...	5.771	6.452	419155	612934	2.046	1.974
25) Oxychlorthane	7.253	7.920	386790	549047	2.035	1.991
26) 2,4'-DDE	7.329	8.125	267207	397498	2.006	1.980
27) trans-Non...	7.508	8.194	423056	615457	1.997	2.026
28) 2,4'-DDD	7.702	8.498	239865	366090	1.983	1.996
29) 2,4'-DDT	7.882	8.723	208673	293188	1.899	1.918
30) cis-Nonac...	7.979	8.761	442808	633230	1.962	1.982
31) Mirex	8.646	9.686	323334	416537	2.069	2.019
32) Chlordane...	7.420	8.125	7871	397498	0.337	10.088 #
33) Chlordane...	7.508	8.239	423056	35651	15.933	1.089 #
34) Chlordane...	0.000	8.908	0	37709	N.D.	3.685 #
35) Chlordane...	3.667f	3.673	10408	807666	NoCal	NoCal
36) Toxaphene...	7.508	8.498f	423056	366090	407.101	130.171 #
37) Toxaphene...	7.747f	0.000	14187	0	5.110	N.D. #
38) Toxaphene...	0.000	0.000	0	0	N.D.	N.D.
39) Toxaphene...	8.310f	8.908	21851	37709	5.563	0.285 #
40) Toxaphene...	0.000	0.000	0	0	N.D.	N.D.
41) Toxaphene...	8.646	0.000	323334	0	80.719	N.D. #
42) Toxaphene...	3.667f	3.673	10408	807666	NoCal	NoCal

Quantitation Report (Not Reviewed)

Data Path : C:\msdchem\1\data\2020-03\0C24036\REQUANT\  
Data File : ECD5-03242022.D  
Signal(s) : Signal #1: ECD1A.CH Signal #2: ECD2B.CH  
Acq On : 24 Mar 2020 18:31  
Operator : MJB  
Sample : 0C24036-CALC  
Misc : A20C354, 9-42 2 ppb  
ALS Vial : 16 (Sig #1); 0 (Sig #2) Sample Multiplier: 1

Integration File signal 1: PEST1.e  
Integration File signal 2: PEST2.e  
Quant Time: Mar 25 12:57:55 2020  
Quant Method : C:\msdchem\1\methods\ECD5\_QUANTPEST\_200324.M  
Quant Title : Instrument: DualECD5  
QLast Update : Wed Mar 25 12:47:54 2020  
Response via : Initial Calibration  
Integrator: ChemStation 6890 Scale Mode: Small noise peaks clipped

Volume Inj. : 2uL  
Signal #1 Phase : Rtx-CLPesticides Signal #2 Phase: Rtx-CLPesticides2  
Signal #1 Info : 30m X 0.32mm X 0. Signal #2 Info : 30m X 0.32mm X 0.25um



Quantitation Report (Not Reviewed)

Data Path : C:\msdchem\1\data\2020-03\0C24036\REQUANT\  
 Data File : ECD5-03242023.D  
 Signal(s) : Signal #1: ECD1A.CH Signal #2: ECD2B.CH  
 Acq On : 24 Mar 2020 18:48  
 Operator : MJB  
 Sample : 0C24036-CALD  
 Misc : A20C355, 9-42 5 ppb  
 ALS Vial : 17 (Sig #1); 0 (Sig #2) Sample Multiplier: 1

Integration File signal 1: PEST1.e  
 Integration File signal 2: PEST2.e  
 Quant Time: Mar 25 12:58:05 2020  
 Quant Method : C:\msdchem\1\methods\ECD5\_QUANTPEST\_200324.M  
 Quant Title : Instrument: DualECD5  
 QLast Update : Wed Mar 25 12:47:54 2020  
 Response via : Initial Calibration  
 Integrator: ChemStation 6890 Scale Mode: Small noise peaks clipped

Volume Inj. : 2uL  
 Signal #1 Phase : Rtx-CLPesticides Signal #2 Phase: Rtx-CLPesticides2  
 Signal #1 Info : 30m X 0.32mm X 0. Signal #2 Info : 30m X 0.32mm X 0.25um

*MB  
3/25/20*

Compound	RT#1	RT#2	Resp#1	Resp#2	ng/mL	ng/mL
<b>System Monitoring Compounds</b>						
1) S TCMX (S)	5.363f	5.993	17479	15876	0.090	0.056 #
22) S DCBP (S)	0.000	0.000	0	0	N.D.	N.D.
<b>Target Compounds</b>						
2) a-BHC	0.000	0.000	0	0	N.D.	N.D.
3) g-BHC	0.000	0.000	0	0	N.D.	N.D.
4) b-BHC	0.000	0.000	0	0	N.D.	N.D.
5) Heptachlor	6.622	7.286	3831	5604	0.017	0.017
6) d-BHC	0.000	0.000	0	0	N.D.	N.D.
7) Aldrin	0.000	7.567	0	8671	N.D.	0.027 #
8) Heptachlo...	7.328	0.000	627099	0	3.060	N.D. #
9) trans-Chl...	7.420	8.124	17606	936012	0.084	3.090 #
10) cis-Chlor...	7.508	8.239	981829	74865	4.794	0.258 #
11) Endosulfa...	7.617	0.000	5471	0	0.028	N.D. #
12) 4,4'-DDE	7.617f	0.000	5471	0	0.028	N.D. #
13) Dieldrin	7.747f	8.498	32212	847949	0.152	2.850 #
14) Endrin	7.978f	8.722	1044308	709957	6.110	3.100 #
15) 4,4'-DDD	7.978f	8.761	1044308	1501113	6.390	6.239
16) Endosulfa...	0.000	0.000	0	0	N.D.	N.D.
17) 4,4'-DDT	0.000	0.000	0	0	N.D.	N.D.
18) Endrin Al...	8.403	0.000	3625	0	0.025	N.D. #
19) Endosulfa...	0.000	0.000	0	0	N.D.	N.D.
20) Methoxychlor	0.000	0.000	0	0	N.D.	N.D.
21) Endrin Ke...	8.864f	9.686	18921	917688	0.099	3.681 #
23) Hexachlor...	3.191	3.674	985296	1888911	4.991	5.040
24) Hexachlor...	5.771	6.453	941551	1416782	4.940	4.871
25) Oxychlorane	7.253	7.920	875331	1273733	4.931	4.959
26) 2,4'-DDE	7.328	8.124	627099	936012	4.991	4.938
27) trans-Non...	7.508	8.195	981829	1410113	4.975	4.938
28) 2,4'-DDD	7.701	8.498	556778	847949	4.971	4.975
29) 2,4'-DDT	7.883	8.722	500416	709957	4.821	4.879
30) cis-Nonac...	7.978	8.761	1044308	1501113	4.936	4.977
31) Mirex	8.645	9.686	702511	917688	4.970	4.975
32) Chlordane...	7.420	8.124	17606	936012	0.754	23.754 #
33) Chlordane...	7.508	8.239	981829	74865	36.977	2.286 #
34) Chlordane...	0.000	8.908	0	37450	N.D.	3.660 #
35) Chlordane...	3.670f	3.674	9549	1888911	NoCal	NoCal
36) Toxaphene...	7.508	8.498f	981829	847949	944.801	301.505 #
37) Toxaphene...	0.000	0.000	0	0	N.D.	N.D.
38) Toxaphene...	0.000	0.000	0	0	N.D.	N.D.
39) Toxaphene...	8.311f	8.908	20934	37450	5.329	0.253 #
40) Toxaphene...	0.000	0.000	0	0	N.D.	N.D.
41) Toxaphene...	8.645	0.000	702511	0	175.378	N.D. #
42) Toxaphene...	3.670f	3.674	9549	1888911	NoCal	NoCal

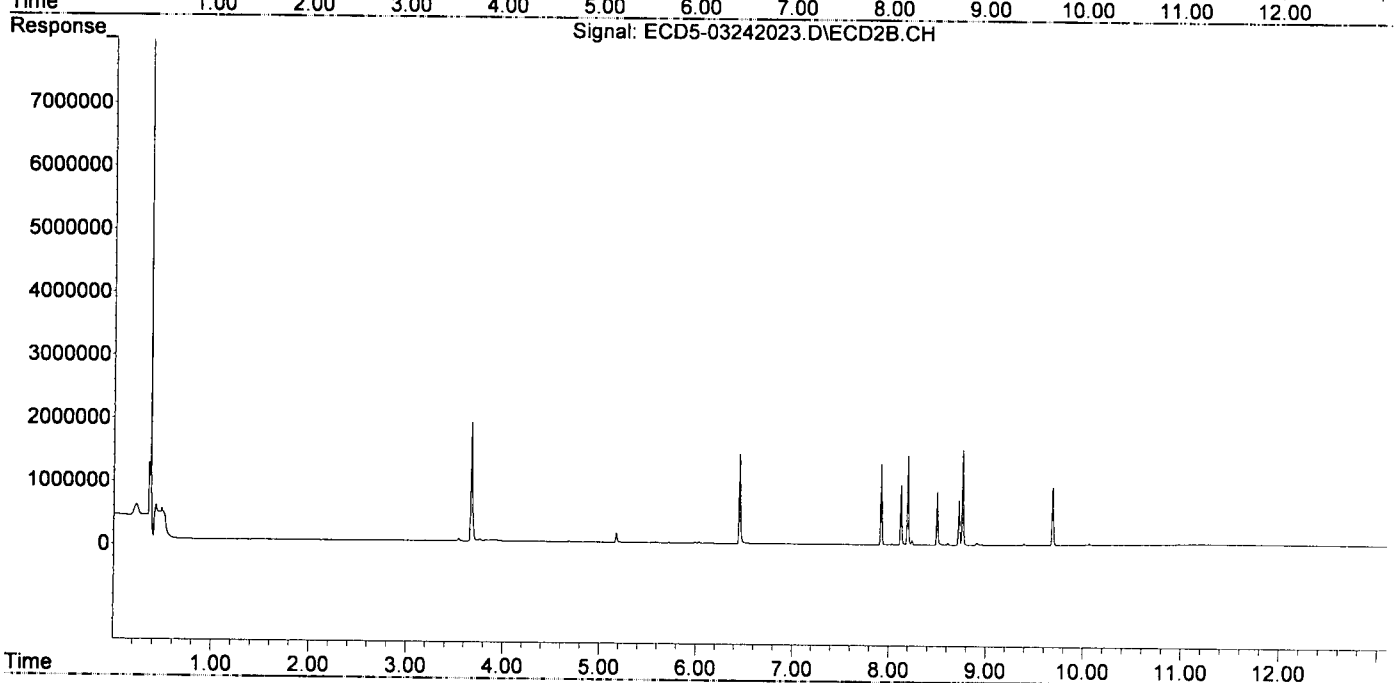
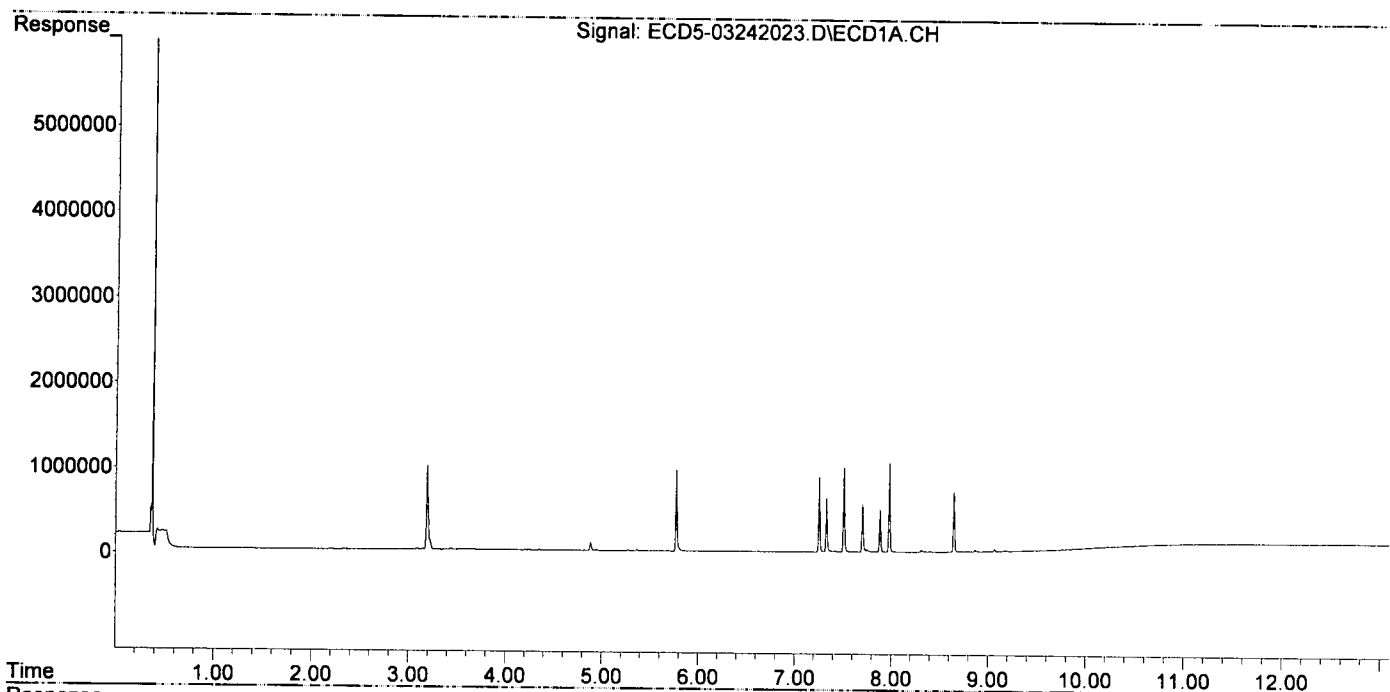


Quantitation Report (Not Reviewed)

Data Path : C:\msdchem\1\data\2020-03\0C24036\REQUANT\  
Data File : ECD5-03242023.D  
Signal(s) : Signal #1: ECD1A.CH Signal #2: ECD2B.CH  
Acq On : 24 Mar 2020 18:48  
Operator : MJB  
Sample : 0C24036-CALD  
Misc : A20C355, 9-42 5 ppb  
ALS Vial : 17 (Sig #1); 0 (Sig #2) Sample Multiplier: 1

Integration File signal 1: PEST1.e  
Integration File signal 2: PEST2.e  
Quant Time: Mar 25 12:58:05 2020  
Quant Method : C:\msdchem\1\methods\ECD5\_QUANTPEST\_200324.M  
Quant Title : Instrument: DualECD5  
QLast Update : Wed Mar 25 12:47:54 2020  
Response via : Initial Calibration  
Integrator: ChemStation 6890 Scale Mode: Small noise peaks clipped

Volume Inj. : 2uL  
Signal #1 Phase : Rtx-CLPesticides Signal #2 Phase: Rtx-CLPesticides2  
Signal #1 Info : 30m X 0.32mm X 0. Signal #2 Info : 30m X 0.32mm X 0.25um



Quantitation Report (Not Reviewed)

Data Path : C:\msdchem\1\data\2020-03\0C24036\REQUANT\  
 Data File : ECD5-03242024.D  
 Signal(s) : Signal #1: ECD1A.CH Signal #2: ECD2B.CH  
 Acq On : 24 Mar 2020 19:05  
 Operator : MJB  
 Sample : 0C24036-CALE  
 Misc : A20C356, 9-42 10 ppb  
 ALS Vial : 18 (Sig #1); 0 (Sig #2) Sample Multiplier: 1

Integration File signal 1: PEST1.e  
 Integration File signal 2: PEST2.e  
 Quant Time: Mar 25 12:58:15 2020  
 Quant Method : C:\msdchem\1\methods\ECD5\_QUANTPEST\_200324.M  
 Quant Title : Instrument: DualECD5  
 QLast Update : Wed Mar 25 12:47:54 2020  
 Response via : Initial Calibration  
 Integrator: ChemStation 6890 Scale Mode: Small noise peaks clipped

Volume Inj. : 2uL  
 Signal #1 Phase : Rtx-CLPesticides Signal #2 Phase: Rtx-CLPesticides2  
 Signal #1 Info : 30m X 0.32mm X 0. Signal #2 Info : 30m X 0.32mm X 0.25um

MJB

3/25/20

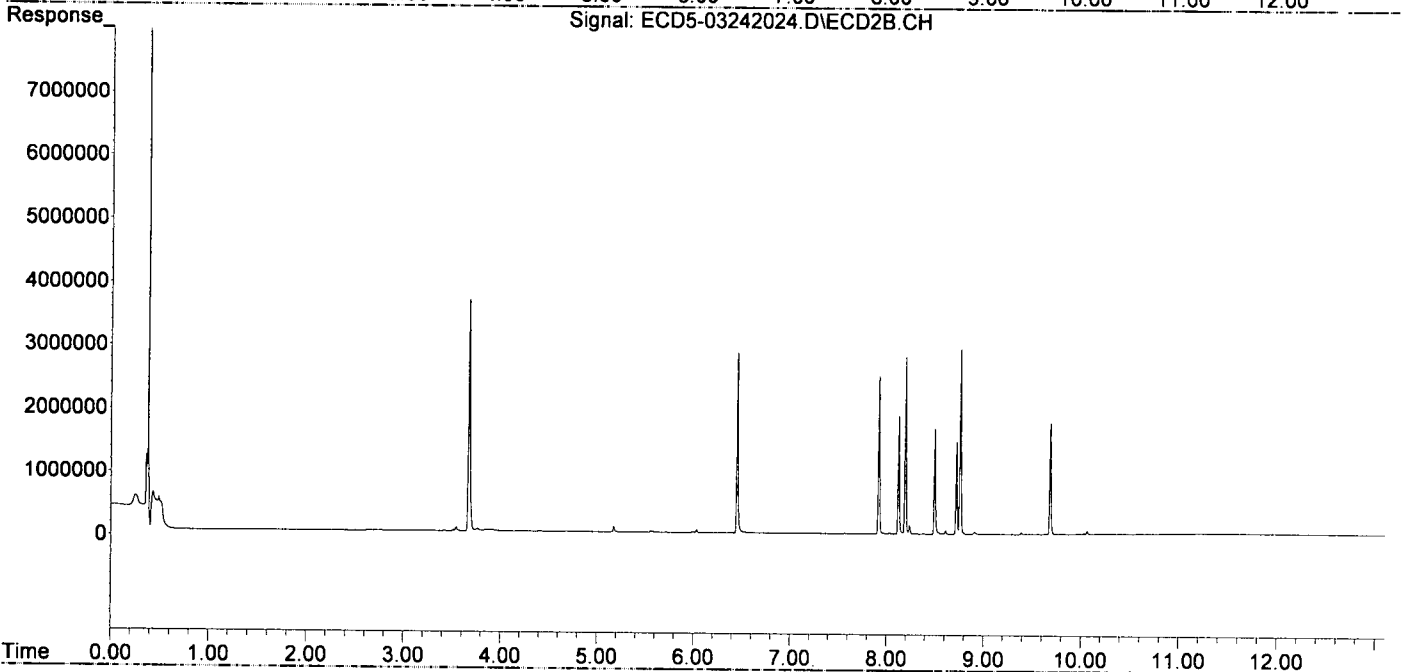
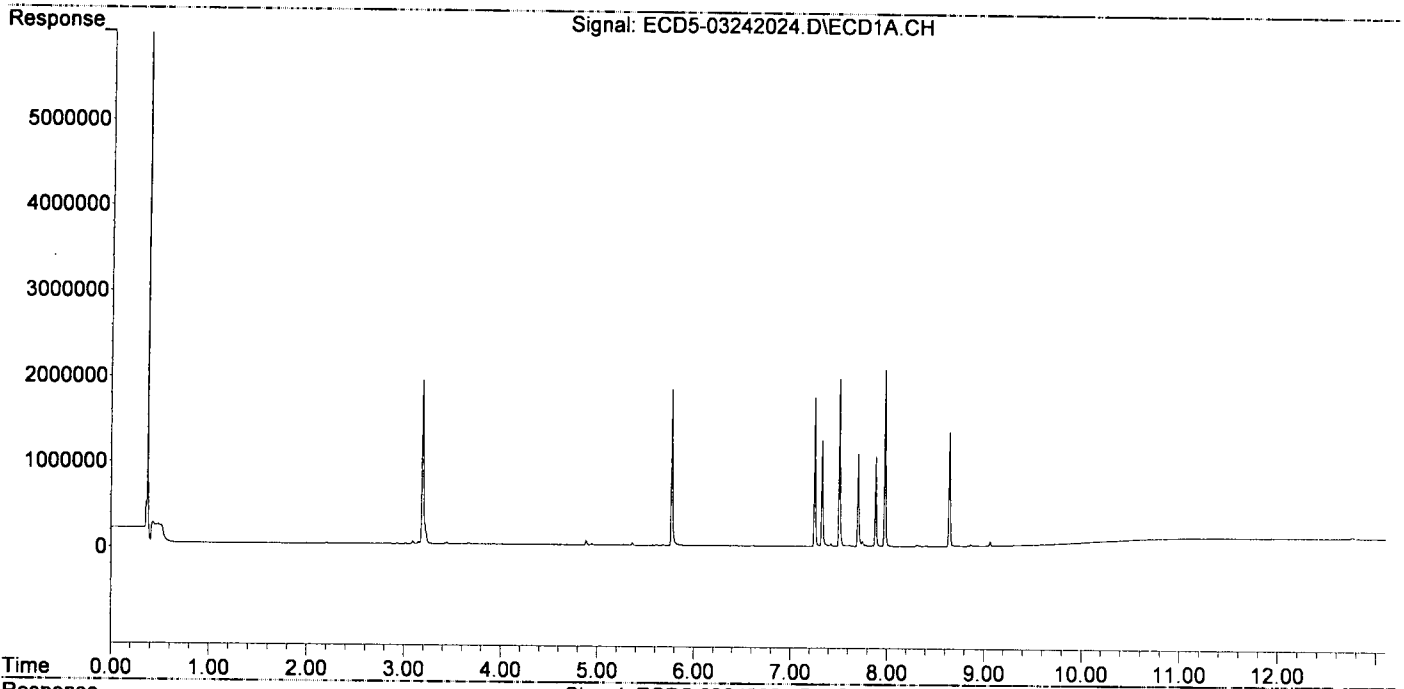
Compound	RT#1	RT#2	Resp#1	Resp#2	ng/mL	ng/mL
System Monitoring Compounds						
1) S TCMX (S)	5.363f	5.993	32184	12890	0.167	0.045 #
22) S DCBP (S)	0.000	0.000	0	0	N.D.	N.D.
Target Compounds						
2) a-BHC	5.926	0.000	3851	0	0.015	N.D. #
3) g-BHC	0.000	0.000	0	0	N.D.	N.D.
4) b-BHC	0.000	0.000	0	0	N.D.	N.D.
5) Heptachlor	6.622	7.287	6878	10274	0.031	0.031
6) d-BHC	0.000	0.000	0	0	N.D.	N.D.
7) Aldrin	0.000	7.568	0	9851	N.D.	0.030 #
8) Heptachlo...	7.328	0.000	1237758	0	6.039	N.D. #
9) trans-Chl...	7.420	8.125	32671	1859258	0.157	6.137 #
10) cis-Chlor...	7.508	8.239	1958355	138955	9.563	0.479 #
11) Endosulfa...	7.617	8.304	12079	9101	0.062	0.033 #
12) 4,4'-DDE	7.617f	8.384f	12079	7384	0.061	0.026 #
13) Dieldrin	7.747f	8.498	61272	1664096	0.288	5.593 #
14) Endrin	7.979f	8.723	2056686	1455490	12.032	6.356 #
15) 4,4'-DDD	7.979f	8.762	2056686	2912480	12.584	12.104
16) Endosulfa...	0.000	0.000	0	0	N.D.	N.D.
17) 4,4'-DDT	0.000	0.000	0	0	N.D.	N.D.
18) Endrin Al...	8.407	0.000	4347	0	0.030	N.D. #
19) Endosulfa...	0.000	0.000	0	0	N.D.	N.D.
20) Methoxychlor	0.000	0.000	0	0	N.D.	N.D.
21) Endrin Ke...	8.864f	9.687	18780	1755471	0.098	7.041 #
23) Hexachlor...	3.191	3.673	1913685	3659331	9.950	9.951
24) Hexachlor...	5.771	6.453	1821184	2829027	9.807	9.928
25) Oxychlorane	7.252	7.921	1728237	2482080	9.984	9.870
26) 2,4'-DDE	7.328	8.125	1237758	1859258	10.043	9.966
27) trans-Non...	7.508	8.195	1958355	2785866	10.173	9.939
28) 2,4'-DDD	7.701	8.498	1077430	1664096	9.871	9.984
29) 2,4'-DDT	7.883	8.723	1038872	1455490	10.169	10.084
30) cis-Nonac...	7.979	8.762	2056686	2912480	9.934	9.808
31) Mirex	8.645	9.687	1334200	1755471	9.808	9.889
32) Chlordane...	7.420	8.125	32671	1859258	1.400	47.184 #
33) Chlordane...	7.508	8.239	1958355	138955	73.754	4.243 #
34) Chlordane...	0.000	8.909	0	34953	N.D.	3.416 #
35) Chlordane...	3.670f	3.673	9389	3659331	NoCal	NoCal
36) Toxaphene...	7.508	8.498f	1958355	1664096	1884.499	591.703 #
37) Toxaphene...	7.747f	0.000	61272	0	30.201	N.D. #
38) Toxaphene...	0.000	0.000	0	0	N.D.	N.D.
39) Toxaphene...	8.311f	8.909	20512	34953	5.222	BelowCal #
40) Toxaphene...	0.000	0.000	0	0	N.D.	N.D.
41) Toxaphene...	8.645	0.000	1334200	0	333.076	N.D. #
42) Toxaphene...	3.670f	3.673	9389	3659331	NoCal	NoCal

Quantitation Report (Not Reviewed)

Data Path : C:\msdchem\1\data\2020-03\0C24036\REQUANT\  
Data File : ECD5-03242024.D  
Signal(s) : Signal #1: ECD1A.CH Signal #2: ECD2B.CH  
Acq On : 24 Mar 2020 19:05  
Operator : MJB  
Sample : 0C24036-CALE  
Misc : A20C356, 9-42 10 ppb  
ALS Vial : 18 (Sig #1); 0 (Sig #2) Sample Multiplier: 1

Integration File signal 1: PEST1.e  
Integration File signal 2: PEST2.e  
Quant Time: Mar 25 12:58:15 2020  
Quant Method : C:\msdchem\1\methods\ECD5\_QUANTPEST\_200324.M  
Quant Title : Instrument: DualECD5  
QLast Update : Wed Mar 25 12:47:54 2020  
Response via : Initial Calibration  
Integrator: ChemStation 6890 Scale Mode: Small noise peaks clipped

Volume Inj. : 2uL  
Signal #1 Phase : Rtx-CLPesticides Signal #2 Phase: Rtx-CLPesticides2  
Signal #1 Info : 30m X 0.32mm X 0. Signal #2 Info : 30m X 0.32mm X 0.25um



Data Path : C:\msdchem\1\data\2020-03\0C24036\REQUANT\  
 Data File : ECD5-03242025.D  
 Signal(s) : Signal #1: ECD1A.CH Signal #2: ECD2B.CH  
 Acq On : 24 Mar 2020 19:22  
 Operator : MJB  
 Sample : 0C24036-CALF  
 Misc : A20C357, 9-42 25 ppb  
 ALS Vial : 19 (Sig #1); 0 (Sig #2) Sample Multiplier: 1

Integration File signal 1: PEST1.e  
 Integration File signal 2: PEST2.e  
 Quant Time: Mar 25 12:58:26 2020  
 Quant Method : C:\msdchem\1\methods\ECD5\_QUANTPEST\_200324.M  
 Quant Title : Instrument: DualECD5  
 QLast Update : Wed Mar 25 12:47:54 2020  
 Response via : Initial Calibration  
 Integrator: ChemStation 6890 Scale Mode: Small noise peaks clipped

Volume Inj. : 2uL  
 Signal #1 Phase : Rtx-CLPesticides Signal #2 Phase: Rtx-CLPesticides2  
 Signal #1 Info : 30m X 0.32mm X 0. Signal #2 Info : 30m X 0.32mm X 0.25um

MJB  
3/25/20

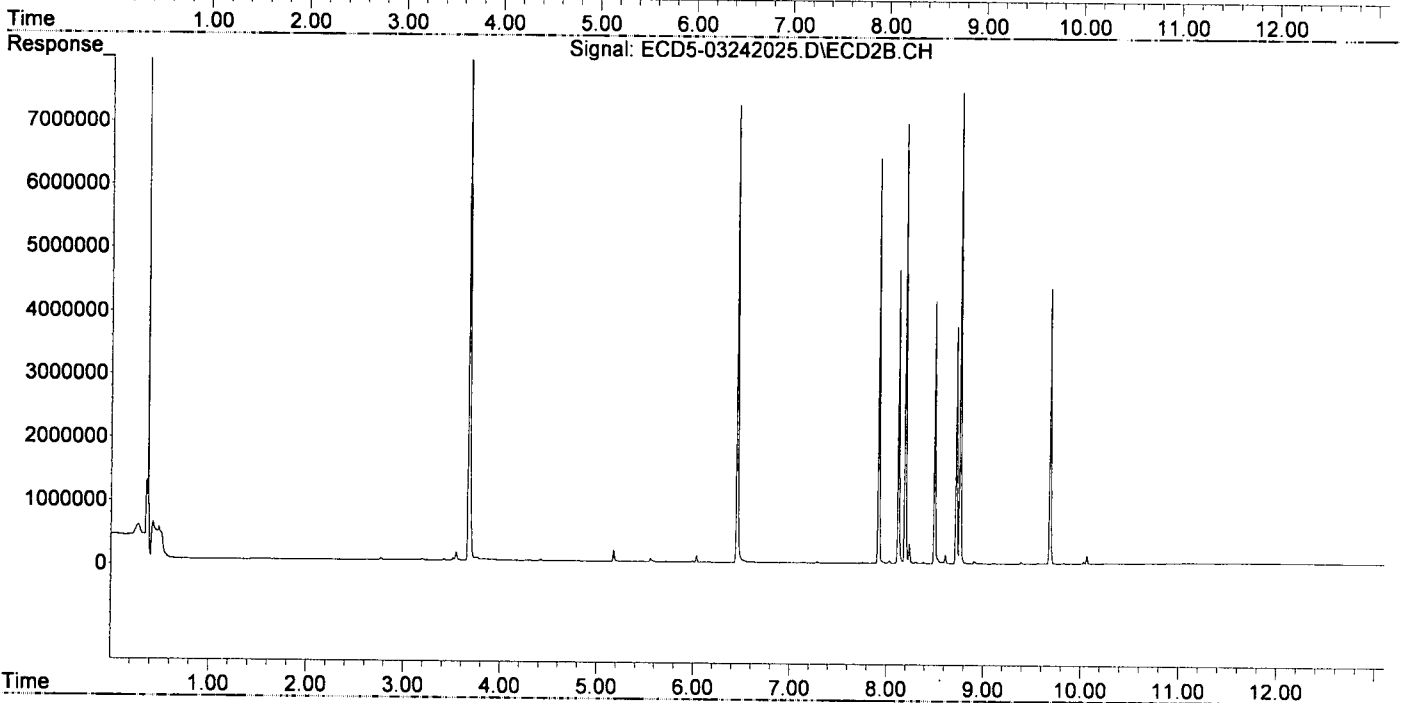
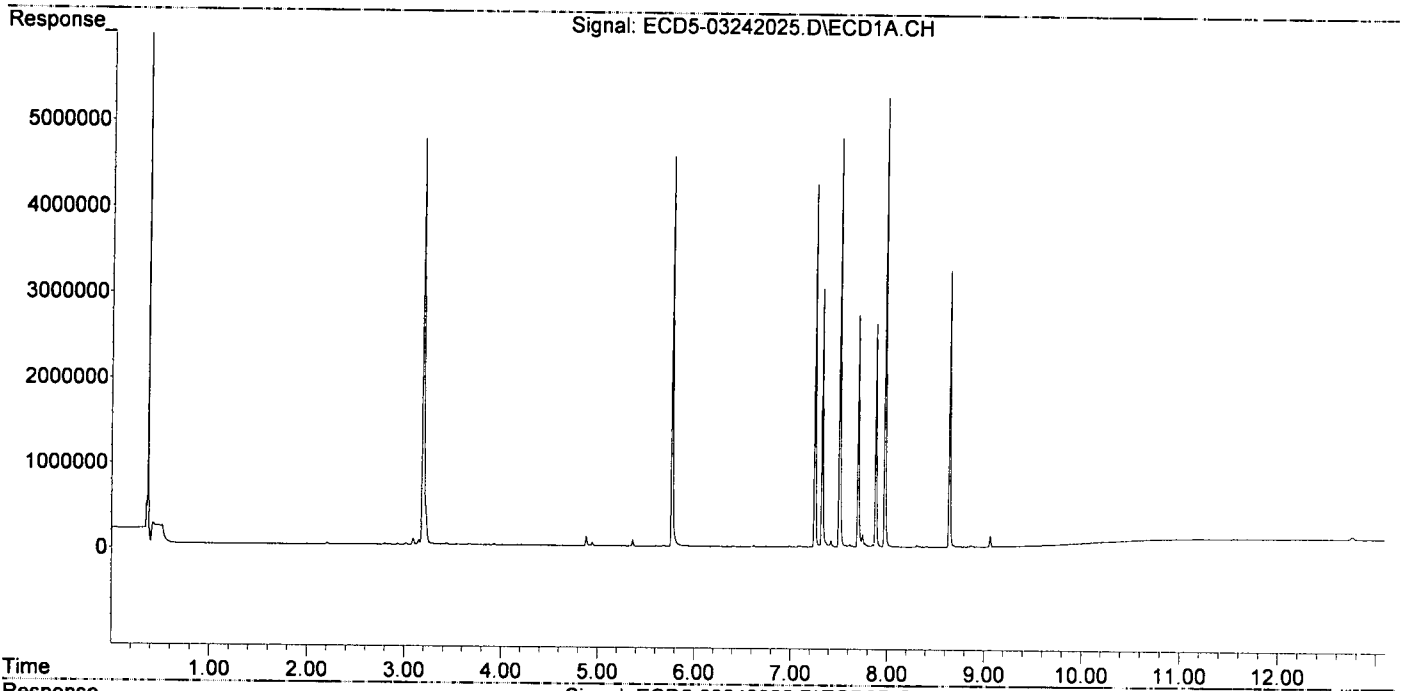
Compound	RT#1	RT#2	Resp#1	Resp#2	ng/mL	ng/mL
System Monitoring Compounds						
1) S TCMX (S)	5.362f	5.992	72419	14491	0.375	0.051 #
22) S DCBP (S)	0.000	0.000	0	0	N.D.	N.D.
Target Compounds						
2) a-BHC	5.921	0.000	7550	0	0.029	N.D. #
3) g-BHC	6.187f	0.000	5230	0	0.023	N.D. #
4) b-BHC	0.000	0.000	0	0	N.D.	N.D.
5) Heptachlor	6.621	7.286	15568	20608	0.070	0.061
6) d-BHC	6.403f	0.000	5534	0	0.028	N.D. #
7) Aldrin	0.000	7.568	0	9066	N.D.	0.028 #
8) Heptachlo...	7.327	0.000	3019471	0	14.733	N.D. #
9) trans-Chl...	7.419	8.124	70960	4614869	0.340	15.233 #
10) cis-Chlor...	7.508	8.238	4770432	310760	23.295	1.071 #
11) Endosulfa...	7.616	8.303	34081	22883	0.176	0.084 #
12) 4,4'-DDE	7.616f	8.382f	34081	18316	0.173	0.064 #
13) Dieldrin	7.747f	8.498	136247	4129897	0.641	13.881 #
14) Endrin	7.978f	8.722	5255936	3726920	30.749	16.276 #
15) 4,4'-DDD	7.978f	8.761	5255936	7435646	32.160	30.903
16) Endosulfa...	0.000	0.000	0	0	N.D.	N.D.
17) 4,4'-DDT	0.000	0.000	0	0	N.D.	N.D.
18) Endrin Al...	8.409	9.106	8369	4565	0.057	0.022 #
19) Endosulfa...	0.000	0.000	0	0	N.D.	N.D.
20) Methoxychlor	0.000	0.000	0	0	N.D.	N.D.
21) Endrin Ke...	8.864f	9.686	18352	4337194	0.096	17.396 #
23) Hexachlor...	3.192	3.674	4744416	9164447	25.096	25.093 #
24) Hexachlor...	5.771	6.453	4553836	7208518	24.881	25.357
25) Oxychlorane	7.252	7.920	4237766	6370353	24.840	25.367
26) 2,4'-DDE	7.327	8.124	3019471	4614869	24.685	24.676
27) trans-Non...	7.508	8.195	4770432	6929319	25.099	24.709
28) 2,4'-DDD	7.700	8.498	2695196	4129897	25.018	24.853
29) 2,4'-DDT	7.882	8.722	2624036	3726920	25.583	25.294
30) cis-Nonac...	7.978	8.761	5255936	7435646	25.646	24.976
31) Mirex	8.645	9.686	3230934	4337194	24.384	24.823 #
32) Chlordane...	7.419	8.124	70960	4614869	3.040	117.116 #
33) Chlordane...	7.508	8.238	4770432	310760	179.661	9.489 #
34) Chlordane...	0.000	8.908	0	33938	N.D.	3.316 #
35) Chlordane...	3.678f	3.674	10371	9164447	NoCal	NoCal
36) Toxaphene...	7.508	8.498f	4770432	4129897	4590.524	1468.467 #
37) Toxaphene...	0.000	0.000	0	0	N.D.	N.D.
38) Toxaphene...	0.000	0.000	0	0	N.D.	N.D.
39) Toxaphene...	8.368f	8.908	3285	33938	0.836	BelowCal #
40) Toxaphene...	0.000	9.106	0	4565	N.D.	0.924 #
41) Toxaphene...	8.645	0.000	3230934	0	806.585	N.D. #
42) Toxaphene...	3.678	3.674	10371	9164447	NoCal	NoCal

Quantitation Report (Not Reviewed)

Data Path : C:\msdchem\1\data\2020-03\0C24036\REQUANT\  
Data File : ECD5-03242025.D  
Signal(s) : Signal #1: ECD1A.CH Signal #2: ECD2B.CH  
Acq On : 24 Mar 2020 19:22  
Operator : MJB  
Sample : 0C24036-CALF  
Misc : A20C357, 9-42 25 ppb  
ALS Vial : 19 (Sig #1); 0 (Sig #2) Sample Multiplier: 1

Integration File signal 1: PEST1.e  
Integration File signal 2: PEST2.e  
Quant Time: Mar 25 12:58:26 2020  
Quant Method : C:\msdchem\1\methods\ECD5\_QUANTPEST\_200324.M  
Quant Title : Instrument: DualECD5  
QLast Update : Wed Mar 25 12:47:54 2020  
Response via : Initial Calibration  
Integrator: ChemStation 6890 Scale Mode: Small noise peaks clipped

Volume Inj. : 2uL  
Signal #1 Phase : Rtx-CLPesticides Signal #2 Phase: Rtx-CLPesticides2  
Signal #1 Info : 30m X 0.32mm X 0. Signal #2 Info : 30m X 0.32mm X 0.25um



Quantitation Report (Not Reviewed)

Data Path : C:\msdchem\1\data\2020-03\0C24036\REQUANT\  
 Data File : ECD5-03242026.D  
 Signal(s) : Signal #1: ECD1A.CH Signal #2: ECD2B.CH  
 Acq On : 24 Mar 2020 19:40  
 Operator : MJB  
 Sample : 0C24036-CALG  
 Misc : A20C358, 9-42 50 ppb  
 ALS Vial : 20 (Sig #1); 0 (Sig #2) Sample Multiplier: 1

Integration File signal 1: PEST1.e  
 Integration File signal 2: PEST2.e  
 Quant Time: Mar 25 12:58:34 2020  
 Quant Method : C:\msdchem\1\methods\ECD5\_QUANTPEST\_200324.M  
 Quant Title : Instrument: DualECD5  
 QLast Update : Wed Mar 25 12:47:54 2020  
 Response via : Initial Calibration  
 Integrator: ChemStation 6890 Scale Mode: Small noise peaks clipped

Volume Inj. : 2uL  
 Signal #1 Phase : Rtx-CLPesticides Signal #2 Phase: Rtx-CLPesticides2  
 Signal #1 Info : 30m X 0.32mm X 0. Signal #2 Info : 30m X 0.32mm X 0.25um

*MJB  
4/25/20*

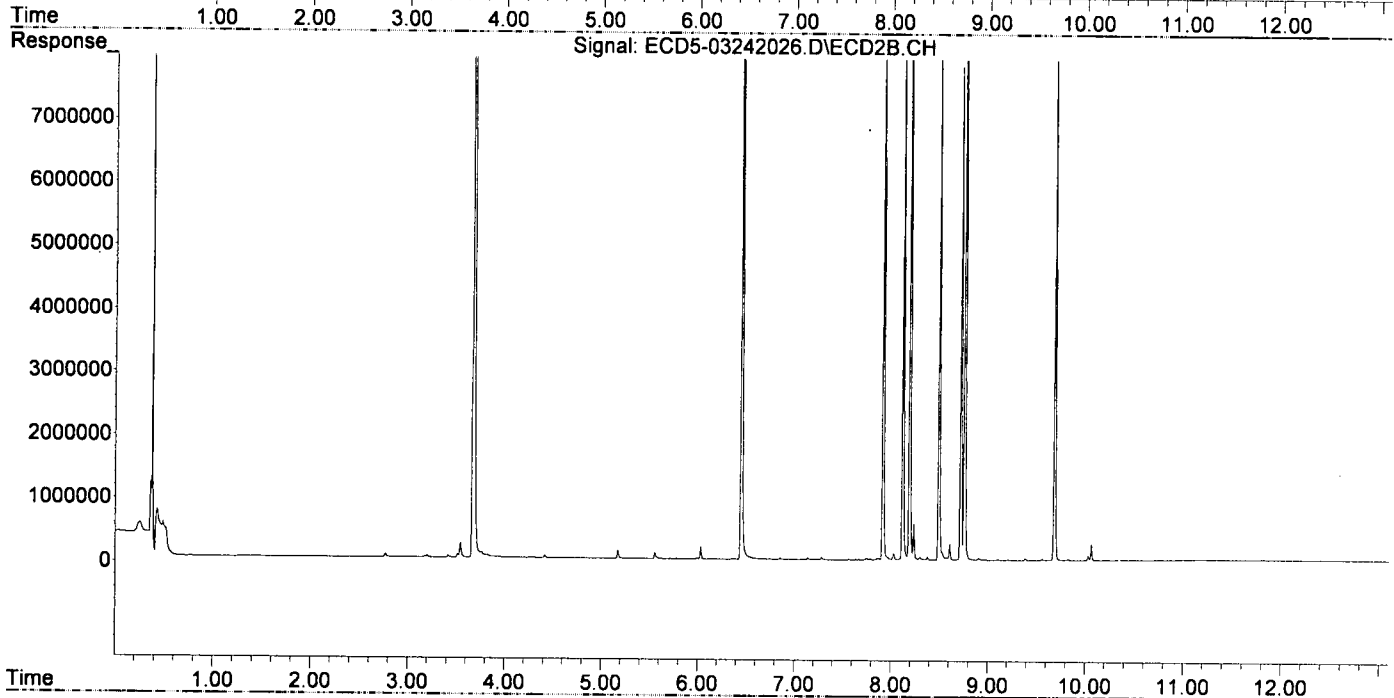
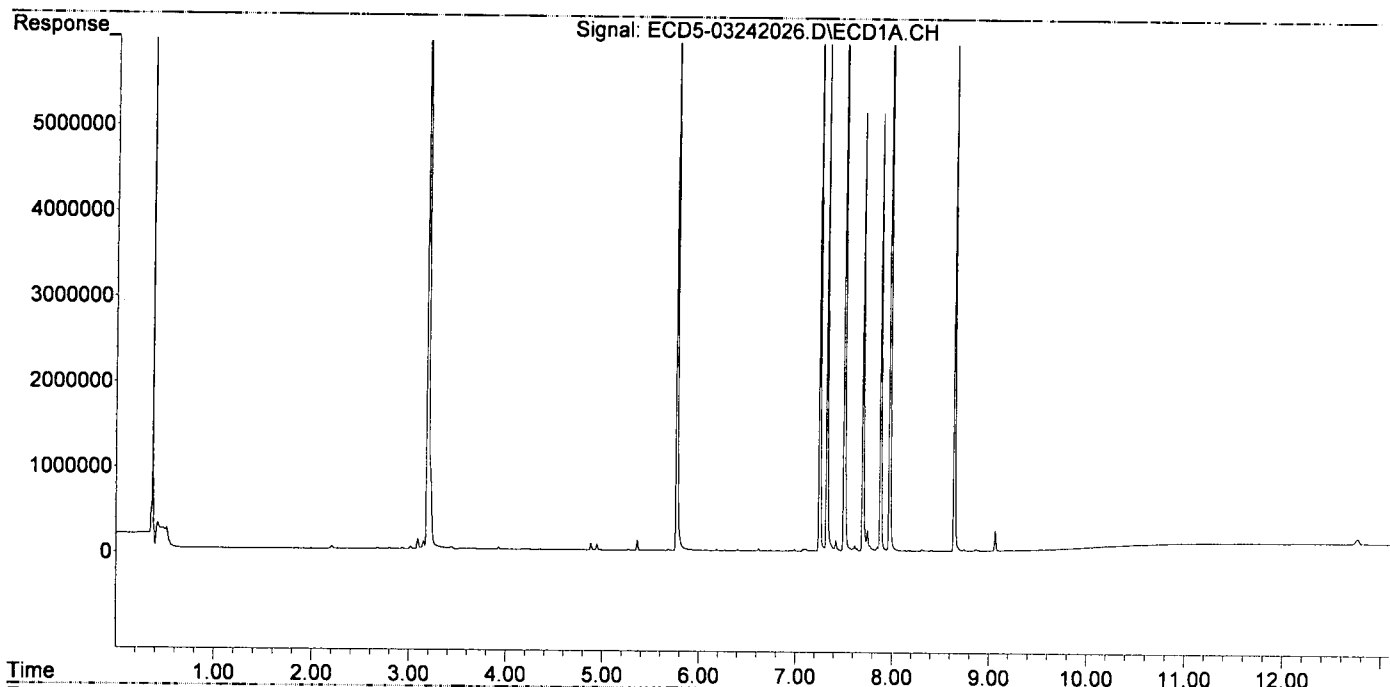
Compound	RT#1	RT#2	Resp#1	Resp#2	ng/mL	ng/mL
<b>System Monitoring Compounds</b>						
1) S TCMX (S)	5.362f	5.992	126744	15305	0.656	0.054 #
22) S DCBP (S)	0.000	0.000	0	0	N.D.	N.D.
<b>Target Compounds</b>						
2) a-BHC	0.000	0.000	0	0	N.D.	N.D.
3) g-BHC	6.186f	6.951f	15015	7341	0.066	0.021 #
4) b-BHC	6.271	6.951f	4564	7341	0.048	0.049
5) Heptachlor	6.621	7.286	27538	42010	0.124	0.125
6) d-BHC	6.404f	7.235	16347	6564	0.084	0.020 #
7) Aldrin	6.825f	0.000	3414	0	0.015	N.D. #
8) Heptachlo...	7.327	0.000	5911849	0	28.845	N.D. #
9) trans-Chl...	7.419	8.124	127586	9372906	0.612	30.939 #
10) cis-Chlor...	7.507	8.239	8939479	562539	43.653	1.939 #
11) Endosulfa...	7.615	8.303	67500	42084	0.349	0.155 #
12) 4,4'-DDE	7.615f	8.381f	67500	45870	0.342	0.160 #
13) Dieldrin	7.746f	8.497	247363	8137483	1.164	27.352 #
14) Endrin	7.978f	8.722	9928726	7779036	58.086	33.972 #
15) 4,4'-DDD	7.978f	8.761	9928726	14832084	60.752	61.642
16) Endosulfa...	0.000	0.000	0	0	N.D.	N.D.
17) 4,4'-DDT	8.197	8.973	7213	3196	0.041	0.074 #
18) Endrin Al...	8.410	9.108	11723	7923	0.080	0.038 #
19) Endosulfa...	0.000	0.000	0	0	N.D.	N.D.
20) Methoxychlor	0.000	0.000	0	0	N.D.	N.D.
21) Endrin Ke...	8.866f	9.687	17624	8504353	0.092	34.110 #
23) Hexachlor...	3.192	3.674	8717391	17439815	46.425	47.503 #
24) Hexachlor...	5.771	6.452	8762097	14203483	47.959	49.260
25) Oxychlorane	7.251	7.920	8147960	12143579	47.956	47.581
26) 2,4'-DDE	7.327	8.124	5911849	9372906	48.156	49.109
27) trans-Non...	7.507	8.194	8939479	13836076	47.116	48.432
28) 2,4'-DDD	7.700	8.497	5120535	8137483	47.517	48.229
29) 2,4'-DDT	7.882	8.722	5109282	7779036	48.838	50.404
30) cis-Nonac...	7.978	8.761	9928726	14832084	48.383	48.834
31) Mirex	8.645	9.687	6214207	8504353	47.463	48.294
32) Chlordane...	7.419	8.124	127586	9372906	5.466	237.866 #
33) Chlordane...	7.507	8.239	8939479	562539	336.674	17.177 #
34) Chlordane...	0.000	8.909	0	32194	N.D.	3.146 #
35) Chlordane...	3.680f	3.674	12859	17439815	NoCal	NoCal
36) Toxaphene...	7.507	8.497f	8939479	8137483	8602.344	2893.444 #
37) Toxaphene...	0.000	0.000	0	0	N.D.	N.D.
38) Toxaphene...	0.000	0.000	0	0	N.D.	N.D.
39) Toxaphene...	8.366f	8.909	4376	32194	1.114	BelowCal #
40) Toxaphene...	0.000	9.108	0	7923	N.D.	1.603 #
41) Toxaphene...	8.645	0.000	6214207	0	1551.342	N.D. #
42) Toxaphene...	3.680	3.674	12859	17439815	NoCal	NoCal

Quantitation Report (Not Reviewed)

Data Path : C:\msdchem\1\data\2020-03\0C24036\REQUANT\  
Data File : ECD5-03242026.D  
Signal(s) : Signal #1: ECD1A.CH Signal #2: ECD2B.CH  
Acq On : 24 Mar 2020 19:40  
Operator : MJB  
Sample : 0C24036-CALG  
Misc : A20C358, 9-42 50 ppb  
ALS Vial : 20 (Sig #1); 0 (Sig #2) Sample Multiplier: 1

Integration File signal 1: PEST1.e  
Integration File signal 2: PEST2.e  
Quant Time: Mar 25 12:58:34 2020  
Quant Method : C:\msdchem\1\methods\ECD5\_QUANTPEST\_200324.M  
Quant Title : Instrument: DualECD5  
QLast Update : Wed Mar 25 12:47:54 2020  
Response via : Initial Calibration  
Integrator: ChemStation 6890 Scale Mode: Small noise peaks clipped

Volume Inj. : 2uL  
Signal #1 Phase : Rtx-CLPesticides Signal #2 Phase: Rtx-CLPesticides2  
Signal #1 Info : 30m X 0.32mm X 0. Signal #2 Info : 30m X 0.32mm X 0.25um



Quantitation Report (Not Reviewed)

Data Path : C:\msdchem\1\data\2020-03\0C24036\REQUANT\  
 Data File : ECD5-03242027.D  
 Signal(s) : Signal #1: ECD1A.CH Signal #2: ECD2B.CH  
 Acq On : 24 Mar 2020 19:57  
 Operator : MJB  
 Sample : 0C24036-CALH  
 Misc : A20C359, 9-42 100 ppb  
 ALS Vial : 21 (Sig #1); 0 (Sig #2) Sample Multiplier: 1

Integration File signal 1: PEST1.e  
 Integration File signal 2: PEST2.e  
 Quant Time: Mar 25 12:58:44 2020  
 Quant Method : C:\msdchem\1\methods\ECD5\_QUANTPEST\_200324.M  
 Quant Title : Instrument: DualECD5  
 QLast Update : Wed Mar 25 12:47:54 2020  
 Response via : Initial Calibration  
 Integrator: ChemStation 6890 Scale Mode: Small noise peaks clipped

Volume Inj. : 2uL  
 Signal #1 Phase : Rtx-CLPesticides Signal #2 Phase: Rtx-CLPesticides2  
 Signal #1 Info : 30m X 0.32mm X 0. Signal #2 Info : 30m X 0.32mm X 0.25um

MJB  
 7/25/20

Compound	RT#1	RT#2	Resp#1	Resp#2	ng/mL	ng/mL
<b>System Monitoring Compounds</b>						
1) S TCMX (S)	5.361f	5.992	244597	11148	1.266	0.039 #
22) S DCBP (S)	0.000	0.000	0	0	N.D.	N.D.
<b>Target Compounds</b>						
2) a-BHC	0.000	0.000	0	0	N.D.	N.D.
3) g-BHC	6.185f	6.950f	25655	11043	0.112	0.031 #
4) b-BHC	6.269	6.950f	7120	11043	0.074	0.074
5) Heptachlor	6.620	7.285	52914	80516	0.238	0.240
6) d-BHC	6.469f	7.245	4718	16583	0.024	0.051 #
7) Aldrin	6.824f	7.566	5656	10794	0.025	0.033 #
8) Heptachlo...	7.325	8.032f	12225211	174006	59.650	0.585 #
9) trans-Chl...	7.418	8.124	245170	19878326	1.176	65.616 #
10) cis-Chlor...	7.506	8.238	18723508	1075831	91.430	3.708 #
11) Endosulfa...	7.615	8.302	168828	71292	0.873	0.262 #
12) 4,4'-DDE	7.615f	8.381f	168828	92472	0.857	0.323 #
13) Dieldrin	0.000	8.497	0	17265269	N.D.	58.032 #
14) Endrin	7.977f	8.722	20132492	16635506	117.782	72.650 #
15) 4,4'-DDD	7.977f	8.761	20132492	32441279	123.187	134.827
16) Endosulfa...	8.130f	0.000	15468	0	0.092	N.D. #
17) 4,4'-DDT	8.196	8.986	15102	16727	0.106	0.158 #
18) Endrin Al...	8.410	9.107	19478	19918	0.133	0.096 #
19) Endosulfa...	0.000	0.000	0	0	N.D.	N.D.
20) Methoxychlor	0.000	9.431f	0	5604	N.D.	BelowCal
21) Endrin Ke...	8.881	9.685	24927	17899644	0.131	71.794 #
23) Hexachlor...	3.192	3.675	18064617	36344688	96.936	97.226 #
24) Hexachlor...	5.771	6.453	18187492	30307668	99.067	101.273
25) Oxychlorane	7.251	7.920	16565674	26490641	97.581	99.283
26) 2,4'-DDE	7.325	8.124	12225211	19878326	98.177	99.404
27) trans-Non...	7.506	8.194	18723508	29872500	98.268	99.854
28) 2,4'-DDD	7.698	8.497	10853795	17265269	99.747	98.328
29) 2,4'-DDT	7.881	8.722	10947370	16635506	99.784	98.718
30) cis-Nonac...	7.977	8.761	20132492	32441279	97.196	101.680
31) Mirex	8.644	9.685	12396853	17899644	95.899	98.671 #
32) Chlordane...	7.418	8.124	245170	19878326	10.503	504.473 #
33) Chlordane...	7.506	8.238	18723508	1075831	705.155	32.851 #
34) Chlordane...	0.000	8.908	0	35256	N.D.	3.445 #
35) Chlordane...	3.681f	3.675	13875	36344688	NoCal	NoCal
36) Toxaphene...	7.506	8.497f	18723508	17265269	18017.387	6139.009 #
37) Toxaphene...	0.000	0.000	0	0	N.D.	N.D.
38) Toxaphene...	8.130f	0.000	15468	0	3.794	N.D. #
39) Toxaphene...	8.365f	8.908	7329	35256	1.866	BelowCal #
40) Toxaphene...	0.000	9.107	0	19918	N.D.	4.031 #
41) Toxaphene...	8.644	0.000	12396853	0	3094.805	N.D. #
42) Toxaphene...	3.681	3.675	13875	36344688	NoCal	NoCal

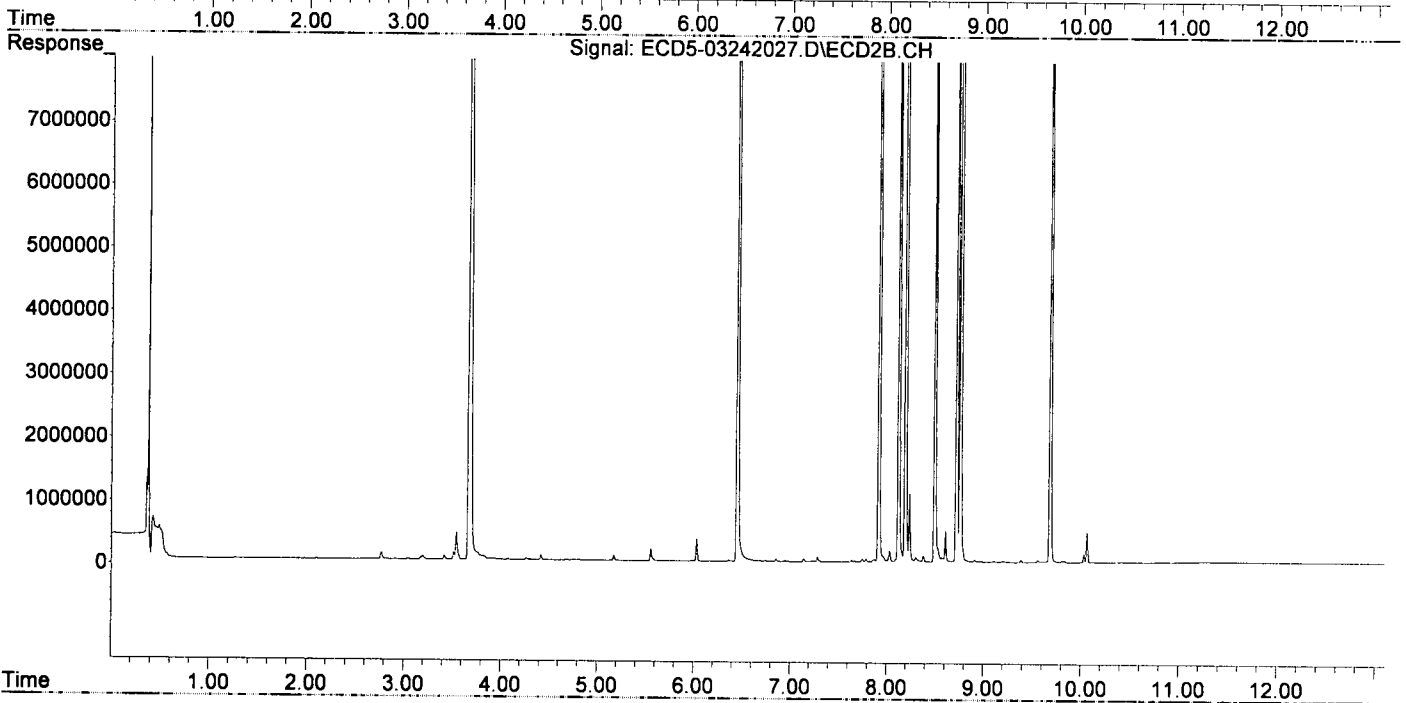
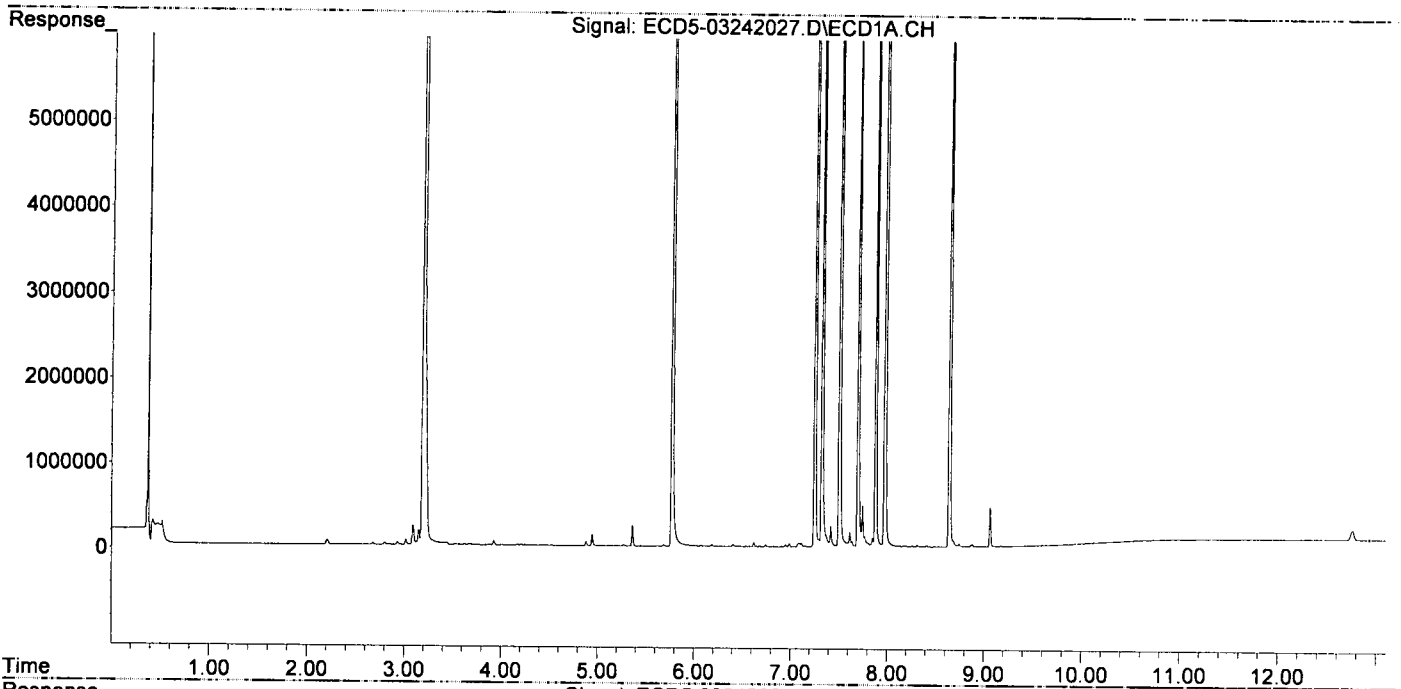


Quantitation Report (Not Reviewed)

Data Path : C:\msdchem\1\data\2020-03\0C24036\REQUANT\  
Data File : ECD5-03242027.D  
Signal(s) : Signal #1: ECD1A.CH Signal #2: ECD2B.CH  
Acq On : 24 Mar 2020 19:57  
Operator : MJB  
Sample : 0C24036-CALH  
Misc : A20C359, 9-42 100 ppb  
ALS Vial : 21 (Sig #1); 0 (Sig #2) Sample Multiplier: 1

Integration File signal 1: PEST1.e  
Integration File signal 2: PEST2.e  
Quant Time: Mar 25 12:58:44 2020  
Quant Method : C:\msdchem\1\methods\ECD5\_QUANTPEST\_200324.M  
Quant Title : Instrument: DualECD5  
QLast Update : Wed Mar 25 12:47:54 2020  
Response via : Initial Calibration  
Integrator: ChemStation 6890 Scale Mode: Small noise peaks clipped

Volume Inj. : 2uL  
Signal #1 Phase : Rtx-CLPesticides Signal #2 Phase: Rtx-CLPesticides2  
Signal #1 Info : 30m X 0.32mm X 0. Signal #2 Info : 30m X 0.32mm X 0.25um



Data Path : C:\msdchem\1\data\2020-03\0C24036\REQUANT\  
 Data File : ECD5-03242028.D  
 Signal(s) : Signal #1: ECD1A.CH Signal #2: ECD2B.CH  
 Acq On : 24 Mar 2020 20:14  
 Operator : MJB  
 Sample : 0C24036-CALI  
 Misc : A20C352, 9-42 200 ppb  
 ALS Vial : 22 (Sig #1); 0 (Sig #2) Sample Multiplier: 1

Integration File signal 1: PEST1.e  
 Integration File signal 2: PEST2.e  
 Quant Time: Mar 25 12:58:54 2020  
 Quant Method : C:\msdchem\1\methods\ECD5\_QUANTPEST\_200324.M  
 Quant Title : Instrument: DualECD5  
 QLast Update : Wed Mar 25 12:47:54 2020  
 Response via : Initial Calibration  
 Integrator: ChemStation 6890 Scale Mode: Small noise peaks clipped

Volume Inj. : 2uL  
 Signal #1 Phase : Rtx-CLPesticides Signal #2 Phase: Rtx-CLPesticides2  
 Signal #1 Info : 30m X 0.32mm X 0. Signal #2 Info : 30m X 0.32mm X 0.25um

*N/A 5/10/20*

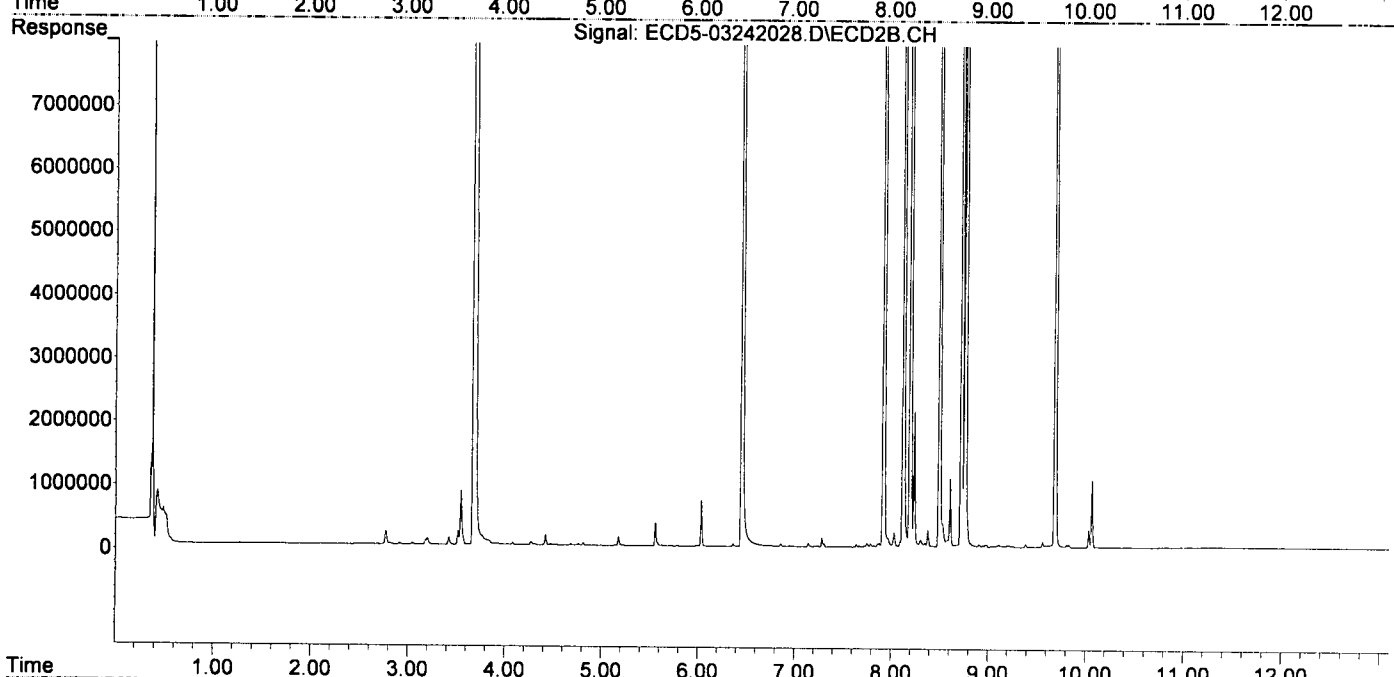
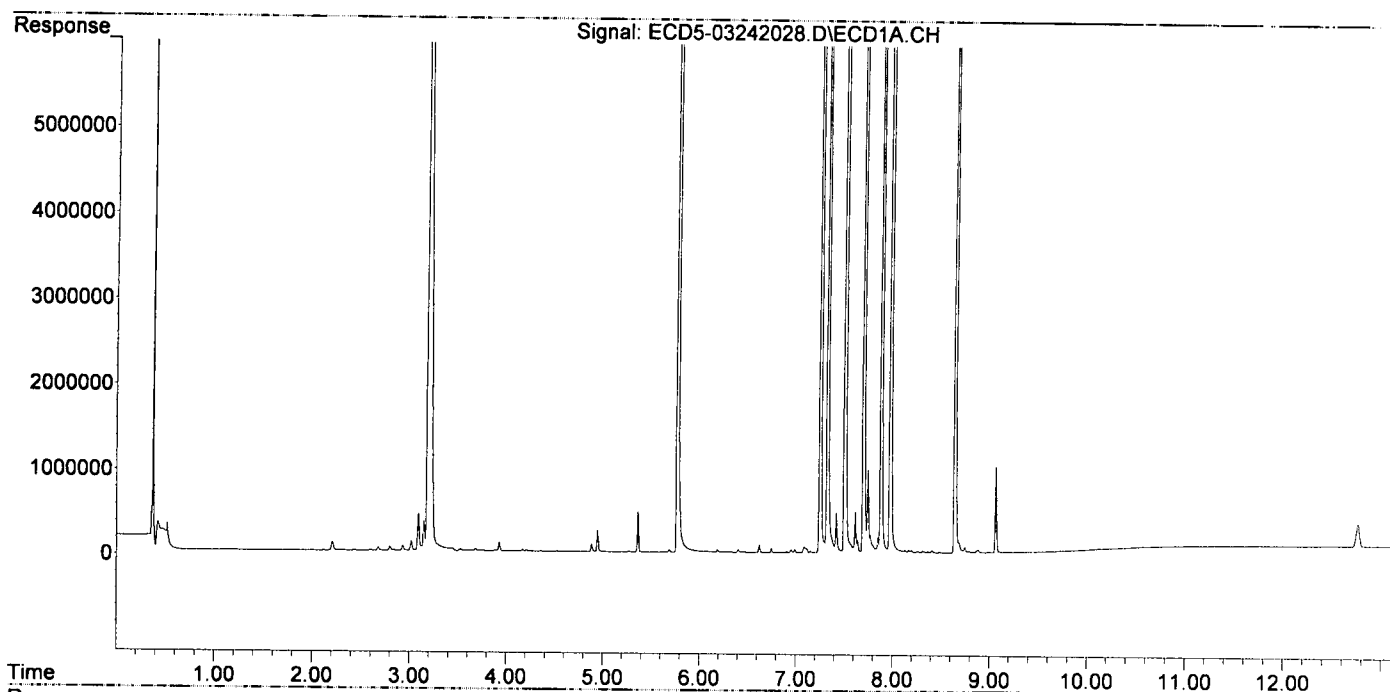
Compound	RT#1	RT#2	Resp#1	Resp#2	ng/mL	ng/mL
<b>System Monitoring Compounds</b>						
1) S TCMX (S)	5.364f	5.993	478296	14010	2.476	0.049 #
22) S DCBP (S)	0.000	0.000	0	0	N.D.	N.D.
<b>Target Compounds</b>						
2) a-BHC	0.000	0.000	0	0	N.D.	N.D.
3) g-BHC	6.188f	6.951f	30187	10630	0.132	0.030 #
4) b-BHC	6.271	6.951f	9923	10630	0.104	0.071 #
5) Heptachlor	6.622	7.287	94742	143116	0.425	0.427 #
6) d-BHC	6.470f	7.236	6325	13608	0.032	0.042 #
7) Aldrin	6.825f	7.525f	6647	6135	0.030	0.019 #
8) Heptachlo...	7.327	7.971f	26192823	133881	127.802	0.450 #
9) trans-Chl...	7.419	8.126	474195	44139561	2.275	145.700 #
10) cis-Chlor...	7.508	8.240	39413197	2110993	192.461	7.275 #
11) Endosulfa...	7.616	8.306	483118	99616	2.499	0.367 #
12) 4,4'-DDE	7.616f	8.352	483118	57197	2.451	0.200 #
13) Dieldrin	7.747f	8.499	966004	38695112	4.547	130.062 #
14) Endrin	7.979f	8.724	43205725	39877306	252.768	174.150 #
15) 4,4'-DDD	7.979f	8.764	43205725	69542726	264.368	289.021 #
16) Endosulfa...	8.131f	0.000	30154	0	0.180	N.D. #
17) 4,4'-DDT	8.198	8.989	31539	34595	0.241	0.269 #
18) Endrin Al...	8.412	9.110	28269	36570	0.193	0.176 #
19) Endosulfa...	0.000	0.000	0	0	N.D.	N.D.
20) Methoxychlor	0.000	9.434f	0	11579	N.D.	0.055 #
21) Endrin Ke...	8.883	9.689	35335	39265298	0.185	157.490 #
23) Hexachlor...	3.194	3.677	38064732	79746950	206.623	204.641 #
24) Hexachlor...	5.773	6.456	37823227	63963904	203.093	199.341 #
25) Oxychlorane	7.253	7.922	34818494	58878835	204.557	202.311 #
26) 2,4'-DDE	7.327	8.126	26192823	44139561	203.575	201.466 #
27) trans-Non...	7.508	8.197	39413197	65896047	204.164	201.589 #
28) 2,4'-DDD	7.700	8.499	22566425	38695112	202.610	202.945 #
29) 2,4'-DDT	7.883	8.724	24102499	39877306	200.670	200.576 #
30) cis-Nonac...	7.979	8.764	43205725	69542726	203.673	199.615 #
31) Mirex	8.647	9.689	26254813	39265298	207.651	202.772 #
32) Chlordane...	7.419	8.126	474195	44139561	20.315	1120.175 #
33) Chlordane...	7.508	8.240	39413197	2110993	1484.358	64.460 #
34) Chlordane...	0.000	8.908	0	37569	N.D.	3.671 #
35) Chlordane...	3.717	3.677	12199	79746950	NoCal	NoCal
36) Toxaphene...	7.508	8.499f	39413197	38695112	37926.805	13758.815 #
37) Toxaphene...	0.000	0.000	0	0	N.D.	N.D.
38) Toxaphene...	8.131f	0.000	30154	0	7.397	N.D. #
39) Toxaphene...	8.367f	8.908	13020	37569	3.315	0.268 #
40) Toxaphene...	0.000	9.110	0	36570	N.D.	7.400 #
41) Toxaphene...	8.647	0.000	26254813	0	6554.367	N.D. #
42) Toxaphene...	3.684	3.677	31072	79746950	NoCal	NoCal

Quantitation Report (Not Reviewed)

Data Path : C:\msdchem\1\data\2020-03\0C24036\REQUANT\  
Data File : ECD5-03242028.D  
Signal(s) : Signal #1: ECD1A.CH Signal #2: ECD2B.CH  
Acq On : 24 Mar 2020 20:14  
Operator : MJB  
Sample : 0C24036-CALI  
Misc : A20C352, 9-42 200 ppb  
ALS Vial : 22 (Sig #1); 0 (Sig #2) Sample Multiplier: 1

Integration File signal 1: PEST1.e  
Integration File signal 2: PEST2.e  
Quant Time: Mar 25 12:58:54 2020  
Quant Method : C:\msdchem\1\methods\ECD5\_QUANTPEST\_200324.M  
Quant Title : Instrument: DualECD5  
QLast Update : Wed Mar 25 12:47:54 2020  
Response via : Initial Calibration  
Integrator: ChemStation 6890 Scale Mode: Small noise peaks clipped

Volume Inj. : 2uL  
Signal #1 Phase : Rtx-CLPesticides Signal #2 Phase: Rtx-CLPesticides2  
Signal #1 Info : 30m X 0.32mm X 0. Signal #2 Info : 30m X 0.32mm X 0.25um



Data Path : C:\msdchem\1\data\2020-03\0C24036\REQUANT\  
 Data File : ECD5-03242031.D  
 Signal(s) : Signal #1: ECD1A.CH Signal #2: ECD2B.CH  
 Acq On : 24 Mar 2020 21:05  
 Operator : MJB  
 Sample : 0C24036-CALJ  
 Misc : A20C400, CHLOR 10 ppb  
 ALS Vial : 24 (Sig #1); 0 (Sig #2) Sample Multiplier: 1

Integration File signal 1: PEST1.e  
 Integration File signal 2: PEST2.e  
 Quant Time: Mar 25 13:00:42 2020  
 Quant Method : C:\msdchem\1\methods\ECD5\_QUANTPEST\_200324.M  
 Quant Title : Instrument: DualECD5  
 QLast Update : Wed Mar 25 12:47:54 2020  
 Response via : Initial Calibration  
 Integrator: ChemStation 6890 Scale Mode: Small noise peaks clipped

Volume Inj. : 2uL  
 Signal #1 Phase : Rtx-CLPesticides Signal #2 Phase: Rtx-CLPesticides2  
 Signal #1 Info : 30m X 0.32mm X 0. Signal #2 Info : 30m X 0.32mm X 0.25um

MJB  
3/25/20

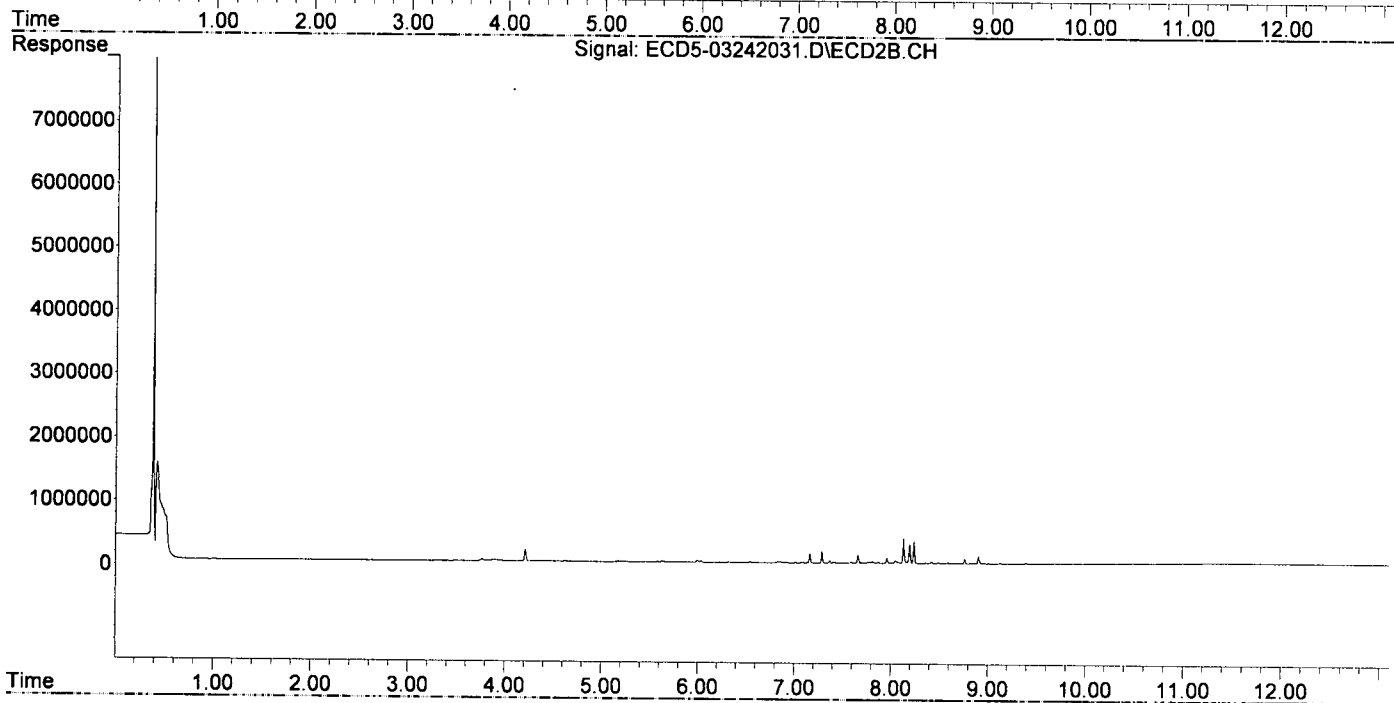
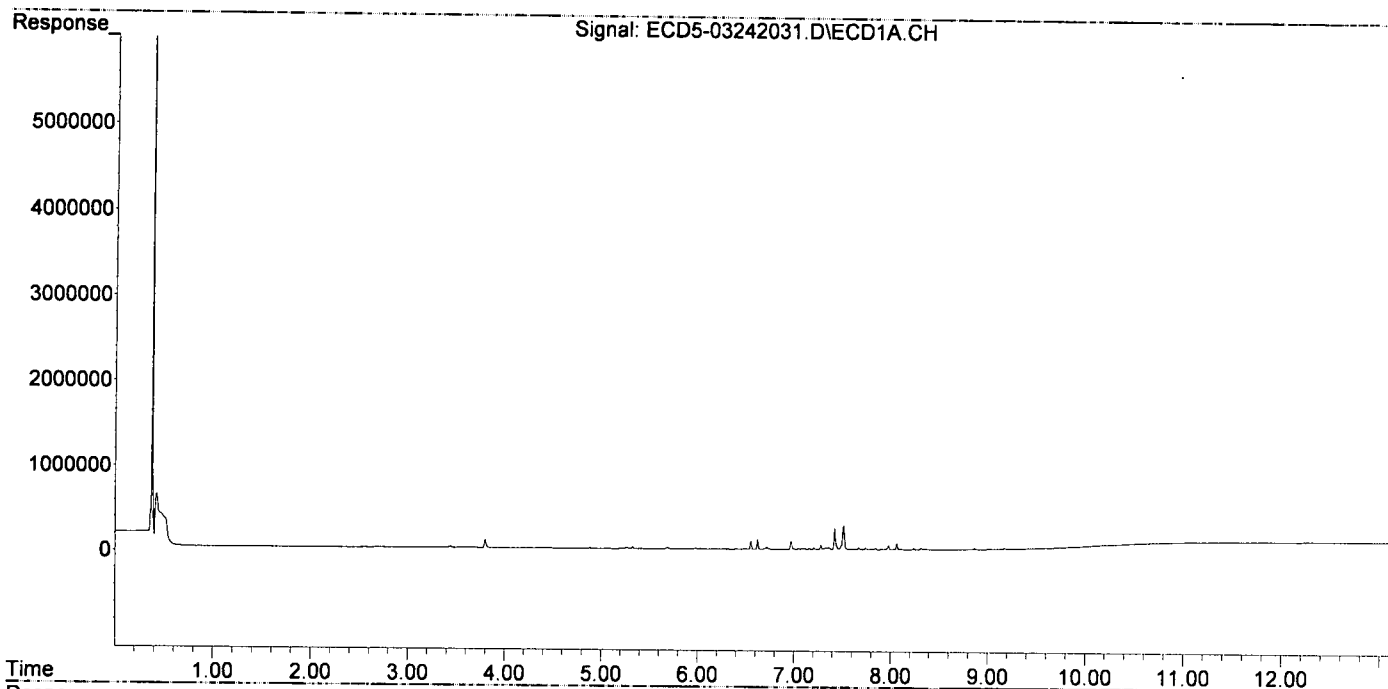
Compound	RT#1	RT#2	Resp#1	Resp#2	ng/mL	ng/mL
<b>System Monitoring Compounds</b>						
1) S TCMX (S)	0.000	5.993	0	32756	N.D.	0.115 #
22) S DCBP (S)	0.000	0.000	0	0	N.D.	N.D.
<b>Target Compounds</b>						
2) a-BHC	0.000	6.619f	0	11445	N.D.	0.028 #
3) g-BHC	6.183f	0.000	7294	0	0.032	N.D. #
4) b-BHC	6.262f	7.013f	3959	16018	0.041	0.107 #
5) Heptachlor	6.621	7.285	116748	181833	0.524	0.543
6) d-BHC	6.402f	0.000	9962	0	0.051	N.D. #
7) Aldrin	0.000	7.521f	0	7640	N.D.	0.023 #
8) Heptachlo...	7.332	8.011	21913	8950	0.107	0.030 #
9) trans-Chl...	7.420	8.130	246826	385659	1.184	1.273
10) cis-Chlor...	7.513	8.238	282652	341698	1.380	1.178
11) Endosulfa...	7.633	0.000	6797	0	0.035	N.D. #
12) 4,4'-DDE	7.573	8.335	8297	7014	0.042	0.024 #
13) Dieldrin	7.800	8.491	8756	16806	0.041	0.056 #
14) Endrin	7.978f	8.715	52606	6875	0.308	0.030 #
15) 4,4'-DDD	7.978f	8.762	52606	76428	0.322	0.318
16) Endosulfa...	8.112	8.852	4946	5605	0.030	0.023
17) 4,4'-DDT	0.000	0.000	0	0	N.D.	N.D.
18) Endrin Al...	8.364f	9.133f	5645	19087	0.039	0.092 #
19) Endosulfa...	8.704	0.000	3199	0	0.019	N.D. #
20) Methoxychlor	0.000	0.000	0	0	N.D.	N.D.
21) Endrin Ke...	8.865f	9.683	13212	10528	0.069	0.042 #
23) Hexachlor...	0.000	0.000	0	0	N.D.	N.D.
24) Hexachlor...	0.000	0.000	0	0	N.D.	N.D.
25) Oxychlorane	7.247	7.958f	3950	84421	BelowCal	0.079
26) 2,4'-DDE	7.332	8.130	21913	385659	BelowCal	1.915
27) trans-Non...	7.513	8.194	282652	299212	1.248	0.862 #
28) 2,4'-DDD	7.669f	8.491	22057	16806	BelowCal	BelowCal
29) 2,4'-DDT	7.910f	8.715	5649	6875	BelowCal	BelowCal
30) cis-Nonac...	7.978	8.762	52606	76428	0.030	0.051 #
31) Mirex	0.000	9.683	0	10528	N.D.	BelowCal
32) Chlordane...	7.420	8.130	246826	385659	10.574	9.787
33) Chlordane...	7.513	8.238	282652	341698	10.645	10.434
34) Chlordane...	8.063	8.902	75022	111290	10.320	10.875
35) Chlordane...	3.670f	0.000	7205	0	NoCal	N.D.
36) Toxaphene...	7.513	8.491f	282652	16806	271.992	5.976 #
37) Toxaphene...	7.800	8.818	8756	10106	2.221	2.828 #
38) Toxaphene...	8.112	8.852	4946	5605	1.213	1.004
39) Toxaphene...	8.364f	8.902	5645	111290	1.437	9.322 #
40) Toxaphene...	0.000	9.133f	0	19087	N.D.	3.863 #
41) Toxaphene...	0.000	0.000	0	0	N.D.	N.D.
42) Toxaphene...	3.670f	0.000	7205	0	NoCal	N.D.

Quantitation Report (Not Reviewed)

Data Path : C:\msdchem\1\data\2020-03\0C24036\REQUANT\  
Data File : ECD5-03242031.D  
Signal(s) : Signal #1: ECD1A.CH Signal #2: ECD2B.CH  
Acq On : 24 Mar 2020 21:05  
Operator : MJB  
Sample : 0C24036-CALJ  
Misc : A20C400, CHLOR 10 ppb  
ALS Vial : 24 (Sig #1); 0 (Sig #2) Sample Multiplier: 1

Integration File signal 1: PEST1.e  
Integration File signal 2: PEST2.e  
Quant Time: Mar 25 13:00:42 2020  
Quant Method : C:\msdchem\1\methods\ECD5\_QUANTPEST\_200324.M  
Quant Title : Instrument: DualECD5  
QLast Update : Wed Mar 25 12:47:54 2020  
Response via : Initial Calibration  
Integrator: ChemStation 6890 Scale Mode: Small noise peaks clipped

Volume Inj. : 2uL  
Signal #1 Phase : Rtx-CLPesticides Signal #2 Phase: Rtx-CLPesticides2  
Signal #1 Info : 30m X 0.32mm X 0. Signal #2 Info : 30m X 0.32mm X 0.25um



Data Path : C:\msdchem\1\data\2020-03\0C24036\REQUANT\  
 Data File : ECD5-03242032.D  
 Signal(s) : Signal #1: ECD1A.CH Signal #2: ECD2B.CH  
 Acq On : 24 Mar 2020 21:22  
 Operator : MJB  
 Sample : 0C24036-CALK  
 Misc : A19K307, CHLOR 50 ppb  
 ALS Vial : 25 (Sig #1); 0 (Sig #2) Sample Multiplier: 1

Integration File signal 1: PEST1.e  
 Integration File signal 2: PEST2.e  
 Quant Time: Mar 25 13:00:52 2020  
 Quant Method : C:\msdchem\1\methods\ECD5\_QUANTPEST\_200324.M  
 Quant Title : Instrument: DualECD5  
 QLast Update : Wed Mar 25 12:47:54 2020  
 Response via : Initial Calibration  
 Integrator: ChemStation 6890 Scale Mode: Small noise peaks clipped

Volume Inj. : 2uL  
 Signal #1 Phase : Rtx-CLPesticides Signal #2 Phase: Rtx-CLPesticides2  
 Signal #1 Info : 30m X 0.32mm X 0. Signal #2 Info : 30m X 0.32mm X 0.25um

*MJB  
3/25/20*

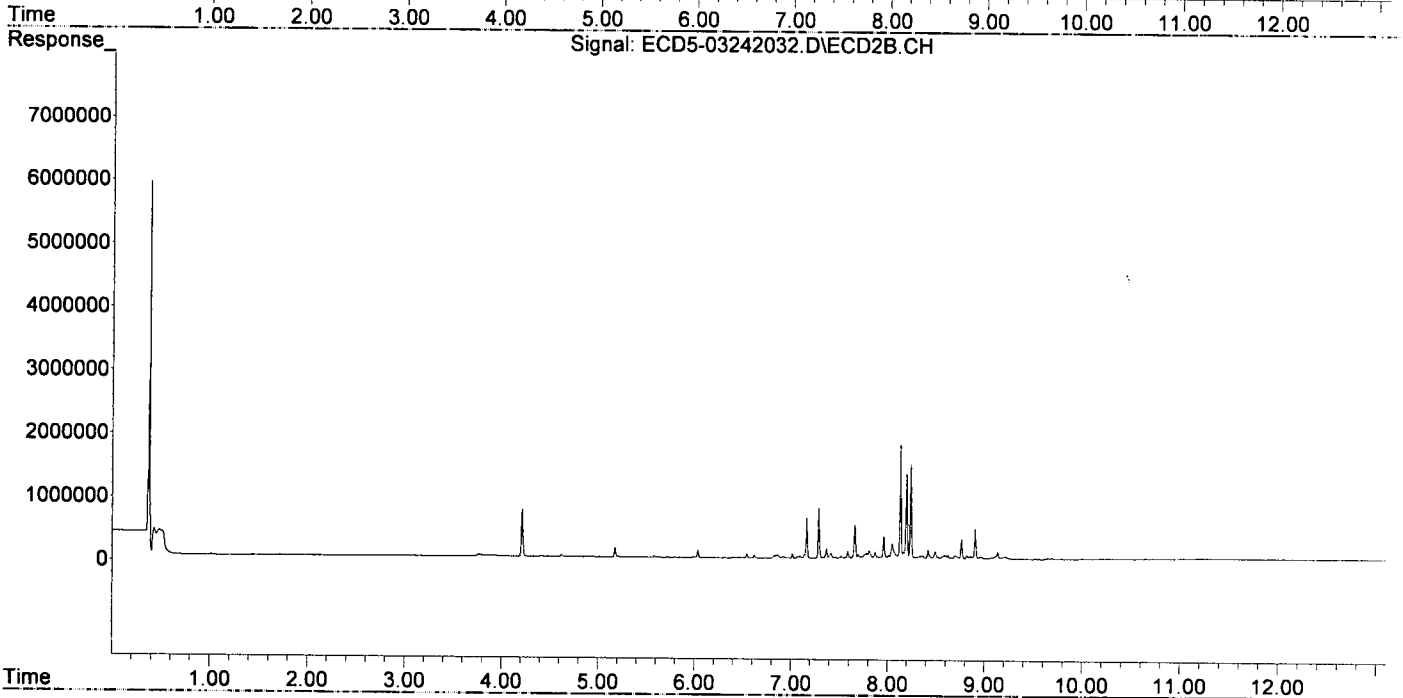
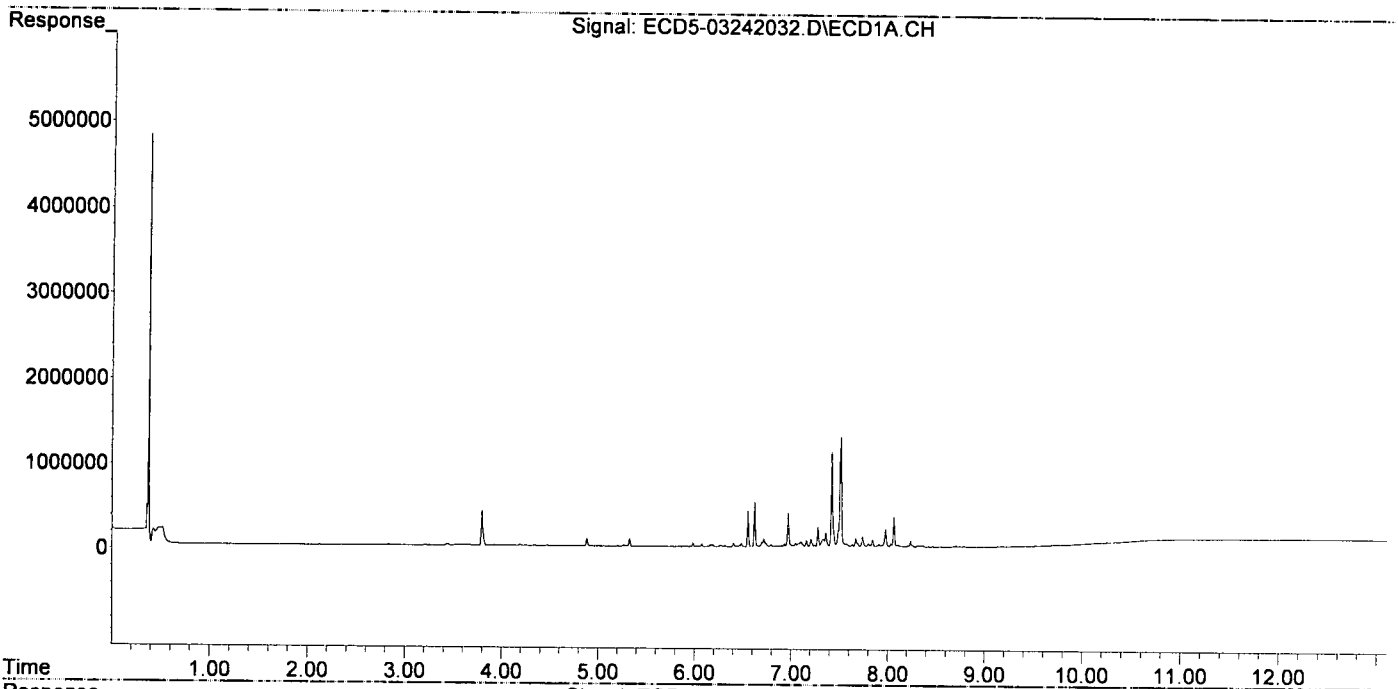
Compound	RT#1	RT#2	Resp#1	Resp#2	ng/mL	ng/mL
<b>System Monitoring Compounds</b>						
1) S TCMX (S)	0.000	5.991	0	12009	N.D.	0.042 #
22) S DCBP (S)	9.597	0.000	3323	0	BelowCal	N.D.
<b>Target Compounds</b>						
2) a-BHC	0.000	6.619f	0	48137	N.D.	0.119 #
3) g-BHC	6.184f	6.919	23959	23722	0.105	0.067 #
4) b-BHC	6.262f	7.013f	18071	71117	0.189	0.474 #
5) Heptachlor	6.621	7.285	521681	784144	2.342	2.340
6) d-BHC	6.430	0.000	10612	0	0.054	N.D. #
7) Aldrin	6.868	7.520f	7912	27473	0.036	0.084 #
8) Heptachlo...	7.333	8.009	94017	49091	0.459	0.165 #
9) trans-Chl...	7.420	8.131	1102563	1787615	5.289	5.901
10) cis-Chlor...	7.513	8.238	1304898	1475380	6.372	5.084
11) Endosulfa...	7.633	8.308	32842	21558	0.170	0.079 #
12) 4,4'-DDE	7.573	8.334	39654	45943	0.201	0.160
13) Dieldrin	7.800	8.491	43139	115473	0.203	0.388 #
14) Endrin	7.978f	8.714	209243	41287	1.224	0.180 #
15) 4,4'-DDD	7.978f	8.761	209243	305662	1.280	1.270
16) Endosulfa...	8.112	8.876	25119	32969	0.150	0.137
17) 4,4'-DDT	0.000	8.970	0	35247	N.D.	0.273 #
18) Endrin Al...	8.422f	9.133f	6826	110366	0.047	0.531 #
19) Endosulfa...	8.704	9.322f	16850	9524	0.102	0.042 #
20) Methoxychlor	8.521	0.000	5212	0	BelowCal	N.D.
21) Endrin Ke...	8.889	9.692	2079	19938	0.011	0.080 #
23) Hexachlor...	3.211	0.000	8067	0	11064.665	N.D. #
24) Hexachlor...	0.000	6.472	0	7827	N.D.	BelowCal
25) Oxychlordane	7.247	7.933	22936	25695	BelowCal	BelowCal
26) 2,4'-DDE	7.333	8.131	94017	1787615	0.568	9.578 #
27) trans-Non...	7.513	8.194	1304898	1339860	6.695	4.681 #
28) 2,4'-DDD	7.669f	8.491	100594	115473	0.669	0.440 #
29) 2,4'-DDT	7.910f	8.714	31944	41287	0.120	0.111
30) cis-Nonac...	7.978	8.761	209243	305662	0.805	0.847
31) Mirex	0.000	9.692	0	19938	N.D.	BelowCal
32) Chlordane...	7.420	8.131	1102563	1787615	47.235	45.366 #
33) Chlordane...	7.513	8.238	1304898	1475380	49.144	45.052 #
34) Chlordane...	8.063	8.902	352851	474158	48.538	46.335 #
35) Chlordane...	3.669f	0.000	8128	0	NoCal	N.D.
36) Toxaphene...	7.513	8.491f	1304898	115473	1255.686	41.059 #
37) Toxaphene...	7.800	8.817	43139	49914	20.529	13.965 #
38) Toxaphene...	8.112	8.852	25119	43660	6.162	7.819 #
39) Toxaphene...	8.339	8.902	19354	474158	4.927	53.722 #
40) Toxaphene...	8.547f	9.133f	6082	110366	1.983	22.334 #
41) Toxaphene...	0.000	0.000	0	0	N.D.	N.D.
42) Toxaphene...	3.669f	0.000	8128	0	NoCal	N.D.

Quantitation Report (Not Reviewed)

Data Path : C:\msdchem\1\data\2020-03\0C24036\REQUANT\  
Data File : ECD5-03242032.D  
Signal(s) : Signal #1: ECD1A.CH Signal #2: ECD2B.CH  
Acq On : 24 Mar 2020 21:22  
Operator : MJB  
Sample : 0C24036-CALK  
Misc : A19K307, CHLOR 50 ppb  
ALS Vial : 25 (Sig #1); 0 (Sig #2) Sample Multiplier: 1

Integration File signal 1: PEST1.e  
Integration File signal 2: PEST2.e  
Quant Time: Mar 25 13:00:52 2020  
Quant Method : C:\msdchem\1\methods\ECD5\_QUANTPEST\_200324.M  
Quant Title : Instrument: DualECD5  
QLast Update : Wed Mar 25 12:47:54 2020  
Response via : Initial Calibration  
Integrator: ChemStation 6890 Scale Mode: Small noise peaks clipped

Volume Inj. : 2uL  
Signal #1 Phase : Rtx-CLPesticides Signal #2 Phase: Rtx-CLPesticides2  
Signal #1 Info : 30m X 0.32mm X 0. Signal #2 Info : 30m X 0.32mm X 0.25um



Data Path : C:\msdchem\1\data\2020-03\0C24036\REQUANT\  
 Data File : ECD5-03242033.D  
 Signal(s) : Signal #1: ECD1A.CH Signal #2: ECD2B.CH  
 Acq On : 24 Mar 2020 21:39  
 Operator : MJB  
 Sample : 0C24036-CALL  
 Misc : A19K308, CHLOR 100 ppb  
 ALS Vial : 26 (Sig #1); 0 (Sig #2) Sample Multiplier: 1

Integration File signal 1: PEST1.e  
 Integration File signal 2: PEST2.e  
 Quant Time: Mar 25 13:01:04 2020  
 Quant Method : C:\msdchem\1\methods\ECD5\_QUANTPEST\_200324.M  
 Quant Title : Instrument: DualECD5  
 QLast Update : Wed Mar 25 12:47:54 2020  
 Response via : Initial Calibration  
 Integrator: ChemStation 6890 Scale Mode: Small noise peaks clipped

Volume Inj. : 2uL  
 Signal #1 Phase : Rtx-CLPesticides Signal #2 Phase: Rtx-CLPesticides2  
 Signal #1 Info : 30m X 0.32mm X 0. Signal #2 Info : 30m X 0.32mm X 0.25um

*MJB*  
*3/25/20*

Compound	RT#1	RT#2	Resp#1	Resp#2	ng/mL	ng/mL
<b>System Monitoring Compounds</b>						
1) S TCMX (S)	0.000	5.991	0	14380	N.D.	0.050 #
22) S DCBP (S)	9.598	0.000	4832	0	BelowCal	N.D.
<b>Target Compounds</b>						
2) a-BHC	5.921	6.619f	4450	96369	0.017	0.238 #
3) g-BHC	6.184f	6.919	39631	52321	0.173	0.148
4) b-BHC	6.262f	7.013f	36897	148392	0.386	0.989 #
5) Heptachlor	6.621	7.286	1161537	1797847	5.214	5.364
6) d-BHC	6.403f	0.000	92291	0	0.473	N.D. #
7) Aldrin	6.868	7.521f	18149	78765	0.082	0.242 #
8) Heptachlo...	7.332	8.010	194480	116761	0.949	0.392 #
9) trans-Chl...	7.419	8.131	2486496	4070319	11.928	13.436
10) cis-Chlor...	7.513	8.239	2775023	3328222	13.551	11.470
11) Endosulfa...	7.633	8.310	71349	63733	0.369	0.235 #
12) 4,4'-DDE	7.572	8.335	82315	103794	0.418	0.362
13) Dieldrin	7.800	8.491	90386	285920	0.425	0.961 #
14) Endrin	7.978f	8.734	449524	49825	2.630	0.218 #
15) 4,4'-DDD	7.978f	8.762	449524	664912	2.751	2.763
16) Endosulfa...	8.113	8.877	54959	79974	0.328	0.333
17) 4,4'-DDT	0.000	8.998	0	27999	N.D.	0.228 #
18) Endrin Al...	8.422f	9.073f	15567	19250	0.106	0.093
19) Endosulfa...	8.705	9.323f	35887	17431	0.218	0.077 #
20) Methoxychlor	8.522	9.432f	13456	6053	0.035	BelowCal #
21) Endrin Ke...	8.888	9.693	4497	38333	0.024	0.154 #
23) Hexachlor...	3.212f	3.692	8481	9401	11064.663	BelowCal #
24) Hexachlor...	5.762	6.471	3735	10489	BelowCal	BelowCal
25) Oxychlordane	7.246	7.933	39344	69611	BelowCal	0.018
26) 2,4'-DDE	7.332	8.131	194480	4070319	1.402	21.804 #
27) trans-Non...	7.513	8.194	2775023	3014245	14.514	10.765 #
28) 2,4'-DDD	7.669f	8.491	215305	285920	1.752	1.499
29) 2,4'-DDT	7.910f	8.734	71202	49825	0.515	0.173 #
30) cis-Nonac...	7.978	8.762	449524	664912	1.995	2.092
31) Mirex	8.683f	9.693	21925	38333	5765.190	BelowCal #
32) Chlordane...	7.419	8.131	2486496	4070319	106.524	103.297
33) Chlordane...	7.513	8.239	2775023	3328222	104.511	101.629
34) Chlordane...	8.063	8.902	770343	1039600	105.967	101.591
35) Chlordane...	3.671f	3.692	7947	9401	NoCal	NoCal
36) Toxaphene...	7.513	8.491f	2775023	285920	2670.368	101.665 #
37) Toxaphene...	7.800	8.817	90386	113932	45.753	31.877 #
38) Toxaphene...	8.113	8.853	54959	97072	13.482	17.385 #
39) Toxaphene...	8.341	8.902	38999	1039600	9.928	122.370 #
40) Toxaphene...	8.547f	9.073f	14604	19250	4.761	3.896
41) Toxaphene...	8.606f	0.000	4539	0	1.133	N.D. #
42) Toxaphene...	3.671f	3.692	7947	9401	NoCal	NoCal

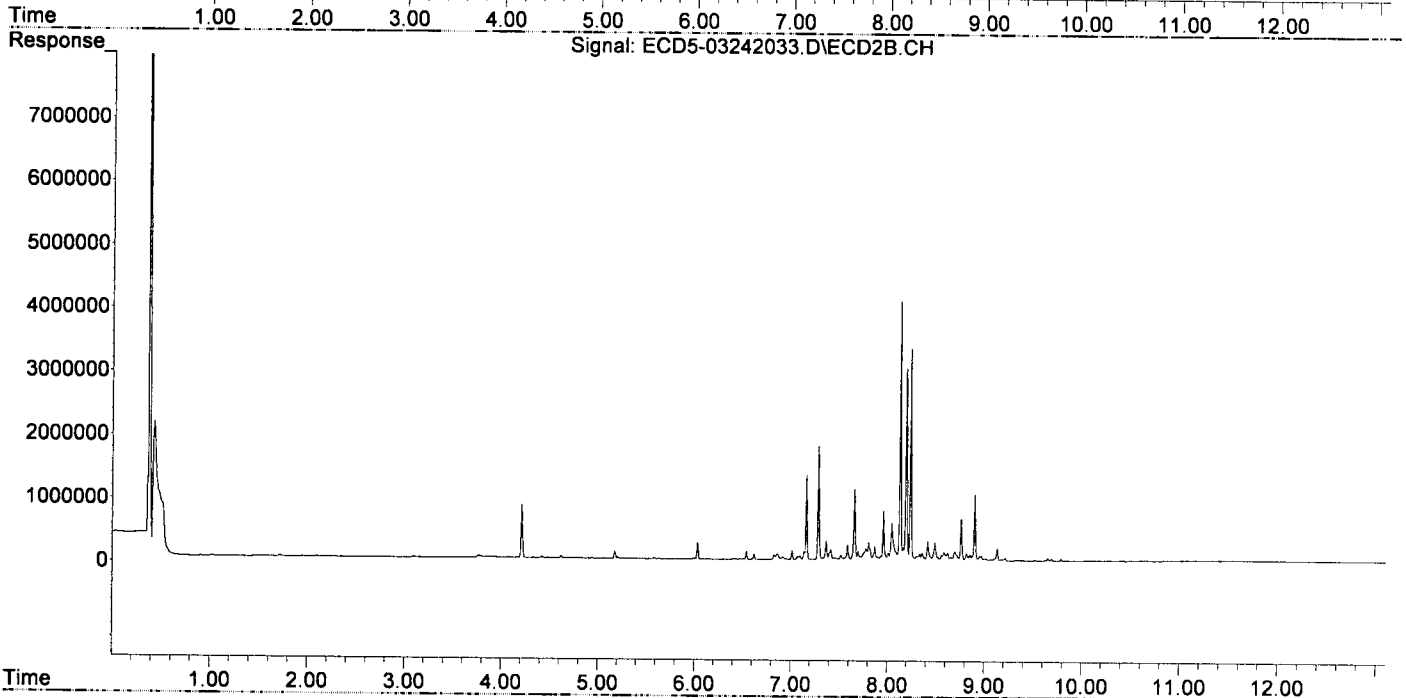
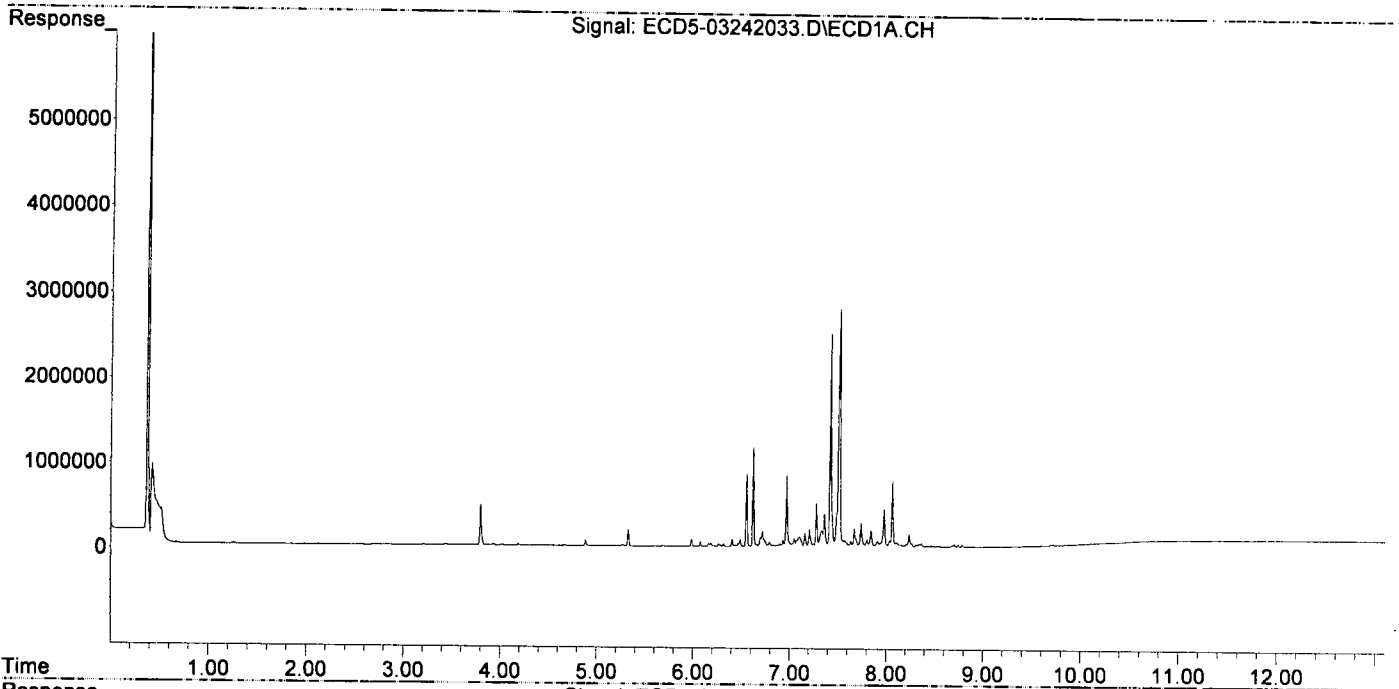


Quantitation Report (Not Reviewed)

Data Path : C:\msdchem\1\data\2020-03\0C24036\REQUANT\  
Data File : ECD5-03242033.D  
Signal(s) : Signal #1: ECD1A.CH Signal #2: ECD2B.CH  
Acq On : 24 Mar 2020 21:39  
Operator : MJB  
Sample : 0C24036-CALL  
Misc : A19K308, CHLOR 100 ppb  
ALS Vial : 26 (Sig #1); 0 (Sig #2) Sample Multiplier: 1

Integration File signal 1: PEST1.e  
Integration File signal 2: PEST2.e  
Quant Time: Mar 25 13:01:04 2020  
Quant Method : C:\msdchem\1\methods\ECD5\_QUANTPEST\_200324.M  
Quant Title : Instrument: DualECD5  
QLast Update : Wed Mar 25 12:47:54 2020  
Response via : Initial Calibration  
Integrator: ChemStation 6890 Scale Mode: Small noise peaks clipped

Volume Inj. : 2uL  
Signal #1 Phase : Rtx-CLPesticides Signal #2 Phase: Rtx-CLPesticides2  
Signal #1 Info : 30m X 0.32mm X 0. Signal #2 Info : 30m X 0.32mm X 0.25um



Data Path : C:\msdchem\1\data\2020-03\0C24036\REQUANT\  
 Data File : ECD5-03242034.D  
 Signal(s) : Signal #1: ECD1A.CH Signal #2: ECD2B.CH  
 Acq On : 24 Mar 2020 21:56  
 Operator : MJB  
 Sample : 0C24036-CALM  
 Misc : A19K309, CHLOR 200 ppb  
 ALS Vial : 27 (Sig #1); 0 (Sig #2) Sample Multiplier: 1

Integration File signal 1: PEST1.e  
 Integration File signal 2: PEST2.e  
 Quant Time: Mar 25 13:01:16 2020  
 Quant Method : C:\msdchem\1\methods\ECD5\_QUANTPEST\_200324.M  
 Quant Title : Instrument: DualECD5  
 QLast Update : Wed Mar 25 12:47:54 2020  
 Response via : Initial Calibration  
 Integrator: ChemStation 6890 Scale Mode: Small noise peaks clipped

Volume Inj. : 2uL  
 Signal #1 Phase : Rtx-CLPesticides Signal #2 Phase: Rtx-CLPesticides2  
 Signal #1 Info : 30m X 0.32mm X 0. Signal #2 Info : 30m X 0.32mm X 0.25um

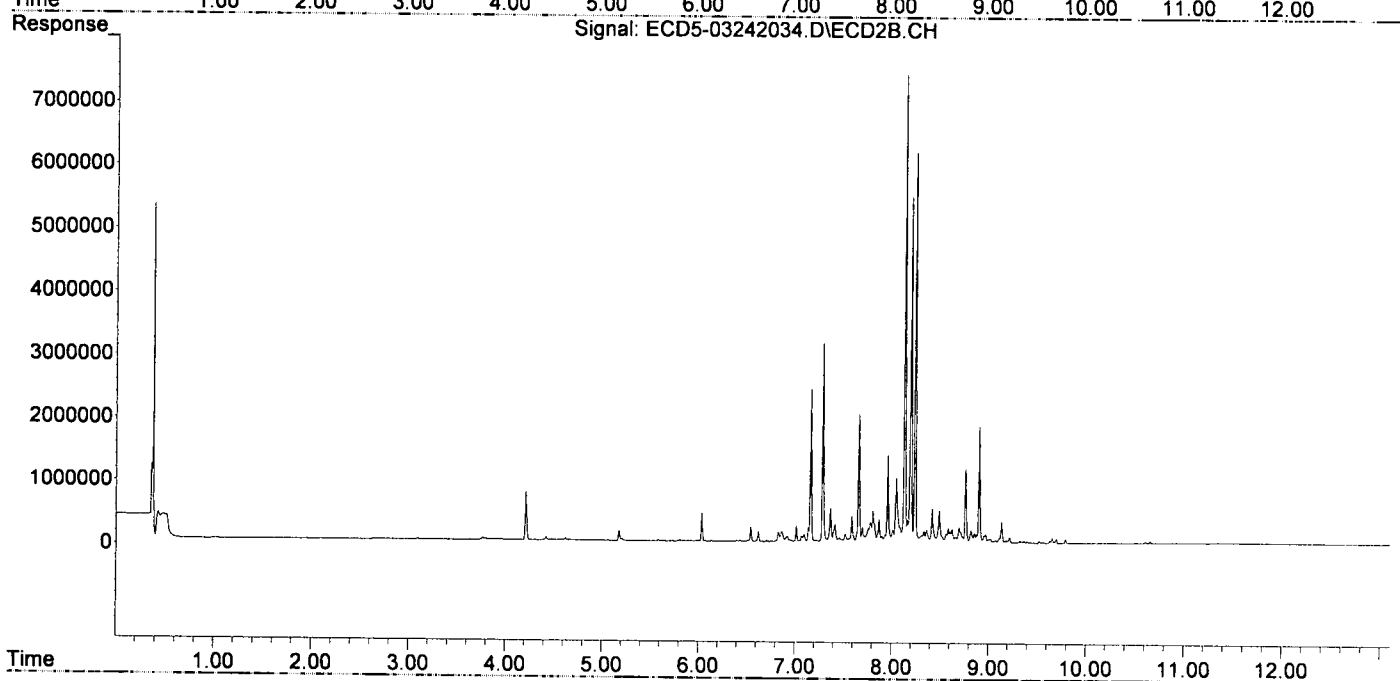
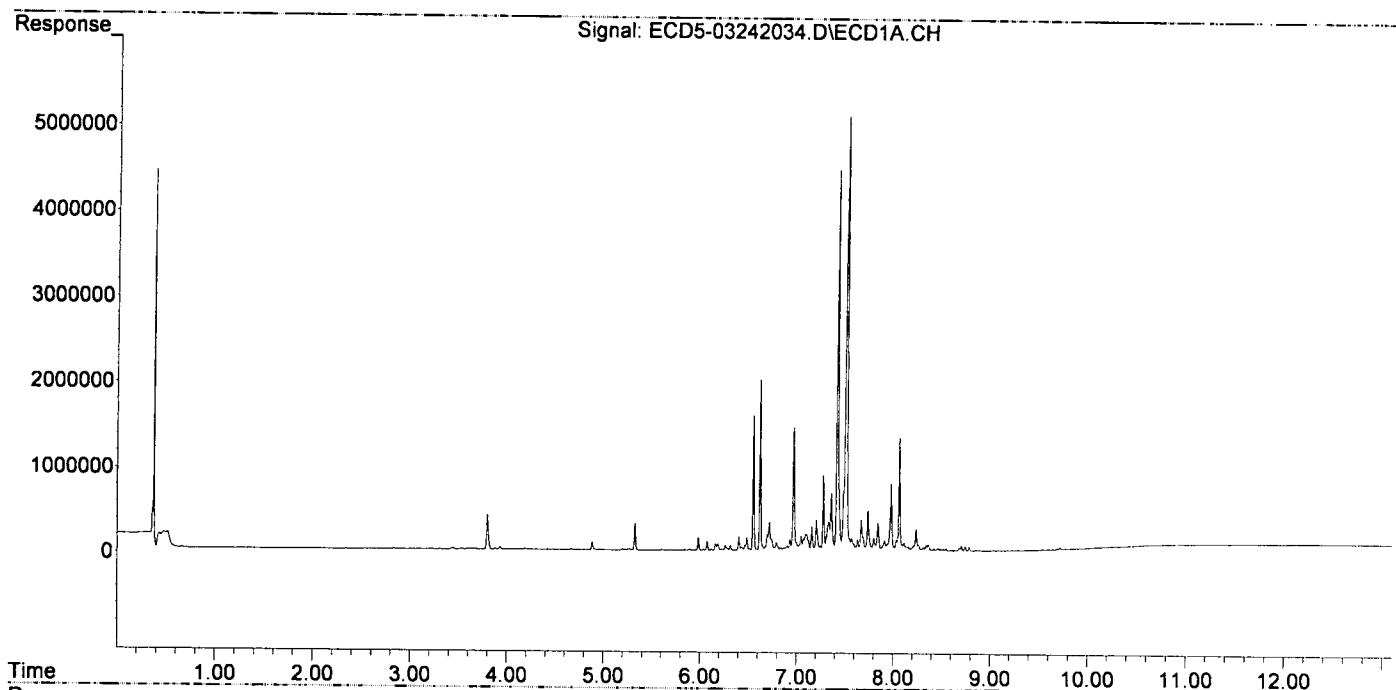
MJB  
 3/25/20

Compound	RT#1	RT#2	Resp#1	Resp#2	ng/mL	ng/mL
<b>System Monitoring Compounds</b>						
1) S TCMX (S)	0.000	5.993	0	10984	N.D.	0.038 #
22) S DCBP (S)	9.601	0.000	8353	0	BelowCal	N.D.
<b>Target Compounds</b>						
2) a-BHC	5.896f	6.621f	9612	157744	0.037	0.389 #
3) g-BHC	6.186f	6.921	80119	85909	0.350	0.243 #
4) b-BHC	6.263f	7.015f	64146	250595	0.670	1.670 #
5) Heptachlor	6.623	7.287	1982494	3134837	8.899	9.354
6) d-BHC	6.431	7.220	43753	26304	0.224	0.081 #
7) Aldrin	6.870	7.522f	33299	128799	0.150	0.395 #
8) Heptachlo...	7.334	8.012	344392	193279	1.680	0.649 #
9) trans-Chl...	7.421	8.132	4452138	7358273	21.357	24.289
10) cis-Chlor...	7.514	8.241	5100975	6135095	24.909	21.143
11) Endosulfa...	7.635f	8.312f	128505	103836	0.665	0.382 #
12) 4,4'-DDE	7.574	8.336	146598	178671	0.744	0.624
13) Dieldrin	7.802	8.493	156776	489911	0.738	1.647 #
14) Endrin	7.979f	8.716	778810	157685	4.556	0.689 #
15) 4,4'-DDD	7.979	8.763	778810	1156468	4.765	4.806
16) Endosulfa...	8.115	8.855	96437	151655	0.576	0.632
17) 4,4'-DDT	0.000	9.000	0	45790	N.D.	0.339 #
18) Endrin Al...	8.424f	9.075f	27114	31257	0.185	0.150
19) Endosulfa...	8.707	9.324f	57638	31042	0.351	0.136 #
20) Methoxychlor	8.524	9.434f	23832	10395	0.197	0.041 #
21) Endrin Ke...	8.890	9.696	7159	63804	0.037	0.256 #
23) Hexachlor...	3.213f	0.000	7480	0	11064.669	N.D. #
24) Hexachlor...	5.761	6.430f	6991	18312	BelowCal	BelowCal
25) Oxychlorthane	7.248	7.935	60228	115573	0.100	0.207 #
26) 2,4'-DDE	7.334	8.132	344392	7358273	2.647	38.905 #
27) trans-Non...	7.514	8.196	5100975	5432733	26.850	19.424 #
28) 2,4'-DDD	7.671f	8.493	363157	489911	3.146	2.763
29) 2,4'-DDT	7.912f	8.716	121684	157685	1.024	0.948
30) cis-Nonac...	7.979	8.763	778810	1156468	3.624	3.790
31) Mirex	8.639	9.696	5423	63804	5765.316	BelowCal #
32) Chlordane...	7.421	8.132	4452138	7358273	190.734	186.738
33) Chlordane...	7.514	8.241	5100975	6135095	192.110	187.338
34) Chlordane...	8.065	8.904	1329346	1823031	182.862	178.148
35) Chlordane...	3.671f	0.000	6903	0	NoCal	N.D.
36) Toxaphene...	7.514f	8.493f	5100975	489911	4908.602	174.197 #
37) Toxaphene...	7.802	8.819	156776	193729	81.328	54.203 #
38) Toxaphene...	8.115	8.855	96437	151655	23.657	27.161
39) Toxaphene...	8.343	8.904	62277	1823031	15.854	216.428 #
40) Toxaphene...	8.549	9.075	26104	31257	8.510	6.325 #
41) Toxaphene...	8.639	0.000	5423	0	1.354	N.D. #
42) Toxaphene...	3.671f	0.000	6903	0	NoCal	N.D.

Data Path : C:\msdchem\1\data\2020-03\0C24036\REQUANT\  
 Data File : ECD5-03242034.D  
 Signal(s) : Signal #1: ECD1A.CH Signal #2: ECD2B.CH  
 Acq On : 24 Mar 2020 21:56  
 Operator : MJB  
 Sample : 0C24036-CALM  
 Misc : A19K309, CHLOR 200 ppb  
 ALS Vial : 27 (Sig #1); 0 (Sig #2) Sample Multiplier: 1

Integration File signal 1: PEST1.e  
 Integration File signal 2: PEST2.e  
 Quant Time: Mar 25 13:01:16 2020  
 Quant Method : C:\msdchem\1\methods\ECD5\_QUANTPEST\_200324.M  
 Quant Title : Instrument: DualECD5  
 QLast Update : Wed Mar 25 12:47:54 2020  
 Response via : Initial Calibration  
 Integrator: ChemStation 6890 Scale Mode: Small noise peaks clipped

Volume Inj. : 2uL  
 Signal #1 Phase : Rtx-CLPesticides Signal #2 Phase: Rtx-CLPesticides2  
 Signal #1 Info : 30m X 0.32mm X 0. Signal #2 Info : 30m X 0.32mm X 0.25um



Data Path : C:\msdchem\1\data\2020-03\0C24036\REQUANT\  
 Data File : ECD5-03242035.D  
 Signal(s) : Signal #1: ECD1A.CH Signal #2: ECD2B.CH  
 Acq On : 24 Mar 2020 22:14  
 Operator : MJB  
 Sample : 0C24036-CALN  
 Misc : A19K310, CHLOR 500 ppb  
 ALS Vial : 28 (Sig #1); 0 (Sig #2) Sample Multiplier: 1

Integration File signal 1: PEST1.e  
 Integration File signal 2: PEST2.e  
 Quant Time: Mar 25 13:01:26 2020  
 Quant Method : C:\msdchem\1\methods\ECD5\_QUANTPEST\_200324.M  
 Quant Title : Instrument: DualECD5  
 QLast Update : Wed Mar 25 12:47:54 2020  
 Response via : Initial Calibration  
 Integrator: ChemStation 6890 Scale Mode: Small noise peaks clipped

Volume Inj. : 2uL  
 Signal #1 Phase : Rtx-CLPesticides Signal #2 Phase: Rtx-CLPesticides2  
 Signal #1 Info : 30m X 0.32mm X 0. Signal #2 Info : 30m X 0.32mm X 0.25um

MJB  
 3/25/20

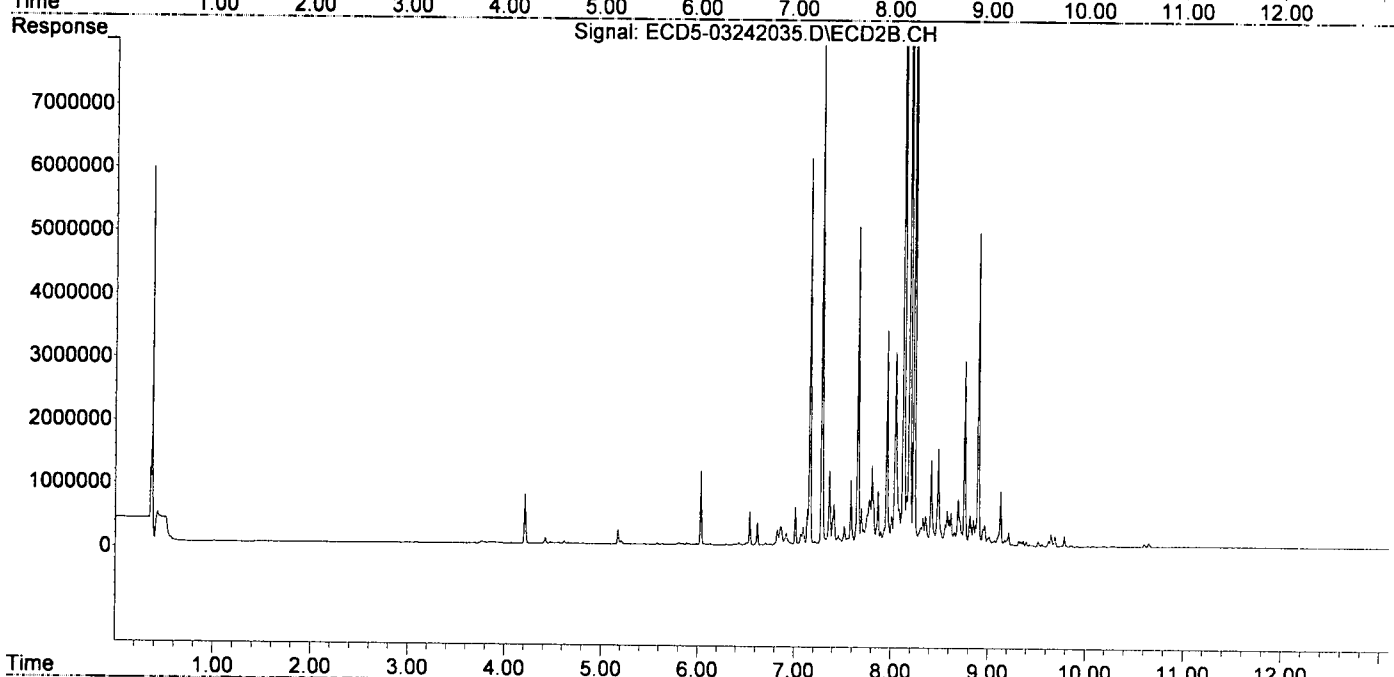
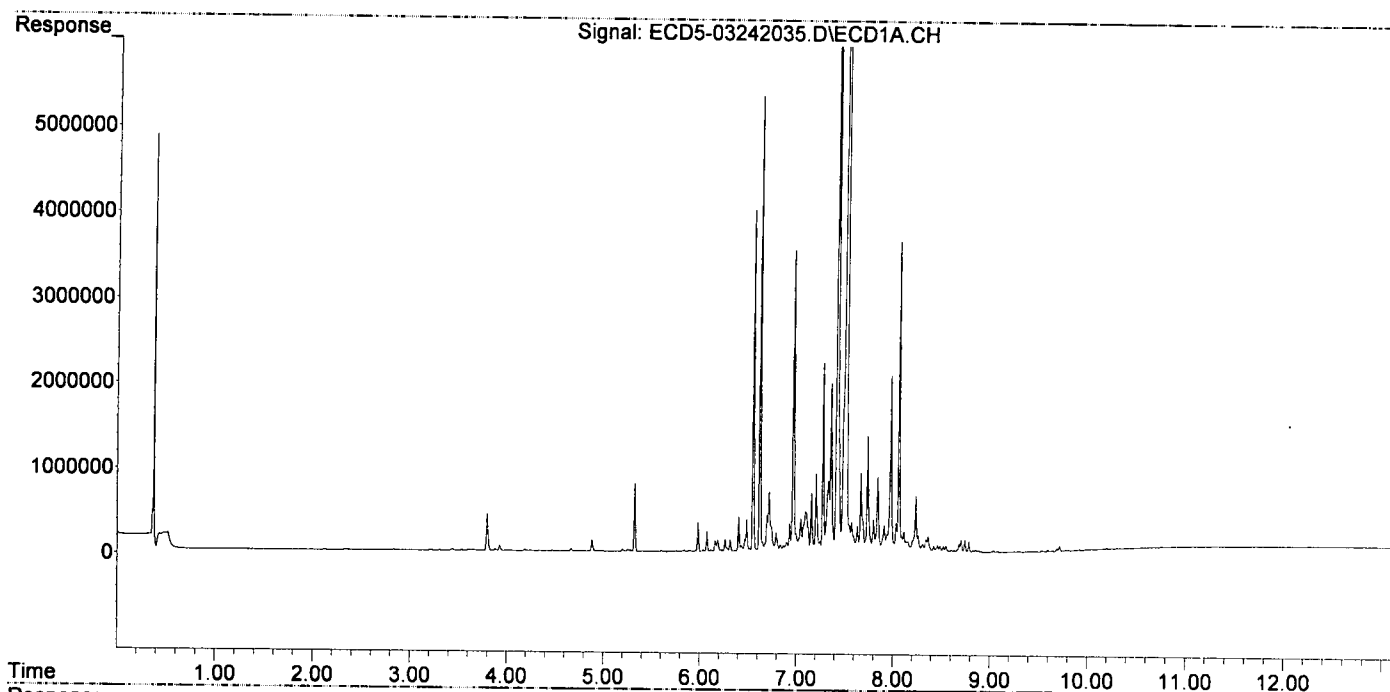
Compound	RT#1	RT#2	Resp#1	Resp#2	ng/mL	ng/mL
<b>System Monitoring Compounds</b>						
1) S TCMX (S)	5.390	5.990	5638	14212	0.029	0.050 #
22) S DCBP (S)	9.598	10.518f	23312	8248	BelowCal	0.049
<b>Target Compounds</b>						
2) a-BHC	5.894f	6.619f	15594	354560	0.059	0.875 #
3) g-BHC	6.229	6.919	18975	199767	0.083	0.565 #
4) b-BHC	6.262f	7.013f	144548	596093	1.511	3.973 #
5) Heptachlor	6.621	7.286	5329062	8103259	23.920	24.178
6) d-BHC	6.403f	7.218	401476	65440	2.058	0.200 #
7) Aldrin	6.868	7.559	76629	116433	0.345	0.357
8) Heptachlo...	7.332	8.010	831897	468134	4.059	1.573 #
9) trans-Chl...	7.419	8.131	11350035	19167147	54.447	63.269
10) cis-Chlor...	7.513	8.239	12743783	16083461	62.230	55.427
11) Endosulfa...	7.632	8.312f	304424	296670	1.575	1.092 #
12) 4,4'-DDE	7.572	8.334	346977	441985	1.760	1.544
13) Dieldrin	7.800	8.490	378919	1530281	1.783	5.144 #
14) Endrin	7.977f	8.734	2066669	222788	12.091	0.973 #
15) 4,4'-DDD	7.977f	8.762	2066669	2919714	12.646	12.134
16) Endosulfa...	8.113	8.876	239019	347036	1.427	1.447
17) 4,4'-DDT	0.000	8.999	0	131971	N.D.	0.873 #
18) Endrin Al...	8.422f	9.073f	72166	101651	0.493	0.489
19) Endosulfa...	8.705	9.322f	142508	91899	0.867	0.404 #
20) Methoxychlor	8.521	9.469	70549	23105	0.925	0.194 #
21) Endrin Ke...	8.887	9.694	21935	162588	0.115	0.652 #
23) Hexachlor...	3.212f	0.000	7608	0	11064.668	N.D. #
24) Hexachlor...	5.759	6.472	11444	10909	BelowCal	BelowCal
25) Oxychlorane	7.246	7.934	129042	280002	0.508	0.884 #
26) 2,4'-DDE	7.332	8.131	831897	19167147	6.688	96.138 #
27) trans-Non...	7.513	8.195	12743783	14197437	67.091	49.645 #
28) 2,4'-DDD	7.668f	8.490	926441	1530281	8.451	9.166
29) 2,4'-DDT	7.909f	8.734	311217	222788	2.928	1.415 #
30) cis-Nonac...	7.977	8.762	2066669	2919714	9.983	9.833
31) Mirex	8.636	9.694	23968	162588	5765.174	0.516 #
32) Chlordane...	7.419	8.131	11350035	19167147	486.247	486.424 #
33) Chlordane...	7.513	8.239	12743783	16083461	479.949	491.117 #
34) Chlordane...	8.063	8.902	3611630	4941415	496.809	482.879 #
35) Chlordane...	3.668f	0.000	7284	0	NoCal	N.D.
36) Toxaphene...	7.513	8.490f	12743783	1530281	12263.176	544.122 #
37) Toxaphene...	7.800	8.818	378919	477475	201.487	133.592 #
38) Toxaphene...	8.113	8.853	239019	415809	58.633	74.471 #
39) Toxaphene...	8.341	8.902	151892	4941415	38.668	579.507 #
40) Toxaphene...	8.547f	9.073f	73504	101651	23.962	20.570
41) Toxaphene...	8.636	9.469	23968	23105	5.984	4.275 #
42) Toxaphene...	3.668f	0.000	7284	0	NoCal	N.D.

Quantitation Report (Not Reviewed)

Data Path : C:\msdchem\1\data\2020-03\0C24036\REQUANT\  
Data File : ECD5-03242035.D  
Signal(s) : Signal #1: ECD1A.CH Signal #2: ECD2B.CH  
Acq On : 24 Mar 2020 22:14  
Operator : MJB  
Sample : 0C24036-CALN  
Misc : A19K310, CHLOR 500 ppb  
ALS Vial : 28 (Sig #1); 0 (Sig #2) Sample Multiplier: 1

Integration File signal 1: PEST1.e  
Integration File signal 2: PEST2.e  
Quant Time: Mar 25 13:01:26 2020  
Quant Method : C:\msdchem\1\methods\ECD5\_QUANTPEST\_200324.M  
Quant Title : Instrument: DualECD5  
QLast Update : Wed Mar 25 12:47:54 2020  
Response via : Initial Calibration  
Integrator: ChemStation 6890 Scale Mode: Small noise peaks clipped

Volume Inj. : 2uL  
Signal #1 Phase : Rtx-CLPesticides Signal #2 Phase: Rtx-CLPesticides2  
Signal #1 Info : 30m X 0.32mm X 0. Signal #2 Info : 30m X 0.32mm X 0.25um



Data Path : C:\msdchem\1\data\2020-03\0C24036\REQUANT\  
 Data File : ECD5-03242036.D  
 Signal(s) : Signal #1: ECD1A.CH Signal #2: ECD2B.CH  
 Acq On : 24 Mar 2020 22:31  
 Operator : MJB  
 Sample : 0C24036-CALO  
 Misc : A19K311, CHLOR 1000 ppb  
 ALS Vial : 29 (Sig #1); 0 (Sig #2) Sample Multiplier: 1

Integration File signal 1: PEST1.e  
 Integration File signal 2: PEST2.e  
 Quant Time: Mar 25 13:02:17 2020  
 Quant Method : C:\msdchem\1\methods\ECD5\_QUANTPEST\_200324.M  
 Quant Title : Instrument: DualECD5  
 QLast Update : Wed Mar 25 12:47:54 2020  
 Response via : Initial Calibration  
 Integrator: ChemStation 6890 Scale Mode: Small noise peaks clipped

Volume Inj. : 2uL  
 Signal #1 Phase : Rtx-CLPesticides Signal #2 Phase: Rtx-CLPesticides2  
 Signal #1 Info : 30m X 0.32mm X 0. Signal #2 Info : 30m X 0.32mm X 0.25um

MJB  
3/25/20

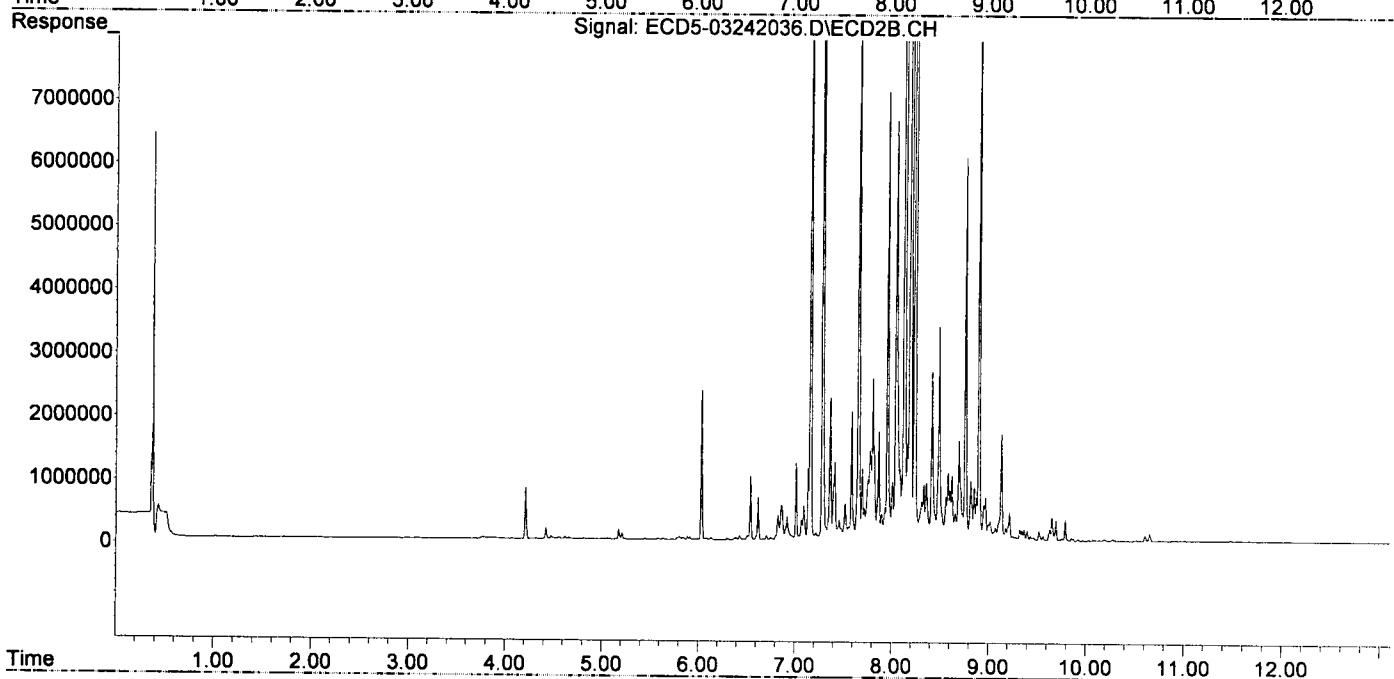
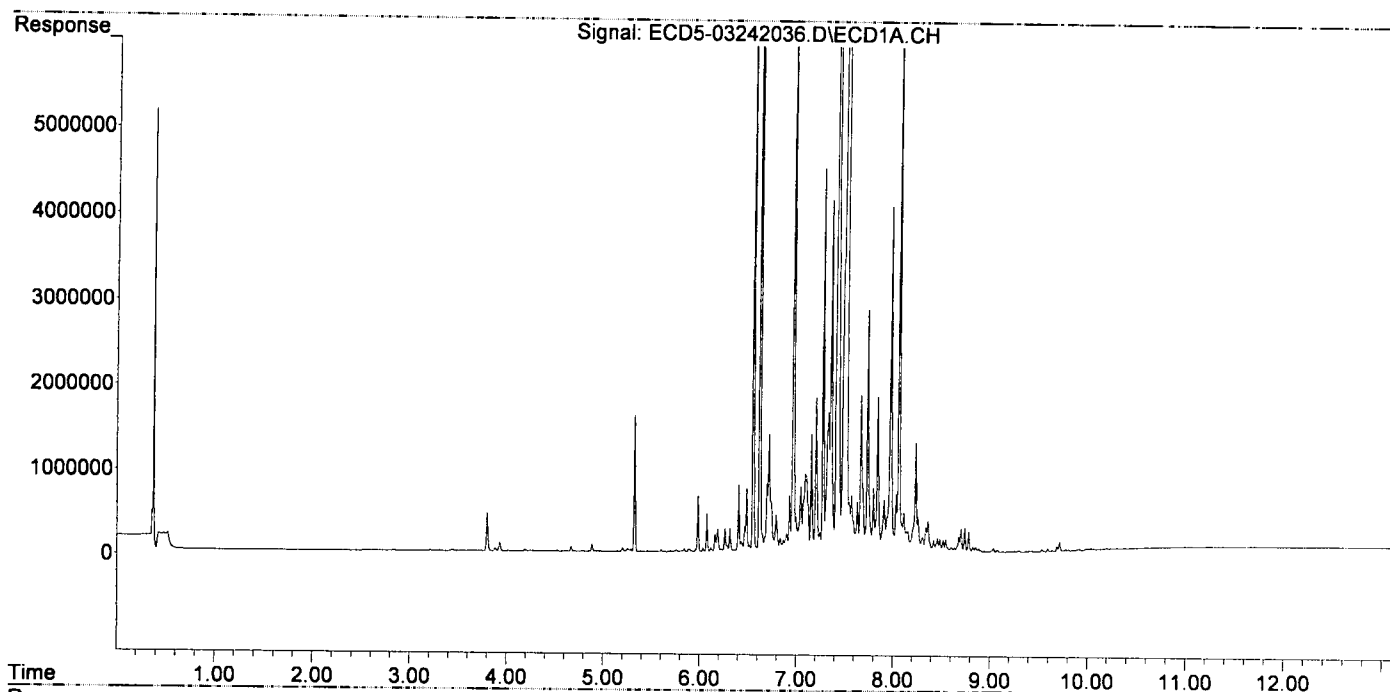
Compound	RT#1	RT#2	Resp#1	Resp#2	ng/mL	ng/mL
System Monitoring Compounds						
1) S TCMX (S)	5.390	5.990	10402	14837	0.054	0.052
22) S DCBP (S)	9.598	10.563	39513	8796	0.088	0.052 #
Target Compounds						
2) a-BHC	5.894f	6.619f	32120	668750	0.122	1.650 #
3) g-BHC	6.228	6.920	33790	369677	0.148	1.045 #
4) b-BHC	6.261f	7.013f	274893	1221894	2.873	8.144 #
5) Heptachlor	6.621	7.286	10559537	17018919	47.398	50.781
6) d-BHC	6.403f	7.218	793537	115969	4.067	0.355 #
7) Aldrin	6.868	7.558	145869	211135	0.657	0.648
8) Heptachlo...	7.332	8.009	1645734	929398	8.030	3.122 #
9) trans-Chl...	7.419	8.132	23335625	41978790	111.942	138.567
10) cis-Chlor...	7.512	8.239	26067771	33852266	127.293	116.662
11) Endosulfa...	7.632	8.311	596107	612938	3.083	2.256 #
12) 4,4'-DDE	7.571	8.334	667832	881785	3.388	3.079
13) Dieldrin	7.799	8.491	758158	3372114	3.568	11.334 #
14) Endrin	7.977f	8.734	4041549	440965	23.644	1.926 #
15) 4,4'-DDD	7.977f	8.761	4041549	6030821	24.729	25.064
16) Endosulfa...	8.112	8.876	463069	684009	2.764	2.851
17) 4,4'-DDT	8.236f	8.998	1284977	257283	10.344	1.646 #
18) Endrin Al...	8.422f	9.073f	145358	207591	0.993	0.998
19) Endosulfa...	8.704	9.274f	277138	68825	1.685	0.302 #
20) Methoxychlor	8.521	9.468	145355	52373	2.088	0.546 #
21) Endrin Ke...	8.887	9.694	46777	320626	0.245	1.286 #
23) Hexachlor...	3.213f	0.000	8910	0	11064.661	N.D. #
24) Hexachlor...	5.758	6.471	22163	13376	BelowCal	BelowCal
25) Oxychlorthane	7.245	7.933	233685	519723	1.128	1.870 #
26) 2,4'-DDE	7.332	8.132	1645734	41978790	13.408	193.007 #
27) trans-Non...	7.512	8.195	26067771	30389069	136.204	101.436 #
28) 2,4'-DDD	7.668f	8.491	1834007	3372114	16.969	20.324
29) 2,4'-DDT	7.908f	8.734	623704	440965	6.051	2.972 #
30) cis-Nonac...	7.977	8.761	4041549	6030821	19.696	20.315
31) Mirex	8.636	9.694	53354	320626	0.006	1.451 #
32) Chlordane...	7.419	8.132	23335625	41978790	999.721	1065.339 #
33) Chlordane...	7.512	8.239	26067771	33852266	981.750	1033.697 #
34) Chlordane...	8.063	8.902	7301807	10417487	1004.422	1018.005 #
35) Chlordane...	3.671f	0.000	7388	0	NoCal	N.D.
36) Toxaphene...	7.512	8.491f	26067771	3372114	25084.675	1199.022 #
37) Toxaphene...	7.799	8.818	758158	952820	410.815	266.588 #
38) Toxaphene...	8.112	8.853	463069	845939	113.593	151.506 #
39) Toxaphene...	8.341	8.902	290700	10417487	74.005	1178.960 #
40) Toxaphene...	8.547f	9.073f	146954	207591	47.907	42.008
41) Toxaphene...	8.636	9.468	53354	52373	13.320	9.690 #
42) Toxaphene...	3.671f	0.000	7388	0	NoCal	N.D.

Quantitation Report (Not Reviewed)

Data Path : C:\msdchem\1\data\2020-03\0C24036\REQUANT\  
Data File : ECD5-03242036.D  
Signal(s) : Signal #1: ECD1A.CH Signal #2: ECD2B.CH  
Acq On : 24 Mar 2020 22:31  
Operator : MJB  
Sample : 0C24036-CALO  
Misc : A19K311, CHLOR 1000 ppb  
ALS Vial : 29 (Sig #1); 0 (Sig #2) Sample Multiplier: 1

Integration File signal 1: PEST1.e  
Integration File signal 2: PEST2.e  
Quant Time: Mar 25 13:02:17 2020  
Quant Method : C:\msdchem\1\methods\ECD5\_QUANTPEST\_200324.M  
Quant Title : Instrument: DualECD5  
QLast Update : Wed Mar 25 12:47:54 2020  
Response via : Initial Calibration  
Integrator: ChemStation 6890 Scale Mode: Small noise peaks clipped

Volume Inj. : 2uL  
Signal #1 Phase : Rtx-CLPesticides Signal #2 Phase: Rtx-CLPesticides2  
Signal #1 Info : 30m X 0.32mm X 0. Signal #2 Info : 30m X 0.32mm X 0.25um



Data Path : C:\msdchem\1\data\2020-03\0C24036\REQUANT\  
 Data File : ECD5-03242037.D  
 Signal(s) : Signal #1: ECD1A.CH Signal #2: ECD2B.CH  
 Acq On : 24 Mar 2020 22:48  
 Operator : MJB  
 Sample : 0C24036-CALP  
 Misc : A19K306, CHLOR 2000 ppb  
 ALS Vial : 30 (Sig #1); 0 (Sig #2) Sample Multiplier: 1

Integration File signal 1: PEST1.e  
 Integration File signal 2: PEST2.e  
 Quant Time: Mar 25 13:02:26 2020  
 Quant Method : C:\msdchem\1\methods\ECD5\_QUANTPEST\_200324.M  
 Quant Title : Instrument: DualECD5  
 QLast Update : Wed Mar 25 12:47:54 2020  
 Response via : Initial Calibration  
 Integrator: ChemStation 6890 Scale Mode: Small noise peaks clipped

Volume Inj. : 2uL  
 Signal #1 Phase : Rtx-CLPesticides Signal #2 Phase: Rtx-CLPesticides2  
 Signal #1 Info : 30m X 0.32mm X 0. Signal #2 Info : 30m X 0.32mm X 0.25um

*MJP  
3/25/20*

Compound	RT#1	RT#2	Resp#1	Resp#2	ng/mL	ng/mL
System Monitoring Compounds						
1) S TCMX (S)	5.389	5.989	18457	18826	0.096	0.066 #
22) S DCBP (S)	9.598	10.562	72257	17797	0.308	0.105 #
Target Compounds						
2) a-BHC	0.000	6.619f	0	1290422	N.D.	3.185 #
3) g-BHC	6.229	6.919	56218	700746	0.246	1.981 #
4) b-BHC	6.313f	7.012f	556720	2432258	5.819	16.211 #
5) Heptachlor	6.621	7.286	21517816	36145585	96.586	107.850
6) d-BHC	6.402f	7.218	1649022	209468	8.451	0.641 #
7) Aldrin	6.867	7.556	271799	385301	1.224	1.182
8) Heptachlo...	7.331	8.008	3334824	1806899	16.271	6.071 #
9) trans-Chl...	7.418	8.132	46999488	87406745	225.459	288.520 #
10) cis-Chlor...	7.513	8.239	53385654	71173749	260.691	245.280
11) Endosulfa...	7.631	8.311f	1208920	1285035	6.253	4.729
12) 4,4'-DDE	7.570	8.333	1328086	1745459	6.738	6.096
13) Dieldrin	7.798	8.490	1491299	7270647	7.019	24.438 #
14) Endrin	7.976f	8.734	8106592	919179	47.426	4.014 #
15) 4,4'-DDD	7.976f	8.761	8106592	12564149	49.603	52.217
16) Endosulfa...	8.112	8.875	950624	1384678	5.674	5.772
17) 4,4'-DDT	8.235f	8.998	2633573	515630	20.840	3.229 #
18) Endrin Al...	8.422f	9.133f	286678	3583262	1.959	17.227 #
19) Endosulfa...	8.704	9.274f	549271	146940	3.340	0.645 #
20) Methoxychlor	8.520	9.468	284619	111616	4.244	1.256 #
21) Endrin Ke...	8.887	9.693	94901	631971	0.497	2.535 #
23) Hexachlor...	3.212f	0.000	7100	0	11064.671	N.D. #
24) Hexachlor...	5.759	6.427f	34164	133032	BelowCal	0.238
25) Oxychlorane	7.243	7.932	440432	1056373	2.353	4.070 #
26) 2,4'-DDE	7.331	8.132	3334824	87406745	27.262	352.919 #
27) trans-Non...	7.513	8.195	53385654	63786215	274.036	196.046 #
28) 2,4'-DDD	7.667f	8.490	3833738	7270647	35.611	43.251
29) 2,4'-DDT	7.907f	8.734	1250334	919179	12.254	6.351 #
30) cis-Nonac...	7.976	8.761	8106592	12564149	39.546	41.636
31) Mirex	8.636	9.693	110717	631971	0.444	3.291 #
32) Chlordane...	7.418	8.132	46999488	87406745	2013.505	2218.211 #
33) Chlordane...	7.513	8.239	53385654	71173749	2010.581	2173.328 #
34) Chlordane...	8.062	8.901	14906306	22418158	2050.483	2190.720 #
35) Chlordane...	3.672f	0.000	6347	0	NoCal	N.D.
36) Toxaphene...	7.513	8.490f	53385654	7270647	51372.318	2585.223 #
37) Toxaphene...	7.798	8.816	1491299	1943186	831.960	543.681 #
38) Toxaphene...	8.112	8.853	950624	1761310	233.193	315.448 #
39) Toxaphene...	8.340	8.901	589483	22418158	150.067	2361.671 #
40) Toxaphene...	8.547f	9.072f	294988	417200	96.166	84.425
41) Toxaphene...	8.636	9.468	110717	111616	27.640	20.652 #
42) Toxaphene...	3.672f	0.000	6347	0	NoCal	N.D.

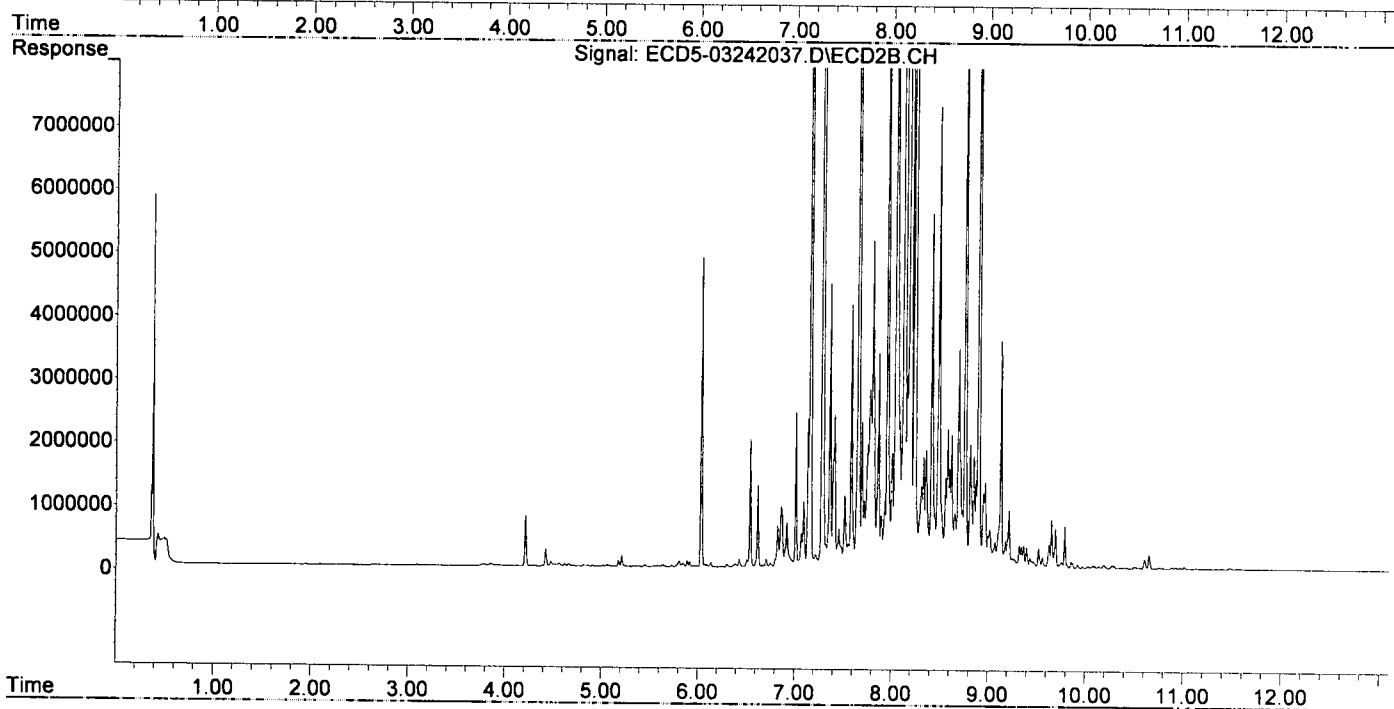
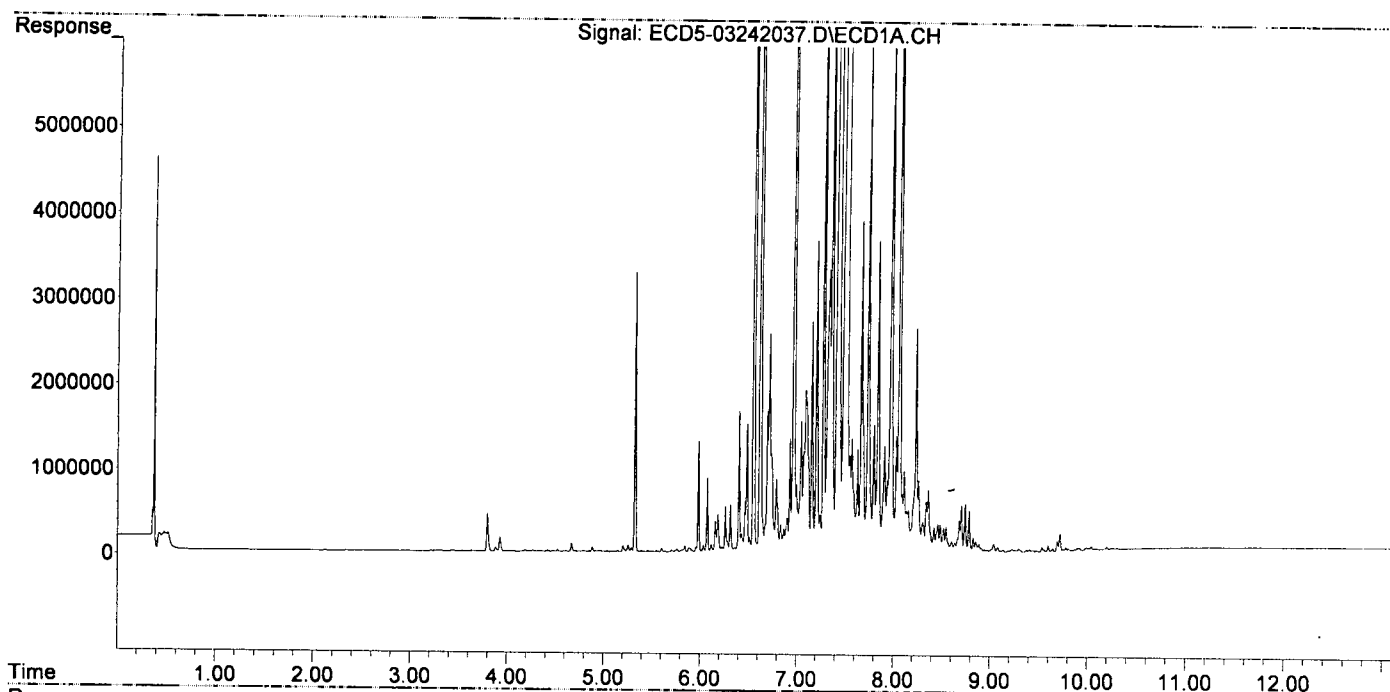


Quantitation Report (Not Reviewed)

Data Path : C:\msdchem\1\data\2020-03\0C24036\REQUANT\  
Data File : ECD5-03242037.D  
Signal(s) : Signal #1: ECD1A.CH Signal #2: ECD2B.CH  
Acq On : 24 Mar 2020 22:48  
Operator : MJB  
Sample : 0C24036-CALP  
Misc : A19K306, CHLOR 2000 ppb  
ALS Vial : 30 (Sig #1); 0 (Sig #2) Sample Multiplier: 1

Integration File signal 1: PEST1.e  
Integration File signal 2: PEST2.e  
Quant Time: Mar 25 13:02:26 2020  
Quant Method : C:\msdchem\1\methods\ECD5\_QUANTPEST\_200324.M  
Quant Title : Instrument: DualECD5  
QLast Update : Wed Mar 25 12:47:54 2020  
Response via : Initial Calibration  
Integrator: ChemStation 6890 Scale Mode: Small noise peaks clipped

Volume Inj. : 2uL  
Signal #1 Phase : Rtx-CLPesticides Signal #2 Phase: Rtx-CLPesticides2  
Signal #1 Info : 30m X 0.32mm X 0. Signal #2 Info : 30m X 0.32mm X 0.25um



Data Path : C:\msdchem\1\data\2020-03\0C24036\REQUANT\  
 Data File : ECD5-03242040.D  
 Signal(s) : Signal #1: ECD1A.CH Signal #2: ECD2B.CH  
 Acq On : 24 Mar 2020 23:39  
 Operator : MJB  
 Sample : 0C24036-CALQ  
 Misc : A20B334, TOX 10 ppb  
 ALS Vial : 32 (Sig #1); 0 (Sig #2) Sample Multiplier: 1

Integration File signal 1: PEST1.e  
 Integration File signal 2: PEST2.e  
 Quant Time: Mar 25 13:03:00 2020  
 Quant Method : C:\msdchem\1\methods\ECD5\_QUANTPEST\_200324.M  
 Quant Title : Instrument: DualECD5  
 QLast Update : Wed Mar 25 12:47:54 2020  
 Response via : Initial Calibration  
 Integrator: ChemStation 6890 Scale Mode: Small noise peaks clipped

Volume Inj. : 2uL  
 Signal #1 Phase : Rtx-CLPesticides Signal #2 Phase: Rtx-CLPesticides2  
 Signal #1 Info : 30m X 0.32mm X 0. Signal #2 Info : 30m X 0.32mm X 0.25um

*MJB*  
*3/25/20*

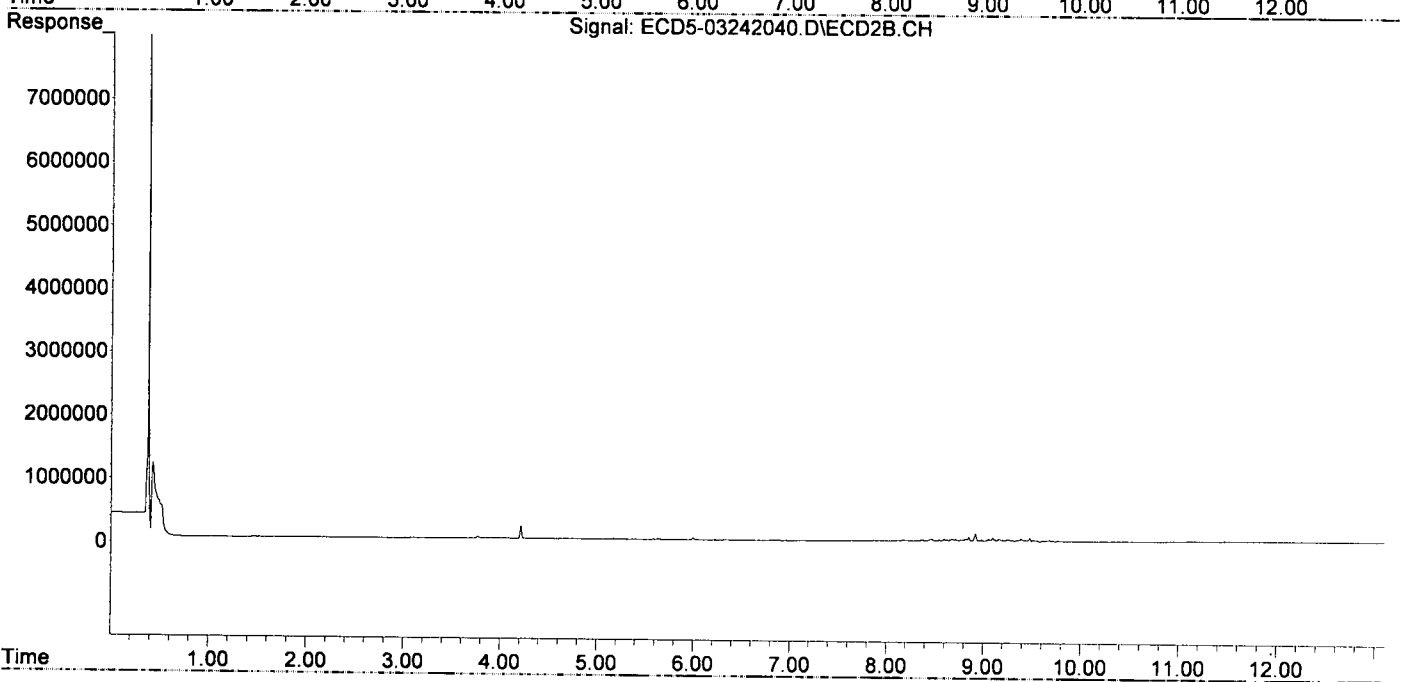
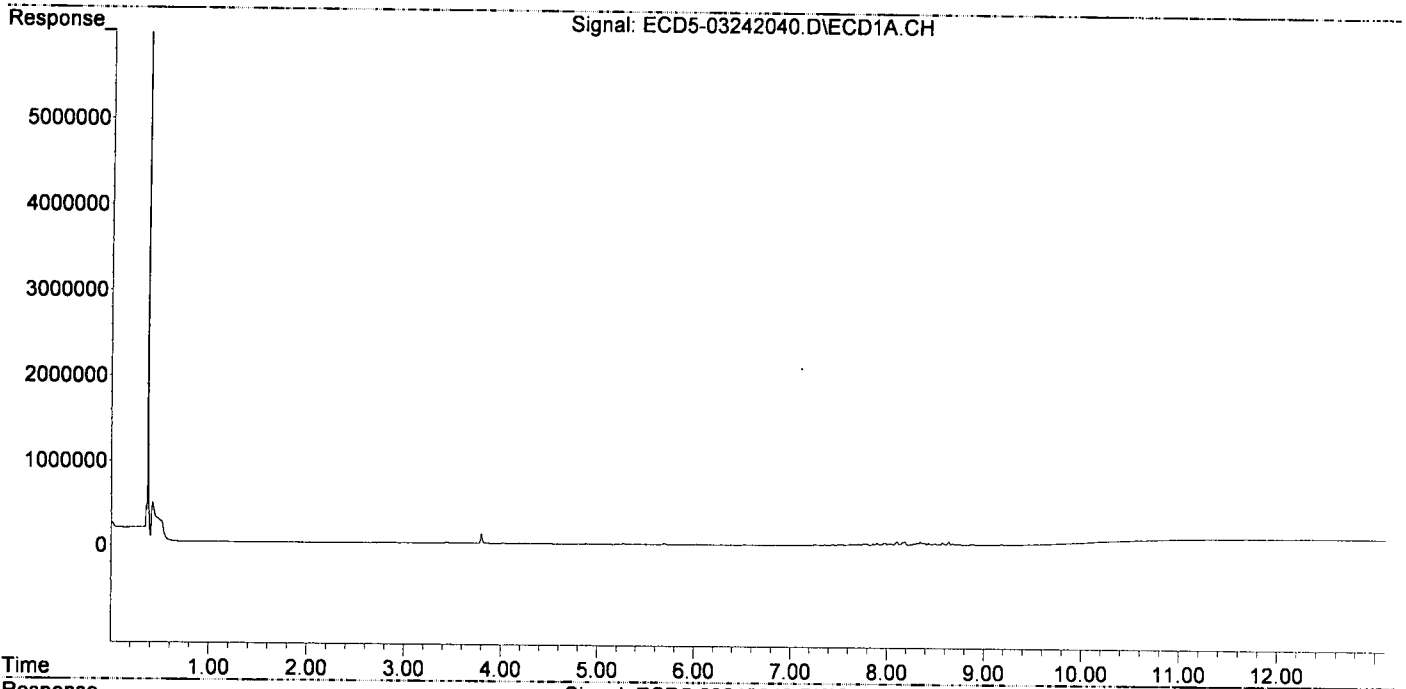
Compound	RT#1	RT#2	Resp#1	Resp#2	ng/mL	ng/mL
<b>System Monitoring Compounds</b>						
1) S TCMX (S)	0.000	5.997	0	30983	N.D.	0.108 #
22) S DCBP (S)	9.552f	0.000	2121	0	BelowCal	N.D.
<b>Target Compounds</b>						
2) a-BHC	0.000	0.000	0	0	N.D.	N.D.
3) g-BHC	0.000	0.000	0	0	N.D.	N.D.
4) b-BHC	0.000	0.000	0	0	N.D.	N.D.
5) Heptachlor	0.000	0.000	0	0	N.D.	N.D.
6) d-BHC	0.000	0.000	0	0	N.D.	N.D.
7) Aldrin	0.000	0.000	0	0	N.D.	N.D.
8) Heptachlo...	7.355f	7.987	5997	8323	0.029	0.028
9) trans-Chl...	7.406	8.114	5150	5725	0.025	0.019
10) cis-Chlor...	7.499	8.266f	11225	7336	0.055	0.025 #
11) Endosulfa...	7.625	8.297	14022	11737	0.073	0.043 #
12) 4,4'-DDE	7.546f	8.363	10597	15330	0.054	0.054
13) Dieldrin	7.791	8.510	23053	15516	0.109	0.052 #
14) Endrin	7.933	8.714	12460	27738	0.073	0.121 #
15) 4,4'-DDD	8.018	8.765	17175	18368	0.105	0.076 #
16) Endosulfa...	8.103	8.853	47213	64506	0.282	0.269
17) 4,4'-DDT	8.184	8.983	39370	21822	0.305	0.190 #
18) Endrin Al...	8.389	9.097	28639	54945	0.196	0.264 #
19) Endosulfa...	8.708	9.298	13840	19059	0.084	0.084
20) Methoxychlor	8.541	9.478	10664	60756	BelowCal	0.646
21) Endrin Ke...	8.891	9.683	10196	16919	0.053	0.068 #
23) Hexachlor...	0.000	0.000	0	0	N.D.	N.D.
24) Hexachlor...	0.000	0.000	0	0	N.D.	N.D.
25) Oxychlorthane	7.257	7.937	10991	9497	BelowCal	BelowCal
26) 2,4'-DDE	7.355f	8.114	5997	5725	BelowCal	BelowCal
27) trans-Non...	7.499	8.181	11225	14003	BelowCal	BelowCal
28) 2,4'-DDD	7.709	8.510	15009	15516	BelowCal	BelowCal
29) 2,4'-DDT	7.896	8.714	24597	27738	0.045	0.013 #
30) cis-Nonac...	7.979	8.765	29825	18368	BelowCal	BelowCal
31) Mirex	8.639	9.683	45333	16919	5765.011	BelowCal #
32) Chlordane...	7.406	8.114	5150	5725	0.221	0.145 #
33) Chlordane...	7.499	8.266f	11225	7336	0.423	0.224 #
34) Chlordane...	8.044	8.920	16782	116261	2.308	11.361 #
35) Chlordane...	3.678f	0.000	4794	0	NoCal	N.D.
36) Toxaphene...	7.499	8.471	11225	31297	10.801	11.128
37) Toxaphene...	7.791	8.817	23053	38990	9.829	10.909
38) Toxaphene...	8.103	8.853	47213	64506	11.582	11.553
39) Toxaphene...	8.343	8.920	47569	116261	12.110	9.932
40) Toxaphene...	8.571	9.097	32950	54945	10.742	11.119
41) Toxaphene...	8.639	9.478	45333	60756	11.317	11.242
42) Toxaphene...	3.678f	0.000	4794	0	NoCal	N.D.

Quantitation Report (Not Reviewed)

Data Path : C:\msdchem\1\data\2020-03\0C24036\REQUANT\  
Data File : ECD5-03242040.D  
Signal(s) : Signal #1: ECD1A.CH Signal #2: ECD2B.CH  
Acq On : 24 Mar 2020 23:39  
Operator : MJB  
Sample : 0C24036-CALQ  
Misc : A20B334, TOX 10 ppb  
ALS Vial : 32 (Sig #1); 0 (Sig #2) Sample Multiplier: 1

Integration File signal 1: PEST1.e  
Integration File signal 2: PEST2.e  
Quant Time: Mar 25 13:03:00 2020  
Quant Method : C:\msdchem\1\methods\ECD5\_QUANTPEST\_200324.M  
Quant Title : Instrument: DualECD5  
QLast Update : Wed Mar 25 12:47:54 2020  
Response via : Initial Calibration  
Integrator: ChemStation 6890 Scale Mode: Small noise peaks clipped

Volume Inj. : 2uL  
Signal #1 Phase : Rtx-CLPesticides Signal #2 Phase: Rtx-CLPesticides2  
Signal #1 Info : 30m X 0.32mm X 0. Signal #2 Info : 30m X 0.32mm X 0.25um



Data Path : C:\msdchem\1\data\2020-03\0C24036\REQUANT\  
 Data File : ECD5-03242041.D  
 Signal(s) : Signal #1: ECD1A.CH Signal #2: ECD2B.CH  
 Acq On : 24 Mar 2020 23:56  
 Operator : MJB  
 Sample : 0C24036-CALR  
 Misc : A19J417, TOX 50 ppb  
 ALS Vial : 33 (Sig #1); 0 (Sig #2) Sample Multiplier: 1

Integration File signal 1: PEST1.e  
 Integration File signal 2: PEST2.e  
 Quant Time: Mar 25 13:03:12 2020  
 Quant Method : C:\msdchem\1\methods\ECD5\_QUANTPEST\_200324.M  
 Quant Title : Instrument: DualeCD5  
 QLast Update : Wed Mar 25 12:47:54 2020  
 Response via : Initial Calibration  
 Integrator: ChemStation 6890 Scale Mode: Small noise peaks clipped

Volume Inj. : 2uL  
 Signal #1 Phase : Rtx-CLPesticides Signal #2 Phase: Rtx-CLPesticides2  
 Signal #1 Info : 30m X 0.32mm X 0. Signal #2 Info : 30m X 0.32mm X 0.25um

MJB  
3/25/20

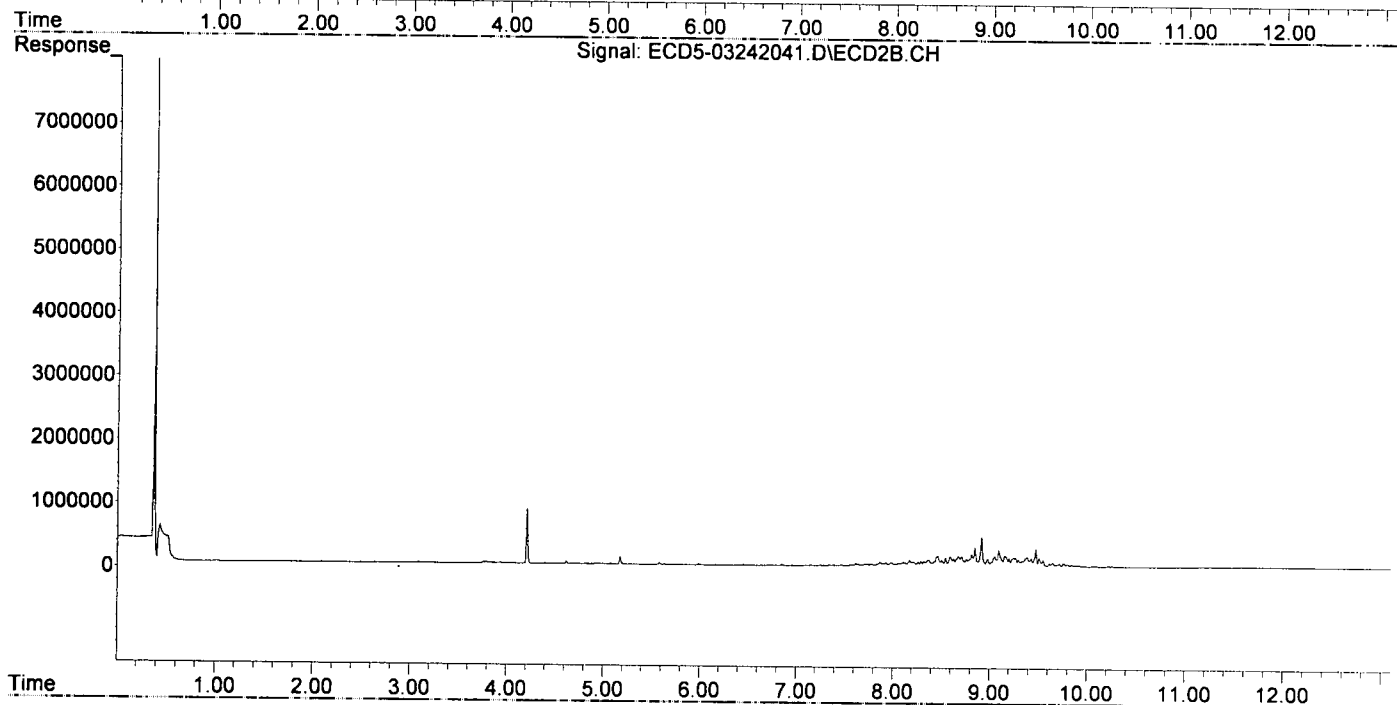
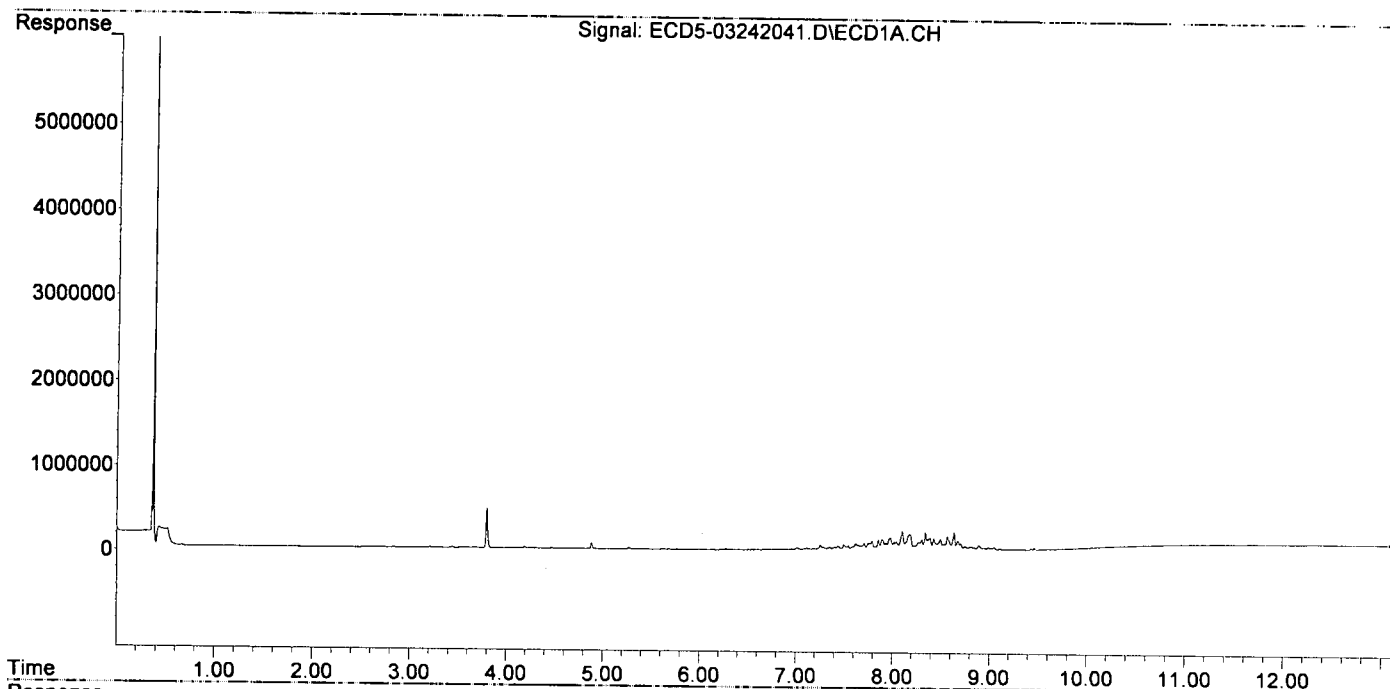
Compound	RT#1	RT#2	Resp#1	Resp#2	ng/mL	ng/mL
<b>System Monitoring Compounds</b>						
1) S TCMX (S)	0.000	5.992	0	13960	N.D.	0.049 #
22) S DCBP (S)	9.587	0.000	4773	0	BelowCal	N.D.
<b>Target Compounds</b>						
2) a-BHC	0.000	0.000	0	0	N.D.	N.D.
3) g-BHC	0.000	0.000	0	0	N.D.	N.D.
4) b-BHC	6.277	0.000	10889	0	0.114	N.D. #
5) Heptachlor	6.619	0.000	2171	0	0.010	N.D. #
6) d-BHC	0.000	0.000	0	0	N.D.	N.D.
7) Aldrin	6.865	7.577f	5711	12688	0.026	0.039 #
8) Heptachlo...	7.352f	7.984	34682	53421	0.169	0.179
9) trans-Chl...	7.404	8.131	32599	46168	0.156	0.152
10) cis-Chlor...	7.496f	8.220f	59017	59976	0.288	0.207 #
11) Endosulfa...	7.622	8.295	70509	78449	0.365	0.289
12) 4,4'-DDE	7.544f	8.360	50771	90258	0.258	0.315
13) Dieldrin	7.789	8.507	106574	94396	0.502	0.317 #
14) Endrin	7.930f	8.713	80860	156486	0.473	0.683 #
15) 4,4'-DDD	8.017	8.764	93295	110397	0.571	0.459
16) Endosulfa...	8.101	8.851	220625	293570	1.317	1.224
17) 4,4'-DDT	8.180	8.981	180770	118701	1.463	0.790 #
18) Endrin Al...	8.388	9.095	143421	253621	0.980	1.219
19) Endosulfa...	8.705	9.295	78074	108142	0.475	0.475
20) Methoxychlor	8.540	9.476	69723	273442	0.912	3.185 #
21) Endrin Ke...	8.890	9.718f	53080	49559	0.278	0.199 #
23) Hexachlor...	3.211f	0.000	8933	0	11064.661	N.D. #
24) Hexachlor...	5.771	6.452	4978	10227	BelowCal	BelowCal
25) Oxychlorane	7.254	7.903	54704	36477	0.067	BelowCal #
26) 2,4'-DDE	7.352f	8.131	34682	46168	0.074	0.041 #
27) trans-Non...	7.496	8.206	59017	62807	0.056	BelowCal #
28) 2,4'-DDD	7.708	8.507	78466	94396	0.460	0.309 #
29) 2,4'-DDT	7.893	8.713	122492	156486	1.032	0.939
30) cis-Nonac...	7.978	8.764	140301	110397	0.464	0.169 #
31) Mirex	8.636	9.718f	207412	49559	1.183	BelowCal #
32) Chlordane...	7.404	8.131	32599	46168	1.397	1.172
33) Chlordane...	7.496	8.220	59017	59976	2.223	1.831
34) Chlordane...	8.042f	8.918	94526	456067	13.003	44.567 #
35) Chlordane...	3.671f	0.000	5999	0	NoCal	N.D.
36) Toxaphene...	7.496	8.468	59017	156382	56.791	55.605
37) Toxaphene...	7.789	8.816	106574	191843	54.414	53.675
38) Toxaphene...	8.101	8.851	220625	293570	54.121	52.578
39) Toxaphene...	8.341	8.918	205964	456067	52.433	51.515
40) Toxaphene...	8.569	9.095	160219	253621	52.231	51.323
41) Toxaphene...	8.636	9.476	207412	273442	51.779	50.595
42) Toxaphene...	3.671f	0.000	5999	0	NoCal	N.D.

Quantitation Report (Not Reviewed)

Data Path : C:\msdchem\1\data\2020-03\0C24036\REQUANT\  
Data File : ECD5-03242041.D  
Signal(s) : Signal #1: ECD1A.CH Signal #2: ECD2B.CH  
Acq On : 24 Mar 2020 23:56  
Operator : MJB  
Sample : 0C24036-CALR  
Misc : A19J417, TOX 50 ppb  
ALS Vial : 33 (Sig #1); 0 (Sig #2) Sample Multiplier: 1

Integration File signal 1: PEST1.e  
Integration File signal 2: PEST2.e  
Quant Time: Mar 25 13:03:12 2020  
Quant Method : C:\msdchem\1\methods\ECD5\_QUANTPEST\_200324.M  
Quant Title : Instrument: DualECD5  
QLast Update : Wed Mar 25 12:47:54 2020  
Response via : Initial Calibration  
Integrator: ChemStation 6890 Scale Mode: Small noise peaks clipped

Volume Inj. : 2uL  
Signal #1 Phase : Rtx-CLPesticides Signal #2 Phase: Rtx-CLPesticides2  
Signal #1 Info : 30m X 0.32mm X 0. Signal #2 Info : 30m X 0.32mm X 0.25um



Data Path : C:\msdchem\1\data\2020-03\0C24036\REQUANT\  
 Data File : ECD5-03242042.D  
 Signal(s) : Signal #1: ECD1A.CH Signal #2: ECD2B.CH  
 Acq On : 25 Mar 2020 0:13  
 Operator : MJB  
 Sample : 0C24036-CALS  
 Misc : A19J418, TOX 100 ppb  
 ALS Vial : 34 (Sig #1); 0 (Sig #2) Sample Multiplier: 1

Integration File signal 1: PEST1.e  
 Integration File signal 2: PEST2.e  
 Quant Time: Mar 25 13:03:22 2020  
 Quant Method : C:\msdchem\1\methods\ECD5\_QUANTPEST\_200324.M  
 Quant Title : Instrument: DualECD5  
 QLast Update : Wed Mar 25 12:47:54 2020  
 Response via : Initial Calibration  
 Integrator: ChemStation 6890 Scale Mode: Small noise peaks clipped

Volume Inj. : 2uL  
 Signal #1 Phase : Rtx-CLPesticides Signal #2 Phase: Rtx-CLPesticides2  
 Signal #1 Info : 30m X 0.32mm X 0. Signal #2 Info : 30m X 0.32mm X 0.25um

MJB  
3/25/20

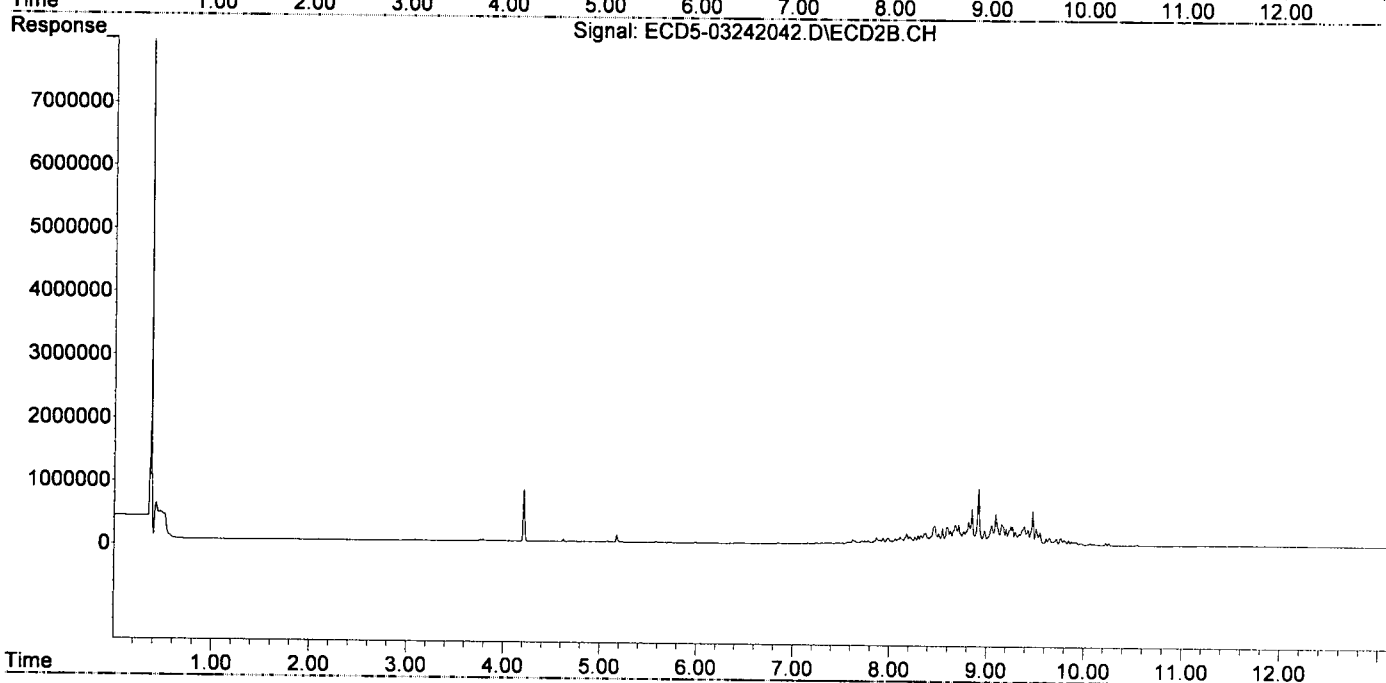
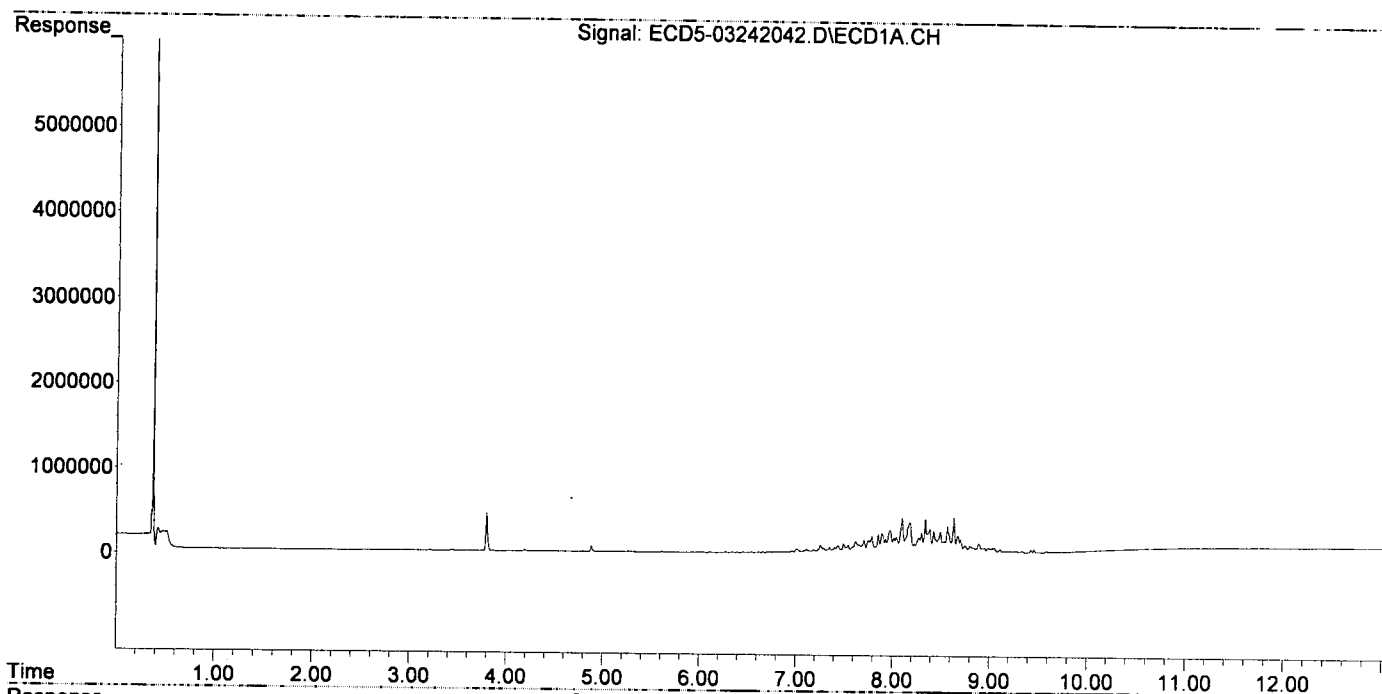
Compound	RT#1	RT#2	Resp#1	Resp#2	ng/mL	ng/mL
System Monitoring Compounds						
1) S TCMX (S)	0.000	5.991	0	11772	N.D.	0.041 #
22) S DCBP (S)	9.588	10.549	19257	15520	BelowCal	0.091
Target Compounds						
2) a-BHC	5.925	0.000	3355	0	0.013	N.D. #
3) g-BHC	0.000	0.000	0	0	N.D.	N.D.
4) b-BHC	6.276	0.000	11741	0	0.123	N.D. #
5) Heptachlor	6.620	7.254f	4972	7728	0.022	0.023
6) d-BHC	6.459f	7.254f	3356	7728	0.017	0.024 #
7) Aldrin	6.863	7.567	12607	25451	0.057	0.078 #
8) Heptachlo...	7.351f	7.983	64596	94789	0.315	0.318
9) trans-Chl...	7.404	8.132	64961	77286	0.312	0.255
10) cis-Chlor...	7.495f	8.220f	111060	106561	0.542	0.367 #
11) Endosulfa...	7.621	8.295	133943	139425	0.693	0.513 #
12) 4,4'-DDE	7.544f	8.359	94182	163947	0.478	0.573
13) Dieldrin	7.788	8.507	197990	168160	0.932	0.565 #
14) Endrin	7.929f	8.713	161620	305949	0.946	1.336 #
15) 4,4'-DDD	8.016	8.764	178911	206437	1.095	0.858
16) Endosulfa...	8.100	8.851	412345	562449	2.461	2.345
17) 4,4'-DDT	8.182	8.979	354108	221053	2.875	1.423 #
18) Endrin Al...	8.387	9.095	284602	488364	1.944	2.348
19) Endosulfa...	8.705	9.295	157876	206158	0.960	0.905
20) Methoxychlor	8.538	9.475	136965	529637	1.957	6.203 #
21) Endrin Ke...	8.889	9.717f	107831	99028	0.565	0.397 #
23) Hexachlor...	3.212f	0.000	7800	0	11064.667	N.D. #
24) Hexachlor...	0.000	6.472f	0	8296	N.D.	BelowCal
25) Oxychlordane	7.256	7.935	91887	86622	0.287	0.088 #
26) 2,4'-DDE	7.351f	8.132	64596	77286	0.323	0.213 #
27) trans-Non...	7.495	8.205	111060	110359	0.333	0.166 #
28) 2,4'-DDD	7.707	8.507	149781	168160	1.133	0.768 #
29) 2,4'-DDT	7.892	8.713	233015	305949	2.143	2.010
30) cis-Nonac...	7.976	8.764	266499	206437	1.089	0.503 #
31) Mirex	8.636	9.717f	412942	99028	2.755	0.139 #
32) Chlordane...	7.404	8.132	64961	77286	2.783	1.961 #
33) Chlordane...	7.495	8.220	111060	106561	4.183	3.254
34) Chlordane...	8.041f	8.918	183267	879719	25.210	85.967 #
35) Chlordane...	3.673f	0.000	5251	0	NoCal	N.D.
36) Toxaphene...	7.495	8.467	111060	287265	106.871	102.143
37) Toxaphene...	7.788	8.815	197990	355195	103.489	99.379
38) Toxaphene...	8.100	8.851	412345	562449	101.150	100.734
39) Toxaphene...	8.341	8.918	391751	879719	99.730	103.025
40) Toxaphene...	8.569	9.095	313162	488364	102.091	98.826
41) Toxaphene...	8.636	9.475	412942	529637	103.089	97.999
42) Toxaphene...	3.673f	0.000	5251	0	NoCal	N.D.

Quantitation Report (Not Reviewed)

Data Path : C:\msdchem\1\data\2020-03\0C24036\REQUANT\  
 Data File : ECD5-03242042.D  
 Signal(s) : Signal #1: ECD1A.CH Signal #2: ECD2B.CH  
 Acq On : 25 Mar 2020 0:13  
 Operator : MJB  
 Sample : 0C24036-CALS  
 Misc : A19J418, TOX 100 ppb  
 ALS Vial : 34 (Sig #1); 0 (Sig #2) Sample Multiplier: 1

Integration File signal 1: PEST1.e  
 Integration File signal 2: PEST2.e  
 Quant Time: Mar 25 13:03:22 2020  
 Quant Method : C:\msdchem\1\methods\ECD5\_QUANTPEST\_200324.M  
 Quant Title : Instrument: DualECD5  
 QLast Update : Wed Mar 25 12:47:54 2020  
 Response via : Initial Calibration  
 Integrator: ChemStation 6890 Scale Mode: Small noise peaks clipped

Volume Inj. : 2uL  
 Signal #1 Phase : Rtx-CLPesticides Signal #2 Phase: Rtx-CLPesticides2  
 Signal #1 Info : 30m X 0.32mm X 0. Signal #2 Info : 30m X 0.32mm X 0.25um



Quantitation Report (Not Reviewed)

Data Path : C:\msdchem\1\data\2020-03\0C24036\REQUANT\  
 Data File : ECD5-03242043.D  
 Signal(s) : Signal #1: ECD1A.CH Signal #2: ECD2B.CH  
 Acq On : 25 Mar 2020 0:31  
 Operator : MJB  
 Sample : 0C24036-CALT  
 Misc : A19J419, TOX 200 ppb  
 ALS Vial : 35 (Sig #1); 0 (Sig #2) Sample Multiplier: 1

Integration File signal 1: PEST1.e  
 Integration File signal 2: PEST2.e  
 Quant Time: Mar 25 13:03:33 2020  
 Quant Method : C:\msdchem\1\methods\ECD5\_QUANTPEST\_200324.M  
 Quant Title : Instrument: DualECD5  
 QLast Update : Wed Mar 25 12:47:54 2020  
 Response via : Initial Calibration  
 Integrator: ChemStation 6890 Scale Mode: Small noise peaks clipped

Volume Inj. : 2uL  
 Signal #1 Phase : Rtx-CLPesticides Signal #2 Phase: Rtx-CLPesticides2  
 Signal #1 Info : 30m X 0.32mm X 0. Signal #2 Info : 30m X 0.32mm X 0.25um

*MJB*  
*3/25/20*

Compound	RT#1	RT#2	Resp#1	Resp#2	ng/mL	ng/mL
<b>System Monitoring Compounds</b>						
1) S TCMX (S)	0.000	5.992	0	13119	N.D.	0.046 #
22) S DCBP (S)	9.587	10.549	20261	12827	BelowCal	0.076
<b>Target Compounds</b>						
2) a-BHC	5.926	0.000	3861	0	0.015	N.D. #
3) g-BHC	6.228	6.903	2591	7376	0.011	0.021 #
4) b-BHC	6.277	6.962	11531	11300	0.121	0.075 #
5) Heptachlor	6.621	7.287	9538	19719	0.043	0.059 #
6) d-BHC	6.458f	7.230	6448	18325	0.033	0.056 #
7) Aldrin	6.863	7.578f	23914	56093	0.108	0.172 #
8) Heptachlo...	7.351f	7.984	115102	185009	0.562	0.622
9) trans-Chl...	7.403	8.131	113942	153337	0.547	0.506
10) cis-Chlor...	7.495f	8.219f	198022	200782	0.967	0.692 #
11) Endosulfa...	7.622	8.295	241258	263382	1.248	0.969
12) 4,4'-DDE	7.544f	8.360	165579	311021	0.840	1.086 #
13) Dieldrin	7.788	8.506	356203	317193	1.677	1.066 #
14) Endrin	7.929f	8.713	296754	558978	1.736	2.441 #
15) 4,4'-DDD	8.016	8.762	326657	392011	1.999	1.629
16) Endosulfa...	8.100	8.850	754269	1026403	4.502	4.278
17) 4,4'-DDT	8.180	8.980	650158	421124	5.272	2.652 #
18) Endrin Al...	8.387	9.095	500675	904494	3.421	4.348 #
19) Endosulfa...	8.704	9.295	288869	398486	1.757	1.750
20) Methoxychlor	8.539	9.475	251333	998411	3.730	11.622 #
21) Endrin Ke...	8.889	9.717f	196250	199602	1.028	0.801
23) Hexachlor...	3.211f	0.000	6592	0	11064.673	N.D. #
24) Hexachlor...	0.000	6.472f	0	6759	N.D.	BelowCal
25) Oxychlorthane	7.256	7.935	156712	171809	0.672	0.439 #
26) 2,4'-DDE	7.351f	8.131	115102	153337	0.743	0.633
27) trans-Non...	7.495	8.204	198022	213141	0.797	0.545 #
28) 2,4'-DDD	7.707	8.506	263510	317193	2.207	1.693
29) 2,4'-DDT	7.891	8.713	422003	558978	4.038	3.811
30) cis-Nonac...	7.976	8.762	481423	392011	2.153	1.146 #
31) Mirex	8.636	9.717f	741229	199602	5.266	0.735 #
32) Chlordane...	7.403	8.131	113942	153337	4.881	3.891
33) Chlordane...	7.495	8.219	198022	200782	7.458	6.131
34) Chlordane...	8.040f	8.918	334296	1629969	45.985	159.282 #
35) Chlordane...	3.671f	0.000	5163	0	NoCal	N.D.
36) Toxaphene...	7.495	8.467	198022	532496	190.554	189.340
37) Toxaphene...	7.788	8.815	356203	676906	189.119	189.391
38) Toxaphene...	8.100	8.850	754269	1026403	185.026	183.827
39) Toxaphene...	8.341	8.918	729429	1629969	185.693	193.361
40) Toxaphene...	8.569	9.095	576091	904494	187.806	183.034
41) Toxaphene...	8.636	9.475	741229	998411	185.044	184.736
42) Toxaphene...	3.671f	0.000	5163	0	NoCal	N.D.

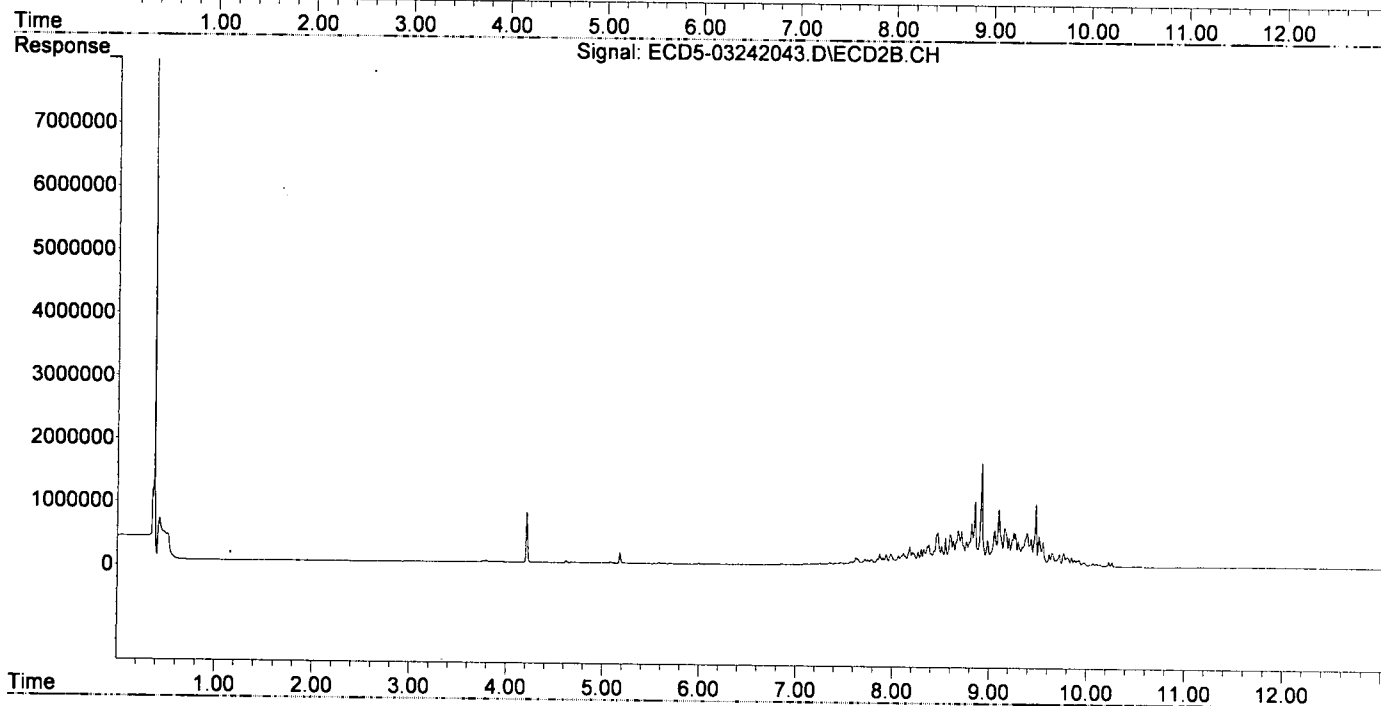
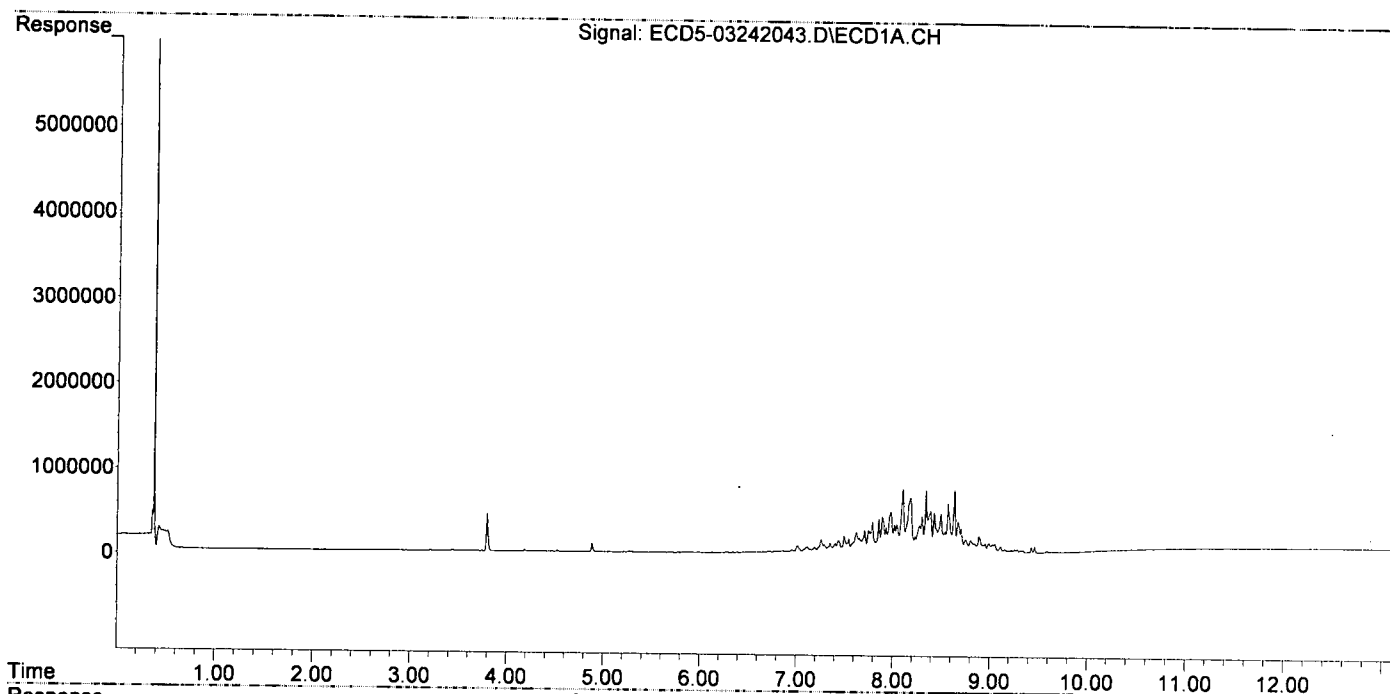


Quantitation Report (Not Reviewed)

Data Path : C:\msdchem\1\data\2020-03\0C24036\REQUANT\  
Data File : ECD5-03242043.D  
Signal(s) : Signal #1: ECD1A.CH Signal #2: ECD2B.CH  
Acq On : 25 Mar 2020 0:31  
Operator : MJB  
Sample : 0C24036-CALT  
Misc : A19J419, TOX 200 ppb  
ALS Vial : 35 (Sig #1); 0 (Sig #2) Sample Multiplier: 1

Integration File signal 1: PEST1.e  
Integration File signal 2: PEST2.e  
Quant Time: Mar 25 13:03:33 2020  
Quant Method : C:\msdchem\1\methods\ECD5\_QUANTPEST\_200324.M  
Quant Title : Instrument: DualECD5  
QLast Update : Wed Mar 25 12:47:54 2020  
Response via : Initial Calibration  
Integrator: ChemStation 6890 Scale Mode: Small noise peaks clipped

Volume Inj. : 2uL  
Signal #1 Phase : Rtx-CLPesticides Signal #2 Phase: Rtx-CLPesticides2  
Signal #1 Info : 30m X 0.32mm X 0. Signal #2 Info : 30m X 0.32mm X 0.25um



Data Path : C:\msdchem\1\data\2020-03\0C24036\REQUANT\  
 Data File : ECD5-03242044.D  
 Signal(s) : Signal #1: ECD1A.CH Signal #2: ECD2B.CH  
 Acq On : 25 Mar 2020 0:48  
 Operator : MJB  
 Sample : 0C24036-CALU  
 Misc : A19J420, TOX 500 ppb  
 ALS Vial : 36 (Sig #1); 0 (Sig #2) Sample Multiplier: 1

Integration File signal 1: PEST1.e  
 Integration File signal 2: PEST2.e  
 Quant Time: Mar 25 13:03:42 2020  
 Quant Method : C:\msdchem\1\methods\ECD5\_QUANTPEST\_200324.M  
 Quant Title : Instrument: DualECD5  
 QLast Update : Wed Mar 25 12:47:54 2020  
 Response via : Initial Calibration  
 Integrator: ChemStation 6890 Scale Mode: Small noise peaks clipped

Volume Inj. : 2uL  
 Signal #1 Phase : Rtx-CLPesticides Signal #2 Phase: Rtx-CLPesticides2  
 Signal #1 Info : 30m X 0.32mm X 0. Signal #2 Info : 30m X 0.32mm X 0.25um

MJB  
 3/25/20

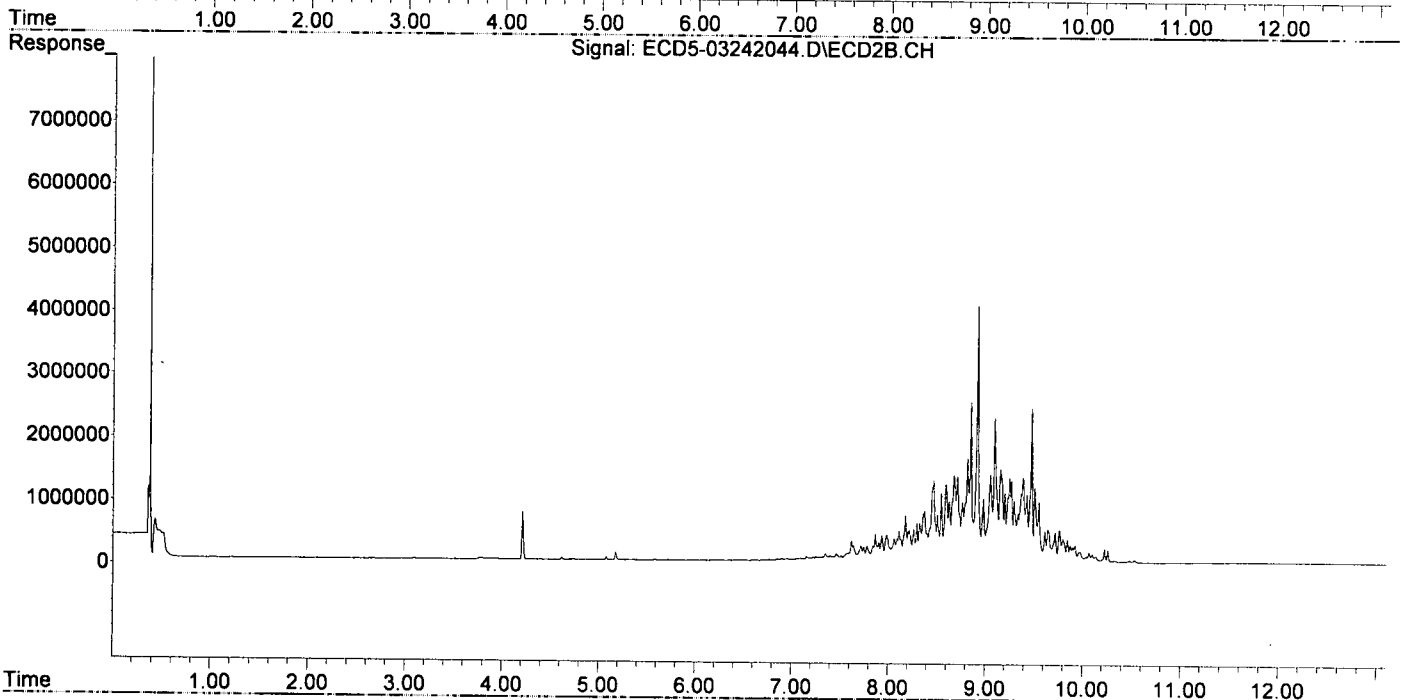
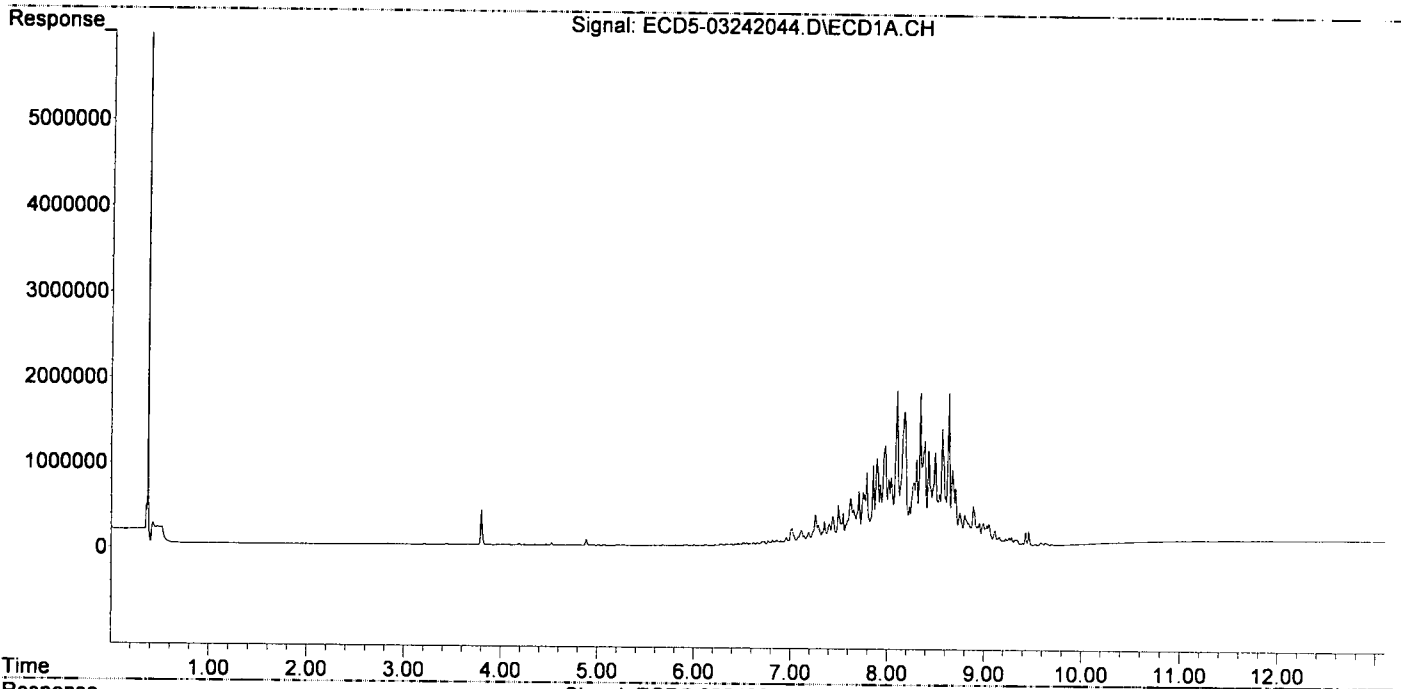
Compound	RT#1	RT#2	Resp#1	Resp#2	ng/mL	ng/mL
<b>System Monitoring Compounds</b>						
1) S TCMX (S)	0.000	5.992	0	9382	N.D.	0.033 #
22) S DCBP (S)	9.584	10.529f	33820	44940	0.049	0.265 #
<b>Target Compounds</b>						
2) a-BHC	5.928	6.595	8676	11573	0.033	0.029
3) g-BHC	6.227	6.902	7404	37539	0.032	0.106 #
4) b-BHC	6.280	6.961	18643	39706	0.195	0.265 #
5) Heptachlor	6.619	7.285	32708	63849	0.147	0.191 #
6) d-BHC	6.424	7.228	15027	60388	0.077	0.185 #
7) Aldrin	6.863	7.579f	64104	132847	0.289	0.408 #
8) Heptachlo...	7.351f	7.983	286610	423384	1.398	1.422
9) trans-Chl...	7.401	8.111f	262383	483290	1.259	1.595 #
10) cis-Chlor...	7.494f	8.219f	474801	499372	2.319	1.721 #
11) Endosulfa...	7.621	8.295	561950	612838	2.907	2.255
12) 4,4'-DDE	7.543f	8.359	385602	765896	1.956	2.675 #
13) Dieldrin	7.787	8.507	859180	743914	4.044	2.500 #
14) Endrin	7.928f	8.712	722340	1349361	4.226	5.893 #
15) 4,4'-DDD	8.015	8.764	782724	942022	4.789	3.915
16) Endosulfa...	8.099	8.872	1819799	677173	10.861	2.823 #
17) 4,4'-DDT	8.178	8.979	1562486	1000457	12.535	6.159 #
18) Endrin Al...	8.387	9.094	1207635	2276816	8.250	10.946 #
19) Endosulfa...	8.704	9.295	669548	970427	4.072	4.262
20) Methoxychlor	8.538	9.475	606498	2424995	9.189	27.365 #
21) Endrin Ke...	8.889	9.717f	458943	476452	2.403	1.911
23) Hexachlor...	3.212f	0.000	6245	0	11064.675	N.D. #
24) Hexachlor...	5.810f	6.450	4290	11394	BelowCal	BelowCal
25) Oxychlorane	7.256	7.934	368745	416745	1.928	1.447
26) 2,4'-DDE	7.351f	8.111	286610	483290	2.167	2.452
27) trans-Non...	7.494	8.205	474801	482031	2.273	1.536 #
28) 2,4'-DDD	7.706	8.507	639511	743914	5.751	4.333
29) 2,4'-DDT	7.892	8.712	1013964	1349361	9.923	9.350
30) cis-Nonac...	7.976	8.764	1168739	942022	5.551	3.050 #
31) Mirex	8.635	9.717f	1789727	476452	13.302	2.373 #
32) Chlordane...	7.437	8.111f	344882	483290	14.775	12.265
33) Chlordane...	7.494	8.219	474801	499372	17.882	15.249
34) Chlordane...	8.040f	8.917	800317	4046166	110.090	395.394 #
35) Chlordane...	3.675f	0.000	4645	0	NoCal	N.D.
36) Toxaphene...	7.494	8.467	474801	1284194	456.894	456.621
37) Toxaphene...	7.787	8.815	859180	1632080	467.512	456.638
38) Toxaphene...	8.099	8.850	1819799	2521196	446.406	451.542
39) Toxaphene...	8.340	8.917	1782592	4046166	453.801	477.036
40) Toxaphene...	8.568	9.094	1366223	2276816	445.389	460.738
41) Toxaphene...	8.635	9.475	1789727	2424995	446.795	448.696
42) Toxaphene...	3.675f	0.000	4645	0	NoCal	N.D.

Quantitation Report (Not Reviewed)

Data Path : C:\msdchem\1\data\2020-03\0C24036\REQUANT\  
Data File : ECD5-03242044.D  
Signal(s) : Signal #1: ECD1A.CH Signal #2: ECD2B.CH  
Acq On : 25 Mar 2020 0:48  
Operator : MJB  
Sample : 0C24036-CALU  
Misc : A19J420, TOX 500 ppb  
ALS Vial : 36 (Sig #1); 0 (Sig #2) Sample Multiplier: 1

Integration File signal 1: PEST1.e  
Integration File signal 2: PEST2.e  
Quant Time: Mar 25 13:03:42 2020  
Quant Method : C:\msdchem\1\methods\ECD5\_QUANTPEST\_200324.M  
Quant Title : Instrument: DualECD5  
QLast Update : Wed Mar 25 12:47:54 2020  
Response via : Initial Calibration  
Integrator: ChemStation 6890 Scale Mode: Small noise peaks clipped

Volume Inj. : 2uL  
Signal #1 Phase : Rtx-CLPesticides Signal #2 Phase: Rtx-CLPesticides2  
Signal #1 Info : 30m X 0.32mm X 0. Signal #2 Info : 30m X 0.32mm X 0.25um



Data Path : C:\msdchem\1\data\2020-03\0C24036\REQUANT\  
 Data File : ECD5-03242045.D  
 Signal(s) : Signal #1: ECD1A.CH Signal #2: ECD2B.CH  
 Acq On : 25 Mar 2020 1:05  
 Operator : MJB  
 Sample : 0C24036-CALV  
 Misc : A19J421, TOX 1000 ppb  
 ALS Vial : 37 (Sig #1); 0 (Sig #2) Sample Multiplier: 1

Integration File signal 1: PEST1.e  
 Integration File signal 2: PEST2.e  
 Quant Time: Mar 25 13:03:51 2020  
 Quant Method : C:\msdchem\1\methods\ECD5\_QUANTPEST\_200324.M  
 Quant Title : Instrument: DualECD5  
 QLast Update : Wed Mar 25 12:47:54 2020  
 Response via : Initial Calibration  
 Integrator: ChemStation 6890 Scale Mode: Small noise peaks clipped

Volume Inj. : 2uL  
 Signal #1 Phase : Rtx-CLPesticides Signal #2 Phase: Rtx-CLPesticides2  
 Signal #1 Info : 30m X 0.32mm X 0. Signal #2 Info : 30m X 0.32mm X 0.25um

MJB  
3/25/20

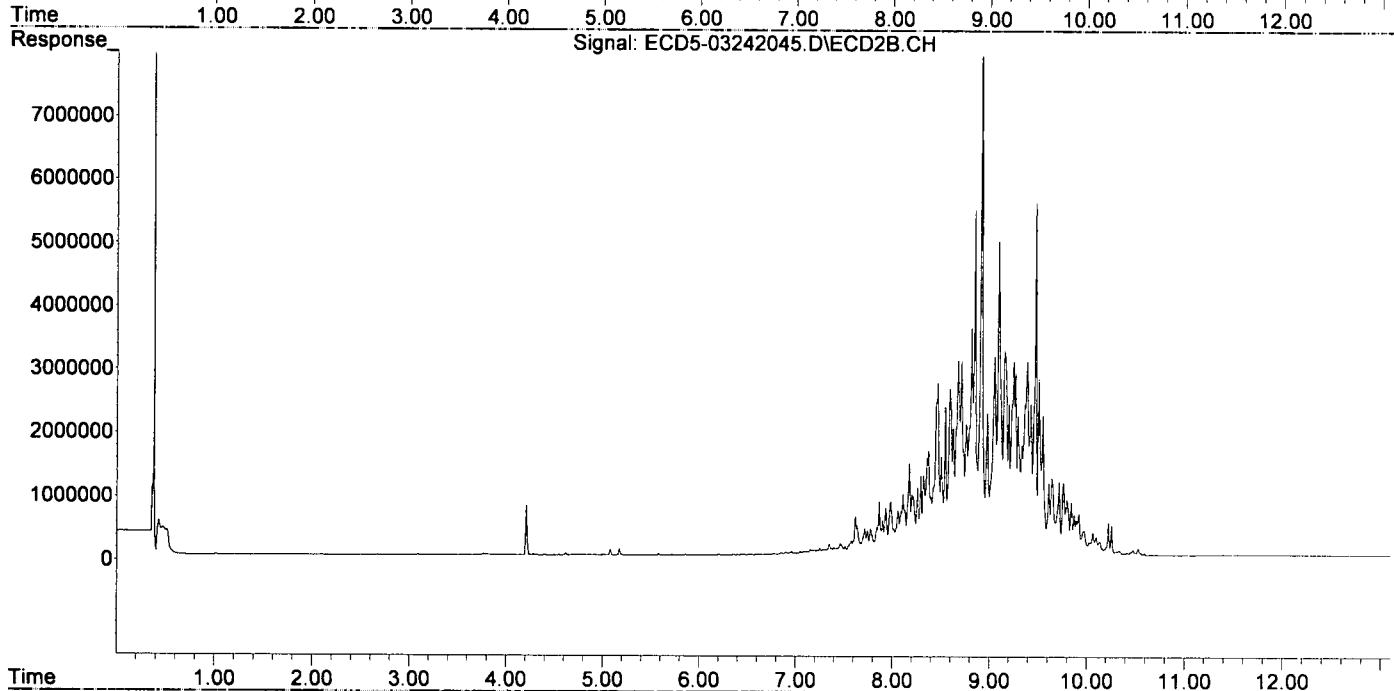
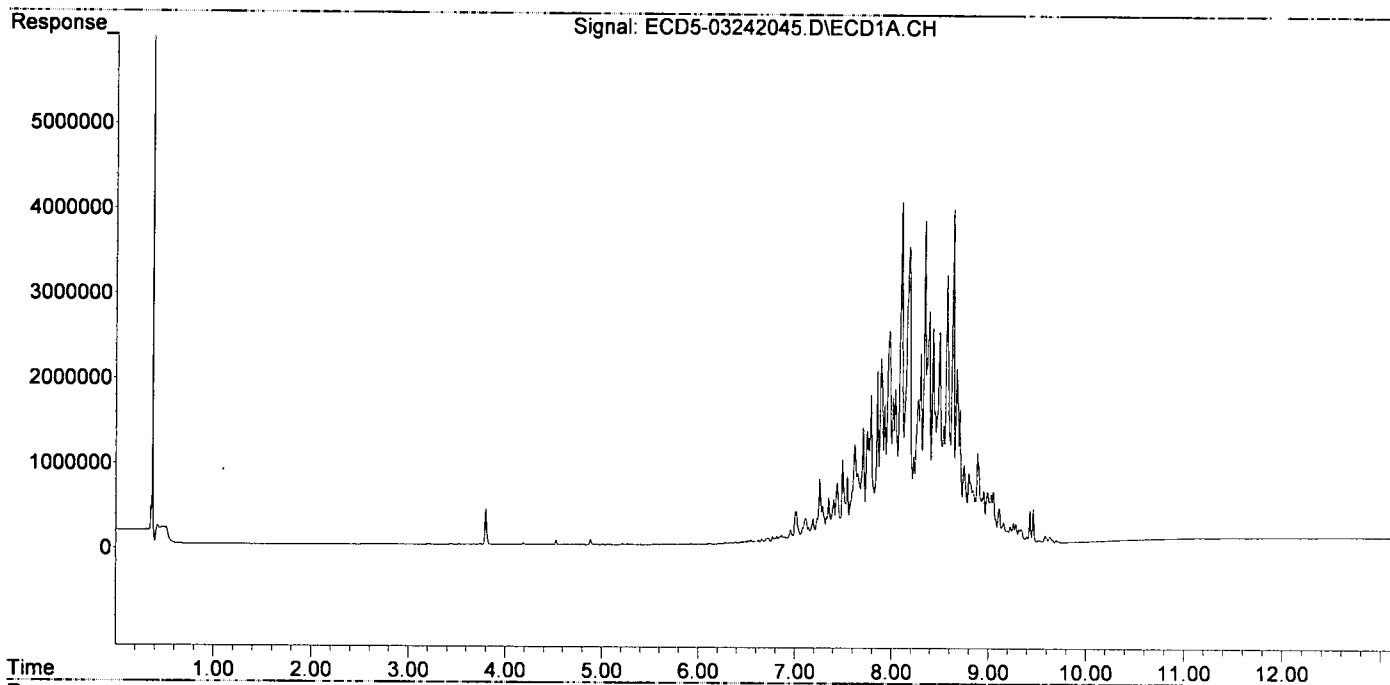
Compound	RT#1	RT#2	Resp#1	Resp#2	ng/mL	ng/mL
System Monitoring Compounds						
1) S TCMX (S)	0.000	5.991	0	10997	N.D.	0.038 #
22) S DCBP (S)	9.584	10.529f	84662	113998	0.392	0.671 #
Target Compounds						
2) a-BHC	5.927	6.593	11669	18033	0.044	0.045
3) g-BHC	6.223	6.902	10574	47663	0.046	0.135 #
4) b-BHC	6.280	6.962	22168	64000	0.232	0.427 #
5) Heptachlor	6.622	7.287	46422	94365	0.208	0.282 #
6) d-BHC	6.458f	7.229	32084	82037	0.164	0.251 #
7) Aldrin	6.862	7.579f	108373	231965	0.488	0.712 #
8) Heptachlo...	7.350f	7.983	544981	850170	2.659	2.856
9) trans-Chl...	7.437	8.111f	719542	962191	3.452	3.176
10) cis-Chlor...	7.494f	8.219f	980575	930410	4.788	3.206 #
11) Endosulfa...	7.621	8.294	1164849	1247476	6.025	4.591
12) 4,4'-DDE	7.543f	8.359	789691	1535615	4.006	5.363 #
13) Dieldrin	7.787	8.506	1744371	1548353	8.210	5.204 #
14) Endrin	7.927f	8.712	1625428	3056033	9.509	13.346 #
15) 4,4'-DDD	8.015	8.763	1711649	2074394	10.473	8.621
16) Endosulfa...	8.100	8.850	4006607	5442521	23.913	22.687
17) 4,4'-DDT	8.179	8.980	3482781	2240369	27.267	13.427 #
18) Endrin Al...	8.386	9.094	2691844	4954854	18.390	23.821 #
19) Endosulfa...	8.704	9.294	1569623	2190839	9.546	9.622
20) Methoxychlor	8.538	9.475	1381020	5554464	20.866	58.732 #
21) Endrin Ke...	8.888	9.716f	1048461	1147861	5.490	4.604
23) Hexachlor...	3.211f	0.000	6495	0	11064.674	N.D. #
24) Hexachlor...	5.809f	6.451	5093	13743	BelowCal	BelowCal
25) Oxychlorane	7.256	7.934	761268	749374	4.255	2.813 #
26) 2,4'-DDE	7.350f	8.111	544981	962191	4.311	5.081
27) trans-Non...	7.494	8.204	980575	969245	4.968	3.325 #
28) 2,4'-DDD	7.706	8.506	1361069	1548353	12.535	9.276 #
29) 2,4'-DDT	7.891	8.712	2146628	3056033	20.991	20.897
30) cis-Nonac...	7.976	8.763	2501732	2074394	12.126	6.945 #
31) Mirex	8.634	9.716f	3945722	1147861	29.897	6.329 #
32) Chlordane...	7.437	8.111	719542	962191	30.826	24.419
33) Chlordane...	7.494	8.219	980575	930410	36.930	28.411
34) Chlordane...	8.039f	8.918	1808825	8989591	248.818	878.470 #
35) Chlordane...	3.672f	0.000	5179	0	NoCal	N.D.
36) Toxaphene...	7.494	8.467	980575	2709679	943.595	963.480
37) Toxaphene...	7.787	8.815	1744371	3583528	982.912	1002.630
38) Toxaphene...	8.100	8.850	4006607	5442521	982.842	974.747
39) Toxaphene...	8.339	8.918	3786246	8989591	963.879	1026.880
40) Toxaphene...	8.568	9.094	3148951	4954854	1026.558	1002.667
41) Toxaphene...	8.634	9.475	3945722	5554464	985.027	1027.740
42) Toxaphene...	3.672f	0.000	5179	0	NoCal	N.D.

Quantitation Report (Not Reviewed)

Data Path : C:\msdchem\1\data\2020-03\0C24036\REQUANT\  
Data File : ECD5-03242045.D  
Signal(s) : Signal #1: ECD1A.CH Signal #2: ECD2B.CH  
Acq On : 25 Mar 2020 1:05  
Operator : MJB  
Sample : 0C24036-CALV  
Misc : A19J421, TOX 1000 ppb  
ALS Vial : 37 (Sig #1); 0 (Sig #2) Sample Multiplier: 1

Integration File signal 1: PEST1.e  
Integration File signal 2: PEST2.e  
Quant Time: Mar 25 13:03:51 2020  
Quant Method : C:\msdchem\1\methods\ECD5\_QUANTPEST\_200324.M  
Quant Title : Instrument: DualECD5  
QLast Update : Wed Mar 25 12:47:54 2020  
Response via : Initial Calibration  
Integrator: ChemStation 6890 Scale Mode: Small noise peaks clipped

Volume Inj. : 2uL  
Signal #1 Phase : Rtx-CLPesticides Signal #2 Phase: Rtx-CLPesticides2  
Signal #1 Info : 30m X 0.32mm X 0. Signal #2 Info : 30m X 0.32mm X 0.25um



Data Path : C:\msdchem\1\data\2020-03\0C24036\REQUANT\  
 Data File : ECD5-03242046.D  
 Signal(s) : Signal #1: ECD1A.CH Signal #2: ECD2B.CH  
 Acq On : 25 Mar 2020 1:22  
 Operator : MJB  
 Sample : 0C24036-CALW  
 Misc : A19J416, TOX 2000 ppb  
 ALS Vial : 38 (Sig #1); 0 (Sig #2) Sample Multiplier: 1

Integration File signal 1: PEST1.e  
 Integration File signal 2: PEST2.e  
 Quant Time: Mar 25 13:04:01 2020  
 Quant Method : C:\msdchem\1\methods\ECD5\_QUANTPEST\_200324.M  
 Quant Title : Instrument: DualECD5  
 QLast Update : Wed Mar 25 12:47:54 2020  
 Response via : Initial Calibration  
 Integrator: ChemStation 6890 Scale Mode: Small noise peaks clipped

Volume Inj. : 2uL  
 Signal #1 Phase : Rtx-CLPesticides Signal #2 Phase: Rtx-CLPesticides2  
 Signal #1 Info : 30m X 0.32mm X 0. Signal #2 Info : 30m X 0.32mm X 0.25um

*MJB*  
*3/25/20*

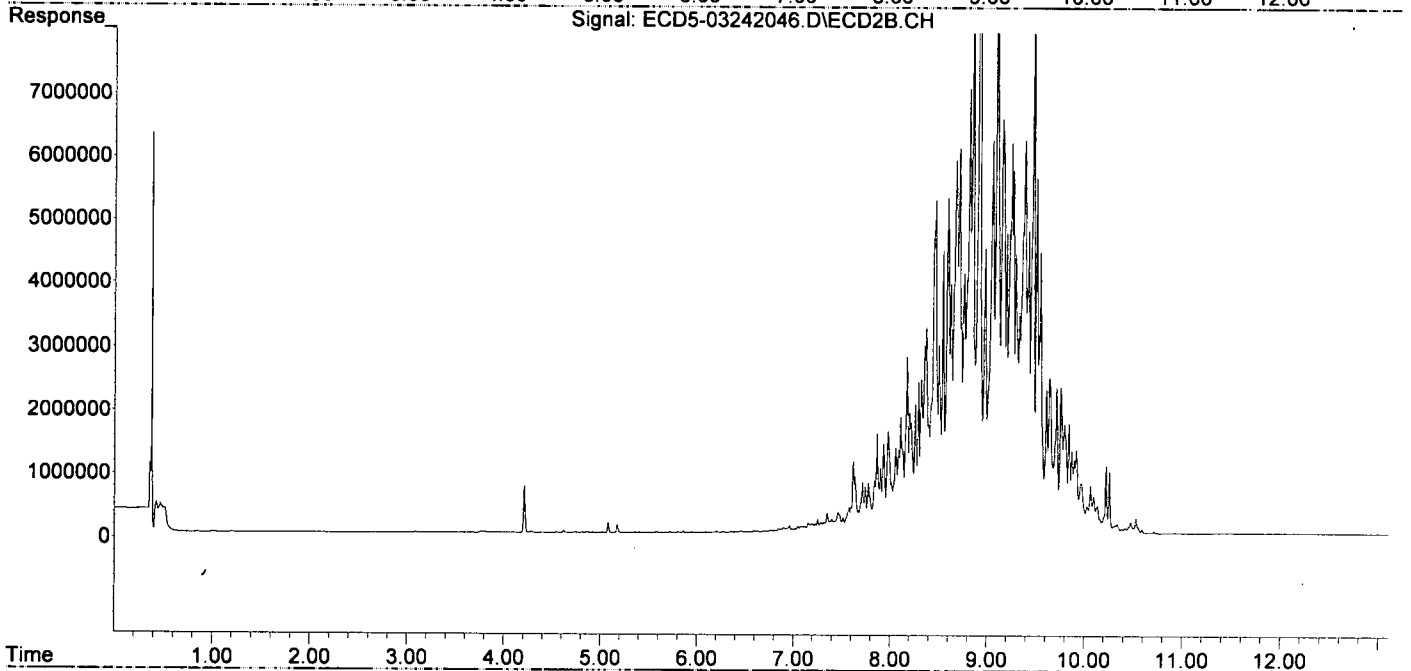
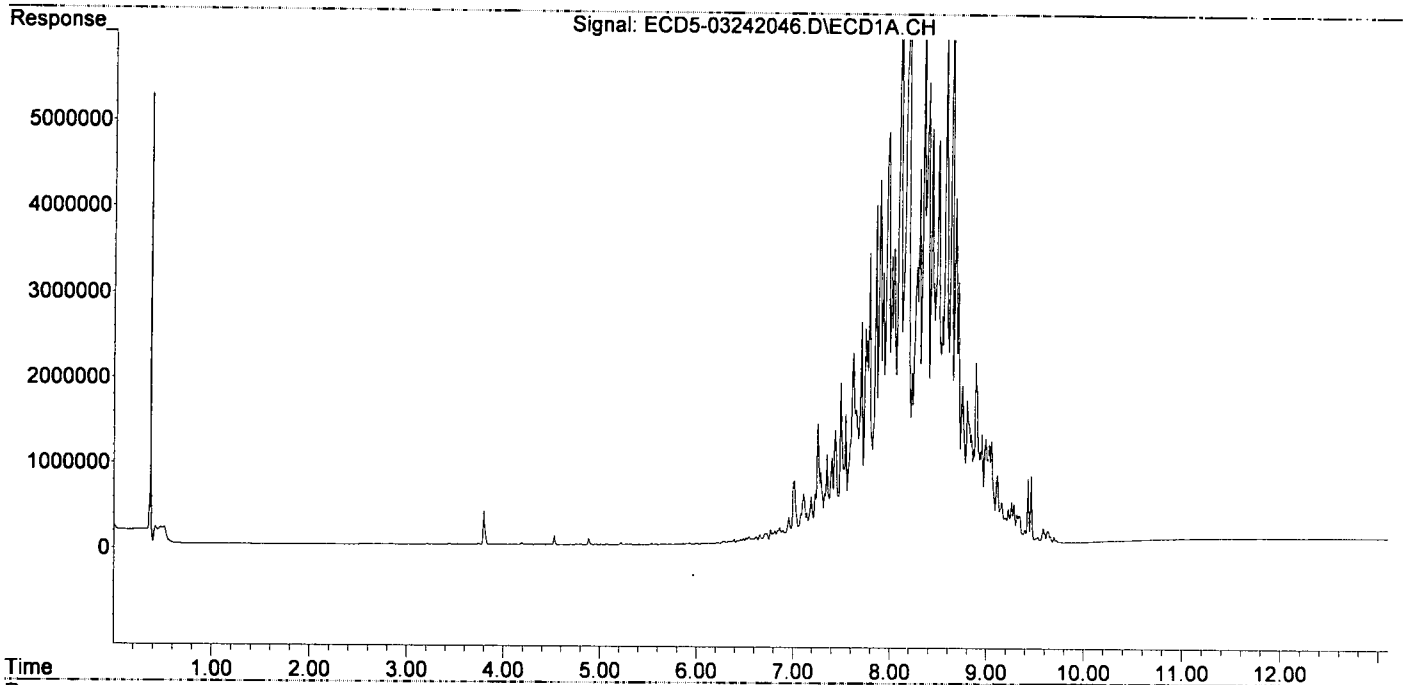
Compound	RT#1	RT#2	Resp#1	Resp#2	ng/mL	ng/mL
<b>System Monitoring Compounds</b>						
1) S TCMX (S)	5.402	5.990	4139	11232	0.021	0.039 #
22) S DCBP (S)	9.584	10.529f	176039	231599	1.007	1.364 #
<b>Target Compounds</b>						
2) a-BHC	5.927	6.593	21218	32288	0.081	0.080
3) g-BHC	6.222	6.903	21859	80974	0.096	0.229 #
4) b-BHC	6.283	6.962	38957	108819	0.407	0.725 #
5) Heptachlor	6.622	7.287	84300	160028	0.378	0.477 #
6) d-BHC	6.423	7.229	43925	136785	0.225	0.419 #
7) Aldrin	6.862	7.578f	198486	404479	0.894	1.241 #
8) Heptachlo...	7.350f	7.983	1043975	1592051	5.094	5.349
9) trans-Chl...	7.436	8.111f	1330139	1822950	6.381	6.017
10) cis-Chlor...	7.493f	8.262f	1881314	2020786	9.187	6.964
11) Endosulfa...	7.621	8.294	2241742	2382249	11.595	8.767
12) 4,4'-DDE	7.543f	8.358	1507159	2938270	7.646	10.261 #
13) Dieldrin	7.787	8.506	3407462	2944242	16.038	9.896 #
14) Endrin	7.927f	8.712	3168017	6054059	18.534	26.439 #
15) 4,4'-DDD	8.015	8.764	3367178	4077595	20.603	16.947
16) Endosulfa...	8.099	8.850	7722060	11042450	46.089	46.029
17) 4,4'-DDT	8.180	8.980	6656550	4465929	50.193	25.760 #
18) Endrin Al...	8.386	9.094	5336726	10220382	36.460	49.136 #
19) Endosulfa...	8.704	9.294	3061960	4382062	18.621	19.245
20) Methoxychlor	8.538	9.475	2662629	11188892	39.556	107.579 #
21) Endrin Ke...	8.888	9.716f	2090435	2279453	10.946	9.143
23) Hexachlor...	3.212f	0.000	5930	0	11064.677	N.D. #
24) Hexachlor...	5.777	6.450	4503	19873	BelowCal	BelowCal
25) Oxychlorthane	7.255	7.934	1403045	1403992	8.057	5.490 #
26) 2,4'-DDE	7.350f	8.111	1043975	1822950	8.442	9.769
27) trans-Non...	7.493	8.204	1881314	1887538	9.763	6.679 #
28) 2,4'-DDD	7.706	8.506	2600542	2944242	24.135	17.752 #
29) 2,4'-DDT	7.891	8.712	4223723	6054059	40.671	39.998
30) cis-Nonac...	7.976	8.764	4822510	4077595	23.524	13.760 #
31) Mirex	8.634	9.716f	7995315	2279453	61.331	12.946 #
32) Chlordane...	7.436	8.111	1330139	1822950	56.984	46.263
33) Chlordane...	7.493	8.218f	1881314	1737384	70.853	53.052 #
34) Chlordane...	8.039f	8.917	3458254	18548434	475.711	1812.567 #
35) Chlordane...	3.673f	0.000	5120	0	NoCal	N.D.
36) Toxaphene...	7.493	8.467	1881314	5232351	1810.364	1860.466
37) Toxaphene...	7.787	8.815	3407462	6997810	2064.248	1957.908
38) Toxaphene...	8.099	8.850	7722060	11042450	1894.263	1977.685
39) Toxaphene...	8.339	8.917	7409380	18548434	1886.235	1996.985
40) Toxaphene...	8.568	9.094	6159134	10220382	2007.879	2068.202
41) Toxaphene...	8.634	9.475	7995315	11188892	1995.986	2070.277
42) Toxaphene...	3.673f	0.000	5120	0	NoCal	N.D.

Quantitation Report (Not Reviewed)

Data Path : C:\msdchem\1\data\2020-03\0C24036\REQUANT\  
Data File : ECD5-03242046.D  
Signal(s) : Signal #1: ECD1A.CH Signal #2: ECD2B.CH  
Acq On : 25 Mar 2020 1:22  
Operator : MJB  
Sample : 0C24036-CALW  
Misc : A19J416, TOX 2000 ppb  
ALS Vial : 38 (Sig #1); 0 (Sig #2) Sample Multiplier: 1

Integration File signal 1: PEST1.e  
Integration File signal 2: PEST2.e  
Quant Time: Mar 25 13:04:01 2020  
Quant Method : C:\msdchem\1\methods\ECD5\_QUANTPEST\_200324.M  
Quant Title : Instrument: DualECD5  
QLast Update : Wed Mar 25 12:47:54 2020  
Response via : Initial Calibration  
Integrator: ChemStation 6890 Scale Mode: Small noise peaks clipped

Volume Inj. : 2uL  
Signal #1 Phase : Rtx-CLPesticides Signal #2 Phase: Rtx-CLPesticides2  
Signal #1 Info : 30m X 0.32mm X 0. Signal #2 Info : 30m X 0.32mm X 0.25um



Sequence Name: C:\msdchem\1\sequence\0C24036.s

Comment: Pesticides

Operator: MJB

Data Path: C:\MSDCHEM\1\DATA\2020-03\0C24036\

Instrument Control Pre-Seq Cmd:

Data Analysis Pre-Seq Cmd:

Instrument Control Post-Seq Cmd:

Data Analysis Post-Seq Cmd:

Method Sections To Run                      Sequence Barcode Options  
 (X) Full Method                                (X) On Mismatch, Inject Anyway  
 ( ) Reprocessing Only                        ( ) On Mismatch, Don't Inject  
     ( ) Barcode Disabled

Line	Sample Name/Misc Info
1) Sample	1 Hexane
Datafile	ECD5-03242001
Method	ECD5_AQUPEST_160111
2) Sample	1 Hexane
Datafile	ECD5-03242002
Method	ECD5_AQUPEST_160111
3) Sample	2 0C24036-BKD1 - Maintenance performed
Datafile	ECD5-03242003
Method	ECD5_AQUPEST_160111
4) Sample	1 Hexane
Datafile	ECD5-03242004
Method	ECD5_AQUPEST_160111
5) Sample	2 0C24036-BKD2
Datafile	ECD5-03242005
Method	ECD5_AQUPEST_160111
6) Sample	3 0C24036-ICB1
Datafile	ECD5-03242006
Method	ECD5_AQUPEST_160111
7) Sample	4 0C24036-CAL1
Datafile	ECD5-03242007
Method	ECD5_AQUPEST_160111
8) Sample	5 0C24036-CAL2
Datafile	ECD5-03242008
Method	ECD5_AQUPEST_160111
9) Sample	6 0C24036-CAL3
Datafile	ECD5-03242009
Method	ECD5_AQUPEST_160111
10) Sample	7 0C24036-CAL4
Datafile	ECD5-03242010
Method	ECD5_AQUPEST_160111
11) Sample	8 0C24036-CAL5
Datafile	ECD5-03242011
Method	ECD5_AQUPEST_160111
12) Sample	9 0C24036-CAL6
Datafile	ECD5-03242012
Method	ECD5_AQUPEST_160111
13) Sample	10 0C24036-CAL7
Datafile	ECD5-03242013
Method	ECD5_AQUPEST_160111
14) Sample	11 0C24036-CAL8
Datafile	ECD5-03242014
Method	ECD5_AQUPEST_160111
15) Sample	12 0C24036-CAL9
Datafile	ECD5-03242015
Method	ECD5_AQUPEST_160111
16) Sample	1 0C24036-IBL1
Datafile	ECD5-03242016
Method	ECD5_AQUPEST_160111
17) Sample	13 0C24036-ICV1
Datafile	ECD5-03242017
Method	ECD5_AQUPEST_160111
18) Sample	14 0C24036-CALA
Datafile	ECD5-03242018
Method	ECD5_AQUPEST_160111
19) Sample	15 0C24036-CALB
Datafile	ECD5-03242019
Method	ECD5_AQUPEST_160111
20) Sample	16 0C24036-CALC → Run did not complete, point.

MJB  
3/25/20



	Datafile		ECD5-03242020
	Method		ECD5_AQUPEST_160111
21)	Sample	1	Hexane
	Datafile		ECD5-03242021
	Method		ECD5_AQUPEST_160111
22)	Sample	16	0C24036-CALC
	Datafile		ECD5-03242022
	Method		ECD5_AQUPEST_160111
23)	Sample	17	0C24036-CALD
	Datafile		ECD5-03242023
	Method		ECD5_AQUPEST_160111
24)	Sample	18	0C24036-CALE
	Datafile		ECD5-03242024
	Method		ECD5_AQUPEST_160111
25)	Sample	19	0C24036-CALF
	Datafile		ECD5-03242025
	Method		ECD5_AQUPEST_160111
26)	Sample	20	0C24036-CALG
	Datafile		ECD5-03242026
	Method		ECD5_AQUPEST_160111
27)	Sample	21	0C24036-CALH
	Datafile		ECD5-03242027
	Method		ECD5_AQUPEST_160111
28)	Sample	22	0C24036-CALI
	Datafile		ECD5-03242028
	Method		ECD5_AQUPEST_160111
29)	Sample	1	0C24036-IBL2
	Datafile		ECD5-03242029
	Method		ECD5_AQUPEST_160111
30)	Sample	23	0C24036-ICV2
	Datafile		ECD5-03242030
	Method		ECD5_AQUPEST_160111
31)	Sample	24	0C24036-CALJ
	Datafile		ECD5-03242031
	Method		ECD5_AQUPEST_160111
32)	Sample	25	0C24036-CALK
	Datafile		ECD5-03242032
	Method		ECD5_AQUPEST_160111
33)	Sample	26	0C24036-CALL
	Datafile		ECD5-03242033
	Method		ECD5_AQUPEST_160111
34)	Sample	27	0C24036-CALM
	Datafile		ECD5-03242034
	Method		ECD5_AQUPEST_160111
35)	Sample	28	0C24036-CALN
	Datafile		ECD5-03242035
	Method		ECD5_AQUPEST_160111
36)	Sample	29	0C24036-CALO
	Datafile		ECD5-03242036
	Method		ECD5_AQUPEST_160111
37)	Sample	30	0C24036-CALP
	Datafile		ECD5-03242037
	Method		ECD5_AQUPEST_160111
38)	Sample	1	0C24036-IBL3
	Datafile		ECD5-03242038
	Method		ECD5_AQUPEST_160111
39)	Sample	31	0C24036-ICV3
	Datafile		ECD5-03242039
	Method		ECD5_AQUPEST_160111
40)	Sample	32	0C24036-CALQ
	Datafile		ECD5-03242040
	Method		ECD5_AQUPEST_160111
41)	Sample	33	0C24036-CALR
	Datafile		ECD5-03242041
	Method		ECD5_AQUPEST_160111
42)	Sample	34	0C24036-CALS
	Datafile		ECD5-03242042
	Method		ECD5_AQUPEST_160111
43)	Sample	35	0C24036-CALT
	Datafile		ECD5-03242043
	Method		ECD5_AQUPEST_160111

Line	Type	Vial	DataFile	Method	Sample Name
44)	Sample	36	0C24036-CALU		
	Datafile		ECD5-03242044		
	Method		ECD5_AQUPEST_160111		
45)	Sample	37	0C24036-CALV		
	Datafile		ECD5-03242045		
	Method		ECD5_AQUPEST_160111		
46)	Sample	38	0C24036-CALW		
	Datafile		ECD5-03242046		
	Method		ECD5_AQUPEST_160111		
47)	Sample	1	0C24036-IBL4		
	Datafile		ECD5-03242047		
	Method		ECD5_AQUPEST_160111		
48)	Sample	39	0C24036-ICV4		
	Datafile		ECD5-03242048		
	Method		ECD5_AQUPEST_160111		

Data Path : C:\msdchem\1\data\2020-03\0C24036\  
 Data File : ECD5-03242007.D  
 Signal(s) : Signal #1: ECD1A.CH Signal #2: ECD2B.CH  
 Acq On : 24 Mar 2020 14:15  
 Operator : MJB  
 Sample : 0C24036-CAL1  
 Misc : A20C398, AB 0.5 ppb  
 ALS Vial : 4 (Sig #1); 0 (Sig #2) Sample Multiplier: 1

Integration File signal 1: PEST1.e  
 Integration File signal 2: PEST2.e  
 Quant Time: Mar 24 17:33:06 2020  
 Quant Method : C:\msdchem\1\methods\ECD5\_QUANTPEST\_200324.M  
 Quant Title : Instrument: DualECD5  
 QLast Update : Tue Mar 24 17:31:35 2020  
 Response via : Initial Calibration  
 Integrator: ChemStation 6890 Scale Mode: Small noise peaks clipped

Volume Inj. : 2uL  
 Signal #1 Phase : Rtx-CLPesticides Signal #2 Phase: Rtx-CLPesticides2  
 Signal #1 Info : 30m X 0.32mm X 0. Signal #2 Info : 30m X 0.32mm X 0.25um

*MJB  
3/25/20*

Compound	RT#1	RT#2	Resp#1	Resp#2	ng/mL	ng/mL
<b>System Monitoring Compounds</b>						
1) S TCMX (S)	5.392	5.987	110536	164456	0.514	0.478
22) S DCBP (S)	9.590	10.554	98116	90290	0.373	0.466
<b>Target Compounds</b>						
2) a-BHC	5.931	6.595	137171	190412	0.480	0.456
3) g-BHC	6.214	6.914	120065	177278	0.476	0.434
4) b-BHC	6.291	6.978	56206	85651	0.333	0.336
5) Heptachlor	6.624	7.289	125615	176454	0.539	0.474
6) d-BHC	6.442	7.234	93927	154610	0.374	0.353
7) Aldrin	6.865	7.555	116958	161744	0.487	0.426
8) Heptachlo...	7.327	7.994	116602	157622	0.518	0.457
9) trans-Chl...	7.422	8.134	117895	159223	0.518	0.450
10) cis-Chlor...	7.519	8.242	120376	155733	0.545	0.467
11) Endosulfa...	7.618	8.292	109155	139375	0.530	0.449
12) 4,4'-DDE	7.581	8.348	104194	137534	0.462	0.445
13) Dieldrin	7.789	8.493	115621	146999	0.502	0.424
14) Endrin	7.954	8.721	94731	117807	0.572	0.507
15) 4,4'-DDD	8.003	8.765	89339	121353	0.479	0.458
16) Endosulfa...	8.112	8.868	94859	127427	0.534	0.338
17) 4,4'-DDT	8.199	8.990	64160	75283	0.449	0.497
18) Endrin Al...	8.402	9.105	134379	174071	0.446	0.411
19) Endosulfa...	8.704	9.296	96545	122422	0.199	0.178
20) Methoxychlor	8.534	9.470	42088	48420	0.423	0.492
21) Endrin Ke...	8.898	9.696	113093	132508	0.349	0.339
23) Hexachlor...	0.000	0.000	0	0	N.D.	d
24) Hexachlor...	0.000	0.000	0	0	N.D.	d
25) Oxychlorthane	0.000	0.000	0	0	N.D.	d
26) 2,4'-DDE	0.000	0.000	0	0	N.D.	d
27) trans-Non...	0.000	0.000	0	0	N.D.	d
28) 2,4'-DDD	0.000	0.000	0	0	N.D.	d
29) 2,4'-DDT	0.000	0.000	0	0	N.D.	d
30) cis-Nonac...	0.000	0.000	0	0	N.D.	d
31) Mirex	0.000	0.000	0	0	N.D.	d
32) Chlordane...	0.000	0.000	0	0	N.D.	d
33) Chlordane...	0.000	0.000	0	0	N.D.	d
34) Chlordane...	0.000	0.000	0	0	N.D.	d
35) Chlordane...	0.000	0.000	0	0	N.D.	d
36) Toxaphene...	0.000	0.000	0	0	N.D.	d
37) Toxaphene...	0.000	0.000	0	0	N.D.	d
38) Toxaphene...	0.000	0.000	0	0	N.D.	d
39) Toxaphene...	0.000	0.000	0	0	N.D.	d
40) Toxaphene...	0.000	0.000	0	0	N.D.	d
41) Toxaphene...	0.000	0.000	0	0	N.D.	d
42) Toxaphene...	0.000	0.000	0	0	N.D.	d

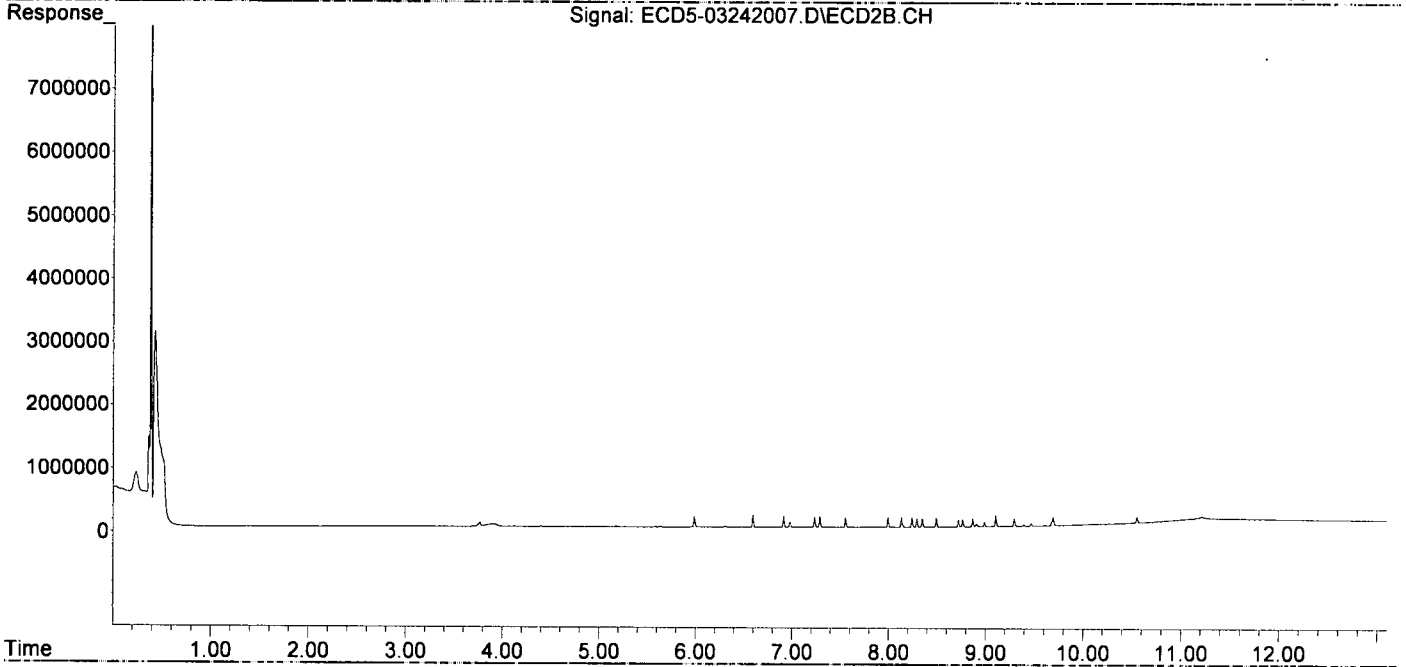
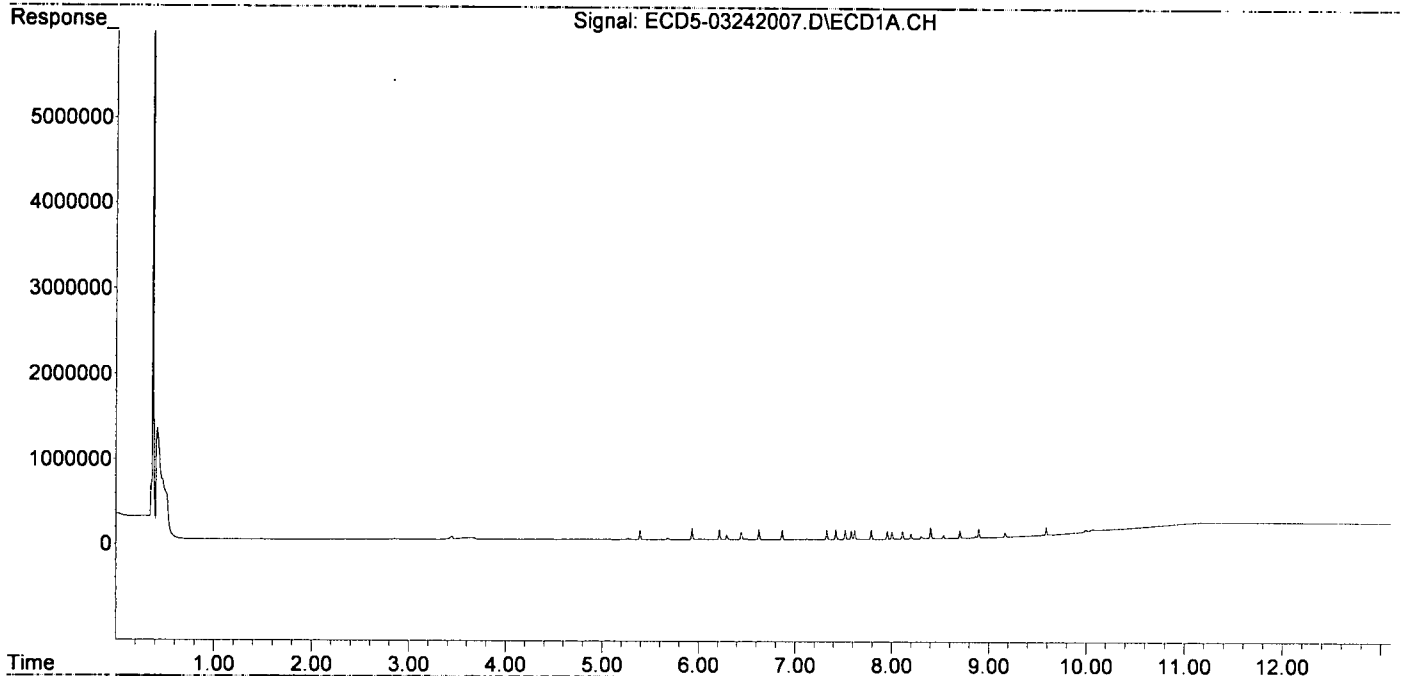
*Not used cal.*

Quantitation Report (QT Reviewed)

Data Path : C:\msdchem\1\data\2020-03\0C24036\  
Data File : ECD5-03242007.D  
Signal(s) : Signal #1: ECD1A.CH Signal #2: ECD2B.CH  
Acq On : 24 Mar 2020 14:15  
Operator : MJB  
Sample : 0C24036-CAL1  
Misc : A20C398, AB 0.5 ppb  
ALS Vial : 4 (Sig #1); 0 (Sig #2) Sample Multiplier: 1

Integration File signal 1: PEST1.e  
Integration File signal 2: PEST2.e  
Quant Time: Mar 24 17:33:06 2020  
Quant Method : C:\msdchem\1\methods\ECD5\_QUANTPEST\_200324.M  
Quant Title : Instrument: DualECD5  
QLast Update : Tue Mar 24 17:31:35 2020  
Response via : Initial Calibration  
Integrator: ChemStation 6890 Scale Mode: Small noise peaks clipped

Volume Inj. : 2uL  
Signal #1 Phase : Rtx-CLPesticides Signal #2 Phase: Rtx-CLPesticides2  
Signal #1 Info : 30m X 0.32mm X 0. Signal #2 Info : 30m X 0.32mm X 0.25um



Quantitation Report (QT Reviewed)

Data Path : C:\msdchem\1\data\2020-03\0C24036\  
 Data File : ECD5-03242008.D  
 Signal(s) : Signal #1: ECD1A.CH Signal #2: ECD2B.CH  
 Acq On : 24 Mar 2020 14:33  
 Operator : MJB  
 Sample : 0C24036-CAL2  
 Misc : A20C178, AB 1 ppb  
 ALS Vial : 5 (Sig #1); 0 (Sig #2) Sample Multiplier: 1

Integration File signal 1: PEST1.e  
 Integration File signal 2: PEST2.e  
 Quant Time: Mar 24 17:33:53 2020  
 Quant Method : C:\msdchem\1\methods\ECD5\_QUANTPEST\_200324.M  
 Quant Title : Instrument: DualECD5  
 QLast Update : Tue Mar 24 17:31:35 2020  
 Response via : Initial Calibration  
 Integrator: ChemStation 6890 Scale Mode: Small noise peaks clipped

Volume Inj. : 2uL  
 Signal #1 Phase : Rtx-CLPesticides Signal #2 Phase: Rtx-CLPesticides2  
 Signal #1 Info : 30m X 0.32mm X 0. Signal #2 Info : 30m X 0.32mm X 0.25um

MJB  
3/25/20

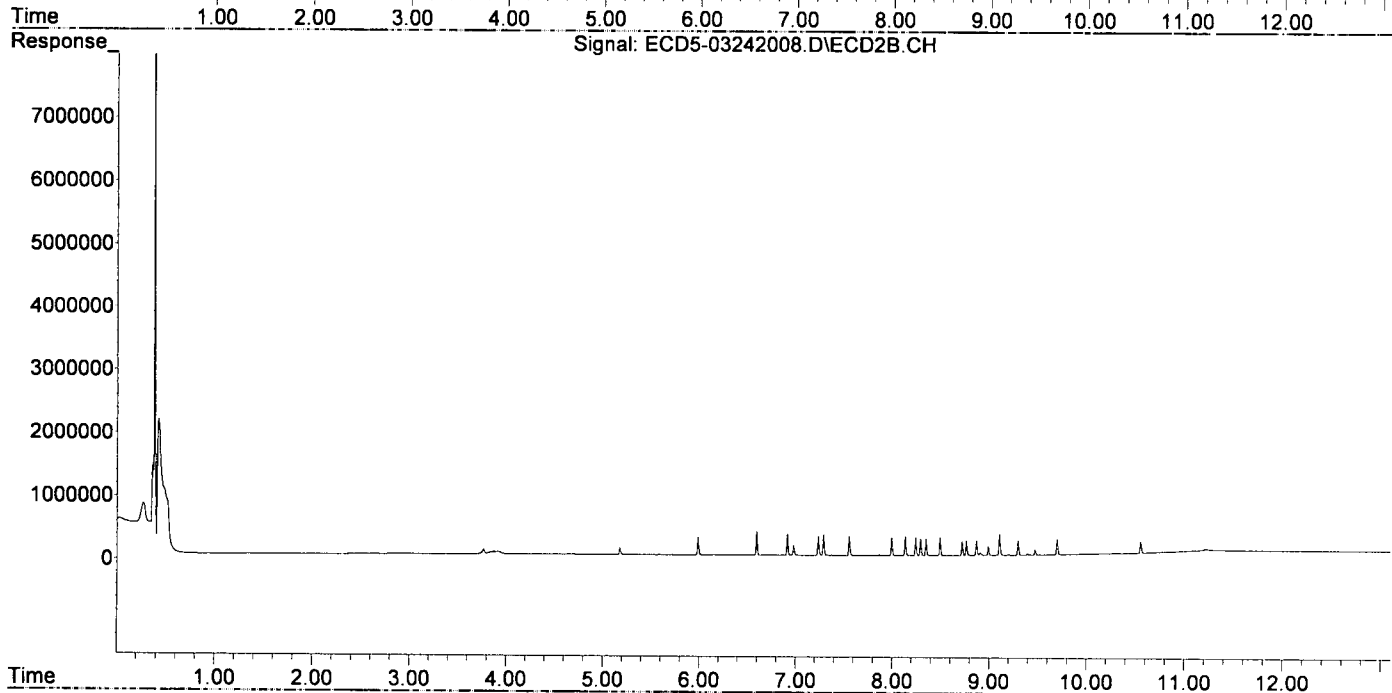
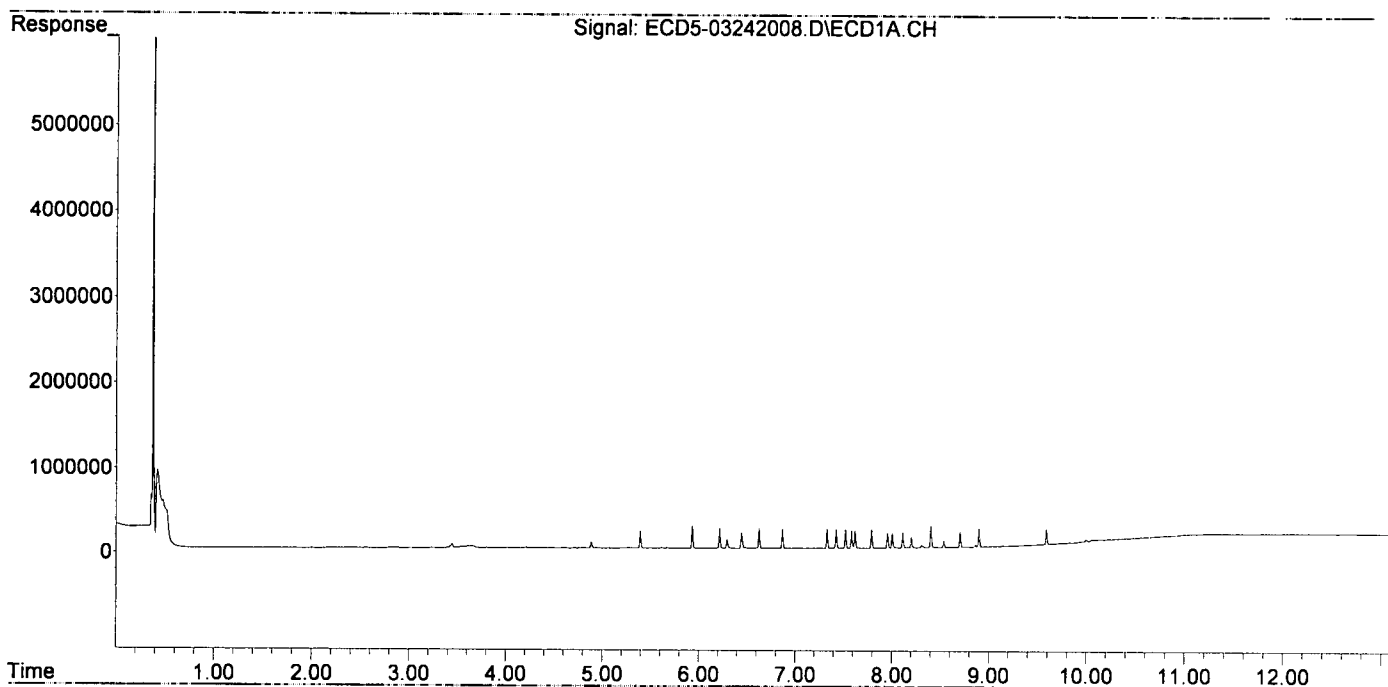
Compound	RT#1	RT#2	Resp#1	Resp#2	ng/mL	ng/mL
System Monitoring Compounds						
1) S TCMX (S)	5.392	5.988	207645	286301	0.966	0.831
22) S DCBP (S)	9.591	10.555	181183	178563	0.902	0.921
Target Compounds						
2) a-BHC	5.932	6.596	265596	377299	0.929	0.881
3) g-BHC	6.215	6.914	235537	342671	0.933	0.839
4) b-BHC	6.291	6.979	105215	160782	0.792	0.788
5) Heptachlor	6.624	7.290	230067	329837	0.987	0.886
6) d-BHC	6.442	7.235	184376	305632	0.733	0.771
7) Aldrin	6.866	7.556	228121	307770	0.949	0.811
8) Heptachlo...	7.328	7.995	224847	298486	0.999	0.865
9) trans-Chl...	7.423	8.135	218460	299115	0.960	0.846
10) cis-Chlor...	7.520	8.243	222249	292209	1.006	0.876
11) Endosulfa...	7.618	8.293	202673	271030	0.984	0.873
12) 4,4'-DDE	7.582	8.349	200955	269052	0.891	0.840
13) Dieldrin	7.790	8.494	219208	291990	0.951	0.843
14) Endrin	7.955	8.722	176915	222568	1.067	0.985
15) 4,4'-DDD	8.003	8.765	171895	235370	0.923	0.891
16) Endosulfa...	8.112	8.869	179623	236237	0.842	0.793
17) 4,4'-DDT	8.200	8.992	121352	143366	0.857	0.871
18) Endrin Al...	8.402	9.106	255838	337369	1.261	1.178
19) Endosulfa...	8.703	9.297	181494	232214	0.744	0.687
20) Methoxychlor	8.535	9.471	79126	89258	0.954	0.940
21) Endrin Ke...	8.898	9.698	212548	246568	0.877	0.798
23) Hexachlor...	0.000	0.000	0	0	N.D.	d
24) Hexachlor...	0.000	0.000	0	0	N.D.	d
25) Oxychlorane	0.000	0.000	0	0	N.D.	d
26) 2,4'-DDE	0.000	0.000	0	0	N.D.	d
27) trans-Non...	0.000	0.000	0	0	N.D.	d
28) 2,4'-DDD	0.000	0.000	0	0	N.D.	d
29) 2,4'-DDT	0.000	0.000	0	0	N.D.	d
30) cis-Nonac...	0.000	0.000	0	0	N.D.	d
31) Mirex	0.000	0.000	0	0	N.D.	d
32) Chlordane...	0.000	0.000	0	0	N.D.	d
33) Chlordane...	0.000	0.000	0	0	N.D.	d
34) Chlordane...	0.000	0.000	0	0	N.D.	d
35) Chlordane...	0.000	0.000	0	0	N.D.	d
36) Toxaphene...	0.000	0.000	0	0	N.D.	d
37) Toxaphene...	0.000	0.000	0	0	N.D.	d
38) Toxaphene...	0.000	0.000	0	0	N.D.	d
39) Toxaphene...	0.000	0.000	0	0	N.D.	d
40) Toxaphene...	0.000	0.000	0	0	N.D.	d
41) Toxaphene...	0.000	0.000	0	0	N.D.	d
42) Toxaphene...	0.000	0.000	0	0	N.D.	d

Not used in cal

Data Path : C:\msdchem\1\data\2020-03\0C24036\  
 Data File : ECD5-03242008.D  
 Signal(s) : Signal #1: ECD1A.CH Signal #2: ECD2B.CH  
 Acq On : 24 Mar 2020 14:33  
 Operator : MJB  
 Sample : 0C24036-CAL2  
 Misc : A20C178, AB 1 ppb  
 ALS Vial : 5 (Sig #1); 0 (Sig #2) Sample Multiplier: 1

Integration File signal 1: PEST1.e  
 Integration File signal 2: PEST2.e  
 Quant Time: Mar 24 17:33:53 2020  
 Quant Method : C:\msdchem\1\methods\ECD5\_QUANTPEST\_200324.M  
 Quant Title : Instrument: DualECD5  
 QLast Update : Tue Mar 24 17:31:35 2020  
 Response via : Initial Calibration  
 Integrator: ChemStation 6890 Scale Mode: Small noise peaks clipped

Volume Inj. : 2uL  
 Signal #1 Phase : Rtx-CLPesticides Signal #2 Phase: Rtx-CLPesticides2  
 Signal #1 Info : 30m X 0.32mm X 0. Signal #2 Info : 30m X 0.32mm X 0.25um



Data Path : C:\msdchem\1\data\2020-03\0C24036\  
 Data File : ECD5-03242009.D  
 Signal(s) : Signal #1: ECD1A.CH Signal #2: ECD2B.CH  
 Acq On : 24 Mar 2020 14:50  
 Operator : MJB  
 Sample : 0C24036-CAL3  
 Misc : A20C179, AB 2 ppb  
 ALS Vial : 6 (Sig #1); 0 (Sig #2) Sample Multiplier: 1

Integration File signal 1: PEST1.e  
 Integration File signal 2: PEST2.e  
 Quant Time: Mar 24 17:34:27 2020  
 Quant Method : C:\msdchem\1\methods\ECD5\_QUANTPEST\_200324.M  
 Quant Title : Instrument: DualeCD5  
 QLast Update : Tue Mar 24 17:31:35 2020  
 Response via : Initial Calibration  
 Integrator: ChemStation 6890 Scale Mode: Small noise peaks clipped

Volume Inj. : 2uL  
 Signal #1 Phase : Rtx-CLPesticides Signal #2 Phase: Rtx-CLPesticides2  
 Signal #1 Info : 30m X 0.32mm X 0. Signal #2 Info : 30m X 0.32mm X 0.25um

MJB  
3/25/20

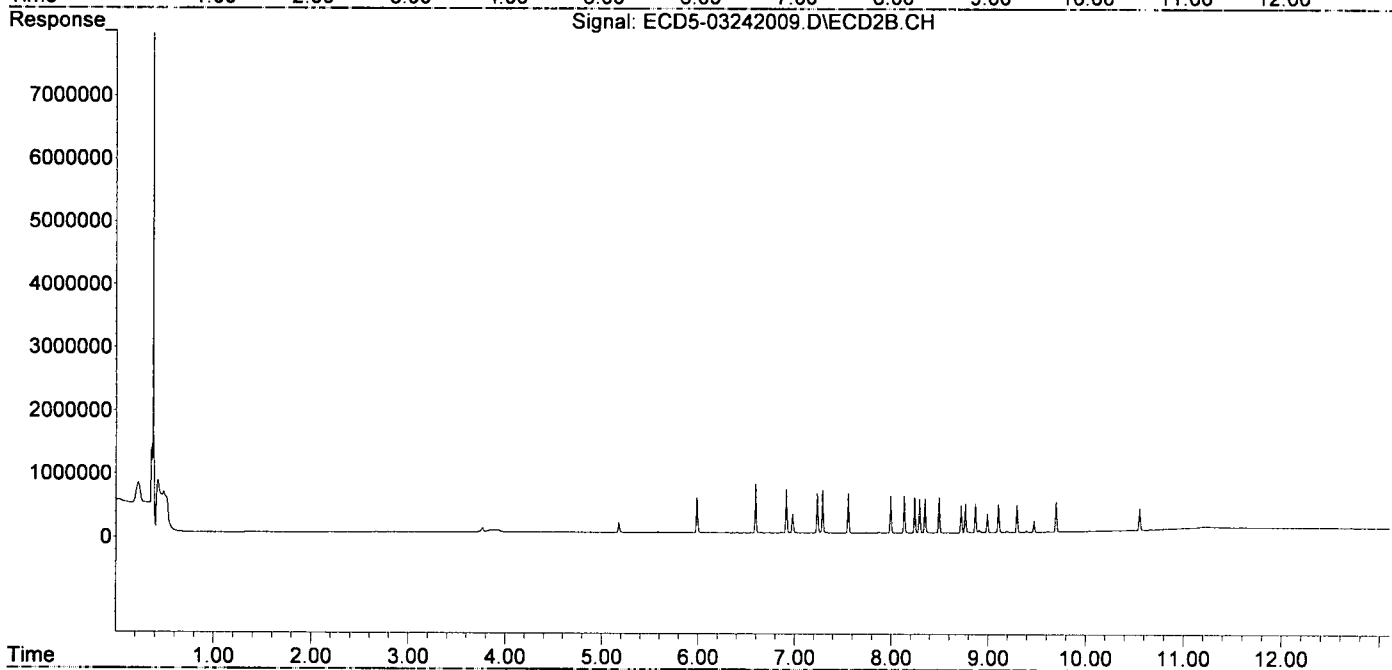
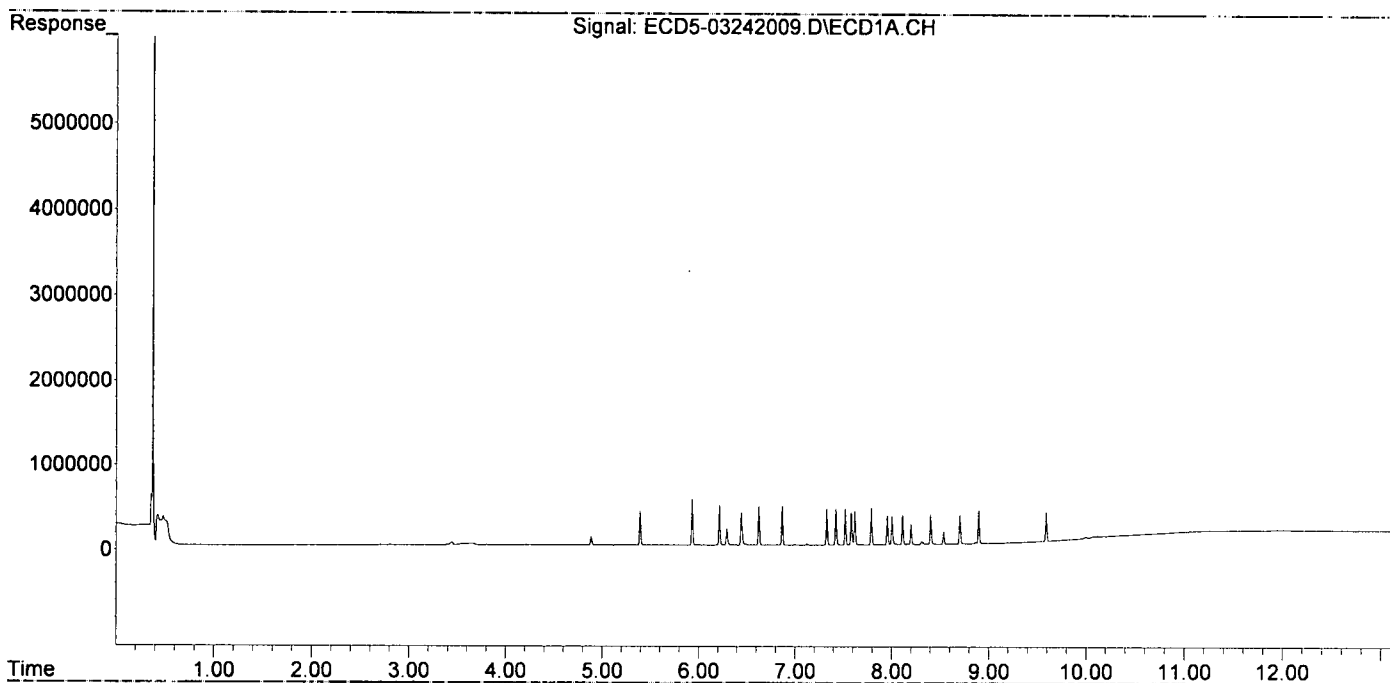
Compound	RT#1	RT#2	Resp#1	Resp#2	ng/mL	ng/mL
<b>System Monitoring Compounds</b>						
1) S TCMX (S)	5.390	5.986	389246	549729	1.811	1.596
22) S DCBP (S)	9.589	10.552	338359	341403	1.905	1.760
<b>Target Compounds</b>						
2) a-BHC	5.930	6.594	533325	769730	1.866	1.771
3) g-BHC	6.213	6.913	461944	680129	1.830	1.664
4) b-BHC	6.289	6.977	193610	302962	1.619	1.642
5) Heptachlor	6.622	7.287	451051	669996	1.935	1.799
6) d-BHC	6.440	7.233	371970	619769	1.479	1.640
7) Aldrin	6.863	7.554	446847	627199	1.860	1.653
8) Heptachlo...	7.326	7.994	421620	587296	1.873	1.702
9) trans-Chl...	7.421	8.133	420963	584049	1.850	1.652
10) cis-Chlor...	7.518	8.241	418487	563394	1.894	1.690
11) Endosulfa...	7.616	8.292	394005	531137	1.913	1.711
12) 4,4'-DDE	7.579	8.347	377407	535383	1.674	1.637
13) Dieldrin	7.788	8.493	423831	559484	1.839	1.615
14) Endrin	7.953	8.720	337729	427288	2.038	1.918
15) 4,4'-DDD	8.001	8.764	324983	459481	1.744	1.741
16) Endosulfa...	8.110	8.868	336277	458827	1.782	1.720
17) 4,4'-DDT	8.198	8.990	239428	293276	1.697	1.691
18) Endrin Al...	8.400	9.105	339697	448662	1.823	1.701
19) Endosulfa...	8.702	9.295	331487	442393	1.708	1.659
20) Methoxychlor	8.534	9.469	141470	178580	1.846	1.918
21) Endrin Ke...	8.896	9.696	384343	474690	1.787	1.714
23) Hexachlor...	0.000	0.000	0	0	N.D. d	N.D. d
24) Hexachlor...	0.000	0.000	0	0	N.D. d	N.D. d
25) Oxychlorane	0.000	0.000	0	0	N.D. d	N.D. d
26) 2,4'-DDE	0.000	0.000	0	0	N.D. d	N.D. d
27) trans-Non...	0.000	0.000	0	0	N.D. d	N.D. d
28) 2,4'-DDD	0.000	0.000	0	0	N.D. d	N.D. d
29) 2,4'-DDT	0.000	0.000	0	0	N.D. d	N.D. d
30) cis-Nonac...	0.000	0.000	0	0	N.D. d	N.D. d
31) Mirex	0.000	0.000	0	0	N.D. d	N.D. d
32) Chlordane...	0.000	0.000	0	0	N.D. d	N.D. d
33) Chlordane...	0.000	0.000	0	0	N.D. d	N.D. d
34) Chlordane...	0.000	0.000	0	0	N.D. d	N.D. d
35) Chlordane...	0.000	0.000	0	0	N.D. d	N.D. d
36) Toxaphene...	0.000	0.000	0	0	N.D. d	N.D. d
37) Toxaphene...	0.000	0.000	0	0	N.D. d	N.D. d
38) Toxaphene...	0.000	0.000	0	0	N.D. d	N.D. d
39) Toxaphene...	0.000	0.000	0	0	N.D. d	N.D. d
40) Toxaphene...	0.000	0.000	0	0	N.D. d	N.D. d
41) Toxaphene...	0.000	0.000	0	0	N.D. d	N.D. d
42) Toxaphene...	0.000	0.000	0	0	N.D. d	N.D. d

Quantitation Report (QT Reviewed)

Data Path : C:\msdchem\1\data\2020-03\0C24036\  
Data File : ECD5-03242009.D  
Signal(s) : Signal #1: ECD1A.CH Signal #2: ECD2B.CH  
Acq On : 24 Mar 2020 14:50  
Operator : MJB  
Sample : 0C24036-CAL3  
Misc : A20C179, AB 2 ppb  
ALS Vial : 6 (Sig #1); 0 (Sig #2) Sample Multiplier: 1

Integration File signal 1: PEST1.e  
Integration File signal 2: PEST2.e  
Quant Time: Mar 24 17:34:27 2020  
Quant Method : C:\msdchem\1\methods\ECD5\_QUANTPEST\_200324.M  
Quant Title : Instrument: DualECD5  
QLast Update : Tue Mar 24 17:31:35 2020  
Response via : Initial Calibration  
Integrator: ChemStation 6890 Scale Mode: Small noise peaks clipped

Volume Inj. : 2uL  
Signal #1 Phase : Rtx-CLPesticides Signal #2 Phase: Rtx-CLPesticides2  
Signal #1 Info : 30m X 0.32mm X 0. Signal #2 Info : 30m X 0.32mm X 0.25um





Data Path : C:\msdchem\1\data\2020-03\0C24036\  
 Data File : ECD5-03242010.D  
 Signal(s) : Signal #1: ECD1A.CH Signal #2: ECD2B.CH  
 Acq On : 24 Mar 2020 15:07  
 Operator : MJB  
 Sample : 0C24036-CAL4  
 Misc : A20C180, AB 5 ppb  
 ALS Vial : 7 (Sig #1); 0 (Sig #2) Sample Multiplier: 1

Integration File signal 1: PEST1.e  
 Integration File signal 2: PEST2.e  
 Quant Time: Mar 24 17:35:04 2020  
 Quant Method : C:\msdchem\1\methods\ECD5\_QUANTPEST\_200324.M  
 Quant Title : Instrument: DualECD5  
 QLast Update : Tue Mar 24 17:31:35 2020  
 Response via : Initial Calibration  
 Integrator: ChemStation 6890 Scale Mode: Small noise peaks clipped

Volume Inj. : 2uL  
 Signal #1 Phase : Rtx-CLPesticides Signal #2 Phase: Rtx-CLPesticides2  
 Signal #1 Info : 30m X 0.32mm X 0. Signal #2 Info : 30m X 0.32mm X 0.25um

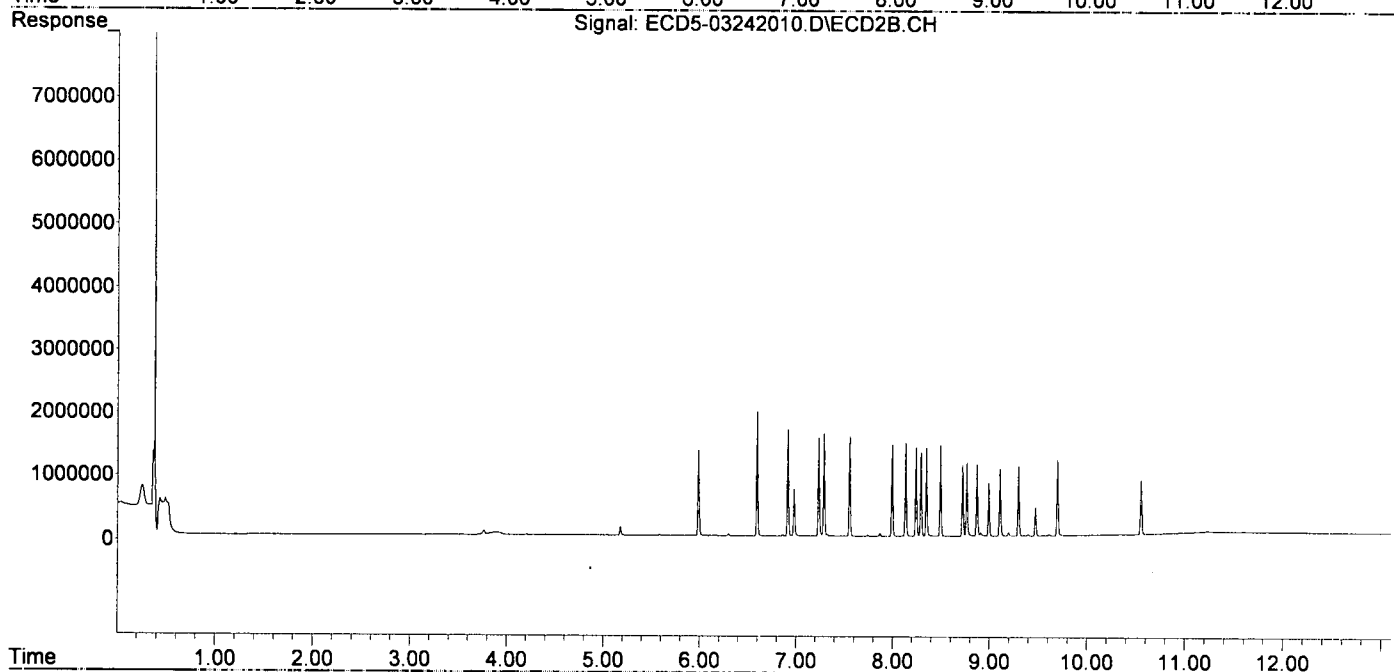
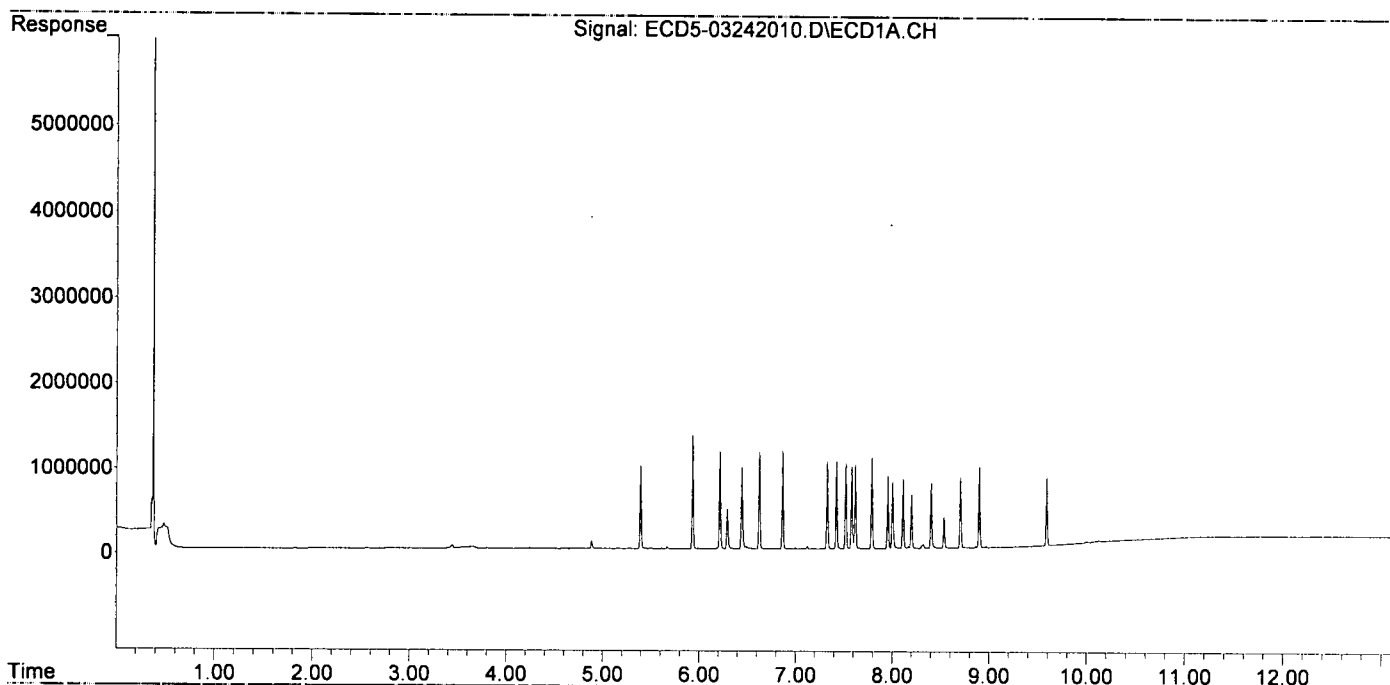
*MJB*  
*3/25/20*

Compound	RT#1	RT#2	Resp#1	Resp#2	ng/mL	ng/mL
System Monitoring Compounds						
1) S TCMX (S)	5.390	5.986	964743	1335959	4.489	3.879
22) S DCBP (S)	9.588	10.553	799034	836468	4.842	4.313
Target Compounds						
2) a-BHC	5.930	6.594	1329593	1962158	4.652	4.464
3) g-BHC	6.213	6.913	1144128	1681533	4.533	4.115
4) b-BHC	6.289	6.977	468025	728404	4.187	4.192
5) Heptachlor	6.622	7.288	1139576	1622489	4.888	4.358
6) d-BHC	6.439	7.233	956714	1544609	3.805	4.185
7) Aldrin	6.863	7.554	1150626	1571627	4.789	4.143
8) Heptachlo...	7.325	7.993	1022828	1429908	4.544	4.145
9) trans-Chl...	7.420	8.133	1026948	1462256	4.513	4.137
10) cis-Chlor...	7.518	8.241	1009258	1388464	4.567	4.164
11) Endosulfa...	7.616	8.291	985546	1319107	4.785	4.250
12) 4,4'-DDE	7.579	8.347	966330	1383430	4.287	4.168
13) Dieldrin	7.787	8.493	1062097	1421532	4.608	4.104
14) Endrin	7.952	8.720	846370	1113227	5.106	5.022
15) 4,4'-DDD	8.001	8.764	779676	1150449	4.184	4.350
16) Endosulfa...	8.109	8.868	815737	1121325	4.657	4.468
17) 4,4'-DDT	8.197	8.990	628966	826552	4.458	4.579
18) Endrin Al...	8.400	9.104	757621	1046598	4.623	4.497
19) Endosulfa...	8.702	9.295	818686	1094098	4.836	4.659
20) Methoxychlor	8.533	9.469	355516	445546	4.896	4.817
21) Endrin Ke...	8.896	9.695	944342	1186676	4.752	4.558
23) Hexachlor...	0.000	0.000	0	0	N.D. d	N.D. d
24) Hexachlor...	0.000	0.000	0	0	N.D. d	N.D. d
25) Oxychlorane	0.000	0.000	0	0	N.D. d	N.D. d
26) 2,4'-DDE	0.000	0.000	0	0	N.D. d	N.D. d
27) trans-Non...	0.000	0.000	0	0	N.D. d	N.D. d
28) 2,4'-DDD	0.000	0.000	0	0	N.D. d	N.D. d
29) 2,4'-DDT	0.000	0.000	0	0	N.D. d	N.D. d
30) cis-Nonac...	0.000	0.000	0	0	N.D. d	N.D. d
31) Mirex	0.000	0.000	0	0	N.D. d	N.D. d
32) Chlordane...	0.000	0.000	0	0	N.D. d	N.D. d
33) Chlordane...	0.000	0.000	0	0	N.D. d	N.D. d
34) Chlordane...	0.000	0.000	0	0	N.D. d	N.D. d
35) Chlordane...	0.000	0.000	0	0	N.D. d	N.D. d
36) Toxaphene...	0.000	0.000	0	0	N.D. d	N.D. d
37) Toxaphene...	0.000	0.000	0	0	N.D. d	N.D. d
38) Toxaphene...	0.000	0.000	0	0	N.D. d	N.D. d
39) Toxaphene...	0.000	0.000	0	0	N.D. d	N.D. d
40) Toxaphene...	0.000	0.000	0	0	N.D. d	N.D. d
41) Toxaphene...	0.000	0.000	0	0	N.D. d	N.D. d
42) Toxaphene...	0.000	0.000	0	0	N.D. d	N.D. d

Data Path : C:\msdchem\1\data\2020-03\0C24036\  
Data File : ECD5-03242010.D  
Signal(s) : Signal #1: ECD1A.CH Signal #2: ECD2B.CH  
Acq On : 24 Mar 2020 15:07  
Operator : MJB  
Sample : 0C24036-CAL4  
Misc : A20C180, AB 5 ppb  
ALS Vial : 7 (Sig #1); 0 (Sig #2) Sample Multiplier: 1

Integration File signal 1: PEST1.e  
Integration File signal 2: PEST2.e  
Quant Time: Mar 24 17:35:04 2020  
Quant Method : C:\msdchem\1\methods\ECD5\_QUANTPEST\_200324.M  
Quant Title : Instrument: DualECD5  
QLast Update : Tue Mar 24 17:31:35 2020  
Response via : Initial Calibration  
Integrator: ChemStation 6890 Scale Mode: Small noise peaks clipped

Volume Inj. : 2uL  
Signal #1 Phase : Rtx-CLPesticides Signal #2 Phase: Rtx-CLPesticides2  
Signal #1 Info : 30m X 0.32mm X 0. Signal #2 Info : 30m X 0.32mm X 0.25um



Data Path : C:\msdchem\1\data\2020-03\0C24036\  
 Data File : ECD5-03242011.D  
 Signal(s) : Signal #1: ECD1A.CH Signal #2: ECD2B.CH  
 Acq On : 24 Mar 2020 15:24  
 Operator : MJB  
 Sample : 0C24036-CAL5  
 Misc : A20C181, AB 10 ppb  
 ALS Vial : 8 (Sig #1); 0 (Sig #2) Sample Multiplier: 1

Integration File signal 1: PEST1.e  
 Integration File signal 2: PEST2.e  
 Quant Time: Mar 24 17:35:36 2020  
 Quant Method : C:\msdchem\1\methods\ECD5\_QUANTPEST\_200324.M  
 Quant Title : Instrument: DualECD5  
 QLast Update : Tue Mar 24 17:31:35 2020  
 Response via : Initial Calibration  
 Integrator: ChemStation 6890 Scale Mode: Small noise peaks clipped

Volume Inj. : 2uL  
 Signal #1 Phase : Rtx-CLPesticides Signal #2 Phase: Rtx-CLPesticides2  
 Signal #1 Info : 30m X 0.32mm X 0. Signal #2 Info : 30m X 0.32mm X 0.25um

MJB  
3/25/20

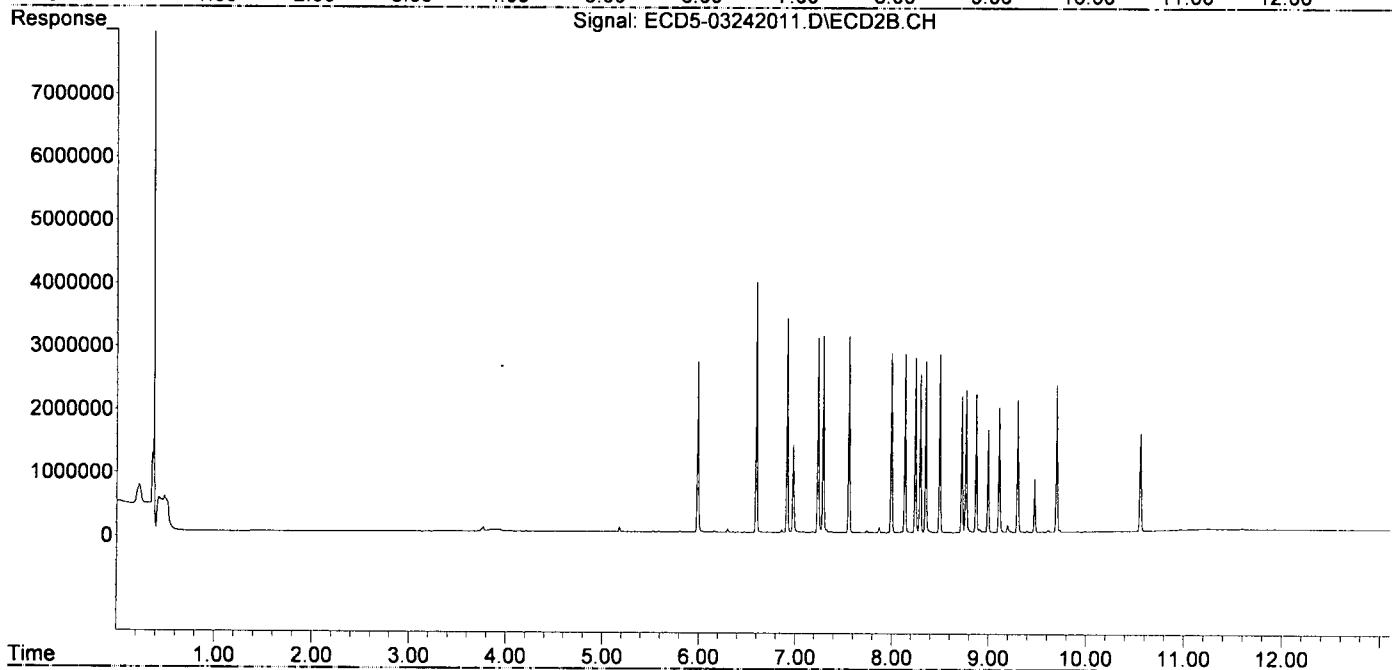
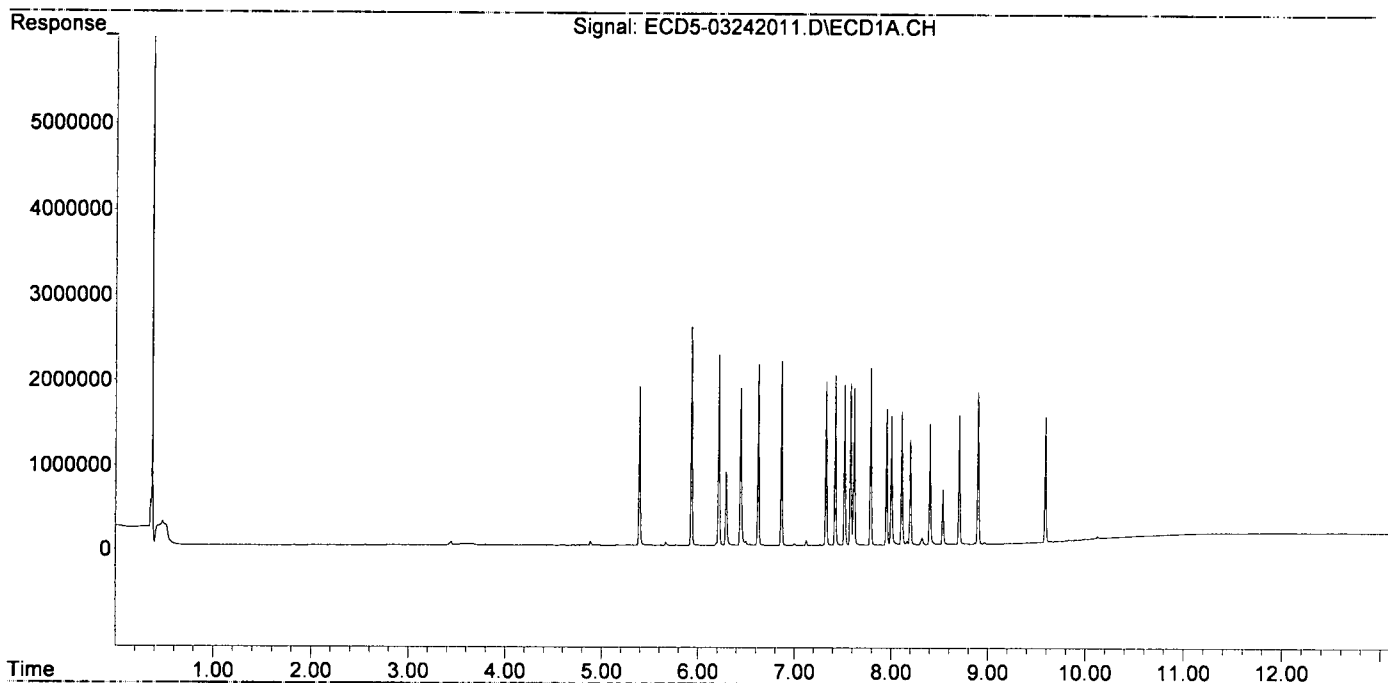
Compound	RT#1	RT#2	Resp#1	Resp#2	ng/mL	ng/mL
System Monitoring Compounds						
1) S TCMX (S)	5.391	5.987	1871440	2672852	8.707	7.761
22) S DCBP (S)	9.589	10.554	1476751	1539567	9.161	7.938
Target Compounds						
2) a-BHC	5.930	6.595	2560403	3940249	8.959	8.891
3) g-BHC	6.213	6.913	2232104	3375199	8.843	8.259
4) b-BHC	6.289	6.977	872767	1376406	7.977	8.063
5) Heptachlor	6.623	7.288	2121785	3095659	9.101	8.314
6) d-BHC	6.439	7.233	1855154	3066052	7.377	8.331
7) Aldrin	6.864	7.555	2164338	3095998	9.008	8.161
8) Heptachlo...	7.326	7.994	1918192	2823127	8.521	8.183
9) trans-Chl...	7.421	8.134	1997780	2808234	8.780	7.945
10) cis-Chlor...	7.518	8.242	1892390	2750743	8.563	8.249
11) Endosulfa...	7.616	8.292	1839301	2496249	8.930	8.043
12) 4,4'-DDE	7.579	8.348	1899226	2682066	8.425	8.018
13) Dieldrin	7.787	8.493	2075053	2800716	9.003	8.085
14) Endrin	7.952	8.720	1604775	2149089	9.682	9.652
15) 4,4'-DDD	8.001	8.764	1528268	2247089	8.202	8.455
16) Endosulfa...	8.109	8.868	1565837	2179899	9.146	8.817
17) 4,4'-DDT	8.198	8.990	1240165	1621620	8.755	8.800
18) Endrin Al...	8.400	9.105	1418667	1961779	9.051	8.742
19) Endosulfa...	8.702	9.295	1519791	2092636	9.330	9.215
20) Methoxychlor	8.534	9.470	649462	846036	9.056	9.099
21) Endrin Ke...	8.896	9.696	1786134	2307847	9.195	8.992
23) Hexachlor...	0.000	0.000	0	0	N.D. d	N.D. d
24) Hexachlor...	0.000	0.000	0	0	N.D. d	N.D. d
25) Oxychlorane	0.000	0.000	0	0	N.D. d	N.D. d
26) 2,4'-DDE	0.000	0.000	0	0	N.D. d	N.D. d
27) trans-Non...	0.000	0.000	0	0	N.D. d	N.D. d
28) 2,4'-DDD	0.000	0.000	0	0	N.D. d	N.D. d
29) 2,4'-DDT	0.000	0.000	0	0	N.D. d	N.D. d
30) cis-Nonac...	0.000	0.000	0	0	N.D. d	N.D. d
31) Mirex	0.000	0.000	0	0	N.D. d	N.D. d
32) Chlordane...	0.000	0.000	0	0	N.D. d	N.D. d
33) Chlordane...	0.000	0.000	0	0	N.D. d	N.D. d
34) Chlordane...	0.000	0.000	0	0	N.D. d	N.D. d
35) Chlordane...	0.000	0.000	0	0	N.D. d	N.D. d
36) Toxaphene...	0.000	0.000	0	0	N.D. d	N.D. d
37) Toxaphene...	0.000	0.000	0	0	N.D. d	N.D. d
38) Toxaphene...	0.000	0.000	0	0	N.D. d	N.D. d
39) Toxaphene...	0.000	0.000	0	0	N.D. d	N.D. d
40) Toxaphene...	0.000	0.000	0	0	N.D. d	N.D. d
41) Toxaphene...	0.000	0.000	0	0	N.D. d	N.D. d
42) Toxaphene...	0.000	0.000	0	0	N.D. d	N.D. d

Quantitation Report (QT Reviewed)

Data Path : C:\msdchem\1\data\2020-03\0C24036\  
Data File : ECD5-03242011.D  
Signal(s) : Signal #1: ECD1A.CH Signal #2: ECD2B.CH  
Acq On : 24 Mar 2020 15:24  
Operator : MJB  
Sample : 0C24036-CAL5  
Misc : A20C181, AB 10 ppb  
ALS Vial : 8 (Sig #1); 0 (Sig #2) Sample Multiplier: 1

Integration File signal 1: PEST1.e  
Integration File signal 2: PEST2.e  
Quant Time: Mar 24 17:35:36 2020  
Quant Method : C:\msdchem\1\methods\ECD5\_QUANTPEST\_200324.M  
Quant Title : Instrument: DualECD5  
QLast Update : Tue Mar 24 17:31:35 2020  
Response via : Initial Calibration  
Integrator: ChemStation 6890 Scale Mode: Small noise peaks clipped

Volume Inj. : 2uL  
Signal #1 Phase : Rtx-CLPesticides Signal #2 Phase: Rtx-CLPesticides2  
Signal #1 Info : 30m X 0.32mm X 0. Signal #2 Info : 30m X 0.32mm X 0.25um



Data Path : C:\msdchem\1\data\2020-03\0C24036\  
 Data File : ECD5-03242012.D  
 Signal(s) : Signal #1: ECD1A.CH Signal #2: ECD2B.CH  
 Acq On : 24 Mar 2020 15:41  
 Operator : MJB  
 Sample : 0C24036-CAL6  
 Misc : A20C182, AB 25 ppb  
 ALS Vial : 9 (Sig #1); 0 (Sig #2) Sample Multiplier: 1

Integration File signal 1: PEST1.e  
 Integration File signal 2: PEST2.e  
 Quant Time: Mar 24 17:36:06 2020  
 Quant Method : C:\msdchem\1\methods\ECD5\_QUANTPEST\_200324.M  
 Quant Title : Instrument: DualECD5  
 QLast Update : Tue Mar 24 17:31:35 2020  
 Response via : Initial Calibration  
 Integrator: ChemStation 6890 Scale Mode: Small noise peaks clipped

Volume Inj. : 2uL  
 Signal #1 Phase : Rtx-CLPesticides Signal #2 Phase: Rtx-CLPesticides2  
 Signal #1 Info : 30m X 0.32mm X 0. Signal #2 Info : 30m X 0.32mm X 0.25um

MJB  
3/25/20

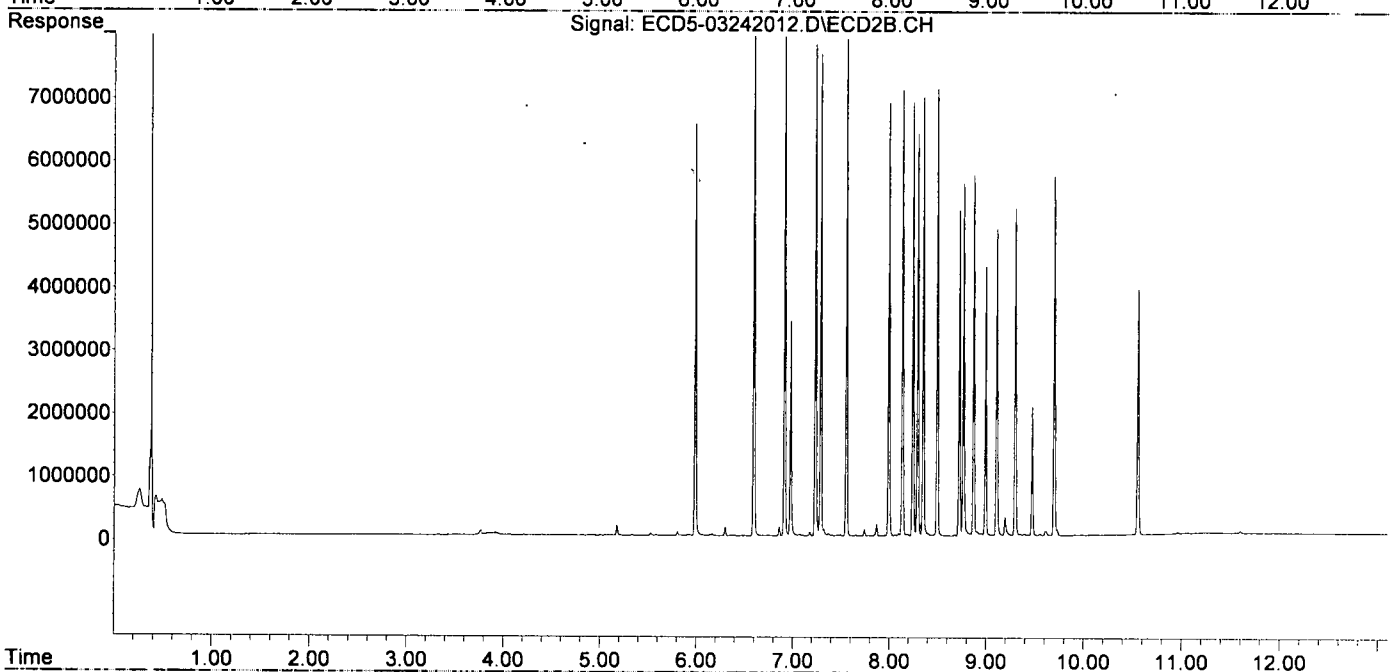
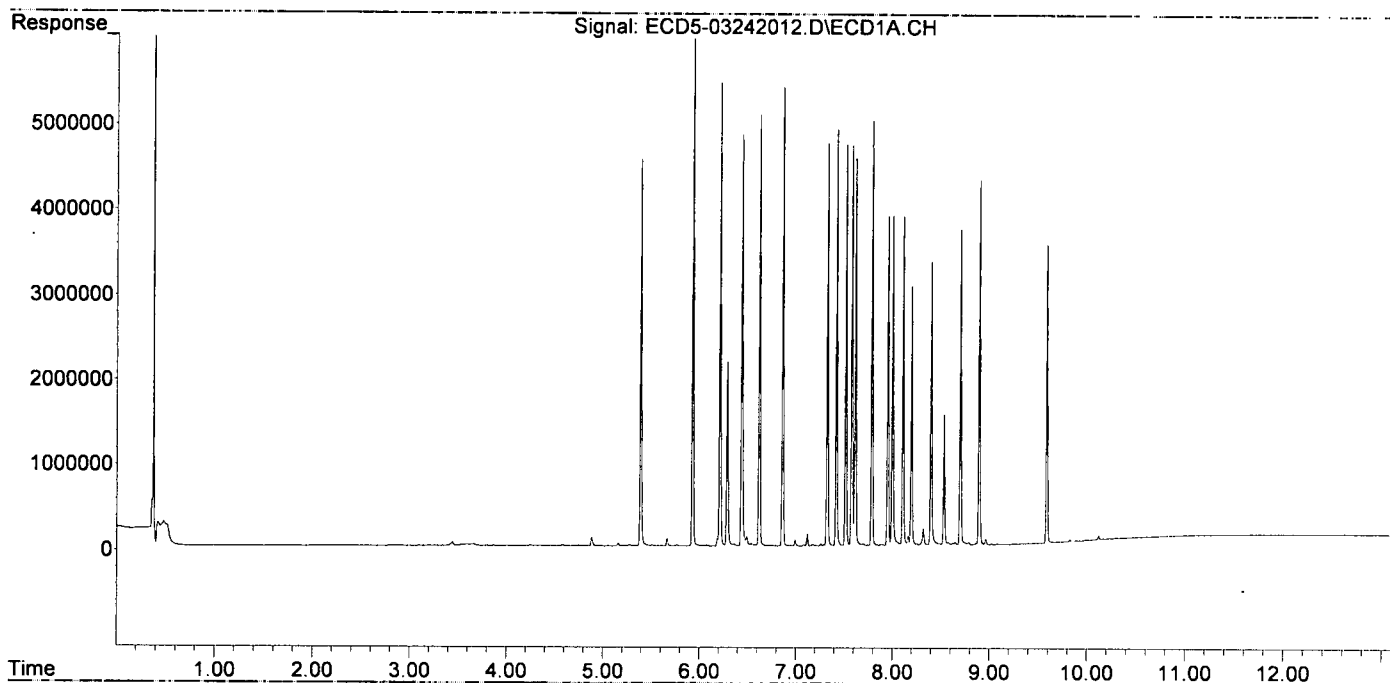
Compound	RT#1	RT#2	Resp#1	Resp#2	ng/mL	ng/mL
System Monitoring Compounds						
1) S TCMX (S)	5.390	5.986	4512622	6520954	20.996	18.934
22) S DCBP (S)	9.588	10.552	3497021	3867029	22.014	19.938
Target Compounds						
2) a-BHC	5.929	6.594	6300836	9620617	22.046	21.339
3) g-BHC	6.212	6.912	5406502	8241389	21.419	20.167
4) b-BHC	6.288	6.976	2161452	3404701	20.058	20.081
5) Heptachlor	6.621	7.287	5053266	7620334	21.676	20.466
6) d-BHC	6.438	7.232	4815486	7763079	19.149	20.843
7) Aldrin	6.863	7.554	5344381	7846063	22.242	20.681
8) Heptachlo...	7.325	7.992	4717307	6834808	20.955	19.811
9) trans-Chl...	7.419	8.132	4840892	7038270	21.274	19.913
10) cis-Chlor...	7.517	8.240	4673568	6834773	21.149	20.497
11) Endosulfa...	7.615	8.291	4539125	6355160	22.039	20.477
12) 4,4'-DDE	7.578	8.346	4679040	6917688	20.756	20.371
13) Dieldrin	7.787	8.492	4973639	7072067	21.580	20.417
14) Endrin	7.951	8.720	3854623	5127876	23.256	22.602
15) 4,4'-DDD	8.000	8.762	3831772	5545997	20.564	20.541
16) Endosulfa...	8.108	8.867	3858748	5692155	22.812	22.901
17) 4,4'-DDT	8.197	8.990	3040414	4248274	21.173	22.104
18) Endrin Al...	8.399	9.104	3315527	4831046	21.749	21.798
19) Endosulfa...	8.701	9.295	3693603	5149242	23.215	22.873
20) Methoxychlor	8.532	9.468	1519078	2040469	21.178	21.440
21) Endrin Ke...	8.895	9.695	4268654	5671298	22.207	21.985
23) Hexachlor...	0.000	0.000	0	0	N.D. d	N.D. d
24) Hexachlor...	0.000	0.000	0	0	N.D. d	N.D. d
25) Oxychlorane	0.000	0.000	0	0	N.D. d	N.D. d
26) 2,4'-DDE	0.000	0.000	0	0	N.D. d	N.D. d
27) trans-Non...	0.000	0.000	0	0	N.D. d	N.D. d
28) 2,4'-DDD	0.000	0.000	0	0	N.D. d	N.D. d
29) 2,4'-DDT	0.000	0.000	0	0	N.D. d	N.D. d
30) cis-Nonac...	0.000	0.000	0	0	N.D. d	N.D. d
31) Mirex	0.000	0.000	0	0	N.D. d	N.D. d
32) Chlordane...	0.000	0.000	0	0	N.D. d	N.D. d
33) Chlordane...	0.000	0.000	0	0	N.D. d	N.D. d
34) Chlordane...	0.000	0.000	0	0	N.D. d	N.D. d
35) Chlordane...	0.000	0.000	0	0	N.D. d	N.D. d
36) Toxaphene...	0.000	0.000	0	0	N.D. d	N.D. d
37) Toxaphene...	0.000	0.000	0	0	N.D. d	N.D. d
38) Toxaphene...	0.000	0.000	0	0	N.D. d	N.D. d
39) Toxaphene...	0.000	0.000	0	0	N.D. d	N.D. d
40) Toxaphene...	0.000	0.000	0	0	N.D. d	N.D. d
41) Toxaphene...	0.000	0.000	0	0	N.D. d	N.D. d
42) Toxaphene...	0.000	0.000	0	0	N.D. d	N.D. d

Quantitation Report (QT Reviewed)

Data Path : C:\msdchem\1\data\2020-03\0C24036\  
Data File : ECD5-03242012.D  
Signal(s) : Signal #1: ECD1A.CH Signal #2: ECD2B.CH  
Acq On : 24 Mar 2020 15:41  
Operator : MJB  
Sample : 0C24036-CAL6  
Misc : A20C182, AB 25 ppb  
ALS Vial : 9 (Sig #1); 0 (Sig #2) Sample Multiplier: 1

Integration File signal 1: PEST1.e  
Integration File signal 2: PEST2.e  
Quant Time: Mar 24 17:36:06 2020  
Quant Method : C:\msdchem\1\methods\ECD5\_QUANTPEST\_200324.M  
Quant Title : Instrument: DualECD5  
QLast Update : Tue Mar 24 17:31:35 2020  
Response via : Initial Calibration  
Integrator: ChemStation 6890 Scale Mode: Small noise peaks clipped

Volume Inj. : 2uL  
Signal #1 Phase : Rtx-CLPesticides Signal #2 Phase: Rtx-CLPesticides2  
Signal #1 Info : 30m X 0.32mm X 0. Signal #2 Info : 30m X 0.32mm X 0.25um



Data Path : C:\msdchem\1\data\2020-03\0C24036\  
 Data File : ECD5-03242013.D  
 Signal(s) : Signal #1: ECD1A.CH Signal #2: ECD2B.CH  
 Acq On : 24 Mar 2020 15:59  
 Operator : MJB  
 Sample : 0C24036-CAL7  
 Misc : A20C183, AB 50 ppb  
 ALS Vial : 10 (Sig #1); 0 (Sig #2) Sample Multiplier: 1

Integration File signal 1: PEST1.e  
 Integration File signal 2: PEST2.e  
 Quant Time: Mar 24 17:31:15 2020  
 Quant Method : C:\msdchem\1\methods\ECD5\_QUANTPEST\_200324.M  
 Quant Title : Instrument: DualeCD5  
 QLast Update : Wed Feb 26 15:13:42 2020  
 Response via : Initial Calibration  
 Integrator: ChemStation 6890 Scale Mode: Small noise peaks clipped

Volume Inj. : 2uL  
 Signal #1 Phase : Rtx-CLPesticides Signal #2 Phase: Rtx-CLPesticides2  
 Signal #1 Info : 30m X 0.32mm X 0. Signal #2 Info : 30m X 0.32mm X 0.25um

MJB  
3/25/20

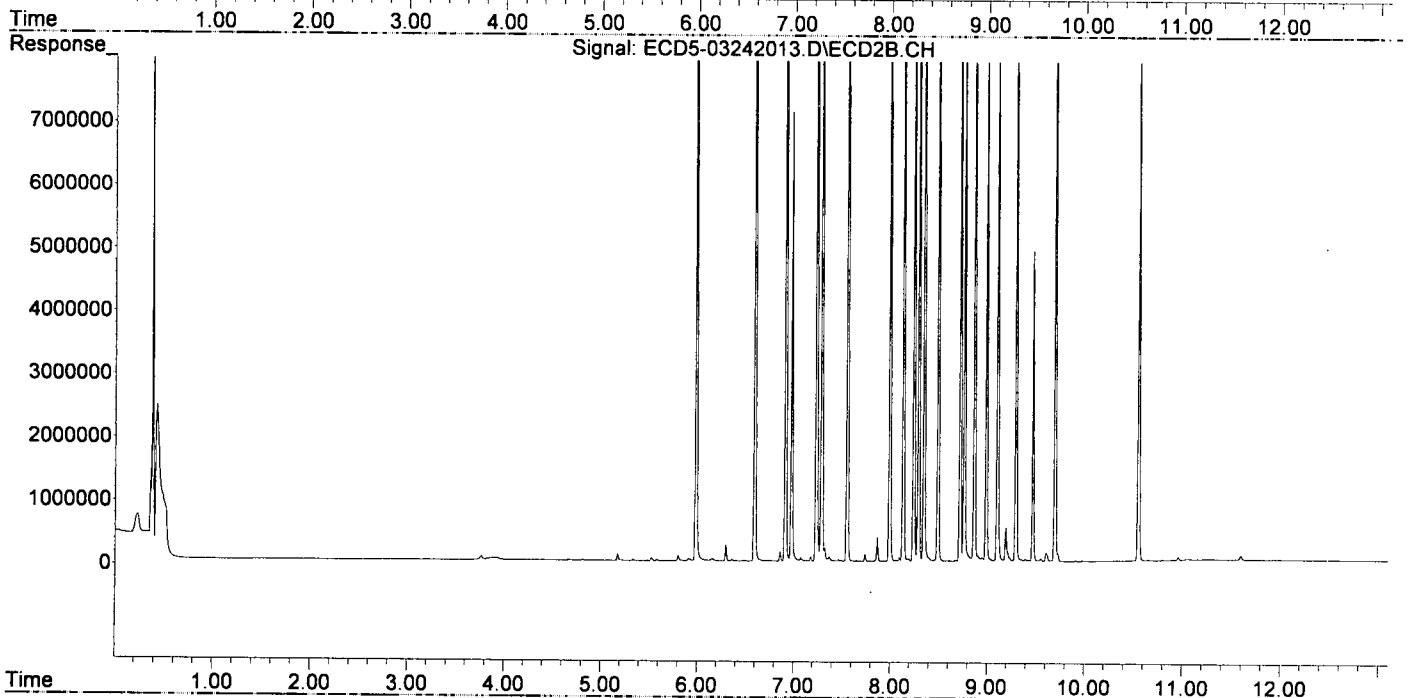
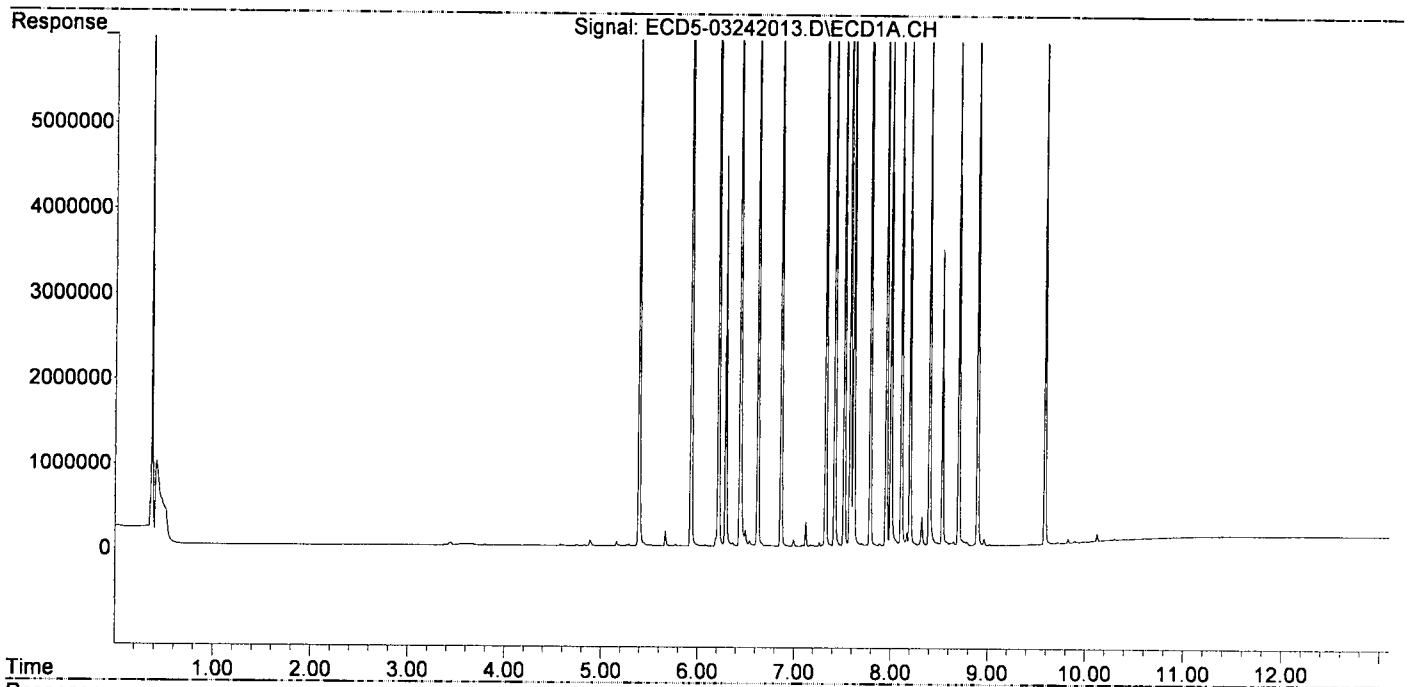
Compound	RT#1	RT#2	Resp#1	Resp#2	ng/mL	ng/mL
<b>System Monitoring Compounds</b>						
1) S TCMX (S)	5.390	5.986	9241615	14017788	42.999	40.701
22) S DCBP (S)	9.588	10.552	7476041	8231591	47.242	42.442
<b>Target Compounds</b>						
2) a-BHC	5.930	6.594	13114161	20918784	45.886	45.040
3) g-BHC	6.213	6.913	11377125	18216369	45.074	44.577
4) b-BHC	6.288	6.976	4558073	7084389	42.583	41.510
5) Heptachlor	6.622	7.288	10846684	16951882	46.526	45.528
6) d-BHC	6.438	7.232	9993782	16615642	39.742	43.347
7) Aldrin	6.863	7.554	10890711	16771407	45.325	44.208
8) Heptachlo...	7.325	7.992	9785678	14878805	43.470	43.128
9) trans-Chl...	7.419	8.132	10175152	15299535	44.717	43.286
10) cis-Chlor...	7.516	8.241	9884511	14093207	44.729	42.265
11) Endosulfa...	7.614	8.291	9377081	13891933	45.529	44.760
12) 4,4'-DDE	7.577	8.346	9875598	14809734	43.808	42.607
13) Dieldrin	7.786	8.492	10681004	15366274	46.344	44.361
14) Endrin	7.951	8.719	8540081	11711561	51.525	49.544
15) 4,4'-DDD	7.999	8.762	7886558	12274757	42.325	44.099
16) Endosulfa...	8.108	8.866	8018318	11889800	47.391	46.588
17) 4,4'-DDT	8.197	8.990	7151642	10176781	48.322	49.247
18) Endrin Al...	8.399	9.104	7114178	10138175	47.136	45.017
19) Endosulfa...	8.701	9.294	7962851	11454958	50.271	49.803
20) Methoxychlor	8.532	9.468	3473614	4887200	47.481	48.658
21) Endrin Ke...	8.895	9.695	9095515	12547342	47.133	47.255
23) Hexachlor...	0.000	0.000	0	0	N.D. d	N.D. d
24) Hexachlor...	0.000	0.000	0	0	N.D. d	N.D. d
25) Oxychlorane	0.000	0.000	0	0	N.D. d	N.D. d
26) 2,4'-DDE	0.000	0.000	0	0	N.D. d	N.D. d
27) trans-Non...	0.000	0.000	0	0	N.D. d	N.D. d
28) 2,4'-DDD	0.000	0.000	0	0	N.D. d	N.D. d
29) 2,4'-DDT	0.000	0.000	0	0	N.D. d	N.D. d
30) cis-Nonac...	0.000	0.000	0	0	N.D. d	N.D. d
31) Mirex	0.000	0.000	0	0	N.D. d	N.D. d
32) Chlordane...	0.000	0.000	0	0	N.D. d	N.D. d
33) Chlordane...	0.000	0.000	0	0	N.D. d	N.D. d
34) Chlordane...	0.000	0.000	0	0	N.D. d	N.D. d
35) Chlordane...	0.000	0.000	0	0	N.D. d	N.D. d
36) Toxaphene...	0.000	0.000	0	0	N.D. d	N.D. d
37) Toxaphene...	0.000	0.000	0	0	N.D. d	N.D. d
38) Toxaphene...	0.000	0.000	0	0	N.D. d	N.D. d
39) Toxaphene...	0.000	0.000	0	0	N.D. d	N.D. d
40) Toxaphene...	0.000	0.000	0	0	N.D. d	N.D. d
41) Toxaphene...	0.000	0.000	0	0	N.D. d	N.D. d
42) Toxaphene...	0.000	0.000	0	0	N.D. d	N.D. d

Quantitation Report (QT Reviewed)

Data Path : C:\msdchem\1\data\2020-03\0C24036\  
Data File : ECD5-03242013.D  
Signal(s) : Signal #1: ECD1A.CH Signal #2: ECD2B.CH  
Acq On : 24 Mar 2020 15:59  
Operator : MJB  
Sample : 0C24036-CAL7  
Misc : A20C183, AB 50 ppb  
ALS Vial : 10 (Sig #1); 0 (Sig #2) Sample Multiplier: 1

Integration File signal 1: PEST1.e  
Integration File signal 2: PEST2.e  
Quant Time: Mar 24 17:31:15 2020  
Quant Method : C:\msdchem\1\methods\ECD5\_QUANTPEST\_200324.M  
Quant Title : Instrument: DualECD5  
QLast Update : Wed Feb 26 15:13:42 2020  
Response via : Initial Calibration  
Integrator: ChemStation 6890 Scale Mode: Small noise peaks clipped

Volume Inj. : 2uL  
Signal #1 Phase : Rtx-CLPesticides Signal #2 Phase: Rtx-CLPesticides2  
Signal #1 Info : 30m X 0.32mm X 0. Signal #2 Info : 30m X 0.32mm X 0.25um





Data Path : C:\msdchem\1\data\2020-03\0C24036\  
 Data File : ECD5-03242014.D  
 Signal(s) : Signal #1: ECD1A.CH Signal #2: ECD2B.CH  
 Acq On : 24 Mar 2020 16:16  
 Operator : MJB  
 Sample : 0C24036-CAL8  
 Misc : A20C184, AB 100 ppb  
 ALS Vial : 11 (Sig #1); 0 (Sig #2) Sample Multiplier: 1

Integration File signal 1: PEST1.e  
 Integration File signal 2: PEST2.e  
 Quant Time: Mar 24 17:36:58 2020  
 Quant Method : C:\msdchem\1\methods\ECD5\_QUANTPEST\_200324.M  
 Quant Title : Instrument: DualECD5  
 QLast Update : Tue Mar 24 17:31:35 2020  
 Response via : Initial Calibration  
 Integrator: ChemStation 6890 Scale Mode: Small noise peaks clipped

Volume Inj. : 2uL  
 Signal #1 Phase : Rtx-CLPesticides Signal #2 Phase: Rtx-CLPesticides2  
 Signal #1 Info : 30m X 0.32mm X 0. Signal #2 Info : 30m X 0.32mm X 0.25um

MJB  
3/25/20

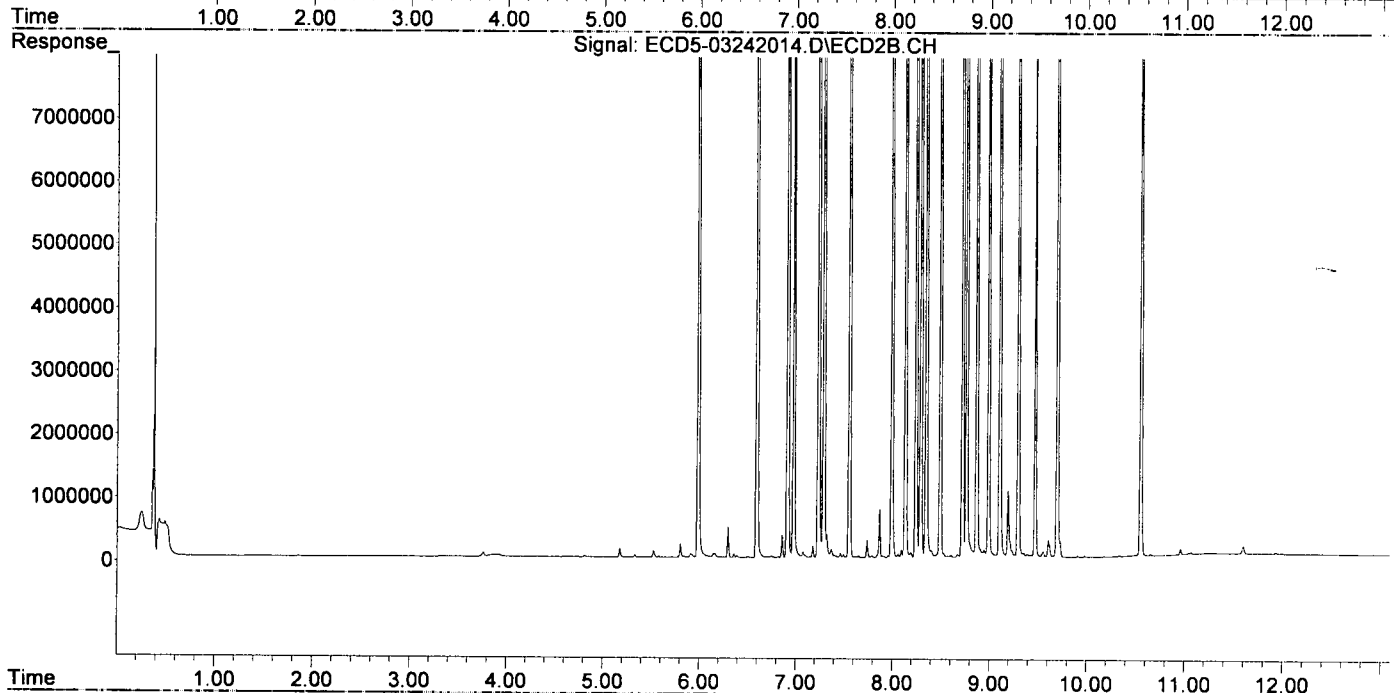
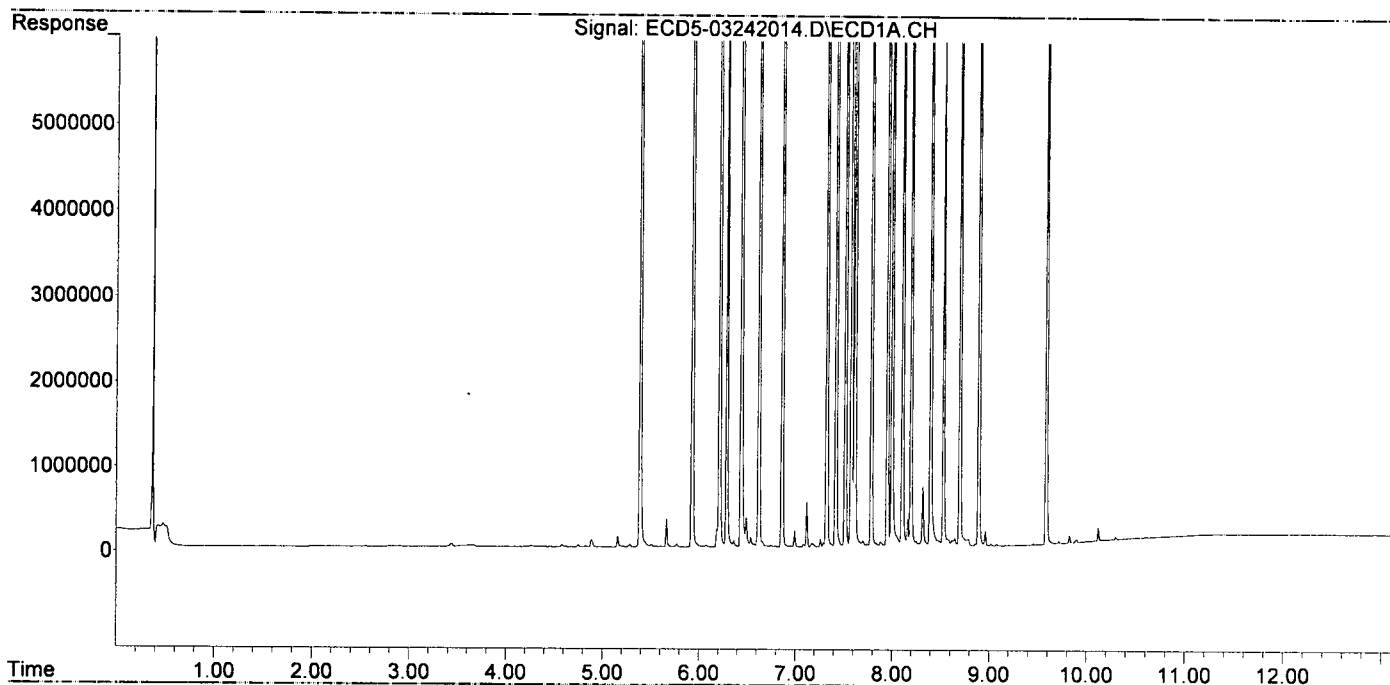
Compound	RT#1	RT#2	Resp#1	Resp#2	ng/mL	ng/mL
System Monitoring Compounds						
1) S TCMX (S)	5.390	5.986	18354469	29363025	85.399	85.256
22) S DCBP (S)	9.589	10.552	14317616	16982193	90.358	87.559
Target Compounds						
2) a-BHC	5.930	6.594	25791911	43878049	90.245	89.607
3) g-BHC	6.213	6.913	22728601	37817395	90.045	92.542
4) b-BHC	6.287	6.976	9186029	14734350	86.298	84.634
5) Heptachlor	6.621	7.287	21522215	34641316	92.318	93.038
6) d-BHC	6.436	7.232	20816304	36321392	82.779	89.336
7) Aldrin	6.862	7.554	21764216	34947753	90.578	92.119
8) Heptachlo...	7.324	7.993	19379985	30454129	86.090	88.274
9) trans-Chl...	7.419	8.132	20337337	31903979	89.377	90.263
10) cis-Chlor...	7.516	8.241	19434367	30047171	87.944	90.111
11) Endosulfa...	7.614	8.291	18202863	28261213	88.380	91.059
12) 4,4'-DDE	7.577	8.347	19819998	31108086	87.921	85.766
13) Dieldrin	7.786	8.492	20834509	31817724	90.399	91.856
14) Endrin	7.951	8.720	16932423	24210638	102.159	95.732
15) 4,4'-DDD	7.998	8.763	16376482	25268850	87.887	86.159
16) Endosulfa...	8.108	8.867	16370864	25393438	95.951	94.012
17) 4,4'-DDT	8.196	8.989	14142106	21320006	91.241	92.923
18) Endrin Al...	8.398	9.104	13795821	20401144	91.659	87.010
19) Endosulfa...	8.700	9.295	15427222	22833485	96.920	94.860
20) Methoxychlor	8.531	9.468	6822606	9955852	89.927	91.470
21) Endrin Ke...	8.895	9.695	17693391	25794308	90.383	91.961
23) Hexachlor...	0.000	0.000	0	0	N.D. d	N.D. d
24) Hexachlor...	0.000	0.000	0	0	N.D. d	N.D. d
25) Oxychlorane	0.000	0.000	0	0	N.D. d	N.D. d
26) 2,4'-DDE	0.000	0.000	0	0	N.D. d	N.D. d
27) trans-Non...	0.000	0.000	0	0	N.D. d	N.D. d
28) 2,4'-DDD	0.000	0.000	0	0	N.D. d	N.D. d
29) 2,4'-DDT	0.000	0.000	0	0	N.D. d	N.D. d
30) cis-Nonac...	0.000	0.000	0	0	N.D. d	N.D. d
31) Mirex	0.000	0.000	0	0	N.D. d	N.D. d
32) Chlordane...	0.000	0.000	0	0	N.D. d	N.D. d
33) Chlordane...	0.000	0.000	0	0	N.D. d	N.D. d
34) Chlordane...	0.000	0.000	0	0	N.D. d	N.D. d
35) Chlordane...	0.000	0.000	0	0	N.D. d	N.D. d
36) Toxaphene...	0.000	0.000	0	0	N.D. d	N.D. d
37) Toxaphene...	0.000	0.000	0	0	N.D. d	N.D. d
38) Toxaphene...	0.000	0.000	0	0	N.D. d	N.D. d
39) Toxaphene...	0.000	0.000	0	0	N.D. d	N.D. d
40) Toxaphene...	0.000	0.000	0	0	N.D. d	N.D. d
41) Toxaphene...	0.000	0.000	0	0	N.D. d	N.D. d
42) Toxaphene...	0.000	0.000	0	0	N.D. d	N.D. d

Quantitation Report (QT Reviewed)

Data Path : C:\msdchem\1\data\2020-03\0C24036\  
Data File : ECD5-03242014.D  
Signal(s) : Signal #1: ECD1A.CH Signal #2: ECD2B.CH  
Acq On : 24 Mar 2020 16:16  
Operator : MJB  
Sample : 0C24036-CAL8  
Misc : A20C184, AB 100 ppb  
ALS Vial : 11 (Sig #1); 0 (Sig #2) Sample Multiplier: 1

Integration File signal 1: PEST1.e  
Integration File signal 2: PEST2.e  
Quant Time: Mar 24 17:36:58 2020  
Quant Method : C:\msdchem\1\methods\ECD5\_QUANTPEST\_200324.M  
Quant Title : Instrument: DualECD5  
QLast Update : Tue Mar 24 17:31:35 2020  
Response via : Initial Calibration  
Integrator: ChemStation 6890 Scale Mode: Small noise peaks clipped

Volume Inj. : 2uL  
Signal #1 Phase : Rtx-CLPesticides Signal #2 Phase: Rtx-CLPesticides2  
Signal #1 Info : 30m X 0.32mm X 0. Signal #2 Info : 30m X 0.32mm X 0.25um



Data Path : C:\msdchem\1\data\2020-03\0C24036\  
 Data File : ECD5-03242015.D  
 Signal(s) : Signal #1: ECD1A.CH Signal #2: ECD2B.CH  
 Acq On : 24 Mar 2020 16:33  
 Operator : MJB  
 Sample : 0C24036-CAL9  
 Misc : A20C177, AB 200 ppb  
 ALS Vial : 12 (Sig #1); 0 (Sig #2) Sample Multiplier: 1

Integration File signal 1: PEST1.e  
 Integration File signal 2: PEST2.e  
 Quant Time: Mar 24 17:37:30 2020  
 Quant Method : C:\msdchem\1\methods\ECD5\_QUANTPEST\_200324.M  
 Quant Title : Instrument: DualECD5  
 QLast Update : Tue Mar 24 17:31:35 2020  
 Response via : Initial Calibration  
 Integrator: ChemStation 6890 Scale Mode: Small noise peaks clipped

Volume Inj. : 2uL  
 Signal #1 Phase : Rtx-CLPesticides Signal #2 Phase: Rtx-CLPesticides2  
 Signal #1 Info : 30m X 0.32mm X 0. Signal #2 Info : 30m X 0.32mm X 0.25um

MJB  
3/25/20

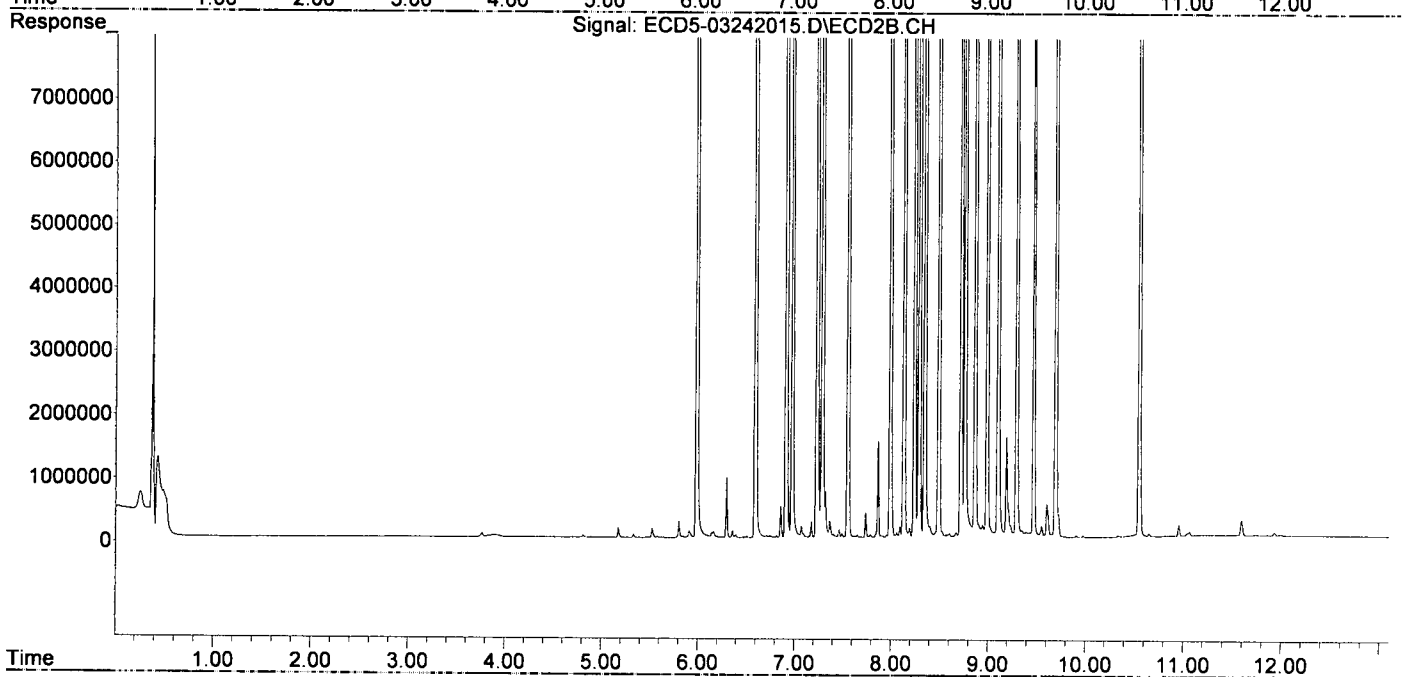
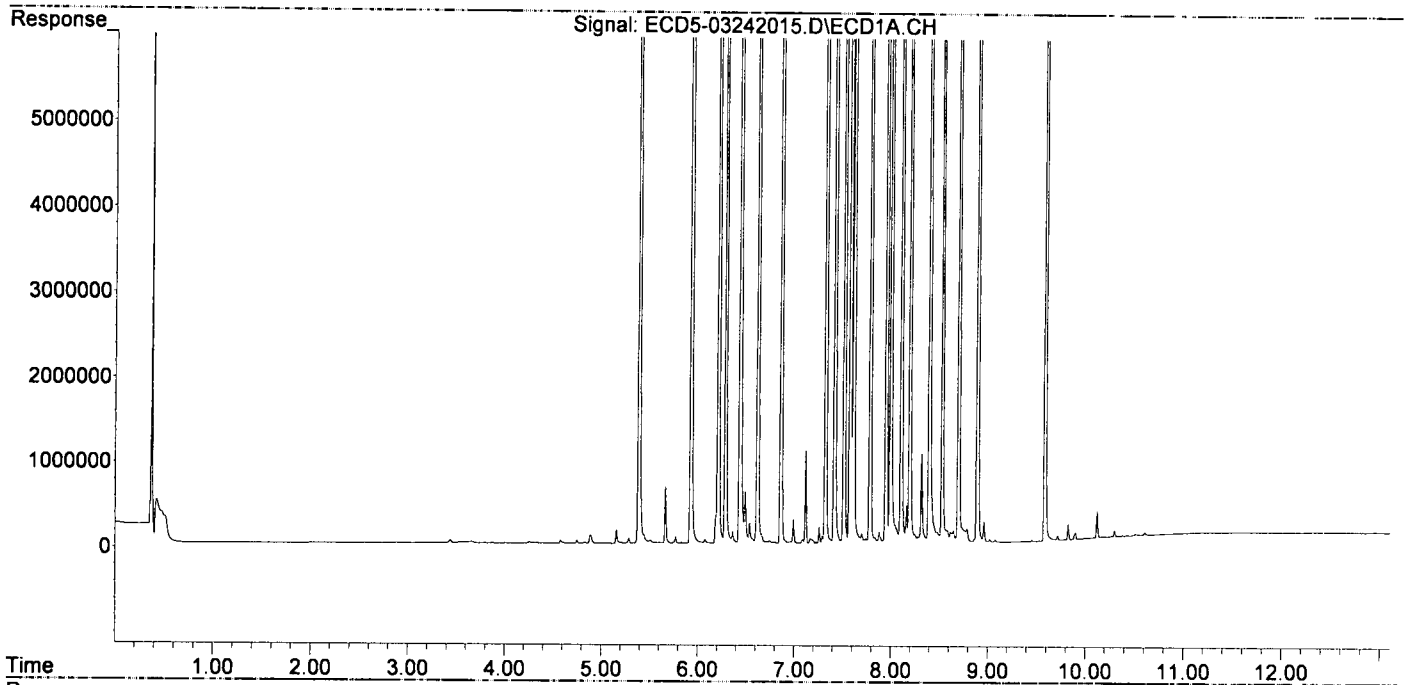
Compound	RT#1	RT#2	Resp#1	Resp#2	ng/mL	ng/mL
<b>System Monitoring Compounds</b>						
1) S TCMX (S)	5.390	5.986	37287793	62652252	173.492	181.912
22) S DCBP (S)	9.588	10.552	30603888	37646124	191.695	194.102
<b>Target Compounds</b>						
2) a-BHC	5.930	6.595	53574714	95080996	187.456	176.500
3) g-BHC	6.213	6.913	45788993	80123150	181.405	196.068
4) b-BHC	6.287	6.976	19246743	31639561	182.339	174.059
5) Heptachlor	6.622	7.288	44770359	74849628	192.039	201.027
6) d-BHC	6.437	7.232	44077896	78530101	175.282	174.484
7) Aldrin	6.863	7.554	43391772	73074265	180.587	192.616
8) Heptachlo...	7.324	7.993	40218545	65529406	178.660	189.943
9) trans-Chl...	7.418	8.132	41148096	67423876	180.834	190.757
10) cis-Chlor...	7.516	8.241	40151651	63539129	181.692	190.553
11) Endosulfa...	7.614	8.291	37977688	60399349	184.393	194.609
12) 4,4'-DDE	7.577	8.347	41977826	67276188	186.212	171.401
13) Dieldrin	7.786	8.492	41790341	67824542	181.325	195.805
14) Endrin	7.951	8.720	35813409	54001572	216.074	188.665
15) 4,4'-DDD	7.998	8.763	34856254	56579001	187.062	174.301
16) Endosulfa...	8.107	8.867	34456245	55386082	197.722	184.985
17) 4,4'-DDT	8.196	8.989	32760341	51243602	191.220	184.865
18) Endrin Al...	8.398	9.103	29700843	45235475	196.977	176.860
19) Endosulfa...	8.700	9.294	32519969	51902037	200.794	195.219
20) Methoxychlor	8.531	9.468	16176865	24593885	195.297	191.374
21) Endrin Ke...	8.895	9.695	38148403	58217622	188.052	186.117
23) Hexachlor...	0.000	0.000	0	0	N.D. d	N.D. d
24) Hexachlor...	0.000	0.000	0	0	N.D. d	N.D. d
25) Oxychlorane	0.000	0.000	0	0	N.D. d	N.D. d
26) 2,4'-DDE	0.000	0.000	0	0	N.D. d	N.D. d
27) trans-Non...	0.000	0.000	0	0	N.D. d	N.D. d
28) 2,4'-DDD	0.000	0.000	0	0	N.D. d	N.D. d
29) 2,4'-DDT	0.000	0.000	0	0	N.D. d	N.D. d
30) cis-Nonac...	0.000	0.000	0	0	N.D. d	N.D. d
31) Mirex	0.000	0.000	0	0	N.D. d	N.D. d
32) Chlordane...	0.000	0.000	0	0	N.D. d	N.D. d
33) Chlordane...	0.000	0.000	0	0	N.D. d	N.D. d
34) Chlordane...	0.000	0.000	0	0	N.D. d	N.D. d
35) Chlordane...	0.000	0.000	0	0	N.D. d	N.D. d
36) Toxaphene...	0.000	0.000	0	0	N.D. d	N.D. d
37) Toxaphene...	0.000	0.000	0	0	N.D. d	N.D. d
38) Toxaphene...	0.000	0.000	0	0	N.D. d	N.D. d
39) Toxaphene...	0.000	0.000	0	0	N.D. d	N.D. d
40) Toxaphene...	0.000	0.000	0	0	N.D. d	N.D. d
41) Toxaphene...	0.000	0.000	0	0	N.D. d	N.D. d
42) Toxaphene...	0.000	0.000	0	0	N.D. d	N.D. d

Quantitation Report (QT Reviewed)

Data Path : C:\msdchem\1\data\2020-03\0C24036\  
Data File : ECD5-03242015.D  
Signal(s) : Signal #1: ECD1A.CH Signal #2: ECD2B.CH  
Acq On : 24 Mar 2020 16:33  
Operator : MJB  
Sample : 0C24036-CAL9  
Misc : A20C177, AB 200 ppb  
ALS Vial : 12 (Sig #1); 0 (Sig #2) Sample Multiplier: 1

Integration File signal 1: PEST1.e  
Integration File signal 2: PEST2.e  
Quant Time: Mar 24 17:37:30 2020  
Quant Method : C:\msdchem\1\methods\ECD5\_QUANTPEST\_200324.M  
Quant Title : Instrument: DualECD5  
QLast Update : Tue Mar 24 17:31:35 2020  
Response via : Initial Calibration  
Integrator: ChemStation 6890 Scale Mode: Small noise peaks clipped

Volume Inj. : 2uL  
Signal #1 Phase : Rtx-CLPesticides Signal #2 Phase: Rtx-CLPesticides2  
Signal #1 Info : 30m X 0.32mm X 0. Signal #2 Info : 30m X 0.32mm X 0.25um



Data Path : C:\msdchem\1\data\2020-03\0C24036\  
 Data File : ECD5-03242018.D  
 Signal(s) : Signal #1: ECD1A.CH Signal #2: ECD2B.CH  
 Acq On : 24 Mar 2020 17:24  
 Operator : MJB  
 Sample : 0C24036-CALA  
 Misc : A20C399, 9-42 0.5 ppb  
 ALS Vial : 14 (Sig #1); 0 (Sig #2) Sample Multiplier: 1

Integration File signal 1: PEST1.e  
 Integration File signal 2: PEST2.e  
 Quant Time: Mar 25 12:28:15 2020  
 Quant Method : C:\msdchem\1\methods\ECD5\_QUANTPEST\_200324.M  
 Quant Title : Instrument: DualECD5  
 QLast Update : Wed Mar 25 12:27:30 2020  
 Response via : Initial Calibration  
 Integrator: ChemStation 6890 Scale Mode: Small noise peaks clipped

Volume Inj. : 2uL  
 Signal #1 Phase : Rtx-CLPesticides Signal #2 Phase: Rtx-CLPesticides2  
 Signal #1 Info : 30m X 0.32mm X 0. Signal #2 Info : 30m X 0.32mm X 0.25um

MJB  
3/25/20

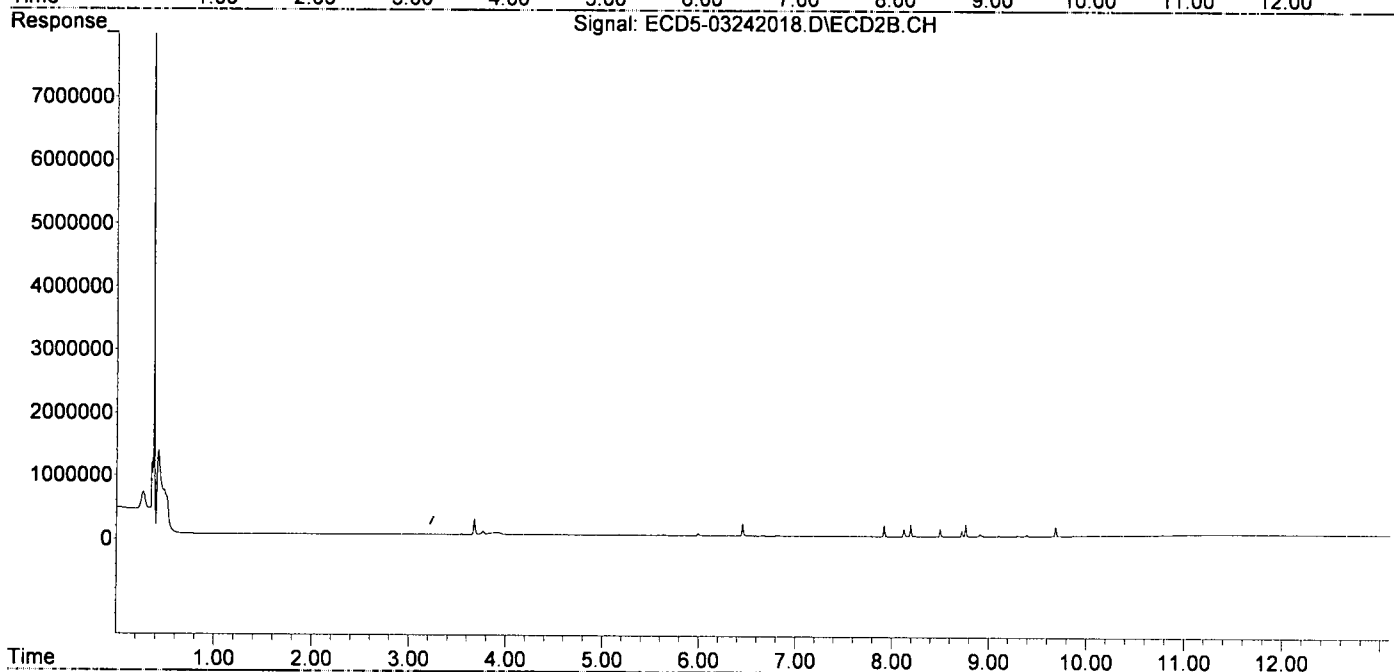
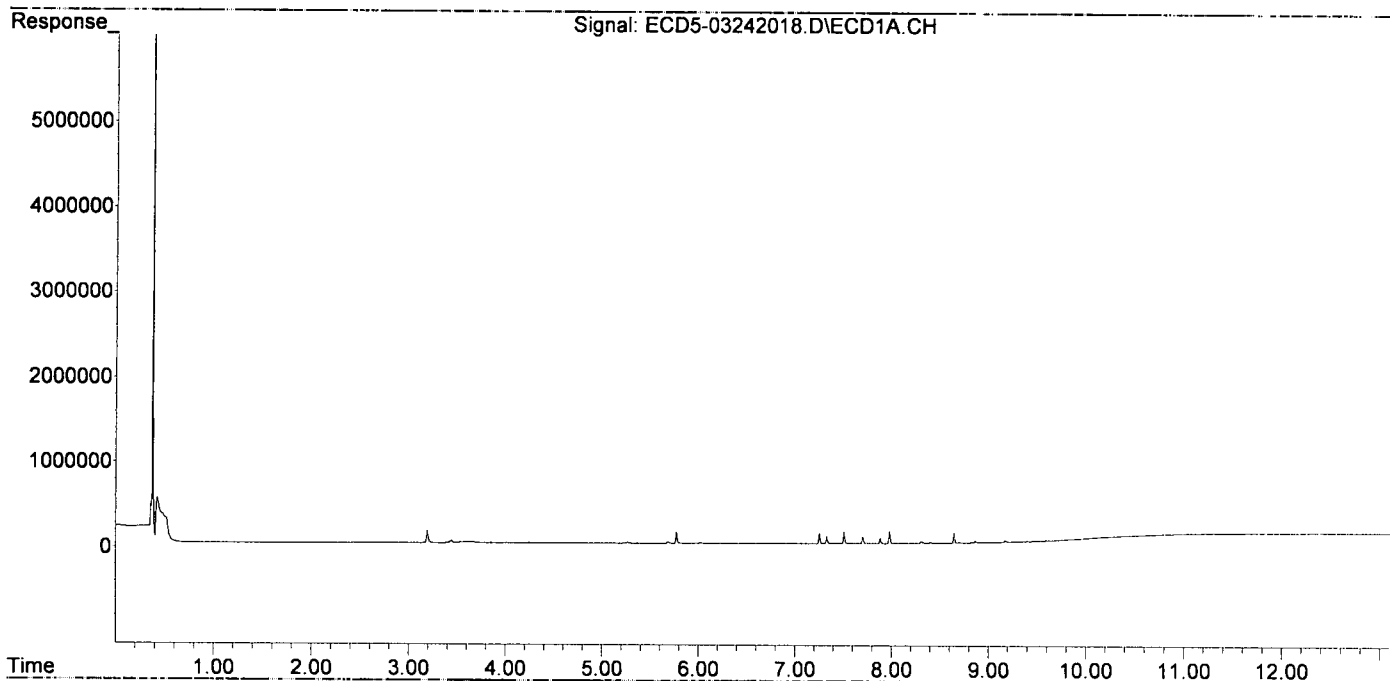
Compound	RT#1	RT#2	Resp#1	Resp#2	ng/mL	ng/mL
System Monitoring Compounds						
1) S TCMX (S)	0.000	0.000	0	0	N.D. d	N.D. d
22) S DCBP (S)	0.000	0.000	0	0	N.D. d	N.D. d
Target Compounds						
2) a-BHC	0.000	0.000	0	0	N.D. d	N.D. d
3) g-BHC	0.000	0.000	0	0	N.D. d	N.D. d
4) b-BHC	0.000	0.000	0	0	N.D. d	N.D. d
5) Heptachlor	0.000	0.000	0	0	N.D. d	N.D. d
6) d-BHC	0.000	0.000	0	0	N.D. d	N.D. d
7) Aldrin	0.000	0.000	0	0	N.D. d	N.D. d
8) Heptachlo...	0.000	0.000	0	0	N.D. d	N.D. d
9) trans-Chl...	0.000	0.000	0	0	N.D. d	N.D. d
10) cis-Chlor...	0.000	0.000	0	0	N.D. d	N.D. d
11) Endosulfa...	0.000	0.000	0	0	N.D. d	N.D. d
12) 4,4'-DDE	0.000	0.000	0	0	N.D. d	N.D. d
13) Dieldrin	0.000	0.000	0	0	N.D. d	N.D. d
14) Endrin	0.000	0.000	0	0	N.D. d	N.D. d
15) 4,4'-DDD	0.000	0.000	0	0	N.D. d	N.D. d
16) Endosulfa...	0.000	0.000	0	0	N.D. d	N.D. d
17) 4,4'-DDT	0.000	0.000	0	0	N.D. d	N.D. d
18) Endrin Al...	0.000	0.000	0	0	N.D. d	N.D. d
19) Endosulfa...	0.000	0.000	0	0	N.D. d	N.D. d
20) Methoxychlor	0.000	0.000	0	0	N.D. d	N.D. d
21) Endrin Ke...	0.000	0.000	0	0	N.D. d	N.D. d
23) Hexachlor...	3.192	3.675	138995	251522	0.626	0.578
24) Hexachlor...	5.773	6.455	135442	201955	0.602	0.553
25) Oxychlorthane	7.254	7.923	123441	180540	0.616	0.588
26) 2,4'-DDE	7.330	8.127	83210	124973	0.545	0.531
27) trans-Non...	7.510	8.197	138714	194733	0.619	0.572
28) 2,4'-DDD	7.704	8.500	79625	121076	0.581	0.580
29) 2,4'-DDT	7.885	8.725	67791	93729	0.524	0.596
30) cis-Nonac...	7.981	8.764	143310	200734	0.573	0.535
31) Mirex	8.647	9.688	112691	155731	0.573	0.660
32) Chlordane...	0.000	0.000	0	0	N.D. d	N.D. d
33) Chlordane...	0.000	0.000	0	0	N.D. d	N.D. d
34) Chlordane...	0.000	0.000	0	0	N.D. d	N.D. d
35) Chlordane...	0.000	0.000	0	0	N.D. d	N.D. d
36) Toxaphene...	0.000	0.000	0	0	N.D. d	N.D. d
37) Toxaphene...	0.000	0.000	0	0	N.D. d	N.D. d
38) Toxaphene...	0.000	0.000	0	0	N.D. d	N.D. d
39) Toxaphene...	0.000	0.000	0	0	N.D. d	N.D. d
40) Toxaphene...	0.000	0.000	0	0	N.D. d	N.D. d
41) Toxaphene...	0.000	0.000	0	0	N.D. d	N.D. d
42) Toxaphene...	0.000	0.000	0	0	N.D. d	N.D. d

Quantitation Report (QT Reviewed)

Data Path : C:\msdchem\1\data\2020-03\0C24036\  
Data File : ECD5-03242018.D  
Signal(s) : Signal #1: ECD1A.CH Signal #2: ECD2B.CH  
Acq On : 24 Mar 2020 17:24  
Operator : MJB  
Sample : 0C24036-CALA  
Misc : A20C399, 9-42 0.5 ppb  
ALS Vial : 14 (Sig #1); 0 (Sig #2) Sample Multiplier: 1

Integration File signal 1: PEST1.e  
Integration File signal 2: PEST2.e  
Quant Time: Mar 25 12:28:15 2020  
Quant Method : C:\msdchem\1\methods\ECD5\_QUANTPEST\_200324.M  
Quant Title : Instrument: DualECD5  
QLast Update : Wed Mar 25 12:27:30 2020  
Response via : Initial Calibration  
Integrator: ChemStation 6890 Scale Mode: Small noise peaks clipped

Volume Inj. : 2uL  
Signal #1 Phase : Rtx-CLPesticides Signal #2 Phase: Rtx-CLPesticides2  
Signal #1 Info : 30m X 0.32mm X 0. Signal #2 Info : 30m X 0.32mm X 0.25um



Data Path : C:\msdchem\1\data\2020-03\0C24036\  
 Data File : ECD5-03242019.D  
 Signal(s) : Signal #1: ECD1A.CH Signal #2: ECD2B.CH  
 Acq On : 24 Mar 2020 17:42  
 Operator : MJB  
 Sample : 0C24036-CALB  
 Misc : A20C353, 9-42 1 ppb  
 ALS Vial : 15 (Sig #1); 0 (Sig #2) Sample Multiplier: 1

Integration File signal 1: PEST1.e  
 Integration File signal 2: PEST2.e  
 Quant Time: Mar 25 12:28:49 2020  
 Quant Method : C:\msdchem\1\methods\ECD5\_QUANTPEST\_200324.M  
 Quant Title : Instrument: DualECD5  
 QLast Update : Wed Mar 25 12:27:29 2020  
 Response via : Initial Calibration  
 Integrator: ChemStation 6890 Scale Mode: Small noise peaks clipped

Volume Inj. : 2uL  
 Signal #1 Phase : Rtx-CLPesticides Signal #2 Phase: Rtx-CLPesticides2  
 Signal #1 Info : 30m X 0.32mm X 0. Signal #2 Info : 30m X 0.32mm X 0.25um

*MJB  
3/25/20*

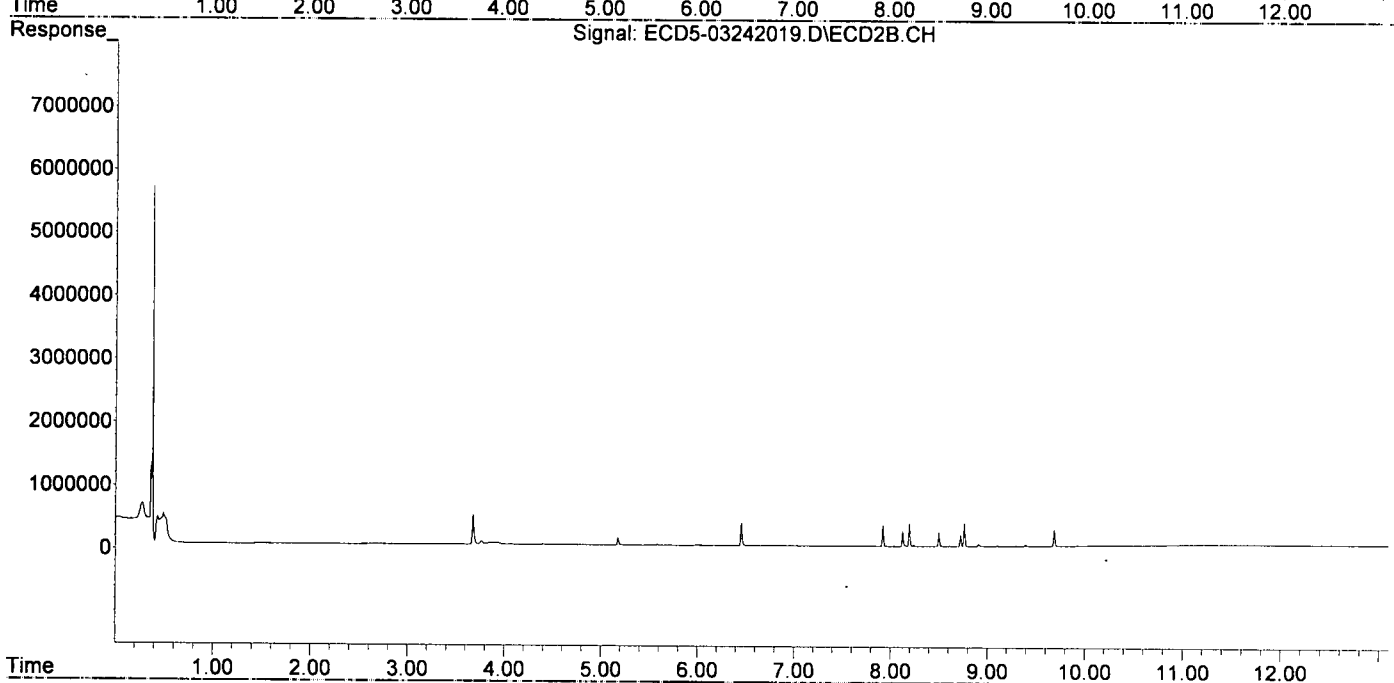
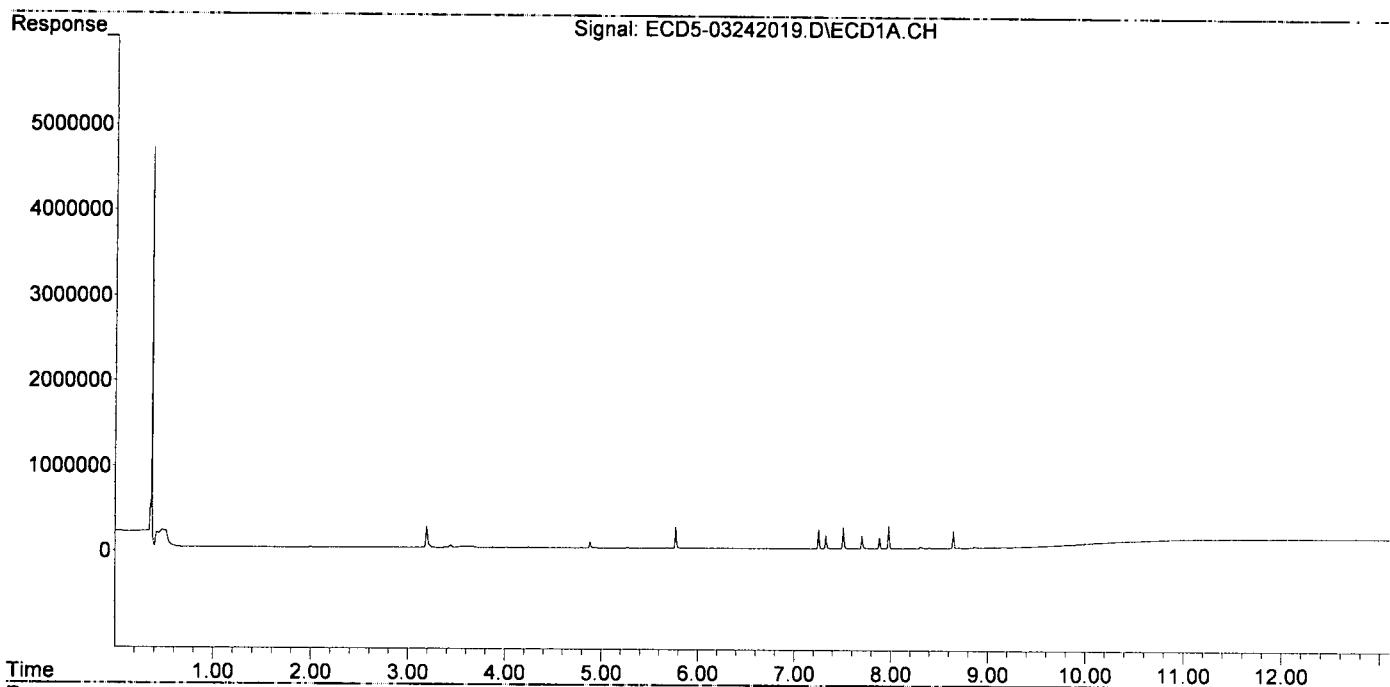
Compound	RT#1	RT#2	Resp#1	Resp#2	ng/mL	ng/mL
System Monitoring Compounds						
1) S TCMX (S)	0.000	0.000	0	0	N.D. d	N.D. d
22) S DCBP (S)	0.000	0.000	0	0	N.D. d	N.D. d
Target Compounds						
2) a-BHC	0.000	0.000	0	0	N.D. d	N.D. d
3) g-BHC	0.000	0.000	0	0	N.D. d	N.D. d
4) b-BHC	0.000	0.000	0	0	N.D. d	N.D. d
5) Heptachlor	0.000	0.000	0	0	N.D. d	N.D. d
6) d-BHC	0.000	0.000	0	0	N.D. d	N.D. d
7) Aldrin	0.000	0.000	0	0	N.D. d	N.D. d
8) Heptachlo...	0.000	0.000	0	0	N.D. d	N.D. d
9) trans-Chl...	0.000	0.000	0	0	N.D. d	N.D. d
10) cis-Chlor...	0.000	0.000	0	0	N.D. d	N.D. d
11) Endosulfa...	0.000	0.000	0	0	N.D. d	N.D. d
12) 4,4'-DDE	0.000	0.000	0	0	N.D. d	N.D. d
13) Dieldrin	0.000	0.000	0	0	N.D. d	N.D. d
14) Endrin	0.000	0.000	0	0	N.D. d	N.D. d
15) 4,4'-DDD	0.000	0.000	0	0	N.D. d	N.D. d
16) Endosulfa...	0.000	0.000	0	0	N.D. d	N.D. d
17) 4,4'-DDT	0.000	0.000	0	0	N.D. d	N.D. d
18) Endrin Al...	0.000	0.000	0	0	N.D. d	N.D. d
19) Endosulfa...	0.000	0.000	0	0	N.D. d	N.D. d
20) Methoxychlor	0.000	0.000	0	0	N.D. d	N.D. d
21) Endrin Ke...	0.000	0.000	0	0	N.D. d	N.D. d
23) Hexachlor...	3.191	3.673	252963	464249	1.139	1.067
24) Hexachlor...	5.771	6.453	248838	360738	1.106	0.987
25) Oxychlorane	7.252	7.920	228603	334034	1.141	1.087
26) 2,4'-DDE	7.328	8.124	156744	238501	1.028	1.013
27) trans-Non...	7.508	8.194	250677	360386	1.119	1.059
28) 2,4'-DDD	7.701	8.498	148717	222099	1.085	1.063
29) 2,4'-DDT	7.883	8.723	129911	174701	1.005	1.083
30) cis-Nonac...	7.978	8.761	268101	371890	1.071	0.990
31) Mirex	8.645	9.686	203027	260806	1.213	1.209
32) Chlordane...	0.000	0.000	0	0	N.D. d	N.D. d
33) Chlordane...	0.000	0.000	0	0	N.D. d	N.D. d
34) Chlordane...	0.000	0.000	0	0	N.D. d	N.D. d
35) Chlordane...	0.000	0.000	0	0	N.D. d	N.D. d
36) Toxaphene...	0.000	0.000	0	0	N.D. d	N.D. d
37) Toxaphene...	0.000	0.000	0	0	N.D. d	N.D. d
38) Toxaphene...	0.000	0.000	0	0	N.D. d	N.D. d
39) Toxaphene...	0.000	0.000	0	0	N.D. d	N.D. d
40) Toxaphene...	0.000	0.000	0	0	N.D. d	N.D. d
41) Toxaphene...	0.000	0.000	0	0	N.D. d	N.D. d
42) Toxaphene...	0.000	0.000	0	0	N.D. d	N.D. d

Quantitation Report (QT Reviewed)

Data Path : C:\msdchem\1\data\2020-03\0C24036\  
Data File : ECD5-03242019.D  
Signal(s) : Signal #1: ECD1A.CH Signal #2: ECD2B.CH  
Acq On : 24 Mar 2020 17:42  
Operator : MJB  
Sample : 0C24036-CALB  
Misc : A20C353, 9-42 1 ppb  
ALS Vial : 15 (Sig #1); 0 (Sig #2) Sample Multiplier: 1

Integration File signal 1: PEST1.e  
Integration File signal 2: PEST2.e  
Quant Time: Mar 25 12:28:49 2020  
Quant Method : C:\msdchem\1\methods\ECD5\_QUANTPEST\_200324.M  
Quant Title : Instrument: DualECD5  
QLast Update : Wed Mar 25 12:27:29 2020  
Response via : Initial Calibration  
Integrator: ChemStation 6890 Scale Mode: Small noise peaks clipped

Volume Inj. : 2uL  
Signal #1 Phase : Rtx-CLPesticides Signal #2 Phase: Rtx-CLPesticides2  
Signal #1 Info : 30m X 0.32mm X 0. Signal #2 Info : 30m X 0.32mm X 0.25um





Data Path : C:\msdchem\1\data\2020-03\0C24036\  
 Data File : ECD5-03242022.D  
 Signal(s) : Signal #1: ECD1A.CH Signal #2: ECD2B.CH  
 Acq On : 24 Mar 2020 18:31  
 Operator : MJB  
 Sample : 0C24036-CALC  
 Misc : A20C354, 9-42 2 ppb  
 ALS Vial : 16 (Sig #1); 0 (Sig #2) Sample Multiplier: 1

Integration File signal 1: PEST1.e  
 Integration File signal 2: PEST2.e  
 Quant Time: Mar 25 12:29:31 2020  
 Quant Method : C:\msdchem\1\methods\ECD5\_QUANTPEST\_200324.M  
 Quant Title : Instrument: DualECD5  
 QLast Update : Wed Mar 25 12:27:29 2020  
 Response via : Initial Calibration  
 Integrator: ChemStation 6890 Scale Mode: Small noise peaks clipped

Volume Inj. : 2uL  
 Signal #1 Phase : Rtx-CLPesticides Signal #2 Phase: Rtx-CLPesticides2  
 Signal #1 Info : 30m X 0.32mm X 0. Signal #2 Info : 30m X 0.32mm X 0.25um

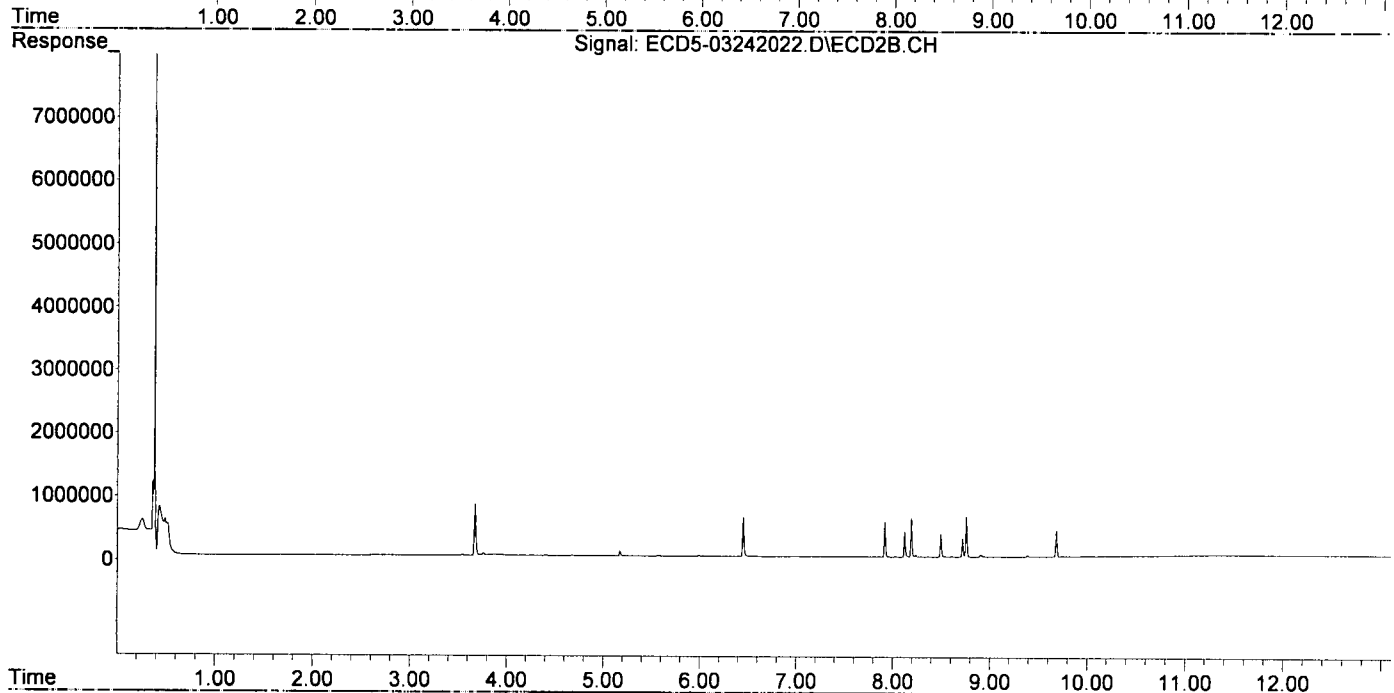
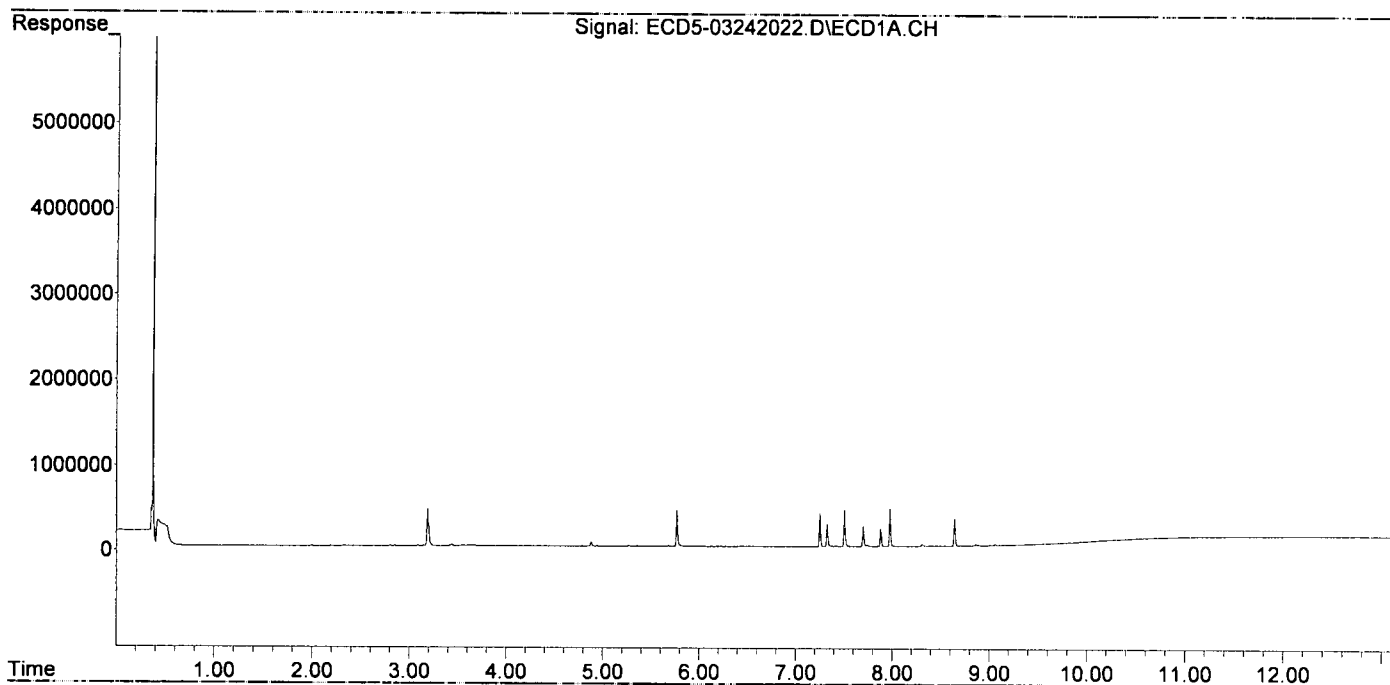
MJB  
3/25/20

Compound	RT#1	RT#2	Resp#1	Resp#2	ng/mL	ng/mL
System Monitoring Compounds						
1) S TCMX (S)	0.000	0.000	0	0	N.D. d	N.D. d
22) S DCBP (S)	0.000	0.000	0	0	N.D. d	N.D. d
Target Compounds						
2) a-BHC	0.000	0.000	0	0	N.D. d	N.D. d
3) g-BHC	0.000	0.000	0	0	N.D. d	N.D. d
4) b-BHC	0.000	0.000	0	0	N.D. d	N.D. d
5) Heptachlor	0.000	0.000	0	0	N.D. d	N.D. d
6) d-BHC	0.000	0.000	0	0	N.D. d	N.D. d
7) Aldrin	0.000	0.000	0	0	N.D. d	N.D. d
8) Heptachlo...	0.000	0.000	0	0	N.D. d	N.D. d
9) trans-Chl...	0.000	0.000	0	0	N.D. d	N.D. d
10) cis-Chlor...	0.000	0.000	0	0	N.D. d	N.D. d
11) Endosulfa...	0.000	0.000	0	0	N.D. d	N.D. d
12) 4,4'-DDE	0.000	0.000	0	0	N.D. d	N.D. d
13) Dieldrin	0.000	0.000	0	0	N.D. d	N.D. d
14) Endrin	0.000	0.000	0	0	N.D. d	N.D. d
15) 4,4'-DDD	0.000	0.000	0	0	N.D. d	N.D. d
16) Endosulfa...	0.000	0.000	0	0	N.D. d	N.D. d
17) 4,4'-DDT	0.000	0.000	0	0	N.D. d	N.D. d
18) Endrin Al...	0.000	0.000	0	0	N.D. d	N.D. d
19) Endosulfa...	0.000	0.000	0	0	N.D. d	N.D. d
20) Methoxychlor	0.000	0.000	0	0	N.D. d	N.D. d
21) Endrin Ke...	0.000	0.000	0	0	N.D. d	N.D. d
23) Hexachlor...	3.191	3.673	439567	807666	1.978	1.856
24) Hexachlor...	5.771	6.452	419155	612934	1.863	1.677
25) Oxychlorthane	7.253	7.920	386790	549047	1.931	1.787
26) 2,4'-DDE	7.329	8.125	267207	397498	1.752	1.689
27) trans-Non...	7.508	8.194	423056	615457	1.889	1.809
28) 2,4'-DDD	7.702	8.498	239865	366090	1.751	1.752
29) 2,4'-DDT	7.882	8.723	208673	293188	1.614	1.792
30) cis-Nonac...	7.979	8.761	442808	633230	1.769	1.686
31) Mirex	8.646	9.686	323334	416537	2.066	2.023
32) Chlordane...	0.000	0.000	0	0	N.D. d	N.D. d
33) Chlordane...	0.000	0.000	0	0	N.D. d	N.D. d
34) Chlordane...	0.000	0.000	0	0	N.D. d	N.D. d
35) Chlordane...	0.000	0.000	0	0	N.D. d	N.D. d
36) Toxaphene...	0.000	0.000	0	0	N.D. d	N.D. d
37) Toxaphene...	0.000	0.000	0	0	N.D. d	N.D. d
38) Toxaphene...	0.000	0.000	0	0	N.D. d	N.D. d
39) Toxaphene...	0.000	0.000	0	0	N.D. d	N.D. d
40) Toxaphene...	0.000	0.000	0	0	N.D. d	N.D. d
41) Toxaphene...	0.000	0.000	0	0	N.D. d	N.D. d
42) Toxaphene...	0.000	0.000	0	0	N.D. d	N.D. d

Data Path : C:\msdchem\1\data\2020-03\0C24036\  
 Data File : ECD5-03242022.D  
 Signal(s) : Signal #1: ECD1A.CH Signal #2: ECD2B.CH  
 Acq On : 24 Mar 2020 18:31  
 Operator : MJB  
 Sample : 0C24036-CALC  
 Misc : A20C354, 9-42 2 ppb  
 ALS Vial : 16 (Sig #1); 0 (Sig #2) Sample Multiplier: 1

Integration File signal 1: PEST1.e  
 Integration File signal 2: PEST2.e  
 Quant Time: Mar 25 12:29:31 2020  
 Quant Method : C:\msdchem\1\methods\ECD5\_QUANTPEST\_200324.M  
 Quant Title : Instrument: DualECD5  
 QLast Update : Wed Mar 25 12:27:29 2020  
 Response via : Initial Calibration  
 Integrator: ChemStation 6890 Scale Mode: Small noise peaks clipped

Volume Inj. : 2uL  
 Signal #1 Phase : Rtx-CLPesticides Signal #2 Phase: Rtx-CLPesticides2  
 Signal #1 Info : 30m X 0.32mm X 0. Signal #2 Info : 30m X 0.32mm X 0.25um



Data Path : C:\msdchem\1\data\2020-03\0C24036\  
 Data File : ECD5-03242023.D  
 Signal(s) : Signal #1: ECD1A.CH Signal #2: ECD2B.CH  
 Acq On : 24 Mar 2020 18:48  
 Operator : MJB  
 Sample : 0C24036-CALD  
 Misc : A20C355, 9-42 5 ppb  
 ALS Vial : 17 (Sig #1); 0 (Sig #2) Sample Multiplier: 1

Integration File signal 1: PEST1.e  
 Integration File signal 2: PEST2.e  
 Quant Time: Mar 25 12:30:04 2020  
 Quant Method : C:\msdchem\1\methods\ECD5\_QUANTPEST\_200324.M  
 Quant Title : Instrument: DualECD5  
 QLast Update : Wed Mar 25 12:27:29 2020  
 Response via : Initial Calibration  
 Integrator: ChemStation 6890 Scale Mode: Small noise peaks clipped

Volume Inj. : 2uL  
 Signal #1 Phase : Rtx-CLPesticides Signal #2 Phase: Rtx-CLPesticides2  
 Signal #1 Info : 30m X 0.32mm X 0. Signal #2 Info : 30m X 0.32mm X 0.25um

MJB  
3/25/20

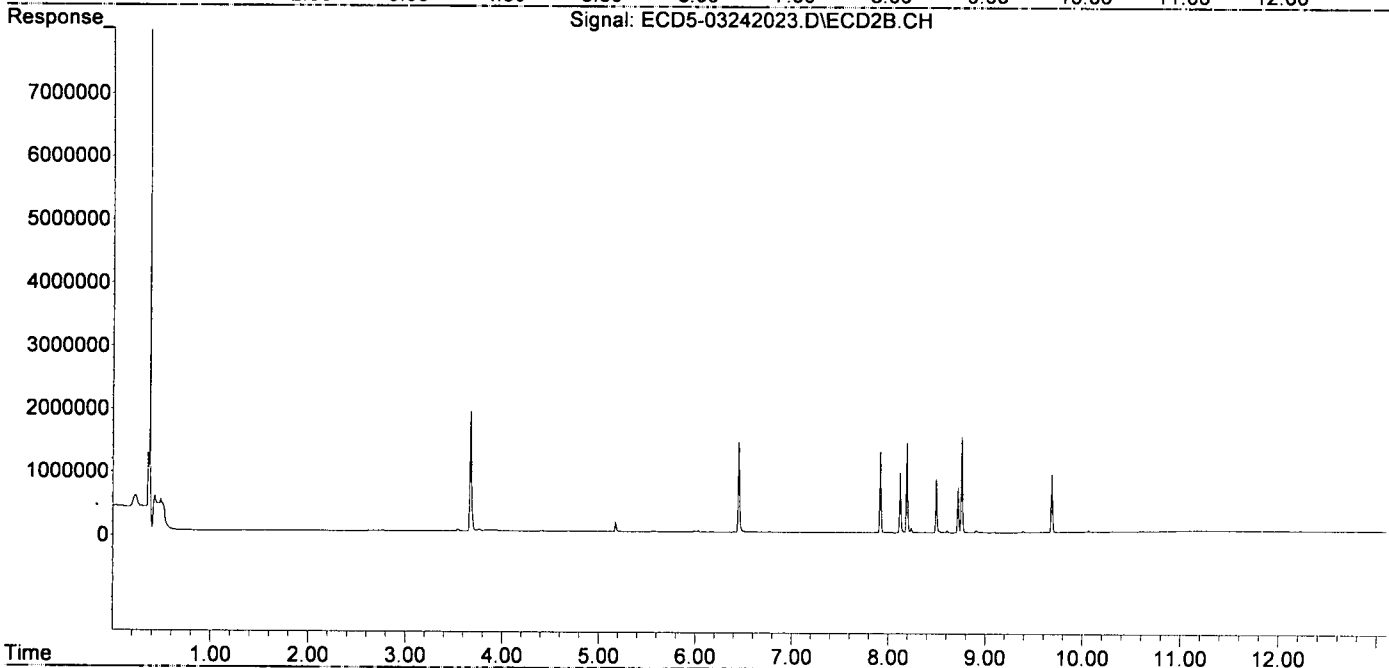
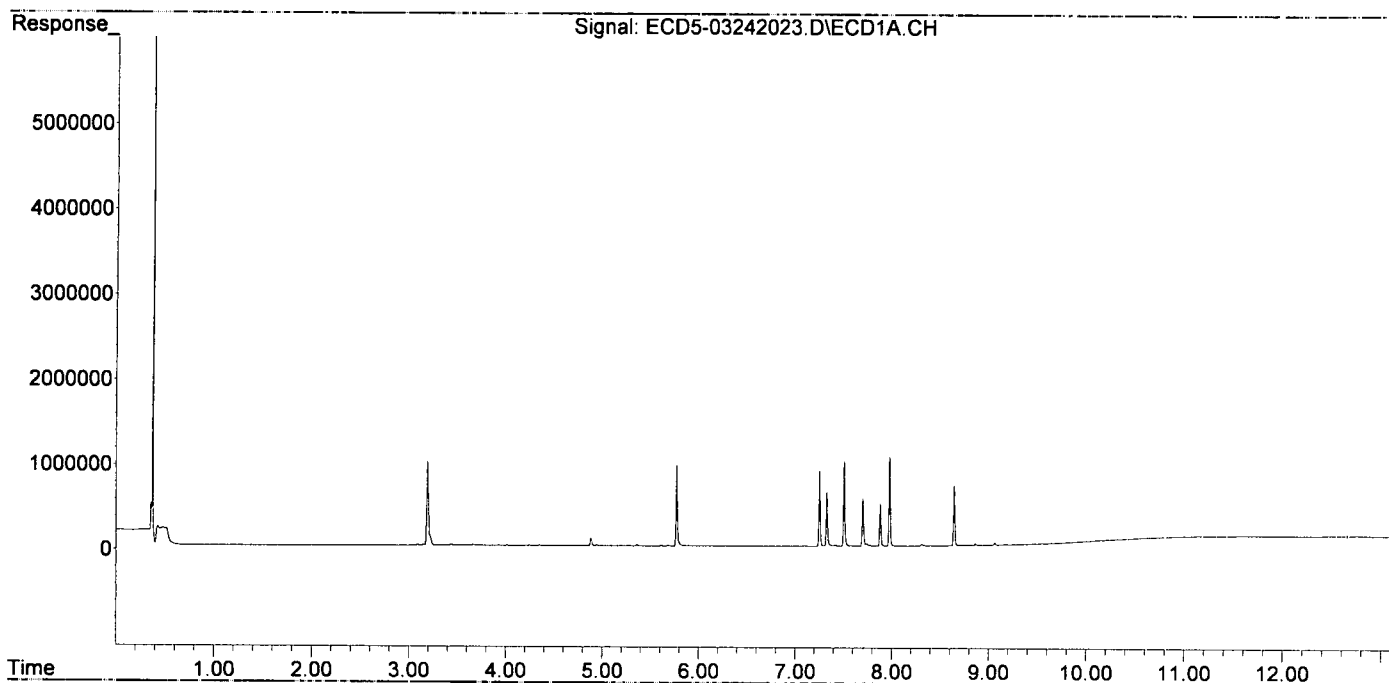
Compound	RT#1	RT#2	Resp#1	Resp#2	ng/mL	ng/mL
System Monitoring Compounds						
1) S TCMX (S)	0.000	0.000	0	0	N.D. d	N.D. d
22) S DCBP (S)	0.000	0.000	0	0	N.D. d	N.D. d
Target Compounds						
2) a-BHC	0.000	0.000	0	0	N.D. d	N.D. d
3) g-BHC	0.000	0.000	0	0	N.D. d	N.D. d
4) b-BHC	0.000	0.000	0	0	N.D. d	N.D. d
5) Heptachlor	0.000	0.000	0	0	N.D. d	N.D. d
6) d-BHC	0.000	0.000	0	0	N.D. d	N.D. d
7) Aldrin	0.000	0.000	0	0	N.D. d	N.D. d
8) Heptachlo...	0.000	0.000	0	0	N.D. d	N.D. d
9) trans-Chl...	0.000	0.000	0	0	N.D. d	N.D. d
10) cis-Chlor...	0.000	0.000	0	0	N.D. d	N.D. d
11) Endosulfa...	0.000	0.000	0	0	N.D. d	N.D. d
12) 4,4'-DDE	0.000	0.000	0	0	N.D. d	N.D. d
13) Dieldrin	0.000	0.000	0	0	N.D. d	N.D. d
14) Endrin	0.000	0.000	0	0	N.D. d	N.D. d
15) 4,4'-DDD	0.000	0.000	0	0	N.D. d	N.D. d
16) Endosulfa...	0.000	0.000	0	0	N.D. d	N.D. d
17) 4,4'-DDT	0.000	0.000	0	0	N.D. d	N.D. d
18) Endrin Al...	0.000	0.000	0	0	N.D. d	N.D. d
19) Endosulfa...	0.000	0.000	0	0	N.D. d	N.D. d
20) Methoxychlor	0.000	0.000	0	0	N.D. d	N.D. d
21) Endrin Ke...	0.000	0.000	0	0	N.D. d	N.D. d
23) Hexachlor...	3.191	3.674	985296	1888911	4.435	4.340
24) Hexachlor...	5.771	6.453	941551	1416782	4.185	3.876
25) Oxychlorthane	7.253	7.920	875331	1273733	4.370	4.145
26) 2,4'-DDE	7.328	8.124	627099	936012	4.111	3.976
27) trans-Non...	7.508	8.195	981829	1410113	4.383	4.144
28) 2,4'-DDD	7.701	8.498	556778	847949	4.064	4.059
29) 2,4'-DDT	7.883	8.722	500416	709957	3.870	4.266
30) cis-Nonac...	7.978	8.761	1044308	1501113	4.172	3.997
31) Mirex	8.645	9.686	702511	917688	4.753	4.633
32) Chlordane...	0.000	0.000	0	0	N.D. d	N.D. d
33) Chlordane...	0.000	0.000	0	0	N.D. d	N.D. d
34) Chlordane...	0.000	0.000	0	0	N.D. d	N.D. d
35) Chlordane...	0.000	0.000	0	0	N.D. d	N.D. d
36) Toxaphene...	0.000	0.000	0	0	N.D. d	N.D. d
37) Toxaphene...	0.000	0.000	0	0	N.D. d	N.D. d
38) Toxaphene...	0.000	0.000	0	0	N.D. d	N.D. d
39) Toxaphene...	0.000	0.000	0	0	N.D. d	N.D. d
40) Toxaphene...	0.000	0.000	0	0	N.D. d	N.D. d
41) Toxaphene...	0.000	0.000	0	0	N.D. d	N.D. d
42) Toxaphene...	0.000	0.000	0	0	N.D. d	N.D. d

Quantitation Report (QT Reviewed)

Data Path : C:\msdchem\1\data\2020-03\0C24036\  
Data File : ECD5-03242023.D  
Signal(s) : Signal #1: ECD1A.CH Signal #2: ECD2B.CH  
Acq On : 24 Mar 2020 18:48  
Operator : MJB  
Sample : 0C24036-CALD  
Misc : A20C355, 9-42 5 ppb  
ALS Vial : 17 (Sig #1); 0 (Sig #2) Sample Multiplier: 1

Integration File signal 1: PEST1.e  
Integration File signal 2: PEST2.e  
Quant Time: Mar 25 12:30:04 2020  
Quant Method : C:\msdchem\1\methods\ECD5\_QUANTPEST\_200324.M  
Quant Title : Instrument: DualECD5  
QLast Update : Wed Mar 25 12:27:29 2020  
Response via : Initial Calibration  
Integrator: ChemStation 6890 Scale Mode: Small noise peaks clipped

Volume Inj. : 2uL  
Signal #1 Phase : Rtx-CLPesticides Signal #2 Phase: Rtx-CLPesticides2  
Signal #1 Info : 30m X 0.32mm X 0. Signal #2 Info : 30m X 0.32mm X 0.25um



Data Path : C:\msdchem\1\data\2020-03\0C24036\  
 Data File : ECD5-03242024.D  
 Signal(s) : Signal #1: ECD1A.CH Signal #2: ECD2B.CH  
 Acq On : 24 Mar 2020 19:05  
 Operator : MJB  
 Sample : 0C24036-CALE  
 Misc : A20C356, 9-42 10 ppb  
 ALS Vial : 18 (Sig #1); 0 (Sig #2) Sample Multiplier: 1

Integration File signal 1: PEST1.e  
 Integration File signal 2: PEST2.e  
 Quant Time: Mar 25 12:30:35 2020  
 Quant Method : C:\msdchem\1\methods\ECD5\_QUANTPEST\_200324.M  
 Quant Title : Instrument: DualECD5  
 QLast Update : Wed Mar 25 12:27:29 2020  
 Response via : Initial Calibration  
 Integrator: ChemStation 6890 Scale Mode: Small noise peaks clipped

Volume Inj. : 2uL  
 Signal #1 Phase : Rtx-CLPesticides Signal #2 Phase: Rtx-CLPesticides2  
 Signal #1 Info : 30m X 0.32mm X 0. Signal #2 Info : 30m X 0.32mm X 0.25um

MJB  
3/25/20

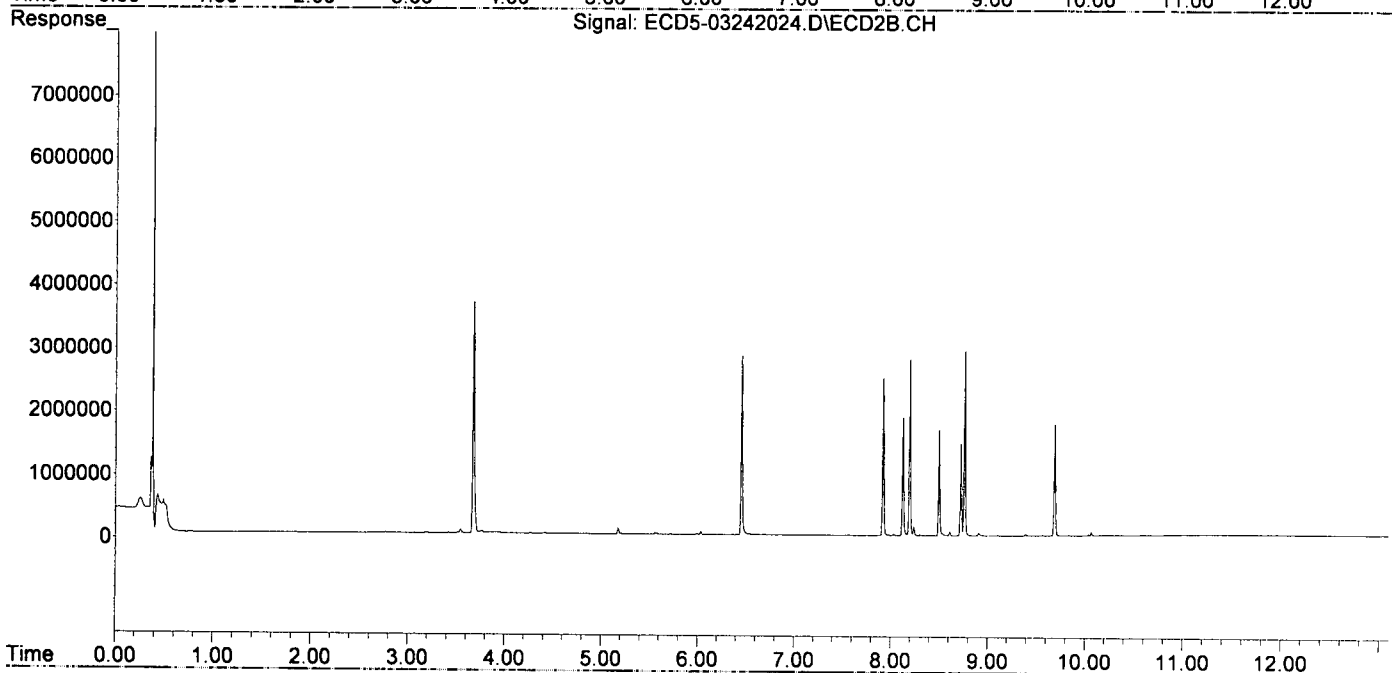
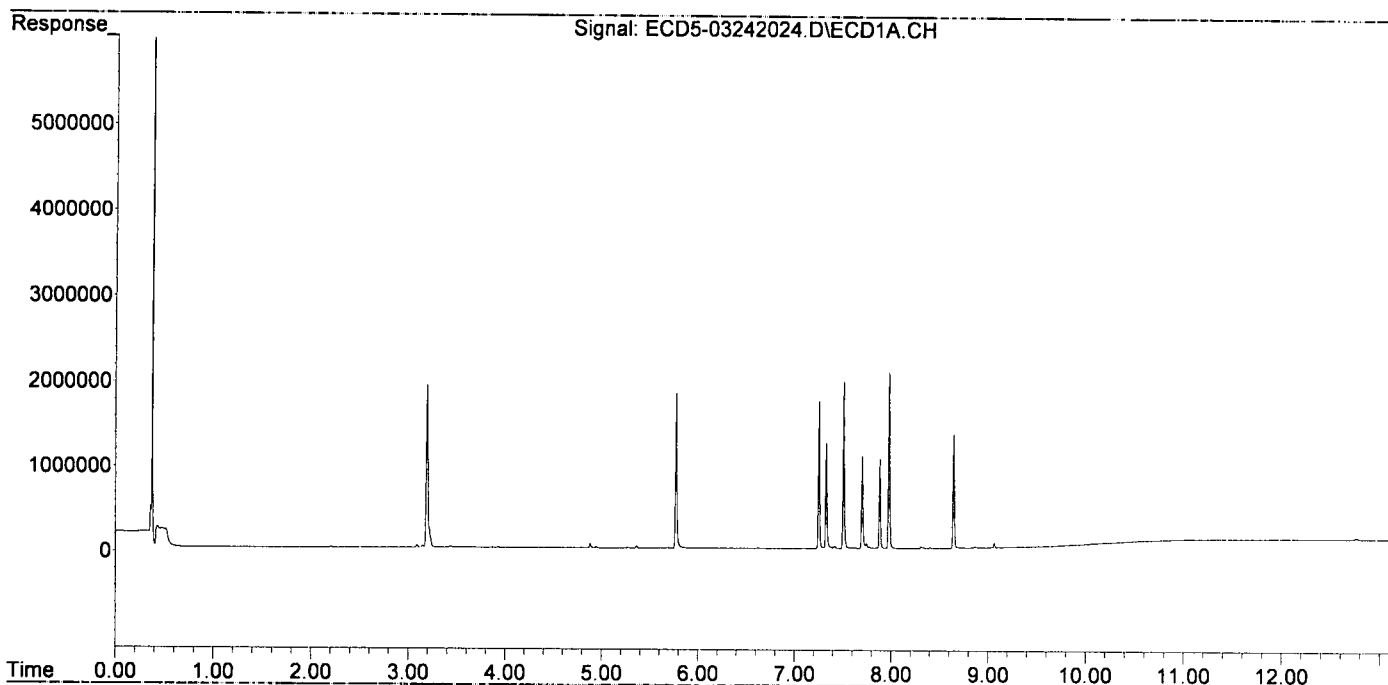
Compound	RT#1	RT#2	Resp#1	Resp#2	ng/mL	ng/mL
System Monitoring Compounds						
1) S TCMX (S)	0.000	0.000	0	0	N.D. d	N.D. d
22) S DCBP (S)	0.000	0.000	0	0	N.D. d	N.D. d
Target Compounds						
2) a-BHC	0.000	0.000	0	0	N.D. d	N.D. d
3) g-BHC	0.000	0.000	0	0	N.D. d	N.D. d
4) b-BHC	0.000	0.000	0	0	N.D. d	N.D. d
5) Heptachlor	0.000	0.000	0	0	N.D. d	N.D. d
6) d-BHC	0.000	0.000	0	0	N.D. d	N.D. d
7) Aldrin	0.000	0.000	0	0	N.D. d	N.D. d
8) Heptachlo...	0.000	0.000	0	0	N.D. d	N.D. d
9) trans-Chl...	0.000	0.000	0	0	N.D. d	N.D. d
10) cis-Chlor...	0.000	0.000	0	0	N.D. d	N.D. d
11) Endosulfa...	0.000	0.000	0	0	N.D. d	N.D. d
12) 4,4'-DDE	0.000	0.000	0	0	N.D. d	N.D. d
13) Dieldrin	0.000	0.000	0	0	N.D. d	N.D. d
14) Endrin	0.000	0.000	0	0	N.D. d	N.D. d
15) 4,4'-DDD	0.000	0.000	0	0	N.D. d	N.D. d
16) Endosulfa...	0.000	0.000	0	0	N.D. d	N.D. d
17) 4,4'-DDT	0.000	0.000	0	0	N.D. d	N.D. d
18) Endrin Al...	0.000	0.000	0	0	N.D. d	N.D. d
19) Endosulfa...	0.000	0.000	0	0	N.D. d	N.D. d
20) Methoxychlor	0.000	0.000	0	0	N.D. d	N.D. d
21) Endrin Ke...	0.000	0.000	0	0	N.D. d	N.D. d
23) Hexachlor...	3.191	3.673	1913685	3659331	8.613	8.409
24) Hexachlor...	5.771	6.453	1821184	2829027	8.094	7.740
25) Oxychlordane	7.252	7.921	1728237	2482080	8.629	8.078
26) 2,4'-DDE	7.328	8.125	1237758	1859258	8.114	7.899
27) trans-Non...	7.508	8.195	1958355	2785866	8.743	8.187
28) 2,4'-DDD	7.701	8.498	1077430	1664096	7.863	7.966
29) 2,4'-DDT	7.883	8.723	1038872	1455490	8.034	8.616
30) cis-Nonac...	7.979	8.762	2056686	2912480	8.216	7.755
31) Mirex	8.645	9.687	1334200	1755471	9.221	8.968
32) Chlordane...	0.000	0.000	0	0	N.D. d	N.D. d
33) Chlordane...	0.000	0.000	0	0	N.D. d	N.D. d
34) Chlordane...	0.000	0.000	0	0	N.D. d	N.D. d
35) Chlordane...	0.000	0.000	0	0	N.D. d	N.D. d
36) Toxaphene...	0.000	0.000	0	0	N.D. d	N.D. d
37) Toxaphene...	0.000	0.000	0	0	N.D. d	N.D. d
38) Toxaphene...	0.000	0.000	0	0	N.D. d	N.D. d
39) Toxaphene...	0.000	0.000	0	0	N.D. d	N.D. d
40) Toxaphene...	0.000	0.000	0	0	N.D. d	N.D. d
41) Toxaphene...	0.000	0.000	0	0	N.D. d	N.D. d
42) Toxaphene...	0.000	0.000	0	0	N.D. d	N.D. d

Quantitation Report (QT Reviewed)

Data Path : C:\msdchem\1\data\2020-03\0C24036\  
Data File : ECD5-03242024.D  
Signal(s) : Signal #1: ECD1A.CH Signal #2: ECD2B.CH  
Acq On : 24 Mar 2020 19:05  
Operator : MJB  
Sample : 0C24036-CALE  
Misc : A20C356, 9-42 10 ppb  
ALS Vial : 18 (Sig #1); 0 (Sig #2) Sample Multiplier: 1

Integration File signal 1: PEST1.e  
Integration File signal 2: PEST2.e  
Quant Time: Mar 25 12:30:35 2020  
Quant Method : C:\msdchem\1\methods\ECD5\_QUANTPEST\_200324.M  
Quant Title : Instrument: DualECD5  
QLast Update : Wed Mar 25 12:27:29 2020  
Response via : Initial Calibration  
Integrator: ChemStation 6890 Scale Mode: Small noise peaks clipped

Volume Inj. : 2uL  
Signal #1 Phase : Rtx-CLPesticides Signal #2 Phase: Rtx-CLPesticides2  
Signal #1 Info : 30m X 0.32mm X 0. Signal #2 Info : 30m X 0.32mm X 0.25um



Data Path : C:\msdchem\1\data\2020-03\0C24036\  
 Data File : ECD5-03242025.D  
 Signal(s) : Signal #1: ECD1A.CH Signal #2: ECD2B.CH  
 Acq On : 24 Mar 2020 19:22  
 Operator : MJB  
 Sample : 0C24036-CALF  
 Misc : A20C357, 9-42 25 ppb  
 ALS Vial : 19 (Sig #1); 0 (Sig #2) Sample Multiplier: 1

Integration File signal 1: PEST1.e  
 Integration File signal 2: PEST2.e  
 Quant Time: Mar 25 12:31:05 2020  
 Quant Method : C:\msdchem\1\methods\ECD5\_QUANTPEST\_200324.M  
 Quant Title : Instrument: DualECD5  
 QLast Update : Wed Mar 25 12:27:29 2020  
 Response via : Initial Calibration  
 Integrator: ChemStation 6890 Scale Mode: Small noise peaks clipped

Volume Inj. : 2uL  
 Signal #1 Phase : Rtx-CLPesticides Signal #2 Phase: Rtx-CLPesticides2  
 Signal #1 Info : 30m X 0.32mm X 0. Signal #2 Info : 30m X 0.32mm X 0.25um

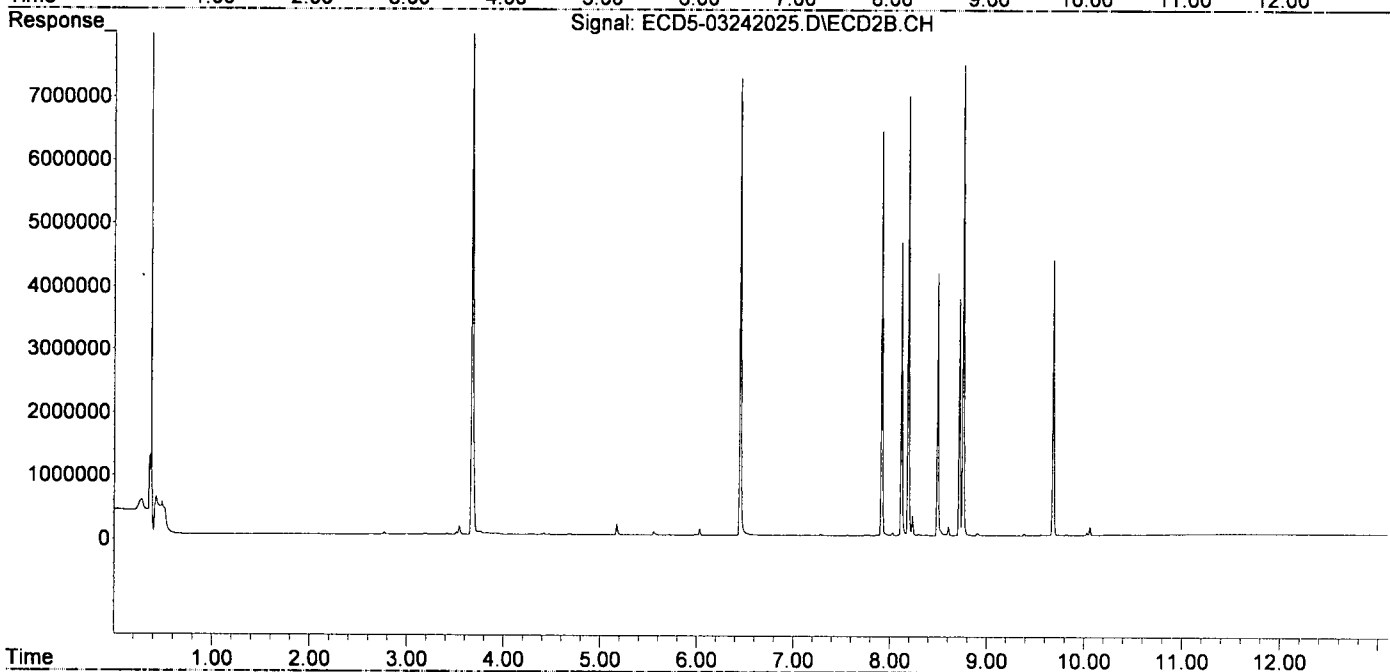
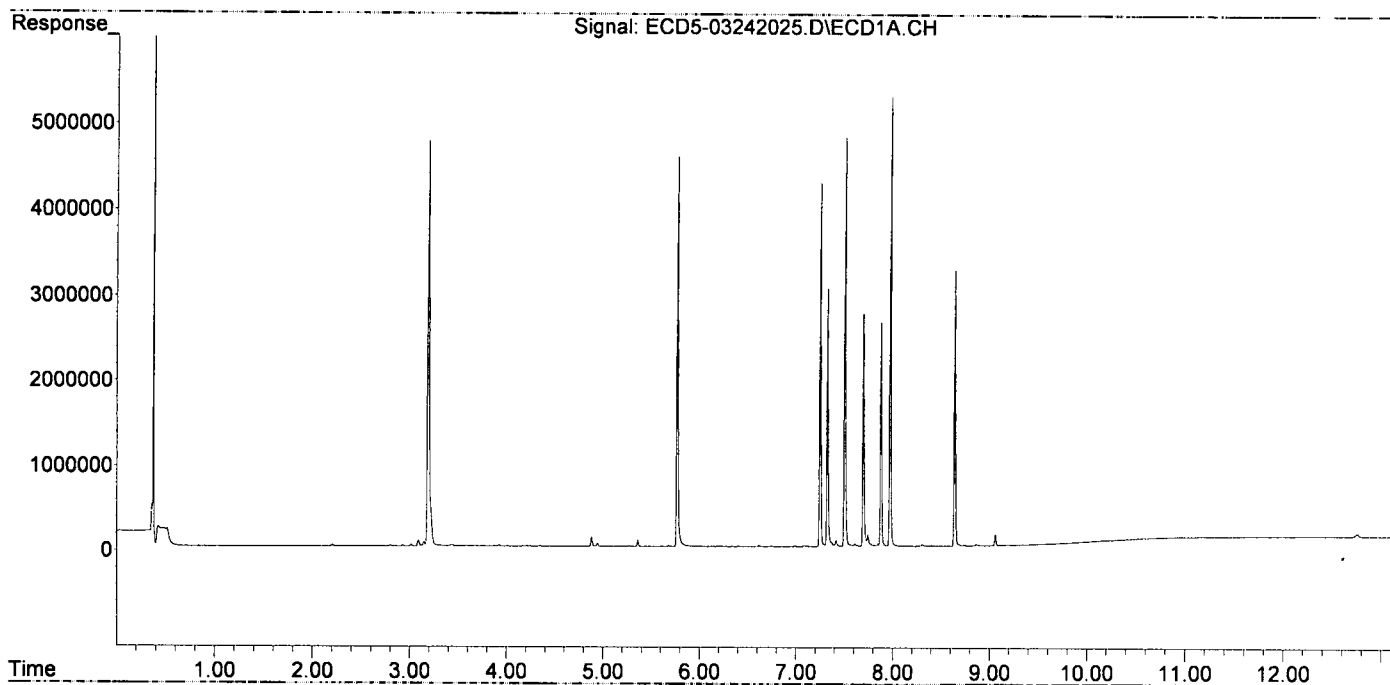
MJB  
3/25/20

Compound	RT#1	RT#2	Resp#1	Resp#2	ng/mL	ng/mL
System Monitoring Compounds						
1) S TCMX (S)	0.000	0.000	0	0	N.D. d	N.D. d
22) S DCBP (S)	0.000	0.000	0	0	N.D. d	N.D. d
Target Compounds						
2) a-BHC	0.000	0.000	0	0	N.D. d	N.D. d
3) g-BHC	0.000	0.000	0	0	N.D. d	N.D. d
4) b-BHC	0.000	0.000	0	0	N.D. d	N.D. d
5) Heptachlor	0.000	0.000	0	0	N.D. d	N.D. d
6) d-BHC	0.000	0.000	0	0	N.D. d	N.D. d
7) Aldrin	0.000	0.000	0	0	N.D. d	N.D. d
8) Heptachlo...	0.000	0.000	0	0	N.D. d	N.D. d
9) trans-Chl...	0.000	0.000	0	0	N.D. d	N.D. d
10) cis-Chlor...	0.000	0.000	0	0	N.D. d	N.D. d
11) Endosulfa...	0.000	0.000	0	0	N.D. d	N.D. d
12) 4,4'-DDE	0.000	0.000	0	0	N.D. d	N.D. d
13) Dieldrin	0.000	0.000	0	0	N.D. d	N.D. d
14) Endrin	0.000	0.000	0	0	N.D. d	N.D. d
15) 4,4'-DDD	0.000	0.000	0	0	N.D. d	N.D. d
16) Endosulfa...	0.000	0.000	0	0	N.D. d	N.D. d
17) 4,4'-DDT	0.000	0.000	0	0	N.D. d	N.D. d
18) Endrin Al...	0.000	0.000	0	0	N.D. d	N.D. d
19) Endosulfa...	0.000	0.000	0	0	N.D. d	N.D. d
20) Methoxychlor	0.000	0.000	0	0	N.D. d	N.D. d
21) Endrin Ke...	0.000	0.000	0	0	N.D. d	N.D. d
23) Hexachlor...	3.192	3.674	4744416	9164447	21.353	21.059
24) Hexachlor...	5.771	6.453	4553836	7208518	20.239	19.722
25) Oxychlorthane	7.252	7.920	4237766	6370353	21.159	20.733
26) 2,4'-DDE	7.327	8.124	3019471	4614869	19.795	19.605
27) trans-Non...	7.508	8.195	4770432	6929319	21.297	20.363
28) 2,4'-DDD	7.700	8.498	2695196	4129897	19.670	19.769
29) 2,4'-DDT	7.882	8.722	2624036	3726920	20.292	21.322
30) cis-Nonac...	7.978	8.761	5255936	7435646	20.097	19.799
31) Mirex	8.645	9.686	3230934	4337194	22.587	22.109
32) Chlordane...	0.000	0.000	0	0	N.D. d	N.D. d
33) Chlordane...	0.000	0.000	0	0	N.D. d	N.D. d
34) Chlordane...	0.000	0.000	0	0	N.D. d	N.D. d
35) Chlordane...	0.000	0.000	0	0	N.D. d	N.D. d
36) Toxaphene...	0.000	0.000	0	0	N.D. d	N.D. d
37) Toxaphene...	0.000	0.000	0	0	N.D. d	N.D. d
38) Toxaphene...	0.000	0.000	0	0	N.D. d	N.D. d
39) Toxaphene...	0.000	0.000	0	0	N.D. d	N.D. d
40) Toxaphene...	0.000	0.000	0	0	N.D. d	N.D. d
41) Toxaphene...	0.000	0.000	0	0	N.D. d	N.D. d
42) Toxaphene...	0.000	0.000	0	0	N.D. d	N.D. d

Data Path : C:\msdchem\1\data\2020-03\0C24036\  
Data File : ECD5-03242025.D  
Signal(s) : Signal #1: ECD1A.CH Signal #2: ECD2B.CH  
Acq On : 24 Mar 2020 19:22  
Operator : MJB  
Sample : 0C24036-CALF  
Misc : A20C357, 9-42 25 ppb  
ALS Vial : 19 (Sig #1); 0 (Sig #2) Sample Multiplier: 1

Integration File signal 1: PEST1.e  
Integration File signal 2: PEST2.e  
Quant Time: Mar 25 12:31:05 2020  
Quant Method : C:\msdchem\1\methods\ECD5\_QUANTPEST\_200324.M  
Quant Title : Instrument: DualECD5  
QLast Update : Wed Mar 25 12:27:29 2020  
Response via : Initial Calibration  
Integrator: ChemStation 6890 Scale Mode: Small noise peaks clipped

Volume Inj. : 2uL  
Signal #1 Phase : Rtx-CLPesticides Signal #2 Phase: Rtx-CLPesticides2  
Signal #1 Info : 30m X 0.32mm X 0. Signal #2 Info : 30m X 0.32mm X 0.25um





Quantitation Report (QT Reviewed)

Data Path : C:\msdchem\1\data\2020-03\0C24036\  
 Data File : ECD5-03242026.D  
 Signal(s) : Signal #1: ECD1A.CH Signal #2: ECD2B.CH  
 Acq On : 24 Mar 2020 19:40  
 Operator : MJB  
 Sample : 0C24036-CALG  
 Misc : A20C358, 9-42 50 ppb  
 ALS Vial : 20 (Sig #1); 0 (Sig #2) Sample Multiplier: 1

Integration File signal 1: PEST1.e  
 Integration File signal 2: PEST2.e  
 Quant Time: Mar 25 12:27:12 2020  
 Quant Method : C:\msdchem\1\methods\ECD5\_QUANTPEST\_200324.M  
 Quant Title : Instrument: DualECD5  
 QLast Update : Tue Mar 24 17:40:19 2020  
 Response via : Initial Calibration  
 Integrator: ChemStation 6890 Scale Mode: Small noise peaks clipped

Volume Inj. : 2uL  
 Signal #1 Phase : Rtx-CLPesticides Signal #2 Phase: Rtx-CLPesticides2  
 Signal #1 Info : 30m X 0.32mm X 0. Signal #2 Info : 30m X 0.32mm X 0.25um

MJB  
 3/25/20

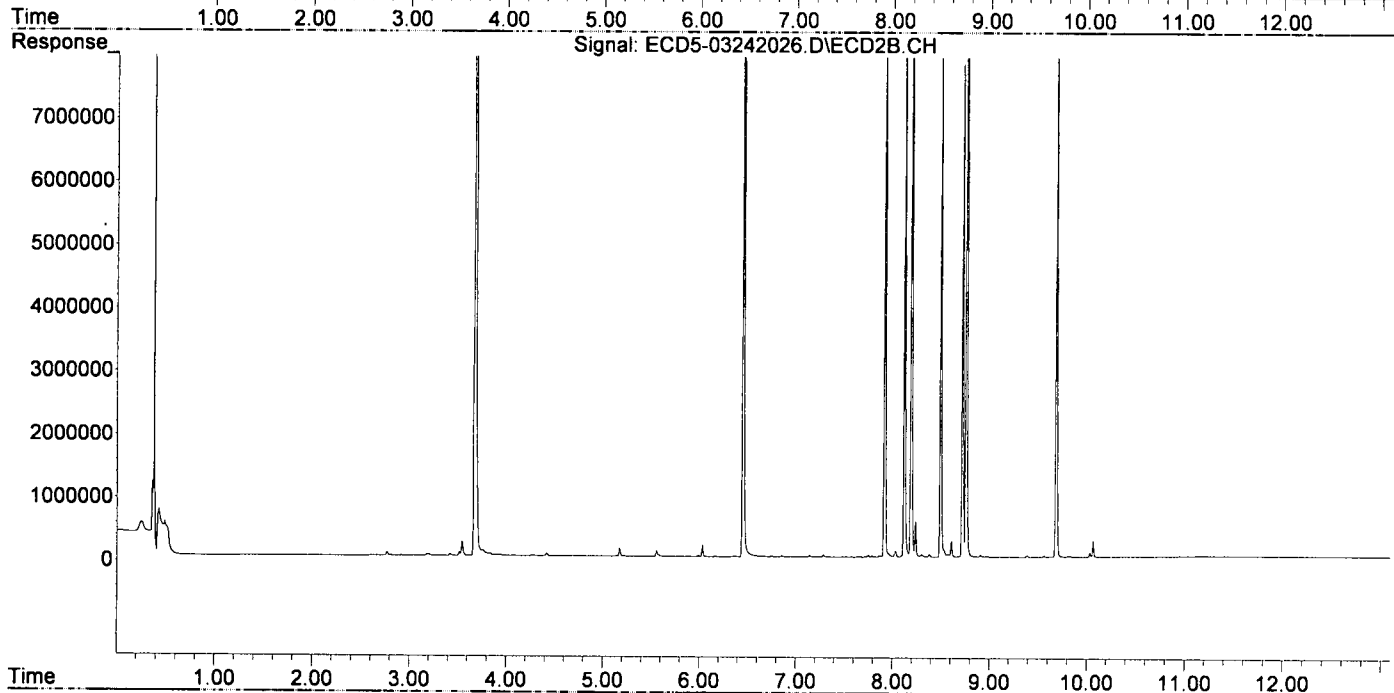
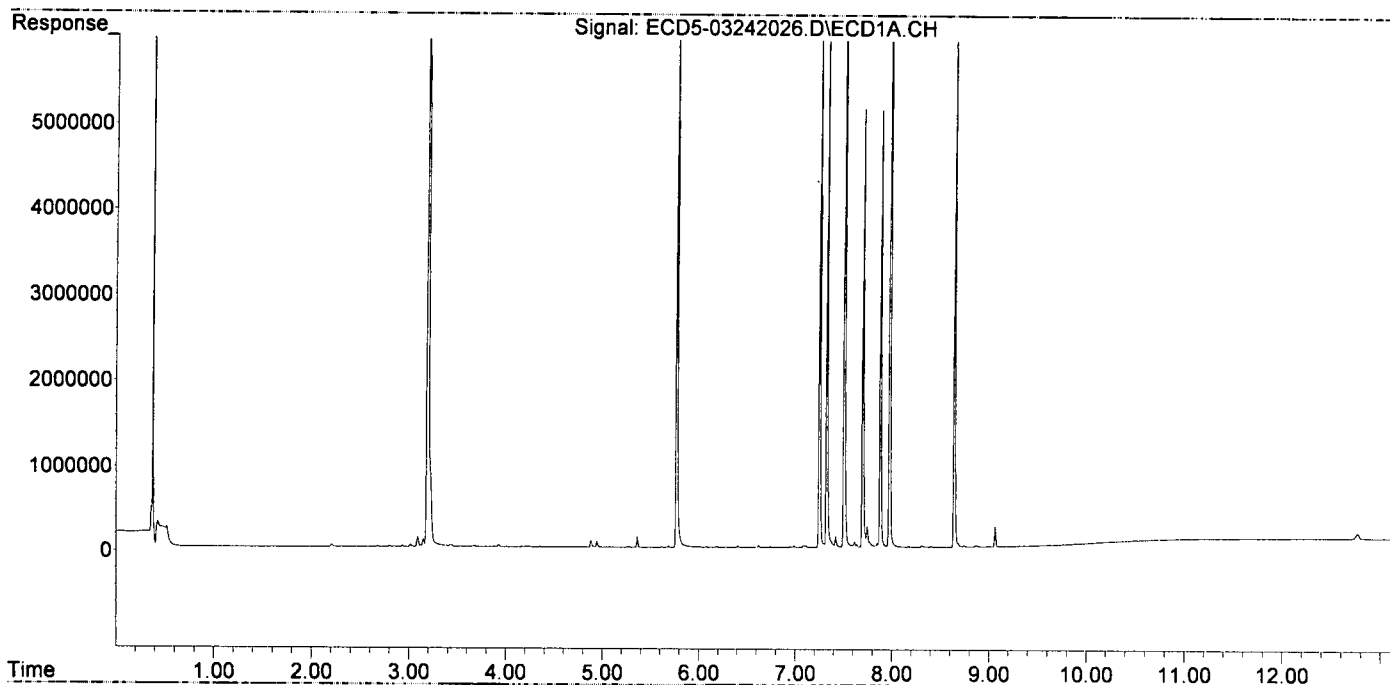
Compound	RT#1	RT#2	Resp#1	Resp#2	ng/mL	ng/mL
System Monitoring Compounds						
1) S TCMX (S)	0.000	0.000	0	0	N.D. d	N.D. d
22) S DCBP (S)	0.000	0.000	0	0	N.D. d	N.D. d
Target Compounds						
2) a-BHC	0.000	0.000	0	0	N.D. d	N.D. d
3) g-BHC	0.000	0.000	0	0	N.D. d	N.D. d
4) b-BHC	0.000	0.000	0	0	N.D. d	N.D. d
5) Heptachlor	0.000	0.000	0	0	N.D. d	N.D. d
6) d-BHC	0.000	0.000	0	0	N.D. d	N.D. d
7) Aldrin	0.000	0.000	0	0	N.D. d	N.D. d
8) Heptachlo...	0.000	0.000	0	0	N.D. d	N.D. d
9) trans-Chl...	0.000	0.000	0	0	N.D. d	N.D. d
10) cis-Chlor...	0.000	0.000	0	0	N.D. d	N.D. d
11) Endosulfa...	0.000	0.000	0	0	N.D. d	N.D. d
12) 4,4'-DDE	0.000	0.000	0	0	N.D. d	N.D. d
13) Dieldrin	0.000	0.000	0	0	N.D. d	N.D. d
14) Endrin	0.000	0.000	0	0	N.D. d	N.D. d
15) 4,4'-DDD	0.000	0.000	0	0	N.D. d	N.D. d
16) Endosulfa...	0.000	0.000	0	0	N.D. d	N.D. d
17) 4,4'-DDT	0.000	0.000	0	0	N.D. d	N.D. d
18) Endrin Al...	0.000	0.000	0	0	N.D. d	N.D. d
19) Endosulfa...	0.000	0.000	0	0	N.D. d	N.D. d
20) Methoxychlor	0.000	0.000	0	0	N.D. d	N.D. d
21) Endrin Ke...	0.000	0.000	0	0	N.D. d	N.D. d
23) Hexachlor...	3.192	3.674	8717391	17439815	39.235	40.075
24) Hexachlor...	5.771	6.452	8762097	14203483	38.942	38.859
25) Oxychlorthane	7.251	7.920	8147960	12143579	40.682	39.522
26) 2,4'-DDE	7.327	8.124	5911849	9372906	38.756	39.819
27) trans-Non...	7.507	8.194	8939479	13836076	39.910	40.660
28) 2,4'-DDD	7.700	8.497	5120535	8137483	37.371	38.952
29) 2,4'-DDT	7.882	8.722	5109282	7779036	39.512	42.282
30) cis-Nonac...	7.978	8.761	9928726	14832084	39.665	39.494
31) Mirex	8.645	9.687	6214207	8504353	43.454	42.678
32) Chlordane...	0.000	0.000	0	0	N.D. d	N.D. d
33) Chlordane...	0.000	0.000	0	0	N.D. d	N.D. d
34) Chlordane...	0.000	0.000	0	0	N.D. d	N.D. d
35) Chlordane...	0.000	0.000	0	0	N.D. d	N.D. d
36) Toxaphene...	0.000	0.000	0	0	N.D. d	N.D. d
37) Toxaphene...	0.000	0.000	0	0	N.D. d	N.D. d
38) Toxaphene...	0.000	0.000	0	0	N.D. d	N.D. d
39) Toxaphene...	0.000	0.000	0	0	N.D. d	N.D. d
40) Toxaphene...	0.000	0.000	0	0	N.D. d	N.D. d
41) Toxaphene...	0.000	0.000	0	0	N.D. d	N.D. d
42) Toxaphene...	0.000	0.000	0	0	N.D. d	N.D. d

Quantitation Report (QT Reviewed)

Data Path : C:\msdchem\1\data\2020-03\0C24036\  
Data File : ECD5-03242026.D  
Signal(s) : Signal #1: ECD1A.CH Signal #2: ECD2B.CH  
Acq On : 24 Mar 2020 19:40  
Operator : MJB  
Sample : 0C24036-CALG  
Misc : A20C358, 9-42 50 ppb  
ALS Vial : 20 (Sig #1); 0 (Sig #2) Sample Multiplier: 1

Integration File signal 1: PEST1.e  
Integration File signal 2: PEST2.e  
Quant Time: Mar 25 12:27:12 2020  
Quant Method : C:\msdchem\1\methods\ECD5\_QUANTPEST\_200324.M  
Quant Title : Instrument: DualECD5  
QLast Update : Tue Mar 24 17:40:19 2020  
Response via : Initial Calibration  
Integrator: ChemStation 6890 Scale Mode: Small noise peaks clipped

Volume Inj. : 2uL  
Signal #1 Phase : Rtx-CLPesticides Signal #2 Phase: Rtx-CLPesticides2  
Signal #1 Info : 30m X 0.32mm X 0. Signal #2 Info : 30m X 0.32mm X 0.25um



Quantitation Report (QT Reviewed)

Data Path : C:\msdchem\1\data\2020-03\0C24036\  
 Data File : ECD5-03242027.D  
 Signal(s) : Signal #1: ECD1A.CH Signal #2: ECD2B.CH  
 Acq On : 24 Mar 2020 19:57  
 Operator : MJB  
 Sample : 0C24036-CALH  
 Misc : A20C359, 9-42 100 ppb  
 ALS Vial : 21 (Sig #1); 0 (Sig #2) Sample Multiplier: 1

Integration File signal 1: PEST1.e  
 Integration File signal 2: PEST2.e  
 Quant Time: Mar 25 12:31:50 2020  
 Quant Method : C:\msdchem\1\methods\ECD5\_QUANTPEST\_200324.M  
 Quant Title : Instrument: DualECD5  
 QLast Update : Wed Mar 25 12:27:29 2020  
 Response via : Initial Calibration  
 Integrator: ChemStation 6890 Scale Mode: Small noise peaks clipped

Volume Inj. : 2uL  
 Signal #1 Phase : Rtx-CLPesticides Signal #2 Phase: Rtx-CLPesticides2  
 Signal #1 Info : 30m X 0.32mm X 0. Signal #2 Info : 30m X 0.32mm X 0.25um

MJB  
3/25/20

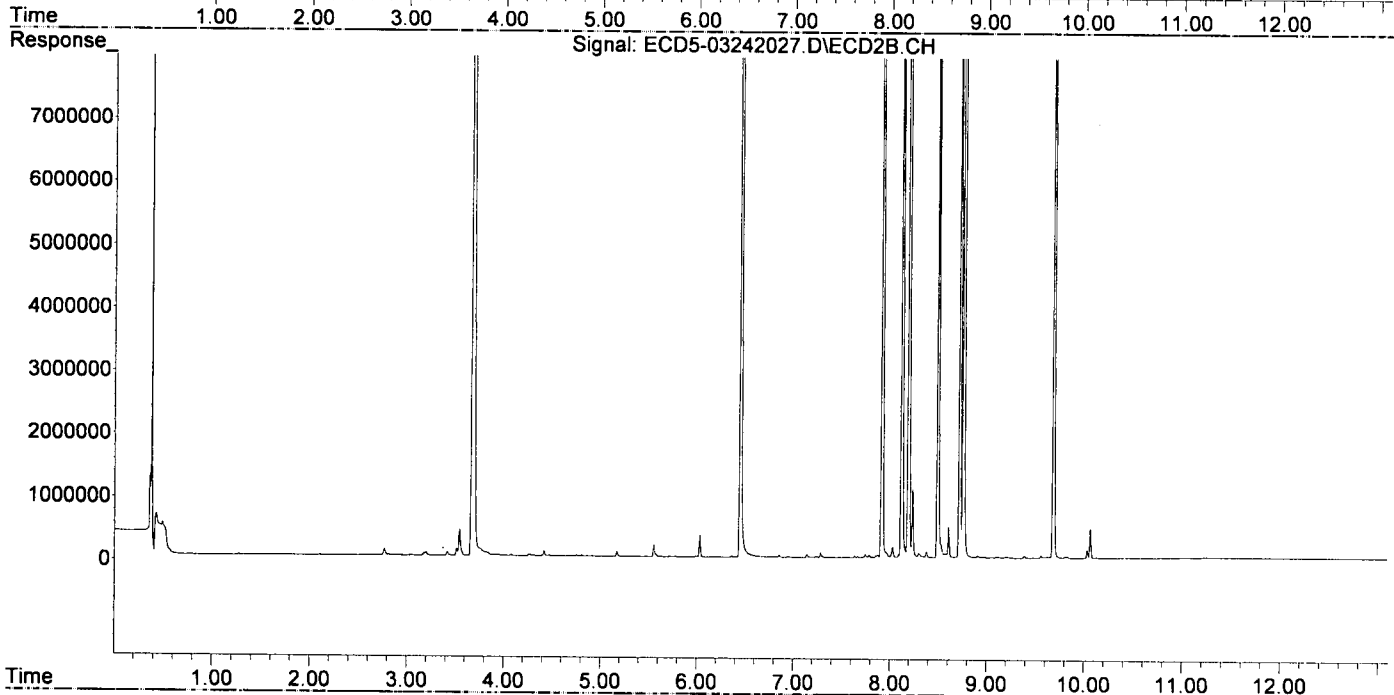
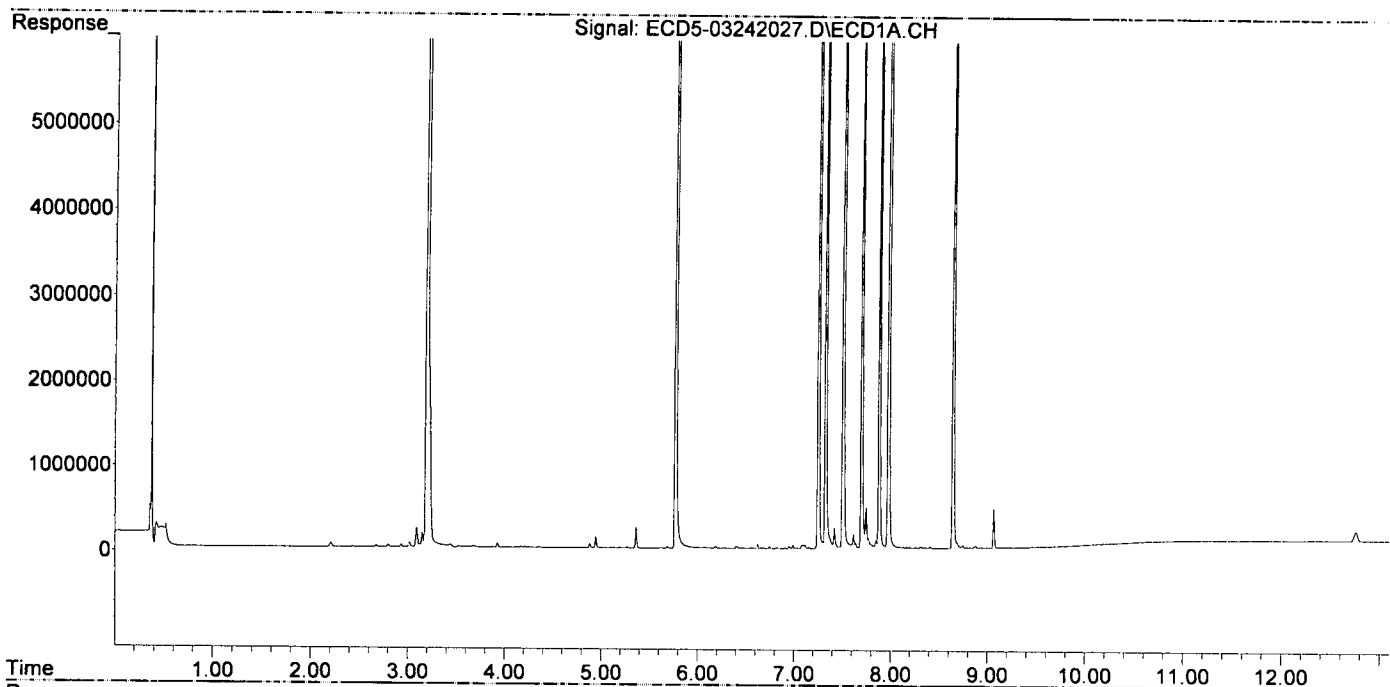
Compound	RT#1	RT#2	Resp#1	Resp#2	ng/mL	ng/mL
System Monitoring Compounds						
1) S TCMX (S)	0.000	0.000	0	0	N.D. d	N.D. d
22) S DCBP (S)	0.000	0.000	0	0	N.D. d	N.D. d
Target Compounds						
2) a-BHC	0.000	0.000	0	0	N.D. d	N.D. d
3) g-BHC	0.000	0.000	0	0	N.D. d	N.D. d
4) b-BHC	0.000	0.000	0	0	N.D. d	N.D. d
5) Heptachlor	0.000	0.000	0	0	N.D. d	N.D. d
6) d-BHC	0.000	0.000	0	0	N.D. d	N.D. d
7) Aldrin	0.000	0.000	0	0	N.D. d	N.D. d
8) Heptachlo...	0.000	0.000	0	0	N.D. d	N.D. d
9) trans-Chl...	0.000	0.000	0	0	N.D. d	N.D. d
10) cis-Chlor...	0.000	0.000	0	0	N.D. d	N.D. d
11) Endosulfa...	0.000	0.000	0	0	N.D. d	N.D. d
12) 4,4'-DDE	0.000	0.000	0	0	N.D. d	N.D. d
13) Dieldrin	0.000	0.000	0	0	N.D. d	N.D. d
14) Endrin	0.000	0.000	0	0	N.D. d	N.D. d
15) 4,4'-DDD	0.000	0.000	0	0	N.D. d	N.D. d
16) Endosulfa...	0.000	0.000	0	0	N.D. d	N.D. d
17) 4,4'-DDT	0.000	0.000	0	0	N.D. d	N.D. d
18) Endrin Al...	0.000	0.000	0	0	N.D. d	N.D. d
19) Endosulfa...	0.000	0.000	0	0	N.D. d	N.D. d
20) Methoxychlor	0.000	0.000	0	0	N.D. d	N.D. d
21) Endrin Ke...	0.000	0.000	0	0	N.D. d	N.D. d
23) Hexachlor...	3.192	3.675	18064617	36344688	81.304	83.516
24) Hexachlor...	5.771	6.453	18187492	30307668	80.833	82.918
25) Oxychlorthane	7.251	7.920	16565674	26490641	82.712	86.216
26) 2,4'-DDE	7.325	8.124	12225211	19878326	80.145	84.449
27) trans-Non...	7.506	8.194	18723508	29872500	83.590	87.787
28) 2,4'-DDD	7.698	8.497	10853795	17265269	79.214	82.645
29) 2,4'-DDT	7.881	8.722	10947370	16635506	84.659	82.573
30) cis-Nonac...	7.977	8.761	20132492	32441279	80.429	86.383
31) Mirex	8.644	9.685	12396853	17899644	86.117	86.518
32) Chlordane...	0.000	0.000	0	0	N.D. d	N.D. d
33) Chlordane...	0.000	0.000	0	0	N.D. d	N.D. d
34) Chlordane...	0.000	0.000	0	0	N.D. d	N.D. d
35) Chlordane...	0.000	0.000	0	0	N.D. d	N.D. d
36) Toxaphene...	0.000	0.000	0	0	N.D. d	N.D. d
37) Toxaphene...	0.000	0.000	0	0	N.D. d	N.D. d
38) Toxaphene...	0.000	0.000	0	0	N.D. d	N.D. d
39) Toxaphene...	0.000	0.000	0	0	N.D. d	N.D. d
40) Toxaphene...	0.000	0.000	0	0	N.D. d	N.D. d
41) Toxaphene...	0.000	0.000	0	0	N.D. d	N.D. d
42) Toxaphene...	0.000	0.000	0	0	N.D. d	N.D. d

Quantitation Report (QT Reviewed)

Data Path : C:\msdchem\1\data\2020-03\0C24036\  
Data File : ECD5-03242027.D  
Signal(s) : Signal #1: ECD1A.CH Signal #2: ECD2B.CH  
Acq On : 24 Mar 2020 19:57  
Operator : MJB  
Sample : 0C24036-CALH  
Misc : A20C359, 9-42 100 ppb  
ALS Vial : 21 (Sig #1); 0 (Sig #2) Sample Multiplier: 1

Integration File signal 1: PEST1.e  
Integration File signal 2: PEST2.e  
Quant Time: Mar 25 12:31:50 2020  
Quant Method : C:\msdchem\1\methods\ECD5\_QUANTPEST\_200324.M  
Quant Title : Instrument: DualECD5  
QLast Update : Wed Mar 25 12:27:29 2020  
Response via : Initial Calibration  
Integrator: ChemStation 6890 Scale Mode: Small noise peaks clipped

Volume Inj. : 2uL  
Signal #1 Phase : Rtx-CLPesticides Signal #2 Phase: Rtx-CLPesticides2  
Signal #1 Info : 30m X 0.32mm X 0. Signal #2 Info : 30m X 0.32mm X 0.25um



Data Path : C:\msdchem\1\data\2020-03\0C24036\  
 Data File : ECD5-03242028.D  
 Signal(s) : Signal #1: ECD1A.CH Signal #2: ECD2B.CH  
 Acq On : 24 Mar 2020 20:14  
 Operator : MJB  
 Sample : 0C24036-CALI  
 Misc : A20C352, 9-42 200 ppb  
 ALS Vial : 22 (Sig #1); 0 (Sig #2) Sample Multiplier: 1

Integration File signal 1: PEST1.e  
 Integration File signal 2: PEST2.e  
 Quant Time: Mar 25 12:32:32 2020  
 Quant Method : C:\msdchem\1\methods\ECD5\_QUANTPEST\_200324.M  
 Quant Title : Instrument: DualECD5  
 QLast Update : Wed Mar 25 12:27:29 2020  
 Response via : Initial Calibration  
 Integrator: ChemStation 6890 Scale Mode: Small noise peaks clipped

Volume Inj. : 2uL  
 Signal #1 Phase : Rtx-CLPesticides Signal #2 Phase: Rtx-CLPesticides2  
 Signal #1 Info : 30m X 0.32mm X 0. Signal #2 Info : 30m X 0.32mm X 0.25um

*MJB  
3/25/20*

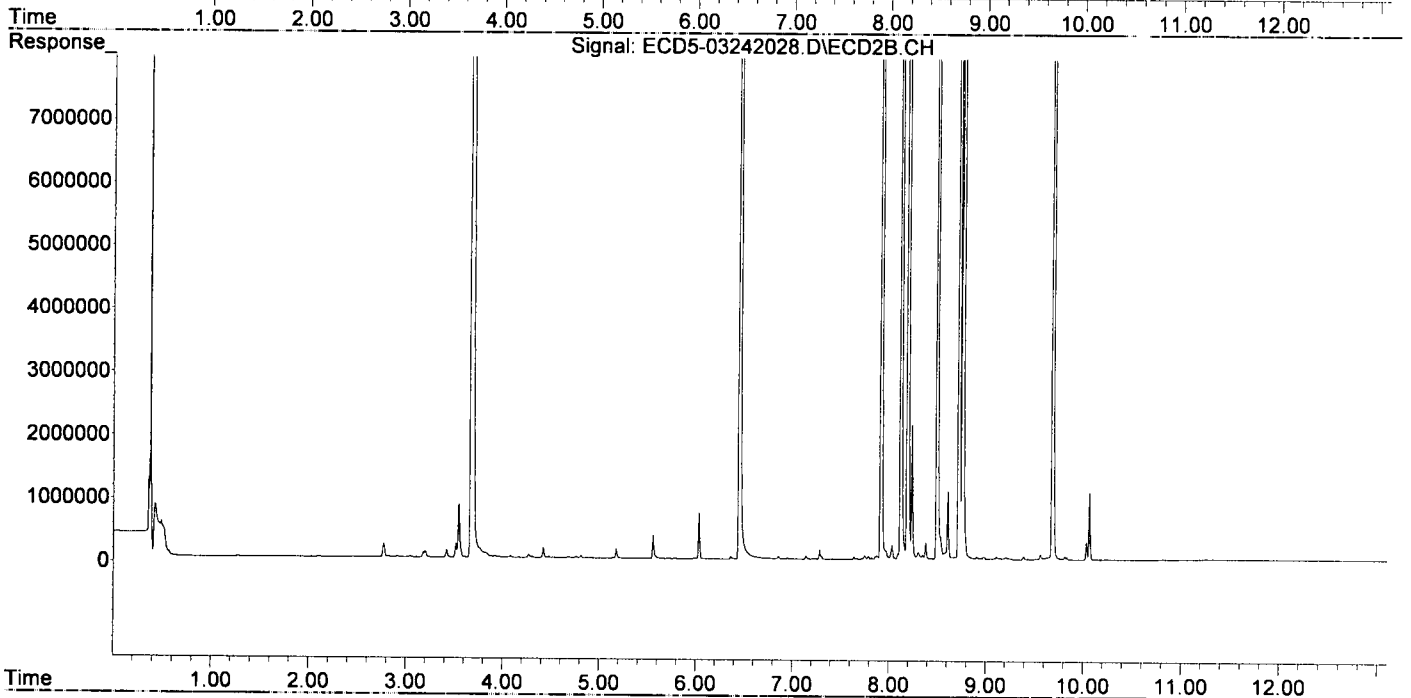
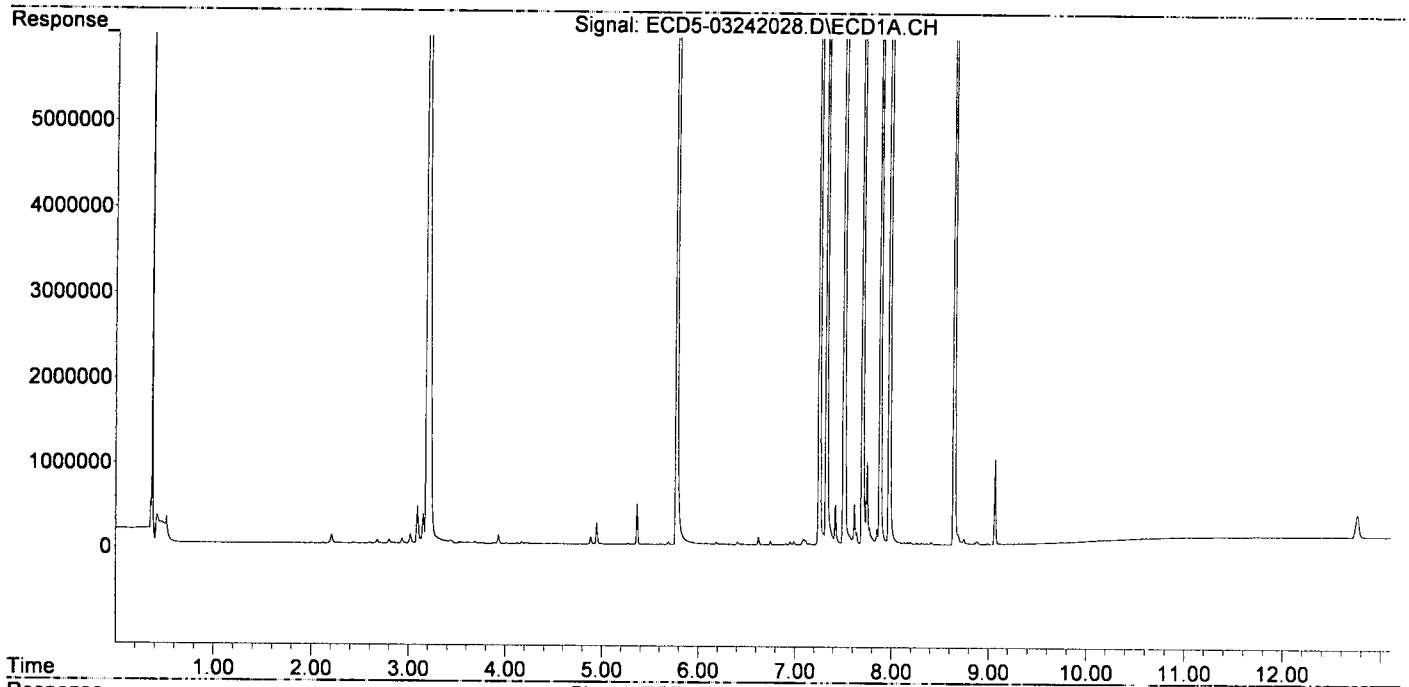
Compound	RT#1	RT#2	Resp#1	Resp#2	ng/mL	ng/mL
<b>System Monitoring Compounds</b>						
1) S TCMX (S)	0.000	0.000	0	0	N.D. d	N.D. d
22) S DCBP (S)	0.000	0.000	0	0	N.D. d	N.D. d
<b>Target Compounds</b>						
2) a-BHC	0.000	0.000	0	0	N.D. d	N.D. d
3) g-BHC	0.000	0.000	0	0	N.D. d	N.D. d
4) b-BHC	0.000	0.000	0	0	N.D. d	N.D. d
5) Heptachlor	0.000	0.000	0	0	N.D. d	N.D. d
6) d-BHC	0.000	0.000	0	0	N.D. d	N.D. d
7) Aldrin	0.000	0.000	0	0	N.D. d	N.D. d
8) Heptachlo...	0.000	0.000	0	0	N.D. d	N.D. d
9) trans-Chl...	0.000	0.000	0	0	N.D. d	N.D. d
10) cis-Chlor...	0.000	0.000	0	0	N.D. d	N.D. d
11) Endosulfa...	0.000	0.000	0	0	N.D. d	N.D. d
12) 4,4'-DDE	0.000	0.000	0	0	N.D. d	N.D. d
13) Dieldrin	0.000	0.000	0	0	N.D. d	N.D. d
14) Endrin	0.000	0.000	0	0	N.D. d	N.D. d
15) 4,4'-DDD	0.000	0.000	0	0	N.D. d	N.D. d
16) Endosulfa...	0.000	0.000	0	0	N.D. d	N.D. d
17) 4,4'-DDT	0.000	0.000	0	0	N.D. d	N.D. d
18) Endrin Al...	0.000	0.000	0	0	N.D. d	N.D. d
19) Endosulfa...	0.000	0.000	0	0	N.D. d	N.D. d
20) Methoxychlor	0.000	0.000	0	0	N.D. d	N.D. d
21) Endrin Ke...	0.000	0.000	0	0	N.D. d	N.D. d
23) Hexachlor...	3.194	3.677	38064732	79746950	171.320	183.249
24) Hexachlor...	5.773	6.456	37823227	63963904	168.102	174.998
25) Oxychlorthane	7.253	7.922	34818494	58878835	173.848	191.627
26) 2,4'-DDE	7.327	8.126	26192823	44139561	171.712	187.518
27) trans-Non...	7.508	8.197	39413197	65896047	175.957	193.650
28) 2,4'-DDD	7.700	8.499	22566425	38695112	164.606	185.224
29) 2,4'-DDT	7.883	8.724	24102499	39877306	186.392	167.420
30) cis-Nonac...	7.979	8.764	43205725	69542726	172.606	185.176
31) Mirex	8.647	9.689	26254813	39265298	179.067	176.071
32) Chlordane...	0.000	0.000	0	0	N.D. d	N.D. d
33) Chlordane...	0.000	0.000	0	0	N.D. d	N.D. d
34) Chlordane...	0.000	0.000	0	0	N.D. d	N.D. d
35) Chlordane...	0.000	0.000	0	0	N.D. d	N.D. d
36) Toxaphene...	0.000	0.000	0	0	N.D. d	N.D. d
37) Toxaphene...	0.000	0.000	0	0	N.D. d	N.D. d
38) Toxaphene...	0.000	0.000	0	0	N.D. d	N.D. d
39) Toxaphene...	0.000	0.000	0	0	N.D. d	N.D. d
40) Toxaphene...	0.000	0.000	0	0	N.D. d	N.D. d
41) Toxaphene...	0.000	0.000	0	0	N.D. d	N.D. d
42) Toxaphene...	0.000	0.000	0	0	N.D. d	N.D. d

Quantitation Report (QT Reviewed)

Data Path : C:\msdchem\1\data\2020-03\0C24036\  
Data File : ECD5-03242028.D  
Signal(s) : Signal #1: ECD1A.CH Signal #2: ECD2B.CH  
Acq On : 24 Mar 2020 20:14  
Operator : MJB  
Sample : 0C24036-CALI  
Misc : A20C352, 9-42 200 ppb  
ALS Vial : 22 (Sig #1); 0 (Sig #2) Sample Multiplier: 1

Integration File signal 1: PEST1.e  
Integration File signal 2: PEST2.e  
Quant Time: Mar 25 12:32:32 2020  
Quant Method : C:\msdchem\1\methods\ECD5\_QUANTPEST\_200324.M  
Quant Title : Instrument: DualECD5  
QLast Update : Wed Mar 25 12:27:29 2020  
Response via : Initial Calibration  
Integrator: ChemStation 6890 Scale Mode: Small noise peaks clipped

Volume Inj. : 2uL  
Signal #1 Phase : Rtx-CLPesticides Signal #2 Phase: Rtx-CLPesticides2  
Signal #1 Info : 30m X 0.32mm X 0. Signal #2 Info : 30m X 0.32mm X 0.25um



Data Path : C:\msdchem\1\data\2020-03\0C24036\  
 Data File : ECD5-03242031.D  
 Signal(s) : Signal #1: ECD1A.CH Signal #2: ECD2B.CH  
 Acq On : 24 Mar 2020 21:05  
 Operator : MJB  
 Sample : 0C24036-CALJ  
 Misc : A20C400, CHLOR 10 ppb  
 ALS Vial : 24 (Sig #1); 0 (Sig #2) Sample Multiplier: 1

Integration File signal 1: PEST1.e  
 Integration File signal 2: PEST2.e  
 Quant Time: Mar 25 12:36:19 2020  
 Quant Method : C:\msdchem\1\methods\ECD5\_QUANTPEST\_200324.M  
 Quant Title : Instrument: DualECD5  
 QLast Update : Wed Mar 25 12:35:39 2020  
 Response via : Initial Calibration  
 Integrator: ChemStation 6890 Scale Mode: Small noise peaks clipped

Volume Inj. : 2uL  
 Signal #1 Phase : Rtx-CLPesticides Signal #2 Phase: Rtx-CLPesticides2  
 Signal #1 Info : 30m X 0.32mm X 0. Signal #2 Info : 30m X 0.32mm X 0.25um

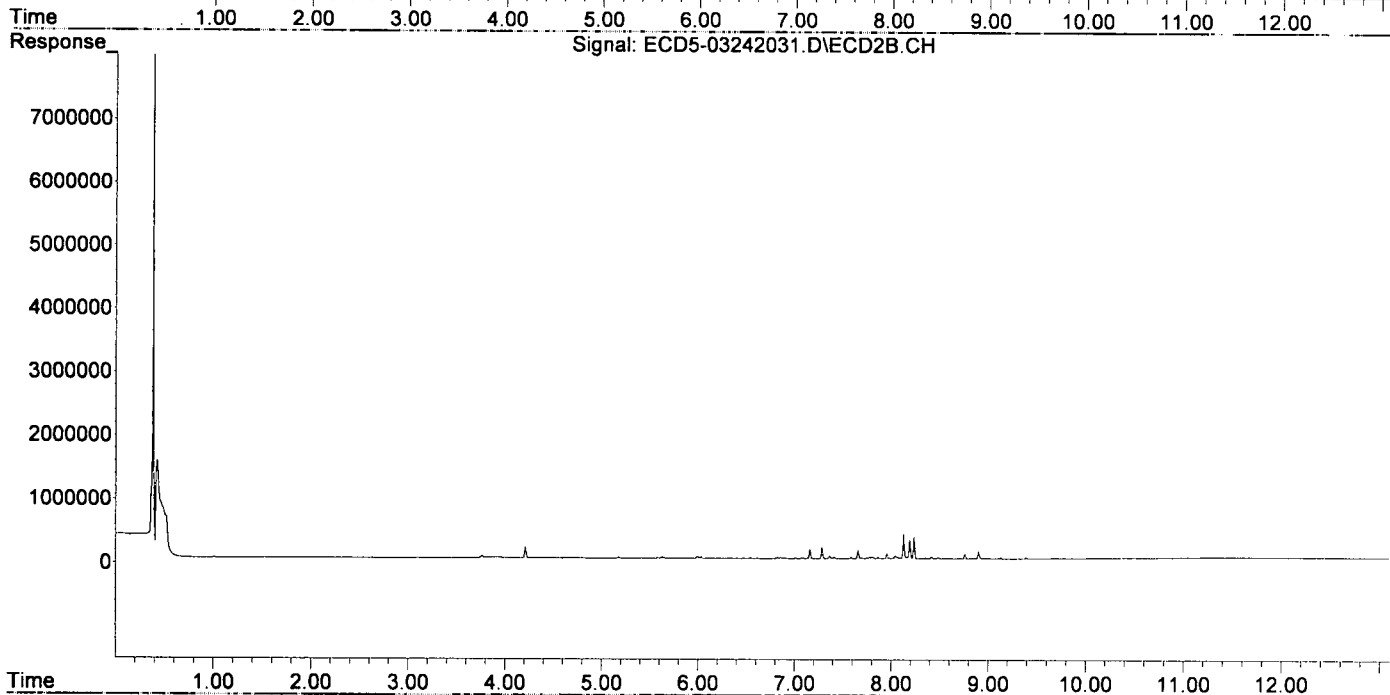
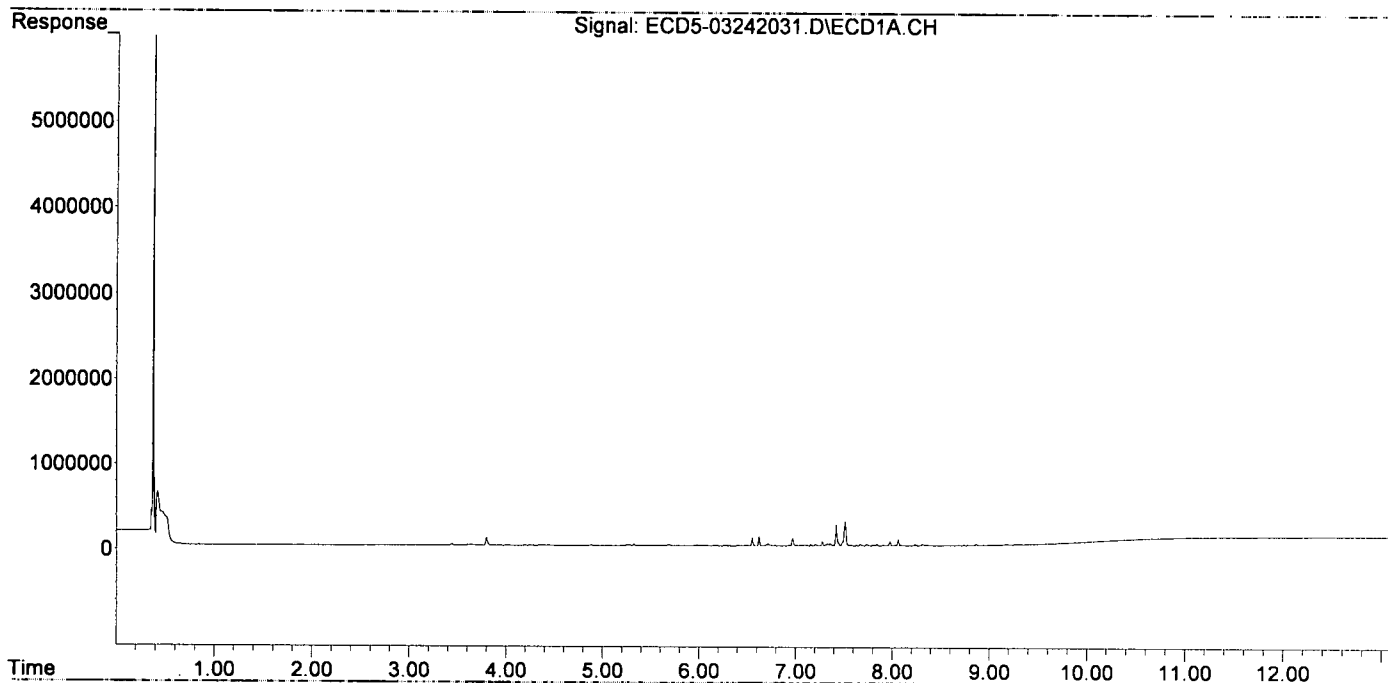
MJB  
3/25/20

Compound	RT#1	RT#2	Resp#1	Resp#2	ng/mL	ng/mL
System Monitoring Compounds						
1) S TCMX (S)	0.000	0.000	0	0	N.D. d	N.D. d
22) S DCBP (S)	0.000	0.000	0	0	N.D. d	N.D. d
Target Compounds						
2) a-BHC	0.000	0.000	0	0	N.D. d	N.D. d
3) g-BHC	0.000	0.000	0	0	N.D. d	N.D. d
4) b-BHC	0.000	0.000	0	0	N.D. d	N.D. d
5) Heptachlor	0.000	0.000	0	0	N.D. d	N.D. d
6) d-BHC	0.000	0.000	0	0	N.D. d	N.D. d
7) Aldrin	0.000	0.000	0	0	N.D. d	N.D. d
8) Heptachlo...	0.000	0.000	0	0	N.D. d	N.D. d
9) trans-Chl...	0.000	0.000	0	0	N.D. d	N.D. d
10) cis-Chlor...	0.000	0.000	0	0	N.D. d	N.D. d
11) Endosulfa...	0.000	0.000	0	0	N.D. d	N.D. d
12) 4,4'-DDE	0.000	0.000	0	0	N.D. d	N.D. d
13) Dieldrin	0.000	0.000	0	0	N.D. d	N.D. d
14) Endrin	0.000	0.000	0	0	N.D. d	N.D. d
15) 4,4'-DDD	0.000	0.000	0	0	N.D. d	N.D. d
16) Endosulfa...	0.000	0.000	0	0	N.D. d	N.D. d
17) 4,4'-DDT	0.000	0.000	0	0	N.D. d	N.D. d
18) Endrin Al...	0.000	0.000	0	0	N.D. d	N.D. d
19) Endosulfa...	0.000	0.000	0	0	N.D. d	N.D. d
20) Methoxychlor	0.000	0.000	0	0	N.D. d	N.D. d
21) Endrin Ke...	0.000	0.000	0	0	N.D. d	N.D. d
23) Hexachlor...	0.000	0.000	0	0	N.D. d	N.D. d
24) Hexachlor...	0.000	0.000	0	0	N.D. d	N.D. d
25) Oxychlorthane	0.000	0.000	0	0	N.D. d	N.D. d
26) 2,4'-DDE	0.000	0.000	0	0	N.D. d	N.D. d
27) trans-Non...	0.000	0.000	0	0	N.D. d	N.D. d
28) 2,4'-DDD	0.000	0.000	0	0	N.D. d	N.D. d
29) 2,4'-DDT	0.000	0.000	0	0	N.D. d	N.D. d
30) cis-Nonac...	0.000	0.000	0	0	N.D. d	N.D. d
31) Mirex	0.000	0.000	0	0	N.D. d	N.D. d
32) Chlordane...	7.420	8.130	246826	385659	9.948	9.087
33) Chlordane...	7.513	8.238	282652	341698	10.264	9.730
34) Chlordane...	8.063	8.902	75022	111290	10.011	10.336
35) Chlordane...	0.000	0.000	0	0	N.D. d	N.D. d
36) Toxaphene...	0.000	0.000	0	0	N.D. d	N.D. d
37) Toxaphene...	0.000	0.000	0	0	N.D. d	N.D. d
38) Toxaphene...	0.000	0.000	0	0	N.D. d	N.D. d
39) Toxaphene...	0.000	0.000	0	0	N.D. d	N.D. d
40) Toxaphene...	0.000	0.000	0	0	N.D. d	N.D. d
41) Toxaphene...	0.000	0.000	0	0	N.D. d	N.D. d
42) Toxaphene...	0.000	0.000	0	0	N.D. d	N.D. d

Data Path : C:\msdchem\1\data\2020-03\0C24036\  
Data File : ECD5-03242031.D  
Signal(s) : Signal #1: ECD1A.CH Signal #2: ECD2B.CH  
Acq On : 24 Mar 2020 21:05  
Operator : MJB  
Sample : 0C24036-CALJ  
Misc : A20C400, CHLOR 10 ppb  
ALS Vial : 24 (Sig #1); 0 (Sig #2) Sample Multiplier: 1

Integration File signal 1: PEST1.e  
Integration File signal 2: PEST2.e  
Quant Time: Mar 25 12:36:19 2020  
Quant Method : C:\msdchem\1\methods\ECD5\_QUANTPEST\_200324.M  
Quant Title : Instrument: DualECD5  
QLast Update : Wed Mar 25 12:35:39 2020  
Response via : Initial Calibration  
Integrator: ChemStation 6890 Scale Mode: Small noise peaks clipped

Volume Inj. : 2uL  
Signal #1 Phase : Rtx-CLPesticides Signal #2 Phase: Rtx-CLPesticides2  
Signal #1 Info : 30m X 0.32mm X 0. Signal #2 Info : 30m X 0.32mm X 0.25um





Data Path : C:\msdchem\1\data\2020-03\0C24036\  
 Data File : ECD5-03242032.D  
 Signal(s) : Signal #1: ECD1A.CH Signal #2: ECD2B.CH  
 Acq On : 24 Mar 2020 21:22  
 Operator : MJB  
 Sample : 0C24036-CALK  
 Misc : A19K307, CHLOR 50 ppb  
 ALS Vial : 25 (Sig #1); 0 (Sig #2) Sample Multiplier: 1

Integration File signal 1: PEST1.e  
 Integration File signal 2: PEST2.e  
 Quant Time: Mar 25 12:36:48 2020  
 Quant Method : C:\msdchem\1\methods\ECD5\_QUANTPEST\_200324.M  
 Quant Title : Instrument: DualECD5  
 QLast Update : Wed Mar 25 12:35:39 2020  
 Response via : Initial Calibration  
 Integrator: ChemStation 6890 Scale Mode: Small noise peaks clipped

Volume Inj. : 2uL  
 Signal #1 Phase : Rtx-CLPesticides Signal #2 Phase: Rtx-CLPesticides2  
 Signal #1 Info : 30m X 0.32mm X 0. Signal #2 Info : 30m X 0.32mm X 0.25um

MJB  
3/25/20

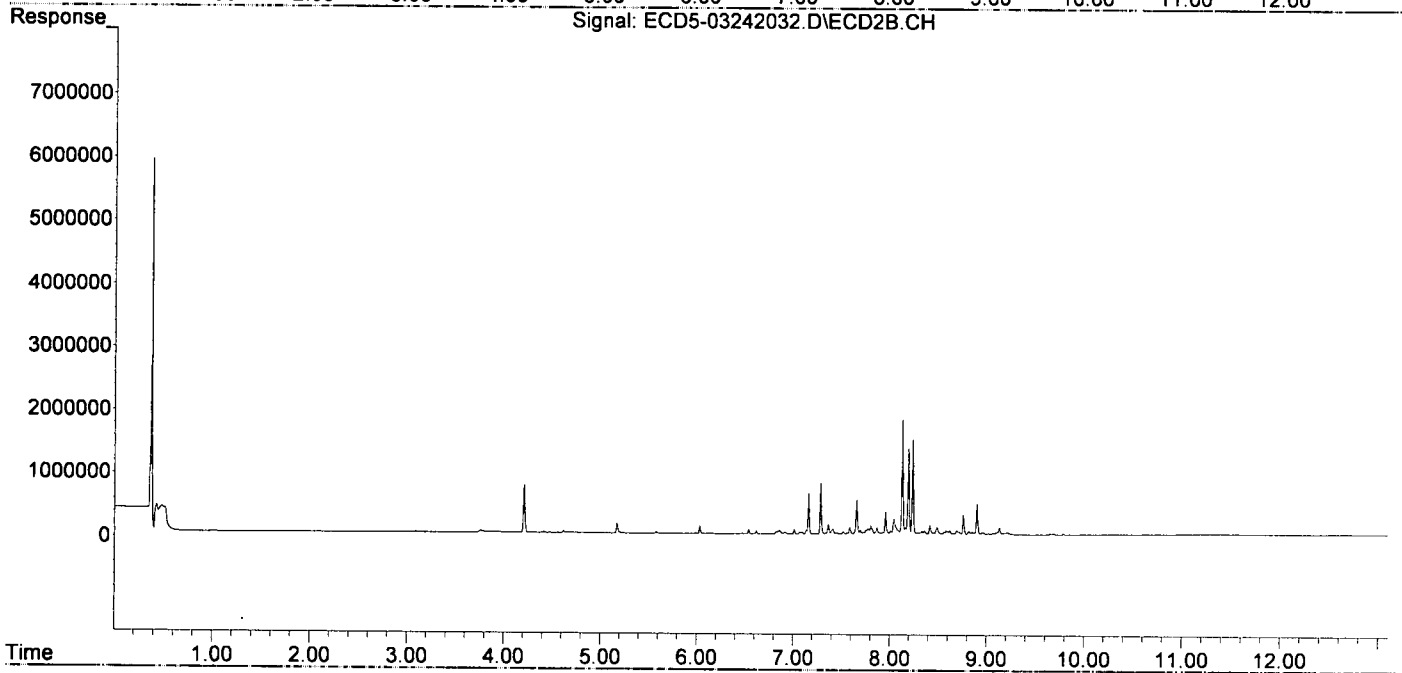
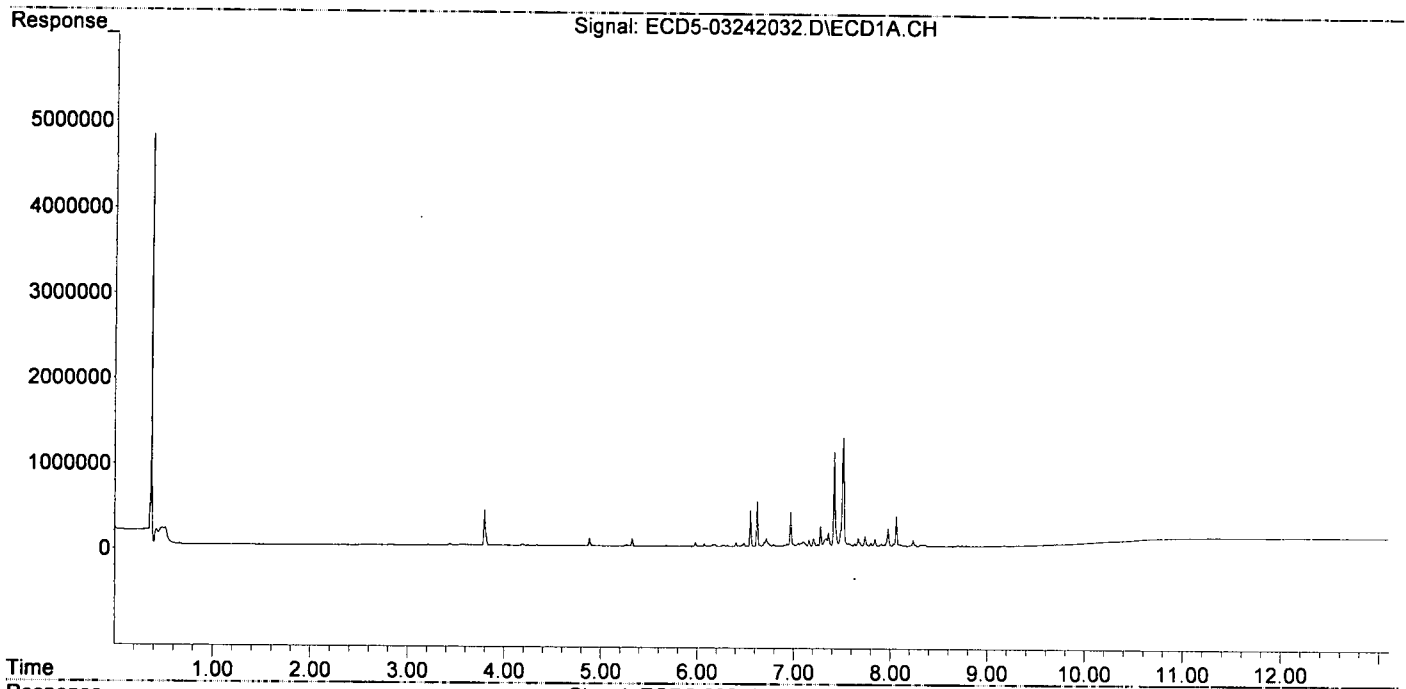
Compound	RT#1	RT#2	Resp#1	Resp#2	ng/mL	ng/mL
System Monitoring Compounds						
1) S TCMX (S)	0.000	0.000	0	0	N.D. d	N.D. d
22) S DCBP (S)	0.000	0.000	0	0	N.D. d	N.D. d
Target Compounds						
2) a-BHC	0.000	0.000	0	0	N.D. d	N.D. d
3) g-BHC	0.000	0.000	0	0	N.D. d	N.D. d
4) b-BHC	0.000	0.000	0	0	N.D. d	N.D. d
5) Heptachlor	0.000	0.000	0	0	N.D. d	N.D. d
6) d-BHC	0.000	0.000	0	0	N.D. d	N.D. d
7) Aldrin	0.000	0.000	0	0	N.D. d	N.D. d
8) Heptachlo...	0.000	0.000	0	0	N.D. d	N.D. d
9) trans-Chl...	0.000	0.000	0	0	N.D. d	N.D. d
10) cis-Chlor...	0.000	0.000	0	0	N.D. d	N.D. d
11) Endosulfa...	0.000	0.000	0	0	N.D. d	N.D. d
12) 4,4'-DDE	0.000	0.000	0	0	N.D. d	N.D. d
13) Dieldrin	0.000	0.000	0	0	N.D. d	N.D. d
14) Endrin	0.000	0.000	0	0	N.D. d	N.D. d
15) 4,4'-DDD	0.000	0.000	0	0	N.D. d	N.D. d
16) Endosulfa...	0.000	0.000	0	0	N.D. d	N.D. d
17) 4,4'-DDT	0.000	0.000	0	0	N.D. d	N.D. d
18) Endrin Al...	0.000	0.000	0	0	N.D. d	N.D. d
19) Endosulfa...	0.000	0.000	0	0	N.D. d	N.D. d
20) Methoxychlor	0.000	0.000	0	0	N.D. d	N.D. d
21) Endrin Ke...	0.000	0.000	0	0	N.D. d	N.D. d
23) Hexachlor...	0.000	0.000	0	0	N.D. d	N.D. d
24) Hexachlor...	0.000	0.000	0	0	N.D. d	N.D. d
25) Oxychlorane	0.000	0.000	0	0	N.D. d	N.D. d
26) 2,4'-DDE	0.000	0.000	0	0	N.D. d	N.D. d
27) trans-Non...	0.000	0.000	0	0	N.D. d	N.D. d
28) 2,4'-DDD	0.000	0.000	0	0	N.D. d	N.D. d
29) 2,4'-DDT	0.000	0.000	0	0	N.D. d	N.D. d
30) cis-Nonac...	0.000	0.000	0	0	N.D. d	N.D. d
31) Mirex	0.000	0.000	0	0	N.D. d	N.D. d
32) Chlordane...	7.420	8.131	1102563	1787615	44.436	42.122
33) Chlordane...	7.513	8.238	1304898	1475380	47.385	42.013
34) Chlordane...	8.063	8.902	352851	474158	47.085	44.039
35) Chlordane...	0.000	0.000	0	0	N.D. d	N.D. d
36) Toxaphene...	0.000	0.000	0	0	N.D. d	N.D. d
37) Toxaphene...	0.000	0.000	0	0	N.D. d	N.D. d
38) Toxaphene...	0.000	0.000	0	0	N.D. d	N.D. d
39) Toxaphene...	0.000	0.000	0	0	N.D. d	N.D. d
40) Toxaphene...	0.000	0.000	0	0	N.D. d	N.D. d
41) Toxaphene...	0.000	0.000	0	0	N.D. d	N.D. d
42) Toxaphene...	0.000	0.000	0	0	N.D. d	N.D. d

Quantitation Report (QT Reviewed)

Data Path : C:\msdchem\1\data\2020-03\0C24036\  
Data File : ECD5-03242032.D  
Signal(s) : Signal #1: ECD1A.CH Signal #2: ECD2B.CH  
Acq On : 24 Mar 2020 21:22  
Operator : MJB  
Sample : 0C24036-CALK  
Misc : A19K307, CHLOR 50 ppb  
ALS Vial : 25 (Sig #1); 0 (Sig #2) Sample Multiplier: 1

Integration File signal 1: PEST1.e  
Integration File signal 2: PEST2.e  
Quant Time: Mar 25 12:36:48 2020  
Quant Method : C:\msdchem\1\methods\ECD5\_QUANTPEST\_200324.M  
Quant Title : Instrument: DualECD5  
QLast Update : Wed Mar 25 12:35:39 2020  
Response via : Initial Calibration  
Integrator: ChemStation 6890 Scale Mode: Small noise peaks clipped

Volume Inj. : 2uL  
Signal #1 Phase : Rtx-CLPesticides Signal #2 Phase: Rtx-CLPesticides2  
Signal #1 Info : 30m X 0.32mm X 0. Signal #2 Info : 30m X 0.32mm X 0.25um



Data Path : C:\msdchem\1\data\2020-03\0C24036\  
 Data File : ECD5-03242033.D  
 Signal(s) : Signal #1: ECD1A.CH Signal #2: ECD2B.CH  
 Acq On : 24 Mar 2020 21:39  
 Operator : MJB  
 Sample : 0C24036-CALL  
 Misc : A19K308, CHLOR 100 ppb  
 ALS Vial : 26 (Sig #1); 0 (Sig #2) Sample Multiplier: 1

Integration File signal 1: PEST1.e  
 Integration File signal 2: PEST2.e  
 Quant Time: Mar 25 12:37:19 2020  
 Quant Method : C:\msdchem\1\methods\ECD5\_QUANTPEST\_200324.M  
 Quant Title : Instrument: DualECD5  
 QLast Update : Wed Mar 25 12:35:39 2020  
 Response via : Initial Calibration  
 Integrator: ChemStation 6890 Scale Mode: Small noise peaks clipped

Volume Inj. : 2uL  
 Signal #1 Phase : Rtx-CLPesticides Signal #2 Phase: Rtx-CLPesticides2  
 Signal #1 Info : 30m X 0.32mm X 0. Signal #2 Info : 30m X 0.32mm X 0.25um

*MJB  
3/25/20*

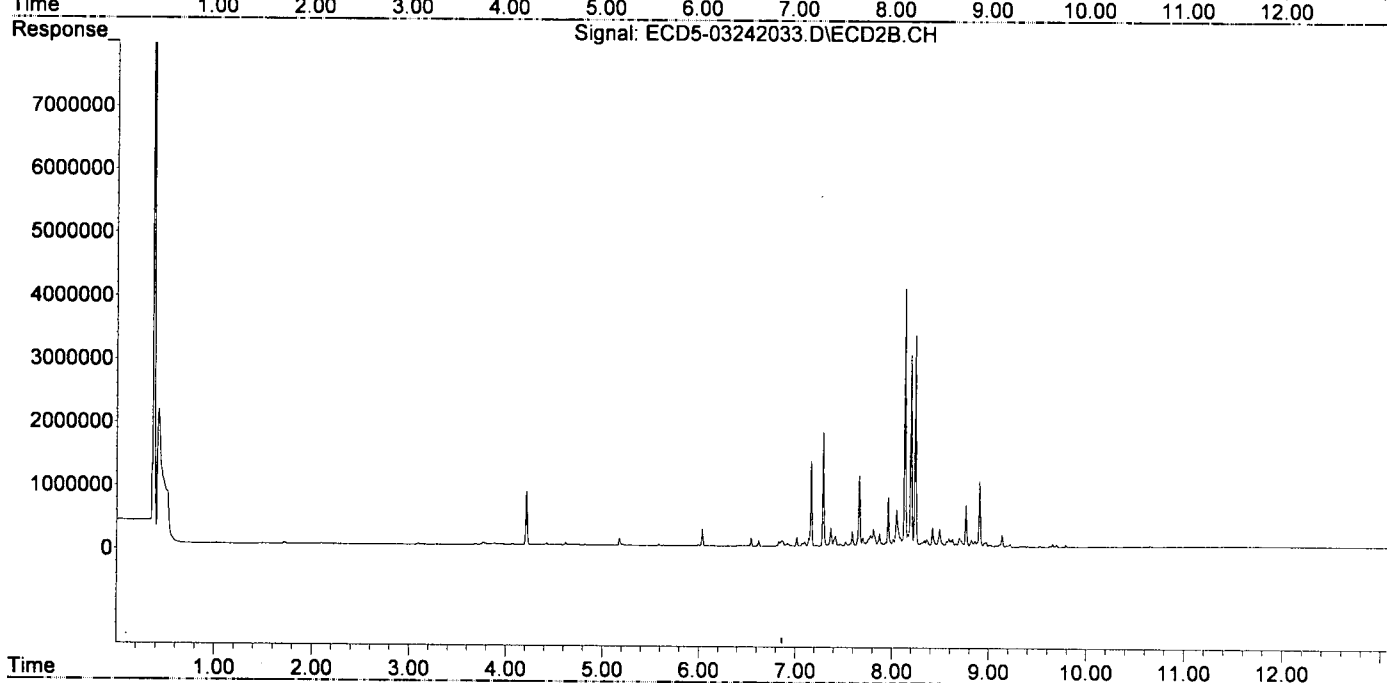
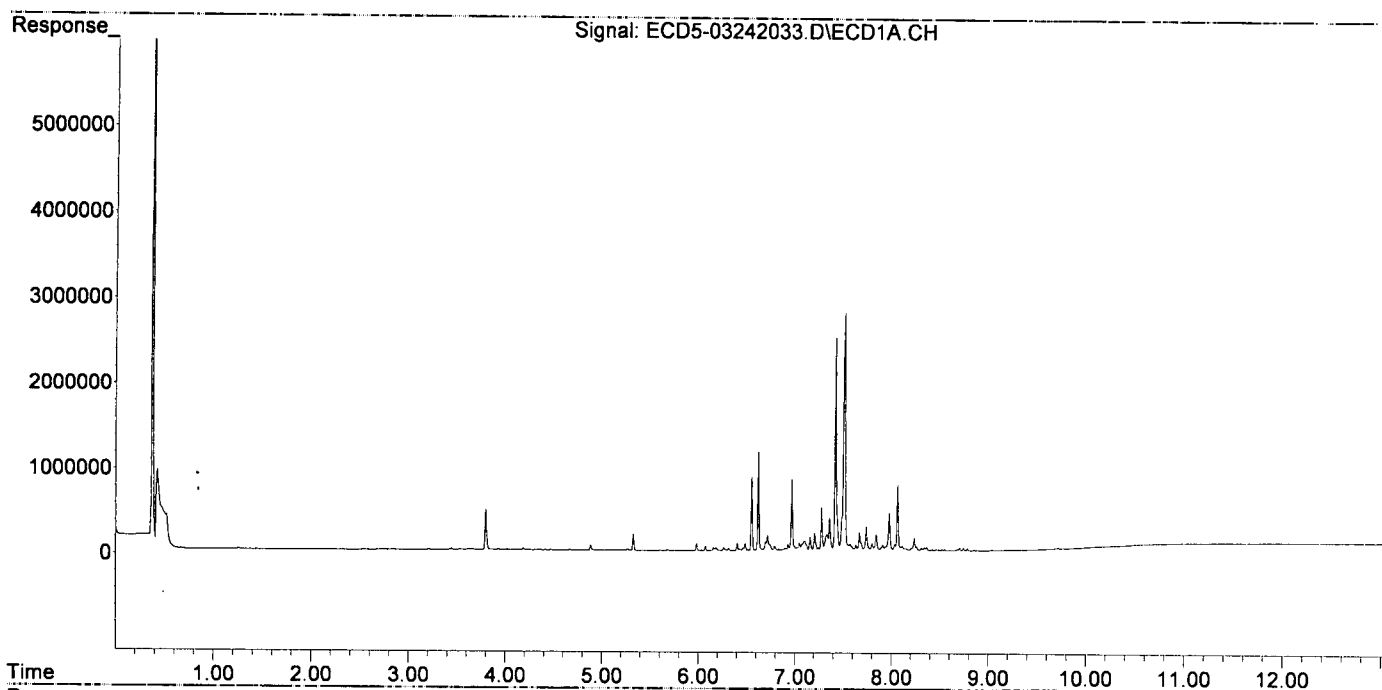
Compound	RT#1	RT#2	Resp#1	Resp#2	ng/mL	ng/mL
System Monitoring Compounds						
1) S TCMX (S)	0.000	0.000	0	0	N.D. d	N.D. d
22) S DCBP (S)	0.000	0.000	0	0	N.D. d	N.D. d
Target Compounds						
2) a-BHC	0.000	0.000	0	0	N.D. d	N.D. d
3) g-BHC	0.000	0.000	0	0	N.D. d	N.D. d
4) b-BHC	0.000	0.000	0	0	N.D. d	N.D. d
5) Heptachlor	0.000	0.000	0	0	N.D. d	N.D. d
6) d-BHC	0.000	0.000	0	0	N.D. d	N.D. d
7) Aldrin	0.000	0.000	0	0	N.D. d	N.D. d
8) Heptachlo...	0.000	0.000	0	0	N.D. d	N.D. d
9) trans-Chl...	0.000	0.000	0	0	N.D. d	N.D. d
10) cis-Chlor...	0.000	0.000	0	0	N.D. d	N.D. d
11) Endosulfa...	0.000	0.000	0	0	N.D. d	N.D. d
12) 4,4'-DDE	0.000	0.000	0	0	N.D. d	N.D. d
13) Dieldrin	0.000	0.000	0	0	N.D. d	N.D. d
14) Endrin	0.000	0.000	0	0	N.D. d	N.D. d
15) 4,4'-DDD	0.000	0.000	0	0	N.D. d	N.D. d
16) Endosulfa...	0.000	0.000	0	0	N.D. d	N.D. d
17) 4,4'-DDT	0.000	0.000	0	0	N.D. d	N.D. d
18) Endrin Al...	0.000	0.000	0	0	N.D. d	N.D. d
19) Endosulfa...	0.000	0.000	0	0	N.D. d	N.D. d
20) Methoxychlor	0.000	0.000	0	0	N.D. d	N.D. d
21) Endrin Ke...	0.000	0.000	0	0	N.D. d	N.D. d
23) Hexachlor...	0.000	0.000	0	0	N.D. d	N.D. d
24) Hexachlor...	0.000	0.000	0	0	N.D. d	N.D. d
25) Oxychlorane	0.000	0.000	0	0	N.D. d	N.D. d
26) 2,4'-DDE	0.000	0.000	0	0	N.D. d	N.D. d
27) trans-Non...	0.000	0.000	0	0	N.D. d	N.D. d
28) 2,4'-DDD	0.000	0.000	0	0	N.D. d	N.D. d
29) 2,4'-DDT	0.000	0.000	0	0	N.D. d	N.D. d
30) cis-Nonac...	0.000	0.000	0	0	N.D. d	N.D. d
31) Mirex	0.000	0.000	0	0	N.D. d	N.D. d
32) Chlordane...	7.419	8.131	2486496	4070319	100.211	95.909
33) Chlordane...	7.513	8.239	2775023	3328222	100.770	94.774
34) Chlordane...	8.063	8.902	770343	1039600	102.796	96.557
35) Chlordane...	0.000	0.000	0	0	N.D. d	N.D. d
36) Toxaphene...	0.000	0.000	0	0	N.D. d	N.D. d
37) Toxaphene...	0.000	0.000	0	0	N.D. d	N.D. d
38) Toxaphene...	0.000	0.000	0	0	N.D. d	N.D. d
39) Toxaphene...	0.000	0.000	0	0	N.D. d	N.D. d
40) Toxaphene...	0.000	0.000	0	0	N.D. d	N.D. d
41) Toxaphene...	0.000	0.000	0	0	N.D. d	N.D. d
42) Toxaphene...	0.000	0.000	0	0	N.D. d	N.D. d

Quantitation Report (QT Reviewed)

Data Path : C:\msdchem\1\data\2020-03\0C24036\  
Data File : ECD5-03242033.D  
Signal(s) : Signal #1: ECD1A.CH Signal #2: ECD2B.CH  
Acq On : 24 Mar 2020 21:39  
Operator : MJB  
Sample : 0C24036-CALL  
Misc : A19K308, CHLOR 100 ppb  
ALS Vial : 26 (Sig #1); 0 (Sig #2) Sample Multiplier: 1

Integration File signal 1: PEST1.e  
Integration File signal 2: PEST2.e  
Quant Time: Mar 25 12:37:19 2020  
Quant Method : C:\msdchem\1\methods\ECD5\_QUANTPEST\_200324.M  
Quant Title : Instrument: DualECD5  
QLast Update : Wed Mar 25 12:35:39 2020  
Response via : Initial Calibration  
Integrator: ChemStation 6890 Scale Mode: Small noise peaks clipped

Volume Inj. : 2uL  
Signal #1 Phase : Rtx-CLPesticides Signal #2 Phase: Rtx-CLPesticides2  
Signal #1 Info : 30m X 0.32mm X 0. Signal #2 Info : 30m X 0.32mm X 0.25um



Data Path : C:\msdchem\1\data\2020-03\0C24036\  
 Data File : ECD5-03242034.D  
 Signal(s) : Signal #1: ECD1A.CH Signal #2: ECD2B.CH  
 Acq On : 24 Mar 2020 21:56  
 Operator : MJB  
 Sample : 0C24036-CALM  
 Misc : A19K309, CHLOR 200 ppb  
 ALS Vial : 27 (Sig #1); 0 (Sig #2) Sample Multiplier: 1

Integration File signal 1: PEST1.e  
 Integration File signal 2: PEST2.e  
 Quant Time: Mar 25 12:37:49 2020  
 Quant Method : C:\msdchem\1\methods\ECD5\_QUANTPEST\_200324.M  
 Quant Title : Instrument: DualECD5  
 QLast Update : Wed Mar 25 12:35:39 2020  
 Response via : Initial Calibration  
 Integrator: ChemStation 6890 Scale Mode: Small noise peaks clipped

Volume Inj. : 2uL  
 Signal #1 Phase : Rtx-CLPesticides Signal #2 Phase: Rtx-CLPesticides2  
 Signal #1 Info : 30m X 0.32mm X 0. Signal #2 Info : 30m X 0.32mm X 0.25um

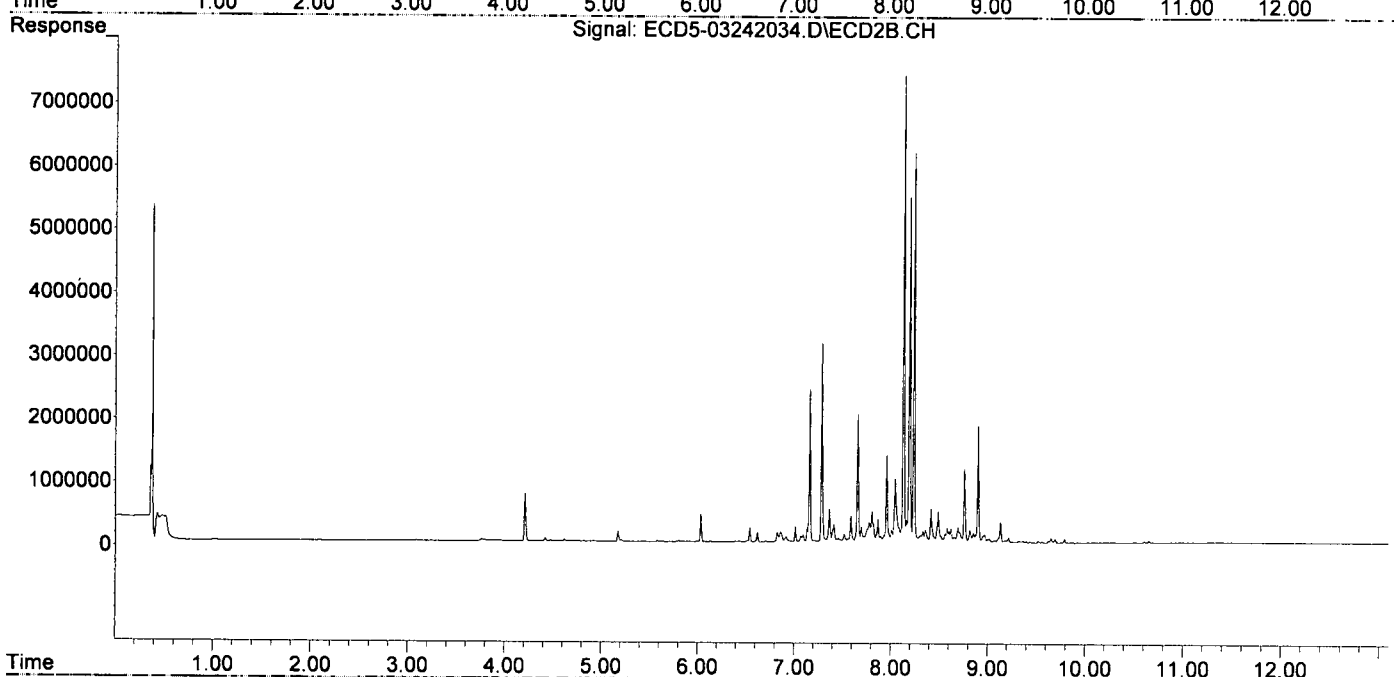
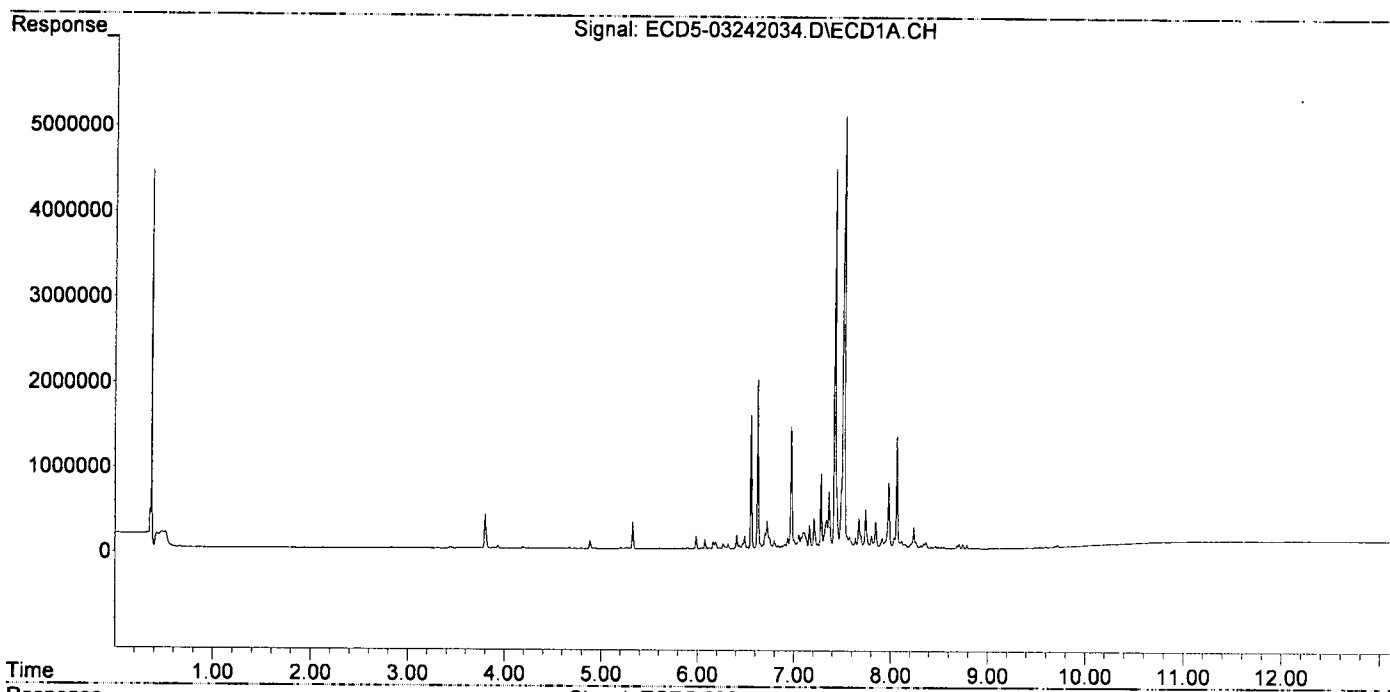
MJB  
3/25/20

Compound	RT#1	RT#2	Resp#1	Resp#2	ng/mL	ng/mL
System Monitoring Compounds						
1) S TCMX (S)	0.000	0.000	0	0	N.D. d	N.D. d
22) S DCBP (S)	0.000	0.000	0	0	N.D. d	N.D. d
Target Compounds						
2) a-BHC	0.000	0.000	0	0	N.D. d	N.D. d
3) g-BHC	0.000	0.000	0	0	N.D. d	N.D. d
4) b-BHC	0.000	0.000	0	0	N.D. d	N.D. d
5) Heptachlor	0.000	0.000	0	0	N.D. d	N.D. d
6) d-BHC	0.000	0.000	0	0	N.D. d	N.D. d
7) Aldrin	0.000	0.000	0	0	N.D. d	N.D. d
8) Heptachlo...	0.000	0.000	0	0	N.D. d	N.D. d
9) trans-Chl...	0.000	0.000	0	0	N.D. d	N.D. d
10) cis-Chlor...	0.000	0.000	0	0	N.D. d	N.D. d
11) Endosulfa...	0.000	0.000	0	0	N.D. d	N.D. d
12) 4,4'-DDE	0.000	0.000	0	0	N.D. d	N.D. d
13) Dieldrin	0.000	0.000	0	0	N.D. d	N.D. d
14) Endrin	0.000	0.000	0	0	N.D. d	N.D. d
15) 4,4'-DDD	0.000	0.000	0	0	N.D. d	N.D. d
16) Endosulfa...	0.000	0.000	0	0	N.D. d	N.D. d
17) 4,4'-DDT	0.000	0.000	0	0	N.D. d	N.D. d
18) Endrin Al...	0.000	0.000	0	0	N.D. d	N.D. d
19) Endosulfa...	0.000	0.000	0	0	N.D. d	N.D. d
20) Methoxychlor	0.000	0.000	0	0	N.D. d	N.D. d
21) Endrin Ke...	0.000	0.000	0	0	N.D. d	N.D. d
23) Hexachlor...	0.000	0.000	0	0	N.D. d	N.D. d
24) Hexachlor...	0.000	0.000	0	0	N.D. d	N.D. d
25) Oxychlorthane	0.000	0.000	0	0	N.D. d	N.D. d
26) 2,4'-DDE	0.000	0.000	0	0	N.D. d	N.D. d
27) trans-Non...	0.000	0.000	0	0	N.D. d	N.D. d
28) 2,4'-DDD	0.000	0.000	0	0	N.D. d	N.D. d
29) 2,4'-DDT	0.000	0.000	0	0	N.D. d	N.D. d
30) cis-Nonac...	0.000	0.000	0	0	N.D. d	N.D. d
31) Mirex	0.000	0.000	0	0	N.D. d	N.D. d
32) Chlordane...	7.421	8.132	4452138	7358273	179.431	173.384
33) Chlordane...	7.514	8.241	5100975	6135095	185.233	174.702
34) Chlordane...	8.065	8.904	1329346	1823031	177.391	169.321
35) Chlordane...	0.000	0.000	0	0	N.D. d	N.D. d
36) Toxaphene...	0.000	0.000	0	0	N.D. d	N.D. d
37) Toxaphene...	0.000	0.000	0	0	N.D. d	N.D. d
38) Toxaphene...	0.000	0.000	0	0	N.D. d	N.D. d
39) Toxaphene...	0.000	0.000	0	0	N.D. d	N.D. d
40) Toxaphene...	0.000	0.000	0	0	N.D. d	N.D. d
41) Toxaphene...	0.000	0.000	0	0	N.D. d	N.D. d
42) Toxaphene...	0.000	0.000	0	0	N.D. d	N.D. d

Data Path : C:\msdchem\1\data\2020-03\0C24036\  
 Data File : ECD5-03242034.D  
 Signal(s) : Signal #1: ECD1A.CH Signal #2: ECD2B.CH  
 Acq On : 24 Mar 2020 21:56  
 Operator : MJB  
 Sample : 0C24036-CALM  
 Misc : A19K309, CHLOR 200 ppb  
 ALS Vial : 27 (Sig #1); 0 (Sig #2) Sample Multiplier: 1

Integration File signal 1: PEST1.e  
 Integration File signal 2: PEST2.e  
 Quant Time: Mar 25 12:37:49 2020  
 Quant Method : C:\msdchem\1\methods\ECD5\_QUANTPEST\_200324.M  
 Quant Title : Instrument: DualECD5  
 QLast Update : Wed Mar 25 12:35:39 2020  
 Response via : Initial Calibration  
 Integrator: ChemStation 6890 Scale Mode: Small noise peaks clipped

Volume Inj. : 2uL  
 Signal #1 Phase : Rtx-CLPesticides Signal #2 Phase: Rtx-CLPesticides2  
 Signal #1 Info : 30m X 0.32mm X 0. Signal #2 Info : 30m X 0.32mm X 0.25um



Data Path : C:\msdchem\1\data\2020-03\0C24036\  
 Data File : ECD5-03242035.D  
 Signal(s) : Signal #1: ECD1A.CH Signal #2: ECD2B.CH  
 Acq On : 24 Mar 2020 22:14  
 Operator : MJB  
 Sample : 0C24036-CALN  
 Misc : A19K310, CHLOR 500 ppb  
 ALS Vial : 28 (Sig #1); 0 (Sig #2) Sample Multiplier: 1

Integration File signal 1: PEST1.e  
 Integration File signal 2: PEST2.e  
 Quant Time: Mar 25 12:35:28 2020  
 Quant Method : C:\msdchem\1\methods\ECD5\_QUANTPEST\_200324.M  
 Quant Title : Instrument: DualECD5  
 QLast Update : Wed Mar 25 12:27:29 2020  
 Response via : Initial Calibration  
 Integrator: ChemStation 6890 Scale Mode: Small noise peaks clipped

Volume Inj. : 2uL  
 Signal #1 Phase : Rtx-CLPesticides Signal #2 Phase: Rtx-CLPesticides2  
 Signal #1 Info : 30m X 0.32mm X 0. Signal #2 Info : 30m X 0.32mm X 0.25um

MJB  
3/25/20

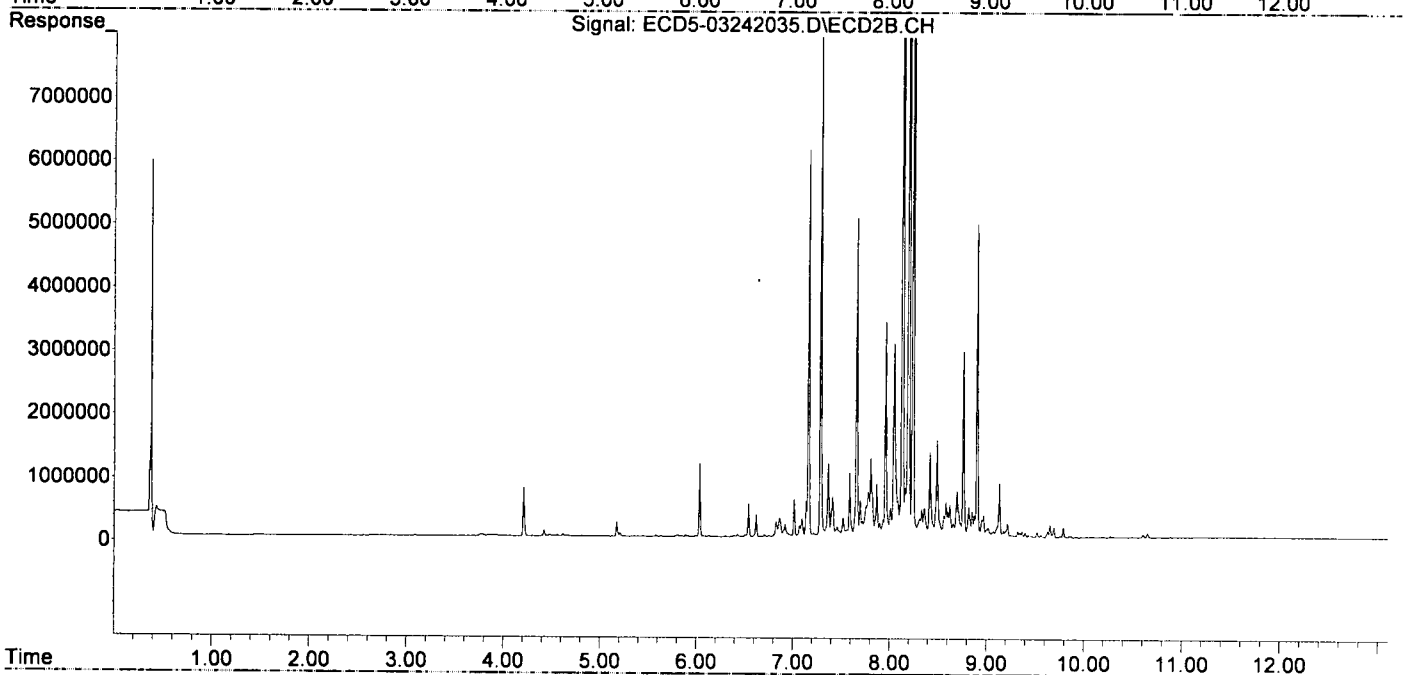
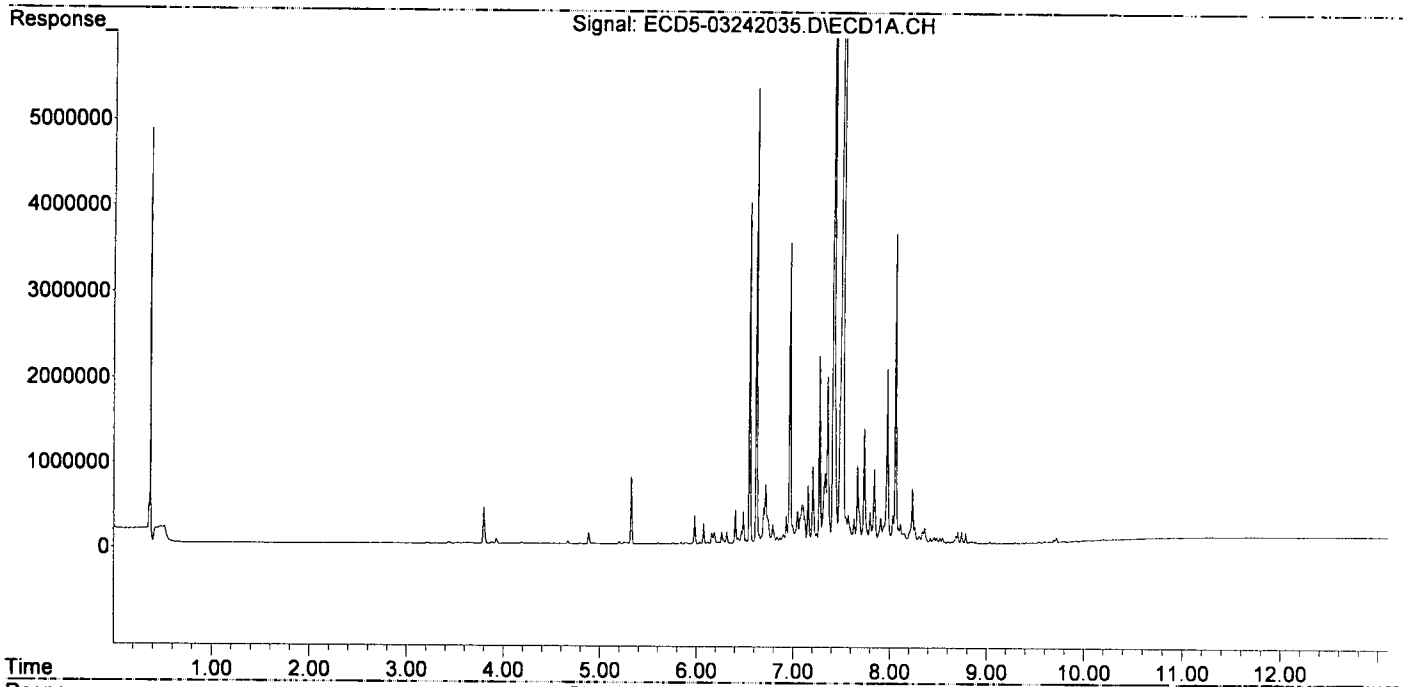
Compound	RT#1	RT#2	Resp#1	Resp#2	ng/mL	ng/mL
System Monitoring Compounds						
1) S TCMX (S)	0.000	0.000	0	0	N.D. d	N.D. d
22) S DCBP (S)	0.000	0.000	0	0	N.D. d	N.D. d
Target Compounds						
2) a-BHC	0.000	0.000	0	0	N.D. d	N.D. d
3) g-BHC	0.000	0.000	0	0	N.D. d	N.D. d
4) b-BHC	0.000	0.000	0	0	N.D. d	N.D. d
5) Heptachlor	0.000	0.000	0	0	N.D. d	N.D. d
6) d-BHC	0.000	0.000	0	0	N.D. d	N.D. d
7) Aldrin	0.000	0.000	0	0	N.D. d	N.D. d
8) Heptachlo...	0.000	0.000	0	0	N.D. d	N.D. d
9) trans-Chl...	0.000	0.000	0	0	N.D. d	N.D. d
10) cis-Chlor...	0.000	0.000	0	0	N.D. d	N.D. d
11) Endosulfa...	0.000	0.000	0	0	N.D. d	N.D. d
12) 4,4'-DDE	0.000	0.000	0	0	N.D. d	N.D. d
13) Dieldrin	0.000	0.000	0	0	N.D. d	N.D. d
14) Endrin	0.000	0.000	0	0	N.D. d	N.D. d
15) 4,4'-DDD	0.000	0.000	0	0	N.D. d	N.D. d
16) Endosulfa...	0.000	0.000	0	0	N.D. d	N.D. d
17) 4,4'-DDT	0.000	0.000	0	0	N.D. d	N.D. d
18) Endrin Al...	0.000	0.000	0	0	N.D. d	N.D. d
19) Endosulfa...	0.000	0.000	0	0	N.D. d	N.D. d
20) Methoxychlor	0.000	0.000	0	0	N.D. d	N.D. d
21) Endrin Ke...	0.000	0.000	0	0	N.D. d	N.D. d
23) Hexachlor...	0.000	0.000	0	0	N.D. d	N.D. d
24) Hexachlor...	0.000	0.000	0	0	N.D. d	N.D. d
25) Oxychlorane	0.000	0.000	0	0	N.D. d	N.D. d
26) 2,4'-DDE	0.000	0.000	0	0	N.D. d	N.D. d
27) trans-Non...	0.000	0.000	0	0	N.D. d	N.D. d
28) 2,4'-DDD	0.000	0.000	0	0	N.D. d	N.D. d
29) 2,4'-DDT	0.000	0.000	0	0	N.D. d	N.D. d
30) cis-Nonac...	0.000	0.000	0	0	N.D. d	N.D. d
31) Mirex	0.000	0.000	0	0	N.D. d	N.D. d
32) Chlordane...	7.419	8.131	11350035	19167147	457.431	451.638
33) Chlordane...	7.513	8.239	12743783	16083461	462.768	457.990
34) Chlordane...	8.063	8.902	3611630	4941415	481.943	458.953
35) Chlordane...	0.000	0.000	0	0	N.D. d	N.D. d
36) Toxaphene...	0.000	0.000	0	0	N.D. d	N.D. d
37) Toxaphene...	0.000	0.000	0	0	N.D. d	N.D. d
38) Toxaphene...	0.000	0.000	0	0	N.D. d	N.D. d
39) Toxaphene...	0.000	0.000	0	0	N.D. d	N.D. d
40) Toxaphene...	0.000	0.000	0	0	N.D. d	N.D. d
41) Toxaphene...	0.000	0.000	0	0	N.D. d	N.D. d
42) Toxaphene...	0.000	0.000	0	0	N.D. d	N.D. d

Quantitation Report (QT Reviewed)

Data Path : C:\msdchem\1\data\2020-03\0C24036\  
Data File : ECD5-03242035.D  
Signal(s) : Signal #1: ECD1A.CH Signal #2: ECD2B.CH  
Acq On : 24 Mar 2020 22:14  
Operator : MJB  
Sample : 0C24036-CALN  
Misc : A19K310, CHLOR 500 ppb  
ALS Vial : 28 (Sig #1); 0 (Sig #2) Sample Multiplier: 1

Integration File signal 1: PEST1.e  
Integration File signal 2: PEST2.e  
Quant Time: Mar 25 12:35:28 2020  
Quant Method : C:\msdchem\1\methods\ECD5\_QUANTPEST\_200324.M  
Quant Title : Instrument: DualECD5  
QLast Update : Wed Mar 25 12:27:29 2020  
Response via : Initial Calibration  
Integrator: ChemStation 6890 Scale Mode: Small noise peaks clipped

Volume Inj. : 2uL  
Signal #1 Phase : Rtx-CLPesticides Signal #2 Phase: Rtx-CLPesticides2  
Signal #1 Info : 30m X 0.32mm X 0. Signal #2 Info : 30m X 0.32mm X 0.25um





Data Path : C:\msdchem\1\data\2020-03\0C24036\  
 Data File : ECD5-03242036.D  
 Signal(s) : Signal #1: ECD1A.CH Signal #2: ECD2B.CH  
 Acq On : 24 Mar 2020 22:31  
 Operator : MJB  
 Sample : 0C24036-CALO  
 Misc : A19K311, CHLOR 1000 ppb  
 ALS Vial : 29 (Sig #1); 0 (Sig #2) Sample Multiplier: 1

Integration File signal 1: PEST1.e  
 Integration File signal 2: PEST2.e  
 Quant Time: Mar 25 12:38:22 2020  
 Quant Method : C:\msdchem\1\methods\ECD5\_QUANTPEST\_200324.M  
 Quant Title : Instrument: DualeCD5  
 QLast Update : Wed Mar 25 12:35:39 2020  
 Response via : Initial Calibration  
 Integrator: ChemStation 6890 Scale Mode: Small noise peaks clipped

Volume Inj. : 2uL  
 Signal #1 Phase : Rtx-CLPesticides Signal #2 Phase: Rtx-CLPesticides2  
 Signal #1 Info : 30m X 0.32mm X 0. Signal #2 Info : 30m X 0.32mm X 0.25um

*MJB  
3/25/20*

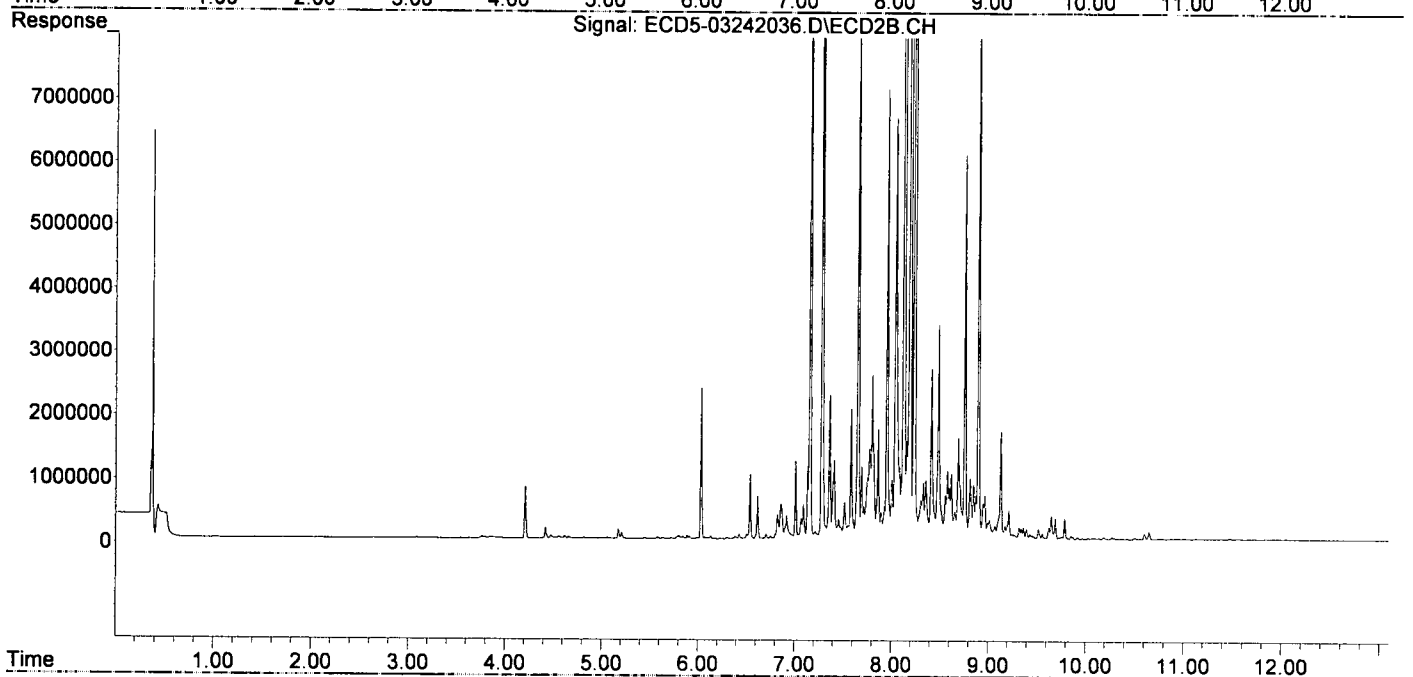
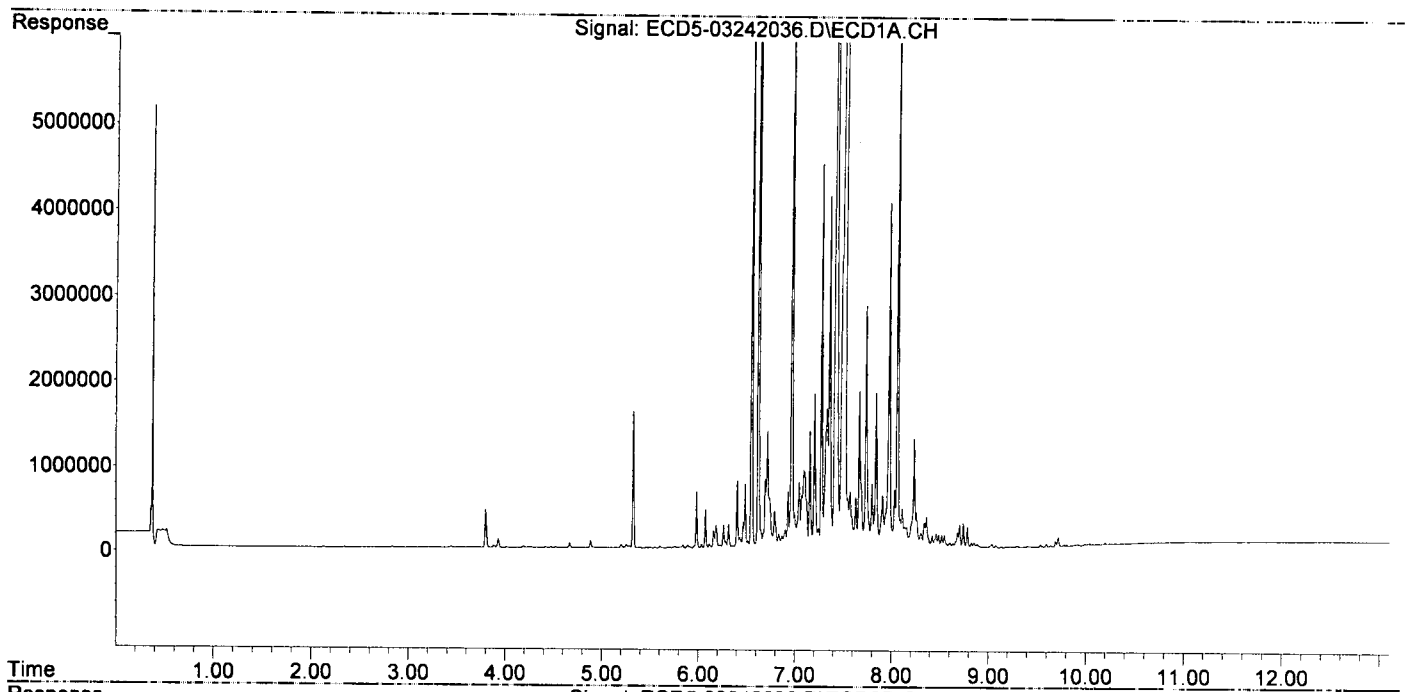
Compound	RT#1	RT#2	Resp#1	Resp#2	ng/mL	ng/mL
<b>System Monitoring Compounds</b>						
1) S TCMX (S)	0.000	0.000	0	0	N.D. d	N.D. d
22) S DCBP (S)	0.000	0.000	0	0	N.D. d	N.D. d
<b>Target Compounds</b>						
2) a-BHC	0.000	0.000	0	0	N.D. d	N.D. d
3) g-BHC	0.000	0.000	0	0	N.D. d	N.D. d
4) b-BHC	0.000	0.000	0	0	N.D. d	N.D. d
5) Heptachlor	0.000	0.000	0	0	N.D. d	N.D. d
6) d-BHC	0.000	0.000	0	0	N.D. d	N.D. d
7) Aldrin	0.000	0.000	0	0	N.D. d	N.D. d
8) Heptachlo...	0.000	0.000	0	0	N.D. d	N.D. d
9) trans-Chl...	0.000	0.000	0	0	N.D. d	N.D. d
10) cis-Chlor...	0.000	0.000	0	0	N.D. d	N.D. d
11) Endosulfa...	0.000	0.000	0	0	N.D. d	N.D. d
12) 4,4'-DDE	0.000	0.000	0	0	N.D. d	N.D. d
13) Dieldrin	0.000	0.000	0	0	N.D. d	N.D. d
14) Endrin	0.000	0.000	0	0	N.D. d	N.D. d
15) 4,4'-DDD	0.000	0.000	0	0	N.D. d	N.D. d
16) Endosulfa...	0.000	0.000	0	0	N.D. d	N.D. d
17) 4,4'-DDT	0.000	0.000	0	0	N.D. d	N.D. d
18) Endrin Al...	0.000	0.000	0	0	N.D. d	N.D. d
19) Endosulfa...	0.000	0.000	0	0	N.D. d	N.D. d
20) Methoxychlor	0.000	0.000	0	0	N.D. d	N.D. d
21) Endrin Ke...	0.000	0.000	0	0	N.D. d	N.D. d
23) Hexachlor...	0.000	0.000	0	0	N.D. d	N.D. d
24) Hexachlor...	0.000	0.000	0	0	N.D. d	N.D. d
25) Oxychlorthane	0.000	0.000	0	0	N.D. d	N.D. d
26) 2,4'-DDE	0.000	0.000	0	0	N.D. d	N.D. d
27) trans-Non...	0.000	0.000	0	0	N.D. d	N.D. d
28) 2,4'-DDD	0.000	0.000	0	0	N.D. d	N.D. d
29) 2,4'-DDT	0.000	0.000	0	0	N.D. d	N.D. d
30) cis-Nonac...	0.000	0.000	0	0	N.D. d	N.D. d
31) Mirex	0.000	0.000	0	0	N.D. d	N.D. d
32) Chlordane...	7.419	8.132	23335625	41978790	940.476	989.152
33) Chlordane...	7.512	8.239	26067771	33852266	946.604	963.972
34) Chlordane...	8.063	8.902	7301807	10417487	974.368	967.565
35) Chlordane...	0.000	0.000	0	0	N.D. d	N.D. d
36) Toxaphene...	0.000	0.000	0	0	N.D. d	N.D. d
37) Toxaphene...	0.000	0.000	0	0	N.D. d	N.D. d
38) Toxaphene...	0.000	0.000	0	0	N.D. d	N.D. d
39) Toxaphene...	0.000	0.000	0	0	N.D. d	N.D. d
40) Toxaphene...	0.000	0.000	0	0	N.D. d	N.D. d
41) Toxaphene...	0.000	0.000	0	0	N.D. d	N.D. d
42) Toxaphene...	0.000	0.000	0	0	N.D. d	N.D. d

Quantitation Report (QT Reviewed)

Data Path : C:\msdchem\1\data\2020-03\0C24036\  
Data File : ECD5-03242036.D  
Signal(s) : Signal #1: ECD1A.CH Signal #2: ECD2B.CH  
Acq On : 24 Mar 2020 22:31  
Operator : MJB  
Sample : 0C24036-CALO  
Misc : A19K311, CHLOR 1000 ppb  
ALS Vial : 29 (Sig #1); 0 (Sig #2) Sample Multiplier: 1

Integration File signal 1: PEST1.e  
Integration File signal 2: PEST2.e  
Quant Time: Mar 25 12:38:22 2020  
Quant Method : C:\msdchem\1\methods\ECD5\_QUANTPEST\_200324.M  
Quant Title : Instrument: DualECD5  
QLast Update : Wed Mar 25 12:35:39 2020  
Response via : Initial Calibration  
Integrator: ChemStation 6890 Scale Mode: Small noise peaks clipped

Volume Inj. : 2uL  
Signal #1 Phase : Rtx-CLPesticides Signal #2 Phase: Rtx-CLPesticides2  
Signal #1 Info : 30m X 0.32mm X 0. Signal #2 Info : 30m X 0.32mm X 0.25um



Data Path : C:\msdchem\1\data\2020-03\0C24036\  
 Data File : ECD5-03242037.D  
 Signal(s) : Signal #1: ECD1A.CH Signal #2: ECD2B.CH  
 Acq On : 24 Mar 2020 22:48  
 Operator : MJB  
 Sample : 0C24036-CALP  
 Misc : A19K306, CHLOR 2000 ppb  
 ALS Vial : 30 (Sig #1); 0 (Sig #2) Sample Multiplier: 1

Integration File signal 1: PEST1.e  
 Integration File signal 2: PEST2.e  
 Quant Time: Mar 25 12:38:56 2020  
 Quant Method : C:\msdchem\1\methods\ECD5\_QUANTPEST\_200324.M  
 Quant Title : Instrument: DualECD5  
 QLast Update : Wed Mar 25 12:35:39 2020  
 Response via : Initial Calibration  
 Integrator: ChemStation 6890 Scale Mode: Small noise peaks clipped

Volume Inj. : 2uL  
 Signal #1 Phase : Rtx-CLPesticides Signal #2 Phase: Rtx-CLPesticides2  
 Signal #1 Info : 30m X 0.32mm X 0. Signal #2 Info : 30m X 0.32mm X 0.25um

MJB  
3/25/20

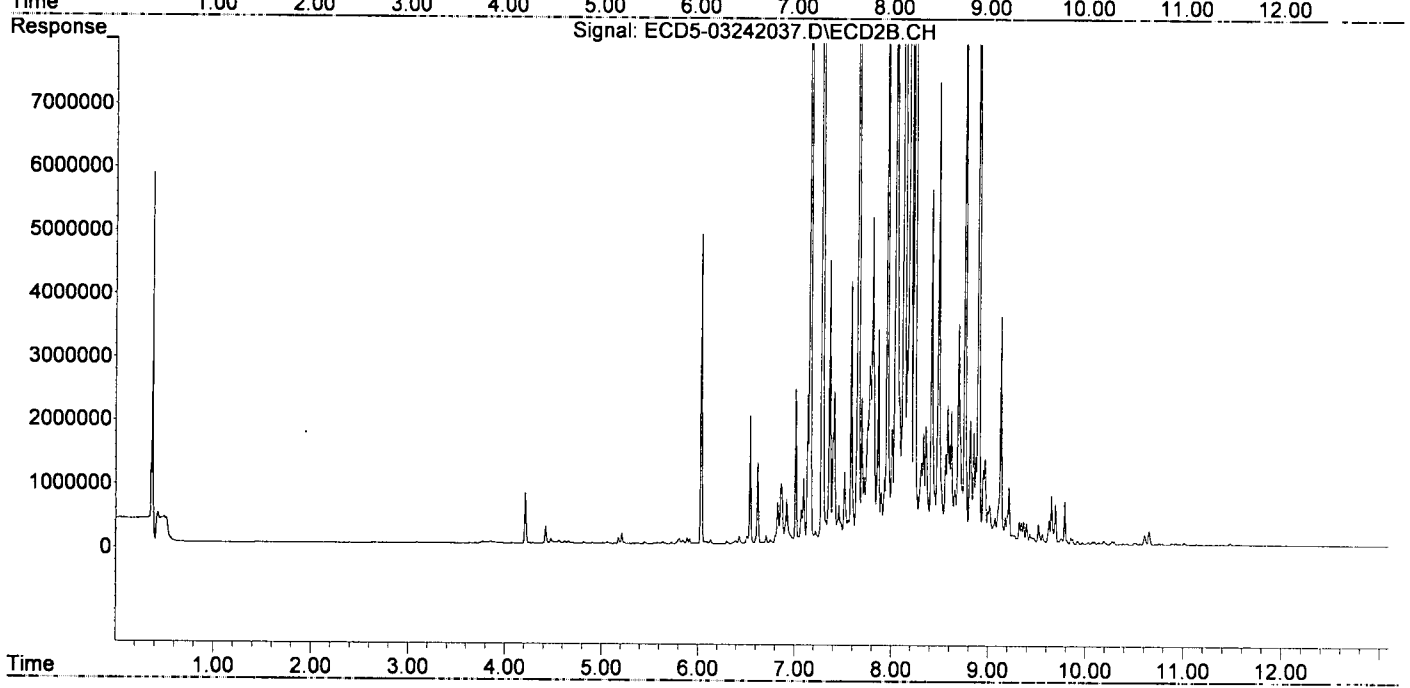
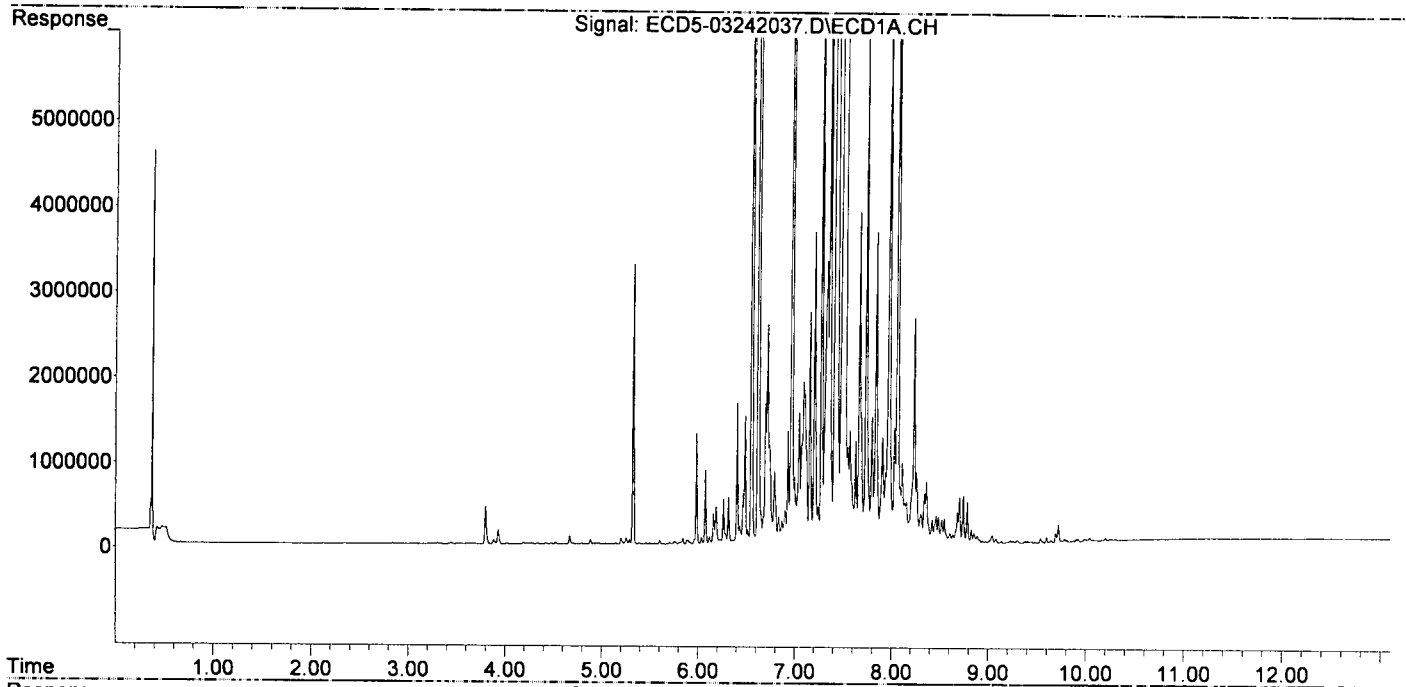
Compound	RT#1	RT#2	Resp#1	Resp#2	ng/mL	ng/mL
System Monitoring Compounds						
1) S TCMX (S)	0.000	0.000	0	0	N.D. d	N.D. d
22) S DCBP (S)	0.000	0.000	0	0	N.D. d	N.D. d
Target Compounds						
2) a-BHC	0.000	0.000	0	0	N.D. d	N.D. d
3) g-BHC	0.000	0.000	0	0	N.D. d	N.D. d
4) b-BHC	0.000	0.000	0	0	N.D. d	N.D. d
5) Heptachlor	0.000	0.000	0	0	N.D. d	N.D. d
6) d-BHC	0.000	0.000	0	0	N.D. d	N.D. d
7) Aldrin	0.000	0.000	0	0	N.D. d	N.D. d
8) Heptachlo...	0.000	0.000	0	0	N.D. d	N.D. d
9) trans-Chl...	0.000	0.000	0	0	N.D. d	N.D. d
10) cis-Chlor...	0.000	0.000	0	0	N.D. d	N.D. d
11) Endosulfa...	0.000	0.000	0	0	N.D. d	N.D. d
12) 4,4'-DDE	0.000	0.000	0	0	N.D. d	N.D. d
13) Dieldrin	0.000	0.000	0	0	N.D. d	N.D. d
14) Endrin	0.000	0.000	0	0	N.D. d	N.D. d
15) 4,4'-DDD	0.000	0.000	0	0	N.D. d	N.D. d
16) Endosulfa...	0.000	0.000	0	0	N.D. d	N.D. d
17) 4,4'-DDT	0.000	0.000	0	0	N.D. d	N.D. d
18) Endrin Al...	0.000	0.000	0	0	N.D. d	N.D. d
19) Endosulfa...	0.000	0.000	0	0	N.D. d	N.D. d
20) Methoxychlor	0.000	0.000	0	0	N.D. d	N.D. d
21) Endrin Ke...	0.000	0.000	0	0	N.D. d	N.D. d
23) Hexachlor...	0.000	0.000	0	0	N.D. d	N.D. d
24) Hexachlor...	0.000	0.000	0	0	N.D. d	N.D. d
25) Oxychlorane	0.000	0.000	0	0	N.D. d	N.D. d
26) 2,4'-DDE	0.000	0.000	0	0	N.D. d	N.D. d
27) trans-Non...	0.000	0.000	0	0	N.D. d	N.D. d
28) 2,4'-DDD	0.000	0.000	0	0	N.D. d	N.D. d
29) 2,4'-DDT	0.000	0.000	0	0	N.D. d	N.D. d
30) cis-Nonac...	0.000	0.000	0	0	N.D. d	N.D. d
31) Mirex	0.000	0.000	0	0	N.D. d	N.D. d
32) Chlordane...	7.418	8.132	46999488	87406745	1894.180	2059.577
33) Chlordane...	7.513	8.239	53385654	71173749	1938.605	2026.732
34) Chlordane...	8.062	8.901	14906306	22418158	1989.128	2082.175
35) Chlordane...	0.000	0.000	0	0	N.D. d	N.D. d
36) Toxaphene...	0.000	0.000	0	0	N.D. d	N.D. d
37) Toxaphene...	0.000	0.000	0	0	N.D. d	N.D. d
38) Toxaphene...	0.000	0.000	0	0	N.D. d	N.D. d
39) Toxaphene...	0.000	0.000	0	0	N.D. d	N.D. d
40) Toxaphene...	0.000	0.000	0	0	N.D. d	N.D. d
41) Toxaphene...	0.000	0.000	0	0	N.D. d	N.D. d
42) Toxaphene...	0.000	0.000	0	0	N.D. d	N.D. d

Quantitation Report (QT Reviewed)

Data Path : C:\msdchem\1\data\2020-03\0C24036\  
Data File : ECD5-03242037.D  
Signal(s) : Signal #1: ECD1A.CH Signal #2: ECD2B.CH  
Acq On : 24 Mar 2020 22:48  
Operator : MJB  
Sample : 0C24036-CALP  
Misc : A19K306, CHLOR 2000 ppb  
ALS Vial : 30 (Sig #1); 0 (Sig #2) Sample Multiplier: 1

Integration File signal 1: PEST1.e  
Integration File signal 2: PEST2.e  
Quant Time: Mar 25 12:38:56 2020  
Quant Method : C:\msdchem\1\methods\ECD5\_QUANTPEST\_200324.M  
Quant Title : Instrument: DualECD5  
QLast Update : Wed Mar 25 12:35:39 2020  
Response via : Initial Calibration  
Integrator: ChemStation 6890 Scale Mode: Small noise peaks clipped

Volume Inj. : 2uL  
Signal #1 Phase : Rtx-CLPesticides Signal #2 Phase: Rtx-CLPesticides2  
Signal #1 Info : 30m X 0.32mm X 0. Signal #2 Info : 30m X 0.32mm X 0.25um



Data Path : C:\msdchem\1\data\2020-03\0C24036\  
 Data File : ECD5-03242040.D  
 Signal(s) : Signal #1: ECD1A.CH Signal #2: ECD2B.CH  
 Acq On : 24 Mar 2020 23:39  
 Operator : MJB  
 Sample : 0C24036-CALQ  
 Misc : A20B334, TOX 10 ppb  
 ALS Vial : 32 (Sig #1); 0 (Sig #2) Sample Multiplier: 1

Integration File signal 1: PEST1.e  
 Integration File signal 2: PEST2.e  
 Quant Time: Mar 25 12:41:26 2020  
 Quant Method : C:\msdchem\1\methods\ECD5\_QUANTPEST\_200324.M  
 Quant Title : Instrument: DualECD5  
 QLast Update : Wed Mar 25 12:40:35 2020  
 Response via : Initial Calibration  
 Integrator: ChemStation 6890 Scale Mode: Small noise peaks clipped

Volume Inj. : 2uL  
 Signal #1 Phase : Rtx-CLPesticides Signal #2 Phase: Rtx-CLPesticides2  
 Signal #1 Info : 30m X 0.32mm X 0. Signal #2 Info : 30m X 0.32mm X 0.25um

*MJB*  
*3/25/20*

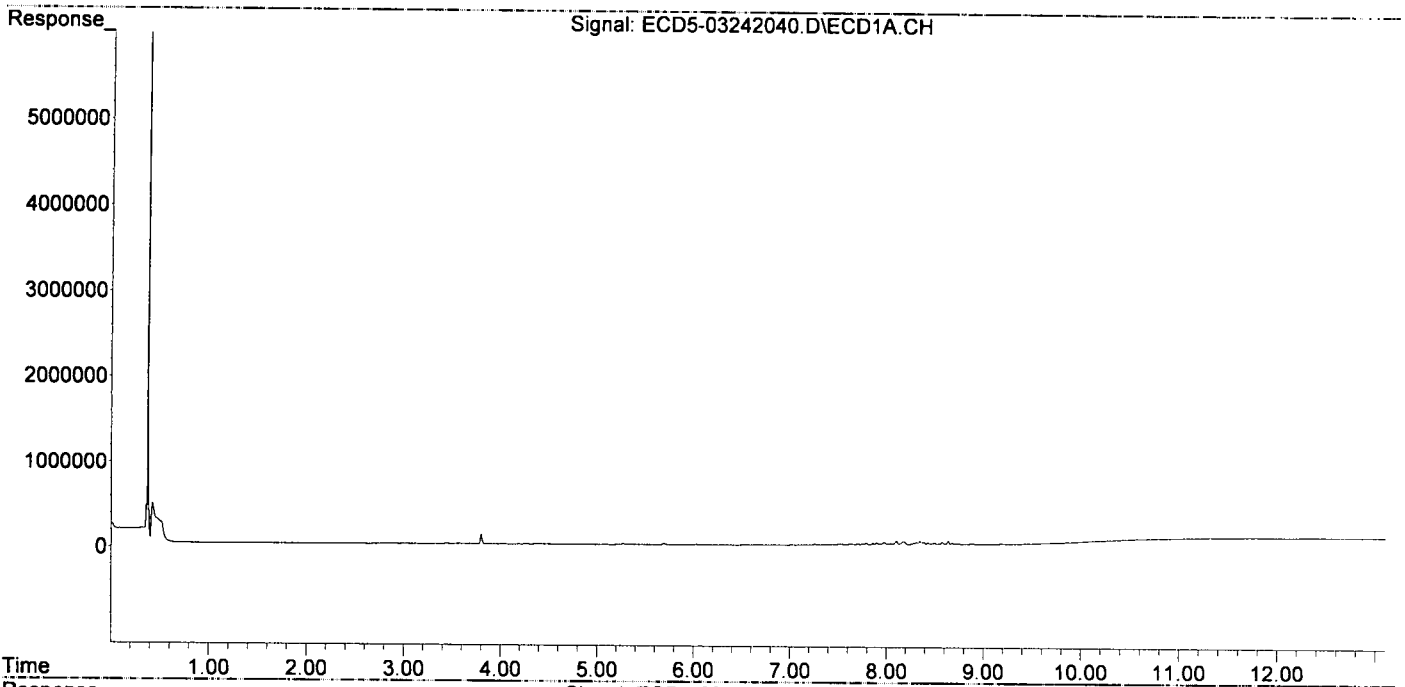
Compound	RT#1	RT#2	Resp#1	Resp#2	ng/mL	ng/mL
System Monitoring Compounds						
1) S TCMX (S)	0.000	0.000	0	0	N.D. d	N.D. d
22) S DCBP (S)	0.000	0.000	0	0	N.D. d	N.D. d
Target Compounds						
2) a-BHC	0.000	0.000	0	0	N.D. d	N.D. d
3) g-BHC	0.000	0.000	0	0	N.D. d	N.D. d
4) b-BHC	0.000	0.000	0	0	N.D. d	N.D. d
5) Heptachlor	0.000	0.000	0	0	N.D. d	N.D. d
6) d-BHC	0.000	0.000	0	0	N.D. d	N.D. d
7) Aldrin	0.000	0.000	0	0	N.D. d	N.D. d
8) Heptachlo...	0.000	0.000	0	0	N.D. d	N.D. d
9) trans-Chl...	0.000	0.000	0	0	N.D. d	N.D. d
10) cis-Chlor...	0.000	0.000	0	0	N.D. d	N.D. d
11) Endosulfa...	0.000	0.000	0	0	N.D. d	N.D. d
12) 4,4'-DDE	0.000	0.000	0	0	N.D. d	N.D. d
13) Dieldrin	0.000	0.000	0	0	N.D. d	N.D. d
14) Endrin	0.000	0.000	0	0	N.D. d	N.D. d
15) 4,4'-DDD	0.000	0.000	0	0	N.D. d	N.D. d
16) Endosulfa...	0.000	0.000	0	0	N.D. d	N.D. d
17) 4,4'-DDT	0.000	0.000	0	0	N.D. d	N.D. d
18) Endrin Al...	0.000	0.000	0	0	N.D. d	N.D. d
19) Endosulfa...	0.000	0.000	0	0	N.D. d	N.D. d
20) Methoxychlor	0.000	0.000	0	0	N.D. d	N.D. d
21) Endrin Ke...	0.000	0.000	0	0	N.D. d	N.D. d
23) Hexachlor...	0.000	0.000	0	0	N.D. d	N.D. d
24) Hexachlor...	0.000	0.000	0	0	N.D. d	N.D. d
25) Oxychlorane	0.000	0.000	0	0	N.D. d	N.D. d
26) 2,4'-DDE	0.000	0.000	0	0	N.D. d	N.D. d
27) trans-Non...	0.000	0.000	0	0	N.D. d	N.D. d
28) 2,4'-DDD	0.000	0.000	0	0	N.D. d	N.D. d
29) 2,4'-DDT	0.000	0.000	0	0	N.D. d	N.D. d
30) cis-Nonac...	0.000	0.000	0	0	N.D. d	N.D. d
31) Mirex	0.000	0.000	0	0	N.D. d	N.D. d
32) Chlordane...	0.000	0.000	0	0	N.D. d	N.D. d
33) Chlordane...	0.000	0.000	0	0	N.D. d	N.D. d
34) Chlordane...	0.000	0.000	0	0	N.D. d	N.D. d
35) Chlordane...	0.000	0.000	0	0	N.D. d	N.D. d
36) Toxaphene...	7.499	8.471	11225	31297	10.585	11.068
37) Toxaphene...	7.791	8.817	23053	38990	11.705	11.239
38) Toxaphene...	8.103	8.853	47213	64506	11.747	11.235
39) Toxaphene...	8.343	8.920	47569	116261	12.175	12.572
40) Toxaphene...	8.571	9.097	32950	54945	10.922	10.833
41) Toxaphene...	8.639	9.478	45333	60756	11.495	11.375
42) Toxaphene...	0.000	0.000	0	0	N.D. d	N.D. d

Quantitation Report (QT Reviewed)

Data Path : C:\msdchem\1\data\2020-03\0C24036\  
Data File : ECD5-03242040.D  
Signal(s) : Signal #1: ECD1A.CH Signal #2: ECD2B.CH  
Acq On : 24 Mar 2020 23:39  
Operator : MJB  
Sample : 0C24036-CALQ  
Misc : A20B334, TOX 10 ppb  
ALS Vial : 32 (Sig #1); 0 (Sig #2) Sample Multiplier: 1

Integration File signal 1: PEST1.e  
Integration File signal 2: PEST2.e  
Quant Time: Mar 25 12:41:26 2020  
Quant Method : C:\msdchem\1\methods\ECD5\_QUANTPEST\_200324.M  
Quant Title : Instrument: DualECD5  
QLast Update : Wed Mar 25 12:40:35 2020  
Response via : Initial Calibration  
Integrator: ChemStation 6890 Scale Mode: Small noise peaks clipped

Volume Inj. : 2uL  
Signal #1 Phase : Rtx-CLPesticides Signal #2 Phase: Rtx-CLPesticides2  
Signal #1 Info : 30m X 0.32mm X 0. Signal #2 Info : 30m X 0.32mm X 0.25um



Data Path : C:\msdchem\1\data\2020-03\0C24036\  
 Data File : ECD5-03242041.D  
 Signal(s) : Signal #1: ECD1A.CH Signal #2: ECD2B.CH  
 Acq On : 24 Mar 2020 23:56  
 Operator : MJB  
 Sample : 0C24036-CALR  
 Misc : A19J417, TOX 50 ppb  
 ALS Vial : 33 (Sig #1); 0 (Sig #2) Sample Multiplier: 1

Integration File signal 1: PEST1.e  
 Integration File signal 2: PEST2.e  
 Quant Time: Mar 25 12:42:00 2020  
 Quant Method : C:\msdchem\1\methods\ECD5\_QUANTPEST\_200324.M  
 Quant Title : Instrument: DualECD5  
 QLast Update : Wed Mar 25 12:40:35 2020  
 Response via : Initial Calibration  
 Integrator: ChemStation 6890 Scale Mode: Small noise peaks clipped

Volume Inj. : 2uL  
 Signal #1 Phase : Rtx-CLPesticides Signal #2 Phase: Rtx-CLPesticides2  
 Signal #1 Info : 30m X 0.32mm X 0. Signal #2 Info : 30m X 0.32mm X 0.25um

*WP  
3/25/20*

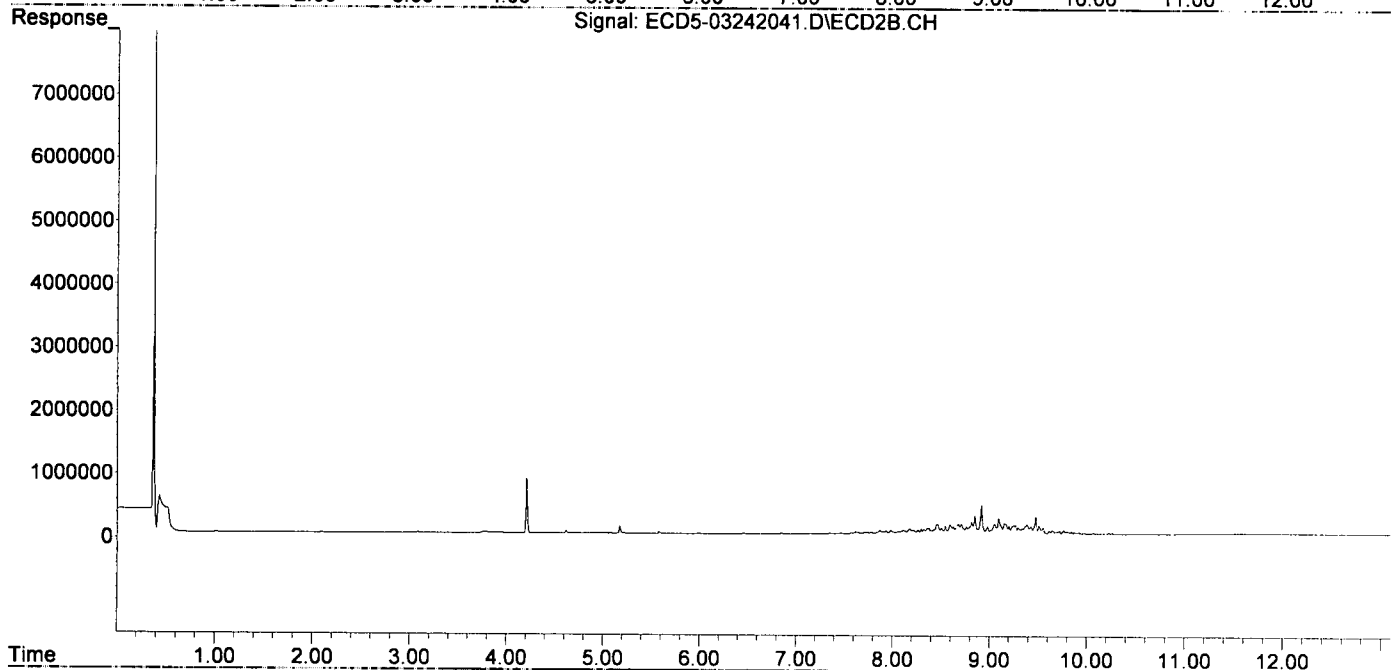
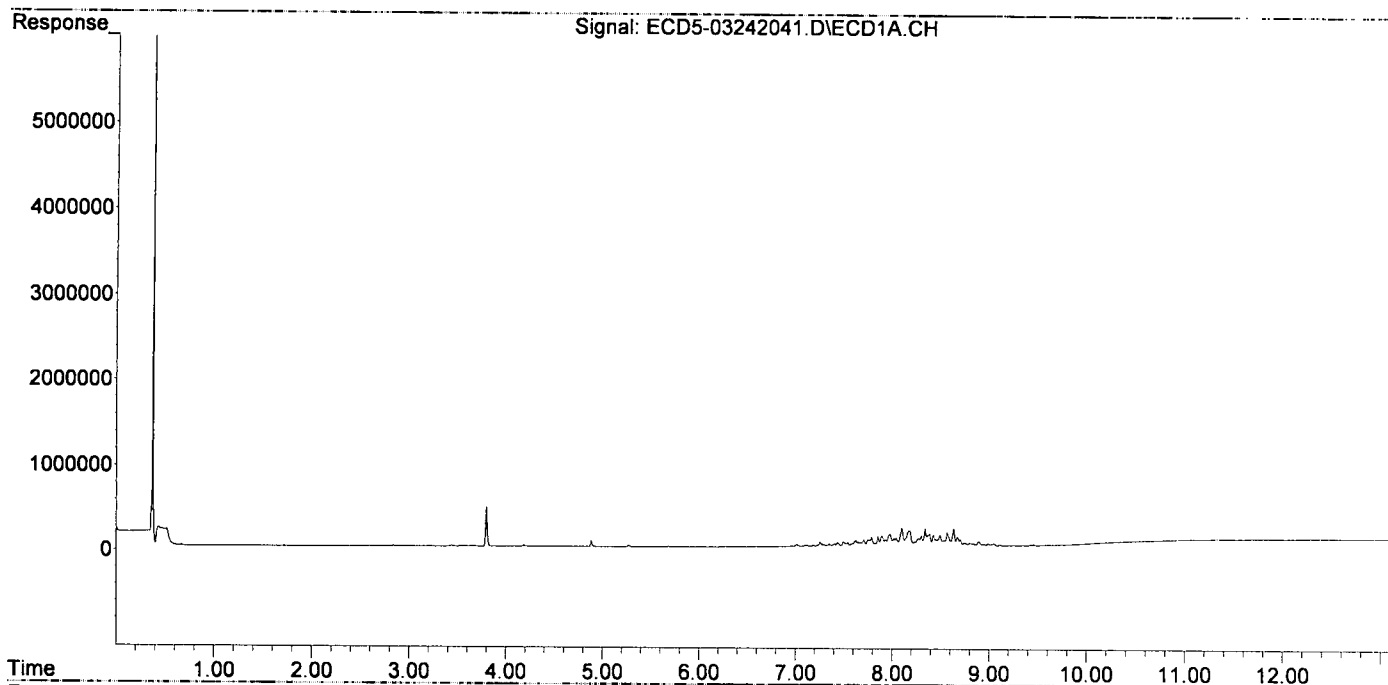
Compound	RT#1	RT#2	Resp#1	Resp#2	ng/mL	ng/mL
System Monitoring Compounds						
1) S TCMX (S)	0.000	0.000	0	0	N.D. d	N.D. d
22) S DCBP (S)	0.000	0.000	0	0	N.D. d	N.D. d
Target Compounds						
2) a-BHC	0.000	0.000	0	0	N.D. d	N.D. d
3) g-BHC	0.000	0.000	0	0	N.D. d	N.D. d
4) b-BHC	0.000	0.000	0	0	N.D. d	N.D. d
5) Heptachlor	0.000	0.000	0	0	N.D. d	N.D. d
6) d-BHC	0.000	0.000	0	0	N.D. d	N.D. d
7) Aldrin	0.000	0.000	0	0	N.D. d	N.D. d
8) Heptachlo...	0.000	0.000	0	0	N.D. d	N.D. d
9) trans-Chl...	0.000	0.000	0	0	N.D. d	N.D. d
10) cis-Chlor...	0.000	0.000	0	0	N.D. d	N.D. d
11) Endosulfa...	0.000	0.000	0	0	N.D. d	N.D. d
12) 4,4'-DDE	0.000	0.000	0	0	N.D. d	N.D. d
13) Dieldrin	0.000	0.000	0	0	N.D. d	N.D. d
14) Endrin	0.000	0.000	0	0	N.D. d	N.D. d
15) 4,4'-DDD	0.000	0.000	0	0	N.D. d	N.D. d
16) Endosulfa...	0.000	0.000	0	0	N.D. d	N.D. d
17) 4,4'-DDT	0.000	0.000	0	0	N.D. d	N.D. d
18) Endrin Al...	0.000	0.000	0	0	N.D. d	N.D. d
19) Endosulfa...	0.000	0.000	0	0	N.D. d	N.D. d
20) Methoxychlor	0.000	0.000	0	0	N.D. d	N.D. d
21) Endrin Ke...	0.000	0.000	0	0	N.D. d	N.D. d
23) Hexachlor...	0.000	0.000	0	0	N.D. d	N.D. d
24) Hexachlor...	0.000	0.000	0	0	N.D. d	N.D. d
25) Oxychlorane	0.000	0.000	0	0	N.D. d	N.D. d
26) 2,4'-DDE	0.000	0.000	0	0	N.D. d	N.D. d
27) trans-Non...	0.000	0.000	0	0	N.D. d	N.D. d
28) 2,4'-DDD	0.000	0.000	0	0	N.D. d	N.D. d
29) 2,4'-DDT	0.000	0.000	0	0	N.D. d	N.D. d
30) cis-Nonac...	0.000	0.000	0	0	N.D. d	N.D. d
31) Mirex	0.000	0.000	0	0	N.D. d	N.D. d
32) Chlordane...	0.000	0.000	0	0	N.D. d	N.D. d
33) Chlordane...	0.000	0.000	0	0	N.D. d	N.D. d
34) Chlordane...	0.000	0.000	0	0	N.D. d	N.D. d
35) Chlordane...	0.000	0.000	0	0	N.D. d	N.D. d
36) Toxaphene...	7.496	8.468	59017	156382	55.654	55.306
37) Toxaphene...	7.789	8.816	106574	191843	54.110	55.299
38) Toxaphene...	8.101	8.851	220625	293570	54.895	51.130
39) Toxaphene...	8.341	8.918	205964	456067	52.714	49.316
40) Toxaphene...	8.569	9.095	160219	253621	53.110	50.002
41) Toxaphene...	8.636	9.476	207412	273442	52.593	51.193
42) Toxaphene...	0.000	0.000	0	0	N.D. d	N.D. d

Quantitation Report (QT Reviewed)

Data Path : C:\msdchem\1\data\2020-03\0C24036\  
Data File : ECD5-03242041.D  
Signal(s) : Signal #1: ECD1A.CH Signal #2: ECD2B.CH  
Acq On : 24 Mar 2020 23:56  
Operator : MJB  
Sample : 0C24036-CALR  
Misc : A19J417, TOX 50 ppb  
ALS Vial : 33 (Sig #1); 0 (Sig #2) Sample Multiplier: 1

Integration File signal 1: PEST1.e  
Integration File signal 2: PEST2.e  
Quant Time: Mar 25 12:42:00 2020  
Quant Method : C:\msdchem\1\methods\ECD5\_QUANTPEST\_200324.M  
Quant Title : Instrument: DualECD5  
QLast Update : Wed Mar 25 12:40:35 2020  
Response via : Initial Calibration  
Integrator: ChemStation 6890 Scale Mode: Small noise peaks clipped

Volume Inj. : 2uL  
Signal #1 Phase : Rtx-CLPesticides Signal #2 Phase: Rtx-CLPesticides2  
Signal #1 Info : 30m X 0.32mm X 0. Signal #2 Info : 30m X 0.32mm X 0.25um





Data Path : C:\msdchem\1\data\2020-03\0C24036\  
 Data File : ECD5-03242042.D  
 Signal(s) : Signal #1: ECD1A.CH Signal #2: ECD2B.CH  
 Acq On : 25 Mar 2020 0:13  
 Operator : MJB  
 Sample : 0C24036-CALS  
 Misc : A19J418, TOX 100 ppb  
 ALS Vial : 34 (Sig #1); 0 (Sig #2) Sample Multiplier: 1

Integration File signal 1: PEST1.e  
 Integration File signal 2: PEST2.e  
 Quant Time: Mar 25 12:42:32 2020  
 Quant Method : C:\msdchem\1\methods\ECD5\_QUANTPEST\_200324.M  
 Quant Title : Instrument: DualECD5  
 QLast Update : Wed Mar 25 12:40:35 2020  
 Response via : Initial Calibration  
 Integrator: ChemStation 6890 Scale Mode: Small noise peaks clipped

Volume Inj. : 2uL  
 Signal #1 Phase : Rtx-CLPesticides Signal #2 Phase: Rtx-CLPesticides2  
 Signal #1 Info : 30m X 0.32mm X 0. Signal #2 Info : 30m X 0.32mm X 0.25um

MJB  
3/25/20

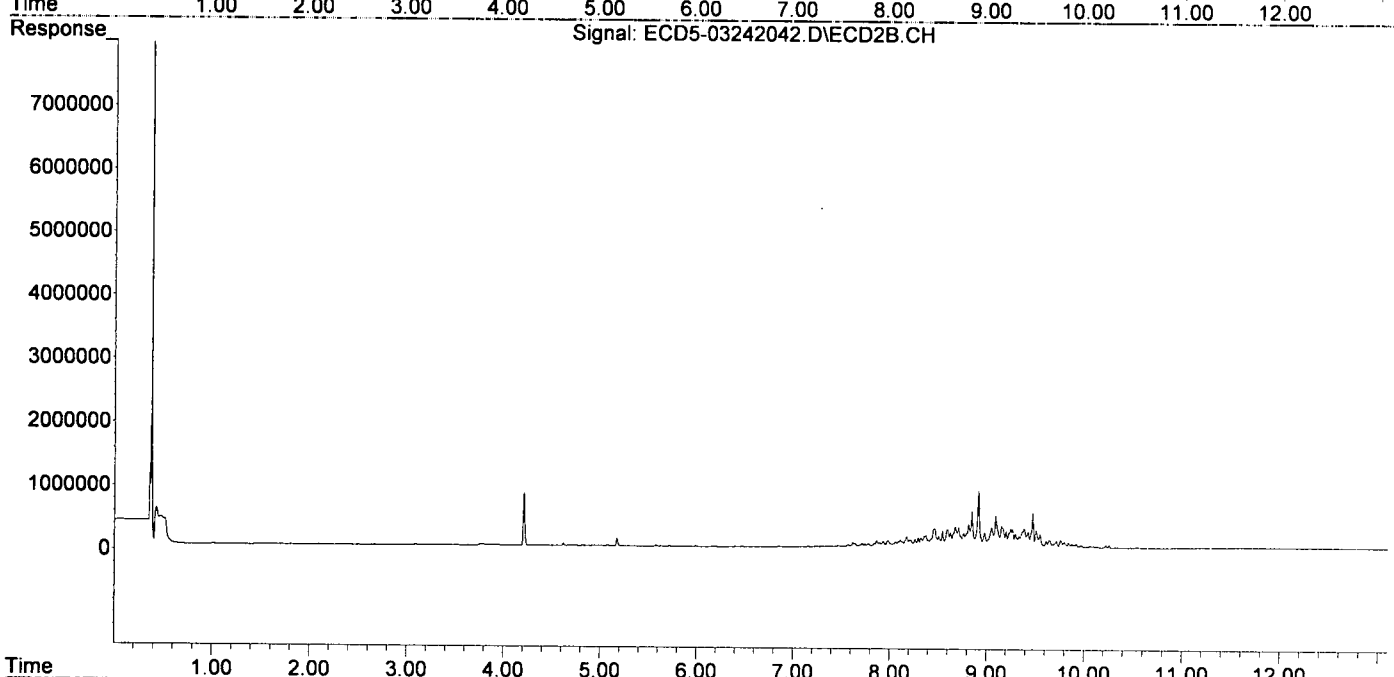
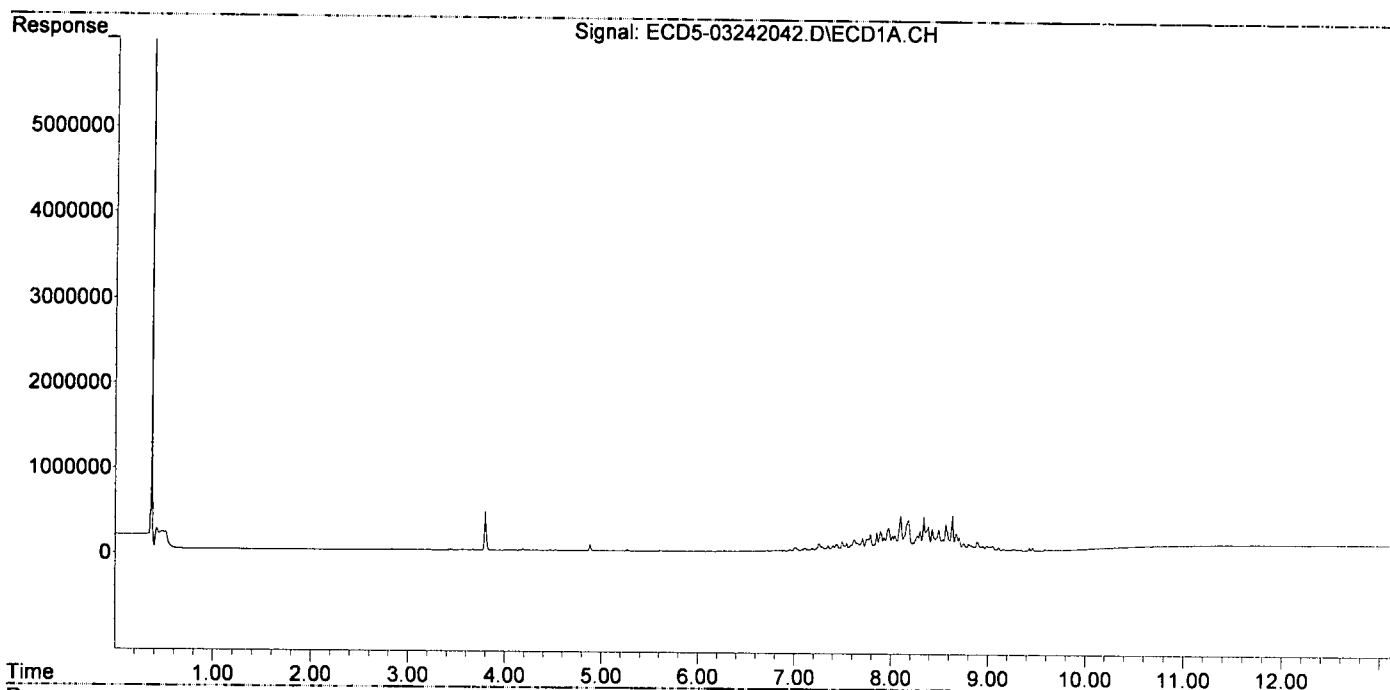
Compound	RT#1	RT#2	Resp#1	Resp#2	ng/mL	ng/mL
System Monitoring Compounds						
1) S TCMX (S)	0.000	0.000	0	0	N.D. d	N.D. d
22) S DCBP (S)	0.000	0.000	0	0	N.D. d	N.D. d
Target Compounds						
2) a-BHC	0.000	0.000	0	0	N.D. d	N.D. d
3) g-BHC	0.000	0.000	0	0	N.D. d	N.D. d
4) b-BHC	0.000	0.000	0	0	N.D. d	N.D. d
5) Heptachlor	0.000	0.000	0	0	N.D. d	N.D. d
6) d-BHC	0.000	0.000	0	0	N.D. d	N.D. d
7) Aldrin	0.000	0.000	0	0	N.D. d	N.D. d
8) Heptachlo...	0.000	0.000	0	0	N.D. d	N.D. d
9) trans-Chl...	0.000	0.000	0	0	N.D. d	N.D. d
10) cis-Chlor...	0.000	0.000	0	0	N.D. d	N.D. d
11) Endosulfa...	0.000	0.000	0	0	N.D. d	N.D. d
12) 4,4'-DDE	0.000	0.000	0	0	N.D. d	N.D. d
13) Dieldrin	0.000	0.000	0	0	N.D. d	N.D. d
14) Endrin	0.000	0.000	0	0	N.D. d	N.D. d
15) 4,4'-DDD	0.000	0.000	0	0	N.D. d	N.D. d
16) Endosulfa...	0.000	0.000	0	0	N.D. d	N.D. d
17) 4,4'-DDT	0.000	0.000	0	0	N.D. d	N.D. d
18) Endrin Al...	0.000	0.000	0	0	N.D. d	N.D. d
19) Endosulfa...	0.000	0.000	0	0	N.D. d	N.D. d
20) Methoxychlor	0.000	0.000	0	0	N.D. d	N.D. d
21) Endrin Ke...	0.000	0.000	0	0	N.D. d	N.D. d
23) Hexachlor...	0.000	0.000	0	0	N.D. d	N.D. d
24) Hexachlor...	0.000	0.000	0	0	N.D. d	N.D. d
25) Oxychlordane	0.000	0.000	0	0	N.D. d	N.D. d
26) 2,4'-DDE	0.000	0.000	0	0	N.D. d	N.D. d
27) trans-Non...	0.000	0.000	0	0	N.D. d	N.D. d
28) 2,4'-DDD	0.000	0.000	0	0	N.D. d	N.D. d
29) 2,4'-DDT	0.000	0.000	0	0	N.D. d	N.D. d
30) cis-Nonac...	0.000	0.000	0	0	N.D. d	N.D. d
31) Mirex	0.000	0.000	0	0	N.D. d	N.D. d
32) Chlordane...	0.000	0.000	0	0	N.D. d	N.D. d
33) Chlordane...	0.000	0.000	0	0	N.D. d	N.D. d
34) Chlordane...	0.000	0.000	0	0	N.D. d	N.D. d
35) Chlordane...	0.000	0.000	0	0	N.D. d	N.D. d
36) Toxaphene...	7.495	8.467	111060	287265	104.732	101.594
37) Toxaphene...	7.788	8.815	197990	355195	100.523	102.386
38) Toxaphene...	8.100	8.851	412345	562449	102.598	97.960
39) Toxaphene...	8.341	8.918	391751	879719	100.264	95.127
40) Toxaphene...	8.569	9.095	313162	488364	103.808	96.283
41) Toxaphene...	8.636	9.475	412942	529637	104.709	99.157
42) Toxaphene...	0.000	0.000	0	0	N.D. d	N.D. d

Quantitation Report (QT Reviewed)

Data Path : C:\msdchem\1\data\2020-03\0C24036\  
Data File : ECD5-03242042.D  
Signal(s) : Signal #1: ECD1A.CH Signal #2: ECD2B.CH  
Acq On : 25 Mar 2020 0:13  
Operator : MJB  
Sample : 0C24036-CALS  
Misc : A19J418, TOX 100 ppb  
ALS Vial : 34 (Sig #1); 0 (Sig #2) Sample Multiplier: 1

Integration File signal 1: PEST1.e  
Integration File signal 2: PEST2.e  
Quant Time: Mar 25 12:42:32 2020  
Quant Method : C:\msdchem\1\methods\ECD5\_QUANTPEST\_200324.M  
Quant Title : Instrument: DualECD5  
QLast Update : Wed Mar 25 12:40:35 2020  
Response via : Initial Calibration  
Integrator: ChemStation 6890 Scale Mode: Small noise peaks clipped

Volume Inj. : 2uL  
Signal #1 Phase : Rtx-CLPesticides Signal #2 Phase: Rtx-CLPesticides2  
Signal #1 Info : 30m X 0.32mm X 0. Signal #2 Info : 30m X 0.32mm X 0.25um



Data Path : C:\msdchem\1\data\2020-03\0C24036\  
 Data File : ECD5-03242043.D  
 Signal(s) : Signal #1: ECD1A.CH Signal #2: ECD2B.CH  
 Acq On : 25 Mar 2020 0:31  
 Operator : MJB  
 Sample : 0C24036-CALT  
 Misc : A19J419, TOX 200 ppb  
 ALS Vial : 35 (Sig #1); 0 (Sig #2) Sample Multiplier: 1

Integration File signal 1: PEST1.e  
 Integration File signal 2: PEST2.e  
 Quant Time: Mar 25 12:43:04 2020  
 Quant Method : C:\msdchem\1\methods\ECD5\_QUANTPEST\_200324.M  
 Quant Title : Instrument: DualECD5  
 QLast Update : Wed Mar 25 12:40:35 2020  
 Response via : Initial Calibration  
 Integrator: ChemStation 6890 Scale Mode: Small noise peaks clipped

Volume Inj. : 2uL  
 Signal #1 Phase : Rtx-CLPesticides Signal #2 Phase: Rtx-CLPesticides2  
 Signal #1 Info : 30m X 0.32mm X 0. Signal #2 Info : 30m X 0.32mm X 0.25um

MJB  
 3/25/20

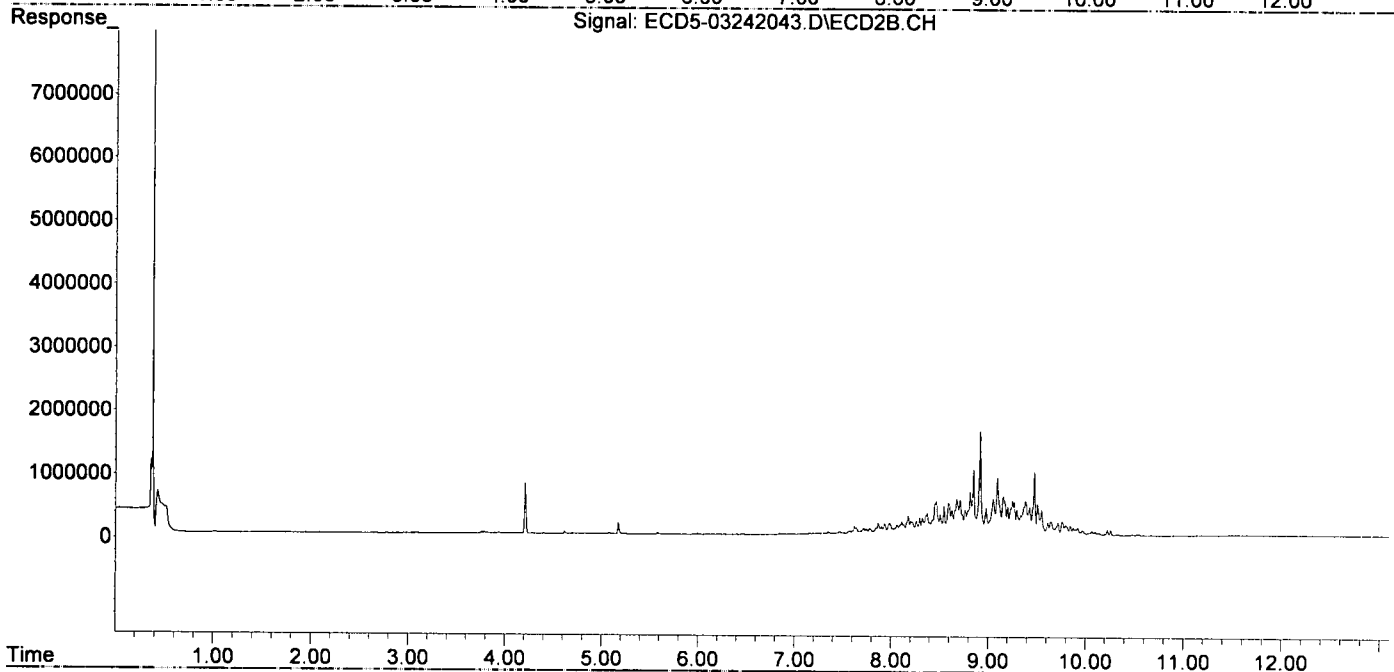
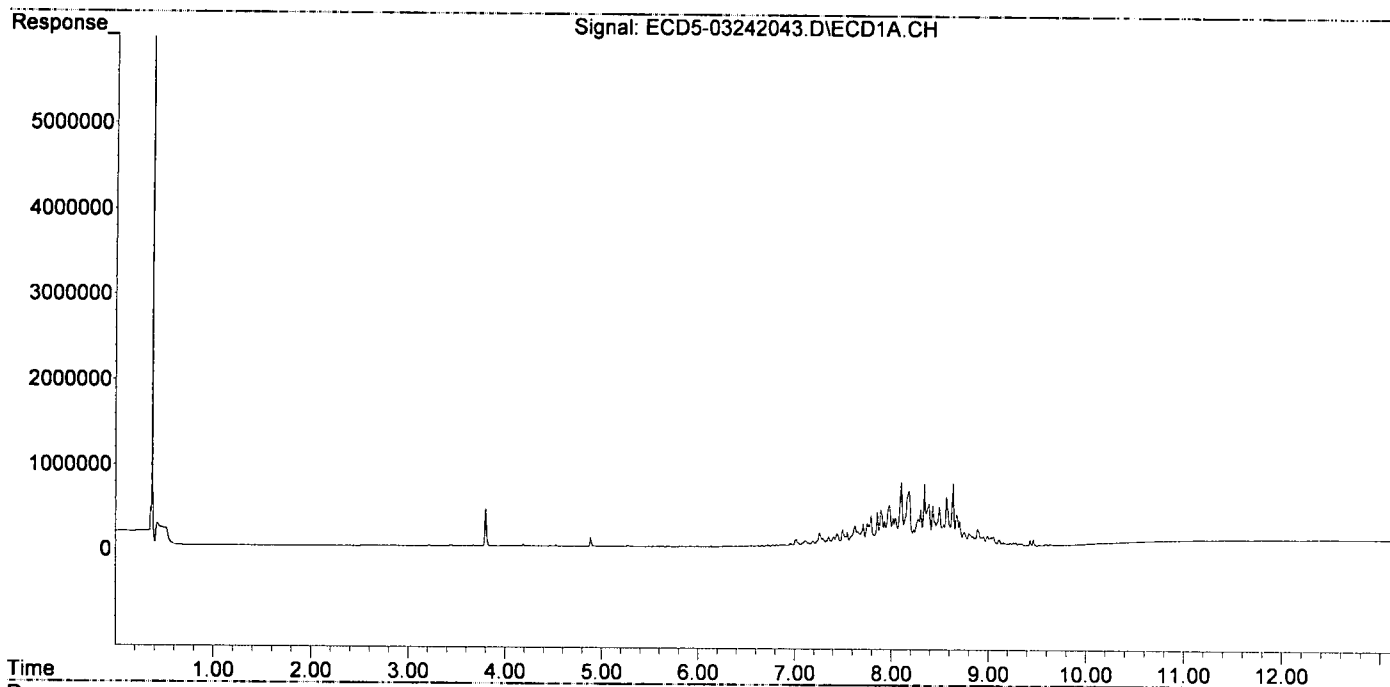
Compound	RT#1	RT#2	Resp#1	Resp#2	ng/mL	ng/mL
<b>System Monitoring Compounds</b>						
1) S TCMX (S)	0.000	0.000	0	0	N.D. d	N.D. d
22) S DCBP (S)	0.000	0.000	0	0	N.D. d	N.D. d
<b>Target Compounds</b>						
2) a-BHC	0.000	0.000	0	0	N.D. d	N.D. d
3) g-BHC	0.000	0.000	0	0	N.D. d	N.D. d
4) b-BHC	0.000	0.000	0	0	N.D. d	N.D. d
5) Heptachlor	0.000	0.000	0	0	N.D. d	N.D. d
6) d-BHC	0.000	0.000	0	0	N.D. d	N.D. d
7) Aldrin	0.000	0.000	0	0	N.D. d	N.D. d
8) Heptachlo...	0.000	0.000	0	0	N.D. d	N.D. d
9) trans-Chl...	0.000	0.000	0	0	N.D. d	N.D. d
10) cis-Chlor...	0.000	0.000	0	0	N.D. d	N.D. d
11) Endosulfa...	0.000	0.000	0	0	N.D. d	N.D. d
12) 4,4'-DDE	0.000	0.000	0	0	N.D. d	N.D. d
13) Dieldrin	0.000	0.000	0	0	N.D. d	N.D. d
14) Endrin	0.000	0.000	0	0	N.D. d	N.D. d
15) 4,4'-DDD	0.000	0.000	0	0	N.D. d	N.D. d
16) Endosulfa...	0.000	0.000	0	0	N.D. d	N.D. d
17) 4,4'-DDT	0.000	0.000	0	0	N.D. d	N.D. d
18) Endrin Al...	0.000	0.000	0	0	N.D. d	N.D. d
19) Endosulfa...	0.000	0.000	0	0	N.D. d	N.D. d
20) Methoxychlor	0.000	0.000	0	0	N.D. d	N.D. d
21) Endrin Ke...	0.000	0.000	0	0	N.D. d	N.D. d
23) Hexachlor...	0.000	0.000	0	0	N.D. d	N.D. d
24) Hexachlor...	0.000	0.000	0	0	N.D. d	N.D. d
25) Oxychlorane	0.000	0.000	0	0	N.D. d	N.D. d
26) 2,4'-DDE	0.000	0.000	0	0	N.D. d	N.D. d
27) trans-Non...	0.000	0.000	0	0	N.D. d	N.D. d
28) 2,4'-DDD	0.000	0.000	0	0	N.D. d	N.D. d
29) 2,4'-DDT	0.000	0.000	0	0	N.D. d	N.D. d
30) cis-Nonac...	0.000	0.000	0	0	N.D. d	N.D. d
31) Mirex	0.000	0.000	0	0	N.D. d	N.D. d
32) Chlordane...	0.000	0.000	0	0	N.D. d	N.D. d
33) Chlordane...	0.000	0.000	0	0	N.D. d	N.D. d
34) Chlordane...	0.000	0.000	0	0	N.D. d	N.D. d
35) Chlordane...	0.000	0.000	0	0	N.D. d	N.D. d
36) Toxaphene...	7.495	8.467	198022	532496	186.739	188.322
37) Toxaphene...	7.788	8.815	356203	676906	180.851	195.120
38) Toxaphene...	8.100	8.850	754269	1026403	187.674	178.765
39) Toxaphene...	8.341	8.918	729429	1629969	186.688	176.253
40) Toxaphene...	8.569	9.095	576091	904494	190.965	178.325
41) Toxaphene...	8.636	9.475	741229	998411	187.951	186.919
42) Toxaphene...	0.000	0.000	0	0	N.D. d	N.D. d

Quantitation Report (QT Reviewed)

Data Path : C:\msdchem\1\data\2020-03\0C24036\  
Data File : ECD5-03242043.D  
Signal(s) : Signal #1: ECD1A.CH Signal #2: ECD2B.CH  
Acq On : 25 Mar 2020 0:31  
Operator : MJB  
Sample : 0C24036-CALT  
Misc : A19J419, TOX 200 ppb  
ALS Vial : 35 (Sig #1); 0 (Sig #2) Sample Multiplier: 1

Integration File signal 1: PEST1.e  
Integration File signal 2: PEST2.e  
Quant Time: Mar 25 12:43:04 2020  
Quant Method : C:\msdchem\1\methods\ECD5\_QUANTPEST\_200324.M  
Quant Title : Instrument: DualECD5  
QLast Update : Wed Mar 25 12:40:35 2020  
Response via : Initial Calibration  
Integrator: ChemStation 6890 Scale Mode: Small noise peaks clipped

Volume Inj. : 2uL  
Signal #1 Phase : Rtx-CLPesticides Signal #2 Phase: Rtx-CLPesticides2  
Signal #1 Info : 30m X 0.32mm X 0. Signal #2 Info : 30m X 0.32mm X 0.25um



Data Path : C:\msdchem\1\data\2020-03\0C24036\  
 Data File : ECD5-03242044.D  
 Signal(s) : Signal #1: ECD1A.CH Signal #2: ECD2B.CH  
 Acq On : 25 Mar 2020 0:48  
 Operator : MJB  
 Sample : 0C24036-CALU  
 Misc : A19J420, TOX 500 ppb  
 ALS Vial : 36 (Sig #1); 0 (Sig #2) Sample Multiplier: 1

Integration File signal 1: PEST1.e  
 Integration File signal 2: PEST2.e  
 Quant Time: Mar 25 12:40:28 2020  
 Quant Method : C:\msdchem\1\methods\ECD5\_QUANTPEST\_200324.M  
 Quant Title : Instrument: DualECD5  
 QLast Update : Wed Mar 25 12:35:39 2020  
 Response via : Initial Calibration  
 Integrator: ChemStation 6890 Scale Mode: Small noise peaks clipped

Volume Inj. : 2uL  
 Signal #1 Phase : Rtx-CLPesticides Signal #2 Phase: Rtx-CLPesticides2  
 Signal #1 Info : 30m X 0.32mm X 0. Signal #2 Info : 30m X 0.32mm X 0.25um

MJB  
3/25/20

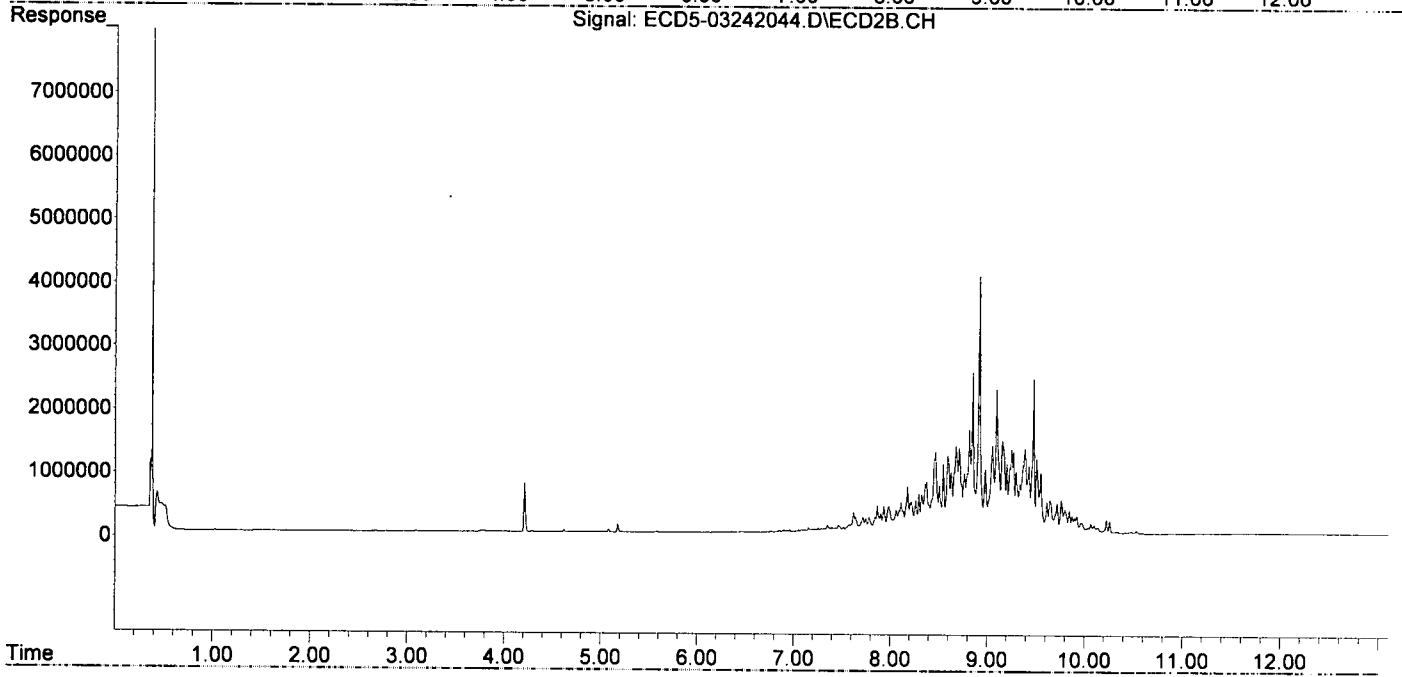
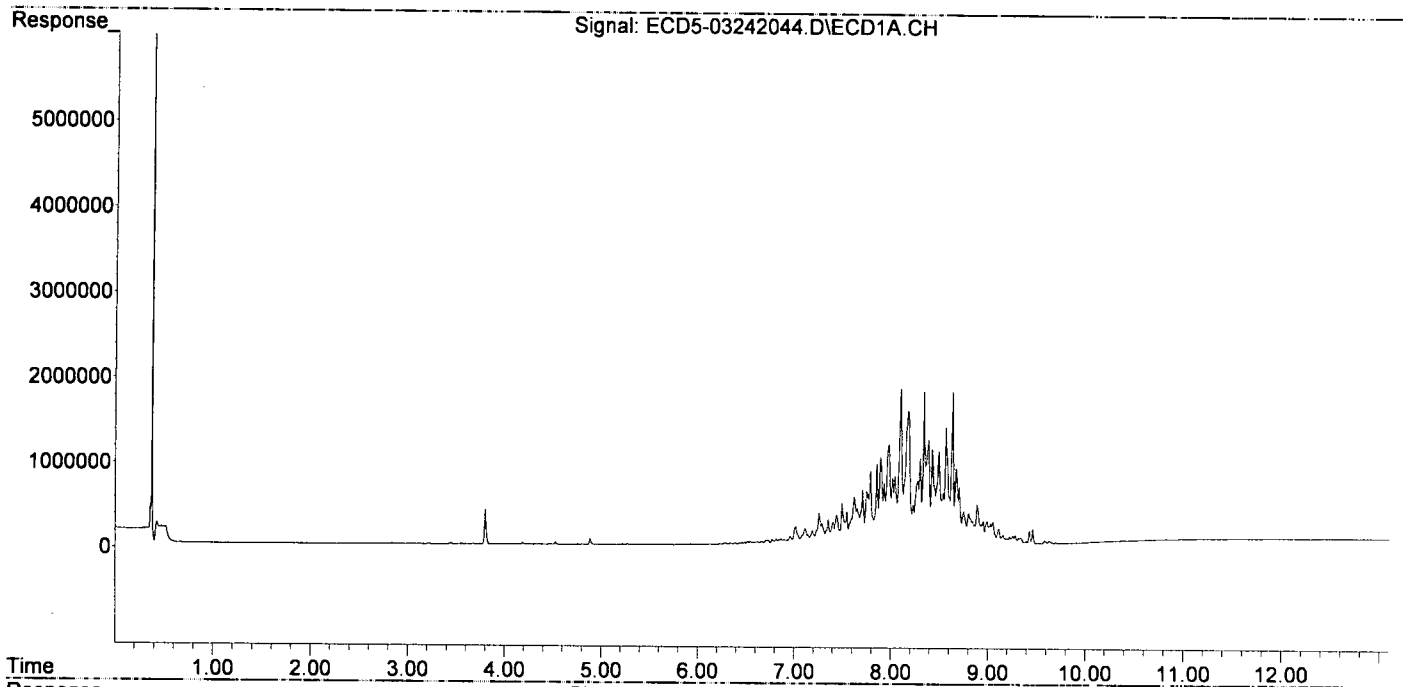
Compound	RT#1	RT#2	Resp#1	Resp#2	ng/mL	ng/mL
System Monitoring Compounds						
1) S TCMX (S)	0.000	0.000	0	0	N.D. d	N.D. d
22) S DCBP (S)	0.000	0.000	0	0	N.D. d	N.D. d
Target Compounds						
2) a-BHC	0.000	0.000	0	0	N.D. d	N.D. d
3) g-BHC	0.000	0.000	0	0	N.D. d	N.D. d
4) b-BHC	0.000	0.000	0	0	N.D. d	N.D. d
5) Heptachlor	0.000	0.000	0	0	N.D. d	N.D. d
6) d-BHC	0.000	0.000	0	0	N.D. d	N.D. d
7) Aldrin	0.000	0.000	0	0	N.D. d	N.D. d
8) Heptachlo...	0.000	0.000	0	0	N.D. d	N.D. d
9) trans-Chl...	0.000	0.000	0	0	N.D. d	N.D. d
10) cis-Chlor...	0.000	0.000	0	0	N.D. d	N.D. d
11) Endosulfa...	0.000	0.000	0	0	N.D. d	N.D. d
12) 4,4'-DDE	0.000	0.000	0	0	N.D. d	N.D. d
13) Dieldrin	0.000	0.000	0	0	N.D. d	N.D. d
14) Endrin	0.000	0.000	0	0	N.D. d	N.D. d
15) 4,4'-DDD	0.000	0.000	0	0	N.D. d	N.D. d
16) Endosulfa...	0.000	0.000	0	0	N.D. d	N.D. d
17) 4,4'-DDT	0.000	0.000	0	0	N.D. d	N.D. d
18) Endrin Al...	0.000	0.000	0	0	N.D. d	N.D. d
19) Endosulfa...	0.000	0.000	0	0	N.D. d	N.D. d
20) Methoxychlor	0.000	0.000	0	0	N.D. d	N.D. d
21) Endrin Ke...	0.000	0.000	0	0	N.D. d	N.D. d
23) Hexachlor...	0.000	0.000	0	0	N.D. d	N.D. d
24) Hexachlor...	0.000	0.000	0	0	N.D. d	N.D. d
25) Oxychlorane	0.000	0.000	0	0	N.D. d	N.D. d
26) 2,4'-DDE	0.000	0.000	0	0	N.D. d	N.D. d
27) trans-Non...	0.000	0.000	0	0	N.D. d	N.D. d
28) 2,4'-DDD	0.000	0.000	0	0	N.D. d	N.D. d
29) 2,4'-DDT	0.000	0.000	0	0	N.D. d	N.D. d
30) cis-Nonac...	0.000	0.000	0	0	N.D. d	N.D. d
31) Mirex	0.000	0.000	0	0	N.D. d	N.D. d
32) Chlordane...	0.000	0.000	0	0	N.D. d	N.D. d
33) Chlordane...	0.000	0.000	0	0	N.D. d	N.D. d
34) Chlordane...	0.000	0.000	0	0	N.D. d	N.D. d
35) Chlordane...	0.000	0.000	0	0	N.D. d	N.D. d
36) Toxaphene...	7.494	8.467	474801	1284194	447.747	454.168
37) Toxaphene...	7.787	8.815	859180	1632080	436.221	470.451
38) Toxaphene...	8.099	8.850	1819799	2521196	452.795	439.108
39) Toxaphene...	8.340	8.917	1782592	4046166	456.231	437.524
40) Toxaphene...	8.568	9.094	1366223	2276816	452.881	448.884
41) Toxaphene...	8.635	9.475	1789727	2424995	453.817	453.998
42) Toxaphene...	0.000	0.000	0	0	N.D. d	N.D. d

Quantitation Report (QT Reviewed)

Data Path : C:\msdchem\1\data\2020-03\0C24036\  
Data File : ECD5-03242044.D  
Signal(s) : Signal #1: ECD1A.CH Signal #2: ECD2B.CH  
Acq On : 25 Mar 2020 0:48  
Operator : MJB  
Sample : 0C24036-CALU  
Misc : A19J420, TOX 500 ppb  
ALS Vial : 36 (Sig #1); 0 (Sig #2) Sample Multiplier: 1

Integration File signal 1: PEST1.e  
Integration File signal 2: PEST2.e  
Quant Time: Mar 25 12:40:28 2020  
Quant Method : C:\msdchem\1\methods\ECD5\_QUANTPEST\_200324.M  
Quant Title : Instrument: DualECD5  
QLast Update : Wed Mar 25 12:35:39 2020  
Response via : Initial Calibration  
Integrator: ChemStation 6890 Scale Mode: Small noise peaks clipped

Volume Inj. : 2uL  
Signal #1 Phase : Rtx-CLPesticides Signal #2 Phase: Rtx-CLPesticides2  
Signal #1 Info : 30m X 0.32mm X 0. Signal #2 Info : 30m X 0.32mm X 0.25um



Data Path : C:\msdchem\1\data\2020-03\0C24036\  
 Data File : ECD5-03242045.D  
 Signal(s) : Signal #1: ECD1A.CH Signal #2: ECD2B.CH  
 Acq On : 25 Mar 2020 1:05  
 Operator : MJB  
 Sample : 0C24036-CALV  
 Misc : A19J421, TOX 1000 ppb  
 ALS Vial : 37 (Sig #1); 0 (Sig #2) Sample Multiplier: 1

Integration File signal 1: PEST1.e  
 Integration File signal 2: PEST2.e  
 Quant Time: Mar 25 12:43:39 2020  
 Quant Method : C:\msdchem\1\methods\ECD5\_QUANTPEST\_200324.M  
 Quant Title : Instrument: DualECD5  
 QLast Update : Wed Mar 25 12:40:35 2020  
 Response via : Initial Calibration  
 Integrator: ChemStation 6890 Scale Mode: Small noise peaks clipped

Volume Inj. : 2uL  
 Signal #1 Phase : Rtx-CLPesticides Signal #2 Phase: Rtx-CLPesticides2  
 Signal #1 Info : 30m X 0.32mm X 0. Signal #2 Info : 30m X 0.32mm X 0.25um

*MJB*  
*3/25/20*

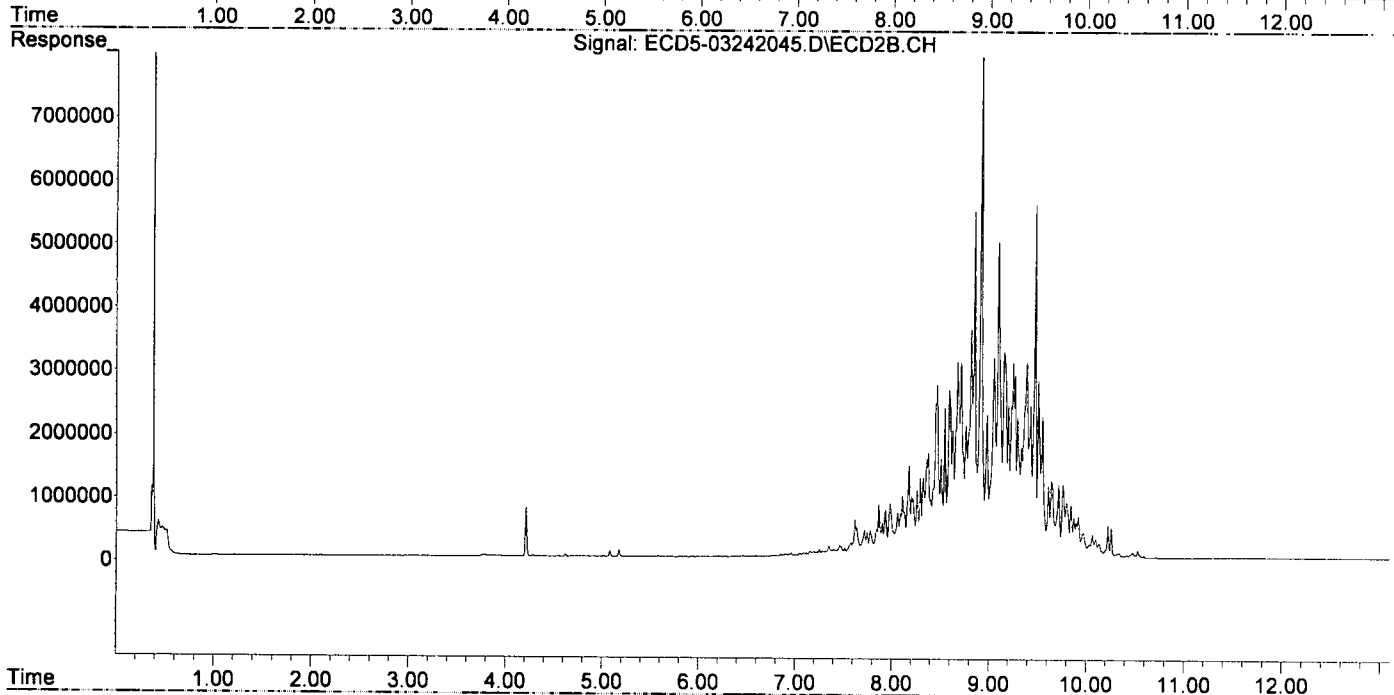
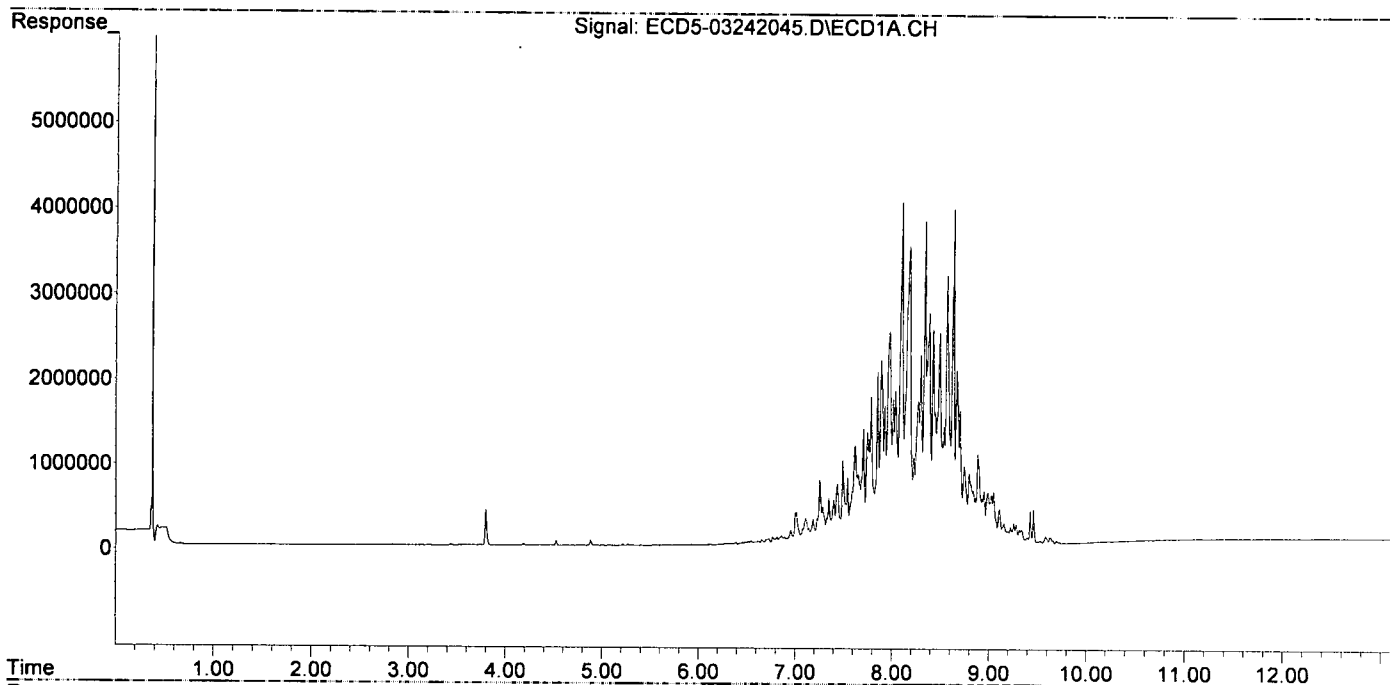
Compound	RT#1	RT#2	Resp#1	Resp#2	ng/mL	ng/mL
System Monitoring Compounds						
1) S TCMX (S)	0.000	0.000	0	0	N.D. d	N.D. d
22) S DCBP (S)	0.000	0.000	0	0	N.D. d	N.D. d
Target Compounds						
2) a-BHC	0.000	0.000	0	0	N.D. d	N.D. d
3) g-BHC	0.000	0.000	0	0	N.D. d	N.D. d
4) b-BHC	0.000	0.000	0	0	N.D. d	N.D. d
5) Heptachlor	0.000	0.000	0	0	N.D. d	N.D. d
6) d-BHC	0.000	0.000	0	0	N.D. d	N.D. d
7) Aldrin	0.000	0.000	0	0	N.D. d	N.D. d
8) Heptachlo...	0.000	0.000	0	0	N.D. d	N.D. d
9) trans-Chl...	0.000	0.000	0	0	N.D. d	N.D. d
10) cis-Chlor...	0.000	0.000	0	0	N.D. d	N.D. d
11) Endosulfa...	0.000	0.000	0	0	N.D. d	N.D. d
12) 4,4'-DDE	0.000	0.000	0	0	N.D. d	N.D. d
13) Dieldrin	0.000	0.000	0	0	N.D. d	N.D. d
14) Endrin	0.000	0.000	0	0	N.D. d	N.D. d
15) 4,4'-DDD	0.000	0.000	0	0	N.D. d	N.D. d
16) Endosulfa...	0.000	0.000	0	0	N.D. d	N.D. d
17) 4,4'-DDT	0.000	0.000	0	0	N.D. d	N.D. d
18) Endrin Al...	0.000	0.000	0	0	N.D. d	N.D. d
19) Endosulfa...	0.000	0.000	0	0	N.D. d	N.D. d
20) Methoxychlor	0.000	0.000	0	0	N.D. d	N.D. d
21) Endrin Ke...	0.000	0.000	0	0	N.D. d	N.D. d
23) Hexachlor...	0.000	0.000	0	0	N.D. d	N.D. d
24) Hexachlor...	0.000	0.000	0	0	N.D. d	N.D. d
25) Oxychlorane	0.000	0.000	0	0	N.D. d	N.D. d
26) 2,4'-DDE	0.000	0.000	0	0	N.D. d	N.D. d
27) trans-Non...	0.000	0.000	0	0	N.D. d	N.D. d
28) 2,4'-DDD	0.000	0.000	0	0	N.D. d	N.D. d
29) 2,4'-DDT	0.000	0.000	0	0	N.D. d	N.D. d
30) cis-Nonac...	0.000	0.000	0	0	N.D. d	N.D. d
31) Mirex	0.000	0.000	0	0	N.D. d	N.D. d
32) Chlordane...	0.000	0.000	0	0	N.D. d	N.D. d
33) Chlordane...	0.000	0.000	0	0	N.D. d	N.D. d
34) Chlordane...	0.000	0.000	0	0	N.D. d	N.D. d
35) Chlordane...	0.000	0.000	0	0	N.D. d	N.D. d
36) Toxaphene...	7.494	8.467	980575	2709679	924.704	958.304
37) Toxaphene...	7.787	8.815	1744371	3583528	885.649	1032.960
38) Toxaphene...	8.100	8.850	4006607	5442521	996.907	947.904
39) Toxaphene...	8.339	8.918	3786246	8989591	969.040	972.071
40) Toxaphene...	8.568	9.094	3148951	4954854	1043.825	976.870
41) Toxaphene...	8.634	9.475	3945722	5554464	1000.507	1039.885
42) Toxaphene...	0.000	0.000	0	0	N.D. d	N.D. d

Quantitation Report (QT Reviewed)

Data Path : C:\msdchem\1\data\2020-03\0C24036\  
Data File : ECD5-03242045.D  
Signal(s) : Signal #1: ECD1A.CH Signal #2: ECD2B.CH  
Acq On : 25 Mar 2020 1:05  
Operator : MJB  
Sample : 0C24036-CALV  
Misc : A19J421, TOX 1000 ppb  
ALS Vial : 37 (Sig #1); 0 (Sig #2) Sample Multiplier: 1

Integration File signal 1: PEST1.e  
Integration File signal 2: PEST2.e  
Quant Time: Mar 25 12:43:39 2020  
Quant Method : C:\msdchem\1\methods\ECD5\_QUANTPEST\_200324.M  
Quant Title : Instrument: DualECD5  
QLast Update : Wed Mar 25 12:40:35 2020  
Response via : Initial Calibration  
Integrator: ChemStation 6890 Scale Mode: Small noise peaks clipped

Volume Inj. : 2uL  
Signal #1 Phase : Rtx-CLPesticides Signal #2 Phase: Rtx-CLPesticides2  
Signal #1 Info : 30m X 0.32mm X 0. Signal #2 Info : 30m X 0.32mm X 0.25um





Data Path : C:\msdchem\1\data\2020-03\0C24036\  
 Data File : ECD5-03242046.D  
 Signal(s) : Signal #1: ECD1A.CH Signal #2: ECD2B.CH  
 Acq On : 25 Mar 2020 1:22  
 Operator : MJB  
 Sample : 0C24036-CALW  
 Misc : A19J416, TOX 2000 ppb  
 ALS Vial : 38 (Sig #1); 0 (Sig #2) Sample Multiplier: 1

Integration File signal 1: PEST1.e  
 Integration File signal 2: PEST2.e  
 Quant Time: Mar 25 12:44:11 2020  
 Quant Method : C:\msdchem\1\methods\ECD5\_QUANTPEST\_200324.M  
 Quant Title : Instrument: DualECD5  
 QLast Update : Wed Mar 25 12:40:35 2020  
 Response via : Initial Calibration  
 Integrator: ChemStation 6890 Scale Mode: Small noise peaks clipped

Volume Inj. : 2uL  
 Signal #1 Phase : Rtx-CLPesticides Signal #2 Phase: Rtx-CLPesticides2  
 Signal #1 Info : 30m X 0.32mm X 0. Signal #2 Info : 30m X 0.32mm X 0.25um

*MJB*  
*3/25/20*

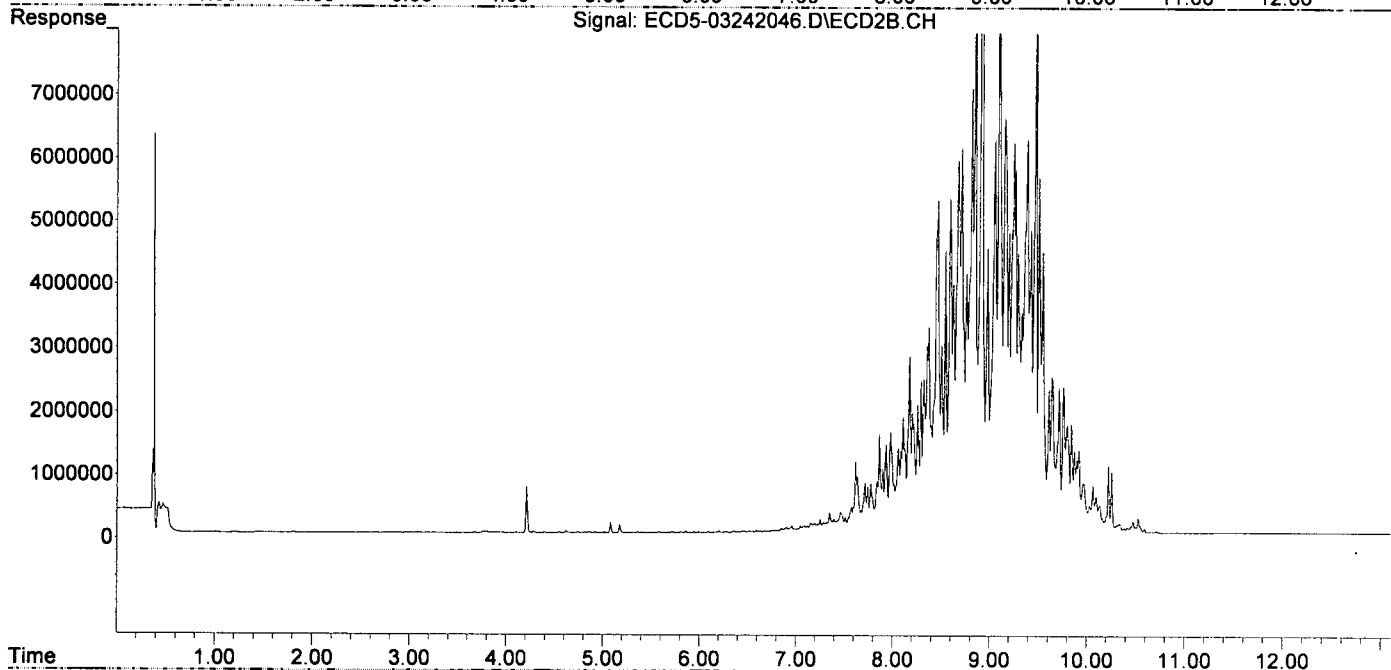
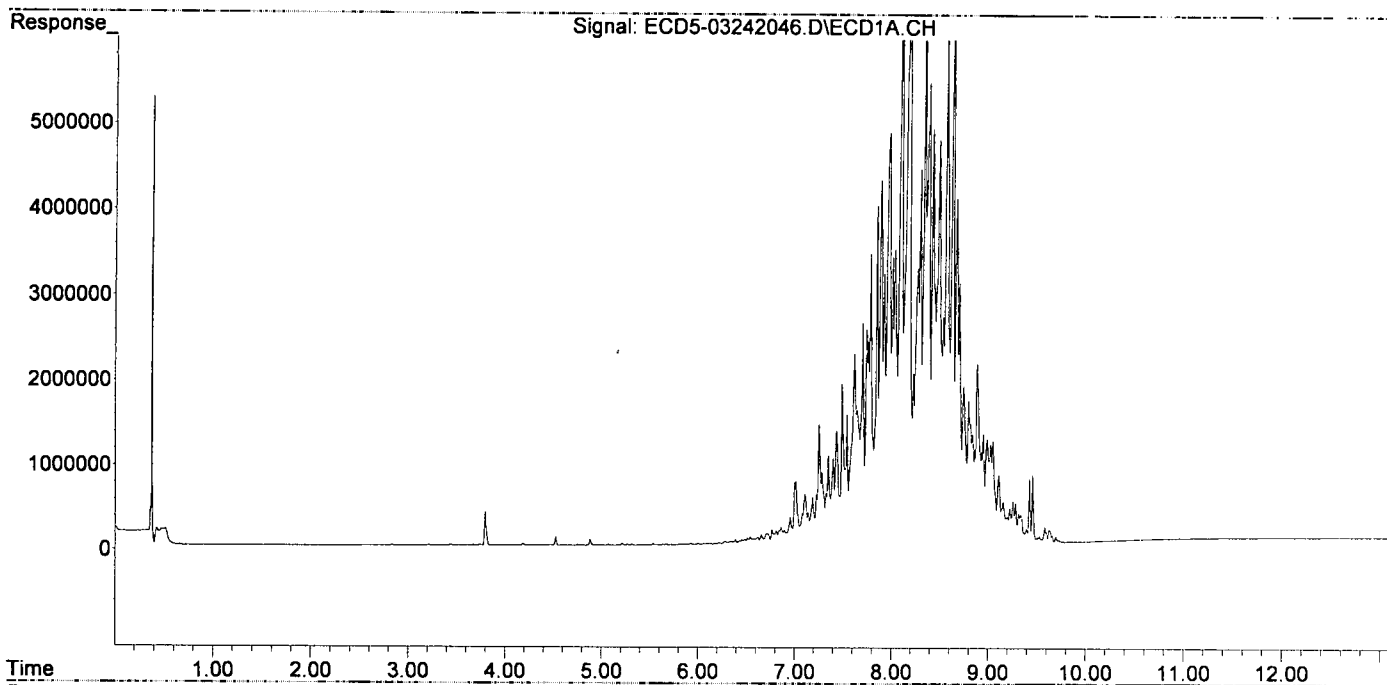
Compound	RT#1	RT#2	Resp#1	Resp#2	ng/mL	ng/mL
System Monitoring Compounds						
1) S TCMX (S)	0.000	0.000	0	0	N.D. d	N.D. d
22) S DCBP (S)	0.000	0.000	0	0	N.D. d	N.D. d
Target Compounds						
2) a-BHC	0.000	0.000	0	0	N.D. d	N.D. d
3) g-BHC	0.000	0.000	0	0	N.D. d	N.D. d
4) b-BHC	0.000	0.000	0	0	N.D. d	N.D. d
5) Heptachlor	0.000	0.000	0	0	N.D. d	N.D. d
6) d-BHC	0.000	0.000	0	0	N.D. d	N.D. d
7) Aldrin	0.000	0.000	0	0	N.D. d	N.D. d
8) Heptachlo...	0.000	0.000	0	0	N.D. d	N.D. d
9) trans-Chl...	0.000	0.000	0	0	N.D. d	N.D. d
10) cis-Chlor...	0.000	0.000	0	0	N.D. d	N.D. d
11) Endosulfa...	0.000	0.000	0	0	N.D. d	N.D. d
12) 4,4'-DDE	0.000	0.000	0	0	N.D. d	N.D. d
13) Dieldrin	0.000	0.000	0	0	N.D. d	N.D. d
14) Endrin	0.000	0.000	0	0	N.D. d	N.D. d
15) 4,4'-DDD	0.000	0.000	0	0	N.D. d	N.D. d
16) Endosulfa...	0.000	0.000	0	0	N.D. d	N.D. d
17) 4,4'-DDT	0.000	0.000	0	0	N.D. d	N.D. d
18) Endrin Al...	0.000	0.000	0	0	N.D. d	N.D. d
19) Endosulfa...	0.000	0.000	0	0	N.D. d	N.D. d
20) Methoxychlor	0.000	0.000	0	0	N.D. d	N.D. d
21) Endrin Ke...	0.000	0.000	0	0	N.D. d	N.D. d
23) Hexachlor...	0.000	0.000	0	0	N.D. d	N.D. d
24) Hexachlor...	0.000	0.000	0	0	N.D. d	N.D. d
25) Oxychlorthane	0.000	0.000	0	0	N.D. d	N.D. d
26) 2,4'-DDE	0.000	0.000	0	0	N.D. d	N.D. d
27) trans-Non...	0.000	0.000	0	0	N.D. d	N.D. d
28) 2,4'-DDD	0.000	0.000	0	0	N.D. d	N.D. d
29) 2,4'-DDT	0.000	0.000	0	0	N.D. d	N.D. d
30) cis-Nonac...	0.000	0.000	0	0	N.D. d	N.D. d
31) Mirex	0.000	0.000	0	0	N.D. d	N.D. d
32) Chlordane...	0.000	0.000	0	0	N.D. d	N.D. d
33) Chlordane...	0.000	0.000	0	0	N.D. d	N.D. d
34) Chlordane...	0.000	0.000	0	0	N.D. d	N.D. d
35) Chlordane...	0.000	0.000	0	0	N.D. d	N.D. d
36) Toxaphene...	7.493	8.467	1881314	5232351	1774.120	1850.472
37) Toxaphene...	7.787	8.815	3407462	6997810	1730.031	2017.135
38) Toxaphene...	8.099	8.850	7722060	11042450	1921.371	1923.223
39) Toxaphene...	8.339	8.917	7409380	18548434	1896.333	2005.697
40) Toxaphene...	8.568	9.094	6159134	10220382	2041.652	2014.991
41) Toxaphene...	8.634	9.475	7995315	11188892	2027.352	2094.741
42) Toxaphene...	0.000	0.000	0	0	N.D. d	N.D. d

Quantitation Report (QT Reviewed)

Data Path : C:\msdchem\1\data\2020-03\0C24036\  
Data File : ECD5-03242046.D  
Signal(s) : Signal #1: ECD1A.CH Signal #2: ECD2B.CH  
Acq On : 25 Mar 2020 1:22  
Operator : MJB  
Sample : 0C24036-CALW  
Misc : A19J416, TOX 2000 ppb  
ALS Vial : 38 (Sig #1); 0 (Sig #2) Sample Multiplier: 1

Integration File signal 1: PEST1.e  
Integration File signal 2: PEST2.e  
Quant Time: Mar 25 12:44:11 2020  
Quant Method : C:\msdchem\1\methods\ECD5\_QUANTPEST\_200324.M  
Quant Title : Instrument: DualECD5  
QLast Update : Wed Mar 25 12:40:35 2020  
Response via : Initial Calibration  
Integrator: ChemStation 6890 Scale Mode: Small noise peaks clipped

Volume Inj. : 2uL  
Signal #1 Phase : Rtx-CLPesticides Signal #2 Phase: Rtx-CLPesticides2  
Signal #1 Info : 30m X 0.32mm X 0. Signal #2 Info : 30m X 0.32mm X 0.25um



**Semivolatile Organic Compounds (PAHs) by EPA 8270D  
Benchsheet & Analysis Sequence Data**

Batch 0040356  
Sequence 0D10041 (A0D0207-01,02,03)



**Apex Laboratories**  
**PREPARATION BENCH SHEET**

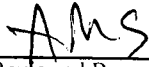
APR 17 2020

BATCH #: 0040356 (Sediment)

Prep Method: EPA 3546

#	Lab Number	Analysis	Prepared	Initial (g)	Final (mL)	Spike ID	Source ID	ul Spike	ul Surr.	Sample ID	Extraction Comments	pH			
												<2	5	>11	
	0040356-BLK1	QC	04/10/20 07:04	11	5				100						
	0040356-BS1	QC	04/10/20 07:04	10	5	A20B016		100	100						
	A0D0196-01	A 8270D LL PAH Only (Scan)	04/10/20 07:04	10.39	5				100	PDI-047SC-A-04-05-191001	MS/MSD/DUP				
	0040356-DUP1	QC	04/10/20 07:04	10.4	5		A0D0196-01		100						
	0040356-MS1	QC	04/10/20 07:04	10.35	5	A20B016	A0D0196-01	100	100						
	0040356-MSD1	QC	04/10/20 07:04	10.45	5	A20B016	A0D0196-01	100	100						
	A0D0196-02	A 8270D LL PAH Only (Scan)	04/10/20 07:04	10.75	5				100	PDI-047SC-A-05-06-191001					
	A0D0196-03	A 8270D LL PAH Only (Scan)	04/10/20 07:04	10.35	5				100	PDI-047SC-A-06-07-191001					
	A0D0196-04	A 8270D LL PAH Only (Scan)	04/10/20 07:04	10.05	5				100	PDI-047SC-A-07-08-191001					
	A0D0205-01	A 8270D LL PAH Only (Scan)	04/10/20 07:04	10.49	5				100	PDI-049SC-A-08-09-191015					
	A0D0205-02	A 8270D LL PAH Only (Scan)	04/10/20 07:04	10.29	5				100	PDI-049SC-A-09-10-191015					
	A0D0205-02RE1	A 8270D LL PAH Only (Scan)	04/10/20 07:04	10.29	5				100	PDI-049SC-A-09-10-191015	Added 4/13/2020 By ams				
	A0D0205-03	A 8270D LL PAH Only (Scan)	04/10/20 07:04	10.08	5				100	PDI-049SC-A-10-11-191015					
	A0D0205-04	A 8270D LL PAH Only (Scan)	04/10/20 07:04	10.26	5				100	PDI-049SC-A-11-12-191015					
	A0D0205-04RE1	A 8270D LL PAH Only (Scan)	04/10/20 07:04	10.26	5				100	PDI-049SC-A-11-12-191015	Added 4/13/2020 By ams				
	A0D0205-04RE2	A 8270D LL PAH Only (Scan)	04/10/20 07:04	10.26	5				100	PDI-049SC-A-11-12-191015	Added 4/14/2020 By ams				
	A0D0205-04RE3	A 8270D LL PAH Only (Scan)	04/10/20 07:04	10.26	5				100	PDI-049SC-A-11-12-191015	Added 4/14/2020 by ams				
	A0D0207-01	A 8270D LL PAH Only (Scan)	04/10/20 07:04	10.37	5				100	PDI-057SC-A-09-10-191023					
	A0D0207-02	A 8270D LL PAH Only (Scan)	04/10/20 07:04	10.34	5				100	PDI-057SC-A-10-11-191023					
	A0D0207-03	A 8270D LL PAH Only (Scan)	04/10/20 07:04	10.09	5				100	PDI-057SC-A-11-12-191023					

Prepared By: \_\_\_\_\_ Date \_\_\_\_\_


4/14/20  
 Reviewed By: \_\_\_\_\_ Date \_\_\_\_\_

**Apex Laboratories**  
**PREPARATION BENCH SHEET**

BATCH #: **0040356 (Sediment)**

Prep Method: EPA 3546

#	Lab Number	Analysis	Prepared	Initial (g)	Final (mL)	Spike ID	Source ID	ul Spike	ul Surr.	Sample ID	Extraction Comments	pH		
												<2	2-8	>11
	A0D0207-04	A 8270D LL PAH Only (Scan)	04/10/20 07:04	10.9	5				100	PDI-057SC-A-12-13-191023				
	A0D0207-04RE1	A 8270D LL PAH Only (Scan)	04/10/20 07:04	10.9	5				100	PDI-057SC-A-12-13-191023	Added 4/13/2020 By ams			
	A0D0207-05	A 8270D LL PAH Only (Scan)	04/10/20 07:04	10.49	5				100	PDI-062SC-A-11-12-191023				
	A0D0207-06	A 8270D LL PAH Only (Scan)	04/10/20 07:04	10.07	5				100	PDI-062SC-A-12-13-191023				
	A0D0210-01	A 8270D LL PAH Only (Scan)	04/10/20 07:18	10.64	5				100	PDI-076SC-A-06-07-191013				
	A0D0210-02	A 8270D LL PAH Only (Scan)	04/10/20 07:18	10.3	5				100	PDI-076SC-A-07-08-191013				
	A0D0212-02	A 8270D LL PAH Only (Scan)	04/10/20 07:18	10.01	5				100	PDI-077SC-A-04-05-191014				
	A0D0212-02RE1	A 8270D LL PAH Only (Scan)	04/10/20 07:18	10.01	5				100	PDI-077SC-A-04-05-191014	Added 4/14/2020 by ams			
	A0D0212-03	A 8270D LL PAH Only (Scan)	04/10/20 07:18	10.47	5				100	PDI-077SC-A-05-06-191014				
	A0D0212-04	A 8270D LL PAH Only (Scan)	04/10/20 07:18	10.56	5				100	PDI-077SC-A-06-07-191014				
	A0D0212-05	A 8270D LL PAH Only (Scan)	04/10/20 07:22	10.48	5				100	PDI-077SC-A-07-08-191014				

**Standards/Reagents**

Reagent(s)			Analyte Spike(s)			Surrogate(s)		
Std ID	Exp. Date	Description	Std ID	Exp. Date	Description	Std ID	Exp. Date	Description
A13L219	11/30/23	Extractions Balance	A20B016	08/01/20	LVI PAH Spike @2000ng/ml	A20C034	08/22/20	8270D LL PAH Only Surr. (5ppm)
A18K311	12/31/20	Glass Wool						
A20A282	07/19/21	Sodium Sulfate Lot # 194865						
A20D012	09/28/21	DCM CHEM PROD. DY141-US						

Method 3546 digestion time and temperture achieved.  
Initial: \_\_\_\_\_

Witness: \_\_\_\_\_

Prepared By: \_\_\_\_\_ Date \_\_\_\_\_

Reviewed By: \_\_\_\_\_ Date \_\_\_\_\_



**Apex Laboratories**  
**PREPARATION BENCH SHEET**

BATCH #: 0040356 (Soil) Sediment  
4/10/20

Prep Method: EPA 3546

#	Lab Number	Analysis	Prepared	Initial (g)	Final (mL)	Spike ID	Source ID	ul Spike	ul Surr.	Sample ID	Extraction Comments	pH			
												<2	5-9	>11	
1	0040356-BLKI	QC	04/10/20 07:04	10.11	5 ✓				100						
2	0040356-BSI	QC	04/10/20 07:04	10	5 ✓	A20B016		100	100						
3	A0D0196-01	A 8270D LL PAH Only (Scan)	04/10/20 07:04	10.39	5 ✓				100	PDI-047SC-A-04-05-191001	MS/MSD/DUP sand				
4	0040356-DUP1	QC	04/10/20 07:04	10.40	5 ✓		A0D0196-01		100		sand				
5	0040356-MSI	QC	04/10/20 07:04	10.35	5 ✓	A20B016	A0D0196-01	100	100		sand				
6	0040356-MSDI	QC	04/10/20 07:04	10.45	5 ✓	A20B016	A0D0196-01	100	100		sand				
7	A0D0196-02	A 8270D LL PAH Only (Scan)	04/10/20 07:04	10.75	5 ✓				100	PDI-047SC-A-05-06-191001	sand				
8	A0D0196-03	A 8270D LL PAH Only (Scan)	04/10/20 07:04	10.35	5 ✓				100	PDI-047SC-A-06-07-191001	sand				
9	A0D0196-04	A 8270D LL PAH Only (Scan)	04/10/20 07:04	10.05	5 ✓				100	PDI-047SC-A-07-08-191001	sand				
10	A0D0205-01	A 8270D LL PAH Only (Scan)	04/10/20 07:04	10.42	5 ✓				100	PDI-049SC-A-08-09-191015	mud, color				
11	A0D0205-02	A 8270D LL PAH Only (Scan)	04/10/20 07:04	10.29	5 ✓				100	PDI-049SC-A-09-10-191015	soil				
12	A0D0205-03	A 8270D LL PAH Only (Scan)	04/10/20 07:04	10.08	5 ✓				100	PDI-049SC-A-10-11-191015	sand				
13	A0D0205-04	A 8270D LL PAH Only (Scan)	04/10/20 07:04	10.26	5 ✓				100	PDI-049SC-A-11-12-191015	mud				
14	A0D0207-01	A 8270D LL PAH Only (Scan)	04/10/20 07:04	10.37	5 ✓				100	PDI-057SC-A-09-10-191023	soil				
15	A0D0207-02	A 8270D LL PAH Only (Scan)	04/10/20 07:04	10.34	5 ✓				100	PDI-057SC-A-10-11-191023	mud				
16	A0D0207-03	A 8270D LL PAH Only (Scan)	04/10/20 07:04	10.04	5 ✓				100	PDI-057SC-A-11-12-191023	soil				
17	A0D0207-04	A 8270D LL PAH Only (Scan)	04/10/20 07:04	10.90	5 ✓				100	PDI-057SC-A-12-13-191023	sediment, mud				
18	A0D0207-05	A 8270D LL PAH Only (Scan)	04/10/20 07:04	10.49	5 ✓				100	PDI-062SC-A-11-12-191023	soil				
19	A0D0207-06	A 8270D LL PAH Only (Scan)	04/10/20 07:04	10.07	5 ✓				100	PDI-062SC-A-12-13-191023	soil				
20	A0D0210-01	A 8270D LL PAH Only (Scan)	04/10/20 07:18	10.64	5 ✓				100	PDI-076SC-A-06-07-191013	mud				

Prepared By: CAH  
ACD  
Date: 4/10/20  
4-10-20

Reviewed By: CQS  
Date: 04/10/20-20

H

**Apex Laboratories**  
**PREPARATION BENCH SHEET**

BATCH #: 0040356 (Soil)

Prep Method: EPA 3546

#	Lab Number	Analysis	Prepared	Initial (g)	Final (mL)	Spike ID	Source ID	ul Spike	ul Surr.	Sample ID	Extraction Comments	pH		
												<2	Other	>11
21	A0D0210-02	A 8270D LL PAH Only (Scan)	04/10/20 07:18	10 10.30	5 ✓				100	PDI-076SC-A-07-08-191013	mod #			
22	A0D0212-02	A 8270D LL PAH Only (Scan)	04/10/20 07:18	10 10.01	5 ✓				100	PDI-077SC-A-04-05-191014	mod #			
23	A0D0212-03	A 8270D LL PAH Only (Scan)	04/10/20 07:18	10 10.47	5 ✓				100	PDI-077SC-A-05-06-191014	mod #			
24	A0D0212-04	A 8270D LL PAH Only (Scan)	04/10/20 07:18	10 10.56	5 ✓				100	PDI-077SC-A-06-07-191014	mod #			
25	A0D0212-05	A 8270D LL PAH Only (Scan)	04/10/20 07:22	10 10.45	5 ✓				100	PDI-077SC-A-07-08-191014	mod, org #			

**Standards/Reagents**

Reagent(s)			Analyte Spike(s)			Surrogate(s)		
Std ID	Exp. Date	Description	Std ID	Exp. Date	Description	Std ID	Exp. Date	Description
A13L219	11/30/23	Extractions Balance	A20B016	08/01/20	LVI PAH Spike @2000ng/ml	A20C034	08/22/20	8270D LL PAH Only Surr. (5ppm)
A18K311	12/31/20	Glass Wool						
A20A282	07/19/21	Sodium Sulfate Lot # 194865						
A20D012	09/28/21	DCM CHEM PROD. DY141-US						

Method 3546 digestion time and temperature achieved.

Initial: JAG

Witness: JAG 4/10/2020

# = staining on turbop.

Prepared By: \_\_\_\_\_ Date \_\_\_\_\_

Reviewed By: \_\_\_\_\_ Date \_\_\_\_\_



# ELEMENT SEQUENCE LOG

Apex Laboratories

Sequence: 0D10041

Instrument: SV-GCMS14

Date: 04/10/20 14:15

Calibration: A0D0804

#	Lab Number	Matrix	Analysis	Client	Due	Batch	ISTD ID	STD ID
1	0D10041-IBL1	Sediment	QC	QC			A20C067	
2	0D10041-TUN1	Sediment	QC	QC			A20C067	A20C407
3	0D10041-CCV1	Sediment	QC	QC			A20C067	A20C077
4	0D10041-CCB1	Sediment	QC	QC			A20C067	A20C077
5	0040356-BLK1	Sediment	QC	QC			A20C067	
6	0040356-BS1	Sediment	QC	QC		0040356	A20C067	
7	A0D0196-01	Sediment	8270D LL PAH Only (Scan)	Anchor QEA, LLC	04/22/20	0040356	A20C067	
8	0040356-DUP1	Sediment	QC	QC		0040356	A20C067	
9	0040356-MS1	Sediment	QC	QC		0040356	A20C067	
10	0040356-MSD1	Sediment	QC	QC		0040356	A20C067	
11	0040357-BLK1	Sediment	QC	QC		0040357	A20C067	
12	0040357-BS1	Sediment	QC	QC		0040357	A20C067	
13	A0D0212-01	Sediment	8270D LL PAH Only (Scan)	Anchor QEA, LLC	04/22/20	0040357	A20C067	
14	0040357-DUP1	Sediment	QC	QC		0040357	A20C067	
15	0040357-MS1	Sediment	QC	QC		0040357	A20C067	
16	0040357-MSD1	Sediment	QC	QC		0040357	A20C067	
17	A0D0205-01	Sediment	8270D LL PAH Only (Scan)	Anchor QEA, LLC	04/22/20	0040356	A20C067	
18	A0D0205-02	Sediment	8270D LL PAH Only (Scan)	Anchor QEA, LLC	04/22/20	0040356	A20C067	
19	A0D0205-04	Sediment	8270D LL PAH Only (Scan)	Anchor QEA, LLC	04/22/20	0040356	A20C067	
20	A0D0207-01	Sediment	8270D LL PAH Only (Scan)	Anchor QEA, LLC	04/22/20	0040356	A20C067	
21	A0D0207-02	Sediment	8270D LL PAH Only (Scan)	Anchor QEA, LLC	04/22/20	0040356	A20C067	
22	A0D0207-03	Sediment	8270D LL PAH Only (Scan)	Anchor QEA, LLC	04/22/20	0040356	A20C067	
23	A0D0207-04	Sediment	8270D LL PAH Only (Scan)	Anchor QEA, LLC	04/22/20	0040356	A20C067	
24	A0D0210-01	Sediment	8270D LL PAH Only (Scan)	Anchor QEA, LLC	04/22/20	0040356	A20C067	
25	A0D0210-02	Sediment	8270D LL PAH Only (Scan)	Anchor QEA, LLC	04/22/20	0040356	A20C067	
26	0D10041-IBL2	Sediment	QC	QC			A20C067	

Data Entered By: *AMS 4/13/20*  
 Data Reviewed By: *[Signature] 4/13/20*

Comments:

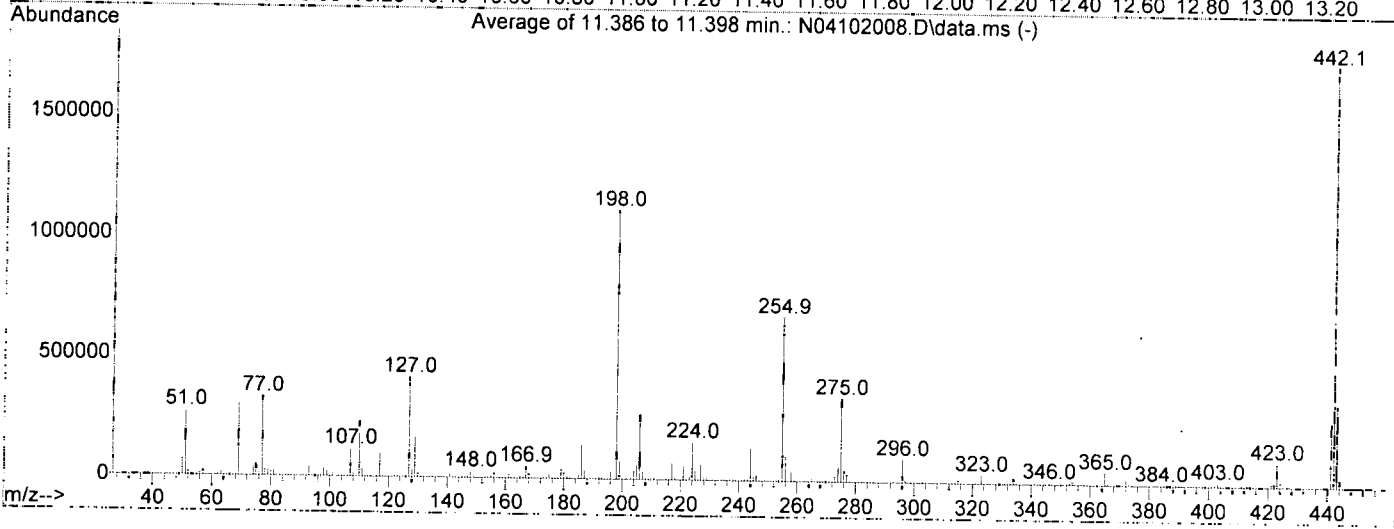
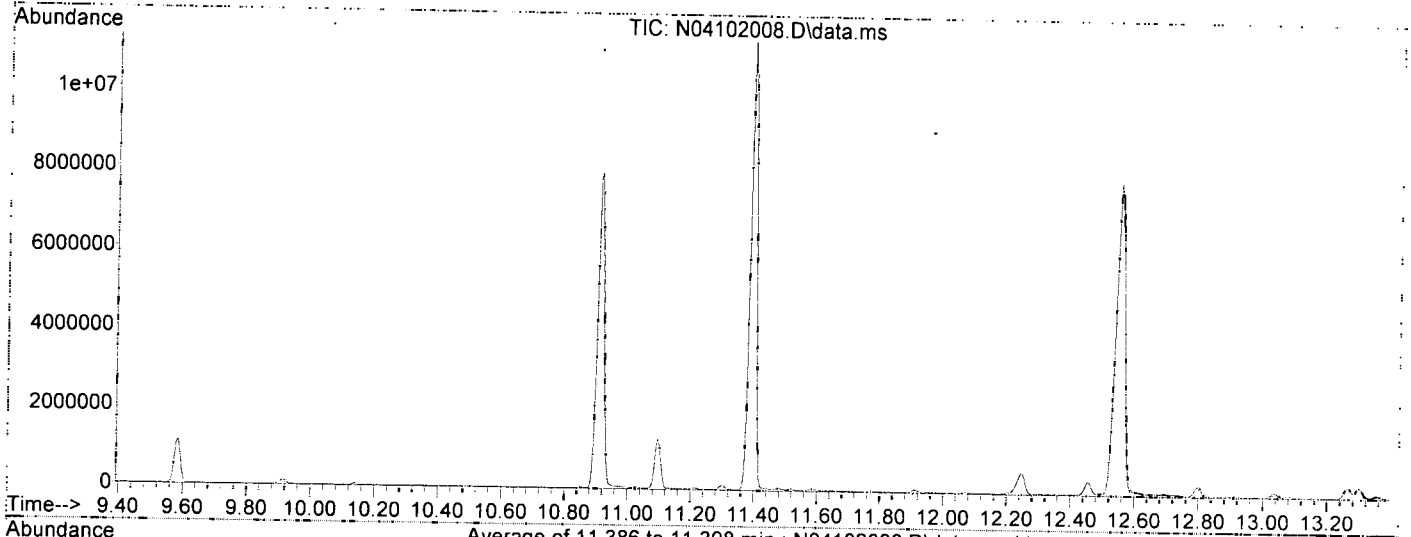


Data Path : U:\data\2020-04\0D10041\  
 Data File : N04102008.D  
 Acq On : 10 Apr 2020 02:53 pm  
 Operator : JK/ AMS/ DTH  
 Sample : 0D10041-TUN1  
 Misc : 1x, A20C407 DFTPP @ 45  
 ALS Vial : 1 Sample Multiplier: 1

*AMS*  
*4/13/20*

Integration File: rteint.p

Method : U:\methods\DFTPP.M  
 Title : 8270 DFTPP Tune Method  
 Last Update : Mon Apr 13 09:22:09 2020



AutoFind: Scans 1217, 1218, 1219; Background Corrected with Scan 1211

Target Mass	Rel. to Mass	Lower Limit%	Upper Limit%	Rel. Abn%	Raw Abn	Result Pass/Fail
68	69	0.00	2	1.9	5572	PASS
69	69	100	100	100.0	299105	PASS
70	69	0.00	2	0.5	1529	PASS
197	198	0.00	2	0.0	0	PASS
198	198	100	100	100.0	1111903	PASS
199	198	5	9	6.8	75189	PASS
365	198	1	100	4.5	49939	PASS
441	443	0.01	150	78.0	265984	PASS
442	198	0.10	200	157.3	1749333	PASS
443	442	15	24	19.5	341205	PASS

Data Path : U:\data\2020-04\0D10041\  
 Data File : N04102008.D  
 Acq On : 10 Apr 2020 02:53 pm  
 Operator : JK/ AMS/ DTH  
 Sample : 0D10041-TUN1  
 Misc : 1x, A20C407 DFTPP @ 45  
 ALS Vial : 1 Sample Multiplier: 1  
 DataAcq Meth:DFTPP.M

Quant Time: Apr 13 09:28:29 2020  
 Quant Method : U:\methods\DFTPP.M  
 Quant Title : 8270 DFTPP Tune Method  
 QLast Update : Mon Apr 13 09:22:09 2020  
 Response via : Initial Calibration  
 InstName : SV-GCMS14

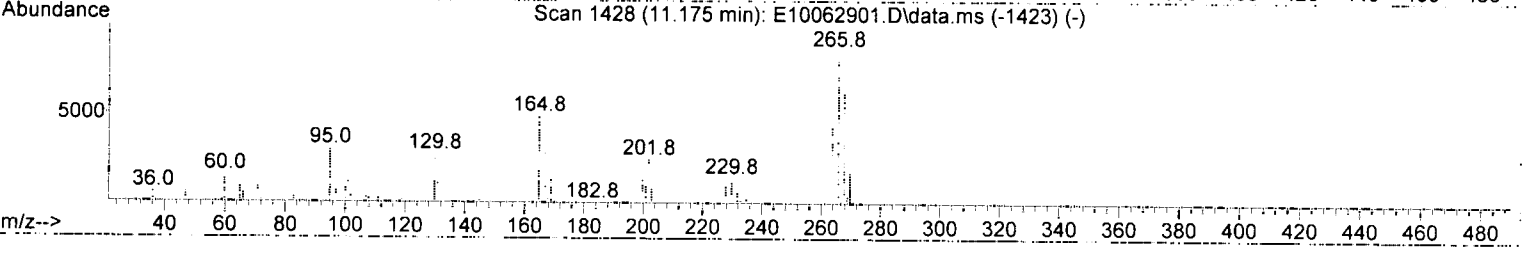
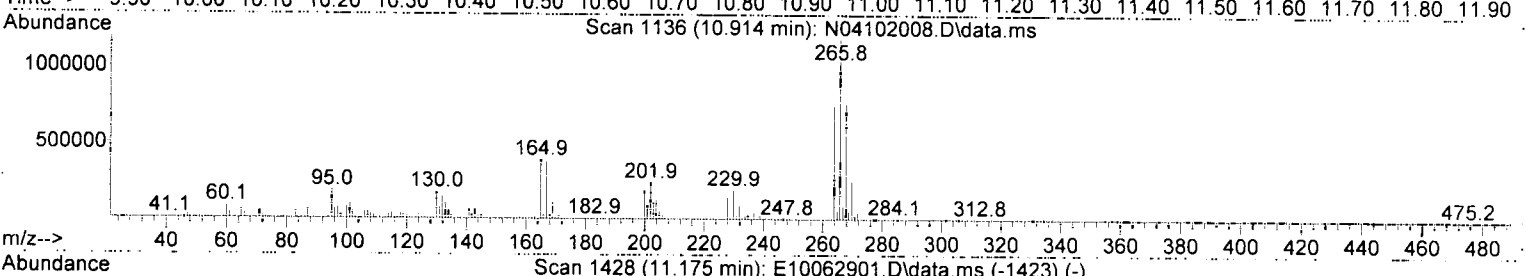
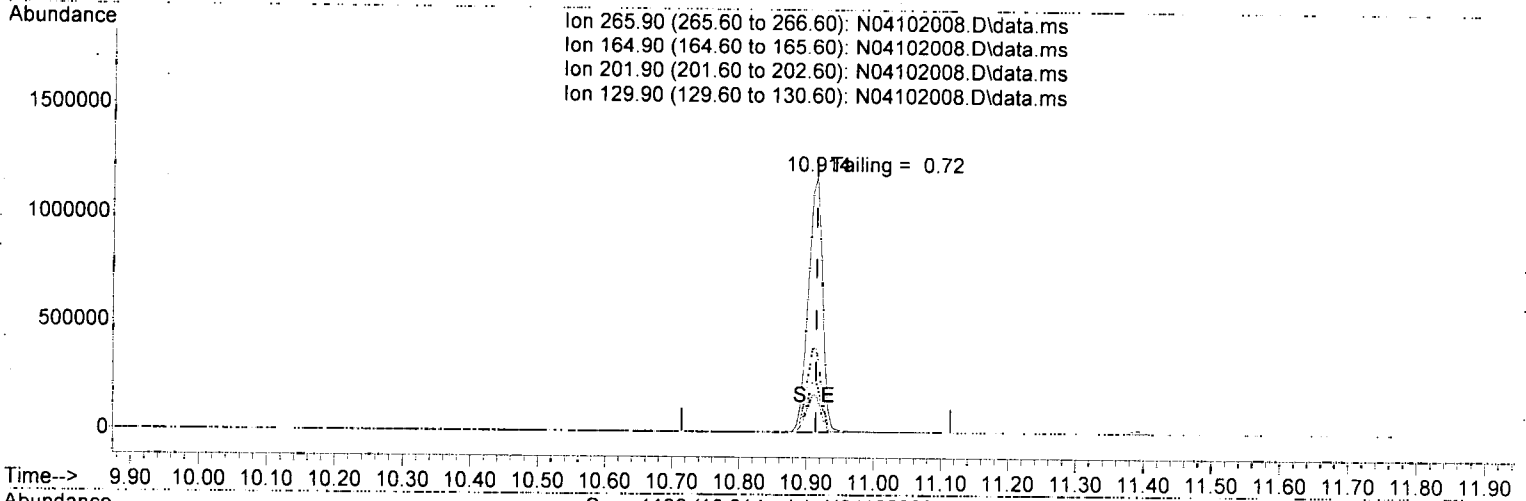
Compound	R.T.	QIon	Response	Conc	Units	Dev(Min)
Internal Standards						
1) 1,4-Dichlorobenzene-d4	6.613	150	196892	2.00	ug/mL	0.00
2) Naphthalene-d8	7.819	136	592024	2.00	ug/mL	0.00
3) Acenaphthene-d10	9.585	162	340825	2.00	ug/mL	0.00
5) Phenanthrene-d10	11.095	188	668022	2.00	ug/mL	0.00
11) Chrysene-d12	14.767	240	632537	2.00	ug/mL	0.00
12) Perylene-d12	16.801	264	625507	2.00	ug/mL	0.00
13) Dibenz(a,h)anthracene-...	18.019	292	538773	2.00	ug/mL #	0.00
Target Compounds						
4) Pentachlorophenol	10.914	266	1737920	54.00	ug/mL	Qvalue 78
6) DFTPP	11.398	442	2795726	51.84	ug/mL#	59
7) Benzydine	12.552	184	6672975	28.08	ug/mL	97
8) 4,4-DDE	12.797	TIC	346723	No Calib		
9) 4,4-DDD	13.298	TIC	374472	No Calib		
10) 4,4-DDT	13.858	TIC	20710321	30.23	ug/mL	94

(#) = qualifier out of range (m) = manual integration (+) = signals summed

Quantitation Report (Qedit)

Data Path : U:\data\2020-04\0D10041\  
 Data File : N04102008.D  
 Acq On : 10 Apr 2020 02:53 pm  
 Operator : JK/ AMS/ DTH  
 Sample : 0D10041-TUN1  
 Misc : 1x, A20C407 DFTPP @ 45  
 ALS Vial : 1 Sample Multiplier: 1  
 DataAcq Meth:DFTPP.M

Quant Time: Apr 13 09:28:29 2020  
 Quant Method : U:\methods\DFTPP.M  
 Quant Title : 8270 DFTPP Tune Method  
 QLast Update : Mon Apr 13 09:22:09 2020  
 Response via : Initial Calibration  
 InstName : SV-GCMS14



TIC: N04102008.D\data.ms

(4) Pentachlorophenol

10.914min ( 0.000) 54.00 ug/mL

response 1737920


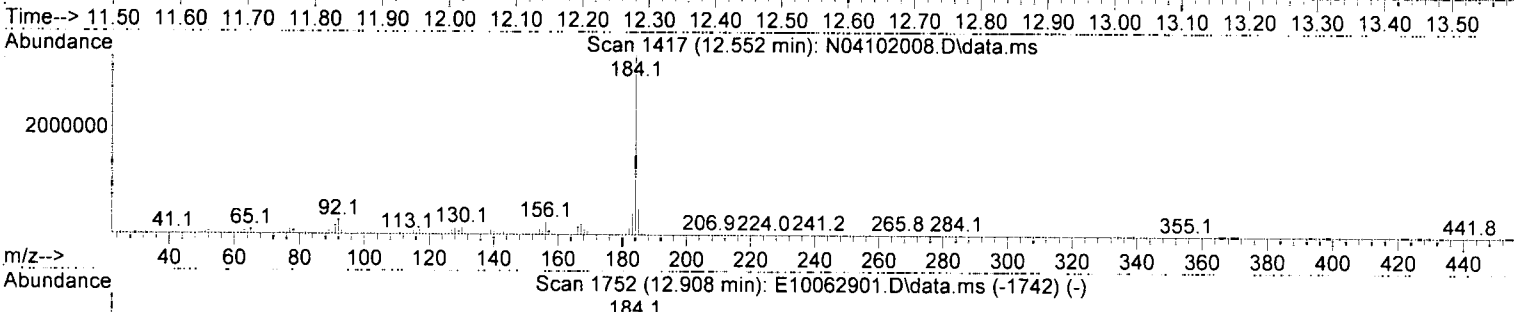
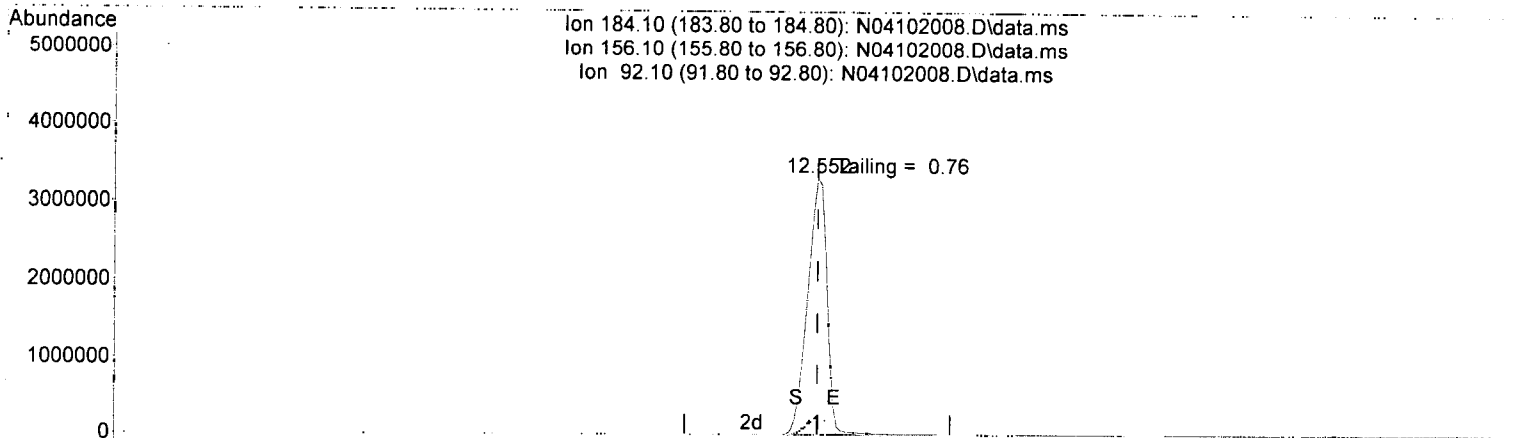
Ion	Exp%	Act%
265.90	100.00	100.00
164.90	50.60	32.82
201.90	25.80	20.18
129.90	27.30	14.56



Quantitation Report (Qedit)

Data Path : U:\data\2020-04\0D10041\  
 Data File : N04102008.D  
 Acq On : 10 Apr 2020 02:53 pm  
 Operator : JK/ AMS/ DTH  
 Sample : 0D10041-TUN1  
 Misc : 1x, A20C407 DFTPP @ 45  
 ALS Vial : 1 Sample Multiplier: 1  
 DataAcq Meth:DFTPP.M

Quant Time: Apr 13 09:28:29 2020  
 Quant Method : U:\methods\DFTPP.M  
 Quant Title : 8270 DFTPP Tune Method  
 QLast Update : Mon Apr 13 09:22:09 2020  
 Response via : Initial Calibration  
 InstName : SV-GCMS14



TIC: N04102008.D\data.ms

(7) Benzidine

12.552min ( 0.000) 28.08 ug/mL

response 6672975

Ion	Exp%	Act%
184.10	100.00	100.00
156.10	8.50	7.01
92.10	8.20	7.73
0.00	0.00	0.00

### DDT Breakdown Check (Validated 5/1/2013)

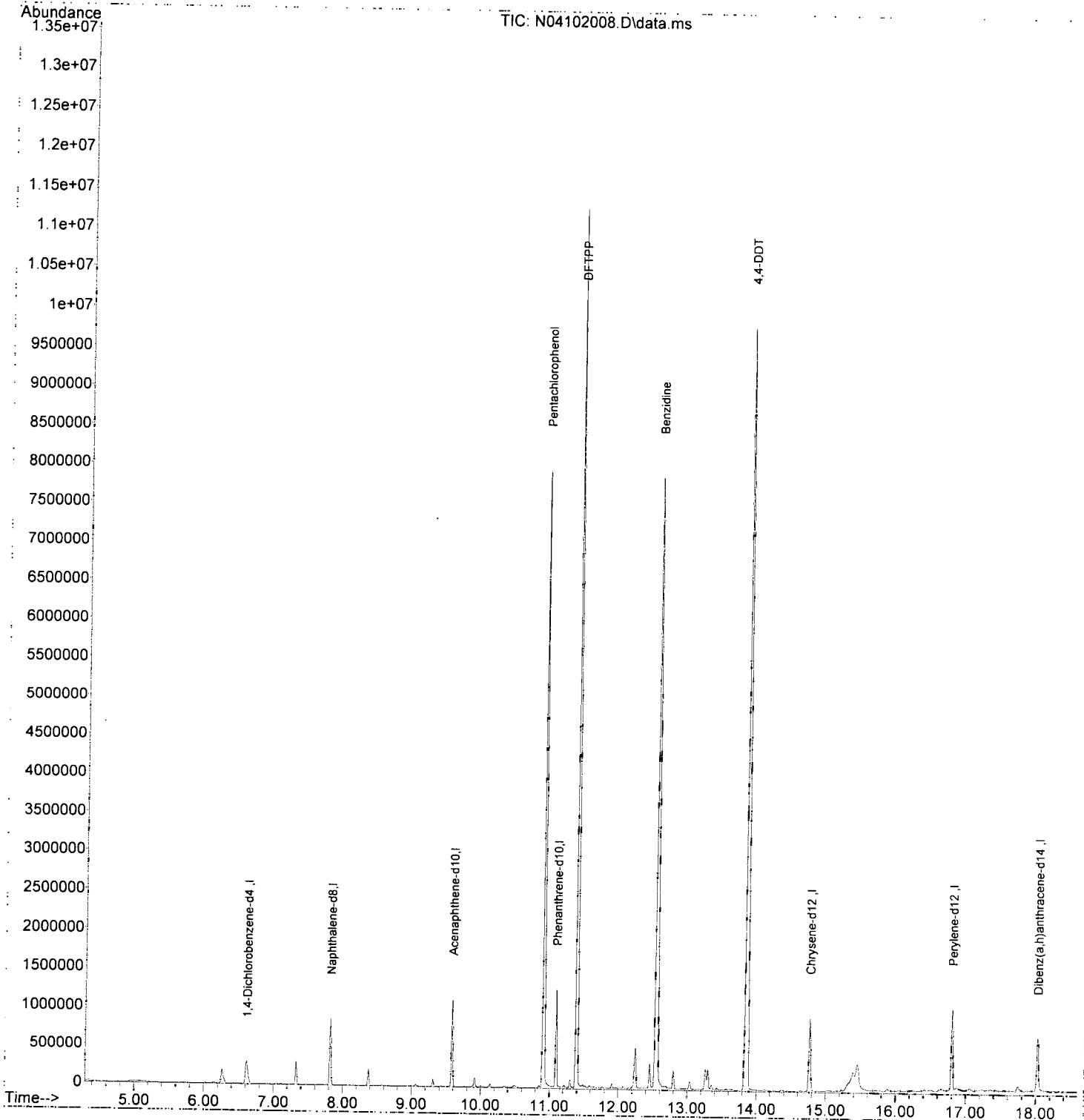
From:  
OD10041-TUN1  
SV-GCMS 14

First Column Area Counts	Percent Breakdown
DDE 346723	
DDD 374472	
DDT 20710321	3.37% PASS

Breakdown must be less than 20% to accept sample data.

Data Path : U:\data\2020-04\0D10041\  
Data File : N04102008.D  
Acq On : 10 Apr 2020 02:53 pm  
Operator : JK/ AMS/ DTH  
Sample : 0D10041-TUN1  
Misc : 1x, A20C407 DFTPP @ 45  
ALS Vial : 1 Sample Multiplier: 1  
DataAcq Meth:DFTPP.M

Quant Time: Apr 13 09:28:29 2020  
Quant Method : U:\methods\DFTPP.M  
Quant Title : 8270 DFTPP Tune Method  
QLast Update : Mon Apr 13 09:22:09 2020  
Response via : Initial Calibration  
InstName : SV-GCMS14



Evaluate Continuing Calibration Report

Data Path : U:\data\2020-04\0D10041\  
 Data File : N04102009.D  
 Acq On : 10 Apr 2020 03:20 pm  
 Operator : JK/ AMS/ DTH  
 Sample : 0D10041-CCV1  
 Misc : 1x, A20C077@50  
 ALS Vial : 2 Sample Multiplier: 1  
 DataAcq Meth:LVI14\_BNA\_ACQ.M

Quant Time: Apr 13 09:29:33 2020  
 Quant Method : U:\methods\SV14\_040720\_PAHR1.M  
 Quant Title : EPA 8270D: Semivolatile Organics  
 QLast Update : Fri Apr 10 17:39:38 2020  
 Response via : Initial Calibration  
 InstName : SV-GCMS14

*AMS*  
*4/13/20*

Min. RRF : 0.000 Min. Rel. Area : 50% Max. R.T. Dev 0.50min  
 Max. RRF Dev : 20% Max. Rel. Area : 200%

Compound	Amount	Calc.	%Dev	Area%	Dev(min)
1 I Naphthalene-d8 (ISTD)	100.000	100.000	0.0	85	0.00
2 S Nitrobenzene-d5 (Surr)	50.000	47.618	4.8	84	0.00
3 T Decalin	50.000	33.195	33.6#	60	0.00
4 T Naphthalene	50.000	48.742	2.5	86	0.00
5 T 2-Methylnaphthalene	50.000	52.397	-4.8	89	0.00
6 T 1-Methylnaphthalene	50.000	51.333	-2.7	87	0.00
7 T 1,1'-Biphenyl	50.000	53.523	-7.0	92	0.00
8 T 2,6-Dimethylnaphthalene	50.000	56.487	-13.0	97	0.00
9 I Acenaphthene-d10 (ISTD)	100.000	100.000	0.0	94	0.00
10 S 2-Fluorobiphenyl (Surr)	50.000	49.680	0.6	94	0.00
11 T Acenaphthylene	50.000	53.689	-7.4	98	0.00
12 T Acenaphthene	50.000	51.167	-2.3	96	0.00
13 T Dibenzofuran	50.000	53.841	-7.7	102	0.00
14 T 1,6,7-Trimethylnaphthalene	50.000	55.089	-10.2	105	0.00
15 T Fluorene	50.000	54.943	-9.9	105	0.00
16 I Phenanthrene-d10 (ISTD)	100.000	100.000	0.0	110	0.00
17 T Dibenzothiopene	50.000	50.284	-0.6	109	0.00
18 T Phenanthrene	50.000	49.540	0.9	110	0.00
19 T Anthracene	50.000	55.802	-11.6	121	0.00
20 T Carbazole	50.000	53.333	-6.7	111	0.00
21 T 1-Methylphenanthrene	50.000	53.575	-7.2	115	0.00
22 T Fluoranthene	50.000	54.481	-9.0	118	0.00
23 I Chrysene-d12 (ISTD)	100.000	100.000	0.0	106	0.00
24 T Pyrene	50.000	51.735	-3.5	115	0.00
25 S Terphenyl-d14 (Surr)	50.000	52.828	-5.7	112	0.00
26 T Benz(a)anthracene	50.000	52.025	-4.0	116	0.00
27 T Chrysene	50.000	49.432	1.1	106	0.00
28 I Perylene-d12 (ISTD)	100.000	100.000	0.0	106	0.00
29 T Benzo(b)fluoranthene	50.000	53.908	-7.8	118	0.00
30 T Benzo(k)fluoranthene	50.000	52.776	-5.6	111	0.00
31 T Benzo(b+k)fluoranthene	100.000	104.834	-4.8	112	0.00
32 T Benzo(e)pyrene	50.000	50.881	-1.8	111	0.00
33 T Benzo(a)pyrene	50.000	56.936	-13.9	114	0.00
34 T Perylene	50.000	53.009	-6.0	104	0.00
35 I Dibenz(a,h)Anthrcene-d14 (IS	100.000	100.000	0.0	109	0.00
36 T Indeno(1,2,3-cd)Pyrene	50.000	50.659	-1.3	112	0.00
37 T Dibenz(a,h)anthracene	50.000	50.322	-0.6	110	0.00
38 T Benzo(g,h,i)perylene	50.000	50.957	-1.9	109	0.00

(#) = Out of Range

SPCC's out = 0 CCC's out = 0

Data Path : U:\data\2020-04\0D10041\  
 Data File : N04102009.D  
 Acq On : 10 Apr 2020 03:20 pm  
 Operator : JK/ AMS/ DTH  
 Sample : 0D10041-CCV1  
 Misc : 1x, A20C077@50  
 ALS Vial : 2 Sample Multiplier: 1  
 DataAcq Meth:LVI14\_BNA\_ACQ.M

Quant Time: Apr 13 09:29:33 2020  
 Quant Method : U:\methods\SV14\_040720\_PAHR1.M  
 Quant Title : EPA 8270D: Semivolatile Organics  
 QLast Update : Fri Apr 10 17:39:38 2020  
 Response via : Initial Calibration  
 InstName : SV-GCMS14


Compound	R.T.	QIon	Response	Conc	Units	Dev(Min)	
Internal Standards							
1) Naphthalene-d8 (ISTD)	7.877	136	226507	100.00	ng/ml	0.00	
9) Acenaphthene-d10 (ISTD)	9.632	162	137641	100.00	ng/ml	0.00	
16) Phenanthrene-d10 (ISTD)	11.136	188	265671	100.00	ng/ml	0.00	
23) Chrysene-d12 (ISTD)	14.895	240	253703	100.00	ng/ml	0.00	
28) Perylene-d12 (ISTD)	18.351	264	246508	100.00	ng/ml	0.00	
35) Dibenz(a,h)Anthracene-d...	20.729	292	207305	100.00	ng/ml	0.00	
System Monitoring Compounds							
2) Nitrobenzene-d5 (Surr)	7.178	82	33694	47.62	ng/ml	0.00	
10) 2-Fluorobiphenyl (Surr)	8.950	172	105866	49.68	ng/ml	0.00	
25) Terphenyl-d14 (Surr)	12.919	244	129500	52.83	ng/ml	0.00	
Target Compounds							
							Qvalue
3) Decalin	7.359	138	6012	33.20	ng/ml		84
4) Naphthalene	7.901	128	120249	48.74	ng/ml		100
5) 2-Methylnaphthalene	8.583	142	86796	52.40	ng/ml		96
6) 1-Methylnaphthalene	8.682	142	84431	51.33	ng/ml		97
7) 1,1'-Biphenyl	9.049	154	111751	53.52	ng/ml		96
8) 2,6-Dimethylnaphthalene	9.206	156	80908	56.49	ng/ml		97
11) Acenaphthylene	9.492	152	137796	53.69	ng/ml		99
12) Acenaphthene	9.667	153	96334	51.17	ng/ml		99
13) Dibenzofuran	9.842	168	122694	53.84	ng/ml		93
14) 1,6,7-Trimethylnaphtha...	10.051	170	81274	55.09	ng/ml		98
15) Fluorene	10.185	166	99462	54.94	ng/ml		100
17) Dibenzothiopene	11.036	184	135002	50.28	ng/ml		94
18) Phenanthrene	11.159	178	151493	49.54	ng/ml		99
19) Anthracene	11.211	178	139751	55.80	ng/ml		99
20) Carbazole	11.369	167	115312	53.33	ng/ml		98
21) 1-Methylphenanthrene	11.788	192	110480	53.58	ng/ml		98
22) Fluoranthene	12.424	202	164198	54.48	ng/ml		96
24) Pyrene	12.715	202	170242	51.74	ng/ml		99
26) Benz(a)anthracene	14.872	228	136876	52.02	ng/ml		99
27) Chrysene	14.953	228	133758	49.43	ng/ml		100
29) Benzo(b)fluoranthene	17.442	252	137375	53.91	ng/ml		92
30) Benzo(k)fluoranthene	17.506	252	134075	52.78	ng/ml		92
31) Benzo(b+k)fluoranthene	17.506	252	280923	104.83	ng/ml		92
32) Benzo(e)pyrene	18.089	252	135578	50.88	ng/ml		97
33) Benzo(a)pyrene	18.211	252	116525	56.94	ng/ml		95
34) Perylene	18.410	252	145441	53.01	ng/ml		100
36) Indeno(1,2,3-cd)Pyrene	20.729	276	114079	50.66	ng/ml		77
37) Dibenz(a,h)anthracene	20.799	278	114268	50.32	ng/ml		81
38) Benzo(g,h,i)perylene	21.260	276	123093	50.96	ng/ml		79

(#) = qualifier out of range (m) = manual integration (+) = signals summed



Data Path : U:\data\2020-04\0D10041\  
 Data File : N04102009.D  
 Acq On : 10 Apr 2020 03:20 pm  
 Operator : JK/ AMS/ DTH  
 Sample : 0D10041-CCV1  
 Misc : 1x, A20C077@50  
 ALS Vial : 2 Sample Multiplier: 1  
 DataAcq Meth:LVI14\_BNA\_ACQ.M

Quant Time: Apr 13 09:29:33 2020  
 Quant Method : U:\methods\SV14\_040720\_PAHR1.M  
 Quant Title : EPA 8270D: Semivolatile Organics  
 QLast Update : Fri Apr 10 17:39:38 2020  
 Response via : Initial Calibration  
 InstName : SV-GCMS14



Data Path : U:\data\2020-04\0D10041\  
 Data File : N04102010.D  
 Acq On : 10 Apr 2020 03:52 pm  
 Operator : JK/ AMS/ DTH  
 Sample : OD10041-CCB1  
 Misc : 1x, DCM + ISTD  
 ALS Vial : 3 Sample Multiplier: 1  
 DataAcq Meth:LVI14\_BNA\_ACQ.M

Quant Time: Apr 13 09:29:56 2020  
 Quant Method : U:\methods\SV14\_040720\_PAHR1.M  
 Quant Title : EPA 8270D: Semivolatile Organics  
 QLast Update : Fri Apr 10 17:39:38 2020  
 Response via : Initial Calibration  
 InstName : SV-GCMS14

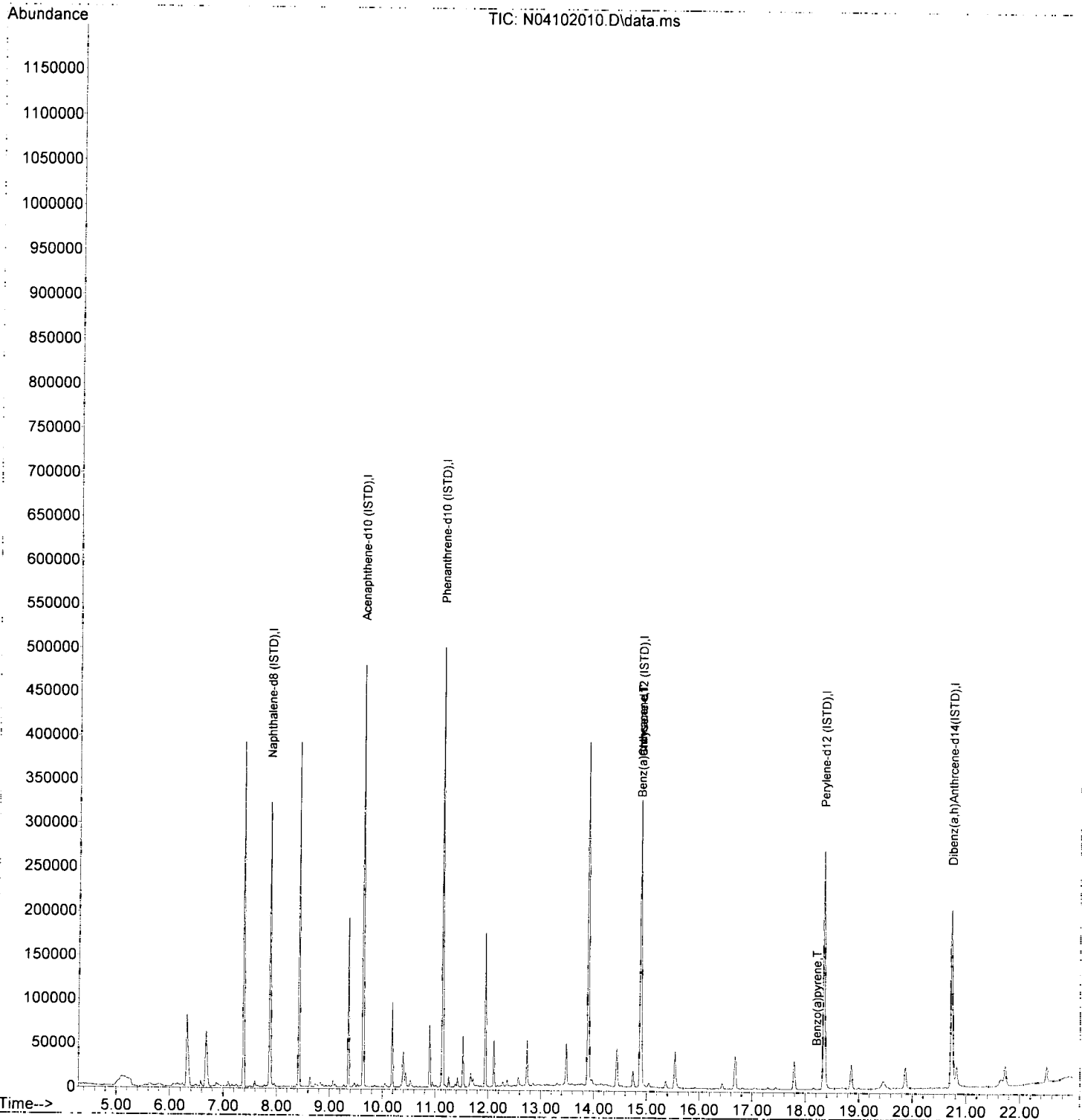
*AMS*  
*4/13/20*

Compound	R.T.	QIon	Response	Conc	Units	Dev(Min)
<b>Internal Standards</b>						
1) Naphthalene-d8 (ISTD)	7.877	136	240662	100.00	ng/ml	0.00
9) Acenaphthene-d10 (ISTD)	9.632	162	146760	100.00	ng/ml	0.00
16) Phenanthrene-d10 (ISTD)	11.135	188	277357	100.00	ng/ml	0.00
23) Chrysene-d12 (ISTD)	14.889	240	249653	100.00	ng/ml	0.00
28) Perylene-d12 (ISTD)	18.345	264	233892	100.00	ng/ml	0.00
35) Dibenz(a,h)Anthracene-d...	20.729	292	201826	100.00	ng/ml	0.00
<b>System Monitoring Compounds</b>						
2) Nitrobenzene-d5 (Surr)	7.178	82	191	0.25	ng/ml	0.00
10) 2-Fluorobiphenyl (Surr)	8.944	172	307	0.14	ng/ml	0.00
25) Terphenyl-d14 (Surr)	12.919	244	550	0.23	ng/ml	0.00
<b>Target Compounds</b>						
3) Decalin	0.000		0			Qvalue
4) Naphthalene	7.906	128	437			N.D.
5) 2-Methylnaphthalene	8.582	142	84			N.D.
6) 1-Methylnaphthalene	0.000		0			N.D.
7) 1,1'-Biphenyl	9.049	154	249			N.D.
8) 2,6-Dimethylnaphthalene	0.000		0			N.D.
11) Acenaphthylene	9.492	152	68			N.D.
12) Acenaphthene	9.667	153	66			N.D.
13) Dibenzofuran	9.841	168	75			N.D.
14) 1,6,7-Trimethylnaphtha...	0.000		0			N.D.
15) Fluorene	10.185	166	53			N.D.
17) Dibenzothiopene	11.036	184	130			N.D.
18) Phenanthrene	11.159	178	336			N.D.
19) Anthracene	11.211	178	64			N.D.
20) Carbazole	11.369	167	216			N.D.
21) 1-Methylphenanthrene	11.788	192	98			N.D.
22) Fluoranthene	12.424	202	234			N.D.
24) Pyrene	12.715	202	310			N.D.
26) Benz(a)anthracene	14.883	228	1039	0.40	ng/ml	84
27) Chrysene	14.947	228	499			N.D.
29) Benzo(b)fluoranthene	17.436	252	357			N.D.
30) Benzo(k)fluoranthene	17.506	252	228			N.D.
31) Benzo(b+k)fluoranthene	17.506	252	228			N.D.
32) Benzo(e)pyrene	18.089	252	286			N.D.
33) Benzo(a)pyrene	18.206	252	174	0.40	ng/ml	59
34) Perylene	18.404	252	221			N.D.
36) Indeno(1,2,3-cd)Pyrene	20.724	276	192			N.D.
37) Dibenz(a,h)anthracene	20.793	278	139			N.D.
38) Benzo(g,h,i)perylene	21.260	276	93			N.D.

(#) = qualifier out of range (m) = manual integration (+) = signals summed

Data Path : U:\data\2020-04\0D10041\  
Data File : N04102010.D  
Acq On : 10 Apr 2020 03:52 pm  
Operator : JK/ AMS/ DTH  
Sample : 0D10041-CCB1  
Misc : 1x, DCM + ISTD  
ALS Vial : 3 Sample Multiplier: 1  
DataAcq Meth:LVI14\_BNA\_ACQ.M

Quant Time: Apr 13 09:29:56 2020  
Quant Method : U:\methods\SV14\_040720\_PAHR1.M  
Quant Title : EPA 8270D: Semivolatile Organics  
QLast Update : Fri Apr 10 17:39:38 2020  
Response via : Initial Calibration  
InstName : SV-GCMS14



Data Path : U:\data\2020-04\0D10041\  
 Data File : N04102011.D  
 Acq On : 10 Apr 2020 04:25 pm  
 Operator : JK/ AMS/ DTH  
 Sample : 0040356-BLK1  
 Misc : 1x, 8270D LL PAH ONLY  
 ALS Vial : 4 Sample Multiplier: 1  
 DataAcq Meth:LVI14\_BNA\_ACQ.M

AMS  
4/13/20

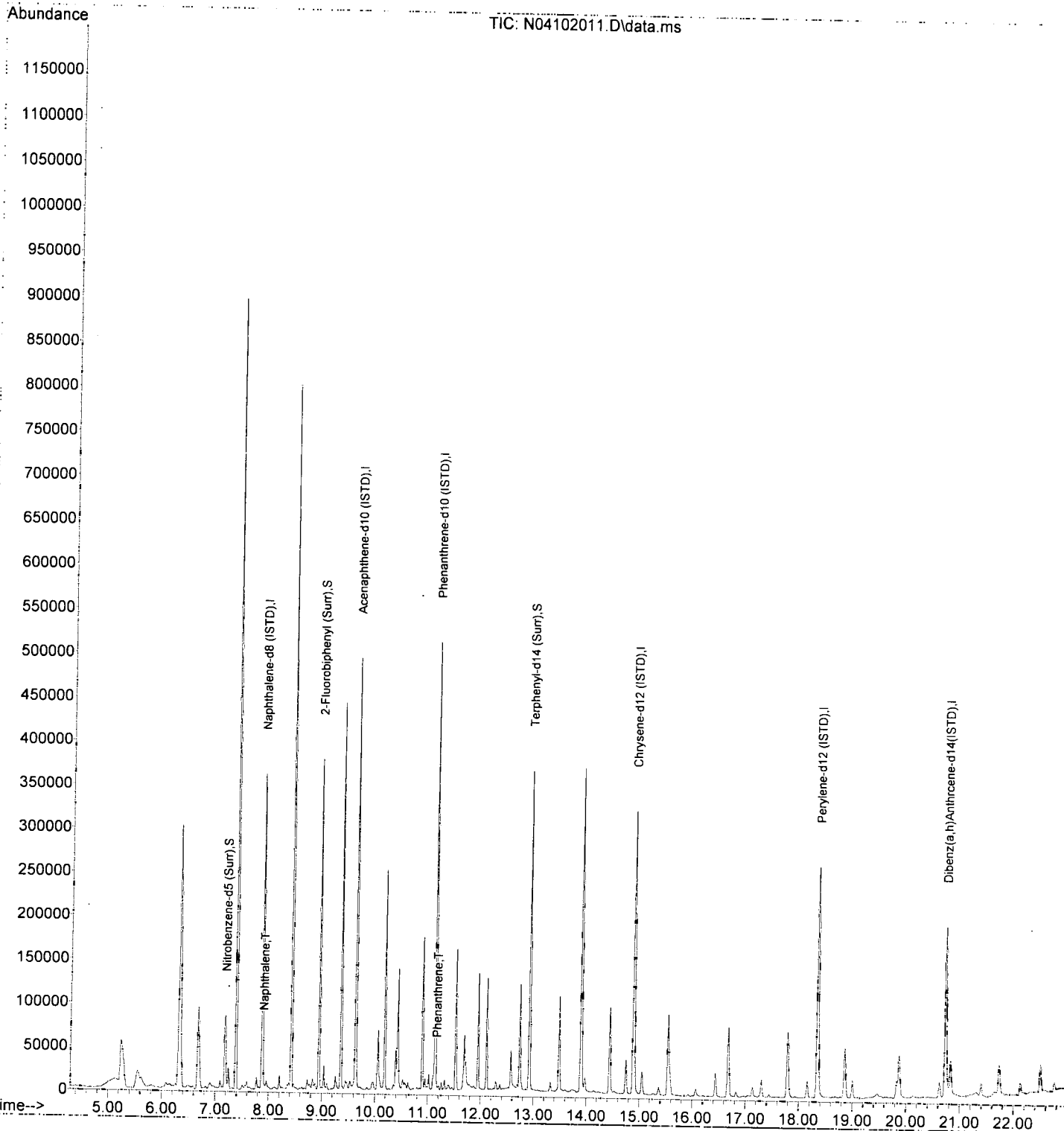
Quant Time: Apr 13 09:29:59 2020  
 Quant Method : U:\methods\SV14\_040720\_PAHR1.M  
 Quant Title : EPA 8270D: Semivolatile Organics  
 QLast Update : Fri Apr 10 17:39:38 2020  
 Response via : Initial Calibration  
 InstName : SV-GCMS14

Compound	R.T.	QIon	Response	Conc	Units	Dev(Min)
Internal Standards						
1) Naphthalene-d8 (ISTD)	7.877	136	257039	100.00	ng/ml	0.00
9) Acenaphthene-d10 (ISTD)	9.632	162	154026	100.00	ng/ml	0.00
16) Phenanthrene-d10 (ISTD)	11.135	188	284354	100.00	ng/ml	0.00
23) Chrysene-d12 (ISTD)	14.889	240	247765	100.00	ng/ml	0.00
28) Perylene-d12 (ISTD)	18.351	264	232214	100.00	ng/ml	0.00
35) Dibenz(a,h)Anthracene-d...	20.729	292	192845	100.00	ng/ml	0.00
System Monitoring Compounds						
2) Nitrobenzene-d5 (Surr)	7.184	82	55940	69.67	ng/ml	0.00
10) 2-Fluorobiphenyl (Surr)	8.950	172	179265	75.18	ng/ml	0.00
25) Terphenyl-d14 (Surr)	12.919	244	213936	89.36	ng/ml	0.00
Target Compounds						
3) Decalin	0.000		0		N.D.	Qvalue
4) Naphthalene	7.901	128	1721	0.61	ng/ml	90
5) 2-Methylnaphthalene	8.582	142	545		N.D.	
6) 1-Methylnaphthalene	8.682	142	284		N.D.	
7) 1,1'-Biphenyl	9.049	154	883		N.D.	
8) 2,6-Dimethylnaphthalene	9.212	156	166		N.D.	
11) Acenaphthylene	9.486	152	98		N.D.	
12) Acenaphthene	9.667	153	320		N.D.	
13) Dibenzofuran	9.841	168	183		N.D.	
14) 1,6,7-Trimethylnaphtha...	10.051	170	52		N.D.	
15) Fluorene	10.185	166	231		N.D.	
17) Dibenzothiopene	11.031	184	208		N.D.	
18) Phenanthrene	11.165	178	1425	0.44	ng/ml	93
19) Anthracene	11.211	178	88		N.D.	
20) Carbazole	11.369	167	175		N.D.	
21) 1-Methylphenanthrene	11.788	192	137		N.D.	
22) Fluoranthene	12.424	202	683		N.D.	
24) Pyrene	12.715	202	886		N.D.	
26) Benz(a)anthracene	14.889	228	752		N.D.	
27) Chrysene	14.947	228	298		N.D.	
29) Benzo(b)fluoranthene	17.442	252	213		N.D.	
30) Benzo(k)fluoranthene	17.506	252	151		N.D.	
31) Benzo(b+k)fluoranthene	17.506	252	151		N.D.	
32) Benzo(e)pyrene	18.077	252	155		N.D.	
33) Benzo(a)pyrene	0.000		0		N.D.	
34) Perylene	18.404	252	86		N.D.	
36) Indeno(1,2,3-cd)Pyrene	20.729	276	185		N.D.	
37) Dibenz(a,h)anthracene	0.000		0		N.D.	
38) Benzo(g,h,i)perylene	21.260	276	177		N.D.	

(#) = qualifier out of range (m) = manual integration (+) = signals summed

Data Path : U:\data\2020-04\0D10041\  
Data File : N04102011.D  
Acq On : 10 Apr 2020 04:25 pm  
Operator : JK/ AMS/ DTH  
Sample : 0040356-BLK1  
Misc : 1x, 8270D LL PAH ONLY  
ALS Vial : 4 Sample Multiplier: 1  
DataAcq Meth:LVI14\_BNA\_ACQ.M

Quant Time: Apr 13 09:29:59 2020  
Quant Method : U:\methods\SV14\_040720\_PAHR1.M  
Quant Title : EPA 8270D: Semivolatile Organics  
QLast Update : Fri Apr 10 17:39:38 2020  
Response via : Initial Calibration  
InstName : SV-GCMS14



Data Path : U:\data\2020-04\0D10041\  
 Data File : N04102012.D  
 Acq On : 10 Apr 2020 04:57 pm  
 Operator : JK/ AMS/ DTH  
 Sample : 0040356-BS1  
 Misc : 1x, 8270D LL PAH ONLY  
 ALS Vial : 5 Sample Multiplier: 1  
 DataAcq Meth:LVI14\_BNA\_ACQ.M

Quant Time: Apr 13 09:30:02 2020  
 Quant Method : U:\methods\SV14\_040720\_PAHR1.M  
 Quant Title : EPA 8270D: Semivolatile Organics  
 QLast Update : Fri Apr 10 17:39:38 2020  
 Response via : Initial Calibration  
 InstName : SV-GCMS14

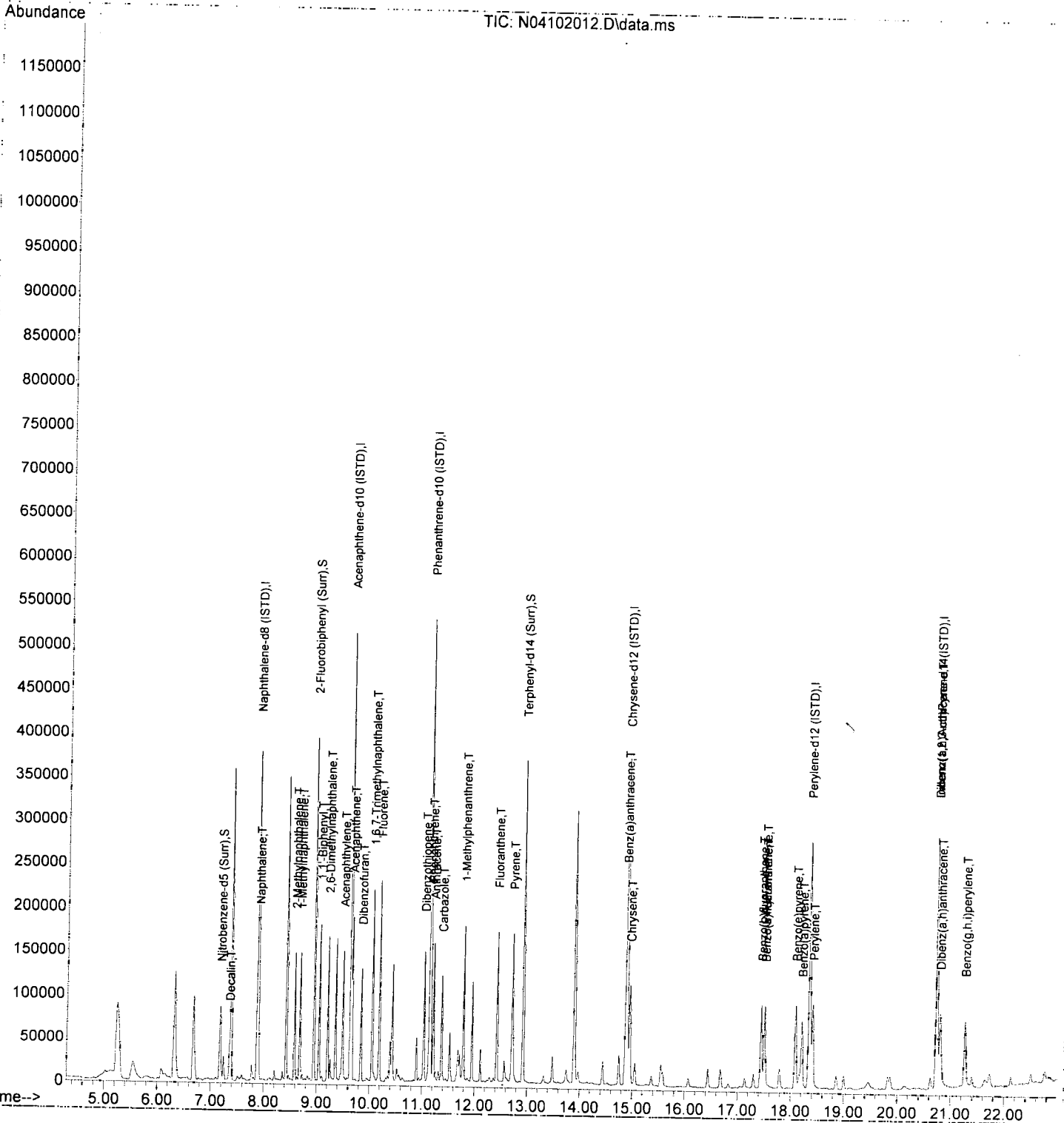
AMS  
 4/13/20

Compound	R.T.	QIon	Response	Conc	Units	Dev(Min)	
<b>Internal Standards</b>							
1) Naphthalene-d8 (ISTD)	7.877	136	262147	100.00	ng/ml	0.00	
9) Acenaphthene-d10 (ISTD)	9.632	162	158610	100.00	ng/ml	0.00	
16) Phenanthrene-d10 (ISTD)	11.136	188	295877	100.00	ng/ml	0.00	
23) Chrysene-d12 (ISTD)	14.895	240	264468	100.00	ng/ml	0.00	
28) Perylene-d12 (ISTD)	18.346	264	254901	100.00	ng/ml	0.00	
35) Dibenz(a,h)Anthracene-d...	20.730	292	204978	100.00	ng/ml	0.00	
<b>System Monitoring Compounds</b>							
2) Nitrobenzene-d5 (Surr)	7.184	82	57718	70.48	ng/ml	0.00	
10) 2-Fluorobiphenyl (Surr)	8.950	172	188264	76.67	ng/ml	0.00	
25) Terphenyl-d14 (Surr)	12.919	244	219720	85.98	ng/ml	0.00	
<b>Target Compounds</b>							
							Qvalue
3) Decalin	7.359	138	6438	30.71	ng/ml		80
4) Naphthalene	7.901	128	85243	29.85	ng/ml		99
5) 2-Methylnaphthalene	8.583	142	62093	32.39	ng/ml		97
6) 1-Methylnaphthalene	8.682	142	61342	32.22	ng/ml		96
7) 1,1'-Biphenyl	9.049	154	78998	32.69	ng/ml		97
8) 2,6-Dimethylnaphthalene	9.206	156	56577	34.13	ng/ml		98
11) Acenaphthylene	9.492	152	97906	33.10	ng/ml		99
12) Acenaphthene	9.667	153	67399	31.07	ng/ml		100
13) Dibenzofuran	9.842	168	84191	32.06	ng/ml		93
14) 1,6,7-Trimethylnaphtha...	10.052	170	57044	33.55	ng/ml		98
15) Fluorene	10.186	166	67608	32.41	ng/ml		97
17) Dibenzothiopene	11.037	184	90547	30.28	ng/ml		94
18) Phenanthrene	11.165	178	103255	30.32	ng/ml		99
19) Anthracene	11.211	178	94064	33.72	ng/ml		99
20) Carbazole	11.369	167	73279	30.43	ng/ml		98
21) 1-Methylphenanthrene	11.788	192	75702	32.96	ng/ml		97
22) Fluoranthene	12.424	202	112735	33.59	ng/ml		96
24) Pyrene	12.715	202	115745	33.74	ng/ml		99
26) Benz(a)anthracene	14.872	228	88359	32.22	ng/ml		99
27) Chrysene	14.953	228	89368	31.68	ng/ml		99
29) Benzo(b)fluoranthene	17.442	252	84659	32.13	ng/ml		92
30) Benzo(k)fluoranthene	17.506	252	83923	31.95	ng/ml		92
31) Benzo(b+k)fluoranthene	17.506	252	176632	63.74	ng/ml		92
32) Benzo(e)pyrene	18.089	252	86494	31.39	ng/ml		97
33) Benzo(a)pyrene	18.206	252	70565	33.82	ng/ml		96
34) Perylene	18.410	252	89550	31.56	ng/ml		99
36) Indeno(1,2,3-cd)Pyrene	20.730	276	70908	31.85	ng/ml		76
37) Dibenz(a,h)anthracene	20.794	278	67354	30.00	ng/ml		82
38) Benzo(g,h,i)perylene	21.260	276	74765	31.30	ng/ml		78

(#) = qualifier out of range (m) = manual integration (+) = signals summed

Data Path : U:\data\2020-04\0D10041\  
 Data File : N04102012.D  
 Acq On : 10 Apr 2020 04:57 pm  
 Operator : JK/ AMS/ DTH  
 Sample : 0040356-BS1  
 Misc : 1x, 8270D LL PAH ONLY  
 ALS Vial : 5 Sample Multiplier: 1  
 DataAcq Meth:LVI14\_BNA\_ACQ.M

Quant Time: Apr 13 09:30:02 2020  
 Quant Method : U:\methods\SV14\_040720\_PAHR1.M  
 Quant Title : EPA 8270D: Semivolatile Organics  
 QLast Update : Fri Apr 10 17:39:38 2020  
 Response via : Initial Calibration  
 InstName : SV-GCMS14



Data Path : U:\data\2020-04\0D10041\  
 Data File : N04102016.D  
 Acq On : 10 Apr 2020 07:04 pm  
 Operator : JK/ AMS/ DTH  
 Sample : 0040356-MSD1  
 Misc : 1x, 8270D LL PAH ONLY  
 ALS Vial : 9 Sample Multiplier: 1  
 DataAcq Meth:LVI14\_BNA\_ACQ.M

Quant Time: Apr 13 09:30:14 2020  
 Quant Method : U:\methods\SV14\_040720\_PAHR1.M  
 Quant Title : EPA 8270D: Semivolatile Organics  
 QLast Update : Fri Apr 10 17:39:38 2020  
 Response via : Initial Calibration  
 InstName : SV-GCMS14

AMS  
4/13/20

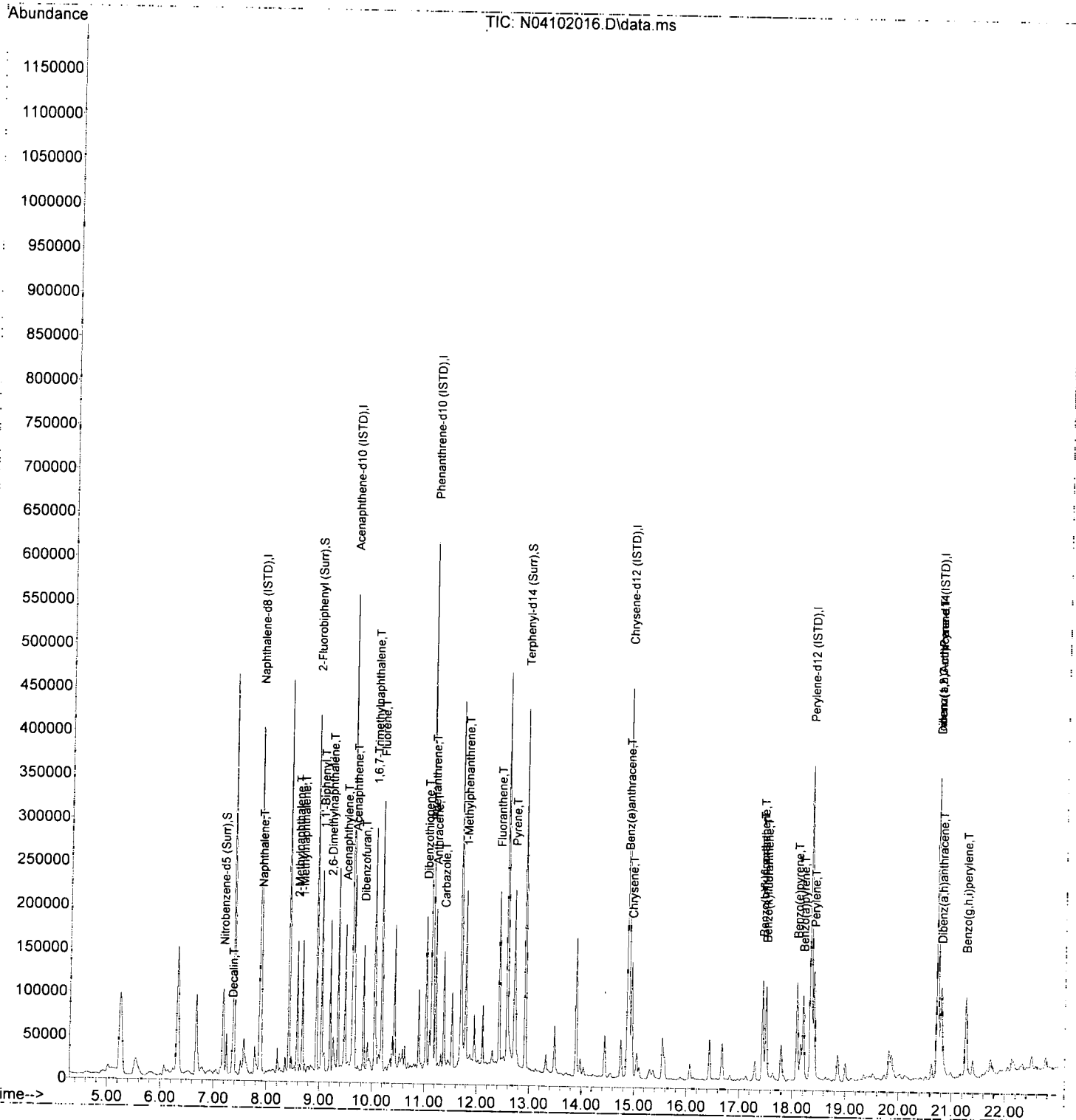
Compound	R.T.	QIon	Response	Conc	Units	Dev(Min)	
<b>Internal Standards</b>							
1) Naphthalene-d8 (ISTD)	7.877	136	275177	100.00	ng/ml	0.00	
9) Acenaphthene-d10 (ISTD)	9.632	162	171062	100.00	ng/ml	0.00	
16) Phenanthrene-d10 (ISTD)	11.141	188	331948	100.00	ng/ml	0.00	
23) Chrysene-d12 (ISTD)	14.895	240	314220	100.00	ng/ml	0.00	
28) Perylene-d12 (ISTD)	18.352	264	311603	100.00	ng/ml	0.00	
35) Dibenz(a,h)Anthracene-d...	20.730	292	252516	100.00	ng/ml	0.00	
<b>System Monitoring Compounds</b>							
2) Nitrobenzene-d5 (Surr)	7.184	82	60552	70.44	ng/ml	0.00	
10) 2-Fluorobiphenyl (Surr)	8.950	172	193346	73.01	ng/ml	0.00	
25) Terphenyl-d14 (Surr)	12.919	244	244495	80.53	ng/ml	0.00	
<b>Target Compounds</b>							
							Qvalue
3) Decalin	7.359	138	5274	23.97	ng/ml		83
4) Naphthalene	7.901	128	88959	29.68	ng/ml		99
5) 2-Methylnaphthalene	8.583	142	63805	31.71	ng/ml		97
6) 1-Methylnaphthalene	8.682	142	62386	31.22	ng/ml		97
7) 1,1'-Biphenyl	9.049	154	82815	32.65	ng/ml		96
8) 2,6-Dimethylnaphthalene	9.206	156	60103	34.54	ng/ml		97
11) Acenaphthylene	9.492	152	103691	32.51	ng/ml		99
12) Acenaphthene	9.667	153	82253	35.15	ng/ml		98
13) Dibenzofuran	9.842	168	89724	31.68	ng/ml		93
14) 1,6,7-Trimethylnaphtha...	10.052	170	61174	33.36	ng/ml		99
15) Fluorene	10.186	166	78396	34.84	ng/ml		100
17) Dibenzothiopene	11.037	184	101489	30.25	ng/ml		94
18) Phenanthrene	11.165	178	136205	35.65	ng/ml		100
19) Anthracene	11.211	178	106051	33.89	ng/ml		99
20) Carbazole	11.369	167	81923	30.32	ng/ml		99
21) 1-Methylphenanthrene	11.788	192	83629	32.46	ng/ml		98
22) Fluoranthene	12.424	202	130413	34.63	ng/ml		96
24) Pyrene	12.715	202	134039	32.89	ng/ml		99
26) Benz(a)anthracene	14.872	228	103150	31.65	ng/ml		100
27) Chrysene	14.953	228	102664	30.63	ng/ml		99
29) Benzo(b)fluoranthene	17.442	252	103043	31.99	ng/ml		92
30) Benzo(k)fluoranthene	17.506	252	98248	30.59	ng/ml		92
31) Benzo(b+k)fluoranthene	17.442	252	208699	61.61	ng/ml		90
32) Benzo(e)pyrene	18.089	252	102504	30.43	ng/ml		97
33) Benzo(a)pyrene	18.206	252	86689	33.99	ng/ml		96
34) Perylene	18.410	252	115023	33.16	ng/ml		100
36) Indeno(1,2,3-cd)Pyrene	20.730	276	84652	30.86	ng/ml		78
37) Dibenz(a,h)anthracene	20.800	278	79419	28.71	ng/ml		81
38) Benzo(g,h,i)perylene	21.260	276	90800	30.86	ng/ml		79

(#) = qualifier out of range (m) = manual integration (+) = signals summed



Data Path : U:\data\2020-04\0D10041\  
Data File : N04102016.D  
Acq On : 10 Apr 2020 07:04 pm  
Operator : JK/ AMS/ DTH  
Sample : 0040356-MSD1  
Misc : 1x, 8270D LL PAH ONLY  
ALS Vial : 9 Sample Multiplier: 1  
DataAcq Meth:LVI14\_BNA\_ACQ.M

Quant Time: Apr 13 09:30:14 2020  
Quant Method : U:\methods\SV14\_040720\_PAHR1.M  
Quant Title : EPA 8270D: Semivolatile Organics  
QLast Update : Fri Apr 10 17:39:38 2020  
Response via : Initial Calibration  
InstName : SV-GCMS14



Data Path : U:\data\2020-04\0D10041\  
 Data File : N04102017.D  
 Acq On : 10 Apr 2020 07:36 pm  
 Operator : JK/ AMS/ DTH  
 Sample : 0040357-BLK1  
 Misc : 1x, 8270D LL PAH ONLY  
 ALS Vial : 10 Sample Multiplier: 1  
 DataAcq Meth:LVI14\_BNA\_ACQ.M

Quant Time: Apr 13 09:30:17 2020  
 Quant Method : U:\methods\SV14\_040720\_PAHR1.M  
 Quant Title : EPA 8270D: Semivolatile Organics  
 QLast Update : Fri Apr 10 17:39:38 2020  
 Response via : Initial Calibration  
 InstName : SV-GCMS14

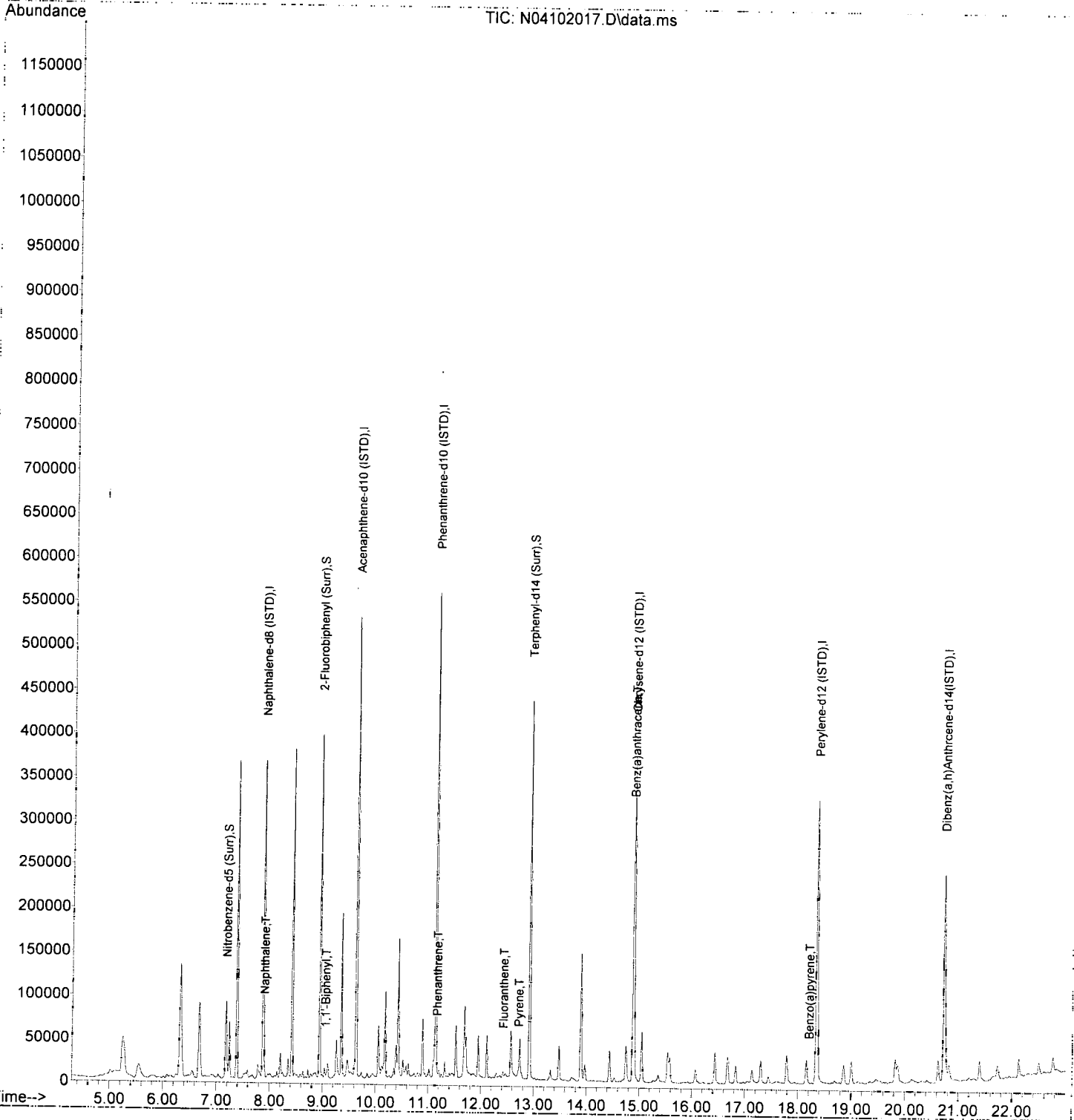
*AMS*  
*4/13/20*

Compound	R.T.	QIon	Response	Conc	Units	Dev(Min)	
<b>Internal Standards</b>							
1) Naphthalene-d8 (ISTD)	7.883	136	265116	100.00	ng/ml	0.00	
9) Acenaphthene-d10 (ISTD)	9.632	162	162267	100.00	ng/ml	0.00	
16) Phenanthrene-d10 (ISTD)	11.141	188	312859	100.00	ng/ml	0.00	
23) Chrysene-d12 (ISTD)	14.895	240	288178	100.00	ng/ml	0.00	
28) Perylene-d12 (ISTD)	18.351	264	280277	100.00	ng/ml	0.00	
35) Diben(z(a,h)Anthracene-d...	20.729	292	232224	100.00	ng/ml	0.00	
<b>System Monitoring Compounds</b>							
2) Nitrobenzene-d5 (Surr)	7.184	82	56167	67.82	ng/ml	0.00	
10) 2-Fluorobiphenyl (Surr)	8.950	172	185975	74.03	ng/ml	0.00	
25) Terphenyl-d14 (Surr)	12.919	244	260897	93.70	ng/ml	0.00	
<b>Target Compounds</b>							
3) Decalin	0.000		0	N.D.			Qvalue
4) Naphthalene	7.901	128	2038	0.71	ng/ml	97	
5) 2-Methylnaphthalene	8.583	142	665	N.D.			
6) 1-Methylnaphthalene	8.682	142	465	N.D.			
7) 1,1'-Biphenyl	9.049	154	1013	0.41	ng/ml	99	
8) 2,6-Dimethylnaphthalene	9.212	156	371	N.D.			
11) Acenaphthylene	9.492	152	283	N.D.			
12) Acenaphthene	9.667	153	817	N.D.			
13) Dibenzofuran	9.842	168	311	N.D.			
14) 1,6,7-Trimethylnaphtha...	10.046	170	160	N.D.			
15) Fluorene	10.185	166	754	N.D.			
17) Dibenzothiopene	11.036	184	935	N.D.			
18) Phenanthrene	11.165	178	7183	1.99	ng/ml	98	
19) Anthracene	11.211	178	961	N.D.			
20) Carbazole	11.369	167	361	N.D.			
21) 1-Methylphenanthrene	11.788	192	568	N.D.			
22) Fluoranthene	12.424	202	4003	1.13	ng/ml	97	
24) Pyrene	12.715	202	5030	1.35	ng/ml	98	
26) Benz(a)anthracene	14.883	228	1402	0.47	ng/ml	91	
27) Chrysene	14.953	228	893	N.D.			
29) Benzo(b)fluoranthene	17.442	252	628	N.D.			
30) Benzo(k)fluoranthene	17.506	252	323	N.D.			
31) Benzo(b+k)fluoranthene	17.442	252	951	N.D.			
32) Benzo(e)pyrene	18.089	252	481	N.D.			
33) Benzo(a)pyrene	18.206	252	386	0.48	ng/ml	41	
34) Perylene	18.404	252	211	N.D.			
36) Indeno(1,2,3-cd)Pyrene	20.729	276	459	N.D.			
37) Dibenz(a,h)anthracene	20.794	278	170	N.D.			
38) Benzo(g,h,i)perylene	21.266	276	466	N.D.			

(#) = qualifier out of range (m) = manual integration (+) = signals summed

Data Path : U:\data\2020-04\0D10041\  
Data File : N04102017.D  
Acq On : 10 Apr 2020 07:36 pm  
Operator : JK/ AMS/ DTH  
Sample : 0040357-BLK1  
Misc : 1x, 8270D LL PAH ONLY  
ALS Vial : 10 Sample Multiplier: 1  
DataAcq Meth:LVI14\_BNA\_ACQ.M

Quant Time: Apr 13 09:30:17 2020  
Quant Method : U:\methods\SV14\_040720\_PAHR1.M  
Quant Title : EPA 8270D: Semivolatile Organics  
QLast Update : Fri Apr 10 17:39:38 2020  
Response via : Initial Calibration  
InstName : SV-GCMS14



Data Path : U:\data\2020-04\0D10041\  
 Data File : N04102018.D  
 Acq On : 10 Apr 2020 08:07 pm  
 Operator : JK/ AMS/ DTH  
 Sample : 0040357-BS1  
 Misc : 1x, 8270D LL PAH ONLY  
 ALS Vial : 11 Sample Multiplier: 1  
 DataAcq Meth:LVI14\_BNA\_ACQ.M

*AMS*  
*4/13/20*

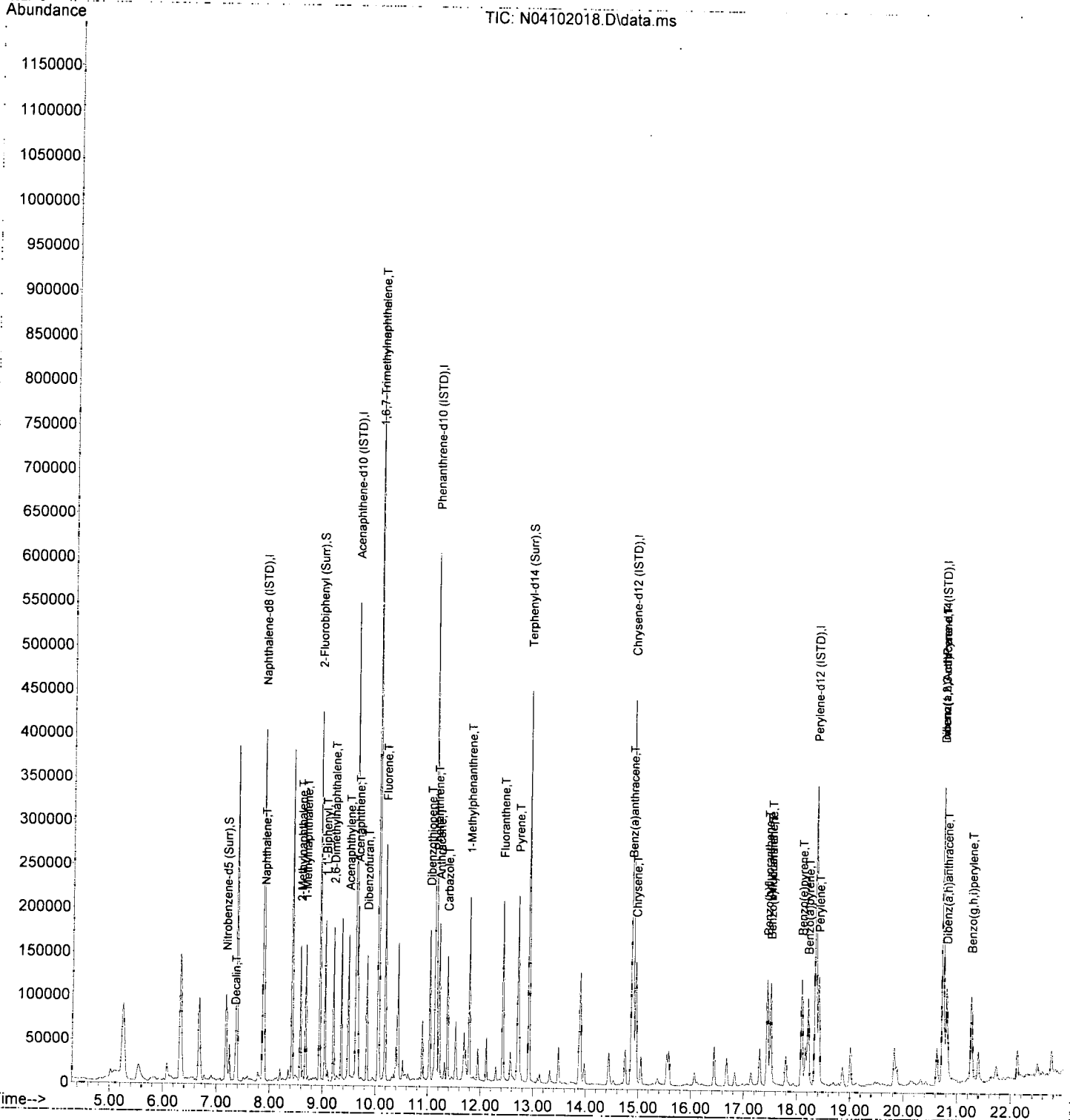
Quant Time: Apr 13 09:30:20 2020  
 Quant Method : U:\methods\SV14\_040720\_PAHR1.M  
 Quant Title : EPA 8270D: Semivolatile Organics  
 QLast Update : Fri Apr 10 17:39:38 2020  
 Response via : Initial Calibration  
 InstName : SV-GCMS14

Compound	R.T.	QIon	Response	Conc	Units	Dev(Min)
<b>Internal Standards</b>						
1) Naphthalene-d8 (ISTD)	7.883	136	277328	100.00	ng/ml	0.00
9) Acenaphthene-d10 (ISTD)	9.632	162	169852	100.00	ng/ml	0.00
16) Phenanthrene-d10 (ISTD)	11.141	188	328714	100.00	ng/ml	0.00
23) Chrysene-d12 (ISTD)	14.895	240	309215	100.00	ng/ml	0.00
28) Perylene-d12 (ISTD)	18.351	264	300825	100.00	ng/ml	0.00
35) Dibenz(a,h)Anthracene-d...	20.730	292	241477	100.00	ng/ml	0.00
<b>System Monitoring Compounds</b>						
2) Nitrobenzene-d5 (Surr)	7.184	82	61280	70.73	ng/ml	0.00
10) 2-Fluorobiphenyl (Surr)	8.950	172	199553	75.89	ng/ml	0.00
25) Terphenyl-d14 (Surr)	12.919	244	266575	89.22	ng/ml	0.00
<b>Target Compounds</b>						
3) Decalin	7.359	138	5377	24.25	ng/ml	Qvalue 88
4) Naphthalene	7.901	128	90485	29.96	ng/ml	99
5) 2-Methylnaphthalene	8.583	142	65310	32.20	ng/ml	97
6) 1-Methylnaphthalene	8.682	142	64191	31.88	ng/ml	97
7) 1,1'-Biphenyl	9.049	154	83934	32.83	ng/ml	96
8) 2,6-Dimethylnaphthalene	9.206	156	59822	34.11	ng/ml	97
11) Acenaphthylene	9.492	152	106607	33.66	ng/ml	99
12) Acenaphthene	9.667	153	71490	30.77	ng/ml	99
13) Dibenzofuran	9.842	168	91476	32.53	ng/ml	93
14) 1,6,7-Trimethylnaphtha...	10.051	170	62381	34.26	ng/ml	99
15) Fluorene	10.186	166	74797	33.48	ng/ml	100
17) Dibenzothiopene	11.037	184	104824	31.56	ng/ml	94
18) Phenanthrene	11.165	178	120805	31.93	ng/ml	100
19) Anthracene	11.211	178	108511	35.02	ng/ml	99
20) Carbazole	11.369	167	88282	33.00	ng/ml	99
21) 1-Methylphenanthrene	11.788	192	87672	34.36	ng/ml	98
22) Fluoranthene	12.424	202	135117	36.23	ng/ml	96
24) Pyrene	12.715	202	138192	34.46	ng/ml	99
26) Benz(a)anthracene	14.872	228	108115	33.72	ng/ml	99
27) Chrysene	14.953	228	109274	33.13	ng/ml	99
29) Benzo(b)fluoranthene	17.442	252	109910	35.34	ng/ml	91
30) Benzo(k)fluoranthene	17.506	252	104364	33.66	ng/ml	91
31) Benzo(b+k)fluoranthene	17.506	252	222459	68.03	ng/ml	91
32) Benzo(e)pyrene	18.089	252	109771	33.76	ng/ml	97
33) Benzo(a)pyrene	18.212	252	90634	36.74	ng/ml	95
34) Perylene	18.410	252	111601	33.33	ng/ml	99
36) Indeno(1,2,3-cd)Pyrene	20.730	276	88552	33.76	ng/ml	79
37) Dibenz(a,h)anthracene	20.799	278	83039	31.39	ng/ml	80
38) Benzo(g,h,i)perylene	21.266	276	96595	34.33	ng/ml	77

(#) = qualifier out of range (m) = manual integration (+) = signals summed

Data Path : U:\data\2020-04\0D10041\  
 Data File : N04102018.D  
 Acq On : 10 Apr 2020 08:07 pm  
 Operator : JK/ AMS/ DTH  
 Sample : 0040357-BS1  
 Misc : 1x, 8270D LL PAH ONLY  
 ALS Vial : 11 Sample Multiplier: 1  
 DataAcq Meth:LVI14\_BNA\_ACQ.M

Quant Time: Apr 13 09:30:20 2020  
 Quant Method : U:\methods\SV14\_040720\_PAHR1.M  
 Quant Title : EPA 8270D: Semivolatile Organics  
 QLast Update : Fri Apr 10 17:39:38 2020  
 Response via : Initial Calibration  
 InstName : SV-GCMS14



Data Path : U:\data\2020-04\0D10041\  
 Data File : N04102022.D  
 Acq On : 10 Apr 2020 10:13 pm  
 Operator : JK/ AMS/ DTH  
 Sample : 0040357-MSD1@1000  
 Misc : 1000x, 8270D LL PAH ONLY  
 ALS Vial : 15 Sample Multiplier: 1  
 DataAcq Meth:LVI14\_BNA\_ACQ.M

AMS  
 4/13/20

Quant Time: Apr 13 09:30:32 2020  
 Quant Method : U:\methods\SV14\_040720\_PAHR1.M  
 Quant Title : EPA 8270D: Semivolatile Organics  
 QLast Update : Fri Apr 10 17:39:38 2020  
 Response via : Initial Calibration  
 InstName : SV-GCMS14

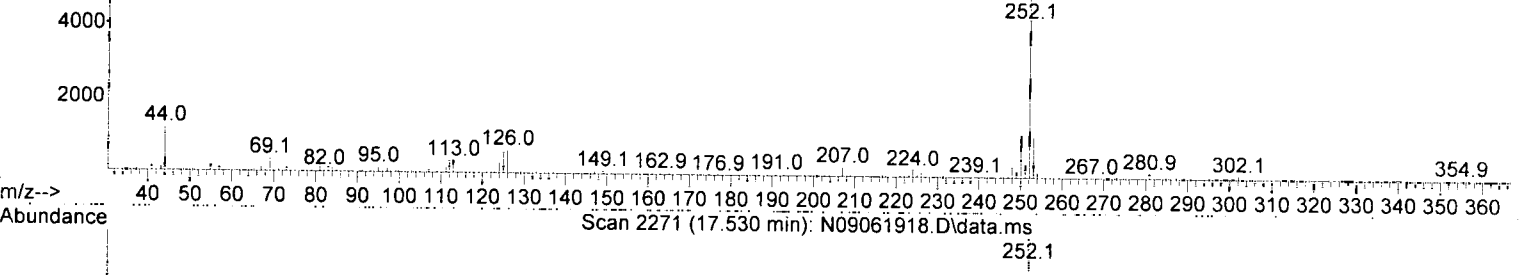
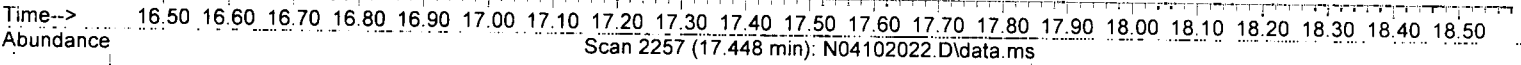
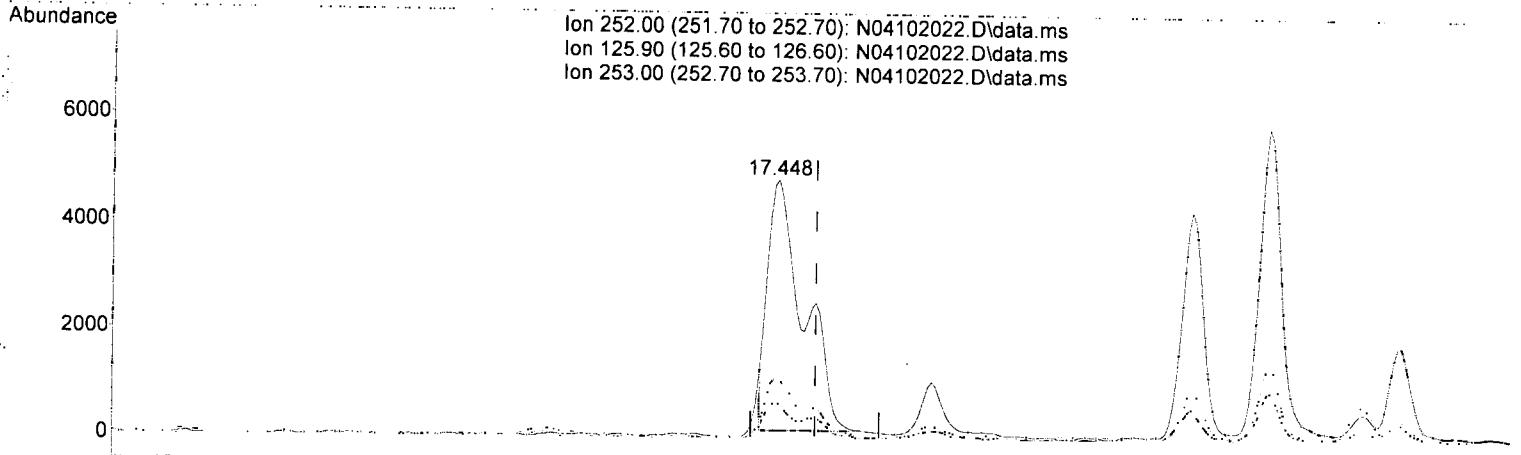
Compound	R.T.	QIon	Response	Conc	Units	Dev(Min)	
<b>Internal Standards</b>							
1) Naphthalene-d8 (ISTD)	7.883	136	266890	100.00	ng/ml	0.00	
9) Acenaphthene-d10 (ISTD)	9.632	162	160664	100.00	ng/ml	0.00	
16) Phenanthrene-d10 (ISTD)	11.141	188	303056	100.00	ng/ml	0.00	
23) Chrysene-d12 (ISTD)	14.895	240	282196	100.00	ng/ml	0.00	
28) Perylene-d12 (ISTD)	18.351	264	282023	100.00	ng/ml	0.00	
35) Dibenz(a,h)Anthracene-d...	20.729	292	228545	100.00	ng/ml	0.00	
<b>System Monitoring Compounds</b>							
2) Nitrobenzene-d5 (Surr)	7.178	82	238	0.29	ng/ml	0.00	
10) 2-Fluorobiphenyl (Surr)	8.950	172	427	0.17	ng/ml	0.00	
25) Terphenyl-d14 (Surr)	12.919	244	991	0.36	ng/ml	0.00	
<b>Target Compounds</b>							
3) Decalin	0.000		0	N.D.			Qvalue
4) Naphthalene	7.901	128	6407	2.20	ng/ml	99	
5) 2-Methylnaphthalene	8.583	142	2310	1.18	ng/ml	96	
6) 1-Methylnaphthalene	8.682	142	1211	0.62	ng/ml	94	
7) 1,1'-Biphenyl	9.049	154	838	N.D.			
8) 2,6-Dimethylnaphthalene	9.212	156	3999	2.37	ng/ml	98	
11) Acenaphthylene	9.492	152	5421	1.81	ng/ml	94	
12) Acenaphthene	9.667	153	26756	12.17	ng/ml	99	
13) Dibenzofuran	9.842	168	12257	4.61	ng/ml	97	
14) 1,6,7-Trimethylnaphtha...	10.051	170	2812	1.63	ng/ml	95	
15) Fluorene	10.185	166	19792	9.37	ng/ml	99	
17) Dibenzothiopene	11.036	184	12643	4.13	ng/ml	95	
18) Phenanthrene	11.165	178	141653	40.61	ng/ml	99	
19) Anthracene	11.211	178	24729	8.66	ng/ml	98	
20) Carbazole	11.369	167	958	N.D.			
21) 1-Methylphenanthrene	11.783	192	8590	3.65	ng/ml	95	
22) Fluoranthene	12.424	202	79995	23.27	ng/ml	96	
24) Pyrene	12.715	202	87231	23.83	ng/ml	99	
26) Benz(a)anthracene	14.872	228	18021	6.16	ng/ml	82	
27) Chrysene	14.953	228	21207	7.05	ng/ml	97	
29) Benzo(b)fluoranthene	17.448	252	14997	5.14	ng/ml	91	
30) Benzo(k)fluoranthene	17.448	252	18410	6.33	ng/ml	89	MI-ND
31) Benzo(b+k)fluoranthene	17.448	252	21439	6.99	ng/ml	89	
32) Benzo(e)pyrene	18.089	252	9796	3.21	ng/ml	96	
33) Benzo(a)pyrene	18.206	252	13124	6.02	ng/ml	94	
34) Perylene	18.404	252	4366	1.39	ng/ml	98	
36) Indeno(1,2,3-cd)Pyrene	20.729	276	9194	3.70	ng/ml	80	
37) Dibenz(a,h)anthracene	20.794	278	1256	0.50	ng/ml	93	
38) Benzo(g,h,i)perylene	21.260	276	11190	4.20	ng/ml	78	

(#) = qualifier out of range (m) = manual integration (+) = signals summed

Quantitation Report (Qedit)

Data Path : U:\data\2020-04\0D10041\  
 Data File : N04102022.D  
 Acq On : 10 Apr 2020 10:13 pm  
 Operator : JK/ AMS/ DTH  
 Sample : 0040357-MSD1@1000  
 Misc : 1000x, 8270D LL PAH ONLY  
 ALS Vial : 15 Sample Multiplier: 1  
 DataAcq Meth:LVI14\_BNA\_ACQ.M

Quant Time: Apr 13 09:30:32 2020  
 Quant Method : U:\methods\SV14\_040720\_PAHR1.M  
 Quant Title : EPA 8270D: Semivolatile Organics  
 QLast Update : Fri Apr 10 17:39:38 2020  
 Response via : Initial Calibration  
 InstName : SV-GCMS14



TIC: N04102022.D\data.ms

(30) Benzo(k)fluoranthene (T)		
17.448min (-0.058)	6.33 ng/ml	
response	18410	
Ion	Exp%	Act%
252.00	100.00	100.00
125.90	22.10	13.10
253.00	21.50	22.72
0.00	0.00	0.00

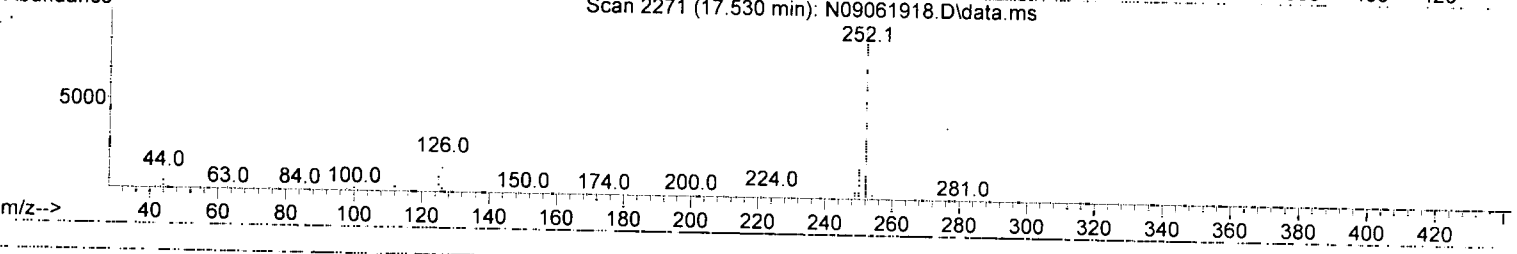
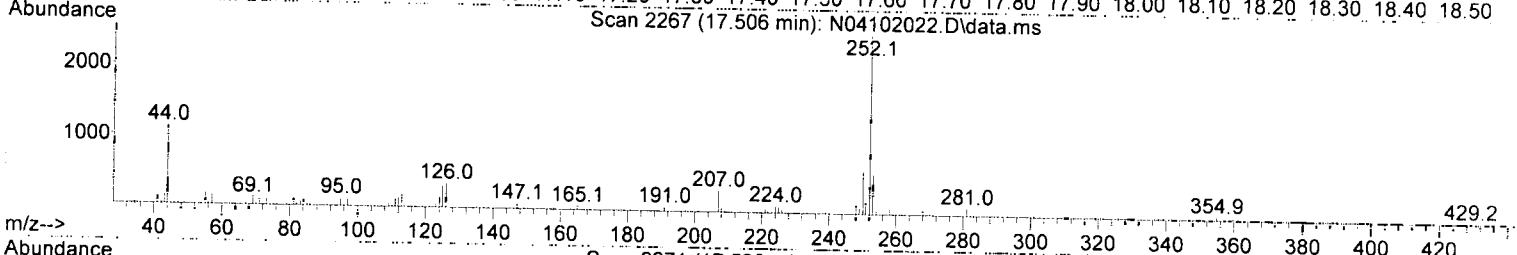
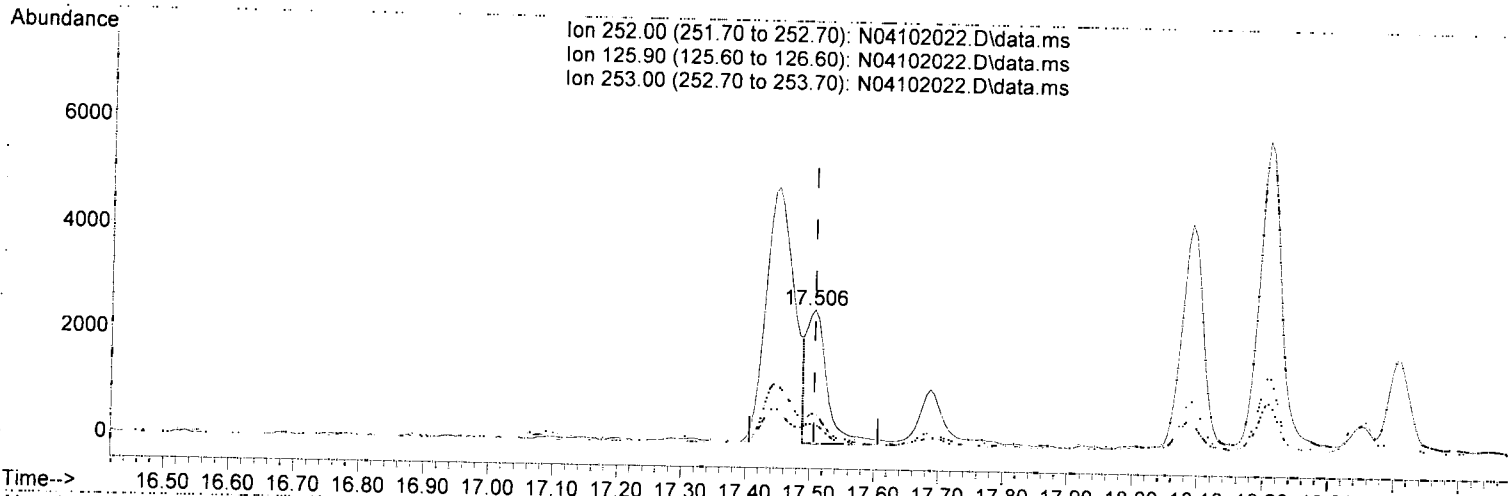
*AMS*  
*4/13/20*

✓

Quantitation Report (Qedit)

Data Path : U:\data\2020-04\0D10041\  
 Data File : N04102022.D  
 Acq On : 10 Apr 2020 10:13 pm  
 Operator : JK/ AMS/ DTH  
 Sample : 0040357-MSD1@1000  
 Misc : 1000x, 8270D LL PAH ONLY  
 ALS Vial : 15 Sample Multiplier: 1  
 DataAcq Meth:LVI14\_BNA\_ACQ.M

Quant Time: Apr 13 09:30:32 2020  
 Quant Method : U:\methods\SV14\_040720\_PAHR1.M  
 Quant Title : EPA 8270D: Semivolatile Organics  
 QLast Update : Fri Apr 10 17:39:38 2020  
 Response via : Initial Calibration  
 InstName : SV-GCMS14



TIC: N04102022.D\data.ms

(30) Benzo(k)fluoranthene (T)

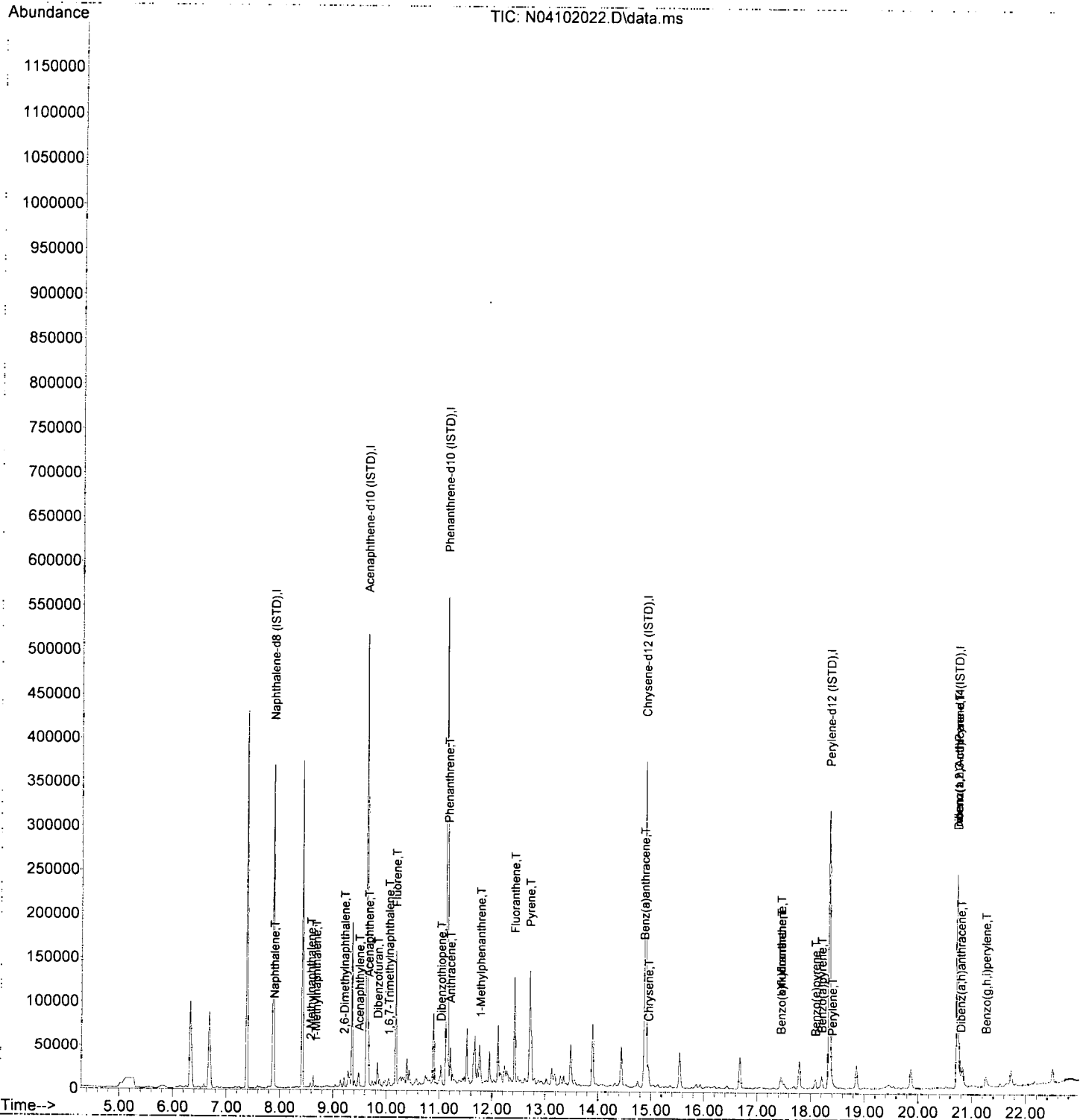
17.506min (+ 0.000)	1.83 ng/ml m
response	5332
Ion	Exp% Act%
252.00	100.00 100.00
125.90	22.10 13.86
253.00	21.50 22.55
0.00	0.00 0.00

*AMS*  
*4/13/20*



Data Path : U:\data\2020-04\0D10041\  
Data File : N04102022.D  
Acq On : 10 Apr 2020 10:13 pm  
Operator : JK/ AMS/ DTH  
Sample : 0040357-MSD1@1000  
Misc : 1000x, 8270D LL PAH ONLY  
ALS Vial : 15 Sample Multiplier: 1  
DataAcq Meth:LVI14\_BNA\_ACQ.M

Quant Time: Apr 13 09:30:32 2020  
Quant Method : U:\methods\SV14\_040720\_PAHR1.M  
Quant Title : EPA 8270D: Semivolatile Organics  
QLast Update : Fri Apr 10 17:39:38 2020  
Response via : Initial Calibration  
InstName : SV-GCMS14



Data Path : U:\data\2020-04\0D10041\  
 Data File : N04102030.D  
 Acq On : 11 Apr 2020 02:21 am  
 Operator : JK/ AMS/ DTH  
 Sample : A0D0210-01@1000  
 Misc : 1000x, 8270D LL PAH ONLY  
 ALS Vial : 23 Sample Multiplier: 1  
 DataAcq Meth:LVI14\_BNA\_ACQ.M

AMS  
4/13/20  
MOS

Quant Time: Apr 13 09:30:56 2020  
 Quant Method : U:\methods\SV14\_040720\_PAHR1.M  
 Quant Title : EPA 8270D: Semivolatile Organics  
 QLast Update : Fri Apr 10 17:39:38 2020  
 Response via : Initial Calibration  
 InstName : SV-GCMS14

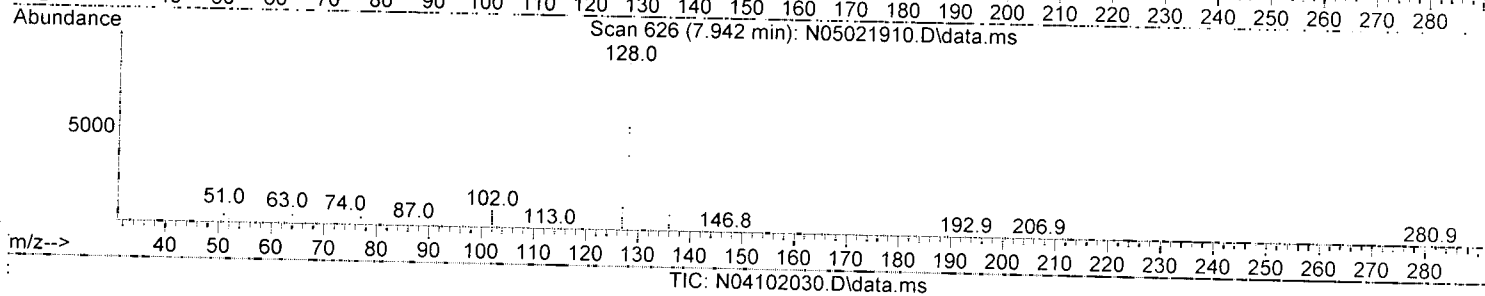
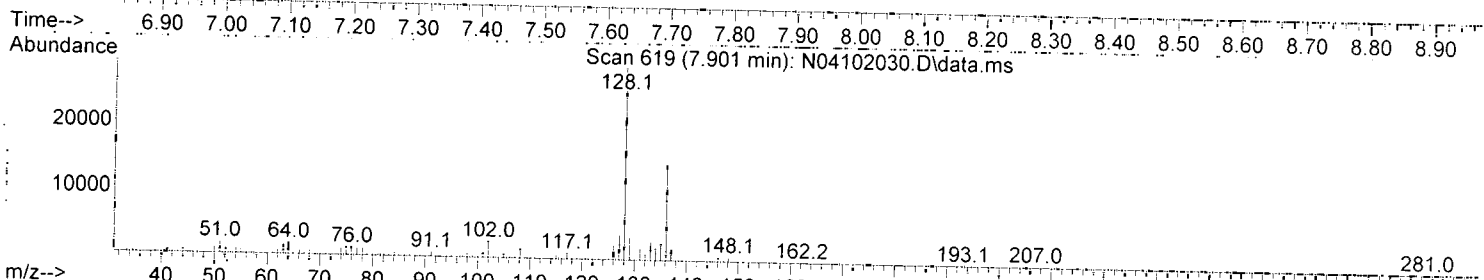
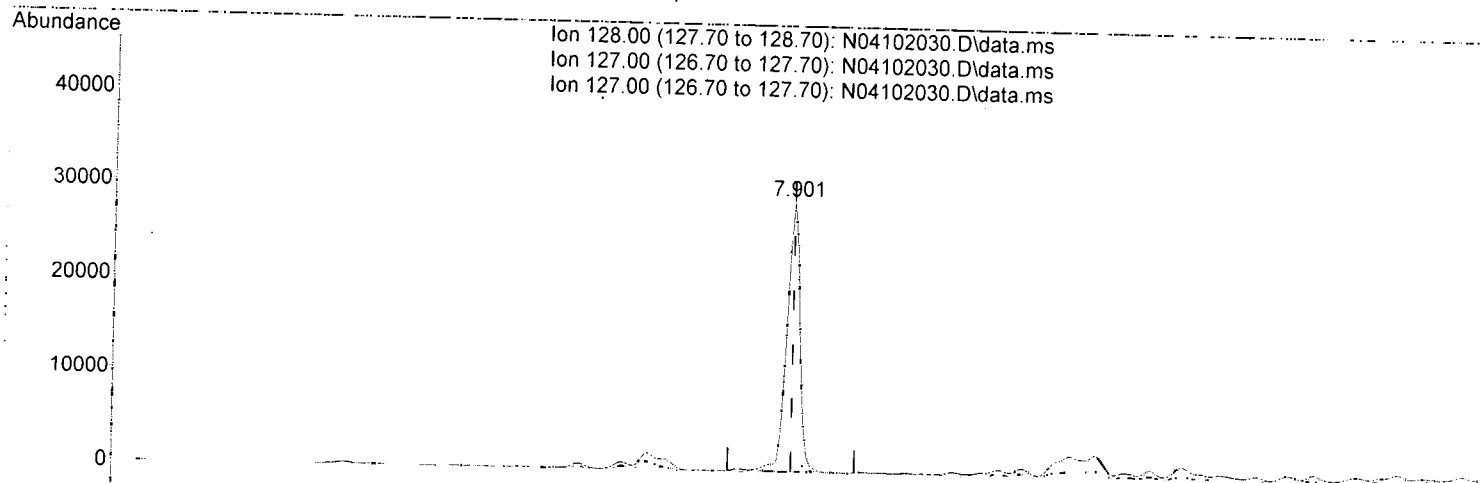
Compound	R.T.	QIon	Response	Conc	Units	Dev (Min)
<b>Internal Standards</b>						
1) Naphthalene-d8 (ISTD)	7.877	136	261411	100.00	ng/ml	0.00
9) Acenaphthene-d10 (ISTD)	9.632	162	160941	100.00	ng/ml	0.00
16) Phenanthrene-d10 (ISTD)	11.141	188	288755	100.00	ng/ml	0.00
23) Chrysene-d12 (ISTD)	14.895	240	268671	100.00	ng/ml	0.00
28) Perylene-d12 (ISTD)	18.351	264	285317	100.00	ng/ml	0.00
35) Dibenz(a,h)Anthracene-d...	20.735	292	221361	100.00	ng/ml	0.00
<b>System Monitoring Compounds</b>						
2) Nitrobenzene-d5 (Surr)	7.178	82	322	0.39	ng/ml	0.00
10) 2-Fluorobiphenyl (Surr)	8.944	172	898	0.36	ng/ml	0.00
25) Terphenyl-d14 (Surr)	12.919	244	1061	0.41	ng/ml	0.00
<b>Target Compounds</b>						
3) Decalin	7.341	138	50	N.D.		Qvalue
4) Naphthalene	7.901	128	41786	14.68	ng/ml	99
5) 2-Methylnaphthalene	8.583	142	259564	135.77	ng/ml	97
6) 1-Methylnaphthalene	8.682	142	168186	88.60	ng/ml	98
7) 1,1'-Biphenyl	9.049	154	9553	3.96	ng/ml	96
8) 2,6-Dimethylnaphthalene	9.212	156	114388	69.20	ng/ml	96
11) Acenaphthylene	9.492	152	46288	15.42	ng/ml	91
12) Acenaphthene	9.667	153	247934	112.62	ng/ml	100
13) Dibenzofuran	9.842	168	28869	10.83	ng/ml	92
14) 1,6,7-Trimethylnaphtha...	10.051	170	48150	27.91	ng/ml	96
15) Fluorene	10.186	166	156791	74.07	ng/ml	99
17) Dibenzothiopene	11.037	184	176324	60.42	ng/ml	95
18) Phenanthrene	11.165	178	1379081	114.92	ng/ml	99
19) Anthracene	11.217	178	256707	94.31	ng/ml	98
20) Carbazole	11.369	167	48691	20.72	ng/ml	96
21) 1-Methylphenanthrene	11.788	192	95678	42.69	ng/ml	98
22) Fluoranthene	12.430	202	661566	201.96	ng/ml	95
24) Pyrene	12.721	202	863868	247.90	ng/ml	99
26) Benz(a)anthracene	14.878	228	174793	62.73	ng/ml	77
27) Chrysene	14.953	228	216590	75.58	ng/ml	96
29) Benzo(b)fluoranthene	17.454	252	153617	52.08	ng/ml	91
30) Benzo(k)fluoranthene	17.454	252	196800	66.93	ng/ml	89
31) Benzo(b+k)fluoranthene	17.454	252	217122	70.00	ng/ml	89
32) Benzo(e)pyrene	18.095	252	107791	34.95	ng/ml	97
33) Benzo(a)pyrene	18.212	252	154603	64.98	ng/ml	95
34) Perylene	18.410	252	40589	12.78	ng/ml	98
36) Indeno(1,2,3-cd)Pyrene	20.730	276	92350	38.41	ng/ml	77
37) Dibenz(a,h)anthracene	20.794	278	12853	15.30	ng/ml	88
38) Benzo(g,h,i)perylene	21.266	276	118486	45.94	ng/ml	78

(#) = qualifier out of range (m) = manual integration (+) = signals summed

Quantitation Report (Qedit)

Data Path : U:\data\2020-04\0D10041\  
 Data File : N04102030.D  
 Acq On : 11 Apr 2020 02:21 am  
 Operator : JK/ AMS/ DTH  
 Sample : A0D0210-01@1000  
 Misc : 1000x, 8270D LL PAH ONLY  
 ALS Vial : 23 Sample Multiplier: 1

Quant Time: Apr 13 09:30:56 2020  
 Quant Method : U:\methods\SV14\_040720\_PAHR1.M  
 Quant Title : EPA 8270D: Semivolatile Organics  
 QLast Update : Fri Apr 10 17:39:38 2020  
 Response via : Initial Calibration



(4) Naphthalene (T)

7.901min (+ 0.000) 14.68 ng/ml

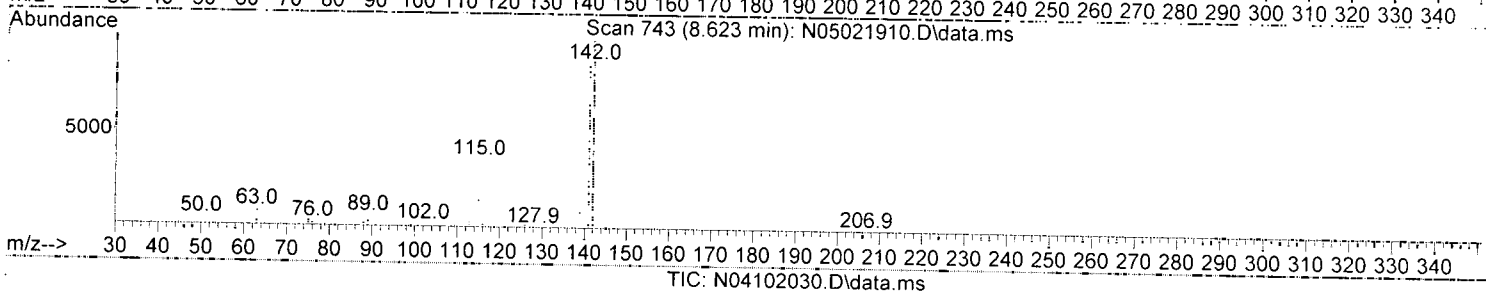
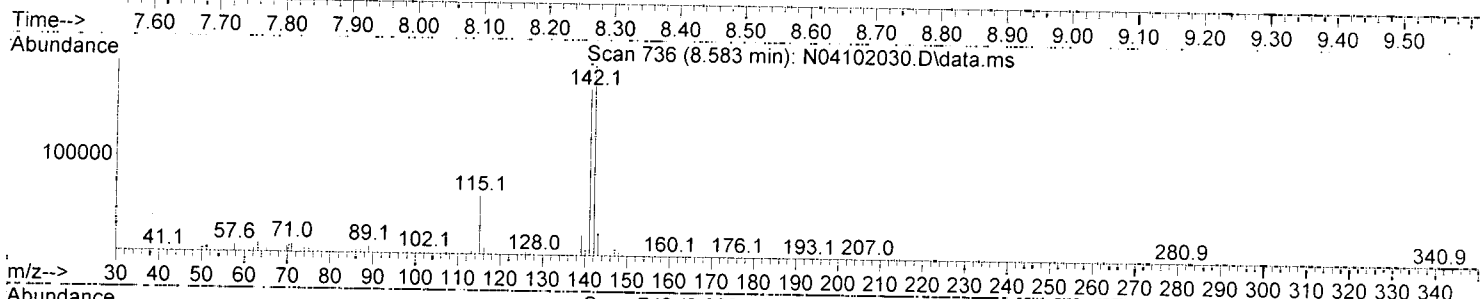
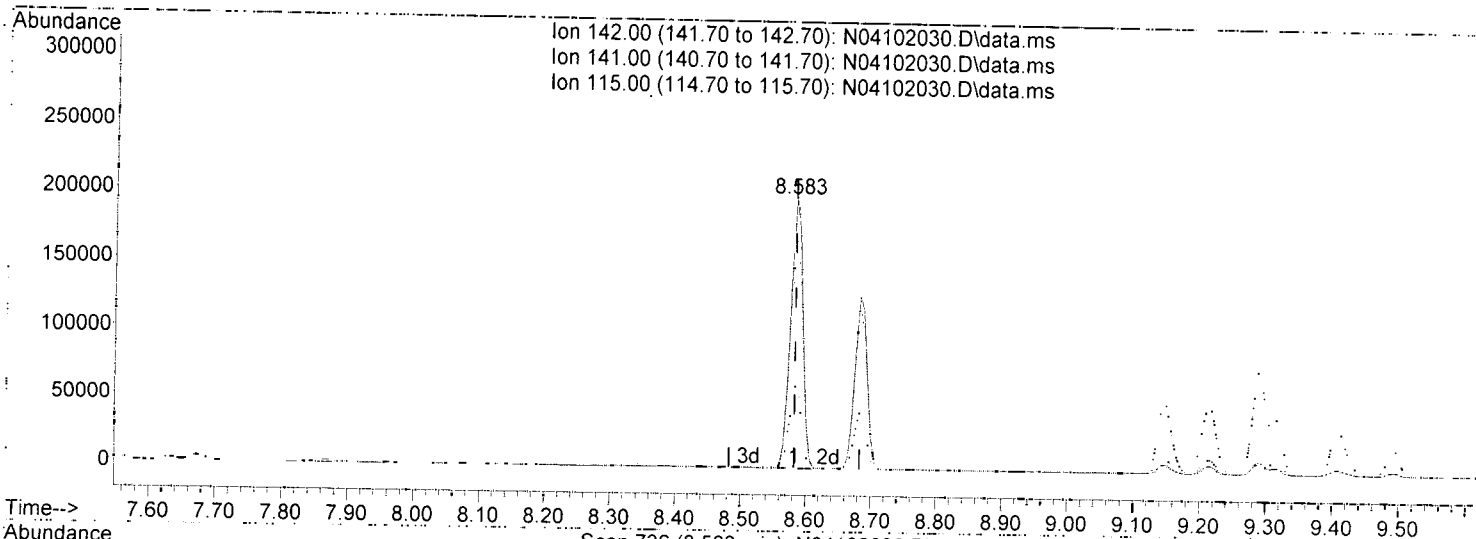
response 41786

Ion	Exp%	Act%
128.00	100.00	100.00
127.00	12.60	13.14
127.00	12.60	13.14
0.00	0.00	0.00

Quantitation Report (Qedit)

Data Path : U:\data\2020-04\0D10041\  
 Data File : N04102030.D  
 Acq On : 11 Apr 2020 02:21 am  
 Operator : JK/ AMS/ DTH  
 Sample : A0D0210-01@1000  
 Misc : 1000x, 8270D LL PAH ONLY  
 ALS Vial : 23 Sample Multiplier: 1

Quant Time: Apr 13 09:30:56 2020  
 Quant Method : U:\methods\SV14\_040720\_PAHR1.M  
 Quant Title : EPA 8270D: Semivolatile Organics  
 QLast Update : Fri Apr 10 17:39:38 2020  
 Response via : Initial Calibration



(5) 2-Methylnaphthalene (T)

8.583min (+ 0.000) 135.77 ng/ml

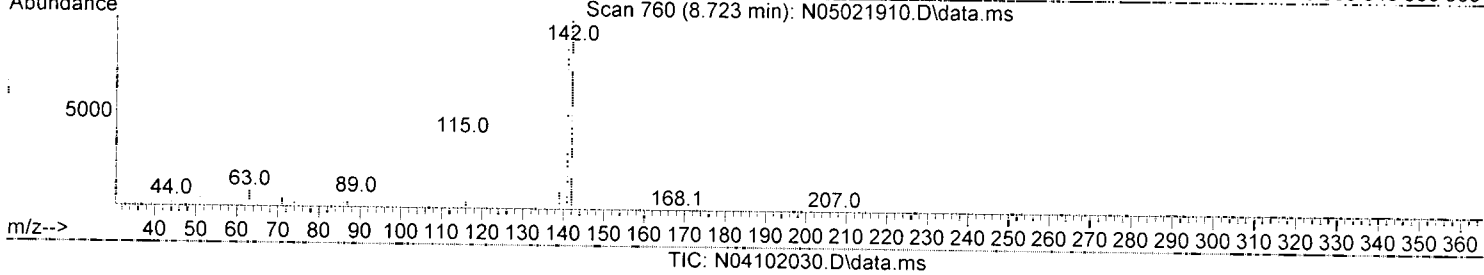
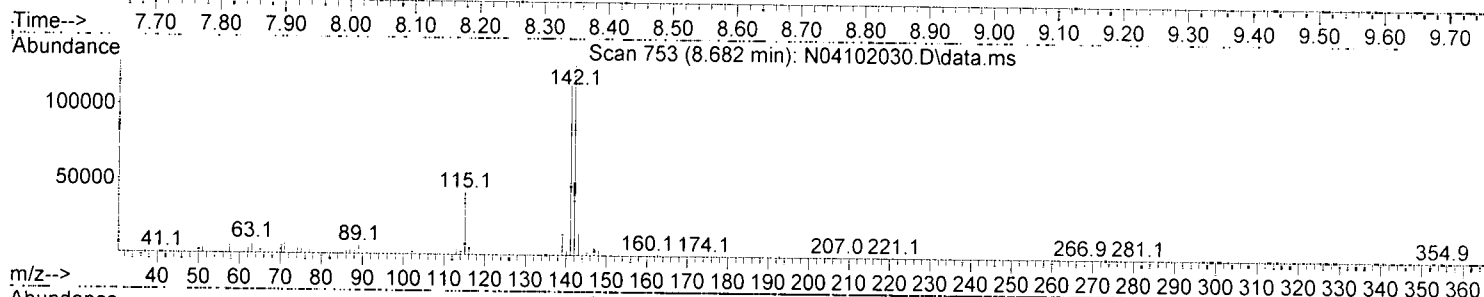
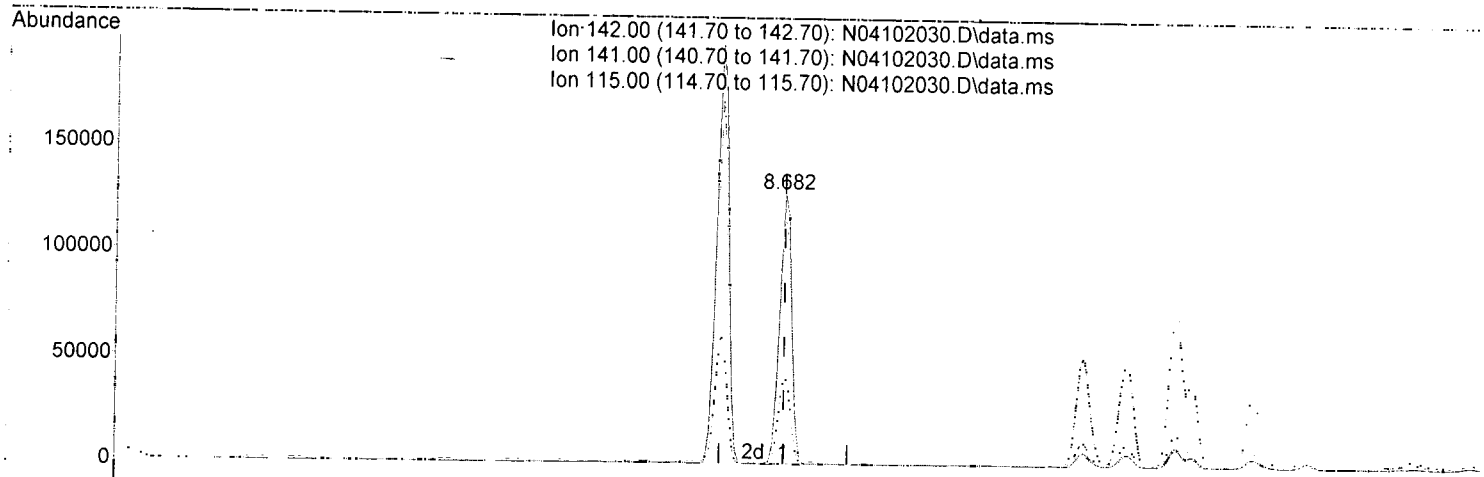
response 259564

Ion	Exp%	Act%
142.00	100.00	100.00
141.00	86.60	87.13
115.00	35.70	30.79
0.00	0.00	0.00

Quantitation Report (Qedit)

Data Path : U:\data\2020-04\0D10041\  
 Data File : N04102030.D  
 Acq On : 11 Apr 2020 02:21 am  
 Operator : JK/ AMS/ DTH  
 Sample : A0D0210-01@1000  
 Misc : 1000x, 8270D LL PAH ONLY  
 ALS Vial : 23 Sample Multiplier: 1

Quant Time: Apr 13 09:30:56 2020  
 Quant Method : U:\methods\SV14\_040720\_PAHR1.M  
 Quant Title : EPA 8270D: Semivolatile Organics  
 QLast Update : Fri Apr 10 17:39:38 2020  
 Response via : Initial Calibration



(6) 1-Methylnaphthalene (T)

8.682min (+ 0.000) 88.60 ng/ml

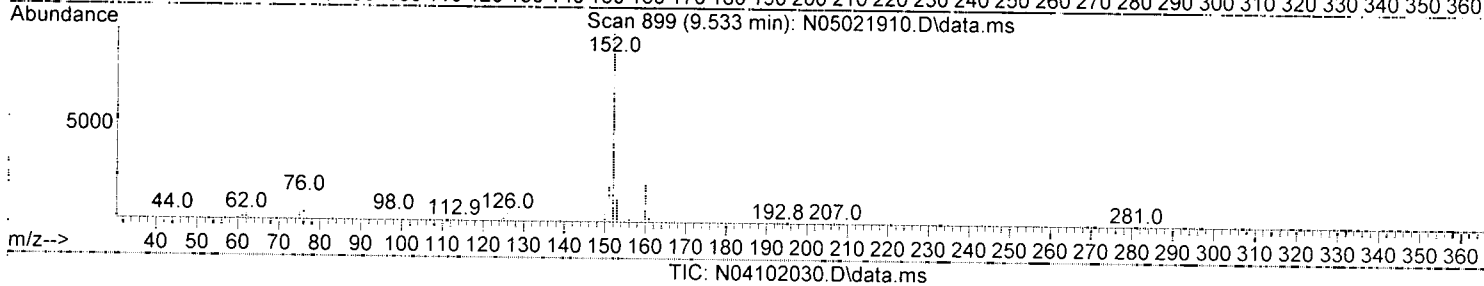
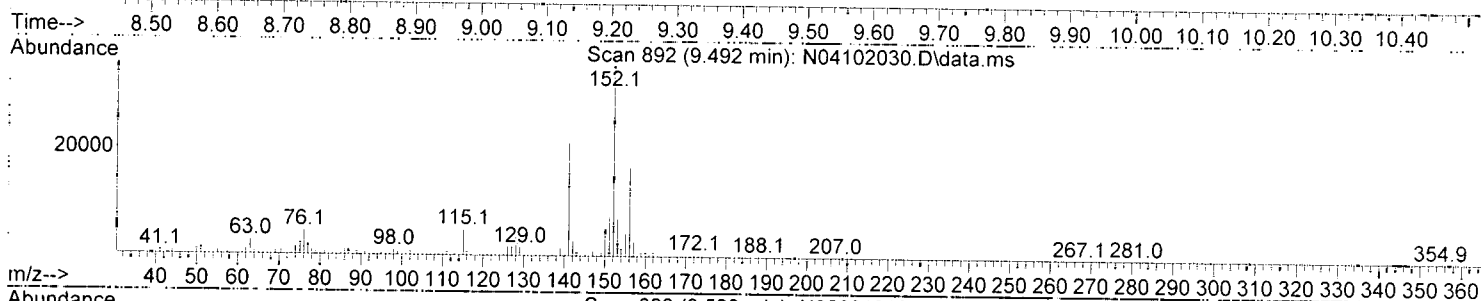
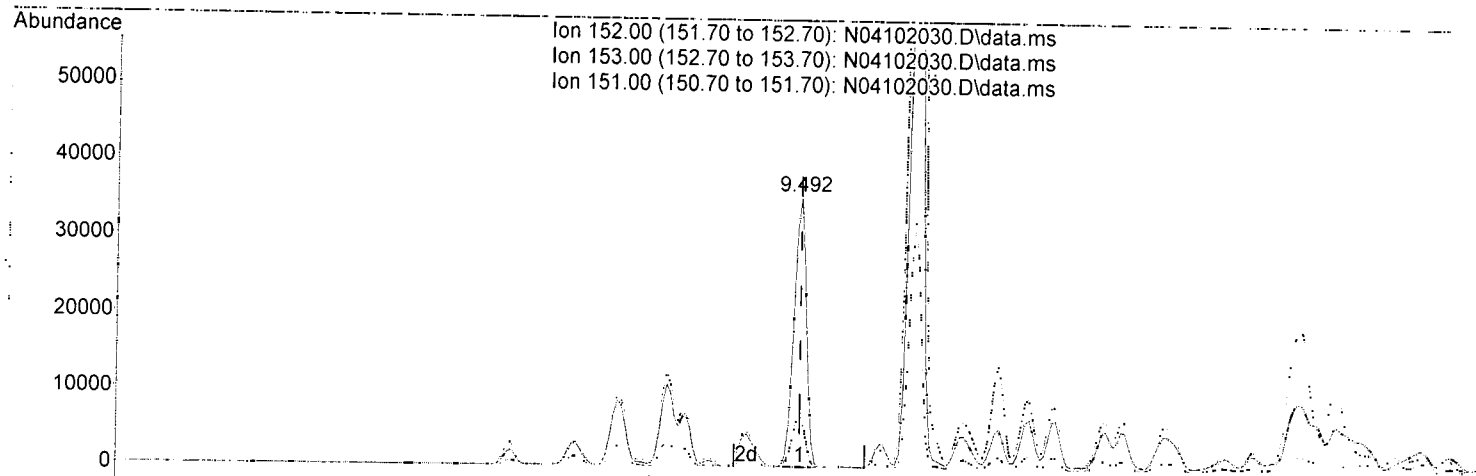
response 168186

Ion	Exp%	Act%
142.00	100.00	100.00
141.00	90.70	90.65
115.00	37.80	32.80
0.00	0.00	0.00

Quantitation Report (Qedit)

Data Path : U:\data\2020-04\0D10041\  
 Data File : N04102030.D  
 Acq On : 11 Apr 2020 02:21 am  
 Operator : JK/ AMS/ DTH  
 Sample : A0D0210-01@1000  
 Misc : 1000x, 8270D LL PAH ONLY  
 ALS Vial : 23 Sample Multiplier: 1

Quant Time: Apr 13 09:30:56 2020  
 Quant Method : U:\methods\SV14\_040720\_PAHR1.M  
 Quant Title : EPA 8270D: Semivolatile Organics  
 QLast Update : Fri Apr 10 17:39:38 2020  
 Response via : Initial Calibration



(11) Acenaphthylene (T)

9.492min (+ 0.000) 15.42 ng/ml

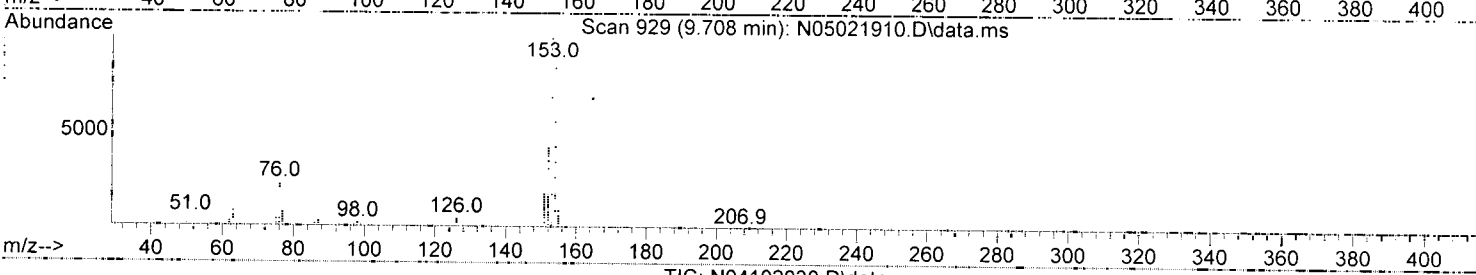
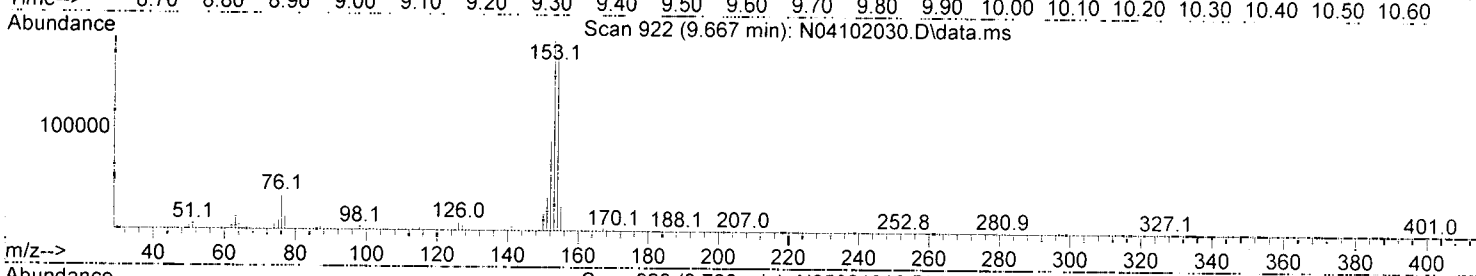
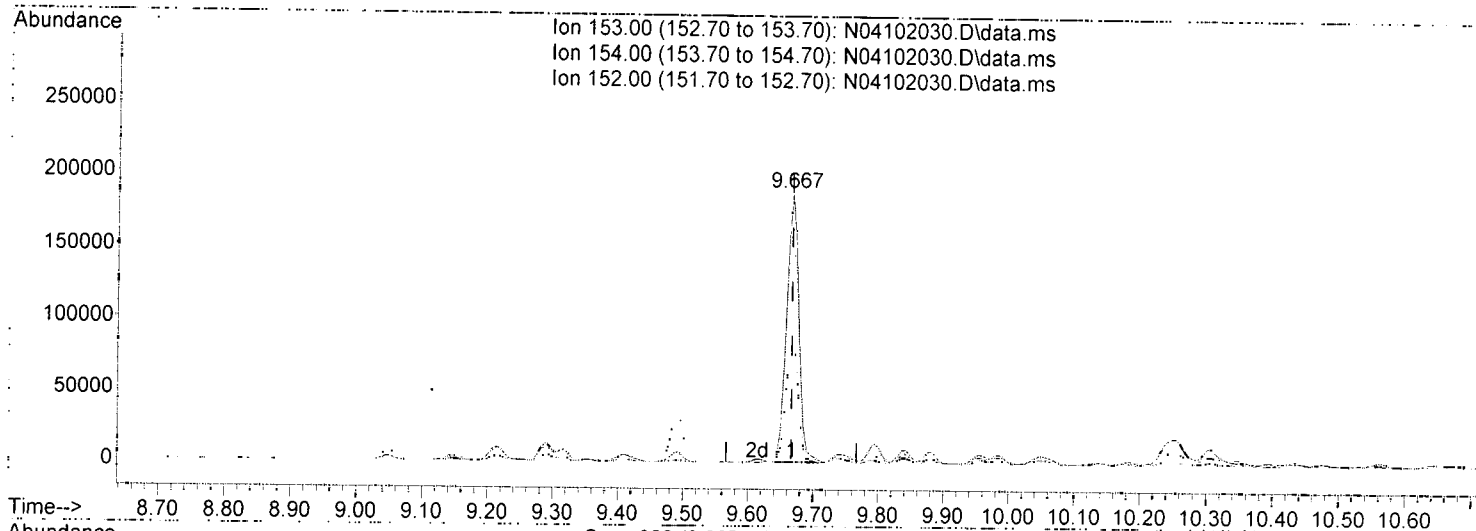
response 46288

Ion	Exp%	Act%
152.00	100.00	100.00
153.00	12.70	19.57
151.00	19.30	21.17
0.00	0.00	0.00

Quantitation Report (Qedit)

Data Path : U:\data\2020-04\0D10041\  
 Data File : N04102030.D  
 Acq On : 11 Apr 2020 02:21 am  
 Operator : JK/ AMS/ DTH  
 Sample : A0D0210-01@1000  
 Misc : 1000x, 8270D LL PAH ONLY  
 ALS Vial : 23 Sample Multiplier: 1

Quant Time: Apr 13 09:30:56 2020  
 Quant Method : U:\methods\SV14\_040720\_PAHR1.M  
 Quant Title : EPA 8270D: Semivolatile Organics  
 QLast Update : Fri Apr 10 17:39:38 2020  
 Response via : Initial Calibration



TIC: N04102030.D\data.ms

(12) Acenaphthene (T)

9.667min (+ 0.000) 112.62 ng/ml

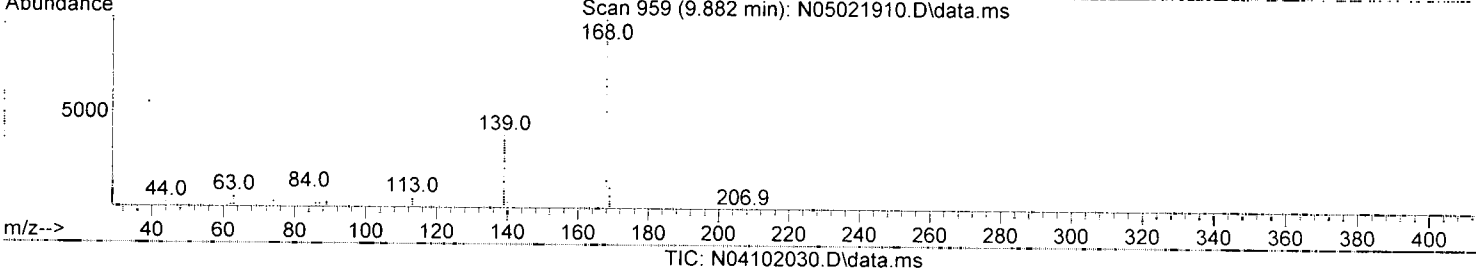
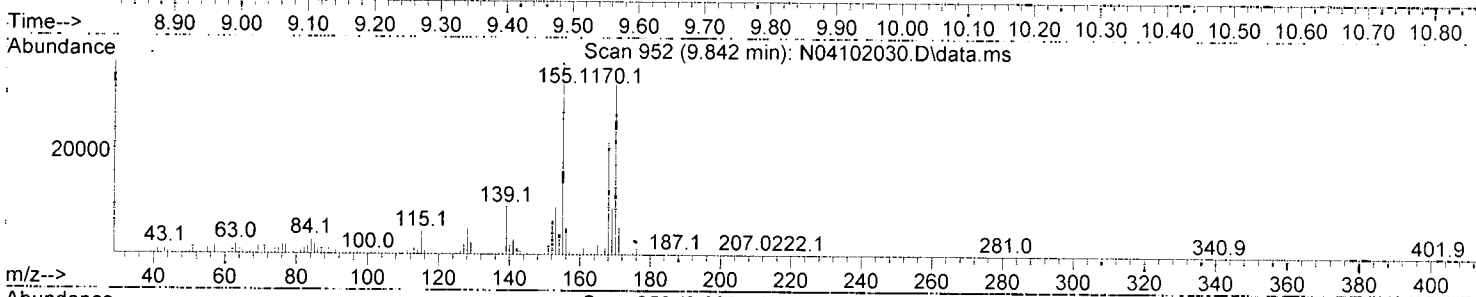
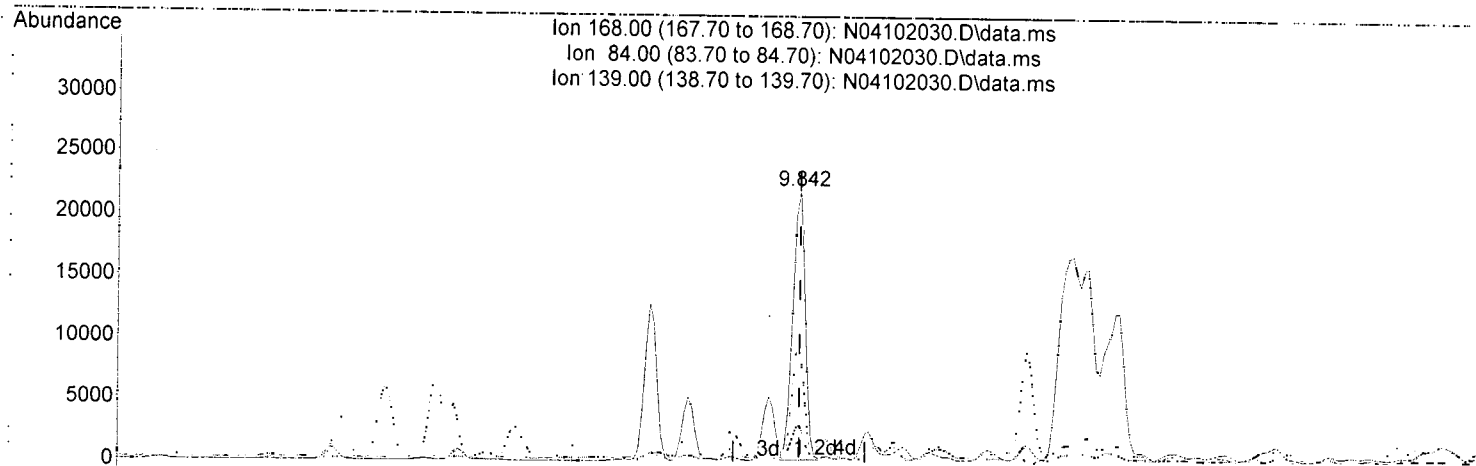
response 247934

Ion	Exp%	Act%
153.00	100.00	100.00
154.00	90.70	90.28
152.00	46.80	47.17
0.00	0.00	0.00

Quantitation Report (Qedit)

Data Path : U:\data\2020-04\0D10041\  
 Data File : N04102030.D  
 Acq On : 11 Apr 2020 02:21 am  
 Operator : JK/ AMS/ DTH  
 Sample : A0D0210-01@1000  
 Misc : 1000x, 8270D LL PAH ONLY  
 ALS Vial : 23 Sample Multiplier: 1

Quant Time: Apr 13 09:30:56 2020  
 Quant Method : U:\methods\SV14\_040720\_PAHR1.M  
 Quant Title : EPA 8270D: Semivolatile Organics  
 QLast Update : Fri Apr 10 17:39:38 2020  
 Response via : Initial Calibration



(13) Dibenzofuran (T)

9.842min (+ 0.000) 10.83 ng/ml

response 28869

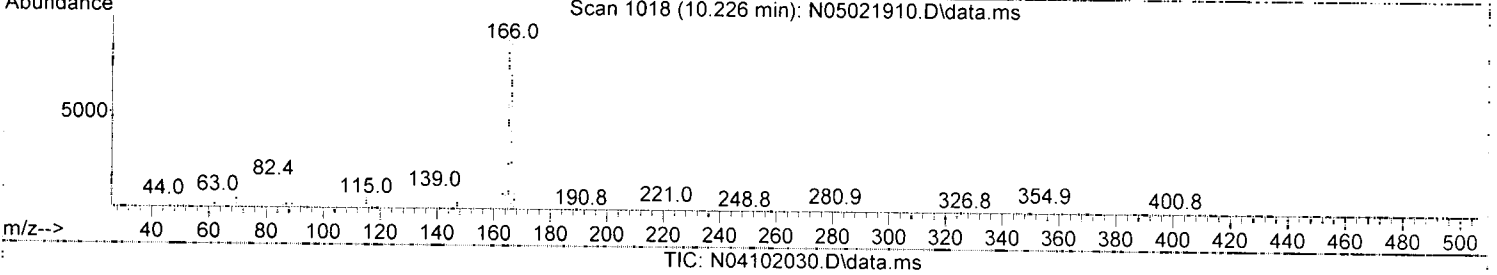
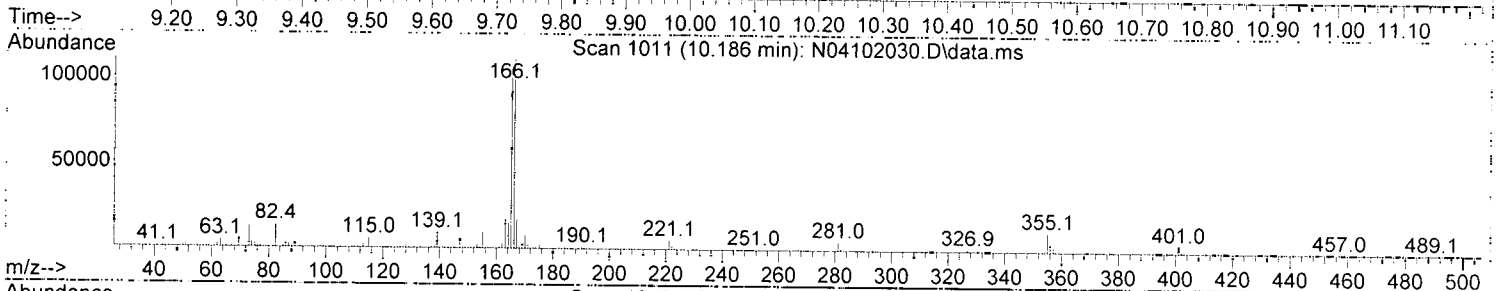
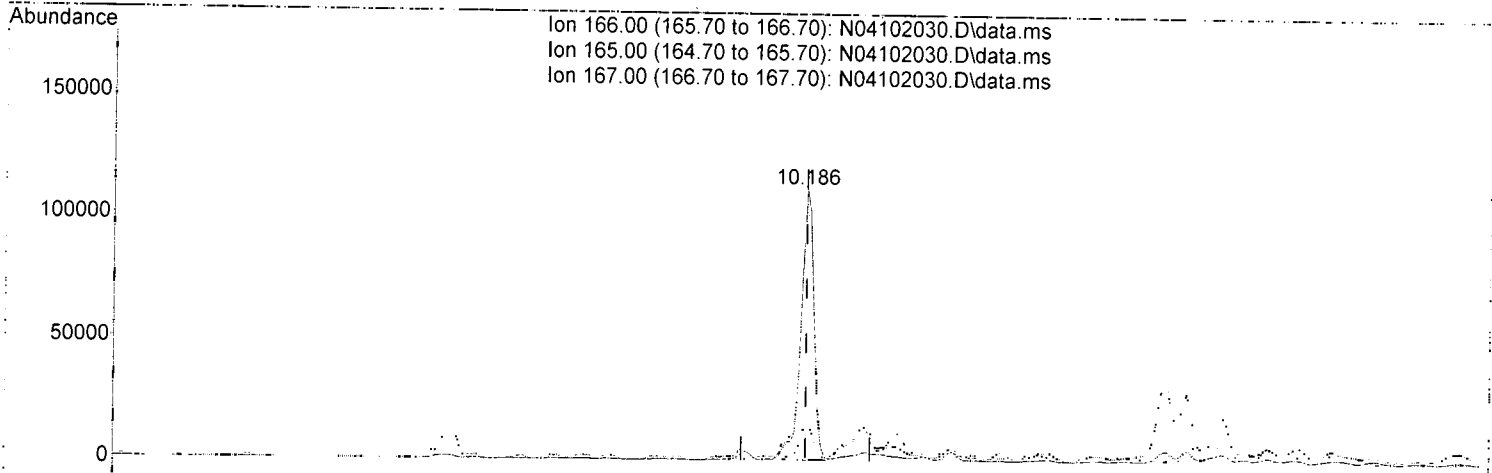
Ion	Exp%	Act%
168.00	100.00	100.00
84.00	7.70	13.31
139.00	38.40	42.40
0.00	0.00	0.00



Quantitation Report (Qedit)

Data Path : U:\data\2020-04\0D10041\  
 Data File : N04102030.D  
 Acq On : 11 Apr 2020 02:21 am  
 Operator : JK/ AMS/ DTH  
 Sample : A0D0210-01@1000  
 Misc : 1000x, 8270D LL PAH ONLY  
 ALS Vial : 23 Sample Multiplier: 1

Quant Time: Apr 13 09:30:56 2020  
 Quant Method : U:\methods\SV14\_040720\_PAHR1.M  
 Quant Title : EPA 8270D: Semivolatile Organics  
 QLast Update : Fri Apr 10 17:39:38 2020  
 Response via : Initial Calibration



(15) Fluorene (T)

10.186min (+ 0.000) 74.07 ng/ml

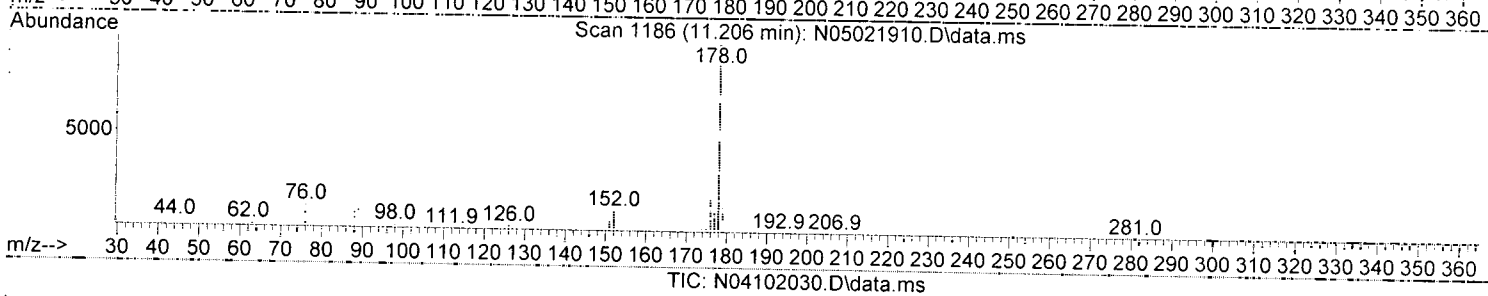
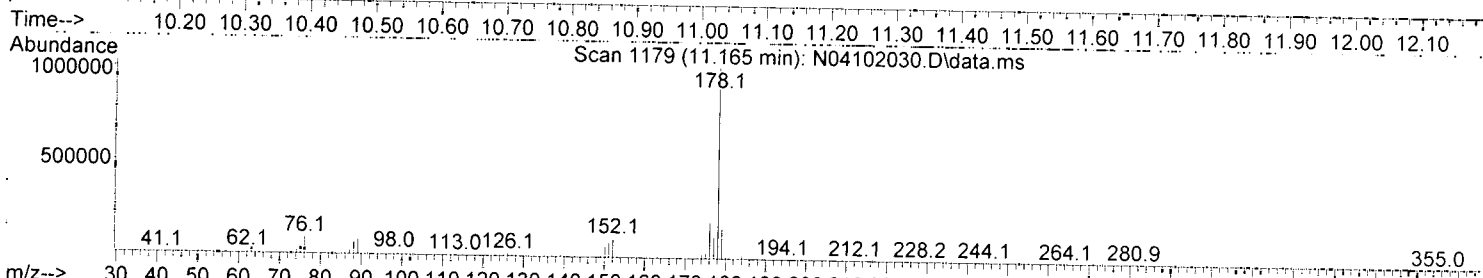
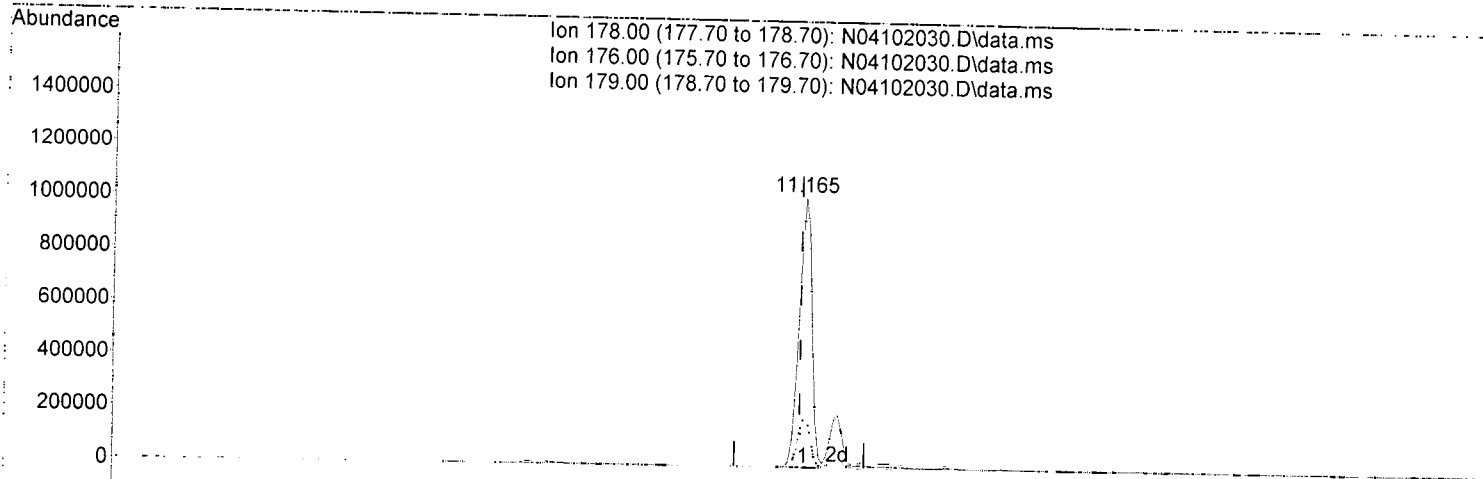
response 156791

Ion	Exp%	Act%
166.00	100.00	100.00
165.00	95.70	95.14
167.00	13.60	14.60
0.00	0.00	0.00

Quantitation Report (Qedit)

Data Path : U:\data\2020-04\0D10041\  
 Data File : N04102030.D  
 Acq On : 11 Apr 2020 02:21 am  
 Operator : JK/ AMS/ DTH  
 Sample : A0D0210-01@1000  
 Misc : 1000x, 8270D LL PAH ONLY  
 ALS Vial : 23 Sample Multiplier: 1

Quant Time: Apr 13 09:30:56 2020  
 Quant Method : U:\methods\SV14\_040720\_PAHR1.M  
 Quant Title : EPA 8270D: Semivolatile Organics  
 QLast Update : Fri Apr 10 17:39:38 2020  
 Response via : Initial Calibration



(18) Phenanthrene (T)

11.165min (+ 0.006) 414.92 ng/ml

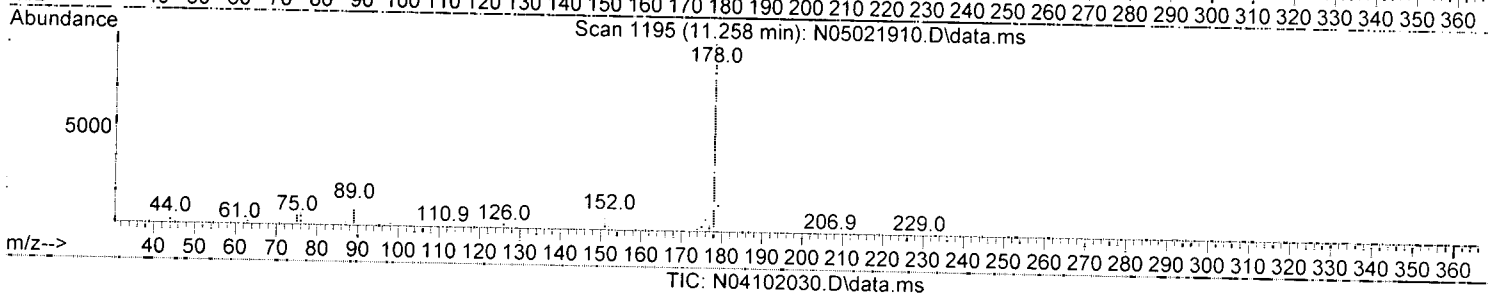
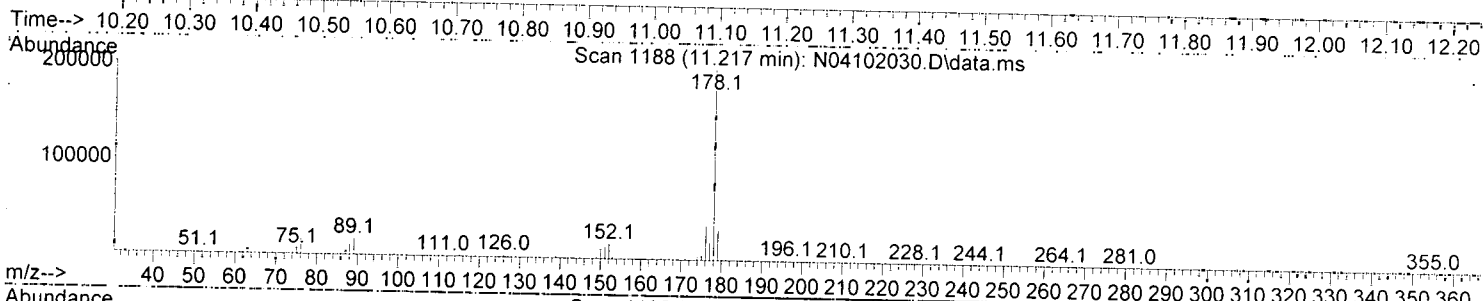
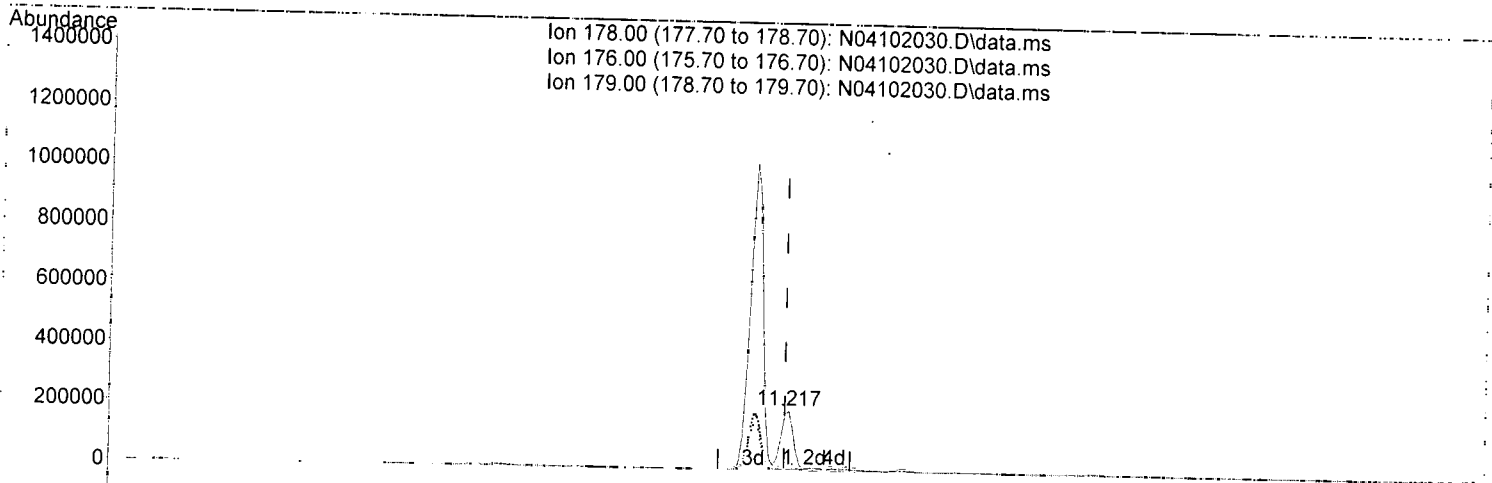
response 1379081

Ion	Exp%	Act%
178.00	100.00	100.00
176.00	19.00	18.84
179.00	15.10	15.59
0.00	0.00	0.00

Quantitation Report (Qedit)

Data Path : U:\data\2020-04\0D10041\  
 Data File : N04102030.D  
 Acq On : 11 Apr 2020 02:21 am  
 Operator : JK/ AMS/ DTH  
 Sample : A0D0210-01@1000  
 Misc : 1000x, 8270D LL PAH ONLY  
 ALS Vial : 23 Sample Multiplier: 1

Quant Time: Apr 13 09:30:56 2020  
 Quant Method : U:\methods\SV14\_040720\_PAHR1.M  
 Quant Title : EPA 8270D: Semivolatile Organics  
 QLast Update : Fri Apr 10 17:39:38 2020  
 Response via : Initial Calibration



(19) Anthracene (T)

11.217min (+ 0.006) 94.31 ng/ml

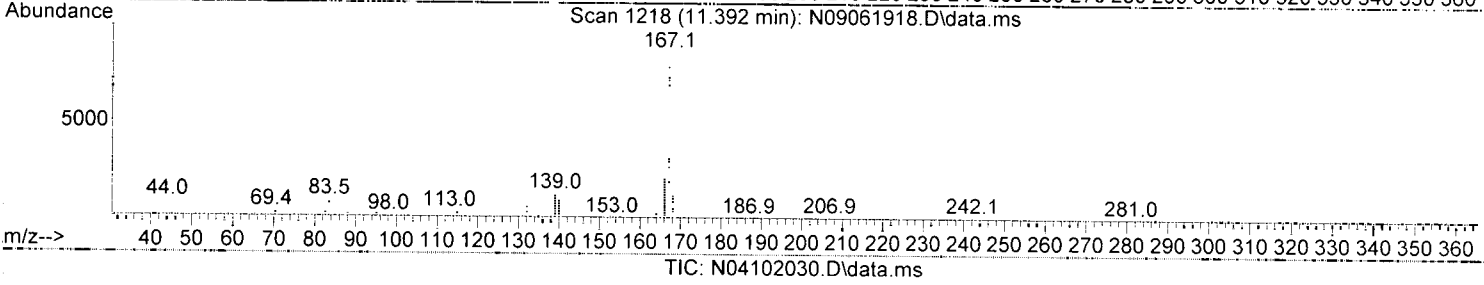
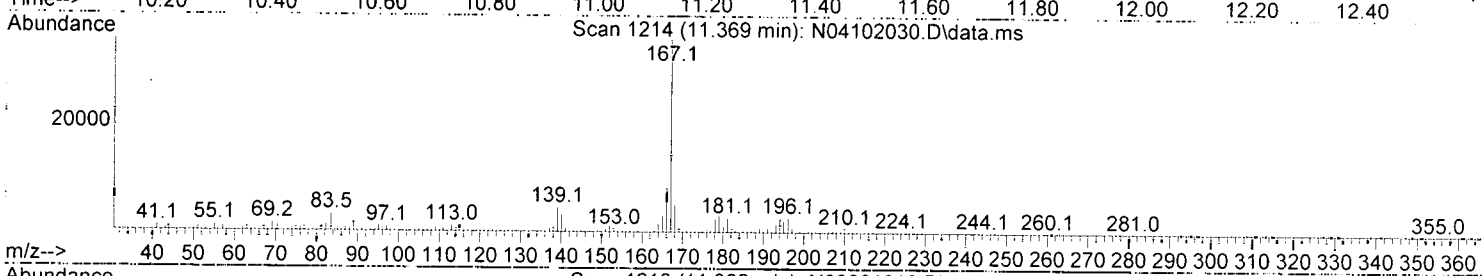
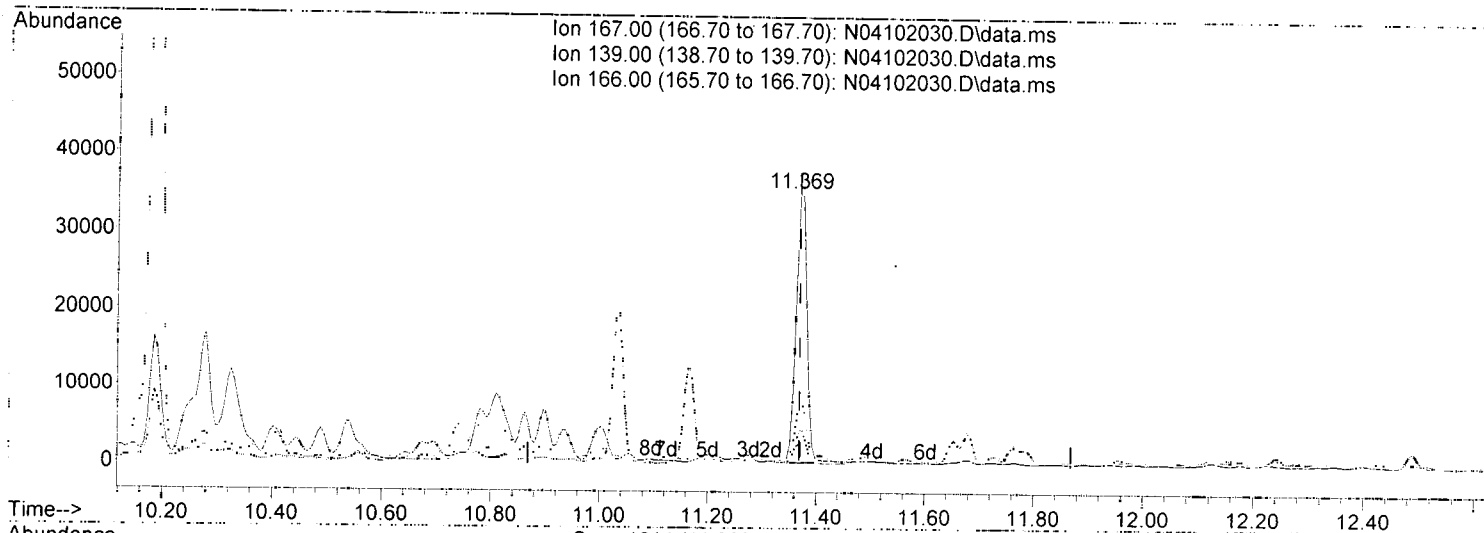
response 256707

Ion	Exp%	Act%
178.00	100.00	100.00
176.00	18.90	18.46
179.00	15.30	16.28
0.00	0.00	0.00

Quantitation Report (Qedit)

Data Path : U:\data\2020-04\0D10041\  
 Data File : N04102030.D  
 Acq On : 11 Apr 2020 02:21 am  
 Operator : JK/ AMS/ DTH  
 Sample : A0D0210-01@1000  
 Misc : 1000x, 8270D LL PAH ONLY  
 ALS Vial : 23 Sample Multiplier: 1

Quant Time: Apr 13 09:30:56 2020  
 Quant Method : U:\methods\SV14\_040720\_PAHR1.M  
 Quant Title : EPA 8270D: Semivolatile Organics  
 QLast Update : Fri Apr 10 17:39:38 2020  
 Response via : Initial Calibration



(20) Carbazole (T)

11.369min (+ 0.000) 20.72 ng/ml

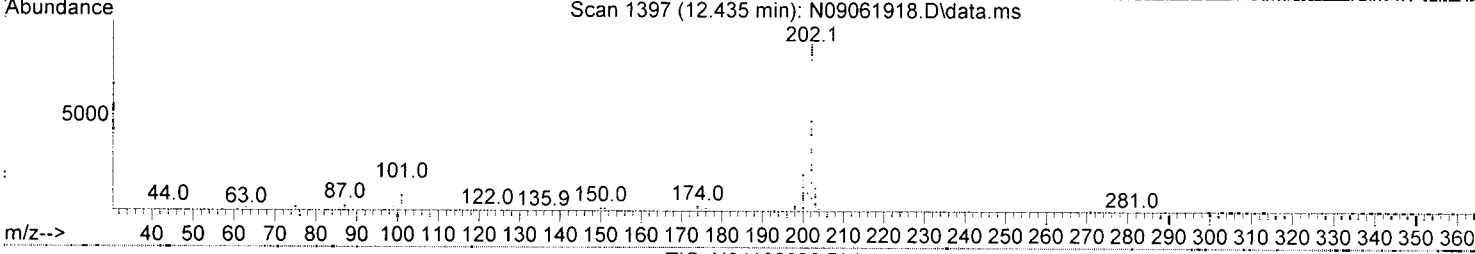
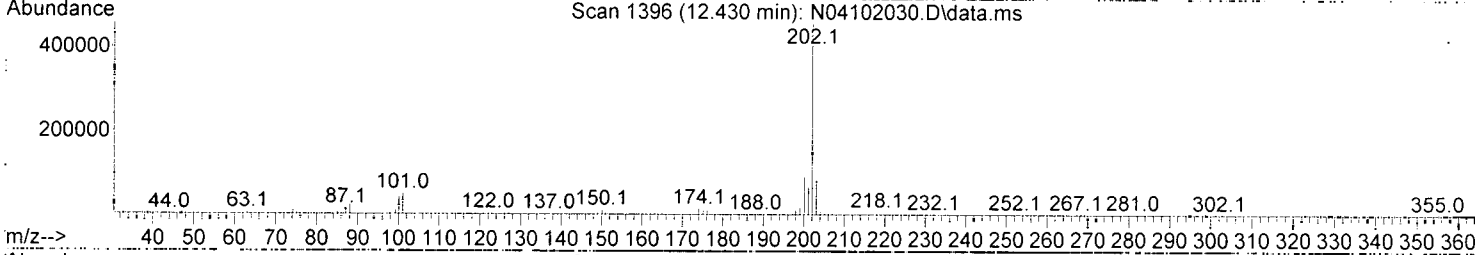
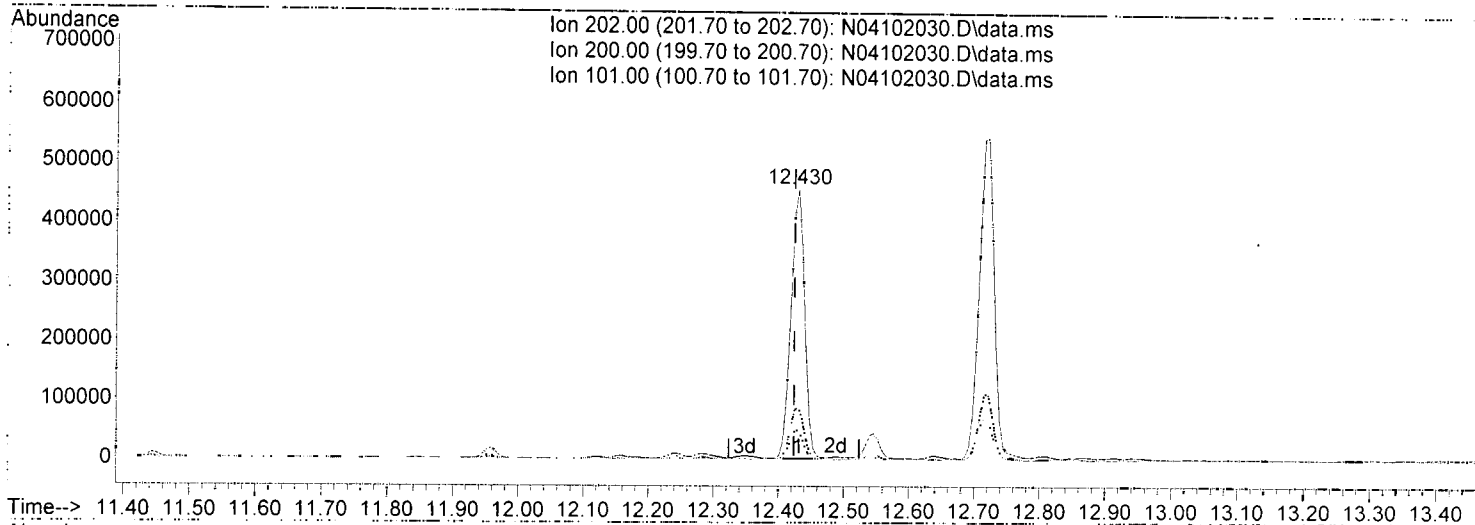
response 48691

Ion	Exp%	Act%
167.00	100.00	100.00
139.00	13.50	12.74
166.00	21.10	23.38
0.00	0.00	0.00

Quantitation Report (Qedit)

Data Path : U:\data\2020-04\0D10041\  
 Data File : N04102030.D  
 Acq On : 11 Apr 2020 02:21 am  
 Operator : JK/ AMS/ DTH  
 Sample : A0D0210-01@1000  
 Misc : 1000x, 8270D LL PAH ONLY  
 ALS Vial : 23 Sample Multiplier: 1

Quant Time: Apr 13 09:30:56 2020  
 Quant Method : U:\methods\SV14\_040720\_PAHR1.M  
 Quant Title : EPA 8270D: Semivolatile Organics  
 QLast Update : Fri Apr 10 17:39:38 2020  
 Response via : Initial Calibration



TIC: N04102030.D\data.ms

(22) Fluoranthene (T)

12.430min (+ 0.006) 201.96 ng/ml


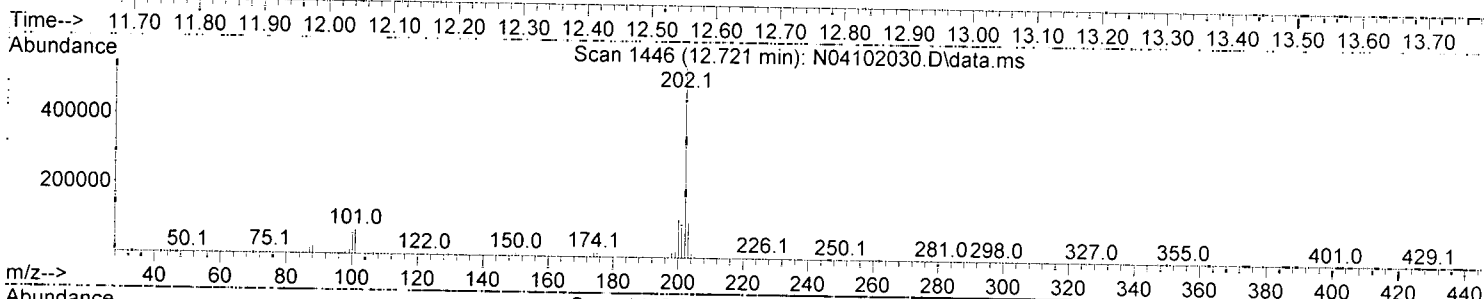
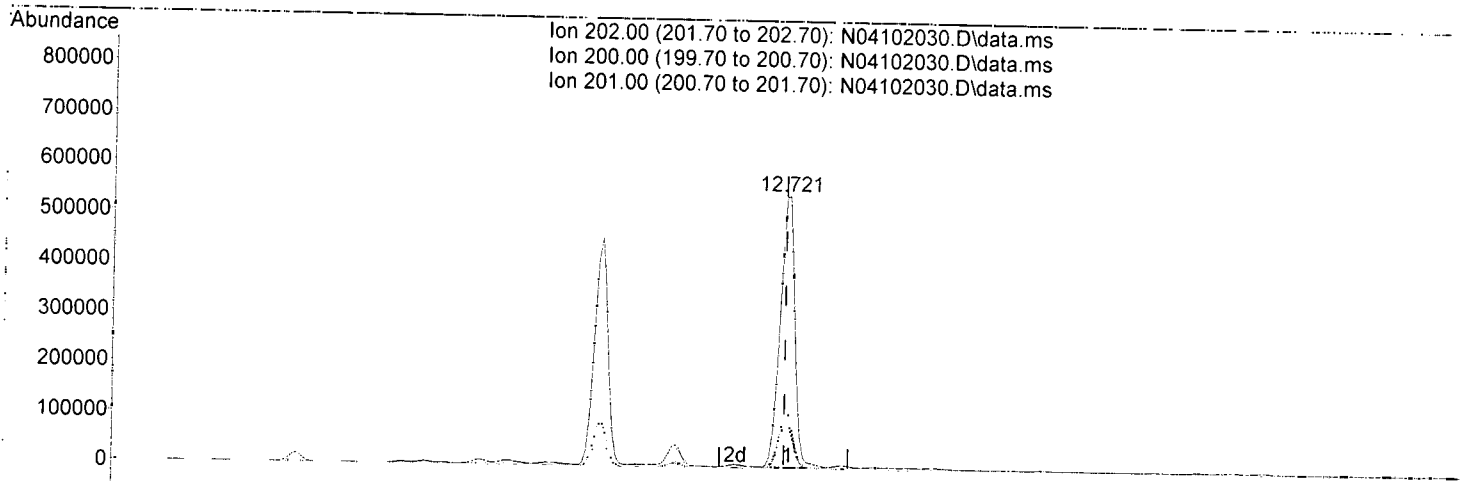
response 661566

Ion	Exp%	Act%
202.00	100.00	100.00
200.00	19.70	19.84
101.00	15.30	10.90
0.00	0.00	0.00

Quantitation Report (Qedit)

Data Path : U:\data\2020-04\0D10041\  
 Data File : N04102030.D  
 Acq On : 11 Apr 2020 02:21 am  
 Operator : JK/ AMS/ DTH  
 Sample : A0D0210-01@1000  
 Misc : 1000x, 8270D LL PAH ONLY  
 ALS Vial : 23 Sample Multiplier: 1

Quant Time: Apr 13 09:30:56 2020  
 Quant Method : U:\methods\SV14\_040720\_PAHR1.M  
 Quant Title : EPA 8270D: Semivolatile Organics  
 QLast Update : Fri Apr 10 17:39:38 2020  
 Response via : Initial Calibration



(24) Pyrene (T)

12.721min (+ 0.006) 247.90 ng/ml

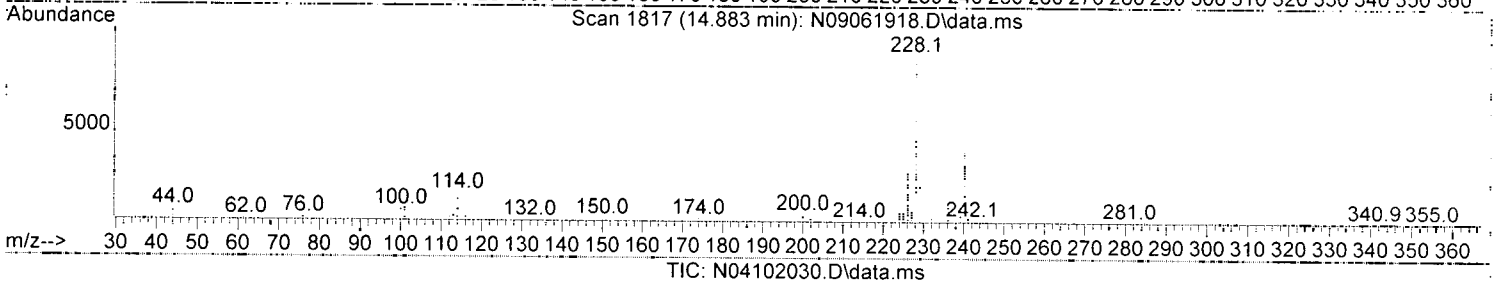

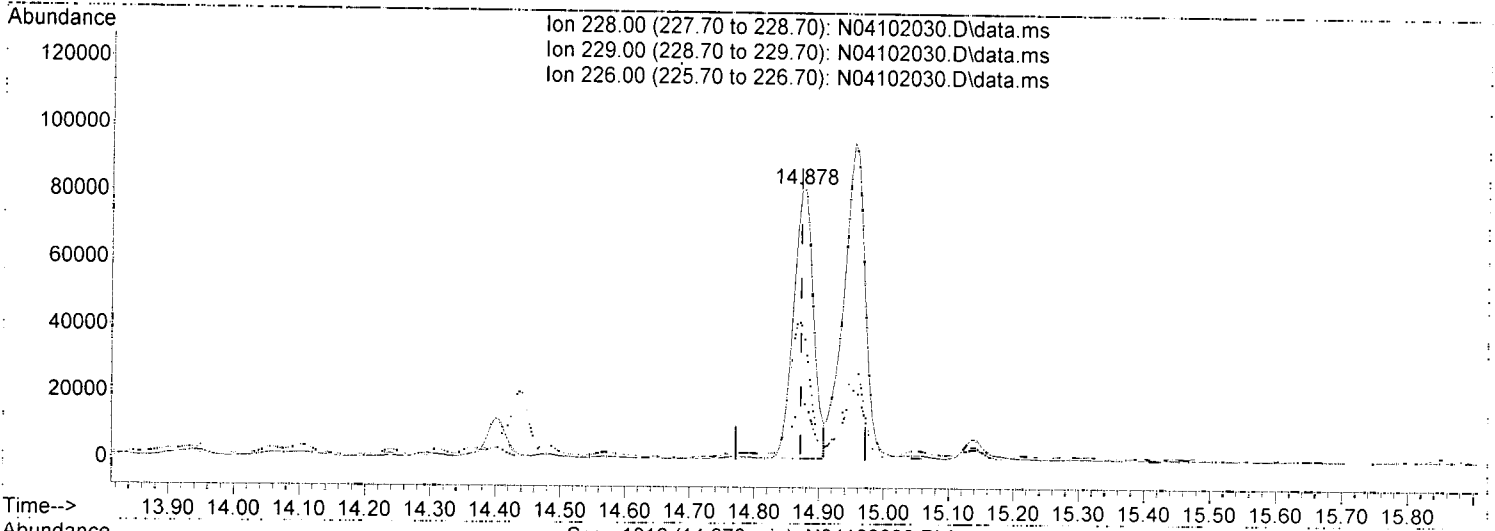
response 863868

Ion	Exp%	Act%
202.00	100.00	100.00
200.00	20.70	20.20
201.00	16.80	17.26
0.00	0.00	0.00

Quantitation Report (Qedit)

Data Path : U:\data\2020-04\0D10041\  
 Data File : N04102030.D  
 Acq On : 11 Apr 2020 02:21 am  
 Operator : JK/ AMS/ DTH  
 Sample : A0D0210-01@1000  
 Misc : 1000x, 8270D LL PAH ONLY  
 ALS Vial : 23 Sample Multiplier: 1

Quant Time: Apr 13 09:30:56 2020  
 Quant Method : U:\methods\SV14\_040720\_PAHR1.M  
 Quant Title : EPA 8270D: Semivolatile Organics  
 QLast Update : Fri Apr 10 17:39:38 2020  
 Response via : Initial Calibration



(26) Benz(a)anthracene (T)

14.878min (+ 0.006) 62.73 ng/ml

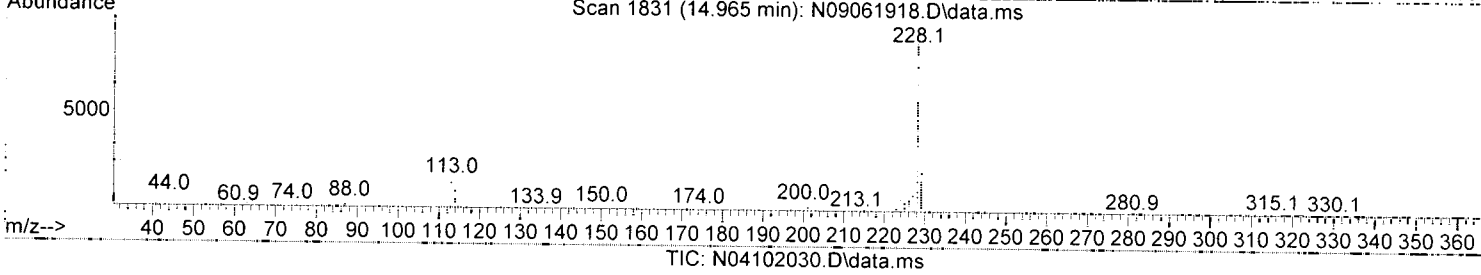
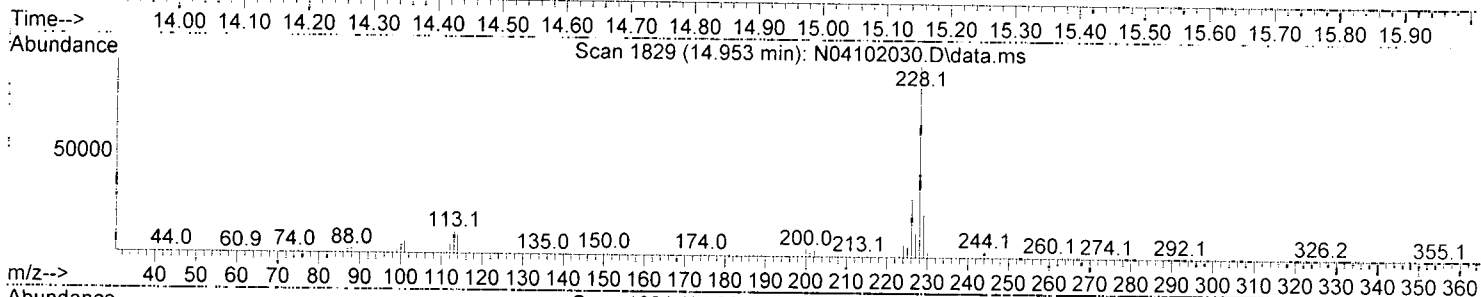
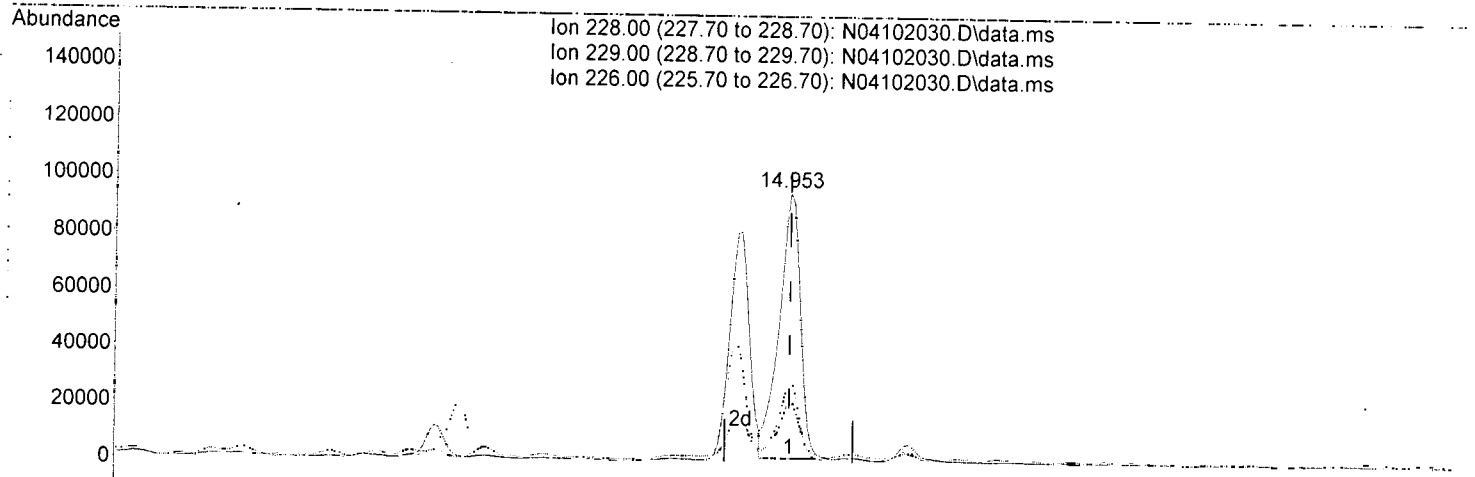
response 174793

Ion	Exp%	Act%
228.00	100.00	100.00
229.00	19.40	21.12
226.00	26.20	44.85
0.00	0.00	0.00

Quantitation Report (Qedit)

Data Path : U:\data\2020-04\0D10041\  
 Data File : N04102030.D  
 Acq On : 11 Apr 2020 02:21 am  
 Operator : JK/ AMS/ DTH  
 Sample : A0D0210-01@1000  
 Misc : 1000x, 8270D LL PAH ONLY  
 ALS Vial : 23 Sample Multiplier: 1

Quant Time: Apr 13 09:30:56 2020  
 Quant Method : U:\methods\SV14\_040720\_PAHR1.M  
 Quant Title : EPA 8270D: Semivolatile Organics  
 QLast Update : Fri Apr 10 17:39:38 2020  
 Response via : Initial Calibration



(27) Chrysene (T)

14.953min (+ 0.000) 75.58 ng/ml

response 216590

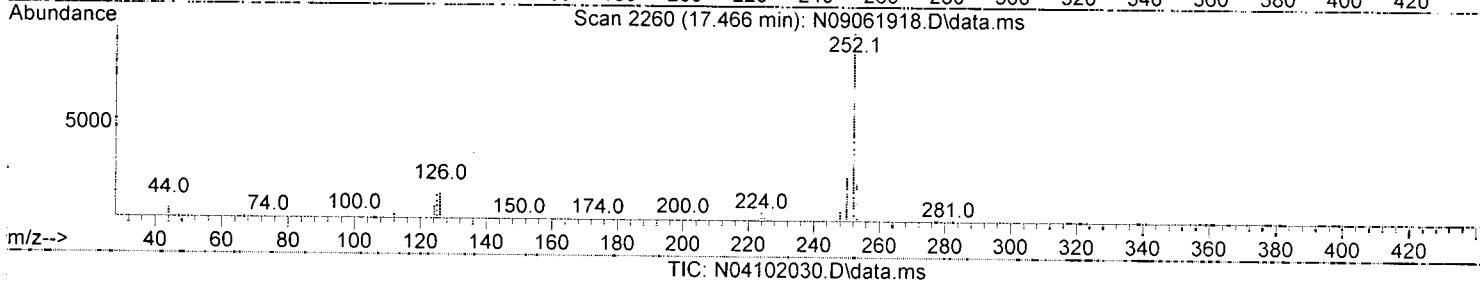
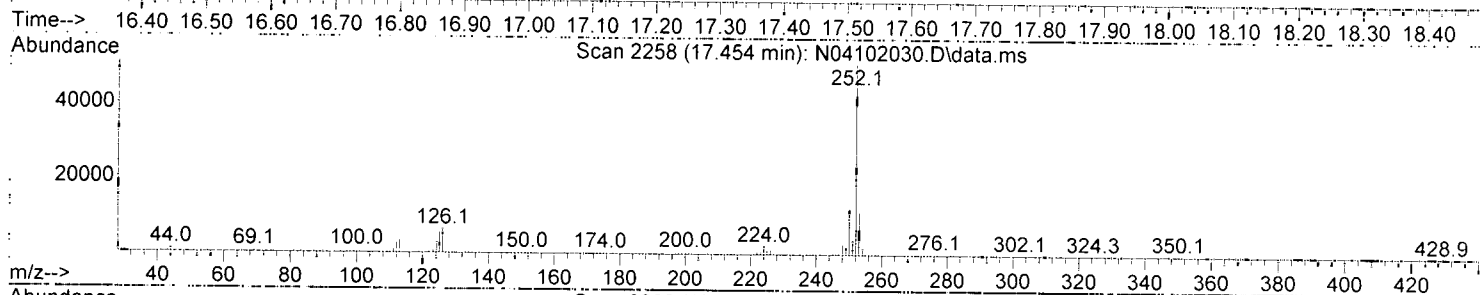
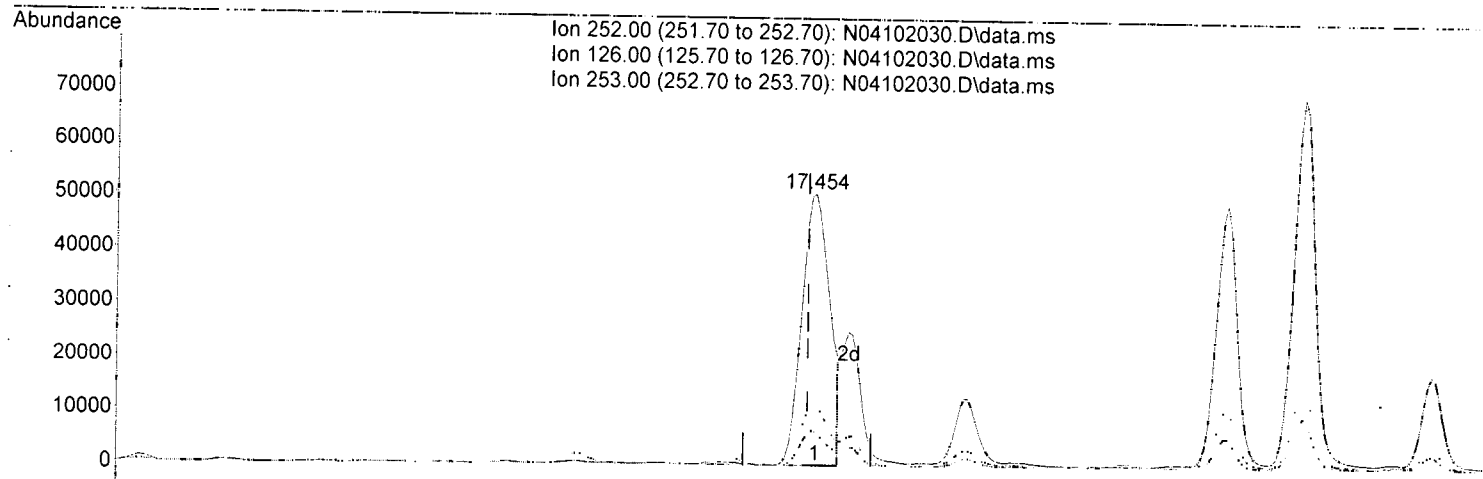
Ion	Exp%	Act%
228.00	100.00	100.00
229.00	19.60	22.43
226.00	28.60	29.88
0.00	0.00	0.00



Quantitation Report (Qedit)

Data Path : U:\data\2020-04\0D10041\  
 Data File : N04102030.D  
 Acq On : 11 Apr 2020 02:21 am  
 Operator : JK/ AMS/ DTH  
 Sample : A0D0210-01@1000  
 Misc : 1000x, 8270D LL PAH ONLY  
 ALS Vial : 23 Sample Multiplier: 1

Quant Time: Apr 13 09:30:56 2020  
 Quant Method : U:\methods\SV14\_040720\_PAHR1.M  
 Quant Title : EPA 8270D: Semivolatile Organics  
 QLast Update : Fri Apr 10 17:39:38 2020  
 Response via : Initial Calibration



(29) Benzo(b)fluoranthene (T)

17.454min (+ 0.012) 52.08 ng/ml

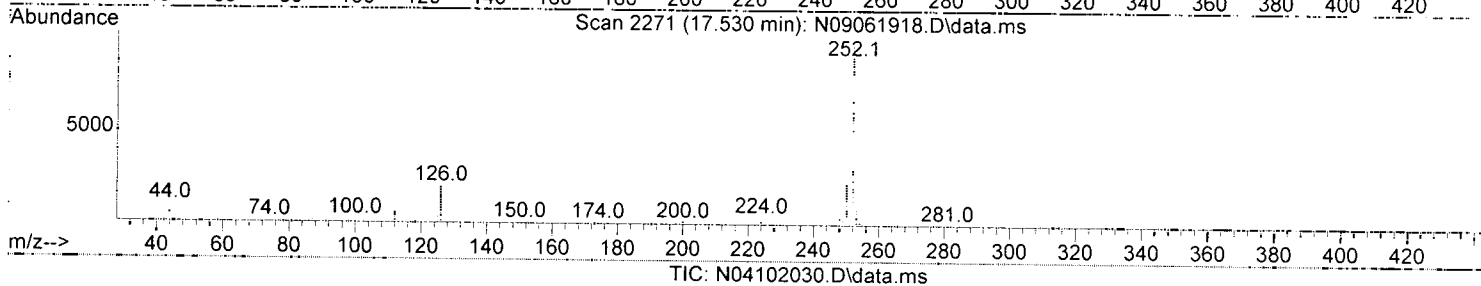
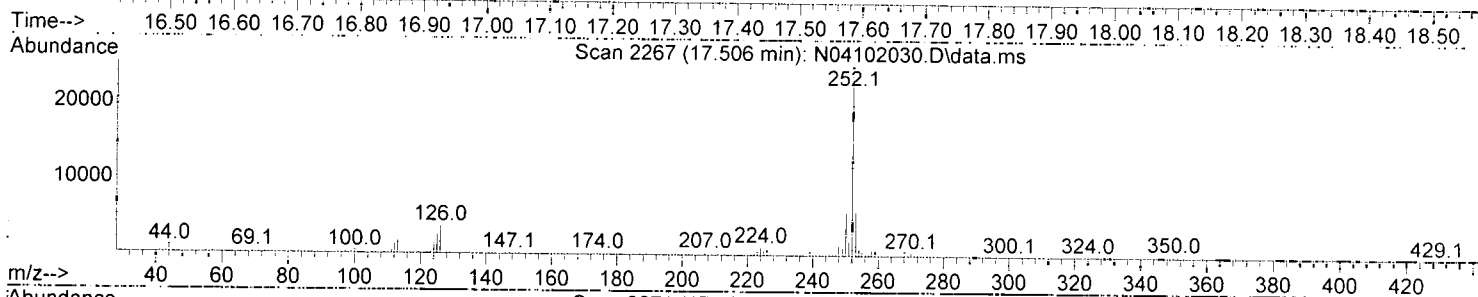
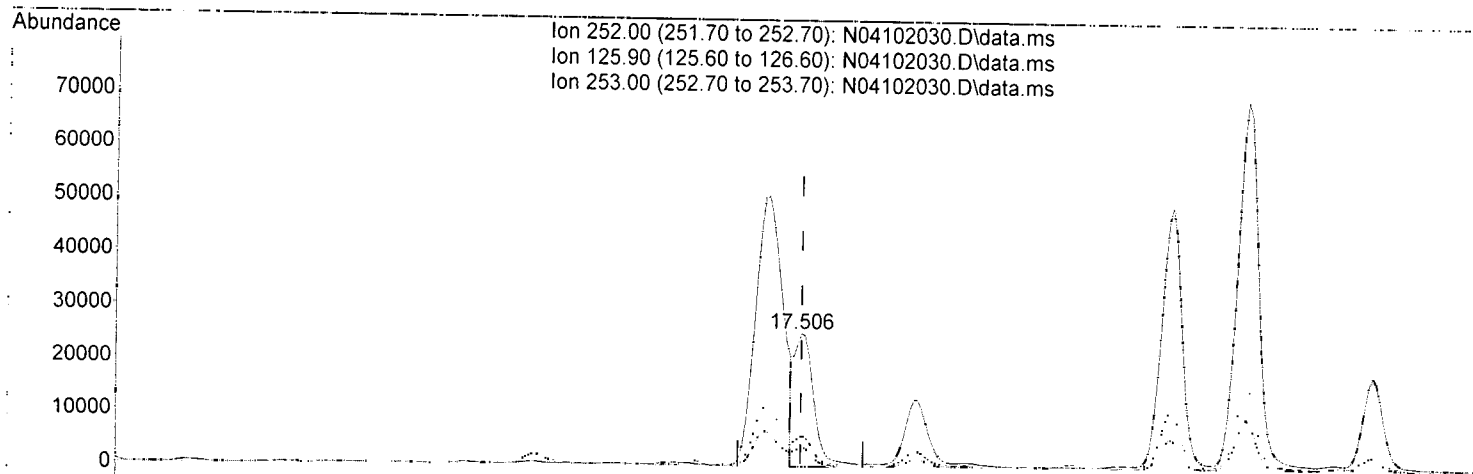
response 153617

Ion	Exp%	Act%
252.00	100.00	100.00
126.00	20.00	12.62
253.00	21.10	22.50
0.00	0.00	0.00

Quantitation Report (Qedit)

Data Path : U:\data\2020-04\0D10041\  
 Data File : N04102030.D  
 Acq On : 11 Apr 2020 02:21 am  
 Operator : JK/ AMS/ DTH  
 Sample : A0D0210-01@1000  
 Misc : 1000x, 8270D LL PAH ONLY  
 ALS Vial : 23 Sample Multiplier: 1

Quant Time: Apr 13 09:30:56 2020  
 Quant Method : U:\methods\SV14\_040720\_PAHR1.M  
 Quant Title : EPA 8270D: Semivolatile Organics  
 QLast Update : Fri Apr 10 17:39:38 2020  
 Response via : Initial Calibration



(30) Benzo(k)fluoranthene (T)

17.506min (+ 0.000) 18.59 ng/ml

response 54668

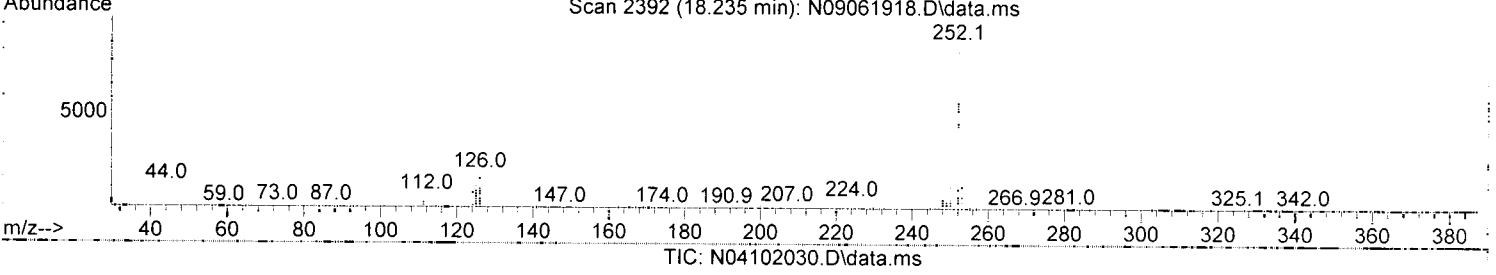
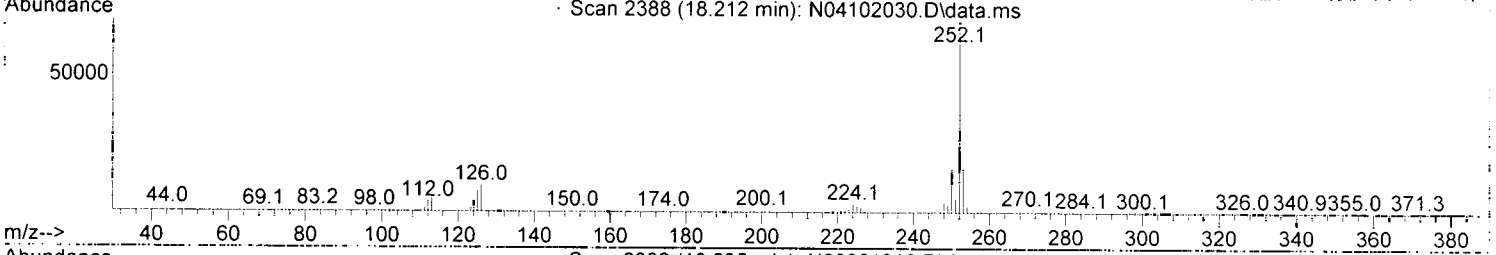
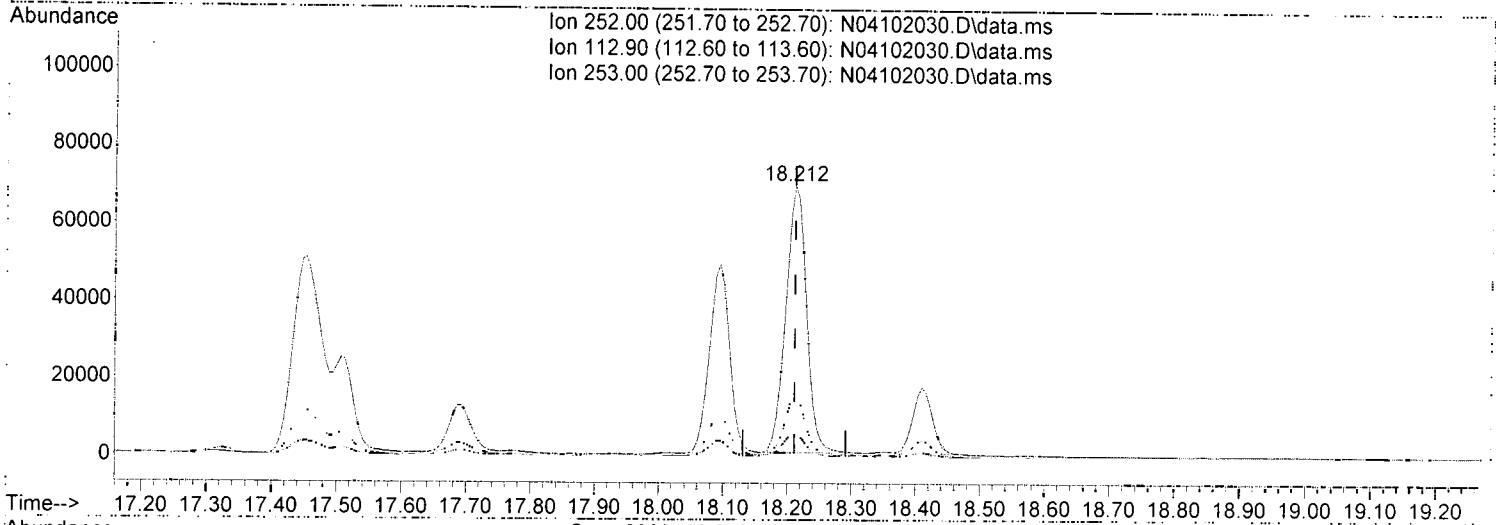
Ion	Exp%	Act%
252.00	100.00	100.00
125.90	22.10	14.47
253.00	21.50	22.76
0.00	0.00	0.00

*AMS*  
*4/13/20*  
*MOS*

Quantitation Report (Qedit)

Data Path : U:\data\2020-04\0D10041\  
 Data File : N04102030.D  
 Acq On : 11 Apr 2020 02:21 am  
 Operator : JK/ AMS/ DTH  
 Sample : A0D0210-01@1000  
 Misc : 1000x, 8270D LL PAH ONLY  
 ALS Vial : 23 Sample Multiplier: 1

Quant Time: Apr 13 09:30:56 2020  
 Quant Method : U:\methods\SV14\_040720\_PAHR1.M  
 Quant Title : EPA 8270D: Semivolatile Organics  
 QLast Update : Fri Apr 10 17:39:38 2020  
 Response via : Initial Calibration



(33) Benzo (a) pyrene (T)

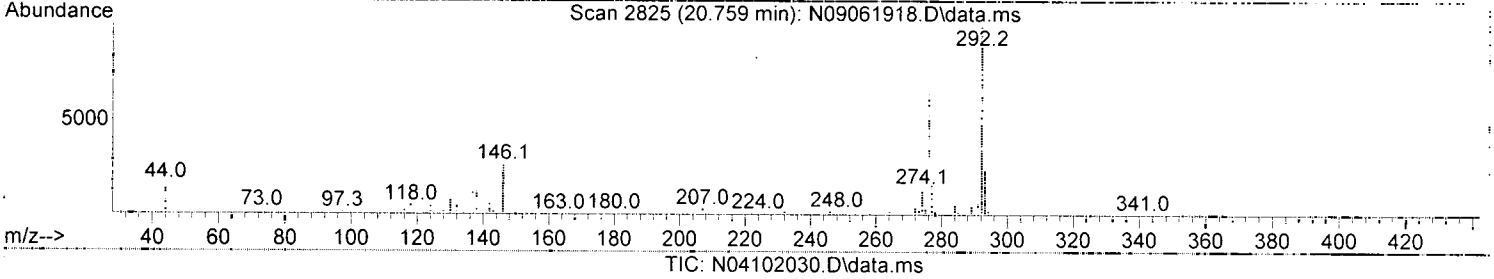
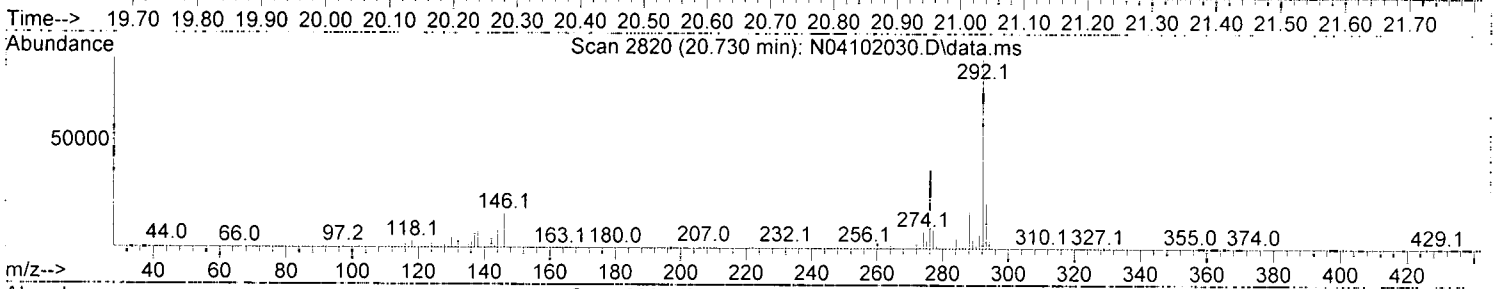
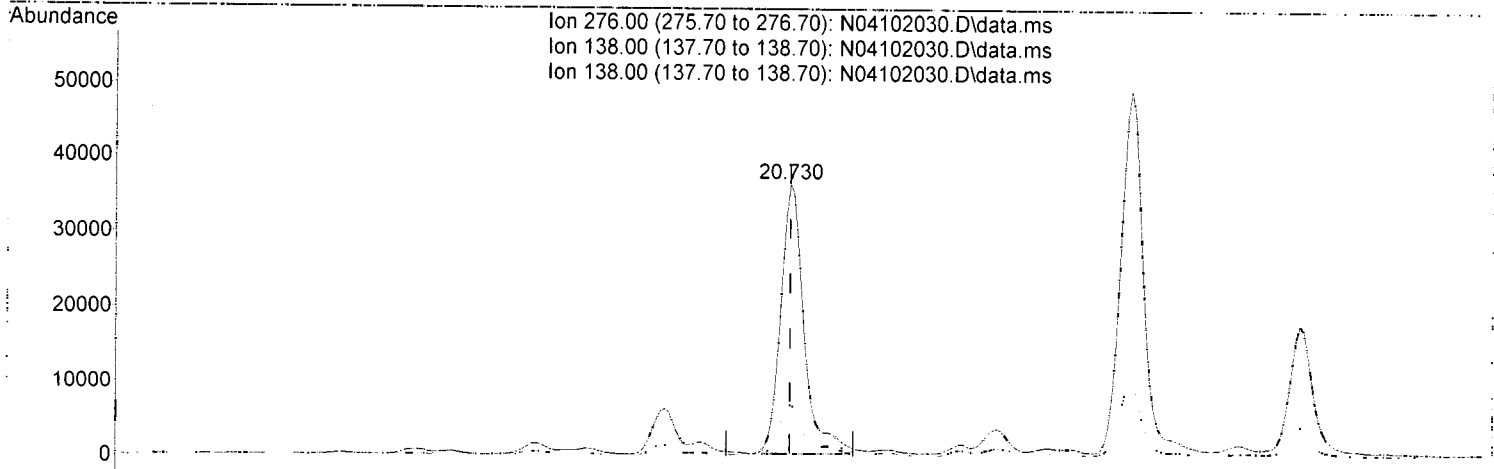
18.212min (+ 0.000) 64.98 ng/ml

response	154603
Ion	Exp% Act%
252.00	100.00 100.00
112.90	12.70 8.61
253.00	21.90 22.78
0.00	0.00 0.00

Quantitation Report (Qedit)

Data Path : U:\data\2020-04\0D10041\  
 Data File : N04102030.D  
 Acq On : 11 Apr 2020 02:21 am  
 Operator : JK/ AMS/ DTH  
 Sample : A0D0210-01@1000  
 Misc : 1000x, 8270D LL PAH ONLY  
 ALS Vial : 23 Sample Multiplier: 1

Quant Time: Apr 13 09:30:56 2020  
 Quant Method : U:\methods\SV14\_040720\_PAHR1.M  
 Quant Title : EPA 8270D: Semivolatile Organics  
 QLast Update : Fri Apr 10 17:39:38 2020  
 Response via : Initial Calibration



(36) Indeno(1,2,3-cd)Pyrene (T)

20.730min (+ 0.000) 38.41 ng/ml

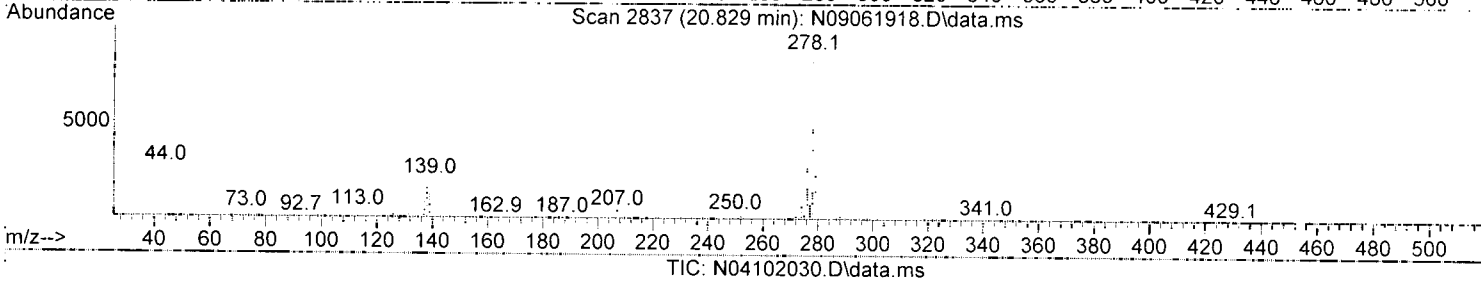
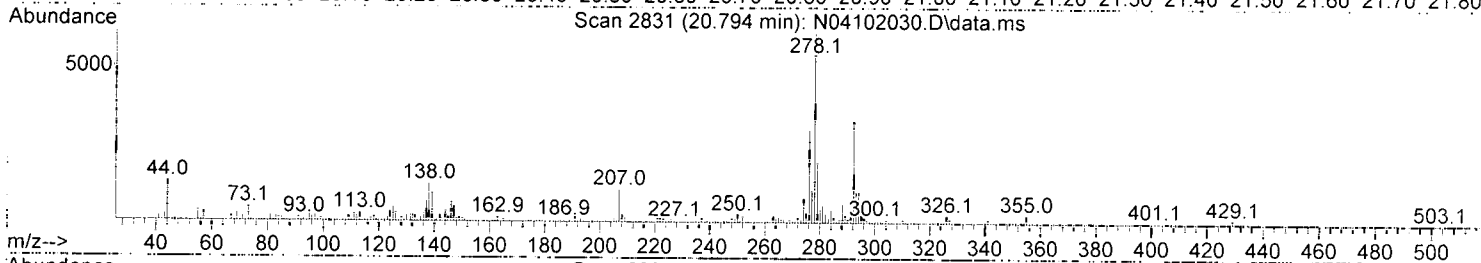
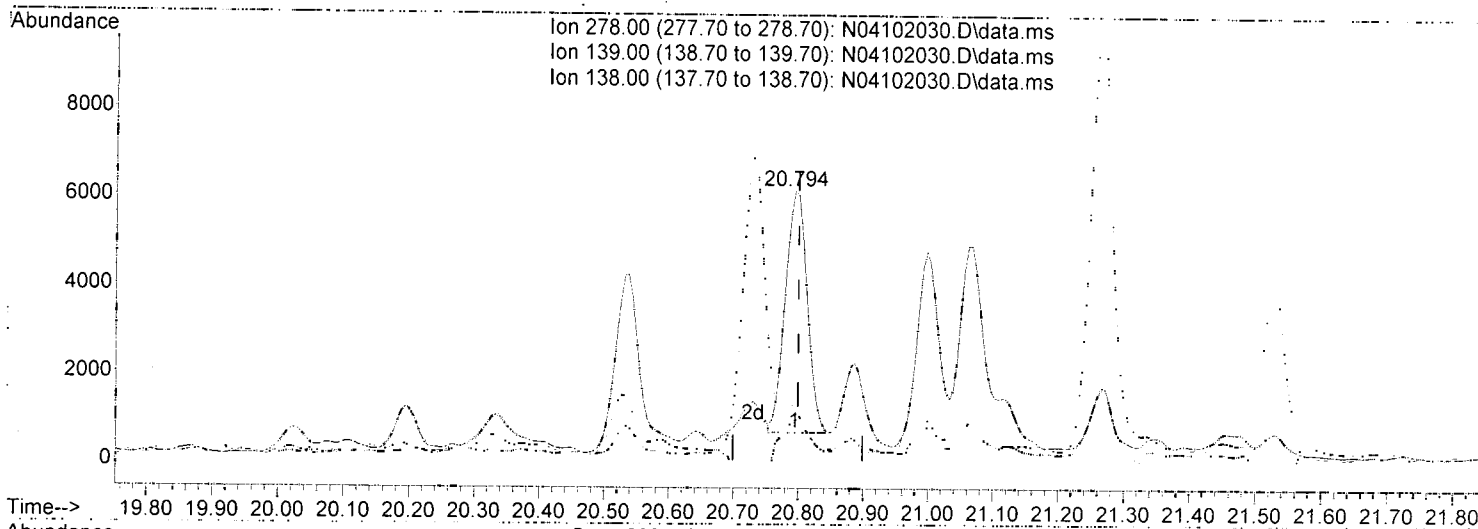
response 92350

Ion	Exp%	Act%
276.00	100.00	100.00
138.00	31.60	18.93
138.00	31.60	18.93
0.00	0.00	0.00

Quantitation Report (Qedit)

Data Path : U:\data\2020-04\0D10041\  
 Data File : N04102030.D  
 Acq On : 11 Apr 2020 02:21 am  
 Operator : JK/ AMS/ DTH  
 Sample : A0D0210-01@1000  
 Misc : 1000x, 8270D LL PAH ONLY  
 ALS Vial : 23 Sample Multiplier: 1

Quant Time: Apr 13 11:00:39 2020  
 Quant Method : U:\methods\SV14\_040720\_PAHR1.M  
 Quant Title : EPA 8270D: Semivolatile Organics  
 QLast Update : Fri Apr 10 17:39:38 2020  
 Response via : Initial Calibration



(37) Dibenz(a,h)anthracene (T)

20.794min (-0.006) 5.30 ng/ml

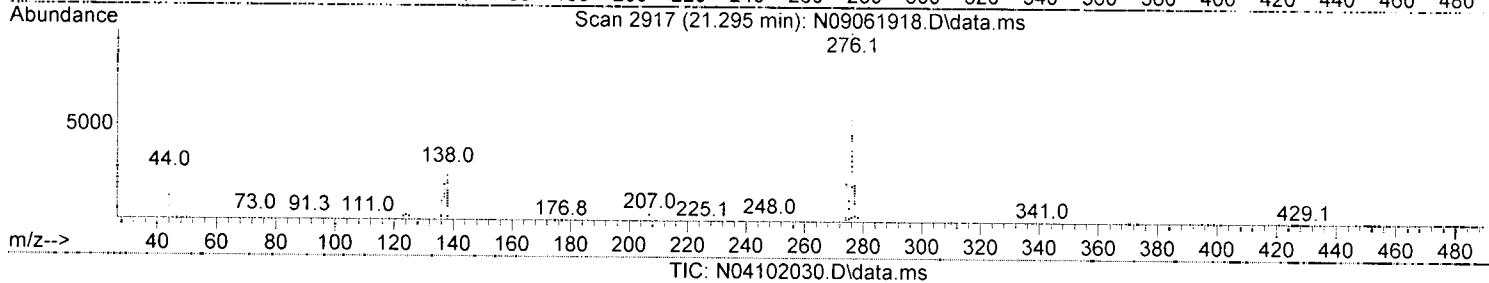
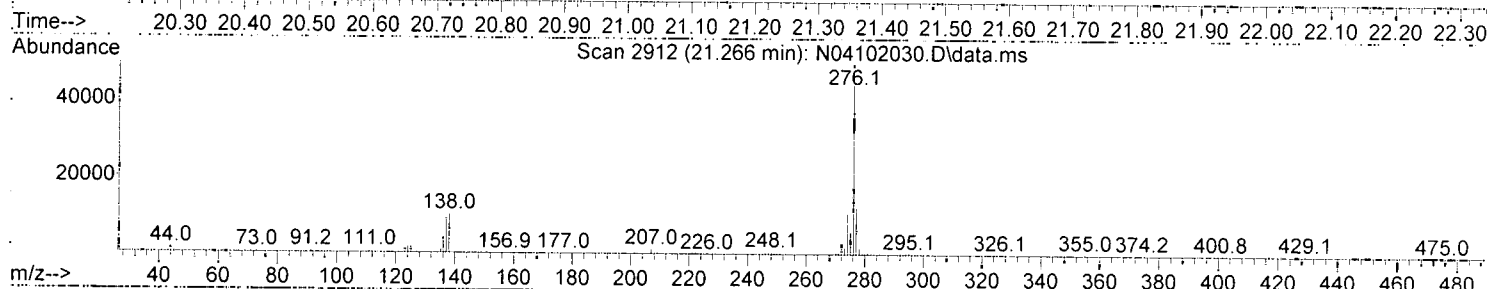
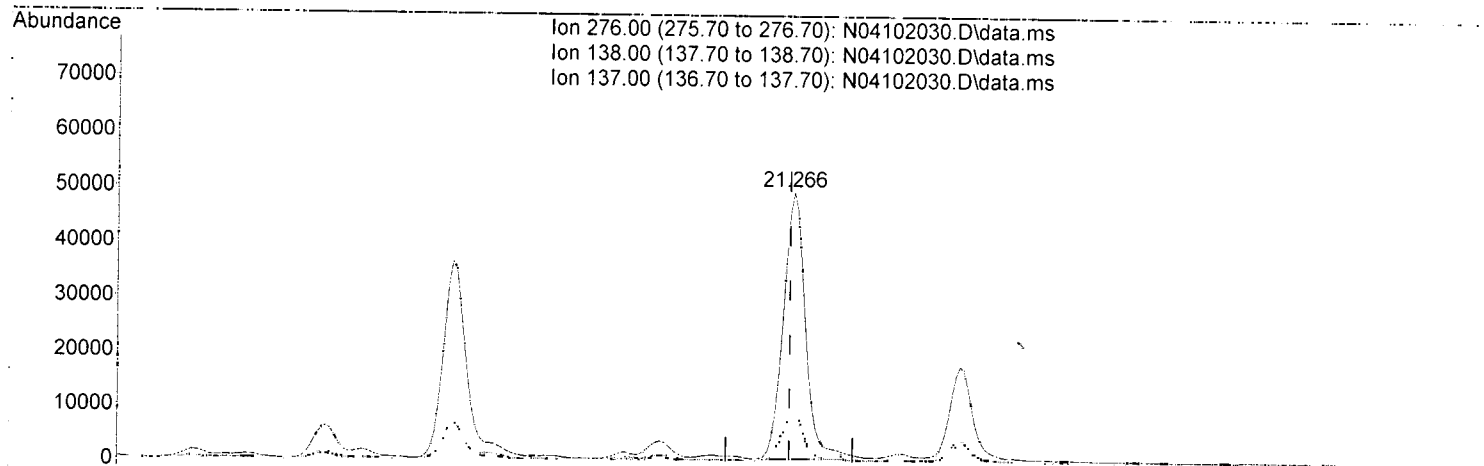
response 12853

Ion	Exp%	Act%
278.00	100.00	100.00
139.00	26.00	14.98
138.00	19.90	19.94
0.00	0.00	0.00

Quantitation Report (Qedit)

Data Path : U:\data\2020-04\0D10041\  
 Data File : N04102030.D  
 Acq On : 11 Apr 2020 02:21 am  
 Operator : JK/ AMS/ DTH  
 Sample : A0D0210-01@1000  
 Misc : 1000x, 8270D LL PAH ONLY  
 ALS Vial : 23 Sample Multiplier: 1

Quant Time: Apr 13 09:30:56 2020  
 Quant Method : U:\methods\SV14\_040720\_PAHR1.M  
 Quant Title : EPA 8270D: Semivolatile Organics  
 QLast Update : Fri Apr 10 17:39:38 2020  
 Response via : Initial Calibration



(38) Benzo(g,h,i)perylene (T)

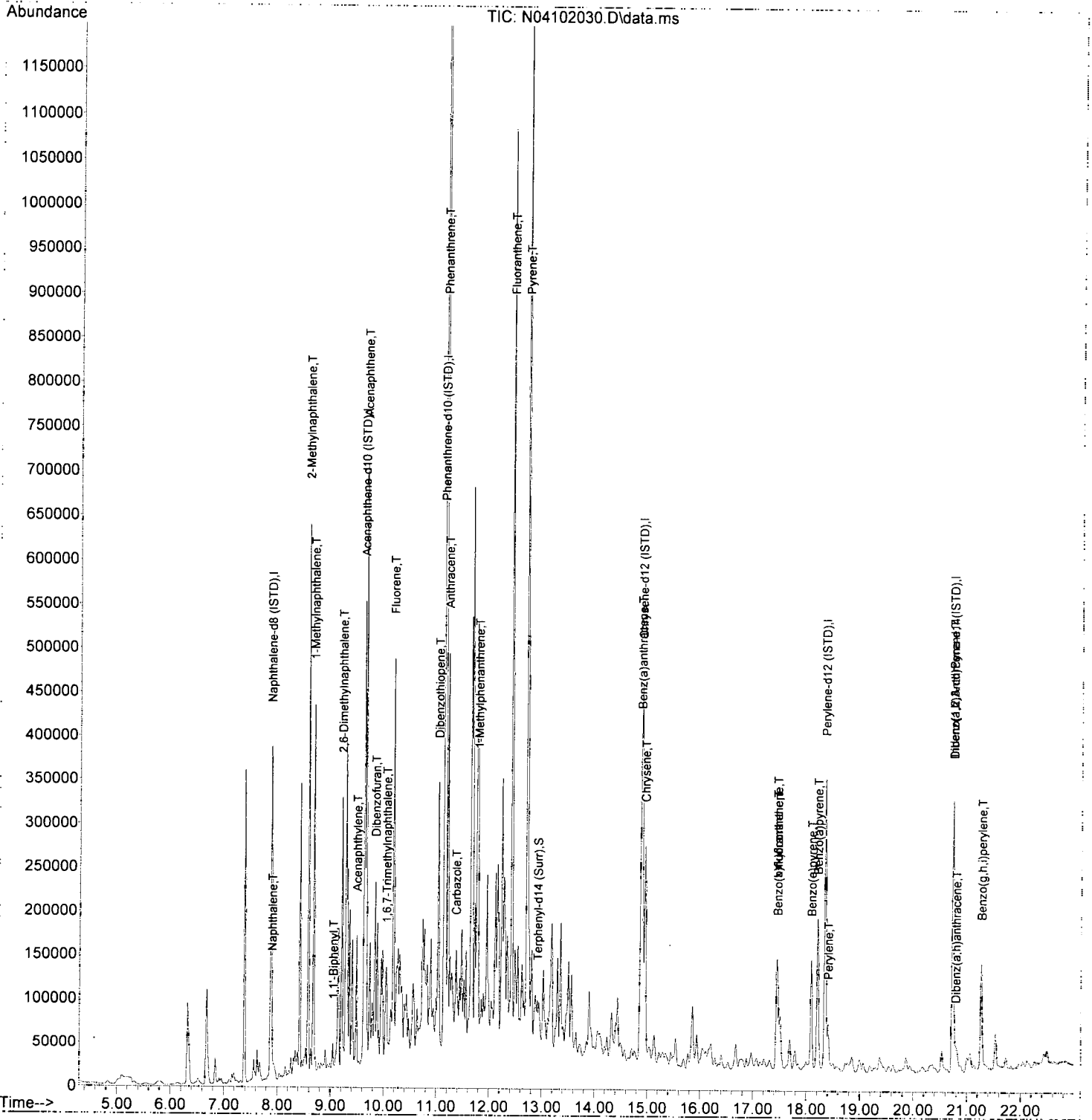
21.266min (+ 0.006) 45.94 ng/ml

response 118486

Ion	Exp%	Act%
276.00	100.00	100.00
138.00	34.40	20.49
137.00	28.60	17.79
0.00	0.00	0.00

Data Path : U:\data\2020-04\0D10041\  
 Data File : N04102030.D  
 Acq On : 11 Apr 2020 02:21 am  
 Operator : JK/ AMS/ DTH  
 Sample : A0D0210-01@1000  
 Misc : 1000x, 8270D LL PAH ONLY  
 ALS Vial : 23 Sample Multiplier: 1  
 DataAcq Meth:LVI14\_BNA\_ACQ.M

Quant Time: Apr 13 09:30:56 2020  
 Quant Method : U:\methods\SV14\_040720\_PAHR1.M  
 Quant Title : EPA 8270D: Semivolatile Organics  
 QLast Update : Fri Apr 10 17:39:38 2020  
 Response via : Initial Calibration  
 InstName : SV-GCMS14



Data Path : U:\data\2020-04\0D10041\  
 Data File : N04102031.D  
 Acq On : 11 Apr 2020 02:52 am  
 Operator : JK/ AMS/ DTH  
 Sample : A0D0210-02@1000  
 Misc : 1000x, 8270D LL PAH ONLY  
 ALS Vial : 24 Sample Multiplier: 1  
 DataAcq Meth:LVI14\_BNA\_ACQ.M

AMS MOS  
 4/13/20

Quant Time: Apr 13 09:30:59 2020  
 Quant Method : U:\methods\SV14\_040720\_PAHR1.M  
 Quant Title : EPA 8270D: Semivolatile Organics  
 QLast Update : Fri Apr 10 17:39:38 2020  
 Response via : Initial Calibration  
 InstName : SV-GCMS14

Compound	R.T.	QIon	Response	Conc	Units	Dev(Min)
<b>Internal Standards</b>						
1) Naphthalene-d8 (ISTD)	7.883	136	259993	100.00	ng/ml	0.00
9) Acenaphthene-d10 (ISTD)	9.638	162	157556	100.00	ng/ml	0.00
16) Phenanthrene-d10 (ISTD)	11.141	188	285438	100.00	ng/ml	0.00
23) Chrysene-d12 (ISTD)	14.895	240	265746	100.00	ng/ml	0.00
28) Perylene-d12 (ISTD)	18.351	264	281238	100.00	ng/ml	0.00
35) Dibenz(a,h)Anthracene-d...	20.735	292	216357	100.00	ng/ml	0.00
<b>System Monitoring Compounds</b>						
2) Nitrobenzene-d5 (Surr)	7.178	82	287	0.35	ng/ml	0.00
10) 2-Fluorobiphenyl (Surr)	8.950	172	482	0.20	ng/ml	0.00
25) Terphenyl-d14 (Surr)	12.919	244	804	0.31	ng/ml	0.00
<b>Target Compounds</b>						
3) Decalin	0.000		0			Qvalue
4) Naphthalene	7.901	128	29593	N.D.		
5) 2-Methylnaphthalene	8.583	142	15182	10.45	ng/ml	99
6) 1-Methylnaphthalene	8.682	142	42213	7.98	ng/ml	97
7) 1,1'-Biphenyl	9.049	154	2730	22.36	ng/ml	97
8) 2,6-Dimethylnaphthalene	9.212	156	26620	1.14	ng/ml	93
11) Acenaphthylene	9.212	156	26620	16.19	ng/ml	95
12) Acenaphthene	9.492	152	21208	7.22	ng/ml	95
13) Dibenzofuran	9.667	153	104778	48.62	ng/ml	100
14) 1,6,7-Trimethylnaphtha...	9.842	168	9949	3.81	ng/ml	94
15) Fluorene	10.051	170	13401	7.94	ng/ml	95
17) Dibenzothiopene	10.185	166	62989	30.40	ng/ml	99
18) Phenanthrene	11.036	184	71435	24.76	ng/ml	95
19) Anthracene	11.165	178	613624	186.77	ng/ml	99
20) Carbazole	11.217	178	107788	40.06	ng/ml	98
21) 1-Methylphenanthrene	11.374	167	14947	6.43	ng/ml	97
22) Fluoranthene	11.788	192	27447	12.39	ng/ml	98
24) Pyrene	12.429	202	396167	122.35	ng/ml	95
26) Benz(a)anthracene	12.715	202	524720	152.23	ng/ml	99
27) Chrysene	14.872	228	91690	33.27	ng/ml#	53
29) Benzo(b)fluoranthene	14.953	228	111876	39.47	ng/ml	98
30) Benzo(k)fluoranthene	17.448	252	106101	36.49	ng/ml	91
31) Benzo(b+k)fluoranthene	<del>17.448</del>	<del>252</del>	<del>133812</del>	<del>46.17</del>	<del>ng/ml</del>	<del>90</del>
32) Benzo(e)pyrene	17.448	252	147442	48.23	ng/ml	90
33) Benzo(a)pyrene	18.095	252	76394	25.13	ng/ml	97
34) Perylene	18.211	252	107339	46.25	ng/ml	95
36) Indeno(1,2,3-cd)Pyrene	18.410	252	31176	9.96	ng/ml	99
37) Dibenz(a,h)anthracene	20.729	276	71690	30.50	ng/ml	77
38) Benzo(g,h,i)perylene	20.794	278	7894	3.33	ng/ml	89
	21.266	276	97375	38.62	ng/ml	78

MS MOS

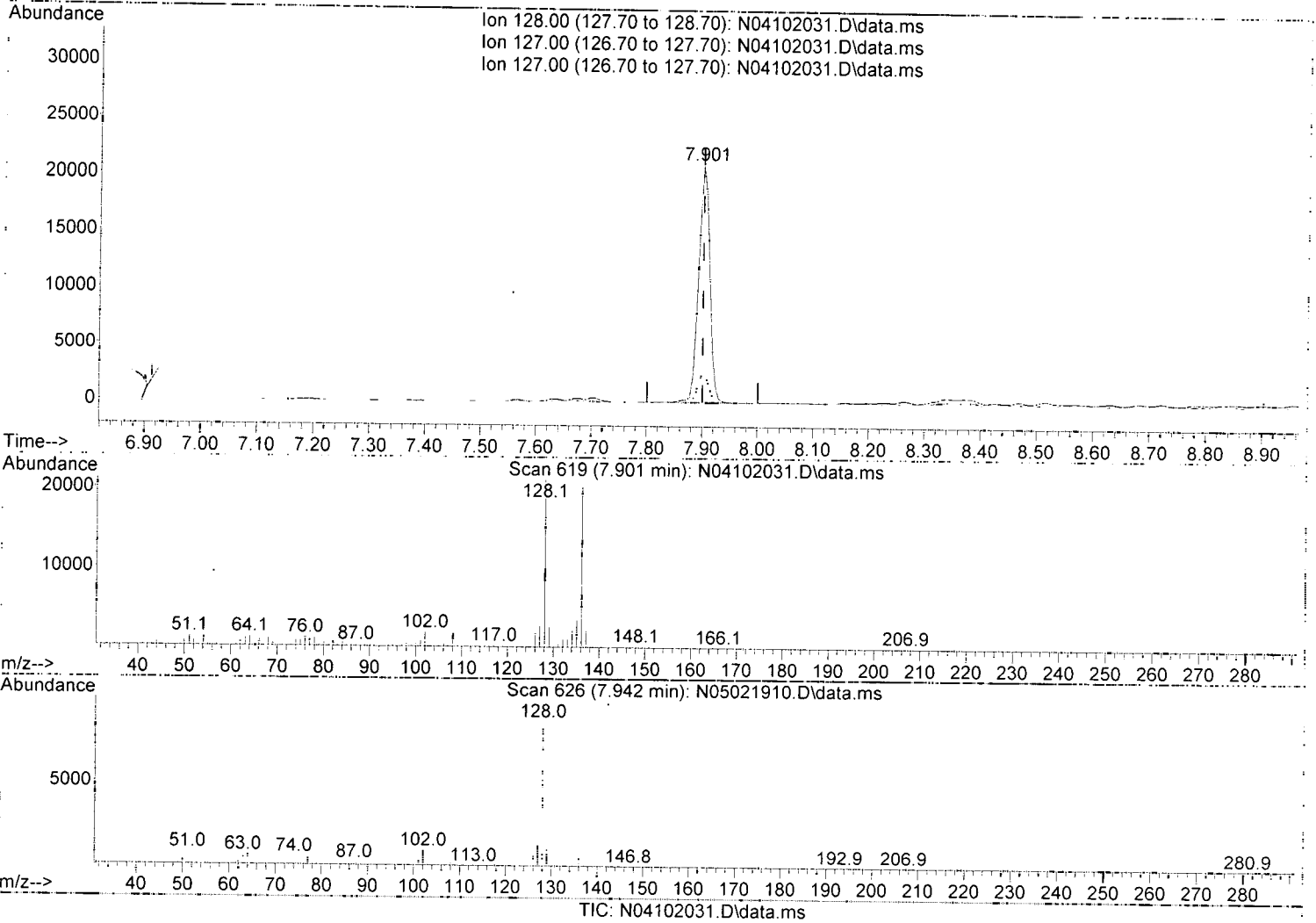
(#) = qualifier out of range (m) = manual integration (+) = signals summed



Quantitation Report (Qedit)

Data Path : U:\data\2020-04\0D10041\  
 Data File : N04102031.D  
 Acq On : 11 Apr 2020 02:52 am  
 Operator : JK/ AMS/ DTH  
 Sample : A0D0210-02@1000  
 Misc : 1000x, 8270D LL PAH ONLY  
 ALS Vial : 24 Sample Multiplier: 1

Quant Time: Apr 13 09:30:59 2020  
 Quant Method : U:\methods\SV14\_040720\_PAHR1.M  
 Quant Title : EPA 8270D: Semivolatile Organics  
 QLast Update : Fri Apr 10 17:39:38 2020  
 Response via : Initial Calibration



(4) Naphthalene (T)

7.901min (-0.000) 10.45 ng/ml

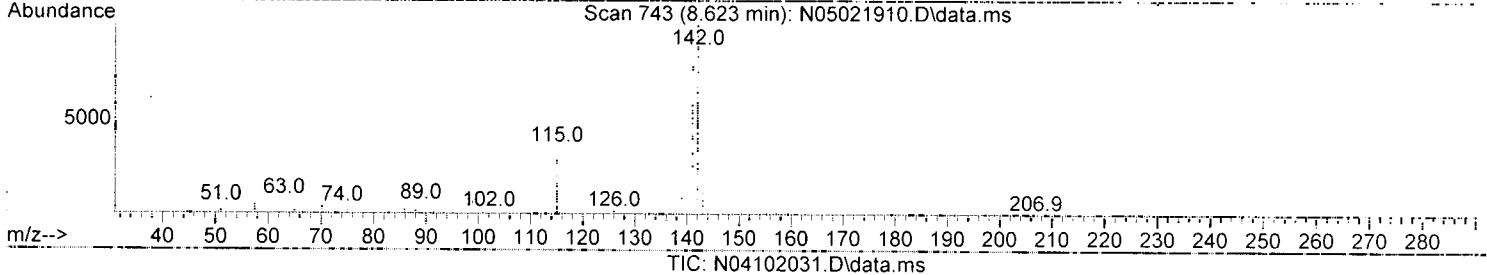
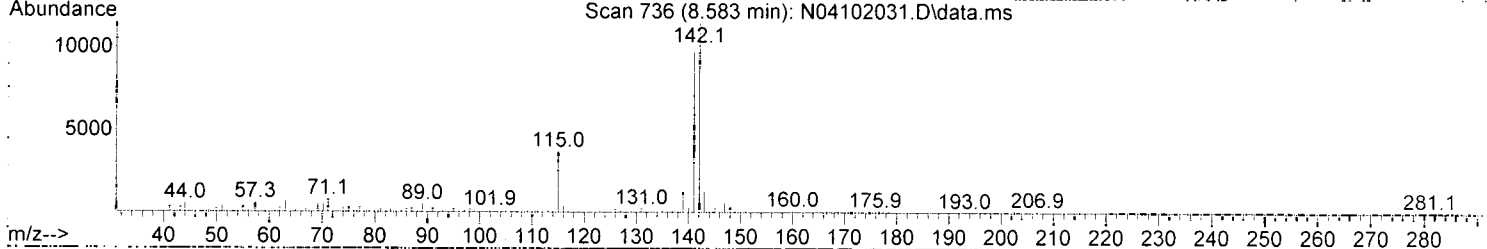
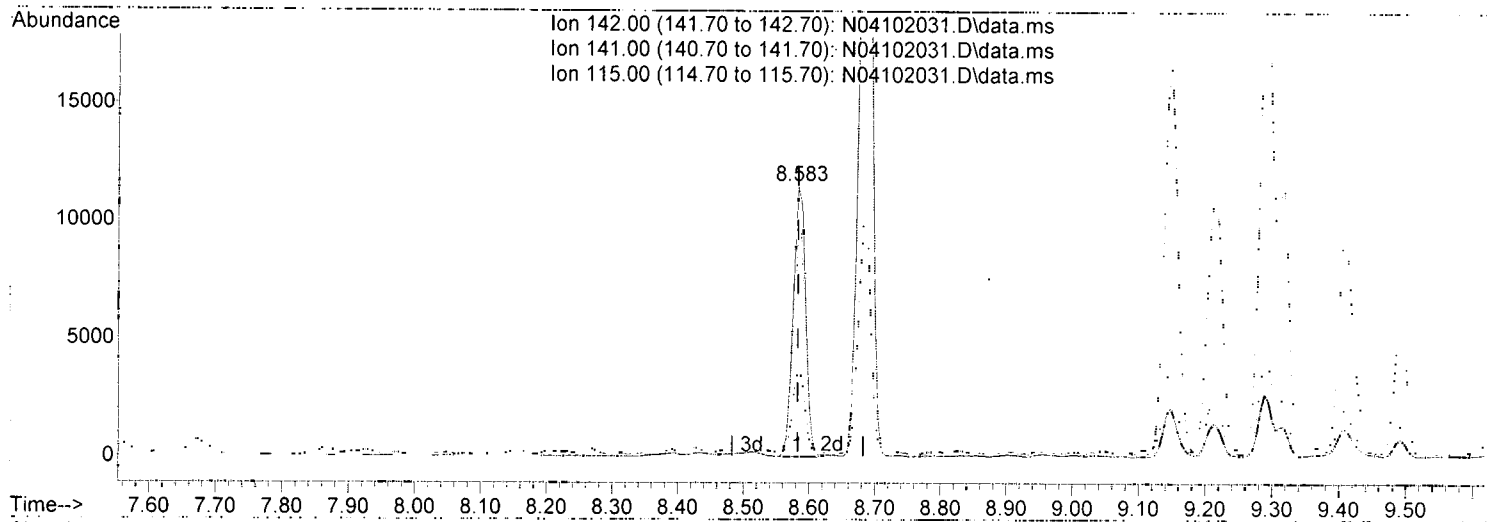
response 29593

Ion	Exp%	Act%
128.00	100.00	100.00
127.00	12.60	12.80
127.00	12.60	12.80
0.00	0.00	0.00

Quantitation Report (Qedit)

Data Path : U:\data\2020-04\0D10041\  
 Data File : N04102031.D  
 Acq On : 11 Apr 2020 02:52 am  
 Operator : JK/ AMS/ DTH  
 Sample : A0D0210-02@1000  
 Misc : 1000x, 8270D LL PAH ONLY  
 ALS Vial : 24 Sample Multiplier: 1

Quant Time: Apr 13 09:30:59 2020  
 Quant Method : U:\methods\SV14\_040720\_PAHR1.M  
 Quant Title : EPA 8270D: Semivolatile Organics  
 QLast Update : Fri Apr 10 17:39:38 2020  
 Response via : Initial Calibration



(5) 2-Methylnaphthalene (T)

8.583min (-0.000) 7.98 ng/ml


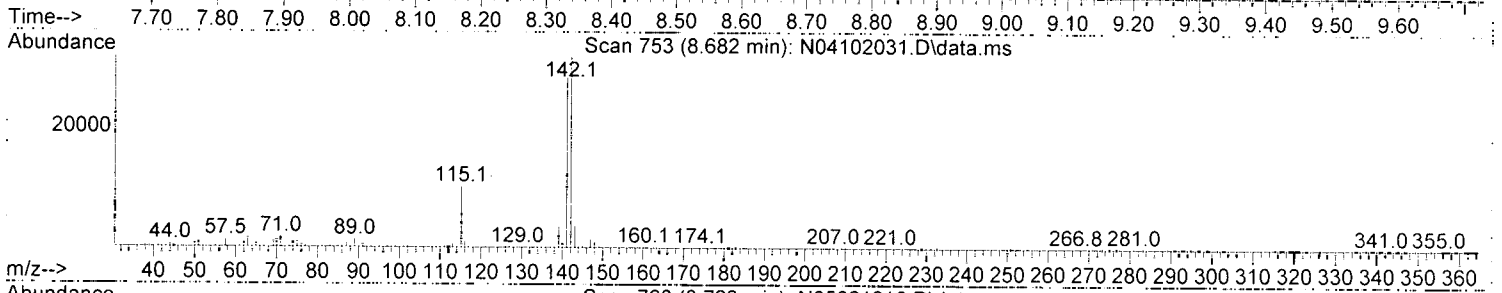
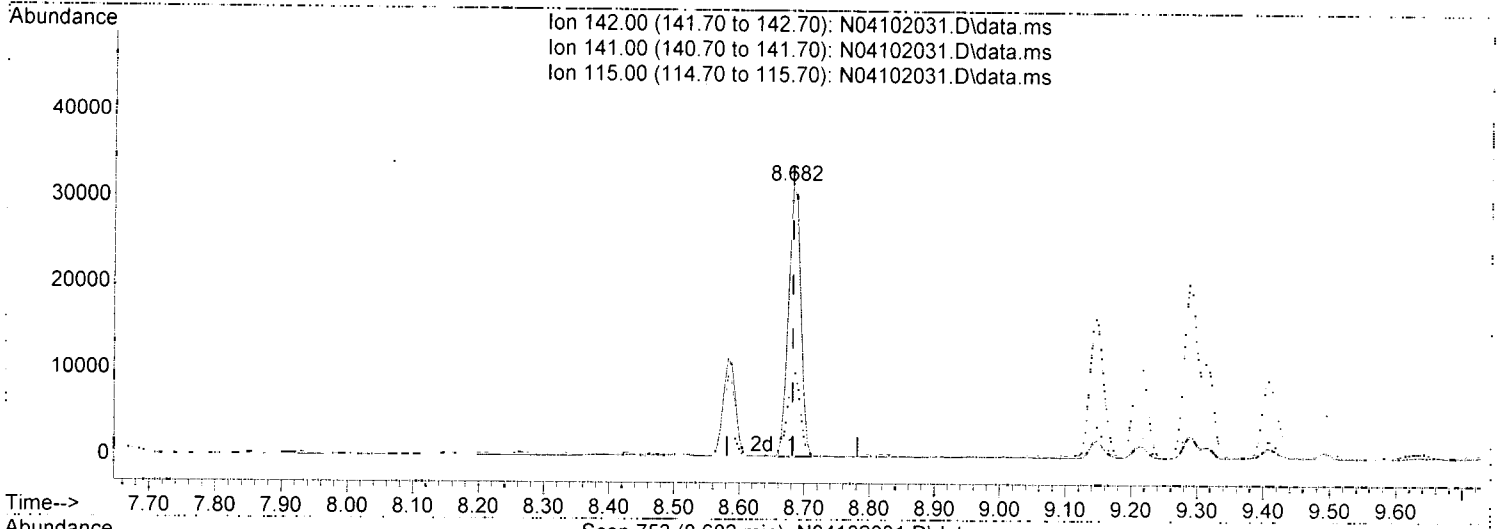
response 15182

Ion	Exp%	Act%
142.00	100.00	100.00
141.00	86.60	84.48
115.00	35.70	32.05
0.00	0.00	0.00

Quantitation Report (Qedit)

Data Path : U:\data\2020-04\0D10041\  
 Data File : N04102031.D  
 Acq On : 11 Apr 2020 02:52 am  
 Operator : JK/ AMS/ DTH  
 Sample : A0D0210-02@1000  
 Misc : 1000x, 8270D LL PAH ONLY  
 ALS Vial : 24 Sample Multiplier: 1

Quant Time: Apr 13 09:30:59 2020  
 Quant Method : U:\methods\SV14\_040720\_PAHR1.M  
 Quant Title : EPA 8270D: Semivolatile Organics  
 QLast Update : Fri Apr 10 17:39:38 2020  
 Response via : Initial Calibration



(6) 1-Methylnaphthalene (T)

8.682min (-0.000) 22.36 ng/ml

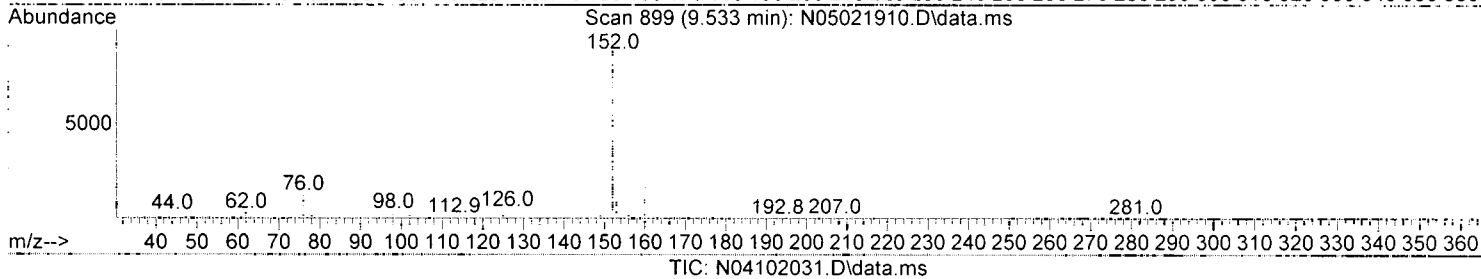
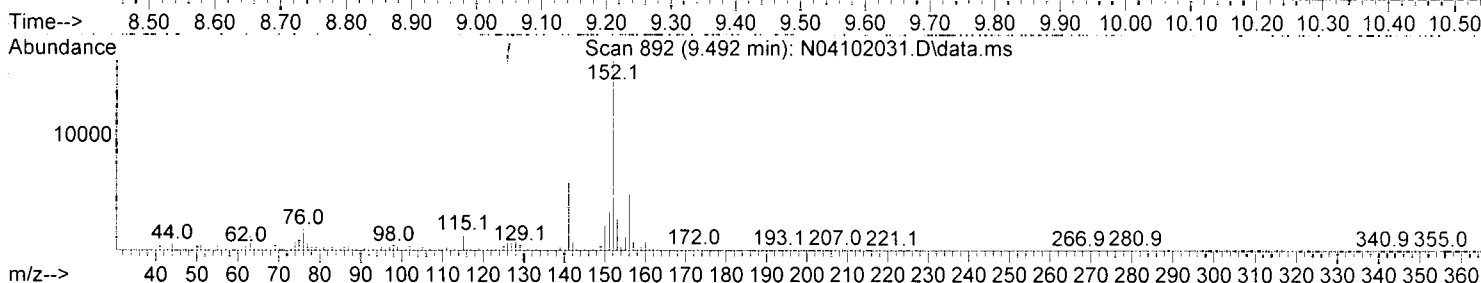
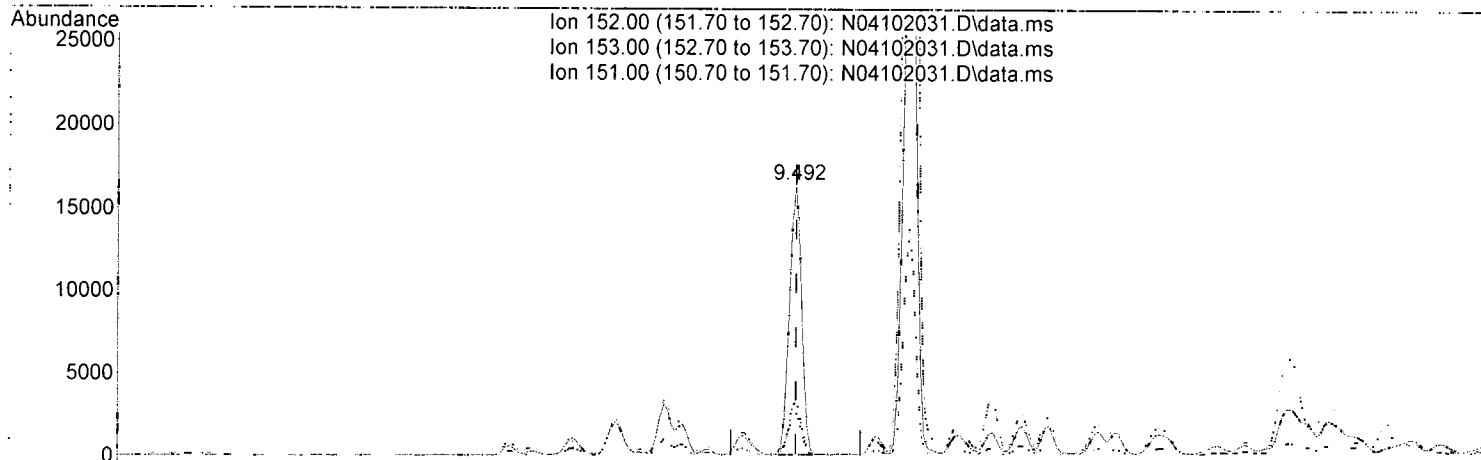
response 42213

Ion	Exp%	Act%
142.00	100.00	100.00
141.00	90.70	90.05
115.00	37.80	32.16
0.00	0.00	0.00

Quantitation Report (Qedit)

Data Path : U:\data\2020-04\0D10041\  
 Data File : N04102031.D  
 Acq On : 11 Apr 2020 02:52 am  
 Operator : JK/ AMS/ DTH  
 Sample : A0D0210-02@1000  
 Misc : 1000x, 8270D LL PAH ONLY  
 ALS Vial : 24 Sample Multiplier: 1

Quant Time: Apr 13 09:30:59 2020  
 Quant Method : U:\methods\SV14\_040720\_PAHR1.M  
 Quant Title : EPA 8270D: Semivolatile Organics  
 QLast Update : Fri Apr 10 17:39:38 2020  
 Response via : Initial Calibration



TIC: N04102031.D\data.ms

(11) Acenaphthylene (T)

9.492min (-0.000) 7.22 ng/ml

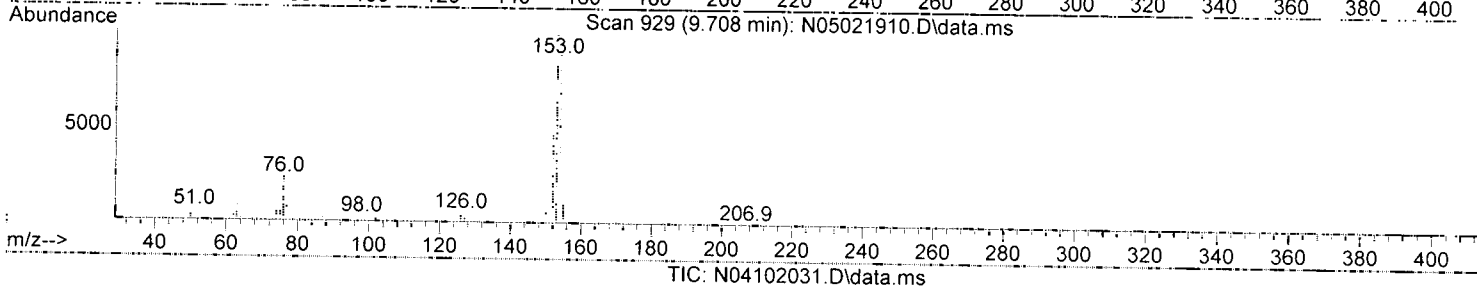
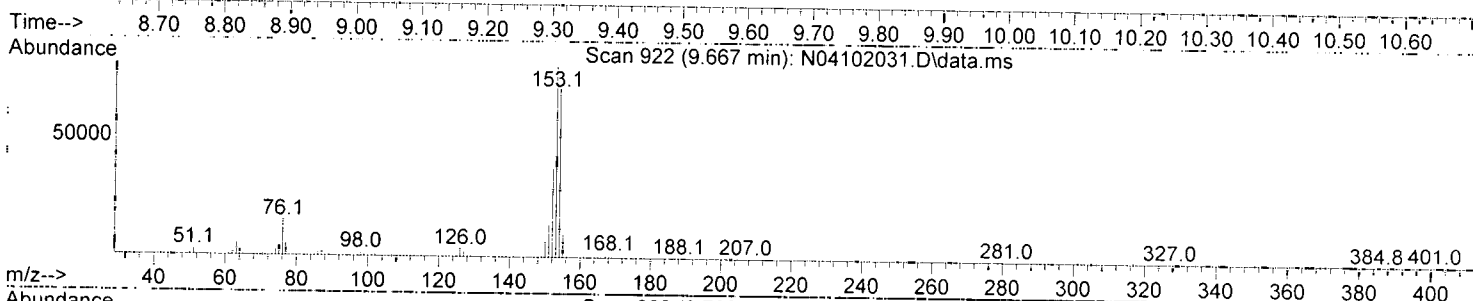
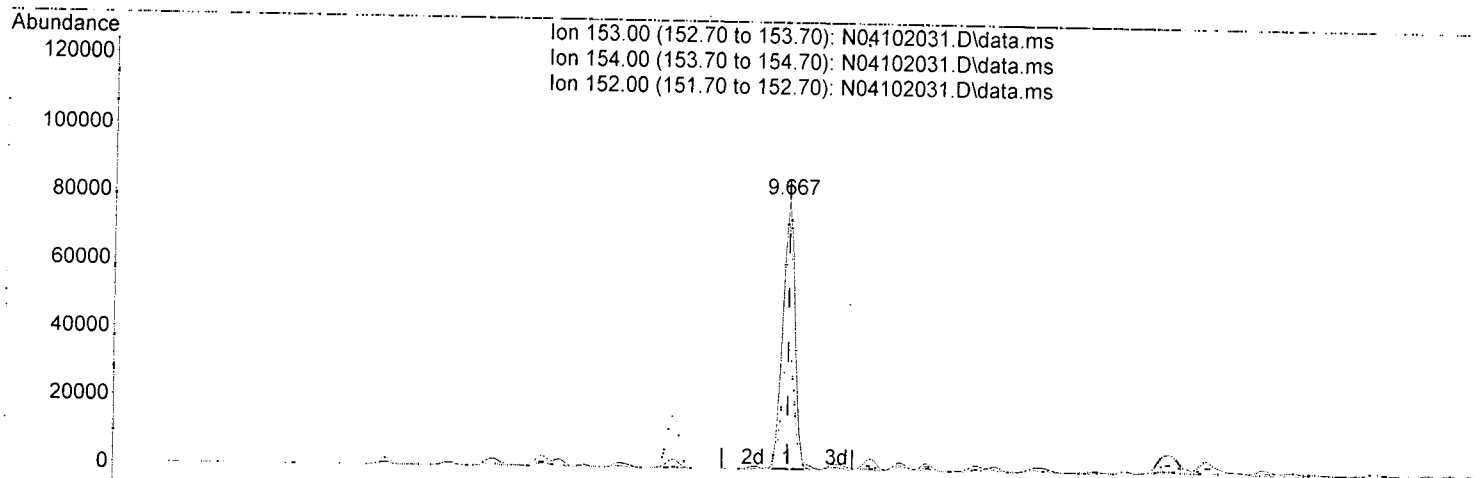
response 21208

Ion	Exp%	Act%
152.00	100.00	100.00
153.00	12.70	16.63
151.00	19.30	20.36
0.00	0.00	0.00

Quantitation Report (Qedit)

Data Path : U:\data\2020-04\0D10041\  
 Data File : N04102031.D  
 Acq On : 11 Apr 2020 02:52 am  
 Operator : JK/ AMS/ DTH  
 Sample : A0D0210-02@1000  
 Misc : 1000x, 8270D LL PAH ONLY  
 ALS Vial : 24 Sample Multiplier: 1

Quant Time: Apr 13 09:30:59 2020  
 Quant Method : U:\methods\SV14\_040720\_PAHR1.M  
 Quant Title : EPA 8270D: Semivolatile Organics  
 QLast Update : Fri Apr 10 17:39:38 2020  
 Response via : Initial Calibration



(12) Acenaphthene (T)

9.667min (-0.000) 48.62 ng/ml

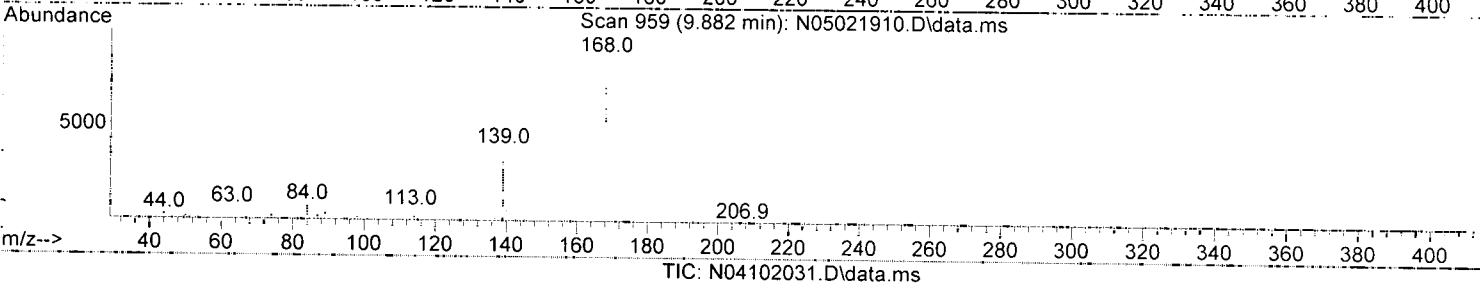
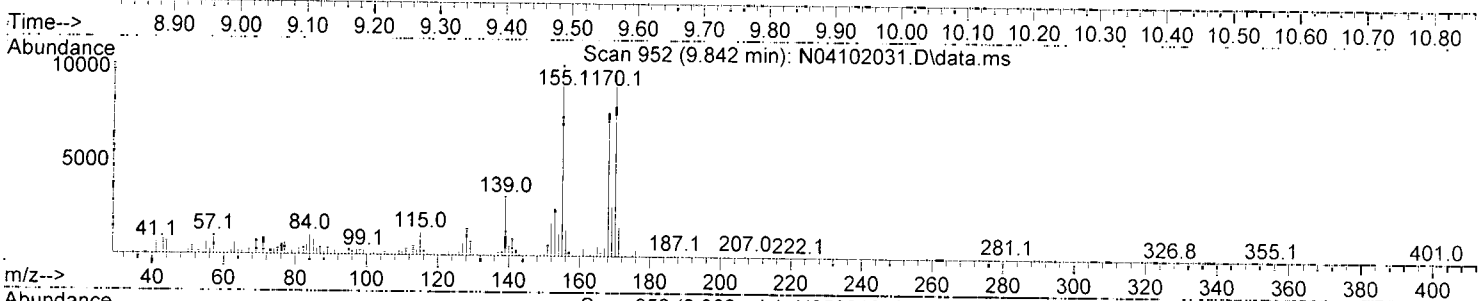
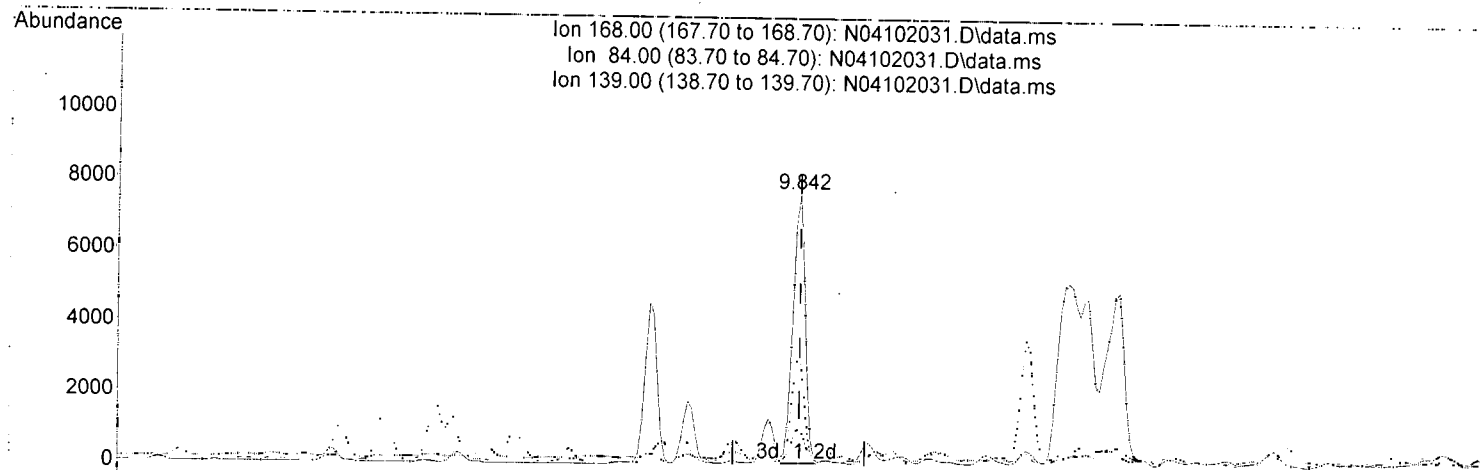
response 104778

Ion	Exp%	Act%
153.00	100.00	100.00
154.00	90.70	90.99
152.00	46.80	46.78
0.00	0.00	0.00

Quantitation Report (Qedit)

Data Path : U:\data\2020-04\0D10041\  
 Data File : N04102031.D  
 Acq On : 11 Apr 2020 02:52 am  
 Operator : JK/ AMS/ DTH  
 Sample : A0D0210-02@1000  
 Misc : 1000x, 8270D LL PAH ONLY  
 ALS Vial : 24 Sample Multiplier: 1

Quant Time: Apr 13 09:30:59 2020  
 Quant Method : U:\methods\SV14\_040720\_PAHR1.M  
 Quant Title : EPA 8270D: Semivolatile Organics  
 QLast Update : Fri Apr 10 17:39:38 2020  
 Response via : Initial Calibration



(13) Dibenzofuran (T)

9.842min (-0.000) 3.81 ng/ml

response 9949


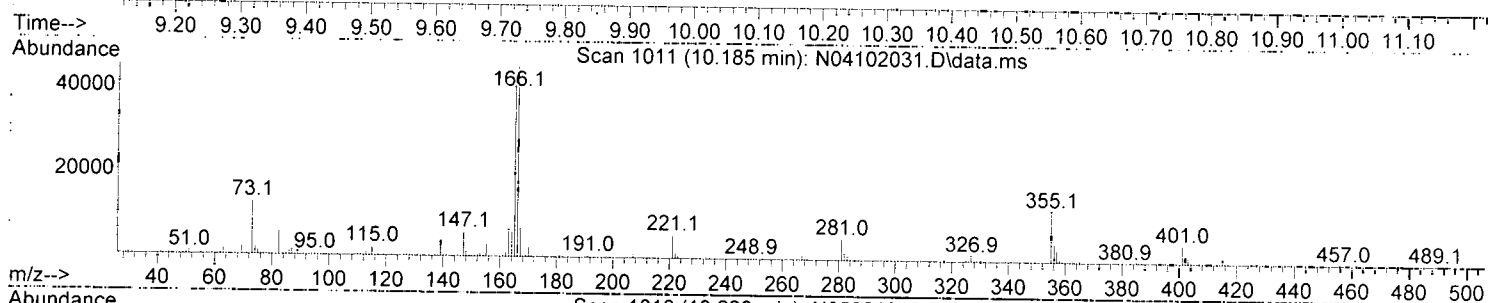
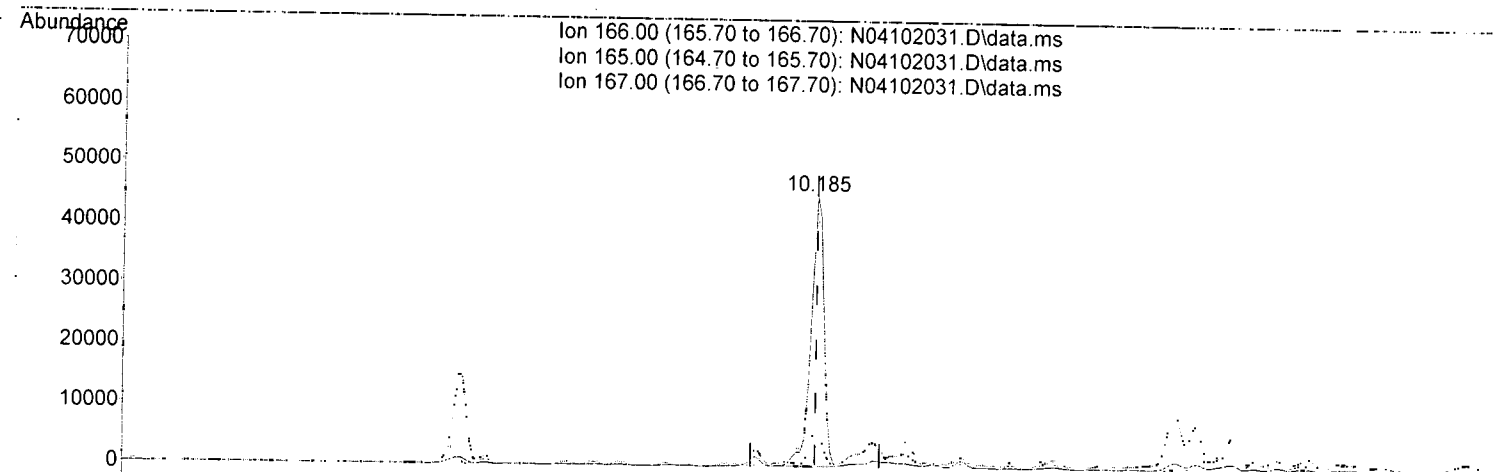
Ion	Exp%	Act%
168.00	100.00	100.00
84.00	7.70	13.75
139.00	38.40	40.96
0.00	0.00	0.00

J

Quantitation Report (Qedit)

Data Path : U:\data\2020-04\0D10041\  
 Data File : N04102031.D  
 Acq On : 11 Apr 2020 02:52 am  
 Operator : JK/ AMS/ DTH  
 Sample : A0D0210-02@1000  
 Misc : 1000x, 8270D LL PAH ONLY  
 ALS Vial : 24 Sample Multiplier: 1

Quant Time: Apr 13 09:30:59 2020  
 Quant Method : U:\methods\SV14\_040720\_PAHR1.M  
 Quant Title : EPA 8270D: Semivolatile Organics  
 QLast Update : Fri Apr 10 17:39:38 2020  
 Response via : Initial Calibration



(15) Fluorene (T)

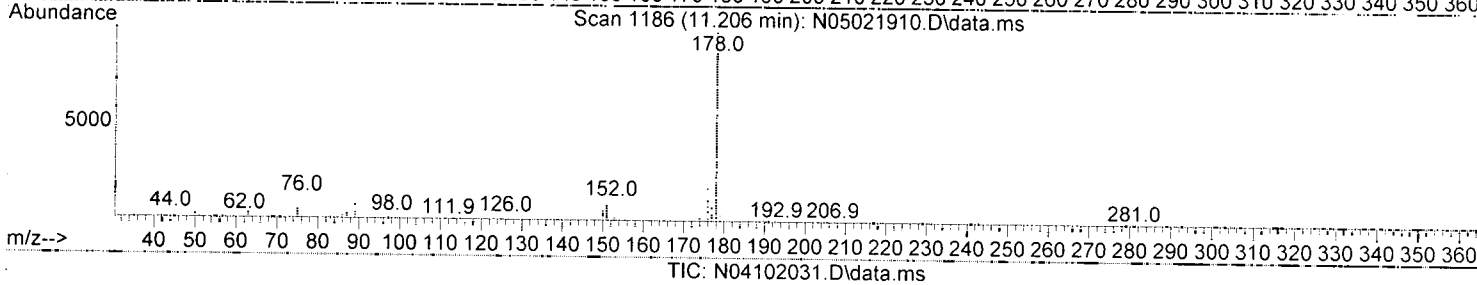
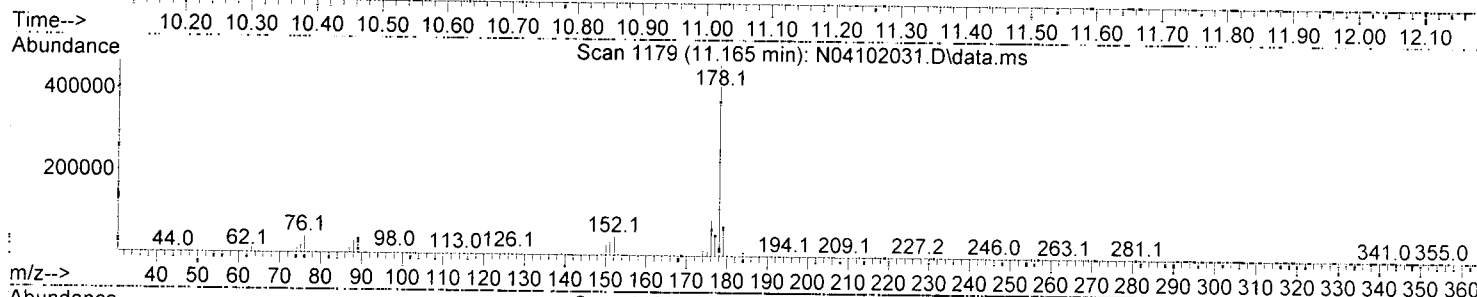
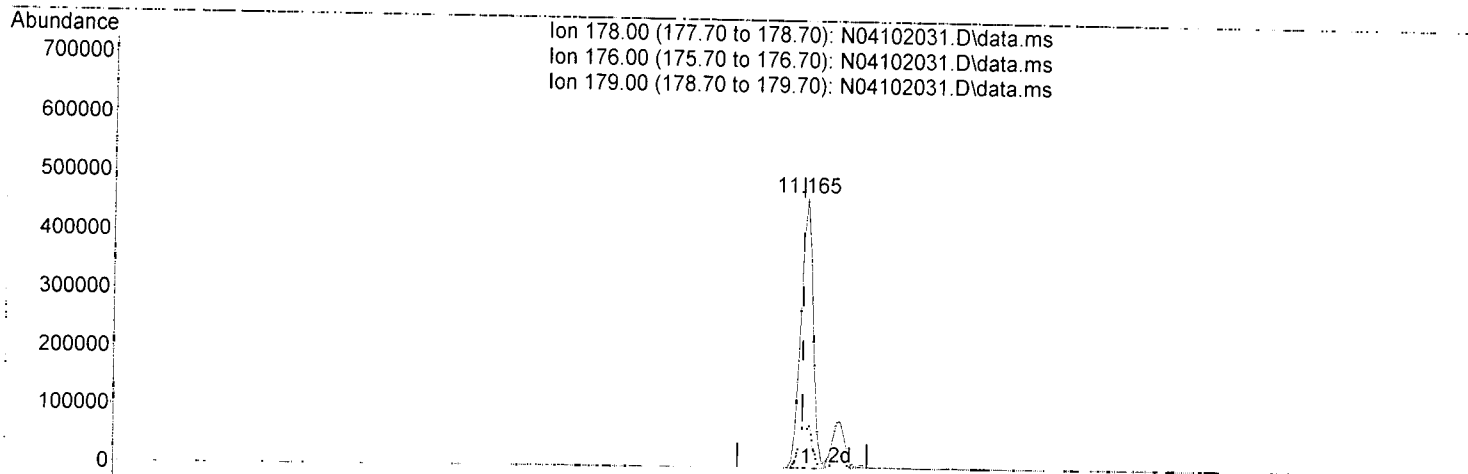
10.185min (-0.000) 30.40 ng/ml

response	62989
Ion	Exp% Act%
166.00	100.00 100.00
165.00	95.70 94.40
167.00	13.60 14.50
0.00	0.00 0.00

Quantitation Report (Qedit)

Data Path : U:\data\2020-04\0D10041\  
 Data File : N04102031.D  
 Acq On : 11 Apr 2020 02:52 am  
 Operator : JK/ AMS/ DTH  
 Sample : A0D0210-02@1000  
 Misc : 1000x, 8270D LL PAH ONLY  
 ALS Vial : 24 Sample Multiplier: 1

Quant Time: Apr 13 09:30:59 2020  
 Quant Method : U:\methods\SV14\_040720\_PAHR1.M  
 Quant Title : EPA 8270D: Semivolatile Organics  
 QLast Update : Fri Apr 10 17:39:38 2020  
 Response via : Initial Calibration



TIC: N04102031.D\data.ms

(18) Phenanthrene (T)

11.165min (+ 0.006) 186.77 ng/ml

response 613624

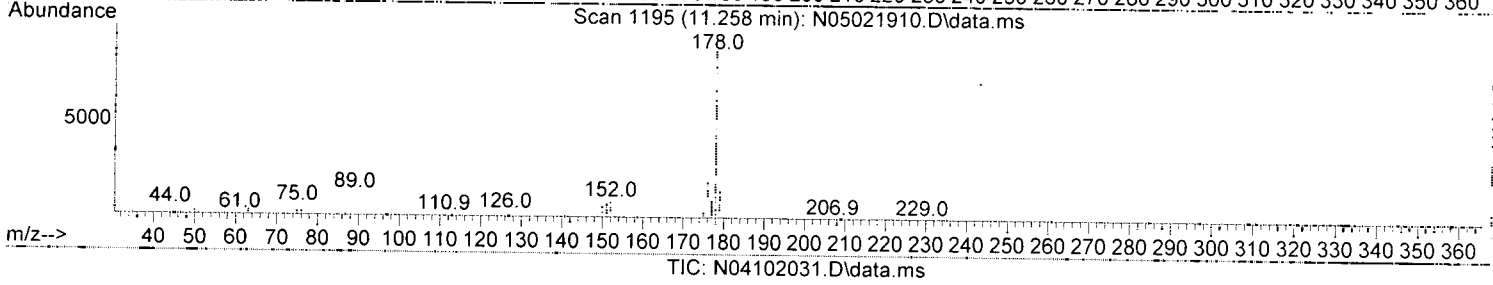
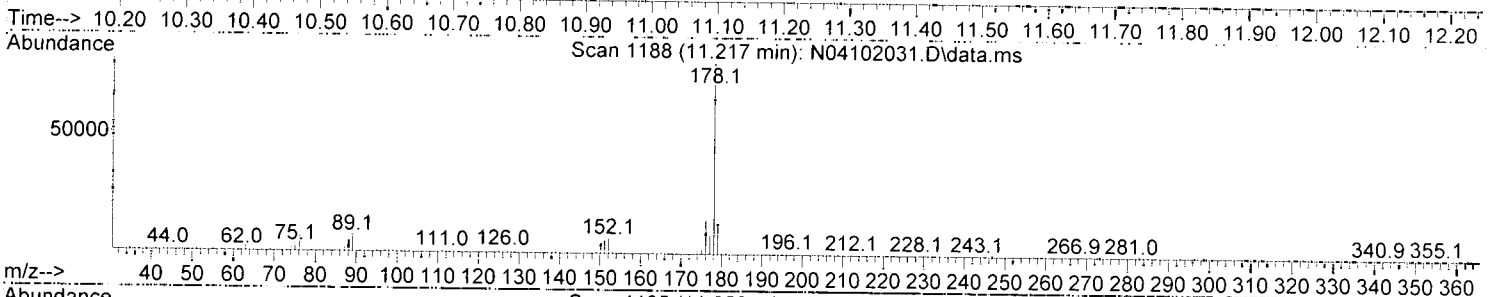
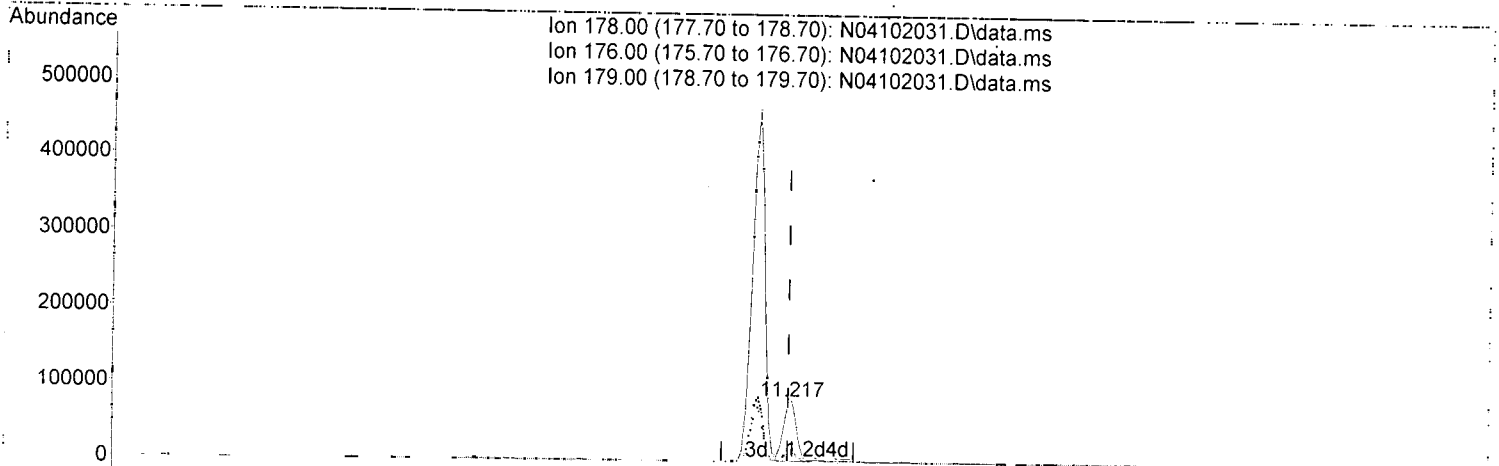
Ion	Exp%	Act%
178.00	100.00	100.00
176.00	19.00	18.77
179.00	15.10	15.53
0.00	0.00	0.00



Quantitation Report (Qedit)

Data Path : U:\data\2020-04\0D10041\  
 Data File : N04102031.D  
 Acq On : 11 Apr 2020 02:52 am  
 Operator : JK/ AMS/ DTH  
 Sample : A0D0210-02@1000  
 Misc : 1000x, 8270D LL PAH ONLY  
 ALS Vial : 24 Sample Multiplier: 1

Quant Time: Apr 13 09:30:59 2020  
 Quant Method : U:\methods\SV14\_040720\_PAHR1.M  
 Quant Title : EPA 8270D: Semivolatile Organics  
 QLast Update : Fri Apr 10 17:39:38 2020  
 Response via : Initial Calibration



TIC: N04102031.D\data.ms

(19) Anthracene (T)

11.217min (+ 0.006) 40.06 ng/ml

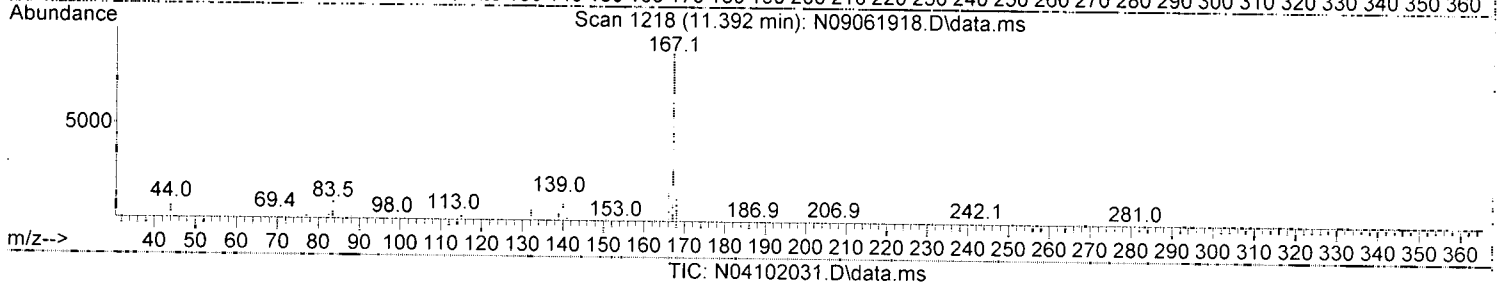
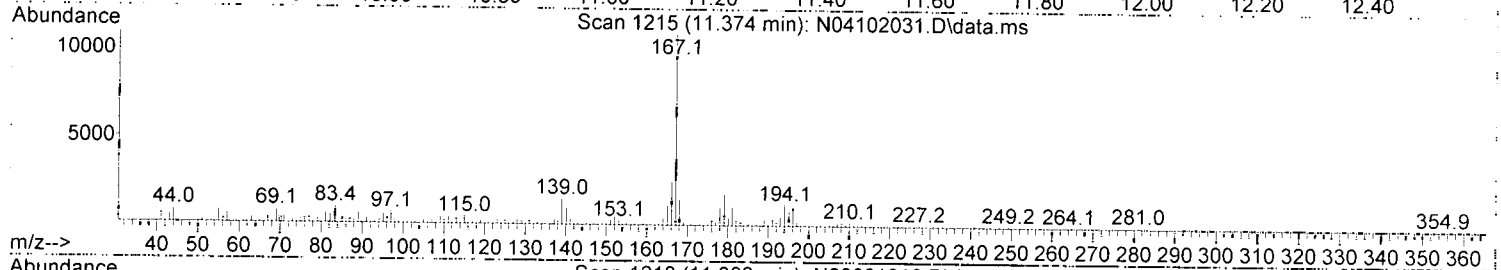
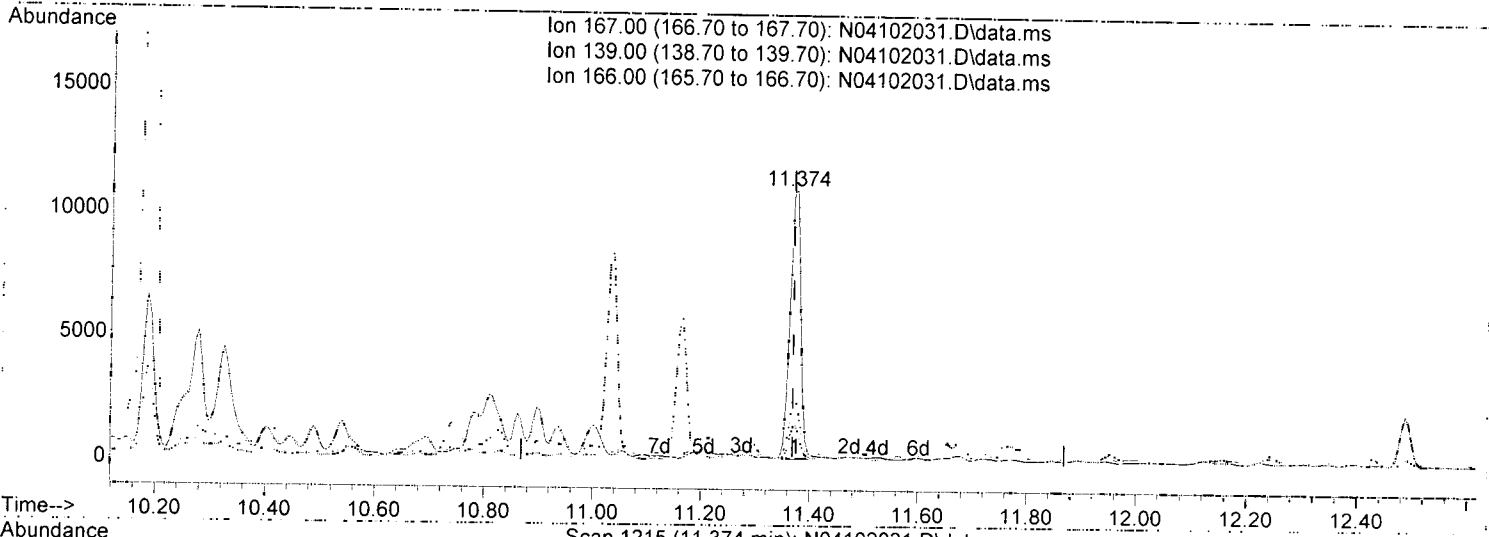
response 107788

Ion	Exp%	Act%
178.00	100.00	100.00
176.00	18.90	18.05
179.00	15.30	16.01
0.00	0.00	0.00

Quantitation Report (Qedit)

Data Path : U:\data\2020-04\0D10041\  
 Data File : N04102031.D  
 Acq On : 11 Apr 2020 02:52 am  
 Operator : JK/ AMS/ DTH  
 Sample : A0D0210-02@1000  
 Misc : 1000x, 8270D LL PAH ONLY  
 ALS Vial : 24 Sample Multiplier: 1

Quant Time: Apr 13 09:30:59 2020  
 Quant Method : U:\methods\SV14\_040720\_PAHR1.M  
 Quant Title : EPA 8270D: Semivolatile Organics  
 QLast Update : Fri Apr 10 17:39:38 2020  
 Response via : Initial Calibration



(20) Carbazole (T)

11.374min (+ 0.006) 6.43 ng/ml

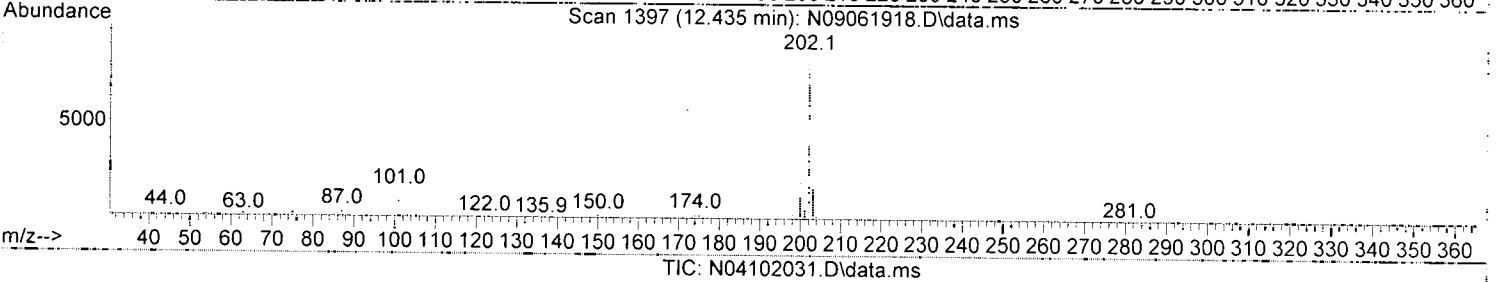
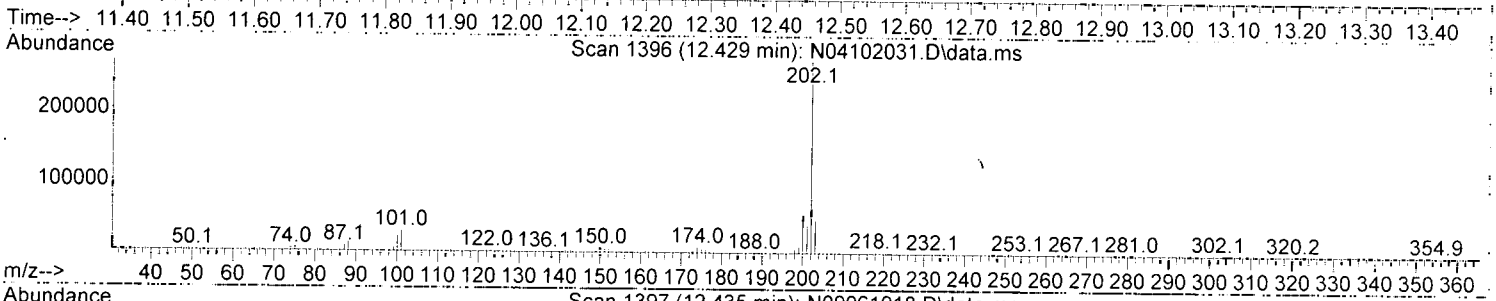
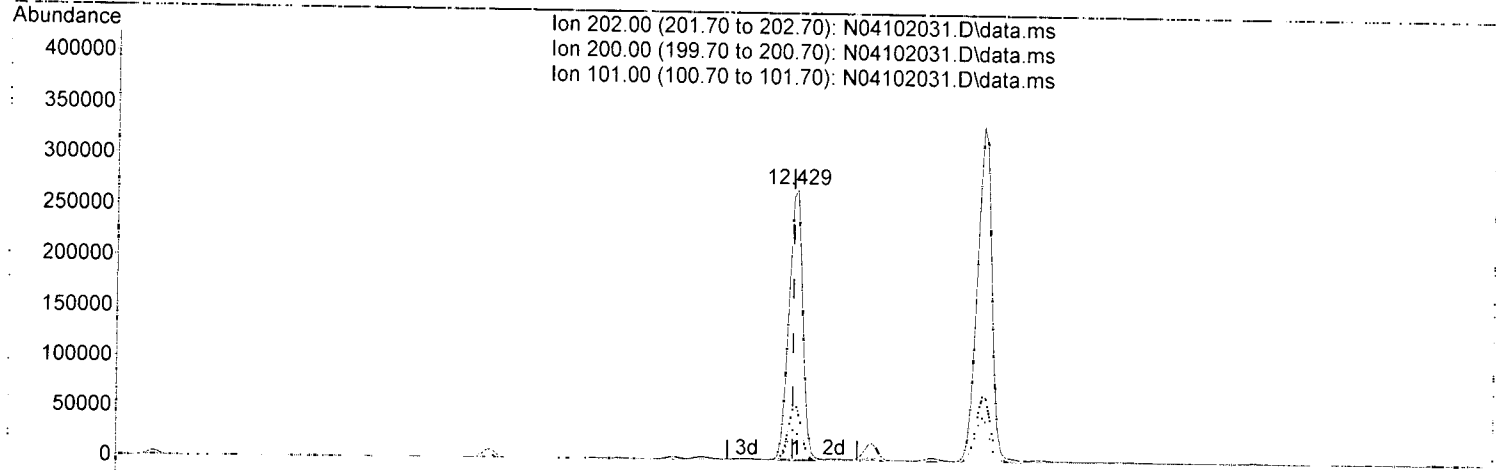
response 14947

Ion	Exp%	Act%
167.00	100.00	100.00
139.00	13.50	13.64
166.00	21.10	23.01
0.00	0.00	0.00

Quantitation Report (Qedit)

Data Path : U:\data\2020-04\0D10041\  
 Data File : N04102031.D  
 Acq On : 11 Apr 2020 02:52 am  
 Operator : JK/ AMS/ DTH  
 Sample : AOD0210-02@1000  
 Misc : 1000x, 8270D LL PAH ONLY  
 ALS Vial : 24 Sample Multiplier: 1

Quant Time: Apr 13 09:30:59 2020  
 Quant Method : U:\methods\SV14\_040720\_PAHR1.M  
 Quant Title : EPA 8270D: Semivolatile Organics  
 QLast Update : Fri Apr 10 17:39:38 2020  
 Response via : Initial Calibration



(22) Fluoranthene (T)

12.429min (+ 0.006) 122.35 ng/ml

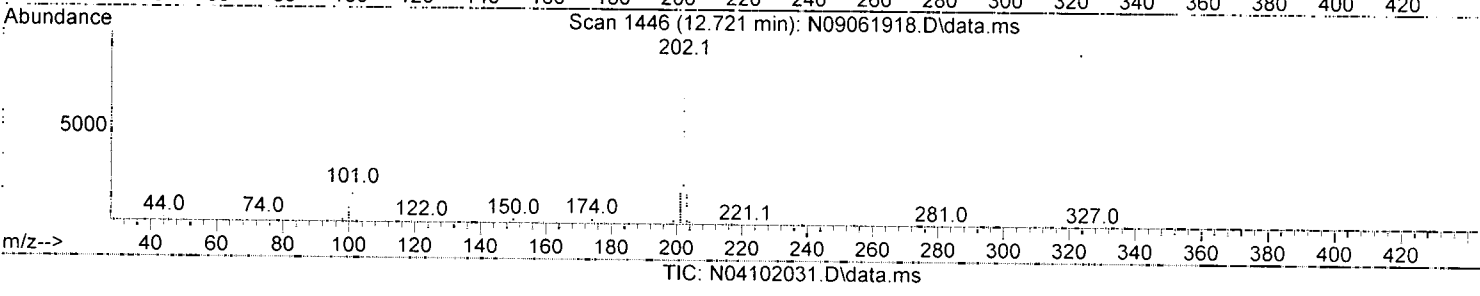
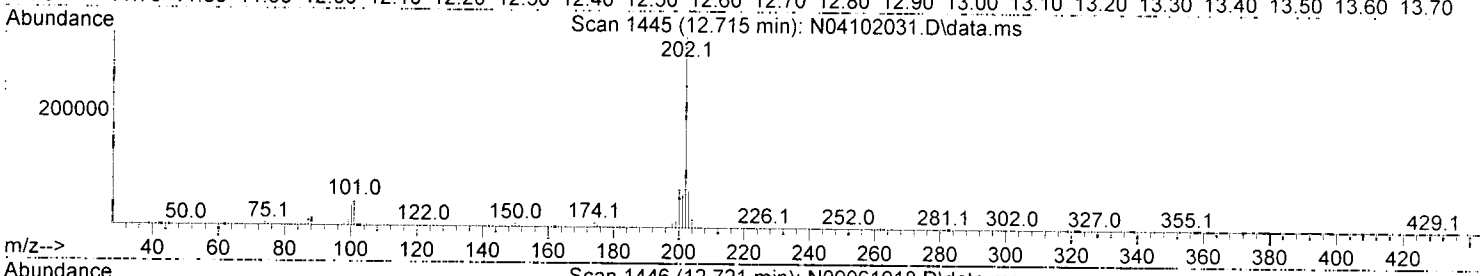
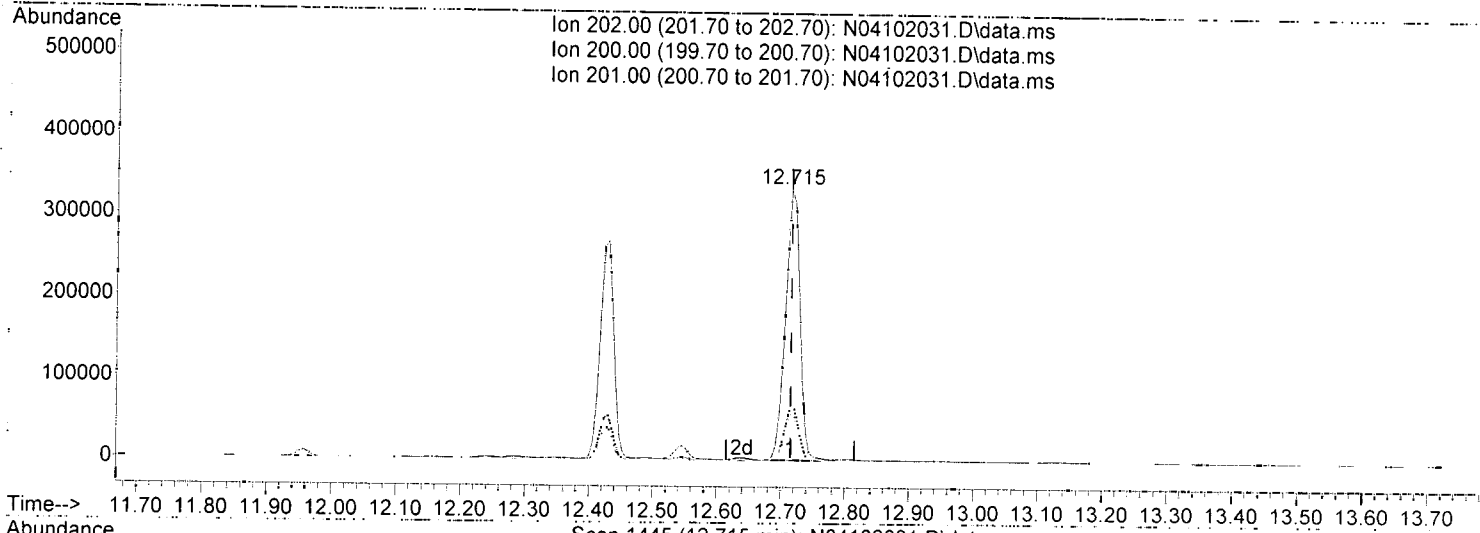
response 396167

Ion	Exp%	Act%
202.00	100.00	100.00
200.00	19.70	19.91
101.00	15.30	10.86
0.00	0.00	0.00

Quantitation Report (Qedit)

Data Path : U:\data\2020-04\0D10041\  
 Data File : N04102031.D  
 Acq On : 11 Apr 2020 02:52 am  
 Operator : JK/ AMS/ DTH  
 Sample : AOD0210-02@1000  
 Misc : 1000x, 8270D LL PAH ONLY  
 ALS Vial : 24 Sample Multiplier: 1

Quant Time: Apr 13 09:30:59 2020  
 Quant Method : U:\methods\SV14\_040720\_PAHR1.M  
 Quant Title : EPA 8270D: Semivolatile Organics  
 QLast Update : Fri Apr 10 17:39:38 2020  
 Response via : Initial Calibration



(24) Pyrene (T)

12.715min (-0.000) 152.23 ng/ml

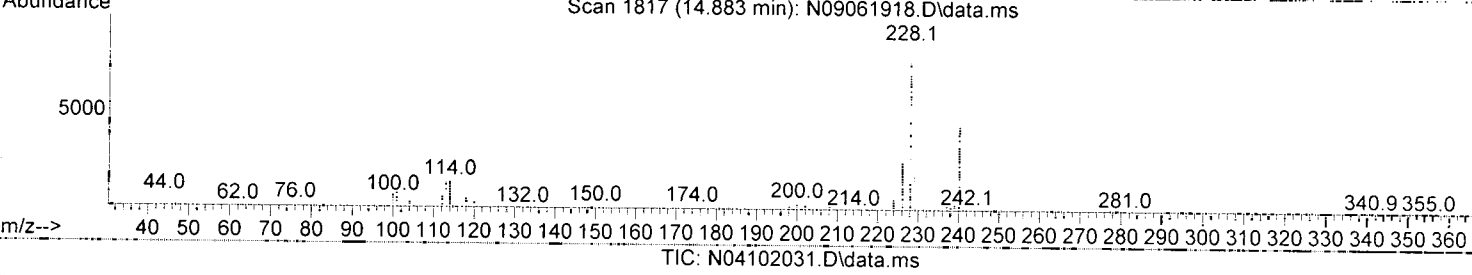

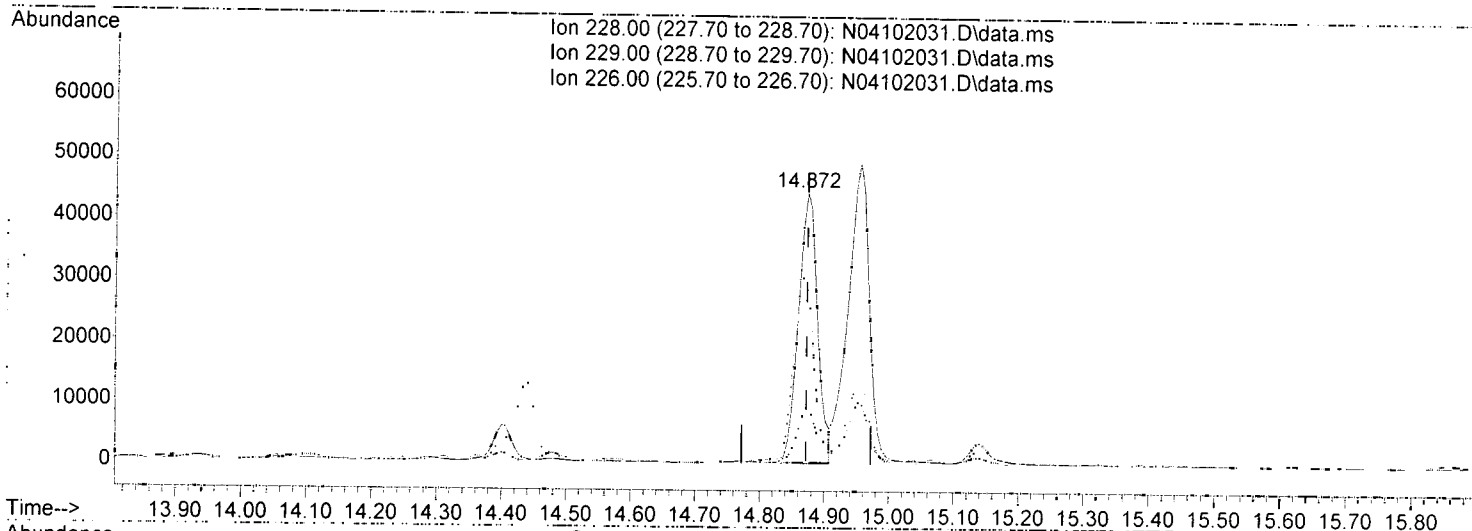
response 524720

Ion	Exp%	Act%
202.00	100.00	100.00
200.00	20.70	20.09
201.00	16.80	17.18
0.00	0.00	0.00

Quantitation Report (Qedit)

Data Path : U:\data\2020-04\0D10041\  
 Data File : N04102031.D  
 Acq On : 11 Apr 2020 02:52 am  
 Operator : JK/ AMS/ DTH  
 Sample : A0D0210-02@1000  
 Misc : 1000x, 8270D LL PAH ONLY  
 ALS Vial : 24 Sample Multiplier: 1

Quant Time: Apr 13 09:30:59 2020  
 Quant Method : U:\methods\SV14\_040720\_PAHR1.M  
 Quant Title : EPA 8270D: Semivolatile Organics  
 QLast Update : Fri Apr 10 17:39:38 2020  
 Response via : Initial Calibration



(26) Benz(a)anthracene (T)

14.872min (-0.000) 33.27 ng/ml

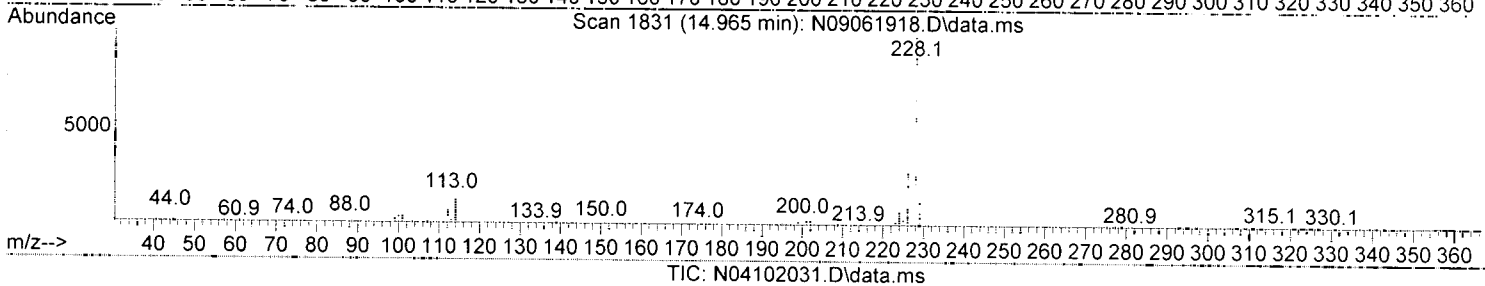

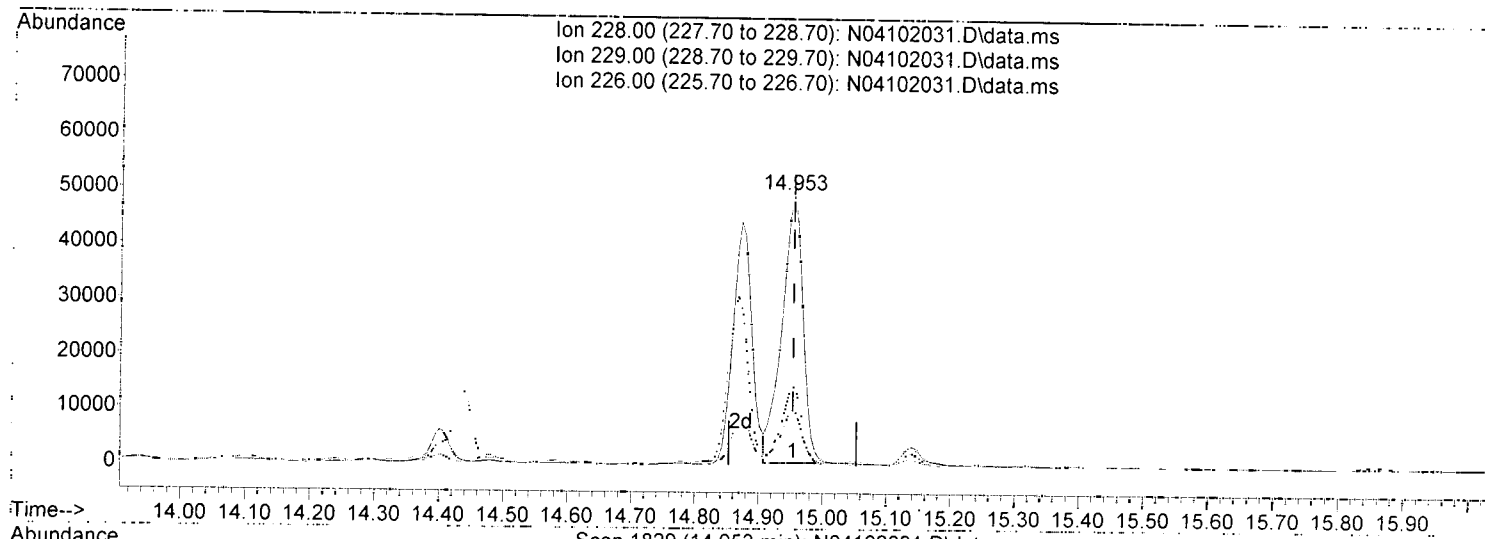
response 91690

Ion	Exp%	Act%
228.00	100.00	100.00
229.00	19.40	20.77
226.00	26.20	67.12#
0.00	0.00	0.00

Quantitation Report (Qedit)

Data Path : U:\data\2020-04\0D10041\  
 Data File : N04102031.D  
 Acq On : 11 Apr 2020 02:52 am  
 Operator : JK/ AMS/ DTH  
 Sample : AOD0210-02@1000  
 Misc : 1000x, 8270D LL PAH ONLY  
 ALS Vial : 24 Sample Multiplier: 1

Quant Time: Apr 13 09:30:59 2020  
 Quant Method : U:\methods\SV14\_040720\_PAHR1.M  
 Quant Title : EPA 8270D: Semivolatile Organics  
 QLast Update : Fri Apr 10 17:39:38 2020  
 Response via : Initial Calibration



(27) Chrysene (T)

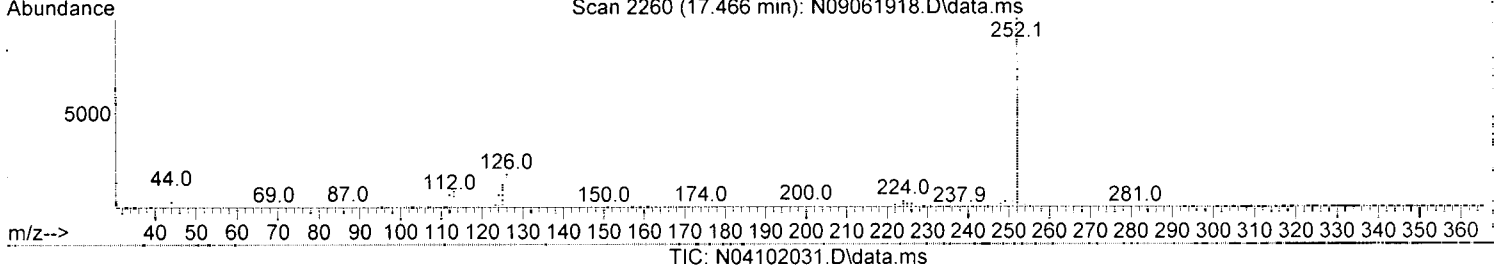

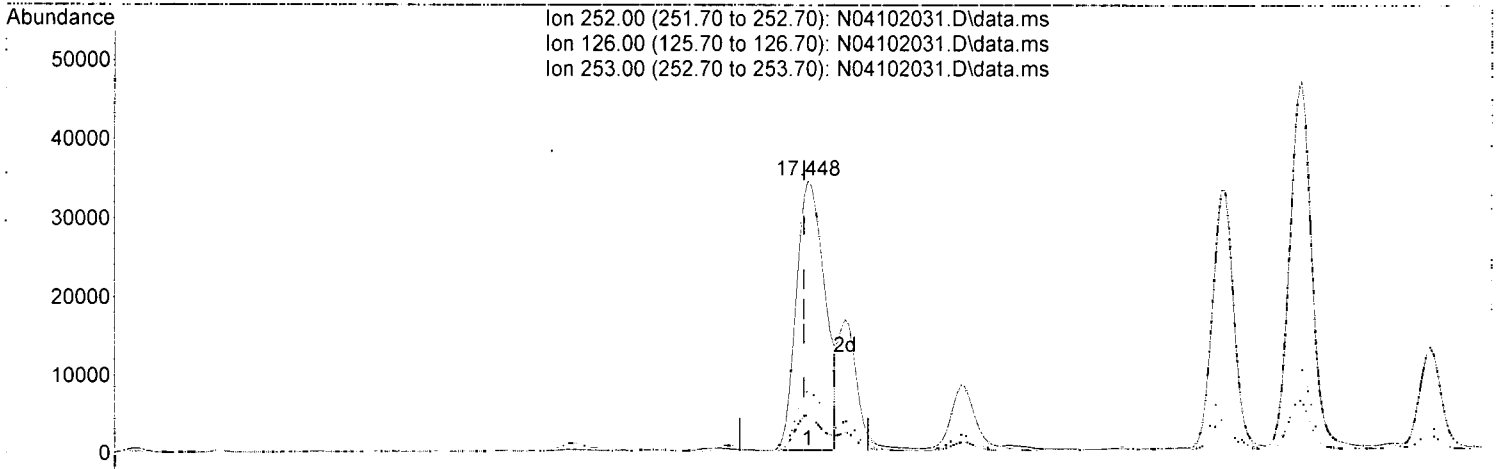
14.953min (-0.000) 39.47 ng/ml

response	111876
Ion	Exp% Act%
228.00	100.00 100.00
229.00	19.60 21.09
226.00	28.60 29.36
0.00	0.00 0.00

Quantitation Report (Qedit)

Data Path : U:\data\2020-04\0D10041\  
 Data File : N04102031.D  
 Acq On : 11 Apr 2020 02:52 am  
 Operator : JK/ AMS/ DTH  
 Sample : A0D0210-02@1000  
 Misc : 1000x, 8270D LL PAH ONLY  
 ALS Vial : 24 Sample Multiplier: 1

Quant Time: Apr 13 09:30:59 2020  
 Quant Method : U:\methods\SV14\_040720\_PAHR1.M  
 Quant Title : EPA 8270D: Semivolatile Organics  
 QLast Update : Fri Apr 10 17:39:38 2020  
 Response via : Initial Calibration



TIC: N04102031.D\data.ms

(29) Benzo(b)fluoranthene (T)

17.448min (+ 0.006) 36.49 ng/ml

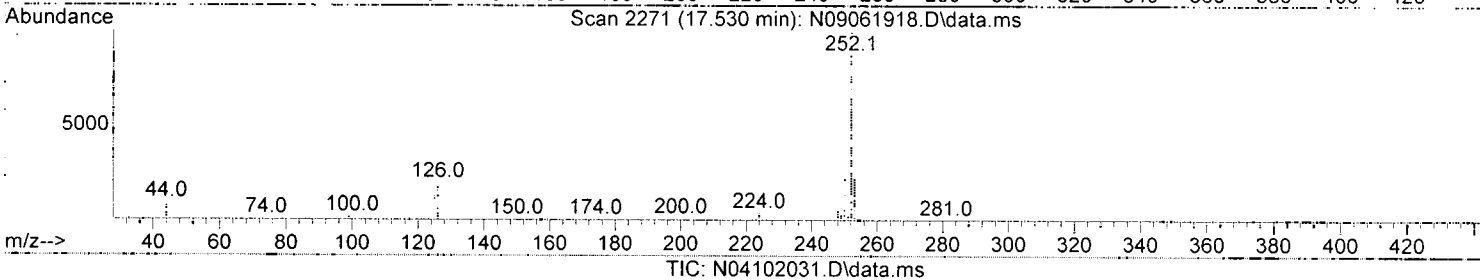
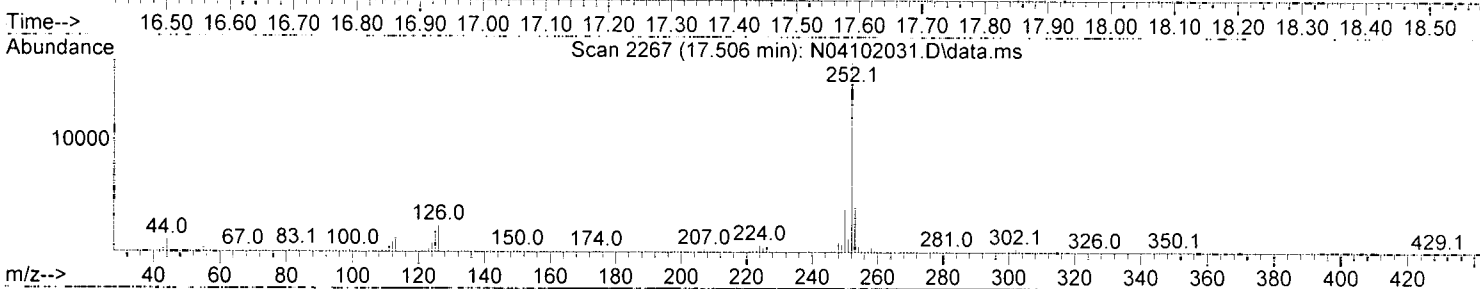
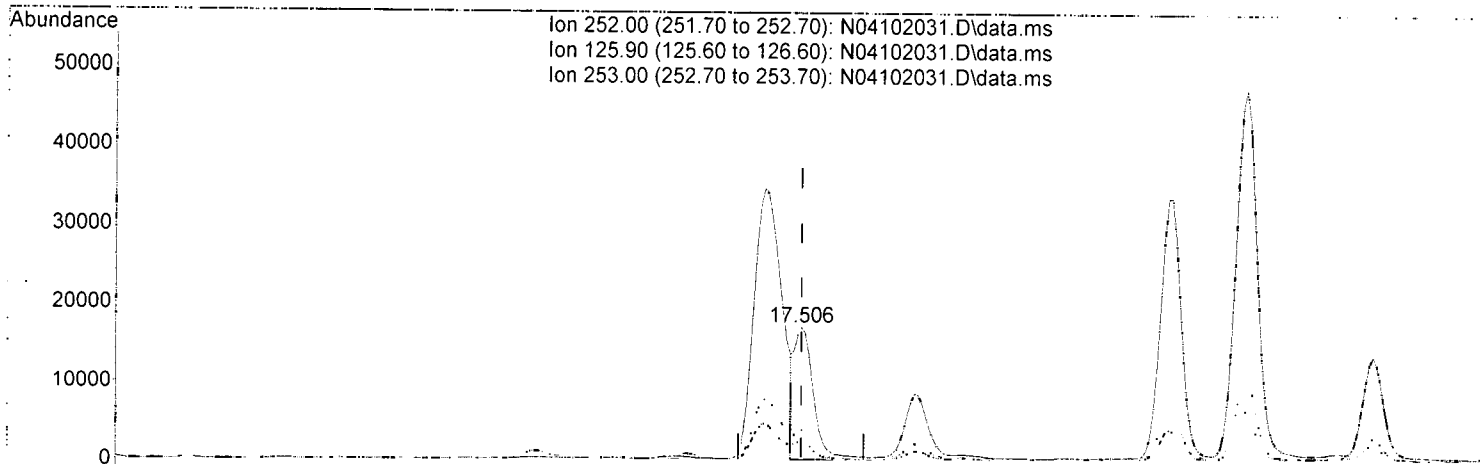
response 106101

Ion	Exp%	Act%
252.00	100.00	100.00
126.00	20.00	13.34
253.00	21.10	22.61
0.00	0.00	0.00

Quantitation Report (Qedit)

Data Path : U:\data\2020-04\0D10041\  
 Data File : N04102031.D  
 Acq On : 11 Apr 2020 02:52 am  
 Operator : JK/ AMS/ DTH  
 Sample : A0D0210-02@1000  
 Misc : 1000x, 8270D LL PAH ONLY  
 ALS Vial : 24 Sample Multiplier: 1

Quant Time: Apr 13 09:30:59 2020  
 Quant Method : U:\methods\SV14\_040720\_PAHR1.M  
 Quant Title : EPA 8270D: Semivolatile Organics  
 QLast Update : Fri Apr 10 17:39:38 2020  
 Response via : Initial Calibration



(30) Benzo(k)fluoranthene (T)

17.506min (-0.000) 12.14 ng/ml

*AMS*  
*4/13/20*

response 35180

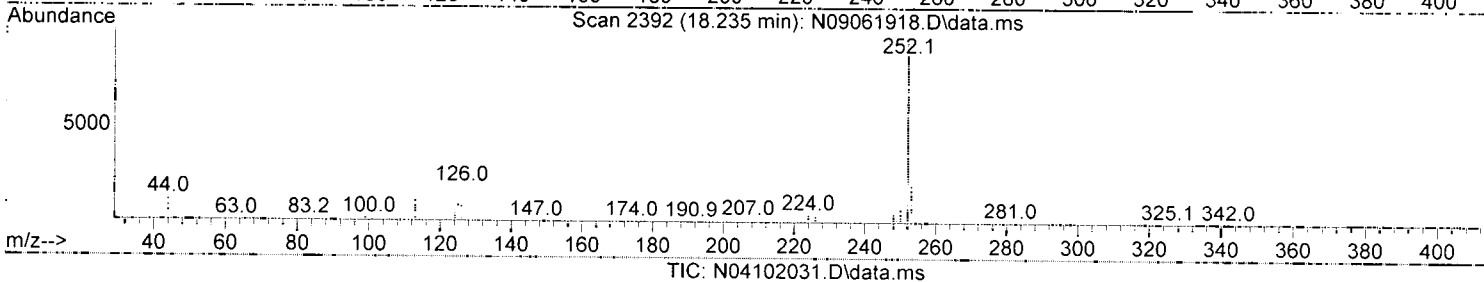
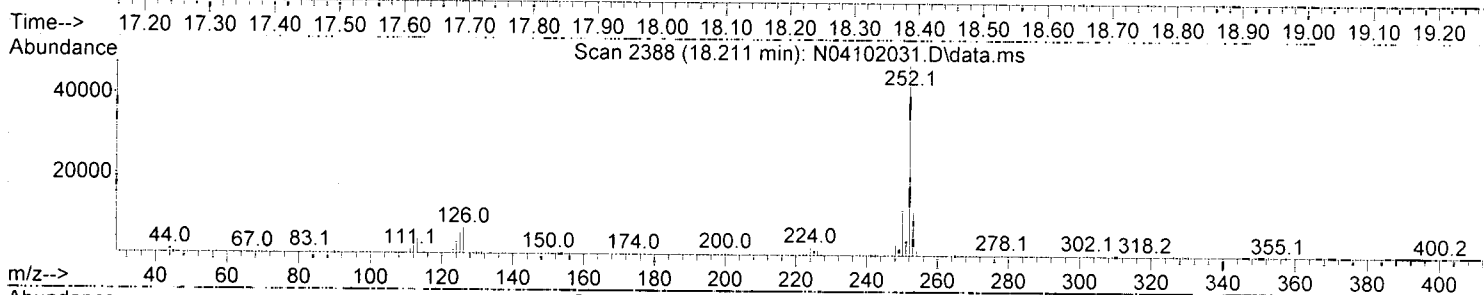
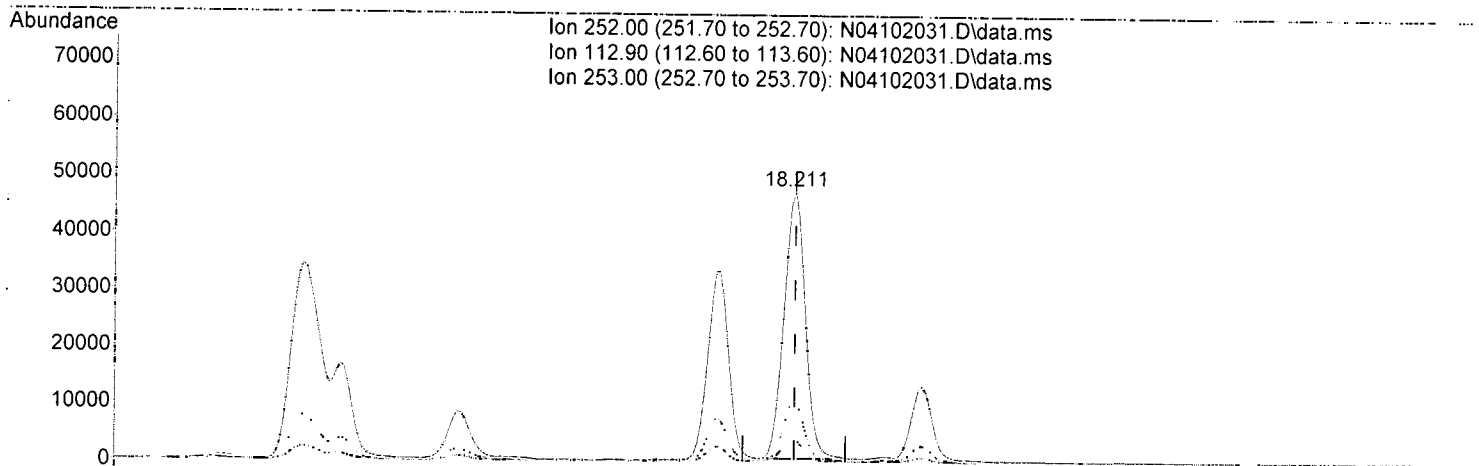
Ion	Exp%	Act%
252.00	100.00	100.00
125.90	22.10	14.24
253.00	21.50	23.02
0.00	0.00	0.00



Quantitation Report (Qedit)

Data Path : U:\data\2020-04\0D10041\  
 Data File : N04102031.D  
 Acq On : 11 Apr 2020 02:52 am  
 Operator : JK/ AMS/ DTH  
 Sample : A0D0210-02@1000  
 Misc : 1000x, 8270D LL PAH ONLY  
 ALS Vial : 24 Sample Multiplier: 1

Quant Time: Apr 13 09:30:59 2020  
 Quant Method : U:\methods\SV14\_040720\_PAHR1.M  
 Quant Title : EPA 8270D: Semivolatile Organics  
 QLast Update : Fri Apr 10 17:39:38 2020  
 Response via : Initial Calibration



TIC: N04102031.D\data.ms

(33) Benzo (a)pyrene (T)

18.211min (-0.000) 46.25 ng/ml

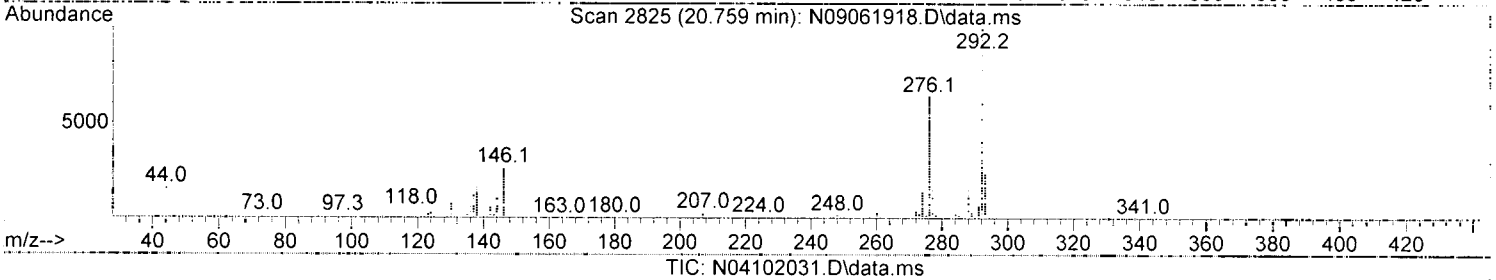
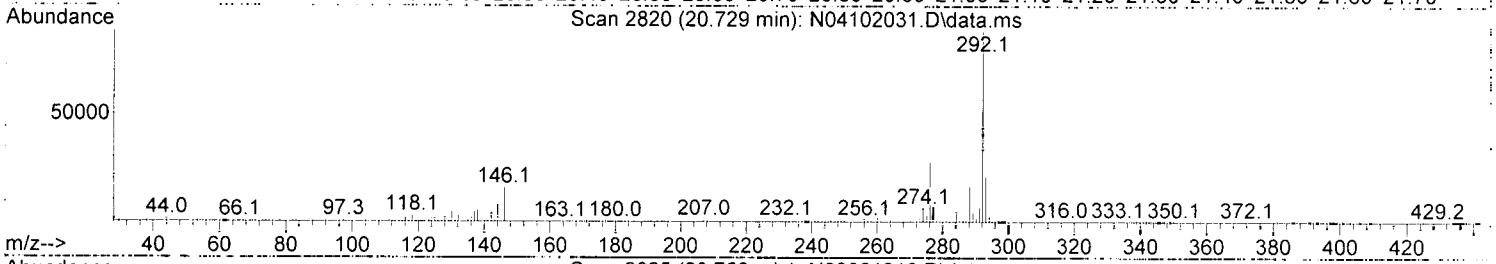
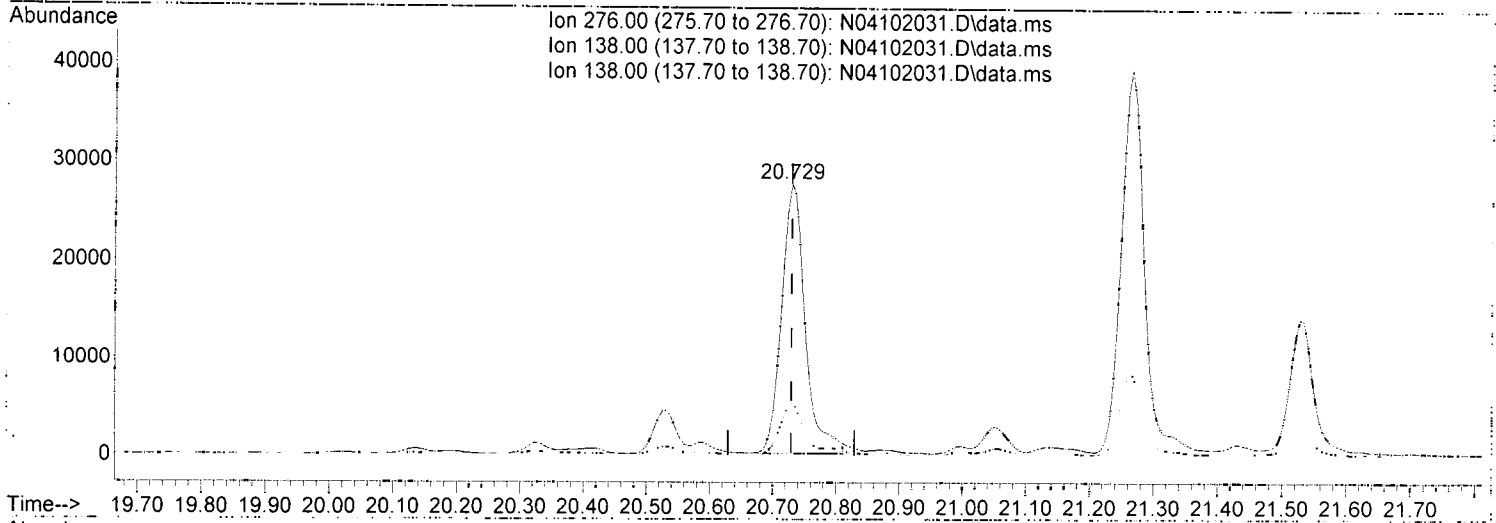
response 107339

Ion	Exp%	Act%
252.00	100.00	100.00
112.90	12.70	8.37
253.00	21.90	22.51
0.00	0.00	0.00

Quantitation Report (Qedit)

Data Path : U:\data\2020-04\0D10041\  
 Data File : N04102031.D  
 Acq On : 11 Apr 2020 02:52 am  
 Operator : JK/ AMS/ DTH  
 Sample : A0D0210-02@1000  
 Misc : 1000x, 8270D LL PAH ONLY  
 ALS Vial : 24 Sample Multiplier: 1

Quant Time: Apr 13 09:30:59 2020  
 Quant Method : U:\methods\SV14\_040720\_PAHR1.M  
 Quant Title : EPA 8270D: Semivolatile Organics  
 QLast Update : Fri Apr 10 17:39:38 2020  
 Response via : Initial Calibration



(36) Indeno(1,2,3-cd)Pyrene (T)

20.729min (-0.000) 30.50 ng/ml

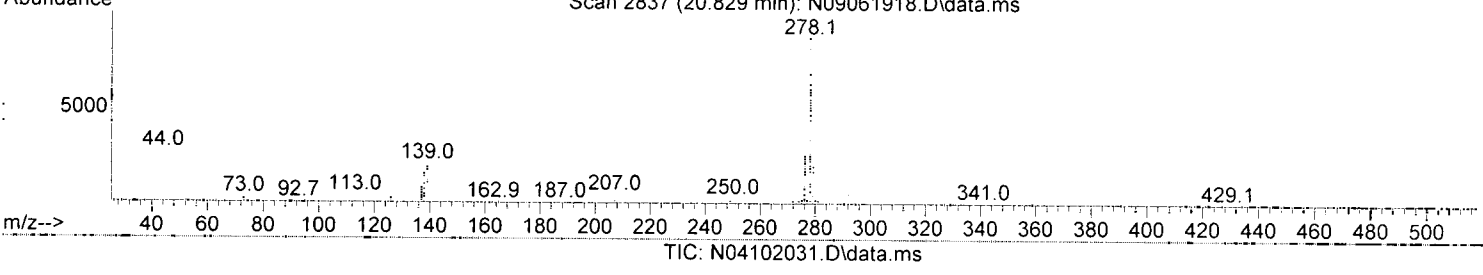
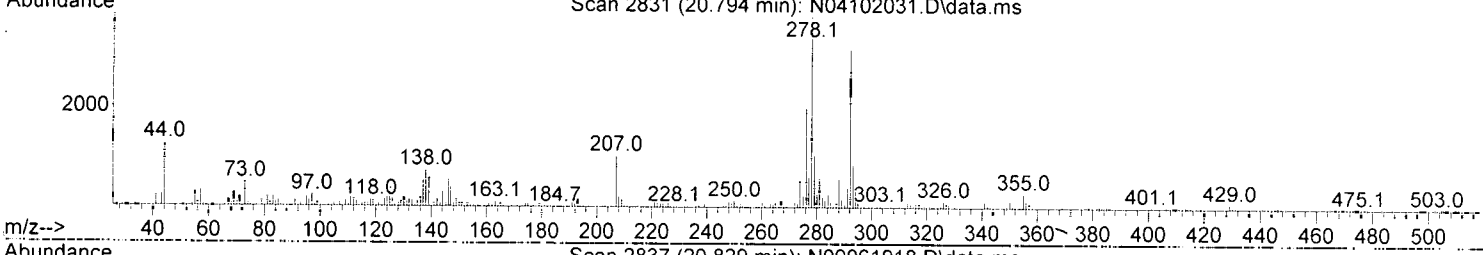
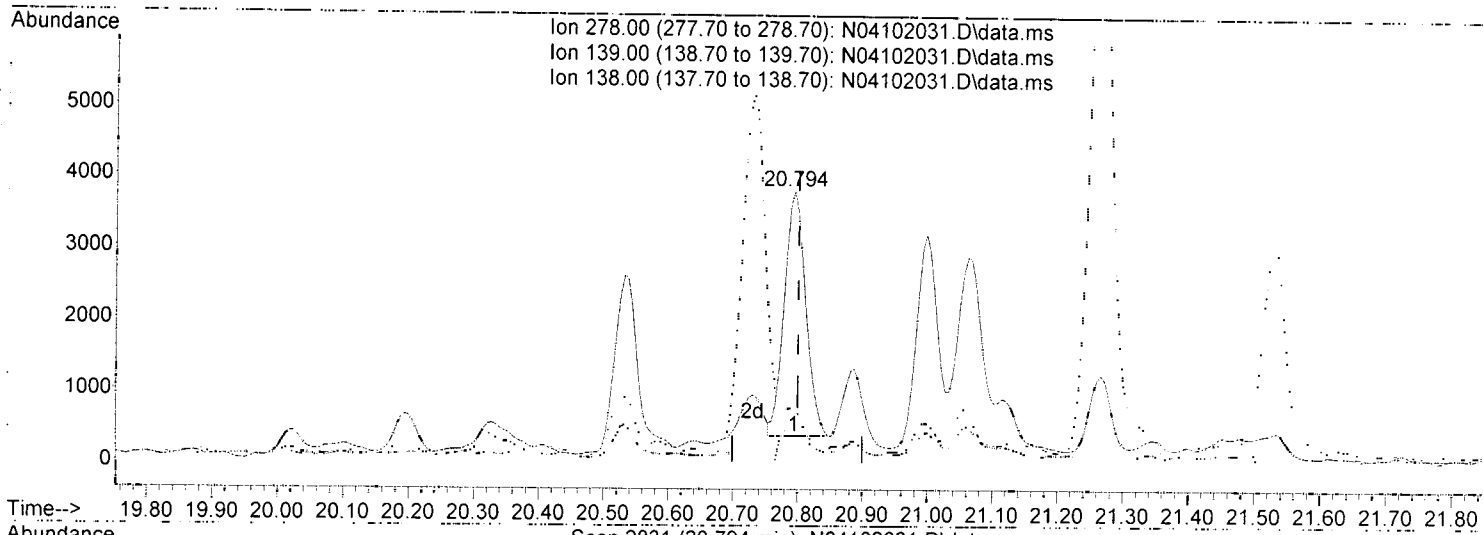
response 71690

Ion	Exp%	Act%
276.00	100.00	100.00
138.00	31.60	18.67
138.00	31.60	18.67
0.00	0.00	0.00

Quantitation Report (Qedit)

Data Path : U:\data\2020-04\0D10041\  
 Data File : N04102031.D  
 Acq On : 11 Apr 2020 02:52 am  
 Operator : JK/ AMS/ DTH  
 Sample : A0D0210-02@1000  
 Misc : 1000x, 8270D LL PAH ONLY  
 ALS Vial : 24 Sample Multiplier: 1

Quant Time: Apr 13 09:30:59 2020  
 Quant Method : U:\methods\SV14\_040720\_PAHR1.M  
 Quant Title : EPA 8270D: Semivolatile Organics  
 QLast Update : Fri Apr 10 17:39:38 2020  
 Response via : Initial Calibration



(37) Dibenz(a,h)anthracene (T)

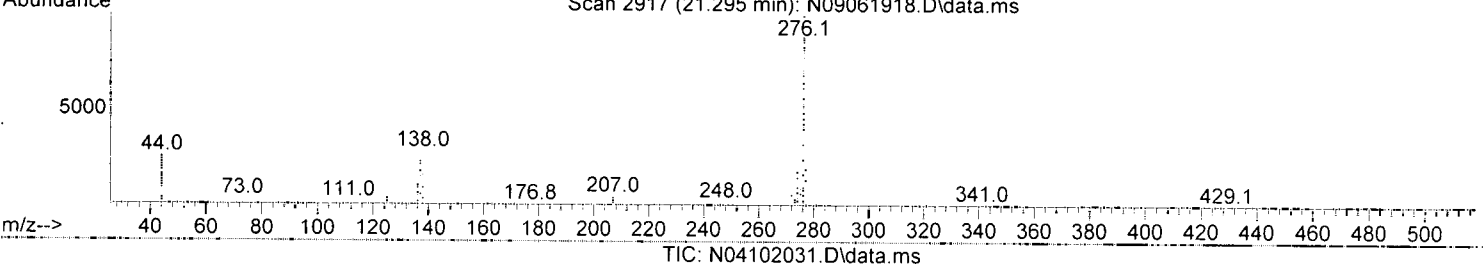
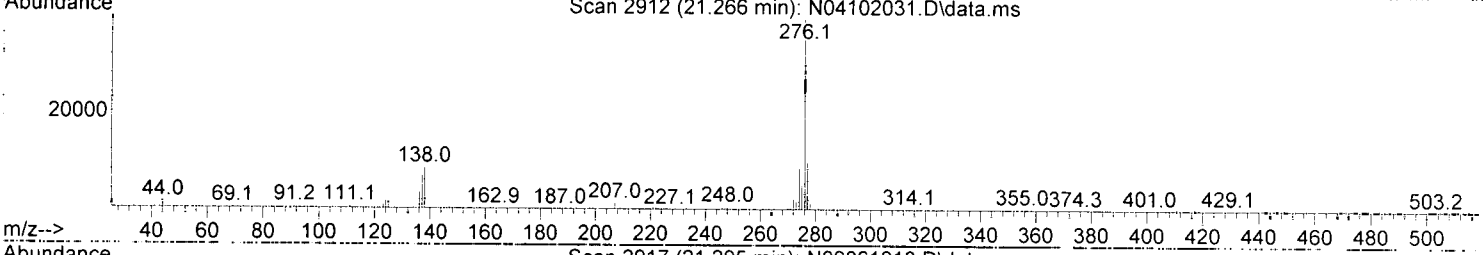
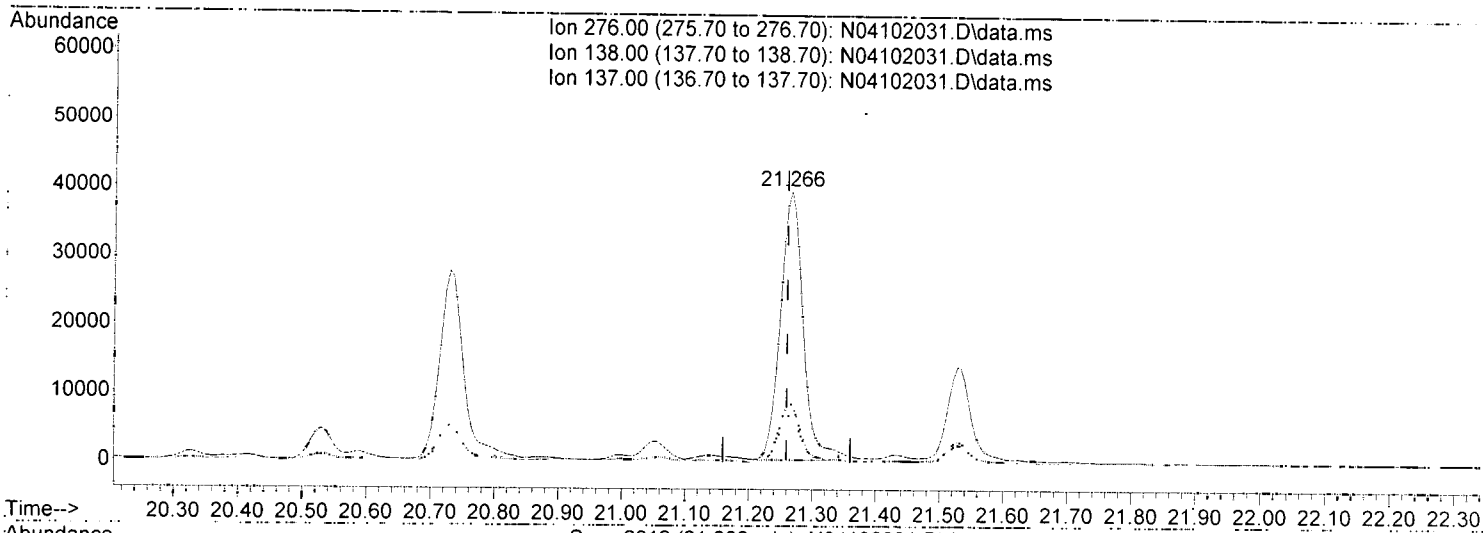
20.794min (-0.006) 3.33 ng/ml

response	Exp%	Act%
7894		
Ion	Exp%	Act%
278.00	100.00	100.00
139.00	26.00	16.20
138.00	19.90	19.51
0.00	0.00	0.00

Quantitation Report (Qedit)

Data Path : U:\data\2020-04\0D10041\  
 Data File : N04102031.D  
 Acq On : 11 Apr 2020 02:52 am  
 Operator : JK/ AMS/ DTH  
 Sample : A0D0210-02@1000  
 Misc : 1000x, 8270D LL PAH ONLY  
 ALS Vial : 24 Sample Multiplier: 1

Quant Time: Apr 13 09:30:59 2020  
 Quant Method : U:\methods\SV14\_040720\_PAHR1.M  
 Quant Title : EPA 8270D: Semivolatile Organics  
 QLast Update : Fri Apr 10 17:39:38 2020  
 Response via : Initial Calibration



(38) Benzo(g,h,i)perylene (T)

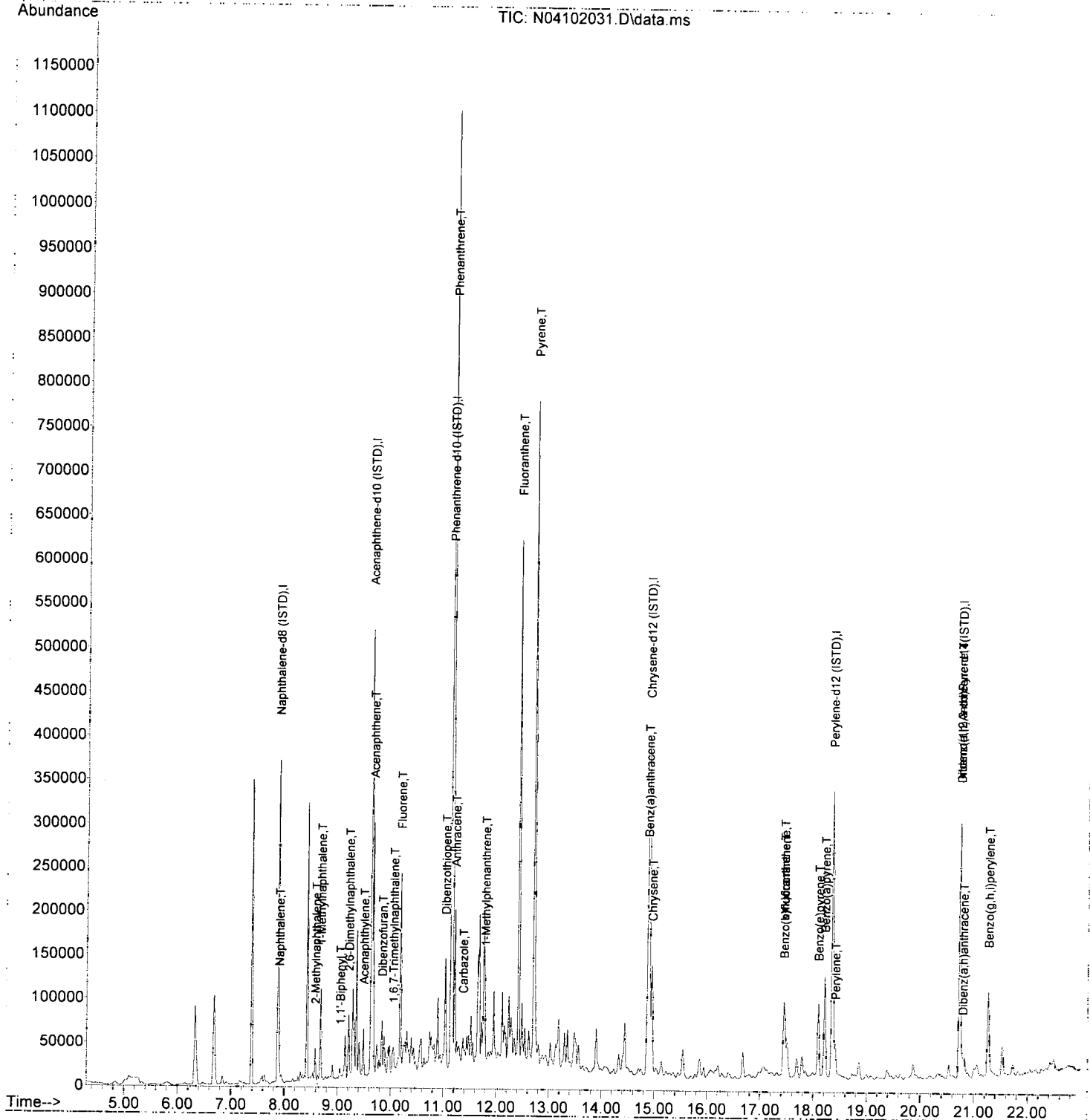
21.266min (+ 0.006) 38.62 ng/ml

response 97375

Ion	Exp%	Act%
276.00	100.00	100.00
138.00	34.40	21.49
137.00	28.60	17.28
0.00	0.00	0.00

Data Path : U:\data\2020-04\0D10041\  
Data File : N04102031.D  
Acq On : 11 Apr 2020 02:52 am  
Operator : JK/ AMS/ DTH  
Sample : A0D0210-02@1000  
Misc : 1000x, 8270D LL PAH ONLY  
ALS Vial : 24 Sample Multiplier: 1  
DataAcq Meth:LVI14\_BNA\_ACQ.M

Quant Time: Apr 13 09:30:59 2020  
Quant Method : U:\methods\SV14\_040720\_PAHR1.M  
Quant Title : EPA 8270D: Semivolatile Organics  
QLast Update : Fri Apr 10 17:39:38 2020  
Response via : Initial Calibration  
InstName : SV-GCMS14



**Semivolatile Organic Compounds (PAHs) by EPA 8270D  
Calibration Data**

Sequence 0D07056 (Cal ID A0D0804) SV-GCMS14



# ELEMENT SEQUENCE LOG

Apex Laboratories

Sequence: 0D07056  
Date: 04/07/20 16:31

Instrument: SV-GCMS14  
Calibration: A0D0804

#	Lab Number	Matrix	Analysis	Client	Due	Batch	ISTD ID	STD ID
1	0D07056-TUN1	Soil	QC	QC			A20C067	A20C407
2	0D07056-ICB1	Soil	QC	QC			A20C067	
3	0D07056-CAL1	Soil	QC	QC			A20C067	A20C467
4	0D07056-CAL2	Soil	QC	QC			A20C067	A20C468
5	0D07056-CAL3	Soil	QC	QC			A20C067	A20C469
6	0D07056-CAL4	Soil	QC	QC			A20C067	A20C470
7	0D07056-CAL5	Soil	QC	QC			A20C067	A20C471
8	0D07056-CAL6	Soil	QC	QC			A20C067	A20C472
9	0D07056-CAL7	Soil	QC	QC			A20C067	A20C473
10	0D07056-CAL8	Soil	QC	QC			A20C067	A20C474
11	0D07056-CAL9	Soil	QC	QC			A20C067	A20C475
12	0D07056-CALA	Soil	QC	QC			A20C067	A20C476
13	0D07056-IBL1	Soil	QC	QC			A20C067	
14	0D07056-ICV1	Soil	QC	QC			A20C067	A20C479
15	0D07056-IBL2	Soil	QC	QC			A20C067	

Data Entered By:

*AMS 4/8/20*

Comments:

Data Reviewed By:

*MJ 4/9/20*

Calibration Status Report SV-GCMS14

Method Path : N:\methods\  
 Method File : SV14\_040720\_PAH.M  
 Title : EPA 8270D: Semivolatile Organics  
 Last Update : Wed Apr 08 10:01:43 2020  
 Response Via : Initial Calibration

*QA 4/8/20*

#	ID	Conc	ISTD Conc	Path\File
1	1.0	1	100	N:\data\2020-04\0D07056\N04072013.D
2	2.0	2	100	N:\data\2020-04\0D07056\N04072014.D
3	5.0	5	100	N:\data\2020-04\0D07056\N04072015.D
4	10.0	10	100	N:\data\2020-04\0D07056\N04072016.D
5	20	20	100	N:\data\2020-04\0D07056\N04072017.D
6	50.0	50	100	N:\data\2020-04\0D07056\N04072018.D
7	100	100	100	N:\data\2020-04\0D07056\N04072019.D
8	200	200	100	N:\data\2020-04\0D07056\N04072020.D
9	400	400	100	N:\data\2020-04\0D07056\N04072021.D
10	600	600	100	N:\data\2020-04\0D07056\N04072022.D

#	ID	Update Time	Quant Time	Acquisition Time
1	1.0	Apr 08 10:01 2020	Apr 08 09:41 2020	07 Apr 2020 17:38
2	2.0	Apr 08 10:01 2020	Apr 08 09:41 2020	07 Apr 2020 18:10
3	5.0	Apr 08 10:01 2020	Apr 08 09:41 2020	07 Apr 2020 18:42
4	10.0	Apr 08 10:01 2020	Apr 08 09:41 2020	07 Apr 2020 19:28
5	20	Apr 08 10:01 2020	Apr 08 09:41 2020	07 Apr 2020 20:00
6	50.0	Apr 08 10:01 2020	Apr 08 09:41 2020	07 Apr 2020 20:32
7	100	Apr 08 10:01 2020	Apr 08 09:41 2020	07 Apr 2020 21:04
8	200	Apr 08 10:01 2020	Apr 08 09:41 2020	07 Apr 2020 21:36
9	400	Apr 08 10:01 2020	Apr 08 09:41 2020	07 Apr 2020 22:08
10	600	Apr 08 10:01 2020	Apr 08 09:41 2020	07 Apr 2020 22:40

SV14\_040720\_PAH.M Wed Apr 08 10:26:23 2020



Method Path : N:\methods\  
 Method File : SV14\_040720\_PAH.M  
 Title : EPA 8270D: Semivolatile Organics  
 Last Update : Wed Apr 08 10:01:43 2020  
 Response Via : Initial Calibration

*9/8/20*

## Calibration Files

1.0 =N04072013.D 2.0 =N04072014.D 5.0 =N04072015.D 10.0=N04072016.D 20 =N04072017.D 50.0=N04072018.D 100 =N04072019.D  
 200 =N04072020.D 400 =N04072021.D 600 =N04072022.D

Compound	1.0	2.0	5.0	10.0	20	50.0	100	200	400	600	Avg	%RSD
1) I Naphthalene-d8 (ISTD)	-----ISTD-----											
2) S Nitrobenzene-d...	0.346	0.316	0.325	0.292	0.305	0.302	0.298	0.308	0.315	0.318	0.312	4.55
3) T Decalin		0.070	0.093	0.082	0.076	0.075	0.077	0.076	0.080	0.090	0.080	4.94
4) T Naphthalene	1.190	1.149	1.133	1.103	1.102	1.060	1.029	1.048	1.049	1.028	1.089	9.45
5) T 2-Methylnaphth...	0.683	0.700	0.714	0.704	0.734	0.737	0.723	0.766	0.787	0.767	0.731	5.06
6) T 1-Methylnaphth...	0.722	0.710	0.703	0.708	0.747	0.733	0.709	0.736	0.763	0.730	0.726	4.60
7) T 1,1'-Biphenyl	0.998	0.870	0.856	0.892	0.948	0.914	0.881	0.938	0.983	0.938	0.922	2.66
8) T 2,6-Dimethylna...	0.608	0.585	0.572	0.585	0.650	0.630	0.628	0.674	0.711	0.680	0.632	5.18
9) I Acenaphthene-d10 (...)	-----ISTD-----											
10) S 2-Fluorobiphen...	1.452	1.546	1.670	1.605	1.567	1.545	1.533	1.524	1.547	1.493	1.548	4.91
11) T Acenaphthylene	1.648	1.722	1.754	1.785	1.855	1.929	1.948	1.990	2.037	1.978	1.865	3.81
12) T Acenaphthene	1.393	1.401	1.423	1.399	1.383	1.372	1.352	1.336	1.332	1.287	1.368	7.06
13) T Dibenzofuran	1.583	1.612	1.655	1.699	1.716	1.650	1.658	1.658	1.695	1.630	1.656	3.00
14) T 1,6,7-Trimethy...	1.114	1.016	1.034	1.036	1.116	1.061	1.089	1.089	1.121	1.044	1.072	2.46
15) T Fluorene	1.408	1.267	1.261	1.296	1.346	1.288	1.300	1.325	1.367	1.293	1.315	3.60
16) I Phenanthrene-d10 (...)	-----ISTD-----											
17) T Dibenzothiopene	1.081	0.993	0.995	1.009	1.031	1.025	0.977	1.015	1.005	0.975	1.011	8.64
18) T Phenanthrene	1.275	1.193	1.219	1.159	1.152	1.133	1.084	1.117	1.089	1.090	1.151	3.07
19) T Anthracene	0.967	0.848	0.879	0.907	0.973	0.952	0.969	0.998	1.017	0.916	0.943	5.45
20) T Carbazole	0.768	0.741	0.806	0.829	0.829	0.857	0.860	0.872	0.855	0.720	0.814	5.69
21) T 1-Methylphenan...	0.730	0.730	0.748	0.765	0.779	0.796	0.791	0.817	0.827	0.778	0.776	6.59
22) T Fluoranthene	1.028	1.052	1.086	1.117	1.098	1.145	1.158	1.224	1.258	1.178	1.134	4.32
23) I Chrysene-d12 (ISTD)	-----ISTD-----											
24) T Pyrene	1.297	1.267	1.186	1.290	1.434	1.240	1.245	1.323	1.337	1.353	1.297	12.22
25) S Terphenyl-d14 ...	0.994	0.919	0.942	0.984	1.020	0.966	0.940	0.971	0.968	0.959	0.966	5.36
26) T Benz(a)anthracene	1.227	1.103	0.979	0.977	0.964	0.992	0.976	1.027	1.066	1.060	1.037	3.02
27) T Chrysene	1.105	1.160	1.081	1.041	1.072	1.057	1.034	1.048	1.038	1.029	1.067	7.88
28) I Perylene-d12 (ISTD)	-----ISTD-----											
29) T Benzo(b)fluora...	1.035	0.959	0.949	0.991	1.000	0.998	1.018	1.086	1.138	1.163	1.034	16.44
30) T Benzo(k)fluora...	0.978	0.906	0.911	1.002	1.018	1.033	1.089	1.121	1.139	1.109	1.031	7.03
31) T Benzo(b+k)fluo...	1.007	1.005	1.020	1.074	1.091	1.072	1.103	1.146	1.179	1.172	1.087	8.10
32) T Benzo(e)pyrene	0.955	1.069	1.006	1.054	1.096	1.047	1.075	1.136	1.176	1.196	1.081	5.96
33) T Benzo(a)pyrene	0.612	0.636	0.660	0.751	0.778	0.880	0.916	0.974	1.000	0.975	0.818	6.84
34) T Perylene		0.838	0.972	1.086	1.118	1.204	1.181	1.201	1.219	1.198	1.113	18.31
35) I Dibenz(a,h)Anthrce...	-----ISTD-----											
36) T Indeno(1,2,3-c...	1.028	1.006	1.030	1.054	1.084	1.071	1.071	1.124	1.168	1.228	1.086	11.68
												13.68
												6.33

Method Path : N:\methods\  
Method File : SV14\_040720\_PAH.M

Title : EPA 8270D: Semivolatile Organics

37) T	Dibenz(a,h)ant...	1.031	0.977	1.093	1.047	1.084	1.094	1.097	1.128	1.200	1.202	1.095	6.40 ✓
38) T	Benzo(g,h,i)pe...	0.965	0.968	1.052	1.081	1.166	1.189	1.224	1.272	1.334	1.402	1.165	12.77 ✓

-----  
(#) = Out of Range

Compound List Report SV-GCMS14

Method Path : N:\methods\  
 Method File : SV14\_040720\_PAH.M  
 Title : EPA 8270D: Semivolatile Organics  
 Last Update : Wed Apr 08 10:01:43 2020  
 Response Via : Initial Calibration

*QA 4/8/20*

Total Cpnds : 38

PK#	Compound Name	QIon	Exp_RT	Rel_RT	Cal	#Qual	A/H	ID
1	I Naphthalene-d8 (ISTD)	136	7.906	1.000	A	2	A	B
2	S Nitrobenzene-d5 (Surr)	82	7.207	0.912	A	1	A	R
3	T Decalin	138	7.381	0.934	A	2	A	B
4	T Naphthalene	128	7.924	1.002	A	2	A	R
5	T 2-Methylnaphthalene	142	8.612	1.089	A	2	A	R
6	T 1-Methylnaphthalene	142	8.711	1.102	A	2	A	R
7	T 1,1'-Biphenyl	154	9.078	1.148	A	2	A	B
8	T 2,6-Dimethylnaphthalene	156	9.235	1.168	A	2	A	R
9	I Acenaphthene-d10 (ISTD)	162	9.661	1.000	A	2	A	R
10	S 2-Fluorobiphenyl (Surr)	172	8.973	0.929	A	2	A	R
11	T Acenaphthylene	152	9.515	0.985	A	2	A	R
12	T Acenaphthene	153	9.696	1.004	A	2	A	R
13	T Dibenzofuran	168	9.865	1.021	A	2	A	R
14	T 1,6,7-Trimethylnaphthalene	170	10.080	1.043	A	2	A	R
15	T Fluorene	166	10.215	1.057	A	2	A	R
16	I Phenanthrene-d10 (ISTD)	188	11.165	1.000	A	2	A	R
17	T Dibenzothiopene	184	11.066	0.991	A	3	A	R
18	T Phenanthrene	178	11.188	1.002	A	2	A	R
19	T Anthracene	178	11.240	1.007	A	2	A	R
20	T Carbazole	167	11.398	1.021	A	2	A	R
21	T 1-Methylphenanthrene	192	11.817	1.058	A	2	A	R
22	T Fluoranthene	202	12.459	1.116	A	2	A	R
23	I Chrysene-d12 (ISTD)	240	14.947	1.000	A	2	A	R
24	T Pyrene	202	12.750	0.853	A	2	A	R
25	S Terphenyl-d14 (Surr)	244	12.960	0.867	A	2	A	R
26	T Benz(a)anthracene	228	14.924	0.998	A	2	A	R
27	T Chrysene	228	15.006	1.004	A	2	A	R
28	I Perylene-d12 (ISTD)	264	18.410	1.000	A	2	A	R
29	T Benzo(b)fluoranthene	252	17.506	0.951	A	2	A	R
30	T Benzo(k)fluoranthene	252	17.570	0.954	A	2	A	R
31	T Benzo(b+k)fluoranthene	252	17.570	0.954	A	2	A	R
32	T Benzo(e)pyrene	252	18.153	0.986	A	2	A	R
33	T Benzo(a)pyrene	252	18.270	0.992	Q 2	2	A	R
34	T Perylene	252	18.473	1.003	A	2	A	R
35	I Dibenz(a,h)Anthracene-d14 (ISTD)	292	20.794	1.000	A	2	A	R
36	T Indeno(1,2,3-cd)Pyrene	276	20.794	1.000	A	2	A	R
37	T Dibenz(a,h)anthracene	278	20.857	1.003	A	2	A	R
38	T Benzo(g,h,i)perylene	276	21.324	1.026	A	2	A	R

Cal A = Average L = Linear LO = Linear w/origin Q = Quad QO = Quad w/origin  
 #Qual = number of qualifiers  
 A/H = Area or Height  
 ID R = R.T. B = R.T. & Q Q = Qvalue L = Largest A = All

## Element Calibration Review Sheet

Calibration ID: **A0D0804**

Instrument: **SV-GCMS14**

Calibration Date:

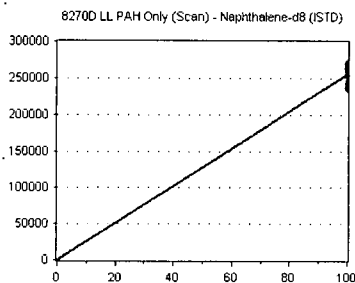
**04/08/2020**

Analysis: **8270D LL PAH Only (Scan)**

Instrument Cal ID: **A0D0804**

### Naphthalene-d8 (ISTD)

Curve Fit: **AVERAGE RF**

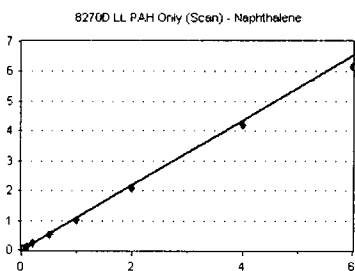


Standard	Concentration	Response	Response Factor	RT
0D07056-CAL1	100	243074	2430.740	7.91
0D07056-CAL2	100	243705	2437.050	7.91
0D07056-CAL3	100	254846	2548.460	7.91
0D07056-CAL4	100	270985	2709.850	7.91
0D07056-CAL5	100	258751	2587.510	7.91
0D07056-CAL6	100	265079	2650.790	7.91
0D07056-CAL7	100	270936	2709.360	7.91
0D07056-CAL8	100	259002	2590.020	7.91
0D07056-CAL9	100	255231	2552.310	7.91
0D07056-CALA	100	237171	2371.710	7.91

**AVE RF 2558.780      RF RSD 4.55      AVE RT 7.91**

### Naphthalene

Curve Fit: **AVERAGE RF**

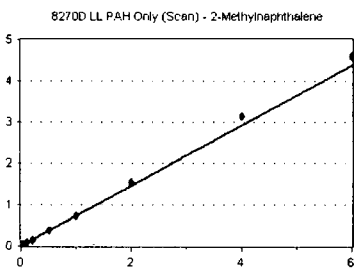


Standard	Concentration	Response	Response Factor	RT
0D07056-CAL1	1	2892	1.190	7.93
0D07056-CAL2	2	5600	1.149	7.92
0D07056-CAL3	5	14431	1.133	7.92
0D07056-CAL4	10	29903	1.103	7.92
0D07056-CAL5	20	57019	1.102	7.92
0D07056-CAL6	50	140541	1.060	7.92
0D07056-CAL7	100	278907	1.029	7.92
0D07056-CAL8	200	543013	1.048	7.92
0D07056-CAL9	400	1070767	1.049	7.92
0D07056-CALA	600	1463412	1.028	7.92

**AVE RF 1.089      RF RSD 5.06      AVE RT 7.92**

### 2-Methylnaphthalene

Curve Fit: **AVERAGE RF**

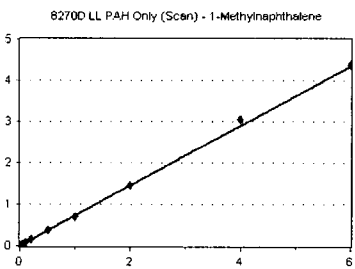


Standard	Concentration	Response	Response Factor	RT
0D07056-CAL1	1	1659	0.683	8.61
0D07056-CAL2	2	3410	0.700	8.61
0D07056-CAL3	5	9092	0.714	8.61
0D07056-CAL4	10	19067	0.704	8.61
0D07056-CAL5	20	37992	0.734	8.61
0D07056-CAL6	50	97673	0.737	8.61
0D07056-CAL7	100	195774	0.723	8.61
0D07056-CAL8	200	396823	0.766	8.61
0D07056-CAL9	400	803600	0.787	8.61
0D07056-CALA	600	1091692	0.767	8.61

**AVE RF 0.731      RF RSD 4.60      AVE RT 8.61**

### 1-Methylnaphthalene

Curve Fit: **AVERAGE RF**



Standard	Concentration	Response	Response Factor	RT
0D07056-CAL1	1	1756	0.722	8.71
0D07056-CAL2	2	3462	0.710	8.71
0D07056-CAL3	5	8964	0.703	8.71
0D07056-CAL4	10	19186	0.708	8.71
0D07056-CAL5	20	38641	0.747	8.71
0D07056-CAL6	50	97197	0.733	8.71
0D07056-CAL7	100	191985	0.709	8.71
0D07056-CAL8	200	381343	0.736	8.71
0D07056-CAL9	400	778825	0.763	8.71
0D07056-CALA	600	1038153	0.730	8.71

**AVE RF 0.726      RF RSD 2.66      AVE RT 8.71**

## Element Calibration Review Sheet

Calibration ID: **A0D0804**

Instrument: **SV-GCMS14**

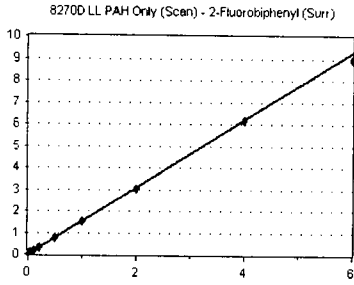
Calibration Date: **04/08/2020**

Analysis: **8270D LL PAH Only (Scan)**

Instrument Cal ID: **A0D0804**

### 2-Fluorobiphenyl (Surr)

Curve Fit: **AVERAGE RF**

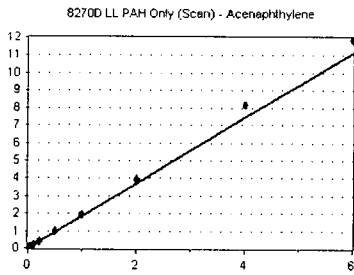


Standard	Concentration	Response	Response Factor	RT
OD07056-CAL1	1	2174	1.452	8.97
OD07056-CAL2	2	4191	1.546	8.97
OD07056-CAL3	5	10979	1.670	8.97
OD07056-CAL4	10	22576	1.605	8.97
OD07056-CAL5	20	46527	1.567	8.97
OD07056-CAL6	50	113161	1.545	8.97
OD07056-CAL7	100	225961	1.533	8.97
OD07056-CAL8	200	456518	1.524	8.97
OD07056-CAL9	400	957543	1.547	8.97
OD07056-CALA	600	1276915	1.493	8.97

**AVE RF 1.548      RF RSD 3.81      AVE RT 8.97**

### Acenaphthylene

Curve Fit: **AVERAGE RF**

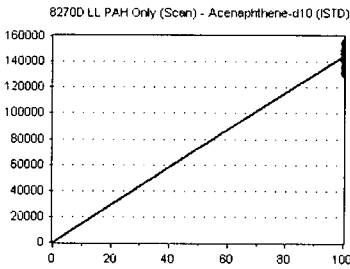


Standard	Concentration	Response	Response Factor	RT
OD07056-CAL1	1	2466	1.648	9.52
OD07056-CAL2	2	4668	1.722	9.52
OD07056-CAL3	5	11532	1.754	9.52
OD07056-CAL4	10	25120	1.785	9.52
OD07056-CAL5	20	55074	1.855	9.52
OD07056-CAL6	50	141318	1.929	9.52
OD07056-CAL7	100	287167	1.948	9.52
OD07056-CAL8	200	596158	1.990	9.52
OD07056-CAL9	400	1260795	2.037	9.52
OD07056-CALA	600	1692015	1.978	9.52

**AVE RF 1.865      RF RSD 7.06      AVE RT 9.52**

### Acenaphthene-d10 (ISTD)

Curve Fit: **AVERAGE RF**

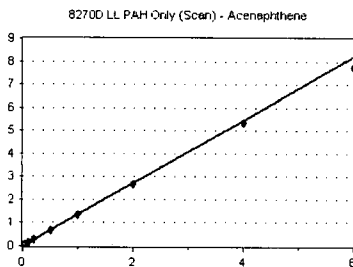


Standard	Concentration	Response	Response Factor	RT
OD07056-CAL1	100	149679	1496.790	9.66
OD07056-CAL2	100	135566	1355.660	9.66
OD07056-CAL3	100	131499	1314.990	9.66
OD07056-CAL4	100	140702	1407.020	9.66
OD07056-CAL5	100	148424	1484.240	9.66
OD07056-CAL6	100	146492	1464.920	9.66
OD07056-CAL7	100	147420	1474.200	9.66
OD07056-CAL8	100	149753	1497.530	9.66
OD07056-CAL9	100	154741	1547.410	9.66
OD07056-CALA	100	142544	1425.440	9.66

**AVE RF 1446.820      RF RSD 4.91      AVE RT 9.66**

### Acenaphthene

Curve Fit: **AVERAGE RF**



Standard	Concentration	Response	Response Factor	RT
OD07056-CAL1	1	2085	1.393	9.70
OD07056-CAL2	2	3799	1.401	9.70
OD07056-CAL3	5	9358	1.423	9.70
OD07056-CAL4	10	19684	1.399	9.70
OD07056-CAL5	20	41060	1.383	9.70
OD07056-CAL6	50	100491	1.372	9.70
OD07056-CAL7	100	199310	1.352	9.70
OD07056-CAL8	200	400273	1.336	9.70
OD07056-CAL9	400	824563	1.332	9.70
OD07056-CALA	600	1100304	1.287	9.70

**AVE RF 1.368      RF RSD 3.00      AVE RT 9.70**

## Element Calibration Review Sheet

Calibration ID: **A0D0804**

Instrument: **SV-GCMS14**

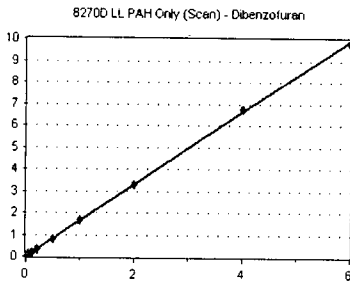
Calibration Date: **04/08/2020**

Analysis: **8270D LL PAH Only (Scan)**

Instrument Cal ID: **A0D0804**

### Dibenzofuran

Curve Fit: **AVERAGE RF**

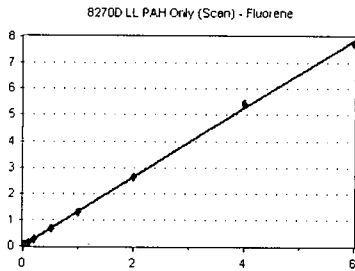


Standard	Concentration	Response	Response Factor	RT
OD07056-CAL1	1	2370	1.583	9.87
OD07056-CAL2	2	4370	1.612	9.87
OD07056-CAL3	5	10882	1.655	9.87
OD07056-CAL4	10	23912	1.699	9.87
OD07056-CAL5	20	50939	1.716	9.87
OD07056-CAL6	50	120846	1.650	9.87
OD07056-CAL7	100	244430	1.658	9.87
OD07056-CAL8	200	496566	1.658	9.87
OD07056-CAL9	400	1049059	1.695	9.87
OD07056-CALA	600	1394000	1.630	9.87

**AVE RF 1.656      RF RSD 2.46      AVE RT 9.87**

### Fluorene

Curve Fit: **AVERAGE RF**

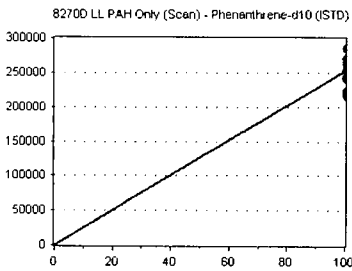


Standard	Concentration	Response	Response Factor	RT
OD07056-CAL1	1	2108	1.408	10.22
OD07056-CAL2	2	3434	1.267	10.22
OD07056-CAL3	5	8294	1.261	10.22
OD07056-CAL4	10	18241	1.296	10.22
OD07056-CAL5	20	39965	1.346	10.22
OD07056-CAL6	50	94350	1.288	10.22
OD07056-CAL7	100	191718	1.300	10.22
OD07056-CAL8	200	396773	1.325	10.21
OD07056-CAL9	400	846234	1.367	10.22
OD07056-CALA	600	1105549	1.293	10.22

**AVE RF 1.315      RF RSD 3.54      AVE RT 10.22**

### Phenanthrene-d10 (ISTD)

Curve Fit: **AVERAGE RF**

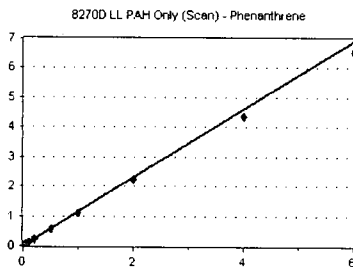


Standard	Concentration	Response	Response Factor	RT
OD07056-CAL1	100	271576	2715.760	11.17
OD07056-CAL2	100	223200	2232.000	11.17
OD07056-CAL3	100	216520	2165.200	11.17
OD07056-CAL4	100	243789	2437.890	11.17
OD07056-CAL5	100	266029	2660.290	11.17
OD07056-CAL6	100	242013	2420.130	11.17
OD07056-CAL7	100	265984	2659.840	11.17
OD07056-CAL8	100	262815	2628.150	11.17
OD07056-CAL9	100	286145	2861.450	11.17
OD07056-CALA	100	254222	2542.220	11.17

**AVE RF 2532.293      RF RSD 8.64      AVE RT 11.17**

### Phenanthrene

Curve Fit: **AVERAGE RF**



Standard	Concentration	Response	Response Factor	RT
OD07056-CAL1	1	3463	1.275	11.19
OD07056-CAL2	2	5324	1.193	11.19
OD07056-CAL3	5	13195	1.219	11.19
OD07056-CAL4	10	28266	1.159	11.19
OD07056-CAL5	20	61279	1.152	11.19
OD07056-CAL6	50	137147	1.133	11.19
OD07056-CAL7	100	288254	1.084	11.19
OD07056-CAL8	200	586910	1.117	11.19
OD07056-CAL9	400	1246717	1.089	11.19
OD07056-CALA	600	1662195	1.090	11.19

**AVE RF 1.151      RF RSD 5.45      AVE RT 11.19**

## Element Calibration Review Sheet

Calibration ID: **A0D0804**

Instrument: **SV-GCMS14**

Calibration Date:

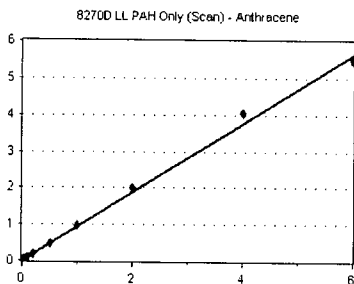
**04/08/2020**

Analysis: **8270D LL PAH Only (Scan)**

Instrument Cal ID: **A0D0804**

### Anthracene

Curve Fit: **AVERAGE RF**

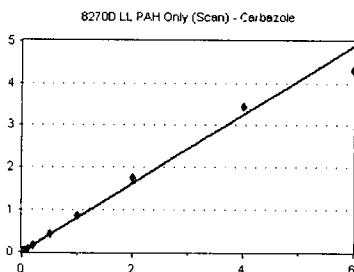


Standard	Concentration	Response	Response Factor	RT
OD07056-CAL1	1	2627	0.967	11.24
OD07056-CAL2	2	3785	0.848	11.24
OD07056-CAL3	5	9521	0.879	11.24
OD07056-CAL4	10	22111	0.907	11.25
OD07056-CAL5	20	51771	0.973	11.24
OD07056-CAL6	50	115187	0.952	11.24
OD07056-CAL7	100	257805	0.969	11.24
OD07056-CAL8	200	524623	0.998	11.24
OD07056-CAL9	400	1164250	1.017	11.25
OD07056-CALA	600	1396742	0.916	11.25

**AVE RF 0.943      RF RSD 5.69      AVE RT 11.24**

### Carbazole

Curve Fit: **AVERAGE RF**

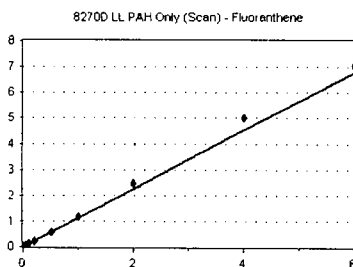


Standard	Concentration	Response	Response Factor	RT
OD07056-CAL1	1	2085	0.768	11.40
OD07056-CAL2	2	3308	0.741	11.40
OD07056-CAL3	5	8731	0.806	11.40
OD07056-CAL4	10	20204	0.829	11.40
OD07056-CAL5	20	44104	0.829	11.40
OD07056-CAL6	50	103743	0.857	11.40
OD07056-CAL7	100	228806	0.860	11.40
OD07056-CAL8	200	458445	0.872	11.40
OD07056-CAL9	400	979119	0.855	11.40
OD07056-CALA	600	1098601	0.720	11.40

**AVE RF 0.814      RF RSD 6.59      AVE RT 11.40**

### Fluoranthene

Curve Fit: **AVERAGE RF**

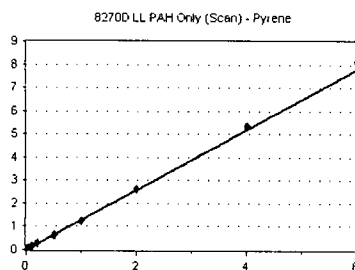


Standard	Concentration	Response	Response Factor	RT
OD07056-CAL1	1	2793	1.028	12.46
OD07056-CAL2	2	4694	1.052	12.46
OD07056-CAL3	5	11760	1.086	12.46
OD07056-CAL4	10	27227	1.117	12.46
OD07056-CAL5	20	58425	1.098	12.46
OD07056-CAL6	50	138576	1.145	12.46
OD07056-CAL7	100	308063	1.158	12.46
OD07056-CAL8	200	643616	1.224	12.46
OD07056-CAL9	400	1439355	1.258	12.46
OD07056-CALA	600	1796405	1.178	12.47

**AVE RF 1.134      RF RSD 6.43      AVE RT 12.46**

### Pyrene

Curve Fit: **AVERAGE RF**



Standard	Concentration	Response	Response Factor	RT
OD07056-CAL1	1	2915	1.297	12.75
OD07056-CAL2	2	4749	1.267	12.75
OD07056-CAL3	5	12228	1.186	12.75
OD07056-CAL4	10	28915	1.290	12.75
OD07056-CAL5	20	61609	1.434	12.75
OD07056-CAL6	50	148125	1.240	12.75
OD07056-CAL7	100	328255	1.245	12.75
OD07056-CAL8	200	678143	1.323	12.75
OD07056-CAL9	400	1513534	1.337	12.76
OD07056-CALA	600	1875198	1.353	12.76

**AVE RF 1.297      RF RSD 5.36      AVE RT 12.75**

## Element Calibration Review Sheet

Calibration ID: **A0D0804**

Instrument: **SV-GCMS14**

Calibration Date:

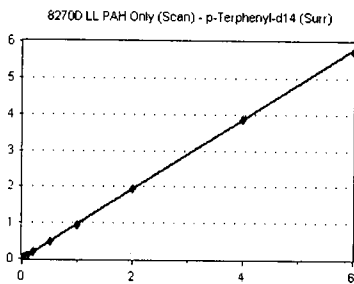
**04/08/2020**

Analysis: **8270D LL PAH Only (Scan)**

Instrument Cal ID: **A0D0804**

### p-Terphenyl-d14 (Surr)

Curve Fit: **AVERAGE RF**

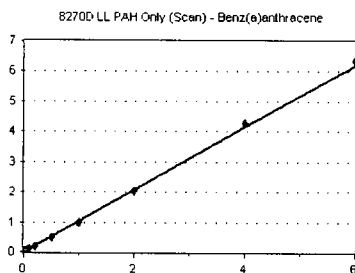


Standard	Concentration	Response	Response Factor	RT
OD07056-CAL1	1	2235	0.994	12.95
OD07056-CAL2	2	3444	0.919	12.95
OD07056-CAL3	5	9709	0.942	12.95
OD07056-CAL4	10	22061	0.984	12.96
OD07056-CAL5	20	43811	1.020	12.96
OD07056-CAL6	50	115369	0.966	12.96
OD07056-CAL7	100	247933	0.940	12.95
OD07056-CAL8	200	497857	0.971	12.96
OD07056-CAL9	400	1096177	0.968	12.96
OD07056-CALA	600	1328709	0.959	12.96

**AVE RF 0.966      RF RSD 3.02      AVE RT 12.96**

### Benz(a)anthracene

Curve Fit: **AVERAGE RF**

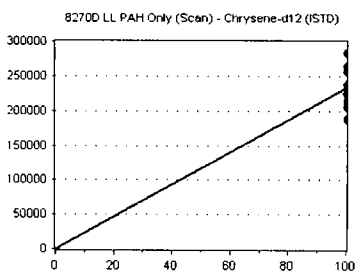


Standard	Concentration	Response	Response Factor	RT
OD07056-CAL1	1	2758	1.227	14.92
OD07056-CAL2	2	4134	1.103	14.92
OD07056-CAL3	5	10093	0.979	14.92
OD07056-CAL4	10	21888	0.977	14.93
OD07056-CAL5	20	41414	0.964	14.92
OD07056-CAL6	50	118477	0.992	14.92
OD07056-CAL7	100	257406	0.976	14.92
OD07056-CAL8	200	526616	1.027	14.93
OD07056-CAL9	400	1207333	1.066	14.94
OD07056-CALA	600	1469312	1.060	14.94

**AVE RF 1.037      RF RSD 7.88      AVE RT 14.93**

### Chrysene-d12 (ISTD)

Curve Fit: **AVERAGE RF**

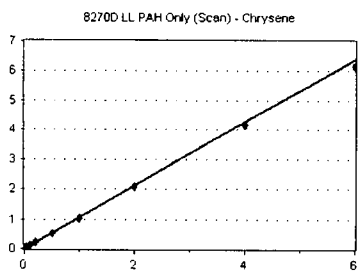


Standard	Concentration	Response	Response Factor	RT
OD07056-CAL1	100	224745	2247.450	14.95
OD07056-CAL2	100	187464	1874.640	14.94
OD07056-CAL3	100	206205	2062.050	14.95
OD07056-CAL4	100	224123	2241.230	14.95
OD07056-CAL5	100	214808	2148.080	14.95
OD07056-CAL6	100	238949	2389.490	14.95
OD07056-CAL7	100	263757	2637.570	14.95
OD07056-CAL8	100	256376	2563.760	14.95
OD07056-CAL9	100	283021	2830.210	14.95
OD07056-CALA	100	231029	2310.290	14.95

**AVE RF 2330.477      RF RSD 12.22      AVE RT 14.95**

### Chrysene

Curve Fit: **AVERAGE RF**



Standard	Concentration	Response	Response Factor	RT
OD07056-CAL1	1	2483	1.105	15.01
OD07056-CAL2	2	4350	1.160	15.00
OD07056-CAL3	5	11149	1.081	15.01
OD07056-CAL4	10	23333	1.041	15.01
OD07056-CAL5	20	46060	1.072	15.01
OD07056-CAL6	50	126277	1.057	15.01
OD07056-CAL7	100	272605	1.034	15.01
OD07056-CAL8	200	537553	1.048	15.01
OD07056-CAL9	400	1174861	1.038	15.02
OD07056-CALA	600	1426972	1.029	15.02

**AVE RF 1.067      RF RSD 3.81      AVE RT 15.01**



## Element Calibration Review Sheet

Calibration ID: **A0D0804**

Instrument: **SV-GCMS14**

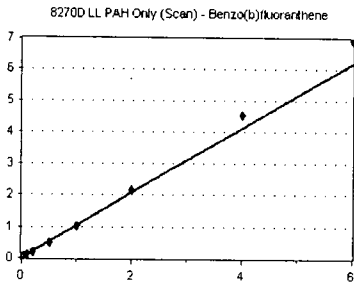
Calibration Date: **04/08/2020**

Analysis: **8270D LL PAH Only (Scan)**

Instrument Cal ID: **A0D0804**

### Benzo(b)fluoranthene

Curve Fit: **AVERAGE RF**

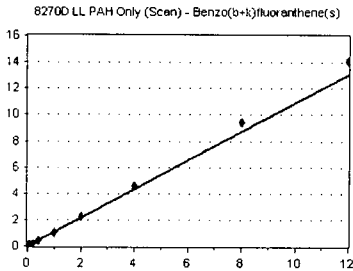


Standard	Concentration	Response	Response Factor	RT
OD07056-CAL1	1	1958	1.035	17.50
OD07056-CAL2	2	3031	0.959	17.50
OD07056-CAL3	5	8620	0.949	17.50
OD07056-CAL4	10	20389	0.991	17.51
OD07056-CAL5	20	37506	1.000	17.51
OD07056-CAL6	50	116347	0.998	17.51
OD07056-CAL7	100	253202	1.018	17.51
OD07056-CAL8	200	536283	1.086	17.51
OD07056-CAL9	400	1217211	1.138	17.52
OD07056-CALA	600	1548382	1.163	17.52

**AVE RF 1.034      RF RSD 7.03      AVE RT 17.51**

### Benzo(b+k)fluoranthene(s)

Curve Fit: **AVERAGE RF**

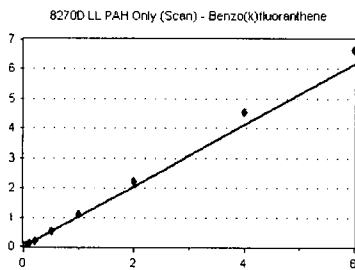


Standard	Concentration	Response	Response Factor	RT
OD07056-CAL1	2	3809	1.007	17.50
OD07056-CAL2	4	6349	1.005	17.50
OD07056-CAL3	10	18526	1.020	17.50
OD07056-CAL4	20	44218	1.074	17.58
OD07056-CAL5	40	81846	1.091	17.57
OD07056-CAL6	100	249964	1.072	17.57
OD07056-CAL7	200	548680	1.103	17.57
OD07056-CAL8	400	1132360	1.146	17.58
OD07056-CAL9	800	2523866	1.179	17.59
OD07056-CALA	1200	3120142	1.172	17.59

**AVE RF 1.087      RF RSD 5.96      AVE RT 17.55**

### Benzo(k)fluoranthene

Curve Fit: **AVERAGE RF**

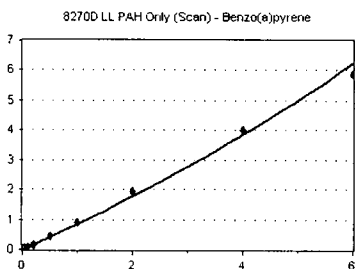


Standard	Concentration	Response	Response Factor	RT
OD07056-CAL1	1	1851	0.978	17.56
OD07056-CAL2	2	2864	0.906	17.56
OD07056-CAL3	5	8275	0.911	17.56
OD07056-CAL4	10	20616	1.002	17.58
OD07056-CAL5	20	38178	1.018	17.57
OD07056-CAL6	50	120385	1.033	17.57
OD07056-CAL7	100	270754	1.089	17.57
OD07056-CAL8	200	553475	1.121	17.58
OD07056-CAL9	400	1218167	1.139	17.59
OD07056-CALA	600	1475774	1.109	17.59

**AVE RF 1.031      RF RSD 8.10      AVE RT 17.57**

### Benzo(a)pyrene

Curve Fit: **QUADRATIC: Weighting: (1/a^2) Origin: Ignore**



Standard	Concentration	Response	Response Factor	RT
OD07056-CAL1	1	1158	0.612	18.26
OD07056-CAL2	2	2009	0.636	18.26
OD07056-CAL3	5	5994	0.660	18.26
OD07056-CAL4	10	15453	0.751	18.28
OD07056-CAL5	20	29191	0.778	18.27
OD07056-CAL6	50	102540	0.880	18.27
OD07056-CAL7	100	227825	0.916	18.27
OD07056-CAL8	200	480916	0.974	18.28
OD07056-CAL9	400	1069564	1.000	18.29
OD07056-CALA	600	1297353	0.975	18.29

**AVE RF 0.818      RF RSD 18.31      AVE RT 18.27**

## Element Calibration Review Sheet

Calibration ID: **A0D0804**

Instrument: **SV-GCMS14**

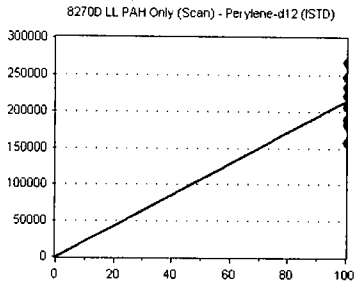
Calibration Date: **04/08/2020**

Analysis: **8270D LL PAH Only (Scan)**

Instrument Cal ID: **A0D0804**

### Perylene-d12 (ISTD)

Curve Fit: **AVERAGE RF**

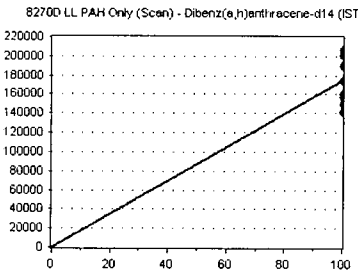


Standard	Concentration	Response	Response Factor	RT
OD07056-CAL1	100	189170	1891.700	18.41
OD07056-CAL2	100	158010	1580.100	18.41
OD07056-CAL3	100	181653	1816.530	18.41
OD07056-CAL4	100	205793	2057.930	18.42
OD07056-CAL5	100	187485	1874.850	18.41
OD07056-CAL6	100	233103	2331.030	18.41
OD07056-CAL7	100	248613	2486.130	18.42
OD07056-CAL8	100	246957	2469.570	18.42
OD07056-CAL9	100	267480	2674.800	18.42
OD07056-CALA	100	221821	2218.210	18.42

**AVE RF 2140.085      RF RSD 16.44      AVE RT 18.41**

### Dibenz(a,h)anthracene-d14 (ISTD)

Curve Fit: **AVERAGE RF**

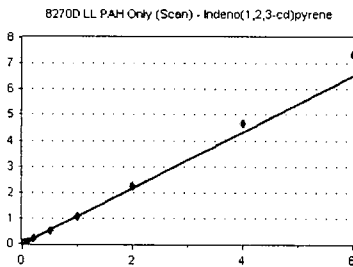


Standard	Concentration	Response	Response Factor	RT
OD07056-CAL1	100	160677	1606.770	20.79
OD07056-CAL2	100	141496	1414.960	20.79
OD07056-CAL3	100	160102	1601.020	20.79
OD07056-CAL4	100	175208	1752.080	20.80
OD07056-CAL5	100	149877	1498.770	20.79
OD07056-CAL6	100	190743	1907.430	20.79
OD07056-CAL7	100	201252	2012.520	20.79
OD07056-CAL8	100	201443	2014.430	20.79
OD07056-CAL9	100	206453	2064.530	20.81
OD07056-CALA	100	157020	1570.200	20.81

**AVE RF 1744.271      RF RSD 13.68      AVE RT 20.79**

### Indeno(1,2,3-cd)pyrene

Curve Fit: **AVERAGE RF**

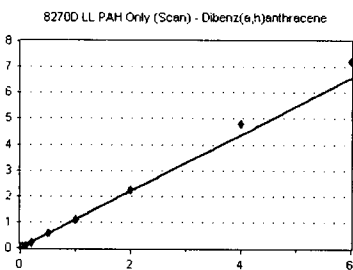


Standard	Concentration	Response	Response Factor	RT
OD07056-CAL1	1	1652	1.028	20.79
OD07056-CAL2	2	2847	1.006	20.79
OD07056-CAL3	5	8244	1.030	20.79
OD07056-CAL4	10	18462	1.054	20.80
OD07056-CAL5	20	32482	1.084	20.79
OD07056-CAL6	50	102100	1.071	20.79
OD07056-CAL7	100	215605	1.071	20.79
OD07056-CAL8	200	452810	1.124	20.80
OD07056-CAL9	400	964615	1.168	20.81
OD07056-CALA	600	1156472	1.228	20.81

**AVE RF 1.086      RF RSD 6.33      AVE RT 20.80**

### Dibenz(a,h)anthracene

Curve Fit: **AVERAGE RF**



Standard	Concentration	Response	Response Factor	RT
OD07056-CAL1	1	1657	1.031	20.86
OD07056-CAL2	2	2764	0.977	20.85
OD07056-CAL3	5	8753	1.093	20.85
OD07056-CAL4	10	18337	1.047	20.86
OD07056-CAL5	20	32488	1.084	20.86
OD07056-CAL6	50	104317	1.094	20.86
OD07056-CAL7	100	220763	1.097	20.86
OD07056-CAL8	200	454575	1.128	20.86
OD07056-CAL9	400	991281	1.200	20.88
OD07056-CALA	600	1132840	1.202	20.88

**AVE RF 1.095      RF RSD 6.40      AVE RT 20.86**

## Element Calibration Review Sheet

Calibration ID: **A0D0804**

Instrument: **SV-GCMS14**

Calibration Date:

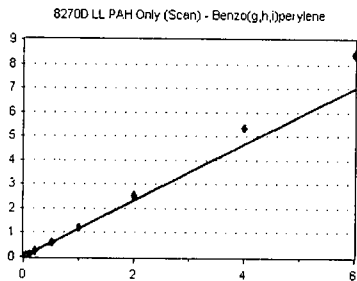
**04/08/2020**

Analysis: **8270D LL PAH Only (Scan)**

Instrument Cal ID: **A0D0804**

### Benzo(g,h,i)perylene

Curve Fit: **AVERAGE RF**



Standard	Concentration	Response	Response	
			Factor	RT
0D07056-CAL1	1	1550	0.965	21.32
0D07056-CAL2	2	2738	0.968	21.32
0D07056-CAL3	5	8418	1.052	21.32
0D07056-CAL4	10	18938	1.081	21.33
0D07056-CAL5	20	34943	1.166	21.32
0D07056-CAL6	50	113428	1.189	21.32
0D07056-CAL7	100	246409	1.224	21.33
0D07056-CAL8	200	512635	1.272	21.34
0D07056-CAL9	400	1102019	1.334	21.35
0D07056-CALA	600	1320462	1.402	21.35

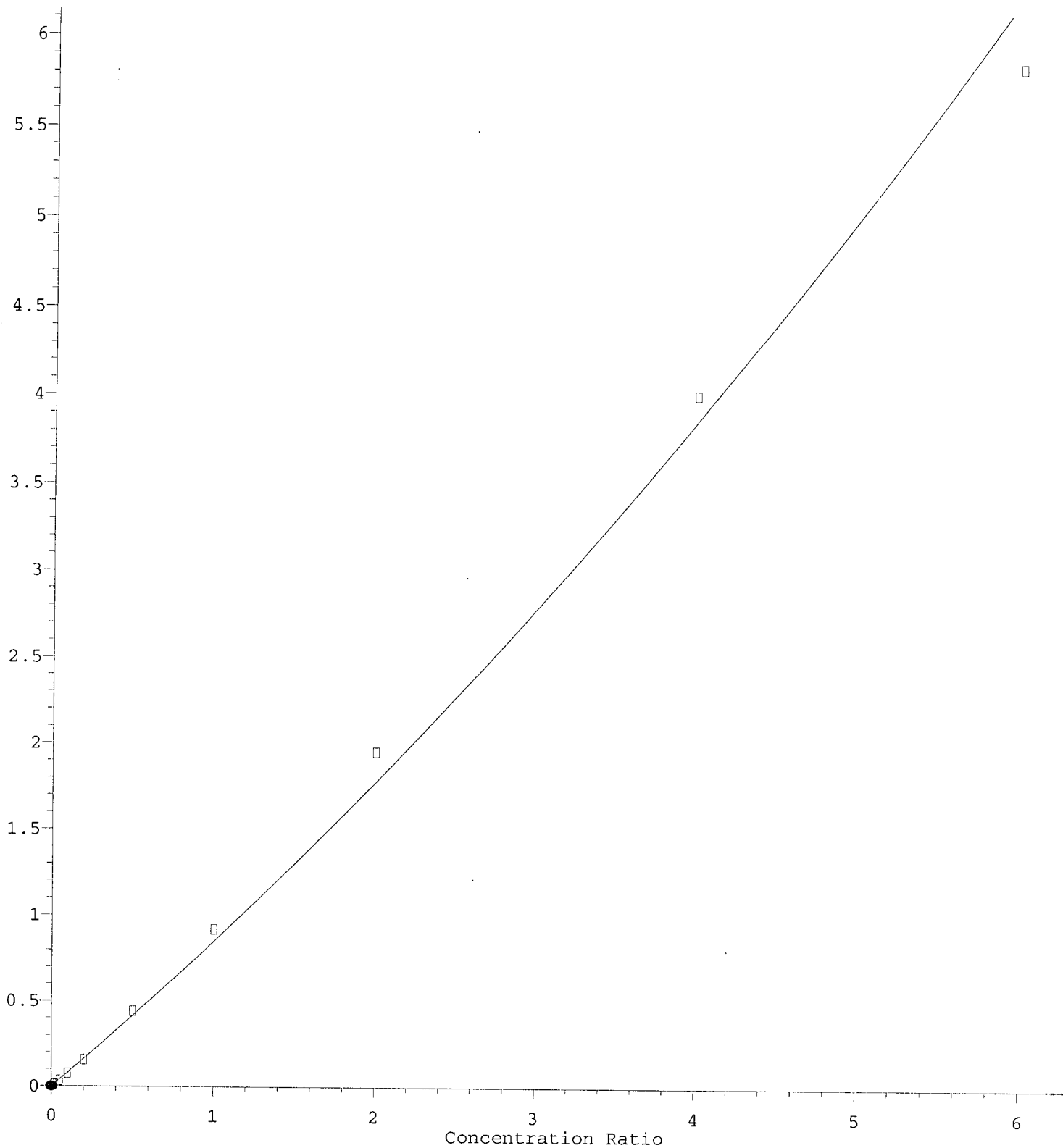
AVE RF **1.165**

RF RSD **12.77**

AVE RT **21.33**

Benzo(a)pyrene

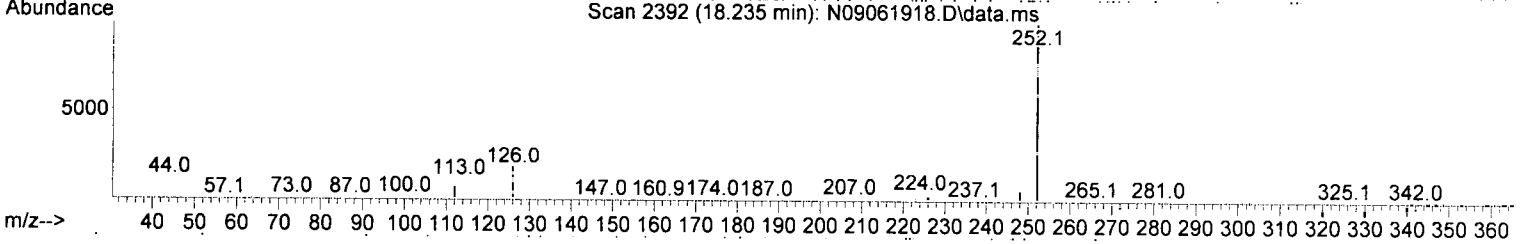
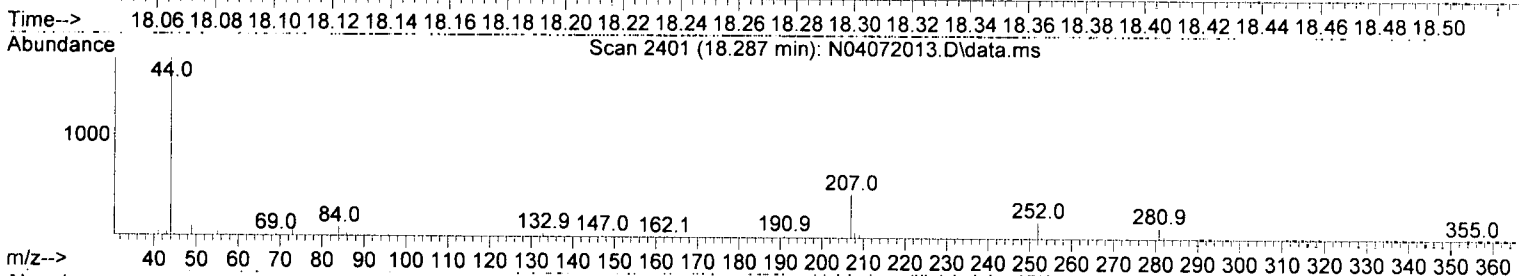
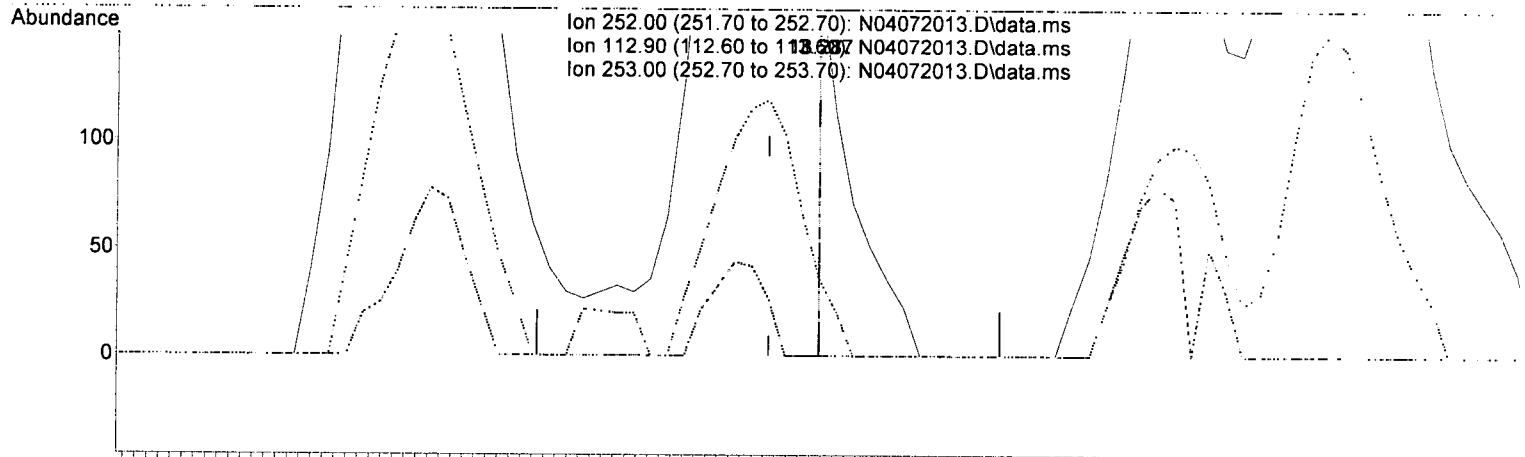
Response Ratio



Quantitation Report (Qedit)

Data Path : N:\data\2020-04\0D07056\REQUANT\  
 Data File : N04072013.D  
 Acq On : 07 Apr 2020 17:38  
 Operator : JK/ AMS/ DTH  
 Sample : 0D07056-CAL1  
 Misc : 1x, A20C467@1PPB  
 ALS Vial : 3 Sample Multiplier: 1  
 DataAcq Meth:LVI14\_BNA\_ACQ.M

Quant Time: Apr 08 10:25:18 2020  
 Quant Method : N:\methods\SV14\_040720\_PAH.M  
 Quant Title : EPA 8270D: Semivolatile Organics  
 QLast Update : Wed Apr 08 10:01:43 2020  
 Response via : Initial Calibration  
 InstName : SV-GCMS14



TIC: N04072013.D\data.ms

(33) Benzo(a)pyrene (T)

18.287min (+ 0.017) 0.38 ng/ml m

response 102

Ion	Exp%	Act%
252.00	100.00	100.00
112.90	12.70	0.00
253.00	21.90	20.34
0.00	0.00	0.00

# CALIBRATION SEQUENCE REVIEW SHEET

SEQUENCE: 0D07056

Analysis Included  
8270D LL PAH Only (Scan)

## INSTRUMENT SEQUENCE LOG

SampleID	SampleName	Matrix	STDID	ISTD_ID	Analized
0D07056-TUN1	MS Tune	Soil	A20C407	A20C067	4/7/2020 4:40:00PM
0D07056-ICB1	Initial Cal Blank	Soil		A20C067	4/7/2020 5:07:00PM
0D07056-CAL1	Cal Standard	Soil	A20C467	"	4/7/2020 5:38:00PM
0D07056-CAL2	Cal Standard	Soil	A20C468	"	4/7/2020 6:10:00PM
0D07056-CAL3	Cal Standard	Soil	A20C469	"	4/7/2020 6:42:00PM
0D07056-CAL4	Cal Standard	Soil	A20C470	"	4/7/2020 7:28:00PM
0D07056-CAL5	Cal Standard	Soil	A20C471	"	4/7/2020 8:00:00PM
0D07056-CAL6	Cal Standard	Soil	A20C472	"	4/7/2020 8:32:00PM
0D07056-CAL7	Cal Standard	Soil	A20C473	"	4/7/2020 9:04:00PM
0D07056-CAL8	Cal Standard	Soil	A20C474	"	4/7/2020 9:36:00PM
0D07056-CAL9	Cal Standard	Soil	A20C475	"	4/7/2020 10:08:00PM
0D07056-CALA	Cal Standard	Soil	A20C476	"	4/7/2020 10:40:00PM
0D07056-ICV1	Initial Cal Check	Soil	A20C479	"	4/7/2020 11:44:00PM

## CALIBRATION STANDARD RECOVERIES

Calibration: A0D0804      Instrument: SV-GCMS14

8270D LL PAH Only (Scan)      Sequence: 0D07056      Matrix: Soil

SampleID	Inst. MRL	Recalc Res.	Cal Level	%Rec.	Qual
0D07056-CAL1					
0D07056-CAL2					
0D07056-CAL3					
0D07056-CAL4					
0D07056-CAL5					
0D07056-CAL6					
0D07056-CAL7					
0D07056-CAL8					
0D07056-CAL9					
0D07056-CALA					

Compounds listed above have recalculated recoveries outside 70-130% of the true values, and the calibration levels are above the reporting level. If no compounds are listed, all are OK. Please see the next section for quadratic fit compounds.

# CALIBRATION SEQUENCE REVIEW SHEET

SEQUENCE: 0D07056

## Analytes With Quadratic Curve Fits

Qualifier   iMDL   iMRL   Spike Amt   %Difference   OK?   Raise MRL to ?  
 \_\_\_\_\_         \_\_\_\_\_

Analytes listed above have quadratic curve fits. If they are using a weighting option, they must be checked against the requested curve points to determine if the recalculated results are within limits (70-130 or as specified).

### ICV RECOVERIES

Calibration: **A0D0804**                      Instrument: **SV-GCMS14**

8270D LL PAH Only (Scan)                      Sequence: **0D07056**                      Matrix: Soil

<b>0D07056-ICV1</b>	<b>Inst. MRL</b>	<b>ICV Level</b>	<b>Result</b>	<b>%Rec.</b>	<b>Qual</b>
---------------------	------------------	------------------	---------------	--------------	-------------

Compounds listed above have Initial Calibration Verification standard recoveries outside 70-130% of the true values. If no compounds are listed, all have passing recoveries.

Evaluate Continuing Calibration Report

Data Path : N:\data\2020-04\0D07056\  
 Data File : N04072024.D  
 Acq On : 07 Apr 2020 23:44  
 Operator : JK/ AMS/ DTH  
 Sample : 0D07056-ICV1  
 Misc : 1x, A20C479@50PPB  
 ALS Vial : 13 Sample Multiplier: 1  
 DataAcq Meth:LVI14\_BNA\_ACQ.M

Quant Time: Apr 08 10:25:58 2020  
 Quant Method : N:\methods\SV14\_040720\_PAH.M  
 Quant Title : EPA 8270D: Semivolatile Organics  
 QLast Update : Wed Apr 08 10:01:43 2020  
 Response via : Initial Calibration  
 InstName : SV-GCMS14

*JK 4/8/20*

Min. RRF : 0.000 Min. Rel. Area : 50% Max. R.T. Dev 0.50min  
 Max. RRF Dev : 30% Max. Rel. Area : 200%

Compound		Amount	Calc.	%Dev	Area%	Dev(min)
1 I	Naphthalene-d8 (ISTD)	100.000	100.000	0.0	100	0.00
2 S	Nitrobenzene-d5 (Surr)	50.000	38.067	23.9	79	0.00
3 T	Decalin	50.000	41.463	17.1	88	0.00
4 T	Naphthalene	50.000	46.475	7.0	96	0.00
5 T	2-Methylnaphthalene	50.000	49.193	1.6	98	0.00
6 T	1-Methylnaphthalene	50.000	49.741	0.5	99	0.00
7 T	1,1'-Biphenyl	50.000	50.032	-0.1	101	0.00
8 T	2,6-Dimethylnaphthalene	50.000	50.010	-0.0	101	0.00
9 I	Acenaphthene-d10 (ISTD)	100.000	100.000	0.0	99	0.00
10 S	2-Fluorobiphenyl (Surr)	50.000	51.187	-2.4	102	0.00
11 T	Acenaphthylene	50.000	50.464	-0.9	97	0.00
12 T	Acenaphthene	50.000	50.180	-0.4	99	0.00
13 T	Dibenzofuran	50.000	52.969	-5.9	105	0.00
14 T	1,6,7-Trimethylnaphthalene	50.000	51.548	-3.1	103	0.00
15 T	Fluorene	50.000	51.338	-2.7	104	0.00
16 I	Phenanthrene-d10 (ISTD)	100.000	100.000	0.0	109	0.00
17 T	Dibenzothiopene	50.000	46.957	6.1	101	0.00
18 T	Phenanthrene	50.000	49.287	1.4	109	0.00
19 T	Anthracene	50.000	49.565	0.9	107	0.00
20 T	Carbazole	50.000	49.867	0.3	103	0.00
21 T	1-Methylphenanthrene	50.000	50.546	-1.1	107	0.00
22 T	Fluoranthene	50.000	48.648	2.7	105	0.00
23 I	Chrysene-d12 (ISTD)	100.000	100.000	0.0	88	0.00
24 T	Pyrene	50.000	56.518	-13.0	104	0.00
25 S	Terphenyl-d14 (Surr)	50.000	51.739	-3.5	91	0.00
26 T	Benz(a)anthracene	50.000	46.660	6.7	86	0.00
27 T	Chrysene	50.000	51.045	-2.1	90	0.00
28 I	Perylene-d12 (ISTD)	100.000	100.000	0.0	83	0.00
29 T	Benzo(b)fluoranthene	50.000	46.576	6.8	80	0.00
30 T	Benzo(k)fluoranthene	50.000	49.454	1.1	82	0.00
31 T	Benzo(b+k)fluoranthene	100.000	97.550	2.5	82	0.00
32 T	Benzo(e)pyrene	50.000	49.681	0.6	85	0.00
33 T	Benzo(a)pyrene	50.000	49.592	0.8	78	0.00
34 T	Perylene	50.000	52.757	-5.5	81	0.00
35 I	Dibenz(a,h)Anthracene-d14 (IS	100.000	100.000	0.0	79	0.00
36 T	Indeno(1,2,3-cd)Pyrene	50.000	47.755	4.5	76	0.00
37 T	Dibenz(a,h)anthracene	50.000	48.550	2.9	76	0.00
38 T	Benzo(g,h,i)perylene	50.000	52.008	-4.0	80	0.00

(#) = Out of Range

SPCC's out = 0 CCC's out = 0



Quantitation Report (Not Reviewed)

Data Path : N:\data\2020-04\0D07056\  
 Data File : N04072011.D  
 Acq On : 07 Apr 2020 16:40  
 Operator : JK/ AMS/ DTH  
 Sample : 0D07056-TUN1  
 Misc : 1x, A20C407 DFTPP @ 45  
 ALS Vial : 1 Sample Multiplier: 1  
 DataAcq Meth:DFTPP.M

Quant Time: Apr 08 09:38:32 2020  
 Quant Method : N:\methods\DFTPP.M  
 Quant Title : 8270 DFTPP Tune Method  
 QLast Update : Wed Apr 08 09:38:16 2020  
 Response via : Initial Calibration  
 InstName : SV-GCMS14

*gpd 4/8/20*

Compound	R.T.	QIon	Response	Conc	Units	Dev(Min)
<b>Internal Standards</b>						
1) 1,4-Dichlorobenzene-d4	6.653	150	240709	2.00	ug/mL	0.00
2) Naphthalene-d8	7.854	136	713167	2.00	ug/mL	0.00
3) Acenaphthene-d10	9.620	162	406349	2.00	ug/mL	0.00
5) Phenanthrene-d10	11.130	188	757910	2.00	ug/mL	0.00
11) Chrysene-d12	14.819	240	611764	2.00	ug/mL	0.00
12) Perylene-d12	16.842	264	570030	2.00	ug/mL	0.00
13) Dibenz(a,h)anthracene-...	18.066	292	501838	2.00	ug/mL #	0.00
<b>Target Compounds</b>						
4) Pentachlorophenol	10.949	266	1845493	48.09	ug/mL	83
6) DFTPP	11.427	442	2747851	44.91	ug/mL#	69
7) Benzidine	12.593	184	7014847	26.02	ug/mL	98
8) 4,4-DDE	12.837	TIC	341628	No Calib		
9) 4,4-DDD	13.345	TIC	396978	No Calib		
10) 4,4-DDT	13.916	TIC	24135849	31.05	ug/mL	95

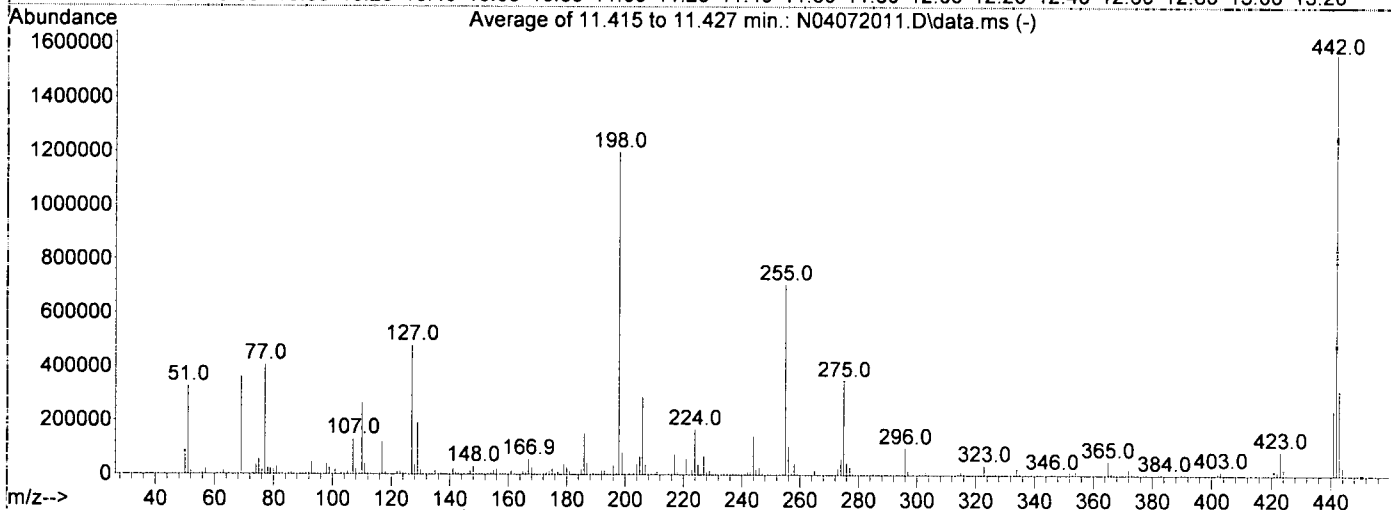
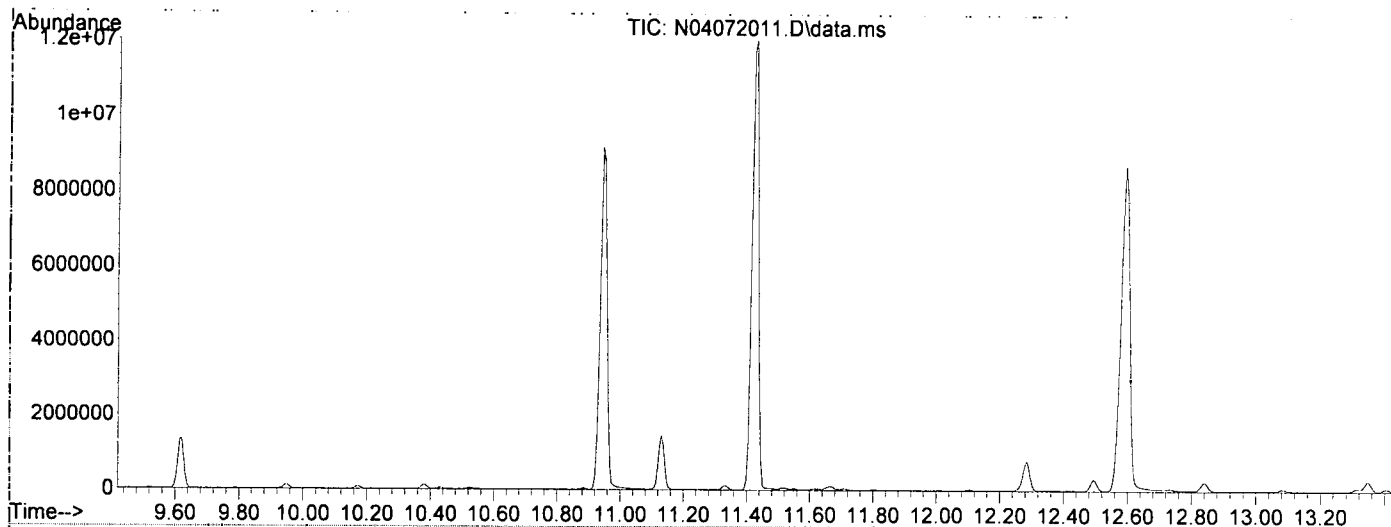
(#) = qualifier out of range (m) = manual integration (+) = signals summed

Data Path : N:\data\2020-04\0D07056\  
 Data File : N04072011.D  
 Acq On : 07 Apr 2020 16:40  
 Operator : JK/ AMS/ DTH  
 Sample : 0D07056-TUN1  
 Misc : 1x, A20C407 DFTPP @ 45  
 ALS Vial : 1 Sample Multiplier: 1

Integration File: rteint.p

Method : N:\methods\DFTPP.M  
 Title : 8270 DFTPP Tune Method  
 Last Update : Wed Apr 08 09:38:16 2020

*JK 4/8/20*



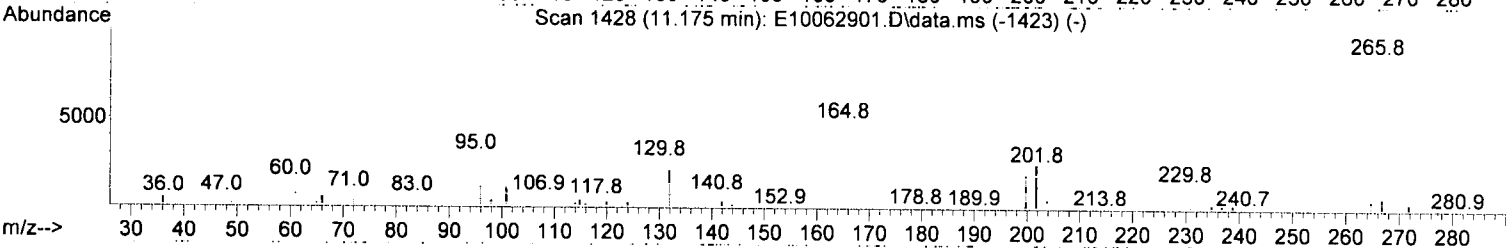
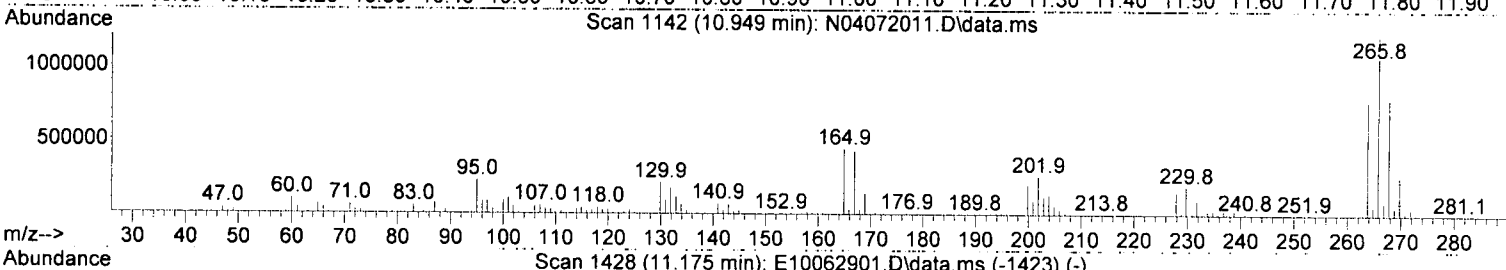
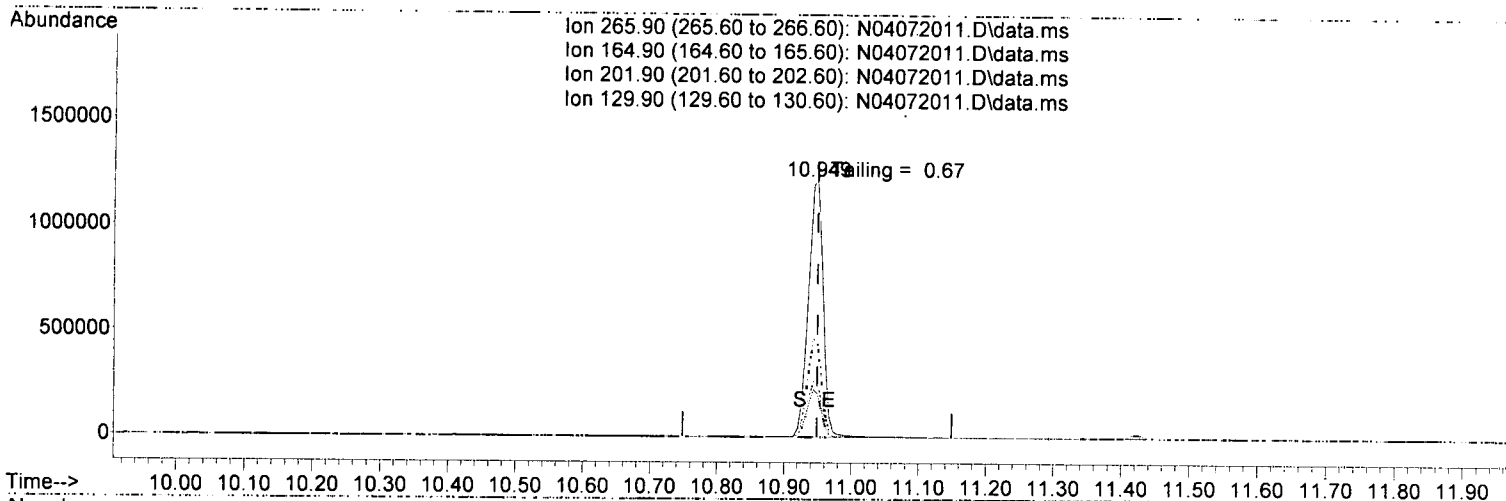
AutoFind: Scans 1222, 1223, 1224; Background Corrected with Scan 1216

Target Mass	Rel. to Mass	Lower Limit%	Upper Limit%	Rel. Abn%	Raw Abn	Result Pass/Fail
68	69	0.00	2	1.7	6083	PASS
69	69	100	100	100.0	365241	PASS
70	69	0.00	2	0.5	1854	PASS
197	198	0.00	2	0.5	6580	PASS
198	198	100	100	100.0	1198699	PASS
199	198	5	9	6.9	82376	PASS
365	198	1	100	4.3	51179	PASS
441	443	0.01	150	77.3	240704	PASS
442	198	0.10	200	130.5	1564779	PASS
443	442	15	24	19.9	311317	PASS

Quantitation Report (Qedit)

Data Path : N:\data\2020-04\0D07056\  
 Data File : N04072011.D  
 Acq On : 07 Apr 2020 16:40  
 Operator : JK/ AMS/ DTH  
 Sample : 0D07056-TUN1  
 Misc : 1x, A20C407 DFTPP @ 45  
 ALS Vial : 1 Sample Multiplier: 1  
 DataAcq Meth:DFTPP.M

Quant Time: Apr 08 09:38:32 2020  
 Quant Method : N:\methods\DFTPP.M  
 Quant Title : 8270 DFTPP Tune Method  
 QLast Update : Wed Apr 08 09:38:16 2020  
 Response via : Initial Calibration  
 InstName : SV-GCMS14



TIC: N04072011.D\data.ms

(4) Pentachlorophenol

10.949min ( 0.000) 48.09 ug/mL

response 1845493

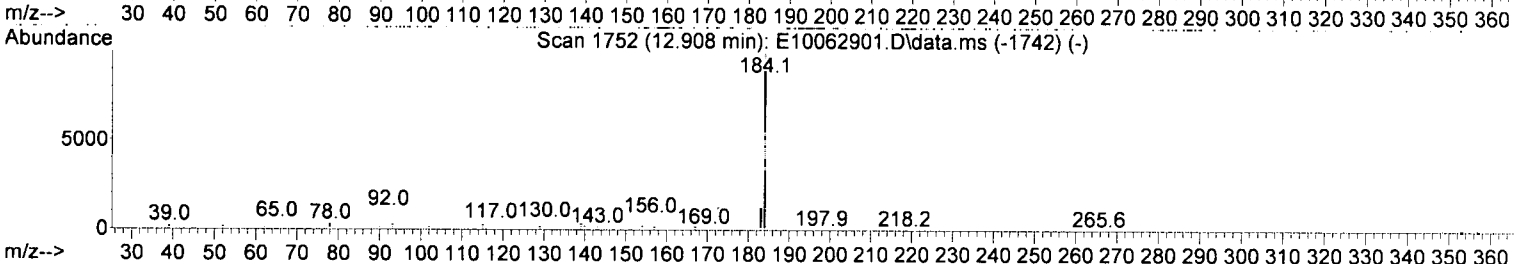

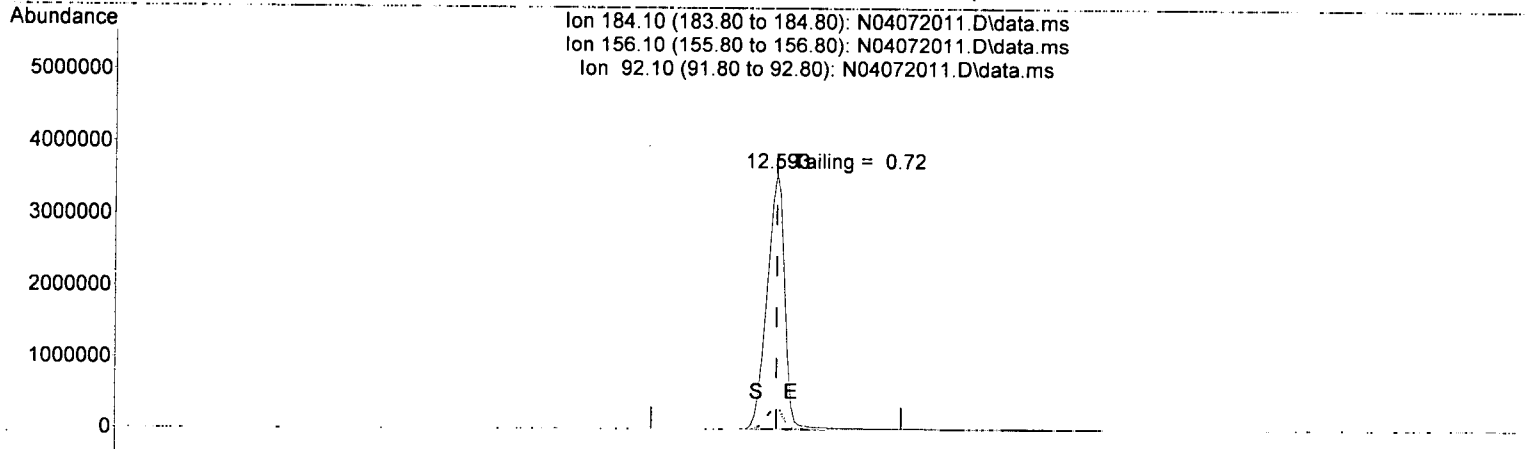
Ion	Exp%	Act%
265.90	100.00	100.00
164.90	50.60	36.50
201.90	25.80	21.24
129.90	27.30	17.26

*Handwritten signature and date: JK 4/8/20*

Quantitation Report (Qedit)

Data Path : N:\data\2020-04\0D07056\  
 Data File : N04072011.D  
 Acq On : 07 Apr 2020 16:40  
 Operator : JK/ AMS/ DTH  
 Sample : 0D07056-TUN1  
 Misc : 1x, A20C407 DFTPP @ 45  
 ALS Vial : 1 Sample Multiplier: 1  
 DataAcq Meth:DFTPP.M

Quant Time: Apr 08 09:38:32 2020  
 Quant Method : N:\methods\DFTPP.M  
 Quant Title : 8270 DFTPP Tune Method  
 QLast Update : Wed Apr 08 09:38:16 2020  
 Response via : Initial Calibration  
 InstName : SV-GCMS14



TIC: N04072011.D\data.ms

(7) Benzidine

12.593min ( 0.000) 26.02 ug/mL

response 7014847

Ion	Exp%	Act%
184.10	100.00	100.00
156.10	8.50	7.22
92.10	8.20	8.66
0.00	0.00	0.00

*Handwritten signature* 4/8/20

### DDT Breakdown Check (Validated 5/1/2013)

From:  
OD07056-TUN1  
SV-GCMS14

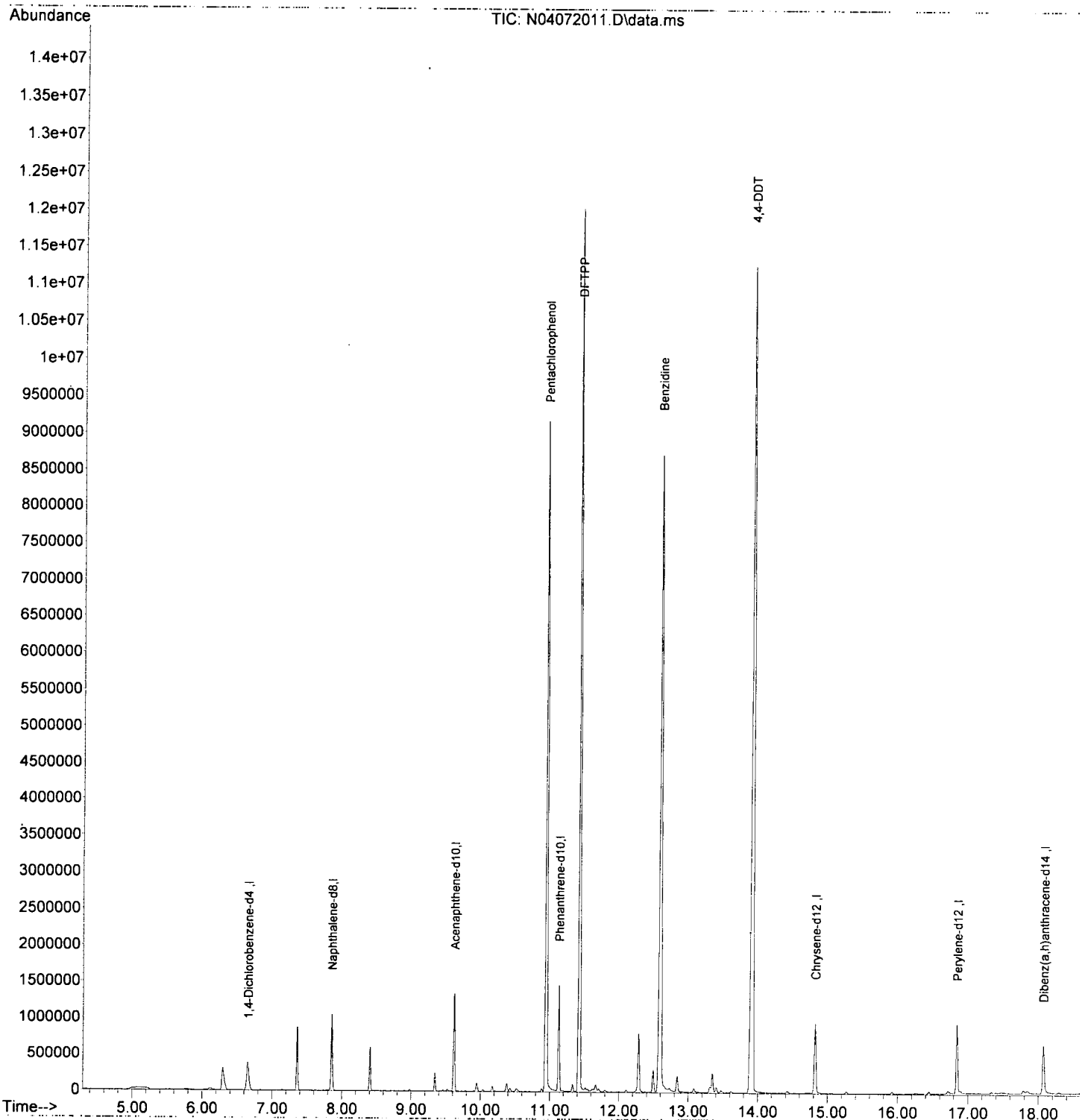
First Column Area Counts	Percent Breakdown
DDE 341628	
DDD 396978	
<b>DDT 24135849</b>	<b>2.97 PASS</b>

✓  
JK 4/8/20

Breakdown must be less than 20% to accept sample data.

Data Path : N:\data\2020-04\0D07056\  
 Data File : N04072011.D  
 Acq On : 07 Apr 2020 16:40  
 Operator : JK/ AMS/ DTH  
 Sample : 0D07056-TUN1  
 Misc : 1x, A20C407 DFTPP @ 45  
 ALS Vial : 1 Sample Multiplier: 1  
 DataAcq Meth:DFTPP.M

Quant Time: Apr 08 09:38:32 2020  
 Quant Method : N:\methods\DFTPP.M  
 Quant Title : 8270 DFTPP Tune Method  
 QLast Update : Wed Apr 08 09:38:16 2020  
 Response via : Initial Calibration  
 InstName : SV-GCMS14



Quantitation Report (Not Reviewed)

Data Path : N:\data\2020-04\0D07056\  
 Data File : N04072012.D  
 Acq On : 07 Apr 2020 17:07  
 Operator : JK/ AMS/ DTH  
 Sample : 0D07056-ICB1  
 Misc : 1x, DCM+ISTD  
 ALS Vial : 2 Sample Multiplier: 1  
 DataAcq Meth:LVI14\_BNA\_ACQ.M

Quant Time: Apr 08 09:41:04 2020  
 Quant Method : N:\methods\SV14\_040720\_PAH.M  
 Quant Title : EPA 8270D: Semivolatile Organics  
 QLast Update : Wed Apr 08 09:40:52 2020  
 Response via : Initial Calibration  
 InstName : SV-GCMS14

*JK* 4/8/20

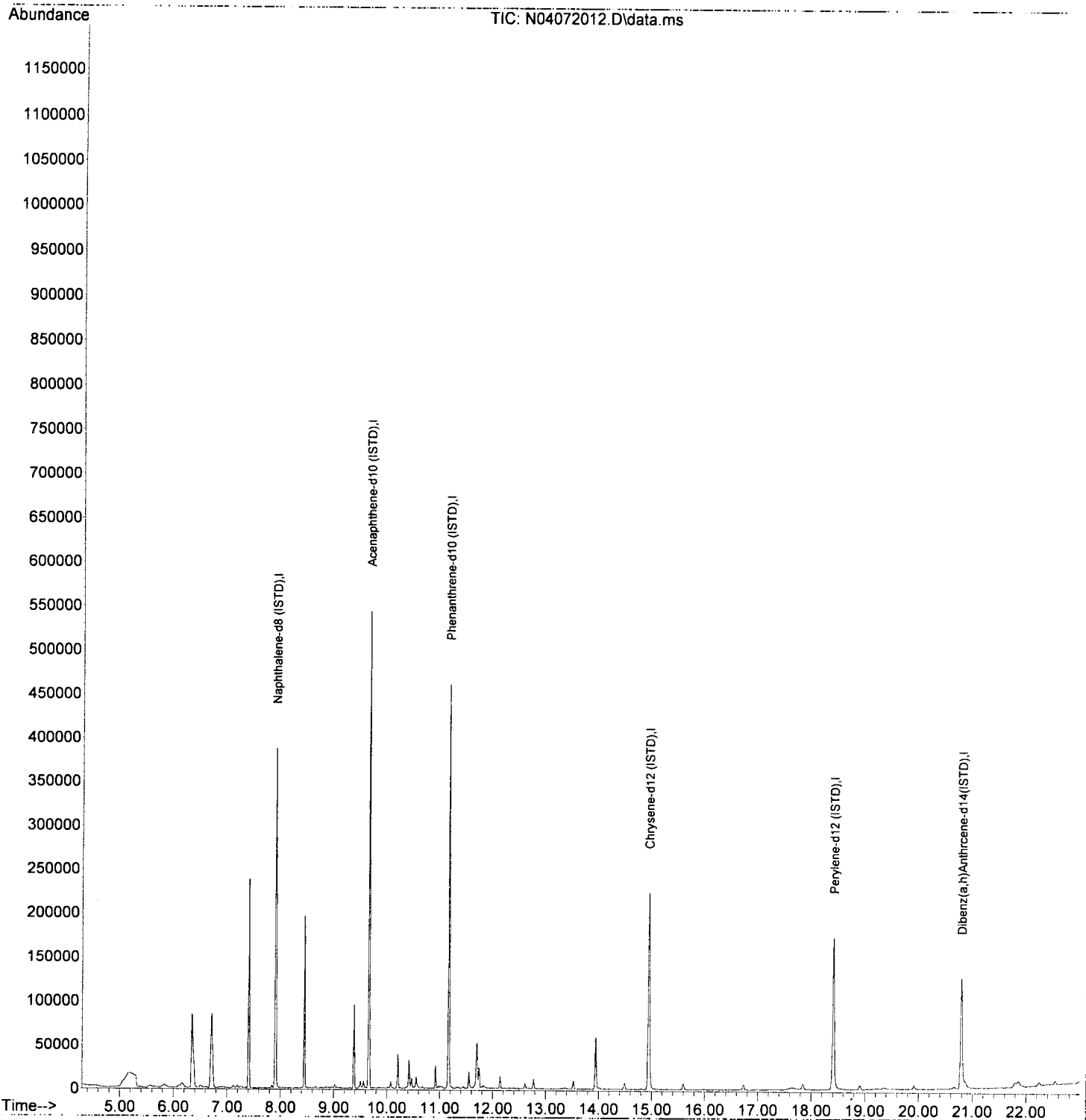
Compound	R.T.	QIon	Response	Conc	Units	Dev(Min)	
<b>Internal Standards</b>							
1) Naphthalene-d8 (ISTD)	7.906	136	278751	100.00	ng/ml	0.00	
9) Acenaphthene-d10 (ISTD)	9.661	162	161180	100.00	ng/ml	0.00	
16) Phenanthrene-d10 (ISTD)	11.165	188	252730	100.00	ng/ml	0.00	
23) Chrysene-d12 (ISTD)	14.942	240	175674	100.00	ng/ml	0.00	
28) Perylene-d12 (ISTD)	18.410	264	149144	100.00	ng/ml	0.00	
35) Dibenz(a,h)Anthracene-d...	20.788	292	126750	100.00	ng/ml	0.00	
<b>System Monitoring Compounds</b>							
2) Nitrobenzene-d5 (Surr)	7.201	82	178	0.29	ng/ml	0.00	
10) 2-Fluorobiphenyl (Surr)	8.973	172	248	0.09	ng/ml	0.00	
25) Terphenyl-d14 (Surr)	12.954	244	284	0.17	ng/ml	0.00	
<b>Target Compounds</b>							
3) Decalin	0.000		0	N.D.			Qvalue
4) Naphthalene	7.936	128	452	N.D.			
5) 2-Methylnaphthalene	8.612	142	80	N.D.			
6) 1-Methylnaphthalene	0.000		0	N.D.			
7) 1,1'-Biphenyl	9.078	154	289	N.D.			
8) 2,6-Dimethylnaphthalene	0.000		0	N.D.			
11) Acenaphthylene	9.521	152	86	N.D.			
12) Acenaphthene	0.000		0	N.D.			
13) Dibenzofuran	9.865	168	94	N.D.			
14) 1,6,7-Trimethylnaphtha...	10.075	170	51	N.D.			
15) Fluorene	10.215	166	103	N.D.			
17) Dibenzothiopene	11.066	184	278	N.D.			
18) Phenanthrene	11.188	178	313	N.D.			
19) Anthracene	11.188	178	300	N.D.			
20) Carbazole	11.398	167	106	N.D.			
21) 1-Methylphenanthrene	11.818	192	50	N.D.			
22) Fluoranthene	12.459	202	59	N.D.			
24) Pyrene	12.750	202	69	N.D.			
26) Benz(a)anthracene	14.942	228	504	N.D.			
27) Chrysene	14.994	228	96	N.D.			
29) Benzo(b)fluoranthene	0.000		0	N.D.			
30) Benzo(k)fluoranthene	0.000		0	N.D.			
31) Benzo(b+k)fluoranthene	0.000		0	N.D.			
32) Benzo(e)pyrene	18.410	252	471	N.D.			
33) Benzo(a)pyrene	0.000		0	N.D.			
34) Perylene	18.474	252	71	N.D.			
36) Indeno(1,2,3-cd)Pyrene	20.788	276	97	N.D.			
37) Dibenz(a,h)anthracene	0.000		0	N.D.			
38) Benzo(g,h,i)perylene	0.000		0	N.D.			

(#) = qualifier out of range (m) = manual integration (+) = signals summed

Quantitation Report (Not Reviewed)

Data Path : N:\data\2020-04\0D07056\  
Data File : N04072012.D  
Acq On : 07 Apr 2020 17:07  
Operator : JK/ AMS/ DTH  
Sample : 0D07056-ICB1  
Misc : 1x, DCM+ISTD  
ALS Vial : 2 Sample Multiplier: 1  
DataAcq Meth:LVI14\_BNA\_ACQ.M

Quant Time: Apr 08 09:41:04 2020  
Quant Method : N:\methods\SV14\_040720\_PAH.M  
Quant Title : EPA 8270D: Semivolatile Organics  
QLast Update : Wed Apr 08 09:40:52 2020  
Response via : Initial Calibration  
InstName : SV-GCMS14





Quantitation Report (Not Reviewed)

Data Path : N:\data\2020-04\0D07056\  
 Data File : N04072012.D  
 Acq On : 07 Apr 2020 17:07  
 Operator : JK/ AMS/ DTH  
 Sample : 0D07056-ICB1  
 Misc : 1x, DCM+ISTD  
 ALS Vial : 2 Sample Multiplier: 1  
 DataAcq Meth:LVI14\_BNA\_ACQ.M

*Final Request*

Quant Time: Apr 08 10:25:50 2020  
 Quant Method : N:\methods\SV14\_040720\_PAH.M  
 Quant Title : EPA 8270D: Semivolatile Organics  
 QLast Update : Wed Apr 08 10:01:43 2020  
 Response via : Initial Calibration  
 InstName : SV-GCMS14

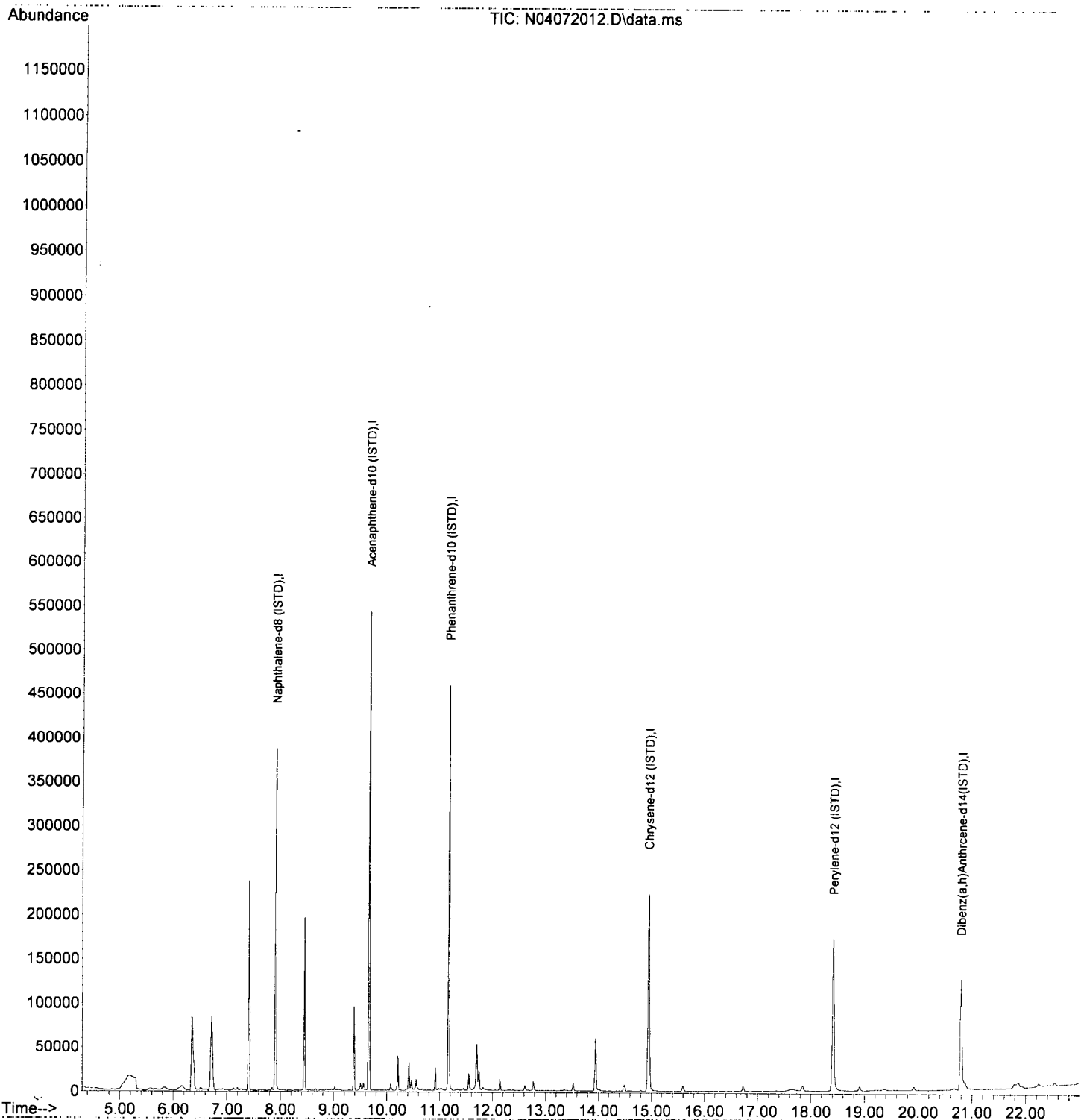
*MD 4/8/20*

Compound	R.T.	QIon	Response	Conc	Units	Dev(Min)	
<b>Internal Standards</b>							
1) Naphthalene-d8 (ISTD)	7.906	136	278751	100.00	ng/ml	0.00	
9) Acenaphthene-d10 (ISTD)	9.661	162	161180	100.00	ng/ml	0.00	
16) Phenanthrene-d10 (ISTD)	11.165	188	252730	100.00	ng/ml	0.00	
23) Chrysene-d12 (ISTD)	14.942	240	175674	100.00	ng/ml	0.00	
28) Perylene-d12 (ISTD)	18.410	264	149144	100.00	ng/ml	0.00	
35) Dibenz(a,h)Anthracene-d...	20.788	292	126750	100.00	ng/ml	0.00	
<b>System Monitoring Compounds</b>							
2) Nitrobenzene-d5 (Surr)	7.201	82	178	0.20	ng/ml	0.00	
10) 2-Fluorobiphenyl (Surr)	8.973	172	248	0.10	ng/ml	0.00	
25) Terphenyl-d14 (Surr)	12.954	244	284	0.17	ng/ml	0.00	
<b>Target Compounds</b>							
							Qvalue
3) Decalin	0.000		0		N.D.		
4) Naphthalene	7.936	128	452		N.D.		
5) 2-Methylnaphthalene	8.612	142	80		N.D.		
6) 1-Methylnaphthalene	0.000		0		N.D.		
7) 1,1'-Biphenyl	9.078	154	289		N.D.		
8) 2,6-Dimethylnaphthalene	0.000		0		N.D.		
11) Acenaphthylene	9.521	152	86		N.D.		
12) Acenaphthene	0.000		0		N.D.		
13) Dibenzofuran	9.865	168	94		N.D.		
14) 1,6,7-Trimethylnaphtha...	10.075	170	51		N.D.		
15) Fluorene	10.215	166	103		N.D.		
17) Dibenzothiopene	11.066	184	278		N.D.		
18) Phenanthrene	11.188	178	313		N.D.		
19) Anthracene	11.188	178	300		N.D.		
20) Carbazole	11.398	167	106		N.D.		
21) 1-Methylphenanthrene	11.818	192	50		N.D.		
22) Fluoranthene	12.459	202	59		N.D.		
24) Pyrene	12.750	202	69		N.D.		
26) Benz(a)anthracene	14.942	228	504		N.D.		
27) Chrysene	14.994	228	96		N.D.		
29) Benzo(b)fluoranthene	0.000		0		N.D.		
30) Benzo(k)fluoranthene	0.000		0		N.D.		
31) Benzo(b+k)fluoranthene	0.000		0		N.D.		
32) Benzo(e)pyrene	18.410	252	471		N.D.		
33) Benzo(a)pyrene	0.000		0		N.D.		
34) Perylene	18.474	252	71		N.D.		
36) Indeno(1,2,3-cd)Pyrene	20.788	276	97		N.D.		
37) Dibenz(a,h)anthracene	0.000		0		N.D.		
38) Benzo(g,h,i)perylene	0.000		0		N.D.		

(#) = qualifier out of range (m) = manual integration (+) = signals summed

Data Path : N:\data\2020-04\0D07056\  
Data File : N04072012.D  
Acq On : 07 Apr 2020 17:07  
Operator : JK/ AMS/ DTH  
Sample : 0D07056-ICB1  
Misc : 1x, DCM+ISTD  
ALS Vial : 2 Sample Multiplier: 1  
DataAcq Meth:LVI14\_BNA\_ACQ.M

Quant Time: Apr 08 10:25:50 2020  
Quant Method : N:\methods\SV14\_040720\_PAH.M  
Quant Title : EPA 8270D: Semivolatile Organics  
QLast Update : Wed Apr 08 10:01:43 2020  
Response via : Initial Calibration  
InstName : SV-GCMS14



Data Path : N:\data\2020-04\0D07056\  
 Data File : N04072013.D  
 Acq On : 07 Apr 2020 17:38  
 Operator : JK/ AMS/ DTH  
 Sample : 0D07056-CAL1  
 Misc : 1x, A20C467@1PPB  
 ALS Vial : 3 Sample Multiplier: 1  
 DataAcq Meth:LVI14\_BNA\_ACQ.M

Quant Time: Apr 08 09:41:13 2020  
 Quant Method : N:\methods\SV14\_040720\_PAH.M  
 Quant Title : EPA 8270D: Semivolatile Organics  
 QLast Update : Wed Apr 08 09:40:52 2020  
 Response via : Initial Calibration  
 InstName : SV-GCMS14

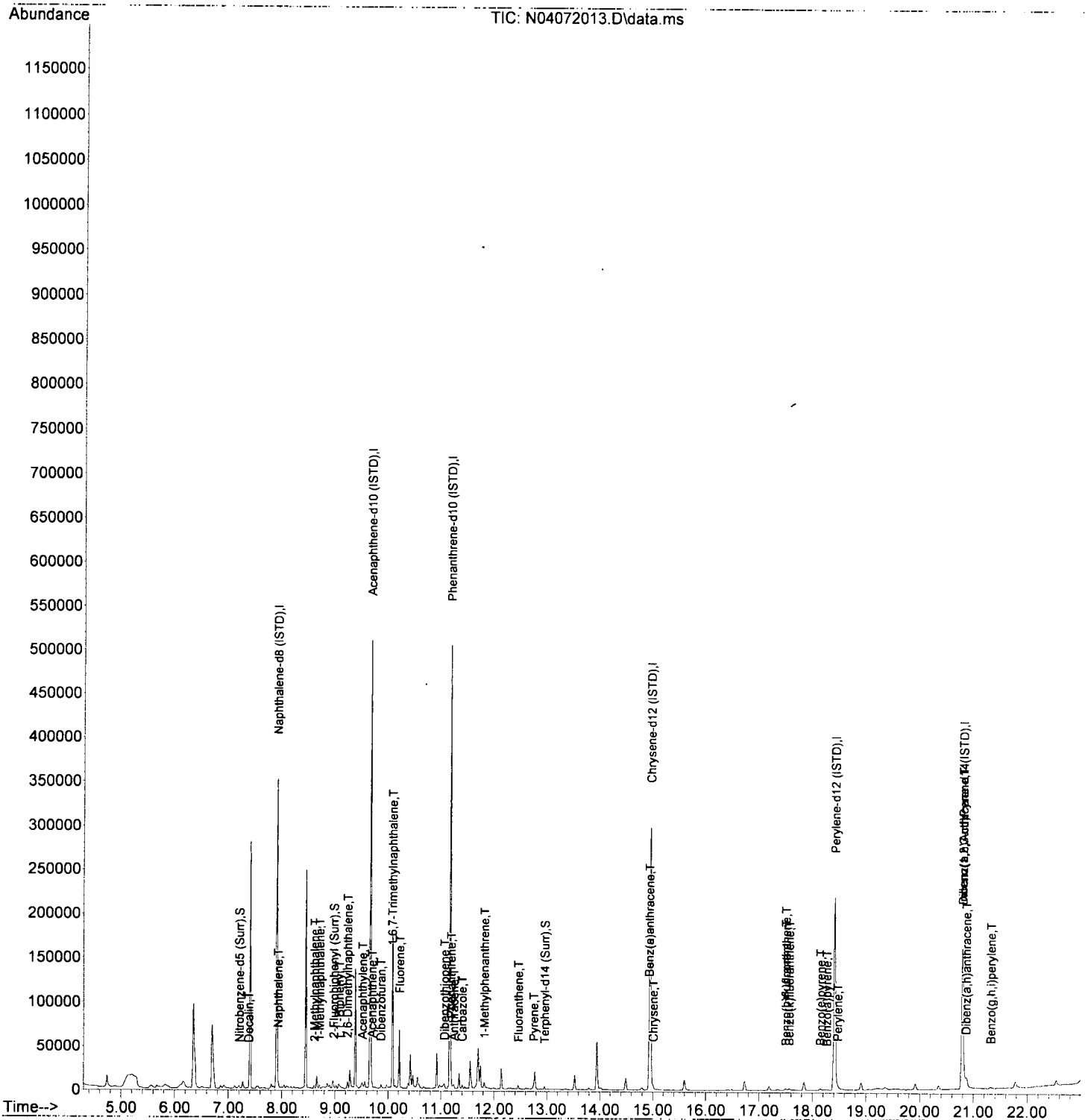
*JK 4/8/20*

Compound	R.T.	QIon	Response	Conc	Units	Dev(Min)	
<b>Internal Standards</b>							
1) Naphthalene-d8 (ISTD)	7.906	136	243074	100.00	ng/ml	0.00	
9) Acenaphthene-d10 (ISTD)	9.661	162	149679	100.00	ng/ml	0.00	
16) Phenanthrene-d10 (ISTD)	11.165	188	271576	100.00	ng/ml	0.00	
23) Chrysene-d12 (ISTD)	14.947	240	224745	100.00	ng/ml	0.00	
28) Perylene-d12 (ISTD)	18.410	264	189170	100.00	ng/ml	0.00	
35) Dibenz(a,h)Anthracene-d...	20.788	292	160677	100.00	ng/ml	0.00	
<b>System Monitoring Compounds</b>							
2) Nitrobenzene-d5 (Surr)	7.207	82	840	1.54	ng/ml	0.00	
10) 2-Fluorobiphenyl (Surr)	8.973	172	2174	0.85	ng/ml	0.00	
25) Terphenyl-d14 (Surr)	12.954	244	2235	1.05	ng/ml	0.00	
<b>Target Compounds</b>							
							Qvalue
3) Decalin	7.382	138	130	0.74	ng/ml		85
4) Naphthalene	7.930	128	2892	1.10	ng/ml		97
5) 2-Methylnaphthalene	8.612	142	1659	0.99	ng/ml		97
6) 1-Methylnaphthalene	8.711	142	1756	1.10	ng/ml		94
7) 1,1'-Biphenyl	9.078	154	2427	1.13	ng/ml		93
8) 2,6-Dimethylnaphthalene	9.235	156	1477	1.10	ng/ml		95
11) Acenaphthylene	9.515	152	2466	0.95	ng/ml		96
12) Acenaphthene	9.696	153	2085	1.07	ng/ml		97
13) Dibenzofuran	9.865	168	2370	0.85	ng/ml		95
14) 1,6,7-Trimethylnaphtha...	10.075	170	1667	1.01	ng/ml		71
15) Fluorene	10.215	166	2108	1.11	ng/ml		94
17) Dibenzothiopene	11.060	184	2936	1.07	ng/ml		96
18) Phenanthrene	11.188	178	3463	1.12	ng/ml		98
19) Anthracene	11.240	178	2627	1.03	ng/ml		95
20) Carbazole	11.398	167	2085	0.98	ng/ml		95
21) 1-Methylphenanthrene	11.817	192	1983	0.99	ng/ml		94
22) Fluoranthene	12.459	202	2793	0.97	ng/ml		100
24) Pyrene	12.750	202	2915	1.07	ng/ml		96
26) Benz(a)anthracene	14.924	228	2758	1.22	ng/ml		95
27) Chrysene	15.006	228	2483	1.04	ng/ml		99
29) Benzo(b)fluoranthene	17.500	252	1958	1.00	ng/ml		94
30) Benzo(k)fluoranthene	17.564	252	1851	0.93	ng/ml		88
31) Benzo(b+k)fluoranthene	17.500	252	3809	1.84	ng/ml		92
32) Benzo(e)pyrene	18.147	252	1806	0.90	ng/ml		96
33) Benzo(a)pyrene	18.264	252	1158	1.01	ng/ml		93
34) Perylene	18.468	252	1518	0.72	ng/ml		96
36) Indeno(1,2,3-cd)Pyrene	20.788	276	1652	0.93	ng/ml		83
37) Dibenz(a,h)anthracene	20.858	278	1657	0.88	ng/ml		81
38) Benzo(g,h,i)perylene	21.318	276	1550	0.81	ng/ml		78

(#) = qualifier out of range (m) = manual integration (+) = signals summed

Data Path : N:\data\2020-04\0D07056\  
 Data File : N04072013.D  
 Acq On : 07 Apr 2020 17:38  
 Operator : JK/ AMS/ DTH  
 Sample : 0D07056-CAL1  
 Misc : 1x, A20C467@1PPB  
 ALS Vial : 3 Sample Multiplier: 1  
 DataAcq Meth:LVI14\_BNA\_ACQ.M

Quant Time: Apr 08 09:41:13 2020  
 Quant Method : N:\methods\SV14\_040720\_PAH.M  
 Quant Title : EPA 8270D: Semivolatile Organics  
 QLast Update : Wed Apr 08 09:40:52 2020  
 Response via : Initial Calibration  
 InstName : SV-GCMS14



Data Path : N:\data\2020-04\0D07056\  
 Data File : N04072014.D  
 Acq On : 07 Apr 2020 18:10  
 Operator : JK/ AMS/ DTH  
 Sample : 0D07056-CAL2  
 Misc : 1x, A20C468@2PPB  
 ALS Vial : 4 Sample Multiplier: 1  
 DataAcq Meth:LVI14\_BNA\_ACQ.M

Quant Time: Apr 08 09:41:17 2020  
 Quant Method : N:\methods\SV14\_040720\_PAH.M  
 Quant Title : EPA 8270D: Semivolatile Organics  
 QLast Update : Wed Apr 08 09:40:52 2020  
 Response via : Initial Calibration  
 InstName : SV-GCMS14

*JK 4/8/20*

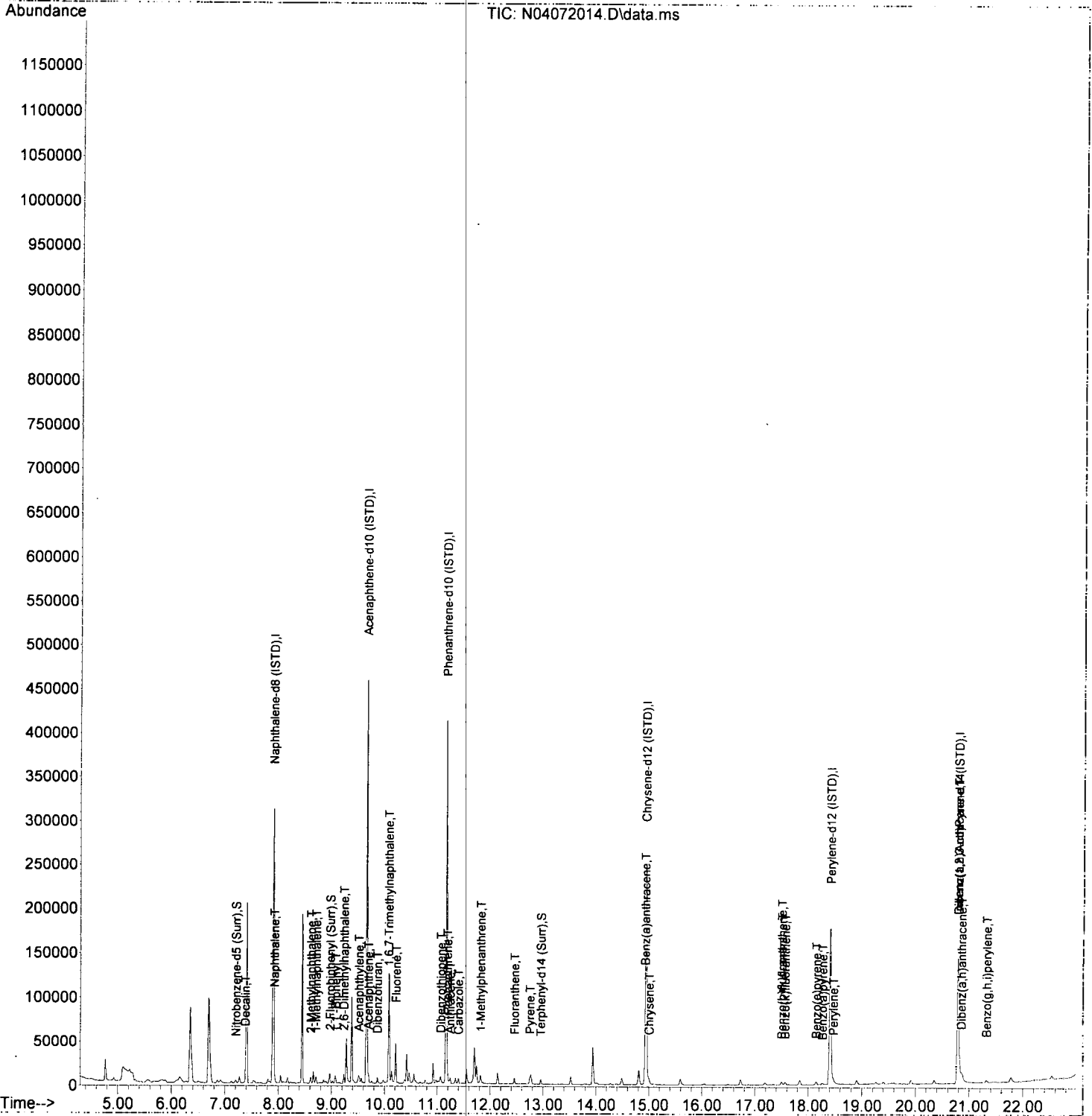
Compound	R.T.	QIon	Response	Conc	Units	Dev(Min)	
<b>Internal Standards</b>							
1) Naphthalene-d8 (ISTD)	7.906	136	243705	100.00	ng/ml	0.00	
9) Acenaphthene-d10 (ISTD)	9.661	162	135566	100.00	ng/ml	0.00	
16) Phenanthrene-d10 (ISTD)	11.165	188	223200	100.00	ng/ml	0.00	
23) Chrysene-d12 (ISTD)	14.942	240	187464	100.00	ng/ml	0.00	
28) Perylene-d12 (ISTD)	18.410	264	158010	100.00	ng/ml	0.00	
35) Dibenz(a,h)Anthracene-d...	20.788	292	141496	100.00	ng/ml	0.00	
<b>System Monitoring Compounds</b>							
2) Nitrobenzene-d5 (Surr)	7.207	82	1542	2.82	ng/ml	0.00	
10) 2-Fluorobiphenyl (Surr)	8.973	172	4191	1.81	ng/ml	0.00	
25) Terphenyl-d14 (Surr)	12.954	244	3444	1.94	ng/ml	0.00	
<b>Target Compounds</b>							
							Qvalue
3) Decalin	7.382	138	340	1.93	ng/ml		94
4) Naphthalene	7.924	128	5600	2.13	ng/ml		97
5) 2-Methylnaphthalene	8.612	142	3410	2.04	ng/ml		96
6) 1-Methylnaphthalene	8.711	142	3462	2.16	ng/ml		95
7) 1,1'-Biphenyl	9.078	154	4239	1.96	ng/ml		96
8) 2,6-Dimethylnaphthalene	9.235	156	2853	2.11	ng/ml		97
11) Acenaphthylene	9.515	152	4668	1.98	ng/ml		99
12) Acenaphthene	9.696	153	3799	2.14	ng/ml		97
13) Dibenzofuran	9.865	168	4370	1.72	ng/ml		94
14) 1,6,7-Trimethylnaphtha...	10.075	170	2754	1.85	ng/ml		82
15) Fluorene	10.215	166	3434	2.00	ng/ml		96
17) Dibenzothiopene	11.060	184	4432	1.97	ng/ml		96
18) Phenanthrene	11.188	178	5324	2.10	ng/ml		99
19) Anthracene	11.240	178	3785	1.81	ng/ml		98
20) Carbazole	11.398	167	3308	1.90	ng/ml		96
21) 1-Methylphenanthrene	11.817	192	3257	1.97	ng/ml		99
22) Fluoranthene	12.459	202	4694	1.97	ng/ml		97
24) Pyrene	12.750	202	4749	2.10	ng/ml		99
26) Benz(a)anthracene	14.924	228	4134	2.18	ng/ml		95
27) Chrysene	15.000	228	4350	2.18	ng/ml		99
29) Benzo(b)fluoranthene	17.500	252	3031	1.86	ng/ml		95
30) Benzo(k)fluoranthene	17.564	252	2864	1.71	ng/ml		91
31) Benzo(b+k)fluoranthene	17.500	252	6349	3.66	ng/ml		93
32) Benzo(e)pyrene	18.147	252	3379	2.01	ng/ml		92
33) Benzo(a)pyrene	18.264	252	2009	1.85	ng/ml		98
34) Perylene	18.468	252	2648	1.49	ng/ml		98
36) Indeno(1,2,3-cd)Pyrene	20.788	276	2847	1.81	ng/ml		95
37) Dibenz(a,h)anthracene	20.852	278	2764	1.66	ng/ml		84
38) Benzo(g,h,i)perylene	21.318	276	2738	1.62	ng/ml		80

(#) = qualifier out of range (m) = manual integration (+) = signals summed

Quantitation Report (Not Reviewed)

Data Path : N:\data\2020-04\0D07056\  
 Data File : N04072014.D  
 Acq On : 07 Apr 2020 18:10  
 Operator : JK/ AMS/ DTH  
 Sample : 0D07056-CAL2  
 Misc : 1x, A20C468@2PPB  
 ALS Vial : 4 Sample Multiplier: 1  
 DataAcq Meth:LVI14\_BNA\_ACQ.M

Quant Time: Apr 08 09:41:17 2020  
 Quant Method : N:\methods\SV14\_040720\_PAH.M  
 Quant Title : EPA 8270D: Semivolatile Organics  
 QLast Update : Wed Apr 08 09:40:52 2020  
 Response via : Initial Calibration  
 InstName : SV-GCMS14



Quantitation Report (Not Reviewed)

Data Path : N:\data\2020-04\0D07056\  
 Data File : N04072015.D  
 Acq On : 07 Apr 2020 18:42  
 Operator : JK/ AMS/ DTH  
 Sample : 0D07056-CAL3  
 Misc : 1x, A20C469@5PPB  
 ALS Vial : 5 Sample Multiplier: 1  
 DataAcq Meth:LVI14\_BNA\_ACQ.M

Quant Time: Apr 08 09:41:21 2020  
 Quant Method : N:\methods\SV14\_040720\_PAH.M  
 Quant Title : EPA 8270D: Semivolatile Organics  
 QLast Update : Wed Apr 08 09:40:52 2020  
 Response via : Initial Calibration  
 InstName : SV-GCMS14

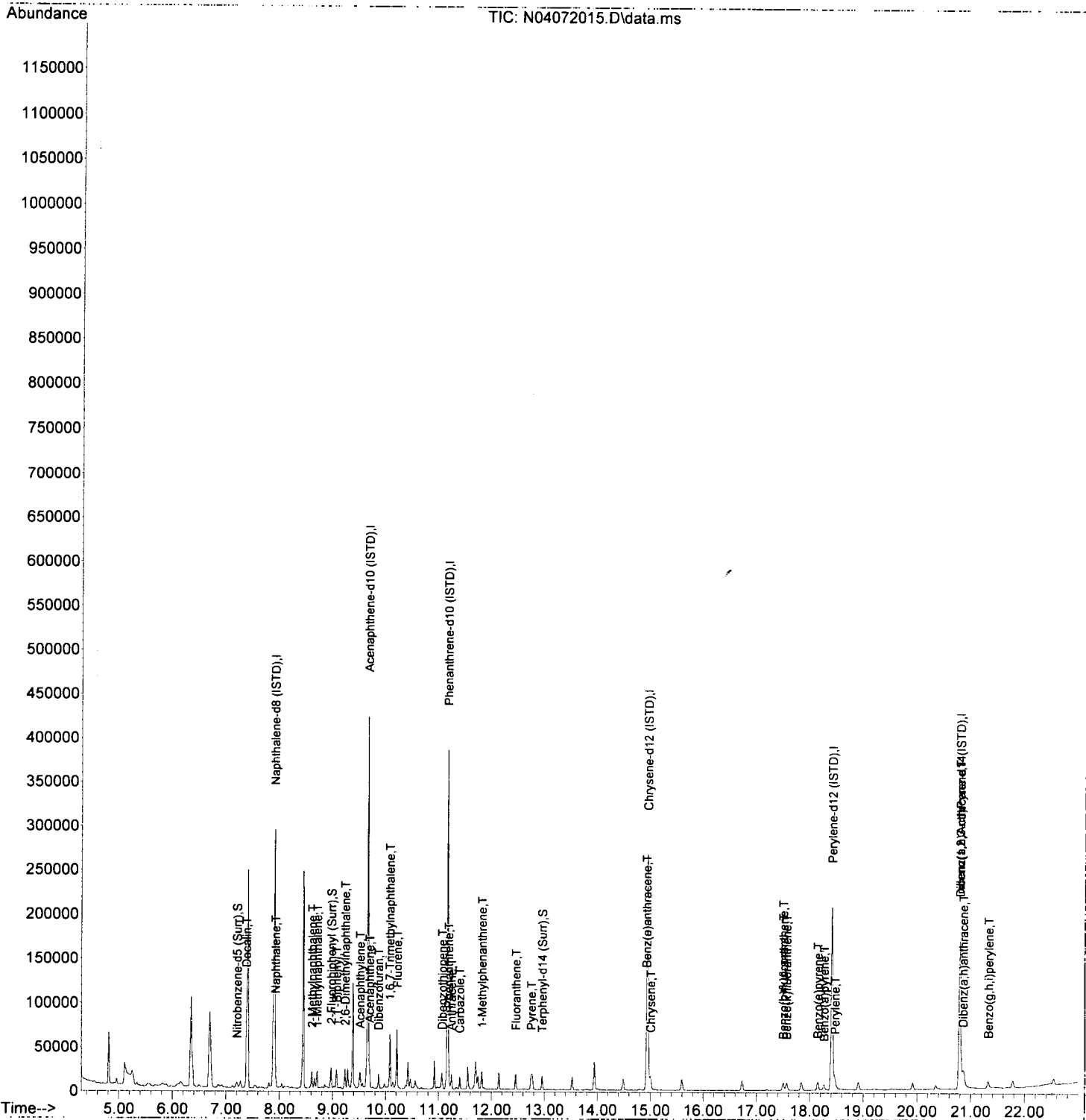
*9/2 4/8/20*

Compound	R.T.	QIon	Response	Conc	Units	Dev(Min)	
<b>Internal Standards</b>							
1) Naphthalene-d8 (ISTD)	7.906	136	254846	100.00	ng/ml	0.00	
9) Acenaphthene-d10 (ISTD)	9.661	162	131499	100.00	ng/ml	0.00	
16) Phenanthrene-d10 (ISTD)	11.165	188	216520	100.00	ng/ml	0.00	
23) Chrysene-d12 (ISTD)	14.947	240	206205	100.00	ng/ml	0.00	
28) Perylene-d12 (ISTD)	18.410	264	181653	100.00	ng/ml	0.00	
35) Dibenz(a,h)Anthracene-d...	20.788	292	160102	100.00	ng/ml	0.00	
<b>System Monitoring Compounds</b>							
2) Nitrobenzene-d5 (Surr)	7.207	82	4141	7.25	ng/ml	0.00	
10) 2-Fluorobiphenyl (Surr)	8.973	172	10979	4.88	ng/ml	0.00	
25) Terphenyl-d14 (Surr)	12.954	244	9709	4.96	ng/ml	0.00	
<b>Target Compounds</b>							
							Qvalue
3) Decalin	7.382	138	1190	6.44	ng/ml		96
4) Naphthalene	7.924	128	14431	5.25	ng/ml		100
5) 2-Methylnaphthalene	8.612	142	9092	5.20	ng/ml		96
6) 1-Methylnaphthalene	8.711	142	8964	5.36	ng/ml		95
7) 1,1'-Biphenyl	9.072	154	10903	4.83	ng/ml		98
8) 2,6-Dimethylnaphthalene	9.235	156	7289	5.16	ng/ml		98
11) Acenaphthylene	9.515	152	11532	5.05	ng/ml		97
12) Acenaphthene	9.696	153	9358	5.45	ng/ml		99
13) Dibenzofuran	9.865	168	10882	4.42	ng/ml		95
14) 1,6,7-Trimethylnaphtha...	10.075	170	6797	4.71	ng/ml		100
15) Fluorene	10.215	166	8294	4.97	ng/ml		98
17) Dibenzothiopene	11.066	184	10769	4.94	ng/ml		96
18) Phenanthrene	11.188	178	13195	5.37	ng/ml		98
19) Anthracene	11.240	178	9521	4.68	ng/ml		99
20) Carbazole	11.398	167	8731	5.17	ng/ml		97
21) 1-Methylphenanthrene	11.817	192	8102	5.06	ng/ml		98
22) Fluoranthene	12.459	202	11760	5.10	ng/ml		96
24) Pyrene	12.750	202	12228	4.91	ng/ml		99
26) Benz(a)anthracene	14.924	228	10093	4.85	ng/ml		98
27) Chrysene	15.006	228	11149	5.09	ng/ml		97
29) Benzo(b)fluoranthene	17.500	252	8620	4.59	ng/ml		92
30) Benzo(k)fluoranthene	17.564	252	8275	4.31	ng/ml		93
31) Benzo(b+k)fluoranthene	17.500	252	18526	9.30	ng/ml		90
32) Benzo(e)pyrene	18.147	252	9139	4.73	ng/ml		97
33) Benzo(a)pyrene	18.264	252	5994	4.43	ng/ml		94
34) Perylene	18.468	252	8831	4.33	ng/ml		97
36) Indeno(1,2,3-cd)Pyrene	20.788	276	8244	4.64	ng/ml		86
37) Dibenz(a,h)anthracene	20.852	278	8753	4.64	ng/ml		85
38) Benzo(g,h,i)perylene	21.324	276	8418	4.41	ng/ml		84

(#) = qualifier out of range (m) = manual integration (+) = signals summed

Data Path : N:\data\2020-04\0D07056\  
 Data File : N04072015.D  
 Acq On : 07 Apr 2020 18:42  
 Operator : JK/ AMS/ DTH  
 Sample : 0D07056-CAL3  
 Misc : 1x, A20C469@5PPB  
 ALS Vial : 5 Sample Multiplier: 1  
 DataAcq Meth:LVI14\_BNA\_ACQ.M

Quant Time: Apr 08 09:41:21 2020  
 Quant Method : N:\methods\SV14\_040720\_PAH.M  
 Quant Title : EPA 8270D: Semivolatile Organics  
 QLast Update : Wed Apr 08 09:40:52 2020  
 Response via : Initial Calibration  
 InstName : SV-GCMS14





Quantitation Report (Not Reviewed)

Data Path : N:\data\2020-04\0D07056\  
 Data File : N04072016.D  
 Acq On : 07 Apr 2020 19:28  
 Operator : JK/ AMS/ DTH  
 Sample : 0D07056-CAL4  
 Misc : 1x, A20C470@10PPB  
 ALS Vial : 6 Sample Multiplier: 1  
 DataAcq Meth:LVI14\_BNA\_ACQ.M

Quant Time: Apr 08 09:41:25 2020  
 Quant Method : N:\methods\SV14\_040720\_PAH.M  
 Quant Title : EPA 8270D: Semivolatile Organics  
 QLast Update : Wed Apr 08 09:40:52 2020  
 Response via : Initial Calibration  
 InstName : SV-GCMS14

*Handwritten:* 4/8/20

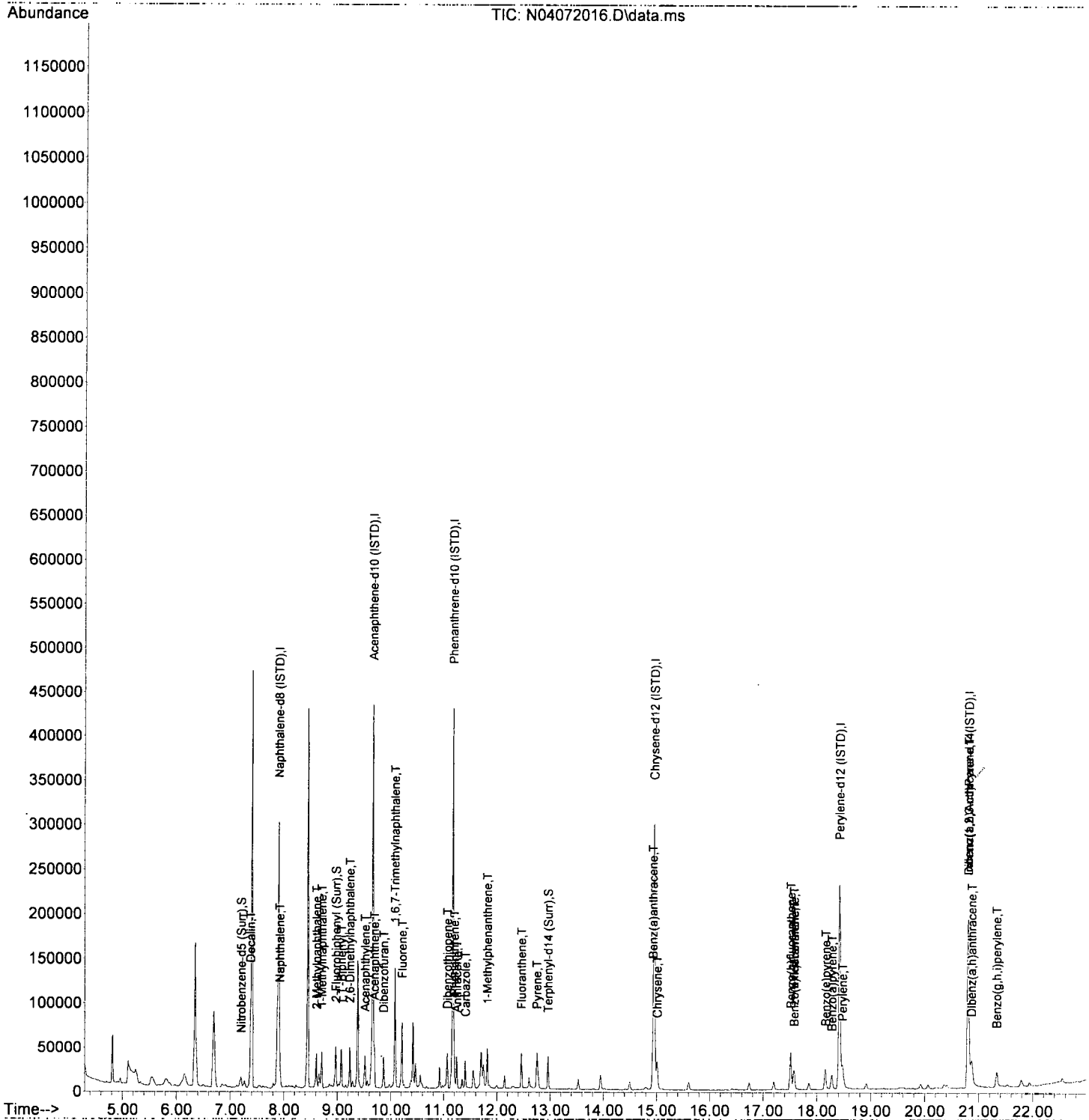
Compound	R.T.	QIon	Response	Conc	Units	Dev(Min)	
<b>Internal Standards</b>							
1) Naphthalene-d8 (ISTD)	7.907	136	270985	100.00	ng/ml	0.00	
9) Acenaphthene-d10 (ISTD)	9.661	162	140702	100.00	ng/ml	0.00	
16) Phenanthrene-d10 (ISTD)	11.171	188	243789	100.00	ng/ml	0.00	
23) Chrysene-d12 (ISTD)	14.953	240	224123	100.00	ng/ml	0.00	
28) Perylene-d12 (ISTD)	18.416	264	205793	100.00	ng/ml	0.00	
35) Dibenz(a,h)Anthracene-d...	20.799	292	175208	100.00	ng/ml	0.00	
<b>System Monitoring Compounds</b>							
2) Nitrobenzene-d5 (Surr)	7.207	82	7904	13.02	ng/ml	0.00	
10) 2-Fluorobiphenyl (Surr)	8.973	172	22576	9.39	ng/ml	0.00	
25) Terphenyl-d14 (Surr)	12.960	244	22061	10.37	ng/ml	0.00	
<b>Target Compounds</b>							
							Qvalue
3) Decalin	7.382	138	2225	11.33	ng/ml		85
4) Naphthalene	7.924	128	29903	10.23	ng/ml		99
5) 2-Methylnaphthalene	8.612	142	19067	10.25	ng/ml		97
6) 1-Methylnaphthalene	8.711	142	19186	10.78	ng/ml		95
7) 1,1'-Biphenyl	9.078	154	24176	10.07	ng/ml		98
8) 2,6-Dimethylnaphthalene	9.235	156	15846	10.55	ng/ml		95
11) Acenaphthylene	9.521	152	25120	10.28	ng/ml		97
12) Acenaphthene	9.696	153	19684	10.71	ng/ml		98
13) Dibenzofuran	9.871	168	23912	9.08	ng/ml		95
14) 1,6,7-Trimethylnaphtha...	10.081	170	14575	9.44	ng/ml		98
15) Fluorene	10.215	166	18241	10.21	ng/ml		98
17) Dibenzothiopene	11.066	184	24599	10.03	ng/ml		95
18) Phenanthrene	11.194	178	28266	10.22	ng/ml		100
19) Anthracene	11.246	178	22111	9.66	ng/ml		100
20) Carbazole	11.404	167	20204	10.62	ng/ml		98
21) 1-Methylphenanthrene	11.818	192	18661	10.35	ng/ml		97
22) Fluoranthene	12.459	202	27227	10.48	ng/ml		96
24) Pyrene	12.750	202	28915	10.69	ng/ml		98
26) Benz(a)anthracene	14.930	228	21888	9.67	ng/ml		98
27) Chrysene	15.012	228	23333	9.79	ng/ml		100
29) Benzo(b)fluoranthene	17.512	252	20389	9.58	ng/ml		92
30) Benzo(k)fluoranthene	17.576	252	20616	9.48	ng/ml		92
31) Benzo(b+k)fluoranthene	17.576	252	44218	19.60	ng/ml		92
32) Benzo(e)pyrene	18.159	252	21685	9.91	ng/ml		98
33) Benzo(a)pyrene	18.276	252	15453	9.75	ng/ml		96
34) Perylene	18.474	252	22348	9.68	ng/ml		99
36) Indeno(1,2,3-cd)Pyrene	20.799	276	18462	9.49	ng/ml		83
37) Dibenz(a,h)anthracene	20.864	278	18337	8.89	ng/ml		85
38) Benzo(g,h,i)perylene	21.330	276	18938	9.07	ng/ml		84

(#) = qualifier out of range (m) = manual integration (+) = signals summed

Quantitation Report (Not Reviewed)

Data Path : N:\data\2020-04\0D07056\  
 Data File : N04072016.D  
 Acq On : 07 Apr 2020 19:28  
 Operator : JK/ AMS/ DTH  
 Sample : 0D07056-CAL4  
 Misc : 1x, A20C470@10PPB  
 ALS Vial : 6 Sample Multiplier: 1  
 DataAcq Meth:LVI14\_BNA\_ACQ.M

Quant Time: Apr 08 09:41:25 2020  
 Quant Method : N:\methods\SV14\_040720\_PAH.M  
 Quant Title : EPA 8270D: Semivolatile Organics  
 QLast Update : Wed Apr 08 09:40:52 2020  
 Response via : Initial Calibration  
 InstName : SV-GCMS14



Quantitation Report (Not Reviewed)

Data Path : N:\data\2020-04\0D07056\  
 Data File : N04072017.D  
 Acq On : 07 Apr 2020 20:00  
 Operator : JK/ AMS/ DTH  
 Sample : 0D07056-CAL5  
 Misc : 1x, A20C471@20PPB  
 ALS Vial : 7 Sample Multiplier: 1  
 DataAcq Meth:LVI14\_BNA\_ACQ.M

Quant Time: Apr 08 09:41:30 2020  
 Quant Method : N:\methods\SV14\_040720\_PAH.M  
 Quant Title : EPA 8270D: Semivolatile Organics  
 QLast Update : Wed Apr 08 09:40:52 2020  
 Response via : Initial Calibration  
 InstName : SV-GCMS14

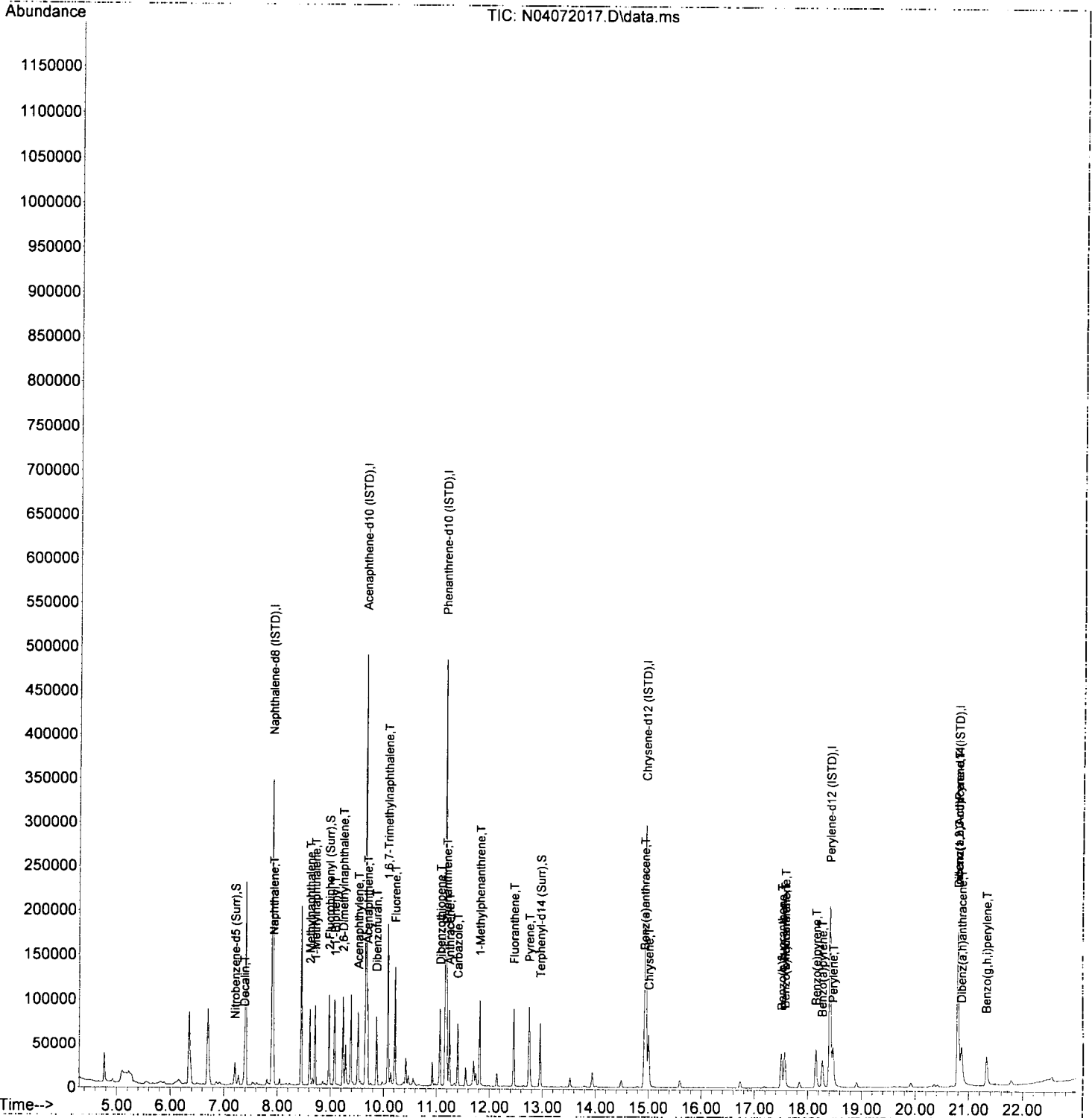
*9/27/8/20*

Compound	R.T.	QIon	Response	Conc	Units	Dev(Min)	
<b>Internal Standards</b>							
1) Naphthalene-d8 (ISTD)	7.906	136	258751	100.00	ng/ml	0.00	
9) Acenaphthene-d10 (ISTD)	9.661	162	148424	100.00	ng/ml	0.00	
16) Phenanthrene-d10 (ISTD)	11.165	188	266029	100.00	ng/ml	0.00	
23) Chrysene-d12 (ISTD)	14.947	240	214808	100.00	ng/ml	0.00	
28) Perylene-d12 (ISTD)	18.410	264	187485	100.00	ng/ml	0.00	
35) Dibenz(a,h)Anthracene-d...	20.794	292	149877	100.00	ng/ml	0.00	
<b>System Monitoring Compounds</b>							
2) Nitrobenzene-d5 (Surr)	7.207	82	15766	27.20	ng/ml	0.00	
10) 2-Fluorobiphenyl (Surr)	8.973	172	46527	18.34	ng/ml	0.00	
25) Terphenyl-d14 (Surr)	12.960	244	43811	21.48	ng/ml	0.00	
<b>Target Compounds</b>							
							Qvalue
3) Decalin	7.382	138	3947	21.05	ng/ml		88
4) Naphthalene	7.924	128	57019	20.43	ng/ml		99
5) 2-Methylnaphthalene	8.612	142	37992	21.38	ng/ml		97
6) 1-Methylnaphthalene	8.711	142	38641	22.75	ng/ml		97
7) 1,1'-Biphenyl	9.078	154	49046	21.39	ng/ml		97
8) 2,6-Dimethylnaphthalene	9.235	156	33645	23.45	ng/ml		95
11) Acenaphthylene	9.521	152	55074	21.36	ng/ml		99
12) Acenaphthene	9.696	153	41060	21.17	ng/ml		99
13) Dibenzofuran	9.865	168	50939	18.34	ng/ml		95
14) 1,6,7-Trimethylnaphtha...	10.081	170	33116	20.32	ng/ml		97
15) Fluorene	10.215	166	39965	21.21	ng/ml		99
17) Dibenzothiopene	11.066	184	54876	20.51	ng/ml		95
18) Phenanthrene	11.188	178	61279	20.30	ng/ml		100
19) Anthracene	11.240	178	51771	20.73	ng/ml		100
20) Carbazole	11.398	167	44104	21.24	ng/ml		99
21) 1-Methylphenanthrene	11.817	192	41436	21.06	ng/ml		100
22) Fluoranthene	12.459	202	58425	20.61	ng/ml		96
24) Pyrene	12.750	202	61609	23.77	ng/ml		99
26) Benz(a)anthracene	14.924	228	41414	19.09	ng/ml		100
27) Chrysene	15.006	228	46060	20.17	ng/ml		99
29) Benzo(b)fluoranthene	17.506	252	37506	19.35	ng/ml		94
30) Benzo(k)fluoranthene	17.570	252	38178	19.27	ng/ml		93
31) Benzo(b+k)fluoranthene	17.570	252	81846	39.81	ng/ml		93
32) Benzo(e)pyrene	18.153	252	41095	20.61	ng/ml		98
33) Benzo(a)pyrene	18.270	252	29191	19.83	ng/ml		96
34) Perylene	18.468	252	41934	19.94	ng/ml		98
36) Indeno(1,2,3-cd)Pyrene	20.794	276	32482	19.53	ng/ml		81
37) Dibenz(a,h)anthracene	20.858	278	32488	18.41	ng/ml		85
38) Benzo(g,h,i)perylene	21.324	276	34943	19.56	ng/ml		81

(#) = qualifier out of range (m) = manual integration (+) = signals summed

Data Path : N:\data\2020-04\0D07056\  
 Data File : N04072017.D  
 Acq On : 07 Apr 2020 20:00  
 Operator : JK/ AMS/ DTH  
 Sample : 0D07056-CAL5  
 Misc : 1x, A20C471@20PPB  
 ALS Vial : 7 Sample Multiplier: 1  
 DataAcq Meth:LVI14\_BNA\_ACQ.M

Quant Time: Apr 08 09:41:30 2020  
 Quant Method : N:\methods\SV14\_040720\_PAH.M  
 Quant Title : EPA 8270D: Semivolatile Organics  
 QLast Update : Wed Apr 08 09:40:52 2020  
 Response via : Initial Calibration  
 InstName : SV-GCMS14



Quantitation Report (Not Reviewed)

Data Path : N:\data\2020-04\0D07056\  
 Data File : N04072018.D  
 Acq On : 07 Apr 2020 20:32  
 Operator : JK/ AMS/ DTH  
 Sample : 0D07056-CAL6  
 Misc : 1x, A20C472@50PPB  
 ALS Vial : 8 Sample Multiplier: 1  
 DataAcq Meth:LVI14\_BNA\_ACQ.M

Quant Time: Apr 08 09:41:35 2020  
 Quant Method : N:\methods\SV14\_040720\_PAH.M.  
 Quant Title : EPA 8270D: Semivolatile Organics  
 QLast Update : Wed Apr 08 09:40:52 2020  
 Response via : Initial Calibration  
 InstName : SV-GCMS14

*Qd 4/8/20*

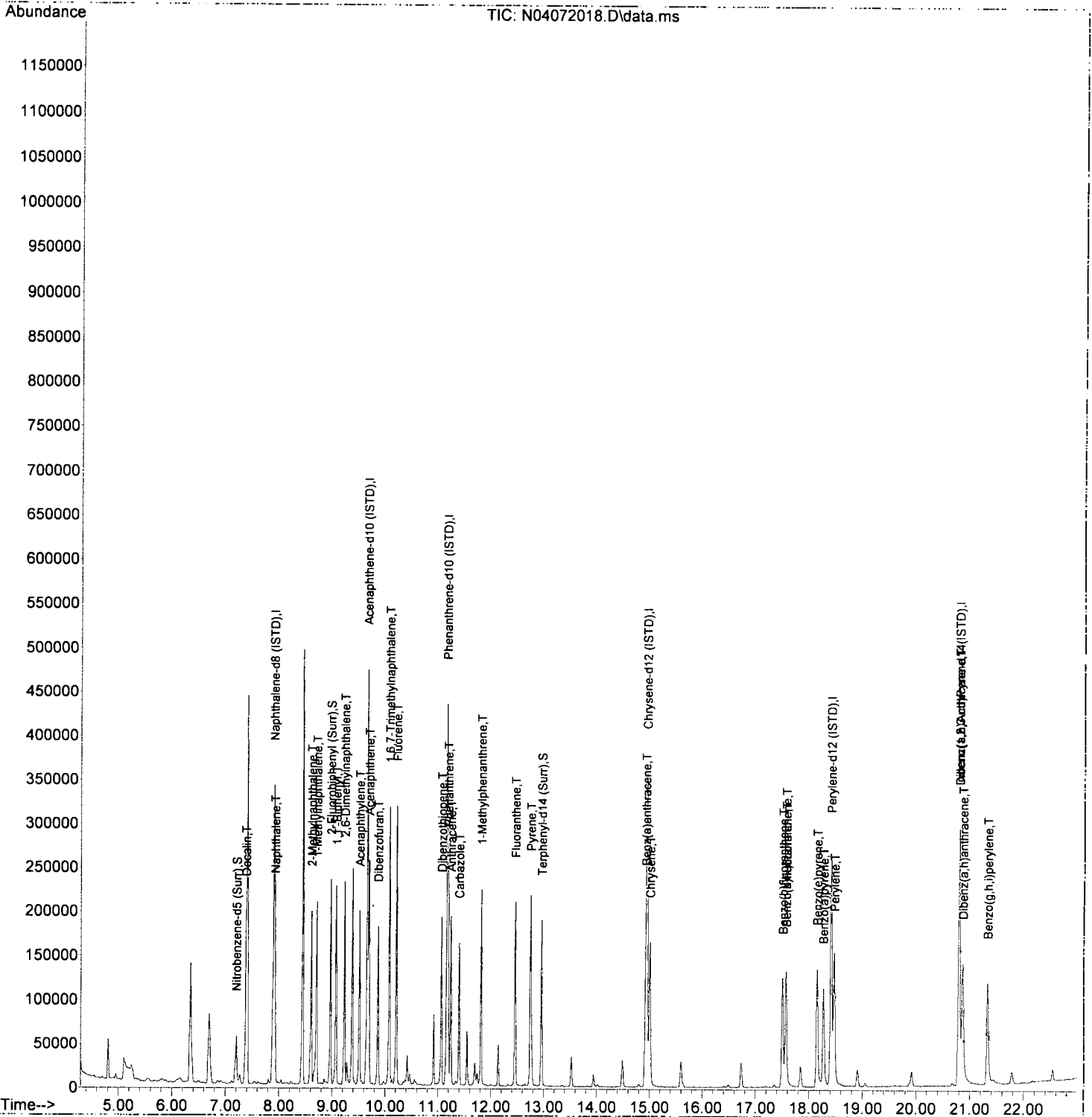
Compound	R.T.	QIon	Response	Conc	Units	Dev(Min)	
<b>Internal Standards</b>							
1) Naphthalene-d8 (ISTD)	7.906	136	265079	100.00	ng/ml	0.00	
9) Acenaphthene-d10 (ISTD)	9.661	162	146492	100.00	ng/ml	0.00	
16) Phenanthrene-d10 (ISTD)	11.165	188	242013	100.00	ng/ml	0.00	
23) Chrysene-d12 (ISTD)	14.947	240	238949	100.00	ng/ml	0.00	
28) Perylene-d12 (ISTD)	18.410	264	233103	100.00	ng/ml	0.00	
35) Dibenz(a,h)Anthracene-d...	20.794	292	190743	100.00	ng/ml	0.00	
<b>System Monitoring Compounds</b>							
2) Nitrobenzene-d5 (Surr)	7.207	82	40026	67.41	ng/ml	0.00	
10) 2-Fluorobiphenyl (Surr)	8.973	172	113161	45.19	ng/ml	0.00	
25) Terphenyl-d14 (Surr)	12.960	244	115369	50.86	ng/ml	0.00	
<b>Target Compounds</b>							
							Qvalue
3) Decalin	7.382	138	9951	51.81	ng/ml		86
4) Naphthalene	7.924	128	140541	49.16	ng/ml		99
5) 2-Methylnaphthalene	8.612	142	97673	53.66	ng/ml		97
6) 1-Methylnaphthalene	8.711	142	97197	55.85	ng/ml		97
7) 1,1'-Biphenyl	9.078	154	121079	51.55	ng/ml		97
8) 2,6-Dimethylnaphthalene	9.235	156	83485	56.81	ng/ml		96
11) Acenaphthylene	9.515	152	141318	55.54	ng/ml		99
12) Acenaphthene	9.696	153	100491	52.49	ng/ml		99
13) Dibenzofuran	9.865	168	120846	44.07	ng/ml		96
14) 1,6,7-Trimethylnaphtha...	10.080	170	77695	48.31	ng/ml		97
15) Fluorene	10.215	166	94350	50.73	ng/ml		98
17) Dibenzothiopene	11.066	184	124022	50.95	ng/ml		94
18) Phenanthrene	11.188	178	137147	49.93	ng/ml		99
19) Anthracene	11.240	178	115187	50.70	ng/ml		99
20) Carbazole	11.398	167	103743	54.92	ng/ml		98
21) 1-Methylphenanthrene	11.817	192	96368	53.84	ng/ml		98
22) Fluoranthene	12.459	202	138576	53.73	ng/ml		97
24) Pyrene	12.750	202	148125	51.37	ng/ml		99
26) Benz(a)anthracene	14.924	228	118477	49.10	ng/ml		99
27) Chrysene	15.006	228	126277	49.72	ng/ml		99
29) Benzo(b)fluoranthene	17.506	252	116347	48.29	ng/ml		94
30) Benzo(k)fluoranthene	17.570	252	120385	48.86	ng/ml		93
31) Benzo(b+k)fluoranthene	17.570	252	249964	97.80	ng/ml		93
32) Benzo(e)pyrene	18.153	252	121997	49.20	ng/ml		98
33) Benzo(a)pyrene	18.270	252	102540	54.26	ng/ml		96
34) Perylene	18.474	252	140321	53.68	ng/ml		100
36) Indeno(1,2,3-cd)Pyrene	20.794	276	102100	48.23	ng/ml		80
37) Dibenz(a,h)anthracene	20.858	278	104317	46.46	ng/ml		84
38) Benzo(g,h,i)perylene	21.324	276	113428	49.88	ng/ml		83

(#) = qualifier out of range (m) = manual integration (+) = signals summed

Quantitation Report (Not Reviewed)

Data Path : N:\data\2020-04\0D07056\  
 Data File : N04072018.D  
 Acq On : 07 Apr 2020 20:32  
 Operator : JK/ AMS/ DTH  
 Sample : 0D07056-CAL6  
 Misc : 1x, A20C472@50PPB  
 ALS Vial : 8 Sample Multiplier: 1  
 DataAcq Meth:LVI14\_BNA\_ACQ.M

Quant Time: Apr 08 09:41:35 2020  
 Quant Method : N:\methods\SV14\_040720\_PAH.M  
 Quant Title : EPA 8270D: Semivolatile Organics  
 QLast Update : Wed Apr 08 09:40:52 2020  
 Response via : Initial Calibration  
 InstName : SV-GCMS14



Quantitation Report (Not Reviewed)

Data Path : N:\data\2020-04\0D07056\  
 Data File : N04072019.D  
 Acq On : 07 Apr 2020 21:04  
 Operator : JK/ AMS/ DTH  
 Sample : 0D07056-CAL7  
 Misc : 1x, A20C473@100PPB  
 ALS Vial : 9 Sample Multiplier: 1  
 DataAcq Meth:LVI14\_BNA\_ACQ.M

Quant Time: Apr 08 09:41:39 2020  
 Quant Method : N:\methods\SV14\_040720\_PAH.M  
 Quant Title : EPA 8270D: Semivolatile Organics  
 QLast Update : Wed Apr 08 09:40:52 2020  
 Response via : Initial Calibration  
 InstName : SV-GCMS14

*JK 4/8/20*

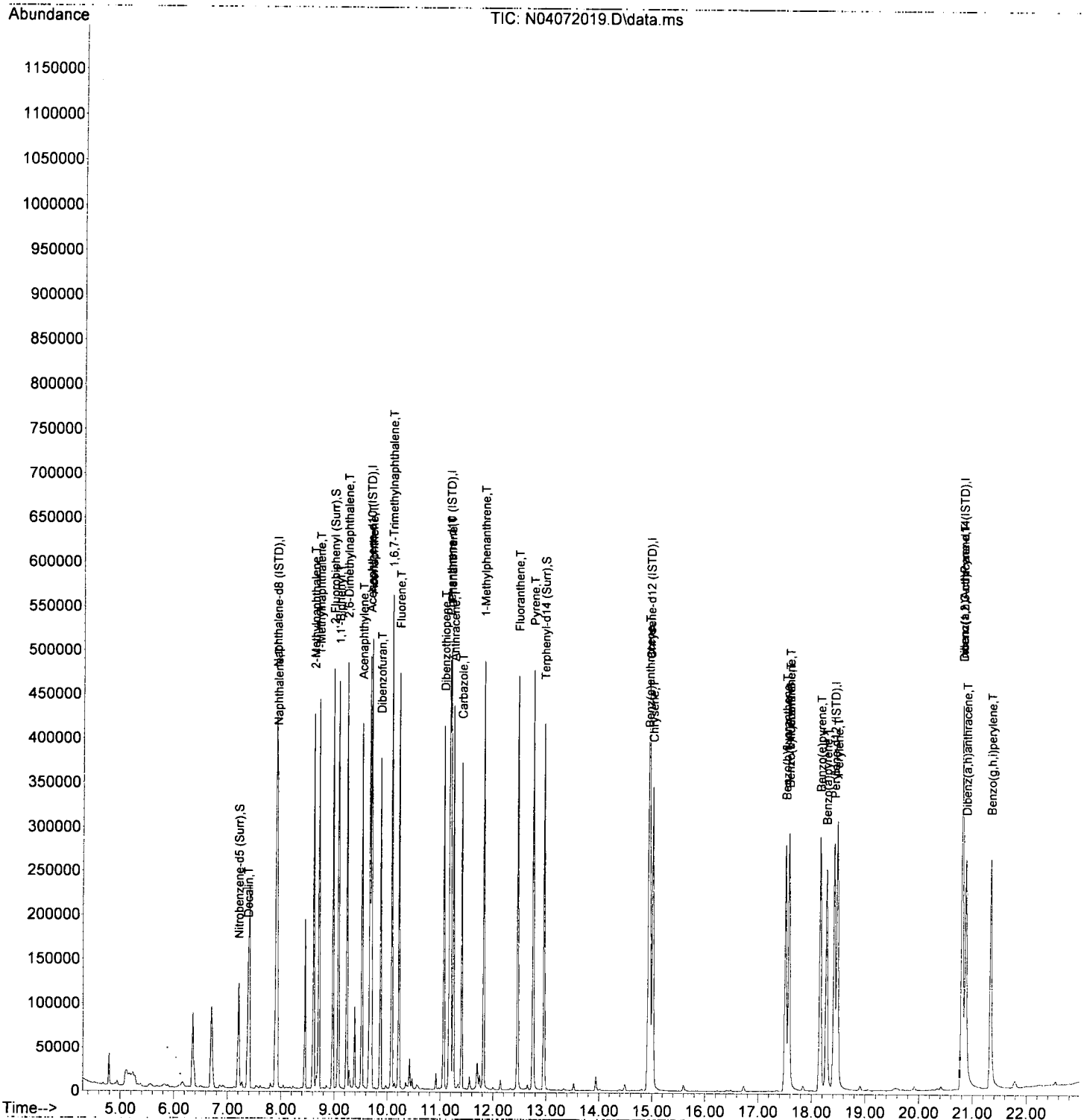
Compound	R.T.	QIon	Response	Conc	Units	Dev(Min)	
<b>Internal Standards</b>							
1) Naphthalene-d8 (ISTD)	7.906	136	270936	100.00	ng/ml	0.00	
9) Acenaphthene-d10 (ISTD)	9.661	162	147420	100.00	ng/ml	0.00	
16) Phenanthrene-d10 (ISTD)	11.165	188	265984	100.00	ng/ml	0.00	
23) Chrysene-d12 (ISTD)	14.947	240	263757	100.00	ng/ml	0.00	
28) Perylene-d12 (ISTD)	18.415	264	248613	100.00	ng/ml	0.00	
35) Dibenz(a,h)Anthracene-d...	20.794	292	201252	100.00	ng/ml	0.00	
<b>System Monitoring Compounds</b>							
2) Nitrobenzene-d5 (Surr)	7.207	82	80657	132.90	ng/ml	0.00	
10) 2-Fluorobiphenyl (Surr)	8.973	172	225961	89.66	ng/ml	0.00	
25) Terphenyl-d14 (Surr)	12.954	244	247933	99.02	ng/ml	0.00	
<b>Target Compounds</b>							
							Qvalue
3) Decalin	7.382	138	20917	106.56	ng/ml		88
4) Naphthalene	7.924	128	278907	95.46	ng/ml		100
5) 2-Methylnaphthalene	8.612	142	195774	105.24	ng/ml		97
6) 1-Methylnaphthalene	8.711	142	191985	107.92	ng/ml		96
7) 1,1'-Biphenyl	9.078	154	238654	99.42	ng/ml		97
8) 2,6-Dimethylnaphthalene	9.235	156	170143	113.27	ng/ml		97
11) Acenaphthylene	9.515	152	287167	112.15	ng/ml		100
12) Acenaphthene	9.696	153	199310	103.46	ng/ml		100
13) Dibenzofuran	9.865	168	244430	88.59	ng/ml		95
14) 1,6,7-Trimethylnaphtha...	10.075	170	160492	99.16	ng/ml		98
15) Fluorene	10.215	166	191718	102.43	ng/ml		99
17) Dibenzothiopene	11.066	184	259859	97.13	ng/ml		94
18) Phenanthrene	11.188	178	288254	95.49	ng/ml		100
19) Anthracene	11.240	178	257805	103.25	ng/ml		99
20) Carbazole	11.398	167	228806	110.20	ng/ml		99
21) 1-Methylphenanthrene	11.817	192	210395	106.94	ng/ml		99
22) Fluoranthene	12.459	202	308063	108.68	ng/ml		96
24) Pyrene	12.750	202	328255	103.12	ng/ml		99
26) Benz(a)anthracene	14.924	228	257406	96.63	ng/ml		100
27) Chrysene	15.006	228	272605	97.23	ng/ml		100
29) Benzo(b)fluoranthene	17.506	252	253202	98.53	ng/ml		93
30) Benzo(k)fluoranthene	17.570	252	270754	103.03	ng/ml		93
31) Benzo(b+k)fluoranthene	17.570	252	548680	201.28	ng/ml		93
32) Benzo(e)pyrene	18.153	252	267193	101.04	ng/ml		98
33) Benzo(a)pyrene	18.270	252	227825	108.62	ng/ml		97
34) Perylene	18.474	252	293633	105.31	ng/ml		99
36) Indeno(1,2,3-cd)Pyrene	20.794	276	215605	96.53	ng/ml		81
37) Dibenz(a,h)anthracene	20.863	278	220763	93.19	ng/ml		83
38) Benzo(g,h,i)perylene	21.330	276	246409	102.70	ng/ml		81

(#) = qualifier out of range (m) = manual integration (+) = signals summed

Quantitation Report (Not Reviewed)

Data Path : N:\data\2020-04\0D07056\  
 Data File : N04072019.D  
 Acq On : 07 Apr 2020 21:04  
 Operator : JK/ AMS/ DTH  
 Sample : 0D07056-CAL7  
 Misc : 1x, A20C473@100PPB  
 ALS Vial : 9 Sample Multiplier: 1  
 DataAcq Meth:LVI14\_BNA\_ACQ.M

Quant Time: Apr 08 09:41:39 2020  
 Quant Method : N:\methods\SV14\_040720\_PAH.M  
 Quant Title : EPA 8270D: Semivolatile Organics  
 QLast Update : Wed Apr 08 09:40:52 2020  
 Response via : Initial Calibration  
 InstName : SV-GCMS14





Quantitation Report (Not Reviewed)

Data Path : N:\data\2020-04\0D07056\  
 Data File : N04072020.D  
 Acq On : 07 Apr 2020 21:36  
 Operator : JK/ AMS/ DTH  
 Sample : 0D07056-CAL8  
 Misc : 1x, A20C474@200PPB  
 ALS Vial : 10 Sample Multiplier: 1  
 DataAcq Meth:LVI14\_BNA\_ACQ.M

Quant Time: Apr 08 09:41:44 2020  
 Quant Method : N:\methods\SV14\_040720\_PAH.M  
 Quant Title : EPA 8270D: Semivolatile Organics  
 QLast Update : Wed Apr 08 09:40:52 2020  
 Response via : Initial Calibration  
 InstName : SV-GCMS14

*JK 4/8/20*

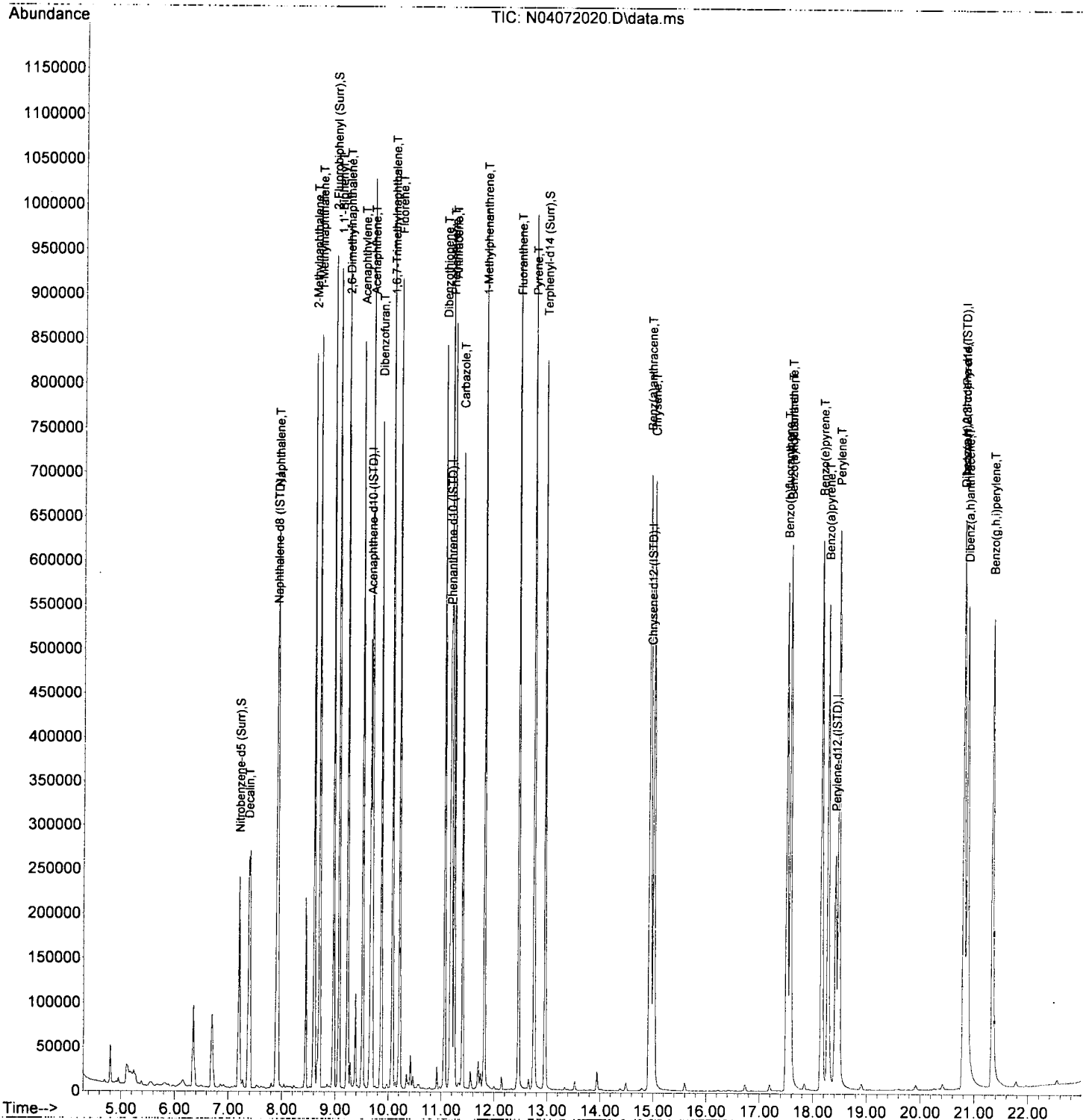
Compound	R.T.	QIon	Response	Conc	Units	Dev(Min)	
<b>Internal Standards</b>							
1) Naphthalene-d8 (ISTD)	7.906	136	259002	100.00	ng/ml	0.00	
9) Acenaphthene-d10 (ISTD)	9.661	162	149753	100.00	ng/ml	0.00	
16) Phenanthrene-d10 (ISTD)	11.165	188	262815	100.00	ng/ml	0.00	
23) Chrysene-d12 (ISTD)	14.953	240	256376	100.00	ng/ml	0.00	
28) Perylene-d12 (ISTD)	18.415	264	246957	100.00	ng/ml	0.00	
35) Dibenz(a,h)Anthracene-d...	20.793	292	201443	100.00	ng/ml	0.00	
<b>System Monitoring Compounds</b>							
2) Nitrobenzene-d5 (Surr)	7.207	82	159557	275.03	ng/ml	0.00	
10) 2-Fluorobiphenyl (Surr)	8.973	172	456518	178.37	ng/ml	0.00	
25) Terphenyl-d14 (Surr)	12.960	244	497857	204.56	ng/ml	0.00	
<b>Target Compounds</b>							
							Qvalue
3) Decalin	7.382	138	39266	209.25	ng/ml		88
4) Naphthalene	7.924	128	543013	194.41	ng/ml		100
5) 2-Methylnaphthalene	8.612	142	396823	223.13	ng/ml		97
6) 1-Methylnaphthalene	8.711	142	381343	224.25	ng/ml		97
7) 1,1'-Biphenyl	9.078	154	486099	211.83	ng/ml		97
8) 2,6-Dimethylnaphthalene	9.235	156	349071	243.10	ng/ml		96
11) Acenaphthylene	9.521	152	596158	229.20	ng/ml		99
12) Acenaphthene	9.696	153	400273	204.93	ng/ml		99
13) Dibenzofuran	9.865	168	496566	177.16	ng/ml		96
14) 1,6,7-Trimethylnaphtha...	10.080	170	326170	198.38	ng/ml		98
15) Fluorene	10.214	166	396773	208.68	ng/ml		98
17) Dibenzothiopene	11.065	184	533586	201.84	ng/ml		94
18) Phenanthrene	11.194	178	586910	196.76	ng/ml		100
19) Anthracene	11.240	178	524623	212.65	ng/ml		99
20) Carbazole	11.398	167	458445	223.47	ng/ml		98
21) 1-Methylphenanthrene	11.817	192	429423	220.91	ng/ml		99
22) Fluoranthene	12.458	202	643616	229.79	ng/ml		96
24) Pyrene	12.750	202	678143	219.17	ng/ml		100
26) Benz(a)anthracene	14.930	228	526616	203.39	ng/ml		100
27) Chrysene	15.011	228	537553	197.25	ng/ml		100
29) Benzo(b)fluoranthene	17.506	252	536283	210.08	ng/ml		93
30) Benzo(k)fluoranthene	17.576	252	553475	212.03	ng/ml		93
31) Benzo(b+k)fluoranthene	17.576	252	1132360	418.18	ng/ml		93
32) Benzo(e)pyrene	18.159	252	561080	213.59	ng/ml		98
33) Benzo(a)pyrene	18.275	252	480916	214.97	ng/ml		97
34) Perylene	18.479	252	593049	214.13	ng/ml		100
36) Indeno(1,2,3-cd)Pyrene	20.799	276	452810	202.54	ng/ml		80
37) Dibenz(a,h)anthracene	20.863	278	454575	191.70	ng/ml		84
38) Benzo(g,h,i)perylene	21.336	276	512635	213.45	ng/ml		82

(#) = qualifier out of range (m) = manual integration (+) = signals summed

Quantitation Report (Not Reviewed)

Data Path : N:\data\2020-04\0D07056\  
 Data File : N04072020.D  
 Acq On : 07 Apr 2020 21:36  
 Operator : JK/ AMS/ DTH  
 Sample : 0D07056-CAL8  
 Misc : 1x, A20C474@200PPB  
 ALS Vial : 10 Sample Multiplier: 1  
 DataAcq Meth:LVI14\_BNA\_ACQ.M

Quant Time: Apr 08 09:41:44 2020  
 Quant Method : N:\methods\SV14\_040720\_PAH.M  
 Quant Title : EPA 8270D: Semivolatile Organics  
 QLast Update : Wed Apr 08 09:40:52 2020  
 Response via : Initial Calibration  
 InstName : SV-GCMS14



Data Path : N:\data\2020-04\0D07056\  
 Data File : N04072021.D  
 Acq On : 07 Apr 2020 22:08  
 Operator : JK/ AMS/ DTH  
 Sample : 0D07056-CAL9  
 Misc : 1x, A20C475@400PPB  
 ALS Vial : 11 Sample Multiplier: 1  
 DataAcq Meth:LVI14\_BNA\_ACQ.M

Quant Time: Apr 08 09:41:49 2020  
 Quant Method : N:\methods\SV14\_040720\_PAH.M  
 Quant Title : EPA 8270D: Semivolatile Organics  
 QLast Update : Wed Apr 08 09:40:52 2020  
 Response via : Initial Calibration  
 InstName : SV-GCMS14

*Handwritten:* Jd 4/8/20


Compound	R.T.	QIon	Response	Conc	Units	Dev(Min)	
<b>Internal Standards</b>							
1) Naphthalene-d8 (ISTD)	7.906	136	255231	100.00	ng/ml	0.00	
9) Acenaphthene-d10 (ISTD)	9.661	162	154741	100.00	ng/ml	0.00	
16) Phenanthrene-d10 (ISTD)	11.171	188	286145	100.00	ng/ml	0.00	
23) Chrysene-d12 (ISTD)	14.953	240	283021	100.00	ng/ml	0.00	
28) Perylene-d12 (ISTD)	18.416	264	267480	100.00	ng/ml	0.00	
35) Dibenz(a,h)Anthracene-d...	20.805	292	206453	100.00	ng/ml	0.01	
<b>System Monitoring Compounds</b>							
2) Nitrobenzene-d5 (Surr)	7.207	82	322003	563.23	ng/ml	0.00	
10) 2-Fluorobiphenyl (Surr)	8.973	172	957543	361.97	ng/ml	0.00	
25) Terphenyl-d14 (Surr)	12.960	244	1096177	408.00	ng/ml	0.00	
<b>Target Compounds</b>							
							Qvalue
3) Decalin	7.382	138	81440	440.41	ng/ml		87
4) Naphthalene	7.924	128	1070767	389.02	ng/ml		100
5) 2-Methylnaphthalene	8.612	142	803600	458.54	ng/ml		98
6) 1-Methylnaphthalene	8.711	142	778825	464.76	ng/ml		97
7) 1,1'-Biphenyl	9.078	154	1003410	443.73	ng/ml		96
8) 2,6-Dimethylnaphthalene	9.235	156	726355	513.32	ng/ml		98
11) Acenaphthylene	9.521	152	1260795	469.09	ng/ml		99
12) Acenaphthene	9.696	153	824563	407.76	ng/ml		99
13) Dibenzofuran	9.871	168	1049059	362.21	ng/ml		95
14) 1,6,7-Trimethylnaphtha...	10.081	170	693935	408.46	ng/ml		100
15) Fluorene	10.220	166	846234	430.71	ng/ml		98
17) Dibenzothiopene	11.066	184	1150026	399.56	ng/ml		95
18) Phenanthrene	11.194	178	1246717	383.88	ng/ml		100
19) Anthracene	11.246	178	1164250	433.45	ng/ml		99
20) Carbazole	11.404	167	979119	438.35	ng/ml		99
21) 1-Methylphenanthrene	11.817	192	947023	447.45	ng/ml		99
22) Fluoranthene	12.464	202	1439355	472.00	ng/ml		96
24) Pyrene	12.756	202	1513534	443.12	ng/ml		99
26) Benz(a)anthracene	14.936	228	1207333	422.40	ng/ml		99
27) Chrysene	15.017	228	1174861	390.53	ng/ml		100
29) Benzo(b)fluoranthene	17.518	252	1217211	440.24	ng/ml		93
30) Benzo(k)fluoranthene	17.588	252	1218167	430.86	ng/ml		93
31) Benzo(b+k)fluoranthene	17.588	252	2523866	860.55	ng/ml		93
32) Benzo(e)pyrene	18.171	252	1258723	442.41	ng/ml		98
33) Benzo(a)pyrene	18.287	252	1069564	395.70	ng/ml		96
34) Perylene	18.491	252	1303992	434.70	ng/ml		100
36) Indeno(1,2,3-cd)Pyrene	20.811	276	964615	421.00	ng/ml		80
37) Dibenz(a,h)anthracene	20.875	278	991281	407.89	ng/ml		83
38) Benzo(g,h,i)perylene	21.347	276	1102019	447.72	ng/ml		81

(#) = qualifier out of range (m) = manual integration (+) = signals summed

Quantitation Report (Not Reviewed)

Data Path : N:\data\2020-04\0D07056\  
Data File : N04072021.D  
Acq On : 07 Apr 2020 22:08  
Operator : JK/ AMS/ DTH  
Sample : 0D07056-CAL9  
Misc : 1x, A20C475@400PPB  
ALS Vial : 11 Sample Multiplier: 1  
DataAcq Meth:LVI14\_BNA\_ACQ.M

Quant Time: Apr 08 09:41:49 2020  
Quant Method : N:\methods\SV14\_040720\_PAH.M  
Quant Title : EPA 8270D: Semivolatile Organics  
QLast Update : Wed Apr 08 09:40:52 2020  
Response via : Initial Calibration  
InstName : SV-GCMS14



Quantitation Report (Not Reviewed)

Data Path : N:\data\2020-04\0D07056\  
 Data File : N04072022.D  
 Acq On : 07 Apr 2020 22:40  
 Operator : JK/ AMS/ DTH  
 Sample : 0D07056-CALA  
 Misc : 1x, A20C476@600PPB  
 ALS Vial : 12 Sample Multiplier: 1  
 DataAcq Meth:LVI14\_BNA\_ACQ.M

Quant Time: Apr 08 09:41:53 2020  
 Quant Method : N:\methods\SV14\_040720\_PAH.M  
 Quant Title : EPA 8270D: Semivolatile Organics  
 QLast Update : Wed Apr 08 09:40:52 2020  
 Response via : Initial Calibration  
 InstName : SV-GCMS14


*JK* 4/8/20

Compound	R.T.	QIon	Response	Conc	Units	Dev(Min)	
<b>Internal Standards</b>							
1) Naphthalene-d8 (ISTD)	7.907	136	237171	100.00	ng/ml	0.00	
9) Acenaphthene-d10 (ISTD)	9.661	162	142544	100.00	ng/ml	0.00	
16) Phenanthrene-d10 (ISTD)	11.165	188	254222	100.00	ng/ml	0.00	
23) Chrysene-d12 (ISTD)	14.953	240	231029	100.00	ng/ml	0.00	
28) Perylene-d12 (ISTD)	18.421	264	221821	100.00	ng/ml	0.01	
35) Dibenz(a,h)Anthracene-d...	20.805	292	157020	100.00	ng/ml	0.01	
<b>System Monitoring Compounds</b>							
2) Nitrobenzene-d5 (Surr)	7.207	82	451853	850.55	ng/ml	0.00	
10) 2-Fluorobiphenyl (Surr)	8.973	172	1276915	524.01	ng/ml	0.00	
25) Terphenyl-d14 (Surr)	12.960	244	1328709	605.85	ng/ml	0.00	
<b>Target Compounds</b>							
							Qvalue
3) Decalin	7.382	138	128416	747.82	ng/ml		88
4) Naphthalene	7.924	128	1463412	572.15	ng/ml		100
5) 2-Methylnaphthalene	8.612	142	1091692	670.87	ng/ml		98
6) 1-Methylnaphthalene	8.711	142	1038153	666.58	ng/ml		97
7) 1,1'-Biphenyl	9.078	154	1335421	635.52	ng/ml		97
8) 2,6-Dimethylnaphthalene	9.236	156	968269	736.39	ng/ml		98
11) Acenaphthylene	9.521	152	1692015	683.40	ng/ml		99
12) Acenaphthene	9.696	153	1100304	590.67	ng/ml		99
13) Dibenzofuran	9.871	168	1394000	522.49	ng/ml		96
14) 1,6,7-Trimethylnaphtha...	10.081	170	893285	570.79	ng/ml		99
15) Fluorene	10.221	166	1105549	610.85	ng/ml		99
17) Dibenzothiopene	11.066	184	1486980	581.50	ng/ml		95
18) Phenanthrene	11.194	178	1662195	576.08	ng/ml		100
19) Anthracene	11.246	178	1396742	585.30	ng/ml		99
20) Carbazole	11.404	167	1098601	553.61	ng/ml		99
21) 1-Methylphenanthrene	11.818	192	1186501	631.00	ng/ml		98
22) Fluoranthene	12.465	202	1796405	663.06	ng/ml		96
24) Pyrene	12.756	202	1875198	672.55	ng/ml		100
26) Benz(a)anthracene	14.936	228	1469312	629.74	ng/ml		99
27) Chrysene	15.018	228	1426972	581.07	ng/ml		99
29) Benzo(b)fluoranthene	17.518	252	1548382	675.29	ng/ml		93
30) Benzo(k)fluoranthene	17.588	252	1475774	629.42	ng/ml		93
31) Benzo(b+k)fluoranthene	17.588	252	3120142	1282.84	ng/ml		93
32) Benzo(e)pyrene	18.171	252	1591400	674.47	ng/ml		98
33) Benzo(a)pyrene	18.293	252	1297353	535.84	ng/ml		96
34) Perylene	18.491	252	1594908	641.12	ng/ml		99
36) Indeno(1,2,3-cd)Pyrene	20.811	276	1156472	663.63	ng/ml		80
37) Dibenz(a,h)anthracene	20.875	278	1132840	612.89	ng/ml		83
38) Benzo(g,h,i)perylene	21.353	276	1320462	705.35	ng/ml		81

(#) = qualifier out of range (m) = manual integration (+) = signals summed

Data Path : N:\data\2020-04\0D07056\  
 Data File : N04072022.D  
 Acq On : 07 Apr 2020 22:40  
 Operator : JK/ AMS/ DTH  
 Sample : 0D07056-CALA  
 Misc : 1x, A20C476@600PPB  
 ALS Vial : 12 Sample Multiplier: 1  
 DataAcq Meth:LVI14\_BNA\_ACQ.M

Quant Time: Apr 08 09:41:53 2020  
 Quant Method : N:\methods\SV14\_040720\_PAH.M  
 Quant Title : EPA 8270D: Semivolatile Organics  
 QLast Update : Wed Apr 08 09:40:52 2020  
 Response via : Initial Calibration  
 InstName : SV-GCMS14



Quantitation Report (Not Reviewed)

Data Path : N:\data\2020-04\0D07056\  
 Data File : N04072024.D  
 Acq On : 07 Apr 2020 23:44  
 Operator : JK/ AMS/ DTH  
 Sample : 0D07056-ICV1  
 Misc : 1x, A20C479@50PPB  
 ALS Vial : 13 Sample Multiplier: 1  
 DataAcq Meth:LVI14\_BNA\_ACQ.M

Quant Time: Apr 08 09:42:06 2020  
 Quant Method : N:\methods\SV14\_040720\_PAH.M  
 Quant Title : EPA 8270D: Semivolatile Organics  
 QLast Update : Wed Apr 08 09:40:52 2020  
 Response via : Initial Calibration  
 InstName : SV-GCMS14

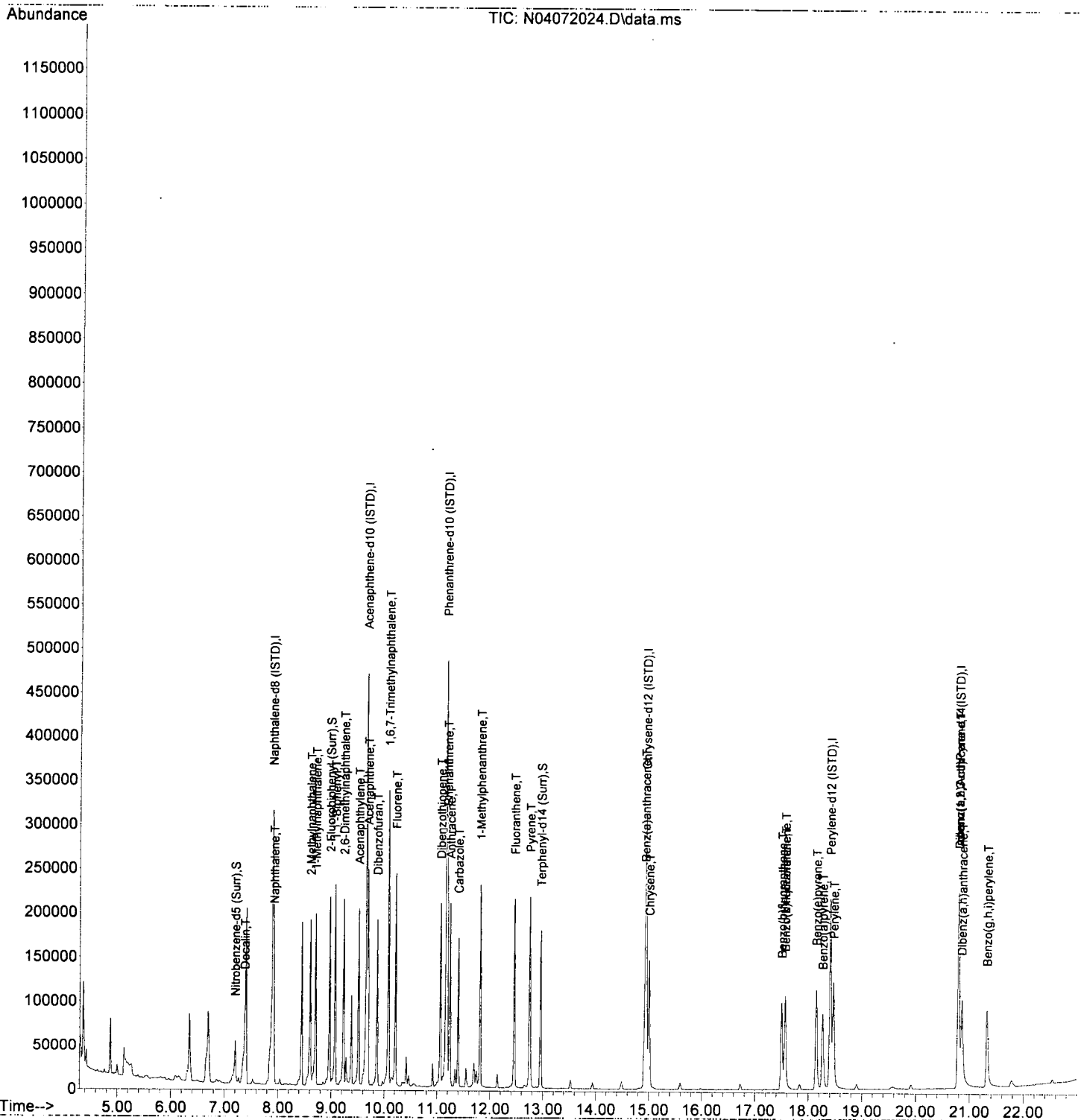
*JK 4/8/20*

Compound	R.T.	QIon	Response	Conc	Units	Dev(Min)	
<b>Internal Standards</b>							
1) Naphthalene-d8 (ISTD)	7.901	136	265379	100.00	ng/ml	0.00	
9) Acenaphthene-d10 (ISTD)	9.661	162	144991	100.00	ng/ml	0.00	
16) Phenanthrene-d10 (ISTD)	11.165	188	263411	100.00	ng/ml	0.00	
23) Chrysene-d12 (ISTD)	14.942	240	209391	100.00	ng/ml	0.00	
28) Perylene-d12 (ISTD)	18.404	264	193930	100.00	ng/ml	0.00	
35) Dibenz(a,h)Anthracene-d...	20.788	292	149770	100.00	ng/ml	0.00	
<b>System Monitoring Compounds</b>							
2) Nitrobenzene-d5 (Surr)	7.201	82	31558	53.09	ng/ml	0.00	
10) 2-Fluorobiphenyl (Surr)	8.973	172	114902	46.36	ng/ml	0.00	
25) Terphenyl-d14 (Surr)	12.954	244	104677	52.66	ng/ml	0.00	
<b>Target Compounds</b>							
							Qvalue
3) Decalin	7.382	138	8798	45.76	ng/ml		87
4) Naphthalene	7.924	128	134333	46.94	ng/ml		100
5) 2-Methylnaphthalene	8.606	142	95473	52.39	ng/ml		97
6) 1-Methylnaphthalene	8.705	142	95852	55.01	ng/ml		97
7) 1,1'-Biphenyl	9.072	154	122388	52.05	ng/ml		97
8) 2,6-Dimethylnaphthalene	9.236	156	83923	57.04	ng/ml		96
11) Acenaphthylene	9.515	152	136436	54.18	ng/ml		99
12) Acenaphthene	9.690	153	99522	52.52	ng/ml		98
13) Dibenzofuran	9.865	168	127154	46.85	ng/ml		95
14) 1,6,7-Trimethylnaphtha...	10.075	170	80111	50.33	ng/ml		98
15) Fluorene	10.215	166	97899	53.18	ng/ml		98
17) Dibenzothiopene	11.060	184	124997	47.18	ng/ml		96
18) Phenanthrene	11.188	178	149438	49.99	ng/ml		99
19) Anthracene	11.241	178	123075	49.77	ng/ml		99
20) Carbazole	11.398	167	106901	51.99	ng/ml		98
21) 1-Methylphenanthrene	11.812	192	103346	53.04	ng/ml		100
22) Fluoranthene	12.459	202	145369	51.78	ng/ml		96
24) Pyrene	12.750	202	153498	60.74	ng/ml		100
26) Benz(a)anthracene	14.924	228	101320	47.91	ng/ml		99
27) Chrysene	15.000	228	113999	51.22	ng/ml		99
29) Benzo(b)fluoranthene	17.500	252	93375	46.58	ng/ml		93
30) Benzo(k)fluoranthene	17.565	252	98839	48.22	ng/ml		93
31) Benzo(b+k)fluoranthene	17.565	252	205649	96.71	ng/ml		93
32) Benzo(e)pyrene	18.147	252	104146	50.49	ng/ml		98
33) Benzo(a)pyrene	18.264	252	79516	50.72	ng/ml		97
34) Perylene	18.468	252	113877	52.35	ng/ml		100
36) Indeno(1,2,3-cd)Pyrene	20.788	276	77694	46.74	ng/ml		80
37) Dibenz(a,h)anthracene	20.852	278	79648	45.18	ng/ml		84
38) Benzo(g,h,i)perylene	21.324	276	90765	50.83	ng/ml		80

(#) = qualifier out of range (m) = manual integration (+) = signals summed

Data Path : N:\data\2020-04\0D07056\  
 Data File : N04072024.D  
 Acq On : 07 Apr 2020 23:44  
 Operator : JK/ AMS/ DTH  
 Sample : 0D07056-ICV1  
 Misc : 1x, A20C479@50PPB  
 ALS Vial : 13 Sample Multiplier: 1  
 DataAcq Meth:LVI14\_BNA\_ACQ.M

Quant Time: Apr 08 09:42:06 2020  
 Quant Method : N:\methods\SV14\_040720\_PAH.M  
 Quant Title : EPA 8270D: Semivolatile Organics  
 QLast Update : Wed Apr 08 09:40:52 2020  
 Response via : Initial Calibration  
 InstName : SV-GCMS14





Quantitation Report (Not Reviewed)

Data Path : N:\data\2020-04\0D07056\  
 Data File : N04072024.D  
 Acq On : 07 Apr 2020 23:44  
 Operator : JK/ AMS/ DTH  
 Sample : 0D07056-ICV1  
 Misc : 1x, A20C479@50PPB  
 ALS Vial : 13 Sample Multiplier: 1  
 DataAcq Meth:LVI14\_BNA\_ACQ.M

*Final Request*

Quant Time: Apr 08 10:25:58 2020  
 Quant Method : N:\methods\SV14\_040720\_PAH.M  
 Quant Title : EPA 8270D: Semivolatile Organics  
 QLast Update : Wed Apr 08 10:01:43 2020  
 Response via : Initial Calibration  
 InstName : SV-GCMS14

*Qtd 4/8/20*

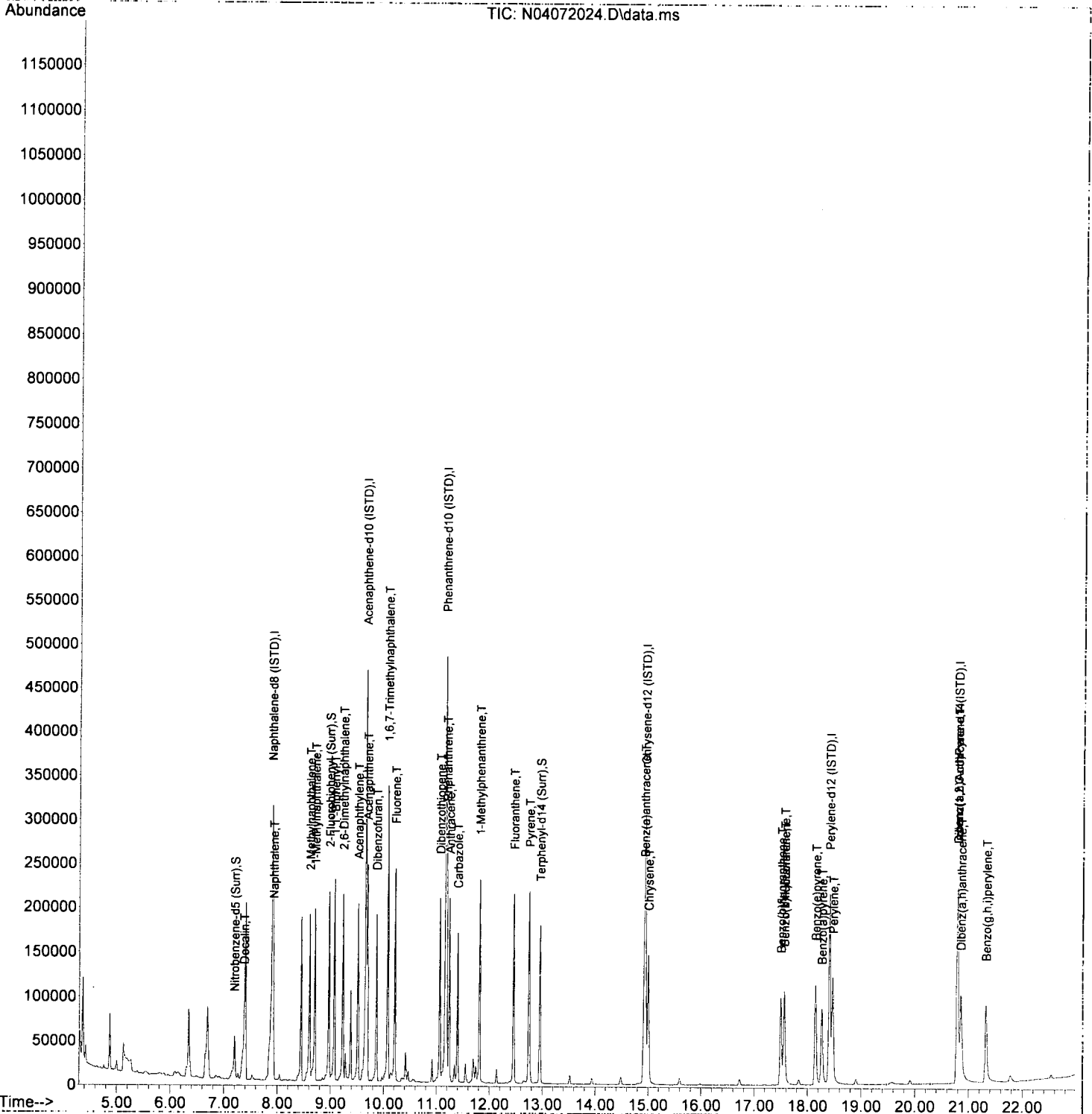
Compound	R.T.	QIon	Response	Conc	Units	Dev (Min)	
<b>Internal Standards</b>							
1) Naphthalene-d8 (ISTD)	7.901	136	265379	100.00	ng/ml	0.00	
9) Acenaphthene-d10 (ISTD)	9.661	162	144991	100.00	ng/ml	0.00	
16) Phenanthrene-d10 (ISTD)	11.165	188	263411	100.00	ng/ml	0.00	
23) Chrysene-d12 (ISTD)	14.942	240	209391	100.00	ng/ml	0.00	
28) Perylene-d12 (ISTD)	18.404	264	193930	100.00	ng/ml	0.00	
35) Dibenz(a,h)Anthracene-d...	20.788	292	149770	100.00	ng/ml	0.00	
<b>System Monitoring Compounds</b>							
2) Nitrobenzene-d5 (Surr)	7.201	82	31558	38.07	ng/ml	0.00	
10) 2-Fluorobiphenyl (Surr)	8.973	172	114902	51.19	ng/ml	0.00	
25) Terphenyl-d14 (Surr)	12.954	244	104677	51.74	ng/ml	0.00	
<b>Target Compounds</b>							
							Qvalue
3) Decalin	7.382	138	8798	41.46	ng/ml		87
4) Naphthalene	7.924	128	134333	46.47	ng/ml		100
5) 2-Methylnaphthalene	8.606	142	95473	49.19	ng/ml		97
6) 1-Methylnaphthalene	8.705	142	95852	49.74	ng/ml		97
7) 1,1'-Biphenyl	9.072	154	122388	50.03	ng/ml		97
8) 2,6-Dimethylnaphthalene	9.236	156	83923	50.01	ng/ml		96
11) Acenaphthylene	9.515	152	136436	50.46	ng/ml		99
12) Acenaphthene	9.690	153	99522	50.18	ng/ml		98
13) Dibenzofuran	9.865	168	127154	52.97	ng/ml		95
14) 1,6,7-Trimethylnaphtha...	10.075	170	80111	51.55	ng/ml		98
15) Fluorene	10.215	166	97899	51.34	ng/ml		98
17) Dibenzothiopene	11.060	184	124997	46.96	ng/ml		96
18) Phenanthrene	11.188	178	149438	49.29	ng/ml		99
19) Anthracene	11.241	178	123075	49.56	ng/ml		99
20) Carbazole	11.398	167	106901	49.87	ng/ml		98
21) 1-Methylphenanthrene	11.812	192	103346	50.55	ng/ml		100
22) Fluoranthene	12.459	202	145369	48.65	ng/ml		96
24) Pyrene	12.750	202	153498	56.52	ng/ml		100
26) Benz(a)anthracene	14.924	228	101320	46.66	ng/ml		99
27) Chrysene	15.000	228	113999	51.05	ng/ml		99
29) Benzo(b)fluoranthene	17.500	252	93375	46.58	ng/ml		93
30) Benzo(k)fluoranthene	17.565	252	98839	49.45	ng/ml		93
31) Benzo(b+k)fluoranthene	17.565	252	205649	97.55	ng/ml		93
32) Benzo(e)pyrene	18.147	252	104146	49.68	ng/ml		98
33) Benzo(a)pyrene	18.264	252	79516	49.59	ng/ml		97
34) Perylene	18.468	252	113877	52.76	ng/ml		100
36) Indeno(1,2,3-cd)Pyrene	20.788	276	77694	47.76	ng/ml		80
37) Dibenz(a,h)anthracene	20.852	278	79648	48.55	ng/ml		84
38) Benzo(g,h,i)perylene	21.324	276	90765	52.01	ng/ml		80

(#) = qualifier out of range (m) = manual integration (+) = signals summed

Quantitation Report (Not Reviewed)

Data Path : N:\data\2020-04\0D07056\  
 Data File : N04072024.D  
 Acq On : 07 Apr 2020 23:44  
 Operator : JK/ AMS/ DTH  
 Sample : 0D07056-ICV1  
 Misc : 1x, A20C479@50PPB  
 ALS Vial : 13 Sample Multiplier: 1  
 DataAcq Meth:LVI14\_BNA\_ACQ.M

Quant Time: Apr 08 10:25:58 2020  
 Quant Method : N:\methods\SV14\_040720\_PAH.M  
 Quant Title : EPA 8270D: Semivolatile Organics  
 QLast Update : Wed Apr 08 10:01:43 2020  
 Response via : Initial Calibration  
 InstName : SV-GCMS14



**Conventional Chemistry Parameters  
Benchsheet & Analysis Sequence Data**

**Total Organic Carbon- Soil (5310 B)**

Batch 0040469  
Sequence 0D17045 (A0D0210-01,02)



**Apex Laboratories**  
**PREPARATION BENCH SHEET**

APR 28 2020

BATCH #: 0040469 (Soil)

Prep Method: PSEP-5310B TOC

#	Lab Number	Analysis	Prepared	Initial (N/A)	Final (N/A)	Spike ID	Source ID	ul Spike	ul Surr.	Sample ID	Extraction Comments	pH		
												<2	5/6	>11
	0040469-BLK1	QC	04/14/20 13:18	0.2	0.2									
	0040469-BS1	QC	04/14/20 13:18	0.2	0.2	A19K246		1 ✓						
	A0D0207-01	A Total Organic Carbon - Soil (5310 B)	04/14/20 13:18	0.2	0.2					PDI-057SC-A-09-10-191023				
	0040469-DUP3	QC	04/14/20 13:18	0.2	0.2		A0D0207-01							
	A0D0207-02	A Total Organic Carbon - Soil (5310 B)	04/14/20 13:18	0.2	0.2					PDI-057SC-A-10-11-191023				
	A0D0207-03	A Total Organic Carbon - Soil (5310 B)	04/14/20 13:18	0.2	0.2					PDI-057SC-A-11-12-191023				
	A0D0207-04	A Total Organic Carbon - Soil (5310 B)	04/14/20 13:18	0.2	0.2					PDI-057SC-A-12-13-191023				
	A0D0207-05	A Total Organic Carbon - Soil (5310 B)	04/14/20 13:18	0.2	0.2					PDI-062SC-A-11-12-191023				
	A0D0207-06	A Total Organic Carbon - Soil (5310 B)	04/14/20 13:18	0.2	0.2					PDI-062SC-A-12-13-191023				
	A0D0210-01	A Total Organic Carbon - Soil (5310 B)	04/14/20 13:18	0.2	0.2					PDI-076SC-A-06-07-191013				
	0040469-DUP4	QC	04/14/20 13:18	0.2	0.2		A0D0210-01							
	A0D0210-02	A Total Organic Carbon - Soil (5310 B)	04/14/20 13:18	0.2	0.2					PDI-076SC-A-07-08-191013				
	A0D0212-01	A Total Organic Carbon - Soil (5310 B)	04/14/20 13:18	0.2	0.2					PDI-077SC-A-03-04-191014	MS/MSD/DUP			
	0040469-DUP1	QC	04/14/20 13:18	0.2	0.2		A0D0212-01							
	0040469-DUP2	QC	04/14/20 13:18	0.2	0.2		A0D0212-01							
	A0D0212-02	A Total Organic Carbon - Soil (5310 B)	04/14/20 13:18	0.2	0.2					PDI-077SC-A-04-05-191014				
	A0D0212-03	A Total Organic Carbon - Soil (5310 B)	04/14/20 13:18	0.2	0.2					PDI-077SC-A-05-06-191014				
	A0D0212-04	A Total Organic Carbon - Soil (5310 B)	04/14/20 13:18	0.2	0.2					PDI-077SC-A-06-07-191014				
	A0D0212-05	A Total Organic Carbon - Soil (5310 B)	04/14/20 13:18	0.2	0.2					PDI-077SC-A-07-08-191014				
	A0D0212-06	A Total Organic Carbon - Soil (5310 B)	04/14/20 13:18	0.2	0.2					PDI-077SC-A-08-09-191014				
	A0D0212-07	A Total Organic Carbon - Soil (5310 B)	04/14/20 13:18	0.2	0.2					PDI-077SC-A-09-10-191014				

MAS  
Prepared By: \_\_\_\_\_ Date: 4/21/20

COMP 4/21/2020  
Reviewed By: \_\_\_\_\_ Date: \_\_\_\_\_

**Apex Laboratories**  
**PREPARATION BENCH SHEET**

BATCH #: 0040469 (Soil)

Prep Method: PSEP-5310B TOC

#	Lab Number	Analysis	Prepared	Initial (N/A)	Final (N/A)	Spike ID	Source ID	ul Spike	ul Surr.	Sample ID	Extraction Comments	pH		
												<2	2-11	>11
	A0D0212-08	A Total Organic Carbon - Soil (5310 B)	04/14/20 13:18	0.2	0.2					PDI-077SC-A-10-11-191014				
	A0D0212-09	A Total Organic Carbon - Soil (5310 B)	04/14/20 13:18	0.2	0.2					PDI-077SC-A-11-12-191014				

**Standards/Reagents**

Reagent(s)			Analyte Spike(s)			Surrogate(s)		
Std ID	Exp. Date	Description	Std ID	Exp. Date	Description	Std ID	Exp. Date	Description
A19F020	06/03/29	TOC Soil Drying Oven @70oC ✓	A19K246	05/12/20	TOC 10k ppm secondary ✓			
A19J023	11/30/23	Wet Chem Balance 4 ✓						
A19I145	05/30/22	TOC Soil Blank Matrix ✓						
A19L107	06/06/20	10% Phosphoric Acid ✓						

Prepared By: MAS Date: 4/21/20

Reviewed By: \_\_\_\_\_ Date: \_\_\_\_\_

Batch 0040469

TOC PSEP preweigh

Analyst MAS

Date/Time:	4-16-20/16:03	4-17-20/10:16	4-17-20/11:45			
T(°C) IN / OUT:	71.2 / 68.7	70.0 / 69.5	70.0 / 72.0	1		
Sample ID	Wt 1(g)	Wt 2(g)	Wt 3(g)	Wt 4(g)	Effervesces?	Comments
					(yes/no) ✓	
A0D0207-01	8.2045	8.2035 ✓			N	
0040469-DUP3	9.6825	9.6783 ✓			N	A0D0207-01
A0D0207-02	9.5282	9.5203	9.5187 ✓		N	
A0D0207-03	6.7436	6.7412 ✓			N	
A0D0207-04	9.9417	9.9351	9.9311 ✓		N	
A0D0207-05	7.9245	7.9230 ✓			N	
A0D0207-06	8.1461	8.1447 ✓			N	
A0D0210-01	6.8424	6.8424 ✓			N	
0040469-DUP4	7.2460	7.2447 ✓			N	A0D0210-01
A0D0210-02	6.8072	6.8057 ✓			N	
A0D0212-01	4.8970	4.8958 ✓			N	
0040469-DUP1	6.0347	6.0346 ✓			N	A0D0212-01
<del>0040469-DUP2</del>						<del>A0D0212-01</del>
A0D0212-02	4.9571	4.9553 ✓			N	
A0D0212-03	6.4351	6.4352 ✓			N	
A0D0212-04	6.0745	6.0753 ✓			N	
A0D0212-05	6.7930	6.7941 ✓			N	
A0D0212-06	7.5430	7.5389 ✓			N	
A0D0212-07	6.8611	6.8582 ✓			N	
A0D0212-08	6.5823	6.5800 ✓			N	
A0D0212-09	7.6348	7.6303 ✓			N	

\* First in oven @ 13:45 4/14/20

-MAS



# ELEMENT SEQUENCE LOG

Apex Laboratories

APR 27 2020

Sequence: **0D17045** Instrument: **TOC6**  
 Date: **04/17/20 16:11** Calibration: **A0A0805 ✓**

#	Lab Number	Matrix	Analysis	Client	Due	Batch	ISTD ID	STD ID
1	0D17045-CCV1	Soil	QC	QC				A20B041 ✓
2	0D17045-CCB1	Soil	QC	QC				
3	0040603-BLK1	Soil	QC	QC		0040603		
4	0040603-BS1	Soil	QC	QC		0040603		
5	0040465-BLK1	Soil	QC	QC		0040465		
6	0040465-BS1	Soil	QC	QC		0040465		
7	A0D0196-01	Soil	Total Organic Carbon - Soil (5310 B)	Anchor QEA, LLC	04/22/20	0040465		
8	"	Soil	Total Organic Carbon - Soil (9060A)	(QC Source)		0040465		
9	0040465-DUP1	Soil	QC	QC		0040465		
10	0040465-DUP2	Soil	QC	QC		0040465		
11	A0D0196-02	Soil	Total Organic Carbon - Soil (5310 B)	Anchor QEA, LLC	04/22/20	0040465		
12	A0D0196-03	Soil	Total Organic Carbon - Soil (5310 B)	Anchor QEA, LLC	04/22/20	0040465		
13	A0D0196-04	Soil	Total Organic Carbon - Soil (5310 B)	Anchor QEA, LLC	04/22/20	0040465		
14	0D17045-CCV2	Soil	QC	QC				A20B041 ✓
15	0D17045-CCB2	Soil	QC	QC				
16	A0D0205-01	Soil	Total Organic Carbon - Soil (9060A)	(QC Source)		0040465		
17	"	Soil	Total Organic Carbon - Soil (5310 B)	"	04/22/20	0040465		
18	0040465-DUP3	Soil	QC	QC		0040465		
19	A0D0205-02	Soil	Total Organic Carbon - Soil (5310 B)	Anchor QEA, LLC	04/22/20	0040465		
20	A0D0205-03	Soil	Total Organic Carbon - Soil (5310 B)	Anchor QEA, LLC	04/22/20	0040465		
21	A0D0205-04	Soil	Total Organic Carbon - Soil (5310 B)	Anchor QEA, LLC	04/22/20	0040465		
22	0040469-BLK1	Soil	QC	QC		0040469		
23	0040469-BS1	Soil	QC	QC		0040469		
24	A0D0207-01	Soil	Total Organic Carbon - Soil (5310 B)	Anchor QEA, LLC	04/22/20	0040469		
25	0040469-DUP3	Soil	QC	QC		0040469		
26	A0D0207-02	Soil	Total Organic Carbon - Soil (5310 B)	Anchor QEA, LLC	04/22/20	0040469		
27	0D17045-CCV3	Soil	QC	QC				A20B041 ✓
28	0D17045-CCB3	Soil	QC	QC				
29	A0D0207-03	Soil	Total Organic Carbon - Soil (5310 B)	Anchor QEA, LLC	04/22/20	0040469		
30	A0D0207-04	Soil	Total Organic Carbon - Soil (5310 B)	Anchor QEA, LLC	04/22/20	0040469		
31	A0D0207-05	Soil	Total Organic Carbon - Soil (5310 B)	Anchor QEA, LLC	04/22/20	0040469		
32	A0D0207-06	Soil	Total Organic Carbon - Soil (5310 B)	Anchor QEA, LLC	04/22/20	0040469		
33	A0D0210-01	Soil	Total Organic Carbon - Soil (5310 B)	Anchor QEA, LLC	04/22/20	0040469		
34	0040469-DUP4	Soil	QC	QC		0040469		
35	A0D0210-02	Soil	Total Organic Carbon - Soil (5310 B)	Anchor QEA, LLC	04/22/20	0040469		
36	A0D0212-01	Soil	Total Organic Carbon - Soil (5310 B)	Anchor QEA, LLC	04/22/20	0040469		
37	0040469-DUP1	Soil	QC	QC		0040469		
38	0040469-DUP2	Soil	QC	QC		0040469		
39	0D17045-CCV4	Soil	QC	QC				A20B041 ✓
40	0D17045-CCB4	Soil	QC	QC				
41	A0D0212-02	Soil	Total Organic Carbon - Soil (5310 B)	Anchor QEA, LLC	04/22/20	0040469		
42	A0D0212-03	Soil	Total Organic Carbon - Soil (5310 B)	Anchor QEA, LLC	04/22/20	0040469		
43	A0D0212-04	Soil	Total Organic Carbon - Soil (5310 B)	Anchor QEA, LLC	04/22/20	0040469		
44	A0D0212-05	Soil	Total Organic Carbon - Soil (5310 B)	Anchor QEA, LLC	04/22/20	0040469		
45	A0D0212-06	Soil	Total Organic Carbon - Soil (5310 B)	Anchor QEA, LLC	04/22/20	0040469		
46	A0D0212-07	Soil	Total Organic Carbon - Soil (5310 B)	Anchor QEA, LLC	04/22/20	0040469		
47	A0D0212-08	Soil	Total Organic Carbon - Soil (5310 B)	Anchor QEA, LLC	04/22/20	0040469		
48	A0D0212-09	Soil	Total Organic Carbon - Soil (5310 B)	Anchor QEA, LLC	04/22/20	0040469		
49	0D17045-CCV5	Soil	QC	QC				A20B041 ✓
50	0D17045-CCB5	Soil	QC	QC				

Sequence: 0D17045  
Date: 04/17/20 16:11

Instrument: TOC6  
Calibration: A0A0805

---

<u>#</u>	<u>Lab Number</u>	<u>Matrix</u>	<u>Analysis</u>	<u>Client</u>	<u>Due</u>	<u>Batch</u>	<u>ISTD ID</u>	<u>STD ID</u>
----------	-------------------	---------------	-----------------	---------------	------------	--------------	----------------	---------------

Data Entered By: MAS 4/21/20

Comments:

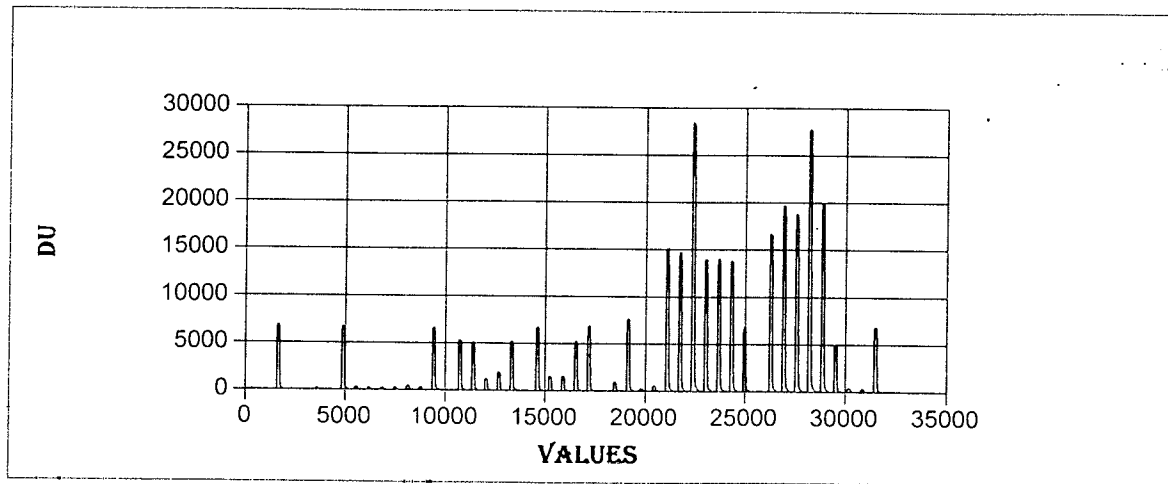
Data Reviewed By: CMR 4/21/2020



Method: TCDirect Run End Time: 4/17/2020 6:00:46 P  
 Method Type: TC\_DIRECT Run End Time: 4/18/2020 3:06:56 A  
 Table: 0D17045 Device ID: TOC6  
 Analyst: Administrator Run Name: SN10020200417A0

Cup Position	Sample ID	Weight ( mg )	Final Result (mg/kg)	Result mg C abs	Peak Area	Analysed Date and time
A99	Prime	200	82.175	0.016	7747.25	4/17/2020 6:01:07 PM
A2	Blank	200	34.957	0.007	2779.02	4/17/2020 6:12:01 PM
A1	0D17045-CCV1	200	9540.475 ✓	1.908	1002942.96	4/17/2020 6:22:55 PM
A2	0D17045-CCB1	200	50.341 ✓	0.01	4397.79	4/17/2020 6:33:42 PM
A3	0040603-BLK1	212	59.837 ✓	0.013	5774.615	4/17/2020 6:44:29 PM
A4	0040603-BS1	200	219.352 ✓	0.044	22180.97	4/17/2020 6:55:16 PM
A5	0040465-BLK1	213.3	61.206 ✓	0.013	5969.19	4/17/2020 7:06:03 PM
A6	0040465-BS1	200	9555.56 ✓	1.911	1004530.18	4/17/2020 7:16:50 PM
A7	A0D0196-01	201.1	448.853 ✓	0.09	46588.655	4/17/2020 7:27:37 PM
A8	0040465-DUP1	204.2	334.949 ✓	0.068	35084.05	4/17/2020 7:38:24 PM
A9	0040465-DUP2	200.5	351.553 ✓	0.07	36183.56	4/17/2020 7:49:11 PM
A10	A0D0196-02	205.1	381.035 ✓	0.078	40215.51	4/17/2020 7:59:58 PM
A11	A0D0196-03	205.4	672.023 ✓	0.138	71719.82	4/17/2020 8:10:44 PM
A12	A0D0196-04	204.2	433.607 ✓	0.089	45682.85	4/17/2020 8:21:31 PM
A13	0D17045-CCV2	200	9494.992 ✓	1.899	998157.19	4/17/2020 8:32:18 PM
A2	0D17045-CCB2	200	46.474 ✓	0.009	3990.86	4/17/2020 8:43:05 PM
A14	A0D0205-01	200.2	7499.512 ✓	1.501	788983.33	4/17/2020 8:53:58 PM
A15	0040465-DUP3	201.2	7185.081 ✓	1.446	759646.09	4/17/2020 9:04:53 PM
A16	A0D0205-02	201.1	1712.424 ✓	0.344	180271.955	4/17/2020 9:15:39 PM
A17	A0D0205-03	203.3	2719.687 ✓	0.553	289986.14	4/17/2020 9:26:26 PM
A18	A0D0205-04	204.4	7223.752 ✓	1.477	775900.68	4/17/2020 9:37:13 PM
A19	0040469-BLK1	210.3	73.148 ✓	0.015	7193.87	4/17/2020 9:48:00 PM
A20	0040469-BS1	200	9531.797 ✓	1.906	1002029.82	4/17/2020 9:58:47 PM
A21	A0D0207-01	203.2	2127.412 ✓	0.432	226527.2	4/17/2020 10:09:34 PM
A22	0040469-DUP3	203.8	2159.865 ✓	0.44	230678.34	4/17/2020 10:20:21 PM
A23	A0D0207-02	205.9	7251.539 ✓	1.493	784611.23	4/17/2020 10:31:08 PM
A24	0D17045-CCV3	200	9717.032 ✓	1.943	1021520.09	4/17/2020 10:41:55 PM
A2	0D17045-CCB3	200	52.563 ✓	0.011	4631.58	4/17/2020 10:52:42 PM
A25	A0D0207-03	201.3	1353.923 ✓	0.273	142485.74	4/17/2020 11:03:36 PM
A26	A0D0207-04	200.2	10895.509 ✓	2.181	1146665.05	4/17/2020 11:14:30 PM
A27	A0D0207-05	202.7	355.592 ✓	0.072	37021.14	4/17/2020 11:25:17 PM
A28	A0D0207-06	200.1	835.478 ✓	0.167	87053.23	4/17/2020 11:36:03 PM
A29	A0D0210-01	108.5	39792.92 ✓	4.318	2270539.1	4/17/2020 11:46:50 PM

A30	0040469-DUP4	107.9	38787.968 ✓	4.185	2200931.28	4/17/2020 11:57:37 PM
A31	A0D0210-02	201.2	40206.899 ✓	8.09	4255025.575	4/18/2020 12:08:24 AM
A32	A0D0212-01	200.6	19830.5 ✓	3.978	2091911.76	4/18/2020 12:19:11 AM
A33	0040469-DUP1	202.6	19717.247 ✓	3.995	2100705.945	4/18/2020 12:29:58 AM
A34	0040469-DUP2	201.6	19520.285 ✓	3.935	2069442.755	4/18/2020 12:40:46 AM
A35	0D17045-CCV4	200	9743.152 ✓	1.949	1024268.47	4/18/2020 12:51:32 AM
A2	0D17045-CCB4	200	74.478 ✓	0.015	6937.4	4/18/2020 1:02:19 AM
A36	A0D0212-02	204.5	23031.709 ✓	4.71	2477007.09	4/18/2020 1:13:12 AM
A37	A0D0212-03	204.3	27346.544 ✓	5.587	2938348.62	4/18/2020 1:24:06 AM
A38	A0D0212-04	202.5	26433.5 ✓	5.353	2815181.54	4/18/2020 1:34:53 AM
A39	A0D0212-05	201.6	39238.474 ✓	7.91	4160774.535	4/18/2020 1:45:40 AM
A40	A0D0212-06	203.1	27855.162 ✓	5.657	2975430.285	4/18/2020 1:56:27 AM
A41	A0D0212-07	206.3	6928.22 ✓	1.429	751046.23	4/18/2020 2:07:14 AM
A42	A0D0212-08	204.5	593.793 ✓	0.121	62985.11	4/18/2020 2:18:14 AM
A43	A0D0212-09	202	483.666 ✓	0.098	50500.76	4/18/2020 2:29:08 AM
A44	0D17045-CCV5	200	9804.611 ✓	1.961	1030735.09	4/18/2020 2:40:02 AM
A2	0D17045-CCB5	200	58.127 ✓	0.012	5216.93	4/18/2020 2:50:56 AM

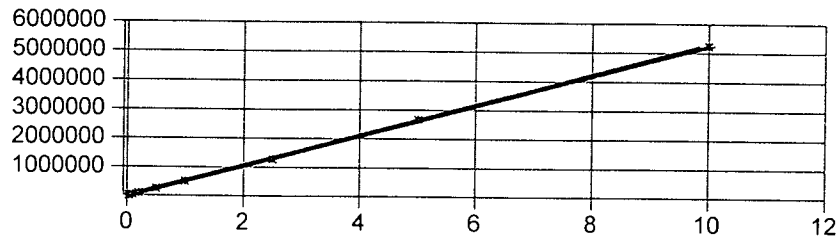


**SNACCESS**

**RUN NAME : SN10020200108A1 METHOD NAME : TCDIRECT CALIBRATION TYPE : ISO**

**FIRST ORDER GROUP : 1**

**A = -899.10605459823300 B = 526096.46424181900000 R = 0.99994117364848 R-SQUARED = 0.99988235075750**



**Conventional Chemistry Parameters  
Calibration Data**

Sequence 0A08052 (Cal ID A0A0805) TOC6



ELEMENT SEQUENCE LOG

Apex Laboratories

JAN 13 2020

Sequence: 0A08052

Instrument: TOC6

Date: 01/08/20 16:29

Calibration: A0A0805

#	Lab Number	Matrix	Analysis	Client	Due	Batch	ISTD ID	STD ID
1	0A08052-CAL1	Sediment	QC	QC				
2	0A08052-CAL2	Sediment	QC	QC				A20A053
3	0A08052-CAL3	Sediment	QC	QC				A20A054
4	0A08052-CAL4	Sediment	QC	QC				A20A056
5	0A08052-CAL5	Sediment	QC	QC				A20A057
6	0A08052-CAL6	Sediment	QC	QC				A20A058
7	0A08052-CAL7	Sediment	QC	QC				A20A059
8	0A08052-CAL8	Sediment	QC	QC				A20A060
9	0A08052-CAL9	Sediment	QC	QC				A20A061
10	0A08052-ICV1	Sediment	QC	QC				A19K246
11	0A08052-ICB1	Sediment	QC	QC				

Data Entered By: *CLM* 1/9/2020


Comments: *SKalar ID SAN10020200108A1*  
*aw*  
*1/9/2020*

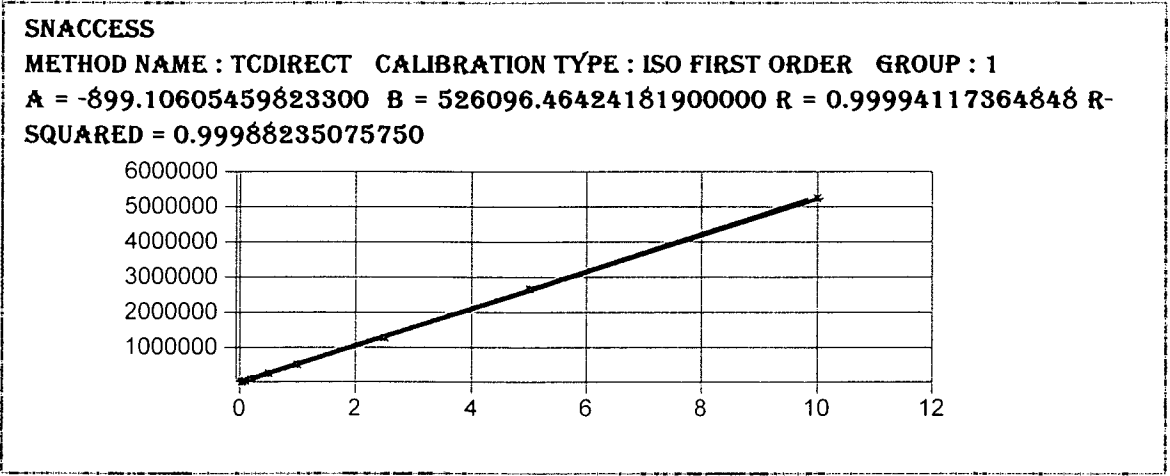
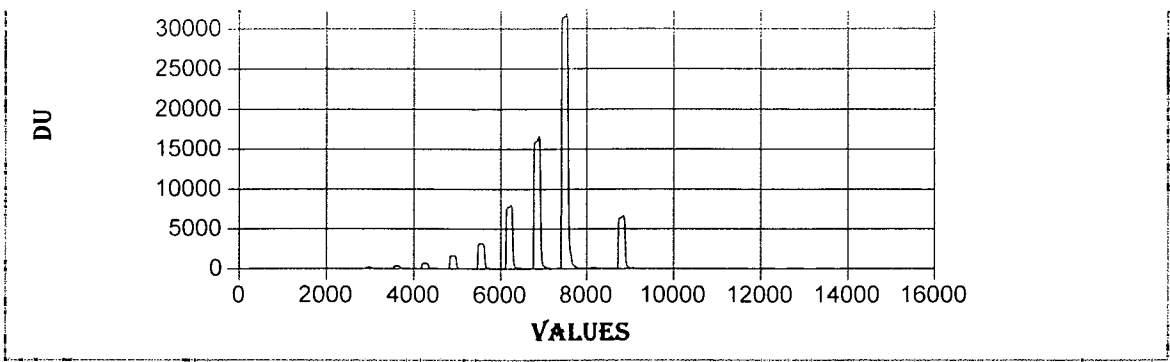
Data Reviewed By: *DMF* 1/10/20

Method: TCDirect Run Start Time: 1/8/2020 6:15:14 PM  
 Method Type: TC\_DIRECT Run End Time: 1/8/2020 10:40:22 P  
 Table: OA08052 Device ID: TOC6  
 Analyst: Administrator Run Name: SN10020200108A1

Cup Position	Sample ID	Weight ( mg )	Final Result (mg/kg)	Result mg C abs	Peak Area	Analysed Date and time
A98	prime	200	32.359	0.006	2505.73	1/8/2020 6:15:28 PM
A1	blank	200	8.545	0.002	0	1/8/2020 6:26:29 PM
A11	blank	200	8.545	0.002	0	1/8/2020 6:37:23 PM
A1	OA08052-CAL1	200	8.545	0.002	0	1/8/2020 6:48:17 PM
A2	OA08052-CAL2	40	1132.086	0.045/0.0002 = 225	22924.35	1/8/2020 6:59:11 PM
A3	OA08052-CAL3	100	1063.227	0.106 = 530	55036.88	1/8/2020 7:09:58 PM
A4	OA08052-CAL4	200	1039.388	0.208 = 1040	108464.545	1/8/2020 7:20:45 PM
A5	OA08052-CAL5	50	10075.077	0.504 = 2520	264124.015	1/8/2020 7:31:32 PM
A6	OA08052-CAL6	100	9827.481	0.983 = 4915	516121.2	1/8/2020 7:42:18 PM
A7	OA08052-CAL7	250	9761.05	2.44 = 12200	1282914.36	1/8/2020 7:53:05 PM
A8	OA08052-CAL8	500	10150.088	5.075 = 25375	2669063.5	1/8/2020 8:03:52 PM
A9	OA08052-CAL9	1000	9978.708	9.979 = 49895	5248863.92	1/8/2020 8:14:39 PM
A97	OA08052-IBL1	200	175.463	0.035	17562.96	1/8/2020 8:25:25 PM
A10	OA08052-ICV1	200	10013.587✓	2.003✓	1052723.4	1/8/2020 8:36:26 PM
A11	OA08052-ICB1	200	64.139✓	0.013✓	5849.56	1/8/2020 8:47:20 PM
A2	clean2	200	8.545	0.002	0	1/8/2020 8:58:06 PM
A3	clean3	200	8.545	0.002	0	1/8/2020 9:09:00 PM
A4	clean4	200	8.545	0.002	0	1/8/2020 9:19:46 PM
A5	clean5	200	8.545	0.002	0	1/8/2020 9:30:33 PM
A6	clean6	200	8.545	0.002	0	1/8/2020 9:41:20 PM
A7	clean7	200	8.545	0.002	0	1/8/2020 9:52:06 PM
A8	clean8	200	8.545	0.002	0	1/8/2020 10:02:53 PM
A9	clean9	200	49.259	0.01	4283.87	1/8/2020 10:13:40 PM
A10	clean10	200	8.545	0.002	0	1/8/2020 10:24:26 PM

Handwritten calculations and notes:  
 = 225  
 = 530  
 = 1040  
 = 2520  
 = 4915  
 = 12200  
 = 25375  
 = 49895  
 1/9/2020





**Total Solids/Percent Dry Weight by SM2540G/8000C  
Benchsheet Data**

Batch 0040460 (A0D0210-01,02)





**Apex Laboratories**  
**PREPARATION BENCH SHEET**

APR 22 2020

**Percent Solids + Dry Weight Worksheet**

**BATCH #: 0040460 (Matrix: Sediment)**

Lab Number	Analysis	QC Source ID	Prepared (Time In)	Weighed (Time Out)	Tare Wt. (g)	Wet Weight (+Tare) (g)	Dry Weight (+Tare) (g)	% Solids (Calc)	LogComments
A0D0210-01	Dry Weight		04/14/20 11:06		1.2740 ✓	27.2847 ✓	17.3655 ✓	61.9 ✓	Use Results from TS.. Make NR once completed.
A0D0210-01	Solids, Total (SM 254)		04/14/20 11:06		1.2740 ✓	27.2847 ✓	17.3655 ✓	61.9 ✓	Use Results for Dry Weight (Not for Waters)
0040460-DUP2	QC	A0D0210-01	04/14/20 11:06		1.2592 ✓	28.2164 ✓	17.7772 ✓	61.3 ✓	
A0D0210-02	Dry Weight		04/14/20 11:06		1.2719 ✓	28.8109 ✓	17.3002 ✓	58.2 ✓	Use Results from TS.. Make NR once completed.
A0D0210-02	Solids, Total (SM 254)		04/14/20 11:06		1.2719 ✓	28.8109 ✓	17.3002 ✓	58.2 ✓	Use Results for Dry Weight (Not for Waters)
A0D0212-01	Dry Weight		04/14/20 11:06		1.2661 ✓	28.2496 ✓	16.5679 ✓	56.7 ✓	Use Results from TS.. Make NR once completed.
A0D0212-01	Solids, Total (SM 254)		04/14/20 11:06		1.2661 ✓	28.2496 ✓	16.5679 ✓	56.7 ✓	Use Results for Dry Weight (Not for Waters)
0040460-DUP1	QC	A0D0212-01	04/14/20 11:06		1.2640 ✓	26.6518 ✓	15.5938 ✓	56.4 ✓	
A0D0212-02	Dry Weight		04/14/20 11:06		1.2706 ✓	27.5082 ✓	14.7925 ✓	51.5 ✓	Use Results from TS.. Make NR once completed.
A0D0212-02	Solids, Total (SM 254)		04/14/20 11:06		1.2706 ✓	27.5082 ✓	14.7925 ✓	51.5 ✓	Use Results for Dry Weight (Not for Waters)
A0D0212-03	Dry Weight		04/14/20 11:06		1.2654 ✓	28.5084 ✓	18.1733 ✓	62.1 ✓	Use Results from TS.. Make NR once completed.
A0D0212-03	Solids, Total (SM 254)		04/14/20 11:06		1.2654 ✓	28.5084 ✓	18.1733 ✓	62.1 ✓	Use Results for Dry Weight (Not for Waters)
A0D0212-04	Dry Weight		04/14/20 11:06		1.2705 ✓	29.7009 ✓	18.8455 ✓	61.8 ✓	Use Results from TS.. Make NR once completed.
A0D0212-04	Solids, Total (SM 254)		04/14/20 11:06		1.2705 ✓	29.7009 ✓	18.8455 ✓	61.8 ✓	Use Results for Dry Weight (Not for Waters)
A0D0212-05	Dry Weight		04/14/20 11:06		1.2732 ✓	28.6184 ✓	17.7538 ✓	60.3 ✓	Use Results from TS.. Make NR once completed.
A0D0212-05	Solids, Total (SM 254)		04/14/20 11:06		1.2732 ✓	28.6184 ✓	17.7538 ✓	60.3 ✓	Use Results for Dry Weight (Not for Waters)
A0D0212-06	Dry Weight		04/14/20 11:06		1.2776 ✓	28.0662 ✓	18.1099 ✓	62.8 ✓	Use Results from TS.. Make NR once completed.
A0D0212-06	Solids, Total (SM 254)		04/14/20 11:06		1.2776 ✓	28.0662 ✓	18.1099 ✓	62.8 ✓	Use Results for Dry Weight (Not for Waters)
A0D0212-07	Dry Weight		04/14/20 11:06		1.2663 ✓	29.8554 ✓	23.5104 ✓	77.8 ✓	Use Results from TS.. Make NR once completed.
A0D0212-07	Solids, Total (SM 254)		04/14/20 11:06		1.2663 ✓	29.8554 ✓	23.5104 ✓	77.8 ✓	Use Results for Dry Weight (Not for Waters)
A0D0212-08	Dry Weight		04/14/20 11:06		1.2634 ✓	29.1608 ✓	22.6679 ✓	76.7 ✓	Use Results from TS.. Make NR once completed.

Prepared By: MAS Date: 4/17/20

Reviewed By: [Signature] Date: 4/17/2020

**Percent Solids + Dry Weight Worksheet**

**BATCH #: 0040460 (Matrix: Sediment)**

Lab Number	Analysis	QC Source ID	Prepared (Time In)	Weighed (Time Out)	Tare Wt. (g)	Wet Weight (+Tare) (g)	Dry Weight (+Tare) (g)	% Solids (Calc)	LogComments
A0D0212-08	Solids, Total (SM 254		04/14/20 11:06		1.2634 ✓	29.1608 ✓	22.6679 ✓	76.7 ✓	Use Results for Dry Weight (Not for Waters)
A0D0212-09	Dry Weight		04/14/20 11:06		1.2719 ✓	28.5311 ✓	22.1156 ✓	76.5 ✓	Use Results from TS.. Make NR once completed.
A0D0212-09	Solids, Total (SM 254		04/14/20 11:06		1.2719 ✓	28.5311 ✓	22.1156 ✓	76.5 ✓	Use Results for Dry Weight (Not for Waters)

Prepared By: \_\_\_\_\_ Date \_\_\_\_\_

Reviewed By: \_\_\_\_\_ Date \_\_\_\_\_



## **Balance Checksheets**

Extractions April 2020  
Dry Weight April 2020  
Wet Chem April 2020

Balance Challenge Log

Extractions  
 AND FX-2000  
 ID# 5210177

Weight ID	weight (g)	acceptance range (g)	
	=/ < 1g	± 0.02g	
	> 1g	± 2%	
10077	0.5g	0.48	0.52
1000143395	300g	294.00	306.00

If other than as listed above, the weight and tracking ID of the mass used to challenge the balance must be recorded.

Month: April  
 Year: 2020

Alternate Weight/ID used:

Date Range:

1000143396 300g  
7170 0.5g

4/2/2020  
4/2/2020

JCS 4/1/2020

Day/Time	Initials	Weight One	Observed	Weight Two	Observed
1 10:35	CWH		0.50		300.00
2 09:36	PTJ		0.51		299.99
3 09:35	JAG		0.51		299.99
4 <del>0</del>					
5					
6 07:06	CAH		0.51		299.99
7 07:35	PTJ		0.51		300.00
8 07:36	CAH		0.51		300.00
9 07:50	CAH		0.50		299.98
10 07:23	PTJ		0.51		299.99
11					
12					
13 07:25	CAH		0.50		299.97
14 07:30	CAH		0.51		299.97
15 08:30	JAG		0.49		299.96
16 07:50	PTJ	0.50g	0.50	300.00g	299.97
17 07:25	JAG		0.50		299.99
18					
19					
20					
21					
22					
23					
24					
25					
26					
27					
28					
29					
30					
31					

**Balance Challenge Log**

**Dry Weight Balance 5**  
 Radwag WTC 200  
 ID# 643426

Weight ID	weight (g)	acceptance range (g)	
	=<1g	± 0.02g	
	>1g	± 2%	
10077	0.5g	0.48	0.52
10077 and 02-J60965-11	100g	98.000	102.000

If other than as listed above, the weight and tracking ID of the mass used to challenge the balance must be recorded.

Alternate Weight/ID used:

Date Range:

Month: April Year: 2020  
 100g 10659 } 4/2/20 →  
 0.5g 7170 }  
 JCS 4/1/2020

MEB 4/6/20

Day/Time	Initials	Weight One	Observed	Weight Two	Observed
1					
2	0805 MEB		0.501		100.149
3	0816 MEB		0.501		100.148
4					
5					
6	<del>0850</del> 0750 MEB		0.501		100.147
7	0825 MEB		0.499		100.147
8	0710 MEB		0.501		100.146
9	0720 JAG		0.501		100.148
10	0750 MEB		0.500		100.151
11					
12					
13	0833 MEB		0.502		100.148
14	0710 MEB		0.501		100.148
15	0710 MEB		0.500		100.144
16	0715 JAG	0.50g	0.500	100.00g	100.145
17	0715 MEB		0.499		100.147
18					
19					
20					
21					
22					
23					
24					
25					
26					
27					
28					
29					
30					
31					

