



Apex Laboratories, LLC

6700 SW Sandburg St. Tigard, Oregon 97223

503.718.2323

Level IV Data Package for

Anchor QEA, LLC

Gasco PreRD_DG 2019 – 4a-b. DOC-CAP Testing Cores

Apex Laboratories Work Order #:

A0C0034

The information contained in this Data Package is intended solely for the purpose of validating client sample results submitted under the associated Chain of Custody(ies). An effort has been made to remove all traceable non-client data. Any incidental inclusion of non-client data is considered privileged and confidential information. The use of this information for any purpose other than data validation is strictly prohibited, and constitutes a breach of contract.

Table of Contents
A0C0034
(page 1 of 2)

Analytical Case Narrative
Analytical Report
Sample Receipt Documentation
(Work orders, Chain of Custody & Cooler Receipt Forms)
CLP-Like Forms
Raw Data

Polychlorinated Biphenyls by EPA 8082A
Benchsheet & Analysis Sequence Data
Batch 0030288
Sequence 0C12025 (A0C0034-01,02)
Sequence 0C12024 (QC Only)

Calibration Data
Sequence 0A13050 (Cal ID A0A1501) DUALECD2R
Sequence 0B18016 (Cal ID A0B1902) DUALECD2F

Organochloride Pesticides by EPA 8081B
Benchsheet & Analysis Sequence Data
Batch 0030350
Sequence 0C12043 (A0C0034-01RE1)
Sequence 0C13030 (A0C0034-02RE1)

Calibration Data
Sequence 0B25043 (Cal ID A0C0203) DualECD5

Semivolatile Organic Compounds (PAHs) by EPA 8270D
Benchsheet & Analysis Sequence Data
Batch 0030176
Sequence 0C06028 (A0C0034-01)
Sequence 0C09056 (A0C0034-02)
Sequence 0C05040 (QC Only)

Calibration Data
Sequence 9I06028 (Cal ID A9I1001) SV-GCMS14

Table of Contents
A0C0034
(page 2 of 2)

Conventional Chemistry Parameters
Benchsheet & Analysis Sequence Data

Total Organic Carbon- Soil (5310 B)
Batch 0030257
Sequence 0C10065 (A0C0034-01,02)

Calibration Data
Sequence 0A08052 (Cal ID A0A0805) TOC6

Total Solids by SM2540G
Benchsheet Data
Batch 0030128 (A0C0034-01,02)

Balance Checksheets
Extractions March 2020
Wet Chem March 2020

Analytical Case Narrative

Analytical Case Narrative

Client: Anchor QEA, LLC
Project: Gasco PreRD_DG 2019 – 4a-b. DOC-CAP Testing Cores
Apex Work Order Number: A0C0034

Date: 04/03/2020

This data package contains data associated with analysis of samples for the above referenced Apex work order numbers. The data package Table of Contents, along with the PDF bookmarks, allow for ease of navigation and location of items within the data deliverable.

The Sample Receipt Documentation section of this package contains sample receipt information, including sample temperature and condition of receipt documented on Cooler Receipt Form(s). Apex analyzed the samples by the methods indicated on the Chain of Custody. Any additional analyses requested are indicated on the Apex Work Order.

If any anomalies were encountered during analysis that could potentially impact data quality, sample results are qualified and/or a separate Case Narrative is included in the Analytical Report. Please refer to the Notes and Definition section of the Analytical Report(s) for Qualifier explanations, Conventions, and the Blank Policy.

Data represented in this package are in compliance with the referenced method(s), both technically and for completeness, for all conditions other than those stated above and/or noted by qualification of the reported data. The signature below verifies that the Laboratory Director or his designee has authorized release of this data package.



Estella Rieben,
Quality Systems Manager
Apex Laboratories, LLC

Analytical Report



Tuesday, March 24, 2020

Ryan Barth
Anchor QEA, LLC
6720 SW Macadam Ave. Suite 125
Portland, OR 97219

RE: A0C0034 - Gasco PreRD DG 2019 - 4a-b. DOC-CAP Testing Cores - [none]

Thank you for using Apex Laboratories. We greatly appreciate your business and strive to provide the highest quality services to the environmental industry.

Enclosed are the results of analyses for work order A0C0034, which was received by the laboratory on 10/17/2019 at 2:10:00PM.

If you have any questions concerning this report or the services we offer, please feel free to contact me by email at: dthomas@apex-labs.com, or by phone at 503-718-2323.

Please note: All samples will be disposed of within 30 days of sample receipt, unless prior arrangements have been made.

Cooler Receipt Information

(See Cooler Receipt Form for details)

Cooler #1	0.3 degC	Cooler #2	1.8 degC
Cooler #3	3.0 degC		

This Final Report is the official version of the data results for this sample submission, unless superseded by a subsequent, labeled amended report.

All other deliverables derived from this data, including Electronic Data Deliverables (EDDs), CLP-like forms, client requested summary sheets, and all other products are considered secondary to this report.



Apex Laboratories

The results in this report apply to the samples analyzed in accordance with the chain of custody document. This analytical report must be reproduced in its entirety.



Apex Laboratories, LLC

6700 S.W. Sandburg Street
Tigard, OR 97223
503-718-2323
EPA ID: OR01039

Anchor QEA, LLC 6720 SW Macadam Ave. Suite 125 Portland, OR 97219	Project: Gasco PreRD DG 2019 - 4a-b. DOC-CAP Testing Cores Project Number: [none] Project Manager: Ryan Barth	Report ID: A0C0034 - 03 24 20 1505
--	---	--

ANALYTICAL REPORT FOR SAMPLES

SAMPLE INFORMATION

Client Sample ID	Laboratory ID	Matrix	Date Sampled	Date Received
PDI-031SC-A-05-06-191017	A0C0034-01	Sediment	10/17/19 09:04	10/17/19 14:10
PDI-031SC-A-06-07-191017	A0C0034-02	Sediment	10/17/19 09:04	10/17/19 14:10

Apex Laboratories

The results in this report apply to the samples analyzed in accordance with the chain of custody document. This analytical report must be reproduced in its entirety.

Darwin Thomas, Business Development Director



Anchor QEA, LLC 6720 SW Macadam Ave. Suite 125 Portland, OR 97219	Project: Gasco PreRD DG 2019 - 4a-b. DOC-CAP Testing Cores Project Number: [none] Project Manager: Ryan Barth	Report ID: A0C0034 - 03 24 20 1505
--	---	--

ANALYTICAL SAMPLE RESULTS

Polychlorinated Biphenyls by EPA 8082A

Analyte	Sample Result	Detection Limit	Reporting Limit	Units	Dilution	Date Analyzed	Method Ref.	Notes
PDI-031SC-A-05-06-191017 (A0C0034-01)				Matrix: Sediment		Batch: 0030288		C-07
Aroclor 1016	ND	0.782	1.55	ug/kg dry	1	03/12/20 09:20	EPA 8082A	
Aroclor 1221	ND	0.782	1.55	ug/kg dry	1	03/12/20 09:20	EPA 8082A	
Aroclor 1232	ND	0.782	1.55	ug/kg dry	1	03/12/20 09:20	EPA 8082A	
Aroclor 1242	ND	0.782	1.55	ug/kg dry	1	03/12/20 09:20	EPA 8082A	
Aroclor 1248	ND	0.782	1.55	ug/kg dry	1	03/12/20 09:20	EPA 8082A	
Aroclor 1254	ND	0.782	1.55	ug/kg dry	1	03/12/20 09:20	EPA 8082A	
Aroclor 1260	ND	0.782	1.55	ug/kg dry	1	03/12/20 09:20	EPA 8082A	
Aroclor 1262	ND	0.782	1.55	ug/kg dry	1	03/12/20 09:20	EPA 8082A	
Aroclor 1268	ND	0.782	1.55	ug/kg dry	1	03/12/20 09:20	EPA 8082A	
<i>Surrogate: Decachlorobiphenyl (Surr)</i>		<i>Recovery: 78 %</i>		<i>Limits: 43-120 %</i>		<i>1</i>	<i>03/12/20 09:20</i>	<i>EPA 8082A</i>
PDI-031SC-A-06-07-191017 (A0C0034-02)				Matrix: Sediment		Batch: 0030288		C-07
Aroclor 1016	ND	0.828	1.64	ug/kg dry	1	03/12/20 09:55	EPA 8082A	
Aroclor 1221	ND	0.828	1.64	ug/kg dry	1	03/12/20 09:55	EPA 8082A	
Aroclor 1232	ND	0.828	1.64	ug/kg dry	1	03/12/20 09:55	EPA 8082A	
Aroclor 1242	ND	0.828	1.64	ug/kg dry	1	03/12/20 09:55	EPA 8082A	
Aroclor 1248	ND	0.828	1.64	ug/kg dry	1	03/12/20 09:55	EPA 8082A	
Aroclor 1254	ND	0.828	1.64	ug/kg dry	1	03/12/20 09:55	EPA 8082A	
Aroclor 1260	ND	0.828	1.64	ug/kg dry	1	03/12/20 09:55	EPA 8082A	
Aroclor 1262	ND	0.828	1.64	ug/kg dry	1	03/12/20 09:55	EPA 8082A	
Aroclor 1268	ND	0.828	1.64	ug/kg dry	1	03/12/20 09:55	EPA 8082A	
<i>Surrogate: Decachlorobiphenyl (Surr)</i>		<i>Recovery: 72 %</i>		<i>Limits: 43-120 %</i>		<i>1</i>	<i>03/12/20 09:55</i>	<i>EPA 8082A</i>

Apex Laboratories

The results in this report apply to the samples analyzed in accordance with the chain of custody document. This analytical report must be reproduced in its entirety.

Darwin Thomas, Business Development Director



Anchor QEA, LLC 6720 SW Macadam Ave. Suite 125 Portland, OR 97219	Project: Gasco PreRD DG 2019 - 4a-b. DOC-CAP Testing Cores Project Number: [none] Project Manager: Ryan Barth	Report ID: A0C0034 - 03 24 20 1505
--	---	--

ANALYTICAL SAMPLE RESULTS

Organochlorine Pesticides by EPA 8081B

Analyte	Sample Result	Detection Limit	Reporting Limit	Units	Dilution	Date Analyzed	Method Ref.	Notes
PDI-031SC-A-05-06-191017 (A0C0034-01RE1)				Matrix: Sediment		Batch: 0030350		C-05, H-08
2,4'-DDD	ND	1.07	2.15	ug/kg dry	1	03/12/20 22:10	EPA 8081B	
2,4'-DDE	ND	1.07	2.15	ug/kg dry	1	03/12/20 22:10	EPA 8081B	
2,4'-DDT	ND	1.07	2.15	ug/kg dry	1	03/12/20 22:10	EPA 8081B	
4,4'-DDD	ND	1.07	2.15	ug/kg dry	1	03/12/20 22:10	EPA 8081B	
4,4'-DDE	ND	1.07	2.15	ug/kg dry	1	03/12/20 22:10	EPA 8081B	
4,4'-DDT	ND	1.07	2.15	ug/kg dry	1	03/12/20 22:10	EPA 8081B	
<i>Surrogate: 2,4,5,6-TCMX (Surr)</i>		<i>Recovery: 47 %</i>		<i>Limits: 42-129 %</i>		<i>1</i>	<i>03/12/20 22:10</i>	<i>EPA 8081B</i>
<i>Decachlorobiphenyl (Surr)</i>		<i>76 %</i>		<i>55-130 %</i>		<i>1</i>	<i>03/12/20 22:10</i>	<i>EPA 8081B</i>
PDI-031SC-A-06-07-191017 (A0C0034-02RE1)				Matrix: Sediment		Batch: 0030350		C-05, H-08
2,4'-DDD	ND	1.16	2.33	ug/kg dry	1	03/13/20 13:12	EPA 8081B	
2,4'-DDE	ND	1.16	2.33	ug/kg dry	1	03/13/20 13:12	EPA 8081B	
2,4'-DDT	ND	1.16	2.33	ug/kg dry	1	03/13/20 13:12	EPA 8081B	
4,4'-DDD	ND	1.16	2.33	ug/kg dry	1	03/13/20 13:12	EPA 8081B	
4,4'-DDE	ND	1.16	2.33	ug/kg dry	1	03/13/20 13:12	EPA 8081B	
4,4'-DDT	ND	1.16	2.33	ug/kg dry	1	03/13/20 13:12	EPA 8081B	
<i>Surrogate: 2,4,5,6-TCMX (Surr)</i>		<i>Recovery: 56 %</i>		<i>Limits: 42-129 %</i>		<i>1</i>	<i>03/13/20 13:12</i>	<i>EPA 8081B</i>
<i>Decachlorobiphenyl (Surr)</i>		<i>80 %</i>		<i>55-130 %</i>		<i>1</i>	<i>03/13/20 13:12</i>	<i>EPA 8081B</i>

Apex Laboratories

The results in this report apply to the samples analyzed in accordance with the chain of custody document. This analytical report must be reproduced in its entirety.



Anchor QEA, LLC 6720 SW Macadam Ave. Suite 125 Portland, OR 97219	Project: Gasco PreRD DG 2019 - 4a-b. DOC-CAP Testing Cores Project Number: [none] Project Manager: Ryan Barth	Report ID: A0C0034 - 03 24 20 1505
--	---	--

ANALYTICAL SAMPLE RESULTS

Polyaromatic Hydrocarbons (PAHs) by EPA 8270D (Scan)

Analyte	Sample Result	Detection Limit	Reporting Limit	Units	Dilution	Date Analyzed	Method Ref.	Notes
PDI-031SC-A-05-06-191017 (A0C0034-01)			Matrix: Sediment		Batch: 0030176		H-08	
Acenaphthene	49.5	5.77	11.5	ug/kg dry	4	03/06/20 20:43	EPA 8270D	
Acenaphthylene	7.18	5.77	11.5	ug/kg dry	4	03/06/20 20:43	EPA 8270D	J
Anthracene	23.0	5.77	11.5	ug/kg dry	4	03/06/20 20:43	EPA 8270D	
Benz(a)anthracene	25.7	5.77	11.5	ug/kg dry	4	03/06/20 20:43	EPA 8270D	
Benzo(a)pyrene	34.2	5.77	11.5	ug/kg dry	4	03/06/20 20:43	EPA 8270D	
Benzo(b)fluoranthene	29.7	5.77	11.5	ug/kg dry	4	03/06/20 20:43	EPA 8270D	
Benzo(k)fluoranthene	11.1	5.77	11.5	ug/kg dry	4	03/06/20 20:43	EPA 8270D	J
Benzo(g,h,i)perylene	28.1	5.77	11.5	ug/kg dry	4	03/06/20 20:43	EPA 8270D	
Chrysene	35.7	5.77	11.5	ug/kg dry	4	03/06/20 20:43	EPA 8270D	
Dibenz(a,h)anthracene	ND	5.77	11.5	ug/kg dry	4	03/06/20 20:43	EPA 8270D	
Fluoranthene	109	5.77	11.5	ug/kg dry	4	03/06/20 20:43	EPA 8270D	
Fluorene	33.6	5.77	11.5	ug/kg dry	4	03/06/20 20:43	EPA 8270D	
Indeno(1,2,3-cd)pyrene	23.2	5.77	11.5	ug/kg dry	4	03/06/20 20:43	EPA 8270D	
2-Methylnaphthalene	21.1	5.77	11.5	ug/kg dry	4	03/06/20 20:43	EPA 8270D	
Naphthalene	41.3	5.77	11.5	ug/kg dry	4	03/06/20 20:43	EPA 8270D	
Phenanthrene	194	5.77	11.5	ug/kg dry	4	03/06/20 20:43	EPA 8270D	
Pyrene	119	5.77	11.5	ug/kg dry	4	03/06/20 20:43	EPA 8270D	
<i>Surrogate: 2-Fluorobiphenyl (Surr)</i>		<i>Recovery: 78 %</i>		<i>Limits: 44-115 %</i>		<i>4</i>	<i>03/06/20 20:43</i>	<i>EPA 8270D</i>
<i>p-Terphenyl-d14 (Surr)</i>		<i>78 %</i>		<i>54-127 %</i>		<i>4</i>	<i>03/06/20 20:43</i>	<i>EPA 8270D</i>

PDI-031SC-A-06-07-191017 (A0C0034-02)			Matrix: Sediment		Batch: 0030176		H-08	
Acenaphthene	23.7	1.55	3.09	ug/kg dry	1	03/09/20 18:49	EPA 8270D	
Acenaphthylene	ND	1.55	3.09	ug/kg dry	1	03/09/20 18:49	EPA 8270D	
Anthracene	4.01	1.55	3.09	ug/kg dry	1	03/09/20 18:49	EPA 8270D	
Benz(a)anthracene	ND	1.55	3.09	ug/kg dry	1	03/09/20 18:49	EPA 8270D	
Benzo(a)pyrene	ND	1.55	3.09	ug/kg dry	1	03/09/20 18:49	EPA 8270D	
Benzo(b)fluoranthene	ND	1.55	3.09	ug/kg dry	1	03/09/20 18:49	EPA 8270D	
Benzo(k)fluoranthene	ND	1.55	3.09	ug/kg dry	1	03/09/20 18:49	EPA 8270D	
Benzo(g,h,i)perylene	ND	1.55	3.09	ug/kg dry	1	03/09/20 18:49	EPA 8270D	
Chrysene	ND	1.55	3.09	ug/kg dry	1	03/09/20 18:49	EPA 8270D	
Dibenz(a,h)anthracene	ND	1.55	3.09	ug/kg dry	1	03/09/20 18:49	EPA 8270D	
Fluoranthene	5.63	1.55	3.09	ug/kg dry	1	03/09/20 18:49	EPA 8270D	
Fluorene	12.9	1.55	3.09	ug/kg dry	1	03/09/20 18:49	EPA 8270D	

Apex Laboratories

The results in this report apply to the samples analyzed in accordance with the chain of custody document. This analytical report must be reproduced in its entirety.



Apex Laboratories, LLC

6700 S.W. Sandburg Street
 Tigard, OR 97223
 503-718-2323
 EPA ID: OR01039

Anchor QEA, LLC 6720 SW Macadam Ave. Suite 125 Portland, OR 97219	Project: Gasco PreRD DG 2019 - 4a-b. DOC-CAP Testing Cores Project Number: [none] Project Manager: Ryan Barth	Report ID: A0C0034 - 03 24 20 1505
--	---	--

ANALYTICAL SAMPLE RESULTS

Polyaromatic Hydrocarbons (PAHs) by EPA 8270D (Scan)

Analyte	Sample Result	Detection Limit	Reporting Limit	Units	Dilution	Date Analyzed	Method Ref.	Notes
PDI-031SC-A-06-07-191017 (A0C0034-02)				Matrix: Sediment		Batch: 0030176		H-08
Indeno(1,2,3-cd)pyrene	ND	1.55	3.09	ug/kg dry	1	03/09/20 18:49	EPA 8270D	
2-Methylnaphthalene	12.4	1.55	3.09	ug/kg dry	1	03/09/20 18:49	EPA 8270D	
Naphthalene	31.3	1.55	3.09	ug/kg dry	1	03/09/20 18:49	EPA 8270D	
Phenanthrene	46.8	1.55	3.09	ug/kg dry	1	03/09/20 18:49	EPA 8270D	
Pyrene	3.42	1.55	3.09	ug/kg dry	1	03/09/20 18:49	EPA 8270D	
<i>Surrogate: 2-Fluorobiphenyl (Surr)</i>		<i>Recovery: 80 %</i>		<i>Limits: 44-115 %</i>		<i>1</i>	<i>03/09/20 18:49</i>	<i>EPA 8270D</i>
<i>p-Terphenyl-d14 (Surr)</i>		<i>80 %</i>		<i>54-127 %</i>		<i>1</i>	<i>03/09/20 18:49</i>	<i>EPA 8270D</i>

Apex Laboratories

The results in this report apply to the samples analyzed in accordance with the chain of custody document. This analytical report must be reproduced in its entirety.



Apex Laboratories, LLC

6700 S.W. Sandburg Street
Tigard, OR 97223
503-718-2323
EPA ID: OR01039

Anchor QEA, LLC
6720 SW Macadam Ave. Suite 125
Portland, OR 97219

Project: **Gasco PreRD DG 2019 - 4a-b. DOC-CAP Testing Cores**
Project Number: [none]
Project Manager: **Ryan Barth**

Report ID:
A0C0034 - 03 24 20 1505

ANALYTICAL SAMPLE RESULTS

Demand Parameters

Analyte	Sample Result	Detection Limit	Reporting Limit	Units	Dilution	Date Analyzed	Method Ref.	Notes
PDI-031SC-A-05-06-191017 (A0C0034-01)				Matrix: Sediment				
Batch: 0030257								
Total Organic Carbon	0.033	0.020	0.020	% by Weight	1	03/11/20 05:45	SM 5310 B MOD	H-08
PDI-031SC-A-06-07-191017 (A0C0034-02)				Matrix: Sediment				
Batch: 0030257								
Total Organic Carbon	0.029	0.020	0.020	% by Weight	1	03/11/20 06:07	SM 5310 B MOD	H-08

Apex Laboratories

The results in this report apply to the samples analyzed in accordance with the chain of custody document. This analytical report must be reproduced in its entirety.

Darwin Thomas, Business Development Director



Anchor QEA, LLC 6720 SW Macadam Ave. Suite 125 Portland, OR 97219	Project: Gasco PreRD DG 2019 - 4a-b. DOC-CAP Testing Cores Project Number: [none] Project Manager: Ryan Barth	Report ID: A0C0034 - 03 24 20 1505
--	---	--

ANALYTICAL SAMPLE RESULTS

Solid and Moisture Determinations

Analyte	Sample Result	Detection Limit	Reporting Limit	Units	Dilution	Date Analyzed	Method Ref.	Notes
PDI-031SC-A-05-06-191017 (A0C0034-01)				Matrix: Sediment				
Batch: 0030128								
Total Solids	85.4	1.00	1.00	% by Weight	1	03/10/20 17:17	SM 2540 G	
PDI-031SC-A-06-07-191017 (A0C0034-02)				Matrix: Sediment				
Batch: 0030128								
Total Solids	80.2	1.00	1.00	% by Weight	1	03/10/20 17:17	SM 2540 G	

Apex Laboratories

The results in this report apply to the samples analyzed in accordance with the chain of custody document. This analytical report must be reproduced in its entirety.



Anchor QEA, LLC 6720 SW Macadam Ave. Suite 125 Portland, OR 97219	Project: Gasco PreRD DG 2019 - 4a-b. DOC-CAP Testing Cores Project Number: [none] Project Manager: Ryan Barth	Report ID: A0C0034 - 03 24 20 1505
--	---	--

QUALITY CONTROL (QC) SAMPLE RESULTS

Polychlorinated Biphenyls by EPA 8082A

Analyte	Result	Detection Limit	Reporting Limit	Units	Dilution	Spike Amount	Source Result	% REC	% REC Limits	RPD	RPD Limit	Notes
Batch 0030288 - EPA 3546												
Sediment												
Blank (0030288-BLK1) Prepared: 03/09/20 12:06 Analyzed: 03/12/20 09:20 C-07												
<u>EPA 8082A</u>												
Aroclor 1016	ND	0.648	1.29	ug/kg wet	1	---	---	---	---	---	---	
Aroclor 1221	ND	0.648	1.29	ug/kg wet	1	---	---	---	---	---	---	
Aroclor 1232	ND	0.648	1.29	ug/kg wet	1	---	---	---	---	---	---	
Aroclor 1242	ND	0.648	1.29	ug/kg wet	1	---	---	---	---	---	---	
Aroclor 1248	ND	0.648	1.29	ug/kg wet	1	---	---	---	---	---	---	
Aroclor 1254	ND	0.648	1.29	ug/kg wet	1	---	---	---	---	---	---	
Aroclor 1260	ND	0.648	1.29	ug/kg wet	1	---	---	---	---	---	---	
Aroclor 1262	ND	0.648	1.29	ug/kg wet	1	---	---	---	---	---	---	
Aroclor 1268	ND	0.648	1.29	ug/kg wet	1	---	---	---	---	---	---	
Surr: Decachlorobiphenyl (Surr)		Recovery: 100 %		Limits: 43-120 %		Dilution: 1x						
LCS (0030288-BS1) Prepared: 03/09/20 12:06 Analyzed: 03/12/20 09:38 C-07												
<u>EPA 8082A</u>												
Aroclor 1016	55.8	0.670	1.33	ug/kg wet	1	83.3	---	67	47-134%	---	---	
Aroclor 1260	69.8	0.670	1.33	ug/kg wet	1	83.3	---	84	53-140%	---	---	
Surr: Decachlorobiphenyl (Surr)		Recovery: 102 %		Limits: 43-120 %		Dilution: 1x						
Duplicate (0030288-DUP1) Prepared: 03/09/20 12:06 Analyzed: 03/12/20 11:41 C-07												
<u>QC Source Sample: Non-SDG (A0C0030-06)</u>												
Aroclor 1016	ND	0.875	1.74	ug/kg dry	1	---	ND	---	---	---	30%	
Aroclor 1221	ND	0.875	1.74	ug/kg dry	1	---	ND	---	---	---	30%	
Aroclor 1232	ND	1.74	1.74	ug/kg dry	1	---	ND	---	---	---	30%	
Aroclor 1242	ND	0.875	1.74	ug/kg dry	1	---	ND	---	---	---	30%	
Aroclor 1248	ND	0.875	1.74	ug/kg dry	1	---	ND	---	---	---	30%	
Aroclor 1254	ND	0.875	1.74	ug/kg dry	1	---	ND	---	---	---	30%	
Aroclor 1260	1.09	0.875	1.74	ug/kg dry	1	---	ND	---	---	---	30%	Q-05, J
Aroclor 1262	ND	0.875	1.74	ug/kg dry	1	---	ND	---	---	---	30%	
Aroclor 1268	ND	0.875	1.74	ug/kg dry	1	---	ND	---	---	---	30%	
Surr: Decachlorobiphenyl (Surr)		Recovery: 53 %		Limits: 43-120 %		Dilution: 1x						
Matrix Spike (0030288-MS1) Prepared: 03/09/20 12:06 Analyzed: 03/12/20 14:02 C-07												
<u>QC Source Sample: Non-SDG (A0C0058-04)</u>												

Apex Laboratories

The results in this report apply to the samples analyzed in accordance with the chain of custody document. This analytical report must be reproduced in its entirety.



Anchor QEA, LLC 6720 SW Macadam Ave. Suite 125 Portland, OR 97219	Project: Gasco PreRD DG 2019 - 4a-b. DOC-CAP Testing Cores Project Number: [none] Project Manager: Ryan Barth	Report ID: A0C0034 - 03 24 20 1505
--	---	--

QUALITY CONTROL (QC) SAMPLE RESULTS

Polychlorinated Biphenyls by EPA 8082A

Analyte	Result	Detection Limit	Reporting Limit	Units	Dilution	Spike Amount	Source Result	% REC	% REC Limits	RPD	RPD Limit	Notes
Batch 0030288 - EPA 3546						Sediment						
Matrix Spike (0030288-MS1)						Prepared: 03/09/20 12:06 Analyzed: 03/12/20 14:02						C-07
QC Source Sample: Non-SDG (A0C0058-04)												
EPA 8082A												
Aroclor 1016	67.4	1.09	2.16	ug/kg dry	1	135	ND	50	47-134%	---	---	
Aroclor 1260	78.8	1.09	2.16	ug/kg dry	1	135	ND	58	53-140%	---	---	
<i>Surr: Decachlorobiphenyl (Surr)</i>		<i>Recovery: 71 %</i>		<i>Limits: 43-120 %</i>		<i>Dilution: 1x</i>						
Matrix Spike Dup (0030288-MSD1)						Prepared: 03/09/20 12:09 Analyzed: 03/12/20 14:37						C-07
QC Source Sample: Non-SDG (A0C0058-04)												
Aroclor 1016	79.5	1.09	2.16	ug/kg dry	1	136	ND	59	47-134%	16	30%	
Aroclor 1260	86.1	1.09	2.16	ug/kg dry	1	136	ND	64	53-140%	9	30%	
<i>Surr: Decachlorobiphenyl (Surr)</i>		<i>Recovery: 63 %</i>		<i>Limits: 43-120 %</i>		<i>Dilution: 1x</i>						

Apex Laboratories

The results in this report apply to the samples analyzed in accordance with the chain of custody document. This analytical report must be reproduced in its entirety.



Anchor QEA, LLC 6720 SW Macadam Ave. Suite 125 Portland, OR 97219	Project: Gasco PreRD DG 2019 - 4a-b. DOC-CAP Testing Cores Project Number: [none] Project Manager: Ryan Barth	Report ID: A0C0034 - 03 24 20 1505
--	---	--

QUALITY CONTROL (QC) SAMPLE RESULTS

Organochlorine Pesticides by EPA 8081B

Analyte	Result	Detection Limit	Reporting Limit	Units	Dilution	Spike Amount	Source Result	% REC	% REC Limits	RPD	RPD Limit	Notes
Batch 0030350 - EPA 3546/3640A (GPC)						Sediment						
Blank (0030350-BLK1)						Prepared: 03/05/20 14:36 Analyzed: 03/12/20 19:37						C-05
EPA 8081B												
2,4'-DDD	ND	0.909	1.82	ug/kg wet	1	---	---	---	---	---	---	
2,4'-DDE	ND	0.909	1.82	ug/kg wet	1	---	---	---	---	---	---	
2,4'-DDT	ND	0.909	1.82	ug/kg wet	1	---	---	---	---	---	---	
4,4'-DDD	ND	0.909	1.82	ug/kg wet	1	---	---	---	---	---	---	
4,4'-DDE	ND	0.909	1.82	ug/kg wet	1	---	---	---	---	---	---	
4,4'-DDT	ND	0.909	1.82	ug/kg wet	1	---	---	---	---	---	---	
<i>Surr: 2,4,5,6-TCMX (Surr)</i>		<i>Recovery: 49 %</i>		<i>Limits: 42-129 %</i>		<i>Dilution: 1x</i>						
<i>Decachlorobiphenyl (Surr)</i>		<i>79 %</i>		<i>55-130 %</i>		<i>"</i>						
LCS (0030350-BS1)						Prepared: 03/05/20 14:36 Analyzed: 03/12/20 19:54						C-05
EPA 8081B												
2,4'-DDD	43.2	1.00	2.00	ug/kg wet	1	50.0	---	86	50-150%	---	---	
2,4'-DDE	41.4	1.00	2.00	ug/kg wet	1	50.0	---	83	50-150%	---	---	
2,4'-DDT	54.1	1.00	2.00	ug/kg wet	1	50.0	---	108	50-150%	---	---	
4,4'-DDD	48.5	1.00	2.00	ug/kg wet	1	50.0	---	97	50-150%	---	---	
4,4'-DDE	44.9	1.00	2.00	ug/kg wet	1	50.0	---	90	50-150%	---	---	
4,4'-DDT	60.0	1.00	2.00	ug/kg wet	1	50.0	---	120	50-150%	---	---	
<i>Surr: 2,4,5,6-TCMX (Surr)</i>		<i>Recovery: 72 %</i>		<i>Limits: 42-129 %</i>		<i>Dilution: 1x</i>						
<i>Decachlorobiphenyl (Surr)</i>		<i>85 %</i>		<i>55-130 %</i>		<i>"</i>						
Duplicate (0030350-DUP1)						Prepared: 03/05/20 14:36 Analyzed: 03/13/20 20:00						C-05, H-08
QC Source Sample: Non-SDG (A0C0030-05RE1)												
2,4'-DDD	ND	5.13	5.13	ug/kg dry	2	---	ND	---	---	---	30%	
2,4'-DDE	ND	6.67	6.67	ug/kg dry	2	---	ND	---	---	---	30%	R-02
2,4'-DDT	ND	2.57	5.13	ug/kg dry	2	---	ND	---	---	---	30%	
4,4'-DDD	8.24	2.57	5.13	ug/kg dry	2	---	6.44	---	---	---	25	30%
4,4'-DDE	ND	2.57	5.13	ug/kg dry	2	---	ND	---	---	---	30%	
4,4'-DDT	48.0	2.57	5.13	ug/kg dry	2	---	ND	---	---	---	30%	Q-05
<i>Surr: 2,4,5,6-TCMX (Surr)</i>		<i>Recovery: 60 %</i>		<i>Limits: 42-129 %</i>		<i>Dilution: 2x</i>						
<i>Decachlorobiphenyl (Surr)</i>		<i>97 %</i>		<i>55-130 %</i>		<i>"</i>						
Matrix Spike (0030350-MS1)						Prepared: 03/05/20 14:36 Analyzed: 03/13/20 14:41						C-05, H-08

Apex Laboratories

The results in this report apply to the samples analyzed in accordance with the chain of custody document. This analytical report must be reproduced in its entirety.

Darwin Thomas, Business Development Director



Anchor QEA, LLC 6720 SW Macadam Ave. Suite 125 Portland, OR 97219	Project: Gasco PreRD DG 2019 - 4a-b. DOC-CAP Testing Cores Project Number: [none] Project Manager: Ryan Barth	Report ID: A0C0034 - 03 24 20 1505
--	---	--

QUALITY CONTROL (QC) SAMPLE RESULTS

Organochlorine Pesticides by EPA 8081B

Analyte	Result	Detection Limit	Reporting Limit	Units	Dilution	Spike Amount	Source Result	% REC	% REC Limits	RPD	RPD Limit	Notes	
Batch 0030350 - EPA 3546/3640A (GPC)						Sediment							
Matrix Spike (0030350-MS1)						Prepared: 03/05/20 14:36 Analyzed: 03/13/20 14:41						C-05, H-08	
QC Source Sample: Non-SDG (A0C0058-05RE1)													
EPA 8081B													
2,4'-DDD	70.8	1.70	3.40	ug/kg dry	1	85.1	ND	83	50-150%	---	---		
2,4'-DDE	67.5	1.70	3.40	ug/kg dry	1	85.1	ND	79	50-150%	---	---		
2,4'-DDT	88.4	1.70	3.40	ug/kg dry	1	85.1	ND	104	50-150%	---	---		
4,4'-DDD	80.9	1.70	3.40	ug/kg dry	1	85.1	ND	95	50-150%	---	---		
4,4'-DDE	76.7	1.70	3.40	ug/kg dry	1	85.1	ND	90	50-150%	---	---		
4,4'-DDT	99.0	1.70	3.40	ug/kg dry	1	85.1	ND	116	50-150%	---	---		
<i>Surr: 2,4,5,6-TCMX (Surr)</i>		<i>Recovery: 58 %</i>		<i>Limits: 42-129 %</i>		<i>Dilution: 1x</i>							
<i>Decachlorobiphenyl (Surr)</i>		<i>83 %</i>		<i>55-130 %</i>		<i>"</i>							

Matrix Spike Dup (0030350-MSD1)						Prepared: 03/05/20 14:36 Analyzed: 03/13/20 15:19						C-05, H-08	
QC Source Sample: Non-SDG (A0C0058-05RE1)													
2,4'-DDD	66.8	1.70	3.41	ug/kg dry	1	85.1	ND	78	50-150%	6	35%		
2,4'-DDE	63.6	1.70	3.41	ug/kg dry	1	85.1	ND	75	50-150%	6	35%		
2,4'-DDT	86.0	1.70	3.41	ug/kg dry	1	85.1	ND	101	50-150%	3	35%		
4,4'-DDD	79.3	1.70	3.41	ug/kg dry	1	85.1	ND	93	50-150%	2	30%		
4,4'-DDE	72.6	1.70	3.41	ug/kg dry	1	85.1	ND	85	50-150%	6	30%		
4,4'-DDT	96.5	1.70	3.41	ug/kg dry	1	85.1	ND	113	50-150%	2	30%		
<i>Surr: 2,4,5,6-TCMX (Surr)</i>		<i>Recovery: 50 %</i>		<i>Limits: 42-129 %</i>		<i>Dilution: 1x</i>							
<i>Decachlorobiphenyl (Surr)</i>		<i>83 %</i>		<i>55-130 %</i>		<i>"</i>							

Apex Laboratories

The results in this report apply to the samples analyzed in accordance with the chain of custody document. This analytical report must be reproduced in its entirety.



Anchor QEA, LLC 6720 SW Macadam Ave. Suite 125 Portland, OR 97219	Project: Gasco PreRD DG 2019 - 4a-b. DOC-CAP Testing Cores Project Number: [none] Project Manager: Ryan Barth	Report ID: A0C0034 - 03 24 20 1505
--	---	--

QUALITY CONTROL (QC) SAMPLE RESULTS

Polyaromatic Hydrocarbons (PAHs) by EPA 8270D (Scan)

Analyte	Result	Detection Limit	Reporting Limit	Units	Dilution	Spike Amount	Source Result	% REC	% REC Limits	RPD	RPD Limit	Notes
Batch 0030176 - EPA 3546												
Sediment												
Blank (0030176-BLK1)												
Prepared: 03/05/20 10:24 Analyzed: 03/05/20 15:46												
<u>EPA 8270D</u>												
Acenaphthene	ND	1.14	2.27	ug/kg wet	1	---	---	---	---	---	---	
Acenaphthylene	ND	1.14	2.27	ug/kg wet	1	---	---	---	---	---	---	
Anthracene	ND	1.14	2.27	ug/kg wet	1	---	---	---	---	---	---	
Benz(a)anthracene	ND	1.14	2.27	ug/kg wet	1	---	---	---	---	---	---	
Benzo(a)pyrene	ND	1.14	2.27	ug/kg wet	1	---	---	---	---	---	---	
Benzo(b)fluoranthene	ND	1.14	2.27	ug/kg wet	1	---	---	---	---	---	---	
Benzo(k)fluoranthene	ND	1.14	2.27	ug/kg wet	1	---	---	---	---	---	---	
Benzo(g,h,i)perylene	ND	1.14	2.27	ug/kg wet	1	---	---	---	---	---	---	
Chrysene	ND	1.14	2.27	ug/kg wet	1	---	---	---	---	---	---	
Dibenz(a,h)anthracene	ND	1.14	2.27	ug/kg wet	1	---	---	---	---	---	---	
Fluoranthene	ND	1.14	2.27	ug/kg wet	1	---	---	---	---	---	---	
Fluorene	ND	1.14	2.27	ug/kg wet	1	---	---	---	---	---	---	
Indeno(1,2,3-cd)pyrene	ND	1.14	2.27	ug/kg wet	1	---	---	---	---	---	---	
2-Methylnaphthalene	ND	1.14	2.27	ug/kg wet	1	---	---	---	---	---	---	
Naphthalene	ND	1.14	2.27	ug/kg wet	1	---	---	---	---	---	---	
Phenanthrene	ND	1.14	2.27	ug/kg wet	1	---	---	---	---	---	---	
Pyrene	ND	1.14	2.27	ug/kg wet	1	---	---	---	---	---	---	
<i>Surr: 2-Fluorobiphenyl (Surr)</i>		<i>Recovery: 85 %</i>		<i>Limits: 44-120 %</i>		<i>Dilution: 1x</i>						
<i>p-Terphenyl-d14 (Surr)</i>		<i>83 %</i>		<i>54-127 %</i>		<i>"</i>						

LCS (0030176-BS1)												
Prepared: 03/05/20 10:24 Analyzed: 03/05/20 16:19												
<u>EPA 8270D</u>												
Acenaphthene	17.4	1.25	2.50	ug/kg wet	1	20.0	---	87	40-123%	---	---	
Acenaphthylene	16.4	1.25	2.50	ug/kg wet	1	20.0	---	82	32-132%	---	---	
Anthracene	17.8	1.25	2.50	ug/kg wet	1	20.0	---	89	47-123%	---	---	
Benz(a)anthracene	17.2	1.25	2.50	ug/kg wet	1	20.0	---	86	49-126%	---	---	
Benzo(a)pyrene	18.1	1.25	2.50	ug/kg wet	1	20.0	---	90	45-129%	---	---	
Benzo(b)fluoranthene	17.3	1.25	2.50	ug/kg wet	1	20.0	---	87	45-132%	---	---	
Benzo(k)fluoranthene	17.9	1.25	2.50	ug/kg wet	1	20.0	---	90	47-132%	---	---	
Benzo(g,h,i)perylene	16.4	1.25	2.50	ug/kg wet	1	20.0	---	82	43-134%	---	---	
Chrysene	18.6	1.25	2.50	ug/kg wet	1	20.0	---	93	50-124%	---	---	
Dibenz(a,h)anthracene	17.4	1.25	2.50	ug/kg wet	1	20.0	---	87	45-134%	---	---	
Fluoranthene	19.7	1.25	2.50	ug/kg wet	1	20.0	---	98	50-127%	---	---	

Apex Laboratories

The results in this report apply to the samples analyzed in accordance with the chain of custody document. This analytical report must be reproduced in its entirety.

Darwin Thomas, Business Development Director



Anchor QEA, LLC 6720 SW Macadam Ave. Suite 125 Portland, OR 97219	Project: Gasco PreRD DG 2019 - 4a-b. DOC-CAP Testing Cores Project Number: [none] Project Manager: Ryan Barth	Report ID: A0C0034 - 03 24 20 1505
--	---	--

QUALITY CONTROL (QC) SAMPLE RESULTS

Polyaromatic Hydrocarbons (PAHs) by EPA 8270D (Scan)

Analyte	Result	Detection Limit	Reporting Limit	Units	Dilution	Spike Amount	Source Result	% REC	% REC Limits	RPD	RPD Limit	Notes
Batch 0030176 - EPA 3546												
Sediment												
LCS (0030176-BS1)												
Prepared: 03/05/20 10:24 Analyzed: 03/05/20 16:19												
Fluorene	17.5	1.25	2.50	ug/kg wet	1	20.0	---	87	43-125%	---	---	
Indeno(1,2,3-cd)pyrene	16.9	1.25	2.50	ug/kg wet	1	20.0	---	85	45-133%	---	---	
2-Methylnaphthalene	15.0	1.25	2.50	ug/kg wet	1	20.0	---	75	38-122%	---	---	
Naphthalene	17.3	1.25	2.50	ug/kg wet	1	20.0	---	86	35-123%	---	---	
Phenanthrene	18.0	1.25	2.50	ug/kg wet	1	20.0	---	90	50-121%	---	---	
Pyrene	17.1	1.25	2.50	ug/kg wet	1	20.0	---	85	47-127%	---	---	
Surr: 2-Fluorobiphenyl (Surr)		Recovery: 80 %		Limits: 44-120 %		Dilution: 1x						
p-Terphenyl-d14 (Surr)		82 %		54-127 %		"						

Duplicate (0030176-DUP1)												
Prepared: 03/05/20 10:24 Analyzed: 03/05/20 17:24												
H-08												
QC Source Sample: Non-SDG (A0C0030-04)												
Acenaphthene	15.4	1.66	3.32	ug/kg dry	1	---	15.4	---	---	0.2	30%	
Acenaphthylene	ND	1.66	3.32	ug/kg dry	1	---	ND	---	---	---	30%	
Anthracene	ND	1.66	3.32	ug/kg dry	1	---	ND	---	---	---	30%	
Benz(a)anthracene	ND	1.66	3.32	ug/kg dry	1	---	ND	---	---	---	30%	
Benzo(a)pyrene	ND	1.66	3.32	ug/kg dry	1	---	ND	---	---	---	30%	
Benzo(b)fluoranthene	ND	1.66	3.32	ug/kg dry	1	---	ND	---	---	---	30%	
Benzo(k)fluoranthene	ND	1.66	3.32	ug/kg dry	1	---	ND	---	---	---	30%	
Benzo(g,h,i)perylene	ND	1.66	3.32	ug/kg dry	1	---	ND	---	---	---	30%	
Chrysene	ND	1.66	3.32	ug/kg dry	1	---	ND	---	---	---	30%	
Dibenz(a,h)anthracene	ND	1.66	3.32	ug/kg dry	1	---	ND	---	---	---	30%	
Fluoranthene	ND	1.66	3.32	ug/kg dry	1	---	ND	---	---	---	30%	
Fluorene	ND	1.66	3.32	ug/kg dry	1	---	ND	---	---	---	30%	
Indeno(1,2,3-cd)pyrene	ND	1.66	3.32	ug/kg dry	1	---	ND	---	---	---	30%	
2-Methylnaphthalene	1.97	1.66	3.32	ug/kg dry	1	---	1.92	---	---	3	30%	J
Naphthalene	4.43	1.66	3.32	ug/kg dry	1	---	3.72	---	---	17	30%	J
Phenanthrene	2.82	1.66	3.32	ug/kg dry	1	---	3.42	---	---	19	30%	J
Pyrene	ND	1.66	3.32	ug/kg dry	1	---	ND	---	---	---	30%	
Surr: 2-Fluorobiphenyl (Surr)		Recovery: 81 %		Limits: 44-120 %		Dilution: 1x						
p-Terphenyl-d14 (Surr)		83 %		54-127 %		"						

Matrix Spike (0030176-MS1)												
Prepared: 03/05/20 10:24 Analyzed: 03/05/20 18:30												
QC Source Sample: Non-SDG (A0C0058-06)												

Apex Laboratories

The results in this report apply to the samples analyzed in accordance with the chain of custody document. This analytical report must be reproduced in its entirety.



Anchor QEA, LLC 6720 SW Macadam Ave. Suite 125 Portland, OR 97219	Project: Gasco PreRD DG 2019 - 4a-b. DOC-CAP Testing Cores Project Number: [none] Project Manager: Ryan Barth	Report ID: A0C0034 - 03 24 20 1505
--	--	--

QUALITY CONTROL (QC) SAMPLE RESULTS

Polyaromatic Hydrocarbons (PAHs) by EPA 8270D (Scan)

Analyte	Result	Detection Limit	Reporting Limit	Units	Dilution	Spike Amount	Source Result	% REC	% REC Limits	RPD	RPD Limit	Notes	
Batch 0030176 - EPA 3546													
Sediment													
Matrix Spike (0030176-MS1)													
Prepared: 03/05/20 10:24 Analyzed: 03/05/20 18:30													
QC Source Sample: Non-SDG (A0C0058-06)													
EPA 8270D													
Acenaphthene	751	198	397	ug/kg dry	100	31.7	480	852	40-123%	---	---	Q-11	
Acenaphthylene	279	198	397	ug/kg dry	100	31.7	281	-8	32-132%	---	---	Q-11, J	
Anthracene	997	198	397	ug/kg dry	100	31.7	1090	-300	47-123%	---	---	Q-11	
Benz(a)anthracene	1130	198	397	ug/kg dry	100	31.7	1290	-497	49-126%	---	---	Q-11	
Benzo(a)pyrene	1570	198	397	ug/kg dry	100	31.7	2090	-1630	45-129%	---	---	Q-11	
Benzo(b)fluoranthene	1390	198	397	ug/kg dry	100	31.7	1610	-701	45-132%	---	---	Q-11	
Benzo(k)fluoranthene	489	198	397	ug/kg dry	100	31.7	568	-249	47-132%	---	---	Q-11	
Benzo(g,h,i)perylene	1600	198	397	ug/kg dry	100	31.7	1790	-610	43-134%	---	---	Q-11	
Chrysene	1460	198	397	ug/kg dry	100	31.7	1630	-524	50-124%	---	---	Q-11	
Dibenz(a,h)anthracene	ND	198	397	ug/kg dry	100	31.7	ND		45-134%	---	---	Q-11	
Fluoranthene	5170	198	397	ug/kg dry	100	31.7	4960	676	50-127%	---	---	Q-11	
Fluorene	618	198	397	ug/kg dry	100	31.7	459	500	43-125%	---	---	Q-11	
Indeno(1,2,3-cd)pyrene	1250	198	397	ug/kg dry	100	31.7	1380	-427	45-133%	---	---	Q-11	
2-Methylnaphthalene	237	198	397	ug/kg dry	100	31.7	ND	747	38-122%	---	---	Q-11, J	
Naphthalene	1330	198	397	ug/kg dry	100	31.7	1030	958	35-123%	---	---	Q-11	
Phenanthrene	4590	198	397	ug/kg dry	100	31.7	4230	1140	50-121%	---	---	Q-11	
Pyrene	5090	198	397	ug/kg dry	100	31.7	4870	683	47-127%	---	---	Q-11	
<i>Surr: 2-Fluorobiphenyl (Surr)</i>		<i>Recovery: 91 %</i>		<i>Limits: 44-120 %</i>		<i>Dilution: 100x</i>							S-05
<i>p-Terphenyl-d14 (Surr)</i>		<i>110 %</i>		<i>54-127 %</i>		<i>"</i>							S-05

Matrix Spike Dup (0030176-MSD1)												
Prepared: 03/05/20 10:25 Analyzed: 03/05/20 19:03												
QC Source Sample: Non-SDG (A0C0058-06)												
EPA 8270D												
Acenaphthene	523	201	401	ug/kg dry	100	32.1	480	132	40-123%	36	30%	Q-11
Acenaphthylene	271	201	401	ug/kg dry	100	32.1	281	-31	32-132%	3	30%	Q-11, J
Anthracene	1060	201	401	ug/kg dry	100	32.1	1090	-99	47-123%	6	30%	Q-11
Benz(a)anthracene	1250	201	401	ug/kg dry	100	32.1	1290	-126	49-126%	10	30%	Q-11
Benzo(a)pyrene	2010	201	401	ug/kg dry	100	32.1	2090	-251	45-129%	24	30%	Q-11
Benzo(b)fluoranthene	1800	201	401	ug/kg dry	100	32.1	1610	589	45-132%	26	30%	Q-11
Benzo(k)fluoranthene	622	201	401	ug/kg dry	100	32.1	568	169	47-132%	24	30%	Q-11
Benzo(g,h,i)perylene	1960	201	401	ug/kg dry	100	32.1	1790	519	43-134%	20	30%	Q-11
Chrysene	1650	201	401	ug/kg dry	100	32.1	1630	54	50-124%	12	30%	Q-11
Dibenz(a,h)anthracene	ND	201	401	ug/kg dry	100	32.1	ND		45-134%		30%	Q-11

Apex Laboratories

The results in this report apply to the samples analyzed in accordance with the chain of custody document. This analytical report must be reproduced in its entirety.

Darwin Thomas, Business Development Director



Anchor QEA, LLC 6720 SW Macadam Ave. Suite 125 Portland, OR 97219	Project: Gasco PreRD DG 2019 - 4a-b. DOC-CAP Testing Cores Project Number: [none] Project Manager: Ryan Barth	Report ID: A0C0034 - 03 24 20 1505
--	---	--

QUALITY CONTROL (QC) SAMPLE RESULTS

Polyaromatic Hydrocarbons (PAHs) by EPA 8270D (Scan)

Analyte	Result	Detection Limit	Reporting Limit	Units	Dilution	Spike Amount	Source Result	% REC	% REC Limits	RPD	RPD Limit	Notes	
Batch 0030176 - EPA 3546													
Sediment													
Matrix Spike Dup (0030176-MSD1)													
Prepared: 03/05/20 10:25 Analyzed: 03/05/20 19:03													
QC Source Sample: Non-SDG (A0C0058-06)													
Fluoranthene	4370	201	401	ug/kg dry	100	32.1	4960	-1820	50-127%	17	30%	Q-11	
Fluorene	482	201	401	ug/kg dry	100	32.1	459	72	43-125%	25	30%	Q-11	
Indeno(1,2,3-cd)pyrene	1540	201	401	ug/kg dry	100	32.1	1380	491	45-133%	21	30%	Q-11	
2-Methylnaphthalene	214	201	401	ug/kg dry	100	32.1	ND	665	38-122%	11	30%	Q-11, J	
Naphthalene	1040	201	401	ug/kg dry	100	32.1	1030	43	35-123%	24	30%	Q-11	
Phenanthrene	4360	201	401	ug/kg dry	100	32.1	4230	393	50-121%	5	30%	Q-11	
Pyrene	4380	201	401	ug/kg dry	100	32.1	4870	-1510	47-127%	15	30%	Q-11	
<i>Surr: 2-Fluorobiphenyl (Surr)</i>		<i>Recovery: 74 %</i>		<i>Limits: 44-120 %</i>		<i>Dilution: 100x</i>							S-05
<i>p-Terphenyl-d14 (Surr)</i>		<i>74 %</i>		<i>54-127 %</i>		<i>"</i>							S-05

Apex Laboratories

The results in this report apply to the samples analyzed in accordance with the chain of custody document. This analytical report must be reproduced in its entirety.



Anchor QEA, LLC 6720 SW Macadam Ave. Suite 125 Portland, OR 97219	Project: Gasco PreRD DG 2019 - 4a-b. DOC-CAP Testing Cores Project Number: [none] Project Manager: Ryan Barth	Report ID: A0C0034 - 03 24 20 1505
--	---	--

QUALITY CONTROL (QC) SAMPLE RESULTS

Demand Parameters

Analyte	Result	Detection Limit	Reporting Limit	Units	Dilution	Spike Amount	Source Result	% REC	% REC Limits	RPD	RPD Limit	Notes
Batch 0030257 - PSEP-5310B TOC						Sediment						
Blank (0030257-BLK1)			Prepared: 03/06/20 17:23 Analyzed: 03/11/20 01:57									
<u>SM 5310 B MOD</u>												
Total Organic Carbon	ND	0.020	0.020	% by Weight	1	---	---	---	---	---	---	
LCS (0030257-BS1)			Prepared: 03/06/20 17:23 Analyzed: 03/11/20 02:08									
<u>SM 5310 B MOD</u>												
Total Organic Carbon	9700			mg/kg	1	10000	---	97	90-110%	---	---	
Duplicate (0030257-DUP1)			Prepared: 03/06/20 17:23 Analyzed: 03/11/20 02:51									
<u>QC Source Sample: Non-SDG (A0C0030-01)</u>												
Total Organic Carbon	0.30	0.020	0.020	% by Weight	1	---	0.29	---	---	4	20%	H-08
Duplicate (0030257-DUP2)			Prepared: 03/06/20 17:23 Analyzed: 03/11/20 03:02									
<u>QC Source Sample: Non-SDG (A0C0030-01)</u>												
Total Organic Carbon	0.34	0.020	0.020	% by Weight	1	---	0.29	---	---	15	20%	H-08
Duplicate (0030257-DUP3)			Prepared: 03/06/20 17:23 Analyzed: 03/11/20 05:23									
<u>QC Source Sample: Non-SDG (A0C0030-11)</u>												
Total Organic Carbon	0.42	0.020	0.020	% by Weight	1	---	0.41	---	---	3	20%	H-08
Duplicate (0030257-DUP4)			Prepared: 03/06/20 17:23 Analyzed: 03/11/20 05:34									
<u>QC Source Sample: Non-SDG (A0C0030-11)</u>												
Total Organic Carbon	0.41	0.020	0.020	% by Weight	1	---	0.41	---	---	0.4	20%	H-08
Duplicate (0030257-DUP5)			Prepared: 03/06/20 17:23 Analyzed: 03/11/20 06:28									
<u>QC Source Sample: Non-SDG (A0C0036-01)</u>												
Total Organic Carbon	0.027	0.020	0.020	% by Weight	1	---	0.027	---	---	3	20%	H-08
Duplicate (0030257-DUP6)			Prepared: 03/06/20 17:23 Analyzed: 03/11/20 06:39									
<u>QC Source Sample: Non-SDG (A0C0036-01)</u>												
Total Organic Carbon	0.025	0.020	0.020	% by Weight	1	---	0.027	---	---	8	20%	H-08

Apex Laboratories

The results in this report apply to the samples analyzed in accordance with the chain of custody document. This analytical report must be reproduced in its entirety.



Anchor QEA, LLC 6720 SW Macadam Ave. Suite 125 Portland, OR 97219	Project: Gasco PreRD DG 2019 - 4a-b. DOC-CAP Testing Cores Project Number: [none] Project Manager: Ryan Barth	Report ID: A0C0034 - 03 24 20 1505
--	---	--

QUALITY CONTROL (QC) SAMPLE RESULTS

Demand Parameters

Analyte	Result	Detection Limit	Reporting Limit	Units	Dilution	Spike Amount	Source Result	% REC	% REC Limits	RPD	RPD Limit	Notes
Batch 0030257 - PSEP-5310B TOC						Sediment						
Duplicate (0030257-DUP7)			Prepared: 03/06/20 17:23 Analyzed: 03/11/20 07:23									
<u>QC Source Sample: Non-SDG (A0C0058-01)</u>												
Total Organic Carbon	2.5	0.020	0.020	% by Weight	1	---	2.2	---	---	12	20%	H-08
Duplicate (0030257-DUP8)			Prepared: 03/06/20 17:23 Analyzed: 03/11/20 07:34									
<u>QC Source Sample: Non-SDG (A0C0058-01)</u>												
Total Organic Carbon	2.4	0.020	0.020	% by Weight	1	---	2.2	---	---	7	20%	H-08
Duplicate (0030257-DUP9)			Prepared: 03/06/20 17:23 Analyzed: 03/11/20 05:56									
<u>QC Source Sample: PDI-031SC-A-05-06-191017 (A0C0034-01)</u>												
<u>SM 5310 B MOD</u>												
Total Organic Carbon	0.029	0.020	0.020	% by Weight	1	---	0.033	---	---	12	20%	H-08

Apex Laboratories

The results in this report apply to the samples analyzed in accordance with the chain of custody document. This analytical report must be reproduced in its entirety.



Apex Laboratories, LLC

6700 S.W. Sandburg Street
 Tigard, OR 97223
 503-718-2323
 EPA ID: OR01039

Anchor QEA, LLC 6720 SW Macadam Ave. Suite 125 Portland, OR 97219	Project: Gasco PreRD DG 2019 - 4a-b. DOC-CAP Testing Cores Project Number: [none] Project Manager: Ryan Barth	Report ID: A0C0034 - 03 24 20 1505
--	---	--

QUALITY CONTROL (QC) SAMPLE RESULTS

Solid and Moisture Determinations

Analyte	Result	Detection Limit	Reporting Limit	Units	Dilution	Spike Amount	Source Result	% REC	% REC Limits	RPD	RPD Limit	Notes
Batch 0030128 - Total Solids (SM2540G/PSEP)						Sediment						
Duplicate (0030128-DUP1)						Prepared: 03/04/20 10:19 Analyzed: 03/10/20 17:17						
QC Source Sample: PDI-031SC-A-05-06-191017 (A0C0034-01)												
SM 2540 G												
Total Solids	84.4	1.00	1.00	% by Weight	1	---	85.4	---	---	1	10%	

Apex Laboratories

The results in this report apply to the samples analyzed in accordance with the chain of custody document. This analytical report must be reproduced in its entirety.



Anchor QEA, LLC 6720 SW Macadam Ave. Suite 125 Portland, OR 97219	Project: Gasco PreRD DG 2019 - 4a-b. DOC-CAP Testing Cores Project Number: [none] Project Manager: Ryan Barth	Report ID: A0C0034 - 03 24 20 1505
--	---	--

SAMPLE PREPARATION INFORMATION

Polychlorinated Biphenyls by EPA 8082A

Prep: EPA 3546

Lab Number	Matrix	Method	Sampled	Prepared	Sample Initial/Final	Default Initial/Final	RL Prep Factor
<u>Batch: 0030288</u>							
A0C0034-01	Sediment	EPA 8082A	10/17/19 09:04	03/09/20 12:06	30.1g/2mL	30g/2mL	1.00
A0C0034-02	Sediment	EPA 8082A	10/17/19 09:04	03/09/20 12:06	30.25g/2mL	30g/2mL	0.99

Organochlorine Pesticides by EPA 8081B

Prep: EPA 3546/3640A (GPC)

Lab Number	Matrix	Method	Sampled	Prepared	Sample Initial/Final	Default Initial/Final	RL Prep Factor
<u>Batch: 0030350</u>							
A0C0034-01RE1	Sediment	EPA 8081B	10/17/19 09:04	03/05/20 14:36	10.91g/10mL	10g/5mL	1.83
A0C0034-02RE1	Sediment	EPA 8081B	10/17/19 09:04	03/05/20 14:36	10.72g/10mL	10g/5mL	1.87

Polyaromatic Hydrocarbons (PAHs) by EPA 8270D (Scan)

Prep: EPA 3546

Lab Number	Matrix	Method	Sampled	Prepared	Sample Initial/Final	Default Initial/Final	RL Prep Factor
<u>Batch: 0030176</u>							
A0C0034-01	Sediment	EPA 8270D	10/17/19 09:04	03/05/20 10:24	10.14g/5mL	10g/5mL	0.99
A0C0034-02	Sediment	EPA 8270D	10/17/19 09:04	03/05/20 10:24	10.07g/5mL	10g/5mL	0.99

Demand Parameters

Prep: PSEP-5310B TOC

Lab Number	Matrix	Method	Sampled	Prepared	Sample Initial/Final	Default Initial/Final	RL Prep Factor
<u>Batch: 0030257</u>							
A0C0034-01	Sediment	SM 5310 B MOD	10/17/19 09:04	03/06/20 17:23			NA
A0C0034-02	Sediment	SM 5310 B MOD	10/17/19 09:04	03/06/20 17:23			NA

Solid and Moisture Determinations

Prep: Total Solids (SM2540G/PSEP)

Lab Number	Matrix	Method	Sampled	Prepared	Sample Initial/Final	Default Initial/Final	RL Prep Factor
<u>Batch: 0030128</u>							
A0C0034-01	Sediment	SM 2540 G	10/17/19 09:04	03/04/20 10:19			NA
A0C0034-02	Sediment	SM 2540 G	10/17/19 09:04	03/04/20 10:19			NA

Apex Laboratories

The results in this report apply to the samples analyzed in accordance with the chain of custody document. This analytical report must be reproduced in its entirety.



Anchor QEA, LLC

6720 SW Macadam Ave. Suite 125
Portland, OR 97219

Project: **Gasco PreRD DG 2019 - 4a-b. DOC-CAP Testing Cores**

Project Number: [none]

Project Manager: **Ryan Barth**

Report ID:

A0C0034 - 03 24 20 1505

QUALIFIER DEFINITIONS

Client Sample and Quality Control (QC) Sample Qualifier Definitions:

Apex Laboratories

- C-05** Extract has undergone a GPC (Gel-Permeation Chromatography) cleanup per EPA 3640A. Reporting levels may be raised due to dilution necessary for cleanup. Sample Final Volume includes the GPC dilution factor, see the Prep page for details.
- C-07** Extract has undergone Sulfuric Acid Cleanup by EPA 3665A, Sulfur Cleanup by EPA 3660B, and Florisil Cleanup by EPA 3620B in order to minimize matrix interference.
- H-08** Sample hold time extended by freezing at -18 degrees C. Total time at 4 degrees C was less than the standard hold time.
- J** Estimated Result. Result detected below the lowest point of the calibration curve, but above the specified MDL.
- Q-05** Analyses are not controlled on RPD values from sample and duplicate concentrations that are below 5 times the reporting level.
- Q-11** Spike recovery cannot be accurately quantified due to sample dilution required for high analyte concentration and/or matrix interference.
- R-02** The Reporting Limit for this analyte has been raised to account for interference from coeluting organic compounds present in the sample.
- S-05** Surrogate recovery is estimated due to sample dilution required for high analyte concentration and/or matrix interference.

Apex Laboratories

The results in this report apply to the samples analyzed in accordance with the chain of custody document. This analytical report must be reproduced in its entirety.



Anchor QEA, LLC 6720 SW Macadam Ave. Suite 125 Portland, OR 97219	Project: Gasco PreRD DG 2019 - 4a-b. DOC-CAP Testing Cores Project Number: [none] Project Manager: Ryan Barth	Report ID: A0C0034 - 03 24 20 1505
--	---	--

REPORTING NOTES AND CONVENTIONS:

Abbreviations:

- DET Analyte DETECTED at or above the detection or reporting limit.
- ND Analyte NOT DETECTED at or above the detection or reporting limit.
- NR Result Not Reported
- RPD Relative Percent Difference. RPDs for Matrix Spikes and Matrix Spike Duplicates are based on concentration, not recovery.

Detection Limits: Limit of Detection (LOD)

Limits of Detection (LODs) are normally set at a level of one half the validated Limit of Quantitation (LOQ).
If no value is listed ('-----'), then the data has not been evaluated below the Reporting Limit.

Reporting Limits: Limit of Quantitation (LOQ)

Validated Limits of Quantitation (LOQs) are reported as the Reporting Limits for all analyses where the LOQ, MRL, PQL or CRL are requested. The LOQ represents a level at or above the low point of the calibration curve, that has been validated according to Apex Laboratories' comprehensive LOQ policies and procedures.

Reporting Conventions:

- Basis: Results for soil samples are generally reported on a 100% dry weight basis.
The Result Basis is listed following the units as "dry", "wet", or " " (blank) designation.
 - "dry" Sample results and Reporting Limits are reported on a dry weight basis. (i.e. "ug/kg dry")
See Percent Solids section for details of dry weight analysis.
 - "wet" Sample results and Reporting Limits for this analysis are normally dry weight corrected, but have not been modified in this case.
 - " " Results without 'wet' or 'dry' designation are not normally dry weight corrected. These results are considered 'As Received'.

QC Source:

In cases where there is insufficient sample provided for Sample Duplicates and/or Matrix Spikes, a Lab Control Sample Duplicate (LCS Dup) may be analyzed to demonstrate accuracy and precision of the extraction batch.

Non-Client Batch QC Samples (Duplicates and Matrix Spike/Duplicates) may not be included in this report. Please request a Full QC report if this data is required.

Miscellaneous Notes:

- " --- " QC results are not applicable. For example, % Recoveries for Blanks and Duplicates, % RPD for Blanks, Blank Spikes and Matrix Spikes, etc.
- " *** " Used to indicate a possible discrepancy with the Sample and Sample Duplicate results when the %RPD is not available. In this case, either the Sample or the Sample Duplicate has a reportable result for this analyte, while the other is Non Detect (ND).

Blanks:

Standard practice is to evaluate the results from Blank QC Samples down to a level equal to 1/2 the Reporting Limit (RL).
-For Blank hits falling between 1/2 the RL and the RL (J flagged hits), the associated sample and QC data will receive a 'B-02' qualifier.
-For Blank hits above the RL, the associated sample and QC data will receive a 'B' qualifier, per Apex Laboratories' Blank Policy.
For further details, please request a copy of this document.

Apex Laboratories

The results in this report apply to the samples analyzed in accordance with the chain of custody document. This analytical report must be reproduced in its entirety.



Anchor QEA, LLC 6720 SW Macadam Ave. Suite 125 Portland, OR 97219	Project: Gasco PreRD DG 2019 - 4a-b. DOC-CAP Testing Cores Project Number: [none] Project Manager: Ryan Barth	Report ID: A0C0034 - 03 24 20 1505
--	---	--

REPORTING NOTES AND CONVENTIONS (Cont.):

Blanks (Cont.):

Sample results flagged with a 'B' or 'B-02' qualifier are potentially biased high if the sample results are less than ten times the level found in the blank for inorganic analyses, or less than five times the level found in the blank for organic analyses.

'B' and 'B-02' qualifications are only applied to sample results detected above the Reporting Level.

Preparation Notes:

Mixed Matrix Samples:

Water Samples:

Water samples containing significant amounts of sediment are decanted or separated prior to extraction, and only the water portion analyzed, unless otherwise directed by the client.

Soil and Sediment Samples:

Soil and Sediment samples containing significant amounts of water are decanted prior to extraction, and only the solid portion analyzed, unless otherwise directed by the client.

Sampling and Preservation Notes:

Certain regulatory programs, such as National Pollutant Discharge Elimination System (NPDES), require that activities such as sample filtration (for dissolved metals, orthophosphate, hexavalent chromium, etc.) and testing of short hold analytes (pH, Dissolved Oxygen, etc.) be performed in the field (on-site) within a short time window. In addition, sample matrix spikes are required for some analyses, and sufficient volume must be provided, and billable site specific QC requested, if this is required. All regulatory permits should be reviewed to ensure that these requirements are being met.

Data users should be aware of which regulations pertain to the samples they submit for testing. If related sample collection activities are not approved for a particular regulatory program, results should be considered estimates. Apex Laboratories will qualify these analytes according to the most stringent requirements, however results for samples that are for non-regulatory purposes may be acceptable.

Samples that have been filtered and preserved at Apex Laboratories per client request are listed in the preparation section of the report with the date and time of filtration listed.

Apex Laboratories maintains detailed records on sample receipt, including client label verification, cooler temperature, sample preservation, hold time compliance and field filtration. Data is qualified as necessary, and the lack of qualification indicates compliance with required parameters.

Apex Laboratories

The results in this report apply to the samples analyzed in accordance with the chain of custody document. This analytical report must be reproduced in its entirety.



Apex Laboratories, LLC

6700 S.W. Sandburg Street
Tigard, OR 97223
503-718-2323
EPA ID: OR01039

Anchor QEA, LLC 6720 SW Macadam Ave. Suite 125 Portland, OR 97219	Project: Gasco PreRD DG 2019 - 4a-b. DOC-CAP Testing Cores Project Number: [none] Project Manager: Ryan Barth	Report ID: A0C0034 - 03 24 20 1505
--	---	--

LABORATORY ACCREDITATION INFORMATION

TNI Certification ID: OR100062 (Primary Accreditation) - EPA ID: OR01039

All methods and analytes reported from work performed at Apex Laboratories are included on Apex Laboratories' ORELAP Scope of Certification, with the exception of any analyte(s) listed below:

Apex Laboratories

Matrix	Analysis	TNI_ID	Analyte	TNI_ID	Accreditation
<u>All reported analytes are included in Apex Laboratories' current ORELAP scope.</u>					

Secondary Accreditations

Apex Laboratories also maintains reciprocal accreditation with non-TNI states (Washington DOE), as well as other state specific accreditations not listed here.

Subcontract Laboratory Accreditations

Subcontracted data falls outside of Apex Laboratories' Scope of Accreditation. Please see the Subcontract Laboratory report for full details, or contact your Project Manager for more information.

Field Testing Parameters

Results for Field Tested data are provided by the client or sampler, and fall outside of Apex Laboratories' Scope of Accreditation.

Apex Laboratories

The results in this report apply to the samples analyzed in accordance with the chain of custody document. This analytical report must be reproduced in its entirety.



Apex Laboratories, LLC

6700 S.W. Sandburg Street
Tigard, OR 97223
503-718-2323
EPA ID: OR01039

Anchor QEA, LLC
6720 SW Macadam Ave. Suite 125
Portland, OR 97219

Project: Gasco PreRD DG 2019 - 4a-b. DOC-CAP Testing Cores

Project Number: [none]
Project Manager: Ryan Barth

Report ID:
A0C0034 - 03 24 20 1505

A0C0034
A00718
COC ID: APEX1-20191017-123936
Sample Custodian: SN
Lab: Apex - Archive

ENVIRONMENTAL SAMPLE CHAIN OF CUSTODY



POC: Delaney Peterson (360-715-2707)
1605 Cornwell Avenue, Bellingham, WA 98225
Project: Gasco PDI
Client: NW Natural

COC Sample Number	Field Sample ID	Sample Type	Matrix	Collected Date	Time	Containers	Lab OC	Test Request	Method	TAT**	Preservative
001	PD-031SC-A-03-01-191017	N	SE	10/17/2019	9:04	1	<input type="checkbox"/>	Archive (APEX)	ARCHIVE	-1	-10°C
002	PD-031SC-A-01-02-191017	N	SE	10/17/2019	9:04	1	<input type="checkbox"/>	Archive (APEX)	ARCHIVE	-1	-10°C
003	PD-031SC-A-02-03-191017	N	SE	10/17/2019	9:04	1	<input type="checkbox"/>	Archive (APEX)	ARCHIVE	-1	-10°C
004	PD-031SC-A-03-04-191017	N	SE	10/17/2019	9:04	1	<input type="checkbox"/>	Archive (APEX)	ARCHIVE	-1	-10°C
005	PD-031SC-A-04-05-191017	N	SE	10/17/2019	9:04	1	<input type="checkbox"/>	Archive (APEX)	ARCHIVE	-1	-10°C
006	PD-031SC-A-05-06-191017	N	SE	10/17/2019	9:04	1	<input type="checkbox"/>	Archive (APEX)	ARCHIVE	-1	-10°C
007	PD-031SC-A-06-07-191017	N	SE	10/17/2019	9:04	1	<input type="checkbox"/>	Archive (APEX)	ARCHIVE	-1	-10°C
008	PD-031SC-A-07-08-191017	N	SE	10/17/2019	9:04	1	<input type="checkbox"/>	Archive (APEX)	ARCHIVE	-1	-10°C
009	PD-031SC-A-08-09-191017	N	SE	10/17/2019	9:04	1	<input type="checkbox"/>	Archive (APEX)	ARCHIVE	-1	-10°C
010	PD-031SC-A-09-10-191017	N	SE	10/17/2019	9:04	1	<input type="checkbox"/>	Archive (APEX)	ARCHIVE	-1	-10°C
011	PD-031SC-A-10-11-191017	N	SE	10/17/2019	9:04	1	<input type="checkbox"/>	Archive (APEX)	ARCHIVE	-1	-10°C

Received By:	Signature	Print Name	Company	Date/Time	Received By:	Signature	Print Name	Company	Date/Time
	<i>[Signature]</i>	Michael Kechin	Apex Labs	10/17/19 1410		<i>[Signature]</i>			
	<i>[Signature]</i>					<i>[Signature]</i>			
	<i>[Signature]</i>					<i>[Signature]</i>			

* Lab OC Requested for sample when box is checked ** TAT = Turn Around Time in DAYS # POC = Project Point of Contact

Apex Laboratories

[Signature]

The results in this report apply to the samples analyzed in accordance with the chain of custody document. This analytical report must be reproduced in its entirety.

Anchor QEA, LLC 6720 SW Macadam Ave. Suite 125 Portland, OR 97219	Project: Gasco PreRD DG 2019 - 4a-b. DOC-CAP Testing Cores Project Number: [none] Project Manager: Ryan Barth	Report ID: A0C0034 - 03 24 20 1505
--	--	--

APEX LABS COOLER RECEIPT FORM A0C0034

Client: Anchor QEA **Element WO#:** A9 J0718

Project/Project #: Gasco PDI - Archive

Delivery Info:
 Date/time received: 10-17-19 @ 1410 By: MM
 Delivered by: Apex Client ESS FedEx UPS Swift Senvoy SDS Other

Cooler Inspection Date/time inspected: 10-17-19 @ 1510 By: MM
 Chain of Custody included? Yes No Custody seals? Yes No
 Signed/dated by client? Yes No
 Signed/dated by Apex? Yes No

	Cooler #1	Cooler #2	Cooler #3	Cooler #4	Cooler #5	Cooler #6	Cooler #7
Temperature (°C)	<u>0.3</u>	<u>1.8</u>	<u>3.0</u>				
Received on ice? (Y/N)	<u>Y</u>	<u>Y</u>	<u>Y</u>				
Temp. blanks? (Y/N)	<u>Y</u>	<u>Y</u>	<u>Y</u>				
Ice type: (Gel/Real/Other)	<u>Real</u>	<u>"</u>	<u>"</u>				
Condition:	<u>good</u>	<u>"</u>	<u>"</u>				

Cooler out of temp? (Y/N) Possible reason why: NA
 If some coolers are in temp and some out, were green dots applied to out of temperature samples? Yes/No/NA NA
 Out of temperature samples form initiated? Yes/No/NA NA

Samples Inspection: Date/time inspected: 10/18/19 @ 15:52 By: KB
 All samples intact? Yes No Comments: _____

 Bottle labels/COCs agree? Yes No Comments: _____

 COC/container discrepancies form initiated? Yes No NA
 Containers/volumes received appropriate for analysis? Yes No Comments: _____

 Do VOA vials have visible headspace? Yes No NA
 Comments: _____
 Water samples: pH checked: Yes No NA pH appropriate? Yes No NA
 Comments: _____

Additional information:

Labeled by: KB Witness: [Signature] Cooler Inspected by: KB See Project Contact Form: Y



**Sample Receipt Documentation
(Work orders, Chain of Custody & Cooler Receipt Forms)**

A0C0034

Apex Laboratories

Client: Anchor QEA, LLC	Project Manager: Darwin Thomas
Project: Gasco PreRD_DG 2019 - 4a-b. DOC-CAP Testing	Project Number: [none]

<p>Report To: Anchor QEA, LLC Ryan Barth 6720 SW Macadam Ave. Suite 125 Portland, OR 97219 Phone: (503) 670-1108 Fax: na</p>	<p>Invoice To: Anchor QEA, LLC Seattle Accounts Payable 1201 3rd Avenue, Suite 2600 Seattle, WA 98101 Phone : (206) 287-9130 Fax: (206) 287-9131</p>
---	---

Date Due: 03/16/20 17:00 (102 day TAT)	
Received By: Mike Kachnik	Date Received: 10/17/19 14:10
Logged In By: Susan L. Treat	Date Logged In: 03/02/20 15:38

Cooler #1 received at 0.3°C									
Custody Seals	Yes	Containers Intact	Yes	COC/Labels Agree	Yes	PH Confirmed	No	Received On Ice	Yes
Temperature OK	Yes								
Cooler #2 received at 1.8°C									
Custody Seals	Yes	Containers Intact	Yes	COC/Labels Agree	Yes	PH Confirmed	No	Received On Ice	Yes
Temperature OK	Yes								
Cooler #3 received at 3.0°C									
Custody Seals	Yes	Containers Intact	Yes	COC/Labels Agree	Yes	PH Confirmed	No	Received On Ice	Yes
Temperature OK	Yes								

Analysis	Due	TAT	Expires	Comments
A0C0034-01 PDI-031SC-A-05-06-191017 [Sediment] Sampled 10/17/19				
09:04 (GMT-08:00) Pacific Time (US & Canada) 1 Containers				
Dry Weight				
Dry Weight	03/16/20 17:00	3	04/14/20 09:04	Use Results from TS.. Make NR once completed.
Project Mgmt				
Data Package	04/13/20 17:00	20	01/24/20 09:04	
Semivols (ECD)				
8081B 2,4+4,4-DDx Only (+Add)	03/16/20 17:00	10	10/31/19 09:04	MDL. Use Custom Spike.
8082 PCBs - Low Level (30g/2mL)	03/16/20 17:00	10	10/16/20 09:04	+1262,1268
Semivols (Scan)				
8270D LL PAH Only (Scan)	03/16/20 17:00	10	10/31/19 09:04	
Wet Chem				
Solids, Total (SM 2540 G,B)	03/16/20 17:00	10	04/14/20 09:04	Use Results for Dry Weight (Not for Waters)
Total Organic Carbon - Soil (5310 B)	03/16/20 17:00	10	11/14/19 09:04	

A0C0034

Apex Laboratories

Client: Anchor QEA, LLC	Project Manager: Darwin Thomas
Project: Gasco PreRD_DG 2019 - 4a-b. DOC-CAP Testing	Project Number: [none]

Analysis	Due	TAT	Expires	Comments
A0C0034-02 PDI-031SC-A-06-07-191017 [Sediment] Sampled 10/17/19 09:04 (GMT-08:00) Pacific Time (US & Canada) 1 Containers				A9J0718-07
Dry Weight				
Dry Weight	03/16/20 17:00	3	04/14/20 09:04	Use Results from TS.. Make NR once completed.
Semivols (ECD)				
8081B 2,4+4,4-DDx Only (+Add)	03/16/20 17:00	10	10/31/19 09:04	MDL. Use Custom Spike.
8082 PCBs - Low Level (30g/2mL)	03/16/20 17:00	10	10/16/20 09:04	+1262,1268
Semivols (Scan)				
8270D LL PAH Only (Scan)	03/16/20 17:00	10	10/31/19 09:04	
Wet Chem				
Solids, Total (SM 2540 G,B)	03/16/20 17:00	10	04/14/20 09:04	Use Results for Dry Weight (Not for Waters)
Total Organic Carbon - Soil (5310 B)	03/16/20 17:00	10	11/14/19 09:04	

ENVIRONMENTAL SAMPLE CHAIN OF CUSTODY

A000034
A9J0718

POC: * Delaney Peterson (360-715-2707)
1605 Cornwall Avenue, Bellingham, WA 98225

Project: Gasco PDI
Client: NW Natural

COC ID: APEX1-20191017-123936
Sample Custodian: SN
Lab: Apex - Archive

COC Sample Number	Field Sample ID	Sample Type	Matrix	Collected Date	Time	Containers #	Lab QC*	Test Request	Method	TAT**	Preservative
001	PDI-031SC-A-00-01-191017	N	SE	10/17/2019	9:04	1	<input type="checkbox"/>	Archive (APEX)	ARCHIVE	-1	-10°C
002	PDI-031SC-A-01-02-191017	N	SE	10/17/2019	9:04	1	<input type="checkbox"/>	Archive (APEX)	ARCHIVE	-1	-10°C
003	PDI-031SC-A-02-03-191017	N	SE	10/17/2019	9:04	1	<input type="checkbox"/>	Archive (APEX)	ARCHIVE	-1	-10°C
004	PDI-031SC-A-03-04-191017	N	SE	10/17/2019	9:04	1	<input type="checkbox"/>	Archive (APEX)	ARCHIVE	-1	-10°C
005	PDI-031SC-A-04-05-191017	N	SE	10/17/2019	9:04	1	<input type="checkbox"/>	Archive (APEX)	ARCHIVE	-1	-10°C
006	PDI-031SC-A-05-06-191017	N	SE	10/17/2019	9:04	1	<input type="checkbox"/>	Archive (APEX)	ARCHIVE	-1	-10°C
007	PDI-031SC-A-06-07-191017	N	SE	10/17/2019	9:04	1	<input type="checkbox"/>	Archive (APEX)	ARCHIVE	-1	-10°C
008	PDI-031SC-A-07-08-191017	N	SE	10/17/2019	9:04	1	<input type="checkbox"/>	Archive (APEX)	ARCHIVE	-1	-10°C
009	PDI-031SC-A-08-09-191017	N	SE	10/17/2019	9:04	1	<input type="checkbox"/>	Archive (APEX)	ARCHIVE	-1	-10°C
010	PDI-031SC-A-09-10-191017	N	SE	10/17/2019	9:04	1	<input type="checkbox"/>	Archive (APEX)	ARCHIVE	-1	-10°C
011	PDI-031SC-A-10-11-191017	N	SE	10/17/2019	9:04	1	<input type="checkbox"/>	Archive (APEX)	ARCHIVE	-1	-10°C

Comment:

Relinquished By	Received By	Relinquished By	Received By	Relinquished By	Received By
Signature: <i>[Signature]</i>	Signature: <i>[Signature]</i>	Signature: <i>[Signature]</i>	Signature: <i>[Signature]</i>	Signature: <i>[Signature]</i>	Signature: <i>[Signature]</i>
Print Name: <i>E. OKENRO</i>	Print Name: <i>Michael Radwin</i>	Print Name:	Print Name:	Print Name:	Print Name:
Company: <i>AQ</i>	Company: <i>Apex Labs</i>	Company:	Company:	Company:	Company:
Date/Time: <i>10/17/19 1410</i>	Date/Time: <i>10-17-19 1410</i>	Date/Time:	Date/Time:	Date/Time:	Date/Time:

APEX LABS COOLER RECEIPT FORM

A000034

Client: Anchor QEA Element WO#: A9 J0718

Project/Project #: Gasco PDI - Archive

Delivery Info:

Date/time received: 10-17-19 @ 1410 By: MM

Delivered by: Apex Client ESS FedEx UPS Swift Senvoy SDS Other

Cooler Inspection Date/time inspected: 10-17-19 @ 1510 By: MM

Chain of Custody included? Yes No Custody seals? Yes No

Signed/dated by client? Yes No

Signed/dated by Apex? Yes No

	Cooler #1	Cooler #2	Cooler #3	Cooler #4	Cooler #5	Cooler #6	Cooler #7
Temperature (°C)	<u>0.3</u>	<u>1.8</u>	<u>3.0</u>				
Received on ice? (Y/N)	<u>Y</u>	<u>Y</u>	<u>Y</u>				
Temp. blanks? (Y/N)	<u>Y</u>	<u>Y</u>	<u>Y</u>				
Ice type: (Gel/Real/Other)	<u>Real</u>	<u>"</u>	<u>"</u>				
Condition:	<u>good</u>	<u>"</u>	<u>"</u>				

Cooler out of temp? (Y/N) Possible reason why: _____
If some coolers are in temp and some out, were green dots applied to out of temperature samples? Yes/No/NA

Out of temperature samples form initiated? Yes/No/NA

Samples Inspection: Date/time inspected: 10/18/19 @ 15:52 By: KS

All samples intact? Yes No Comments: _____

Bottle labels/COCs agree? Yes No Comments: _____

COC/container discrepancies form initiated? Yes No NA

Containers/volumes received appropriate for analysis? Yes No Comments: _____

Do VOA vials have visible headspace? Yes No NA

Comments: _____

Water samples: pH checked: Yes No NA pH appropriate? Yes No NA

Comments: _____

Additional information: _____

Labeled by: KS Witness: [Signature] Cooler Inspected by: [Signature] See Project Contact Form: Y

CLP-Like Forms

Apex Laboratories

SDG: Gasco PreRD_DG 2019

CLASS: GC

METHOD: EPA 8082A

ANALYSES DATA PACKAGE COVER PAGE

EPA 8082A

Laboratory: Apex Laboratories

SDG: Gasco PreRD_DG 2019

Client: Anchor QEA, LLC

Project: Gasco PreRD_DG 2019 - 4a-b. DOC-CAP Testing Co

Client Sample Id:

PDI-031SC-A-05-06-191017

PDI-031SC-A-06-07-191017

Lab Sample Id:

A0C0034-01

A0C0034-02

Matrix

Sediment

Sediment

I certify that this data package is in compliance with the terms and conditions of the contract, both technically and for completeness, for other than the conditions detailed above. Release of the data contained in this hardcopy data package and in computer-readable data submitted on diskette has been authorized by the Laboratory Manager or the Manager's designee, as verified by the following signatures.

Signature: _____



Name: _____

David G. Jack

Forms Created: _____

3/26/2020 11:04AM

Title: _____

Technical Manager

METHOD DETECTION AND REPORTING LIMITS

EPA 8082A

Laboratory: Apex Laboratories

SDG: Gasco PreRD_DG 2019

Client: Anchor QEA, LLC

Project: Gasco PreRD_DG 2019 - 4a-b. DOC-CAP

Batch Matrix: Sediment

Analyte	MDL	MRL	Units
Aroclor 1016	0.670	1.33	ug/kg
Aroclor 1221	0.670	1.33	ug/kg
Aroclor 1232	0.670	1.33	ug/kg
Aroclor 1242	0.670	1.33	ug/kg
Aroclor 1248	0.670	1.33	ug/kg
Aroclor 1254	0.670	1.33	ug/kg
Aroclor 1260	0.670	1.33	ug/kg
Aroclor 1262	0.670	1.33	ug/kg
Aroclor 1268	0.670	1.33	ug/kg

Note: MDLs are listed only if the corresponding analyte was evaluated to the MDL in this report .

ORGANIC ANALYSIS DATA SHEET

EPA 8082A

PDI-031SC-A-05-06-191017

Laboratory: <u>Apex Laboratories</u>	SDG: <u>Gasco PreRD_DG 2019</u>	
Client: <u>Anchor QEA, LLC</u>	Project: <u>Gasco PreRD_DG 2019 - 4a-b. DOC-CAP Testing Co</u>	
Matrix: <u>Sediment</u>	Laboratory ID: <u>A0C0034-01</u>	File ID: <u>ECD2R004.D</u>
Sampled: <u>10/17/19 09:04</u>	Prepared: <u>03/09/20 12:06</u>	Analyzed: <u>03/12/20 09:20</u>
Solids: <u>85.42</u>	Preparation: <u>EPA 3546</u>	Initial/Final: <u>30.1 g / 2 mL</u>
Batch: <u>0030288</u>	Sequence: <u>0C12025</u>	Calibration: <u>A0A1501</u> Instrument: <u>DUALECD2R</u>

CAS NO.	COMPOUND	DILUTION	CONC. (ug/kg dry)	Q
12674-11-2	Aroclor 1016	1	0.782	U
11104-28-2	Aroclor 1221	1	0.782	U
11141-16-5	Aroclor 1232	1	0.782	U
53469-21-9	Aroclor 1242	1	0.782	U
12672-29-6	Aroclor 1248	1	0.782	U
11097-69-1	Aroclor 1254	1	0.782	U
11096-82-5	Aroclor 1260	1	0.782	U
37324-23-5	Aroclor 1262	1	0.782	U
11100-14-4	Aroclor 1268	1	0.782	U

SYSTEM MONITORING COMPOUND	ADDED (ug/kg dry)	CONC (ug/kg dry)	% REC	QC LIMITS	Q
Decachlorobiphenyl (Surr)	19.4	15.2	78	43 - 120	

* Values outside of QC limits

ORGANIC ANALYSIS DATA SHEET

EPA 8082A

PDI-031SC-A-06-07-191017

Laboratory: <u>Apex Laboratories</u>	SDG: <u>Gasco PreRD_DG 2019</u>	
Client: <u>Anchor QEA, LLC</u>	Project: <u>Gasco PreRD_DG 2019 - 4a-b. DOC-CAP Testing Co</u>	
Matrix: <u>Sediment</u>	Laboratory ID: <u>A0C0034-02</u>	File ID: <u>ECD2R006.D</u>
Sampled: <u>10/17/19 09:04</u>	Prepared: <u>03/09/20 12:06</u>	Analyzed: <u>03/12/20 09:55</u>
Solids: <u>80.23</u>	Preparation: <u>EPA 3546</u>	Initial/Final: <u>30.25 g / 2 mL</u>
Batch: <u>0030288</u>	Sequence: <u>0C12025</u>	Calibration: <u>A0A1501</u> Instrument: <u>DUALECD2R</u>

CAS NO.	COMPOUND	DILUTION	CONC. (ug/kg dry)	Q
12674-11-2	Aroclor 1016	1	0.828	U
11104-28-2	Aroclor 1221	1	0.828	U
11141-16-5	Aroclor 1232	1	0.828	U
53469-21-9	Aroclor 1242	1	0.828	U
12672-29-6	Aroclor 1248	1	0.828	U
11097-69-1	Aroclor 1254	1	0.828	U
11096-82-5	Aroclor 1260	1	0.828	U
37324-23-5	Aroclor 1262	1	0.828	U
11100-14-4	Aroclor 1268	1	0.828	U

SYSTEM MONITORING COMPOUND	ADDED (ug/kg dry)	CONC (ug/kg dry)	% REC	QC LIMITS	Q
Decachlorobiphenyl (Surr)	20.6	14.9	72	43 - 120	

* Values outside of QC limits

PREPARATION BATCH SUMMARY

EPA 8082A

Laboratory: Apex Laboratories

SDG: Gasco PreRD_DG 2019

Client: Anchor QEA, LLC

Project: Gasco PreRD_DG 2019 - 4a-b. DOC-CAP Testing Co

Batch: 0030288

Batch Matrix: Sediment

Preparation: EPA 3546

SAMPLE NAME	LAB SAMPLE ID	LAB FILE ID	DATE PREPARED	OBSERVATIONS
Blank	0030288-BLK1	ECD2F004.D	03/09/20 12:06	
LCS	0030288-BS1	ECD2F005.D	03/09/20 12:06	
PDI-031SC-A-05-06-191017	A0C0034-01	ECD2R004.D	03/09/20 12:06	
PDI-031SC-A-06-07-191017	A0C0034-02	ECD2R006.D	03/09/20 12:06	

Note: Client samples are listed only if they are included in this report.

Duplicates and Matrix Spike/Duplicates QC Samples are only listed if sourced from a sample included in this report.

METHOD BLANK DATA SHEET
EPA 8082A

Laboratory: Apex Laboratories SDG: Gasco PreRD_DG 2019
 Client: Anchor QEA, LLC Project: Gasco PreRD_DG 2019 - 4a-b. DOC-CAP Testing C
 Matrix: Sediment Laboratory ID: 0030288-BLK1 File ID: ECD2F004.D
 Prepared: 03/09/20 12:06 Preparation: EPA 3546 Initial/Final: 31 g / 2 mL
 Analyzed: 03/12/20 09:20 Instrument: DUALECD2F
 Batch: 0030288 Sequence: 0C12024 Calibration: A0B1902

CAS NO.	COMPOUND	CONC. (ug/kg wet)	Q
12674-11-2	Aroclor 1016	0.648	U
11104-28-2	Aroclor 1221	0.648	U
11141-16-5	Aroclor 1232	0.648	U
53469-21-9	Aroclor 1242	0.648	U
12672-29-6	Aroclor 1248	0.648	U
11097-69-1	Aroclor 1254	0.648	U
11096-82-5	Aroclor 1260	0.648	U
37324-23-5	Aroclor 1262	0.648	U
11100-14-4	Aroclor 1268	0.648	U

SYSTEM MONITORING COMPOUND	ADDED (ug/kg wet)	CONC (ug/kg wet)	% REC	QC LIMITS	Q
Decachlorobiphenyl (Surr)	16.1	16.1	100	43 - 120	

LCS / LCS DUPLICATE RECOVERY

EPA 8082A

Laboratory: Apex Laboratories

SDG: Gasco PreRD_DG 2019

Client: Anchor QEA, LLC

Project: Gasco PreRD_DG 2019 - 4a-b. DOC-CAP Testing Co

Matrix: Sediment

Batch: 0030288

Laboratory ID: 0030288-BS1

Preparation: EPA 3546

Initial/Final: 30 g / 2 mL

COMPOUND	SPIKE ADDED (ug/kg wet)	LCS CONCENTRATION (ug/kg wet)	LCS % REC. (* = Out)	QC LIMITS REC.
Aroclor 1016	83.3	55.8	67	47 - 134
Aroclor 1260	83.3	69.8	84	53 - 140

* = Values outside of QC limits

ANALYSIS BATCH (SEQUENCE) SUMMARY

EPA 8082A

Laboratory: Apex Laboratories

SDG: Gasco PreRD_DG 2019

Client: Anchor QEA, LLC

Project: Gasco PreRD_DG 2019 - 4a-b. DOC-CAP Testing C

Sequence: 0A13050

Instrument: DUALECD2R

Matrix: Sediment

Calibration: A0A1501

Sample Name	Lab Sample ID	Lab File ID	Analysis Date/Time
Initial Cal Blank	0A13050-ICB1	ECD2R004.D	01/13/20 17:15
Cal Standard	0A13050-CAL1	ECD2R005.D	01/13/20 17:33
Cal Standard	0A13050-CAL2	ECD2R006.D	01/13/20 17:50
Cal Standard	0A13050-CAL3	ECD2R007.D	01/13/20 18:08
Cal Standard	0A13050-CAL4	ECD2R008.D	01/13/20 18:25
Cal Standard	0A13050-CAL5	ECD2R009.D	01/13/20 18:43
Cal Standard	0A13050-CAL6	ECD2R010.D	01/13/20 19:01
Cal Standard	0A13050-CAL7	ECD2R011.D	01/13/20 19:18
Initial Cal Check	0A13050-ICV1	ECD2R013.D	01/13/20 19:54
Cal Standard	0A13050-CAL8	ECD2R014.D	01/13/20 20:11
Cal Standard	0A13050-CAL9	ECD2R015.D	01/13/20 20:29
Cal Standard	0A13050-CALA	ECD2R016.D	01/13/20 20:46
Cal Standard	0A13050-CALB	ECD2R017.D	01/13/20 21:04
Cal Standard	0A13050-CALC	ECD2R018.D	01/13/20 21:22
Cal Standard	0A13050-CALD	ECD2R019.D	01/13/20 21:39
Cal Standard	0A13050-CALE	ECD2R020.D	01/13/20 21:57
Initial Cal Check	0A13050-ICV2	ECD2R021.D	01/13/20 22:15
Initial Cal Check	0A13050-ICV3	ECD2R022.D	01/13/20 22:32
Initial Cal Check	0A13050-ICV4	ECD2R023.D	01/13/20 22:50
Initial Cal Check	0A13050-ICV5	ECD2R025.D	01/14/20 08:02

Note: Client samples are listed only if they are included in this report.

Duplicates and Matrix Spike/Duplicates QC Samples are only listed if sourced from a sample included in this report.

ANALYSIS BATCH (SEQUENCE) SUMMARY

EPA 8082A

Laboratory: <u>Apex Laboratories</u>	SDG: <u>Gasco PreRD_DG 2019</u>
Client: <u>Anchor QEA, LLC</u>	Project: <u>Gasco PreRD_DG 2019 - 4a-b. DOC-CAP Testing C</u>
Sequence: <u>0B18016</u>	Instrument: <u>DUALECD2F</u>
Matrix: <u>Sediment</u>	Calibration: <u>A0B1902</u>

Sample Name	Lab Sample ID	Lab File ID	Analysis Date/Time
Initial Cal Blank	0B18016-ICB1	ECD2F007.D	02/18/20 09:21
Cal Standard	0B18016-CAL1	ECD2F008.D	02/18/20 09:47
Cal Standard	0B18016-CAL2	ECD2F009.D	02/18/20 10:04
Cal Standard	0B18016-CAL3	ECD2F010.D	02/18/20 10:22
Cal Standard	0B18016-CAL4	ECD2F011.D	02/18/20 10:40
Cal Standard	0B18016-CAL5	ECD2F012.D	02/18/20 10:57
Cal Standard	0B18016-CAL6	ECD2F013.D	02/18/20 11:15
Cal Standard	0B18016-CAL7	ECD2F014.D	02/18/20 11:32
Initial Cal Check	0B18016-ICV1	ECD2F016.D	02/18/20 12:08
Cal Standard	0B18016-CAL8	ECD2F017.D	02/18/20 12:25
Cal Standard	0B18016-CAL9	ECD2F018.D	02/18/20 12:43
Cal Standard	0B18016-CALA	ECD2F019.D	02/18/20 13:00
Cal Standard	0B18016-CALB	ECD2F020.D	02/18/20 13:18
Cal Standard	0B18016-CALC	ECD2F021.D	02/18/20 13:36
Cal Standard	0B18016-CALD	ECD2F022.D	02/18/20 13:53
Cal Standard	0B18016-CALE	ECD2F023.D	02/18/20 14:11
Initial Cal Check	0B18016-ICV2	ECD2F024.D	02/18/20 14:29
Initial Cal Check	0B18016-ICV3	ECD2F025.D	02/18/20 14:46
Initial Cal Check	0B18016-ICV4	ECD2F026.D	02/18/20 15:04
Initial Cal Check	0B18016-ICV5	ECD2F027.D	02/18/20 15:21

Note: Client samples are listed only if they are included in this report.

Duplicates and Matrix Spike/Duplicates QC Samples are only listed if sourced from a sample included in this report.

ANALYSIS BATCH (SEQUENCE) SUMMARY

EPA 8082A

Laboratory: Apex Laboratories

SDG: Gasco PreRD_DG 2019

Client: Anchor QEA, LLC

Project: Gasco PreRD_DG 2019 - 4a-b. DOC-CAP Testing C

Sequence: 0C12024

Instrument: DUALECD2F

Matrix: Sediment

Calibration: A0B1902

Sample Name	Lab Sample ID	Lab File ID	Analysis Date/Time
Calibration Check	0C12024-CCV1	ECD2F002.D	03/12/20 08:30
Calibration Blank	0C12024-CCB1	ECD2F003.D	03/12/20 08:48
Blank	0030288-BLK1	ECD2F004.D	03/12/20 09:20
LCS	0030288-BS1	ECD2F005.D	03/12/20 09:38
Calibration Check	0C12024-CCV2	ECD2F014.D	03/12/20 12:16
Calibration Blank	0C12024-CCB2	ECD2F015.D	03/12/20 12:34
Calibration Check	0C12024-CCV3	ECD2F026.D	03/12/20 15:47
Calibration Blank	0C12024-CCB3	ECD2F027.D	03/12/20 16:05

Note: Client samples are listed only if they are included in this report.

Duplicates and Matrix Spike/Duplicates QC Samples are only listed if sourced from a sample included in this report.

ANALYSIS BATCH (SEQUENCE) SUMMARY

EPA 8082A

Laboratory: Apex Laboratories

SDG: Gasco PreRD_DG 2019

Client: Anchor QEA, LLC

Project: Gasco PreRD_DG 2019 - 4a-b. DOC-CAP Testing C

Sequence: 0C12025

Instrument: DUALECD2R

Matrix: Sediment

Calibration: A0A1501

Sample Name	Lab Sample ID	Lab File ID	Analysis Date/Time
Calibration Check	0C12025-CCV1	ECD2R002.D	03/12/20 08:30
Calibration Blank	0C12025-CCB1	ECD2R003.D	03/12/20 08:48
PDI-031SC-A-05-06-191017	A0C0034-01	ECD2R004.D	03/12/20 09:20
PDI-031SC-A-06-07-191017	A0C0034-02	ECD2R006.D	03/12/20 09:55
Calibration Check	0C12025-CCV2	ECD2R016.D	03/12/20 12:51
Calibration Blank	0C12025-CCB2	ECD2R017.D	03/12/20 13:09
Calibration Check	0C12025-CCV3	ECD2R028.D	03/12/20 16:23
Calibration Blank	0C12025-CCB3	ECD2R029.D	03/12/20 16:40

Note: Client samples are listed only if they are included in this report.

Duplicates and Matrix Spike/Duplicates QC Samples are only listed if sourced from a sample included in this report.

INITIAL CALIBRATION DATA (Summary)

EPA 8082A

Laboratory: Apex Laboratories

SDG: Gasco PreRD DG 2019

Client: Anchor QEA, LLC

Project: Gasco PreRD_DG 2019 - 4a-b. DOC-CAP Testing

Calibration: A0A1501

Date: 01/15/20 08:26

Instrument: DUALECD2R

Compound	Mean RF	FIT	RF RSD	Mean RT	RT RSD	Linear r	Quad COD	LIMIT	Q
Aroclor 1016		Ave						20	
Aroclor 1221		Ave						20	
Aroclor 1232		Ave						20	
Aroclor 1242		Ave						20	
Aroclor 1248		Ave						20	
Aroclor 1254		Ave						20	
Aroclor 1260		Ave						20	
Aroclor 1262		Ave						20	
Aroclor 1268		Ave						20	
Decachlorobiphenyl (Surr)	111223.7	Ave	7.396349	10.55114	1.281006E-02			20	

Note: ** Quad COD may be incorrect if weighting (1/a) or (1/a²) used. Weighting not shown here. Please see instrument calibration printouts for validation.

INITIAL CALIBRATION DATA

EPA 8082A

Laboratory: Apex Laboratories

SDG: Gasco PreRD DG 2019

Client: Anchor QEA, LLC

Project: Gasco PreRD DG 2019 - 4a-b. DOC-CAP Te

Calibration: A0A1501

Instrument: DUALECD2R

Calibration Date: 01/15/20 08:26

Compound	Level 01		Level 02		Level 03		Level 04		Level 05		Level 06	
	ng/mL	RF	ng/mL	RF	ng/mL	RF	ng/mL	RF	ng/mL	RF	ng/mL	RF
1016 (1)	20	7263.95	50	6876.42	100	6397.28	200	5954.215	500	5671.72	1000	5624.087
1016 (2)	20	12472.9	50	11959.92	100	11426.6	200	11672.72	500	10968.62	1000	11025.44
1016 (3)	20	5801.75	50	5801.38	100	5369.91	200	5336.32	500	5077.81	1000	5145.954
1016 (4)	20	5870.45	50	5570.68	100	5194.09	200	4909.52	500	4406.78	1000	4338.878
1016 (5)	20	6568.75	50	6158.62	100	5693.13	200	5381.97	500	5073.978	1000	5224.293
1016 (6)	20	6760.6	50	6310.16	100	5881.35	200	5800.32	500	5147.766	1000	5149.713
Aroclor 1016	20	θ	50	θ	100	θ	200	θ	500	θ	1000	θ
1260 (1)	20	11821.5	50	10819.18	100	10604.65	200	10466.11	500	10161.83	1000	10123.09
1260 (2)	20	14049.55	50	13128.22	100	13214.6	200	12556.99	500	12304.63	1000	12298.76
1260 (3)	20	14118	50	13483.44	100	13273.38	200	13721.19	500	13080.06	1000	12961.67
1260 (4)	20	20729.65	50	20959.06	100	20510.63	200	21259.37	500	20993.46	1000	21886.59
1260 (5)	20	12895.05	50	12167.28	100	12204.07	200	12359.45	500	12141.69	1000	12074.36
1260 (6)	20	5118.75	50	5238.06	100	4788.51	200	5044.68	500	4784.452	1000	4594.659
Aroclor 1260	20	θ	50	θ	100	θ	200	θ	500	θ	1000	θ
Decachlorobiphenyl (Surr)	10	107063.8	25	110239.3	50	107929.1	100	108917.2	250	100873.3	500	117191.4

INITIAL CALIBRATION DATA (Continued)

EPA 8082A

Laboratory: Apex Laboratories

SDG: Gasco PreRD_DG 2019

Client: Anchor QEA, LLC

Project: Gasco PreRD_DG 2019 - 4a-b. DOC-CAP Te

Calibration: A0A1501

Instrument: DUALECD2R

Matrix:

Calibration Date: 01/15/20 08:26

Compound	Level 07		Level 08		Level 09		Level 10		Level 11		Level 12	
	ng/mL	RF	ng/mL	RF	ng/mL	RF	ng/mL	RF	ng/mL	RF	ng/mL	RF
1016 (1)	1500	5486.193										
1016 (2)	1500	10563.24										
1016 (3)	1500	4962.429										
1016 (4)	1500	4294.934										
1016 (5)	1500	4717.885										
1016 (6)	1500	4938.143										
Aroclor 1016	1500	ϕ										
1254 (1)											500	8473.848
1254 (2)											500	13909.83
1254 (3)											500	15174.34
1254 (4)											500	10916.49
1254 (5)											500	11248.66
1254 (6)											500	3527.182
Aroclor 1254											500	ϕ
1260 (1)	1500	9698.7										
1260 (2)	1500	11784.49										
1260 (3)	1500	12190.36										
1260 (4)	1500	21728.56										
1260 (5)	1500	11801.18										
1260 (6)	1500	4590.586										
Aroclor 1260	1500	ϕ										
Decachlorobiphenyl (Surr)	800	126351.8	200	ϕ	200	ϕ	200	ϕ	200	ϕ	200	ϕ

INITIAL CALIBRATION DATA (Continued)

EPA 8082A

Laboratory: Apex Laboratories

SDG: Gasco PreRD_DG 2019

Client: Anchor QEA, LLC

Project: Gasco PreRD_DG 2019 - 4a-b. DOC-CAP Te

Calibration: AOA1501

Instrument: DUALECD2R

Matrix:

Calibration Date: 01/15/20 08:26

Compound	Level 13		Level 14		Level 15		Level 16		Level 17		Level 18	
	ng/mL	RF	ng/mL	RF	ng/mL	RF	ng/mL	RF	ng/mL	RF	ng/mL	RF
1262 (1)	500	10571.7										
1262 (2)	500	15277.51										
1262 (3)	500	12804.2										
1262 (4)	500	27524.62										
1262 (5)	500	16419.55										
1262 (6)	500	7200.532										
Aroclor 1262	500	θ										
Decachlorobiphenyl (Surr)	200	θ	200	θ								

INITIAL CALIBRATION DATA (Summary)

EPA 8082A

Laboratory: Apex Laboratories

SDG: Gasco PreRD DG 2019

Client: Anchor QEA, LLC

Project: Gasco PreRD_DG 2019 - 4a-b. DOC-CAP Testing

Calibration: A0B1902

Date: 02/19/20 15:43

Instrument: DUALECD2F

Compound	Mean RF	FIT	RF RSD	Mean RT	RT RSD	Linear r	Quad COD	LIMIT	Q
Aroclor 1016		Ave						20	
Aroclor 1221		Ave						20	
Aroclor 1232		Ave						20	
Aroclor 1242		Ave						20	
Aroclor 1248		Ave						20	
Aroclor 1254		Ave						20	
Aroclor 1260		Ave						20	
Aroclor 1262		Ave						20	
Aroclor 1268		Ave						20	
Decachlorobiphenyl (Surr)	135840	Ave	2.695045	9.528143	0.0252844			20	

Note: ** Quad COD may be incorrect if weighting (1/a) or (1/a²) used. Weighting not shown here. Please see instrument calibration printouts for validation.

INITIAL CALIBRATION DATA

EPA 8082A

Laboratory: Apex Laboratories

SDG: Gasco PreRD DG 2019

Client: Anchor QEA, LLC

Project: Gasco PreRD DG 2019 - 4a-b. DOC-CAP Te

Calibration: A0B1902

Instrument: DUALECD2F

Calibration Date: 02/19/20 15:43

Compound	Level 01		Level 02		Level 03		Level 04		Level 05		Level 06	
	ng/mL	RF	ng/mL	RF	ng/mL	RF	ng/mL	RF	ng/mL	RF	ng/mL	RF
1232 (1)											500	2365.858
1232 (2)											500	3587.288
1232 (3)											500	1968.208
1232 (4)											500	1519.344
1232 (5)											500	1930.388
1232 (6)											500	1574.962
Aroclor 1232											500	θ
1268 (1)	500	6426.198										
1268 (2)	500	29682.62										
1268 (3)	500	24978.24										
1268 (4)	500	23062.92										
1268 (5)	500	9210.042										
1268 (6)	500	64860.54										
Aroclor 1268	500	θ										
Decachlorobiphenyl (Surr)	200	θ	200	θ	200	θ	200	θ	200	θ	200	θ

INITIAL CALIBRATION DATA (Continued)

EPA 8082A

Laboratory: Apex Laboratories

SDG: Gasco PreRD_DG 2019

Client: Anchor QEA, LLC

Project: Gasco PreRD_DG 2019 - 4a-b. DOC-CAP Te

Calibration: A0B1902

Instrument: DUALECD2F

Matrix:

Calibration Date: 02/19/20 15:43

Compound	Level 07		Level 08		Level 09		Level 10		Level 11		Level 12	
	ng/mL	RF	ng/mL	RF	ng/mL	RF	ng/mL	RF	ng/mL	RF	ng/mL	RF
1016 (1)			1500	4018.075	1000	4174.752	500	4285.75	200	4404.455	100	4485.08
1016 (2)			1500	8554.88	1000	8442.266	500	8488.43	200	8512.72	100	8745.1
1016 (3)			1500	4422.315	1000	4576.954	500	4573.756	200	4661.27	100	4617.65
1016 (4)			1500	3962.802	1000	3930.132	500	4075.976	200	4174.15	100	4614.93
1016 (5)			1500	4725.073	1000	4405.368	500	4730.844	200	5040.315	100	5065.92
1016 (6)			1500	3364.844	1000	3181.732	500	3526.794	200	3629.52	100	3702.35
Aroclor 1016			1500	ϕ	1000	ϕ	500	ϕ	200	ϕ	100	ϕ
1221 (1)	500	1363.314										
1221 (2)	500	921.216										
1221 (3)	500	2837.11										
Aroclor 1221	500	ϕ										
1260 (1)			1500	9498.634	1000	9172.675	500	9594.234	200	10265.79	100	10317
1260 (2)			1500	12273.97	1000	11766.08	500	11919.62	200	12798.38	100	12085.68
1260 (3)			1500	8821.366	1000	8969.606	500	9279.888	200	8977.575	100	9674.18
1260 (4)			1500	22190.41	1000	21418.04	500	22697.26	200	22454.01	100	21697.81
1260 (5)			1500	14858.92	1000	14311.65	500	14754	200	15330.34	100	15044.17
1260 (6)			1500	6027.334	1000	5645.108	500	5916.79	200	6034.095	100	6109.9
Aroclor 1260			1500	ϕ	1000	ϕ	500	ϕ	200	ϕ	100	ϕ
Decachlorobiphenyl (Surr)	200	ϕ	800	141025.5	500	136484	250	129321.2	100	136526.7	50	136754.5

INITIAL CALIBRATION DATA (Continued)

EPA 8082A

Laboratory: Apex Laboratories

SDG: Gasco PreRD_DG 2019

Client: Anchor QEA, LLC

Project: Gasco PreRD_DG 2019 - 4a-b. DOC-CAP Te

Calibration: A0B1902

Instrument: DUALECD2F

Matrix:

Calibration Date: 02/19/20 15:43

Compound	Level 13		Level 14		Level 15		Level 16		Level 17		Level 18	
	ng/mL	RF	ng/mL	RF	ng/mL	RF	ng/mL	RF	ng/mL	RF	ng/mL	RF
1016 (1)	50	5164.96	20	5721.15								
1016 (2)	50	9100.16	20	9758.1								
1016 (3)	50	5168.66	20	5486.6								
1016 (4)	50	4832.64	20	5435								
1016 (5)	50	5608.28	20	6225.55								
1016 (6)	50	3942.66	20	4528.8								
Aroclor 1016	50	θ	20	θ								
1260 (1)	50	10667.86	20	11687.75								
1260 (2)	50	13177.74	20	14473.75								
1260 (3)	50	9872.66	20	10926.05								
1260 (4)	50	23236.68	20	23776.8								
1260 (5)	50	15740.06	20	16350.25								
1260 (6)	50	6206.96	20	7031.95								
Aroclor 1260	50	θ	20	θ								
Decachlorobiphenyl (Surr)	25	133275.3	10	137492.5								

SECOND-SOURCE CALIBRATION VERIFICATION

EPA 8082A

Laboratory: Apex Laboratories SDG: Gasco PreRD DG 2019
Client: Anchor QEA, LLC Project: Gasco PreRD_DG 2019 - 4a-b. DOC-CAP
Instrument ID: DUALECD2R Calibration: A0A1501
Lab File ID: ECD2R013.D
Sequence: 0A13050 Inject Date: 01/13/20
Lab Sample ID: 0A13050-ICV1 Inject Time: 19:54

ANALYTE	EXPECTED (ng/mL)	FOUND (ng/mL)	% DRIFT	QC LIMIT
Aroclor 1016	500	472	-5.6	70 - 130
Aroclor 1260	500	503	0.5	70 - 130
Decachlorobiphenyl (Surr)	200	187	-6.4	70 - 130

SECOND-SOURCE CALIBRATION VERIFICATION

EPA 8082A

Laboratory: Apex Laboratories SDG: Gasco PreRD DG 2019
Client: Anchor QEA, LLC Project: Gasco PreRD_DG 2019 - 4a-b. DOC-CAP
Instrument ID: DUALECD2R Calibration: A0A1501
Lab File ID: ECD2R021.D
Sequence: 0A13050 Inject Date: 01/13/20
Lab Sample ID: 0A13050-ICV2 Inject Time: 22:15

ANALYTE	EXPECTED (ng/mL)	FOUND (ng/mL)	% DRIFT	QC LIMIT
Aroclor 1221	1000	923	-7.7	70 - 130
Aroclor 1254	500	509	1.9	70 - 130
Decachlorobiphenyl (Surr)	80.0	84.1	5.2	70 - 130

SECOND-SOURCE CALIBRATION VERIFICATION

EPA 8082A

Laboratory: Apex Laboratories SDG: Gasco PreRD DG 2019
Client: Anchor QEA, LLC Project: Gasco PreRD_DG 2019 - 4a-b. DOC-CAP
Instrument ID: DUALECD2R Calibration: A0A1501
Lab File ID: ECD2R022.D
Sequence: 0A13050 Inject Date: 01/13/20
Lab Sample ID: 0A13050-ICV3 Inject Time: 22:32

ANALYTE	EXPECTED (ng/mL)	FOUND (ng/mL)	% DRIFT	QC LIMIT
Aroclor 1232	500	513	2.6	70 - 130
Aroclor 1262	500	453	-9.4	70 - 130
Decachlorobiphenyl (Surr)	80.0	84.4	5.5	70 - 130

SECOND-SOURCE CALIBRATION VERIFICATION

EPA 8082A

Laboratory: Apex Laboratories SDG: Gasco PreRD DG 2019
Client: Anchor QEA, LLC Project: Gasco PreRD_DG 2019 - 4a-b. DOC-CAP
Instrument ID: DUALECD2R Calibration: A0A1501
Lab File ID: ECD2R023.D
Sequence: 0A13050 Inject Date: 01/13/20
Lab Sample ID: 0A13050-ICV4 Inject Time: 22:50

ANALYTE	EXPECTED (ng/mL)	FOUND (ng/mL)	% DRIFT	QC LIMIT
Aroclor 1242	500	525	5.1	70 - 130
Aroclor 1268	500	503	0.6	70 - 130

SECOND-SOURCE CALIBRATION VERIFICATION

EPA 8082A

Laboratory: Apex Laboratories SDG: Gasco PreRD DG 2019
Client: Anchor QEA, LLC Project: Gasco PreRD_DG 2019 - 4a-b. DOC-CAP
Instrument ID: DUALECD2R Calibration: A0A1501
Lab File ID: ECD2R025.D
Sequence: 0A13050 Inject Date: 01/14/20
Lab Sample ID: 0A13050-ICV5 Inject Time: 08:02

ANALYTE	EXPECTED (ng/mL)	FOUND (ng/mL)	% DRIFT	QC LIMIT
Aroclor 1248	500	591	18.2	70 - 130

SECOND-SOURCE CALIBRATION VERIFICATION

EPA 8082A

Laboratory: Apex Laboratories SDG: Gasco PreRD DG 2019
Client: Anchor QEA, LLC Project: Gasco PreRD_DG 2019 - 4a-b. DOC-CAP
Instrument ID: DUALECD2F Calibration: A0B1902
Lab File ID: ECD2F016.D
Sequence: 0B18016 Inject Date: 02/18/20
Lab Sample ID: 0B18016-ICV1 Inject Time: 12:08

ANALYTE	EXPECTED (ng/mL)	FOUND (ng/mL)	% DRIFT	QC LIMIT
Aroclor 1016	500	478	-4.5	70 - 130
Aroclor 1260	500	474	-5.3	70 - 130
Decachlorobiphenyl (Surr)	200	190	-4.9	70 - 130

SECOND-SOURCE CALIBRATION VERIFICATION

EPA 8082A

Laboratory: Apex Laboratories SDG: Gasco PreRD DG 2019
Client: Anchor QEA, LLC Project: Gasco PreRD_DG 2019 - 4a-b. DOC-CAP
Instrument ID: DUALECD2F Calibration: A0B1902
Lab File ID: ECD2F024.D
Sequence: 0B18016 Inject Date: 02/18/20
Lab Sample ID: 0B18016-ICV2 Inject Time: 14:29

ANALYTE	EXPECTED (ng/mL)	FOUND (ng/mL)	% DRIFT	QC LIMIT
Aroclor 1221	1000	1000	0.2	70 - 130
Aroclor 1254	500	455	-9.0	70 - 130
Decachlorobiphenyl (Surr)	80.0	89.0	11.2	70 - 130

SECOND-SOURCE CALIBRATION VERIFICATION

EPA 8082A

Laboratory: Apex Laboratories SDG: Gasco PreRD DG 2019
Client: Anchor QEA, LLC Project: Gasco PreRD_DG 2019 - 4a-b. DOC-CAP
Instrument ID: DUALECD2F Calibration: A0B1902
Lab File ID: ECD2F025.D
Sequence: 0B18016 Inject Date: 02/18/20
Lab Sample ID: 0B18016-ICV3 Inject Time: 14:46

ANALYTE	EXPECTED (ng/mL)	FOUND (ng/mL)	% DRIFT	QC LIMIT
Aroclor 1232	500	547	9.4	70 - 130
Aroclor 1262	500	489	-2.3	70 - 130
Decachlorobiphenyl (Surr)	80.0	88.5	10.6	70 - 130

SECOND-SOURCE CALIBRATION VERIFICATION

EPA 8082A

Laboratory: Apex Laboratories SDG: Gasco PreRD DG 2019
Client: Anchor QEA, LLC Project: Gasco PreRD_DG 2019 - 4a-b. DOC-CAP
Instrument ID: DUALECD2F Calibration: A0B1902
Lab File ID: ECD2F026.D
Sequence: 0B18016 Inject Date: 02/18/20
Lab Sample ID: 0B18016-ICV4 Inject Time: 15:04

ANALYTE	EXPECTED (ng/mL)	FOUND (ng/mL)	% DRIFT	QC LIMIT
Aroclor 1242	500	527	5.4	70 - 130
Aroclor 1268	500	529	5.7	70 - 130

SECOND-SOURCE CALIBRATION VERIFICATION

EPA 8082A

Laboratory:	<u>Apex Laboratories</u>	SDG:	<u>Gasco PreRD DG 2019</u>
Client:	<u>Anchor QEA, LLC</u>	Project:	<u>Gasco PreRD_DG 2019 - 4a-b. DOC-CAP'</u>
Instrument ID:	<u>DUALECD2F</u>	Calibration:	<u>A0B1902</u>
Lab File ID:	<u>ECD2F027.D</u>		
Sequence:	<u>0B18016</u>	Inject Date:	<u>02/18/20</u>
Lab Sample ID:	<u>0B18016-ICV5</u>	Inject Time:	<u>15:21</u>

ANALYTE	EXPECTED (ng/mL)	FOUND (ng/mL)	% DRIFT	QC LIMIT
Aroclor 1248	500	501	0.2	70 - 130

CONTINUING CALIBRATION CHECK

EPA 8082A

Laboratory: <u>Apex Laboratories</u>	SDG: <u>Gasco PreRD DG 2019</u>
Client: <u>Anchor QEA, LLC</u>	Project: <u>Gasco PreRD DG 2019 - 4a-b. DOC-CAP Testing C</u>
Instrument ID: <u>DUALECD2F</u>	Calibration: <u>A0B1902</u>
Lab File ID: <u>ECD2F002.D</u>	Calibration Date: <u>02/19/20 15:43</u>
Sequence: <u>0C12024</u>	Injection Date: <u>03/12/20</u>
Lab Sample ID: <u>0C12024-CCV1</u>	Injection Time: <u>08:30</u>

COMPOUND	Curve Fit	Calculated Concentration (ng/mL) [L/Q Fits]			Response Factors [Ave RF]			Limit
		STD	CCV	% DIFF	ICAL	CCV	% Drift	
Aroclor 1016	Ave	500	479				-4.2	20
Aroclor 1260	Ave	500	509				1.7	20

** Quadratic Curve fit may be weighted (1/a or 1/a²).

* = Values outside of QC limits

CONTINUING CALIBRATION CHECK

EPA 8082A

Laboratory: <u>Apex Laboratories</u>	SDG: <u>Gasco PreRD DG 2019</u>
Client: <u>Anchor QEA, LLC</u>	Project: <u>Gasco PreRD DG 2019 - 4a-b. DOC-CAP Testing C</u>
Instrument ID: <u>DUALECD2F</u>	Calibration: <u>A0B1902</u>
Lab File ID: <u>ECD2F014.D</u>	Calibration Date: <u>02/19/20 15:43</u>
Sequence: <u>0C12024</u>	Injection Date: <u>03/12/20</u>
Lab Sample ID: <u>0C12024-CCV2</u>	Injection Time: <u>12:16</u>

COMPOUND	Curve Fit	Calculated Concentration (ng/mL) [L/Q Fits]			Response Factors [Ave RF]			Limit
		STD	CCV	% DIFF	ICAL	CCV	% Drift	
Aroclor 1016	Ave	500	468				-6.4	20
Aroclor 1260	Ave	500	506				1.3	20

** Quadratic Curve fit may be weighted (1/a or 1/a²).

* = Values outside of QC limits

CONTINUING CALIBRATION CHECK

EPA 8082A

Laboratory: <u>Apex Laboratories</u>	SDG: <u>Gasco PreRD DG 2019</u>
Client: <u>Anchor QEA, LLC</u>	Project: <u>Gasco PreRD DG 2019 - 4a-b. DOC-CAP Testing C</u>
Instrument ID: <u>DUALECD2F</u>	Calibration: <u>A0B1902</u>
Lab File ID: <u>ECD2F026.D</u>	Calibration Date: <u>02/19/20 15:43</u>
Sequence: <u>0C12024</u>	Injection Date: <u>03/12/20</u>
Lab Sample ID: <u>0C12024-CCV3</u>	Injection Time: <u>15:47</u>

COMPOUND	Curve Fit	Calculated Concentration (ng/mL) [L/Q Fits]			Response Factors [Ave RF]			Limit
		STD	CCV	% DIFF	ICAL	CCV	% Drift	
Aroclor 1016	Ave	500	471				-5.8	20
Aroclor 1260	Ave	500	513				2.5	20

** Quadratic Curve fit may be weighted (1/a or 1/a²).

* = Values outside of QC limits

CONTINUING CALIBRATION CHECK

EPA 8082A

Laboratory: <u>Apex Laboratories</u>	SDG: <u>Gasco PreRD DG 2019</u>
Client: <u>Anchor QEA, LLC</u>	Project: <u>Gasco PreRD DG 2019 - 4a-b. DOC-CAP Testing C</u>
Instrument ID: <u>DUALECD2R</u>	Calibration: <u>A0A1501</u>
Lab File ID: <u>ECD2R002.D</u>	Calibration Date: <u>01/15/20 08:26</u>
Sequence: <u>0C12025</u>	Injection Date: <u>03/12/20</u>
Lab Sample ID: <u>0C12025-CCV1</u>	Injection Time: <u>08:30</u>

COMPOUND	Curve Fit	Calculated Concentration (ng/mL) [L/Q Fits]			Response Factors [Ave RF]			Limit
		STD	CCV	% DIFF	ICAL	CCV	% Drift	
Aroclor 1016	Ave	500	475				-5.1	20
Aroclor 1260	Ave	500	507				1.4	20

** Quadratic Curve fit may be weighted (1/a or 1/a²).

* = Values outside of QC limits

CONTINUING CALIBRATION CHECK

EPA 8082A

Laboratory: <u>Apex Laboratories</u>	SDG: <u>Gasco PreRD DG 2019</u>
Client: <u>Anchor QEA, LLC</u>	Project: <u>Gasco PreRD DG 2019 - 4a-b. DOC-CAP Testing C</u>
Instrument ID: <u>DUALECD2R</u>	Calibration: <u>A0A1501</u>
Lab File ID: <u>ECD2R016.D</u>	Calibration Date: <u>01/15/20 08:26</u>
Sequence: <u>0C12025</u>	Injection Date: <u>03/12/20</u>
Lab Sample ID: <u>0C12025-CCV2</u>	Injection Time: <u>12:51</u>

COMPOUND	Curve Fit	Calculated Concentration (ng/mL) [L/Q Fits]			Response Factors [Ave RF]			Limit
		STD	CCV	% DIFF	ICAL	CCV	% Drift	
Aroclor 1016	Ave	500	498				-0.3	20
Aroclor 1260	Ave	500	523				4.7	20

** Quadratic Curve fit may be weighted (1/a or 1/a²).

* = Values outside of QC limits

CONTINUING CALIBRATION CHECK

EPA 8082A

Laboratory: <u>Apex Laboratories</u>	SDG: <u>Gasco PreRD DG 2019</u>
Client: <u>Anchor QEA, LLC</u>	Project: <u>Gasco PreRD DG 2019 - 4a-b. DOC-CAP Testing C</u>
Instrument ID: <u>DUALECD2R</u>	Calibration: <u>A0A1501</u>
Lab File ID: <u>ECD2R028.D</u>	Calibration Date: <u>01/15/20 08:26</u>
Sequence: <u>0C12025</u>	Injection Date: <u>03/12/20</u>
Lab Sample ID: <u>0C12025-CCV3</u>	Injection Time: <u>16:23</u>

COMPOUND	Curve Fit	Calculated Concentration (ng/mL) [L/Q Fits]			Response Factors [Ave RF]			Limit
		STD	CCV	% DIFF	ICAL	CCV	% Drift	
Aroclor 1016	Ave	500	464				-7.2	20
Aroclor 1260	Ave	500	491				-1.7	20

** Quadratic Curve fit may be weighted (1/a or 1/a²).

* = Values outside of QC limits

SURROGATE STANDARD RECOVERY AND RT SUMMARY

EPA 8082A

Laboratory: <u>Apex Laboratories</u>	SDG: <u>Gasco PreRD DG 2019</u>
Client: <u>Anchor QEA, LLC</u>	Project: <u>Gasco PreRD DG 2019 - 4a-b. DOC-CAP Testing Co</u>
Sequence: <u>0A13050</u>	Instrument: <u>DUALECD2R</u>
Matrix: <u>Sediment</u>	Calibration: <u>A0A1501</u>

Surrogate Compound	Spike Level ng/mL	% Recovery	Recovery Limits	RT	Calibration Mean RT	RT Diff	RT Diff Limit	Q
Initial Cal Check (0A13050-ICV1)			Lab File ID: ECD2R013.D		Analyzed: 01/13/20 19:54			
Decachlorobiphenyl (Surr)	200	94	70 - 130	10.551	10.55114	-0.0001	+/-1.0	
Initial Cal Check (0A13050-ICV2)			Lab File ID: ECD2R021.D		Analyzed: 01/13/20 22:15			
Decachlorobiphenyl (Surr)	80.0	105	70 - 130	10.548	10.55114	-0.0031	+/-1.0	
Initial Cal Check (0A13050-ICV3)			Lab File ID: ECD2R022.D		Analyzed: 01/13/20 22:32			
Decachlorobiphenyl (Surr)	80.0	105	70 - 130	10.549	10.55114	-0.0021	+/-1.0	

SURROGATE STANDARD RECOVERY AND RT SUMMARY

EPA 8082A

Laboratory: <u>Apex Laboratories</u>	SDG: <u>Gasco PreRD DG 2019</u>
Client: <u>Anchor QEA, LLC</u>	Project: <u>Gasco PreRD DG 2019 - 4a-b. DOC-CAP Testing Co</u>
Sequence: <u>0B18016</u>	Instrument: <u>DUALECD2F</u>
Matrix: <u>Sediment</u>	Calibration: <u>A0B1902</u>

Surrogate Compound	Spike Level ng/mL	% Recovery	Recovery Limits	RT	Calibration Mean RT	RT Diff	RT Diff Limit	Q
Initial Cal Check (0B18016-ICV1)			Lab File ID: ECD2F016.D		Analyzed: 02/18/20 12:08			
Decachlorobiphenyl (Surr)	200	95	70 - 130	9.527	9.528143	-0.0011	+/-1.0	
Initial Cal Check (0B18016-ICV2)			Lab File ID: ECD2F024.D		Analyzed: 02/18/20 14:29			
Decachlorobiphenyl (Surr)	80.0	111	70 - 130	9.527	9.528143	-0.0011	+/-1.0	
Initial Cal Check (0B18016-ICV3)			Lab File ID: ECD2F025.D		Analyzed: 02/18/20 14:46			
Decachlorobiphenyl (Surr)	80.0	111	70 - 130	9.527	9.528143	-0.0011	+/-1.0	

SURROGATE STANDARD RECOVERY AND RT SUMMARY

EPA 8082A

Laboratory: <u>Apex Laboratories</u>	SDG: <u>Gasco PreRD DG 2019</u>
Client: <u>Anchor QEA, LLC</u>	Project: <u>Gasco PreRD DG 2019 - 4a-b. DOC-CAP Testing C</u>
Sequence: <u>0C12024</u>	Instrument: <u>DUALECD2F</u>
Matrix: <u>Sediment</u>	Calibration: <u>A0B1902</u>

Surrogate Compound	Spike Level ng/mL	% Recovery	Recovery Limits	RT	Calibration Mean RT	RT Diff	RT Diff Limit	Q
Calibration Check (0C12024-CCV1)			Lab File ID: ECD2F002.D		Analyzed: 03/12/20 08:30			
Decachlorobiphenyl (Surr)	250	108	80 - 120	9.527	9.528143	-0.0011	+/-1.0	
Calibration Blank (0C12024-CCB1)			Lab File ID: ECD2F003.D		Analyzed: 03/12/20 08:48			
Decachlorobiphenyl (Surr)	100	104	43 - 120	9.524	9.528143	-0.0041	+/-1.0	
Blank (0030288-BLK1)			Lab File ID: ECD2F004.D		Analyzed: 03/12/20 09:20			
Decachlorobiphenyl (Surr)	16.1	100	43 - 120	9.531	9.528143	0.0029	+/-1.0	
LCS (0030288-BS1)			Lab File ID: ECD2F005.D		Analyzed: 03/12/20 09:38			
Decachlorobiphenyl (Surr)	16.7	102	43 - 120	9.524	9.528143	-0.0041	+/-1.0	
Calibration Check (0C12024-CCV2)			Lab File ID: ECD2F014.D		Analyzed: 03/12/20 12:16			
Decachlorobiphenyl (Surr)	250	105	80 - 120	9.523	9.528143	-0.0051	+/-1.0	
Calibration Blank (0C12024-CCB2)			Lab File ID: ECD2F015.D		Analyzed: 03/12/20 12:34			
Decachlorobiphenyl (Surr)	100	104	43 - 120	9.523	9.528143	-0.0051	+/-1.0	
Calibration Check (0C12024-CCV3)			Lab File ID: ECD2F026.D		Analyzed: 03/12/20 15:47			
Decachlorobiphenyl (Surr)	250	111	80 - 120	9.524	9.528143	-0.0041	+/-1.0	
Calibration Blank (0C12024-CCB3)			Lab File ID: ECD2F027.D		Analyzed: 03/12/20 16:05			
Decachlorobiphenyl (Surr)	100	107	43 - 120	9.523	9.528143	-0.0051	+/-1.0	

SURROGATE STANDARD RECOVERY AND RT SUMMARY

EPA 8082A

Laboratory: <u>Apex Laboratories</u>	SDG: <u>Gasco PreRD DG 2019</u>
Client: <u>Anchor QEA, LLC</u>	Project: <u>Gasco PreRD DG 2019 - 4a-b. DOC-CAP Testing Co</u>
Sequence: <u>0C12025</u>	Instrument: <u>DUALECD2R</u>
Matrix: <u>Sediment</u>	Calibration: <u>A0A1501</u>

Surrogate Compound	Spike Level ng/mL	% Recovery	Recovery Limits	RT	Calibration Mean RT	RT Diff	RT Diff Limit	Q
Calibration Check (0C12025-CCV1)			Lab File ID: ECD2R002.D		Analyzed: 03/12/20 08:30			
Decachlorobiphenyl (Surr)	250	96	80 - 120	10.515	10.55114	-0.0361	+/-1.0	
Calibration Blank (0C12025-CCB1)			Lab File ID: ECD2R003.D		Analyzed: 03/12/20 08:48			
Decachlorobiphenyl (Surr)	100	91	43 - 120	10.514	10.55114	-0.0371	+/-1.0	
PDI-031SC-A-05-06-191017 (A0C0034-01)			Lab File ID: ECD2R004.D		Analyzed: 03/12/20 09:20			
Decachlorobiphenyl (Surr)	19.4	78	43 - 120	10.517	10.55114	-0.0341	+/-1.0	
PDI-031SC-A-06-07-191017 (A0C0034-02)			Lab File ID: ECD2R006.D		Analyzed: 03/12/20 09:55			
Decachlorobiphenyl (Surr)	20.6	72	43 - 120	10.515	10.55114	-0.0361	+/-1.0	
Calibration Check (0C12025-CCV2)			Lab File ID: ECD2R016.D		Analyzed: 03/12/20 12:51			
Decachlorobiphenyl (Surr)	250	98	80 - 120	10.512	10.55114	-0.0391	+/-1.0	
Calibration Blank (0C12025-CCB2)			Lab File ID: ECD2R017.D		Analyzed: 03/12/20 13:09			
Decachlorobiphenyl (Surr)	100	95	43 - 120	10.512	10.55114	-0.0391	+/-1.0	
Calibration Check (0C12025-CCV3)			Lab File ID: ECD2R028.D		Analyzed: 03/12/20 16:23			
Decachlorobiphenyl (Surr)	250	91	80 - 120	10.514	10.55114	-0.0371	+/-1.0	
Calibration Blank (0C12025-CCB3)			Lab File ID: ECD2R029.D		Analyzed: 03/12/20 16:40			
Decachlorobiphenyl (Surr)	100	86	43 - 120	10.512	10.55114	-0.0391	+/-1.0	

HOLDING TIME SUMMARY

EPA 8082A

Laboratory: Apex Laboratories

SDG: Gasco PreRD DG 2019

Client: Anchor QEA, LLC

Project: Gasco PreRD DG 2019 - 4a-b. DOC-CAP Testing C

Sample Name	Date Collected	Date Received	Date Prepared	Days to Prep	Max Days to Prep	Date Analyzed	Days to Analysis	Max Days to Analysis	Q
PDI-031SC-A-05-06-191017	10/17/19 09:04	10/17/19 14:10	03/09/20 12:06	144.13	365.00	03/12/20 09:20	2.88	40.00	
PDI-031SC-A-06-07-191017	10/17/19 09:04	10/17/19 14:10	03/09/20 12:06	144.13	365.00	03/12/20 09:55	2.91	40.00	

Apex Laboratories

SDG: Gasco PreRD_DG 2019

CLASS: GC

METHOD: EPA 8081B

ANALYSES DATA PACKAGE COVER PAGE

EPA 8081B

Laboratory: Apex Laboratories

SDG: Gasco PreRD_DG 2019

Client: Anchor QEA, LLC

Project: Gasco PreRD_DG 2019 - 4a-b. DOC-CAP Testing Co

Client Sample Id:

Lab Sample Id:

Matrix

PDI-031SC-A-05-06-191017

A0C0034-01

Sediment

PDI-031SC-A-06-07-191017

A0C0034-02

Sediment

I certify that this data package is in compliance with the terms and conditions of the contract, both technically and for completeness, for other than the conditions detailed above. Release of the data contained in this hardcopy data package and in computer-readable data submitted on diskette has been authorized by the Laboratory Manager or the Manager's designee, as verified by the following signatures.

Signature: _____



Name: _____

David G. Jack

Forms Created: _____

3/26/2020 11:04AM

Title: _____

Technical Manager

METHOD DETECTION AND REPORTING LIMITS

EPA 8081B

Laboratory: Apex Laboratories

SDG: Gasco PreRD_DG 2019

Client: Anchor QEA, LLC

Project: Gasco PreRD_DG 2019 - 4a-b. DOC-CAP

Batch Matrix: Sediment

Analyte	MDL	MRL	Units
2,4'-DDD [2C]	0.500	1.00	ug/kg
2,4'-DDE [2C]	0.500	1.00	ug/kg
2,4'-DDT [2C]	0.500	1.00	ug/kg
4,4'-DDD [2C]	0.500	1.00	ug/kg
4,4'-DDE [2C]	0.500	1.00	ug/kg
4,4'-DDT [2C]	0.500	1.00	ug/kg

Note: MDLs are listed only if the corresponding analyte was evaluated to the MDL in this report .

ORGANIC ANALYSIS DATA SHEET

EPA 8081B

PDI-031SC-A-05-06-191017

Laboratory: <u>Apex Laboratories</u>	SDG: <u>Gasco PreRD_DG 2019</u>	
Client: <u>Anchor QEA, LLC</u>	Project: <u>Gasco PreRD_DG 2019 - 4a-b. DOC-CAP Testing Co</u>	
Matrix: <u>Sediment</u>	Laboratory ID: <u>A0C0034-01RE1</u>	File ID: <u>ECD5-03122037.D</u>
Sampled: <u>10/17/19 09:04</u>	Prepared: <u>03/05/20 14:36</u>	Analyzed: <u>03/12/20 22:10</u>
Solids: <u>85.42</u>	Preparation: <u>EPA 3546/3640A (GPC)</u>	Initial/Final: <u>10.91 g / 10 mL</u>
Batch: <u>0030350</u>	Sequence: <u>0C12043</u>	Calibration: <u>A0C0203</u> Instrument: <u>DUALECD5</u>

CAS NO.	COMPOUND	DILUTION	CONC. (ug/kg dry)	Q
53-19-0	2,4'-DDD [2C]	1	1.07	U
3424-82-6	2,4'-DDE [2C]	1	1.07	U
789-02-6	2,4'-DDT [2C]	1	1.07	U
72-54-8	4,4'-DDD [2C]	1	1.07	U
72-55-9	4,4'-DDE [2C]	1	1.07	U
50-29-3	4,4'-DDT [2C]	1	1.07	U

SYSTEM MONITORING COMPOUND	ADDED (ug/kg dry)	CONC (ug/kg dry)	% REC	QC LIMITS	Q
2,4,5,6-TCMX (Surr) [2C]	53.7	25.3	47	42 - 129	
Decachlorobiphenyl (Surr) [2C]	53.7	40.5	76	55 - 130	

* Values outside of QC limits

ORGANIC ANALYSIS DATA SHEET

EPA 8081B

PDI-031SC-A-06-07-191017

Laboratory: <u>Apex Laboratories</u>	SDG: <u>Gasco PreRD_DG 2019</u>	
Client: <u>Anchor QEA, LLC</u>	Project: <u>Gasco PreRD_DG 2019 - 4a-b. DOC-CAP Testing Co</u>	
Matrix: <u>Sediment</u>	Laboratory ID: <u>A0C0034-02RE1</u>	File ID: <u>ECD5-03132007.D</u>
Sampled: <u>10/17/19 09:04</u>	Prepared: <u>03/05/20 14:36</u>	Analyzed: <u>03/13/20 13:12</u>
Solids: <u>80.23</u>	Preparation: <u>EPA 3546/3640A (GPC)</u>	Initial/Final: <u>10.72 g / 10 mL</u>
Batch: <u>0030350</u>	Sequence: <u>0C13030</u>	Calibration: <u>A0C0203</u>
		Instrument: <u>DUALECD5</u>

CAS NO.	COMPOUND	DILUTION	CONC. (ug/kg dry)	Q
53-19-0	2,4'-DDD [2C]	1	1.16	U
3424-82-6	2,4'-DDE [2C]	1	1.16	U
789-02-6	2,4'-DDT [2C]	1	1.16	U
72-54-8	4,4'-DDD [2C]	1	1.16	U
72-55-9	4,4'-DDE [2C]	1	1.16	U
50-29-3	4,4'-DDT [2C]	1	1.16	U

SYSTEM MONITORING COMPOUND	ADDED (ug/kg dry)	CONC (ug/kg dry)	% REC	QC LIMITS	Q
2,4,5,6-TCMX (Surr) [2C]	58.1	32.3	56	42 - 129	
Decachlorobiphenyl (Surr) [2C]	58.1	46.4	80	55 - 130	

* Values outside of QC limits

PREPARATION BATCH SUMMARY

EPA 8081B

Laboratory: Apex Laboratories

SDG: Gasco PreRD_DG 2019

Client: Anchor QEA, LLC

Project: Gasco PreRD DG 2019 - 4a-b. DOC-CAP Testing Co

Batch: 0030350

Batch Matrix: Sediment

Preparation: EPA 3546/3640A (GPC)

SAMPLE NAME	LAB SAMPLE ID	LAB FILE ID	DATE PREPARED	OBSERVATIONS
Blank	0030350-BLK1	ECD5-03122028.D	03/05/20 14:36	
LCS	0030350-BS1	ECD5-03122029.D	03/05/20 14:36	
PDI-031SC-A-05-06-191017	A0C0034-01RE1	ECD5-03122037.D	03/05/20 14:36	
PDI-031SC-A-06-07-191017	A0C0034-02RE1	ECD5-03132007.D	03/05/20 14:36	

Note: Client samples are listed only if they are included in this report.

Duplicates and Matrix Spike/Duplicates QC Samples are only listed if sourced from a sample included in this report.

METHOD BLANK DATA SHEET

EPA 8081B

Laboratory: <u>Apex Laboratories</u>	SDG: <u>Gasco PreRD_DG 2019</u>	
Client: <u>Anchor QEA, LLC</u>	Project: <u>Gasco PreRD_DG 2019 - 4a-b. DOC-CAP Testing C</u>	
Matrix: <u>Sediment</u>	Laboratory ID: <u>0030350-BLK1</u>	File ID: <u>ECD5-03122028.D</u>
Prepared: <u>03/05/20 14:36</u>	Preparation: <u>EPA 3546/3640A (GPC)</u>	Initial/Final: <u>11 g / 10 mL</u>
Analyzed: <u>03/12/20 19:37</u>	Instrument: <u>DUALECD5</u>	
Batch: <u>0030350</u>	Sequence: <u>0C12043</u>	Calibration: <u>A0C0203</u>

CAS NO.	COMPOUND	CONC. (ug/kg wet)	Q
53-19-0	2,4'-DDD [2C]	0.909	U
3424-82-6	2,4'-DDE [2C]	0.909	U
789-02-6	2,4'-DDT [2C]	0.909	U
72-54-8	4,4'-DDD [2C]	0.909	U
72-55-9	4,4'-DDE [2C]	0.909	U
50-29-3	4,4'-DDT [2C]	0.909	U

SYSTEM MONITORING COMPOUND	ADDED (ug/kg wet)	CONC (ug/kg wet)	% REC	QC LIMITS	Q
2,4,5,6-TCMX (Surr) [2C]	45.5	22.5	49	42 - 129	
Decachlorobiphenyl (Surr) [2C]	45.5	36.0	79	55 - 130	

LCS / LCS DUPLICATE RECOVERY

EPA 8081B

Laboratory: Apex Laboratories

SDG: Gasco PreRD_DG 2019

Client: Anchor QEA, LLC

Project: Gasco PreRD_DG 2019 - 4a-b. DOC-CAP Testing Co

Matrix: Sediment

Batch: 0030350

Laboratory ID: 0030350-BS1

Preparation: EPA 3546/3640A (GPC)

Initial/Final: 10 g / 10 mL

COMPOUND	SPIKE ADDED (ug/kg wet)	LCS CONCENTRATION (ug/kg wet)	LCS % REC. (* = Out)	QC LIMITS REC.
2,4'-DDD [2C]	50.0	43.2	86	50 - 150
2,4'-DDE [2C]	50.0	41.4	83	50 - 150
2,4'-DDT [2C]	50.0	54.1	108	50 - 150
4,4'-DDD [2C]	50.0	48.5	97	50 - 150
4,4'-DDE [2C]	50.0	44.9	90	50 - 150
4,4'-DDT [2C]	50.0	60.0	120	50 - 150

* = Values outside of QC limits

ANALYSIS BATCH (SEQUENCE) SUMMARY

EPA 8081B

Laboratory: Apex Laboratories

SDG: Gasco PreRD_DG 2019

Client: Anchor QEA, LLC

Project: Gasco PreRD_DG 2019 - 4a-b. DOC-CAP Testing C

Sequence: 0B25043

Instrument: DUALECD5

Matrix: Sediment

Calibration: A0C0203

Sample Name	Lab Sample ID	Lab File ID	Analysis Date/Time
Initial Cal Blank	0B25043-ICB1	ECD5-02252007.D	02/25/20 14:04
Cal Standard	0B25043-CAL1	ECD5-02252008.D	02/25/20 14:22
Cal Standard	0B25043-CAL2	ECD5-02252009.D	02/25/20 14:39
Cal Standard	0B25043-CAL3	ECD5-02252010.D	02/25/20 14:56
Cal Standard	0B25043-CAL4	ECD5-02252011.D	02/25/20 15:13
Cal Standard	0B25043-CAL5	ECD5-02252012.D	02/25/20 15:30
Cal Standard	0B25043-CAL6	ECD5-02252013.D	02/25/20 15:47
Cal Standard	0B25043-CAL7	ECD5-02252014.D	02/25/20 16:05
Cal Standard	0B25043-CAL8	ECD5-02252015.D	02/25/20 16:22
Cal Standard	0B25043-CAL9	ECD5-02252016.D	02/25/20 16:39
Initial Cal Check	0B25043-ICV1	ECD5-02252018.D	02/25/20 17:13
Cal Standard	0B25043-CALA	ECD5-02252019.D	02/25/20 17:30
Cal Standard	0B25043-CALB	ECD5-02252020.D	02/25/20 17:47
Cal Standard	0B25043-CALC	ECD5-02252021.D	02/25/20 18:05
Cal Standard	0B25043-CALD	ECD5-02252022.D	02/25/20 18:22
Cal Standard	0B25043-CALE	ECD5-02252023.D	02/25/20 18:39
Cal Standard	0B25043-CALF	ECD5-02252024.D	02/25/20 18:56
Cal Standard	0B25043-CALG	ECD5-02252025.D	02/25/20 19:13
Cal Standard	0B25043-CALH	ECD5-02252026.D	02/25/20 19:30
Cal Standard	0B25043-CALI	ECD5-02252027.D	02/25/20 19:47
Initial Cal Check	0B25043-ICV2	ECD5-02252029.D	02/25/20 20:22

Note: Client samples are listed only if they are included in this report.

Duplicates and Matrix Spike/Duplicates QC Samples are only listed if sourced from a sample included in this report.

ANALYSIS BATCH (SEQUENCE) SUMMARY

EPA 8081B

Laboratory: Apex Laboratories

SDG: Gasco PreRD_DG 2019

Client: Anchor QEA, LLC

Project: Gasco PreRD_DG 2019 - 4a-b. DOC-CAP Testing C

Sequence: 0C12043

Instrument: DUALECD5

Matrix: Sediment

Calibration: A0C0203

Sample Name	Lab Sample ID	Lab File ID	Analysis Date/Time
Calibration Check	0C12043-CCV2	ECD5-03122012.D	03/12/20 14:41
Calibration Check	0C12043-CCV3	ECD5-03122013.D	03/12/20 14:59
Calibration Blank	0C12043-CCB2	ECD5-03122014.D	03/12/20 15:16
Calibration Check	0C12043-CCV4	ECD5-03122025.D	03/12/20 18:45
Calibration Check	0C12043-CCV5	ECD5-03122026.D	03/12/20 19:02
Calibration Blank	0C12043-CCB3	ECD5-03122027.D	03/12/20 19:19
Blank	0030350-BLK1	ECD5-03122028.D	03/12/20 19:37
LCS	0030350-BS1	ECD5-03122029.D	03/12/20 19:54
PDI-031SC-A-05-06-191017	A0C0034-01RE1	ECD5-03122037.D	03/12/20 22:10
Calibration Check	0C12043-CCV6	ECD5-03122038.D	03/12/20 22:27
Calibration Check	0C12043-CCV7	ECD5-03122039.D	03/12/20 22:44
Calibration Blank	0C12043-CCB4	ECD5-03122040.D	03/12/20 23:01

Note: Client samples are listed only if they are included in this report.

Duplicates and Matrix Spike/Duplicates QC Samples are only listed if sourced from a sample included in this report.

ANALYSIS BATCH (SEQUENCE) SUMMARY

EPA 8081B

Laboratory: Apex Laboratories

SDG: Gasco PreRD_DG 2019

Client: Anchor QEA, LLC

Project: Gasco PreRD_DG 2019 - 4a-b. DOC-CAP Testing C

Sequence: 0C13030

Instrument: DUALECD5

Matrix: Sediment

Calibration: A0C0203

Sample Name	Lab Sample ID	Lab File ID	Analysis Date/Time
Calibration Check	0C13030-CCV1	ECD5-03132004.D	03/13/20 12:20
Calibration Check	0C13030-CCV2	ECD5-03132005.D	03/13/20 12:37
Calibration Blank	0C13030-CCB1	ECD5-03132006.D	03/13/20 12:54
PDI-031SC-A-06-07-191017	A0C0034-02RE1	ECD5-03132007.D	03/13/20 13:12
Calibration Check	0C13030-CCV3	ECD5-03132024.D	03/13/20 18:31
Calibration Check	0C13030-CCV4	ECD5-03132025.D	03/13/20 18:48
Calibration Blank	0C13030-CCB2	ECD5-03132026.D	03/13/20 19:05
Calibration Check	0C13030-CCV5	ECD5-03132040.D	03/13/20 23:16
Calibration Check	0C13030-CCV6	ECD5-03132041.D	03/13/20 23:33
Calibration Blank	0C13030-CCB3	ECD5-03132042.D	03/13/20 23:50

Note: Client samples are listed only if they are included in this report.

Duplicates and Matrix Spike/Duplicates QC Samples are only listed if sourced from a sample included in this report.

INITIAL CALIBRATION DATA (Summary)

EPA 8081B

Laboratory: Apex Laboratories

SDG: Gasco PreRD DG 2019

Client: Anchor QEA, LLC

Project: Gasco PreRD_DG 2019 - 4a-b. DOC-CAP Testing

Calibration: A0C0203

Date: 03/02/20 12:04

Instrument: DUALECD5

Compound	Mean RF	FIT	RF RSD	Mean RT	RT RSD	Linear r	Quad COD	LIMIT	Q
2,4'-DDD [2C]	208910.1	Ave	7.599234	8.561333	1.312693E-02			20	
2,4'-DDE [2C]	235388.6	Ave	6.819003	8.187444	7.922065E-03			20	
2,4'-DDT [2C]	182437.7	XXX	17.49711	8.787111	8.229579E-03				
4,4'-DDD [2C]	278663.1	XXX	10.55952	8.826778	2.576589E-03				
4,4'-DDE [2C]	343583.2	XXX	10.2076	8.41	1.646806E-02				
4,4'-DDT [2C]	197627.8	XXX	22.37461	9.054667	1.047244E-02				
2,4,5,6-TCMX (Surr) [2C]	344409	Ave	8.036378	6.048667	1.469855E-02			20	
Decachlorobiphenyl (Surr) [2C]	193950.5	Ave	8.975207	10.634	2.023265E-02			20	

Note: ** Quad COD may be incorrect if weighting (1/a) or (1/a²) used. Weighting not shown here. Please see instrument calibration printouts for validation.

INITIAL CALIBRATION DATA

EPA 8081B

Laboratory: Apex Laboratories

SDG: Gasco PreRD DG 2019

Client: Anchor QEA, LLC

Project: Gasco PreRD DG 2019 - 4a-b. DOC-CAP Te

Calibration: A0C0203

Instrument: DUALECD5

Calibration Date: 03/02/20 12:04

Compound	Level 01		Level 02		Level 03		Level 04		Level 05		Level 06	
	ng/mL	RF	ng/mL	RF	ng/mL	RF	ng/mL	RF	ng/mL	RF	ng/mL	RF
4,4'-DDD	0.5	201680	1	184468	2	185966	5	177141	10	184596.9	25	164256
4,4'-DDD [2C]	0.5	270360	1	259515	2	255825.5	5	253461.6	10	270239.7	25	251110.4
4,4'-DDE	0.5	231100	1	219730	2	216781	5	216921.2	10	220771.8	25	213925
4,4'-DDE [2C]	0.5	323102	1	311134	2	313038.5	5	310700.8	10	333792.7	25	338209.3
4,4'-DDT	0.5	146496	1	136646	2	136776.5	5	135541	10	145772.4	25	133240.4
4,4'-DDT [2C]	0.5	162852	1	152974	2	162515	5	168034.2	10	184988.2	25	185308.8
2,4,5,6-TCMX (Surr)	0.5	249112	1	233699	2	219710	5	200797.6	10	199811	25	194861.4
2,4,5,6-TCMX (Surr) [2C]	0.5	387054	1	352114	2	343548.5	5	309234.6	10	313692.3	25	312746.7
Decachlorobiphenyl (Surr)	0.5	234074	1	200173	2	180069	5	159973.8	10	161901.5	25	144414.9
Decachlorobiphenyl (Surr) [2C]	0.5	228864	1	203741	2	192079.5	5	175177.6	10	178207.9	25	173636.3

INITIAL CALIBRATION DATA (Continued)

EPA 8081B

Laboratory: Apex Laboratories

SDG: Gasco PreRD_DG 2019

Client: Anchor QEA, LLC

Project: Gasco PreRD_DG 2019 - 4a-b. DOC-CAP Te

Calibration: A0C0203

Instrument: DUALECD5

Matrix:

Calibration Date: 03/02/20 12:04

Compound	Level 07		Level 08		Level 09		Level 10		Level 11		Level 12	
	ng/mL	RF	ng/mL	RF	ng/mL	RF	ng/mL	RF	ng/mL	RF	ng/mL	RF
2,4'-DDD							0.5	152024	1	147365	2	139420.5
2,4'-DDD [2C]							0.5	224902	1	217911	2	201473.5
2,4'-DDE							0.5	165832	1	162790	2	154486.5
2,4'-DDE [2C]							0.5	243262	1	234158	2	225358
2,4'-DDT							0.5	127196	1	121988	2	123617.5
2,4'-DDT [2C]							0.5	158418	1	155855	2	161424.5
4,4'-DDD	50	196269.1	100	200441.9	200	182200.7						
4,4'-DDD [2C]	50	302650	100	329573.2	200	315232.1						
4,4'-DDE	50	244652.6	100	243488.2	200	221502.8						
4,4'-DDE [2C]	50	379691.2	100	404946.8	200	377634						
4,4'-DDT	50	162020.2	100	168713.9	200	164548.3						
4,4'-DDT [2C]	50	236353.6	100	259576.8	200	266047.7						
2,4,5,6-TCMX (Surr)	50	214633	100	218121.2	200	203580.4						
2,4,5,6-TCMX (Surr) [2C]	50	356445.2	100	374100.9	200	350744.7						
Decachlorobiphenyl (Surr)	50	166112.1	100	169111.2	200	154311.3						
Decachlorobiphenyl (Surr) [2C]	50	195835.5	100	203379.8	200	194633.4						

INITIAL CALIBRATION DATA (Continued)

EPA 8081B

Laboratory: Apex Laboratories

SDG: Gasco PreRD_DG 2019

Client: Anchor QEA, LLC

Project: Gasco PreRD_DG 2019 - 4a-b. DOC-CAP Te

Calibration: A0C0203

Instrument: DUALECD5

Matrix:

Calibration Date: 03/02/20 12:04

Compound	Level 13		Level 14		Level 15		Level 16		Level 17		Level 18	
	ng/mL	RF	ng/mL	RF	ng/mL	RF	ng/mL	RF	ng/mL	RF	ng/mL	RF
2,4'-DDD	5	142110	10	127928.7	25	125854.2	50	121662.4	100	137564.4	200	139238
2,4'-DDD [2C]	5	205957.2	10	193151.5	25	194088.9	50	188847.1	100	220018.5	200	233841.4
2,4'-DDE	5	156855.8	10	146985.1	25	145161.5	50	134012.6	100	151043.2	200	155684.6
2,4'-DDE [2C]	5	234470.2	10	221341.5	25	222812.6	50	218949.4	100	250453.9	200	267691.4
2,4'-DDT	5	128730.4	10	118803.2	25	124721	50	122057.2	100	147129.4	200	149554.3
2,4'-DDT [2C]	5	170763.2	10	164164.1	25	179092	50	179660.3	100	227937.6	200	244625

SECOND-SOURCE CALIBRATION VERIFICATION

EPA 8081B

Laboratory: Apex Laboratories SDG: Gasco PreRD DG 2019
Client: Anchor QEA, LLC Project: Gasco PreRD_DG 2019 - 4a-b. DOC-CAP
Instrument ID: DUALECD5 Calibration: AOC0203
Lab File ID: ECD5-02252018.D
Sequence: 0B25043 Inject Date: 02/25/20
Lab Sample ID: 0B25043-ICV1 Inject Time: 17:13

ANALYTE	EXPECTED (ng/mL)	FOUND (ng/mL)	% DRIFT	QC LIMIT
4,4'-DDD	50.0	48.2	-3.6	70 - 130
4,4'-DDD [2C]	50.0	49.4	-1.1	70 - 130
4,4'-DDE	50.0	48.9	-2.2	70 - 130
4,4'-DDE [2C]	50.0	48.6	-2.8	70 - 130
4,4'-DDT	50.0	50.5	1.0	70 - 130
4,4'-DDT [2C]	50.0	50.9	1.8	70 - 130
2,4,5,6-TCMX (Surr)	50.0	45.0	-9.9	70 - 130
2,4,5,6-TCMX (Surr) [2C]	50.0	46.4	-7.2	70 - 130
Decachlorobiphenyl (Surr)	50.0	47.3	-5.5	70 - 130
Decachlorobiphenyl (Surr) [2C]	50.0	45.8	-8.4	70 - 130

SECOND-SOURCE CALIBRATION VERIFICATION

EPA 8081B

Laboratory: Apex Laboratories SDG: Gasco PreRD DG 2019
Client: Anchor QEA, LLC Project: Gasco PreRD_DG 2019 - 4a-b. DOC-CAP
Instrument ID: DUALECD5 Calibration: AOC0203
Lab File ID: ECD5-02252029.D
Sequence: 0B25043 Inject Date: 02/25/20
Lab Sample ID: 0B25043-ICV2 Inject Time: 20:22

ANALYTE	EXPECTED (ng/mL)	FOUND (ng/mL)	% DRIFT	QC LIMIT
2,4'-DDD	50.0	47.5	-4.9	70 - 130
2,4'-DDD [2C]	50.0	49.7	-0.6	70 - 130
2,4'-DDE	50.0	48.9	-2.2	70 - 130
2,4'-DDE [2C]	50.0	49.9	-0.2	70 - 130
2,4'-DDT	50.0	52.0	4.1	70 - 130
2,4'-DDT [2C]	50.0	53.8	7.6	70 - 130

CONTINUING CALIBRATION CHECK

EPA 8081B

Laboratory: Apex Laboratories

SDG: Gasco PreRD DG 2019

Client: Anchor QEA, LLC

Project: Gasco PreRD DG 2019 - 4a-b. DOC-CAP Testing C

Instrument ID: DUALECD5

Calibration: A0C0203

Lab File ID: ECD5-03122012.D

Calibration Date: 03/02/20 12:04

Sequence: 0C12043

Injection Date: 03/12/20

Lab Sample ID: 0C12043-CCV2

Injection Time: 14:41

COMPOUND	Curve Fit	Calculated Concentration (ng/mL) [L/Q Fits]			Response Factors [Ave RF]			Limit
		STD	CCV	% DIFF	ICAL	CCV	% Drift	
4,4'-DDD	Ave	100	91.7		186335.5	170823.6	-8.3	20
4,4'-DDD [2C]	XXX	100	94.0	-6.0				20
4,4'-DDE	Ave	100	92.1		225430.3	207602	-7.9	20
4,4'-DDE [2C]	XXX	100	89.8	-10.2				20
4,4'-DDT	XXX	100	101	1.3				20
4,4'-DDT [2C]	XXX	100	102	2.0				20

** Quadratic Curve fit may be weighted (1/a or 1/a²).

* = Values outside of QC limits

CONTINUING CALIBRATION CHECK

EPA 8081B

Laboratory: Apex Laboratories

SDG: Gasco PreRD DG 2019

Client: Anchor QEA, LLC

Project: Gasco PreRD DG 2019 - 4a-b. DOC-CAP Testing C

Instrument ID: DUALECD5

Calibration: A0C0203

Lab File ID: ECD5-03122013.D

Calibration Date: 03/02/20 12:04

Sequence: 0C12043

Injection Date: 03/12/20

Lab Sample ID: 0C12043-CCV3

Injection Time: 14:59

COMPOUND	Curve Fit	Calculated Concentration (ng/mL) [L/Q Fits]			Response Factors [Ave RF]			Limit
		STD	CCV	% DIFF	ICAL	CCV	% Drift	
2,4'-DDD	Ave	100	88.9		137018.6	121853.1	-11.1	20
2,4'-DDD [2C]	Ave	100	94.5		208910.1	197492.5	-5.5	20
2,4'-DDE	Ave	100	89.0		152539	135795.3	-11.0	20
2,4'-DDE [2C]	Ave	100	94.0		235388.6	221310.4	-6.0	20
2,4'-DDT	Ave	100	106		129310.8	137135.2	6.1	20
2,4'-DDT [2C]	XXX	100	103	2.6				20

** Quadratic Curve fit may be weighted (1/a or 1/a2).

* = Values outside of QC limits

CONTINUING CALIBRATION CHECK

EPA 8081B

Laboratory: Apex Laboratories

SDG: Gasco PreRD DG 2019

Client: Anchor QEA, LLC

Project: Gasco PreRD DG 2019 - 4a-b. DOC-CAP Testing C

Instrument ID: DUALECD5

Calibration: A0C0203

Lab File ID: ECD5-03122025.D

Calibration Date: 03/02/20 12:04

Sequence: 0C12043

Injection Date: 03/12/20

Lab Sample ID: 0C12043-CCV4

Injection Time: 18:45

COMPOUND	Curve Fit	Calculated Concentration (ng/mL) [L/Q Fits]			Response Factors [Ave RF]			Limit
		STD	CCV	% DIFF	ICAL	CCV	% Drift	
4,4'-DDD	Ave	50.0	45.1		186335.5	168128.5	-9.8	20
4,4'-DDD [2C]	XXX	50.0	46.2	-7.5				20
4,4'-DDE	Ave	50.0	43.5		225430.3	196041.5	-13.0	20
4,4'-DDE [2C]	XXX	50.0	43.9	-12.2				20
4,4'-DDT	XXX	50.0	46.8	-6.3				20
4,4'-DDT [2C]	XXX	50.0	45.8	-8.4				20

** Quadratic Curve fit may be weighted (1/a or 1/a²).

* = Values outside of QC limits

CONTINUING CALIBRATION CHECK

EPA 8081B

Laboratory: Apex Laboratories

SDG: Gasco PreRD DG 2019

Client: Anchor QEA, LLC

Project: Gasco PreRD DG 2019 - 4a-b. DOC-CAP Testing C

Instrument ID: DUALECD5

Calibration: A0C0203

Lab File ID: ECD5-03122026.D

Calibration Date: 03/02/20 12:04

Sequence: 0C12043

Injection Date: 03/12/20

Lab Sample ID: 0C12043-CCV5

Injection Time: 19:02

COMPOUND	Curve Fit	Calculated Concentration (ng/mL) [L/Q Fits]			Response Factors [Ave RF]			Limit
		STD	CCV	% DIFF	ICAL	CCV	% Drift	
2,4'-DDD	Ave	50.0	40.8		137018.6	111828.9	-18.4	20
2,4'-DDD [2C]	Ave	50.0	42.4		208910.1	177108.1	-15.2	20
2,4'-DDE	Ave	50.0	41.1		152539	125372.5	-17.8	20
2,4'-DDE [2C]	Ave	50.0	41.6		235388.6	195691.2	-16.9	20
2,4'-DDT	Ave	50.0	47.7		129310.8	123472.3	-4.5	20
2,4'-DDT [2C]	XXX	50.0	49.3	-1.3				20

** Quadratic Curve fit may be weighted (1/a or 1/a2).

* = Values outside of QC limits

CONTINUING CALIBRATION CHECK

EPA 8081B

Laboratory: Apex Laboratories

SDG: Gasco PreRD DG 2019

Client: Anchor QEA, LLC

Project: Gasco PreRD DG 2019 - 4a-b. DOC-CAP Testing C

Instrument ID: DUALECD5

Calibration: A0C0203

Lab File ID: ECD5-03122038.D

Calibration Date: 03/02/20 12:04

Sequence: 0C12043

Injection Date: 03/12/20

Lab Sample ID: 0C12043-CCV6

Injection Time: 22:27

COMPOUND	Curve Fit	Calculated Concentration (ng/mL) [L/Q Fits]			Response Factors [Ave RF]			Limit
		STD	CCV	% DIFF	ICAL	CCV	% Drift	
4,4'-DDD	Ave	100	93.5		186335.5	174244.1	-6.5	20
4,4'-DDD [2C]	XXX	100	98.8	-1.2				20
4,4'-DDE	Ave	100	89.9		225430.3	202611.8	-10.1	20
4,4'-DDE [2C]	XXX	100	94.7	-5.3				20
4,4'-DDT	XXX	100	108	7.7				20
4,4'-DDT [2C]	XXX	100	108	7.8				20

** Quadratic Curve fit may be weighted (1/a or 1/a2).

* = Values outside of QC limits

CONTINUING CALIBRATION CHECK

EPA 8081B

Laboratory: Apex Laboratories

SDG: Gasco PreRD DG 2019

Client: Anchor QEA, LLC

Project: Gasco PreRD DG 2019 - 4a-b. DOC-CAP Testing C

Instrument ID: DUALECD5

Calibration: A0C0203

Lab File ID: ECD5-03122039.D

Calibration Date: 03/02/20 12:04

Sequence: 0C12043

Injection Date: 03/12/20

Lab Sample ID: 0C12043-CCV7

Injection Time: 22:44

COMPOUND	Curve Fit	Calculated Concentration (ng/mL) [L/Q Fits]			Response Factors [Ave RF]			Limit
		STD	CCV	% DIFF	ICAL	CCV	% Drift	
2,4'-DDD	Ave	100	90.1		137018.6	123411.6	-9.9	20
2,4'-DDD [2C]	Ave	100	99.8		208910.1	208422.1	-0.2	20
2,4'-DDE	Ave	100	92.7		152539	141443	-7.3	20
2,4'-DDE [2C]	Ave	100	98.2		235388.6	231083.4	-1.8	20
2,4'-DDT	Ave	100	111		129310.8	143746	11.2	20
2,4'-DDT [2C]	XXX	100	109	8.6				20

** Quadratic Curve fit may be weighted (1/a or 1/a2).

* = Values outside of QC limits

CONTINUING CALIBRATION CHECK

EPA 8081B

Laboratory: Apex Laboratories

SDG: Gasco PreRD DG 2019

Client: Anchor QEA, LLC

Project: Gasco PreRD DG 2019 - 4a-b. DOC-CAP Testing C

Instrument ID: DUALECD5

Calibration: A0C0203

Lab File ID: ECD5-03132004.D

Calibration Date: 03/02/20 12:04

Sequence: 0C13030

Injection Date: 03/13/20

Lab Sample ID: 0C13030-CCV1

Injection Time: 12:20

COMPOUND	Curve Fit	Calculated Concentration (ng/mL) [L/Q Fits]			Response Factors [Ave RF]			Limit
		STD	CCV	% DIFF	ICAL	CCV	% Drift	
4,4'-DDD	Ave	50.0	45.2		186335.5	168284.6	-9.7	20
4,4'-DDD [2C]	XXX	50.0	48.2	-3.6				20
4,4'-DDE	Ave	50.0	45.1		225430.3	203196.6	-9.9	20
4,4'-DDE [2C]	XXX	50.0	45.5	-8.9				20
4,4'-DDT	XXX	50.0	53.8	7.6				20
4,4'-DDT [2C]	XXX	50.0	55.8	11.5				20

** Quadratic Curve fit may be weighted (1/a or 1/a2).

* = Values outside of QC limits

CONTINUING CALIBRATION CHECK

EPA 8081B

Laboratory: Apex Laboratories

SDG: Gasco PreRD DG 2019

Client: Anchor QEA, LLC

Project: Gasco PreRD DG 2019 - 4a-b. DOC-CAP Testing C

Instrument ID: DUALECD5

Calibration: A0C0203

Lab File ID: ECD5-03132005.D

Calibration Date: 03/02/20 12:04

Sequence: 0C13030

Injection Date: 03/13/20

Lab Sample ID: 0C13030-CCV2

Injection Time: 12:37

COMPOUND	Curve Fit	Calculated Concentration (ng/mL) [L/Q Fits]			Response Factors [Ave RF]			Limit
		STD	CCV	% DIFF	ICAL	CCV	% Drift	
2,4'-DDD	Ave	50.0	40.4		137018.6	110697.8	-19.2	20
2,4'-DDD [2C]	Ave	50.0	41.6		208910.1	174030.6	-16.7	20
2,4'-DDE	Ave	50.0	41.1		152539	125365.7	-17.8	20
2,4'-DDE [2C]	Ave	50.0	43.1		235388.6	202723.8	-13.9	20
2,4'-DDT	Ave	50.0	50.4		129310.8	130332.5	0.8	20
2,4'-DDT [2C]	XXX	50.0	51.0	2.1				20

** Quadratic Curve fit may be weighted (1/a or 1/a2).

* = Values outside of QC limits

CONTINUING CALIBRATION CHECK

EPA 8081B

Laboratory: Apex Laboratories

SDG: Gasco PreRD DG 2019

Client: Anchor QEA, LLC

Project: Gasco PreRD DG 2019 - 4a-b. DOC-CAP Testing C

Instrument ID: DUALECD5

Calibration: A0C0203

Lab File ID: ECD5-03132024.D

Calibration Date: 03/02/20 12:04

Sequence: 0C13030

Injection Date: 03/13/20

Lab Sample ID: 0C13030-CCV3

Injection Time: 18:31

COMPOUND	Curve Fit	Calculated Concentration (ng/mL) [L/Q Fits]			Response Factors [Ave RF]			Limit
		STD	CCV	% DIFF	ICAL	CCV	% Drift	
4,4'-DDD	Ave	100	87.3		186335.5	162694.7	-12.7	20
4,4'-DDD [2C]	XXX	100	92.0	-8.0				20
4,4'-DDE	Ave	100	85.8		225430.3	193443.7	-14.2	20
4,4'-DDE [2C]	XXX	100	88.1	-11.9				20
4,4'-DDT	XXX	100	98.3	-1.7				20
4,4'-DDT [2C]	XXX	100	94.9	-5.1				20

** Quadratic Curve fit may be weighted (1/a or 1/a2).

* = Values outside of QC limits

CONTINUING CALIBRATION CHECK

EPA 8081B

Laboratory: Apex Laboratories

SDG: Gasco PreRD DG 2019

Client: Anchor QEA, LLC

Project: Gasco PreRD DG 2019 - 4a-b. DOC-CAP Testing C

Instrument ID: DUALECD5

Calibration: A0C0203

Lab File ID: ECD5-03132025.D

Calibration Date: 03/02/20 12:04

Sequence: 0C13030

Injection Date: 03/13/20

Lab Sample ID: 0C13030-CCV4

Injection Time: 18:48

COMPOUND	Curve Fit	Calculated Concentration (ng/mL) [L/Q Fits]			Response Factors [Ave RF]			Limit
		STD	CCV	% DIFF	ICAL	CCV	% Drift	
2,4'-DDD	Ave	100	87.7		137018.6	120206.9	-12.3	20
2,4'-DDD [2C]	Ave	100	95.5		208910.1	199478.5	-4.5	20
2,4'-DDE	Ave	100	88.1		152539	134430	-11.9	20
2,4'-DDE [2C]	Ave	100	96.5		235388.6	227103.8	-3.5	20
2,4'-DDT	Ave	100	108		129310.8	139772.9	8.1	20
2,4'-DDT [2C]	XXX	100	105	5.2				20

** Quadratic Curve fit may be weighted (1/a or 1/a2).

* = Values outside of QC limits

CONTINUING CALIBRATION CHECK

EPA 8081B

Laboratory: Apex Laboratories

SDG: Gasco PreRD DG 2019

Client: Anchor QEA, LLC

Project: Gasco PreRD DG 2019 - 4a-b. DOC-CAP Testing C

Instrument ID: DUALECD5

Calibration: A0C0203

Lab File ID: ECD5-03132040.D

Calibration Date: 03/02/20 12:04

Sequence: 0C13030

Injection Date: 03/13/20

Lab Sample ID: 0C13030-CCV5

Injection Time: 23:16

COMPOUND	Curve Fit	Calculated Concentration (ng/mL) [L/Q Fits]			Response Factors [Ave RF]			Limit
		STD	CCV	% DIFF	ICAL	CCV	% Drift	
4,4'-DDD	Ave	50.0	44.0		186335.5	164106.6	-11.9	20
4,4'-DDD [2C]	XXX	50.0	49.3	-1.4				20
4,4'-DDE	Ave	50.0	43.3		225430.3	195185.4	-13.4	20
4,4'-DDE [2C]	XXX	50.0	45.5	-9.0				20
4,4'-DDT	XXX	50.0	52.2	4.3				20
4,4'-DDT [2C]	XXX	50.0	54.5	9.1				20

** Quadratic Curve fit may be weighted (1/a or 1/a2).

* = Values outside of QC limits

CONTINUING CALIBRATION CHECK

EPA 8081B

Laboratory: Apex Laboratories

SDG: Gasco PreRD DG 2019

Client: Anchor QEA, LLC

Project: Gasco PreRD DG 2019 - 4a-b. DOC-CAP Testing C

Instrument ID: DUALECD5

Calibration: A0C0203

Lab File ID: ECD5-03132041.D

Calibration Date: 03/02/20 12:04

Sequence: 0C13030

Injection Date: 03/13/20

Lab Sample ID: 0C13030-CCV6

Injection Time: 23:33

COMPOUND	Curve Fit	Calculated Concentration (ng/mL) [L/Q Fits]			Response Factors [Ave RF]			Limit
		STD	CCV	% DIFF	ICAL	CCV	% Drift	
2,4'-DDD	Ave	50.0	39.4		137018.6	107998.9	-21.2*	20
2,4'-DDD [2C]	Ave	50.0	42.1		208910.1	175778.6	-15.9	20
2,4'-DDE	Ave	50.0	39.5		152539	120630.4	-20.9*	20
2,4'-DDE [2C]	Ave	50.0	42.0		235388.6	197637.8	-16.0	20
2,4'-DDT	Ave	50.0	46.7		129310.8	120673.7	-6.7	20
2,4'-DDT [2C]	XXX	50.0	48.9	-2.2				20

** Quadratic Curve fit may be weighted (1/a or 1/a2).

* = Values outside of QC limits

SURROGATE STANDARD RECOVERY AND RT SUMMARY

EPA 8081B

Laboratory: <u>Apex Laboratories</u>	SDG: <u>Gasco PreRD DG 2019</u>
Client: <u>Anchor QEA, LLC</u>	Project: <u>Gasco PreRD DG 2019 - 4a-b. DOC-CAP Testing Co</u>
Sequence: <u>0B25043</u>	Instrument: <u>DUALECD5</u>
Matrix: <u>Sediment</u>	Calibration: <u>A0C0203</u>

Surrogate Compound	Spike Level ng/mL	% Recovery	Recovery Limits	RT	Calibration Mean RT	RT Diff	RT Diff Limit	Q
Initial Cal Check (0B25043-ICV1)			Lab File ID: ECD5-02252018.D		Analyzed: 02/25/20 17:13			
2,4,5,6-TCMX (Surr)	50.0	90	70 - 130	5.458	5.459778	-0.0018	+/-1.0	
2,4,5,6-TCMX (Surr) [2C]	50.0	93	70 - 130	6.047	6.048667	-0.0017	+/-1.0	
Decachlorobiphenyl (Surr)	50.0	95	70 - 130	9.66	9.661444	-0.0014	+/-1.0	
Decachlorobiphenyl (Surr) [2C]	50.0	92	70 - 130	10.632	10.634	-0.0020	+/-1.0	

SURROGATE STANDARD RECOVERY AND RT SUMMARY

EPA 8081B

Laboratory: Apex Laboratories

SDG: Gasco PreRD DG 2019

Client: Anchor QEA, LLC

Project: Gasco PreRD DG 2019 - 4a-b. DOC-CAP Testing C

Sequence: 0C12043

Instrument: DUALECD5

Matrix: Sediment

Calibration: A0C0203

Surrogate Compound	Spike Level ng/mL	% Recovery	Recovery Limits	RT	Calibration Mean RT	RT Diff	RT Diff Limit	Q
Calibration Check (0C12043-CCV2) Lab File ID: ECD5-03122012.D Analyzed: 03/12/20 14:41								
2,4,5,6-TCMX (Surr)	100	86	80 - 120	5.425	5.459778	-0.0348	+/-1.0	
2,4,5,6-TCMX (Surr) [2C]	100	90	80 - 120	6.018	6.048667	-0.0307	+/-1.0	
Decachlorobiphenyl (Surr)	100	91	80 - 120	9.621	9.661444	-0.0404	+/-1.0	
Decachlorobiphenyl (Surr) [2C]	100	89	80 - 120	10.592	10.634	-0.0420	+/-1.0	
Calibration Blank (0C12043-CCB2) Lab File ID: ECD5-03122014.D Analyzed: 03/12/20 15:16								
2,4,5,6-TCMX (Surr) [2C]	100	88	25 - 140	6.017	6.048667	-0.0317	+/-1.0	
Decachlorobiphenyl (Surr) [2C]	100	89	30 - 135	10.591	10.634	-0.0430	+/-1.0	
Calibration Check (0C12043-CCV4) Lab File ID: ECD5-03122025.D Analyzed: 03/12/20 18:45								
2,4,5,6-TCMX (Surr)	50.0	83	80 - 120	5.423	5.459778	-0.0368	+/-1.0	
2,4,5,6-TCMX (Surr) [2C]	50.0	81	80 - 120	6.017	6.048667	-0.0317	+/-1.0	
Decachlorobiphenyl (Surr)	50.0	95	80 - 120	9.62	9.661444	-0.0414	+/-1.0	
Decachlorobiphenyl (Surr) [2C]	50.0	88	80 - 120	10.591	10.634	-0.0430	+/-1.0	
Calibration Blank (0C12043-CCB3) Lab File ID: ECD5-03122027.D Analyzed: 03/12/20 19:19								
2,4,5,6-TCMX (Surr) [2C]	100	91	25 - 140	6.017	6.048667	-0.0317	+/-1.0	
Decachlorobiphenyl (Surr) [2C]	100	90	30 - 135	10.591	10.634	-0.0430	+/-1.0	
Blank (0030350-BLK1) Lab File ID: ECD5-03122028.D Analyzed: 03/12/20 19:37								
2,4,5,6-TCMX (Surr) [2C]	45.5	49	42 - 129	6.015	6.048667	-0.0337	+/-1.0	
Decachlorobiphenyl (Surr) [2C]	45.5	79	55 - 130	10.589	10.634	-0.0450	+/-1.0	
LCS (0030350-BS1) Lab File ID: ECD5-03122029.D Analyzed: 03/12/20 19:54								
2,4,5,6-TCMX (Surr) [2C]	50.0	72	42 - 129	6.015	6.048667	-0.0337	+/-1.0	
Decachlorobiphenyl (Surr) [2C]	50.0	85	55 - 130	10.589	10.634	-0.0450	+/-1.0	
PDI-031SC-A-05-06-191017 (A0C0034-01RE1) Lab File ID: ECD5-03122037.D Analyzed: 03/12/20 22:10								
2,4,5,6-TCMX (Surr) [2C]	53.7	47	42 - 129	6.016	6.048667	-0.0327	+/-1.0	
Decachlorobiphenyl (Surr) [2C]	53.7	76	55 - 130	10.59	10.634	-0.0440	+/-1.0	
Calibration Check (0C12043-CCV6) Lab File ID: ECD5-03122038.D Analyzed: 03/12/20 22:27								
2,4,5,6-TCMX (Surr)	100	90	80 - 120	5.423	5.459778	-0.0368	+/-1.0	
2,4,5,6-TCMX (Surr) [2C]	100	91	80 - 120	6.017	6.048667	-0.0317	+/-1.0	
Decachlorobiphenyl (Surr)	100	96	80 - 120	9.621	9.661444	-0.0404	+/-1.0	
Decachlorobiphenyl (Surr) [2C]	100	96	80 - 120	10.591	10.634	-0.0430	+/-1.0	
Calibration Blank (0C12043-CCB4) Lab File ID: ECD5-03122040.D Analyzed: 03/12/20 23:01								
2,4,5,6-TCMX (Surr) [2C]	100	93	25 - 140	6.017	6.048667	-0.0317	+/-1.0	
Decachlorobiphenyl (Surr) [2C]	100	95	30 - 135	10.591	10.634	-0.0430	+/-1.0	

SURROGATE STANDARD RECOVERY AND RT SUMMARY

EPA 8081B

Laboratory: Apex Laboratories

SDG: Gasco PreRD DG 2019

Client: Anchor QEA, LLC

Project: Gasco PreRD DG 2019 - 4a-b. DOC-CAP Testing C

Sequence: 0C13030

Instrument: DUALECD5

Matrix: Sediment

Calibration: A0C0203

Surrogate Compound	Spike Level ng/mL	% Recovery	Recovery Limits	RT	Calibration Mean RT	RT Diff	RT Diff Limit	Q
Calibration Check (0C13030-CCV1) Lab File ID: ECD5-03132004.D Analyzed: 03/13/20 12:20								
2,4,5,6-TCMX (Surr)	50.0	86	80 - 120	5.425	5.459778	-0.0348	+/-1.0	
2,4,5,6-TCMX (Surr) [2C]	50.0	88	80 - 120	6.019	6.048667	-0.0297	+/-1.0	
Decachlorobiphenyl (Surr)	50.0	95	80 - 120	9.623	9.661444	-0.0384	+/-1.0	
Decachlorobiphenyl (Surr) [2C]	50.0	91	80 - 120	10.594	10.634	-0.0400	+/-1.0	
Calibration Blank (0C13030-CCB1) Lab File ID: ECD5-03132006.D Analyzed: 03/13/20 12:54								
2,4,5,6-TCMX (Surr) [2C]	100	92	42 - 129	6.018	6.048667	-0.0307	+/-1.0	
Decachlorobiphenyl (Surr) [2C]	100	89	55 - 130	10.594	10.634	-0.0400	+/-1.0	
PDI-031SC-A-06-07-191017 (A0C0034-02RE1) Lab File ID: ECD5-03132007.D Analyzed: 03/13/20 13:12								
2,4,5,6-TCMX (Surr) [2C]	58.1	56	42 - 129	6.017	6.048667	-0.0317	+/-1.0	
Decachlorobiphenyl (Surr) [2C]	58.1	80	55 - 130	10.593	10.634	-0.0410	+/-1.0	
Calibration Check (0C13030-CCV3) Lab File ID: ECD5-03132024.D Analyzed: 03/13/20 18:31								
2,4,5,6-TCMX (Surr)	100	85	80 - 120	5.42	5.459778	-0.0398	+/-1.0	
2,4,5,6-TCMX (Surr) [2C]	100	87	80 - 120	6.015	6.048667	-0.0337	+/-1.0	
Decachlorobiphenyl (Surr)	100	90	80 - 120	9.619	9.661444	-0.0424	+/-1.0	
Decachlorobiphenyl (Surr) [2C]	100	89	80 - 120	10.59	10.634	-0.0440	+/-1.0	
Calibration Blank (0C13030-CCB2) Lab File ID: ECD5-03132026.D Analyzed: 03/13/20 19:05								
2,4,5,6-TCMX (Surr) [2C]	100	92	42 - 129	6.014	6.048667	-0.0347	+/-1.0	
Decachlorobiphenyl (Surr) [2C]	100	92	55 - 130	10.591	10.634	-0.0430	+/-1.0	
Calibration Check (0C13030-CCV5) Lab File ID: ECD5-03132040.D Analyzed: 03/13/20 23:16								
2,4,5,6-TCMX (Surr)	50.0	87	80 - 120	5.42	5.459778	-0.0398	+/-1.0	
2,4,5,6-TCMX (Surr) [2C]	50.0	89	80 - 120	6.014	6.048667	-0.0347	+/-1.0	
Decachlorobiphenyl (Surr)	50.0	96	80 - 120	9.619	9.661444	-0.0424	+/-1.0	
Decachlorobiphenyl (Surr) [2C]	50.0	93	80 - 120	10.59	10.634	-0.0440	+/-1.0	
Calibration Blank (0C13030-CCB3) Lab File ID: ECD5-03132042.D Analyzed: 03/13/20 23:50								
2,4,5,6-TCMX (Surr) [2C]	100	95	42 - 129	6.014	6.048667	-0.0347	+/-1.0	
Decachlorobiphenyl (Surr) [2C]	100	98	55 - 130	10.589	10.634	-0.0450	+/-1.0	

HOLDING TIME SUMMARY

EPA 8081B

Laboratory: Apex Laboratories

SDG: Gasco PreRD DG 2019

Client: Anchor QEA, LLC

Project: Gasco PreRD DG 2019 - 4a-b. DOC-CAP Testing C

Sample Name	Date Collected	Date Received	Date Prepared	Days to Prep	Max Days to Prep	Date Analyzed	Days to Analysis	Max Days to Analysis	Q
PDI-031SC-A-05-06-191017	10/17/19 09:04	10/17/19 14:10	03/05/20 14:36	140.23	14.00	03/12/20 22:10	7.32	40.00	*
PDI-031SC-A-06-07-191017	10/17/19 09:04	10/17/19 14:10	03/05/20 14:36	140.23	14.00	03/13/20 13:12	7.94	40.00	*

Apex Laboratories

SDG: Gasco PreRD_DG 2019

CLASS: GCMS

METHOD: EPA 8270D

ANALYSES DATA PACKAGE COVER PAGE

EPA 8270D

Laboratory: Apex Laboratories

SDG: Gasco PreRD_DG 2019

Client: Anchor QEA, LLC

Project: Gasco PreRD_DG 2019 - 4a-b. DOC-CAP Testing Co

Client Sample Id:

Lab Sample Id:

Matrix

PDI-031SC-A-05-06-191017

A0C0034-01

Sediment

PDI-031SC-A-06-07-191017

A0C0034-02

Sediment

I certify that this data package is in compliance with the terms and conditions of the contract, both technically and for completeness, for other than the conditions detailed above. Release of the data contained in this hardcopy data package and in computer-readable data submitted on diskette has been authorized by the Laboratory Manager or the Manager's designee, as verified by the following signatures.

Signature: _____



Name: _____

David G. Jack

Forms Created: _____

3/26/2020 11:04AM

Title: _____

Technical Manager

METHOD DETECTION AND REPORTING LIMITS

EPA 8270D

Laboratory: Apex Laboratories

SDG: Gasco PreRD_DG 2019

Client: Anchor QEA, LLC

Project: Gasco PreRD_DG 2019 - 4a-b. DOC-CAP

Batch Matrix: Sediment

Analyte	MDL	MRL	Units
Acenaphthene	1.25	2.50	ug/kg
Acenaphthylene	1.25	2.50	ug/kg
Anthracene	1.25	2.50	ug/kg
Benz(a)anthracene	1.25	2.50	ug/kg
Benzo(a)pyrene	1.25	2.50	ug/kg
Benzo(b)fluoranthene	1.25	2.50	ug/kg
Benzo(k)fluoranthene	1.25	2.50	ug/kg
Benzo(g,h,i)perylene	1.25	2.50	ug/kg
Chrysene	1.25	2.50	ug/kg
Dibenz(a,h)anthracene	1.25	2.50	ug/kg
Fluoranthene	1.25	2.50	ug/kg
Fluorene	1.25	2.50	ug/kg
Indeno(1,2,3-cd)pyrene	1.25	2.50	ug/kg
2-Methylnaphthalene	1.25	2.50	ug/kg
Naphthalene	1.25	2.50	ug/kg
Phenanthrene	1.25	2.50	ug/kg
Pyrene	1.25	2.50	ug/kg

Note: MDLs are listed only if the corresponding analyte was evaluated to the MDL in this report .

ORGANIC ANALYSIS DATA SHEET

EPA 8270D

PDI-031SC-A-05-06-191017

Laboratory: <u>Apex Laboratories</u>	SDG: <u>Gasco PreRD_DG 2019</u>	
Client: <u>Anchor QEA, LLC</u>	Project: <u>Gasco PreRD_DG 2019 - 4a-b. DOC-CAP Testing Co</u>	
Matrix: <u>Sediment</u>	Laboratory ID: <u>A0C0034-01</u>	File ID: <u>N03062021.D</u>
Sampled: <u>10/17/19 09:04</u>	Prepared: <u>03/05/20 10:24</u>	Analyzed: <u>03/06/20 20:43</u>
Solids: <u>85.42</u>	Preparation: <u>EPA 3546</u>	Initial/Final: <u>10.14 g / 5 mL</u>
Batch: <u>0030176</u>	Sequence: <u>0C06028</u>	Calibration: <u>A911001</u>
		Instrument: <u>SV-GCMS14</u>

CAS NO.	COMPOUND	DILUTION	CONC. (ug/kg dry)	Q
83-32-9	Acenaphthene	4	49.5	D
208-96-8	Acenaphthylene	4	7.18	JD
120-12-7	Anthracene	4	23.0	D
56-55-3	Benz(a)anthracene	4	25.7	D
50-32-8	Benzo(a)pyrene	4	34.2	D
205-99-2	Benzo(b)fluoranthene	4	29.7	D
207-08-9	Benzo(k)fluoranthene	4	11.1	JD
191-24-2	Benzo(g,h,i)perylene	4	28.1	D
218-01-9	Chrysene	4	35.7	D
53-70-3	Dibenz(a,h)anthracene	4	5.77	U
206-44-0	Fluoranthene	4	109	D
86-73-7	Fluorene	4	33.6	D
193-39-5	Indeno(1,2,3-cd)pyrene	4	23.2	D
91-57-6	2-Methylnaphthalene	4	21.1	D
91-20-3	Naphthalene	4	41.3	D
85-01-8	Phenanthrene	4	194	D
129-00-0	Pyrene	4	119	D

SYSTEM MONITORING COMPOUND	ADDED (ug/kg dry)	CONC (ug/kg dry)	% REC	QC LIMITS	Q
2-Fluorobiphenyl (Surr)	57.7	44.9	78	44 - 115	
p-Terphenyl-d14 (Surr)	57.7	45.0	78	54 - 127	

INTERNAL STANDARD	AREA	RT	REF AREA	REF RT	Q
Naphthalene-d8 (ISTD)	213262	7.679	194417	7.68	
Acenaphthene-d10 (ISTD)	124830	9.433	115660	9.43	
Phenanthrene-d10 (ISTD)	226770	10.937	236918	10.94	
Chrysene-d12 (ISTD)	197478	14.528	189791	14.53	
Perylene-d12 (ISTD)	191893	17.967	178752	17.97	
Dibenz(a,h)anthracene-d14 (ISTD)	143686	20.351	146427	20.35	

* Values outside of QC limits

ORGANIC ANALYSIS DATA SHEET

EPA 8270D

PDI-031SC-A-06-07-191017

Laboratory: <u>Apex Laboratories</u>	SDG: <u>Gasco PreRD_DG 2019</u>	
Client: <u>Anchor QEA, LLC</u>	Project: <u>Gasco PreRD_DG 2019 - 4a-b. DOC-CAP Testing Co</u>	
Matrix: <u>Sediment</u>	Laboratory ID: <u>A0C0034-02</u>	File ID: <u>N03092019.D</u>
Sampled: <u>10/17/19 09:04</u>	Prepared: <u>03/05/20 10:24</u>	Analyzed: <u>03/09/20 18:49</u>
Solids: <u>80.23</u>	Preparation: <u>EPA 3546</u>	Initial/Final: <u>10.07 g / 5 mL</u>
Batch: <u>0030176</u>	Sequence: <u>0C09056</u>	Calibration: <u>A9I1001</u>
		Instrument: <u>SV-GCMS14</u>

CAS NO.	COMPOUND	DILUTION	CONC. (ug/kg dry)	Q
83-32-9	Acenaphthene	1	23.7	
208-96-8	Acenaphthylene	1	1.55	U
120-12-7	Anthracene	1	4.01	
56-55-3	Benz(a)anthracene	1	1.55	U
50-32-8	Benzo(a)pyrene	1	1.55	U
205-99-2	Benzo(b)fluoranthene	1	1.55	U
207-08-9	Benzo(k)fluoranthene	1	1.55	U
191-24-2	Benzo(g,h,i)perylene	1	1.55	U
218-01-9	Chrysene	1	1.55	U
53-70-3	Dibenz(a,h)anthracene	1	1.55	U
206-44-0	Fluoranthene	1	5.63	
86-73-7	Fluorene	1	12.9	
193-39-5	Indeno(1,2,3-cd)pyrene	1	1.55	U
91-57-6	2-Methylnaphthalene	1	12.4	
91-20-3	Naphthalene	1	31.3	
85-01-8	Phenanthrene	1	46.8	
129-00-0	Pyrene	1	3.42	

SYSTEM MONITORING COMPOUND	ADDED (ug/kg dry)	CONC (ug/kg dry)	% REC	QC LIMITS	Q
2-Fluorobiphenyl (Surr)	61.9	49.3	80	44 - 115	
p-Terphenyl-d14 (Surr)	61.9	49.2	80	54 - 127	

INTERNAL STANDARD	AREA	RT	REF AREA	REF RT	Q
Naphthalene-d8 (ISTD)	140022	7.673	130268	7.679	
Acenaphthene-d10 (ISTD)	110871	9.434	98991	9.434	
Phenanthrene-d10 (ISTD)	208928	10.937	190861	10.937	
Chrysene-d12 (ISTD)	185039	14.522	173905	14.528	
Perylene-d12 (ISTD)	173257	17.961	160105	17.967	
Dibenz(a,h)anthracene-d14 (ISTD)	149056	20.345	134662	20.345	

* Values outside of QC limits

PREPARATION BATCH SUMMARY

EPA 8270D

Laboratory: Apex Laboratories

SDG: Gasco PreRD_DG 2019

Client: Anchor QEA, LLC

Project: Gasco PreRD_DG 2019 - 4a-b. DOC-CAP Testing Co

Batch: 0030176

Batch Matrix: Sediment

Preparation: EPA 3546

SAMPLE NAME	LAB SAMPLE ID	LAB FILE ID	DATE PREPARED	OBSERVATIONS
Blank	0030176-BLK1	N03052013.D	03/05/20 10:24	
LCS	0030176-BS1	N03052014.D	03/05/20 10:24	
PDI-031SC-A-05-06-191017	A0C0034-01	N03062021.D	03/05/20 10:24	
PDI-031SC-A-06-07-191017	A0C0034-02	N03092019.D	03/05/20 10:24	

Note: Client samples are listed only if they are included in this report.

Duplicates and Matrix Spike/Duplicates QC Samples are only listed if sourced from a sample included in this report.

METHOD BLANK DATA SHEET

EPA 8270D

Laboratory: <u>Apex Laboratories</u>	SDG: <u>Gasco PreRD_DG 2019</u>
Client: <u>Anchor QEA, LLC</u>	Project: <u>Gasco PreRD_DG 2019 - 4a-b. DOC-CAP Testing C</u>
Matrix: <u>Sediment</u>	Laboratory ID: <u>0030176-BLK1</u>
Prepared: <u>03/05/20 10:24</u>	Preparation: <u>EPA 3546</u>
Analyzed: <u>03/05/20 15:46</u>	Instrument: <u>SV-GCMS14</u>
Batch: <u>0030176</u>	Sequence: <u>0C05040</u>
	Calibration: <u>A9I1001</u>

CAS NO.	COMPOUND	CONC. (ug/kg wet)	Q
83-32-9	Acenaphthene	1.14	U
208-96-8	Acenaphthylene	1.14	U
120-12-7	Anthracene	1.14	U
56-55-3	Benz(a)anthracene	1.14	U
50-32-8	Benzo(a)pyrene	1.14	U
205-99-2	Benzo(b)fluoranthene	1.14	U
207-08-9	Benzo(k)fluoranthene	1.14	U
191-24-2	Benzo(g,h,i)perylene	1.14	U
218-01-9	Chrysene	1.14	U
53-70-3	Dibenz(a,h)anthracene	1.14	U
206-44-0	Fluoranthene	1.14	U
86-73-7	Fluorene	1.14	U
193-39-5	Indeno(1,2,3-cd)pyrene	1.14	U
91-57-6	2-Methylnaphthalene	1.14	U
91-20-3	Naphthalene	1.14	U
85-01-8	Phenanthrene	1.14	U
129-00-0	Pyrene	1.14	U

SYSTEM MONITORING COMPOUND	ADDED (ug/kg wet)	CONC (ug/kg wet)	% REC	QC LIMITS	Q
2-Fluorobiphenyl (Surr)	45.5	38.8	85	44 - 120	
p-Terphenyl-d14 (Surr)	45.5	37.7	83	54 - 127	

INTERNAL STANDARD	AREA	RT	REF AREA	REF RT	Q
Naphthalene-d8 (ISTD)	200241	7.679	180554	7.679	
Acenaphthene-d10 (ISTD)	118090	9.434	106663	9.434	
Phenanthrene-d10 (ISTD)	218526	10.937	198495	10.937	
Chrysene-d12 (ISTD)	208264	14.528	186163	14.528	
Perylene-d12 (ISTD)	200596	17.967	172199	17.967	
Dibenz(a,h)anthracene-d14 (ISTD)	177581	20.345	130793	20.351	

LCS / LCS DUPLICATE RECOVERY

EPA 8270D

Laboratory: Apex Laboratories

SDG: Gasco PreRD_DG 2019

Client: Anchor QEA, LLC

Project: Gasco PreRD_DG 2019 - 4a-b. DOC-CAP Testing Co

Matrix: Sediment

Batch: 0030176

Laboratory ID: 0030176-BS1

Preparation: EPA 3546

Initial/Final: 10 g / 5 mL

COMPOUND	SPIKE ADDED (ug/kg wet)	LCS CONCENTRATION (ug/kg wet)	LCS % REC. (*=Out)	QC LIMITS REC.
Acenaphthene	20.0	17.4	87	40 - 123
Acenaphthylene	20.0	16.4	82	32 - 132
Anthracene	20.0	17.8	89	47 - 123
Benz(a)anthracene	20.0	17.2	86	49 - 126
Benzo(a)pyrene	20.0	18.1	90	45 - 129
Benzo(b)fluoranthene	20.0	17.3	87	45 - 132
Benzo(k)fluoranthene	20.0	17.9	90	47 - 132
Benzo(g,h,i)perylene	20.0	16.4	82	43 - 134
Chrysene	20.0	18.6	93	50 - 124
Dibenz(a,h)anthracene	20.0	17.4	87	45 - 134
Fluoranthene	20.0	19.7	98	50 - 127
Fluorene	20.0	17.5	87	43 - 125
Indeno(1,2,3-cd)pyrene	20.0	16.9	85	45 - 133
2-Methylnaphthalene	20.0	15.0	75	38 - 122
Naphthalene	20.0	17.3	86	35 - 123
Phenanthrene	20.0	18.0	90	50 - 121
Pyrene	20.0	17.1	85	47 - 127

* = Values outside of QC limits

ANALYSIS BATCH (SEQUENCE) SUMMARY

EPA 8270D

Laboratory: Apex Laboratories

SDG: Gasco PreRD_DG 2019

Client: Anchor QEA, LLC

Project: Gasco PreRD_DG 2019 - 4a-b. DOC-CAP Testing C

Sequence: 0C05040

Instrument: SV-GCMS14

Matrix: Sediment

Calibration: A9I1001

Sample Name	Lab Sample ID	Lab File ID	Analysis Date/Time
MS Tune	0C05040-TUN1	N03052006.D	03/05/20 11:58
Calibration Check	0C05040-CCV1	N03052007.D	03/05/20 12:27
Calibration Blank	0C05040-CCB1	N03052008.D	03/05/20 13:00
Blank	0030176-BLK1	N03052013.D	03/05/20 15:46
LCS	0030176-BS1	N03052014.D	03/05/20 16:19

Note: Client samples are listed only if they are included in this report.

Duplicates and Matrix Spike/Duplicates QC Samples are only listed if sourced from a sample included in this report.

ANALYSIS BATCH (SEQUENCE) SUMMARY

EPA 8270D

Laboratory: Apex Laboratories

SDG: Gasco PreRD_DG 2019

Client: Anchor QEA, LLC

Project: Gasco PreRD_DG 2019 - 4a-b. DOC-CAP Testing Co

Sequence: 0C06028

Instrument: SV-GCMS14

Matrix: Sediment

Calibration: A9I1001

Sample Name	Lab Sample ID	Lab File ID	Analysis Date/Time
MS Tune	0C06028-TUN1	N03062001.D	03/06/20 09:29
Calibration Check	0C06028-CCV1	N03062002.D	03/06/20 09:57
Calibration Blank	0C06028-CCB1	N03062003.D	03/06/20 10:30
PDI-031SC-A-05-06-191017	A0C0034-01	N03062021.D	03/06/20 20:43

Note: Client samples are listed only if they are included in this report.

Duplicates and Matrix Spike/Duplicates QC Samples are only listed if sourced from a sample included in this report.

ANALYSIS BATCH (SEQUENCE) SUMMARY

EPA 8270D

Laboratory: Apex Laboratories

SDG: Gasco PreRD_DG 2019

Client: Anchor QEA, LLC

Project: Gasco PreRD_DG 2019 - 4a-b. DOC-CAP Testing Co

Sequence: 0C09056

Instrument: SV-GCMS14

Matrix: Sediment

Calibration: A9I1001

Sample Name	Lab Sample ID	Lab File ID	Analysis Date/Time
MS Tune	0C09056-TUN1	N03092011.D	03/09/20 14:26
Calibration Check	0C09056-CCV1	N03092012.D	03/09/20 14:55
Calibration Blank	0C09056-CCB1	N03092013.D	03/09/20 15:29
PDI-031SC-A-06-07-191017	A0C0034-02	N03092019.D	03/09/20 18:49

Note: Client samples are listed only if they are included in this report.

Duplicates and Matrix Spike/Duplicates QC Samples are only listed if sourced from a sample included in this report.

ANALYSIS BATCH (SEQUENCE) SUMMARY

EPA 8270D

Laboratory: Apex Laboratories

SDG: Gasco PreRD_DG 2019

Client: Anchor QEA, LLC

Project: Gasco PreRD_DG 2019 - 4a-b. DOC-CAP Testing C

Sequence: 9I06028

Instrument: SV-GCMS14

Matrix: Sediment

Calibration: A9I1001

Sample Name	Lab Sample ID	Lab File ID	Analysis Date/Time
MS Tune	9I06028-TUN1	N09061911.D	09/06/19 15:51
Initial Cal Blank	9I06028-ICB1	N09061912.D	09/06/19 16:18
Cal Standard	9I06028-CAL1	N09061913.D	09/06/19 16:51
Cal Standard	9I06028-CAL2	N09061914.D	09/06/19 17:23
Cal Standard	9I06028-CAL3	N09061915.D	09/06/19 17:55
Cal Standard	9I06028-CAL4	N09061916.D	09/06/19 18:27
Cal Standard	9I06028-CAL5	N09061917.D	09/06/19 19:00
Cal Standard	9I06028-CAL6	N09061918.D	09/06/19 19:32
Cal Standard	9I06028-CAL7	N09061919.D	09/06/19 20:04
Cal Standard	9I06028-CAL8	N09061920.D	09/06/19 20:37
Cal Standard	9I06028-CAL9	N09061921.D	09/06/19 21:09
Cal Standard	9I06028-CALA	N09061922.D	09/06/19 21:41
Initial Cal Check	9I06028-ICV1	N09061924.D	09/06/19 22:45

Note: Client samples are listed only if they are included in this report.

Duplicates and Matrix Spike/Duplicates QC Samples are only listed if sourced from a sample included in this report.

MASS SPECTROMETER INSTRUMENT PERFORMANCE CHECK

EPA 8270D

Laboratory: Apex Laboratories

SDG: Gasco PreRD_DG 2019

Client: Anchor QEA, LLC

Project: Gasco PreRD_DG 2019 - 4a-b. DOC-CAP Testing C

Lab File ID: N03052006.D

Injection Date: 03/05/20

Instrument ID: SV-GCMS14

Injection Time: 11:58

Sequence: 0C05040

Lab Sample ID: 0C05040-TUN1

m/z	ION ABUNDANCE CRITERIA	% RELATIVE ABUNDANCE	
m/z 68	Less than 2% of m/z 69	1.66	PASS
m/z 69	Base peak, 100% relative abundance	100.00	PASS
m/z 70	Less than 2% of m/z 69	0.50	PASS
m/z 197	Less than 2% of m/z 198	0.51	PASS
m/z 198	Base peak, 100% relative abundance	100.00	PASS
m/z 199	5 - 9% of m/z 198	6.75	PASS
m/z 365	1 - 100% of m/z 198	3.82	PASS
m/z 441	Less than 150% of m/z 443	78.10	PASS
m/z 442	0.1 - 200% of m/z 198	123.32	PASS
m/z 443	15 - 24% of m/z 442	19.37	PASS

MASS SPECTROMETER INSTRUMENT PERFORMANCE CHECK

EPA 8270D

Laboratory: Apex Laboratories

SDG: Gasco PreRD_DG 2019

Client: Anchor QEA, LLC

Project: Gasco PreRD_DG 2019 - 4a-b. DOC-CAP Testing Co

Lab File ID: N03062001.D

Injection Date: 03/06/20

Instrument ID: SV-GCMS14

Injection Time: 09:29

Sequence: 0C06028

Lab Sample ID: 0C06028-TUN1

m/z	ION ABUNDANCE CRITERIA	% RELATIVE ABUNDANCE	
m/z 68	Less than 2% of m/z 69	1.62	PASS
m/z 69	Base peak, 100% relative abundance	100.00	PASS
m/z 70	Less than 2% of m/z 69	0.51	PASS
m/z 197	Less than 2% of m/z 198	0.00	PASS
m/z 198	Base peak, 100% relative abundance	100.00	PASS
m/z 199	5 - 9% of m/z 198	6.77	PASS
m/z 365	1 - 100% of m/z 198	4.03	PASS
m/z 441	Less than 150% of m/z 443	77.20	PASS
m/z 442	0.1 - 200% of m/z 198	132.29	PASS
m/z 443	15 - 24% of m/z 442	19.39	PASS

MASS SPECTROMETER INSTRUMENT PERFORMANCE CHECK

EPA 8270D

Laboratory: Apex Laboratories

SDG: Gasco PreRD_DG 2019

Client: Anchor QEA, LLC

Project: Gasco PreRD_DG 2019 - 4a-b. DOC-CAP Testing C

Lab File ID: N03092011.D

Injection Date: 03/09/20

Instrument ID: SV-GCMS14

Injection Time: 14:26

Sequence: 0C09056

Lab Sample ID: 0C09056-TUN1

m/z	ION ABUNDANCE CRITERIA	% RELATIVE ABUNDANCE	
m/z 68	Less than 2% of m/z 69	1.48	PASS
m/z 69	Base peak, 100% relative abundance	100.00	PASS
m/z 70	Less than 2% of m/z 69	0.51	PASS
m/z 197	Less than 2% of m/z 198	0.46	PASS
m/z 198	Base peak, 100% relative abundance	100.00	PASS
m/z 199	5 - 9% of m/z 198	6.73	PASS
m/z 365	1 - 100% of m/z 198	3.97	PASS
m/z 441	Less than 150% of m/z 443	77.35	PASS
m/z 442	0.1 - 200% of m/z 198	122.78	PASS
m/z 443	15 - 24% of m/z 442	19.32	PASS

MASS SPECTROMETER INSTRUMENT PERFORMANCE CHECK

EPA 8270D

Laboratory: Apex Laboratories

SDG: Gasco PreRD_DG 2019

Client: Anchor QEA, LLC

Project: Gasco PreRD_DG 2019 - 4a-b. DOC-CAP Testing Co

Lab File ID: N09061911.D

Injection Date: 09/06/19

Instrument ID: SV-GCMS14

Injection Time: 15:51

Sequence: 9I06028

Lab Sample ID: 9I06028-TUN1

m/z	ION ABUNDANCE CRITERIA	% RELATIVE ABUNDANCE	
m/z 68	Less than 2% of m/z 69	1.53	PASS
m/z 69	Base peak, 100% relative abundance	100.00	PASS
m/z 70	Less than 2% of m/z 69	0.47	PASS
m/z 197	Less than 2% of m/z 198	0.48	PASS
m/z 198	Base peak, 100% relative abundance	100.00	PASS
m/z 199	5 - 9% of m/z 198	6.86	PASS
m/z 365	1 - 100% of m/z 198	3.62	PASS
m/z 441	Less than 150% of m/z 443	78.02	PASS
m/z 442	0.1 - 200% of m/z 198	93.14	PASS
m/z 443	15 - 24% of m/z 442	19.59	PASS

INITIAL CALIBRATION DATA (Summary)

EPA 8270D

Laboratory: Apex Laboratories

SDG: Gasco PreRD DG 2019

Client: Anchor QEA, LLC

Project: Gasco PreRD_DG 2019 - 4a-b. DOC-CAP Testing

Calibration: A9I1001

Date: 09/10/19 10:37

Instrument: SV-GCMS14

Compound	Mean RF	FIT	RF RSD	Mean RT	RT RSD	Linear r	Quad COD	LIMIT	Q
Acenaphthene	1.421956	Ave	2.101464	9.6727	1.195025E-02			20	
Acenaphthylene	2.170985	Ave	2.552096	9.498	1.184114E-02			20	
Anthracene	1.088444	Ave	2.157422	11.223	6.057048E-03			20	
Benz(a)anthracene	1.161023	Ave	7.869327	14.886	2.183092E-02			20	
Benzo(a)pyrene	0.9876419	Ave	9.000056	18.2396	6.304434E-02			20	
Benzo(b)fluoranthene	1.153887	Ave	5.67895	17.4697	5.010002E-02			20	
Benzo(k)fluoranthene	1.136093	Ave	6.126	17.5355	5.121218E-02			20	
Benzo(g,h,i)perylene	1.308305	Ave	5.850826	21.3008	4.687611E-02			20	
Chrysene	1.098706	Ave	1.523471	14.9673	0.0413593			20	
Dibenz(a,h)anthracene	1.158853	Ave	3.005339	20.8333	3.856247E-02			20	
Fluoranthene	1.178979	Ave	4.301023	12.435	3.109609E-02			20	
Fluorene	1.455085	Ave	3.852542	10.1928	3.089686E-02			20	
Indeno(1,2,3-cd)pyrene	1.233305	Ave	3.076119	20.7652	4.855178E-02			20	
2-Methylnaphthalene	0.9346173	Ave	5.160882	8.5884	7.334806E-03			20	
Naphthalene	1.102926	Ave	2.419226	7.9059	1.784269E-02			20	
Phenanthrene	1.170171	Ave	3.845982	11.1707	1.240085E-02			20	
Pyrene	1.562337	Ave	6.478501	12.7234	2.554012E-02			20	
2-Fluorobiphenyl (Surr)	1.491847	Ave	2.25656	8.9523	3.166423E-02			20	
p-Terphenyl-d14 (Surr)	1.051726	Ave	4.2222	12.9315	1.002441E-02			20	

Note: ** Quad COD may be incorrect if weighting (1/a) or (1/a²) used. Weighting not shown here. Please see instrument calibration printouts for validation.

INITIAL CALIBRATION DATA

EPA 8270D

Laboratory: Apex Laboratories
 Client: Anchor QEA, LLC
 Calibration: A9I1001

SDG: Gasco PreRD DG 2019
 Project: Gasco PreRD DG 2019 - 4a-b. DOC-CAP Te
 Instrument: SV-GCMS14
 Calibration Date: 09/10/19 10:37

Compound	Level 01		Level 02		Level 03		Level 04		Level 05		Level 06	
	ng/mL	RF	ng/mL	RF	ng/mL	RF	ng/mL	RF	ng/mL	RF	ng/mL	RF
Acenaphthene	1	1.438843	2.5	1.487282	5	1.404065	10	1.417353	25	1.419193	50	1.394003
Acenaphthylene	1	2.050122	2.5	2.174081	5	2.138587	10	2.170914	25	2.195113	50	2.171664
Anthracene	1	1.097223	2.5	1.089279	5	1.048542	10	1.062312	25	1.06872	50	1.076085
Benz(a)anthracene	1	1.393885	2.5	1.220902	5	1.088043	10	1.09326	25	1.113653	50	1.097579
Benzo(a)pyrene	1	0.9831077	2.5	0.860229	5	0.8587498	10	0.9020412	25	0.976879	50	1.004382
Benzo(b)fluoranthene	1	1.117055	2.5	1.085157	5	1.064599	10	1.091936	25	1.128411	50	1.163732
Benzo(k)fluoranthene	1	1.067445	2.5	1.081921	5	1.086293	10	1.035921	25	1.12827	50	1.118386
Benzo(b+k)fluoranthene(s)	2	1.112094	5	1.118006	10	1.116503	20	1.114938	50	1.172148	100	1.178575
Benzo(g,h,i)perylene	1	1.244973	2.5	1.184733	5	1.240673	10	1.251188	25	1.288531	50	1.327508
Chrysene	1	1.134167	2.5	1.107207	5	1.086845	10	1.086606	25	1.097682	50	1.081788
Dibenz(a,h)anthracene	1	1.172765	2.5	1.143563	5	1.121188	10	1.116162	25	1.120297	50	1.14373
Fluoranthene	1	1.194051	2.5	1.126776	5	1.104079	10	1.123912	25	1.161779	50	1.170777
Fluorene	1	1.368696	2.5	1.404786	5	1.408744	10	1.421664	25	1.460973	50	1.446685
Indeno(1,2,3-cd)pyrene	1	1.207624	2.5	1.279667	5	1.185249	10	1.191109	25	1.192038	50	1.22331
1-Methylnaphthalene	1	0.8213813	2.5	0.8752222	5	0.8374479	10	0.9164978	25	0.9229373	50	0.9636201
2-Methylnaphthalene	1	0.8933817	2.5	0.9068991	5	0.8805457	10	0.8856102	25	0.8950085	50	0.9411598
Naphthalene	1	1.158343	2.5	1.134973	5	1.097604	10	1.122705	25	1.090082	50	1.082918
Phenanthrene	1	1.287154	2.5	1.193603	5	1.137078	10	1.164716	25	1.154027	50	1.151784
Pyrene	1	1.63414	2.5	1.742266	5	1.585271	10	1.635519	25	1.580246	50	1.570799
Carbazole	1	0.8723786	2.5	0.8303246	5	0.809563	10	0.8178062	25	0.8662439	50	0.8707417
Dibenzofuran	1	1.760349	2.5	1.772666	5	1.736411	10	1.780314	25	1.790475	50	1.776721
2-Fluorobiphenyl (Surr)	1	1.423811	2.5	1.562065	5	1.481173	10	1.49926	25	1.499776	50	1.48226
p-Terphenyl-d14 (Surr)	1	1.150274	2.5	1.092469	5	1.036656	10	1.057709	25	1.06012	50	1.045507

INITIAL CALIBRATION DATA (Continued)

EPA 8270D

Laboratory: Apex Laboratories

SDG: Gasco PreRD_DG 2019

Client: Anchor QEA, LLC

Project: Gasco PreRD_DG 2019 - 4a-b. DOC-CAP Te

Calibration: A911001

Instrument: SV-GCMS14

Matrix:

Calibration Date: 09/10/19 10:37

Compound	Level 07		Level 08		Level 09		Level 10		Level 11		Level 12	
	ng/mL	RF	ng/mL	RF	ng/mL	RF	ng/mL	RF	ng/mL	RF	ng/mL	RF
Acenaphthene	100	1.443403	200	1.431066	300	1.387896	400	1.396451				
Acenaphthylene	100	2.247844	200	2.243032	300	2.16069	400	2.157799				
Anthracene	100	1.109829	200	1.115327	300	1.102277	400	1.114841				
Benz(a)anthracene	100	1.142091	200	1.148716	300	1.139155	400	1.17295				
Benzo(a)pyrene	100	1.043258	200	1.084563	300	1.067927	400	1.095282				
Benzo(b)fluoranthene	100	1.194311	200	1.23063	300	1.216813	400	1.246224				
Benzo(k)fluoranthene	100	1.195543	200	1.221498	300	1.197767	400	1.227883				
Benzo(b+k)fluoranthene(s)	200	1.228745	400	1.259094	600	1.236491	800	1.266041				
Benzo(g,h,i)perylene	100	1.387838	200	1.395223	300	1.36793	400	1.394456				
Chrysene	100	1.095048	200	1.103107	300	1.080265	400	1.114348				
Dibenz(a,h)anthracene	100	1.178156	200	1.193501	300	1.181668	400	1.217496				
Fluoranthene	100	1.201514	200	1.227472	300	1.217957	400	1.261473				
Fluorene	100	1.525529	200	1.545124	300	1.492702	400	1.475951				
Indeno(1,2,3-cd)pyrene	100	1.260309	200	1.262162	300	1.248776	400	1.282806				
1-Methylnaphthalene	100	0.9858109	200	1.024788	300	1.01574	400	0.9810225				
2-Methylnaphthalene	100	0.9654102	200	1.001432	300	1.001474	400	0.9752517				
Naphthalene	100	1.082489	200	1.091885	300	1.077863	400	1.090395				
Phenanthrene	100	1.157739	200	1.178493	300	1.133633	400	1.143483				
Pyrene	100	1.559688	200	1.478103	300	1.415905	400	1.421434				
Carbazole	100	0.9049028	200	0.9454096	300	0.9401746	400	0.949796				
Dibenzofuran	100	1.831193	200	1.826652	300	1.770993	400	1.764878				
2-Fluorobiphenyl (Surr)	100	1.499049	200	1.496115	300	1.47728	400	1.49768				
p-Terphenyl-d14 (Surr)	100	1.048827	200	1.020622	300	0.9928344	400	1.012238				

SECOND-SOURCE CALIBRATION VERIFICATION

EPA 8270D

Laboratory: <u>Apex Laboratories</u>	SDG: <u>Gasco PreRD DG 2019</u>
Client: <u>Anchor QEA, LLC</u>	Project: <u>Gasco PreRD_DG 2019 - 4a-b. DOC-CAP</u>
Instrument ID: <u>SV-GCMS14</u>	Calibration: <u>A9I1001</u>
Lab File ID: <u>N09061924.D</u>	
Sequence: <u>9I06028</u>	Inject Date: <u>09/06/19</u>
Lab Sample ID: <u>9I06028-ICV1</u>	Inject Time: <u>22:45</u>

ANALYTE	EXPECTED (ng/mL)	FOUND (ng/mL)	% DRIFT	QC LIMIT
Acenaphthene	50.0	50.3	0.7	70 - 130
Acenaphthylene	50.0	51.9	3.9	70 - 130
Anthracene	50.0	51.8	3.6	70 - 130
Benz(a)anthracene	50.0	48.5	-3.0	70 - 130
Benzo(a)pyrene	50.0	51.2	2.4	70 - 130
Benzo(b)fluoranthene	50.0	50.6	1.2	70 - 130
Benzo(k)fluoranthene	50.0	50.0	-0.06	70 - 130
Benzo(g,h,i)perylene	50.0	53.6	7.2	70 - 130
Chrysene	50.0	52.4	4.8	70 - 130
Dibenz(a,h)anthracene	50.0	49.3	-1.3	70 - 130
Fluoranthene	50.0	50.6	1.1	70 - 130
Fluorene	50.0	50.9	1.7	70 - 130
Indeno(1,2,3-cd)pyrene	50.0	50.0	-0.05	70 - 130
2-Methylnaphthalene	50.0	46.8	-6.3	70 - 130
Naphthalene	50.0	49.9	-0.1	70 - 130
Phenanthrene	50.0	50.4	0.8	70 - 130
Pyrene	50.0	50.6	1.2	70 - 130
2-Fluorobiphenyl (Surr)	50.0	49.7	-0.7	70 - 130
p-Terphenyl-d14 (Surr)	50.0	48.7	-2.6	70 - 130

CONTINUING CALIBRATION CHECK

EPA 8270D

Laboratory: Apex Laboratories

SDG: Gasco PreRD DG 2019

Client: Anchor QEA, LLC

Project: Gasco PreRD DG 2019 - 4a-b. DOC-CAP Testing C

Instrument ID: SV-GCMS14

Calibration: A911001

Lab File ID: N03052007.D

Calibration Date: 09/10/19 10:37

Sequence: 0C05040

Injection Date: 03/05/20

Lab Sample ID: 0C05040-CCV1

Injection Time: 12:27

COMPOUND	Curve Fit	Calculated Concentration (ng/mL) [L/Q Fits]			Response Factors [Ave RF]			Limit
		STD	CCV	% DIFF	ICAL	CCV	% Drift	
Acenaphthene	Ave	50.0	48.1		1.421956	1.368853	-3.7	20
Acenaphthylene	Ave	50.0	47.6		2.170985	2.068534	-4.7	20
Anthracene	Ave	50.0	49.1		1.088444	1.069085	-1.8	20
Benz(a)anthracene	Ave	50.0	45.5		1.161023	1.056021	-9.0	20
Benzo(a)pyrene	Ave	50.0	48.2		0.9876419	0.9520961	-3.6	20
Benzo(b)fluoranthene	Ave	50.0	44.9		1.153887	1.036684	-10.2	20
Benzo(k)fluoranthene	Ave	50.0	46.0		1.136093	1.046243	-7.9	20
Benzo(g,h,i)perylene	Ave	50.0	48.1		1.308305	1.259028	-3.8	20
Chrysene	Ave	50.0	47.3		1.098706	1.039175	-5.4	20
Dibenz(a,h)anthracene	Ave	50.0	48.8		1.158853	1.131054	-2.4	20
Fluoranthene	Ave	50.0	56.3		1.178979	1.326814	12.5	20
Fluorene	Ave	50.0	49.2		1.455085	1.432305	-1.6	20
Indeno(1,2,3-cd)pyrene	Ave	50.0	47.5		1.233305	1.171133	-5.0	20
2-Methylnaphthalene	Ave	50.0	41.6		0.9346173	0.7781716	-16.7	20
Naphthalene	Ave	50.0	49.6		1.102926	1.093833	-0.8	20
Phenanthrene	Ave	50.0	49.2		1.170171	1.151001	-1.6	20
Pyrene	Ave	50.0	46.8		1.562337	1.461332	-6.5	20

** Quadratic Curve fit may be weighted (1/a or 1/a²).

* = Values outside of QC limits

CONTINUING CALIBRATION CHECK

EPA 8270D

Laboratory: Apex Laboratories

SDG: Gasco PreRD DG 2019

Client: Anchor QEA, LLC

Project: Gasco PreRD DG 2019 - 4a-b. DOC-CAP Testing C

Instrument ID: SV-GCMS14

Calibration: A911001

Lab File ID: N03062002.D

Calibration Date: 09/10/19 10:37

Sequence: 0C06028

Injection Date: 03/06/20

Lab Sample ID: 0C06028-CCV1

Injection Time: 09:57

COMPOUND	Curve Fit	Calculated Concentration (ng/mL) [L/Q Fits]			Response Factors [Ave RF]			Limit
		STD	CCV	% DIFF	ICAL	CCV	% Drift	
Acenaphthene	Ave	50.0	48.9		1.421956	1.391579	-2.1	20
Acenaphthylene	Ave	50.0	48.1		2.170985	2.089452	-3.8	20
Anthracene	Ave	50.0	49.9		1.088444	1.086882	-0.1	20
Benz(a)anthracene	Ave	50.0	46.1		1.161023	1.070272	-7.8	20
Benzo(a)pyrene	Ave	50.0	49.6		0.9876419	0.9800506	-0.8	20
Benzo(b)fluoranthene	Ave	50.0	48.9		1.153887	1.128737	-2.2	20
Benzo(k)fluoranthene	Ave	50.0	50.4		1.136093	1.144121	0.7	20
Benzo(g,h,i)perylene	Ave	50.0	47.1		1.308305	1.231549	-5.9	20
Chrysene	Ave	50.0	48.1		1.098706	1.057521	-3.7	20
Dibenz(a,h)anthracene	Ave	50.0	48.5		1.158853	1.124465	-3.0	20
Fluoranthene	Ave	50.0	46.0		1.178979	1.085295	-7.9	20
Fluorene	Ave	50.0	48.1		1.455085	1.39981	-3.8	20
Indeno(1,2,3-cd)pyrene	Ave	50.0	45.9		1.233305	1.131144	-8.3	20
2-Methylnaphthalene	Ave	50.0	41.6		0.9346173	0.7767325	-16.9	20
Naphthalene	Ave	50.0	49.4		1.102926	1.090008	-1.2	20
Phenanthrene	Ave	50.0	48.5		1.170171	1.135515	-3.0	20
Pyrene	Ave	50.0	45.1		1.562337	1.410225	-9.7	20

** Quadratic Curve fit may be weighted (1/a or 1/a2).

* = Values outside of QC limits

CONTINUING CALIBRATION CHECK

EPA 8270D

Laboratory: Apex Laboratories

SDG: Gasco PreRD DG 2019

Client: Anchor QEA, LLC

Project: Gasco PreRD DG 2019 - 4a-b. DOC-CAP Testing C

Instrument ID: SV-GCMS14

Calibration: A911001

Lab File ID: N03092012.D

Calibration Date: 09/10/19 10:37

Sequence: 0C09056

Injection Date: 03/09/20

Lab Sample ID: 0C09056-CCV1

Injection Time: 14:55

COMPOUND	Curve Fit	Calculated Concentration (ng/mL) [L/Q Fits]			Response Factors [Ave RF]			Limit
		STD	CCV	% DIFF	ICAL	CCV	% Drift	
Acenaphthene	Ave	50.0	49.8		1.421956	1.415644	-0.4	20
Acenaphthylene	Ave	50.0	46.3		2.170985	2.011294	-7.4	20
Anthracene	Ave	50.0	50.5		1.088444	1.099743	1.0	20
Benz(a)anthracene	Ave	50.0	45.5		1.161023	1.056864	-9.0	20
Benzo(a)pyrene	Ave	50.0	49.3		0.9876419	0.9730739	-1.5	20
Benzo(b)fluoranthene	Ave	50.0	47.0		1.153887	1.083489	-6.1	20
Benzo(k)fluoranthene	Ave	50.0	48.7		1.136093	1.107123	-2.5	20
Benzo(g,h,i)perylene	Ave	50.0	45.6		1.308305	1.192437	-8.9	20
Chrysene	Ave	50.0	47.9		1.098706	1.053288	-4.1	20
Dibenz(a,h)anthracene	Ave	50.0	47.8		1.158853	1.10885	-4.3	20
Fluoranthene	Ave	50.0	50.2		1.178979	1.182966	0.3	20
Fluorene	Ave	50.0	51.8		1.455085	1.508965	3.7	20
Indeno(1,2,3-cd)pyrene	Ave	50.0	45.8		1.233305	1.129613	-8.4	20
2-Methylnaphthalene	Ave	50.0	49.5		0.9346173	0.9248012	-1.1	20
Naphthalene	Ave	50.0	49.4		1.102926	1.089354	-1.2	20
Phenanthrene	Ave	50.0	50.0		1.170171	1.168924	-0.1	20
Pyrene	Ave	50.0	43.0		1.562337	1.34493	-13.9	20

** Quadratic Curve fit may be weighted (1/a or 1/a²).

* = Values outside of QC limits

SURROGATE STANDARD RECOVERY AND RT SUMMARY

EPA 8270D

Laboratory: <u>Apex Laboratories</u>	SDG: <u>Gasco PreRD DG 2019</u>
Client: <u>Anchor QEA, LLC</u>	Project: <u>Gasco PreRD DG 2019 - 4a-b. DOC-CAP Testing Co</u>
Sequence: <u>0C05040</u>	Instrument: <u>SV-GCMS14</u>
Matrix: <u>Sediment</u>	Calibration: <u>A9I1001</u>

Surrogate Compound	Spike Level ng/mL	% Recovery	Recovery Limits	RT	Calibration Mean RT	RT Diff	RT Diff Limit	Q
Calibration Check (0C05040-CCV1)			Lab File ID: N03052007.D		Analyzed: 03/05/20 12:27			
2-Fluorobiphenyl (Surr)	50.0	104	80 - 120	8.746	8.9523	-0.2063	+/-1.0	
p-Terphenyl-d14 (Surr)	50.0	97	80 - 120	12.663	12.9315	-0.2685	+/-1.0	
Calibration Blank (0C05040-CCB1)			Lab File ID: N03052008.D		Analyzed: 03/05/20 13:00			
2-Fluorobiphenyl (Surr)			44 - 120	0	8.9523	-8.9523	+/-1.0	
p-Terphenyl-d14 (Surr)			50 - 134	0	12.9315	-12.9315	+/-1.0	
Blank (0030176-BLK1)			Lab File ID: N03052013.D		Analyzed: 03/05/20 15:46			
2-Fluorobiphenyl (Surr)	45.5	85	44 - 120	8.746	8.9523	-0.2063	+/-1.0	
p-Terphenyl-d14 (Surr)	45.5	83	54 - 127	12.663	12.9315	-0.2685	+/-1.0	
LCS (0030176-BS1)			Lab File ID: N03052014.D		Analyzed: 03/05/20 16:19			
2-Fluorobiphenyl (Surr)	50.0	80	44 - 120	8.746	8.9523	-0.2063	+/-1.0	
p-Terphenyl-d14 (Surr)	50.0	82	54 - 127	12.663	12.9315	-0.2685	+/-1.0	

SURROGATE STANDARD RECOVERY AND RT SUMMARY

EPA 8270D

Laboratory: <u>Apex Laboratories</u>	SDG: <u>Gasco PreRD DG 2019</u>
Client: <u>Anchor QEA, LLC</u>	Project: <u>Gasco PreRD DG 2019 - 4a-b. DOC-CAP Testing Co</u>
Sequence: <u>0C06028</u>	Instrument: <u>SV-GCMS14</u>
Matrix: <u>Sediment</u>	Calibration: <u>A9I1001</u>

Surrogate Compound	Spike Level ng/mL	% Recovery	Recovery Limits	RT	Calibration Mean RT	RT Diff	RT Diff Limit	Q
Calibration Check (0C06028-CCV1)			Lab File ID: N03062002.D		Analyzed: 03/06/20 09:57			
2-Fluorobiphenyl (Surr)	50.0	107	80 - 120	8.75	8.9523	-0.2023	+/-1.0	
p-Terphenyl-d14 (Surr)	50.0	96	80 - 120	12.66	12.9315	-0.2715	+/-1.0	
Calibration Blank (0C06028-CCB1)			Lab File ID: N03062003.D		Analyzed: 03/06/20 10:30			
2-Fluorobiphenyl (Surr)			44 - 120	8.752	8.9523	-0.2003	+/-1.0	
p-Terphenyl-d14 (Surr)			54 - 127	12.663	12.9315	-0.2685	+/-1.0	
PDI-031SC-A-05-06-191017 (A0C0034-01)			Lab File ID: N03062021.D		Analyzed: 03/06/20 20:43			
2-Fluorobiphenyl (Surr)	57.7	78	44 - 115	8.746	8.9523	-0.2063	+/-1.0	
p-Terphenyl-d14 (Surr)	57.7	78	54 - 127	12.663	12.9315	-0.2685	+/-1.0	

SURROGATE STANDARD RECOVERY AND RT SUMMARY

EPA 8270D

Laboratory: <u>Apex Laboratories</u>	SDG: <u>Gasco PreRD DG 2019</u>
Client: <u>Anchor QEA, LLC</u>	Project: <u>Gasco PreRD DG 2019 - 4a-b. DOC-CAP Testing Co</u>
Sequence: <u>0C09056</u>	Instrument: <u>SV-GCMS14</u>
Matrix: <u>Sediment</u>	Calibration: <u>A9I1001</u>

Surrogate Compound	Spike Level ng/mL	% Recovery	Recovery Limits	RT	Calibration Mean RT	RT Diff	RT Diff Limit	Q
Calibration Check (0C09056-CCV1)			Lab File ID: N03092012.D		Analyzed: 03/09/20 14:55			
2-Fluorobiphenyl (Surr)	50.0	100	80 - 120	8.746	8.9523	-0.2063	+/-1.0	
p-Terphenyl-d14 (Surr)	50.0	92	80 - 120	12.663	12.9315	-0.2685	+/-1.0	
Calibration Blank (0C09056-CCB1)			Lab File ID: N03092013.D		Analyzed: 03/09/20 15:29			
2-Fluorobiphenyl (Surr)			44 - 120	0	8.9523	-8.9523	+/-1.0	
p-Terphenyl-d14 (Surr)			54 - 127	0	12.9315	-12.9315	+/-1.0	
PDI-031SC-A-06-07-191017 (A0C0034-02)			Lab File ID: N03092019.D		Analyzed: 03/09/20 18:49			
2-Fluorobiphenyl (Surr)	61.9	80	44 - 115	8.746	8.9523	-0.2063	+/-1.0	
p-Terphenyl-d14 (Surr)	61.9	80	54 - 127	12.663	12.9315	-0.2685	+/-1.0	

SURROGATE STANDARD RECOVERY AND RT SUMMARY

EPA 8270D

Laboratory: <u>Apex Laboratories</u>	SDG: <u>Gasco PreRD DG 2019</u>
Client: <u>Anchor QEA, LLC</u>	Project: <u>Gasco PreRD DG 2019 - 4a-b. DOC-CAP Testing Co</u>
Sequence: <u>9I06028</u>	Instrument: <u>SV-GCMS14</u>
Matrix: <u>Sediment</u>	Calibration: <u>A9I1001</u>

Surrogate Compound	Spike Level ng/mL	% Recovery	Recovery Limits	RT	Calibration Mean RT	RT Diff	RT Diff Limit	Q
Initial Cal Check (9I06028-ICV1)			Lab File ID: N09061924.D		Analyzed: 09/06/19 22:45			
2-Fluorobiphenyl (Surr)	50.0	99	70 - 130	8.95	8.9523	-0.0023	+/-1.0	
p-Terphenyl-d14 (Surr)	50.0	97	70 - 130	12.925	12.9315	-0.0065	+/-1.0	

**INTERNAL STANDARD AREA AND RT SUMMARY
EPA 8270D**

Laboratory: Apex Laboratories

SDG: Gasco PreRD_DG 2019

Client: Anchor QEA, LLC

Project: Gasco PreRD DG 2019 - 4a-b. DOC-CAP Testing C

Sequence: 0C06028

Instrument: SV-GCMS14

Matrix: Sediment

Calibration: A9I1001

Internal Standard	Response	RT	Reference Response	Reference RT	Area %	Area % Limits	RT Diff	RT Diff Limit	Q
Calibration Check (0C06028-CCV1)			Lab File ID: N03062002.D			Analyzed: 03/06/20 09:57			
Naphthalene-d8 (ISTD)	194417	7.68	148351	7.883	131	50 - 200	-0.2030	+/-0.50	
Acenaphthene-d10 (ISTD)	115660	9.43	117951	9.638	98	50 - 200	-0.2080	+/-0.50	
Phenanthrene-d10 (ISTD)	236918	10.94	219661	11.147	108	50 - 200	-0.2070	+/-0.50	
Chrysene-d12 (ISTD)	189791	14.53	169841	14.907	112	50 - 200	-0.3770	+/-0.50	
Perylene-d12 (ISTD)	178752	17.97	142416	18.375	126	50 - 200	-0.4050	+/-0.50	
Dibenz(a,h)anthracene-d14 (ISTD)	146427	20.35	93265	20.765	157	50 - 200	-0.4150	+/-0.50	
Calibration Blank (0C06028-CCB1)			Lab File ID: N03062003.D			Analyzed: 03/06/20 10:30			
Naphthalene-d8 (ISTD)	200292	7.679	194417	7.68	103	50 - 200	-0.0010	+/-0.50	
Acenaphthene-d10 (ISTD)	114839	9.434	115660	9.43	99	50 - 200	0.0040	+/-0.50	
Phenanthrene-d10 (ISTD)	218207	10.937	236918	10.94	92	50 - 200	-0.0030	+/-0.50	
Chrysene-d12 (ISTD)	179402	14.528	189791	14.53	95	50 - 200	-0.0020	+/-0.50	
Perylene-d12 (ISTD)	167613	17.961	178752	17.97	94	50 - 200	-0.0090	+/-0.50	
Dibenz(a,h)anthracene-d14 (ISTD)	133536	20.345	146427	20.35	91	50 - 200	-0.0050	+/-0.50	
PDI-031SC-A-05-06-191017 (A0C0034-01)			Lab File ID: N03062021.D			Analyzed: 03/06/20 20:43			
Naphthalene-d8 (ISTD)	213262	7.679	194417	7.68	110	50 - 200	-0.0010	+/-0.50	
Acenaphthene-d10 (ISTD)	124830	9.433	115660	9.43	108	50 - 200	0.0030	+/-0.50	
Phenanthrene-d10 (ISTD)	226770	10.937	236918	10.94	96	50 - 200	-0.0030	+/-0.50	
Chrysene-d12 (ISTD)	197478	14.528	189791	14.53	104	50 - 200	-0.0020	+/-0.50	
Perylene-d12 (ISTD)	191893	17.967	178752	17.97	107	50 - 200	-0.0030	+/-0.50	
Dibenz(a,h)anthracene-d14 (ISTD)	143686	20.351	146427	20.35	98	50 - 200	0.0010	+/-0.50	

**INTERNAL STANDARD AREA AND RT SUMMARY
EPA 8270D**

Laboratory: Apex Laboratories

SDG: Gasco PreRD_DG 2019

Client: Anchor QEA, LLC

Project: Gasco PreRD DG 2019 - 4a-b. DOC-CAP Testing C

Sequence: 0C09056

Instrument: SV-GCMS14

Matrix: Sediment

Calibration: A9I1001

Internal Standard	Response	RT	Reference Response	Reference RT	Area %	Area % Limits	RT Diff	RT Diff Limit	Q
Calibration Check (0C09056-CCV1)			Lab File ID: N03092012.D			Analyzed: 03/09/20 14:55			
Naphthalene-d8 (ISTD)	130268	7.679	148351	7.883	88	50 - 200	-0.2040	+/-0.50	
Acenaphthene-d10 (ISTD)	98991	9.434	117951	9.638	84	50 - 200	-0.2040	+/-0.50	
Phenanthrene-d10 (ISTD)	190861	10.937	219661	11.147	87	50 - 200	-0.2100	+/-0.50	
Chrysene-d12 (ISTD)	173905	14.528	169841	14.907	102	50 - 200	-0.3790	+/-0.50	
Perylene-d12 (ISTD)	160105	17.967	142416	18.375	112	50 - 200	-0.4080	+/-0.50	
Dibenz(a,h)anthracene-d14 (ISTD)	134662	20.345	93265	20.765	144	50 - 200	-0.4200	+/-0.50	
Calibration Blank (0C09056-CCB1)			Lab File ID: N03092013.D			Analyzed: 03/09/20 15:29			
Naphthalene-d8 (ISTD)	118890	7.679	130268	7.679	91	50 - 200	0.0000	+/-0.50	
Acenaphthene-d10 (ISTD)	100155	9.434	98991	9.434	101	50 - 200	0.0000	+/-0.50	
Phenanthrene-d10 (ISTD)	196665	10.937	190861	10.937	103	50 - 200	0.0000	+/-0.50	
Chrysene-d12 (ISTD)	173949	14.522	173905	14.528	100	50 - 200	-0.0060	+/-0.50	
Perylene-d12 (ISTD)	161746	17.967	160105	17.967	101	50 - 200	0.0000	+/-0.50	
Dibenz(a,h)anthracene-d14 (ISTD)	139553	20.345	134662	20.345	104	50 - 200	0.0000	+/-0.50	
PDI-031SC-A-06-07-191017 (A0C0034-02)			Lab File ID: N03092019.D			Analyzed: 03/09/20 18:49			
Naphthalene-d8 (ISTD)	140022	7.673	130268	7.679	107	50 - 200	-0.0060	+/-0.50	
Acenaphthene-d10 (ISTD)	110871	9.434	98991	9.434	112	50 - 200	0.0000	+/-0.50	
Phenanthrene-d10 (ISTD)	208928	10.937	190861	10.937	109	50 - 200	0.0000	+/-0.50	
Chrysene-d12 (ISTD)	185039	14.522	173905	14.528	106	50 - 200	-0.0060	+/-0.50	
Perylene-d12 (ISTD)	173257	17.961	160105	17.967	108	50 - 200	-0.0060	+/-0.50	
Dibenz(a,h)anthracene-d14 (ISTD)	149056	20.345	134662	20.345	111	50 - 200	0.0000	+/-0.50	

HOLDING TIME SUMMARY

EPA 8270D

Laboratory: Apex Laboratories

SDG: Gasco PreRD DG 2019

Client: Anchor QEA, LLC

Project: Gasco PreRD DG 2019 - 4a-b. DOC-CAP Testing C

Sample Name	Date Collected	Date Received	Date Prepared	Days to Prep	Max Days to Prep	Date Analyzed	Days to Analysis	Max Days to Analysis	Q
PDI-031SC-A-05-06-191017	10/17/19 09:04	10/17/19 14:10	03/05/20 10:24	140.06	14.00	03/06/20 20:43	1.43	40.00	*
PDI-031SC-A-06-07-191017	10/17/19 09:04	10/17/19 14:10	03/05/20 10:24	140.06	14.00	03/09/20 18:49	4.35	40.00	*

Apex Laboratories

SDG: Gasco PreRD_DG 2019

CLASS: WET

METHOD: SM 5310 B MOD

ANALYSES DATA PACKAGE COVER PAGE

SM 5310 B MOD

Laboratory: Apex Laboratories

SDG: Gasco PreRD_DG 2019

Client: Anchor QEA, LLC

Project: Gasco PreRD_DG 2019 - 4a-b. DOC-CAP Testing Co

Client Sample Id:

Lab Sample Id:

Matrix

PDI-031SC-A-05-06-191017

A0C0034-01

Sediment

PDI-031SC-A-06-07-191017

A0C0034-02

Sediment

I certify that this data package is in compliance with the terms and conditions of the contract, both technically and for completeness, for other than the conditions detailed above. Release of the data contained in this hardcopy data package and in computer-readable data submitted on diskette has been authorized by the Laboratory Manager or the Manager's designee, as verified by the following signatures.

Signature: _____



Name: _____

David G. Jack

Forms Created: _____

3/26/2020 11:04AM

Title: _____

Technical Manager

METHOD DETECTION AND REPORTING LIMITS

SM 5310 B MOD

Laboratory: Apex Laboratories

SDG: Gasco PreRD_DG 2019

Client: Anchor QEA, LLC

Project: Gasco PreRD_DG 2019 - 4a-b. DOC-CAP

Batch Matrix: Sediment

Analyte	MDL	MRL	Units
Total Organic Carbon	0.020	0.020	% by Weight

Note: MDLs are listed only if the corresponding analyte was evaluated to the MDL in this report .

INORGANIC ANALYSIS DATA SHEET
SM 5310 B MOD

PDI-031SC-A-05-06-191017

Laboratory: Apex Laboratories

SDG: Gasco PreRD DG 2019

Client: Anchor QEA, LLC

Project: Gasco PreRD DG 2019 - 4a-b. DOC-CAP Testing Cores

Matrix: Sediment

Laboratory ID: A0C0034-01

File ID: 0C10065.txt-057

Sampled: 10/17/19 09:04

Prepared: 03/06/20 17:23

Analyzed: 03/11/20 05:45

Solids: 85.42

Preparation: PSEP-5310B TOC

Initial/Final: 0.2 N/A / 0.2 N/A

Batch: 0030257

Sequence: 0C10065

Calibration: A0A0805

Instrument: TOC6

CAS NO.	Analyte	Concentration (% by Weight)	Dilution Factor	Q	Method
TOC	Total Organic Carbon	0.033	1		SM 5310 B MOD

INORGANIC ANALYSIS DATA SHEET

SM 5310 B MOD

PDI-031SC-A-06-07-191017

Laboratory: Apex Laboratories

SDG: Gasco PreRD_DG 2019

Client: Anchor QEA, LLC

Project: Gasco PreRD_DG 2019 - 4a-b. DOC-CAP Testing Cores

Matrix: Sediment

Laboratory ID: A0C0034-02

File ID: 0C10065.txt-059

Sampled: 10/17/19 09:04

Prepared: 03/06/20 17:23

Analyzed: 03/11/20 06:07

Solids: 80.23

Preparation: PSEP-5310B TOC

Initial/Final: 0.2 N/A / 0.2 N/A

Batch: 0030257

Sequence: 0C10065

Calibration: A0A0805

Instrument: TOC6

CAS NO.	Analyte	Concentration (% by Weight)	Dilution Factor	Q	Method
TOC	Total Organic Carbon	0.029	1		SM 5310 B MOD

PREPARATION BATCH SUMMARY

SM 5310 B MOD

Laboratory: Apex Laboratories

SDG: Gasco PreRD_DG 2019

Client: Anchor QEA, LLC

Project: Gasco PreRD DG 2019 - 4a-b. DOC-CAP Testing Co

Batch: 0030257

Batch Matrix: Sediment

Preparation: PSEP-5310B TOC

SAMPLE NAME	LAB SAMPLE ID	LAB FILE ID	DATE PREPARED	OBSERVATIONS
Blank	0030257-BLK1	0C10065.txt-036	03/06/20 17:23	
LCS	0030257-BS1	0C10065.txt-037	03/06/20 17:23	
PDI-031SC-A-05-06-191017 (Dup)	0030257-DUP9	0C10065.txt-058	03/06/20 17:23	
PDI-031SC-A-05-06-191017	A0C0034-01	0C10065.txt-057	03/06/20 17:23	
PDI-031SC-A-06-07-191017	A0C0034-02	0C10065.txt-059	03/06/20 17:23	

Note: Client samples are listed only if they are included in this report.

Duplicates and Matrix Spike/Duplicates QC Samples are only listed if sourced from a sample included in this report.

METHOD BLANK DATA SHEET
SM 5310 B MOD

Laboratory: <u>Apex Laboratories</u>	SDG: <u>Gasco PreRD_DG 2019</u>		
Client: <u>Anchor QEA, LLC</u>	Project: <u>Gasco PreRD_DG 2019 - 4a-b. DOC-CAP Testing C</u>		
Matrix: <u>Sediment</u>	Laboratory ID: <u>0030257-BLK1</u>	File ID: <u>0C10065.txt-036</u>	
Prepared: <u>03/06/20 17:23</u>	Preparation: <u>PSEP-5310B TOC</u>	Initial/Final: <u>0.2 N/A / 0.2 N/A</u>	
Analyzed: <u>03/11/20 01:57</u>	Instrument: <u>TOC6</u>		
Batch: <u>0030257</u>	Sequence: <u>0C10065</u>	Calibration: <u>A0A0805</u>	

CAS NO.	COMPOUND	CONC. (% by Weight)	Q
TOC	Total Organic Carbon	0.020	U

LCS / LCS DUPLICATE RECOVERY

SM 5310 B MOD

Laboratory: Apex Laboratories

SDG: Gasco PreRD_DG 2019

Client: Anchor QEA, LLC

Project: Gasco PreRD_DG 2019 - 4a-b. DOC-CAP Testing Co

Matrix: Sediment

Batch: 0030257

Laboratory ID: 0030257-BS1

Preparation: PSEP-5310B TOC

Initial/Final: 0.2 N/A / 0.2 N/A

COMPOUND	SPIKE ADDED (mg/kg)	LCS CONCENTRATION (mg/kg)	LCS % REC. (* = Out)	QC LIMITS REC.
Total Organic Carbon	10000	9700	97	90 - 110

* = Values outside of QC limits

DUPLICATES
SM 5310 B MOD

PDI-031SC-A-05-06-191017

Laboratory: Apex Laboratories

SDG: Gasco PreRD_DG 2019

Client: Anchor QEA, LLC

Project: Gasco PreRD_DG 2019 - 4a-b. DOC-CAP

Matrix: Sediment

Laboratory ID: 0030257-DUP9

Batch: 0030257

Lab Source ID: A0C0034-01

Preparation: PSEP-5310B TOC

Initial/Final: 0.2 N/A / 0.2 N/A

Source Sample Name: PDI-031SC-A-05-06-191017

% Solids: 85.42

ANALYTE	CONTROL LIMIT	SAMPLE CONCENTRATION (% by Weight)	C	DUPLICATE CONCENTRATION (% by Weight)	C	RPD %	Q	METHOD
Total Organic Carbon	20	0.033		0.029		12		SM 5310 B MOD

* Values outside of QC limits

ANALYSIS BATCH (SEQUENCE) SUMMARY

SM 5310 B MOD

Laboratory: Apex Laboratories

SDG: Gasco PreRD_DG 2019

Client: Anchor QEA, LLC

Project: Gasco PreRD_DG 2019 - 4a-b. DOC-CAP Testing C

Sequence: 0A08052

Instrument: TOC6

Matrix: Sediment

Calibration: A0A0805

Sample Name	Lab Sample ID	Lab File ID	Analysis Date/Time
Cal Standard	0A08052-CAL2	0A08052.txt-005	01/08/20 18:59
Cal Standard	0A08052-CAL3	0A08052.txt-006	01/08/20 19:09
Cal Standard	0A08052-CAL4	0A08052.txt-007	01/08/20 19:20
Cal Standard	0A08052-CAL5	0A08052.txt-008	01/08/20 19:31
Cal Standard	0A08052-CAL6	0A08052.txt-009	01/08/20 19:42
Cal Standard	0A08052-CAL7	0A08052.txt-010	01/08/20 19:53
Cal Standard	0A08052-CAL8	0A08052.txt-011	01/08/20 20:03
Cal Standard	0A08052-CAL9	0A08052.txt-012	01/08/20 20:14
Initial Cal Check	0A08052-ICV1	0A08052.txt-014	01/08/20 20:36
Initial Cal Blank	0A08052-ICB1	0A08052.txt-015	01/08/20 20:47

Note: Client samples are listed only if they are included in this report.

Duplicates and Matrix Spike/Duplicates QC Samples are only listed if sourced from a sample included in this report.

ANALYSIS BATCH (SEQUENCE) SUMMARY
SM 5310 B MOD

Laboratory: Apex Laboratories

SDG: Gasco PreRD_DG 2019

Client: Anchor QEA, LLC

Project: Gasco PreRD_DG 2019 - 4a-b. DOC-CAP Testing C

Sequence: 0C10065

Instrument: TOC6

Matrix: Sediment

Calibration: A0A0805

Sample Name	Lab Sample ID	Lab File ID	Analysis Date/Time
Calibration Check	0C10065-CCV1	0C10065.txt-003	03/10/20 20:01
Calibration Blank	0C10065-CCB1	0C10065.txt-004	03/10/20 20:11
Calibration Check	0C10065-CCV2	0C10065.txt-015	03/10/20 22:10
Calibration Blank	0C10065-CCB2	0C10065.txt-016	03/10/20 22:21
Calibration Check	0C10065-CCV3	0C10065.txt-027	03/11/20 00:20
Calibration Blank	0C10065-CCB3	0C10065.txt-028	03/11/20 00:30
Blank	0030257-BLK1	0C10065.txt-036	03/11/20 01:57
LCS	0030257-BS1	0C10065.txt-037	03/11/20 02:08
Calibration Check	0C10065-CCV4	0C10065.txt-039	03/11/20 02:29
Calibration Blank	0C10065-CCB4	0C10065.txt-040	03/11/20 02:40
Calibration Check	0C10065-CCV5	0C10065.txt-051	03/11/20 04:40
Calibration Blank	0C10065-CCB5	0C10065.txt-052	03/11/20 04:50
PDI-031SC-A-05-06-191017	A0C0034-01	0C10065.txt-057	03/11/20 05:45
PDI-031SC-A-05-06-191017 (Dup)	0030257-DUP9	0C10065.txt-058	03/11/20 05:56
PDI-031SC-A-06-07-191017	A0C0034-02	0C10065.txt-059	03/11/20 06:07
Calibration Check	0C10065-CCV6	0C10065.txt-064	03/11/20 07:01
Calibration Blank	0C10065-CCB6	0C10065.txt-065	03/11/20 07:12
Calibration Check	0C10065-CCV7	0C10065.txt-073	03/11/20 08:39
Calibration Blank	0C10065-CCB7	0C10065.txt-074	03/11/20 08:50

Note: Client samples are listed only if they are included in this report.

Duplicates and Matrix Spike/Duplicates QC Samples are only listed if sourced from a sample included in this report.

INITIAL CALIBRATION DATA (Summary)

SM 5310 B MOD

Laboratory: Apex Laboratories

SDG: Gasco PreRD DG 2019

Client: Anchor QEA, LLC

Project: Gasco PreRD_DG 2019 - 4a-b. DOC-CAP Testing

Calibration: AOA0805

Date: 01/08/20 16:30

Instrument: TOC6

Compound	Mean RF	FIT	RF RSD	Mean RT	RT RSD	Linear r	Quad COD	LIMIT	Q
Total Organic Carbon	107.0509	Lin	3.685489			0.99994			

Note: ** Quad COD may be incorrect if weighting (1/a) or (1/a²) used. Weighting not shown here. Please see instrument calibration printouts for validation.

INITIAL CALIBRATION DATA
SM 5310 B MOD

Laboratory: Apex Laboratories

SDG: Gasco PreRD DG 2019

Client: Anchor QEA, LLC

Project: Gasco PreRD DG 2019 - 4a-b. DOC-CAP Te

Calibration: A0A0805

Instrument: TOC6

Calibration Date: 01/08/20 16:30

Compound	Level 01		Level 02		Level 03		Level 04		Level 05		Level 06	
	mg/kg	RF	mg/kg	RF	mg/kg	RF	mg/kg	RF	mg/kg	RF	mg/kg	RF
Total Organic Carbon	200	114.6217	500	110.0738	1000	108.4645	2500	105.6496	5000	103.2242	12500	102.6331

INITIAL CALIBRATION DATA (Continued)

SM 5310 B MOD

Laboratory: Apex Laboratories

SDG: Gasco PreRD_DG 2019

Client: Anchor QEA, LLC

Project: Gasco PreRD_DG 2019 - 4a-b. DOC-CAP Te

Calibration: AOA0805

Instrument: TOC6

Matrix:

Calibration Date: 01/08/20 16:30

Compound	Level 07		Level 08		Level 09		Level 10		Level 11		Level 12	
	mg/kg	RF	mg/kg	RF	mg/kg	RF	mg/kg	RF	mg/kg	RF	mg/kg	RF
Total Organic Carbon	25000	106.7626	50000	104.9773								

INITIAL AND CONTINUING CALIBRATION CHECK

SM 5310 B MOD

Laboratory: Apex Laboratories

SDG: Gasco PreRD_DG 2019

Client: Anchor QEA, LLC

Project: Gasco PreRD_DG 2019 - 4a-b. DOC-CAP Testing Co

Instrument ID: TOC6

Calibration: A0A0805

Control Limit: +/- 10.00%

Sequence: 0A08052

Lab Sample ID	Analyte	True	Found	%R	Units	Method
0A08052-ICV1	Total Organic Carbon	10000	10000	100	mg/kg	SM 5310 B MOD

* Values outside of QC limits

INITIAL AND CONTINUING CALIBRATION CHECK

SM 5310 B MOD

Laboratory: Apex Laboratories

SDG: Gasco PreRD_DG 2019

Client: Anchor QEA, LLC

Project: Gasco PreRD_DG 2019 - 4a-b. DOC-CAP Testing Co

Instrument ID: TOC6

Calibration: A0A0805

Control Limit: +/- 10.00%

Sequence: 0C10065

Lab Sample ID	Analyte	True	Found	%R	Units	Method
0C10065-CCV1	Total Organic Carbon	10000	9500	95	mg/kg	SM 5310 B MOD
0C10065-CCV2	Total Organic Carbon	10000	9900	99	mg/kg	SM 5310 B MOD
0C10065-CCV3	Total Organic Carbon	10000	9700	97	mg/kg	SM 5310 B MOD
0C10065-CCV4	Total Organic Carbon	10000	9700	97	mg/kg	SM 5310 B MOD
0C10065-CCV5	Total Organic Carbon	10000	9600	96	mg/kg	SM 5310 B MOD
0C10065-CCV6	Total Organic Carbon	10000	9600	96	mg/kg	SM 5310 B MOD
0C10065-CCV7	Total Organic Carbon	10000	9800	98	mg/kg	SM 5310 B MOD

* Values outside of QC limits

INSTRUMENT BLANKS
SM 5310 B MOD

Laboratory: Apex Laboratories

SDG: Gasco PreRD DG 2019

Client: Anchor QEA, LLC

Instrument ID: TOC6

Project: Gasco PreRD DG 2019 - 4a-b. DOC-CAP Testing Cores

Sequence: 0A08052

Calibration: A0A0805

Lab Sample ID	Analyte	Found	RL	Units	C	Method
0A08052-ICB1	Total Organic Carbon	ND	200 (Inst)	mg/kg		SM 5310 B MOD

(Inst) indicates on-Instrument Result and Reporting Level. Used for non-digested Instrument Blanks.

INSTRUMENT BLANKS
SM 5310 B MOD

Laboratory: Apex Laboratories

SDG: Gasco PreRD DG 2019

Client: Anchor QEA, LLC

Instrument ID: TOC6

Project: Gasco PreRD DG 2019 - 4a-b. DOC-CAP Testing Cores

Sequence: 0C10065

Calibration: A0A0805

Lab Sample ID	Analyte	Found	RL	Units	C	Method
0C10065-CCB1	Total Organic Carbon	ND	200 (Inst)	mg/kg		SM 5310 B MOD
0C10065-CCB2	Total Organic Carbon	ND	200 (Inst)	mg/kg		SM 5310 B MOD
0C10065-CCB3	Total Organic Carbon	ND	200 (Inst)	mg/kg		SM 5310 B MOD
0C10065-CCB4	Total Organic Carbon	ND	200 (Inst)	mg/kg		SM 5310 B MOD
0C10065-CCB5	Total Organic Carbon	ND	200 (Inst)	mg/kg		SM 5310 B MOD
0C10065-CCB6	Total Organic Carbon	ND	200 (Inst)	mg/kg		SM 5310 B MOD
0C10065-CCB7	Total Organic Carbon	ND	200 (Inst)	mg/kg		SM 5310 B MOD

(Inst) indicates on-Instrument Result and Reporting Level. Used for non-digested Instrument Blanks.

HOLDING TIME SUMMARY
SM 5310 B MOD

Laboratory: Apex Laboratories

SDG: Gasco PreRD DG 2019

Client: Anchor QEA, LLC

Project: Gasco PreRD DG 2019 - 4a-b. DOC-CAP Testing C

Sample Name	Date Collected	Date Received	Date Prepared	Days to Prep	Max Days to Prep	Date Analyzed	Days to Analysis	Max Days to Analysis	Q
PDI-031SC-A-05-06-191017	10/17/19 09:04	10/17/19 14:10	03/06/20 17:23	141.35	28.00	03/11/20 05:45	145.86	28.00	*
PDI-031SC-A-06-07-191017	10/17/19 09:04	10/17/19 14:10	03/06/20 17:23	141.35	28.00	03/11/20 06:07	145.88	28.00	*

Apex Laboratories

SDG: Gasco PreRD_DG 2019

CLASS: WET

METHOD: SM 2540 G

ANALYSES DATA PACKAGE COVER PAGE

SM 2540 G

Laboratory: Apex Laboratories

SDG: Gasco PreRD_DG 2019

Client: Anchor QEA, LLC

Project: Gasco PreRD_DG 2019 - 4a-b. DOC-CAP Testing Co

Client Sample Id:

Lab Sample Id:

Matrix

PDI-031SC-A-05-06-191017

A0C0034-01

Sediment

PDI-031SC-A-06-07-191017

A0C0034-02

Sediment

I certify that this data package is in compliance with the terms and conditions of the contract, both technically and for completeness, for other than the conditions detailed above. Release of the data contained in this hardcopy data package and in computer-readable data submitted on diskette has been authorized by the Laboratory Manager or the Manager's designee, as verified by the following signatures.

Signature: _____



Name: _____

David G. Jack

Forms Created: _____

3/26/2020 11:04AM

Title: _____

Technical Manager

METHOD DETECTION AND REPORTING LIMITS

SM 2540 G

Laboratory: Apex Laboratories

SDG: Gasco PreRD_DG 2019

Client: Anchor QEA, LLC

Project: Gasco PreRD_DG 2019 - 4a-b. DOC-CAP

Batch Matrix: Sediment

Analyte	MDL	MRL	Units
Total Solids	1.00	1.00	% by Weight

Note: MDLs are listed only if the corresponding analyte was evaluated to the MDL in this report .

INORGANIC ANALYSIS DATA SHEET

SM 2540 G

PDI-031SC-A-05-06-191017

Laboratory: Apex Laboratories

SDG: Gasco PreRD DG 2019

Client: Anchor QEA, LLC

Project: Gasco PreRD DG 2019 - 4a-b. DOC-CAP Testing Cores

Matrix: Sediment

Laboratory ID: A0C0034-01

Sampled: 10/17/19 09:04

Prepared: 03/04/20 10:19

Analyzed: 03/10/20 17:17

Solids: 85.42

Preparation: Total Solids (SM2540G/PSEP)

Initial/Final: 1 N/A / 1 N/A

Batch: 0030128

Calibration:

Instrument: Inst

CAS NO.	Analyte	Concentration (% by Weight)	Dilution Factor	Q	Method
TS	Total Solids	85.4	1		SM 2540 G

INORGANIC ANALYSIS DATA SHEET

SM 2540 G

PDI-031SC-A-06-07-191017

Laboratory: Apex Laboratories

SDG: Gasco PreRD_DG 2019

Client: Anchor QEA, LLC

Project: Gasco PreRD_DG 2019 - 4a-b. DOC-CAP Testing Cores

Matrix: Sediment

Laboratory ID: A0C0034-02

Sampled: 10/17/19 09:04

Prepared: 03/04/20 10:19

Analyzed: 03/10/20 17:17

Solids: 80.23

Preparation: Total Solids (SM2540G/PSEP)

Initial/Final: 1 N/A / 1 N/A

Batch: 0030128

Calibration:

Instrument: Inst

CAS NO.	Analyte	Concentration (% by Weight)	Dilution Factor	Q	Method
TS	Total Solids	80.2	1		SM 2540 G

PREPARATION BATCH SUMMARY

SM 2540 G

Laboratory: Apex Laboratories

SDG: Gasco PreRD_DG 2019

Client: Anchor QEA, LLC

Project: Gasco PreRD DG 2019 - 4a-b. DOC-CAP Testing Cc

Batch: 0030128

Batch Matrix: Sediment

Preparation: Total Solids (SM2540G/PSEP)

SAMPLE NAME	LAB SAMPLE ID	LAB FILE ID	DATE PREPARED	OBSERVATIONS
PDI-031SC-A-05-06-191017 (Dup)	0030128-DUP1		03/04/20 10:19	
PDI-031SC-A-05-06-191017	A0C0034-01		03/04/20 10:19	
PDI-031SC-A-06-07-191017	A0C0034-02		03/04/20 10:19	

Note: Client samples are listed only if they are included in this report.

Duplicates and Matrix Spike/Duplicates QC Samples are only listed if sourced from a sample included in this report.

DUPLICATES

PDI-031SC-A-05-06-191017

SM 2540 G

Laboratory: Apex Laboratories

SDG: Gasco PreRD_DG 2019

Client: Anchor QEA, LLC

Project: Gasco PreRD_DG 2019 - 4a-b. DOC-CAP

Matrix: Sediment

Laboratory ID: 0030128-DUP1

Batch: 0030128

Lab Source ID: A0C0034-01

Preparation: Total Solids (SM2540G/PSEP)

Initial/Final: 1 N/A / 1 N/A

Source Sample Name: PDI-031SC-A-05-06-191017

% Solids: 85.42

ANALYTE	CONTROL LIMIT	SAMPLE CONCENTRATION (% by Weight)	C	DUPLICATE CONCENTRATION (% by Weight)	C	RPD %	Q	METHOD
Total Solids	10	85.4		84.4		1		SM 2540 G

* Values outside of QC limits

HOLDING TIME SUMMARY

SM 2540 G

Laboratory: Apex Laboratories

SDG: Gasco PreRD DG 2019

Client: Anchor QEA, LLC

Project: Gasco PreRD DG 2019 - 4a-b. DOC-CAP Testing C

Sample Name	Date Collected	Date Received	Date Prepared	Days to Prep	Max Days to Prep	Date Analyzed	Days to Analysis	Max Days to Analysis	Q
PDI-031SC-A-05-06-191017	10/17/19 09:04	10/17/19 14:10	03/04/20 10:19	139.05	180.00	03/10/20 17:17	6.29		
PDI-031SC-A-06-07-191017	10/17/19 09:04	10/17/19 14:10	03/04/20 10:19	139.05	180.00	03/10/20 17:17	6.29		

Raw Data

**Polychlorinated Biphenyls by EPA 8082A
Benchsheet & Analysis Sequence Data**

Batch 0030288
Sequence 0C12025 (A0C0034-01,02)



Apex Laboratories
PREPARATION BENCH SHEET


MAR 24 2020

BATCH #: 0030288 (Sediment)

Prep Method: EPA 3546

#	Lab Number	Analysis	Prepared	Initial (g)	Final (mL)	Spike ID	Source ID	ul Spike	ul Surr.	Sample ID	Extraction Comments	pH		
												<2	5-11	>11
	0030288-BLK1	QC	03/09/20 12:06	31	2				100					
	0030288-BS1	QC	03/09/20 12:06	30	2	A20B283		100	100					
	A0C0030-04	A 8082 PCBs - Low Level (30g/2mL)	03/09/20 12:06	30.26	2				100	PDI-052SC-A-10-11-191015	+1262,1268			
	A0C0030-05	A 8082 PCBs - Low Level (30g/2mL)	03/09/20 12:06	30.6	2				100	PDI-055SC-A-04-05-191015	+1262,1268			
	A0C0030-06	A 8082 PCBs - Low Level (30g/2mL)	03/09/20 12:06	30.27	2				100	PDI-055SC-A-05-06-191015	+1262,1268			
	0030288-DUP1	QC	03/09/20 12:06	30.37	2		A0C0030-06		100					
	A0C0030-07	A 8082 PCBs - Low Level (30g/2mL)	03/09/20 12:06	30.37	2				100	PDI-055SC-A-06-07-191015	+1262,1268			
	A0C0030-08	A 8082 PCBs - Low Level (30g/2mL)	03/09/20 12:06	30.07	2				100	PDI-055SC-A-07-08-191015	+1262,1268			
	A0C0030-09	A 8082 PCBs - Low Level (30g/2mL)	03/09/20 12:06	30.23	2				100	PDI-055SC-A-08-09-191015	+1262,1268			
	A0C0030-10	A 8082 PCBs - Low Level (30g/2mL)	03/09/20 12:06	30.12	2				100	PDI-055SC-A-09-10-191015	+1262,1268			
	A0C0030-11	A 8082 PCBs - Low Level (30g/2mL)	03/09/20 12:06	30.58	2				100	PDI-055SC-A-10-11-191015	+1262,1268			
	A0C0034-01	A 8082 PCBs - Low Level (30g/2mL)	03/09/20 12:06	30.1	2				100	PDI-031SC-A-05-06-191017	+1262,1268			
	A0C0034-02	A 8082 PCBs - Low Level (30g/2mL)	03/09/20 12:06	30.25	2				100	PDI-031SC-A-06-07-191017	+1262,1268			
	A0C0036-01	A 8082 PCBs - Low Level (30g/2mL)	03/09/20 12:06	30.53	2				100	PDI-034SC-A-04-05-191022	+1262,1268			
	A0C0058-01	A 8082 PCBs - Low Level (30g/2mL)	03/09/20 12:06	30.17	2				100	PDI-066SC-A-09-10-191011	+1262,1268			
	A0C0058-02	A 8082 PCBs - Low Level (30g/2mL)	03/09/20 12:06	30.6	2				100	PDI-066SC-A-10-11-191011	+1262,1268			
	A0C0058-03	A 8082 PCBs - Low Level (30g/2mL)	03/09/20 12:06	30.17	2				100	PDI-066SC-A-11-12-191011	+1262,1268			
	A0C0058-04	A 8082 PCBs - Low Level (30g/2mL)	03/09/20 12:06	30.03	2				100	PDI-066SC-A-12-13-191011	+1262,1268			
	0030288-MS1	QC	03/09/20 12:06	30.13	2	A20B283	A0C0058-04	100	100					
	0030288-MSD1	QC	03/09/20 12:09	30.06	2	A20B283	A0C0058-04	100	100					

Prepared By: _____ Date: _____


 Reviewed By: _____ Date: 3/19/20

Apex Laboratories
PREPARATION BENCH SHEET
BATCH #: 0030288 (Sediment)

Prep Method: EPA 3546

#	Lab Number	Analysis	Prepared	Initial (g)	Final (mL)	Spike ID	Source ID	ul Spike	ul Surr.	Sample ID	Extraction Comments	pH		
												<2	5/8	>11
	A0C0058-05	A 8082 PCBs - Low Level (30g/2mL)	03/09/20 12:06	30.24	2				100	PDI-066SC-A-13-14-191011	+1262,1268			
	A0C0058-06	A 8082 PCBs - Low Level (30g/2mL)	03/09/20 12:06	30.35	2				100	PDI-066SC-A-14-15-191011	+1262,1268			

Standards/Reagents

Reagent(s)			Analyte Spike(s)			Surrogate(s)		
Std ID	Exp. Date	Description	Std ID	Exp. Date	Description	Std ID	Exp. Date	Description
A13L219	11/30/23	Extractions Balance	A20B283	08/24/20	8082 PCB Matrix Spike	A20C130	09/06/20	8082 PCB Surrogate Spike
A18K311	12/31/20	Glass Wool						
A19C104	09/03/23	Florisil Lot 817211-CM						
A19G279	01/18/22	Sulfuric Acid						
A19I211	05/07/22	Copper, Granular Lot# J260003						
A19I263	03/18/21	DCM CHEM PROD. 194934						
A20A032	06/30/23	n-Hexane Lot# 197051						
A20A282	07/19/21	Sodium Sulfate Lot # 194865						

Method 3546 digestion time and temperture achieved.

Initial:

Witness: _____

Prepared By: _____ Date _____

Reviewed By: _____ Date _____



Apex Laboratories
PREPARATION BENCH SHEET
BATCH #: 0030288 (Sediment)

Prep Method: EPA 3546

#	Lab Number	Analysis	Prepared	Initial (g)	Final (mL)	Spike ID	Source ID	ul Spike	ul Surr.	Sample ID	Extraction Comments	pH			
												<2	8	>11	
1/2	0030288-BLK1	QC	03/09/20 12:06	30 31	2				100						
3/4	0030288-BS1	QC	03/09/20 12:06	30	2	A20B283		100	100						
5/6	A0C0030-04	A 8082 PCBs - Low Level (30g/2mL)	03/09/20 12:06	30 30.26	2				100	PDI-052SC-A-10-11-191015	+1262,1268 D.V.T				
7/8	A0C0030-05	A 8082 PCBs - Low Level (30g/2mL)	03/09/20 12:06	30 30.60	2				100	PDI-055SC-A-04-05-191015	+1262,1268 D.V.T				
9/10	A0C0030-06	A 8082 PCBs - Low Level (30g/2mL)	03/09/20 12:06	30 30.27	2				100	PDI-055SC-A-05-06-191015	+1262,1268 D.V.T				
11/12	0030288-DUPI	QC	03/09/20 12:06	30 30.37	2		A0C0030-06		100						
3/4	A0C0030-07	A 8082 PCBs - Low Level (30g/2mL)	03/09/20 12:06	30 30.37	2				100	PDI-055SC-A-06-07-191015	+1262,1268 D.V.T				
5/6	A0C0030-08	A 8082 PCBs - Low Level (30g/2mL)	03/09/20 12:06	30 30.07	2				100	PDI-055SC-A-07-08-191015	+1262,1268 D.V.T				
7/8	A0C0030-09	A 8082 PCBs - Low Level (30g/2mL)	03/09/20 12:06	30 30.23	2				100	PDI-055SC-A-08-09-191015	+1262,1268 D.V.T				
9/10	A0C0030-10	A 8082 PCBs - Low Level (30g/2mL)	03/09/20 12:06	30 30.12	2				100	PDI-055SC-A-09-10-191015	+1262,1268 D.V.T				
11/12	A0C0030-11	A 8082 PCBs - Low Level (30g/2mL)	03/09/20 12:06	30 30.58	2				100	PDI-055SC-A-10-11-191015	+1262,1268 D.V.T				
13/14	A0C0034-01	A 8082 PCBs - Low Level (30g/2mL)	03/09/20 12:06	30 30.10	2				100	PDI-031SC-A-05-06-191017	+1262,1268 D.V.T				
15/16	A0C0034-02	A 8082 PCBs - Low Level (30g/2mL)	03/09/20 12:06	30 30.25	2				100	PDI-031SC-A-06-07-191017	+1262,1268 D.V.T				
17/18	A0C0036-01	A 8082 PCBs - Low Level (30g/2mL)	03/09/20 12:06	30 30.53	2				100	PDI-034SC-A-04-05-191022	+1262,1268 D.V.T				
19/20	A0C0058-01	A 8082 PCBs - Low Level (30g/2mL)	03/09/20 12:06	30 30.17	2				100	PDI-066SC-A-09-10-191011	+1262,1268 D.V.T				
21/22	A0C0058-02	A 8082 PCBs - Low Level (30g/2mL)	03/09/20 12:06	30 30.60	2				100	PDI-066SC-A-10-11-191011	+1262,1268 D.V.T				
23/24	A0C0058-03	A 8082 PCBs - Low Level (30g/2mL)	03/09/20 12:06	30 30.17	2				100	PDI-066SC-A-11-12-191011	+1262,1268 D.V.T				
25/26	A0C0058-04	A 8082 PCBs - Low Level (30g/2mL)	03/09/20 12:06	30 30.03	2				100	PDI-066SC-A-12-13-191011	+1262,1268 D.V.T				
27/28	0030288-MS1	QC	03/09/20 12:06	30 30.13	2	A20B283	A0C0058-04	100	100						
29/30	0030288-MSD1	QC	03/09/20 12:09	30 30.06	2	A20B283	A0C0058-04	100	100						

Prepared By: Date: 03/09/2020
JAG

Reviewed By: CAS Date: 03/09/2020

Apex Laboratories
PREPARATION BENCH SHEET
BATCH #: 0030288 (Sediment)

Prep Method: EPA 3546

#	Lab Number	Analysis	Prepared	Initial (g)	Final (mL)	Spike ID	Source ID	ul Spike	ul Surr.	Sample ID	Extraction Comments	pH		
												<2	8	>11
1/42	A0C0058-05	A 8082 PCBs - Low Level (30g/2mL)	03/09/20 12:06	30.24	2 ✓				100	PDI-066SC-A-13-14-191011	+1262,1268 Dvt			
1/44	A0C0058-06	A 8082 PCBs - Low Level (30g/2mL)	03/09/20 12:06	30.35	2 ✓				100	PDI-066SC-A-14-15-191011	+1262,1268 Dvt			

Standards/Reagents

Reagent(s)			Analyte Spike(s)			Surrogate(s)		
Std ID	Exp. Date	Description	Std ID	Exp. Date	Description	Std ID	Exp. Date	Description
A13L219	11/30/23	Extractions Balance	A20B283	08/24/20	8082 PCB Matrix Spike	A20B060	07/17/20	8082 PCB Surrogate Spike
A18K311	12/31/20	Glass Wool				A20L130	09/10/20	
A19C104	09/03/23	Florisil Lot 817211-CM						
A19G279	01/18/22	Sulfuric Acid						
A19I211	05/07/22	Copper, Granular Lot# J260003						
A19I263	03/18/20	DCM CHEM PROD. 194934						
A20A032	06/30/23	n-Hexane Lot# 197051						
A20A282	07/19/21	Sodium Sulfate Lot # 194865						

Method 3546 digestion time and temperture achieved.

Initial: JAG

Witness: JAG 3/9/2020

Prepared By: CUR Date: 03-09-20

Reviewed By: _____ Date: _____



ELEMENT SEQUENCE LOG

Apex Laboratories

Sequence: **0C12025**

Instrument: **DUALECD2R**

Date: **03/12/20 07:56**

Calibration: **A0A1501**

#	Lab Number	Matrix	Analysis	Client	Due	Batch	ISTD ID	STD ID
1	0C12025-CCV1	Sediment	QC	QC				A20C132
2	0C12025-CCB1	Sediment	QC	QC				A20B383
3	A0C0034-01	Sediment	8082 PCBs - Low Level (30g/2mL)	Anchor QEA, LLC	03/16/20	0030288		
4	0C12025-IBL1	Sediment	QC	QC				
5	A0C0034-02	Sediment	8082 PCBs - Low Level (30g/2mL)	Anchor QEA, LLC	03/16/20	0030288		
6	0C12025-IBL2	Sediment	QC	QC				
7	A0C0036-01	Sediment	8082 PCBs - Low Level (30g/2mL)	Anchor QEA, LLC	03/16/20	0030288		
8	0C12025-IBL3	Sediment	QC	QC				
9	A0C0058-01	Sediment	8082 PCBs - Low Level (30g/2mL)	Anchor QEA, LLC	03/17/20	0030288		
10	0C12025-IBL4	Sediment	QC	QC				
11	A0C0058-02	Sediment	8082 PCBs - Low Level (30g/2mL)	Anchor QEA, LLC	03/17/20	0030288		
12	0C12025-IBL5	Sediment	QC	QC				
13	A0C0058-03	Sediment	8082 PCBs - Low Level (30g/2mL)	Anchor QEA, LLC	03/17/20	0030288		
14	0C12025-IBL6	Sediment	QC	QC				
15	0C12025-CCV2	Sediment	QC	QC				A20C132
16	0C12025-CCB2	Sediment	QC	QC				A20B383
17	A0C0058-04	Sediment	8082 PCBs - Low Level (30g/2mL)	Anchor QEA, LLC	03/17/20	0030288		
18	0C12025-IBL7	Sediment	QC	QC				
19	0030288-MS1	Sediment	QC	QC		0030288		
20	0C12025-IBL8	Sediment	QC	QC				
21	0030288-MSD1	Sediment	QC	QC		0030288		
22	0C12025-IBL9	Sediment	QC	QC				
23	A0C0058-05	Sediment	8082 PCBs - Low Level (30g/2mL)	Anchor QEA, LLC	03/17/20	0030288		
24	0C12025-IBLA	Sediment	QC	QC				
25	A0C0058-06	Sediment	8082 PCBs - Low Level (30g/2mL)	Anchor QEA, LLC	03/17/20	0030288		
26	0C12025-IBLB	Sediment	QC	QC				
27	0C12025-CCV3	Sediment	QC	QC				A20C132
28	0C12025-CCB3	Sediment	QC	QC				A20B383

Comments:

Data Entered By: *[Signature]* 3/19/20

Data Reviewed By: *[Signature]* 3/20/20
04/07/20 Anchor QEA, LLC - Gasco PreRD_DG 2019 - 4a-b. DOC-CAP Testing Cores Page 176 of 1008

TOTAL AROCLOR AVERAGE RESULTS

The average result for the 1016 and 1260 selected peaks are reported here to facilitate data entry and review. Averages are done on all individual peaks and must be for matrix spikes if all peaks are not used in the average.

0C12025-CCV1

Aroclor 1016

<u>Peak</u>	<u>Initial Res</u>
1016 (1)	479.63
1016 (2)	478.88
1016 (3)	448.73
1016 (4)	490.67
1016 (5)	489.50
1016 (6)	460.43
Average:	474.64

Aroclor 1260

<u>Peak</u>	<u>Initial Res</u>
1260 (1)	512.07
1260 (2)	512.07
1260 (3)	490.83
1260 (4)	495.84
1260 (5)	530.61
1260 (6)	499.95
Average:	506.90

0C12025-CCV2

Aroclor 1016

<u>Peak</u>	<u>Initial Res</u>
1016 (1)	516.23
1016 (2)	489.05
1016 (3)	465.25
1016 (4)	519.91
1016 (5)	516.87
1016 (6)	482.92
Average:	498.37

Aroclor 1260

<u>Peak</u>	<u>Initial Res</u>
1260 (1)	535.63
1260 (2)	546.79
1260 (3)	507.84
1260 (4)	537.39
1260 (5)	515.65
1260 (6)	496.73
Average:	523.34

TOTAL AROCLOR AVERAGE RESULTS

The average result for the 1016 and 1260 selected peaks are reported here to facilitate data entry and review. Averages are done on all individual peaks and must be for matrix spikes if all peaks are not used in the average.

0030288-MS1

Aroclor 1016

<u>Peak</u>	<u>Initial Res</u>
1016 (1)	622.55
1016 (2)	652.25
1016 (3)	523.54
1016 (4)	675.91
1016 (5)	669.03
1016 (6)	597.64
Average:	623.49

Aroclor 1260

<u>Peak</u>	<u>Initial Res</u>
1260 (1)	700.70
1260 (2)	787.20
1260 (3)	672.48
1260 (4)	748.49
1260 (5)	737.59
1260 (6)	722.23
Average:	728.12

0030288-MSD1

Aroclor 1016

<u>Peak</u>	<u>Initial Res</u>
1016 (1)	761.05
1016 (2)	775.82
1016 (3)	644.99
1016 (4)	772.16
1016 (5)	748.53
1016 (6)	699.61
Average:	733.69

Aroclor 1260

<u>Peak</u>	<u>Initial Res</u>
1260 (1)	753.19
1260 (2)	812.10
1260 (3)	782.57
1260 (4)	839.43
1260 (5)	807.60
1260 (6)	771.50
Average:	794.40

TOTAL AROCLOR AVERAGE RESULTS

The average result for the 1016 and 1260 selected peaks are reported here to facilitate data entry and review. Averages are done on all individual peaks and must be for matrix spikes if all peaks are not used in the average.

0C12025-CCV3

Aroclor 1016

<u>Peak</u>	<u>Initial Res</u>
1016 (1)	492.20
1016 (2)	459.20
1016 (3)	426.30
1016 (4)	469.78
1016 (5)	473.67
1016 (6)	462.20
<hr/>	
Average:	463.89

Aroclor 1260

<u>Peak</u>	<u>Initial Res</u>
1260 (1)	502.41
1260 (2)	506.32
1260 (3)	469.74
1260 (4)	493.25
1260 (5)	506.75
1260 (6)	469.70
<hr/>	
Average:	491.36

Quantitation Report (Not Reviewed)

Data Path: K:\DATA\0C12025\
 Data File: ECD2R002.D
 Signal(s): ECD2B.CH
 Acq On : 12 Mar 2020 8:30
 Operator : MJB / KAK
 Sample : 0C12025-CCV1
 Misc :
 ALS Vial : 52 Sample Multiplier: 1

Integration File: events.e
 Quant Time: Mar 13 08:22:38 2020
 Quant Method: L:\Methods\RECD2_QUANTPCB_200113RT1.M
 Quant Title: PCB Data Analysis
 QLast Update: Tue Jan 14 09:35:58 2020
 Response via: Initial Calibration
 Integrator: ChemStation 6890 Scale Mode: Small noise peaks clipped

M
3/19/20

Compound	R.T.	Response	Conc Units
System Monitoring Compounds			
1) S TCMX (S)	5.612	50744068	224.903 ng/ml
62) S DCBP (S)	10.515	26693134	239.995 ng/ml
Target Compounds			
2) Aroclor 1016 (1)	6.282	2965068	479.631 ng/ml
3) Aroclor 1016 (2)	6.772	5479061	478.882 ng/ml
4) Aroclor 1016 (3)	6.899	2403620	448.729 ng/ml
5) Aroclor 1016 (4)	6.985	2424305	490.675 ng/ml
6) Aroclor 1016 (5)	7.030	2714541	489.502 ng/ml
7) Aroclor 1016 (6)	7.155	2630268	460.435 ng/ml
8) Aroclor 1016 - AVE	0.000	0	N.D. ng/ml
9) Aroclor 1221 (1)	5.787	219070	126.082 ng/ml
10) Aroclor 1221 (2)	5.860	414073	241.164 ng/ml
11) Aroclor 1221 (3)	5.948	1872384	328.085 ng/ml
12) Aroclor 1221 - AVE	0.000	0	N.D. ng/ml
13) Aroclor 1232 (1)	5.948	1872384	409.712 ng/ml
14) Aroclor 1232 (2)	6.282	2965068	1139.213 ng/ml
15) Aroclor 1232 (3)	6.772	5479061	1120.013 ng/ml
16) Aroclor 1232 (4)	6.985	2424305	1432.942 ng/ml
17) Aroclor 1232 (5)	7.030	2714541	1304.538 ng/ml
18) Aroclor 1232 (6)	7.155	2630268	1212.287 ng/ml
19) Aroclor 1232 - AVE	0.000	0	N.D. ng/ml
20) Aroclor 1242 (1)	6.282	2965068	652.189 ng/ml
21) Aroclor 1242 (2)	6.772	5479061	621.036 ng/ml
22) Aroclor 1242 (3)	6.899	2403620	627.549 ng/ml
23) Aroclor 1242 (4)	6.985	2424305	733.839 ng/ml
24) Aroclor 1242 (5)	7.030	2714541	679.667 ng/ml
25) Aroclor 1242 (6)	7.155	2630268	630.637 ng/ml
26) Aroclor 1242 - AVE	0.000	0	N.D. ng/ml
27) Aroclor 1248 (1)	6.745	4276425	828.439 ng/ml
28) Aroclor 1248 (2)	6.985	2424305	381.219 ng/ml
29) Aroclor 1248 (3)	7.030	2714541	457.319 ng/ml
30) Aroclor 1248 (4)	7.155	2630268	360.532 ng/ml
31) Aroclor 1248 (5)	7.521	600334	67.440 ng/ml
32) Aroclor 1248 (6)	7.679	2228016	273.671 ng/ml
33) Aroclor 1248 - AVE	0.000	0	N.D. ng/ml
34) Aroclor 1254 (1)	7.498	1863077	219.862 ng/ml
35) Aroclor 1254 (2)	7.679	2228016	160.176 ng/ml
36) Aroclor 1254 (3)	7.988	1306602	86.106 ng/ml
37) Aroclor 1254 (4)	8.228	898259	82.285 ng/ml
38) Aroclor 1254 (5)	8.563	6508998	578.646 ng/ml
39) Aroclor 1254 (6)	8.808	4731874	1341.545 ng/ml
40) Aroclor 1254 - AVE	0.000	0	N.D. ng/ml
41) Aroclor 1260 (1)	8.124	5391041	512.074 ng/ml
42) Aroclor 1260 (2)	8.331	6535313	512.073 ng/ml
43) Aroclor 1260 (3)	8.563	6508998	490.832 ng/ml
44) Aroclor 1260 (4)	9.044	10488206	495.838 ng/ml
45) Aroclor 1260 (5)	9.301	6491900	530.613 ng/ml
46) Aroclor 1260 (6)	9.861	2439715	499.946 ng/ml
47) Aroclor 1260 - AVE	0.000	0	N.D. ng/ml

Data Path : K:\DATA\0C12025\
 Data File : ECD2R002.D
 Signal(s) : ECD2B.CH
 Acq On : 12 Mar 2020 8:30
 Operator : MJB / KAK
 Sample : 0C12025-CCV1
 Misc :
 ALS Vial : 52 Sample Multiplier: 1

Integration File: events.e
 Quant Time: Mar 13 08:22:38 2020
 Quant Method : L:\Methods\RECD2_QUANTPCB_200113RT1.M
 Quant Title : PCB Data Analysis
 QLast Update : Tue Jan 14 09:35:58 2020
 Response via : Initial Calibration
 Integrator: ChemStation 6890 Scale Mode: Small noise peaks clipped

Compound	R.T.	Response	Conc Units
48) Aroclor 1262 (1)	8.331	6535313	618.190 ng/ml
49) Aroclor 1262 (2)	8.631	4749670	310.893 ng/ml
50) Aroclor 1262 (3)	8.808	4731874	369.556 ng/ml
51) Aroclor 1262 (4)	9.044	10488206	381.048 ng/ml
52) Aroclor 1262 (5)	9.301	6491900	395.376 ng/ml
53) Aroclor 1262 (6)	9.861	2439715	338.824 ng/ml
54) Aroclor 1262 - AVE	0.000	0	N.D. ng/ml
55) Aroclor 1268 (1)	8.849	374197	60.043 ng/ml
56) Aroclor 1268 (2)	9.301	6491900	233.803 ng/ml
57) Aroclor 1268 (3)	9.364	2460672	109.284 ng/ml
58) Aroclor 1268 (4)	9.577	208754	10.843 ng/ml
59) Aroclor 1268 (5)	9.861	2439715	311.857 ng/ml
60) Aroclor 1268 (6)	10.207	637486	12.595 ng/ml
61) Aroclor 1268 - AVE	0.000	0	N.D. ng/ml

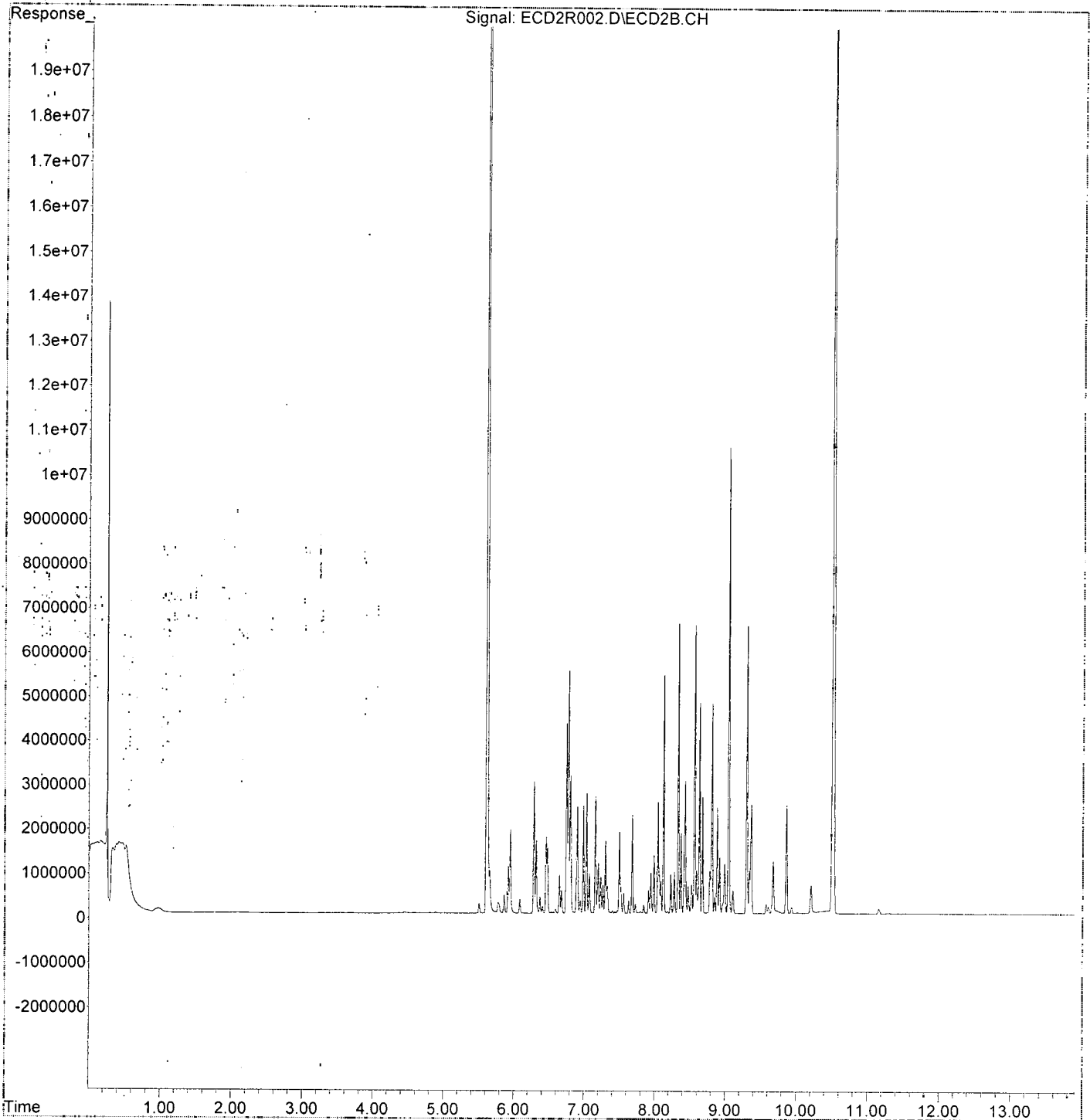
(f)=RT Delta > 1/2 Window

(m)=manual int.

Quantitation Report (Not Reviewed)

Data Path : K:\DATA\0C12025\
Data File : ECD2R002.D
Signal(s) : ECD2B.CH
Acq On : 12 Mar 2020 8:30
Operator : MJB / KAK
Sample : 0C12025-CCV1
Misc :
ALS Vial : 52 Sample Multiplier: 1

Integration File: events.e
Quant Time: Mar 13 08:22:38 2020
Quant Method : L:\Methods\RECD2_QUANTPCB_200113RT1.M
Quant Title : PCB Data Analysis
QLast Update : Tue Jan 14 09:35:58 2020
Response via : Initial Calibration
Integrator: ChemStation 6890 Scale Mode: Small noise peaks clipped



Data Path : K:\DATA\OC12025\
 Data File : ECD2R003.D
 Signal(s) : ECD2B.CH
 Acq On : 12 Mar 2020 8:48
 Operator : MJB / KAK
 Sample : OC12025-CCB1
 Misc :
 ALS Vial : 53 Sample Multiplier: 1

Integration File: events.e
 Quant Time: Mar 13 08:22:59 2020
 Quant Method : L:\Methods\RECD2_QUANTPCB_200113RT1.M
 Quant Title : PCB Data Analysis
 QLast Update : Tue Jan 14 09:35:58 2020
 Response via : Initial Calibration
 Integrator: ChemStation 6890 Scale Mode: Small noise peaks clipped

3/19/20
Clean

Compound	R.T.	Response	Conc Units
System Monitoring Compounds			
1) S TCMX (S)	5.611	20725461	91.858 ng/ml
62) S DCBP (S)	10.514	10155464	91.307 ng/ml
Target Compounds			
2) Aroclor 1016 (1)	6.284	2402	0.388 ng/ml
3) Aroclor 1016 (2)	6.779	3514	0.307 ng/ml
4) Aroclor 1016 (3)	6.899	5180	0.967 ng/ml
5) Aroclor 1016 (4)	6.997	4230	0.856 ng/ml
6) Aroclor 1016 (5)	7.034	4174	0.753 ng/ml
7) Aroclor 1016 (6)	7.162	3926	0.687 ng/ml
8) Aroclor 1016 - AVE	0.000	0	N.D. ng/ml
9) Aroclor 1221 (1)	5.766	16584	9.544 ng/ml
10) Aroclor 1221 (2)	5.857	7203	4.195 ng/ml
11) Aroclor 1221 (3)	5.964	5112	0.896 ng/ml
12) Aroclor 1221 - AVE	0.000	0	N.D. ng/ml
13) Aroclor 1232 (1)	5.964	5112	1.119 ng/ml
14) Aroclor 1232 (2)	6.284	2402	0.923 ng/ml
15) Aroclor 1232 (3)	6.773	3853	0.788 ng/ml
16) Aroclor 1232 (4)	6.982	4094	2.420 ng/ml
17) Aroclor 1232 (5)	7.034	4174	2.006 ng/ml
18) Aroclor 1232 (6)	7.158	3927	1.810 ng/ml
19) Aroclor 1232 - AVE	0.000	0	N.D. ng/ml
20) Aroclor 1242 (1)	6.284	2402	0.528 ng/ml
21) Aroclor 1242 (2)	6.773	3853	0.437 ng/ml
22) Aroclor 1242 (3)	6.899	5180	1.352 ng/ml
23) Aroclor 1242 (4)	6.982	4094	1.239 ng/ml
24) Aroclor 1242 (5)	7.034	4174	1.045 ng/ml
25) Aroclor 1242 (6)	7.158	3927	0.941 ng/ml
26) Aroclor 1242 - AVE	0.000	0	N.D. ng/ml
27) Aroclor 1248 (1)	6.748	3241	0.628 ng/ml
28) Aroclor 1248 (2)	6.982	4094	0.644 ng/ml
29) Aroclor 1248 (3)	7.034	4174	0.703 ng/ml
30) Aroclor 1248 (4)	7.158	3927	0.538 ng/ml
31) Aroclor 1248 (5)	7.523	4328	0.486 ng/ml
32) Aroclor 1248 (6)	7.722f	13342	1.639 ng/ml
33) Aroclor 1248 - AVE	0.000	0	N.D. ng/ml
34) Aroclor 1254 (1)	7.505	4795	0.566 ng/ml
35) Aroclor 1254 (2)	7.722f	13342	0.959 ng/ml
36) Aroclor 1254 (3)	7.994	8530	0.562 ng/ml
37) Aroclor 1254 (4)	8.230	6414	0.588 ng/ml
38) Aroclor 1254 (5)	8.578	4120	0.366 ng/ml
39) Aroclor 1254 (6)	8.804	4053	1.149 ng/ml
40) Aroclor 1254 - AVE	0.000	0	N.D. ng/ml
41) Aroclor 1260 (1)	8.122	8085	0.768 ng/ml
42) Aroclor 1260 (2)	8.328	9185	0.720 ng/ml
43) Aroclor 1260 (3)	8.578	4120	0.311 ng/ml
44) Aroclor 1260 (4)	9.041	4635	0.219 ng/ml
45) Aroclor 1260 (5)	9.300	3231	0.264 ng/ml
46) Aroclor 1260 (6)	9.885	4612	0.945 ng/ml
47) Aroclor 1260 - AVE	0.000	0	N.D. ng/ml

Data Path : K:\DATA\0C12025\
 Data File : ECD2R003.D
 Signal(s) : ECD2B.CH
 Acq On : 12 Mar 2020 8:48
 Operator : MJB / KAK
 Sample : 0C12025-CCB1
 Misc :
 ALS Vial : 53 Sample Multiplier: 1

Integration File: events.e
 Quant Time: Mar 13 08:22:59 2020
 Quant Method : L:\Methods\RECD2_QUANTPCB_200113RT1.M
 Quant Title : PCB Data Analysis
 QLast Update : Tue Jan 14 09:35:58 2020
 Response via : Initial Calibration
 Integrator: ChemStation 6890 Scale Mode: Small noise peaks clipped

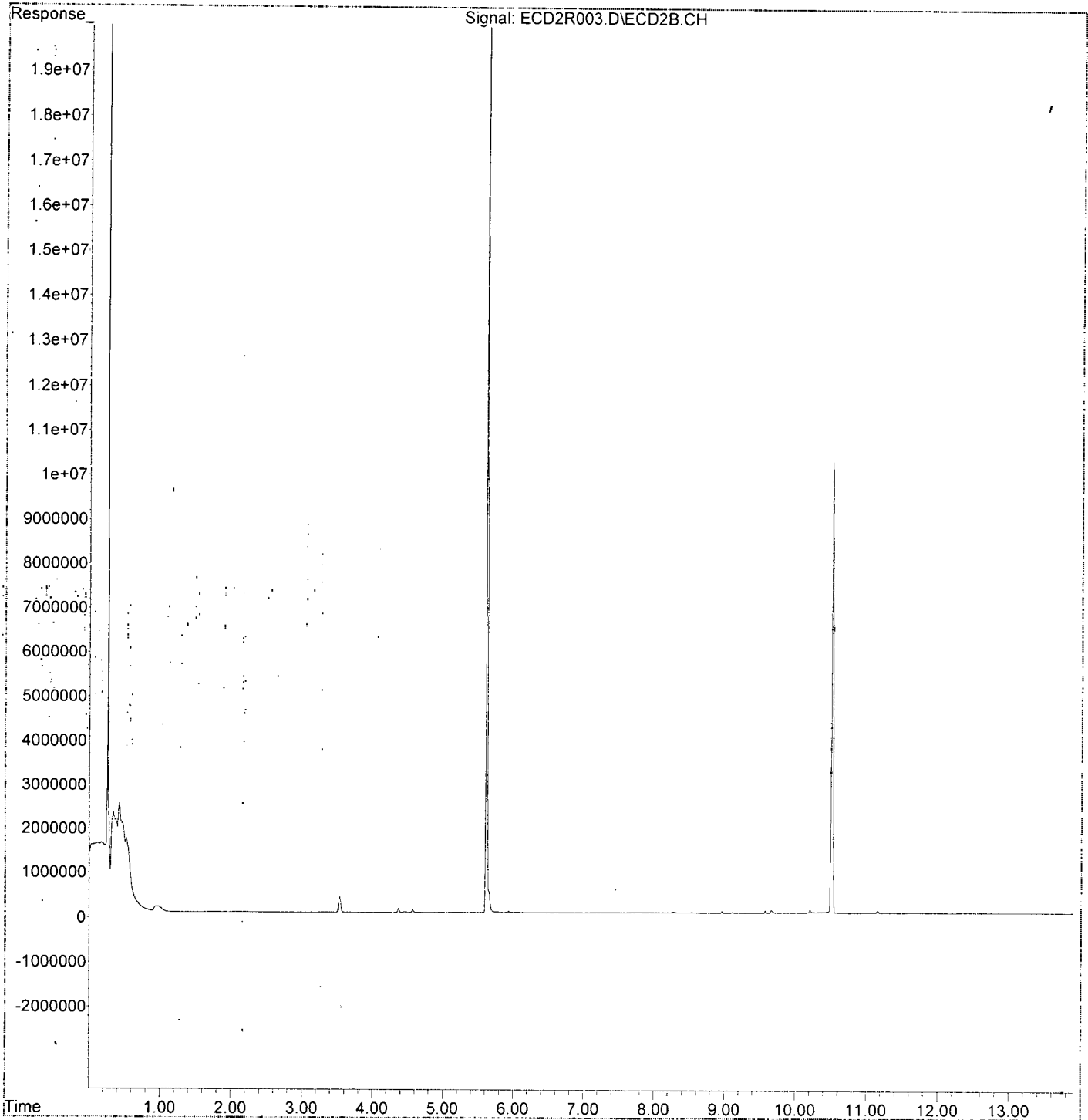
Compound	R.T.	Response	Conc Units
48) Aroclor 1262 (1)	8.328	9185	0.869 ng/ml
49) Aroclor 1262 (2)	8.639	3292	0.216 ng/ml
50) Aroclor 1262 (3)	8.809	3766	0.294 ng/ml
51) Aroclor 1262 (4)	9.041	4635	0.168 ng/ml
52) Aroclor 1262 (5)	9.300	3231	0.197 ng/ml
53) Aroclor 1262 (6)	9.866	5606	0.779 ng/ml
54) Aroclor 1262 - AVE	0.000	0	N.D. ng/ml
55) Aroclor 1268 (1)	8.856	2482	0.398 ng/ml
56) Aroclor 1268 (2)	9.300	3231	0.116 ng/ml
57) Aroclor 1268 (3)	9.368	1253	0.056 ng/ml
58) Aroclor 1268 (4)	9.577	63394	3.293 ng/ml
59) Aroclor 1268 (5)	9.866	5606	0.717 ng/ml
60) Aroclor 1268 (6)	10.209	75142	1.485 ng/ml
61) Aroclor 1268 - AVE	0.000	0	N.D. ng/ml

(f)=RT Delta > 1/2 Window

(m)=manual int.

Data Path : K:\DATA\0C12025\
Data File : ECD2R003.D
Signal(s) : ECD2B.CH
Acq On : 12 Mar 2020 8:48
Operator : MJB / KAK
Sample : 0C12025-CCB1
Misc :
ALS Vial : 53 Sample Multiplier: 1

Integration File: events.e
Quant Time: Mar 13 08:22:59 2020
Quant Method : L:\Methods\RECD2_QUANTPCB_200113RT1.M
Quant Title : PCB Data Analysis
QLast Update : Tue Jan 14 09:35:58 2020
Response via : Initial Calibration
Integrator: ChemStation 6890 Scale Mode: Small noise peaks clipped



Data Path : K:\DATA\0C12025\
 Data File : ECD2R004.D
 Signal(s) : ECD2B.CH
 Acq On : 12 Mar 2020 9:20
 Operator : MJB / KAK
 Sample : A0C0034-01
 Misc :
 ALS Vial : 54 Sample Multiplier: 1

Integration File: events.e
 Quant Time: Mar 13 08:23:18 2020
 Quant Method: L:\Methods\RECD2_QUANTPCB_200113RT1.M
 Quant Title: PCB Data Analysis
 Last Update: Tue Jan 14 09:35:58 2020
 Response via: Initial Calibration
 Integrator: ChemStation 6890 Scale Mode: Small noise peaks clipped

Handwritten signature
 3/19/20

Compound	R.T.	Response	Conc	Units
System Monitoring Compounds				
1) S TCMX (S)	5.609	39867241	176.696	ng/ml
62) S DCBP (S)	10.517	21699851	195.101	ng/ml
Target Compounds				
2) Aroclor 1016 (1)	6.281	21888	3.541	ng/ml
3) Aroclor 1016 (2)	6.771	47825	4.180	ng/ml
4) Aroclor 1016 (3)	6.898	27691	5.170	ng/ml
5) Aroclor 1016 (4)	6.984	22651	4.584	ng/ml
6) Aroclor 1016 (5)	7.030	24756	4.464	ng/ml
7) Aroclor 1016 (6)	7.155	21326	3.733	ng/ml
8) Aroclor 1016 - AVE	0.000	0	N.D.	ng/ml
9) Aroclor 1221 (1)	5.809 5.766	25146	14.473	ng/ml 11.406 MI
10) Aroclor 1221 (2)	5.857 5.857	18830	10.967	ng/ml 6.324 MI
11) Aroclor 1221 (3)	5.917 5.944	734962	128.782	ng/ml 8.178 MI
12) Aroclor 1221 - AVE	0.000	0	N.D.	ng/ml
13) Aroclor 1232 (1)	5.917 5.941	734962	160.823	ng/ml 11.843 MI
14) Aroclor 1232 (2)	6.281	21888	8.409	ng/ml
15) Aroclor 1232 (3)	6.771	47825	9.776	ng/ml
16) Aroclor 1232 (4)	6.984	22651	13.388	ng/ml
17) Aroclor 1232 (5)	7.030	24756	11.897	ng/ml
18) Aroclor 1232 (6)	7.155	21326	9.829	ng/ml
19) Aroclor 1232 - AVE	0.000	0	N.D.	ng/ml
20) Aroclor 1242 (1)	6.281	21888	4.814	ng/ml
21) Aroclor 1242 (2)	6.771	47825	5.421	ng/ml
22) Aroclor 1242 (3)	6.898	27691	7.230	ng/ml
23) Aroclor 1242 (4)	6.984	22651	6.856	ng/ml
24) Aroclor 1242 (5)	7.030	24756	6.198	ng/ml
25) Aroclor 1242 (6)	7.155	21326	5.113	ng/ml
26) Aroclor 1242 - AVE	0.000	0	N.D.	ng/ml
27) Aroclor 1248 (1)	6.743	37780	7.319	ng/ml
28) Aroclor 1248 (2)	6.984	22651	3.562	ng/ml
29) Aroclor 1248 (3)	7.030	24756	4.171	ng/ml
30) Aroclor 1248 (4)	7.155	21326	2.923	ng/ml
31) Aroclor 1248 (5)	7.522	17467	1.962	ng/ml
32) Aroclor 1248 (6)	7.675	34753	4.269	ng/ml
33) Aroclor 1248 - AVE	0.000	0	N.D.	ng/ml
34) Aroclor 1254 (1)	7.498	20384	2.405	ng/ml
35) Aroclor 1254 (2)	7.675	34753	2.498	ng/ml
36) Aroclor 1254 (3)	7.976	29190	1.924	ng/ml
37) Aroclor 1254 (4)	8.229	21810	1.998	ng/ml
38) Aroclor 1254 (5)	8.562	26410	2.348	ng/ml
39) Aroclor 1254 (6)	8.808	15816	4.484	ng/ml
40) Aroclor 1254 - AVE	0.000	0	N.D.	ng/ml
41) Aroclor 1260 (1)	8.125	25863	2.457	ng/ml
42) Aroclor 1260 (2)	8.331	30783	2.412	ng/ml
43) Aroclor 1260 (3)	8.562	26410	1.992	ng/ml
44) Aroclor 1260 (4)	9.045	21692	1.026	ng/ml
45) Aroclor 1260 (5)	9.303	13116	1.072	ng/ml
46) Aroclor 1260 (6)	9.863	11348	2.325	ng/ml
47) Aroclor 1260 - AVE	0.000	0	N.D.	ng/ml

Data Path : K:\DATA\0C12025\
 Data File : ECD2R004.D
 Signal(s) : ECD2B.CH
 Acq On : 12 Mar 2020 9:20
 Operator : MJB / KAK
 Sample : AOC0034-01
 Misc :
 ALS Vial : 54 Sample Multiplier: 1

Integration File: events.e
 Quant Time: Mar 13 08:23:18 2020
 Quant Method : L:\Methods\RECD2_QUANTPCB_200113RT1.M
 Quant Title : PCB Data Analysis
 QLast Update : Tue Jan 14 09:35:58 2020
 Response via : Initial Calibration
 Integrator: ChemStation 6890 Scale Mode: Small noise peaks clipped

Compound	R.T.	Response	Conc Units
48) Aroclor 1262 (1)	8.331	30783	2.912 ng/ml
49) Aroclor 1262 (2)	8.632	16297	1.067 ng/ml
50) Aroclor 1262 (3)	8.808	15816	1.235 ng/ml
51) Aroclor 1262 (4)	9.045	21692	0.788 ng/ml
52) Aroclor 1262 (5)	9.303	13116	0.799 ng/ml
53) Aroclor 1262 (6)	9.863	11348	1.576 ng/ml
54) Aroclor 1262 - AVE	0.000	0	N.D. ng/ml
55) Aroclor 1268 (1)	8.857	8873	1.424 ng/ml
56) Aroclor 1268 (2)	9.303	13116	0.472 ng/ml
57) Aroclor 1268 (3)	9.365	6698	0.297 ng/ml
58) Aroclor 1268 (4)	9.580	101432	5.268 ng/ml
59) Aroclor 1268 (5)	9.863	11348	1.451 ng/ml
60) Aroclor 1268 (6)	10.213	128111	2.531 ng/ml
61) Aroclor 1268 - AVE	0.000	0	N.D. ng/ml

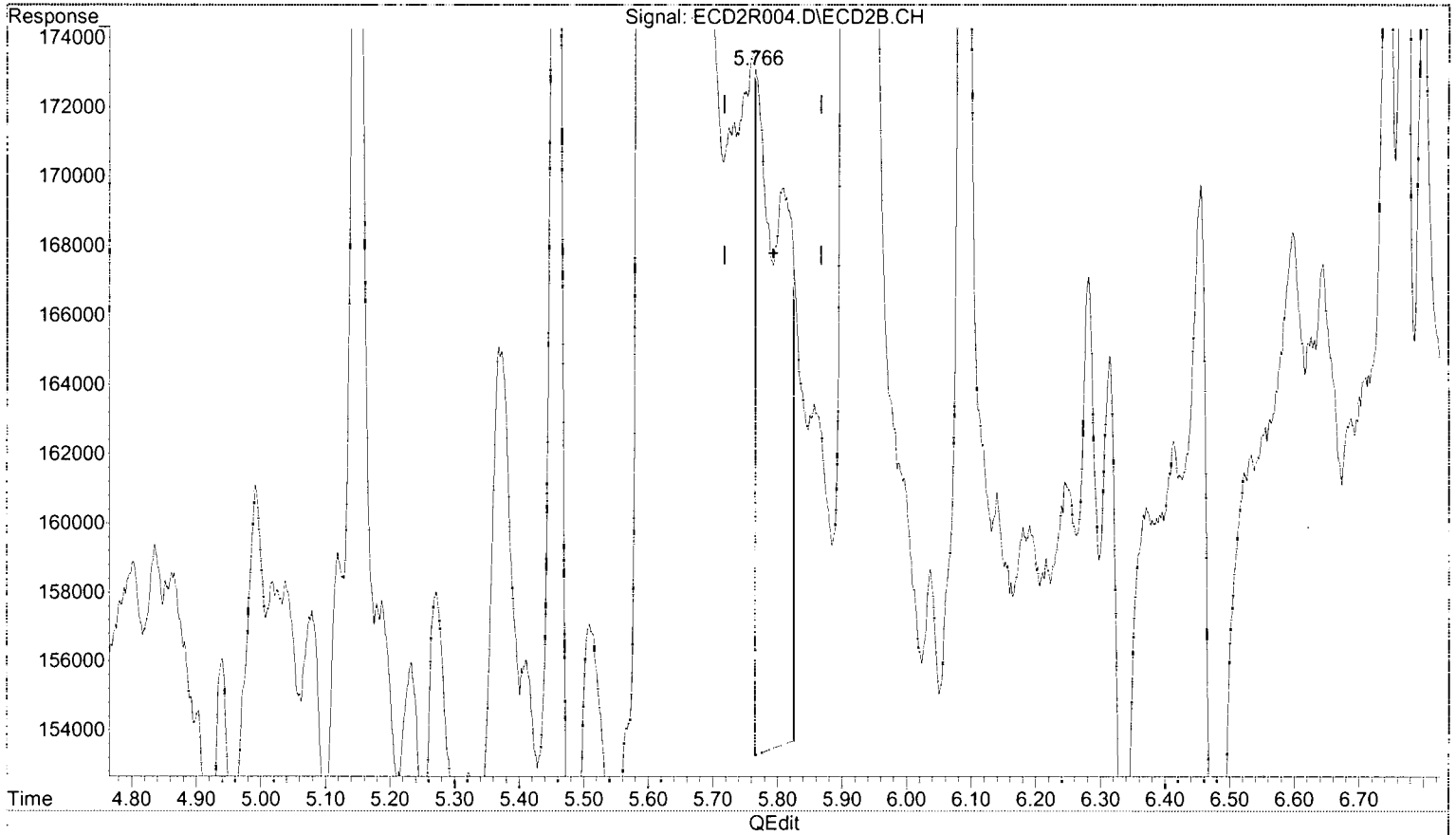
(f)=RT Delta > 1/2 Window

(m)=manual int.

Quantitation Report (Qedit)

Data Path : K:\DATA\0C12025\
Data File : ECD2R004.D
Signal(s) : ECD2B.CH
Acq On : 12 Mar 2020 9:20
Operator : MJB / KAK
Sample : A0C0034-01
Misc :
ALS Vial : 54 Sample Multiplier: 1

Integration File: events.e
Quant Time: Mar 13 08:23:18 2020
Quant Method : L:\Methods\RECD2_QUANTPCB_200113RT1.M
Quant Title : PCB Data Analysis
QLast Update : Tue Jan 14 09:35:58 2020
Response via : Initial Calibration
Integrator: ChemStation 6890 Scale Mode: Small noise peaks clipped



(9) Aroclor 1221 (1)

5.766min 11.406 ng/ml

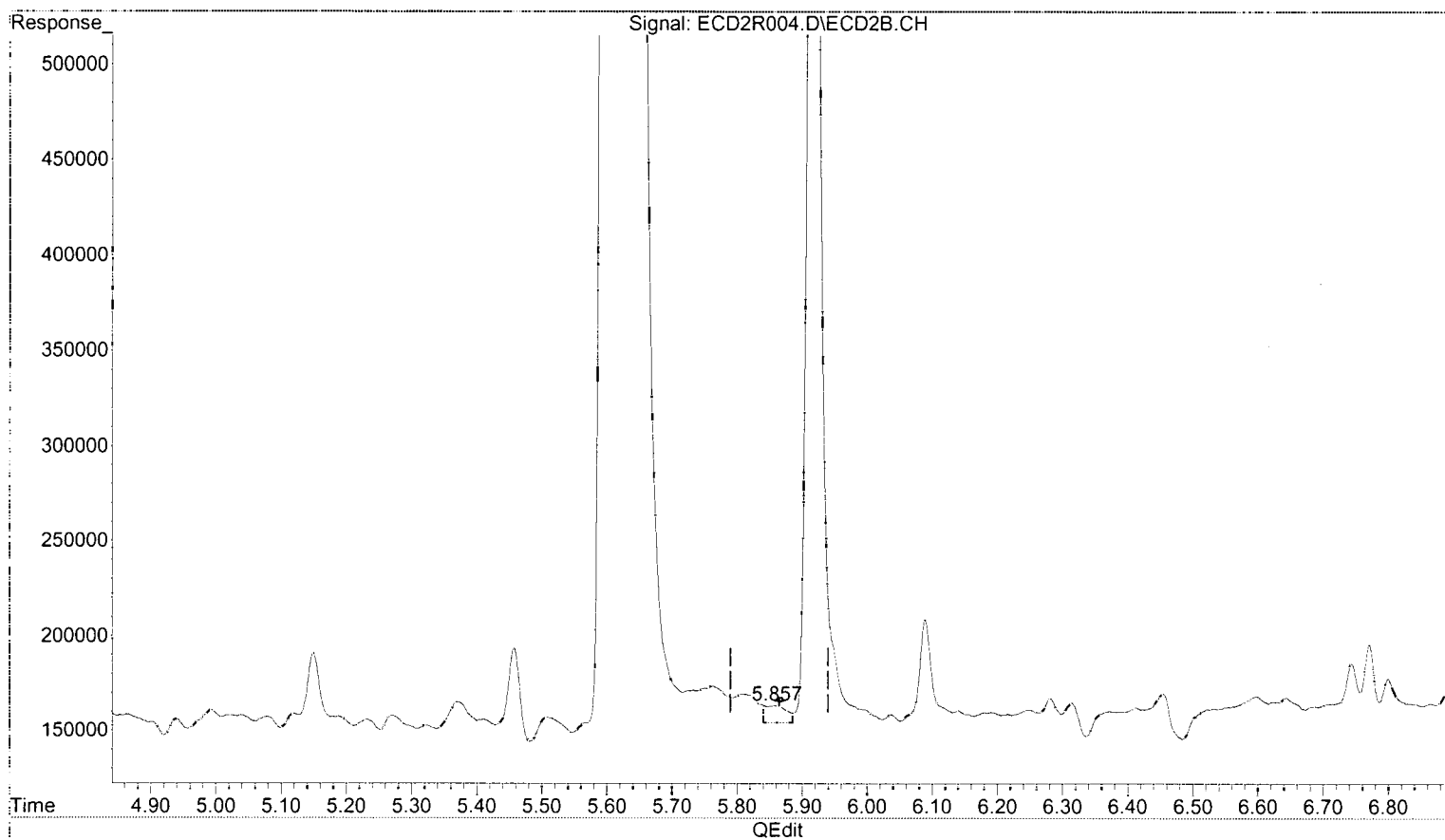
response 19818

Handwritten signature and date: 3/11/20

Quantitation Report (Qedit)

Data Path : K:\DATA\0C12025\
Data File : ECD2R004.D
Signal(s) : ECD2B.CH
Acq On : 12 Mar 2020 9:20
Operator : MJB / KAK
Sample : A0C0034-01
Misc :
ALS Vial : 54 Sample Multiplier: 1

Integration File: events.e
Quant Time: Mar 13 08:23:18 2020
Quant Method : L:\Methods\RECD2_QUANTPCB_200113RT1.M
Quant Title : PCB Data Analysis
QLast Update : Tue Jan 14 09:35:58 2020
Response via : Initial Calibration
Integrator: ChemStation 6890 Scale Mode: Small noise peaks clipped



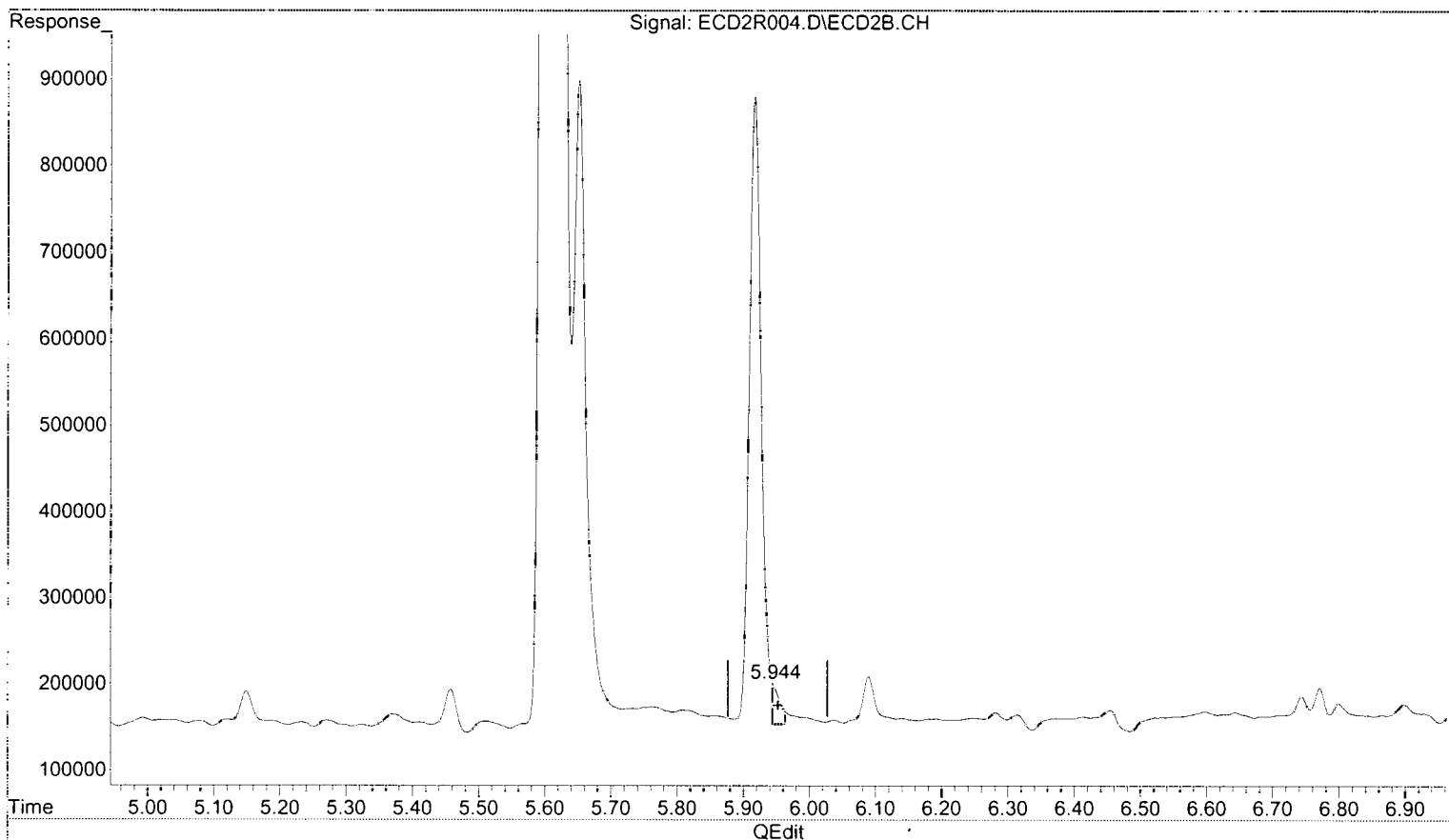
(10) Aroclor 1221 (2)
5.857min 5.324 ng/m(m)
response 9141

MJB/KAK
3/12/20

Quantitation Report (Qedit)

Data Path : K:\DATA\0C12025\
Data File : ECD2R004.D
Signal(s) : ECD2B.CH
Acq On : 12 Mar 2020 9:20
Operator : MJB / KAK
Sample : A0C0034-01
Misc :
ALS Vial : 54 Sample Multiplier: 1

Integration File: events.e
Quant Time: Mar 13 08:23:18 2020
Quant Method : L:\Methods\RECD2_QUANTPCB_200113RT1.M
Quant Title : PCB Data Analysis
QLast Update : Tue Jan 14 09:35:58 2020
Response via : Initial Calibration
Integrator: ChemStation 6890 Scale Mode: Small noise peaks clipped



(11) Aroclor 1221 (3)

5.944min 8.178 ng/ml

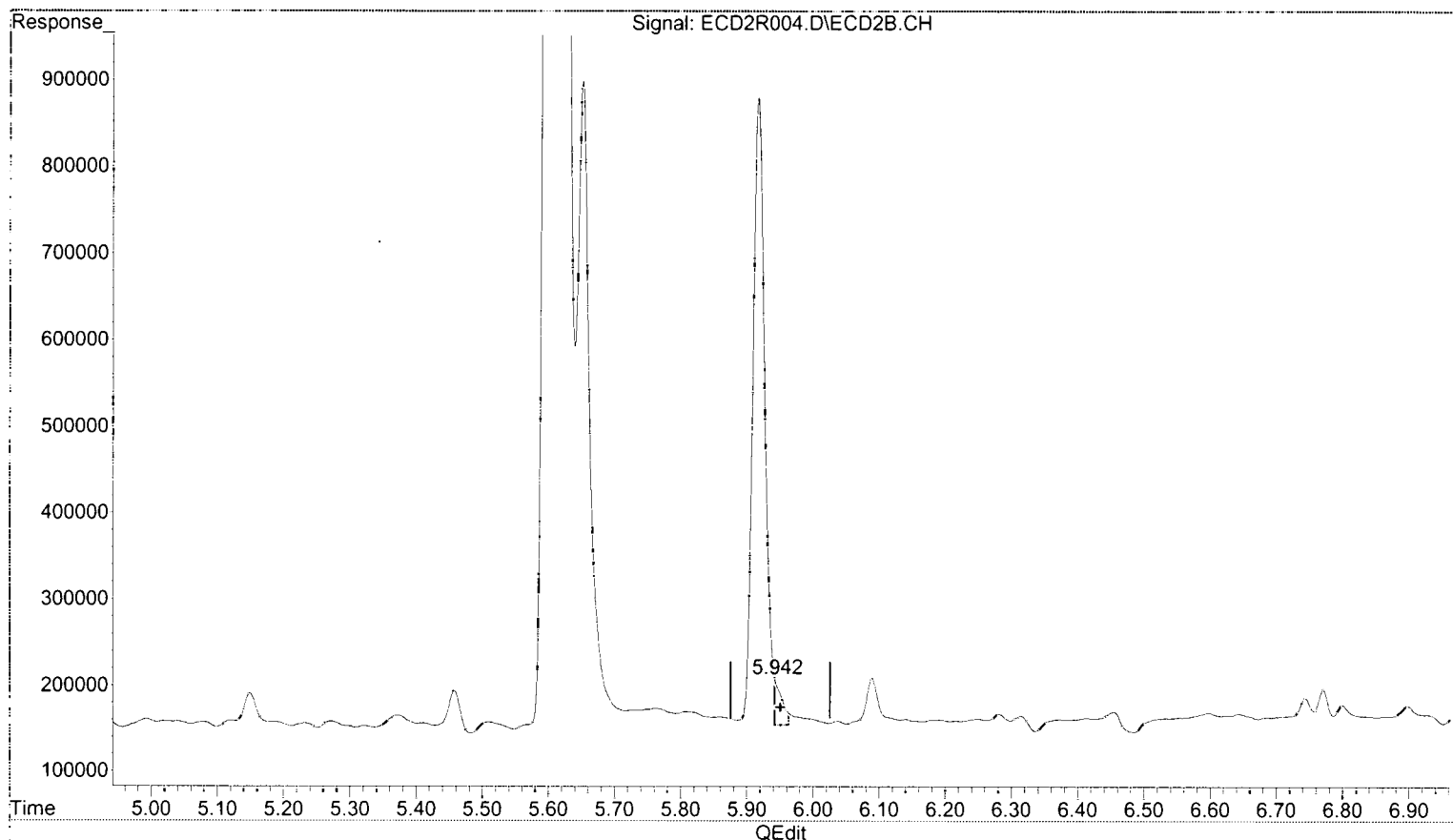
response 46674

MJB 3/19/20

Quantitation Report (Qedit)

Data Path : K:\DATA\0C12025\
Data File : ECD2R004.D
Signal(s) : ECD2B.CH
Acq On : 12 Mar 2020 9:20
Operator : MJB / KAK
Sample : AOC0034-01
Misc :
ALS Vial : 54 Sample Multiplier: 1

Integration File: events.e
Quant Time: Mar 13 08:23:18 2020
Quant Method : L:\Methods\RECD2_QUANTPCB_200113RT1.M
Quant Title : PCB Data Analysis
QLast Update : Tue Jan 14 09:35:58 2020
Response via : Initial Calibration
Integrator: ChemStation 6890 Scale Mode: Small noise peaks clipped



(13) Aroclor 1232 (1)


5.941min 11.843 ng/ml(m)

response 54124

Handwritten signature and date: 3/19/20

Data Path : K:\DATA\0C12025\
 Data File : ECD2R004.D
 Signal(s) : ECD2B.CH
 Acq On : 12 Mar 2020 9:20
 Operator : MJB / KAK
 Sample : AOC0034-01
 Misc :
 ALS Vial : 54 Sample Multiplier: 1

Integration File: events.e
 Quant Time: Mar 13 08:23:18 2020
 Quant Method : L:\Methods\RECD2_QUANTPCB_200113RT1.M
 Quant Title : PCB Data Analysis
 QLast Update : Tue Jan 14 09:35:58 2020
 Response via : Initial Calibration
 Integrator: ChemStation 6890 Scale Mode: Small noise peaks clipped



Data Path: K:\DATA\0C12025\
 Data File: ECD2R006.D
 Signal(s): ECD2B.CH
 Acq On: 12 Mar 2020 9:55
 Operator: MJB / KAK
 Sample: AOC0034-02
 Misc:
 ALS Vial: 55 Sample Multiplier: 1

Integration File: events.e
 Quant Time: Mar 13 08:23:39 2020
 Quant Method: L:\Methods\RECD2_QUANTPCB_200113RT1.M
 Quant Title: PCB Data Analysis
 QLast Update: Tue Jan 14 09:35:58 2020
 Response via: Initial Calibration
 Integrator: ChemStation 6890 Scale Mode: Small noise peaks clipped

[Handwritten Signature]
 3/19/20

Compound	R.T.	Response	Conc	Units
System Monitoring Compounds				
1) S TCMX (S)	5.611	32855396	145.619	ng/ml
62) S DCBP (S)	10.515	20051368	180.280	ng/ml
Target Compounds				
2) Aroclor 1016 (1)	6.283	17694	2.862	ng/ml
3) Aroclor 1016 (2)	6.771	22793	1.992	ng/ml
4) Aroclor 1016 (3)	6.892	24231	4.524	ng/ml
5) Aroclor 1016 (4)	6.984	20951	4.241	ng/ml
6) Aroclor 1016 (5)	7.029	20662	3.726	ng/ml
7) Aroclor 1016 (6)	7.159	19666	3.443	ng/ml
8) Aroclor 1016 - AVE	0.000	0	N.D.	ng/ml
9) Aroclor 1221 (1)	5.816 5.744	19907	11.457	ng/ml 9.700 MI
10) Aroclor 1221 (2)	5.851 5.841	16542	9.634	ng/ml 5.812 MI
11) Aroclor 1221 (3)	5.980 5.935	17523	3.070	ng/ml 20.987 MI
12) Aroclor 1221 - AVE	0.000	0	N.D.	ng/ml
13) Aroclor 1232 (1)	5.980 5.935	17523	3.834	ng/ml 26.209 MI
14) Aroclor 1232 (2)	6.283	17694	6.798	ng/ml
15) Aroclor 1232 (3)	6.771	22793	4.659	ng/ml
16) Aroclor 1232 (4)	6.984	20951	12.384	ng/ml
17) Aroclor 1232 (5)	7.029	20662	9.930	ng/ml
18) Aroclor 1232 (6)	7.159	19666	9.064	ng/ml
19) Aroclor 1232 - AVE	0.000	0	N.D.	ng/ml
20) Aroclor 1242 (1)	6.283	17694	3.892	ng/ml
21) Aroclor 1242 (2)	6.771	22793	2.583	ng/ml
22) Aroclor 1242 (3)	6.892	24231	6.326	ng/ml
23) Aroclor 1242 (4)	6.984	20951	6.342	ng/ml
24) Aroclor 1242 (5)	7.029	20662	5.173	ng/ml
25) Aroclor 1242 (6)	7.159	19666	4.715	ng/ml
26) Aroclor 1242 - AVE	0.000	0	N.D.	ng/ml
27) Aroclor 1248 (1)	6.747	22061	4.274	ng/ml
28) Aroclor 1248 (2)	6.984	20951	3.295	ng/ml
29) Aroclor 1248 (3)	7.029	20662	3.481	ng/ml
30) Aroclor 1248 (4)	7.159	19666	2.696	ng/ml
31) Aroclor 1248 (5)	7.522	18335	2.060	ng/ml
32) Aroclor 1248 (6)	7.680	19767	2.428	ng/ml
33) Aroclor 1248 - AVE	0.000	0	N.D.	ng/ml
34) Aroclor 1254 (1)	7.504	18931	2.234	ng/ml
35) Aroclor 1254 (2)	7.680	19767	1.421	ng/ml
36) Aroclor 1254 (3)	7.989	20395	1.344	ng/ml
37) Aroclor 1254 (4)	8.229	14628	1.340	ng/ml
38) Aroclor 1254 (5)	8.581	9656	0.858	ng/ml
39) Aroclor 1254 (6)	8.809	8778	2.489	ng/ml
40) Aroclor 1254 - AVE	0.000	0	N.D.	ng/ml
41) Aroclor 1260 (1)	8.123	17876	1.698	ng/ml
42) Aroclor 1260 (2)	8.329	20481	1.605	ng/ml
43) Aroclor 1260 (3)	8.581	9656	0.728	ng/ml
44) Aroclor 1260 (4)	9.045	8673	0.410	ng/ml
45) Aroclor 1260 (5)	9.304	6089	0.498	ng/ml
46) Aroclor 1260 (6)	9.878	6600	1.352	ng/ml
47) Aroclor 1260 - AVE	0.000	0	N.D.	ng/ml

Quantitation Report (Not Reviewed)

Data Path : K:\DATA\0C12025\
 Data File : ECD2R006.D
 Signal(s) : ECD2B.CH
 Acq On : 12 Mar 2020 9:55
 Operator : MJB / KAK
 Sample : A0C0034-02
 Misc :
 ALS Vial : 55 Sample Multiplier: 1

Integration File: events.e
 Quant Time: Mar 13 08:23:39 2020
 Quant Method : L:\Methods\RECD2_QUANTPCB_200113RT1.M
 Quant Title : PCB Data Analysis
 QLast Update : Tue Jan 14 09:35:58 2020
 Response via : Initial Calibration
 Integrator: ChemStation 6890 Scale Mode: Small noise peaks clipped

	Compound	R.T.	Response	Conc Units
48)	Aroclor 1262 (1)	8.329	20481	1.937 ng/ml
49)	Aroclor 1262 (2)	8.645	7804	0.511 ng/ml
50)	Aroclor 1262 (3)	8.809	8778	0.686 ng/ml
51)	Aroclor 1262 (4)	9.045	8673	0.315 ng/ml
52)	Aroclor 1262 (5)	9.304	6089	0.371 ng/ml
53)	Aroclor 1262 (6)	9.878	6600	0.917 ng/ml
54)	Aroclor 1262 - AVE	0.000	0	N.D. ng/ml
55)	Aroclor 1268 (1)	8.850	5755	0.923 ng/ml
56)	Aroclor 1268 (2)	9.304	6089	0.219 ng/ml
57)	Aroclor 1268 (3)	9.363	3384	0.150 ng/ml
58)	Aroclor 1268 (4)	9.578	107553	5.586 ng/ml
59)	Aroclor 1268 (5)	9.878	6600	0.844 ng/ml
60)	Aroclor 1268 (6)	10.211	130911	2.586 ng/ml
61)	Aroclor 1268 - AVE	0.000	0	N.D. ng/ml

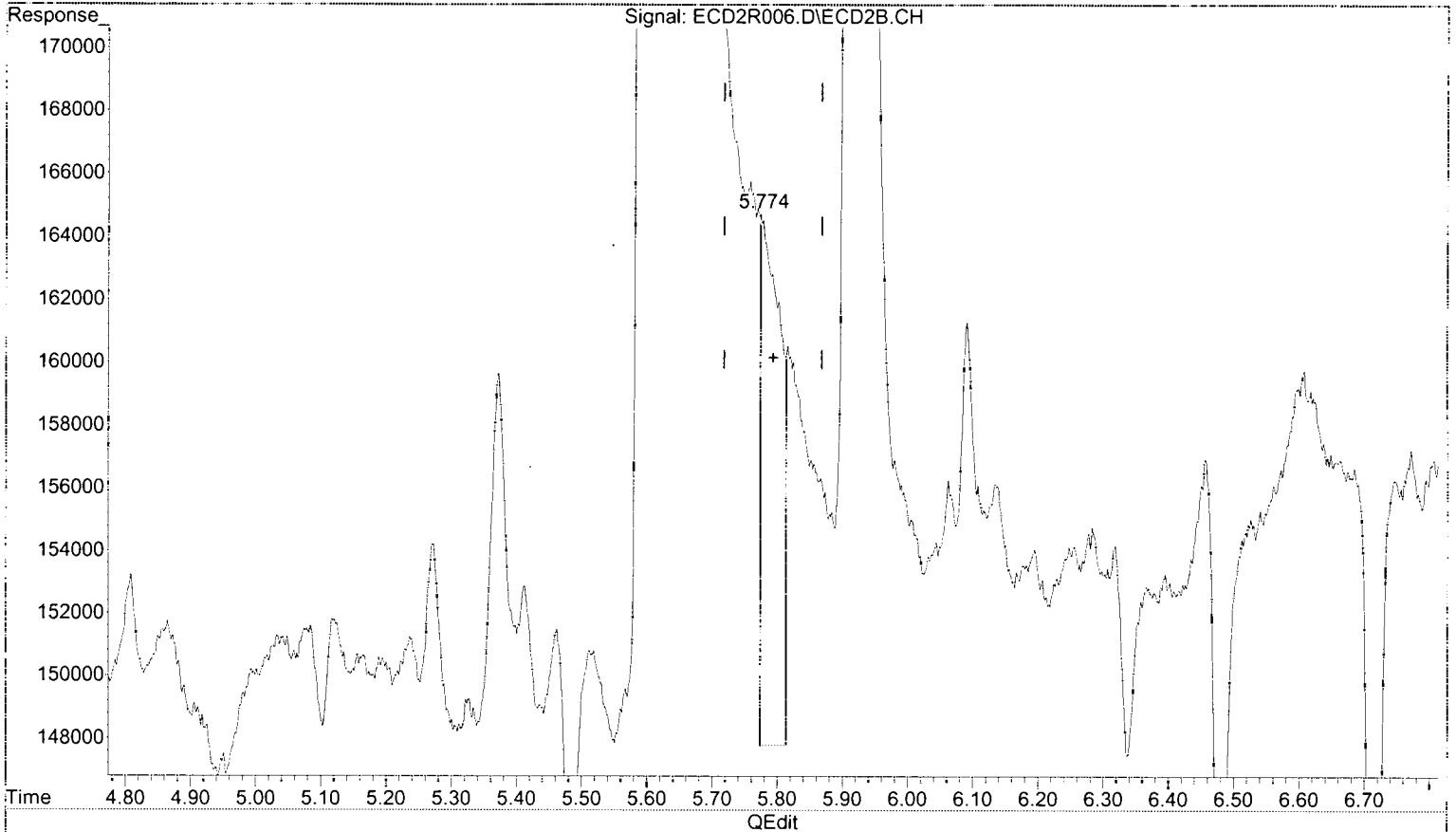
(f)=RT Delta > 1/2 Window

(m)=manual int.

Quantitation Report (Qedit)

Data Path : K:\DATA\0C12025\
Data File : ECD2R006.D
Signal(s) : ECD2B.CH
Acq On : 12 Mar 2020 9:55
Operator : MJB / KAK
Sample : AOC0034-02
Misc :
ALS Vial : 55 Sample Multiplier: 1

Integration File: events.e
Quant Time: Mar 13 08:23:39 2020
Quant Method : L:\Methods\RECD2_QUANTPCB_200113RT1.M
Quant Title : PCB Data Analysis
QLast Update : Tue Jan 14 09:35:58 2020
Response via : Initial Calibration
Integrator: ChemStation 6890 Scale Mode: Small noise peaks clipped



(9) Aroclor 1221 (1)

5.774min 9.760 ng/ml(m)

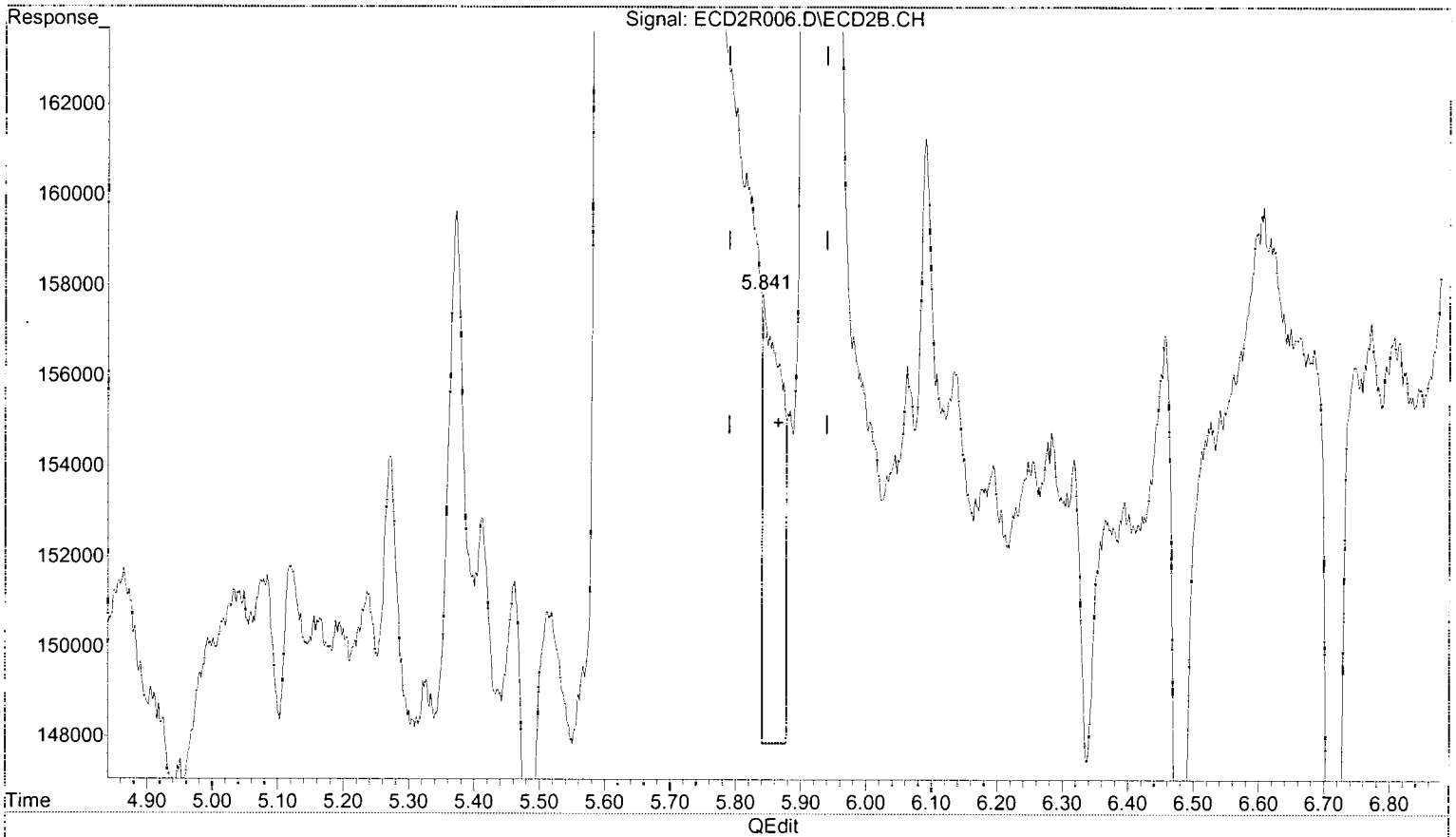
response 16959

MJB
3/19/20

Quantitation Report (Qedit)

Data Path : K:\DATA\0C12025\
Data File : ECD2R006.D
Signal(s) : ECD2B.CH
Acq On : 12 Mar 2020 9:55
Operator : MJB / KAK
Sample : A0C0034-02
Misc :
ALS Vial : 55 Sample Multiplier: 1

Integration File: events.e
Quant Time: Mar 13 08:23:39 2020
Quant Method : L:\Methods\RECD2_QUANTPCB_200113RT1.M
Quant Title : PCB Data Analysis
QLast Update : Tue Jan 14 09:35:58 2020
Response via : Initial Calibration
Integrator: ChemStation 6890 Scale Mode: Small noise peaks clipped



(10) Aroclor 1221 (2)

5.841min 5.812 ng/ml/m

response 9979

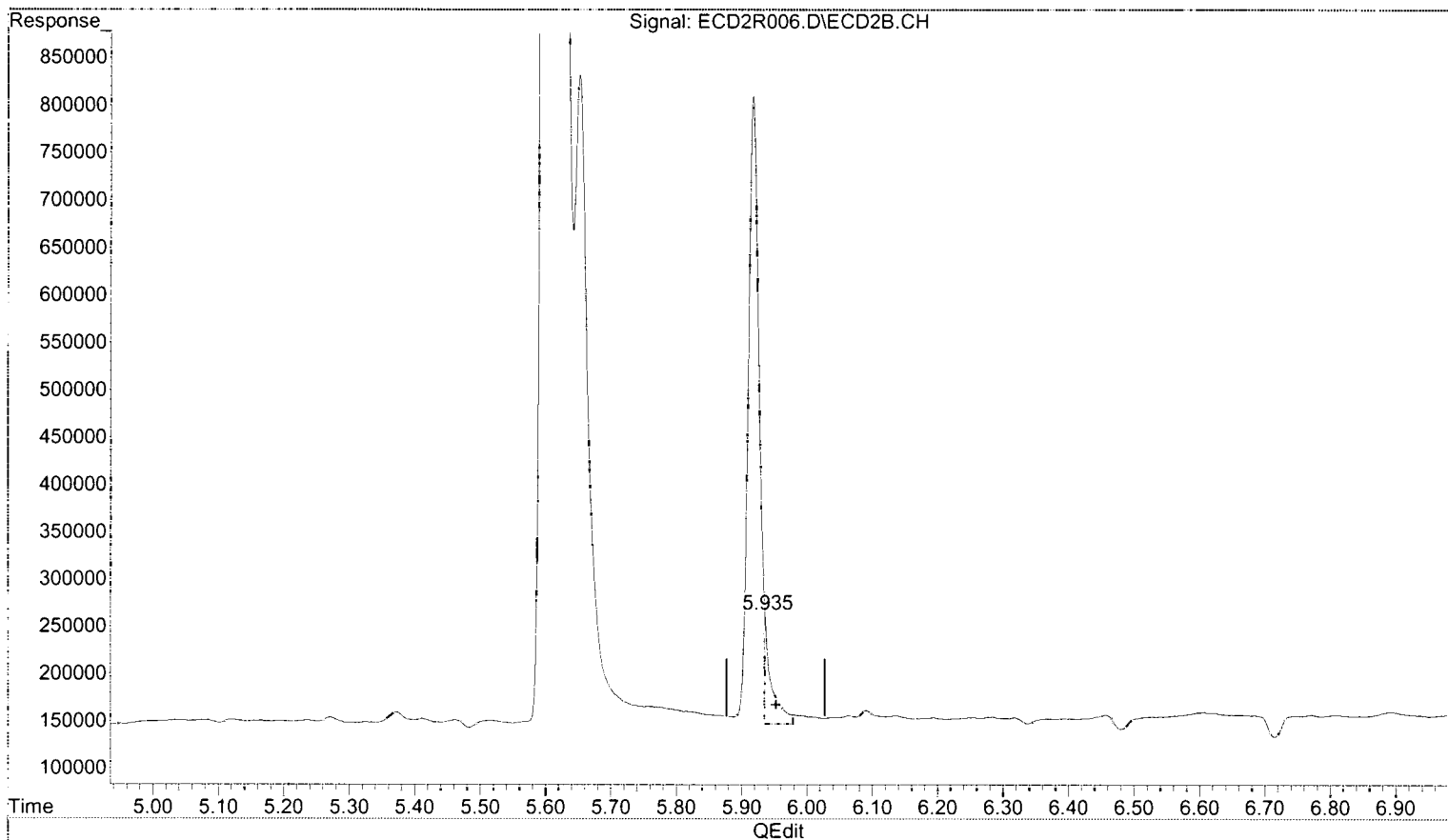
MJB
3/19/20

(+) = Expected Retention Time

Quantitation Report (Qedit)

Data Path : K:\DATA\0C12025\
Data File : ECD2R006.D
Signal(s) : ECD2B.CH
Acq On : 12 Mar 2020 9:55
Operator : MJB / KAK
Sample : A0C0034-02
Misc :
ALS Vial : 55 Sample Multiplier: 1

Integration File: events.e
Quant Time: Mar 13 08:23:39 2020
Quant Method : L:\Methods\RECD2_QUANTPCB_200113RT1.M
Quant Title : PCB Data Analysis
QLast Update : Tue Jan 14 09:35:58 2020
Response via : Initial Calibration
Integrator: ChemStation 6890 Scale Mode: Small noise peaks clipped



(11) Aroclor 1221 (3)

5.935min 20.987 ng/ml(m)

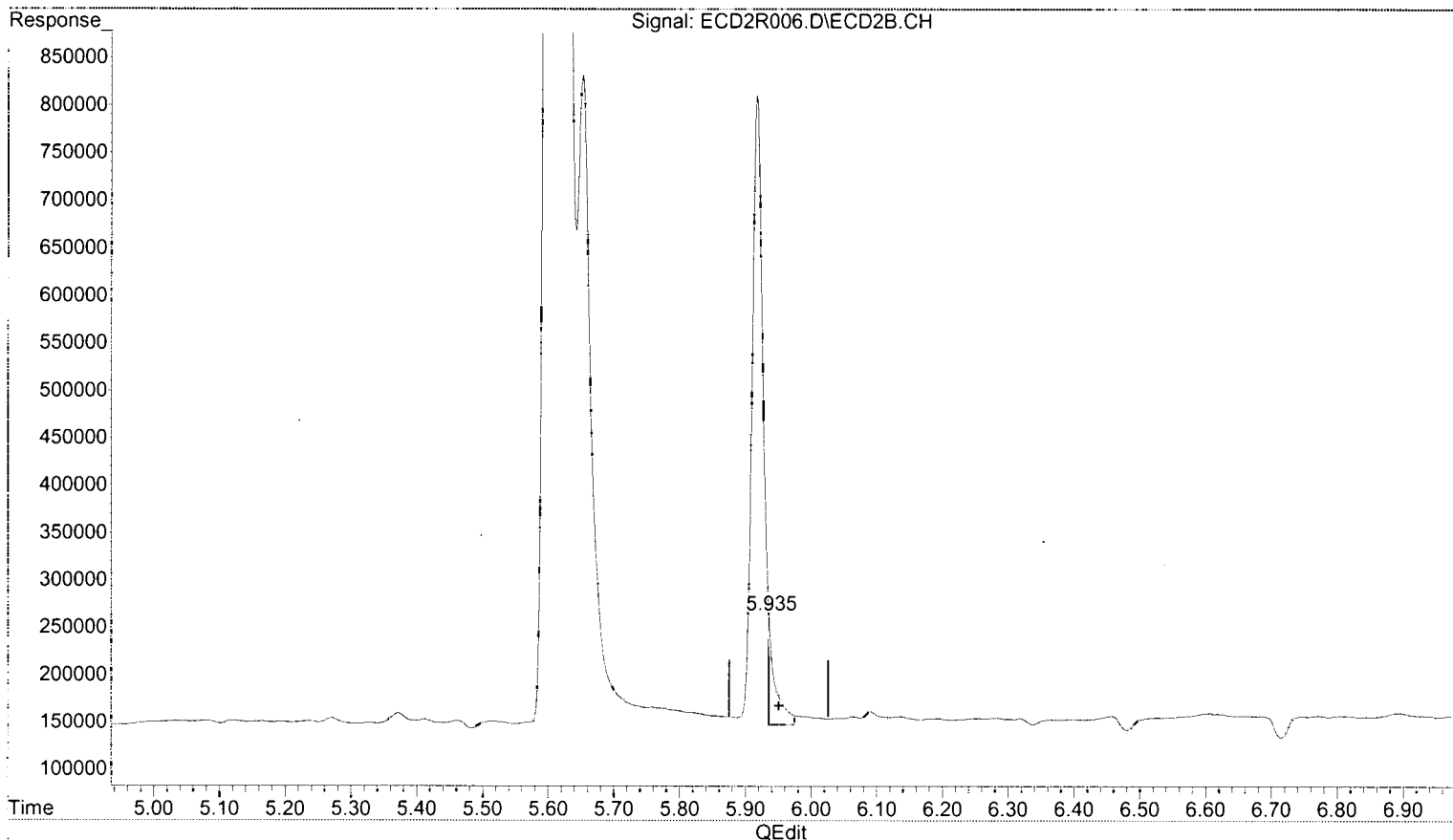
response 119774

MJB
3/19/20

Quantitation Report (Qedit)

Data Path : K:\DATA\0C12025\
Data File : ECD2R006.D
Signal(s) : ECD2B.CH
Acq On : 12 Mar 2020 9:55
Operator : MJB / KAK
Sample : A0C0034-02
Misc :
ALS Vial : 55 Sample Multiplier: 1

Integration File: events.e
Quant Time: Mar 13 08:23:39 2020
Quant Method : L:\Methods\RECD2_QUANTPCB_200113RT1.M
Quant Title : PCB Data Analysis
QLast Update : Tue Jan 14 09:35:58 2020
Response via : Initial Calibration
Integrator: ChemStation 6890 Scale Mode: Small noise peaks clipped



(13) Aroclor 1232 (1)

5.935min 26.209 ng/ml(m)

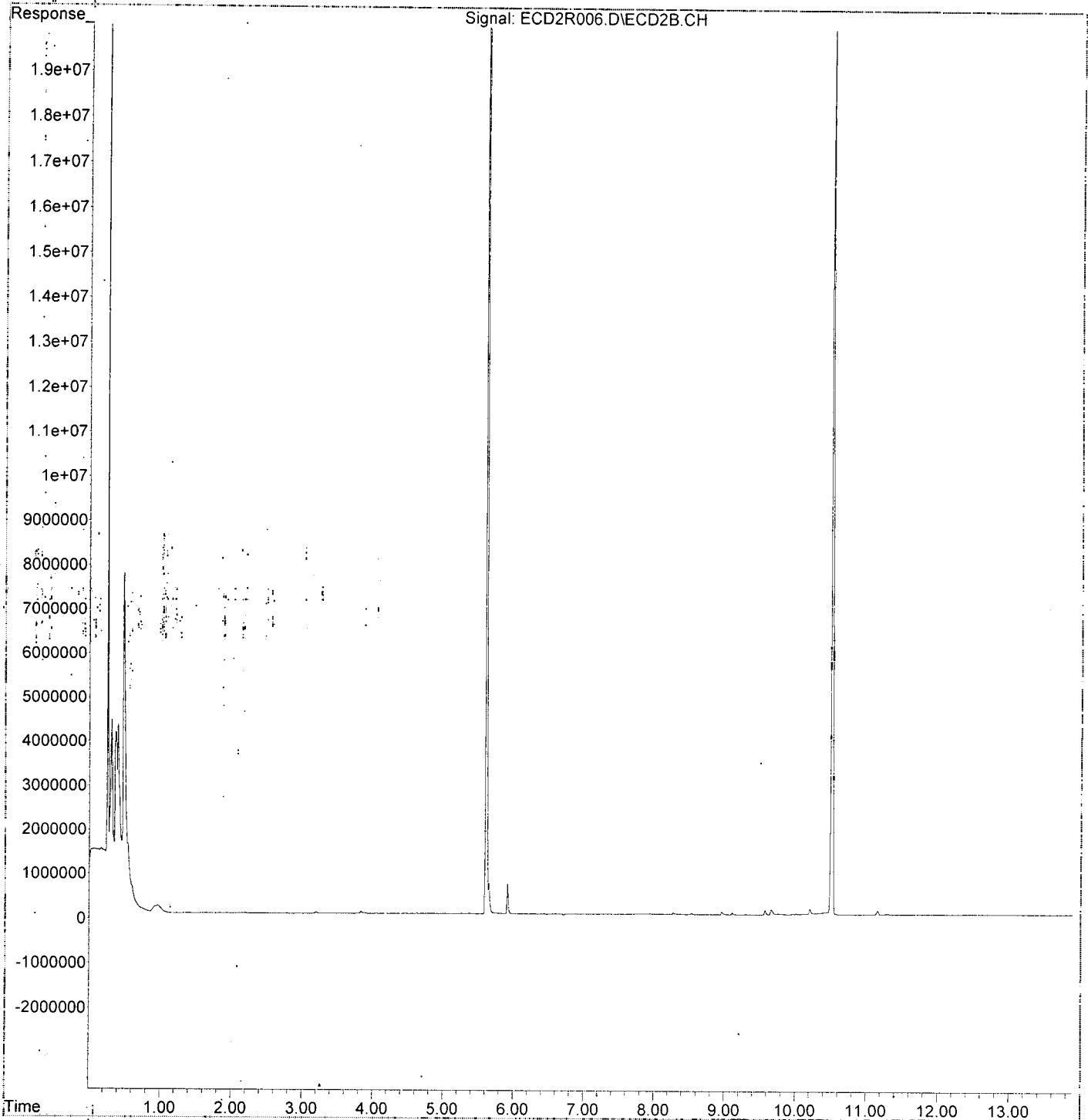
response 119774

MJB
3/19/20

Quantitation Report (Not Reviewed)

Data Path : K:\DATA\0C12025\
Data File : ECD2R006.D
Signal(s) : ECD2B.CH
Acq On : 12 Mar 2020 9:55
Operator : MJB / KAK
Sample : A0C0034-02
Misc :
ALS Vial : 55 Sample Multiplier: 1

Integration File: events.e
Quant Time: Mar 13 08:23:39 2020
Quant Method : L:\Methods\RECD2_QUANTPCB_200113RT1.M
Quant Title : PCB Data Analysis
QLast Update : Tue Jan 14 09:35:58 2020
Response via : Initial Calibration
Integrator: ChemStation 6890 Scale Mode: Small noise peaks clipped



Data Path: K:\DATA\0C12025\
 Data File: ECD2R016.D
 Signal(s): ECD2B.CH
 Acq On: 12 Mar 2020 12:51
 Operator: MJB / KAK
 Sample: 0C12025-CCV2
 Misc:
 ALS Vial: 52 Sample Multiplier: 1

Integration File: events.e
 Quant Time: Mar 13 08:25:25 2020
 Quant Method: L:\Methods\RECD2_QUANTPCB_200113RT1.M
 Quant Title: PCB Data Analysis
 QLast Update: Tue Jan 14 09:35:58 2020
 Response via: Initial Calibration
 Integrator: ChemStation 6890 Scale Mode: Small noise peaks clipped

Handwritten: 3/19/20

Compound	R.T.	Response	Conc Units
System Monitoring Compounds			
1) S TCMX (S)	5.611	53804501	238.468 ng/ml
62) S DCBP (S)	10.512	27379684	246.168 ng/ml
Target Compounds			
2) Aroclor 1016 (1)	6.282	3191331	516.231 ng/ml
3) Aroclor 1016 (2)	6.771	5595447	489.055 ng/ml
4) Aroclor 1016 (3)	6.899	2492091	465.246 ng/ml
5) Aroclor 1016 (4)	6.984	2568747	519.909 ng/ml
6) Aroclor 1016 (5)	7.029	2866284	516.865 ng/ml
7) Aroclor 1016 (6)	7.154	2758690	482.915 ng/ml
8) Aroclor 1016 - AVE	0.000	0	N.D. ng/ml
9) Aroclor 1221 (1)	5.786	233683	134.492 ng/ml
10) Aroclor 1221 (2)	5.859	423360	246.573 ng/ml
11) Aroclor 1221 (3)	5.947	1972528	345.632 ng/ml
12) Aroclor 1221 - AVE	0.000	0	N.D. ng/ml
13) Aroclor 1232 (1)	5.947	1972528	431.626 ng/ml
14) Aroclor 1232 (2)	6.282	3191331	1226.146 ng/ml
15) Aroclor 1232 (3)	6.771	5595447	1143.805 ng/ml
16) Aroclor 1232 (4)	6.984	2568747	1518.318 ng/ml
17) Aroclor 1232 (5)	7.029	2866284	1377.462 ng/ml
18) Aroclor 1232 (6)	7.154	2758690	1271.476 ng/ml
19) Aroclor 1232 - AVE	0.000	0	N.D. ng/ml
20) Aroclor 1242 (1)	6.282	3191331	701.958 ng/ml
21) Aroclor 1242 (2)	6.771	5595447	634.228 ng/ml
22) Aroclor 1242 (3)	6.899	2492091	650.648 ng/ml
23) Aroclor 1242 (4)	6.984	2568747	777.562 ng/ml
24) Aroclor 1242 (5)	7.029	2866284	717.660 ng/ml
25) Aroclor 1242 (6)	7.154	2758690	661.428 ng/ml
26) Aroclor 1242 - AVE	0.000	0	N.D. ng/ml
27) Aroclor 1248 (1)	6.744	4601921	891.495 ng/ml
28) Aroclor 1248 (2)	6.984	2568747	403.932 ng/ml
29) Aroclor 1248 (3)	7.029	2866284	482.883 ng/ml
30) Aroclor 1248 (4)	7.154	2758690	378.135 ng/ml
31) Aroclor 1248 (5)	7.520	630133	70.788 ng/ml
32) Aroclor 1248 (6)	7.677	2356144	289.409 ng/ml
33) Aroclor 1248 - AVE	0.000	0	N.D. ng/ml
34) Aroclor 1254 (1)	7.497	2040276	240.773 ng/ml
35) Aroclor 1254 (2)	7.677	2356144	169.387 ng/ml
36) Aroclor 1254 (3)	7.988	1325009	87.319 ng/ml
37) Aroclor 1254 (4)	8.227	922556	84.510 ng/ml
38) Aroclor 1254 (5)	8.561	6734580	598.701 ng/ml
39) Aroclor 1254 (6)	8.807	5075937	1439.091 ng/ml
40) Aroclor 1254 - AVE	0.000	0	N.D. ng/ml
41) Aroclor 1260 (1)	8.123	5639081	535.634 ng/ml
42) Aroclor 1260 (2)	8.330	6978362	546.788 ng/ml
43) Aroclor 1260 (3)	8.561	6734580	507.842 ng/ml
44) Aroclor 1260 (4)	9.044	11367077	537.388 ng/ml
45) Aroclor 1260 (5)	9.300	6308792	515.646 ng/ml
46) Aroclor 1260 (6)	9.860	2424039	496.734 ng/ml
47) Aroclor 1260 - AVE	0.000	0	N.D. ng/ml

Data Path : K:\DATA\0C12025\
 Data File : ECD2R016.D
 Signal(s) : ECD2B.CH
 Acq On : 12 Mar 2020 12:51
 Operator : MJB / KAK
 Sample : 0C12025-CCV2
 Misc :
 ALS Vial : 52 Sample Multiplier: 1

Integration File: events.e
 Quant Time: Mar 13 08:25:25 2020
 Quant Method : L:\Methods\RECD2_QUANTPCB_200113RT1.M
 Quant Title : PCB Data Analysis
 QLast Update : Tue Jan 14 09:35:58 2020
 Response via : Initial Calibration
 Integrator: ChemStation 6890 Scale Mode: Small noise peaks clipped

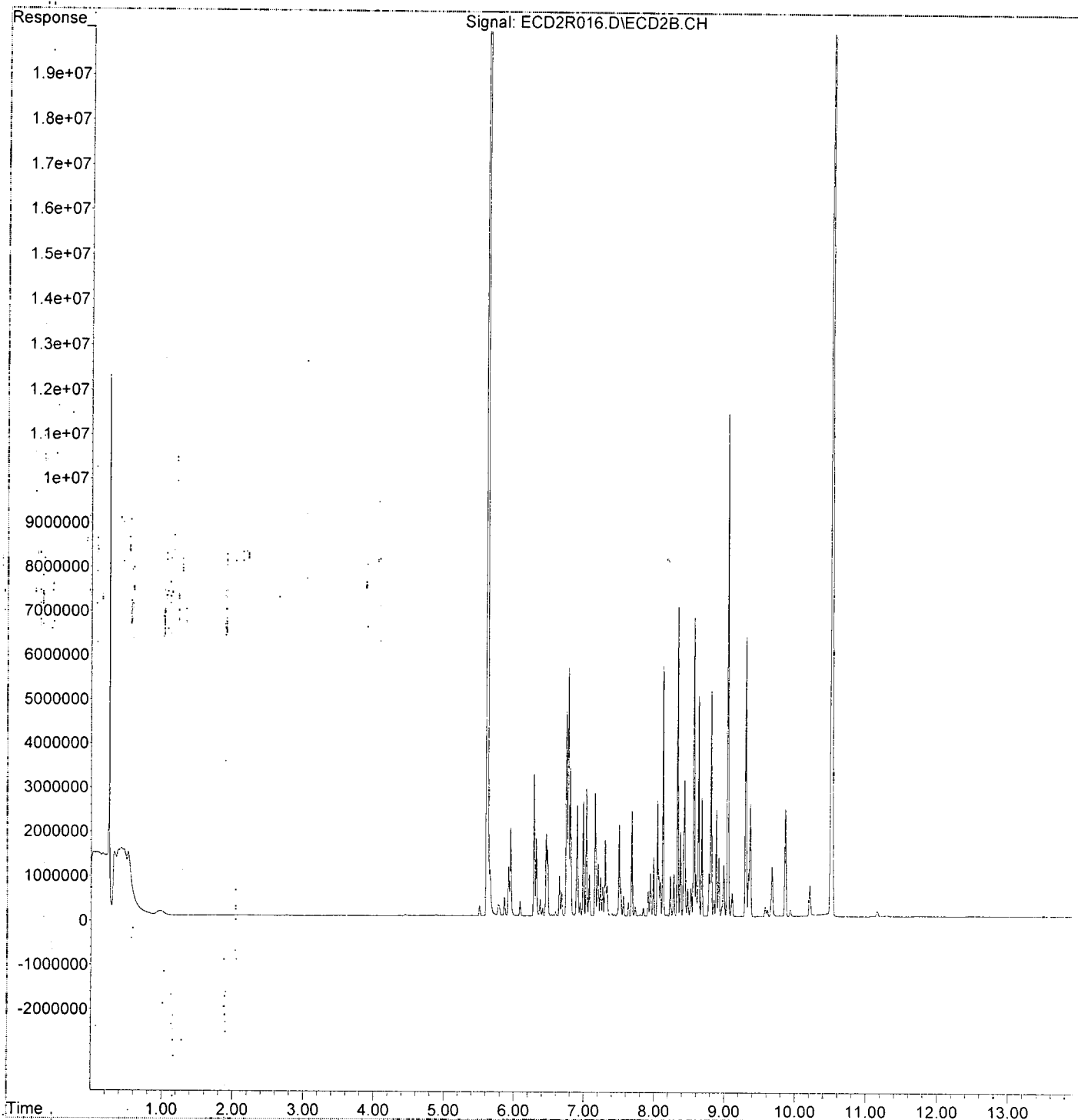
Compound	R.T.	Response	Conc Units
48) Aroclor 1262 (1)	8.330	6978362	660.099 ng/ml
49) Aroclor 1262 (2)	8.629	4972937	325.507 ng/ml
50) Aroclor 1262 (3)	8.807	5075937	396.427 ng/ml
51) Aroclor 1262 (4)	9.044	11367077	412.979 ng/ml
52) Aroclor 1262 (5)	9.300	6308792	384.224 ng/ml
53) Aroclor 1262 (6)	9.860	2424039	336.647 ng/ml
54) Aroclor 1262 - AVE	0.000	0	N.D. ng/ml
55) Aroclor 1268 (1)	8.847	375759	60.294 ng/ml
56) Aroclor 1268 (2)	9.300	6308792	227.209 ng/ml
57) Aroclor 1268 (3)	9.362	2506022	111.298 ng/ml
58) Aroclor 1268 (4)	9.575	225379	11.706 ng/ml
59) Aroclor 1268 (5)	9.860	2424039	309.853 ng/ml
60) Aroclor 1268 (6)	10.205	706988	13.968 ng/ml
61) Aroclor 1268 - AVE	0.000	0	N.D. ng/ml

(f)=RT Delta > 1/2 Window

(m)=manual int.

Data Path : K:\DATA\0C12025\
Data File : ECD2R016.D
Signal(s) : ECD2B.CH
Acq On : 12 Mar 2020 12:51
Operator : MJB / KAK
Sample : 0C12025-CCV2
Misc :
ALS Vial : 52 Sample Multiplier: 1

Integration File: events.e
Quant Time: Mar 13 08:25:25 2020
Quant Method : L:\Methods\RECD2_QUANTPCB_200113RT1.M
Quant Title : PCB Data Analysis
QLast Update : Tue Jan 14 09:35:58 2020
Response via : Initial Calibration
Integrator: ChemStation 6890 Scale Mode: Small noise peaks clipped



Data Path : K:\DATA\0C12025\
 Data File : ECD2R017.D
 Signal(s) : ECD2B.CH
 Acq On : 12 Mar 2020 13:09
 Operator : MJB / KAK
 Sample : 0C12025-CCB2
 Misc :
 ALS Vial : 53 Sample Multiplier: 1

Integration File: events.e
 Quant Time: Mar 13 08:25:46 2020
 Quant Method : L:\Methods\RECD2_QUANTPCB_200113RT1.M
 Quant Title : PCB Data Analysis
 QLast Update : Tue Jan 14 09:35:58 2020
 Response via : Initial Calibration
 Integrator: ChemStation 6890 Scale Mode: Small noise peaks clipped

Handwritten:
 3/19/20
 Clean

Compound	R.T.	Response	Conc Units
System Monitoring Compounds			
1) S TCMX (S)	5.611	21140481	93.697 ng/ml
62) S DCBP (S)	10.512	10534727	94.717 ng/ml
Target Compounds			
2) Aroclor 1016 (1)	6.283	2588	0.419 ng/ml
3) Aroclor 1016 (2)	6.776	4715	0.412 ng/ml
4) Aroclor 1016 (3)	6.903	5671	1.059 ng/ml
5) Aroclor 1016 (4)	6.991	4912	0.994 ng/ml
6) Aroclor 1016 (5)	7.035	5286	0.953 ng/ml
7) Aroclor 1016 (6)	7.163	5594	0.979 ng/ml
8) Aroclor 1016 - AVE	0.000	0	N.D. ng/ml
9) Aroclor 1221 (1)	5.776	17315	9.965 ng/ml
10) Aroclor 1221 (2)	5.885	6209	3.616 ng/ml
11) Aroclor 1221 (3)	5.958	6532	1.145 ng/ml
12) Aroclor 1221 - AVE	0.000	0	N.D. ng/ml
13) Aroclor 1232 (1)	5.958	6532	1.429 ng/ml
14) Aroclor 1232 (2)	6.283	2588	0.994 ng/ml
15) Aroclor 1232 (3)	6.776	4715	0.964 ng/ml
16) Aroclor 1232 (4)	6.991	4912	2.904 ng/ml
17) Aroclor 1232 (5)	7.035	5286	2.540 ng/ml
18) Aroclor 1232 (6)	7.163	5594	2.578 ng/ml
19) Aroclor 1232 - AVE	0.000	0	N.D. ng/ml
20) Aroclor 1242 (1)	6.283	2588	0.569 ng/ml
21) Aroclor 1242 (2)	6.776	4715	0.534 ng/ml
22) Aroclor 1242 (3)	6.903	5671	1.481 ng/ml
23) Aroclor 1242 (4)	6.991	4912	1.487 ng/ml
24) Aroclor 1242 (5)	7.035	5286	1.323 ng/ml
25) Aroclor 1242 (6)	7.163	5594	1.341 ng/ml
26) Aroclor 1242 - AVE	0.000	0	N.D. ng/ml
27) Aroclor 1248 (1)	6.752	4294	0.832 ng/ml
28) Aroclor 1248 (2)	6.991	4912	0.772 ng/ml
29) Aroclor 1248 (3)	7.035	5286	0.890 ng/ml
30) Aroclor 1248 (4)	7.163	5594	0.767 ng/ml
31) Aroclor 1248 (5)	7.521	6940	0.780 ng/ml
32) Aroclor 1248 (6)	7.680	9225	1.133 ng/ml
33) Aroclor 1248 - AVE	0.000	0	N.D. ng/ml
34) Aroclor 1254 (1)	7.504	6631	0.783 ng/ml
35) Aroclor 1254 (2)	7.686	9171	0.659 ng/ml
36) Aroclor 1254 (3)	7.989	10235	0.674 ng/ml
37) Aroclor 1254 (4)	8.233	7090	0.650 ng/ml
38) Aroclor 1254 (5)	8.585	4287	0.381 ng/ml
39) Aroclor 1254 (6)	8.805	4990	1.415 ng/ml
40) Aroclor 1254 - AVE	0.000	0	N.D. ng/ml
41) Aroclor 1260 (1)	8.141	8319	0.790 ng/ml
42) Aroclor 1260 (2)	8.328	10301	0.807 ng/ml
43) Aroclor 1260 (3)	8.585	4287	0.323 ng/ml
44) Aroclor 1260 (4)	9.046	5328	0.252 ng/ml
45) Aroclor 1260 (5)	9.301	4790	0.392 ng/ml
46) Aroclor 1260 (6)	9.882	4425	0.907 ng/ml
47) Aroclor 1260 - AVE	0.000	0	N.D. ng/ml

Data Path : K:\DATA\0C12025\
 Data File : ECD2R017.D
 Signal(s) : ECD2B.CH
 Acq On : 12 Mar 2020 13:09
 Operator : MJB / KAK
 Sample : 0C12025-CCB2
 Misc :
 ALS Vial : 53 Sample Multiplier: 1

Integration File: events.e
 Quant Time: Mar 13 08:25:46 2020
 Quant Method : L:\Methods\RECD2_QUANTPCB_200113RT1.M
 Quant Title : PCB Data Analysis
 QLast Update : Tue Jan 14 09:35:58 2020
 Response via : Initial Calibration
 Integrator: ChemStation 6890 Scale Mode: Small noise peaks clipped

Compound	R.T.	Response	Conc Units
48) Aroclor 1262 (1)	8.328	10301	0.974 ng/ml
49) Aroclor 1262 (2)	8.637	3738	0.245 ng/ml
50) Aroclor 1262 (3)	8.805	4990	0.390 ng/ml
51) Aroclor 1262 (4)	9.046	5328	0.194 ng/ml
52) Aroclor 1262 (5)	9.301	4790	0.292 ng/ml
53) Aroclor 1262 (6)	9.873	4970	0.690 ng/ml
54) Aroclor 1262 - AVE	0.000	0	N.D. ng/ml
55) Aroclor 1268 (1)	8.849	2780	0.446 ng/ml
56) Aroclor 1268 (2)	9.301	4790	0.173 ng/ml
57) Aroclor 1268 (3)	9.381	886	0.039 ng/ml
58) Aroclor 1268 (4)	9.577	73138	3.799 ng/ml
59) Aroclor 1268 (5)	9.873	4970	0.635 ng/ml
60) Aroclor 1268 (6)	10.208	85595	1.691 ng/ml
61) Aroclor 1268 - AVE	0.000	0	N.D. ng/ml

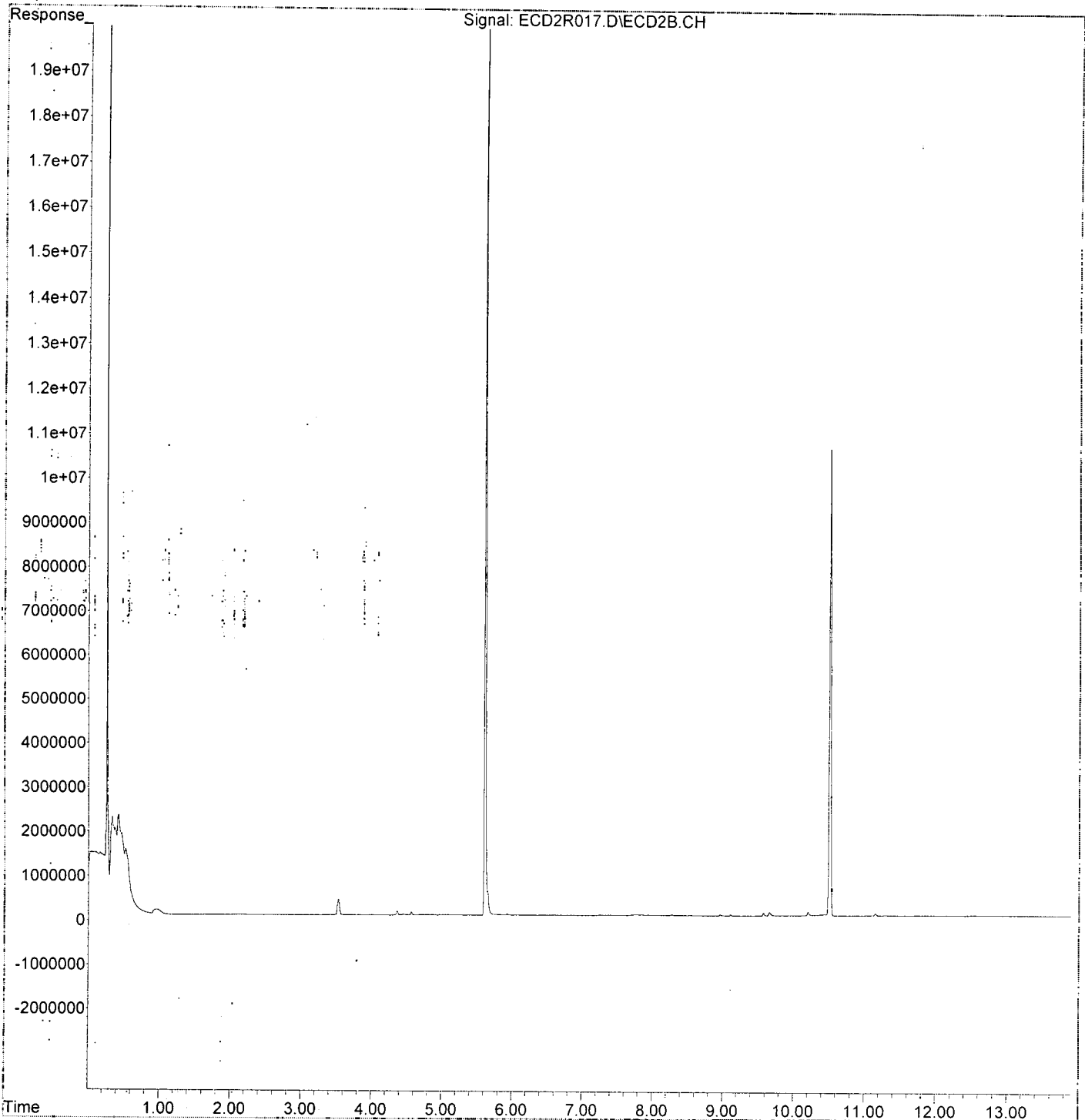
(f)=RT Delta > 1/2 Window

(m)=manual int.

Quantitation Report (Not Reviewed)

Data Path : K:\DATA\0C12025\
Data File : ECD2R017.D
Signal(s) : ECD2B.CH
Acq On : 12 Mar 2020 13:09
Operator : MJB / KAK
Sample : 0C12025-CCB2
Misc :
ALS Vial : 53 Sample Multiplier: 1

Integration File: events.e
Quant Time: Mar 13 08:25:46 2020
Quant Method : L:\Methods\RECD2_QUANTPCB_200113RT1.M
Quant Title : PCB Data Analysis
QLast Update : Tue Jan 14 09:35:58 2020
Response via : Initial Calibration
Integrator: ChemStation 6890 Scale Mode: Small noise peaks clipped



Data Path : K:\DATA\0C12025\
 Data File : ECD2R022.D
 Signal(s) : ECD2B.CH
 Acq On : 12 Mar 2020 14:37
 Operator : MJB / KAK
 Sample : 0030288-MSD1
 Misc :
 ALS Vial : 62 Sample Multiplier: 1

Integration File: events.e
 Quant Time: Mar 13 08:26:52 2020
 Quant Method : L:\Methods\RECD2_QUANTPCB_200113RT1.M
 Quant Title : PCB Data Analysis
 QLast Update : Tue Jan 14 09:35:58 2020
 Response via : Initial Calibration
 Integrator: ChemStation 6890 Scale Mode: Small noise peaks clipped

Handwritten: 3/14/20

Compound	R.T.	Response	Conc	Units
System Monitoring Compounds				
1) S TCMX (S)	5.610	32738939	145.103	ng/ml
62) S DCBP (S)	10.513	17539947	157.700	ng/ml
Target Compounds				
2) Aroclor 1016 (1)	6.281	4704798	761.050	ng/ml
3) Aroclor 1016 (2)	6.770	8876393	775.817	ng/ml
4) Aroclor 1016 (3)	6.896	3454883	644.988	ng/ml
5) Aroclor 1016 (4)	6.984	3815040	772.157	ng/ml
6) Aroclor 1016 (5)	7.028	4150961	748.525	ng/ml
7) Aroclor 1016 (6)	7.153	3996591	699.613	ng/ml
8) Aroclor 1016 - AVE	0.000	0	N.D.	ng/ml
9) Aroclor 1221 (1)	5.786	272070	156.586	ng/ml
10) Aroclor 1221 (2)	5.859	553328	322.268	ng/ml
11) Aroclor 1221 (3)	5.946	2782274	487.518	ng/ml
12) Aroclor 1221 - AVE	0.000	0	N.D.	ng/ml
13) Aroclor 1232 (1)	5.946	2782274	608.813	ng/ml
14) Aroclor 1232 (2)	6.281	4704798	1807.638	ng/ml
15) Aroclor 1232 (3)	6.770	8876393	1814.486	ng/ml
16) Aroclor 1232 (4)	6.984	3815040	2254.969	ng/ml
17) Aroclor 1232 (5)	7.028	4150961	1994.844	ng/ml
18) Aroclor 1232 (6)	7.153	3996591	1842.023	ng/ml
19) Aroclor 1232 - AVE	0.000	0	N.D.	ng/ml
20) Aroclor 1242 (1)	6.281	4704798	1034.856	ng/ml
21) Aroclor 1242 (2)	6.770	8876393	1006.114	ng/ml
22) Aroclor 1242 (3)	6.896	3454883	902.018	ng/ml
23) Aroclor 1242 (4)	6.984	3815040	1154.816	ng/ml
24) Aroclor 1242 (5)	7.028	4150961	1039.318	ng/ml
25) Aroclor 1242 (6)	7.153	3996591	958.229	ng/ml
26) Aroclor 1242 - AVE	0.000	0	N.D.	ng/ml
27) Aroclor 1248 (1)	6.743	7050218	1365.784	ng/ml
28) Aroclor 1248 (2)	6.984	3815040	599.910	ng/ml
29) Aroclor 1248 (3)	7.028	4150961	699.312	ng/ml
30) Aroclor 1248 (4)	7.153	3996591	547.815	ng/ml
31) Aroclor 1248 (5)	7.519	879216	98.769	ng/ml
32) Aroclor 1248 (6)	7.677	3505376	430.572	ng/ml
33) Aroclor 1248 - AVE	0.000	0	N.D.	ng/ml
34) Aroclor 1254 (1)	7.496	2806535	331.200	ng/ml
35) Aroclor 1254 (2)	7.677	3505376	252.007	ng/ml
36) Aroclor 1254 (3)	7.987	1826420	120.362	ng/ml
37) Aroclor 1254 (4)	8.226	1301723	119.244	ng/ml
38) Aroclor 1254 (5)	8.561	10377755	922.577	ng/ml
39) Aroclor 1254 (6)	8.807	7384300	2093.541	ng/ml
40) Aroclor 1254 - AVE	0.000	0	N.D.	ng/ml
41) Aroclor 1260 (1)	8.123	7929508	753.193	ng/ml
42) Aroclor 1260 (2)	8.330	10364438	812.103	ng/ml
43) Aroclor 1260 (3)	8.561	10377755	782.568	ng/ml
44) Aroclor 1260 (4)	9.044	17756059	839.432	ng/ml
45) Aroclor 1260 (5)	9.300	9880750	807.599	ng/ml
46) Aroclor 1260 (6)	9.861	3764876	771.498	ng/ml
47) Aroclor 1260 - AVE	0.000	0	N.D.	ng/ml

Data Path : K:\DATA\0C12025\
 Data File : ECD2R022.D
 Signal(s) : ECD2B.CH
 Acq On : 12 Mar 2020 14:37
 Operator : MJB / KAK
 Sample : 0030288-MSD1
 Misc :
 ALS Vial : 62 Sample Multiplier: 1

Integration File: events.e
 Quant Time: Mar 13 08:26:52 2020
 Quant Method : L:\Methods\RECD2_QUANTPCB_200113RT1.M
 Quant Title : PCB Data Analysis
 QLast Update : Tue Jan 14 09:35:58 2020
 Response via : Initial Calibration
 Integrator: ChemStation 6890 Scale Mode: Small noise peaks clipped

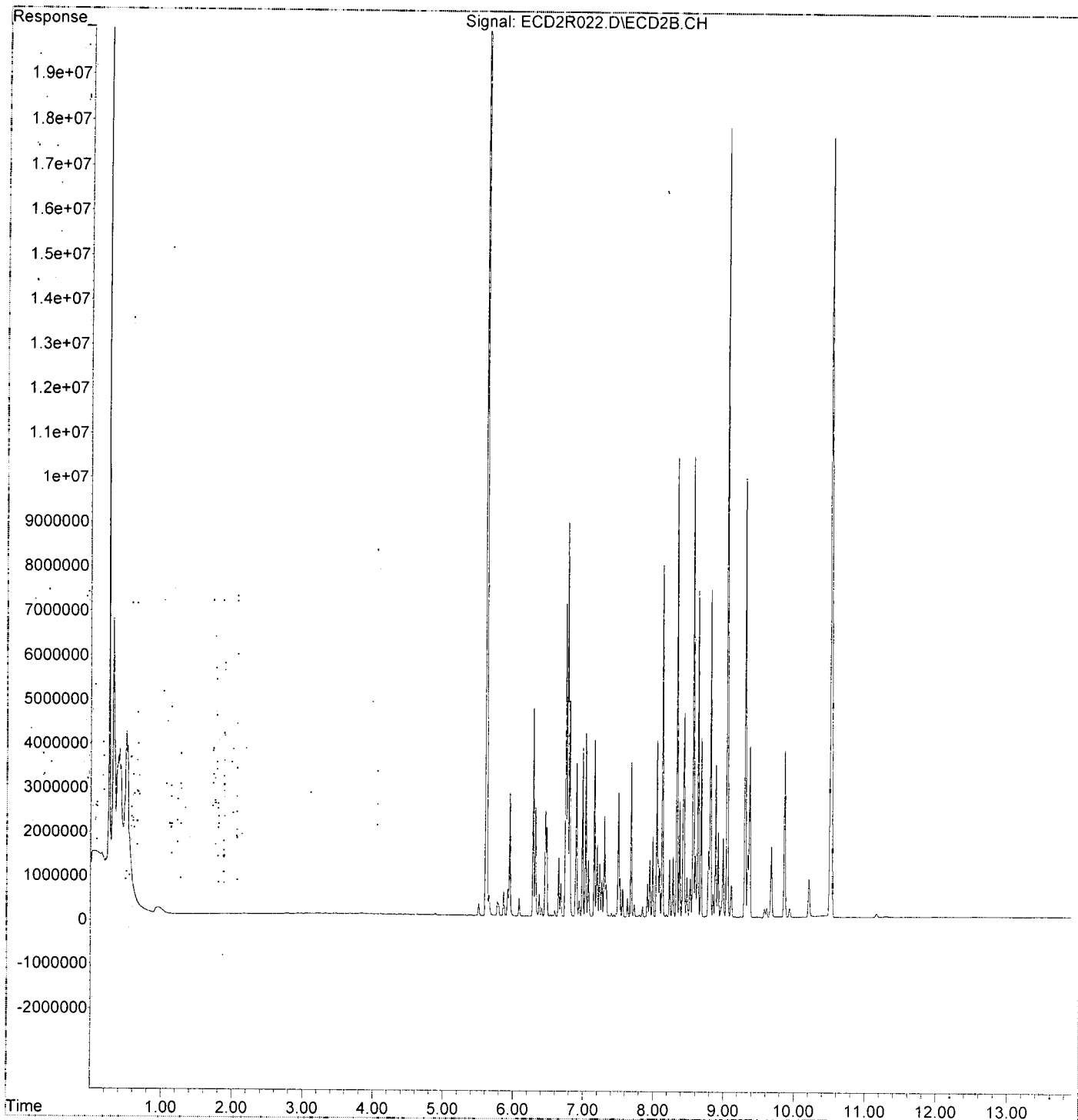
Compound	R.T.	Response	Conc Units
48) Aroclor 1262 (1)	8.330	10364438	980.395 ng/ml
49) Aroclor 1262 (2)	8.630	7372891	482.598 ng/ml
50) Aroclor 1262 (3)	8.807	7384300	576.709 ng/ml
51) Aroclor 1262 (4)	9.044	17756059	645.098 ng/ml
52) Aroclor 1262 (5)	9.300	9880750	601.767 ng/ml
53) Aroclor 1262 (6)	9.861	3764876	522.861 ng/ml
54) Aroclor 1262 - AVE	0.000	0	N.D. ng/ml
55) Aroclor 1268 (1)	8.848	518838	83.252 ng/ml
56) Aroclor 1268 (2)	9.300	9880750	355.851 ng/ml
57) Aroclor 1268 (3)	9.363	3893583	172.923 ng/ml
58) Aroclor 1268 (4)	9.576	190899	9.915 ng/ml
59) Aroclor 1268 (5)	9.861	3764876	481.246 ng/ml
60) Aroclor 1268 (6)	10.206	864150	17.073 ng/ml
61) Aroclor 1268 - AVE	0.000	0	N.D. ng/ml

(f)=RT Delta > 1/2 Window

(m)=manual int.

Data Path : K:\DATA\0C12025\
Data File : ECD2R022.D
Signal(s) : ECD2B.CH
Acq On : 12 Mar 2020 14:37
Operator : MJB / KAK
Sample : 0030288-MSD1
Misc :
ALS Vial : 62 Sample Multiplier: 1

Integration File: events.e
Quant Time: Mar 13 08:26:52 2020
Quant Method : L:\Methods\RECD2_QUANTPCB_200113RT1.M
Quant Title : PCB Data Analysis
QLast Update : Tue Jan 14 09:35:58 2020
Response via : Initial Calibration
Integrator: ChemStation 6890 Scale Mode: Small noise peaks clipped



Data Path : K:\DATA\0C12025\
 Data File : ECD2R028.D
 Signal(s) : ECD2B.CH
 Acq On : 12 Mar 2020 16:23
 Operator : MJB / KAK
 Sample : 0C12025-CCV3
 Misc :
 ALS Vial : 52 Sample Multiplier: 1

Integration File: events.e
 Quant Time: Mar 13 08:27:55 2020
 Quant Method : L:\Methods\RECD2_QUANTPCB_200113RT1.M
 Quant Title : PCB Data Analysis
 QLast Update: Tue Jan 14 09:35:58 2020
 Response Via : Initial Calibration
 Integrator: ChemStation 6890 Scale Mode: Small noise peaks clipped

Handwritten: 3/19/20

Compound	R.T.	Response	Conc Units
System Monitoring Compounds			
1) S TCMX (S)	5.611	54156260	240.027 ng/ml
62) S DCBP (S)	10.514	25335594	227.790 ng/ml
Target Compounds			
2) Aroclor 1016 (1)	6.281	3042777	492.201 ng/ml
3) Aroclor 1016 (2)	6.770	5253842	459.198 ng/ml
4) Aroclor 1016 (3)	6.897	2283467	426.298 ng/ml
5) Aroclor 1016 (4)	6.983	2321080	469.782 ng/ml
6) Aroclor 1016 (5)	7.028	2626722	473.666 ng/ml
7) Aroclor 1016 (6)	7.153	2640354	462.200 ng/ml
8) Aroclor 1016 - AVE	0.000	0	N.D. ng/ml
9) Aroclor 1221 (1)	5.785	217303	125.065 ng/ml
10) Aroclor 1221 (2)	5.858	396755	231.077 ng/ml
11) Aroclor 1221 (3)	5.946	1851527	324.430 ng/ml
12) Aroclor 1221 - AVE	0.000	0	N.D. ng/ml
13) Aroclor 1232 (1)	5.946	1851527	405.149 ng/ml
14) Aroclor 1232 (2)	6.281	3042777	1169.070 ng/ml
15) Aroclor 1232 (3)	6.770	5253842	1073.975 ng/ml
16) Aroclor 1232 (4)	6.983	2321080	1371.928 ng/ml
17) Aroclor 1232 (5)	7.028	2626722	1262.334 ng/ml
18) Aroclor 1232 (6)	7.153	2640354	1216.935 ng/ml
19) Aroclor 1232 - AVE	0.000	0	N.D. ng/ml
20) Aroclor 1242 (1)	6.281	3042777	669.282 ng/ml
21) Aroclor 1242 (2)	6.770	5253842	595.508 ng/ml
22) Aroclor 1242 (3)	6.897	2283467	596.179 ng/ml
23) Aroclor 1242 (4)	6.983	2321080	702.593 ng/ml
24) Aroclor 1242 (5)	7.028	2626722	657.679 ng/ml
25) Aroclor 1242 (6)	7.153	2640354	633.055 ng/ml
26) Aroclor 1242 - AVE	0.000	0	N.D. ng/ml
27) Aroclor 1248 (1)	6.743	4253714	824.039 ng/ml
28) Aroclor 1248 (2)	6.983	2321080	364.987 ng/ml
29) Aroclor 1248 (3)	7.028	2626722	442.524 ng/ml
30) Aroclor 1248 (4)	7.153	2640354	361.915 ng/ml
31) Aroclor 1248 (5)	7.518	597803	67.156 ng/ml
32) Aroclor 1248 (6)	7.677	2147516	263.783 ng/ml
33) Aroclor 1248 - AVE	0.000	0	N.D. ng/ml
34) Aroclor 1254 (1)	7.495	1819234	214.688 ng/ml
35) Aroclor 1254 (2)	7.677	2147516	154.388 ng/ml
36) Aroclor 1254 (3)	7.987	1229245	81.008 ng/ml
37) Aroclor 1254 (4)	8.226	871285	79.814 ng/ml
38) Aroclor 1254 (5)	8.561	6229331	553.784 ng/ml
39) Aroclor 1254 (6)	8.807	4642519	1316.212 ng/ml
40) Aroclor 1254 - AVE	0.000	0	N.D. ng/ml
41) Aroclor 1260 (1)	8.122	5289343	502.414 ng/ml
42) Aroclor 1260 (2)	8.329	6461874	506.319 ng/ml
43) Aroclor 1260 (3)	8.561	6229331	469.743 ng/ml
44) Aroclor 1260 (4)	9.044	10433526	493.253 ng/ml
45) Aroclor 1260 (5)	9.300	6199913	506.747 ng/ml
46) Aroclor 1260 (6)	9.861	2292110	469.699 ng/ml
47) Aroclor 1260 - AVE	0.000	0	N.D. ng/ml

Data Path : K:\DATA\0C12025\
 Data File : ECD2R028.D
 Signal(s) : ECD2B.CH
 Acq On : 12 Mar 2020 16:23
 Operator : MJB / KAK
 Sample : 0C12025-CCV3
 Misc :
 ALS Vial : 52 Sample Multiplier: 1

Integration File: events.e
 Quant Time: Mar 13 08:27:55 2020
 Quant Method : L:\Methods\RECD2_QUANTPCB_200113RT1.M
 Quant Title : PCB Data Analysis
 QLast Update : Tue Jan 14 09:35:58 2020
 Response via : Initial Calibration
 Integrator: ChemStation 6890 Scale Mode: Small noise peaks clipped

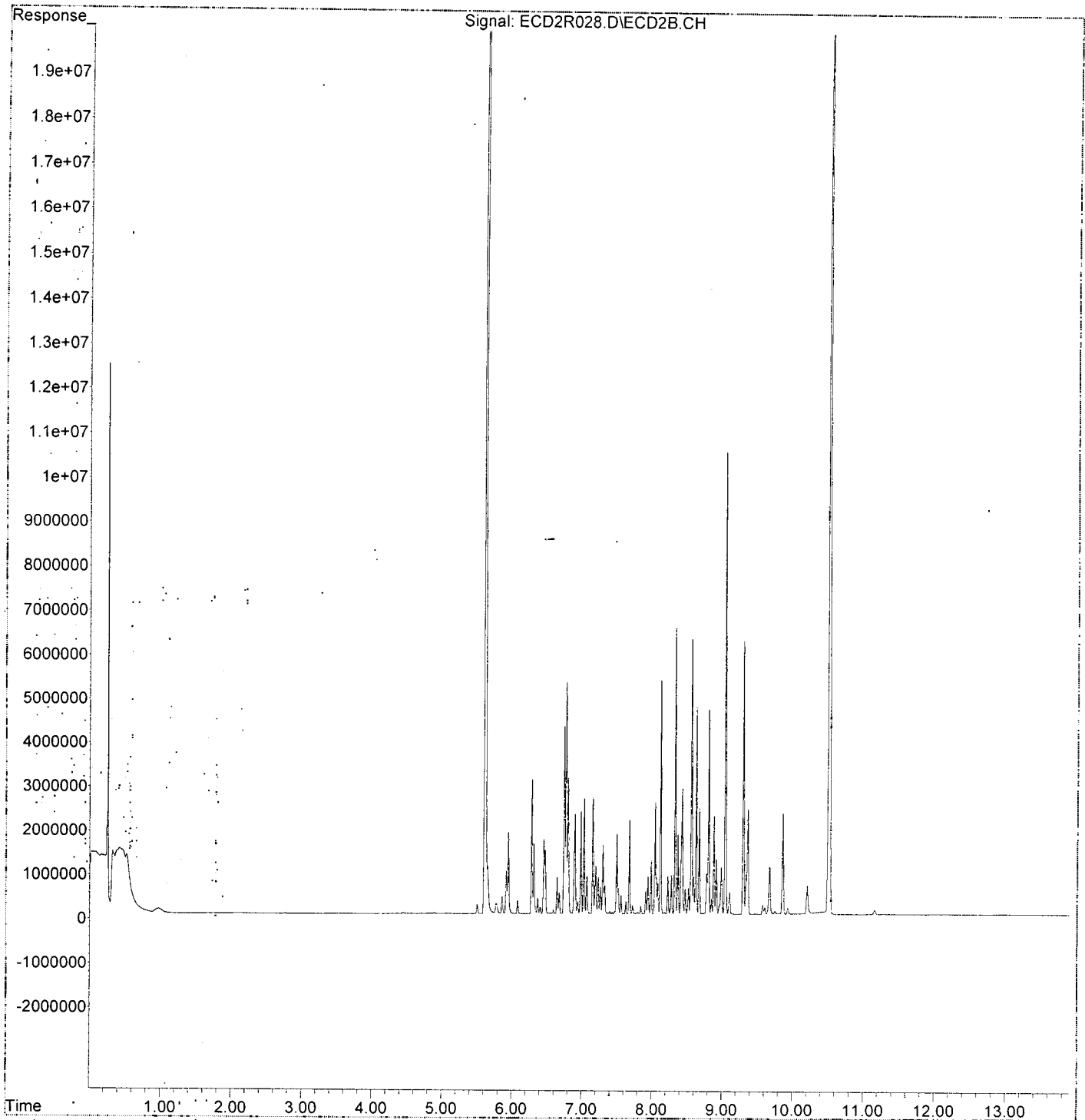
Compound	R.T.	Response	Conc Units
48) Aroclor 1262 (1)	8.329	6461874	611.243 ng/ml
49) Aroclor 1262 (2)	8.630	4668049	305.550 ng/ml
50) Aroclor 1262 (3)	8.807	4642519	362.578 ng/ml
51) Aroclor 1262 (4)	9.044	10433526	379.062 ng/ml
52) Aroclor 1262 (5)	9.300	6199913	377.593 ng/ml
53) Aroclor 1262 (6)	9.861	2292110	318.325 ng/ml
54) Aroclor 1262 - AVE	0.000	0	N.D. ng/ml
55) Aroclor 1268 (1)	8.847	352866	56.620 ng/ml
56) Aroclor 1268 (2)	9.300	6199913	223.287 ng/ml
57) Aroclor 1268 (3)	9.363	2392767	106.268 ng/ml
58) Aroclor 1268 (4)	9.576	216182	11.228 ng/ml
59) Aroclor 1268 (5)	9.861	2292110	292.990 ng/ml
60) Aroclor 1268 (6)	10.207	658381	13.008 ng/ml
61) Aroclor 1268 - AVE	0.000	0	N.D. ng/ml

(f)=RT Delta > 1/2 Window

(m)=manual int.

Data Path : K:\DATA\0C12025\
Data File : ECD2R028.D
Signal(s) : ECD2B.CH
Acq On : 12 Mar 2020 16:23
Operator : MJB / KAK
Sample : 0C12025-CCV3
Misc :
ALS Vial : 52 Sample Multiplier: 1

Integration File: events.e
Quant Time: Mar 13 08:27:55 2020
Quant Method : L:\Methods\RECD2_QUANTPCB_200113RT1.M
Quant Title : PCB Data Analysis
QLast Update : Tue Jan 14 09:35:58 2020
Response via : Initial Calibration
Integrator: ChemStation 6890 Scale Mode: Small noise peaks clipped



Data Path: K:\DATA\0C12025\
 Data File: ECD2R029.D
 Signal(s): ECD2B.CH
 Acq On: 12 Mar 2020 16:40
 Operator: MJB / KAK
 Sample: 0C12025-CCB3
 Misc:
 ALS Vial: 53 Sample Multiplier: 1

Integration File: events.e
 Quant Time: Mar 13 08:28:16 2020
 Quant Method: L:\Methods\RECD2_QUANTPCB_200113RT1.M
 Quant Title: PCB Data Analysis
 QLast Update: Tue Jan 14 09:35:58 2020
 Response via: Initial Calibration
 Integrator: ChemStation 6890 Scale Mode: Small noise peaks clipped

Handwritten: 3/14/20
Handwritten: Clean

Compound	R.T.	Response	Conc Units
System Monitoring Compounds			
1) S TCMX (S)	5.610	18265524	80.955 ng/ml
62) S DCBP (S)	10.512	9599549	86.308 ng/ml
Target Compounds			
2) Aroclor 1016 (1)	6.286	1170	0.189 ng/ml
3) Aroclor 1016 (2)	6.773	2124	0.186 ng/ml
4) Aroclor 1016 (3)	6.903	2843	0.531 ng/ml
5) Aroclor 1016 (4)	6.993	2166	0.438 ng/ml
6) Aroclor 1016 (5)	7.034	2543	0.459 ng/ml
7) Aroclor 1016 (6)	7.166	2417	0.423 ng/ml
8) Aroclor 1016 - AVE	0.000	0	N.D. ng/ml
9) Aroclor 1221 (1)	5.787	14961	8.610 ng/ml
10) Aroclor 1221 (2)	5.878	6355	3.701 ng/ml
11) Aroclor 1221 (3)	5.966	4858	0.851 ng/ml
12) Aroclor 1221 - AVE	0.000	0	N.D. ng/ml
13) Aroclor 1232 (1)	5.966	4858	1.063 ng/ml
14) Aroclor 1232 (2)	6.286	1170	0.450 ng/ml
15) Aroclor 1232 (3)	6.773	2124	0.434 ng/ml
16) Aroclor 1232 (4)	6.993	2166	1.280 ng/ml
17) Aroclor 1232 (5)	7.034	2543	1.222 ng/ml
18) Aroclor 1232 (6)	7.153	2203	1.016 ng/ml
19) Aroclor 1232 - AVE	0.000	0	N.D. ng/ml
20) Aroclor 1242 (1)	6.286	1170	0.257 ng/ml
21) Aroclor 1242 (2)	6.773	2124	0.241 ng/ml
22) Aroclor 1242 (3)	6.903	2843	0.742 ng/ml
23) Aroclor 1242 (4)	6.993	2166	0.656 ng/ml
24) Aroclor 1242 (5)	7.034	2543	0.637 ng/ml
25) Aroclor 1242 (6)	7.153	2203	0.528 ng/ml
26) Aroclor 1242 - AVE	0.000	0	N.D. ng/ml
27) Aroclor 1248 (1)	6.742	1415	0.274 ng/ml
28) Aroclor 1248 (2)	6.993	2166	0.341 ng/ml
29) Aroclor 1248 (3)	7.034	2543	0.428 ng/ml
30) Aroclor 1248 (4)	7.153	2203	0.302 ng/ml
31) Aroclor 1248 (5)	7.522	2969	0.334 ng/ml
32) Aroclor 1248 (6)	7.680	4072	0.500 ng/ml
33) Aroclor 1248 - AVE	0.000	0	N.D. ng/ml
34) Aroclor 1254 (1)	7.499	2804	0.331 ng/ml
35) Aroclor 1254 (2)	7.680	4072	0.293 ng/ml
36) Aroclor 1254 (3)	7.997	5253	0.346 ng/ml
37) Aroclor 1254 (4)	8.235	3832	0.351 ng/ml
38) Aroclor 1254 (5)	8.539	11184	0.994 ng/ml
39) Aroclor 1254 (6)	8.807	2448	0.694 ng/ml
40) Aroclor 1254 - AVE	0.000	0	N.D. ng/ml
41) Aroclor 1260 (1)	8.128	4553	0.432 ng/ml
42) Aroclor 1260 (2)	8.328	6221	0.487 ng/ml
43) Aroclor 1260 (3)	8.539	11184	0.843 ng/ml
44) Aroclor 1260 (4)	9.044	3653	0.173 ng/ml
45) Aroclor 1260 (5)	9.302	5122	0.419 ng/ml
46) Aroclor 1260 (6)	9.878	12448	2.551 ng/ml
47) Aroclor 1260 - AVE	0.000	0	N.D. ng/ml

Data Path : K:\DATA\0C12025\
 Data File : ECD2R029.D
 Signal(s) : ECD2B.CH
 Acq On : 12 Mar 2020 16:40
 Operator : MJB / KAK
 Sample : 0C12025-CCB3
 Misc :
 ALS Vial : 53 Sample Multiplier: 1

Integration File: events.e
 Quant Time: Mar 13 08:28:16 2020
 Quant Method : L:\Methods\RECD2_QUANTPCB_200113RT1.M
 Quant Title : PCB Data Analysis
 QLast Update : Tue Jan 14 09:35:58 2020
 Response via : Initial Calibration
 Integrator: ChemStation 6890 Scale Mode: Small noise peaks clipped

Compound	R.T.	Response	Conc Units
48) Aroclor 1262 (1)	8.328	6221	0.589 ng/ml
49) Aroclor 1262 (2)	8.639	1223	0.080 ng/ml
50) Aroclor 1262 (3)	8.807	2448	0.191 ng/ml
51) Aroclor 1262 (4)	9.044	3653	0.133 ng/ml
52) Aroclor 1262 (5)	9.302	5122	0.312 ng/ml
53) Aroclor 1262 (6)	9.878	12448	1.729 ng/ml
54) Aroclor 1262 - AVE	0.000	0	N.D. ng/ml
55) Aroclor 1268 (1)	8.857	1038	0.167 ng/ml
56) Aroclor 1268 (2)	9.302	5122	0.184 ng/ml
57) Aroclor 1268 (3)	9.377	3518	0.156 ng/ml
58) Aroclor 1268 (4)	9.576	71951	3.737 ng/ml
59) Aroclor 1268 (5)	9.878	12448	1.591 ng/ml
60) Aroclor 1268 (6)	10.208	110723	2.188 ng/ml
61) Aroclor 1268 - AVE	0.000	0	N.D. ng/ml

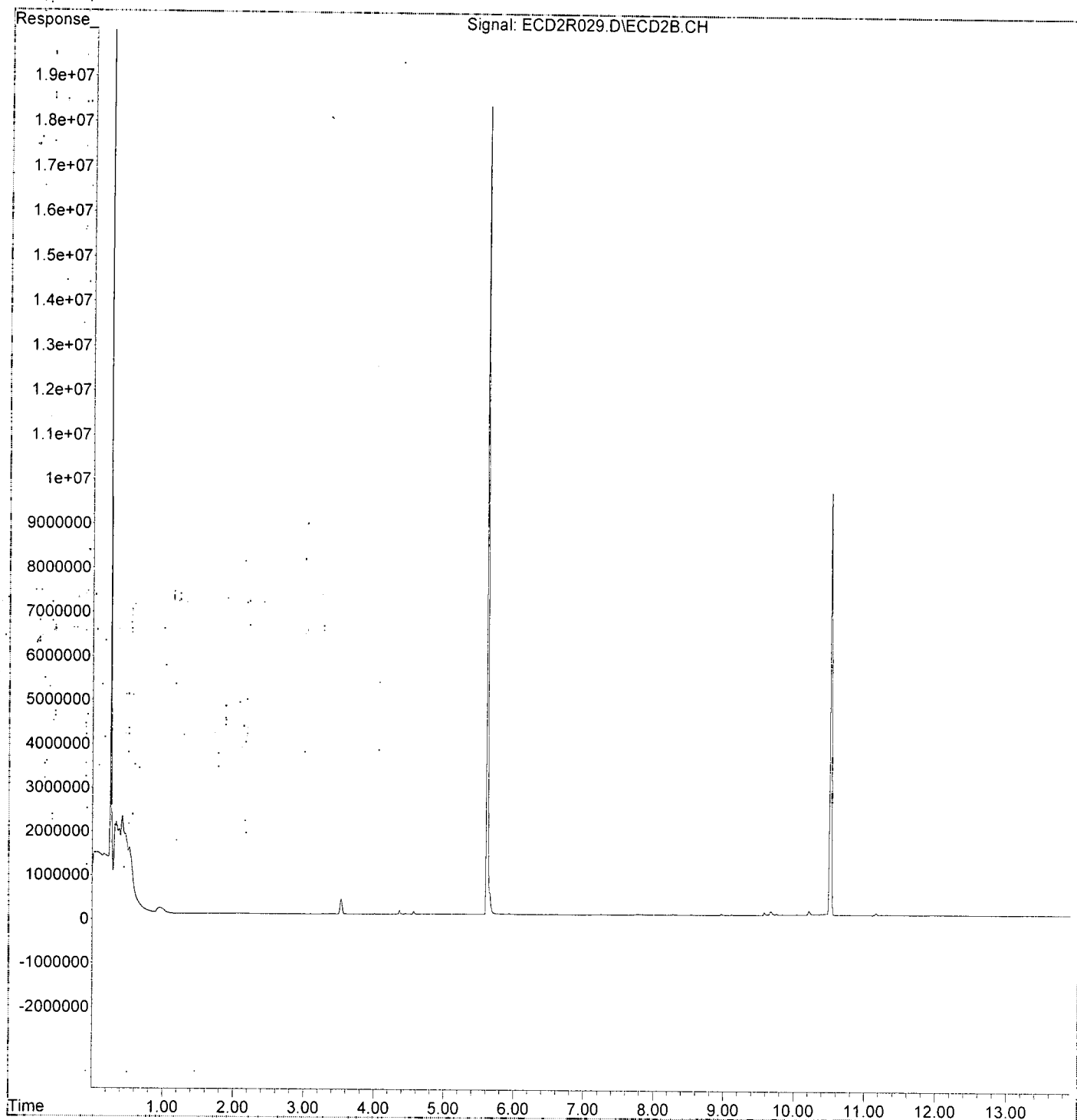
(f)=RT Delta > 1/2 Window

(m)=manual int.

Quantitation Report (Not Reviewed)

Data Path : K:\DATA\0C12025\
Data File : ECD2R029.D
Signal(s) : ECD2B.CH
Acq On : 12 Mar 2020 16:40
Operator : MJB / KAK
Sample : 0C12025-CCB3
Misc :
ALS Vial : 53 Sample Multiplier: 1

Integration File: events.e
Quant Time: Mar 13 08:28:16 2020
Quant Method : L:\Methods\RECD2_QUANTPCB_200113RT1.M
Quant Title : PCB Data Analysis
QLast Update : Tue Jan 14 09:35:58 2020
Response via : Initial Calibration
Integrator: ChemStation 6890 Scale Mode: Small noise peaks clipped



**Polychlorinated Biphenyls by EPA 8082A
Benchsheet & Analysis Sequence Data**

Sequence 0C12024 (QC Only)



ELEMENT SEQUENCE LOG

Apex Laboratories

Sequence:

0C12024

Instrument:

DUALECD2F

Date:

03/12/20 07:56

Calibration:

A0B1902

#	Lab Number	Matrix	Analysis	Client	Due	Batch	ISTD ID	STD ID
1	0C12024-CCV1	Sediment	QC	QC				A20C132
2	0C12024-CCB1	Sediment	QC	QC				A20B383
3	0030288-BLK1	Sediment	QC	QC		0030288		
4	0030288-BS1	Sediment	QC	QC		0030288		
5	A0C0030-04	Sediment	8082 PCBs - Low Level (30g/2mL)	Anchor QEA, LLC	03/16/20	0030288		
6	0C12024-IBL1	Sediment	QC	QC				
7	A0C0030-05	Sediment	8082 PCBs - Low Level (30g/2mL)	Anchor QEA, LLC	03/16/20	0030288		
8	0C12024-IBL2	Sediment	QC	QC				
9	A0C0030-06	Sediment	8082 PCBs - Low Level (30g/2mL)	Anchor QEA, LLC	03/16/20	0030288		
10	0C12024-IBL3	Sediment	QC	QC				
11	0030288-DUP1	Sediment	QC	QC		0030288		
12	0C12024-IBL4	Sediment	QC	QC				
13	0C12024-CCV2	Sediment	QC	QC				A20C132
14	0C12024-CCB2	Sediment	QC	QC				A20B383
15	A0C0030-07	Sediment	8082 PCBs - Low Level (30g/2mL)	Anchor QEA, LLC	03/16/20	0030288		
16	0C12024-IBL5	Sediment	QC	QC				
17	A0C0030-08	Sediment	8082 PCBs - Low Level (30g/2mL)	Anchor QEA, LLC	03/16/20	0030288		
18	0C12024-IBL6	Sediment	QC	QC				
19	A0C0030-09	Sediment	8082 PCBs - Low Level (30g/2mL)	Anchor QEA, LLC	03/16/20	0030288		
20	0C12024-IBL7	Sediment	QC	QC				
21	A0C0030-10	Sediment	8082 PCBs - Low Level (30g/2mL)	Anchor QEA, LLC	03/16/20	0030288		
22	0C12024-IBL8	Sediment	QC	QC				
23	A0C0030-11	Sediment	8082 PCBs - Low Level (30g/2mL)	Anchor QEA, LLC	03/16/20	0030288		
24	0C12024-IBL9	Sediment	QC	QC				
25	0C12024-CCV3	Sediment	QC	QC				A20C132
26	0C12024-CCB3	Sediment	QC	QC				A20B383

Comments:

Data Entered By: [Signature] 3/19/20

Data Reviewed By: [Signature] 3/20/20 Anchor QEA, LLC - Gasco PreRD_DG 2019 - 4a-b. DOC-CAP Testing Cores Page 216 of 1008

TOTAL AROCLOR AVERAGE RESULTS

The average result for the 1016 and 1260 selected peaks are reported here to facilitate data entry and review. Averages are done on all individual peaks and must be for matrix spikes if all peaks are not used in the average.

0C12024-CCV1

Aroclor 1016

<u>Peak</u>	<u>Initial Res</u>
1016 (1)	474.68
1016 (2)	490.55
1016 (3)	469.01
1016 (4)	479.93
1016 (5)	484.62
1016 (6)	475.54
Average:	479.06

Aroclor 1260

<u>Peak</u>	<u>Initial Res</u>
1260 (1)	515.15
1260 (2)	510.25
1260 (3)	498.92
1260 (4)	522.55
1260 (5)	515.43
1260 (6)	488.74
Average:	508.51

0030288-BS1

Aroclor 1016

<u>Peak</u>	<u>Initial Res</u>
1016 (1)	799.27
1016 (2)	910.96
1016 (3)	805.69
1016 (4)	828.77
1016 (5)	852.75
1016 (6)	825.96
Average:	837.23

Aroclor 1260

<u>Peak</u>	<u>Initial Res</u>
1260 (1)	958.67
1260 (2)	1,061.84
1260 (3)	1,042.55
1260 (4)	1,117.79
1260 (5)	1,056.24
1260 (6)	1,047.07
Average:	1,047.36

TOTAL AROCLOR AVERAGE RESULTS

The average result for the 1016 and 1260 selected peaks are reported here to facilitate data entry and review. Averages are done on all individual peaks and must be for matrix spikes if all peaks are not used in the average.

0C12024-CCV2

Aroclor 1016

<u>Peak</u>	<u>Initial Res</u>
1016 (1)	459.31
1016 (2)	488.19
1016 (3)	455.27
1016 (4)	478.02
1016 (5)	465.72
1016 (6)	462.59
Average:	468.18

Aroclor 1260

<u>Peak</u>	<u>Initial Res</u>
1260 (1)	495.84
1260 (2)	504.91
1260 (3)	505.80
1260 (4)	518.72
1260 (5)	523.91
1260 (6)	489.73
Average:	506.49

0C12024-CCV3

Aroclor 1016

<u>Peak</u>	<u>Initial Res</u>
1016 (1)	472.29
1016 (2)	488.25
1016 (3)	467.38
1016 (4)	479.39
1016 (5)	454.76
1016 (6)	464.91
Average:	471.16

Aroclor 1260

<u>Peak</u>	<u>Initial Res</u>
1260 (1)	514.62
1260 (2)	502.16
1260 (3)	506.83
1260 (4)	529.61
1260 (5)	505.73
1260 (6)	516.47
Average:	512.57

Data Path : K:\DATA\0C12024\
 Data File : ECD2F002.D
 Signal(s) : ECD1A.CH
 Acq On : 12 Mar 2020 8:30
 Operator : MJB / KAK
 Sample : 0C12024-CCV1
 Misc :
 ALS Vial : 2 Sample Multiplier: 1

Integration File: PCB1.e
 Quant Time: Mar 13 08:11:40 2020
 Quant Method : K:\METHODS\FECD2_QUANTPCB_200218.M
 Quant Title : PCB Data Analysis
 QLast Update : Wed Feb 19 09:08:18 2020
 Response via : Initial Calibration
 Integrator: ChemStation 6890 Scale Mode: Small noise peaks clipped

[Handwritten Signature]
 3/19/20

Compound	R.T.	Response	Conc Units
System Monitoring Compounds			
1) S TCMX (S)	4.785	17917886	227.013 ng/ml
62) S DCBP (S)	9.527	36692744	270.117 ng/ml
Target Compounds			
2) Aroclor 1016 (1)	5.695	2187192	474.677 ng/ml
3) Aroclor 1016 (2)	6.109	4316966	490.551 ng/ml
4) Aroclor 1016 (3)	6.190	2245035	469.011 ng/ml
5) Aroclor 1016 (4)	6.346	2127145	479.926 ng/ml
6) Aroclor 1016 (5)	6.569	2478567	484.618 ng/ml
7) Aroclor 1016 (6)	6.695	1757917	475.541 ng/ml
8) Aroclor 1016 - AVE	0.000	0	N.D. ng/ml
9) Aroclor 1221 (1)	5.139	534281	391.898 ng/ml
10) Aroclor 1221 (2)	5.254	222646	241.687 ng/ml
11) Aroclor 1221 (3)	5.338	931185	328.216 ng/ml
12) Aroclor 1221 - AVE	0.000	0	N.D. ng/ml
13) Aroclor 1232 (1)	5.338	931185	393.593 ng/ml
14) Aroclor 1232 (2)	6.109	4316966	1203.407 ng/ml
15) Aroclor 1232 (3)	6.190	2245035	1140.650 ng/ml
16) Aroclor 1232 (4)	6.346	2127145	1400.043 ng/ml
17) Aroclor 1232 (5)	6.569	2478567	1283.973 ng/ml
18) Aroclor 1232 (6)	6.695	1757917	1116.165 ng/ml
19) Aroclor 1232 - AVE	0.000	0	N.D. ng/ml
20) Aroclor 1242 (1)	5.695	2187192	621.215 ng/ml
21) Aroclor 1242 (2)	6.109	4316966	601.755 ng/ml
22) Aroclor 1242 (3)	6.190	2245035	610.745 ng/ml
23) Aroclor 1242 (4)	6.346	2127145	649.707 ng/ml
24) Aroclor 1242 (5)	6.569	2478567	604.723 ng/ml
25) Aroclor 1242 (6)	6.695	1757917	515.830 ng/ml
26) Aroclor 1242 - AVE	0.000	0	N.D. ng/ml
27) Aroclor 1248 (1)	6.109	4316966	989.657 ng/ml
28) Aroclor 1248 (2)	6.346	2127145	372.854 ng/ml
29) Aroclor 1248 (3)	6.569	2478567	382.821 ng/ml
30) Aroclor 1248 (4)	6.863	457659	62.231 ng/ml
31) Aroclor 1248 (5)	6.895	1621149	214.848 ng/ml
32) Aroclor 1248 (6)	7.382	3935681	959.128 ng/ml
33) Aroclor 1248 - AVE	0.000	0	N.D. ng/ml
34) Aroclor 1254 (1)	6.895	1621149	182.964 ng/ml
35) Aroclor 1254 (2)	7.006	1848579	166.807 ng/ml
36) Aroclor 1254 (3)	7.382	3935681	236.530 ng/ml
37) Aroclor 1254 (4)	7.542	510978	48.079 ng/ml
38) Aroclor 1254 (5)	7.920	5089793	439.378 ng/ml
39) Aroclor 1254 (6)	8.212	597980	160.283 ng/ml
40) Aroclor 1254 - AVE	0.000	0	N.D. ng/ml
41) Aroclor 1260 (1)	7.494	5240090	515.149 ng/ml
42) Aroclor 1260 (2)	7.628	6450725	510.254 ng/ml
43) Aroclor 1260 (3)	8.182	4741307	498.925 ng/ml
44) Aroclor 1260 (4)	8.354	11755144	522.547 ng/ml
45) Aroclor 1260 (5)	8.651	7833759	515.430 ng/ml
46) Aroclor 1260 (6)	9.040	3000320	488.741 ng/ml
47) Aroclor 1260 - AVE	0.000	0	N.D. ng/ml

Data Path : K:\DATA\0C12024\
 Data File : ECD2F002.D
 Signal(s) : ECD1A.CH
 Acq On : 12 Mar 2020 8:30
 Operator : MJB / KAK
 Sample : 0C12024-CCV1
 Misc :
 ALS Vial : 2 Sample Multiplier: 1

Integration File: PCB1.e
 Quant Time: Mar 13 08:11:40 2020
 Quant Method : K:\METHODS\FECD2_QUANTPCB_200218.M
 Quant Title : PCB Data Analysis
 QLast Update : Wed Feb 19 09:08:18 2020
 Response via : Initial Calibration
 Integrator: ChemStation 6890 Scale Mode: Small noise peaks clipped

Compound	R.T.	Response	Conc Units
48) Aroclor 1262 (1)	7.628	6450725	600.375 ng/ml
49) Aroclor 1262 (2)	7.951	5005025	326.673 ng/ml
50) Aroclor 1262 (3)	8.182	4741307	371.409 ng/ml
51) Aroclor 1262 (4)	8.354	11755144	415.329 ng/ml
52) Aroclor 1262 (5)	8.651	7833759	433.434 ng/ml
53) Aroclor 1262 (6)	9.040	3000320	331.353 ng/ml
54) Aroclor 1262 - AVE	0.000	0	N.D. ng/ml
55) Aroclor 1268 (1)	8.182	4741307	737.809 ng/ml
56) Aroclor 1268 (2)	8.599	2612518	88.015 ng/ml
57) Aroclor 1268 (3)	8.651	7833759	313.623 ng/ml
58) Aroclor 1268 (4)	8.825	285230	12.367 ng/ml
59) Aroclor 1268 (5)	9.040	3000320	325.766 ng/ml
60) Aroclor 1268 (6)	9.294	782050	12.057 ng/ml
61) Aroclor 1268 - AVE	0.000	0	N.D. ng/ml

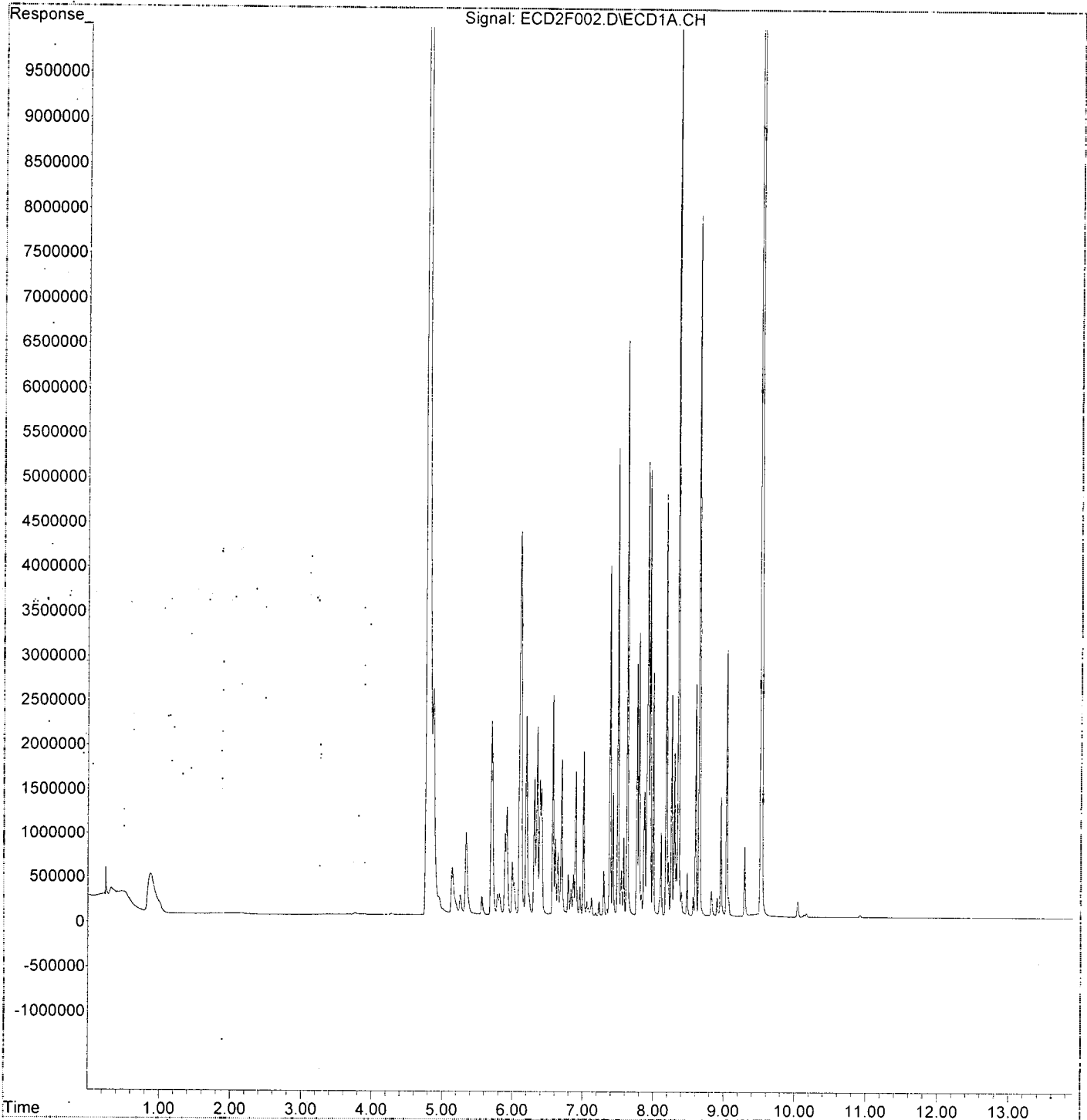
(f)=RT Delta > 1/2 Window

(m)=manual int.

Quantitation Report (Not Reviewed)

Data Path : K:\DATA\0C12024\
Data File : ECD2F002.D
Signal(s) : ECD1A.CH
Acq On : 12 Mar 2020 8:30
Operator : MJB / KAK
Sample : 0C12024-CCV1
Misc :
ALS Vial : 2 Sample Multiplier: 1

Integration File: PCB1.e
Quant Time: Mar 13 08:11:40 2020
Quant Method : K:\METHODS\FECD2_QUANTPCB_200218.M
Quant Title : PCB Data Analysis
QLast Update : Wed Feb 19 09:08:18 2020
Response via : Initial Calibration
Integrator: ChemStation 6890 Scale Mode: Small noise peaks clipped



Data Path : K:\DATA\0C12024\
 Data File : ECD2F003.D
 Signal(s) : ECD1A.CH
 Acq On : 12 Mar 2020 8:48
 Operator : MJB / KAK
 Sample : 0C12024-CCB1
 Misc :
 ALS Vial : 3 Sample Multiplier: 1

Integration File: PCB1.e
 Quant Time: Mar 13 08:12:01 2020
 Quant Method : K:\METHODS\FECD2_QUANTPCB_200218.M
 Quant Title : PCB Data Analysis
 QLast Update : Wed Feb 19 09:08:18 2020
 Response via : Initial Calibration
 Integrator: ChemStation 6890 Scale Mode: Small noise peaks clipped

MJB
 3/19/20
 Clean

Compound	R.T.	Response	Conc Units
System Monitoring Compounds			
1) S TCMX (S)	4.791	6517373	82.573 ng/ml
62) S DCBP (S)	9.524	14096072	103.770 ng/ml
Target Compounds			
2) Aroclor 1016 (1)	5.687	5340	1.159 ng/ml
3) Aroclor 1016 (2)	6.112	3684	0.419 ng/ml
4) Aroclor 1016 (3)	6.181	1650	0.345 ng/ml
5) Aroclor 1016 (4)	6.342	978	0.221 ng/ml
6) Aroclor 1016 (5)	6.568	585	0.114 ng/ml
7) Aroclor 1016 (6)	6.693	801	0.217 ng/ml
8) Aroclor 1016 - AVE	0.000	0	N.D. ng/ml
9) Aroclor 1221 (1)	5.134	18102	13.278 ng/ml
10) Aroclor 1221 (2)	5.244	15859	17.216 ng/ml
11) Aroclor 1221 (3)	5.335	12780	4.505 ng/ml
12) Aroclor 1221 - AVE	0.000	0	N.D. ng/ml
13) Aroclor 1232 (1)	5.335	12780	5.402 ng/ml
14) Aroclor 1232 (2)	6.112	3684	1.027 ng/ml
15) Aroclor 1232 (3)	6.181	1650	0.838 ng/ml
16) Aroclor 1232 (4)	6.342	978	0.644 ng/ml
17) Aroclor 1232 (5)	6.568	585	0.303 ng/ml
18) Aroclor 1232 (6)	6.693	801	0.508 ng/ml
19) Aroclor 1232 - AVE	0.000	0	N.D. ng/ml
20) Aroclor 1242 (1)	5.687	5340	1.517 ng/ml
21) Aroclor 1242 (2)	6.112	3684	0.514 ng/ml
22) Aroclor 1242 (3)	6.181	1650	0.449 ng/ml
23) Aroclor 1242 (4)	6.342	978	0.299 ng/ml
24) Aroclor 1242 (5)	6.568	585	0.143 ng/ml
25) Aroclor 1242 (6)	6.693	801	0.235 ng/ml
26) Aroclor 1242 - AVE	0.000	0	N.D. ng/ml
27) Aroclor 1248 (1)	6.112	3684	0.845 ng/ml
28) Aroclor 1248 (2)	6.342	978	0.171 ng/ml
29) Aroclor 1248 (3)	6.568	585	0.090 ng/ml
30) Aroclor 1248 (4)	6.862	827	0.112 ng/ml
31) Aroclor 1248 (5)	6.895	840	0.111 ng/ml
32) Aroclor 1248 (6)	7.370	1581	0.385 ng/ml
33) Aroclor 1248 - AVE	0.000	0	N.D. ng/ml
34) Aroclor 1254 (1)	6.895	840	0.095 ng/ml
35) Aroclor 1254 (2)	7.001	580	0.052 ng/ml
36) Aroclor 1254 (3)	7.370	1581	0.095 ng/ml
37) Aroclor 1254 (4)	7.541	2067	0.195 ng/ml
38) Aroclor 1254 (5)	7.931	7391	0.638 ng/ml
39) Aroclor 1254 (6)	8.211	698	0.187 ng/ml
40) Aroclor 1254 - AVE	0.000	0	N.D. ng/ml
41) Aroclor 1260 (1)	7.496	1686	0.166 ng/ml
42) Aroclor 1260 (2)	7.625	2136	0.169 ng/ml
43) Aroclor 1260 (3)	8.177	962	0.101 ng/ml
44) Aroclor 1260 (4)	8.352	27141	1.206 ng/ml
45) Aroclor 1260 (5)	8.649	2688	0.177 ng/ml
46) Aroclor 1260 (6)	9.030	6333	1.032 ng/ml
47) Aroclor 1260 - AVE	0.000	0	N.D. ng/ml

Quantitation Report (Not Reviewed)

Data Path : K:\DATA\0C12024\
 Data File : ECD2F003.D
 Signal(s) : ECD1A.CH
 Acq On : 12 Mar 2020 8:48
 Operator : MJB / KAK
 Sample : 0C12024-CCB1
 Misc :
 ALS Vial : 3 Sample Multiplier: 1

Integration File: PCB1.e
 Quant Time: Mar 13 08:12:01 2020
 Quant Method : K:\METHODS\FECD2_QUANTPCB_200218.M
 Quant Title : PCB Data Analysis
 QLast Update : Wed Feb 19 09:08:18 2020
 Response via : Initial Calibration
 Integrator: ChemStation 6890 Scale Mode: Small noise peaks clipped

Compound	R.T.	Response	Conc Units
48) Aroclor 1262 (1)	7.628	2126	0.198 ng/ml
49) Aroclor 1262 (2)	7.931	7391	0.482 ng/ml
50) Aroclor 1262 (3)	8.186	877	0.069 ng/ml
51) Aroclor 1262 (4)	8.352	27141	0.959 ng/ml
52) Aroclor 1262 (5)	8.649	2688	0.149 ng/ml
53) Aroclor 1262 (6)	9.030	6333	0.699 ng/ml
54) Aroclor 1262 - AVE	0.000	0	N.D. ng/ml
55) Aroclor 1268 (1)	8.177	962	0.150 ng/ml
56) Aroclor 1268 (2)	8.598	1872	0.063 ng/ml
57) Aroclor 1268 (3)	8.649	2688	0.108 ng/ml
58) Aroclor 1268 (4)	8.828	56839	2.465 ng/ml
59) Aroclor 1268 (5)	9.030	6333	0.688 ng/ml
60) Aroclor 1268 (6)	9.294	61375	0.946 ng/ml
61) Aroclor 1268 - AVE	0.000	0	N.D. ng/ml

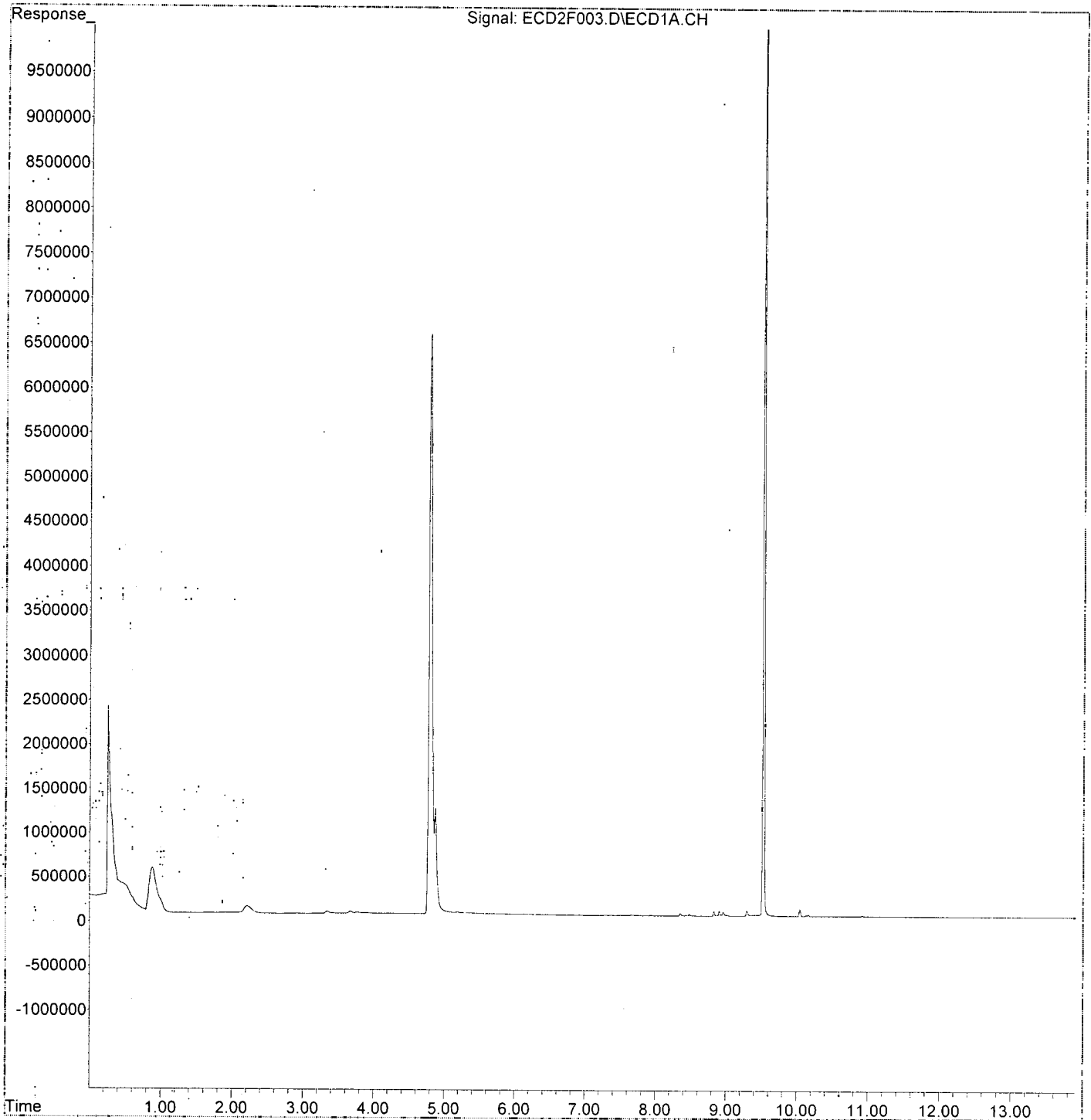
(f)=RT Delta > 1/2 Window

(m)=manual int.

Quantitation Report (Not Reviewed)

Data Path : K:\DATA\0C12024\
Data File : ECD2F003.D
Signal(s) : ECD1A.CH
Acq On : 12 Mar 2020 8:48
Operator : MJB / KAK
Sample : 0C12024-CCB1
Misc :
ALS Vial : 3 Sample Multiplier: 1

Integration File: PCB1.e
Quant Time: Mar 13 08:12:01 2020
Quant Method : K:\METHODS\FECD2_QUANTPCB_200218.M
Quant Title : PCB Data Analysis
QLast Update : Wed Feb 19 09:08:18 2020
Response via : Initial Calibration
Integrator: ChemStation 6890 Scale Mode: Small noise peaks clipped



Data Path : K:\DATA\0C12024\
 Data File : ECD2F004.D
 Signal(s) : ECD1A.CH
 Acq On : 12 Mar 2020 9:20
 Operator : MJB / KAK
 Sample : 0030288-BLK1
 Misc :
 ALS Vial : 4 Sample Multiplier: 1

Integration File: PCB1.e
 Quant Time: Mar 13 08:12:23 2020
 Quant Method : K:\METHODS\FECD2_QUANTPCB_200218.M
 Quant Title : PCB Data Analysis
 QLast Update : Wed Feb 19 09:08:18 2020
 Response via : Initial Calibration
 Integrator: ChemStation 6890 Scale Mode: Small noise peaks clipped

3/19/20

Clean

Compound	R.T.	Response	Conc Units
System Monitoring Compounds			
1) S TCMX (S)	4.792	11737994	148.716 ng/ml
62) S DCBP (S)	9.531	33833730	249.071 ng/ml
Target Compounds			
2) Aroclor 1016 (1)	5.701	10492	2.277 ng/ml
3) Aroclor 1016 (2)	6.112	8336	0.947 ng/ml
4) Aroclor 1016 (3)	6.186	5809	1.213 ng/ml
5) Aroclor 1016 (4)	6.348	5942	1.341 ng/ml
6) Aroclor 1016 (5)	6.574	5980	1.169 ng/ml
7) Aroclor 1016 (6)	6.700	5682	1.537 ng/ml
8) Aroclor 1016 - AVE	0.000	0	N.D. ng/ml
9) Aroclor 1221 (1)	5.147	257589	188.943 ng/ml
10) Aroclor 1221 (2)	5.295f	16453	17.860 ng/ml
11) Aroclor 1221 (3)	5.336	18640	6.570 ng/ml
12) Aroclor 1221 - AVE	0.000	0	N.D. ng/ml
13) Aroclor 1232 (1)	5.336	18640	7.879 ng/ml
14) Aroclor 1232 (2)	6.112	8336	2.324 ng/ml
15) Aroclor 1232 (3)	6.186	5809	2.951 ng/ml
16) Aroclor 1232 (4)	6.348	5942	3.911 ng/ml
17) Aroclor 1232 (5)	6.574	5980	3.098 ng/ml
18) Aroclor 1232 (6)	6.700	5682	3.608 ng/ml
19) Aroclor 1232 - AVE	0.000	0	N.D. ng/ml
20) Aroclor 1242 (1)	5.701	10492	2.980 ng/ml
21) Aroclor 1242 (2)	6.112	8336	1.162 ng/ml
22) Aroclor 1242 (3)	6.186	5809	1.580 ng/ml
23) Aroclor 1242 (4)	6.348	5942	1.815 ng/ml
24) Aroclor 1242 (5)	6.574	5980	1.459 ng/ml
25) Aroclor 1242 (6)	6.700	5682	1.667 ng/ml
26) Aroclor 1242 - AVE	0.000	0	N.D. ng/ml
27) Aroclor 1248 (1)	6.112	8336	1.911 ng/ml
28) Aroclor 1248 (2)	6.348	5942	1.041 ng/ml
29) Aroclor 1248 (3)	6.574	5980	0.924 ng/ml
30) Aroclor 1248 (4)	6.864	4748	0.646 ng/ml
31) Aroclor 1248 (5)	6.901	5369	0.712 ng/ml
32) Aroclor 1248 (6)	7.384	8622	2.101 ng/ml
33) Aroclor 1248 - AVE	0.000	0	N.D. ng/ml
34) Aroclor 1254 (1)	6.901	5369	0.606 ng/ml
35) Aroclor 1254 (2)	7.010	5666	0.511 ng/ml
36) Aroclor 1254 (3)	7.384	8622	0.518 ng/ml
37) Aroclor 1254 (4)	7.546	8004	0.753 ng/ml
38) Aroclor 1254 (5)	7.935	15198	1.312 ng/ml
39) Aroclor 1254 (6)	8.219	4178	1.120 ng/ml
40) Aroclor 1254 - AVE	0.000	0	N.D. ng/ml
41) Aroclor 1260 (1)	7.498	9336	0.918 ng/ml
42) Aroclor 1260 (2)	7.630	9653	0.764 ng/ml
43) Aroclor 1260 (3)	8.185	5563	0.585 ng/ml
44) Aroclor 1260 (4)	8.354	32644	1.451 ng/ml
45) Aroclor 1260 (5)	8.654	6788	0.447 ng/ml
46) Aroclor 1260 (6)	9.078f	11839	1.929 ng/ml
47) Aroclor 1260 - AVE	0.000	0	N.D. ng/ml

Quantitation Report (Not Reviewed)

Data Path : K:\DATA\0C12024\
 Data File : ECD2F004.D
 Signal(s) : ECD1A.CH
 Acq On : 12 Mar 2020 9:20
 Operator : MJB / KAK
 Sample : 0030288-BLK1
 Misc :
 ALS Vial : 4 Sample Multiplier: 1

Integration File: PCB1.e
 Quant Time: Mar 13 08:12:23 2020
 Quant Method : K:\METHODS\FECD2_QUANTPCB_200218.M
 Quant Title : PCB Data Analysis
 QLast Update : Wed Feb 19 09:08:18 2020
 Response via : Initial Calibration
 Integrator: ChemStation 6890 Scale Mode: Small noise peaks clipped

Compound	R.T.	Response	Conc Units
48) Aroclor 1262 (1)	7.630	9653	0.898 ng/ml
49) Aroclor 1262 (2)	7.957	10238	0.668 ng/ml
50) Aroclor 1262 (3)	8.185	5563	0.436 ng/ml
51) Aroclor 1262 (4)	8.354	32644	1.153 ng/ml
52) Aroclor 1262 (5)	8.654	6788	0.376 ng/ml
53) Aroclor 1262 (6)	9.078f	11839	1.307 ng/ml
54) Aroclor 1262 - AVE	0.000	0	N.D. ng/ml
55) Aroclor 1268 (1)	8.185	5563	0.866 ng/ml
56) Aroclor 1268 (2)	8.599	7328	0.247 ng/ml
57) Aroclor 1268 (3)	8.654	6788	0.272 ng/ml
58) Aroclor 1268 (4)	8.834	83420	3.617 ng/ml
59) Aroclor 1268 (5)	9.078f	11839	1.285 ng/ml
60) Aroclor 1268 (6)	9.302	92774	1.430 ng/ml
61) Aroclor 1268 - AVE	0.000	0	N.D. ng/ml

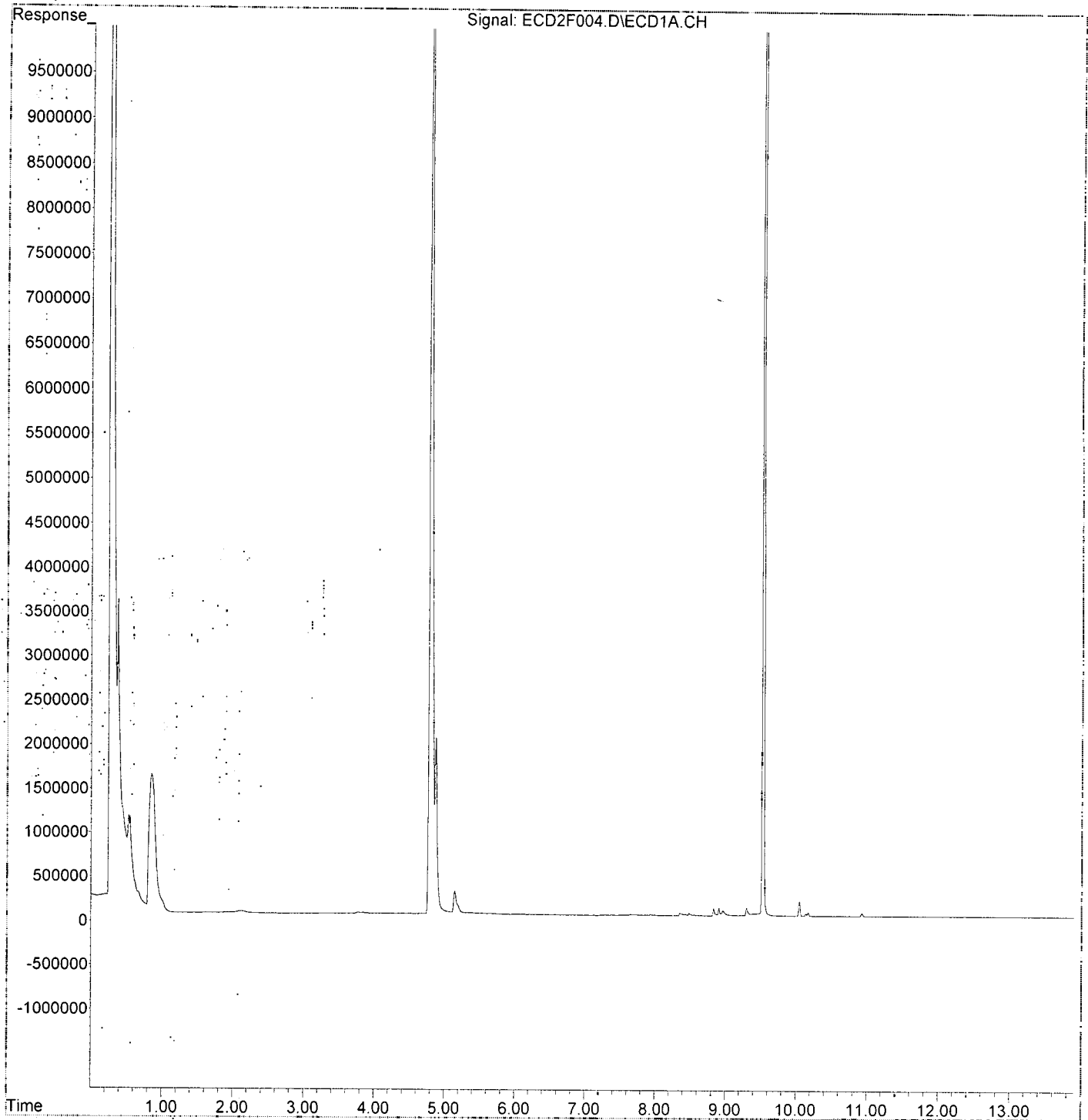
(f)=RT Delta > 1/2 Window

(m)=manual int.

Quantitation Report (Not Reviewed)

Data Path : K:\DATA\0C12024\
Data File : ECD2F004.D
Signal(s) : ECD1A.CH
Acq On : 12 Mar 2020 9:20
Operator : MJB / KAK
Sample : 0030288-BLK1
Misc :
ALS Vial : 4 Sample Multiplier: 1

Integration File: PCB1.e
Quant Time: Mar 13 08:12:23 2020
Quant Method : K:\METHODS\FECD2_QUANTPCB_200218.M
Quant Title : PCB Data Analysis
QLast Update : Wed Feb 19 09:08:18 2020
Response via : Initial Calibration
Integrator: ChemStation 6890 Scale Mode: Small noise peaks clipped



Data Path: K:\DATA\0C12024\
 Data File: ECD2F005.D
 Signal(s): ECD1A.CH
 Acq On: 12 Mar 2020 9:38
 Operator: MJB / KAK
 Sample: 0030288-BS1
 Misc:
 ALS Vial: 5 Sample Multiplier: 1

Integration File: PCB1.e
 Quant Time: Mar 13 08:12:43 2020
 Quant Method: K:\METHODS\FECD2_QUANTPCB_200218.M
 Quant Title: PCB Data Analysis
 QLast Update: Wed Feb 19 09:08:18 2020
 Response via: Initial Calibration
 Integrator: ChemStation 6890 Scale Mode: Small noise peaks clipped

[Handwritten Signature]
 3/19/20

Compound	R.T.	Response	Conc Units
System Monitoring Compounds			
1) S TCMX (S)	4.785	13997809	177.347 ng/ml
62) S DCBP (S)	9.524	34665307	255.192 ng/ml
Target Compounds			
2) Aroclor 1016 (1)	5.693	3682843	799.272 ng/ml
3) Aroclor 1016 (2)	6.106	8016657	910.959 ng/ml
4) Aroclor 1016 (3)	6.188	3856638	805.691 ng/ml
5) Aroclor 1016 (4)	6.344	3673315	828.773 ng/ml
6) Aroclor 1016 (5)	6.566	4361398	852.755 ng/ml
7) Aroclor 1016 (6)	6.692	3053298	825.959 ng/ml
8) Aroclor 1016 - AVE	0.000	0	N.D. ng/ml
9) Aroclor 1221 (1)	5.134	585657	429.583 ng/ml
10) Aroclor 1221 (2)	5.252	361913	392.864 ng/ml
11) Aroclor 1221 (3)	5.333	1557602	549.010 ng/ml
12) Aroclor 1221 - AVE	0.000	0	N.D. ng/ml
13) Aroclor 1232 (1)	5.333	1557602	658.366 ng/ml
14) Aroclor 1232 (2)	6.106	8016657	2234.741 ng/ml
15) Aroclor 1232 (3)	6.188	3856638	1959.467 ng/ml
16) Aroclor 1232 (4)	6.344	3673315	2417.699 ng/ml
17) Aroclor 1232 (5)	6.566	4361398	2259.336 ng/ml
18) Aroclor 1232 (6)	6.692	3053298	1938.650 ng/ml
19) Aroclor 1232 - AVE	0.000	0	N.D. ng/ml
20) Aroclor 1242 (1)	5.693	3682843	1046.016 ng/ml
21) Aroclor 1242 (2)	6.106	8016657	1117.466 ng/ml
22) Aroclor 1242 (3)	6.188	3856638	1049.169 ng/ml
23) Aroclor 1242 (4)	6.344	3673315	1121.963 ng/ml
24) Aroclor 1242 (5)	6.566	4361398	1064.098 ng/ml
25) Aroclor 1242 (6)	6.692	3053298	895.936 ng/ml
26) Aroclor 1242 - AVE	0.000	0	N.D. ng/ml
27) Aroclor 1248 (1)	6.106	8016657	1837.805 ng/ml
28) Aroclor 1248 (2)	6.344	3673315	643.872 ng/ml
29) Aroclor 1248 (3)	6.566	4361398	673.629 ng/ml
30) Aroclor 1248 (4)	6.860	853235	116.020 ng/ml
31) Aroclor 1248 (5)	6.893	3226210	427.563 ng/ml
32) Aroclor 1248 (6)	7.380	7317247	1783.218 ng/ml
33) Aroclor 1248 - AVE	0.000	0	N.D. ng/ml
34) Aroclor 1254 (1)	6.893	3226210	364.112 ng/ml
35) Aroclor 1254 (2)	7.003	3676743	331.771 ng/ml
36) Aroclor 1254 (3)	7.380	7317247	439.758 ng/ml
37) Aroclor 1254 (4)	7.539	1022167	96.178 ng/ml
38) Aroclor 1254 (5)	7.918	9938141	857.914 ng/ml
39) Aroclor 1254 (6)	8.209	1032186	276.668 ng/ml
40) Aroclor 1254 - AVE	0.000	0	N.D. ng/ml
41) Aroclor 1260 (1)	7.492	9751543	958.666 ng/ml
42) Aroclor 1260 (2)	7.626	13423909	1061.836 ng/ml
43) Aroclor 1260 (3)	8.180	9907388	1042.548 ng/ml
44) Aroclor 1260 (4)	8.351	25145563	1117.786 ng/ml
45) Aroclor 1260 (5)	8.648	16053278	1056.242 ng/ml
46) Aroclor 1260 (6)	9.037	6427845	1047.072 ng/ml
47) Aroclor 1260 - AVE	0.000	0	N.D. ng/ml

Data Path : K:\DATA\0C12024\
 Data File : ECD2F005.D
 Signal(s) : ECD1A.CH
 Acq On : 12 Mar 2020 9:38
 Operator : MJB / KAK
 Sample : 0030288-BS1
 Misc :
 ALS Vial : 5 Sample Multiplier: 1

Integration File: PCB1.e
 Quant Time: Mar 13 08:12:43 2020
 Quant Method : K:\METHODS\FECD2_QUANTPCB_200218.M
 Quant Title : PCB Data Analysis
 QLast Update : Wed Feb 19 09:08:18 2020
 Response via : Initial Calibration
 Integrator: ChemStation 6890 Scale Mode: Small noise peaks clipped

Compound	R.T.	Response	Conc Units
48) Aroclor 1262 (1)	7.626	13423909	1249.377 ng/ml
49) Aroclor 1262 (2)	7.949	10182123	664.576 ng/ml
50) Aroclor 1262 (3)	8.180	9907388	776.093 ng/ml
51) Aroclor 1262 (4)	8.351	25145563	888.436 ng/ml
52) Aroclor 1262 (5)	8.648	16053278	888.212 ng/ml
53) Aroclor 1262 (6)	9.037	6427845	709.885 ng/ml
54) Aroclor 1262 - AVE	0.000	0	N.D. ng/ml
55) Aroclor 1268 (1)	8.180	9907388	1541.718 ng/ml
56) Aroclor 1268 (2)	8.597	5698380	191.977 ng/ml
57) Aroclor 1268 (3)	8.648	16053278	642.690 ng/ml
58) Aroclor 1268 (4)	8.821	478566	20.750 ng/ml
59) Aroclor 1268 (5)	9.037	6427845	697.917 ng/ml
60) Aroclor 1268 (6)	9.291	1457171	22.466 ng/ml
61) Aroclor 1268 - AVE	0.000	0	N.D. ng/ml

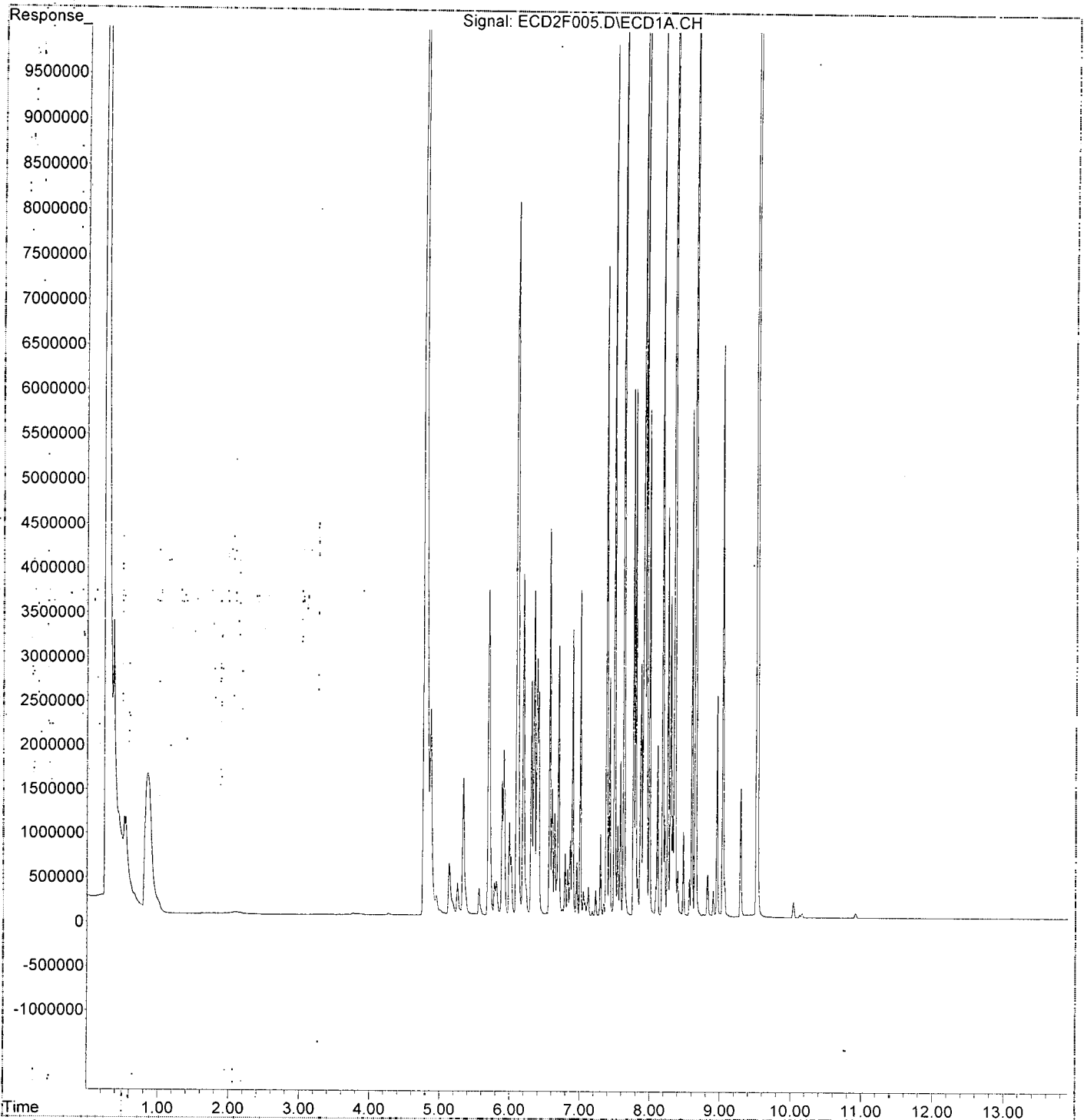
(f)=RT Delta > 1/2 Window

(m)=manual int.

Quantitation Report (Not Reviewed)

Data Path : K:\DATA\0C12024\
Data File : ECD2F005.D
Signal(s) : ECD1A.CH
Acq On : 12 Mar 2020 9:38
Operator : MJB / KAK
Sample : 0030288-BS1
Misc :
ALS Vial : 5 Sample Multiplier: 1

Integration File: PCB1.e
Quant Time: Mar 13 08:12:43 2020
Quant Method : K:\METHODS\FECD2_QUANTPCB_200218.M
Quant Title : PCB Data Analysis
QLast Update : Wed Feb 19 09:08:18 2020
Response via : Initial Calibration
Integrator: ChemStation 6890 Scale Mode: Small noise peaks clipped



Data Path: K:\DATA\0C12024\
 Data File: FECD2F014.D
 Signal(s): ECD1A.CH
 Acq On: 12 Mar 2020 12:16
 Operator: MJB / KAK
 Sample: 0C12024-CCV2
 Misc:
 ALS Vial: 2 Sample Multiplier: 1

Integration File: PCB1.e
 Quant Time: Mar 13 08:14:33 2020
 Quant Method: K:\METHODS\FECD2_QUANTPCB_200218.M
 Quant Title: PCB Data Analysis
 QLast Update: Wed Feb 19 09:08:18 2020
 Response via: Initial Calibration
 Integrator: ChemStation 6890 Scale Mode: Small noise peaks clipped

MJB
 3/19/20

Compound	R.T.	Response	Conc	Units
System Monitoring Compounds				
1) S TCMX (S)	4.780	17297577	219.154	ng/ml
62) S DCBP (S)	9.523	35614490	262.180	ng/ml
Target Compounds				
2) Aroclor 1016 (1)	5.693	2116381	459.309	ng/ml
3) Aroclor 1016 (2)	6.105	4296222	488.194	ng/ml
4) Aroclor 1016 (3)	6.188	2179249	455.267	ng/ml
5) Aroclor 1016 (4)	6.343	2118681	478.017	ng/ml
6) Aroclor 1016 (5)	6.565	2381898	465.717	ng/ml
7) Aroclor 1016 (6)	6.692	1710042	462.590	ng/ml
8) Aroclor 1016 - AVE	0.000	0	N.D.	ng/ml
9) Aroclor 1221 (1)	5.136	515774	378.323	ng/ml
10) Aroclor 1221 (2)	5.251	225752	245.059	ng/ml
11) Aroclor 1221 (3)	5.334	875836	308.707	ng/ml
12) Aroclor 1221 - AVE	0.000	0	N.D.	ng/ml
13) Aroclor 1232 (1)	5.334	875836	370.198	ng/ml
14) Aroclor 1232 (2)	6.105	4296222	1197.624	ng/ml
15) Aroclor 1232 (3)	6.188	2179249	1107.225	ng/ml
16) Aroclor 1232 (4)	6.343	2118681	1394.472	ng/ml
17) Aroclor 1232 (5)	6.565	2381898	1233.896	ng/ml
18) Aroclor 1232 (6)	6.692	1710042	1085.767	ng/ml
19) Aroclor 1232 - AVE	0.000	0	N.D.	ng/ml
20) Aroclor 1242 (1)	5.693	2116381	601.103	ng/ml
21) Aroclor 1242 (2)	6.105	4296222	598.863	ng/ml
22) Aroclor 1242 (3)	6.188	2179249	592.848	ng/ml
23) Aroclor 1242 (4)	6.343	2118681	647.122	ng/ml
24) Aroclor 1242 (5)	6.565	2381898	581.138	ng/ml
25) Aroclor 1242 (6)	6.692	1710042	501.781	ng/ml
26) Aroclor 1242 - AVE	0.000	0	N.D.	ng/ml
27) Aroclor 1248 (1)	6.105	4296222	984.902	ng/ml
28) Aroclor 1248 (2)	6.343	2118681	371.370	ng/ml
29) Aroclor 1248 (3)	6.565	2381898	367.890	ng/ml
30) Aroclor 1248 (4)	6.860	452542	61.535	ng/ml
31) Aroclor 1248 (5)	6.892	1603561	212.517	ng/ml
32) Aroclor 1248 (6)	7.379	3711380	904.466	ng/ml
33) Aroclor 1248 - AVE	0.000	0	N.D.	ng/ml
34) Aroclor 1254 (1)	6.892	1603561	180.979	ng/ml
35) Aroclor 1254 (2)	7.003	1813696	163.659	ng/ml
36) Aroclor 1254 (3)	7.379	3711380	223.050	ng/ml
37) Aroclor 1254 (4)	7.539	520715	48.995	ng/ml
38) Aroclor 1254 (5)	7.919	5182177	447.354	ng/ml
39) Aroclor 1254 (6)	8.209	563942	151.160	ng/ml
40) Aroclor 1254 - AVE	0.000	0	N.D.	ng/ml
41) Aroclor 1260 (1)	7.491	5043691	495.841	ng/ml
42) Aroclor 1260 (2)	7.625	6383147	504.909	ng/ml
43) Aroclor 1260 (3)	8.180	4806597	505.795	ng/ml
44) Aroclor 1260 (4)	8.350	11669076	518.721	ng/ml
45) Aroclor 1260 (5)	8.648	7962613	523.909	ng/ml
46) Aroclor 1260 (6)	9.037	3006370	489.726	ng/ml
47) Aroclor 1260 - AVE	0.000	0	N.D.	ng/ml

Quantitation Report (Not Reviewed)

Data Path : K:\DATA\0C12024\
 Data File : ECD2F014.D
 Signal(s) : ECD1A.CH
 Acq On : 12 Mar 2020 12:16
 Operator : MJB / KAK
 Sample : 0C12024-CCV2
 Misc :
 ALS Vial : 2 Sample Multiplier: 1

Integration File: PCB1.e
 Quant Time: Mar 13 08:14:33 2020
 Quant Method : K:\METHODS\FECD2_QUANTPCB_200218.M
 Quant Title : PCB Data Analysis
 QLast Update : Wed Feb 19 09:08:18 2020
 Response via : Initial Calibration
 Integrator: ChemStation 6890 Scale Mode: Small noise peaks clipped

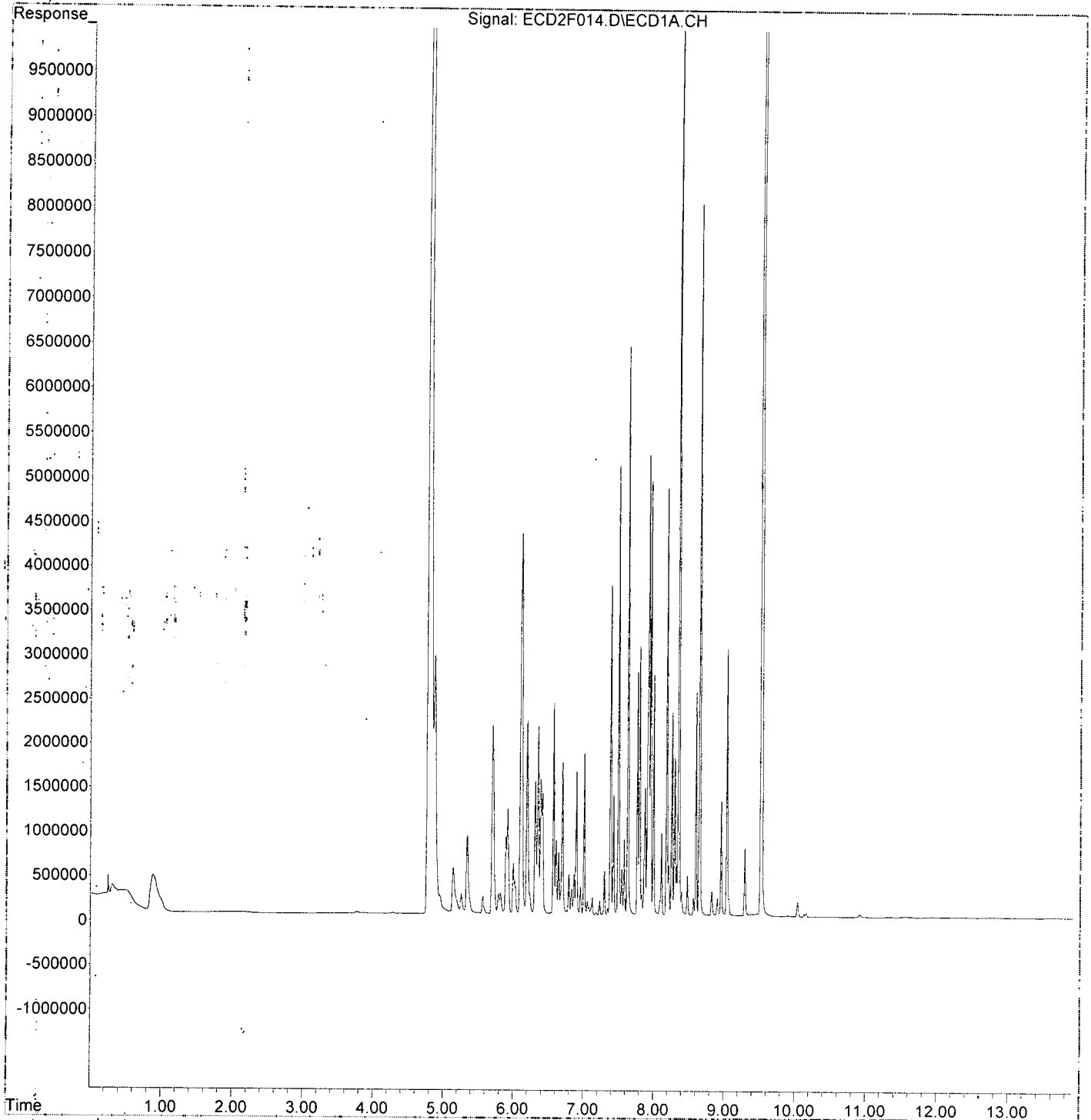
	Compound	R.T.	Response	Conc	Units
48)	Aroclor 1262 (1)	7.625	6383147	594.086	ng/ml
49)	Aroclor 1262 (2)	7.948	4898230	319.702	ng/ml
50)	Aroclor 1262 (3)	8.180	4806597	376.524	ng/ml
51)	Aroclor 1262 (4)	8.350	11669076	412.288	ng/ml
52)	Aroclor 1262 (5)	8.648	7962613	440.563	ng/ml
53)	Aroclor 1262 (6)	9.037	3006370	332.021	ng/ml
54)	Aroclor 1262 - AVE	0.000	0	N.D.	ng/ml
55)	Aroclor 1268 (1)	8.180	4806597	747.969	ng/ml
56)	Aroclor 1268 (2)	8.596	2513854	84.691	ng/ml
57)	Aroclor 1268 (3)	8.648	7962613	318.782	ng/ml
58)	Aroclor 1268 (4)	8.823	278867	12.092	ng/ml
59)	Aroclor 1268 (5)	9.037	3006370	326.423	ng/ml
60)	Aroclor 1268 (6)	9.291	757888	11.685	ng/ml
61)	Aroclor 1268 - AVE	0.000	0	N.D.	ng/ml

(f)=RT Delta > 1/2 Window

(m)=manual int.

Data Path : K:\DATA\0C12024\
Data File : ECD2F014.D
Signal(s) : ECD1A.CH
Acq On : 12 Mar 2020 12:16
Operator : MJB / KAK
Sample : 0C12024-CCV2
Misc :
ALS Vial : 2 Sample Multiplier: 1

Integration File: PCB1.e
Quant Time: Mar 13 08:14:33 2020
Quant Method : K:\METHODS\FECD2_QUANTPCB_200218.M
Quant Title : PCB Data Analysis
QLast Update : Wed Feb 19 09:08:18 2020
Response via : Initial Calibration
Integrator: ChemStation 6890 Scale Mode: Small noise peaks clipped



Data Path : K:\DATA\0C12024\
 Data File : ECD2F015.D
 Signal(s) : ECD1A.CH
 Acq On : 12 Mar 2020 12:34
 Operator : MJB / KAK
 Sample : 0C12024-CCB2
 Misc :
 ALS Vial : 3 Sample Multiplier: 1

Integration File : PCB1.e
 Quant Time : Mar 13 08:14:55 2020
 Quant Method : K:\METHODS\FECD2_QUANTPCB_200218.M
 Quant Title : PCB Data Analysis
 QLast Update : Wed Feb 19 09:08:18 2020
 Response via : Initial Calibration
 Integrator : ChemStation 6890 Scale Mode: Small noise peaks clipped

Handwritten:
 3/19/20
 Clean

Compound	R.T.	Response	Conc Units

System Monitoring Compounds			
1) S TCMX (S)	4.788	6674839	84.568 ng/ml
62) S DCBP (S)	9.523	14065998	103.548 ng/ml
Target Compounds			
2) Aroclor 1016 (1)	5.684	7411	1.608 ng/ml
3) Aroclor 1016 (2)	6.124	8022	0.912 ng/ml
4) Aroclor 1016 (3)	6.180	4174	0.872 ng/ml
5) Aroclor 1016 (4)	6.351	3707	0.836 ng/ml
6) Aroclor 1016 (5)	6.568	3728	0.729 ng/ml
7) Aroclor 1016 (6)	6.696	2834	0.767 ng/ml
8) Aroclor 1016 - AVE	0.000	0	N.D. ng/ml
9) Aroclor 1221 (1)	5.143	17417	12.776 ng/ml
10) Aroclor 1221 (2)	5.277	14794	16.059 ng/ml
11) Aroclor 1221 (3)	5.337	14254	5.024 ng/ml
12) Aroclor 1221 - AVE	0.000	0	N.D. ng/ml
13) Aroclor 1232 (1)	5.337	14254	6.025 ng/ml
14) Aroclor 1232 (2)	6.124	8022	2.236 ng/ml
15) Aroclor 1232 (3)	6.180	4174	2.121 ng/ml
16) Aroclor 1232 (4)	6.351	3707	2.440 ng/ml
17) Aroclor 1232 (5)	6.568	3728	1.931 ng/ml
18) Aroclor 1232 (6)	6.696	2834	1.800 ng/ml
19) Aroclor 1232 - AVE	0.000	0	N.D. ng/ml
20) Aroclor 1242 (1)	5.684	7411	2.105 ng/ml
21) Aroclor 1242 (2)	6.124	8022	1.118 ng/ml
22) Aroclor 1242 (3)	6.180	4174	1.136 ng/ml
23) Aroclor 1242 (4)	6.351	3707	1.132 ng/ml
24) Aroclor 1242 (5)	6.568	3728	0.909 ng/ml
25) Aroclor 1242 (6)	6.696	2834	0.832 ng/ml
26) Aroclor 1242 - AVE	0.000	0	N.D. ng/ml
27) Aroclor 1248 (1)	6.124	8022	1.839 ng/ml
28) Aroclor 1248 (2)	6.351	3707	0.650 ng/ml
29) Aroclor 1248 (3)	6.568	3728	0.576 ng/ml
30) Aroclor 1248 (4)	6.859	2623	0.357 ng/ml
31) Aroclor 1248 (5)	6.902	3194	0.423 ng/ml
32) Aroclor 1248 (6)	7.378	2908	0.709 ng/ml
33) Aroclor 1248 - AVE	0.000	0	N.D. ng/ml
34) Aroclor 1254 (1)	6.894	2941	0.332 ng/ml
35) Aroclor 1254 (2)	7.006	2386	0.215 ng/ml
36) Aroclor 1254 (3)	7.378	2908	0.175 ng/ml
37) Aroclor 1254 (4)	7.535	3503	0.330 ng/ml
38) Aroclor 1254 (5)	7.931	8022	0.692 ng/ml
39) Aroclor 1254 (6)	8.214	1162	0.312 ng/ml
40) Aroclor 1254 - AVE	0.000	0	N.D. ng/ml
41) Aroclor 1260 (1)	7.495	3241	0.319 ng/ml
42) Aroclor 1260 (2)	7.628	4274	0.338 ng/ml
43) Aroclor 1260 (3)	8.180	1935	0.204 ng/ml
44) Aroclor 1260 (4)	8.354	21557	0.958 ng/ml
45) Aroclor 1260 (5)	8.651	2455	0.162 ng/ml
46) Aroclor 1260 (6)	9.031	7301	1.189 ng/ml
47) Aroclor 1260 - AVE	0.000	0	N.D. ng/ml

Data Path : K:\DATA\0C12024\
 Data File : ECD2F015.D
 Signal(s) : ECD1A.CH
 Acq On : 12 Mar 2020 12:34
 Operator : MJB / KAK
 Sample : 0C12024-CCB2
 Misc :
 ALS Vial : 3 Sample Multiplier: 1

Integration File: PCB1.e
 Quant Time: Mar 13 08:14:55 2020
 Quant Method : K:\METHODS\FECD2_QUANTPCB_200218.M
 Quant Title : PCB Data Analysis
 QLast Update : Wed Feb 19 09:08:18 2020
 Response via : Initial Calibration
 Integrator: ChemStation 6890 Scale Mode: Small noise peaks clipped

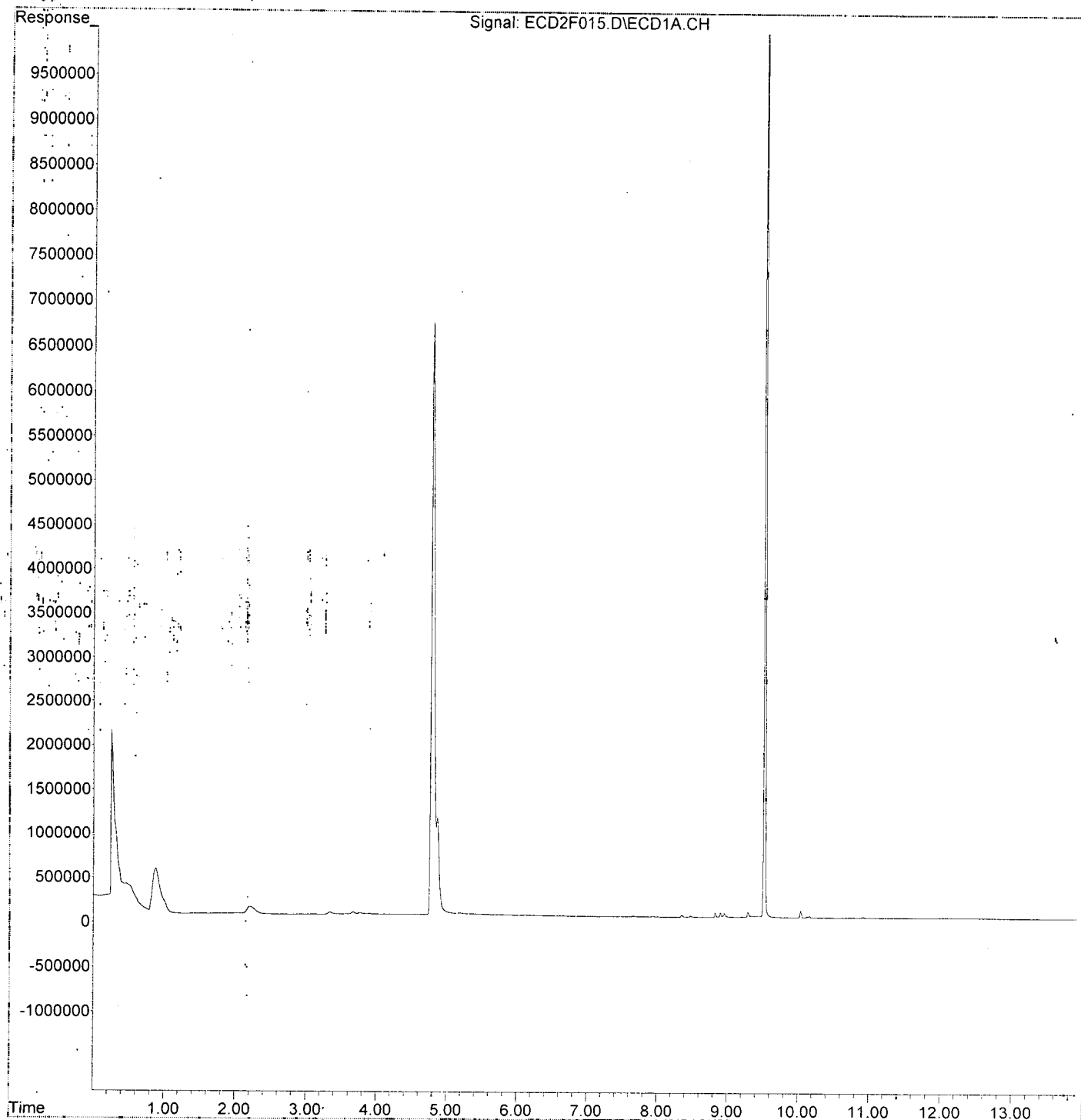
Compound	R.T.	Response	Conc Units
48) Aroclor 1262 (1)	7.628	4274	0.398 ng/ml
49) Aroclor 1262 (2)	7.931	8022	0.524 ng/ml
50) Aroclor 1262 (3)	8.180	1935	0.152 ng/ml
51) Aroclor 1262 (4)	8.354	21557	0.762 ng/ml
52) Aroclor 1262 (5)	8.651	2455	0.136 ng/ml
53) Aroclor 1262 (6)	9.031	7301	0.806 ng/ml
54) Aroclor 1262 - AVE	0.000	0	N.D. ng/ml
55) Aroclor 1268 (1)	8.180	1935	0.301 ng/ml
56) Aroclor 1268 (2)	8.596	2089	0.070 ng/ml
57) Aroclor 1268 (3)	8.651	2455	0.098 ng/ml
58) Aroclor 1268 (4)	8.829	54342	2.356 ng/ml
59) Aroclor 1268 (5)	9.031	7301	0.793 ng/ml
60) Aroclor 1268 (6)	9.295	61546	0.949 ng/ml
61) Aroclor 1268 - AVE	0.000	0	N.D. ng/ml

(f)=RT Delta > 1/2 Window

(m)=manual int.

Data Path : K:\DATA\0C12024\
Data File : ECD2F015.D
Signal(s) : ECD1A.CH
Acq On : 12 Mar 2020 12:34
Operator : MJB / KAK
Sample : 0C12024-CCB2
Misc :
ALS Vial : 3 Sample Multiplier: 1

Integration File: PCB1.e
Quant Time: Mar 13 08:14:55 2020
Quant Method : K:\METHODS\FECD2_QUANTPCB_200218.M
Quant Title : PCB Data Analysis
QLast Update : Wed Feb 19 09:08:18 2020
Response via : Initial Calibration
Integrator: ChemStation 6890 Scale Mode: Small noise peaks clipped



Data Path : K:\DATA\0C12024\
 Data File : ECD2F026.D
 Signal(s) : ECD1A.CH
 Acq On : 12 Mar 2020 15:47
 Operator : MJB / KAK
 Sample : 0C12024-CCV3
 Misc :
 ALS Vial : 2 Sample Multiplier: 1

Integration File: PCB1.e
 Quant Time: Mar 13 08:17:07 2020
 Quant Method: K:\METHODS\FECD2_QUANTPCB_200218.M
 Quant Title : PCB Data Analysis
 QLast Update: Wed Feb 19 09:08:18 2020
 Response via: Initial Calibration
 Integrator: ChemStation 6890 Scale Mode: Small noise peaks clipped

Handwritten: 3/19/20

Compound	R.T.	Response	Conc	Units
System Monitoring Compounds				
1) S TCMX (S)	4.785	18067012	228.903	ng/ml
62) S DCBP (S)	9.524	37791868	278.209	ng/ml
Target Compounds				
2) Aroclor 1016 (1)	5.694	2176207	472.293	ng/ml
3) Aroclor 1016 (2)	6.106	4296692	488.247	ng/ml
4) Aroclor 1016 (3)	6.188	2237208	467.376	ng/ml
5) Aroclor 1016 (4)	6.344	2124771	479.391	ng/ml
6) Aroclor 1016 (5)	6.566	2325837	454.755	ng/ml
7) Aroclor 1016 (6)	6.693	1718614	464.909	ng/ml
8) Aroclor 1016 - AVE	0.000	0	N.D.	ng/ml
9) Aroclor 1221 (1)	5.137	538244	394.806	ng/ml
10) Aroclor 1221 (2)	5.253	219172	237.916	ng/ml
11) Aroclor 1221 (3)	5.333	894682	315.350	ng/ml
12) Aroclor 1221 - AVE	0.000	0	N.D.	ng/ml
13) Aroclor 1232 (1)	5.333	894682	378.164	ng/ml
14) Aroclor 1232 (2)	6.106	4296692	1197.755	ng/ml
15) Aroclor 1232 (3)	6.188	2237208	1136.673	ng/ml
16) Aroclor 1232 (4)	6.344	2124771	1398.480	ng/ml
17) Aroclor 1232 (5)	6.566	2325837	1204.854	ng/ml
18) Aroclor 1232 (6)	6.693	1718614	1091.210	ng/ml
19) Aroclor 1232 - AVE	0.000	0	N.D.	ng/ml
20) Aroclor 1242 (1)	5.694	2176207	618.095	ng/ml
21) Aroclor 1242 (2)	6.106	4296692	598.929	ng/ml
22) Aroclor 1242 (3)	6.188	2237208	608.616	ng/ml
23) Aroclor 1242 (4)	6.344	2124771	648.982	ng/ml
24) Aroclor 1242 (5)	6.566	2325837	567.460	ng/ml
25) Aroclor 1242 (6)	6.693	1718614	504.297	ng/ml
26) Aroclor 1242 - AVE	0.000	0	N.D.	ng/ml
27) Aroclor 1248 (1)	6.106	4296692	985.010	ng/ml
28) Aroclor 1248 (2)	6.344	2124771	372.438	ng/ml
29) Aroclor 1248 (3)	6.566	2325837	359.232	ng/ml
30) Aroclor 1248 (4)	6.861	471930	64.171	ng/ml
31) Aroclor 1248 (5)	6.892	1658705	219.825	ng/ml
32) Aroclor 1248 (6)	7.379	3982395	970.512	ng/ml
33) Aroclor 1248 - AVE	0.000	0	N.D.	ng/ml
34) Aroclor 1254 (1)	6.892	1658705	187.202	ng/ml
35) Aroclor 1254 (2)	7.004	1785234	161.091	ng/ml
36) Aroclor 1254 (3)	7.379	3982395	239.338	ng/ml
37) Aroclor 1254 (4)	7.541	533415	50.190	ng/ml
38) Aroclor 1254 (5)	7.919	5154455	444.961	ng/ml
39) Aroclor 1254 (6)	8.210	576783	154.601	ng/ml
40) Aroclor 1254 - AVE	0.000	0	N.D.	ng/ml
41) Aroclor 1260 (1)	7.493	5234715	514.620	ng/ml
42) Aroclor 1260 (2)	7.626	6348447	502.164	ng/ml
43) Aroclor 1260 (3)	8.180	4816473	506.835	ng/ml
44) Aroclor 1260 (4)	8.351	11913966	529.607	ng/ml
45) Aroclor 1260 (5)	8.649	7686270	505.726	ng/ml
46) Aroclor 1260 (6)	9.037	3170564	516.473	ng/ml
47) Aroclor 1260 - AVE	0.000	0	N.D.	ng/ml

Data Path : K:\DATA\0C12024\
 Data File : ECD2F026.D
 Signal(s) : ECD1A.CH
 Acq On : 12 Mar 2020 15:47
 Operator : MJB / KAK
 Sample : 0C12024-CCV3
 Misc :
 ALS Vial : 2 Sample Multiplier: 1

Integration File: PCB1.e
 Quant Time: Mar 13 08:17:07 2020
 Quant Method : K:\METHODS\FECD2_QUANTPCB_200218.M
 Quant Title : PCB Data Analysis
 QLast Update : Wed Feb 19 09:08:18 2020
 Response via : Initial Calibration
 Integrator: ChemStation 6890 Scale Mode: Small noise peaks clipped

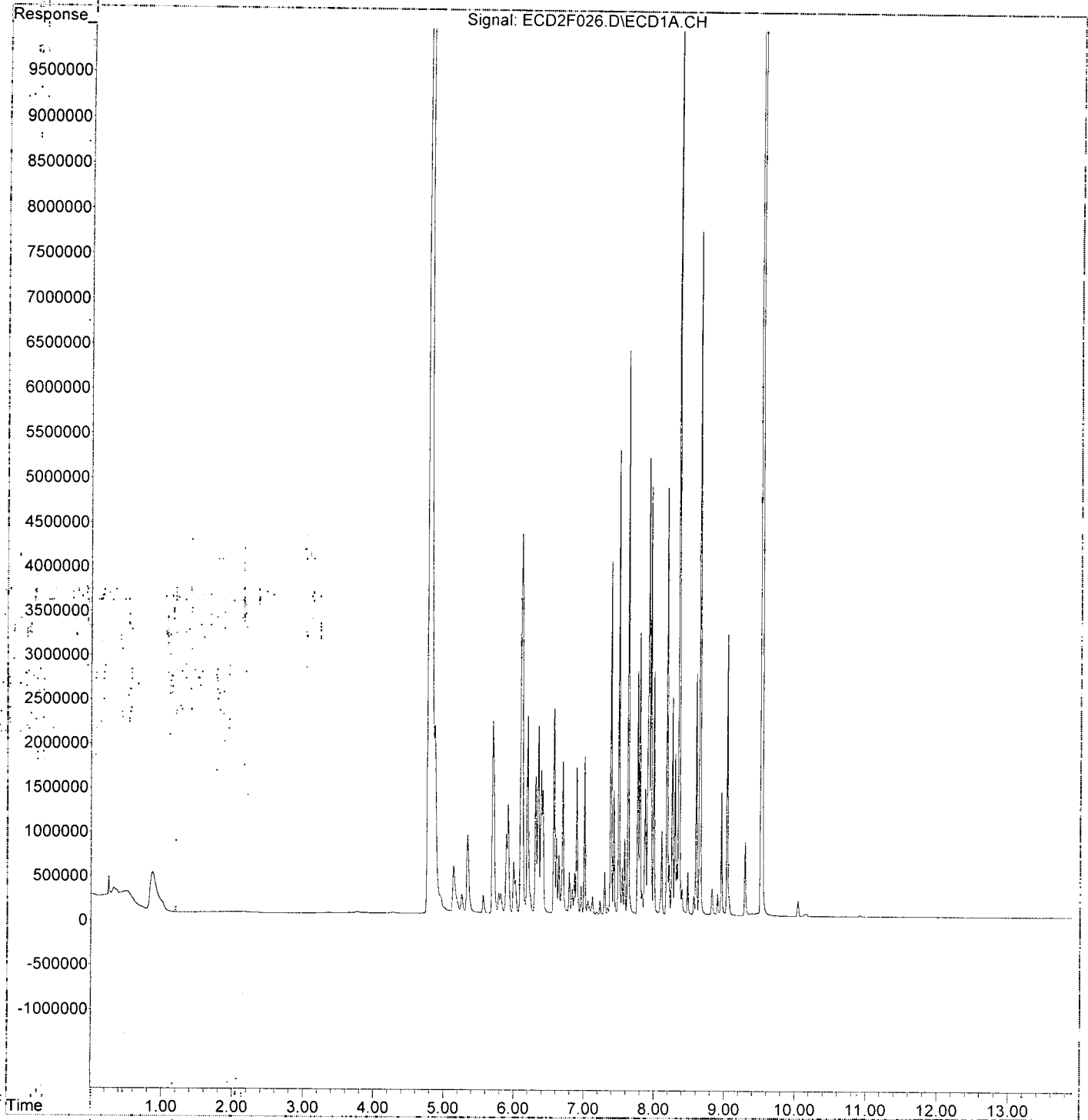
Compound	R.T.	Response	Conc Units
48) Aroclor 1262 (1)	7.626	6348447	590.856 ng/ml
49) Aroclor 1262 (2)	7.948	4831417	315.341 ng/ml
50) Aroclor 1262 (3)	8.180	4816473	377.298 ng/ml
51) Aroclor 1262 (4)	8.351	11913966	420.941 ng/ml
52) Aroclor 1262 (5)	8.649	7686270	425.274 ng/ml
53) Aroclor 1262 (6)	9.037	3170564	350.154 ng/ml
54) Aroclor 1262 - AVE	0.000	0	N.D. ng/ml
55) Aroclor 1268 (1)	8.180	4816473	749.506 ng/ml
56) Aroclor 1268 (2)	8.597	2725423	91.819 ng/ml
57) Aroclor 1268 (3)	8.649	7686270	307.719 ng/ml
58) Aroclor 1268 (4)	8.823	306745	13.300 ng/ml
59) Aroclor 1268 (5)	9.037	3170564	344.251 ng/ml
60) Aroclor 1268 (6)	9.292	831449	12.819 ng/ml
61) Aroclor 1268 - AVE	0.000	0	N.D. ng/ml

(f)=RT Delta > 1/2 Window

(m)=manual int.

Data Path : K:\DATA\0C12024\
Data File : ECD2F026.D
Signal(s) : ECD1A.CH
Acq On : 12 Mar 2020 15:47
Operator : MJB / KAK
Sample : 0C12024-CCV3
Misc :
ALS Vial : 2 Sample Multiplier: 1

Integration File: PCB1.e
Quant Time: Mar 13 08:17:07 2020
Quant Method : K:\METHODS\FECD2_QUANTPCB_200218.M
Quant Title : PCB Data Analysis
QLast Update : Wed Feb 19 09:08:18 2020
Response via : Initial Calibration
Integrator: ChemStation 6890 Scale Mode: Small noise peaks clipped



Data Path : K:\DATA\0C12024\
 Data File : ECD2F027.D
 Signal(s) : ECD1A.CH
 Acq On : 12 Mar 2020 16:05
 Operator : MJB / KAK
 Sample : 0C12024-CCB3
 Misc :
 ALS Vial : 3 Sample Multiplier: 1

Integration File: PCB1.e
 Quant Time: Mar 13 08:17:29 2020
 Quant Method: K:\METHODS\FECD2_QUANTPCB_200218.M
 Quant Title : PCB Data Analysis
 QLast Update: Wed Feb 19 09:08:18 2020
 Response via: Initial Calibration
 Integrator: ChemStation 6890 Scale Mode: Small noise peaks clipped

3/19/20
Clean

Compound:	R.T.	Response	Conc Units

System Monitoring Compounds			
1) S TCMX (S)	4.787	6538441	82.840 ng/ml
62) S DCBP (S)	9.523	14522405	106.908 ng/ml
Target Compounds			
2) Aroclor 1016 (1)	5.695	5694	1.236 ng/ml
3) Aroclor 1016 (2)	6.092	2554	0.290 ng/ml
4) Aroclor 1016 (3)	6.189	2639	0.551 ng/ml
5) Aroclor 1016 (4)	6.346	1997	0.451 ng/ml
6) Aroclor 1016 (5)	6.565	2059	0.403 ng/ml
7) Aroclor 1016 (6)	6.691	1298	0.351 ng/ml
8) Aroclor 1016 - AVE	0.000	0	N.D. ng/ml
9) Aroclor 1221 (1)	5.135	17744	13.016 ng/ml
10) Aroclor 1221 (2)	5.273	14114	15.321 ng/ml
11) Aroclor 1221 (3)	5.331	13462	4.745 ng/ml
12) Aroclor 1221 - AVE	0.000	0	N.D. ng/ml
13) Aroclor 1232 (1)	5.331	13462	5.690 ng/ml
14) Aroclor 1232 (2)	6.092	2554	0.712 ng/ml
15) Aroclor 1232 (3)	6.189	2639	1.341 ng/ml
16) Aroclor 1232 (4)	6.346	1997	1.315 ng/ml
17) Aroclor 1232 (5)	6.565	2059	1.067 ng/ml
18) Aroclor 1232 (6)	6.691	1298	0.824 ng/ml
19) Aroclor 1232 - AVE	0.000	0	N.D. ng/ml
20) Aroclor 1242 (1)	5.695	5694	1.617 ng/ml
21) Aroclor 1242 (2)	6.092	2554	0.356 ng/ml
22) Aroclor 1242 (3)	6.189	2639	0.718 ng/ml
23) Aroclor 1242 (4)	6.346	1997	0.610 ng/ml
24) Aroclor 1242 (5)	6.565	2059	0.502 ng/ml
25) Aroclor 1242 (6)	6.691	1298	0.381 ng/ml
26) Aroclor 1242 - AVE	0.000	0	N.D. ng/ml
27) Aroclor 1248 (1)	6.092	2554	0.585 ng/ml
28) Aroclor 1248 (2)	6.346	1997	0.350 ng/ml
29) Aroclor 1248 (3)	6.565	2059	0.318 ng/ml
30) Aroclor 1248 (4)	6.858	1300	0.177 ng/ml
31) Aroclor 1248 (5)	6.894	1663	0.220 ng/ml
32) Aroclor 1248 (6)	7.373	2238	0.545 ng/ml
33) Aroclor 1248 - AVE	0.000	0	N.D. ng/ml
34) Aroclor 1254 (1)	6.894	1663	0.188 ng/ml
35) Aroclor 1254 (2)	7.005	1010	0.091 ng/ml
36) Aroclor 1254 (3)	7.373	2238	0.134 ng/ml
37) Aroclor 1254 (4)	7.539	2449	0.230 ng/ml
38) Aroclor 1254 (5)	7.931	8008	0.691 ng/ml
39) Aroclor 1254 (6)	8.212	743	0.199 ng/ml
40) Aroclor 1254 - AVE	0.000	0	N.D. ng/ml
41) Aroclor 1260 (1)	7.494	1994	0.196 ng/ml
42) Aroclor 1260 (2)	7.626	2556	0.202 ng/ml
43) Aroclor 1260 (3)	8.179	1222	0.129 ng/ml
44) Aroclor 1260 (4)	8.352	32622	1.450 ng/ml
45) Aroclor 1260 (5)	8.652	2952	0.194 ng/ml
46) Aroclor 1260 (6)	9.064	3725	0.607 ng/ml
47) Aroclor 1260 - AVE	0.000	0	N.D. ng/ml

Data Path : K:\DATA\0C12024\
 Data File : ECD2F027.D
 Signal(s) : ECD1A.CH
 Acq On : 12 Mar 2020 16:05
 Operator : MJB / KAK
 Sample : 0C12024-CCB3
 Misc :
 ALS Vial : 3 Sample Multiplier: 1

Integration File: PCB1.e
 Quant Time: Mar 13 08:17:29 2020
 Quant Method : K:\METHODS\FECD2_QUANTPCB_200218.M
 Quant Title : PCB Data Analysis
 QLast Update : Wed Feb 19 09:08:18 2020
 Response via : Initial Calibration
 Integrator: ChemStation 6890 Scale Mode: Small noise peaks clipped

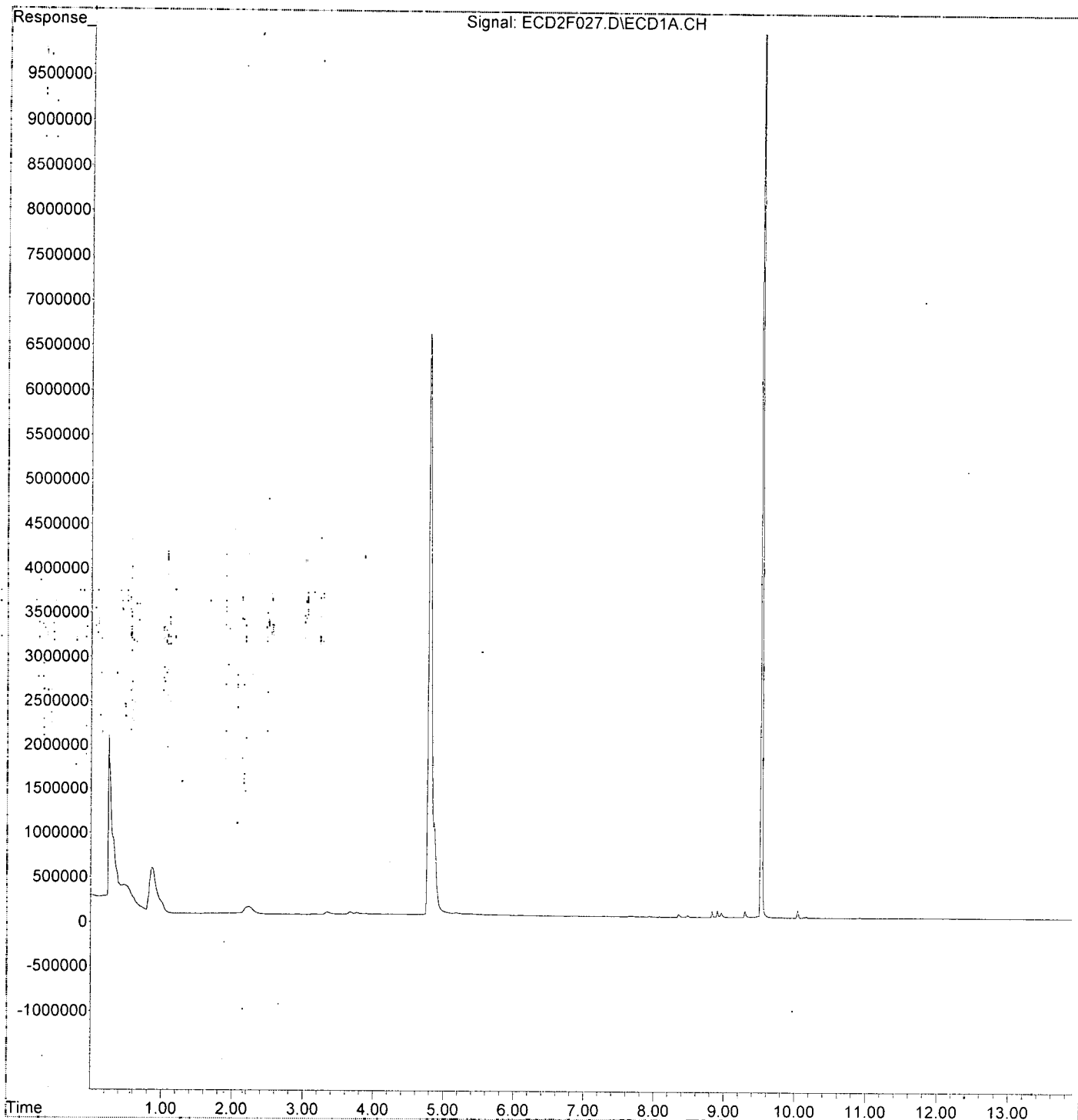
Compound	R.T.	Response	Conc Units
48) Aroclor 1262 (1)	7.626	2556	0.238 ng/ml
49) Aroclor 1262 (2)	7.931	8008	0.523 ng/ml
50) Aroclor 1262 (3)	8.179	1222	0.096 ng/ml
51) Aroclor 1262 (4)	8.352	32622	1.153 ng/ml
52) Aroclor 1262 (5)	8.652	2952	0.163 ng/ml
53) Aroclor 1262 (6)	9.064	3725	0.411 ng/ml
54) Aroclor 1262 - AVE	0.000	0	N.D. ng/ml
55) Aroclor 1268 (1)	8.174	1201	0.187 ng/ml
56) Aroclor 1268 (2)	8.597	2090	0.070 ng/ml
57) Aroclor 1268 (3)	8.652	2952	0.118 ng/ml
58) Aroclor 1268 (4)	8.828	69241	3.002 ng/ml
59) Aroclor 1268 (5)	9.064	3725	0.404 ng/ml
60) Aroclor 1268 (6)	9.295	74715	1.152 ng/ml
61) Aroclor 1268 - AVE	0.000	0	N.D. ng/ml

(f)=RT Delta > 1/2 Window

(m)=manual int.

Data Path : K:\DATA\0C12024\
Data File : ECD2F027.D
Signal(s) : ECD1A.CH
Acq On : 12 Mar 2020 16:05
Operator : MJB / KAK
Sample : 0C12024-CCB3
Misc :
ALS Vial : 3 Sample Multiplier: 1

Integration File: PCB1.e
Quant Time: Mar 13 08:17:29 2020
Quant Method : K:\METHODS\FECD2_QUANTPCB_200218.M
Quant Title : PCB Data Analysis
QLast Update : Wed Feb 19 09:08:18 2020
Response via : Initial Calibration
Integrator: ChemStation 6890 Scale Mode: Small noise peaks clipped



**Polychlorinated Biphenyls by EPA 8082A
Calibration Data**

Sequence 0A13050 (Cal ID A0A1501) DUALECD2R



ELEMENT SEQUENCE LOG

Apex Laboratories

Sequence: 0A13050

Instrument: DUALECD2R

Date: 01/13/20 16:03

Calibration: A0A1501

#	Lab Number	Matrix	Analysis	Client	Due	Batch	ISTD ID	STD ID
1	0A13050-ICB1	Water	QC	QC				A19L339
2	0A13050-CAL1	Water	QC	QC				A19L280
3	0A13050-CAL2	Water	QC	QC				A19L281
4	0A13050-CAL3	Water	QC	QC				A19L282
5	0A13050-CAL4	Water	QC	QC				A19L283
6	0A13050-CAL5	Water	QC	QC				A19L276
7	0A13050-CAL6	Water	QC	QC				A19L278
8	0A13050-CAL7	Water	QC	QC				A19L279
9	0A13050-IBL1	Water	QC	QC				
10	0A13050-ICV1	Water	QC	QC				A19H459
11	0A13050-CAL8	Water	QC	QC				A19H447
12	0A13050-CAL9	Water	QC	QC				A19H448
13	0A13050-CALA	Water	QC	QC				A19H449
14	0A13050-CALB	Water	QC	QC				A19H450
15	0A13050-CALC	Water	QC	QC				A19H451
16	0A13050-CALD	Water	QC	QC				A19H452
17	0A13050-CALE	Water	QC	QC				A19H453
18	0A13050-ICV2	Water	QC	QC				A19H405
19	0A13050-ICV3	Water	QC	QC				A19J367
20	0A13050-ICV4	Water	QC	QC				A19H406
21	0A13050-ICV5	Water	QC	QC				A19L037

Data Entered By: MC 1/15/20

Comments:

Data Reviewed By: MC 1/16/2020

Calibration Status Report HP G1530A

Method Path : L:\Methods\
 Method File : RECD2_QUANTPCB_200113.M
 Title : PCB Data Analysis
 Last Update : Tue Jan 14 09:35:58 2020
 Response Via : Initial Calibration

AOA1501

[Signature]
 1/15/20

#	ID	Conc	ISTD Conc	Path\File
1	1	10	0	K:\DATA\0A13050\ECD2R005.D
2	2	25	0	K:\DATA\0A13050\ECD2R006.D
3	3	50	0	K:\DATA\0A13050\ECD2R007.D
4	4	100	0	K:\DATA\0A13050\ECD2R008.D
5	5	250	0	K:\DATA\0A13050\ECD2R020.D
6	6	500	0	K:\DATA\0A13050\ECD2R010.D
7	7	800	0	K:\DATA\0A13050\ECD2R011.D

#	ID	Update Time	Quant Time	Acquisition Time
1	1	Jan 14 09:33 2020	Jan 14 08:56 2020	13 Jan 2020 17:33
2	2	Jan 14 09:33 2020	Jan 14 09:03 2020	13 Jan 2020 17:50
3	3	Jan 14 09:34 2020	Jan 14 09:04 2020	13 Jan 2020 18:08
4	4	Jan 14 09:34 2020	Jan 14 09:05 2020	13 Jan 2020 18:25
5	5	Jan 14 09:35 2020	Jan 14 09:32 2020	13 Jan 2020 21:57
6	6	Jan 14 09:34 2020	Jan 14 09:06 2020	13 Jan 2020 19:01
7	7	Jan 14 09:34 2020	Jan 14 09:07 2020	13 Jan 2020 19:18

RECD2_QUANTPCB_200113.M Tue Jan 14 11:44:09 2020

Response Factor Report HP G1530A

Method Path : L:\Methods\
 Method File : RECD2_QUANTPCB_200113.M
 Title : PCB Data Analysis
 Last Update : Tue Jan 14 09:35:58 2020
 Response Via : Initial Calibration

Calibration Files

1 =ECD2R005.D 2 =ECD2R006.D 3 =ECD2R007.D
 4 =ECD2R008.D 5 =ECD2R020.D 6 =ECD2R010.D

[Handwritten Signature]
 1/15/20

Compound	1	2	3	4	5	6	Avg	%RSD
1) S TCMX (S)	2.096	2.125	2.217	2.268	2.155	2.497	2.256	E5 6.90
2) Aroclor 1016 ...	7.264	6.876	6.397	5.954	5.672	5.624	6.182	E3 11.06 ✓
3) Aroclor 1016 ...	1.247	1.196	1.143	1.167	1.097	1.103	1.144	E4 5.70 ✓
4) Aroclor 1016 ...	5.802	5.801	5.370	5.336	5.078	5.146	5.357	E3 6.26 ✓
5) Aroclor 1016 ...	5.870	5.571	5.194	4.910	4.407	4.339	4.941	E3 12.78 ✓
6) Aroclor 1016 ...	6.569	6.159	5.693	5.382	5.074	5.224	5.546	E3 11.60 ✓
7) Aroclor 1016 (6)	6.761	6.310	5.881	5.800	5.148	5.150	5.713	E3 11.80 ✓
8) Aroclor 1016 ...							0.000	-1.00
9) Aroclor 1221 (1)					1.738		1.738	E3 0.00
10) Aroclor 1221 (2)					1.717		1.717	E3 0.00
11) Aroclor 1221 (3)					5.707		5.707	E3 0.00
12) Aroclor 1221 ...							0.000	-1.00
13) Aroclor 1232 (1)					4.570		4.570	E3 0.00
14) Aroclor 1232 (2)					2.603		2.603	E3 0.00
15) Aroclor 1232 (3)					4.892		4.892	E3 0.00
16) Aroclor 1232 (4)					1.692		1.692	E3 0.00
17) Aroclor 1232 (5)					2.081		2.081	E3 0.00
18) Aroclor 1232 (6)					2.170		2.170	E3 0.00
19) Aroclor 1232 ...							0.000	-1.00
20) Aroclor 1242 ...					4.546		4.546	E3 0.00
21) Aroclor 1242 ...					8.822		8.822	E3 0.00
22) Aroclor 1242 ...					3.830		3.830	E3 0.00
23) Aroclor 1242 ...					3.304		3.304	E3 0.00
24) Aroclor 1242 ...					3.994		3.994	E3 0.00
25) Aroclor 1242 (6)					4.171		4.171	E3 0.00
26) Aroclor 1242 ...							0.000	-1.00
27) Aroclor 1248 ...					5.162		5.162	E3 0.00
28) Aroclor 1248 ...					6.359		6.359	E3 0.00
29) Aroclor 1248 ...					5.936		5.936	E3 0.00
30) Aroclor 1248 ...					7.296		7.296	E3 0.00
31) Aroclor 1248 ...					8.902		8.902	E3 0.00
32) Aroclor 1248 (6)					8.141		8.141	E3 0.00
33) Aroclor 1248 ...							0.000	-1.00
34) Aroclor 1254 ...					8.474		8.474	E3 0.00
35) Aroclor 1254 ...					1.391		1.391	E4 0.00
36) Aroclor 1254 ...					1.517		1.517	E4 0.00
37) Aroclor 1254 ...					1.092		1.092	E4 0.00
38) Aroclor 1254 ...					1.125		1.125	E4 0.00
39) Aroclor 1254 (6)					3.527		3.527	E3 0.00
40) Aroclor 1254 ...							0.000	-1.00
41) Aroclor 1260 ...	1.182	1.082	1.060	1.047	1.016	1.012	1.053	E4 6.43 ✓
42) Aroclor 1260 ...	1.405	1.313	1.321	1.256	1.230	1.230	1.276	E4 5.91 ✓
43) Aroclor 1260 (3)	1.412	1.348	1.327	1.372	1.308	1.296	1.326	E4 4.63 ✓
44) Aroclor 1260 (4)	2.073	2.096	2.051	2.126	2.099	2.189	2.115	E4 2.39 ✓
45) Aroclor 1260 (5)	1.290	1.217	1.220	1.236	1.214	1.207	1.223	E4 2.75 ✓
46) Aroclor 1260 (6)	5.119	5.238	4.789	5.045	4.784	4.595	4.880	E3 5.26 ✓
47) Aroclor 1260 ...							0.000	-1.00
48) Aroclor 1262 (1)					1.057		1.057	E4 0.00
49) Aroclor 1262 (2)					1.528		1.528	E4 0.00
50) Aroclor 1262 (3)					1.280		1.280	E4 0.00
51) Aroclor 1262 (4)					2.752		2.752	E4 0.00
52) Aroclor 1262 (5)					1.642		1.642	E4 0.00
53) Aroclor 1262 (6)					7.201		7.201	E3 0.00
54) Aroclor 1262 ...							0.000	-1.00
55) Aroclor 1268 (1)					6.232		6.232	E3 0.00
56) Aroclor 1268 (2)					2.777		2.777	E4 0.00
57) Aroclor 1268 (3)					2.252		2.252	E4 0.00
58) Aroclor 1268 (4)					1.925		1.925	E4 0.00
59) Aroclor 1268 (5)					7.823		7.823	E3 0.00
60) Aroclor 1268 (6)					5.062		5.062	E4 0.00

Response Factor Report HP G1530A

Method Path : L:\Methods\
 Method File : RECD2_QUANTPCB_200113.M
 Title : PCB Data Analysis
 Last Update : Tue Jan 14 09:35:58 2020
 Response Via : Initial Calibration

Calibration Files

1 =ECD2R005.D 2 =ECD2R006.D 3 =ECD2R007.D
 4 =ECD2R008.D 5 =ECD2R020.D 6 =ECD2R010.D

Compound	1	2	3	4	5	6	Avg	%RSD
61) Aroclor 1268 ...							0.000	-1.00
62) S DCBP (S)	1.071	1.102	1.079	1.089	1.009	1.172	1.112 E5	7.40 ✓

(#) = Out of Range ### Number of calibration levels exceeded format ###

Compound List Report HP G1530A

Method Path : L:\Methods\
 Method File : RECD2_QUANTPCB_200113.M
 Title : PCB Data Analysis
 Last Update : Tue Jan 14 09:35:58 2020
 Response Via : Initial Calibration

Total Cpnds : 62

Handwritten signature
 1/15/20

PK#	Compound Name	Exp_RT	Rel_RT	Cal	A/H	ID
1	S TCMX (S)	5.629	1.000	A	H	R
2	Aroclor 1016 (1)	6.300	1.000	A	H	R
3	Aroclor 1016 (2)	6.789	1.000	A	H	R
4	Aroclor 1016 (3)	6.916	1.000	A	H	R
5	Aroclor 1016 (4)	7.003	1.000	A	H	R
6	Aroclor 1016 (5)	7.048	1.000	A	H	R
7	Aroclor 1016 (6)	7.173	1.000	A	H	R
8	Aroclor 1016 - AVE	1.729	1.000	A	H	R
9	Aroclor 1221 (1)	5.806	1.000	A	H	R
10	Aroclor 1221 (2)	5.878	1.000	A	H	R
11	Aroclor 1221 (3)	5.965	1.000	A	H	R
12	Aroclor 1221 - AVE	1.729	1.000	A	H	R
13	Aroclor 1232 (1)	5.963	1.000	A	H	R
14	Aroclor 1232 (2)	6.298	1.000	A	H	R
15	Aroclor 1232 (3)	6.789	1.000	A	H	R
16	Aroclor 1232 (4)	7.002	1.000	A	H	R
17	Aroclor 1232 (5)	7.047	1.000	A	H	R
18	Aroclor 1232 (6)	7.172	1.000	A	H	R
19	Aroclor 1232 - AVE	1.729	1.000	A	H	R
20	Aroclor 1242 (1)	6.299	1.000	A	H	R
21	Aroclor 1242 (2)	6.788	1.000	A	H	R
22	Aroclor 1242 (3)	6.916	1.000	A	H	R
23	Aroclor 1242 (4)	7.003	1.000	A	H	R
24	Aroclor 1242 (5)	7.047	1.000	A	H	R
25	Aroclor 1242 (6)	7.172	1.000	A	H	R
26	Aroclor 1242 - AVE	1.729	1.000	A	H	R
27	Aroclor 1248 (1)	6.761	1.000	A	H	R
28	Aroclor 1248 (2)	7.003	1.000	A	H	R
29	Aroclor 1248 (3)	7.047	1.000	A	H	R
30	Aroclor 1248 (4)	7.172	1.000	A	H	R
31	Aroclor 1248 (5)	7.538	1.000	A	H	R
32	Aroclor 1248 (6)	7.695	1.000	A	H	R
33	Aroclor 1248 - AVE	1.729	1.000	A	H	R
34	Aroclor 1254 (1)	7.515	1.000	A	H	R
35	Aroclor 1254 (2)	7.696	1.000	A	H	R
36	Aroclor 1254 (3)	8.006	1.000	A	H	R
37	Aroclor 1254 (4)	8.246	1.000	A	H	R
38	Aroclor 1254 (5)	8.580	1.000	A	H	R
39	Aroclor 1254 (6)	8.810	1.000	A	H	R
40	Aroclor 1254 - AVE	1.729	1.000	A	H	R
41	Aroclor 1260 (1)	8.144	1.000	A	H	R
42	Aroclor 1260 (2)	8.350	1.000	A	H	R
43	Aroclor 1260 (3)	8.582	1.000	A	H	R
44	Aroclor 1260 (4)	9.066	1.000	A	H	R
45	Aroclor 1260 (5)	9.324	1.000	A	H	R
46	Aroclor 1260 (6)	9.890	1.000	A	H	R
47	Aroclor 1260 - AVE	1.729	1.000	A	H	R
48	Aroclor 1262 (1)	8.349	1.000	A	H	R
49	Aroclor 1262 (2)	8.650	1.000	A	H	R
50	Aroclor 1262 (3)	8.828	1.000	A	H	R
51	Aroclor 1262 (4)	9.065	1.000	A	H	R
52	Aroclor 1262 (5)	9.324	1.000	A	H	R
53	Aroclor 1262 (6)	9.888	1.000	A	H	R
54	Aroclor 1262 - AVE	1.729	1.000	A	H	R
55	Aroclor 1268 (1)	8.867	1.000	A	H	R
56	Aroclor 1268 (2)	9.324	1.000	A	H	R

57	Aroclor 1268 (3)	9.390	1.000	A	H	R
58	Aroclor 1268 (4)	9.601	1.000	A	H	R
59	Aroclor 1268 (5)	9.888	1.000	A	H	R
60	Aroclor 1268 (6)	10.237	1.000	A	H	R
61	Aroclor 1268 - AVE	1.728	1.000	A	H	R
62	S DCBP (S)	10.552	1.000	A	H	R

Cal A = Average L = Linear LO = Linear w/origin Q = Quad QO = Quad w/origin
 A/H = Area or Height
 ID R = R.T. B = R.T. & Q Q = Qvalue L = Largest A = All

 RECD2_QUANTPCB_200113.M Tue Jan 14 11:43:59 2020

Element Calibration Review Sheet

Calibration ID: **A0A1501**

Instrument: **DUALECD2R**

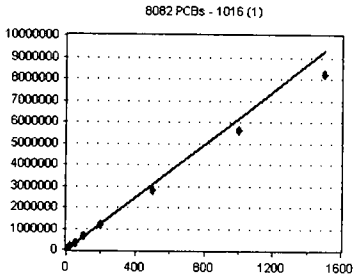
Calibration Date: **01/15/2020**

Analysis: **8082 PCBs**

Instrument Cal ID: **RECD2_QUANTPCB_20011**

1016 (1)

Curve Fit: **AVERAGE RF**

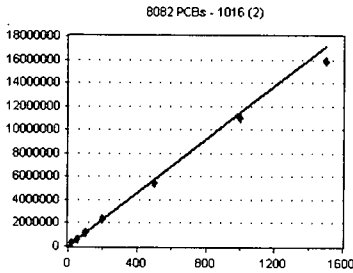


Standard	Concentration	Response	Response Factor	RT
0A13050-CAL1	20	145279	7263.950	6.30
0A13050-CAL2	50	343821	6876.420	6.30
0A13050-CAL3	100	639728	6397.280	6.30
0A13050-CAL4	200	1190843	5954.215	6.30
0A13050-CAL5	500	2835860	5671.720	6.30
0A13050-CAL6	1000	5624087	5624.087	6.30
0A13050-CAL7	1500	8229290	5486.193	6.30

AVE RF 6181.981 RF RSD 11.06 AVE RT 6.30

1016 (2)

Curve Fit: **AVERAGE RF**

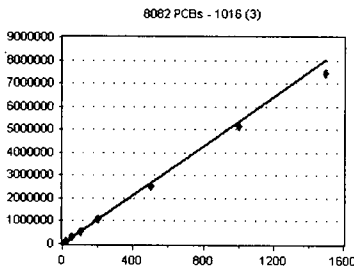


Standard	Concentration	Response	Response Factor	RT
0A13050-CAL1	20	249458	12472.900	6.79
0A13050-CAL2	50	597996	11959.920	6.79
0A13050-CAL3	100	1142660	11426.600	6.79
0A13050-CAL4	200	2334544	11672.720	6.79
0A13050-CAL5	500	5484312	10968.620	6.79
0A13050-CAL6	1000	102544E+07	11025.440	6.79
0A13050-CAL7	1500	584486E+07	10563.240	6.79

AVE RF 11441.350 RF RSD 5.70 AVE RT 6.79

1016 (3)

Curve Fit: **AVERAGE RF**

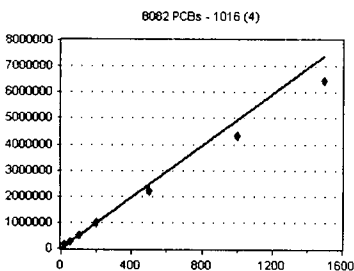


Standard	Concentration	Response	Response Factor	RT
0A13050-CAL1	20	116035	5801.750	6.92
0A13050-CAL2	50	290069	5801.380	6.92
0A13050-CAL3	100	536991	5369.910	6.92
0A13050-CAL4	200	1067264	5336.320	6.92
0A13050-CAL5	500	2538905	5077.810	6.92
0A13050-CAL6	1000	5145954	5145.954	6.92
0A13050-CAL7	1500	7443643	4962.429	6.92

AVE RF 5356.508 RF RSD 6.26 AVE RT 6.92

1016 (4)

Curve Fit: **AVERAGE RF**



Standard	Concentration	Response	Response Factor	RT
0A13050-CAL1	20	117409	5870.450	7.00
0A13050-CAL2	50	278534	5570.680	7.00
0A13050-CAL3	100	519409	5194.090	7.00
0A13050-CAL4	200	981904	4909.520	7.00
0A13050-CAL5	500	2203390	4406.780	7.00
0A13050-CAL6	1000	4338878	4338.878	7.00
0A13050-CAL7	1500	6442401	4294.934	7.00

AVE RF 4940.762 RF RSD 12.78 AVE RT 7.00

Element Calibration Review Sheet

Calibration ID: **A0A1501**

Instrument: **DUALECD2R**

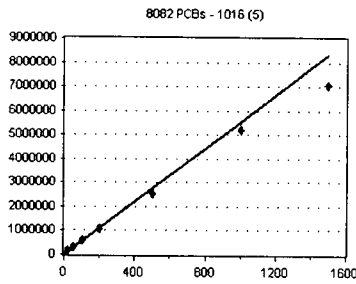
Calibration Date: **01/15/2020**

Analysis: **8082 PCBs**

Instrument Cal ID: **RECD2_QUANTPCB_20011**

1016 (5)

Curve Fit: **AVERAGE RF**

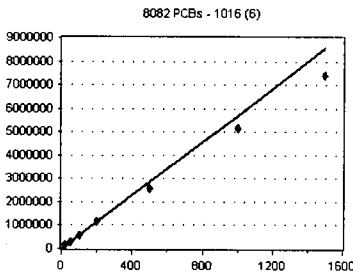


Standard	Concentration	Response	Response Factor	RT
0A13050-CAL1	20	131375	6568.750	7.05
0A13050-CAL2	50	307931	6158.620	7.05
0A13050-CAL3	100	569313	5693.130	7.05
0A13050-CAL4	200	1076394	5381.970	7.05
0A13050-CAL5	500	2536989	5073.978	7.05
0A13050-CAL6	1000	5224293	5224.293	7.05
0A13050-CAL7	1500	7076827	4717.885	7.05

AVE RF 5545.518 RF RSD 11.60 AVE RT 7.05

1016 (6)

Curve Fit: **AVERAGE RF**

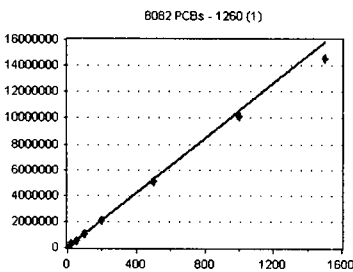


Standard	Concentration	Response	Response Factor	RT
0A13050-CAL1	20	135212	6760.600	7.17
0A13050-CAL2	50	315508	6310.160	7.17
0A13050-CAL3	100	588135	5881.350	7.17
0A13050-CAL4	200	1160064	5800.320	7.17
0A13050-CAL5	500	2573883	5147.766	7.17
0A13050-CAL6	1000	5149713	5149.713	7.17
0A13050-CAL7	1500	7407214	4938.143	7.17

AVE RF 5712.579 RF RSD 11.80 AVE RT 7.17

1260 (1)

Curve Fit: **AVERAGE RF**

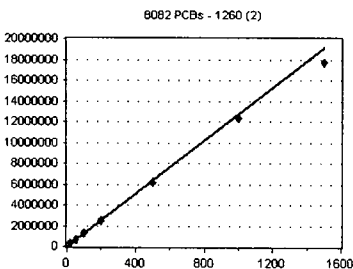


Standard	Concentration	Response	Response Factor	RT
0A13050-CAL1	20	236430	11821.500	8.14
0A13050-CAL2	50	540959	10819.180	8.14
0A13050-CAL3	100	1060465	10604.650	8.14
0A13050-CAL4	200	2093221	10466.110	8.14
0A13050-CAL5	500	5080914	10161.830	8.14
0A13050-CAL6	1000	012309E+07	10123.090	8.14
0A13050-CAL7	1500	454805E+07	9698.700	8.14

AVE RF 10527.860 RF RSD 6.43 AVE RT 8.14

1260 (2)

Curve Fit: **AVERAGE RF**



Standard	Concentration	Response	Response Factor	RT
0A13050-CAL1	20	280991	14049.550	8.35
0A13050-CAL2	50	656411	13128.220	8.35
0A13050-CAL3	100	1321460	13214.600	8.35
0A13050-CAL4	200	2511397	12556.990	8.35
0A13050-CAL5	500	6152313	12304.630	8.35
0A13050-CAL6	1000	229876E+07	12298.760	8.35
0A13050-CAL7	1500	767673E+07	11784.490	8.35

AVE RF 12762.460 RF RSD 5.91 AVE RT 8.35

Element Calibration Review Sheet

Calibration ID: **A0A1501**

Instrument: **DUALECD2R**

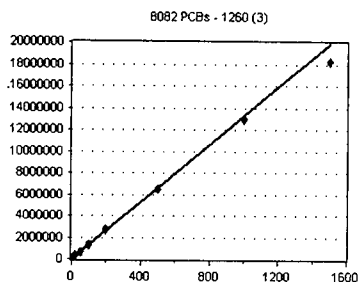
Calibration Date: **01/15/2020**

Analysis: **8082 PCBs**

Instrument Cal ID: **RECD2_QUANTPCB_20011**

1260 (3)

Curve Fit: **AVERAGE RF**

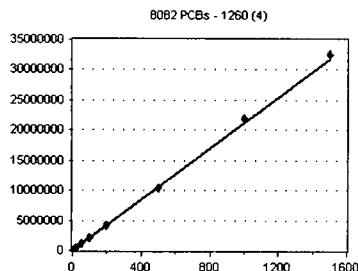


Standard	Concentration	Response	Response Factor	RT
0A13050-CAL1	20	282360	14118.000	8.58
0A13050-CAL2	50	674172	13483.440	8.58
0A13050-CAL3	100	1327338	13273.380	8.58
0A13050-CAL4	200	2744238	13721.190	8.58
0A13050-CAL5	500	6540031	13080.060	8.58
0A13050-CAL6	1000	296167E+07	12961.670	8.58
0A13050-CAL7	1500	828554E+07	12190.360	8.58

AVE RF 13261.160 **RF RSD** 4.63 **AVE RT** 8.58

1260 (4)

Curve Fit: **AVERAGE RF**

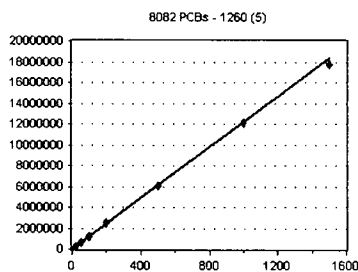


Standard	Concentration	Response	Response Factor	RT
0A13050-CAL1	20	414593	20729.650	9.07
0A13050-CAL2	50	1047953	20959.060	9.07
0A13050-CAL3	100	2051063	20510.630	9.07
0A13050-CAL4	200	4251874	21259.370	9.07
0A13050-CAL5	500	049673E+07	20993.460	9.07
0A13050-CAL6	1000	188659E+07	21886.590	9.07
0A13050-CAL7	1500	259284E+07	21728.560	9.07

AVE RF 21152.470 **RF RSD** 2.39 **AVE RT** 9.07

1260 (5)

Curve Fit: **AVERAGE RF**

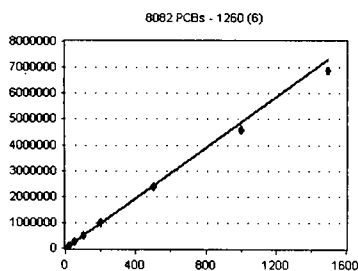


Standard	Concentration	Response	Response Factor	RT
0A13050-CAL1	20	257901	12895.050	9.33
0A13050-CAL2	50	608364	12167.280	9.33
0A13050-CAL3	100	1220407	12204.070	9.33
0A13050-CAL4	200	2471890	12359.450	9.33
0A13050-CAL5	500	6070844	12141.690	9.33
0A13050-CAL6	1000	207436E+07	12074.360	9.33
0A13050-CAL7	1500	770177E+07	11801.180	9.33

AVE RF 12234.730 **RF RSD** 2.75 **AVE RT** 9.33

1260 (6)

Curve Fit: **AVERAGE RF**



Standard	Concentration	Response	Response Factor	RT
0A13050-CAL1	20	102375	5118.750	9.89
0A13050-CAL2	50	261903	5238.060	9.89
0A13050-CAL3	100	478851	4788.510	9.89
0A13050-CAL4	200	1008936	5044.680	9.89
0A13050-CAL5	500	2392226	4784.452	9.89
0A13050-CAL6	1000	4594659	4594.659	9.89
0A13050-CAL7	1500	6885880	4590.586	9.89

AVE RF 4879.957 **RF RSD** 5.26 **AVE RT** 9.89

Element Calibration Review Sheet

Calibration ID: **A0A1501**

Instrument: **DUALECD2R**

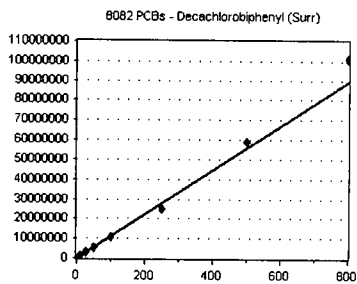
Calibration Date: **01/15/2020**

Analysis: **8082 PCBs**

Instrument Cal ID: **RECD2_QUANTPCB_20011**

Decachlorobiphenyl (Surr)

Curve Fit: **AVERAGE RF**



<u>Standard</u>	<u>Concentration</u>	<u>Response</u>	<u>Response Factor</u>	<u>RT</u>
0A13050-CAL1	10	1070638	107063.800	10.55
0A13050-CAL2	25	2755983	110239.300	10.55
0A13050-CAL3	50	5396453	107929.100	10.55
0A13050-CAL4	100	089172E+07	108917.200	10.55
0A13050-CAL5	250	521832E+07	100873.300	10.55
0A13050-CAL6	500	859571E+07	117191.400	10.55
0A13050-CAL7	800	010814E+08	126351.800	10.55

AVE RF **111223.700** RF RSD **7.40** AVE RT **10.55**

CALIBRATION SEQUENCE REVIEW SHEET

SEQUENCE: 0A13050

Analysis Included

1311/8082 TCLP PCBs
 608 PCBs
 608 PCBs - LL (1000/1mL) +1262/68
 8082 PCBs
 8082 PCBs - Low Level (2mL FV)
 8082 PCBs - Low Level (2mL FV) +1262/68
 8082 PCBs - Low Level (1000/1mL)
 8082 PCBs - Low Level (1000/1mL) +1262/68
 8082 PCBs - Low Level (30g/2mL)
 8082 PCBs + 1262/1268
 8082 PCBs in Trans. Oil - LL

INSTRUMENT SEQUENCE LOG

SampleID	SampleName	Matrix	STDID	ISTD_ID	Analyzed
0A13050-ICB1	Initial Cal Blank	Water	A19L339		1/13/2020 5:15:00PM
0A13050-CAL1	Cal Standard	Water	A19L280	"	1/13/2020 5:33:00PM
0A13050-CAL2	Cal Standard	Water	A19L281	"	1/13/2020 5:50:00PM
0A13050-CAL3	Cal Standard	Water	A19L282	"	1/13/2020 6:08:00PM
0A13050-CAL4	Cal Standard	Water	A19L283	"	1/13/2020 6:25:00PM
0A13050-CAL5	Cal Standard	Water	A19L276	"	1/13/2020 6:43:00PM
0A13050-CAL6	Cal Standard	Water	A19L278	"	1/13/2020 7:01:00PM
0A13050-CAL7	Cal Standard	Water	A19L279	"	1/13/2020 7:18:00PM
0A13050-ICV1	Initial Cal Check	Water	A19H459	"	1/13/2020 7:54:00PM
0A13050-CAL8	Cal Standard	Water	A19H447	"	1/13/2020 8:11:00PM
0A13050-CAL9	Cal Standard	Water	A19H448	"	1/13/2020 8:29:00PM
0A13050-CALA	Cal Standard	Water	A19H449	"	1/13/2020 8:46:00PM
0A13050-CALB	Cal Standard	Water	A19H450	"	1/13/2020 9:04:00PM
0A13050-CALC	Cal Standard	Water	A19H451	"	1/13/2020 9:22:00PM
0A13050-CALD	Cal Standard	Water	A19H452	"	1/13/2020 9:39:00PM
0A13050-CALE	Cal Standard	Water	A19H453	"	1/13/2020 9:57:00PM
0A13050-ICV2	Initial Cal Check	Water	A19H405	"	1/13/2020 10:15:00PM
0A13050-ICV3	Initial Cal Check	Water	A19J367	"	1/13/2020 10:32:00PM
0A13050-ICV4	Initial Cal Check	Water	A19H406	"	1/13/2020 10:50:00PM
0A13050-ICV5	Initial Cal Check	Water	A19L037	"	1/14/2020 8:02:00AM

CALIBRATION STANDARD RECOVERIES

Calibration: A0A1501 Instrument: DUALECD2R

1311/8082 TCLP PCBs Sequence: 0A13050 Matrix: Water

0A13050-CAL1	Inst. MRL	Recalc Res.	Cal Level	%Rec.	Qual
Aroclor 1016	0.0000	0.00	20.0	0	
Aroclor 1260	0.0000	0.00	20.0	0	
Aroclor 1016	0.0000	0.00	20.0	0	
Aroclor 1260	0.0000	0.00	20.0	0	
0A13050-CAL2	Inst. MRL	Recalc Res.	Cal Level	%Rec.	Qual
Aroclor 1016	0.0000	0.00	50.0	0	
Aroclor 1260	0.0000	0.00	50.0	0	

CALIBRATION SEQUENCE REVIEW SHEET

SEQUENCE: 0A13050

Aroclor 1016	0.0000	0.00	50.0	0	
Aroclor 1260	0.0000	0.00	50.0	0	
0A13050-CAL3	Inst. MRL	Recalc Res.	Cal Level	%Rec.	Qual
Aroclor 1016	0.0000	0.00	100	0	
Aroclor 1260	0.0000	0.00	100	0	
Aroclor 1016	0.0000	0.00	100	0	
Aroclor 1260	0.0000	0.00	100	0	
0A13050-CAL4	Inst. MRL	Recalc Res.	Cal Level	%Rec.	Qual
Aroclor 1016	0.0000	0.00	200	0	
Aroclor 1260	0.0000	0.00	200	0	
Aroclor 1016	0.0000	0.00	200	0	
Aroclor 1260	0.0000	0.00	200	0	
0A13050-CAL5	Inst. MRL	Recalc Res.	Cal Level	%Rec.	Qual
Aroclor 1016	0.0000	0.00	500	0	
Aroclor 1260	0.0000	0.00	500	0	
Aroclor 1016	0.0000	0.00	500	0	
Aroclor 1260	0.0000	0.00	500	0	
0A13050-CAL6	Inst. MRL	Recalc Res.	Cal Level	%Rec.	Qual
Aroclor 1016	800.0000	0.00	1000	0	
Aroclor 1260	800.0000	0.00	1000	0	
Aroclor 1016	0.0000	0.00	1000	0	
Aroclor 1260	0.0000	0.00	1000	0	
Aroclor 1016	0.0000	0.00	1000	0	
Aroclor 1260	0.0000	0.00	1000	0	
0A13050-CAL7	Inst. MRL	Recalc Res.	Cal Level	%Rec.	Qual
Aroclor 1016	800.0000	0.00	1500	0	
Aroclor 1260	800.0000	0.00	1500	0	
Aroclor 1016	0.0000	0.00	1500	0	
Aroclor 1260	0.0000	0.00	1500	0	
Aroclor 1016	0.0000	0.00	1500	0	
Aroclor 1260	0.0000	0.00	1500	0	
0A13050-CAL8	Inst. MRL	Recalc Res.	Cal Level	%Rec.	Qual
Aroclor 1221	0.0000	0.00	500	0	
Aroclor 1221	0.0000	0.00	500	0	
0A13050-CAL9	Inst. MRL	Recalc Res.	Cal Level	%Rec.	Qual
Aroclor 1232	0.0000	0.00	500	0	
Aroclor 1232	0.0000	0.00	500	0	
0A13050-CALA	Inst. MRL	Recalc Res.	Cal Level	%Rec.	Qual
Aroclor 1242	0.0000	0.00	500	0	
Aroclor 1242	0.0000	0.00	500	0	
0A13050-CALB	Inst. MRL	Recalc Res.	Cal Level	%Rec.	Qual
Aroclor 1248	0.0000	0.00	500	0	
Aroclor 1248	0.0000	0.00	500	0	
0A13050-CALC	Inst. MRL	Recalc Res.	Cal Level	%Rec.	Qual
Aroclor 1254	0.0000	0.00	500	0	
Aroclor 1254	0.0000	0.00	500	0	

CALIBRATION SEQUENCE REVIEW SHEET

SEQUENCE: 0A13050

0A13050-CALD

	Inst. MRL	Recalc Res.	Cal Level	%Rec.	Qual
Aroclor 1262	0.0000	0.00	500	0	
Aroclor 1262	0.0000	0.00	500	0	

0A13050-CALE

	Inst. MRL	Recalc Res.	Cal Level	%Rec.	Qual
Aroclor 1268	0.0000	0.00	500	0	
Aroclor 1268	0.0000	0.00	500	0	

Compounds listed above have recalculated recoveries outside 70-130% of the true values, and the calibration levels are above the reporting level. If no compounds are listed, all are OK. Please see the next section for quadratic fit compounds.

Analytes With Quadratic Curve Fits

<u>Qualifier</u>	<u>iMDL</u>	<u>iMRL</u>	<u>Spike Amt</u>	<u>%Difference</u>	<u>OK?</u>	<u>Raise MRL to ?</u>
_____				_____	<input type="checkbox"/>	<input type="checkbox"/> _____

Analytes listed above have quadratic curve fits. If they are using a weighting option, they must be checked against the requested curve points to determine if the recalculated results are within limits (70-130 or as specified).

ICV RECOVERIES

Calibration: **A0A1501**

Instrument: **DUALECD2R**

608 PCBs - LL (1000/1mL) +1

Sequence: **0A13050**

Matrix: **Water**

0A13050-ICV1

Inst. MRL	ICV Level	Result	%Rec.	Qual

Compounds listed above have Initial Calibration Verification standard recoveries outside 70-130% of the true values. If no compounds are listed, all have passing recoveries.

Data Path : K:\DATA\0A13050\
 Data File : ECD2R004.D
 Signal(s) : ECD2B.CH
 Acq On : 13 Jan 2020 17:15
 Operator : MJB / KAK
 Sample : 0A13050-ICB1
 Misc :
 ALS Vial : 53 Sample Multiplier: 1

Integration File: events.e
 Quant Time: Jan 14 11:23:02 2020
 Quant Method : L:\Methods\RECD2_QUANTPCB_200113.M
 Quant Title : PCB Data Analysis
 QLast Update : Tue Jan 14 09:35:58 2020
 Response via : Initial Calibration
 Integrator: ChemStation 6890 Scale Mode: Small noise peaks clipped

1/14/20
Clean

Compound	R.T.	Response	Conc Units
System Monitoring Compounds			
1) S TCMX (S)	5.630	20489642	90.812 ng/ml
62) S DCBP (S)	10.551	10248760	92.145 ng/ml
Target Compounds			
2) Aroclor 1016 (1)	6.307	2281	0.369 ng/ml
3) Aroclor 1016 (2)	6.801	10752	0.940 ng/ml
4) Aroclor 1016 (3)	6.911	6858	1.280 ng/ml
5) Aroclor 1016 (4)	7.004	8287	1.677 ng/ml
6) Aroclor 1016 (5)	7.042	8379	1.511 ng/ml
7) Aroclor 1016 (6)	7.167	10112	1.770 ng/ml
8) Aroclor 1016 - AVE	0.000	0	N.D. ng/ml
9) Aroclor 1221 (1)	5.806	6155	3.543 ng/ml
10) Aroclor 1221 (2)	5.880	2591	1.509 ng/ml
11) Aroclor 1221 (3)	5.949	32038	5.614 ng/ml
12) Aroclor 1221 - AVE	0.000	0	N.D. ng/ml
13) Aroclor 1232 (1)	5.949	32038	7.010 ng/ml
14) Aroclor 1232 (2)	6.307	2281	0.877 ng/ml
15) Aroclor 1232 (3)	6.801	10752	2.198 ng/ml
16) Aroclor 1232 (4)	7.004	8287	4.898 ng/ml
17) Aroclor 1232 (5)	7.042	8379	4.027 ng/ml
18) Aroclor 1232 (6)	7.167	10112	4.661 ng/ml
19) Aroclor 1232 - AVE	0.000	0	N.D. ng/ml
20) Aroclor 1242 (1)	6.307	2281	0.502 ng/ml
21) Aroclor 1242 (2)	6.801	10752	1.219 ng/ml
22) Aroclor 1242 (3)	6.911	6858	1.791 ng/ml
23) Aroclor 1242 (4)	7.004	8287	2.509 ng/ml
24) Aroclor 1242 (5)	7.042	8379	2.098 ng/ml
25) Aroclor 1242 (6)	7.167	10112	2.425 ng/ml
26) Aroclor 1242 - AVE	0.000	0	N.D. ng/ml
27) Aroclor 1248 (1)	6.756	5790	1.122 ng/ml
28) Aroclor 1248 (2)	7.004	8287	1.303 ng/ml
29) Aroclor 1248 (3)	7.042	8379	1.412 ng/ml
30) Aroclor 1248 (4)	7.167	10112	1.386 ng/ml
31) Aroclor 1248 (5)	7.538	44690	5.020 ng/ml
32) Aroclor 1248 (6)	7.679	43107	5.295 ng/ml
33) Aroclor 1248 - AVE	0.000	0	N.D. ng/ml
34) Aroclor 1254 (1)	7.495	12470	1.472 ng/ml
35) Aroclor 1254 (2)	7.679	43107	3.099 ng/ml
36) Aroclor 1254 (3)	8.002	12574	0.829 ng/ml
37) Aroclor 1254 (4)	8.266	37477	3.433 ng/ml
38) Aroclor 1254 (5)	8.581	4733	0.421 ng/ml
39) Aroclor 1254 (6)	8.814	1031	0.292 ng/ml
40) Aroclor 1254 - AVE	0.000	0	N.D. ng/ml
41) Aroclor 1260 (1)	8.144	11404	1.083 ng/ml
42) Aroclor 1260 (2)	8.351	8866	0.695 ng/ml
43) Aroclor 1260 (3)	8.581	4733	0.357 ng/ml
44) Aroclor 1260 (4)	9.066	3813	0.180 ng/ml
45) Aroclor 1260 (5)	9.322	4847	0.396 ng/ml
46) Aroclor 1260 (6)	9.899	14949	3.063 ng/ml
47) Aroclor 1260 - AVE	0.000	0	N.D. ng/ml

Data Path : K:\DATA\0A13050\
 Data File : ECD2R004.D
 Signal(s) : ECD2B.CH
 Acq On : 13 Jan 2020 17:15
 Operator : MJB / KAK
 Sample : 0A13050-ICB1
 Misc :
 ALS Vial : 53 Sample Multiplier: 1

Integration File: events.e
 Quant Time: Jan 14 11:23:02 2020
 Quant Method : L:\Methods\RECD2_QUANTPCB_200113.M
 Quant Title : PCB Data Analysis
 QLast Update : Tue Jan 14 09:35:58 2020
 Response via : Initial Calibration
 Integrator: ChemStation 6890 Scale Mode: Small noise peaks clipped

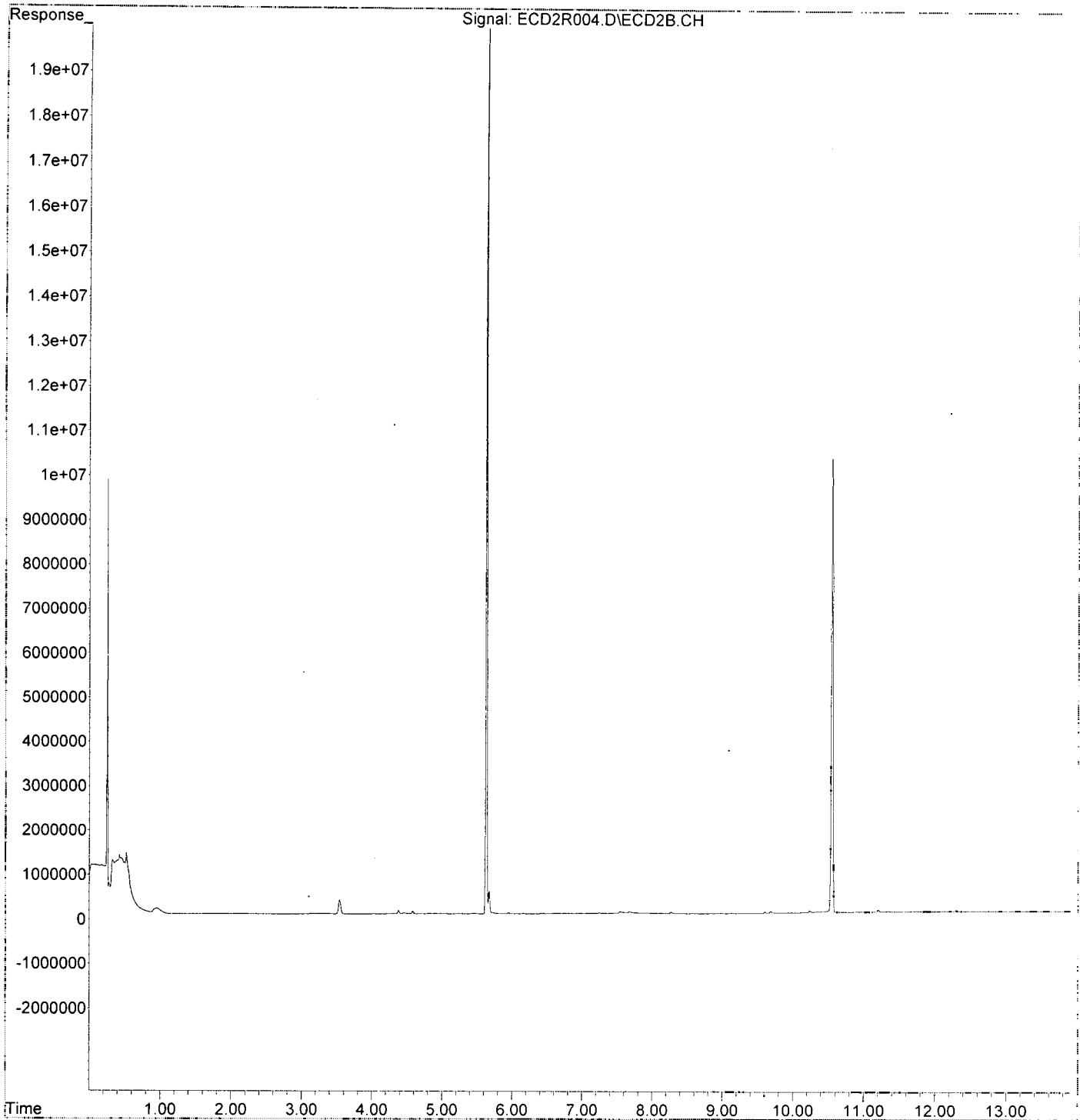
Compound	R.T.	Response	Conc Units
48) Aroclor 1262 (1)	8.351	8866	0.839 ng/ml
49) Aroclor 1262 (2)	8.652	2754	0.180 ng/ml
50) Aroclor 1262 (3)	8.829	2251	0.176 ng/ml
51) Aroclor 1262 (4)	9.066	3813	0.139 ng/ml
52) Aroclor 1262 (5)	9.322	4847	0.295 ng/ml
53) Aroclor 1262 (6)	9.899	14949	2.076 ng/ml
54) Aroclor 1262 - AVE	0.000	0	N.D. ng/ml
55) Aroclor 1268 (1)	8.867	1260	0.202 ng/ml
56) Aroclor 1268 (2)	9.322	4847	0.175 ng/ml
57) Aroclor 1268 (3)	9.393	5166	0.229 ng/ml
58) Aroclor 1268 (4)	9.605	45322	2.354 ng/ml
59) Aroclor 1268 (5)	9.899	14949	1.911 ng/ml
60) Aroclor 1268 (6)	10.242	60375	1.193 ng/ml
61) Aroclor 1268 - AVE	0.000	0	N.D. ng/ml

(f)=RT Delta > 1/2 Window

(m)=manual int.

Data Path : K:\DATA\0A13050\
Data File : ECD2R004.D
Signal(s) : ECD2B.CH
Acq On : 13 Jan 2020 17:15
Operator : MJB / KAK
Sample : 0A13050-ICB1
Misc :
ALS Vial : 53 Sample Multiplier: 1

Integration File: events.e
Quant Time: Jan 14 11:23:02 2020
Quant Method : L:\Methods\RECD2_QUANTPCB_200113.M
Quant Title : PCB Data Analysis
QLast Update : Tue Jan 14 09:35:58 2020
Response via : Initial Calibration
Integrator: ChemStation 6890 Scale Mode: Small noise peaks clipped



Data Path : K:\DATA\0A13050\
 Data File : ECD2R012.D
 Signal(s) : ECD2B.CH
 Acq On : 13 Jan 2020 19:36
 Operator : MJB / KAK
 Sample : 0A13050-IBL1
 Misc :
 ALS Vial : 51 Sample Multiplier: 1

Integration File: events.e
 Quant Time: Jan 14 11:23:31 2020
 Quant Method : L:\Methods\RECD2_QUANTPCB_200113.M
 Quant Title : PCB Data Analysis
 QLast Update : Tue Jan 14 09:35:58 2020
 Response via : Initial Calibration
 Integrator: ChemStation 6890 Scale Mode: Small noise peaks clipped

[Signature]
 1/14/20
 Clean

Compound	R.T.	Response	Conc Units
System Monitoring Compounds			
1) S TCMX (S)	5.626	1688	0.007 ng/ml
62) S DCBP (S)	10.549	12235	0.110 ng/ml
Target Compounds			
2) Aroclor 1016 (1)	6.301	11225	1.816 ng/ml
3) Aroclor 1016 (2)	6.790	16600	1.451 ng/ml
4) Aroclor 1016 (3)	6.922	16045	2.995 ng/ml
5) Aroclor 1016 (4)	7.002	17187	3.479 ng/ml
6) Aroclor 1016 (5)	7.050	17297	3.119 ng/ml
7) Aroclor 1016 (6)	7.177	20261	3.547 ng/ml
8) Aroclor 1016 - AVE	0.000	0	N.D. ng/ml
9) Aroclor 1221 (1)	5.809	10729	6.175 ng/ml
10) Aroclor 1221 (2)	5.875	9335	5.437 ng/ml
11) Aroclor 1221 (3)	5.964	12881	2.257 ng/ml
12) Aroclor 1221 - AVE	0.000	0	N.D. ng/ml
13) Aroclor 1232 (1)	5.964	12881	2.819 ng/ml
14) Aroclor 1232 (2)	6.296	11019	4.234 ng/ml
15) Aroclor 1232 (3)	6.790	16600	3.393 ng/ml
16) Aroclor 1232 (4)	7.002	17187	10.159 ng/ml
17) Aroclor 1232 (5)	7.050	17297	8.313 ng/ml
18) Aroclor 1232 (6)	7.177	20261	9.338 ng/ml
19) Aroclor 1232 - AVE	0.000	0	N.D. ng/ml
20) Aroclor 1242 (1)	6.301	11225	2.469 ng/ml
21) Aroclor 1242 (2)	6.790	16600	1.882 ng/ml
22) Aroclor 1242 (3)	6.922	16045	4.189 ng/ml
23) Aroclor 1242 (4)	7.002	17187	5.203 ng/ml
24) Aroclor 1242 (5)	7.050	17297	4.331 ng/ml
25) Aroclor 1242 (6)	7.177	20261	4.858 ng/ml
26) Aroclor 1242 - AVE	0.000	0	N.D. ng/ml
27) Aroclor 1248 (1)	6.733	14917	2.890 ng/ml
28) Aroclor 1248 (2)	7.002	17187	2.703 ng/ml
29) Aroclor 1248 (3)	7.050	17297	2.914 ng/ml
30) Aroclor 1248 (4)	7.177	20261	2.777 ng/ml
31) Aroclor 1248 (5)	7.539	40332	4.531 ng/ml
32) Aroclor 1248 (6)	7.688	50144	6.159 ng/ml
33) Aroclor 1248 - AVE	0.000	0	N.D. ng/ml
34) Aroclor 1254 (1)	7.500	20521	2.422 ng/ml
35) Aroclor 1254 (2)	7.688	50144	3.605 ng/ml
36) Aroclor 1254 (3)	8.005	20501	1.351 ng/ml
37) Aroclor 1254 (4)	8.229	15200	1.392 ng/ml
38) Aroclor 1254 (5)	8.580	11034	0.981 ng/ml
39) Aroclor 1254 (6)	8.795	231	0.065 ng/ml
40) Aroclor 1254 - AVE	0.000	0	N.D. ng/ml
41) Aroclor 1260 (1)	8.145	19053	1.810 ng/ml
42) Aroclor 1260 (2)	8.351	14859	1.164 ng/ml
43) Aroclor 1260 (3)	8.584	10985	0.828 ng/ml
44) Aroclor 1260 (4)	9.068	8772	0.415 ng/ml
45) Aroclor 1260 (5)	9.323	6842	0.559 ng/ml
46) Aroclor 1260 (6)	9.889	5119	1.049 ng/ml
47) Aroclor 1260 - AVE	0.000	0	N.D. ng/ml

Quantitation Report (Not Reviewed)

Data Path : K:\DATA\0A13050\
 Data File : ECD2R012.D
 Signal(s) : ECD2B.CH
 Acq On : 13 Jan 2020 19:36
 Operator : MJB / KAK
 Sample : 0A13050-IBL1
 Misc :
 ALS Vial : 51 Sample Multiplier: 1

Integration File: events.e
 Quant Time: Jan 14 11:23:31 2020
 Quant Method : L:\Methods\RECD2_QUANTPCB_200113.M
 Quant Title : PCB Data Analysis
 QLast Update : Tue Jan 14 09:35:58 2020
 Response via : Initial Calibration
 Integrator: ChemStation 6890 Scale Mode: Small noise peaks clipped

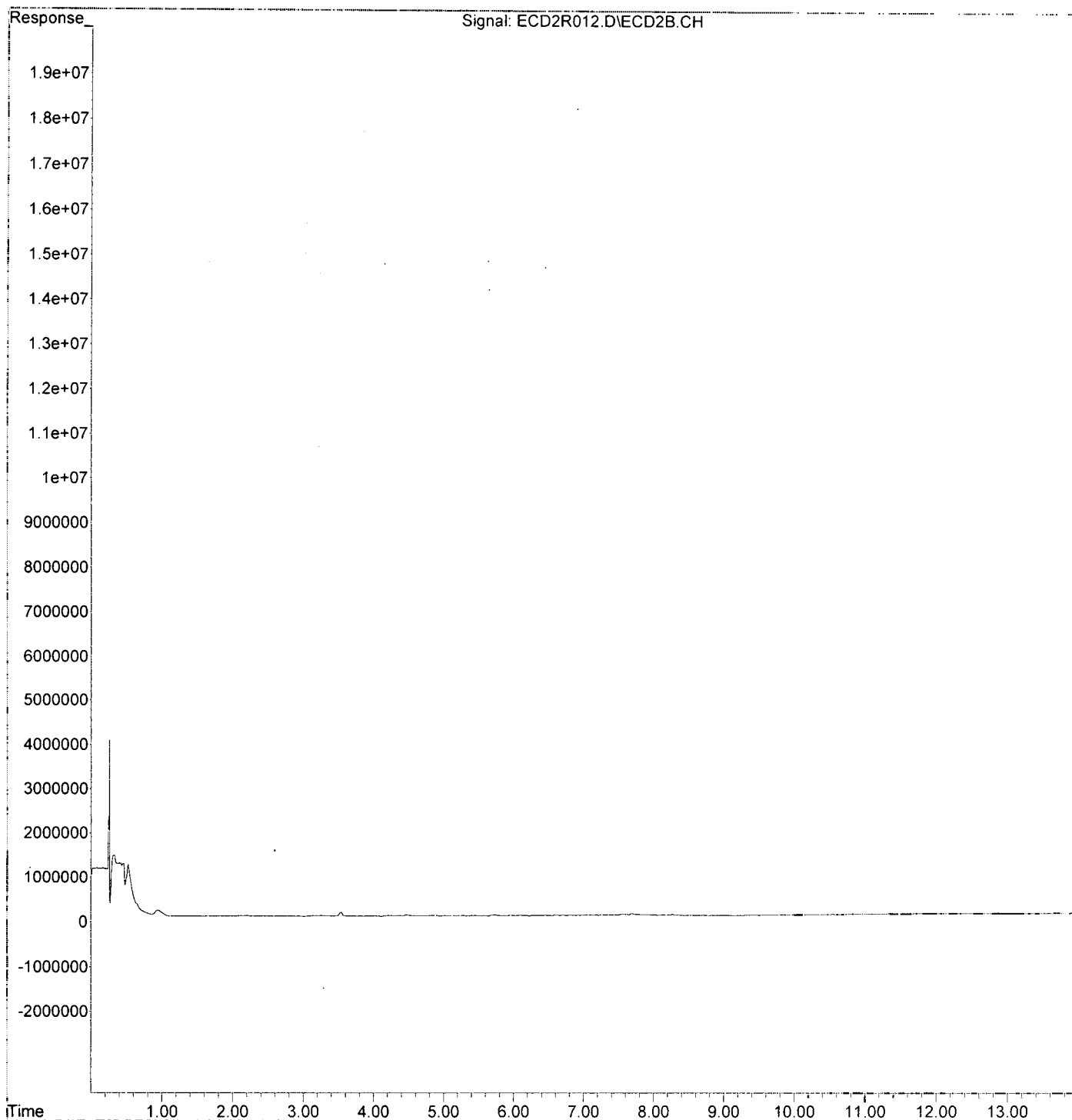
Compound	R.T.	Response	Conc Units
48) Aroclor 1262 (1)	8.351	14859	1.406 ng/ml
49) Aroclor 1262 (2)	8.648	8953	0.586 ng/ml
50) Aroclor 1262 (3)	8.830	8859	0.692 ng/ml
51) Aroclor 1262 (4)	9.068	8772	0.319 ng/ml
52) Aroclor 1262 (5)	9.323	6842	0.417 ng/ml
53) Aroclor 1262 (6)	9.889	5119	0.711 ng/ml
54) Aroclor 1262 - AVE	0.000	0	N.D. ng/ml
55) Aroclor 1268 (1)	8.866	6961	1.117 ng/ml
56) Aroclor 1268 (2)	9.323	6842	0.246 ng/ml
57) Aroclor 1268 (3)	9.392	5187	0.230 ng/ml
58) Aroclor 1268 (4)	9.602	4728	0.246 ng/ml
59) Aroclor 1268 (5)	9.889	5119	0.654 ng/ml
60) Aroclor 1268 (6)	10.234	4357	0.086 ng/ml
61) Aroclor 1268 - AVE	0.000	0	N.D. ng/ml

(f)=RT Delta > 1/2 Window

(m)=manual int.

Data Path : K:\DATA\0A13050\
Data File : ECD2R012.D
Signal(s) : ECD2B.CH
Acq On : 13 Jan 2020 19:36
Operator : MJB / KAK
Sample : 0A13050-IBL1
Misc :
ALS Vial : 51 Sample Multiplier: 1

Integration File: events.e
Quant Time: Jan 14 11:23:31 2020
Quant Method : L:\Methods\RECD2_QUANTPCB_200113.M
Quant Title : PCB Data Analysis
QLast Update : Tue Jan 14 09:35:58 2020
Response via : Initial Calibration
Integrator: ChemStation 6890 Scale Mode: Small noise peaks clipped



Data Path : K:\DATA\0A13050\
 Data File : ECD2R013.D
 Signal(s) : ECD2B.CH
 Acq On : 13 Jan 2020 19:54
 Operator : MJB / KAK
 Sample : 0A13050-ICV1
 Misc :
 ALS Vial : 61 Sample Multiplier: 1

Integration File: events.e
 Quant Time: Jan 14 09:37:43 2020
 Quant Method : L:\Methods\RECD2_QUANTPCB_200113.M
 Quant Title : PCB Data Analysis
 QLast Update : Tue Jan 14 09:35:58 2020
 Response via : Initial Calibration
 Integrator: ChemStation 6890 Scale Mode: Small noise peaks clipped

1/14/20
1016, 1260

Compound	R.T.	Response	Conc	Units
System Monitoring Compounds				
1) S TCMX (S)	5.630	42078237	186.496	ng/ml
62) S DCBP (S)	10.551	20822783	187.215	ng/ml
Target Compounds				
2) Aroclor 1016 (1)	6.301	2889380	467.387	ng/ml
3) Aroclor 1016 (2)	6.790	5607269	490.088	ng/ml
4) Aroclor 1016 (3)	6.917	2567499	479.323	ng/ml
5) Aroclor 1016 (4)	7.004	2249246	455.243	ng/ml
6) Aroclor 1016 (5)	7.048	2695002	485.978	ng/ml
7) Aroclor 1016 (6)	7.174	2593036	453.917	ng/ml
8) Aroclor 1016 - AVE	0.000	0	N.D.	ng/ml
9) Aroclor 1221 (1)	5.805	201677	116.072	ng/ml
10) Aroclor 1221 (2)	5.878	410071	238.833	ng/ml
11) Aroclor 1221 (3)	5.965	1966837	344.635	ng/ml
12) Aroclor 1221 - AVE	0.000	0	N.D.	ng/ml
13) Aroclor 1232 (1)	5.965	1966837	430.380	ng/ml
14) Aroclor 1232 (2)	6.301	2889380	1110.133	ng/ml
15) Aroclor 1232 (3)	6.790	5607269	1146.221	ng/ml
16) Aroclor 1232 (4)	7.004	2249246	1329.470	ng/ml
17) Aroclor 1232 (5)	7.048	2695002	1295.148	ng/ml
18) Aroclor 1232 (6)	7.174	2593036	1195.127	ng/ml
19) Aroclor 1232 - AVE	0.000	0	N.D.	ng/ml
20) Aroclor 1242 (1)	6.301	2889380	635.541	ng/ml
21) Aroclor 1242 (2)	6.790	5607269	635.568	ng/ml
22) Aroclor 1242 (3)	6.917	2567499	670.336	ng/ml
23) Aroclor 1242 (4)	7.004	2249246	680.849	ng/ml
24) Aroclor 1242 (5)	7.048	2695002	674.775	ng/ml
25) Aroclor 1242 (6)	7.174	2593036	621.710	ng/ml
26) Aroclor 1242 - AVE	0.000	0	N.D.	ng/ml
27) Aroclor 1248 (1)	6.763	4488766	869.574	ng/ml
28) Aroclor 1248 (2)	7.004	2249246	353.691	ng/ml
29) Aroclor 1248 (3)	7.048	2695002	454.027	ng/ml
30) Aroclor 1248 (4)	7.174	2593036	355.429	ng/ml
31) Aroclor 1248 (5)	7.539	576503	64.763	ng/ml
32) Aroclor 1248 (6)	7.698	2400401	294.846	ng/ml
33) Aroclor 1248 - AVE	0.000	0	N.D.	ng/ml
34) Aroclor 1254 (1)	7.516	2114363	249.516	ng/ml
35) Aroclor 1254 (2)	7.698	2400401	172.569	ng/ml
36) Aroclor 1254 (3)	8.008	1313048	86.531	ng/ml
37) Aroclor 1254 (4)	8.247	825780	75.645	ng/ml
38) Aroclor 1254 (5)	8.583	7455081	662.753	ng/ml
39) Aroclor 1254 (6)	8.801	882029	250.066	ng/ml
40) Aroclor 1254 - AVE	0.000	0	N.D.	ng/ml
41) Aroclor 1260 (1)	8.144	5628529	534.632	ng/ml
42) Aroclor 1260 (2)	8.350	7018796	549.956	ng/ml
43) Aroclor 1260 (3)	8.583	7455081	562.174	ng/ml
44) Aroclor 1260 (4)	9.067	10304134	487.136	ng/ml
45) Aroclor 1260 (5)	9.325	6100150	498.593	ng/ml
46) Aroclor 1260 (6)	9.890	1867409	382.669	ng/ml
47) Aroclor 1260 - AVE	0.000	0	N.D.	ng/ml

471.989

502.527

Data Path : K:\DATA\0A13050\
 Data File : ECD2R013.D
 Signal(s) : ECD2B.CH
 Acq On : 13 Jan 2020 19:54
 Operator : MJB / KAK
 Sample : 0A13050-ICV1
 Misc :
 ALS Vial : 61 Sample Multiplier: 1

Integration File: events.e
 Quant Time: Jan 14 09:37:43 2020
 Quant Method : L:\Methods\RECD2_QUANTPCB_200113.M
 Quant Title : PCB Data Analysis
 QLast Update : Tue Jan 14 09:35:58 2020
 Response via : Initial Calibration
 Integrator: ChemStation 6890 Scale Mode: Small noise peaks clipped

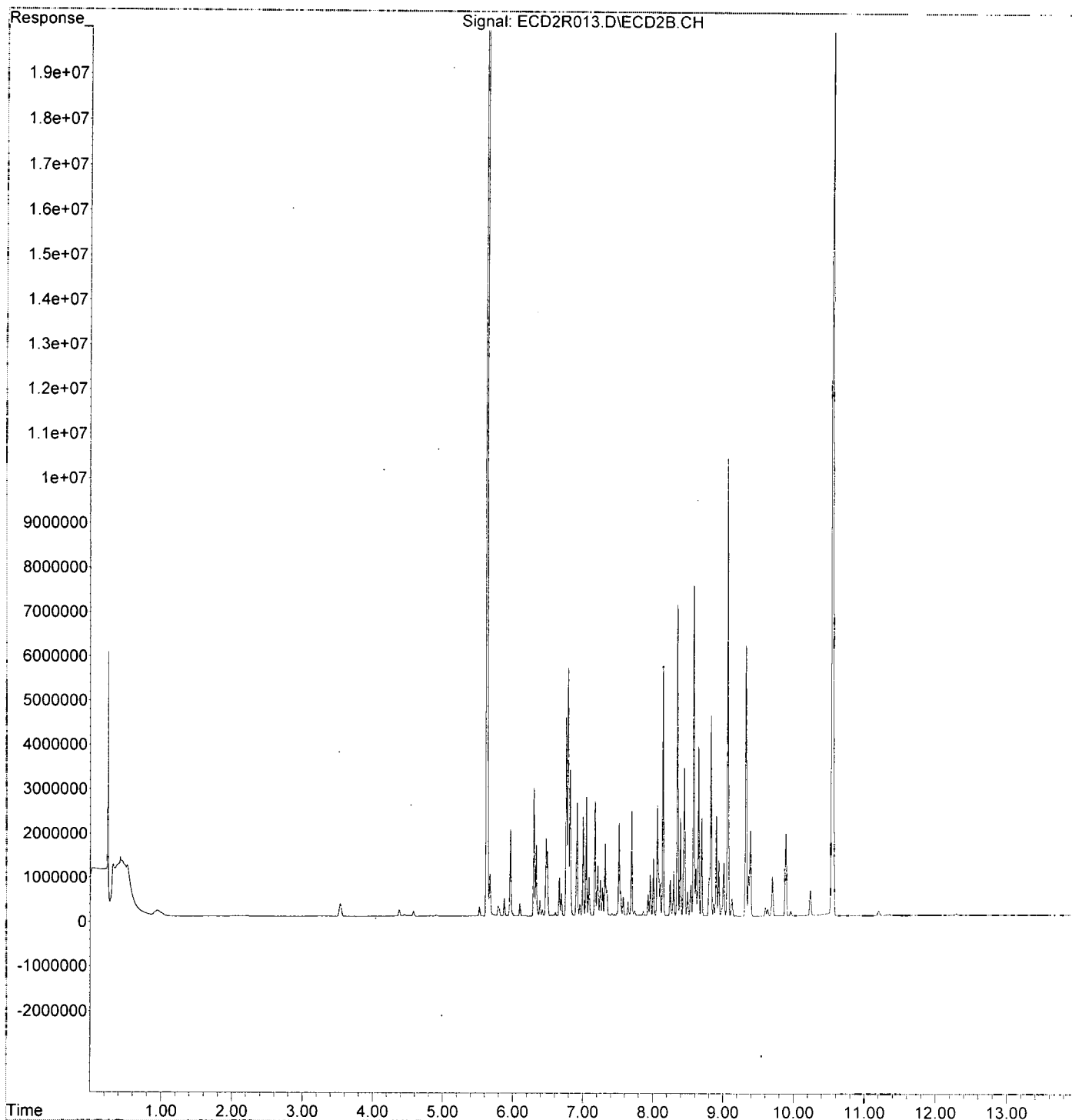
Compound	R.T.	Response	Conc Units
48) Aroclor 1262 (1)	8.350	7018796	663.923 ng/ml
49) Aroclor 1262 (2)	8.651	3830979	250.759 ng/ml
50) Aroclor 1262 (3)	8.829	4526983	353.555 ng/ml
51) Aroclor 1262 (4)	9.067	10304134	374.361 ng/ml
52) Aroclor 1262 (5)	9.325	6100150	371.517 ng/ml
53) Aroclor 1262 (6)	9.890	1867409	259.343 ng/ml
54) Aroclor 1262 - AVE	0.000	0	N.D. ng/ml
55) Aroclor 1268 (1)	8.869	290538	46.619 ng/ml
56) Aroclor 1268 (2)	9.325	6100150	219.694 ng/ml
57) Aroclor 1268 (3)	9.389	1939101	86.120 ng/ml
58) Aroclor 1268 (4)	9.604	197089	10.237 ng/ml
59) Aroclor 1268 (5)	9.890	1867409	238.702 ng/ml
60) Aroclor 1268 (6)	10.239	589830	11.653 ng/ml
61) Aroclor 1268 - AVE	0.000	0	N.D. ng/ml

(f)=RT Delta > 1/2 Window

(m)=manual int.

Data Path : K:\DATA\0A13050\
Data File : ECD2R013.D
Signal(s) : ECD2B.CH
Acq On : 13 Jan 2020 19:54
Operator : MJB / KAK
Sample : 0A13050-ICV1
Misc :
ALS Vial : 61 Sample Multiplier: 1

Integration File: events.e
Quant Time: Jan 14 09:37:43 2020
Quant Method : L:\Methods\RECD2_QUANTPCB_200113.M
Quant Title : PCB Data Analysis
QLast Update : Tue Jan 14 09:35:58 2020
Response via : Initial Calibration
Integrator: ChemStation 6890 Scale Mode: Small noise peaks clipped



Data Path : K:\DATA\0A13050\
 Data File : ECD2R021.D
 Signal(s) : ECD2B.CH
 Acq On : 13 Jan 2020 22:15
 Operator : MJB / KAK
 Sample : 0A13050-ICV2
 Misc :
 ALS Vial : 69 Sample Multiplier: 1

Integration File: events.e
 Quant Time: Jan 14 09:38:18 2020
 Quant Method : L:\Methods\RECD2_QUANTPCB_200113.M
 Quant Title : PCB Data Analysis
 QLast Update : Tue Jan 14 09:35:58 2020
 Response via : Initial Calibration
 Integrator: ChemStation 6890 Scale Mode: Small noise peaks clipped

1/14/20
1221, 125A

Compound	R.T.	Response	Conc	Units
System Monitoring Compounds				
1) S TCMX (S)	5.627	8366007	37.079	ng/ml
62) S DCBP (S)	10.548	9358034	84.137	ng/ml
Target Compounds				
2) Aroclor 1016 (1)	6.299	530484	85.811	ng/ml
3) Aroclor 1016 (2)	6.789	860190	75.183	ng/ml
4) Aroclor 1016 (3)	6.916	419193	78.259	ng/ml
5) Aroclor 1016 (4)	7.003	2660118	538.403	ng/ml
6) Aroclor 1016 (5)	7.047	962899	173.636	ng/ml
7) Aroclor 1016 (6)	7.173	1702556	298.036	ng/ml
8) Aroclor 1016 - AVE	0.000	0	N.D.	ng/ml
9) Aroclor 1221 (1)	5.805	1591287	915.838	ng/ml
10) Aroclor 1221 (2)	5.876	1584717	922.969	ng/ml
11) Aroclor 1221 (3)	5.964	5308894	930.240	ng/ml
12) Aroclor 1221 - AVE	0.000	0	N.D.	ng/ml
13) Aroclor 1232 (1)	5.964	5308894	1161.684	ng/ml
14) Aroclor 1232 (2)	6.299	530484	203.818	ng/ml
15) Aroclor 1232 (3)	6.789	860190	175.837	ng/ml
16) Aroclor 1232 (4)	7.003	2660118	1572.325	ng/ml
17) Aroclor 1232 (5)	7.047	962899	462.744	ng/ml
18) Aroclor 1232 (6)	7.173	1702556	784.706	ng/ml
19) Aroclor 1232 - AVE	0.000	0	N.D.	ng/ml
20) Aroclor 1242 (1)	6.299	530484	116.684	ng/ml
21) Aroclor 1242 (2)	6.789	860190	97.500	ng/ml
22) Aroclor 1242 (3)	6.916	419193	109.445	ng/ml
23) Aroclor 1242 (4)	7.003	2660118	805.220	ng/ml
24) Aroclor 1242 (5)	7.047	962899	241.091	ng/ml
25) Aroclor 1242 (6)	7.173	1702556	408.207	ng/ml
26) Aroclor 1242 - AVE	0.000	0	N.D.	ng/ml
27) Aroclor 1248 (1)	6.762	678412	131.424	ng/ml
28) Aroclor 1248 (2)	7.003	2660118	418.300	ng/ml
29) Aroclor 1248 (3)	7.047	962899	162.220	ng/ml
30) Aroclor 1248 (4)	7.173	1702556	233.370	ng/ml
31) Aroclor 1248 (5)	7.538	2699412	303.245	ng/ml
32) Aroclor 1248 (6)	7.697	7172222	880.977	ng/ml
33) Aroclor 1248 - AVE	0.000	0	N.D.	ng/ml
34) Aroclor 1254 (1)	7.516	4718199	556.795	ng/ml
35) Aroclor 1254 (2)	7.697	7172222	515.622	ng/ml
36) Aroclor 1254 (3)	8.008	7608333	501.395	ng/ml
37) Aroclor 1254 (4)	8.246	5568780	510.126	ng/ml
38) Aroclor 1254 (5)	8.580	5642709	501.634	ng/ml
39) Aroclor 1254 (6)	8.811	1659515	470.493	ng/ml
40) Aroclor 1254 - AVE	0.000	0	N.D.	ng/ml
41) Aroclor 1260 (1)	8.142	2581769	245.232	ng/ml
42) Aroclor 1260 (2)	8.349	3126649	244.988	ng/ml
43) Aroclor 1260 (3)	8.580	5642709	425.506	ng/ml
44) Aroclor 1260 (4)	9.065	944219	44.639	ng/ml
45) Aroclor 1260 (5)	9.323	736233	60.176	ng/ml
46) Aroclor 1260 (6)	9.889	56325	11.542	ng/ml
47) Aroclor 1260 - AVE	0.000	0	N.D.	ng/ml

923.016

509.344

Data Path : K:\DATA\0A13050\
 Data File : ECD2R021.D
 Signal(s) : ECD2B.CH
 Acq On : 13 Jan 2020 22:15
 Operator : MJB / KAK
 Sample : 0A13050-ICV2
 Misc :
 ALS Vial : 69 Sample Multiplier: 1

Integration File: events.e
 Quant Time: Jan 14 09:38:18 2020
 Quant Method : L:\Methods\RECD2_QUANTPCB_200113.M
 Quant Title : PCB Data Analysis
 QLast Update : Tue Jan 14 09:35:58 2020
 Response via : Initial Calibration
 Integrator: ChemStation 6890 Scale Mode: Small noise peaks clipped

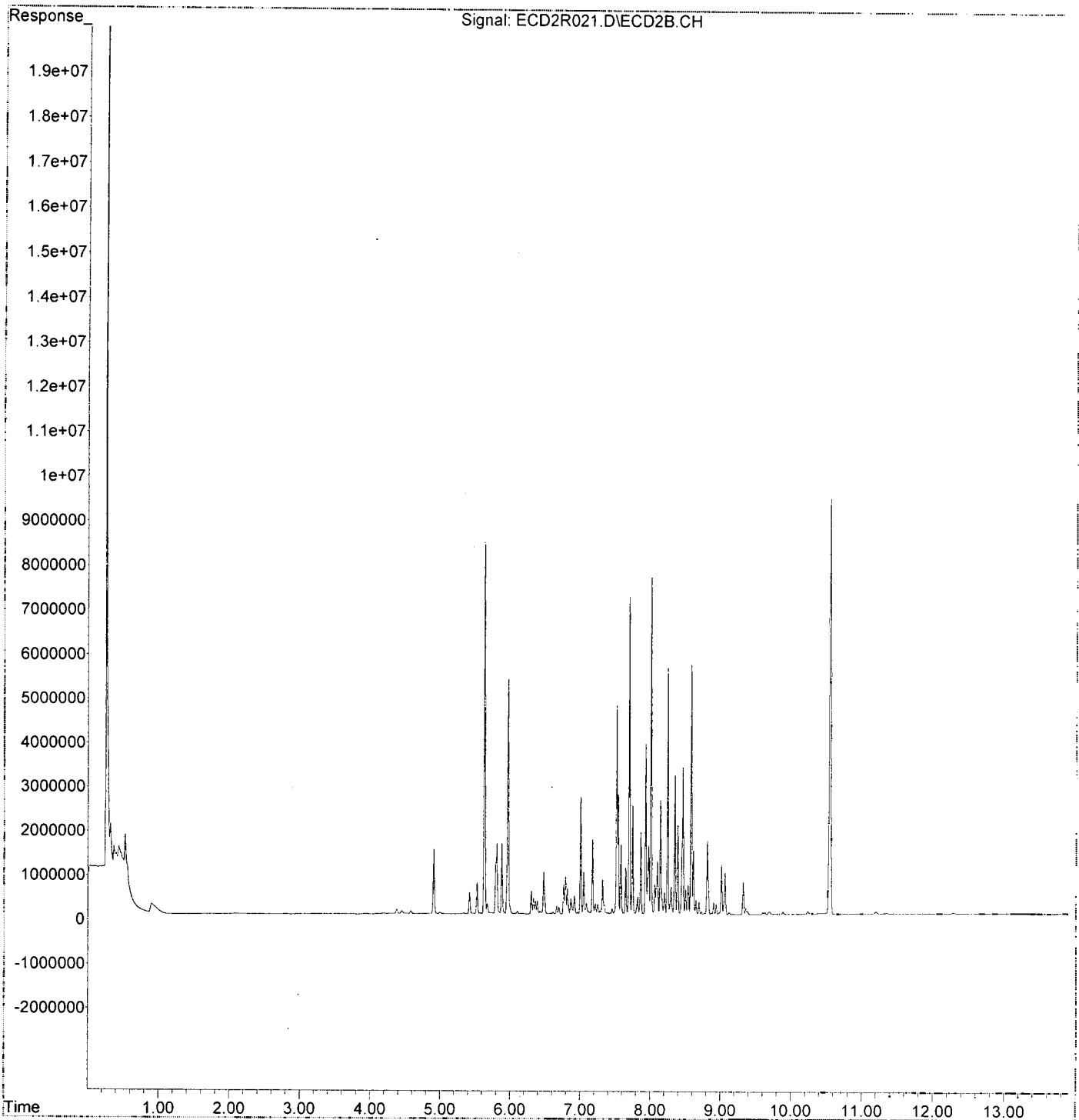
Compound	R.T.	Response	Conc Units
48) Aroclor 1262 (1)	8.349	3126649	295.757 ng/ml
49) Aroclor 1262 (2)	8.649	316091	20.690 ng/ml
50) Aroclor 1262 (3)	8.811	1659515	129.607 ng/ml
51) Aroclor 1262 (4)	9.065	944219	34.305 ng/ml
52) Aroclor 1262 (5)	9.323	736233	44.839 ng/ml
53) Aroclor 1262 (6)	9.889	56325	7.822 ng/ml
54) Aroclor 1262 - AVE	0.000	0	N.D. ng/ml
55) Aroclor 1268 (1)	8.870	37976	6.093 ng/ml
56) Aroclor 1268 (2)	9.323	736233	26.515 ng/ml
57) Aroclor 1268 (3)	9.385	69099	3.069 ng/ml
58) Aroclor 1268 (4)	9.604	39433	2.048 ng/ml
59) Aroclor 1268 (5)	9.889	56325	7.200 ng/ml
60) Aroclor 1268 (6)	10.240	59800	1.181 ng/ml
61) Aroclor 1268 - AVE	0.000	0	N.D. ng/ml

(f)=RT Delta > 1/2 Window

(m)=manual int.

Data Path : K:\DATA\0A13050\
Data File : ECD2R021.D
Signal(s) : ECD2B.CH
Acq On : 13 Jan 2020 22:15
Operator : MJB / KAK
Sample : 0A13050-ICV2
Misc :
ALS Vial : 69 Sample Multiplier: 1

Integration File: events.e
Quant Time: Jan 14 09:38:18 2020
Quant Method : L:\Methods\RECD2_QUANTPCB_200113.M
Quant Title : PCB Data Analysis
QLast Update : Tue Jan 14 09:35:58 2020
Response via : Initial Calibration
Integrator: ChemStation 6890 Scale Mode: Small noise peaks clipped



Data Path : K:\DATA\0A13050\
 Data File : ECD2R022.D
 Signal(s) : ECD2B.CH
 Acq On : 13 Jan 2020 22:32
 Operator : MJB / KAK
 Sample : 0A13050-ICV3
 Misc :
 ALS Vial : 70 Sample Multiplier: 1

Integration File: events.e
 Quant Time: Jan 14 09:38:51 2020
 Quant Method : L:\Methods\RECD2_QUANTPCB_200113.M
 Quant Title : PCB Data Analysis
 QLast Update : Tue Jan 14 09:35:58 2020
 Response via : Initial Calibration
 Integrator: ChemStation 6890 Scale Mode: Small noise peaks clipped

Handwritten:
 1/14/20
 1232, 1262

Compound	R.T.	Response	Conc	Units
System Monitoring Compounds				
1) S TCMX (S)	5.627	8656583	38.367	ng/ml
62) S DCBP (S)	10.549	9384526	84.375	ng/ml
Target Compounds				
2) Aroclor 1016 (1)	6.299	1350246	218.416	ng/ml
3) Aroclor 1016 (2)	6.789	2443408	213.559	ng/ml
4) Aroclor 1016 (3)	6.916	1134572	211.812	ng/ml
5) Aroclor 1016 (4)	7.002	928356	187.898	ng/ml
6) Aroclor 1016 (5)	7.047	1047657	188.920	ng/ml
7) Aroclor 1016 (6)	7.172	1131966	198.153	ng/ml
8) Aroclor 1016 - AVE	0.000	0	N.D.	ng/ml
9) Aroclor 1221 (1)	5.805	531565	305.933	ng/ml
10) Aroclor 1221 (2)	5.877	604859	352.281	ng/ml
11) Aroclor 1221 (3)	5.964	2221641	389.283	ng/ml
12) Aroclor 1221 - AVE	0.000	0	N.D.	ng/ml
13) Aroclor 1232 (1)	5.964	2221641	486.136	ng/ml
14) Aroclor 1232 (2)	6.299	1350246	518.780	ng/ml
15) Aroclor 1232 (3)	6.789	2443408	499.474	ng/ml
16) Aroclor 1232 (4)	7.002	928356	548.727	ng/ml
17) Aroclor 1232 (5)	7.047	1047657	503.477	ng/ml
18) Aroclor 1232 (6)	7.172	1131966	521.721	ng/ml
19) Aroclor 1232 - AVE	0.000	0	N.D.	ng/ml
20) Aroclor 1242 (1)	6.299	1350246	296.997	ng/ml
21) Aroclor 1242 (2)	6.789	2443408	276.953	ng/ml
22) Aroclor 1242 (3)	6.916	1134572	296.220	ng/ml
23) Aroclor 1242 (4)	7.002	928356	281.014	ng/ml
24) Aroclor 1242 (5)	7.047	1047657	262.312	ng/ml
25) Aroclor 1242 (6)	7.172	1131966	271.402	ng/ml
26) Aroclor 1242 - AVE	0.000	0	N.D.	ng/ml
27) Aroclor 1248 (1)	6.762	1888334	365.812	ng/ml
28) Aroclor 1248 (2)	7.002	928356	145.983	ng/ml
29) Aroclor 1248 (3)	7.047	1047657	176.499	ng/ml
30) Aroclor 1248 (4)	7.172	1131966	155.159	ng/ml
31) Aroclor 1248 (5)	7.538	1351685	151.845	ng/ml
32) Aroclor 1248 (6)	7.696	1745059	214.349	ng/ml
33) Aroclor 1248 - AVE	0.000	0	N.D.	ng/ml
34) Aroclor 1254 (1)	7.518	1328075	156.726	ng/ml
35) Aroclor 1254 (2)	7.696	1745059	125.455	ng/ml
36) Aroclor 1254 (3)	8.007	705753	46.510	ng/ml
37) Aroclor 1254 (4)	8.246	542138	49.662	ng/ml
38) Aroclor 1254 (5)	8.582	4080262	362.733	ng/ml
39) Aroclor 1254 (6)	8.797	1286937	364.863	ng/ml
40) Aroclor 1254 - AVE	0.000	0	N.D.	ng/ml
41) Aroclor 1260 (1)	8.143	4275414	406.105	ng/ml
42) Aroclor 1260 (2)	8.349	5037521	394.714	ng/ml
43) Aroclor 1260 (3)	8.582	4080262	307.685	ng/ml
44) Aroclor 1260 (4)	9.065	12366178	584.621	ng/ml
45) Aroclor 1260 (5)	9.324	7304758	597.051	ng/ml
46) Aroclor 1260 (6)	9.889	3314208	679.147	ng/ml
47) Aroclor 1260 - AVE	0.000	0	N.D.	ng/ml

Handwritten: 513.053

Data Path : K:\DATA\0A13050\
 Data File : ECD2R022.D
 Signal(s) : ECD2B.CH
 Acq On : 13 Jan 2020 22:32
 Operator : MJB / KAK
 Sample : 0A13050-ICV3
 Misc :
 ALS Vial : 70 Sample Multiplier: 1

Integration File: events.e
 Quant Time: Jan 14 09:38:51 2020
 Quant Method : L:\Methods\RECD2_QUANTPCB_200113.M
 Quant Title : PCB Data Analysis
 QLast Update : Tue Jan 14 09:35:58 2020
 Response via : Initial Calibration
 Integrator: ChemStation 6890 Scale Mode: Small noise peaks clipped

Compound	R.T.	Response	Conc Units
48) Aroclor 1262 (1)	8.349	5037521	476.510 ng/ml
49) Aroclor 1262 (2)	8.650	6862374	449.182 ng/ml
50) Aroclor 1262 (3)	8.827	5598953	437.275 ng/ml
51) Aroclor 1262 (4)	9.065	12366178	449.277 ng/ml
52) Aroclor 1262 (5)	9.324	7304758	444.882 ng/ml
53) Aroclor 1262 (6)	9.889	3314208	460.273 ng/ml
54) Aroclor 1262 - AVE	0.000	0	N.D. ng/ml
55) Aroclor 1268 (1)	8.868	758406	121.692 ng/ml
56) Aroclor 1268 (2)	9.324	7304758	263.078 ng/ml
57) Aroclor 1268 (3)	9.388	3944690	175.193 ng/ml
58) Aroclor 1268 (4)	9.601	308022	15.998 ng/ml
59) Aroclor 1268 (5)	9.889	3314208	423.639 ng/ml
60) Aroclor 1268 (6)	10.238	1086007	21.456 ng/ml
61) Aroclor 1268 - AVE	0.000	0	N.D. ng/ml

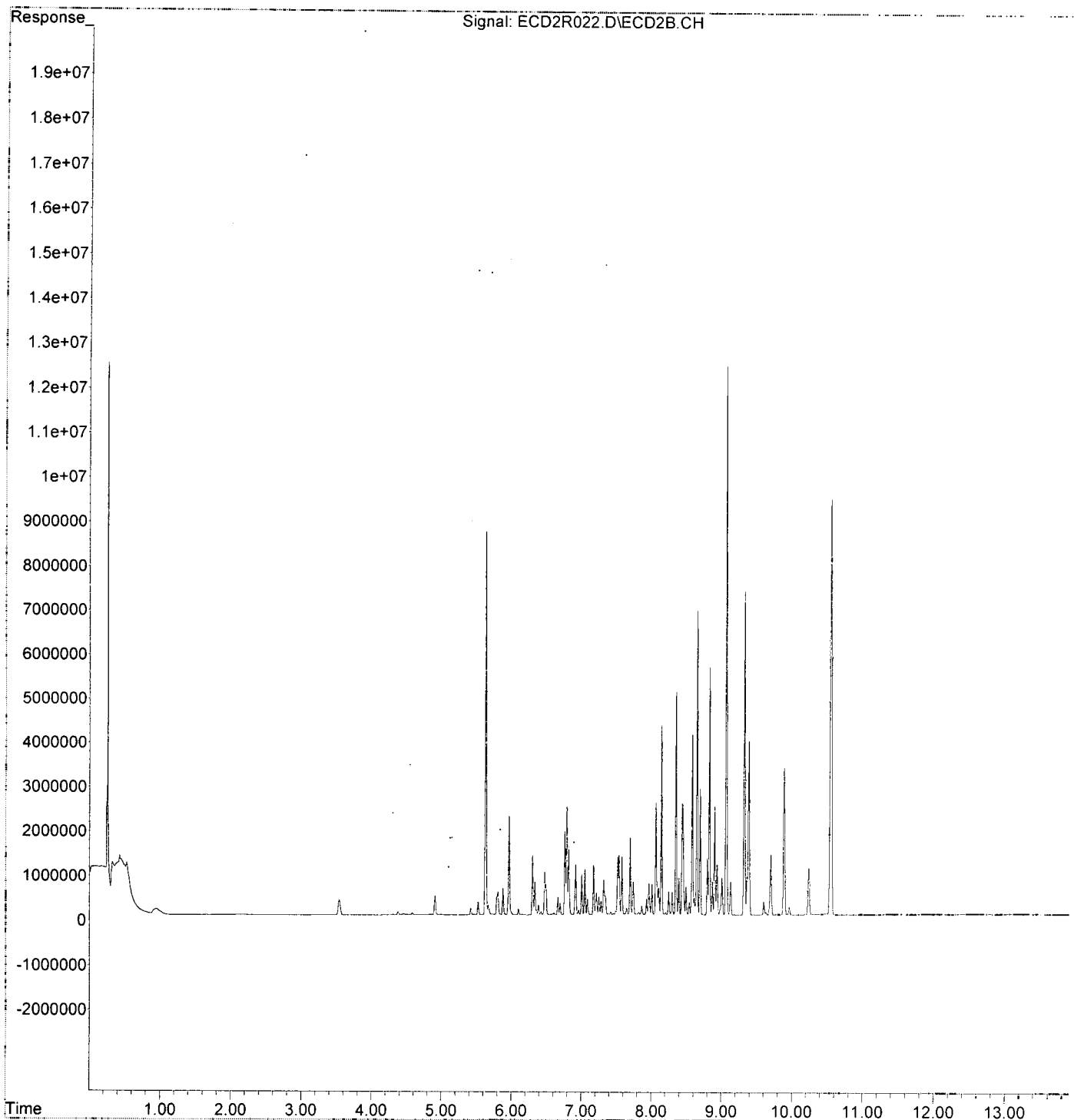
452.900

(f)=RT Delta > 1/2 Window

(m)=manual int.

Data Path : K:\DATA\0A13050\
Data File : ECD2R022.D
Signal(s) : ECD2B.CH
Acq On : 13 Jan 2020 22:32
Operator : MJB / KAK
Sample : 0A13050-ICV3
Misc :
ALS Vial : 70 Sample Multiplier: 1

Integration File: events.e
Quant Time: Jan 14 09:38:51 2020
Quant Method : L:\Methods\RECD2_QUANTPCB_200113.M
Quant Title : PCB Data Analysis
QLast Update : Tue Jan 14 09:35:58 2020
Response via : Initial Calibration
Integrator: ChemStation 6890 Scale Mode: Small noise peaks clipped



Data Path : K:\DATA\0A13050\
 Data File : ECD2R023.D
 Signal(s) : ECD2B.CH
 Acq On : 13 Jan 2020 22:50
 Operator : MJB / KAK
 Sample : 0A13050-ICV4
 Misc :
 ALS Vial : 71 Sample Multiplier: 1

Integration File: events.e
 Quant Time: Jan 14 09:39:27 2020
 Quant Method : L:\Methods\RECD2_QUANTPCB_200113.M
 Quant Title : PCB Data Analysis
 QLast Update : Tue Jan 14 09:35:58 2020
 Response via : Initial Calibration
 Integrator: ChemStation 6890 Scale Mode: Small noise peaks clipped

Handwritten:
 1/14/20
 1242, 1268

Compound	R.T.	Response	Conc Units
System Monitoring Compounds			
1) S TCMX (S)	5.627	9226068	40.891 ng/ml
62) S DCBP (S)	10.548	4337702	39.000 ng/ml
Target Compounds			
2) Aroclor 1016 (1)	6.299	2413373	390.388 ng/ml
3) Aroclor 1016 (2)	6.788	4561837	398.715 ng/ml
4) Aroclor 1016 (3)	6.915	2111530	394.199 ng/ml
5) Aroclor 1016 (4)	7.003	1711882	346.482 ng/ml
6) Aroclor 1016 (5)	7.047	2043722	368.536 ng/ml
7) Aroclor 1016 (6)	7.173	2181722	381.916 ng/ml
8) Aroclor 1016 - AVE	0.000	0	N.D. ng/ml
9) Aroclor 1221 (1)	5.804	182381	104.966 ng/ml
10) Aroclor 1221 (2)	5.876	369568	215.243 ng/ml
11) Aroclor 1221 (3)	5.964	1712969	300.152 ng/ml
12) Aroclor 1221 - AVE	0.000	0	N.D. ng/ml
13) Aroclor 1232 (1)	5.964	1712969	374.829 ng/ml
14) Aroclor 1232 (2)	6.299	2413373	927.246 ng/ml
15) Aroclor 1232 (3)	6.788	4561837	932.517 ng/ml
16) Aroclor 1232 (4)	7.003	1711882	1011.848 ng/ml
17) Aroclor 1232 (5)	7.047	2043722	982.160 ng/ml
18) Aroclor 1232 (6)	7.173	2181722	1005.553 ng/ml
19) Aroclor 1232 - AVE	0.000	0	N.D. ng/ml
20) Aroclor 1242 (1)	6.299	2413373	530.840 ng/ml
21) Aroclor 1242 (2)	6.788	4561837	517.071 ng/ml
22) Aroclor 1242 (3)	6.915	2111530	551.289 ng/ml
23) Aroclor 1242 (4)	7.003	1711882	518.188 ng/ml
24) Aroclor 1242 (5)	7.047	2043722	511.707 ng/ml
25) Aroclor 1242 (6)	7.173	2181722	523.093 ng/ml
26) Aroclor 1242 - AVE	0.000	0	N.D. ng/ml
27) Aroclor 1248 (1)	6.762	3611646	699.656 ng/ml
28) Aroclor 1248 (2)	7.003	1711882	269.191 ng/ml
29) Aroclor 1248 (3)	7.047	2043722	344.306 ng/ml
30) Aroclor 1248 (4)	7.173	2181722	299.050 ng/ml
31) Aroclor 1248 (5)	7.538	2591584	291.132 ng/ml
32) Aroclor 1248 (6)	7.694	2020479	248.179 ng/ml
33) Aroclor 1248 - AVE	0.000	0	N.D. ng/ml
34) Aroclor 1254 (1)	7.520	1648606	194.552 ng/ml
35) Aroclor 1254 (2)	7.694	2020479	145.255 ng/ml
36) Aroclor 1254 (3)	8.007	759688	50.064 ng/ml
37) Aroclor 1254 (4)	8.246	528301	48.395 ng/ml
38) Aroclor 1254 (5)	8.582	149523	13.293 ng/ml
39) Aroclor 1254 (6)	8.797	123265	34.947 ng/ml
40) Aroclor 1254 - AVE	0.000	0	N.D. ng/ml
41) Aroclor 1260 (1)	8.142	66974	6.362 ng/ml
42) Aroclor 1260 (2)	8.346	120430	9.436 ng/ml
43) Aroclor 1260 (3)	8.582	149523	11.275 ng/ml
44) Aroclor 1260 (4)	9.065	1461812	69.108 ng/ml
45) Aroclor 1260 (5)	9.324	13500094	1103.424 ng/ml
46) Aroclor 1260 (6)	9.889	3935860	806.536 ng/ml
47) Aroclor 1260 - AVE	0.000	0	N.D. ng/ml

Handwritten: 525.365

Data Path : K:\DATA\0A13050\
 Data File : ECD2R023.D
 Signal(s) : ECD2B.CH
 Acq On : 13 Jan 2020 22:50
 Operator : MJB / KAK
 Sample : 0A13050-ICV4
 Misc :
 ALS Vial : 71 Sample Multiplier: 1

Integration File: events.e
 Quant Time: Jan 14 09:39:27 2020
 Quant Method : L:\Methods\RECD2_QUANTPCB_200113.M
 Quant Title : PCB Data Analysis
 QLast Update : Tue Jan 14 09:35:58 2020
 Response via : Initial Calibration
 Integrator: ChemStation 6890 Scale Mode: Small noise peaks clipped

Compound	R.T.	Response	Conc	Units
48) Aroclor 1262 (1)	8.346	120430	11.392	ng/ml
49) Aroclor 1262 (2)	8.650	2695648	176.446	ng/ml
50) Aroclor 1262 (3)	8.827	202812	15.840	ng/ml
51) Aroclor 1262 (4)	9.065	1461812	53.109	ng/ml
52) Aroclor 1262 (5)	9.324	13500094	822.196	ng/ml
53) Aroclor 1262 (6)	9.889	3935860	546.607	ng/ml
54) Aroclor 1262 - AVE	0.000	0	N.D.	ng/ml
55) Aroclor 1268 (1)	8.868	3124772	501.395	ng/ml
56) Aroclor 1268 (2)	9.324	13500094	486.200	ng/ml
57) Aroclor 1268 (3)	9.390	11777316	523.058	ng/ml
58) Aroclor 1268 (4)	9.601	9243944	480.124	ng/ml
59) Aroclor 1268 (5)	9.889	3935860	503.102	ng/ml
60) Aroclor 1268 (6)	10.238	26494457	523.450	ng/ml
61) Aroclor 1268 - AVE	0.000	0	N.D.	ng/ml

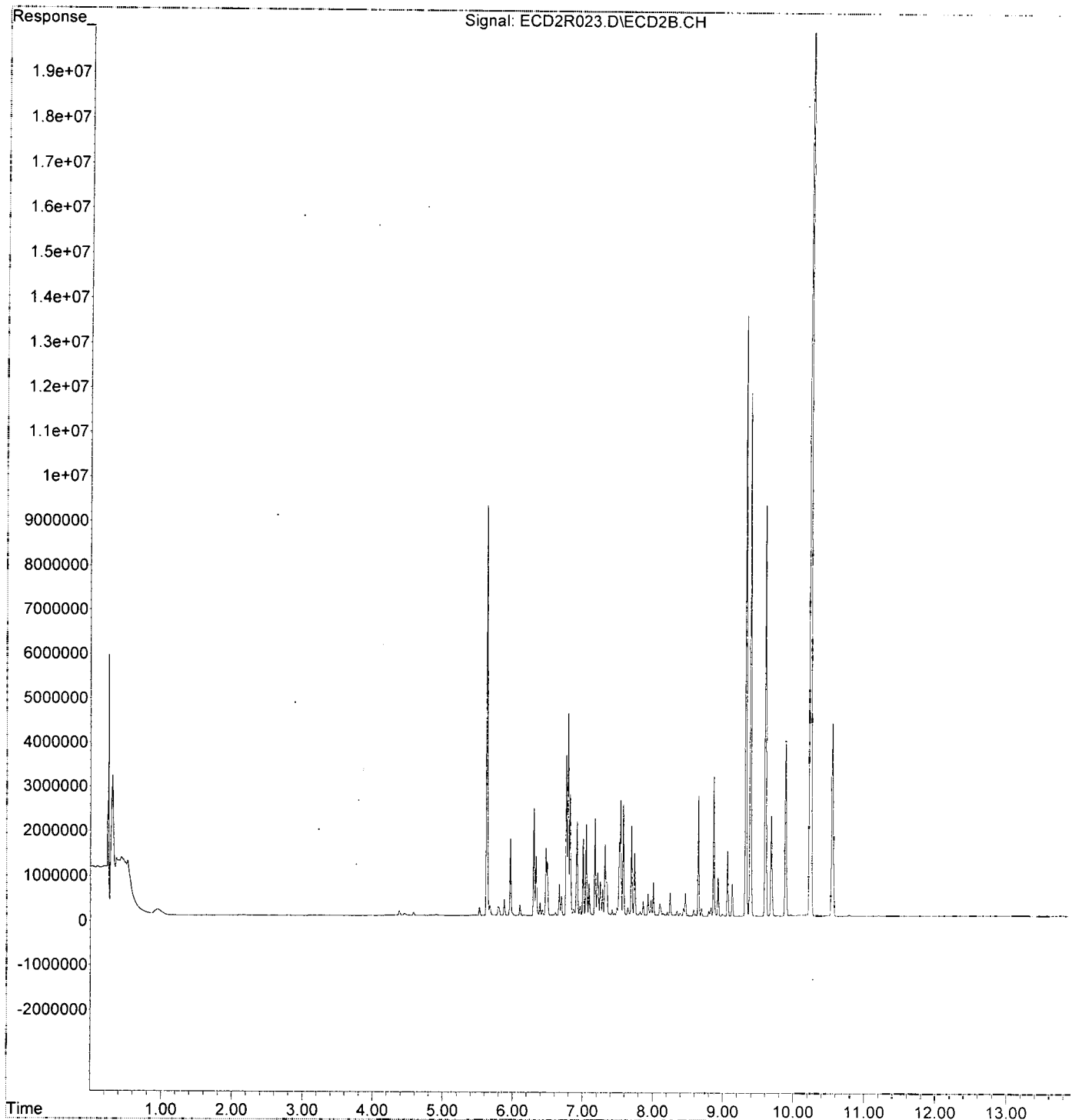
502.888

(f)=RT Delta > 1/2 Window

(m)=manual int.

Data Path : K:\DATA\0A13050\
Data File : ECD2R023.D
Signal(s) : ECD2B.CH
Acq On : 13 Jan 2020 22:50
Operator : MJB / KAK
Sample : 0A13050-ICV4
Misc :
ALS Vial : 71 Sample Multiplier: 1

Integration File: events.e
Quant Time: Jan 14 09:39:27 2020
Quant Method : L:\Methods\RECD2_QUANTPCB_200113.M
Quant Title : PCB Data Analysis
QLast Update : Tue Jan 14 09:35:58 2020
Response via : Initial Calibration
Integrator: ChemStation 6890 Scale Mode: Small noise peaks clipped



Data Path : K:\DATA\0A13050\
 Data File : ECD2R025.D
 Signal(s) : ECD2B.CH
 Acq On : 14 Jan 2020 8:02
 Operator : MJB / KAK
 Sample : 0A13050-ICV5
 Misc :
 ALS Vial : 72 Sample Multiplier: 1

Integration File: events.e
 Quant Time: Jan 14 09:40:40 2020
 Quant Method : L:\Methods\RECD2_QUANTPCB_200113.M
 Quant Title : PCB Data Analysis
 QLast Update : Tue Jan 14 09:35:58 2020
 Response via : Initial Calibration
 Integrator: ChemStation 6890 Scale Mode: Small noise peaks clipped

[Handwritten Signature]
 1/14/20
 12A8

Compound	R.T.	Response	Conc Units

System Monitoring Compounds			
1) S TCMX (S)	5.626	3813	0.017 ng/ml
62) S DCBP (S)	10.549	7136	0.064 ng/ml
Target Compounds			
2) Aroclor 1016 (1)	6.300	1394431	225.564 ng/ml
3) Aroclor 1016 (2)	6.790	2958219	258.555 ng/ml
4) Aroclor 1016 (3)	6.914	1341022	250.354 ng/ml
5) Aroclor 1016 (4)	7.004	3704379	749.759 ng/ml
6) Aroclor 1016 (5)	7.049	3586571	646.751 ng/ml
7) Aroclor 1016 (6)	7.174	4317847	755.849 ng/ml
8) Aroclor 1016 - AVE	0.000	0	N.D. ng/ml
9) Aroclor 1221 (1)	5.804	21978	12.649 ng/ml
10) Aroclor 1221 (2)	5.877	39285	22.880 ng/ml
11) Aroclor 1221 (3)	5.964	217044	38.031 ng/ml
12) Aroclor 1221 - AVE	0.000	0	N.D. ng/ml
13) Aroclor 1232 (1)	5.964	217044	47.493 ng/ml
14) Aroclor 1232 (2)	6.300	1394431	535.756 ng/ml
15) Aroclor 1232 (3)	6.790	2958219	604.710 ng/ml
16) Aroclor 1232 (4)	7.004	3704379	2189.560 ng/ml
17) Aroclor 1232 (5)	7.049	3586571	1723.613 ng/ml
18) Aroclor 1232 (6)	7.174	4317847	1990.089 ng/ml
19) Aroclor 1232 - AVE	0.000	0	N.D. ng/ml
20) Aroclor 1242 (1)	6.300	1394431	306.716 ng/ml
21) Aroclor 1242 (2)	6.790	2958219	335.306 ng/ml
22) Aroclor 1242 (3)	6.914	1341022	350.121 ng/ml
23) Aroclor 1242 (4)	7.004	3704379	1121.319 ng/ml
24) Aroclor 1242 (5)	7.049	3586571	898.006 ng/ml
25) Aroclor 1242 (6)	7.174	4317847	1035.253 ng/ml
26) Aroclor 1242 - AVE	0.000	0	N.D. ng/ml
27) Aroclor 1248 (1)	6.763	2856083	553.287 ng/ml
28) Aroclor 1248 (2)	7.004	3704379	582.509 ng/ml
29) Aroclor 1248 (3)	7.049	3586571	604.230 ng/ml
30) Aroclor 1248 (4)	7.174	4317847	591.850 ng/ml
31) Aroclor 1248 (5)	7.539	5461777	613.562 ng/ml
32) Aroclor 1248 (6)	7.696	4885408	600.083 ng/ml
33) Aroclor 1248 - AVE	0.000	0	N.D. ng/ml
34) Aroclor 1254 (1)	7.521	3710121	437.832 ng/ml
35) Aroclor 1254 (2)	7.696	4885408	351.220 ng/ml
36) Aroclor 1254 (3)	8.008	2831335	186.587 ng/ml
37) Aroclor 1254 (4)	8.248	1962735	179.795 ng/ml
38) Aroclor 1254 (5)	8.581	433653	38.552 ng/ml
39) Aroclor 1254 (6)	8.811	168693	47.827 ng/ml
40) Aroclor 1254 - AVE	0.000	0	N.D. ng/ml
41) Aroclor 1260 (1)	8.144	240144	22.810 ng/ml
42) Aroclor 1260 (2)	8.347	321684	25.205 ng/ml
43) Aroclor 1260 (3)	8.581	433653	32.701 ng/ml
44) Aroclor 1260 (4)	9.066	86034	4.067 ng/ml
45) Aroclor 1260 (5)	9.324	59779	4.886 ng/ml
46) Aroclor 1260 (6)	9.890	17482	3.582 ng/ml
47) Aroclor 1260 - AVE	0.000	0	N.D. ng/ml

590.920

Data Path : K:\DATA\0A13050\
 Data File : ECD2R025.D
 Signal(s) : ECD2B.CH
 Acq On : 14 Jan 2020 8:02
 Operator : MJB / KAK
 Sample : 0A13050-ICV5
 Misc :
 ALS Vial : 72 Sample Multiplier: 1

Integration File: events.e
 Quant Time: Jan 14 09:40:40 2020
 Quant Method : L:\Methods\RECD2_QUANTPCB_200113.M
 Quant Title : PCB Data Analysis
 QLast Update : Tue Jan 14 09:35:58 2020
 Response via : Initial Calibration
 Integrator: ChemStation 6890 Scale Mode: Small noise peaks clipped

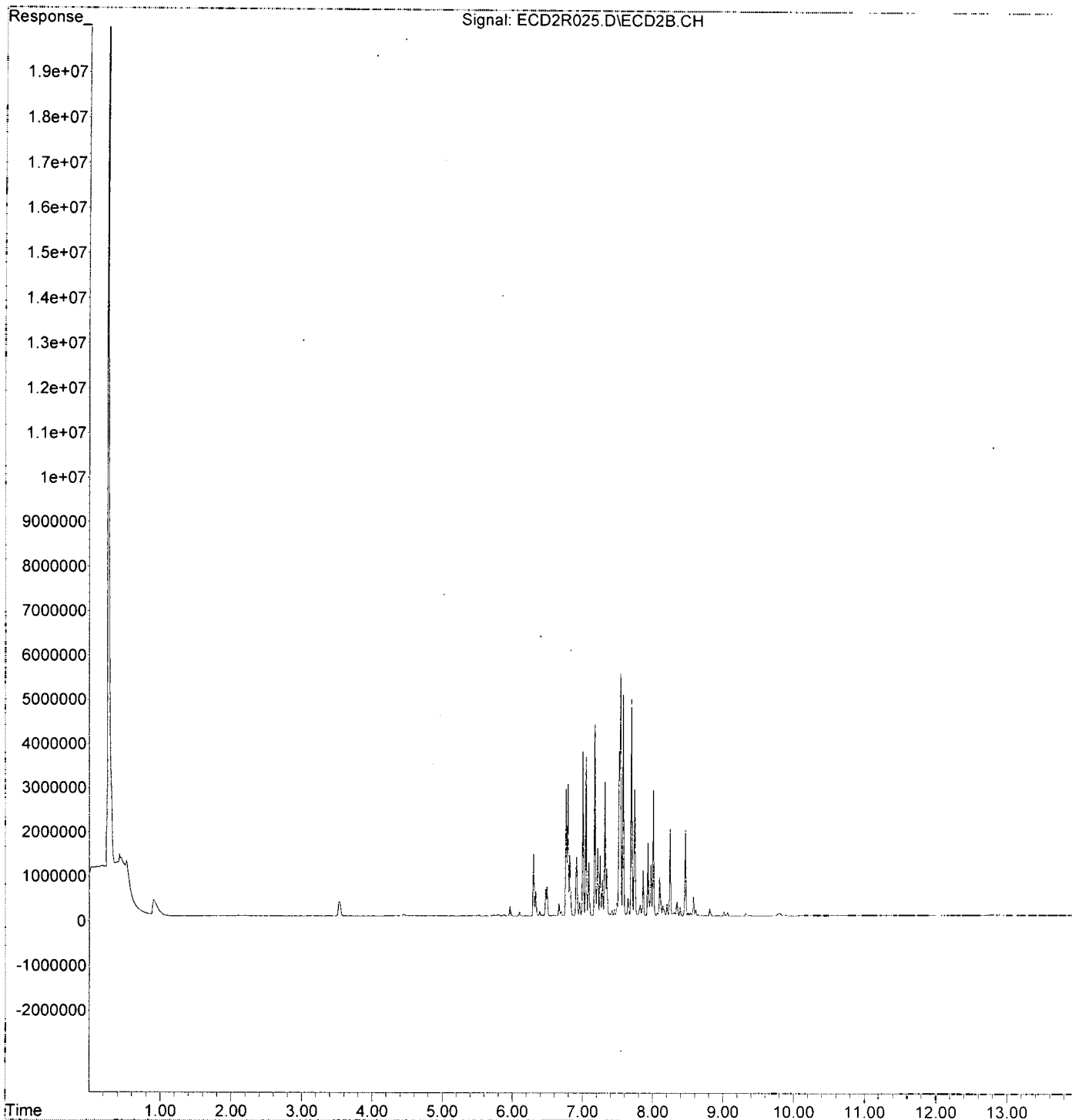
Compound	R.T.	Response	Conc Units
48) Aroclor 1262 (1)	8.347	321684	30.429 ng/ml
49) Aroclor 1262 (2)	8.651	34532	2.260 ng/ml
50) Aroclor 1262 (3)	8.811	168693	13.175 ng/ml
51) Aroclor 1262 (4)	9.066	86034	3.126 ng/ml
52) Aroclor 1262 (5)	9.324	59779	3.641 ng/ml
53) Aroclor 1262 (6)	9.890	17482	2.428 ng/ml
54) Aroclor 1262 - AVE	0.000	0	N.D. ng/ml
55) Aroclor 1268 (1)	8.871	5093	0.817 ng/ml
56) Aroclor 1268 (2)	9.324	59779	2.153 ng/ml
57) Aroclor 1268 (3)	9.389	17646	0.784 ng/ml
58) Aroclor 1268 (4)	9.602	2145	0.111 ng/ml
59) Aroclor 1268 (5)	9.890	17482	2.235 ng/ml
60) Aroclor 1268 (6)	10.239	7273	0.144 ng/ml
61) Aroclor 1268 - AVE	0.000	0	N.D. ng/ml

(f)=RT Delta > 1/2 Window

(m)=manual int.

Data Path : K:\DATA\0A13050\
Data File : ECD2R025.D
Signal(s) : ECD2B.CH
Acq On : 14 Jan 2020 8:02
Operator : MJB / KAK
Sample : 0A13050-ICV5
Misc :
ALS Vial : 72 Sample Multiplier: 1

Integration File: events.e
Quant Time: Jan 14 09:40:40 2020
Quant Method : L:\Methods\RECD2_QUANTPCB_200113.M
Quant Title : PCB Data Analysis
QLast Update : Tue Jan 14 09:35:58 2020
Response via : Initial Calibration
Integrator: ChemStation 6890 Scale Mode: Small noise peaks clipped



Data Path : K:\DATA\0A13050\quant
 Data File : ECD2R005.D
 Signal(s) : ECD2B.CH
 Acq On : 13 Jan 2020 17:33
 Operator : MJB / KAK
 Sample : 0A13050-CAL1
 Misc :
 ALS Vial : 54 Sample Multiplier: 1

Integration File: events.e
 Quant Time: Jan 14 11:03:11 2020
 Quant Method : L:\Methods\RECD2_QUANTPCB_200113.M
 Quant Title : PCB Data Analysis
 QLast Update : Tue Jan 14 09:35:58 2020
 Response via : Initial Calibration
 Integrator: ChemStation 6890 Scale Mode: Small noise peaks clipped

Compound	R.T.	Response	Conc	Units
System Monitoring Compounds				
1) S TCMX (S)	5.628	2095506	9.288	ng/ml ✓
62) S DCBP (S)	10.551	1072604	9.644	ng/ml ✓
Target Compounds				
2) Aroclor 1016 (1)	6.300	145279	23.500	ng/ml
3) Aroclor 1016 (2)	6.790	249458	21.803	ng/ml
4) Aroclor 1016 (3)	6.917	116035	21.662	ng/ml
5) Aroclor 1016 (4)	7.004	117409	23.763	ng/ml ✓
6) Aroclor 1016 (5)	7.049	131375	23.690	ng/ml
7) Aroclor 1016 (6)	7.174	135212	23.669	ng/ml
8) Aroclor 1016 - AVE	0.000	0	N.D.	ng/ml
9) Aroclor 1221 (1)	0.000	0	N.D.	ng/ml
10) Aroclor 1221 (2)	0.000	0	N.D.	ng/ml
11) Aroclor 1221 (3)	0.000	0	N.D.	ng/ml
12) Aroclor 1221 - AVE	0.000	0	N.D.	ng/ml
13) Aroclor 1232 (1)	0.000	0	N.D.	ng/ml
14) Aroclor 1232 (2)	0.000	0	N.D.	ng/ml
15) Aroclor 1232 (3)	0.000	0	N.D.	ng/ml
16) Aroclor 1232 (4)	0.000	0	N.D.	ng/ml
17) Aroclor 1232 (5)	0.000	0	N.D.	ng/ml
18) Aroclor 1232 (6)	0.000	0	N.D.	ng/ml
19) Aroclor 1232 - AVE	0.000	0	N.D.	ng/ml
20) Aroclor 1242 (1)	0.000	0	N.D.	ng/ml
21) Aroclor 1242 (2)	0.000	0	N.D.	ng/ml
22) Aroclor 1242 (3)	0.000	0	N.D.	ng/ml
23) Aroclor 1242 (4)	0.000	0	N.D.	ng/ml
24) Aroclor 1242 (5)	0.000	0	N.D.	ng/ml
25) Aroclor 1242 (6)	0.000	0	N.D.	ng/ml
26) Aroclor 1242 - AVE	0.000	0	N.D.	ng/ml
27) Aroclor 1248 (1)	0.000	0	N.D.	ng/ml
28) Aroclor 1248 (2)	0.000	0	N.D.	ng/ml
29) Aroclor 1248 (3)	0.000	0	N.D.	ng/ml
30) Aroclor 1248 (4)	0.000	0	N.D.	ng/ml
31) Aroclor 1248 (5)	0.000	0	N.D.	ng/ml
32) Aroclor 1248 (6)	0.000	0	N.D.	ng/ml
33) Aroclor 1248 - AVE	0.000	0	N.D.	ng/ml
34) Aroclor 1254 (1)	0.000	0	N.D.	ng/ml
35) Aroclor 1254 (2)	0.000	0	N.D.	ng/ml
36) Aroclor 1254 (3)	0.000	0	N.D.	ng/ml
37) Aroclor 1254 (4)	0.000	0	N.D.	ng/ml
38) Aroclor 1254 (5)	0.000	0	N.D.	ng/ml
39) Aroclor 1254 (6)	0.000	0	N.D.	ng/ml
40) Aroclor 1254 - AVE	0.000	0	N.D.	ng/ml
41) Aroclor 1260 (1)	8.144	236430	22.458	ng/ml
42) Aroclor 1260 (2)	8.351	280991	22.017	ng/ml
43) Aroclor 1260 (3)	8.582	282360	21.292	ng/ml
44) Aroclor 1260 (4)	9.067	414593	19.600	ng/ml ✓
45) Aroclor 1260 (5)	9.325	257901	21.079	ng/ml
46) Aroclor 1260 (6)	9.891	103156	21.139	ng/ml
47) Aroclor 1260 - AVE	0.000	0	N.D.	ng/ml

[Handwritten signature]
1/14/20

Data Path : K:\DATA\0A13050\requant\
 Data File : ECD2R005.D
 Signal(s) : ECD2B.CH
 Acq On : 13 Jan 2020 17:33
 Operator : MJB / KAK
 Sample : 0A13050-CAL1
 Misc :
 ALS Vial : 54 Sample Multiplier: 1

Integration File: events.e
 Quant Time: Jan 14 11:03:11 2020
 Quant Method : L:\Methods\RECD2_QUANTPCB_200113.M
 Quant Title : PCB Data Analysis
 QLast Update : Tue Jan 14 09:35:58 2020
 Response via : Initial Calibration
 Integrator: ChemStation 6890 Scale Mode: Small noise peaks clipped

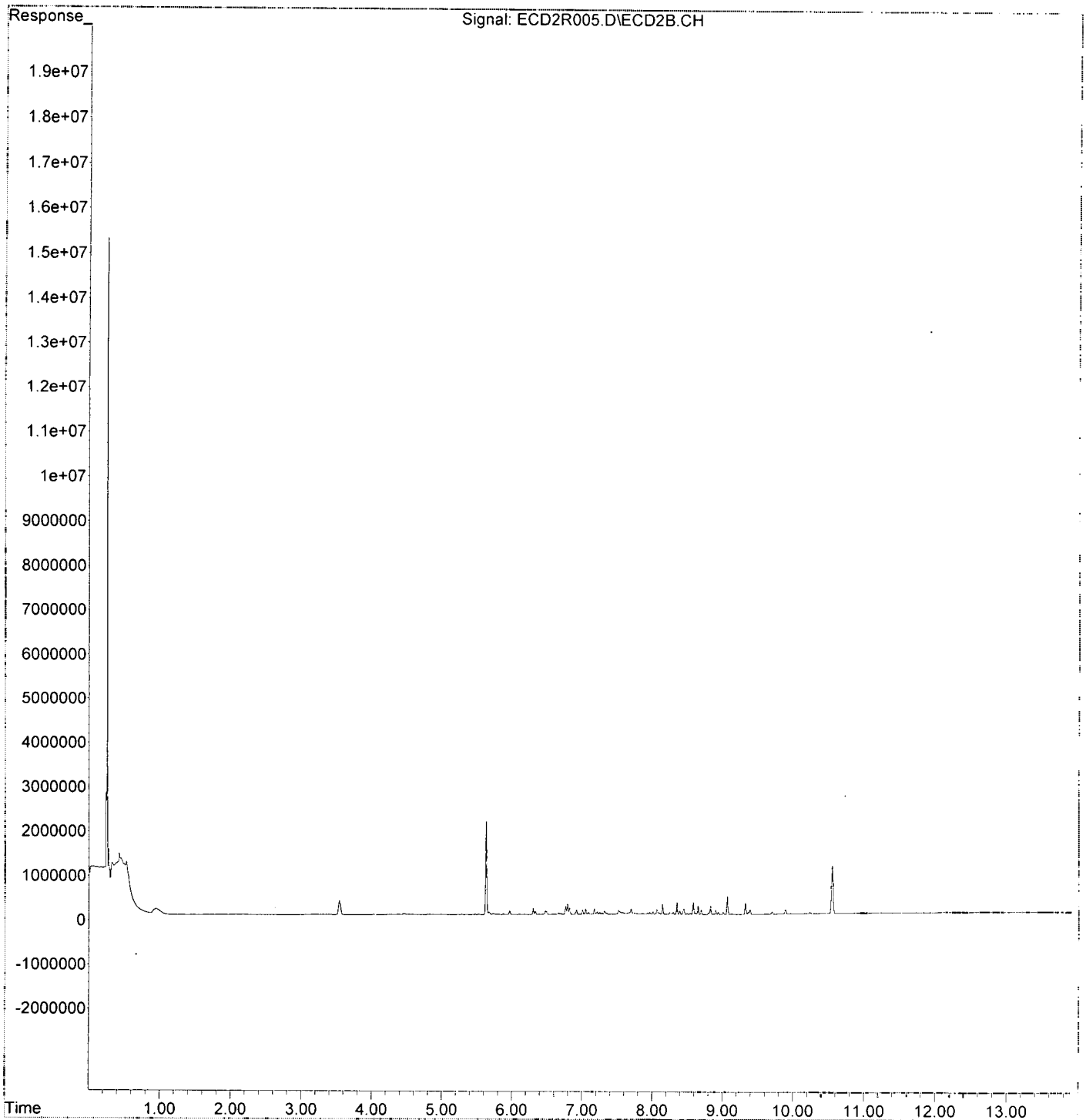
Compound	R.T.	Response	Conc	Units
48) Aroclor 1262 (1)	0.000	0	N.D.	ng/mld
49) Aroclor 1262 (2)	0.000	0	N.D.	ng/mld
50) Aroclor 1262 (3)	0.000	0	N.D.	ng/mld
51) Aroclor 1262 (4)	0.000	0	N.D.	ng/mld
52) Aroclor 1262 (5)	0.000	0	N.D.	ng/mld
53) Aroclor 1262 (6)	0.000	0	N.D.	ng/mld
54) Aroclor 1262 - AVE	0.000	0	N.D.	ng/mld
55) Aroclor 1268 (1)	0.000	0	N.D.	ng/mld
56) Aroclor 1268 (2)	0.000	0	N.D.	ng/mld
57) Aroclor 1268 (3)	0.000	0	N.D.	ng/mld
58) Aroclor 1268 (4)	0.000	0	N.D.	ng/mld
59) Aroclor 1268 (5)	0.000	0	N.D.	ng/mld
60) Aroclor 1268 (6)	0.000	0	N.D.	ng/mld
61) Aroclor 1268 - AVE	0.000	0	N.D.	ng/mld

(f)=RT Delta > 1/2 Window

(m)=manual int.

Data Path : K:\DATA\0A13050\requant\
Data File : ECD2R005.D
Signal(s) : ECD2B.CH
Acq On : 13 Jan 2020 17:33
Operator : MJB / KAK
Sample : 0A13050-CAL1
Misc :
ALS Vial : 54 Sample Multiplier: 1

Integration File: events.e
Quant Time: Jan 14 11:03:11 2020
Quant Method : L:\Methods\RECD2_QUANTPCB_200113.M
Quant Title : PCB Data Analysis
QLast Update : Tue Jan 14 09:35:58 2020
Response via : Initial Calibration
Integrator: ChemStation 6890 Scale Mode: Small noise peaks clipped



Data Path : K:\DATA\0A13050\Quant
 Data File : ECD2R006.D
 Signal(s) : ECD2B.CH
 Acq On : 13 Jan 2020 17:50
 Operator : MJB / KAK
 Sample : 0A13050-CAL2
 Misc :
 ALS Vial : 55 Sample Multiplier: 1

Integration File: events.e
 Quant Time: Jan 14 11:03:32 2020
 Quant Method : L:\Methods\RECD2_QUANTPCB_200113.M
 Quant Title : PCB Data Analysis
 QLast Update : Tue Jan 14 09:35:58 2020
 Response via : Initial Calibration
 Integrator: ChemStation 6890 Scale Mode: Small noise peaks clipped

[Handwritten Signature]
 1/14/20

Compound	R.T.	Response	Conc	Units
System Monitoring Compounds				
1) S TCMX (S)	5.628	5312749	23.547	ng/ml ✓
62) S DCBP (S)	10.550	2755983	24.779	ng/ml ✓
Target Compounds				
2) Aroclor 1016 (1)	6.300	343821	55.617	ng/ml
3) Aroclor 1016 (2)	6.790	597996	52.266	ng/ml
4) Aroclor 1016 (3)	6.917	290069	54.153	ng/ml ✓
5) Aroclor 1016 (4)	7.004	278534	56.375	ng/ml
6) Aroclor 1016 (5)	7.048	307931	55.528	ng/ml
7) Aroclor 1016 (6)	7.174	315508	55.230	ng/ml
8) Aroclor 1016 - AVE	0.000	0	N.D.	ng/ml
9) Aroclor 1221 (1)	0.000	0	N.D.	ng/ml
10) Aroclor 1221 (2)	0.000	0	N.D.	ng/ml
11) Aroclor 1221 (3)	0.000	0	N.D.	ng/ml
12) Aroclor 1221 - AVE	0.000	0	N.D.	ng/ml
13) Aroclor 1232 (1)	0.000	0	N.D.	ng/ml
14) Aroclor 1232 (2)	0.000	0	N.D.	ng/ml
15) Aroclor 1232 (3)	0.000	0	N.D.	ng/ml
16) Aroclor 1232 (4)	0.000	0	N.D.	ng/ml
17) Aroclor 1232 (5)	0.000	0	N.D.	ng/ml
18) Aroclor 1232 (6)	0.000	0	N.D.	ng/ml
19) Aroclor 1232 - AVE	0.000	0	N.D.	ng/ml
20) Aroclor 1242 (1)	0.000	0	N.D.	ng/ml
21) Aroclor 1242 (2)	0.000	0	N.D.	ng/ml
22) Aroclor 1242 (3)	0.000	0	N.D.	ng/ml
23) Aroclor 1242 (4)	0.000	0	N.D.	ng/ml
24) Aroclor 1242 (5)	0.000	0	N.D.	ng/ml
25) Aroclor 1242 (6)	0.000	0	N.D.	ng/ml
26) Aroclor 1242 - AVE	0.000	0	N.D.	ng/ml
27) Aroclor 1248 (1)	0.000	0	N.D.	ng/ml
28) Aroclor 1248 (2)	0.000	0	N.D.	ng/ml
29) Aroclor 1248 (3)	0.000	0	N.D.	ng/ml
30) Aroclor 1248 (4)	0.000	0	N.D.	ng/ml
31) Aroclor 1248 (5)	0.000	0	N.D.	ng/ml
32) Aroclor 1248 (6)	0.000	0	N.D.	ng/ml
33) Aroclor 1248 - AVE	0.000	0	N.D.	ng/ml
34) Aroclor 1254 (1)	0.000	0	N.D.	ng/ml
35) Aroclor 1254 (2)	0.000	0	N.D.	ng/ml
36) Aroclor 1254 (3)	0.000	0	N.D.	ng/ml
37) Aroclor 1254 (4)	0.000	0	N.D.	ng/ml
38) Aroclor 1254 (5)	0.000	0	N.D.	ng/ml
39) Aroclor 1254 (6)	0.000	0	N.D.	ng/ml
40) Aroclor 1254 - AVE	0.000	0	N.D.	ng/ml
41) Aroclor 1260 (1)	8.144	540959	51.384	ng/ml
42) Aroclor 1260 (2)	8.350	656411	51.433	ng/ml
43) Aroclor 1260 (3)	8.582	674172	50.838	ng/ml
44) Aroclor 1260 (4)	9.066	1047953	49.543	ng/ml ✓
45) Aroclor 1260 (5)	9.325	608364	49.724	ng/ml
46) Aroclor 1260 (6)	9.891	261903	53.669	ng/ml
47) Aroclor 1260 - AVE	0.000	0	N.D.	ng/ml

Quantitation Report (QT Reviewed)

Data Path : K:\DATA\0A13050\requant\
 Data File : ECD2R006.D
 Signal(s) : ECD2B.CH
 Acq On : 13 Jan 2020 17:50
 Operator : MJB / KAK
 Sample : 0A13050-CAL2
 Misc :
 ALS Vial : 55 Sample Multiplier: 1

Integration File: events.e
 Quant Time: Jan 14 11:03:32 2020
 Quant Method : L:\Methods\RECD2_QUANTPCB_200113.M
 Quant Title : PCB Data Analysis
 QLast Update : Tue Jan 14 09:35:58 2020
 Response via : Initial Calibration
 Integrator: ChemStation 6890 Scale Mode: Small noise peaks clipped

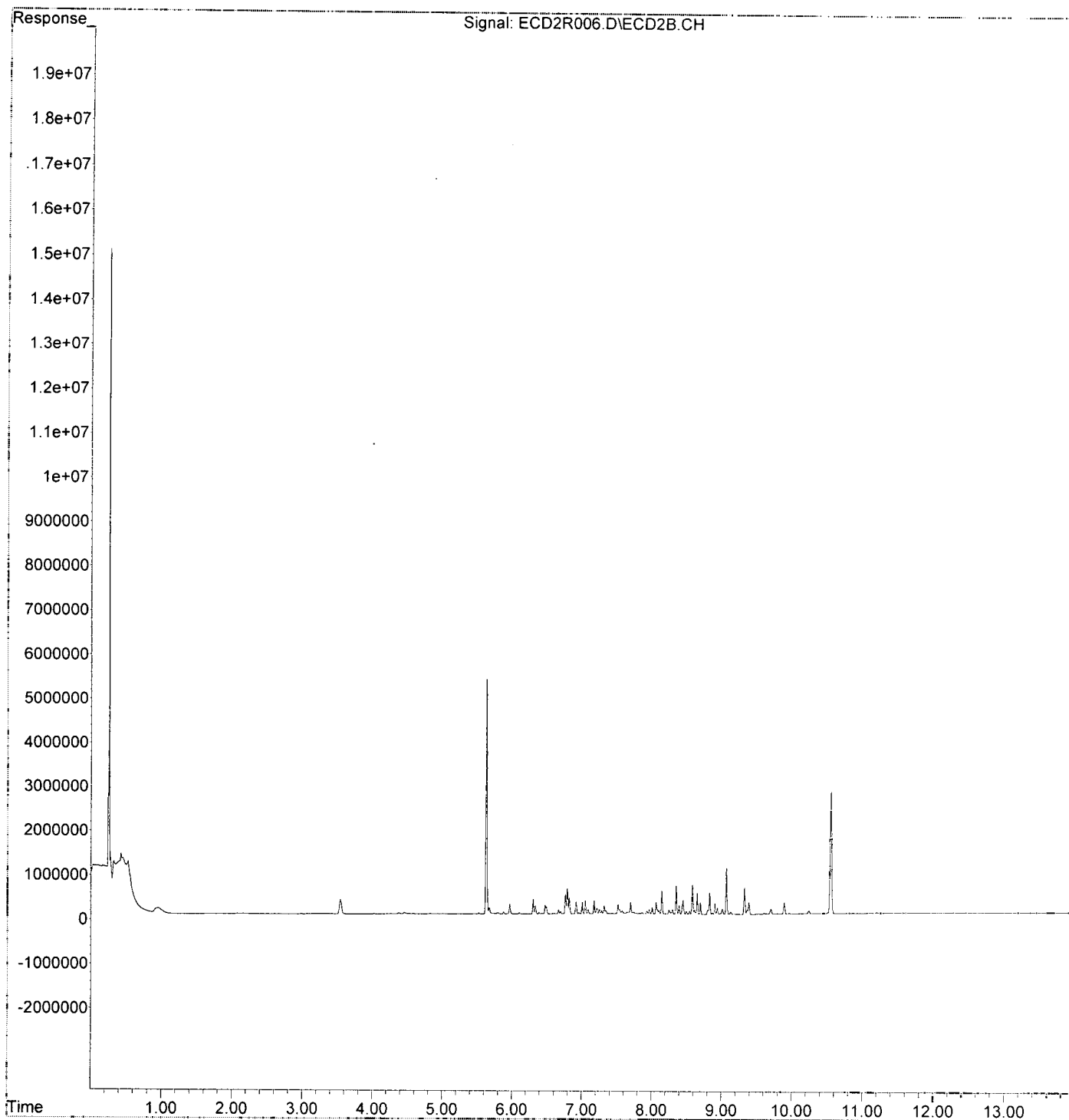
	Compound	R.T.	Response	Conc	Units
48)	Aroclor 1262 (1)	0.000	0	N.D.	ng/mld
49)	Aroclor 1262 (2)	0.000	0	N.D.	ng/mld
50)	Aroclor 1262 (3)	0.000	0	N.D.	ng/mld
51)	Aroclor 1262 (4)	0.000	0	N.D.	ng/mld
52)	Aroclor 1262 (5)	0.000	0	N.D.	ng/mld
53)	Aroclor 1262 (6)	0.000	0	N.D.	ng/mld
54)	Aroclor 1262 - AVE	0.000	0	N.D.	ng/mld
55)	Aroclor 1268 (1)	0.000	0	N.D.	ng/mld
56)	Aroclor 1268 (2)	0.000	0	N.D.	ng/mld
57)	Aroclor 1268 (3)	0.000	0	N.D.	ng/mld
58)	Aroclor 1268 (4)	0.000	0	N.D.	ng/mld
59)	Aroclor 1268 (5)	0.000	0	N.D.	ng/mld
60)	Aroclor 1268 (6)	0.000	0	N.D.	ng/mld
61)	Aroclor 1268 - AVE	0.000	0	N.D.	ng/mld

(f)=RT Delta > 1/2 Window

(m)=manual int.

Data Path : K:\DATA\0A13050\requant\
 Data File : ECD2R006.D
 Signal(s) : ECD2B.CH
 Acq On : 13 Jan 2020 17:50
 Operator : MJB / KAK
 Sample : 0A13050-CAL2
 Misc :
 ALS Vial : 55 Sample Multiplier: 1

Integration File: events.e
 Quant Time: Jan 14 11:03:32 2020
 Quant Method : L:\Methods\RECD2_QUANTPCB_200113.M
 Quant Title : PCB Data Analysis
 QLast Update : Tue Jan 14 09:35:58 2020
 Response via : Initial Calibration
 Integrator: ChemStation 6890 Scale Mode: Small noise peaks clipped



Data Path : K:\DATA\0A13050\Quant
 Data File : ECD2R007.D
 Signal(s) : ECD2B.CH
 Acq On : 13 Jan 2020 18:08
 Operator : MJB / KAK
 Sample : 0A13050-CAL3
 Misc :
 ALS Vial : 56 Sample Multiplier: 1

Integration File: events.e
 Quant Time: Jan 14 11:03:52 2020
 Quant Method : L:\Methods\RECD2_QUANTPCB_200113.M
 Quant Title : PCB Data Analysis
 QLast Update : Tue Jan 14 09:35:58 2020
 Response via : Initial Calibration
 Integrator: ChemStation 6890 Scale Mode: Small noise peaks clipped

Compound	R.T.	Response	Conc	Units
System Monitoring Compounds				
1) S TCMX (S)	5.628	11084215	49.127	ng/ml ✓
62) S DCBP (S)	10.550	5396453	48.519	ng/ml ✓
Target Compounds				
2) Aroclor 1016 (1)	6.300	639728	103.483	ng/ml
3) Aroclor 1016 (2)	6.790	1142660	99.871	ng/ml
4) Aroclor 1016 (3)	6.917	536991	100.250	ng/ml
5) Aroclor 1016 (4)	7.003	519409	105.127	ng/ml
6) Aroclor 1016 (5)	7.048	569313	102.662	ng/ml
7) Aroclor 1016 (6)	7.174	588135	102.954	ng/ml
8) Aroclor 1016 - AVE	0.000	0	N.D.	ng/ml
9) Aroclor 1221 (1)	0.000	0	N.D.	ng/ml
10) Aroclor 1221 (2)	0.000	0	N.D.	ng/ml
11) Aroclor 1221 (3)	0.000	0	N.D.	ng/ml
12) Aroclor 1221 - AVE	0.000	0	N.D.	ng/ml
13) Aroclor 1232 (1)	0.000	0	N.D.	ng/ml
14) Aroclor 1232 (2)	0.000	0	N.D.	ng/ml
15) Aroclor 1232 (3)	0.000	0	N.D.	ng/ml
16) Aroclor 1232 (4)	0.000	0	N.D.	ng/ml
17) Aroclor 1232 (5)	0.000	0	N.D.	ng/ml
18) Aroclor 1232 (6)	0.000	0	N.D.	ng/ml
19) Aroclor 1232 - AVE	0.000	0	N.D.	ng/ml
20) Aroclor 1242 (1)	0.000	0	N.D.	ng/ml
21) Aroclor 1242 (2)	0.000	0	N.D.	ng/ml
22) Aroclor 1242 (3)	0.000	0	N.D.	ng/ml
23) Aroclor 1242 (4)	0.000	0	N.D.	ng/ml
24) Aroclor 1242 (5)	0.000	0	N.D.	ng/ml
25) Aroclor 1242 (6)	0.000	0	N.D.	ng/ml
26) Aroclor 1242 - AVE	0.000	0	N.D.	ng/ml
27) Aroclor 1248 (1)	0.000	0	N.D.	ng/ml
28) Aroclor 1248 (2)	0.000	0	N.D.	ng/ml
29) Aroclor 1248 (3)	0.000	0	N.D.	ng/ml
30) Aroclor 1248 (4)	0.000	0	N.D.	ng/ml
31) Aroclor 1248 (5)	0.000	0	N.D.	ng/ml
32) Aroclor 1248 (6)	0.000	0	N.D.	ng/ml
33) Aroclor 1248 - AVE	0.000	0	N.D.	ng/ml
34) Aroclor 1254 (1)	0.000	0	N.D.	ng/ml
35) Aroclor 1254 (2)	0.000	0	N.D.	ng/ml
36) Aroclor 1254 (3)	0.000	0	N.D.	ng/ml
37) Aroclor 1254 (4)	0.000	0	N.D.	ng/ml
38) Aroclor 1254 (5)	0.000	0	N.D.	ng/ml
39) Aroclor 1254 (6)	0.000	0	N.D.	ng/ml
40) Aroclor 1254 - AVE	0.000	0	N.D.	ng/ml
41) Aroclor 1260 (1)	8.143	1060465	100.729	ng/ml
42) Aroclor 1260 (2)	8.351	1321460	103.543	ng/ml
43) Aroclor 1260 (3)	8.582	1327338	100.092	ng/ml
44) Aroclor 1260 (4)	9.066	2051063	96.966	ng/ml ✓
45) Aroclor 1260 (5)	9.325	1220407	99.749	ng/ml
46) Aroclor 1260 (6)	9.890	478851	98.126	ng/ml
47) Aroclor 1260 - AVE	0.000	0	N.D.	ng/ml

[Handwritten signature]
 1/14/20

Data Path : K:\DATA\0A13050\requant\
 Data File : ECD2R007.D
 Signal(s) : ECD2B.CH
 Acq On : 13 Jan 2020 18:08
 Operator : MJB / KAK
 Sample : 0A13050-CAL3
 Misc :
 ALS Vial : 56 Sample Multiplier: 1

Integration File: events.e
 Quant Time: Jan 14 11:03:52 2020
 Quant Method : L:\Methods\RECD2_QUANTPCB_200113.M
 Quant Title : PCB Data Analysis
 QLast Update : Tue Jan 14 09:35:58 2020
 Response via : Initial Calibration
 Integrator: ChemStation 6890 Scale Mode: Small noise peaks clipped

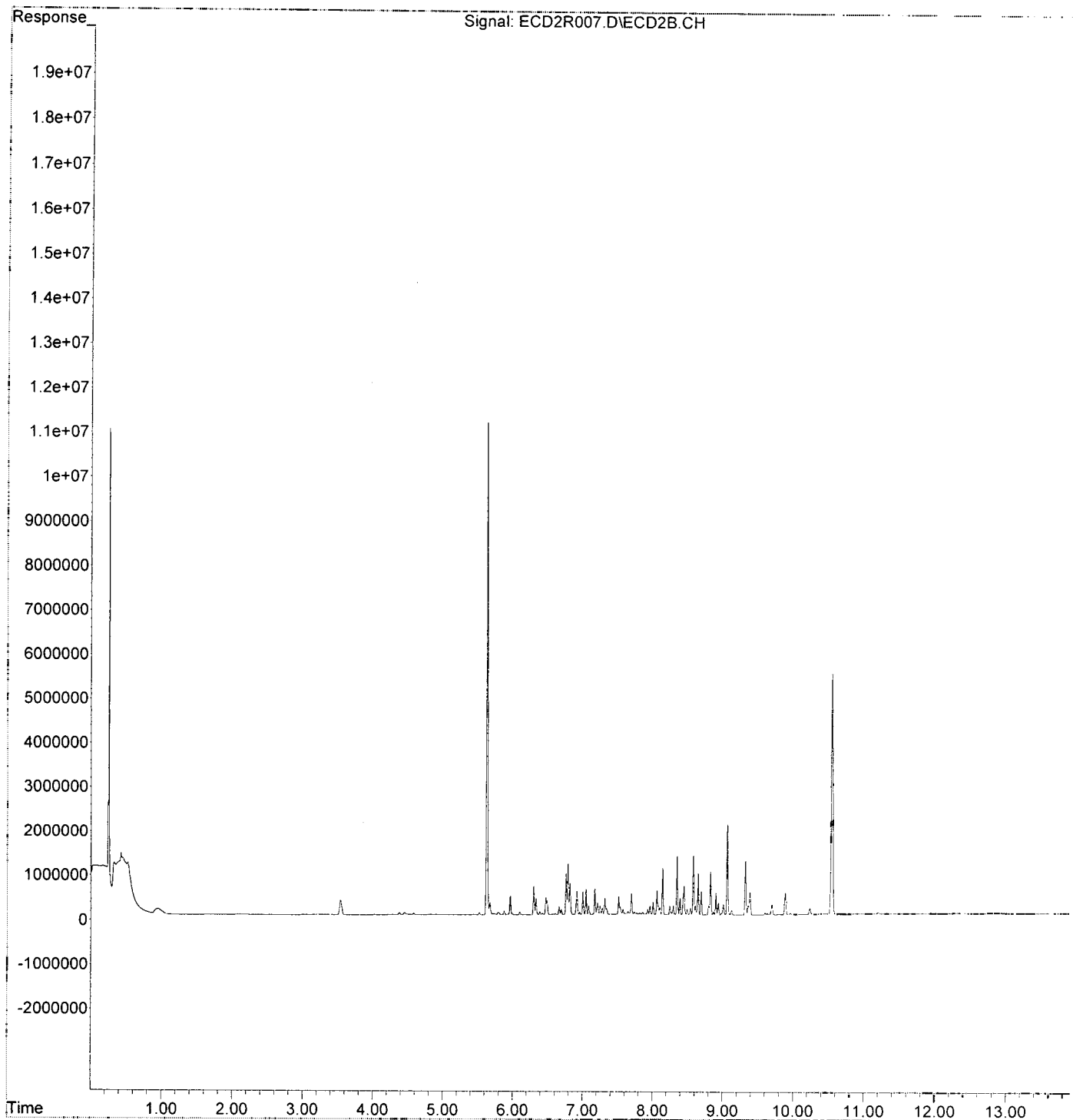
Compound	R.T.	Response	Conc	Units
48) Aroclor 1262 (1)	0.000	0	N.D.	ng/mld
49) Aroclor 1262 (2)	0.000	0	N.D.	ng/mld
50) Aroclor 1262 (3)	0.000	0	N.D.	ng/mld
51) Aroclor 1262 (4)	0.000	0	N.D.	ng/mld
52) Aroclor 1262 (5)	0.000	0	N.D.	ng/mld
53) Aroclor 1262 (6)	0.000	0	N.D.	ng/mld
54) Aroclor 1262 - AVE	0.000	0	N.D.	ng/mld
55) Aroclor 1268 (1)	0.000	0	N.D.	ng/mld
56) Aroclor 1268 (2)	0.000	0	N.D.	ng/mld
57) Aroclor 1268 (3)	0.000	0	N.D.	ng/mld
58) Aroclor 1268 (4)	0.000	0	N.D.	ng/mld
59) Aroclor 1268 (5)	0.000	0	N.D.	ng/mld
60) Aroclor 1268 (6)	0.000	0	N.D.	ng/mld
61) Aroclor 1268 - AVE	0.000	0	N.D.	ng/mld

(f)=RT Delta > 1/2 Window

(m)=manual int.

Data Path : K:\DATA\0A13050\requant\
Data File : ECD2R007.D
Signal(s) : ECD2B.CH
Acq On : 13 Jan 2020 18:08
Operator : MJB / KAK
Sample : 0A13050-CAL3
Misc :
ALS Vial : 56 Sample Multiplier: 1

Integration File: events.e
Quant Time: Jan 14 11:03:52 2020
Quant Method : L:\Methods\RECD2_QUANTPCB_200113.M
Quant Title : PCB Data Analysis
QLast Update : Tue Jan 14 09:35:58 2020
Response via : Initial Calibration
Integrator: ChemStation 6890 Scale Mode: Small noise peaks clipped



Data Path : K:\DATA\0A13050\quant
 Data File : ECD2R008.D
 Signal(s) : ECD2B.CH
 Acq On : 13 Jan 2020 18:25
 Operator : MJB / KAK
 Sample : 0A13050-CAT4
 Misc :
 ALS Vial : 57 Sample Multiplier: 1

Integration File: events.e
 Quant Time: Jan 14 11:04:13 2020
 Quant Method : L:\Methods\RECD2_QUANTPCB_200113.M
 Quant Title : PCB Data Analysis
 QLast Update : Tue Jan 14 09:35:58 2020
 Response via : Initial Calibration
 Integrator: ChemStation 6890 Scale Mode: Small noise peaks clipped

Compound	R.T.	Response	Conc	Units
System Monitoring Compounds				
1) S TCMX (S)	5.629	22681880	100.529	ng/ml ✓
62) S DCBP (S)	10.551	10891716	97.926	ng/ml ✓
Target Compounds				
2) Aroclor 1016 (1)	6.301	1190843	192.631	ng/ml
3) Aroclor 1016 (2)	6.790	2334544	204.044	ng/ml
4) Aroclor 1016 (3)	6.917	1067264	199.246	ng/ml
5) Aroclor 1016 (4)	7.004	981904	198.735	ng/ml
6) Aroclor 1016 (5)	7.049	1076394	194.102	ng/ml
7) Aroclor 1016 (6)	7.174	1160064	203.072	ng/ml
8) Aroclor 1016 - AVE	0.000	0	N.D.	ng/ml
9) Aroclor 1221 (1)	0.000	0	N.D.	ng/ml
10) Aroclor 1221 (2)	0.000	0	N.D.	ng/ml
11) Aroclor 1221 (3)	0.000	0	N.D.	ng/ml
12) Aroclor 1221 - AVE	0.000	0	N.D.	ng/ml
13) Aroclor 1232 (1)	0.000	0	N.D.	ng/ml
14) Aroclor 1232 (2)	0.000	0	N.D.	ng/ml
15) Aroclor 1232 (3)	0.000	0	N.D.	ng/ml
16) Aroclor 1232 (4)	0.000	0	N.D.	ng/ml
17) Aroclor 1232 (5)	0.000	0	N.D.	ng/ml
18) Aroclor 1232 (6)	0.000	0	N.D.	ng/ml
19) Aroclor 1232 - AVE	0.000	0	N.D.	ng/ml
20) Aroclor 1242 (1)	0.000	0	N.D.	ng/ml
21) Aroclor 1242 (2)	0.000	0	N.D.	ng/ml
22) Aroclor 1242 (3)	0.000	0	N.D.	ng/ml
23) Aroclor 1242 (4)	0.000	0	N.D.	ng/ml
24) Aroclor 1242 (5)	0.000	0	N.D.	ng/ml
25) Aroclor 1242 (6)	0.000	0	N.D.	ng/ml
26) Aroclor 1242 - AVE	0.000	0	N.D.	ng/ml
27) Aroclor 1248 (1)	0.000	0	N.D.	ng/ml
28) Aroclor 1248 (2)	0.000	0	N.D.	ng/ml
29) Aroclor 1248 (3)	0.000	0	N.D.	ng/ml
30) Aroclor 1248 (4)	0.000	0	N.D.	ng/ml
31) Aroclor 1248 (5)	0.000	0	N.D.	ng/ml
32) Aroclor 1248 (6)	0.000	0	N.D.	ng/ml
33) Aroclor 1248 - AVE	0.000	0	N.D.	ng/ml
34) Aroclor 1254 (1)	0.000	0	N.D.	ng/ml
35) Aroclor 1254 (2)	0.000	0	N.D.	ng/ml
36) Aroclor 1254 (3)	0.000	0	N.D.	ng/ml
37) Aroclor 1254 (4)	0.000	0	N.D.	ng/ml
38) Aroclor 1254 (5)	0.000	0	N.D.	ng/ml
39) Aroclor 1254 (6)	0.000	0	N.D.	ng/ml
40) Aroclor 1254 - AVE	0.000	0	N.D.	ng/ml
41) Aroclor 1260 (1)	8.144	2093221	198.827	ng/ml
42) Aroclor 1260 (2)	8.351	2511397	196.780	ng/ml
43) Aroclor 1260 (3)	8.582	2744238	206.938	ng/ml
44) Aroclor 1260 (4)	9.066	4251874	201.011	ng/ml ✓
45) Aroclor 1260 (5)	9.325	2471890	202.039	ng/ml
46) Aroclor 1260 (6)	9.891	1008936	206.751	ng/ml
47) Aroclor 1260 - AVE	0.000	0	N.D.	ng/ml

[Handwritten signature]
1/14/20

Data Path : K:\DATA\0A13050\requant\
 Data File : ECD2R008.D
 Signal(s) : ECD2B.CH
 Acq On : 13 Jan 2020 18:25
 Operator : MJB / KAK
 Sample : 0A13050-CAL4
 Misc :
 ALS Vial : 57 Sample Multiplier: 1

Integration File: events.e
 Quant Time: Jan 14 11:04:13 2020
 Quant Method : L:\Methods\RECD2_QUANTPCB_200113.M
 Quant Title : PCB Data Analysis
 QLast Update : Tue Jan 14 09:35:58 2020
 Response via : Initial Calibration
 Integrator: ChemStation 6890 Scale Mode: Small noise peaks clipped

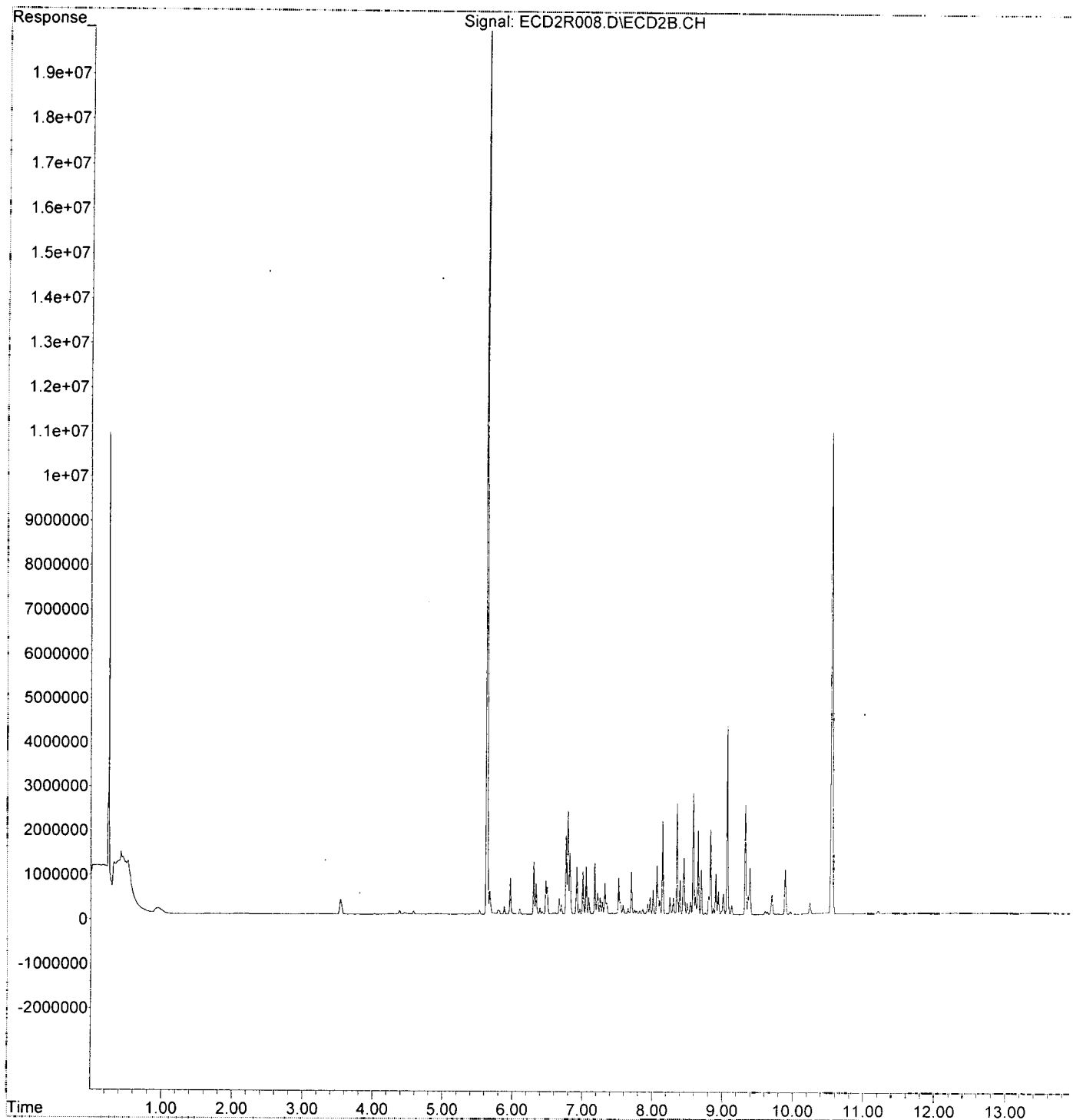
Compound	R.T.	Response	Conc	Units
48) Aroclor 1262 (1)	0.000	0	N.D.	ng/mld
49) Aroclor 1262 (2)	0.000	0	N.D.	ng/mld
50) Aroclor 1262 (3)	0.000	0	N.D.	ng/mld
51) Aroclor 1262 (4)	0.000	0	N.D.	ng/mld
52) Aroclor 1262 (5)	0.000	0	N.D.	ng/mld
53) Aroclor 1262 (6)	0.000	0	N.D.	ng/mld
54) Aroclor 1262 - AVE	0.000	0	N.D.	ng/mld
55) Aroclor 1268 (1)	0.000	0	N.D.	ng/mld
56) Aroclor 1268 (2)	0.000	0	N.D.	ng/mld
57) Aroclor 1268 (3)	0.000	0	N.D.	ng/mld
58) Aroclor 1268 (4)	0.000	0	N.D.	ng/mld
59) Aroclor 1268 (5)	0.000	0	N.D.	ng/mld
60) Aroclor 1268 (6)	0.000	0	N.D.	ng/mld
61) Aroclor 1268 - AVE	0.000	0	N.D.	ng/mld

(f)=RT Delta > 1/2 Window

(m)=manual int.

Data Path : K:\DATA\0A13050\requant\
Data File : ECD2R008.D
Signal(s) : ECD2B.CH
Acq On : 13 Jan 2020 18:25
Operator : MJB / KAK
Sample : 0A13050-CAL4
Misc :
ALS Vial : 57 Sample Multiplier: 1

Integration File: events.e
Quant Time: Jan 14 11:04:13 2020
Quant Method : L:\Methods\RECD2_QUANTPCB_200113.M
Quant Title : PCB Data Analysis
QLast Update : Tue Jan 14 09:35:58 2020
Response via : Initial Calibration
Integrator: ChemStation 6890 Scale Mode: Small noise peaks clipped



Data Path : K:\DATA\0A13050\quant
 Data File : ECD2R009.D
 Signal(s) : ECD2B.CH
 Acq On : 13 Jan 2020 18:43
 Operator : MJB / KAK
 Sample : 0A13050-CAT5
 Misc :
 ALS Vial : 58 Sample Multiplier: 1

Integration File: events.e
 Quant Time: Jan 14 11:04:33 2020
 Quant Method : L:\Methods\RECD2_QUANTPCB_200113.M
 Quant Title : PCB Data Analysis
 QLast Update : Tue Jan 14 09:35:58 2020
 Response via : Initial Calibration
 Integrator: ChemStation 6890 Scale Mode: Small noise peaks clipped

Compound	R.T.	Response	Conc	Units
System Monitoring Compounds				
1) S TCMX (S)	5.629	53881075	238.807	ng/ml ✓
62) S DCBP (S)	10.552	25218318	226.735	ng/ml ✓
Target Compounds				
2) Aroclor 1016 (1)	6.300	2835860	458.730	ng/ml
3) Aroclor 1016 (2)	6.790	5484312	479.341	ng/ml
4) Aroclor 1016 (3)	6.917	2538905	473.985	ng/ml
5) Aroclor 1016 (4)	7.003	2203390	445.962	ng/ml
6) Aroclor 1016 (5)	7.048	2536989	457.485	ng/ml
7) Aroclor 1016 (6)	7.174	2573883	450.564	ng/ml
8) Aroclor 1016 - AVE	0.000	0	N.D.	ng/ml
9) Aroclor 1221 (1)	0.000	0	N.D.	ng/ml
10) Aroclor 1221 (2)	0.000	0	N.D.	ng/ml
11) Aroclor 1221 (3)	0.000	0	N.D.	ng/ml
12) Aroclor 1221 - AVE	0.000	0	N.D.	ng/ml
13) Aroclor 1232 (1)	0.000	0	N.D.	ng/ml
14) Aroclor 1232 (2)	0.000	0	N.D.	ng/ml
15) Aroclor 1232 (3)	0.000	0	N.D.	ng/ml
16) Aroclor 1232 (4)	0.000	0	N.D.	ng/ml
17) Aroclor 1232 (5)	0.000	0	N.D.	ng/ml
18) Aroclor 1232 (6)	0.000	0	N.D.	ng/ml
19) Aroclor 1232 - AVE	0.000	0	N.D.	ng/ml
20) Aroclor 1242 (1)	0.000	0	N.D.	ng/ml
21) Aroclor 1242 (2)	0.000	0	N.D.	ng/ml
22) Aroclor 1242 (3)	0.000	0	N.D.	ng/ml
23) Aroclor 1242 (4)	0.000	0	N.D.	ng/ml
24) Aroclor 1242 (5)	0.000	0	N.D.	ng/ml
25) Aroclor 1242 (6)	0.000	0	N.D.	ng/ml
26) Aroclor 1242 - AVE	0.000	0	N.D.	ng/ml
27) Aroclor 1248 (1)	0.000	0	N.D.	ng/ml
28) Aroclor 1248 (2)	0.000	0	N.D.	ng/ml
29) Aroclor 1248 (3)	0.000	0	N.D.	ng/ml
30) Aroclor 1248 (4)	0.000	0	N.D.	ng/ml
31) Aroclor 1248 (5)	0.000	0	N.D.	ng/ml
32) Aroclor 1248 (6)	0.000	0	N.D.	ng/ml
33) Aroclor 1248 - AVE	0.000	0	N.D.	ng/ml
34) Aroclor 1254 (1)	0.000	0	N.D.	ng/ml
35) Aroclor 1254 (2)	0.000	0	N.D.	ng/ml
36) Aroclor 1254 (3)	0.000	0	N.D.	ng/ml
37) Aroclor 1254 (4)	0.000	0	N.D.	ng/ml
38) Aroclor 1254 (5)	0.000	0	N.D.	ng/ml
39) Aroclor 1254 (6)	0.000	0	N.D.	ng/ml
40) Aroclor 1254 - AVE	0.000	0	N.D.	ng/ml
41) Aroclor 1260 (1)	8.144	5080914	482.616	ng/ml
42) Aroclor 1260 (2)	8.351	6152313	482.063	ng/ml
43) Aroclor 1260 (3)	8.583	6540031	493.172	ng/ml
44) Aroclor 1260 (4)	9.066	10496732	496.241	ng/ml
45) Aroclor 1260 (5)	9.325	6070844	496.198	ng/ml
46) Aroclor 1260 (6)	9.891	2392226	490.214	ng/ml
47) Aroclor 1260 - AVE	0.000	0	N.D.	ng/ml

[Handwritten signature]
1/14/20

Data Path : K:\DATA\0A13050\requant\
 Data File : ECD2R009.D
 Signal(s) : ECD2B.CH
 Acq On : 13 Jan 2020 18:43
 Operator : MJB / KAK
 Sample : 0A13050-CAL5
 Misc :
 ALS Vial : 58 Sample Multiplier: 1

Integration File: events.e
 Quant Time: Jan 14 11:04:33 2020
 Quant Method : L:\Methods\RECD2_QUANTPCB_200113.M
 Quant Title : PCB Data Analysis
 QLast Update : Tue Jan 14 09:35:58 2020
 Response via : Initial Calibration
 Integrator: ChemStation 6890 Scale Mode: Small noise peaks clipped

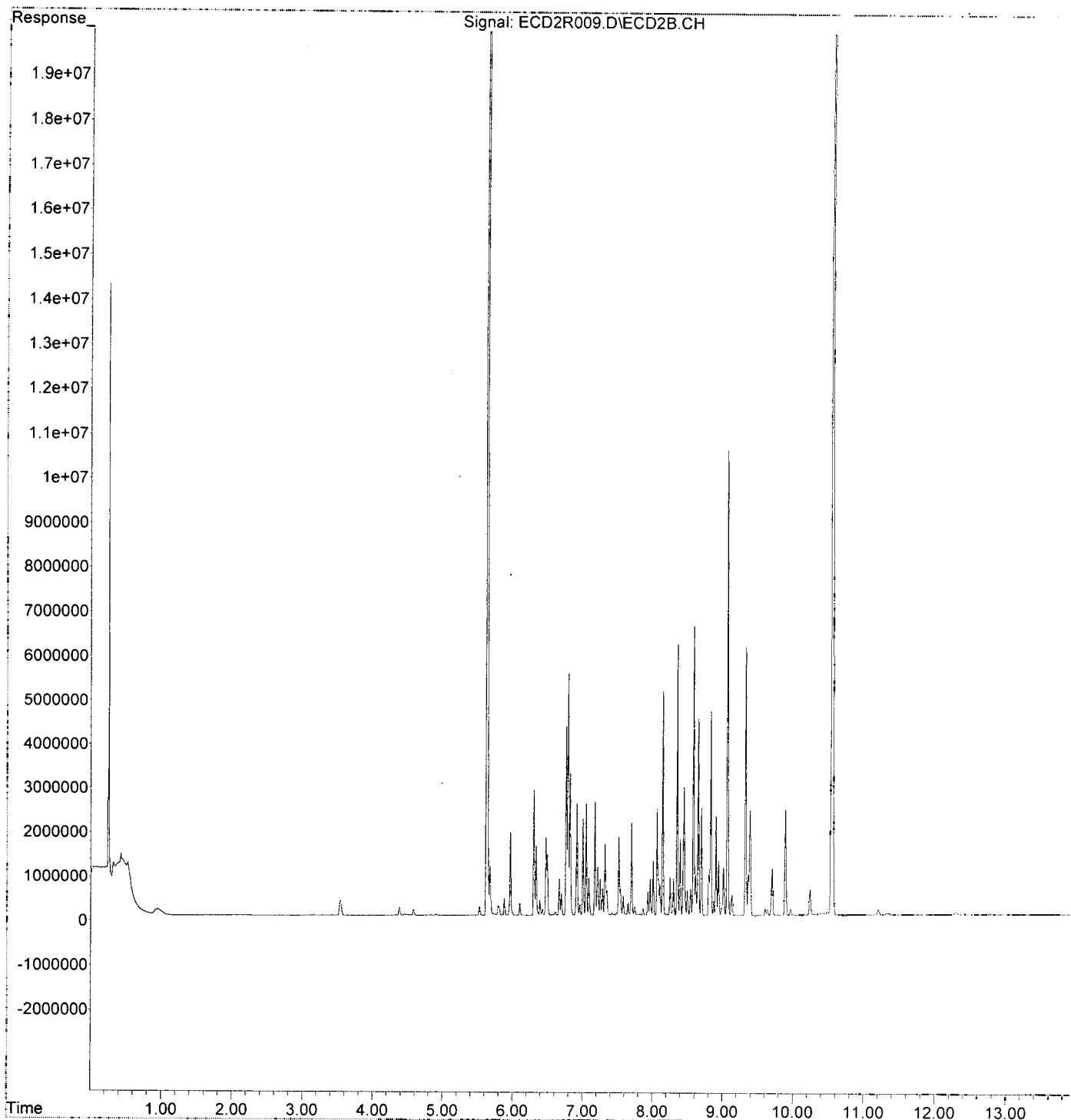
Compound	R.T.	Response	Conc	Units
48) Aroclor 1262 (1)	0.000	0	N.D.	ng/mld
49) Aroclor 1262 (2)	0.000	0	N.D.	ng/mld
50) Aroclor 1262 (3)	0.000	0	N.D.	ng/mld
51) Aroclor 1262 (4)	0.000	0	N.D.	ng/mld
52) Aroclor 1262 (5)	0.000	0	N.D.	ng/mld
53) Aroclor 1262 (6)	0.000	0	N.D.	ng/mld
54) Aroclor 1262 - AVE	0.000	0	N.D.	ng/mld
55) Aroclor 1268 (1)	0.000	0	N.D.	ng/mld
56) Aroclor 1268 (2)	0.000	0	N.D.	ng/mld
57) Aroclor 1268 (3)	0.000	0	N.D.	ng/mld
58) Aroclor 1268 (4)	0.000	0	N.D.	ng/mld
59) Aroclor 1268 (5)	0.000	0	N.D.	ng/mld
60) Aroclor 1268 (6)	0.000	0	N.D.	ng/mld
61) Aroclor 1268 - AVE	0.000	0	N.D.	ng/mld

(f)=RT Delta > 1/2 Window

(m)=manual int.

Data Path : K:\DATA\0A13050\requant\
Data File : ECD2R009.D
Signal(s) : ECD2B.CH
Acq On : 13 Jan 2020 18:43
Operator : MJB / KAK
Sample : 0A13050-CAL5
Misc :
ALS Vial : 58 Sample Multiplier: 1

Integration File: events.e
Quant Time: Jan 14 11:04:33 2020
Quant Method : L:\Methods\RECD2_QUANTPCB_200113.M
Quant Title : PCB Data Analysis
QLast Update : Tue Jan 14 09:35:58 2020
Response via : Initial Calibration
Integrator: ChemStation 6890 Scale Mode: Small noise peaks clipped



Data Path : K:\DATA\0A13050\reguant
 Data File : ECD2R010.D
 Signal(s) : ECD2B.CH
 Acq On : 13 Jan 2020 19:01
 Operator : MJB / KAK
 Sample : 0A13050-CAL6
 Misc :
 ALS Vial : 59 Sample Multiplier: 1

Integration File: events.e
 Quant Time: Jan 14 11:04:53 2020
 Quant Method : L:\Methods\RECD2_QUANTPCB_200113.M
 Quant Title : PCB Data Analysis
 QLast Update : Tue Jan 14 09:35:58 2020
 Response via : Initial Calibration
 Integrator: ChemStation 6890 Scale Mode: Small noise peaks clipped

Compound	R.T.	Response	Conc	Units
System Monitoring Compounds				
1) S TCMX (S)	5.631	124870409	553.440	ng/ml
62) S DCBP (S)	10.551	58595711	526.828	ng/ml ✓
Target Compounds				
2) Aroclor 1016 (1)	6.300	5624087	909.755	ng/ml
3) Aroclor 1016 (2)	6.790	11025443	963.649	ng/ml
4) Aroclor 1016 (3)	6.917	5145954	960.692	ng/ml
5) Aroclor 1016 (4)	7.004	4338878	878.180	ng/ml
6) Aroclor 1016 (5)	7.048	5224293	942.075	ng/ml
7) Aroclor 1016 (6)	7.173	5149713	901.470	ng/ml
8) Aroclor 1016 - AVE	0.000	0	N.D.	ng/ml
9) Aroclor 1221 (1)	0.000	0	N.D.	ng/ml
10) Aroclor 1221 (2)	0.000	0	N.D.	ng/ml
11) Aroclor 1221 (3)	0.000	0	N.D.	ng/ml
12) Aroclor 1221 - AVE	0.000	0	N.D.	ng/ml
13) Aroclor 1232 (1)	0.000	0	N.D.	ng/ml
14) Aroclor 1232 (2)	0.000	0	N.D.	ng/ml
15) Aroclor 1232 (3)	0.000	0	N.D.	ng/ml
16) Aroclor 1232 (4)	0.000	0	N.D.	ng/ml
17) Aroclor 1232 (5)	0.000	0	N.D.	ng/ml
18) Aroclor 1232 (6)	0.000	0	N.D.	ng/ml
19) Aroclor 1232 - AVE	0.000	0	N.D.	ng/ml
20) Aroclor 1242 (1)	0.000	0	N.D.	ng/ml
21) Aroclor 1242 (2)	0.000	0	N.D.	ng/ml
22) Aroclor 1242 (3)	0.000	0	N.D.	ng/ml
23) Aroclor 1242 (4)	0.000	0	N.D.	ng/ml
24) Aroclor 1242 (5)	0.000	0	N.D.	ng/ml
25) Aroclor 1242 (6)	0.000	0	N.D.	ng/ml
26) Aroclor 1242 - AVE	0.000	0	N.D.	ng/ml
27) Aroclor 1248 (1)	0.000	0	N.D.	ng/ml
28) Aroclor 1248 (2)	0.000	0	N.D.	ng/ml
29) Aroclor 1248 (3)	0.000	0	N.D.	ng/ml
30) Aroclor 1248 (4)	0.000	0	N.D.	ng/ml
31) Aroclor 1248 (5)	0.000	0	N.D.	ng/ml
32) Aroclor 1248 (6)	0.000	0	N.D.	ng/ml
33) Aroclor 1248 - AVE	0.000	0	N.D.	ng/ml
34) Aroclor 1254 (1)	0.000	0	N.D.	ng/ml
35) Aroclor 1254 (2)	0.000	0	N.D.	ng/ml
36) Aroclor 1254 (3)	0.000	0	N.D.	ng/ml
37) Aroclor 1254 (4)	0.000	0	N.D.	ng/ml
38) Aroclor 1254 (5)	0.000	0	N.D.	ng/ml
39) Aroclor 1254 (6)	0.000	0	N.D.	ng/ml
40) Aroclor 1254 - AVE	0.000	0	N.D.	ng/ml
41) Aroclor 1260 (1)	8.143	10123087	961.552	ng/ml
42) Aroclor 1260 (2)	8.350	12298764	963.667	ng/ml
43) Aroclor 1260 (3)	8.582	12961672	977.416	ng/ml
44) Aroclor 1260 (4)	9.066	21886590	1034.706	ng/ml
45) Aroclor 1260 (5)	9.325	12074358	986.892	ng/ml
46) Aroclor 1260 (6)	9.890	4594659	941.536	ng/ml
47) Aroclor 1260 - AVE	0.000	0	N.D.	ng/ml

[Handwritten signature]
1/14/20

Data Path : K:\DATA\0A13050\requant\
 Data File : ECD2R010.D
 Signal(s) : ECD2B.CH
 Acq On : 13 Jan 2020 19:01
 Operator : MJB / KAK
 Sample : 0A13050-CAL6
 Misc :
 ALS Vial : 59 Sample Multiplier: 1

Integration File: events.e
 Quant Time: Jan 14 11:04:53 2020
 Quant Method : L:\Methods\RECD2_QUANTPCB_200113.M
 Quant Title : PCB Data Analysis
 QLast Update : Tue Jan 14 09:35:58 2020
 Response via : Initial Calibration
 Integrator: ChemStation 6890 Scale Mode: Small noise peaks clipped

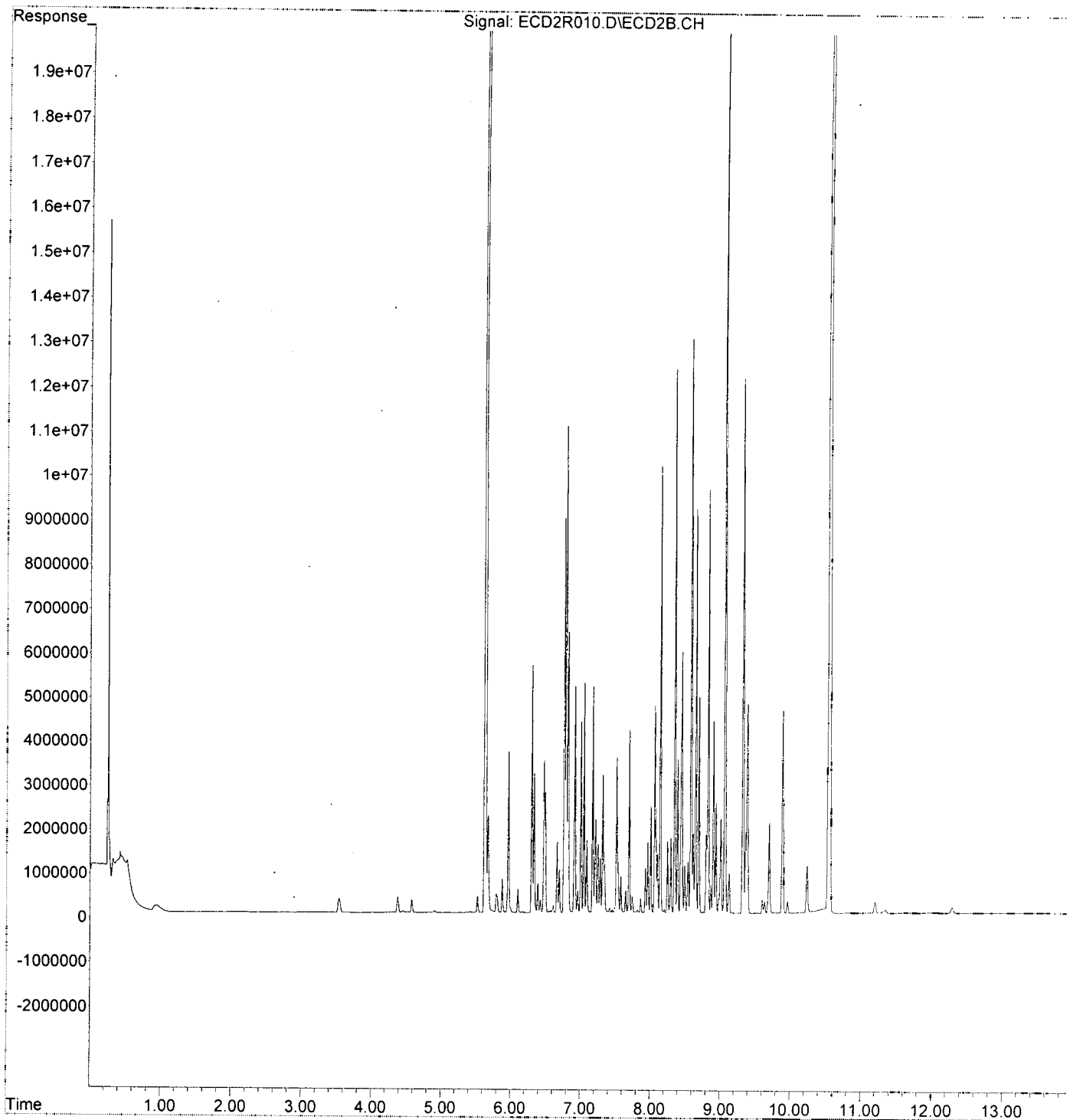
	Compound	R.T.	Response	Conc	Units
48)	Aroclor 1262 (1)	0.000	0	N.D.	ng/ml
49)	Aroclor 1262 (2)	0.000	0	N.D.	ng/ml
50)	Aroclor 1262 (3)	0.000	0	N.D.	ng/ml
51)	Aroclor 1262 (4)	0.000	0	N.D.	ng/ml
52)	Aroclor 1262 (5)	0.000	0	N.D.	ng/ml
53)	Aroclor 1262 (6)	0.000	0	N.D.	ng/ml
54)	Aroclor 1262 - AVE	0.000	0	N.D.	ng/ml
55)	Aroclor 1268 (1)	0.000	0	N.D.	ng/ml
56)	Aroclor 1268 (2)	0.000	0	N.D.	ng/ml
57)	Aroclor 1268 (3)	0.000	0	N.D.	ng/ml
58)	Aroclor 1268 (4)	0.000	0	N.D.	ng/ml
59)	Aroclor 1268 (5)	0.000	0	N.D.	ng/ml
60)	Aroclor 1268 (6)	0.000	0	N.D.	ng/ml
61)	Aroclor 1268 - AVE	0.000	0	N.D.	ng/ml

(f)=RT Delta > 1/2 Window

(m)=manual int.

Data Path : K:\DATA\0A13050\requant\
Data File : ECD2R010.D
Signal(s) : ECD2B.CH
Acq On : 13 Jan 2020 19:01
Operator : MJB / KAK
Sample : 0A13050-CAL6
Misc :
ALS Vial : 59 Sample Multiplier: 1

Integration File: events.e
Quant Time: Jan 14 11:04:53 2020
Quant Method : L:\Methods\RECD2_QUANTPCB_200113.M
Quant Title : PCB Data Analysis
QLast Update : Tue Jan 14 09:35:58 2020
Response via : Initial Calibration
Integrator: ChemStation 6890 Scale Mode: Small noise peaks clipped



Data Path : K:\DATA\0A13050\quant
 Data File : ECD2R011.D
 Signal(s) : ECD2B.CH
 Acq On : 13 Jan 2020 19:18
 Operator : MJB / KAK
 Sample : 0A13050-CAL7
 Misc :
 ALS Vial : 60 Sample Multiplier: 1

Integration File: events.e
 Quant Time: Jan 14 11:05:13 2020
 Quant Method : L:\Methods\RECD2_QUANTPCB_200113.M
 Quant Title : PCB Data Analysis
 QLast Update : Tue Jan 14 09:35:58 2020
 Response via : Initial Calibration
 Integrator: ChemStation 6890 Scale Mode: Small noise peaks clipped

Compound	R.T.	Response	Conc	Units
System Monitoring Compounds				
1) S TCMX (S)	5.633	194842413	863.564	ng/ml
62) S DCBP (S)	10.553	101081415	908.812	ng/ml ✓
Target Compounds				
2) Aroclor 1016 (1)	6.300	8229290	1331.173	ng/ml
3) Aroclor 1016 (2)	6.791	15844863	1384.877	ng/ml
4) Aroclor 1016 (3)	6.917	7443643	1389.645	ng/ml
5) Aroclor 1016 (4)	7.004	6442401	1303.929	ng/ml
6) Aroclor 1016 (5)	7.049	7076827	1276.135	ng/ml
7) Aroclor 1016 (6)	7.174	7407214	1296.650	ng/ml
8) Aroclor 1016 - AVE	0.000	0	N.D.	ng/ml
9) Aroclor 1221 (1)	0.000	0	N.D.	ng/ml
10) Aroclor 1221 (2)	0.000	0	N.D.	ng/ml
11) Aroclor 1221 (3)	0.000	0	N.D.	ng/ml
12) Aroclor 1221 - AVE	0.000	0	N.D.	ng/ml
13) Aroclor 1232 (1)	0.000	0	N.D.	ng/ml
14) Aroclor 1232 (2)	0.000	0	N.D.	ng/ml
15) Aroclor 1232 (3)	0.000	0	N.D.	ng/ml
16) Aroclor 1232 (4)	0.000	0	N.D.	ng/ml
17) Aroclor 1232 (5)	0.000	0	N.D.	ng/ml
18) Aroclor 1232 (6)	0.000	0	N.D.	ng/ml
19) Aroclor 1232 - AVE	0.000	0	N.D.	ng/ml
20) Aroclor 1242 (1)	0.000	0	N.D.	ng/ml
21) Aroclor 1242 (2)	0.000	0	N.D.	ng/ml
22) Aroclor 1242 (3)	0.000	0	N.D.	ng/ml
23) Aroclor 1242 (4)	0.000	0	N.D.	ng/ml
24) Aroclor 1242 (5)	0.000	0	N.D.	ng/ml
25) Aroclor 1242 (6)	0.000	0	N.D.	ng/ml
26) Aroclor 1242 - AVE	0.000	0	N.D.	ng/ml
27) Aroclor 1248 (1)	0.000	0	N.D.	ng/ml
28) Aroclor 1248 (2)	0.000	0	N.D.	ng/ml
29) Aroclor 1248 (3)	0.000	0	N.D.	ng/ml
30) Aroclor 1248 (4)	0.000	0	N.D.	ng/ml
31) Aroclor 1248 (5)	0.000	0	N.D.	ng/ml
32) Aroclor 1248 (6)	0.000	0	N.D.	ng/ml
33) Aroclor 1248 - AVE	0.000	0	N.D.	ng/ml
34) Aroclor 1254 (1)	0.000	0	N.D.	ng/ml
35) Aroclor 1254 (2)	0.000	0	N.D.	ng/ml
36) Aroclor 1254 (3)	0.000	0	N.D.	ng/ml
37) Aroclor 1254 (4)	0.000	0	N.D.	ng/ml
38) Aroclor 1254 (5)	0.000	0	N.D.	ng/ml
39) Aroclor 1254 (6)	0.000	0	N.D.	ng/ml
40) Aroclor 1254 - AVE	0.000	0	N.D.	ng/ml
41) Aroclor 1260 (1)	8.144	14548054	1381.862	ng/ml
42) Aroclor 1260 (2)	8.351	17676726	1385.056	ng/ml
43) Aroclor 1260 (3)	8.583	18285536	1378.879	ng/ml
44) Aroclor 1260 (4)	9.067	32592843	1540.853	ng/ml
45) Aroclor 1260 (5)	9.325	17701773	1446.846	ng/ml
46) Aroclor 1260 (6)	9.891	6885880	1411.053	ng/ml
47) Aroclor 1260 - AVE	0.000	0	N.D.	ng/ml

[Handwritten signature]
1/14/20

Data Path : K:\DATA\0A13050\requant\
 Data File : ECD2R011.D
 Signal(s) : ECD2B.CH
 Acq On : 13 Jan 2020 19:18
 Operator : MJB / KAK
 Sample : 0A13050-CAL7
 Misc :
 ALS Vial : 60 Sample Multiplier: 1

Integration File: events.e
 Quant Time: Jan 14 11:05:13 2020
 Quant Method : L:\Methods\RECD2_QUANTPCB_200113.M
 Quant Title : PCB Data Analysis
 QLast Update : Tue Jan 14 09:35:58 2020
 Response via : Initial Calibration
 Integrator: ChemStation 6890 Scale Mode: Small noise peaks clipped

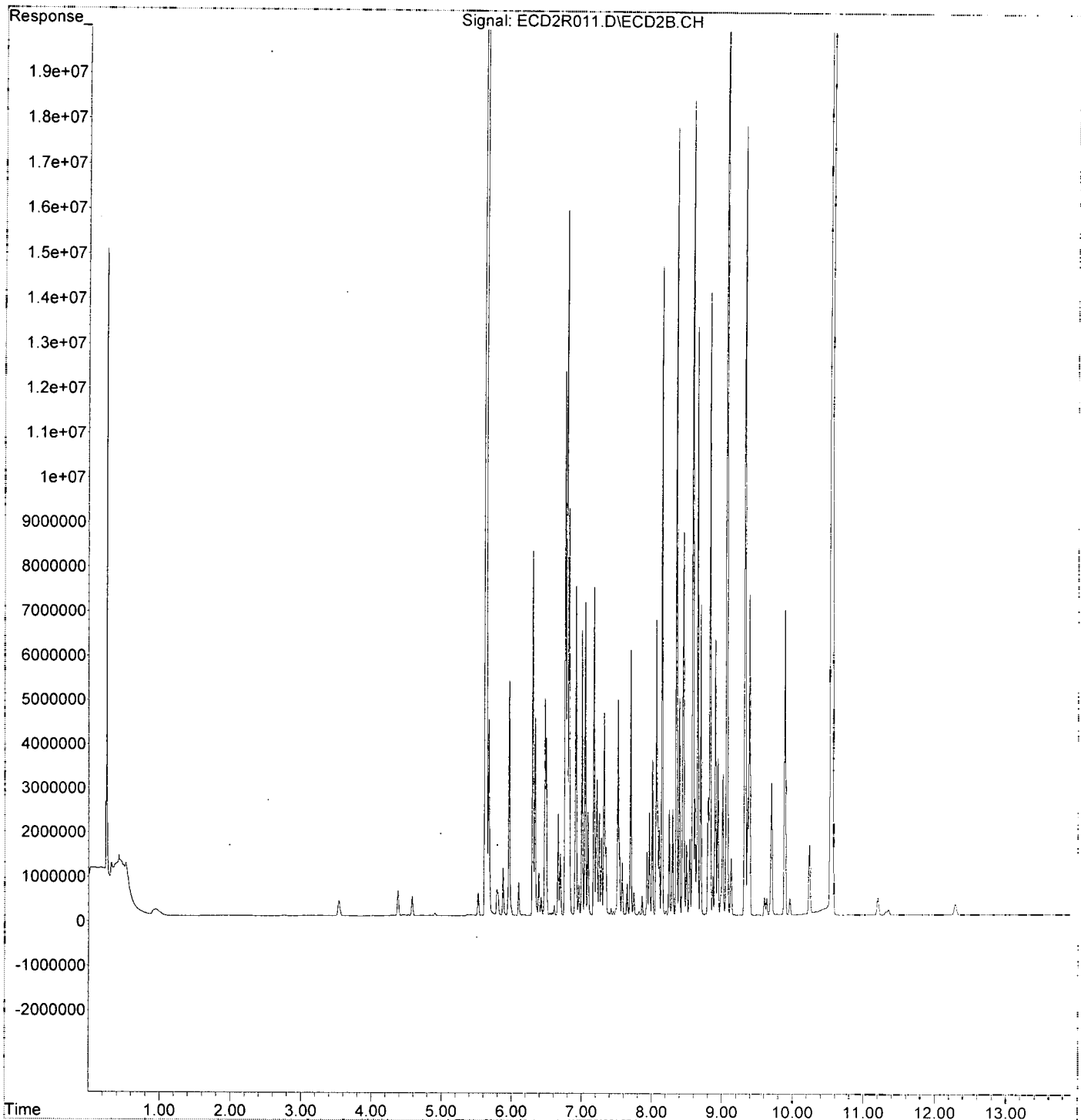
	Compound	R.T.	Response	Conc	Units
48)	Aroclor 1262 (1)	0.000	0	N.D.	ng/mld
49)	Aroclor 1262 (2)	0.000	0	N.D.	ng/mld
50)	Aroclor 1262 (3)	0.000	0	N.D.	ng/mld
51)	Aroclor 1262 (4)	0.000	0	N.D.	ng/mld
52)	Aroclor 1262 (5)	0.000	0	N.D.	ng/mld
53)	Aroclor 1262 (6)	0.000	0	N.D.	ng/mld
54)	Aroclor 1262 - AVE	0.000	0	N.D.	ng/mld
55)	Aroclor 1268 (1)	0.000	0	N.D.	ng/mld
56)	Aroclor 1268 (2)	0.000	0	N.D.	ng/mld
57)	Aroclor 1268 (3)	0.000	0	N.D.	ng/mld
58)	Aroclor 1268 (4)	0.000	0	N.D.	ng/mld
59)	Aroclor 1268 (5)	0.000	0	N.D.	ng/mld
60)	Aroclor 1268 (6)	0.000	0	N.D.	ng/mld
61)	Aroclor 1268 - AVE	0.000	0	N.D.	ng/mld

(f)=RT Delta > 1/2 Window

(m)=manual int.

Data Path : K:\DATA\0A13050\requant\
Data File : ECD2R011.D
Signal(s) : ECD2B.CH
Acq On : 13 Jan 2020 19:18
Operator : MJB / KAK
Sample : 0A13050-CAL7
Misc :
ALS Vial : 60 Sample Multiplier: 1

Integration File: events.e
Quant Time: Jan 14 11:05:13 2020
Quant Method : L:\Methods\RECD2_QUANTPCB_200113.M
Quant Title : PCB Data Analysis
QLast Update : Tue Jan 14 09:35:58 2020
Response via : Initial Calibration
Integrator: ChemStation 6890 Scale Mode: Small noise peaks clipped



Data Path : K:\DATA\0A13050\
 Data File : ECD2R005.D
 Signal(s) : ECD2B.CH
 Acq On : 13 Jan 2020 17:33
 Operator : MJB / KAK
 Sample : 0A13050-CAL1
 Misc :
 ALS Vial : 54 Sample Multiplier: 1

Integration File: events.e
 Quant Time: Jan 14 08:55:45 2020
 Quant Method : L:\Methods\RECD2_QUANTPCB_200113.M
 Quant Title : PCB Data Analysis
 QLast Update : Fri Oct 25 14:23:20 2019
 Response via : Initial Calibration
 Integrator: ChemStation 6890 Scale Mode: Small noise peaks clipped

[Handwritten Signature]
 1/14/20

Compound	R.T.	Response	Conc Units
System Monitoring Compounds			
1) S TCMX (S)	5.628	2095506	7.988 ng/ml
62) S DCBP (S)	10.551	1070638	7.294 ng/ml
Target Compounds			
2) Aroclor 1016 (1)	6.300	145279	16.355 ng/ml
3) Aroclor 1016 (2)	6.790	249458	15.245 ng/ml
4) Aroclor 1016 (3)	6.917	116035	15.753 ng/ml
5) Aroclor 1016 (4)	7.004	117409	15.744 ng/ml
6) Aroclor 1016 (5)	7.049	131375	15.922 ng/ml
7) Aroclor 1016 (6)	7.174	135212	16.427 ng/ml
8) Aroclor 1016 - AVE	0.000	0	N.D. ng/ml
9) Aroclor 1221 (1)	0.000	0	N.D. ng/ml
10) Aroclor 1221 (2)	0.000	0	N.D. ng/ml
11) Aroclor 1221 (3)	0.000	0	N.D. ng/ml
12) Aroclor 1221 - AVE	0.000	0	N.D. ng/ml
13) Aroclor 1232 (1)	0.000	0	N.D. ng/ml
14) Aroclor 1232 (2)	0.000	0	N.D. ng/ml
15) Aroclor 1232 (3)	0.000	0	N.D. ng/ml
16) Aroclor 1232 (4)	0.000	0	N.D. ng/ml
17) Aroclor 1232 (5)	0.000	0	N.D. ng/ml
18) Aroclor 1232 (6)	0.000	0	N.D. ng/ml
19) Aroclor 1232 - AVE	0.000	0	N.D. ng/ml
20) Aroclor 1242 (1)	0.000	0	N.D. ng/ml
21) Aroclor 1242 (2)	0.000	0	N.D. ng/ml
22) Aroclor 1242 (3)	0.000	0	N.D. ng/ml
23) Aroclor 1242 (4)	0.000	0	N.D. ng/ml
24) Aroclor 1242 (5)	0.000	0	N.D. ng/ml
25) Aroclor 1242 (6)	0.000	0	N.D. ng/ml
26) Aroclor 1242 - AVE	0.000	0	N.D. ng/ml
27) Aroclor 1248 (1)	0.000	0	N.D. ng/ml
28) Aroclor 1248 (2)	0.000	0	N.D. ng/ml
29) Aroclor 1248 (3)	0.000	0	N.D. ng/ml
30) Aroclor 1248 (4)	0.000	0	N.D. ng/ml
31) Aroclor 1248 (5)	0.000	0	N.D. ng/ml
32) Aroclor 1248 (6)	0.000	0	N.D. ng/ml
33) Aroclor 1248 - AVE	0.000	0	N.D. ng/ml
34) Aroclor 1254 (1)	0.000	0	N.D. ng/ml
35) Aroclor 1254 (2)	0.000	0	N.D. ng/ml
36) Aroclor 1254 (3)	0.000	0	N.D. ng/ml
37) Aroclor 1254 (4)	0.000	0	N.D. ng/ml
38) Aroclor 1254 (5)	0.000	0	N.D. ng/ml
39) Aroclor 1254 (6)	0.000	0	N.D. ng/ml
40) Aroclor 1254 - AVE	0.000	0	N.D. ng/ml
41) Aroclor 1260 (1)	8.144	236430	14.980 ng/ml
42) Aroclor 1260 (2)	8.351	280991	14.356 ng/ml
43) Aroclor 1260 (3)	8.582	282360	14.025 ng/ml
44) Aroclor 1260 (4)	9.067	414593	13.397 ng/ml
45) Aroclor 1260 (5)	9.325	257901	14.410 ng/ml
46) Aroclor 1260 (6)	9.891	102375	14.840 ng/ml
47) Aroclor 1260 - AVE	0.000	0	N.D. ng/ml

Data Path : K:\DATA\0A13050\
 Data File : ECD2R005.D
 Signal(s) : ECD2B.CH
 Acq On : 13 Jan 2020 17:33
 Operator : MJB / KAK
 Sample : 0A13050-CAL1
 Misc :
 ALS Vial : 54 Sample Multiplier: 1

Integration File: events.e
 Quant Time: Jan 14 08:55:45 2020
 Quant Method : L:\Methods\RECD2_QUANTPCB_200113.M
 Quant Title : PCB Data Analysis
 QLast Update : Fri Oct 25 14:23:20 2019
 Response via : Initial Calibration
 Integrator: ChemStation 6890 Scale Mode: Small noise peaks clipped

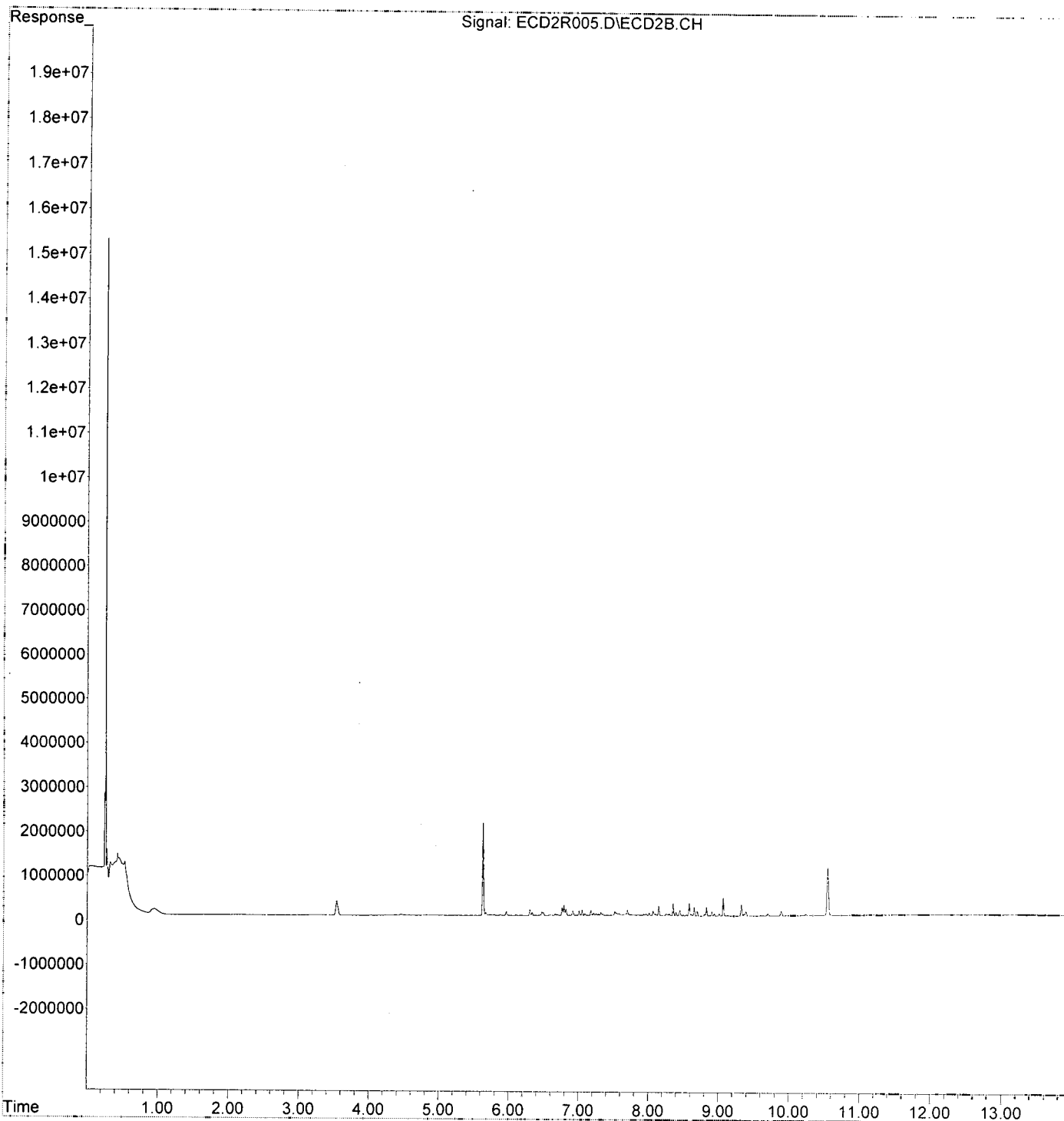
	Compound	R.T.	Response	Conc	Units
48)	Aroclor 1262 (1)	0.000	0	N.D.	ng/ml
49)	Aroclor 1262 (2)	0.000	0	N.D.	ng/ml
50)	Aroclor 1262 (3)	0.000	0	N.D.	ng/ml
51)	Aroclor 1262 (4)	0.000	0	N.D.	ng/ml
52)	Aroclor 1262 (5)	0.000	0	N.D.	ng/ml
53)	Aroclor 1262 (6)	0.000	0	N.D.	ng/ml
54)	Aroclor 1262 - AVE	0.000	0	N.D.	ng/ml
55)	Aroclor 1268 (1)	0.000	0	N.D.	ng/ml
56)	Aroclor 1268 (2)	0.000	0	N.D.	ng/ml
57)	Aroclor 1268 (3)	0.000	0	N.D.	ng/ml
58)	Aroclor 1268 (4)	0.000	0	N.D.	ng/ml
59)	Aroclor 1268 (5)	0.000	0	N.D.	ng/ml
60)	Aroclor 1268 (6)	0.000	0	N.D.	ng/ml
61)	Aroclor 1268 - AVE	0.000	0	N.D.	ng/ml

(f)=RT Delta > 1/2 Window

(m)=manual int.

Data Path : K:\DATA\0A13050\
Data File : ECD2R005.D
Signal(s) : ECD2B.CH
Acq On : 13 Jan 2020 17:33
Operator : MJB / KAK
Sample : 0A13050-CAL1
Misc :
ALS Vial : 54 Sample Multiplier: 1

Integration File: events.e
Quant Time: Jan 14 08:55:45 2020
Quant Method : L:\Methods\RECD2_QUANTPCB_200113.M
Quant Title : PCB Data Analysis
QLast Update : Fri Oct 25 14:23:20 2019
Response via : Initial Calibration
Integrator: ChemStation 6890 Scale Mode: Small noise peaks clipped



Data Path : K:\DATA\0A13050\
 Data File : ECD2R006.D
 Signal(s) : ECD2B.CH
 Acq On : 13 Jan 2020 17:50
 Operator : MJB / KAK
 Sample : 0A13050-CAL2
 Misc :
 ALS Vial : 55 Sample Multiplier: 1

Integration File: events.e
 Quant Time: Jan 14 09:01:01 2020
 Quant Method : L:\Methods\RECD2_QUANTPCB_200113.M
 Quant Title : PCB Data Analysis
 QLast Update : Fri Oct 25 14:23:20 2019
 Response via : Initial Calibration
 Integrator: ChemStation 6890 Scale Mode: Small noise peaks clipped

[Handwritten Signature]
 1/14/20

Compound	R.T.	Response	Conc Units
System Monitoring Compounds			
1) S TCMX (S)	5.628	5312749	20.252 ng/ml
62) S DCBP (S)	10.550	2755983	18.775 ng/ml
Target Compounds			
2) Aroclor 1016 (1)	6.300	343821	38.705 ng/ml
3) Aroclor 1016 (2)	6.790	597996	36.545 ng/ml
4) Aroclor 1016 (3)	6.917	290069	39.380 ng/ml
5) Aroclor 1016 (4)	7.004	278534	37.350 ng/ml
6) Aroclor 1016 (5)	7.048	307931	37.320 ng/ml
7) Aroclor 1016 (6)	7.174	315508	38.331 ng/ml
8) Aroclor 1016 - AVE	0.000	0	N.D. ng/ml
9) Aroclor 1221 (1)	0.000	0	N.D. ng/ml
10) Aroclor 1221 (2)	0.000	0	N.D. ng/ml
11) Aroclor 1221 (3)	0.000	0	N.D. ng/ml
12) Aroclor 1221 - AVE	0.000	0	N.D. ng/ml
13) Aroclor 1232 (1)	0.000	0	N.D. ng/ml
14) Aroclor 1232 (2)	0.000	0	N.D. ng/ml
15) Aroclor 1232 (3)	0.000	0	N.D. ng/ml
16) Aroclor 1232 (4)	0.000	0	N.D. ng/ml
17) Aroclor 1232 (5)	0.000	0	N.D. ng/ml
18) Aroclor 1232 (6)	0.000	0	N.D. ng/ml
19) Aroclor 1232 - AVE	0.000	0	N.D. ng/ml
20) Aroclor 1242 (1)	0.000	0	N.D. ng/ml
21) Aroclor 1242 (2)	0.000	0	N.D. ng/ml
22) Aroclor 1242 (3)	0.000	0	N.D. ng/ml
23) Aroclor 1242 (4)	0.000	0	N.D. ng/ml
24) Aroclor 1242 (5)	0.000	0	N.D. ng/ml
25) Aroclor 1242 (6)	0.000	0	N.D. ng/ml
26) Aroclor 1242 - AVE	0.000	0	N.D. ng/ml
27) Aroclor 1248 (1)	0.000	0	N.D. ng/ml
28) Aroclor 1248 (2)	0.000	0	N.D. ng/ml
29) Aroclor 1248 (3)	0.000	0	N.D. ng/ml
30) Aroclor 1248 (4)	0.000	0	N.D. ng/ml
31) Aroclor 1248 (5)	0.000	0	N.D. ng/ml
32) Aroclor 1248 (6)	0.000	0	N.D. ng/ml
33) Aroclor 1248 - AVE	0.000	0	N.D. ng/ml
34) Aroclor 1254 (1)	0.000	0	N.D. ng/ml
35) Aroclor 1254 (2)	0.000	0	N.D. ng/ml
36) Aroclor 1254 (3)	0.000	0	N.D. ng/ml
37) Aroclor 1254 (4)	0.000	0	N.D. ng/ml
38) Aroclor 1254 (5)	0.000	0	N.D. ng/ml
39) Aroclor 1254 (6)	0.000	0	N.D. ng/ml
40) Aroclor 1254 - AVE	0.000	0	N.D. ng/ml
41) Aroclor 1260 (1)	8.144	540959	34.275 ng/ml
42) Aroclor 1260 (2)	8.350	656411	33.635 ng/ml
43) Aroclor 1260 (3)	8.582	674172	33.487 ng/ml
44) Aroclor 1260 (4)	9.066	1047953	38.864 ng/ml
45) Aroclor 1260 (5)	9.325	608364	33.992 ng/ml
46) Aroclor 1260 (6)	9.891	261903	37.965 ng/ml
47) Aroclor 1260 - AVE	0.000	0	N.D. ng/ml

Data Path : K:\DATA\0A13050\
 Data File : ECD2R006.D
 Signal(s) : ECD2B.CH
 Acq On : 13 Jan 2020 17:50
 Operator : MJB / KAK
 Sample : 0A13050-CAL2
 Misc :
 ALS Vial : 55 Sample Multiplier: 1

Integration File: events.e
 Quant Time: Jan 14 09:01:01 2020
 Quant Method : L:\Methods\RECD2_QUANTPCB_200113.M
 Quant Title : PCB Data Analysis
 QLast Update : Fri Oct 25 14:23:20 2019
 Response via : Initial Calibration
 Integrator: ChemStation 6890 Scale Mode: Small noise peaks clipped

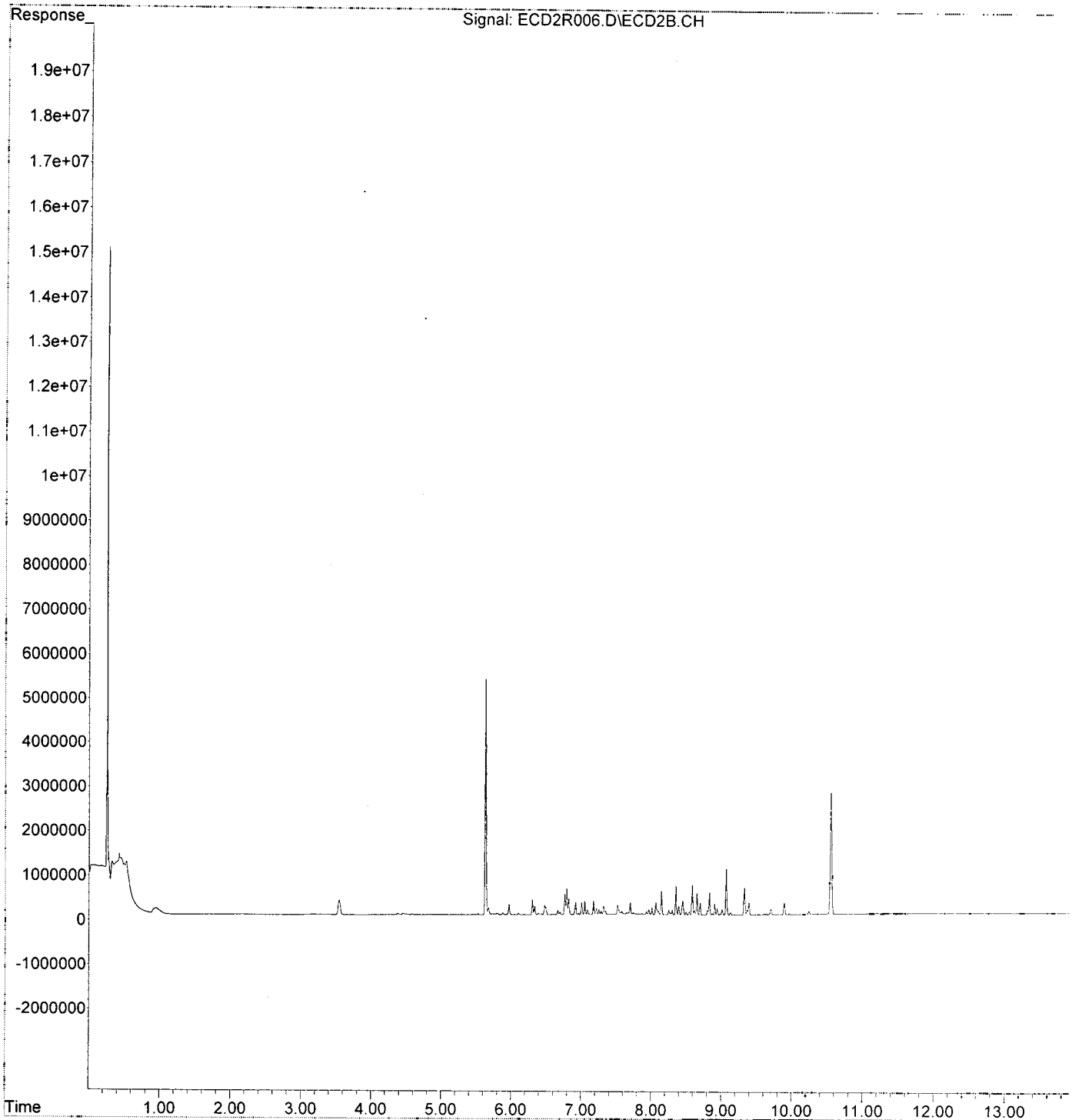
Compound	R.T.	Response	Conc	Units
48) Aroclor 1262 (1)	0.000	0	N.D.	ng/mld
49) Aroclor 1262 (2)	0.000	0	N.D.	ng/mld
50) Aroclor 1262 (3)	0.000	0	N.D.	ng/mld
51) Aroclor 1262 (4)	0.000	0	N.D.	ng/mld
52) Aroclor 1262 (5)	0.000	0	N.D.	ng/mld
53) Aroclor 1262 (6)	0.000	0	N.D.	ng/mld
54) Aroclor 1262 - AVE	0.000	0	N.D.	ng/mld
55) Aroclor 1268 (1)	0.000	0	N.D.	ng/mld
56) Aroclor 1268 (2)	0.000	0	N.D.	ng/mld
57) Aroclor 1268 (3)	0.000	0	N.D.	ng/mld
58) Aroclor 1268 (4)	0.000	0	N.D.	ng/mld
59) Aroclor 1268 (5)	0.000	0	N.D.	ng/mld
60) Aroclor 1268 (6)	0.000	0	N.D.	ng/mld
61) Aroclor 1268 - AVE	0.000	0	N.D.	ng/mld

(f)=RT Delta > 1/2 Window

(m)=manual int.

Data Path : K:\DATA\0A13050\
Data File : ECD2R006.D
Signal(s) : ECD2B.CH
Acq On : 13 Jan 2020 17:50
Operator : MJB / KAK
Sample : 0A13050-CAL2
Misc :
ALS Vial : 55 Sample Multiplier: 1

Integration File: events.e
Quant Time: Jan 14 09:01:01 2020
Quant Method : L:\Methods\RECD2_QUANTPCB_200113.M
Quant Title : PCB Data Analysis
QLast Update : Fri Oct 25 14:23:20 2019
Response via : Initial Calibration
Integrator: ChemStation 6890 Scale Mode: Small noise peaks clipped



Data Path : K:\DATA\0A13050\
 Data File : ECD2R007.D
 Signal(s) : ECD2B.CH
 Acq On : 13 Jan 2020 18:08
 Operator : MJB / KAK
 Sample : 0A13050-CAL3
 Misc :
 ALS Vial : 56 Sample Multiplier: 1

Integration File: events.e
 Quant Time: Jan 14 09:01:21 2020
 Quant Method : L:\Methods\RECD2_QUANTPCB_200113.M
 Quant Title : PCB Data Analysis
 QLast Update : Fri Oct 25 14:23:20 2019
 Response via : Initial Calibration
 Integrator: ChemStation 6890 Scale Mode: Small noise peaks clipped

Handwritten signature
 1/14/20

Compound	R.T.	Response	Conc Units
System Monitoring Compounds			
1) S TCMX (S)	5.628	11084215	42.253 ng/ml
62) S DCBP (S)	10.550	5396453	36.763 ng/ml
Target Compounds			
2) Aroclor 1016 (1)	6.300	639728	72.016 ng/ml
3) Aroclor 1016 (2)	6.790	1142660	69.831 ng/ml
4) Aroclor 1016 (3)	6.917	536991	72.903 ng/ml
5) Aroclor 1016 (4)	7.003	519409	69.651 ng/ml
6) Aroclor 1016 (5)	7.048	569313	68.999 ng/ml
7) Aroclor 1016 (6)	7.174	588135	71.453 ng/ml
8) Aroclor 1016 - AVE	0.000	0	N.D. ng/ml
9) Aroclor 1221 (1)	0.000	0	N.D. ng/ml
10) Aroclor 1221 (2)	0.000	0	N.D. ng/ml
11) Aroclor 1221 (3)	0.000	0	N.D. ng/ml
12) Aroclor 1221 - AVE	0.000	0	N.D. ng/ml
13) Aroclor 1232 (1)	0.000	0	N.D. ng/ml
14) Aroclor 1232 (2)	0.000	0	N.D. ng/ml
15) Aroclor 1232 (3)	0.000	0	N.D. ng/ml
16) Aroclor 1232 (4)	0.000	0	N.D. ng/ml
17) Aroclor 1232 (5)	0.000	0	N.D. ng/ml
18) Aroclor 1232 (6)	0.000	0	N.D. ng/ml
19) Aroclor 1232 - AVE	0.000	0	N.D. ng/ml
20) Aroclor 1242 (1)	0.000	0	N.D. ng/ml
21) Aroclor 1242 (2)	0.000	0	N.D. ng/ml
22) Aroclor 1242 (3)	0.000	0	N.D. ng/ml
23) Aroclor 1242 (4)	0.000	0	N.D. ng/ml
24) Aroclor 1242 (5)	0.000	0	N.D. ng/ml
25) Aroclor 1242 (6)	0.000	0	N.D. ng/ml
26) Aroclor 1242 - AVE	0.000	0	N.D. ng/ml
27) Aroclor 1248 (1)	0.000	0	N.D. ng/ml
28) Aroclor 1248 (2)	0.000	0	N.D. ng/ml
29) Aroclor 1248 (3)	0.000	0	N.D. ng/ml
30) Aroclor 1248 (4)	0.000	0	N.D. ng/ml
31) Aroclor 1248 (5)	0.000	0	N.D. ng/ml
32) Aroclor 1248 (6)	0.000	0	N.D. ng/ml
33) Aroclor 1248 - AVE	0.000	0	N.D. ng/ml
34) Aroclor 1254 (1)	0.000	0	N.D. ng/ml
35) Aroclor 1254 (2)	0.000	0	N.D. ng/ml
36) Aroclor 1254 (3)	0.000	0	N.D. ng/ml
37) Aroclor 1254 (4)	0.000	0	N.D. ng/ml
38) Aroclor 1254 (5)	0.000	0	N.D. ng/ml
39) Aroclor 1254 (6)	0.000	0	N.D. ng/ml
40) Aroclor 1254 - AVE	0.000	0	N.D. ng/ml
41) Aroclor 1260 (1)	8.143	1060465	67.191 ng/ml
42) Aroclor 1260 (2)	8.351	1321460	67.572 ng/ml
43) Aroclor 1260 (3)	8.582	1327338	65.831 ng/ml
44) Aroclor 1260 (4)	9.066	2051063	66.278 ng/ml
45) Aroclor 1260 (5)	9.325	1220407	68.190 ng/ml
46) Aroclor 1260 (6)	9.890	478851	69.413 ng/ml
47) Aroclor 1260 - AVE	0.000	0	N.D. ng/ml

Data Path : K:\DATA\0A13050\
 Data File : ECD2R007.D
 Signal(s) : ECD2B.CH
 Acq On : 13 Jan 2020 18:08
 Operator : MJB / KAK
 Sample : 0A13050-CAL3
 Misc :
 ALS Vial : 56 Sample Multiplier: 1

Integration File: events.e
 Quant Time: Jan 14 09:01:21 2020
 Quant Method : L:\Methods\RECD2_QUANTPCB_200113.M
 Quant Title : PCB Data Analysis
 QLast Update : Fri Oct 25 14:23:20 2019
 Response via : Initial Calibration
 Integrator: ChemStation 6890 Scale Mode: Small noise peaks clipped

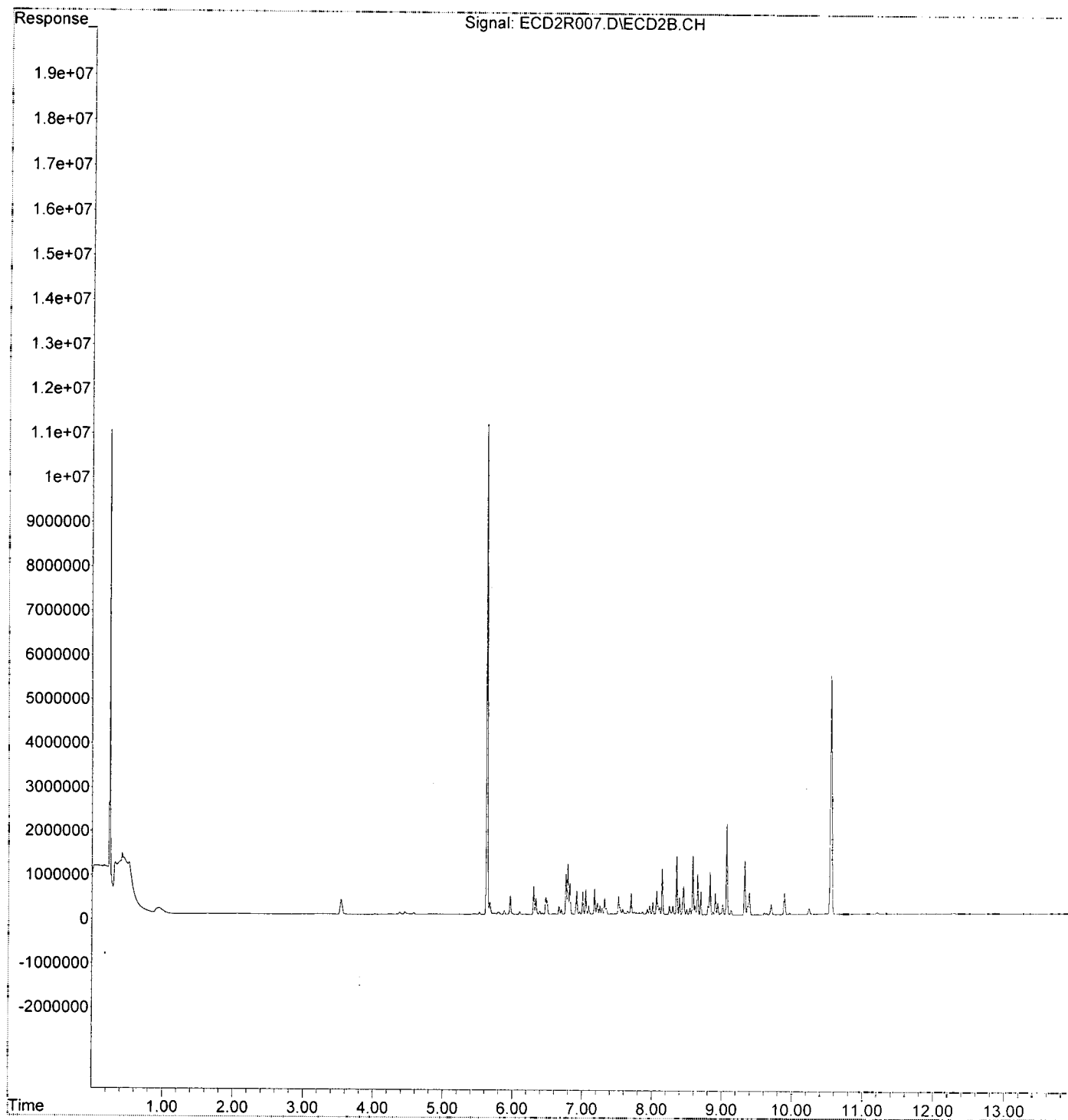
	Compound	R.T.	Response	Conc	Units
48)	Aroclor 1262 (1)	0.000	0	N.D.	ng/ml
49)	Aroclor 1262 (2)	0.000	0	N.D.	ng/ml
50)	Aroclor 1262 (3)	0.000	0	N.D.	ng/ml
51)	Aroclor 1262 (4)	0.000	0	N.D.	ng/ml
52)	Aroclor 1262 (5)	0.000	0	N.D.	ng/ml
53)	Aroclor 1262 (6)	0.000	0	N.D.	ng/ml
54)	Aroclor 1262 - AVE	0.000	0	N.D.	ng/ml
55)	Aroclor 1268 (1)	0.000	0	N.D.	ng/ml
56)	Aroclor 1268 (2)	0.000	0	N.D.	ng/ml
57)	Aroclor 1268 (3)	0.000	0	N.D.	ng/ml
58)	Aroclor 1268 (4)	0.000	0	N.D.	ng/ml
59)	Aroclor 1268 (5)	0.000	0	N.D.	ng/ml
60)	Aroclor 1268 (6)	0.000	0	N.D.	ng/ml
61)	Aroclor 1268 - AVE	0.000	0	N.D.	ng/ml

(f)=RT Delta > 1/2 Window

(m)=manual int.

Data Path : K:\DATA\0A13050\
 Data File : ECD2R007.D
 Signal(s) : ECD2B.CH
 Acq On : 13 Jan 2020 18:08
 Operator : MJB / KAK
 Sample : 0A13050-CAL3
 Misc :
 ALS Vial : 56 Sample Multiplier: 1

Integration File: events.e
 Quant Time: Jan 14 09:01:21 2020
 Quant Method : L:\Methods\RECD2_QUANTPCB_200113.M
 Quant Title : PCB Data Analysis
 QLast Update : Fri Oct 25 14:23:20 2019
 Response via : Initial Calibration
 Integrator: ChemStation 6890 Scale Mode: Small noise peaks clipped



Data Path : K:\DATA\0A13050\
 Data File : ECD2R008.D
 Signal(s) : ECD2B.CH
 Acq On : 13 Jan 2020 18:25
 Operator : MJB / KAK
 Sample : 0A13050-CAL4
 Misc :
 ALS Vial : 57 Sample Multiplier: 1

Integration File: events.e
 Quant Time: Jan 14 09:01:42 2020
 Quant Method : L:\Methods\RECD2_QUANTPCB_200113.M
 Quant Title : PCB Data Analysis
 QLast Update : Fri Oct 25 14:23:20 2019
 Response via : Initial Calibration
 Integrator: ChemStation 6890 Scale Mode: Small noise peaks clipped

[Handwritten signature]
 1/14/20

Compound	R.T.	Response	Conc Units
System Monitoring Compounds			
1) S TCMX (S)	5.629	22681880	86.463 ng/ml
62) S DCBP (S)	10.551	10891716	74.199 ng/ml
Target Compounds			
2) Aroclor 1016 (1)	6.301	1190843	134.057 ng/ml
3) Aroclor 1016 (2)	6.790	2334544	142.670 ng/ml
4) Aroclor 1016 (3)	6.917	1067264	144.894 ng/ml
5) Aroclor 1016 (4)	7.004	981904	131.670 ng/ml
6) Aroclor 1016 (5)	7.049	1076394	130.455 ng/ml
7) Aroclor 1016 (6)	7.174	1160064	140.937 ng/ml
8) Aroclor 1016 - AVE	0.000	0	N.D. ng/ml
9) Aroclor 1221 (1)	0.000	0	N.D. ng/ml
10) Aroclor 1221 (2)	0.000	0	N.D. ng/ml
11) Aroclor 1221 (3)	0.000	0	N.D. ng/ml
12) Aroclor 1221 - AVE	0.000	0	N.D. ng/ml
13) Aroclor 1232 (1)	0.000	0	N.D. ng/ml
14) Aroclor 1232 (2)	0.000	0	N.D. ng/ml
15) Aroclor 1232 (3)	0.000	0	N.D. ng/ml
16) Aroclor 1232 (4)	0.000	0	N.D. ng/ml
17) Aroclor 1232 (5)	0.000	0	N.D. ng/ml
18) Aroclor 1232 (6)	0.000	0	N.D. ng/ml
19) Aroclor 1232 - AVE	0.000	0	N.D. ng/ml
20) Aroclor 1242 (1)	0.000	0	N.D. ng/ml
21) Aroclor 1242 (2)	0.000	0	N.D. ng/ml
22) Aroclor 1242 (3)	0.000	0	N.D. ng/ml
23) Aroclor 1242 (4)	0.000	0	N.D. ng/ml
24) Aroclor 1242 (5)	0.000	0	N.D. ng/ml
25) Aroclor 1242 (6)	0.000	0	N.D. ng/ml
26) Aroclor 1242 - AVE	0.000	0	N.D. ng/ml
27) Aroclor 1248 (1)	0.000	0	N.D. ng/ml
28) Aroclor 1248 (2)	0.000	0	N.D. ng/ml
29) Aroclor 1248 (3)	0.000	0	N.D. ng/ml
30) Aroclor 1248 (4)	0.000	0	N.D. ng/ml
31) Aroclor 1248 (5)	0.000	0	N.D. ng/ml
32) Aroclor 1248 (6)	0.000	0	N.D. ng/ml
33) Aroclor 1248 - AVE	0.000	0	N.D. ng/ml
34) Aroclor 1254 (1)	0.000	0	N.D. ng/ml
35) Aroclor 1254 (2)	0.000	0	N.D. ng/ml
36) Aroclor 1254 (3)	0.000	0	N.D. ng/ml
37) Aroclor 1254 (4)	0.000	0	N.D. ng/ml
38) Aroclor 1254 (5)	0.000	0	N.D. ng/ml
39) Aroclor 1254 (6)	0.000	0	N.D. ng/ml
40) Aroclor 1254 - AVE	0.000	0	N.D. ng/ml
41) Aroclor 1260 (1)	8.144	2093221	132.628 ng/ml
42) Aroclor 1260 (2)	8.351	2511397	128.304 ng/ml
43) Aroclor 1260 (3)	8.582	2744238	136.311 ng/ml
44) Aroclor 1260 (4)	9.066	4251874	137.396 ng/ml
45) Aroclor 1260 (5)	9.325	2471890	128.116 ng/ml
46) Aroclor 1260 (6)	9.891	1008936	146.253 ng/ml
47) Aroclor 1260 - AVE	0.000	0	N.D. ng/ml

Data Path : K:\DATA\0A13050\
 Data File : ECD2R008.D
 Signal(s) : ECD2B.CH
 Acq On : 13 Jan 2020 18:25
 Operator : MJB / KAK
 Sample : 0A13050-CAL4
 Misc :
 ALS Vial : 57 Sample Multiplier: 1

Integration File: events.e
 Quant Time: Jan 14 09:01:42 2020
 Quant Method : L:\Methods\RECD2_QUANTPCB_200113.M
 Quant Title : PCB Data Analysis
 QLast Update : Fri Oct 25 14:23:20 2019
 Response via : Initial Calibration
 Integrator: ChemStation 6890 Scale Mode: Small noise peaks clipped

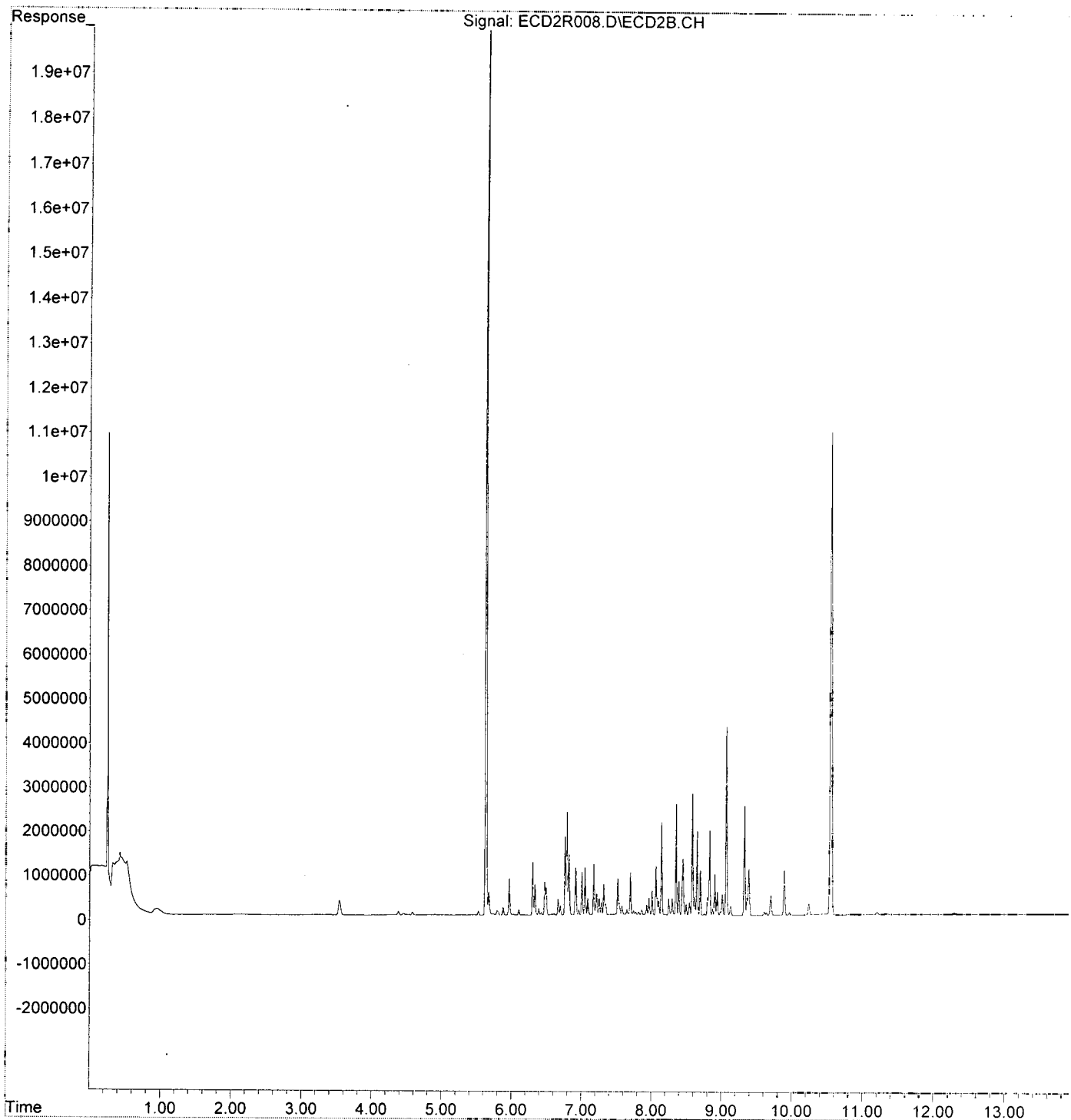
Compound	R.T.	Response	Conc	Units
48) Aroclor 1262 (1)	0.000	0	N.D.	ng/ml
49) Aroclor 1262 (2)	0.000	0	N.D.	ng/ml
50) Aroclor 1262 (3)	0.000	0	N.D.	ng/ml
51) Aroclor 1262 (4)	0.000	0	N.D.	ng/ml
52) Aroclor 1262 (5)	0.000	0	N.D.	ng/ml
53) Aroclor 1262 (6)	0.000	0	N.D.	ng/ml
54) Aroclor 1262 - AVE	0.000	0	N.D.	ng/ml
55) Aroclor 1268 (1)	0.000	0	N.D.	ng/ml
56) Aroclor 1268 (2)	0.000	0	N.D.	ng/ml
57) Aroclor 1268 (3)	0.000	0	N.D.	ng/ml
58) Aroclor 1268 (4)	0.000	0	N.D.	ng/ml
59) Aroclor 1268 (5)	0.000	0	N.D.	ng/ml
60) Aroclor 1268 (6)	0.000	0	N.D.	ng/ml
61) Aroclor 1268 - AVE	0.000	0	N.D.	ng/ml

(f)=RT Delta > 1/2 Window

(m)=manual int.

Data Path : K:\DATA\0A13050\
Data File : ECD2R008.D
Signal(s) : ECD2B.CH
Acq On : 13 Jan 2020 18:25
Operator : MJB / KAK
Sample : 0A13050-CAL4
Misc :
ALS Vial : 57 Sample Multiplier: 1

Integration File: events.e
Quant Time: Jan 14 09:01:42 2020
Quant Method : L:\Methods\RECD2_QUANTPCB_200113.M
Quant Title : PCB Data Analysis
QLast Update : Fri Oct 25 14:23:20 2019
Response via : Initial Calibration
Integrator: ChemStation 6890 Scale Mode: Small noise peaks clipped



Data Path : K:\DATA\0A13050\
 Data File : ECD2R009.D
 Signal(s) : ECD2B.CH
 Acq On : 13 Jan 2020 18:43
 Operator : MJB / KAK
 Sample : 0A13050-CAL5
 Misc :
 ALS Vial : 58 Sample Multiplier: 1

Integration File: events.e
 Quant Time: Jan 14 08:59:57 2020
 Quant Method : L:\Methods\RECD2_QUANTPCB_200113.M
 Quant Title : PCB Data Analysis
 QLast Update : Fri Oct 25 14:23:20 2019
 Response via : Initial Calibration
 Integrator: ChemStation 6890 Scale Mode: Small noise peaks clipped

Handwritten signature and date: 1/14/20

Compound	R.T.	Response	Conc Units
System Monitoring Compounds			
1) S TCMX (S)	5.629	53881075	205.393 ng/ml
62) S DCBP (S)	10.552	25218318	171.798 ng/ml
Target Compounds			
2) Aroclor 1016 (1)	6.300	2835860	319.242 ng/ml
3) Aroclor 1016 (2)	6.790	5484312	335.160 ng/ml
4) Aroclor 1016 (3)	6.917	2538905	344.687 ng/ml
5) Aroclor 1016 (4)	7.003	2203390	295.467 ng/ml
6) Aroclor 1016 (5)	7.048	2536989	307.474 ng/ml
7) Aroclor 1016 (6)	7.174	2573883	312.703 ng/ml
8) Aroclor 1016 - AVE	0.000	0	N.D. ng/ml
9) Aroclor 1221 (1)	0.000	0	N.D. ng/ml
10) Aroclor 1221 (2)	0.000	0	N.D. ng/ml
11) Aroclor 1221 (3)	0.000	0	N.D. ng/ml
12) Aroclor 1221 - AVE	0.000	0	N.D. ng/ml
13) Aroclor 1232 (1)	0.000	0	N.D. ng/ml
14) Aroclor 1232 (2)	0.000	0	N.D. ng/ml
15) Aroclor 1232 (3)	0.000	0	N.D. ng/ml
16) Aroclor 1232 (4)	0.000	0	N.D. ng/ml
17) Aroclor 1232 (5)	0.000	0	N.D. ng/ml
18) Aroclor 1232 (6)	0.000	0	N.D. ng/ml
19) Aroclor 1232 - AVE	0.000	0	N.D. ng/ml
20) Aroclor 1242 (1)	0.000	0	N.D. ng/ml
21) Aroclor 1242 (2)	0.000	0	N.D. ng/ml
22) Aroclor 1242 (3)	0.000	0	N.D. ng/ml
23) Aroclor 1242 (4)	0.000	0	N.D. ng/ml
24) Aroclor 1242 (5)	0.000	0	N.D. ng/ml
25) Aroclor 1242 (6)	0.000	0	N.D. ng/ml
26) Aroclor 1242 - AVE	0.000	0	N.D. ng/ml
27) Aroclor 1248 (1)	0.000	0	N.D. ng/ml
28) Aroclor 1248 (2)	0.000	0	N.D. ng/ml
29) Aroclor 1248 (3)	0.000	0	N.D. ng/ml
30) Aroclor 1248 (4)	0.000	0	N.D. ng/ml
31) Aroclor 1248 (5)	0.000	0	N.D. ng/ml
32) Aroclor 1248 (6)	0.000	0	N.D. ng/ml
33) Aroclor 1248 - AVE	0.000	0	N.D. ng/ml
34) Aroclor 1254 (1)	0.000	0	N.D. ng/ml
35) Aroclor 1254 (2)	0.000	0	N.D. ng/ml
36) Aroclor 1254 (3)	0.000	0	N.D. ng/ml
37) Aroclor 1254 (4)	0.000	0	N.D. ng/ml
38) Aroclor 1254 (5)	0.000	0	N.D. ng/ml
39) Aroclor 1254 (6)	0.000	0	N.D. ng/ml
40) Aroclor 1254 - AVE	0.000	0	N.D. ng/ml
41) Aroclor 1260 (1)	8.144	5080914	321.926 ng/ml
42) Aroclor 1260 (2)	8.351	6152313	314.315 ng/ml
43) Aroclor 1260 (3)	8.583	6540031	324.855 ng/ml
44) Aroclor 1260 (4)	9.066	10496732	339.193 ng/ml
45) Aroclor 1260 (5)	9.325	6070844	309.206 ng/ml
46) Aroclor 1260 (6)	9.891	2392226	346.773 ng/ml
47) Aroclor 1260 - AVE	0.000	0	N.D. ng/ml

Data Path : K:\DATA\0A13050\
 Data File : ECD2R009.D
 Signal(s) : ECD2B.CH
 Acq On : 13 Jan 2020 18:43
 Operator : MJB / KAK
 Sample : 0A13050-CAL5
 Misc :
 ALS Vial : 58 Sample Multiplier: 1

Integration File: events.e
 Quant Time: Jan 14 08:59:57 2020
 Quant Method : L:\Methods\RECD2_QUANTPCB_200113.M
 Quant Title : PCB Data Analysis
 QLast Update : Fri Oct 25 14:23:20 2019
 Response via : Initial Calibration
 Integrator: ChemStation 6890 Scale Mode: Small noise peaks clipped

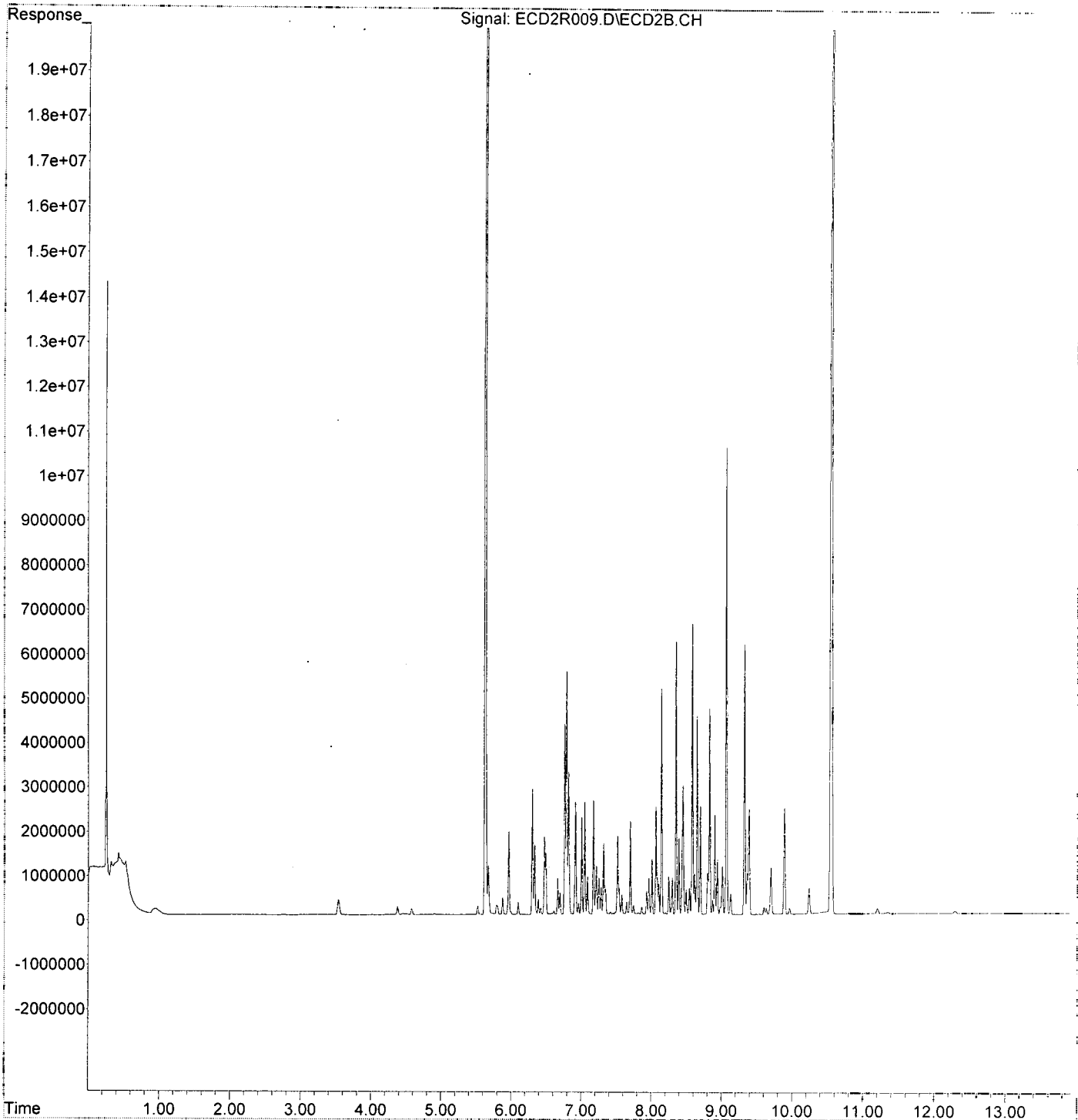
	Compound	R.T.	Response	Conc	Units
48)	Aroclor 1262 (1)	0.000	0	N.D.	ng/mld
49)	Aroclor 1262 (2)	0.000	0	N.D.	ng/mld
50)	Aroclor 1262 (3)	0.000	0	N.D.	ng/mld
51)	Aroclor 1262 (4)	0.000	0	N.D.	ng/mld
52)	Aroclor 1262 (5)	0.000	0	N.D.	ng/mld
53)	Aroclor 1262 (6)	0.000	0	N.D.	ng/mld
54)	Aroclor 1262 - AVE	0.000	0	N.D.	ng/mld
55)	Aroclor 1268 (1)	0.000	0	N.D.	ng/mld
56)	Aroclor 1268 (2)	0.000	0	N.D.	ng/mld
57)	Aroclor 1268 (3)	0.000	0	N.D.	ng/mld
58)	Aroclor 1268 (4)	0.000	0	N.D.	ng/mld
59)	Aroclor 1268 (5)	0.000	0	N.D.	ng/mld
60)	Aroclor 1268 (6)	0.000	0	N.D.	ng/mld
61)	Aroclor 1268 - AVE	0.000	0	N.D.	ng/mld

(f)=RT Delta > 1/2 Window

(m)=manual int.

Data Path : K:\DATA\0A13050\
Data File : ECD2R009.D
Signal(s) : ECD2B.CH
Acq On : 13 Jan 2020 18:43
Operator : MJB / KAK
Sample : 0A13050-CAL5
Misc :
ALS Vial : 58 Sample Multiplier: 1

Integration File: events.e
Quant Time: Jan 14 08:59:57 2020
Quant Method : L:\Methods\RECD2_QUANTPCB_200113.M
Quant Title : PCB Data Analysis
QLast Update : Fri Oct 25 14:23:20 2019
Response via : Initial Calibration
Integrator: ChemStation 6890 Scale Mode: Small noise peaks clipped



Data Path : K:\DATA\0A13050\
 Data File : ECD2R010.D
 Signal(s) : ECD2B.CH
 Acq On : 13 Jan 2020 19:01
 Operator : MJB / KAK
 Sample : 0A13050-CAL6
 Misc :
 ALS Vial : 59 Sample Multiplier: 1

Integration File: events.e
 Quant Time: Jan 14 09:02:03 2020
 Quant Method : L:\Methods\RECD2_QUANTPCB_200113.M
 Quant Title : PCB Data Analysis
 QLast Update : Fri Oct 25 14:23:20 2019
 Response via : Initial Calibration
 Integrator: ChemStation 6890 Scale Mode: Small noise peaks clipped

[Handwritten Signature]
 1/14/20

Compound	R.T.	Response	Conc Units
System Monitoring Compounds			
1) S TCMX (S)	5.631	124870409	476.002 ng/ml
62) S DCBP (S)	10.551	58595711	399.179 ng/ml
Target Compounds			
2) Aroclor 1016 (1)	6.300	5624087	633.122 ng/ml
3) Aroclor 1016 (2)	6.790	11025443	673.792 ng/ml
4) Aroclor 1016 (3)	6.917	5145954	698.624 ng/ml
5) Aroclor 1016 (4)	7.004	4338878	581.829 ng/ml
6) Aroclor 1016 (5)	7.048	5224293	633.166 ng/ml
7) Aroclor 1016 (6)	7.173	5149713	625.642 ng/ml
8) Aroclor 1016 - AVE	0.000	0	N.D. ng/ml
9) Aroclor 1221 (1)	0.000	0	N.D. ng/ml
10) Aroclor 1221 (2)	0.000	0	N.D. ng/ml
11) Aroclor 1221 (3)	0.000	0	N.D. ng/ml
12) Aroclor 1221 - AVE	0.000	0	N.D. ng/ml
13) Aroclor 1232 (1)	0.000	0	N.D. ng/ml
14) Aroclor 1232 (2)	0.000	0	N.D. ng/ml
15) Aroclor 1232 (3)	0.000	0	N.D. ng/ml
16) Aroclor 1232 (4)	0.000	0	N.D. ng/ml
17) Aroclor 1232 (5)	0.000	0	N.D. ng/ml
18) Aroclor 1232 (6)	0.000	0	N.D. ng/ml
19) Aroclor 1232 - AVE	0.000	0	N.D. ng/ml
20) Aroclor 1242 (1)	0.000	0	N.D. ng/ml
21) Aroclor 1242 (2)	0.000	0	N.D. ng/ml
22) Aroclor 1242 (3)	0.000	0	N.D. ng/ml
23) Aroclor 1242 (4)	0.000	0	N.D. ng/ml
24) Aroclor 1242 (5)	0.000	0	N.D. ng/ml
25) Aroclor 1242 (6)	0.000	0	N.D. ng/ml
26) Aroclor 1242 - AVE	0.000	0	N.D. ng/ml
27) Aroclor 1248 (1)	0.000	0	N.D. ng/ml
28) Aroclor 1248 (2)	0.000	0	N.D. ng/ml
29) Aroclor 1248 (3)	0.000	0	N.D. ng/ml
30) Aroclor 1248 (4)	0.000	0	N.D. ng/ml
31) Aroclor 1248 (5)	0.000	0	N.D. ng/ml
32) Aroclor 1248 (6)	0.000	0	N.D. ng/ml
33) Aroclor 1248 - AVE	0.000	0	N.D. ng/ml
34) Aroclor 1254 (1)	0.000	0	N.D. ng/ml
35) Aroclor 1254 (2)	0.000	0	N.D. ng/ml
36) Aroclor 1254 (3)	0.000	0	N.D. ng/ml
37) Aroclor 1254 (4)	0.000	0	N.D. ng/ml
38) Aroclor 1254 (5)	0.000	0	N.D. ng/ml
39) Aroclor 1254 (6)	0.000	0	N.D. ng/ml
40) Aroclor 1254 - AVE	0.000	0	N.D. ng/ml
41) Aroclor 1260 (1)	8.143	10123087	641.397 ng/ml
42) Aroclor 1260 (2)	8.350	12298764	628.330 ng/ml
43) Aroclor 1260 (3)	8.582	12961672	643.829 ng/ml
44) Aroclor 1260 (4)	9.066	21886590	707.247 ng/ml
45) Aroclor 1260 (5)	9.325	12074358	674.651 ng/ml
46) Aroclor 1260 (6)	9.890	4594659	666.033 ng/ml
47) Aroclor 1260 - AVE	0.000	0	N.D. ng/ml

Data Path : K:\DATA\0A13050\
 Data File : ECD2R010.D
 Signal(s) : ECD2B.CH
 Acq On : 13 Jan 2020 19:01
 Operator : MJB / KAK
 Sample : 0A13050-CAL6
 Misc :
 ALS Vial : 59 Sample Multiplier: 1

Integration File: events.e
 Quant Time: Jan 14 09:02:03 2020
 Quant Method : L:\Methods\RECD2_QUANTPCB_200113.M
 Quant Title : PCB Data Analysis
 QLast Update : Fri Oct 25 14:23:20 2019
 Response via : Initial Calibration
 Integrator: ChemStation 6890 Scale Mode: Small noise peaks clipped

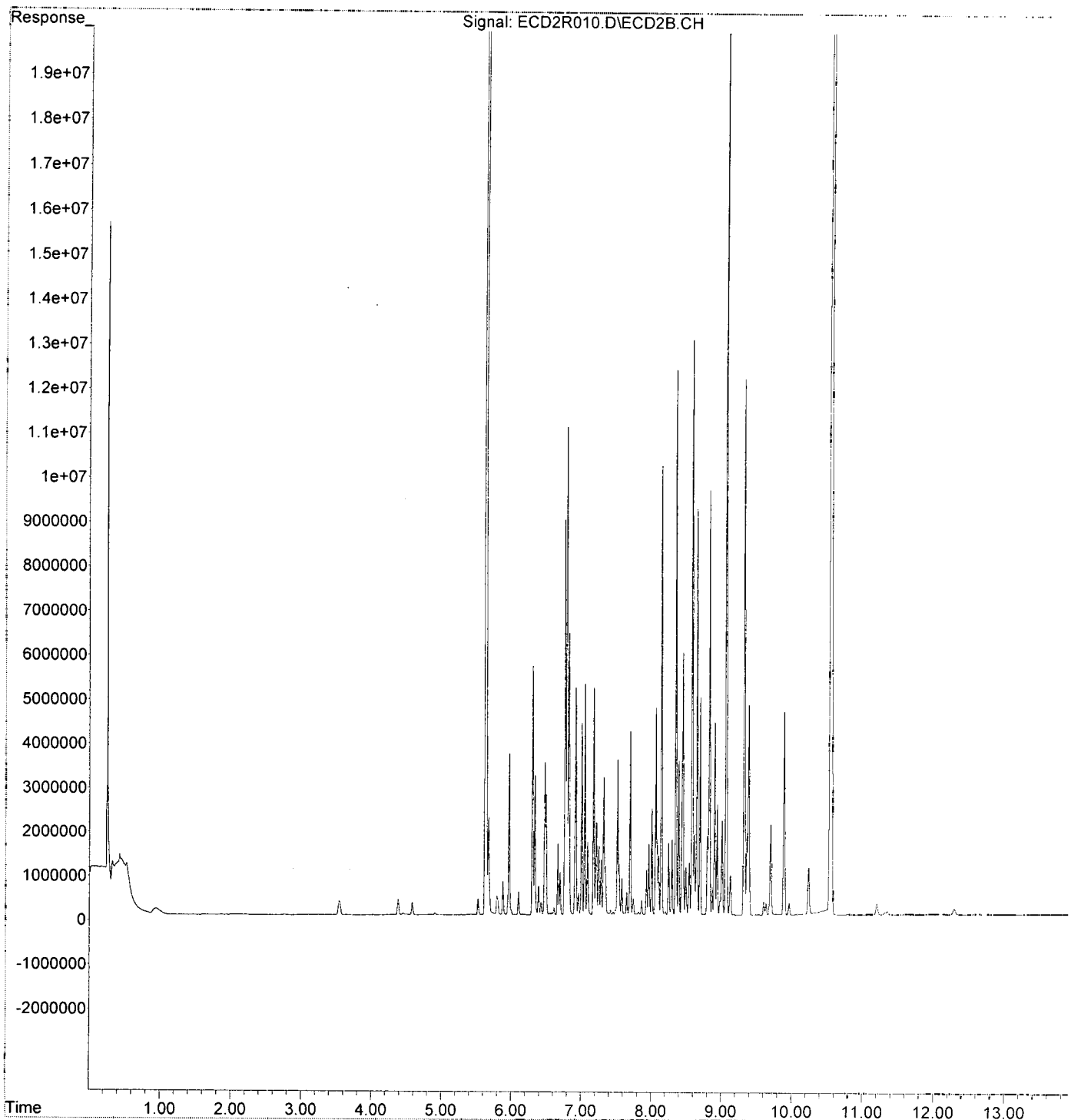
Compound	R.T.	Response	Conc	Units
48) Aroclor 1262 (1)	0.000	0	N.D.	ng/ml
49) Aroclor 1262 (2)	0.000	0	N.D.	ng/ml
50) Aroclor 1262 (3)	0.000	0	N.D.	ng/ml
51) Aroclor 1262 (4)	0.000	0	N.D.	ng/ml
52) Aroclor 1262 (5)	0.000	0	N.D.	ng/ml
53) Aroclor 1262 (6)	0.000	0	N.D.	ng/ml
54) Aroclor 1262 - AVE	0.000	0	N.D.	ng/ml
55) Aroclor 1268 (1)	0.000	0	N.D.	ng/ml
56) Aroclor 1268 (2)	0.000	0	N.D.	ng/ml
57) Aroclor 1268 (3)	0.000	0	N.D.	ng/ml
58) Aroclor 1268 (4)	0.000	0	N.D.	ng/ml
59) Aroclor 1268 (5)	0.000	0	N.D.	ng/ml
60) Aroclor 1268 (6)	0.000	0	N.D.	ng/ml
61) Aroclor 1268 - AVE	0.000	0	N.D.	ng/ml

(f)=RT Delta > 1/2 Window

(m)=manual int.

Data Path : K:\DATA\0A13050\
Data File : ECD2R010.D
Signal(s) : ECD2B.CH
Acq On : 13 Jan 2020 19:01
Operator : MJB / KAK
Sample : 0A13050-CAL6
Misc :
ALS Vial : 59 Sample Multiplier: 1

Integration File: events.e
Quant Time: Jan 14 09:02:03 2020
Quant Method : L:\Methods\RECD2_QUANTPCB_200113.M
Quant Title : PCB Data Analysis
QLast Update : Fri Oct 25 14:23:20 2019
Response via : Initial Calibration
Integrator: ChemStation 6890 Scale Mode: Small noise peaks clipped



Data Path : K:\DATA\0A13050\
 Data File : ECD2R011.D
 Signal(s) : ECD2B.CH
 Acq On : 13 Jan 2020 19:18
 Operator : MJB / KAK
 Sample : 0A13050-CAL7
 Misc :
 ALS Vial : 60 Sample Multiplier: 1

Integration File: events.e
 Quant Time: Jan 14 09:02:23 2020
 Quant Method : L:\Methods\RECD2_QUANTPCB_200113.M
 Quant Title : PCB Data Analysis
 QLast Update : Fri Oct 25 14:23:20 2019
 Response via : Initial Calibration
 Integrator: ChemStation 6890 Scale Mode: Small noise peaks clipped

[Handwritten signature]
 1/14/20

Compound	R.T.	Response	Conc Units

System Monitoring Compounds			
1) S TCMX (S)	5.633	194842413	742.733 ng/ml
62) S DCBP (S)	10.553	101081415	688.610 ng/ml
Target Compounds			
2) Aroclor 1016 (1)	6.300	8229290	926.399 ng/ml
3) Aroclor 1016 (2)	6.791	15844863	968.319 ng/ml
4) Aroclor 1016 (3)	6.917	7443643	1010.563 ng/ml
5) Aroclor 1016 (4)	7.004	6442401	865.904 ng/ml
6) Aroclor 1016 (5)	7.049	7076827	857.687 ng/ml
7) Aroclor 1016 (6)	7.174	7407214	899.907 ng/ml
8) Aroclor 1016 - AVE	0.000	0	N.D. ng/ml
9) Aroclor 1221 (1)	0.000	0	N.D. ng/ml
10) Aroclor 1221 (2)	0.000	0	N.D. ng/ml
11) Aroclor 1221 (3)	0.000	0	N.D. ng/ml
12) Aroclor 1221 - AVE	0.000	0	N.D. ng/ml
13) Aroclor 1232 (1)	0.000	0	N.D. ng/ml
14) Aroclor 1232 (2)	0.000	0	N.D. ng/ml
15) Aroclor 1232 (3)	0.000	0	N.D. ng/ml
16) Aroclor 1232 (4)	0.000	0	N.D. ng/ml
17) Aroclor 1232 (5)	0.000	0	N.D. ng/ml
18) Aroclor 1232 (6)	0.000	0	N.D. ng/ml
19) Aroclor 1232 - AVE	0.000	0	N.D. ng/ml
20) Aroclor 1242 (1)	0.000	0	N.D. ng/ml
21) Aroclor 1242 (2)	0.000	0	N.D. ng/ml
22) Aroclor 1242 (3)	0.000	0	N.D. ng/ml
23) Aroclor 1242 (4)	0.000	0	N.D. ng/ml
24) Aroclor 1242 (5)	0.000	0	N.D. ng/ml
25) Aroclor 1242 (6)	0.000	0	N.D. ng/ml
26) Aroclor 1242 - AVE	0.000	0	N.D. ng/ml
27) Aroclor 1248 (1)	0.000	0	N.D. ng/ml
28) Aroclor 1248 (2)	0.000	0	N.D. ng/ml
29) Aroclor 1248 (3)	0.000	0	N.D. ng/ml
30) Aroclor 1248 (4)	0.000	0	N.D. ng/ml
31) Aroclor 1248 (5)	0.000	0	N.D. ng/ml
32) Aroclor 1248 (6)	0.000	0	N.D. ng/ml
33) Aroclor 1248 - AVE	0.000	0	N.D. ng/ml
34) Aroclor 1254 (1)	0.000	0	N.D. ng/ml
35) Aroclor 1254 (2)	0.000	0	N.D. ng/ml
36) Aroclor 1254 (3)	0.000	0	N.D. ng/ml
37) Aroclor 1254 (4)	0.000	0	N.D. ng/ml
38) Aroclor 1254 (5)	0.000	0	N.D. ng/ml
39) Aroclor 1254 (6)	0.000	0	N.D. ng/ml
40) Aroclor 1254 - AVE	0.000	0	N.D. ng/ml
41) Aroclor 1260 (1)	8.144	14548054	921.762 ng/ml
42) Aroclor 1260 (2)	8.351	17676726	903.084 ng/ml
43) Aroclor 1260 (3)	8.583	18285536	908.274 ng/ml
44) Aroclor 1260 (4)	9.067	32592843	1053.210 ng/ml
45) Aroclor 1260 (5)	9.325	17701773	989.081 ng/ml
46) Aroclor 1260 (6)	9.891	6885880	998.164 ng/ml
47) Aroclor 1260 - AVE	0.000	0	N.D. ng/ml

Data Path : K:\DATA\0A13050\
 Data File : ECD2R011.D
 Signal(s) : ECD2B.CH
 Acq On : 13 Jan 2020 19:18
 Operator : MJB / KAK
 Sample : 0A13050-CAL7
 Misc :
 ALS Vial : 60 Sample Multiplier: 1

Integration File: events.e
 Quant Time: Jan 14 09:02:23 2020
 Quant Method : L:\Methods\RECD2_QUANTPCB_200113.M
 Quant Title : PCB Data Analysis
 QLast Update : Fri Oct 25 14:23:20 2019
 Response via : Initial Calibration
 Integrator: ChemStation 6890 Scale Mode: Small noise peaks clipped

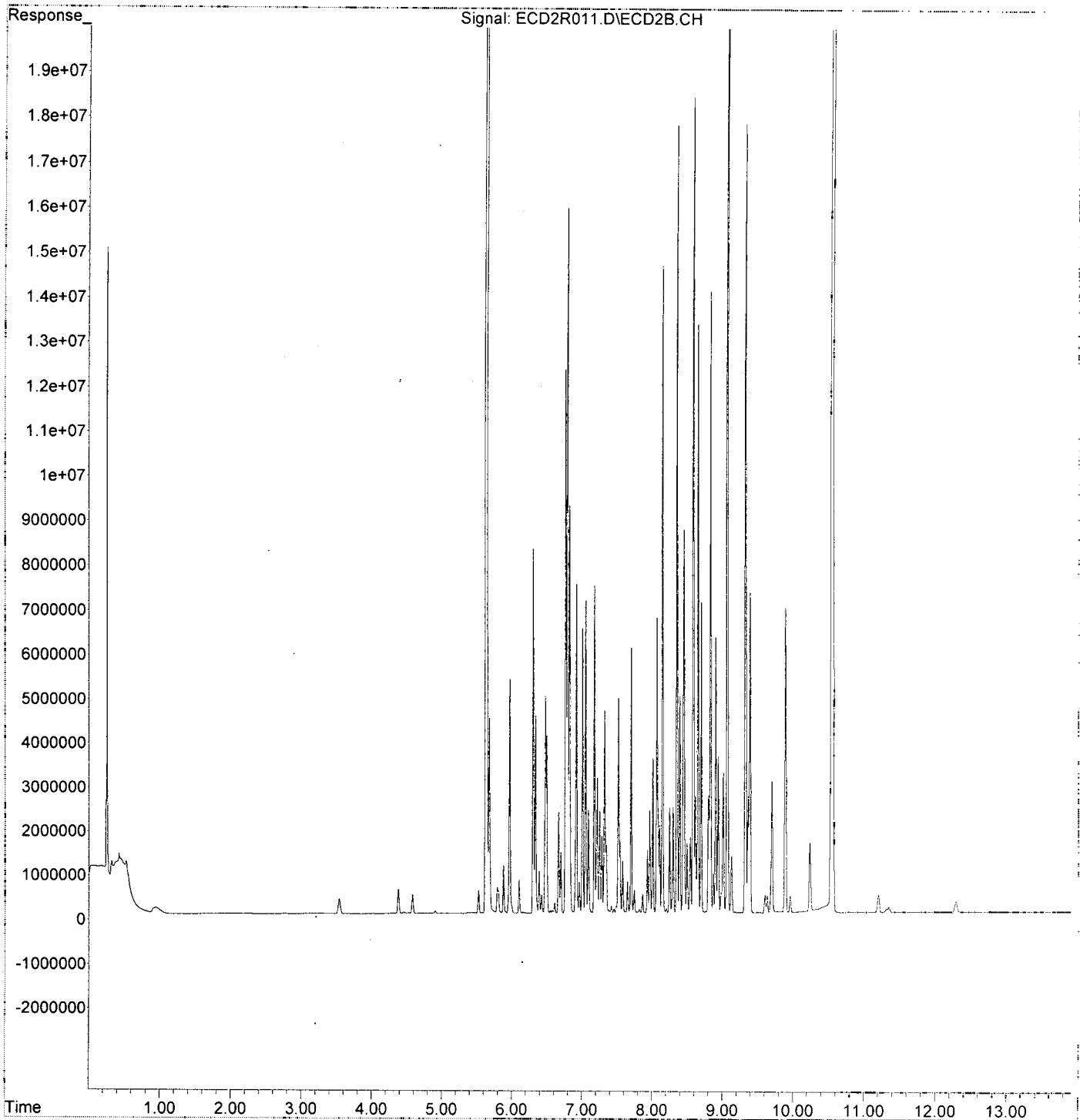
	Compound	R.T.	Response	Conc	Units
48)	Aroclor 1262 (1)	0.000	0	N.D.	ng/ml
49)	Aroclor 1262 (2)	0.000	0	N.D.	ng/ml
50)	Aroclor 1262 (3)	0.000	0	N.D.	ng/ml
51)	Aroclor 1262 (4)	0.000	0	N.D.	ng/ml
52)	Aroclor 1262 (5)	0.000	0	N.D.	ng/ml
53)	Aroclor 1262 (6)	0.000	0	N.D.	ng/ml
54)	Aroclor 1262 - AVE	0.000	0	N.D.	ng/ml
55)	Aroclor 1268 (1)	0.000	0	N.D.	ng/ml
56)	Aroclor 1268 (2)	0.000	0	N.D.	ng/ml
57)	Aroclor 1268 (3)	0.000	0	N.D.	ng/ml
58)	Aroclor 1268 (4)	0.000	0	N.D.	ng/ml
59)	Aroclor 1268 (5)	0.000	0	N.D.	ng/ml
60)	Aroclor 1268 (6)	0.000	0	N.D.	ng/ml
61)	Aroclor 1268 - AVE	0.000	0	N.D.	ng/ml

(f)=RT Delta > 1/2 Window

(m)=manual int.

Data Path : K:\DATA\0A13050\
Data File : ECD2R011.D
Signal(s) : ECD2B.CH
Acq On : 13 Jan 2020 19:18
Operator : MJB / KAK
Sample : 0A13050-CAL7
Misc :
ALS Vial : 60 Sample Multiplier: 1

Integration File: events.e
Quant Time: Jan 14 09:02:23 2020
Quant Method : L:\Methods\RECD2_QUANTPCB_200113.M
Quant Title : PCB Data Analysis
QLast Update : Fri Oct 25 14:23:20 2019
Response via : Initial Calibration
Integrator: ChemStation 6890 Scale Mode: Small noise peaks clipped



Data Path : K:\DATA\0A13050\
 Data File : ECD2R014.D
 Signal(s) : ECD2B.CH
 Acq On : 13 Jan 2020 20:11
 Operator : MJB / KAK
 Sample : 0A13050-CAL8
 Misc :
 ALS Vial : 62 Sample Multiplier: 1

Integration File: events.e
 Quant Time: Jan 14 09:08:11 2020
 Quant Method : L:\Methods\RECD2_QUANTPCB_200113.M
 Quant Title : PCB Data Analysis
 QLast Update : Tue Jan 14 09:08:06 2020
 Response via : Initial Calibration
 Integrator: ChemStation 6890 Scale Mode: Small noise peaks clipped

Compound	R.T.	Response	Conc	Units
System Monitoring Compounds				
1) S TCMX (S)	0.000	0	N.D.	ng/ml
62) S DCBP (S)	0.000	0	N.D.	ng/ml
Target Compounds				
2) Aroclor 1016 (1)	0.000	0	N.D.	ng/ml
3) Aroclor 1016 (2)	0.000	0	N.D.	ng/ml
4) Aroclor 1016 (3)	0.000	0	N.D.	ng/ml
5) Aroclor 1016 (4)	0.000	0	N.D.	ng/ml
6) Aroclor 1016 (5)	0.000	0	N.D.	ng/ml
7) Aroclor 1016 (6)	0.000	0	N.D.	ng/ml
8) Aroclor 1016 - AVE	0.000	0	N.D.	ng/ml
9) Aroclor 1221 (1)	5.806	868760	405.233	ng/ml
10) Aroclor 1221 (2)	5.878	858489	392.721	ng/ml
11) Aroclor 1221 (3)	5.965	2853506	403.334	ng/ml
12) Aroclor 1221 - AVE	0.000	0	N.D.	ng/ml
13) Aroclor 1232 (1)	0.000	0	N.D.	ng/ml
14) Aroclor 1232 (2)	0.000	0	N.D.	ng/ml
15) Aroclor 1232 (3)	0.000	0	N.D.	ng/ml
16) Aroclor 1232 (4)	0.000	0	N.D.	ng/ml
17) Aroclor 1232 (5)	0.000	0	N.D.	ng/ml
18) Aroclor 1232 (6)	0.000	0	N.D.	ng/ml
19) Aroclor 1232 - AVE	0.000	0	N.D.	ng/ml
20) Aroclor 1242 (1)	0.000	0	N.D.	ng/ml
21) Aroclor 1242 (2)	0.000	0	N.D.	ng/ml
22) Aroclor 1242 (3)	0.000	0	N.D.	ng/ml
23) Aroclor 1242 (4)	0.000	0	N.D.	ng/ml
24) Aroclor 1242 (5)	0.000	0	N.D.	ng/ml
25) Aroclor 1242 (6)	0.000	0	N.D.	ng/ml
26) Aroclor 1242 - AVE	0.000	0	N.D.	ng/ml
27) Aroclor 1248 (1)	0.000	0	N.D.	ng/ml
28) Aroclor 1248 (2)	0.000	0	N.D.	ng/ml
29) Aroclor 1248 (3)	0.000	0	N.D.	ng/ml
30) Aroclor 1248 (4)	0.000	0	N.D.	ng/ml
31) Aroclor 1248 (5)	0.000	0	N.D.	ng/ml
32) Aroclor 1248 (6)	0.000	0	N.D.	ng/ml
33) Aroclor 1248 - AVE	0.000	0	N.D.	ng/ml
34) Aroclor 1254 (1)	0.000	0	N.D.	ng/ml
35) Aroclor 1254 (2)	0.000	0	N.D.	ng/ml
36) Aroclor 1254 (3)	0.000	0	N.D.	ng/ml
37) Aroclor 1254 (4)	0.000	0	N.D.	ng/ml
38) Aroclor 1254 (5)	0.000	0	N.D.	ng/ml
39) Aroclor 1254 (6)	0.000	0	N.D.	ng/ml
40) Aroclor 1254 - AVE	0.000	0	N.D.	ng/ml
41) Aroclor 1260 (1)	0.000	0	N.D.	ng/ml
42) Aroclor 1260 (2)	0.000	0	N.D.	ng/ml
43) Aroclor 1260 (3)	0.000	0	N.D.	ng/ml
44) Aroclor 1260 (4)	0.000	0	N.D.	ng/ml
45) Aroclor 1260 (5)	0.000	0	N.D.	ng/ml
46) Aroclor 1260 (6)	0.000	0	N.D.	ng/ml
47) Aroclor 1260 - AVE	0.000	0	N.D.	ng/ml

Handwritten signature
 1/14/20

Data Path : K:\DATA\0A13050\
 Data File : ECD2R014.D
 Signal(s) : ECD2B.CH
 Acq On : 13 Jan 2020 20:11
 Operator : MJB / KAK
 Sample : 0A13050-CAL8
 Misc :
 ALS Vial : 62 Sample Multiplier: 1

Integration File: events.e
 Quant Time: Jan 14 09:08:11 2020
 Quant Method : L:\Methods\RECD2_QUANTPCB_200113.M
 Quant Title : PCB Data Analysis
 QLast Update : Tue Jan 14 09:08:06 2020
 Response via : Initial Calibration
 Integrator: ChemStation 6890 Scale Mode: Small noise peaks clipped

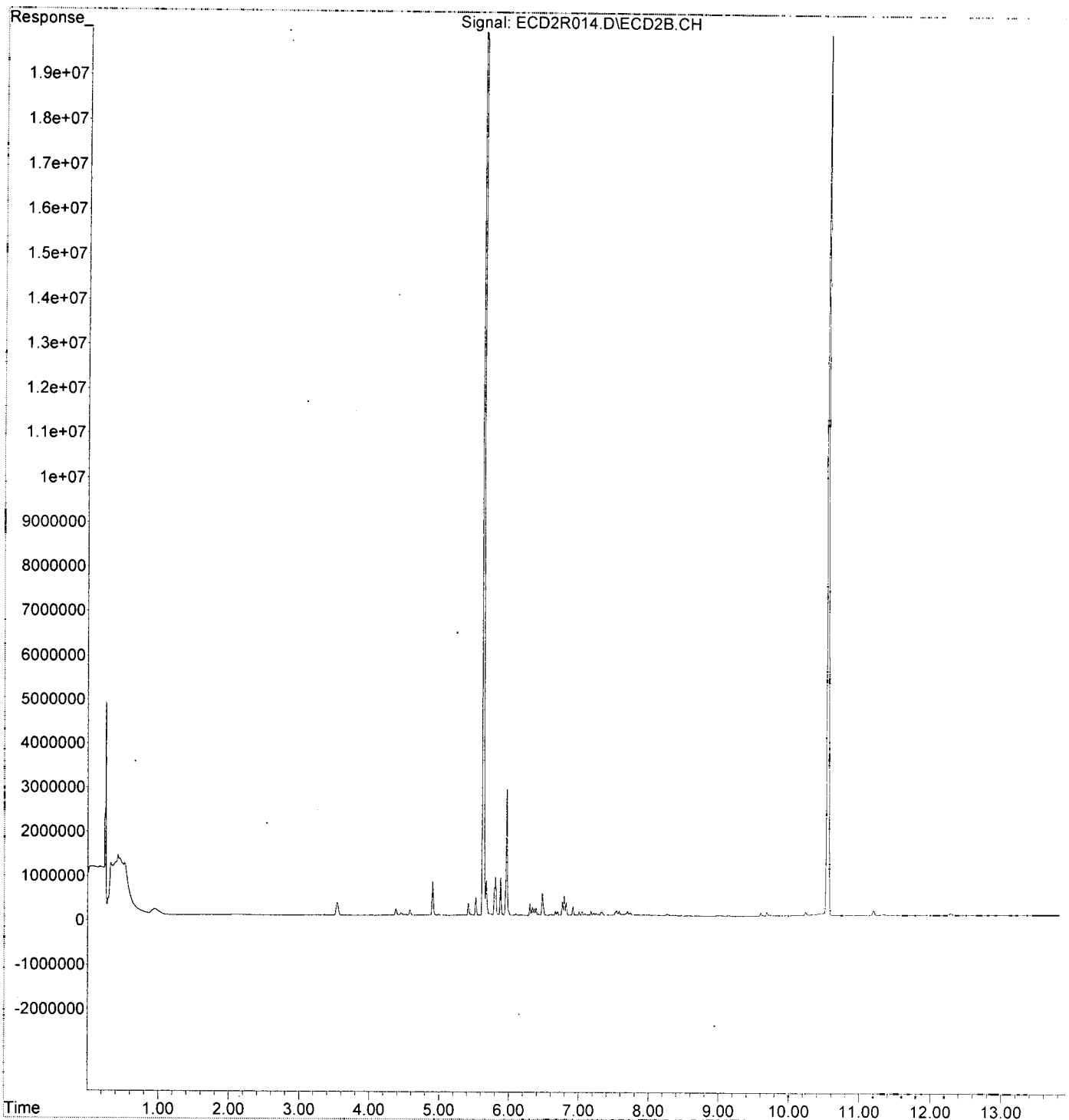
Compound	R.T.	Response	Conc	Units
48) Aroclor 1262 (1)	0.000	0	N.D.	ng/ml
49) Aroclor 1262 (2)	0.000	0	N.D.	ng/ml
50) Aroclor 1262 (3)	0.000	0	N.D.	ng/ml
51) Aroclor 1262 (4)	0.000	0	N.D.	ng/ml
52) Aroclor 1262 (5)	0.000	0	N.D.	ng/ml
53) Aroclor 1262 (6)	0.000	0	N.D.	ng/ml
54) Aroclor 1262 - AVE	0.000	0	N.D.	ng/ml
55) Aroclor 1268 (1)	0.000	0	N.D.	ng/ml
56) Aroclor 1268 (2)	0.000	0	N.D.	ng/ml
57) Aroclor 1268 (3)	0.000	0	N.D.	ng/ml
58) Aroclor 1268 (4)	0.000	0	N.D.	ng/ml
59) Aroclor 1268 (5)	0.000	0	N.D.	ng/ml
60) Aroclor 1268 (6)	0.000	0	N.D.	ng/ml
61) Aroclor 1268 - AVE	0.000	0	N.D.	ng/ml

(f)=RT Delta > 1/2 Window

(m)=manual int.

Data Path : K:\DATA\0A13050\
Data File : ECD2R014.D
Signal(s) : ECD2B.CH
Acq On : 13 Jan 2020 20:11
Operator : MJB / KAK
Sample : 0A13050-CAL8
Misc :
ALS Vial : 62 Sample Multiplier: 1

Integration File: events.e
Quant Time: Jan 14 09:08:11 2020
Quant Method : L:\Methods\RECD2_QUANTPCB_200113.M
Quant Title : PCB Data Analysis
QLast Update : Tue Jan 14 09:08:06 2020
Response via : Initial Calibration
Integrator: ChemStation 6890 Scale Mode: Small noise peaks clipped



Data Path : K:\DATA\0A13050\
 Data File : ECD2R015.D
 Signal(s) : ECD2B.CH
 Acq On : 13 Jan 2020 20:29
 Operator : MJB / KAK
 Sample : 0A13050-CAL9
 Misc :
 ALS Vial : 63 Sample Multiplier: 1

Integration File: events.e
 Quant Time: Jan 14 09:09:55 2020
 Quant Method : L:\Methods\RECD2_QUANTPCB_200113.M
 Quant Title : PCB Data Analysis
 QLast Update : Tue Jan 14 09:09:49 2020
 Response via : Initial Calibration
 Integrator: ChemStation 6890 Scale Mode: Small noise peaks clipped

Compound	R.T.	Response	Conc	Units
System Monitoring Compounds				
1) S TCMX (S)	0.000	0	N.D.	ng/ml
62) S DCBP (S)	0.000	0	N.D.	ng/ml
Target Compounds				
2) Aroclor 1016 (1)	0.000	0	N.D.	ng/ml
3) Aroclor 1016 (2)	0.000	0	N.D.	ng/ml
4) Aroclor 1016 (3)	0.000	0	N.D.	ng/ml
5) Aroclor 1016 (4)	0.000	0	N.D.	ng/ml
6) Aroclor 1016 (5)	0.000	0	N.D.	ng/ml
7) Aroclor 1016 (6)	0.000	0	N.D.	ng/ml
8) Aroclor 1016 - AVE	0.000	0	N.D.	ng/ml
9) Aroclor 1221 (1)	0.000	0	N.D.	ng/ml
10) Aroclor 1221 (2)	0.000	0	N.D.	ng/ml
11) Aroclor 1221 (3)	0.000	0	N.D.	ng/ml
12) Aroclor 1221 - AVE	0.000	0	N.D.	ng/ml
13) Aroclor 1232 (1)	5.963	2284999	399.149	ng/ml
14) Aroclor 1232 (2)	6.298	1301366	374.360	ng/ml
15) Aroclor 1232 (3)	6.789	2445980	377.801	ng/ml
16) Aroclor 1232 (4)	7.002	845919	354.297	ng/ml
17) Aroclor 1232 (5)	7.047	1040422	380.779	ng/ml
18) Aroclor 1232 (6)	7.172	1084837	365.755	ng/ml
19) Aroclor 1232 - AVE	0.000	0	N.D.	ng/ml
20) Aroclor 1242 (1)	0.000	0	N.D.	ng/ml
21) Aroclor 1242 (2)	0.000	0	N.D.	ng/ml
22) Aroclor 1242 (3)	0.000	0	N.D.	ng/ml
23) Aroclor 1242 (4)	0.000	0	N.D.	ng/ml
24) Aroclor 1242 (5)	0.000	0	N.D.	ng/ml
25) Aroclor 1242 (6)	0.000	0	N.D.	ng/ml
26) Aroclor 1242 - AVE	0.000	0	N.D.	ng/ml
27) Aroclor 1248 (1)	0.000	0	N.D.	ng/ml
28) Aroclor 1248 (2)	0.000	0	N.D.	ng/ml
29) Aroclor 1248 (3)	0.000	0	N.D.	ng/ml
30) Aroclor 1248 (4)	0.000	0	N.D.	ng/ml
31) Aroclor 1248 (5)	0.000	0	N.D.	ng/ml
32) Aroclor 1248 (6)	0.000	0	N.D.	ng/ml
33) Aroclor 1248 - AVE	0.000	0	N.D.	ng/ml
34) Aroclor 1254 (1)	0.000	0	N.D.	ng/ml
35) Aroclor 1254 (2)	0.000	0	N.D.	ng/ml
36) Aroclor 1254 (3)	0.000	0	N.D.	ng/ml
37) Aroclor 1254 (4)	0.000	0	N.D.	ng/ml
38) Aroclor 1254 (5)	0.000	0	N.D.	ng/ml
39) Aroclor 1254 (6)	0.000	0	N.D.	ng/ml
40) Aroclor 1254 - AVE	0.000	0	N.D.	ng/ml
41) Aroclor 1260 (1)	0.000	0	N.D.	ng/ml
42) Aroclor 1260 (2)	0.000	0	N.D.	ng/ml
43) Aroclor 1260 (3)	0.000	0	N.D.	ng/ml
44) Aroclor 1260 (4)	0.000	0	N.D.	ng/ml
45) Aroclor 1260 (5)	0.000	0	N.D.	ng/ml
46) Aroclor 1260 (6)	0.000	0	N.D.	ng/ml
47) Aroclor 1260 - AVE	0.000	0	N.D.	ng/ml

Handwritten signature and date: 1/14/20

Data Path : K:\DATA\0A13050\
 Data File : ECD2R015.D
 Signal(s) : ECD2B.CH
 Acq On : 13 Jan 2020 20:29
 Operator : MJB / KAK
 Sample : 0A13050-CAL9
 Misc :
 ALS Vial : 63 Sample Multiplier: 1

Integration File: events.e
 Quant Time: Jan 14 09:09:55 2020
 Quant Method : L:\Methods\RECD2_QUANTPCB_200113.M
 Quant Title : PCB Data Analysis
 QLast Update : Tue Jan 14 09:09:49 2020
 Response via : Initial Calibration
 Integrator: ChemStation 6890 Scale Mode: Small noise peaks clipped

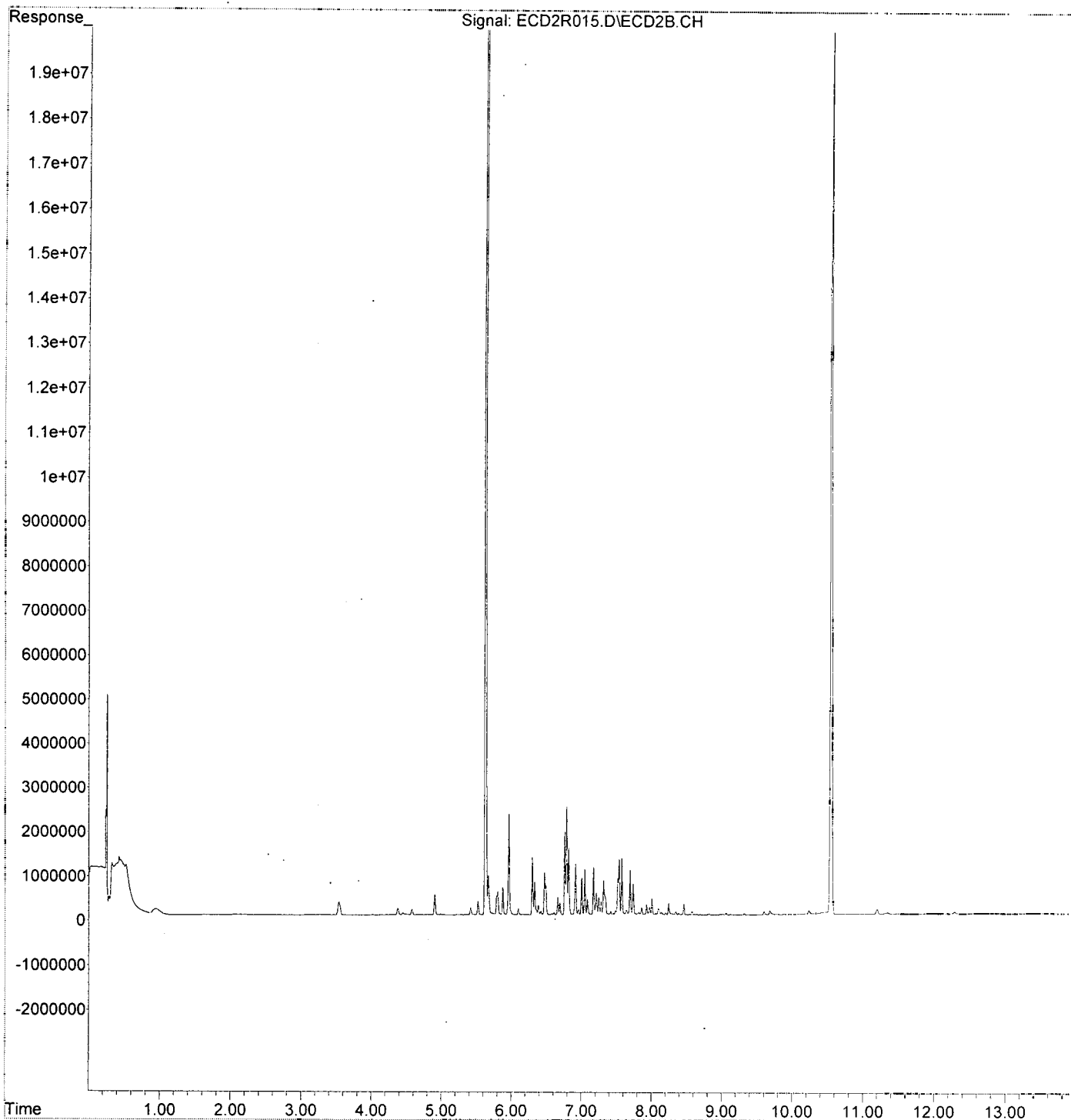
Compound	R.T.	Response	Conc	Units
48) Aroclor 1262 (1)	0.000	0	N.D.	ng/mld
49) Aroclor 1262 (2)	0.000	0	N.D.	ng/mld
50) Aroclor 1262 (3)	0.000	0	N.D.	ng/mld
51) Aroclor 1262 (4)	0.000	0	N.D.	ng/mld
52) Aroclor 1262 (5)	0.000	0	N.D.	ng/mld
53) Aroclor 1262 (6)	0.000	0	N.D.	ng/mld
54) Aroclor 1262 - AVE	0.000	0	N.D.	ng/mld
55) Aroclor 1268 (1)	0.000	0	N.D.	ng/mld
56) Aroclor 1268 (2)	0.000	0	N.D.	ng/mld
57) Aroclor 1268 (3)	0.000	0	N.D.	ng/mld
58) Aroclor 1268 (4)	0.000	0	N.D.	ng/mld
59) Aroclor 1268 (5)	0.000	0	N.D.	ng/mld
60) Aroclor 1268 (6)	0.000	0	N.D.	ng/mld
61) Aroclor 1268 - AVE	0.000	0	N.D.	ng/mld

(f)=RT Delta > 1/2 Window

(m)=manual int.

Data Path : K:\DATA\0A13050\
Data File : ECD2R015.D
Signal(s) : ECD2B.CH
Acq On : 13 Jan 2020 20:29
Operator : MJB / KAK
Sample : 0A13050-CAL9
Misc :
ALS Vial : 63 Sample Multiplier: 1

Integration File: events.e
Quant Time: Jan 14 09:09:55 2020
Quant Method : L:\Methods\RECD2_QUANTPCB_200113.M
Quant Title : PCB Data Analysis
QLast Update : Tue Jan 14 09:09:49 2020
Response via : Initial Calibration
Integrator: ChemStation 6890 Scale Mode: Small noise peaks clipped



Data Path : K:\DATA\0A13050\
 Data File : ECD2R016.D
 Signal(s) : ECD2B.CH
 Acq On : 13 Jan 2020 20:46
 Operator : MJB / KAK
 Sample : 0A13050-CALA
 Misc :
 ALS Vial : 64 Sample Multiplier: 1

Integration File: events.e
 Quant Time: Jan 14 09:11:35 2020
 Quant Method : L:\Methods\RECD2_QUANTPCB_200113.M
 Quant Title : PCB Data Analysis
 QLast Update : Tue Jan 14 09:11:30 2020
 Response via : Initial Calibration
 Integrator: ChemStation 6890 Scale Mode: Small noise peaks clipped

Compound	R.T.	Response	Conc	Units
System Monitoring Compounds				
1) S TCMX (S)	0.000	0	N.D.	ng/ml
62) S DCBP (S)	0.000	0	N.D.	ng/ml
Target Compounds				
2) Aroclor 1016 (1)	0.000	0	N.D.	ng/ml
3) Aroclor 1016 (2)	0.000	0	N.D.	ng/ml
4) Aroclor 1016 (3)	0.000	0	N.D.	ng/ml
5) Aroclor 1016 (4)	0.000	0	N.D.	ng/ml
6) Aroclor 1016 (5)	0.000	0	N.D.	ng/ml
7) Aroclor 1016 (6)	0.000	0	N.D.	ng/ml
8) Aroclor 1016 - AVE	0.000	0	N.D.	ng/ml
9) Aroclor 1221 (1)	0.000	0	N.D.	ng/ml
10) Aroclor 1221 (2)	0.000	0	N.D.	ng/ml
11) Aroclor 1221 (3)	0.000	0	N.D.	ng/ml
12) Aroclor 1221 - AVE	0.000	0	N.D.	ng/ml
13) Aroclor 1232 (1)	0.000	0	N.D.	ng/ml
14) Aroclor 1232 (2)	0.000	0	N.D.	ng/ml
15) Aroclor 1232 (3)	0.000	0	N.D.	ng/ml
16) Aroclor 1232 (4)	0.000	0	N.D.	ng/ml
17) Aroclor 1232 (5)	0.000	0	N.D.	ng/ml
18) Aroclor 1232 (6)	0.000	0	N.D.	ng/ml
19) Aroclor 1232 - AVE	0.000	0	N.D.	ng/ml
20) Aroclor 1242 (1)	6.299	2273165	346.971	ng/ml
21) Aroclor 1242 (2)	6.788	4411225	372.830	ng/ml
22) Aroclor 1242 (3)	6.916	1915085	362.527	ng/ml
23) Aroclor 1242 (4)	7.003	1651796	330.840	ng/ml
24) Aroclor 1242 (5)	7.047	1996964	343.471	ng/ml
25) Aroclor 1242 (6)	7.172	2085406	326.623	ng/ml
26) Aroclor 1242 - AVE	0.000	0	N.D.	ng/ml
27) Aroclor 1248 (1)	0.000	0	N.D.	ng/ml
28) Aroclor 1248 (2)	0.000	0	N.D.	ng/ml
29) Aroclor 1248 (3)	0.000	0	N.D.	ng/ml
30) Aroclor 1248 (4)	0.000	0	N.D.	ng/ml
31) Aroclor 1248 (5)	0.000	0	N.D.	ng/ml
32) Aroclor 1248 (6)	0.000	0	N.D.	ng/ml
33) Aroclor 1248 - AVE	0.000	0	N.D.	ng/ml
34) Aroclor 1254 (1)	0.000	0	N.D.	ng/ml
35) Aroclor 1254 (2)	0.000	0	N.D.	ng/ml
36) Aroclor 1254 (3)	0.000	0	N.D.	ng/ml
37) Aroclor 1254 (4)	0.000	0	N.D.	ng/ml
38) Aroclor 1254 (5)	0.000	0	N.D.	ng/ml
39) Aroclor 1254 (6)	0.000	0	N.D.	ng/ml
40) Aroclor 1254 - AVE	0.000	0	N.D.	ng/ml
41) Aroclor 1260 (1)	0.000	0	N.D.	ng/ml
42) Aroclor 1260 (2)	0.000	0	N.D.	ng/ml
43) Aroclor 1260 (3)	0.000	0	N.D.	ng/ml
44) Aroclor 1260 (4)	0.000	0	N.D.	ng/ml
45) Aroclor 1260 (5)	0.000	0	N.D.	ng/ml
46) Aroclor 1260 (6)	0.000	0	N.D.	ng/ml
47) Aroclor 1260 - AVE	0.000	0	N.D.	ng/ml

[Handwritten signature]
 1/14/20

Data Path : K:\DATA\0A13050\
 Data File : ECD2R016.D
 Signal(s) : ECD2B.CH
 Acq On : 13 Jan 2020 20:46
 Operator : MJB / KAK
 Sample : 0A13050-CALA
 Misc :
 ALS Vial : 64 Sample Multiplier: 1

Integration File: events.e
 Quant Time: Jan 14 09:11:35 2020
 Quant Method : L:\Methods\RECD2_QUANTPCB_200113.M
 Quant Title : PCB Data Analysis
 QLast Update : Tue Jan 14 09:11:30 2020
 Response via : Initial Calibration
 Integrator: ChemStation 6890 Scale Mode: Small noise peaks clipped

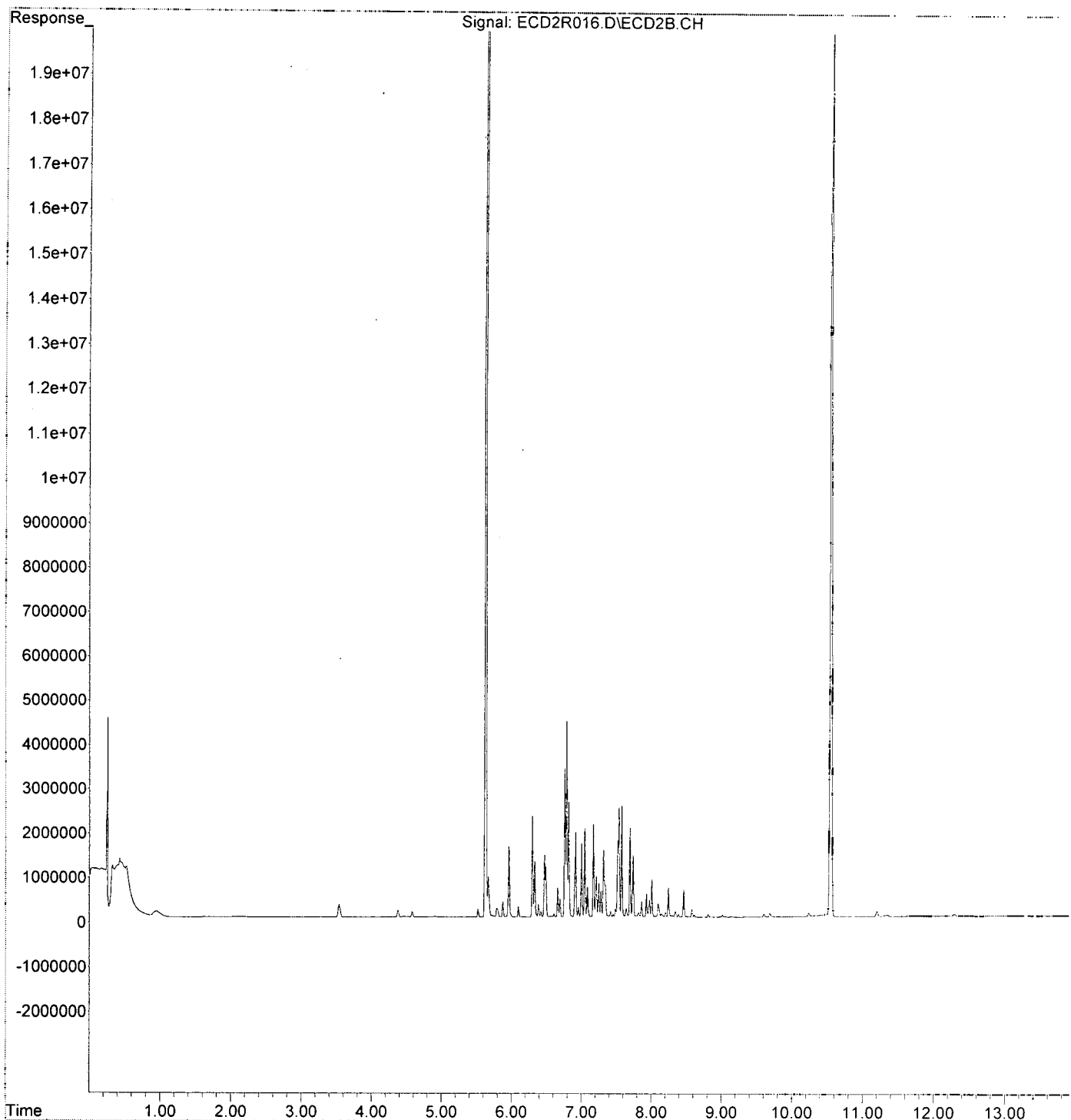
	Compound	R.T.	Response	Conc	Units
48)	Aroclor 1262 (1)	0.000	0	N.D.	ng/ml
49)	Aroclor 1262 (2)	0.000	0	N.D.	ng/ml
50)	Aroclor 1262 (3)	0.000	0	N.D.	ng/ml
51)	Aroclor 1262 (4)	0.000	0	N.D.	ng/ml
52)	Aroclor 1262 (5)	0.000	0	N.D.	ng/ml
53)	Aroclor 1262 (6)	0.000	0	N.D.	ng/ml
54)	Aroclor 1262 - AVE	0.000	0	N.D.	ng/ml
55)	Aroclor 1268 (1)	0.000	0	N.D.	ng/ml
56)	Aroclor 1268 (2)	0.000	0	N.D.	ng/ml
57)	Aroclor 1268 (3)	0.000	0	N.D.	ng/ml
58)	Aroclor 1268 (4)	0.000	0	N.D.	ng/ml
59)	Aroclor 1268 (5)	0.000	0	N.D.	ng/ml
60)	Aroclor 1268 (6)	0.000	0	N.D.	ng/ml
61)	Aroclor 1268 - AVE	0.000	0	N.D.	ng/ml

(f)=RT Delta > 1/2 Window

(m)=manual int.

Data Path : K:\DATA\0A13050\
Data File : ECD2R016.D
Signal(s) : ECD2B.CH
Acq On : 13 Jan 2020 20:46
Operator : MJB / KAK
Sample : 0A13050-CALA
Misc :
ALS Vial : 64 Sample Multiplier: 1

Integration File: events.e
Quant Time: Jan 14 09:11:35 2020
Quant Method : L:\Methods\RECD2_QUANTPCB_200113.M
Quant Title : PCB Data Analysis
QLast Update : Tue Jan 14 09:11:30 2020
Response via : Initial Calibration
Integrator: ChemStation 6890 Scale Mode: Small noise peaks clipped



Data Path : K:\DATA\0A13050\
 Data File : ECD2R017.D
 Signal(s) : ECD2B.CH
 Acq On : 13 Jan 2020 21:04
 Operator : MJB / KAK
 Sample : 0A13050-CALB
 Misc :
 ALS Vial : 65 Sample Multiplier: 1

Integration File: events.e
 Quant Time: Jan 14 09:13:19 2020
 Quant Method : L:\Methods\RECD2_QUANTPCB_200113.M
 Quant Title : PCB Data Analysis
 QLast Update : Tue Jan 14 09:13:13 2020
 Response via : Initial Calibration
 Integrator: ChemStation 6890 Scale Mode: Small noise peaks clipped

Compound	R.T.	Response	Conc	Units
System Monitoring Compounds				
1) S TCMX (S)	0.000	0	N.D.	ng/ml
62) S DCBP (S)	0.000	0	N.D.	ng/ml
Target Compounds				
2) Aroclor 1016 (1)	0.000	0	N.D.	ng/ml
3) Aroclor 1016 (2)	0.000	0	N.D.	ng/ml
4) Aroclor 1016 (3)	0.000	0	N.D.	ng/ml
5) Aroclor 1016 (4)	0.000	0	N.D.	ng/ml
6) Aroclor 1016 (5)	0.000	0	N.D.	ng/ml
7) Aroclor 1016 (6)	0.000	0	N.D.	ng/ml
8) Aroclor 1016 - AVE	0.000	0	N.D.	ng/ml
9) Aroclor 1221 (1)	0.000	0	N.D.	ng/ml
10) Aroclor 1221 (2)	0.000	0	N.D.	ng/ml
11) Aroclor 1221 (3)	0.000	0	N.D.	ng/ml
12) Aroclor 1221 - AVE	0.000	0	N.D.	ng/ml
13) Aroclor 1232 (1)	0.000	0	N.D.	ng/ml
14) Aroclor 1232 (2)	0.000	0	N.D.	ng/ml
15) Aroclor 1232 (3)	0.000	0	N.D.	ng/ml
16) Aroclor 1232 (4)	0.000	0	N.D.	ng/ml
17) Aroclor 1232 (5)	0.000	0	N.D.	ng/ml
18) Aroclor 1232 (6)	0.000	0	N.D.	ng/ml
19) Aroclor 1232 - AVE	0.000	0	N.D.	ng/ml
20) Aroclor 1242 (1)	0.000	0	N.D.	ng/ml
21) Aroclor 1242 (2)	0.000	0	N.D.	ng/ml
22) Aroclor 1242 (3)	0.000	0	N.D.	ng/ml
23) Aroclor 1242 (4)	0.000	0	N.D.	ng/ml
24) Aroclor 1242 (5)	0.000	0	N.D.	ng/ml
25) Aroclor 1242 (6)	0.000	0	N.D.	ng/ml
26) Aroclor 1242 - AVE	0.000	0	N.D.	ng/ml
27) Aroclor 1248 (1)	6.761	2581015	345.871	ng/ml
28) Aroclor 1248 (2)	7.003	3179675	340.576	ng/ml
29) Aroclor 1248 (3)	7.047	2967887	338.430	ng/ml
30) Aroclor 1248 (4)	7.172	3647754	348.382	ng/ml
31) Aroclor 1248 (5)	7.538	4450876	344.149	ng/ml
32) Aroclor 1248 (6)	7.695	4070608	345.227	ng/ml
33) Aroclor 1248 - AVE	0.000	0	N.D.	ng/ml
34) Aroclor 1254 (1)	0.000	0	N.D.	ng/ml
35) Aroclor 1254 (2)	0.000	0	N.D.	ng/ml
36) Aroclor 1254 (3)	0.000	0	N.D.	ng/ml
37) Aroclor 1254 (4)	0.000	0	N.D.	ng/ml
38) Aroclor 1254 (5)	0.000	0	N.D.	ng/ml
39) Aroclor 1254 (6)	0.000	0	N.D.	ng/ml
40) Aroclor 1254 - AVE	0.000	0	N.D.	ng/ml
41) Aroclor 1260 (1)	0.000	0	N.D.	ng/ml
42) Aroclor 1260 (2)	0.000	0	N.D.	ng/ml
43) Aroclor 1260 (3)	0.000	0	N.D.	ng/ml
44) Aroclor 1260 (4)	0.000	0	N.D.	ng/ml
45) Aroclor 1260 (5)	0.000	0	N.D.	ng/ml
46) Aroclor 1260 (6)	0.000	0	N.D.	ng/ml
47) Aroclor 1260 - AVE	0.000	0	N.D.	ng/ml

Handwritten signature
 1/14/20

Data Path : K:\DATA\0A13050\
 Data File : ECD2R017.D
 Signal(s) : ECD2B.CH
 Acq On : 13 Jan 2020 21:04
 Operator : MJB / KAK
 Sample : 0A13050-CALB
 Misc :
 ALS Vial : 65 Sample Multiplier: 1

Integration File: events.e
 Quant Time: Jan 14 09:13:19 2020
 Quant Method : L:\Methods\RECD2_QUANTPCB_200113.M
 Quant Title : PCB Data Analysis
 QLast Update : Tue Jan 14 09:13:13 2020
 Response via : Initial Calibration
 Integrator: ChemStation 6890 Scale Mode: Small noise peaks clipped

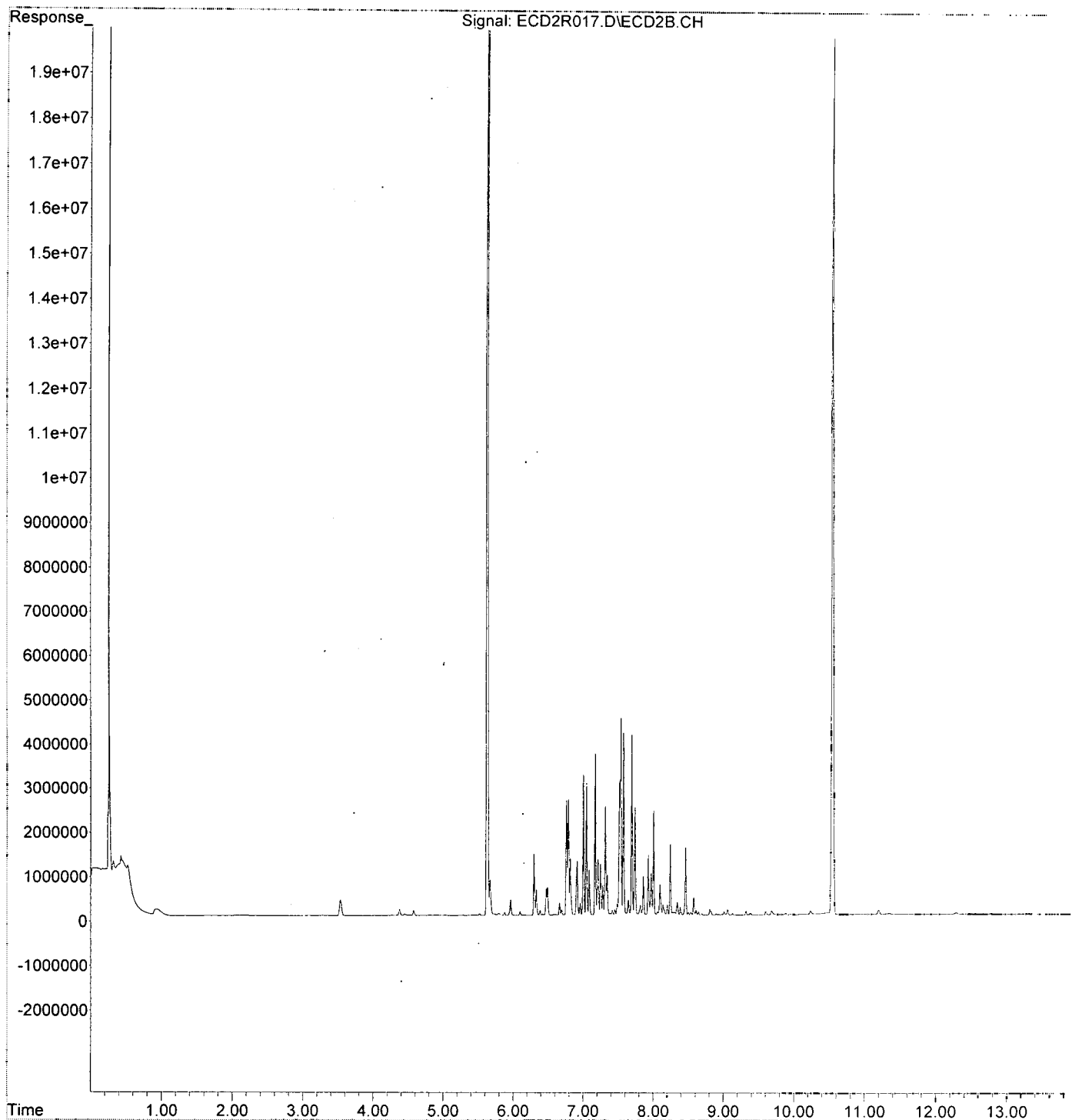
	Compound	R.T.	Response	Conc	Units
48)	Aroclor 1262 (1)	0.000	0	N.D.	ng/mld
49)	Aroclor 1262 (2)	0.000	0	N.D.	ng/mld
50)	Aroclor 1262 (3)	0.000	0	N.D.	ng/mld
51)	Aroclor 1262 (4)	0.000	0	N.D.	ng/mld
52)	Aroclor 1262 (5)	0.000	0	N.D.	ng/mld
53)	Aroclor 1262 (6)	0.000	0	N.D.	ng/mld
54)	Aroclor 1262 - AVE	0.000	0	N.D.	ng/mld
55)	Aroclor 1268 (1)	0.000	0	N.D.	ng/mld
56)	Aroclor 1268 (2)	0.000	0	N.D.	ng/mld
57)	Aroclor 1268 (3)	0.000	0	N.D.	ng/mld
58)	Aroclor 1268 (4)	0.000	0	N.D.	ng/mld
59)	Aroclor 1268 (5)	0.000	0	N.D.	ng/mld
60)	Aroclor 1268 (6)	0.000	0	N.D.	ng/mld
61)	Aroclor 1268 - AVE	0.000	0	N.D.	ng/mld

(f)=RT Delta > 1/2 Window

(m)=manual int.

Data Path : K:\DATA\0A13050\
Data File : ECD2R017.D
Signal(s) : ECD2B.CH
Acq On : 13 Jan 2020 21:04
Operator : MJB / KAK
Sample : 0A13050-CALB
Misc :
ALS Vial : 65 Sample Multiplier: 1

Integration File: events.e
Quant Time: Jan 14 09:13:19 2020
Quant Method : L:\Methods\RECD2_QUANTPCB_200113.M
Quant Title : PCB Data Analysis
QLast Update : Tue Jan 14 09:13:13 2020
Response via : Initial Calibration
Integrator: ChemStation 6890 Scale Mode: Small noise peaks clipped



Data Path : K:\DATA\0A13050\
 Data File : ECD2R018.D
 Signal(s) : ECD2B.CH
 Acq On : 13 Jan 2020 21:22
 Operator : MJB / KAK
 Sample : 0A13050-CALC
 Misc :
 ALS Vial : 66 Sample Multiplier: 1

Integration File: events.e
 Quant Time: Jan 14 09:15:06 2020
 Quant Method : L:\Methods\RECD2_QUANTPCB_200113.M
 Quant Title : PCB Data Analysis
 QLast Update : Tue Jan 14 09:14:59 2020
 Response via : Initial Calibration
 Integrator: ChemStation 6890 Scale Mode: Small noise peaks clipped

Compound	R.T.	Response	Conc	Units

System Monitoring Compounds				
1) S TCMX (S)	0.000	0	N.D.	ng/ml
62) S DCBP (S)	0.000	0	N.D.	ng/ml
Target Compounds				
2) Aroclor 1016 (1)	0.000	0	N.D.	ng/ml
3) Aroclor 1016 (2)	0.000	0	N.D.	ng/ml
4) Aroclor 1016 (3)	0.000	0	N.D.	ng/ml
5) Aroclor 1016 (4)	0.000	0	N.D.	ng/ml
6) Aroclor 1016 (5)	0.000	0	N.D.	ng/ml
7) Aroclor 1016 (6)	0.000	0	N.D.	ng/ml
8) Aroclor 1016 - AVE	0.000	0	N.D.	ng/ml
9) Aroclor 1221 (1)	0.000	0	N.D.	ng/ml
10) Aroclor 1221 (2)	0.000	0	N.D.	ng/ml
11) Aroclor 1221 (3)	0.000	0	N.D.	ng/ml
12) Aroclor 1221 - AVE	0.000	0	N.D.	ng/ml
13) Aroclor 1232 (1)	0.000	0	N.D.	ng/ml
14) Aroclor 1232 (2)	0.000	0	N.D.	ng/ml
15) Aroclor 1232 (3)	0.000	0	N.D.	ng/ml
16) Aroclor 1232 (4)	0.000	0	N.D.	ng/ml
17) Aroclor 1232 (5)	0.000	0	N.D.	ng/ml
18) Aroclor 1232 (6)	0.000	0	N.D.	ng/ml
19) Aroclor 1232 - AVE	0.000	0	N.D.	ng/ml
20) Aroclor 1242 (1)	0.000	0	N.D.	ng/ml
21) Aroclor 1242 (2)	0.000	0	N.D.	ng/ml
22) Aroclor 1242 (3)	0.000	0	N.D.	ng/ml
23) Aroclor 1242 (4)	0.000	0	N.D.	ng/ml
24) Aroclor 1242 (5)	0.000	0	N.D.	ng/ml
25) Aroclor 1242 (6)	0.000	0	N.D.	ng/ml
26) Aroclor 1242 - AVE	0.000	0	N.D.	ng/ml
27) Aroclor 1248 (1)	0.000	0	N.D.	ng/ml
28) Aroclor 1248 (2)	0.000	0	N.D.	ng/ml
29) Aroclor 1248 (3)	0.000	0	N.D.	ng/ml
30) Aroclor 1248 (4)	0.000	0	N.D.	ng/ml
31) Aroclor 1248 (5)	0.000	0	N.D.	ng/ml
32) Aroclor 1248 (6)	0.000	0	N.D.	ng/ml
33) Aroclor 1248 - AVE	0.000	0	N.D.	ng/ml
34) Aroclor 1254 (1)	7.515	4236924	327.807	ng/ml
35) Aroclor 1254 (2)	7.696	6954916	343.494	ng/ml
36) Aroclor 1254 (3)	8.006	7587169	354.082	ng/ml
37) Aroclor 1254 (4)	8.246	5458243	330.470	ng/ml
38) Aroclor 1254 (5)	8.580	5624331	358.394	ng/ml
39) Aroclor 1254 (6)	8.810	1763591	260.642	ng/ml
40) Aroclor 1254 - AVE	0.000	0	N.D.	ng/ml
41) Aroclor 1260 (1)	0.000	0	N.D.	ng/ml
42) Aroclor 1260 (2)	0.000	0	N.D.	ng/ml
43) Aroclor 1260 (3)	0.000	0	N.D.	ng/ml
44) Aroclor 1260 (4)	0.000	0	N.D.	ng/ml
45) Aroclor 1260 (5)	0.000	0	N.D.	ng/ml
46) Aroclor 1260 (6)	0.000	0	N.D.	ng/ml
47) Aroclor 1260 - AVE	0.000	0	N.D.	ng/ml

[Handwritten signature]
 1/14/20

Data Path : K:\DATA\0A13050\
 Data File : ECD2R018.D
 Signal(s) : ECD2B.CH
 Acq On : 13 Jan 2020 21:22
 Operator : MJB / KAK
 Sample : 0A13050-CALC
 Misc :
 ALS Vial : 66 Sample Multiplier: 1

Integration File: events.e
 Quant Time: Jan 14 09:15:06 2020
 Quant Method : L:\Methods\RECD2_QUANTPCB_200113.M
 Quant Title : PCB Data Analysis
 QLast Update : Tue Jan 14 09:14:59 2020
 Response via : Initial Calibration
 Integrator: ChemStation 6890 Scale Mode: Small noise peaks clipped

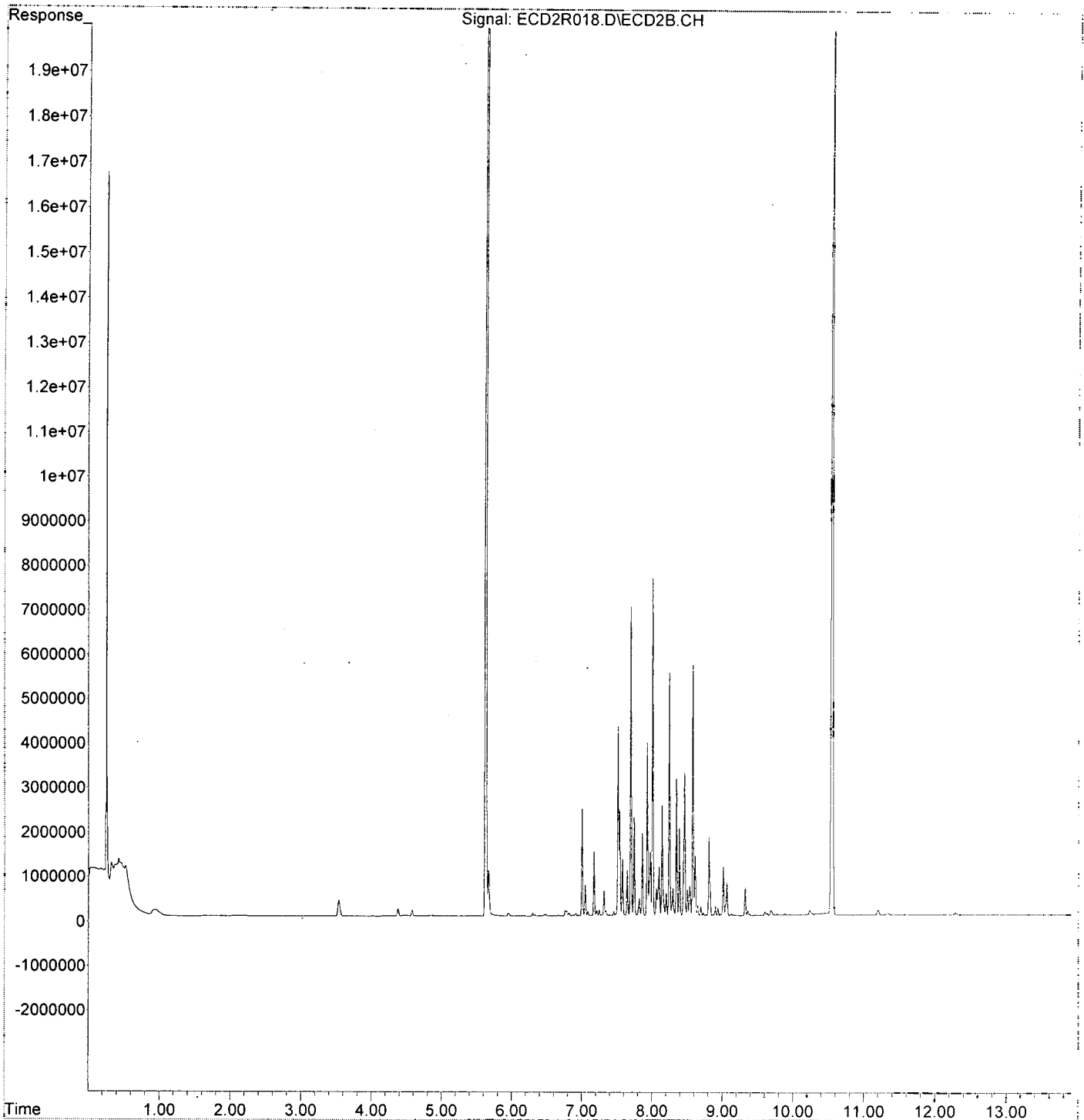
Compound	R.T.	Response	Conc	Units
48) Aroclor 1262 (1)	0.000	0	N.D.	ng/mld
49) Aroclor 1262 (2)	0.000	0	N.D.	ng/mld
50) Aroclor 1262 (3)	0.000	0	N.D.	ng/mld
51) Aroclor 1262 (4)	0.000	0	N.D.	ng/mld
52) Aroclor 1262 (5)	0.000	0	N.D.	ng/mld
53) Aroclor 1262 (6)	0.000	0	N.D.	ng/mld
54) Aroclor 1262 - AVE	0.000	0	N.D.	ng/mld
55) Aroclor 1268 (1)	0.000	0	N.D.	ng/mld
56) Aroclor 1268 (2)	0.000	0	N.D.	ng/mld
57) Aroclor 1268 (3)	0.000	0	N.D.	ng/mld
58) Aroclor 1268 (4)	0.000	0	N.D.	ng/mld
59) Aroclor 1268 (5)	0.000	0	N.D.	ng/mld
60) Aroclor 1268 (6)	0.000	0	N.D.	ng/mld
61) Aroclor 1268 - AVE	0.000	0	N.D.	ng/mld

(f)=RT Delta > 1/2 Window

(m)=manual int.

Data Path : K:\DATA\0A13050\
Data File : ECD2R018.D
Signal(s) : ECD2B.CH
Acq On : 13 Jan 2020 21:22
Operator : MJB / KAK
Sample : 0A13050-CALC
Misc :
ALS Vial : 66 Sample Multiplier: 1

Integration File: events.e
Quant Time: Jan 14 09:15:06 2020
Quant Method : L:\Methods\RECD2_QUANTPCB_200113.M
Quant Title : PCB Data Analysis
QLast Update : Tue Jan 14 09:14:59 2020
Response via : Initial Calibration
Integrator: ChemStation 6890 Scale Mode: Small noise peaks clipped



Data Path : K:\DATA\0A13050\
 Data File : ECD2R019.D
 Signal(s) : ECD2B.CH
 Acq On : 13 Jan 2020 21:39
 Operator : MJB / KAK
 Sample : 0A13050-CALD
 Misc :
 ALS Vial : 67 Sample Multiplier: 1

Integration File: events.e
 Quant Time: Jan 14 09:29:52 2020
 Quant Method : L:\Methods\RECD2_QUANTPCB_200113.M
 Quant Title : PCB Data Analysis
 QLast Update : Tue Jan 14 09:29:46 2020
 Response via : Initial Calibration
 Integrator: ChemStation 6890 Scale Mode: Small noise peaks clipped

[Handwritten Signature]
 1/14/20

Compound	R.T.	Response	Conc	Units
System Monitoring Compounds				
1) S TCMX (S)	0.000	0	N.D.	ng/ml
62) S DCBP (S)	0.000	0	N.D.	ng/ml
Target Compounds				
2) Aroclor 1016 (1)	0.000	0	N.D.	ng/ml
3) Aroclor 1016 (2)	0.000	0	N.D.	ng/ml
4) Aroclor 1016 (3)	0.000	0	N.D.	ng/ml
5) Aroclor 1016 (4)	0.000	0	N.D.	ng/ml
6) Aroclor 1016 (5)	0.000	0	N.D.	ng/ml
7) Aroclor 1016 (6)	0.000	0	N.D.	ng/ml
8) Aroclor 1016 - AVE	0.000	0	N.D.	ng/ml
9) Aroclor 1221 (1)	0.000	0	N.D.	ng/ml
10) Aroclor 1221 (2)	0.000	0	N.D.	ng/ml
11) Aroclor 1221 (3)	0.000	0	N.D.	ng/ml
12) Aroclor 1221 - AVE	0.000	0	N.D.	ng/ml
13) Aroclor 1232 (1)	0.000	0	N.D.	ng/ml
14) Aroclor 1232 (2)	0.000	0	N.D.	ng/ml
15) Aroclor 1232 (3)	0.000	0	N.D.	ng/ml
16) Aroclor 1232 (4)	0.000	0	N.D.	ng/ml
17) Aroclor 1232 (5)	0.000	0	N.D.	ng/ml
18) Aroclor 1232 (6)	0.000	0	N.D.	ng/ml
19) Aroclor 1232 - AVE	0.000	0	N.D.	ng/ml
20) Aroclor 1242 (1)	0.000	0	N.D.	ng/ml
21) Aroclor 1242 (2)	0.000	0	N.D.	ng/ml
22) Aroclor 1242 (3)	0.000	0	N.D.	ng/ml
23) Aroclor 1242 (4)	0.000	0	N.D.	ng/ml
24) Aroclor 1242 (5)	0.000	0	N.D.	ng/ml
25) Aroclor 1242 (6)	0.000	0	N.D.	ng/ml
26) Aroclor 1242 - AVE	0.000	0	N.D.	ng/ml
27) Aroclor 1248 (1)	0.000	0	N.D.	ng/ml
28) Aroclor 1248 (2)	0.000	0	N.D.	ng/ml
29) Aroclor 1248 (3)	0.000	0	N.D.	ng/ml
30) Aroclor 1248 (4)	0.000	0	N.D.	ng/ml
31) Aroclor 1248 (5)	0.000	0	N.D.	ng/ml
32) Aroclor 1248 (6)	0.000	0	N.D.	ng/ml
33) Aroclor 1248 - AVE	0.000	0	N.D.	ng/ml
34) Aroclor 1254 (1)	0.000	0	N.D.	ng/ml
35) Aroclor 1254 (2)	0.000	0	N.D.	ng/ml
36) Aroclor 1254 (3)	0.000	0	N.D.	ng/ml
37) Aroclor 1254 (4)	0.000	0	N.D.	ng/ml
38) Aroclor 1254 (5)	0.000	0	N.D.	ng/ml
39) Aroclor 1254 (6)	0.000	0	N.D.	ng/ml
40) Aroclor 1254 - AVE	0.000	0	N.D.	ng/ml
41) Aroclor 1260 (1)	0.000	0	N.D.	ng/ml
42) Aroclor 1260 (2)	0.000	0	N.D.	ng/ml
43) Aroclor 1260 (3)	0.000	0	N.D.	ng/ml
44) Aroclor 1260 (4)	0.000	0	N.D.	ng/ml
45) Aroclor 1260 (5)	0.000	0	N.D.	ng/ml
46) Aroclor 1260 (6)	0.000	0	N.D.	ng/ml
47) Aroclor 1260 - AVE	0.000	0	N.D.	ng/ml

Data Path : K:\DATA\0A13050\
 Data File : ECD2R019.D
 Signal(s) : ECD2B.CH
 Acq On : 13 Jan 2020 21:39
 Operator : MJB / KAK
 Sample : 0A13050-CALD
 Misc :
 ALS Vial : 67 Sample Multiplier: 1

Integration File: events.e
 Quant Time: Jan 14 09:29:52 2020
 Quant Method : L:\Methods\RECD2_QUANTPCB_200113.M
 Quant Title : PCB Data Analysis
 QLast Update : Tue Jan 14 09:29:46 2020
 Response via : Initial Calibration
 Integrator: ChemStation 6890 Scale Mode: Small noise peaks clipped

Compound	R.T.	Response	Conc Units
48) Aroclor 1262 (1)	8.349	5285848	349.281 ng/ml
49) Aroclor 1262 (2)	8.650	7638753	361.098 ng/ml
50) Aroclor 1262 (3)	8.828	6402101	366.499 ng/ml
51) Aroclor 1262 (4)	9.065	13762305	384.322 ng/ml
52) Aroclor 1262 (5)	9.324	8209776	373.769 ng/ml
53) Aroclor 1262 (6)	9.888	3600266	371.141 ng/ml
54) Aroclor 1262 - AVE	0.000	0	N.D. ng/ml
55) Aroclor 1268 (1)	0.000	0	N.D. ng/ml
56) Aroclor 1268 (2)	0.000	0	N.D. ng/ml
57) Aroclor 1268 (3)	0.000	0	N.D. ng/ml
58) Aroclor 1268 (4)	0.000	0	N.D. ng/ml
59) Aroclor 1268 (5)	0.000	0	N.D. ng/ml
60) Aroclor 1268 (6)	0.000	0	N.D. ng/ml
61) Aroclor 1268 - AVE	0.000	0	N.D. ng/ml

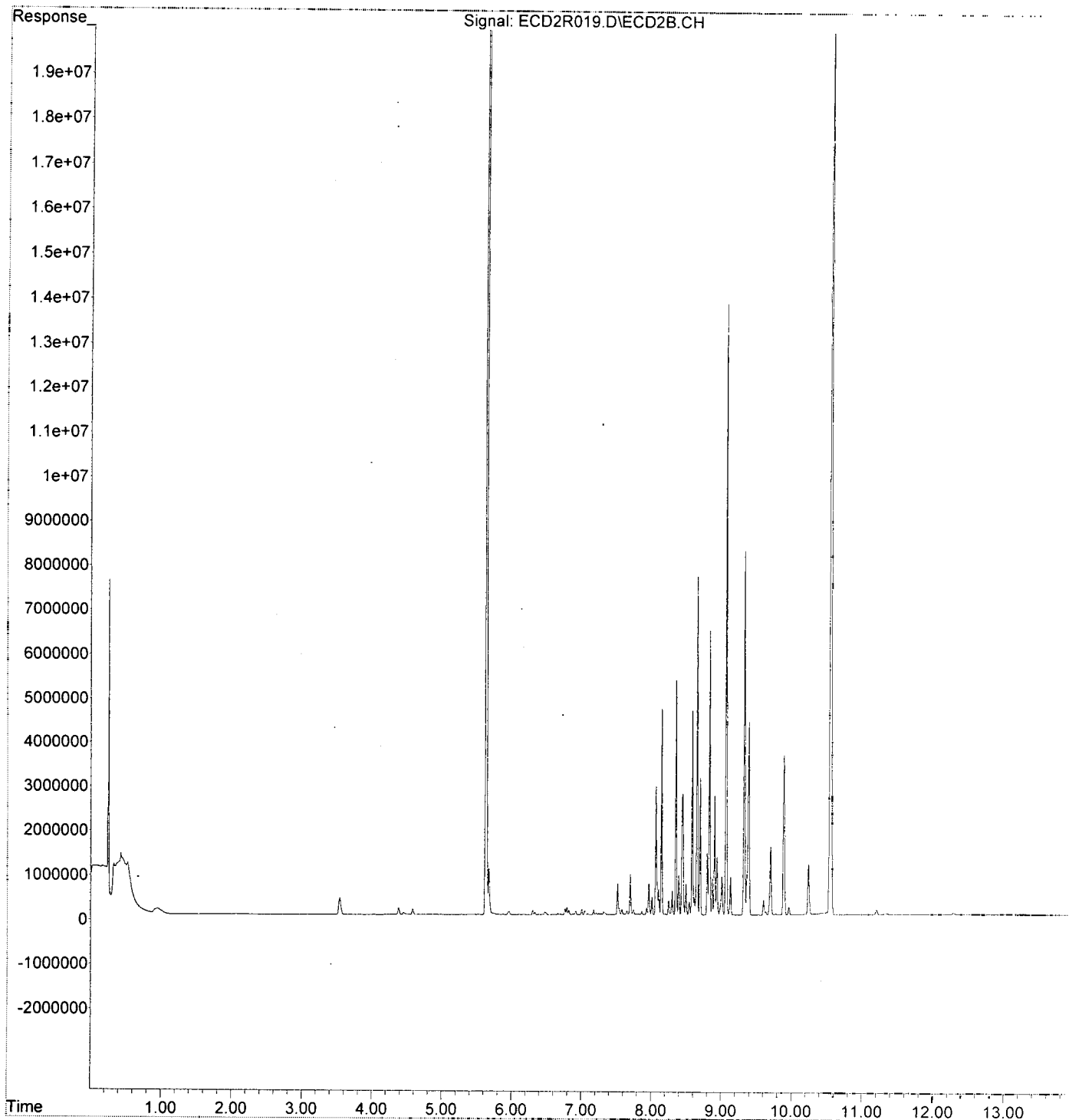
Handwritten signature and date: 1/14/20

(f)=RT Delta > 1/2 Window

(m)=manual int.

Data Path : K:\DATA\0A13050\
Data File : ECD2R019.D
Signal(s) : ECD2B.CH
Acq On : 13 Jan 2020 21:39
Operator : MJB / KAK
Sample : 0A13050-CALD
Misc :
ALS Vial : 67 Sample Multiplier: 1

Integration File: events.e
Quant Time: Jan 14 09:29:52 2020
Quant Method : L:\Methods\RECD2_QUANTPCB_200113.M
Quant Title : PCB Data Analysis
QLast Update : Tue Jan 14 09:29:46 2020
Response via : Initial Calibration
Integrator: ChemStation 6890 Scale Mode: Small noise peaks clipped



Data Path : K:\DATA\0A13050\
 Data File : ECD2R020.D
 Signal(s) : ECD2B.CH
 Acq On : 13 Jan 2020 21:57
 Operator : MJB / KAK
 Sample : 0A13050-CALE
 Misc :
 ALS Vial : 68 Sample Multiplier: 1

Integration File: events.e
 Quant Time: Jan 14 09:31:53 2020
 Quant Method : L:\Methods\RECD2_QUANTPCB_200113.M
 Quant Title : PCB Data Analysis
 QLast Update : Tue Jan 14 09:31:47 2020
 Response via : Initial Calibration
 Integrator: ChemStation 6890 Scale Mode: Small noise peaks clipped

[Handwritten signature]
 1/14/20

Compound	R.T.	Response	Conc	Units
System Monitoring Compounds				
1) S TCMX (S)	0.000	0	N.D.	ng/ml
62) S DCBP (S)	0.000	0	N.D.	ng/ml
Target Compounds				
2) Aroclor 1016 (1)	0.000	0	N.D.	ng/ml
3) Aroclor 1016 (2)	0.000	0	N.D.	ng/ml
4) Aroclor 1016 (3)	0.000	0	N.D.	ng/ml
5) Aroclor 1016 (4)	0.000	0	N.D.	ng/ml
6) Aroclor 1016 (5)	0.000	0	N.D.	ng/ml
7) Aroclor 1016 (6)	0.000	0	N.D.	ng/ml
8) Aroclor 1016 - AVE	0.000	0	N.D.	ng/ml
9) Aroclor 1221 (1)	0.000	0	N.D.	ng/ml
10) Aroclor 1221 (2)	0.000	0	N.D.	ng/ml
11) Aroclor 1221 (3)	0.000	0	N.D.	ng/ml
12) Aroclor 1221 - AVE	0.000	0	N.D.	ng/ml
13) Aroclor 1232 (1)	0.000	0	N.D.	ng/ml
14) Aroclor 1232 (2)	0.000	0	N.D.	ng/ml
15) Aroclor 1232 (3)	0.000	0	N.D.	ng/ml
16) Aroclor 1232 (4)	0.000	0	N.D.	ng/ml
17) Aroclor 1232 (5)	0.000	0	N.D.	ng/ml
18) Aroclor 1232 (6)	0.000	0	N.D.	ng/ml
19) Aroclor 1232 - AVE	0.000	0	N.D.	ng/ml
20) Aroclor 1242 (1)	0.000	0	N.D.	ng/ml
21) Aroclor 1242 (2)	0.000	0	N.D.	ng/ml
22) Aroclor 1242 (3)	0.000	0	N.D.	ng/ml
23) Aroclor 1242 (4)	0.000	0	N.D.	ng/ml
24) Aroclor 1242 (5)	0.000	0	N.D.	ng/ml
25) Aroclor 1242 (6)	0.000	0	N.D.	ng/ml
26) Aroclor 1242 - AVE	0.000	0	N.D.	ng/ml
27) Aroclor 1248 (1)	0.000	0	N.D.	ng/ml
28) Aroclor 1248 (2)	0.000	0	N.D.	ng/ml
29) Aroclor 1248 (3)	0.000	0	N.D.	ng/ml
30) Aroclor 1248 (4)	0.000	0	N.D.	ng/ml
31) Aroclor 1248 (5)	0.000	0	N.D.	ng/ml
32) Aroclor 1248 (6)	0.000	0	N.D.	ng/ml
33) Aroclor 1248 - AVE	0.000	0	N.D.	ng/ml
34) Aroclor 1254 (1)	0.000	0	N.D.	ng/ml
35) Aroclor 1254 (2)	0.000	0	N.D.	ng/ml
36) Aroclor 1254 (3)	0.000	0	N.D.	ng/ml
37) Aroclor 1254 (4)	0.000	0	N.D.	ng/ml
38) Aroclor 1254 (5)	0.000	0	N.D.	ng/ml
39) Aroclor 1254 (6)	0.000	0	N.D.	ng/ml
40) Aroclor 1254 - AVE	0.000	0	N.D.	ng/ml
41) Aroclor 1260 (1)	0.000	0	N.D.	ng/ml
42) Aroclor 1260 (2)	0.000	0	N.D.	ng/ml
43) Aroclor 1260 (3)	0.000	0	N.D.	ng/ml
44) Aroclor 1260 (4)	0.000	0	N.D.	ng/ml
45) Aroclor 1260 (5)	0.000	0	N.D.	ng/ml
46) Aroclor 1260 (6)	0.000	0	N.D.	ng/ml
47) Aroclor 1260 - AVE	0.000	0	N.D.	ng/ml

Data Path : K:\DATA\0A13050\
 Data File : ECD2R020.D
 Signal(s) : ECD2B.CH
 Acq On : 13 Jan 2020 21:57
 Operator : MJB / KAK
 Sample : 0A13050-CALE
 Misc :
 ALS Vial : 68 Sample Multiplier: 1

Integration File: events.e
 Quant Time: Jan 14 09:31:53 2020
 Quant Method : L:\Methods\RECD2_QUANTPCB_200113.M
 Quant Title : PCB Data Analysis
 QLast Update : Tue Jan 14 09:31:47 2020
 Response via : Initial Calibration
 Integrator: ChemStation 6890 Scale Mode: Small noise peaks clipped

Compound	R.T.	Response	Conc	Units
48) Aroclor 1262 (1)	0.000	0	N.D.	ng/ml
49) Aroclor 1262 (2)	0.000	0	N.D.	ng/ml
50) Aroclor 1262 (3)	0.000	0	N.D.	ng/ml
51) Aroclor 1262 (4)	0.000	0	N.D.	ng/ml
52) Aroclor 1262 (5)	0.000	0	N.D.	ng/ml
53) Aroclor 1262 (6)	0.000	0	N.D.	ng/ml
54) Aroclor 1262 - AVE	0.000	0	N.D.	ng/ml
55) Aroclor 1268 (1)	8.867	3116077	333.865	ng/ml
56) Aroclor 1268 (2)	9.324	13883261	353.838	ng/ml
57) Aroclor 1268 (3)	9.390	11258146	357.094	ng/ml
58) Aroclor 1268 (4)	9.601	9626631	355.419	ng/ml
59) Aroclor 1268 (5)	9.888	3911591	369.151	ng/ml
60) Aroclor 1268 (6)	10.237	25307518	344.410	ng/ml
61) Aroclor 1268 - AVE	0.000	0	N.D.	ng/ml

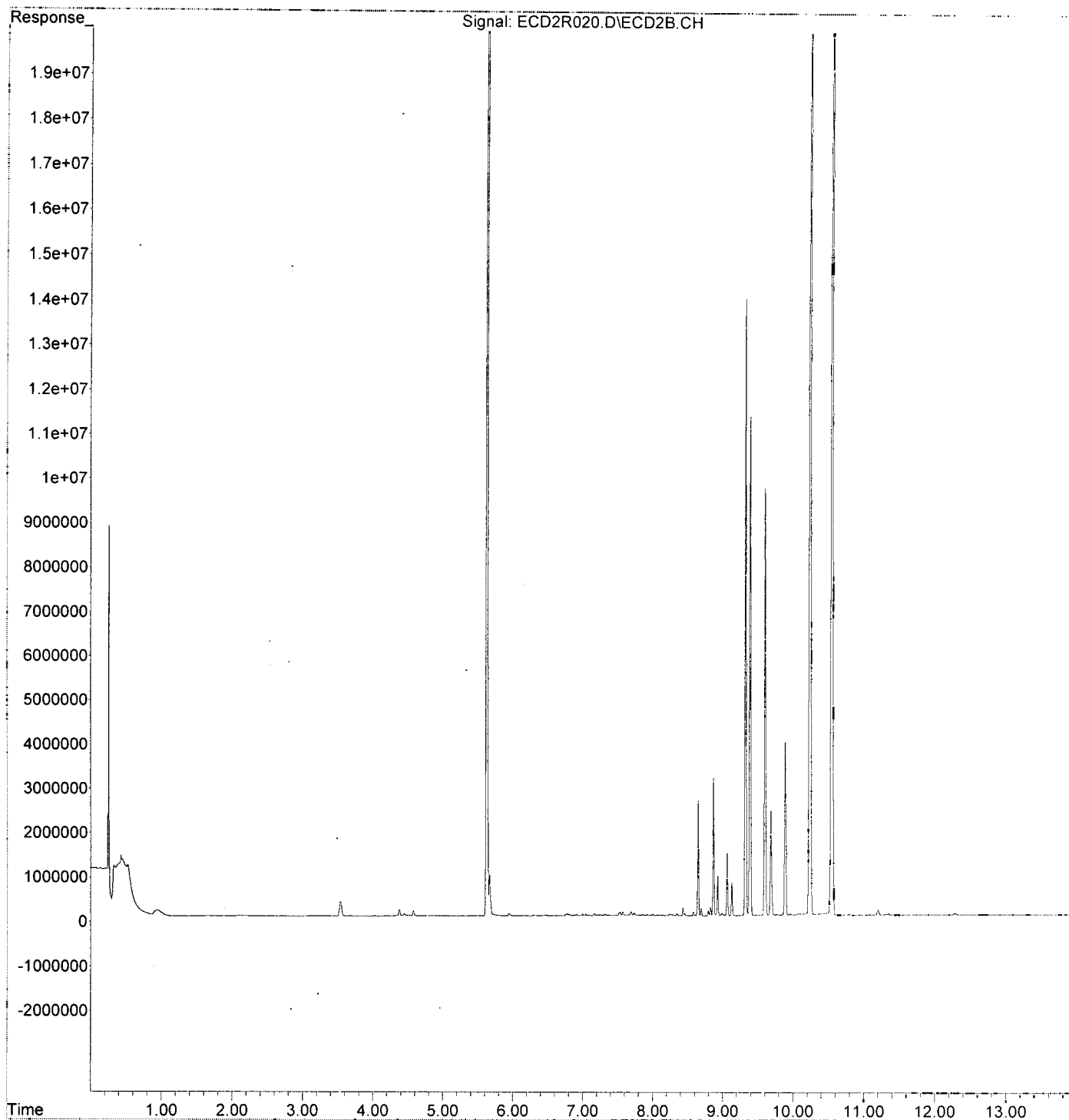
[Handwritten signature]
 1/14/20

(f)=RT Delta > 1/2 Window

(m)=manual int.

Data Path : K:\DATA\0A13050\
Data File : ECD2R020.D
Signal(s) : ECD2B.CH
Acq On : 13 Jan 2020 21:57
Operator : MJB / KAK
Sample : 0A13050-CALE
Misc :
ALS Vial : 68 Sample Multiplier: 1

Integration File: events.e
Quant Time: Jan 14 09:31:53 2020
Quant Method : L:\Methods\RECD2_QUANTPCB_200113.M
Quant Title : PCB Data Analysis
QLast Update : Tue Jan 14 09:31:47 2020
Response via : Initial Calibration
Integrator: ChemStation 6890 Scale Mode: Small noise peaks clipped



**Polychlorinated Biphenyls by EPA 8082A
Calibration Data**

Sequence 0B18016 (Cal ID A0B1902) DUALECD2F



ELEMENT SEQUENCE LOG

Apex Laboratories

Sequence: **0B18016**

Instrument: **DUALECD2F**

Date: **02/18/20 07:14**

Calibration: **A0B1902**

#	Lab Number	Matrix	Analysis	Client	Due	Batch	ISTD ID	STD ID
1	0B18016-ICB1	Water	QC	QC				A20A395
2	0B18016-CAL1	Water	QC	QC				A19L280
3	0B18016-CAL2	Water	QC	QC				A19L281
4	0B18016-CAL3	Water	QC	QC				A19L282
5	0B18016-CAL4	Water	QC	QC				A19L283
6	0B18016-CAL5	Water	QC	QC				A19L276
7	0B18016-CAL6	Water	QC	QC				A19L278
8	0B18016-CAL7	Water	QC	QC				A19L279
9	0B18016-IBL1	Water	QC	QC				
10	0B18016-ICV1	Water	QC	QC				A19H459
11	0B18016-CAL8	Water	QC	QC				A19H447
12	0B18016-CAL9	Water	QC	QC				A19H448
13	0B18016-CALA	Water	QC	QC				A19H449
14	0B18016-CALB	Water	QC	QC				A19H450
15	0B18016-CALC	Water	QC	QC				A19H451
16	0B18016-CALD	Water	QC	QC				A19H452
17	0B18016-CALE	Water	QC	QC				A19H453
18	0B18016-ICV2	Water	QC	QC				A19H405
19	0B18016-ICV3	Water	QC	QC				A19J367
20	0B18016-ICV4	Water	QC	QC				A19H406
21	0B18016-ICV5	Water	QC	QC				A20B130

Data Entered By: MC 2/19/20

Comments:

Data Reviewed By: MW 2/20/20

Calibration Status Report HP G1530A

Method Path : K:\METHODS\
 Method File : FECD2_QUANTPCB_200218.M
 Title : PCB Data Analysis
 Last Update : Wed Feb 19 09:08:18 2020
 Response Via : Initial Calibration

A0B190Z

[Handwritten signature]
 2/19/20

#	ID	Conc	ISTD Conc	Path\File
1	1	10	0	K:\DATA\0B18016\ECD2F008.D
2	2	25	0	K:\DATA\0B18016\ECD2F009.D
3	3	50	0	K:\DATA\0B18016\ECD2F010.D
4	4	100	0	K:\DATA\0B18016\ECD2F011.D
5	5	250	0	K:\DATA\0B18016\ECD2F023.D
6	6	500	0	K:\DATA\0B18016\ECD2F013.D
7	7	800	0	K:\DATA\0B18016\ECD2F014.D

#	ID	Update Time	Quant Time	Acquisition Time
1	1	Feb 19 09:05 2020	Feb 19 08:44 2020	18 Feb 2020 9:47
2	2	Feb 19 09:06 2020	Feb 19 08:45 2020	18 Feb 2020 10:04
3	3	Feb 19 09:06 2020	Feb 19 08:47 2020	18 Feb 2020 10:22
4	4	Feb 19 09:06 2020	Feb 19 08:48 2020	18 Feb 2020 10:40
5	5	Feb 19 09:08 2020	Feb 19 09:05 2020	18 Feb 2020 14:11
6	6	Feb 19 09:06 2020	Feb 19 08:49 2020	18 Feb 2020 11:15
7	7	Feb 19 09:06 2020	Feb 19 08:51 2020	18 Feb 2020 11:32

FECD2_QUANTPCB_200218.M Wed Feb 19 09:32:40 2020

Response Factor Report HP G1530A

Method Path: K:\METHODS\
 Method File: FECD2_QUANTPCB_200218.M
 Title: PCB Data Analysis
 Last Update: Wed Feb 19 09:08:18 2020
 Response Via: Initial Calibration

Calibration Files

1 =ECD2F008.D 2 =ECD2F009.D 3 =ECD2F010.D
 4 =ECD2F011.D 5 =ECD2F023.D 6 =ECD2F013.D

Handwritten:
 2/19/20
 A081902

Compound	1	2	3	4	5	6	Avg		%RSD
1) S TCMX (S)	7.350	7.632	7.486	7.955	7.448	8.629	7.893	E4	7.33
2) Aroclor 1016 ...	5.721	5.165	4.485	4.404	4.286	4.175	4.608	E3	13.28✓
3) Aroclor 1016 ...	9.758	9.100	8.745	8.513	8.488	8.442	8.800	E3	5.45✓
4) Aroclor 1016 ...	5.487	5.169	4.618	4.661	4.574	4.577	4.787	E3	8.10✓
5) Aroclor 1016 ...	5.435	4.833	4.615	4.174	4.076	3.930	4.432	E3	12.58✓
6) Aroclor 1016 ...	6.226	5.608	5.066	5.040	4.731	4.405	5.114	E3	12.07✓
7) Aroclor 1016 (6)	4.529	3.943	3.702	3.630	3.527	3.182	3.697	E3	11.90✓
8) Aroclor 1016 ...							0.000		-1.00
9) Aroclor 1221 (1)					1.363		1.363	E3	0.00
10) Aroclor 1221 (2)					9.212		9.212	E2	0.00
11) Aroclor 1221 (3)					2.837		2.837	E3	0.00
12) Aroclor 1221 ...							0.000		-1.00
13) Aroclor 1232 (1)					2.366		2.366	E3	0.00
14) Aroclor 1232 (2)					3.587		3.587	E3	0.00
15) Aroclor 1232 (3)					1.968		1.968	E3	0.00
16) Aroclor 1232 (4)					1.519		1.519	E3	0.00
17) Aroclor 1232 (5)					1.930		1.930	E3	0.00
18) Aroclor 1232 (6)					1.575		1.575	E3	0.00
19) Aroclor 1232 ...							0.000		-1.00
20) Aroclor 1242 ...					3.521		3.521	E3	0.00
21) Aroclor 1242 ...					7.174		7.174	E3	0.00
22) Aroclor 1242 ...					3.676		3.676	E3	0.00
23) Aroclor 1242 ...					3.274		3.274	E3	0.00
24) Aroclor 1242 ...					4.099		4.099	E3	0.00
25) Aroclor 1242 (6)					3.408		3.408	E3	0.00
26) Aroclor 1242 ...							0.000		-1.00
27) Aroclor 1248 ...					4.362		4.362	E3	0.00
28) Aroclor 1248 ...					5.705		5.705	E3	0.00
29) Aroclor 1248 ...					6.474		6.474	E3	0.00
30) Aroclor 1248 ...					7.354		7.354	E3	0.00
31) Aroclor 1248 ...					7.546		7.546	E3	0.00
32) Aroclor 1248 (6)					4.103		4.103	E3	0.00
33) Aroclor 1248 ...							0.000		-1.00
34) Aroclor 1254 ...					8.860		8.860	E3	0.00
35) Aroclor 1254 ...					1.108		1.108	E4	0.00
36) Aroclor 1254 ...					1.664		1.664	E4	0.00
37) Aroclor 1254 ...					1.063		1.063	E4	0.00
38) Aroclor 1254 ...					1.158		1.158	E4	0.00
39) Aroclor 1254 (6)					3.731		3.731	E3	0.00
40) Aroclor 1254 ...							0.000		-1.00
41) Aroclor 1260 ...	1.169	1.067	1.032	1.027	0.959	0.917	1.017	E4	8.38✓
42) Aroclor 1260 ...	1.447	1.318	1.209	1.280	1.192	1.177	1.264	E4	7.50✓
43) Aroclor 1260 (3)	1.093	0.987	0.967	0.898	0.928	0.897	0.950	E4	7.76✓
44) Aroclor 1260 (4)	2.378	2.324	2.170	2.245	2.270	2.142	2.250	E4	3.69✓
45) Aroclor 1260 (5)	1.635	1.574	1.504	1.533	1.475	1.431	1.520	E4	4.46✓
46) Aroclor 1260 (6)	7.032	6.207	6.110	6.034	5.917	5.645	6.139	E3	7.04✓
47) Aroclor 1260 ...							0.000		-1.00
48) Aroclor 1262 (1)					1.074		1.074	E4	0.00
49) Aroclor 1262 (2)					1.532		1.532	E4	0.00
50) Aroclor 1262 (3)					1.277		1.277	E4	0.00
51) Aroclor 1262 (4)					2.830		2.830	E4	0.00
52) Aroclor 1262 (5)					1.807		1.807	E4	0.00
53) Aroclor 1262 (6)					9.055		9.055	E3	0.00
54) Aroclor 1262 ...							0.000		-1.00
55) Aroclor 1268 (1)					6.426		6.426	E3	0.00
56) Aroclor 1268 (2)					2.968		2.968	E4	0.00
57) Aroclor 1268 (3)					2.498		2.498	E4	0.00
58) Aroclor 1268 (4)					2.306		2.306	E4	0.00
59) Aroclor 1268 (5)					9.210		9.210	E3	0.00
60) Aroclor 1268 (6)					6.486		6.486	E4	0.00

Response Factor Report HP G1530A

Method Path : K:\METHODS\
 Method File : FECD2_QUANTPCB_200218.M
 Title : PCB Data Analysis
 Last Update : Wed Feb 19 09:08:18 2020
 Response Via : Initial Calibration

Calibration Files

1	=ECD2F008.D	2	=ECD2F009.D	3	=ECD2F010.D
4	=ECD2F011.D	5	=ECD2F023.D	6	=ECD2F013.D

Compound	1	2	3	4	5	6	Avg	%RSD
61) Aroclor 1268 ...							0.000	-1.00
62) S DCBP (S)	1.375	1.333	1.368	1.365	1.293	1.365	1.358 E5	2.70 ✓

(#) = Out of Range ### Number of calibration levels exceeded format ###

Compound List Report HP G1530A

Method Path : K:\METHODS\
 Method File : FECD2_QUANTPCB_200218.M
 Title : PCB Data Analysis
 Last Update : Wed Feb 19 09:08:18 2020
 Response Via : Initial Calibration

[Handwritten Signature]
 2/19/20

Total Cpnds : 62

PK#	Compound Name	Exp_RT	Rel_RT	Cal	A/H	ID
1	S TCMX (S)	4.780	1.000	A	H	L
2	Aroclor 1016 (1)	5.692	1.000	A	H	R
3	Aroclor 1016 (2)	6.105	1.000	A	H	R
4	Aroclor 1016 (3)	6.186	1.000	A	H	R
5	Aroclor 1016 (4)	6.343	1.000	A	H	R
6	Aroclor 1016 (5)	6.565	1.000	A	H	R
7	Aroclor 1016 (6)	6.691	1.000	A	H	R
8	Aroclor 1016 - AVE	0.746	1.000	A	H	R
9	Aroclor 1221 (1)	5.133	1.000	A	H	R
10	Aroclor 1221 (2)	5.252	1.000	A	H	R
11	Aroclor 1221 (3)	5.333	1.000	A	H	R
12	Aroclor 1221 - AVE	0.746	1.000	A	H	R
13	Aroclor 1232 (1)	5.332	1.000	A	H	R
14	Aroclor 1232 (2)	6.104	1.000	A	H	R
15	Aroclor 1232 (3)	6.187	1.000	A	H	R
16	Aroclor 1232 (4)	6.344	1.000	A	H	R
17	Aroclor 1232 (5)	6.566	1.000	A	H	R
18	Aroclor 1232 (6)	6.691	1.000	A	H	R
19	Aroclor 1232 - AVE	0.746	1.000	A	H	R
20	Aroclor 1242 (1)	5.692	1.000	A	H	R
21	Aroclor 1242 (2)	6.105	1.000	A	H	R
22	Aroclor 1242 (3)	6.186	1.000	A	H	R
23	Aroclor 1242 (4)	6.344	1.000	A	H	R
24	Aroclor 1242 (5)	6.566	1.000	A	H	R
25	Aroclor 1242 (6)	6.692	1.000	A	H	R
26	Aroclor 1242 - AVE	0.746	1.000	A	H	R
27	Aroclor 1248 (1)	6.106	1.000	A	H	R
28	Aroclor 1248 (2)	6.345	1.000	A	H	R
29	Aroclor 1248 (3)	6.567	1.000	A	H	R
30	Aroclor 1248 (4)	6.861	1.000	A	H	R
31	Aroclor 1248 (5)	6.899	1.000	A	H	R
32	Aroclor 1248 (6)	7.375	1.000	A	H	R
33	Aroclor 1248 - AVE	0.746	1.000	A	H	R
34	Aroclor 1254 (1)	6.893	1.000	A	H	R
35	Aroclor 1254 (2)	7.004	1.000	A	H	R
36	Aroclor 1254 (3)	7.375	1.000	A	H	R
37	Aroclor 1254 (4)	7.541	1.000	A	H	R
38	Aroclor 1254 (5)	7.921	1.000	A	H	R
39	Aroclor 1254 (6)	8.212	1.000	A	H	R
40	Aroclor 1254 - AVE	0.746	1.000	A	H	R
41	Aroclor 1260 (1)	7.492	1.000	A	H	R
42	Aroclor 1260 (2)	7.626	1.000	A	H	R
43	Aroclor 1260 (3)	8.180	1.000	A	H	R
44	Aroclor 1260 (4)	8.351	1.000	A	H	R
45	Aroclor 1260 (5)	8.649	1.000	A	H	R
46	Aroclor 1260 (6)	9.038	1.000	A	H	R
47	Aroclor 1260 - AVE	0.746	1.000	A	H	R
48	Aroclor 1262 (1)	7.627	1.000	A	H	R
49	Aroclor 1262 (2)	7.950	1.000	A	H	R
50	Aroclor 1262 (3)	8.182	1.000	A	H	R
51	Aroclor 1262 (4)	8.353	1.000	A	H	R
52	Aroclor 1262 (5)	8.651	1.000	A	H	R
53	Aroclor 1262 (6)	9.040	1.000	A	H	R
54	Aroclor 1262 - AVE	0.746	1.000	A	H	R
55	Aroclor 1268 (1)	8.174	1.000	A	H	R
56	Aroclor 1268 (2)	8.599	1.000	A	H	R

57	Aroclor 1268 (3)	8.647	1.000	A	H	R
58	Aroclor 1268 (4)	8.829	1.000	A	H	R
59	Aroclor 1268 (5)	9.040	1.000	A	H	R
60	Aroclor 1268 (6)	9.296	1.000	A	H	R
61	Aroclor 1268 - AVE	0.749	1.000	A	H	R
62	S DCBP (S)	9.526	1.000	A	H	R

Cal A = Average L = Linear LO = Linear w/origin Q = Quad QO = Quad w/origin
A/H = Area or Height

ID R = R.T. B = R.T. & Q Q = Qvalue L = Largest A = All

FECD2_QUANTPCB_200218.M Wed Feb 19 09:32:32 2020

Element Calibration Review Sheet

Calibration ID: **A0B1902**

Instrument: **DUALECD2F**

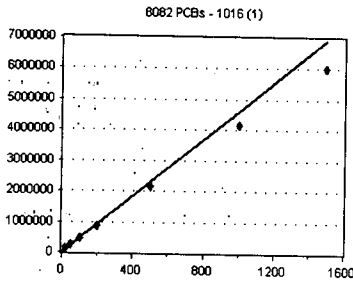
Calibration Date: **02/19/2020**

Analysis: **8082 PCBs**

Instrument Cal ID: **FECD2_QUANTPCB_20021**

1016 (1)

Curve Fit: **AVERAGE RF**

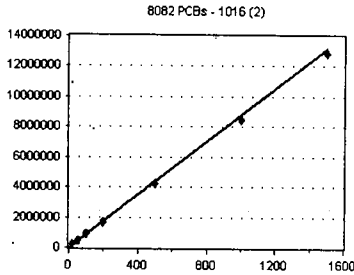


Standard	Concentration	Response	Response Factor	RT
OB18016-CAL7	1500	6027112	4018.075	5.69
OB18016-CAL6	1000	4174752	4174.752	5.69
OB18016-CAL5	500	2142875	4285.750	5.69
OB18016-CAL4	200	880891	4404.455	5.69
OB18016-CAL3	100	448508	4485.080	5.69
OB18016-CAL2	50	258248	5164.960	5.69
OB18016-CAL1	20	114423	5721.150	5.70

AVE RF 4607.746 **RF RSD** 13.28 **AVE RT** 5.69

1016 (2)

Curve Fit: **AVERAGE RF**

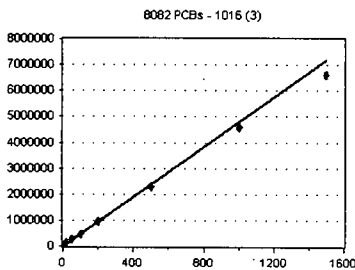


Standard	Concentration	Response	Response Factor	RT
OB18016-CAL7	1500	283232E+07	8554.880	6.11
OB18016-CAL6	1000	8442266	8442.266	6.11
OB18016-CAL5	500	4244215	8488.430	6.11
OB18016-CAL4	200	1702544	8512.720	6.11
OB18016-CAL3	100	874510	8745.100	6.11
OB18016-CAL2	50	455008	9100.160	6.11
OB18016-CAL1	20	195162	9758.100	6.11

AVE RF 8800.236 **RF RSD** 5.45 **AVE RT** 6.11

1016 (3)

Curve Fit: **AVERAGE RF**

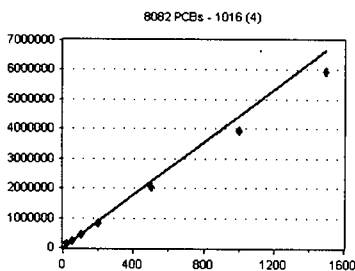


Standard	Concentration	Response	Response Factor	RT
OB18016-CAL7	1500	6633473	4422.315	6.19
OB18016-CAL6	1000	4576954	4576.954	6.19
OB18016-CAL5	500	2286878	4573.756	6.19
OB18016-CAL4	200	932254	4661.270	6.19
OB18016-CAL3	100	461765	4617.650	6.19
OB18016-CAL2	50	258433	5168.660	6.19
OB18016-CAL1	20	109732	5486.600	6.19

AVE RF 4786.744 **RF RSD** 8.10 **AVE RT** 6.19

1016 (4)

Curve Fit: **AVERAGE RF**



Standard	Concentration	Response	Response Factor	RT
OB18016-CAL7	1500	5944203	3962.802	6.34
OB18016-CAL6	1000	3930132	3930.132	6.34
OB18016-CAL5	500	2037988	4075.976	6.34
OB18016-CAL4	200	834830	4174.150	6.34
OB18016-CAL3	100	461493	4614.930	6.34
OB18016-CAL2	50	241632	4832.640	6.34
OB18016-CAL1	20	108700	5435.000	6.35

AVE RF 4432.233 **RF RSD** 12.58 **AVE RT** 6.34

Element Calibration Review Sheet

Calibration ID: **A0B1902**

Instrument: **DUALECD2F**

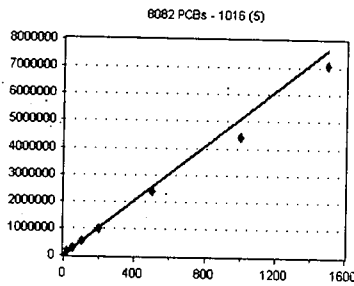
Calibration Date: **02/19/2020**

Analysis: **8082 PCBs**

Instrument Cal ID: **FECD2_QUANTPCB_20021**

1016 (5)

Curve Fit: **AVERAGE RF**

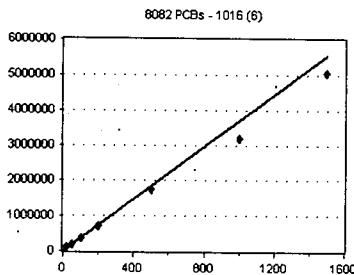


Standard	Concentration	Response	Response Factor	RT
OB18016-CAL7	1500	7087609	4725.073	6.57
OB18016-CAL6	1000	4405368	4405.368	6.57
OB18016-CAL5	500	2365422	4730.844	6.57
OB18016-CAL4	200	1008063	5040.315	6.57
OB18016-CAL3	100	506592	5065.920	6.57
OB18016-CAL2	50	280414	5608.280	6.57
OB18016-CAL1	20	124511	6225.550	6.57

AVE RF 5114.479 **RF RSD** 12.07 **AVE RT** 6.57

1016 (6)

Curve Fit: **AVERAGE RF**

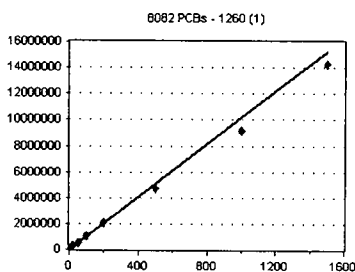


Standard	Concentration	Response	Response Factor	RT
OB18016-CAL7	1500	5047266	3364.844	6.69
OB18016-CAL6	1000	3181732	3181.732	6.69
OB18016-CAL5	500	1763397	3526.794	6.69
OB18016-CAL4	200	725904	3629.520	6.69
OB18016-CAL3	100	370235	3702.350	6.69
OB18016-CAL2	50	197133	3942.660	6.69
OB18016-CAL1	20	90576	4528.800	6.70

AVE RF 3696.671 **RF RSD** 11.90 **AVE RT** 6.69

1260 (1)

Curve Fit: **AVERAGE RF**

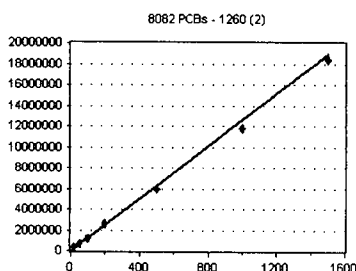


Standard	Concentration	Response	Response Factor	RT
OB18016-CAL7	1500	424795E+07	9498.634	7.49
OB18016-CAL6	1000	9172675	9172.675	7.49
OB18016-CAL5	500	4797117	9594.234	7.49
OB18016-CAL4	200	2053158	10265.790	7.49
OB18016-CAL3	100	1031700	10317.000	7.49
OB18016-CAL2	50	533393	10667.860	7.49
OB18016-CAL1	20	233755	11687.750	7.50

AVE RF 10171.990 **RF RSD** 8.38 **AVE RT** 7.49

1260 (2)

Curve Fit: **AVERAGE RF**



Standard	Concentration	Response	Response Factor	RT
OB18016-CAL7	1500	841096E+07	12273.970	7.63
OB18016-CAL6	1000	176608E+07	11766.080	7.63
OB18016-CAL5	500	5959812	11919.620	7.63
OB18016-CAL4	200	2559676	12798.380	7.63
OB18016-CAL3	100	1208568	12085.680	7.63
OB18016-CAL2	50	658887	13177.740	7.63
OB18016-CAL1	20	289475	14473.750	7.63

AVE RF 12642.180 **RF RSD** 7.50 **AVE RT** 7.63

Element Calibration Review Sheet

Calibration ID: **A0B1902**

Instrument: **DUALECD2F**

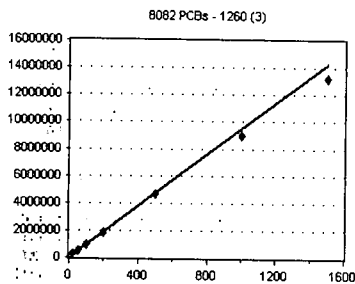
Calibration Date: **02/19/2020**

Analysis: **8082 PCBs**

Instrument Cal ID: **FECD2_QUANTPCB_20021**

1260 (3)

Curve Fit: **AVERAGE RF**

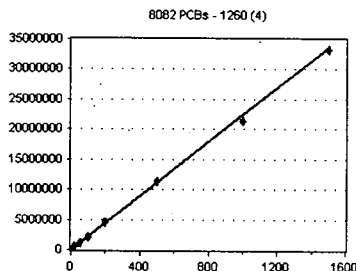


Standard	Concentration	Response	Response Factor	RT
OB18016-CAL7	1500	323205E+07	8821.366	8.18
OB18016-CAL6	1000	8969606	8969.606	8.18
OB18016-CAL5	500	4639944	9279.888	8.18
OB18016-CAL4	200	1795515	8977.575	8.18
OB18016-CAL3	100	967418	9674.180	8.18
OB18016-CAL2	50	493633	9872.660	8.18
OB18016-CAL1	20	218521	10926.050	8.19

AVE RF 9503.046 **RF RSD** 7.76 **AVE RT** 8.18

1260 (4)

Curve Fit: **AVERAGE RF**

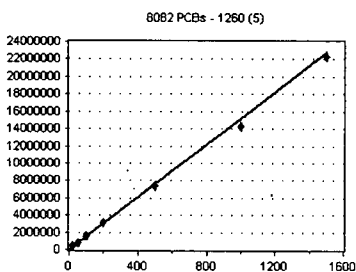


Standard	Concentration	Response	Response Factor	RT
OB18016-CAL7	1500	328561E+07	22190.410	8.35
OB18016-CAL6	1000	141804E+07	21418.040	8.35
OB18016-CAL5	500	134863E+07	22697.260	8.35
OB18016-CAL4	200	4490801	22454.010	8.35
OB18016-CAL3	100	2169781	21697.810	8.35
OB18016-CAL2	50	1161834	23236.680	8.35
OB18016-CAL1	20	475536	23776.800	8.36

AVE RF 22495.860 **RF RSD** 3.69 **AVE RT** 8.35

1260 (5)

Curve Fit: **AVERAGE RF**

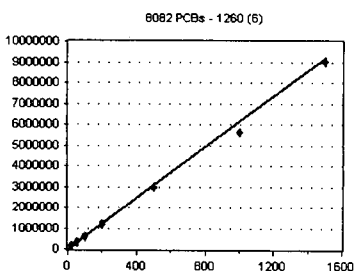


Standard	Concentration	Response	Response Factor	RT
OB18016-CAL7	1500	228838E+07	14858.920	8.65
OB18016-CAL6	1000	431165E+07	14311.650	8.65
OB18016-CAL5	500	7377000	14754.000	8.65
OB18016-CAL4	200	3066068	15330.340	8.65
OB18016-CAL3	100	1504417	15044.170	8.65
OB18016-CAL2	50	787003	15740.060	8.65
OB18016-CAL1	20	327005	16350.250	8.66

AVE RF 15198.480 **RF RSD** 4.46 **AVE RT** 8.65

1260 (6)

Curve Fit: **AVERAGE RF**



Standard	Concentration	Response	Response Factor	RT
OB18016-CAL7	1500	9041001	6027.334	9.04
OB18016-CAL6	1000	5645108	5645.108	9.04
OB18016-CAL5	500	2958395	5916.790	9.04
OB18016-CAL4	200	1206819	6034.095	9.04
OB18016-CAL3	100	610990	6109.900	9.04
OB18016-CAL2	50	310348	6206.960	9.04
OB18016-CAL1	20	140639	7031.950	9.05

AVE RF 6138.877 **RF RSD** 7.04 **AVE RT** 9.04

Element Calibration Review Sheet

Calibration ID: **A0B1902**

Instrument: **DUALECD2F**

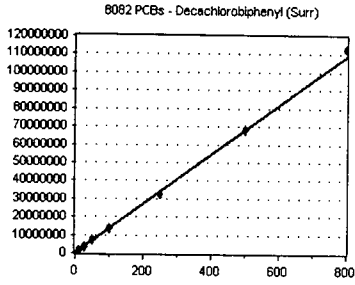
Calibration Date: **02/19/2020**

Analysis: **8082 PCBs**

Instrument Cal ID: **FECD2_QUANTPCB_20021**

Decachlorobiphenyl (Surr)

Curve Fit: **AVERAGE RF**



<u>Standard</u>	<u>Concentration</u>	<u>Response</u>	<u>Response Factor</u>	<u>RT</u>
0B18016-CAL7	800	128204E+08	141025.500	9.53
0B18016-CAL6	500	824199E+07	136484.000	9.53
0B18016-CAL5	250	1.23303E+07	129321.200	9.53
0B18016-CAL4	100	365267E+07	136526.700	9.53
0B18016-CAL3	50	6837726	136754.500	9.53
0B18016-CAL2	25	3331882	133275.300	9.53
0B18016-CAL1	10	1374925	137492.500	9.53

AVE RF **135840.000** RF RSD **2.70** AVE RT **9.53**

CALIBRATION SEQUENCE REVIEW SHEET

SEQUENCE: 0B18016

Analysis Included

- 1311/8082 TCLP PCBs
- 608 PCBs
- 608 PCBs - LL (1000/1mL) +1262/68
- 8082 PCBs
- 8082 PCBs - Low Level (2mL FV)
- 8082 PCBs - Low Level (2mL FV) +1262/68
- 8082 PCBs - Low Level (1000/1mL)
- 8082 PCBs - Low Level (1000/1mL) (Diss)
- 8082 PCBs - Low Level (1000/1mL) +1262/68
- 8082 PCBs - Low Level (30g/2mL)
- 8082 PCBs + 1262/1268
- 8082 PCBs in Trans. Oil - LL

INSTRUMENT SEQUENCE LOG

SampleID	SampleName	Matrix	STDID	ISTD ID	Analyzed
0B18016-ICB1	Initial Cal Blank	Water	A20A395		2/18/2020 9:21:00AM
0B18016-CAL1	Cal Standard	Water	A19L280	"	2/18/2020 9:47:00AM
0B18016-CAL2	Cal Standard	Water	A19L281	"	2/18/2020 10:04:00AM
0B18016-CAL3	Cal Standard	Water	A19L282	"	2/18/2020 10:22:00AM
0B18016-CAL4	Cal Standard	Water	A19L283	"	2/18/2020 10:40:00AM
0B18016-CAL5	Cal Standard	Water	A19L276	"	2/18/2020 10:57:00AM
0B18016-CAL6	Cal Standard	Water	A19L278	"	2/18/2020 11:15:00AM
0B18016-CAL7	Cal Standard	Water	A19L279	"	2/18/2020 11:32:00AM
0B18016-ICV1	Initial Cal Check	Water	A19H459	"	2/18/2020 12:08:00PM
0B18016-CAL8	Cal Standard	Water	A19H447	"	2/18/2020 12:25:00PM
0B18016-CAL9	Cal Standard	Water	A19H448	"	2/18/2020 12:43:00PM
0B18016-CALA	Cal Standard	Water	A19H449	"	2/18/2020 1:00:00PM
0B18016-CALB	Cal Standard	Water	A19H450	"	2/18/2020 1:18:00PM
0B18016-CALC	Cal Standard	Water	A19H451	"	2/18/2020 1:36:00PM
0B18016-CALD	Cal Standard	Water	A19H452	"	2/18/2020 1:53:00PM
0B18016-CALE	Cal Standard	Water	A19H453	"	2/18/2020 2:11:00PM
0B18016-ICV2	Initial Cal Check	Water	A19H405	"	2/18/2020 2:29:00PM
0B18016-ICV3	Initial Cal Check	Water	A19J367	"	2/18/2020 2:46:00PM
0B18016-ICV4	Initial Cal Check	Water	A19H406	"	2/18/2020 3:04:00PM
0B18016-ICV5	Initial Cal Check	Water	A20B130	"	2/18/2020 3:21:00PM

CALIBRATION STANDARD RECOVERIES

Calibration: **A0B1902**

Instrument: **DUALECD2F**

1311/8082 TCLP PCBs

Sequence: **0B18016**

Matrix: **Water**

0B18016-CAL1

	Inst. MRL	Recalc Res.	Cal Level	%Rec.	Qual
Aroclor 1016	0.0000	0.00	20.0	0	
Aroclor 1260	0.0000	0.00	20.0	0	
Aroclor 1016	0.0000	0.00	20.0	0	
Aroclor 1260	0.0000	0.00	20.0	0	

0B18016-CAL2

	Inst. MRL	Recalc Res.	Cal Level	%Rec.	Qual
Aroclor 1016	0.0000	0.00	20.0	0	
Aroclor 1260	0.0000	0.00	20.0	0	

CALIBRATION SEQUENCE REVIEW SHEET

SEQUENCE: 0B18016

Aroclor 1260	0.0000	0.00	50.0	0	
Aroclor 1016	0.0000	0.00	50.0	0	
Aroclor 1260	0.0000	0.00	50.0	0	
0B18016-CAL3	Inst. MRL	Recalc Res.	Cal Level	%Rec.	Qual
Aroclor 1016	0.0000	0.00	100	0	
Aroclor 1260	0.0000	0.00	100	0	
Aroclor 1016	0.0000	0.00	100	0	
Aroclor 1260	0.0000	0.00	100	0	
0B18016-CAL4	Inst. MRL	Recalc Res.	Cal Level	%Rec.	Qual
Aroclor 1016	0.0000	0.00	200	0	
Aroclor 1260	0.0000	0.00	200	0	
Aroclor 1016	0.0000	0.00	200	0	
Aroclor 1260	0.0000	0.00	200	0	
0B18016-CAL5	Inst. MRL	Recalc Res.	Cal Level	%Rec.	Qual
Aroclor 1016	0.0000	0.00	500	0	
Aroclor 1260	0.0000	0.00	500	0	
Aroclor 1016	0.0000	0.00	500	0	
Aroclor 1260	0.0000	0.00	500	0	
0B18016-CAL6	Inst. MRL	Recalc Res.	Cal Level	%Rec.	Qual
Aroclor 1016	800.0000	0.00	1000	0	
Aroclor 1260	800.0000	0.00	1000	0	
Aroclor 1016	0.0000	0.00	1000	0	
Aroclor 1260	0.0000	0.00	1000	0	
Aroclor 1016	0.0000	0.00	1000	0	
Aroclor 1260	0.0000	0.00	1000	0	
0B18016-CAL7	Inst. MRL	Recalc Res.	Cal Level	%Rec.	Qual
Aroclor 1016	800.0000	0.00	1500	0	
Aroclor 1260	800.0000	0.00	1500	0	
Aroclor 1016	0.0000	0.00	1500	0	
Aroclor 1260	0.0000	0.00	1500	0	
Aroclor 1016	0.0000	0.00	1500	0	
Aroclor 1260	0.0000	0.00	1500	0	
0B18016-CAL8	Inst. MRL	Recalc Res.	Cal Level	%Rec.	Qual
Aroclor 1221	0.0000	0.00	500	0	
Aroclor 1221	0.0000	0.00	500	0	
0B18016-CAL9	Inst. MRL	Recalc Res.	Cal Level	%Rec.	Qual
Aroclor 1232	0.0000	0.00	500	0	
Aroclor 1232	0.0000	0.00	500	0	
0B18016-CALA	Inst. MRL	Recalc Res.	Cal Level	%Rec.	Qual
Aroclor 1242	0.0000	0.00	500	0	
Aroclor 1242	0.0000	0.00	500	0	
0B18016-CALB	Inst. MRL	Recalc Res.	Cal Level	%Rec.	Qual
Aroclor 1248	0.0000	0.00	500	0	
Aroclor 1248	0.0000	0.00	500	0	
0B18016-CALC	Inst. MRL	Recalc Res.	Cal Level	%Rec.	Qual
Aroclor 1254	0.0000	0.00	500	0	
Aroclor 1254	0.0000	0.00	500	0	

CALIBRATION SEQUENCE REVIEW SHEET

SEQUENCE: 0B18016

0B18016-CALD

	Inst. MRL	Recalc Res.	Cal Level	%Rec.	Qual
Aroclor 1262	0.0000	0.00	500	0	
Aroclor 1262	0.0000	0.00	500	0	

0B18016-CALE

	Inst. MRL	Recalc Res.	Cal Level	%Rec.	Qual
Aroclor 1268	0.0000	0.00	500	0	
Aroclor 1268	0.0000	0.00	500	0	

Compounds listed above have recalculated recoveries outside 70-130% of the true values, and the calibration levels are above the reporting level. If no compounds are listed, all are OK. Please see the next section for quadratic fit compounds.

Analytes With Quadratic Curve Fits

<u>Qualifier</u>	<u>iMDL</u>	<u>iMRL</u>	<u>Spike Amt</u>	<u>%Difference</u>	<u>OK?</u>	<u>Raise MRL to ?</u>
—				—	<input type="checkbox"/>	<input type="checkbox"/>

Analytes listed above have quadratic curve fits. If they are using a weighting option, they must be checked against the requested curve points to determine if the recalculated results are within limits (70-130 or as specified).

ICV RECOVERIES

Calibration: **A0B1902**

Instrument: **DUALECD2F**

608 PCBs - LL (1000/1mL) +1

Sequence: **0B18016**

Matrix: **Water**

0B18016-ICV1

Inst. MRL	ICV Level	Result	%Rec.	Qual

Compounds listed above have Initial Calibration Verification standard recoveries outside 70-130% of the true values. If no compounds are listed, all have passing recoveries.

Data Path: K:\DATA\0B18016\
 Data File: ECD2F007.D
 Signal(s): ECD1A.CH
 Acq On: 18-Feb-2020 9:21
 Operator: MJB / KAK
 Sample: 0B18016-ICB1
 Misc:
 ALS Vial: 3 Sample Multiplier: 1

Integration File: PCB1.e
 Quant Time: Feb 19 09:29:59 2020
 Quant Method: K:\METHODS\FECD2_QUANTPCB_200218.M
 Quant Title: PCB Data Analysis
 QLast Update: Wed Feb 19 09:08:18 2020
 Response via: Initial Calibration
 Integrator: ChemStation 6890 Scale Mode: Small noise peaks clipped

2/19/20
Clean

Compound	R.T.	Response	Conc Units
System Monitoring Compounds			
1) S TCMX (S)	4.783	7429424	94.128 ng/ml
62) S DCBP (S)	9.528	12779359	94.077 ng/ml
Target Compounds			
2) Aroclor 1016 (1)	5.695	6992	1.518 ng/ml
3) Aroclor 1016 (2)	6.110	9461	1.075 ng/ml
4) Aroclor 1016 (3)	6.171	7128	1.489 ng/ml
5) Aroclor 1016 (4)	6.339	7763	1.751 ng/ml
6) Aroclor 1016 (5)	6.561	9311	1.820 ng/ml
7) Aroclor 1016 (6)	6.697	9947	2.691 ng/ml
8) Aroclor 1016 - AVE	0.000	0	N.D. ng/ml
9) Aroclor 1221 (1)	5.098	19248	14.119 ng/ml
10) Aroclor 1221 (2)	5.236	18971	20.594 ng/ml
11) Aroclor 1221 (3)	5.341	13536	4.771 ng/ml
12) Aroclor 1221 - AVE	0.000	0	N.D. ng/ml
13) Aroclor 1232 (1)	5.341	13536	5.721 ng/ml
14) Aroclor 1232 (2)	6.110	9461	2.637 ng/ml
15) Aroclor 1232 (3)	6.171	7128	3.621 ng/ml
16) Aroclor 1232 (4)	6.348	7570	4.983 ng/ml
17) Aroclor 1232 (5)	6.561	9311	4.823 ng/ml
18) Aroclor 1232 (6)	6.697	9947	6.316 ng/ml
19) Aroclor 1232 - AVE	0.000	0	N.D. ng/ml
20) Aroclor 1242 (1)	5.695	6992	1.986 ng/ml
21) Aroclor 1242 (2)	6.110	9461	1.319 ng/ml
22) Aroclor 1242 (3)	6.171	7128	1.939 ng/ml
23) Aroclor 1242 (4)	6.348	7570	2.312 ng/ml
24) Aroclor 1242 (5)	6.561	9311	2.272 ng/ml
25) Aroclor 1242 (6)	6.697	9947	2.919 ng/ml
26) Aroclor 1242 - AVE	0.000	0	N.D. ng/ml
27) Aroclor 1248 (1)	6.110	9461	2.169 ng/ml
28) Aroclor 1248 (2)	6.348	7570	1.327 ng/ml
29) Aroclor 1248 (3)	6.561	9311	1.438 ng/ml
30) Aroclor 1248 (4)	6.862	9515	1.294 ng/ml
31) Aroclor 1248 (5)	6.895	9371	1.242 ng/ml
32) Aroclor 1248 (6)	7.383	10486	2.556 ng/ml
33) Aroclor 1248 - AVE	0.000	0	N.D. ng/ml
34) Aroclor 1254 (1)	6.895	9371	1.058 ng/ml
35) Aroclor 1254 (2)	7.003	8471	0.764 ng/ml
36) Aroclor 1254 (3)	7.383	10486	0.630 ng/ml
37) Aroclor 1254 (4)	7.540	8407	0.791 ng/ml
38) Aroclor 1254 (5)	7.931	10399	0.898 ng/ml
39) Aroclor 1254 (6)	8.214	1849	0.496 ng/ml
40) Aroclor 1254 - AVE	0.000	0	N.D. ng/ml
41) Aroclor 1260 (1)	7.492	9695	0.953 ng/ml
42) Aroclor 1260 (2)	7.608	6156	0.487 ng/ml
43) Aroclor 1260 (3)	8.179	2854	0.300 ng/ml
44) Aroclor 1260 (4)	8.348	17262	0.767 ng/ml
45) Aroclor 1260 (5)	8.651	3666	0.241 ng/ml
46) Aroclor 1260 (6)	9.036	4711	0.767 ng/ml
47) Aroclor 1260 - AVE	0.000	0	N.D. ng/ml

Quantitation Report (Not Reviewed)

Data Path : K:\DATA\0B18016\
 Data File : ECD2F007.D
 Signal(s) : ECD1A.CH
 Acq On : 18 Feb 2020 9:21
 Operator : MJB / KAK
 Sample : 0B18016-ICB1
 Misc :
 ALS Vial : 3 Sample Multiplier: 1

Integration File: PCB1.e
 Quant Time: Feb 19 09:29:59 2020
 Quant Method : K:\METHODS\FECD2_QUANTPCB_200218.M
 Quant Title : PCB Data Analysis
 QLast Update : Wed Feb 19 09:08:18 2020
 Response via : Initial Calibration
 Integrator: ChemStation 6890 Scale Mode: Small noise peaks clipped

Compound	R.T.	Response	Conc Units
48) Aroclor 1262 (1)	7.608	6156	0.573 ng/ml
49) Aroclor 1262 (2)	7.931	10399	0.679 ng/ml
50) Aroclor 1262 (3)	8.179	2854	0.224 ng/ml
51) Aroclor 1262 (4)	8.348	17262	0.610 ng/ml
52) Aroclor 1262 (5)	8.651	3666	0.203 ng/ml
53) Aroclor 1262 (6)	9.036	4711	0.520 ng/ml
54) Aroclor 1262 - AVE	0.000	0	N.D. ng/ml
55) Aroclor 1268 (1)	8.179	2854	0.444 ng/ml
56) Aroclor 1268 (2)	8.602	2215	0.075 ng/ml
57) Aroclor 1268 (3)	8.651	3666	0.147 ng/ml
58) Aroclor 1268 (4)	8.831	66389	2.879 ng/ml
59) Aroclor 1268 (5)	9.036	4711	0.511 ng/ml
60) Aroclor 1268 (6)	9.296	71123	1.097 ng/ml
61) Aroclor 1268 - AVE	0.000	0	N.D. ng/ml

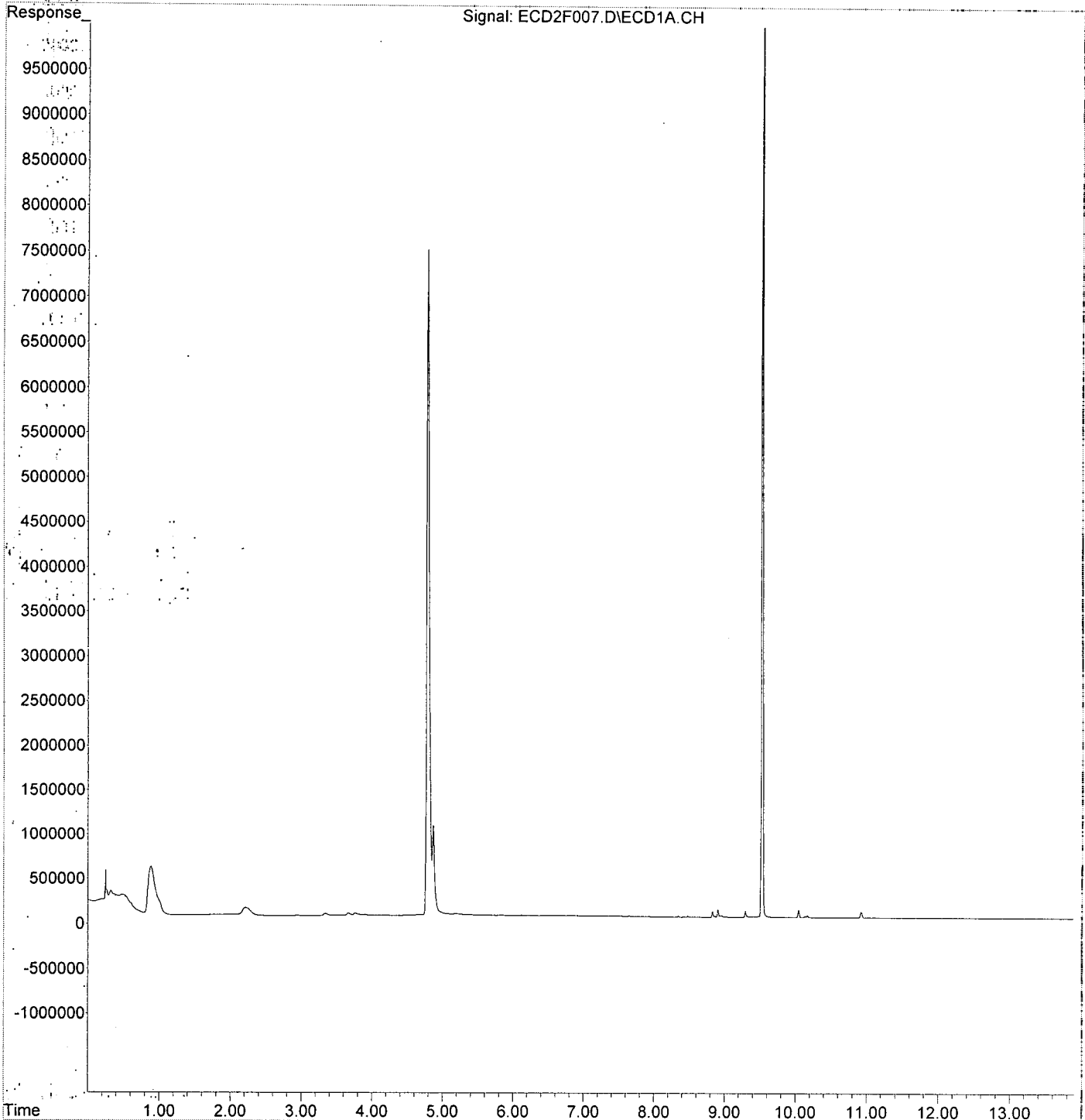
(f)=RT Delta > 1/2 Window

(m)=manual int.

Quantitation Report (Not Reviewed)

Data Path : K:\DATA\0B18016\
Data File : ECD2F007.D
Signal(s) : ECD1A.CH
Acq On : 18 Feb 2020 9:21
Operator : MJB / KAK
Sample : 0B18016-ICB1
Misc :
ALS Vial : 3 Sample Multiplier: 1

Integration File: PCB1.e
Quant Time: Feb 19 09:29:59 2020
Quant Method : K:\METHODS\FECD2_QUANTPCB_200218.M
Quant Title : PCB Data Analysis
QLast Update : Wed Feb 19 09:08:18 2020
Response via : Initial Calibration
Integrator: ChemStation 6890 Scale Mode: Small noise peaks clipped



Data Path: K:\DATA\0B18016\

Data File: ECD2F015.D

Signal(s): ECD1A.CH

Acq On: 18-Feb-2020 11:50

Operator: MJB / KAK

Sample: 0B18016-IBL1

Misc:

ALS Vial: 1 Sample Multiplier: 1

Integration File: PCB1.e

Quant Time: Feb 19 09:30:21 2020

Quant Method: K:\METHODS\FECD2_QUANTPCB_200218.M

Quant Title: PCB Data Analysis

QLast Update: Wed Feb 19 09:08:18 2020

Response via: Initial Calibration

Integrator: ChemStation 6890 Scale Mode: Small noise peaks clipped

Compound	R.T.	Response	Conc Units
System Monitoring Compounds			
1) S TCMX (S)	4.778	10788	0.137 ng/ml
62) S DCBP (S)	9.525	33690	0.248 ng/ml
Target Compounds:			
2) Aroclor 1016 (1)	5.692	4254	0.923 ng/ml
3) Aroclor 1016 (2)	6.121	17131	1.947 ng/ml
4) Aroclor 1016 (3)	6.176	5779	1.207 ng/ml
5) Aroclor 1016 (4)	6.342	4183	0.944 ng/ml
6) Aroclor 1016 (5)	6.571	9261	1.811 ng/ml
7) Aroclor 1016 (6)	6.696	7128	1.928 ng/ml
8) Aroclor 1016 - AVE	0.000	0	N.D. ng/ml
9) Aroclor 1221 (1)	5.141	1719	1.261 ng/ml
10) Aroclor 1221 (2)	5.261	347	0.377 ng/ml
11) Aroclor 1221 (3)	5.335	904	0.319 ng/ml
12) Aroclor 1221 - AVE	0.000	0	N.D. ng/ml
13) Aroclor 1232 (1)	5.335	904	0.382 ng/ml
14) Aroclor 1232 (2)	6.121	17131	4.776 ng/ml
15) Aroclor 1232 (3)	6.176	5779	2.936 ng/ml
16) Aroclor 1232 (4)	6.342	4183	2.753 ng/ml
17) Aroclor 1232 (5)	6.571	9261	4.798 ng/ml
18) Aroclor 1232 (6)	6.696	7128	4.526 ng/ml
19) Aroclor 1232 - AVE	0.000	0	N.D. ng/ml
20) Aroclor 1242 (1)	5.692	4254	1.208 ng/ml
21) Aroclor 1242 (2)	6.121	17131	2.388 ng/ml
22) Aroclor 1242 (3)	6.176	5779	1.572 ng/ml
23) Aroclor 1242 (4)	6.342	4183	1.278 ng/ml
24) Aroclor 1242 (5)	6.571	9261	2.260 ng/ml
25) Aroclor 1242 (6)	6.696	7128	2.091 ng/ml
26) Aroclor 1242 - AVE	0.000	0	N.D. ng/ml
27) Aroclor 1248 (1)	6.121	17131	3.927 ng/ml
28) Aroclor 1248 (2)	6.342	4183	0.733 ng/ml
29) Aroclor 1248 (3)	6.571	9261	1.430 ng/ml
30) Aroclor 1248 (4)	6.862	8108	1.102 ng/ml
31) Aroclor 1248 (5)	6.897	8377	1.110 ng/ml
32) Aroclor 1248 (6)	7.378	9420	2.296 ng/ml
33) Aroclor 1248 - AVE	0.000	0	N.D. ng/ml
34) Aroclor 1254 (1)	6.897	8377	0.945 ng/ml
35) Aroclor 1254 (2)	7.006	7440	0.671 ng/ml
36) Aroclor 1254 (3)	7.378	9420	0.566 ng/ml
37) Aroclor 1254 (4)	7.541	7642	0.719 ng/ml
38) Aroclor 1254 (5)	7.920	10732	0.926 ng/ml
39) Aroclor 1254 (6)	8.213	2521	0.676 ng/ml
40) Aroclor 1254 - AVE	0.000	0	N.D. ng/ml
41) Aroclor 1260 (1)	7.494	9920	0.975 ng/ml
42) Aroclor 1260 (2)	7.628	12694	1.004 ng/ml
43) Aroclor 1260 (3)	8.181	5986	0.630 ng/ml
44) Aroclor 1260 (4)	8.353	18505	0.823 ng/ml
45) Aroclor 1260 (5)	8.650	13881	0.913 ng/ml
46) Aroclor 1260 (6)	9.040	6437	1.049 ng/ml
47) Aroclor 1260 - AVE	0.000	0	N.D. ng/ml

[Handwritten signature]
 2/19/20
 2/19/20

Data Path : K:\DATA\0B18016\
 Data File : ECD2F015.D
 Signal(s) : ECD1A.CH
 Acq On : 18 Feb 2020 11:50
 Operator : MJB / KAK
 Sample : 0B18016-IBL1
 Misc :
 ALS Vial : 1 Sample Multiplier: 1

Integration File: PCB1.e
 Quant Time: Feb 19 09:30:21 2020
 Quant Method : K:\METHODS\FECD2_QUANTPCB_200218.M
 Quant Title : PCB Data Analysis
 QLast Update : Wed Feb 19 09:08:18 2020
 Response via : Initial Calibration
 Integrator: ChemStation 6890 Scale Mode: Small noise peaks clipped

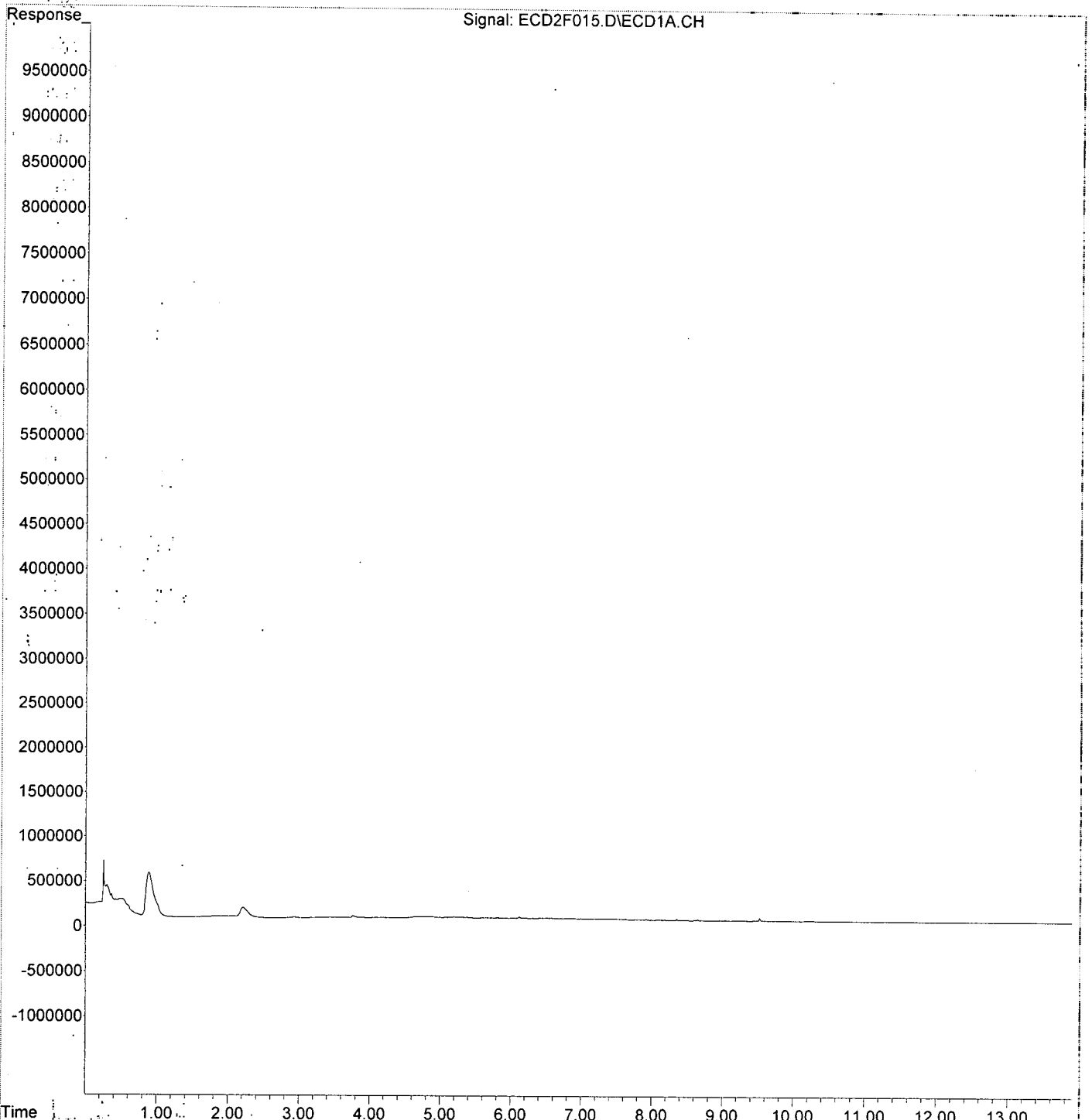
Compound	R.T.	Response	Conc Units
48) Aroclor 1262 (1)	7.628	12694	1.181 ng/ml
49) Aroclor 1262 (2)	7.949	5952	0.388 ng/ml
50) Aroclor 1262 (3)	8.181	5986	0.469 ng/ml
51) Aroclor 1262 (4)	8.353	18505	0.654 ng/ml
52) Aroclor 1262 (5)	8.650	13881	0.768 ng/ml
53) Aroclor 1262 (6)	9.040	6437	0.711 ng/ml
54) Aroclor 1262 - AVE	0.000	0	N.D. ng/ml
55) Aroclor 1268 (1)	8.181	5986	0.932 ng/ml
56) Aroclor 1268 (2)	8.599	4275	0.144 ng/ml
57) Aroclor 1268 (3)	8.650	13881	0.556 ng/ml
58) Aroclor 1268 (4)	8.829	1808	0.078 ng/ml
59) Aroclor 1268 (5)	9.040	6437	0.699 ng/ml
60) Aroclor 1268 (6)	9.295	4595	0.071 ng/ml
61) Aroclor 1268 - AVE	0.000	0	N.D. ng/ml

(f)=RT Delta > 1/2 Window

(m)=manual int.

Data Path : K:\DATA\0B18016\
 Data File : ECD2F015.D
 Signal(s) : ECD1A.CH
 Acq On : 18 Feb 2020 11:50
 Operator : MJB / KAK
 Sample : 0B18016-IBL1
 Misc :
 ALS Vial : 1 Sample Multiplier: 1

Integration File: PCB1.e
 Quant Time: Feb 19 09:30:21 2020
 Quant Method : K:\METHODS\FECD2_QUANTPCB_200218.M
 Quant Title : PCB Data Analysis
 QLast Update : Wed Feb 19 09:08:18 2020
 Response via : Initial Calibration
 Integrator: ChemStation 6890 Scale Mode: Small noise peaks clipped



Data Path: K:\DATA\0B18016\
 Data File: ECD2F016.D
 Signal(s): ECD1A.CH
 Acq On: 18-Feb-2020 12:08
 Operator: MJB / KAK
 Sample: 0B18016-ICV1
 Misc:
 ALS Vial: 11 Sample Multiplier: 1

Integration File: PCB1.e
 Quant Time: Feb 19 09:30:43 2020
 Quant Method: K:\METHODS\FECD2_QUANTPCB_200218.M
 Quant Title: PCB Data Analysis
 QLast Update: Wed Feb 19 09:08:18 2020
 Response via: Initial Calibration
 Integrator: ChemStation 6890 Scale Mode: Small noise peaks clipped

2/19/20
1016, 1260

Compound	R.T.	Response	Conc	Units
System Monitoring Compounds				
1) S TCMX (S)	4.781	14484361	183.512	ng/ml
62) S DGBP (S)	9.527	25827201	190.130	ng/ml
Target Compounds				
2) Aroclor 1016 (1)	5.694	2160933	468.978	ng/ml
3) Aroclor 1016 (2)	6.106	4384748	498.253	ng/ml
4) Aroclor 1016 (3)	6.187	2382176	497.661	ng/ml
5) Aroclor 1016 (4)	6.345	2008839	453.234	ng/ml
6) Aroclor 1016 (5)	6.567	2445574	478.167	ng/ml
7) Aroclor 1016 (6)	6.693	1736348	469.706	ng/ml
8) Aroclor 1016 - AVE	0.000	0	N.D.	ng/ml
9) Aroclor 1221 (1)	5.134	210043	154.068	ng/ml
10) Aroclor 1221 (2)	5.251	229122	248.717	ng/ml
11) Aroclor 1221 (3)	5.333	1016160	358.167	ng/ml
12) Aroclor 1221 - AVE	0.000	0	N.D.	ng/ml
13) Aroclor 1232 (1)	5.333	1016160	429.510	ng/ml
14) Aroclor 1232 (2)	6.106	4384748	1222.302	ng/ml
15) Aroclor 1232 (3)	6.187	2382176	1210.328	ng/ml
16) Aroclor 1232 (4)	6.345	2008839	1322.176	ng/ml
17) Aroclor 1232 (5)	6.567	2445574	1266.882	ng/ml
18) Aroclor 1232 (6)	6.693	1736348	1102.470	ng/ml
19) Aroclor 1232 - AVE	0.000	0	N.D.	ng/ml
20) Aroclor 1242 (1)	5.694	2160933	613.757	ng/ml
21) Aroclor 1242 (2)	6.106	4384748	611.203	ng/ml
22) Aroclor 1242 (3)	6.187	2382176	648.053	ng/ml
23) Aroclor 1242 (4)	6.345	2008839	613.572	ng/ml
24) Aroclor 1242 (5)	6.567	2445574	596.673	ng/ml
25) Aroclor 1242 (6)	6.693	1736348	509.500	ng/ml
26) Aroclor 1242 - AVE	0.000	0	N.D.	ng/ml
27) Aroclor 1248 (1)	6.106	4384748	1005.196	ng/ml
28) Aroclor 1248 (2)	6.345	2008839	352.117	ng/ml
29) Aroclor 1248 (3)	6.567	2445574	377.725	ng/ml
30) Aroclor 1248 (4)	6.861	415968	56.562	ng/ml
31) Aroclor 1248 (5)	6.894	1829426	242.450	ng/ml
32) Aroclor 1248 (6)	7.381	4081325	994.622	ng/ml
33) Aroclor 1248 - AVE	0.000	0	N.D.	ng/ml
34) Aroclor 1254 (1)	6.894	1829426	206.470	ng/ml
35) Aroclor 1254 (2)	7.005	2123293	191.596	ng/ml
36) Aroclor 1254 (3)	7.381	4081325	245.283	ng/ml
37) Aroclor 1254 (4)	7.541	427251	40.201	ng/ml
38) Aroclor 1254 (5)	7.921	5870269	506.753	ng/ml
39) Aroclor 1254 (6)	8.212	612048	164.054	ng/ml
40) Aroclor 1254 - AVE	0.000	0	N.D.	ng/ml
41) Aroclor 1260 (1)	7.493	5617745	552.276	ng/ml
42) Aroclor 1260 (2)	7.628	6845701	541.497	ng/ml
43) Aroclor 1260 (3)	8.182	4234804	445.626	ng/ml
44) Aroclor 1260 (4)	8.353	10430755	463.674	ng/ml
45) Aroclor 1260 (5)	8.651	6958949	457.871	ng/ml
46) Aroclor 1260 (6)	9.040	2335422	380.432	ng/ml
47) Aroclor 1260 - AVE	0.000	0	N.D.	ng/ml

477.667

473.563

Data Path : K:\DATA\0B18016\
 Data File : ECD2F016.D
 Signal(s) : ECD1A.CH
 Acq On : 18 Feb 2020 12:08
 Operator : MJB / KAK
 Sample : 0B18016-ICV1
 Misc :
 ALS Vial : 11 Sample Multiplier: 1

Integration File: PCB1.e
 Quant Time: Feb 19 09:30:43 2020
 Quant Method : K:\METHODS\FECD2_QUANTPCB_200218.M
 Quant Title : PCB Data Analysis
 QLast Update : Wed Feb 19 09:08:18 2020
 Response via : Initial Calibration
 Integrator: ChemStation 6890 Scale Mode: Small noise peaks clipped

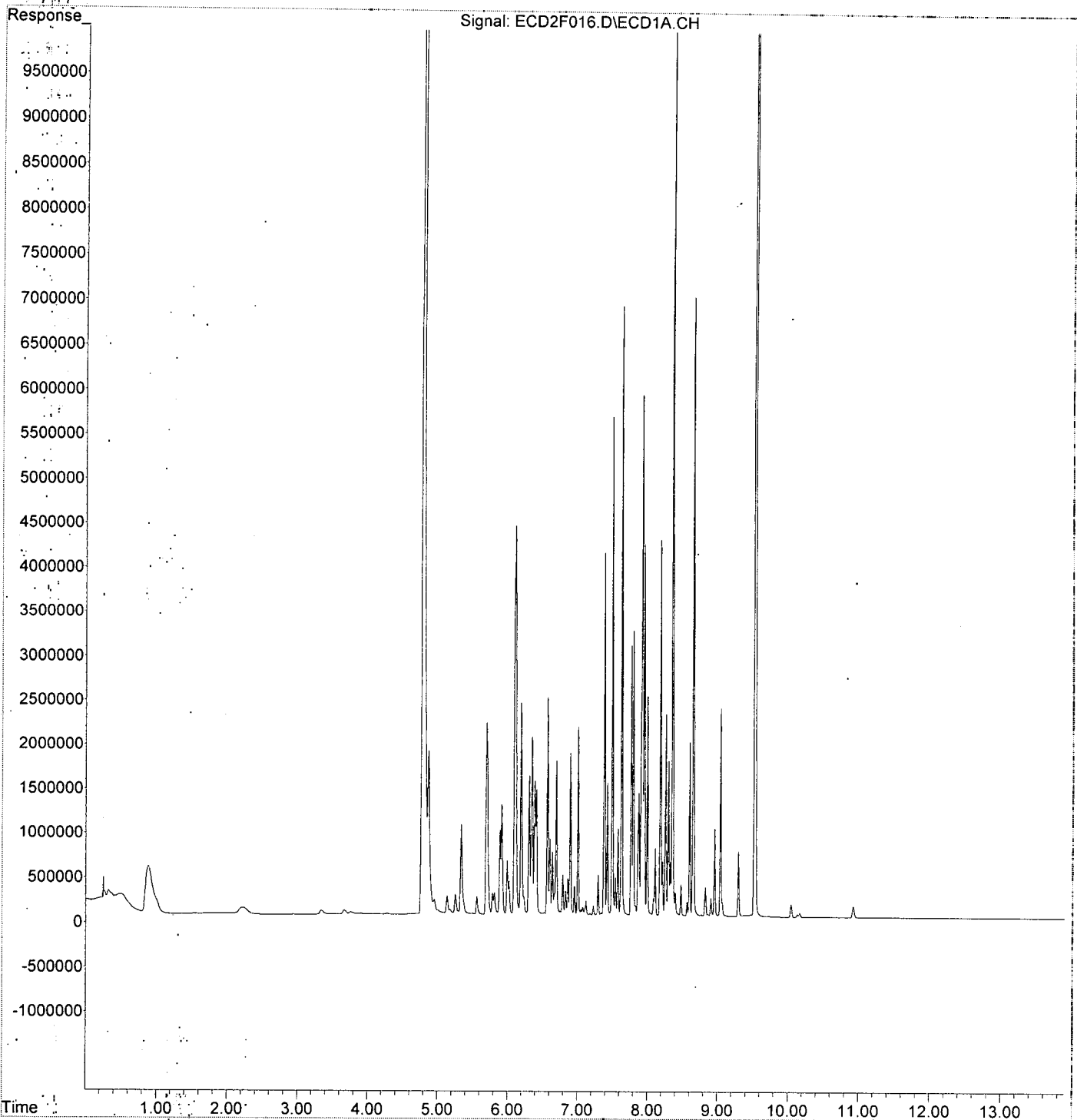
Compound	R.T.	Response	Conc	Units
48) Aroclor 1262 (1)	7.628	6845701	637.136	ng/ml
49) Aroclor 1262 (2)	7.951	4180128	272.833	ng/ml
50) Aroclor 1262 (3)	8.182	4234804	331.733	ng/ml
51) Aroclor 1262 (4)	8.353	10430755	368.536	ng/ml
52) Aroclor 1262 (5)	8.651	6958949	385.032	ng/ml
53) Aroclor 1262 (6)	9.040	2335422	257.922	ng/ml
54) Aroclor 1262 - AVE	0.000	0	N.D.	ng/ml
55) Aroclor 1268 (1)	8.182	4234804	658.991	ng/ml
56) Aroclor 1268 (2)	8.599	1959249	66.007	ng/ml
57) Aroclor 1268 (3)	8.651	6958949	278.600	ng/ml
58) Aroclor 1268 (4)	8.827	328242	14.232	ng/ml
59) Aroclor 1268 (5)	9.040	2335422	253.573	ng/ml
60) Aroclor 1268 (6)	9.296	733639	11.311	ng/ml
61) Aroclor 1268 - AVE	0.000	0	N.D.	ng/ml

(f)=RT Delta > 1/2 Window

(m)=manual int.

Data Path : K:\DATA\0B18016\
Data File : ECD2F016.D
Signal(s) : ECD1A.CH
Acq On : 18 Feb 2020 12:08
Operator : MJB / KAK
Sample : 0B18016-ICV1
Misc :
ALS Vial : 11 Sample Multiplier: 1

Integration File: PCB1.e
Quant Time: Feb 19 09:30:43 2020
Quant Method : K:\METHODS\FECD2_QUANTPCB_200218.M
Quant Title : PCB Data Analysis
QLast Update : Wed Feb 19 09:08:18 2020
Response via : Initial Calibration
Integrator: ChemStation 6890 Scale Mode: Small noise peaks clipped



Data Path : K:\DATA\0B18016\
 Data File : ECD2F024.D
 Signal(s) : ECD1A.CH
 Acq On : 18 Feb 2020 14:29
 Operator : MJB / KAK
 Sample : 0B18016-ICV2
 Misc :
 ALS Vial : 19 Sample Multiplier: 1

Integration File: PCB1.e
 Quant Time: Feb 19 09:31:04 2020
 Quant Method : K:\METHODS\FECD2_QUANTPCB_200218.M
 Quant Title : PCB Data Analysis
 QLast Update : Wed Feb 19 09:08:18 2020
 Response via : Initial Calibration
 Integrator: ChemStation 6890 Scale Mode: Small noise peaks clipped

Handwritten: 2/19/20

Compound	R.T.	Response	Conc	Units
System Monitoring Compounds				
1) S TCMX (S)	4.781	3057724	38.740	ng/ml
62) S DCBP (S)	9.527	12087020	88.980	ng/ml
Target Compounds				
2) Aroclor 1016 (1)	5.695	527279	114.433	ng/ml
3) Aroclor 1016 (2)	6.103	685397	77.884	ng/ml
4) Aroclor 1016 (3)	6.187	406995	85.025	ng/ml
5) Aroclor 1016 (4)	6.345	2316513	522.652	ng/ml
6) Aroclor 1016 (5)	6.566	1498244	292.942	ng/ml
7) Aroclor 1016 (6)	6.692	703553	190.321	ng/ml
8) Aroclor 1016 - AVE	0.000	0	N.D.	ng/ml
9) Aroclor 1221 (1)	5.133	1417248	1039.561	ng/ml
10) Aroclor 1221 (2)	5.250	879183	954.372	ng/ml
11) Aroclor 1221 (3)	5.331	2872013	1012.302	ng/ml
12) Aroclor 1221 - AVE	0.000	0	N.D.	ng/ml
13) Aroclor 1232 (1)	5.331	2872013	1213.941	ng/ml
14) Aroclor 1232 (2)	6.103	685397	191.063	ng/ml
15) Aroclor 1232 (3)	6.187	406995	206.785	ng/ml
16) Aroclor 1232 (4)	6.345	2316513	1524.681	ng/ml
17) Aroclor 1232 (5)	6.566	1498244	776.136	ng/ml
18) Aroclor 1232 (6)	6.692	703553	446.711	ng/ml
19) Aroclor 1232 - AVE	0.000	0	N.D.	ng/ml
20) Aroclor 1242 (1)	5.695	527279	149.760	ng/ml
21) Aroclor 1242 (2)	6.103	685397	95.539	ng/ml
22) Aroclor 1242 (3)	6.187	406995	110.720	ng/ml
23) Aroclor 1242 (4)	6.345	2316513	707.547	ng/ml
24) Aroclor 1242 (5)	6.566	1498244	365.543	ng/ml
25) Aroclor 1242 (6)	6.692	703553	206.445	ng/ml
26) Aroclor 1242 - AVE	0.000	0	N.D.	ng/ml
27) Aroclor 1248 (1)	6.103	685397	157.126	ng/ml
28) Aroclor 1248 (2)	6.345	2316513	406.047	ng/ml
29) Aroclor 1248 (3)	6.566	1498244	231.408	ng/ml
30) Aroclor 1248 (4)	6.860	2220465	301.930	ng/ml
31) Aroclor 1248 (5)	6.893	4340890	575.289	ng/ml
32) Aroclor 1248 (6)	7.375	7621181	1857.287	ng/ml
33) Aroclor 1248 - AVE	0.000	0	N.D.	ng/ml
34) Aroclor 1254 (1)	6.893	4340890	489.915	ng/ml
35) Aroclor 1254 (2)	7.004	5027208	453.631	ng/ml
36) Aroclor 1254 (3)	7.375	7621181	458.024	ng/ml
37) Aroclor 1254 (4)	7.540	4596090	432.458	ng/ml
38) Aroclor 1254 (5)	7.920	5205288	449.349	ng/ml
39) Aroclor 1254 (6)	8.211	1668574	447.246	ng/ml
40) Aroclor 1254 - AVE	0.000	0	N.D.	ng/ml
41) Aroclor 1260 (1)	7.493	2890934	284.205	ng/ml
42) Aroclor 1260 (2)	7.626	3375381	266.994	ng/ml
43) Aroclor 1260 (3)	8.182	441772	46.487	ng/ml
44) Aroclor 1260 (4)	8.352	1131045	50.278	ng/ml
45) Aroclor 1260 (5)	8.651	941410	61.941	ng/ml
46) Aroclor 1260 (6)	9.040	74872	12.196	ng/ml
47) Aroclor 1260 - AVE	0.000	0	N.D.	ng/ml

Handwritten: 1002.078

Handwritten: 455.104

Data Path : K:\DATA\0B18016\
 Data File : ECD2F024.D
 Signal(s) : ECD1A.CH
 Acq On : 18 Feb 2020 14:29
 Operator : MJB / KAK
 Sample : 0B18016-ICV2
 Misc :
 ALS Vial : 19 Sample Multiplier: 1

Integration File: PCB1.e
 Quant Time: Feb 19 09:31:04 2020
 Quant Method : K:\METHODS\FECD2_QUANTPCB_200218.M
 Quant Title : PCB Data Analysis
 QLast Update : Wed Feb 19 09:08:18 2020
 Response via : Initial Calibration
 Integrator: ChemStation 6890 Scale Mode: Small noise peaks clipped

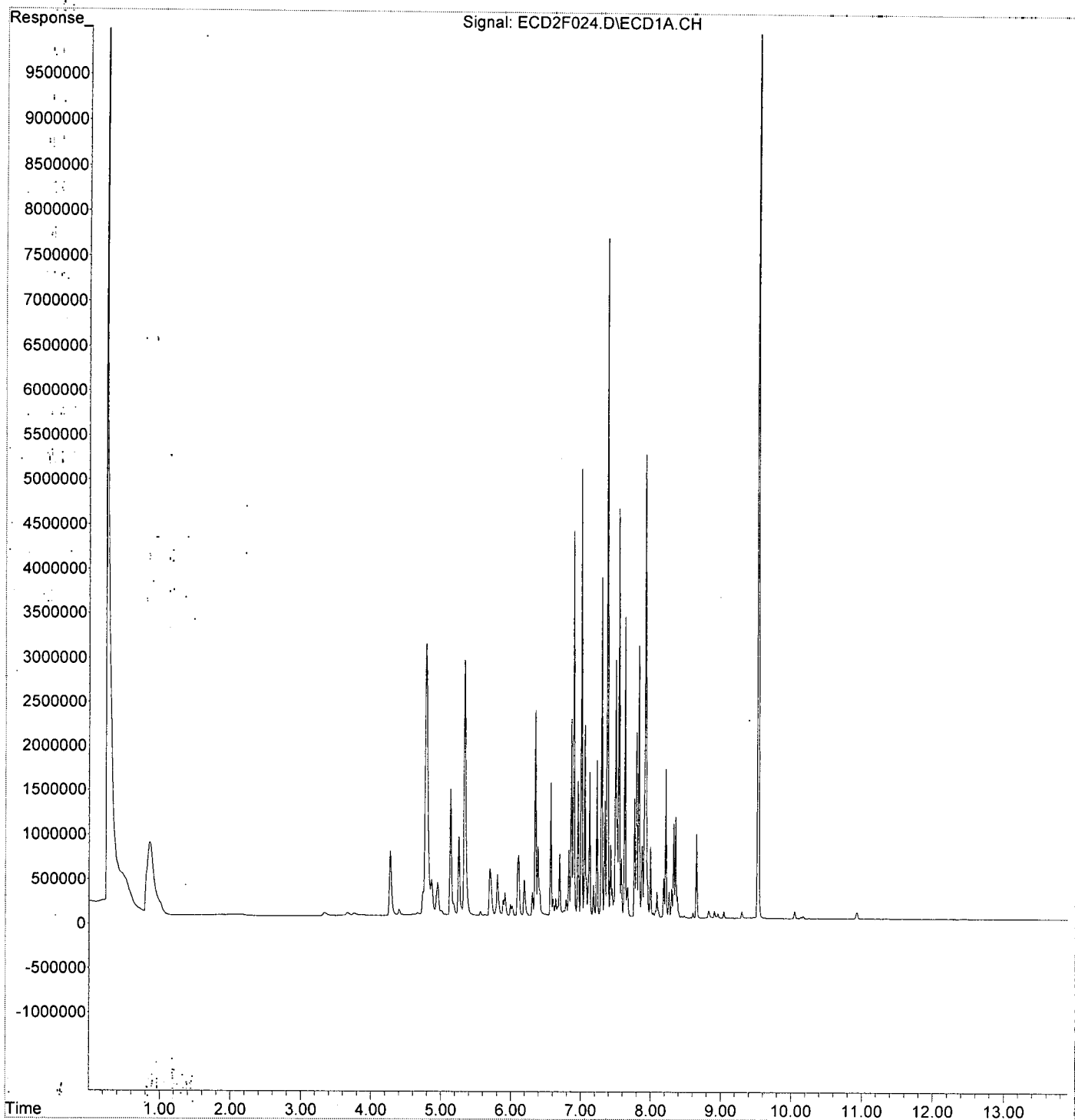
Compound	R.T.	Response	Conc Units
48) Aroclor 1262 (1)	7.626	3375381	314.150 ng/ml
49) Aroclor 1262 (2)	7.920	5205288	339.744 ng/ml
50) Aroclor 1262 (3)	8.182	441772	34.606 ng/ml
51) Aroclor 1262 (4)	8.352	1131045	39.962 ng/ml
52) Aroclor 1262 (5)	8.651	941410	52.087 ng/ml
53) Aroclor 1262 (6)	9.040	74872	8.269 ng/ml
54) Aroclor 1262 - AVE	0.000	0	N.D. ng/ml
55) Aroclor 1268 (1)	8.182	441772	68.745 ng/ml
56) Aroclor 1268 (2)	8.600	59217	1.995 ng/ml
57) Aroclor 1268 (3)	8.651	941410	37.689 ng/ml
58) Aroclor 1268 (4)	8.825	78462	3.402 ng/ml
59) Aroclor 1268 (5)	9.040	74872	8.129 ng/ml
60) Aroclor 1268 (6)	9.296	71595	1.104 ng/ml
61) Aroclor 1268 - AVE	0.000	0	N.D. ng/ml

(f)=RT Delta > 1/2 Window

(m)=manual int.

Data Path : K:\DATA\0B18016\
 Data File : ECD2F024.D
 Signal(s) : ECD1A.CH
 Acq On : 18 Feb 2020 14:29
 Operator : MJB / KAK
 Sample : 0B18016-ICV2
 Misc :
 ALS Vial : 19 Sample Multiplier: 1

Integration File: PCB1.e
 Quant Time: Feb 19 09:31:04 2020
 Quant Method : K:\METHODS\FECD2_QUANTPCB_200218.M
 Quant Title : PCB Data Analysis
 QLast Update : Wed Feb 19 09:08:18 2020
 Response via : Initial Calibration
 Integrator: ChemStation 6890 Scale Mode: Small noise peaks clipped



Data Path: K:\DATA\OB18016\
 Data File: ECD2F025.D
 Signal(s): ECD1A.CH
 Acq On: 18 Feb 2020 14:46
 Operator: MJB / KAK
 Sample: OB18016-ICV3
 Misc:
 ALS Vial: 20 Sample Multiplier: 1

Integration File: PCB1.e
 Quant Time: Feb 19 09:31:25 2020
 Quant Method: K:\METHODS\FECD2_QUANTPCB_200218.M
 Quant Title: PCB Data Analysis
 QLast Update: Wed Feb 19 09:08:18 2020
 Response via: Initial Calibration
 Integrator: ChemStation 6890 Scale Mode: Small noise peaks clipped

Handwritten: 2/19/20
 1252, 1262

Compound	R.T.	Response	Conc	Units
System Monitoring Compounds				
1) S TCMX (S)	4.782	3122493	39.561	ng/ml
62) S DCBP (S)	9.527	12016074	88.458	ng/ml
Target Compounds				
2) Aroclor 1016 (1)	5.694	1057601	229.527	ng/ml
3) Aroclor 1016 (2)	6.106	2040123	231.826	ng/ml
4) Aroclor 1016 (3)	6.188	1080561	225.740	ng/ml
5) Aroclor 1016 (4)	6.344	837070	188.860	ng/ml
6) Aroclor 1016 (5)	6.566	1071991	209.599	ng/ml
7) Aroclor 1016 (6)	6.692	852022	230.484	ng/ml
8) Aroclor 1016 - AVE	0.000	0	N.D.	ng/ml
9) Aroclor 1221 (1)	5.133	467105	342.625	ng/ml
10) Aroclor 1221 (2)	5.251	347214	376.908	ng/ml
11) Aroclor 1221 (3)	5.332	1223841	431.369	ng/ml
12) Aroclor 1221 - AVE	0.000	0	N.D.	ng/ml
13) Aroclor 1232 (1)	5.332	1223841	517.292	ng/ml
14) Aroclor 1232 (2)	6.106	2040123	568.709	ng/ml
15) Aroclor 1232 (3)	6.188	1080561	549.008	ng/ml
16) Aroclor 1232 (4)	6.344	837070	550.942	ng/ml
17) Aroclor 1232 (5)	6.566	1071991	555.324	ng/ml
18) Aroclor 1232 (6)	6.692	852022	540.980	ng/ml
19) Aroclor 1232 - AVE	0.000	0	N.D.	ng/ml
20) Aroclor 1242 (1)	5.694	1057601	300.384	ng/ml
21) Aroclor 1242 (2)	6.106	2040123	284.379	ng/ml
22) Aroclor 1242 (3)	6.188	1080561	293.958	ng/ml
23) Aroclor 1242 (4)	6.344	837070	255.672	ng/ml
24) Aroclor 1242 (5)	6.566	1071991	261.545	ng/ml
25) Aroclor 1242 (6)	6.692	852022	250.011	ng/ml
26) Aroclor 1242 - AVE	0.000	0	N.D.	ng/ml
27) Aroclor 1248 (1)	6.106	2040123	467.695	ng/ml
28) Aroclor 1248 (2)	6.344	837070	146.725	ng/ml
29) Aroclor 1248 (3)	6.566	1071991	165.572	ng/ml
30) Aroclor 1248 (4)	6.860	1043005	141.824	ng/ml
31) Aroclor 1248 (5)	6.896	1468828	194.661	ng/ml
32) Aroclor 1248 (6)	7.381	3539938	862.685	ng/ml
33) Aroclor 1248 - AVE	0.000	0	N.D.	ng/ml
34) Aroclor 1254 (1)	6.896	1468828	165.773	ng/ml
35) Aroclor 1254 (2)	7.003	1000258	90.258	ng/ml
36) Aroclor 1254 (3)	7.381	3539938	212.746	ng/ml
37) Aroclor 1254 (4)	7.541	393777	37.052	ng/ml
38) Aroclor 1254 (5)	7.920	2656583	229.331	ng/ml
39) Aroclor 1254 (6)	8.181	6289732	1685.906	ng/ml
40) Aroclor 1254 - AVE	0.000	0	N.D.	ng/ml
41) Aroclor 1260 (1)	7.493	4397367	432.301	ng/ml
42) Aroclor 1260 (2)	7.627	5332004	421.763	ng/ml
43) Aroclor 1260 (3)	8.181	6289732	661.865	ng/ml
44) Aroclor 1260 (4)	8.352	13863012	616.247	ng/ml
45) Aroclor 1260 (5)	8.650	8535044	561.572	ng/ml
46) Aroclor 1260 (6)	9.040	4483263	730.307	ng/ml
47) Aroclor 1260 - AVE	0.000	0	N.D.	ng/ml

Handwritten: 547.043

Quantitation Report (Not Reviewed)

Data Path : K:\DATA\0B18016\
 Data File : ECD2F025.D
 Signal(s) : ECD1A.CH
 Acq On : 18 Feb 2020 14:46
 Operator : MJB / KAK
 Sample : 0B18016-ICV3
 Misc :
 ALS Vial : 20 Sample Multiplier: 1

Integration File: PCB1.e
 Quant Time: Feb 19 09:31:25 2020
 Quant Method : K:\METHODS\FECD2_QUANTPCB_200218.M
 Quant Title : PCB Data Analysis
 QLast Update : Wed Feb 19 09:08:18 2020
 Response via : Initial Calibration
 Integrator: ChemStation 6890 Scale Mode: Small noise peaks clipped

Compound	R.T.	Response	Conc Units
48) Aroclor 1262 (1)	7.627	5332004	496.255 ng/ml
49) Aroclor 1262 (2)	7.950	7443540	485.832 ng/ml
50) Aroclor 1262 (3)	8.181	6289732	492.705 ng/ml
51) Aroclor 1262 (4)	8.352	13863012	489.804 ng/ml
52) Aroclor 1262 (5)	8.650	8535044	472.236 ng/ml
53) Aroclor 1262 (6)	9.040	4483263	495.127 ng/ml
54) Aroclor 1262 - AVE	0.000	0	N.D. ng/ml
55) Aroclor 1268 (1)	8.181	6289732	978.764 ng/ml
56) Aroclor 1268 (2)	8.599	5201742	175.245 ng/ml
57) Aroclor 1268 (3)	8.650	8535044	341.699 ng/ml
58) Aroclor 1268 (4)	8.827	411201	17.830 ng/ml
59) Aroclor 1268 (5)	9.040	4483263	486.780 ng/ml
60) Aroclor 1268 (6)	9.295	1406322	21.682 ng/ml
61) Aroclor 1268 - AVE	0.000	0	N.D. ng/ml

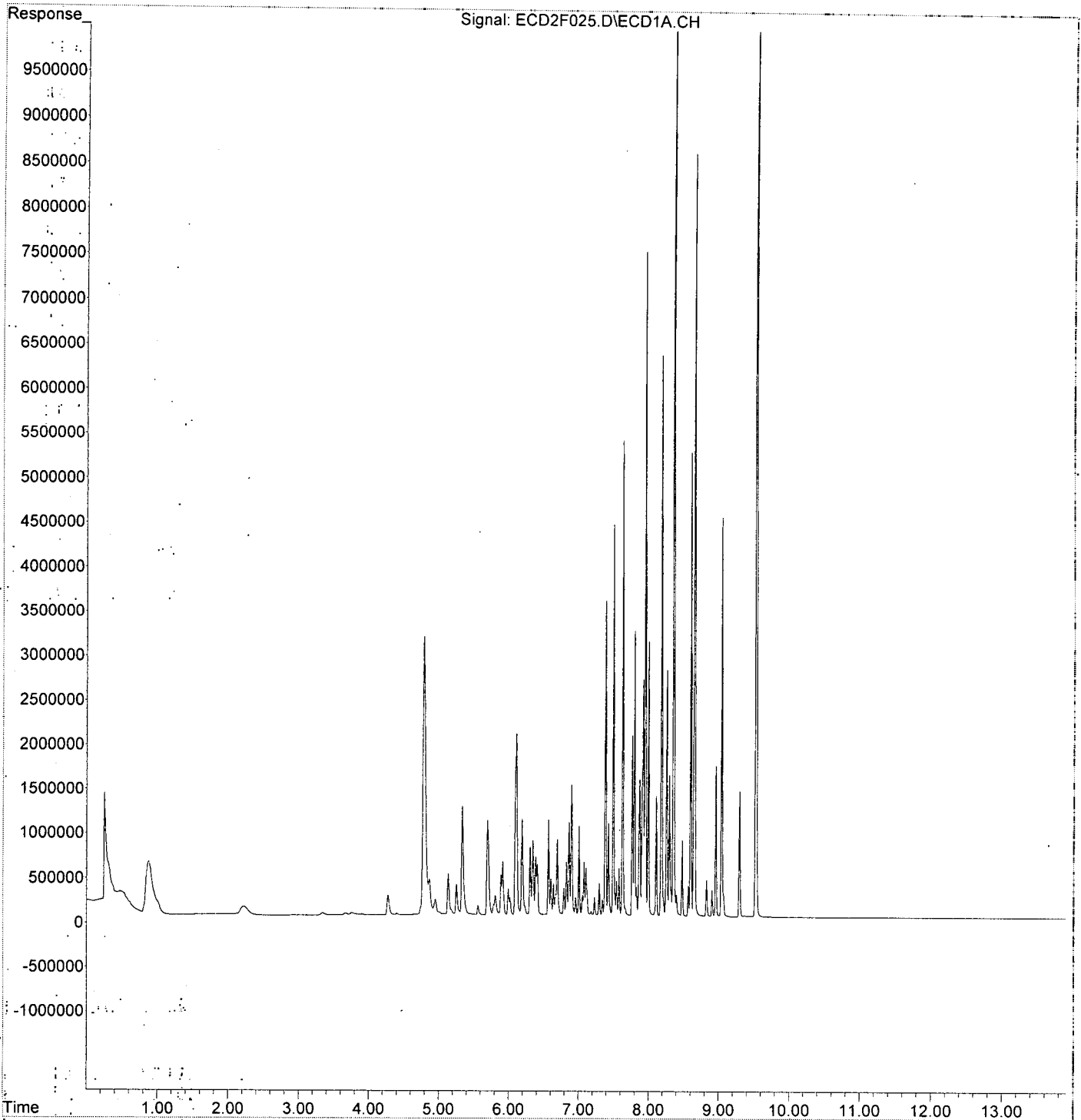
488.660

(f)=RT Delta > 1/2 Window

(m)=manual int.

Data Path : K:\DATA\0B18016\
Data File : ECD2F025.D
Signal(s) : ECD1A.CH
Acq On : 18 Feb 2020 14:46
Operator : MJB / KAK
Sample : 0B18016-ICV3
Misc :
ALS Vial : 20 Sample Multiplier: 1

Integration File: PCB1.e
Quant Time: Feb 19 09:31:25 2020
Quant Method : K:\METHODS\FECD2_QUANTPCB_200218.M
Quant Title : PCB Data Analysis
QLast Update : Wed Feb 19 09:08:18 2020
Response via : Initial Calibration
Integrator: ChemStation 6890 Scale Mode: Small noise peaks clipped



Data Path: K:\DATA\OB18016\
 Data File: ECD2F026.D
 Signal(s): ECD1A.CH
 Acq On: 18 Feb 2020 15:04
 Operator: MJB / KAK
 Sample: OB18016-ICV4
 Misc:
 ALS Vial: 21 Sample Multiplier: 1

Integration File: PCB1.e
 Quant Time: Feb 19 09:31:46 2020
 Quant Method: K:\METHODS\FECD2_QUANTPCB_200218.M
 Quant Title: PCB Data Analysis
 QLast Update: Wed Feb 19 09:08:18 2020
 Response via: Initial Calibration
 Integrator: ChemStation 6890 Scale Mode: Small noise peaks clipped

Handwritten:
 2/19/20
 1242, 1268

Compound	R.T.	Response	Conc	Units
System Monitoring Compounds				
1) S TCMX (S)	4.781	3337421	42.284	ng/ml
62) S DCBP (S)	9.525	5852470	43.084	ng/ml
Target Compounds				
2) Aroclor 1016 (1)	5.691	1886881	409.502	ng/ml
3) Aroclor 1016 (2)	6.103	3851185	437.623	ng/ml
4) Aroclor 1016 (3)	6.185	1965659	410.646	ng/ml
5) Aroclor 1016 (4)	6.343	1654034	373.183	ng/ml
6) Aroclor 1016 (5)	6.564	2176811	425.617	ng/ml
7) Aroclor 1016 (6)	6.690	1761552	476.524	ng/ml
8) Aroclor 1016 - AVE	0.000	0	N.D.	ng/ml
9) Aroclor 1221 (1)	5.131	190611	139.814	ng/ml
10) Aroclor 1221 (2)	5.250	208801	226.658	ng/ml
11) Aroclor 1221 (3)	5.332	903391	318.419	ng/ml
12) Aroclor 1221 - AVE	0.000	0	N.D.	ng/ml
13) Aroclor 1232 (1)	5.332	903391	381.845	ng/ml
14) Aroclor 1232 (2)	6.103	3851185	1073.565	ng/ml
15) Aroclor 1232 (3)	6.185	1965659	998.705	ng/ml
16) Aroclor 1232 (4)	6.343	1654034	1088.650	ng/ml
17) Aroclor 1232 (5)	6.564	2176811	1127.654	ng/ml
18) Aroclor 1232 (6)	6.690	1761552	1118.473	ng/ml
19) Aroclor 1232 - AVE	0.000	0	N.D.	ng/ml
20) Aroclor 1242 (1)	5.691	1886881	535.919	ng/ml
21) Aroclor 1242 (2)	6.103	3851185	536.828	ng/ml
22) Aroclor 1242 (3)	6.185	1965659	534.743	ng/ml
23) Aroclor 1242 (4)	6.343	1654034	505.202	ng/ml
24) Aroclor 1242 (5)	6.564	2176811	531.100	ng/ml
25) Aroclor 1242 (6)	6.690	1761552	516.896	ng/ml
26) Aroclor 1242 - AVE	0.000	0	N.D.	ng/ml
27) Aroclor 1248 (1)	6.103	3851185	882.878	ng/ml
28) Aroclor 1248 (2)	6.343	1654034	289.925	ng/ml
29) Aroclor 1248 (3)	6.564	2176811	336.214	ng/ml
30) Aroclor 1248 (4)	6.858	2148796	292.185	ng/ml
31) Aroclor 1248 (5)	6.896	2197932	291.287	ng/ml
32) Aroclor 1248 (6)	7.372	732428	178.493	ng/ml
33) Aroclor 1248 - AVE	0.000	0	N.D.	ng/ml
34) Aroclor 1254 (1)	6.896	2197932	248.060	ng/ml
35) Aroclor 1254 (2)	7.002	515240	46.493	ng/ml
36) Aroclor 1254 (3)	7.372	732428	44.018	ng/ml
37) Aroclor 1254 (4)	7.539	481888	45.342	ng/ml
38) Aroclor 1254 (5)	7.919	94071	8.121	ng/ml
39) Aroclor 1254 (6)	8.208	54022	14.480	ng/ml
40) Aroclor 1254 - AVE	0.000	0	N.D.	ng/ml
41) Aroclor 1260 (1)	7.513	269213	26.466	ng/ml
42) Aroclor 1260 (2)	7.625	100723	7.967	ng/ml
43) Aroclor 1260 (3)	8.172	3212310	338.029	ng/ml
44) Aroclor 1260 (4)	8.351	1584476	70.434	ng/ml
45) Aroclor 1260 (5)	8.645	13012949	856.201	ng/ml
46) Aroclor 1260 (6)	9.038	5170845	842.311	ng/ml
47) Aroclor 1260 - AVE	0.000	0	N.D.	ng/ml

Handwritten: 526.781

Data Path : K:\DATA\0B18016\
 Data File : ECD2F026.D
 Signal(s) : ECD1A.CH
 Acq On : 18 Feb 2020 15:04
 Operator : MJB / KAK
 Sample : 0B18016-ICV4
 Misc :
 ALS Vial : 21 Sample Multiplier: 1

Integration File: PCB1.e
 Quant Time: Feb 19 09:31:46 2020
 Quant Method : K:\METHODS\FECD2_QUANTPCB_200218.M
 Quant Title : PCB Data Analysis
 QLast Update : Wed Feb 19 09:08:18 2020
 Response via : Initial Calibration
 Integrator: ChemStation 6890 Scale Mode: Small noise peaks clipped

Compound	R.T.	Response	Conc Units
48) Aroclor 1262 (1)	7.625	100723	9.374 ng/ml
49) Aroclor 1262 (2)	7.949	2805014	183.080 ng/ml
50) Aroclor 1262 (3)	8.172	3212310	251.636 ng/ml
51) Aroclor 1262 (4)	8.351	1584476	55.982 ng/ml
52) Aroclor 1262 (5)	8.645	13012949	719.994 ng/ml
53) Aroclor 1262 (6)	9.038	5170845	571.063 ng/ml
54) Aroclor 1262 - AVE	0.000	0	N.D. ng/ml
55) Aroclor 1268 (1)	8.172	3212310	499.877 ng/ml
56) Aroclor 1268 (2)	8.598	16232517	546.869 ng/ml
57) Aroclor 1268 (3)	8.645	13012949	520.971 ng/ml
58) Aroclor 1268 (4)	8.827	12206627	529.275 ng/ml
59) Aroclor 1268 (5)	9.038	5170845	561.436 ng/ml
60) Aroclor 1268 (6)	9.293	33274595	513.018 ng/ml
61) Aroclor 1268 - AVE	0.000	0	N.D. ng/ml

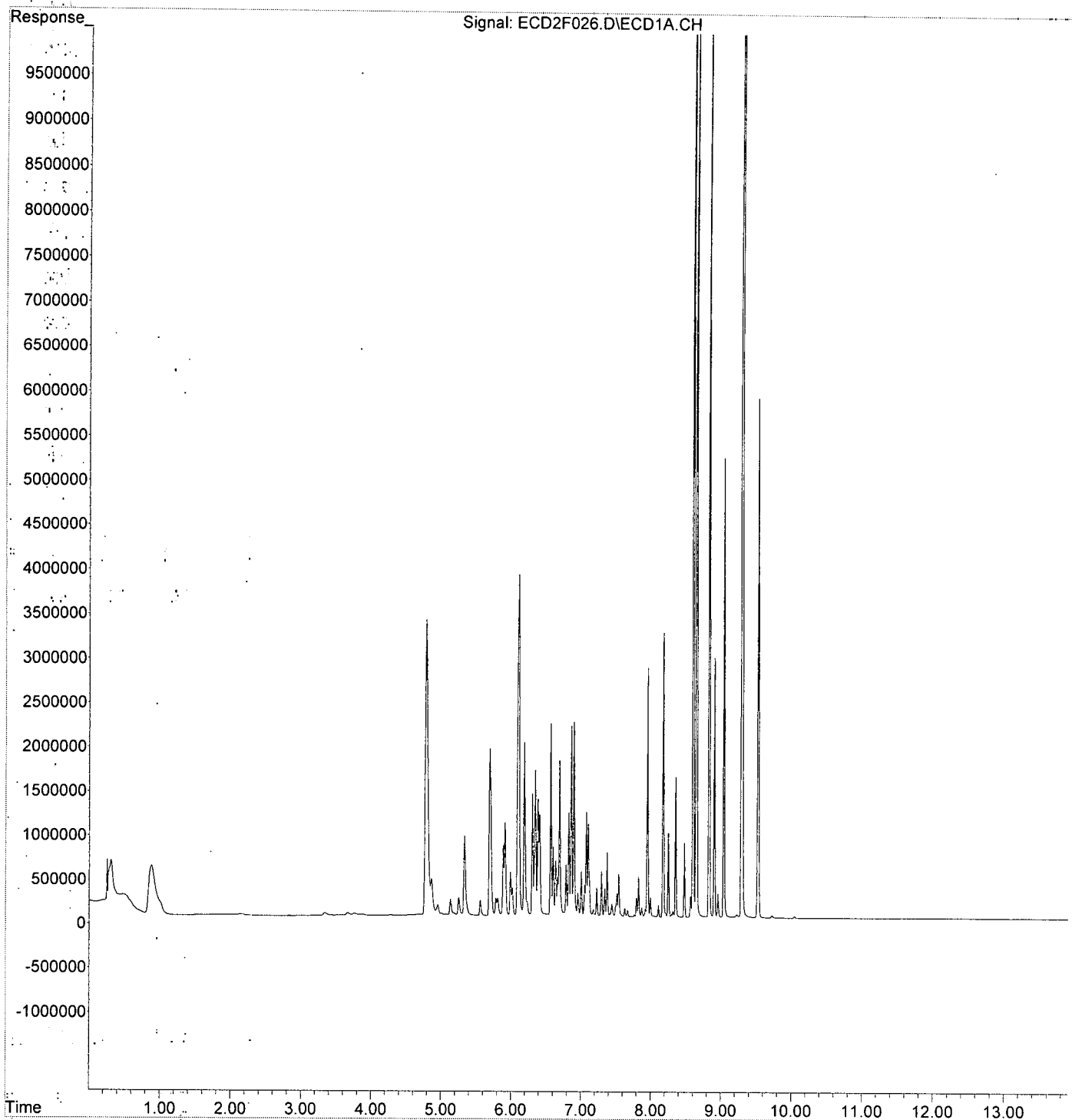
528.579

(f)=RT Delta > 1/2 Window

(m)=manual int.

Data Path : K:\DATA\0B18016\
 Data File : ECD2F026.D
 Signal(s) : ECD1A.CH
 Acq On : 18 Feb 2020 15:04
 Operator : MJB / KAK
 Sample : 0B18016-ICV4
 Misc :
 ALS Vial : 21 Sample Multiplier: 1

Integration File: PCB1.e
 Quant Time: Feb 19 09:31:46 2020
 Quant Method : K:\METHODS\FECD2_QUANTPCB_200218.M
 Quant Title : PCB Data Analysis
 QLast Update : Wed Feb 19 09:08:18 2020
 Response via : Initial Calibration
 Integrator: ChemStation 6890 Scale Mode: Small noise peaks clipped



Data Path: K:\DATA\OB18016\
 Data File: ECD2F027.D
 Signal(s): ECD1A.CH
 Acq On: 18 Feb 2020 15:21
 Operator: MJB / KAK
 Sample: OB18016-ICV5
 Misc:
 ALS Vial: 22 Sample Multiplier: 1

Integration File: PCB1.e
 Quant Time: Feb 19 09:32:07 2020
 Quant Method: K:\METHODS\FECD2_QUANTPCB_200218.M
 Quant Title: PCB Data Analysis
 QLast Update: Wed Feb 19 09:08:18 2020
 Response via: Initial Calibration
 Integrator: ChemStation 6890 Scale Mode: Small noise peaks clipped

Handwritten: 2/19/20
1248

Compound	R.T.	Response	Conc	Units
System Monitoring Compounds				
1) S TCMX (S)	4.809	14152	0.179	ng/ml
62) S DCBP (S)	9.527	4674	0.034	ng/ml
Target Compounds				
2) Aroclor 1016 (1)	5.691	928522	201.513	ng/ml
3) Aroclor 1016 (2)	6.101	2056580	233.696	ng/ml
4) Aroclor 1016 (3)	6.186	1084267	226.514	ng/ml
5) Aroclor 1016 (4)	6.343	2734323	616.918	ng/ml
6) Aroclor 1016 (5)	6.565	3304064	646.022	ng/ml
7) Aroclor 1016 (6)	6.691	2518969	681.416	ng/ml
8) Aroclor 1016 - AVE	0.000	0	N.D.	ng/ml
9) Aroclor 1221 (1)	5.133	23802	17.459	ng/ml
10) Aroclor 1221 (2)	5.250	28684	31.137	ng/ml
11) Aroclor 1221 (3)	5.332	100089	35.279	ng/ml
12) Aroclor 1221 - AVE	0.000	0	N.D.	ng/ml
13) Aroclor 1232 (1)	5.332	100089	42.306	ng/ml
14) Aroclor 1232 (2)	6.101	2056580	573.297	ng/ml
15) Aroclor 1232 (3)	6.186	1084267	550.890	ng/ml
16) Aroclor 1232 (4)	6.343	2734323	1799.674	ng/ml
17) Aroclor 1232 (5)	6.565	3304064	1711.606	ng/ml
18) Aroclor 1232 (6)	6.691	2518969	1599.385	ng/ml
19) Aroclor 1232 - AVE	0.000	0	N.D.	ng/ml
20) Aroclor 1242 (1)	5.691	928522	263.722	ng/ml
21) Aroclor 1242 (2)	6.101	2056580	286.673	ng/ml
22) Aroclor 1242 (3)	6.186	1084267	294.967	ng/ml
23) Aroclor 1242 (4)	6.343	2734323	835.161	ng/ml
24) Aroclor 1242 (5)	6.565	3304064	806.129	ng/ml
25) Aroclor 1242 (6)	6.691	2518969	739.147	ng/ml
26) Aroclor 1242 - AVE	0.000	0	N.D.	ng/ml
27) Aroclor 1248 (1)	6.101	2056580	471.468	ng/ml
28) Aroclor 1248 (2)	6.343	2734323	479.282	ng/ml
29) Aroclor 1248 (3)	6.565	3304064	510.321	ng/ml
30) Aroclor 1248 (4)	6.859	3799159	516.595	ng/ml
31) Aroclor 1248 (5)	6.897	3781177	501.112	ng/ml
32) Aroclor 1248 (6)	7.373	2158452	526.016	ng/ml
33) Aroclor 1248 - AVE	0.000	0	N.D.	ng/ml
34) Aroclor 1254 (1)	6.897	3781177	426.746	ng/ml
35) Aroclor 1254 (2)	7.003	1388405	125.283	ng/ml
36) Aroclor 1254 (3)	7.373	2158452	129.721	ng/ml
37) Aroclor 1254 (4)	7.540	1460088	137.384	ng/ml
38) Aroclor 1254 (5)	7.919	344177	29.711	ng/ml
39) Aroclor 1254 (6)	8.211	135841	36.411	ng/ml
40) Aroclor 1254 - AVE	0.000	0	N.D.	ng/ml
41) Aroclor 1260 (1)	7.514	707301	69.534	ng/ml
42) Aroclor 1260 (2)	7.626	224835	17.785	ng/ml
43) Aroclor 1260 (3)	8.181	39166	4.121	ng/ml
44) Aroclor 1260 (4)	8.352	87302	3.881	ng/ml
45) Aroclor 1260 (5)	8.650	68774	4.525	ng/ml
46) Aroclor 1260 (6)	9.039	20997	3.420	ng/ml
47) Aroclor 1260 - AVE	0.000	0	N.D.	ng/ml

Handwritten: 500.799

Data Path : K:\DATA\0B18016\
 Data File : ECD2F027.D
 Signal(s) : ECD1A.CH
 Acq On : 18 Feb 2020 15:21
 Operator : MJB / KAK
 Sample : 0B18016-ICV5
 Misc :
 ALS Vial : 22 Sample Multiplier: 1

Integration File: PCB1.e
 Quant Time: Feb 19 09:32:07 2020
 Quant Method : K:\METHODS\FECD2_QUANTPCB_200218.M
 Quant Title : PCB Data Analysis
 QLast Update : Wed Feb 19 09:08:18 2020
 Response via : Initial Calibration
 Integrator: ChemStation 6890 Scale Mode: Small noise peaks clipped

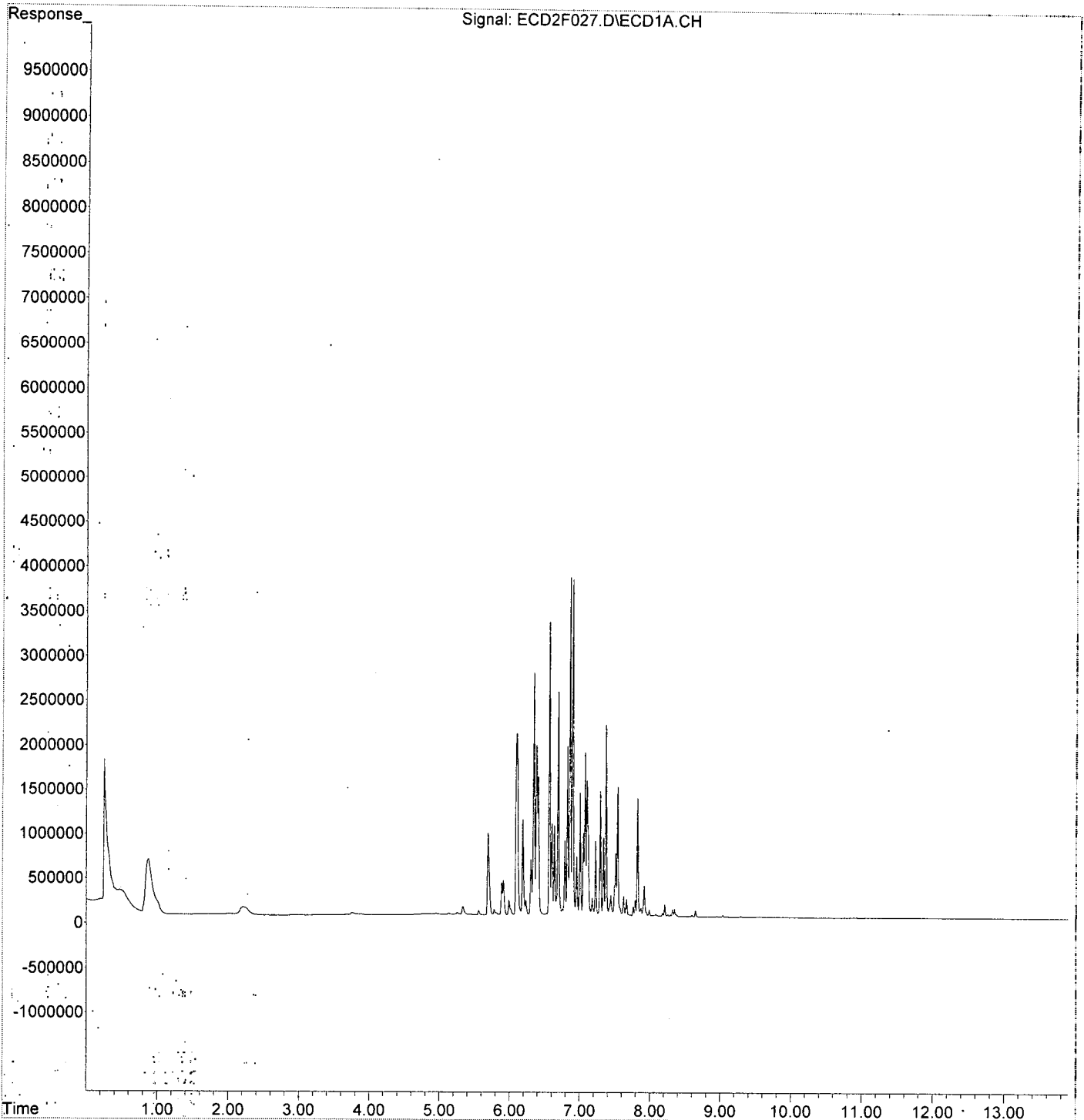
Compound	R.T.	Response	Conc Units
48) Aroclor 1262 (1)	7.626	224835	20.926 ng/ml
49) Aroclor 1262 (2)	7.919	344177	22.464 ng/ml
50) Aroclor 1262 (3)	8.181	39166	3.068 ng/ml
51) Aroclor 1262 (4)	8.352	87302	3.085 ng/ml
52) Aroclor 1262 (5)	8.650	68774	3.805 ng/ml
53) Aroclor 1262 (6)	9.039	20997	2.319 ng/ml
54) Aroclor 1262 - AVE	0.000	0	N.D. ng/ml
55) Aroclor 1268 (1)	8.181	39166	6.095 ng/ml
56) Aroclor 1268 (2)	8.599	22517	0.759 ng/ml
57) Aroclor 1268 (3)	8.650	68774	2.753 ng/ml
58) Aroclor 1268 (4)	8.825	6262	0.271 ng/ml
59) Aroclor 1268 (5)	9.039	20997	2.280 ng/ml
60) Aroclor 1268 (6)	9.294	11043	0.170 ng/ml
61) Aroclor 1268 - AVE	0.000	0	N.D. ng/ml

(f)=RT Delta > 1/2 Window

(m)=manual int.

Data Path : K:\DATA\0B18016\
Data File : ECD2F027.D
Signal(s) : ECD1A.CH
Acq On : 18 Feb 2020 15:21
Operator : MJB / KAK
Sample : 0B18016-ICV5
Misc :
ALS Vial : 22 Sample Multiplier: 1

Integration File: PCB1.e
Quant Time: Feb 19 09:32:07 2020
Quant Method : K:\METHODS\FECD2_QUANTPCB_200218.M
Quant Title : PCB Data Analysis
QLast Update : Wed Feb 19 09:08:18 2020
Response via : Initial Calibration
Integrator: ChemStation 6890 Scale Mode: Small noise peaks clipped



Data Path : K:\DATA\0B18016\Requant\
 Data File : ECD2F008.D
 Signal(s) : ECD1A.CH
 Acq On : 18 Feb 2020 9:47
 Operator : MJB / KAK
 Sample : 0B18016-CAL1
 Misc :
 ALS Vial : 4 Sample Multiplier: 1

Integration File: PCB1.e
 Quant Time: Feb 19 09:15:03 2020
 Quant Method : K:\METHODS\FECD2_QUANTPCB_200218.M
 Quant Title : PCB Data Analysis
 QLast Update : Wed Feb 19 09:08:18 2020
 Response via : Initial Calibration
 Integrator: ChemStation 6890 Scale Mode: Small noise peaks clipped

Compound	R.T.	Response	Conc Units
System Monitoring Compounds			
1) S TCMX (S)	4.790	735047	9.313 ng/ml
62) S DCBP (S)	9.532	1374925	10.122 ng/ml
Target Compounds			
2) Aroclor 1016 (1)	5.698	114423	24.833 ng/ml
3) Aroclor 1016 (2)	6.112	195162	22.177 ng/ml
4) Aroclor 1016 (3)	6.194	109732	22.924 ng/ml
5) Aroclor 1016 (4)	6.349	108700	24.525 ng/ml
6) Aroclor 1016 (5)	6.571	124511	24.345 ng/ml
7) Aroclor 1016 (6)	6.698	90576	24.502 ng/ml
8) Aroclor 1016 - AVE	0.000	0	N.D. ng/ml
9) Aroclor 1221 (1)	0.000	0	N.D. ng/ml
10) Aroclor 1221 (2)	0.000	0	N.D. ng/ml
11) Aroclor 1221 (3)	0.000	0	N.D. ng/ml
12) Aroclor 1221 - AVE	0.000	0	N.D. ng/ml
13) Aroclor 1232 (1)	0.000	0	N.D. ng/ml
14) Aroclor 1232 (2)	0.000	0	N.D. ng/ml
15) Aroclor 1232 (3)	0.000	0	N.D. ng/ml
16) Aroclor 1232 (4)	0.000	0	N.D. ng/ml
17) Aroclor 1232 (5)	0.000	0	N.D. ng/ml
18) Aroclor 1232 (6)	0.000	0	N.D. ng/ml
19) Aroclor 1232 - AVE	0.000	0	N.D. ng/ml
20) Aroclor 1242 (1)	0.000	0	N.D. ng/ml
21) Aroclor 1242 (2)	0.000	0	N.D. ng/ml
22) Aroclor 1242 (3)	0.000	0	N.D. ng/ml
23) Aroclor 1242 (4)	0.000	0	N.D. ng/ml
24) Aroclor 1242 (5)	0.000	0	N.D. ng/ml
25) Aroclor 1242 (6)	0.000	0	N.D. ng/ml
26) Aroclor 1242 - AVE	0.000	0	N.D. ng/ml
27) Aroclor 1248 (1)	0.000	0	N.D. ng/ml
28) Aroclor 1248 (2)	0.000	0	N.D. ng/ml
29) Aroclor 1248 (3)	0.000	0	N.D. ng/ml
30) Aroclor 1248 (4)	0.000	0	N.D. ng/ml
31) Aroclor 1248 (5)	0.000	0	N.D. ng/ml
32) Aroclor 1248 (6)	0.000	0	N.D. ng/ml
33) Aroclor 1248 - AVE	0.000	0	N.D. ng/ml
34) Aroclor 1254 (1)	0.000	0	N.D. ng/ml
35) Aroclor 1254 (2)	0.000	0	N.D. ng/ml
36) Aroclor 1254 (3)	0.000	0	N.D. ng/ml
37) Aroclor 1254 (4)	0.000	0	N.D. ng/ml
38) Aroclor 1254 (5)	0.000	0	N.D. ng/ml
39) Aroclor 1254 (6)	0.000	0	N.D. ng/ml
40) Aroclor 1254 - AVE	0.000	0	N.D. ng/ml
41) Aroclor 1260 (1)	7.498	233755	22.980 ng/ml
42) Aroclor 1260 (2)	7.631	289475	22.898 ng/ml
43) Aroclor 1260 (3)	8.186	218521	22.995 ng/ml
44) Aroclor 1260 (4)	8.357	475536	21.139 ng/ml
45) Aroclor 1260 (5)	8.656	327005	21.516 ng/ml
46) Aroclor 1260 (6)	9.045	140639	22.910 ng/ml
47) Aroclor 1260 - AVE	0.000	0	N.D. ng/ml

Handwritten signature
2/19/20

Data Path : K:\DATA\0B18016\Requant\
 Data File : ECD2F008.D
 Signal(s) : ECD1A.CH
 Acq On : 18 Feb 2020 9:47
 Operator : MJB / KAK
 Sample : 0B18016-CAL1
 Misc :
 ALS Vial : 4 Sample Multiplier: 1

Integration File: PCB1.e
 Quant Time: Feb 19 09:15:03 2020
 Quant Method : K:\METHODS\FECD2_QUANTPCB_200218.M
 Quant Title : PCB Data Analysis
 QLast Update : Wed Feb 19 09:08:18 2020
 Response via : Initial Calibration
 Integrator: ChemStation 6890 Scale Mode: Small noise peaks clipped

Compound	R.T.	Response	Conc	Units
48) Aroclor 1262 (1)	0.000	0	N.D.	ng/ml
49) Aroclor 1262 (2)	0.000	0	N.D.	ng/ml
50) Aroclor 1262 (3)	0.000	0	N.D.	ng/ml
51) Aroclor 1262 (4)	0.000	0	N.D.	ng/ml
52) Aroclor 1262 (5)	0.000	0	N.D.	ng/ml
53) Aroclor 1262 (6)	0.000	0	N.D.	ng/ml
54) Aroclor 1262 - AVE	0.000	0	N.D.	ng/ml
55) Aroclor 1268 (1)	0.000	0	N.D.	ng/ml
56) Aroclor 1268 (2)	0.000	0	N.D.	ng/ml
57) Aroclor 1268 (3)	0.000	0	N.D.	ng/ml
58) Aroclor 1268 (4)	0.000	0	N.D.	ng/ml
59) Aroclor 1268 (5)	0.000	0	N.D.	ng/ml
60) Aroclor 1268 (6)	0.000	0	N.D.	ng/ml
61) Aroclor 1268 - AVE	0.000	0	N.D.	ng/ml

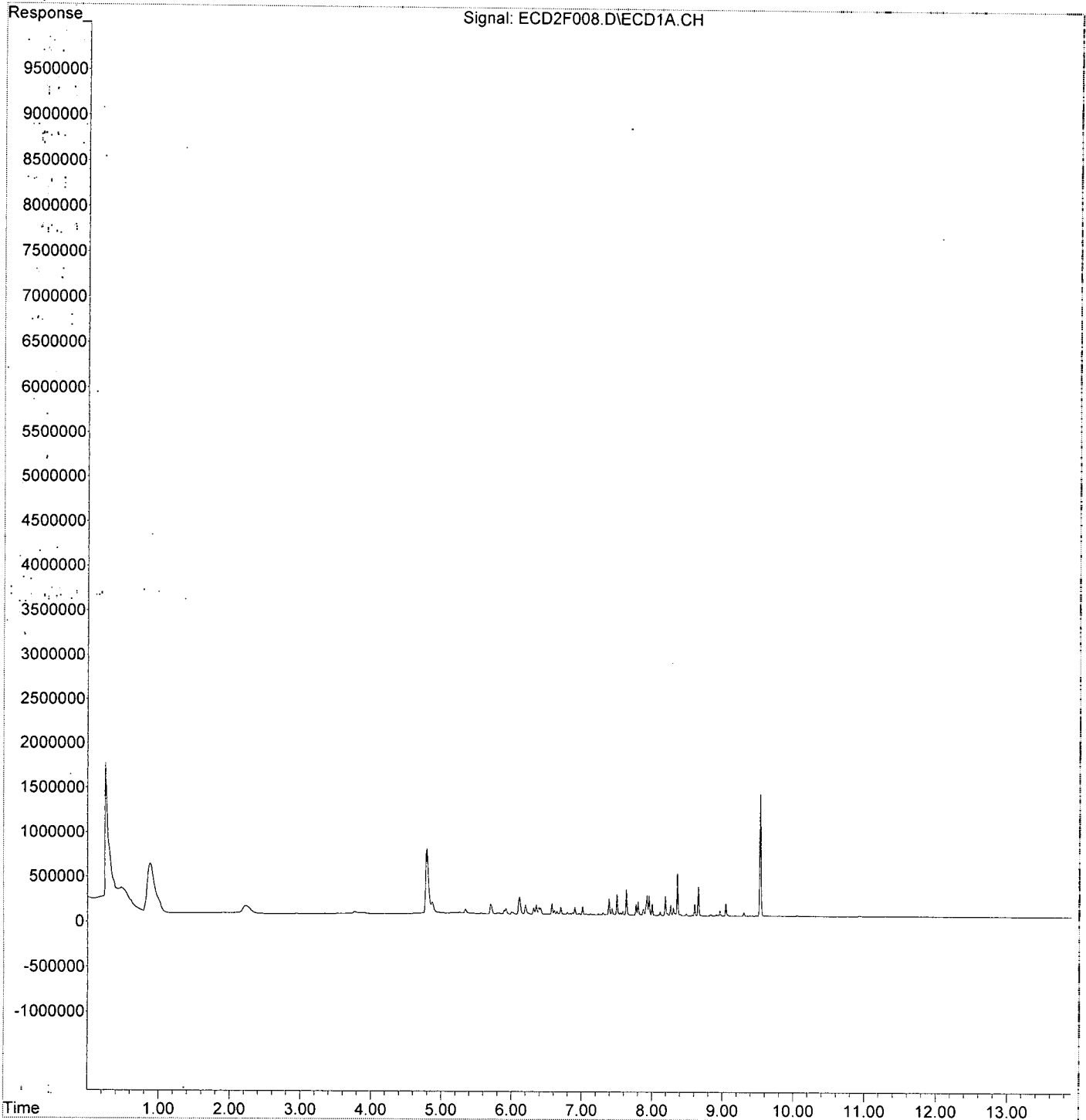
(f)=RT Delta > 1/2 Window

(m)=manual int.

Quantitation Report (QT Reviewed)

Data Path : K:\DATA\0B18016\Requant\
Data File : ECD2F008.D
Signal(s) : ECD1A.CH
Acq On : 18 Feb 2020 9:47
Operator : MJB / KAK
Sample : 0B18016-CAL1
Misc :
ALS Vial : 4 Sample Multiplier: 1

Integration File: PCB1.e
Quant Time: Feb 19 09:15:03 2020
Quant Method : K:\METHODS\FECD2_QUANTPCB_200218.M
Quant Title : PCB Data Analysis
QLast Update : Wed Feb 19 09:08:18 2020
Response via : Initial Calibration
Integrator: ChemStation 6890 Scale Mode: Small noise peaks clipped



Data Path : K:\DATA\0B18016\Requant\
 Data File : ECD2F009.D
 Signal(s) : ECD1A.CH
 Acq On : 18 Feb 2020 10:04
 Operator : MJB / KAK
 Sample : 0B18016-CAL2
 Misc :
 ALS Vial : 5 Sample Multiplier: 1

Integration File: PCB1.e
 Quant Time: Feb 19 09:15:43 2020
 Quant Method : K:\METHODS\FECD2_QUANTPCB_200218.M
 Quant Title : PCB Data Analysis
 QLast Update : Wed Feb 19 09:08:18 2020
 Response via : Initial Calibration
 Integrator: ChemStation 6890 Scale Mode: Small noise peaks clipped

Compound	R.T.	Response	Conc Units
System Monitoring Compounds			
1) S TCMX (S)	4.782	1907894	24.172 ng/ml
62) S DCBP (S)	9.526	3331882	24.528 ng/ml ✓
Target Compounds			
2) Aroclor 1016 (1)	5.693	258248	56.046 ng/ml
3) Aroclor 1016 (2)	6.105	455008	51.704 ng/ml
4) Aroclor 1016 (3)	6.188	258433	53.989 ng/ml
5) Aroclor 1016 (4)	6.344	241632	54.517 ng/ml
6) Aroclor 1016 (5)	6.566	280414	54.828 ng/ml
7) Aroclor 1016 (6)	6.692	197133	53.327 ng/ml
8) Aroclor 1016 - AVE	0.000	0	N.D. ng/ml
9) Aroclor 1221 (1)	0.000	0	N.D. ng/ml
10) Aroclor 1221 (2)	0.000	0	N.D. ng/ml
11) Aroclor 1221 (3)	0.000	0	N.D. ng/ml
12) Aroclor 1221 - AVE	0.000	0	N.D. ng/ml
13) Aroclor 1232 (1)	0.000	0	N.D. ng/ml
14) Aroclor 1232 (2)	0.000	0	N.D. ng/ml
15) Aroclor 1232 (3)	0.000	0	N.D. ng/ml
16) Aroclor 1232 (4)	0.000	0	N.D. ng/ml
17) Aroclor 1232 (5)	0.000	0	N.D. ng/ml
18) Aroclor 1232 (6)	0.000	0	N.D. ng/ml
19) Aroclor 1232 - AVE	0.000	0	N.D. ng/ml
20) Aroclor 1242 (1)	0.000	0	N.D. ng/ml
21) Aroclor 1242 (2)	0.000	0	N.D. ng/ml
22) Aroclor 1242 (3)	0.000	0	N.D. ng/ml
23) Aroclor 1242 (4)	0.000	0	N.D. ng/ml
24) Aroclor 1242 (5)	0.000	0	N.D. ng/ml
25) Aroclor 1242 (6)	0.000	0	N.D. ng/ml
26) Aroclor 1242 - AVE	0.000	0	N.D. ng/ml
27) Aroclor 1248 (1)	0.000	0	N.D. ng/ml
28) Aroclor 1248 (2)	0.000	0	N.D. ng/ml
29) Aroclor 1248 (3)	0.000	0	N.D. ng/ml
30) Aroclor 1248 (4)	0.000	0	N.D. ng/ml
31) Aroclor 1248 (5)	0.000	0	N.D. ng/ml
32) Aroclor 1248 (6)	0.000	0	N.D. ng/ml
33) Aroclor 1248 - AVE	0.000	0	N.D. ng/ml
34) Aroclor 1254 (1)	0.000	0	N.D. ng/ml
35) Aroclor 1254 (2)	0.000	0	N.D. ng/ml
36) Aroclor 1254 (3)	0.000	0	N.D. ng/ml
37) Aroclor 1254 (4)	0.000	0	N.D. ng/ml
38) Aroclor 1254 (5)	0.000	0	N.D. ng/ml
39) Aroclor 1254 (6)	0.000	0	N.D. ng/ml
40) Aroclor 1254 - AVE	0.000	0	N.D. ng/ml
41) Aroclor 1260 (1)	7.493	533393	52.437 ng/ml
42) Aroclor 1260 (2)	7.627	658887	52.118 ng/ml
43) Aroclor 1260 (3)	8.182	493633	51.945 ng/ml
44) Aroclor 1260 (4)	8.353	1161834	51.647 ng/ml
45) Aroclor 1260 (5)	8.651	787003	51.782 ng/ml
46) Aroclor 1260 (6)	9.039	310348	50.554 ng/ml
47) Aroclor 1260 - AVE	0.000	0	N.D. ng/ml

MJB
2/19/20

Data Path : K:\DATA\0B18016\Requant\
 Data File : ECD2F009.D
 Signal(s) : ECD1A.CH
 Acq On : 18 Feb 2020 10:04
 Operator : MJB / KAK
 Sample : 0B18016-CAL2
 Misc :
 ALS Vial : 5 Sample Multiplier: 1

Integration File: PCB1.e
 Quant Time: Feb 19 09:15:43 2020
 Quant Method : K:\METHODS\FECD2_QUANTPCB_200218.M
 Quant Title : PCB Data Analysis
 QLast Update : Wed Feb 19 09:08:18 2020
 Response via : Initial Calibration
 Integrator: ChemStation 6890 Scale Mode: Small noise peaks clipped

Compound	R.T.	Response	Conc	Units
48) Aroclor 1262 (1)	0.000	0	N.D.	ng/ml
49) Aroclor 1262 (2)	0.000	0	N.D.	ng/ml
50) Aroclor 1262 (3)	0.000	0	N.D.	ng/ml
51) Aroclor 1262 (4)	0.000	0	N.D.	ng/ml
52) Aroclor 1262 (5)	0.000	0	N.D.	ng/ml
53) Aroclor 1262 (6)	0.000	0	N.D.	ng/ml
54) Aroclor 1262 - AVE	0.000	0	N.D.	ng/ml
55) Aroclor 1268 (1)	0.000	0	N.D.	ng/ml
56) Aroclor 1268 (2)	0.000	0	N.D.	ng/ml
57) Aroclor 1268 (3)	0.000	0	N.D.	ng/ml
58) Aroclor 1268 (4)	0.000	0	N.D.	ng/ml
59) Aroclor 1268 (5)	0.000	0	N.D.	ng/ml
60) Aroclor 1268 (6)	0.000	0	N.D.	ng/ml
61) Aroclor 1268 - AVE	0.000	0	N.D.	ng/ml

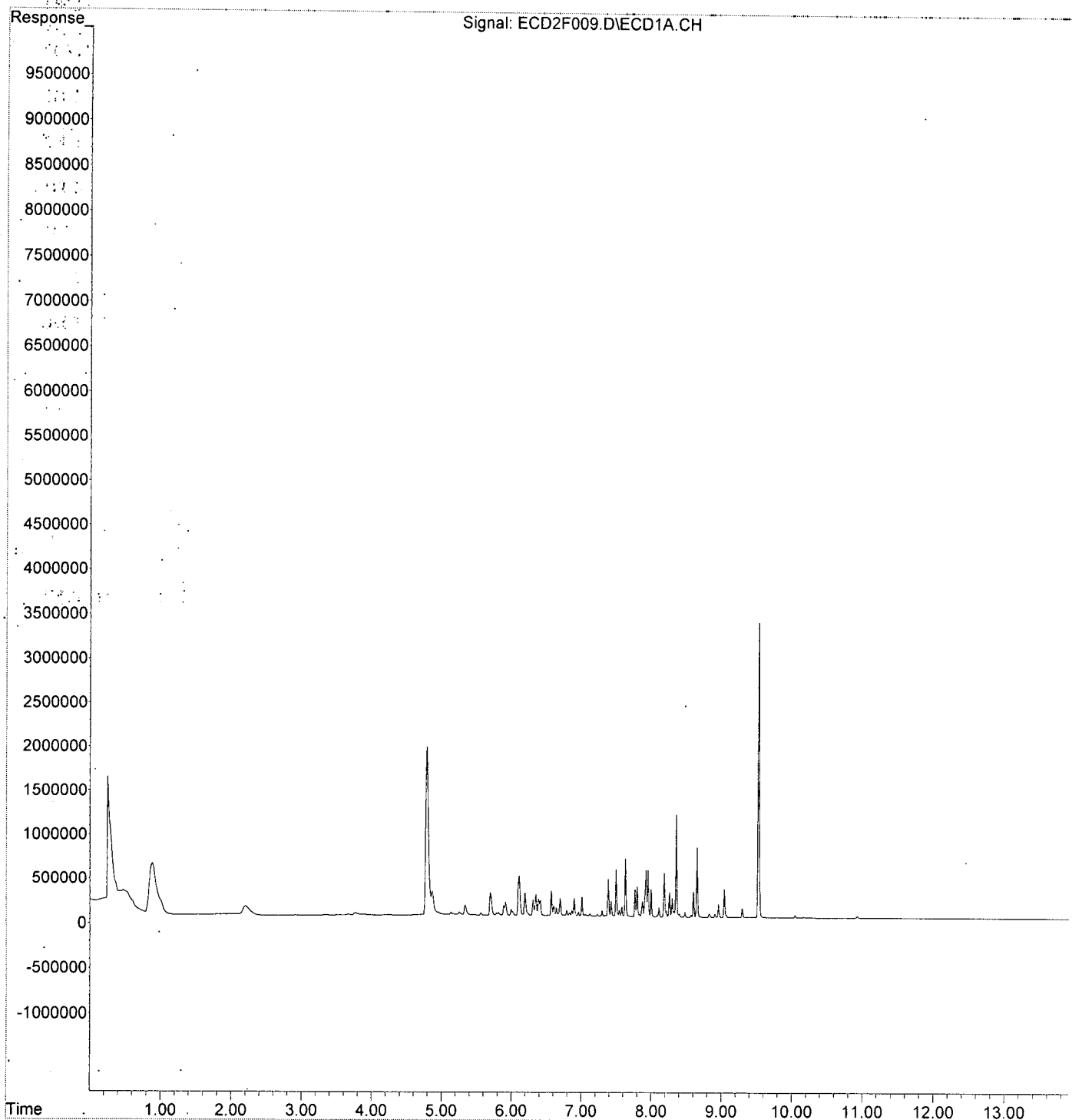
(f)=RT Delta > 1/2 Window

(m)=manual int.

Quantitation Report (QT Reviewed)

Data Path : K:\DATA\0B18016\Requant\
Data File : ECD2F009.D
Signal(s) : ECD1A.CH
Acq On : 18 Feb 2020 10:04
Operator : MJB / KAK
Sample : 0B18016-CAL2
Misc :
ALS Vial : 5 Sample Multiplier: 1

Integration File: PCB1.e
Quant Time: Feb 19 09:15:43 2020
Quant Method : K:\METHODS\FECD2_QUANTPCB_200218.M
Quant Title : PCB Data Analysis
QLast Update : Wed Feb 19 09:08:18 2020
Response via : Initial Calibration
Integrator: ChemStation 6890 Scale Mode: Small noise peaks clipped



Data Path : K:\DATA\0B18016\Requant\
 Data File : ECD2F010.D
 Signal(s) : ECD1A.CH
 Acq On : 18 Feb 2020 10:22
 Operator : MJB / KAK
 Sample : 0B18016-CAL3
 Misc :
 ALS Vial : 6 Sample Multiplier: 1

Integration File: PCB1.e
 Quant Time: Feb 19 09:16:10 2020
 Quant Method : K:\METHODS\FECD2_QUANTPCB_200218.M
 Quant Title : PCB Data Analysis
 QLast Update : Wed Feb 19 09:08:18 2020
 Response via : Initial Calibration
 Integrator: ChemStation 6890 Scale Mode: Small noise peaks clipped

Compound	R.T.	Response	Conc Units
System Monitoring Compounds			
1) S TCMX (S)	4.784	3742921	47.421 ng/ml
62) S DCBP (S)	9.527	6837726	50.337 ng/ml ✓
Target Compounds			
2) Aroclor 1016 (1)	5.693	448508	97.338 ng/ml
3) Aroclor 1016 (2)	6.106	874510	99.373 ng/ml
4) Aroclor 1016 (3)	6.187	461765	96.467 ng/ml ✓
5) Aroclor 1016 (4)	6.344	461493	104.122 ng/ml
6) Aroclor 1016 (5)	6.566	506592	99.051 ng/ml
7) Aroclor 1016 (6)	6.692	370235	100.154 ng/ml
8) Aroclor 1016 - AVE	0.000	0	N.D. ng/ml
9) Aroclor 1221 (1)	0.000	0	N.D. ng/ml
10) Aroclor 1221 (2)	0.000	0	N.D. ng/ml
11) Aroclor 1221 (3)	0.000	0	N.D. ng/ml
12) Aroclor 1221 - AVE	0.000	0	N.D. ng/ml
13) Aroclor 1232 (1)	0.000	0	N.D. ng/ml
14) Aroclor 1232 (2)	0.000	0	N.D. ng/ml
15) Aroclor 1232 (3)	0.000	0	N.D. ng/ml
16) Aroclor 1232 (4)	0.000	0	N.D. ng/ml
17) Aroclor 1232 (5)	0.000	0	N.D. ng/ml
18) Aroclor 1232 (6)	0.000	0	N.D. ng/ml
19) Aroclor 1232 - AVE	0.000	0	N.D. ng/ml
20) Aroclor 1242 (1)	0.000	0	N.D. ng/ml
21) Aroclor 1242 (2)	0.000	0	N.D. ng/ml
22) Aroclor 1242 (3)	0.000	0	N.D. ng/ml
23) Aroclor 1242 (4)	0.000	0	N.D. ng/ml
24) Aroclor 1242 (5)	0.000	0	N.D. ng/ml
25) Aroclor 1242 (6)	0.000	0	N.D. ng/ml
26) Aroclor 1242 - AVE	0.000	0	N.D. ng/ml
27) Aroclor 1248 (1)	0.000	0	N.D. ng/ml
28) Aroclor 1248 (2)	0.000	0	N.D. ng/ml
29) Aroclor 1248 (3)	0.000	0	N.D. ng/ml
30) Aroclor 1248 (4)	0.000	0	N.D. ng/ml
31) Aroclor 1248 (5)	0.000	0	N.D. ng/ml
32) Aroclor 1248 (6)	0.000	0	N.D. ng/ml
33) Aroclor 1248 - AVE	0.000	0	N.D. ng/ml
34) Aroclor 1254 (1)	0.000	0	N.D. ng/ml
35) Aroclor 1254 (2)	0.000	0	N.D. ng/ml
36) Aroclor 1254 (3)	0.000	0	N.D. ng/ml
37) Aroclor 1254 (4)	0.000	0	N.D. ng/ml
38) Aroclor 1254 (5)	0.000	0	N.D. ng/ml
39) Aroclor 1254 (6)	0.000	0	N.D. ng/ml
40) Aroclor 1254 - AVE	0.000	0	N.D. ng/ml
41) Aroclor 1260 (1)	7.493	1031700	101.426 ng/ml
42) Aroclor 1260 (2)	7.627	1208568	95.598 ng/ml
43) Aroclor 1260 (3)	8.181	967418	101.801 ng/ml
44) Aroclor 1260 (4)	8.352	2169781	96.452 ng/ml ✓
45) Aroclor 1260 (5)	8.650	1504417	98.985 ng/ml
46) Aroclor 1260 (6)	9.040	610990	99.528 ng/ml
47) Aroclor 1260 - AVE	0.000	0	N.D. ng/ml

2/19/20

Quantitation Report (QT Reviewed)

Data Path : K:\DATA\0B18016\Requant\
 Data File : ECD2F010.D
 Signal(s) : ECD1A.CH
 Acq On : 18-Feb 2020 10:22
 Operator : MJB / KAK
 Sample : 0B18016-CAL3
 Misc :
 ALS Vial : 6 Sample Multiplier: 1

Integration File: PCB1.e
 Quant Time: Feb 19 09:16:10 2020
 Quant Method : K:\METHODS\FECD2_QUANTPCB_200218.M
 Quant Title : PCB Data Analysis
 QLast Update : Wed Feb 19 09:08:18 2020
 Response via : Initial Calibration
 Integrator: ChemStation 6890 Scale Mode: Small noise peaks clipped

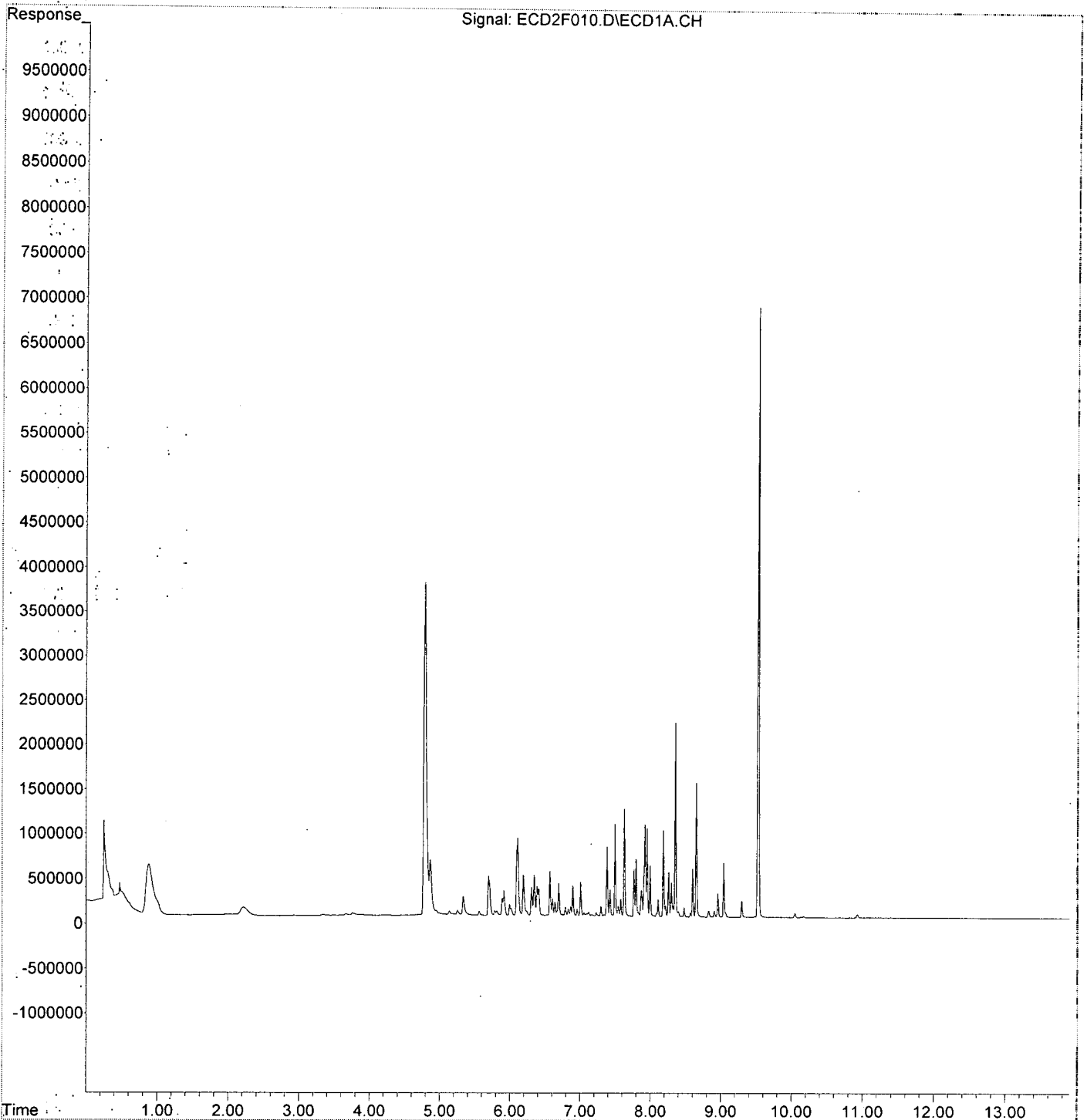
Compound	R.T.	Response	Conc	Units
48) Aroclor 1262 (1)	0.000	0	N.D.	ng/mld
49) Aroclor 1262 (2)	0.000	0	N.D.	ng/mld
50) Aroclor 1262 (3)	0.000	0	N.D.	ng/mld
51) Aroclor 1262 (4)	0.000	0	N.D.	ng/mld
52) Aroclor 1262 (5)	0.000	0	N.D.	ng/mld
53) Aroclor 1262 (6)	0.000	0	N.D.	ng/mld
54) Aroclor 1262 - AVE	0.000	0	N.D.	ng/mld
55) Aroclor 1268 (1)	0.000	0	N.D.	ng/mld
56) Aroclor 1268 (2)	0.000	0	N.D.	ng/mld
57) Aroclor 1268 (3)	0.000	0	N.D.	ng/mld
58) Aroclor 1268 (4)	0.000	0	N.D.	ng/mld
59) Aroclor 1268 (5)	0.000	0	N.D.	ng/mld
60) Aroclor 1268 (6)	0.000	0	N.D.	ng/mld
61) Aroclor 1268 - AVE	0.000	0	N.D.	ng/mld

(f)=RT Delta > 1/2 Window

(m)=manual int.

Data Path : K:\DATA\0B18016\Requant\
Data File : ECD2F010.D
Signal(s) : ECD1A.CH
Acq On : 18 Feb 2020 10:22
Operator : MJB / KAK
Sample : 0B18016-CAL3
Misc :
ALS Vial : 6 Sample Multiplier: 1

Integration File: PCB1.e
Quant Time: Feb 19 09:16:10 2020
Quant Method : K:\METHODS\FECD2_QUANTPCB_200218.M
Quant Title : PCB Data Analysis
QLast Update : Wed Feb 19 09:08:18 2020
Response via : Initial Calibration
Integrator: ChemStation 6890 Scale Mode: Small noise peaks clipped



Data Path : K:\DATA\0B18016\Requant\
 Data File : ECD2F011.D
 Signal(s) : ECD1A.CH
 Acq On : 18 Feb 2020 10:40
 Operator : MJB / KAK
 Sample : 0B18016-CAL4
 Misc :
 ALS Vial : 7 Sample Multiplier: 1

Integration File: PCB1.e
 Quant Time: Feb 19 09:16:51 2020
 Quant Method : K:\METHODS\FECD2_QUANTPCB_200218.M
 Quant Title : PCB Data Analysis
 Qlast Update : Wed Feb 19 09:08:18 2020
 Response via : Initial Calibration
 Integrator: ChemStation 6890 Scale Mode: Small noise peaks clipped

Compound	R.T.	Response	Conc	Units
System Monitoring Compounds				
1) S TCMX (S)	4.781	7955297	100.791	ng/ml ✓
62) S DCBP (S)	9.528	13652665	100.506	ng/ml ✓
Target Compounds				
2) Aroclor 1016 (1)	5.693	880891	191.176	ng/ml
3) Aroclor 1016 (2)	6.105	1702544	193.466	ng/ml
4) Aroclor 1016 (3)	6.187	932254	194.757	ng/ml ✓
5) Aroclor 1016 (4)	6.344	834830	188.354	ng/ml
6) Aroclor 1016 (5)	6.566	1008063	197.100	ng/ml
7) Aroclor 1016 (6)	6.693	725904	196.367	ng/ml
8) Aroclor 1016 - AVE	0.000	0	N.D.	ng/ml
9) Aroclor 1221 (1)	0.000	0	N.D.	ng/ml
10) Aroclor 1221 (2)	0.000	0	N.D.	ng/ml
11) Aroclor 1221 (3)	0.000	0	N.D.	ng/ml
12) Aroclor 1221 - AVE	0.000	0	N.D.	ng/ml
13) Aroclor 1232 (1)	0.000	0	N.D.	ng/ml
14) Aroclor 1232 (2)	0.000	0	N.D.	ng/ml
15) Aroclor 1232 (3)	0.000	0	N.D.	ng/ml
16) Aroclor 1232 (4)	0.000	0	N.D.	ng/ml
17) Aroclor 1232 (5)	0.000	0	N.D.	ng/ml
18) Aroclor 1232 (6)	0.000	0	N.D.	ng/ml
19) Aroclor 1232 - AVE	0.000	0	N.D.	ng/ml
20) Aroclor 1242 (1)	0.000	0	N.D.	ng/ml
21) Aroclor 1242 (2)	0.000	0	N.D.	ng/ml
22) Aroclor 1242 (3)	0.000	0	N.D.	ng/ml
23) Aroclor 1242 (4)	0.000	0	N.D.	ng/ml
24) Aroclor 1242 (5)	0.000	0	N.D.	ng/ml
25) Aroclor 1242 (6)	0.000	0	N.D.	ng/ml
26) Aroclor 1242 - AVE	0.000	0	N.D.	ng/ml
27) Aroclor 1248 (1)	0.000	0	N.D.	ng/ml
28) Aroclor 1248 (2)	0.000	0	N.D.	ng/ml
29) Aroclor 1248 (3)	0.000	0	N.D.	ng/ml
30) Aroclor 1248 (4)	0.000	0	N.D.	ng/ml
31) Aroclor 1248 (5)	0.000	0	N.D.	ng/ml
32) Aroclor 1248 (6)	0.000	0	N.D.	ng/ml
33) Aroclor 1248 - AVE	0.000	0	N.D.	ng/ml
34) Aroclor 1254 (1)	0.000	0	N.D.	ng/ml
35) Aroclor 1254 (2)	0.000	0	N.D.	ng/ml
36) Aroclor 1254 (3)	0.000	0	N.D.	ng/ml
37) Aroclor 1254 (4)	0.000	0	N.D.	ng/ml
38) Aroclor 1254 (5)	0.000	0	N.D.	ng/ml
39) Aroclor 1254 (6)	0.000	0	N.D.	ng/ml
40) Aroclor 1254 - AVE	0.000	0	N.D.	ng/ml
41) Aroclor 1260 (1)	7.494	2053158	201.844	ng/ml
42) Aroclor 1260 (2)	7.627	2559676	202.471	ng/ml
43) Aroclor 1260 (3)	8.183	1795515	188.941	ng/ml
44) Aroclor 1260 (4)	8.353	4490801	199.628	ng/ml ✓
45) Aroclor 1260 (5)	8.651	3066068	201.735	ng/ml
46) Aroclor 1260 (6)	9.040	1206819	196.586	ng/ml
47) Aroclor 1260 - AVE	0.000	0	N.D.	ng/ml

2/19/20

Data Path : K:\DATA\0B18016\Requant\
 Data File : ECD2F011.D
 Signal(s) : ECD1A.CH
 Acq On : 18 Feb 2020 10:40
 Operator : MJB / KAK
 Sample : 0B18016-CAL4
 Misc :
 ALS Vial : 7 Sample Multiplier: 1

Integration File: PCB1.e
 Quant Time: Feb 19 09:16:51 2020
 Quant Method : K:\METHODS\FECD2_QUANTPCB_200218.M
 Quant Title : PCB Data Analysis
 QLast Update : Wed Feb 19 09:08:18 2020
 Response via : Initial Calibration
 Integrator: ChemStation 6890 Scale Mode: Small noise peaks clipped

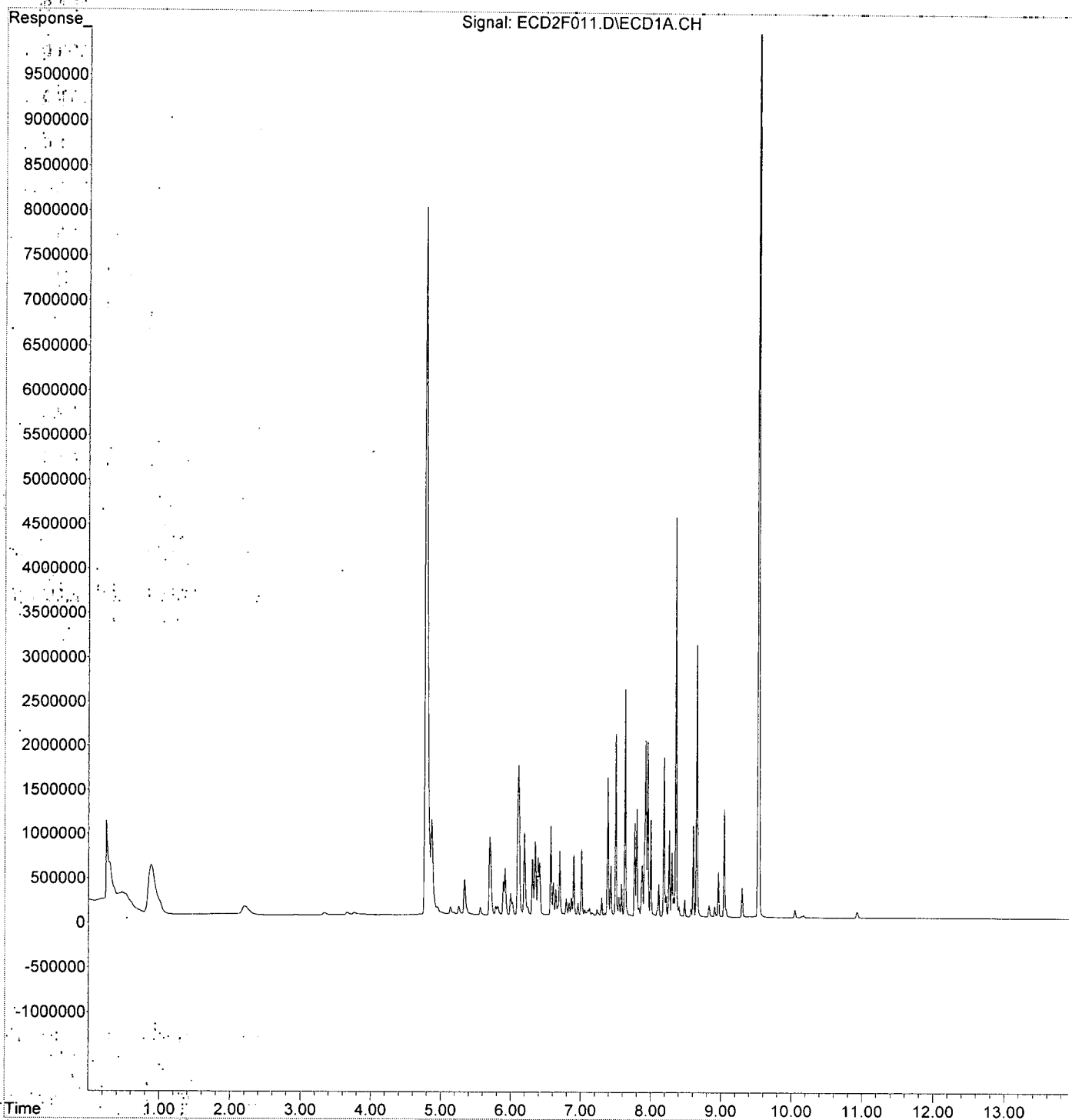
Compound	R.T.	Response	Conc	Units
48) Aroclor 1262 (1)	0.000	0	N.D.	ng/ml
49) Aroclor 1262 (2)	0.000	0	N.D.	ng/ml
50) Aroclor 1262 (3)	0.000	0	N.D.	ng/ml
51) Aroclor 1262 (4)	0.000	0	N.D.	ng/ml
52) Aroclor 1262 (5)	0.000	0	N.D.	ng/ml
53) Aroclor 1262 (6)	0.000	0	N.D.	ng/ml
54) Aroclor 1262 - AVE	0.000	0	N.D.	ng/ml
55) Aroclor 1268 (1)	0.000	0	N.D.	ng/ml
56) Aroclor 1268 (2)	0.000	0	N.D.	ng/ml
57) Aroclor 1268 (3)	0.000	0	N.D.	ng/ml
58) Aroclor 1268 (4)	0.000	0	N.D.	ng/ml
59) Aroclor 1268 (5)	0.000	0	N.D.	ng/ml
60) Aroclor 1268 (6)	0.000	0	N.D.	ng/ml
61) Aroclor 1268 - AVE	0.000	0	N.D.	ng/ml

(f)=RT Delta > 1/2 Window

(m)=manual int.

Data Path : K:\DATA\0B18016\Requant\
Data File : ECD2F011.D
Signal(s) : ECD1A.CH
Acq On : 18 Feb 2020 10:40
Operator : MJB / KAK
Sample : 0B18016-CAL4
Misc :
ALS Vial : 7 Sample Multiplier: 1

Integration File: PCB1.e
Quant Time: Feb 19 09:16:51 2020
Quant Method : K:\METHODS\FECD2_QUANTPCB_200218.M
Quant Title : PCB Data Analysis
QLast Update : Wed Feb 19 09:08:18 2020
Response via : Initial Calibration
Integrator: ChemStation 6890 Scale Mode: Small noise peaks clipped



Data Path: K:\DATA\OB18016\Requant\
 Data File: FECD2F012.D
 Signal(s): ECD1A.CH
 Acq On: 18 Feb 2020 10:57
 Operator: MJB / KAK
 Sample: OB18016-CAL5
 Misc:
 ALS Vial: 8 Sample Multiplier: 1

Integration File: PCB1.e
 Quant Time: Feb 19 09:25:09 2020
 Quant Method: K:\METHODS\FECD2_QUANTPCB_200218.M
 Quant Title: PCB Data Analysis
 QLast Update: Wed Feb 19 09:08:18 2020
 Response via: Initial Calibration
 Integrator: ChemStation 6890 Scale Mode: Small noise peaks clipped

Compound	R.T.	Response	Conc	Units
System Monitoring Compounds				
1) S TCMX (S)	4.780	18620641	235.917	ng/ml ✓
62) S DCBP (S)	9.527	32330296	238.003	ng/ml ✓
Target Compounds				
2) Aroclor 1016 (1)	5.692	2142875	465.059	ng/ml
3) Aroclor 1016 (2)	6.105	4244215	482.284	ng/ml
4) Aroclor 1016 (3)	6.186	2286878	477.752	ng/ml ✓
5) Aroclor 1016 (4)	6.344	2037988	459.811	ng/ml
6) Aroclor 1016 (5)	6.566	2365422	462.495	ng/ml
7) Aroclor 1016 (6)	6.692	1763397	477.023	ng/ml
8) Aroclor 1016 - AVE	0.000	0	N.D.	ng/ml
9) Aroclor 1221 (1)	0.000	0	N.D.	ng/ml
10) Aroclor 1221 (2)	0.000	0	N.D.	ng/ml
11) Aroclor 1221 (3)	0.000	0	N.D.	ng/ml
12) Aroclor 1221 - AVE	0.000	0	N.D.	ng/ml
13) Aroclor 1232 (1)	0.000	0	N.D.	ng/ml
14) Aroclor 1232 (2)	0.000	0	N.D.	ng/ml
15) Aroclor 1232 (3)	0.000	0	N.D.	ng/ml
16) Aroclor 1232 (4)	0.000	0	N.D.	ng/ml
17) Aroclor 1232 (5)	0.000	0	N.D.	ng/ml
18) Aroclor 1232 (6)	0.000	0	N.D.	ng/ml
19) Aroclor 1232 - AVE	0.000	0	N.D.	ng/ml
20) Aroclor 1242 (1)	0.000	0	N.D.	ng/ml
21) Aroclor 1242 (2)	0.000	0	N.D.	ng/ml
22) Aroclor 1242 (3)	0.000	0	N.D.	ng/ml
23) Aroclor 1242 (4)	0.000	0	N.D.	ng/ml
24) Aroclor 1242 (5)	0.000	0	N.D.	ng/ml
25) Aroclor 1242 (6)	0.000	0	N.D.	ng/ml
26) Aroclor 1242 - AVE	0.000	0	N.D.	ng/ml
27) Aroclor 1248 (1)	0.000	0	N.D.	ng/ml
28) Aroclor 1248 (2)	0.000	0	N.D.	ng/ml
29) Aroclor 1248 (3)	0.000	0	N.D.	ng/ml
30) Aroclor 1248 (4)	0.000	0	N.D.	ng/ml
31) Aroclor 1248 (5)	0.000	0	N.D.	ng/ml
32) Aroclor 1248 (6)	0.000	0	N.D.	ng/ml
33) Aroclor 1248 - AVE	0.000	0	N.D.	ng/ml
34) Aroclor 1254 (1)	0.000	0	N.D.	ng/ml
35) Aroclor 1254 (2)	0.000	0	N.D.	ng/ml
36) Aroclor 1254 (3)	0.000	0	N.D.	ng/ml
37) Aroclor 1254 (4)	0.000	0	N.D.	ng/ml
38) Aroclor 1254 (5)	0.000	0	N.D.	ng/ml
39) Aroclor 1254 (6)	0.000	0	N.D.	ng/ml
40) Aroclor 1254 - AVE	0.000	0	N.D.	ng/ml
41) Aroclor 1260 (1)	7.492	4797117	471.600	ng/ml
42) Aroclor 1260 (2)	7.626	5959812	471.423	ng/ml
43) Aroclor 1260 (3)	8.181	4639944	488.259	ng/ml
44) Aroclor 1260 (4)	8.352	11348630	504.476	ng/ml ✓
45) Aroclor 1260 (5)	8.649	7377000	485.377	ng/ml
46) Aroclor 1260 (6)	9.039	2958395	481.911	ng/ml
47) Aroclor 1260 - AVE	0.000	0	N.D.	ng/ml

Handwritten signature
2/19/20

Quantitation Report (QT Reviewed)

Data Path : K:\DATA\0B18016\Requant\
 Data File : ECD2F012.D
 Signal(s) : ECD1A.CH
 Acq On : 18 Feb 2020 10:57
 Operator : MJB / KAK
 Sample : 0B18016-CAL5
 Misc :
 ALS Vial : 8 Sample Multiplier: 1

Integration File: PCB1.e
 Quant Time: Feb 19 09:25:09 2020
 Quant Method : K:\METHODS\FECD2_QUANTPCB_200218.M
 Quant Title : PCB Data Analysis
 QLast Update : Wed Feb 19 09:08:18 2020
 Response via : Initial Calibration
 Integrator: ChemStation 6890 Scale Mode: Small noise peaks clipped

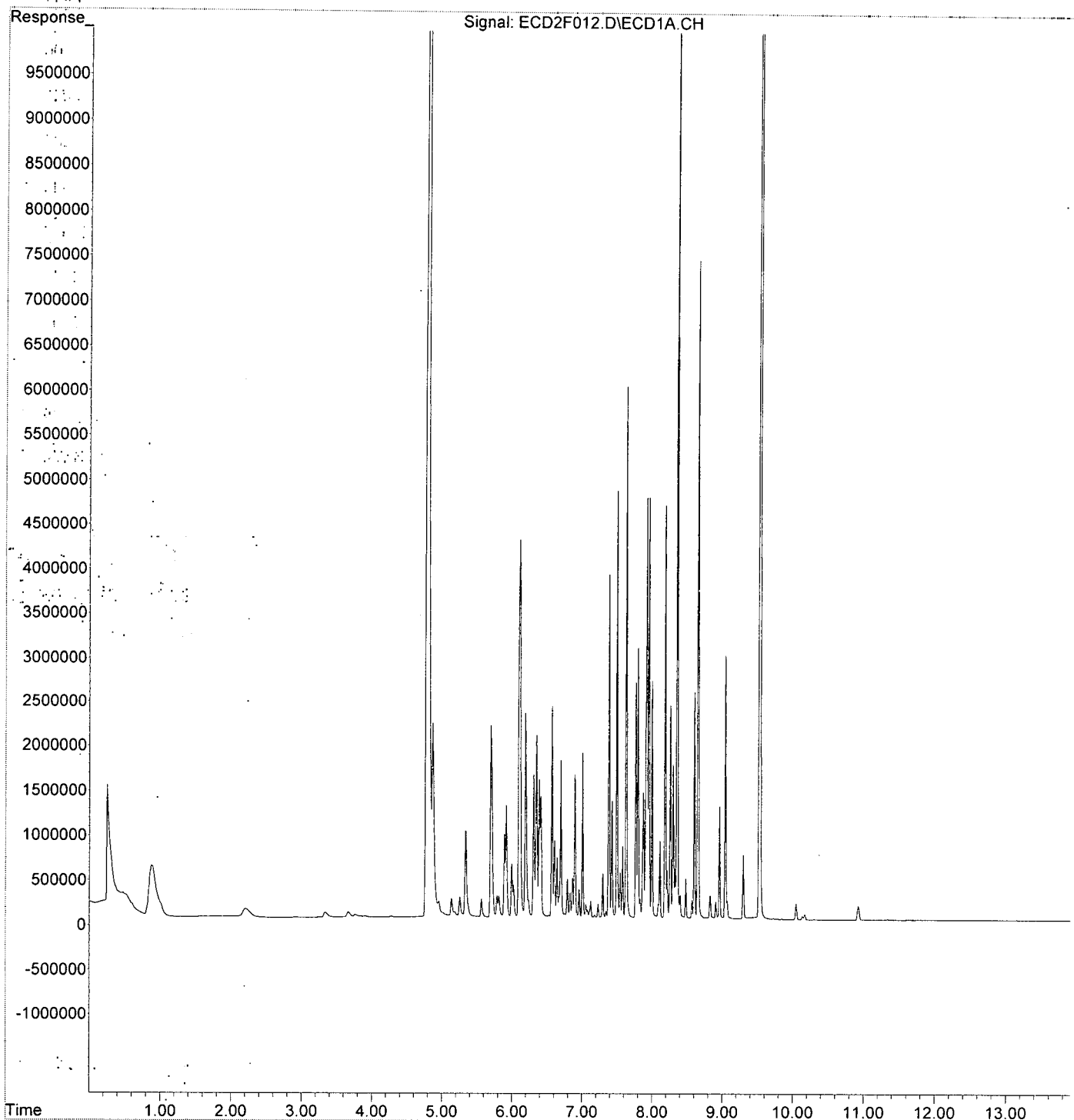
Compound	R.T.	Response	Conc	Units
48) Aroclor 1262 (1)	0.000	0	N.D.	ng/ml
49) Aroclor 1262 (2)	0.000	0	N.D.	ng/ml
50) Aroclor 1262 (3)	0.000	0	N.D.	ng/ml
51) Aroclor 1262 (4)	0.000	0	N.D.	ng/ml
52) Aroclor 1262 (5)	0.000	0	N.D.	ng/ml
53) Aroclor 1262 (6)	0.000	0	N.D.	ng/ml
54) Aroclor 1262 - AVE	0.000	0	N.D.	ng/ml
55) Aroclor 1268 (1)	0.000	0	N.D.	ng/ml
56) Aroclor 1268 (2)	0.000	0	N.D.	ng/ml
57) Aroclor 1268 (3)	0.000	0	N.D.	ng/ml
58) Aroclor 1268 (4)	0.000	0	N.D.	ng/ml
59) Aroclor 1268 (5)	0.000	0	N.D.	ng/ml
60) Aroclor 1268 (6)	0.000	0	N.D.	ng/ml
61) Aroclor 1268 - AVE	0.000	0	N.D.	ng/ml

(f)=RT Delta > 1/2 Window

(m)=manual int.

Data Path : K:\DATA\0B18016\Requant\
Data File : ECD2F012.D
Signal(s) : ECD1A.CH
Acq On : 18 Feb 2020 10:57
Operator : MJB / KAK
Sample : 0B18016-CAL5
Misc :
ALS Vial : 8 Sample Multiplier: 1

Integration File: PCB1.e
Quant Time: Feb 19 09:25:09 2020
Quant Method : K:\METHODS\FECD2_QUANTPCB_200218.M
Quant Title : PCB Data Analysis
QLast Update : Wed Feb 19 09:08:18 2020
Response via : Initial Calibration
Integrator: ChemStation 6890 Scale Mode: Small noise peaks clipped



Data Path: K:\DATA\OB18016\Requant\
 Data File: FECD2F013.D
 Signal(s): FECD1A.CH
 Acq On: 18 Feb 2020 11:15
 Operator: MJB / KAK
 Sample: OB18016-CAL6
 Misc:
 ALS Vial: 9 Sample Multiplier: 1

Integration File: PCB1.e
 Quant Time: Feb 19 09:17:50 2020
 Quant Method: K:\METHODS\FECD2_QUANTPCB_200218.M
 Quant Title: PCB Data Analysis
 @Last Update: Wed Feb 19 09:08:18 2020
 Response via: Initial Calibration
 Integrator: ChemStation 6890 Scale Mode: Small noise peaks clipped

Compound	R.T.	Response	Conc	Units
System Monitoring Compounds				
1) S TCMX (S)	4.779	43144107	546.620	ng/ml
62) S DCBP (S)	9.528	68241993	502.371	ng/ml ✓
Target Compounds				
2) Aroclor 1016 (1)	5.692	4174752	906.029	ng/ml
3) Aroclor 1016 (2)	6.106	8442266	959.322	ng/ml
4) Aroclor 1016 (3)	6.186	4576954	956.173	ng/ml
5) Aroclor 1016 (4)	6.343	3930132	886.716	ng/ml
6) Aroclor 1016 (5)	6.566	4405368	861.352	ng/ml
7) Aroclor 1016 (6)	6.692	3181732	860.702	ng/ml
8) Aroclor 1016 - AVE	0.000	0	N.D.	ng/ml
9) Aroclor 1221 (1)	0.000	0	N.D.	ng/ml
10) Aroclor 1221 (2)	0.000	0	N.D.	ng/ml
11) Aroclor 1221 (3)	0.000	0	N.D.	ng/ml
12) Aroclor 1221 - AVE	0.000	0	N.D.	ng/ml
13) Aroclor 1232 (1)	0.000	0	N.D.	ng/ml
14) Aroclor 1232 (2)	0.000	0	N.D.	ng/ml
15) Aroclor 1232 (3)	0.000	0	N.D.	ng/ml
16) Aroclor 1232 (4)	0.000	0	N.D.	ng/ml
17) Aroclor 1232 (5)	0.000	0	N.D.	ng/ml
18) Aroclor 1232 (6)	0.000	0	N.D.	ng/ml
19) Aroclor 1232 - AVE	0.000	0	N.D.	ng/ml
20) Aroclor 1242 (1)	0.000	0	N.D.	ng/ml
21) Aroclor 1242 (2)	0.000	0	N.D.	ng/ml
22) Aroclor 1242 (3)	0.000	0	N.D.	ng/ml
23) Aroclor 1242 (4)	0.000	0	N.D.	ng/ml
24) Aroclor 1242 (5)	0.000	0	N.D.	ng/ml
25) Aroclor 1242 (6)	0.000	0	N.D.	ng/ml
26) Aroclor 1242 - AVE	0.000	0	N.D.	ng/ml
27) Aroclor 1248 (1)	0.000	0	N.D.	ng/ml
28) Aroclor 1248 (2)	0.000	0	N.D.	ng/ml
29) Aroclor 1248 (3)	0.000	0	N.D.	ng/ml
30) Aroclor 1248 (4)	0.000	0	N.D.	ng/ml
31) Aroclor 1248 (5)	0.000	0	N.D.	ng/ml
32) Aroclor 1248 (6)	0.000	0	N.D.	ng/ml
33) Aroclor 1248 - AVE	0.000	0	N.D.	ng/ml
34) Aroclor 1254 (1)	0.000	0	N.D.	ng/ml
35) Aroclor 1254 (2)	0.000	0	N.D.	ng/ml
36) Aroclor 1254 (3)	0.000	0	N.D.	ng/ml
37) Aroclor 1254 (4)	0.000	0	N.D.	ng/ml
38) Aroclor 1254 (5)	0.000	0	N.D.	ng/ml
39) Aroclor 1254 (6)	0.000	0	N.D.	ng/ml
40) Aroclor 1254 - AVE	0.000	0	N.D.	ng/ml
41) Aroclor 1260 (1)	7.493	9172675	901.758	ng/ml
42) Aroclor 1260 (2)	7.627	11766076	930.700	ng/ml
43) Aroclor 1260 (3)	8.183	8969606	943.866	ng/ml
44) Aroclor 1260 (4)	8.353	21418035	952.088	ng/ml
45) Aroclor 1260 (5)	8.651	14311647	941.650	ng/ml
46) Aroclor 1260 (6)	9.039	5645108	919.567	ng/ml
47) Aroclor 1260 - AVE	0.000	0	N.D.	ng/ml

Handwritten signature
2/19/20

Quantitation Report (QT Reviewed)

Data Path : K:\DATA\0B18016\Requant\
 Data File : ECD2F013.D
 Signal(s) : ECD1A.CH
 Acq On : 18 Feb 2020 11:15
 Operator : MJB / KAK
 Sample : 0B18016-CAL6
 Misc :
 ALS Vial : 9 Sample Multiplier: 1

Integration File: PCB1.e
 Quant Time: Feb 19 09:17:50 2020
 Quant Method : K:\METHODS\FECD2_QUANTPCB_200218.M
 Quant Title : PCB Data Analysis
 QLast Update : Wed Feb 19 09:08:18 2020
 Response via : Initial Calibration
 Integrator: ChemStation 6890 Scale Mode: Small noise peaks clipped

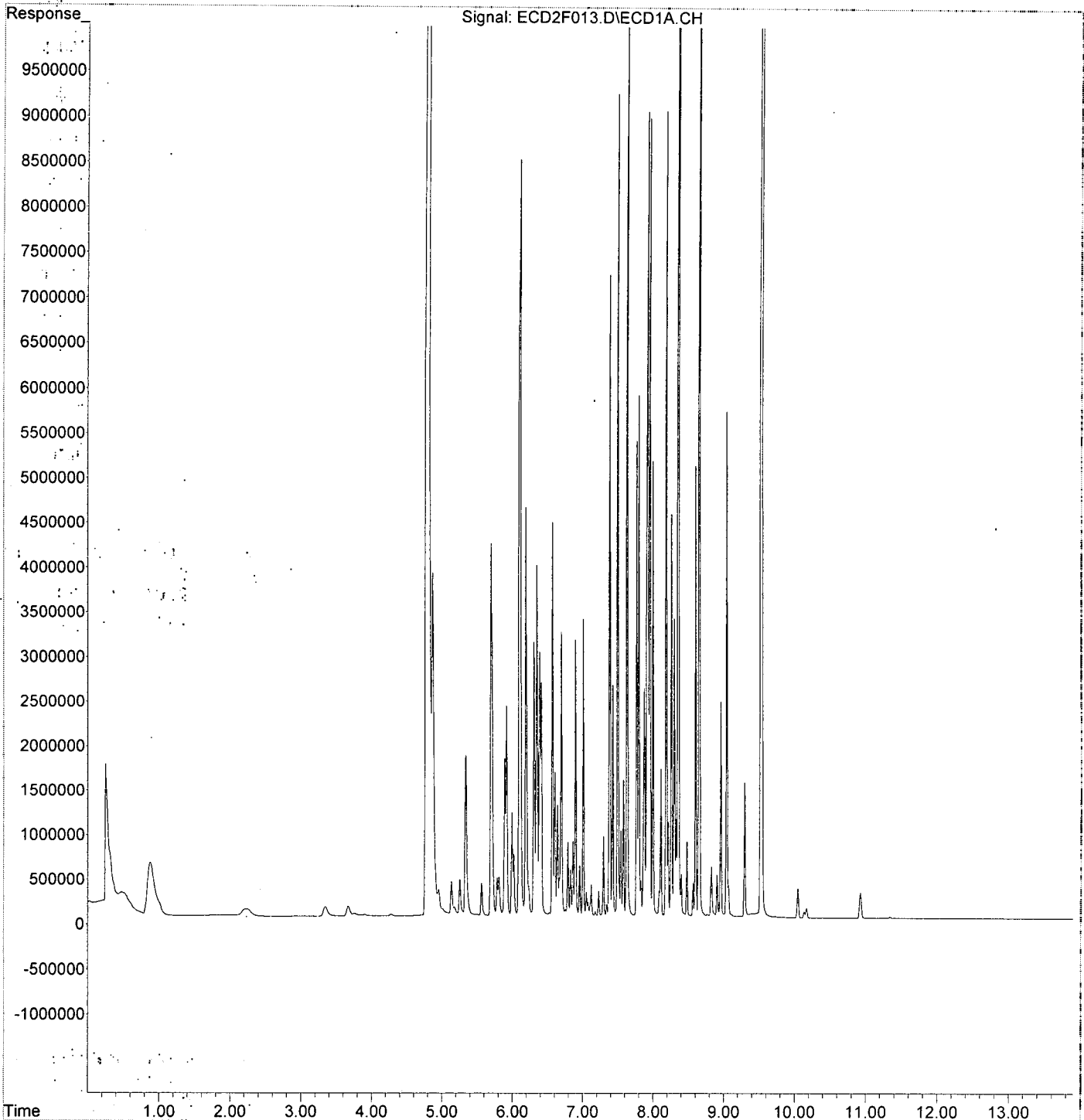
Compound	R.T.	Response	Conc	Units
48) Aroclor 1262 (1)	0.000	0	N.D.	ng/ml
49) Aroclor 1262 (2)	0.000	0	N.D.	ng/ml
50) Aroclor 1262 (3)	0.000	0	N.D.	ng/ml
51) Aroclor 1262 (4)	0.000	0	N.D.	ng/ml
52) Aroclor 1262 (5)	0.000	0	N.D.	ng/ml
53) Aroclor 1262 (6)	0.000	0	N.D.	ng/ml
54) Aroclor 1262 - AVE	0.000	0	N.D.	ng/ml
55) Aroclor 1268 (1)	0.000	0	N.D.	ng/ml
56) Aroclor 1268 (2)	0.000	0	N.D.	ng/ml
57) Aroclor 1268 (3)	0.000	0	N.D.	ng/ml
58) Aroclor 1268 (4)	0.000	0	N.D.	ng/ml
59) Aroclor 1268 (5)	0.000	0	N.D.	ng/ml
60) Aroclor 1268 (6)	0.000	0	N.D.	ng/ml
61) Aroclor 1268 - AVE	0.000	0	N.D.	ng/ml

(f)=RT Delta > 1/2 Window

(m)=manual int.

Data Path : K:\DATA\0B18016\Requant\
Data File : ECD2F013.D
Signal(s) : ECD1A.CH
Acq On : 18 Feb 2020 11:15
Operator : MJB / KAK
Sample : 0B18016-CAL6
Misc :
ALS Vial : 9 Sample Multiplier: 1

Integration File: PCB1.e
Quant Time: Feb 19 09:17:50 2020
Quant Method : K:\METHODS\FECD2_QUANTPCB_200218.M
Quant Title : PCB Data Analysis
QLast Update : Wed Feb 19 09:08:18 2020
Response via : Initial Calibration
Integrator: ChemStation 6890 Scale Mode: Small noise peaks clipped



Data Path: K:\DATA\0B18016\Requant\
 Data File: ECD2F014.D
 Signal(s): ECD1A.CH
 Acq On: 18 Feb 2020 11:32
 Operator: MJB / KAK
 Sample: 0B18016-CAL7
 Misc:
 ALS Vial: 10 Sample Multiplier: 1

Integration File: PCB1.e
 Quant Time: Feb 19 09:18:28 2020
 Quant Method: K:\METHODS\FECD2_QUANTPCB_200218.M
 Quant Title: PCB Data Analysis
 QLast Update: Wed Feb 19 09:08:18 2020
 Response via: Initial Calibration
 Integrator: ChemStation 6890 Scale Mode: Small noise peaks clipped

Compound	R.T.	Response	Conc	Units
System Monitoring Compounds				
1) S TCMX (S)	4.781	69999506	886.868	ng/ml ✓
62) S DCBP (S)	9.529	112820430	830.539	ng/ml ✓
Target Compounds				
2) Aroclor 1016 (1)	5.694	6027112	1308.039	ng/ml
3) Aroclor 1016 (2)	6.105	12832323	1458.179	ng/ml
4) Aroclor 1016 (3)	6.187	6633473	1385.801	ng/ml ✓
5) Aroclor 1016 (4)	6.344	5944203	1341.131	ng/ml
6) Aroclor 1016 (5)	6.566	7087609	1385.793	ng/ml
7) Aroclor 1016 (6)	6.692	5047266	1365.355	ng/ml
8) Aroclor 1016 - AVE	0.000	0	N.D.	ng/ml
9) Aroclor 1221 (1)	0.000	0	N.D.	ng/ml
10) Aroclor 1221 (2)	0.000	0	N.D.	ng/ml
11) Aroclor 1221 (3)	0.000	0	N.D.	ng/ml
12) Aroclor 1221 - AVE	0.000	0	N.D.	ng/ml
13) Aroclor 1232 (1)	0.000	0	N.D.	ng/ml
14) Aroclor 1232 (2)	0.000	0	N.D.	ng/ml
15) Aroclor 1232 (3)	0.000	0	N.D.	ng/ml
16) Aroclor 1232 (4)	0.000	0	N.D.	ng/ml
17) Aroclor 1232 (5)	0.000	0	N.D.	ng/ml
18) Aroclor 1232 (6)	0.000	0	N.D.	ng/ml
19) Aroclor 1232 - AVE	0.000	0	N.D.	ng/ml
20) Aroclor 1242 (1)	0.000	0	N.D.	ng/ml
21) Aroclor 1242 (2)	0.000	0	N.D.	ng/ml
22) Aroclor 1242 (3)	0.000	0	N.D.	ng/ml
23) Aroclor 1242 (4)	0.000	0	N.D.	ng/ml
24) Aroclor 1242 (5)	0.000	0	N.D.	ng/ml
25) Aroclor 1242 (6)	0.000	0	N.D.	ng/ml
26) Aroclor 1242 - AVE	0.000	0	N.D.	ng/ml
27) Aroclor 1248 (1)	0.000	0	N.D.	ng/ml
28) Aroclor 1248 (2)	0.000	0	N.D.	ng/ml
29) Aroclor 1248 (3)	0.000	0	N.D.	ng/ml
30) Aroclor 1248 (4)	0.000	0	N.D.	ng/ml
31) Aroclor 1248 (5)	0.000	0	N.D.	ng/ml
32) Aroclor 1248 (6)	0.000	0	N.D.	ng/ml
33) Aroclor 1248 - AVE	0.000	0	N.D.	ng/ml
34) Aroclor 1254 (1)	0.000	0	N.D.	ng/ml
35) Aroclor 1254 (2)	0.000	0	N.D.	ng/ml
36) Aroclor 1254 (3)	0.000	0	N.D.	ng/ml
37) Aroclor 1254 (4)	0.000	0	N.D.	ng/ml
38) Aroclor 1254 (5)	0.000	0	N.D.	ng/ml
39) Aroclor 1254 (6)	0.000	0	N.D.	ng/ml
40) Aroclor 1254 - AVE	0.000	0	N.D.	ng/ml
41) Aroclor 1260 (1)	7.494	14247948	1400.704	ng/ml
42) Aroclor 1260 (2)	7.627	18410958	1456.313	ng/ml
43) Aroclor 1260 (3)	8.182	13232054	1392.401	ng/ml
44) Aroclor 1260 (4)	8.353	33285610	1479.633	ng/ml ✓
45) Aroclor 1260 (5)	8.651	22288379	1466.487	ng/ml
46) Aroclor 1260 (6)	9.039	9041001	1472.745	ng/ml
47) Aroclor 1260 - AVE	0.000	0	N.D.	ng/ml

Handwritten signature
2/19/20

Quantitation Report (QT Reviewed)

Data Path : K:\DATA\0B18016\Requant\
 Data File : ECD2F014.D
 Signal(s) : ECD1A.CH
 Acq On : 18 Feb 2020 11:32
 Operator : MJB / KAK
 Sample : 0B18016-CAL7
 Misc :
 ALS Vial : 10 Sample Multiplier: 1

Integration File: PCB1.e
 Quant Time: Feb 19 09:18:28 2020
 Quant Method : K:\METHODS\FECD2_QUANTPCB_200218.M
 Quant Title : PCB Data Analysis
 QLast Update : Wed Feb 19 09:08:18 2020
 Response via : Initial Calibration
 Integrator: ChemStation 6890 Scale Mode: Small noise peaks clipped

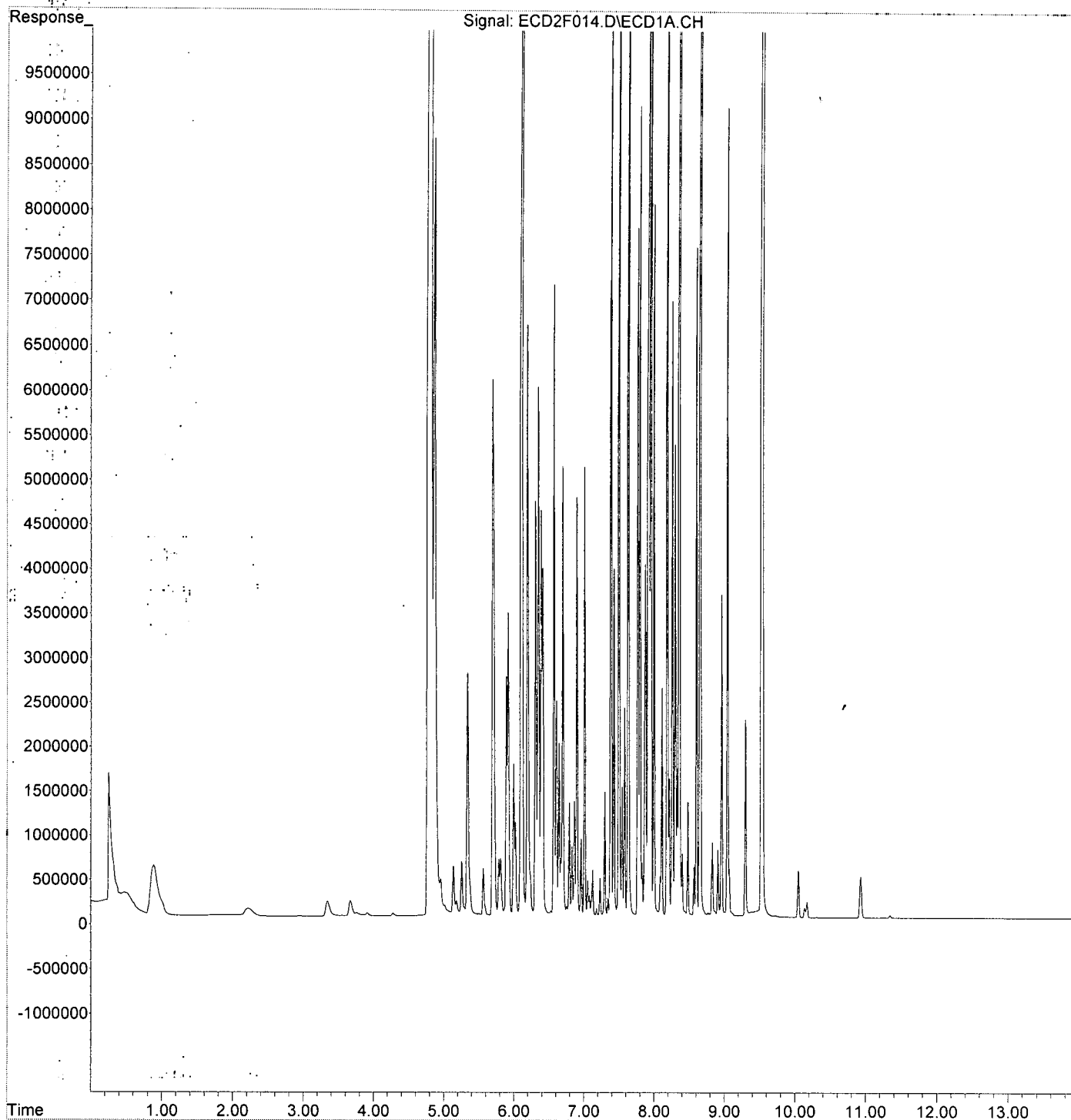
Compound	R.T.	Response	Conc	Units
48) Aroclor 1262 (1)	0.000	0	N.D.	ng/mld
49) Aroclor 1262 (2)	0.000	0	N.D.	ng/mld
50) Aroclor 1262 (3)	0.000	0	N.D.	ng/mld
51) Aroclor 1262 (4)	0.000	0	N.D.	ng/mld
52) Aroclor 1262 (5)	0.000	0	N.D.	ng/mld
53) Aroclor 1262 (6)	0.000	0	N.D.	ng/mld
54) Aroclor 1262 - AVE	0.000	0	N.D.	ng/mld
55) Aroclor 1268 (1)	0.000	0	N.D.	ng/mld
56) Aroclor 1268 (2)	0.000	0	N.D.	ng/mld
57) Aroclor 1268 (3)	0.000	0	N.D.	ng/mld
58) Aroclor 1268 (4)	0.000	0	N.D.	ng/mld
59) Aroclor 1268 (5)	0.000	0	N.D.	ng/mld
60) Aroclor 1268 (6)	0.000	0	N.D.	ng/mld
61) Aroclor 1268 - AVE	0.000	0	N.D.	ng/mld

(f)=RT Delta > 1/2 Window

(m)=manual int.

Data Path : K:\DATA\0B18016\Requant\
Data File : ECD2F014.D
Signal(s) : ECD1A.CH
Acq On : 18 Feb 2020 11:32
Operator : MJB / KAK
Sample : 0B18016-CAL7
Misc :
ALS Vial : 10 Sample Multiplier: 1

Integration File: PCB1.e
Quant Time: Feb 19 09:18:28 2020
Quant Method : K:\METHODS\FECD2_QUANTPCB_200218.M
Quant Title : PCB Data Analysis
QLast Update : Wed Feb 19 09:08:18 2020
Response via : Initial Calibration
Integrator: ChemStation 6890 Scale Mode: Small noise peaks clipped



Sequence Table (Front Injector):

Method and Injection Info Part:

Line	Location	SampleName	Method	Inj	SampleType	InjVolume	DataFile
1	Vial 1	Hexane	E2A21015	1	Sample		
2	Vial 1	Hexane	E2A21015	1	Sample		
3	Vial 2	0B18016-CCV1	E2A21015	1	Sample		
4	Vial 3	0B18016-CCB1	E2A21015	1	Sample		
5	Vial 1	Hexane	E2A21015	1	Sample		
6	Vial 2	0B18016-CCV2	E2A21015	1	Sample		
7	Vial 3	0B18016-CCB2 CCB1 ICB1	E2A21015	1	Sample		
8	Vial 4	0B18016-CAL1	E2A21015	1	Sample		
9	Vial 5	0B18016-CAL2	E2A21015	1	Sample		
10	Vial 6	0B18016-CAL3	E2A21015	1	Sample		
11	Vial 7	0B18016-CAL4	E2A21015	1	Sample		
12	Vial 8	0B18016-CAL5	E2A21015	1	Sample		
13	Vial 9	0B18016-CAL6	E2A21015	1	Sample		
14	Vial 10	0B18016-CAL7	E2A21015	1	Sample		
15	Vial 1	0B18016-IBL1	E2A21015	1	Sample		
16	Vial 11	0B18016-ICV1	E2A21015	1	Sample		
17	Vial 12	0B18016-CAL8	E2A21015	1	Sample		
18	Vial 13	0B18016-CAL9	E2A21015	1	Sample		
19	Vial 14	0B18016-CALA	E2A21015	1	Sample		
20	Vial 15	0B18016-CALB	E2A21015	1	Sample		
21	Vial 16	0B18016-CALC	E2A21015	1	Sample		
22	Vial 17	0B18016-CALD	E2A21015	1	Sample		
23	Vial 18	0B18016-CALE	E2A21015	1	Sample		
24	Vial 19	0B18016-ICV2	E2A21015	1	Sample		
25	Vial 20	0B18016-ICV3	E2A21015	1	Sample		
26	Vial 21	0B18016-ICV4	E2A21015	1	Sample		
27	Vial 22	0B18016-ICV5	E2A21015	1	Sample		
28	Vial 1	Hexane	E2A21015	1	Sample		
29	Vial 1	Hexane	E2A21015	1	Sample		
30	Vial 1	Hexane	E2A21015	1	Sample		

MJ 2/18/20

Sequence Table (Back Injector):

Method and Injection Info Part:

Line	Location	SampleName	Method	Inj	SampleType	InjVolume	DataFile
1	Vial 51	Hexane	E2A21015	1	Sample		
2	Vial 51	Hexane	E2A21015	1	Sample		
3	Vial 52	0B18017-CCV1	E2A21015	1	Sample		
4	Vial 53	0B18017-CCB1	E2A21015	1	Sample		
5	Vial 54	0020441-BLK1	E2A21015	1	Sample		
6	Vial 55	0020441-BS1	E2A21015	1	Sample		
7	Vial 56	A0B0357-13	E2A21015	1	Sample		
8	Vial 51	0B18017-IBL1	E2A21015	1	Sample		
9	Vial 57	0020441-DUP1	E2A21015	1	Sample		
10	Vial 51	0B18017-IBL2	E2A21015	1	Sample		
11	Vial 58	A0B0357-14	E2A21015	1	Sample		
12	Vial 51	0B18017-IBL3	E2A21015	1	Sample		
13	Vial 59	A0B0373-01	E2A21015	1	Sample		
14	Vial 51	0B18017-IBL4	E2A21015	1	Sample		
15	Vial 52	0B18017-CCV2	E2A21015	1	Sample		
16	Vial 53	0B18017-CCB2	E2A21015	1	Sample		
17	Vial 60	A0B0359-01	E2A21015	1	Sample		
18	Vial 51	0B18017-IBL5	E2A21015	1	Sample		
19	Vial 61	A0B0359-02	E2A21015	1	Sample		
20	Vial 51	0B18017-IBL6	E2A21015	1	Sample		

Data Path : K:\DATA\0B18016\
 Data File : ECD2F008.D
 Signal(s) : ECD1A.CH
 Acq On : 18 Feb 2020 9:47
 Operator : MJB / KAK
 Sample : 0B18016-CAL1
 Misc :
 ALS Vial : 4 Sample Multiplier: 1

Integration File: PCB1.e
 Quant Time: Feb 19 08:42:58 2020
 Quant Method : K:\METHODS\FECD2_QUANTPCB_200218.M
 Quant Title : PCB Data Analysis
 QLast Update : Wed Dec 04 15:29:22 2019
 Response via : Initial Calibration
 Integrator: ChemStation 6890 Scale Mode: Small noise peaks clipped

Compound	R.T.	Response	Conc Units
System Monitoring Compounds			
1) S TCMX (S)	4.790	735047	11.039 ng/ml
62) S DCBP (S)	9.532	1374925	12.312 ng/ml
Target Compounds			
2) Aroclor 1016 (1)	5.698	114423	30.611 ng/ml
3) Aroclor 1016 (2)	6.112	195162	27.129 ng/ml
4) Aroclor 1016 (3)	6.194	109732	27.620 ng/ml
5) Aroclor 1016 (4)	6.349	108700	30.386 ng/ml
6) Aroclor 1016 (5)	6.571	124511	29.992 ng/ml
7) Aroclor 1016 (6)	6.698	90576	30.879 ng/ml
8) Aroclor 1016 - AVE	0.000	0	N.D. ng/ml
9) Aroclor 1221 (1)	0.000	0	N.D. ng/ml
10) Aroclor 1221 (2)	0.000	0	N.D. ng/ml
11) Aroclor 1221 (3)	0.000	0	N.D. ng/ml
12) Aroclor 1221 - AVE	0.000	0	N.D. ng/ml
13) Aroclor 1232 (1)	0.000	0	N.D. ng/ml
14) Aroclor 1232 (2)	0.000	0	N.D. ng/ml
15) Aroclor 1232 (3)	0.000	0	N.D. ng/ml
16) Aroclor 1232 (4)	0.000	0	N.D. ng/ml
17) Aroclor 1232 (5)	0.000	0	N.D. ng/ml
18) Aroclor 1232 (6)	0.000	0	N.D. ng/ml
19) Aroclor 1232 - AVE	0.000	0	N.D. ng/ml
20) Aroclor 1242 (1)	0.000	0	N.D. ng/ml
21) Aroclor 1242 (2)	0.000	0	N.D. ng/ml
22) Aroclor 1242 (3)	0.000	0	N.D. ng/ml
23) Aroclor 1242 (4)	0.000	0	N.D. ng/ml
24) Aroclor 1242 (5)	0.000	0	N.D. ng/ml
25) Aroclor 1242 (6)	0.000	0	N.D. ng/ml
26) Aroclor 1242 - AVE	0.000	0	N.D. ng/ml
27) Aroclor 1248 (1)	0.000	0	N.D. ng/ml
28) Aroclor 1248 (2)	0.000	0	N.D. ng/ml
29) Aroclor 1248 (3)	0.000	0	N.D. ng/ml
30) Aroclor 1248 (4)	0.000	0	N.D. ng/ml
31) Aroclor 1248 (5)	0.000	0	N.D. ng/ml
32) Aroclor 1248 (6)	0.000	0	N.D. ng/ml
33) Aroclor 1248 - AVE	0.000	0	N.D. ng/ml
34) Aroclor 1254 (1)	0.000	0	N.D. ng/ml
35) Aroclor 1254 (2)	0.000	0	N.D. ng/ml
36) Aroclor 1254 (3)	0.000	0	N.D. ng/ml
37) Aroclor 1254 (4)	0.000	0	N.D. ng/ml
38) Aroclor 1254 (5)	0.000	0	N.D. ng/ml
39) Aroclor 1254 (6)	0.000	0	N.D. ng/ml
40) Aroclor 1254 - AVE	0.000	0	N.D. ng/ml
41) Aroclor 1260 (1)	7.498	233755	28.069 ng/ml
42) Aroclor 1260 (2)	7.631	289475	28.373 ng/ml
43) Aroclor 1260 (3)	8.186	218521	27.783 ng/ml
44) Aroclor 1260 (4)	8.357	475536	25.541 ng/ml
45) Aroclor 1260 (5)	8.656	327005	27.034 ng/ml
46) Aroclor 1260 (6)	9.045	140639	27.498 ng/ml
47) Aroclor 1260 - AVE	0.000	0	N.D. ng/ml

2/19/20

Data Path : K:\DATA\0B18016\
 Data File : ECD2F008.D
 Signal(s) : ECD1A.CH
 Acq On : 18 Feb 2020 9:47
 Operator : MJB / KAK
 Sample : 0B18016-CAL1
 Misc :
 ALS Vial : 4 Sample Multiplier: 1

Integration File: PCB1.e
 Quant Time: Feb 19 08:42:58 2020
 Quant Method : K:\METHODS\FECD2_QUANTPCB_200218.M
 Quant Title : PCB Data Analysis
 QLast Update : Wed Dec 04 15:29:22 2019.
 Response via : Initial Calibration
 Integrator: ChemStation 6890 Scale Mode: Small noise peaks clipped

Compound	R.T.	Response	Conc	Units
48) Aroclor 1262 (1)	0.000	0	N.D.	ng/ml
49) Aroclor 1262 (2)	0.000	0	N.D.	ng/ml
50) Aroclor 1262 (3)	0.000	0	N.D.	ng/ml
51) Aroclor 1262 (4)	0.000	0	N.D.	ng/ml
52) Aroclor 1262 (5)	0.000	0	N.D.	ng/ml
53) Aroclor 1262 (6)	0.000	0	N.D.	ng/ml
54) Aroclor 1262 - AVE	0.000	0	N.D.	ng/ml
55) Aroclor 1268 (1)	0.000	0	N.D.	ng/ml
56) Aroclor 1268 (2)	0.000	0	N.D.	ng/ml
57) Aroclor 1268 (3)	0.000	0	N.D.	ng/ml
58) Aroclor 1268 (4)	0.000	0	N.D.	ng/ml
59) Aroclor 1268 (5)	0.000	0	N.D.	ng/ml
60) Aroclor 1268 (6)	0.000	0	N.D.	ng/ml
61) Aroclor 1268 - AVE	0.000	0	N.D.	ng/ml

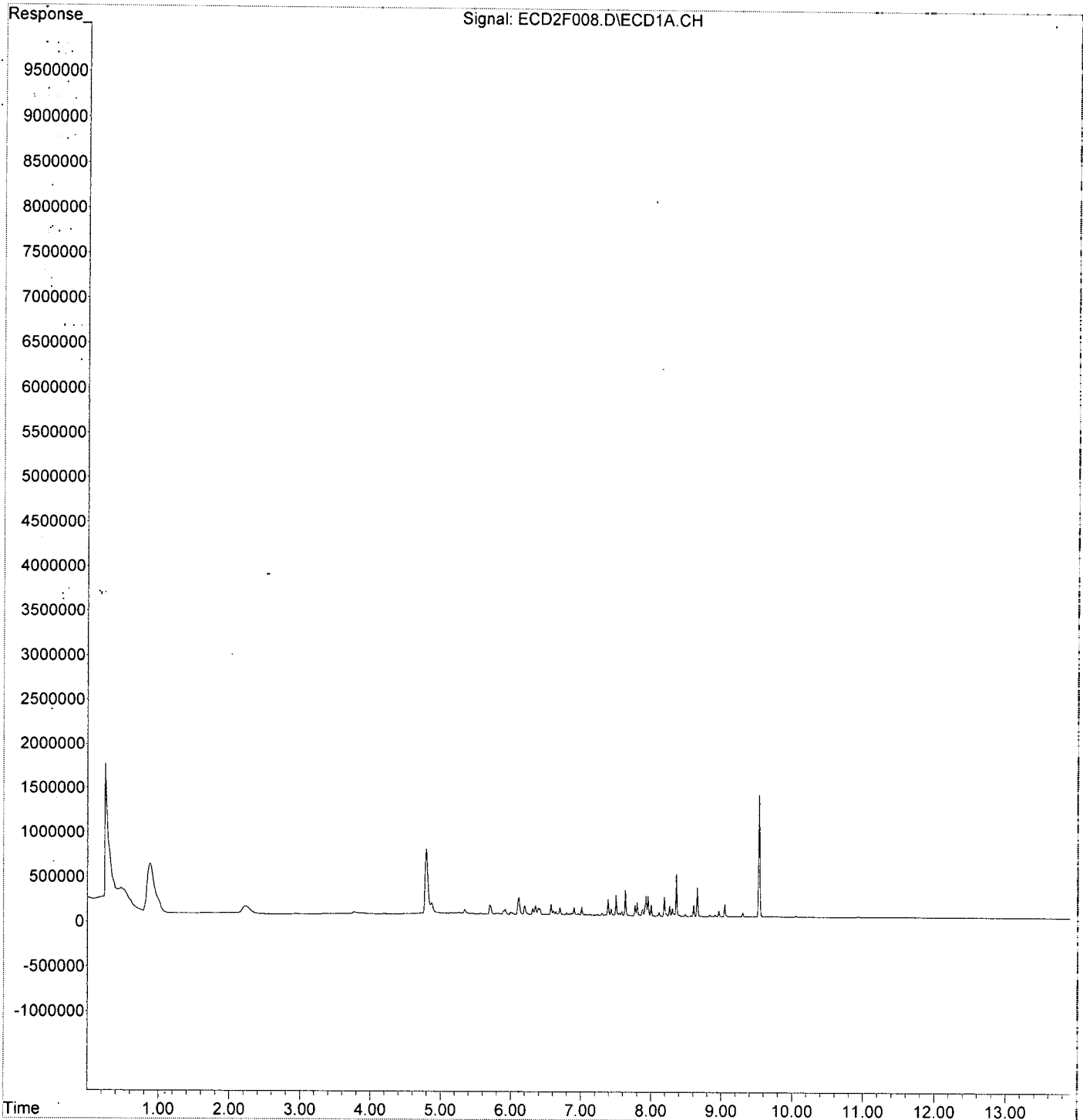
(f)=RT Delta > 1/2 Window

(m)=manual int.

Quantitation Report (QT Reviewed)

Data Path : K:\DATA\0B18016\
Data File : ECD2F008.D
Signal(s) : ECD1A.CH
Acq On : 18 Feb 2020 9:47
Operator : MJB / KAK
Sample : 0B18016-CAL1
Misc :
ALS Vial : 4 Sample Multiplier: 1

Integration File: PCB1.e
Quant Time: Feb 19 08:42:58 2020
Quant Method : K:\METHODS\FECD2_QUANTPCB_200218.M
Quant Title : PCB Data Analysis
QLast Update : Wed Dec 04 15:29:22 2019
Response via : Initial Calibration
Integrator: ChemStation 6890 Scale Mode: Small noise peaks clipped



Data Path : K:\DATA\0B18016\
 Data File : ECD2F009.D
 Signal(s) : ECD1A.CH
 Acq On : 18 Feb 2020 10:04
 Operator : MJB / KAK
 Sample : 0B18016-CAL2
 Misc :
 ALS Vial : 5 Sample Multiplier: 1

Integration File: PCB1.e
 Quant Time: Feb 19 08:44:36 2020
 Quant Method : K:\METHODS\FECD2_QUANTPCB_200218.M
 Quant Title : PCB Data Analysis
 QLast Update : Wed Dec 04 15:29:22 2019
 Response via : Initial Calibration
 Integrator: ChemStation 6890 Scale Mode: Small noise peaks clipped

Compound	R.T.	Response	Conc Units
System Monitoring Compounds			
1) S TCMX (S)	4.782	1907894	28.652 ng/ml
62) S DCBP (S)	9.526	3331882	29.835 ng/ml
Target Compounds			
2) Aroclor 1016 (1)	5.693	258248	69.088 ng/ml
3) Aroclor 1016 (2)	6.105	455008	63.249 ng/ml
4) Aroclor 1016 (3)	6.188	258433	65.049 ng/ml
5) Aroclor 1016 (4)	6.344	241632	67.545 ng/ml
6) Aroclor 1016 (5)	6.566	280414	67.546 ng/ml
7) Aroclor 1016 (6)	6.692	197133	67.207 ng/ml
8) Aroclor 1016 - AVE	0.000	0	N.D. ng/ml
9) Aroclor 1221 (1)	0.000	0	N.D. ng/ml
10) Aroclor 1221 (2)	0.000	0	N.D. ng/ml
11) Aroclor 1221 (3)	0.000	0	N.D. ng/ml
12) Aroclor 1221 - AVE	0.000	0	N.D. ng/ml
13) Aroclor 1232 (1)	0.000	0	N.D. ng/ml
14) Aroclor 1232 (2)	0.000	0	N.D. ng/ml
15) Aroclor 1232 (3)	0.000	0	N.D. ng/ml
16) Aroclor 1232 (4)	0.000	0	N.D. ng/ml
17) Aroclor 1232 (5)	0.000	0	N.D. ng/ml
18) Aroclor 1232 (6)	0.000	0	N.D. ng/ml
19) Aroclor 1232 - AVE	0.000	0	N.D. ng/ml
20) Aroclor 1242 (1)	0.000	0	N.D. ng/ml
21) Aroclor 1242 (2)	0.000	0	N.D. ng/ml
22) Aroclor 1242 (3)	0.000	0	N.D. ng/ml
23) Aroclor 1242 (4)	0.000	0	N.D. ng/ml
24) Aroclor 1242 (5)	0.000	0	N.D. ng/ml
25) Aroclor 1242 (6)	0.000	0	N.D. ng/ml
26) Aroclor 1242 - AVE	0.000	0	N.D. ng/ml
27) Aroclor 1248 (1)	0.000	0	N.D. ng/ml
28) Aroclor 1248 (2)	0.000	0	N.D. ng/ml
29) Aroclor 1248 (3)	0.000	0	N.D. ng/ml
30) Aroclor 1248 (4)	0.000	0	N.D. ng/ml
31) Aroclor 1248 (5)	0.000	0	N.D. ng/ml
32) Aroclor 1248 (6)	0.000	0	N.D. ng/ml
33) Aroclor 1248 - AVE	0.000	0	N.D. ng/ml
34) Aroclor 1254 (1)	0.000	0	N.D. ng/ml
35) Aroclor 1254 (2)	0.000	0	N.D. ng/ml
36) Aroclor 1254 (3)	0.000	0	N.D. ng/ml
37) Aroclor 1254 (4)	0.000	0	N.D. ng/ml
38) Aroclor 1254 (5)	0.000	0	N.D. ng/ml
39) Aroclor 1254 (6)	0.000	0	N.D. ng/ml
40) Aroclor 1254 - AVE	0.000	0	N.D. ng/ml
41) Aroclor 1260 (1)	7.493	533393	64.050 ng/ml
42) Aroclor 1260 (2)	7.627	658887	64.582 ng/ml
43) Aroclor 1260 (3)	8.182	493633	62.762 ng/ml
44) Aroclor 1260 (4)	8.353	1161834	62.402 ng/ml
45) Aroclor 1260 (5)	8.651	787003	65.063 ng/ml
46) Aroclor 1260 (6)	9.039	310348	60.679 ng/ml
47) Aroclor 1260 - AVE	0.000	0	N.D. ng/ml

Handwritten signature
 2/19/20

Quantitation Report (QT Reviewed)

Data Path : K:\DATA\0B18016\
 Data File : ECD2F009.D
 Signal(s) : ECD1A.CH
 Acq On : 18 Feb 2020 10:04
 Operator : MJB / KAK
 Sample : 0B18016-CAL2
 Misc :
 ALS Vial : 5 Sample Multiplier: 1

Integration File: PCB1.e
 Quant Time: Feb 19 08:44:36 2020
 Quant Method : K:\METHODS\FECD2_QUANTPCB_200218.M
 Quant Title : PCB Data Analysis
 QLast Update : Wed Dec 04 15:29:22 2019
 Response via : Initial Calibration
 Integrator: ChemStation 6890 Scale Mode: Small noise peaks clipped

Compound	R.T.	Response	Conc	Units
48) Aroclor 1262 (1)	0.000	0	N.D.	ng/ml
49) Aroclor 1262 (2)	0.000	0	N.D.	ng/ml
50) Aroclor 1262 (3)	0.000	0	N.D.	ng/ml
51) Aroclor 1262 (4)	0.000	0	N.D.	ng/ml
52) Aroclor 1262 (5)	0.000	0	N.D.	ng/ml
53) Aroclor 1262 (6)	0.000	0	N.D.	ng/ml
54) Aroclor 1262 - AVE	0.000	0	N.D.	ng/ml
55) Aroclor 1268 (1)	0.000	0	N.D.	ng/ml
56) Aroclor 1268 (2)	0.000	0	N.D.	ng/ml
57) Aroclor 1268 (3)	0.000	0	N.D.	ng/ml
58) Aroclor 1268 (4)	0.000	0	N.D.	ng/ml
59) Aroclor 1268 (5)	0.000	0	N.D.	ng/ml
60) Aroclor 1268 (6)	0.000	0	N.D.	ng/ml
61) Aroclor 1268 - AVE	0.000	0	N.D.	ng/ml

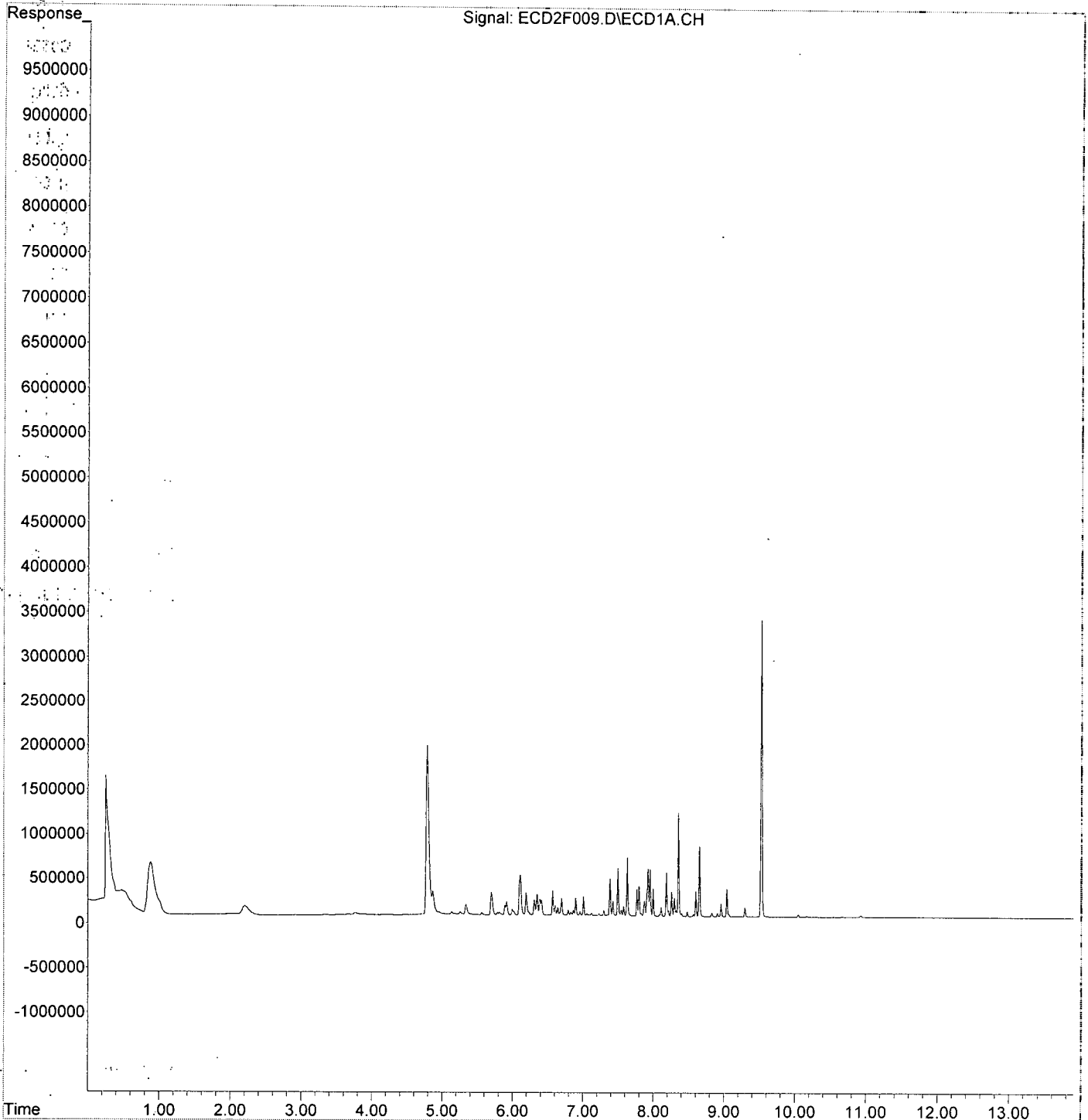
(f)=RT Delta > 1/2 Window

(m)=manual int.

Quantitation Report (QT Reviewed)

Data Path : K:\DATA\0B18016\
Data File : ECD2F009.D
Signal(s) : ECD1A.CH
Acq On : 18 Feb 2020 10:04
Operator : MJB / KAK
Sample : 0B18016-CAL2
Misc :
ALS Vial : 5 Sample Multiplier: 1

Integration File: PCB1.e
Quant Time: Feb 19 08:44:36 2020
Quant Method : K:\METHODS\FECD2_QUANTPCB_200218.M
Quant Title : PCB Data Analysis
QLast Update : Wed Dec 04 15:29:22 2019
Response via : Initial Calibration
Integrator: ChemStation 6890 Scale Mode: Small noise peaks clipped



Data Path : K:\DATA\0B18016\
 Data File : ECD2F010.D
 Signal(s) : ECD1A.CH
 Acq On : 18-Feb-2020 10:22
 Operator : MJB / KAK
 Sample : 0B18016-CAL3
 Misc :
 ALS Vial : 6 Sample Multiplier: 1

Integration File: PCB1.e
 Quant Time: Feb 19 08:46:04 2020
 Quant Method : K:\METHODS\FECD2_QUANTPCB_200218.M
 Quant Title : PCB Data Analysis
 QLast Update : Wed Dec 04 15:29:22 2019
 Response via : Initial Calibration
 Integrator: ChemStation 6890 Scale Mode: Small noise peaks clipped

Compound	R.T.	Response	Conc Units
System Monitoring Compounds			
1) S TCMX (S)	4.784	3742921	56.210 ng/ml
62) S DCBP (S)	9.527	6837726	61.229 ng/ml
Target Compounds			
2) Aroclor 1016 (1)	5.693	448508	119.988 ng/ml
3) Aroclor 1016 (2)	6.106	874510	121.563 ng/ml
4) Aroclor 1016 (3)	6.187	461765	116.228 ng/ml
5) Aroclor 1016 (4)	6.344	461493	129.004 ng/ml
6) Aroclor 1016 (5)	6.566	506592	122.027 ng/ml
7) Aroclor 1016 (6)	6.692	370235	126.221 ng/ml
8) Aroclor 1016 - AVE	0.000	0	N.D. ng/ml
9) Aroclor 1221 (1)	0.000	0	N.D. ng/ml
10) Aroclor 1221 (2)	0.000	0	N.D. ng/ml
11) Aroclor 1221 (3)	0.000	0	N.D. ng/ml
12) Aroclor 1221 - AVE	0.000	0	N.D. ng/ml
13) Aroclor 1232 (1)	0.000	0	N.D. ng/ml
14) Aroclor 1232 (2)	0.000	0	N.D. ng/ml
15) Aroclor 1232 (3)	0.000	0	N.D. ng/ml
16) Aroclor 1232 (4)	0.000	0	N.D. ng/ml
17) Aroclor 1232 (5)	0.000	0	N.D. ng/ml
18) Aroclor 1232 (6)	0.000	0	N.D. ng/ml
19) Aroclor 1232 - AVE	0.000	0	N.D. ng/ml
20) Aroclor 1242 (1)	0.000	0	N.D. ng/ml
21) Aroclor 1242 (2)	0.000	0	N.D. ng/ml
22) Aroclor 1242 (3)	0.000	0	N.D. ng/ml
23) Aroclor 1242 (4)	0.000	0	N.D. ng/ml
24) Aroclor 1242 (5)	0.000	0	N.D. ng/ml
25) Aroclor 1242 (6)	0.000	0	N.D. ng/ml
26) Aroclor 1242 - AVE	0.000	0	N.D. ng/ml
27) Aroclor 1248 (1)	0.000	0	N.D. ng/ml
28) Aroclor 1248 (2)	0.000	0	N.D. ng/ml
29) Aroclor 1248 (3)	0.000	0	N.D. ng/ml
30) Aroclor 1248 (4)	0.000	0	N.D. ng/ml
31) Aroclor 1248 (5)	0.000	0	N.D. ng/ml
32) Aroclor 1248 (6)	0.000	0	N.D. ng/ml
33) Aroclor 1248 - AVE	0.000	0	N.D. ng/ml
34) Aroclor 1254 (1)	0.000	0	N.D. ng/ml
35) Aroclor 1254 (2)	0.000	0	N.D. ng/ml
36) Aroclor 1254 (3)	0.000	0	N.D. ng/ml
37) Aroclor 1254 (4)	0.000	0	N.D. ng/ml
38) Aroclor 1254 (5)	0.000	0	N.D. ng/ml
39) Aroclor 1254 (6)	0.000	0	N.D. ng/ml
40) Aroclor 1254 - AVE	0.000	0	N.D. ng/ml
41) Aroclor 1260 (1)	7.493	1031700	123.886 ng/ml
42) Aroclor 1260 (2)	7.627	1208568	118.469 ng/ml
43) Aroclor 1260 (3)	8.181	967418	123.000 ng/ml
44) Aroclor 1260 (4)	8.352	2169781	116.539 ng/ml
45) Aroclor 1260 (5)	8.650	1504417	124.373 ng/ml
46) Aroclor 1260 (6)	9.040	610990	119.460 ng/ml
47) Aroclor 1260 - AVE	0.000	0	N.D. ng/ml

Handwritten signature
2/19/20

Data Path : K:\DATA\0B18016\
 Data File : ECD2F010.D
 Signal(s) : ECD1A.CH
 Acq On : 18 Feb 2020 10:22
 Operator : MJB / KAK
 Sample : 0B18016-CAL3
 Misc :
 ALS Vial : 6 Sample Multiplier: 1

Integration File: PCB1.e
 Quant Time: Feb 19 08:46:04 2020
 Quant Method : K:\METHODS\FECD2_QUANTPCB_200218.M
 Quant Title : PCB Data Analysis
 QLast Update : Wed Dec 04 15:29:22 2019
 Response via : Initial Calibration
 Integrator: ChemStation 6890 Scale Mode: Small noise peaks clipped

Compound	R.T.	Response	Conc	Units
48) Aroclor 1262 (1)	0.000	0	N.D.	ng/mld
49) Aroclor 1262 (2)	0.000	0	N.D.	ng/mld
50) Aroclor 1262 (3)	0.000	0	N.D.	ng/mld
51) Aroclor 1262 (4)	0.000	0	N.D.	ng/mld
52) Aroclor 1262 (5)	0.000	0	N.D.	ng/mld
53) Aroclor 1262 (6)	0.000	0	N.D.	ng/mld
54) Aroclor 1262 - AVE	0.000	0	N.D.	ng/mld
55) Aroclor 1268 (1)	0.000	0	N.D.	ng/mld
56) Aroclor 1268 (2)	0.000	0	N.D.	ng/mld
57) Aroclor 1268 (3)	0.000	0	N.D.	ng/mld
58) Aroclor 1268 (4)	0.000	0	N.D.	ng/mld
59) Aroclor 1268 (5)	0.000	0	N.D.	ng/mld
60) Aroclor 1268 (6)	0.000	0	N.D.	ng/mld
61) Aroclor 1268 - AVE	0.000	0	N.D.	ng/mld

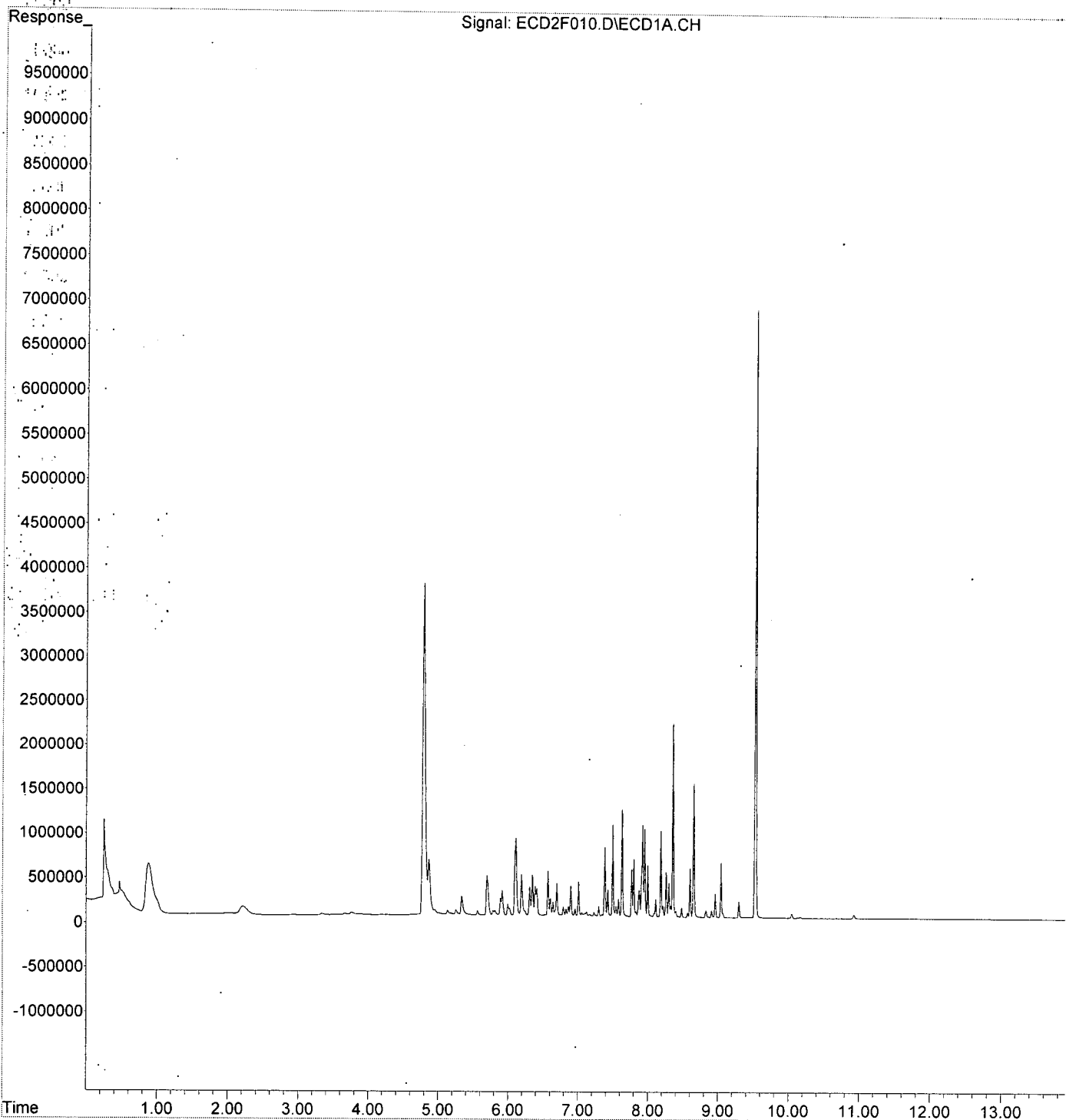
(f)=RT Delta > 1/2 Window

(m)=manual int.

Quantitation Report (QT Reviewed)

Data Path : K:\DATA\0B18016\
Data File : ECD2F010.D
Signal(s) : ECD1A.CH
Acq On : 18 Feb 2020 10:22
Operator : MJB / KAK
Sample : 0B18016-CAL3
Misc :
ALS Vial : 6 Sample Multiplier: 1

Integration File: PCB1.e
Quant Time: Feb 19 08:46:04 2020
Quant Method : K:\METHODS\FECD2_QUANTPCB_200218.M
Quant Title : PCB Data Analysis
QLast Update : Wed Dec 04 15:29:22 2019
Response via : Initial Calibration
Integrator: ChemStation 6890 Scale Mode: Small noise peaks clipped



Data Path: K:\DATA\0B18016\
 Data File: ECD2F011.D
 Signal(s): ECD1A.CH
 Acq On: 18 Feb 2020 10:40
 Operator: MJB / KAK
 Sample: 0B18016-CAL4
 Misc:
 ALS Vial: 7 Sample Multiplier: 1

Integration File: PCB1.e
 Quant Time: Feb 19 08:47:15 2020
 Quant Method: K:\METHODS\FECD2_QUANTPCB_200218.M
 Quant Title: PCB Data Analysis
 QLast Update: Wed Dec 04 15:29:22 2019
 Response via: Initial Calibration
 Integrator: ChemStation 6890 Scale Mode: Small noise peaks clipped

Compound	R.T.	Response	Conc Units
System Monitoring Compounds			
1) S TCMX (S)	4.781	7955297	119.471 ng/ml
62) S DCBP (S)	9.528	13652665	122.253 ng/ml
Target Compounds			
2) Aroclor 1016 (1)	5.693	880891	235.661 ng/ml
3) Aroclor 1016 (2)	6.105	1702544	236.665 ng/ml
4) Aroclor 1016 (3)	6.187	932254	234.652 ng/ml
5) Aroclor 1016 (4)	6.344	834830	233.365 ng/ml
6) Aroclor 1016 (5)	6.566	1008063	242.820 ng/ml
7) Aroclor 1016 (6)	6.693	725904	247.476 ng/ml
8) Aroclor 1016 - AVE	0.000	0	N.D. ng/ml
9) Aroclor 1221 (1)	0.000	0	N.D. ng/ml
10) Aroclor 1221 (2)	0.000	0	N.D. ng/ml
11) Aroclor 1221 (3)	0.000	0	N.D. ng/ml
12) Aroclor 1221 - AVE	0.000	0	N.D. ng/ml
13) Aroclor 1232 (1)	0.000	0	N.D. ng/ml
14) Aroclor 1232 (2)	0.000	0	N.D. ng/ml
15) Aroclor 1232 (3)	0.000	0	N.D. ng/ml
16) Aroclor 1232 (4)	0.000	0	N.D. ng/ml
17) Aroclor 1232 (5)	0.000	0	N.D. ng/ml
18) Aroclor 1232 (6)	0.000	0	N.D. ng/ml
19) Aroclor 1232 - AVE	0.000	0	N.D. ng/ml
20) Aroclor 1242 (1)	0.000	0	N.D. ng/ml
21) Aroclor 1242 (2)	0.000	0	N.D. ng/ml
22) Aroclor 1242 (3)	0.000	0	N.D. ng/ml
23) Aroclor 1242 (4)	0.000	0	N.D. ng/ml
24) Aroclor 1242 (5)	0.000	0	N.D. ng/ml
25) Aroclor 1242 (6)	0.000	0	N.D. ng/ml
26) Aroclor 1242 - AVE	0.000	0	N.D. ng/ml
27) Aroclor 1248 (1)	0.000	0	N.D. ng/ml
28) Aroclor 1248 (2)	0.000	0	N.D. ng/ml
29) Aroclor 1248 (3)	0.000	0	N.D. ng/ml
30) Aroclor 1248 (4)	0.000	0	N.D. ng/ml
31) Aroclor 1248 (5)	0.000	0	N.D. ng/ml
32) Aroclor 1248 (6)	0.000	0	N.D. ng/ml
33) Aroclor 1248 - AVE	0.000	0	N.D. ng/ml
34) Aroclor 1254 (1)	0.000	0	N.D. ng/ml
35) Aroclor 1254 (2)	0.000	0	N.D. ng/ml
36) Aroclor 1254 (3)	0.000	0	N.D. ng/ml
37) Aroclor 1254 (4)	0.000	0	N.D. ng/ml
38) Aroclor 1254 (5)	0.000	0	N.D. ng/ml
39) Aroclor 1254 (6)	0.000	0	N.D. ng/ml
40) Aroclor 1254 - AVE	0.000	0	N.D. ng/ml
41) Aroclor 1260 (1)	7.494	2053158	246.543 ng/ml
42) Aroclor 1260 (2)	7.627	2559676	250.890 ng/ml
43) Aroclor 1260 (3)	8.183	1795515	228.287 ng/ml
44) Aroclor 1260 (4)	8.353	4490801	241.201 ng/ml
45) Aroclor 1260 (5)	8.651	3066068	253.478 ng/ml
46) Aroclor 1260 (6)	9.040	1206819	235.956 ng/ml
47) Aroclor 1260 - AVE	0.000	0	N.D. ng/ml

Handwritten signature
2/19/20

Data Path : K:\DATA\0B18016\
 Data File : ECD2F011.D
 Signal(s) : ECD1A.CH
 Acq On : 18 Feb 2020 10:40
 Operator : MJB / KAK
 Sample : 0B18016-CAL4
 Misc :
 ALS Vial : 7 Sample Multiplier: 1

Integration File: PCB1.e
 Quant Time: Feb 19 08:47:15 2020
 Quant Method : K:\METHODS\FECD2_QUANTPCB_200218.M
 Quant Title : PCB Data Analysis
 QLast Update : Wed Dec 04 15:29:22 2019
 Response via : Initial Calibration
 Integrator: ChemStation 6890 Scale Mode: Small noise peaks clipped

Compound	R.T.	Response	Conc	Units
48) Aroclor 1262 (1)	0.000	0	N.D.	ng/mld
49) Aroclor 1262 (2)	0.000	0	N.D.	ng/mld
50) Aroclor 1262 (3)	0.000	0	N.D.	ng/mld
51) Aroclor 1262 (4)	0.000	0	N.D.	ng/mld
52) Aroclor 1262 (5)	0.000	0	N.D.	ng/mld
53) Aroclor 1262 (6)	0.000	0	N.D.	ng/mld
54) Aroclor 1262 - AVE	0.000	0	N.D.	ng/mld
55) Aroclor 1268 (1)	0.000	0	N.D.	ng/mld
56) Aroclor 1268 (2)	0.000	0	N.D.	ng/mld
57) Aroclor 1268 (3)	0.000	0	N.D.	ng/mld
58) Aroclor 1268 (4)	0.000	0	N.D.	ng/mld
59) Aroclor 1268 (5)	0.000	0	N.D.	ng/mld
60) Aroclor 1268 (6)	0.000	0	N.D.	ng/mld
61) Aroclor 1268 - AVE	0.000	0	N.D.	ng/mld

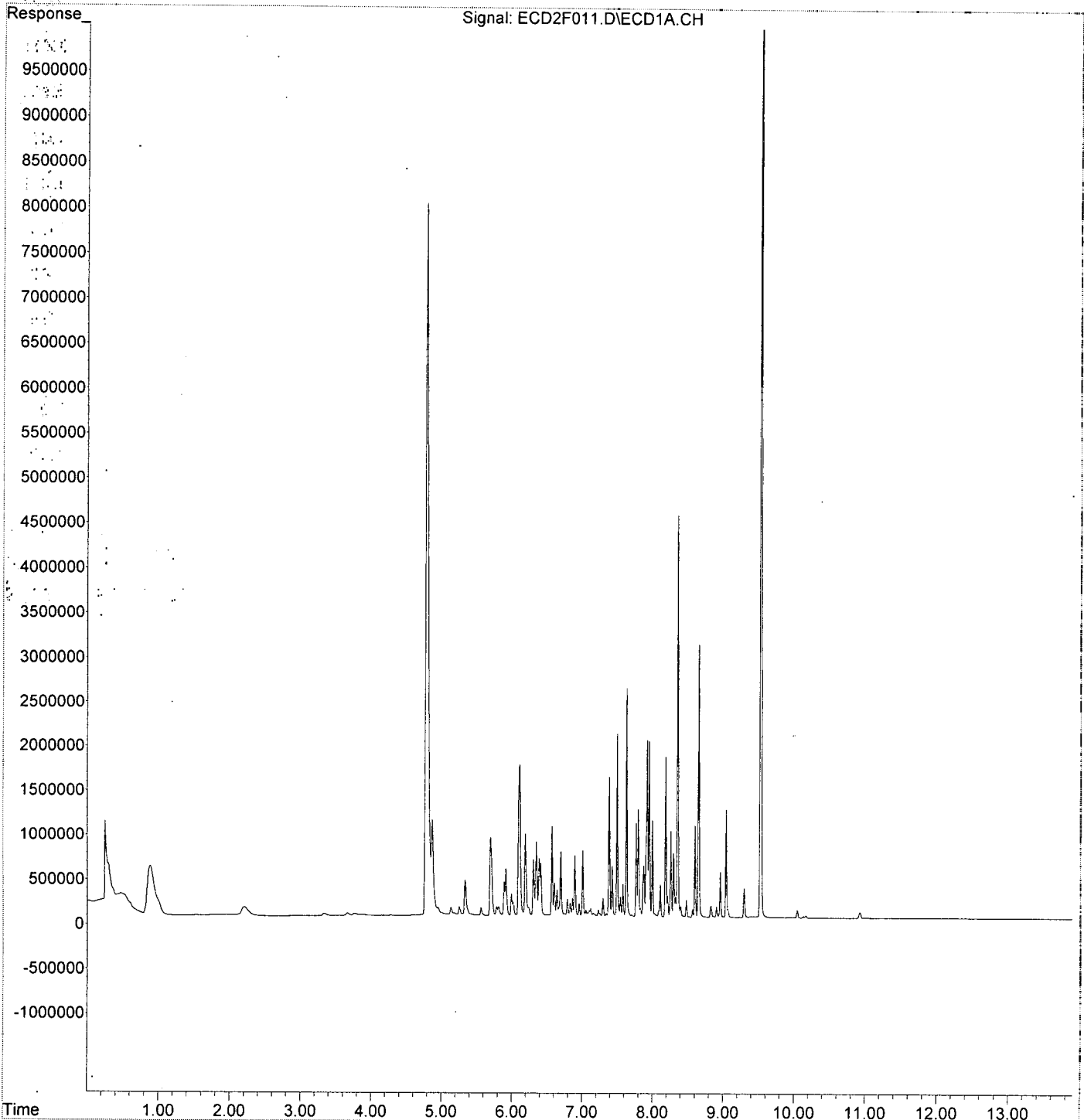
(f)=RT Delta > 1/2 Window

(m)=manual int.

Quantitation Report (QT Reviewed)

Data Path : K:\DATA\0B18016\
Data File : ECD2F011.D
Signal(s) : ECD1A.CH
Acq On : 18 Feb 2020 10:40
Operator : MJB / KAK
Sample : 0B18016-CAL4
Misc :
ALS Vial : 7 Sample Multiplier: 1

Integration File: PCB1.e
Quant Time: Feb 19 08:47:15 2020
Quant Method : K:\METHODS\FECD2_QUANTPCB_200218.M
Quant Title : PCB Data Analysis
QLast Update : Wed Dec 04 15:29:22 2019
Response via : Initial Calibration
Integrator: ChemStation 6890 Scale Mode: Small noise peaks clipped



Data Path : K:\DATA\0B18016\
 Data File : ECD2F012.D
 Signal(s) : ECD1A.CH
 Acq On : 18 Feb 2020 10:57
 Operator : MJB / KAK
 Sample : 0B18016-CAL5
 Misc :
 ALS Vial : 8 Sample Multiplier: 1

Integration File: PCB1.e
 Quant Time: Feb 19 08:41:36 2020
 Quant Method : K:\METHODS\FECD2_QUANTPCB_200218.M
 Quant Title : PCB Data Analysis
 QLast Update : Wed Dec 04 15:29:22 2019
 Response via : Initial Calibration
 Integrator: ChemStation 6890 Scale Mode: Small noise peaks clipped

Compound	R.T.	Response	Conc	Units
System Monitoring Compounds				
1) S TCMX (S)	4.780	18620641	279.641	ng/ml
62) S DCBP (S)	9.527	32330296	289.503	ng/ml
Target Compounds:				
2) Aroclor 1016 (1)	5.692	2142875	573.274	ng/ml
3) Aroclor 1016 (2)	6.105	4244215	589.974	ng/ml
4) Aroclor 1016 (3)	6.186	2286878	575.616	ng/ml
5) Aroclor 1016 (4)	6.344	2037988	569.691	ng/ml
6) Aroclor 1016 (5)	6.566	2365422	569.777	ng/ml
7) Aroclor 1016 (6)	6.692	1763397	601.180	ng/ml
8) Aroclor 1016 - AVE	0.000	0	N.D.	ng/ml
9) Aroclor 1221 (1)	0.000	0	N.D.	ng/ml
10) Aroclor 1221 (2)	0.000	0	N.D.	ng/ml
11) Aroclor 1221 (3)	0.000	0	N.D.	ng/ml
12) Aroclor 1221 - AVE	0.000	0	N.D.	ng/ml
13) Aroclor 1232 (1)	0.000	0	N.D.	ng/ml
14) Aroclor 1232 (2)	0.000	0	N.D.	ng/ml
15) Aroclor 1232 (3)	0.000	0	N.D.	ng/ml
16) Aroclor 1232 (4)	0.000	0	N.D.	ng/ml
17) Aroclor 1232 (5)	0.000	0	N.D.	ng/ml
18) Aroclor 1232 (6)	0.000	0	N.D.	ng/ml
19) Aroclor 1232 - AVE	0.000	0	N.D.	ng/ml
20) Aroclor 1242 (1)	0.000	0	N.D.	ng/ml
21) Aroclor 1242 (2)	0.000	0	N.D.	ng/ml
22) Aroclor 1242 (3)	0.000	0	N.D.	ng/ml
23) Aroclor 1242 (4)	0.000	0	N.D.	ng/ml
24) Aroclor 1242 (5)	0.000	0	N.D.	ng/ml
25) Aroclor 1242 (6)	0.000	0	N.D.	ng/ml
26) Aroclor 1242 - AVE	0.000	0	N.D.	ng/ml
27) Aroclor 1248 (1)	0.000	0	N.D.	ng/ml
28) Aroclor 1248 (2)	0.000	0	N.D.	ng/ml
29) Aroclor 1248 (3)	0.000	0	N.D.	ng/ml
30) Aroclor 1248 (4)	0.000	0	N.D.	ng/ml
31) Aroclor 1248 (5)	0.000	0	N.D.	ng/ml
32) Aroclor 1248 (6)	0.000	0	N.D.	ng/ml
33) Aroclor 1248 - AVE	0.000	0	N.D.	ng/ml
34) Aroclor 1254 (1)	0.000	0	N.D.	ng/ml
35) Aroclor 1254 (2)	0.000	0	N.D.	ng/ml
36) Aroclor 1254 (3)	0.000	0	N.D.	ng/ml
37) Aroclor 1254 (4)	0.000	0	N.D.	ng/ml
38) Aroclor 1254 (5)	0.000	0	N.D.	ng/ml
39) Aroclor 1254 (6)	0.000	0	N.D.	ng/ml
40) Aroclor 1254 - AVE	0.000	0	N.D.	ng/ml
41) Aroclor 1260 (1)	7.492	4797117	576.037	ng/ml
42) Aroclor 1260 (2)	7.626	5959812	584.158	ng/ml
43) Aroclor 1260 (3)	8.181	4639944	589.936	ng/ml
44) Aroclor 1260 (4)	8.352	11348630	609.536	ng/ml
45) Aroclor 1260 (5)	8.649	7377000	609.872	ng/ml
46) Aroclor 1260 (6)	9.039	2958395	578.421	ng/ml
47) Aroclor 1260 - AVE	0.000	0	N.D.	ng/ml

Handwritten signature
 2/19/20

Data Path : K:\DATA\0B18016\
 Data File : ECD2F012.D
 Signal(s) : ECD1A.CH
 Acq On : 18 Feb 2020 10:57
 Operator : MJB / KAK
 Sample : 0B18016-CAL5
 Misc :
 ALS Vial : 8 Sample Multiplier: 1

Integration File: PCB1.e
 Quant Time: Feb 19 08:41:36 2020
 Quant Method : K:\METHODS\FECD2_QUANTPCB_200218.M
 Quant Title : PCB Data Analysis
 QLast Update : Wed Dec 04 15:29:22 2019
 Response via : Initial Calibration
 Integrator: ChemStation 6890 Scale Mode: Small noise peaks clipped

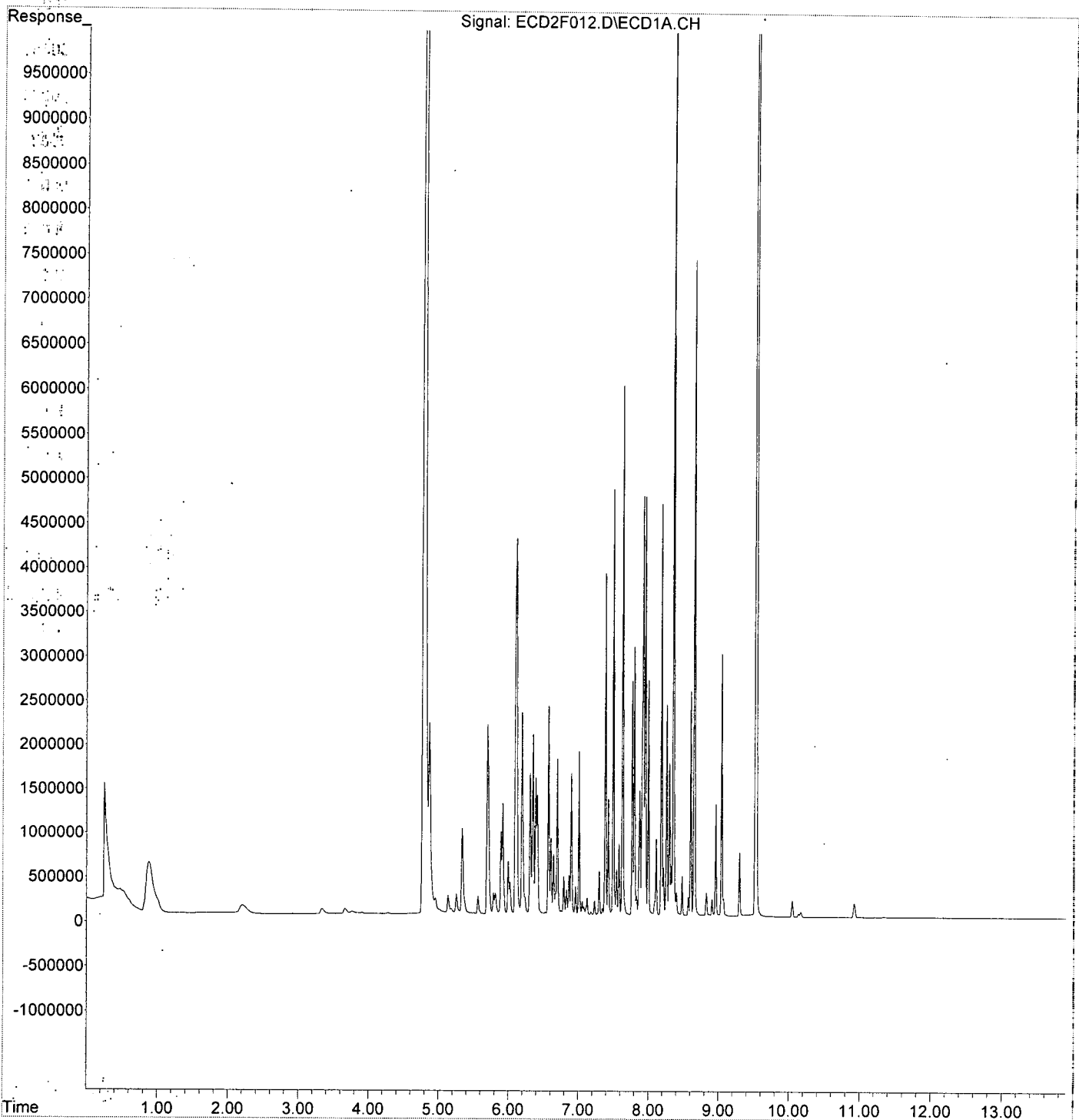
Compound	R.T.	Response	Conc	Units
48) Aroclor 1262 (1)	0.000	0	N.D.	ng/ml
49) Aroclor 1262 (2)	0.000	0	N.D.	ng/ml
50) Aroclor 1262 (3)	0.000	0	N.D.	ng/ml
51) Aroclor 1262 (4)	0.000	0	N.D.	ng/ml
52) Aroclor 1262 (5)	0.000	0	N.D.	ng/ml
53) Aroclor 1262 (6)	0.000	0	N.D.	ng/ml
54) Aroclor 1262 - AVE	0.000	0	N.D.	ng/ml
55) Aroclor 1268 (1)	0.000	0	N.D.	ng/ml
56) Aroclor 1268 (2)	0.000	0	N.D.	ng/ml
57) Aroclor 1268 (3)	0.000	0	N.D.	ng/ml
58) Aroclor 1268 (4)	0.000	0	N.D.	ng/ml
59) Aroclor 1268 (5)	0.000	0	N.D.	ng/ml
60) Aroclor 1268 (6)	0.000	0	N.D.	ng/ml
61) Aroclor 1268 - AVE	0.000	0	N.D.	ng/ml

(f)=RT Delta > 1/2 Window

(m)=manual int.

Data Path : K:\DATA\0B18016\
Data File : ECD2F012.D
Signal(s) : ECD1A.CH
Acq On : 18 Feb 2020 10:57
Operator : MJB / KAK
Sample : 0B18016-CAL5
Misc :
ALS Vial : 8 Sample Multiplier: 1

Integration File: PCB1.e
Quant Time: Feb 19 08:41:36 2020
Quant Method : K:\METHODS\FECD2_QUANTPCB_200218.M
Quant Title : PCB Data Analysis
QLast Update : Wed Dec 04 15:29:22 2019
Response via : Initial Calibration
Integrator: ChemStation 6890 Scale Mode: Small noise peaks clipped



Data Path : K:\DATA\0B18016\
 Data File : ECD2F013.D
 Signal(s) : ECD1A.CH
 Acq On : 18 Feb 2020 11:15
 Operator : MJB / KAK
 Sample : 0B18016-CAL6
 Misc :
 ALS Vial : 9 Sample Multiplier: 1

Integration File: PCB1.e
 Quant Time: Feb 19 08:48:38 2020
 Quant Method : K:\METHODS\FECD2_QUANTPCB_200218.M
 Quant Title : PCB Data Analysis
 QLast Update : Wed Dec 04 15:29:22 2019
 Response via : Initial Calibration
 Integrator: ChemStation 6890 Scale Mode: Small noise peaks clipped

Compound	R.T.	Response	Conc Units
System Monitoring Compounds			
1) S TCMX (S)	4.779	43144107	647.928 ng/ml
62) S DCBP (S)	9.528	68241993	611.076 ng/ml
Target Compounds:			
2) Aroclor 1016 (1)	5.692	4174752	1116.854 ng/ml
3) Aroclor 1016 (2)	6.106	8442266	1173.530 ng/ml
4) Aroclor 1016 (3)	6.186	4576954	1152.036 ng/ml
5) Aroclor 1016 (4)	6.343	3930132	1098.614 ng/ml
6) Aroclor 1016 (5)	6.566	4405368	1061.155 ng/ml
7) Aroclor 1016 (6)	6.692	3181732	1084.720 ng/ml
8) Aroclor 1016 - AVE	0.000	0	N.D. ng/ml
9) Aroclor 1221 (1)	0.000	0	N.D. ng/ml
10) Aroclor 1221 (2)	0.000	0	N.D. ng/ml
11) Aroclor 1221 (3)	0.000	0	N.D. ng/ml
12) Aroclor 1221 - AVE	0.000	0	N.D. ng/ml
13) Aroclor 1232 (1)	0.000	0	N.D. ng/ml
14) Aroclor 1232 (2)	0.000	0	N.D. ng/ml
15) Aroclor 1232 (3)	0.000	0	N.D. ng/ml
16) Aroclor 1232 (4)	0.000	0	N.D. ng/ml
17) Aroclor 1232 (5)	0.000	0	N.D. ng/ml
18) Aroclor 1232 (6)	0.000	0	N.D. ng/ml
19) Aroclor 1232 - AVE	0.000	0	N.D. ng/ml
20) Aroclor 1242 (1)	0.000	0	N.D. ng/ml
21) Aroclor 1242 (2)	0.000	0	N.D. ng/ml
22) Aroclor 1242 (3)	0.000	0	N.D. ng/ml
23) Aroclor 1242 (4)	0.000	0	N.D. ng/ml
24) Aroclor 1242 (5)	0.000	0	N.D. ng/ml
25) Aroclor 1242 (6)	0.000	0	N.D. ng/ml
26) Aroclor 1242 - AVE	0.000	0	N.D. ng/ml
27) Aroclor 1248 (1)	0.000	0	N.D. ng/ml
28) Aroclor 1248 (2)	0.000	0	N.D. ng/ml
29) Aroclor 1248 (3)	0.000	0	N.D. ng/ml
30) Aroclor 1248 (4)	0.000	0	N.D. ng/ml
31) Aroclor 1248 (5)	0.000	0	N.D. ng/ml
32) Aroclor 1248 (6)	0.000	0	N.D. ng/ml
33) Aroclor 1248 - AVE	0.000	0	N.D. ng/ml
34) Aroclor 1254 (1)	0.000	0	N.D. ng/ml
35) Aroclor 1254 (2)	0.000	0	N.D. ng/ml
36) Aroclor 1254 (3)	0.000	0	N.D. ng/ml
37) Aroclor 1254 (4)	0.000	0	N.D. ng/ml
38) Aroclor 1254 (5)	0.000	0	N.D. ng/ml
39) Aroclor 1254 (6)	0.000	0	N.D. ng/ml
40) Aroclor 1254 - AVE	0.000	0	N.D. ng/ml
41) Aroclor 1260 (1)	7.493	9172675	1101.454 ng/ml
42) Aroclor 1260 (2)	7.627	11766076	1153.266 ng/ml
43) Aroclor 1260 (3)	8.183	8969606	1140.423 ng/ml
44) Aroclor 1260 (4)	8.353	21418035	1150.365 ng/ml
45) Aroclor 1260 (5)	8.651	14311647	1183.174 ng/ml
46) Aroclor 1260 (6)	9.039	5645108	1103.724 ng/ml
47) Aroclor 1260 - AVE	0.000	0	N.D. ng/ml

[Signature]
2/19/20

Data Path : K:\DATA\0B18016\
 Data File : ECD2F013.D
 Signal(s) : ECD1A.CH
 Acq On : 18 Feb 2020 11:15
 Operator : MJB / KAK
 Sample : 0B18016-CAL6
 Misc :
 ALS Vial : 9 Sample Multiplier: 1

Integration File: PCB1.e
 Quant Time: Feb 19 08:48:38 2020
 Quant Method : K:\METHODS\FECD2_QUANTPCB_200218.M
 Quant Title : PCB Data Analysis
 Last Update : Wed Dec 04 15:29:22 2019
 Response via : Initial Calibration
 Integrator: ChemStation 6890 Scale Mode: Small noise peaks clipped

Compound	R.T.	Response	Conc	Units
48) Aroclor 1262 (1)	0.000	0	N.D.	ng/ml
49) Aroclor 1262 (2)	0.000	0	N.D.	ng/ml
50) Aroclor 1262 (3)	0.000	0	N.D.	ng/ml
51) Aroclor 1262 (4)	0.000	0	N.D.	ng/ml
52) Aroclor 1262 (5)	0.000	0	N.D.	ng/ml
53) Aroclor 1262 (6)	0.000	0	N.D.	ng/ml
54) Aroclor 1262 - AVE	0.000	0	N.D.	ng/ml
55) Aroclor 1268 (1)	0.000	0	N.D.	ng/ml
56) Aroclor 1268 (2)	0.000	0	N.D.	ng/ml
57) Aroclor 1268 (3)	0.000	0	N.D.	ng/ml
58) Aroclor 1268 (4)	0.000	0	N.D.	ng/ml
59) Aroclor 1268 (5)	0.000	0	N.D.	ng/ml
60) Aroclor 1268 (6)	0.000	0	N.D.	ng/ml
61) Aroclor 1268 - AVE	0.000	0	N.D.	ng/ml

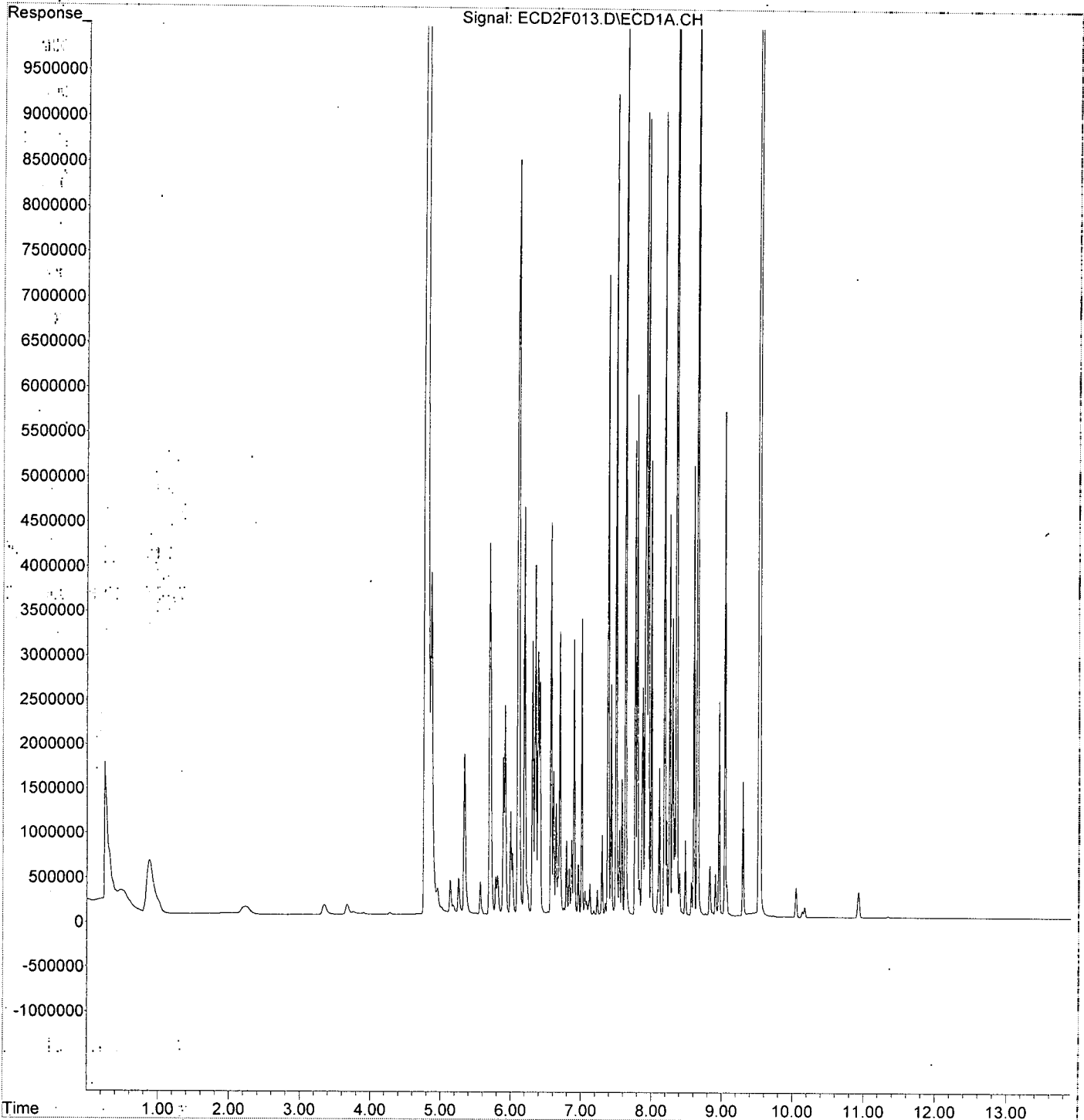
(f)=RT Delta > 1/2 Window

(m)=manual int.

Quantitation Report (QT Reviewed)

Data Path : K:\DATA\0B18016\
Data File : ECD2F013.D
Signal(s) : ECD1A.CH
Acq On : 18 Feb 2020 11:15
Operator : MJB / KAK
Sample : 0B18016-CAL6
Misc :
ALS Vial : 9 Sample Multiplier: 1

Integration File: PCB1.e
Quant Time: Feb 19 08:48:38 2020
Quant Method : K:\METHODS\FECD2_QUANTPCB_200218.M
Quant Title : PCB Data Analysis
QLast Update : Wed Dec 04 15:29:22 2019
Response via : Initial Calibration
Integrator: ChemStation 6890 Scale Mode: Small noise peaks clipped



Data Path: K:\DATA\OB18016\
 Data File: ECD2F014.D
 Signal(s): ECD1A.CH
 Acq On: 18 Feb 2020 11:32
 Operator: MJB / KAK
 Sample: OB18016-CAL7
 Misc:
 ALS Vial: 10 Sample Multiplier: 1

Integration File: PCB1.e
 Quant Time: Feb 19 08:50:02 2020
 Quant Method: K:\METHODS\FECD2_QUANTPCB_200218.M
 Quant Title: PCB Data Analysis
 QLast Update: Wed Dec 04 15:29:22 2019
 Response via: Initial Calibration
 Integrator: ChemStation 6890 Scale Mode: Small noise peaks clipped

Compound	R.T.	Response	Conc	Units
System Monitoring Compounds				
1) S TCMX (S)	4.781	69999506	1051.237	ng/ml
62) S DCBP (S)	9.529	112820430	1010.255	ng/ml
Target Compounds				
2) Aroclor 1016 (1)	5.694	6027112	1612.408	ng/ml
3) Aroclor 1016 (2)	6.105	12832323	1783.777	ng/ml
4) Aroclor 1016 (3)	6.187	6633473	1669.670	ng/ml
5) Aroclor 1016 (4)	6.344	5944203	1661.620	ng/ml
6) Aroclor 1016 (5)	6.566	7087609	1707.246	ng/ml
7) Aroclor 1016 (6)	6.692	5047266	1720.720	ng/ml
8) Aroclor 1016 - AVE	0.000	0	N.D.	ng/ml
9) Aroclor 1221 (1)	0.000	0	N.D.	ng/ml
10) Aroclor 1221 (2)	0.000	0	N.D.	ng/ml
11) Aroclor 1221 (3)	0.000	0	N.D.	ng/ml
12) Aroclor 1221 - AVE	0.000	0	N.D.	ng/ml
13) Aroclor 1232 (1)	0.000	0	N.D.	ng/ml
14) Aroclor 1232 (2)	0.000	0	N.D.	ng/ml
15) Aroclor 1232 (3)	0.000	0	N.D.	ng/ml
16) Aroclor 1232 (4)	0.000	0	N.D.	ng/ml
17) Aroclor 1232 (5)	0.000	0	N.D.	ng/ml
18) Aroclor 1232 (6)	0.000	0	N.D.	ng/ml
19) Aroclor 1232 - AVE	0.000	0	N.D.	ng/ml
20) Aroclor 1242 (1)	0.000	0	N.D.	ng/ml
21) Aroclor 1242 (2)	0.000	0	N.D.	ng/ml
22) Aroclor 1242 (3)	0.000	0	N.D.	ng/ml
23) Aroclor 1242 (4)	0.000	0	N.D.	ng/ml
24) Aroclor 1242 (5)	0.000	0	N.D.	ng/ml
25) Aroclor 1242 (6)	0.000	0	N.D.	ng/ml
26) Aroclor 1242 - AVE	0.000	0	N.D.	ng/ml
27) Aroclor 1248 (1)	0.000	0	N.D.	ng/ml
28) Aroclor 1248 (2)	0.000	0	N.D.	ng/ml
29) Aroclor 1248 (3)	0.000	0	N.D.	ng/ml
30) Aroclor 1248 (4)	0.000	0	N.D.	ng/ml
31) Aroclor 1248 (5)	0.000	0	N.D.	ng/ml
32) Aroclor 1248 (6)	0.000	0	N.D.	ng/ml
33) Aroclor 1248 - AVE	0.000	0	N.D.	ng/ml
34) Aroclor 1254 (1)	0.000	0	N.D.	ng/ml
35) Aroclor 1254 (2)	0.000	0	N.D.	ng/ml
36) Aroclor 1254 (3)	0.000	0	N.D.	ng/ml
37) Aroclor 1254 (4)	0.000	0	N.D.	ng/ml
38) Aroclor 1254 (5)	0.000	0	N.D.	ng/ml
39) Aroclor 1254 (6)	0.000	0	N.D.	ng/ml
40) Aroclor 1254 - AVE	0.000	0	N.D.	ng/ml
41) Aroclor 1260 (1)	7.494	14247948	1710.892	ng/ml
42) Aroclor 1260 (2)	7.627	18410958	1804.572	ng/ml
43) Aroclor 1260 (3)	8.182	13232054	1682.363	ng/ml
44) Aroclor 1260 (4)	8.353	33285610	1787.774	ng/ml
45) Aroclor 1260 (5)	8.651	22288379	1842.628	ng/ml
46) Aroclor 1260 (6)	9.039	9041001	1767.684	ng/ml
47) Aroclor 1260 - AVE	0.000	0	N.D.	ng/ml

MJB
2/19/20

Data Path : K:\DATA\0B18016\
 Data File : ECD2F014.D
 Signal(s) : ECD1A.CH
 Acq On : 18 Feb 2020 11:32
 Operator : MJB / KAK
 Sample : 0B18016-CAL7
 Misc :
 ALS Vial : 10 Sample Multiplier: 1

Integration File: PCB1.e
 Quant Time: Feb 19 08:50:02 2020
 Quant Method : K:\METHODS\FECD2_QUANTPCB_200218.M
 Quant Title : PCB Data Analysis
 QLast Update : Wed Dec 04 15:29:22 2019
 Response via : Initial Calibration
 Integrator: ChemStation 6890 Scale Mode: Small noise peaks clipped

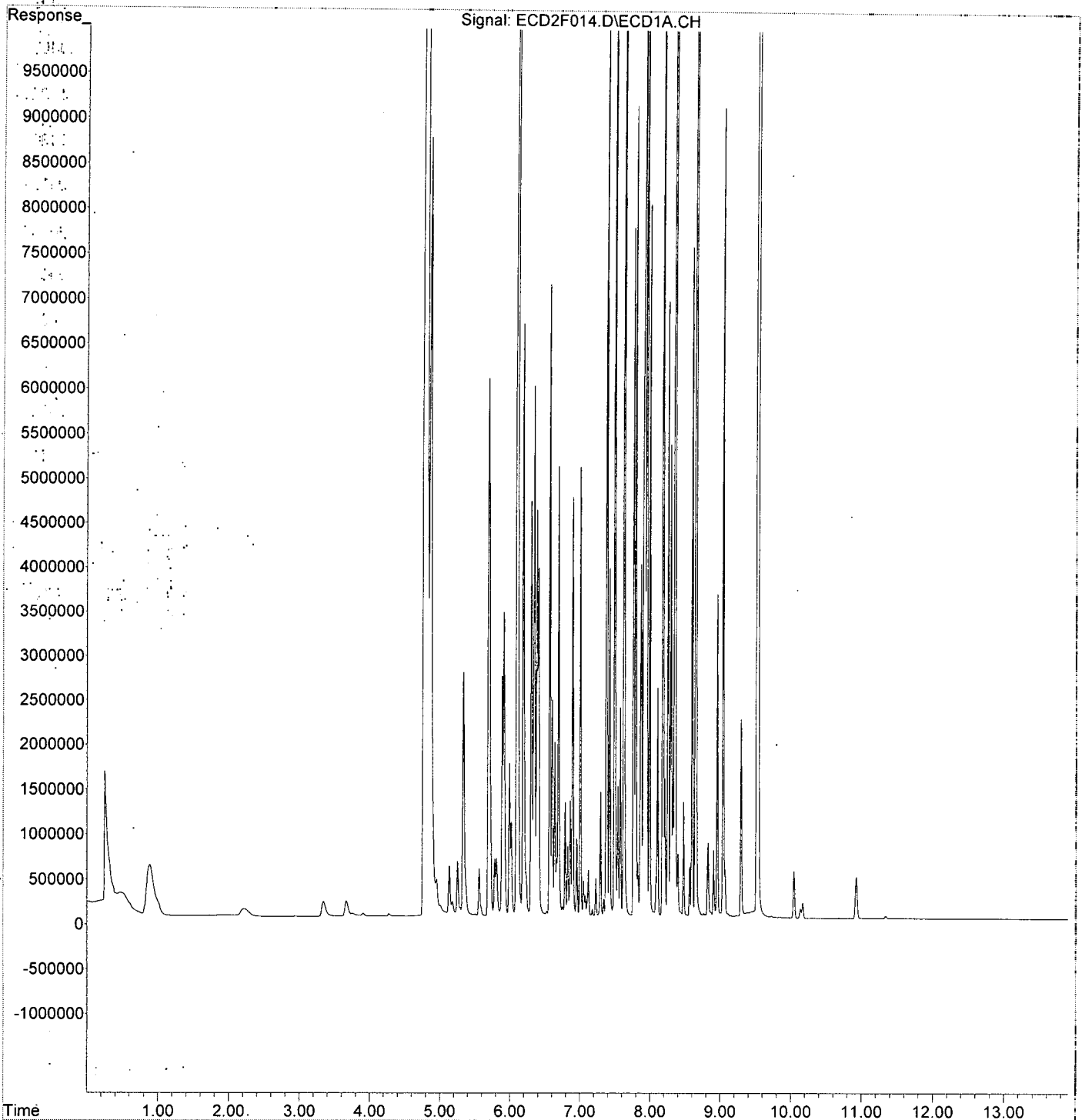
Compound	R.T.	Response	Conc	Units
48) Aroclor 1262 (1)	0.000	0	N.D.	ng/ml
49) Aroclor 1262 (2)	0.000	0	N.D.	ng/ml
50) Aroclor 1262 (3)	0.000	0	N.D.	ng/ml
51) Aroclor 1262 (4)	0.000	0	N.D.	ng/ml
52) Aroclor 1262 (5)	0.000	0	N.D.	ng/ml
53) Aroclor 1262 (6)	0.000	0	N.D.	ng/ml
54) Aroclor 1262 - AVE	0.000	0	N.D.	ng/ml
55) Aroclor 1268 (1)	0.000	0	N.D.	ng/ml
56) Aroclor 1268 (2)	0.000	0	N.D.	ng/ml
57) Aroclor 1268 (3)	0.000	0	N.D.	ng/ml
58) Aroclor 1268 (4)	0.000	0	N.D.	ng/ml
59) Aroclor 1268 (5)	0.000	0	N.D.	ng/ml
60) Aroclor 1268 (6)	0.000	0	N.D.	ng/ml
61) Aroclor 1268 - AVE	0.000	0	N.D.	ng/ml

(f)=RT Delta > 1/2 Window

(m)=manual int.

Data Path : K:\DATA\0B18016\
Data File : ECD2F014.D
Signal(s) : ECD1A.CH
Acq On : 18 Feb 2020 11:32
Operator : MJB / KAK
Sample : 0B18016-CAL7
Misc :
ALS Vial : 10 Sample Multiplier: 1

Integration File: PCB1.e
Quant Time: Feb 19 08:50:02 2020
Quant Method : K:\METHODS\FECD2_QUANTPCB_200218.M
Quant Title : PCB Data Analysis
QLast Update : Wed Dec 04 15:29:22 2019
Response via : Initial Calibration
Integrator: ChemStation 6890 Scale Mode: Small noise peaks clipped



Data Path : K:\DATA\0B18016\
 Data File : ECD2F017.D
 Signal(s) : ECD1A.CH
 Acq On : 18 Feb 2020 12:25
 Operator : MJB / KAK
 Sample : 0B18016-CAL8
 Misc :
 ALS Vial : 12 Sample Multiplier: 1

Integration File: PCB1.e
 Quant Time: Feb 19 08:52:27 2020
 Quant Method: K:\METHODS\FECD2_QUANTPCB_200218.M
 Quant Title: PCB Data Analysis
 Last Update: Wed Feb 19 08:52:20 2020
 Response via: Initial Calibration
 Integrator: ChemStation 6890 Scale Mode: Small noise peaks clipped

Compound	R.T.	Response	Conc	Units
System Monitoring Compounds				
1) S TCMX (S)	0.000	0	N.D.	ng/ml
62) S DCBP (S)	0.000	0	N.D.	ng/ml
Target Compounds				
2) Aroclor 1016 (1)	0.000	0	N.D.	ng/ml
3) Aroclor 1016 (2)	0.000	0	N.D.	ng/ml
4) Aroclor 1016 (3)	0.000	0	N.D.	ng/ml
5) Aroclor 1016 (4)	0.000	0	N.D.	ng/ml
6) Aroclor 1016 (5)	0.000	0	N.D.	ng/ml
7) Aroclor 1016 (6)	0.000	0	N.D.	ng/ml
8) Aroclor 1016 - AVE	0.000	0	N.D.	ng/ml
9) Aroclor 1221 (1)	5.133	681657	629.745	ng/ml
10) Aroclor 1221 (2)	5.252	460608	641.901	ng/ml
11) Aroclor 1221 (3)	5.333	1418555	606.191	ng/ml
12) Aroclor 1221 - AVE	0.000	0	N.D.	ng/ml
13) Aroclor 1232 (1)	0.000	0	N.D.	ng/ml
14) Aroclor 1232 (2)	0.000	0	N.D.	ng/ml
15) Aroclor 1232 (3)	0.000	0	N.D.	ng/ml
16) Aroclor 1232 (4)	0.000	0	N.D.	ng/ml
17) Aroclor 1232 (5)	0.000	0	N.D.	ng/ml
18) Aroclor 1232 (6)	0.000	0	N.D.	ng/ml
19) Aroclor 1232 - AVE	0.000	0	N.D.	ng/ml
20) Aroclor 1242 (1)	0.000	0	N.D.	ng/ml
21) Aroclor 1242 (2)	0.000	0	N.D.	ng/ml
22) Aroclor 1242 (3)	0.000	0	N.D.	ng/ml
23) Aroclor 1242 (4)	0.000	0	N.D.	ng/ml
24) Aroclor 1242 (5)	0.000	0	N.D.	ng/ml
25) Aroclor 1242 (6)	0.000	0	N.D.	ng/ml
26) Aroclor 1242 - AVE	0.000	0	N.D.	ng/ml
27) Aroclor 1248 (1)	0.000	0	N.D.	ng/ml
28) Aroclor 1248 (2)	0.000	0	N.D.	ng/ml
29) Aroclor 1248 (3)	0.000	0	N.D.	ng/ml
30) Aroclor 1248 (4)	0.000	0	N.D.	ng/ml
31) Aroclor 1248 (5)	0.000	0	N.D.	ng/ml
32) Aroclor 1248 (6)	0.000	0	N.D.	ng/ml
33) Aroclor 1248 - AVE	0.000	0	N.D.	ng/ml
34) Aroclor 1254 (1)	0.000	0	N.D.	ng/ml
35) Aroclor 1254 (2)	0.000	0	N.D.	ng/ml
36) Aroclor 1254 (3)	0.000	0	N.D.	ng/ml
37) Aroclor 1254 (4)	0.000	0	N.D.	ng/ml
38) Aroclor 1254 (5)	0.000	0	N.D.	ng/ml
39) Aroclor 1254 (6)	0.000	0	N.D.	ng/ml
40) Aroclor 1254 - AVE	0.000	0	N.D.	ng/ml
41) Aroclor 1260 (1)	0.000	0	N.D.	ng/ml
42) Aroclor 1260 (2)	0.000	0	N.D.	ng/ml
43) Aroclor 1260 (3)	0.000	0	N.D.	ng/ml
44) Aroclor 1260 (4)	0.000	0	N.D.	ng/ml
45) Aroclor 1260 (5)	0.000	0	N.D.	ng/ml
46) Aroclor 1260 (6)	0.000	0	N.D.	ng/ml
47) Aroclor 1260 - AVE	0.000	0	N.D.	ng/ml

Handwritten signature and date: 2/19/20

Data Path : K:\DATA\0B18016\
 Data File : ECD2F017.D
 Signal(s) : ECD1A.CH
 Acq On : 18 Feb 2020 12:25
 Operator : MJB / KAK
 Sample : 0B18016-CAL8
 Misc :
 ALS Vial : 12 Sample Multiplier: 1

Integration File: PCB1.e
 Quant Time: Feb 19 08:52:27 2020
 Quant Method : K:\METHODS\FECD2_QUANTPCB_200218.M
 Quant Title : PCB Data Analysis
 QLast Update : Wed Feb 19 08:52:20 2020
 Response via : Initial Calibration
 Integrator: ChemStation 6890 Scale Mode: Small noise peaks clipped

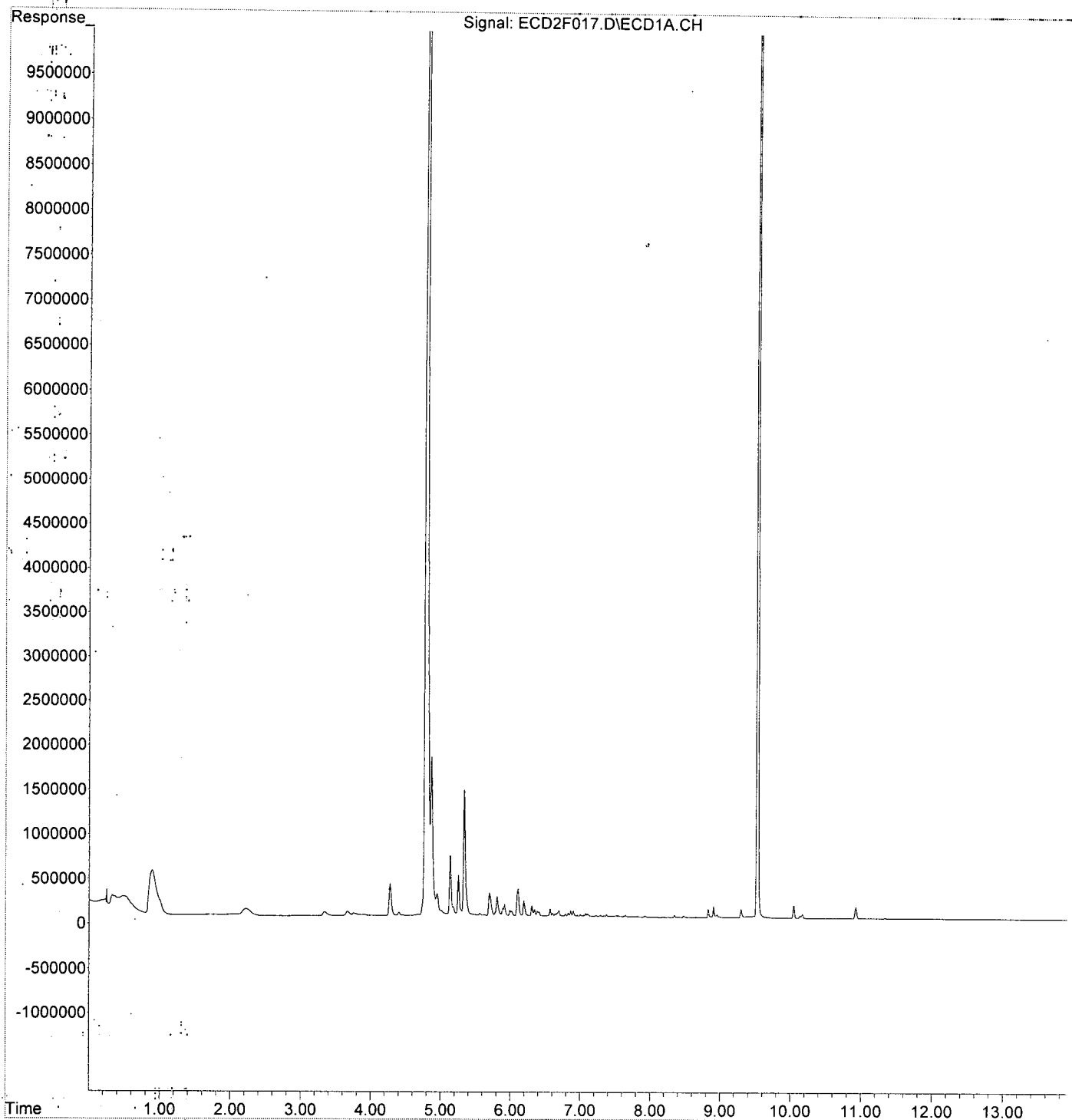
Compound	R.T.	Response	Conc	Units
48) Aroclor 1262 (1)	0.000	0	N.D.	ng/ml
49) Aroclor 1262 (2)	0.000	0	N.D.	ng/ml
50) Aroclor 1262 (3)	0.000	0	N.D.	ng/ml
51) Aroclor 1262 (4)	0.000	0	N.D.	ng/ml
52) Aroclor 1262 (5)	0.000	0	N.D.	ng/ml
53) Aroclor 1262 (6)	0.000	0	N.D.	ng/ml
54) Aroclor 1262 - AVE	0.000	0	N.D.	ng/ml
55) Aroclor 1268 (1)	0.000	0	N.D.	ng/ml
56) Aroclor 1268 (2)	0.000	0	N.D.	ng/ml
57) Aroclor 1268 (3)	0.000	0	N.D.	ng/ml
58) Aroclor 1268 (4)	0.000	0	N.D.	ng/ml
59) Aroclor 1268 (5)	0.000	0	N.D.	ng/ml
60) Aroclor 1268 (6)	0.000	0	N.D.	ng/ml
61) Aroclor 1268 - AVE	0.000	0	N.D.	ng/ml

(f)=RT Delta > 1/2 Window

(m)=manual int.

Data Path : K:\DATA\0B18016\
Data File : ECD2F017.D
Signal(s) : ECD1A.CH
Acq On : 18 Feb 2020 12:25
Operator : MJB / KAK
Sample : 0B18016-CAL8
Misc :
ALS Vial : 12 Sample Multiplier: 1

Integration File: PCB1.e
Quant Time: Feb 19 08:52:27 2020
Quant Method : K:\METHODS\FECD2_QUANTPCB_200218.M
Quant Title : PCB Data Analysis
QLast Update : Wed Feb 19 08:52:20 2020
Response via : Initial Calibration
Integrator: ChemStation 6890 Scale Mode: Small noise peaks clipped



Data Path : K:\DATA\OB18016\
 Data File : ECD2F018.D
 Signal(s) : ECD1A.CH
 Acq On : 18 Feb 2020 12:43
 Operator : MJB / KAK
 Sample : OB18016-CAL9
 Misc :
 ALS Vial : 13 Sample Multiplier: 1

Integration File: PCB1.e
 Quant Time: Feb 19 08:54:34 2020
 Quant Method : K:\METHODS\FECD2_QUANTPCB_200218.M
 Quant Title : PCB Data Analysis
 QLast Update : Wed Feb 19 08:54:28 2020
 Response via : Initial Calibration
 Integrator: ChemStation 6890 Scale Mode: Small noise peaks clipped

Compound	R.T.	Response	Conc	Units
System Monitoring Compounds				
1) S TCMX (S)	0.000	0	N.D.	ng/ml
62) S DCBP (S)	0.000	0	N.D.	ng/ml
Target Compounds				
2) Aroclor 1016 (1)	0.000	0	N.D.	ng/ml
3) Aroclor 1016 (2)	0.000	0	N.D.	ng/ml
4) Aroclor 1016 (3)	0.000	0	N.D.	ng/ml
5) Aroclor 1016 (4)	0.000	0	N.D.	ng/ml
6) Aroclor 1016 (5)	0.000	0	N.D.	ng/ml
7) Aroclor 1016 (6)	0.000	0	N.D.	ng/ml
8) Aroclor 1016 - AVE	0.000	0	N.D.	ng/ml
9) Aroclor 1221 (1)	0.000	0	N.D.	ng/ml
10) Aroclor 1221 (2)	0.000	0	N.D.	ng/ml
11) Aroclor 1221 (3)	0.000	0	N.D.	ng/ml
12) Aroclor 1221 - AVE	0.000	0	N.D.	ng/ml
13) Aroclor 1232 (1)	5.332	1182929	665.999	ng/ml
14) Aroclor 1232 (2)	6.104	1793644	645.153	ng/ml
15) Aroclor 1232 (3)	6.187	984104	670.854	ng/ml
16) Aroclor 1232 (4)	6.344	759672	666.750	ng/ml
17) Aroclor 1232 (5)	6.566	965194	672.151	ng/ml
18) Aroclor 1232 (6)	6.691	787481	657.263	ng/ml
19) Aroclor 1232 - AVE	0.000	0	N.D.	ng/ml
20) Aroclor 1242 (1)	0.000	0	N.D.	ng/ml
21) Aroclor 1242 (2)	0.000	0	N.D.	ng/ml
22) Aroclor 1242 (3)	0.000	0	N.D.	ng/ml
23) Aroclor 1242 (4)	0.000	0	N.D.	ng/ml
24) Aroclor 1242 (5)	0.000	0	N.D.	ng/ml
25) Aroclor 1242 (6)	0.000	0	N.D.	ng/ml
26) Aroclor 1242 - AVE	0.000	0	N.D.	ng/ml
27) Aroclor 1248 (1)	0.000	0	N.D.	ng/ml
28) Aroclor 1248 (2)	0.000	0	N.D.	ng/ml
29) Aroclor 1248 (3)	0.000	0	N.D.	ng/ml
30) Aroclor 1248 (4)	0.000	0	N.D.	ng/ml
31) Aroclor 1248 (5)	0.000	0	N.D.	ng/ml
32) Aroclor 1248 (6)	0.000	0	N.D.	ng/ml
33) Aroclor 1248 - AVE	0.000	0	N.D.	ng/ml
34) Aroclor 1254 (1)	0.000	0	N.D.	ng/ml
35) Aroclor 1254 (2)	0.000	0	N.D.	ng/ml
36) Aroclor 1254 (3)	0.000	0	N.D.	ng/ml
37) Aroclor 1254 (4)	0.000	0	N.D.	ng/ml
38) Aroclor 1254 (5)	0.000	0	N.D.	ng/ml
39) Aroclor 1254 (6)	0.000	0	N.D.	ng/ml
40) Aroclor 1254 - AVE	0.000	0	N.D.	ng/ml
41) Aroclor 1260 (1)	0.000	0	N.D.	ng/ml
42) Aroclor 1260 (2)	0.000	0	N.D.	ng/ml
43) Aroclor 1260 (3)	0.000	0	N.D.	ng/ml
44) Aroclor 1260 (4)	0.000	0	N.D.	ng/ml
45) Aroclor 1260 (5)	0.000	0	N.D.	ng/ml
46) Aroclor 1260 (6)	0.000	0	N.D.	ng/ml
47) Aroclor 1260 - AVE	0.000	0	N.D.	ng/ml

Handwritten signature and date: 2/19/20

Data Path : K:\DATA\0B18016\
 Data File : ECD2F018.D
 Signal(s) : ECD1A.CH
 Acq On : 18 Feb 2020 12:43
 Operator : MJB / KAK
 Sample : 0B18016-CAL9
 Misc :
 ALS Vial : 13 Sample Multiplier: 1

Integration File: PCB1.e
 Quant Time: Feb 19 08:54:34 2020
 Quant Method : K:\METHODS\FECD2_QUANTPCB_200218.M
 Quant Title : PCB Data Analysis
 QLast Update : Wed Feb 19 08:54:28 2020
 Response via : Initial Calibration
 Integrator: ChemStation 6890 Scale Mode: Small noise peaks clipped

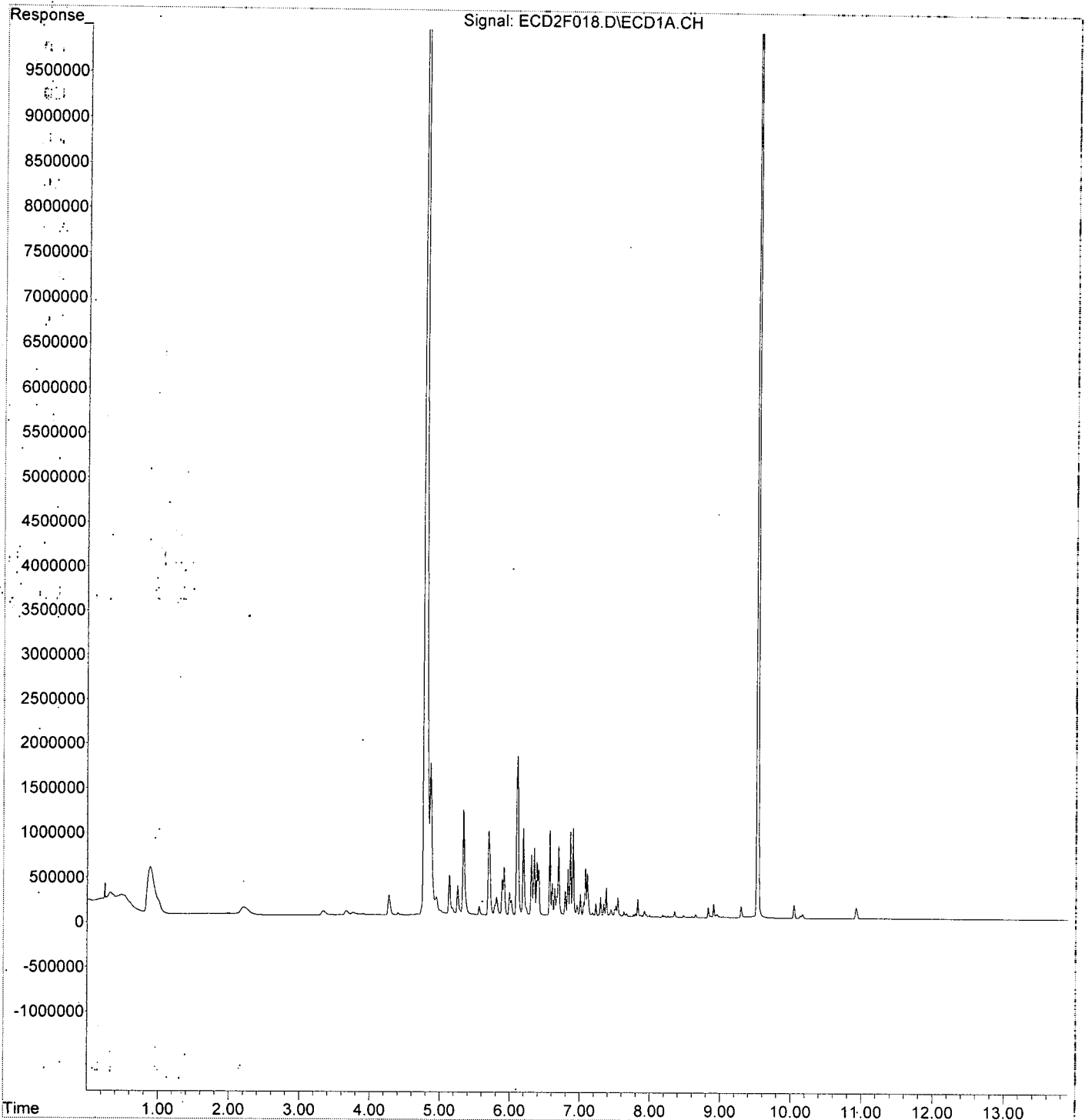
	Compound	R.T.	Response	Conc	Units
48)	Aroclor 1262 (1)	0.000	0	N.D.	ng/ml
49)	Aroclor 1262 (2)	0.000	0	N.D.	ng/ml
50)	Aroclor 1262 (3)	0.000	0	N.D.	ng/ml
51)	Aroclor 1262 (4)	0.000	0	N.D.	ng/ml
52)	Aroclor 1262 (5)	0.000	0	N.D.	ng/ml
53)	Aroclor 1262 (6)	0.000	0	N.D.	ng/ml
54)	Aroclor 1262 - AVE	0.000	0	N.D.	ng/ml
55)	Aroclor 1268 (1)	0.000	0	N.D.	ng/ml
56)	Aroclor 1268 (2)	0.000	0	N.D.	ng/ml
57)	Aroclor 1268 (3)	0.000	0	N.D.	ng/ml
58)	Aroclor 1268 (4)	0.000	0	N.D.	ng/ml
59)	Aroclor 1268 (5)	0.000	0	N.D.	ng/ml
60)	Aroclor 1268 (6)	0.000	0	N.D.	ng/ml
61)	Aroclor 1268 - AVE	0.000	0	N.D.	ng/ml

(f)=RT Delta > 1/2 Window

(m)=manual int.

Data Path : K:\DATA\0B18016\
Data File : ECD2F018.D
Signal(s) : ECD1A.CH
Acq On : 18 Feb 2020 12:43
Operator : MJB / KAK
Sample : 0B18016-CAL9
Misc :
ALS Vial : 13 Sample Multiplier: 1

Integration File: PCB1.e
Quant Time: Feb 19 08:54:34 2020
Quant Method : K:\METHODS\FECD2_QUANTPCB_200218.M
Quant Title : PCB Data Analysis
QLast Update : Wed Feb 19 08:54:28 2020
Response via : Initial Calibration
Integrator: ChemStation 6890 Scale Mode: Small noise peaks clipped



Data Path: K:\DATA\0B18016\
 Data File: ECD2F019.D
 Signal(s): ECD1A.CH
 Acq On: 18 Feb 2020 13:00
 Operator: MJB / KAK
 Sample: 0B18016-CALA
 Misc:
 ALS Vial: 14 Sample Multiplier: 1

Integration File: PCB1.e
 Quant Time: Feb 19 08:56:30 2020
 Quant Method: K:\METHODS\FECD2_QUANTPCB_200218.M
 Quant Title: PCB Data Analysis
 Last Update: Wed Feb 19 08:56:23 2020
 Response via: Initial Calibration
 Integrator: ChemStation 6890 Scale Mode: Small noise peaks clipped

Compound	R.T.	Response	Conc	Units
System Monitoring Compounds				
1) S TCMX (S)	0.000	0	N.D.	ng/ml
62) S DCBP (S)	0.000	0	N.D.	ng/ml
Target Compounds				
2) Aroclor 1016 (1)	0.000	0	N.D.	ng/ml
3) Aroclor 1016 (2)	0.000	0	N.D.	ng/ml
4) Aroclor 1016 (3)	0.000	0	N.D.	ng/ml
5) Aroclor 1016 (4)	0.000	0	N.D.	ng/ml
6) Aroclor 1016 (5)	0.000	0	N.D.	ng/ml
7) Aroclor 1016 (6)	0.000	0	N.D.	ng/ml
8) Aroclor 1016 - AVE	0.000	0	N.D.	ng/ml
9) Aroclor 1221 (1)	0.000	0	N.D.	ng/ml
10) Aroclor 1221 (2)	0.000	0	N.D.	ng/ml
11) Aroclor 1221 (3)	0.000	0	N.D.	ng/ml
12) Aroclor 1221 - AVE	0.000	0	N.D.	ng/ml
13) Aroclor 1232 (1)	0.000	0	N.D.	ng/ml
14) Aroclor 1232 (2)	0.000	0	N.D.	ng/ml
15) Aroclor 1232 (3)	0.000	0	N.D.	ng/ml
16) Aroclor 1232 (4)	0.000	0	N.D.	ng/ml
17) Aroclor 1232 (5)	0.000	0	N.D.	ng/ml
18) Aroclor 1232 (6)	0.000	0	N.D.	ng/ml
19) Aroclor 1232 - AVE	0.000	0	N.D.	ng/ml
20) Aroclor 1242 (1)	5.692	1760415	662.801	ng/ml
21) Aroclor 1242 (2)	6.105	3586981	691.522	ng/ml
22) Aroclor 1242 (3)	6.186	1837949	651.715	ng/ml
23) Aroclor 1242 (4)	6.344	1637004	715.105	ng/ml
24) Aroclor 1242 (5)	6.566	2049340	686.614	ng/ml
25) Aroclor 1242 (6)	6.692	1703971	679.084	ng/ml
26) Aroclor 1242 - AVE	0.000	0	N.D.	ng/ml
27) Aroclor 1248 (1)	0.000	0	N.D.	ng/ml
28) Aroclor 1248 (2)	0.000	0	N.D.	ng/ml
29) Aroclor 1248 (3)	0.000	0	N.D.	ng/ml
30) Aroclor 1248 (4)	0.000	0	N.D.	ng/ml
31) Aroclor 1248 (5)	0.000	0	N.D.	ng/ml
32) Aroclor 1248 (6)	0.000	0	N.D.	ng/ml
33) Aroclor 1248 - AVE	0.000	0	N.D.	ng/ml
34) Aroclor 1254 (1)	0.000	0	N.D.	ng/ml
35) Aroclor 1254 (2)	0.000	0	N.D.	ng/ml
36) Aroclor 1254 (3)	0.000	0	N.D.	ng/ml
37) Aroclor 1254 (4)	0.000	0	N.D.	ng/ml
38) Aroclor 1254 (5)	0.000	0	N.D.	ng/ml
39) Aroclor 1254 (6)	0.000	0	N.D.	ng/ml
40) Aroclor 1254 - AVE	0.000	0	N.D.	ng/ml
41) Aroclor 1260 (1)	0.000	0	N.D.	ng/ml
42) Aroclor 1260 (2)	0.000	0	N.D.	ng/ml
43) Aroclor 1260 (3)	0.000	0	N.D.	ng/ml
44) Aroclor 1260 (4)	0.000	0	N.D.	ng/ml
45) Aroclor 1260 (5)	0.000	0	N.D.	ng/ml
46) Aroclor 1260 (6)	0.000	0	N.D.	ng/ml
47) Aroclor 1260 - AVE	0.000	0	N.D.	ng/ml

Handwritten signature
 2/19/20

Quantitation Report (QT Reviewed)

Data Path : K:\DATA\0B18016\
 Data File : ECD2F019.D
 Signal(s) : ECD1A.CH
 Acq On : 18 Feb 2020 13:00
 Operator : MJB / KAK
 Sample : 0B18016-CALA
 Misc :
 ALS Vial : 14 Sample Multiplier: 1

Integration File: PCB1.e
 Quant Time: Feb 19 08:56:30 2020
 Quant Method : K:\METHODS\FECD2_QUANTPCB_200218.M
 Quant Title : PCB Data Analysis
 QLast Update : Wed Feb 19 08:56:23 2020
 Response via : Initial Calibration
 Integrator: ChemStation 6890 Scale Mode: Small noise peaks clipped

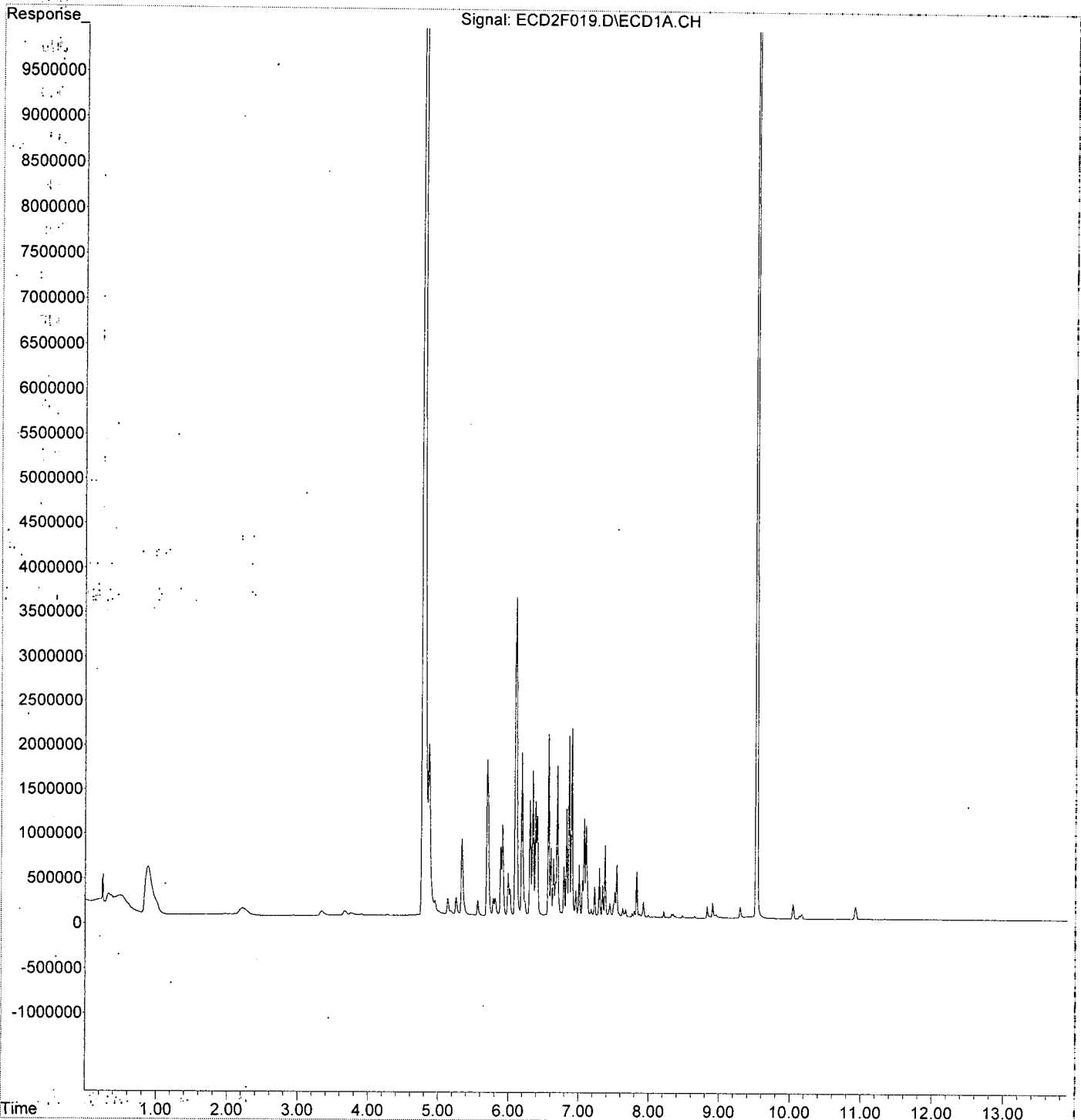
Compound	R.T.	Response	Conc	Units
48) Aroclor 1262 (1)	0.000	0	N.D.	ng/ml
49) Aroclor 1262 (2)	0.000	0	N.D.	ng/ml
50) Aroclor 1262 (3)	0.000	0	N.D.	ng/ml
51) Aroclor 1262 (4)	0.000	0	N.D.	ng/ml
52) Aroclor 1262 (5)	0.000	0	N.D.	ng/ml
53) Aroclor 1262 (6)	0.000	0	N.D.	ng/ml
54) Aroclor 1262 - AVE	0.000	0	N.D.	ng/ml
55) Aroclor 1268 (1)	0.000	0	N.D.	ng/ml
56) Aroclor 1268 (2)	0.000	0	N.D.	ng/ml
57) Aroclor 1268 (3)	0.000	0	N.D.	ng/ml
58) Aroclor 1268 (4)	0.000	0	N.D.	ng/ml
59) Aroclor 1268 (5)	0.000	0	N.D.	ng/ml
60) Aroclor 1268 (6)	0.000	0	N.D.	ng/ml
61) Aroclor 1268 - AVE	0.000	0	N.D.	ng/ml

(f)=RT Delta > 1/2 Window

(m)=manual int.

Data Path : K:\DATA\0B18016\
Data File : ECD2F019.D
Signal(s) : ECD1A.CH
Acq On. : 18 Feb 2020 13:00
Operator : MJB / KAK
Sample : 0B18016-CALA
Misc :
ALS Vial : 14 Sample Multiplier: 1

Integration File: PCB1.e
Quant Time: Feb 19 08:56:30 2020
Quant Method : K:\METHODS\FECD2_QUANTPCB_200218.M
Quant Title : PCB Data Analysis
QLast Update : Wed Feb 19 08:56:23 2020
Response via : Initial Calibration
Integrator: ChemStation 6890 Scale Mode: Small noise peaks clipped



Data Path : K:\DATA\OB18016\
 Data File : ECD2F020.D
 Signal(s) : ECD1A.CH
 Acq On : 18 Feb 2020 13:18
 Operator : MJB / KAK
 Sample : OB18016-CALB
 Misc :
 ALS Vial : 15 Sample Multiplier: 1

Integration File: PCB1.e
 Quant Time: Feb 19 08:58:34 2020
 Quant Method : K:\METHODS\FECD2_QUANTPCB_200218.M
 Quant Title : PCB Data Analysis
 QLast Update : Wed Feb 19 08:58:28 2020
 Response via : Initial Calibration
 Integrator: ChemStation 6890 Scale Mode: Small noise peaks clipped

Compound	R.T.	Response	Conc	Units
System Monitoring Compounds				
1) S TCMX (S)	0.000	0	N.D.	ng/ml
62) S DCBP (S)	0.000	0	N.D.	ng/ml
Target Compounds				
2) Aroclor 1016 (1)	0.000	0	N.D.	ng/ml
3) Aroclor 1016 (2)	0.000	0	N.D.	ng/ml
4) Aroclor 1016 (3)	0.000	0	N.D.	ng/ml
5) Aroclor 1016 (4)	0.000	0	N.D.	ng/ml
6) Aroclor 1016 (5)	0.000	0	N.D.	ng/ml
7) Aroclor 1016 (6)	0.000	0	N.D.	ng/ml
8) Aroclor 1016 - AVE	0.000	0	N.D.	ng/ml
9) Aroclor 1221 (1)	0.000	0	N.D.	ng/ml
10) Aroclor 1221 (2)	0.000	0	N.D.	ng/ml
11) Aroclor 1221 (3)	0.000	0	N.D.	ng/ml
12) Aroclor 1221 - AVE	0.000	0	N.D.	ng/ml
13) Aroclor 1232 (1)	0.000	0	N.D.	ng/ml
14) Aroclor 1232 (2)	0.000	0	N.D.	ng/ml
15) Aroclor 1232 (3)	0.000	0	N.D.	ng/ml
16) Aroclor 1232 (4)	0.000	0	N.D.	ng/ml
17) Aroclor 1232 (5)	0.000	0	N.D.	ng/ml
18) Aroclor 1232 (6)	0.000	0	N.D.	ng/ml
19) Aroclor 1232 - AVE	0.000	0	N.D.	ng/ml
20) Aroclor 1242 (1)	0.000	0	N.D.	ng/ml
21) Aroclor 1242 (2)	0.000	0	N.D.	ng/ml
22) Aroclor 1242 (3)	0.000	0	N.D.	ng/ml
23) Aroclor 1242 (4)	0.000	0	N.D.	ng/ml
24) Aroclor 1242 (5)	0.000	0	N.D.	ng/ml
25) Aroclor 1242 (6)	0.000	0	N.D.	ng/ml
26) Aroclor 1242 - AVE	0.000	0	N.D.	ng/ml
27) Aroclor 1248 (1)	6.106	2181041	640.862	ng/ml
28) Aroclor 1248 (2)	6.345	2852519	631.757	ng/ml
29) Aroclor 1248 (3)	6.567	3237239	620.296	ng/ml
30) Aroclor 1248 (4)	6.861	3677118	638.424	ng/ml
31) Aroclor 1248 (5)	6.899	3772790	642.535	ng/ml
32) Aroclor 1248 (6)	7.375	2051697	600.365	ng/ml
33) Aroclor 1248 - AVE	0.000	0	N.D.	ng/ml
34) Aroclor 1254 (1)	0.000	0	N.D.	ng/ml
35) Aroclor 1254 (2)	0.000	0	N.D.	ng/ml
36) Aroclor 1254 (3)	0.000	0	N.D.	ng/ml
37) Aroclor 1254 (4)	0.000	0	N.D.	ng/ml
38) Aroclor 1254 (5)	0.000	0	N.D.	ng/ml
39) Aroclor 1254 (6)	0.000	0	N.D.	ng/ml
40) Aroclor 1254 - AVE	0.000	0	N.D.	ng/ml
41) Aroclor 1260 (1)	0.000	0	N.D.	ng/ml
42) Aroclor 1260 (2)	0.000	0	N.D.	ng/ml
43) Aroclor 1260 (3)	0.000	0	N.D.	ng/ml
44) Aroclor 1260 (4)	0.000	0	N.D.	ng/ml
45) Aroclor 1260 (5)	0.000	0	N.D.	ng/ml
46) Aroclor 1260 (6)	0.000	0	N.D.	ng/ml
47) Aroclor 1260 - AVE	0.000	0	N.D.	ng/ml

Handwritten signature and date: 2/19/20

Data Path : K:\DATA\0B18016\
 Data File : ECD2F020.D
 Signal(s) : ECD1A.CH
 Acq On : 18 Feb 2020 13:18
 Operator : MJB / KAK
 Sample : 0B18016-CALB
 Misc :
 ALS Vial : 15 Sample Multiplier: 1

Integration File: PCB1.e
 Quant Time: Feb 19 08:58:34 2020
 Quant Method : K:\METHODS\FECD2_QUANTPCB_200218.M
 Quant Title : PCB Data Analysis
 QLast Update : Wed Feb 19 08:58:28 2020
 Response via : Initial Calibration
 Integrator: ChemStation 6890 Scale Mode: Small noise peaks clipped

Compound	R.T.	Response	Conc	Units
48) Aroclor 1262 (1)	0.000	0	N.D.	ng/ml
49) Aroclor 1262 (2)	0.000	0	N.D.	ng/ml
50) Aroclor 1262 (3)	0.000	0	N.D.	ng/ml
51) Aroclor 1262 (4)	0.000	0	N.D.	ng/ml
52) Aroclor 1262 (5)	0.000	0	N.D.	ng/ml
53) Aroclor 1262 (6)	0.000	0	N.D.	ng/ml
54) Aroclor 1262 - AVE	0.000	0	N.D.	ng/ml
55) Aroclor 1268 (1)	0.000	0	N.D.	ng/ml
56) Aroclor 1268 (2)	0.000	0	N.D.	ng/ml
57) Aroclor 1268 (3)	0.000	0	N.D.	ng/ml
58) Aroclor 1268 (4)	0.000	0	N.D.	ng/ml
59) Aroclor 1268 (5)	0.000	0	N.D.	ng/ml
60) Aroclor 1268 (6)	0.000	0	N.D.	ng/ml
61) Aroclor 1268 - AVE	0.000	0	N.D.	ng/ml

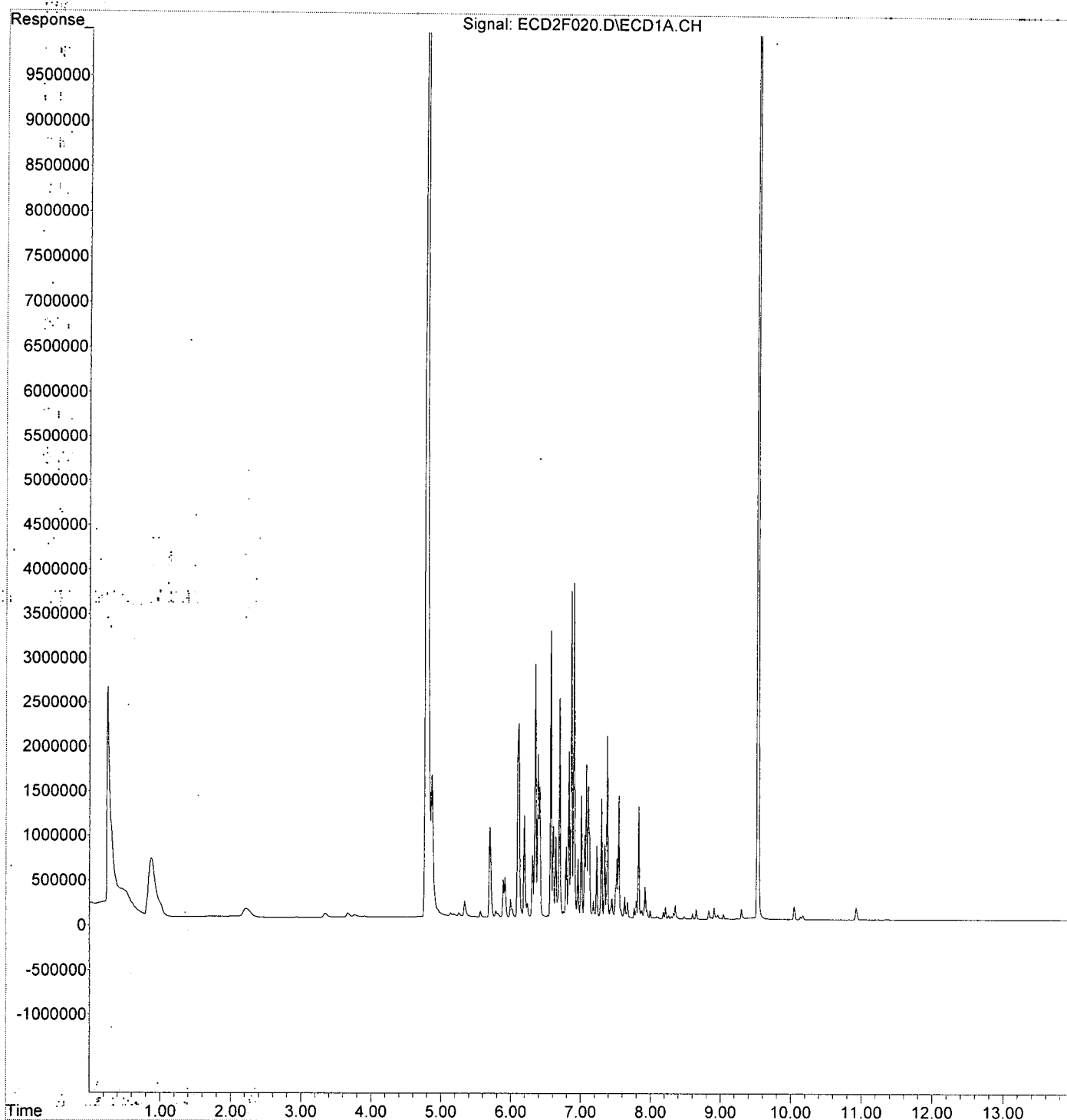
(f)=RT Delta > 1/2 Window

(m)=manual int.

Quantitation Report (QT Reviewed)

Data Path : K:\DATA\0B18016\
Data File : ECD2F020.D
Signal(s) : ECD1A.CH
Acq On : 18 Feb 2020 13:18
Operator : MJB / KAK
Sample : 0B18016-CALB
Misc :
ALS Vial : 15 Sample Multiplier: 1

Integration File: PCB1.e
Quant Time: Feb 19 08:58:34 2020
Quant Method : K:\METHODS\FECD2_QUANTPCB_200218.M
Quant Title : PCB Data Analysis
QLast Update : Wed Feb 19 08:58:28 2020
Response via : Initial Calibration
Integrator: ChemStation 6890 Scale Mode: Small noise peaks clipped



Data Path: K:\DATA\0B18016\
 Data File: ECD2F021.D
 Signal(s): ECD1A.CH
 Acq On: 18 Feb 2020 13:36
 Operator: MJB / KAK
 Sample: 0B18016-CALC
 Misc:
 ALS Vial: 16 Sample Multiplier: 1

Integration File: PCB1.e
 Quant Time: Feb 19 09:00:39 2020
 Quant Method: K:\METHODS\FECD2_QUANTPCB_200218.M
 Quant Title: PCB Data Analysis
 QLast Update: Wed Feb 19 09:00:34 2020
 Response via: Initial Calibration
 Integrator: ChemStation 6890 Scale Mode: Small noise peaks clipped

Compound	R.T.	Response	Conc	Units
System Monitoring Compounds				
1) S TCMX (S)	0.000	0	N.D.	ng/ml
62) S DCBP (S)	0.000	0	N.D.	ng/ml
Target Compounds				
2) Aroclor 1016 (1)	0.000	0	N.D.	ng/ml
3) Aroclor 1016 (2)	0.000	0	N.D.	ng/ml
4) Aroclor 1016 (3)	0.000	0	N.D.	ng/ml
5) Aroclor 1016 (4)	0.000	0	N.D.	ng/ml
6) Aroclor 1016 (5)	0.000	0	N.D.	ng/ml
7) Aroclor 1016 (6)	0.000	0	N.D.	ng/ml
8) Aroclor 1016 - AVE	0.000	0	N.D.	ng/ml
9) Aroclor 1221 (1)	0.000	0	N.D.	ng/ml
10) Aroclor 1221 (2)	0.000	0	N.D.	ng/ml
11) Aroclor 1221 (3)	0.000	0	N.D.	ng/ml
12) Aroclor 1221 - AVE	0.000	0	N.D.	ng/ml
13) Aroclor 1232 (1)	0.000	0	N.D.	ng/ml
14) Aroclor 1232 (2)	0.000	0	N.D.	ng/ml
15) Aroclor 1232 (3)	0.000	0	N.D.	ng/ml
16) Aroclor 1232 (4)	0.000	0	N.D.	ng/ml
17) Aroclor 1232 (5)	0.000	0	N.D.	ng/ml
18) Aroclor 1232 (6)	0.000	0	N.D.	ng/ml
19) Aroclor 1232 - AVE	0.000	0	N.D.	ng/ml
20) Aroclor 1242 (1)	0.000	0	N.D.	ng/ml
21) Aroclor 1242 (2)	0.000	0	N.D.	ng/ml
22) Aroclor 1242 (3)	0.000	0	N.D.	ng/ml
23) Aroclor 1242 (4)	0.000	0	N.D.	ng/ml
24) Aroclor 1242 (5)	0.000	0	N.D.	ng/ml
25) Aroclor 1242 (6)	0.000	0	N.D.	ng/ml
26) Aroclor 1242 - AVE	0.000	0	N.D.	ng/ml
27) Aroclor 1248 (1)	0.000	0	N.D.	ng/ml
28) Aroclor 1248 (2)	0.000	0	N.D.	ng/ml
29) Aroclor 1248 (3)	0.000	0	N.D.	ng/ml
30) Aroclor 1248 (4)	0.000	0	N.D.	ng/ml
31) Aroclor 1248 (5)	0.000	0	N.D.	ng/ml
32) Aroclor 1248 (6)	0.000	0	N.D.	ng/ml
33) Aroclor 1248 - AVE	0.000	0	N.D.	ng/ml
34) Aroclor 1254 (1)	6.893	4430248	738.606	ng/ml
35) Aroclor 1254 (2)	7.004	5541078	760.347	ng/ml
36) Aroclor 1254 (3)	7.375	8319621	742.162	ng/ml
37) Aroclor 1254 (4)	7.541	5313910	745.286	ng/ml
38) Aroclor 1254 (5)	7.921	5792036	756.240	ng/ml
39) Aroclor 1254 (6)	8.212	1865386	747.983	ng/ml
40) Aroclor 1254 - AVE	0.000	0	N.D.	ng/ml
41) Aroclor 1260 (1)	0.000	0	N.D.	ng/ml
42) Aroclor 1260 (2)	0.000	0	N.D.	ng/ml
43) Aroclor 1260 (3)	0.000	0	N.D.	ng/ml
44) Aroclor 1260 (4)	0.000	0	N.D.	ng/ml
45) Aroclor 1260 (5)	0.000	0	N.D.	ng/ml
46) Aroclor 1260 (6)	0.000	0	N.D.	ng/ml
47) Aroclor 1260 - AVE	0.000	0	N.D.	ng/ml

Handwritten signature and date: 2/19/20

Data Path : K:\DATA\0B18016\
 Data File : ECD2F021.D
 Signal(s) : ECD1A.CH
 Acq On : 18 Feb 2020 13:36
 Operator : MJB / KAK
 Sample : 0B18016-CALC
 Misc :
 ALS Vial : 16 Sample Multiplier: 1

Integration File: PCB1.e
 Quant Time: Feb 19 09:00:39 2020
 Quant Method : K:\METHODS\FECD2_QUANTPCB_200218.M
 Quant Title : PCB Data Analysis
 QLast Update : Wed Feb 19 09:00:34 2020
 Response via : Initial Calibration
 Integrator: ChemStation 6890 Scale Mode: Small noise peaks clipped

Compound	R.T.	Response	Conc	Units
48) Aroclor 1262 (1)	0.000	0	N.D.	ng/ml
49) Aroclor 1262 (2)	0.000	0	N.D.	ng/ml
50) Aroclor 1262 (3)	0.000	0	N.D.	ng/ml
51) Aroclor 1262 (4)	0.000	0	N.D.	ng/ml
52) Aroclor 1262 (5)	0.000	0	N.D.	ng/ml
53) Aroclor 1262 (6)	0.000	0	N.D.	ng/ml
54) Aroclor 1262 - AVE	0.000	0	N.D.	ng/ml
55) Aroclor 1268 (1)	0.000	0	N.D.	ng/ml
56) Aroclor 1268 (2)	0.000	0	N.D.	ng/ml
57) Aroclor 1268 (3)	0.000	0	N.D.	ng/ml
58) Aroclor 1268 (4)	0.000	0	N.D.	ng/ml
59) Aroclor 1268 (5)	0.000	0	N.D.	ng/ml
60) Aroclor 1268 (6)	0.000	0	N.D.	ng/ml
61) Aroclor 1268 - AVE	0.000	0	N.D.	ng/ml

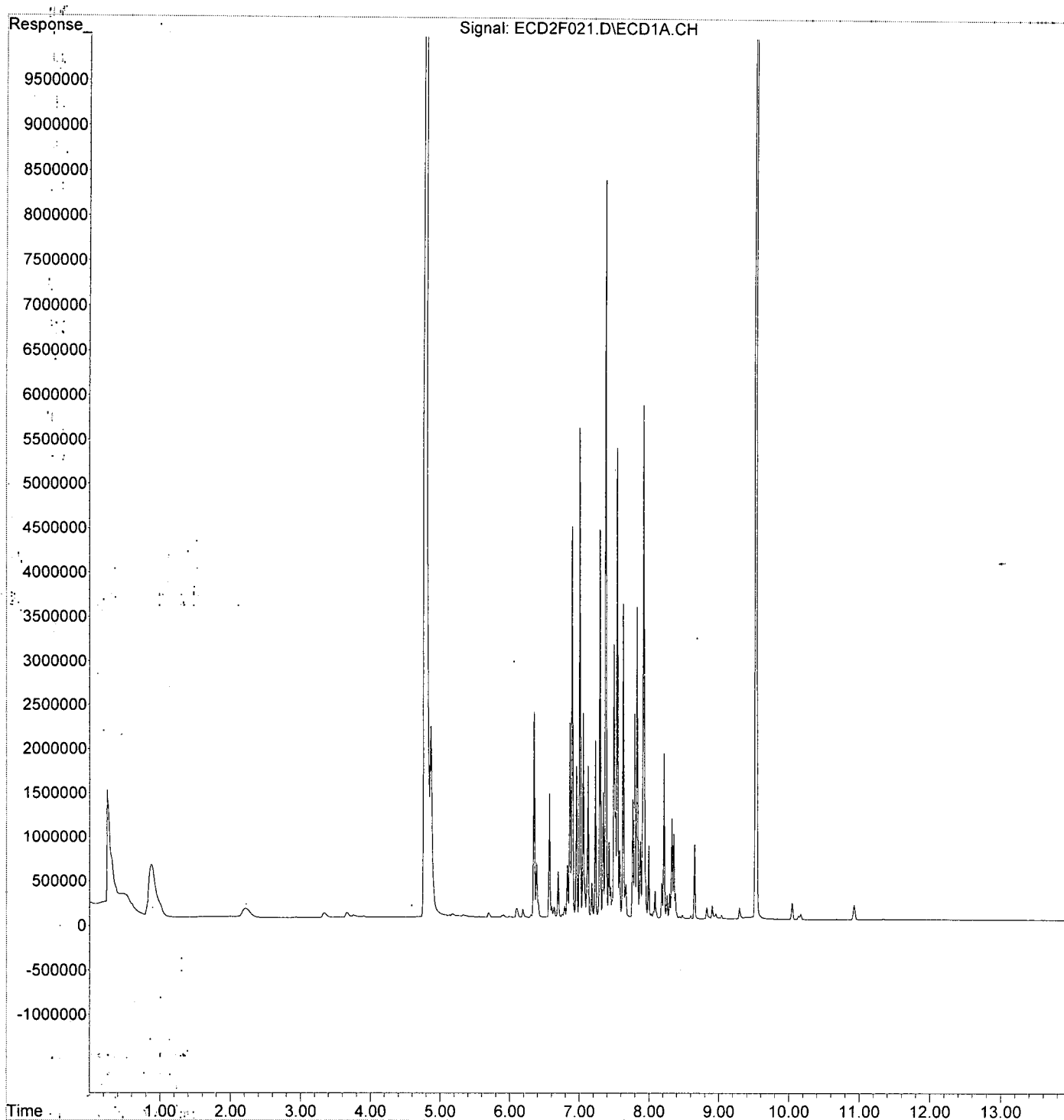
(f)=RT Delta > 1/2 Window

(m)=manual int.

Quantitation Report (QT Reviewed)

Data Path : K:\DATA\0B18016\
Data File : ECD2F021.D
Signal(s) : ECD1A.CH
Acq On : 18 Feb 2020 13:36
Operator : MJB / KAK
Sample : 0B18016-CALC
Misc :
ALS Vial : 16 Sample Multiplier: 1

Integration File: PCB1.e
Quant Time: Feb 19 09:00:39 2020
Quant Method : K:\METHODS\FECD2_QUANTPCB_200218.M
Quant Title : PCB Data Analysis
QLast Update : Wed Feb 19 09:00:34 2020
Response via : Initial Calibration
Integrator: ChemStation 6890 Scale Mode: Small noise peaks clipped



Data Path : K:\DATA\OB18016\
 Data File : FECD2F022.D
 Signal(s) : ECD1A.CH
 Acq On : 18 Feb 2020 13:53
 Operator : MJB / KAK
 Sample : OB18016-CALD
 Misc :
 ALS Vial : 17 Sample Multiplier: 1

Integration File: PCB1.e
 Quant Time: Feb 19 09:02:23 2020
 Quant Method : K:\METHODS\FECD2_QUANTPCB_200218.M
 Quant Title : PCB Data Analysis
 QLast Update : Wed Feb 19 09:02:17 2020
 Response via : Initial Calibration
 Integrator: ChemStation 6890 Scale Mode: Small noise peaks clipped

[Handwritten signature]
 2/19/20

Compound	R.T.	Response	Conc	Units
System Monitoring Compounds				
1) S TCMX (S)	0.000	0	N.D.	ng/ml
62) S DCBP (S)	0.000	0	N.D.	ng/ml
Target Compounds				
2) Aroclor 1016 (1)	0.000	0	N.D.	ng/ml
3) Aroclor 1016 (2)	0.000	0	N.D.	ng/ml
4) Aroclor 1016 (3)	0.000	0	N.D.	ng/ml
5) Aroclor 1016 (4)	0.000	0	N.D.	ng/ml
6) Aroclor 1016 (5)	0.000	0	N.D.	ng/ml
7) Aroclor 1016 (6)	0.000	0	N.D.	ng/ml
8) Aroclor 1016 - AVE	0.000	0	N.D.	ng/ml
9) Aroclor 1221 (1)	0.000	0	N.D.	ng/ml
10) Aroclor 1221 (2)	0.000	0	N.D.	ng/ml
11) Aroclor 1221 (3)	0.000	0	N.D.	ng/ml
12) Aroclor 1221 - AVE	0.000	0	N.D.	ng/ml
13) Aroclor 1232 (1)	0.000	0	N.D.	ng/ml
14) Aroclor 1232 (2)	0.000	0	N.D.	ng/ml
15) Aroclor 1232 (3)	0.000	0	N.D.	ng/ml
16) Aroclor 1232 (4)	0.000	0	N.D.	ng/ml
17) Aroclor 1232 (5)	0.000	0	N.D.	ng/ml
18) Aroclor 1232 (6)	0.000	0	N.D.	ng/ml
19) Aroclor 1232 - AVE	0.000	0	N.D.	ng/ml
20) Aroclor 1242 (1)	0.000	0	N.D.	ng/ml
21) Aroclor 1242 (2)	0.000	0	N.D.	ng/ml
22) Aroclor 1242 (3)	0.000	0	N.D.	ng/ml
23) Aroclor 1242 (4)	0.000	0	N.D.	ng/ml
24) Aroclor 1242 (5)	0.000	0	N.D.	ng/ml
25) Aroclor 1242 (6)	0.000	0	N.D.	ng/ml
26) Aroclor 1242 - AVE	0.000	0	N.D.	ng/ml
27) Aroclor 1248 (1)	0.000	0	N.D.	ng/ml
28) Aroclor 1248 (2)	0.000	0	N.D.	ng/ml
29) Aroclor 1248 (3)	0.000	0	N.D.	ng/ml
30) Aroclor 1248 (4)	0.000	0	N.D.	ng/ml
31) Aroclor 1248 (5)	0.000	0	N.D.	ng/ml
32) Aroclor 1248 (6)	0.000	0	N.D.	ng/ml
33) Aroclor 1248 - AVE	0.000	0	N.D.	ng/ml
34) Aroclor 1254 (1)	0.000	0	N.D.	ng/ml
35) Aroclor 1254 (2)	0.000	0	N.D.	ng/ml
36) Aroclor 1254 (3)	0.000	0	N.D.	ng/ml
37) Aroclor 1254 (4)	0.000	0	N.D.	ng/ml
38) Aroclor 1254 (5)	0.000	0	N.D.	ng/ml
39) Aroclor 1254 (6)	0.000	0	N.D.	ng/ml
40) Aroclor 1254 - AVE	0.000	0	N.D.	ng/ml
41) Aroclor 1260 (1)	0.000	0	N.D.	ng/ml
42) Aroclor 1260 (2)	0.000	0	N.D.	ng/ml
43) Aroclor 1260 (3)	0.000	0	N.D.	ng/ml
44) Aroclor 1260 (4)	0.000	0	N.D.	ng/ml
45) Aroclor 1260 (5)	0.000	0	N.D.	ng/ml
46) Aroclor 1260 (6)	0.000	0	N.D.	ng/ml
47) Aroclor 1260 - AVE	0.000	0	N.D.	ng/ml

Quantitation Report (QT Reviewed)

Data Path : K:\DATA\0B18016\
 Data File : ECD2F022.D
 Signal(s) : ECD1A.CH
 Acq On : 18 Feb 2020 13:53
 Operator : MJB / KAK
 Sample : 0B18016-CALD
 Misc :
 ALS Vial : 17 Sample Multiplier: 1

Integration File: PCB1.e
 Quant Time: Feb 19 09:02:23 2020
 Quant Method : K:\METHODS\FECD2_QUANTPCB_200218.M
 Quant Title : PCB Data Analysis
 QLast Update : Wed Feb 19 09:02:17 2020
 Response via : Initial Calibration
 Integrator: ChemStation 6890 Scale Mode: Small noise peaks clipped

Compound	R.T.	Response	Conc Units
48) Aroclor 1262 (1)	7.627	5372243	667.657 ng/ml
49) Aroclor 1262 (2)	7.950	7660611	682.455 ng/ml
50) Aroclor 1262 (3)	8.182	6382858	657.692 ng/ml
51) Aroclor 1262 (4)	8.353	14151592	684.972 ng/ml
52) Aroclor 1262 (5)	8.651	9036851	690.766 ng/ml
53) Aroclor 1262 (6)	9.040	4527383	678.093 ng/ml
54) Aroclor 1262 - AVE	0.000	0	N.D. ng/ml
55) Aroclor 1268 (1)	0.000	0	N.D. ng/ml
56) Aroclor 1268 (2)	0.000	0	N.D. ng/ml
57) Aroclor 1268 (3)	0.000	0	N.D. ng/ml
58) Aroclor 1268 (4)	0.000	0	N.D. ng/ml
59) Aroclor 1268 (5)	0.000	0	N.D. ng/ml
60) Aroclor 1268 (6)	0.000	0	N.D. ng/ml
61) Aroclor 1268 - AVE	0.000	0	N.D. ng/ml

Handwritten signature and date: 2/19/20

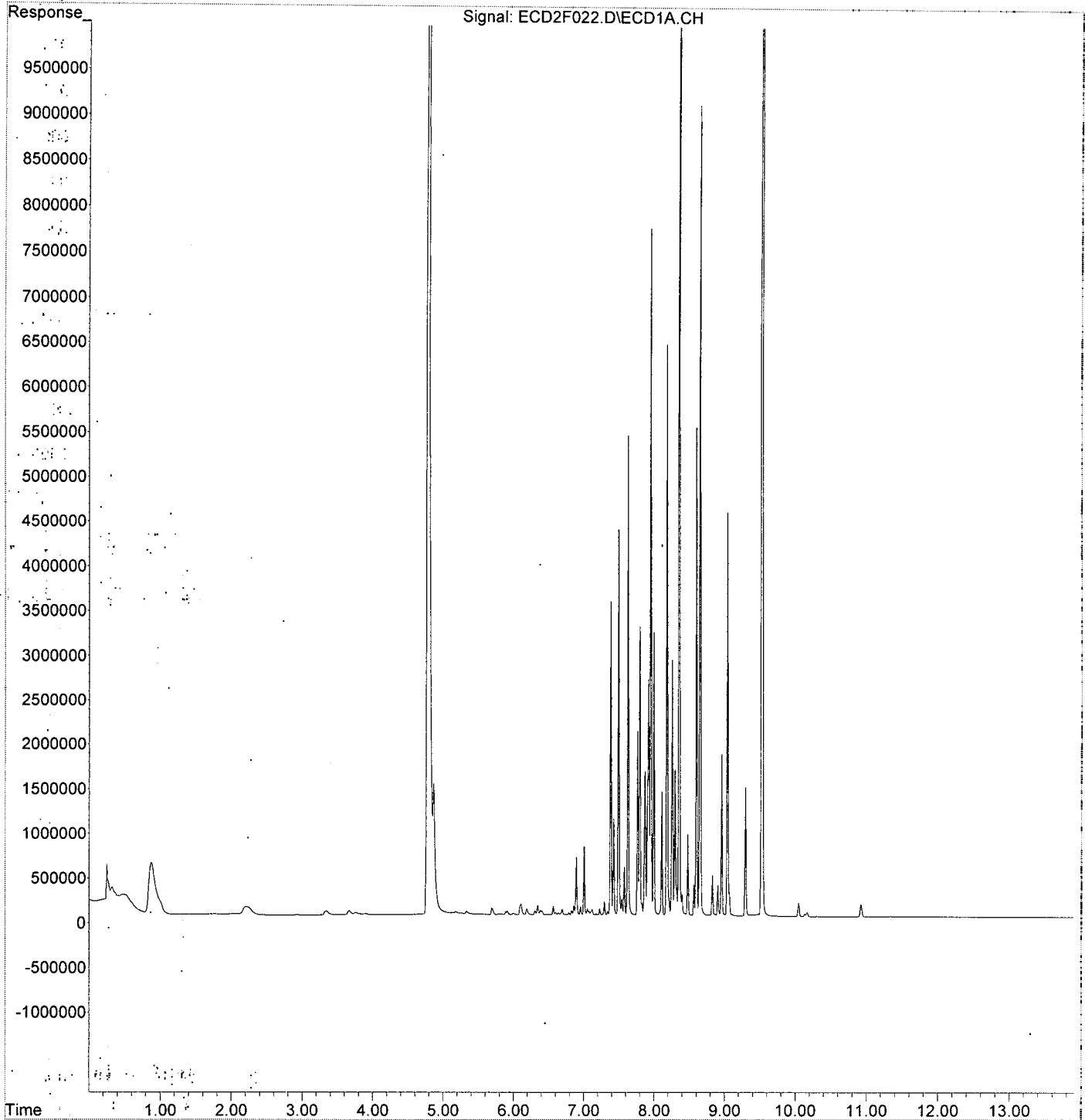
(f)=RT Delta > 1/2 Window

(m)=manual int.

Quantitation Report (QT Reviewed)

Data Path : K:\DATA\0B18016\
Data File : ECD2F022.D
Signal(s) : ECD1A.CH
Acq On : 18 Feb 2020 13:53
Operator : MJB / KAK
Sample : 0B18016-CALD
Misc :
ALS Vial : 17 Sample Multiplier: 1

Integration File: PCB1.e
Quant Time: Feb 19 09:02:23 2020
Quant Method : K:\METHODS\FECD2_QUANTPCB_200218.M
Quant Title : PCB Data Analysis
QLast Update : Wed Feb 19 09:02:17 2020
Response via : Initial Calibration
Integrator: ChemStation 6890 Scale Mode: Small noise peaks clipped



Data Path: K:\DATA\OB18016\
 Data File: FECD2F023.D
 Signal(s): ECD1A.CH
 Acq On: 18 Feb 2020 14:11
 Operator: MJB / KAK
 Sample: OB18016-CALE
 Misc:
 ALS Vial: 18 Sample Multiplier: 1

Integration File: PCB1.e
 Quant Time: Feb 19 09:04:18 2020
 Quant Method: K:\METHODS\FECD2_QUANTPCB_200218.M
 Quant Title: PCB Data Analysis
 QLast Update: Wed Feb 19 09:04:12 2020
 Response via: Initial Calibration
 Integrator: ChemStation 6890 Scale Mode: Small noise peaks clipped

[Handwritten signature]
 2/19/20

Compound	R.T.	Response	Conc	Units
System Monitoring Compounds				
1) S TCMX (S)	0.000	0	N.D.	ng/ml
62) S DCBP (S)	0.000	0	N.D.	ng/ml
Target Compounds				
2) Aroclor 1016 (1)	0.000	0	N.D.	ng/ml
3) Aroclor 1016 (2)	0.000	0	N.D.	ng/ml
4) Aroclor 1016 (3)	0.000	0	N.D.	ng/ml
5) Aroclor 1016 (4)	0.000	0	N.D.	ng/ml
6) Aroclor 1016 (5)	0.000	0	N.D.	ng/ml
7) Aroclor 1016 (6)	0.000	0	N.D.	ng/ml
8) Aroclor 1016 - AVE	0.000	0	N.D.	ng/ml
9) Aroclor 1221 (1)	0.000	0	N.D.	ng/ml
10) Aroclor 1221 (2)	0.000	0	N.D.	ng/ml
11) Aroclor 1221 (3)	0.000	0	N.D.	ng/ml
12) Aroclor 1221 - AVE	0.000	0	N.D.	ng/ml
13) Aroclor 1232 (1)	0.000	0	N.D.	ng/ml
14) Aroclor 1232 (2)	0.000	0	N.D.	ng/ml
15) Aroclor 1232 (3)	0.000	0	N.D.	ng/ml
16) Aroclor 1232 (4)	0.000	0	N.D.	ng/ml
17) Aroclor 1232 (5)	0.000	0	N.D.	ng/ml
18) Aroclor 1232 (6)	0.000	0	N.D.	ng/ml
19) Aroclor 1232 - AVE	0.000	0	N.D.	ng/ml
20) Aroclor 1242 (1)	0.000	0	N.D.	ng/ml
21) Aroclor 1242 (2)	0.000	0	N.D.	ng/ml
22) Aroclor 1242 (3)	0.000	0	N.D.	ng/ml
23) Aroclor 1242 (4)	0.000	0	N.D.	ng/ml
24) Aroclor 1242 (5)	0.000	0	N.D.	ng/ml
25) Aroclor 1242 (6)	0.000	0	N.D.	ng/ml
26) Aroclor 1242 - AVE	0.000	0	N.D.	ng/ml
27) Aroclor 1248 (1)	0.000	0	N.D.	ng/ml
28) Aroclor 1248 (2)	0.000	0	N.D.	ng/ml
29) Aroclor 1248 (3)	0.000	0	N.D.	ng/ml
30) Aroclor 1248 (4)	0.000	0	N.D.	ng/ml
31) Aroclor 1248 (5)	0.000	0	N.D.	ng/ml
32) Aroclor 1248 (6)	0.000	0	N.D.	ng/ml
33) Aroclor 1248 - AVE	0.000	0	N.D.	ng/ml
34) Aroclor 1254 (1)	0.000	0	N.D.	ng/ml
35) Aroclor 1254 (2)	0.000	0	N.D.	ng/ml
36) Aroclor 1254 (3)	0.000	0	N.D.	ng/ml
37) Aroclor 1254 (4)	0.000	0	N.D.	ng/ml
38) Aroclor 1254 (5)	0.000	0	N.D.	ng/ml
39) Aroclor 1254 (6)	0.000	0	N.D.	ng/ml
40) Aroclor 1254 - AVE	0.000	0	N.D.	ng/ml
41) Aroclor 1260 (1)	0.000	0	N.D.	ng/ml
42) Aroclor 1260 (2)	0.000	0	N.D.	ng/ml
43) Aroclor 1260 (3)	0.000	0	N.D.	ng/ml
44) Aroclor 1260 (4)	0.000	0	N.D.	ng/ml
45) Aroclor 1260 (5)	0.000	0	N.D.	ng/ml
46) Aroclor 1260 (6)	0.000	0	N.D.	ng/ml
47) Aroclor 1260 - AVE	0.000	0	N.D.	ng/ml

Quantitation Report (QT Reviewed)

Data Path : K:\DATA\0B18016\
 Data File : ECD2F023.D
 Signal(s) : ECD1A.CH
 Acq On : 18 Feb 2020 14:11
 Operator : MJB / KAK
 Sample : 0B18016-CALE
 Misc :
 ALS Vial : 18 Sample Multiplier: 1

Integration File: PCB1.e
 Quant Time: Feb 19 09:04:18 2020
 Quant Method : K:\METHODS\FECD2_QUANTPCB_200218.M
 Quant Title : PCB Data Analysis
 QLast Update : Wed Feb 19 09:04:12 2020
 Response via : Initial Calibration
 Integrator: ChemStation 6890 Scale Mode: Small noise peaks clipped

Compound	R.T.	Response	Conc	Units
48) Aroclor 1262 (1)	0.000	0	N.D.	ng/ml
49) Aroclor 1262 (2)	0.000	0	N.D.	ng/ml
50) Aroclor 1262 (3)	0.000	0	N.D.	ng/ml
51) Aroclor 1262 (4)	0.000	0	N.D.	ng/ml
52) Aroclor 1262 (5)	0.000	0	N.D.	ng/ml
53) Aroclor 1262 (6)	0.000	0	N.D.	ng/ml
54) Aroclor 1262 - AVE	0.000	0	N.D.	ng/ml
55) Aroclor 1268 (1)	8.174	3213099	629.497	ng/ml
56) Aroclor 1268 (2)	8.599	14841314	605.134	ng/ml
57) Aroclor 1268 (3)	8.647	12489121	611.786	ng/ml
58) Aroclor 1268 (4)	8.829	11531463	602.059	ng/ml
59) Aroclor 1268 (5)	9.040	4605021	594.216	ng/ml
60) Aroclor 1268 (6)	9.296	32430266	620.277	ng/ml
61) Aroclor 1268 - AVE	0.000	0	N.D.	ng/ml

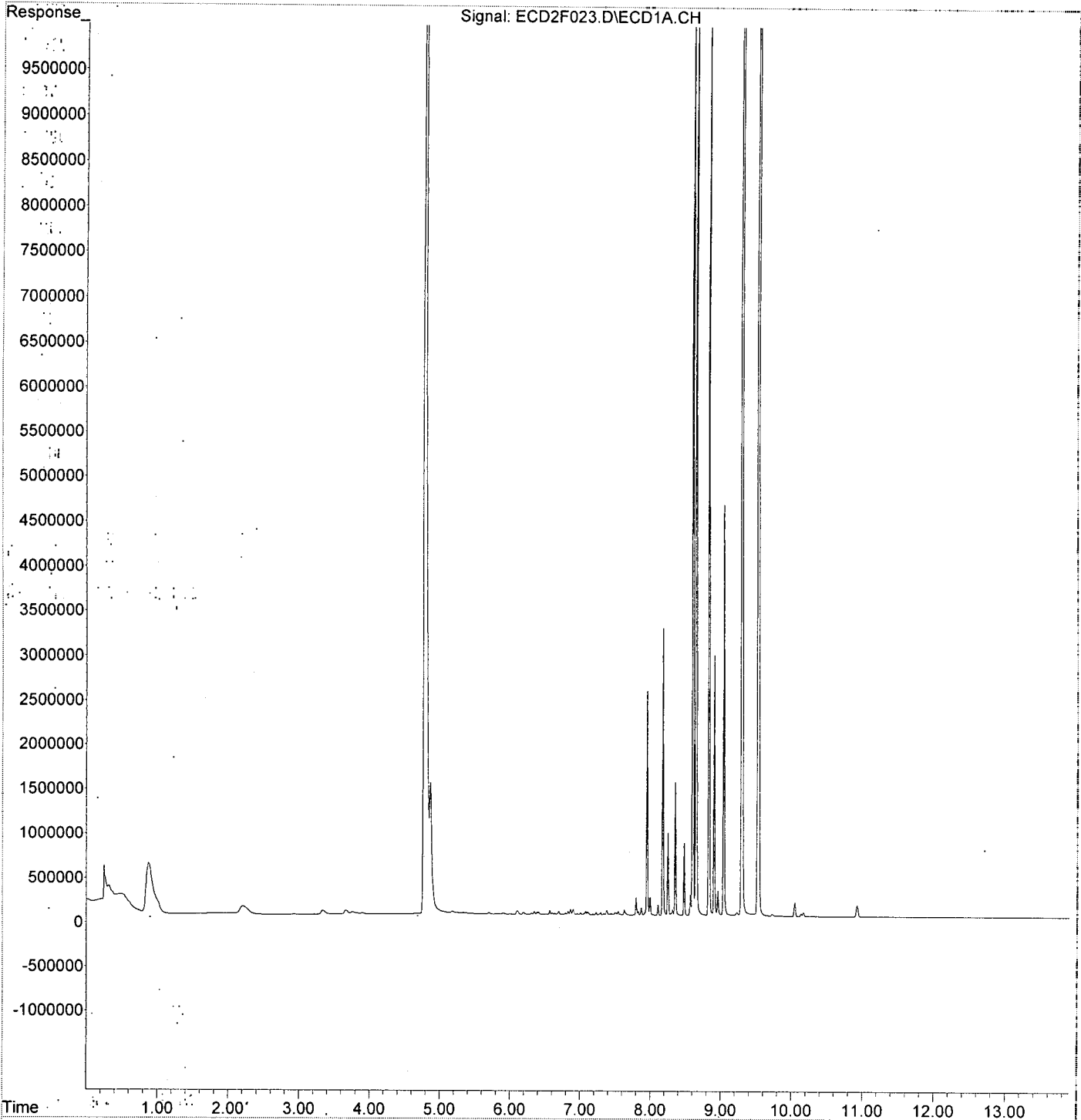
Handwritten signature and date: 2/19/20

(f)=RT Delta > 1/2 Window

(m)=manual int.

Data Path : K:\DATA\0B18016\
Data File : ECD2F023.D
Signal(s) : ECD1A.CH
Acq On : 18 Feb 2020 14:11
Operator : MJB / KAK
Sample : 0B18016-CALE
Misc :
ALS Vial : 18 Sample Multiplier: 1

Integration File: PCB1.e
Quant Time: Feb 19 09:04:18 2020
Quant Method : K:\METHODS\FECD2_QUANTPCB_200218.M
Quant Title : PCB Data Analysis
QLast Update : Wed Feb 19 09:04:12 2020
Response via : Initial Calibration
Integrator: ChemStation 6890 Scale Mode: Small noise peaks clipped



**Organochloride Pesticides by EPA 8081B
Benchsheet & Analysis Sequence Data**

Batch 0030350
Sequence 0C12043 (A0C0034-01RE1)



Apex Laboratories
PREPARATION BENCH SHEET

MAR 23 2020

BATCH #: 0030350 (Sediment)

Prep Method: EPA 3546/3640A (GPC)

#	Lab Number	Analysis	Prepared	Initial (g)	Final (mL)	Spike ID	Source ID	ul Spike	ul Surr.	Sample ID	Extraction Comments	pH		
												<2	8	>11
	0030350-BLK1	QC	03/05/20 14:36	11	10				100					
	0030350-BS1	QC	03/05/20 14:36	10	10	A20A310		100	100					
	A0C0030-03RE1	A 8081B 2,4+4,4-DDx Only (+Add)	03/05/20 14:36	10.27	10				100	PDI-052SC-A-09-10-191015	MDL. Use Custom Spike.			
	A0C0030-04RE1	A 8081B 2,4+4,4-DDx Only (+Add)	03/05/20 14:36	10.74	10				100	PDI-052SC-A-10-11-191015	MDL. Use Custom Spike.			
	A0C0030-05RE1	A 8081B 2,4+4,4-DDx Only (+Add)	03/05/20 14:36	10.56	10				100	PDI-055SC-A-04-05-191015	MDL. Use Custom Spike.			
	0030350-DUP1	QC	03/05/20 14:36	10.51	10		A0C0030-05RE1		100					
	A0C0030-06RE1	A 8081B 2,4+4,4-DDx Only (+Add)	03/05/20 14:36	10.69	10				100	PDI-055SC-A-05-06-191015	MDL. Use Custom Spike.			
	A0C0030-07RE1	A 8081B 2,4+4,4-DDx Only (+Add)	03/05/20 14:36	10.47	10				100	PDI-055SC-A-06-07-191015	MDL. Use Custom Spike.			
	A0C0030-08RE1	A 8081B 2,4+4,4-DDx Only (+Add)	03/05/20 14:36	10.79	10				100	PDI-055SC-A-07-08-191015	MDL. Use Custom Spike.			
	A0C0030-09RE1	A 8081B 2,4+4,4-DDx Only (+Add)	03/05/20 14:36	10.15	10				100	PDI-055SC-A-08-09-191015	MDL. Use Custom Spike.			
	A0C0030-10RE1	A 8081B 2,4+4,4-DDx Only (+Add)	03/05/20 14:36	10.5	10				100	PDI-055SC-A-09-10-191015	MDL. Use Custom Spike.			
	A0C0030-11RE1	A 8081B 2,4+4,4-DDx Only (+Add)	03/05/20 14:36	10.34	10				100	PDI-055SC-A-10-11-191015	MDL. Use Custom Spike.			
	A0C0034-01RE1	A 8081B 2,4+4,4-DDx Only (+Add)	03/05/20 14:36	10.91	10				100	PDI-031SC-A-05-06-191017	MDL. Use Custom Spike.			
	A0C0034-02RE1	A 8081B 2,4+4,4-DDx Only (+Add)	03/05/20 14:36	10.72	10				100	PDI-031SC-A-06-07-191017	MDL. Use Custom Spike.			
	A0C0036-01RE1	A 8081B 2,4+4,4-DDx Only (+Add)	03/05/20 14:36	10.55	10				100	PDI-034SC-A-04-05-191022	MDL. Use Custom Spike.			
	A0C0058-01RE1	A 8081B 2,4+4,4-DDx Only (+Add)	03/05/20 14:36	10.25	10				100	PDI-066SC-A-09-10-191011	MDL. Use Custom Spike.			
	A0C0058-02RE1	A 8081B 2,4+4,4-DDx Only (+Add)	03/05/20 14:36	10.63	10				100	PDI-066SC-A-10-11-191011	MDL. Use Custom Spike.			
	A0C0058-03RE1	A 8081B 2,4+4,4-DDx Only (+Add)	03/05/20 14:36	10.16	10				100	PDI-066SC-A-11-12-191011	MDL. Use Custom Spike.			
	A0C0058-04RE1	A 8081B 2,4+4,4-DDx Only (+Add)	03/05/20 14:36	10.52	10				100	PDI-066SC-A-12-13-191011	MDL. Use Custom Spike.			

MJB

3/16/20

Prepared By: _____ Date _____

Reviewed By: _____ Date _____

Apex Laboratories

PREPARATION BENCH SHEET

BATCH #: 0030350 (Sediment)

Prep Method: EPA 3546/3640A (GPC)

#	Lab Number	Analysis	Prepared	Initial (g)	Final (mL)	Spike ID	Source ID	ul Spike	ul Surr.	Sample ID	Extraction Comments	pH		
												<2	2-8	>11
	A0C0058-05RE1	A 8081B 2,4+4,4-DDx Only (+Add)	03/05/20 14:36	10.11	10				100	PDI-066SC-A-13-14-191011	MDL. Use Custom Spike.			
	0030350-MS1	QC	03/05/20 14:36	10.16	10	A20A310	A0C0058-05RE1	100	100					
	0030350-MSD1	QC	03/05/20 14:36	10.15	10	A20A310	A0C0058-05RE1	100	100					
	A0C0058-06RE1	A 8081B 2,4+4,4-DDx Only (+Add)	03/05/20 14:36	10.29	10				100	PDI-066SC-A-14-15-191011	MDL. Use Custom Spike.			

Standards/Reagents

Reagent(s)			Analyte Spike(s)			Surrogate(s)		
Std ID	Exp. Date	Description	Std ID	Exp. Date	Description	Std ID	Exp. Date	Description
A19I263	03/18/20	DCM CHEM PROD. 194934	A20A310	03/18/20	2,4 + 4,4 DDx Pesticide Matrix Spike	A20B060	07/17/20	8082 PCB Surrogate Spike
A20A032	06/30/23	n-Hexane Lot# 197051						

From 0030194 on 3/10/2020 by gwh

Prepared By: _____ Date _____

Reviewed By: _____ Date _____



Apex Laboratories
PRÉPARATION BENCH SHEET

BATCH #: 0030350 (Sediment)

Prep Method: EPA 3546/3640A (GPC)

in | Out

#	Lab Number	Analysis	Prepared	Initial (g)	Final (mL)	Spike ID	Source ID	ul Spike	ul Surr.	Sample ID	Extraction Comments	pH			
												<2	5-8	>11	
	0030350-BLK1	QC	03/05/20 14:36	11	510				100		1 mL	2 mL			
	0030350-BS1	QC	03/05/20 14:36	10	510	A20A310		100	100		1 mL	2 mL			
	A0C0030-03RE1	A 8081B 2,4+4,4-DDx Only (+Add)	03/05/20 14:36	10.27	510				100	PDI-052SC-A-09-10-191015	MDL Use Custom Spike 1 mL	2 mL			
	A0C0030-04RE1	A 8081B 2,4+4,4-DDx Only (+Add)	03/05/20 14:36	10.74	510				100	PDI-052SC-A-10-11-191015	MDL Use Custom Spike 1 mL	2 mL			
	A0C0030-05RE1	A 8081B 2,4+4,4-DDx Only (+Add)	03/05/20 14:36	10.56	510				100	PDI-055SC-A-04-05-191015	MDL Use Custom Spike 1 mL	2 mL			
	0030350-DUP1	QC	03/05/20 14:36	10.51	510		A0C0030-05RE1		100		1 mL	2 mL			
	A0C0030-06RE1	A 8081B 2,4+4,4-DDx Only (+Add)	03/05/20 14:36	10.69	510				100	PDI-055SC-A-05-06-191015	MDL Use Custom Spike 1 mL	2 mL			
	A0C0030-07RE1	A 8081B 2,4+4,4-DDx Only (+Add)	03/05/20 14:36	10.47	510				100	PDI-055SC-A-06-07-191015	MDL Use Custom Spike 1 mL	2 mL			
	A0C0030-08RE1	A 8081B 2,4+4,4-DDx Only (+Add)	03/05/20 14:36	10.79	510				100	PDI-055SC-A-07-08-191015	MDL Use Custom Spike 1 mL	2 mL			
	A0C0030-09RE1	A 8081B 2,4+4,4-DDx Only (+Add)	03/05/20 14:36	10.15	510				100	PDI-055SC-A-08-09-191015	MDL Use Custom Spike 1 mL	2 mL			
	A0C0030-10RE1	A 8081B 2,4+4,4-DDx Only (+Add)	03/05/20 14:36	10.5	510				100	PDI-055SC-A-09-10-191015	MDL Use Custom Spike 1 mL	2 mL			
	A0C0030-11RE1	A 8081B 2,4+4,4-DDx Only (+Add)	03/05/20 14:36	10.34	510				100	PDI-055SC-A-10-11-191015	MDL Use Custom Spike 1 mL	2 mL			
	A0C0034-01RE1	A 8081B 2,4+4,4-DDx Only (+Add)	03/05/20 14:36	10.91	510				100	PDI-031SC-A-05-06-191017	MDL Use Custom Spike 1 mL	2 mL			
	A0C0034-02RE1	A 8081B 2,4+4,4-DDx Only (+Add)	03/05/20 14:36	10.72	510				100	PDI-031SC-A-06-07-191017	MDL Use Custom Spike 1 mL	2 mL			
	A0C0036-01RE1	A 8081B 2,4+4,4-DDx Only (+Add)	03/05/20 14:36	10.55	510				100	PDI-034SC-A-04-05-191022	MDL Use Custom Spike 1 mL	2 mL			
	A0C0058-01RE1	A 8081B 2,4+4,4-DDx Only (+Add)	03/05/20 14:36	10.25	510				100	PDI-066SC-A-09-10-191011	MDL Use Custom Spike 1 mL	2 mL			
	A0C0058-02RE1	A 8081B 2,4+4,4-DDx Only (+Add)	03/05/20 14:36	10.63	510				100	PDI-066SC-A-10-11-191011	MDL Use Custom Spike 1 mL	2 mL			
	A0C0058-03RE1	A 8081B 2,4+4,4-DDx Only (+Add)	03/05/20 14:36	10.16	510				100	PDI-066SC-A-11-12-191011	MDL Use Custom Spike 1 mL	2 mL			
	A0C0058-04RE1	A 8081B 2,4+4,4-DDx Only (+Add)	03/05/20 14:36	10.52	510				100	PDI-066SC-A-12-13-191011	MDL Use Custom Spike 1 mL	2 mL			

Prepared By: CamH Date: 3/10/20
 Reviewed By: CAS Date: 03/13/2020

CAM
 Date: 3/11/20 (waiting)
3/12/20 (waiting)
 04/03/20 Anchor QEA, LLC - Gasco PreRD_DG 2019 - 4a-b. DOC-CAP Testing Cores Page 443 of 1008

Apex Laboratories
PREPARATION BENCH SHEET

BATCH #: 0030350 (Sediment)

Prep Method: EPA 3546/3640A (GPC)

#	Lab Number	Analysis	Prepared	Initial (g)	Final (mL)	Spike ID	Source ID	ul Spike	ul Surr.	Sample ID	Extraction Comments	pH		
												<2	8	>11
	A0C0058-05RE1	A 8081B 2,4+4,4-DDx Only (+Add)	03/05/20 14:36	10.11	5				100	PDI-066SC-A-13-14-191011	MDL. Use Custom Spike. <i>1 mL</i>			
	0030350-MS1	QC	03/05/20 14:36	10.16	5	A20A310	A0C0058-05RE1	100	100		<i>1 mL</i>			
	0030350-MSD1	QC	03/05/20 14:36	10.29 <i>10.15</i>	5	A20A310	A0C0058-05RE1	100	100		<i>1 mL</i>			
	A0C0058-06RE1	A 8081B 2,4+4,4-DDx Only (+Add)	03/05/20 14:36	10.29	5				100	PDI-066SC-A-14-15-191011	MDL. Use Custom Spike. <i>1 mL</i>			

Standards/Reagents

Reagent(s)			Analyte Spike(s)			Surrogate(s)		
Std ID	Exp. Date	Description	Std ID	Exp. Date	Description	Std ID	Exp. Date	Description
A19I263	03/18/20	DCM CHEM PROD. 194934	A20A310	03/18/20	2,4 + 4,4 DDx Pesticide Matrix Spike	A20B060	07/17/20	8082 PCB Surrogate Spike
A20A032	06/30/23	n-Hexane Lot# 197051						

*Caught
3/13/20*

From 0030194 on 3/10/2020 by gwh

Prepared By: _____ Date _____

Reviewed By: _____ Date _____



Apex Laboratories
PREPARATION BENCH SHEET
 BATCH #: **0030194 (Sediment)**

Prep Method: EPA 3546

#	Lab Number	Analysis	Prepared	Initial (g)	Final (mL)	Spike ID	Source ID	ul Spike	ul Surr.	Sample ID	Extraction Comments	pH		
												<2	2-8	>11
1	0030194-BLK1	QC	03/05/20 14:36	10 11	5				100					
2	0030194-BS1	QC	03/05/20 14:36	10	5	A20A310		100	100					
3	A0C0030-03	A 8081B 2,4+4,4-DDx Only (+Add)	03/05/20 14:36	10 10.27 10 10.25	5				100	PDI-052SC-A-09 -10-191015	MDL. Use Custom Spike. Soil (Sandy)			
4	A0C0030-04	A 8081B 2,4+4,4-DDx Only (+Add)	03/05/20 14:36	10 10.74	5				100	PDI-052SC-A-10 -11-191015	MDL. Use Custom Spike. Soil (Sandy)			
5	A0C0030-05	A 8081B 2,4+4,4-DDx Only (+Add)	03/05/20 14:36	10 10.56	5				100	PDI-055SC-A-04 -05-191015	MDL. Use Custom Spike. Soil (Sandy)			
6	0030194-DUPI	QC	03/05/20 14:36	10 10.51	5		A0C0030-05		100		Soil (Sandy)			
7	A0C0030-06	A 8081B 2,4+4,4-DDx Only (+Add)	03/05/20 14:36	10 10.69	5				100	PDI-055SC-A-05 -06-191015	MDL. Use Custom Spike. Soil (Sandy), odor			
8	A0C0030-07	A 8081B 2,4+4,4-DDx Only (+Add)	03/05/20 14:36	10 10.47	5				100	PDI-055SC-A-06 -07-191015	MDL. Use Custom Spike. Soil (Sandy)			
9	A0C0030-08	A 8081B 2,4+4,4-DDx Only (+Add)	03/05/20 14:36	10 10.79	5				100	PDI-055SC-A-07 -08-191015	MDL. Use Custom Spike. Soil (Sandy)			
10	A0C0030-09	A 8081B 2,4+4,4-DDx Only (+Add)	03/05/20 14:36	10 10.15	5				100	PDI-055SC-A-08 -09-191015	MDL. Use Custom Spike. Soil (Sandy)			
11	A0C0030-10	A 8081B 2,4+4,4-DDx Only (+Add)	03/05/20 14:36	10 10.50	5				100	PDI-055SC-A-09 -10-191015	MDL. Use Custom Spike. Soil (Sandy)			
12	A0C0030-11	A 8081B 2,4+4,4-DDx Only (+Add)	03/05/20 14:36	10 10.34	5				100	PDI-055SC-A-10 -11-191015	MDL. Use Custom Spike. Soil (Sandy), wet			
13	A0C0034-01	A 8081B 2,4+4,4-DDx Only (+Add)	03/05/20 14:36	10 10.91	5				100	PDI-031SC-A-05 -06-191017	MDL. Use Custom Spike. Soil (Sandy)			
14	A0C0034-02	A 8081B 2,4+4,4-DDx Only (+Add)	03/05/20 14:36	10 10.72	5				100	PDI-031SC-A-06 -07-191017	MDL. Use Custom Spike. Soil (Sandy)			
15	A0C0036-01	A 8081B 2,4+4,4-DDx Only (+Add)	03/05/20 14:36	10 10.55	5				100	PDI-034SC-A-04 -05-191022	MDL. Use Custom Spike. Soil (Sandy)			
16	A0C0058-01	A 8081B 2,4+4,4-DDx Only (+Add)	03/05/20 14:36	10 10.25	5				100	PDI-066SC-A-09 -10-191011	MDL. Use Custom Spike. Soil (muddy clay)			
17	A0C0058-02	A 8081B 2,4+4,4-DDx Only (+Add)	03/05/20 14:36	10 10.63	5				100	PDI-066SC-A-10 -11-191011	MDL. Use Custom Spike. Soil (muddy clay)			
18	A0C0058-03	A 8081B 2,4+4,4-DDx Only (+Add)	03/05/20 14:36	10 10.16	5				100	PDI-066SC-A-11 -12-191011	MDL. Use Custom Spike. Soil (muddy clay)			
19	A0C0058-04	A 8081B 2,4+4,4-DDx Only (+Add)	03/05/20 14:36	10 10.52	5				100	PDI-066SC-A-12 -13-191011	MDL. Use Custom Spike. Soil (muddy clay)			

Prepared By: SCG Date: 03/05/2020
Curtis 3/5/20

Reviewed By: CAS Date: 03/05/2020

Apex Laboratories
PREPARATION BENCH SHEET
BATCH #: 0030194 (Sediment)

Prep Method: EPA 3546

#	Lab Number	Analysis	Prepared	Initial (g)	Final (mL)	Spike ID	Source ID	ul Spike	ul Surr.	Sample ID	Extraction Comments	pH		
												<2	8	>11
20	A0C0058-05	A 8081B 2,4+4,4-DDx Only (+Add)	03/05/20 14:36	10 10.11	5				100	PDI-066SC-A-13-14-191011	MDL Use Custom Spike. Soil (muddy clay)			
21	0030194-MS1	QC	03/05/20 14:36	10 10.16	5	A20A310	A0C0058-05	100	100		Soil (muddy clay)			
22	0030194-MSD1	QC	03/05/20 14:36	10 10.15	5	A20A310	A0C0058-05	100	100		Soil (muddy clay)			
23	A0C0058-06	A 8081B 2,4+4,4-DDx Only (+Add)	03/05/20 14:36	10 10.29	5				100	PDI-066SC-A-14-15-191011	MDL Use Custom Spike. Soil (muddy clay)			

Standards/Reagents

Reagent(s)			Analyte Spike(s)			Surrogate(s)		
Std ID	Exp. Date	Description	Std ID	Exp. Date	Description	Std ID	Exp. Date	Description
A13L219	11/30/23	Extractions Balance	A20A310	03/18/20	2,4 + 4,4 DDx Pesticide Matrix Spike	A20B309	08/22/20	PAH Soil and Water Surr. (50ppm)
A18K311	12/31/20	Glass Wool				A20B060		80% 2 PCB Surrogate
A19I263	03/18/20	DCM CHEM PROD. 194934						
A20A282	07/19/21	Sodium Sulfate Lot # 194865						

Method 3546 digestion time and temperature achieved.

Initial: CAW

Witness: JAG 3/5/20

Prepared By: _____ Date _____

Reviewed By: _____ Date _____



ELEMENT SEQUENCE LOG

Apex Laboratories

Sequence: 0C12043
Date: 03/12/20 11:10

Instrument: DUALECD5
Calibration: A0C0203

Table with columns: #, Lab Number, Matrix, Analysis, Client, Due, Batch, ISTD ID, STD ID. Contains 39 rows of sample data.

Data Entered By: MJB 3/15/20

Comments: Complete

Data Reviewed By: MJB 3/16/20



ELEMENT SEQUENCE LOG

Apex Laboratories

Sequence: **0C12043**

Instrument: **DUALECD5**

Date: **03/12/20 11:10**

Calibration: **A0C0203**

#	Lab Number	Matrix	Analysis	Client	Due	Batch	ISTD ID	STD ID
1	0C12043-BKD1	Water	QC	QC				A20C091
2	0C12043-CCV1	Water	QC	QC				A20C183
3	0C12043-CCB1	Water	QC	QC				A20B383
4	0030277-BLK1	Water	QC	QC		0030277		
5	0030277-BS1	Water	QC	QC		0030277		
6	0030277-BSD1	Water	QC	QC		0030277		
7	A0C0178-01	Water	608 Pesticides (SW)		03/19/20	0030277		
8	A0C0200-01	Water	608 Pesticides (SW) Full List		03/12/20	0030277		
9	A0C0212-01	Water	608 Pesticides (SW)		03/19/20	0030277		
10	0C12043-CCV2	Water	QC	QC				A20C184
11	0C12043-CCV3	Water	QC	QC				A19J409
12	0C12043-CCB2	Water	QC	QC				A20B383

Data Entered By: MP 3/12/20

Comments: Partial

Data Reviewed By: INA 3/13/20

Pesticide BKD

Pesticide Breakdown Check (Validated 8/8/2013)

Sequence: 0C12043 BKD1
Data File: ECD5-03122003.D

First Column Area Counts		Percent Breakdown	
DDE	1177117		
DDD	6890338		
DDT	148031001	5.17	PASS
Endrin	84916048	7.89	PASS
Endrin Aldehyde	2640718		
Endrin Ketone	4636722		

Second Column Area Counts		Percent Breakdown	
DDE	910001		
DDD	13101413		
DDT	212363904	6.19	PASS
Endrin	119616254	8.52	PASS
Endrin Aldehyde	2964563		
Endrin Ketone	8182531		

Breakdown must be less than 15% to accept sample data.

MR
3/2/20

Data Path : C:\msdchem\1\data\2020-03\0C12043\
 Data File : ECD5-03122003.D
 Signal(s) : Signal #1: ECD1A.CH Signal #2: ECD2B.CH
 Acq On : 12 Mar 2020 11:59
 Operator : MJB
 Sample : 0C12043-BKD1
 Misc : A20C091
 ALS Vial : 2 (Sig #1); 0 (Sig #2) Sample Multiplier: 1

Integration File signal 1: PEST1.e
 Integration File signal 2: PEST2.e
 Quant Time: Mar 12 12:13:24 2020
 Quant Method : C:\msdchem\1\methods\PestBreakdownCHK_200225RT2.M
 Quant Title : Pesticides
 QLast Update : Fri Nov 09 13:28:51 2018
 Response via : Initial Calibration
 Integrator: ChemStation 6890 Scale Mode: Small noise peaks clipped

Volume Inj. : 2uL
 Signal #1 Phase : Rtx-CLPesticides Signal #2 Phase: Rtx-CLPesticides2
 Signal #1 Info : 30m x 0.32mm x 0. Signal #2 Info : 30m x 0.32mm x 0.25um

Compound	R.T.	Response	Conc	Units

Target Compounds				
1) 4,4'-DDE	7.617	1177117	NoCal	ng/mL
2) Endrin	7.990	84916048	NoCal	ng/mL
3) 4,4'-DDD	8.036	6890338	NoCal	ng/mL
4) 4,4'-DDT	8.233	148031001	NoCal	ng/mL
5) Endrin Aldehyde	8.437	2640718	NoCal	ng/mL
6) Endrin Ketone	8.933	4636722	NoCal	ng/mL
8) 4,4'-DDE [2C]	8.380	910001	NoCal	ng/mL
9) Endrin [2C]	8.755	119616254	NoCal	ng/mL
10) 4,4'-DDD [2C]	8.796	13101413	NoCal	ng/mL
11) Endrin Aldehyde [2C]	9.138	2964563	NoCal	ng/mL
12) 4,4'-DDT [2C]	9.024	212363904	NoCal	ng/mL
13) Endrin Ketone [2C]	9.730	8182531	NoCal	ng/mL

(f)=RT Delta > 1/2 Window

(m)=manual int.

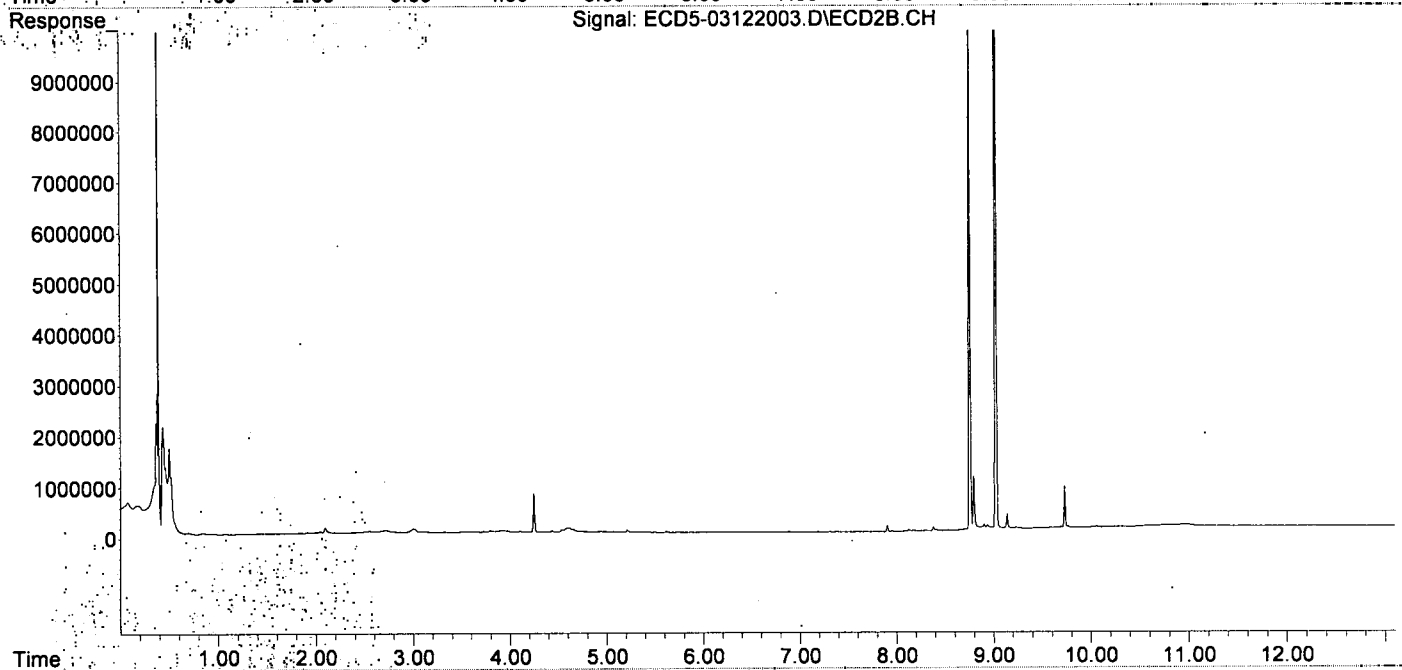
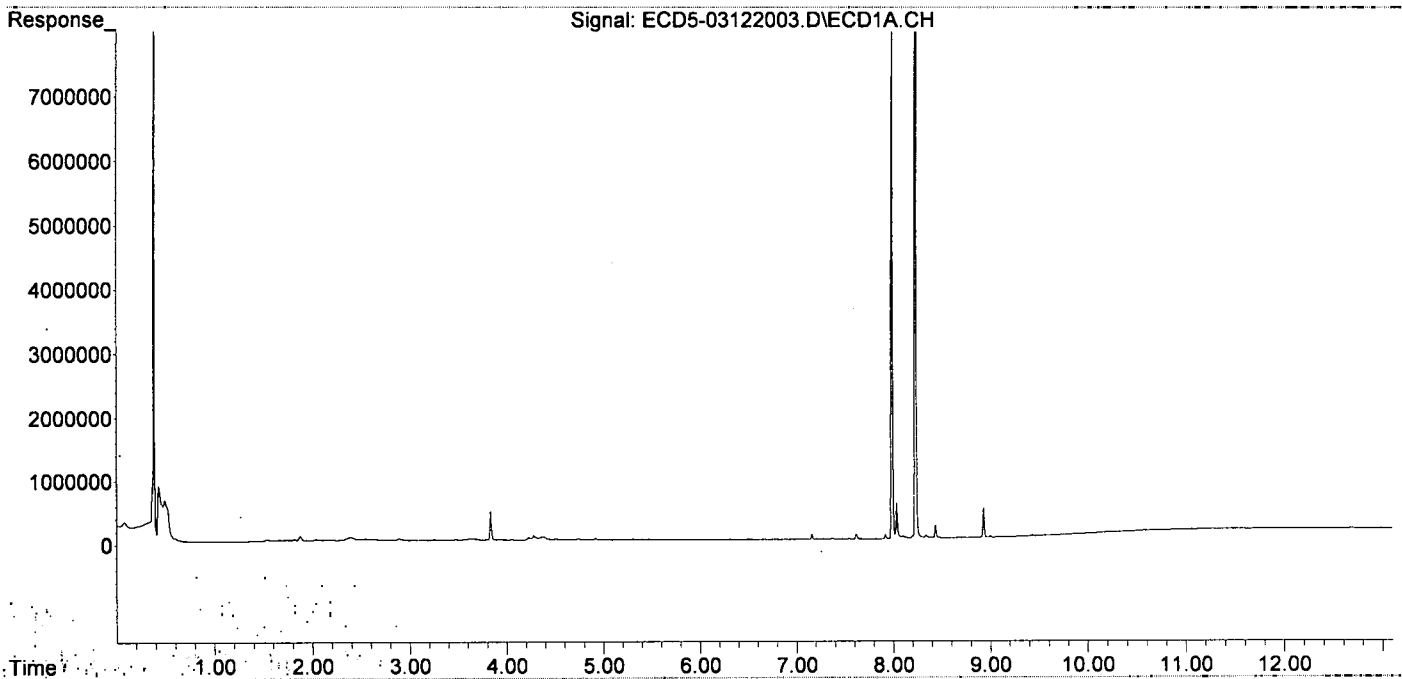
*MR
3/12/20*

Quantitation Report (QT Reviewed)

Data Path : C:\msdchem\1\data\2020-03\0C12043\
Data File : ECD5-03122003.D
Signal(s) : Signal #1: ECD1A.CH Signal #2: ECD2B.CH
Acq On : 12 Mar 2020 11:59
Operator : MJB
Sample : 0C12043-BKD1
Misc : A20C091
ALS Vial : 2 (Sig #1); 0 (Sig #2) Sample Multiplier: 1

Integration File signal 1: PEST1.e
Integration File signal 2: PEST2.e
Quant Time: Mar 12 12:13:24 2020
Quant Method : C:\msdchem\1\methods\PestBreakdownCHK_200225RT2.M
Quant Title : Pesticides
QLast Update : Fri Nov 09 13:28:51 2018
Response via : Initial Calibration
Integrator: ChemStation 6890 Scale Mode: Small noise peaks clipped

Volume Inj. : 2uL
Signal #1 Phase : Rtx-CLPesticides Signal #2 Phase: Rtx-CLPesticides2
Signal #1 Info : 30m x 0.32mm x 0. Signal #2 Info : 30m x 0.32mm x 0.25um



Data Path : C:\msdchem\1\data\2020-03\0C12043\
 Data File : ECD5-03122004.D
 Signal(s) : Signal #1: ECD1A.CH Signal #2: ECD2B.CH
 Acq On : 12 Mar 2020 12:17
 Operator : MJB
 Sample : 0C12043-CCV1
 Misc : A20C183, AB 50 ppb
 ALS Vial : 3 (Sig #1); 0 (Sig #2) Sample Multiplier: 1

Integration File signal 1: PEST1.e
 Integration File signal 2: PEST2.e
 Quant Time: Mar 12 14:13:17 2020
 Quant Method : C:\msdchem\1\methods\ECD5_QUANTPEST_200225RT2.M
 Quant Title : Instrument: DualECD5
 QLast Update : Wed Feb 26 15:13:42 2020
 Response via : Initial Calibration
 Integrator: ChemStation 6890 Scale Mode: Small noise peaks clipped

MJB
3/12/20

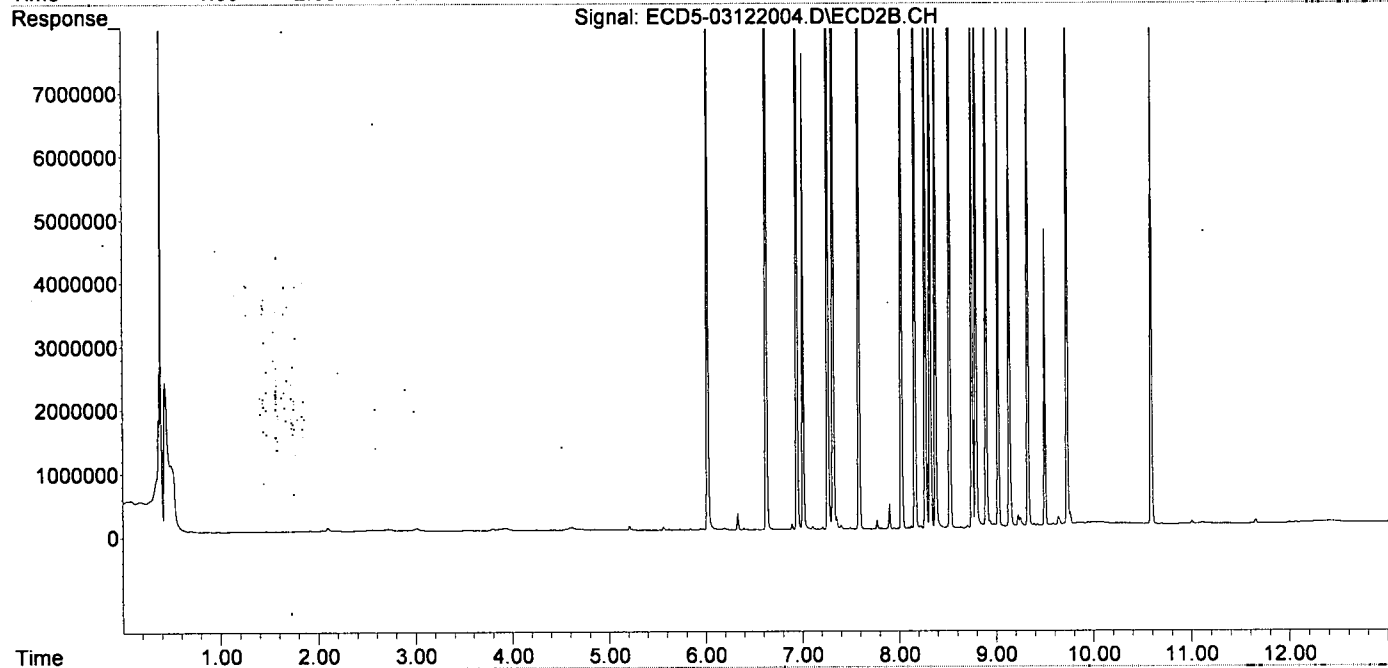
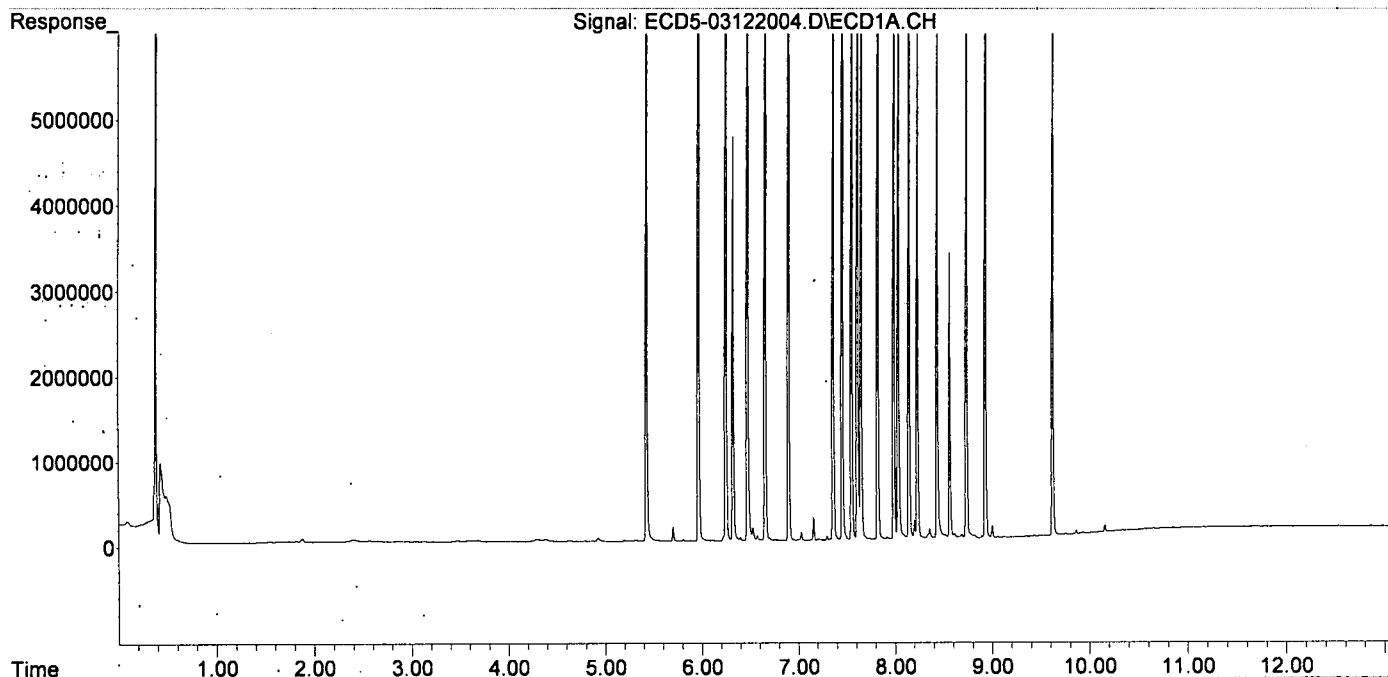
Volume Inj. : 2uL
 Signal #1 Phase : Rtx-CLPesticides Signal #2 Phase: Rtx-CLPesticides2
 Signal #1 Info : 30m X 0.32mm X 0. Signal #2 Info : 30m X 0.32mm X 0.25um

Compound	RT#1	RT#2	Resp#1	Resp#2	ng/mL	ng/mL
System Monitoring Compounds						
1) S TCMX (S)	5.427	6.020	9191300	14410121	42.765	41.840
22) S DCBP (S)	9.623	10.592	6862518	7958913	43.360	41.036
Target Compounds						
2) a-BHC	5.967	6.628	13114997	21228075	45.889	45.671
3) g-BHC	6.250	6.946	11190446	18801332	44.334	46.008
4) b-BHC	6.325	7.009	4706784	7472459	43.983	43.743
5) Heptachlor	6.659	7.322	10823618	17615918	46.427	47.312
6) d-BHC	6.475	7.265	10814963	18140387	43.007	47.095
7) Aldrin	6.900	7.588	10975669	16851963	45.678	44.420
8) Heptachlo...	7.362	8.027	9999121	15130231	44.418	43.856
9) trans-Chl...	7.456	8.167	10052232	15525518	44.177	43.925
10) cis-Chlor...	7.554	8.274	9845478	14841925	44.552	44.511
11) Endosulfa...	7.652	8.325	9200846	13773958	44.673	44.380
12) 4,4'-DDE	7.613	8.380	9831744	15170856	43.613	43.602
13) Dieldrin	7.823	8.526	10326531	15513265	44.806	44.786
14) Endrin	7.989	8.754	8320755	11722483	50.202	49.587
15) 4,4'-DDD	8.035	8.795	8138472	12454989	43.676	44.712
16) Endosulfa...	8.146	8.901	7816474	11821945	46.205	46.336
17) 4,4'-DDT	8.232	9.023	7204650	9850667	48.662	47.840
18) Endrin Al...	8.436	9.137	6643050	10006597	43.990	44.455
19) Endosulfa...	8.738	9.328	7479419	11132520	47.222	48.463
20) Methoxychlor	8.566	9.501	3340786	4661620	45.732	46.598
21) Endrin Ke...	8.932	9.730	8948460	12650985	46.381	47.624
23) Hexachlor...	0.000	0.000	0	0	N.D.	N.D.
24) Hexachlor...	5.809	6.505	20900	4829	0.093	0.013 #
25) Oxychlorane	7.297	7.951	48647	18030	0.243	0.059 #
26) 2,4'-DDE	7.362	8.167	9999121	15525518	65.551	65.957
27) trans-Non...	7.554	8.227	9845478	49213	43.954	0.145 #
28) 2,4'-DDD	7.735	8.526	16308	15513265	0.119	74.258 #
29) 2,4'-DDT	7.919	8.754	28449	11722483	0.220	61.016 #
30) cis-Nonac...	8.035	8.795	8138472	12454989	32.513	33.165
31) Mirex	8.688	9.730	47700	12650985	0.112	62.431 #
32) Chlordane...	7.456	8.167	10052232	15525518	405.127	365.830
33) Chlordane...	7.554	8.274	9845478	14841925	357.521	422.636
34) Chlordane...	0.000	8.937	0	101731	N.D.	9.449 #
35) Chlordane...	0.000	0.000	0	0	N.D.	N.D.
36) Toxaphene...	7.554f	8.496	9845478	31485	9284.497	11.135 #
37) Toxaphene...	7.823	0.000	10326531	0	5242.969	N.D. #
38) Toxaphene...	8.146	8.901f	7816474	11821945	1944.863	2058.985
39) Toxaphene...	8.358	8.937	115791	101731	29.635	11.001 #
40) Toxaphene...	8.612	9.137	54680	10006597	18.125	1972.842 #
41) Toxaphene...	8.688f	9.501	47700	4661620	12.095	872.731 #
42) Toxaphene...	3.681f	0.000	14518	0	NoCal	N.D.

Data Path : C:\msdchem\1\data\2020-03\0C12043\
Data File : ECD5-03122004.D
Signal(s) : Signal #1: ECD1A.CH Signal #2: ECD2B.CH
Acq On : 12 Mar 2020 12:17
Operator : MJB
Sample : 0C12043-CCV1
Misc : A20C183, AB 50 ppb
ALS Vial : 3 (Sig #1); 0 (Sig #2) Sample Multiplier: 1

Integration File signal 1: PEST1.e
Integration File signal 2: PEST2.e
Quant Time: Mar 12 14:13:17 2020
Quant Method : C:\msdchem\1\methods\ECD5_QUANTPEST_200225RT2.M
Quant Title : Instrument: DualECD5
QLast Update : Wed Feb 26 15:13:42 2020
Response via : Initial Calibration
Integrator: ChemStation 6890 Scale Mode: Small noise peaks clipped

Volume Inj. : 2uL
Signal #1 Phase : Rtx-CLPesticides Signal #2 Phase: Rtx-CLPesticides2
Signal #1 Info : 30m X 0.32mm X 0. Signal #2 Info : 30m X 0.32mm X 0.25um



Data Path : C:\msdchem\1\data\2020-03\0C12043\
 Data File : ECD5-03122005.D
 Signal(s) : Signal #1: ECD1A.CH Signal #2: ECD2B.CH
 Acq On : 12 Mar 2020 12:34
 Operator : MJB
 Sample : 0C12043-CCB1
 Misc : A20B383
 ALS Vial : 7 (Sig #1); 0 (Sig #2) Sample Multiplier: 1

Integration File signal 1: PEST1.e
 Integration File signal 2: PEST2.e
 Quant Time: Mar 12 14:13:22 2020
 Quant Method : C:\msdchem\1\methods\ECD5_QUANTPEST_200225RT2.M
 Quant Title : Instrument: DualECD5
 QLast Update : Wed Feb 26 15:13:42 2020
 Response via : Initial Calibration
 Integrator: ChemStation 6890 Scale Mode: Small noise peaks clipped

Volume Inj. : 2uL
 Signal #1 Phase : Rtx-CLPesticides Signal #2 Phase: Rtx-CLPesticides2
 Signal #1 Info : 30m X 0.32mm X 0. Signal #2 Info : 30m X 0.32mm X 0.25um

MJB
3/2/20

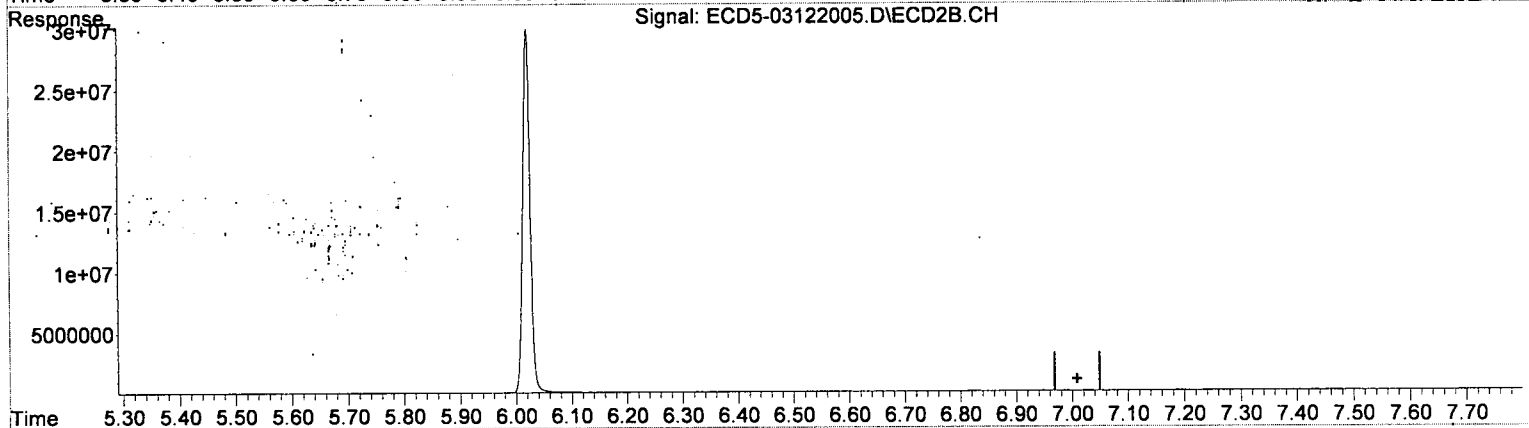
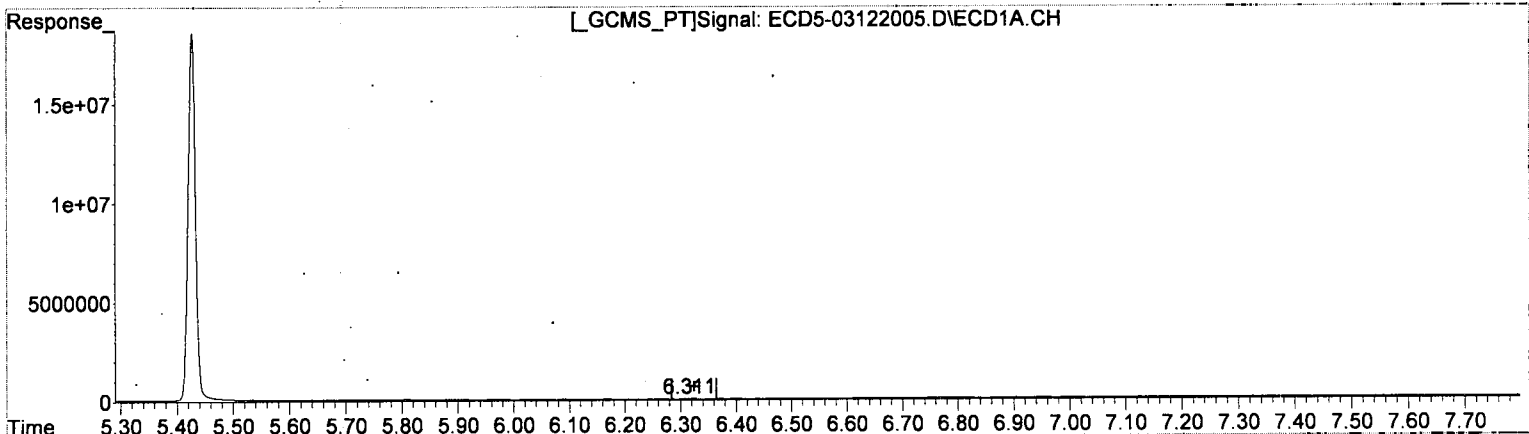
Compound	RT#1	RT#2	Resp#1	Resp#2	ng/mL	ng/mL
System Monitoring Compounds						
1) S TCMX (S)	5.427	6.020	18570666	29903279	86.405	86.825
22) S DCBP (S)	9.623	10.592	14427895	17387330	91.050	89.648
Target Compounds						
2) a-BHC	0.000	0.000	0	0	N.D.	N.D.
3) g-BHC	0.000	0.000	0	0	N.D.	N.D.
4) b-BHC	6.311	0.000	10252	0	13405.804	N.D. #
5) Heptachlor	0.000	0.000	0	0	N.D.	N.D.
6) d-BHC	0.000	0.000	0	0	N.D.	N.D.
7) Aldrin	0.000	7.600	0	9981	N.D.	0.026 #
8) Heptachlo...	0.000	0.000	0	0	N.D.	N.D.
9) trans-Chl...	7.442	8.177	6408	14690	0.028	0.042 #
10) cis-Chlor...	7.544	0.000	8849	0	0.040	N.D. #
11) Endosulfa...	0.000	0.000	0	0	N.D.	N.D.
12) 4,4'-DDE	0.000	0.000	0	0	N.D.	N.D.
13) Dieldrin	0.000	0.000	0	0	N.D.	N.D.
14) Endrin	0.000	0.000	0	0	N.D.	N.D.
15) 4,4'-DDD	0.000	0.000	0	0	N.D.	N.D.
16) Endosulfa...	8.128	8.880	13569	12139	BelowCal	BelowCal
17) 4,4'-DDT	0.000	0.000	0	0	N.D.	N.D.
18) Endrin Al...	8.436	9.137	9994	9386	BelowCal	BelowCal
19) Endosulfa...	8.738	9.328	7733	6815	BelowCal	BelowCal
20) Methoxychlor	8.573	0.000	6940	0	BelowCal	N.D.
21) Endrin Ke...	8.932	9.729	6026	13206	BelowCal	BelowCal
23) Hexachlor...	3.252	3.725	7325	14991	0.033	0.034
24) Hexachlor...	5.808	6.507	23227	6826	0.103	0.019 #
25) Oxychlorane	7.281	0.000	13770	0	0.069	N.D. #
26) 2,4'-DDE	0.000	8.177	0	14690	N.D.	0.062 #
27) trans-Non...	7.544	0.000	8849	0	0.040	N.D. #
28) 2,4'-DDD	0.000	0.000	0	0	N.D.	N.D.
29) 2,4'-DDT	0.000	0.000	0	0	N.D.	N.D.
30) cis-Nonac...	0.000	0.000	0	0	N.D.	N.D.
31) Mirex	8.681	9.729	7555	13206	BelowCal	BelowCal
32) Chlordane...	7.442	8.177f	6408	14690	0.258	0.346 #
33) Chlordane...	7.544	0.000	8849	0	0.321	N.D. #
34) Chlordane...	8.128f	8.938	13569	55401	1.811	5.146 #
35) Chlordane...	3.687f	3.725f	16487	14991	NoCal	NoCal
36) Toxaphene...	7.544f	0.000	8849	0	8.345	N.D. #
37) Toxaphene...	0.000	8.880f	0	12139	N.D.	3.499 #
38) Toxaphene...	8.128	8.880	13569	12139	3.376	2.114 #
39) Toxaphene...	8.340f	8.938	38910	55401	9.959	5.991 #
40) Toxaphene...	8.573f	9.137	6940	9386	2.300	1.850
41) Toxaphene...	8.681	0.000	7555	0	1.916	N.D. #
42) Toxaphene...	3.687f	3.725	16487	14991	NoCal	NoCal

Quantitation Report (Qedit)

Data Path : C:\msdchem\1\data\2020-03\0C12043\
 Data File : ECD5-03122005.D
 Signal(s) : Signal #1: ECD1A.CH Signal #2: ECD2B.CH
 Acq On : 12 Mar 2020 12:34
 Operator : MJB
 Sample : 0C12043-CCB1
 Misc : A20B383
 ALS Vial : 7 (Sig #1); 0 (Sig #2) Sample Multiplier: 1

Integration File signal 1: PEST1.e
 Integration File signal 2: PEST2.e
 Quant Time: Mar 12 14:13:22 2020
 Quant Method : C:\msdchem\1\methods\ECD5_QUANTPEST_200225RT2.M
 Quant Title : Instrument: DualECD5
 QLast Update : Wed Feb 26 15:13:42 2020
 Response via : Initial Calibration
 Integrator: ChemStation 6890 Scale Mode: Small noise peaks clipped

Volume Inj. : 2uL
 Signal #1 Phase : Rtx-CLPesticides Signal #2 Phase: Rtx-CLPesticides2
 Signal #1 Info : 30m X 0.32mm X 0. Signal #2 Info : 30m X 0.32mm X 0.25um



(4) b-BHC
 6.311min 13405.804 ng/mL *Qedit*
 response 10252

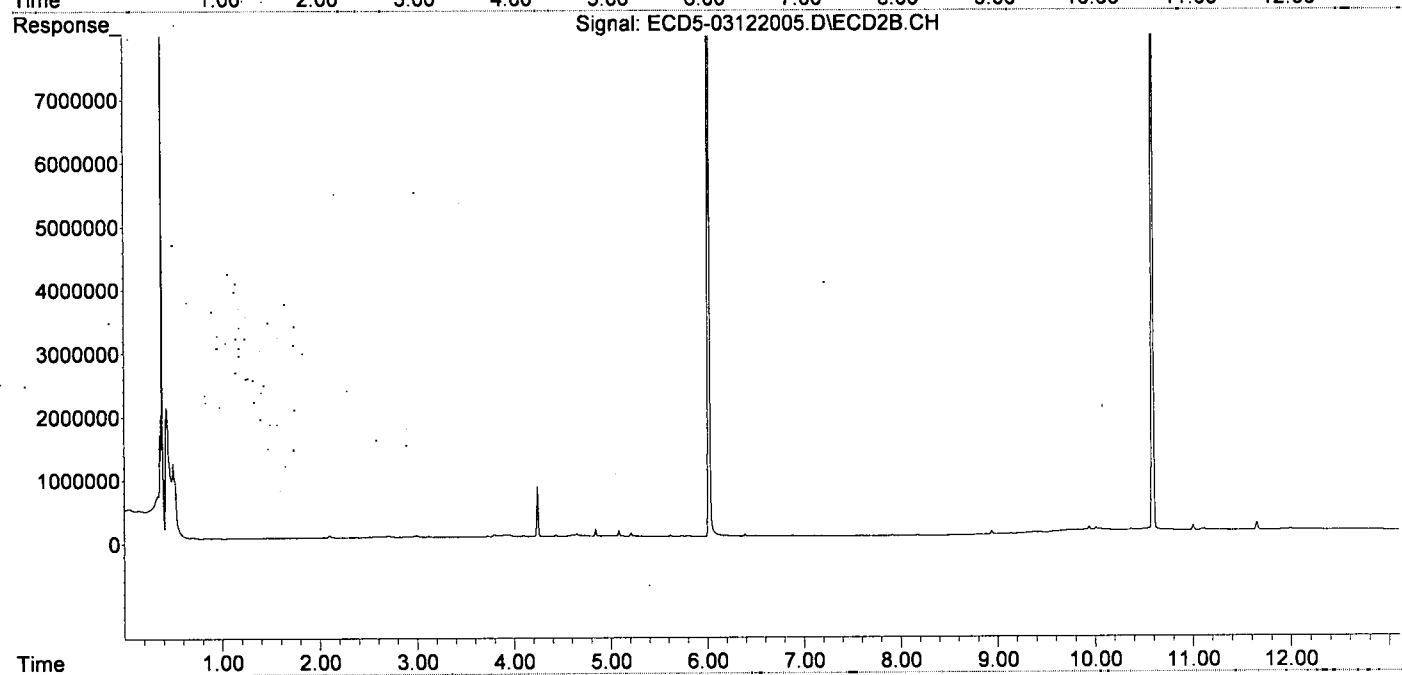
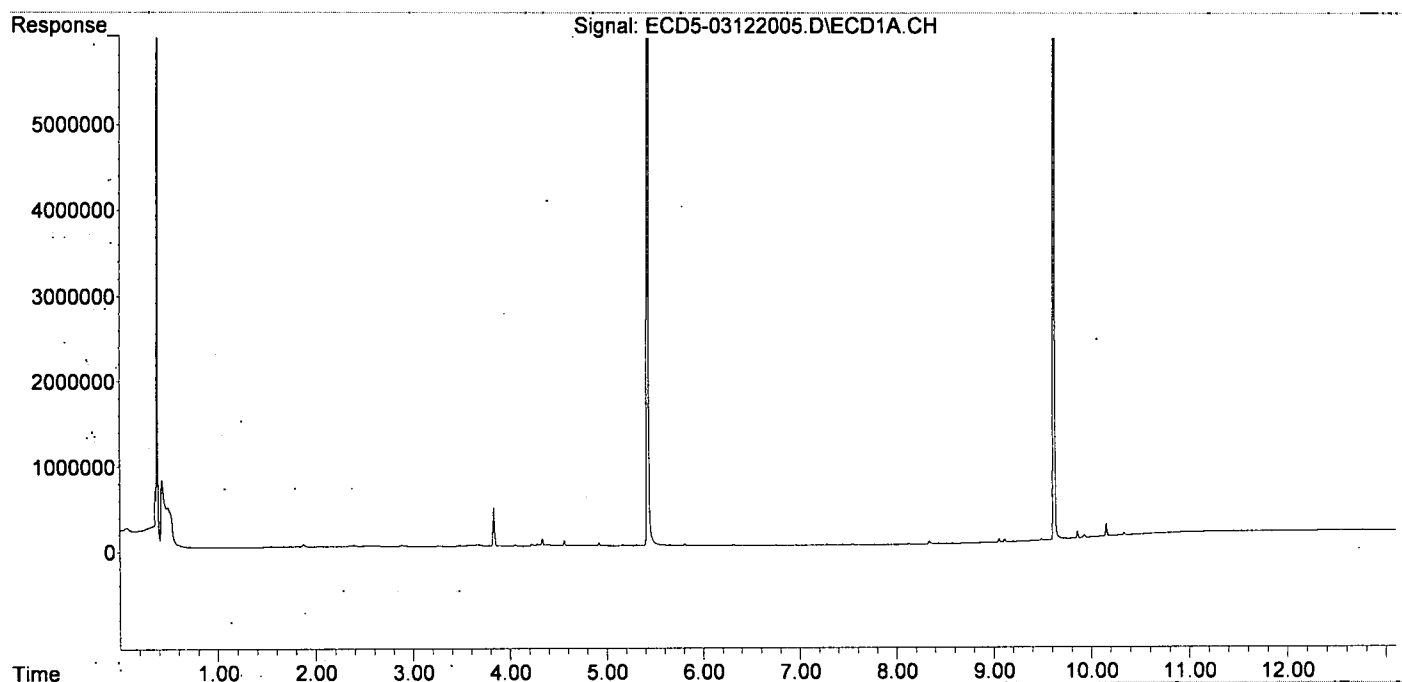
MJB
3/12/20

(4) b-BHC #2
 0.000min 0.000 ng/mL
 response 0

Data Path : C:\msdchem\1\data\2020-03\0C12043\
Data File : ECD5-03122005.D
Signal(s) : Signal #1: ECD1A.CH Signal #2: ECD2B.CH
Acq On : 12 Mar 2020 12:34
Operator : MJB
Sample : 0C12043-CCB1
Misc : A20B383
ALS Vial : 7 (Sig #1); 0 (Sig #2) Sample Multiplier: 1

Integration File signal 1: PEST1.e
Integration File signal 2: PEST2.e
Quant Time: Mar 12 14:13:22 2020
Quant Method : C:\msdchem\1\methods\ECD5_QUANTPEST_200225RT2.M
Quant Title : Instrument: DualECD5
QLast Update : Wed Feb 26 15:13:42 2020
Response via : Initial Calibration
Integrator: ChemStation 6890 Scale Mode: Small noise peaks clipped

Volume Inj. : 2uL
Signal #1 Phase : Rtx-CLPesticides Signal #2 Phase: Rtx-CLPesticides2
Signal #1 Info : 30m X 0.32mm X 0. Signal #2 Info : 30m X 0.32mm X 0.25um



Data Path: C:\msdchem\1\data\2020-03\0C12043\
 Data File : ECD5-03122006.D
 Signal(s) : Signal #1: ECD1A.CH Signal #2: ECD2B.CH
 Acq On : 12 Mar 2020 12:58
 Operator : MJB
 Sample : 0030277-BLK1
 Misc : 1x, 608 (SW)/Full List
 ALS Vial : 8 (Sig #1); 0 (Sig #2) Sample Multiplier: 1

Integration File signal 1: PEST1.e
 Integration File signal 2: PEST2.e
 Quant Time: Mar 12 14:20:08 2020
 Quant Method : C:\msdchem\1\methods\ECD5_QUANTPEST_200225RT2.M
 Quant Title : Instrument: DualECD5
 QLast Update : Wed Feb 26 15:13:42 2020
 Response via : Initial Calibration
 Integrator: ChemStation 6890 Scale Mode: Small noise peaks clipped

Volume Inj. : 2uL
 Signal #1 Phase : Rtx-CLPesticides Signal #2 Phase: Rtx-CLPesticides2
 Signal #1 Info : 30m X 0.32mm X 0. Signal #2 Info : 30m X 0.32mm X 0.25um

MJB
 2/12/20

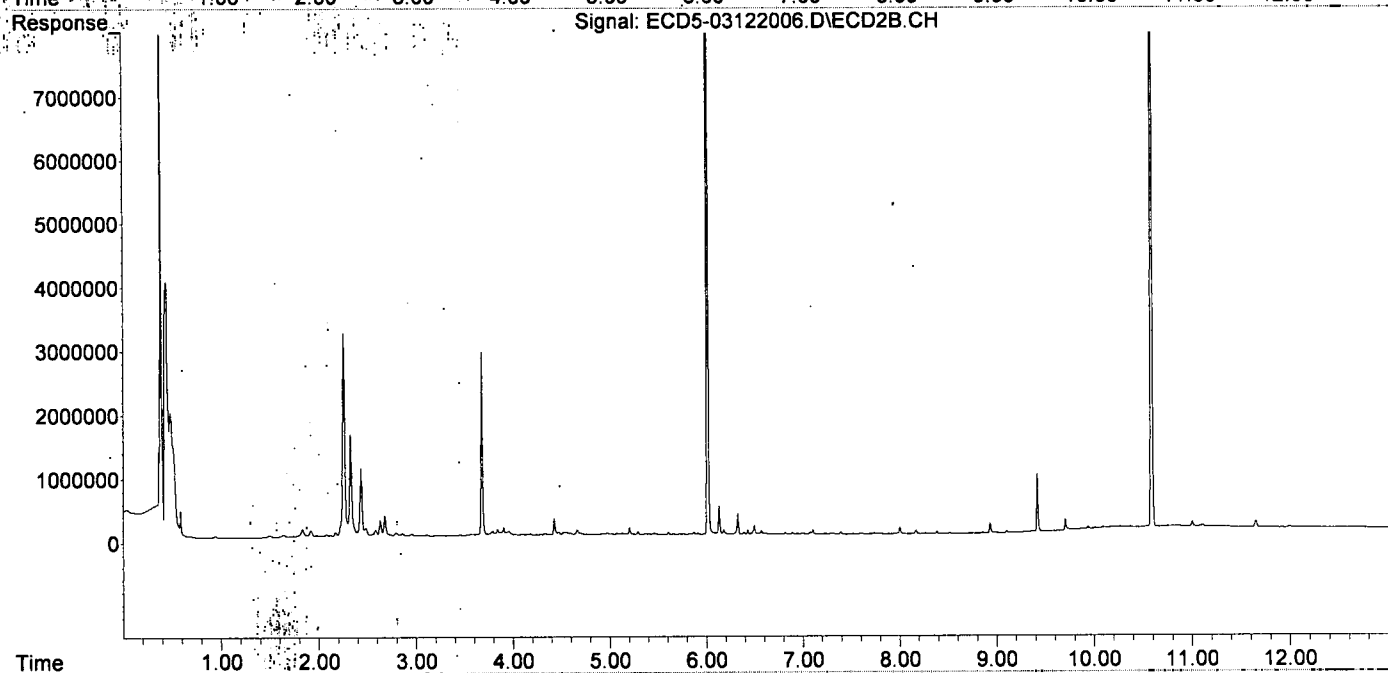
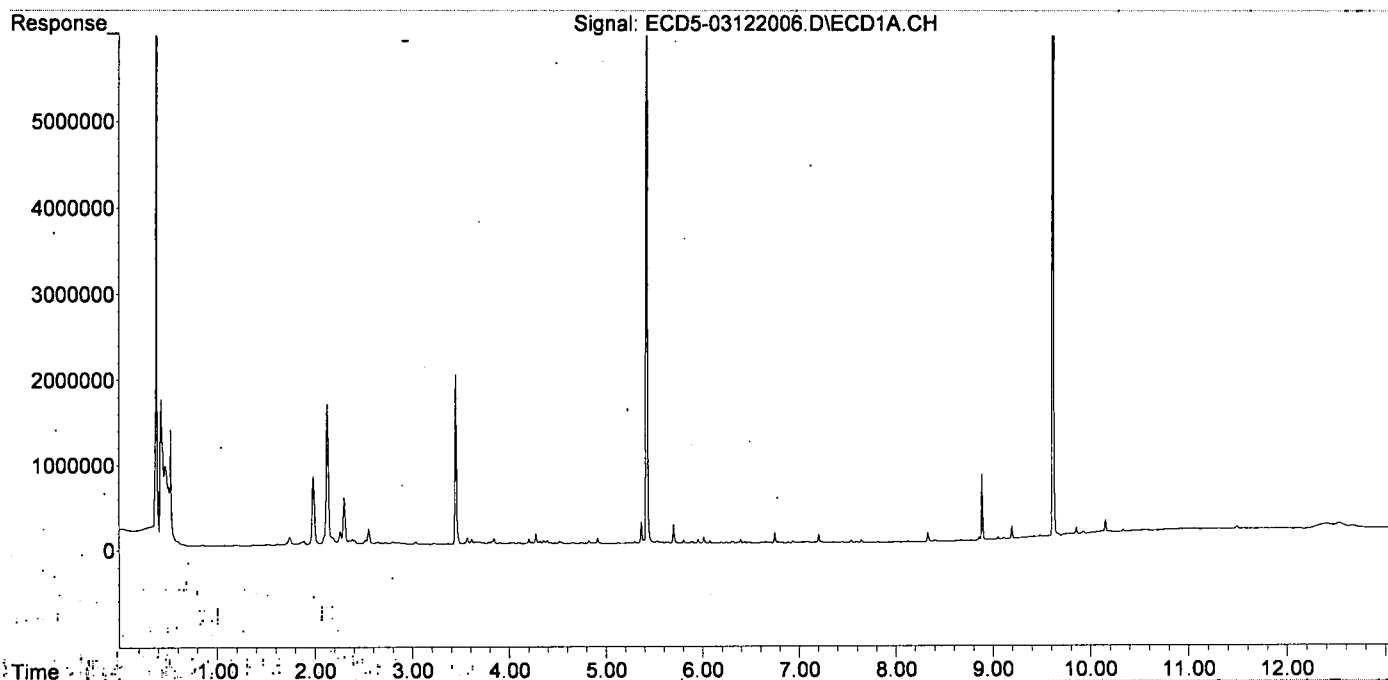
Compound	RT#1	RT#2	Resp#1	Resp#2	ng/mL	ng/mL

System Monitoring Compounds						
1) S TCMX (S)	5.425	6.016	9323907	15238253	43.382	44.245
22) S DCBP (S)	9.622	10.591	13827671	16064318	87.281	82.827
Target Compounds						
2) a-BHC	5.955	6.622	50484	13925	0.177	0.054 #
3) g-BHC	6.249	6.942	16095	21191	0.064	0.052
4) b-BHC	6.318	6.995	23411	16422	0.027	BelowCal #
5) Heptachlor	6.655	7.317	18448	18398	0.079	0.049 #
6) d-BHC	6.478	7.260	11670	10005	0.046	BelowCal #
7) Aldrin	6.888	7.595	11249	12959	0.047	0.034 #
8) Heptachlo...	7.360	8.004f	12022	106764	0.053	0.309 #
9) trans-Chl...	7.454	8.169	12540	56200	0.055	0.159 #
10) cis-Chlor...	7.541	8.271	24969	15337	0.113	0.046 #
11) Endosulfa...	7.645	8.322	31556	11779	0.153	0.038 #
12) 4,4'-DDE	7.590f	8.387	8850	41163	0.039	0.156 #
13) Dieldrin	7.820	8.522	7627	14423	0.033	0.042 #
14) Endrin	8.009f	8.752	5969	6820	0.036	BelowCal #
15) 4,4'-DDD	8.033	0.000	6191	0	0.033	N.D. #
16) Endosulfa...	8.126	8.933f	11330	159731	BelowCal	0.473
17) 4,4'-DDT	8.202f	9.019	2927	3131	0.012	0.100 #
18) Endrin Al...	8.421	9.115f	10880	10117	BelowCalm	BelowCalm
19) Endosulfa...	8.736	9.325	2208	5571	BelowCal	BelowCal
20) Methoxychlor	8.571	9.512	2568	5524	BelowCal	0.020m
21) Endrin Ke...	8.917	9.706f	13892	190615	BelowCalm	0.573
23) Hexachlor...	3.224	3.679f	20849	2873420	0.094	6.603 #
24) Hexachlor...	5.807	6.498	42788	135268	0.190	0.370 #
25) Oxychlordane	0.000	7.975	0	10794	N.D.	0.035 #
26) 2,4'-DDE	7.360	8.169	12022	56200	0.079	0.239 #
27) trans-Non...	7.541	8.271f	24969	15337	0.111	0.045 #
28) 2,4'-DDD	7.747	8.522	5976	14423	0.044	0.069 #
29) 2,4'-DDT	7.936	8.752	3849	6820	0.030	0.073 #
30) cis-Nonac...	8.009	0.000	5969	0	0.024	N.D. #
31) Mirex	8.677	9.706	14962	190615	BelowCal	0.842
32) Chlordane...	7.454	8.169	12540	56200	0.505	1.324 #
33) Chlordane...	7.541	8.271	24969	15337	0.907	0.437 #
34) Chlordane...	8.126f	8.933	11330	159731	1.512	14.836 #
35) Chlordane...	3.685f	3.679f	31688	2873420	NoCal	NoCal
36) Toxaphene...	7.541	8.522f	24969	14423	23.546	5.101 #
37) Toxaphene...	7.820	8.858	7627	16005	3.872	4.613
38) Toxaphene...	8.126	8.858	11330	16005	2.819	2.788
39) Toxaphene...	8.403f	8.933	17832	159731	4.564	17.272 #
40) Toxaphene...	8.571f	9.103	2568	29907	0.851	5.896 #
41) Toxaphene...	8.677	9.513	14962	2375	3.794	0.445 #
42) Toxaphene...	3.685f	3.679f	31688	2873420	NoCal	NoCal

Data Path : C:\msdchem\1\data\2020-03\0C12043\
 Data File : ECD5-03122006.D
 Signal(s) : Signal #1: ECD1A.CH Signal #2: ECD2B.CH
 Acq On : 12 Mar 2020 12:58
 Operator : MJB
 Sample : 0030277-BLK1
 Misc : 1x, 608 (SW)/Full List
 ALS Vial : 8 (Sig #1); 0 (Sig #2) Sample Multiplier: 1

Integration File signal 1: PEST1.e
 Integration File signal 2: PEST2.e
 Quant Time: Mar 12 14:20:08 2020
 Quant Method : C:\msdchem\1\methods\ECD5_QUANTPEST_200225RT2.M
 Quant Title : Instrument: DualECD5
 QLast Update : Wed Feb 26 15:13:42 2020
 Response via : Initial Calibration
 Integrator: ChemStation 6890 Scale Mode: Small noise peaks clipped

Volume Inj. : 2uL
 Signal #1 Phase : Rtx-CLPesticides Signal #2 Phase: Rtx-CLPesticides2
 Signal #1 Info : 30m X 0.32mm X 0. Signal #2 Info : 30m X 0.32mm X 0.25um

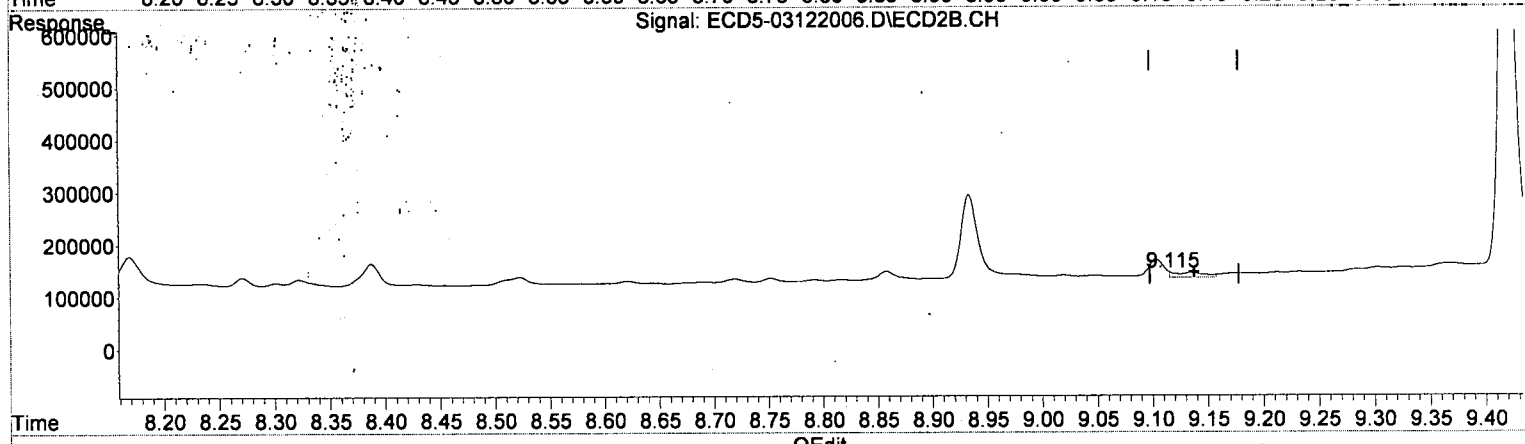
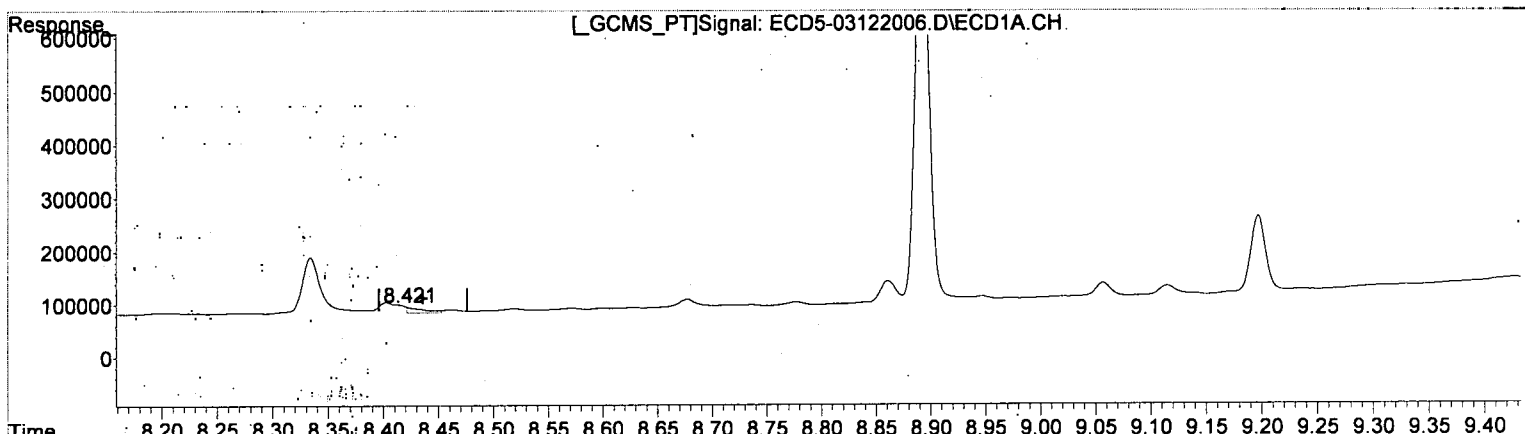


Quantitation Report (Qedit)

Data Path : C:\msdchem\1\data\2020-03\0C12043\
Data File : ECD5-03122006.D
Signal(s) : Signal #1: ECD1A.CH Signal #2: ECD2B.CH
Acq On : 12 Mar 2020 12:58
Operator : MJB
Sample : 0030277-BLK1
Misc : 1x, 608 (SW)/Full List
ALS Vial : 8 (Sig #1); 0 (Sig #2) Sample Multiplier: 1

Integration File signal 1: PEST1.e
Integration File signal 2: PEST2.e
Quant Time: Mar 12 14:13:26 2020
Quant Method : C:\msdchem\1\methods\ECD5_QUANTPEST_200225RT2.M
Quant Title : Instrument: DualECD5
QLast Update : Wed Feb 26 15:13:42 2020
Response via : Initial Calibration
Integrator: ChemStation 6890 Scale Mode: Small noise peaks clipped

Volume Inj. : 2uL
Signal #1 Phase : Rtx-CLPesticides Signal #2 Phase: Rtx-CLPesticides2
Signal #1 Info : 30m X 0.32mm X 0. Signal #2 Info : 30m X 0.32mm X 0.25um



(18) Endrin Aldehyde
8.421min -0.381 ng/mL(m)
response 10880

MJB
3/12/20

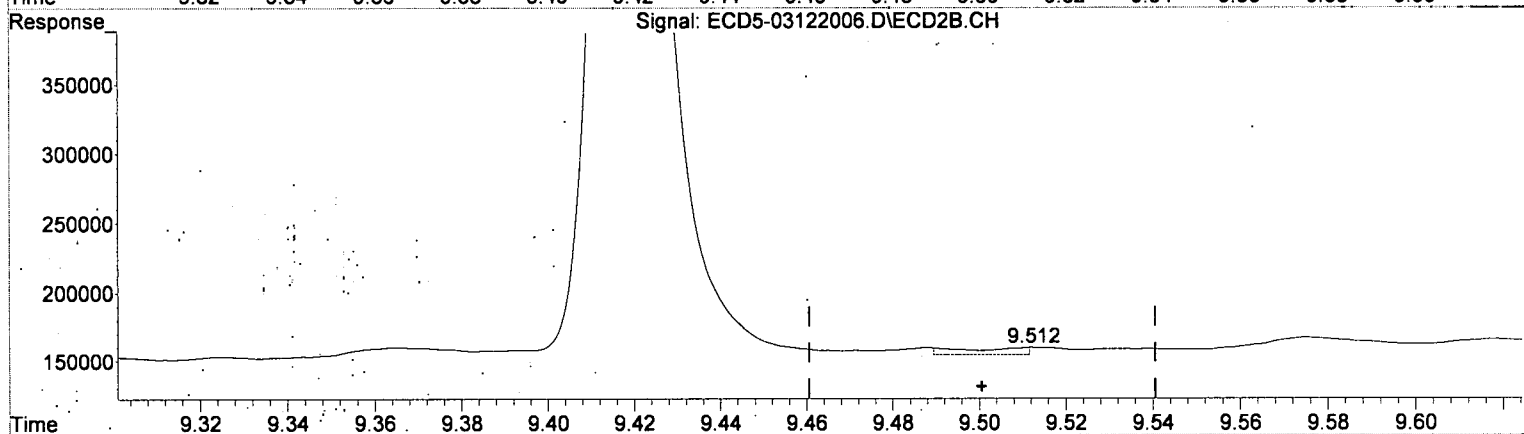
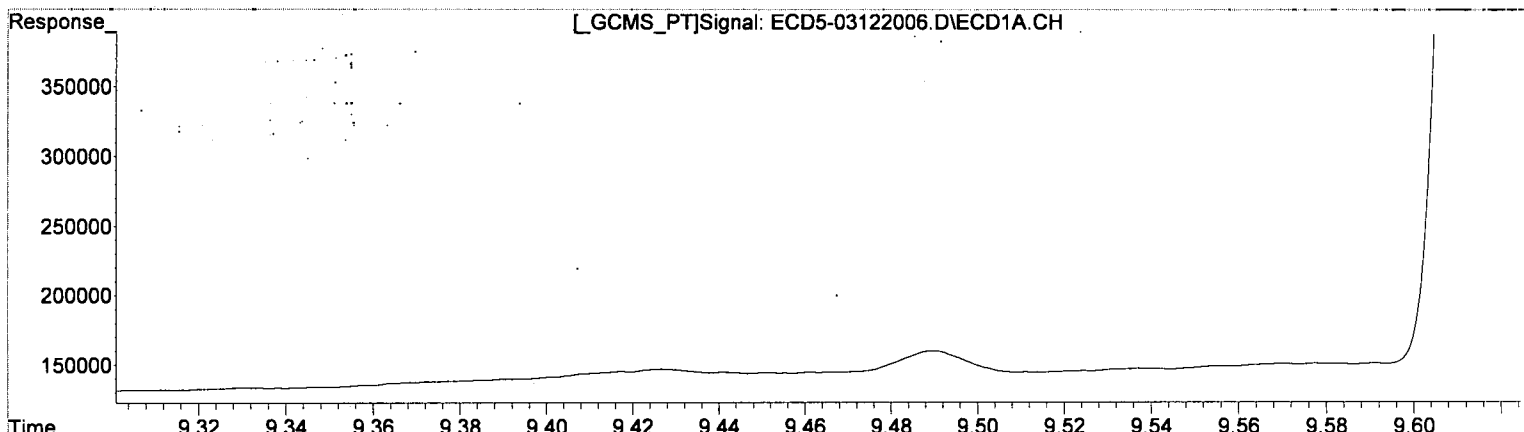
(18) Endrin Aldehyde #2
9.115min -0.361 ng/mL(m)
response 10117

Quantitation Report (Qedit)

Data Path : C:\msdchem\1\data\2020-03\0C12043\
Data File : ECD5-03122006.D
Signal(s) : Signal #1: ECD1A.CH Signal #2: ECD2B.CH
Acq On : 12 Mar 2020 12:58
Operator : MJB
Sample : 0030277-BLK1
Misc : 1x, 608 (SW)/Full List
ALS Vial : 8 (Sig #1); 0 (Sig #2) Sample Multiplier: 1

Integration File signal 1: PEST1.e
Integration File signal 2: PEST2.e
Quant Time: Mar 12 14:13:26 2020
Quant Method : C:\msdchem\1\methods\ECD5_QUANTPEST_200225RT2.M
Quant Title : Instrument: DualECD5
QLast Update : Wed Feb 26 15:13:42 2020
Response via : Initial Calibration
Integrator: ChemStation 6890 Scale Mode: Small noise peaks clipped

Volume Inj. : 2uL
Signal #1 Phase : Rtx-CLPesticides Signal #2 Phase: Rtx-CLPesticides2
Signal #1 Info : 30m X 0.32mm X 0. Signal #2 Info : 30m X 0.32mm X 0.25um



(20) Methoxychlor
8.571min -0.143 ng/mL
response 2568

*MJB
3/12/20*

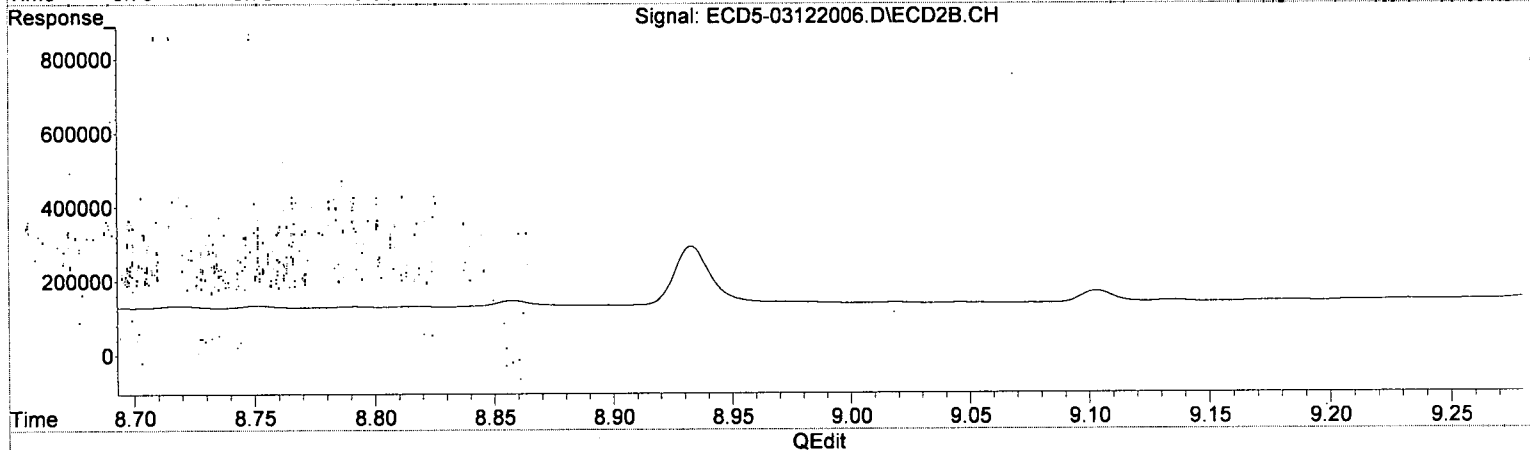
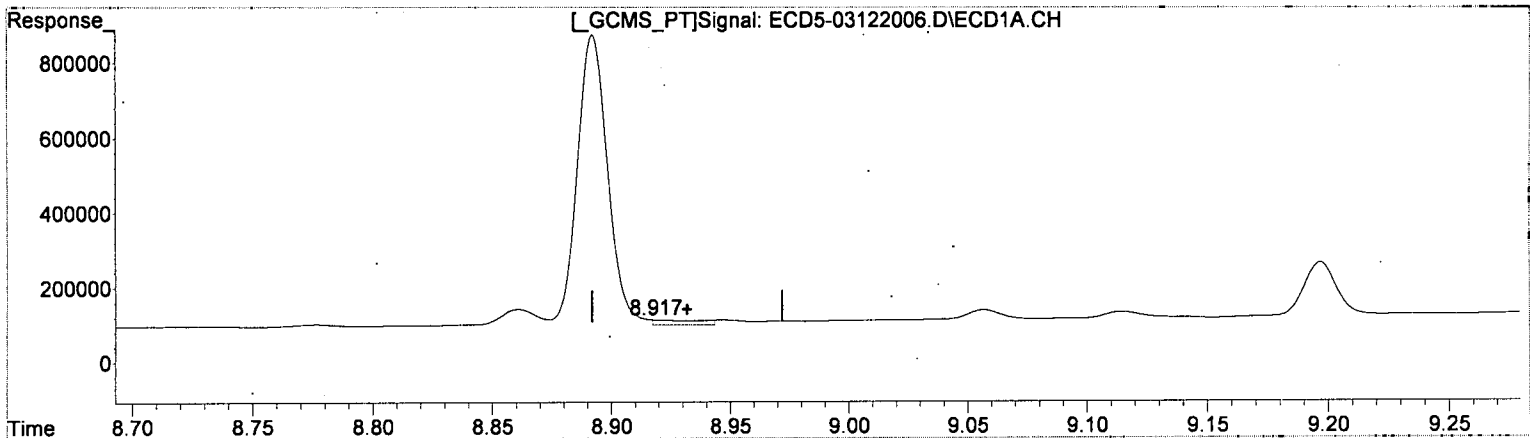
(20) Methoxychlor #2
9.512min 0.020 ng/mL(m)
response 5524

Quantitation Report (Qedit)

Data Path : C:\msdchem\1\data\2020-03\0C12043\
Data File : ECD5-03122006.D
Signal(s) : Signal #1: ECD1A.CH Signal #2: ECD2B.CH
Acq On : 12 Mar 2020 12:58
Operator : MJB
Sample : 0030277-BLK1
Misc : 1x, 608 (SW)/Full List
ALS Vial : 8 (Sig #1); 0 (Sig #2) Sample Multiplier: 1

Integration File signal 1: PEST1.e
Integration File signal 2: PEST2.e
Quant Time: Mar 12 14:13:26 2020
Quant Method : C:\msdchem\1\methods\ECD5_QUANTPEST_200225RT2.M
Quant Title : Instrument: DualECD5
QLast Update : Wed Feb 26 15:13:42 2020
Response via : Initial Calibration
Integrator: ChemStation 6890 Scale Mode: Small noise peaks clipped

Volume Inj. : 2uL
Signal #1 Phase : Rtx-CLPesticides Signal #2 Phase: Rtx-CLPesticides2
Signal #1 Info : 30m X 0.32mm X 0. Signal #2 Info : 30m X 0.32mm X 0.25um



(21) Endrin Ketone
8.917min -0.178 ng/mL(m)
response 13892

MJB
3/12/20

(21) Endrin Ketone #2
9.706min 0.573 ng/mL
response 190615

Data Path : C:\msdchem\1\data\2020-03\0C12043\
 Data File : ECD5-03122006.D
 Signal(s) : Signal #1: ECD1A.CH Signal #2: ECD2B.CH
 Acq On : 12 Mar 2020 12:58
 Operator : MJB
 Sample : 0030277-BLK1
 Misc : 1x, 608 (SW)/Full List
 ALS Vial : 8 (Sig #1); 0 (Sig #2) Sample Multiplier: 1

Integration File signal 1: PEST1.e
 Integration File signal 2: PEST2.e
 Quant Time: Mar 12 14:13:26 2020
 Quant Method : C:\msdchem\1\methods\ECD5_QUANTPEST_200225RT2.M
 Quant Title : Instrument: DualECD5
 QLast Update : Wed Feb 26 15:13:42 2020
 Response via : Initial Calibration
 Integrator: ChemStation 6890 Scale Mode: Small noise peaks clipped

Volume Inj. : 2uL
 Signal #1 Phase : Rtx-CLPesticides Signal #2 Phase: Rtx-CLPesticides2
 Signal #1 Info : 30m X 0.32mm X 0. Signal #2 Info : 30m X 0.32mm X 0.25um

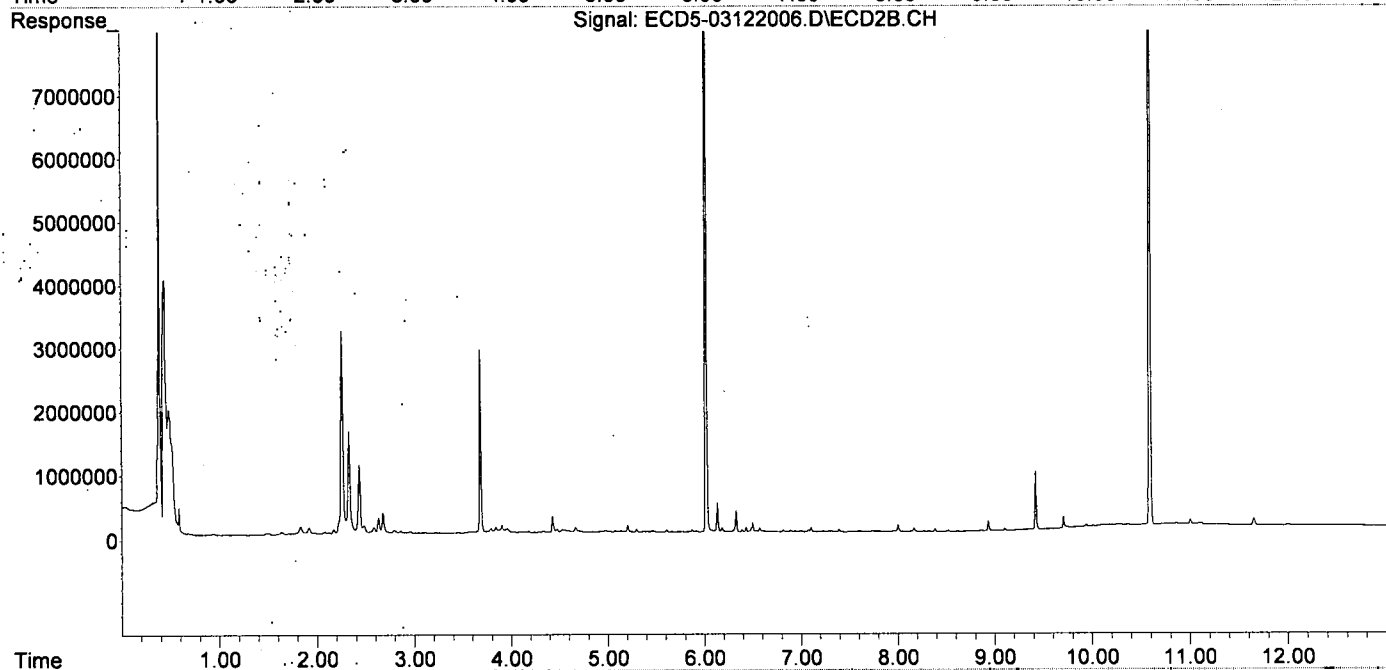
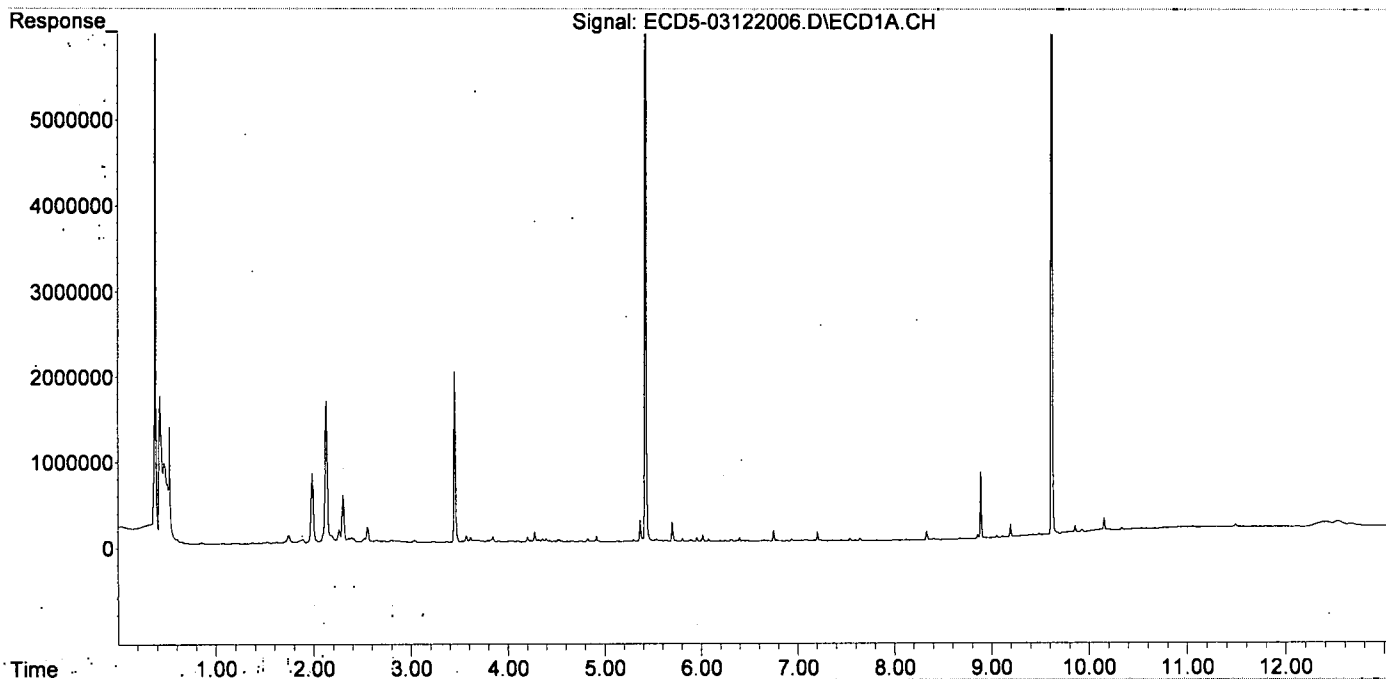
ME
 MJB
 3/12/20

Compound	RT#1	RT#2	Resp#1	Resp#2	ng/mL	ng/mL
System Monitoring Compounds						
1) S TCMX (S)	5.425	6.016	9323907	15238253	43.382	44.245
22) S DCBP (S)	9.622	10.591	13827671	16064318	87.281	82.827
Target Compounds						
2) a-BHC	5.955	6.622	50484	13925	0.177	0.054 #
3) g-BHC	6.249	6.942	16095	21191	0.064	0.052
4) b-BHC	6.318	6.995	23411	16422	0.027	BelowCal #
5) Heptachlor	6.655	7.317	18448	18398	0.079	0.049 #
6) d-BHC	6.478	7.260	11670	10005	0.046	BelowCal #
7) Aldrin	6.888	7.595	11249	12959	0.047	0.034 #
8) Heptachlo...	7.360	8.004f	12022	106764	0.053	0.309 #
9) trans-Chl...	7.454	8.169	12540	56200	0.055	0.159 #
10) cis-Chlor...	7.541	8.271	24969	15337	0.113	0.046 #
11) Endosulfa...	7.645	8.322	31556	11779	0.153	0.038 #
12) 4,4'-DDE	7.590f	8.387	8850	41163	0.039	0.156 #
13) Dieldrin	7.820	8.522	7627	14423	0.033	0.042 #
14) Endrin	8.009f	8.752	5969	6820	0.036	BelowCal #
15) 4,4'-DDD	8.033	0.000	6191	0	0.033	N.D. #
16) Endosulfa...	8.126	8.933f	11330	159731	BelowCal	0.473
17) 4,4'-DDT	8.202f	9.019	2927	3131	0.012	0.100 #
18) Endrin Al...	8.462f	9.103f	3349	29907	BelowCal	BelowCal
19) Endosulfa...	8.736	9.325	2208	5571	BelowCal	BelowCal
20) Methoxychl...	8.571	9.488	2568	3507	BelowCal	BelowCal
21) Endrin Ke...	8.947	9.706f	9928	190615	BelowCal	0.573
23) Hexachlor...	3.224	3.679f	20849	2873420	0.094	6.603 #
24) Hexachlor...	5.807	6.498	42788	135268	0.190	0.370 #
25) Oxychlorane	0.000	7.975	0	10794	N.D.	0.035 #
26) 2,4'-DDE	7.360	8.169	12022	56200	0.079	0.239 #
27) trans-Non...	7.541	8.271f	24969	15337	0.111	0.045 #
28) 2,4'-DDD	7.747	8.522	5976	14423	0.044	0.069 #
29) 2,4'-DDT	7.936	8.752	3849	6820	0.030	0.073 #
30) cis-Nonac...	8.009	0.000	5969	0	0.024	N.D. #
31) Mirex	8.677	9.706	14962	190615	BelowCal	0.842
32) Chlordane...	7.454	8.169	12540	56200	0.505	1.324 #
33) Chlordane...	7.541	8.271	24969	15337	0.907	0.437 #
34) Chlordane...	8.126f	8.933	11330	159731	1.512	14.836 #
35) Chlordane...	3.685f	3.679f	31688	2873420	NoCal	NoCal
36) Toxaphene...	7.541	8.522f	24969	14423	23.546	5.101 #
37) Toxaphene...	7.820	8.858	7627	16005	3.872	4.613
38) Toxaphene...	8.126	8.858	11330	16005	2.819	2.788
39) Toxaphene...	8.403f	8.933	17832	159731	4.564	17.272 #
40) Toxaphene...	8.571f	9.103	2568	29907	0.851	5.896 #
41) Toxaphene...	8.677	9.513	14962	2375	3.794	0.445 #
42) Toxaphene...	3.685f	3.679f	31688	2873420	NoCal	NoCal

Data Path : C:\msdchem\1\data\2020-03\0C12043\
 Data File : ECD5-03122006.D
 Signal(s) : Signal #1: ECD1A.CH Signal #2: ECD2B.CH
 Acq On : 12 Mar 2020 12:58
 Operator : MJB
 Sample : 0030277-BLK1
 Misc : 1x, 608 (SW)/Full List
 ALS Vial : 8 (Sig #1); 0 (Sig #2) Sample Multiplier: 1

Integration File signal 1: PEST1.e
 Integration File signal 2: PEST2.e
 Quant Time: Mar 12 14:13:26 2020
 Quant Method : C:\msdchem\1\methods\ECD5_QUANTPEST_200225RT2.M
 Quant Title : Instrument: DualECD5
 QLast Update : Wed Feb 26 15:13:42 2020
 Response via : Initial Calibration
 Integrator: ChemStation 6890 Scale Mode: Small noise peaks clipped

Volume Inj. : 2uL
 Signal #1 Phase: Rtx-CLPesticides Signal #2 Phase: Rtx-CLPesticides2
 Signal #1 Info : 30m X 0.32mm X 0. Signal #2 Info : 30m X 0.32mm X 0.25um



Data Path : C:\msdchem\1\data\2020-03\0C12043\
 Data File : ECD5-03122007.D
 Signal(s) : Signal #1: ECD1A.CH Signal #2: ECD2B.CH
 Acq On : 12 Mar 2020 13:16
 Operator : MJB
 Sample : 0030277-BS1
 Misc : 1x, 608 (SW)/Full List
 ALS Vial : 9 (Sig #1); 0 (Sig #2) Sample Multiplier: 1

Integration File signal 1: PEST1.e
 Integration File signal 2: PEST2.e
 Quant Time: Mar 12 14:13:30 2020
 Quant Method : C:\msdchem\1\methods\ECD5_QUANTPEST_200225RT2.M
 Quant Title : Instrument: DualECD5
 QLast Update : Wed Feb 26 15:13:42 2020
 Response via : Initial Calibration
 Integrator: ChemStation 6890 Scale Mode: Small noise peaks clipped

Volume Inj. : 2uL
 Signal #1 Phase : Rtx-CLPesticides Signal #2 Phase: Rtx-CLPesticides2
 Signal #1 Info : 30m X 0.32mm X 0. Signal #2 Info : 30m X 0.32mm X 0.25um

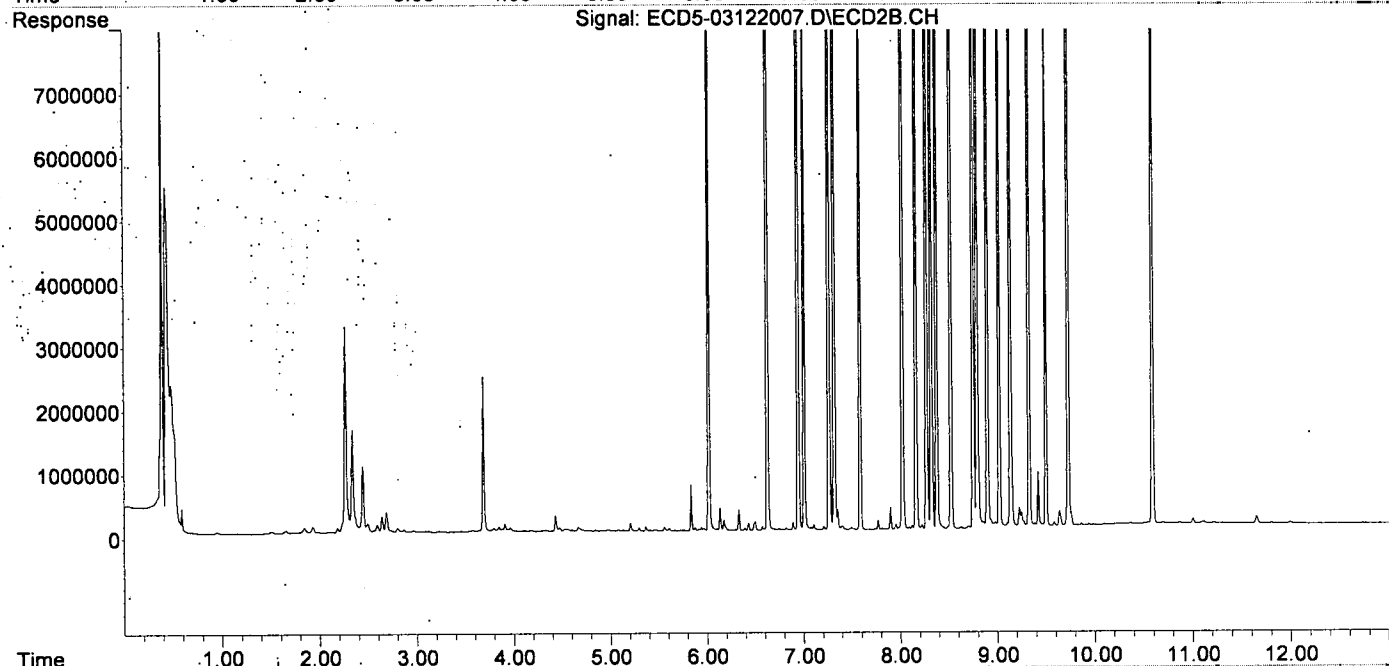
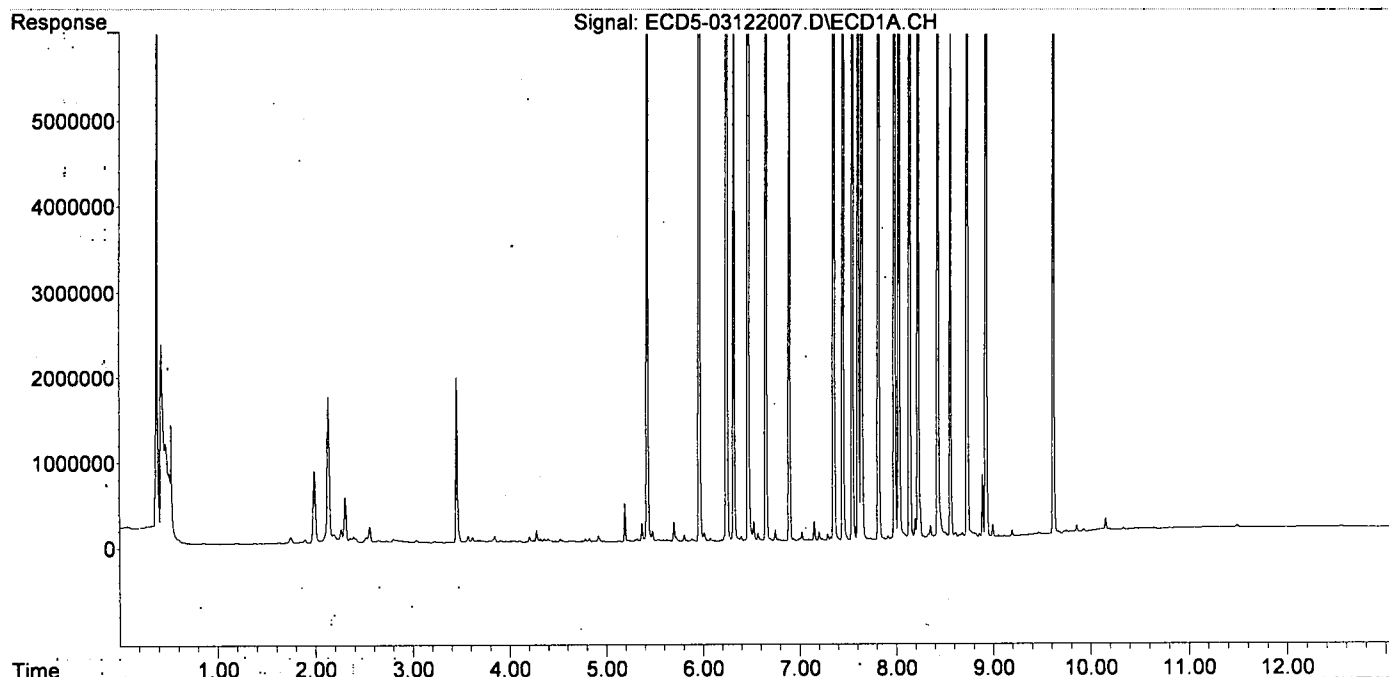
Mb
31620

Compound	RT#1	RT#2	Resp#1	Resp#2	ng/mL	ng/mL
System Monitoring Compounds						
1) S TCMX (S)	5.426	6.018	9738730	15805729	45.312	45.892
22) S DCBP (S)	9.622	10.592	13888960	16489290	87.666	85.018
Target Compounds						
2) a-BHC	5.966	6.627	22776659	40582535	79.695	83.468
3) g-BHC	6.248	6.945	20589417	34833953	81.571	85.241
4) b-BHC	6.322	7.008	8816451	14412198	82.796	82.855
5) Heptachlor	6.657	7.320	17067550	27820736	73.210	74.720
6) d-BHC	6.472	7.264	21877136	36643886	86.997	90.049
7) Aldrin	6.898	7.587	11263892	17800257	46.878	46.920
8) Heptachlo...	7.360	8.025	17759315	28477052	78.891	82.543
9) trans-Chl...	7.454	8.165	17183830	26866906	75.518	76.012
10) cis-Chlor...	7.552	8.274	16480035	25783960	74.575	77.326
11) Endosulfa...	7.650	8.324	16678782	26349472	80.981	84.899
12) 4,4'-DDE	7.611	8.378	16013337	25010293	71.035	70.016
13) Dieldrin	7.822	8.525	19651679	31098879	85.267	89.780
14) Endrin	7.987	8.753	17115248	25594228	103.262	100.521
15) 4,4'-DDD	8.032	8.794	15687514	24896121	84.190	85.007
16) Endosulfa...	8.143	8.900	16391742	26336041	96.071	97.142
17) 4,4'-DDT	8.230	9.022	13805682	20463402	89.257	89.821
18) Endrin Al...	8.434	9.137	13044550	20263051	86.661	86.467
19) Endosulfa...	8.736	9.328	16070833	25329955	100.904	104.231
20) Methoxychlor	8.564	9.500	7604899	11305637	99.424	101.942
21) Endrin Ke...	8.930	9.729	18646120	27998262	95.090	98.975
23) Hexachlor...	3.227	3.686f	20481	2451153	0.092	5.632 #
24) Hexachlor...	5.807	6.499	80594	136872	0.358	0.374
25) Oxychlorane	7.295	7.955	78763	78402	0.393	0.255 #
26) 2,4'-DDE	7.360	8.165	17759315	26866906	116.425	114.139
27) trans-Non...	7.552	8.226	16480035	67658	73.574	0.199 #
28) 2,4'-DDD	7.734	8.525	15167	31098879	0.111	148.863 #
29) 2,4'-DDT	7.915	8.753	43669	25594228	0.338	118.042 #
30) cis-Nonac...	8.032	8.794	15687514	24896121	62.671	66.292
31) Mirex	8.684	9.729	60701	27998262	0.204	130.374 #
32) Chlordane...	7.454	8.165	17183830	26866906	692.545	633.069
33) Chlordane...	7.552	8.274	16480035	25783960	598.443	734.220
34) Chlordane...	0.000	8.900f	0	26336041	N.D.	2446.063 #
35) Chlordane...	3.688f	3.686	25426	2451153	NoCal	NoCal
36) Toxaphene...	7.552f	8.525f	16480035	31098879	15541.027	10998.423 #
37) Toxaphene...	7.822	8.857	19651679	99158	9977.519	28.583 #
38) Toxaphene...	8.143	8.857	16391742	99158	4078.525	17.270 #
39) Toxaphene...	8.355	8.978f	148628	93053	38.039	10.062 #
40) Toxaphene...	8.613	9.105	58408	80198	19.361	15.811
41) Toxaphene...	8.653	9.500	36453	11305637	9.243	2116.598 #
42) Toxaphene...	3.688f	3.686f	25426	2451153	NoCal	NoCal

Data Path : C:\msdchem\1\data\2020-03\0C12043\
Data File : ECD5-03122007.D
Signal(s) : Signal #1: ECD1A.CH Signal #2: ECD2B.CH
Acq On : 12 Mar 2020 13:16
Operator : MJB
Sample : 0030277-BS1
Misc : 1x, 608 (SW)/Full List
ALS Vial : 9 (Sig #1); 0 (Sig #2) Sample Multiplier: 1

Integration File signal 1: PEST1.e
Integration File signal 2: PEST2.e
Quant Time: Mar 12 14:13:30 2020
Quant Method : C:\msdchem\1\methods\ECD5_QUANTPEST_200225RT2.M
Quant Title : Instrument: DualECD5
QLast Update : Wed Feb 26 15:13:42 2020
Response via : Initial Calibration
Integrator: ChemStation 6890 Scale Mode: Small noise peaks clipped

Volume Inj. : 2uL
Signal #1 Phase : Rtx-CLPesticides Signal #2 Phase: Rtx-CLPesticides2
Signal #1 Info : 30m X 0.32mm X 0. Signal #2 Info : 30m X 0.32mm X 0.25um



Data Path : C:\msdchem\1\data\2020-03\0C12043\
 Data File : ECD5-03122008.D
 Signal(s) : Signal #1: ECD1A.CH Signal #2: ECD2B.CH
 Acq On : 12 Mar 2020 13:33
 Operator : MJB
 Sample : 0030277-BSD1
 Misc : 1x; 608 (SW)/Full List
 ALS Vial : 10 (Sig #1); 0 (Sig #2) Sample Multiplier: 1

Integration File signal 1: PEST1.e
 Integration File signal 2: PEST2.e
 Quant Time: Mar 12 14:13:34 2020
 Quant Method : C:\msdchem\1\methods\ECD5_QUANTPEST_200225RT2.M
 Quant Title : Instrument: DualECD5
 QLast Update : Wed Feb 26 15:13:42 2020
 Response via : Initial Calibration
 Integrator: ChemStation : 6890 Scale Mode: Small noise peaks clipped

Volume Inj. : 2uL
 Signal #1 Phase : Rtx-CLPesticides Signal #2 Phase: Rtx-CLPesticides2
 Signal #1 Info : 30m X 0.32mm X 0. Signal #2 Info : 30m X 0.32mm X 0.25um

Q-19

MJB
3/12/20

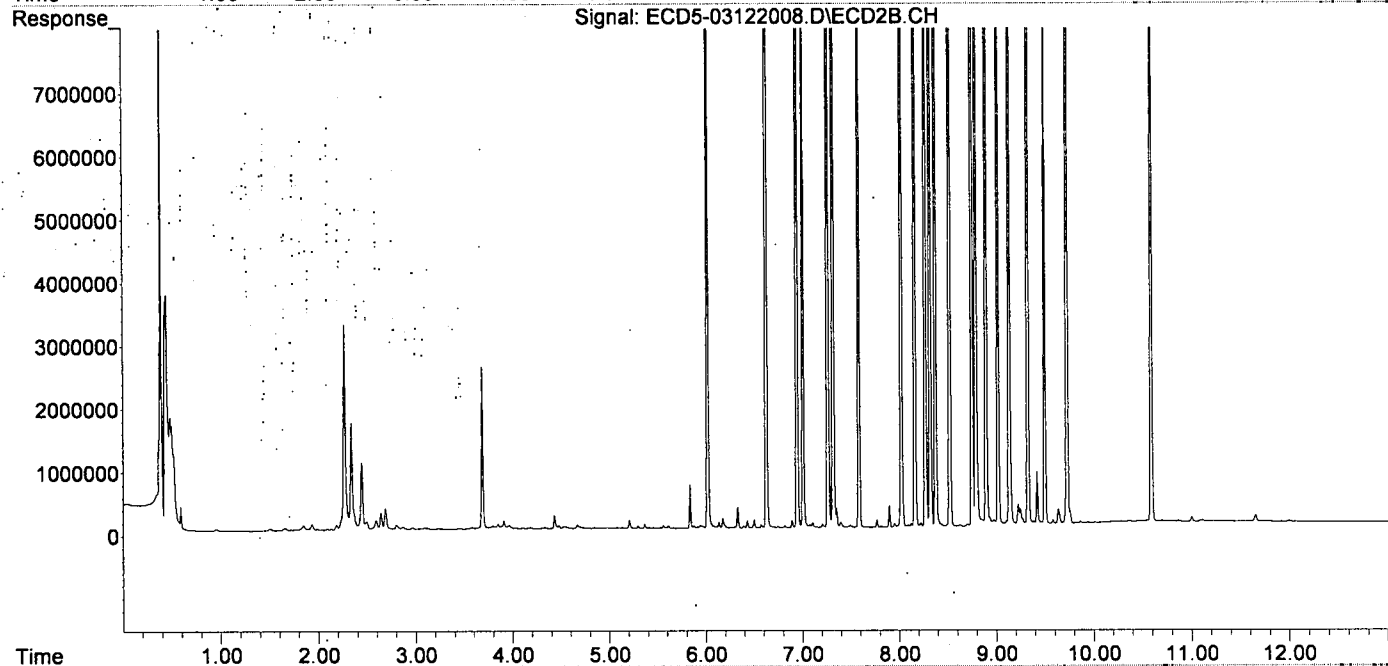
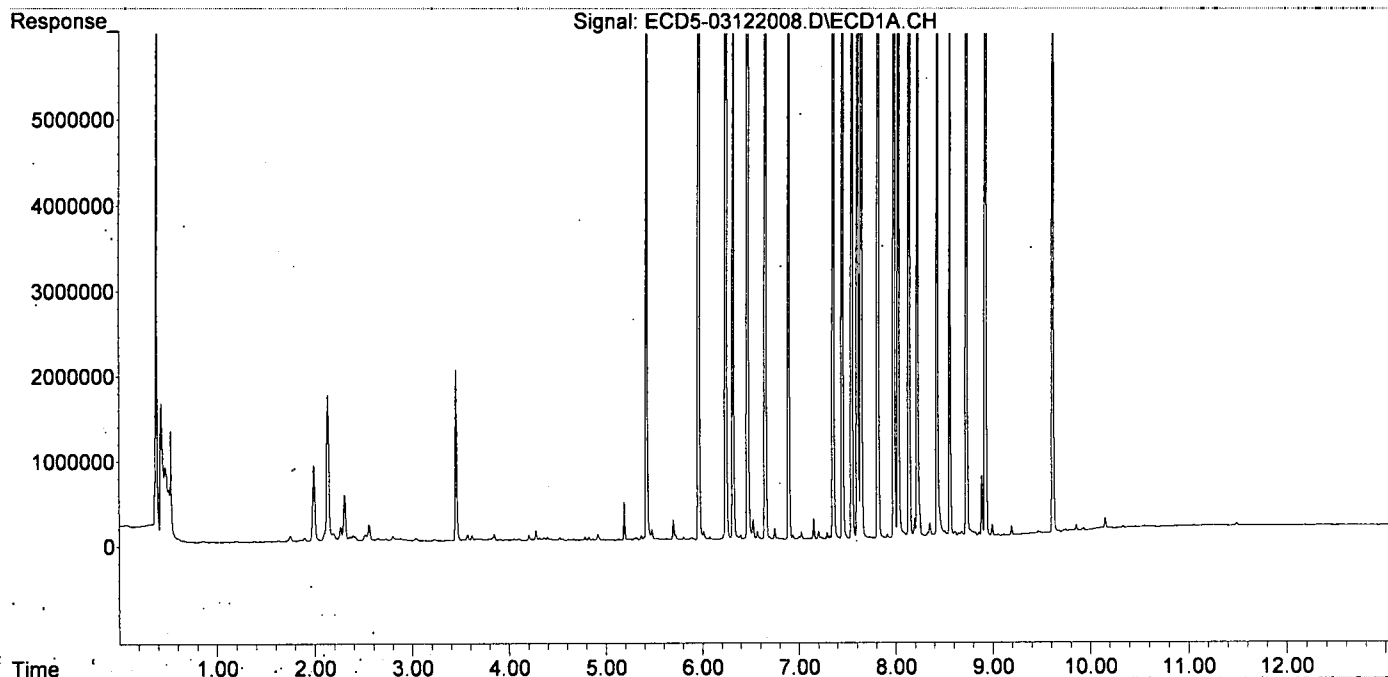
Compound	RT#1	RT#2	Resp#1	Resp#2	ng/mL	ng/mL

System Monitoring Compounds						
1) S TCMX (S)	5.425	6.018	9949014	15789964	46.291	45.847
22) S DCBP (S)	9.621	10.591	11844338	14415798	74.809	74.327
Target Compounds						
2) a-BHC	5.965	6.627	22317407	38491404	78.088	79.531
3) g-BHC	6.248	6.944	20377813	33943885	80.732	83.063
4) b-BHC	6.322	7.007	8663939	14077703	81.352	81.003
5) Heptachlor	6.656	7.320	16627210	28120603	71.321	75.525
6) d-BHC	6.472	7.264	21256413	36396782	84.529	89.503
7) Aldrin	6.898	7.585	11516203	18387803	47.928	48.468
8) Heptachlo...	7.359	8.024	17133714	28259456	76.112	81.912
9) trans-Chl...	7.454	8.164	17080391	27169862	75.063	76.869
10) cis-Chlor...	7.551	8.272	16223254	25856636	73.413	77.544
11) Endosulfa...	7.649	8.323	16109796	25523402	78.218	82.237
12) 4,4'-DDE	7.610	8.377	15475765	24973439	68.650	69.919
13) Dieldrin	7.821	8.525	19373708	30577764	84.061	88.276
14) Endrin	7.986	8.753	16620006	25486794	100.274	100.151
15) 4,4'-DDD	8.032	8.793	15597001	24119868	83.704	82.598
16) Endosulfa...	8.143	8.899	16132058	25086914	94.577	92.989
17) 4,4'-DDT	8.229	9.021	13776500	20520552	89.084	90.029
18) Endrin Al...	8.433	9.136	12646899	19262371	84.015	82.518
19) Endosulfa...	8.735	9.327	15720130	24589485	98.734	101.469
20) Methoxychlor	8.563	9.500	7606664	11339553	99.446	102.201
21) Endrin Ke...	8.930	9.729	17725159	26580427	90.540	94.475
23) Hexachlor...	3.227	3.685f	21901	2573023	0.099	5.913 #
24) Hexachlor...	5.807	6.500	34585	128973	0.154	0.353 #
25) Oxychlorane	7.294	7.954	77051	57368	0.385	0.187 #
26) 2,4'-DDE	7.359	8.164	17133714	27169862	112.323	115.426
27) trans-Non...	7.551	8.225	16223254	66428	72.427	0.195 #
28) 2,4'-DDD	7.733	8.525	15141	30577764	0.111	146.368 #
29) 2,4'-DDT	7.915	8.753	43567	25486794	0.337	117.641 #
30) cis-Nonac...	8.032	8.793	15597001	24119868	62.310	64.225
31) Mirex	8.683	9.729	58338	26580427	0.187	124.396 #
32) Chlordane...	7.454	8.164	17080391	27169862	688.376	640.207
33) Chlordane...	7.551	8.272	16223254	25856636	589.118	736.289
34) Chlordane...	0.000	8.899f	0	25086914	N.D.	2330.046 #
35) Chlordane...	3.688f	3.685	26478	2573023	NoCal	NoCal
36) Toxaphene...	7.551f	8.525f	16223254	30577764	15298.876	10814.126 #
37) Toxaphene...	7.821	8.856	19373708	98596	9836.387	28.421 #
38) Toxaphene...	8.143	8.856	16132058	98596	4013.912	17.172 #
39) Toxaphene...	8.355	8.977f	167152	92192	42.780	9.969 #
40) Toxaphene...	8.614	9.136	58251	19262371	19.309	3797.657 #
41) Toxaphene...	8.683	9.500	58338	11339553	14.793	2122.948 #
42) Toxaphene...	3.688f	3.685f	26478	2573023	NoCal	NoCal

Data Path : C:\msdchem\1\data\2020-03\0C12043\
Data File : ECD5-03122008.D
Signal(s) : Signal #1: ECD1A.CH Signal #2: ECD2B.CH
Acq On : 12 Mar 2020 13:33
Operator : MJB
Sample : 0030277-BSD1
Misc : 1x, 608 (SW)/Full List
ALS Vial : 10 (Sig #1); 0 (Sig #2) Sample Multiplier: 1

Integration File signal 1: PEST1.e
Integration File signal 2: PEST2.e
Quant Time: Mar 12 14:13:34 2020
Quant Method : C:\msdchem\1\methods\ECD5_QUANTPEST_200225RT2.M
Quant Title : Instrument: DualECD5
QLast Update : Wed Feb 26 15:13:42 2020
Response via : Initial Calibration
Integrator: ChemStation 6890 Scale Mode: Small noise peaks clipped

Volume Inj. : 2uL
Signal #1 Phase : Rtx-CLPesticides Signal #2 Phase: Rtx-CLPesticides2
Signal #1 Info : 30m X 0.32mm X 0. Signal #2 Info : 30m X 0.32mm X 0.25um



Data Path : C:\msdchem\1\data\2020-03\0C12043\
 Data File : ECD5-03122012.D
 Signal(s) : Signal #1: ECD1A.CH Signal #2: ECD2B.CH
 Acq On : 12 Mar 2020 14:41
 Operator : MJB
 Sample : 0C12043-CCV2
 Misc : A20C184, AB 100 ppb
 ALS Vial : 5 (Sig #1); 0 (Sig #2) Sample Multiplier: 1

Integration File signal 1: PEST1.e
 Integration File signal 2: PEST2.e
 Quant Time: Mar 12 14:55:20 2020
 Quant Method: C:\msdchem\1\methods\ECD5_QUANTPEST_200225RT2.M
 Quant Title: Instrument: DualECD5
 QLast Update: Wed Feb 26 15:13:42 2020
 Response via : Initial Calibration
 Integrator: ChemStation 6890 Scale Mode: Small noise peaks clipped

Volume Inj : 2uL
 Signal #1 Phase : Rtx-CLPesticides Signal #2 Phase: Rtx-CLPesticides2
 Signal #1 Info : 30m X 0.32mm X 0. Signal #2 Info : 30m X 0.32mm X 0.25um

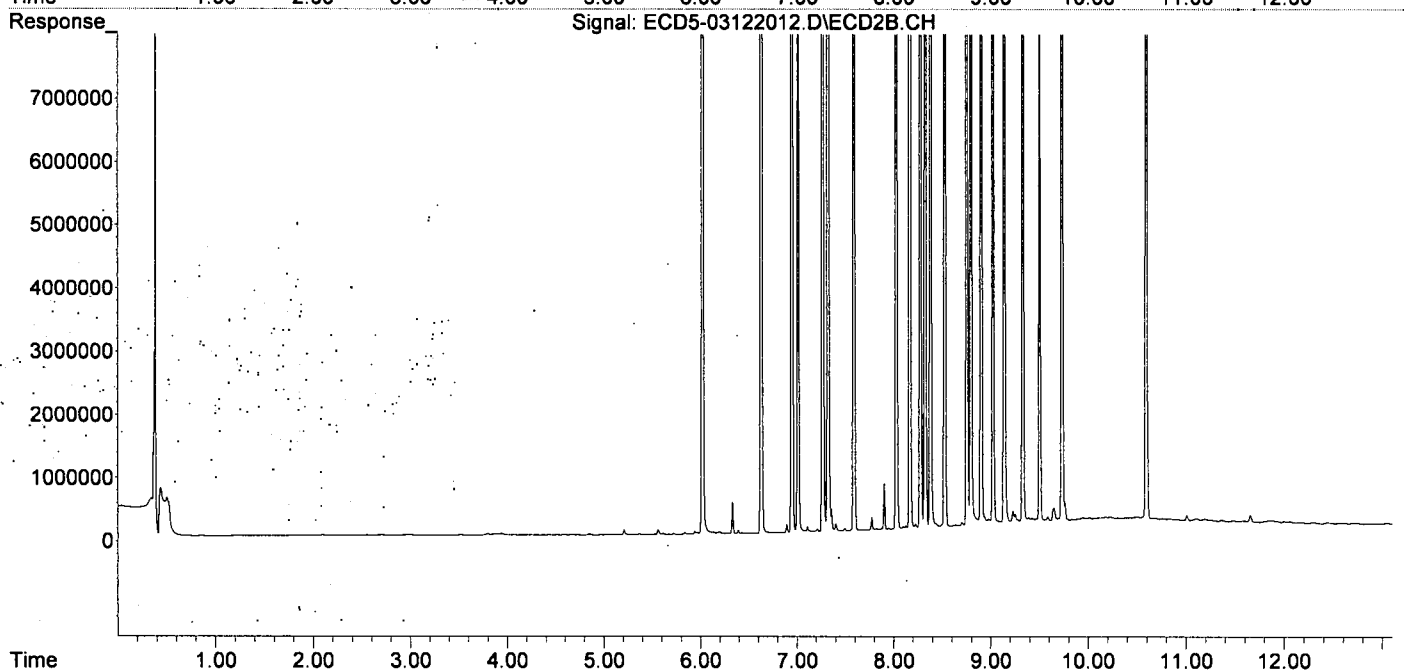
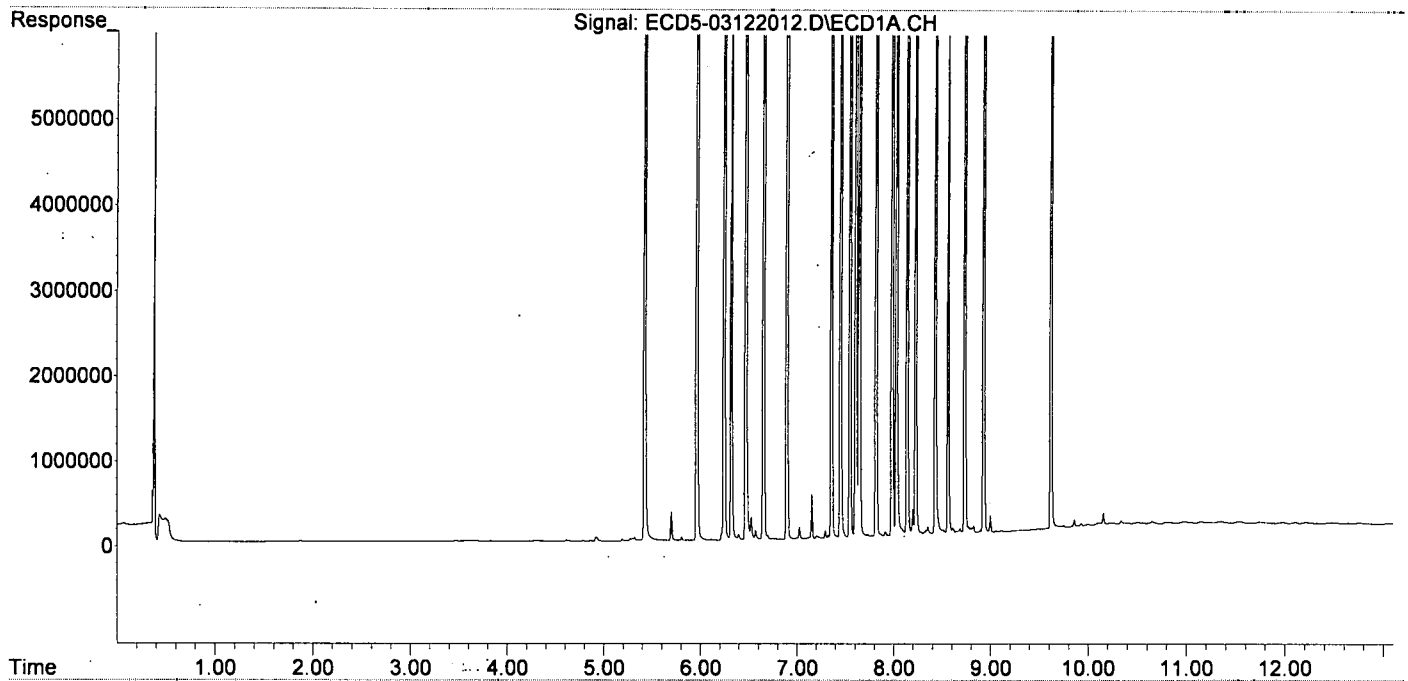
MJB
3/12/20

Compound	RT#1	RT#2	Resp#1	Resp#2	ng/mL	ng/mL
System Monitoring Compounds						
1) S TCMX (S)	5.425	6.018	18570893	30952425	86.406	89.871
22) S DCBP (S)	9.621	10.592	14417384	17250506	90.984	88.943
Target Compounds						
2) a-BHC	5.965	6.626	26917176	45382849	94.182	92.384
3) g-BHC	6.248	6.945	23749699	39629747	94.091	96.977
4) b-BHC	6.322	7.007	9757883	15667144	91.719	89.770
5) Heptachlor	6.657	7.320	22716007	37741372	97.438	101.364
6) d-BHC	6.472	7.264	22843024	39615640	90.838	96.564
7) Aldrin	6.898	7.587	21918357	36346616	91.220	95.806
8) Heptachlo...	7.359	8.025	19740925	32807729	87.694	95.096
9) trans-Chl...	7.454	8.165	20685361	32981299	90.906	93.311
10) cis-Chlor...	7.551	8.273	19912650	31567411	90.108	94.670
11) Endosulfa...	7.649	8.323	18326623	29114208	88.981	93.807
12) 4,4'-DDE	7.610	8.378	20760204	32698061	92.091	89.802
13) Dieldrin	7.821	8.525	21235723	34130219	92.140	98.532
14) Endrin	7.986	8.753	18089403	27454121	109.139	106.870
15) 4,4'-DDD	8.032	8.794	17082360	27830048	91.675	93.999
16) Endosulfa...	8.143	8.899	16272282	26497233	95.384	97.675
17) 4,4'-DDT	8.230	9.021	15867767	23898719	101.301	102.050
18) Endrin Al...	8.433	9.136	13945167	21285859	92.652	90.473
19) Endosulfa...	8.735	9.327	15866671	25341522	99.641	104.274
20) Methoxychlor	8.564	9.500	7599974	11725830	99.365	105.135
21) Endrin Ke...	8.930	9.729	18710670	28445004	95.408	100.384
23) Hexachlor...	0.000	0.000	0	0	N.D.	N.D.
24) Hexachlor...	5.806	6.501	40626	5052	0.181	0.014 #
25) Oxychlorane	7.294	7.948	87222	25389	0.435	0.083 #
26) 2,4'-DDE	7.359	8.165	19740925	32981299	129.415	140.114
27) trans-Non...	7.551	8.226	19912650	74811	88.898	0.220 #
28) 2,4'-DDD	7.732	8.525	28233	34130219	0.206	163.373 #
29) 2,4'-DDT	7.916	8.753	60349	27454121	0.467	124.908 #
30) cis-Nonac...	8.032	8.794	17082360	27830048	68.244	74.105
31) Mirex	8.685	9.729	74543	28445004	0.302	132.247 #
32) Chlordane...	7.454	8.165	20685361	32981299	833.664	777.143
33) Chlordane...	7.551	8.273	19912650	31567411	723.092	898.908
34) Chlordane...	0.000	8.899f	0	26497233	N.D.	2461.035 #
35) Chlordane...	0.000	0.000	0	0	N.D.	N.D.
36) Toxaphene...	7.551f	8.525f	19912650	34130219	18778.057	12070.487 #
37) Toxaphene...	7.821	0.000	21235723	0	10781.767	N.D. #
38) Toxaphene...	8.143	8.899f	16272282	26497233	4048.802	4614.927
39) Toxaphene...	8.355	8.976f	105896	106583	27.103	11.525 #
40) Toxaphene...	8.611	9.136	81284	21285859	26.944	4196.596 #
41) Toxaphene...	8.652	9.500	42710	11725830	10.830	2195.265 #
42) Toxaphene...	3.681f	0.000	9926	0	NoCal	N.D.

Data Path : C:\msdchem\1\data\2020-03\0C12043\
Data File : ECD5-03122012.D
Signal(s) : Signal #1: ECD1A.CH Signal #2: ECD2B.CH
Acq On : 12 Mar 2020 14:41
Operator : MJB
Sample : 0C12043-CCV2
Misc : A20C184, AB 100 ppb
ALS Vial : 5 (Sig #1); 0 (Sig #2) Sample Multiplier: 1

Integration File signal 1: PEST1.e
Integration File signal 2: PEST2.e
Quant Time: Mar 12 14:55:20 2020
Quant Method : C:\msdchem\1\methods\ECD5_QUANTPEST_200225RT2.M
Quant Title : Instrument: DualECD5
QLast Update : Wed Feb 26 15:13:42 2020
Response via : Initial Calibration
Integrator: ChemStation 6890 Scale Mode: Small noise peaks clipped

Volume Inj. : 2uL
Signal #1 Phase : Rtx-CLPesticides Signal #2 Phase: Rtx-CLPesticides2
Signal #1 Info : 30m X 0.32mm X 0. Signal #2 Info : 30m X 0.32mm X 0.25um



Data Path: C:\msdchem\1\data\2020-03\0C12043\
 Data File: ECD5-03122013.D
 Signal(s): Signal #1: ECD1A.CH Signal #2: ECD2B.CH
 Acq On: 12 Mar 2020 14:59
 Operator: MJB
 Sample: 0C12043-CCV3
 Misc: A19J409, 9-42.100 ppb
 ALS Vial: 6 (Sig #1); 0 (Sig #2) Sample Multiplier: 1

Integration File signal 1: PEST1.e
 Integration File signal 2: PEST2.e
 Quant Time: Mar 12 15:12:34 2020
 Quant Method: C:\msdchem\1\methods\ECD5_QUANTPEST_200225RT2.M
 Quant Title: Instrument: DualECD5
 QLast Update: Wed Feb 26 15:13:42 2020
 Response via: Initial Calibration
 Integrator: ChemStation 6890 Scale Mode: Small noise peaks clipped

Volume Inj.: 2uL
 Signal #1 Phase: Rtx-CLPesticides Signal #2 Phase: Rtx-CLPesticides2
 Signal #1 Info: 30m X 0.32mm X 0. Signal #2 Info: 30m X 0.32mm X 0.25um

MJB
 3/12/20

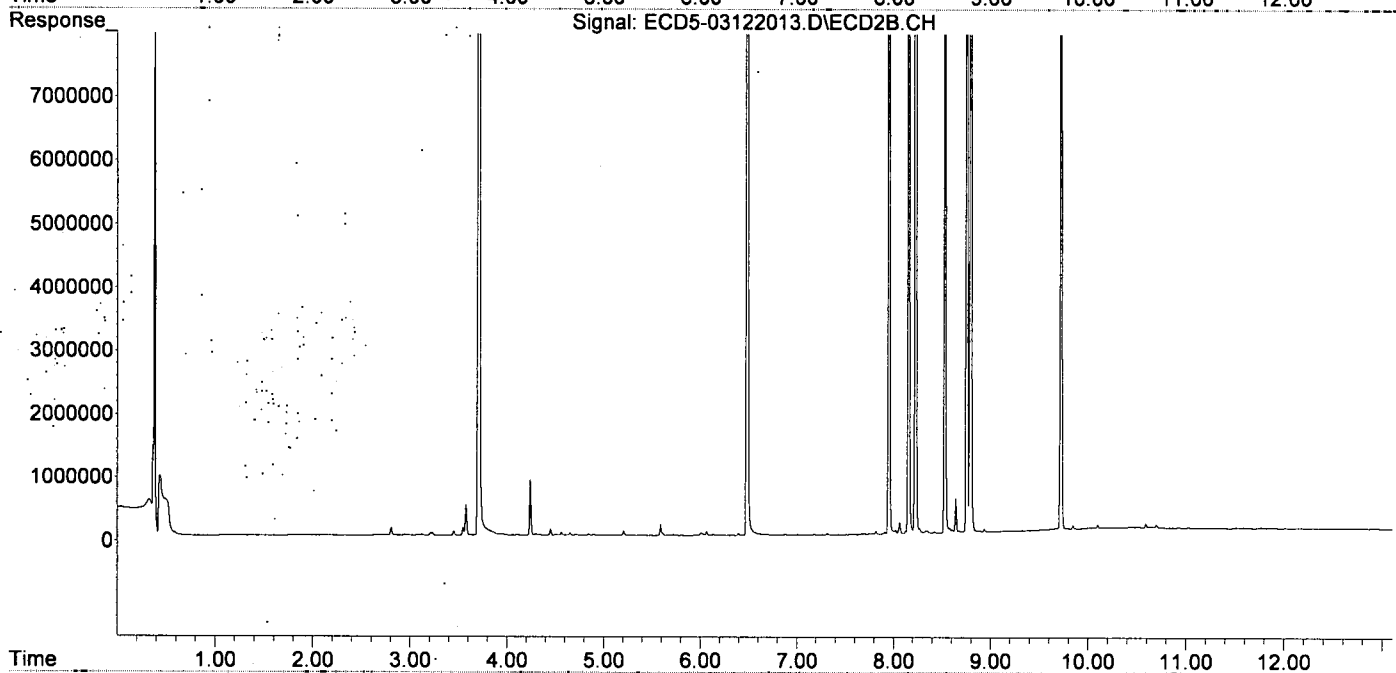
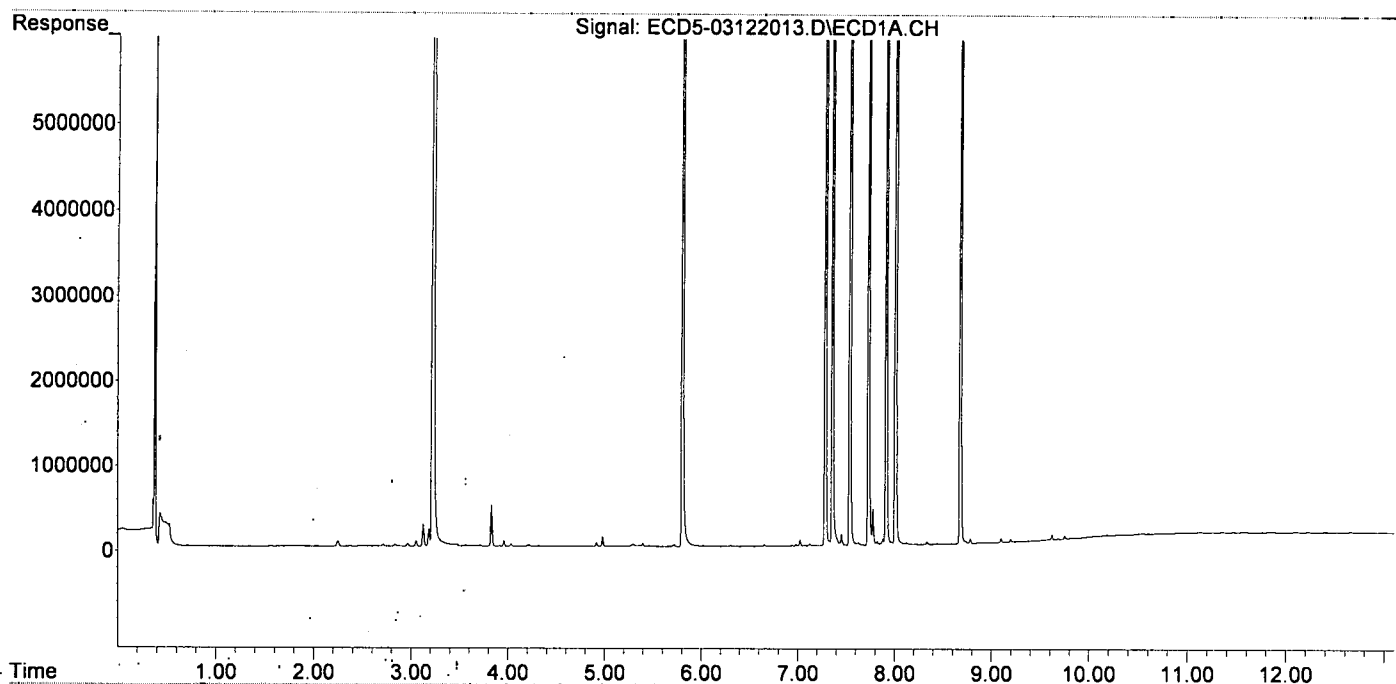
Compound	RT#1	RT#2	Resp#1	Resp#2	ng/mL	ng/mL
System Monitoring Compounds						
1) S TCMX (S)	5.397f	6.014	43747	39405	0.204	0.114 #
22) S DCBP (S)	9.621	10.591	80595	65228	0.261	0.336 #
Target Compounds						
2) a-BHC	0.000	0.000	0	0	N.D.	N.D.
3) g-BHC	6.225f	0.000	3255	0	0.013	N.D. #
4) b-BHC	6.305	7.007	12795	7713	13405.780	BelowCal #
5) Heptachlor	6.656	7.319	19951	28981	0.086	0.078
6) d-BHC	6.472	7.263	4401	7113	0.018	BelowCal #
7) Aldrin	6.940f	7.595	12920	9295	0.054	0.024 #
8) Heptachlo...	7.359	8.022	13579528	63397	60.323	0.184 #
9) trans-Chl...	7.453	8.156	134640	22131035	0.592	62.613 #
10) cis-Chlor...	7.541	8.270	20737216	75705	93.839	0.227 #
11) Endosulfa...	7.629f	8.333	31436	40076	0.153	0.129
12) 4,4'-DDE	7.612	8.350f	26781	39882	0.119	0.152 #
13) Dieldrin	7.822	8.529	45827	19749249	0.199	57.015 #
14) Endrin	8.012f	8.755	23320759	21555992	140.702	86.379 #
15) 4,4'-DDD	8.012f	8.795	23320759	36757911	125.155	120.348
16) Endosulfa...	8.124f	8.879f	25007	21309	BelowCal	BelowCal
17) 4,4'-DDT	8.229	9.020	7683	8161	0.046	0.128 #
18) Endrin Al...	8.440	9.136	7519	6513	BelowCal	BelowCal
19) Endosulfa...	0.000	9.327	0	7004	N.D.	BelowCal
20) Methoxychlor	0.000	0.000	0	0	N.D.	N.D.
21) Endrin Ke...	8.930	9.722	6883	19475448	BelowCal	71.216
23) Hexachlor...	3.228	3.706	21453374	43390936	96.556	99.707
24) Hexachlor...	5.806	6.485	19873835	33855321	88.327	92.624
25) Oxychlorane	7.286	7.953	18216138	29909784	90.953	97.344
26) 2,4'-DDE	7.359	8.156	13579528	22131035	89.023	94.019
27) trans-Non...	7.541	8.227	20737216	32596098	92.580	95.791
28) 2,4'-DDD	7.732	8.529	12185312	19749249	88.932	94.535
29) 2,4'-DDT	7.915	8.755	13713524	21555992	106.051	102.584
30) cis-Nonac...	8.012	8.795	23320759	36757911	93.166	97.878
31) Mirex	8.680	9.722	13444808	19475448	93.272	93.567
32) Chlordane...	7.453	8.156	134640	22131035	5.426	521.477 #
33) Chlordane...	7.541	8.270	20737216	75705	753.035	2.156 #
34) Chlordane...	8.124f	8.935	25007	48731	3.337	4.526 #
35) Chlordane...	3.716	3.706	16377	43390936	NoCal	NoCal
36) Toxaphene...	7.541	8.529f	20737216	19749249	19555.640	6984.515 #
37) Toxaphene...	7.822	8.879f	45827	21309	23.267	6.142 #
38) Toxaphene...	8.124	8.879	25007	21309	6.222	3.711 #
39) Toxaphene...	8.405f	8.935	3212	48731	0.822	5.269 #
40) Toxaphene...	0.000	9.109	0	4419	N.D.	0.871 #
41) Toxaphene...	8.680	0.000	13444808	0	3409.167	N.D. #
42) Toxaphene...	3.716	3.706	16377	43390936	NoCal	NoCal

Quantitation Report (QT Reviewed)

Data Path : C:\msdchem\1\data\2020-03\0C12043\
Data File : ECD5-03122013.D
Signal(s) : Signal #1: ECD1A.CH Signal #2: ECD2B.CH
Acq On : 12 Mar 2020 14:59
Operator : MJB
Sample : 0C12043-CCV3
Misc : A19J409, 9-42 100 ppb
ALS Vial : 6 (Sig #1); 0 (Sig #2) Sample Multiplier: 1

Integration File signal 1: PEST1.e
Integration File signal 2: PEST2.e
Quant Time: Mar 12 15:12:34 2020
Quant Method : C:\msdchem\1\methods\ECD5_QUANTPEST_200225RT2.M
Quant Title : Instrument: DualECD5
QLast Update : Wed Feb 26 15:13:42 2020
Response via : Initial Calibration
Integrator: ChemStation 6890 Scale Mode: Small noise peaks clipped

Volume Inj. : 2uL
Signal #1 Phase : Rtx-CLPesticides Signal #2 Phase: Rtx-CLPesticides2
Signal #1 Info : 30m X 0.32mm X 0. Signal #2 Info : 30m X 0.32mm X 0.25um



Data Path : C:\msdchem\1\data\2020-03\0C12043\
 Data File : ECD5-03122014.D
 Signal(s) : Signal #1: ECD1A.CH Signal #2: ECD2B.CH
 Acq On : 12 Mar 2020 15:16
 Operator : MJB
 Sample : 0C12043-CCB2
 Misc : A20B383
 ALS Vial : 7 (Sig #1) 0 (Sig #2) Sample Multiplier: 1

Integration File signal 1: PEST1.e
 Integration File signal 2: PEST2.e
 Quant Time: Mar 12 15:33:23 2020
 Quant Method: C:\msdchem\1\methods\ECD5_QUANTPEST_200225RT2.M
 Quant Title: Instrument: DualeCD5
 Last Update: Wed Feb 26 15:13:42 2020
 Response via: Initial Calibration
 Integrator: ChemStation 6890 Scale Mode: Small noise peaks clipped

Volume Inj: 2uL
 Signal #1 Phase: Rtx-CLPesticides Signal #2 Phase: Rtx-CLPesticides2
 Signal #1 Info: 30m X 0.32mm X 0. Signal #2 Info: 30m X 0.32mm X 0.25um

*WJB
3/12/20*

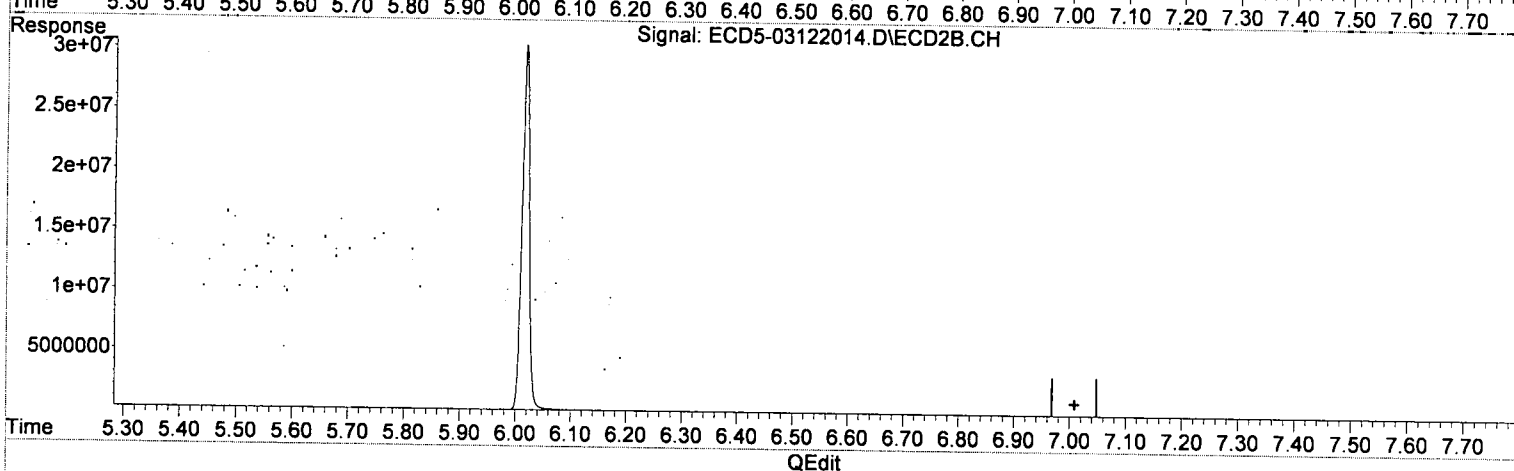

Compound	RT#1	RT#2	Resp#1	Resp#2	ng/mL	ng/mL
System Monitoring Compounds						
1) S TCMX (S)	5.424	6.017	18297768	30358942	85.136	88.148
22) S DCBP (S)	9.621	10.591	14461932	17301234	91.264	89.204
Target Compounds						
2) a-BHC	5.957	0.000	3760	0	0.013	N.D. #
3) g-BHC	0.000	0.000	0	0	N.D.	N.D.
4) b-BHC	6.306	0.000	10874	0	13405.798	N.D. #
5) Heptachlor	0.000	0.000	0	0	N.D.	N.D.
6) d-BHC	0.000	0.000	0	0	N.D.	N.D.
7) Aldrin	0.000	7.596	0	11635	N.D.	0.031 #
8) Heptachlo...	0.000	0.000	0	0	N.D.	N.D.
9) trans-Chl...	7.437	8.172	7204	13441	0.032	0.038
10) cis-Chlor...	7.539	0.000	8903	0	0.040	N.D. #
11) Endosulfa...	0.000	0.000	0	0	N.D.	N.D.
12) 4,4'-DDE	7.596	0.000	1837	0	0.008	N.D. #
13) Dieldrin	0.000	0.000	0	0	N.D.	N.D.
14) Endrin	0.000	0.000	0	0	N.D.	N.D.
15) 4,4'-DDD	8.059f	0.000	768	0	0.004	N.D. #
16) Endosulfa...	8.124f	8.935f	14422	49989	BelowCal	0.014
17) 4,4'-DDT	8.205f	0.000	874	0	BelowCal	N.D.
18) Endrin Al...	8.434	9.135	7737	4497	BelowCal	BelowCal
19) Endosulfa...	8.736	9.326	5573	3982	BelowCal	BelowCal
20) Methoxychlor	8.572	0.000	7162	0	BelowCal	N.D.
21) Endrin Ke...	8.931	9.710	4245	14434	BelowCal	BelowCal
23) Hexachlor...	3.248f	3.721	9507	17923	0.043	0.041
24) Hexachlor...	5.806	6.502	26363	7900	0.117	0.022 #
25) Oxychlorane	7.277	0.000	14353	0	0.072	N.D. #
26) 2,4'-DDE	0.000	8.172	0	13441	N.D.	0.057 #
27) trans-Non...	7.539	0.000	8903	0	0.040	N.D. #
28) 2,4'-DDD	0.000	0.000	0	0	N.D.	N.D.
29) 2,4'-DDT	0.000	0.000	0	0	N.D.	N.D.
30) cis-Nonac...	0.000	0.000	0	0	N.D.	N.D.
31) Mirex	8.679	9.710	7096	14434	BelowCal	BelowCal
32) Chlordane...	7.437	8.172	7204	13441	0.290	0.317
33) Chlordane...	7.539	0.000	8903	0	0.323	N.D. #
34) Chlordane...	8.124f	8.935	14422	49989	1.924	4.643 #
35) Chlordane...	3.686f	3.721	12445	17923	NoCal	NoCal
36) Toxaphene...	7.539	0.000	8903	0	8.395	N.D. #
37) Toxaphene...	0.000	0.000	0	0	N.D.	N.D.
38) Toxaphene...	8.124	0.000	14422	0	3.588	N.D. #
39) Toxaphene...	8.404f	8.935	6365	49989	1.629	5.405 #
40) Toxaphene...	8.572f	9.111	7162	3197	2.374	0.630 #
41) Toxaphene...	8.679	0.000	7096	0	1.799	N.D. #
42) Toxaphene...	3.686f	3.721	12445	17923	NoCal	NoCal

Quantitation Report (Qedit)

Data Path : C:\msdchem\1\data\2020-03\0C12043\
Data File : ECD5-03122014.D
Signal(s) : Signal #1: ECD1A.CH Signal #2: ECD2B.CH
Acq On : 12 Mar 2020 15:16
Operator : MJB
Sample : 0C12043-CCB2
Misc : A20B383
ALS Vial : 7 (Sig #1); 0 (Sig #2) Sample Multiplier: 1

Integration File signal 1: PEST1.e
Integration File signal 2: PEST2.e
Quant Time: Mar 12 15:33:23 2020
Quant Method : C:\msdchem\1\methods\ECD5_QUANTPEST_200225RT2.M
Quant Title : Instrument: DualECD5
QLast Update : Wed Feb 26 15:13:42 2020
Response via : Initial Calibration
Integrator: ChemStation 6890 Scale Mode: Small noise peaks clipped

Volume Inj. : 2uL
Signal #1 Phase : Rtx-CLPesticides Signal #2 Phase: Rtx-CLPesticides2
Signal #1 Info : 30m X 0.32mm X 0. Signal #2 Info : 30m X 0.32mm X 0.25um



(4) b-BHC
6.306min 13405.798 ng/mL *Q11*
response 10874

MJB 3/12/20

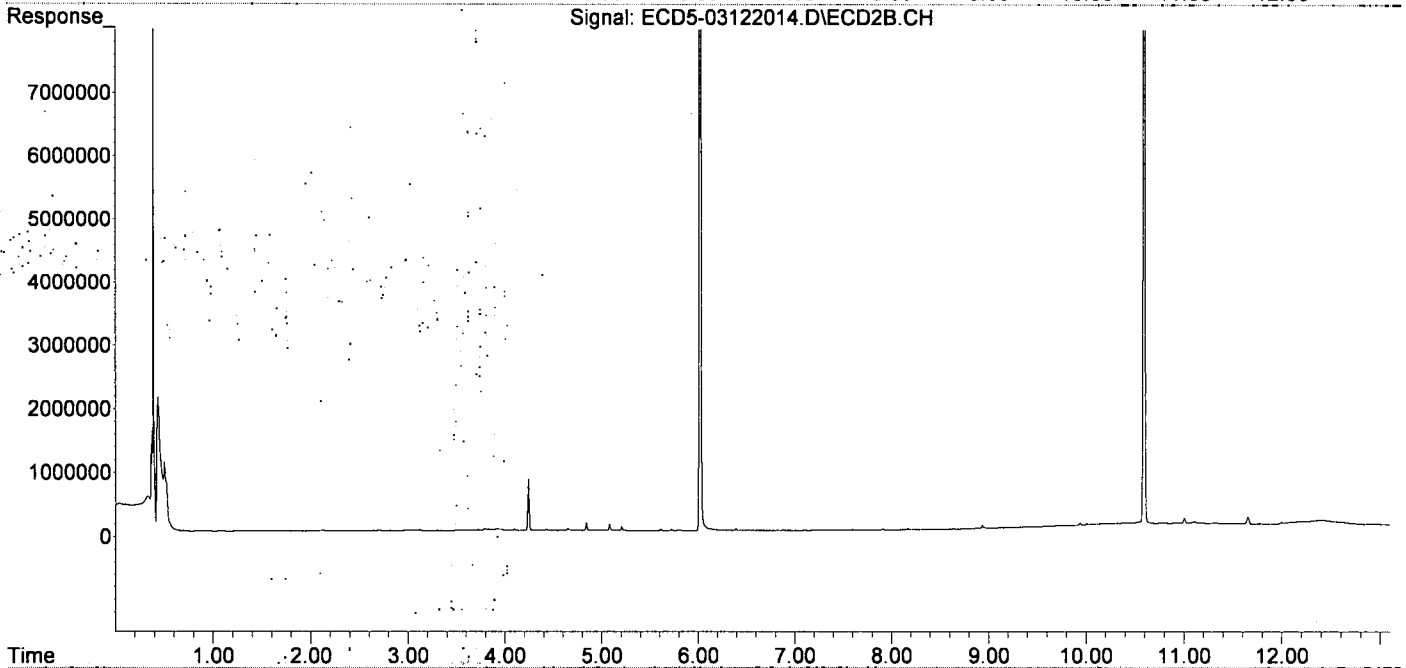
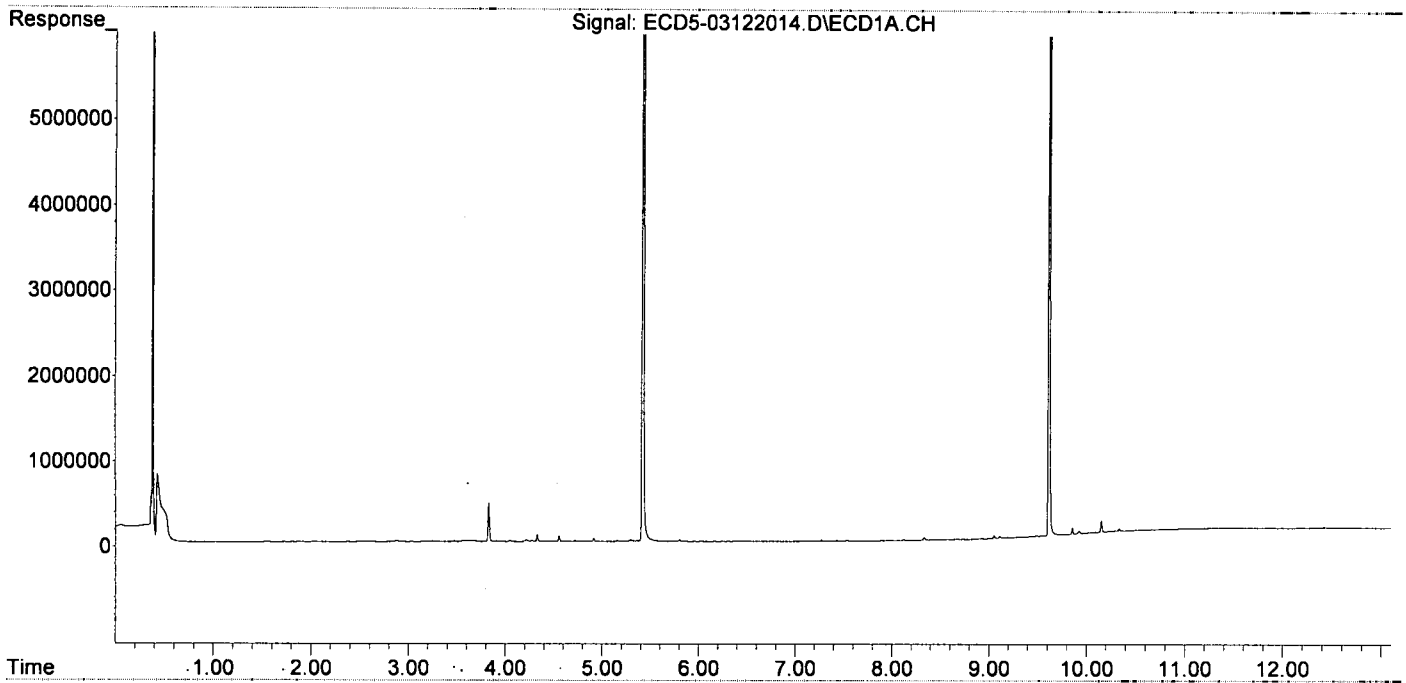
(4) b-BHC #2
0.000min 0.000 ng/mL
response 0

Quantitation Report (Not Reviewed)

Data Path : C:\msdchem\1\data\2020-03\0C12043\
Data File : ECD5-03122014.D
Signal(s) : Signal #1: ECD1A.CH Signal #2: ECD2B.CH
Acq On : 12 Mar 2020 15:16
Operator : MJB
Sample : 0C12043-CCB2
Misc : A20B383
ALS Vial : 7 (Sig #1); 0 (Sig #2) Sample Multiplier: 1

Integration File signal 1: PEST1.e
Integration File signal 2: PEST2.e
Quant Time: Mar 12 15:33:23 2020
Quant Method : C:\msdchem\1\methods\ECD5_QUANTPEST_200225RT2.M
Quant Title : Instrument: DualECD5
QLast Update : Wed Feb 26 15:13:42 2020
Response via : Initial Calibration
Integrator: ChemStation 6890 Scale Mode: Small noise peaks clipped

Volume Inj. : 2uL
Signal #1 Phase : Rtx-CLPesticides Signal #2 Phase: Rtx-CLPesticides2
Signal #1 Info : 30m X 0.32mm X 0. Signal #2 Info : 30m X 0.32mm X 0.25um



Data Path : C:\msdchem\1\data\2020-03\0C12043\
 Data File : ECD5-03122025.D
 Signal(s) : Signal #1: ECD1A.CH Signal #2: ECD2B.CH
 Acq On : 12 Mar 2020 18:45
 Operator : MJB
 Sample : 0C12043-CCV4
 Misc : A20C183, AB 50 ppb
 ALS Vial : 3 (Sig #1); 0 (Sig #2) Sample Multiplier: 1

Integration File signal 1: PEST1.e
 Integration File signal 2: PEST2.e
 Quant Time: Mar 13 10:51:55 2020
 Quant Method : C:\msdchem\1\methods\ECD5_QUANTPEST_200225RT2.M
 Quant Title : Instrument: DualECD5
 QLast Update : Wed Feb 26 15:13:42 2020
 Response via : Initial Calibration
 Integrator: ChemStation 6890 Scale Mode: Small noise peaks clipped

Volume Inj. : 2uL
 Signal #1 Phase : Rtx-CLPesticides Signal #2 Phase: Rtx-CLPesticides2
 Signal #1 Info : 30m X 0.32mm X 0. Signal #2 Info : 30m X 0.32mm X 0.25um

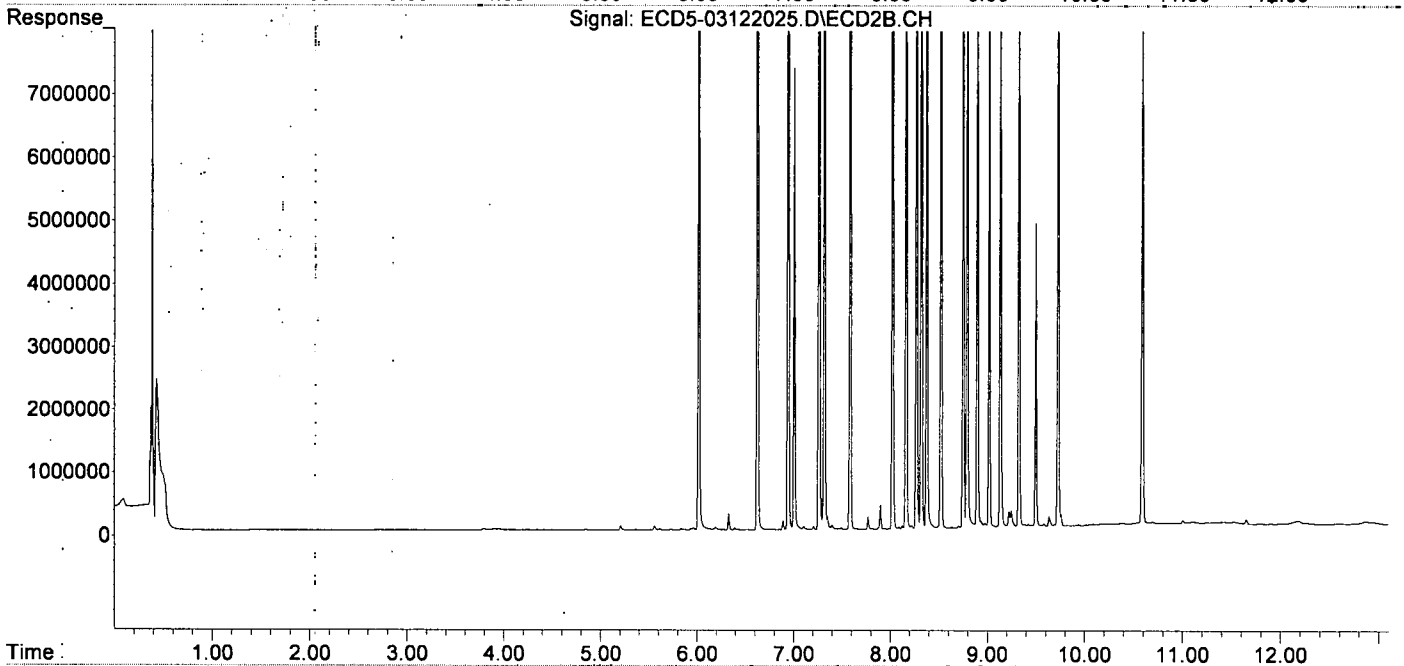
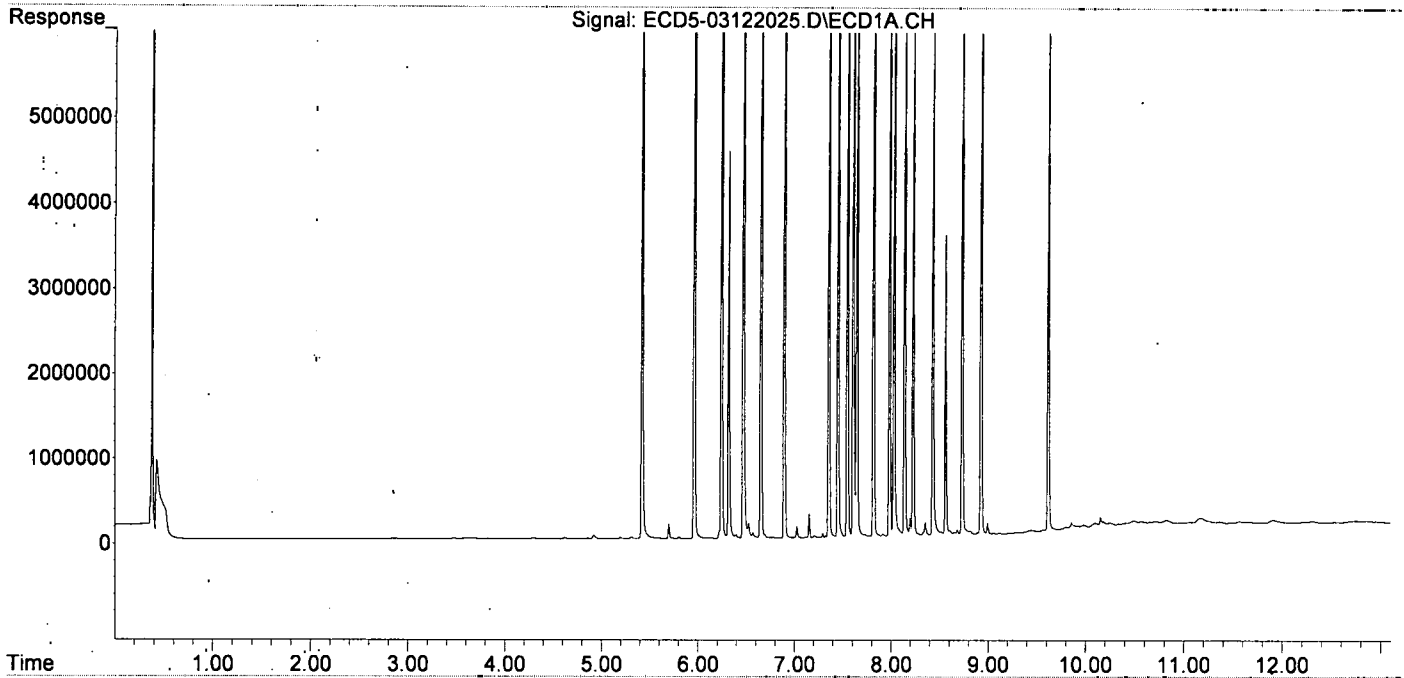
MJB
3/13/20

	Compound	RT#1	RT#2	Resp#1	Resp#2	ng/mL	ng/mL
System Monitoring Compounds							
1)	S TCMX (S)	5.423	6.017	8967687	13961332	41.725	40.537
22)	S DCBP (S)	9.620	10.591	7478407	8529228	47.257	43.976
Target Compounds							
2)	a-BHC	5.962	6.625	13156716	21417270	46.035	46.056
3)	g-BHC	6.246	6.943	11111523	18399507	44.021	45.025
4)	b-BHC	6.320	7.006	4519603	7290620	42.221	42.697
5)	Heptachlor	6.655	7.319	10751880	17235549	46.119	46.290
6)	d-BHC	6.471	7.263	10287195	17293601	40.908	45.018
7)	Aldrin	6.896	7.585	10729430	17150106	44.654	45.206
8)	Heptachlo...	7.357	8.024	9817080	15070939	43.610	43.684
9)	trans-Chl...	7.452	8.164	10192177	15356940	44.792	43.448
10)	cis-Chlor...	7.549	8.272	9669818	14661405	43.757	43.969
11)	Endosulfa...	7.648	8.322	9436613	13902681	45.818	44.795
12)	4,4'-DDE	7.609	8.377	9802075	15280907	43.482	43.904
13)	Dieldrin	7.819	8.524	10627405	15745619	46.111	45.457
14)	Endrin	7.985	8.751	7954998	11448241	47.995	48.506
15)	4,4'-DDD	8.031	8.793	8406426	12907884	45.114	46.247
16)	Endosulfa...	8.141	8.898	8164328	12407191	48.249	48.504
17)	4,4'-DDT	8.228	9.020	6922951	9377178	46.853	45.781
18)	Endrin Al...	8.432	9.135	6964328	10313957	46.135	45.767
19)	Endosulfa...	8.733	9.326	7706379	11857695	48.654	51.470
20)	Methoxychlor	8.563	9.499	3522740	4789454	48.127	47.767
21)	Endrin Ke...	8.928	9.728	9604988	13661645	49.736	51.203
23)	Hexachlor...	0.000	0.000	0	0	N.D.	N.D.
24)	Hexachlor...	5.804	6.503	22445	4029	0.100	0.011 #
25)	Oxychlorane	7.293	7.948	48343	15869	0.241	0.052 #
26)	2,4'-DDE	7.357	8.164	9817080	15356940	64.358	65.241
27)	trans-Non...	7.549	8.223	9669818	52851	43.170	0.155 #
28)	2,4'-DDD	7.732	8.524	25980	15745619	0.190	75.370 #
29)	2,4'-DDT	7.914	8.751	30057	11448241	0.232	59.758 #
30)	cis-Nonac...	8.031	8.793	8406426	12907884	33.583	34.371
31)	Mirex	8.683	9.728	59418	13661645	0.195	67.146 #
32)	Chlordane...	7.452	8.164	10192177	15356940	410.767	361.858
33)	Chlordane...	7.549	8.272	9669818	14661405	351.142	417.496
34)	Chlordane...	0.000	8.935	0	100771	N.D.	9.359 #
35)	Chlordane...	0.000	0.000	0	0	N.D.	N.D.
36)	Toxaphene...	7.549f	8.524f	9669818	15745619	9118.846	5568.592 #
37)	Toxaphene...	7.819	0.000	10627405	0	5395.729	N.D. #
38)	Toxaphene...	8.141	8.898f	8164328	12407191	2031.414	2160.915
39)	Toxaphene...	8.354	8.935	153694	100771	39.336	10.897 #
40)	Toxaphene...	8.563f	9.135	3522740	10313957	1167.730	2033.440 #
41)	Toxaphene...	8.683	9.499	59418	4789454	15.066	896.663 #
42)	Toxaphene...	0.000	0.000	0	0	N.D.	N.D.

Data Path : C:\msdchem\1\data\2020-03\0C12043\
Data File : ECD5-03122025.D
Signal(s) : Signal #1: ECD1A.CH Signal #2: ECD2B.CH
Acq On : 12 Mar 2020 18:45
Operator : MJB
Sample : 0C12043-CCV4
Misc : A20C183, AB 50 ppb
ALS Vial : 3 (Sig #1); 0 (Sig #2) Sample Multiplier: 1

Integration File signal 1: PEST1.e
Integration File signal 2: PEST2.e
Quant Time: Mar 13 10:51:55 2020
Quant Method : C:\msdchem\1\methods\ECD5_QUANTPEST_200225RT2.M
Quant Title : Instrument: DualECD5
QLast Update : Wed Feb 26 15:13:42 2020
Response via : Initial Calibration
Integrator: ChemStation 6890 Scale Mode: Small noise peaks clipped

Volume Inj. : 2uL
Signal #1 Phase : Rtx-CLPesticides Signal #2 Phase: Rtx-CLPesticides2
Signal #1 Info : 30m X 0.32mm X 0. Signal #2 Info : 30m X 0.32mm X 0.25um



Data Path : C:\msdchem\1\data\2020-03\0C12043\
 Data File : ECD5-03122026.D
 Signal(s) : Signal #1: ECD1A.CH Signal #2: ECD2B.CH
 Acq On : 12 Mar 2020 19:02
 Operator : MJB
 Sample : 0C12043-CCV5
 Misc : A19J408, 9-42 50 ppb
 ALS Vial : 4 (Sig #1); 0 (Sig #2) Sample Multiplier: 1

Integration File signal 1: PEST1.e
 Integration File signal 2: PEST2.e
 Quant Time: Mar 13 10:51:59 2020
 Quant Method : C:\msdchem\1\methods\ECD5_QUANTPEST_200225RT2.M
 Quant Title : Instrument: DualECD5
 QLast Update : Wed Feb 26 15:13:42 2020
 Response via : Initial Calibration
 Integrator: ChemStation 6890 Scale Mode: Small noise peaks clipped

Volume Inj. : 2uL
 Signal #1 Phase : Rtx-CLPesticides Signal #2 Phase: Rtx-CLPesticides2
 Signal #1 Info : 30m X 0.32mm X 0. Signal #2 Info : 30m X 0.32mm X 0.25um

*MJB
3/13/20*

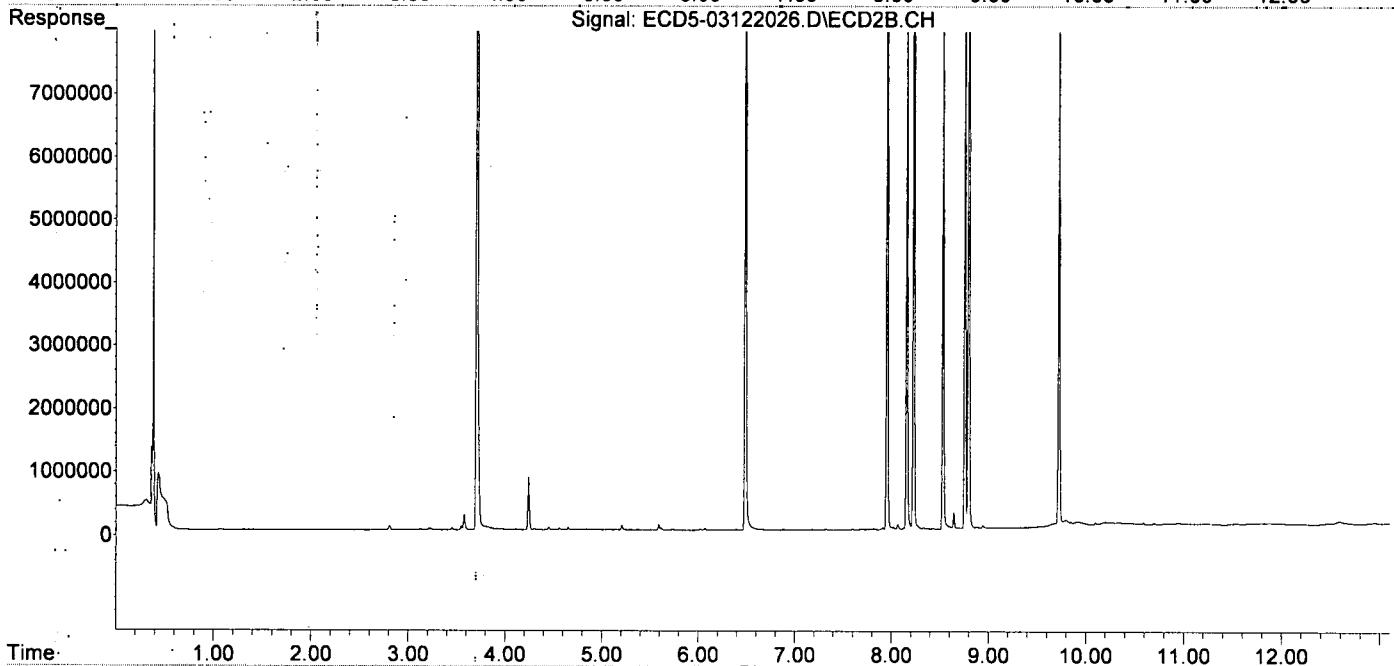
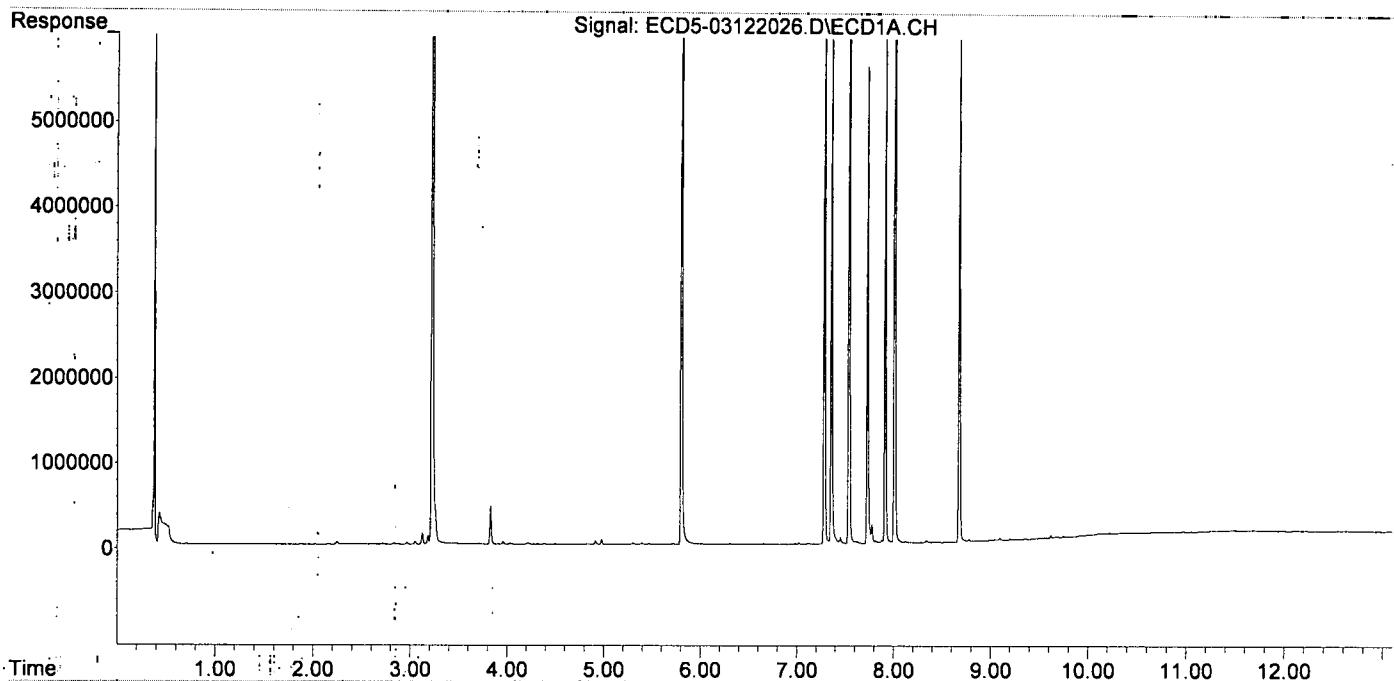
	Compound	RT#1	RT#2	Resp#1	Resp#2	ng/mL	ng/mL	
System Monitoring Compounds								
1)	S TCMX (S)	5.396f	6.020	21148	12441	0.098	0.036	#
22)	S DCBP (S)	9.621	10.590	45671	27985	0.038	0.144	#
Target Compounds								
2)	a-BHC	5.955	0.000	12313	0	0.043	N.D.	#
3)	g-BHC	0.000	0.000	0	0	N.D.	N.D.	
4)	b-BHC	6.306	0.000	12581	0	13405.782	N.D.	#
5)	Heptachlor	6.655	7.318	9640	15311	0.041	0.041	
6)	d-BHC	0.000	0.000	0	0	N.D.	N.D.	
7)	Aldrin	0.000	7.597	0	13869	N.D.	0.037	#
8)	Heptachlo...	7.359	8.021	6268627	37544	27.847	0.109	#
9)	trans-Chl...	7.452	8.155	77619	9784560	0.341	27.683	#
10)	cis-Chlor...	7.541	0.000	9259116	0	41.899	N.D.	#
11)	Endosulfa...	0.000	8.332	0	21530	N.D.	0.069	#
12)	4,4'-DDE	0.000	0.000	0	0	N.D.	N.D.	
13)	Dieldrin	7.820	8.529	28053	8855406	0.122	25.565	#
14)	Endrin	8.011f	8.754	10643678	9228908	64.217	39.632	#
15)	4,4'-DDD	8.011f	8.794	10643678	16336620	57.121	57.692	
16)	Endosulfa...	8.125f	8.878f	18033	19779	BelowCal	BelowCal	
17)	4,4'-DDT	0.000	0.000	0	0	N.D.	N.D.	
18)	Endrin Al...	8.439	9.135	6196	6260	BelowCal	BelowCal	
19)	Endosulfa...	0.000	9.326	0	5587	N.D.	BelowCal	
20)	Methoxychl...	0.000	0.000	0	0	N.D.	N.D.	
21)	Endrin Ke...	8.929	9.720	7188	8913634	BelowCal	34.104	
23)	Hexachlor...	3.226	3.705	9957074	19086698	44.814	43.859	
24)	Hexachlor...	5.805	6.484	9149063	15049668	40.662	41.174	
25)	Oxychlorane	7.285	7.952	8523679	12936101	42.558	42.102	
26)	2,4'-DDE	7.359	8.155	6268627	9784560	41.095	41.568	
27)	trans-Non...	7.541	8.226	9259116	14867610	41.337	43.692	
28)	2,4'-DDD	7.732	8.529	5591446	8855406	40.808	42.389	
29)	2,4'-DDT	7.914	8.754	6173617	9228908	47.742	49.339	
30)	cis-Nonac...	8.011	8.794	10643678	16336620	42.521	43.501	
31)	Mirex	8.679	9.720	6295806	8913634	44.022	44.659	
32)	Chlordane...	7.452	8.155	77619	9784560	3.128	230.555	#
33)	Chlordane...	7.541	8.226f	9259116	14867610	336.228	423.368	#
34)	Chlordane...	8.125f	8.938	18033	41814	2.406	3.884	#
35)	Chlordane...	3.714	3.705	11469	19086698	NoCal	NoCal	
36)	Toxaphene...	7.541	8.529f	9259116	8855406	8731.545	3131.801	#
37)	Toxaphene...	7.820	8.878f	28053	19779	14.243	5.701	#
38)	Toxaphene...	8.125	8.878	18033	19779	4.487	3.445	
39)	Toxaphene...	8.340f	8.938	26011	41814	6.657	4.522	#
40)	Toxaphene...	0.000	9.135	0	6260	N.D.	1.234	#
41)	Toxaphene...	8.679	0.000	6295806	0	1596.412	N.D.	#
42)	Toxaphene...	3.714	3.705	11469	19086698	NoCal	NoCal	

Quantitation Report (Not Reviewed)

Data Path : C:\msdchem\1\data\2020-03\0C12043\
Data File : ECD5-03122026.D
Signal(s) : Signal #1: ECD1A.CH Signal #2: ECD2B.CH
Acq On : 12 Mar 2020 19:02
Operator : MJB
Sample : 0C12043-CCV5
Misc : A19J408, 9-42 50 ppb
ALS Vial : 4 (Sig #1); 0 (Sig #2) Sample Multiplier: 1

Integration File signal 1: PEST1.e
Integration File signal 2: PEST2.e
Quant Time: Mar 13 10:51:59 2020
Quant Method : C:\msdchem\1\methods\ECD5_QUANTPEST_200225RT2.M
Quant Title : Instrument: DualECD5
QLast Update : Wed Feb 26 15:13:42 2020
Response via : Initial Calibration
Integrator: ChemStation 6890 Scale Mode: Small noise peaks clipped

Volume Inj. : 2uL
Signal #1 Phase : Rtx-CLPesticides Signal #2 Phase: Rtx-CLPesticides2
Signal #1 Info : 30m X 0.32mm X 0. Signal #2 Info : 30m X 0.32mm X 0.25um



Data Path : C:\msdchem\1\data\2020-03\0C12043\
 Data File : ECD5-03122027.D
 Signal(s) : Signal #1: ECD1A.CH Signal #2: ECD2B.CH
 Acq On : 12 Mar 2020 19:19
 Operator : MJB
 Sample : 0C12043-CCB3
 Misc : A20B383
 ALS Vial : 7 (Sig #1); 0 (Sig #2) Sample Multiplier: 1

Integration File signal 1: PEST1.e
 Integration File signal 2: PEST2.e
 Quant Time: Mar 13 10:52:03 2020
 Quant Method : C:\msdchem\1\methods\ECD5_QUANTPEST_200225RT2.M
 Quant Title : Instrument: DualECD5
 QLast Update : Wed Feb 26 15:13:42 2020
 Response via : Initial Calibration
 Integrator: ChemStation 6890 Scale Mode: Small noise peaks clipped

MJB
3/13/20

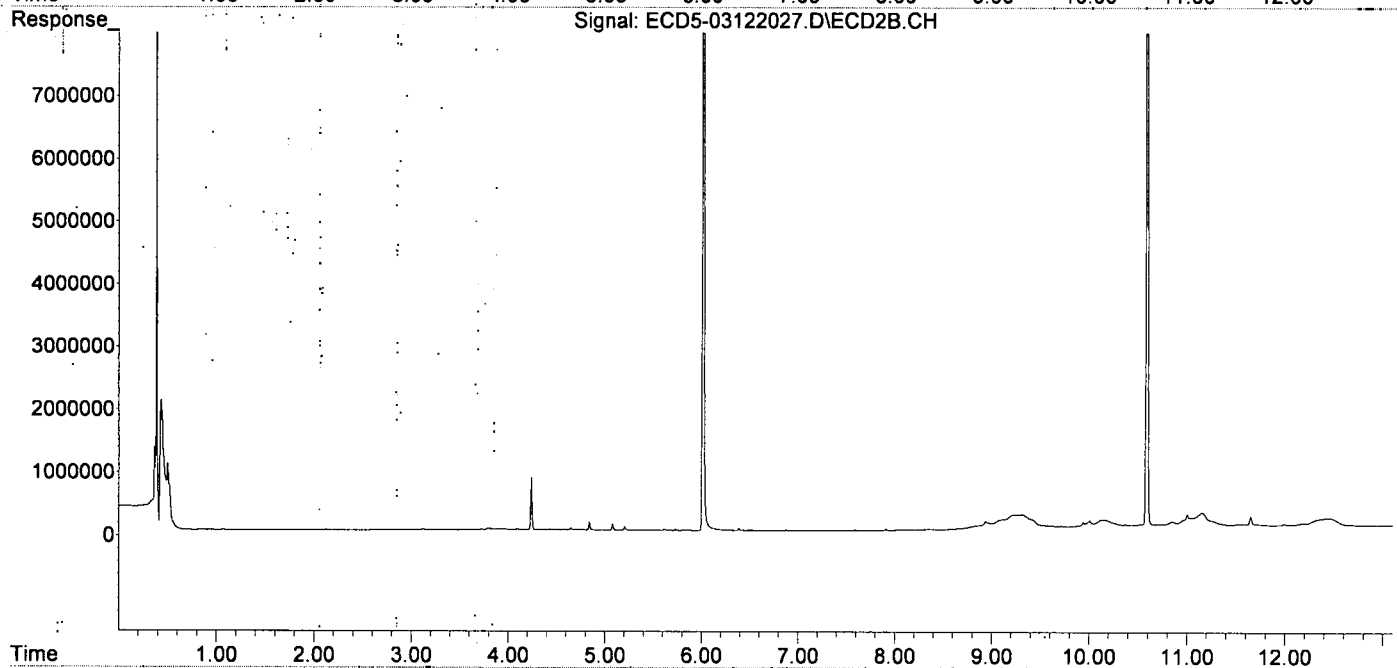
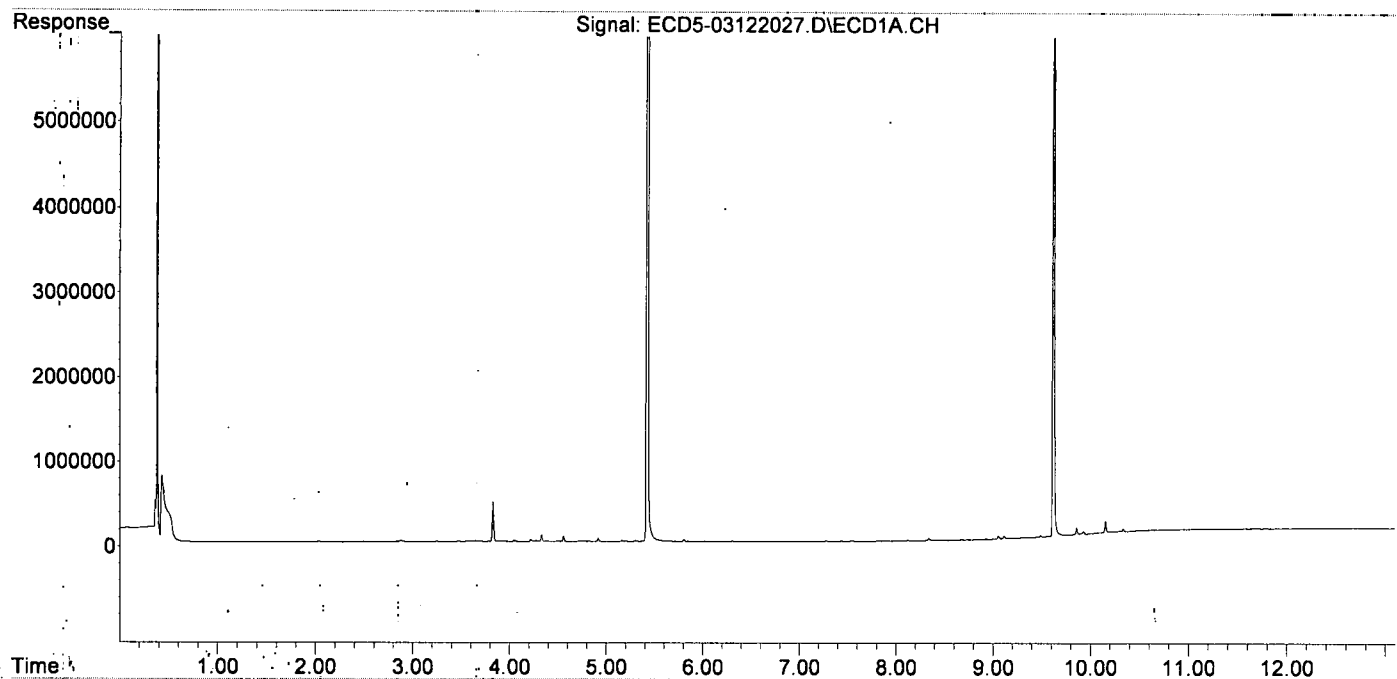
Volume Inj. : 2uL
 Signal #1 Phase : Rtx-CLPesticides Signal #2 Phase: Rtx-CLPesticides2
 Signal #1 Info : 30m X 0.32mm X 0. Signal #2 Info : 30m X 0.32mm X 0.25um

Compound	RT#1	RT#2	Resp#1	Resp#2	ng/mL	ng/mL
System Monitoring Compounds						
1) S TCMX (S)	5.423	6.017	18296234	31365840	85.128	91.071
22) S DCBP (S)	9.620	10.591	14562066	17524986	91.892	90.358
Target Compounds						
2) a-BHC	0.000	0.000	0	0	N.D.	N.D.
3) g-BHC	0.000	0.000	0	0	N.D.	N.D.
4) b-BHC	6.308	0.000	10616	0	13405.800	N.D. #
5) Heptachlor	0.000	0.000	0	0	N.D.	N.D.
6) d-BHC	0.000	0.000	0	0	N.D.	N.D.
7) Aldrin	0.000	7.598	0	10558	N.D.	0.028 #
8) Heptachlo...	0.000	0.000	0	0	N.D.	N.D.
9) trans-Chl...	7.439	8.177	6861	8288	0.030	0.023
10) cis-Chlor...	7.545	0.000	5933	0	0.027	N.D. #
11) Endosulfa...	0.000	0.000	0	0	N.D.	N.D.
12) 4,4'-DDE	0.000	8.365	0	8649	N.D.	0.058 #
13) Dieldrin	0.000	0.000	0	0	N.D.	N.D.
14) Endrin	0.000	0.000	0	0	N.D.	N.D.
15) 4,4'-DDD	8.056f	0.000	1394	0	0.007	N.D. #
16) Endosulfa...	8.125f	8.880	14524	47063	BelowCal	0.002
17) 4,4'-DDT	8.204f	0.000	1127	0	BelowCal	N.D.
18) Endrin Al...	8.434	0.000	6976	0	BelowCal	N.D.
19) Endosulfa...	8.736	9.308	4601	179873	BelowCal	0.444
20) Methoxychlor	8.572	0.000	5955	0	BelowCal	N.D.
21) Endrin Ke...	8.931	0.000	3762	0	BelowCal	N.D.
23) Hexachlor...	3.247	3.721	10399	16554	0.047	0.038
24) Hexachlor...	5.805	6.504	24383	6500	0.108	0.018 #
25) Oxychlordane	7.278	0.000	14179	0	0.071	N.D. #
26) 2,4'-DDE	0.000	8.177f	0	8288	N.D.	0.035 #
27) trans-Non...	7.545	0.000	5933	0	0.026	N.D. #
28) 2,4'-DDD	0.000	0.000	0	0	N.D.	N.D.
29) 2,4'-DDT	0.000	0.000	0	0	N.D.	N.D.
30) cis-Nonac...	0.000	0.000	0	0	N.D.	N.D.
31) Mirex	8.680	0.000	6489	0	BelowCal	N.D.
32) Chlordane...	7.439	8.177f	6861	8288	0.277	0.195 #
33) Chlordane...	7.545	0.000	5933	0	0.215	N.D. #
34) Chlordane...	8.125f	8.940	14524	102775	1.938	9.546 #
35) Chlordane...	3.686f	3.721	10567	16554	NoCal	NoCal
36) Toxaphene...	7.545f	0.000	5933	0	5.595	N.D. #
37) Toxaphene...	0.000	8.880f	0	47063	N.D.	13.566 #
38) Toxaphene...	8.125	8.880	14524	47063	3.614	8.197 #
39) Toxaphene...	8.340f	8.940	30443	102775	7.791	11.113 #
40) Toxaphene...	8.572f	0.000	5955	0	1.974	N.D. #
41) Toxaphene...	8.680	0.000	6489	0	1.645	N.D. #
42) Toxaphene...	3.686f	3.721	10567	16554	NoCal	NoCal

Data Path : C:\msdchem\1\data\2020-03\0C12043\
 Data File : ECD5-03122027.D
 Signal(s) : Signal #1: ECD1A.CH Signal #2: ECD2B.CH
 Acq On : 12 Mar 2020 19:19
 Operator : MJB
 Sample : 0C12043-CCB3
 Misc : A20B383
 ALS Vial : 7 (Sig #1); 0 (Sig #2) Sample Multiplier: 1

Integration File signal 1: PEST1.e
 Integration File signal 2: PEST2.e
 Quant Time: Mar 13 10:52:03 2020
 Quant Method : C:\msdchem\1\methods\ECD5_QUANTPEST_200225RT2.M
 Quant Title : Instrument: DualECD5
 QLast Update : Wed Feb 26 15:13:42 2020
 Response via : Initial Calibration
 Integrator: ChemStation 6890 Scale Mode: Small noise peaks clipped

Volume Inj. : 2uL
 Signal #1 Phase : Rtx-CLPesticides Signal #2 Phase: Rtx-CLPesticides2
 Signal #1 Info : 30m X 0.32mm X 0. Signal #2 Info : 30m X 0.32mm X 0.25um



Data Path : C:\msdchem\1\data\2020-03\0C12043\
 Data File : ECD5-03122028.D
 Signal(s) : Signal #1: ECD1A.CH Signal #2: ECD2B.CH
 Acq On : 12 Mar 2020 19:37
 Operator : MJB
 Sample : 0030350-BLK1
 Misc : 1x, 8081B 2,4+4,4-DDx Only
 ALS Vial : 19 (Sig #1); 0 (Sig #2) Sample Multiplier: 1

Integration File signal 1: PEST1.e
 Integration File signal 2: PEST2.e
 Quant Time: Mar 13 14:11:35 2020
 Quant Method : C:\msdchem\1\methods\ECD5_QUANTPEST_200225RT2.M
 Quant Title : Instrument: DualECD5
 QLast Update : Wed Feb 26 15:13:42 2020
 Response via : Initial Calibration
 Integrator: ChemStation 6890 Scale Mode: Small noise peaks clipped

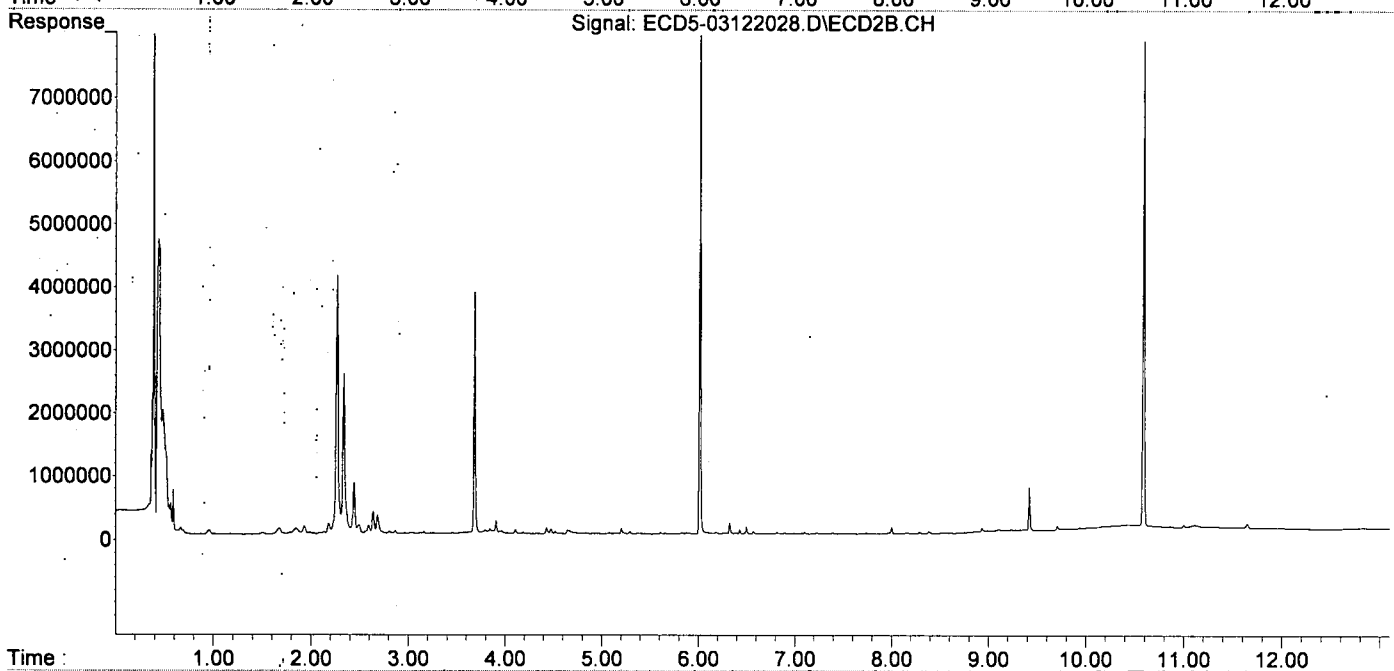
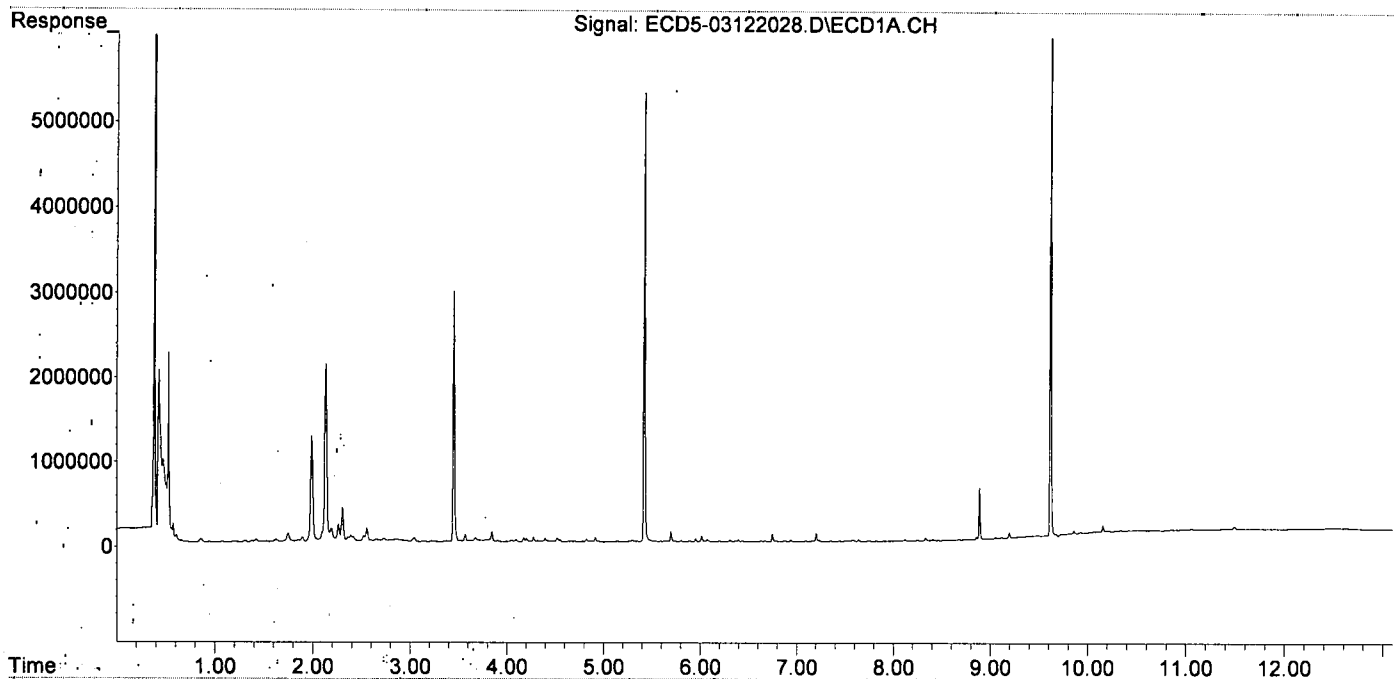
Volume Inj. : 2uL
 Signal #1 Phase : Rtx-CLPesticides Signal #2 Phase: Rtx-CLPesticides2
 Signal #1 Info : 30m X 0.32mm X 0. Signal #2 Info : 30m X 0.32mm X 0.25um

	Compound	RT#1	RT#2	Resp#1	Resp#2	ng/mL	ng/mL
System Monitoring Compounds							
1)	S TCMX (S)	5.422	6.015	5285885	8508427	24.594	24.704
22)	S DCBP (S)	9.619	10.589	6773892	7684939	42.799	39.623
Target Compounds							
2)	a-BHC	5.953	0.000	42314	0	0.148	N.D. #
3)	g-BHC	6.248	0.000	7208	0	0.029	N.D. #
4)	b-BHC	6.309	6.993	18752	13258	13405.724	BelowCal #
5)	Heptachlor	6.673	0.000	9124	0	0.039	N.D. #
6)	d-BHC	6.440f	7.231f	15783	18610	0.063	BelowCal #
7)	Aldrin	6.870f	7.595	11379	8835	0.047	0.023 #
8)	Heptachlo...	7.356	8.050f	7695	10276	0.034	0.030
9)	trans-Chl...	7.445	8.171	5731	13758	0.025	0.039 #
10)	cis-Chlor...	7.538	8.293	9175	27145	0.042	0.081 #
11)	Endosulfa...	7.641	8.293f	21862	27145	0.106	0.087
12)	4,4'-DDE	7.601	8.388	7071	34257	0.031m	0.135 #
13)	Dieldrin	7.826	8.525	5350	5570	0.023	0.016 #
14)	Endrin	0.000	8.753	0	7647	N.D.	0.003 #
15)	4,4'-DDD	8.032	8.793	5731	7021	0.031	0.022 #
16)	Endosulfa...	8.123f	8.934f	21853	63440	BelowCal	0.071
17)	4,4'-DDT	8.251	9.017	11050	20903	0.070	0.198 #
18)	Endrin Al...	8.409f	9.167f	10507	17705	BelowCal	BelowCal
19)	Endosulfa...	0.000	9.300f	0	15552	N.D.	BelowCal
20)	Methoxychlor	0.000	0.000	0	0	N.D.	N.D.
21)	Endrin Ke...	0.000	9.706f	0	71813	N.D.	0.094 #
23)	Hexachlor...	3.223	3.682f	16130	3823173	0.073	8.785 #
24)	Hexachlor...	5.803	6.499	18692	109095	0.083	0.298 #
25)	Oxychlorane	0.000	7.973f	0	19712	N.D.	0.064 #
26)	2,4'-DDE	7.356	8.152	7695	10967	0.050	0.047
27)	trans-Non...	7.538	0.000	9175	0	0.041	N.D. #
28)	2,4'-DDD	7.745	8.525	6998	5570	0.051	0.027 #
29)	2,4'-DDT	0.000	8.753	0	7647	N.D.	0.078 #
30)	cis-Nonac...	8.032f	8.793	5731	7021	0.023	0.019
31)	Mirex	8.675	9.706	9244	71813	BelowCal	0.220
32)	Chlordane...	7.445	8.152	5731	10967	0.231	0.258
33)	Chlordane...	7.538	8.293f	9175	27145	0.333	0.773 #
34)	Chlordane...	8.123f	8.934	21853	63440	2.916	5.892 #
35)	Chlordane...	0.000	3.682	0	3823173	N.D.	NoCal
36)	Toxaphene...	7.538	8.525f	9175	5570	8.653	1.970 #
37)	Toxaphene...	7.826	8.858	5350	20217	2.716	5.828 #
38)	Toxaphene...	8.123	8.858	21853	20217	5.437	3.521 #
39)	Toxaphene...	8.409f	8.934	10507	63440	2.689	6.860 #
40)	Toxaphene...	0.000	9.102	0	36290	N.D.	7.155 #
41)	Toxaphene...	8.675	0.000	9244	0	2.344	N.D. #
42)	Toxaphene...	3.677f	3.682f	50890	3823173	NoCal	NoCal

Data Path : C:\msdchem\1\data\2020-03\0C12043\
Data File : ECD5-03122028.D
Signal(s) : Signal #1: ECD1A.CH Signal #2: ECD2B.CH
Acq On : 12 Mar 2020 19:37
Operator : MJB
Sample : 0030350-BLK1
Misc : 1x, 8081B 2,4+4,4-DDx Only
ALS Vial : 19 (Sig #1); 0 (Sig #2) Sample Multiplier: 1

Integration File signal 1: PEST1.e
Integration File signal 2: PEST2.e
Quant Time: Mar 13 14:11:35 2020
Quant Method : C:\msdchem\1\methods\ECD5_QUANTPEST_200225RT2.M
Quant Title : Instrument: DualECD5
QLast Update : Wed Feb 26 15:13:42 2020
Response via : Initial Calibration
Integrator: ChemStation 6890 Scale Mode: Small noise peaks clipped

Volume Inj. : 2uL
Signal #1 Phase : Rtx-CLPesticides Signal #2 Phase: Rtx-CLPesticides2
Signal #1 Info : 30m X 0.32mm X 0. Signal #2 Info : 30m X 0.32mm X 0.25um

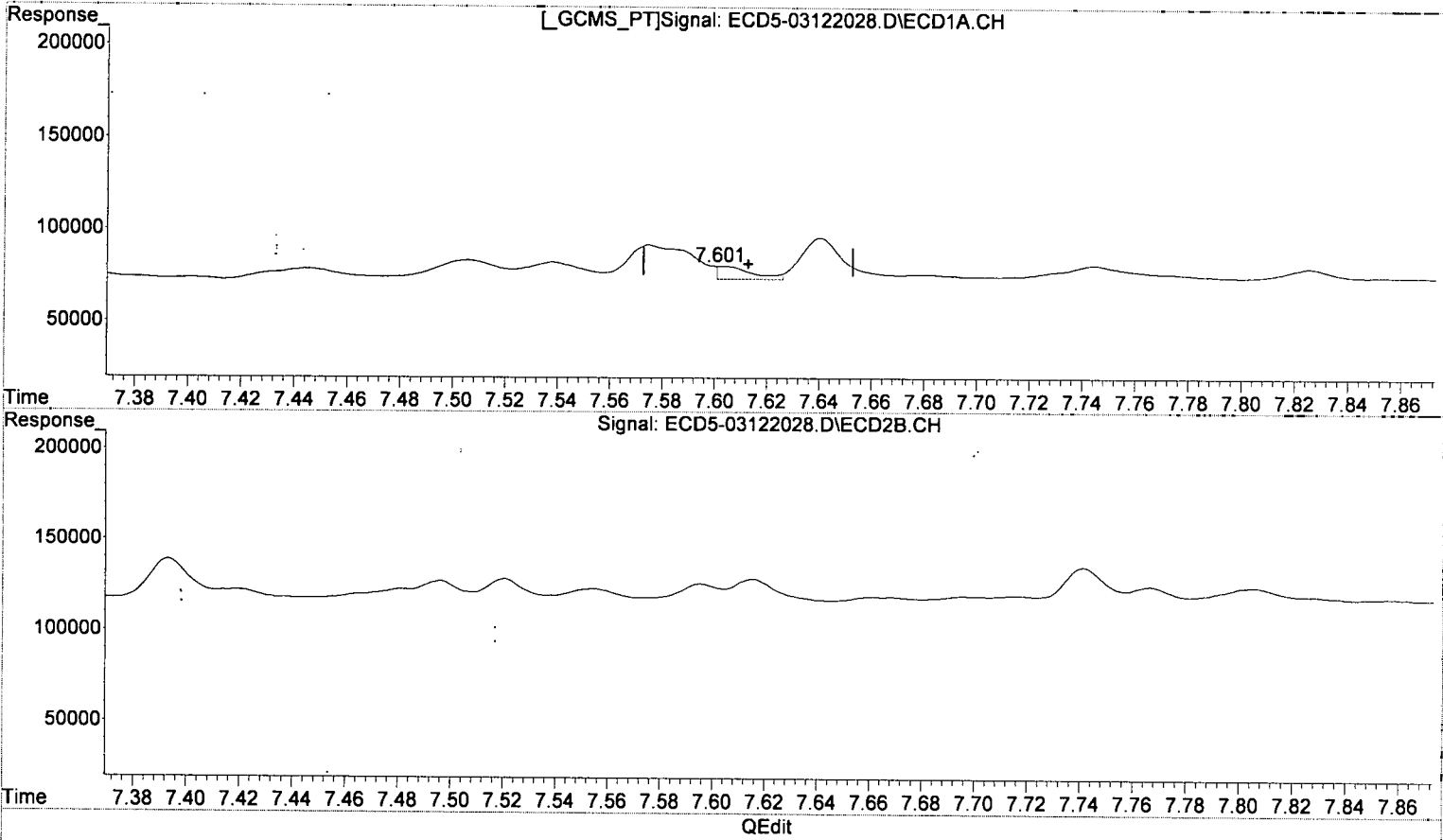


Quantitation Report (Qedit)

Data Path : C:\msdchem\1\data\2020-03\0C12043\
Data File : ECD5-03122028.D
Signal(s) : Signal #1: ECD1A.CH Signal #2: ECD2B.CH
Acq On : 12 Mar 2020 19:37
Operator : MJB
Sample : 0030350-BLK1
Misc : 1x, 8081B 2,4+4,4-DDx Only
ALS Vial : 19 (Sig #1); 0 (Sig #2) Sample Multiplier: 1

Integration File signal 1: PEST1.e
Integration File signal 2: PEST2.e
Quant Time: Mar 13 10:52:07 2020
Quant Method : C:\msdchem\1\methods\ECD5_QUANTPEST_200225RT2.M
Quant Title : Instrument: DualECD5
QLast Update : Wed Feb 26 15:13:42 2020
Response via : Initial Calibration
Integrator: ChemStation 6890 Scale Mode: Small noise peaks clipped

Volume Inj. : 2uL
Signal #1 Phase : Rtx-CLPesticides Signal #2 Phase: Rtx-CLPesticides2
Signal #1 Info : 30m X 0.32mm X 0. Signal #2 Info : 30m X 0.32mm X 0.25um



(12) 4,4'-DDE
7.601min 0.031 ng/mL (m)
response 7071

MJB
3/13/20

(12) 4,4'-DDE #2
8.388min 0.135 ng/mL
response 34257

Data Path : C:\msdchem\1\data\2020-03\0C12043\
 Data File : ECD5-03122028.D
 Signal(s) : Signal #1: ECD1A.CH Signal #2: ECD2B.CH
 Acq On : 12 Mar 2020 19:37
 Operator : MJB
 Sample : 0030350-BLK1
 Misc : 1x, 8081B 2,4+4,4-DDx Only
 ALS Vial : 19 (Sig #1); 0 (Sig #2) Sample Multiplier: 1

Integration File signal 1: PEST1.e
 Integration File signal 2: PEST2.e
 Quant Time: Mar 13 10:52:07 2020
 Quant Method: C:\msdchem\1\methods\ECD5_QUANTPEST_200225RT2.M
 Quant Title : Instrument: DualECD5
 QLast Update: Wed Feb 26 15:13:42 2020
 Response via : Initial Calibration
 Integrator: ChemStation 6890 Scale Mode: Small noise peaks clipped

Volume Inj : 2uL
 Signal #1 Phase : Rtx-CLPesticides Signal #2 Phase: Rtx-CLPesticides2
 Signal #1 Info : 30m X 0.32mm X 0. Signal #2 Info : 30m X 0.32mm X 0.25um

MJB
3/13/20

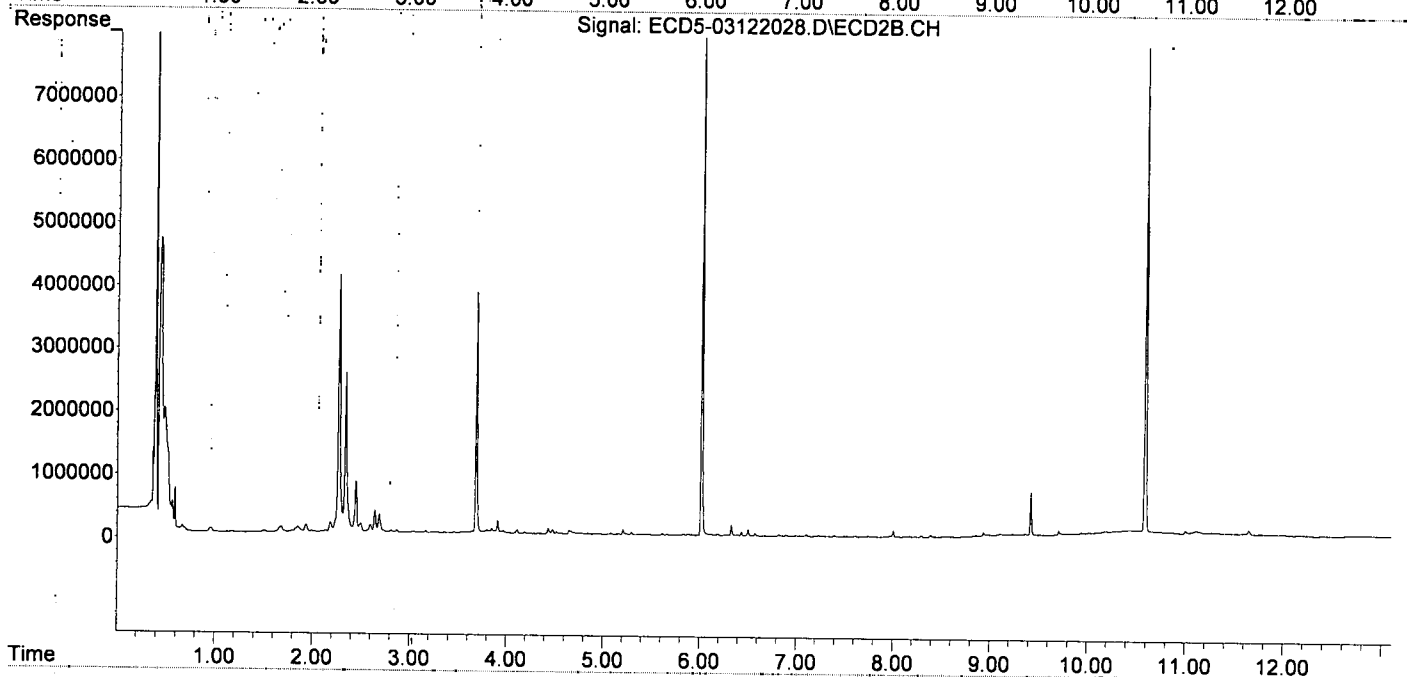
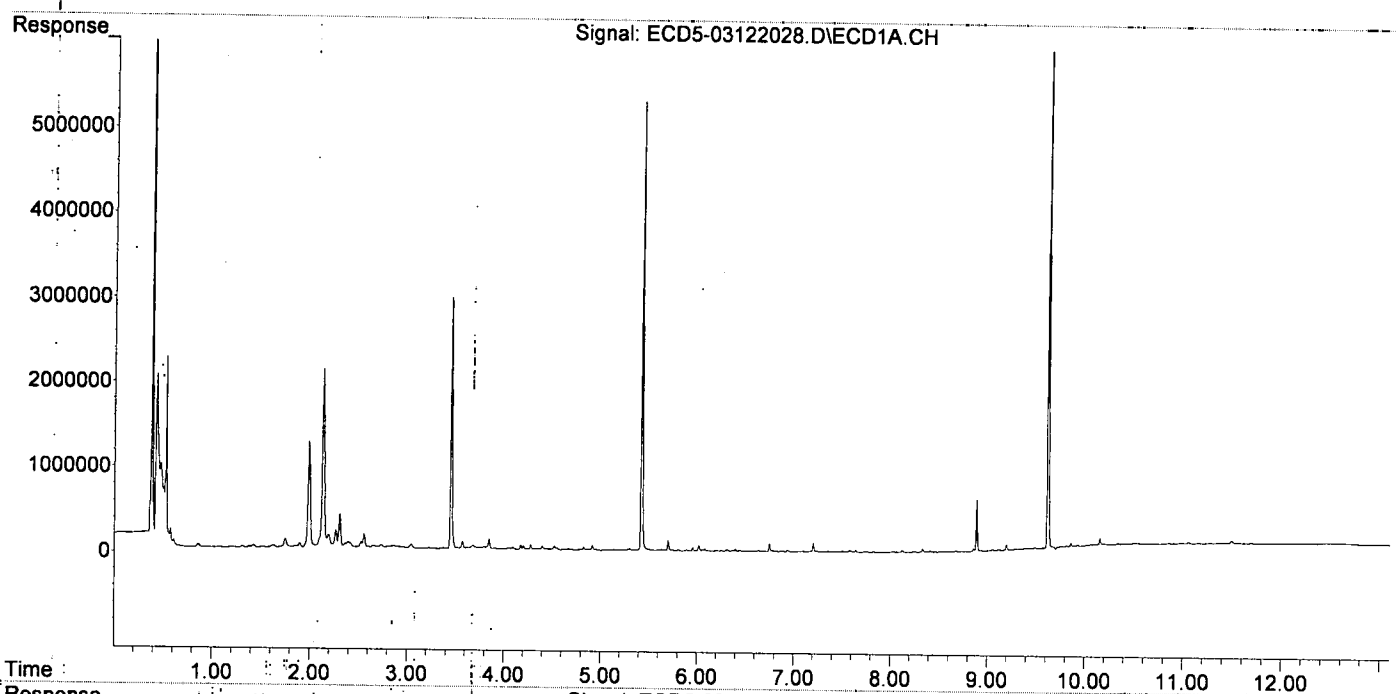
Compound	RT#1	RT#2	Resp#1	Resp#2	ng/mL	ng/mL
System Monitoring Compounds						
1) S TCMX (S)	5.422	6.015	5285885	8508427	24.594	24.704
22) S DCBP (S)	9.619	10.589	6773892	7684939	42.799	39.623
Target Compounds						
2) a-BHC	5.953	0.000	42314	0	0.148	N.D. #
3) g-BHC	6.248	0.000	7208	0	0.029	N.D. #
4) b-BHC	6.309	6.993	18752	13258	13405.724	BelowCal #
5) Heptachlor	6.673	0.000	9124	0	0.039	N.D. #
6) d-BHC	6.440f	7.231f	15783	18610	0.063	BelowCal #
7) Aldrin	6.870f	7.595	11379	8835	0.047	0.023 #
8) Heptachlo...	7.356	8.050f	7695	10276	0.034	0.030
9) trans-Chl...	7.445	8.171	5731	13758	0.025	0.039 #
10) cis-Chlor...	7.538	8.293	9175	27145	0.042	0.081 #
11) Endosulfa...	7.641	8.293f	21862	27145	0.106	0.087
12) 4,4'-DDE	7.641f	8.388	21862	34257	0.097	0.135 #
13) Dieldrin	7.826	8.525	5350	5570	0.023	0.016 #
14) Endrin	0.000	8.753	0	7647	N.D.	0.003 #
15) 4,4'-DDD	8.032	8.793	5731	7021	0.031	0.022 #
16) Endosulfa...	8.123f	8.934f	21853	63440	BelowCal	0.071
17) 4,4'-DDT	8.251	9.017	11050	20903	0.070	0.198 #
18) Endrin Al...	8.409f	9.167f	10507	17705	BelowCal	BelowCal
19) Endosulfa...	0.000	9.300f	0	15552	N.D.	BelowCal
20) Methoxychlor	0.000	0.000	0	0	N.D.	N.D.
21) Endrin Ke...	0.000	9.706f	0	71813	N.D.	0.094 #
23) Hexachlor...	3.223	3.682f	16130	3823173	0.073	8.785 #
24) Hexachlor...	5.803	6.499	18692	109095	0.083	0.298 #
25) Oxychlorane	0.000	7.973f	0	19712	N.D.	0.064 #
26) 2,4'-DDE	7.356	8.152	7695	10967	0.050	0.047
27) trans-Non...	7.538	0.000	9175	0	0.041	N.D. #
28) 2,4'-DDD	7.745	8.525	6998	5570	0.051	0.027 #
29) 2,4'-DDT	0.000	8.753	0	7647	N.D.	0.078 #
30) cis-Nonac...	8.032f	8.793	5731	7021	0.023	0.019
31) Mirex	8.675	9.706	9244	71813	BelowCal	0.220
32) Chlordane...	7.445	8.152	5731	10967	0.231	0.258
33) Chlordane...	7.538	8.293f	9175	27145	0.333	0.773 #
34) Chlordane...	8.123f	8.934	21853	63440	2.916	5.892 #
35) Chlordane...	0.000	3.682	0	3823173	N.D.	NoCal
36) Toxaphene...	7.538	8.525f	9175	5570	8.653	1.970 #
37) Toxaphene...	7.826	8.858	5350	20217	2.716	5.828 #
38) Toxaphene...	8.123	8.858	21853	20217	5.437	3.521 #
39) Toxaphene...	8.409f	8.934	10507	63440	2.689	6.860 #
40) Toxaphene...	0.000	9.102	0	36290	N.D.	7.155 #
41) Toxaphene...	8.675	0.000	9244	0	2.344	N.D. #
42) Toxaphene...	3.677f	3.682f	50890	3823173	NoCal	NoCal

Quantitation Report (Not Reviewed)

Data Path : C:\msdchem\1\data\2020-03\0C12043\
Data File : ECD5-03122028.D
Signal(s) : Signal #1: ECD1A.CH Signal #2: ECD2B.CH
Acq On : 12 Mar 2020 19:37
Operator : MJB
Sample : 0030350-BLK1
Misc : 1x, 8081B 2,4+4,4-DDx Only
ALS Vial : 19 (Sig #1); 0 (Sig #2) Sample Multiplier: 1

Integration File signal 1: PEST1.e
Integration File signal 2: PEST2.e
Quant Time: Mar 13 10:52:07 2020
Quant Method : C:\msdchem\1\methods\ECD5_QUANTPEST_200225RT2.M
Quant Title : Instrument: DualECD5
QLast Update : Wed Feb 26 15:13:42 2020
Response via : Initial Calibration
Integrator: ChemStation 6890 Scale Mode: Small noise peaks clipped

Volume Inj. : 2uL
Signal #1 Phase : Rtx-CLPesticides Signal #2 Phase: Rtx-CLPesticides2
Signal #1 Info : 30m X 0.32mm X 0. Signal #2 Info : 30m X 0.32mm X 0.25um



Data Path : C:\msdchem\1\data\2020-03\0C12043\
 Data File : ECD5-03122029.D
 Signal(s) : Signal #1: ECD1A.CH Signal #2: ECD2B.CH
 Acq On : 12 Mar 2020 19:54
 Operator : MJB
 Sample : 0030350-BS1
 Misc : 1x, 8081B 2,4+4,4-DDx Only
 ALS Vial : 20 (Sig #1); 0 (Sig #2) Sample Multiplier: 1

Integration File signal 1: PEST1.e
 Integration File signal 2: PEST2.e
 Quant Time: Mar 13 10:52:11 2020
 Quant Method : C:\msdchem\1\methods\ECD5_QUANTPEST_200225RT2.M
 Quant Title : Instrument: DualECD5
 QLast Update : Wed Feb 26 15:13:42 2020
 Response via : Initial Calibration
 Integrator: ChemStation 6890 Scale Mode: Small noise peaks clipped

Volume Inj. : 2uL
 Signal #1 Phase : Rtx-CLPesticides Signal #2 Phase: Rtx-CLPesticides2
 Signal #1 Info : 30m X 0.32mm X 0. Signal #2 Info : 30m X 0.32mm X 0.25um

MJB
3/12/20

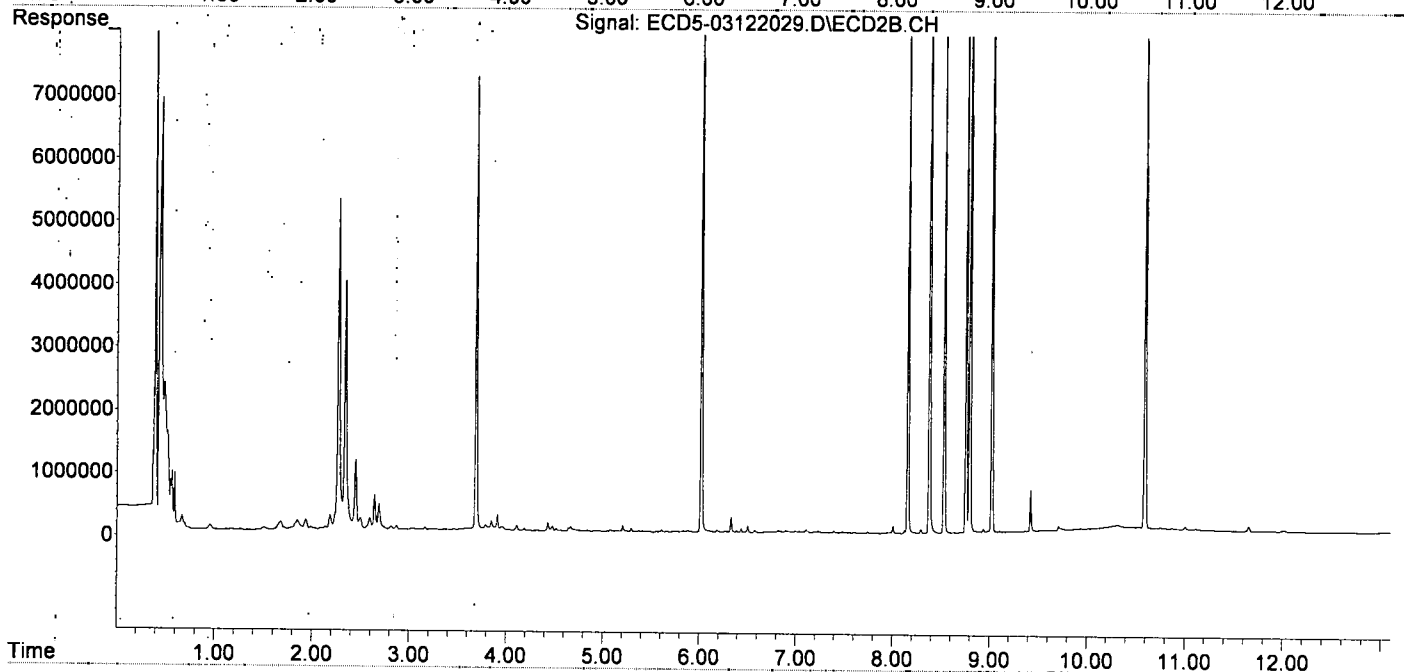
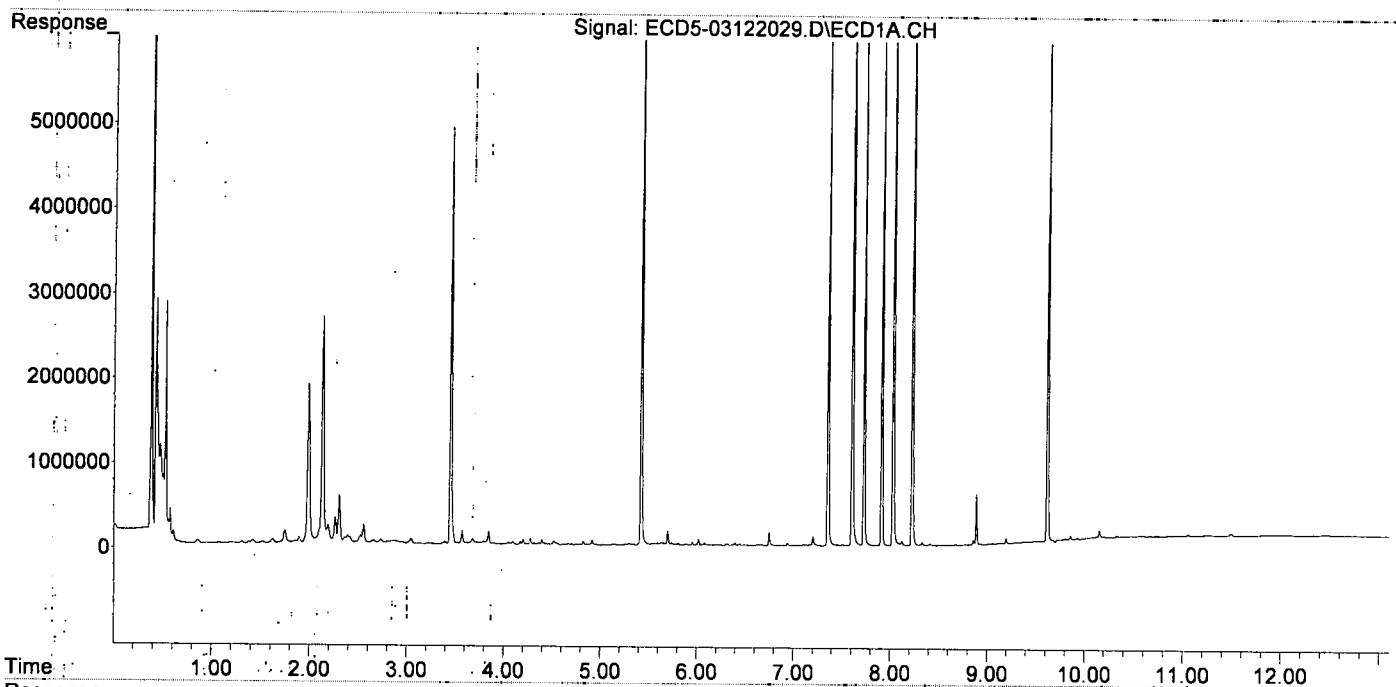
Compound	RT#1	RT#2	Resp#1	Resp#2	ng/mL	ng/mL
System Monitoring Compounds						
1) S TCMX (S)	5.422	6.015	7730873	12422134	35.970	36.068
22) S DCBP (S)	9.619	10.589	7341990	8241689	46.394	42.494
Target Compounds						
2) a-BHC	5.952	0.000	43019	0	0.151	N.D. #
3) g-BHC	6.249	6.906f	8336	24318	0.033	0.060 #
4) b-BHC	6.311	6.993	21645	26024	0.010	BelowCal #
5) Heptachlor	6.670	0.000	10104	0	0.043	N.D. #
6) d-BHC	6.490	7.229f	8438	17221	0.034	BelowCal #
7) Aldrin	6.869f	7.596	7881	11060	0.033	0.029
8) Heptachlo...	7.357	8.003f	6366579	114519	28.282	0.332 #
9) trans-Chl...	7.468	8.154	10428	9733969	0.046	27.539 #
10) cis-Chlor...	7.562	8.291	7127	65000	0.032	0.195 #
11) Endosulfa...	0.000	8.291f	0	65000	N.D.	0.209 #
12) 4,4'-DDE	7.608	8.375	10118755	15652038	44.886	44.924
13) Dieldrin	0.000	8.527	0	9035428	N.D.	26.085 #
14) Endrin	0.000	8.753	0	10236332	N.D.	43.688 #
15) 4,4'-DDD	8.029	8.792	8716431	13588355	46.778	48.544
16) Endosulfa...	8.122f	8.900	55154	18663	0.095	BelowCal #
17) 4,4'-DDT	8.227	9.019	8724038	12727709	58.306	59.963
18) Endrin, Al...	8.413f	9.143	18093	9096	BelowCal	BelowCal
19) Endosulfa...	8.775f	9.299f	2740	4015	BelowCal	BelowCal
20) Methoxychlor	0.000	9.539f	0	11056	N.D.	0.081 #
21) Endrin Ke...	8.966f	9.729	2575	37303	BelowCal	BelowCal
23) Hexachlor...	3.224	3.683f	20474	7211079	0.092	16.570 #
24) Hexachlor...	5.804	6.499	30195	103488	0.134	0.283 #
25) Oxychlorane	0.000	7.947	0	12989	N.D.	0.042 #
26) 2,4'-DDE	7.357	8.154	6366579	9733969	41.737	41.353
27) trans-Non...	7.538	0.000	7890	0	0.035	N.D. #
28) 2,4'-DDD	7.729	8.527	5873799	9035428	42.869	43.250
29) 2,4'-DDT	7.913	8.753	6895375	10236332	53.324	54.123
30) cis-Nonac...	8.029	8.792	8716431	13588355	34.822	36.183
31) Mirex	8.675	9.729	10033	37303	BelowCal	0.039
32) Chlordane...	7.468	8.154	10428	9733969	0.420	229.363 #
33) Chlordane...	7.538	8.291f	7890	65000	0.287	1.851 #
34) Chlordane...	8.122f	8.933	55154	55011	7.360	5.109 #
35) Chlordane...	3.724	3.683	30142	7211079	NoCal	NoCal
36) Toxaphene...	7.509	8.527f	11270	9035428	10.628	3195.468 #
37) Toxaphene...	0.000	0.000	0	0	N.D.	N.D.
38) Toxaphene...	8.122	8.900f	55154	18663	13.723	3.251 #
39) Toxaphene...	8.332f	8.933	36606	55011	9.369	5.949 #
40) Toxaphene...	0.000	9.101	0	19141	N.D.	3.774 #
41) Toxaphene...	8.675	9.539f	10033	11056	2.544	2.070
42) Toxaphene...	3.724	3.683f	30142	7211079	NoCal	NoCal

Quantitation Report (Not Reviewed)

Data Path : C:\msdchem\1\data\2020-03\0C12043\
Data File : ECD5-03122029.D
Signal(s) : Signal #1: ECD1A.CH Signal #2: ECD2B.CH
Acq On : 12 Mar 2020 19:54
Operator : MJB
Sample : 0030350-BS1
Misc : 1x, 8081B 2,4+4,4-DDx Only
ALS Vial : 20 (Sig #1); 0 (Sig #2) Sample Multiplier: 1

Integration File signal 1: PEST1.e
Integration File signal 2: PEST2.e
Quant Time: Mar 13 10:52:11 2020
Quant Method : C:\msdchem\1\methods\ECD5_QUANTPEST_200225RT2.M
Quant Title : Instrument: DualECD5
QLast Update : Wed Feb 26 15:13:42 2020
Response via : Initial Calibration
Integrator: ChemStation 6890 Scale Mode: Small noise peaks clipped

Volume Inj. : 2uL
Signal #1 Phase : Rtx-CLPesticides Signal #2 Phase: Rtx-CLPesticides2
Signal #1 Info : 30m X 0.32mm X 0. Signal #2 Info : 30m X 0.32mm X 0.25um



Quantitation Report (QT Reviewed)

Data Path : C:\msdchem\1\data\2020-03\0C12043\
 Data File : ECD5-03122037.D
 Signal(s) : Signal #1: ECD1A.CH Signal #2: ECD2B.CH
 Acq On : 12 Mar 2020 22:10
 Operator : MJB
 Sample : AOC0034-01RE1
 Misc : 1x, 8081B 2,4+4,4-DDx Only
 ALS Vial : 28 (Sig #1); 0 (Sig #2) Sample Multiplier: 1

Integration File signal 1: PEST1.e
 Integration File signal 2: PEST2.e
 Quant Time: Mar 13 14:31:20 2020
 Quant Method : C:\msdchem\1\methods\ECD5_QUANTPEST_200225RT2.M
 Quant Title : Instrument: DualECD5
 QLast Update : Wed Feb 26 15:13:42 2020
 Response via : Initial Calibration
 Integrator: ChemStation 6890 Scale Mode: Small noise peaks clipped

Volume Inj. : 2uL
 Signal #1 Phase : Rtx-CLPesticides Signal #2 Phase: Rtx-CLPesticides2
 Signal #1 Info : 30m X 0.32mm X 0. Signal #2 Info : 30m X 0.32mm X 0.25um

MJB
3/13/20

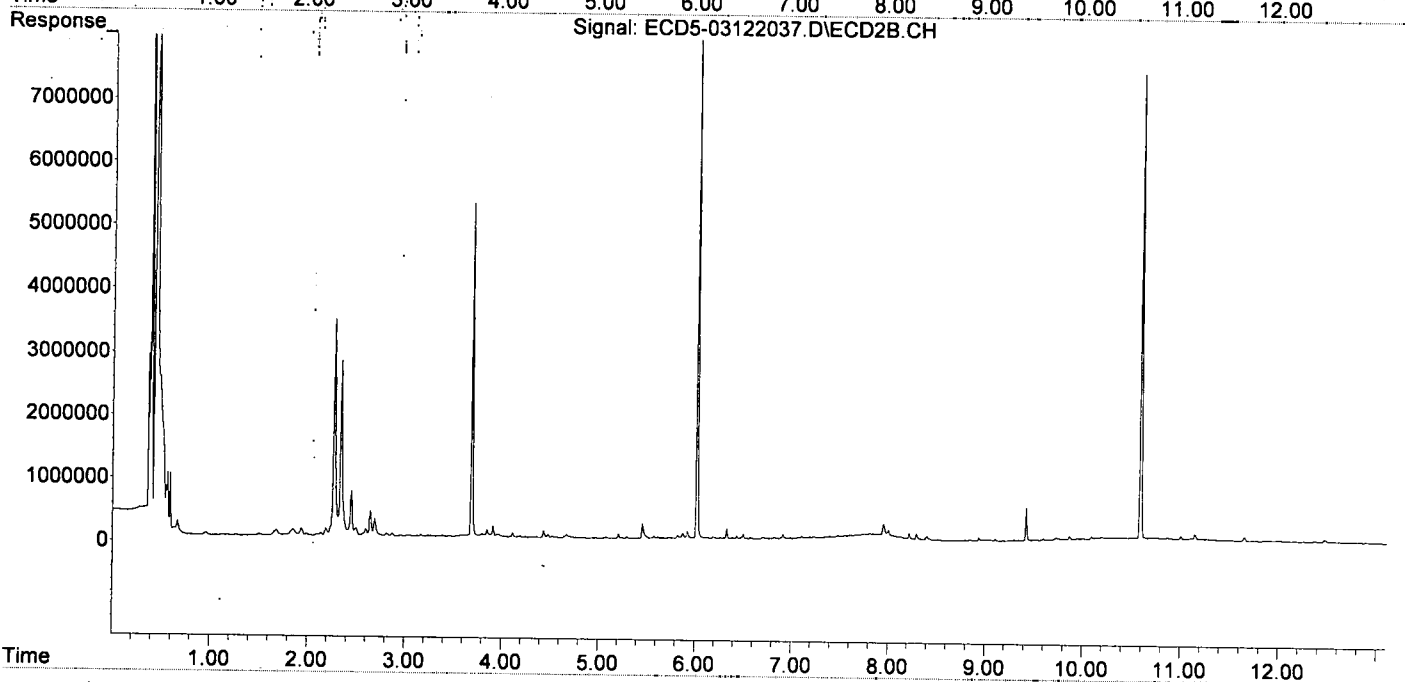
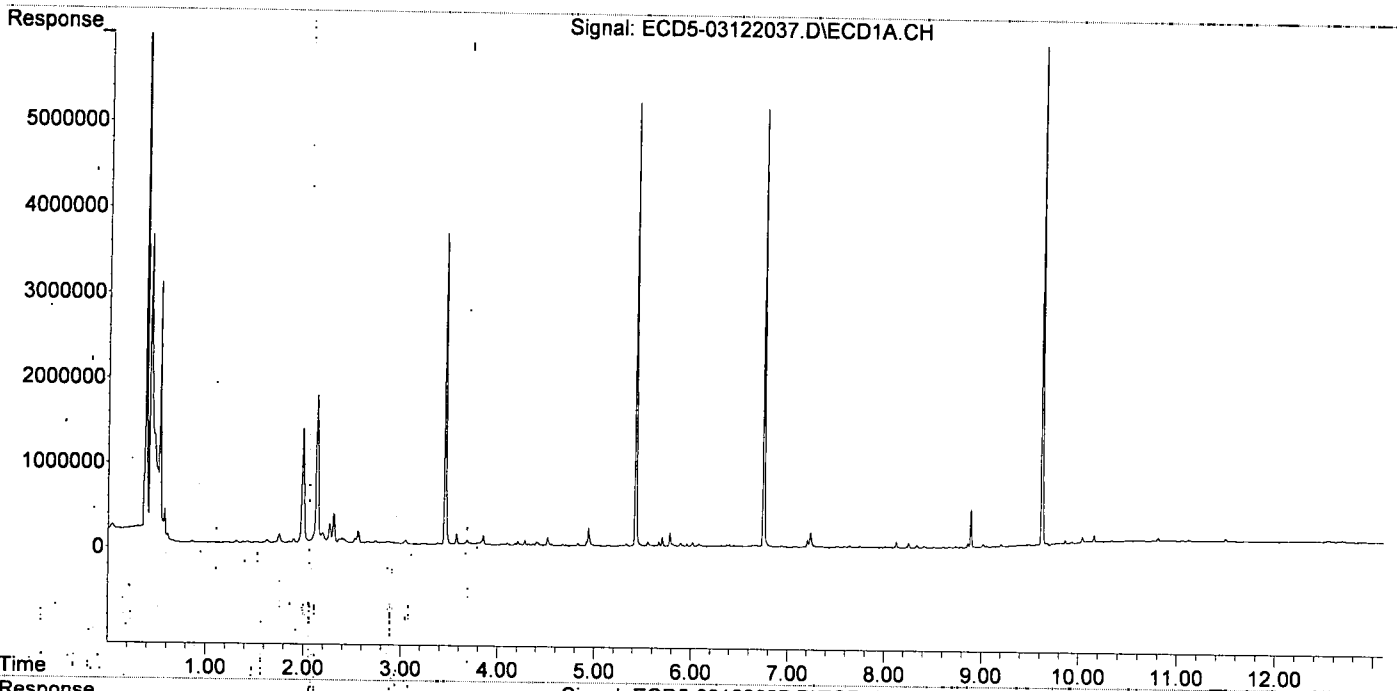
Compound	RT#1	RT#2	Resp#1	Resp#2	ng/mL	ng/mL
System Monitoring Compounds						
1) S TCMX (S)	5.423	6.016	5157097	8105735	23.995	23.535
22) S DCBP (S)	9.619	10.590	6473662	7322406	40.897	37.754
Target Compounds						
2) a-BHC	5.953	6.592f	33291	18998	0.116	0.066 #
3) g-BHC	6.250	6.963	10796	25946	0.043	0.063 #
4) b-BHC	6.315	7.025	16474	28126	13405.745	BelowCal #
5) Heptachlor	6.666	7.319	18380	39049	0.079	0.105 #
6) d-BHC	6.490	7.287f	11326	37575	0.045	0.029 #
7) Aldrin	6.885	7.597	9731	76683	0.040	0.202 #
8) Heptachlo...	7.335f	8.003f	15221	160950	0.068	0.467 #
9) trans-Chl...	7.449	0.000	3249	0	0.014	N.D. #
10) cis-Chlor...	7.534	8.291	10468	103520	0.047	0.310 #
11) Endosulfa...	7.639	8.291f	24521	103520	0.119	0.334 #
12) 4,4'-DDE	7.626	8.400f	12629	66146	0.056m	0.231 #
13) Dieldrin	7.815	8.509	6767	15374	0.029	0.044 #
14) Endrin	8.007	8.792f	11482	12742	0.069	0.026 #
15) 4,4'-DDD	8.029	8.792	10328	12742	0.055	0.044 #
16) Endosulfa...	8.121f	8.888	70392	6267	0.187	BelowCal #
17) 4,4'-DDT	8.250	9.030	55936	17236	0.390	0.178 #
18) Endrin Al...	8.460f	9.102f	4581	27355	BelowCal	BelowCal
19) Endosulfa...	8.734	9.341	15169	12213	BelowCal	BelowCal
20) Methoxychlor	8.563	9.495	5580	12269	BelowCal	0.094
21) Endrin Ke...	0.000	9.728	0	41348	N.D.	BelowCal
23) Hexachlor...	3.226	3.685f	14362	5262566	0.065	12.093 #
24) Hexachlor...	5.778f	6.479	160700	33547	0.714	0.092 #
25) Oxychlorane	0.000	7.951	0	258306	N.D.	0.841 #
26) 2,4'-DDE	7.335f	0.000	15221	0	0.100	N.D. #
27) trans-Non...	7.534	8.215	10468	113180	0.047	0.333 #
28) 2,4'-DDD	7.746	8.509f	20177	15374	0.147	0.074 #
29) 2,4'-DDT	7.919	8.751	6738	5101	0.052	0.063m
30) cis-Nonac...	8.007	8.792	11482	12742	0.046	0.034 #
31) Mirex	8.674	9.728	8915	41348	BelowCal	0.061
32) Chlordane...	7.449	0.000	3249	0	0.131	N.D. #
33) Chlordane...	7.534	8.291f	10468	103520	0.380	2.948 #
34) Chlordane...	8.121f	8.933	70392	51374	9.393	4.772 #
35) Chlordane...	0.000	3.685	0	5262566	N.D.	NoCal
36) Toxaphene...	7.534	8.509	10468	15374	9.871	5.437 #
37) Toxaphene...	7.815	8.843	6767	14107	3.436	4.066
38) Toxaphene...	8.121	8.888	70392	6267	17.515	1.092 #
39) Toxaphene...	8.332f	8.933	33213	51374	8.501	5.555 #
40) Toxaphene...	8.607	9.102	9881	27355	3.276	5.393 #
41) Toxaphene...	8.674	9.495	8915	12269	2.261	2.297
42) Toxaphene...	3.680f	3.685f	55993	5262566	NoCal	NoCal

Quantitation Report (QT Reviewed)

Data Path : C:\msdchem\1\data\2020-03\0C12043\
Data File : ECD5-03122037.D
Signal(s) : Signal #1: ECD1A.CH Signal #2: ECD2B.CH
Acq On : 12 Mar 2020 22:10
Operator : MJB
Sample : AOC0034-01RE1
Misc : 1x, 8081B 2,4+4,4-DDx Only
ALS Vial : 28 (Sig #1); 0 (Sig #2) Sample Multiplier: 1

Integration File signal 1: PEST1.e
Integration File signal 2: PEST2.e
Quant Time: Mar 13 14:31:20 2020
Quant Method : C:\msdchem\1\methods\ECD5_QUANTPEST_200225RT2.M
Quant Title : Instrument: DualECD5
QLast Update : Wed Feb 26 15:13:42 2020
Response via : Initial Calibration
Integrator: ChemStation 6890 Scale Mode: Small noise peaks clipped

Volume Inj. : 2uL
Signal #1 Phase : Rtx-CLPesticides Signal #2 Phase: Rtx-CLPesticides2
Signal #1 Info : 30m X 0.32mm X 0. Signal #2 Info : 30m X 0.32mm X 0.25um

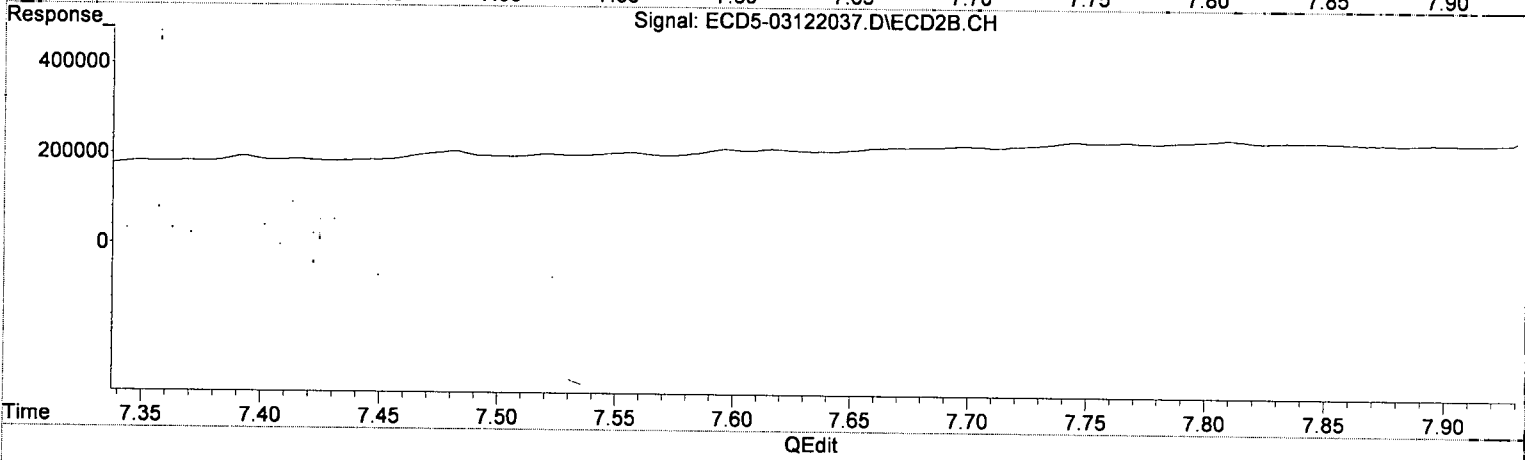
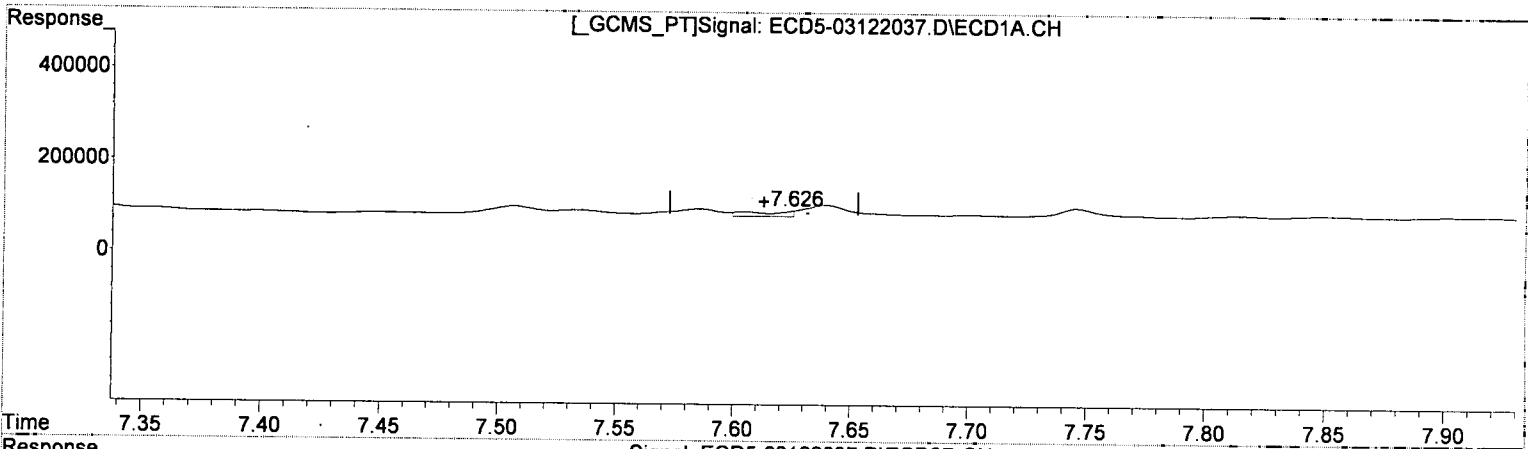


Quantitation Report (Qedit)

Data Path : C:\msdchem\1\data\2020-03\0C12043\
Data File : ECD5-03122037.D
Signal(s) : Signal #1: ECD1A.CH Signal #2: ECD2B.CH
Acq On : 12 Mar 2020 22:10
Operator : MJB
Sample : A0C0034-01RE1
Misc : 1x, 8081B 2,4+4,4-DDx Only
ALS Vial : 28 (Sig #1); 0 (Sig #2) Sample Multiplier: 1

Integration File signal 1: PEST1.e
Integration File signal 2: PEST2.e
Quant Time: Mar 13 10:52:43 2020
Quant Method : C:\msdchem\1\methods\ECD5_QUANTPEST_200225RT2.M
Quant Title : Instrument: DualECD5
QLast Update : Wed Feb 26 15:13:42 2020
Response via : Initial Calibration
Integrator: ChemStation 6890 Scale Mode: Small noise peaks clipped

Volume Inj. : 2uL
Signal #1 Phase : Rtx-CLPesticides Signal #2 Phase: Rtx-CLPesticides2
Signal #1 Info : 30m X 0.32mm X 0. Signal #2 Info : 30m X 0.32mm X 0.25um



(12) 4,4'-DDE
7.626min 0.056 ng/mL(m)
response 12629

MJB
3/13/20

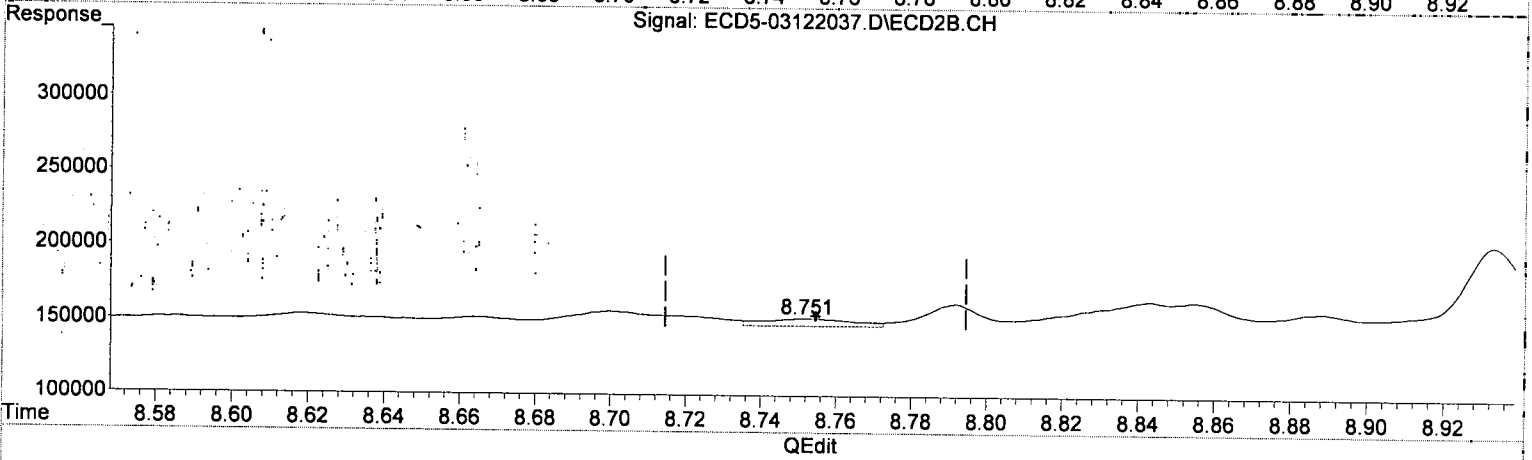
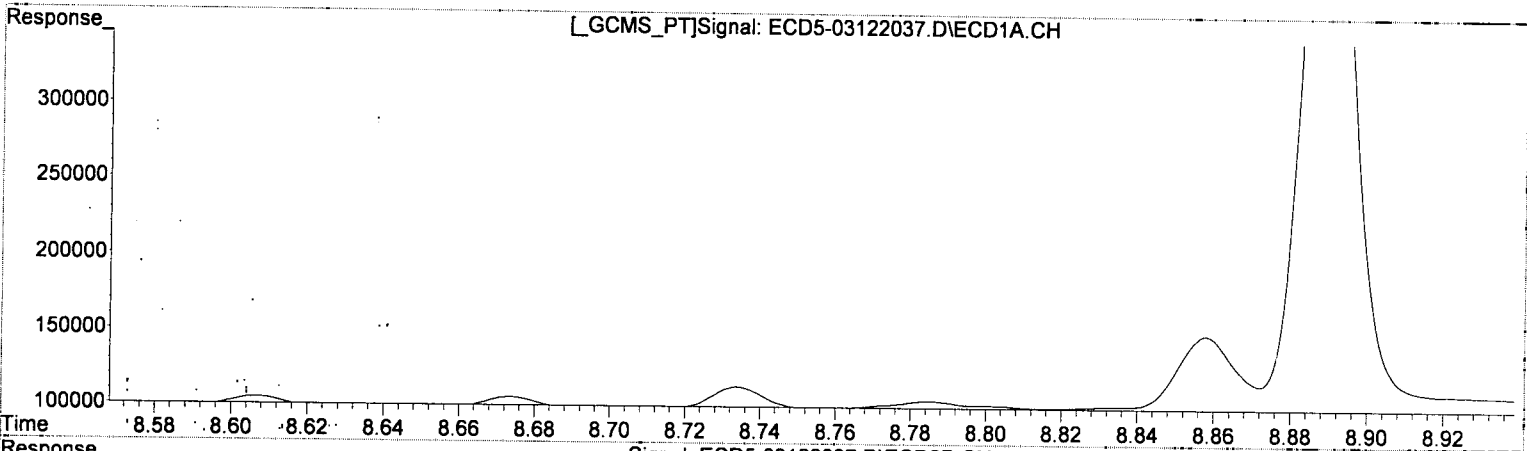
(12) 4,4'-DDE #2
8.400min 0.231 ng/mL
response 66146

Quantitation Report (Qedit)

Data Path : C:\msdchem\1\data\2020-03\0C12043\
Data File : ECD5-03122037.D
Signal(s) : Signal #1: ECD1A.CH Signal #2: ECD2B.CH
Acq On : 12 Mar 2020 22:10
Operator : MJB
Sample : AOC0034-01RE1
Misc : 1x, 8081B 2,4+4,4-DDx Only
ALS Vial : 28 (Sig #1); 0 (Sig #2) Sample Multiplier: 1

Integration File signal 1: PEST1.e
Integration File signal 2: PEST2.e
Quant Time: Mar 13 10:52:43 2020
Quant Method : C:\msdchem\1\methods\ECD5_QUANTPEST_200225RT2.M
Quant Title : Instrument: DualECD5
QLast Update : Wed Feb 26 15:13:42 2020
Response via : Initial Calibration
Integrator: ChemStation 6890 Scale Mode: Small noise peaks clipped

Volume Inj. : 2uL
Signal #1 Phase : Rtx-CLPesticides Signal #2 Phase: Rtx-CLPesticides2
Signal #1 Info : 30m X 0.32mm X 0. Signal #2 Info : 30m X 0.32mm X 0.25um



(29) 2,4'-DDT
7.919min 0.052 ng/mL
response 6738

*MJB
3/13/20*

(29) 2,4'-DDT #2
8.751min 0.063 ng/mL(m)
response 5101

Data Path : C:\msdchem\1\data\2020-03\0C12043\
 Data File : ECD5-03122037.D
 Signal(s) : Signal #1: ECD1A.CH Signal #2: ECD2B.CH
 Acq On : 12 Mar 2020 22:10
 Operator : MJB
 Sample : AOC0034-01RE1
 Misc : 1x, 8081B 2,4+4,4-DDx Only
 ALS Vial : 28 (Sig #1); 0 (Sig #2) Sample Multiplier: 1

Integration File signal 1: PEST1.e
 Integration File signal 2: PEST2.e
 Quant Time: Mar 13 10:52:43 2020
 Quant Method: C:\msdchem\1\methods\ECD5_QUANTPEST_200225RT2.M
 Quant Title: Instrument: DualECD5
 QLast Update: Wed Feb 26 15:13:42 2020
 Response via: Initial Calibration
 Integrator: ChemStation 6890 Scale Mode: Small noise peaks clipped

Volume Inj. : 2uL
 Signal #1 Phase : Rtx-CLPesticides Signal #2 Phase: Rtx-CLPesticides2
 Signal #1 Info : 30m X 0.32mm X 0. Signal #2 Info : 30m X 0.32mm X 0.25um

MJB
3/13/20

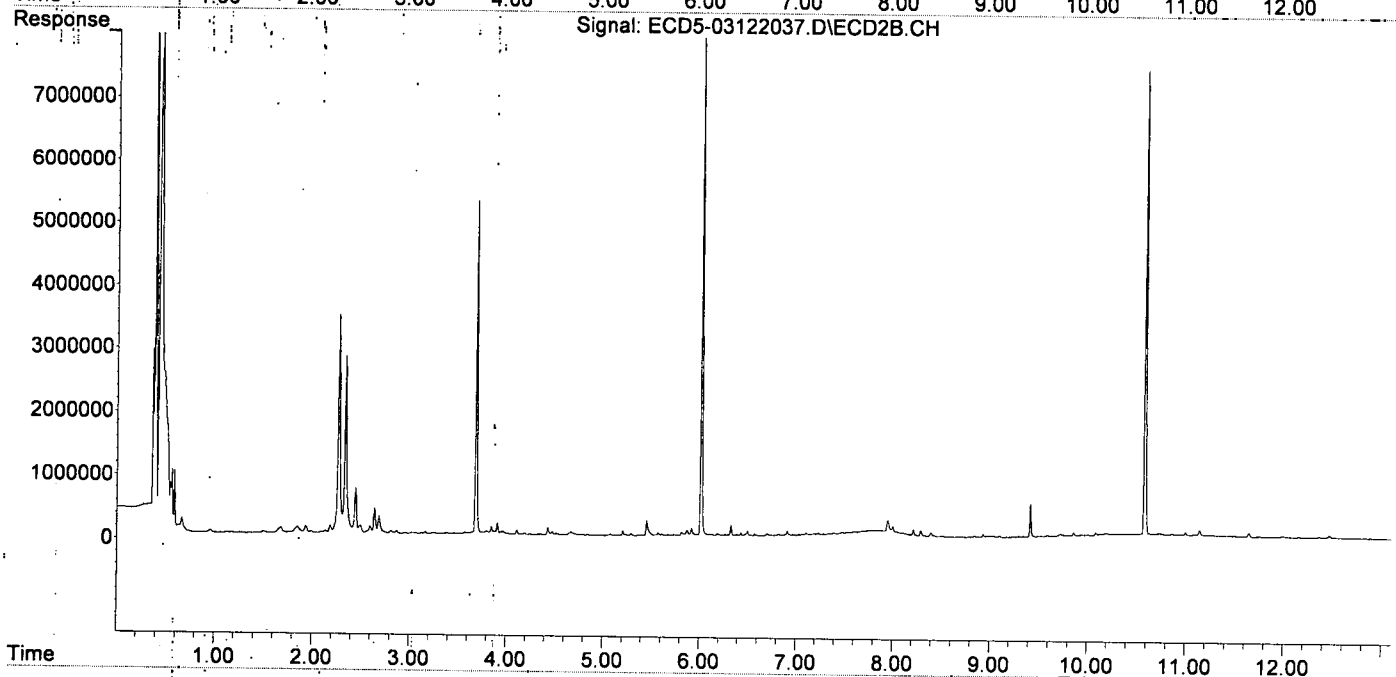
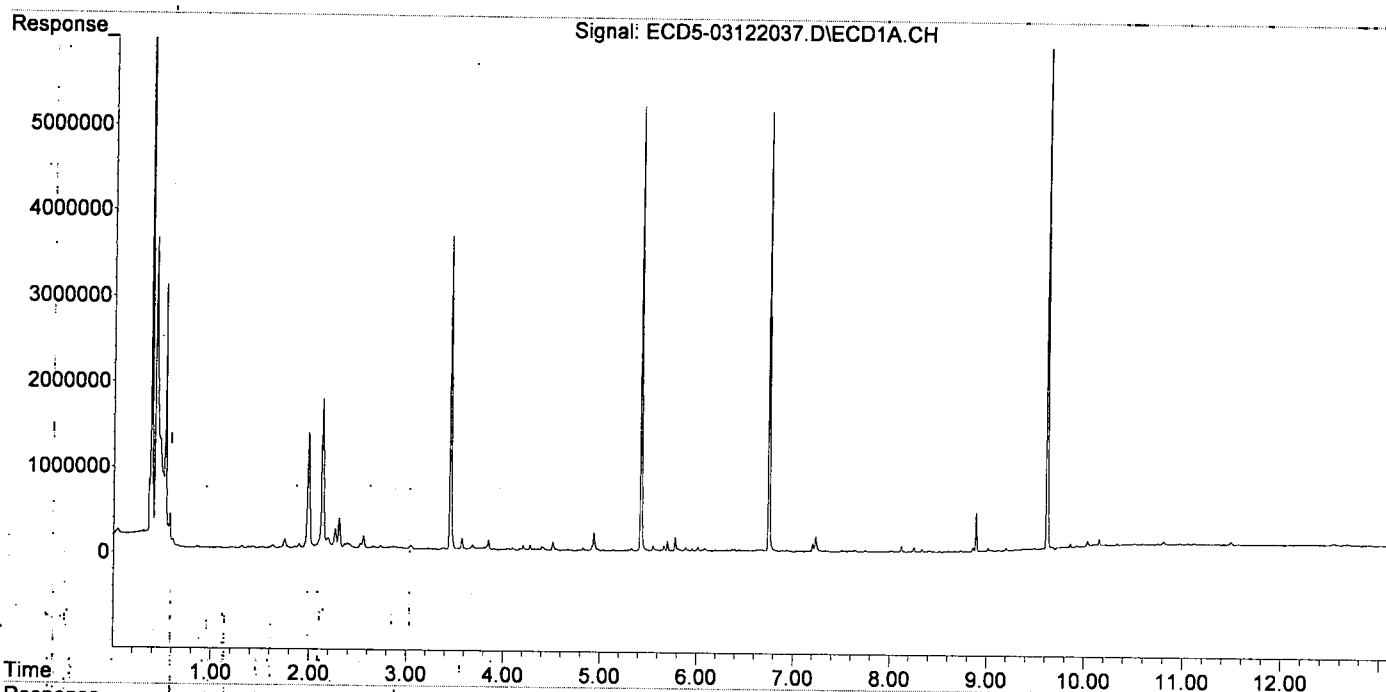
Compound	RT#1	RT#2	Resp#1	Resp#2	ng/mL	ng/mL
System Monitoring Compounds						
1) S TCMX (S)	5.423	6.016	5157097	8105735	23.995	23.535
22) S DCBP (S)	9.619	10.590	6473662	7322406	40.897	37.754
Target Compounds						
2) a-BHC	5.953	6.592f	33291	18998	0.116	0.066 #
3) g-BHC	6.250	6.963	10796	25946	0.043	0.063 #
4) b-BHC	6.315	7.025	16474	28126	13405.745	BelowCal #
5) Heptachlor	6.666	7.319	18380	39049	0.079	0.105 #
6) d-BHC	6.490	7.287f	11326	37575	0.045	0.029 #
7) Aldrin	6.885	7.597	9731	76683	0.040	0.202 #
8) Heptachlo...	7.335f	8.003f	15221	160950	0.068	0.467 #
9) trans-Chl...	7.449	0.000	3249	0	0.014	N.D. #
10) cis-Chlor...	7.534	8.291	10468	103520	0.047	0.310 #
11) Endosulfa...	7.639	8.291f	24521	103520	0.119	0.334 #
12) 4,4'-DDE	7.639f	8.400f	24521	66146	0.109	0.231 #
13) Dieldrin	7.815	8.509	6767	15374	0.029	0.044 #
14) Endrin	8.007	8.792f	11482	12742	0.069	0.026 #
15) 4,4'-DDD	8.029	8.792	10328	12742	0.055	0.044
16) Endosulfa...	8.121f	8.888	70392	6267	0.187	BelowCal #
17) 4,4'-DDT	8.250	9.030	55936	17236	0.390	0.178 #
18) Endrin Al...	8.460f	9.102f	4581	27355	BelowCal	BelowCal
19) Endosulfa...	8.734	9.341	15169	12213	BelowCal	BelowCal
20) Methoxychlor	8.563	9.495	5580	12269	BelowCal	0.094
21) Endrin Ke...	0.000	9.728	0	41348	N.D.	BelowCal
23) Hexachlor...	3.226	3.685f	14362	5262566	0.065	12.093 #
24) Hexachlor...	5.778f	6.479	160700	33547	0.714	0.092 #
25) Oxychlorane	0.000	7.951	0	258306	N.D.	0.841 #
26) 2,4'-DDE	7.335f	0.000	15221	0	0.100	N.D. #
27) trans-Non...	7.534	8.215	10468	113180	0.047	0.333 #
28) 2,4'-DDD	7.746	8.509f	20177	15374	0.147	0.074 #
29) 2,4'-DDT	7.919	8.792f	6738	12742	0.052	0.109 #
30) cis-Nonac...	8.007	8.792	11482	12742	0.046	0.034 #
31) Mirex	8.674	9.728	8915	41348	BelowCal	0.061
32) Chlordane...	7.449	0.000	3249	0	0.131	N.D. #
33) Chlordane...	7.534	8.291f	10468	103520	0.380	2.948 #
34) Chlordane...	8.121f	8.933	70392	51374	9.393	4.772 #
35) Chlordane...	0.000	3.685	0	5262566	N.D.	NoCal
36) Toxaphene...	7.534	8.509	10468	15374	9.871	5.437 #
37) Toxaphene...	7.815	8.843	6767	14107	3.436	4.066
38) Toxaphene...	8.121	8.888	70392	6267	17.515	1.092 #
39) Toxaphene...	8.332f	8.933	33213	51374	8.501	5.555 #
40) Toxaphene...	8.607	9.102	9881	27355	3.276	5.393 #
41) Toxaphene...	8.674	9.495	8915	12269	2.261	2.297
42) Toxaphene...	3.680f	3.685f	55993	5262566	NoCal	NoCal

Quantitation Report (Not Reviewed)

Data Path : C:\msdchem\1\data\2020-03\0C12043\
Data File : ECD5-03122037.D
Signal(s) : Signal #1: ECD1A.CH Signal #2: ECD2B.CH
Acq On : 12 Mar 2020 22:10
Operator : MJB
Sample : A0C0034-01RE1
Misc : 1x, 8081B 2,4+4,4-DDx Only
ALS Vial : 28 (Sig #1); 0 (Sig #2) Sample Multiplier: 1

Integration File signal 1: PEST1.e
Integration File signal 2: PEST2.e
Quant Time: Mar 13 10:52:43 2020
Quant Method : C:\msdchem\1\methods\ECD5_QUANTPEST_200225RT2.M
Quant Title : Instrument: DualECD5
QLast Update : Wed Feb 26 15:13:42 2020
Response via : Initial Calibration
Integrator: ChemStation 6890 Scale Mode: Small noise peaks clipped

Volume Inj. : 2uL
Signal #1 Phase : Rtx-CLPesticides Signal #2 Phase: Rtx-CLPesticides2
Signal #1 Info : 30m X 0.32mm X 0. Signal #2 Info : 30m X 0.32mm X 0.25um



Data Path : C:\msdchem\1\data\2020-03\0C12043\
 Data File : ECD5-03122038.D
 Signal(s) : Signal #1: ECD1A.CH Signal #2: ECD2B.CH
 Acq On : 12 Mar 2020 22:27
 Operator : MJB
 Sample : 0C12043-CCV6
 Misc : A20C184, AB 100 ppb
 ALS Vial : 5 (Sig #1) 0 (Sig #2) Sample Multiplier: 1

Integration File signal 1: PEST1.e
 Integration File signal 2: PEST2.e
 Quant Time: Mar 13 10:52:47 2020
 Quant Method : C:\msdchem\1\methods\ECD5_QUANTPEST_200225RT2.M
 Quant Title : Instrument: DualECD5
 QLast Update : Wed Feb 26 15:13:42 2020
 Response Via : Initial Calibration
 Integrator: ChemStation 6890 Scale Mode: Small noise peaks clipped

Volume Inj. : 2uL
 Signal #1 Phase : Rtx-CLPesticides Signal #2 Phase: Rtx-CLPesticides2
 Signal #1 Info : 30m X 0.32mm X 0. Signal #2 Info : 30m X 0.32mm X 0.25um

MJB
3/13/20

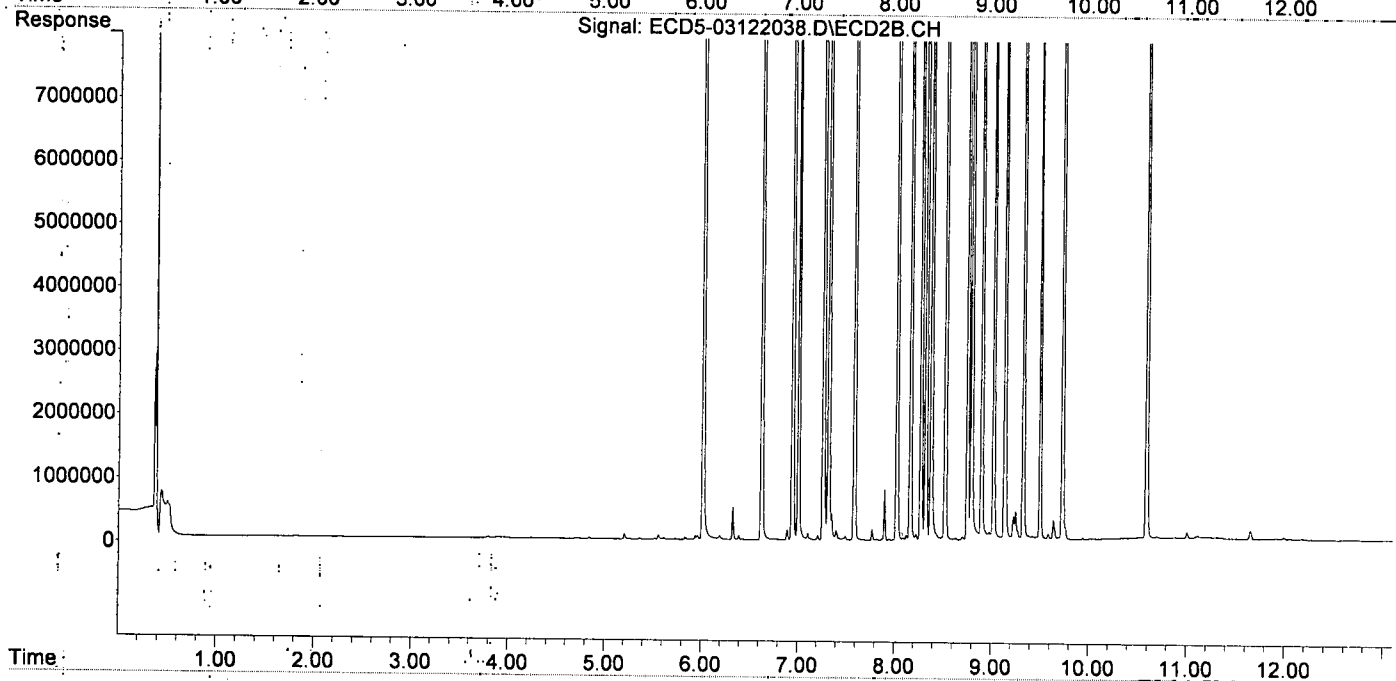
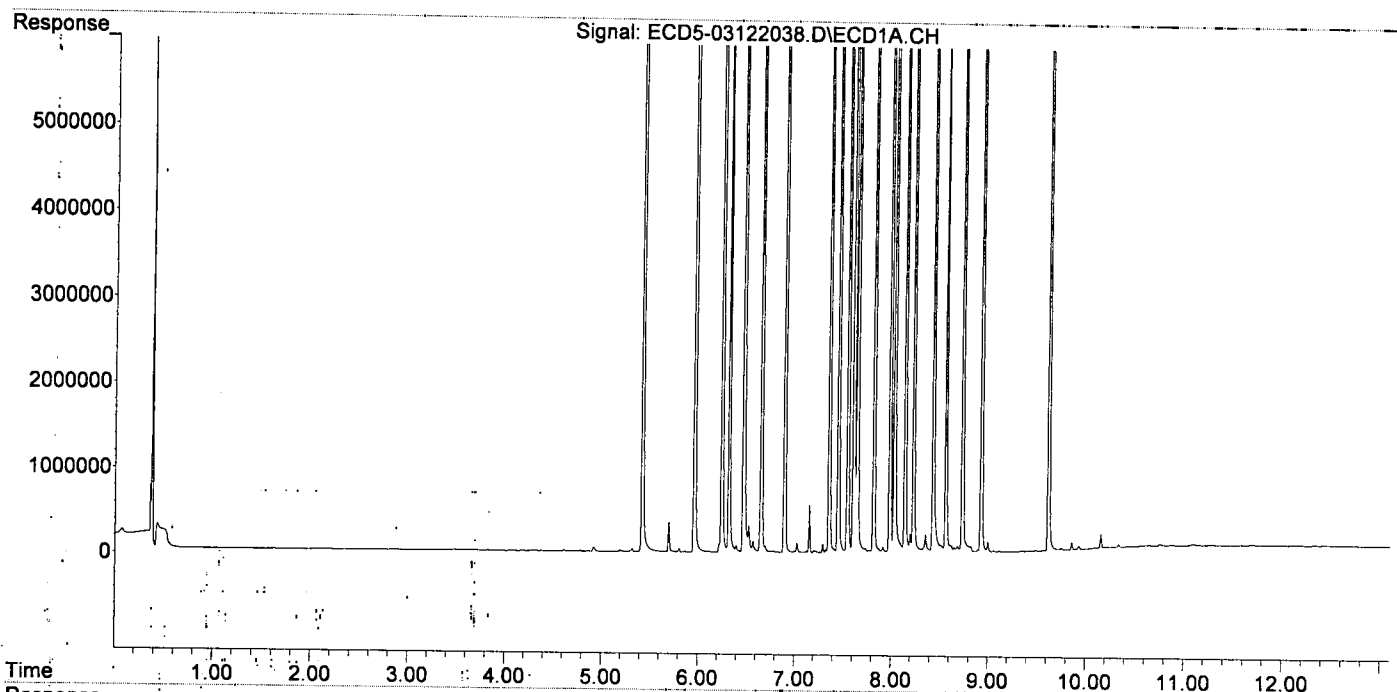
Compound	RT#1	RT#2	Resp#1	Resp#2	ng/mL	ng/mL
System Monitoring Compounds						
1) S TCMX (S)	5.423	6.017	19245885	31276716	89.547	90.813
22) S DCBP (S)	9.621	10.591	15204755	18554919	95.924	95.668
Target Compounds						
2) a-BHC	5.964	6.625	28029375	47745047	98.074	96.711
3) g-BHC	6.246	6.943	23962024	41590171	94.932	101.774
4) b-BHC	6.320	7.006	9964047	16225582	93.675	92.832
5) Heptachlor	6.655	7.319	24008838	40608049	102.984	109.063
6) d-BHC	6.471	7.262	22617188	39242905	89.940	95.752
7) Aldrin	6.896	7.585	22372523	37859086	93.110	99.793
8) Heptachlo...	7.358	8.024	20673013	34295602	91.834	99.409
9) trans-Chl...	7.453	8.164	21535282	34700640	94.641	98.176
10) cis-Chlor...	7.550	8.272	20355002	32464983	92.110	97.362
11) Endosulfa...	7.648	8.322	19476265	30690100	94.563	98.885
12) 4,4'-DDE	7.609	8.377	20261179	34649521	89.878	94.716
13) Dieldrin	7.820	8.523	22169684	34654646	96.192	100.046
14) Endrin	7.985	8.752	18099361	27453160	109.199	106.867
15) 4,4'-DDD	8.031	8.793	17424411	29419888	93.511	98.800
16) Endosulfa...	8.142	8.898	17433755	27607312	102.057	101.330
17) 4,4'-DDT	8.229	9.020	16980497	25575257	107.688	107.827
18) Endrin Al...	8.432	9.135	14397473	22479334	95.660	95.110
19) Endosulfa...	8.734	9.326	16544057	26058626	103.830	106.934
20) Methoxychlor	8.564	9.499	7954163	12008544	103.618	107.267
21) Endrin Ke...	8.929	9.728	19629392	29481666	99.930	103.636
23) Hexachlor...	0.000	0.000	0	0	N.D.	N.D.
24) Hexachlor...	5.805	6.502	43630	4257	0.194	0.012 #
25) Oxychlorane	7.293	7.948	98029	20164	0.489	0.066 #
26) 2,4'-DDE	7.358	8.164	20673013	34700640	135.526	147.419
27) trans-Non...	7.550	8.224	20355002	93728	90.873	0.275 #
28) 2,4'-DDD	0.000	8.523	0	34654646	N.D.	165.883 #
29) 2,4'-DDT	7.914	8.752	65489	27453160	0.506	124.905 #
30) cis-Nonac...	8.031	8.793	17424411	29419888	69.610	78.338
31) Mirex	8.684	9.728	73845	29481666	0.297	136.571 #
32) Chlordane...	7.453	8.164	21535282	34700640	867.918	817.656
33) Chlordane...	7.550	8.272	20355002	32464983	739.155	924.468 #
34) Chlordane...	0.000	8.898f	0	27607312	N.D.	2564.138 #
35) Chlordane...	0.000	0.000	0	0	N.D.	N.D.
36) Toxaphene...	7.550f	8.523f	20355002	34654646	19195.204	12255.955 #
37) Toxaphene...	7.820	0.000	22169684	0	11255.956	N.D. #
38) Toxaphene...	8.142	8.898f	17433755	27607312	4337.795	4808.265
39) Toxaphene...	8.355	8.977f	206915	121515	52.957	13.140 #
40) Toxaphene...	8.564f	9.135	7954163	22479334	2636.674	4431.895 #
41) Toxaphene...	8.684	9.499	73845	12008544	18.725	2248.194 #
42) Toxaphene...	0.000	0.000	0	0	N.D.	N.D.

Quantitation Report (Not Reviewed)

Data Path : C:\msdchem\1\data\2020-03\0C12043\
Data File : ECD5-03122038.D
Signal(s) : Signal #1: ECD1A.CH Signal #2: ECD2B.CH
Acq On : 12 Mar 2020 22:27
Operator : MJB
Sample : 0C12043-CCV6
Misc : A20C184, AB 100 ppb
ALS Vial : 5 (Sig #1); 0 (Sig #2) Sample Multiplier: 1

Integration File signal 1: PEST1.e
Integration File signal 2: PEST2.e
Quant Time: Mar 13 10:52:47 2020
Quant Method : C:\msdchem\1\methods\ECD5_QUANTPEST_200225RT2.M
Quant Title : Instrument: DualECD5
QLast Update : Wed Feb 26 15:13:42 2020
Response via : Initial Calibration
Integrator: ChemStation 6890 Scale Mode: Small noise peaks clipped

Volume Inj. : 2uL
Signal #1 Phase : Rtx-CLPesticides Signal #2 Phase: Rtx-CLPesticides2
Signal #1 Info : 30m X 0.32mm X 0. Signal #2 Info : 30m X 0.32mm X 0.25um



Data Path : C:\msdchem\1\data\2020-03\0C12043\
 Data File : ECD5-03122039.D
 Signal(s) : Signal #1: ECD1A.CH Signal #2: ECD2B.CH
 Acq On : 12 Mar 2020 22:44
 Operator : MJB
 Sample : 0C12043-CCV7
 Misc : A19J409, 9-42 100 ppb
 ALS Vial : 6 (Sig #1); 0 (Sig #2) Sample Multiplier: 1

Integration File signal 1: PEST1.e
 Integration File signal 2: PEST2.e
 Quant Time: Mar 13 10:52:51 2020
 Quant Method : C:\msdchem\1\methods\ECD5_QUANTPEST_200225RT2.M
 Quant Title : Instrument: DualECD5
 QLast Update : Wed Feb 26 15:13:42 2020
 Response via : Initial Calibration
 Integrator: ChemStation 6890 Scale Mode: Small noise peaks clipped

Volume Inj. : 2uL
 Signal #1 Phase : Rtx-CLPesticides Signal #2 Phase: Rtx-CLPesticides2
 Signal #1 Info : 30m X 0.32mm X 0. Signal #2 Info : 30m X 0.32mm X 0.25um

MJB
 3/13/20

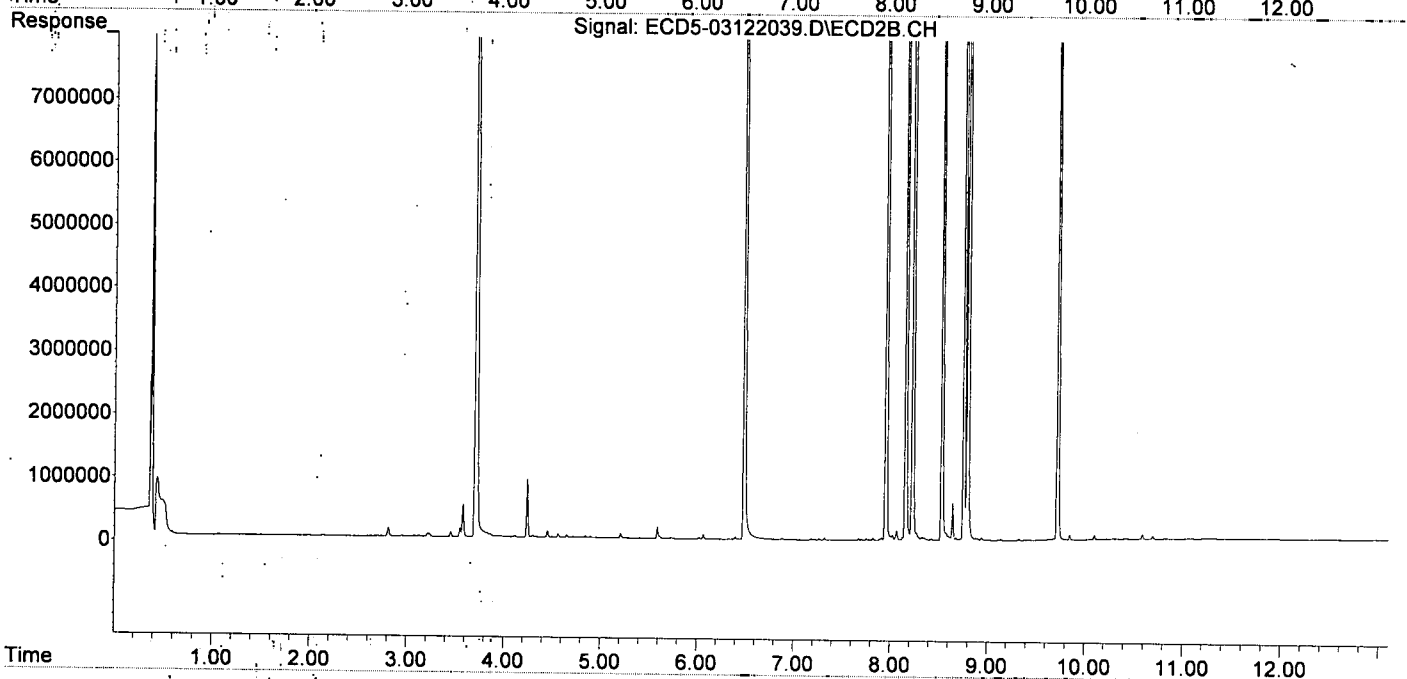
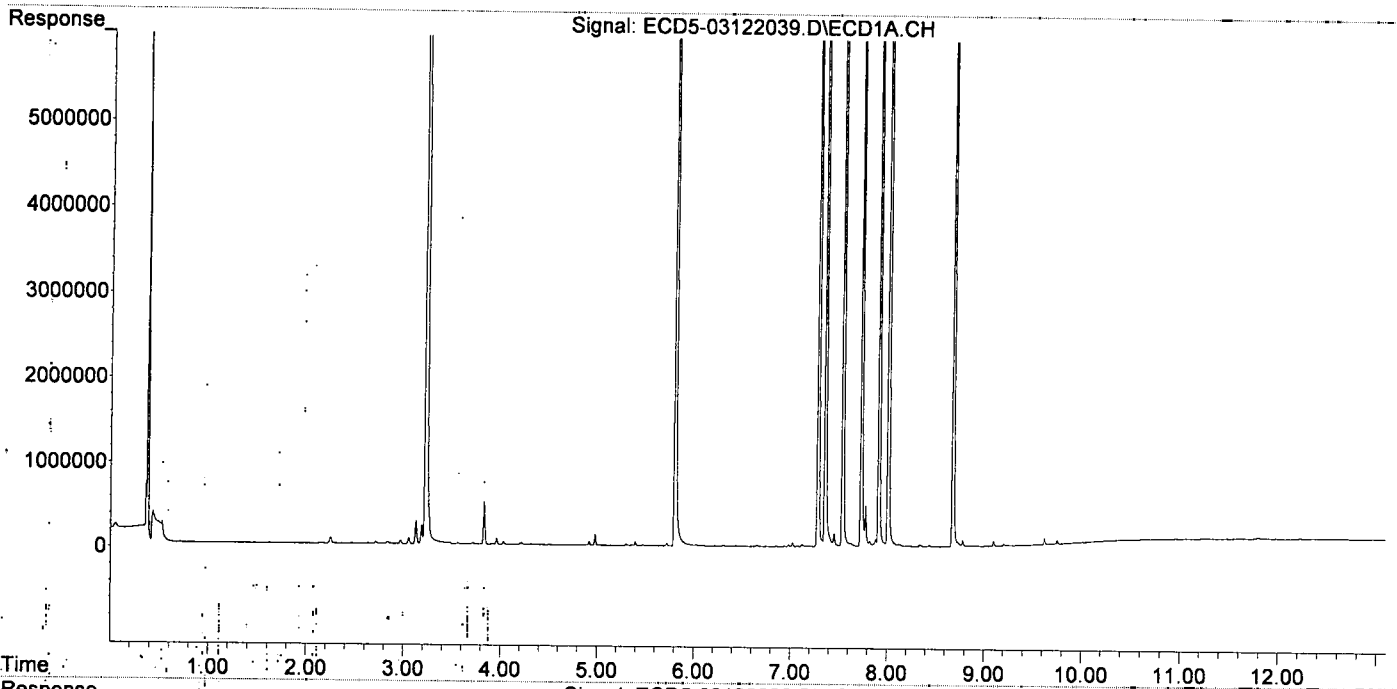
Compound	RT#1	RT#2	Resp#1	Resp#2	ng/mL	ng/mL
System Monitoring Compounds						
1) S TCMX (S)	5.395f	6.020	44494	18256	0.207	0.053 #
22) S DCBP (S)	9.621	10.590	67967	69101	0.180	0.356 #
Target Compounds						
2) a-BHC	0.000	0.000	0	0	N.D.	N.D.
3) g-BHC	6.222f	0.000	3495	0	0.014	N.D. #
4) b-BHC	6.305	7.007	13827	9574	13405.770	BelowCal #
5) Heptachlor	6.655	7.318	20929	31656	0.090	0.085
6) d-BHC	6.472	7.263	8241	14949	0.033	BelowCal #
7) Aldrin	6.940f	7.596	10719	9173	0.045	0.024 #
8) Heptachlo...	7.359	8.022	14144295	82226	62.832	0.238 #
9) trans-Chl...	7.452	8.156	158112	23108337	0.695	65.378 #
10) cis-Chlor...	7.540	8.269	21613634	110314	97.805	0.331 #
11) Endosulfa...	7.627f	8.331	40165	45695	0.195	0.147
12) 4,4'-DDE	7.627	8.352f	40165	35068	0.178	0.138
13) Dieldrin	7.820	8.530	62158	20842208	0.270	60.170 #
14) Endrin	8.011f	8.755	24819728	23091066	149.746	91.814 #
15) 4,4'-DDD	8.011f	8.795	24819728	39949248	133.199	129.429
16) Endosulfa...	8.125f	8.898	30422	29814	BelowCal	BelowCal
17) 4,4'-DDT	8.229	9.020	11199	10815	0.071	0.142 #
18) Endrin Al...	8.435	9.136	17069	21182	BelowCal	BelowCal
19) Endosulfa...	0.000	9.326	0	21593	N.D.	BelowCal
20) Methoxychlor	0.000	0.000	0	0	N.D.	N.D.
21) Endrin Ke...	8.929	9.721	9796	20736907	BelowCal	75.437
23) Hexachlor...	3.227	3.706	22845958	45820292	102.824	105.290
24) Hexachlor...	5.805	6.485	20852779	35058446	92.678	95.916
25) Oxychlorane	7.286	7.953	19071679	31139750	95.224	101.347
26) 2,4'-DDE	7.359	8.156	14144295	23108337	92.726	98.171
27) trans-Non...	7.540	8.227	21613634	34523247	96.492	101.454
28) 2,4'-DDD	7.732	8.530	12341159	20842208	90.069	99.766
29) 2,4'-DDT	7.915	8.755	14374596	23091066	111.163	108.554
30) cis-Nonac...	8.011	8.795	24819728	39949248	99.154	106.375
31) Mirex	8.679	9.721	13830178	20736907	95.898	99.152
32) Chlordane...	7.452	8.156	158112	23108337	6.372	544.505 #
33) Chlordane...	7.540	8.269	21613634	110314	784.860	3.141 #
34) Chlordane...	8.125f	8.938	30422	40982	4.060	3.806
35) Chlordane...	3.716	3.706	19911	45820292	NoCal	NoCal
36) Toxaphene...	7.540	8.530f	21613634	20842208	20382.121	7371.051 #
37) Toxaphene...	7.820	8.878f	62158	32004	31.559	9.225 #
38) Toxaphene...	8.125	8.878	30422	32004	7.569	5.574 #
39) Toxaphene...	8.341f	8.938	23432	40982	5.997	4.432 #
40) Toxaphene...	0.000	9.136	0	21182	N.D.	4.176 #
41) Toxaphene...	8.679	0.000	13830178	0	3506.884	N.D. #
42) Toxaphene...	3.716	3.706	19911	45820292	NoCal	NoCal

Quantitation Report (Not Reviewed)

Data Path : C:\msdchem\1\data\2020-03\0C12043\
 Data File : ECD5-03122039.D
 Signal(s) : Signal #1: ECD1A.CH Signal #2: ECD2B.CH
 Acq On : 12 Mar 2020 22:44
 Operator : MJB
 Sample : 0C12043-CCV7
 Misc : A19J409, 9-42 100 ppb
 ALS Vial : 6 (Sig #1); 0 (Sig #2) Sample Multiplier: 1

Integration File signal 1: PEST1.e
 Integration File signal 2: PEST2.e
 Quant Time: Mar 13 10:52:51 2020
 Quant Method : C:\msdchem\1\methods\ECD5_QUANTPEST_200225RT2.M
 Quant Title : Instrument: DualECD5
 QLast Update : Wed Feb 26 15:13:42 2020
 Response via : Initial Calibration
 Integrator: ChemStation 6890 Scale Mode: Small noise peaks clipped

Volume Inj. : 2uL
 Signal #1 Phase : Rtx-CLPesticides Signal #2 Phase: Rtx-CLPesticides2
 Signal #1 Info : 30m X 0.32mm X 0. Signal #2 Info : 30m X 0.32mm X 0.25um



Quantitation Report (Not Reviewed)

Data Path : C:\msdchem\1\data\2020-03\0C12043\
 Data File : ECD5-03122040.D
 Signal(s) : Signal #1: ECD1A.CH Signal #2: ECD2B.CH
 Acq On : 12 Mar 2020 23:01
 Operator : MJB
 Sample : 0C12043-CCB4
 Misc : A20B383
 ALS Vial : 7 (Sig #1); 0 (Sig #2) Sample Multiplier: 1

Integration File signal 1: PEST1.e
 Integration File signal 2: PEST2.e
 Quant Time: Mar 13 10:52:55 2020
 Quant Method : C:\msdchem\1\methods\ECD5_QUANTPEST_200225RT2.M
 Quant Title : Instrument: DualECD5
 QLast Update : Wed Feb 26 15:13:42 2020
 Response via : Initial Calibration
 Integrator: ChemStation 6890 Scale Mode: Small noise peaks clipped

Volume Inj. : 2uL
 Signal #1 Phase : Rtx-CLPesticides Signal #2 Phase: Rtx-CLPesticides2
 Signal #1 Info : 30m X 0.32mm X 0. Signal #2 Info : 30m X 0.32mm X 0.25um

*MJB
3/13/20*

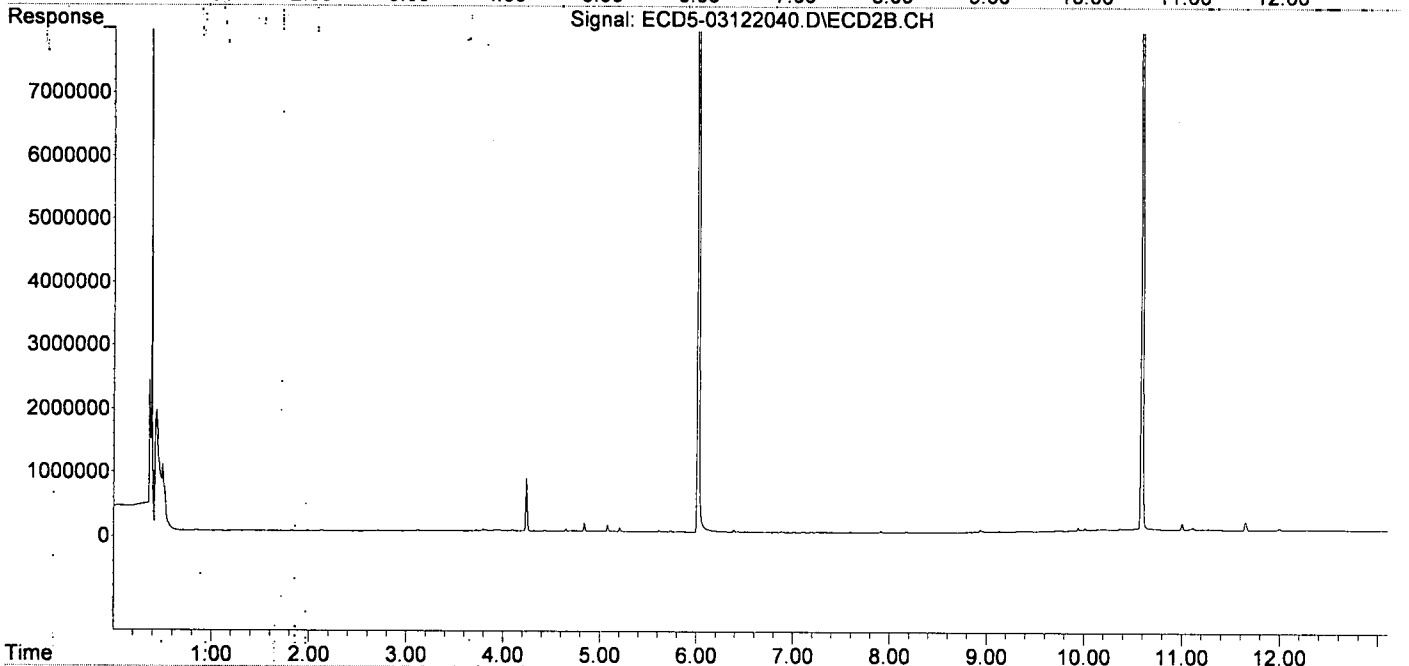
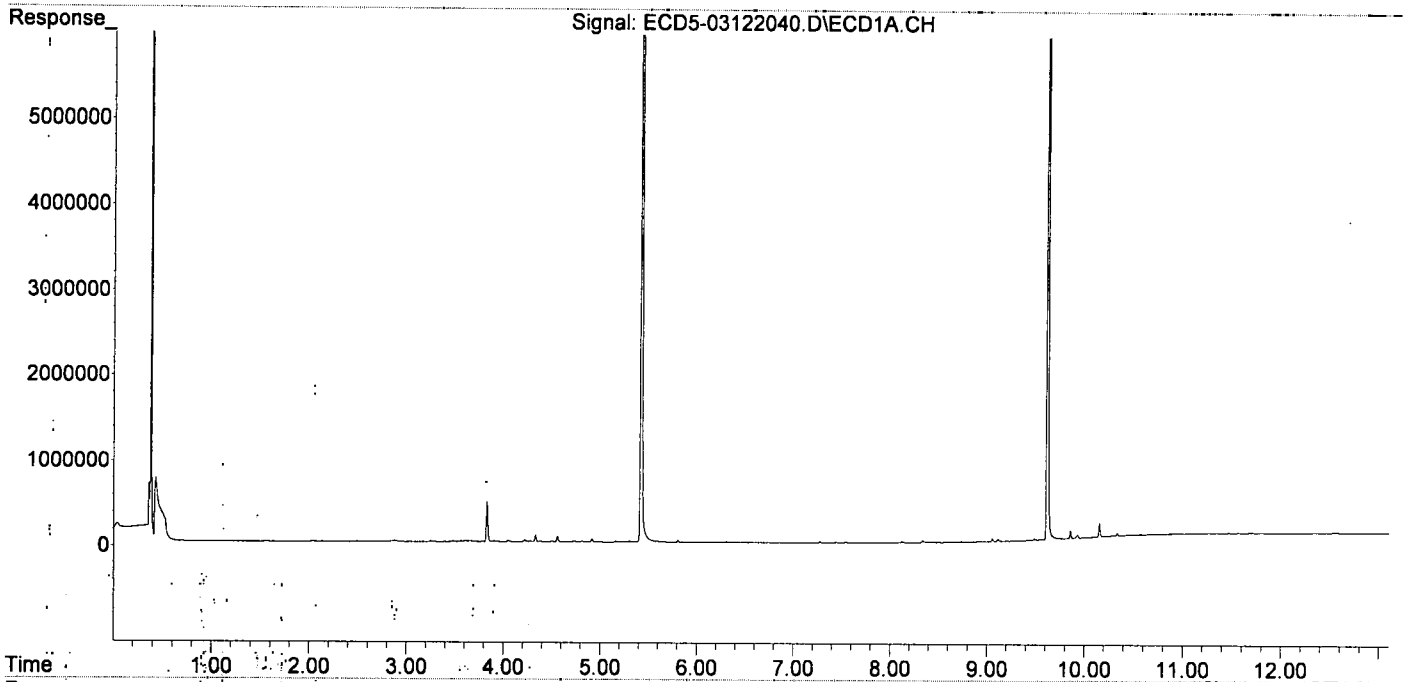
Compound	RT#1	RT#2	Resp#1	Resp#2	ng/mL	ng/mL
System Monitoring Compounds						
1) S TCMX (S)	5.424	6.017	19361875	32041163	90.087	93.032
2) S DCBP (S)	9.621	10.591	15345755	18456780	96.809	95.162
Target Compounds						
2) a-BHC	5.959	0.000	3561	0	0.012	N.D. #
3) g-BHC	6.256	0.000	3585	0	0.014	N.D. #
4) b-BHC	6.308	0.000	11071	0	13405.796	N.D. #
5) Heptachlor	0.000	0.000	0	0	N.D.	N.D.
6) d-BHC	6.473	7.263	3566	7537	0.014	BelowCal #
7) Aldrin	0.000	7.598	0	11324	N.D.	0.030 #
8) Heptachlor...	0.000	0.000	0	0	N.D.	N.D.
9) trans-Chl...	7.439	8.177	7145	7691	0.031	0.022 #
10) cis-Chlor...	7.544	0.000	5451	0	0.025	N.D. #
11) Endosulfa...	0.000	0.000	0	0	N.D.	N.D.
12) 4,4'-DDE	0.000	0.000	0	0	N.D.	N.D.
13) Dieldrin	0.000	0.000	0	0	N.D.	N.D.
14) Endrin	0.000	0.000	0	0	N.D.	N.D.
15) 4,4'-DDD	0.000	0.000	0	0	N.D.	N.D.
16) Endosulfa...	8.125f	8.899	15982	4227	BelowCal	BelowCal
17) 4,4'-DDT	0.000	0.000	0	0	N.D.	N.D.
18) Endrin Al...	8.434	9.135	11536	9997	BelowCal	BelowCal
19) Endosulfa...	8.736	9.326	10021	10929	BelowCal	BelowCal
20) Methoxychlor	8.573	0.000	6042	0	BelowCal	N.D.
21) Endrin Ke...	8.930	9.725	6184	9428	BelowCal	BelowCal
23) Hexachlor...	3.248f	3.722	13144	16500	0.059	0.038 #
24) Hexachlor...	5.805	6.504	27761	6290	0.123	0.017 #
25) Oxychlorane	7.278	0.000	15157	0	0.076	N.D. #
26) 2,4'-DDE	0.000	8.177f	0	7691	N.D.	0.033 #
27) trans-Non...	7.544	0.000	5451	0	0.024	N.D. #
28) 2,4'-DDD	0.000	0.000	0	0	N.D.	N.D.
29) 2,4'-DDT	0.000	0.000	0	0	N.D.	N.D.
30) cis-Nonac...	0.000	0.000	0	0	N.D.	N.D.
31) Mirex	8.680	9.725	7501	9428	BelowCal	BelowCal
32) Chlordane...	7.439	8.177f	7145	7691	0.288	0.181 #
33) Chlordane...	7.544	0.000	5451	0	0.198	N.D. #
34) Chlordane...	8.125f	8.939	15982	39161	2.133	3.637 #
35) Chlordane...	3.688f	3.722f	10190	16500	NoCal	NoCal
36) Toxaphene...	7.544f	0.000	5451	0	5.140	N.D. #
37) Toxaphene...	0.000	8.879f	0	14149	N.D.	4.078 #
38) Toxaphene...	8.125	8.879	15982	14149	3.977	2.464 #
39) Toxaphene...	8.339f	8.939	27582	39161	7.059	4.235 #
40) Toxaphene...	8.602	9.135	3670	9997	1.217	1.971 #
41) Toxaphene...	8.680	0.000	7501	0	1.902	N.D. #
42) Toxaphene...	3.688f	3.722	10190	16500	NoCal	NoCal

Quantitation Report (Not Reviewed)

Data Path : C:\msdchem\1\data\2020-03\0C12043\
 Data File : ECD5-03122040.D
 Signal(s) : Signal #1: ECD1A.CH Signal #2: ECD2B.CH
 Acq On : 12 Mar 2020 23:01
 Operator : MJB
 Sample : 0C12043-CCB4
 Misc : A20B383
 ALS Vial : 7 (Sig #1); 0 (Sig #2) Sample Multiplier: 1

Integration File signal 1: PEST1.e
 Integration File signal 2: PEST2.e
 Quant Time: Mar 13 10:52:55 2020
 Quant Method : C:\msdchem\1\methods\ECD5_QUANTPEST_200225RT2.M
 Quant Title : Instrument: DualECD5
 QLast Update : Wed Feb 26 15:13:42 2020
 Response via : Initial Calibration
 Integrator: ChemStation 6890 Scale Mode: Small noise peaks clipped

Volume Inj. : 2uL
 Signal #1 Phase : Rtx-CLPesticides Signal #2 Phase: Rtx-CLPesticides2
 Signal #1 Info : 30m X 0.32mm X 0. Signal #2 Info : 30m X 0.32mm X 0.25um



**Organochloride Pesticides by EPA 8081B
Benchsheet & Analysis Sequence Data**

Sequence 0C13030 (A0C0034-02RE1)



ELEMENT SEQUENCE LOG

Apex Laboratories

Sequence: 0C13030

Instrument: DUALECD5

Date: 03/13/20 11:14

Calibration: A0C0203

#	Lab Number	Matrix	Analysis	Client	Due	Batch	ISTD ID	STD ID
1	0C13030-BKD1	Sediment	QC	QC				A20C091
2	0C13030-CCV1	Sediment	QC	QC				A20C183
3	0C13030-CCV2	Sediment	QC	QC				A19J408
4	0C13030-CCB1	Sediment	QC	QC				A20B383
5	A0C0034-02RE1	Sediment	8081B 2,4+4,4-DDx Only (+Add)	Anchor QEA, LLC	03/16/20	0030350		
6	A0C0036-01RE1	Sediment	8081B 2,4+4,4-DDx Only (+Add)	Anchor QEA, LLC	03/16/20	0030350		
7	A0C0058-04RE1	Sediment	8081B 2,4+4,4-DDx Only (+Add)	Anchor QEA, LLC	03/17/20	0030350		
8	A0C0058-05RE1	Sediment	8081B 2,4+4,4-DDx Only (+Add)	Anchor QEA, LLC	03/17/20	0030350		
9	0C13030-IBL1	Sediment	QC	QC				
10	0030350-MS1	Sediment	QC	QC		0030350		
11	0C13030-IBL2	Sediment	QC	QC				
12	0030350-MSD1	Sediment	QC	QC		0030350		
13	0C13030-IBL3	Sediment	QC	QC				
14	A0C0058-06RE1	Sediment	8081B 2,4+4,4-DDx Only (+Add)	Anchor QEA, LLC	03/17/20	0030350		
15	0C13030-IBL4	Sediment	QC	QC				
16	A0C0058-01RE1	Sediment	8081B 2,4+4,4-DDx Only (+Add)	Anchor QEA, LLC	03/17/20	0030350		
17	0C13030-IBL5	Sediment	QC	QC				
18	A0C0058-02RE1	Sediment	8081B 2,4+4,4-DDx Only (+Add)	Anchor QEA, LLC	03/17/20	0030350		
19	0C13030-IBL6	Sediment	QC	QC				
20	A0C0058-03RE1	Sediment	8081B 2,4+4,4-DDx Only (+Add)	Anchor QEA, LLC	03/17/20	0030350		
21	0C13030-IBL7	Sediment	QC	QC				
22	0C13030-CCV3	Sediment	QC	QC				A20C184
23	0C13030-CCV4	Sediment	QC	QC				A19J409
24	0C13030-CCB2	Sediment	QC	QC				A20B383
25	A0C0030-05RE1	Sediment	8081B 2,4+4,4-DDx Only (+Add)	Anchor QEA, LLC	03/16/20	0030350		
26	0C13030-IBL8	Sediment	QC	QC				
27	0030350-DUP1	Sediment	QC	QC		0030350		
28	0C13030-IBL9	Sediment	QC	QC				
29	A0C0030-06RE1	Sediment	8081B 2,4+4,4-DDx Only (+Add)	Anchor QEA, LLC	03/16/20	0030350		
30	0C13030-IBLA	Sediment	QC	QC				
31	0030455-BLK1	Soil	QC	QC		0030455		
32	0030455-BS1	Soil	QC	QC		0030455		
33	A0C0162-02RE1	Soil	8081B Pesticides		03/18/20	0030455		
34	0030455-MS1	Soil	QC	QC		0030455		
35	0030455-MSD1	Soil	QC	QC		0030455		
36	A0C0162-04RE1	Soil	8081B Pesticides		03/18/20	0030455		
37	0030455-DUP1	Soil	QC	QC		0030455		
38	0C13030-CCV5	Sediment	QC	QC				A20C183
39	0C13030-CCV6	Sediment	QC	QC				A19J408
40	0C13030-CCB3	Sediment	QC	QC				A20B383
41	0C13030-IBLB	Sediment	QC	QC				
42	0C13030-IBLC	Sediment	QC	QC				

Data Entered By: MVB 3/16/20

Comments:

Data Reviewed By: MVA 3/17/20

Pesticide BKD

Pesticide Breakdown Check (Validated 8/8/2013)

Sequence: 0C13030 BKD1
Data File: ECD5-03132003.D

First Column Area Counts		Percent Breakdown	
DDE	613768		
DDD	5942669		
DDT	152843299	4.11	PASS
Endrin	85474733	7.16	PASS
Endrin Aldehyde	2008152		
Endrin Ketone	4582248		

Second Column Area Counts		Percent Breakdown	
DDE	847556		
DDD	11011577		
DDT	222993291	5.05	PASS
Endrin	121842882	8.04	PASS
Endrin Aldehyde	2858928		
Endrin Ketone	7791808		

Breakdown must be less than 15% to accept sample data.

*MJB
3/13/20*

Quantitation Report (QT Reviewed)

Data Path : C:\msdchem\1\data\2020-03\0C13030\
 Data File : ECD5-03132003.D
 Signal(s) : Signal #1: ECD1A.CH Signal #2: ECD2B.CH
 Acq On : 13 Mar 2020 12:03
 Operator : MJB
 Sample : 0C13030-BKD1
 Misc : A20C091
 ALS Vial : 2 (Sig #1); 0 (Sig #2) Sample Multiplier: 1

Integration File signal 1: PEST1.e
 Integration File signal 2: PEST2.e
 Quant Time: Mar 13 12:18:46 2020
 Quant Method : C:\msdchem\1\methods\PestBreakdownCHK_200225RT2.M
 Quant Title : Pesticides
 QLast Update : Fri Nov 09 13:28:51 2018
 Response via : Initial Calibration
 Integrator: ChemStation 6890 Scale Mode: Small noise peaks clipped

Volume Inj. : 2uL
 Signal #1 Phase : Rtx-CLPesticides Signal #2 Phase: Rtx-CLPesticides2
 Signal #1 Info : 30m x 0.32mm x 0. Signal #2 Info : 30m x 0.32mm x 0.25um

Compound	R.T.	Response	Conc	Units

Target Compounds				
1) 4,4'-DDE	7.614	613768	NoCal	ng/mL
2) Endrin	7.990	85474733	NoCal	ng/mL
3) 4,4'-DDD	8.036	5942669	NoCal	ng/mL
4) 4,4'-DDT	8.233	152843299	NoCal	ng/mL
5) Endrin Aldehyde	8.436	2008152	NoCal	ng/mL
6) Endrin Ketone	8.932	4582248	NoCal	ng/mL
8) 4,4'-DDE [2C]	8.381	847556	NoCal	ng/mL
9) Endrin [2C]	8.756	121842882	NoCal	ng/mL
10) 4,4'-DDD [2C]	8.797	11011577	NoCal	ng/mL
11) Endrin Aldehyde [2C]	9.139	2858928	NoCal	ng/mL
12) 4,4'-DDT [2C]	9.025	222993291	NoCal	ng/mL
13) Endrin Ketone [2C]	9.731	7791808	NoCal	ng/mL

(f)=RT Delta > 1/2 Window

(m)=manual int.

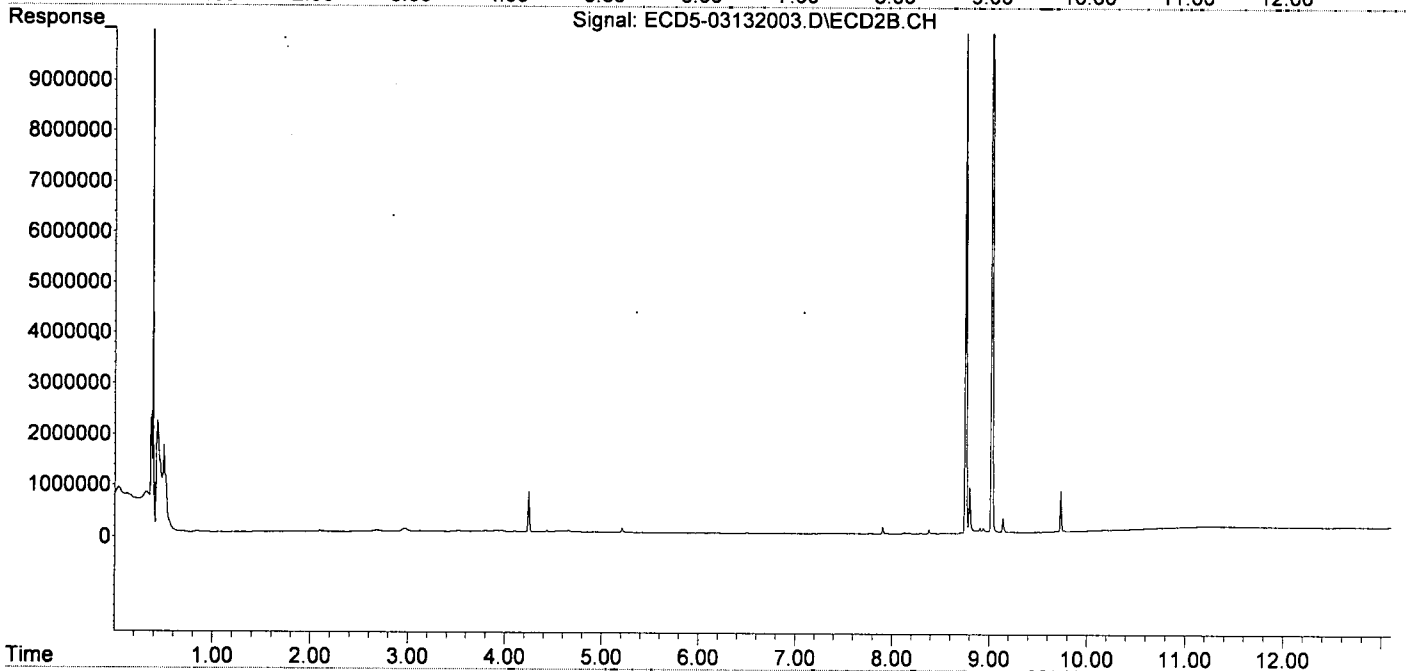
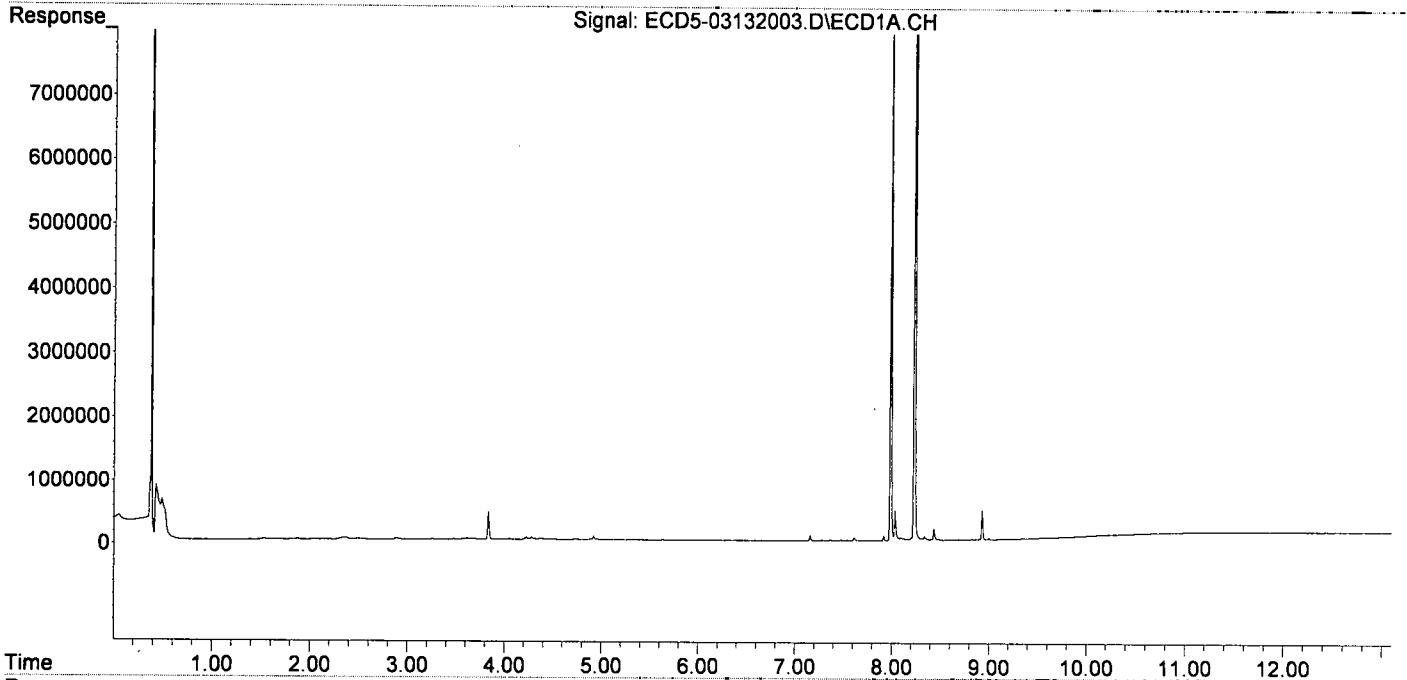
MJB
3/13/20

Quantitation Report (QT Reviewed)

Data Path : C:\msdchem\1\data\2020-03\0C13030\
Data File : ECD5-03132003.D
Signal(s) : Signal #1: ECD1A.CH Signal #2: ECD2B.CH
Acq On : 13 Mar 2020 12:03
Operator : MJB
Sample : 0C13030-BKD1
Misc : A20C091
ALS Vial : 2 (Sig #1); 0 (Sig #2) Sample Multiplier: 1

Integration File signal 1: PEST1.e
Integration File signal 2: PEST2.e
Quant Time: Mar 13 12:18:46 2020
Quant Method : C:\msdchem\1\methods\PestBreakdownCHK_200225RT2.M
Quant Title : Pesticides
QLast Update : Fri Nov 09 13:28:51 2018
Response via : Initial Calibration
Integrator: ChemStation 6890 Scale Mode: Small noise peaks clipped

Volume Inj. : 2uL
Signal #1 Phase : Rtx-CLPesticides Signal #2 Phase: Rtx-CLPesticides2
Signal #1 Info : 30m x 0.32mm x 0. Signal #2 Info : 30m x 0.32mm x 0.25um



Data Path : C:\msdchem\1\data\2020-03\0C13030\
 Data File : ECD5-03132004.D
 Signal(s) : Signal #1: ECD1A.CH Signal #2: ECD2B.CH
 Acq On : 13 Mar 2020 12:20
 Operator : MJB
 Sample : 0C13030-CCV1
 Misc : A20C183, AB 50 ppb
 ALS Vial : 3 (Sig #1); 0 (Sig #2) Sample Multiplier: 1

Integration File signal 1: PEST1.e
 Integration File signal 2: PEST2.e
 Quant Time: Mar 13 16:52:38 2020
 Quant Method : C:\msdchem\1\methods\ECD5_QUANTPEST_200225RT2.M
 Quant Title : Instrument: DualECD5
 QLast Update : Wed Feb 26 15:13:42 2020
 Response via : Initial Calibration
 Integrator: ChemStation 6890 Scale Mode: Small noise peaks clipped

Volume Inj. : 2uL
 Signal #1 Phase : Rtx-CLPesticides Signal #2 Phase: Rtx-CLPesticides2
 Signal #1 Info : 30m X 0.32mm X 0. Signal #2 Info : 30m X 0.32mm X 0.25um

MJB
 3/13/20

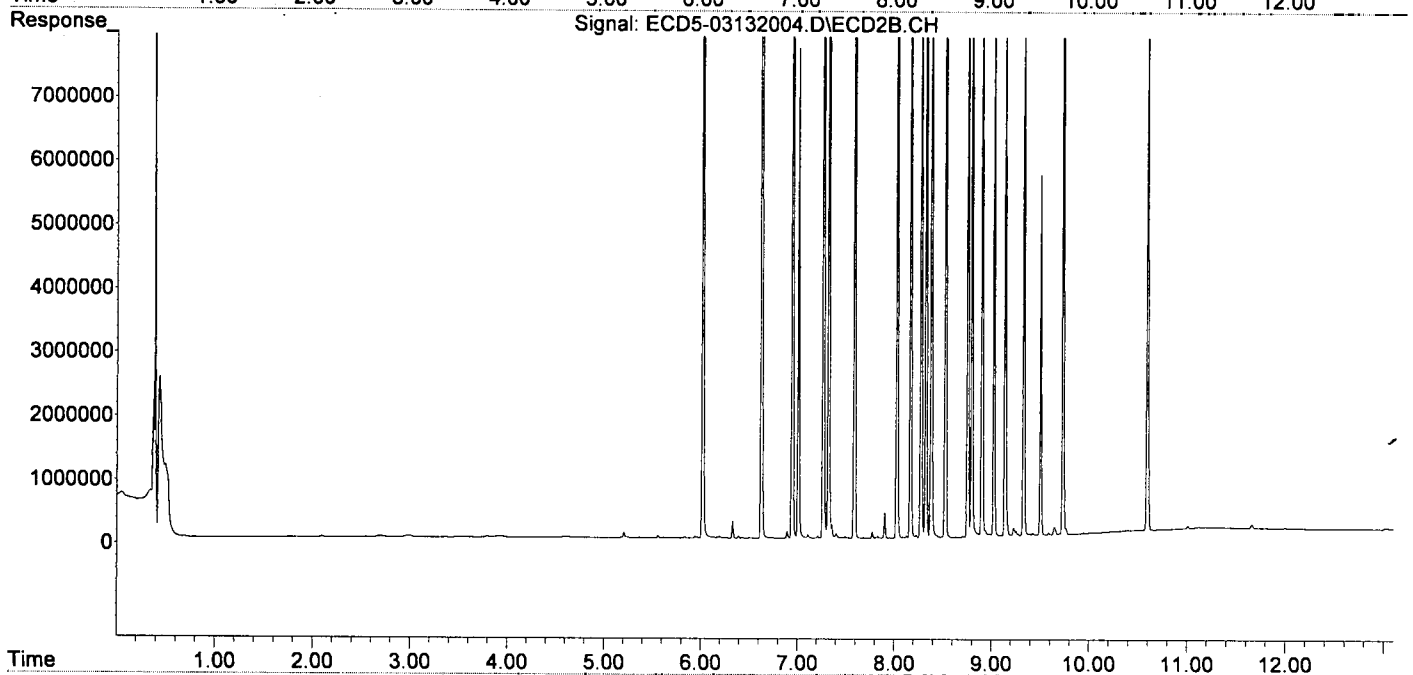
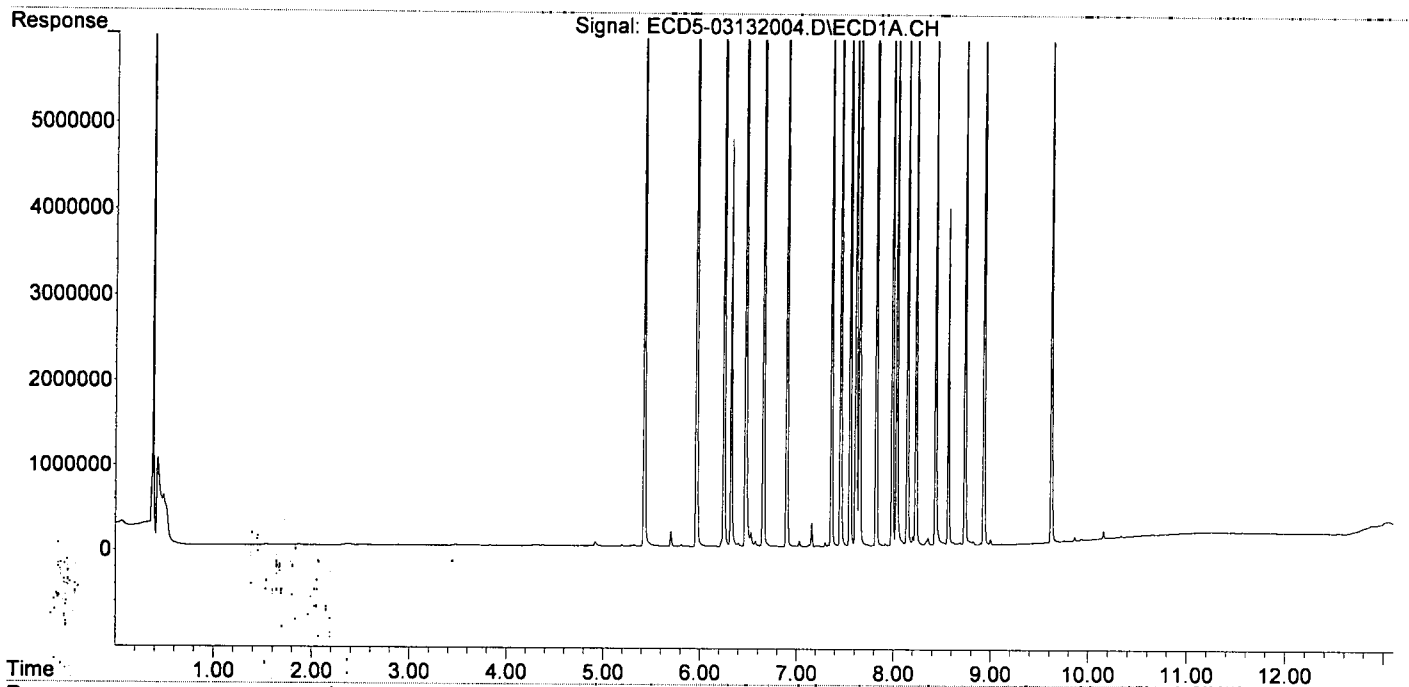
Compound	RT#1	RT#2	Resp#1	Resp#2	ng/mL	ng/mL
System Monitoring Compounds						
1) S TCMX (S)	5.425	6.019	9288272	15158657	43.216	44.014
22) S DCBP (S)	9.623	10.594	7545717	8811599	47.683	45.432
Target Compounds						
2) a-BHC	5.965	6.627	13131884	22251712	45.948	47.752
3) g-BHC	6.248	6.946	11498030	19210942	45.553	47.011
4) b-BHC	6.323	7.008	4740593	7692675	44.302	45.007
5) Heptachlor	6.657	7.321	11448192	18298921	49.106	49.146
6) d-BHC	6.473	7.265	11122981	18560388	44.232	48.121
7) Aldrin	6.899	7.588	11123253	17512230	46.293	46.160
8) Heptachlo...	7.360	8.026	9991889	15547952	44.386	45.067
9) trans-Chl...	7.455	8.166	10285852	15929598	45.203	45.068
10) cis-Chlor...	7.552	8.274	9841614	15374394	44.535	46.107
11) Endosulfa...	7.651	8.325	9245926	14455272	44.892	46.575
12) 4,4'-DDE	7.612	8.380	10159828	15872492	45.069	45.529
13) Dieldrin	7.822	8.526	10667980	16519518	46.287	47.691
14) Endrin	7.988	8.754	9064047	12503452	54.686	52.648
15) 4,4'-DDD	8.033	8.796	8414230	13486789	45.156	48.202
16) Endosulfa...	8.144	8.901	8289620	12566295	48.985	49.092
17) 4,4'-DDT	8.231	9.024	8012101	11710180	53.811	55.748
18) Endrin Al...	8.434	9.138	7066687	10530087	46.819	46.687
19) Endosulfa...	8.736	9.329	8080901	12192383	51.016	52.852
20) Methoxychlor	8.565	9.502	3942297	5648810	53.610	55.500
21) Endrin Ke...	8.931	9.731	9685733	14046212	50.148	52.557
23) Hexachlor...	0.000	0.000	0	0	N.D.	N.D.
24) Hexachlor...	5.807	6.504	21669	7319	0.096	0.020 #
25) Oxychlorane	7.295	7.949	50598	9328	0.253	0.030 #
26) 2,4'-DDE	7.360	8.166	9991889	15929598	65.504	67.674
27) trans-Non...	7.552	8.227	9841614	48137	43.937	0.141 #
28) 2,4'-DDD	7.734	8.526	19127	16519518	0.140	79.075 #
29) 2,4'-DDT	7.916	8.754	30533	12503452	0.236	64.564 #
30) cis-Nonac...	8.033f	8.796	8414230	13486789	33.615	35.912
31) Mirex	8.686	9.731	31285	14046212	BelowCal	68.930
32) Chlordane...	7.455	8.166	10285852	15929598	414.542	375.351
33) Chlordane...	7.552	8.274	9841614	15374394	357.381	437.799
34) Chlordane...	0.000	8.937	0	105615	N.D.	9.809 #
35) Chlordane...	3.682f	0.000	7911	0	NoCal	N.D.
36) Toxaphene...	7.552f	8.526f	9841614	16519518	9280.854	5842.290 #
37) Toxaphene...	7.822	0.000	10667980	0	5416.330	N.D. #
38) Toxaphene...	8.144	8.901f	8289620	12566295	2062.589	2188.626
39) Toxaphene...	8.357	8.937	90137	105615	23.069	11.420 #
40) Toxaphene...	8.620	9.138	36843	10530087	12.213	2076.051 #
41) Toxaphene...	8.653	9.502	22668	5648810	5.748	1057.548 #
42) Toxaphene...	3.682f	0.000	7911	0	NoCal	N.D.

Quantitation Report (Not Reviewed)

Data Path : C:\msdchem\1\data\2020-03\0C13030\
Data File : ECD5-03132004.D
Signal(s) : Signal #1: ECD1A.CH Signal #2: ECD2B.CH
Acq On : 13 Mar 2020 12:20
Operator : MJB
Sample : 0C13030-CCV1
Misc : A20C183, AB 50 ppb
ALS Vial : 3 (Sig #1); 0 (Sig #2) Sample Multiplier: 1

Integration File signal 1: PEST1.e
Integration File signal 2: PEST2.e
Quant Time: Mar 13 16:52:38 2020
Quant Method : C:\msdchem\1\methods\ECD5_QUANTPEST_200225RT2.M
Quant Title : Instrument: DualECD5
QLast Update : Wed Feb 26 15:13:42 2020
Response via : Initial Calibration
Integrator: ChemStation 6890 Scale Mode: Small noise peaks clipped

Volume Inj. : 2uL
Signal #1 Phase : Rtx-CLPesticides Signal #2 Phase: Rtx-CLPesticides2
Signal #1 Info : 30m X 0.32mm X 0. Signal #2 Info : 30m X 0.32mm X 0.25um



Data Path : C:\msdchem\1\data\2020-03\0C13030\
 Data File : ECD5-03132005.D
 Signal(s) : Signal #1: ECD1A.CH Signal #2: ECD2B.CH
 Acq On : 13 Mar 2020 12:37
 Operator : MJB
 Sample : 0C13030-CCV2
 Misc : A19J408, 9-42 50 ppb
 ALS Vial : 4 (Sig #1); 0 (Sig #2) Sample Multiplier: 1

Integration File signal 1: PEST1.e
 Integration File signal 2: PEST2.e
 Quant Time: Mar 13 16:52:43 2020
 Quant Method : C:\msdchem\1\methods\ECD5_QUANTPEST_200225RT2.M
 Quant Title : Instrument: DualECD5
 QLast Update : Wed Feb 26 15:13:42 2020
 Response via : Initial Calibration
 Integrator: ChemStation 6890 Scale Mode: Small noise peaks clipped

Volume Inj. : 2uL
 Signal #1 Phase : Rtx-CLPesticides Signal #2 Phase: Rtx-CLPesticides2
 Signal #1 Info : 30m X 0.32mm X 0. Signal #2 Info : 30m X 0.32mm X 0.25um

MJB
3/15/20

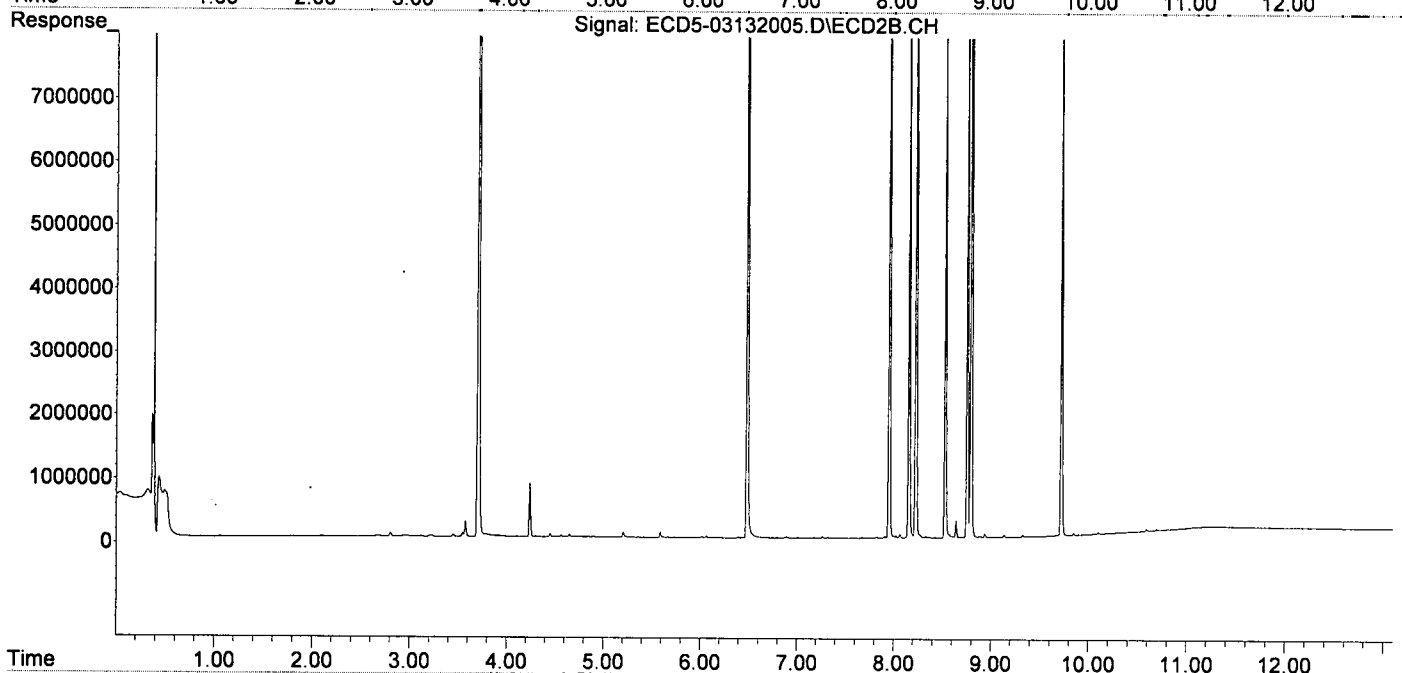
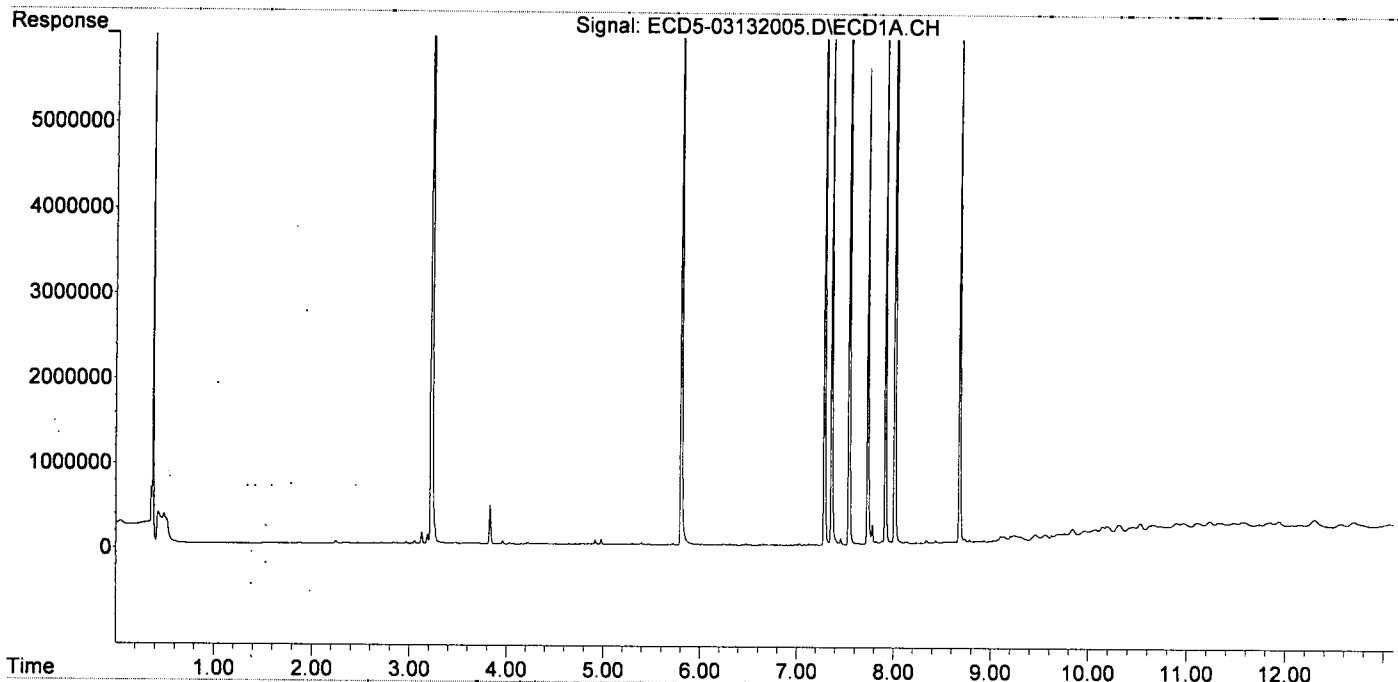
Compound	RT#1	RT#2	Resp#1	Resp#2	ng/mL	ng/mL
System Monitoring Compounds						
1) S TCMX (S)	5.396f	6.022	21949	17722	0.102	0.051 #
22) S DCBP (S)	9.624	10.594	48207	33565	0.054	0.173 #
Target Compounds						
2) a-BHC	5.960	6.624	12636	8762	0.044	0.043
3) g-BHC	6.246	0.000	9161	0	0.036	N.D. #
4) b-BHC	6.307	7.009	11964	9038	13405.788	BelowCal #
5) Heptachlor	6.657	7.320	10886	16497	0.047	0.044
6) d-BHC	6.474	7.265	17091	27303	0.068	0.000 #
7) Aldrin	0.000	7.598	0	9235	N.D.	0.024 #
8) Heptachlo...	7.361	8.024	6268283	40822	27.845	0.118 #
9) trans-Chl...	7.454	8.157	72703	10136185	0.320	28.677 #
10) cis-Chlor...	7.542	8.270	9379478	55845	42.444	0.167 #
11) Endosulfa...	0.000	8.333	0	19505	N.D.	0.063 #
12) 4,4'-DDE	0.000	0.000	0	0	N.D.	N.D.
13) Dieldrin	7.822	8.531	32367	8701532	0.140	25.121 #
14) Endrin	8.013f	8.757	10781876	9586276	65.051	41.077 #
15) 4,4'-DDD	8.013f	8.796	10781876	16574863	57.863	58.476
16) Endosulfa...	8.127	8.901	20062	21862	BelowCal	BelowCal
17) 4,4'-DDT	8.231	9.022	6146	6775	0.035	0.120 #
18) Endrin Al...	8.435	9.137	28354	42252	BelowCal	BelowCal
19) Endosulfa...	8.735	9.328	40088	38573	BelowCal	BelowCal
20) Methoxychlor	8.567	9.502	8597	2117	BelowCal	BelowCal
21) Endrin Ke...	8.930	9.723	16066	8960360	BelowCal	34.276
23) Hexachlor...	3.227	3.706	10232510	19725161	46.054	45.326
24) Hexachlor...	5.806	6.486	9425705	14737434	41.892	40.320
25) Oxychlorane	7.287	7.954	8520094	12905289	42.541	42.002
26) 2,4'-DDE	7.361	8.157	6268283	10136185	41.093	43.062
27) trans-Non...	7.542	8.229	9379478	14462239	41.874	42.501
28) 2,4'-DDD	7.733	8.531	5534889	8701532	40.395	41.652
29) 2,4'-DDT	7.916	8.757	6516627	9586276	50.395	51.047
30) cis-Nonac...	8.013	8.796	10781876	16574863	43.073	44.135
31) Mirex	8.681	9.723	6325307	8960360	44.228	44.884
32) Chlordane...	7.454	8.157	72703	10136185	2.930	238.840 #
33) Chlordane...	7.542	8.270	9379478	55845	340.599	1.590 #
34) Chlordane...	8.127f	8.939	20062	55518	2.677	5.156 #
35) Chlordane...	3.715	3.706	11031	19725161	NoCal	NoCal
36) Toxaphene...	7.542	8.531f	9379478	8701532	8845.049	3077.382 #
37) Toxaphene...	7.822	0.000	32367	0	16.433	N.D. #
38) Toxaphene...	8.127	8.881	20062	19409	4.992	3.380 #
39) Toxaphene...	8.339f	8.939	32243	55518	8.252	6.003 #
40) Toxaphene...	8.567f	9.137	8597	42252	2.850	8.330 #
41) Toxaphene...	8.681	9.502	6325307	2117	1603.892	0.396 #
42) Toxaphene...	3.715	3.706	11031	19725161	NoCal	NoCal

Quantitation Report (Not Reviewed)

Data Path : C:\msdchem\1\data\2020-03\0C13030\
Data File : ECD5-03132005.D
Signal(s) : Signal #1: ECD1A.CH Signal #2: ECD2B.CH
Acq On : 13 Mar 2020 12:37
Operator : MJB
Sample : 0C13030-CCV2
Misc : A19J408, 9-42 50 ppb
ALS Vial : 4 (Sig #1); 0 (Sig #2) Sample Multiplier: 1

Integration File signal 1: PEST1.e
Integration File signal 2: PEST2.e
Quant Time: Mar 13 16:52:43 2020
Quant Method : C:\msdchem\1\methods\ECD5_QUANTPEST_200225RT2.M
Quant Title : Instrument: DualECD5
QLast Update : Wed Feb 26 15:13:42 2020
Response via : Initial Calibration
Integrator: ChemStation 6890 Scale Mode: Small noise peaks clipped

Volume Inj. : 2uL
Signal #1 Phase : Rtx-CLPesticides Signal #2 Phase: Rtx-CLPesticides2
Signal #1 Info : 30m X 0.32mm X 0. Signal #2 Info : 30m X 0.32mm X 0.25um



Quantitation Report (Not Reviewed)

Data Path : C:\msdchem\1\data\2020-03\0C13030\
 Data File : ECD5-03132006.D
 Signal(s) : Signal #1: ECD1A.CH Signal #2: ECD2B.CH
 Acq On : 13 Mar 2020 12:54
 Operator : MJB
 Sample : 0C13030-CCB1
 Misc : A20B383
 ALS Vial : 7 (Sig #1); 0 (Sig #2) Sample Multiplier: 1

Integration File signal 1: PEST1.e
 Integration File signal 2: PEST2.e
 Quant Time: Mar 13 16:52:47 2020
 Quant Method : C:\msdchem\1\methods\ECD5_QUANTPEST_200225RT2.M
 Quant Title : Instrument: DualECD5
 QLast Update : Wed Feb 26 15:13:42 2020
 Response via : Initial Calibration
 Integrator: ChemStation 6890 Scale Mode: Small noise peaks clipped

Volume Inj. : 2uL
 Signal #1 Phase : Rtx-CLPesticides Signal #2 Phase: Rtx-CLPesticides2
 Signal #1 Info : 30m X 0.32mm X 0. Signal #2 Info : 30m X 0.32mm X 0.25um

MJB
 3/13/20

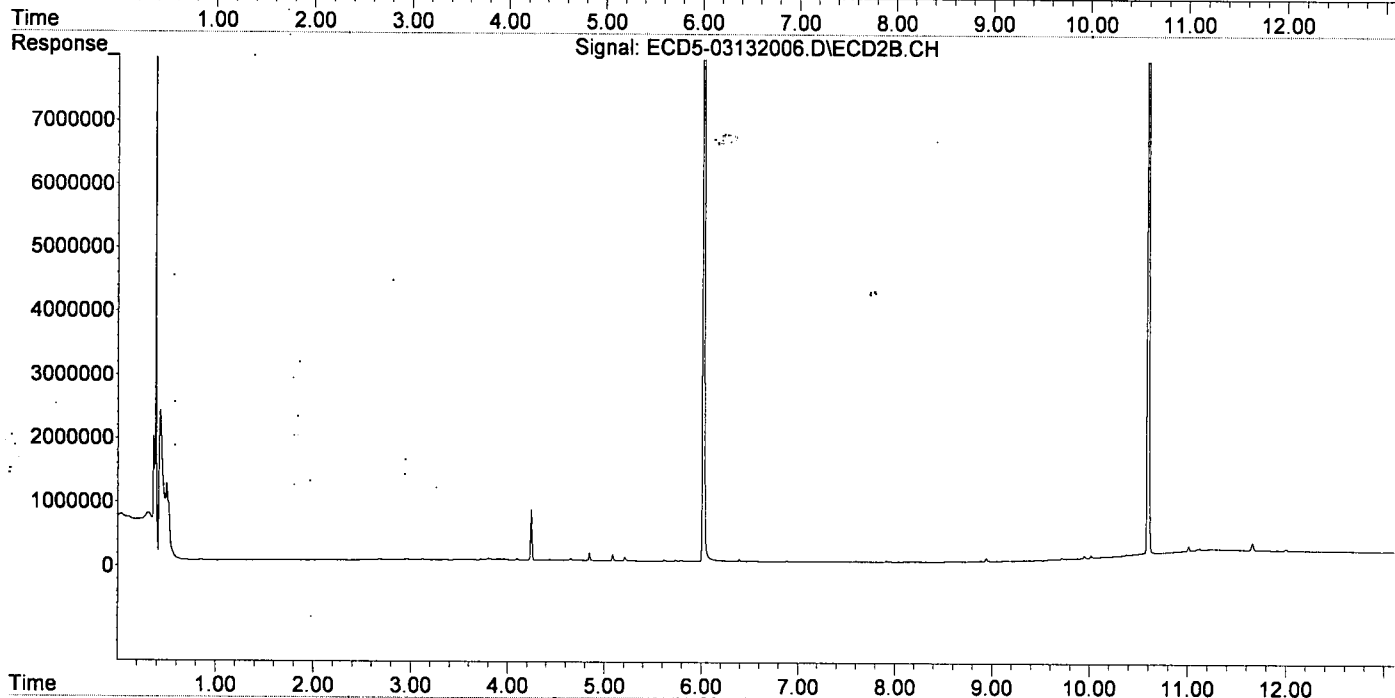
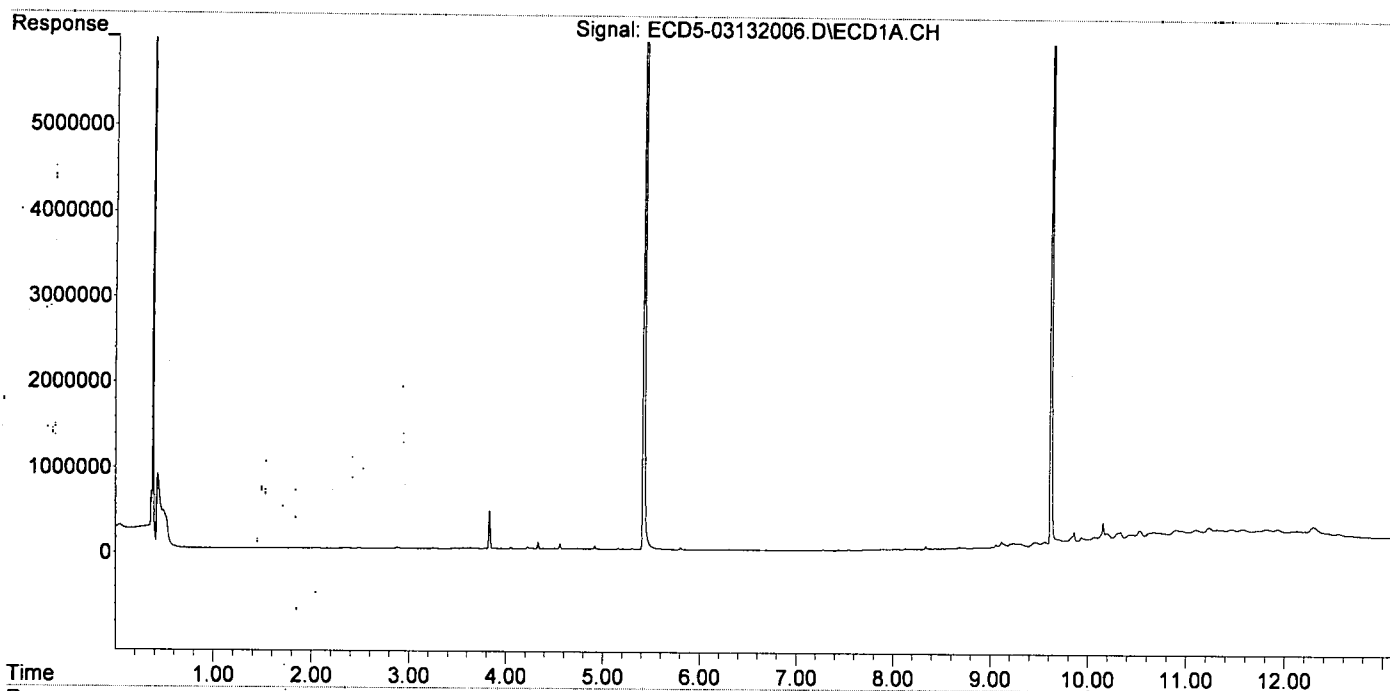
Compound	RT#1	RT#2	Resp#1	Resp#2	ng/mL	ng/mL
System Monitoring Compounds						
1) S TCMX (S)	5.424	6.018	18864195	31530446	87.771	91.549
22) S DCBP (S)	9.622	10.594	14465989	17305105	91.289	89.224
Target Compounds						
2) a-BHC	0.000	0.000	0	0	N.D.	N.D.
3) g-BHC	0.000	0.000	0	0	N.D.	N.D.
4) b-BHC	6.309	0.000	10273	0	13405.803	N.D. #
5) Heptachlor	0.000	0.000	0	0	N.D.	N.D.
6) d-BHC	0.000	0.000	0	0	N.D.	N.D.
7) Aldrin	0.000	7.599	0	15084	N.D.	0.040 #
8) Heptachlo...	0.000	0.000	0	0	N.D.	N.D.
9) trans-Chl...	7.439	8.175	9696	12383	0.043	0.035
10) cis-Chlor...	7.543	0.000	9039	0	0.041	N.D. #
11) Endosulfa...	0.000	0.000	0	0	N.D.	N.D.
12) 4,4'-DDE	0.000	0.000	0	0	N.D.	N.D.
13) Dieldrin	0.000	0.000	0	0	N.D.	N.D.
14) Endrin	7.984	0.000	5714	0	0.034	N.D. #
15) 4,4'-DDD	8.014	0.000	7776	0	0.042	N.D. #
16) Endosulfa...	8.126	8.880f	15589	14784	BelowCal	BelowCal
17) 4,4'-DDT	8.199f	0.000	1321	0	0.001	N.D. #
18) Endrin Al...	8.435	9.137	9740	11407	BelowCal	BelowCal
19) Endosulfa...	8.736	9.328	11399	8996	BelowCal	BelowCal
20) Methoxychlor	8.574	0.000	8005	0	BelowCal	N.D.
21) Endrin Ke...	8.929	9.712	6028	26464	BelowCal	BelowCal
23) Hexachlor...	3.249f	3.722	8472	16323	0.038	0.038
24) Hexachlor...	5.806	6.485	26591	6452	0.118	0.018 #
25) Oxychlorane	7.279	0.000	14003	0	0.070	N.D. #
26) 2,4'-DDE	0.000	8.175	0	12383	N.D.	0.053 #
27) trans-Non...	7.543	0.000	9039	0	0.040	N.D. #
28) 2,4'-DDD	7.737	0.000	5839	0	0.043	N.D. #
29) 2,4'-DDT	7.917	0.000	7262	0	0.056	N.D. #
30) cis-Nonac...	8.014	0.000	7776	0	0.031	N.D. #
31) Mirex	8.684	9.712	16491	26464	BelowCal	BelowCal
32) Chlordane...	7.439	8.175f	9696	12383	0.391	0.292 #
33) Chlordane...	7.543	0.000	9039	0	0.328	N.D. #
34) Chlordane...	8.126f	8.938	15589	55121	2.080	5.120 #
35) Chlordane...	3.688f	3.722f	10660	16323	NoCal	NoCal
36) Toxaphene...	7.543	0.000	9039	0	8.524	N.D. #
37) Toxaphene...	0.000	8.880f	0	14784	N.D.	4.262 #
38) Toxaphene...	8.126	8.880	15589	14784	3.879	2.575 #
39) Toxaphene...	8.339f	8.938	34406	55121	8.806	5.960 #
40) Toxaphene...	8.574f	9.137	8005	11407	2.654	2.249
41) Toxaphene...	8.684	0.000	16491	0	4.182	N.D. #
42) Toxaphene...	3.688f	3.722	10660	16323	NoCal	NoCal

Quantitation Report (Not Reviewed)

Data Path : C:\msdchem\1\data\2020-03\0C13030\
Data File : ECD5-03132006.D
Signal(s) : Signal #1: ECD1A.CH Signal #2: ECD2B.CH
Acq On : 13 Mar 2020 12:54
Operator : MJB
Sample : 0C13030-CCB1
Misc : A20B383
ALS Vial : 7 (Sig #1); 0 (Sig #2) Sample Multiplier: 1

Integration File signal 1: PEST1.e
Integration File signal 2: PEST2.e
Quant Time: Mar 13 16:52:47 2020
Quant Method : C:\msdchem\1\methods\ECD5_QUANTPEST_200225RT2.M
Quant Title : Instrument: DualECD5
QLast Update : Wed Feb 26 15:13:42 2020
Response via : Initial Calibration
Integrator: ChemStation 6890 Scale Mode: Small noise peaks clipped

Volume Inj. : 2uL
Signal #1 Phase : Rtx-CLPesticides Signal #2 Phase: Rtx-CLPesticides2
Signal #1 Info : 30m X 0.32mm X 0. Signal #2 Info : 30m X 0.32mm X 0.25um



Quantitation Report (QT Reviewed)

Data Path : C:\msdchem\1\data\2020-03\0C13030\
 Data File : ECD5-03132007.D
 Signal(s) : Signal #1: ECD1A.CH Signal #2: ECD2B.CH
 Acq On : 13 Mar 2020 13:12
 Operator : MJB
 Sample : A0C0034-02RE1
 Misc : 1x, 8081B 2,4+4,4-DDx Only, GPC
 ALS Vial : 8 (Sig #1); 0 (Sig #2) Sample Multiplier: 1

Integration File signal 1: PEST1.e
 Integration File signal 2: PEST2.e
 Quant Time: Mar 13 16:58:12 2020
 Quant Method : C:\msdchem\1\methods\ECD5_QUANTPEST_200225RT2.M
 Quant Title : Instrument: DualECD5
 QLast Update : Wed Feb 26 15:13:42 2020
 Response via : Initial Calibration
 Integrator: ChemStation 6890 Scale Mode: Small noise peaks clipped

Volume Inj. : 2uL
 Signal #1 Phase : Rtx-CLPesticides Signal #2 Phase: Rtx-CLPesticides2
 Signal #1 Info : 30m X 0.32mm X 0. Signal #2 Info : 30m X 0.32mm X 0.25um

MJB
3/13/20

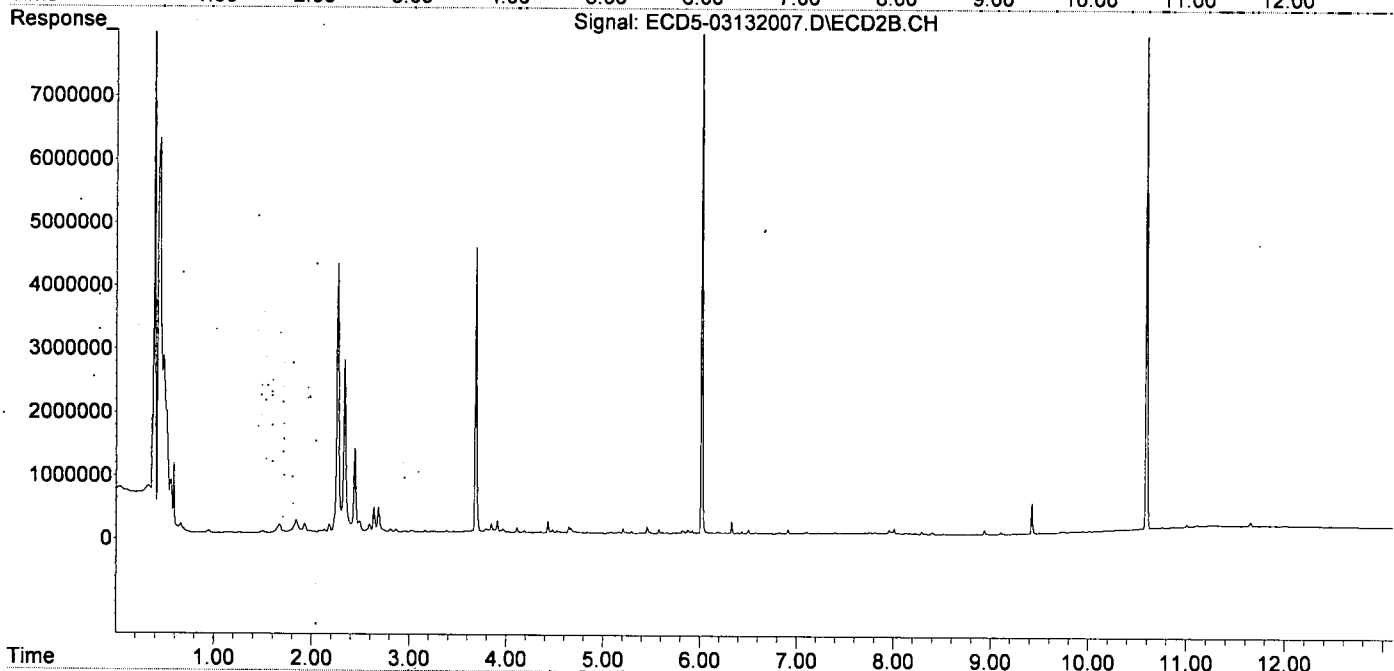
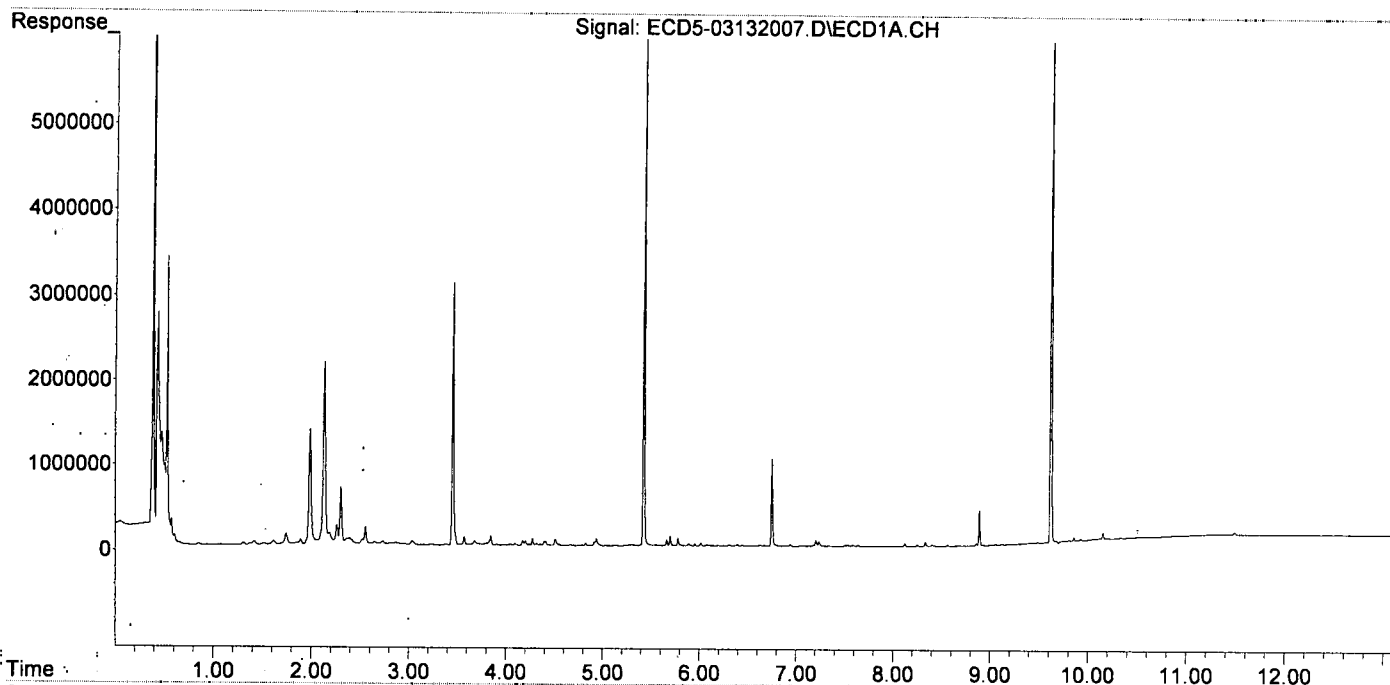
Compound	RT#1	RT#2	Resp#1	Resp#2	ng/mL	ng/mL
System Monitoring Compounds						
1) S TCMX (S)	5.423	6.017	5947652	9566745	27.673	27.777
22) S DCBP (S)	9.620	10.593	6919054	7741270	43.717	39.914
Target Compounds						
2) a-BHC	5.953	0.000	30120	0	0.105	N.D. #
3) g-BHC	6.249	6.912f	8838	68438	0.035	0.167 #
4) b-BHC	6.316	6.994	17014	14094	13405.740	BelowCal #
5) Heptachlor	6.673	0.000	12856	0	0.055	N.D. #
6) d-BHC	6.469	7.232f	8474	10433	0.034	BelowCal #
7) Aldrin	6.886	7.599	7810	9121	0.033	0.024 #
8) Heptachlo...	7.335f	8.005f	7508	79738	0.033	0.231 #
9) trans-Chl...	0.000	8.172	0	15314	N.D.	0.043 #
10) cis-Chlor...	7.534	8.292	16957	43521	0.077	0.131 #
11) Endosulfa...	7.642	8.292f	18417	43521	0.089	0.140 #
12) 4,4'-DDE	7.588f	8.403f	18037	32786	0.080	0.131 #
13) Dieldrin	7.843f	8.512	3312	5100	0.014	0.015 #
14) Endrin	8.011f	0.000	4976	0	0.030	N.D. #
15) 4,4'-DDD	8.011f	0.000	4976	0	0.027	N.D. #
16) Endosulfa...	8.123f	8.935f	32067	75161	BelowCal	0.120
17) 4,4'-DDT	8.251f	9.018	20835	2698	0.140	0.098m#
18) Endrin Al...	8.462f	9.105f	2611	32045	BelowCal	BelowCal
19) Endosulfa...	8.735	9.326	3127	5090	BelowCal	BelowCal
20) Methoxychlor	8.563	9.500	15104	16568	0.037	0.142 #
21) Endrin Ke...	8.964f	9.730	1105	20768	BelowCal	BelowCal
23) Hexachlor...	3.224	3.683f	15512	4521217	0.070	10.389 #
24) Hexachlor...	5.804	6.500	23683	67255	0.105	0.184 #
25) Oxychlorane	0.000	7.956	0	58049	N.D.	0.189 #
26) 2,4'-DDE	7.335f	8.146	7508	11963	0.049	0.051 #
27) trans-Non...	7.534	8.217	16957	15314	0.076	0.045 #
28) 2,4'-DDD	0.000	8.522	0	7919	N.D.	0.038m#
29) 2,4'-DDT	0.000	0.000	0	0	N.D.	N.D.
30) cis-Nonac...	8.011	0.000	4976	0	0.020	N.D. #
31) Mirex	8.676	9.730	7718	20768	BelowCal	BelowCal
32) Chlordane...	0.000	8.146	0	11963	N.D.	0.282 #
33) Chlordane...	7.534	8.292f	16957	43521	0.616	1.239 #
34) Chlordane...	8.123f	8.935	32067	75161	4.279	6.981 #
35) Chlordane...	0.000	3.683	0	4521217	N.D.	NoCal
36) Toxaphene...	7.534	8.512f	16957	5100	15.991	1.804 #
37) Toxaphene...	7.843f	8.859	3312	9894	1.682	2.852 #
38) Toxaphene...	8.123	8.859	32067	9894	7.979	1.723 #
39) Toxaphene...	8.403f	8.935	20205	75161	5.171	8.127 #
40) Toxaphene...	8.635f	9.105	1105	32045	0.366	6.318 #
41) Toxaphene...	8.676	9.500	7718	16568	1.957	3.102 #
42) Toxaphene...	3.677f	3.683f	56357	4521217	NoCal	NoCal

Quantitation Report (QT Reviewed)

Data Path : C:\msdchem\1\data\2020-03\0C13030\
Data File : ECD5-03132007.D
Signal(s) : Signal #1: ECD1A.CH Signal #2: ECD2B.CH
Acq On : 13 Mar 2020 13:12
Operator : MJB
Sample : A0C0034-02RE1
Misc : 1x, 8081B 2,4+4,4-DDx Only, GPC
ALS Vial : 8 (Sig #1); 0 (Sig #2) Sample Multiplier: 1

Integration File signal 1: PEST1.e
Integration File signal 2: PEST2.e
Quant Time: Mar 13 16:58:12 2020
Quant Method : C:\msdchem\1\methods\ECD5_QUANTPEST_200225RT2.M
Quant Title : Instrument: DualECD5
QLast Update : Wed Feb 26 15:13:42 2020
Response via : Initial Calibration
Integrator: ChemStation 6890 Scale Mode: Small noise peaks clipped

Volume Inj. : 2uL
Signal #1 Phase : Rtx-CLPesticides Signal #2 Phase: Rtx-CLPesticides2
Signal #1 Info : 30m X 0.32mm X 0. Signal #2 Info : 30m X 0.32mm X 0.25um

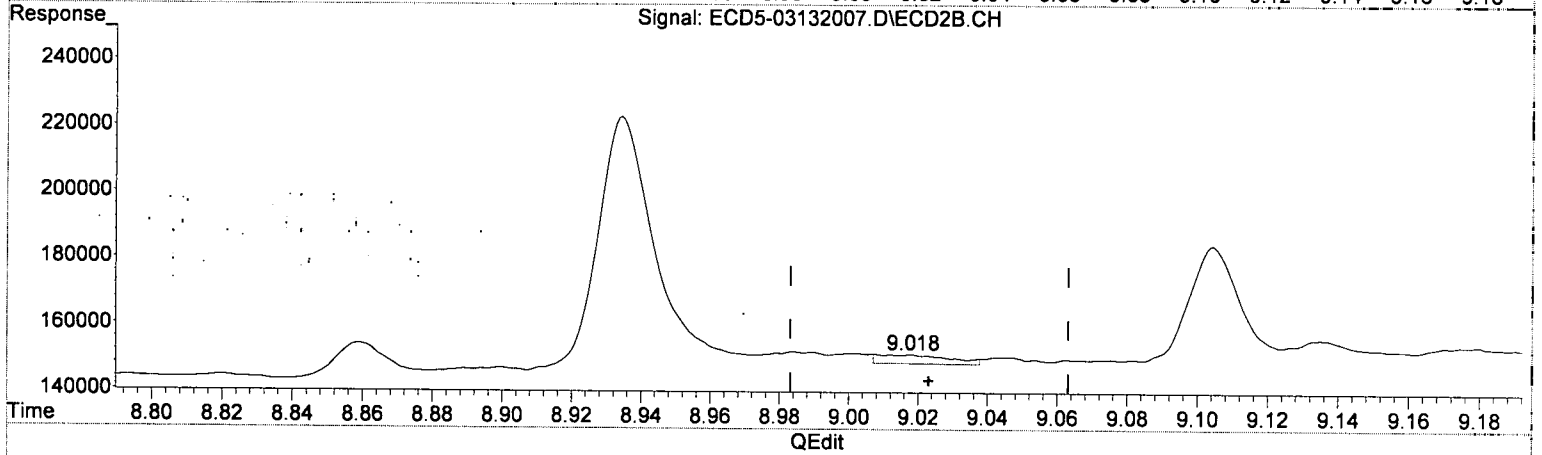
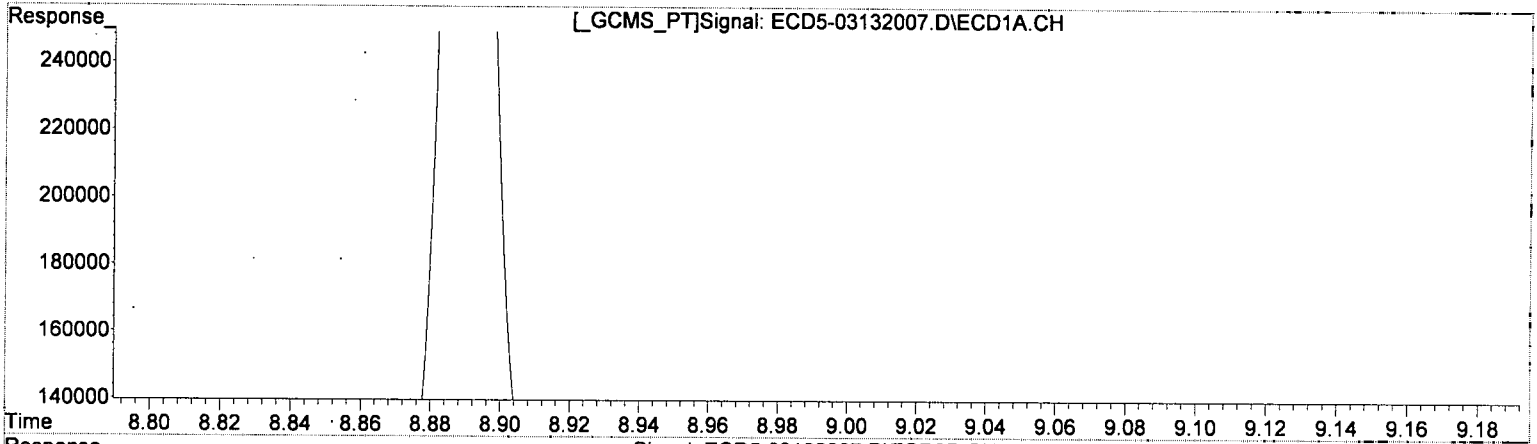


Quantitation Report (Qedit)

Data Path : C:\msdchem\1\data\2020-03\0C13030\
Data File : ECD5-03132007.D
Signal(s) : Signal #1: ECD1A.CH Signal #2: ECD2B.CH
Acq On : 13 Mar 2020 13:12
Operator : MJB
Sample : AOC0034-02RE1
Misc : 1x, 8081B 2,4+4,4-DDx Only, GPC
ALS Vial : 8 (Sig #1); 0 (Sig #2) Sample Multiplier: 1

Integration File signal 1: PEST1.e
Integration File signal 2: PEST2.e
Quant Time: Mar 13 16:52:51 2020
Quant Method : C:\msdchem\1\methods\ECD5_QUANTPEST_200225RT2.M
Quant Title : Instrument: DualECD5
QLast Update : Wed Feb 26 15:13:42 2020
Response via : Initial Calibration
Integrator: ChemStation 6890 Scale Mode: Small noise peaks clipped

Volume Inj. : 2uL
Signal #1 Phase : Rtx-CLPesticides Signal #2 Phase: Rtx-CLPesticides2
Signal #1 Info : 30m X 0.32mm X 0. Signal #2 Info : 30m X 0.32mm X 0.25um



(17) 4,4'-DDT
8.251min 0.140 ng/mL
response 20835

MJB
3/13/20

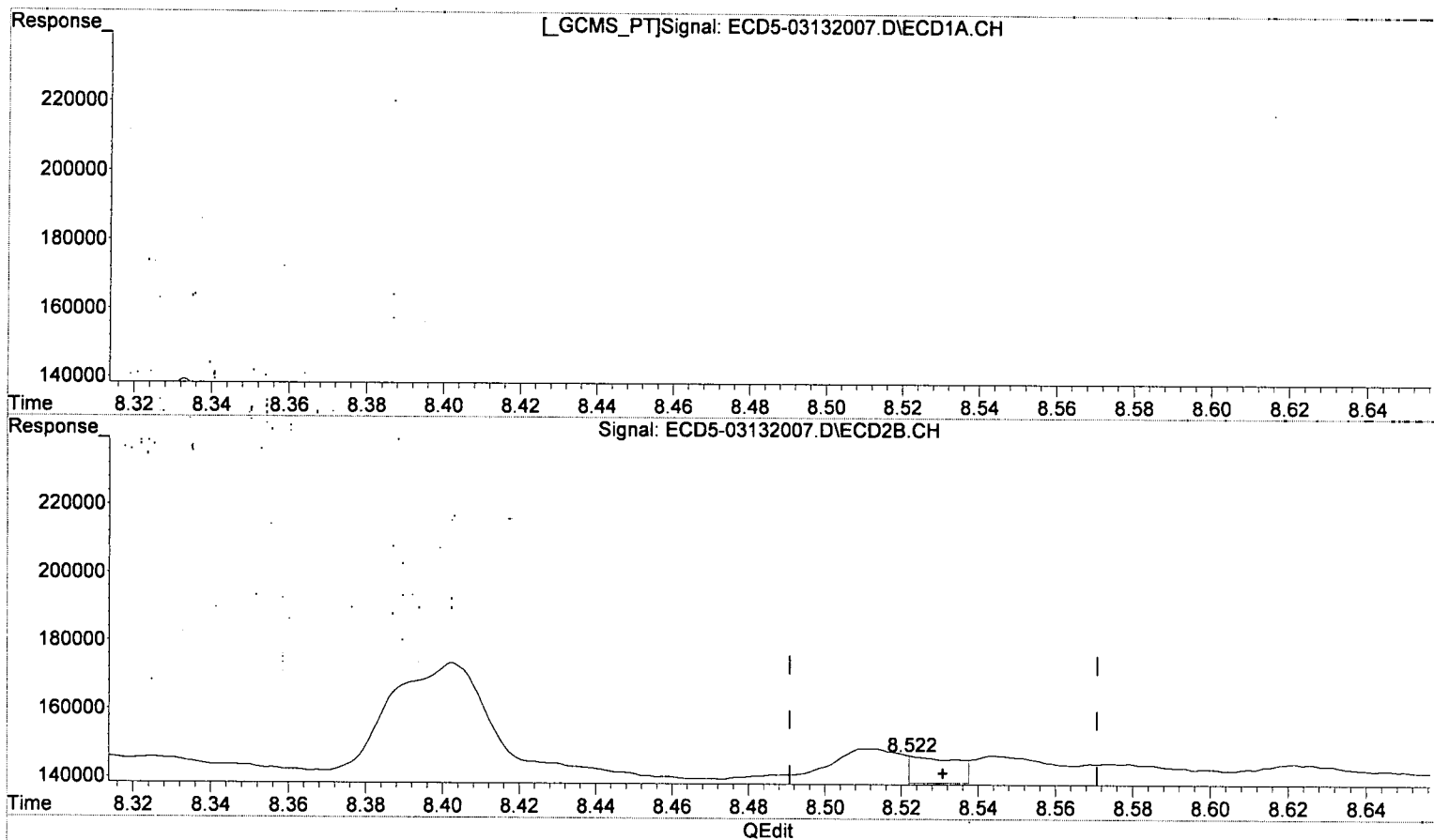
(17) 4,4'-DDT #2
9.018min 0.098 ng/mL (m)
response 2698

Quantitation Report (Qedit)

Data Path : C:\msdchem\1\data\2020-03\0C13030\
Data File : ECD5-03132007.D
Signal(s) : Signal #1: ECD1A.CH Signal #2: ECD2B.CH
Acq On : 13 Mar 2020 13:12
Operator : MJB
Sample : AOC0034-02RE1
Misc : 1x, 8081B 2,4+4,4-DDx Only, GPC
ALS Vial : 8 (Sig #1); 0 (Sig #2) Sample Multiplier: 1

Integration File signal 1: PEST1.e
Integration File signal 2: PEST2.e
Quant Time: Mar 13 16:52:51 2020
Quant Method : C:\msdchem\1\methods\ECD5_QUANTPEST_200225RT2.M
Quant Title : Instrument: DualECD5
QLast Update : Wed Feb 26 15:13:42 2020
Response via : Initial Calibration
Integrator: ChemStation 6890 Scale Mode: Small noise peaks clipped

Volume Inj. : 2uL
Signal #1 Phase : Rtx-CLPesticides Signal #2 Phase: Rtx-CLPesticides2
Signal #1 Info : 30m X 0.32mm X 0. Signal #2 Info : 30m X 0.32mm X 0.25um



(28) 2,4'-DDD
0.000min 0.000 ng/mL
response 0

*WP
3/13/20*

(28) 2,4'-DDD #2
8.522min 0.038 ng/mL (+)
response 7919

Data Path : C:\msdchem\1\data\2020-03\0C13030\
 Data File : ECD5-03132007.D
 Signal(s) : Signal #1: ECD1A.CH Signal #2: ECD2B.CH
 Acq On : 13 Mar 2020 13:12
 Operator : MJB
 Sample : A0C0034-02RE1
 Misc : 1x, 8081B 2,4+4,4-DDx Only, GPC
 ALS Vial : 8 (Sig #1); 0 (Sig #2) Sample Multiplier: 1

Integration File signal 1: PEST1.e
 Integration File signal 2: PEST2.e
 Quant Time: Mar 13 16:52:51 2020
 Quant Method : C:\msdchem\1\methods\ECD5_QUANTPEST_200225RT2.M
 Quant Title : Instrument: DualECD5
 QLast Update : Wed Feb 26 15:13:42 2020
 Response via : Initial Calibration
 Integrator: ChemStation 6890 Scale Mode: Small noise peaks clipped

Volume Inj. : 2uL
 Signal #1 Phase : Rtx-CLPesticides Signal #2 Phase: Rtx-CLPesticides2
 Signal #1 Info : 30m X 0.32mm X 0. Signal #2 Info : 30m X 0.32mm X 0.25um

MJ
WB
3/13/20

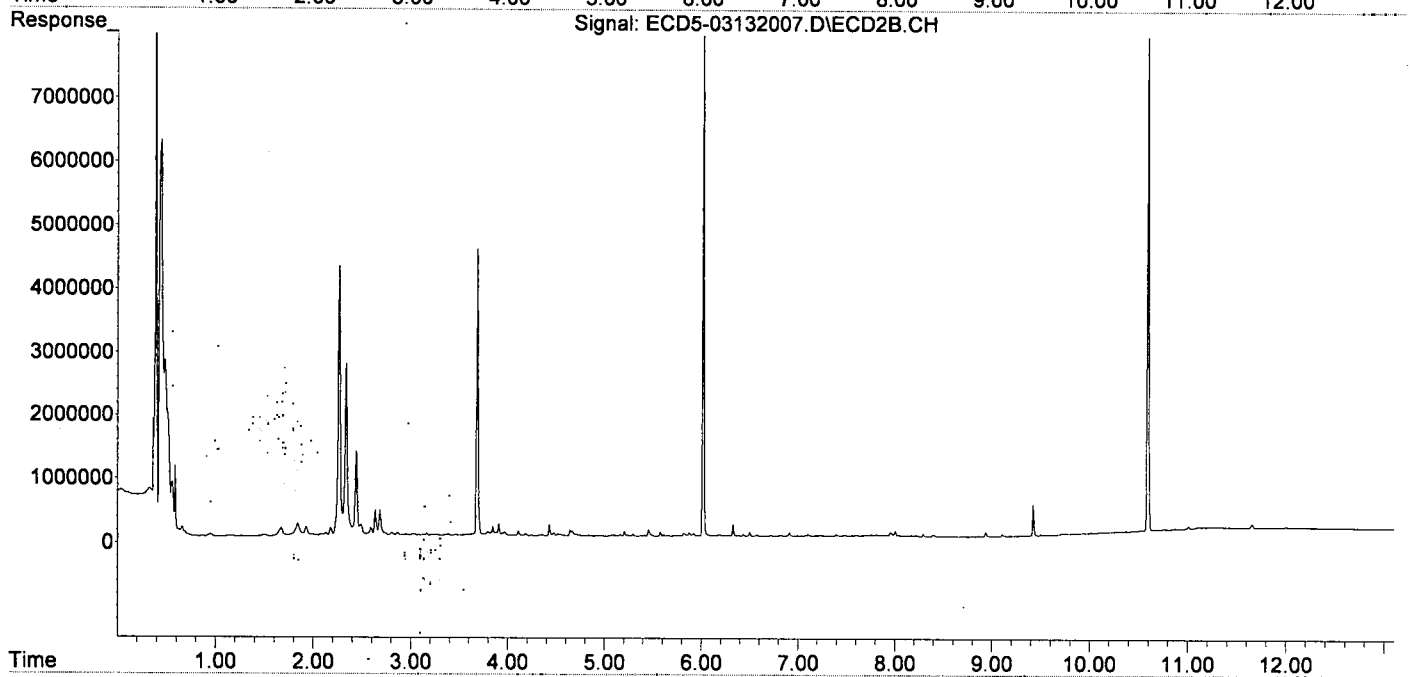
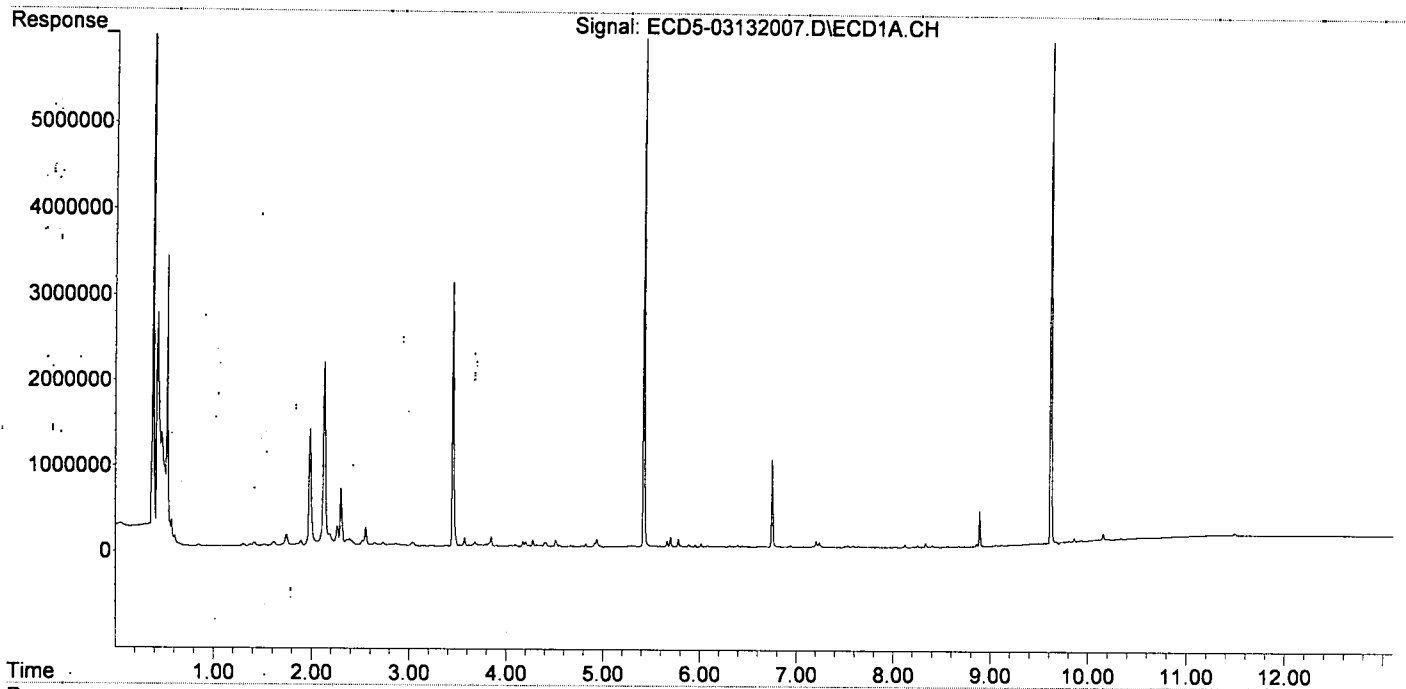
Compound	RT#1	RT#2	Resp#1	Resp#2	ng/mL	ng/mL
System Monitoring Compounds						
1) S TCMX (S)	5.423	6.017	5947652	9566745	27.673	27.777
22) S DCBP (S)	9.620	10.593	6919054	7741270	43.717	39.914
Target Compounds						
2) a-BHC	5.953	0.000	30120	0	0.105	N.D. #
3) g-BHC	6.249	6.912f	8838	68438	0.035	0.167 #
4) b-BHC	6.316	6.994	17014	14094	13405.740	BelowCal #
5) Heptachlor	6.673	0.000	12856	0	0.055	N.D. #
6) d-BHC	6.469	7.232f	8474	10433	0.034	BelowCal #
7) Aldrin	6.886	7.599	7810	9121	0.033	0.024 #
8) Heptachlo...	7.335f	8.005f	7508	79738	0.033	0.231 #
9) trans-Chl...	0.000	8.172	0	15314	N.D.	0.043 #
10) cis-Chlor...	7.534	8.292	16957	43521	0.077	0.131 #
11) Endosulfa...	7.642	8.292f	18417	43521	0.089	0.140 #
12) 4,4'-DDE	7.588f	8.403f	18037	32786	0.080	0.131 #
13) Dieldrin	7.843f	8.512	3312	5100	0.014	0.015 #
14) Endrin	8.011f	0.000	4976	0	0.030	N.D. #
15) 4,4'-DDD	8.011f	0.000	4976	0	0.027	N.D. #
16) Endosulfa...	8.123f	8.935f	32067	75161	BelowCal	0.120
17) 4,4'-DDT	8.251f	8.984f	20835	1499	0.140	0.091 #
18) Endrin Al...	8.462f	9.105f	2611	32045	BelowCal	BelowCal
19) Endosulfa...	8.735	9.326	3127	5090	BelowCal	BelowCal
20) Methoxychlor	8.563	9.500	15104	16568	0.037	0.142 #
21) Endrin Ke...	8.964f	9.730	1105	20768	BelowCal	BelowCal
23) Hexachlor...	3.224	3.683f	15512	4521217	0.070	10.389 #
24) Hexachlor...	5.804	6.500	23683	67255	0.105	0.184 #
25) Oxychlorane	0.000	7.956	0	58049	N.D.	0.189 #
26) 2,4'-DDE	7.335f	8.146	7508	11963	0.049	0.051 #
27) trans-Non...	7.534	8.217	16957	15314	0.076	0.045 #
28) 2,4'-DDD	0.000	8.512	0	5100	N.D.	0.024 #
29) 2,4'-DDT	0.000	0.000	0	0	N.D.	N.D.
30) cis-Nonac...	8.011	0.000	4976	0	0.020	N.D. #
31) Mirèx	8.676	9.730	7718	20768	BelowCal	BelowCal
32) Chlordane...	0.000	8.146	0	11963	N.D.	0.282 #
33) Chlordane...	7.534	8.292f	16957	43521	0.616	1.239 #
34) Chlordane...	8.123f	8.935	32067	75161	4.279	6.981 #
35) Chlordane...	0.000	3.683	0	4521217	N.D.	NoCal
36) Toxaphene...	7.534	8.512f	16957	5100	15.991	1.804 #
37) Toxaphene...	7.843f	8.859	3312	9894	1.682	2.852 #
38) Toxaphene...	8.123	8.859	32067	9894	7.979	1.723 #
39) Toxaphene...	8.403f	8.935	20205	75161	5.171	8.127 #
40) Toxaphene...	8.635f	9.105	1105	32045	0.366	6.318 #
41) Toxaphene...	8.676	9.500	7718	16568	1.957	3.102 #
42) Toxaphene...	3.677f	3.683f	56357	4521217	NoCal	NoCal

Quantitation Report (Not Reviewed)

Data Path : C:\msdchem\1\data\2020-03\0C13030\
Data File : ECD5-03132007.D
Signal(s) : Signal #1: ECD1A.CH Signal #2: ECD2B.CH
Acq On : 13 Mar 2020 13:12
Operator : MJB
Sample : AOC0034-02RE1
Misc : 1x, 8081B 2,4+4,4-DDx Only, GPC
ALS Vial : 8 (Sig #1); 0 (Sig #2) Sample Multiplier: 1

Integration File signal 1: PEST1.e
Integration File signal 2: PEST2.e
Quant Time: Mar 13 16:52:51 2020
Quant Method : C:\msdchem\1\methods\ECD5_QUANTPEST_200225RT2.M
Quant Title : Instrument: DualECD5
QLast Update : Wed Feb 26 15:13:42 2020
Response via : Initial Calibration
Integrator: ChemStation 6890 Scale Mode: Small noise peaks clipped

Volume Inj. : 2uL
Signal #1 Phase : Rtx-CLPesticides Signal #2 Phase: Rtx-CLPesticides2
Signal #1 Info : 30m X 0.32mm X 0. Signal #2 Info : 30m X 0.32mm X 0.25um



Data Path : C:\msdchem\1\data\2020-03\0C13030\
 Data File : ECD5-03132014.D
 Signal(s) : Signal #1: ECD1A.CH Signal #2: ECD2B.CH
 Acq On : 13 Mar 2020 15:19
 Operator : MJB
 Sample : 0030350-MSD1
 Misc : 1x, 8081B 2,4+4,4-DDx Only, GPC
 ALS Vial : 13 (Sig #1); 0 (Sig #2) Sample Multiplier: 1

Integration File signal 1: PEST1.e
 Integration File signal 2: PEST2.e
 Quant Time: Mar 13 16:53:11 2020
 Quant Method : C:\msdchem\1\methods\ECD5_QUANTPEST_200225RT2.M
 Quant Title : Instrument: DualECD5
 QLast Update : Wed Feb 26 15:13:42 2020
 Response via : Initial Calibration
 Integrator: ChemStation 6890 Scale Mode: Small noise peaks clipped

MJB
3/13/20

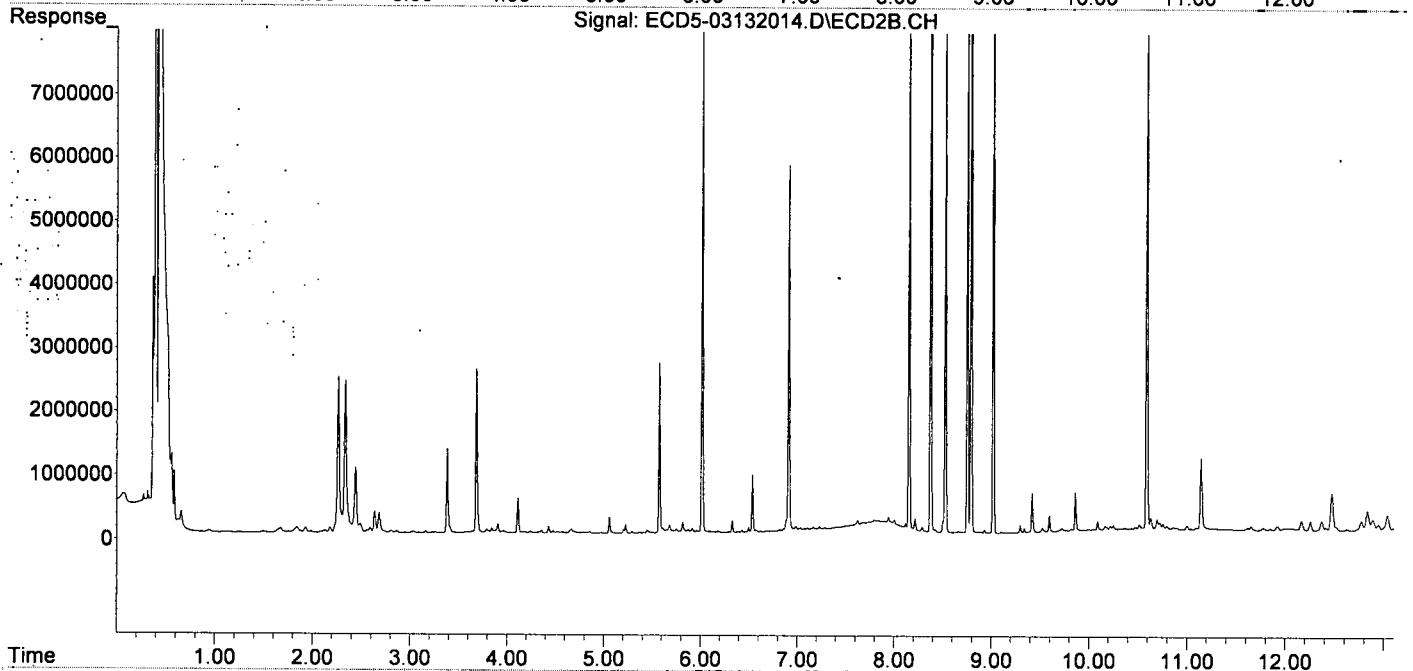
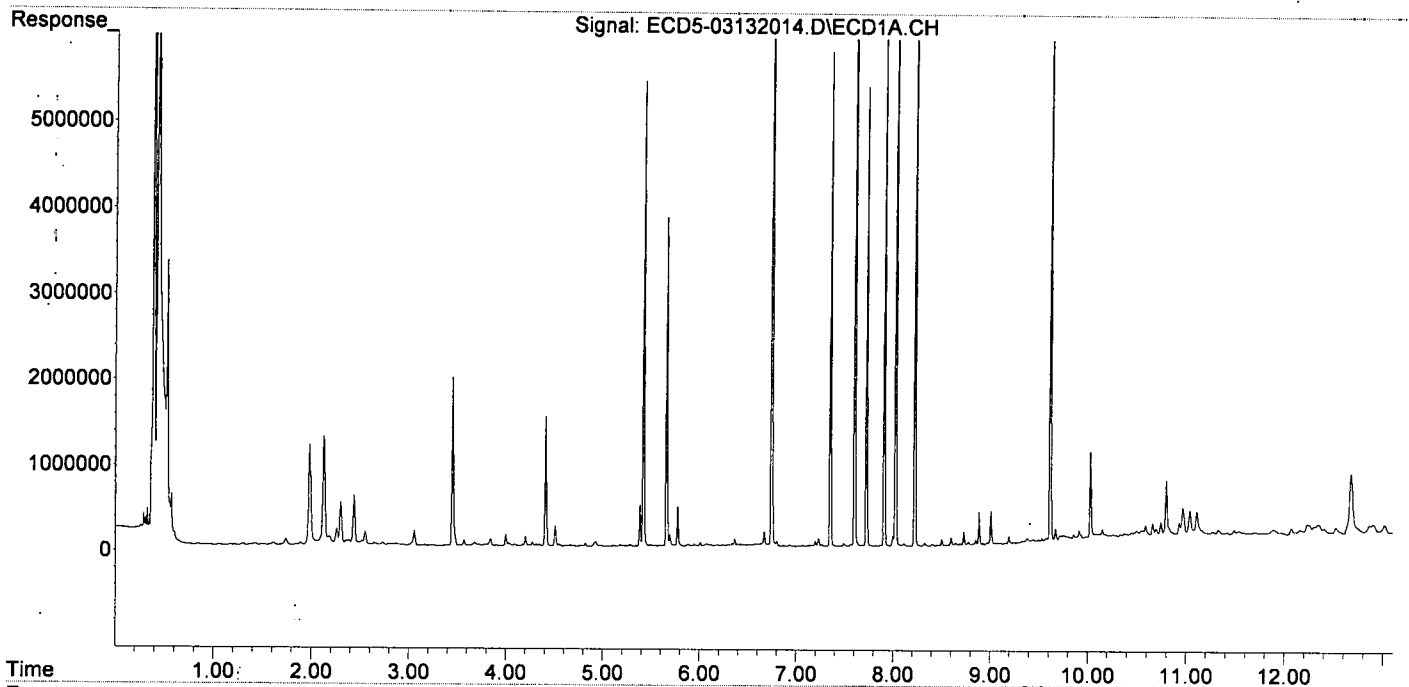
Volume Inj : 2uL
 Signal #1 Phase : Rtx-CLPesticides Signal #2 Phase: Rtx-CLPesticides2
 Signal #1 Info : 30m X 0.32mm X 0. Signal #2 Info : 30m X 0.32mm X 0.25um

Compound	RT#1	RT#2	Resp#1	Resp#2	ng/mL	ng/mL
System Monitoring Compounds						
1) S TCMX (S)	5.421	6.015	5406874	8565183	25.157	24.869
22) S DCBP (S)	9.618	10.591	6741619	8009282	42.594	41.295
Target Compounds						
2) a-BHC	5.949	6.621	31807	40702	0.111	0.115
3) g-BHC	6.244	6.911f	16494	5768551	0.065	14.116 #
4) b-BHC	6.339	6.985f	41647	111897	0.197	0.494 #
5) Heptachlor	6.671	7.319	179628	79741	0.770	0.214 #
6) d-BHC	6.439f	7.283	25442	90865	0.101	0.176 #
7) Aldrin	6.932f	7.595	20630	141874	0.086	0.374 #
8) Heptachlo...	7.354	8.002f	5727547	210362	25.443	0.610 #
9) trans-Chl...	7.428f	8.154	6719	8794559	0.030	24.882 #
10) cis-Chlor...	7.570	8.290	22257	98241	0.101	0.295 #
11) Endosulfa...	7.666	8.290f	9491	98241	0.046	0.317 #
12) 4,4'-DDE	7.606	8.375	9562032	14820860	42.417	42.637
13) Dieldrin	7.823	8.528	5420	8193001	0.024	23.653 #
14) Endrin	0.000	8.754	0	9470436	N.D.	40.609 #
15) 4,4'-DDD	8.027	8.792	8132097	12998879	43.642	46.555
16) Endosulfa...	8.117f	8.931f	31156	54401	BelowCal	0.033
17) 4,4'-DDT	8.225	9.019	7843993	11937607	52.744	56.697
18) Endrin Al...	8.410f	9.143	18388	12971	BelowCal	BelowCal
19) Endosulfa...	8.731	9.339	157450	79004	0.590	BelowCal #
20) Methoxychlor	8.542f	9.526f	2936	86048	BelowCal	0.905
21) Endrin, Ke...	0.000	9.724	0	72248	N.D.	0.096 #
23) Hexachlor...	3.222	3.683f	13669	2575675	0.062	5.919 #
24) Hexachlor...	5.776f	6.497	465795	95502	2.070	0.261 #
25) Oxychlorane	7.268	7.942	21854	251896	0.109	0.820 #
26) 2,4'-DDE	7.354	8.154	5727547	8794559	37.548	37.362
27) trans-Non...	7.570f	8.216	22257	227498	0.099	0.669 #
28) 2,4'-DDD	7.728	8.528	5332365	8193001	38.917	39.218
29) 2,4'-DDT	7.911	8.754	6065042	9470436	46.903	50.495
30) cis-Nonac...	8.027	8.792	8132097	12998879	32.487	34.613
31) Mirex	8.692	9.724	17552	72248	BelowCal	0.223
32) Chlordane...	7.428f	8.154	6719	8794559	0.271	207.227 #
33) Chlordane...	7.570f	8.290f	22257	98241	0.808	2.798 #
34) Chlordane...	8.093	8.931	13259	54401	1.769	5.053 #
35) Chlordane...	0.000	3.683	0	2575675	N.D.	NoCal
36) Toxaphene...	7.494f	8.528f	31893	8193001	30.076	2897.535 #
37) Toxaphene...	7.823	8.856	5420	21254	2.752	6.127 #
38) Toxaphene...	8.117	8.856	31156	21254	7.752	3.702 #
39) Toxaphene...	8.410f	8.931	18388	54401	4.706	5.883
40) Toxaphene...	8.601	9.102	90850	27469	30.115	5.416 #
41) Toxaphene...	8.647f	9.526f	31216	86048	7.915	16.110 #
42) Toxaphene...	0.000	3.683f	0	2575675	N.D.	NoCal

Data Path : C:\msdchem\1\data\2020-03\0C13030\
 Data File : ECD5-03132014.D
 Signal(s) : Signal #1: ECD1A.CH Signal #2: ECD2B.CH
 Acq On : 13 Mar 2020 15:19
 Operator : MJB
 Sample : 0030350-MSD1
 Misc : 1x, 8081B 2,4+4,4-DDx Only, GPC
 ALS Vial : 13 (Sig #1); 0 (Sig #2) Sample Multiplier: 1

Integration File signal 1: PEST1.e
 Integration File signal 2: PEST2.e
 Quant Time: Mar 13 16:53:11 2020
 Quant Method : C:\msdchem\1\methods\ECD5_QUANTPEST_200225RT2.M
 Quant Title : Instrument: DualECD5
 QLast Update : Wed Feb 26 15:13:42 2020
 Response via : Initial Calibration
 Integrator: ChemStation 6890 Scale Mode: Small noise peaks clipped

Volume Inj. : 2uL
 Signal #1 Phase : Rtx-CLPesticides Signal #2 Phase: Rtx-CLPesticides2
 Signal #1 Info : 30m X 0.32mm X 0. Signal #2 Info : 30m X 0.32mm X 0.25um



Quantitation Report (Not Reviewed)

Data Path : C:\msdchem\1\data\2020-03\0C13030\
 Data File : ECD5-03132024.D
 Signal(s) : Signal #1: ECD1A.CH Signal #2: ECD2B.CH
 Acq On : 13 Mar 2020 18:31
 Operator : MJB
 Sample : 0C13030-CCV3
 Misc : A20C184, AB 100 ppb
 ALS Vial : 5 (Sig #1); 0 (Sig #2) Sample Multiplier: 1

Integration File signal 1: PEST1.e
 Integration File signal 2: PEST2.e
 Quant Time: Mar 16 10:40:37 2020
 Quant Method : C:\msdchem\1\methods\ECD5_QUANTPEST_200225RT2.M
 Quant Title : Instrument: DualECD5
 QLast Update : Wed Feb 26 15:13:42 2020
 Response via : Initial Calibration
 Integrator: ChemStation 6890 Scale Mode: Small noise peaks clipped

Volume Inj. : 2uL
 Signal #1 Phase : Rtx-CLPesticides Signal #2 Phase: Rtx-CLPesticides2
 Signal #1 Info : 30m X 0.32mm X 0. Signal #2 Info : 30m X 0.32mm X 0.25um

MJB
3/16/20

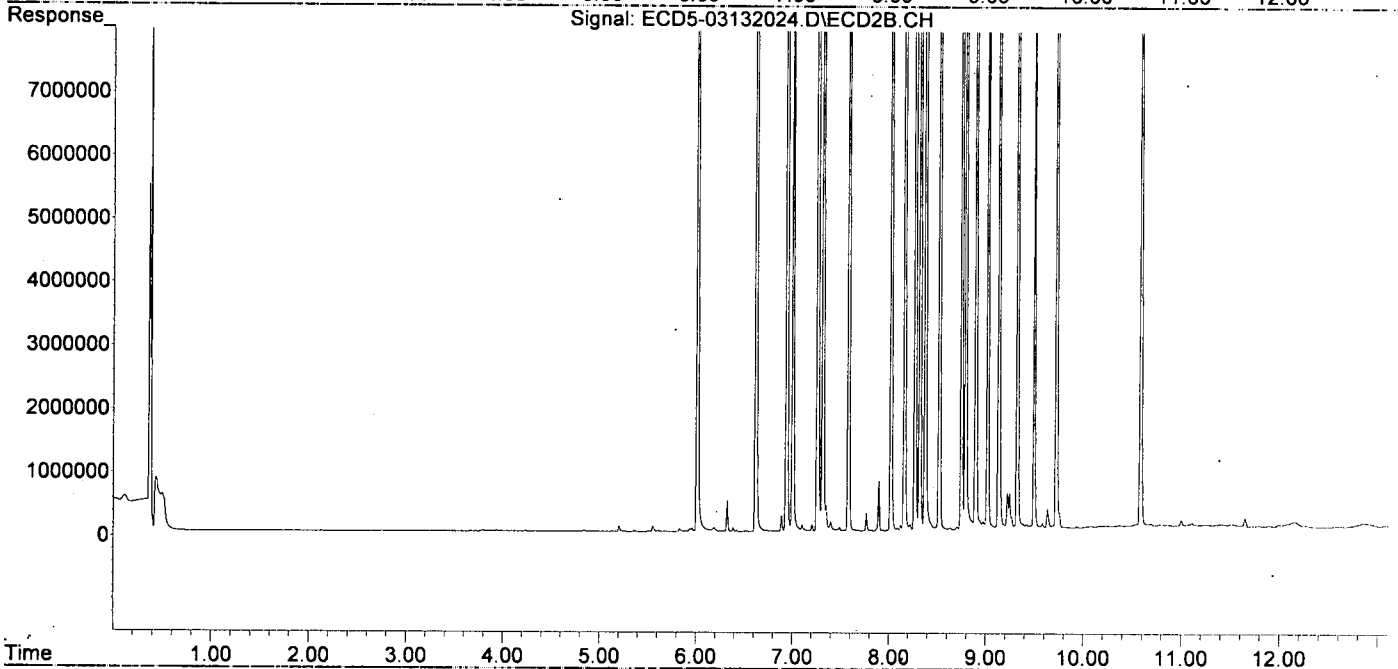
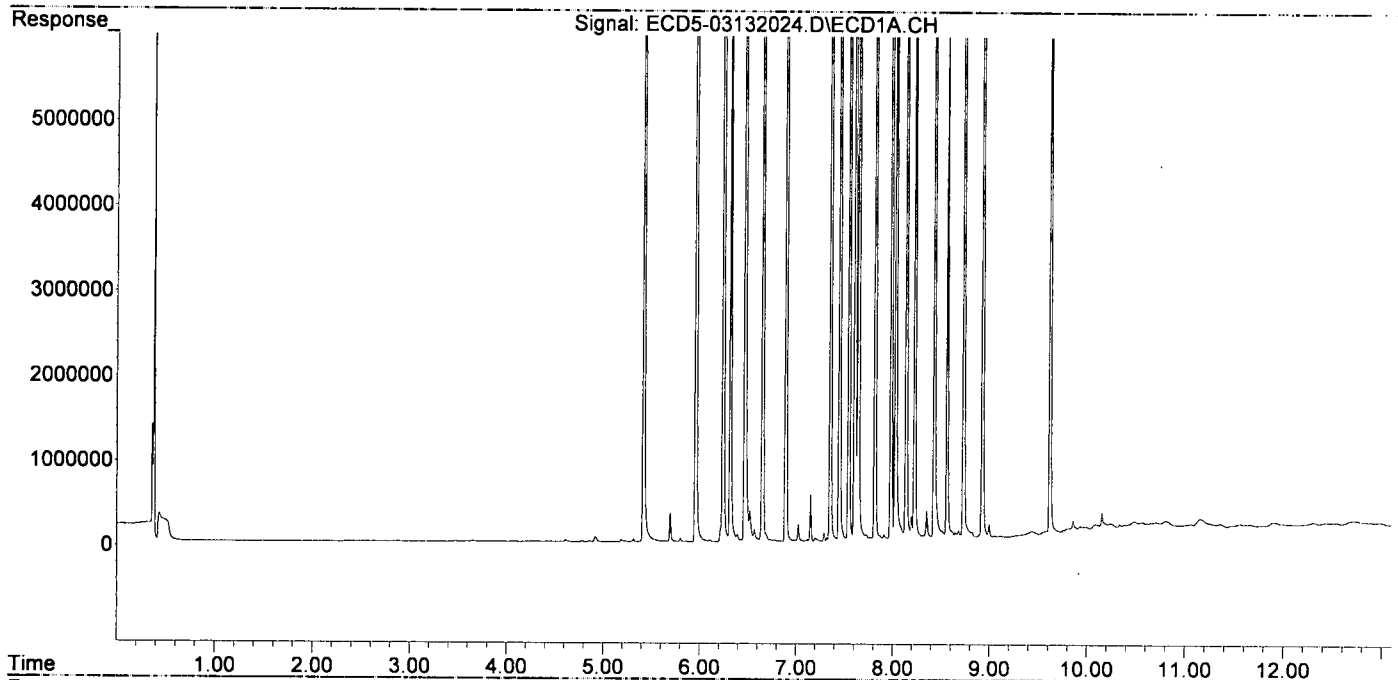
Compound	RT#1	RT#2	Resp#1	Resp#2	ng/mL	ng/mL
System Monitoring Compounds						
1) S TCMX (S)	5.420	6.015	18353046	29976294	85.393	87.037
22) S DCBP (S)	9.619	10.590	14334566	17307774	90.464	89.238
Target Compounds						
2) a-BHC	5.960	6.623	26402563	45540510	92.381	92.674
3) g-BHC	6.243	6.942	22650395	39246307	89.736	96.039
4) b-BHC	6.317	7.004	9093469	15046381	85.421	86.355
5) Heptachlor	6.652	7.317	21904568	36921269	93.958	99.161
6) d-BHC	6.468	7.261	21278141	36424112	84.615	89.563
7) Aldrin	6.893	7.584	21808351	35610166	90.762	93.865
8) Heptachlo...	7.355	8.022	19596748	31737044	87.053	91.993
9) trans-Chl...	7.449	8.162	20458701	32270803	89.910	91.301
10) cis-Chlor...	7.546	8.270	19867955	31021362	89.906	93.032
11) Endosulfa...	7.645	8.321	18662311	29773399	90.611	95.931
12) 4,4'-DDE	7.607	8.376	19344369	32018393	85.811	88.080
13) Dieldrin	7.817	8.522	21029293	32769362	91.244	94.603
14) Endrin	7.982	8.750	16736503	25150124	100.977	98.990
15) 4,4'-DDD	8.029	8.792	16269471	27180631	87.313	92.024
16) Endosulfa...	8.139	8.897	16463807	25715508	96.485	95.084
17) 4,4'-DDT	8.227	9.019	15348610	21867088	98.295	94.885
18) Endrin Al...	8.429	9.134	13980172	20835388	92.885	88.713
19) Endosulfa...	8.732	9.325	16136747	24422177	101.312	100.843
20) Methoxychlor	8.562	9.498	7092123	11088913	93.216	100.283
21) Endrin Ke...	8.926	9.727	18667439	27876377	95.195	98.590
23) Hexachlor...	0.000	0.000	0	0	N.D.	N.D.
24) Hexachlor...	5.801	0.000	41995	0	0.187	N.D. #
25) Oxychlorane	0.000	7.946	0	19808	N.D.	0.064 #
26) 2,4'-DDE	7.355	8.162	19596748	32270803	128.470	137.096
27) trans-Non...	7.546	8.222	19867955	93419	88.699	0.275 #
28) 2,4'-DDD	0.000	8.522	0	32769362	N.D.	156.859 #
29) 2,4'-DDT	7.911	8.750	61106	25150124	0.473	116.380 #
30) cis-Nonac...	8.029	8.792	16269471	27180631	64.996	72.376
31) Mirex	8.681	9.727	83307	27876377	0.364	129.863 #
32) Chlordane...	7.449	8.162	20458701	32270803	824.530	760.401
33) Chlordane...	7.546	8.270	19867955	31021362	721.469	883.359
34) Chlordane...	0.000	8.897f	0	25715508	N.D.	2388.429 #
35) Chlordane...	0.000	0.000	0	0	N.D.	N.D.
36) Toxaphene...	7.546f	8.522f	19867955	32769362	18735.908	11589.206 #
37) Toxaphene...	7.817	0.000	21029293	0	10676.958	N.D. #
38) Toxaphene...	8.139	8.897f	16463807	25715508	4096.456	4478.777
39) Toxaphene...	8.352	8.977f	320528	116569	82.035	12.605 #
40) Toxaphene...	8.562f	9.134	7092123	20835388	2350.922	4107.784 #
41) Toxaphene...	8.681	9.498	83307	11088913	21.124	2076.024 #
42) Toxaphene...	0.000	0.000	0	0	N.D.	N.D.

Quantitation Report (Not Reviewed)

Data Path : C:\msdchem\1\data\2020-03\0C13030\
Data File : ECD5-03132024.D
Signal(s) : Signal #1: ECD1A.CH Signal #2: ECD2B.CH
Acq On : 13 Mar 2020 18:31
Operator : MJB
Sample : 0C13030-CCV3
Misc : A20C184, AB 100 ppb
ALS Vial : 5 (Sig #1); 0 (Sig #2) Sample Multiplier: 1

Integration File signal 1: PEST1.e
Integration File signal 2: PEST2.e
Quant Time: Mar 16 10:40:37 2020
Quant Method : C:\msdchem\1\methods\ECD5_QUANTPEST_200225RT2.M
Quant Title : Instrument: DualECD5
QLast Update : Wed Feb 26 15:13:42 2020
Response via : Initial Calibration
Integrator: ChemStation 6890 Scale Mode: Small noise peaks clipped

Volume Inj. : 2uL
Signal #1 Phase : Rtx-CLPesticides Signal #2 Phase: Rtx-CLPesticides2
Signal #1 Info : 30m X 0.32mm X 0. Signal #2 Info : 30m X 0.32mm X 0.25um



Data Path : C:\msdchem\1\data\2020-03\0C13030\
 Data File : ECD5-03132025.D
 Signal(s) : Signal #1: ECD1A.CH Signal #2: ECD2B.CH
 Acq On : 13 Mar 2020 18:48
 Operator : MJB
 Sample : 0C13030-CCV4
 Misc : A19J409, 9-42 100 ppb
 ALS Vial : 6 (Sig #1); 0 (Sig #2) Sample Multiplier: 1

Integration File signal 1: PEST1.e
 Integration File signal 2: PEST2.e
 Quant Time: Mar 16 10:40:42 2020
 Quant Method : C:\msdchem\1\methods\ECD5_QUANTPEST_200225RT2.M
 Quant Title : Instrument: DualECD5
 QLast Update : Wed Feb 26 15:13:42 2020
 Response via : Initial Calibration
 Integrator: ChemStation 6890 Scale Mode: Small noise peaks clipped

Volume Inj. : 2uL
 Signal #1 Phase : Rtx-CLPesticides Signal #2 Phase: Rtx-CLPesticides2
 Signal #1 Info : 30m X 0.32mm X 0. Signal #2 Info : 30m X 0.32mm X 0.25um

MJB
 3/16/20

Compound	RT#1	RT#2	Resp#1	Resp#2	ng/mL	ng/mL

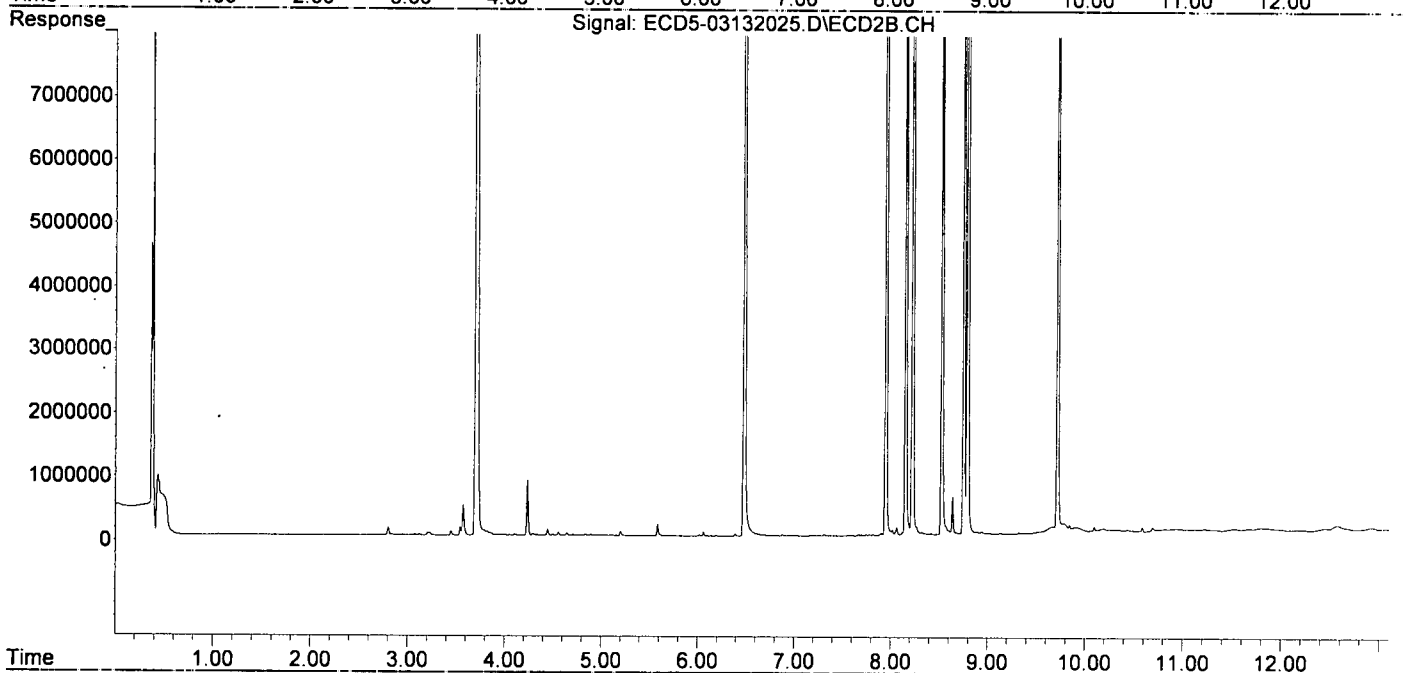
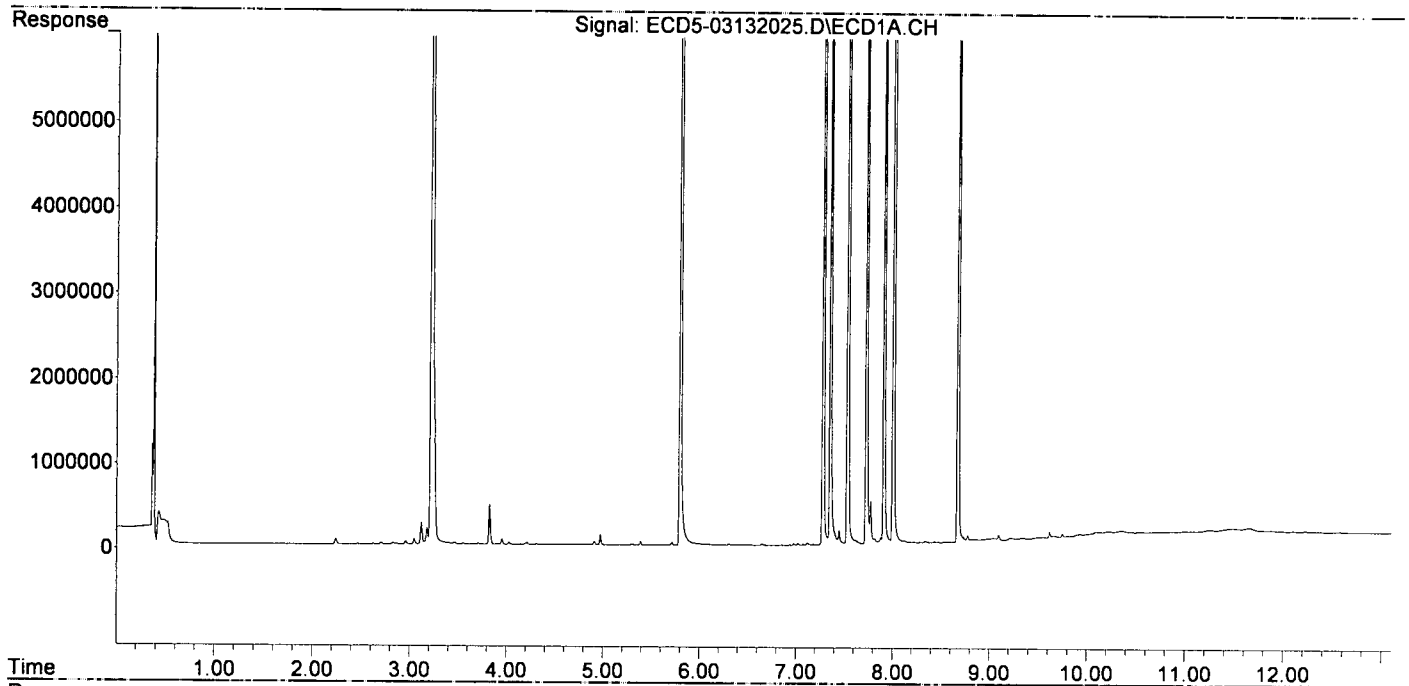
System Monitoring Compounds						
1) S TCMX (S)	5.392f	6.021	44873	18737	0.209	0.054 #
22) S DCBP (S)	9.621	10.590	93089	64970	0.340	0.335
Target Compounds						
2) a-BHC	0.000	0.000	0	0	N.D.	N.D.
3) g-BHC	6.219f	6.939	7079	2561	0.028	0.006 #
4) b-BHC	6.304	7.006	15275	8662	13405.757	BelowCal #
5) Heptachlor	6.653	7.316	20032	28510	0.086	0.077
6) d-BHC	6.471	7.262	8018	12131	0.032	BelowCal #
7) Aldrin	6.938f	7.596	6217	12056	0.026	0.032
8) Heptachlo...	7.357	8.020	13442999	82405	59.717	0.239 #
9) trans-Chl...	7.450	8.154	166012	22710379	0.730	64.253 #
10) cis-Chlor...	7.538	0.000	21564976	0	97.585	N.D. #
11) Endosulfa...	0.000	8.329	0	40486	N.D.	0.130 #
12) 4,4'-DDE	0.000	0.000	0	0	N.D.	N.D.
13) Dieldrin	7.818	8.528	65138	19947853	0.283	57.588 #
14) Endrin	8.010f	8.754	24093219	22239027	145.362	88.807 #
15) 4,4'-DDD	8.010f	8.793	24093219	38756140	129.300	126.053
16) Endosulfa...	8.125	8.941f	31685	40398	BelowCal	BelowCal
17) 4,4'-DDT	8.228	9.019	12026	15777	0.077	0.170 #
18) Endrin Al...	8.435	9.135	13507	19858	BelowCal	BelowCal
19) Endosulfa...	0.000	9.325	0	18357	N.D.	BelowCal
20) Methoxychlor	8.577	0.000	2877	0	BelowCal	N.D.
21) Endrin Ke...	0.000	9.720	0	20387991	N.D.	74.273 #
23) Hexachlor...	3.223	3.702	20322205	42160119	91.465	96.879
24) Hexachlor...	5.802	6.482	20648504	34051493	91.770	93.161
25) Oxychlorane	7.283	7.951	18494950	30773446	92.345	100.155
26) 2,4'-DDE	7.357	8.154	13442999	22710379	88.128	96.480
27) trans-Non...	7.538	8.226	21564976	33962550	96.275	99.807
28) 2,4'-DDD	7.730	8.528	12020693	19947853	87.730	95.485
29) 2,4'-DDT	7.913	8.754	13977291	22239027	108.091	105.255
30) cis-Nonac...	8.010	8.793	24093219	38756140	96.252	103.198
31) Mirex	8.678	9.720	13801170	20387991	95.701	97.612
32) Chlordane...	7.450	8.154	166012	22710379	6.691	535.128 #
33) Chlordane...	7.538	8.226f	21564976	33962550	783.094	967.112
34) Chlordane...	8.125f	8.941	31685	40398	4.228	3.752
35) Chlordane...	3.712	3.702	17932	42160119	NoCal	NoCal
36) Toxaphene...	7.538	8.528f	21564976	19947853	20336.235	7054.754 #
37) Toxaphene...	7.818	0.000	65138	0	33.072	N.D. #
38) Toxaphene...	8.125	0.000	31685	0	7.884	N.D. #
39) Toxaphene...	8.343f	8.941	20832	40398	5.332	4.368
40) Toxaphene...	8.577f	9.135	2877	19858	0.954	3.915 #
41) Toxaphene...	8.678	0.000	13801170	0	3499.529	N.D. #
42) Toxaphene...	3.712	3.702	17932	42160119	NoCal	NoCal

Quantitation Report (Not Reviewed)

Data Path : C:\msdchem\1\data\2020-03\0C13030\
Data File : ECD5-03132025.D
Signal(s) : Signal #1: ECD1A.CH Signal #2: ECD2B.CH
Acq On : 13 Mar 2020 18:48
Operator : MJB
Sample : 0C13030-CCV4
Misc : A19J409, 9-42 100 ppb
ALS Vial : 6 (Sig #1); 0 (Sig #2) Sample Multiplier: 1

Integration File signal 1: PEST1.e
Integration File signal 2: PEST2.e
Quant Time: Mar 16 10:40:42 2020
Quant Method : C:\msdchem\1\methods\ECD5_QUANTPEST_200225RT2.M
Quant Title : Instrument: DualECD5
QLast Update : Wed Feb 26 15:13:42 2020
Response via : Initial Calibration
Integrator: ChemStation 6890 Scale Mode: Small noise peaks clipped

Volume Inj. : 2uL
Signal #1 Phase : Rtx-CLPesticides Signal #2 Phase: Rtx-CLPesticides2
Signal #1 Info : 30m X 0.32mm X 0. Signal #2 Info : 30m X 0.32mm X 0.25um



Data Path : C:\msdchem\1\data\2020-03\0C13030\
 Data File : ECD5-03132026.D
 Signal(s) : Signal #1: ECD1A.CH Signal #2: ECD2B.CH
 Acq On : 13 Mar 2020 19:05
 Operator : MJB
 Sample : 0C13030-CCB2
 Misc : A20B383
 ALS Vial : 7 (Sig #1); 0 (Sig #2) Sample Multiplier: 1

Integration File signal 1: PEST1.e
 Integration File signal 2: PEST2.e
 Quant Time: Mar 16 10:40:46 2020
 Quant Method : C:\msdchem\1\methods\ECD5_QUANTPEST_200225RT2.M
 Quant Title : Instrument: DualECD5
 QLast Update : Wed Feb 26 15:13:42 2020
 Response via : Initial Calibration
 Integrator: ChemStation 6890 Scale Mode: Small noise peaks clipped

Volume Inj. : 2uL
 Signal #1 Phase : Rtx-CLPesticides Signal #2 Phase: Rtx-CLPesticides2
 Signal #1 Info : 30m X 0.32mm X 0. Signal #2 Info : 30m X 0.32mm X 0.25um

MJB
3/16/20

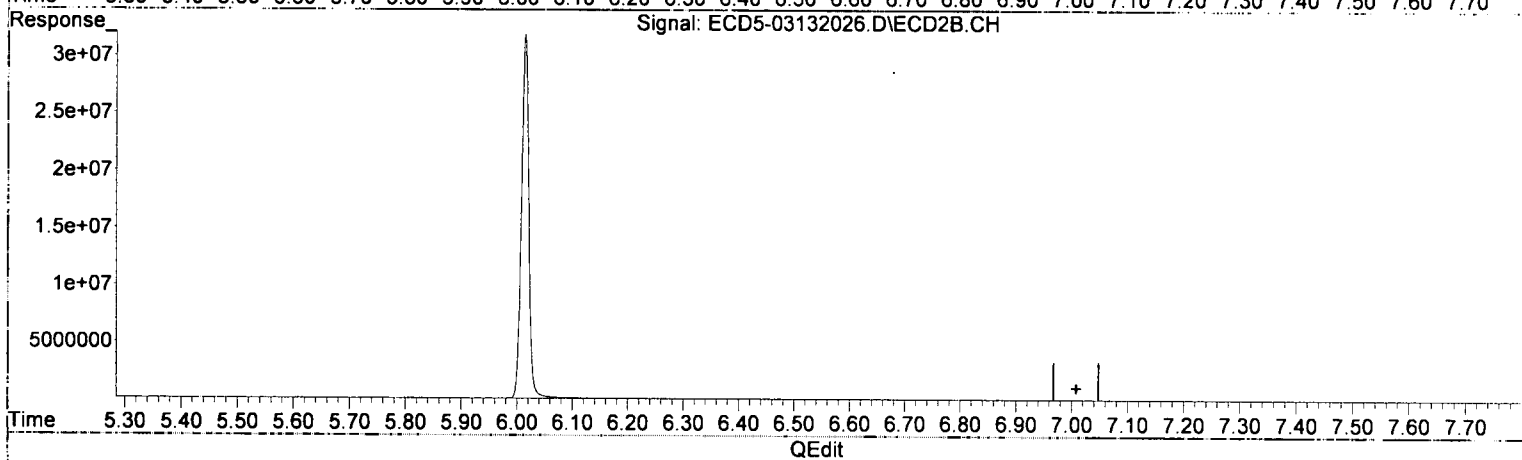
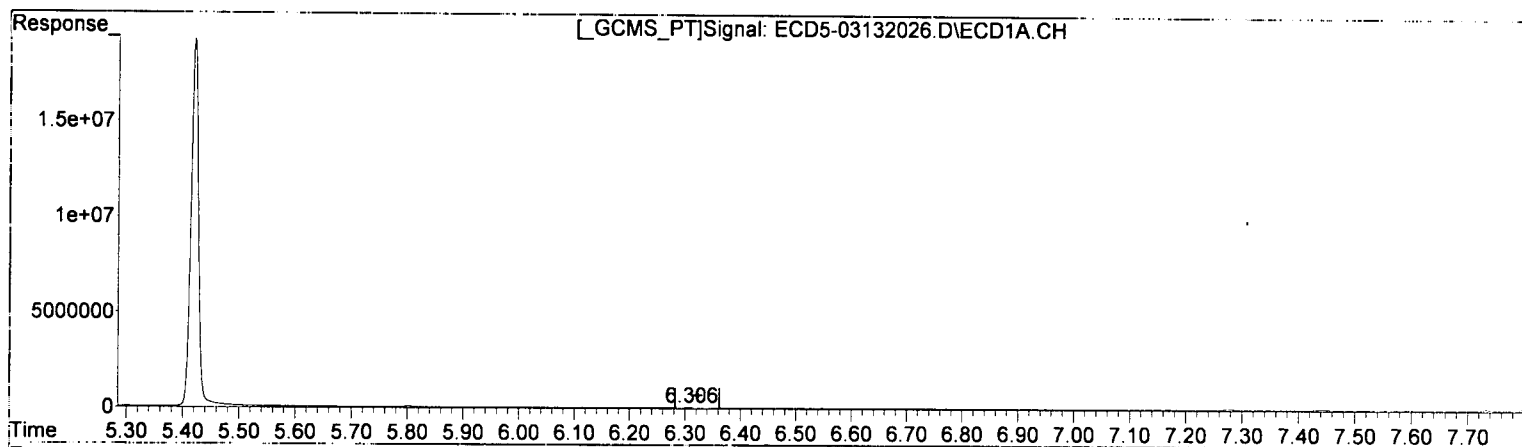
Compound	RT#1	RT#2	Resp#1	Resp#2	ng/mL	ng/mL
System Monitoring Compounds						
1) S TCMX (S)	5.420	6.014	18977581	31756897	88.299	92.207
22) S DCBP (S)	9.620	10.591	15011908	17814586	94.715	91.851
Target Compounds						
2) a-BHC	0.000	0.000	0	0	N.D.	N.D.
3) g-BHC	0.000	0.000	0	0	N.D.	N.D.
4) b-BHC	6.307	0.000	10508	0	13405.801	N.D. #
5) Heptachlor	0.000	0.000	0	0	N.D.	N.D.
6) d-BHC	0.000	7.262	0	6282	N.D.	BelowCal
7) Aldrin	0.000	7.597	0	13884	N.D.	0.037 #
8) Heptachlo...	0.000	0.000	0	0	N.D.	N.D.
9) trans-Chl...	7.437	8.181	9589	4599	0.042	0.013 #
10) cis-Chlor...	7.540	0.000	5150	0	0.023	N.D. #
11) Endosulfa...	0.000	0.000	0	0	N.D.	N.D.
12) 4,4'-DDE	0.000	8.365	0	13737	N.D.	0.074 #
13) Dieldrin	0.000	0.000	0	0	N.D.	N.D.
14) Endrin	8.011f	0.000	2098	0	0.013	N.D. #
15) 4,4'-DDD	8.011f	0.000	2098	0	0.011	N.D. #
16) Endosulfa...	8.125	8.881	14192	109032	BelowCal	0.261
17) 4,4'-DDT	0.000	0.000	0	0	N.D.	N.D.
18) Endrin Al...	8.432	0.000	11085	0	BelowCal	N.D.
19) Endosulfa...	8.735	9.324	9538	322368	BelowCal	1.104
20) Methoxychlor	8.573	0.000	5520	0	BelowCal	N.D.
21) Endrin Ke...	8.930	9.717	7704	44855	BelowCal	BelowCal
23) Hexachlor...	3.244	3.719	11183	15568	0.050	0.036 #
24) Hexachlor...	5.802	6.504	25971	4457	0.115	0.012 #
25) Oxychlorane	7.278	7.951	14112	1777	0.070	0.006 #
26) 2,4'-DDE	0.000	8.181f	0	4599	N.D.	0.020 #
27) trans-Non...	7.540	0.000	5150	0	0.023	N.D. #
28) 2,4'-DDD	0.000	0.000	0	0	N.D.	N.D.
29) 2,4'-DDT	0.000	0.000	0	0	N.D.	N.D.
30) cis-Nonac...	8.011	0.000	2098	0	0.008	N.D. #
31) Mirex	8.680	9.717	7310	44855	BelowCal	0.079
32) Chlordane...	7.437	8.181f	9589	4599	0.386	0.108 #
33) Chlordane...	7.540	0.000	5150	0	0.187	N.D. #
34) Chlordane...	8.125f	8.943	14192	187037	1.894	17.372 #
35) Chlordane...	0.000	3.719	0	15568	N.D.	NoCal
36) Toxaphene...	7.540	0.000	5150	0	4.857	N.D. #
37) Toxaphene...	0.000	0.000	0	0	N.D.	N.D.
38) Toxaphene...	8.125	8.881	14192	109032	3.531	18.990 #
39) Toxaphene...	8.342f	8.943	22342	187037	5.718	20.225 #
40) Toxaphene...	8.573f	9.088f	5520	234145	1.830	46.163 #
41) Toxaphene...	8.680	0.000	7310	0	1.854	N.D. #
42) Toxaphene...	0.000	3.719	0	15568	N.D.	NoCal

Quantitation Report (Qedit)

Data Path : C:\msdchem\1\data\2020-03\0C13030\
 Data File : ECD5-03132026.D
 Signal(s) : Signal #1: ECD1A.CH Signal #2: ECD2B.CH
 Acq On : 13 Mar 2020 19:05
 Operator : MJB
 Sample : 0C13030-CCB2
 Misc : A20B383
 ALS Vial : 7 (Sig #1); 0 (Sig #2) Sample Multiplier: 1

Integration File signal 1: PEST1.e
 Integration File signal 2: PEST2.e
 Quant Time: Mar 16 10:40:46 2020
 Quant Method : C:\msdchem\1\methods\ECD5_QUANTPEST_200225RT2.M
 Quant Title : Instrument: DualECD5
 QLast Update : Wed Feb 26 15:13:42 2020
 Response via : Initial Calibration
 Integrator: ChemStation 6890 Scale Mode: Small noise peaks clipped

Volume Inj. : 2uL
 Signal #1 Phase : Rtx-CLPesticides Signal #2 Phase: Rtx-CLPesticides2
 Signal #1 Info : 30m X 0.32mm X 0. Signal #2 Info : 30m X 0.32mm X 0.25um



(4) b-BHC

6.307min 13405.801 ng/mL

response 10508

Q-Del
WP 3/14/20

(4) b-BHC #2

0.000min 0.000 ng/mL

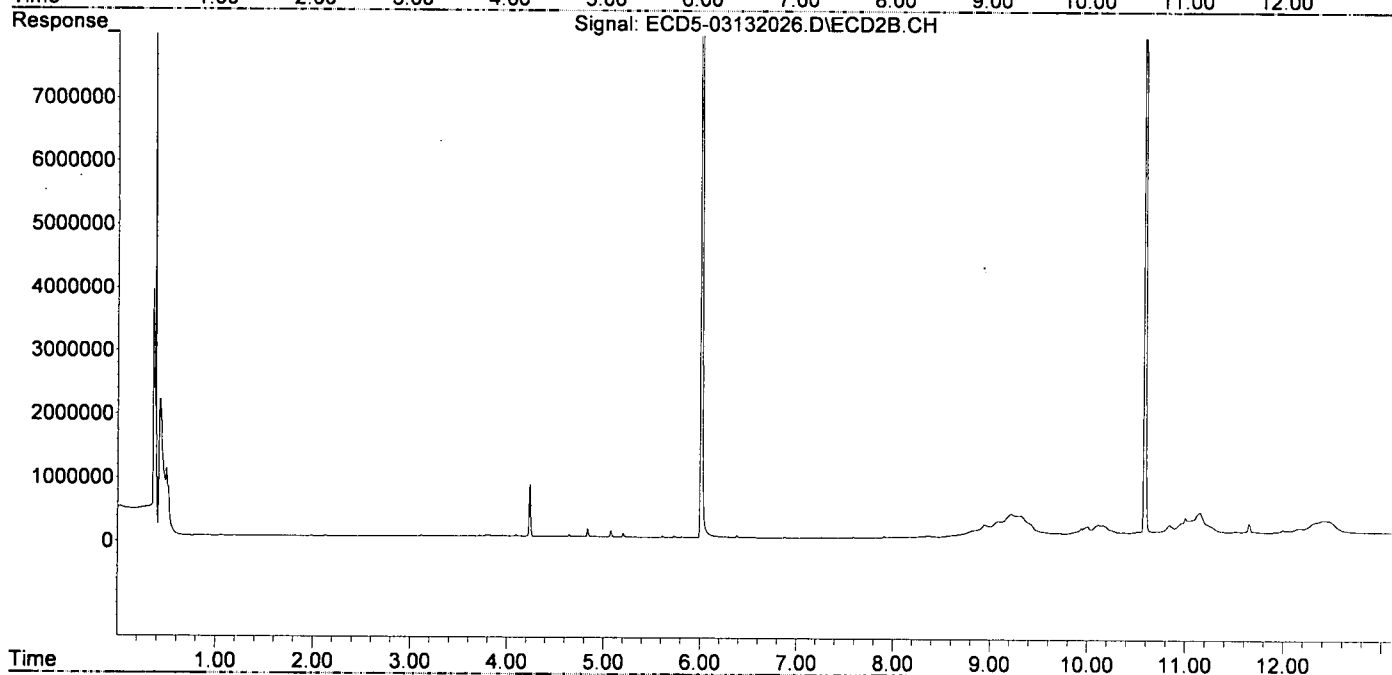
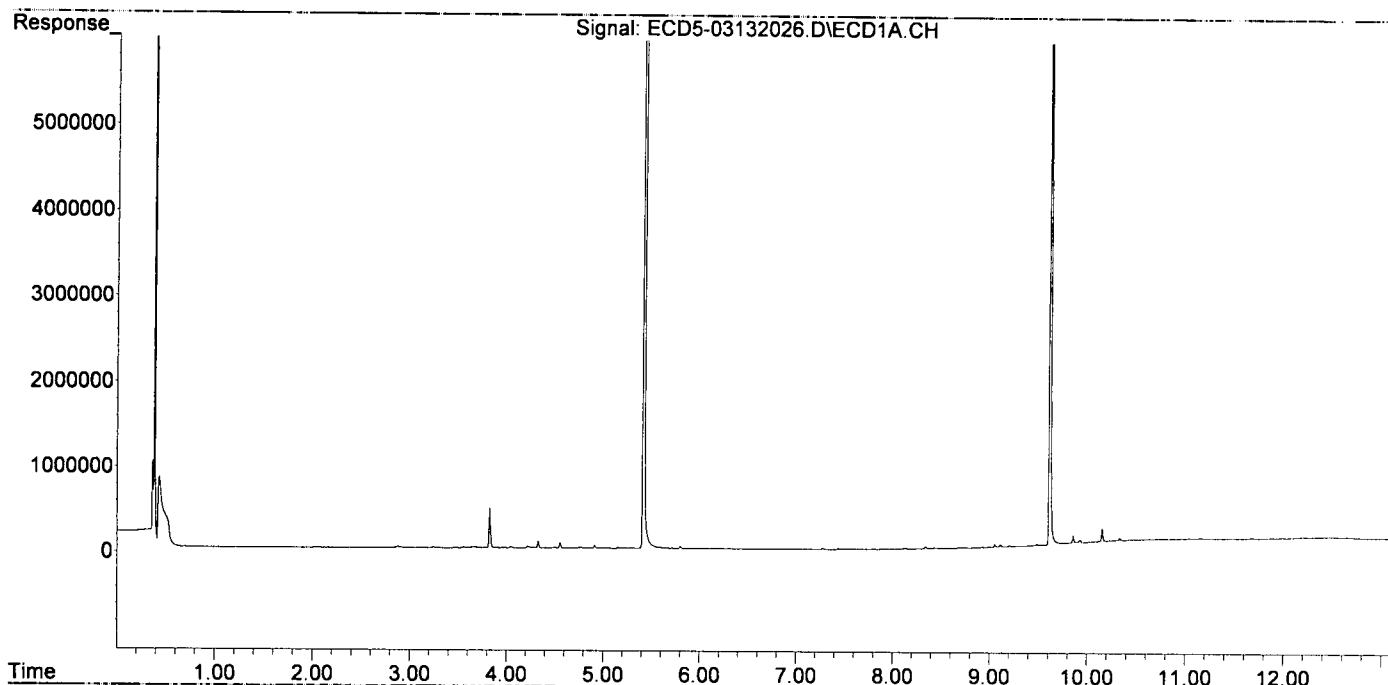
response 0

Quantitation Report (Not Reviewed)

Data Path : C:\msdchem\1\data\2020-03\0C13030\
Data File : ECD5-03132026.D
Signal(s) : Signal #1: ECD1A.CH Signal #2: ECD2B.CH
Acq On : 13 Mar 2020 19:05
Operator : MJB
Sample : 0C13030-CCB2
Misc : A20B383
ALS Vial : 7 (Sig #1); 0 (Sig #2) Sample Multiplier: 1

Integration File signal 1: PEST1.e
Integration File signal 2: PEST2.e
Quant Time: Mar 16 10:40:46 2020
Quant Method : C:\msdchem\1\methods\ECD5_QUANTPEST_200225RT2.M
Quant Title : Instrument: DualECD5
QLast Update : Wed Feb 26 15:13:42 2020
Response via : Initial Calibration
Integrator: ChemStation 6890 Scale Mode: Small noise peaks clipped

Volume Inj. : 2uL
Signal #1 Phase : Rtx-CLPesticides Signal #2 Phase: Rtx-CLPesticides2
Signal #1 Info : 30m X 0.32mm X 0. Signal #2 Info : 30m X 0.32mm X 0.25um



Quantitation Report (QT Reviewed)

Data Path : C:\msdchem\1\data\2020-03\0C13030\
 Data File : ECD5-03132033.D
 Signal(s) : Signal #1: ECD1A.CH Signal #2: ECD2B.CH
 Acq On : 13 Mar 2020 21:16
 Operator : MJB
 Sample : 0030455-BLK1
 Misc : 1x, 8081B, GPC
 ALS Vial : 21 (Sig #1); 0 (Sig #2) Sample Multiplier: 1

Integration File signal 1: PEST1.e
 Integration File signal 2: PEST2.e
 Quant Time: Mar 16 14:21:13 2020
 Quant Method : C:\msdchem\1\methods\ECD5_QUANTPEST_200225RT2.M
 Quant Title : Instrument: DualECD5
 QLast Update : Wed Feb 26 15:13:42 2020
 Response via : Initial Calibration
 Integrator: ChemStation 6890 Scale Mode: Small noise peaks clipped

Volume Inj. : 2uL
 Signal #1 Phase : Rtx-CLPesticides Signal #2 Phase: Rtx-CLPesticides2
 Signal #1 Info : 30m X 0.32mm X 0. Signal #2 Info : 30m X 0.32mm X 0.25um

MJB
3/16/20

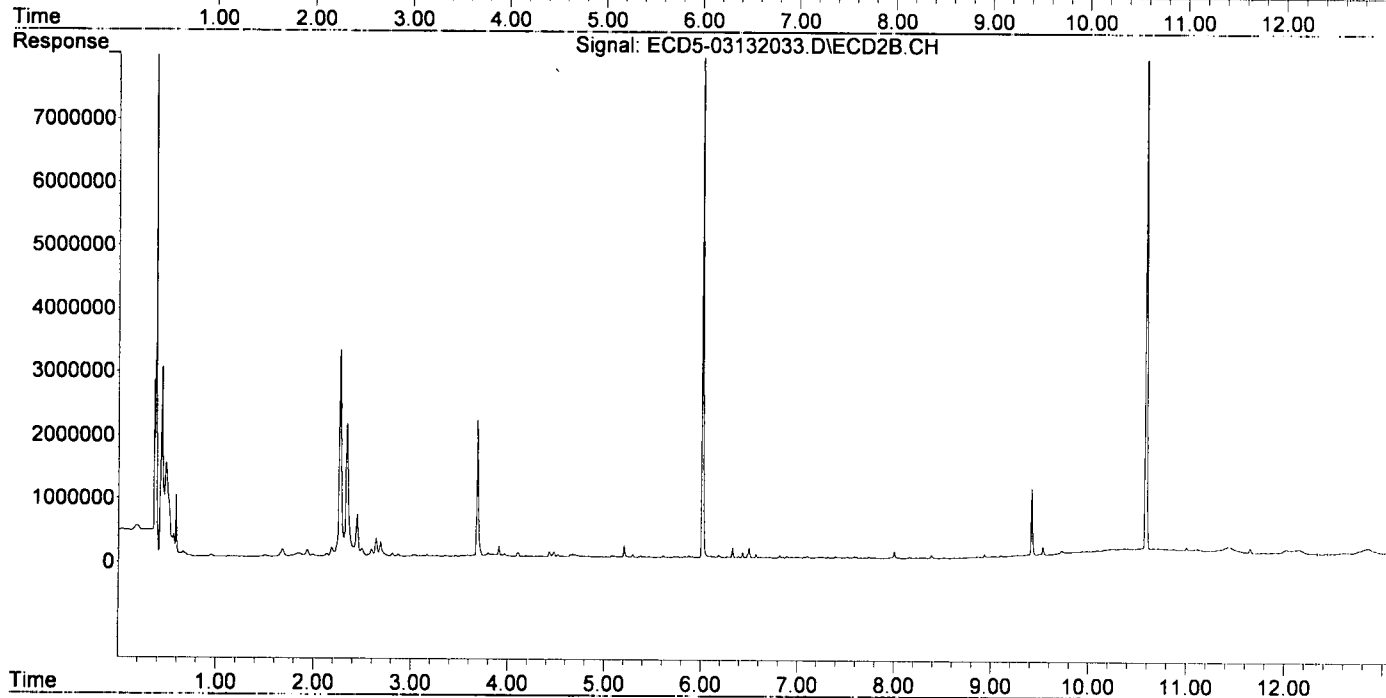
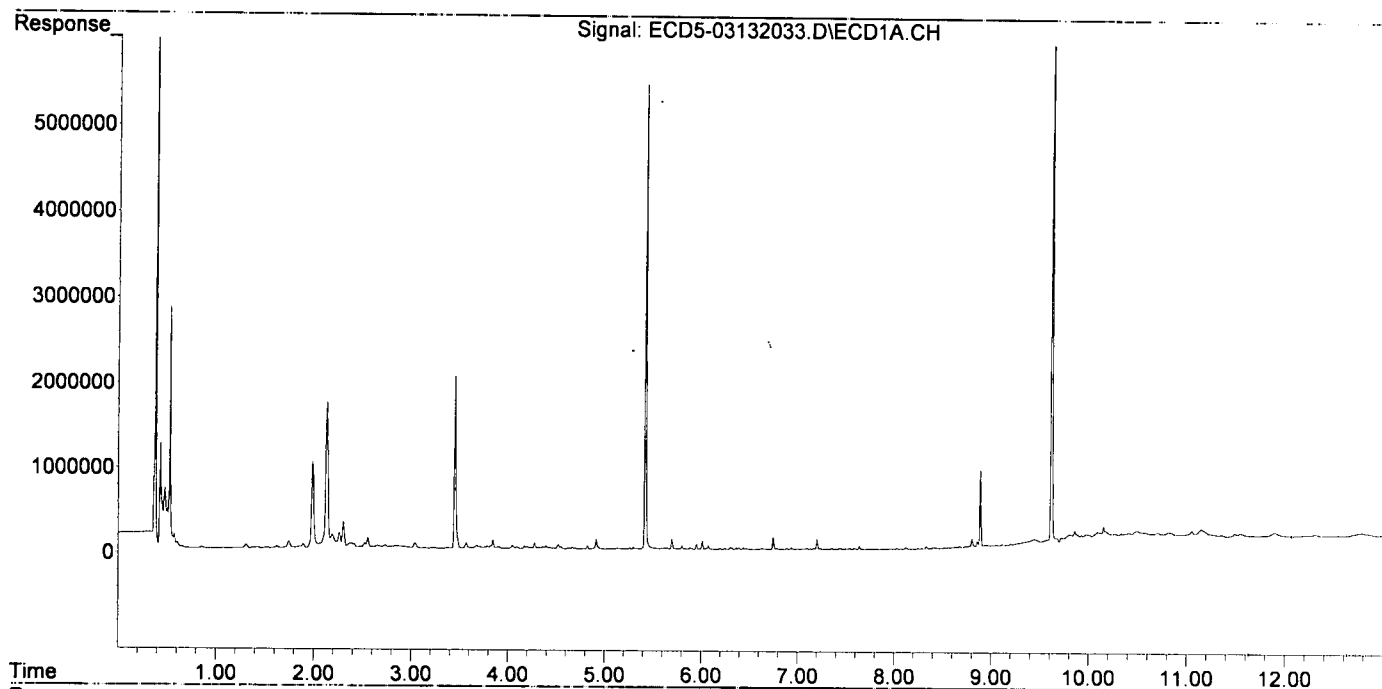
Compound	RT#1	RT#2	Resp#1	Resp#2	ng/mL	ng/mL
System Monitoring Compounds						
1) S TCMX (S)	5.421	6.015	5435231	8585933	25.289	24.929
22) S DCBP (S)	9.618	10.590	7785265	8892213	49.198	45.848
Target Compounds						
2) a-BHC	5.951	6.621	62393	10213	0.218	0.046 #
3) g-BHC	6.244	6.941	15230	17586	0.060	0.043 #
4) b-BHC	6.303	6.994	24661	18806	0.038	BelowCal #
5) Heptachlor	6.633f	7.317	14182	11084	0.061	0.030 #
6) d-BHC	6.470	7.260	11693	16159	0.047	BelowCal #
7) Aldrin	6.886	7.594	12582	29602	0.052	0.078 #
8) Heptachlo...	7.355	8.003f	18322	115501	0.081	0.335 #
9) trans-Chl...	7.448	8.163	15588	19020	0.069	0.054
10) cis-Chlor...	7.544	8.269	13111	13552	0.059	0.041 #
11) Endosulfa...	7.640	8.320	37107	13385	0.180	0.043 #
12) 4,4'-DDE	7.587f	8.387	12312	53241	0.055	0.192 #
13) Dieldrin	7.817	8.521	6098	11195	0.026	0.032
14) Endrin	7.982	8.750	6576	11232	0.040	0.019 #
15) 4,4'-DDD	8.028	8.791	8867	9852	0.048	0.033 #
16) Endosulfa...	8.122f	8.880f	21208	17070	BelowCal	BelowCal
17) 4,4'-DDT	8.248	9.015	5742	28688	0.032	0.241 #
18) Endrin Al...	8.431	9.137	10906	27736	BelowCal	BelowCal
19) Endosulfa...	0.000	9.339	0	41628	N.D.	BelowCalm
20) Methoxychlor	8.561	9.498	10722	56839	BelowCal	0.584
21) Endrin Ke...	8.941	9.726	28615	105175	BelowCal	0.229
23) Hexachlor...	3.224	3.685f	17873	2145068	0.080	4.929 #
24) Hexachlor...	5.802	6.498	42690	163367	0.190	0.447 #
25) Oxychlorane	0.000	0.000	0	0	N.D.	N.D.
26) 2,4'-DDE	7.355	8.163	18322	19020	0.120	0.081 #
27) trans-Non...	7.544	8.234	13111	6189	0.059	0.018 #
28) 2,4'-DDD	7.742	8.521	6445	11195	0.047	0.054
29) 2,4'-DDT	7.905	8.750	3022	11232	0.023	0.100 #
30) cis-Nonac...	8.028	8.791	8867	9852	0.035	0.026 #
31) Mirex	8.675	9.726	19030	105175	BelowCal	0.395
32) Chlordane...	7.448	8.163	15588	19020	0.628	0.448 #
33) Chlordane...	7.544	8.269	13111	13552	0.476	0.386
34) Chlordane...	8.068f	8.934	4599	57760	0.614	5.365 #
35) Chlordane...	0.000	3.685	0	2145068	N.D.	NoCal
36) Toxaphene...	7.504	8.521f	9419	11195	8.883	3.959 #
37) Toxaphene...	7.817	8.858	6098	26453	3.096	7.625 #
38) Toxaphene...	8.122	8.880	21208	17070	5.277	2.973 #
39) Toxaphene...	8.403f	8.934	15151	57760	3.878	6.246 #
40) Toxaphene...	8.638f	9.137	9424	27736	3.124	5.468 #
41) Toxaphene...	8.675	9.498	19030	56839	4.825	10.641 #
42) Toxaphene...	3.676f	3.685f	43825	2145068	NoCal	NoCal

Quantitation Report (QT Reviewed)

Data Path : C:\msdchem\1\data\2020-03\0C13030\
Data File : ECD5-03132033.D
Signal(s) : Signal #1: ECD1A.CH Signal #2: ECD2B.CH
Acq On : 13 Mar 2020 21:16
Operator : MJB
Sample : 0030455-BLK1
Misc : 1x, 8081B, GPC
ALS Vial : 21 (Sig #1); 0 (Sig #2) Sample Multiplier: 1

Integration File signal 1: PEST1.e
Integration File signal 2: PEST2.e
Quant Time: Mar 16 14:21:13 2020
Quant Method : C:\msdchem\1\methods\ECD5_QUANTPEST_200225RT2.M
Quant Title : Instrument: DualECD5
QLast Update : Wed Feb 26 15:13:42 2020
Response via : Initial Calibration
Integrator: ChemStation 6890 Scale Mode: Small noise peaks clipped

Volume Inj. : 2uL
Signal #1 Phase : Rtx-CLPesticides Signal #2 Phase: Rtx-CLPesticides2
Signal #1 Info : 30m X 0.32mm X 0. Signal #2 Info : 30m X 0.32mm X 0.25um

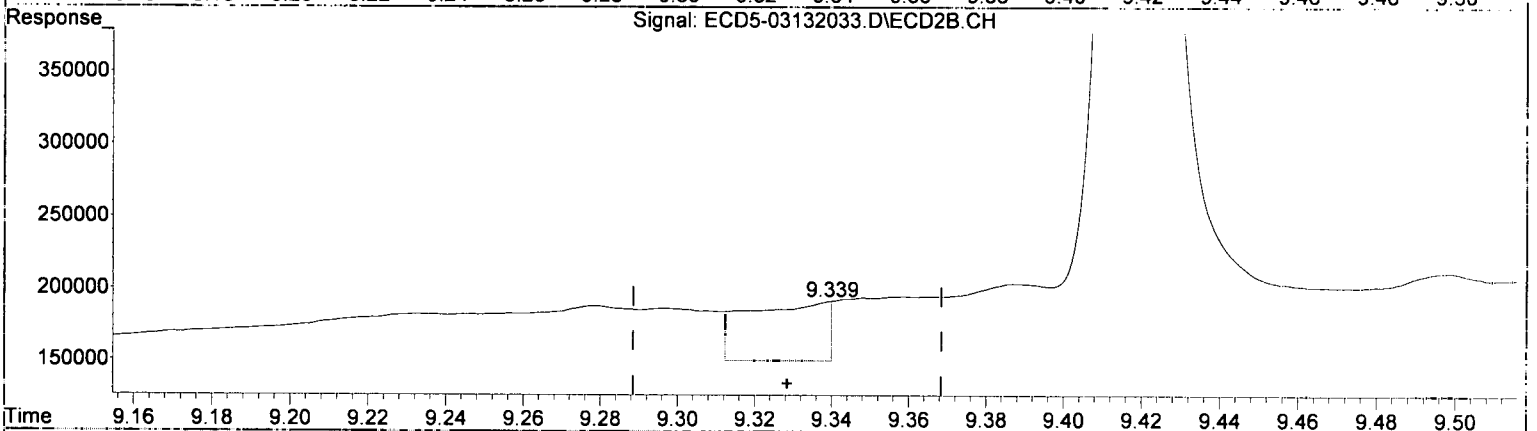
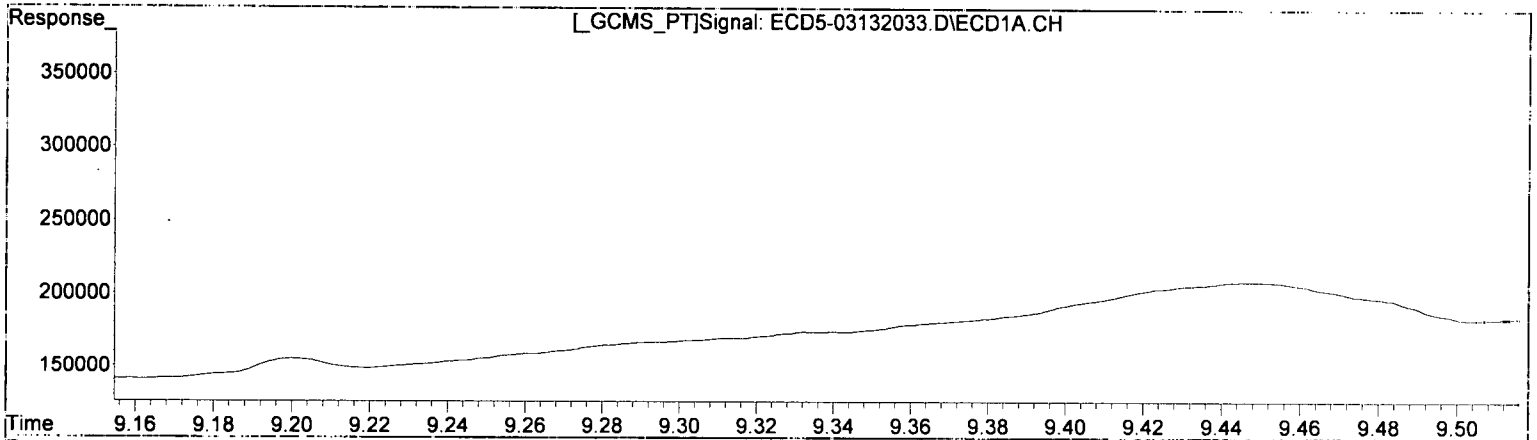


Quantitation Report (Qedit)

Data Path : C:\msdchem\1\data\2020-03\0C13030\
Data File : ECD5-03132033.D
Signal(s) : Signal #1: ECD1A.CH Signal #2: ECD2B.CH
Acq On : 13 Mar 2020 21:16
Operator : MJB
Sample : 0030455-BLK1
Misc : 1x, 8081B, GPC
ALS Vial : 21 (Sig #1); 0 (Sig #2) Sample Multiplier: 1

Integration File signal 1: PEST1.e
Integration File signal 2: PEST2.e
Quant Time: Mar 16 10:41:02 2020
Quant Method : C:\msdchem\1\methods\ECD5_QUANTPEST_200225RT2.M
Quant Title : Instrument: DualECD5
QLast Update : Wed Feb 26 15:13:42 2020
Response via : Initial Calibration
Integrator: ChemStation 6890 Scale Mode: Small noise peaks clipped

Volume Inj. : 2uL
Signal #1 Phase : Rtx-CLPesticides Signal #2 Phase: Rtx-CLPesticides2
Signal #1 Info : 30m X 0.32mm X 0. Signal #2 Info : 30m X 0.32mm X 0.25um



(19) Endosulfan Sulfate
0.000min 0.000 ng/mL
response 0

*MJB
3/16/20*

(19) Endosulfan Sulfate #2
9.339min -0.197 ng/mL (m)
response 41628

Quantitation Report (Not Reviewed)

Data Path : C:\msdchem\1\data\2020-03\0C13030\
 Data File : ECD5-03132033.D
 Signal(s) : Signal #1: ECD1A.CH Signal #2: ECD2B.CH
 Acq On : 13 Mar 2020 21:16
 Operator : MJB
 Sample : 0030455-BLK1
 Misc : 1x, 8081B, GPC
 ALS Vial : 21 (Sig #1); 0 (Sig #2) Sample Multiplier: 1

Integration File signal 1: PEST1.e
 Integration File signal 2: PEST2.e
 Quant Time: Mar 16 10:41:02 2020
 Quant Method : C:\msdchem\1\methods\ECD5_QUANTPEST_200225RT2.M
 Quant Title : Instrument: DualECD5
 QLast Update : Wed Feb 26 15:13:42 2020
 Response via : Initial Calibration
 Integrator: ChemStation 6890 Scale Mode: Small noise peaks clipped

Volume Inj. : 2uL
 Signal #1 Phase : Rtx-CLPesticides Signal #2 Phase: Rtx-CLPesticides2
 Signal #1 Info : 30m X 0.32mm X 0. Signal #2 Info : 30m X 0.32mm X 0.25um

MJB
9/16/20

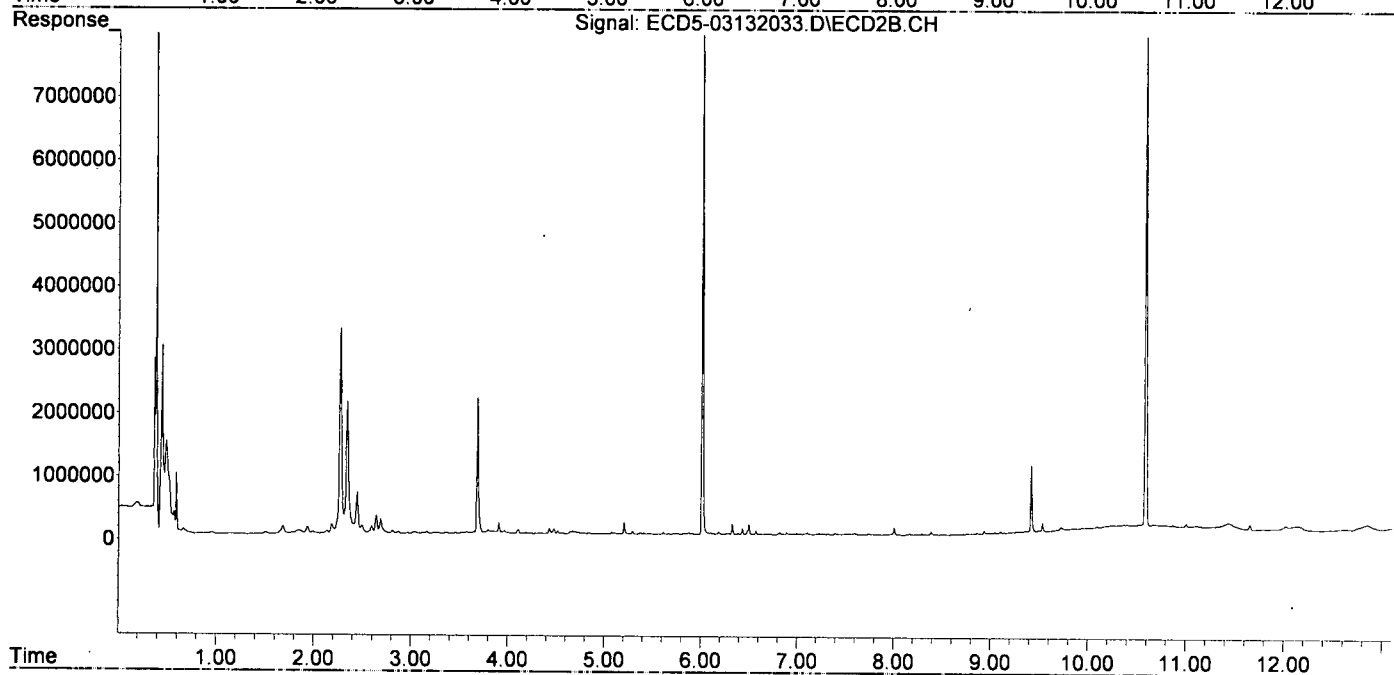
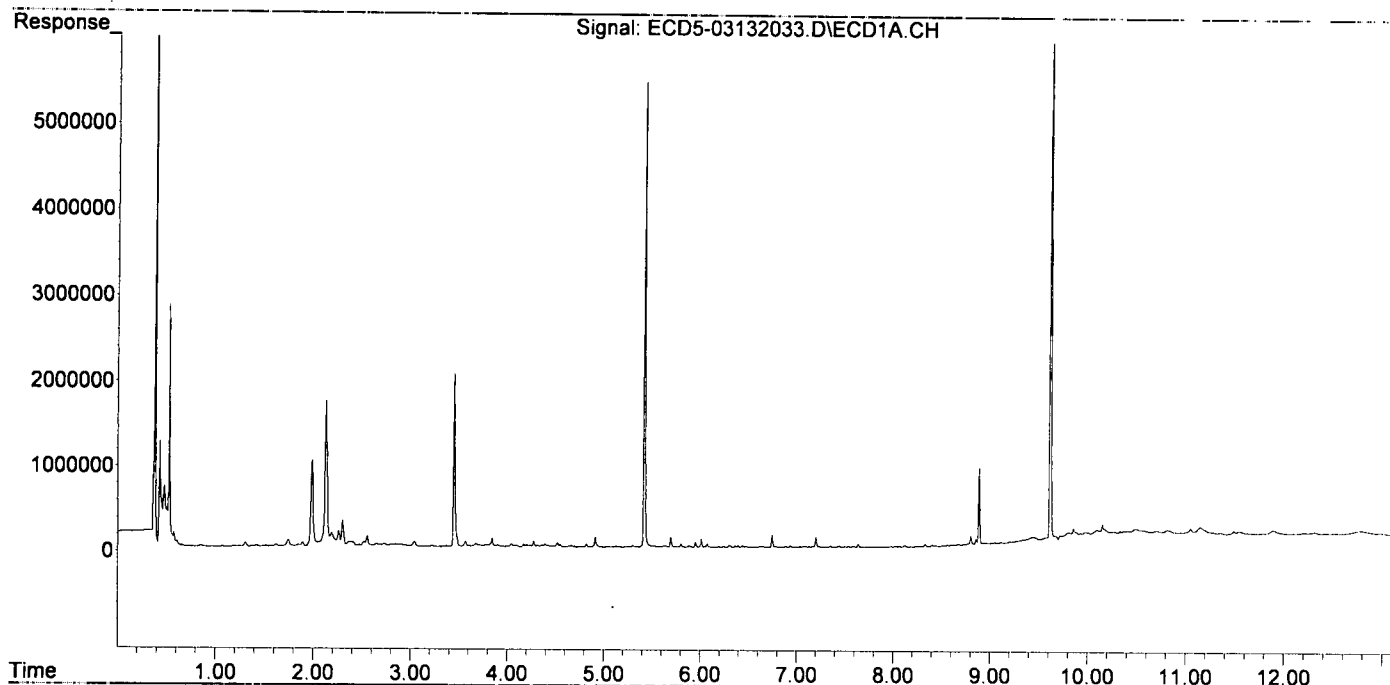
Compound	RT#1	RT#2	Resp#1	Resp#2	ng/mL	ng/mL
System Monitoring Compounds						
1) S TCMX (S)	5.421	6.015	5435231	8585933	25.289	24.929
22) S DCBP (S)	9.618	10.590	7785265	8892213	49.198	45.848
Target Compounds						
2) a-BHC	5.951	6.621	62393	10213	0.218	0.046 #
3) g-BHC	6.244	6.941	15230	17586	0.060	0.043 #
4) b-BHC	6.303	6.994	24661	18806	0.038	BelowCal #
5) Heptachlor	6.633f	7.317	14182	11084	0.061	0.030 #
6) d-BHC	6.470	7.260	11693	16159	0.047	BelowCal #
7) Aldrin	6.886	7.594	12582	29602	0.052	0.078 #
8) Heptachlo...	7.355	8.003f	18322	115501	0.081	0.335 #
9) trans-Chl...	7.448	8.163	15588	19020	0.069	0.054
10) cis-Chlor...	7.544	8.269	13111	13552	0.059	0.041 #
11) Endosulfa...	7.640	8.320	37107	13385	0.180	0.043 #
12) 4,4'-DDE	7.587f	8.387	12312	53241	0.055	0.192 #
13) Dieldrin	7.817	8.521	6098	11195	0.026	0.032
14) Endrin	7.982	8.750	6576	11232	0.040	0.019 #
15) 4,4'-DDD	8.028	8.791	8867	9852	0.048	0.033 #
16) Endosulfa...	8.122f	8.880f	21208	17070	BelowCal	BelowCal
17) 4,4'-DDT	8.248	9.015	5742	28688	0.032	0.241 #
18) Endrin Al...	8.431	9.137	10906	27736	BelowCal	BelowCal
19) Endosulfa...	0.000	9.297f	0	37002	N.D.	BelowCal
20) Methoxychlor	8.561	9.498	10722	56839	BelowCal	0.584
21) Endrin Ke...	8.941	9.726	28615	105175	BelowCal	0.229
23) Hexachlor...	3.224	3.685f	17873	2145068	0.080	4.929 #
24) Hexachlor...	5.802	6.498	42690	163367	0.190	0.447 #
25) Oxychlorane	0.000	0.000	0	0	N.D.	N.D.
26) 2,4'-DDE	7.355	8.163	18322	19020	0.120	0.081 #
27) trans-Non...	7.544	8.234	13111	6189	0.059	0.018 #
28) 2,4'-DDD	7.742	8.521	6445	11195	0.047	0.054
29) 2,4'-DDT	7.905	8.750	3022	11232	0.023	0.100 #
30) cis-Nonac...	8.028	8.791	8867	9852	0.035	0.026 #
31) Mirex	8.675	9.726	19030	105175	BelowCal	0.395
32) Chlordane...	7.448	8.163	15588	19020	0.628	0.448 #
33) Chlordane...	7.544	8.269	13111	13552	0.476	0.386
34) Chlordane...	8.068f	8.934	4599	57760	0.614	5.365 #
35) Chlordane...	0.000	3.685	0	2145068	N.D.	NoCal
36) Toxaphene...	7.504	8.521f	9419	11195	8.883	3.959 #
37) Toxaphene...	7.817	8.858	6098	26453	3.096	7.625 #
38) Toxaphene...	8.122	8.880	21208	17070	5.277	2.973 #
39) Toxaphene...	8.403f	8.934	15151	57760	3.878	6.246 #
40) Toxaphene...	8.638f	9.137	9424	27736	3.124	5.468 #
41) Toxaphene...	8.675	9.498	19030	56839	4.825	10.641 #
42) Toxaphene...	3.676f	3.685f	43825	2145068	NoCal	NoCal

Quantitation Report (Not Reviewed)

Data Path : C:\msdchem\1\data\2020-03\0C13030\
Data File : ECD5-03132033.D
Signal(s) : Signal #1: ECD1A.CH Signal #2: ECD2B.CH
Acq On : 13 Mar 2020 21:16
Operator : MJB
Sample : 0030455-BLK1
Misc : 1x, 8081B, GPC
ALS Vial : 21 (Sig #1); 0 (Sig #2) Sample Multiplier: 1

Integration File signal 1: PEST1.e
Integration File signal 2: PEST2.e
Quant Time: Mar 16 10:41:02 2020
Quant Method : C:\msdchem\1\methods\ECD5_QUANTPEST_200225RT2.M
Quant Title : Instrument: DualECD5
QLast Update : Wed Feb 26 15:13:42 2020
Response via : Initial Calibration
Integrator: ChemStation 6890 Scale Mode: Small noise peaks clipped

Volume Inj. : 2uL
Signal #1 Phase : Rtx-CLPesticides Signal #2 Phase: Rtx-CLPesticides2
Signal #1 Info : 30m X 0.32mm X 0. Signal #2 Info : 30m X 0.32mm X 0.25um



Quantitation Report (Not Reviewed)

Data Path : C:\msdchem\1\data\2020-03\0C13030\
 Data File : ECD5-03132034.D
 Signal(s) : Signal #1: ECD1A.CH Signal #2: ECD2B.CH
 Acq On : 13 Mar 2020 21:33
 Operator : MJB
 Sample : 0030455-BS1
 Misc : 1x, 8081B, GPC
 ALS Vial : 22 (Sig #1); 0 (Sig #2) Sample Multiplier: 1

Integration File signal 1: PEST1.e
 Integration File signal 2: PEST2.e
 Quant Time: Mar 16 10:41:06 2020
 Quant Method : C:\msdchem\1\methods\ECD5_QUANTPEST_200225RT2.M
 Quant Title : Instrument: DualECD5
 QLast Update : Wed Feb 26 15:13:42 2020
 Response via : Initial Calibration
 Integrator: ChemStation 6890 Scale Mode: Small noise peaks clipped

Volume Inj. : 2uL
 Signal #1 Phase : Rtx-CLPesticides Signal #2 Phase: Rtx-CLPesticides2
 Signal #1 Info : 30m X 0.32mm X 0. Signal #2 Info : 30m X 0.32mm X 0.25um

MJB
3/16/20

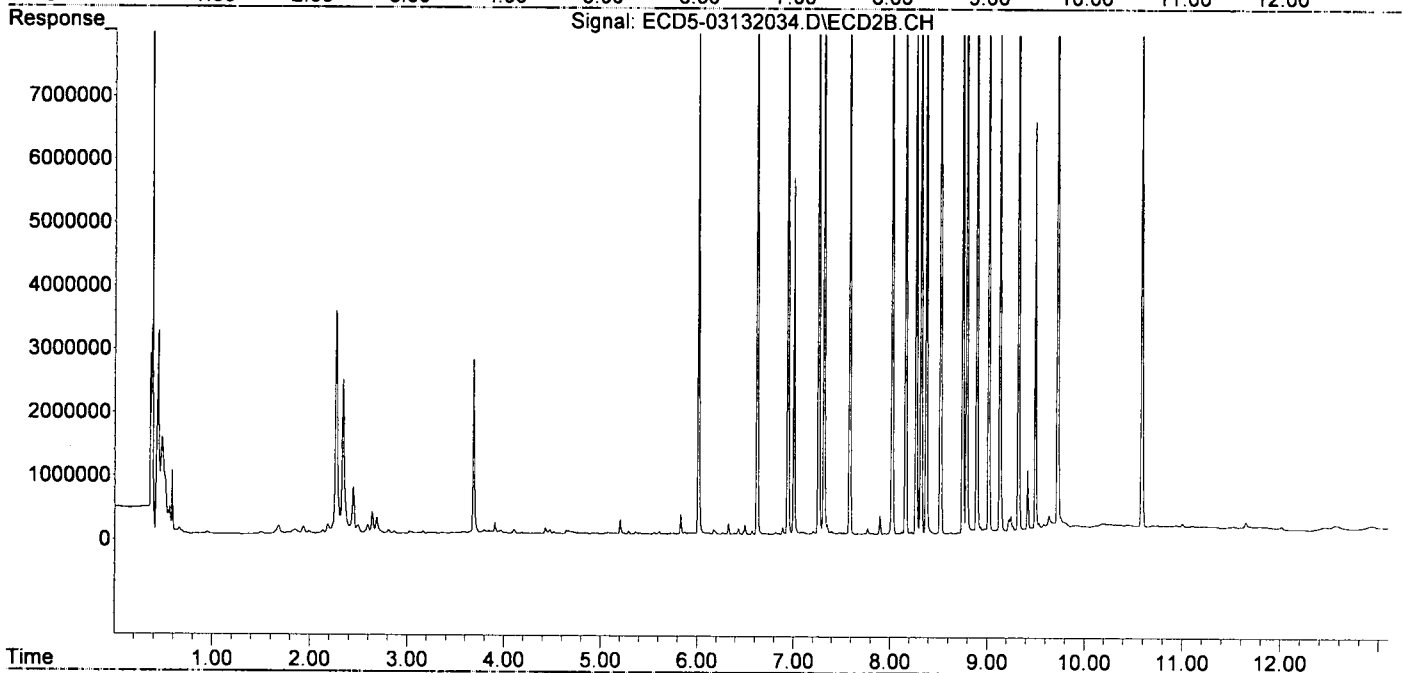
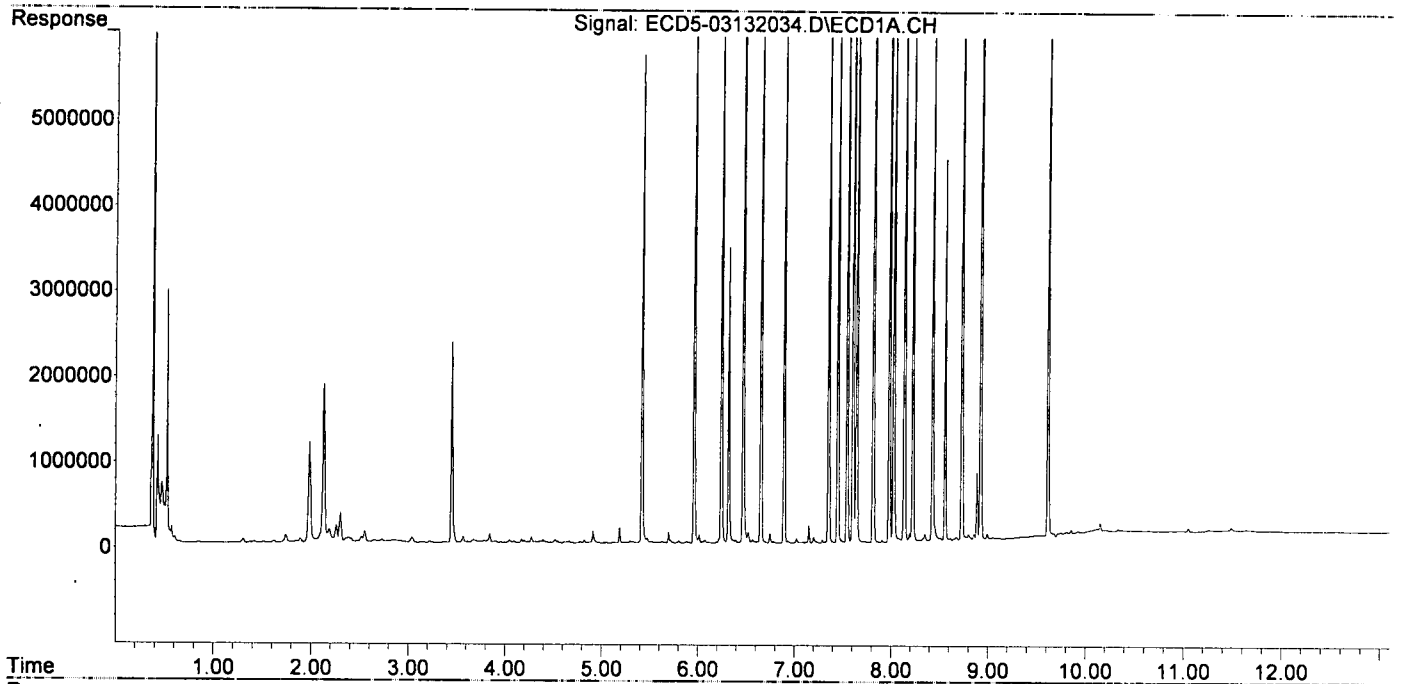
Compound	RT#1	RT#2	Resp#1	Resp#2	ng/mL	ng/mL
System Monitoring Compounds						
1) S TCMX (S)	5.420	6.014	5640758	9167865	26.245	26.619
22) S DCBP (S)	9.617	10.588	7703619	8547260	48.682	44.069
Target Compounds						
2) a-BHC	5.959	6.622	8721475	14754315	30.516	32.274
3) g-BHC	6.242	6.941	8005953	13177524	31.718	32.246
4) b-BHC	6.317	7.004	3443818	5611352	32.101	32.988
5) Heptachlor	6.652	7.316	7610717	12574350	32.646	33.772
6) d-BHC	6.467	7.260	8718043	14556102	34.668	38.227
7) Aldrin	6.892	7.582	7494754	11673103	31.192	30.769
8) Heptachlo...	7.354	8.021	8299408	12714994	36.868	36.856
9) trans-Chl...	7.449	8.161	8303789	12686985	36.493	35.894
10) cis-Chlor...	7.546	8.269	7873660	12119553	35.630	36.346
11) Endosulfa...	7.645	8.319	8542165	12975628	41.475	41.808
12) 4,4'-DDE	7.606	8.374	8656413	13842734	38.400	39.933
13) Dieldrin	7.816	8.521	10191794	15345495	44.221	44.301
14) Endrin	7.982	8.749	8822669	12739063	53.230	53.566
15) 4,4'-DDD	8.028	8.790	8234181	13199233	44.190	47.232
16) Endosulfa...	8.138	8.896	8523136	12609490	50.356	49.251
17) 4,4'-DDT	8.225	9.017	8459117	12182695	56.638	57.715
18) Endrin Al...	8.429	9.132	6496585	9700214	43.012	43.143
19) Endosulfa...	8.731	9.324	8497329	12252774	53.639	53.101
20) Methoxychlor	8.559	9.496	4421757	6434366	59.813	62.391
21) Endrin Ke...	8.925	9.725	10020087	13731621	51.853	51.450
23) Hexachlor...	3.222	3.682f	23633	2728800	0.106	6.270 #
24) Hexachlor...	5.801	6.497	32135	146160	0.143	0.400 #
25) Oxychlorane	7.290	7.945	39126	6588	0.195	0.021 #
26) 2,4'-DDE	7.354	8.161	8299408	12686985	54.408	53.898
27) trans-Non...	7.546	8.222	7873660	34878	35.151	0.102 #
28) 2,4'-DDD	7.733	8.521	12789	15345495	0.093	73.455 #
29) 2,4'-DDT	7.910	8.749	25980	12739063	0.201	65.625 #
30) cis-Nonac...	8.028	8.790	8234181	13199233	32.895	35.146
31) Mirex	8.677	9.725	35364	13731621	0.024	67.471 #
32) Chlordane...	7.449	8.161	8303789	12686985	334.661	298.945
33) Chlordane...	7.546	8.269	7873660	12119553	285.918	345.114
34) Chlordane...	0.000	8.931	0	96130	N.D.	8.928 #
35) Chlordane...	0.000	3.682	0	2728800	N.D.	NoCal
36) Toxaphene...	7.546f	8.521f	7873660	15345495	7425.030	5427.085 #
37) Toxaphene...	7.816	8.855	10191794	62652	5174.561	18.060 #
38) Toxaphene...	8.138	8.896f	8523136	12609490	2120.691	2196.149
39) Toxaphene...	8.351f	8.931	87015	96130	22.270	10.395 #
40) Toxaphene...	8.615	9.132	25676	9700214	8.511	1912.438 #
41) Toxaphene...	8.677	9.496	35364	6434366	8.967	1204.617 #
42) Toxaphene...	0.000	3.682f	0	2728800	N.D.	NoCal

Quantitation Report (Not Reviewed)

Data Path : C:\msdchem\1\data\2020-03\0C13030\
Data File : ECD5-03132034.D
Signal(s) : Signal #1: ECD1A.CH Signal #2: ECD2B.CH
Acq On : 13 Mar 2020 21:33
Operator : MJB
Sample : 0030455-BS1
Misc : 1x, 8081B, GPC
ALS Vial : 22 (Sig #1); 0 (Sig #2) Sample Multiplier: 1

Integration File signal 1: PEST1.e
Integration File signal 2: PEST2.e
Quant Time: Mar 16 10:41:06 2020
Quant Method : C:\msdchem\1\methods\ECD5_QUANTPEST_200225RT2.M
Quant Title : Instrument: DualECD5
QLast Update : Wed Feb 26 15:13:42 2020
Response via : Initial Calibration
Integrator: ChemStation 6890 Scale Mode: Small noise peaks clipped

Volume Inj. : 2uL
Signal #1 Phase : Rtx-CLPesticides Signal #2 Phase: Rtx-CLPesticides2
Signal #1 Info : 30m X 0.32mm X 0. Signal #2 Info : 30m X 0.32mm X 0.25um



Quantitation Report (Not Reviewed)

Data Path : C:\msdchem\1\data\2020-03\0C13030\
 Data File : ECD5-03132037.D
 Signal(s) : Signal #1: ECD1A.CH Signal #2: ECD2B.CH
 Acq On : 13 Mar 2020 22:25
 Operator : MJB
 Sample : 0030455-MSD1
 Misc : 1x, 8081B, GPC
 ALS Vial : 25 (Sig #1); 0 (Sig #2) Sample Multiplier: 1

Integration File signal 1: PEST1.e
 Integration File signal 2: PEST2.e
 Quant Time: Mar 16 10:41:18 2020
 Quant Method : C:\msdchem\1\methods\ECD5_QUANTPEST_200225RT2.M
 Quant Title : Instrument: DualECD5
 QLast Update : Wed Feb 26 15:13:42 2020
 Response via : Initial Calibration
 Integrator: ChemStation 6890 Scale Mode: Small noise peaks clipped

MJB
 3/16/20

Volume Inj. : 2uL
 Signal #1 Phase : Rtx-CLPesticides Signal #2 Phase: Rtx-CLPesticides2
 Signal #1 Info : 30m X 0.32mm X 0. Signal #2 Info : 30m X 0.32mm X 0.25um

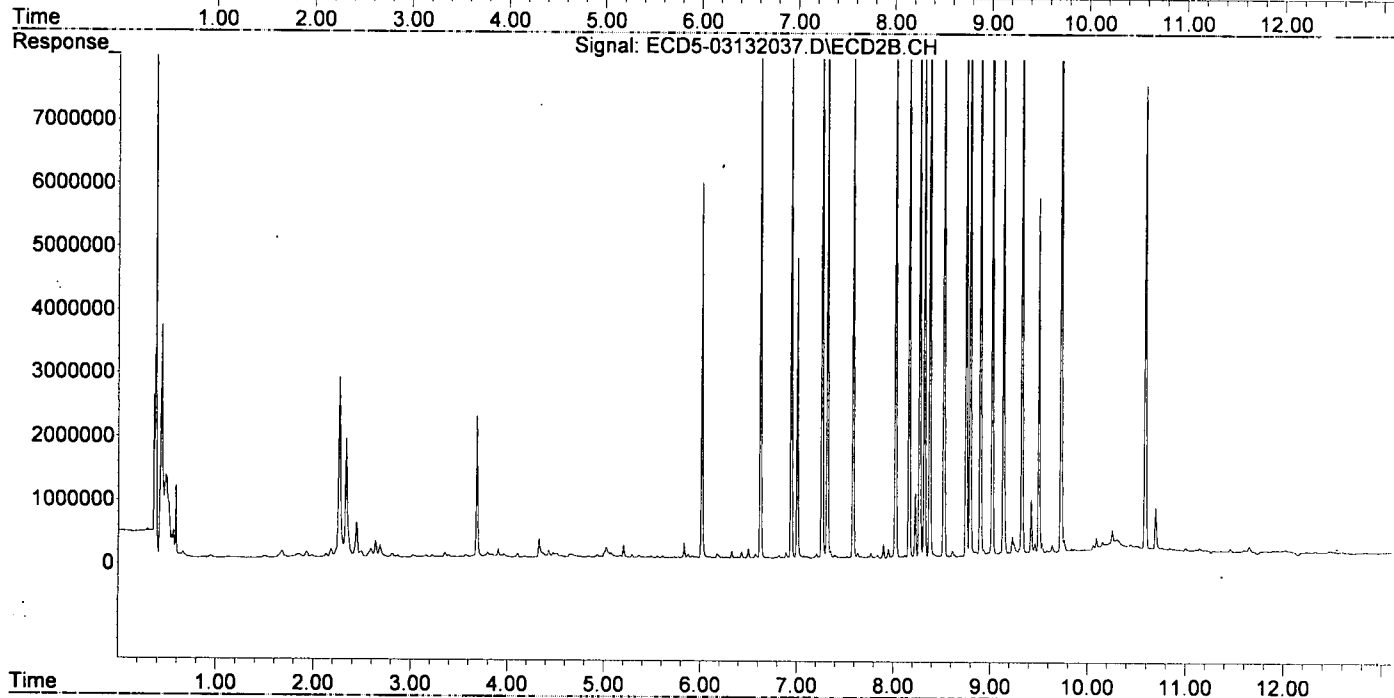
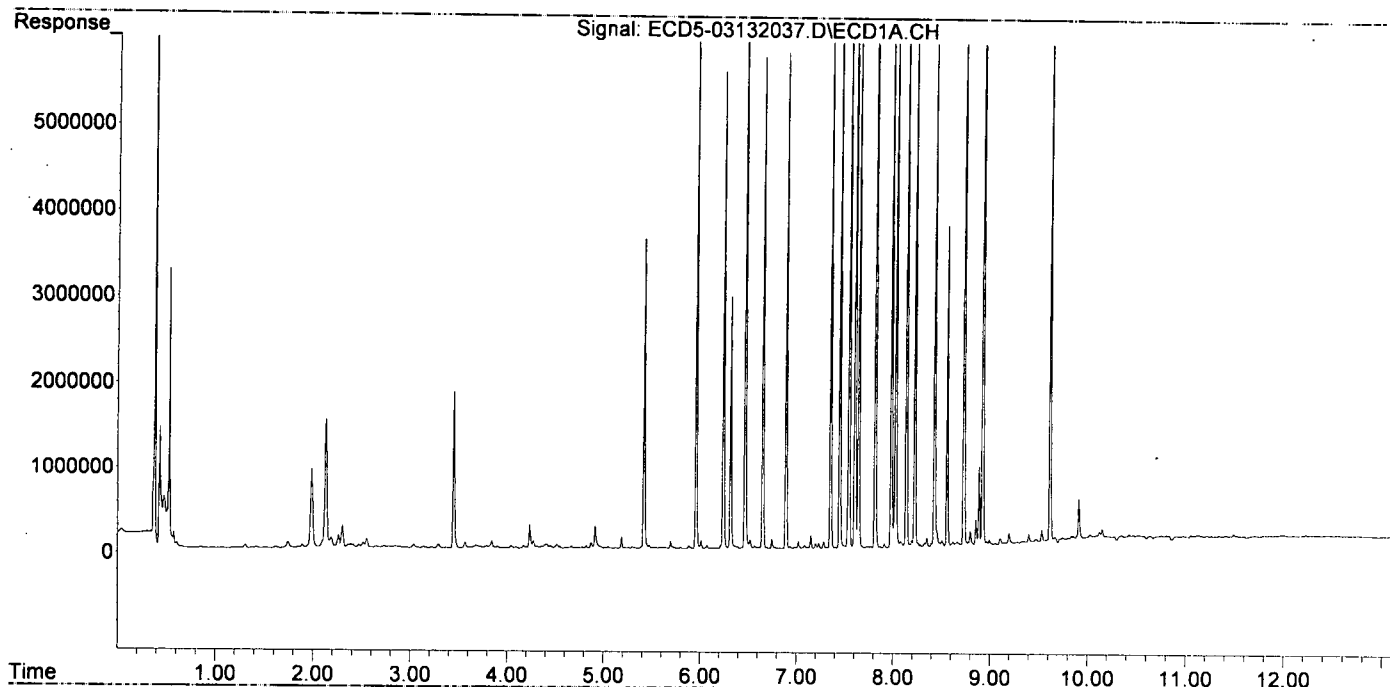
Compound	RT#1	RT#2	Resp#1	Resp#2	ng/mL	ng/mL
System Monitoring Compounds						
1) S TCMX (S)	5.419	6.013	3609996	5895899	16.797	17.119
22) S DCBP (S)	9.618	10.590	6544768	7394112	41.348	38.124
Target Compounds						
2) a-BHC	5.959	6.621	6209000	10318753	21.725	22.843
3) g-BHC	6.242	6.940	5579819	9865401	22.106	24.141
4) b-BHC	6.317	7.003	2932979	4722657	27.301	27.810
5) Heptachlor	6.651	7.315	5729359	9166656	24.576	24.619
6) d-BHC	6.467	7.259	7272663	12370077	28.921	32.719
7) Aldrin	6.892	7.582	5751263	8859599	23.936	23.353
8) Heptachlo...	7.354	8.021	6605045	10267885	29.341	29.762
9) trans-Chl...	7.449	8.161	7428080	11329235	32.644	32.053
10) cis-Chlor...	7.546	8.269	7141164	10812686	32.315	32.427
11) Endosulfa...	7.644	8.320	6794710	10482861	32.990	33.776
12) 4,4'-DDE	7.606	8.375	8512298	13578300	37.760 ^{FT}	39.200
13) Dieldrin	7.816	8.521	8708334	12886151	37.785	37.201
14) Endrin	7.982	8.750	7522250	11188923	45.384 ^{FT}	47.481
15) 4,4'-DDD	8.027	8.791	7510773	12332712	40.308 ^{FT}	44.296
16) Endosulfa...	8.138	8.896	7374672	11491683	43.605	45.107
17) 4,4'-DDT	8.225	9.018	7876093	11813982	52.948 ^{FT}	56.182
18) Endrin Al...	8.429	9.134	5962040	9231999	39.442 ^{FT}	41.132
19) Endosulfa...	8.731	9.324	7378365	11449232	46.584	49.779
20) Methoxychlor	8.559	9.497	3726721	5634147	50.799 ^{FT}	55.370
21) Endrin Ke...	8.926	9.726	8797768	12777590	45.609	48.074
23) Hexachlor...	3.221	3.681f	17209	2230904	0.077	5.126 #
24) Hexachlor...	5.800	6.496	19547	155270	0.087	0.425 #
25) Oxychlorthane	7.282	7.948	82911	144218	0.414	0.469
26) 2,4'-DDE	7.354	8.161	6605045	11329235	43.301	48.130
27) trans-Non...	7.546	8.225	7141164	1014600	31.881	2.982 #
28) 2,4'-DDD	7.741	8.521	20656	12886151	0.151	61.683 #
29) 2,4'-DDT	7.910	8.750	47571	11188923	0.368	58.563 #
30) cis-Nonac...	8.027	8.791	7510773	12332712	30.005	32.839
31) Mirex	8.665	9.726	53440	12777590	0.152	63.024 #
32) Chlordane...	7.449	8.161	7428080	11329235	299.368	266.952
33) Chlordane...	7.546	8.269	7141164	10812686	259.319	307.900
34) Chlordane...	8.080	8.932	70724	127960	9.438	11.885 #
35) Chlordane...	0.000	3.681f	0	2230904	N.D.	NoCal
36) Toxaphene...	7.546f	8.521f	7141164	12886151	6734.271	4557.314 #
37) Toxaphene...	7.816	8.851	8708334	90077	4421.381	25.965 #
38) Toxaphene...	8.138	8.896f	7374672	11491683	1834.935	2001.465
39) Toxaphene...	8.351f	8.932	107709	127960	27.567	13.837 #
40) Toxaphene...	8.621f	9.134	53977	9231999	17.892	1820.127 #
41) Toxaphene...	8.665	9.497	53440	5634147	13.551	1054.803 #
42) Toxaphene...	3.676f	3.681f	37005	2230904	NoCal	NoCal

Quantitation Report (Not Reviewed)

Data Path : C:\msdchem\1\data\2020-03\0C13030\
Data File : ECD5-03132037.D
Signal(s) : Signal #1: ECD1A.CH Signal #2: ECD2B.CH
Acq On : 13 Mar 2020 22:25
Operator : MJB
Sample : 0030455-MSD1
Misc : 1x, 8081B, GPC
ALS Vial : 25 (Sig #1); 0 (Sig #2) Sample Multiplier: 1

Integration File signal 1: PEST1.e
Integration File signal 2: PEST2.e
Quant Time: Mar 16 10:41:18 2020
Quant Method : C:\msdchem\1\methods\ECD5_QUANTPEST_200225RT2.M
Quant Title : Instrument: DualECD5
QLast Update : Wed Feb 26 15:13:42 2020
Response via : Initial Calibration
Integrator: ChemStation 6890 Scale Mode: Small noise peaks clipped

Volume Inj. : 2uL
Signal #1 Phase : Rtx-CLPesticides Signal #2 Phase: Rtx-CLPesticides2
Signal #1 Info : 30m X 0.32mm X 0. Signal #2 Info : 30m X 0.32mm X 0.25um



Quantitation Report (Not Reviewed)

Data Path : C:\msdchem\1\data\2020-03\0C13030\
 Data File : ECD5-03132040.D
 Signal(s) : Signal #1: ECD1A.CH Signal #2: ECD2B.CH
 Acq On : 13 Mar 2020 23:16
 Operator : MJB
 Sample : 0C13030-CCV5
 Misc : A20C183, AB 50 ppb
 ALS Vial : 3 (Sig #1); 0 (Sig #2) Sample Multiplier: 1

Integration File signal 1: PEST1.e
 Integration File signal 2: PEST2.e
 Quant Time: Mar 16 10:41:31 2020
 Quant Method : C:\msdchem\1\methods\ECD5_QUANTPEST_200225RT2.M
 Quant Title : Instrument: DualECD5
 QLast Update : Wed Feb 26 15:13:42 2020
 Response via : Initial Calibration
 Integrator: ChemStation 6890 Scale Mode: Small noise peaks clipped

Volume Inj. : 2uL
 Signal #1 Phase : Rtx-CLPesticides Signal #2 Phase: Rtx-CLPesticides2
 Signal #1 Info : 30m X 0.32mm X 0. Signal #2 Info : 30m X 0.32mm X 0.25um

MJB
3/16/20

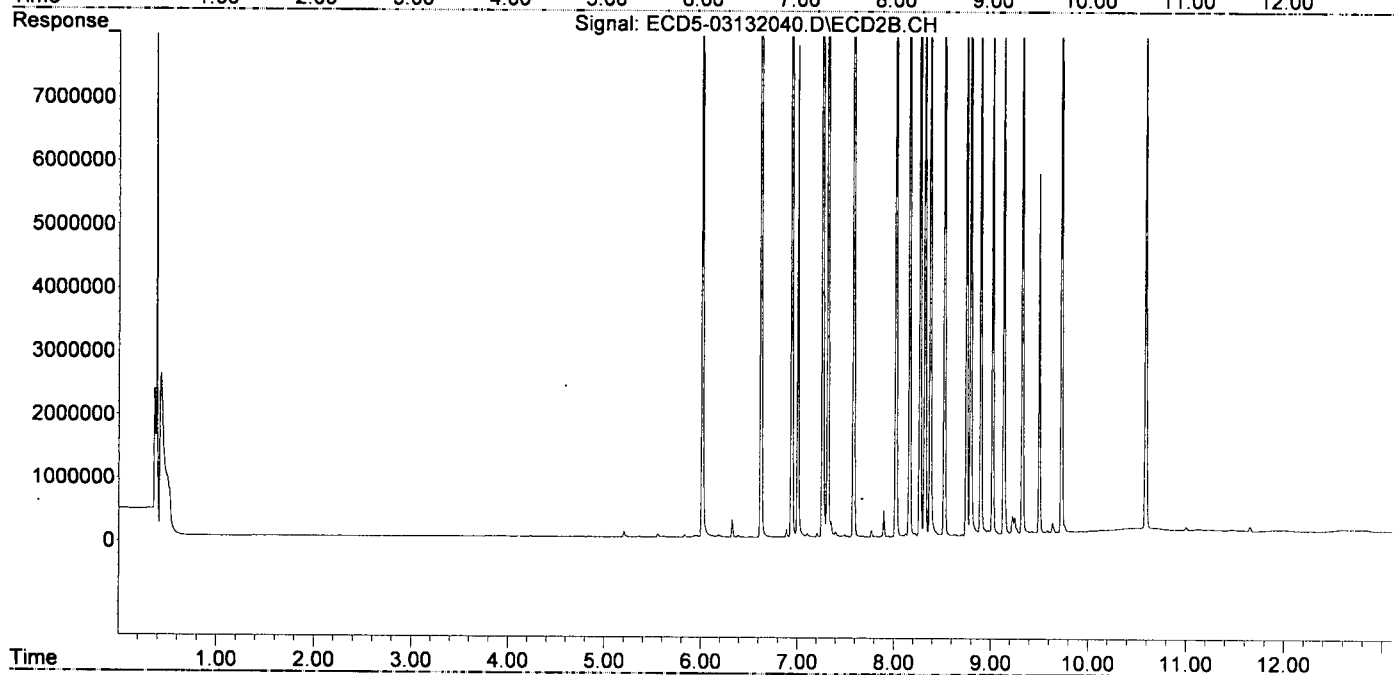
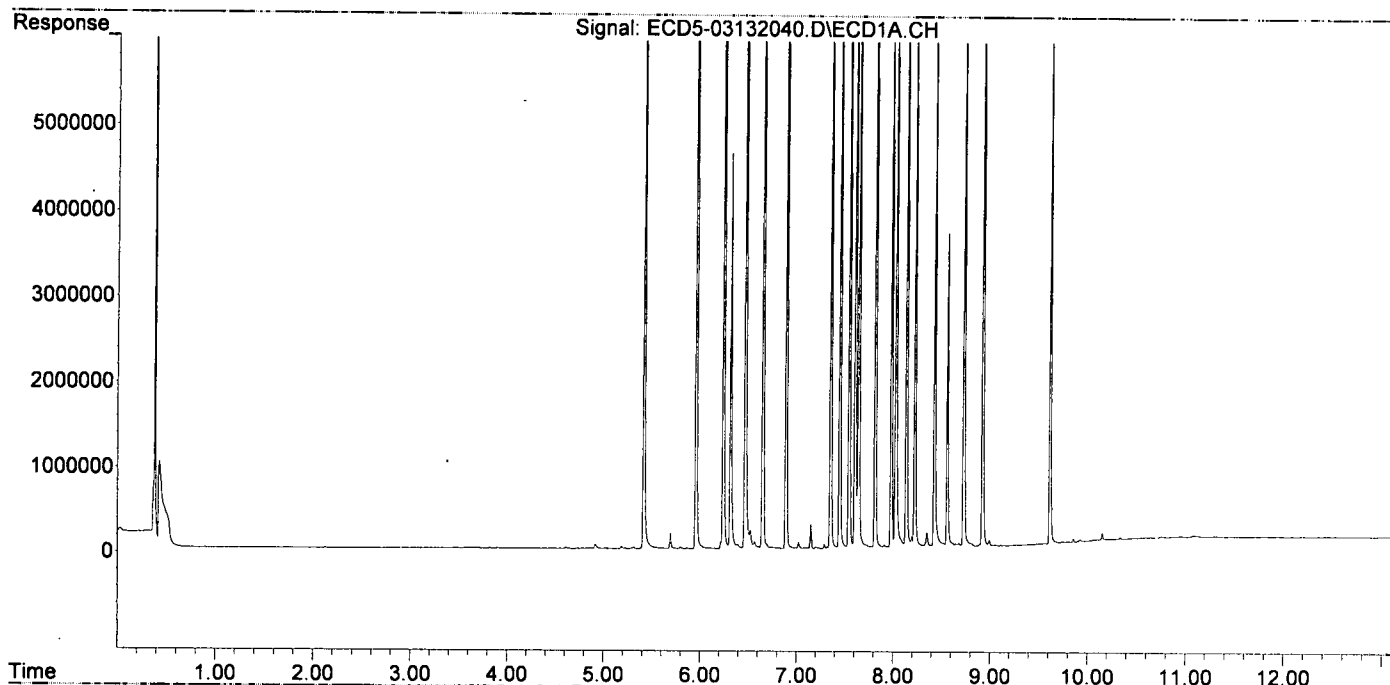
Compound	RT#1	RT#2	Resp#1	Resp#2	ng/mL	ng/mL
System Monitoring Compounds						
1) S TCMX (S)	5.420	6.014	9360805	15362641	43.554	44.606
22) S DCBP (S)	9.619	10.590	7622159	8985412	48.166	46.328
Target Compounds						
2) a-BHC	5.960	6.622	13590398	23280710	47.552	49.834
3) g-BHC	6.243	6.941	11600249	19783030	45.958	48.411
4) b-BHC	6.318	7.004	4612525	7733440	43.096	45.241
5) Heptachlor	6.652	7.316	11547533	19140713	49.532	51.407
6) d-BHC	6.468	7.261	10522807	18416291	41.845	47.769
7) Aldrin	6.894	7.583	11652327	18147741	48.495	47.836
8) Heptachlo...	7.355	8.021	10339610	16353154	45.931	47.401
9) trans-Chl...	7.450	8.162	10417482	16557341	45.782	46.844
10) cis-Chlor...	7.548	8.270	10104346	16023965	45.724	48.056
11) Endosulfa...	7.646	8.320	9756848	15039132	47.372	48.457
12) 4,4'-DDE	7.608	8.376	9759272	15859360	43.292	45.493
13) Dieldrin	7.817	8.522	11011709	17046508	47.779	49.212
14) Endrin	7.983	8.750	8729050	12780391	52.665	53.727
15) 4,4'-DDD	8.030	8.793	8205331	13820505	44.035	49.324
16) Endosulfa...	8.140	8.897	8200818	13151447	48.463	51.246
17) 4,4'-DDT	8.227	9.019	7753527	11422162	52.168	54.541
18) Endrin Al...	8.430	9.134	7131053	11431232	47.248	50.507
19) Endosulfa...	8.732	9.325	8282760	12626457	52.288	54.638
20) Methoxychlor	8.563	9.498	3654416	5638755	49.853	55.411
21) Endrin Ke...	8.927	9.726	9733922	14777433	50.394	55.119
23) Hexachlor...	0.000	0.000	0	0	N.D.	N.D.
24) Hexachlor...	5.801	6.501	23240	3849	0.103	0.011 #
25) Oxychlorane	7.291	7.946	52938	11333	0.264	0.037 #
26) 2,4'-DDE	7.355	8.162	10339610	16557341	67.783	70.340
27) trans-Non...	7.548	8.222	10104346	55986	45.110	0.165 #
28) 2,4'-DDD	0.000	8.522	0	17046508	N.D.	81.597 #
29) 2,4'-DDT	7.912	8.750	33496	12780391	0.259	65.810 #
30) cis-Nonac...	8.030	8.793	8205331	13820505	32.780	36.801
31) Mirex	8.682	9.726	39592	14777433	0.054	72.307 #
32) Chlordane...	7.450	8.162	10417482	16557341	419.847	390.143
33) Chlordane...	7.548	8.270	10104346	16023965	366.921	456.296
34) Chlordane...	0.000	8.897f	0	13151447	N.D.	1221.492 #
35) Chlordane...	3.705	0.000	3980	0	NoCal	N.D.
36) Toxaphene...	7.548f	8.522f	10104346	17046508	9528.616	6028.665 #
37) Toxaphene...	7.817	0.000	11011709	0	5590.847	N.D. #
38) Toxaphene...	8.140	8.897f	8200818	13151447	2040.494	2290.540
39) Toxaphene...	8.352	8.978f	171332	74285	43.850	8.033 #
40) Toxaphene...	8.563f	9.134	3654416	11431232	1211.379	2253.715 #
41) Toxaphene...	8.682	9.498	39592	5638755	10.039	1055.666 #
42) Toxaphene...	3.705	0.000	3980	0	NoCal	N.D.

Quantitation Report (Not Reviewed)

Data Path : C:\msdchem\1\data\2020-03\0C13030\
Data File : ECD5-03132040.D
Signal(s) : Signal #1: ECD1A.CH Signal #2: ECD2B.CH
Acq On : 13 Mar 2020 23:16
Operator : MJB
Sample : 0C13030-CCV5
Misc : A20C183, AB 50 ppb
ALS Vial : 3 (Sig #1); 0 (Sig #2) Sample Multiplier: 1

Integration File signal 1: PEST1.e
Integration File signal 2: PEST2.e
Quant Time: Mar 16 10:41:31 2020
Quant Method : C:\msdchem\1\methods\ECD5_QUANTPEST_200225RT2.M
Quant Title : Instrument: DualECD5
QLast Update : Wed Feb 26 15:13:42 2020
Response via : Initial Calibration
Integrator: ChemStation 6890 Scale Mode: Small noise peaks clipped

Volume Inj. : 2uL
Signal #1 Phase : Rtx-CLPesticides Signal #2 Phase: Rtx-CLPesticides2
Signal #1 Info : 30m X 0.32mm X 0. Signal #2 Info : 30m X 0.32mm X 0.25um



Quantitation Report (Not Reviewed)

Data Path : C:\msdchem\1\data\2020-03\0C13030\
 Data File : ECD5-03132041.D
 Signal(s) : Signal #1: ECD1A.CH Signal #2: ECD2B.CH
 Acq On : 13 Mar 2020 23:33
 Operator : MJB
 Sample : 0C13030-CCV6
 Misc : A19J408, 9-42 50 ppb
 ALS Vial : 4 (Sig #1); 0 (Sig #2) Sample Multiplier: 1

Integration File signal 1: PEST1.e
 Integration File signal 2: PEST2.e
 Quant Time: Mar 16 10:41:35 2020
 Quant Method : C:\msdchem\1\methods\ECD5_QUANTPEST_200225RT2.M
 Quant Title : Instrument: DualECD5
 QLast Update : Wed Feb 26 15:13:42 2020
 Response via : Initial Calibration
 Integrator: ChemStation 6890 Scale Mode: Small noise peaks clipped

Volume Inj. : 2uL
 Signal #1 Phase : Rtx-CLPesticides Signal #2 Phase: Rtx-CLPesticides2
 Signal #1 Info : 30m X 0.32mm X 0. Signal #2 Info : 30m X 0.32mm X 0.25um

MJB
3/16/20

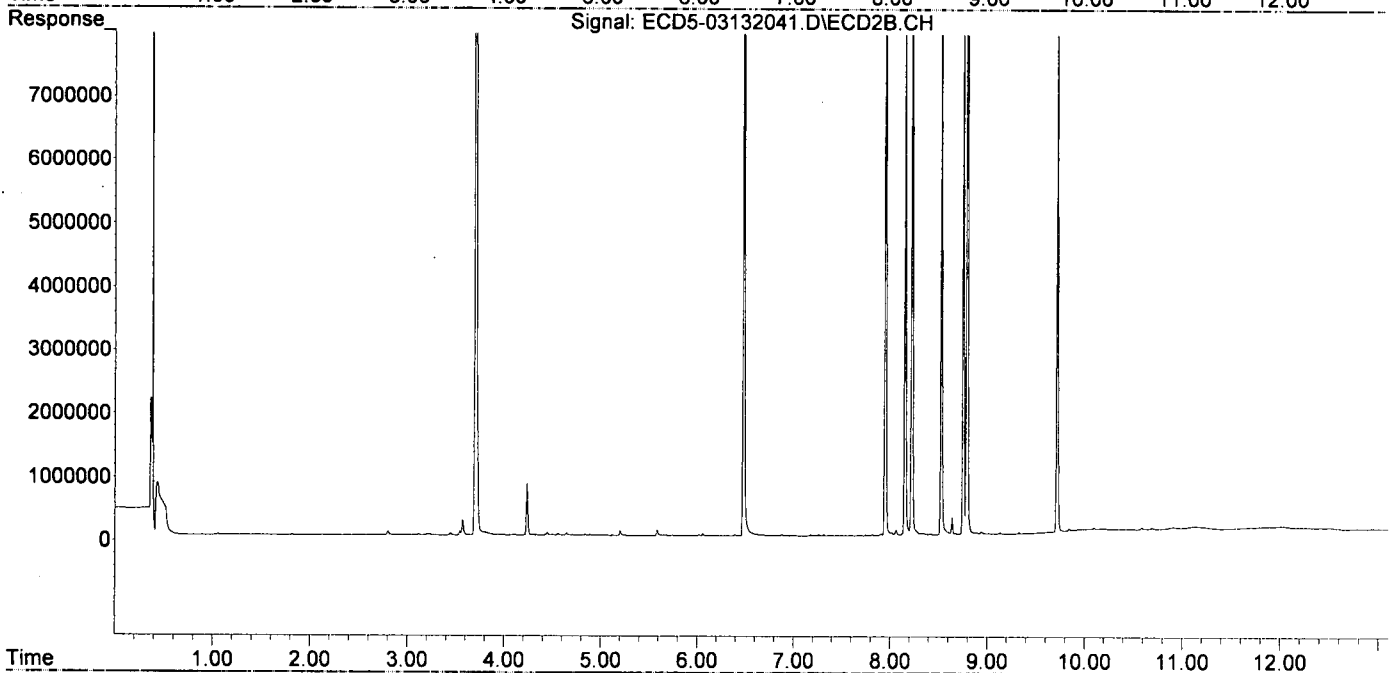
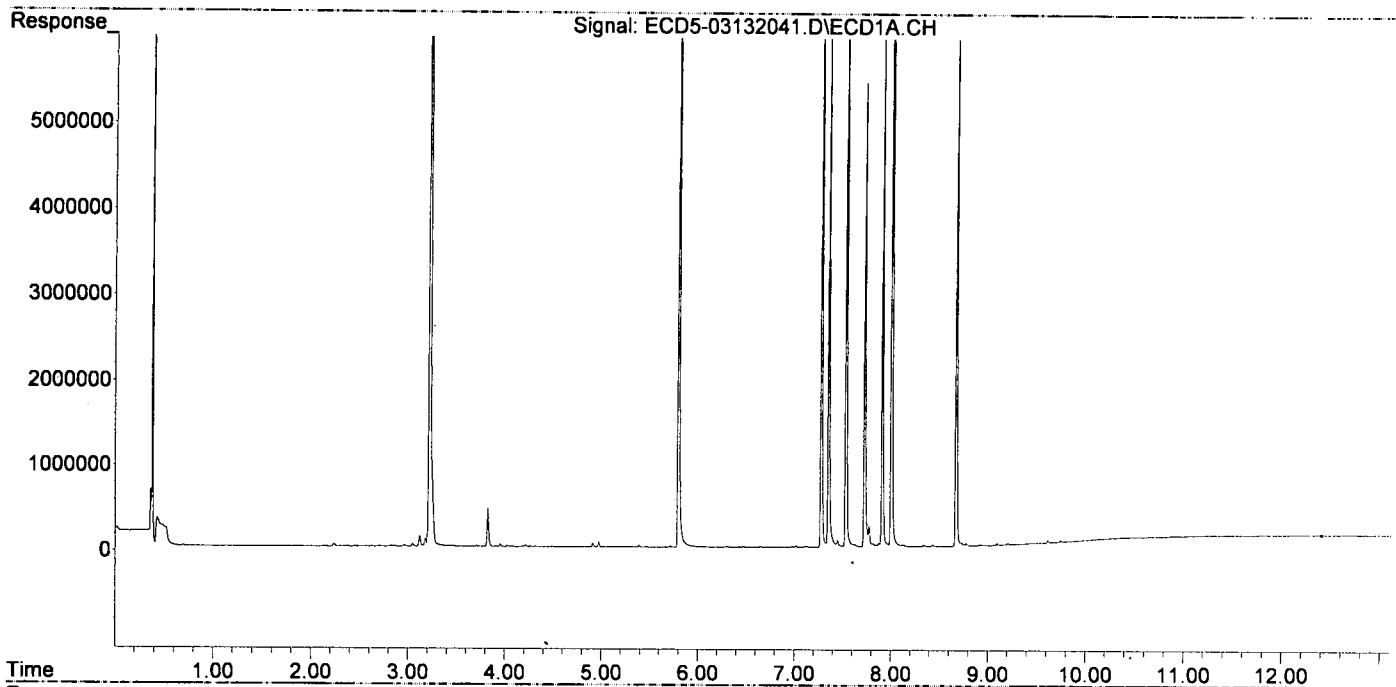
Compound	RT#1	RT#2	Resp#1	Resp#2	ng/mL	ng/mL	
System Monitoring Compounds							
1) S TCMX (S)	5.393f	6.022	22254	13824	0.104	0.040	#
22) S DCBP (S)	9.621	10.590	42924	35028	0.020	0.181	#
Target Compounds							
2) a-BHC	5.954	0.000	15763	0	0.055	N.D.	#
3) g-BHC	0.000	0.000	0	0	N.D.	N.D.	
4) b-BHC	6.306	7.006	12986	6014	13405.778	BelowCal	#
5) Heptachlor	6.653	7.316	12546	19129	0.054	0.051	
6) d-BHC	6.472	7.262	9834	17867	0.039	BelowCal	#
7) Aldrin	0.000	7.597	0	8369	N.D.	0.022	#
8) Heptachlo...	7.358	8.021	6031520	49173	26.793	0.143	#
9) trans-Chl...	7.451	8.154	85499	9881889	0.376	27.958	#
10) cis-Chlor...	7.539	0.000	9608264	0	43.479	N.D.	#
11) Endosulfa...	0.000	8.329	0	29654	N.D.	0.096	#
12) 4,4'-DDE	0.000	0.000	0	0	N.D.	N.D.	
13) Dieldrin	7.818	8.528	39853	8788929	0.173	25.373	#
14) Endrin	8.009f	8.753	10875024	9141677	65.613	39.279	#
15) 4,4'-DDD	8.009f	8.793	10875024	16584010	58.363	58.506	
16) Endosulfa...	8.126	8.897	22437	25249	BelowCal	BelowCal	
17) 4,4'-DDT	0.000	0.000	0	0	N.D.	N.D.	
18) Endrin Al...	8.433	9.135	18091	22869	BelowCal	BelowCal	
19) Endosulfa...	0.000	9.326	0	23813	N.D.	BelowCal	
20) Methoxychlor	0.000	0.000	0	0	N.D.	N.D.	
21) Endrin Ke...	8.928	9.720	10529	8962668	BelowCal	34.284	
23) Hexachlor...	3.222	3.701	9538474	18905987	42.930	43.444	
24) Hexachlor...	5.802	6.482	9213273	15298178	40.948	41.854	
25) Oxychlordane	7.283	7.951	8342215	13089719	41.652	42.602	
26) 2,4'-DDE	7.358	8.154	6031520	9881889	39.541	41.981	
27) trans-Non...	7.539	8.225	9608264	14886675	42.895	43.748	
28) 2,4'-DDD	7.731	8.528	5399945	8788929	39.410	42.070	
29) 2,4'-DDT	7.913	8.753	6033685	9141677	46.660	48.920	
30) cis-Nonac...	8.009	8.793	10875024	16584010	43.445	44.159	
31) Mirex	8.678	9.720	6330238	8962668	44.262	44.895	
32) Chlordane...	7.451	8.154	85499	9881889	3.446	232.848	#
33) Chlordane...	7.539	8.225f	9608264	14886675	348.907	423.911	
34) Chlordane...	8.126f	8.942	22437	33414	2.994	3.103	
35) Chlordane...	3.712	3.701	10393	18905987	NoCal	NoCal	
36) Toxaphene...	7.539	8.528f	9608264	8788929	9060.799	3108.291	#
37) Toxaphene...	7.818	8.879f	39853	25697	20.234	7.407	#
38) Toxaphene...	8.126	8.879	22437	25697	5.583	4.476	
39) Toxaphene...	8.343f	8.942	17545	33414	4.490	3.613	
40) Toxaphene...	0.000	9.135	0	22869	N.D.	4.509	#
41) Toxaphene...	8.678	0.000	6330238	0	1605.143	N.D.	#
42) Toxaphene...	3.712	3.701	10393	18905987	NoCal	NoCal	

Quantitation Report (Not Reviewed)

Data Path : C:\msdchem\1\data\2020-03\0C13030\
Data File : ECD5-03132041.D
Signal(s) : Signal #1: ECD1A.CH Signal #2: ECD2B.CH
Acq On : 13 Mar 2020 23:33
Operator : MJB
Sample : 0C13030-CCV6
Misc : A19J408, 9-42 50 ppb
ALS Vial : 4 (Sig #1); 0 (Sig #2) Sample Multiplier: 1

Integration File signal 1: PEST1.e
Integration File signal 2: PEST2.e
Quant Time: Mar 16 10:41:35 2020
Quant Method : C:\msdchem\1\methods\ECD5_QUANTPEST_200225RT2.M
Quant Title : Instrument: DualECD5
QLast Update : Wed Feb 26 15:13:42 2020
Response via : Initial Calibration
Integrator: ChemStation 6890 Scale Mode: Small noise peaks clipped

Volume Inj. : 2uL
Signal #1 Phase : Rtx-CLPesticides Signal #2 Phase: Rtx-CLPesticides2
Signal #1 Info : 30m X 0.32mm X 0. Signal #2 Info : 30m X 0.32mm X 0.25um



Data Path : C:\msdchem\1\data\2020-03\0C13030\
 Data File : ECD5-03132042.D
 Signal(s) : Signal #1: ECD1A.CH Signal #2: ECD2B.CH
 Acq On : 13 Mar 2020 23:50
 Operator : MJB
 Sample : 0C13030-CCB3
 Misc : A20B383
 ALS Vial : 7 (Sig #1); 0 (Sig #2) Sample Multiplier: 1

Integration File signal 1: PEST1.e
 Integration File signal 2: PEST2.e
 Quant Time: Mar 16 10:41:39 2020
 Quant Method : C:\msdchem\1\methods\ECD5_QUANTPEST_200225RT2.M
 Quant Title : Instrument: DualECD5
 QLast Update : Wed Feb 26 15:13:42 2020
 Response via : Initial Calibration
 Integrator: ChemStation 6890 Scale Mode: Small noise peaks clipped

Volume Inj. : 2uL
 Signal #1 Phase : Rtx-CLPesticides Signal #2 Phase: Rtx-CLPesticides2
 Signal #1 Info : 30m X 0.32mm X 0. Signal #2 Info : 30m X 0.32mm X 0.25um

MJB
3/16/20

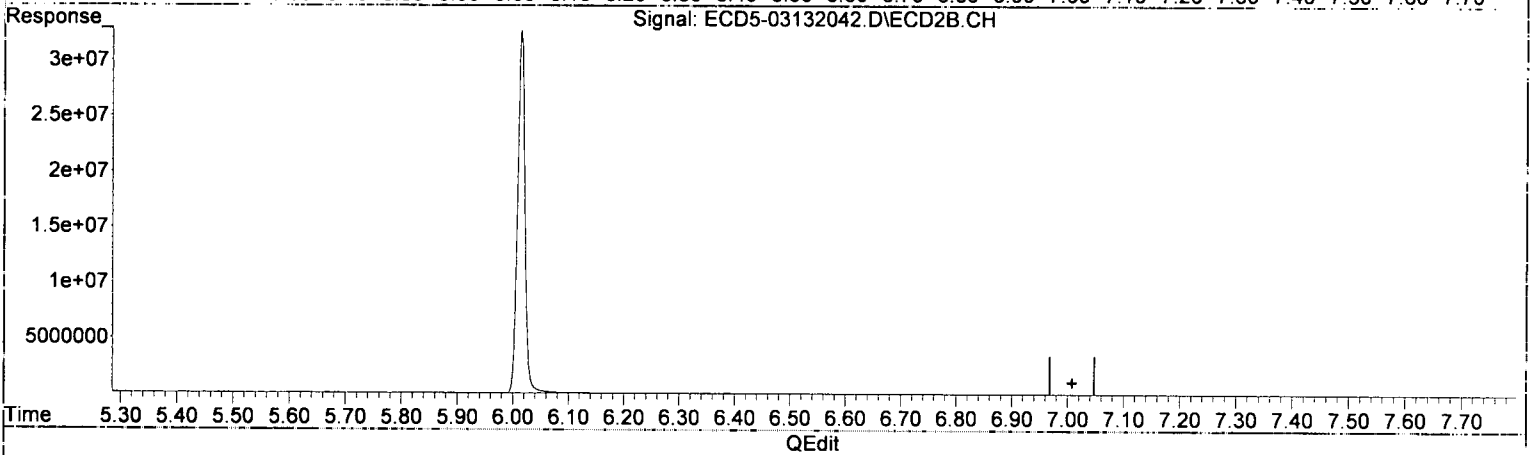
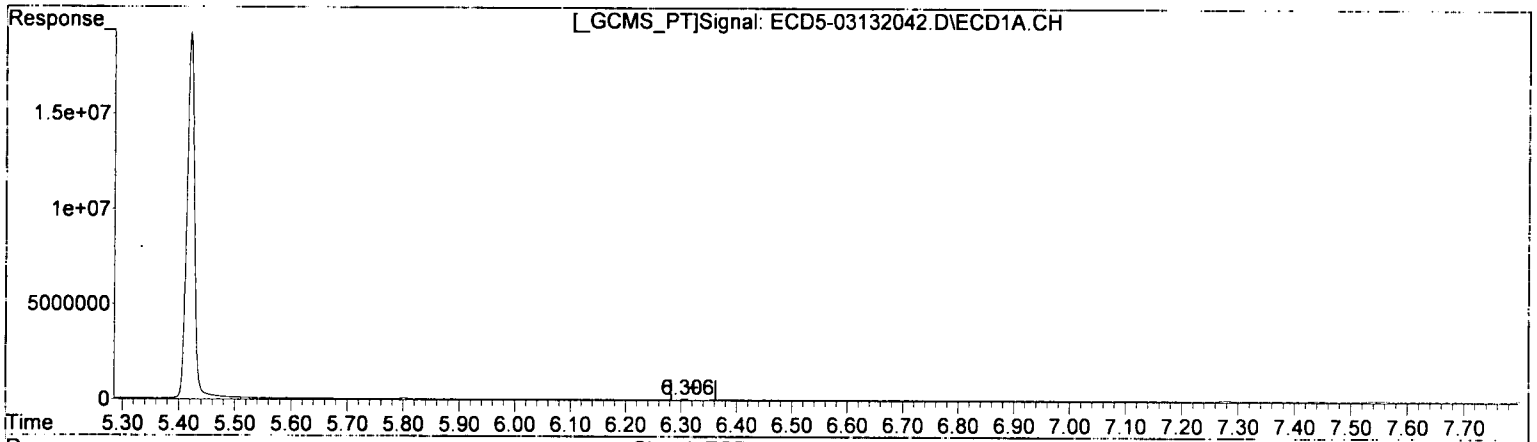
Compound	RT#1	RT#2	Resp#1	Resp#2	ng/mL	ng/mL
System Monitoring Compounds						
1) S TCMX (S)	5.420	6.014	18996757	32565576	88.388	94.555
22) S DCBP (S)	9.619	10.589	14828429	19051998	93.564	98.231
Target Compounds						
2) a-BHC	0.000	0.000	0	0	N.D.	N.D.
3) g-BHC	6.252	0.000	4545	0	0.018	N.D. #
4) b-BHC	6.306	0.000	10890	0	13405.798	N.D. #
5) Heptachlor	0.000	0.000	0	0	N.D.	N.D.
6) d-BHC	6.472	7.263	3248	7655	0.013	BelowCal #
7) Aldrin	0.000	7.597	0	15345	N.D.	0.040 #
8) Heptachlo...	7.387f	0.000	3156	0	0.014	N.D. #
9) trans-Chl...	7.437	8.179	9674	7317	0.043	0.021 #
10) cis-Chlor...	7.538	0.000	4746	0	0.021	N.D. #
11) Endosulfa...	0.000	0.000	0	0	N.D.	N.D.
12) 4,4'-DDE	0.000	0.000	0	0	N.D.	N.D.
13) Dieldrin	0.000	0.000	0	0	N.D.	N.D.
14) Endrin	0.000	8.793f	0	2374	N.D.	BelowCal
15) 4,4'-DDD	0.000	8.793	0	2374	N.D.	0.005 #
16) Endosulfa...	8.124	8.897	14495	5537	BelowCal	BelowCal
17) 4,4'-DDT	0.000	0.000	0	0	N.D.	N.D.
18) Endrin Al...	8.432	9.134	11567	11191	BelowCal	BelowCal
19) Endosulfa...	8.734	9.325	9798	11680	BelowCal	BelowCal
20) Methoxychlor	8.574	9.494	5445	5950	BelowCal	0.025
21) Endrin Ke...	8.929	9.721	7113	15182	BelowCal	BelowCal
23) Hexachlor...	3.243	3.719	12764	16826	0.057	0.039 #
24) Hexachlor...	5.802	6.504	28693	5109	0.128	0.014 #
25) Oxychlorane	7.277	0.000	14748	0	0.074	N.D. #
26) 2,4'-DDE	7.387f	8.179f	3156	7317	0.021	0.031 #
27) trans-Non...	7.538	8.224	4746	3731	0.021	0.011 #
28) 2,4'-DDD	0.000	0.000	0	0	N.D.	N.D.
29) 2,4'-DDT	0.000	8.793f	0	2374	N.D.	0.046 #
30) cis-Nonac...	0.000	8.793	0	2374	N.D.	0.006 #
31) Mirex	8.680	9.721	7163	15182	BelowCal	BelowCal
32) Chlordane...	7.437	8.179f	9674	7317	0.390	0.172 #
33) Chlordane...	7.538	8.224f	4746	3731	0.172	0.106 #
34) Chlordane...	8.124f	8.940	14495	32881	1.934	3.054 #
35) Chlordane...	3.685f	3.719	7493	16826	NoCal	NoCal
36) Toxaphene...	7.538	0.000	4746	0	4.475	N.D. #
37) Toxaphene...	0.000	8.879f	0	13923	N.D.	4.013 #
38) Toxaphene...	8.124	8.879	14495	13923	3.607	2.425 #
39) Toxaphene...	8.340f	8.940	21559	32881	5.518	3.555 #
40) Toxaphene...	8.574f	9.134	5445	11191	1.805	2.206
41) Toxaphene...	8.680	9.494	7163	5950	1.816	1.114 #
42) Toxaphene...	3.685f	3.719	7493	16826	NoCal	NoCal

Quantitation Report (Qedit)

Data Path : C:\msdchem\1\data\2020-03\0C13030\
Data File : ECD5-03132042.D
Signal(s) : Signal #1: ECD1A.CH Signal #2: ECD2B.CH
Acq On : 13 Mar 2020 23:50
Operator : MJB
Sample : 0C13030-CCB3
Misc : A20B383
ALS Vial : 7 (Sig #1); 0 (Sig #2) Sample Multiplier: 1

Integration File signal 1: PEST1.e
Integration File signal 2: PEST2.e
Quant Time: Mar 16 10:41:39 2020
Quant Method : C:\msdchem\1\methods\ECD5_QUANTPEST_200225RT2.M
Quant Title : Instrument: DualECD5
QLast Update : Wed Feb 26 15:13:42 2020
Response via : Initial Calibration
Integrator: ChemStation 6890 Scale Mode: Small noise peaks clipped

Volume Inj. : 2uL
Signal #1 Phase : Rtx-CLPesticides Signal #2 Phase: Rtx-CLPesticides2
Signal #1 Info : 30m X 0.32mm X 0. Signal #2 Info : 30m X 0.32mm X 0.25um



(4) b-BHC
6.306min 13405.798 ng/mL Q-201
response 10890

WB
3/16/20

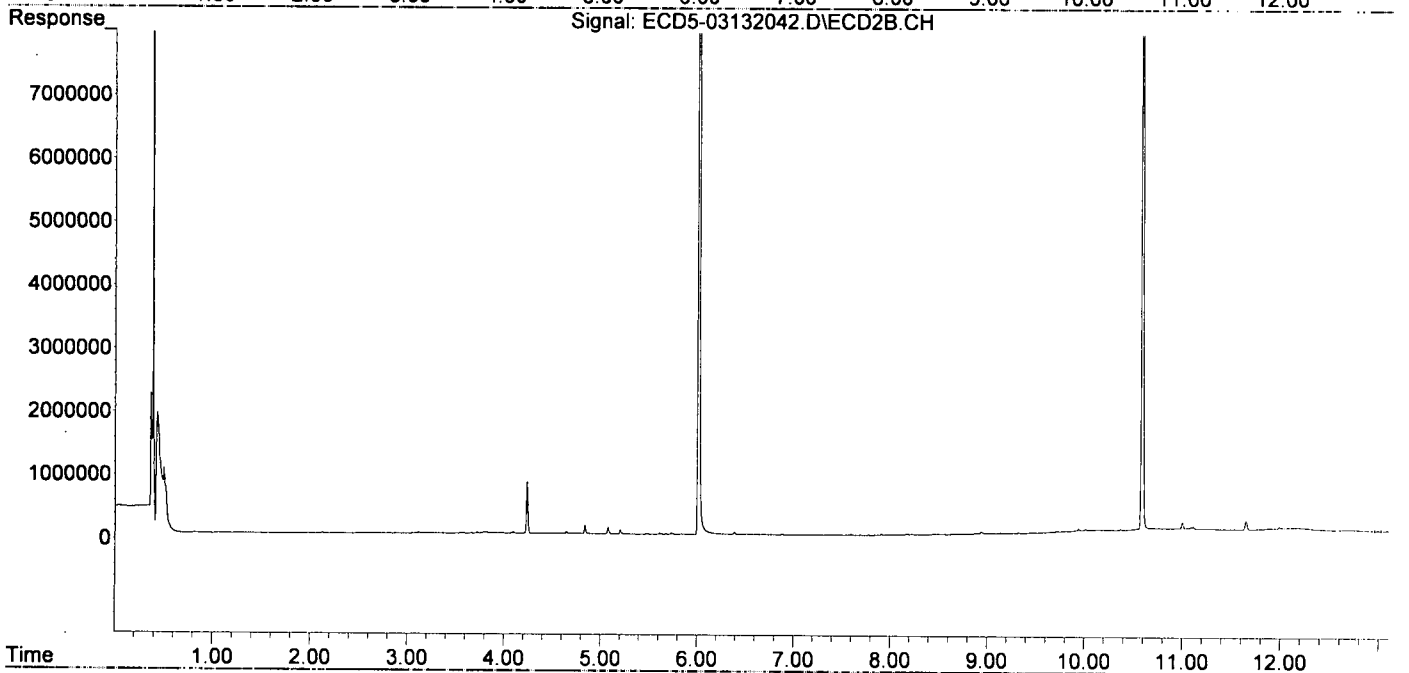
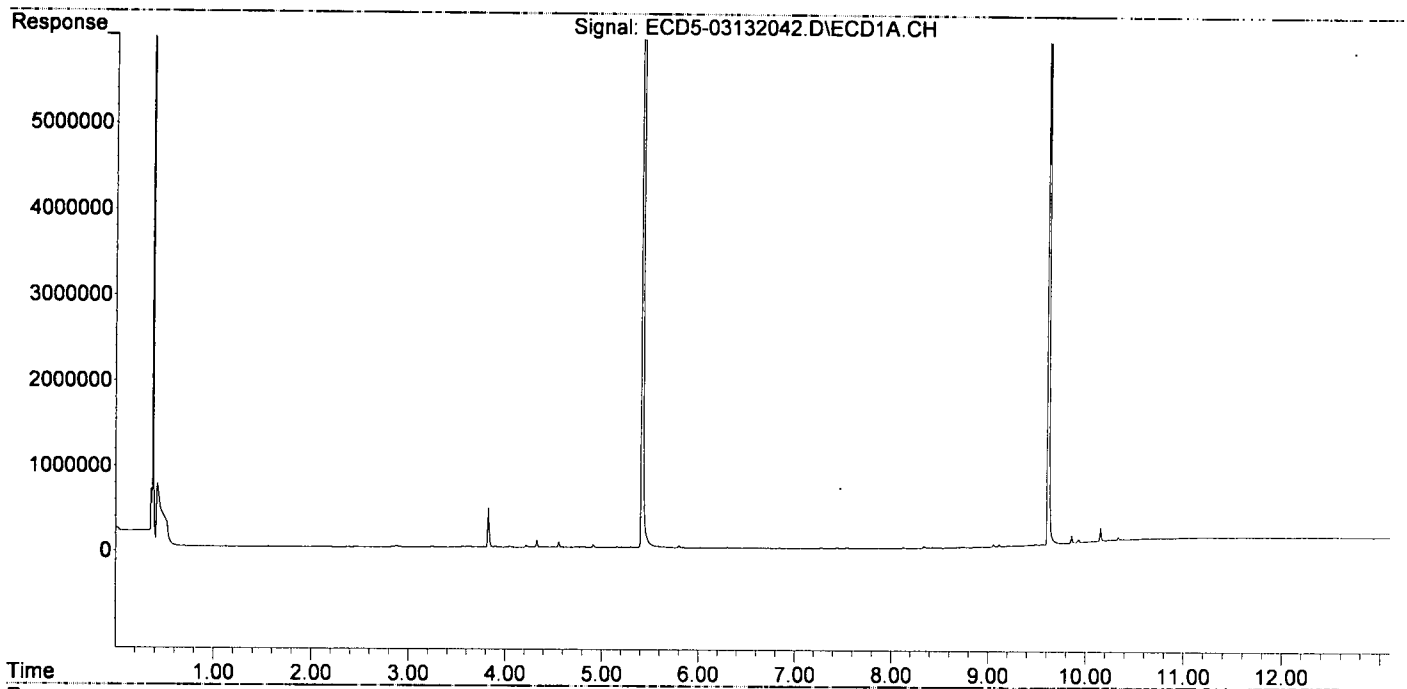
(4) b-BHC #2
0.000min 0.000 ng/mL
response 0

Quantitation Report (Not Reviewed)

Data Path : C:\msdchem\1\data\2020-03\0C13030\
Data File : ECD5-03132042.D
Signal(s) : Signal #1: ECD1A.CH Signal #2: ECD2B.CH
Acq On : 13 Mar 2020 23:50
Operator : MJB
Sample : 0C13030-CCB3
Misc : A20B383
ALS Vial : 7 (Sig #1); 0 (Sig #2) Sample Multiplier: 1

Integration File signal 1: PEST1.e
Integration File signal 2: PEST2.e
Quant Time: Mar 16 10:41:39 2020
Quant Method : C:\msdchem\1\methods\ECD5_QUANTPEST_200225RT2.M
Quant Title : Instrument: DualECD5
QLast Update : Wed Feb 26 15:13:42 2020
Response via : Initial Calibration
Integrator: ChemStation 6890 Scale Mode: Small noise peaks clipped

Volume Inj. : 2uL
Signal #1 Phase : Rtx-CLPesticides Signal #2 Phase: Rtx-CLPesticides2
Signal #1 Info : 30m X 0.32mm X 0. Signal #2 Info : 30m X 0.32mm X 0.25um



**Organochloride Pesticides by EPA 8081B
Calibration Data**

Sequence 0B25043 (Cal ID A0C0203) DualECD5



ELEMENT SEQUENCE LOG

Apex Laboratories

Sequence: 0B25043

Instrument: DUALECD5

Date: 02/25/20 11:12

Calibration: A0C0203

#	Lab Number	Matrix	Analysis	Client	Due	Batch	ISTD ID	STD ID
1	0B25043-BKD1	Water	QC	QC				A20A019
2	0B25043-BKD2	Water	QC	QC				A20A019
3	0B25043-ICB1	Water	QC	QC				A20A395
4	0B25043-CAL1	Water	QC	QC				A20B330
5	0B25043-CAL2	Water	QC	QC				A20B331
6	0B25043-CAL3	Water	QC	QC				A19K128
7	0B25043-CAL4	Water	QC	QC				A19K130
8	0B25043-CAL5	Water	QC	QC				A19K131
9	0B25043-CAL6	Water	QC	QC				A19K132
10	0B25043-CAL7	Water	QC	QC				A19K133
11	0B25043-CAL8	Water	QC	QC				A19K134
12	0B25043-CAL9	Water	QC	QC				A19K126
13	0B25043-IBL1	Water	QC	QC				
14	0B25043-ICV1	Water	QC	QC				A19I209
15	0B25043-CALA	Water	QC	QC				A20B332
16	0B25043-CALB	Water	QC	QC				A19K263
17	0B25043-CALC	Water	QC	QC				A19K264
18	0B25043-CALD	Water	QC	QC				A19K265
19	0B25043-CALE	Water	QC	QC				A19K266
20	0B25043-CALF	Water	QC	QC				A19J407
21	0B25043-CALG	Water	QC	QC				A19J408
22	0B25043-CALH	Water	QC	QC				A19J409
23	0B25043-CALI	Water	QC	QC				A19K262
24	0B25043-IBL2	Water	QC	QC				
25	0B25043-ICV2	Water	QC	QC				A19J410
26	0B25043-CALJ	Water	QC	QC				A20B333
27	0B25043-CALK	Water	QC	QC				A19K307
28	0B25043-CALL	Water	QC	QC				A19K308
29	0B25043-CALM	Water	QC	QC				A19K309
30	0B25043-CALN	Water	QC	QC				A19K310
31	0B25043-CALO	Water	QC	QC				A19K311
32	0B25043-CALP	Water	QC	QC				A19K306
33	0B25043-IBL3	Water	QC	QC				
34	0B25043-ICV3	Water	QC	QC				A19K312
35	0B25043-CALQ	Water	QC	QC				A20B334
36	0B25043-CALR	Water	QC	QC				A19J417
37	0B25043-CALS	Water	QC	QC				A19J418
38	0B25043-CALT	Water	QC	QC				A19J419
39	0B25043-CALU	Water	QC	QC				A19J420
40	0B25043-CALV	Water	QC	QC				A19J421
41	0B25043-CALW	Water	QC	QC				A19J416
42	0B25043-IBL4	Water	QC	QC				
43	0B25043-ICV4	Water	QC	QC				A19J422

Data Entered By: MJB 3/2/20

Comments: ICAL

Data Reviewed By: MJF 3/3/20

Calibration Status Report SV-ECD5

Method Path : C:\msdchem\1\methods\
 Method File : ECD5_QUANTPEST_200225.M
 Title : Instrument: DualECD5
 Last Update : Wed Feb 26 15:13:42 2020
 Response Via : Initial Calibration

ADC 0203

*MJR
2/26/20*

#	ID	Conc	ISTD Conc	Path\File
1	1	10	0	C:\msdchem\1\data\2020-02\0B25043\ECD5-02252039.D
2	2	50	0	C:\msdchem\1\data\2020-02\0B25043\ECD5-02252040.D
3	3	100	0	C:\msdchem\1\data\2020-02\0B25043\ECD5-02252041.D
4	4	200	0	C:\msdchem\1\data\2020-02\0B25043\ECD5-02252042.D
5	5	500	0	C:\msdchem\1\data\2020-02\0B25043\ECD5-02252043.D
6	6	1000	0	C:\msdchem\1\data\2020-02\0B25043\ECD5-02252044.D
7	7	2000	0	C:\msdchem\1\data\2020-02\0B25043\ECD5-02252045.D
8	8	-1	0	C:\msdchem\1\data\2020-02\0B25043\ECD5-02252026.D
9	9	-1	0	C:\msdchem\1\data\2020-02\0B25043\ECD5-02252027.D

#	ID	Update Time	Quant Time	Acquisition Time
1	1	Feb 26 15:12 2020	Feb 26 15:05 2020	25 Feb 2020 23:13
2	2	Feb 26 15:13 2020	Feb 26 15:06 2020	25 Feb 2020 23:30
3	3	Feb 26 15:13 2020	Feb 26 15:06 2020	25 Feb 2020 23:47
4	4	Feb 26 15:13 2020	Feb 26 15:07 2020	26 Feb 2020 0:04
5	5	Feb 26 15:13 2020	Feb 26 15:04 2020	26 Feb 2020 0:21
6	6	Feb 26 15:13 2020	Feb 26 15:08 2020	26 Feb 2020 0:38
7	7	Feb 26 15:13 2020	Feb 26 15:08 2020	26 Feb 2020 0:55
8	8	Feb 26 15:11 2020	Feb 26 14:54 2020	25 Feb 2020 19:30
9	9	Feb 26 15:11 2020	Feb 26 14:55 2020	25 Feb 2020 19:47

ECD5_QUANTPEST_200225.M Wed Feb 26 17:11:39 2020

Method Path : C:\msdchem\1\methods\
 Method File : ECD5_QUANTPEST_200225.M
 Title : Instrument: DualECD5
 Last Update : Wed Feb 26 15:13:42 2020
 Response Via : Initial Calibration

Calibration Files

1 =ECD5-02252039.D 2 =ECD5-02252040.D 3 =ECD5-02252041.D 4 =ECD5-02252042.D 5 =ECD5-02252043.D
 6 =ECD5-02252044.D 7 =ECD5-02252045.D 8 =ECD5-02252026.D 9 =ECD5-02252027.D

Compound	1	2	3	4	5	6	7	8	9	Avg	%RSD	
1) S TCMX (S)	2.491	2.337	2.197	2.008	1.998	1.949	2.146	2.181	2.036	2.149	E5	8.25
2) a-BHC	2.901	2.797	2.795	2.764	2.743	2.754	3.042	3.089	2.837	2.858	E5	4.46
3) g-BHC	2.651	2.515	2.476	2.456	2.419	2.388	2.673	2.668	2.471	2.524	E5	4.39
4) b-BHC	1.471	1.289	1.189	1.095	1.085	1.000	1.116	1.115	1.026	1.154	E5	12.68
5) Heptachlor	2.573	2.322	2.304	2.223	2.236	2.139	2.417	2.470	2.296	2.331	E5	5.77
6) d-BHC	2.989	2.573	2.423	2.378	2.405	2.276	2.578	2.569	2.440	2.515	E5	8.17
7) Aldrin	2.495	2.396	2.344	2.294	2.349	2.297	2.543	2.578	2.328	2.403	E5	4.51
8) Heptachlor Exp...	2.579	2.354	2.255	2.171	2.106	2.104	2.267	2.317	2.107	2.251	E5	6.90
9) trans-Chlordane	2.502	2.322	2.248	2.155	2.157	2.147	2.353	2.380	2.216	2.275	E5	5.38
10) cis-Chlordane	2.516	2.275	2.213	2.070	2.102	2.027	2.292	2.299	2.095	2.210	E5	6.99
11) Endosulfan I	2.295	2.144	2.076	2.029	2.002	1.887	2.066	2.111	1.927	2.060	E5	5.87
12) 4,4'-DDE	2.311	2.197	2.168	2.169	2.208	2.139	2.447	2.435	2.215	2.254	E5	5.15
13) Dieldrin	2.550	2.318	2.230	2.261	2.231	2.108	2.393	2.436	2.215	2.305	E5	5.84
14) Endrin	1.791	1.644	1.604	1.563	1.584	1.519	1.722	1.802	1.688	1.657	E5	6.05
15) 4,4'-DDD	2.017	1.845	1.860	1.771	1.846	1.643	1.963	2.004	1.822	1.863	E5	6.38
16) Endosulfan II	2.470	2.015	1.878	1.740	1.755	1.535	1.765	1.817	1.688	1.851	E5	14.38
17) 4,4'-DDT	1.465	1.366	1.368	1.355	1.458	1.332	1.620	1.687	1.645	1.478	E5	9.37
18) Endrin Aldehyde	2.824	2.182	1.928	1.581	1.552	1.382	1.560	1.606	1.463	1.786	E5	25.81
19) Endosulfan Sul...	2.883	2.174	1.922	1.634	1.704	1.442	1.635	1.705	1.566	1.852	E5	23.84
20) Methoxychlor	9.495	8.106	7.972	6.966	7.208	6.556	7.660	8.281	8.000	7.805	E4	10.99
21) Endrin Ketone	2.823	2.368	2.149	1.959	1.963	1.762	1.988	2.103	1.973	2.121	E5	14.67
22) S DCBP (S)	2.341	2.002	1.801	1.600	1.619	1.444	1.661	1.691	1.543	1.745	E5	15.73
23) Hexachlorobuta...	2.359	2.310	2.282	2.226	2.116	2.149	1.998	2.314	2.244	2.222	E5	5.17
24) Hexachlorobenzene	2.581	2.473	2.275	2.269	2.109	2.066	1.977	2.247	2.253	2.250	E5	8.45
25) Oxychlordane	2.329	2.158	2.020	2.031	1.863	1.867	1.768	1.975	2.014	2.003	E5	8.39
26) 2,4'-DDE	1.658	1.628	1.545	1.569	1.470	1.452	1.340	1.510	1.557	1.525	E5	6.33
27) trans-Nonachlor	2.512	2.367	2.259	2.289	2.133	2.052	2.003	2.268	2.277	2.240	E5	7.02
28) 2,4'-DDD	1.520	1.474	1.394	1.421	1.279	1.259	1.217	1.376	1.392	1.370	E5	7.35
29) 2,4'-DDT	1.272	1.220	1.236	1.287	1.188	1.247	1.221	1.471	1.496	1.293	E5	8.66
30) cis-Nonachlor	2.671	2.608	2.475	2.576	2.425	2.391	2.240	2.585	2.557	2.503	E5	5.34
31) Mirex	2.000	1.774	1.656	1.562	1.417	1.380	1.305	1.438	1.511	1.560	E5	14.03
32) Chlordane (1)	2.601	2.439	2.564	2.444	2.344	2.445	2.532			2.481	E4	3.57
33) Chlordane (2)	2.908	2.732	2.858	2.679	2.631	2.640	2.829			2.754	E4	4.05
34) Chlordane (3)	7.870	7.271	7.786	7.235	7.197	7.358	7.740			7.494	E3	3.89
35) Chlordane - AVE										0.000		-1.00
36) Toxaphene (1)	1.134	1.163	1.079	1.044	1.005	1.016	0.982			1.060	E3	6.42
37) Toxaphene (2)	2.300	2.176	1.991	1.871	1.806	1.837	1.807			1.970	E3	10.00
38) Toxaphene (3)	4.468	4.163	3.885	3.823	3.812	3.991	3.991			4.019	E3	5.77
39) Toxaphene (4)	4.325	4.077	3.720	3.757	3.789	3.824	3.859			3.907	E3	5.57
40) Toxaphene (5)	3.045	3.113	2.904	2.957	2.902	3.053	3.143			3.017	E3	3.23
41) Toxaphene (6)	4.389	4.033	3.796	3.785	3.747	3.931	3.924			3.944	E3	5.60
42) Toxaphene - AVE										0.000		-1.00

MJB
 2/23/20
 MJB
 3/2/20

Method Path : C:\msdchem\1\methods\
 Method File : ECD5_QUANTPEST_200225.M
 Title : Instrument: DualECD5

Signal #2 Calibration Files

1 =ECD5-02252039.D 2 =ECD5-02252040.D 3 =ECD5-02252041.D
 4 =ECD5-02252042.D 5 =ECD5-02252043.D 6 =ECD5-02252044.D

Compound	1	2	3	4	5	6	Avg	%RSD
44) S TCMX (S) #2	3.871	3.521	3.435	3.092	3.137	3.127	3.564	3.741 3.507 3.444 E5 8.04
45) a-BHC #2	4.324	4.170	4.174	4.253	4.276	4.419	5.130	5.416 5.203 4.596 E5 10.91
46) g-BHC #2	4.055	3.910	3.756	3.762	3.823	3.870	4.524	4.622 4.456 4.087 E5 8.56
47) b-BHC #2	2.259	1.959	1.842	1.675	1.664	1.597	1.826	1.877 1.766 1.829 E5 10.81
48) Heptachlor #2	3.844	3.518	3.563	3.389	3.567	3.397	3.997	4.231 4.004 3.723 E5 8.15
49) d-BHC #2	4.282	3.729	3.612	3.458	3.730	3.576	4.249	4.512 4.366 3.946 E5 10.14
50) Aldrin #2	3.743	3.484	3.565	3.547	3.580	3.660	4.140	4.291 4.134 3.794 E5 8.11
51) Heptachlor Exp...	3.685	3.345	3.289	3.150	3.225	3.199	3.622	3.873 3.662 3.450 E5 7.59
52) trans-Chlordane...	3.781	3.408	3.298	3.191	3.322	3.341	3.814	3.955 3.701 3.535 E5 7.85
53) cis-Chlordane #2	3.565	3.227	3.158	3.016	3.145	3.133	3.525	3.739 3.502 3.334 E5 7.51
54) Endosulfan I #2	3.315	3.033	2.923	2.879	2.901	2.899	3.278	3.448 3.257 3.104 E5 7.10
55) 4,4'-DDE #2	3.231	3.111	3.130	3.107	3.338	3.382	3.797	4.049 3.776 3.436 E5 10.21
56) Dieldrin #2	3.460	3.261	3.196	3.134	3.244	3.291	3.791	4.021 3.777 3.464 E5 9.22
57) Endrin #2	2.367	2.217	2.176	2.142	2.200	2.195	2.520	2.753 2.774 2.372 E5 10.59
58) 4,4'-DDD #2	2.704	2.595	2.558	2.535	2.702	2.511	3.027	3.296 3.152 2.787 E5 10.56
59) Endosulfan II #2	3.345	2.828	2.635	2.434	2.495	2.295	2.706	2.937 2.923 2.733 E5 11.63
60) 4,4'-DDT #2	1.629	1.530	1.625	1.680	1.850	1.853	2.364	2.596 2.660 1.976 E5 22.37
61) Endrin Aldehyd...	3.876	2.932	2.665	2.237	2.212	2.015	2.427	2.557 2.508 2.603 E5 21.07
62) Endosulfan Sul...	3.890	2.897	2.582	2.301	2.342	2.072	2.406	2.598 2.575 2.630 E5 20.03
63) Methoxychlor #2	1.006	0.923	0.902	0.879	0.945	0.875	1.108	1.221 1.230 1.010 E5 14.06
64) Endrin Ketone #2	3.482	2.922	2.723	2.541	2.579	2.392	2.807	3.084 3.040 2.841 E5 11.75
65) S DCBP (S) #2	2.289	2.037	1.921	1.752	1.782	1.736	1.958	2.034 1.946 1.940 E5 8.98
66) Hexachlorobuta...	4.398	4.298	4.304	4.256	4.030	4.190	3.987	4.713 4.992 4.352 E5 7.35
67) Hexachlorobenz...	4.034	3.817	3.580	3.564	3.393	3.378	3.320	3.821 3.987 3.655 E5 7.36
68) Oxychlordane #2	3.335	3.079	2.981	3.033	2.780	2.836	2.794	3.309 3.506 3.073 E5 8.47
69) 2,4'-DDE #2	2.433	2.342	2.254	2.345	2.213	2.228	2.189	2.505 2.677 2.354 E5 6.82
70) trans-Nonachlo...	3.550	3.398	3.297	3.353	3.124	3.176	3.119	3.691 3.918 3.403 E5 8.01
71) 2,4'-DDD #2	2.249	2.179	2.015	2.060	1.932	1.941	1.888	2.200 2.338 2.089 E5 7.60
72) 2,4'-DDT #2	1.584	1.559	1.614	1.708	1.642	1.791	1.797	2.279 2.446 1.824 E5 17.50
73) cis-Nonachlor #2	3.667	3.701	3.522	3.754	3.530	3.529	3.515	4.168 4.413 3.755 E5 8.57
74) Mirex #2	2.388	2.396	2.139	2.063	1.914	1.890	1.792	2.159 2.302 2.116 E5 10.41
75) Chlordane (1) #2	4.091	3.959	4.226	4.087	4.100	4.352	4.893	4.244 E4 7.34
76) Chlordane (2) #2	3.555	3.255	3.516	3.358	3.378	3.563	3.958	3.512 E4 6.49
77) Chlordane (3) #2	1.171	1.006	1.045	1.006	1.022	1.078	1.209	1.077 E4 7.61
78) Chlordane - AV...								0.000 -1.00
79) Toxaphene (1) #2	2.998	3.034	2.800	2.767	2.667	2.769	2.759	2.828 E3 4.79
80) Toxaphene (2) #2	3.509	3.514	3.340	3.369	3.382	3.541	3.629	3.469 E3 3.08
81) Toxaphene (3) #2	6.664	5.739	5.417	5.455	5.439	5.680	5.797	5.742 E3 7.58
82) Toxaphene (4) #2	1.033	0.918	0.864	0.864	0.876	0.944	0.974	0.925 E4 6.90
83) Toxaphene (5) #2	5.465	5.074	4.807	4.870	4.850	5.137	5.302	5.072 E3 4.91
84) Toxaphene (6) #2	5.535	5.316	5.006	5.146	5.135	5.434	5.818	5.341 E3 5.22
85) Toxaphene - AV...								0.000 -1.00

(#) = Out of Range

Calibration Report SV-ECD5

Method Path : C:\msdchem\1\methods\
 Method File : ECD5_QUANTPEST_200225.M
 Title : Instrument: DualECD5
 Last Update : Wed Feb 26 15:13:42 2020
 Response Via : Initial Calibration

Calibration Files

1 =ECD5-02252039 2 =ECD5-02252040 3 =ECD5-02252041 4 =ECD5-02252042 5 =ECD5-
 6 =ECD5-02252044 7 =ECD5-02252045 8 =ECD5-02252026 9 =ECD5-02252027

	Compound	Fit	Constant	Linear	Quad	RSD/Cf
1) S	TCMX (S)	Avg	-----	2.1493 e5	-----	0.0825
2)	a-BHC	Avg	-----	2.8580 e5	-----	0.0446
3)	g-BHC	Avg	-----	2.5241 e5	-----	0.0439
4)	b-BHC	Quad	2.0561 e4	1.0690 e5	-7.9739	0.9983
5)	Heptachlor	Avg	-----	2.3313 e5	-----	0.0577
6)	d-BHC	Avg	-----	2.5147 e5	-----	0.0817
7)	Aldrin	Avg	-----	2.4028 e5	-----	0.0451
8)	Heptachlor Expoxide	Avg	-----	2.2511 e5	-----	0.0690
9)	trans-Chlordane	Avg	-----	2.2755 e5	-----	0.0538
10)	cis-Chlordane	Avg	-----	2.2099 e5	-----	0.0699
11)	Endosulfan I	Avg	-----	2.0596 e5	-----	0.0587
12)	4,4'-DDE	Avg	-----	2.2543 e5	-----	0.0515
13)	Dieldrin	Avg	-----	2.3047 e5	-----	0.0584
14)	Endrin	Avg	-----	1.6575 e5	-----	0.0605
15)	4,4'-DDD	Avg	-----	1.8634 e5	-----	0.0638
16)	Endosulfan II	Quad	3.9285 e4	1.6657 e5	3.7929 e1	0.9972
17)	4,4'-DDT	Quad	1.2286 e3	1.4008 e5	1.6336 e2	0.9955
18)	Endrin Aldehyde	Quad	6.7764 e4	1.4919 e5	6.3220	0.9967
19)	Endosulfan Sulfate	Quad	6.5660 e4	1.5558 e5	3.0151 e1	0.9966
20)	Methoxychlor	Quad	1.2557 e4	6.9721 e4	6.6806 e1	0.9964
21)	Endrin Ketone	Quad	4.7340 e4	1.8841 e5	7.5487 e1	0.9977
22) S	DCBP (S)	Quad	3.9719 e4	1.5674 e5	1.4074 e1	0.9970
23)	Hexachlorobutadiene	Avg	-----	2.2219 e5	-----	0.0517
24)	Hexachlorobenzene	Avg	-----	2.2500 e5	-----	0.0845
25)	Oxychlordane	Avg	-----	2.0028 e5	-----	0.0839
26)	2,4'-DDE	Avg	-----	1.5254 e5	-----	0.0633
27)	trans-Nonachlor	Avg	-----	2.2399 e5	-----	0.0702
28)	2,4'-DDD	Avg	-----	1.3702 e5	-----	0.0735
29)	2,4'-DDT	Avg	-----	1.2931 e5	-----	0.0866
30)	cis-Nonachlor	Avg	-----	2.5031 e5	-----	0.0534
31)	Mirex	Quad	3.1977 e4	1.4093 e5	3.0756 e1	0.9968
32)	Chlordane (1)	Avg	-----	2.4813 e4	-----	0.0357
33)	Chlordane (2)	Avg	-----	2.7538 e4	-----	0.0405
34)	Chlordane (3)	Avg	-----	7.4939 e3	-----	0.0389
35)	Chlordane - AVE	Avg	-----	-----	-----	0.0000
36)	Toxaphene (1)	Avg	-----	1.0604 e3	-----	0.0642
37)	Toxaphene (2)	Avg	-----	1.9696 e3	-----	0.1000
38)	Toxaphene (3)	Avg	-----	4.0190 e3	-----	0.0577
39)	Toxaphene (4)	Avg	-----	3.9072 e3	-----	0.0557
40)	Toxaphene (5)	Avg	-----	3.0167 e3	-----	0.0323
41)	Toxaphene (6)	Avg	-----	3.9437 e3	-----	0.0560
42)	Toxaphene - AVE	Avg	-----	-----	-----	0.0000

MB
2/26/20

Signal #2

	Compound	Fit	Constant	Linear	Quad	RSD/Cf
1) S	TCMX (S)	Avg	-----	3.4441 e5	-----	0.0804
2)	a-BHC	Quad	-1.0010 e4	4.3928 e5	5.6359 e2	0.9954
3)	g-BHC	Avg	-----	4.0865 e5	-----	0.0856
4)	b-BHC	Quad	2.9699 e4	1.6630 e5	8.7902 e1	0.9974
5)	Heptachlor	Avg	-----	3.7234 e5	-----	0.0815
6)	d-BHC	Quad	2.7253 e4	3.6047 e5	5.0265 e1	0.9977

7)	Aldrin	Avg	-----	3.7938	e5	-----	0.0811
8)	Heptachlor Epoxide	Avg	-----	3.4500	e5	-----	0.0759
9)	trans-Chlordane	Avg	-----	3.5345	e5	-----	0.0785
10)	cis-Chlordane	Avg	-----	3.3345	e5	-----	0.0751
11)	Endosulfan I	Avg	-----	3.1036	e5	-----	0.0710
12)	4,4'-DDE	Quad	-1.0799 e4	3.3305	e5	3.4726 e2	0.9951
13)	Dieldrin	Avg	-----	3.4639	e5	-----	0.0922
14)	Endrin	Quad	6.9865 e3	2.1846	e5	3.5902 e2	0.9972
15)	4,4'-DDD	Quad	1.1115 e3	2.6264	e5	3.5546 e2	0.9951
16)	Endosulfan II	Quad	4.6539 e4	2.3908	e5	3.2474 e2	0.9970
17)	4,4'-DDT	Quad	-1.5003 e4	1.8142	e5	5.1854 e2	0.9910
18)	Endrin Aldehyde	Quad	8.6786 e4	2.1236	e5	2.4270 e2	0.9959
19)	Endosulfan Sulfate	Quad	8.4038 e4	2.1561	e5	2.5523 e2	0.9968
20)	Methoxychlor	Quad	3.7181 e3	9.0774	e4	1.9709 e2	0.9941
21)	Endrin Ketone	Quad	4.8360 e4	2.4815	e5	3.4596 e2	0.9968
22) S	DCBP (S)	Avg	-----	1.9395	e5	-----	0.0898
23)	Hexachlorobutadiene	Avg	-----	4.3518	e5	-----	0.0735
24)	Hexachlorobenzene	Avg	-----	3.6551	e5	-----	0.0736
25)	Oxychlordane	Avg	-----	3.0726	e5	-----	0.0847
26)	2,4'-DDE	Avg	-----	2.3539	e5	-----	0.0682
27)	trans-Nonachlor	Avg	-----	3.4028	e5	-----	0.0801
28)	2,4'-DDD	Avg	-----	2.0891	e5	-----	0.0760
29)	2,4'-DDT	Quad	-5.3236 e3	1.6582	e5	4.3243 e2	0.9976
30)	cis-Nonachlor	Avg	-----	3.7555	e5	-----	0.0857
31)	Mirex	Quad	2.9778 e4	1.9080	e5	1.8195 e2	0.9953
32)	Chlordane (1)	Avg	-----	4.2439	e4	-----	0.0734
33)	Chlordane (2)	Avg	-----	3.5117	e4	-----	0.0649
34)	Chlordane (3)	Avg	-----	1.0767	e4	-----	0.0761
35)	Chlordane - AVE	Avg	-----	-----	-----	-----	0.0000
36)	Toxaphene (1)	Avg	-----	2.8276	e3	-----	0.0479
37)	Toxaphene (2)	Avg	-----	3.4692	e3	-----	0.0308
38)	Toxaphene (3)	Avg	-----	5.7416	e3	-----	0.0758
39)	Toxaphene (4)	Avg	-----	9.2479	e3	-----	0.0690
40)	Toxaphene (5)	Avg	-----	5.0722	e3	-----	0.0491
41)	Toxaphene (6)	Avg	-----	5.3414	e3	-----	0.0522
42)	Toxaphene - AVE	Avg	-----	-----	-----	-----	0.0000

ECD5_QUANTPEST_200225.M Wed Feb 26 17:12:05 2020

Compound List Report SV-ECD5

Method Path : C:\msdchem\1\methods\
 Method File : ECD5_QUANTPEST_200225.M
 Title : Instrument: DualECD5
 Last Update : Wed Feb 26 15:13:42 2020
 Response Via : Initial Calibration

Total Cpnds : 85

*MB
2/26/20*

PK#	Compound Name	Exp_RT	Rel_RT	Cal	A/H	ID
1	S TCMX (S)	5.459	1.000	A	H	R
2	a-BHC	5.999	1.000	A	H	R
3	g-BHC	6.282	1.000	A	H	R
4	b-BHC	6.356	1.000	Q	H	R
5	Heptachlor	6.692	1.000	A	H	R
6	d-BHC	6.506	1.000	A	H	R
7	Aldrin	6.934	1.000	A	H	R
8	Heptachlor Expoxide	7.396	1.000	A	H	R
9	trans-Chlordane	7.490	1.000	A	H	R
10	cis-Chlordane	7.588	1.000	A	H	R
11	Endosulfan I	7.686	1.000	A	H	R
12	4,4'-DDE	7.646	1.000	A	H	R
13	Dieldrin	7.858	1.000	A	H	R
14	Endrin	8.024	1.000	A	H	R
15	4,4'-DDD	8.068	1.000	A	H	R
16	Endosulfan II	8.181	1.000	Q	H	R
17	4,4'-DDT	8.266	1.000	Q	H	R
18	Endrin Aldehyde	8.471	1.000	Q	H	R
19	Endosulfan Sulfate	8.774	1.000	Q	H	R
20	Methoxychlor	8.599	1.000	Q	H	R
21	Endrin Ketone	8.969	1.000	Q	H	R
22	S DCBP (S)	9.660	1.000	Q	H	R
23	Hexachlorobutadiene	3.261	1.000	A	H	R
24	Hexachlorobenzene	5.840	1.000	A	H	R
25	Oxychlordane	7.323	1.000	A	H	R
26	2,4'-DDE	7.395	1.000	A	H	R
27	trans-Nonachlor	7.577	1.000	A	H	R
28	2,4'-DDD	7.768	1.000	A	H	R
29	2,4'-DDT	7.951	1.000	A	H	R
30	cis-Nonachlor	8.050	1.000	A	H	R
31	Mirex	8.719	1.000	Q	H	R
32	Chlordane (1)	7.490	1.000	A	H	R
33	Chlordane (2)	7.584	1.000	A	H	R
34	Chlordane (3)	8.135	1.000	A	H	R
35	Chlordane - AVE	3.763	1.000	A	H	R
36	Toxaphene (1)	7.565	1.000	A	H	R
37	Toxaphene (2)	7.860	1.000	A	H	R
38	Toxaphene (3)	8.171	1.000	A	H	R
39	Toxaphene (4)	8.413	1.000	A	H	R
40	Toxaphene (5)	8.642	1.000	A	H	R
41	Toxaphene (6)	8.709	1.000	A	H	R
42	Toxaphene - AVE	3.757	1.000	A	H	R
43	Signal #2	3.864	1.000	A	H	R
44	S TCMX (S) #2	6.047	1.000	A	H	R
45	a-BHC #2	6.656	1.000	Q	H	R
46	g-BHC #2	6.974	1.000	A	H	R
47	b-BHC #2	7.036	1.000	Q	H	R
48	Heptachlor #2	7.350	1.000	A	H	R
49	d-BHC #2	7.293	1.000	Q	H	R
50	Aldrin #2	7.618	1.000	A	H	R
51	Heptachlor Expoxide #2	8.057	1.000	A	H	R
52	trans-Chlordane #2	8.197	1.000	A	H	R
53	cis-Chlordane #2	8.305	1.000	A	H	R
54	Endosulfan I #2	8.356	1.000	A	H	R
55	4,4'-DDT #2					

56	Dieldrin #2	8.557	1.000	A	H	R
57	Endrin #2	8.785	1.000	Q	H	R
58	4,4'-DDD #2	8.825	1.000	Q	H	R
59	Endosulfan II #2	8.932	1.000	Q	H	R
60	4,4'-DDT #2	9.053	1.000	Q	H	R
61	Endrin Aldehyde #2	9.169	1.000	Q	H	R
62	Endosulfan Sulfate #2	9.360	1.000	Q	H	R
63	Methoxychlor #2	9.532	1.000	Q	H	R
64	Endrin Ketone #2	9.763	1.000	Q	H	R
65	S DCBP (S) #2	10.632	1.000	A	H	R
66	Hexachlorobutadiene #2	3.736	1.000	A	H	R
67	Hexachlorobenzene #2	6.516	1.000	A	H	R
68	Oxychlorane #2	7.985	1.000	A	H	R
69	2,4'-DDE #2	8.187	1.000	A	H	R
70	trans-Nonachlor #2	8.259	1.000	A	H	R
71	2,4'-DDD #2	8.561	1.000	A	H	R
72	2,4'-DDT #2	8.787	1.000	Q	H	R
73	cis-Nonachlor #2	8.827	1.000	A	H	R
74	Mirex #2	9.756	1.000	Q	H	R
75	Chlordane (1) #2	8.196	1.000	A	H	R
76	Chlordane (2) #2	8.304	1.000	A	H	R
77	Chlordane (3) #2	8.969	1.000	A	H	R
78	Chlordane - AVE #2	3.743	1.000	A	H	R
79	Toxaphene (1) #2	8.533	1.000	A	H	R
80	Toxaphene (2) #2	8.882	1.000	A	H	R
81	Toxaphene (3) #2	8.917	1.000	A	H	R
82	Toxaphene (4) #2	8.986	1.000	A	H	R
83	Toxaphene (5) #2	9.162	1.000	A	H	R
84	Toxaphene (6) #2	9.544	1.000	A	H	R
85	Toxaphene - AVE #2	3.749	1.000	A	H	R

Cal A = Average L = Linear LO = Linear w/origin Q = Quad QO = Quad w/origin
A/H = Area or Height
ID R = R.T. B = R.T. & Q Q = Qvalue L = Largest A = All

ECD5_QUANTPEST_200225.M Wed Feb 26 17:11:57 2020

Element Calibration Review Sheet

Calibration ID: **A0C0203**

Instrument: **DUALECD5**

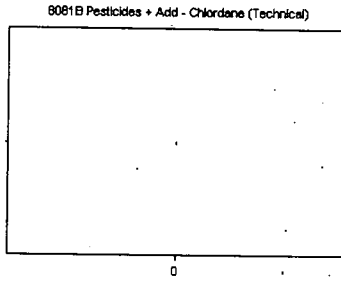
Calibration Date: **03/02/2020**

Analysis: **8081B Pesticides + Add**

Instrument Cal ID: **ECD5_QUANTPEST_20022!**

Chlordane (Technical)

Curve Fit: **AVERAGE RF**

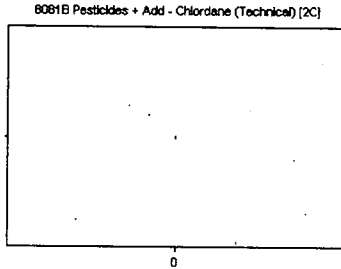


Standard	Concentration	Response	Response Factor	RT
0B25043-CALJ	40	0	0.000	0.00
0B25043-CALK	50	0	0.000	0.00
0B25043-CALL	100	0	0.000	0.00
0B25043-CALM	200	0	0.000	0.00
0B25043-CALN	500	0	0.000	0.00
0B25043-CALO	1000	0	0.000	0.00
0B25043-CALP	2000	0	0.000	0.00

AVE RF 0.000 RF RSD 0.00 AVE RT 0.00

Chlordane (Technical) [2C]

Curve Fit: **AVERAGE RF**

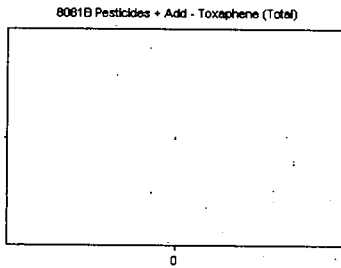


Standard	Concentration	Response	Response Factor	RT
0B25043-CALJ	40	0	0.000	0.00
0B25043-CALK	50	0	0.000	0.00
0B25043-CALL	100	0	0.000	0.00
0B25043-CALM	200	0	0.000	0.00
0B25043-CALN	500	0	0.000	0.00
0B25043-CALO	1000	0	0.000	0.00
0B25043-CALP	2000	0	0.000	0.00

AVE RF 0.000 RF RSD 0.00 AVE RT 0.00

Toxaphene (Total)

Curve Fit: **AVERAGE RF**

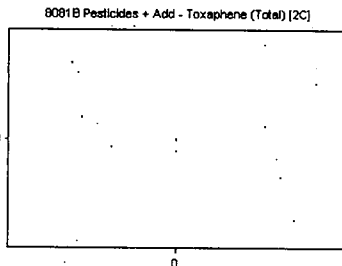


Standard	Concentration	Response	Response Factor	RT
0B25043-CALQ	40	0	0.000	0.00
0B25043-CALR	50	0	0.000	0.00
0B25043-CALS	100	0	0.000	0.00
0B25043-CALT	200	0	0.000	0.00
0B25043-CALU	500	0	0.000	0.00
0B25043-CALV	1000	0	0.000	0.00
0B25043-CALW	2000	0	0.000	0.00

AVE RF 0.000 RF RSD 0.00 AVE RT 0.00

Toxaphene (Total) [2C]

Curve Fit: **AVERAGE RF**



Standard	Concentration	Response	Response Factor	RT
0B25043-CALQ	40	0	0.000	0.00
0B25043-CALR	50	0	0.000	0.00
0B25043-CALS	100	0	0.000	0.00
0B25043-CALT	200	0	0.000	0.00
0B25043-CALU	500	0	0.000	0.00
0B25043-CALV	1000	0	0.000	0.00
0B25043-CALW	2000	0	0.000	0.00

AVE RF 0.000 RF RSD 0.00 AVE RT 0.00

Element Calibration Review Sheet

Calibration ID: **A0C0203**

Instrument: **DUALECD5**

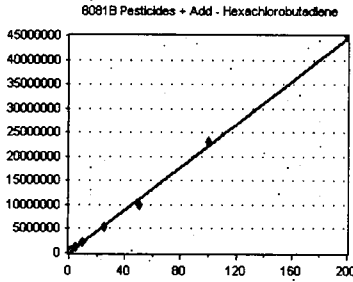
Calibration Date: **03/02/2020**

Analysis: **8081B Pesticides + Add**

Instrument Cal ID: **ECD5_QUANTPEST_20022**

Hexachlorobutadiene

Curve Fit: **AVERAGE RF**

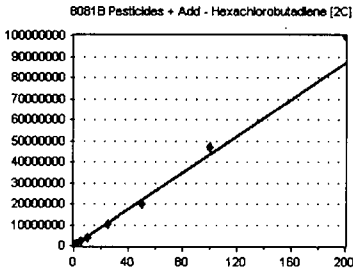


Standard	Concentration	Response	Factor	RT
OB25043-CALA	0.5	117932	235864.000	3.26
OB25043-CALB	1	231018	231018.000	3.26
OB25043-CALC	2	456305	228152.500	3.26
OB25043-CALD	5	1113082	222616.400	3.26
OB25043-CALE	10	2115564	211556.400	3.26
OB25043-CALF	25	5372243	214889.700	3.26
OB25043-CALG	50	9990291	199805.800	3.26
OB25043-CALH	100	2.313592E+07	231359.200	3.26
OB25043-CALI	200	4.488092E+07	224404.600	3.26

AVE RF 222185.200 RF RSD 5.17 AVE RT 3.26

Hexachlorobutadiene [2C]

Curve Fit: **AVERAGE RF**

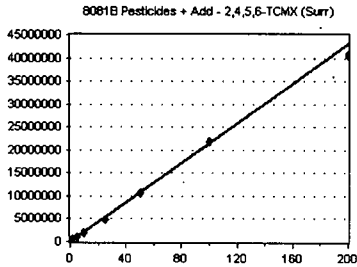


Standard	Concentration	Response	Factor	RT
OB25043-CALA	0.5	219919	439838.000	3.74
OB25043-CALB	1	429757	429757.000	3.74
OB25043-CALC	2	860733	430366.500	3.74
OB25043-CALD	5	2127786	425557.200	3.74
OB25043-CALE	10	4029851	402985.100	3.74
OB25043-CALF	25	1.04745E+07	418980.000	3.74
OB25043-CALG	50	1.993575E+07	398715.000	3.74
OB25043-CALH	100	4.712973E+07	471297.300	3.74
OB25043-CALI	200	9.983018E+07	499150.900	3.74

AVE RF 435183.000 RF RSD 7.35 AVE RT 3.74

2,4,5,6-TCMX (Surr)

Curve Fit: **AVERAGE RF**

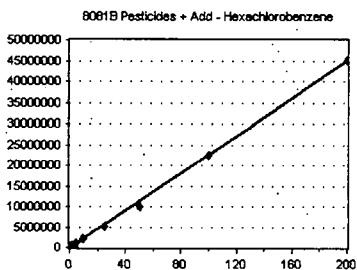


Standard	Concentration	Response	Factor	RT
OB25043-CAL1	0.5	124556	249112.000	5.46
OB25043-CAL2	1	233699	233699.000	5.46
OB25043-CAL3	2	439420	219710.000	5.46
OB25043-CAL4	5	1003988	200797.600	5.46
OB25043-CAL5	10	1998110	199811.000	5.46
OB25043-CAL6	25	4871536	194861.400	5.46
OB25043-CAL7	50	1.073165E+07	214633.000	5.46
OB25043-CAL8	100	2.181212E+07	218121.200	5.46
OB25043-CAL9	200	4.071608E+07	203580.400	5.46

AVE RF 214925.100 RF RSD 8.25 AVE RT 5.46

Hexachlorobenzene

Curve Fit: **AVERAGE RF**



Standard	Concentration	Response	Factor	RT
OB25043-CALA	0.5	129074	258148.000	5.84
OB25043-CALB	1	247315	247315.000	5.84
OB25043-CALC	2	454930	227465.000	5.84
OB25043-CALD	5	1134739	226947.800	5.84
OB25043-CALE	10	2108819	210881.900	5.84
OB25043-CALF	25	5164469	206578.800	5.84
OB25043-CALG	50	9886431	197728.600	5.84
OB25043-CALH	100	2.247008E+07	224700.800	5.84
OB25043-CALI	200	4.505024E+07	225251.200	5.84

AVE RF 225001.900 RF RSD 8.45 AVE RT 5.84

Element Calibration Review Sheet

Calibration ID: **A0C0203**

Instrument: **DUALECD5**

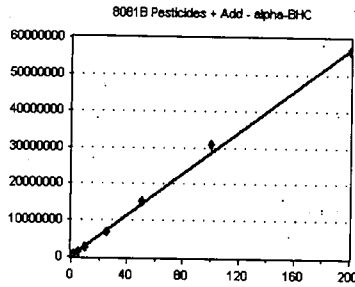
Calibration Date: **03/02/2020**

Analysis: **8081B Pesticides + Add**

Instrument Cal ID: **ECD5_QUANTPEST_20022**

alpha-BHC

Curve Fit: **AVERAGE RF**

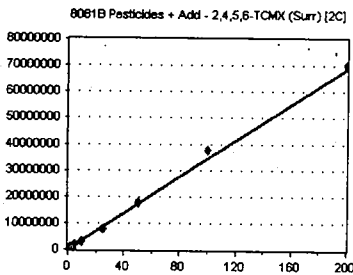


Standard	Concentration	Response	Response Factor	RT
OB25043-CAL1	0.5	145037	290074.000	6.00
OB25043-CAL2	1	279704	279704.000	6.00
OB25043-CAL3	2	558948	279474.000	6.00
OB25043-CAL4	5	1382053	276410.600	6.00
OB25043-CAL5	10	2743087	274308.700	6.00
OB25043-CAL6	25	6884847	275393.900	6.00
OB25043-CAL7	50	1.520903E+07	304180.600	6.00
OB25043-CAL8	100	3.089188E+07	308918.800	6.00
OB25043-CAL9	200	5.674622E+07	283731.100	6.00

AVE RF 285799.500 RF RSD 4.46 AVE RT 6.00

2,4,5,6-TCMX (Surr) [2C]

Curve Fit: **AVERAGE RF**

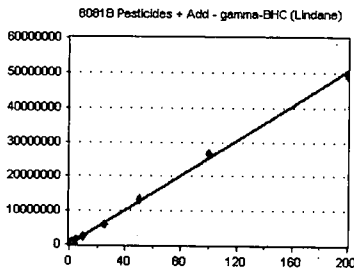


Standard	Concentration	Response	Response Factor	RT
OB25043-CAL1	0.5	193527	387054.000	6.05
OB25043-CAL2	1	352114	352114.000	6.05
OB25043-CAL3	2	687097	343548.500	6.05
OB25043-CAL4	5	1546173	309234.600	6.05
OB25043-CAL5	10	3136923	313692.300	6.05
OB25043-CAL6	25	7818668	312746.700	6.05
OB25043-CAL7	50	1.782226E+07	356445.200	6.05
OB25043-CAL8	100	3.741009E+07	374100.900	6.05
OB25043-CAL9	200	7.014894E+07	350744.700	6.05

AVE RF 344409.000 RF RSD 8.04 AVE RT 6.05

gamma-BHC (Lindane)

Curve Fit: **AVERAGE RF**

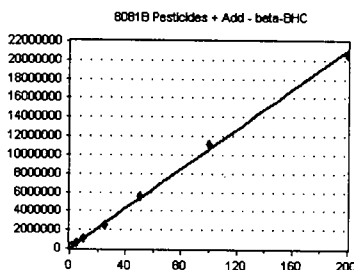


Standard	Concentration	Response	Response Factor	RT
OB25043-CAL1	0.5	132571	265142.000	6.29
OB25043-CAL2	1	251453	251453.000	6.29
OB25043-CAL3	2	495165	247582.500	6.28
OB25043-CAL4	5	1227845	245569.000	6.28
OB25043-CAL5	10	2419200	241920.000	6.28
OB25043-CAL6	25	5970280	238811.200	6.28
OB25043-CAL7	50	1.336347E+07	267269.400	6.28
OB25043-CAL8	100	2.668179E+07	266817.900	6.28
OB25043-CAL9	200	4.942952E+07	247147.600	6.28

AVE RF 252412.500 RF RSD 4.39 AVE RT 6.28

beta-BHC

Curve Fit: **QUADRATIC: Weighting: (1/a^2), Origin: Ignore**



Standard	Concentration	Response	Response Factor	RT
OB25043-CAL1	0.5	73548	147096.000	6.36
OB25043-CAL2	1	128925	128925.000	6.36
OB25043-CAL3	2	237777	118888.500	6.36
OB25043-CAL4	5	547413	109482.600	6.36
OB25043-CAL5	10	1084856	108485.600	6.36
OB25043-CAL6	25	2499762	99990.480	6.36
OB25043-CAL7	50	5581996	111639.900	6.36
OB25043-CAL8	100	1.114841E+07	111484.100	6.36
OB25043-CAL9	200	2.052119E+07	102606.000	6.36

AVE RF 115399.800 RF RSD 12.68 AVE RT 6.36

Element Calibration Review Sheet

Calibration ID: **A0C0203**

Instrument: **DUALECD5**

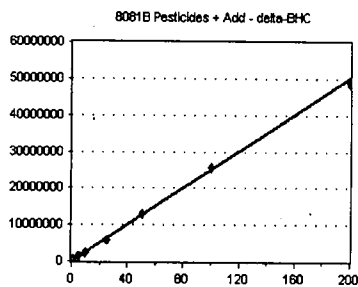
Calibration Date: **03/02/2020**

Analysis: **8081B Pesticides + Add**

Instrument Cal ID: **ECD5_QUANTPEST_20022**

delta-BHC

Curve Fit: **AVERAGE RF**

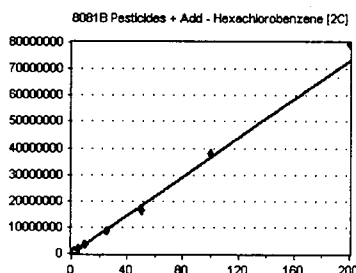


Standard	Concentration	Response	Response Factor	RT
OB25043-CAL1	0.5	149468	298936.000	6.51
OB25043-CAL2	1	257306	257306.000	6.51
OB25043-CAL3	2	484609	242304.500	6.51
OB25043-CAL4	5	1189174	237834.800	6.51
OB25043-CAL5	10	2405210	240521.000	6.51
OB25043-CAL6	25	5689190	227567.600	6.51
OB25043-CAL7	50	1.288959E+07	257791.800	6.51
OB25043-CAL8	100	2.569376E+07	256937.600	6.51
OB25043-CAL9	200	4.8804E+07	244020.000	6.51

AVE RF 251468.800 RF RSD 8.17 AVE RT 6.51

Hexachlorobenzene [2C]

Curve Fit: **AVERAGE RF**

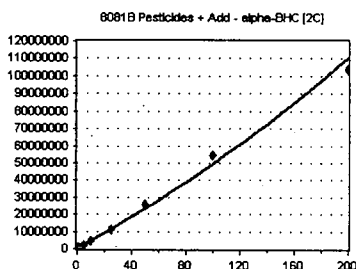


Standard	Concentration	Response	Response Factor	RT
OB25043-CALA	0.5	201711	403422.000	6.52
OB25043-CALB	1	381742	381742.000	6.52
OB25043-CALC	2	716095	358047.500	6.52
OB25043-CALD	5	1781991	356398.200	6.52
OB25043-CALE	10	3393326	339332.600	6.52
OB25043-CALF	25	8445450	337818.000	6.52
OB25043-CALG	50	1.659995E+07	331999.000	6.52
OB25043-CALH	100	3.821234E+07	382123.400	6.52
OB25043-CALI	200	7.97473E+07	398736.500	6.52

AVE RF 365513.200 RF RSD 7.36 AVE RT 6.52

alpha-BHC [2C]

Curve Fit: **QUADRATIC: Weighting: (1/a^2), Origin: Ignore**

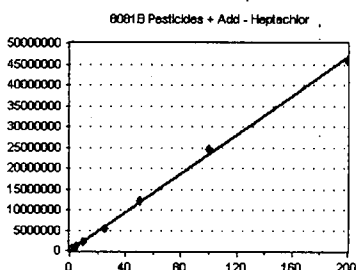


Standard	Concentration	Response	Response Factor	RT
OB25043-CAL1	0.5	216180	432360.000	6.66
OB25043-CAL2	1	417011	417011.000	6.66
OB25043-CAL3	2	834863	417431.500	6.66
OB25043-CAL4	5	2126700	425340.000	6.66
OB25043-CAL5	10	4275680	427568.000	6.66
OB25043-CAL6	25	1.104867E+07	441946.800	6.66
OB25043-CAL7	50	2.565067E+07	513013.400	6.66
OB25043-CAL8	100	5.416267E+07	541626.800	6.66
OB25043-CAL9	200	1.040502E+08	520251.000	6.66

AVE RF 459616.500 RF RSD 10.91 AVE RT 6.66

Heptachlor

Curve Fit: **AVERAGE RF**



Standard	Concentration	Response	Response Factor	RT
OB25043-CAL1	0.5	128664	257328.000	6.70
OB25043-CAL2	1	232243	232243.000	6.70
OB25043-CAL3	2	460866	230433.000	6.69
OB25043-CAL4	5	1111456	222291.200	6.69
OB25043-CAL5	10	2236498	223649.800	6.69
OB25043-CAL6	25	5347547	213901.900	6.69
OB25043-CAL7	50	1.208574E+07	241714.800	6.69
OB25043-CAL8	100	2.470092E+07	247009.200	6.69
OB25043-CAL9	200	4.592322E+07	229616.100	6.69

AVE RF 233131.900 RF RSD 5.77 AVE RT 6.69

Element Calibration Review Sheet

Calibration ID: **A0C0203**

Instrument: **DUALECD5**

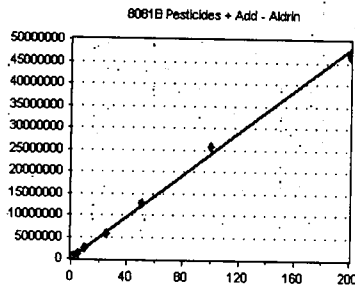
Calibration Date: **03/02/2020**

Analysis: **8081B Pesticides + Add**

Instrument Cal ID: **ECD5_QUANTPEST_20022**

Aldrin

Curve Fit: **AVERAGE RF**

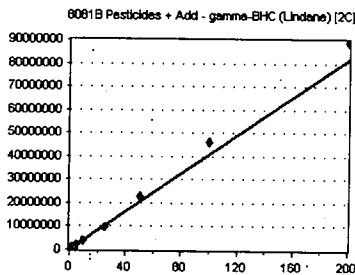


Standard	Concentration	Response	Response Factor	RT
OB25043-CAL1	0.5	124739	249478.000	6.94
OB25043-CAL2	1	239630	239630.000	6.94
OB25043-CAL3	2	468839	234419.500	6.94
OB25043-CAL4	5	1146897	229379.400	6.94
OB25043-CAL5	10	2348957	234895.700	6.94
OB25043-CAL6	25	5742951	229718.000	6.94
OB25043-CAL7	50	1.271631E+07	254326.200	6.93
OB25043-CAL8	100	2.578401E+07	257840.100	6.93
OB25043-CAL9	200	4.656889E+07	232844.400	6.94

AVE RF 240281.300 RF RSD 4.51 AVE RT 6.94

gamma-BHC (Lindane) [2C]

Curve Fit: **AVERAGE RF**

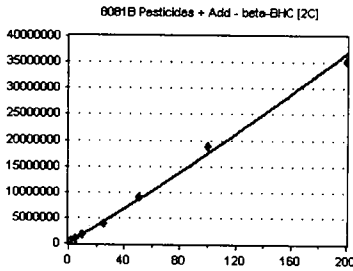


Standard	Concentration	Response	Response Factor	RT
OB25043-CAL1	0.5	202742	405484.000	6.98
OB25043-CAL2	1	390959	390959.000	6.98
OB25043-CAL3	2	751240	375620.000	6.98
OB25043-CAL4	5	1881135	376227.000	6.98
OB25043-CAL5	10	3823021	382302.100	6.98
OB25043-CAL6	25	9675514	387020.600	6.98
OB25043-CAL7	50	2.262216E+07	452443.200	6.98
OB25043-CAL8	100	4.622446E+07	462244.600	6.98
OB25043-CAL9	200	8.911085E+07	445554.300	6.98

AVE RF 408650.500 RF RSD 8.56 AVE RT 6.98

beta-BHC [2C]

Curve Fit: **QUADRATIC: Weighting: (1/a^2), Origin: Ignore**

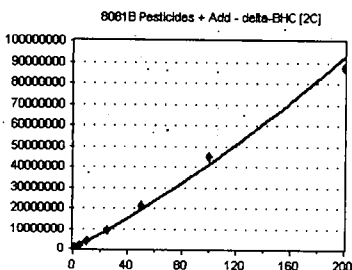


Standard	Concentration	Response	Response Factor	RT
OB25043-CAL1	0.5	112940	225880.000	7.04
OB25043-CAL2	1	195905	195905.000	7.04
OB25043-CAL3	2	368359	184179.500	7.04
OB25043-CAL4	5	837376	167475.200	7.04
OB25043-CAL5	10	1664144	166414.400	7.04
OB25043-CAL6	25	3993135	159725.400	7.04
OB25043-CAL7	50	9127826	182556.500	7.04
OB25043-CAL8	100	1.876591E+07	187659.100	7.04
OB25043-CAL9	200	3.53237E+07	176618.500	7.04

AVE RF 182934.800 RF RSD 10.81 AVE RT 7.04

delta-BHC [2C]

Curve Fit: **QUADRATIC: Weighting: (1/a^2), Origin: Ignore**



Standard	Concentration	Response	Response Factor	RT
OB25043-CAL1	0.5	214107	428214.000	7.30
OB25043-CAL2	1	372903	372903.000	7.29
OB25043-CAL3	2	722490	361245.000	7.30
OB25043-CAL4	5	1729213	345842.600	7.29
OB25043-CAL5	10	3730042	373004.200	7.29
OB25043-CAL6	25	8941211	357648.400	7.29
OB25043-CAL7	50	2.124384E+07	424876.800	7.29
OB25043-CAL8	100	4.512274E+07	451227.400	7.29
OB25043-CAL9	200	8.731331E+07	436566.600	7.30

AVE RF 394614.200 RF RSD 10.14 AVE RT 7.29

Element Calibration Review Sheet

Calibration ID: **A0C0203**

Instrument: **DUALECD5**

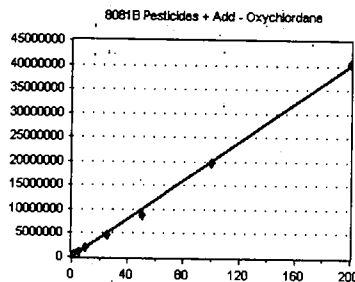
Calibration Date: **03/02/2020**

Analysis: **8081B Pesticides + Add**

Instrument Cal ID: **ECD5_QUANTPEST_20022**

Oxychlorthane

Curve Fit: **AVERAGE RF**

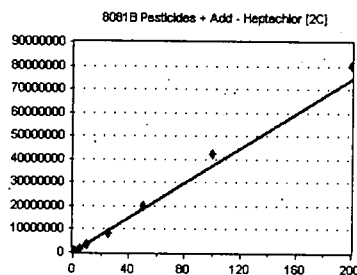


Standard	Concentration	Response	Response Factor	RT
OB25043-CALA	0.5	116445	232890.000	7.32
OB25043-CALB	1	215837	215837.000	7.32
OB25043-CALC	2	404098	202049.000	7.32
OB25043-CALD	5	1015651	203130.200	7.32
OB25043-CALE	10	1862537	186253.700	7.32
OB25043-CALF	25	4667823	186712.900	7.32
OB25043-CALG	50	8837500	176750.000	7.32
OB25043-CALH	100	1.975008E+07	197500.800	7.32
OB25043-CALI	200	4.028261E+07	201413.000	7.32

AVE RF 200281.900 **RF RSD** 8.39 **AVE RT** 7.32

Heptachlor [2C]

Curve Fit: **AVERAGE RF**

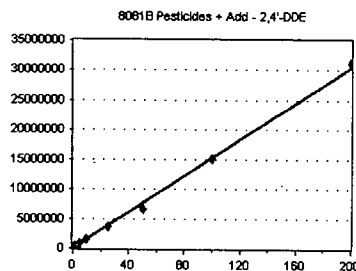


Standard	Concentration	Response	Response Factor	RT
OB25043-CAL1	0.5	192196	384392.000	7.36
OB25043-CAL2	1	351823	351823.000	7.35
OB25043-CAL3	2	712528	356264.000	7.35
OB25043-CAL4	5	1694467	338893.400	7.35
OB25043-CAL5	10	3567347	356734.700	7.35
OB25043-CAL6	25	8492275	339691.000	7.35
OB25043-CAL7	50	1.998748E+07	399749.600	7.35
OB25043-CAL8	100	4.230788E+07	423078.800	7.35
OB25043-CAL9	200	8.007886E+07	400394.300	7.35

AVE RF 372335.600 **RF RSD** 8.15 **AVE RT** 7.35

2,4'-DDE

Curve Fit: **AVERAGE RF**

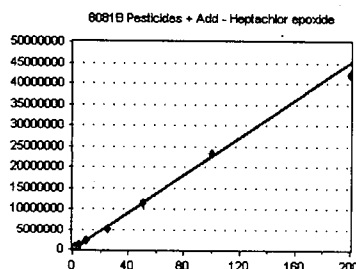


Standard	Concentration	Response	Response Factor	RT
OB25043-CALA	0.5	82916	165832.000	7.40
OB25043-CALB	1	162790	162790.000	7.40
OB25043-CALC	2	308973	154486.500	7.40
OB25043-CALD	5	784279	156855.800	7.40
OB25043-CALE	10	1469851	146985.100	7.40
OB25043-CALF	25	3629037	145161.500	7.40
OB25043-CALG	50	6700631	134012.600	7.40
OB25043-CALH	100	1.510432E+07	151043.200	7.39
OB25043-CALI	200	3.113692E+07	155684.600	7.40

AVE RF 152539.000 **RF RSD** 6.33 **AVE RT** 7.40

Heptachlor epoxide

Curve Fit: **AVERAGE RF**



Standard	Concentration	Response	Response Factor	RT
OB25043-CAL1	0.5	128967	257934.000	7.40
OB25043-CAL2	1	235377	235377.000	7.40
OB25043-CAL3	2	451037	225518.500	7.40
OB25043-CAL4	5	1085253	217050.600	7.40
OB25043-CAL5	10	2106338	210633.800	7.40
OB25043-CAL6	25	5260106	210404.200	7.40
OB25043-CAL7	50	1.133529E+07	226705.800	7.40
OB25043-CAL8	100	2.317246E+07	231724.600	7.40
OB25043-CAL9	200	4.213246E+07	210662.300	7.40

AVE RF 225112.300 **RF RSD** 6.90 **AVE RT** 7.40

Element Calibration Review Sheet

Calibration ID: **A0C0203**

Instrument: **DUALECD5**

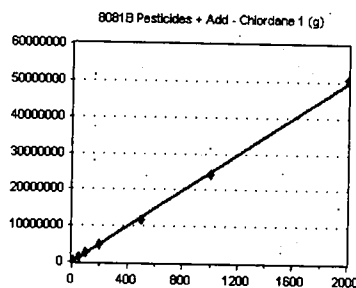
Calibration Date: **03/02/2020**

Analysis: **8081B Pesticides + Add**

Instrument Cal ID: **ECD5_QUANTPEST_20022**

Chlordane 1 (g)

Curve Fit: **AVERAGE RF**

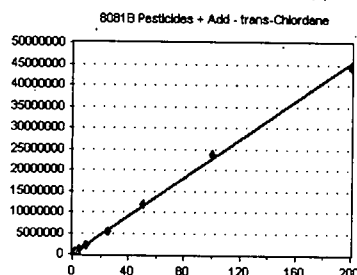


Standard	Concentration	Response	Response Factor	RT
OB25043-CALJ	10	260129	26012.900	7.49
OB25043-CALK	50	1219372	24387.440	7.49
OB25043-CALL	100	2563682	25636.820	7.49
OB25043-CALM	200	4888024	24440.120	7.49
OB25043-CALN	500	1.172032E+07	23440.640	7.49
OB25043-CALO	1000	2.444829E+07	24448.290	7.49
OB25043-CALP	2000	5.064356E+07	25321.780	7.49

AVE RF 24812.570 RF RSD 3.57 AVE RT 7.49

trans-Chlordane

Curve Fit: **AVERAGE RF**

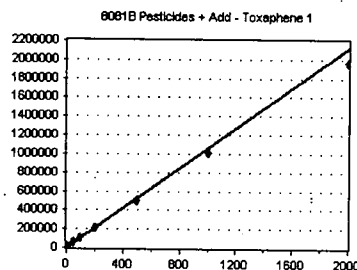


Standard	Concentration	Response	Response Factor	RT
OB25043-CAL1	0.5	125113	250226.000	7.50
OB25043-CAL2	1	232235	232235.000	7.49
OB25043-CAL3	2	449517	224758.500	7.49
OB25043-CAL4	5	1077636	215527.200	7.49
OB25043-CAL5	10	2156922	215692.200	7.49
OB25043-CAL6	25	5366296	214651.800	7.49
OB25043-CAL7	50	1.176375E+07	235275.000	7.49
OB25043-CAL8	100	2.379923E+07	237992.300	7.49
OB25043-CAL9	200	4.431116E+07	221555.800	7.49

AVE RF 227546.000 RF RSD 5.38 AVE RT 7.49

Toxaphene 1

Curve Fit: **AVERAGE RF**

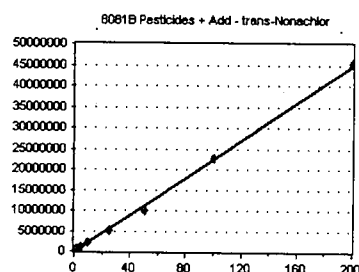


Standard	Concentration	Response	Response Factor	RT
OB25043-CALQ	10	11341	1134.100	7.57
OB25043-CALR	50	58140	1162.800	7.57
OB25043-CALS	100	107933	1079.330	7.57
OB25043-CALT	200	208805	1044.025	7.57
OB25043-CALU	500	502529	1005.058	7.57
OB25043-CALV	1000	1016048	1016.048	7.57
OB25043-CALW	2000	1963084	981.542	7.56

AVE RF 1060.415 RF RSD 6.42 AVE RT 7.57

trans-Nonachlor

Curve Fit: **AVERAGE RF**



Standard	Concentration	Response	Response Factor	RT
OB25043-CALA	0.5	125622	251244.000	7.58
OB25043-CALB	1	236653	236653.000	7.58
OB25043-CALC	2	451765	225882.500	7.58
OB25043-CALD	5	1144259	228851.800	7.58
OB25043-CALE	10	2133448	213344.800	7.58
OB25043-CALF	25	5130994	205239.800	7.58
OB25043-CALG	50	1.001292E+07	200258.400	7.58
OB25043-CALH	100	2.267793E+07	226779.300	7.58
OB25043-CALI	200	4.553754E+07	227687.700	7.58

AVE RF 223993.500 RF RSD 7.02 AVE RT 7.58

Element Calibration Review Sheet

Calibration ID: **A0C0203**

Instrument: **DUALECD5**

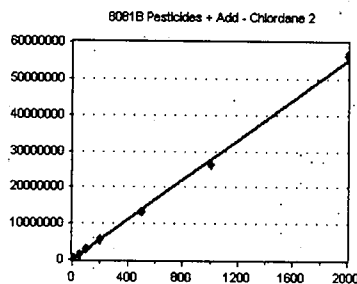
Calibration Date: **03/02/2020**

Analysis: **8081B Pesticides + Add**

Instrument Cal ID: **ECD5_QUANTPEST_20022!**

Chlordane 2

Curve Fit: **AVERAGE RF**

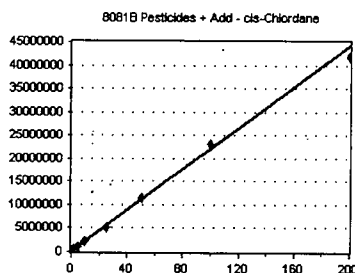


Standard	Concentration	Response	Response Factor	RT
OB25043-CALJ	10	290821	29082.100	7.59
OB25043-CALK	50	1365879	27317.580	7.58
OB25043-CALL	100	2858046	28580.460	7.58
OB25043-CALM	200	5357870	26789.350	7.58
OB25043-CALN	500	1.315567E+07	26311.340	7.58
OB25043-CALO	1000	2.639515E+07	26395.150	7.58
OB25043-CALP	2000	5.658262E+07	28291.310	7.58

AVE RF 27538.180 **RF RSD** 4.05 **AVE RT** 7.58

cis-Chlordane

Curve Fit: **AVERAGE RF**

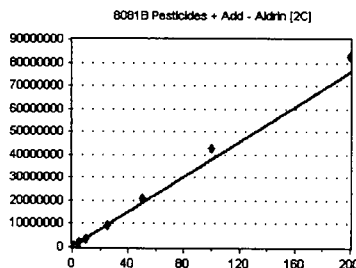


Standard	Concentration	Response	Response Factor	RT
OB25043-CAL1	0.5	125794	251588.000	7.59
OB25043-CAL2	1	227540	227540.000	7.59
OB25043-CAL3	2	442664	221332.000	7.59
OB25043-CAL4	5	1034851	206970.200	7.59
OB25043-CAL5	10	2101531	210153.100	7.59
OB25043-CAL6	25	5066990	202679.600	7.59
OB25043-CAL7	50	1.146229E+07	229245.800	7.59
OB25043-CAL8	100	2.299076E+07	229907.600	7.59
OB25043-CAL9	200	4.189339E+07	209467.000	7.59

AVE RF 220987.000 **RF RSD** 6.99 **AVE RT** 7.59

Aldrin [2C]

Curve Fit: **AVERAGE RF**

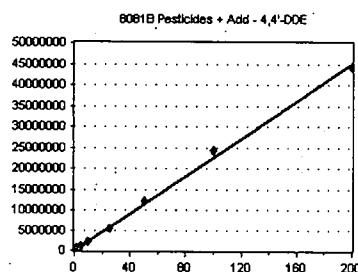


Standard	Concentration	Response	Response Factor	RT
OB25043-CAL1	0.5	187155	374310.000	7.62
OB25043-CAL2	1	348395	348395.000	7.62
OB25043-CAL3	2	712936	356468.000	7.62
OB25043-CAL4	5	1773714	354742.800	7.62
OB25043-CAL5	10	3580406	358040.600	7.62
OB25043-CAL6	25	9148985	365959.400	7.62
OB25043-CAL7	50	2.069803E+07	413960.600	7.62
OB25043-CAL8	100	4.291169E+07	429116.900	7.62
OB25043-CAL9	200	8.268003E+07	413400.200	7.62

AVE RF 379377.000 **RF RSD** 8.11 **AVE RT** 7.62

4,4'-DDE

Curve Fit: **AVERAGE RF**



Standard	Concentration	Response	Response Factor	RT
OB25043-CAL1	0.5	115550	231100.000	7.65
OB25043-CAL2	1	219730	219730.000	7.65
OB25043-CAL3	2	433562	216781.000	7.65
OB25043-CAL4	5	1084606	216921.200	7.65
OB25043-CAL5	10	2207718	220771.800	7.65
OB25043-CAL6	25	5348124	213925.000	7.65
OB25043-CAL7	50	1.223263E+07	244652.600	7.65
OB25043-CAL8	100	2.434882E+07	243488.200	7.65
OB25043-CAL9	200	4.430057E+07	221502.800	7.65

AVE RF 225430.300 **RF RSD** 5.15 **AVE RT** 7.65

Element Calibration Review Sheet

Calibration ID: **A0C0203**

Instrument: **DUALECD5**

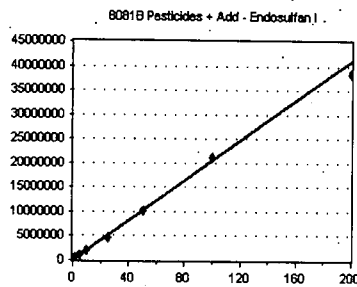
Calibration Date: **03/02/2020**

Analysis: **8081B Pesticides + Add**

Instrument Cal ID: **ECD5_QUANTPEST_20022**

Endosulfan I

Curve Fit: **AVERAGE RF**

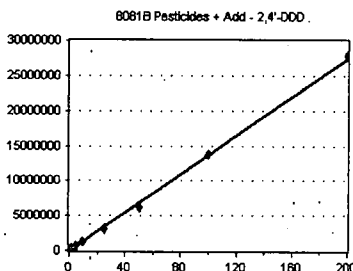


Standard	Concentration	Response	Response Factor	RT
0B25043-CAL1	0.5	114727	229454.000	7.69
0B25043-CAL2	1	214430	214430.000	7.69
0B25043-CAL3	2	415164	207582.000	7.69
0B25043-CAL4	5	1014379	202875.800	7.69
0B25043-CAL5	10	2002466	200246.600	7.69
0B25043-CAL6	25	4717875	188715.000	7.69
0B25043-CAL7	50	1.032843E+07	206568.600	7.69
0B25043-CAL8	100	2.110834E+07	211083.400	7.69
0B25043-CAL9	200	3.853748E+07	192687.400	7.69

AVE RF 205960.300 RF RSD 5.87 AVE RT 7.69

2,4'-DDD

Curve Fit: **AVERAGE RF**

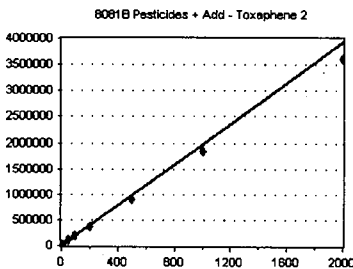


Standard	Concentration	Response	Response Factor	RT
0B25043-CALA	0.5	76012	152024.000	7.77
0B25043-CALB	1	147365	147365.000	7.77
0B25043-CALC	2	278841	139420.500	7.77
0B25043-CALD	5	710550	142110.000	7.77
0B25043-CALE	10	1279287	127928.700	7.77
0B25043-CALF	25	3146355	125854.200	7.77
0B25043-CALG	50	6083122	121662.400	7.77
0B25043-CALH	100	1.375644E+07	137564.400	7.77
0B25043-CALI	200	2.784759E+07	139238.000	7.77

AVE RF 137018.600 RF RSD 7.35 AVE RT 7.77

Toxaphene 2

Curve Fit: **AVERAGE RF**

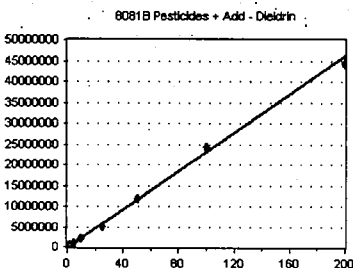


Standard	Concentration	Response	Response Factor	RT
0B25043-CALQ	10	22995	2299.500	7.86
0B25043-CALR	50	108818	2176.360	7.86
0B25043-CALS	100	199066	1990.660	7.86
0B25043-CALT	200	374128	1870.640	7.86
0B25043-CALU	500	902886	1805.772	7.86
0B25043-CALV	1000	1836951	1836.951	7.86
0B25043-CALW	2000	3614562	1807.281	7.86

AVE RF 1969.595 RF RSD 10.00 AVE RT 7.86

Dieldrin

Curve Fit: **AVERAGE RF**



Standard	Concentration	Response	Response Factor	RT
0B25043-CAL1	0.5	127511	255022.000	7.86
0B25043-CAL2	1	231817	231817.000	7.86
0B25043-CAL3	2	446086	223043.000	7.86
0B25043-CAL4	5	1130550	226110.000	7.86
0B25043-CAL5	10	2231423	223142.300	7.86
0B25043-CAL6	25	5269648	210785.900	7.86
0B25043-CAL7	50	1.19646E+07	239292.000	7.86
0B25043-CAL8	100	2.43558E+07	243558.000	7.86
0B25043-CAL9	200	4.429628E+07	221481.400	7.86

AVE RF 230472.400 RF RSD 5.84 AVE RT 7.86

Element Calibration Review Sheet

Calibration ID: **A0C0203**

Instrument: **DUALECD5**

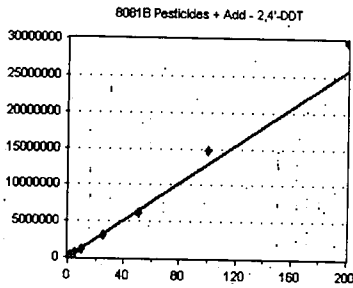
Calibration Date: **03/02/2020**

Analysis: **8081B Pesticides + Add**

Instrument Cal ID: **ECD5_QUANTPEST_20022**

2,4'-DDT

Curve Fit: **AVERAGE RF**

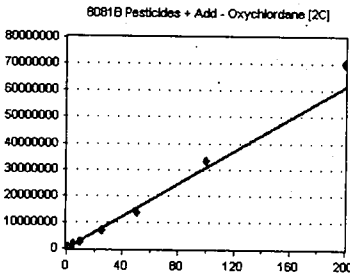


Standard	Concentration	Response	Response Factor	RT
OB25043-CALA	0.5	63598	127196.000	7.95
OB25043-CALB	1	121988	121988.000	7.95
OB25043-CALC	2	247235	123617.500	7.95
OB25043-CALD	5	643652	128730.400	7.95
OB25043-CALE	10	1188032	118803.200	7.95
OB25043-CALF	25	3118024	124721.000	7.95
OB25043-CALG	50	6102858	122057.200	7.95
OB25043-CALH	100	1.471294E+07	147129.400	7.95
OB25043-CALI	200	2.991086E+07	149554.300	7.95

AVE RF: 129310.800 RF RSD: 8.66 AVE RT: 7.95

Oxychlorthane [2C]

Curve Fit: **AVERAGE RF**

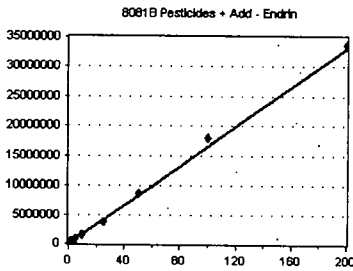


Standard	Concentration	Response	Response Factor	RT
OB25043-CALA	0.5	166729	333458.000	7.99
OB25043-CALB	1	307918	307918.000	7.99
OB25043-CALC	2	596146	298073.000	7.99
OB25043-CALD	5	1516690	303338.000	7.99
OB25043-CALE	10	2780134	278013.400	7.99
OB25043-CALF	25	7090383	283615.300	7.99
OB25043-CALG	50	1.396891E+07	279378.200	7.99
OB25043-CALH	100	3.309254E+07	330925.400	7.99
OB25043-CALI	200	7.011955E+07	350597.800	7.99

AVE RF: 307257.500 RF RSD: 8.47 AVE RT: 7.99

Endrin

Curve Fit: **AVERAGE RF**

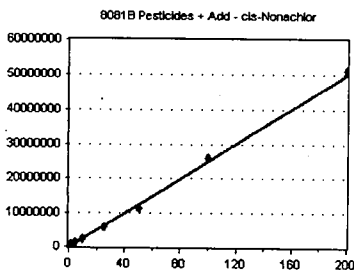


Standard	Concentration	Response	Response Factor	RT
OB25043-CAL1	0.5	89558	179116.000	8.03
OB25043-CAL2	1	164410	164410.000	8.03
OB25043-CAL3	2	320798	160399.000	8.03
OB25043-CAL4	5	781467	156293.400	8.03
OB25043-CAL5	10	1583671	158367.100	8.03
OB25043-CAL6	25	3796982	151879.300	8.03
OB25043-CAL7	50	8611621	172232.400	8.02
OB25043-CAL8	100	1.802025E+07	180202.500	8.02
OB25043-CAL9	200	3.37627E+07	168813.500	8.02

AVE RF: 165745.900 RF RSD: 6.05 AVE RT: 8.03

cis-Nonachlor

Curve Fit: **AVERAGE RF**



Standard	Concentration	Response	Response Factor	RT
OB25043-CALA	0.5	133571	267142.000	8.05
OB25043-CALB	1	260805	260805.000	8.05
OB25043-CALC	2	494941	247470.500	8.05
OB25043-CALD	5	1288124	257624.800	8.05
OB25043-CALE	10	2424511	242451.100	8.05
OB25043-CALF	25	5977723	239108.900	8.05
OB25043-CALG	50	1.12011E+07	224022.000	8.05
OB25043-CALH	100	2.585201E+07	258520.100	8.05
OB25043-CALI	200	5.113759E+07	255688.000	8.05

AVE RF: 250314.700 RF RSD: 5.34 AVE RT: 8.05

Element Calibration Review Sheet

Calibration ID: **A0C0203**

Instrument: **DUALECD5**

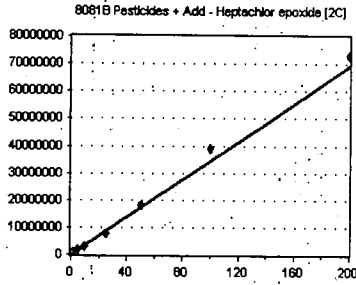
Calibration Date: **03/02/2020**

Analysis: **8081B Pesticides + Add**

Instrument Cal ID: **ECD5_QUANTPEST_20022**

Heptachlor epoxide [2C]

Curve Fit: **AVERAGE RF**

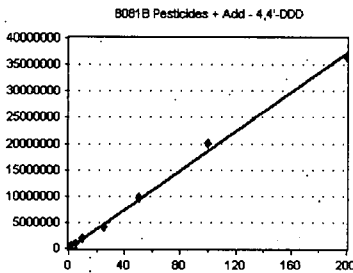


Standard	Concentration	Response	Response Factor	RT
0B25043-CAL1	0.5	184247	368494.000	8.06
0B25043-CAL2	1	334473	334473.000	8.06
0B25043-CAL3	2	657729	328864.500	8.06
0B25043-CAL4	5	1574920	314984.000	8.06
0B25043-CAL5	10	3225324	322532.400	8.06
0B25043-CAL6	25	7997772	319910.900	8.06
0B25043-CAL7	50	1.811233E+07	362246.600	8.06
0B25043-CAL8	100	3.872802E+07	387280.200	8.06
0B25043-CAL9	200	7.32353E+07	366176.500	8.06

AVE RF 344995.800 **RF RSD** 7.59 **AVE RT** 8.06

4,4'-DDD

Curve Fit: **AVERAGE RF**

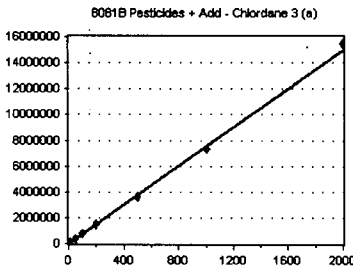


Standard	Concentration	Response	Response Factor	RT
0B25043-CAL1	0.5	100840	201680.000	8.07
0B25043-CAL2	1	184468	184468.000	8.07
0B25043-CAL3	2	371932	185966.000	8.07
0B25043-CAL4	5	885705	177141.000	8.07
0B25043-CAL5	10	1845969	184596.900	8.07
0B25043-CAL6	25	4106399	164256.000	8.07
0B25043-CAL7	50	9813457	196269.100	8.07
0B25043-CAL8	100	2.004419E+07	200441.900	8.07
0B25043-CAL9	200	3.644014E+07	182200.700	8.07

AVE RF 186335.500 **RF RSD** 6.38 **AVE RT** 8.07

Chlordane 3 (a)

Curve Fit: **AVERAGE RF**

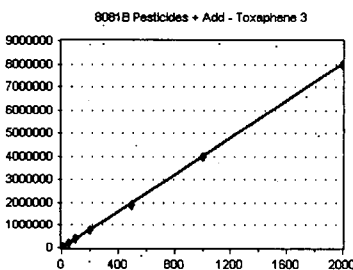


Standard	Concentration	Response	Response Factor	RT
0B25043-CALJ	10	78700	7870.000	8.14
0B25043-CALK	50	363557	7271.140	8.14
0B25043-CALL	100	778570	7785.700	8.14
0B25043-CALM	200	1447050	7235.250	8.14
0B25043-CALN	500	3598451	7196.902	8.14
0B25043-CALO	1000	7358441	7358.441	8.14
0B25043-CALP	2000	1.54796E+07	7739.800	8.14

AVE RF 7493.890 **RF RSD** 3.89 **AVE RT** 8.14

Toxaphene 3

Curve Fit: **AVERAGE RF**



Standard	Concentration	Response	Response Factor	RT
0B25043-CALQ	10	44681	4468.100	8.17
0B25043-CALR	50	208175	4163.500	8.17
0B25043-CALS	100	388473	3884.730	8.17
0B25043-CALT	200	764681	3823.405	8.17
0B25043-CALU	500	1906098	3812.196	8.17
0B25043-CALV	1000	3990757	3990.757	8.17
0B25043-CALW	2000	7981234	3990.617	8.17

AVE RF 4019.044 **RF RSD** 5.78 **AVE RT** 8.17

Element Calibration Review Sheet

Calibration ID: **A0C0203**

Instrument: **DUALECD5**

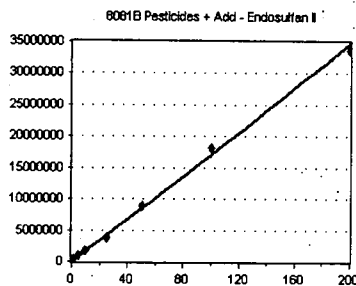
Calibration Date: **03/02/2020**

Analysis: **8081B Pesticides + Add**

Instrument Cal ID: **ECD5_QUANTPEST_20022**

Endosulfan II

Curve Fit: **QUADRATIC: Weighting: (1/a^2), Origin: Ignore**

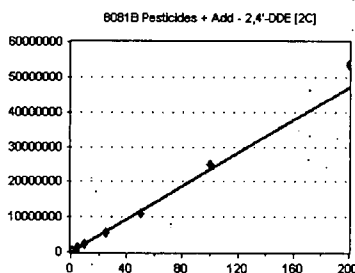


Standard	Concentration	Response	Response Factor	RT
OB25043-CAL1	0.5	123502	247004.000	8.19
OB25043-CAL2	1	201485	201485.000	8.18
OB25043-CAL3	2	375693	187846.500	8.18
OB25043-CAL4	5	869870	173974.000	8.18
OB25043-CAL5	10	1754678	175467.800	8.18
OB25043-CAL6	25	3837705	153508.200	8.18
OB25043-CAL7	50	8825451	176509.000	8.18
OB25043-CAL8	100	1.816548E+07	181654.800	8.18
OB25043-CAL9	200	3.37643E+07	168821.500	8.18

AVE RF 185141.200 RF RSD 14.38 AVE RT 8.18

2,4'-DDE [2C]

Curve Fit: **AVERAGE RF**

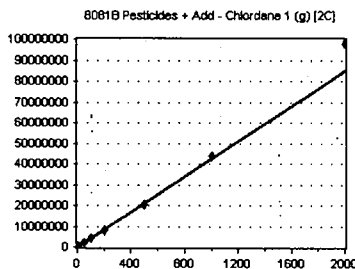


Standard	Concentration	Response	Response Factor	RT
OB25043-CALA	0.5	121631	243262.000	8.19
OB25043-CALB	1	234158	234158.000	8.19
OB25043-CALC	2	450716	225358.000	8.19
OB25043-CALD	5	1172351	234470.200	8.19
OB25043-CALE	10	2213415	221341.500	8.19
OB25043-CALF	25	5570315	222812.600	8.19
OB25043-CALG	50	1.094747E+07	218949.400	8.19
OB25043-CALH	100	2.504539E+07	250453.900	8.19
OB25043-CALI	200	5.353827E+07	267691.400	8.19

AVE RF 235388.600 RF RSD 6.82 AVE RT 8.19

Chlordane 1 (g) [2C]

Curve Fit: **AVERAGE RF**

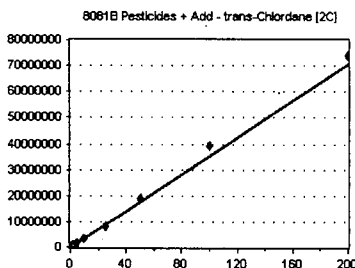


Standard	Concentration	Response	Response Factor	RT
OB25043-CALJ	10	409106	40910.600	8.20
OB25043-CALK	50	1979615	39592.300	8.20
OB25043-CALL	100	4226014	42260.140	8.20
OB25043-CALM	200	8173427	40867.140	8.20
OB25043-CALN	500	2.0498E+07	40996.000	8.20
OB25043-CALO	1000	4.35219E+07	43521.900	8.20
OB25043-CALP	2000	9.785207E+07	48926.040	8.20

AVE RF 42439.160 RF RSD 7.34 AVE RT 8.20

trans-Chlordane [2C]

Curve Fit: **AVERAGE RF**



Standard	Concentration	Response	Response Factor	RT
OB25043-CAL1	0.5	189029	378058.000	8.20
OB25043-CAL2	1	340785	340785.000	8.20
OB25043-CAL3	2	659567	329783.500	8.20
OB25043-CAL4	5	1595744	319148.800	8.20
OB25043-CAL5	10	3321961	332196.100	8.20
OB25043-CAL6	25	8352508	334100.300	8.20
OB25043-CAL7	50	1.907143E+07	381428.600	8.20
OB25043-CAL8	100	3.954617E+07	395461.700	8.20
OB25043-CAL9	200	7.402635E+07	370131.800	8.20

AVE RF 353454.900 RF RSD 7.85 AVE RT 8.20

Element Calibration Review Sheet

Calibration ID: **A0C0203**

Instrument: **DUALECD5**

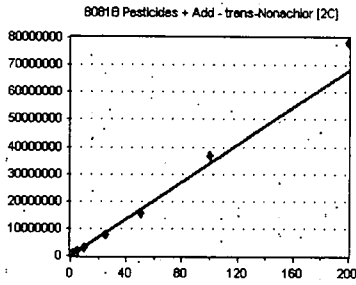
Calibration Date: **03/02/2020**

Analysis: **8081B Pesticides + Add**

Instrument Cal ID: **ECD5_QUANTPEST_20022**

trans-Nonachlor [2C]

Curve Fit: **AVERAGE RF**

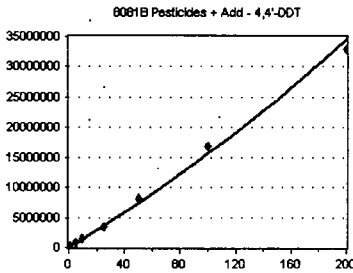


Standard	Concentration	Response	Response Factor	RT
OB25043-CALA	0.5	177493	354986.000	8.26
OB25043-CALB	1	339792	339792.000	8.26
OB25043-CALC	2	659379	329689.500	8.26
OB25043-CALD	5	1676451	335290.200	8.26
OB25043-CALE	10	3123800	312380.000	8.26
OB25043-CALF	25	7939518	317580.700	8.26
OB25043-CALG	50	1.559638E+07	311927.600	8.26
OB25043-CALH	100	3.691007E+07	369100.700	8.26
OB25043-CALI	200	7.836118E+07	391805.900	8.26

AVE RF 340283.600 RF RSD 8.01 AVE RT 8.26

4,4'-DDT

Curve Fit: **QUADRATIC: Weighting: (1/a^2), Origin: Ignore**

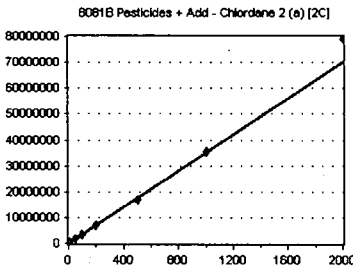


Standard	Concentration	Response	Response Factor	RT
OB25043-CAL1	0.5	73248	146496.000	8.27
OB25043-CAL2	1	136646	136646.000	8.27
OB25043-CAL3	2	273553	136776.500	8.27
OB25043-CAL4	5	677705	135541.000	8.27
OB25043-CAL5	10	1457724	145772.400	8.27
OB25043-CAL6	25	3331009	133240.400	8.27
OB25043-CAL7	50	8101008	162020.200	8.27
OB25043-CAL8	100	1.687139E+07	168713.900	8.27
OB25043-CAL9	200	3.290967E+07	164548.300	8.27

AVE RF 147750.500 RF RSD 9.37 AVE RT 8.27

Chlordane 2 (a) [2C]

Curve Fit: **AVERAGE RF**

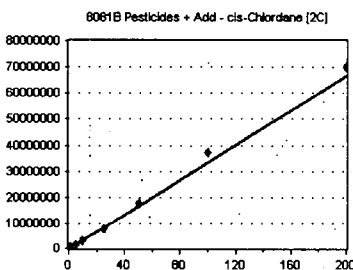


Standard	Concentration	Response	Response Factor	RT
OB25043-CALJ	10	355505	35550.500	8.31
OB25043-CALK	50	1627418	32548.360	8.31
OB25043-CALL	100	3515911	35159.110	8.30
OB25043-CALM	200	6715049	33575.250	8.31
OB25043-CALN	500	1.688759E+07	33775.180	8.30
OB25043-CALO	1000	3.562956E+07	35629.560	8.31
OB25043-CALP	2000	7.916903E+07	39584.520	8.31

AVE RF 35117.500 RF RSD 6.49 AVE RT 8.30

cis-Chlordane [2C]

Curve Fit: **AVERAGE RF**



Standard	Concentration	Response	Response Factor	RT
OB25043-CAL1	0.5	178270	356540.000	8.31
OB25043-CAL2	1	322691	322691.000	8.31
OB25043-CAL3	2	631569	315784.500	8.31
OB25043-CAL4	5	1507927	301585.400	8.31
OB25043-CAL5	10	3145257	314525.700	8.31
OB25043-CAL6	25	7833062	313322.500	8.31
OB25043-CAL7	50	1.762339E+07	352467.800	8.31
OB25043-CAL8	100	3.738822E+07	373882.200	8.31
OB25043-CAL9	200	7.004439E+07	350222.000	8.31

AVE RF 333446.800 RF RSD 7.51 AVE RT 8.31

Element Calibration Review Sheet

Calibration ID: **A0C0203**

Instrument: **DUALECD5**

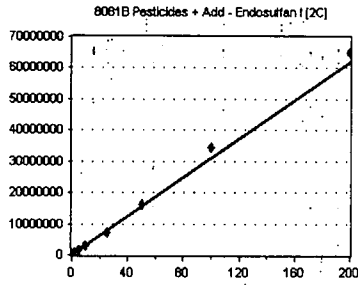
Calibration Date: **03/02/2020**

Analysis: **8081B Pesticides + Add**

Instrument Cal ID: **ECD5_QUANTPEST_20022**

Endosulfan I [2C]

Curve Fit: **AVERAGE RF**

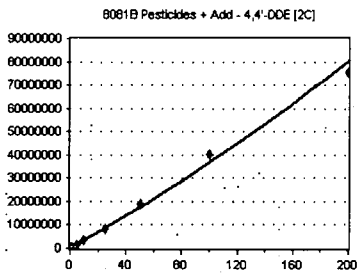


Standard	Concentration	Response	Response Factor	RT
OB25043-CAL1	0.5	165750	331500.000	8.36
OB25043-CAL2	1	303264	303264.000	8.36
OB25043-CAL3	2	584625	292312.500	8.36
OB25043-CAL4	5	1439410	287882.000	8.36
OB25043-CAL5	10	2901002	290100.200	8.36
OB25043-CAL6	25	7248567	289942.700	8.36
OB25043-CAL7	50	1.639049E+07	327809.800	8.36
OB25043-CAL8	100	3.447992E+07	344799.200	8.36
OB25043-CAL9	200	6.513064E+07	325653.200	8.36

AVE RF 310362.600 **RF RSD** 7.10 **AVE RT** 8.36

4,4'-DDE [2C]

Curve Fit: **QUADRATIC: Weighting: (1/a^2), Origin: Ignore**

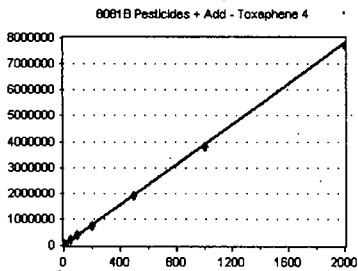


Standard	Concentration	Response	Response Factor	RT
OB25043-CAL1	0.5	161551	323102.000	8.41
OB25043-CAL2	1	311134	311134.000	8.41
OB25043-CAL3	2	626077	313038.500	8.41
OB25043-CAL4	5	1553504	310700.800	8.41
OB25043-CAL5	10	3337927	333792.700	8.41
OB25043-CAL6	25	8455231	338209.300	8.41
OB25043-CAL7	50	1.898456E+07	379691.200	8.41
OB25043-CAL8	100	4.049468E+07	404946.800	8.41
OB25043-CAL9	200	7.552679E+07	377634.000	8.41

AVE RF 343583.200 **RF RSD** 10.21 **AVE RT** 8.41

Toxaphene 4

Curve Fit: **AVERAGE RF**

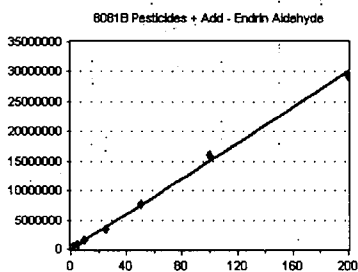


Standard	Concentration	Response	Response Factor	RT
OB25043-CALQ	10	43252	4325.200	8.41
OB25043-CALR	50	203857	4077.140	8.41
OB25043-CALS	100	371980	3719.800	8.41
OB25043-CALT	200	751450	3757.250	8.41
OB25043-CALU	500	1894280	3788.560	8.41
OB25043-CALV	1000	3823934	3823.934	8.41
OB25043-CALW	2000	7717268	3858.634	8.41

AVE RF 3907.217 **RF RSD** 5.57 **AVE RT** 8.41

Endrin Aldehyde

Curve Fit: **QUADRATIC: Weighting: (1/a^2), Origin: Ignore**



Standard	Concentration	Response	Response Factor	RT
OB25043-CAL1	0.5	141186	282372.000	8.48
OB25043-CAL2	1	218212	218212.000	8.47
OB25043-CAL3	2	385517	192758.500	8.47
OB25043-CAL4	5	790735	158147.000	8.47
OB25043-CAL5	10	1552434	155243.400	8.47
OB25043-CAL6	25	3455529	138221.200	8.47
OB25043-CAL7	50	7801382	156027.600	8.47
OB25043-CAL8	100	1.605774E+07	160577.400	8.47
OB25043-CAL9	200	2.925153E+07	146257.700	8.47

AVE RF 178646.300 **RF RSD** 25.81 **AVE RT** 8.47

Element Calibration Review Sheet

Calibration ID: **A0C0203**

Instrument: **DUALECD5**

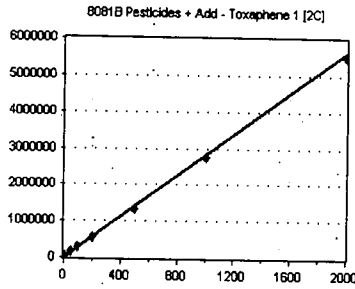
Calibration Date: **03/02/2020**

Analysis: **8081B Pesticides + Add**

Instrument Cal ID: **ECD5_QUANTPEST_20022**

Toxaphene 1 [2C]

Curve Fit: **AVERAGE RF**

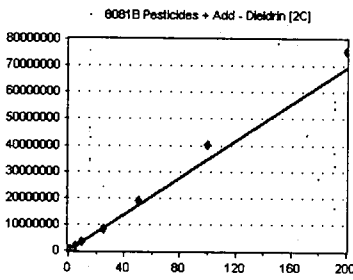


Standard	Concentration	Response	Response Factor	RT
OB25043-CALQ	10	29979	2997.900	8.53
OB25043-CALR	50	151694	3033.880	8.53
OB25043-CALS	100	279984	2799.840	8.53
OB25043-CALT	200	553315	2766.575	8.53
OB25043-CALU	500	1333338	2666.676	8.53
OB25043-CALV	1000	2769168	2769.168	8.53
OB25043-CALW	2000	5517985	2758.992	8.53

AVE RF 2827.576 RF RSD 4.79 AVE RT 8.53

Dieldrin [2C]

Curve Fit: **AVERAGE RF**

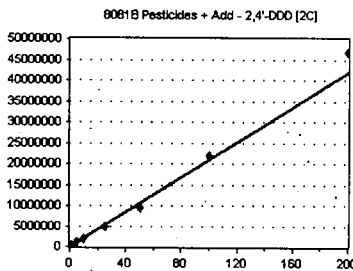


Standard	Concentration	Response	Response Factor	RT
OB25043-CAL1	0.5	172991	345982.000	8.56
OB25043-CAL2	1	326125	326125.000	8.56
OB25043-CAL3	2	639177	319588.500	8.56
OB25043-CAL4	5	1567052	313410.400	8.56
OB25043-CAL5	10	3243846	324384.600	8.56
OB25043-CAL6	25	8227724	329109.000	8.56
OB25043-CAL7	50	1.895725E+07	379145.000	8.56
OB25043-CAL8	100	4.020701E+07	402070.100	8.56
OB25043-CAL9	200	7.5536E+07	377680.000	8.56

AVE RF 346388.300 RF RSD 9.22 AVE RT 8.56

2,4'-DDD [2C]

Curve Fit: **AVERAGE RF**

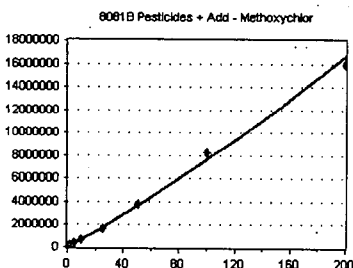


Standard	Concentration	Response	Response Factor	RT
OB25043-CALA	0.5	112451	224902.000	8.56
OB25043-CALB	1	217911	217911.000	8.56
OB25043-CALC	2	402947	201473.500	8.56
OB25043-CALD	5	1029786	205957.200	8.56
OB25043-CALE	10	1931515	193151.500	8.56
OB25043-CALF	25	4852223	194088.900	8.56
OB25043-CALG	50	9442355	188847.100	8.56
OB25043-CALH	100	2.200185E+07	220018.500	8.56
OB25043-CALI	200	4.676827E+07	233841.400	8.56

AVE RF 208910.100 RF RSD 7.60 AVE RT 8.56

Methoxychlor

Curve Fit: **QUADRATIC: Weighting: (1/a^2), Origin: Ignore**



Standard	Concentration	Response	Response Factor	RT
OB25043-CAL1	0.5	47477	94954.000	8.61
OB25043-CAL2	1	81060	81060.000	8.60
OB25043-CAL3	2	159441	79720.500	8.60
OB25043-CAL4	5	348323	69664.600	8.60
OB25043-CAL5	10	720753	72075.300	8.60
OB25043-CAL6	25	1638952	65558.080	8.60
OB25043-CAL7	50	3829989	76599.780	8.60
OB25043-CAL8	100	8280893	82808.930	8.60
OB25043-CAL9	200	1.599908E+07	79995.400	8.60

AVE RF 78048.510 RF RSD 10.99 AVE RT 8.60

Element Calibration Review Sheet

Calibration ID: **A0C0203**

Instrument: **DUALECD5**

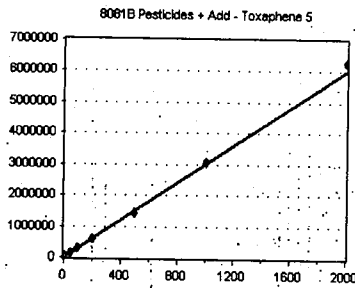
Calibration Date: **03/02/2020**

Analysis: **8081B Pesticides + Add**

Instrument Cal ID: **ECD5_QUANTPEST_20022!**

Toxaphene 5

Curve Fit: **AVERAGE RF**

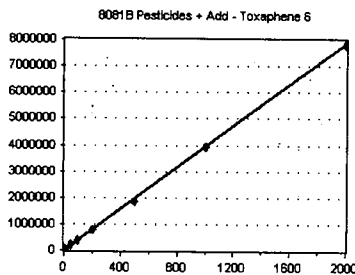


Standard	Concentration	Response	Response Factor	RT
OB25043-CALQ	10	30451	3045.100	8.64
OB25043-CALR	50	155631	3112.620	8.64
OB25043-CALS	100	290355	2903.550	8.64
OB25043-CALT	200	591464	2957.320	8.64
OB25043-CALU	500	1451072	2902.144	8.64
OB25043-CALV	1000	3053151	3053.151	8.64
OB25043-CALW	2000	6286579	3143.290	8.64

AVE RF 3016.739 **RF RSD** 3.23 **AVE RT** 8.64

Toxaphene 6

Curve Fit: **AVERAGE RF**

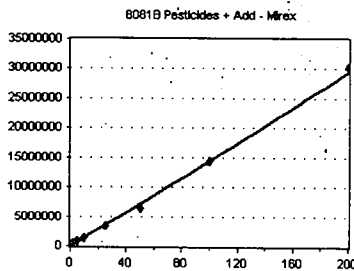


Standard	Concentration	Response	Response Factor	RT
OB25043-CALQ	10	43890	4389.000	8.71
OB25043-CALR	50	201655	4033.100	8.71
OB25043-CALS	100	379633	3796.330	8.71
OB25043-CALT	200	757030	3785.150	8.71
OB25043-CALU	500	1873668	3747.336	8.71
OB25043-CALV	1000	3931248	3931.248	8.71
OB25043-CALW	2000	7847735	3923.867	8.71

AVE RF 3943.719 **RF RSD** 5.60 **AVE RT** 8.71

Mirex

Curve Fit: **QUADRATIC: Weighting: (1/a^2), Origin: Ignore**

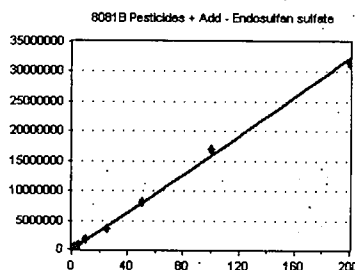


Standard	Concentration	Response	Response Factor	RT
OB25043-CALA	0.5	99990	199980.000	8.72
OB25043-CALB	1	177415	177415.000	8.72
OB25043-CALC	2	331292	165646.000	8.72
OB25043-CALD	5	781249	156249.800	8.72
OB25043-CALE	10	1417093	141709.300	8.72
OB25043-CALF	25	3449936	137997.400	8.72
OB25043-CALG	50	6526642	130532.800	8.72
OB25043-CALH	100	1.437844E+07	143784.400	8.72
OB25043-CALI	200	3.022123E+07	151106.200	8.72

AVE RF 156046.800 **RF RSD** 14.03 **AVE RT** 8.72

Endosulfan sulfate

Curve Fit: **QUADRATIC: Weighting: (1/a^2), Origin: Ignore**



Standard	Concentration	Response	Response Factor	RT
OB25043-CAL1	0.5	144136	288272.000	8.78
OB25043-CAL2	1	217356	217356.000	8.78
OB25043-CAL3	2	384470	192235.000	8.78
OB25043-CAL4	5	816986	163397.200	8.78
OB25043-CAL5	10	1704127	170412.700	8.78
OB25043-CAL6	25	3605036	144201.400	8.78
OB25043-CAL7	50	8174428	163488.600	8.77
OB25043-CAL8	100	1.705364E+07	170536.400	8.77
OB25043-CAL9	200	3.131545E+07	156577.300	8.78

AVE RF 185164.100 **RF RSD** 23.84 **AVE RT** 8.78

Element Calibration Review Sheet

Calibration ID: **A0C0203**

Instrument: **DUALECD5**

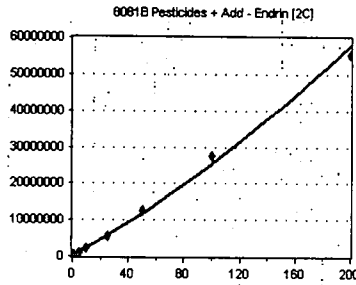
Calibration Date: **03/02/2020**

Analysis: **8081B Pesticides + Add**

Instrument Cal ID: **ECD5_QUANTPEST_20022**

Endrin [2C]

Curve Fit: **QUADRATIC: Weighting: (1/a^2), Origin: Ignore**

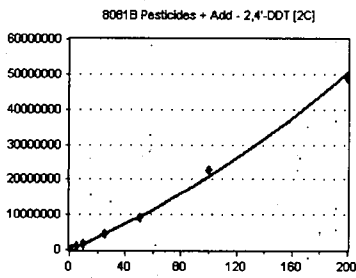


Standard	Concentration	Response	Response Factor	RT
OB25043-CAL1	0.5	118360	236720.000	8.79
OB25043-CAL2	1	221743	221743.000	8.79
OB25043-CAL3	2	435263	217631.500	8.79
OB25043-CAL4	5	1071103	214220.600	8.79
OB25043-CAL5	10	2199983	219998.300	8.79
OB25043-CAL6	25	5486337	219453.500	8.79
OB25043-CAL7	50	1.259892E+07	251978.400	8.79
OB25043-CAL8	100	2.753094E+07	275309.400	8.79
OB25043-CAL9	200	5.548313E+07	277415.600	8.79

AVE RF 237163.400 RF RSD 10.59 AVE RT 8.79

2,4'-DDT [2C]

Curve Fit: **QUADRATIC: Weighting: (1/a^2), Origin: Ignore**

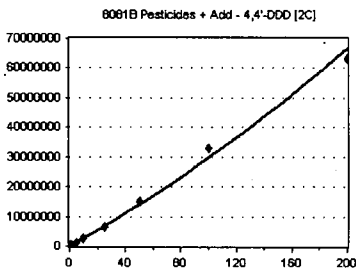


Standard	Concentration	Response	Response Factor	RT
OB25043-CALA	0.5	79209	158418.000	8.79
OB25043-CALB	1	155855	155855.000	8.79
OB25043-CALC	2	322849	161424.500	8.79
OB25043-CALD	5	853816	170763.200	8.79
OB25043-CALE	10	1641641	164164.100	8.79
OB25043-CALF	25	4477299	179092.000	8.79
OB25043-CALG	50	8983017	179660.300	8.79
OB25043-CALH	100	2.279376E+07	227937.600	8.79
OB25043-CALI	200	4.892501E+07	244625.000	8.79

AVE RF 182437.700 RF RSD 17.50 AVE RT 8.79

4,4'-DDD [2C]

Curve Fit: **QUADRATIC: Weighting: (1/a^2), Origin: Ignore**

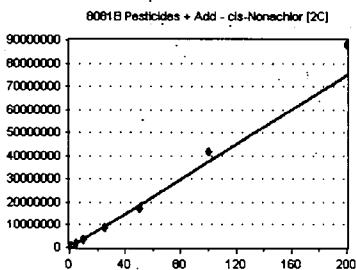


Standard	Concentration	Response	Response Factor	RT
OB25043-CAL1	0.5	135180	270360.000	8.83
OB25043-CAL2	1	259515	259515.000	8.83
OB25043-CAL3	2	511651	255825.500	8.83
OB25043-CAL4	5	1267308	253461.600	8.83
OB25043-CAL5	10	2702397	270239.700	8.83
OB25043-CAL6	25	6277761	251110.400	8.83
OB25043-CAL7	50	1.51325E+07	302650.000	8.83
OB25043-CAL8	100	3.295732E+07	329573.200	8.83
OB25043-CAL9	200	6.304642E+07	315232.100	8.83

AVE RF 278663.100 RF RSD 10.56 AVE RT 8.83

cis-Nonachlor [2C]

Curve Fit: **AVERAGE RF**



Standard	Concentration	Response	Response Factor	RT
OB25043-CALA	0.5	183369	366738.000	8.83
OB25043-CALB	1	370083	370083.000	8.83
OB25043-CALC	2	704365	352182.500	8.83
OB25043-CALD	5	1876952	375390.400	8.83
OB25043-CALE	10	3529630	352963.000	8.83
OB25043-CALF	25	8823260	352930.400	8.83
OB25043-CALG	50	1.757578E+07	351515.600	8.83
OB25043-CALH	100	4.168146E+07	416814.600	8.83
OB25043-CALI	200	8.826644E+07	441332.200	8.83

AVE RF 375550.000 RF RSD 8.57 AVE RT 8.83

Element Calibration Review Sheet

Calibration ID: **A0C0203**

Instrument: **DUALECD5**

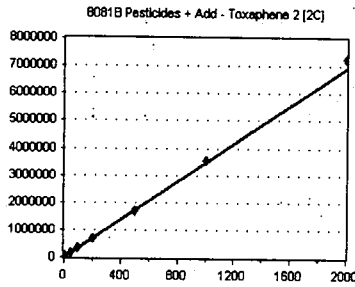
Calibration Date: **03/02/2020**

Analysis: **8081B Pesticides + Add**

Instrument Cal ID: **ECD5_QUANTPEST_20022**

Toxaphene 2 [2C]

Curve Fit: **AVERAGE RF**

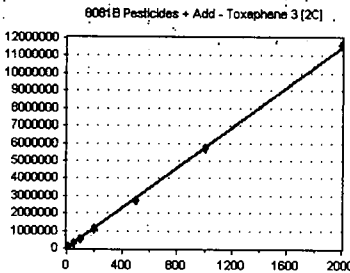


Standard	Concentration	Response	Response Factor	RT
0B25043-CALQ	10	35085	3508.500	8.88
0B25043-CALR	50	175705	3514.100	8.88
0B25043-CALS	100	334014	3340.140	8.88
0B25043-CALT	200	673874	3369.370	8.88
0B25043-CALU	500	1691199	3382.398	8.88
0B25043-CALV	1000	3540659	3540.659	8.88
0B25043-CALW	2000	7258199	3629.100	8.88

AVE RF 3469.181 **RF RSD** 3.08 **AVE RT** 8.88

Toxaphene 3 [2C]

Curve Fit: **AVERAGE RF**

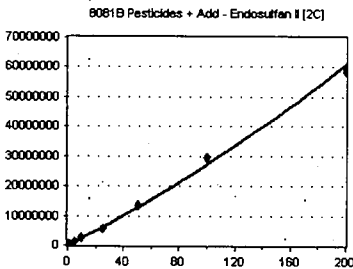


Standard	Concentration	Response	Response Factor	RT
0B25043-CALQ	10	66638	6663.800	8.92
0B25043-CALR	50	286968	5739.360	8.92
0B25043-CALS	100	541748	5417.480	8.92
0B25043-CALT	200	1091039	5455.195	8.92
0B25043-CALU	500	2719332	5438.664	8.92
0B25043-CALV	1000	5679715	5679.715	8.92
0B25043-CALW	2000	1.159445E+07	5797.225	8.92

AVE RF 5741.634 **RF RSD** 7.58 **AVE RT** 8.92

Endosulfan II [2C]

Curve Fit: **QUADRATIC: Weighting: (1/a^2), Origin: Ignore**

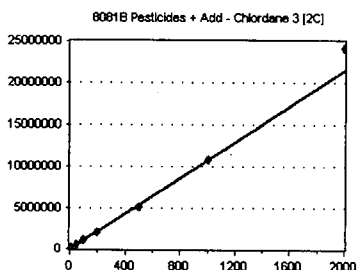


Standard	Concentration	Response	Response Factor	RT
0B25043-CAL1	0.5	167227	334454.000	8.94
0B25043-CAL2	1	282832	282832.000	8.93
0B25043-CAL3	2	527060	263530.000	8.93
0B25043-CAL4	5	1217071	243414.200	8.93
0B25043-CAL5	10	2495237	249523.700	8.93
0B25043-CAL6	25	5738244	229529.800	8.93
0B25043-CAL7	50	1.352961E+07	270592.200	8.93
0B25043-CAL8	100	2.936643E+07	293664.300	8.93
0B25043-CAL9	200	5.84691E+07	292345.500	8.93

AVE RF 273320.600 **RF RSD** 11.63 **AVE RT** 8.93

Chlordane 3 [2C]

Curve Fit: **AVERAGE RF**



Standard	Concentration	Response	Response Factor	RT
0B25043-CALJ	10	117072	11707.200	8.97
0B25043-CALK	50	503081	10061.620	8.97
0B25043-CALL	100	1045379	10453.790	8.97
0B25043-CALM	200	2011818	10059.090	8.97
0B25043-CALN	500	5110139	10220.280	8.97
0B25043-CALO	1000	1.077555E+07	10775.550	8.97
0B25043-CALP	2000	2.417882E+07	12089.410	8.97

AVE RF 10766.710 **RF RSD** 7.61 **AVE RT** 8.97

Element Calibration Review Sheet

Calibration ID: **A0C0203**

Instrument: **DUALECD5**

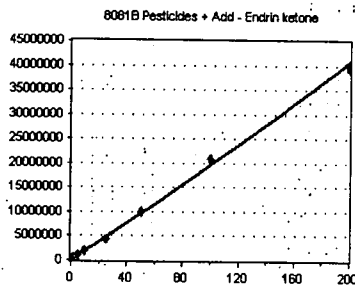
Calibration Date: **03/02/2020**

Analysis: **8081B Pesticides + Add**

Instrument Cal ID: **ECD5_QUANTPEST_20022!**

Endrin ketone

Curve Fit: **QUADRATIC: Weighting: (1/a^2), Origin: Ignore**

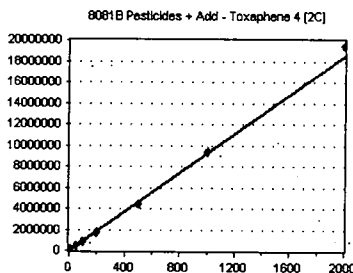


Standard	Concentration	Response	Response Factor	RT
OB25043-CAL1	0.5	141143	282286.000	8.97
OB25043-CAL2	1	236826	236826.000	8.97
OB25043-CAL3	2	429826	214913.000	8.97
OB25043-CAL4	5	979562	195912.400	8.97
OB25043-CAL5	10	1963488	196348.800	8.97
OB25043-CAL6	25	4404291	176171.600	8.97
OB25043-CAL7	50	9941349	198827.000	8.97
OB25043-CAL8	100	2.102656E+07	210265.600	8.97
OB25043-CAL9	200	3.946392E+07	197319.600	8.97

AVE RF 212096.700 **RF RSD** 14.67 **AVE RT** 8.97

Toxaphene 4 [2C]

Curve Fit: **AVERAGE RF**

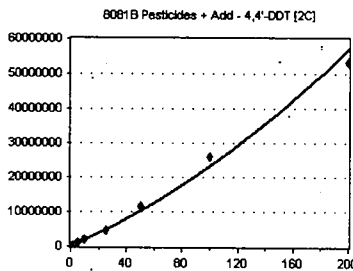


Standard	Concentration	Response	Response Factor	RT
OB25043-CALQ	10	103308	10330.800	8.98
OB25043-CALR	50	459206	9184.120	8.98
OB25043-CALS	100	863932	8639.320	8.99
OB25043-CALT	200	1727294	8636.470	8.99
OB25043-CALU	500	4378899	8757.798	8.99
OB25043-CALV	1000	9443957	9443.957	8.99
OB25043-CALW	2000	1.948539E+07	9742.695	8.99

AVE RF 9247.880 **RF RSD** 6.90 **AVE RT** 8.98

4,4'-DDT [2C]

Curve Fit: **QUADRATIC: Weighting: (1/a^2), Origin: Ignore**

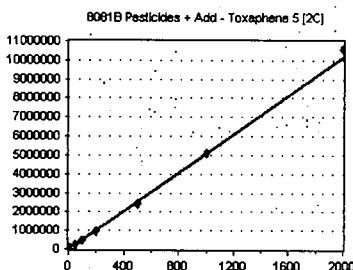


Standard	Concentration	Response	Response Factor	RT
OB25043-CAL1	0.5	81426	162852.000	9.06
OB25043-CAL2	1	152974	152974.000	9.05
OB25043-CAL3	2	325030	162515.000	9.06
OB25043-CAL4	5	840171	168034.200	9.05
OB25043-CAL5	10	1849882	184988.200	9.05
OB25043-CAL6	25	4632719	185308.800	9.05
OB25043-CAL7	50	1.181768E+07	236353.600	9.05
OB25043-CAL8	100	2.595768E+07	259576.800	9.05
OB25043-CAL9	200	5.320954E+07	266047.700	9.06

AVE RF 197627.800 **RF RSD** 22.37 **AVE RT** 9.05

Toxaphene 5 [2C]

Curve Fit: **AVERAGE RF**



Standard	Concentration	Response	Response Factor	RT
OB25043-CALQ	10	54652	5465.200	9.16
OB25043-CALR	50	253707	5074.140	9.16
OB25043-CALS	100	480655	4806.550	9.16
OB25043-CALT	200	974015	4870.075	9.16
OB25043-CALU	500	2425185	4850.370	9.16
OB25043-CALV	1000	5137081	5137.081	9.16
OB25043-CALW	2000	1.060354E+07	5301.770	9.16

AVE RF 5072.169 **RF RSD** 4.91 **AVE RT** 9.16

Element Calibration Review Sheet

Calibration ID: **A0C0203**

Instrument: **DUALECD5**

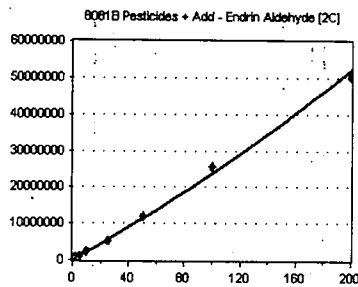
Calibration Date: **03/02/2020**

Analysis: **8081B Pesticides + Add**

Instrument Cal ID: **ECD5_QUANTPEST_20022**

Endrin Aldehyde [2C]

Curve Fit: **QUADRATIC: Weighting: (1/a^2), Origin: Ignore**

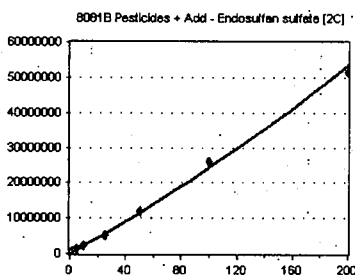


Standard	Concentration	Response	Response Factor	RT
OB25043-CAL1	0.5	193803	387606.000	9.17
OB25043-CAL2	1	293186	293186.000	9.17
OB25043-CAL3	2	532913	266456.500	9.17
OB25043-CAL4	5	1118310	223662.000	9.17
OB25043-CAL5	10	2212372	221237.200	9.17
OB25043-CAL6	25	5038314	201532.600	9.17
OB25043-CAL7	50	1.213723E+07	242744.600	9.17
OB25043-CAL8	100	2.557193E+07	255719.300	9.17
OB25043-CAL9	200	5.016961E+07	250848.000	9.17

AVE RF 260332.500 **RF RSD** 21.07 **AVE RT** 9.17

Endosulfan sulfate [2C]

Curve Fit: **QUADRATIC: Weighting: (1/a^2), Origin: Ignore**

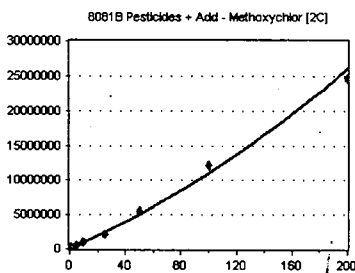


Standard	Concentration	Response	Response Factor	RT
OB25043-CAL1	0.5	194517	389034.000	9.36
OB25043-CAL2	1	289732	289732.000	9.36
OB25043-CAL3	2	516495	258247.500	9.36
OB25043-CAL4	5	1150682	230136.400	9.36
OB25043-CAL5	10	2341971	234197.100	9.36
OB25043-CAL6	25	5180877	207235.100	9.36
OB25043-CAL7	50	1.20314E+07	240628.000	9.36
OB25043-CAL8	100	2.598478E+07	259847.800	9.36
OB25043-CAL9	200	5.150049E+07	257502.400	9.36

AVE RF 262951.100 **RF RSD** 20.03 **AVE RT** 9.36

Methoxychlor [2C]

Curve Fit: **QUADRATIC: Weighting: (1/a^2), Origin: Ignore**

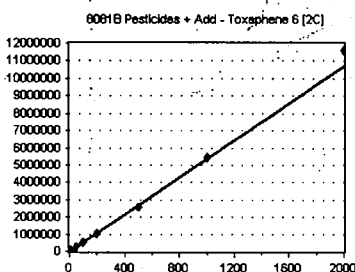


Standard	Concentration	Response	Response Factor	RT
OB25043-CAL1	0.5	50315	100630.000	9.54
OB25043-CAL2	1	92284	92284.000	9.53
OB25043-CAL3	2	180433	90216.500	9.53
OB25043-CAL4	5	439742	87948.400	9.53
OB25043-CAL5	10	944530	94453.000	9.53
OB25043-CAL6	25	2187472	87498.880	9.53
OB25043-CAL7	50	5539365	110787.300	9.53
OB25043-CAL8	100	1.220761E+07	122076.100	9.53
OB25043-CAL9	200	2.460759E+07	123038.000	9.53

AVE RF 100992.500 **RF RSD** 14.06 **AVE RT** 9.53

Toxaphene 6 [2C]

Curve Fit: **AVERAGE RF**



Standard	Concentration	Response	Response Factor	RT
OB25043-CALQ	10	55348	5534.800	9.54
OB25043-CALR	50	265807	5316.140	9.54
OB25043-CALS	100	500574	5005.740	9.54
OB25043-CALT	200	1029268	5146.340	9.54
OB25043-CALU	500	2567429	5134.858	9.54
OB25043-CALV	1000	5434405	5434.405	9.54
OB25043-CALW	2000	1.163522E+07	5817.610	9.54

AVE RF 5341.413 **RF RSD** 5.22 **AVE RT** 9.54

Element Calibration Review Sheet

Calibration ID: **A0C0203**

Instrument: **DUALECD5**

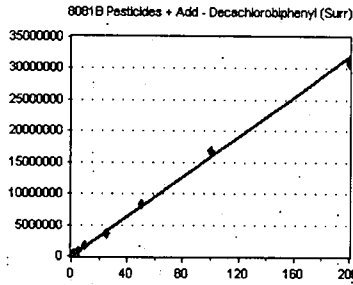
Calibration Date: **03/02/2020**

Analysis: **8081B Pesticides + Add**

Instrument Cal ID: **ECD5_QUANTPEST_20022**

Decachlorobiphenyl (Surr)

Curve Fit: **QUADRATIC: Weighting: (1/a^2), Origin: Ignore**

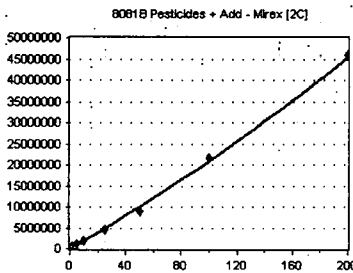


Standard	Concentration	Response	Response Factor	RT
OB25043-CAL1	0.5	117037	234074.000	9.67
OB25043-CAL2	1	200173	200173.000	9.66
OB25043-CAL3	2	360138	180069.000	9.66
OB25043-CAL4	5	799869	159973.800	9.66
OB25043-CAL5	10	1619015	161901.500	9.66
OB25043-CAL6	25	3610372	144414.900	9.66
OB25043-CAL7	50	8305607	166112.100	9.66
OB25043-CAL8	100	1.691112E+07	169111.200	9.66
OB25043-CAL9	200	3.086227E+07	154311.300	9.66

AVE RF 174460.100 RF RSD 15.73 AVE RT 9.66

Mirex [2C]

Curve Fit: **QUADRATIC: Weighting: (1/a^2), Origin: Ignore**

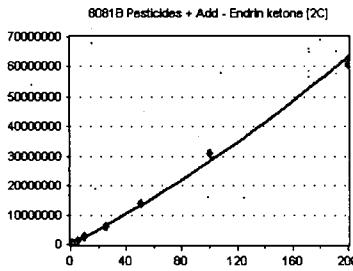


Standard	Concentration	Response	Response Factor	RT
OB25043-CALA	0.5	119379	238758.000	9.76
OB25043-CALB	1	239555	239555.000	9.76
OB25043-CALC	2	427844	213922.000	9.76
OB25043-CALD	5	1031368	206273.600	9.76
OB25043-CALE	10	1914233	191423.300	9.76
OB25043-CALF	25	4725980	189039.200	9.76
OB25043-CALG	50	8959174	179183.500	9.76
OB25043-CALH	100	2.158997E+07	215899.700	9.76
OB25043-CALI	200	4.603114E+07	230155.700	9.76

AVE RF 211578.900 RF RSD 10.41 AVE RT 9.76

Endrin ketone [2C]

Curve Fit: **QUADRATIC: Weighting: (1/a^2), Origin: Ignore**

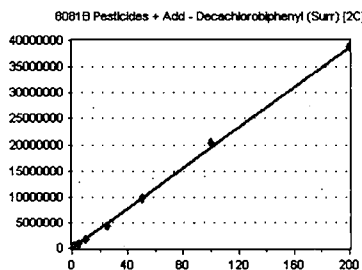


Standard	Concentration	Response	Response Factor	RT
OB25043-CAL1	0.5	174090	348180.000	9.77
OB25043-CAL2	1	292223	292223.000	9.76
OB25043-CAL3	2	544557	272278.500	9.76
OB25043-CAL4	5	1270528	254105.600	9.76
OB25043-CAL5	10	2578653	257865.300	9.76
OB25043-CAL6	25	5980624	239225.000	9.76
OB25043-CAL7	50	1.403276E+07	280655.200	9.76
OB25043-CAL8	100	3.08403E+07	308403.000	9.76
OB25043-CAL9	200	6.079363E+07	303968.200	9.77

AVE RF 284100.400 RF RSD 11.75 AVE RT 9.76

Decachlorobiphenyl (Surr) [2C] Curve Fit:

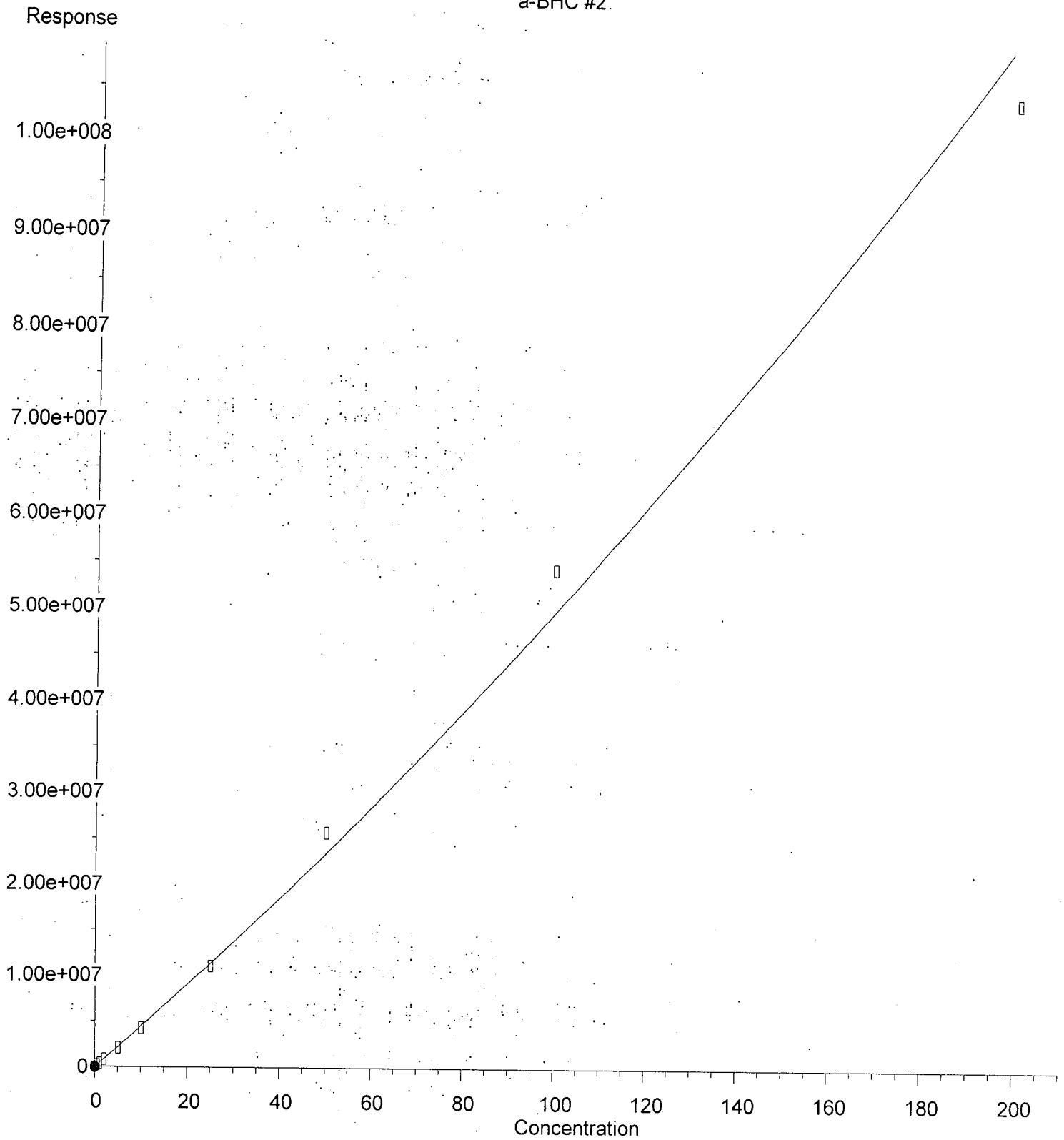
AVERAGE RF



Standard	Concentration	Response	Response Factor	RT
OB25043-CAL1	0.5	114432	228864.000	10.64
OB25043-CAL2	1	203741	203741.000	10.63
OB25043-CAL3	2	384159	192079.500	10.63
OB25043-CAL4	5	875888	175177.600	10.63
OB25043-CAL5	10	1782079	178207.900	10.63
OB25043-CAL6	25	4340907	173636.300	10.63
OB25043-CAL7	50	9791773	195835.500	10.63
OB25043-CAL8	100	2.033798E+07	203379.800	10.63
OB25043-CAL9	200	3.892668E+07	194633.400	10.63

AVE RF 193950.500 RF RSD 8.98 AVE RT 10.63

a-BHC #2.



$R = 5.64e+002 A^A + 4.39e+005 A - 1.00e+004$

Coef of Det (r^2) = 0.995 Curve Fit: Quadratic w($1/a^2$)

Method Name: C:\msdchem\1\methods\ECD5_QUANTBEST_200225.M

Calibration Table Last Updated: Wed Feb 26 15:46:10 2020

Quantitation Report (Qedit)

Data Path : C:\msdchem\1\data\2020-02\0B25043\REQUANT\

Data File : ECD5-02252008.D

Signal(s) : Signal #1: ECD1A.CH Signal #2: ECD2B.CH

Acq On : 25 Feb 2020 14:22

Operator : MJB

Sample : 0B25043-CAL1

Misc : A20B330, AB 0.5 ppb

ALS Vial : 5 (Sig #1); 0 (Sig #2) Sample Multiplier: 1

Integration File signal 1: PEST1.e

Integration File signal 2: PEST2.e

Quant Time: Feb 26 15:47:31 2020

Quant Method : C:\msdchem\1\methods\ECD5_QUANTPEST_200225.M

Quant Title : Instrument: DualECD5

QLast Update : Wed Feb 26 15:13:42 2020

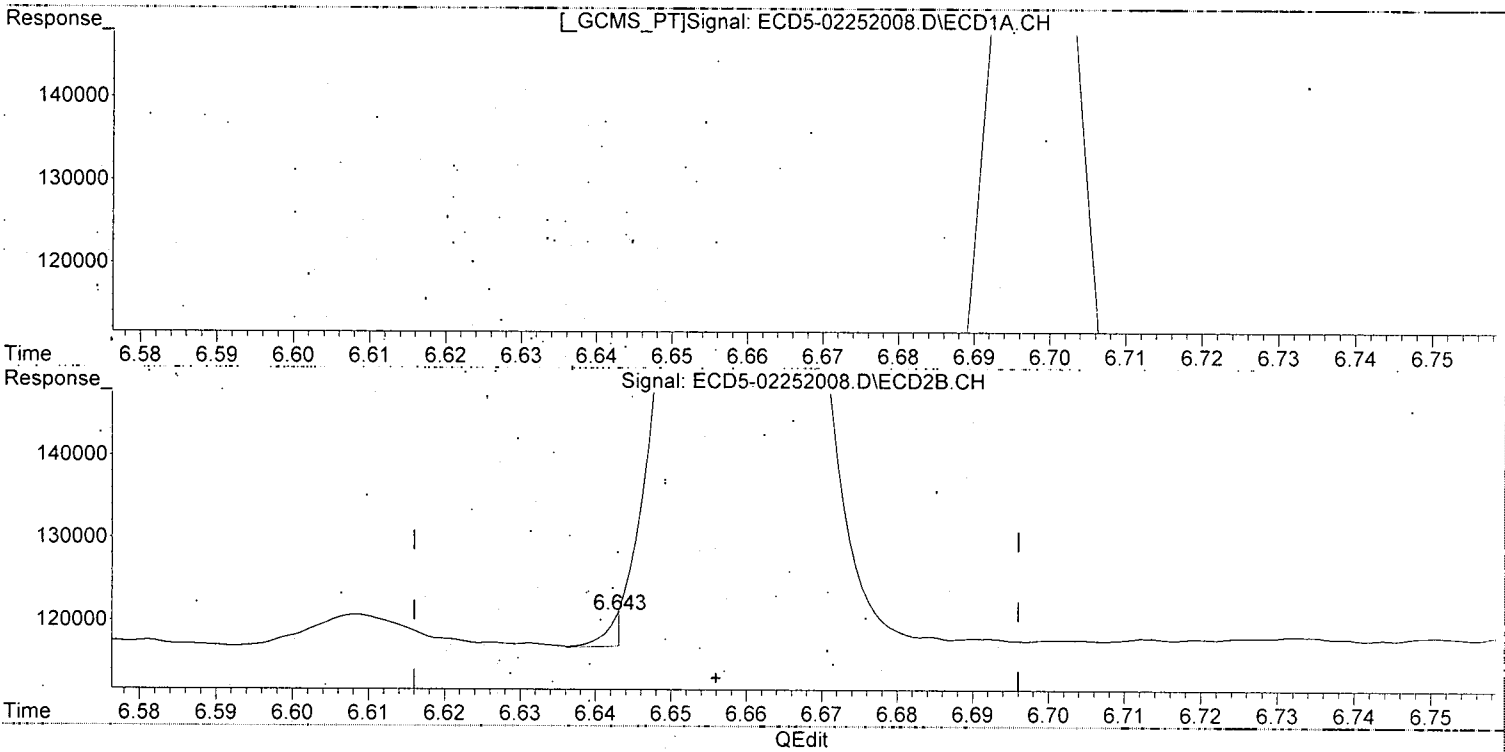
Response via : Initial Calibration

Integrator: ChemStation 6890 Scale Mode: Small noise peaks clipped

Volume Inj. : 2uL

Signal #1 Phase : Rtx-CLPesticides Signal #2 Phase: Rtx-CLPesticides2

Signal #1 Info : 30m X 0.32mm X 0. Signal #2 Info : 30m X 0.32mm X 0.25um



(2) a-BHC
6.004min 0.507 ng/mL
response 145037

MJB
2/26/20

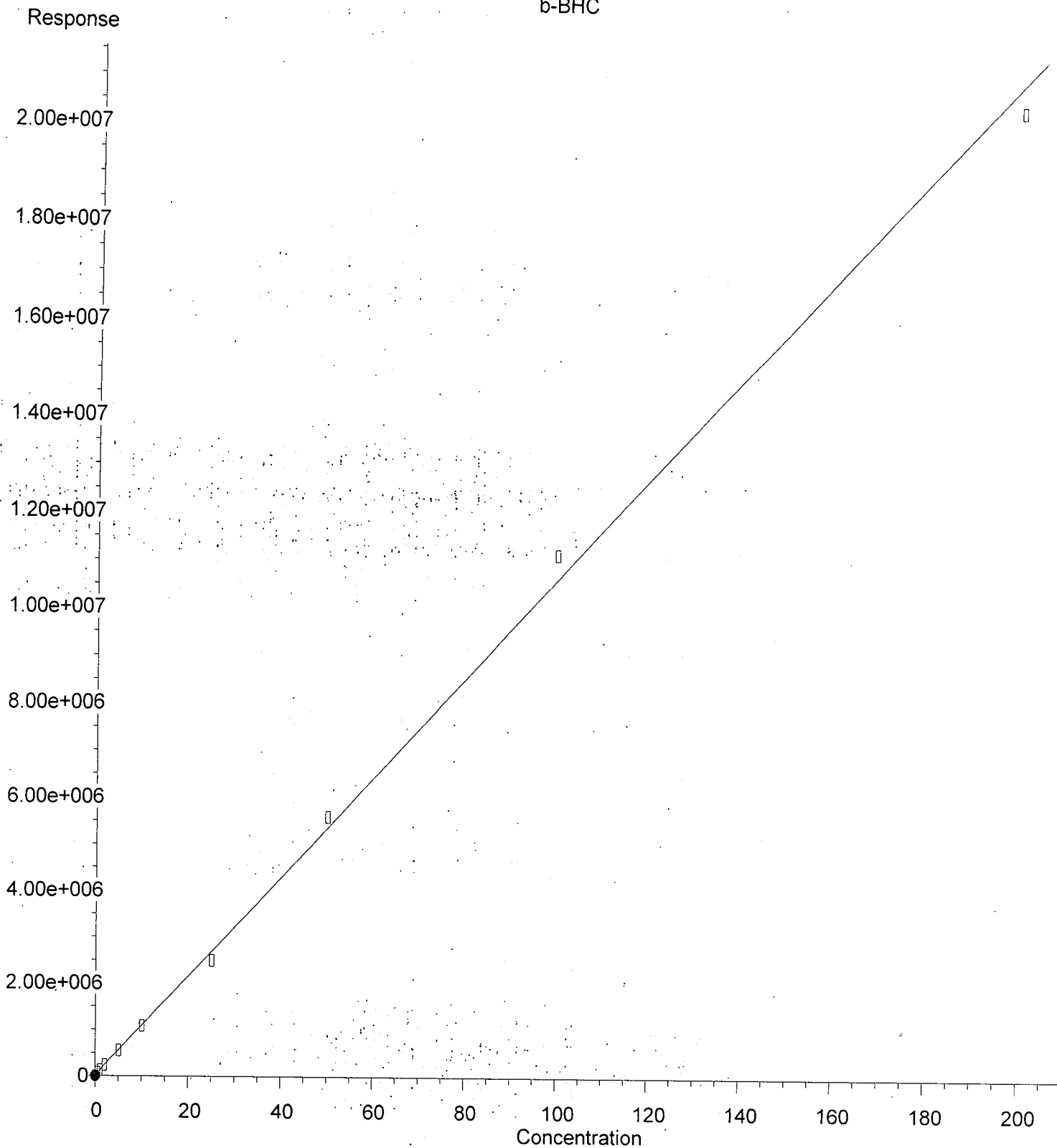
(2) a-BHC #2
6.643min 0.032 ng/mL *(m)*
response 3859

(+) = Expected Retention Time

ECD5_QUANTPEST_200225.M Wed Feb 26 16:49:15 2020

Page: 1

b-BHC



$R = -7.97e+000 A^2 + 1.07e+005 A + 2.06e+004$

Coef of Det (r^2) = 0.998 Curve Fit: Quadratic w($1/a^2$)

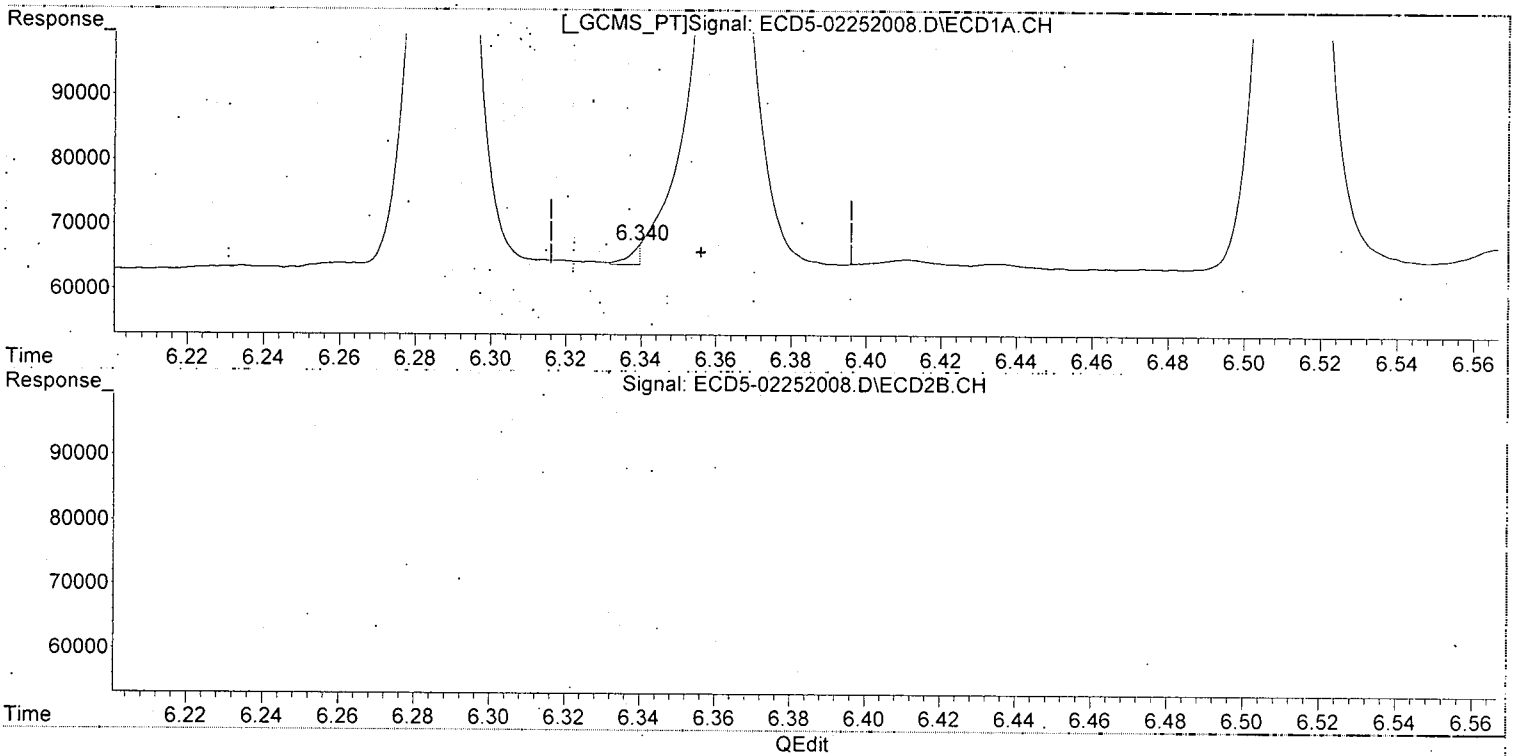
Method Name: C:\msdchem\1\methods\ECD5_QUANTPEST_200225.M

Quantitation Report (Qedit)

Data Path : C:\msdchem\1\data\2020-02\0B25043\REQUANT\
Data File : ECD5-02252008.D
Signal(s) : Signal #1: ECD1A.CH Signal #2: ECD2B.CH
Acq On : 25 Feb 2020 14:22
Operator : MJB
Sample : 0B25043-CAL1
Misc : A20B330, AB 0.5 ppb
ALS Vial : 5 (Sig #1); 0 (Sig #2) Sample Multiplier: 1

Integration File signal 1: PEST1.e
Integration File signal 2: PEST2.e
Quant Time: Feb 26 15:47:31 2020
Quant Method : C:\msdchem\1\methods\ECD5_QUANTPEST_200225.M
Quant Title : Instrument: DualECD5
QLast Update : Wed Feb 26 15:13:42 2020
Response via : Initial Calibration
Integrator: ChemStation 6890 Scale Mode: Small noise peaks clipped

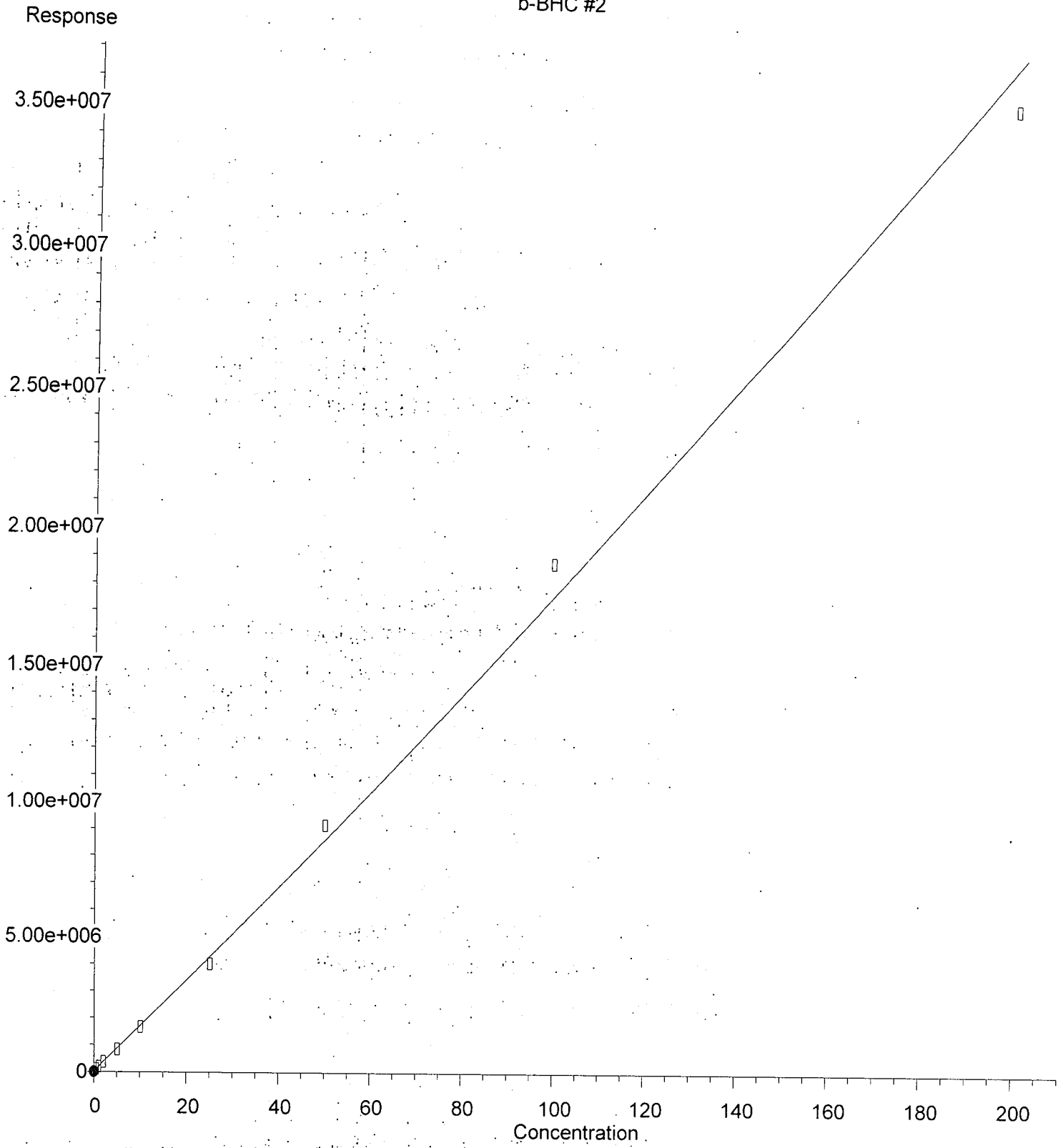
Volume Inj. : 2uL
Signal #1 Phase : Rtx-CLPesticides Signal #2 Phase: Rtx-CLPesticides2
Signal #1 Info : 30m X 0.32mm X 0. Signal #2 Info : 30m X 0.32mm X 0.25um



(4) b-BHC
6.340min 13405.872 ng/mL
response 2948

(4) b-BHC #2
7.041min 0.500 ng/mL
response 112940

b-BHC #2



$R = 8.79e+001 A^2 + 1.66e+005 A + 2.97e+004$

Coef of Det (r^2) = 0.997 Curve Fit: Quadratic w($1/a^2$)

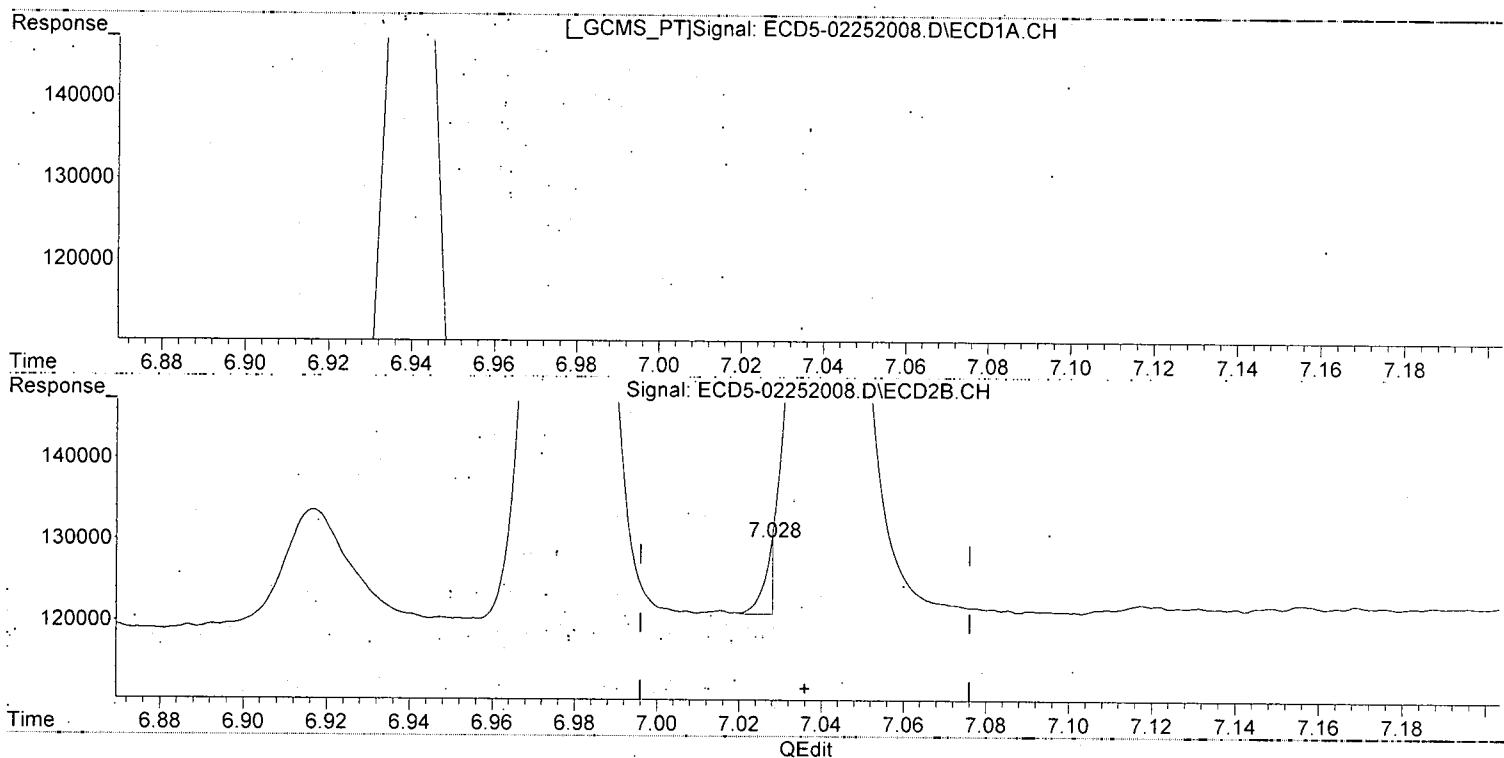
Method Name: C:\msdchem\1\methods\ECD5_QUANTBEST_200225.M

Quantitation Report (Qedit)

Data Path : C:\msdchem\1\data\2020-02\0B25043\REQUANT\
Data File : ECD5-02252008.D
Signal(s) : Signal #1: ECD1A.CH Signal #2: ECD2B.CH
Acq On : 25 Feb 2020 14:22
Operator : MJB
Sample : 0B25043-CAL1
Misc : A20B330, AB 0.5 ppb
ALS Vial : 5 (Sig #1); 0 (Sig #2) Sample Multiplier: 1

Integration File signal 1: PEST1.e
Integration File signal 2: PEST2.e
Quant Time: Feb 26 15:47:31 2020
Quant Method : C:\msdchem\1\methods\ECD5_QUANTPEST_200225.M
Quant Title : Instrument: DualECD5
QLast Update : Wed Feb 26 15:13:42 2020
Response via : Initial Calibration
Integrator: ChemStation 6890 Scale Mode: Small noise peaks clipped

Volume Inj. : 2uL
Signal #1 Phase : Rtx-CLPesticides Signal #2 Phase: Rtx-CLPesticides2
Signal #1 Info : 30m X 0.32mm X 0. Signal #2 Info : 30m X 0.32mm X 0.25um

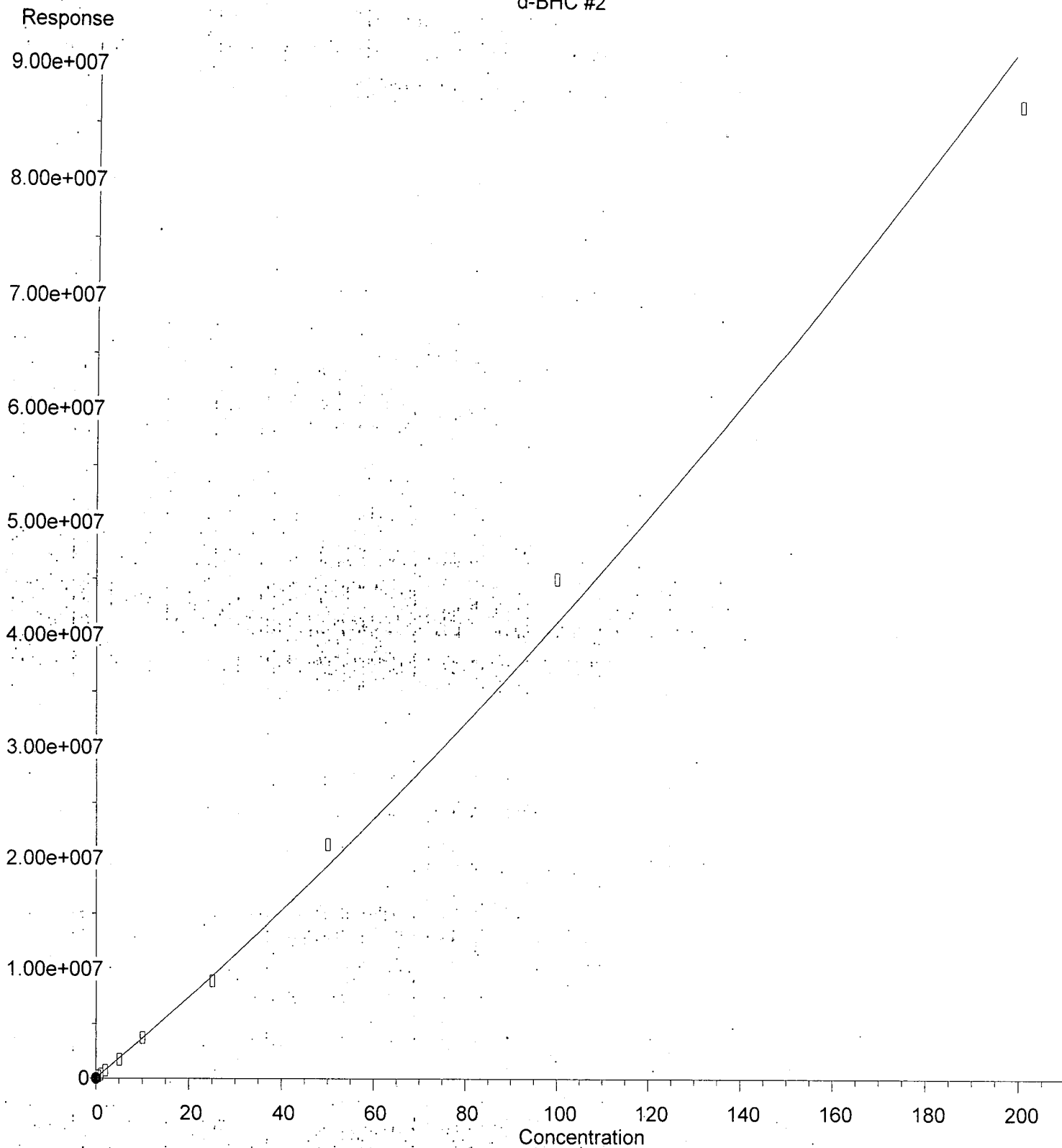


(4) b-BHC
6.340min 13405.872 ng/mL m
response 2948

WB 2/26/20

(4) b-BHC #2
7.028min -0.125 ng/mL (m)
response 8900

d-BHC #2



$R = 5.13e+002 A^2 + 3.60e+005 A + 2.73e+004$

Coef of Det (r^2) = 0.995 Curve Fit: Quadratic w(1/a^2)

Method Name: C:\msdchem\1\methods\ECD5_QUANTREST_200225.M

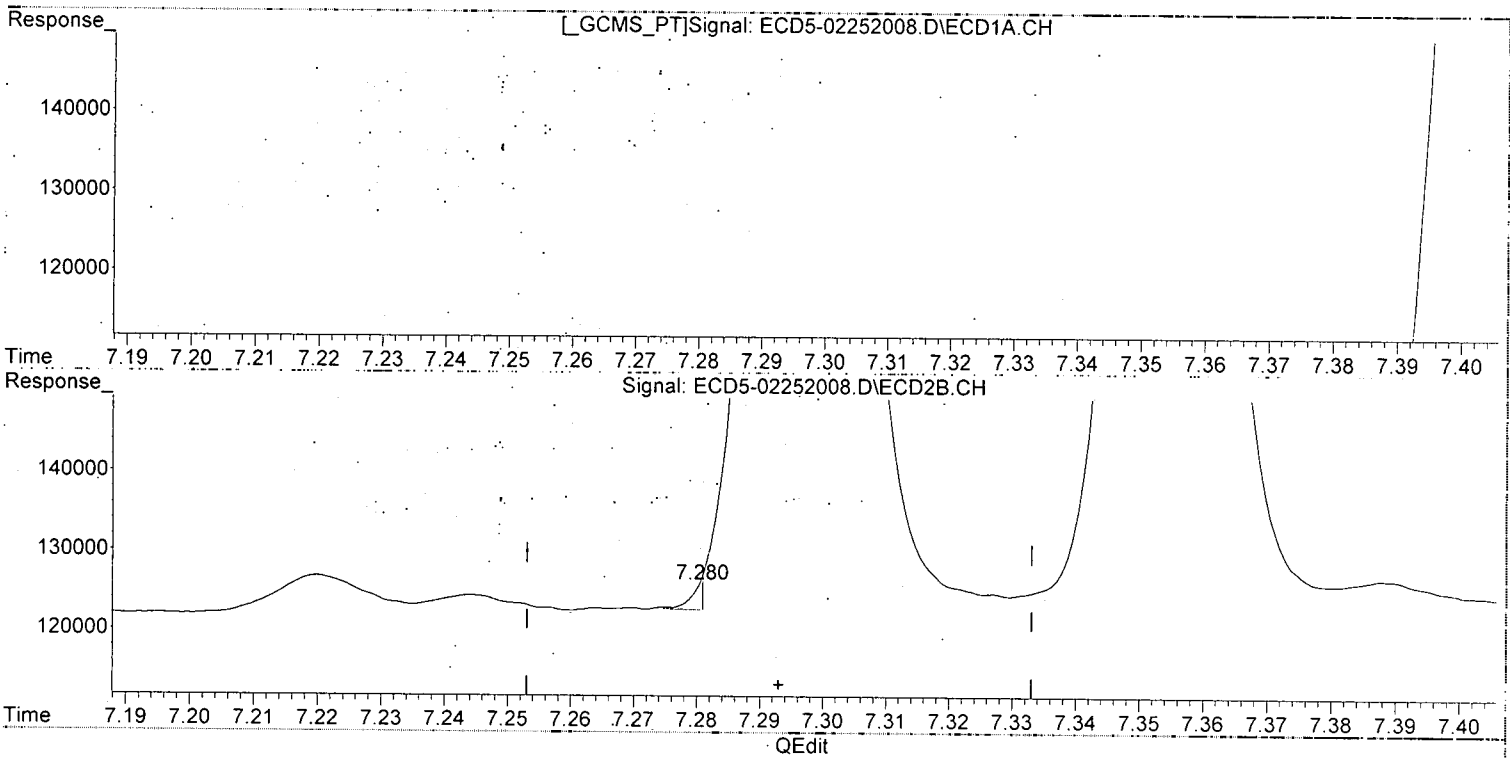
Calibration Table Last Updated: Wed Feb 26 15:46:10 2020

Quantitation Report (Qedit)

Data Path : C:\msdchem\1\data\2020-02\0B25043\REQUANT\
Data File : ECD5-02252008.D
Signal(s) : Signal #1: ECD1A.CH Signal #2: ECD2B.CH
Acq On : 25 Feb 2020 14:22
Operator : MJB
Sample : 0B25043-CAL1
Misc : A20B330, AB 0.5 ppb
ALS Vial : 5 (Sig #1); 0 (Sig #2) Sample Multiplier: 1

Integration File signal 1: PEST1.e
Integration File signal 2: PEST2.e
Quant Time: Feb 26 15:47:31 2020
Quant Method : C:\msdchem\1\methods\ECD5_QUANTPEST_200225.M
Quant Title : Instrument: DualECD5
QLast Update : Wed Feb 26 15:13:42 2020
Response via : Initial Calibration
Integrator: ChemStation 6890 Scale Mode: Small noise peaks clipped

Volume Inj. : 2uL
Signal #1 Phase : Rtx-CLPesticides Signal #2 Phase: Rtx-CLPesticides2
Signal #1 Info : 30m X 0.32mm X 0. Signal #2 Info : 30m X 0.32mm X 0.25um



(6) d-BHC
6.513min 0.594 ng/mL
response 149468

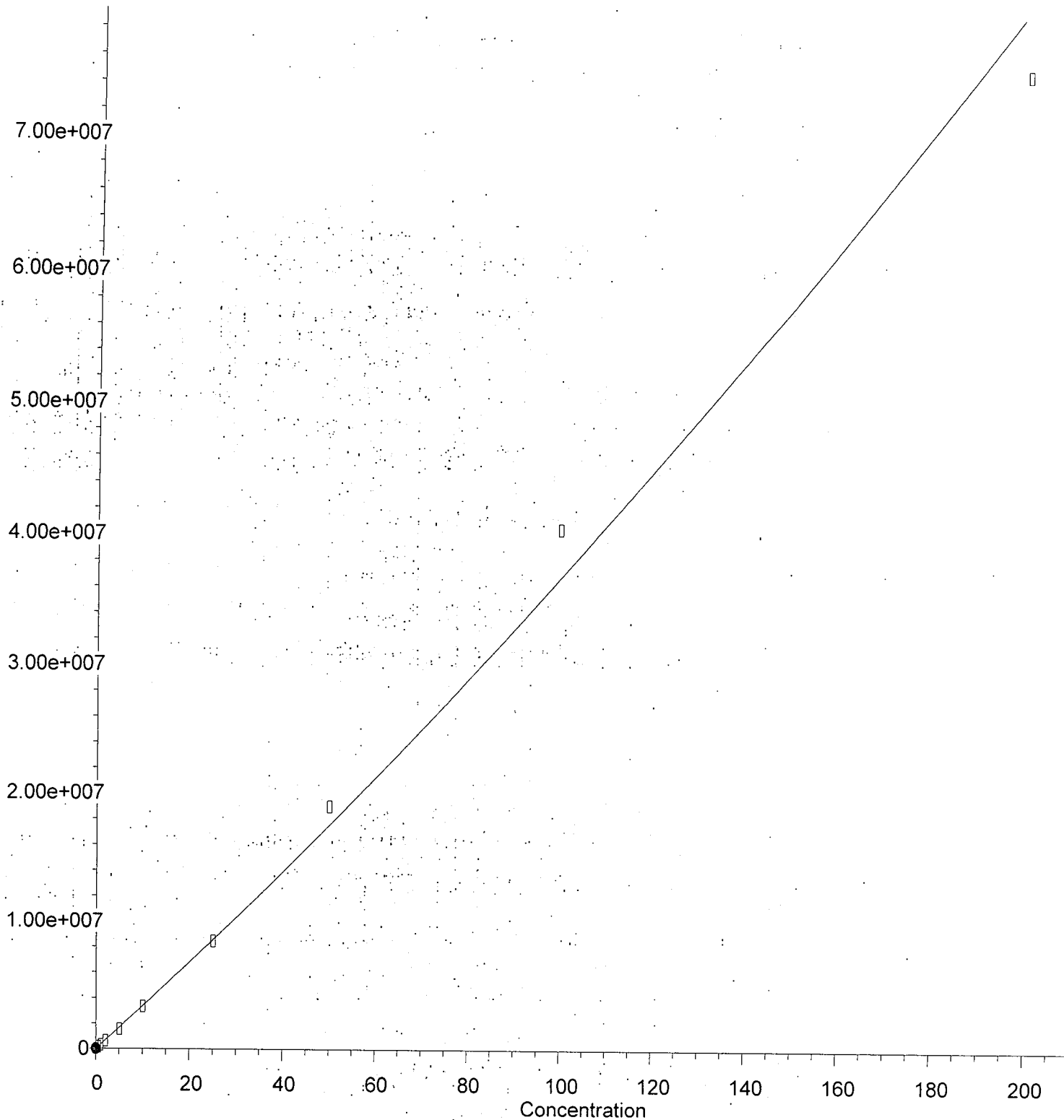
MJB
2/26/20

(6) d-BHC #2
7.280min -0.067 ng/mL
response 3266

(+) = Expected Retention Time

4,4'-DDE #2

Response



$R = 3.47e+002 A^2 + 3.33e+005 A - 1.08e+004$

Coef of Det (r^2) = 0.995 Curve Fit: Quadratic w(1/a^2)

Method Name: C:\msdchem\1\methods\ECD5_QUANTPST_200225.M

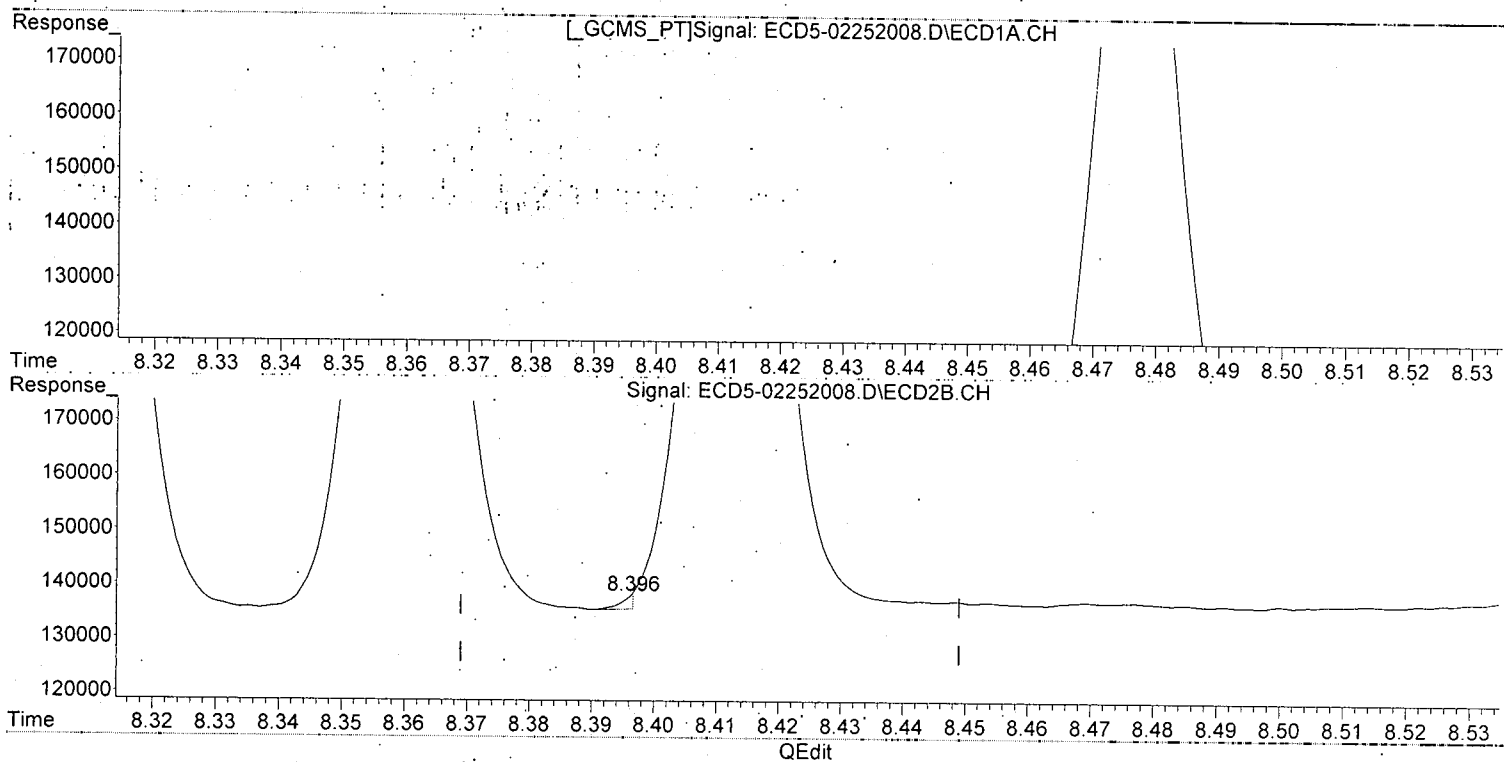
Calibration Table Last Updated: Wed Feb 26 15:46:10 2020

Quantitation Report (Qedit)

Data Path : C:\msdchem\1\data\2020-02\0B25043\REQUANT\
Data File : ECD5-02252008.D
Signal(s) : Signal #1: ECD1A.CH Signal #2: ECD2B.CH
Acq On : 25 Feb 2020 14:22
Operator : MJB
Sample : 0B25043-CAL1
Misc : A20B330, AB 0.5 ppb
ALS Vial : 5 (Sig #1); 0 (Sig #2) Sample Multiplier: 1

Integration File signal 1: PEST1.e
Integration File signal 2: PEST2.e
Quant Time: Feb 26 15:47:31 2020
Quant Method : C:\msdchem\1\methods\ECD5_QUANTPEST_200225.M
Quant Title : Instrument: DualECD5
QLast Update : Wed Feb 26 15:13:42 2020
Response via : Initial Calibration
Integrator: ChemStation 6890 Scale Mode: Small noise peaks clipped

Volume Inj. : 2uL
Signal #1 Phase : Rtx-CLPesticides Signal #2 Phase: Rtx-CLPesticides2
Signal #1 Info : 30m X 0.32mm X 0. Signal #2 Info : 30m X 0.32mm X 0.25um



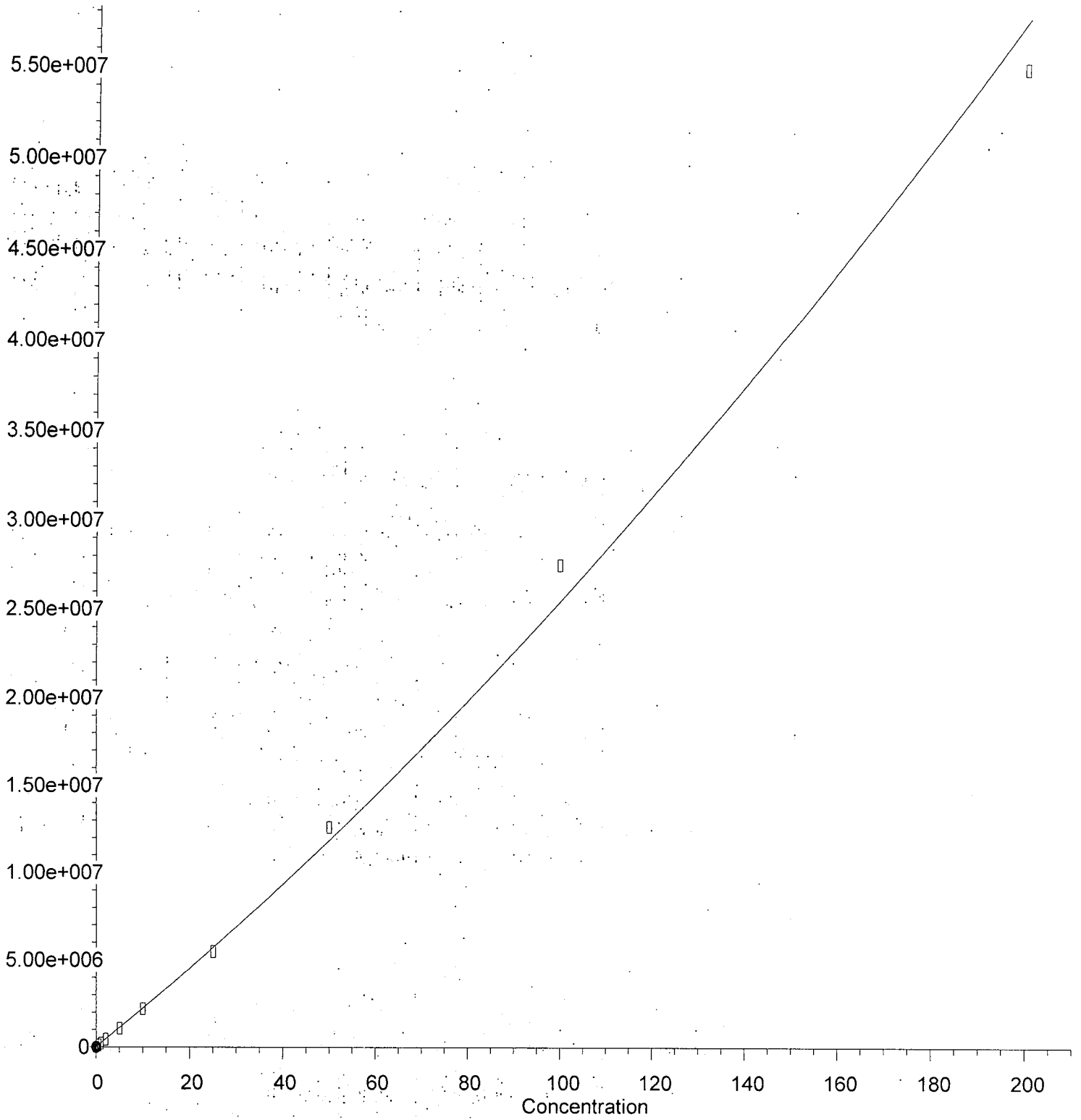
(12) 4,4'-DDE
7.651min 0.513 ng/mL
response 115550

MJB
2/26/20

(12) 4,4'-DDE #2
8.396min 0.040 ng/mL (m)
response 2531

Endrin #2

Response



$R = 3.59e+002 A^2 + 2.18e+005 A + 6.99e+003$

Coef of Det (r^2) = 0.997 Curve Fit: Quadratic w(1/a^2)

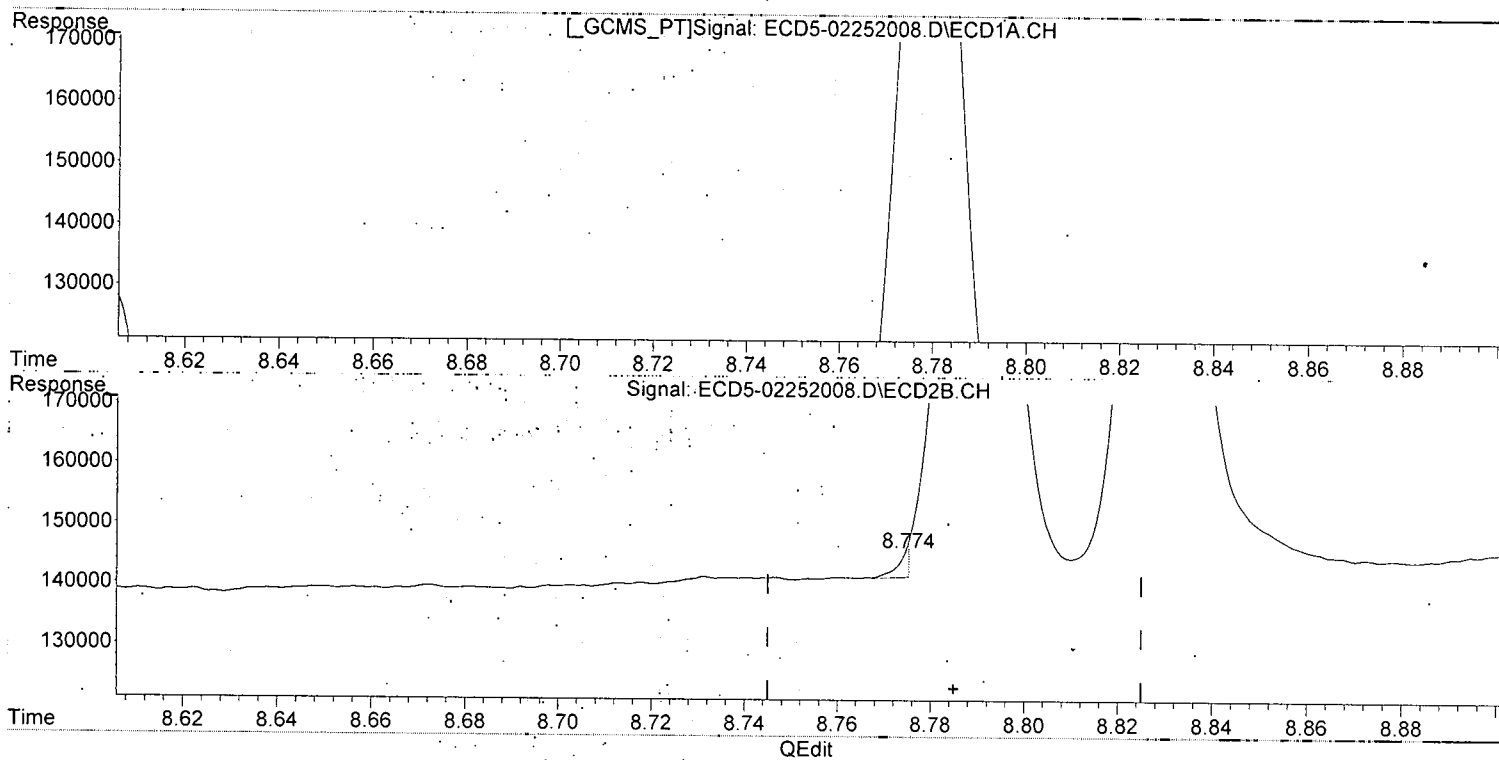
Method Name: C:\msdchem\1\methods\ECD5_QUANTPEST_200225.M

Quantitation Report (Qedit)

Data Path : C:\msdchem\1\data\2020-02\0B25043\REQUANT\
Data File : ECD5-02252008.D
Signal(s) : Signal #1: ECD1A.CH Signal #2: ECD2B.CH
Acq On : 25 Feb 2020 14:22
Operator : MJB
Sample : 0B25043-CAL1
Misc : A20B330, AB 0.5 ppb
ALS Vial : 5 (Sig #1); 0 (Sig #2) Sample Multiplier: 1

Integration File signal 1: PEST1.e
Integration File signal 2: PEST2.e
Quant Time: Feb 26 15:47:31 2020
Quant Method : C:\msdchem\1\methods\ECD5_QUANTPEST_200225.M
Quant Title : Instrument: DualECD5
QLast Update : Wed Feb 26 15:13:42 2020
Response via : Initial Calibration
Integrator: ChemStation 6890 Scale Mode: Small noise peaks clipped

Volume Inj. : 2uL
Signal #1 Phase : Rtx-CLPesticides Signal #2 Phase: Rtx-CLPesticides2
Signal #1 Info : 30m X 0.32mm X 0. Signal #2 Info : 30m X 0.32mm X 0.25um



(14) Endrin
8.029min 0.540 ng/mL
response 89558

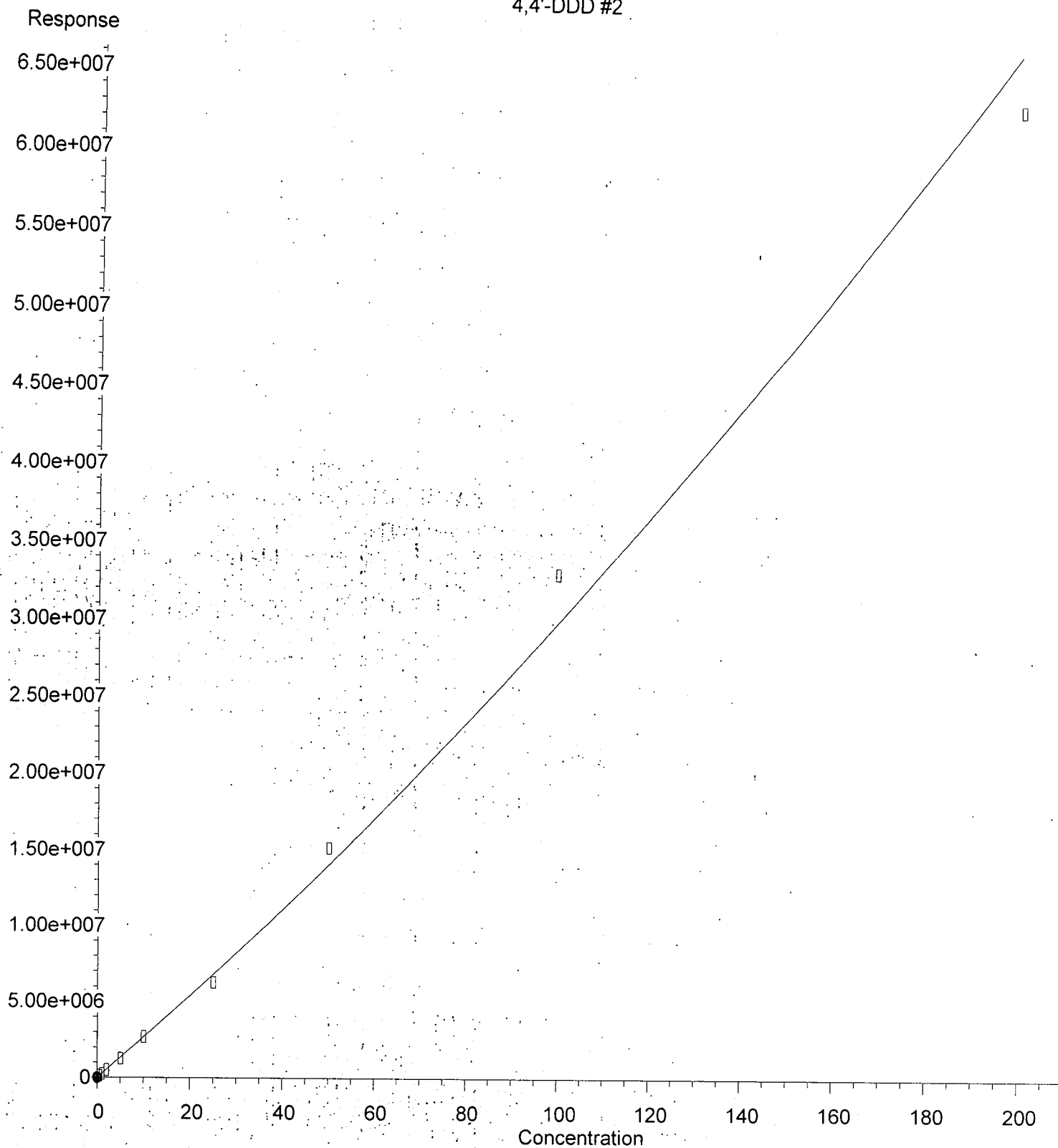
(14) Endrin #2
8.774min -0.013 ng/mL (m)
response 4094

(+) = Expected Retention Time

ECD5_QUANTPEST_200225.M Wed Feb 26 16:50:06 2020

Page: 1

4,4'-DDD #2



$R = 3.55e+002 A^2 + 2.63e+005 A + 1.11e+003$

Coef of Det (r^2) = 0.995 Curve Fit: Quadratic w/(1/a^2)

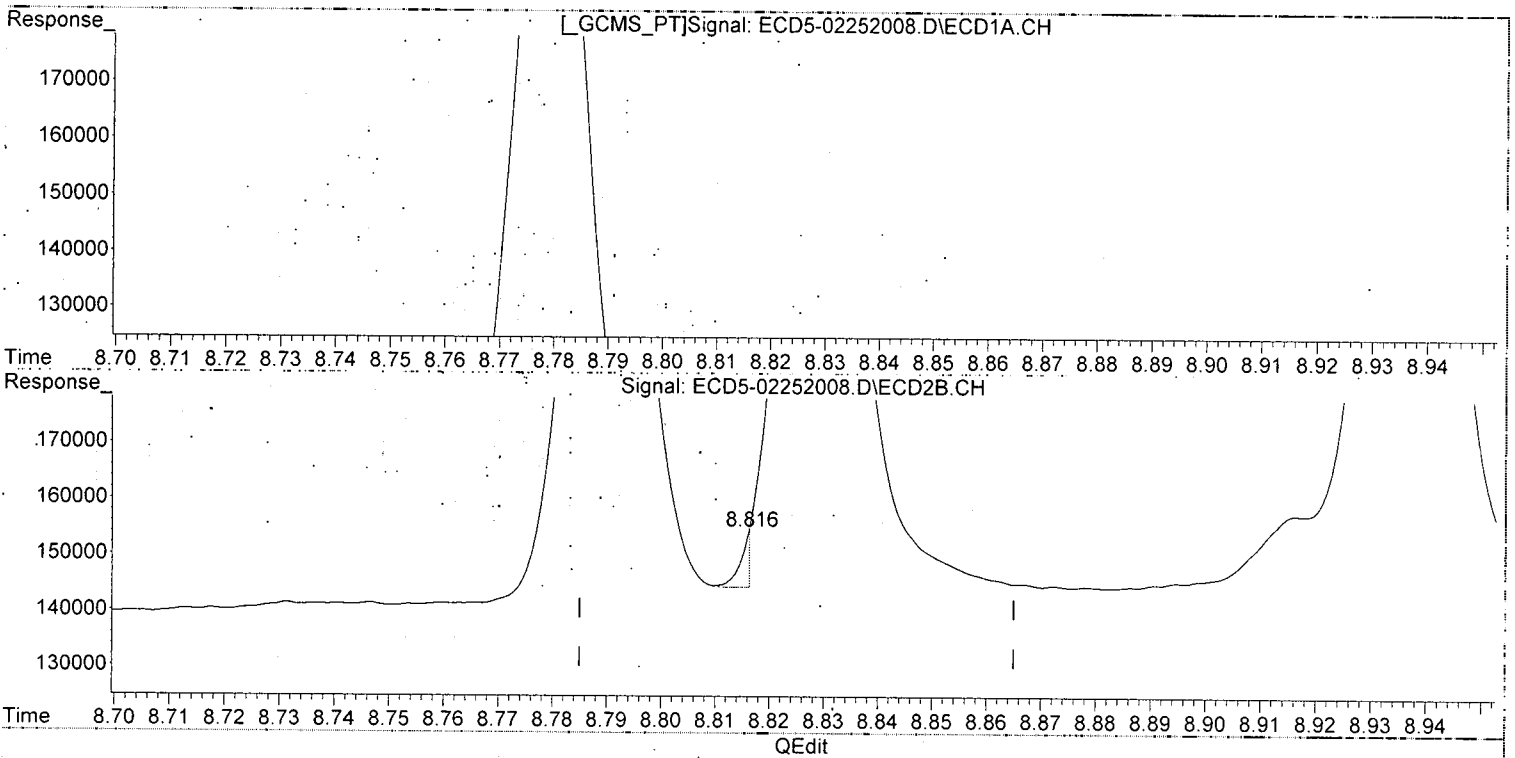
Method Name: C:\msdchem\1\methods\ECD5_QUANTPEST_200225.M

Quantitation Report (Qedit)

Data Path : C:\msdchem\1\data\2020-02\0B25043\REQUANT\
Data File : ECD5-02252008.D
Signal(s) : Signal #1: ECD1A.CH Signal #2: ECD2B.CH
Acq On : 25 Feb 2020 14:22
Operator : MJB
Sample : 0B25043-CAL1
Misc : A20B330, AB 0.5 ppb
ALS Vial : 5 (Sig #1); 0 (Sig #2) Sample Multiplier: 1

Integration File signal 1: PEST1.e
Integration File signal 2: PEST2.e
Quant Time: Feb 26 15:47:31 2020
Quant Method : C:\msdchem\1\methods\ECD5_QUANTPEST_200225.M
Quant Title : Instrument: DualECD5
QLast Update : Wed Feb 26 15:13:42 2020
Response via : Initial Calibration
Integrator: ChemStation 6890 Scale Mode: Small noise peaks clipped

Volume Inj. : 2uL
Signal #1 Phase : Rtx-CLPesticides Signal #2 Phase: Rtx-CLPesticides2
Signal #1 Info : 30m X 0.32mm X 0. Signal #2 Info : 30m X 0.32mm X 0.25um



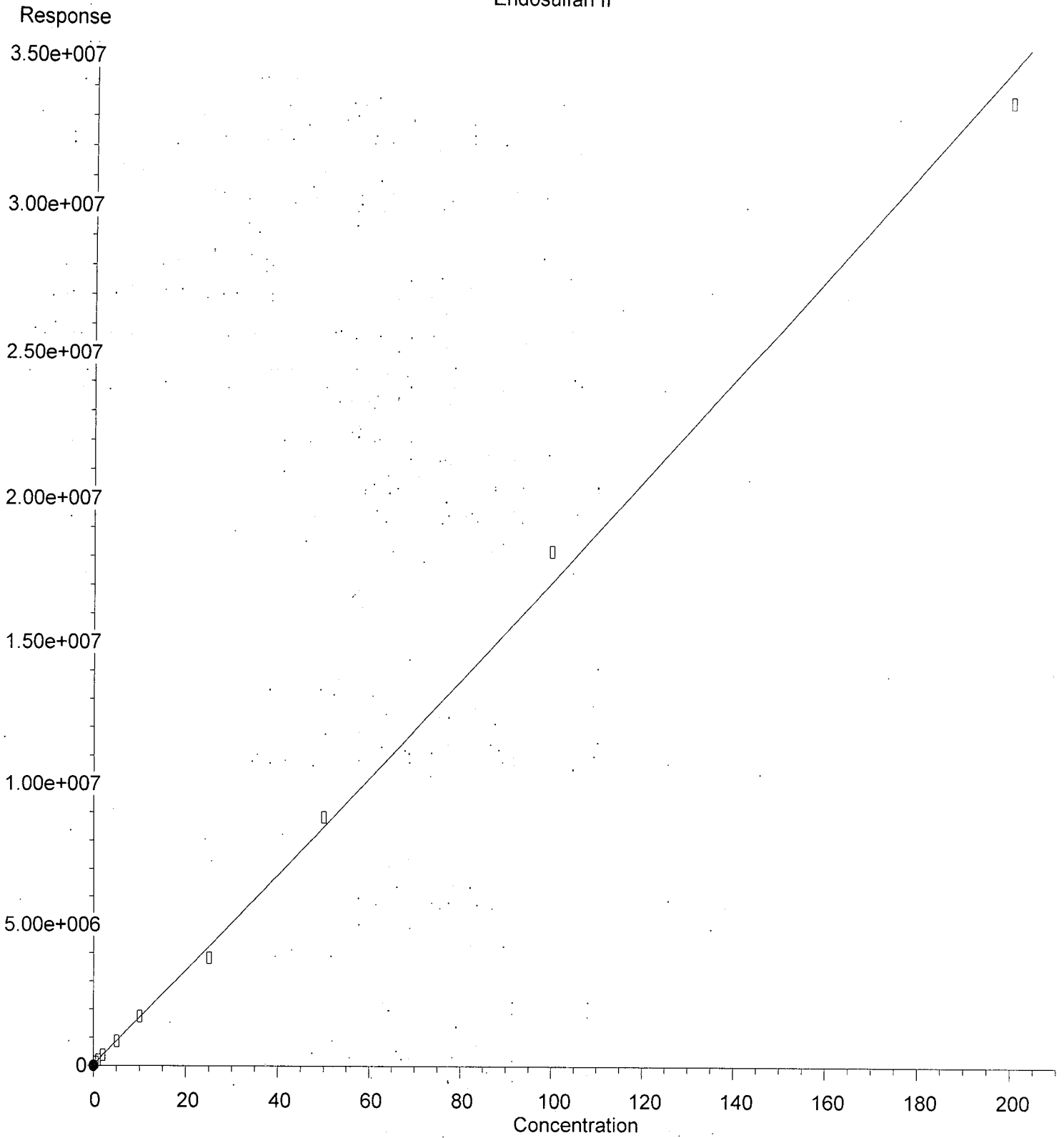
(15) 4,4'-DDD
8.073min 0.541 ng/mL
response 100840

*MJB
2/26/20*

(15) 4,4'-DDD #2
8.816min 0.034 ng/mL (m)
response 9954

(+) = Expected Retention Time

Endosulfan II



$R = 3.79e+001 A^2 + 1.67e+005 A + 3.93e+004$

Coef of Det (r^2) = 0.997 Curve Fit: Quadratic w($1/a^2$)

Method Name: C:\msdchem\1\methods\ECD5_QUANTBEST_200225.M

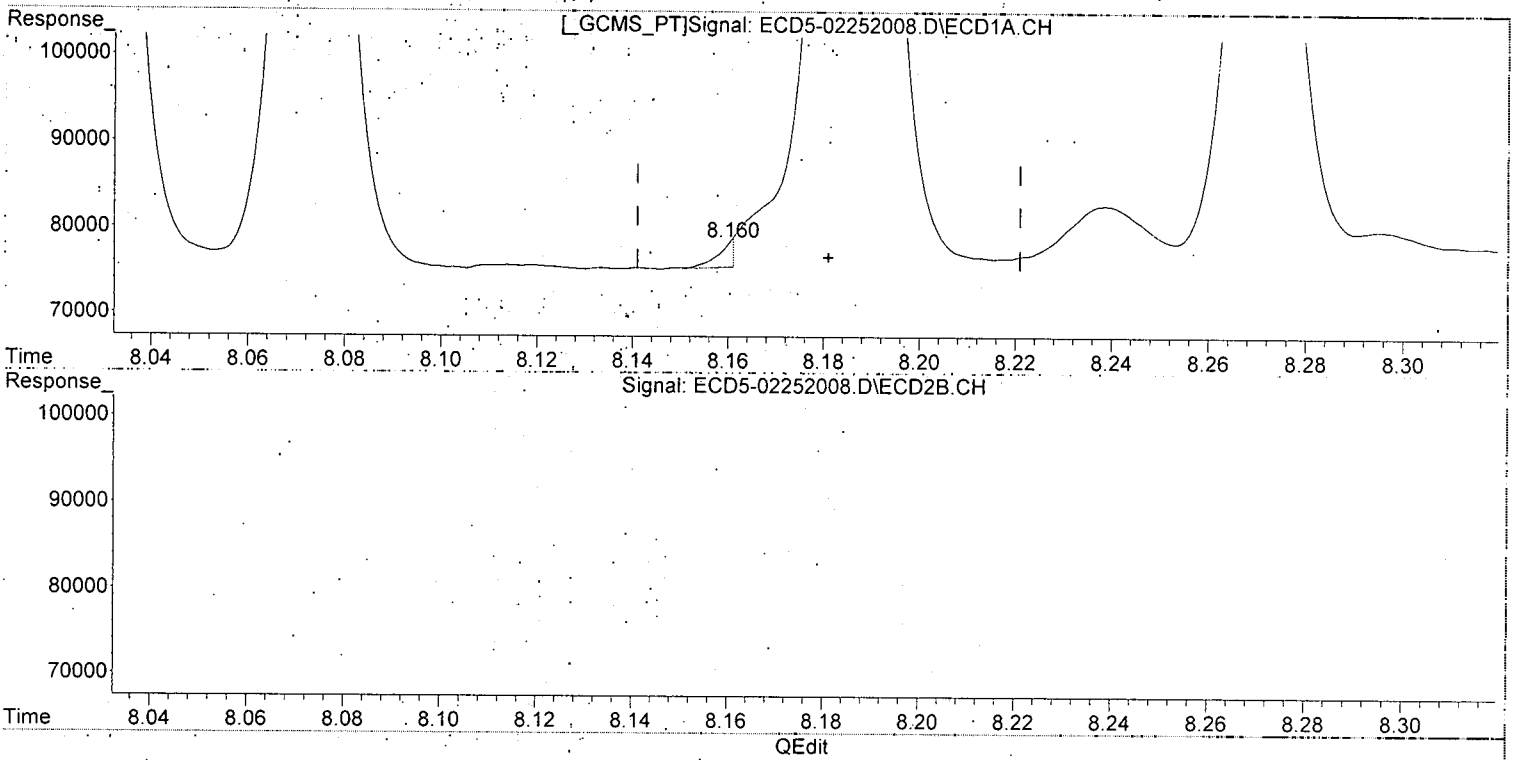
Calibration Table Last Updated: Wed Feb 26 15:46:10 2020

Quantitation Report (Qedit)

Data Path : C:\msdchem\1\data\2020-02\0B25043\REQUANT\
Data File : ECD5-02252008.D
Signal(s) : Signal #1: ECD1A.CH Signal #2: ECD2B.CH
Acq On : 25 Feb 2020 14:22
Operator : MJB
Sample : 0B25043-CAL1
Misc : A20B330, AB 0.5 ppb
ALS Vial : 5 (Sig #1); 0 (Sig #2) Sample Multiplier: 1

Integration File signal 1: PEST1.e
Integration File signal 2: PEST2.e
Quant Time: Feb 26 15:47:31 2020
Quant Method : C:\msdchem\1\methods\ECD5_QUANTPEST_200225.M
Quant Title : Instrument: DualECD5
QLast Update : Wed Feb 26 15:13:42 2020
Response via : Initial Calibration
Integrator: ChemStation 6890 Scale Mode: Small noise peaks clipped

Volume Inj. : 2uL
Signal #1 Phase : Rtx-CLPesticides Signal #2 Phase: Rtx-CLPesticides2
Signal #1 Info : 30m X 0.32mm X 0. Signal #2 Info : 30m X 0.32mm X 0.25um



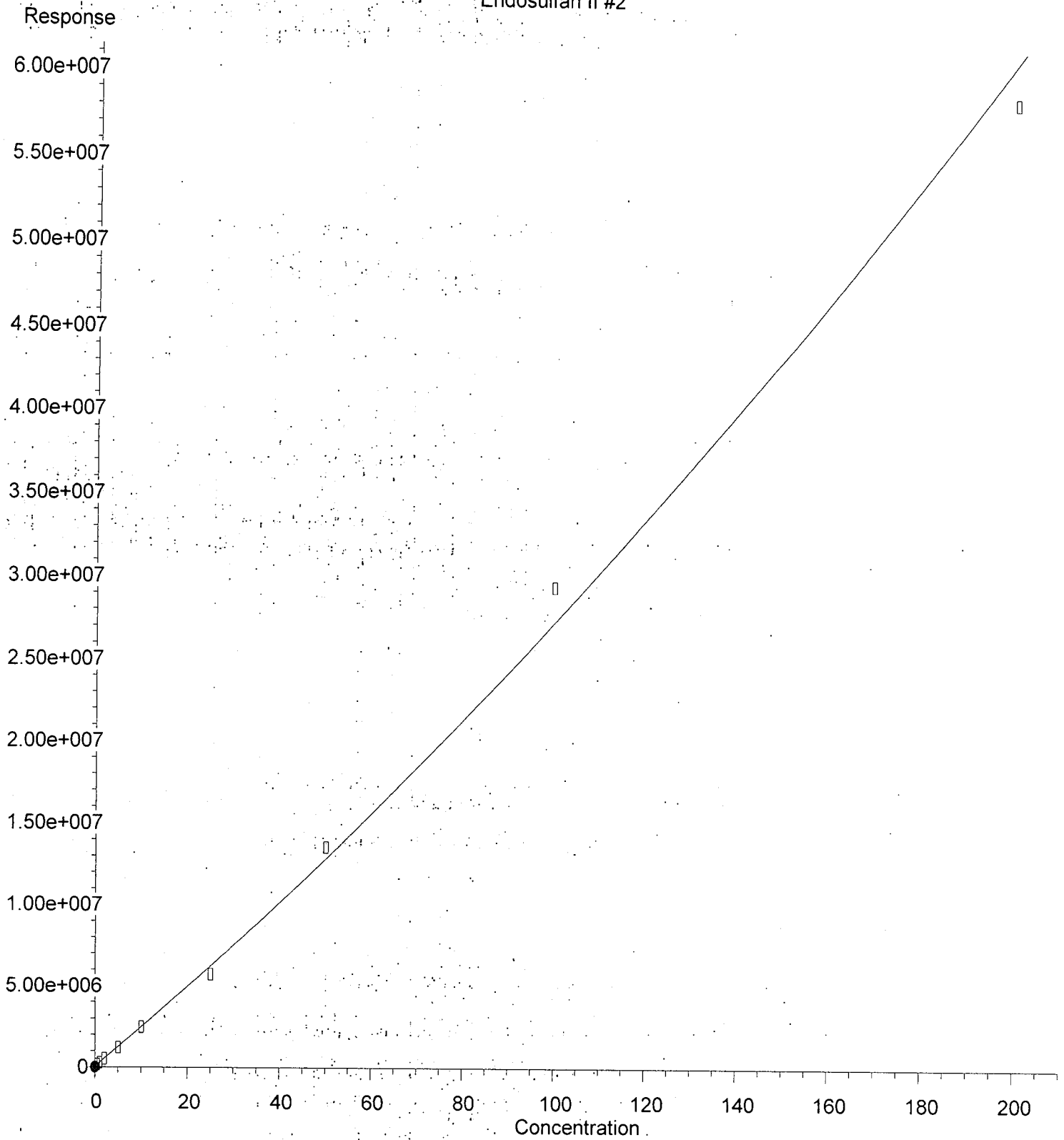
(16) Endosulfan II
8.160min 0.218 ng/mL (m)
response 2944

MJB
2/26/20

(16) Endosulfan II #2
8.937min 0.504 ng/mL
response 167227

(+) = Expected Retention Time

Endosulfan II #2



$R = 3.25e+002 A^2 + 2.39e+005 A + 4.65e+004$

Coef of Det (r^2) = 0.997 Curve Fit: Quadratic w($1/a^2$)

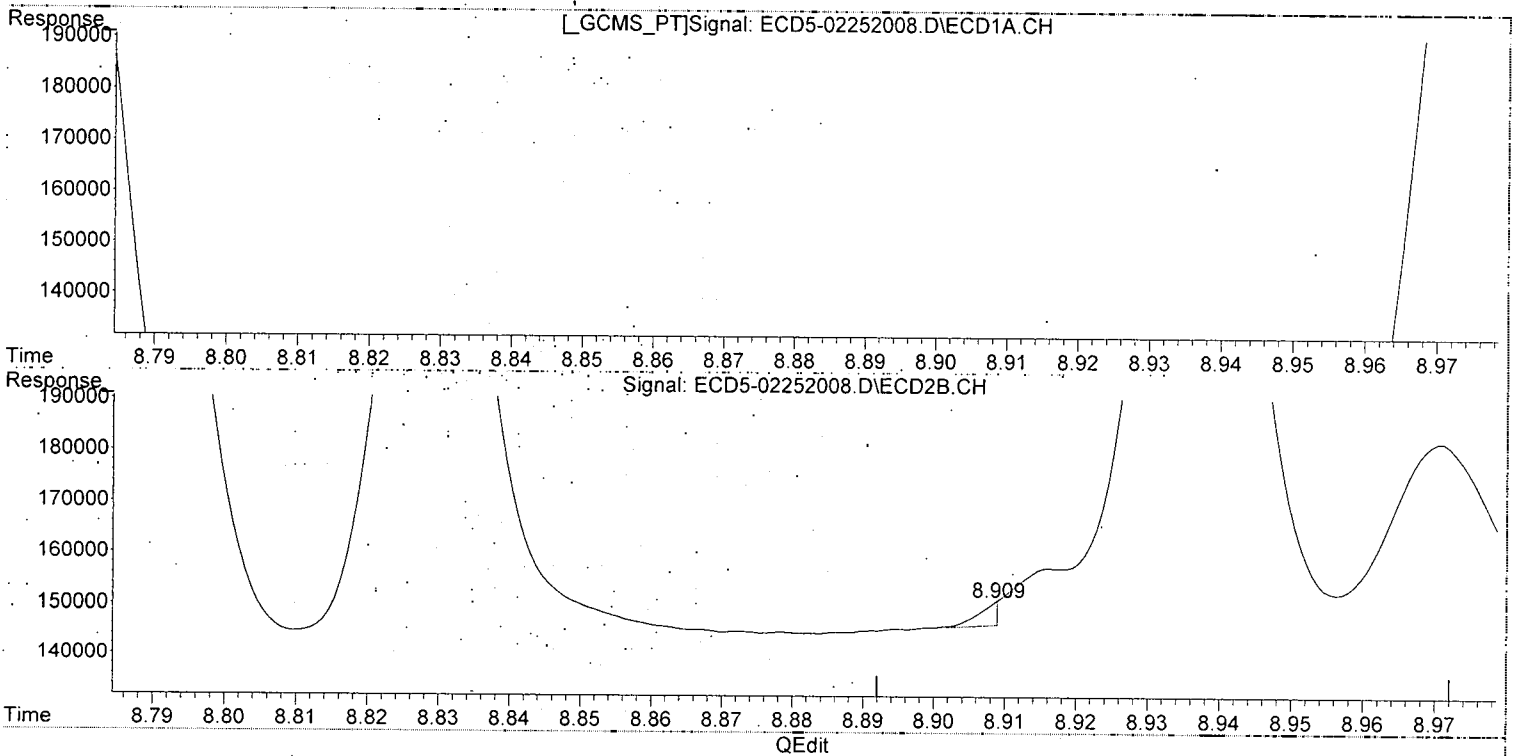
Method Name: C:\msdchem\1\methods\ECD5_QUANTBEST_200225.M

Quantitation Report (Qedit)

Data Path : C:\msdchem\1\data\2020-02\0B25043\REQUANT\
Data File : ECD5-02252008.D
Signal(s) : Signal #1: ECD1A.CH Signal #2: ECD2B.CH
Acq On : 25 Feb 2020 14:22
Operator : MJB
Sample : 0B25043-CAL1
Misc : A20B330, AB 0.5 ppb
ALS Vial : 5 (Sig #1); 0 (Sig #2) Sample Multiplier: 1

Integration File signal 1: PEST1.e
Integration File signal 2: PEST2.e
Quant Time: Feb 26 15:47:31 2020
Quant Method : C:\msdchem\1\methods\ECD5_QUANTPEST_200225.M
Quant Title : Instrument: DualECD5
QLast Update : Wed Feb 26 15:13:42 2020
Response via : Initial Calibration
Integrator: ChemStation 6890 Scale Mode: Small noise peaks clipped

Volume Inj. : 2uL
Signal #1 Phase : Rtx-CLPesticides Signal #2 Phase: Rtx-CLPesticides2
Signal #1 Info : 30m X 0.32mm X 0. Signal #2 Info : 30m X 0.32mm X 0.25um

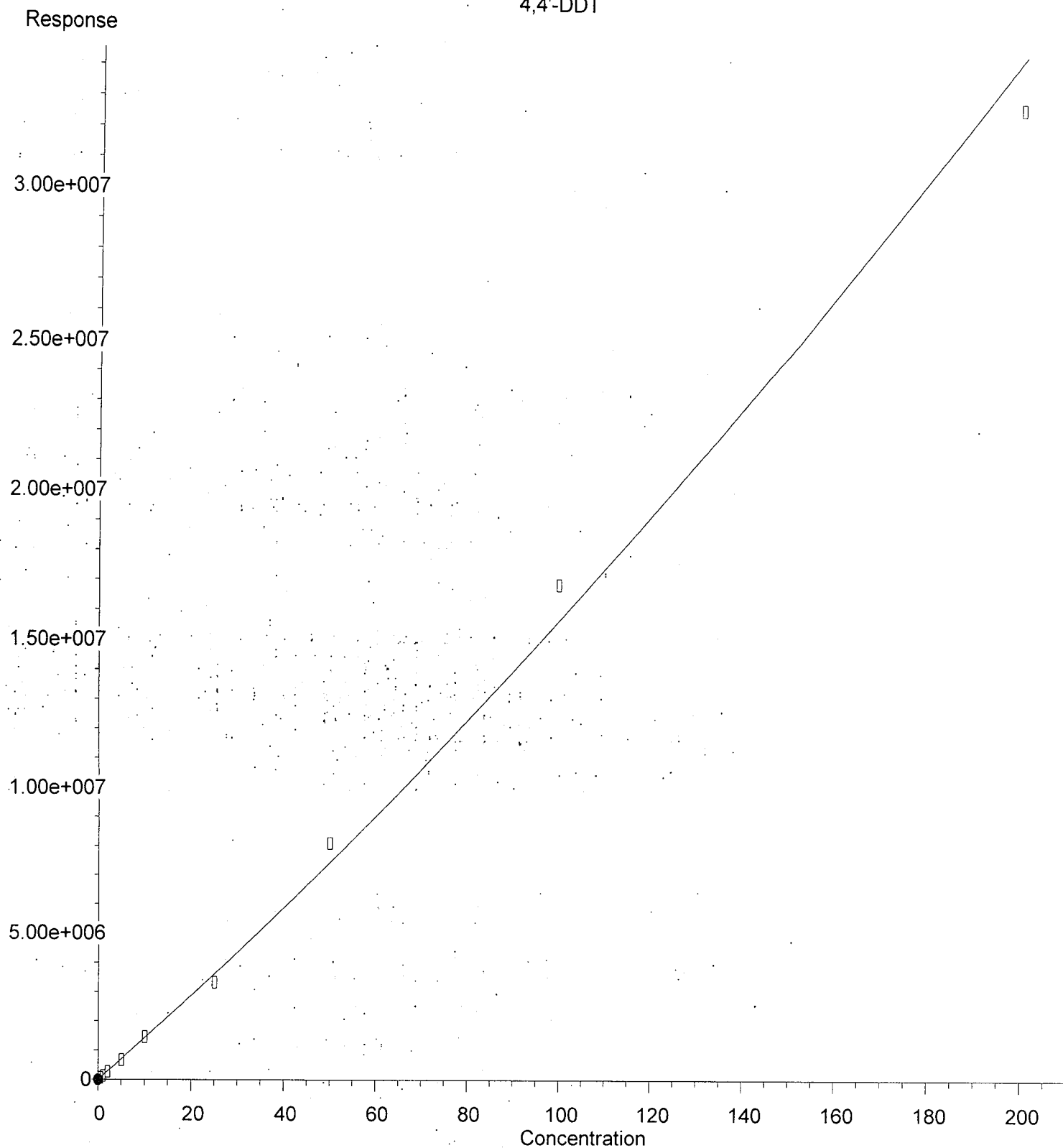


(16) Endosulfan II
8.160min -0.218 ng/mL m
response 2944

MJB
2/26/20

(16) Endosulfan II #2
8.909min -0.176 ng/mL (m)
response 4555

4,4'-DDT



$R = 1.63e+002 A^2 + 1.40e+005 A + 1.23e+003$

Coef of Det (r^2) = 0.996 Curve Fit: Quadratic w(1/a^2)

Method Name: C:\msdchem\1\methods\ECD5_QUANTBEST_200225.M

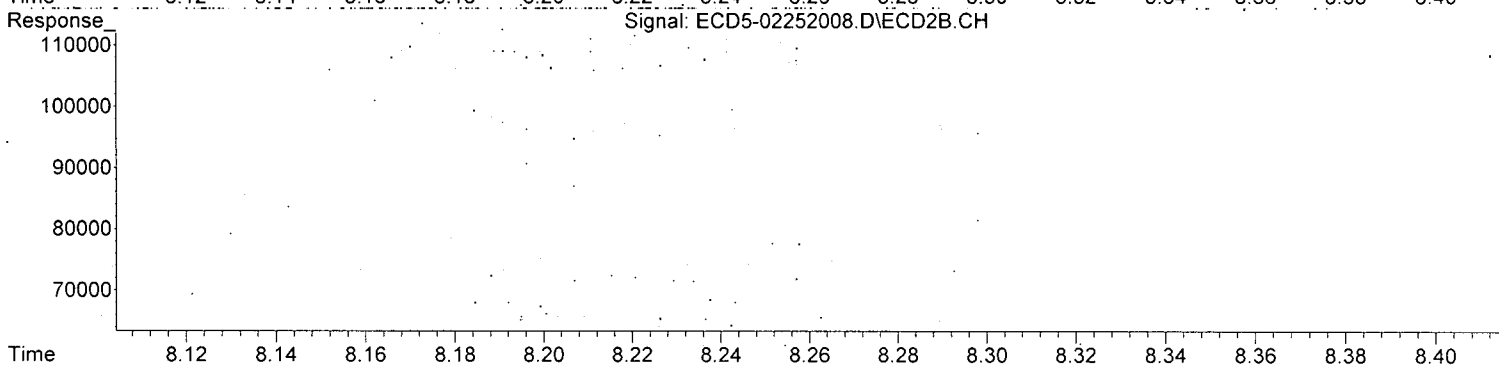
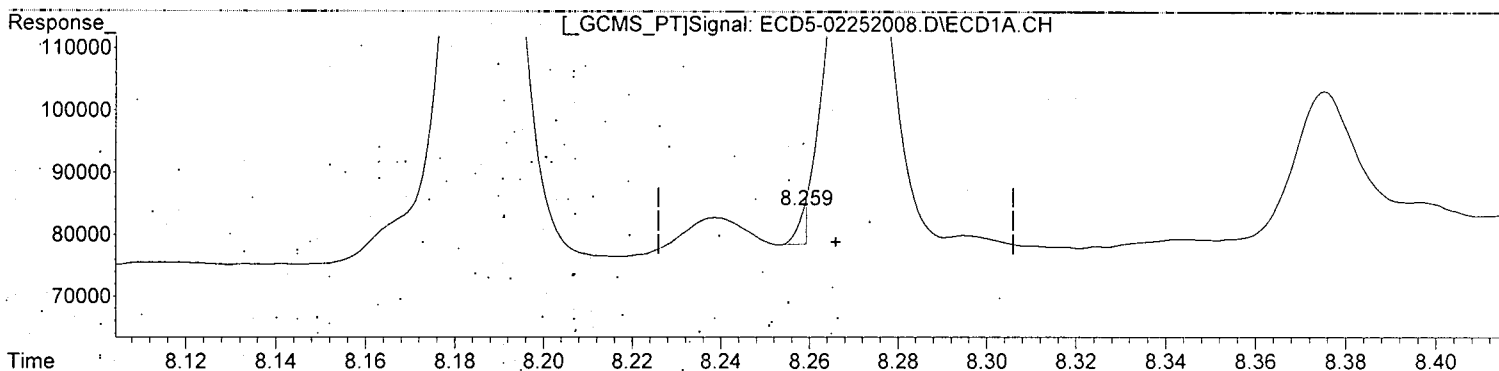
Calibration Table Last Updated: Wed Feb 26 15:46:10 2020

Quantitation Report (Qedit)

Data Path : C:\msdchem\1\data\2020-02\0B25043\REQUANT\
Data File : ECD5-02252008.D
Signal(s) : Signal #1: ECD1A.CH Signal #2: ECD2B.CH
Acq On : 25 Feb 2020 14:22
Operator : MJB
Sample : 0B25043-CAL1
Misc : A20B330, AB 0.5 ppb
ALS Vial : 5 (Sig #1); 0 (Sig #2) Sample Multiplier: 1

Integration File signal 1: PEST1.e
Integration File signal 2: PEST2.e
Quant Time: Feb 26 15:47:31 2020
Quant Method : C:\msdchem\1\methods\ECD5_QUANTPEST_200225.M
Quant Title : Instrument: DualECD5
QLast Update : Wed Feb 26 15:13:42 2020
Response via : Initial Calibration
Integrator: ChemStation 6890 Scale Mode: Small noise peaks clipped

Volume Inj. : 2uL
Signal #1 Phase : Rtx-CLPesticides Signal #2 Phase: Rtx-CLPesticides2
Signal #1 Info : 30m X 0.32mm X 0. Signal #2 Info : 30m X 0.32mm X 0.25um

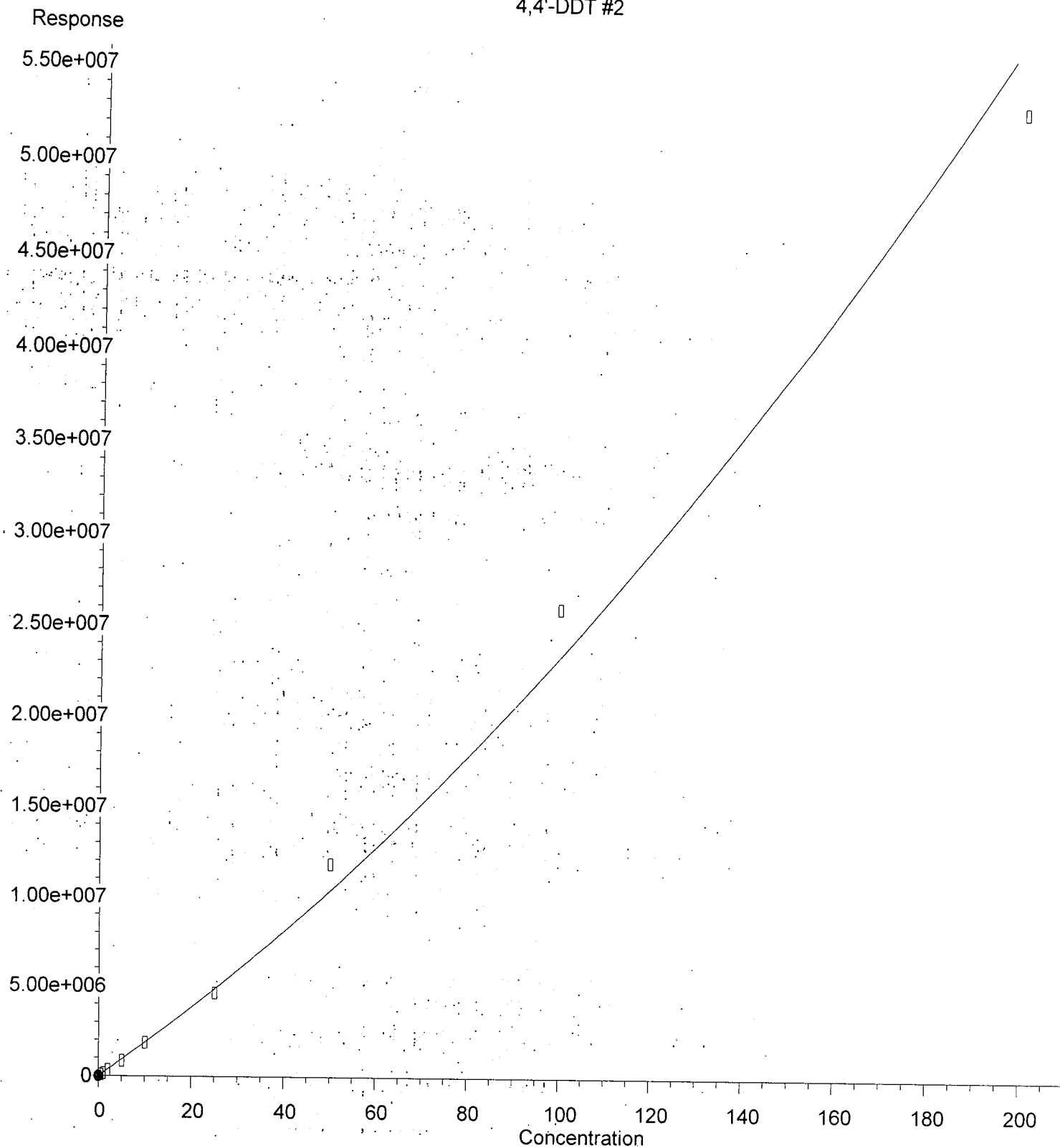


(17) 4,4'-DDT
8.259min 0.030 ng/mL (m)
response 5491

MJB
2/26/20

(17) 4,4'-DDT #2
9.057min 0.531 ng/mL
response 81426

4,4'-DDT #2



$R = 5.19e+002 A^2 + 1.81e+005 A - 1.50e+004$

Coef of Det (r^2) = 0.991 Curve Fit: Quadratic w(1/a²)

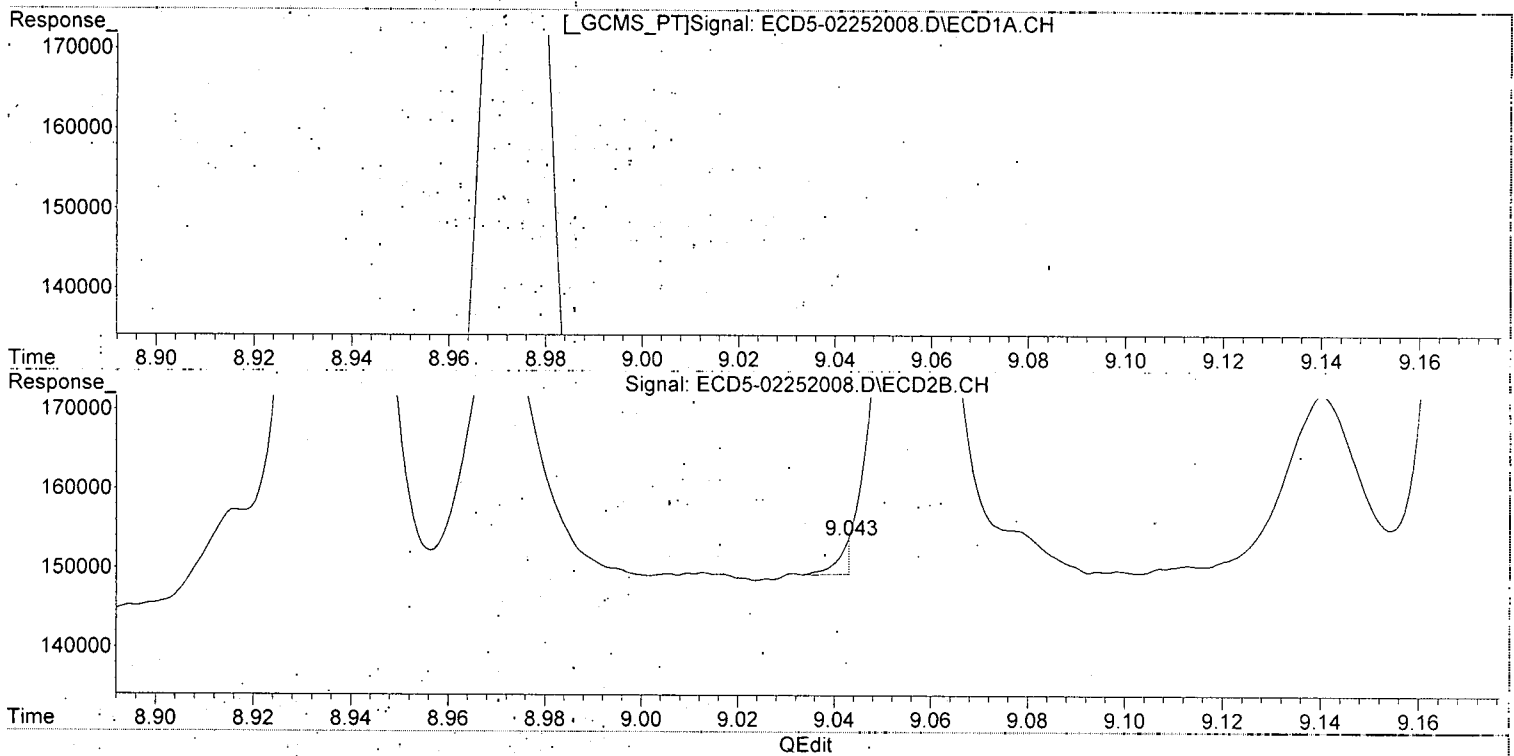
Method Name: C:\msdchem\1\methods\ECD5_QUANTPEST_200225.M

Quantitation Report (Qedit)

Data Path : C:\msdchem\1\data\2020-02\0B25043\REQUANT\
Data File : ECD5-02252008.D
Signal(s) : Signal #1: ECD1A.CH Signal #2: ECD2B.CH
Acq On : 25 Feb 2020 14:22
Operator : MJB
Sample : 0B25043-CAL1
Misc : A20B330, AB 0.5 ppb
ALS Vial : 5 (Sig #1); 0 (Sig #2) Sample Multiplier: 1

Integration File signal 1: PEST1.e
Integration File signal 2: PEST2.e
Quant Time: Feb 26 15:47:31 2020
Quant Method : C:\msdchem\1\methods\ECD5_QUANTPEST_200225.M
Quant Title : Instrument: DualECD5
QLast Update : Wed Feb 26 15:13:42 2020
Response via : Initial Calibration
Integrator: ChemStation 6890 Scale Mode: Small noise peaks clipped

Volume Inj. : 2uL
Signal #1 Phase : Rtx-CLPesticides Signal #2 Phase: Rtx-CLPesticides2
Signal #1 Info : 30m X 0.32mm X 0. Signal #2 Info : 30m X 0.32mm X 0.25um

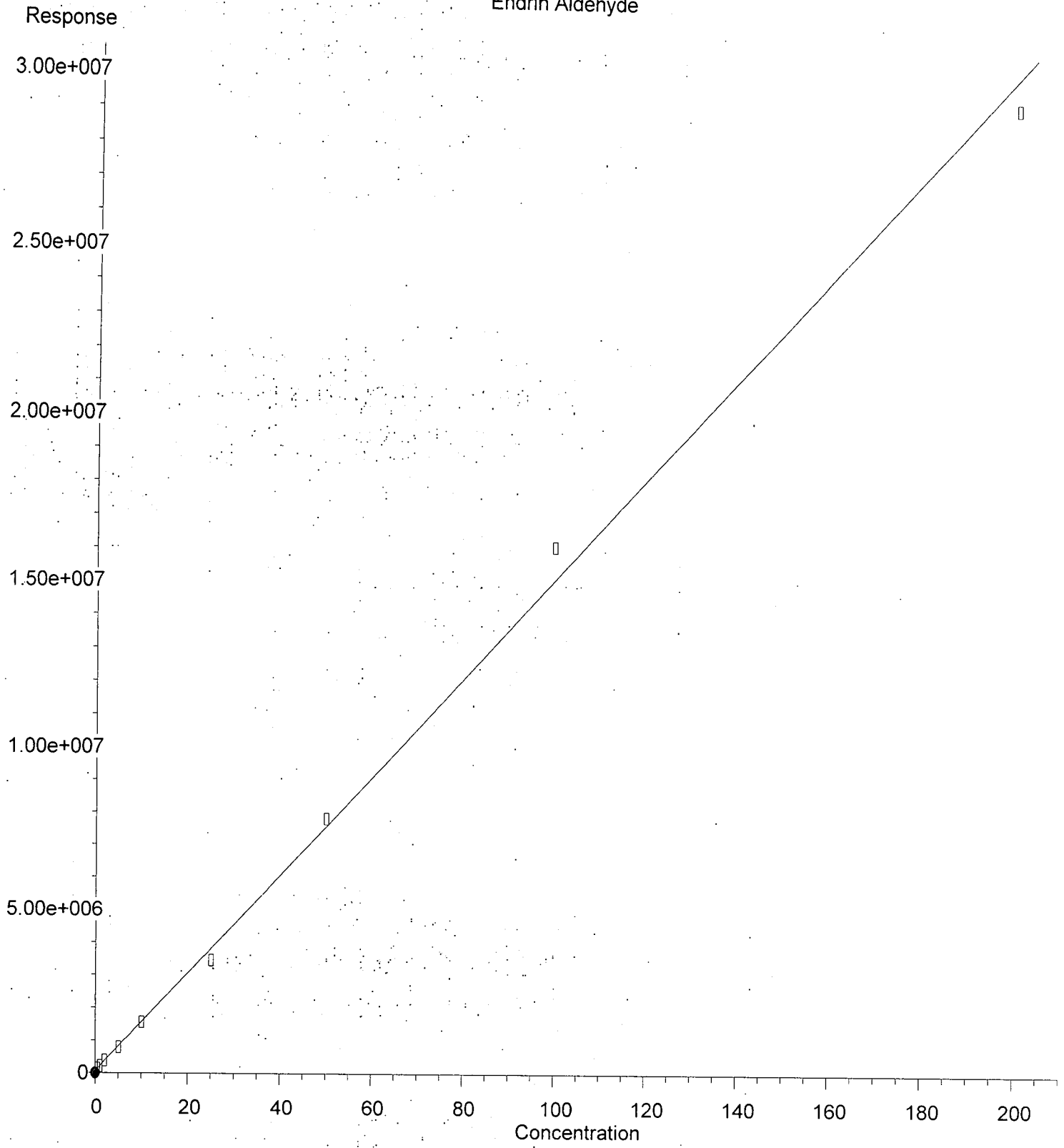


(17) 4,4'-DDT
8.259min 0.030 ng/mL m
response 5491

MJB
2/26/20

(17) 4,4'-DDT #2
9.043min 0.106 ng/mL(m)
response 4310

Endrin Aldehyde



$R = 6.32e+000 A^2 + 1.49e+005 A + 6.78e+004$

Coef of Det (r^2) = 0.997 Curve Fit: Quadratic w(1/a^2)

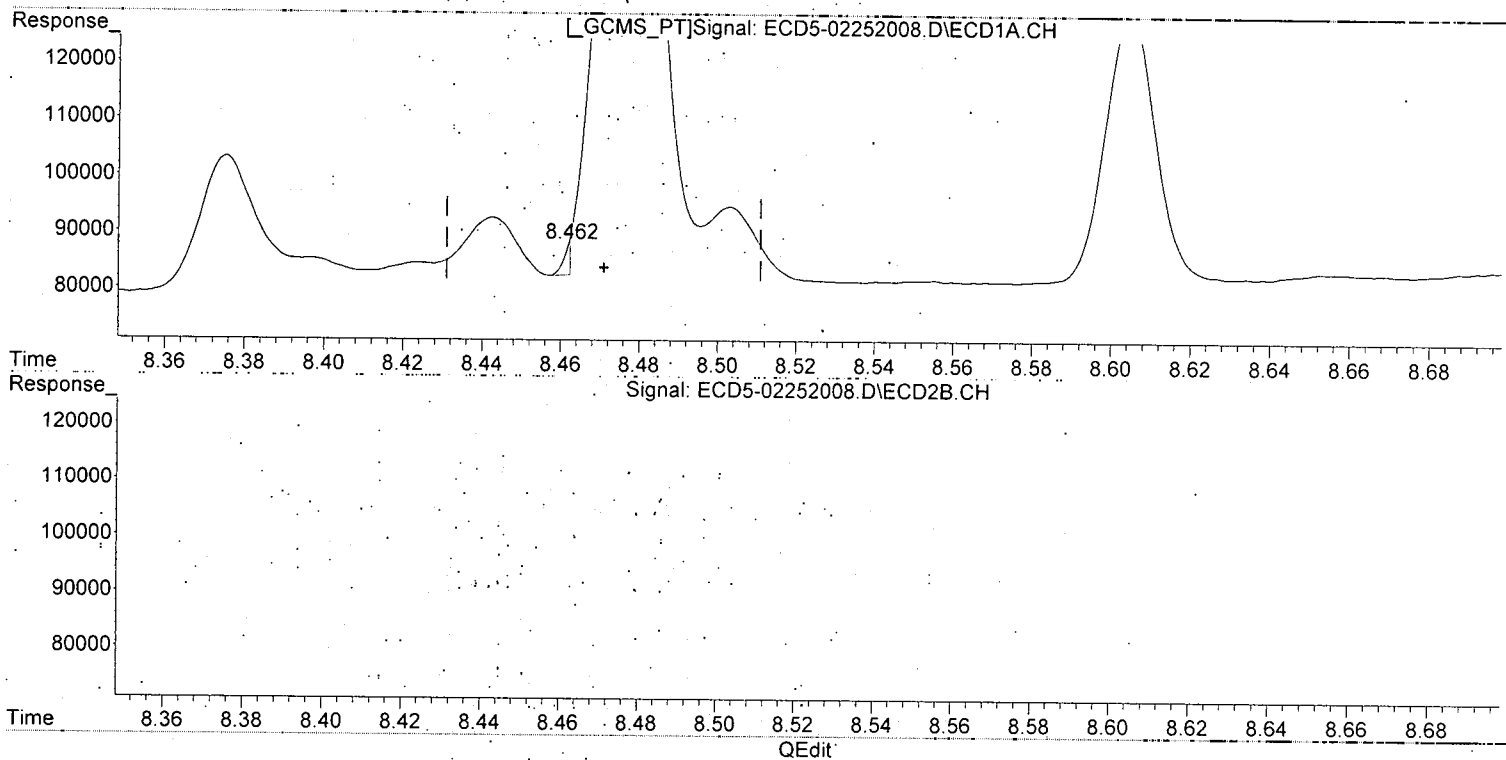
Method Name: C:\msdchem\1\methods\ECD5_QUANTBEST_200225.M

Quantitation Report (Qedit)

Data Path : C:\msdchem\1\data\2020-02\0B25043\REQUANT\
Data File : ECD5-02252008.D
Signal(s) : Signal #1: ECD1A.CH Signal #2: ECD2B.CH
Acq On : 25 Feb 2020 14:22
Operator : MJB
Sample : 0B25043-CAL1
Misc : A20B330, AB 0.5 ppb
ALS Vial : 5 (Sig #1); 0 (Sig #2) Sample Multiplier: 1

Integration File signal 1: PEST1.e
Integration File signal 2: PEST2.e
Quant Time: Feb 26 15:47:31 2020
Quant Method : C:\msdchem\1\methods\ECD5_QUANTPEST_200225.M
Quant Title : Instrument: DualECD5
QLast Update : Wed Feb 26 15:13:42 2020
Response via : Initial Calibration
Integrator: ChemStation 6890 Scale Mode: Small noise peaks clipped

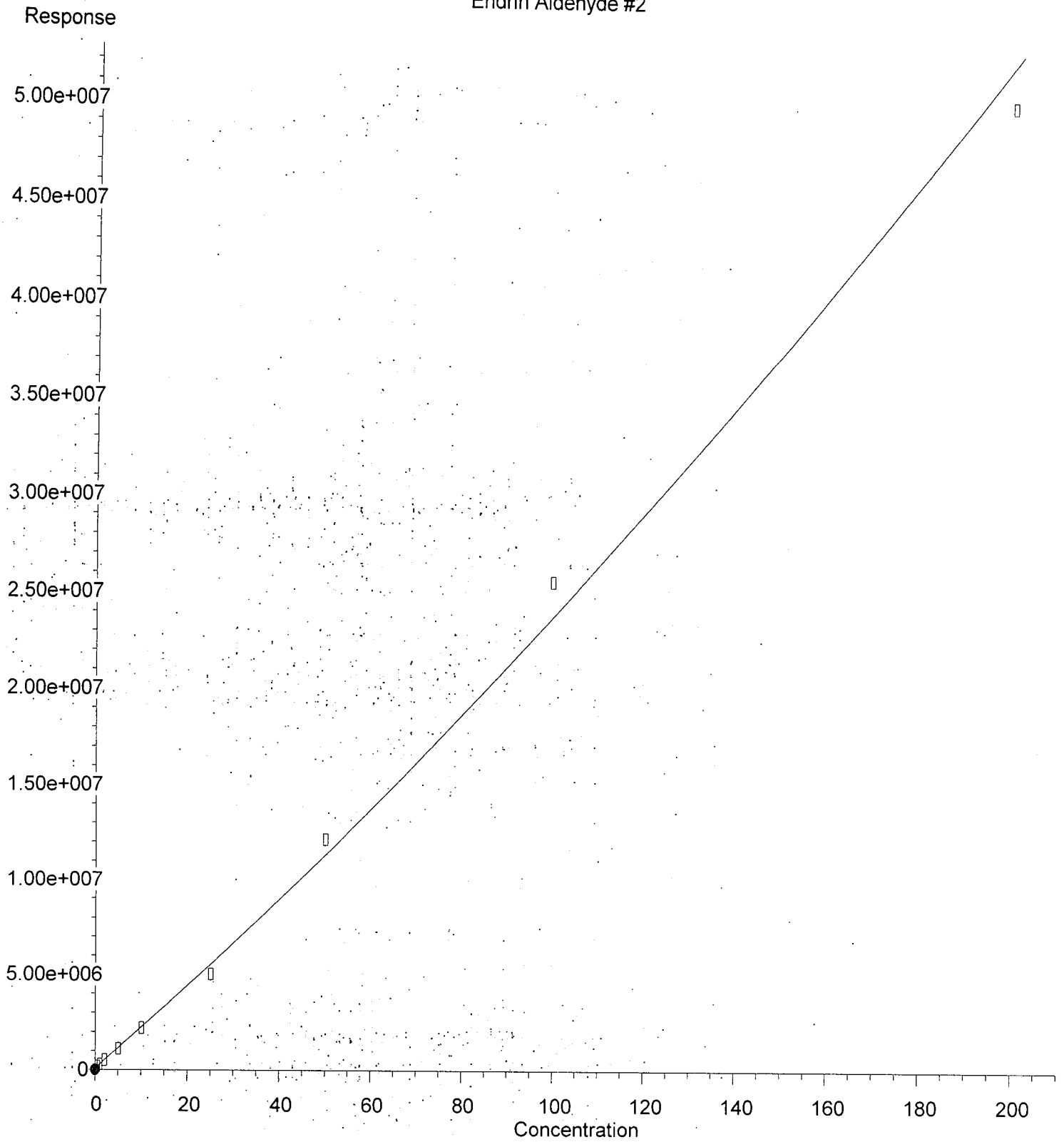
Volume Inj. : 2uL
Signal #1 Phase : Rtx-CLPesticides Signal #2 Phase: Rtx-CLPesticides2
Signal #1 Info : 30m X 0.32mm X 0. Signal #2 Info : 30m X 0.32mm X 0.25um



(18) Endrin Aldehyde
8.462min -0.417 ng/mL(m)
response 5606

(18) Endrin Aldehyde #2
9.174min 0.504 ng/mL
response 193803

Endrin Aldehyde #2



$R = 2.43e+002 A^2 + 2.12e+005 A + 8.68e+004$

Coef of Det (r^2) = 0.996 Curve Fit: Quadratic w($1/a^2$)

Method Name: C:\msdchem\1\methods\ECD5_QUANTPEST_200225.M

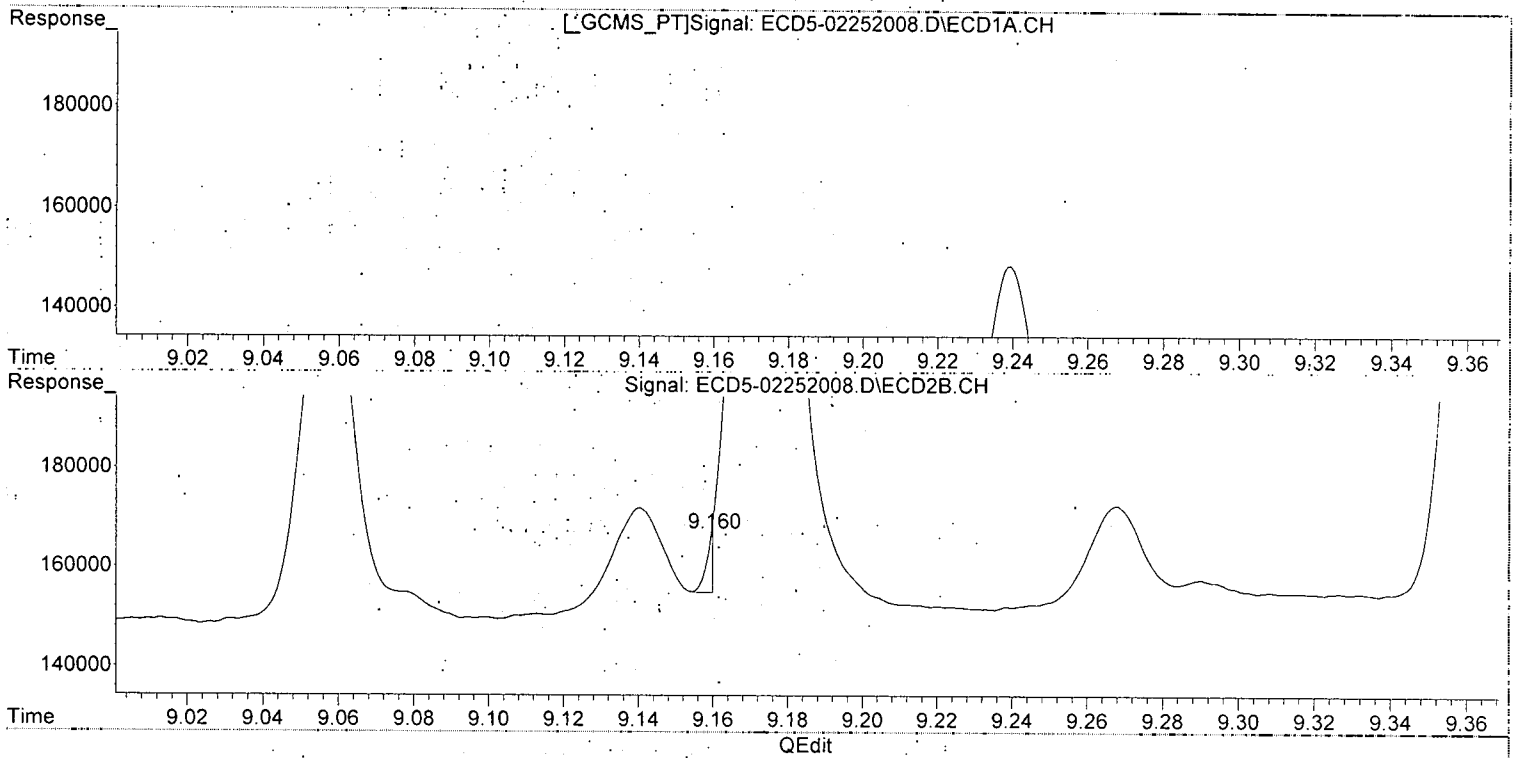
Calibration Table Last Updated: Wed Feb 26 15:46:10 2020

Quantitation Report (Qedit)

Data Path : C:\msdchem\1\data\2020-02\0B25043\REQUANT\
Data File : ECD5-02252008.D
Signal(s) : Signal #1: ECD1A.CH Signal #2: ECD2B.CH
Acq On : 25 Feb 2020 14:22
Operator : MJB
Sample : 0B25043-CAL1
Misc : A20B330, AB 0.5 ppb
ALS Vial : 5 (Sig #1); 0 (Sig #2) Sample Multiplier: 1

Integration File signal 1: PEST1.e
Integration File signal 2: PEST2.e
Quant Time: Feb 26 15:47:31 2020
Quant Method : C:\msdchem\1\methods\ECD5_QUANTPEST_200225.M
Quant Title : Instrument: DualECD5
QLast Update : Wed Feb 26 15:13:42 2020
Response via : Initial Calibration
Integrator: ChemStation 6890 Scale Mode: Small noise peaks clipped

Volume Inj. : 2uL
Signal #1 Phase : Rtx-CLPesticides Signal #2 Phase: Rtx-CLPesticides2
Signal #1 Info : 30m X 0.32mm X 0. Signal #2 Info : 30m X 0.32mm X 0.25um



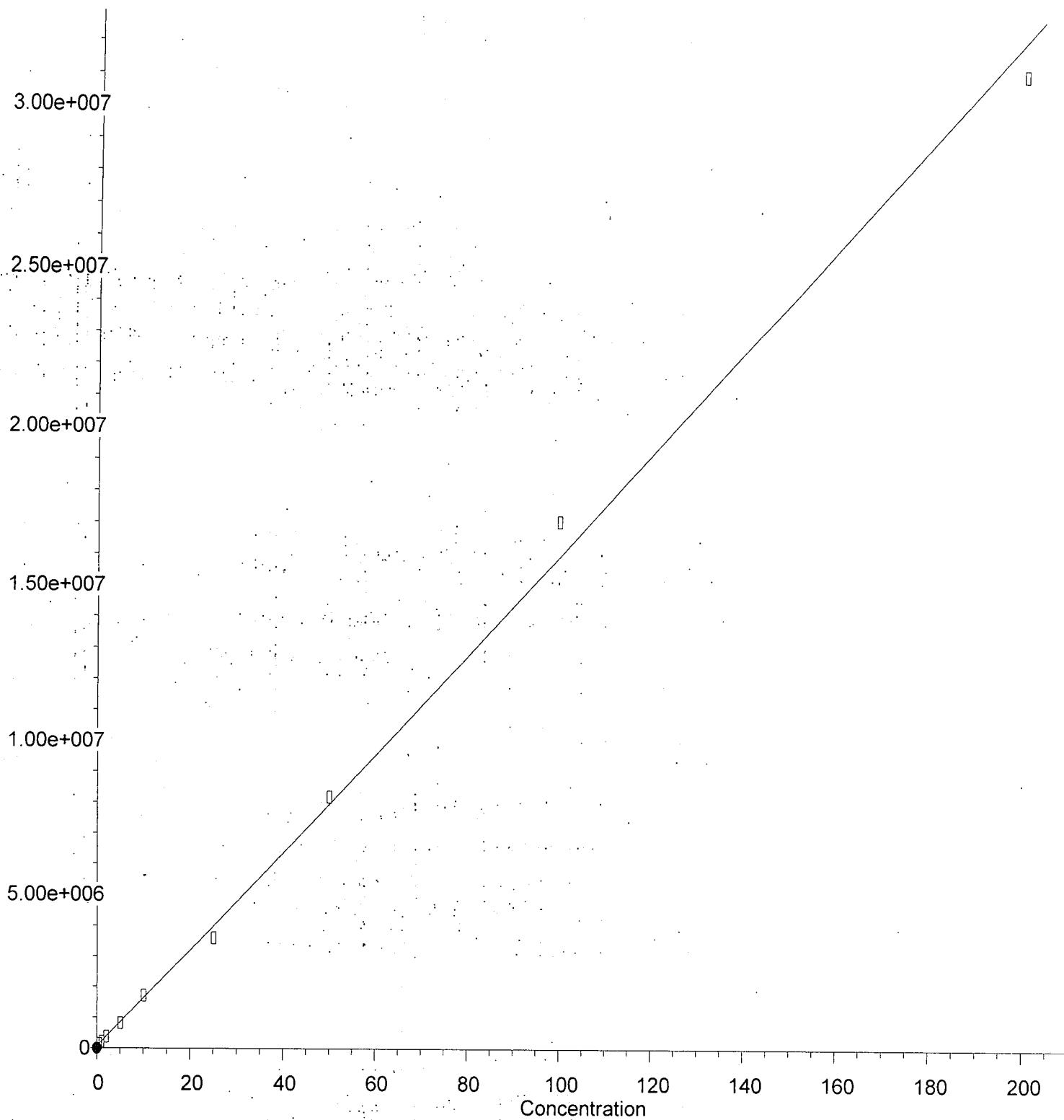
(18) Endrin Aldehyde
8.462min -0.417 ng/mL m
response 5606

MJB
2/26/20

(18) Endrin Aldehyde #2
9.159min -0.352 ng/mL (m)
response 12016

Endosulfan Sulfate

Response



$R = 3.02e+001 A^2 + 1.56e+005 A + 6.57e+004$

Coef of Det (r^2) = 0.997 Curve Fit: Quadratic w(1/a^2)

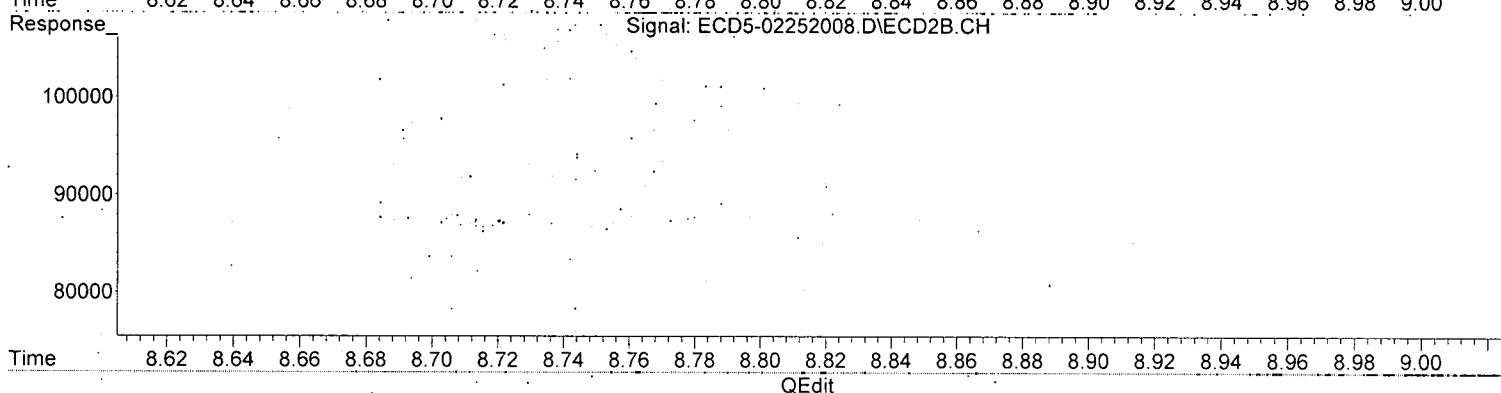
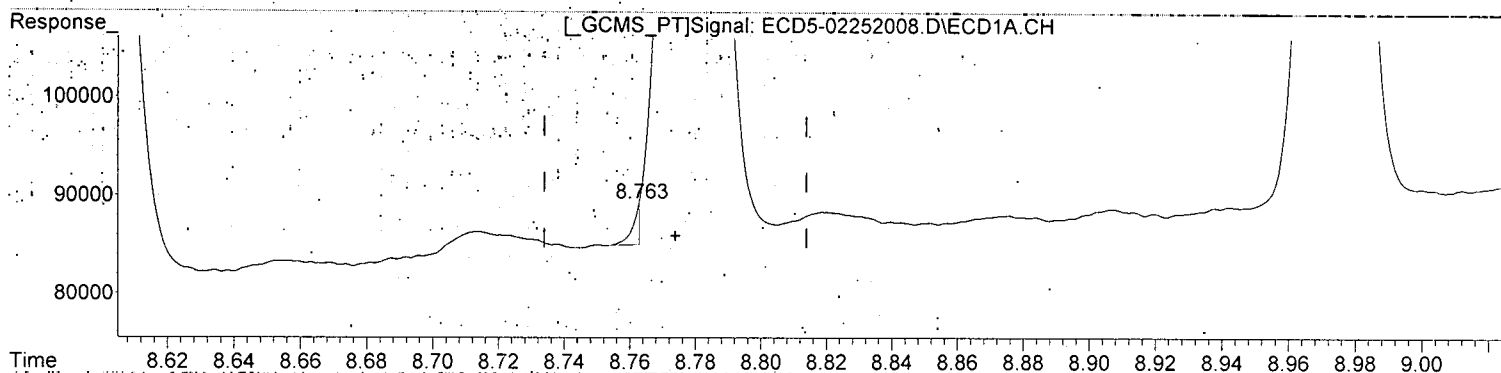
Method Name: C:\msdchem\1\methods\ECD5_QUANTBEST_200225.M

Quantitation Report (Qedit)

Data Path : C:\msdchem\1\data\2020-02\0B25043\REQUANT\
Data File : ECD5-02252008.D
Signal(s) : Signal #1: ECD1A.CH Signal #2: ECD2B.CH
Acq On : 25 Feb 2020 14:22
Operator : MJB
Sample : 0B25043-CAL1
Misc : A20B330, AB 0.5 ppb
ALS Vial : 5 (Sig #1); 0 (Sig #2) Sample Multiplier: 1

Integration File signal 1: PEST1.e
Integration File signal 2: PEST2.e
Quant Time: Feb 26 15:47:31 2020
Quant Method : C:\msdchem\1\methods\ECD5_QUANTPEST_200225.M
Quant Title : Instrument: DualECD5
QLast Update : Wed Feb 26 15:13:42 2020
Response via : Initial Calibration
Integrator: ChemStation 6890 Scale Mode: Small noise peaks clipped

Volume Inj. : 2uL
Signal #1 Phase : Rtx-CLPesticides Signal #2 Phase: Rtx-CLPesticides2
Signal #1 Info : 30m X 0.32mm X 0. Signal #2 Info : 30m X 0.32mm X 0.25um

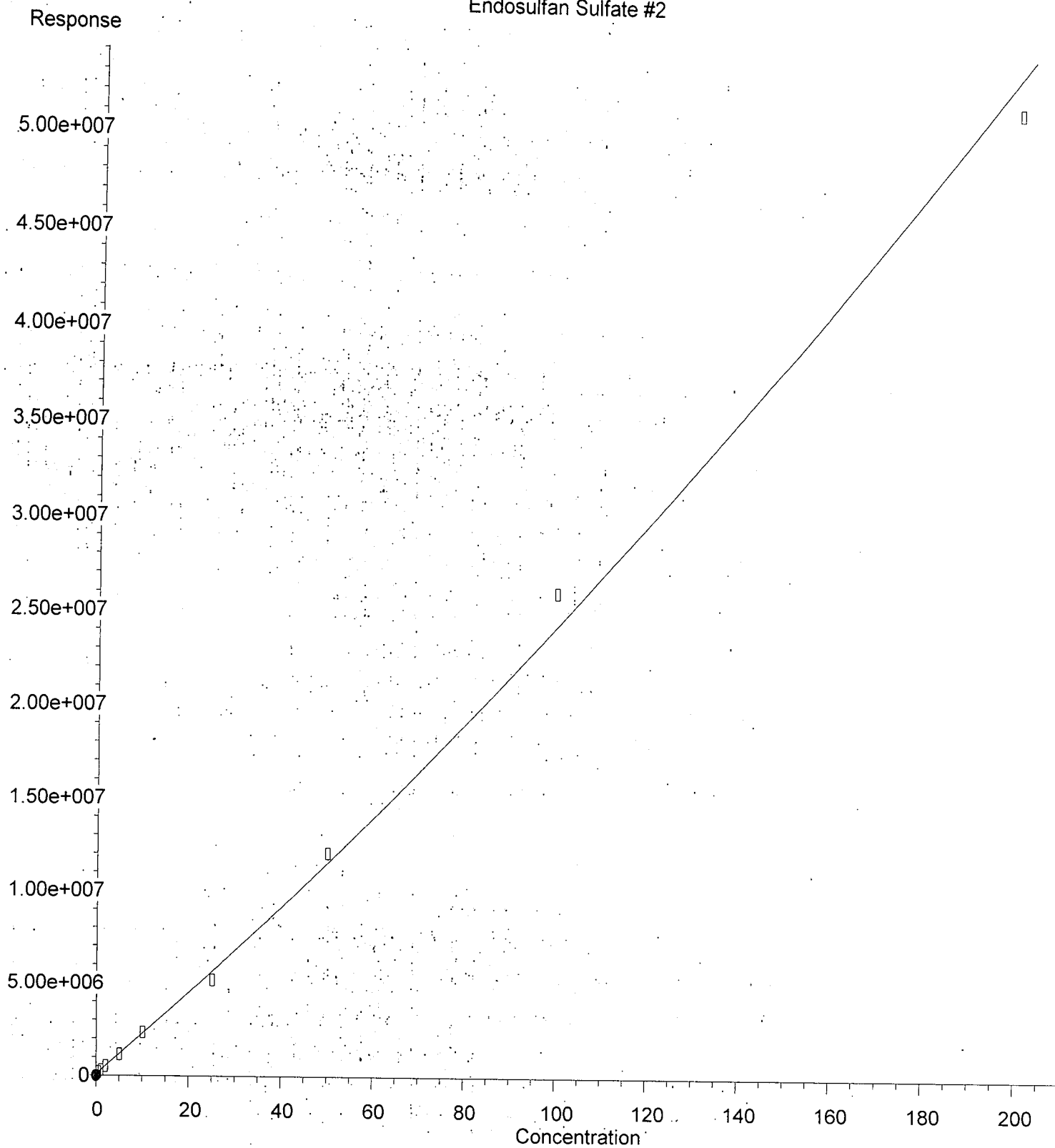


(19) Endosulfan Sulfate
8.763min -0.395 ng/mL (m)
response 4258

MJB
2/26/20

(19) Endosulfan Sulfate #2
9.364min 0.512 ng/mL
response 194517

Endosulfan Sulfate #2



$R = 2.55e+002 A^*A + 2.16e+005 A + 8.40e+004$

Coef of Det (r^2) = 0.997 Curve Fit: Quadratic w(1/a^2)

Method Name: C:\msdchem\1\methods\ECD5_QUANTPEST_200225.M

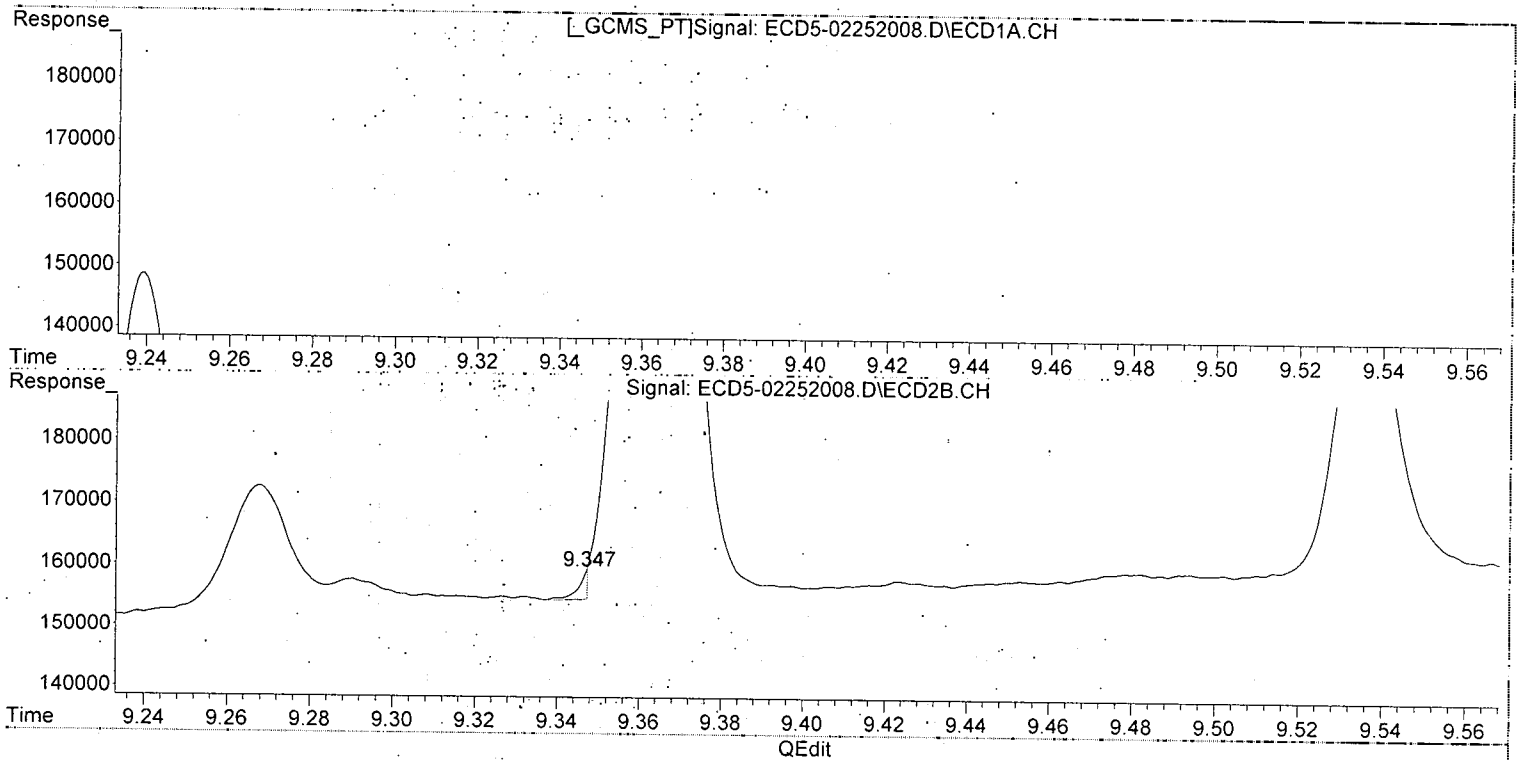
Calibration Table Last Updated: Wed Feb 26 15:46:10 2020

Quantitation Report (Qedit)

Data Path : C:\msdchem\1\data\2020-02\0B25043\REQUANT\
Data File : ECD5-02252008.D
Signal(s) : Signal #1: ECD1A.CH Signal #2: ECD2B.CH
Acq On : 25 Feb 2020 14:22
Operator : MJB
Sample : 0B25043-CAL1
Misc : A20B330, AB 0.5 ppb
ALS Vial : 5 (Sig #1); 0 (Sig #2) Sample Multiplier: 1

Integration File signal 1: PEST1.e
Integration File signal 2: PEST2.e
Quant Time: Feb 26 15:47:31 2020
Quant Method : C:\msdchem\1\methods\ECD5_QUANTPEST_200225.M
Quant Title : Instrument: DualECD5
QLast Update : Wed Feb 26 15:13:42 2020
Response via : Initial Calibration
Integrator: ChemStation 6890 Scale Mode: Small noise peaks clipped

Volume Inj. : 2uL
Signal #1 Phase : Rtx-CLPesticides Signal #2 Phase: Rtx-CLPesticides2
Signal #1 Info : 30m X 0.32mm X 0. Signal #2 Info : 30m X 0.32mm X 0.25um



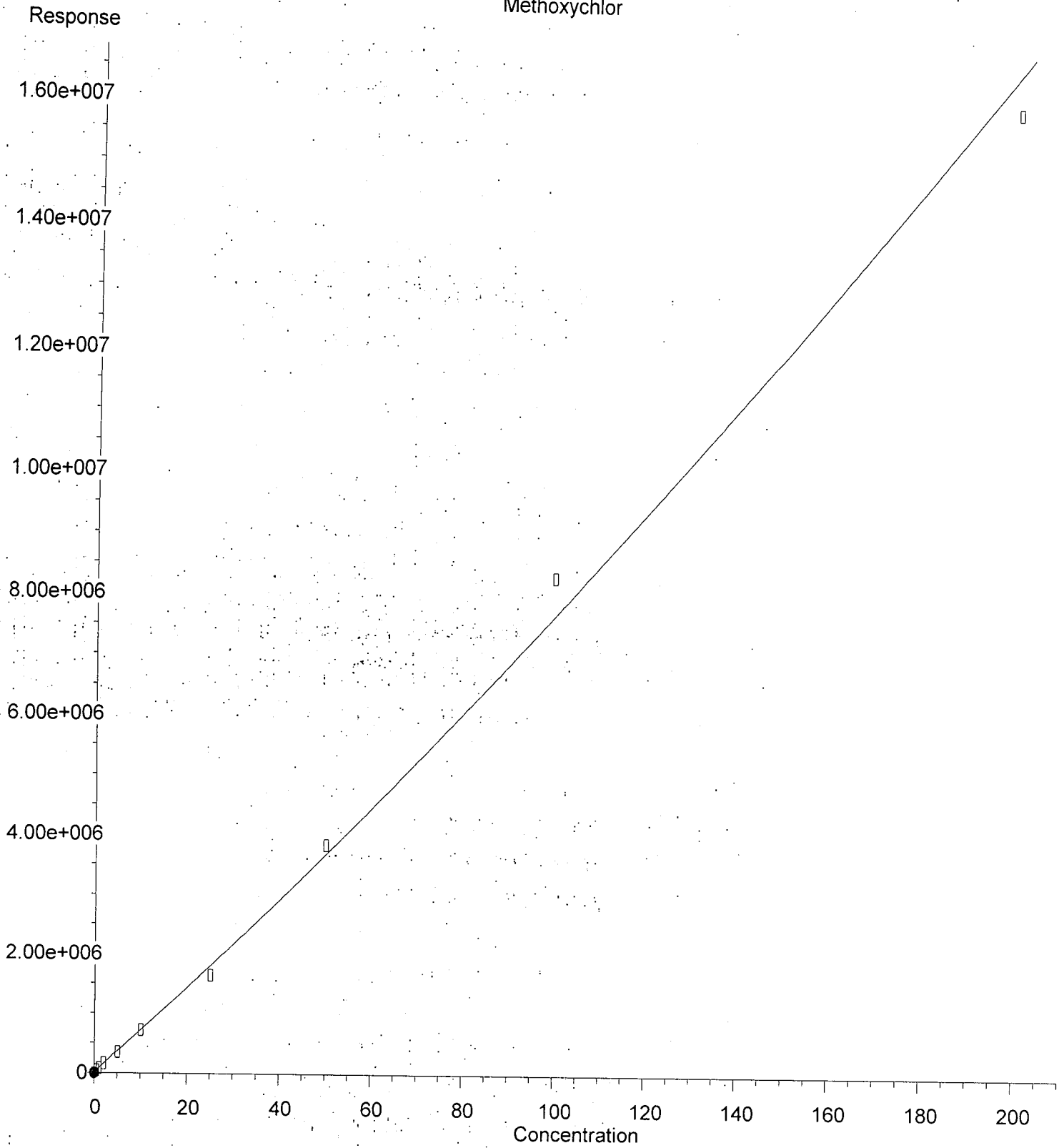
(19) Endosulfan Sulfate
8.763min -0.395 ng/mL m
response 4258

WP 2/26/20

(19) Endosulfan Sulfate #2
9.347min -0.369 ng/mL (m)
response 4554

(+) = Expected Retention Time

Methoxychlor



$R = 6.68e+001 A^2 + 6.97e+004 A + 1.26e+004$

Coef of Det (r^2) = 0.996 Curve Fit: Quadratic w($1/a^2$)

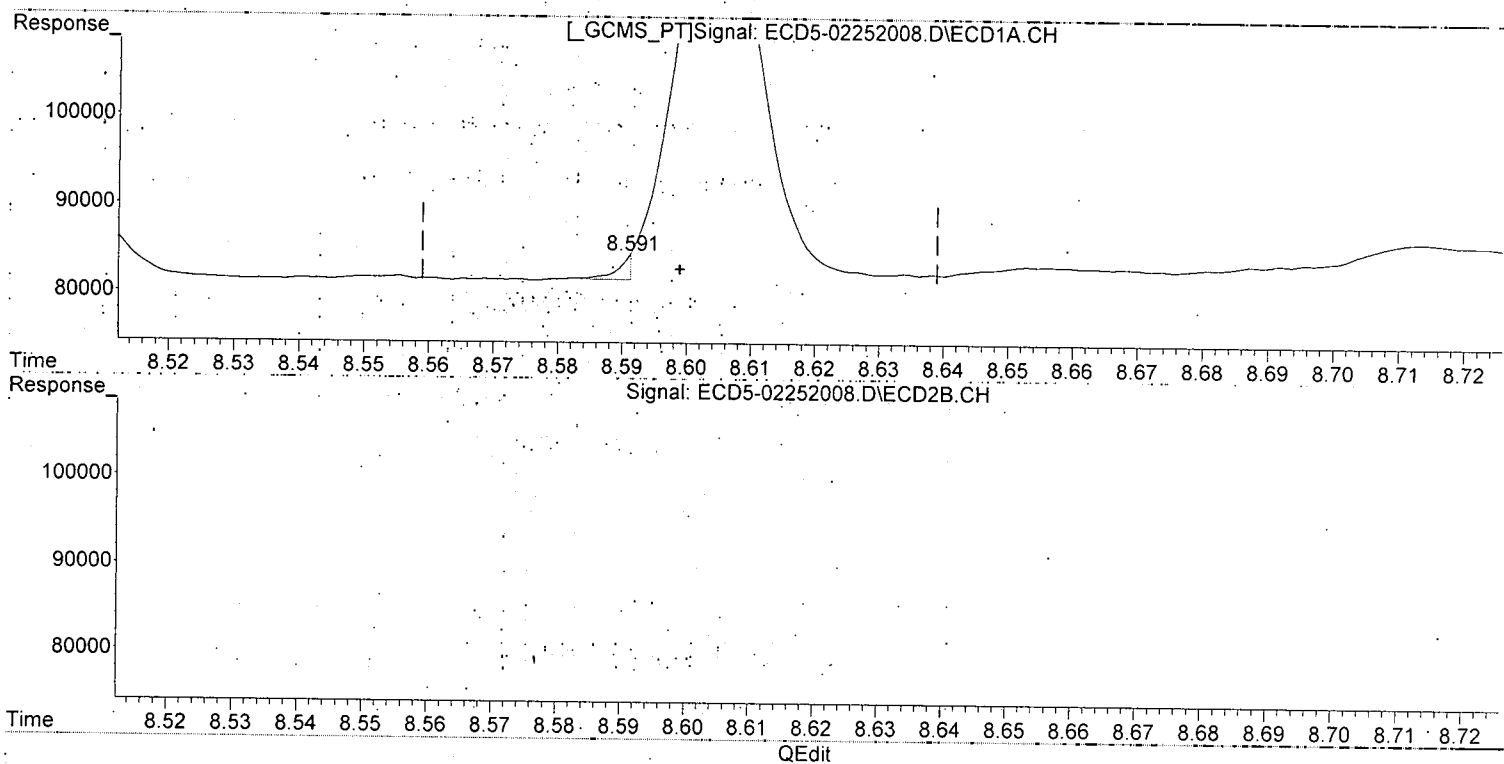
Method Name: C:\msdchem\1\methods\ECD5_QUANTPST_200225.M

Quantitation Report (Qedit)

Data Path : C:\msdchem\1\data\2020-02\0B25043\REQUANT\
Data File : ECD5-02252008.D
Signal(s) : Signal #1: ECD1A.CH Signal #2: ECD2B.CH
Acq On : 25 Feb 2020 14:22
Operator : MJB
Sample : 0B25043-CAL1
Misc : A20B330, AB 0.5 ppb
ALS Vial : 5 (Sig #1); 0 (Sig #2) Sample Multiplier: 1

Integration File signal 1: PEST1.e
Integration File signal 2: PEST2.e
Quant Time: Feb 26 15:47:31 2020
Quant Method : C:\msdchem\1\methods\ECD5_QUANTPEST_200225.M
Quant Title : Instrument: DualECD5
QLast Update : Wed Feb 26 15:13:42 2020
Response via : Initial Calibration
Integrator: ChemStation 6890 Scale Mode: Small noise peaks clipped

Volume Inj. : 2uL
Signal #1 Phase : Rtx-CLPesticides Signal #2 Phase: Rtx-CLPesticides2
Signal #1 Info : 30m X 0.32mm X 0. Signal #2 Info : 30m X 0.32mm X 0.25um



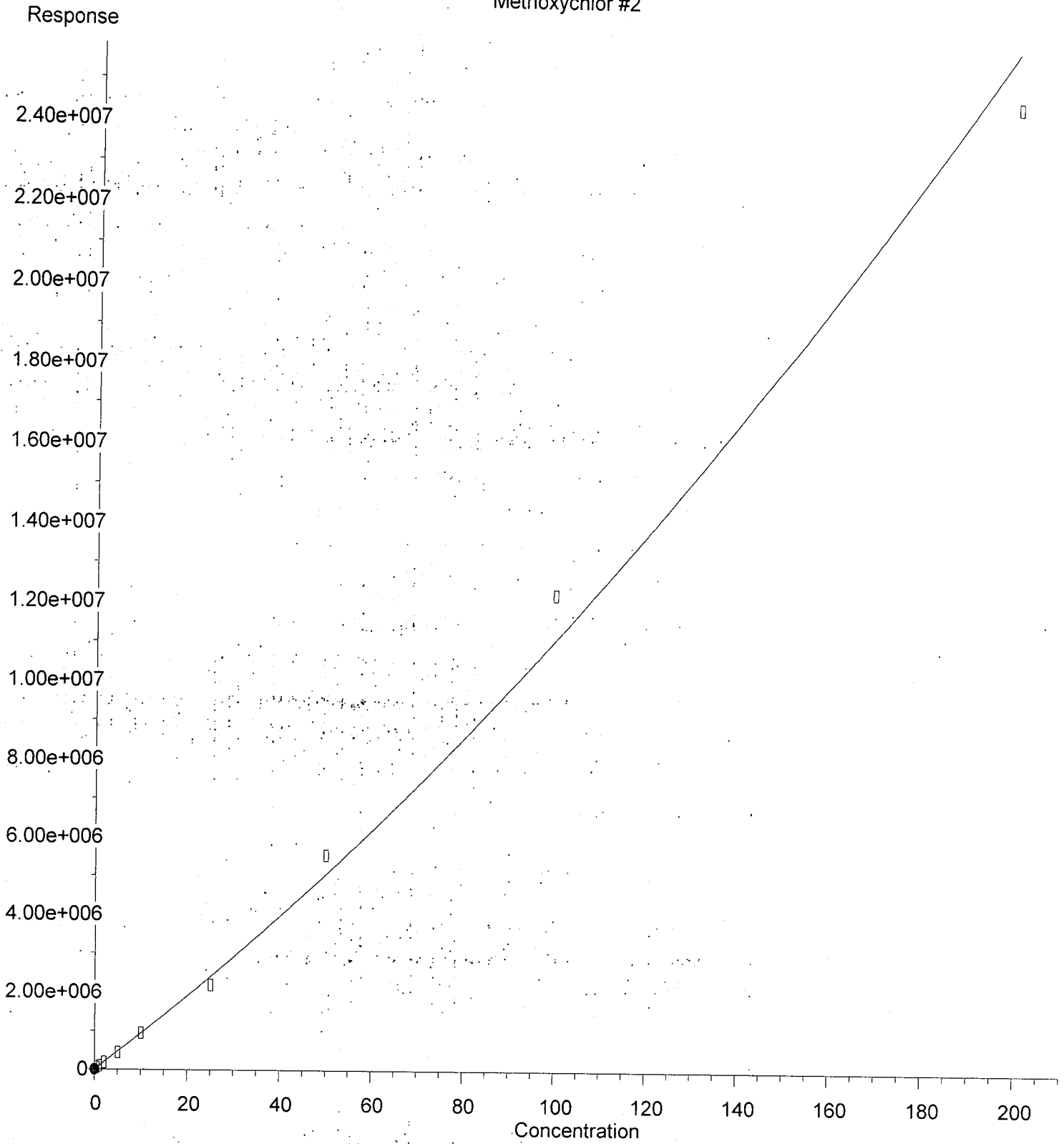
(20) Methoxychlor
8.591min -0.140 ng/mL
response 2791

MJB
2/26/20

(20) Methoxychlor #2
9.536min 0.513 ng/mL
response 50315

(+) = Expected Retention Time

Methoxychlor #2



$R = 1.97e+002 A^2 + 9.08e+004 A + 3.72e+003$

Coef of Det (r^2) = 0.994 Curve Fit: Quadratic w(1/a^2)

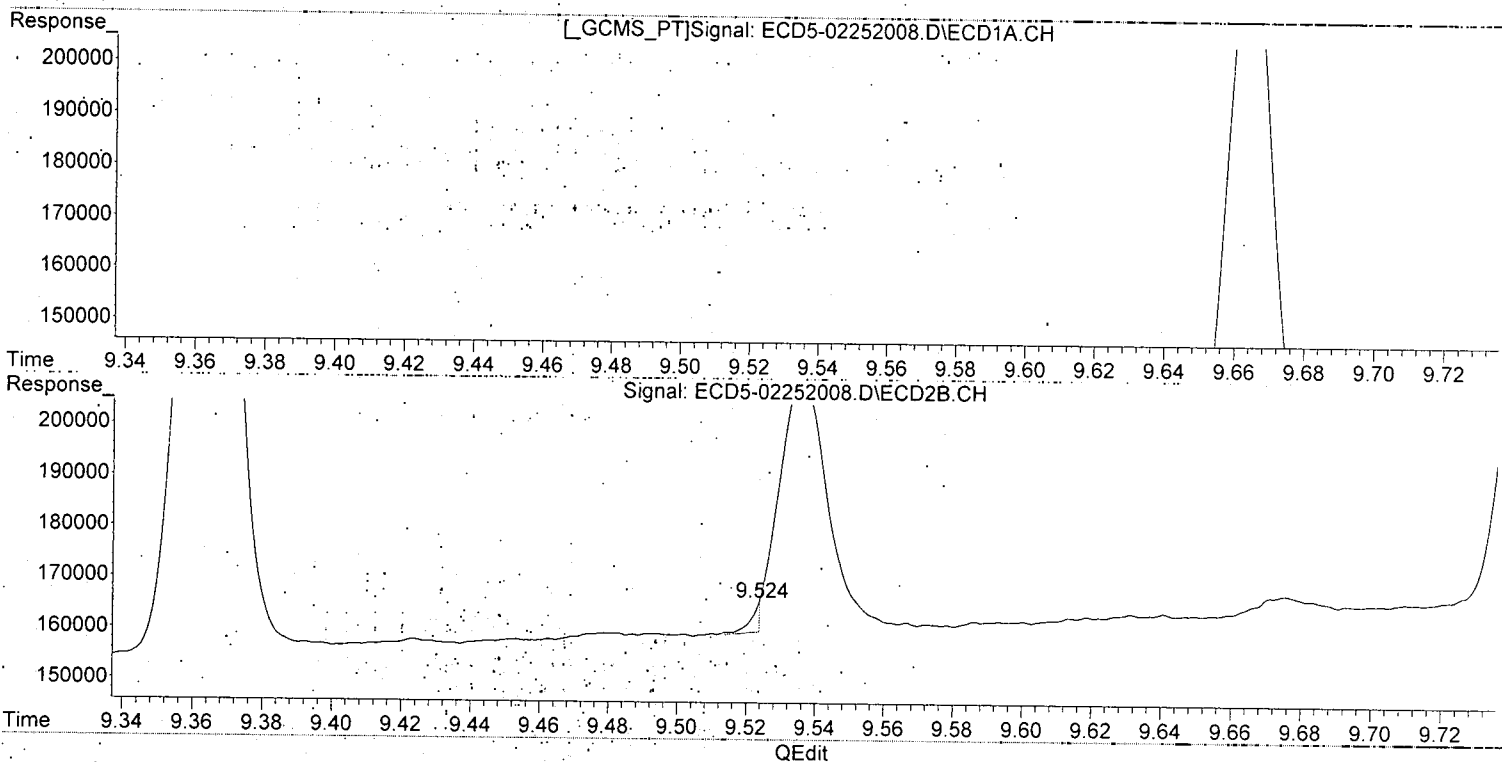
Method Name: C:\msdchem\1\methods\ECD5-QUANTPEST_200225.M

Quantitation Report (Qedit)

Data Path : C:\msdchem\1\data\2020-02\0B25043\REQUANT\
Data File : ECD5-02252008.D
Signal(s) : Signal #1: ECD1A.CH Signal #2: ECD2B.CH
Acq On : 25 Feb 2020 14:22
Operator : MJB
Sample : 0B25043-CAL1
Misc : A20B330, AB 0.5 ppb
ALS Vial : 5 (Sig #1); 0 (Sig #2) Sample Multiplier: 1

Integration File signal 1: PEST1.e
Integration File signal 2: PEST2.e
Quant Time: Feb 26 15:47:31 2020
Quant Method : C:\msdchem\1\methods\ECD5_QUANTPEST_200225.M
Quant Title : Instrument: DualECD5
QLast Update : Wed Feb 26 15:13:42 2020
Response via : Initial Calibration
Integrator: ChemStation 6890 Scale Mode: Small noise peaks clipped

Volume Inj. : 2uL
Signal #1 Phase : Rtx-CLPesticides Signal #2 Phase: Rtx-CLPesticides2
Signal #1 Info : 30m X 0.32mm X 0. Signal #2 Info : 30m X 0.32mm X 0.25um



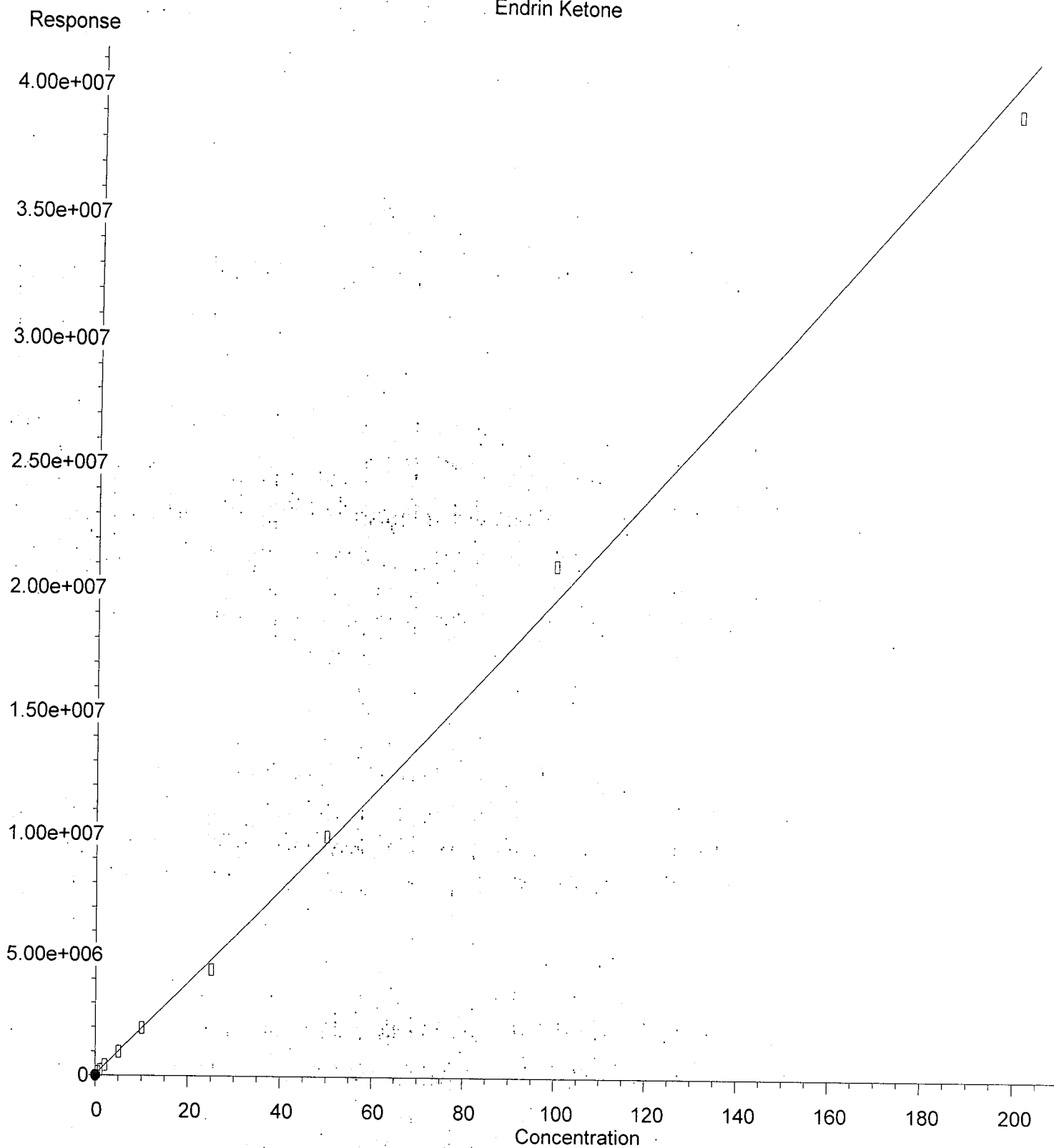
(20) Methoxychlor
8.591min -0.140 ng/mL m
response 2791

*MB
2/26/20*

(20) Methoxychlor #2
9.524min 0.022 ng/mL m
response 5754

(+) = Expected Retention Time

Endrin Ketone



$R = 7.55e+001 A^2 + 1.88e+005 A + 4.73e+004$

Coef of Det (r^2) = 0.998 Curve Fit: Quadratic w(1/a^2)

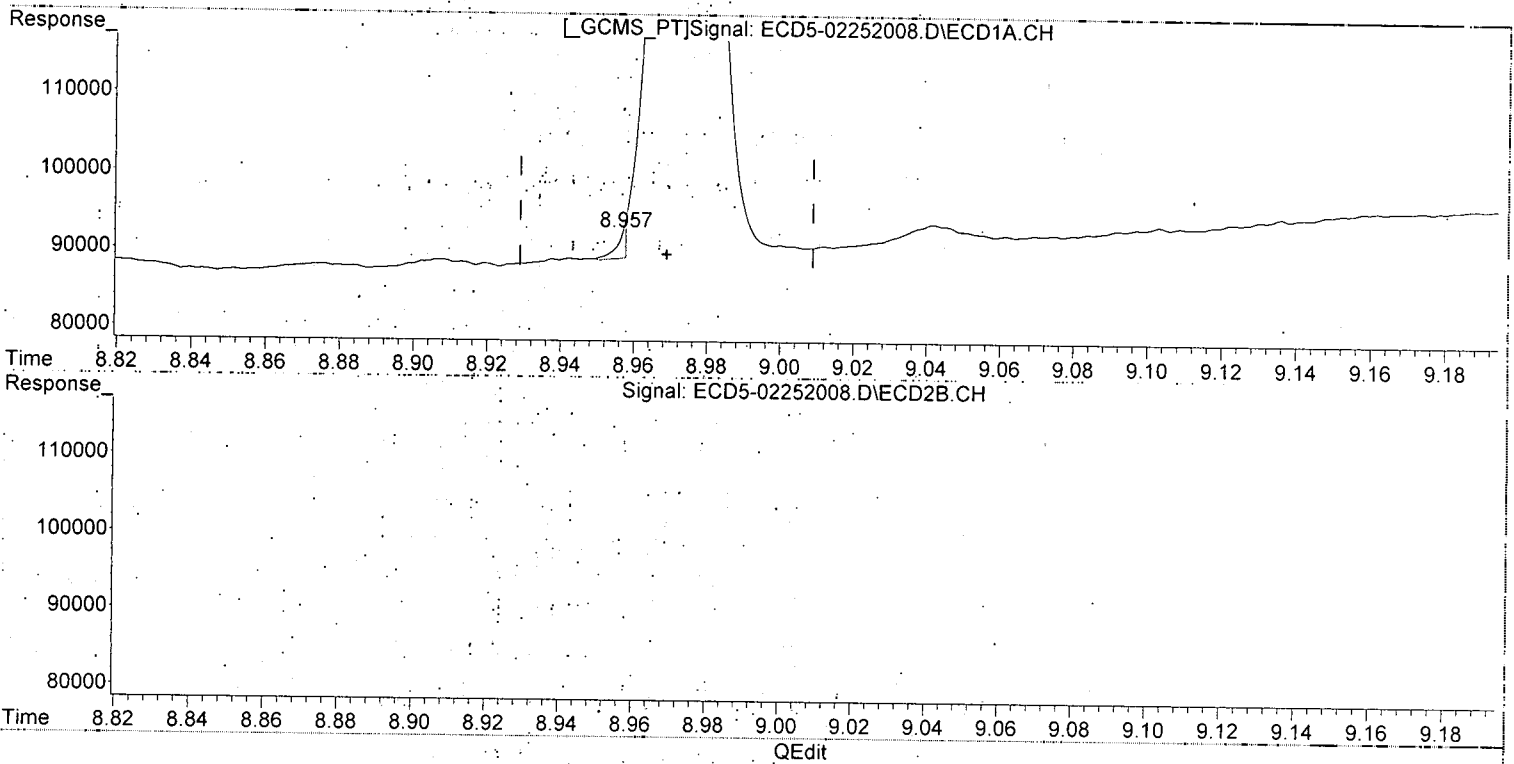
Method Name: C:\msdchem\1\methods\ECD5_QUANTPEST_200225.M

Quantitation Report (Qedit)

Data Path : C:\msdchem\1\data\2020-02\0B25043\REQUANT\
Data File : ECD5-02252008.D
Signal(s) : Signal #1: ECD1A.CH Signal #2: ECD2B.CH
Acq On : 25 Feb 2020 14:22
Operator : MJB
Sample : 0B25043-CAL1
Misc : A20B330, AB 0.5 ppb
ALS Vial : 5 (Sig #1); 0 (Sig #2) Sample Multiplier: 1

Integration File signal 1: PEST1.e
Integration File signal 2: PEST2.e
Quant Time: Feb 26 15:47:31 2020
Quant Method : C:\msdchem\1\methods\ECD5_QUANTPEST_200225.M
Quant Title : Instrument: DualECD5
QLast Update : Wed Feb 26 15:13:42 2020
Response via : Initial Calibration
Integrator: ChemStation 6890 Scale Mode: Small noise peaks clipped

Volume Inj. : 2uL
Signal #1 Phase : Rtx-CLPesticides Signal #2 Phase: Rtx-CLPesticides2
Signal #1 Info : 30m X 0.32mm X 0. Signal #2 Info : 30m X 0.32mm X 0.25um



(21) Endrin Ketone
8.957min -0.234 ng/mL (m)
response 3346

*MJB
2/26/20*

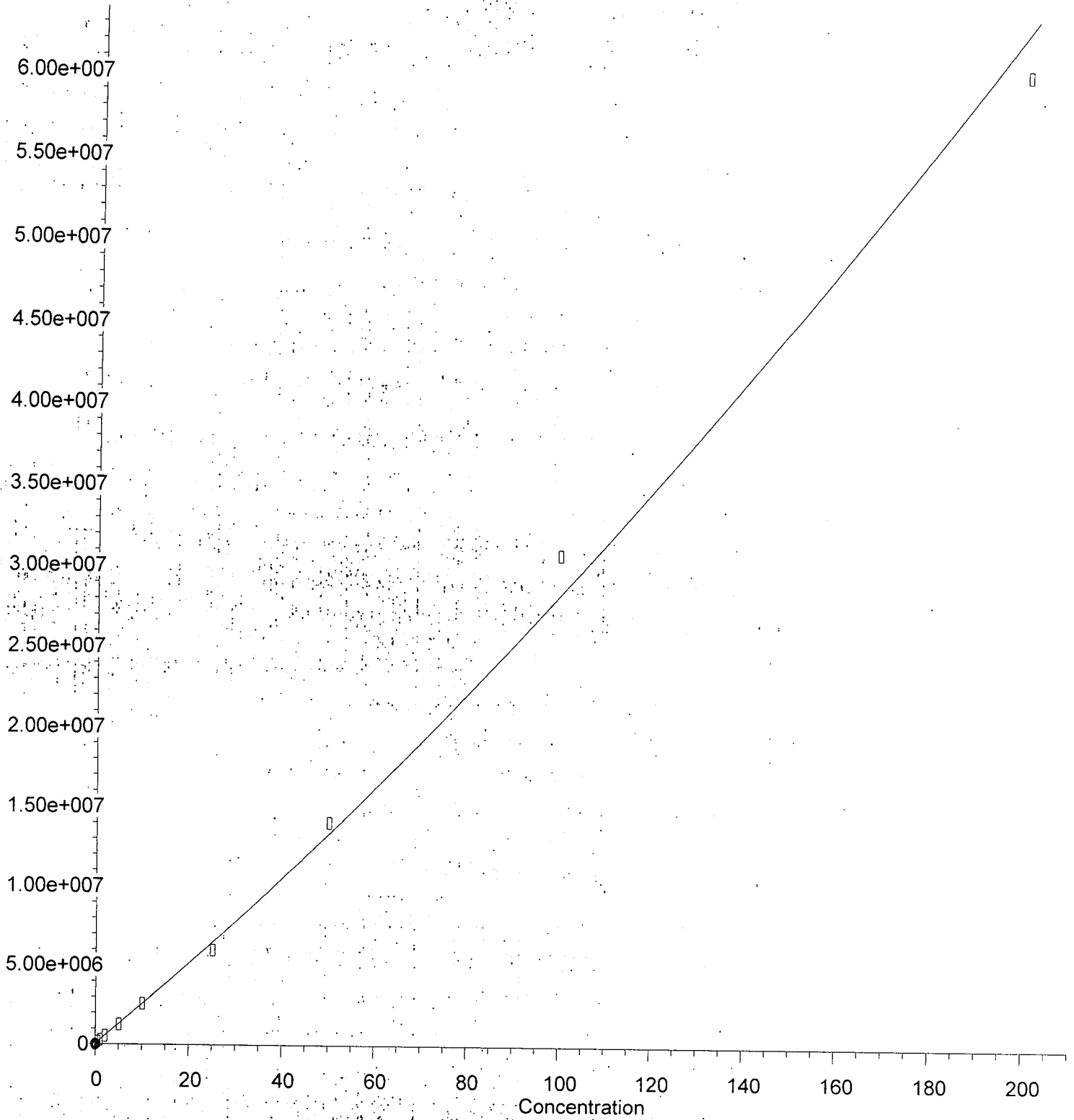
(21) Endrin Ketone #2
9.767min 0.506 ng/mL
response 174090

(+) = Expected Retention Time

ECD5_QUANTPEST_200225.M Wed Feb 26 16:51:53 2020

Endrin Ketone #2

Response



$R = 3.46e+002 A^2 + 2.48e+005 A + 4.84e+004$

Coef of Det (r^2) = 0.997 Curve Fit: Quadratic w(1/a^2)

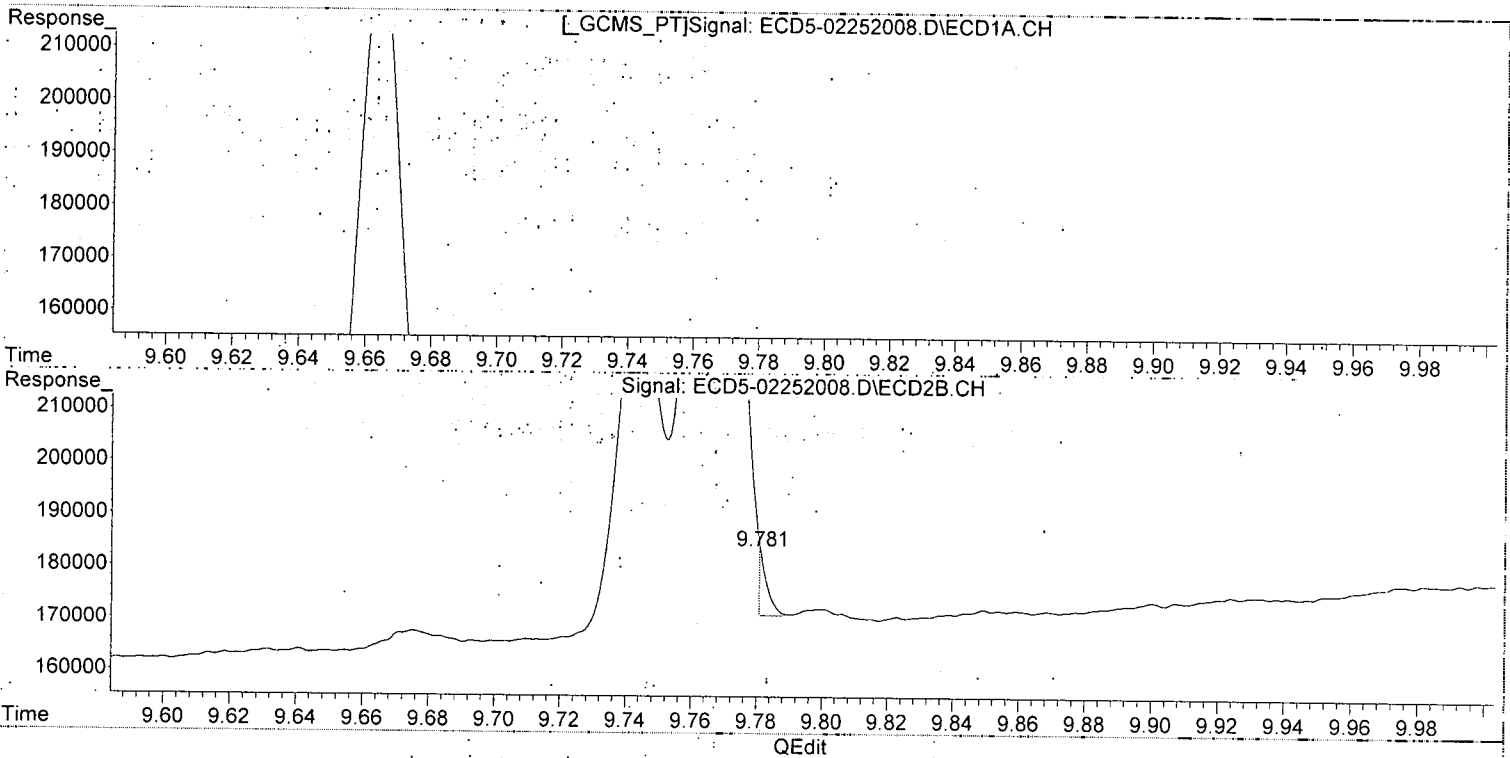
Method Name: C:\msdchem\1\methods\ECD5_QUANTPEST_200225.M

Quantitation Report (Qedit)

Data Path : C:\msdchem\1\data\2020-02\0B25043\REQUANT\
Data File : ECD5-02252008.D
Signal(s) : Signal #1: ECD1A.CH Signal #2: ECD2B.CH
Acq On : 25 Feb 2020 14:22
Operator : MJB
Sample : 0B25043-CAL1
Misc : A20B330, AB 0.5 ppb
ALS Vial : 5 (Sig #1); 0 (Sig #2) Sample Multiplier: 1

Integration File signal 1: PEST1.e
Integration File signal 2: PEST2.e
Quant Time: Feb 26 15:47:31 2020
Quant Method : C:\msdchem\1\methods\ECD5_QUANTPEST_200225.M
Quant Title : Instrument: DualECD5
QLast Update : Wed Feb 26 15:13:42 2020
Response via : Initial Calibration
Integrator: ChemStation 6890 Scale Mode: Small noise peaks clipped

Volume Inj. : 2uL
Signal #1 Phase : Rtx-CLPesticides Signal #2 Phase: Rtx-CLPesticides2
Signal #1 Info : 30m X 0.32mm X 0. Signal #2 Info : 30m X 0.32mm X 0.25um



(21) Endrin Ketone
8.957min -0.234 ng/mL m
response 3346

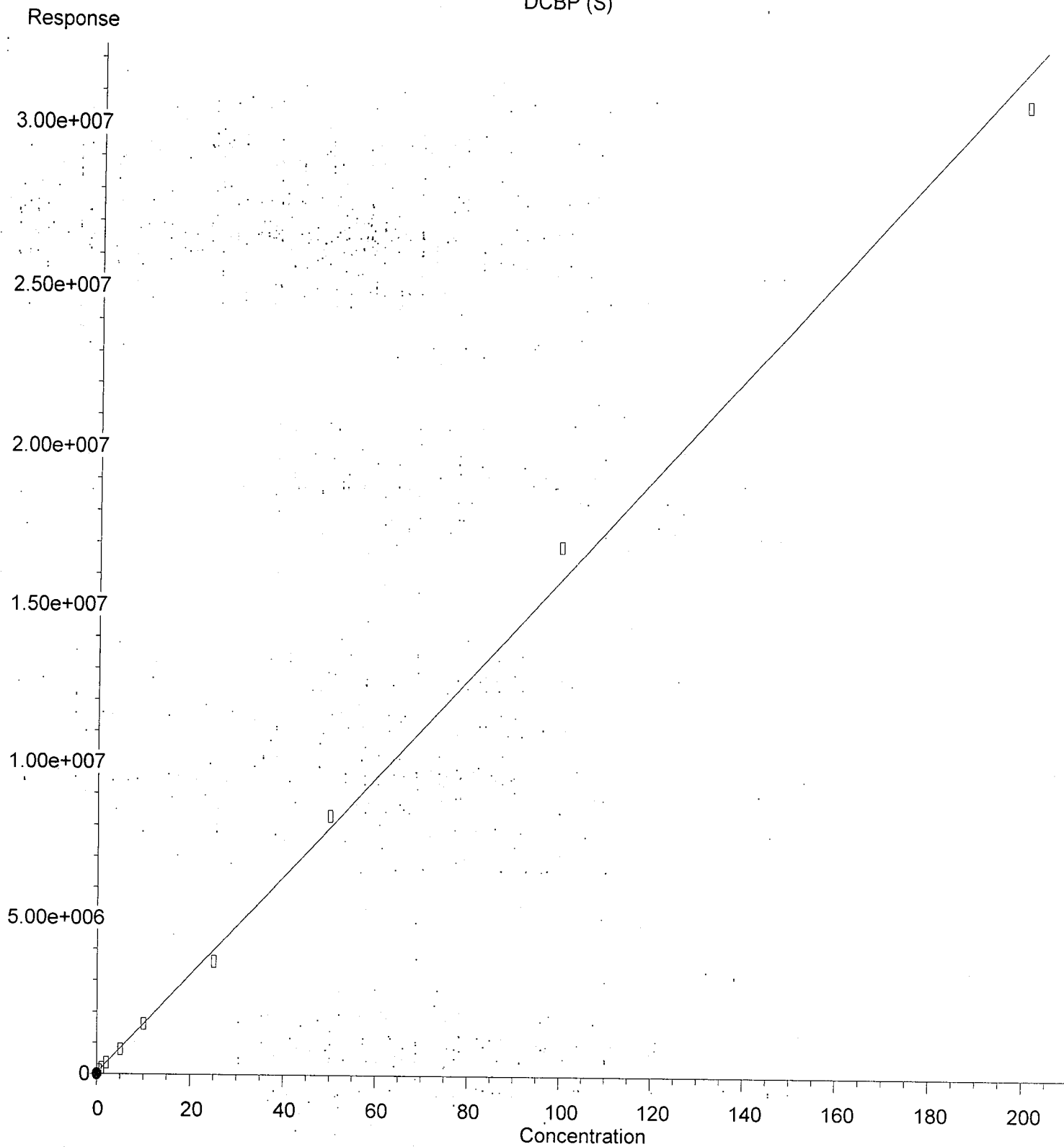
MJB
2/26/20

(21) Endrin Ketone #2
9.781min -0.139 ng/mL(m)

(+) = Expected Retention Time

ECD5_QUANTPEST_200225.M Wed Feb 26 16:52:00 2020

DCBP (S)



$R = 1.41e+001 A^2 + 1.57e+005 A + 3.97e+004$

Coef of Det (r^2) = 0.997 Curve Fit: Quadratic w($1/a^2$)

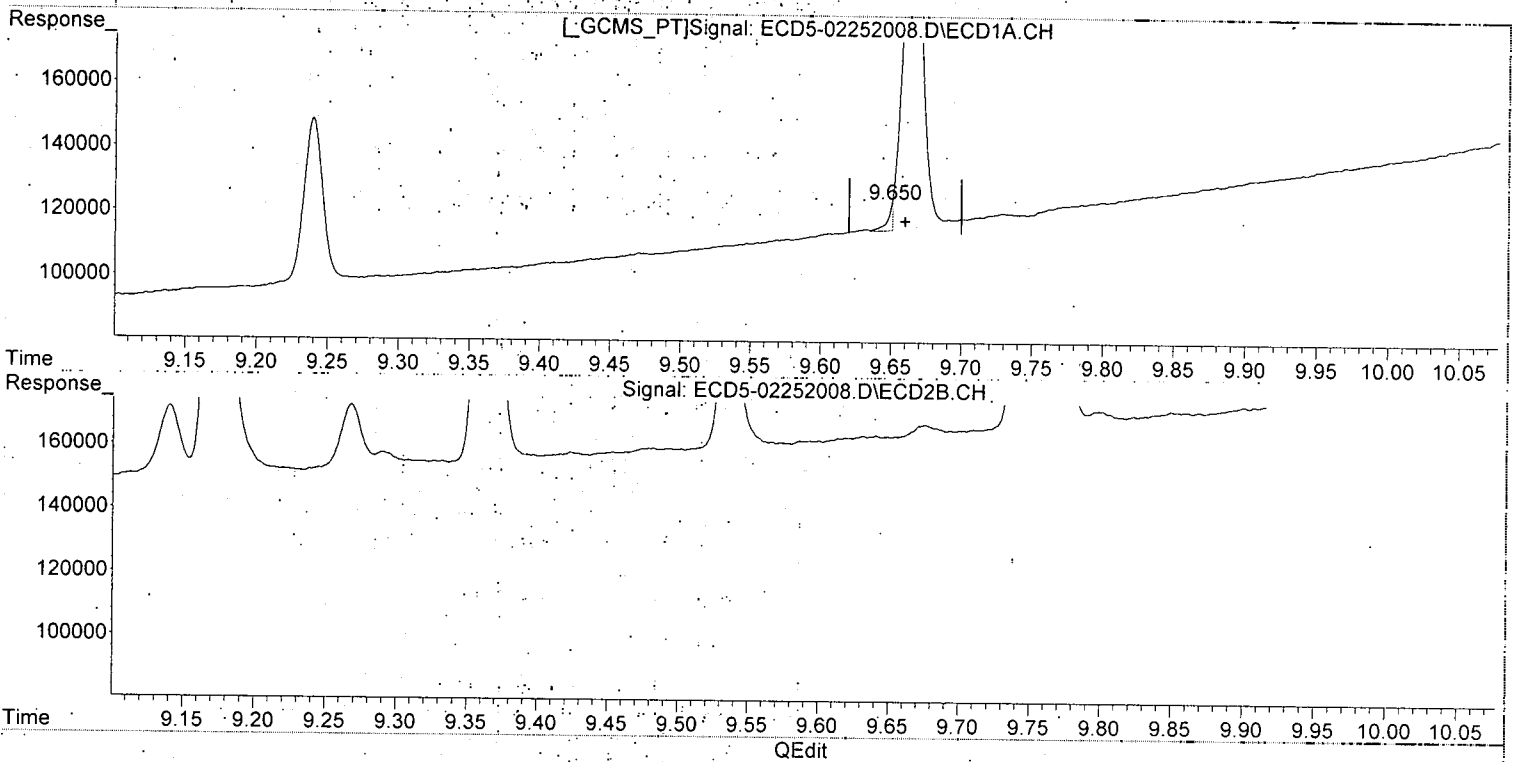
Method Name: C:\msdchem\1\methods\ECD5_QUANTPEST_200225.M

Quantitation Report (Qedit)

Data Path : C:\msdchem\1\data\2020-02\0B25043\REQUANT\
Data File : ECD5-02252008.D
Signal(s) : Signal #1: ECD1A.CH Signal #2: ECD2B.CH
Acq On : 25 Feb 2020 14:22
Operator : MJB
Sample : 0B25043-CAL1
Misc : A20B330, AB 0.5 ppb
ALS Vial : 5 (Sig #1); 0 (Sig #2) Sample Multiplier: 1

Integration File signal 1: PEST1.e
Integration File signal 2: PEST2.e
Quant Time: Feb 26 15:47:31 2020
Quant Method : C:\msdchem\1\methods\ECD5_QUANTPEST_200225.M
Quant Title : Instrument: DualECD5
QLast Update : Wed Feb 26 15:13:42 2020
Response via : Initial Calibration
Integrator: ChemStation 6890 Scale Mode: Small noise peaks clipped

Volume Inj. : 2uL
Signal #1 Phase : Rtx-CLPesticides Signal #2 Phase: Rtx-CLPesticides2
Signal #1 Info : 30m X 0.32mm X 0. Signal #2 Info : 30m X 0.32mm X 0.25um

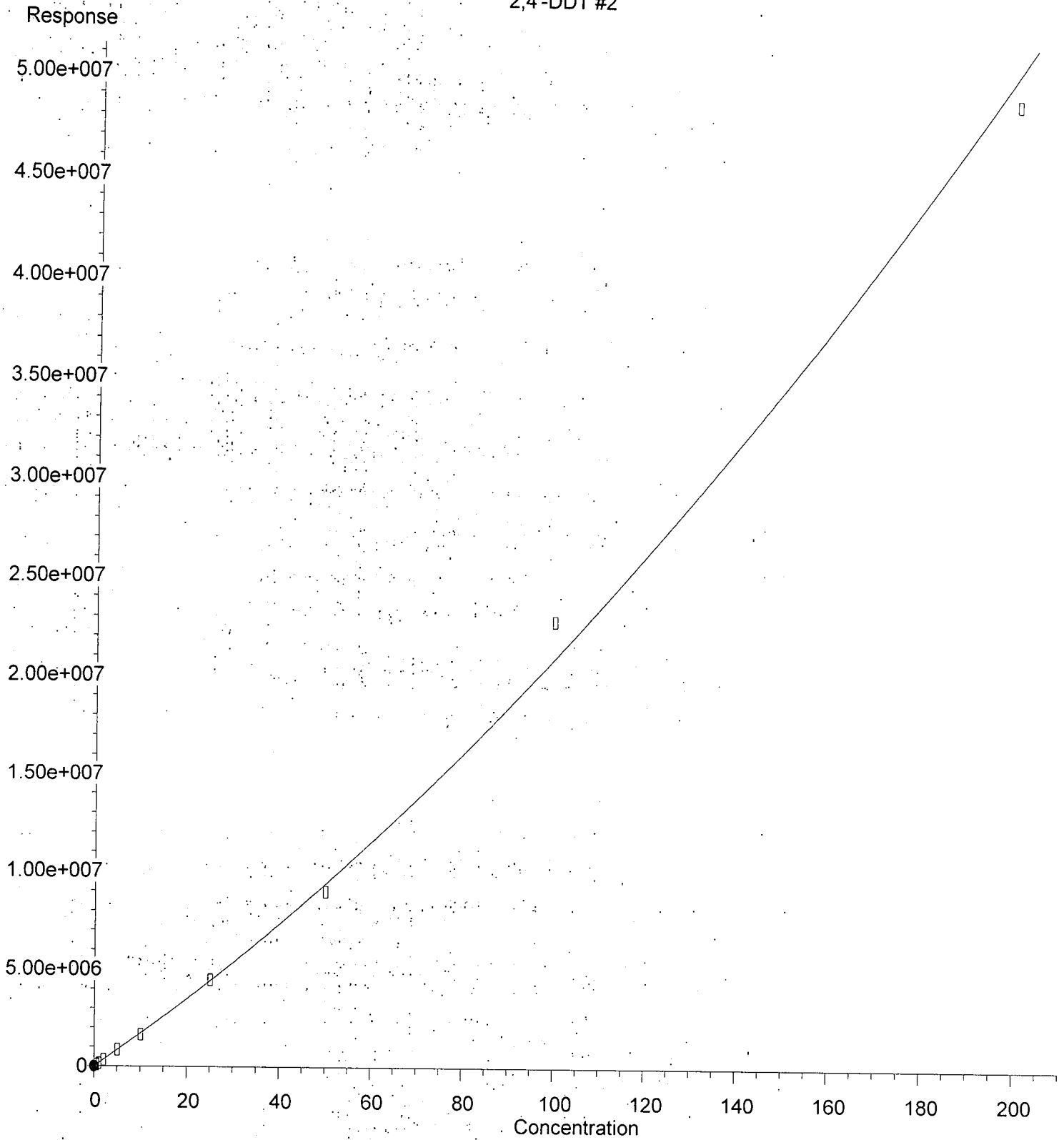


(22) DCBP (S) (S)
9.650min -0.200 ng/mL(m)
response 8366

MJB
2/26/20

(22) DCBP (S) #2 (S)
10.638min 0.590 ng/mL
response 114432

2,4'-DDT #2



$R = 4.32e+002 A^2 + 1.66e+005 A - 5.32e+003$

Coef of Det (r^2) = 0.998 Curve Fit: Quadratic w(1/a^2)

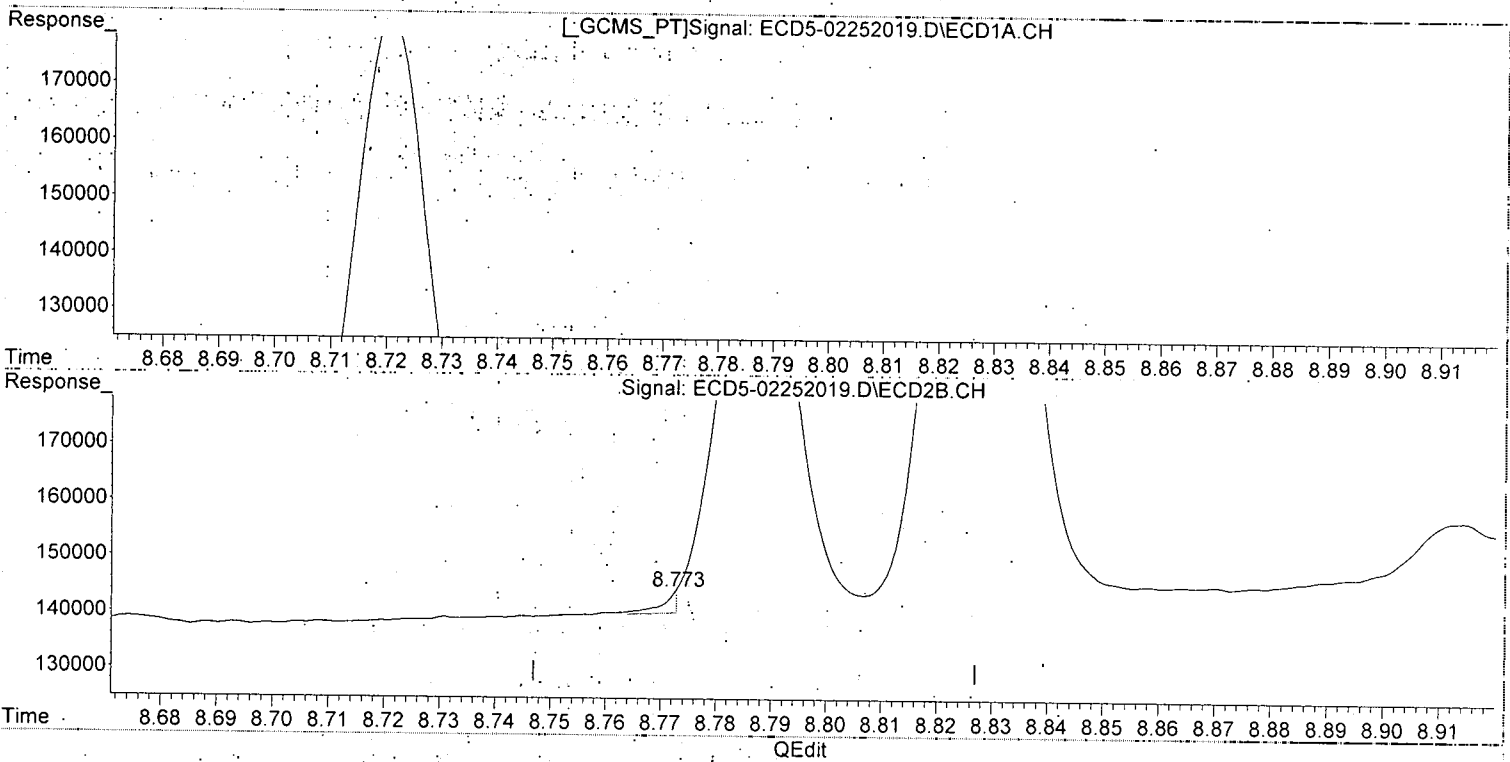
Method Name: C:\msdchem\1\methods\ECD5_QUANTBEST_200225.M

Quantitation Report (Qedit)

Data Path : C:\msdchem\1\data\2020-02\0B25043\REQUANT\
Data File : ECD5-02252019.D
Signal(s) : Signal #1: ECD1A.CH, Signal #2: ECD2B.CH
Acq On : 25 Feb 2020 17:30
Operator : MJB
Sample : 0B25043-CALA
Misc : A20B332, 9-42 0.5 ppb
ALS Vial : 15 (Sig #1); 0 (Sig #2) Sample Multiplier: 1

Integration File signal 1: PEST1.e
Integration File signal 2: PEST2.e
Quant Time: Feb 26 15:50:06 2020
Quant Method : C:\msdchem\1\methods\ECD5_QUANTPEST_200225.M
Quant Title : Instrument: DualECD5
QLast Update : Wed Feb 26 15:13:42 2020
Response via : Initial Calibration
Integrator: ChemStation 6890 Scale Mode: Small noise peaks clipped

Volume Inj. : 2uL
Signal #1 Phase : Rtx-CLPesticides Signal #2 Phase: Rtx-CLPesticides2
Signal #1 Info : 30m X 0.32mm X 0. Signal #2 Info : 30m X 0.32mm X 0.25um



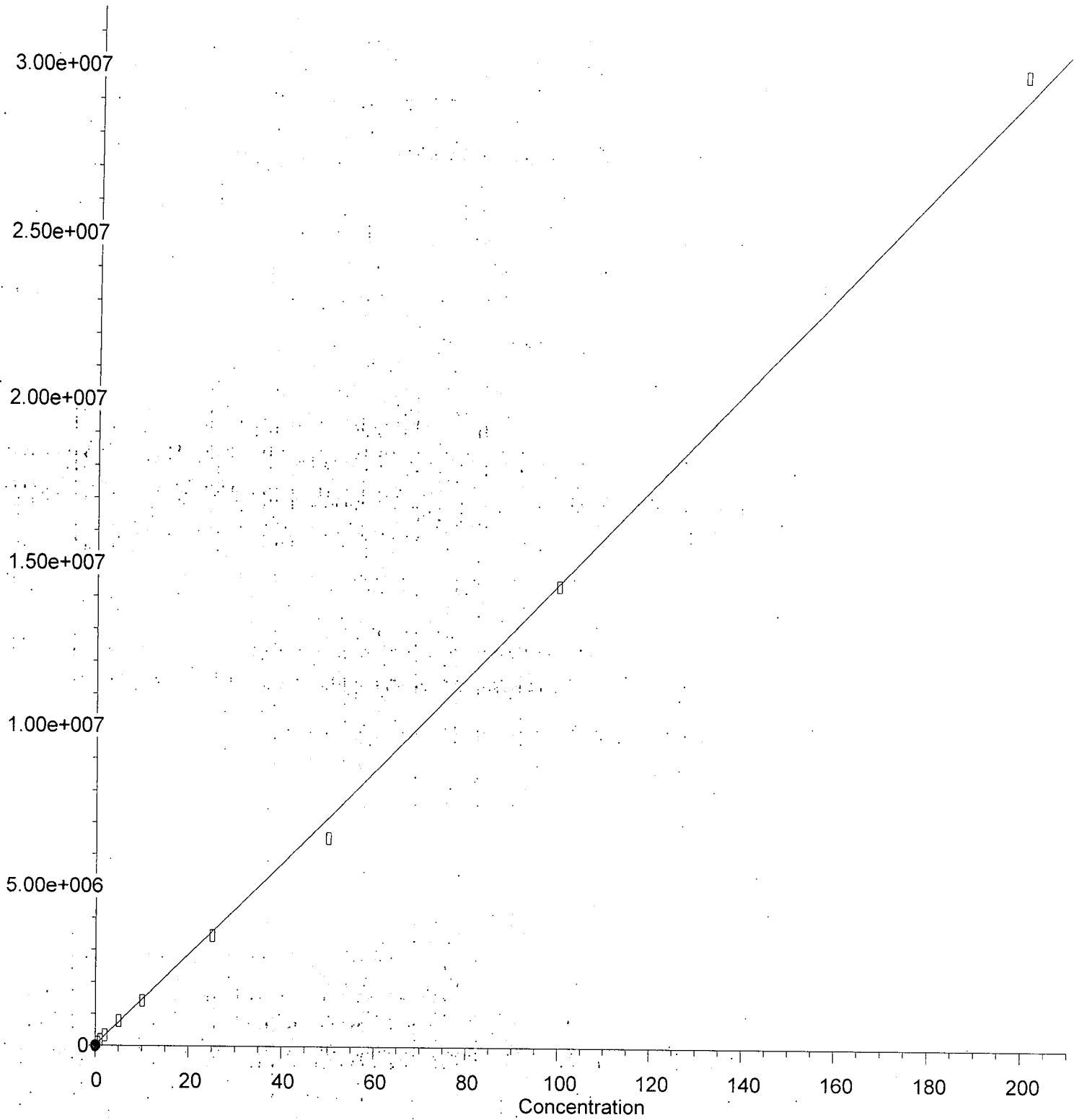
(29) 2,4'-DDT
7.936min 0.011 ng/mL m
response 1411

MJB
2/26/20

(29) 2,4'-DDT #2
8.773min 0.056 ng/mL (m)
response 3888

Mirex

Response



$R = 3.08e+001 A^2 + 1.41e+005 A + 3.20e+004$

Coef of Det (r^2) = 0.997 Curve Fit: Quadratic w($1/a^2$)

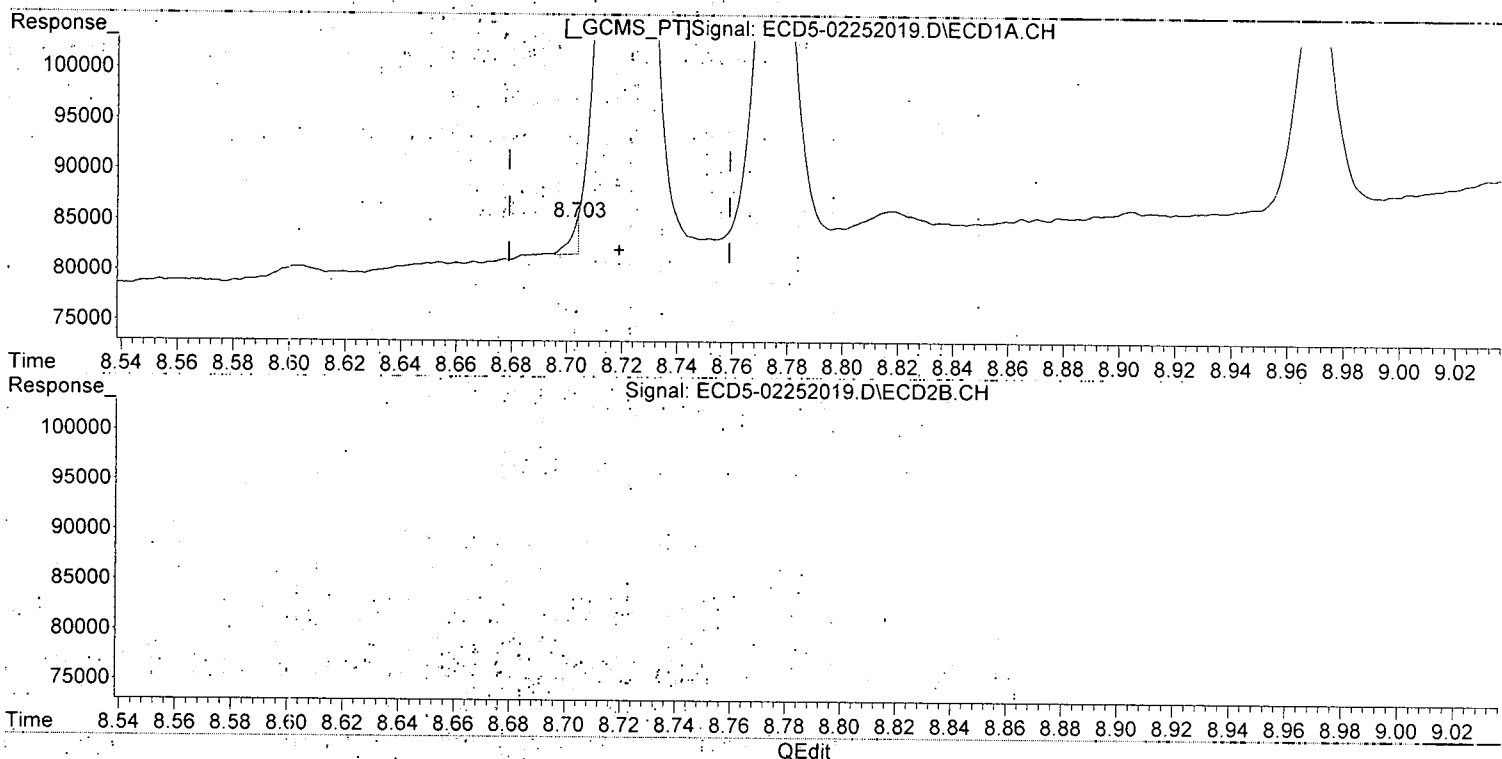
Method Name: C:\msdchem\1\methods\ECD5_QUANTPEST_200225.M

Quantitation Report (Qedit)

Data Path : C:\msdchem\1\data\2020-02\0B25043\REQUANT\
Data File : ECD5-02252019.D
Signal(s) : Signal #1: ECD1A.CH Signal #2: ECD2B.CH
Acq On : 25 Feb 2020 17:30
Operator : MJB
Sample : 0B25043-CALA
Misc : A20B332, 9-42 0.5 ppb
ALS Vial : 15 (Sig #1); 0 (Sig #2) Sample Multiplier: 1

Integration File signal 1: PEST1.e
Integration File signal 2: PEST2.e
Quant Time: Feb 26 15:50:06 2020
Quant Method : C:\msdchem\1\methods\ECD5_QUANTPEST_200225.M
Quant Title : Instrument: DualECD5
QLast Update : Wed Feb 26 15:13:42 2020
Response via : Initial Calibration
Integrator: ChemStation 6890 Scale Mode: Small noise peaks clipped

Volume Inj. : 2uL
Signal #1 Phase : Rtx-CLPesticides Signal #2 Phase: Rtx-CLPesticides2
Signal #1 Info : 30m X 0.32mm X 0. Signal #2 Info : 30m X 0.32mm X 0.25um

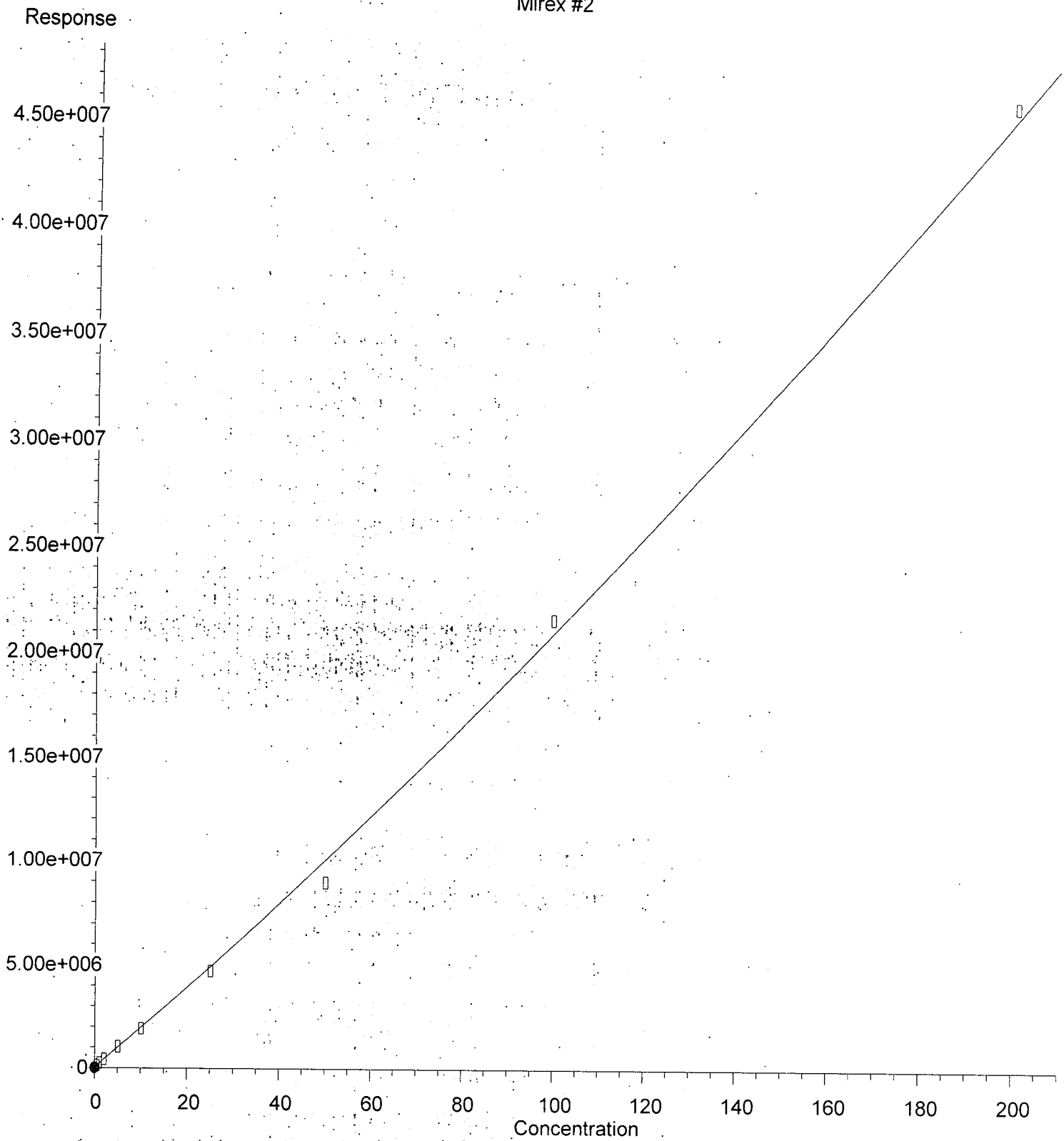


(31) Mirex
8.703min -0.204 ng/mL(m)
response 3177

MJB
2/26/20

(31) Mirex #2
9.758min 0.474 ng/mL m
response 120338

Mirex #2



$R = 1.82e+002 A^2 + 1.91e+005 A + 2.98e+004$

Coef of Det (r^2) = 0.995 Curve Fit: Quadratic w(1/a^2)

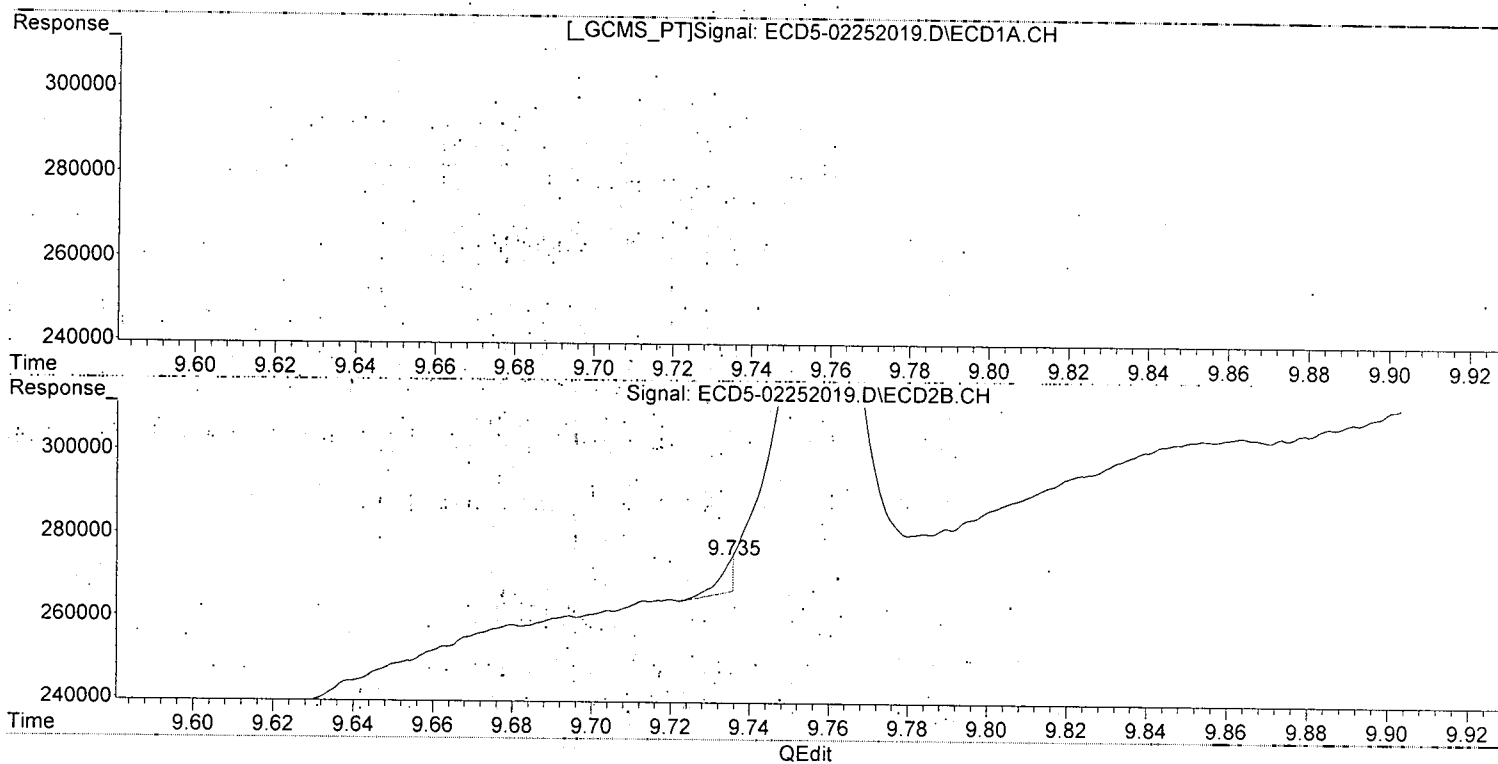
Method Name: C:\msdchem\1\methods\ECD5_QUANTPEST_200225.M

Quantitation Report (Qedit)

Data Path : C:\msdchem\1\data\2020-02\0B25043\REQUANT\
Data File : ECD5-02252019.D
Signal(s) : Signal #1: ECD1A.CH Signal #2: ECD2B.CH
Acq On : 25 Feb 2020 17:30
Operator : MJB
Sample : 0B25043-CALA
Misc : A20B332, 9-42 0.5 ppb
ALS Vial : 15 (Sig #1); 0 (Sig #2) Sample Multiplier: 1

Integration File signal 1: PEST1.e
Integration File signal 2: PEST2.e
Quant Time: Feb 26 15:50:06 2020
Quant Method : C:\msdchem\1\methods\ECD5_QUANTPEST_200225.M
Quant Title : Instrument: DualECD5
QLast Update : Wed Feb 26 15:13:42 2020
Response via : Initial Calibration
Integrator: ChemStation 6890 Scale Mode: Small noise peaks clipped

Volume Inj. : 2uL
Signal #1 Phase : Rtx-CLPesticides Signal #2 Phase: Rtx-CLPesticides2
Signal #1 Info : 30m X 0.32mm X 0. Signal #2 Info : 30m X 0.32mm X 0.25um



(31) Mirex
8.703min -0.204 ng/mL m
response 3177

MJB
2/26/20

(31) Mirex #2
9.735min -0.115 ng/mL(m)
response 7761

CALIBRATION SEQUENCE REVIEW SHEET

SEQUENCE: 0B25043

Analysis Included

1311/8081B TCLP Pest Reg List
1311/8081B TCLP Pest Reg List +ADD
1311/8081B TCLP Pesticides (All)
1311/8081B TCLP Pesticides + Add (All)
1312/8081B SPLP Pesticides
608 Additional Only (QC)
608 Pest (Chlordane)
608 Pesticides
608 Pesticides (DDT Only)
608 Pesticides (SW)
608 Pesticides (SW) Full List
608 Pesticides (TTO)
608.3 Pesticides
608.3 Additional
608.3 Chlordane
608.3 Toxaphene
8081B Pesticides
8081B 2,4+4,4-DDx Only (+Add)
8081B Chlordane
8081B DDT Only
8081B Pesticides + Add
8081B Pesticides + Add (Diss)
8081B RSET FW Sed (+Add) (2016)
8081B RSET Sediment List (+Add)
8081B RSET Sediment Marine (2016) (+Add)
8081B Toxaphene

CALIBRATION SEQUENCE REVIEW SHEET

SEQUENCE: 0B25043

INSTRUMENT SEQUENCE LOG

SampleID	SampleName	Matrix	STDID	ISTD ID	Analyzed
0B25043-ICB1	Initial Cal Blank	Water	A20A395		2/25/2020 2:04:00PM
0B25043-CAL1	Cal Standard	Water	A20B330	"	2/25/2020 2:22:00PM
0B25043-CAL2	Cal Standard	Water	A20B331	"	2/25/2020 2:39:00PM
0B25043-CAL3	Cal Standard	Water	A19K128	"	2/25/2020 2:56:00PM
0B25043-CAL4	Cal Standard	Water	A19K130	"	2/25/2020 3:13:00PM
0B25043-CAL5	Cal Standard	Water	A19K131	"	2/25/2020 3:30:00PM
0B25043-CAL6	Cal Standard	Water	A19K132	"	2/25/2020 3:47:00PM
0B25043-CAL7	Cal Standard	Water	A19K133	"	2/25/2020 4:05:00PM
0B25043-CAL8	Cal Standard	Water	A19K134	"	2/25/2020 4:22:00PM
0B25043-CAL9	Cal Standard	Water	A19K126	"	2/25/2020 4:39:00PM
0B25043-ICV1	Initial Cal Check	Water	A19I209	"	2/25/2020 5:13:00PM
0B25043-CALA	Cal Standard	Water	A20B332	"	2/25/2020 5:30:00PM
0B25043-CALB	Cal Standard	Water	A19K263	"	2/25/2020 5:47:00PM
0B25043-CALC	Cal Standard	Water	A19K264	"	2/25/2020 6:05:00PM
0B25043-CALD	Cal Standard	Water	A19K265	"	2/25/2020 6:22:00PM
0B25043-CALE	Cal Standard	Water	A19K266	"	2/25/2020 6:39:00PM
0B25043-CALF	Cal Standard	Water	A19J407	"	2/25/2020 6:56:00PM
0B25043-CALG	Cal Standard	Water	A19J408	"	2/25/2020 7:13:00PM
0B25043-CALH	Cal Standard	Water	A19J409	"	2/25/2020 7:30:00PM
0B25043-CALI	Cal Standard	Water	A19K262	"	2/25/2020 7:47:00PM
0B25043-ICV2	Initial Cal Check	Water	A19J410	"	2/25/2020 8:22:00PM
0B25043-CALJ	Cal Standard	Water	A20B333	"	2/25/2020 8:39:00PM
0B25043-CALK	Cal Standard	Water	A19K307	"	2/25/2020 8:56:00PM
0B25043-CALL	Cal Standard	Water	A19K308	"	2/25/2020 9:13:00PM
0B25043-CALM	Cal Standard	Water	A19K309	"	2/25/2020 9:30:00PM
0B25043-CALN	Cal Standard	Water	A19K310	"	2/25/2020 9:47:00PM
0B25043-CALO	Cal Standard	Water	A19K311	"	2/25/2020 10:04:00PM
0B25043-CALP	Cal Standard	Water	A19K306	"	2/25/2020 10:22:00PM
0B25043-ICV3	Initial Cal Check	Water	A19K312	"	2/25/2020 10:56:00PM
0B25043-CALQ	Cal Standard	Water	A20B334	"	2/25/2020 11:13:00PM
0B25043-CALR	Cal Standard	Water	A19J417	"	2/25/2020 11:30:00PM
0B25043-CALS	Cal Standard	Water	A19J418	"	2/25/2020 11:47:00PM
0B25043-CALT	Cal Standard	Water	A19J419	"	2/26/2020 12:04:00AM
0B25043-CALU	Cal Standard	Water	A19J420	"	2/26/2020 12:21:00AM
0B25043-CALV	Cal Standard	Water	A19J421	"	2/26/2020 12:38:00AM
0B25043-CALW	Cal Standard	Water	A19J416	"	2/26/2020 12:55:00AM
0B25043-ICV4	Initial Cal Check	Water	A19J422	"	2/26/2020 1:29:00AM

CALIBRATION STANDARD RECOVERIES

Calibration: A0C0203 Instrument: DUALECD5F

1311/8081B TCLP Pest Reg I Sequence: 0B25043 Matrix: Water

SampleID	Inst. MRL	Recalc Res.	Cal Level	%Rec.	Qual
0B25043-CAL1					
0B25043-CAL2					
0B25043-CAL3					

CALIBRATION SEQUENCE REVIEW SHEET

SEQUENCE: 0B25043

0B25043-CAL4	Inst. MRL	Recalc Res.	Cal Level	%Rec.	Qual
0B25043-CAL5	Inst. MRL	Recalc Res.	Cal Level	%Rec.	Qual
0B25043-CAL6	Inst. MRL	Recalc Res.	Cal Level	%Rec.	Qual
0B25043-CAL7	Inst. MRL	Recalc Res.	Cal Level	%Rec.	Qual
0B25043-CAL8	Inst. MRL	Recalc Res.	Cal Level	%Rec.	Qual
0B25043-CAL9	Inst. MRL	Recalc Res.	Cal Level	%Rec.	Qual
0B25043-CALA	Inst. MRL	Recalc Res.	Cal Level	%Rec.	Qual
0B25043-CALB	Inst. MRL	Recalc Res.	Cal Level	%Rec.	Qual
0B25043-CALC	Inst. MRL	Recalc Res.	Cal Level	%Rec.	Qual
0B25043-CALD	Inst. MRL	Recalc Res.	Cal Level	%Rec.	Qual
0B25043-CALE	Inst. MRL	Recalc Res.	Cal Level	%Rec.	Qual
0B25043-CALF	Inst. MRL	Recalc Res.	Cal Level	%Rec.	Qual
0B25043-CALG	Inst. MRL	Recalc Res.	Cal Level	%Rec.	Qual
0B25043-CALH	Inst. MRL	Recalc Res.	Cal Level	%Rec.	Qual
0B25043-CALI	Inst. MRL	Recalc Res.	Cal Level	%Rec.	Qual
0B25043-CALJ	Inst. MRL	Recalc Res.	Cal Level	%Rec.	Qual
0B25043-CALK	Inst. MRL	Recalc Res.	Cal Level	%Rec.	Qual
0B25043-CALL	Inst. MRL	Recalc Res.	Cal Level	%Rec.	Qual
0B25043-CALM	Inst. MRL	Recalc Res.	Cal Level	%Rec.	Qual
0B25043-CALN	Inst. MRL	Recalc Res.	Cal Level	%Rec.	Qual
0B25043-CALO	Inst. MRL	Recalc Res.	Cal Level	%Rec.	Qual
0B25043-CALP	Inst. MRL	Recalc Res.	Cal Level	%Rec.	Qual
0B25043-CALQ	Inst. MRL	Recalc Res.	Cal Level	%Rec.	Qual
0B25043-CALR	Inst. MRL	Recalc Res.	Cal Level	%Rec.	Qual
0B25043-CALS	Inst. MRL	Recalc Res.	Cal Level	%Rec.	Qual
0B25043-CALT	Inst. MRL	Recalc Res.	Cal Level	%Rec.	Qual
0B25043-CALU	Inst. MRL	Recalc Res.	Cal Level	%Rec.	Qual
0B25043-CALV	Inst. MRL	Recalc Res.	Cal Level	%Rec.	Qual
0B25043-CALW	Inst. MRL	Recalc Res.	Cal Level	%Rec.	Qual

CALIBRATION SEQUENCE REVIEW SHEET

SEQUENCE: 0B25043

Compounds listed above have recalculated recoveries outside 70-130% of the true values, and the calibration levels are above the reporting level. If no compounds are listed, all are OK. Please see the next section for quadratic fit compounds.

Analytes With Quadratic Curve Fits

Qualifier iMDL iMRL Spike Amt %Difference OK? Raise MRL to ?

_____ _____

Analytes listed above have quadratic curve fits. If they are using a weighting option, they must be checked against the requested curve points to determine if the recalculated results are within limits (70-130 or as specified).

ICV RECOVERIES

Calibration: A0C0203

Instrument: DUALECD5F

608 Pesticides (SW) Full List

Sequence: 0B25043

Matrix: Water

<u>0B25043-ICV1</u>	<u>Inst. MRL</u>	<u>ICV Level</u>	<u>Result</u>	<u>%Rec.</u>	<u>Qual</u>
<u>0B25043-ICV2</u>	<u>Inst. MRL</u>	<u>ICV Level</u>	<u>Result</u>	<u>%Rec.</u>	<u>Qual</u>
<u>0B25043-ICV3</u>	<u>Inst. MRL</u>	<u>ICV Level</u>	<u>Result</u>	<u>%Rec.</u>	<u>Qual</u>
<u>0B25043-ICV4</u>	<u>Inst. MRL</u>	<u>ICV Level</u>	<u>Result</u>	<u>%Rec.</u>	<u>Qual</u>

Compounds listed above have Initial Calibration Verification standard recoveries outside 70-130% of the true values. If no compounds are listed, all have passing recoveries.

Quantitation Report (Not Reviewed)

Data Path : C:\msdchem\1\data\2020-02\0B25043\
 Data File : ECD5-02252007.D
 Signal(s) : Signal #1: ECD1A.CH Signal #2: ECD2B.CH
 Acq On : 25 Feb 2020 14:04
 Operator : MJB
 Sample : 0B25043-ICB1
 Misc : A20A395
 ALS Vial : 4 (Sig #1); 0 (Sig #2) Sample Multiplier: 1

Integration File signal 1: PEST1.e
 Integration File signal 2: PEST2.e
 Quant Time: Feb 26 17:00:35 2020
 Quant Method : C:\msdchem\1\methods\ECD5_QUANTPEST_200225.M
 Quant Title : Instrument: DualECD5
 QLast Update : Wed Feb 26 15:13:42 2020
 Response via : Initial Calibration
 Integrator: ChemStation 6890 Scale Mode: Small noise peaks clipped

*MJB
2/26/20*

Volume Inj. : 2uL
 Signal #1 Phase : Rtx-CLPesticides Signal #2 Phase: Rtx-CLPesticides2
 Signal #1 Info : 30m X 0.32mm X 0. Signal #2 Info : 30m X 0.32mm X 0.25um

Compound	RT#1	RT#2	Resp#1	Resp#2	ng/mL	ng/mL
----------	------	------	--------	--------	-------	-------

System Monitoring Compounds

1) S TCMX (S)	5.463	6.048	19733738	32875013	91.817	95.453
22) S DCBP (S)	9.665	10.637	15193990	18395711	95.857	94.847

Target Compounds

2) a-BHC	5.999	0.000	4827	0	0.017	N.D. #
3) g-BHC	6.287	6.975	4750	7189	0.019	0.018
4) b-BHC	6.361	7.038	10425	14980	13405	802- BelowCal #
5) Heptachlor	0.000	0.000	0	0	N.D.	N.D.
6) d-BHC	6.512	7.295	42811	60616	0.170	0.093 #
7) Aldrin	0.000	7.628	0	12649	N.D.	0.033 #
8) Heptachlo...	7.402	8.059	5920	7234	0.026	0.021
9) trans-Chl...	7.494	8.201	4906	21143	0.022	0.060 #
10) cis-Chlor...	7.576	0.000	11419	0	0.052	N.D. #
11) Endosulfa...	7.693	8.358	3966	5625	0.019	0.018
12) 4,4'-DDE	0.000	0.000	0	0	N.D.	N.D.
13) Dieldrin	7.864	8.559	9531	14164	0.041	0.041
14) Endrin	8.030	8.788	6866	10063	0.041	0.014 #
15) 4,4'-DDD	8.073	8.826	5257	6799	0.028	0.022
16) Endosulfa...	8.187	8.935	39373	51944	0.001	0.023 #
17) 4,4'-DDT	8.272	9.076f	3748	8006	0.018	0.127 #
18) Endrin Al...	8.477	9.172	76936	101580	0.061	0.070
19) Endosulfa...	8.779	9.363	78918	103404	0.085	0.090
20) Methoxychlor	8.605	9.536	9649	7131	BelowCal	0.038
21) Endrin Ke...	8.974	9.766	48600	57749	0.007	0.038 #
23) Hexachlor...	3.284f	3.744	5180	5967	0.023	0.014 #
24) Hexachlor...	5.845	6.532	25964	8335	0.115	0.023 #
25) Oxylchlorane	7.318	7.945f	10624	19875	0.053	0.065
26) 2,4'-DDE	7.402	8.201	5920	21143	0.039	0.090 #
27) trans-Non...	7.576	0.000	11419	0	0.051	N.D. #
28) 2,4'-DDD	0.000	8.559	0	14164	N.D.	0.068 #

Quantitation Report (Not Reviewed)

Data Path : C:\msdchem\1\data\2020-02\0B25043\
 Data File : ECD5-02252007.D
 Signal(s) : Signal #1: ECD1A.CH Signal #2: ECD2B.CH
 Acq On : 25 Feb 2020 14:04
 Operator : MJB
 Sample : 0B25043-ICB1
 Misc : A20A395
 ALS Vial : 4 (Sig #1); 0 (Sig #2) Sample Multiplier: 1

Integration File signal 1: PEST1.e
 Integration File signal 2: PEST2.e
 Quant Time: Feb 26 17:00:35 2020
 Quant Method : C:\msdchem\1\methods\ECD5_QUANTPEST_200225.M
 Quant Title : Instrument: DualECD5
 QLast Update : Wed Feb 26 15:13:42 2020
 Response via : Initial Calibration
 Integrator: ChemStation 6890 Scale Mode: Small noise peaks clipped

Volume Inj. : 2uL
 Signal #1 Phase : Rtx-CLPesticides Signal #2 Phase: Rtx-CLPesticides2
 Signal #1 Info : 30m X 0.32mm X 0. Signal #2 Info : 30m X 0.32mm X 0.25um

	Compound	RT#1	RT#2	Resp#1	Resp#2	ng/mL	ng/mL
29)	2,4'-DDT	7.938	8.788	2614	10063	0.020	0.093 #
30)	cis-Nonac...	8.030f	8.826	6866	6799	0.027	0.018 #
31)	Mirex	8.716	9.766	5530	57749	BelowCal	0.147
32)	Chlordane...	7.494	8.201	4906	21143	0.198	0.498 #
33)	Chlordane...	7.576	0.000	11419	0	0.415	N.D. #
34)	Chlordane...	8.133	8.968	8186	64532	1.092	5.994 #
35)	Chlordane...	3.736f	3.744	13591	5967	NoCal	NoCal
36)	Toxaphene...	7.576	8.559f	11419	14164	10.769	5.009 #
37)	Toxaphene...	7.864	8.915f	9531	13321	4.839	3.840
38)	Toxaphene...	8.187	8.915	39373	13321	9.797	2.320 #
39)	Toxaphene...	8.442f	8.968	31506	64532	8.063	6.978
40)	Toxaphene...	8.605f	9.172	9649	101580	3.198	20.027 #
41)	Toxaphene...	8.716	9.536	5530	7131	1.402	1.335
42)	Toxaphene...	3.736f	3.744	13591	5967	NoCal	NoCal

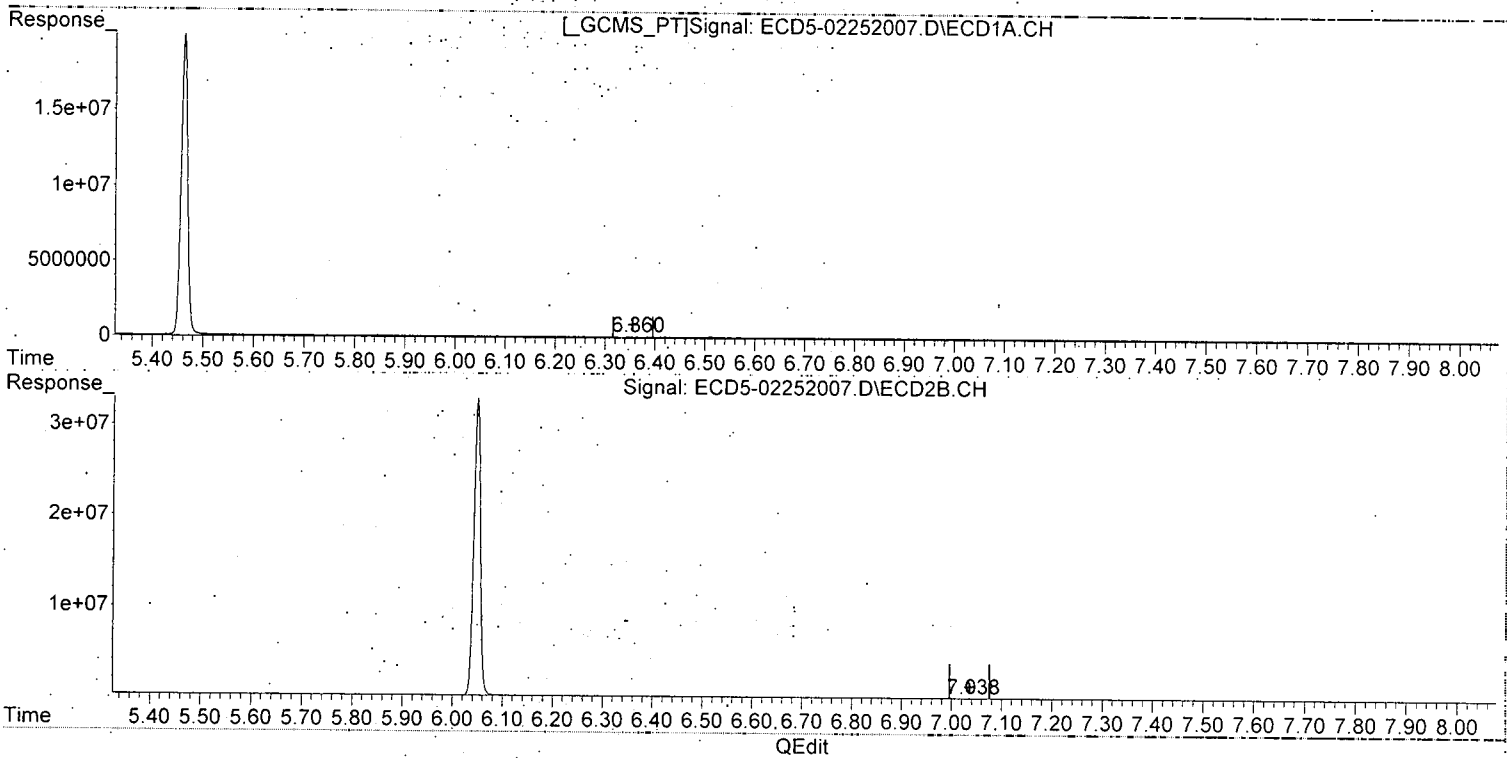
(f)=RT Delta > 1/2 Window (#)=Amounts differ by > 25% (m)=manual int.

Quantitation Report (Qedit)

Data Path : C:\msdchem\1\data\2020-02\0B25043\
Data File : ECD5-02252007.D
Signal(s) : Signal #1: ECD1A.CH Signal #2: ECD2B.CH
Acq On : 25 Feb 2020 14:04
Operator : MJB
Sample : 0B25043-ICB1
Misc : A20A395
ALS Vial : 4 (Sig #1); 0 (Sig #2) Sample Multiplier: 1

Integration File signal 1: PEST1.e
Integration File signal 2: PEST2.e
Quant Time: Feb 26 17:00:35 2020
Quant Method : C:\msdchem\1\methods\ECD5_QUANTPEST_200225.M
Quant Title : Instrument: DualECD5
QLast Update : Wed Feb 26 15:13:42 2020
Response via : Initial Calibration
Integrator: ChemStation 6890 Scale Mode: Small noise peaks clipped

Volume Inj. : 2uL
Signal #1 Phase : Rtx-CLPesticides Signal #2 Phase: Rtx-CLPesticides2
Signal #1 Info : 30m X 0.32mm X 0. Signal #2 Info : 30m X 0.32mm X 0.25um



(4) b-BHC
6.361min 13405.802 ng/mL *Q-Def*
response 10425

MJB
2/26/20

(4) b-BHC #2
7.038min -0.089 ng/mL
response 14980

(+) = Expected Retention Time

ECD5_QUANTPEST_200225.M Wed Feb 26 17:04:27 2020

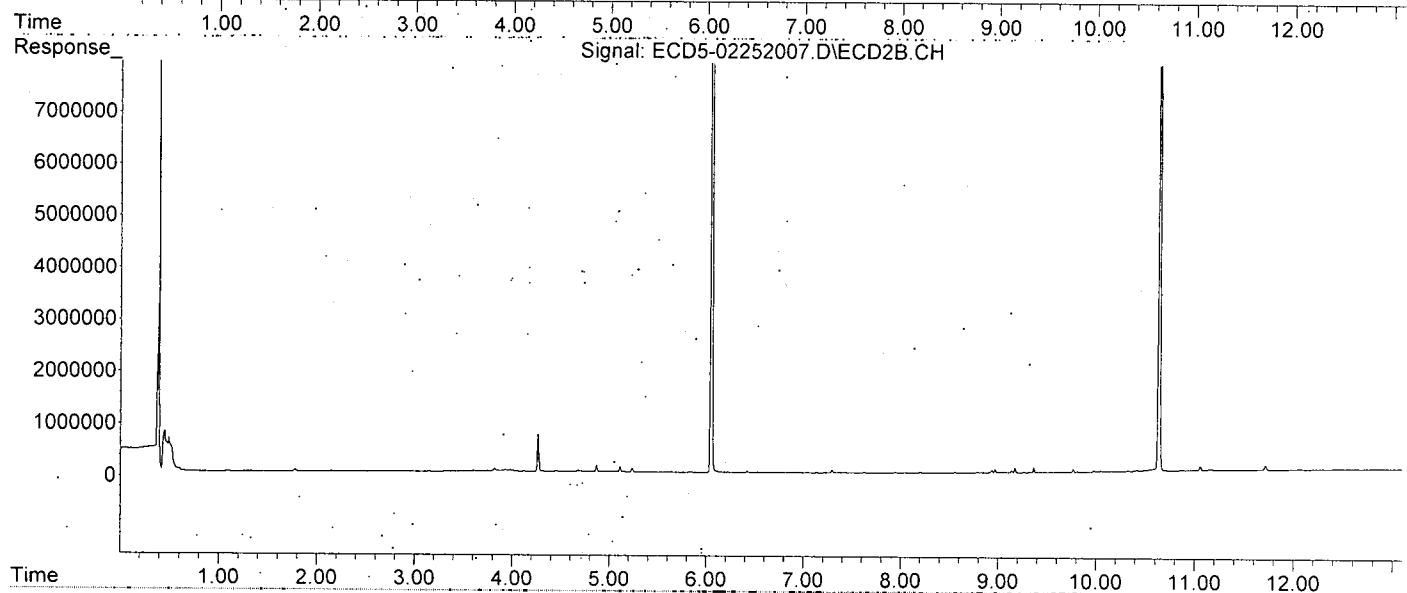
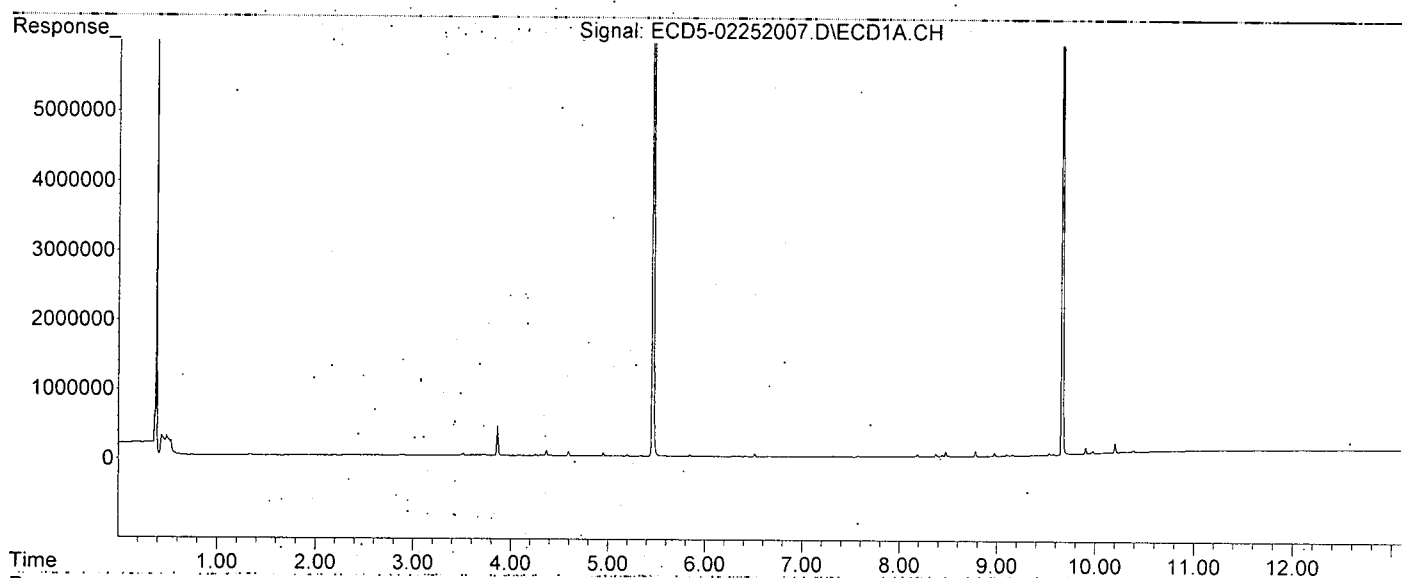
Page: 1

Quantitation Report (Not Reviewed)

Data Path : C:\msdchem\1\data\2020-02\0B25043\
Data File : ECD5-02252007.D
Signal(s) : Signal #1: ECD1A.CH Signal #2: ECD2B.CH
Acq On : 25 Feb 2020 14:04
Operator : MJB
Sample : 0B25043-ICB1
Misc : A20A395
ALS Vial : 4 (Sig #1); 0 (Sig #2) Sample Multiplier: 1

Integration File signal 1: PEST1.e
Integration File signal 2: PEST2.e
Quant Time: Feb 26 17:00:35 2020
Quant Method : C:\msdchem\1\methods\ECD5_QUANTPEST_200225.M
Quant Title : Instrument: DualECD5
QLast Update : Wed Feb 26 15:13:42 2020
Response via : Initial Calibration
Integrator: ChemStation 6890 Scale Mode: Small noise peaks clipped

Volume Inj. : 2uL
Signal #1 Phase : Rtx-CLPesticides Signal #2 Phase: Rtx-CLPesticides2
Signal #1 Info : 30m X 0.32mm X 0. Signal #2 Info : 30m X 0.32mm X 0.25um



Quantitation Report (Not Reviewed)

Data Path : C:\msdchem\1\data\2020-02\0B25043\
 Data File : ECD5-02252017.D
 Signal(s) : Signal #1: ECD1A.CH Signal #2: ECD2B.CH
 Acq On : 25 Feb 2020 16:56
 Operator : MJB
 Sample : 0B25043-IBL1
 Misc : Instrument Blank
 ALS Vial : 1 (Sig #1); 0 (Sig #2) Sample Multiplier: 1

Integration File signal 1: PEST1.e
 Integration File signal 2: PEST2.e
 Quant Time: Feb 26 17:00:40 2020
 Quant Method : C:\msdchem\1\methods\ECD5_QUANTPEST_200225.M
 Quant Title : Instrument: DualECD5
 QLast Update : Wed Feb 26 15:13:42 2020
 Response via : Initial Calibration
 Integrator: ChemStation 6890 Scale Mode: Small noise peaks clipped

Volume Inj. : 2uL
 Signal #1 Phase : Rtx-CLPesticides Signal #2 Phase: Rtx-CLPesticides2
 Signal #1 Info : 30m X 0.32mm X 0. Signal #2 Info : 30m X 0.32mm X 0.25um

MJB
2/26/20

Compound	RT#1	RT#2	Resp#1	Resp#2	ng/mL	ng/mL
----------	------	------	--------	--------	-------	-------

System Monitoring Compounds

1) S TCMX (S)	0.000	0.000	0	0	N.D.	N.D.
22) S DCBP (S)	9.659	10.632	16750	13466	BelowCal	0.069

Target Compounds

2) a-BHC	5.994	0.000	2783	0	0.010	N.D. #
3) g-BHC	6.297	0.000	3583	0	0.014	N.D. #
4) b-BHC	6.350	7.037	7701	9583	13405.827	BelowCal #
5) Heptachlor	0.000	0.000	0	0	N.D.	N.D.
6) d-BHC	6.508	7.294	29736	43463	0.118	0.045 #
7) Aldrin	0.000	0.000	0	0	N.D.	N.D.
8) Heptachlo...	7.397	8.056	4445	5722	0.020	0.017
9) trans-Chl...	7.491	8.199	3066	9240	0.013	0.026 #
10) cis-Chlor...	7.585	0.000	5755	0	0.026	N.D. #
11) Endosulfa...	7.688	0.000	3198	0	0.016	N.D. #
12) 4,4'-DDE	7.645	8.406	4117	8255	0.018	0.057 #
13) Dieldrin	7.859	8.557	6243	9486	0.027	0.027
14) Endrin	8.026	8.824f	2603	6487	0.016	BelowCal #
15) 4,4'-DDD	8.068	8.824	5185	6487	0.028	0.020 #
16) Endosulfa...	8.183	8.933	31016	43082	BelowCal	BelowCal
17) 4,4'-DDT	8.235f	0.000	3155	0	0.014	N.D. #
18) Endrin Al...	8.473	9.170	78168	109687	0.070	0.108 #
19) Endosulfa...	8.775	9.360	69321	97154	0.024	0.061 #
20) Methoxychlor	8.602	9.544	1578	5886	BelowCal	0.024
21) Endrin Ke...	8.970	9.763	36174	43568	BelowCal	BelowCal
23) Hexachlor...	3.283f	3.751	4851	9792	0.022	0.023
24) Hexachlor...	0.000	6.533	0	7416	N.D.	0.020 #
25) Oxylchlorane	7.316	0.000	9019	0	0.045	N.D. #
26) 2,4'-DDE	7.397	8.199	4445	9240	0.029	0.039 #
27) trans-Non...	7.585	0.000	5755	0	0.026	N.D. #
28) 2,4'-DDD	0.000	8.557	0	9486	N.D.	0.045 #

Quantitation Report (Not Reviewed)

Data Path : C:\msdchem\1\data\2020-02\0B25043\
 Data File : ECD5-02252017.D
 Signal(s) : Signal #1: ECD1A.CH Signal #2: ECD2B.CH
 Acq On : 25 Feb 2020 16:56
 Operator : MJB
 Sample : 0B25043-IBL1
 Misc : Instrument Blank
 ALS Vial : 1 (Sig #1); 0 (Sig #2) Sample Multiplier: 1

Integration File signal 1: PEST1.e
 Integration File signal 2: PEST2.e
 Quant Time: Feb 26 17:00:40 2020
 Quant Method : C:\msdchem\1\methods\ECD5_QUANTPEST_200225.M
 Quant Title : Instrument: DualECD5
 QLast Update : Wed Feb 26 15:13:42 2020
 Response via : Initial Calibration
 Integrator: ChemStation 6890 Scale Mode: Small noise peaks clipped

Volume Inj. : 2uL
 Signal #1 Phase : Rtx-CLPesticides Signal #2 Phase: Rtx-CLPesticides2
 Signal #1 Info : 30m X 0.32mm X 0. Signal #2 Info : 30m X 0.32mm X 0.25um

Compound	RT#1	RT#2	Resp#1	Resp#2	ng/mL	ng/mL
29) 2,4'-DDT	7.929f	8.824f	2226	6487	0.017	0.071 #
30) cis-Nonac...	8.068	8.824	5185	6487	0.021	0.017
31) Mirex	8.710	9.763	4151	43568	BelowCal	0.072
32) Chlordane...	7.491	8.199	3066	9240	0.124	0.218 #
33) Chlordane...	7.585	0.000	5755	0	0.209	N.D. #
34) Chlordane...	0.000	8.970	0	26884	N.D.	2.497 #
35) Chlordane...	3.740f	3.751	6655	9792	NoCal	NoCal
36) Toxaphene...	7.585f	8.557f	5755	9486	5.427	3.355 #
37) Toxaphene...	7.859	0.000	6243	0	3.169	N.D. #
38) Toxaphene...	8.183	8.933	31016	43082	7.717	7.503
39) Toxaphene...	8.377f	8.970	19024	26884	4.869	2.907 #
40) Toxaphene...	8.602f	9.170	1578	109687	0.523	21.625 #
41) Toxaphene...	8.710	9.544	4151	5886	1.053	1.102
42) Toxaphene...	3.740	3.751	6655	9792	NoCal	NoCal

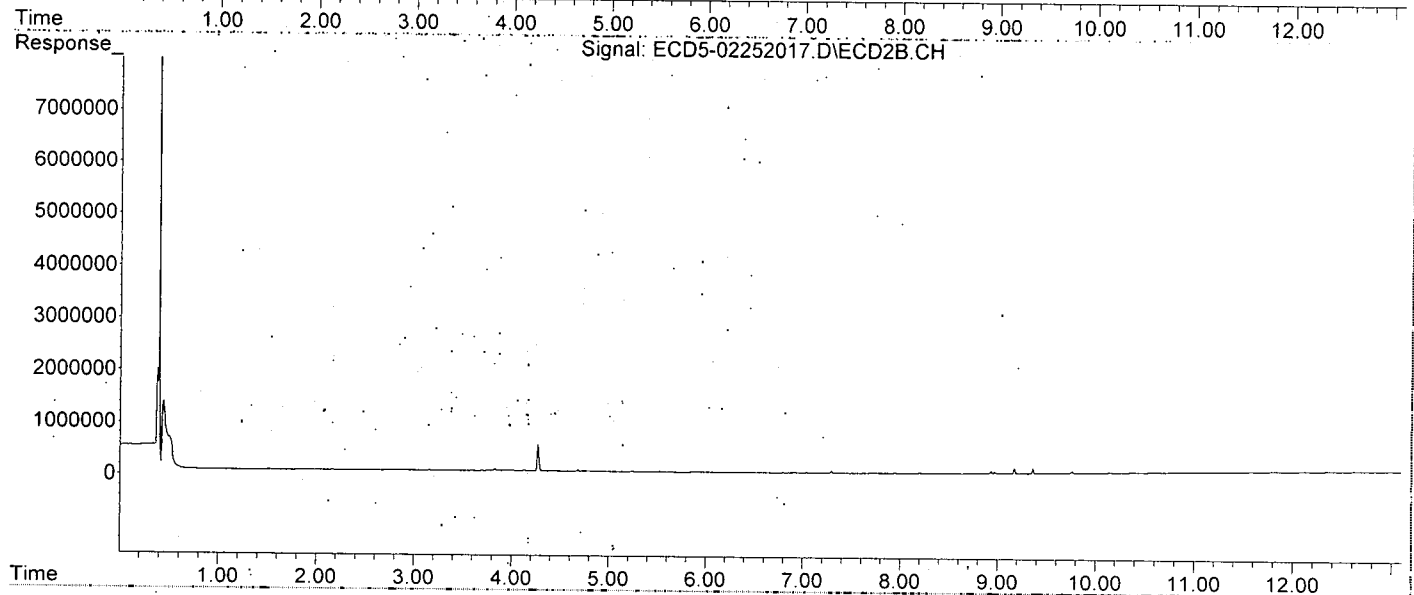
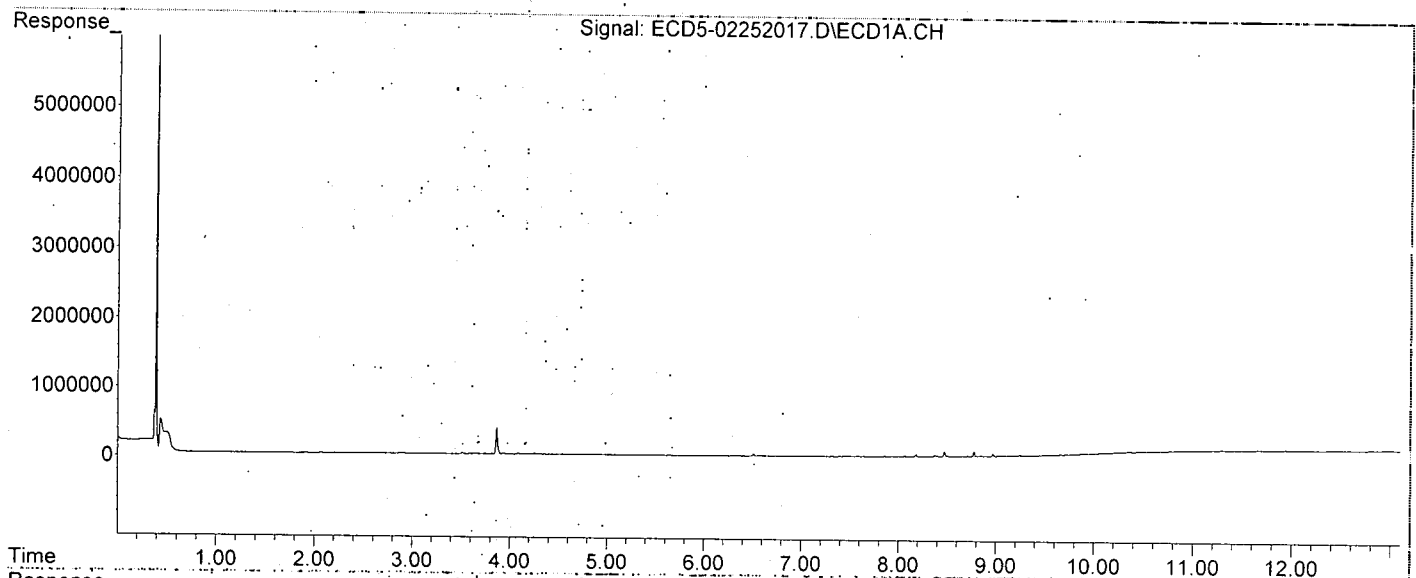
(f)=RT Delta > 1/2 Window (#)=Amounts differ by > 25% (m)=manual int.

Quantitation Report (Not Reviewed)

Data Path : C:\msdchem\1\data\2020-02\0B25043\
Data File : ECD5-02252017.D
Signal(s) : Signal #1: ECD1A.CH Signal #2: ECD2B.CH
Acq On : 25 Feb 2020 16:56
Operator : MJB
Sample : 0B25043-IBL1
Misc : Instrument Blank
ALS Vial : 1 (Sig #1); 0 (Sig #2) Sample Multiplier: 1

Integration File signal 1: PEST1.e
Integration File signal 2: PEST2.e
Quant Time: Feb 26 17:00:40 2020
Quant Method : C:\msdchem\1\methods\ECD5_QUANTPEST_200225.M
Quant Title : Instrument: DualECD5
QLast Update : Wed Feb 26 15:13:42 2020
Response via : Initial Calibration
Integrator: ChemStation 6890 Scale Mode: Small noise peaks clipped

Volume Inj. : 2uL
Signal #1 Phase : Rtx-CLPesticides Signal #2 Phase: Rtx-CLPesticides2
Signal #1 Info : 30m X 0.32mm X 0. Signal #2 Info : 30m X 0.32mm X 0.25um



Quantitation Report (Not Reviewed)

Data Path : C:\msdchem\1\data\2020-02\0B25043\
 Data File : ECD5-02252018.D
 Signal(s) : Signal #1: ECD1A.CH Signal #2: ECD2B.CH
 Acq On : 25 Feb 2020 17:13
 Operator : MJB
 Sample : 0B25043-ICV1
 Misc : A191209, AB 50 ppb
 ALS Vial : 14 (Sig #1); 0 (Sig #2) Sample Multiplier: 1

Integration File signal 1: PEST1.e
 Integration File signal 2: PEST2.e
 Quant Time: Feb 26 17:00:44 2020
 Quant Method : C:\msdchem\1\methods\ECD5_QUANTPEST_200225.M
 Quant Title : Instrument: DualECD5
 QLast Update : Wed Feb 26 15:13:42 2020
 Response via : Initial Calibration
 Integrator: ChemStation 6890 Scale Mode: Small noise peaks clipped

MJB
2/26/20

Volume Inj. : 2uL
 Signal #1 Phase : Rtx-CLPesticides Signal #2 Phase: Rtx-CLPesticides2
 Signal #1 Info : 30m X 0.32mm X 0. Signal #2 Info : 30m X 0.32mm X 0.25um

Compound	RT#1	RT#2	Resp#1	Resp#2	ng/mL	ng/mL
----------	------	------	--------	--------	-------	-------

System Monitoring Compounds

1) S TCMX (S)	5.458	6.047	9681465	15976417	45.046	46.388
22) S DCBP (S)	9.660	10.632	7480738	8886738	47.272	45.820

Target Compounds

2) a-BHC	5.998	6.655	13721676	23369202	48.012	50.012
3) g-BHC	6.282	6.974	12306057	20633726	48.754	50.492
4) b-BHC	6.356	7.036	5055769	8201118	47.271	47.922
5) Heptachlor	6.692	7.350	10767258	17622363	46.185	47.329
6) d-BHC	6.506	7.293	11763977	19243233	46.781	49.784
7) Aldrin	6.933	7.617	11520333	18861449	47.945	49.717
8) Heptachlo...	7.395	8.056	10263236	16504006	45.592	47.838
9) trans-Chl...	7.490	8.196	10613639	17095203	46.644	48.366
10) cis-Chlor...	7.587	8.304	10447231	16023514	47.275	48.054
11) Endosulfa...	7.686	8.355	9693362	15080268	47.064	48.589
12) 4,4'-DDE	7.645	8.408	11026256	16987572	48.912	48.578
13) Dieldrin	7.858	8.556	10920405	17389877	47.383	50.203
14) Endrin	8.023	8.785	7983929	12006225	48.170	50.702
15) 4,4'-DDD	8.068	8.825	8984073	13856798	48.215	49.446
16) Endosulfa...	8.180	8.931	8735881	14005153	51.604	54.369
17) 4,4'-DDT	8.266	9.052	7492607	10560945	50.505	50.893
18) Endrin Al...	8.471	9.169	8340524	12884541	55.320	56.604
19) Endosulfa...	8.774	9.360	7772369	12678484	49.070	54.852
20) Methoxychlor	8.600	9.531	3400723	4844026	46.522	48.265
21) Endrin Ke...	8.969	9.762	9364329	13875981	48.507	51.958
23) Hexachlor...	3.285f	0.000	3772	0	0.017	N.D. #
24) Hexachlor...	5.839	6.530	17282	8265	0.077	0.023 #
25) Oxychlorane	7.330	7.977	51956	19422	0.259	0.063 #
26) 2,4'-DDE	7.395	8.196	10263236	17095203	67.283	72.625
27) trans-Non...	7.587	8.257	10447231	51457	46.641	0.151 #
28) 2,4'-DDD	7.768	8.556	128001	17389877	0.934	83.241 #

Quantitation Report (Not Reviewed)

Data Path : C:\msdchem\1\data\2020-02\0B25043\
 Data File : ECD5-02252018.D
 Signal(s) : Signal #1: ECD1A.CH Signal #2: ECD2B.CH
 Acq On : 25 Feb 2020 17:13
 Operator : MJB
 Sample : 0B25043-ICV1
 Misc : A19I209, AB 50 ppb
 ALS Vial : 14 (Sig #1); 0 (Sig #2) Sample Multiplier: 1

Integration File signal 1: PEST1.e
 Integration File signal 2: PEST2.e
 Quant Time: Feb 26 17:00:44 2020
 Quant Method : C:\msdchem\1\methods\ECD5_QUANTPEST_200225.M
 Quant Title : Instrument: DualECD5
 QLast Update : Wed Feb 26 15:13:42 2020
 Response via : Initial Calibration
 Integrator: ChemStation 6890 Scale Mode: Small noise peaks clipped

Volume Inj. : 2uL
 Signal #1 Phase : Rtx-CLPesticides Signal #2 Phase: Rtx-CLPesticides2
 Signal #1 Info : 30m X 0.32mm X 0. Signal #2 Info : 30m X 0.32mm X 0.25um

	Compound	RT#1	RT#2	Resp#1	Resp#2	ng/mL	ng/mL
29)	2,4'-DDT	7.951	8.785	53444	12006225	0.413	62.311 #
30)	cis-Nonac...	8.068	8.825	8984073	13856798	35.891	36.897
31)	Mirex	8.723	9.762	61913	13875981	0.212	68.141 #
32)	Chlordane...	7.490	8.196	10613639	17095203	427.752	402.817
33)	Chlordane...	7.587	8.304	10447231	16023514	379.373	456.283
34)	Chlordane...	0.000	8.931f	0	14005153	N.D.	1300.784 #
35)	Chlordane...	3.739f	0.000	4917	0	NoCal	N.D.
36)	Toxaphene...	7.587f	8.556f	10447231	17389877	9851.963	6150.101 #
37)	Toxaphene...	7.858	0.000	10920405	0	5544.490	N.D. #
38)	Toxaphene...	8.180	8.931	8735881	14005153	2173.626	2439.227
39)	Toxaphene...	8.396	9.010f	318119	76819	81.418	8.307 #
40)	Toxaphene...	8.652	9.169	40438	12884541	13.404	2540.241 #
41)	Toxaphene...	8.723	9.531	61913	4844026	15.699	906.880 #
42)	Toxaphene...	3.739	0.000	4917	0	NoCal	N.D.

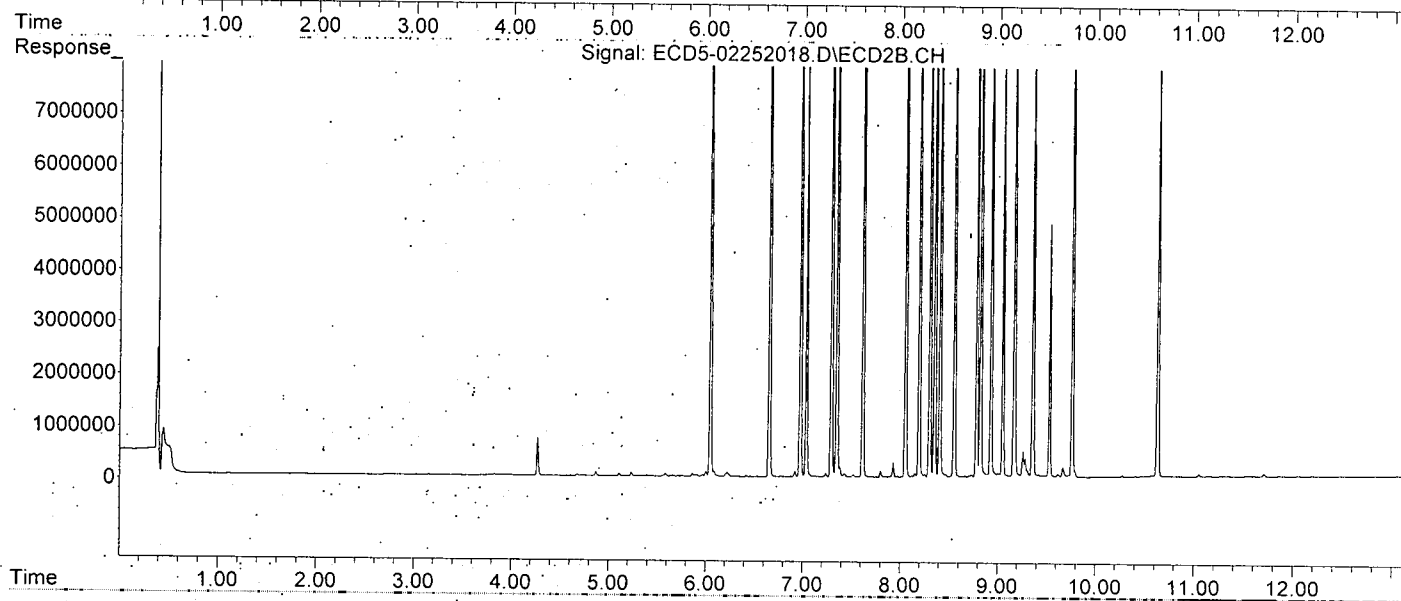
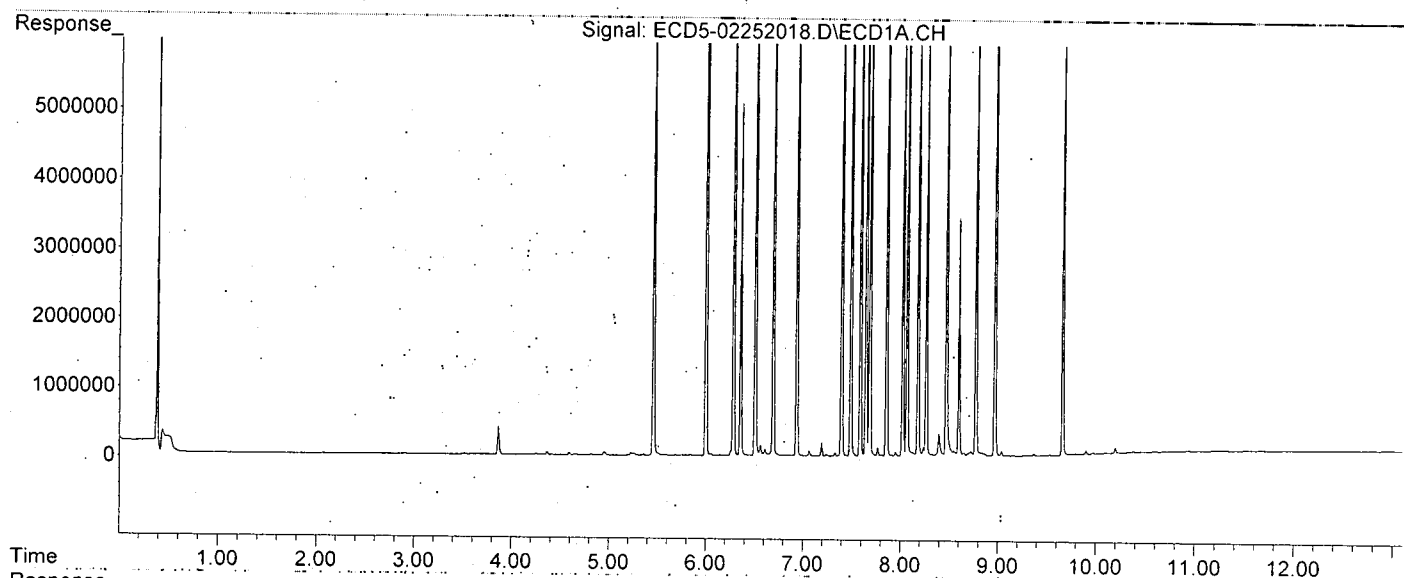
(f)=RT Delta > 1/2 Window (#)=Amounts differ by > 25% (m)=manual int.

Quantitation Report (Not Reviewed)

Data Path : C:\msdchem\1\data\2020-02\0B25043\
Data File : ECD5-02252018.D
Signal(s) : Signal #1: ECD1A.CH Signal #2: ECD2B.CH
Acq On : 25 Feb 2020 17:13
Operator : MJB
Sample : 0B25043-ICV1
Misc : A191209, AB 50 ppb
ALS Vial : 14 (Sig #1); 0 (Sig #2) Sample Multiplier: 1

Integration File signal 1: PEST1.e
Integration File signal 2: PEST2.e
Quant Time: Feb 26 17:00:44 2020
Quant Method : C:\msdchem\1\methods\ECD5_QUANTPEST_200225.M
Quant Title : Instrument: DualECD5
QLast Update : Wed Feb 26 15:13:42 2020
Response via : Initial Calibration
Integrator: ChemStation 6890 Scale Mode: Small noise peaks clipped

Volume Inj. : 2uL
Signal #1 Phase : Rtx-CLPesticides Signal #2 Phase: Rtx-CLPesticides2
Signal #1 Info : 30m X 0.32mm X 0. Signal #2 Info : 30m X 0.32mm X 0.25um



Quantitation Report (Not Reviewed)

Data Path : C:\msdchem\1\data\2020-02\0B25043\
 Data File : ECD5-02252028.D
 Signal(s) : Signal #1: ECD1A.CH Signal #2: ECD2B.CH
 Acq On : 25 Feb 2020 20:05
 Operator : MJB
 Sample : 0B25043-IBL2
 Misc : Instrument Blank
 ALS Vial : 1 (Sig #1); 0 (Sig #2) Sample Multiplier: 1

Integration File signal 1: PEST1.e
 Integration File signal 2: PEST2.e
 Quant Time: Feb 26 17:00:48 2020
 Quant Method : C:\msdchem\1\methods\ECD5_QUANTPEST_200225.M
 Quant Title : Instrument: DualECD5
 QLast Update : Wed Feb 26 15:13:42 2020
 Response via : Initial Calibration
 Integrator: ChemStation 6890 Scale Mode: Small noise peaks clipped

*MJB
2/26/20*

Volume Inj. : 2uL
 Signal #1 Phase : Rtx-CLPesticides Signal #2 Phase: Rtx-CLPesticides2
 Signal #1 Info : 30m X 0.32mm X 0. Signal #2 Info : 30m X 0.32mm X 0.25um

Compound	RT#1	RT#2	Resp#1	Resp#2	ng/mL	ng/mL
----------	------	------	--------	--------	-------	-------

System Monitoring Compounds

1) S TCMX (S)	0.000	0.000	0	0	N.D.	N.D.
22) S DCBP (S)	0.000	0.000	0	0	N.D.	N.D.

Target Compounds

2) a-BHC	0.000	0.000	0	0	N.D.	N.D.
3) g-BHC	0.000	0.000	0	0	N.D.	N.D.
4) b-BHC	6.347	0.000	7811	0	13405.826	N.D. #
5) Heptachlor	0.000	0.000	0	0	N.D.	N.D.
6) d-BHC	6.508	7.294	10127	13668	0.040	BelowCal #
7) Aldrin	0.000	0.000	0	0	N.D.	N.D.
8) Heptachlo...	7.396	0.000	3576	0	0.016	N.D. #
9) trans-Chl...	0.000	8.197	0	5835	N.D.	0.017 #
10) cis-Chlor...	7.579	0.000	5203	0	0.024	N.D. #
11) Endosulfa...	0.000	0.000	0	0	N.D.	N.D.
12) 4,4'-DDE	0.000	0.000	0	0	N.D.	N.D.
13) Dieldrin	7.860	8.559	2518	7484	0.011	0.022 #
14) Endrin	8.050f	0.000	4896	0	0.030	N.D. #
15) 4,4'-DDD	8.050	8.827	4896	7855	0.026	0.026
16) Endosulfa...	8.183	8.933	9922	13318	BelowCal	BelowCal
17) 4,4'-DDT	8.237f	0.000	906	0	BelowCal	N.D.
18) Endrin Al...	8.474	9.170	18798	27344	BelowCal	BelowCal
19) Endosulfa...	8.775	9.360	18060	25042	BelowCal	BelowCal
20) Methoxychlor	0.000	9.547	0	2426	N.D.	BelowCal
21) Endrin Ke...	8.969	9.761	11294	21323	BelowCal	BelowCal
23) Hexachlor...	3.283f	3.751	5388	11201	0.024	0.026
24) Hexachlor...	0.000	6.533	0	7750	N.D.	0.021 #
25) Oxychlorane	7.317	0.000	10115	0	0.051	N.D. #
26) 2,4'-DDE	7.396	8.197	3576	5835	0.023	0.025
27) trans-Non...	7.579	0.000	5203	0	0.023	N.D. #
28) 2,4'-DDD	0.000	8.559	0	7484	N.D.	0.036 #

Quantitation Report (Not Reviewed)

Data Path : C:\msdchem\1\data\2020-02\0B25043\
 Data File : ECD5-02252028.D
 Signal(s) : Signal #1: ECD1A.CH Signal #2: ECD2B.CH
 Acq On : 25 Feb 2020 20:05
 Operator : MJB
 Sample : 0B25043-IBL2
 Misc : Instrument Blank
 ALS Vial : 1 (Sig #1); 0 (Sig #2) Sample Multiplier: 1

Integration File signal 1: PEST1.e
 Integration File signal 2: PEST2.e
 Quant Time: Feb 26 17:00:48 2020
 Quant Method : C:\msdchem\1\methods\ECD5_QUANTPEST_200225.M
 Quant Title : Instrument: DualECD5
 QLast Update : Wed Feb 26 15:13:42 2020
 Response via : Initial Calibration
 Integrator: ChemStation 6890 Scale Mode: Small noise peaks clipped

Volume Inj. : 2uL
 Signal #1 Phase : Rtx-CLPesticides Signal #2 Phase: Rtx-CLPesticides2
 Signal #1 Info : 30m X 0.32mm X 0. Signal #2 Info : 30m X 0.32mm X 0.25um

	Compound	RT#1	RT#2	Resp#1	Resp#2	ng/mL	ng/mL
29)	2,4'-DDT	7.929f	8.827f	1880	7855	0.015	0.079 #
30)	cis-Nonac...	8.050	8.827	4896	7855	0.020	0.021
31)	Mirex	8.719	9.761	5981	21323	BelowCal	BelowCal
32)	Chlordane...	0.000	8.197	0	5835	N.D.	0.137 #
33)	Chlordane...	7.579	0.000	5203	0	0.189	N.D. #
34)	Chlordane...	0.000	8.972	0	22852	N.D.	2.122 #
35)	Chlordane...	3.745	3.751	5218	11201	NoCal	NoCal
36)	Toxaphene...	7.579	8.559f	5203	7484	4.907	2.647 #
37)	Toxaphene...	7.860	8.913f	2518	8731	1.278	2.517 #
38)	Toxaphene...	8.183	8.913	9922	8731	2.469	1.521 #
39)	Toxaphene...	8.380f	8.972	15496	22852	3.966	2.471 #
40)	Toxaphene...	0.000	9.170	0	27344	N.D.	5.391 #
41)	Toxaphene...	8.719	9.547	5981	2426	1.517	0.454 #
42)	Toxaphene...	3.745	3.751	5218	11201	NoCal	NoCal

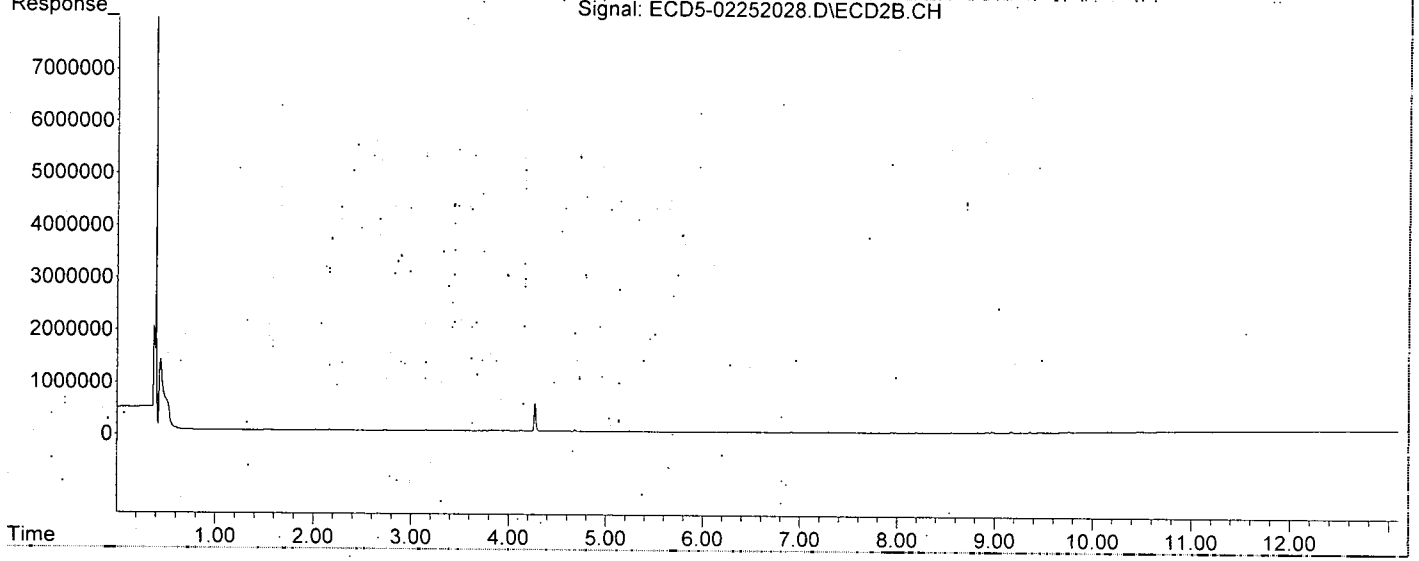
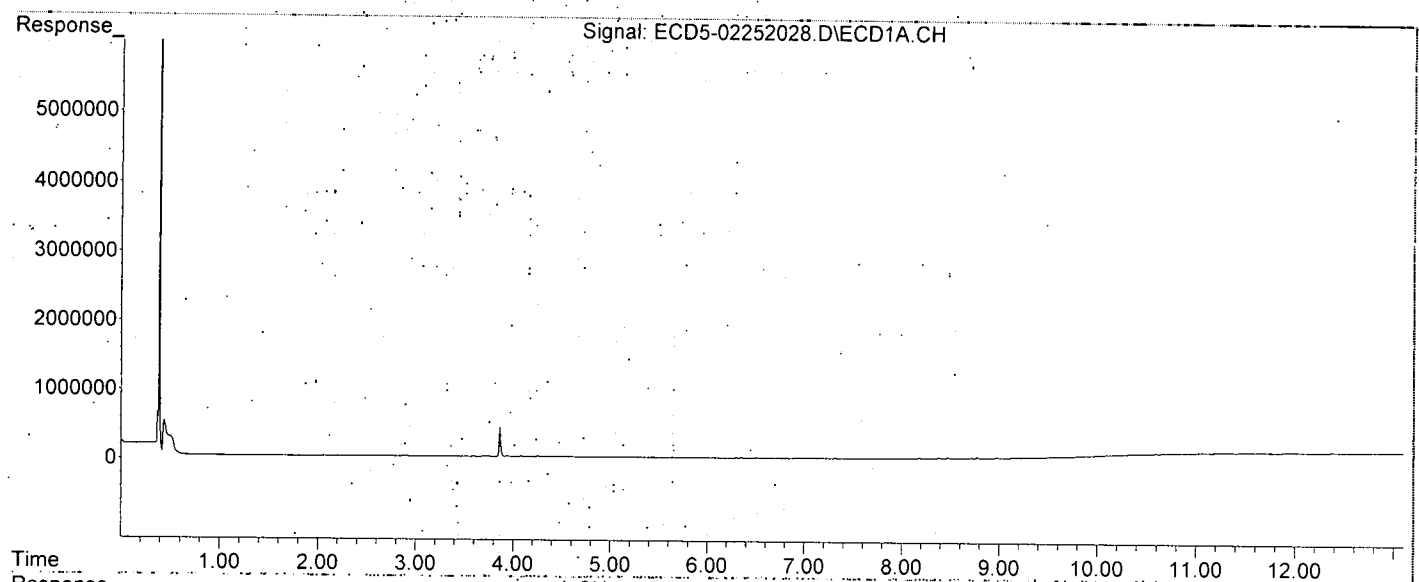
(f)=RT Delta > 1/2 Window (#)=Amounts differ by > 25% (m)=manual int.

Quantitation Report (Not Reviewed)

Data Path : C:\msdchem\1\data\2020-02\0B25043\
Data File : ECD5-02252028.D
Signal(s) : Signal #1: ECD1A.CH Signal #2: ECD2B.CH
Acq On : 25 Feb 2020 20:05
Operator : MJB
Sample : 0B25043-IBL2
Misc : Instrument Blank
ALS Vial : 1 (Sig #1); 0 (Sig #2) Sample Multiplier: 1

Integration File signal 1: PEST1.e
Integration File signal 2: PEST2.e
Quant Time: Feb 26 17:00:48 2020
Quant Method : C:\msdchem\1\methods\ECD5_QUANTPEST_200225.M
Quant Title : Instrument: DualECD5
QLast Update : Wed Feb 26 15:13:42 2020
Response via : Initial Calibration
Integrator: ChemStation 6890 Scale Mode: Small noise peaks clipped

Volume Inj. : 2uL
Signal #1 Phase : Rtx-CLPesticides Signal #2 Phase: Rtx-CLPesticides2
Signal #1 Info : 30m X 0.32mm X 0. Signal #2 Info : 30m X 0.32mm X 0.25um



Quantitation Report (Not Reviewed)

Data Path : C:\msdchem\1\data\2020-02\0B25043\
 Data File : ECD5-02252029.D
 Signal(s) : Signal #1: ECD1A.CH Signal #2: ECD2B.CH
 Acq On : 25 Feb 2020 20:22
 Operator : MJB
 Sample : 0B25043-ICV2
 Misc : A19J410, 9-42 50 ppb
 ALS Vial : 24 (Sig #1); 0 (Sig #2) Sample Multiplier: 1

Integration File signal 1: PEST1.e
 Integration File signal 2: PEST2.e
 Quant Time: Feb 26 17:00:52 2020
 Quant Method : C:\msdchem\1\methods\ECD5_QUANTPEST_200225.M
 Quant Title : Instrument: DualECD5
 QLast Update : Wed Feb 26 15:13:42 2020
 Response via : Initial Calibration
 Integrator: ChemStation 6890 Scale Mode: Small noise peaks clipped

MJB
2/26/20

Volume Inj. : 2uL
 Signal #1 Phase : Rtx-CLPesticides Signal #2 Phase: Rtx-CLPesticides2
 Signal #1 Info : 30m X 0.32mm X 0. Signal #2 Info : 30m X 0.32mm X 0.25um

Compound	RT#1	RT#2	Resp#1	Resp#2	ng/mL	ng/mL
----------	------	------	--------	--------	-------	-------

System Monitoring Compounds

1) S TCMX (S)	5.432f	6.054	26168	19724	0.122	0.057 #
22) S DCBP (S)	0.000	0.000	0	0	N.D.	N.D.

Target Compounds

2) a-BHC	5.993	0.000	6365	0	0.022	N.D. #
3) g-BHC	6.257f	0.000	6070	0	0.024	N.D. #
4) b-BHC	6.344	0.000	10560	0	13405.801	N.D. #
5) Heptachlor	6.694	7.352	7682	11207	0.033	0.030
6) d-BHC	6.509	7.295	4662	7148	0.019	BelowCal #
7) Aldrin	0.000	7.629	0	17657	N.D.	0.047 #
8) Heptachlo...	7.397	8.036f	7457333	37185	33.127	0.108 #
9) trans-Chl...	7.492	8.189	166227	11748434	0.731	33.239 #
10) cis-Chlor...	7.579	8.306	11157820	681086	50.491	2.043 #
11) Endosulfa...	7.690	8.381f	49900	29046	0.242	0.094 #
12) 4,4'-DDE	0.000	8.381f	0	29046	N.D.	0.120 #
13) Dieldrin	7.863	8.563	30864	10380490	0.134	29.968 #
14) Endrin	8.051f	8.789	12112113	10172173	73.076	43.432 #
15) 4,4'-DDD	8.051	8.829	12112113	18935558	65.002	66.167
16) Endosulfa...	8.164	8.914	10612	18391	BelowCal	BelowCal
17) 4,4'-DDT	0.000	0.000	0	0	N.D.	N.D.
18) Endrin Al...	8.479	9.173	10557	14350	BelowCal	BelowCal
19) Endosulfa...	0.000	9.362	0	7882	N.D.	BelowCal
20) Methoxychlor	0.000	0.000	0	0	N.D.	N.D.
21) Endrin Ke...	8.970	9.758	4392	9975584	BelowCal	37.992
23) Hexachlor...	3.263	3.738	11252222	22755320	50.643	52.289
24) Hexachlor...	5.842	6.517	11085777	18514897	49.270	50.655
25) Oxychlorane	7.325	7.987	10059031	15674278	50.224	51.013
26) 2,4'-DDE	7.397	8.189	7457333	11748434	48.888	49.911
27) trans-Non...	7.579	8.261	11157820	17790398	49.813	52.281
28) 2,4'-DDD	7.770	8.563	6512867	10380490	47.533	49.689

Quantitation Report (Not Reviewed)

Data Path : C:\msdchem\1\data\2020-02\0B25043\
 Data File : ECD5-02252029.D
 Signal(s) : Signal #1: ECD1A.CH Signal #2: ECD2B.CH
 Acq On : 25 Feb 2020 20:22
 Operator : MJB
 Sample : 0B25043-ICV2
 Misc : A19J410, 9-42 50 ppb
 ALS Vial : 24 (Sig #1); 0 (Sig #2) Sample Multiplier: 1

Integration File signal 1: PEST1.e
 Integration File signal 2: PEST2.e
 Quant Time: Feb 26 17:00:52 2020
 Quant Method : C:\msdchem\1\methods\ECD5_QUANTPEST_200225.M
 Quant Title : Instrument: DualECD5
 QLast Update : Wed Feb 26 15:13:42 2020
 Response via : Initial Calibration
 Integrator: ChemStation 6890 Scale Mode: Small noise peaks clipped

Volume Inj. : 2uL
 Signal #1 Phase : Rtx-CLPesticides Signal #2 Phase: Rtx-CLPesticides2
 Signal #1 Info : 30m X 0.32mm X 0. Signal #2 Info : 30m X 0.32mm X 0.25um

Compound	RT#1	RT#2	Resp#1	Resp#2	ng/mL	ng/mL
29) 2,4'-DDT	7.953	8.789	6728645	10172173	52.035	53.822
30) cis-Nonac...	8.051	8.829	12112113	18935558	48.388	50.421
31) Mirex	8.721	9.758	7289650	9975584	50.931	49.765
32) Chlordane...	7.492	8.189	166227	11748434	6.699	276.830 #
33) Chlordane...	7.579	8.306	11157820	681086	405.176	19.394 #
34) Chlordane...	8.164f	8.973	10612	25365	1.416	2.356 #
35) Chlordane...	3.752	3.738	11175	22755320	NoCal	NoCal
36) Toxaphene...	7.579	8.563f	11157820	10380490	10522.063	3671.162 #
37) Toxaphene...	7.863	8.914f	30864	18391	15.670	5.301 #
38) Toxaphene...	8.164	8.914	10612	18391	2.640	3.203
39) Toxaphene...	8.380f	8.973	14374	25365	3.679	2.743 #
40) Toxaphene...	0.000	9.173	0	14350	N.D.	2.829 #
41) Toxaphene...	8.721	0.000	7289650	0	1848.418	N.D. #
42) Toxaphene...	3.752	3.738	11175	22755320	NoCal	NoCal

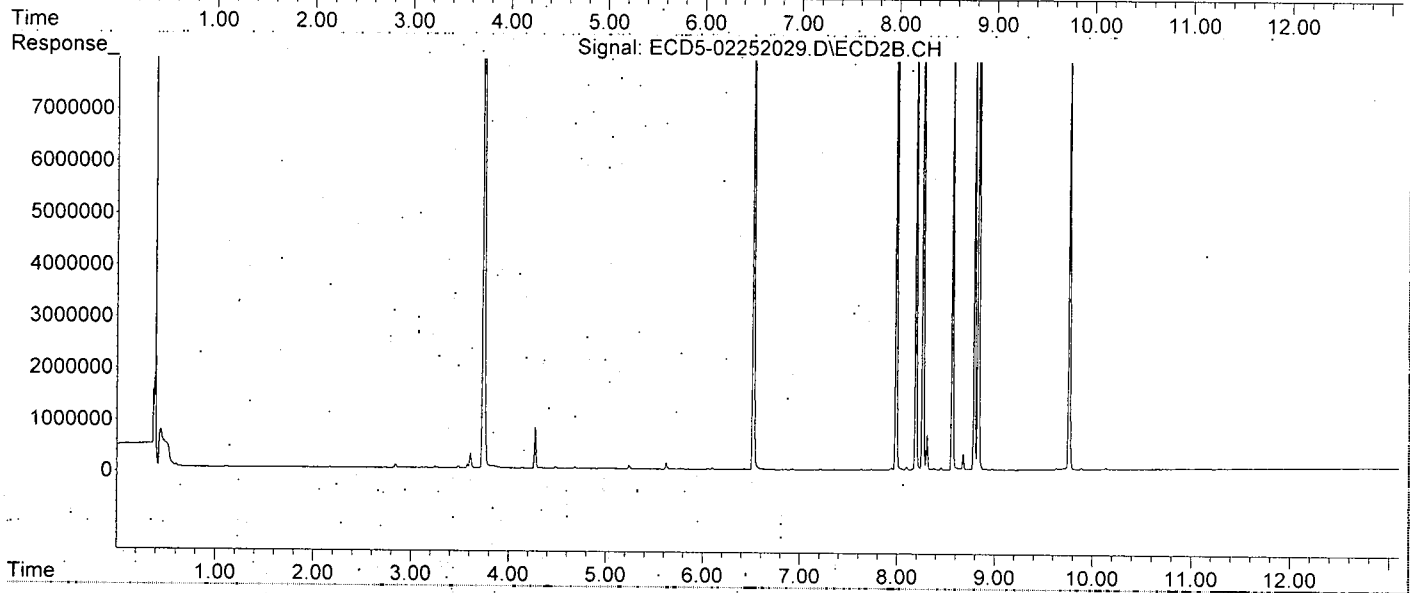
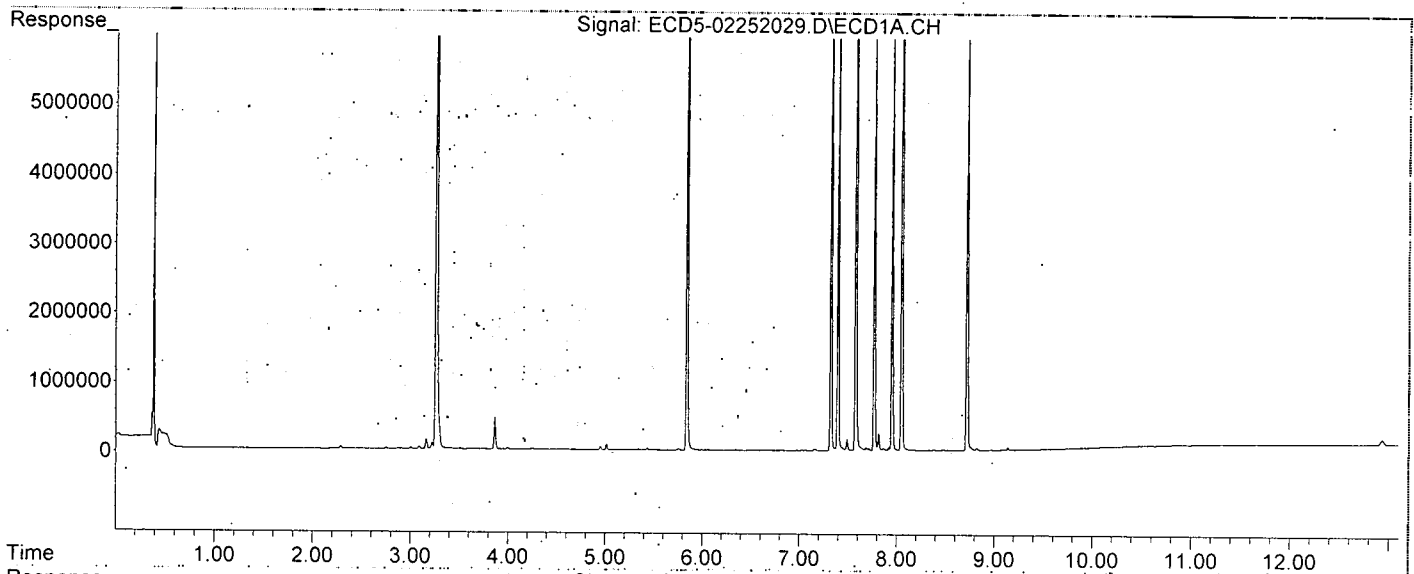
(f)=RT Delta > 1/2 Window (#)=Amounts differ by > 25% (m)=manual int.

Quantitation Report (Not Reviewed)

Data Path : C:\msdchem\1\data\2020-02\0B25043\
Data File : ECD5-02252029.D
Signal(s) : Signal #1: ECD1A.CH Signal #2: ECD2B.CH
Acq On : 25 Feb 2020 20:22
Operator : MJB
Sample : 0B25043-ICV2
Misc : A19J410, 9-42 50 ppb
ALS Vial : 24 (Sig #1); 0 (Sig #2) Sample Multiplier: 1

Integration File signal 1: PEST1.e
Integration File signal 2: PEST2.e
Quant Time: Feb 26 17:00:52 2020
Quant Method : C:\msdchem\1\methods\ECD5_QUANTPEST_200225.M
Quant Title : Instrument: DualECD5
QLast Update : Wed Feb 26 15:13:42 2020
Response via : Initial Calibration
Integrator: ChemStation 6890 Scale Mode: Small noise peaks clipped

Volume Inj. : 2uL
Signal #1 Phase : Rtx-CLPesticides Signal #2 Phase: Rtx-CLPesticides2
Signal #1 Info : 30m X 0.32mm X 0. Signal #2 Info : 30m X 0.32mm X 0.25um



Quantitation Report (Not Reviewed)

Data Path : C:\msdchem\1\data\2020-02\0B25043\
 Data File : ECD5-02252037.D
 Signal(s) : Signal #1: ECD1A.CH Signal #2: ECD2B.CH
 Acq On : 25 Feb 2020 22:39
 Operator : MJB
 Sample : 0B25043-IBL3
 Misc : Instrument Blank
 ALS Vial : 1 (Sig #1); 0 (Sig #2) Sample Multiplier: 1

Integration File signal 1: PEST1.e
 Integration File signal 2: PEST2.e
 Quant Time: Feb 26 17:00:56 2020
 Quant Method : C:\msdchem\1\methods\ECD5_QUANTPEST_200225.M
 Quant Title : Instrument: DualECD5
 QLast Update : Wed Feb 26 15:13:42 2020
 Response via : Initial Calibration
 Integrator: ChemStation 6890 Scale Mode: Small noise peaks clipped

MJB
2/26/20

Volume Inj. : 2uL
 Signal #1 Phase : Rtx-CLPesticides Signal #2 Phase: Rtx-CLPesticides2
 Signal #1 Info : 30m X 0.32mm X 0. Signal #2 Info : 30m X 0.32mm X 0.25um

Compound	RT#1	RT#2	Resp#1	Resp#2	ng/mL	ng/mL
----------	------	------	--------	--------	-------	-------

System Monitoring Compounds

1) S TCMX (S)	0.000	0.000	0	0	N.D.	N.D.
22) S DCBP (S)	0.000	0.000	0	0	N.D.	N.D.

Target Compounds

2) a-BHC	0.000	0.000	0	0	N.D.	N.D.
3) g-BHC	6.299	0.000	3375	0	0.013	N.D. #
4) b-BHC	6.346	0.000	7474	0	13405.830	N.D. #
5) Heptachlor	0.000	0.000	0	0	N.D.	N.D.
6) d-BHC	6.508	7.293	8561	11803	0.034	BelowCal #
7) Aldrin	0.000	0.000	0	0	N.D.	N.D.
8) Heptachlo...	0.000	0.000	0	0	N.D.	N.D.
9) trans-Chl...	7.491	8.196	3722	10031	0.016	0.028 #
10) cis-Chlor...	7.584	8.303	5877	5574	0.027	0.017 #
11) Endosulfa...	0.000	0.000	0	0	N.D.	N.D.
12) 4,4'-DDE	0.000	0.000	0	0	N.D.	N.D.
13) Dieldrin	7.860	0.000	2180	0	0.009	N.D. #
14) Endrin	8.049f	0.000	1116	0	0.007	N.D. #
15) 4,4'-DDD	8.049	0.000	1116	0	0.006	N.D. #
16) Endosulfa...	8.184	8.934	8515	11070	BelowCal	BelowCal
17) 4,4'-DDT	0.000	0.000	0	0	N.D.	N.D.
18) Endrin Al...	8.474	9.171	15120	22164	BelowCal	BelowCal
19) Endosulfa...	8.775	9.360	14502	21553	BelowCal	BelowCal
20) Methoxychlor	0.000	0.000	0	0	N.D.	N.D.
21) Endrin Ke...	8.970	9.761	8846	14898	BelowCal	BelowCal
23) Hexachlor...	3.284f	3.751	4960	10147	0.022	0.023
24) Hexachlor...	0.000	6.534	0	7252	N.D.	0.020 #
25) Oxychlorane	7.317	0.000	9463	0	0.047	N.D. #
26) 2,4'-DDE	0.000	8.196	0	10031	N.D.	0.043 #
27) trans-Non...	7.584	8.259	5877	5689	0.026	0.017 #
28) 2,4'-DDD	0.000	0.000	0	0	N.D.	N.D.

Quantitation Report (Not Reviewed)

Data Path : C:\msdchem\1\data\2020-02\0B25043\
 Data File : ECD5-02252037.D
 Signal(s) : Signal #1: ECD1A.CH Signal #2: ECD2B.CH
 Acq On : 25 Feb 2020 22:39
 Operator : MJB
 Sample : 0B25043-IBL3
 Misc : Instrument Blank
 ALS Vial : 1 (Sig #1); 0 (Sig #2) Sample Multiplier: 1

Integration File signal 1: PEST1.e
 Integration File signal 2: PEST2.e
 Quant Time: Feb 26 17:00:56 2020
 Quant Method : C:\msdchem\1\methods\ECD5_QUANTPEST_200225.M
 Quant Title : Instrument: DualECD5
 QLast Update : Wed Feb 26 15:13:42 2020
 Response via : Initial Calibration
 Integrator: ChemStation 6890 Scale Mode: Small noise peaks clipped

Volume Inj. : 2uL
 Signal #1 Phase : Rtx-CLPesticides Signal #2 Phase: Rtx-CLPesticides2
 Signal #1 Info : 30m X 0.32mm X 0. Signal #2 Info : 30m X 0.32mm X 0.25um

	Compound	RT#1	RT#2	Resp#1	Resp#2	ng/mL	ng/mL
29)	2,4'-DDT	7.929f	0.000	2218	0	0.017	N.D. #
30)	cis-Nonac...	8.049	0.000	1116	0	0.004	N.D. #
31)	Mirex	8.721	9.761	788	14898	BelowCal	BelowCal
32)	Chlordane...	7.491	8.196	3722	10031	0.150	0.236 #
33)	Chlordane...	7.584	8.303	5877	5574	0.213	0.159 #
34)	Chlordane...	0.000	8.974	0	21228	N.D.	1.972 #
35)	Chlordane...	0.000	3.751	0	10147	N.D.	NoCal
36)	Toxaphene...	7.584	0.000	5877	0	5.542	N.D. #
37)	Toxaphene...	7.860	8.913f	2180	8275	1.107	2.385 #
38)	Toxaphene...	8.184	8.913	8515	8275	2.119	1.441 #
39)	Toxaphene...	8.383f	8.974	13925	21228	3.564	2.295 #
40)	Toxaphene...	0.000	9.171	0	22164	N.D.	4.370 #
41)	Toxaphene...	8.721	0.000	788	0	0.200	N.D. #
42)	Toxaphene...	0.000	3.751	0	10147	N.D.	NoCal

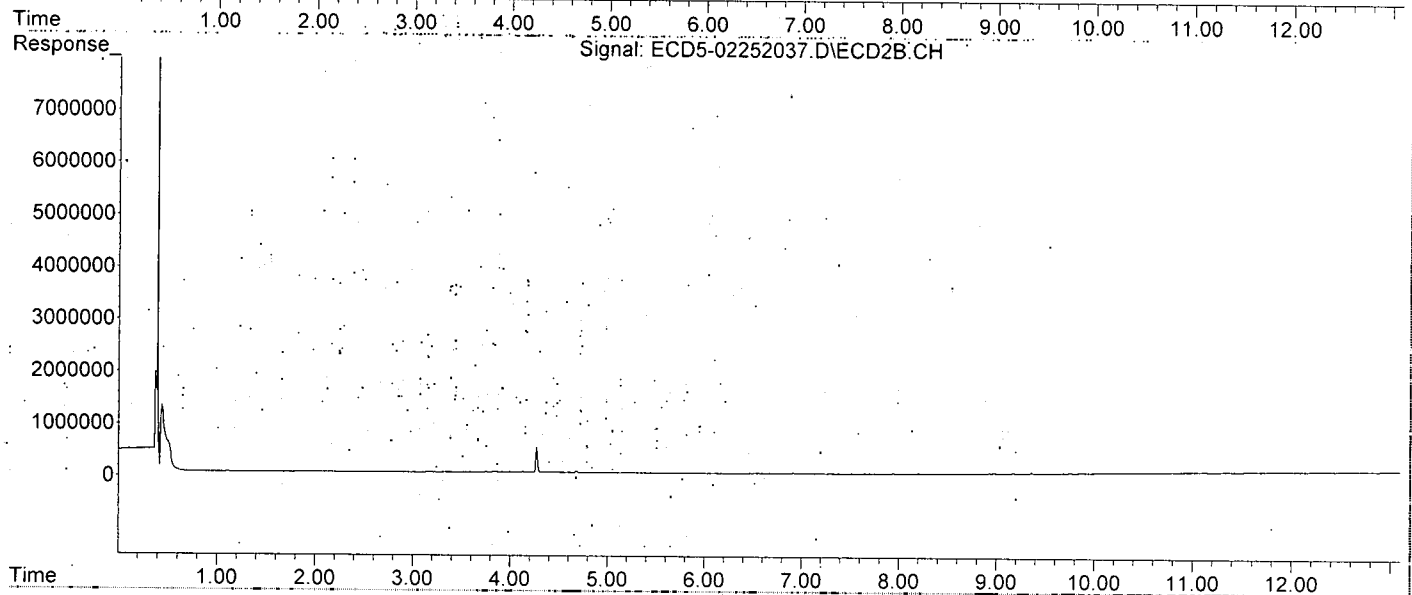
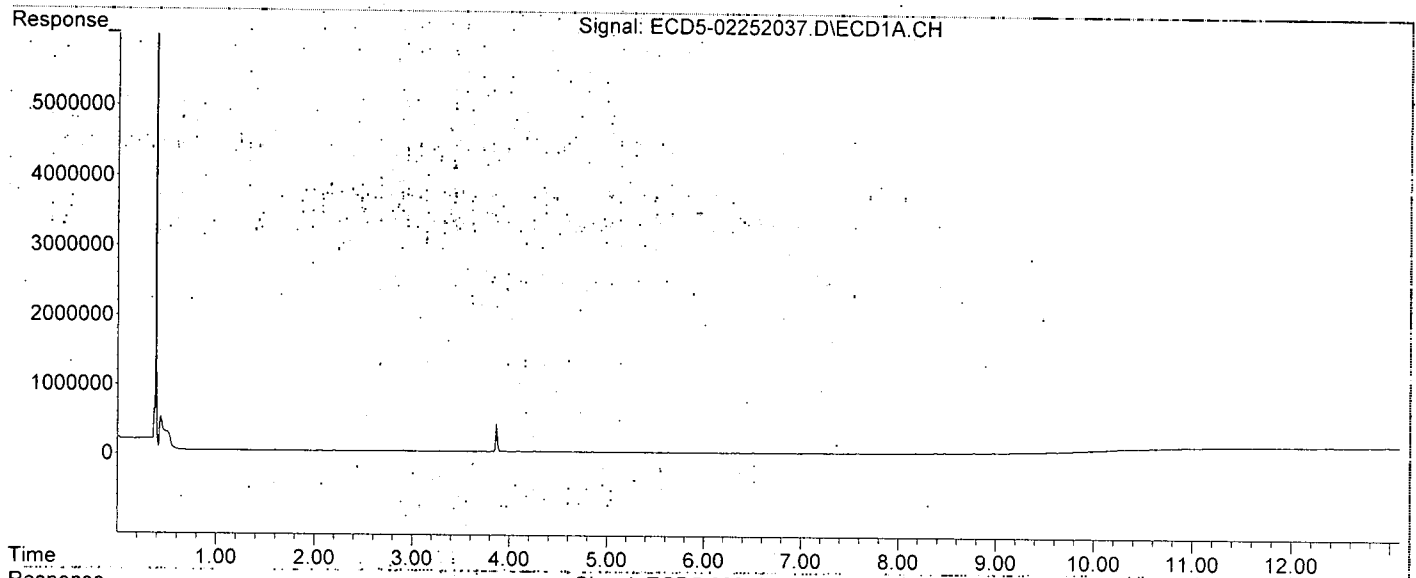
(f)=RT Delta > 1/2 Window (#)=Amounts differ by > 25% (m)=manual int.

Quantitation Report (Not Reviewed)

Data Path : C:\msdchem\1\data\2020-02\0B25043\
Data File : ECD5-02252037.D
Signal(s) : Signal #1: ECD1A.CH Signal #2: ECD2B.CH
Acq On : 25 Feb 2020 22:39
Operator : MJB
Sample : 0B25043-IBL3
Misc : Instrument Blank
ALS Vial : 1 (Sig #1); 0 (Sig #2) Sample Multiplier: 1

Integration File signal 1: PEST1.e
Integration File signal 2: PEST2.e
Quant Time: Feb 26 17:00:56 2020
Quant Method : C:\msdchem\1\methods\ECD5_QUANTPEST_200225.M
Quant Title : Instrument: DualECD5
QLast Update : Wed Feb 26 15:13:42 2020
Response via : Initial Calibration
Integrator: ChemStation 6890 Scale Mode: Small noise peaks clipped

Volume Inj. : 2uL
Signal #1 Phase : Rtx-CLPesticides Signal #2 Phase: Rtx-CLPesticides2
Signal #1 Info : 30m X 0.32mm X 0. Signal #2 Info : 30m X 0.32mm X 0.25um



Quantitation Report (Not Reviewed)

Data Path : C:\msdchem\1\data\2020-02\0B25043\
 Data File : ECD5-02252038.D
 Signal(s) : Signal #1: ECD1A.CH Signal #2: ECD2B.CH
 Acq On : 25 Feb 2020 22:56
 Operator : MJB
 Sample : 0B25043-ICV3
 Misc : A19K312, CHLOR 500 ppb
 ALS Vial : 32 (Sig #1); 0 (Sig #2) Sample Multiplier: 1

Integration File signal 1: PEST1.e
 Integration File signal 2: PEST2.e
 Quant Time: Feb 26 17:01:00 2020
 Quant Method : C:\msdchem\1\methods\ECD5_QUANTPEST_200225.M
 Quant Title : Instrument: DualECD5
 QLast Update : Wed Feb 26 15:13:42 2020
 Response via : Initial Calibration
 Integrator: ChemStation 6890 Scale Mode: Small noise peaks clipped

MJB
2/26/20

Volume Inj. : 2uL
 Signal #1 Phase : Rtx-CLPesticides Signal #2 Phase: Rtx-CLPesticides2
 Signal #1 Info : 30m X 0.32mm X 0. Signal #2 Info : 30m X 0.32mm X 0.25um

Compound	RT#1	RT#2	Resp#1	Resp#2	ng/mL	ng/mL
----------	------	------	--------	--------	-------	-------

System Monitoring Compounds

1) S TCMX (S)	5.457	6.050	5151	15595	0.024	0.045 #
22) S DCBP (S)	9.671	10.599f	21968	8169	BelowCal	0.042

Target Compounds

2) a-BHC	5.987	6.681f	8636	397031	0.030	0.926 #
3) g-BHC	6.296	6.981	16723	255007	0.066	0.624 #
4) b-BHC	6.331f	7.040	160353	80914	1.308	0.308 #
5) Heptachlor	6.691	7.348	5862510	9439029	25.147	25.351
6) d-BHC	6.498	7.278	85456	78400	0.340	0.142 #
7) Aldrin	6.938	7.619	85533	109129	0.356	0.288
8) Heptachlo...	7.401	8.072	910376	532179	4.044	1.543 #
9) trans-Chl...	7.489	8.194	13108632	22686158	57.609	64.184
10) cis-Chlor...	7.583	8.302	14164073	18965403	64.095	56.877
11) Endosulfa...	7.702	8.377f	330909	264414	1.607	0.852 #
12) 4,4'-DDE	7.642	8.397	368696	491509	1.636	1.506
13) Dieldrin	7.870	8.555	425799	1414459	1.848	4.083 #
14) Endrin	8.047f	8.798	2208838	227638	13.327	1.008 #
15) 4,4'-DDD	8.047f	8.826	2208838	3419662	11.854	12.794
16) Endosulfa...	8.183	8.941	253774	356225	1.287	1.293
17) 4,4'-DDT	0.000	9.062	0	126732	N.D.	0.780 #
18) Endrin Al...	8.493f	9.199f	75001	905780	0.049	3.840 #
19) Endosulfa...	8.776	9.389f	156183	88473	0.582	0.021 #
20) Methoxychlor	8.592	9.533	68068	19433	0.796	0.173 #
21) Endrin Ke...	8.959	9.761	21295	158059	BelowCal	0.442
23) Hexachlor...	3.284f	0.000	5267	0	0.024	N.D. #
24) Hexachlor...	5.829	6.530	7824	11391	0.035	0.031
25) Oxychlorane	7.315	7.996	133718	305159	0.668	0.993 #
26) 2,4'-DDE	7.401	8.194	910376	22686158	5.968	96.378 #
27) trans-Non...	7.583	8.258	14164073	16929361	63.234	49.751
28) 2,4'-DDD	7.738f	8.555	1037619	1414459	7.573	6.771

Quantitation Report (Not Reviewed)

Data Path : C:\msdchem\1\data\2020-02\0B25043\
 Data File : ECD5-02252038.D
 Signal(s) : Signal #1: ECD1A.CH Signal #2: ECD2B.CH
 Acq On : 25 Feb 2020 22:56
 Operator : MJB
 Sample : 0B25043-ICV3
 Misc : A19K312, CHLOR 500 ppb
 ALS Vial : 32 (Sig #1); 0 (Sig #2). Sample Multiplier: 1

Integration File signal 1: PEST1.e
 Integration File signal 2: PEST2.e
 Quant Time: Feb 26 17:01:00 2020
 Quant Method : C:\msdchem\1\methods\ECD5_QUANTPEST_200225.M
 Quant Title : Instrument: DualECD5
 QLast Update : Wed Feb 26 15:13:42 2020
 Response via : Initial Calibration
 Integrator: ChemStation 6890 Scale Mode: Small noise peaks clipped

Volume Inj. : 2uL
 Signal #1 Phase : Rtx-CLPesticides Signal #2 Phase: Rtx-CLPesticides2
 Signal #1 Info : 30m X 0.32mm X 0. Signal #2 Info : 30m X 0.32mm X 0.25um

Compound	RT#1	RT#2	Resp#1	Resp#2	ng/mL	ng/mL
29) 2,4'-DDT	7.979f	8.798	318814	227638	2.465	1.400 #
30) cis-Nonac...	8.047	8.826	2208838	3419662	8.824	9.106
31) Mirex	8.706	9.761	21198	158059	BelowCal	0.672
32) Chlordane...	7.489	8.194	13108632	22686158	528.306	534.557
33) Chlordane...	7.583	8.302	14164073	18965403	514.343	540.056
34) Chlordane...	8.134	8.967	4073525	5740330	543.580	533.156
35) Chlordane...	0.000	0.000	0	0	N.D.	N.D.
36) Toxaphene...	7.583	8.555f	14164073	1414459	13357.024	500.237 #
37) Toxaphene...	7.870	8.881	425799	543716	216.186	156.728 #
38) Toxaphene...	8.183	8.919	253774	415048	63.143	72.287
39) Toxaphene...	8.412	8.967	160125	5740330	40.982	620.719 #
40) Toxaphene...	8.619f	9.138f	71898	98193	23.833	19.359
41) Toxaphene...	8.706	9.533	21198	19433	5.375	3.638 #
42) Toxaphene...	0.000	0.000	0	0	N.D.	N.D.

A
 B
 528.74
 535.92

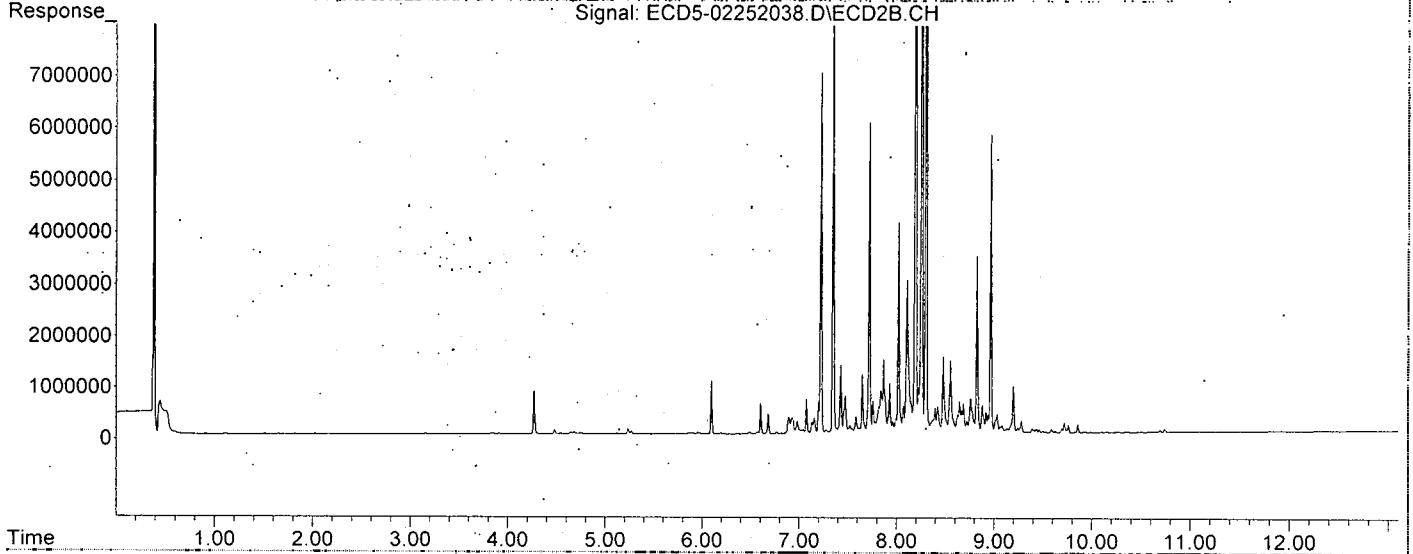
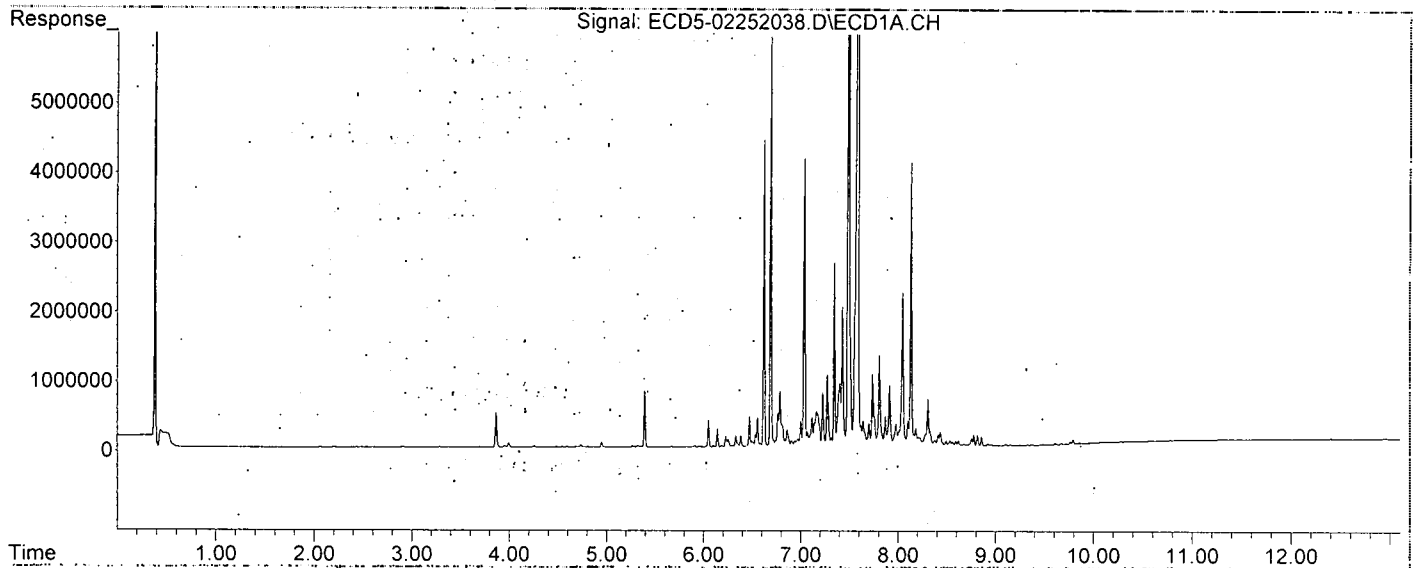
(f)=RT Delta > 1/2 Window (#)=Amounts differ by > 25% (m)=manual int.

Quantitation Report (Not Reviewed)

Data Path : C:\msdchem\1\data\2020-02\0B25043\
Data File : ECD5-02252038.D
Signal(s) : Signal #1: ECD1A.CH Signal #2: ECD2B.CH
Acq On : 25 Feb 2020 22:56
Operator : MJB
Sample : 0B25043-ICV3
Misc : A19K312, CHLOR 500 ppb
ALS Vial : 32 (Sig #1); 0 (Sig #2) Sample Multiplier: 1

Integration File signal 1: PEST1.e
Integration File signal 2: PEST2.e
Quant Time: Feb 26 17:01:00 2020
Quant Method : C:\msdchem\1\methods\ECD5_QUANTPEST_200225.M
Quant Title : Instrument: DualECD5
QLast Update : Wed Feb 26 15:13:42 2020
Response via : Initial Calibration
Integrator: ChemStation 6890 Scale Mode: Small noise peaks clipped

Volume Inj. : 2uL
Signal #1 Phase : Rtx-CLPesticides Signal #2 Phase: Rtx-CLPesticides2
Signal #1 Info : 30m X 0.32mm X 0. Signal #2 Info : 30m X 0.32mm X 0.25um



Quantitation Report (Not Reviewed)

Data Path : C:\msdchem\1\data\2020-02\0B25043\
 Data File : ECD5-02252046.D
 Signal(s) : Signal #1: ECD1A.CH Signal #2: ECD2B.CH
 Acq On : 26 Feb 2020 1:12
 Operator : MJB
 Sample : 0B25043-IBL4
 Misc : Instrument Blank
 ALS Vial : 1 (Sig #1); 0 (Sig #2) Sample Multiplier: 1

Integration File signal 1: PEST1.e
 Integration File signal 2: PEST2.e
 Quant Time: Feb 26 17:01:04 2020
 Quant Method : C:\msdchem\1\methods\ECD5_QUANTPEST_200225.M
 Quant Title : Instrument: DualECD5
 QLast Update : Wed Feb 26 15:13:42 2020
 Response via : Initial Calibration
 Integrator: ChemStation 6890 Scale Mode: Small noise peaks clipped

MJB
2/26/20

Volume Inj. : 2uL
 Signal #1 Phase : Rtx-CLPesticides Signal #2 Phase: Rtx-CLPesticides2
 Signal #1 Info : 30m X 0.32mm X 0. Signal #2 Info : 30m X 0.32mm X 0.25um

Compound	RT#1	RT#2	Resp#1	Resp#2	ng/mL	ng/mL
System Monitoring Compounds						
1) S TCMX (S)	0.000	0.000	0	0	N.D.	N.D.
22) S DCBP (S)	0.000	0.000	0	0	N.D.	N.D.

Target Compounds						
2) a-BHC	0.000	0.000	0	0	N.D.	N.D.
3) g-BHC	6.299	0.000	3743	0	0.015	N.D. #
4) b-BHC	6.347	0.000	8243	0	13405.822	N.D. #
5) Heptachlor	0.000	0.000	0	0	N.D.	N.D.
6) d-BHC	6.508	7.294	7968	11463	0.032	BelowCal #
7) Aldrin	6.894f	0.000	2830	0	0.012	N.D. #
8) Heptachlo...	0.000	0.000	0	0	N.D.	N.D.
9) trans-Chl...	0.000	0.000	0	0	N.D.	N.D.
10) cis-Chlor...	0.000	0.000	0	0	N.D.	N.D.
11) Endosulfa...	0.000	0.000	0	0	N.D.	N.D.
12) 4,4'-DDE	0.000	0.000	0	0	N.D.	N.D.
13) Dieldrin	7.860	0.000	1983	0	0.009	N.D. #
14) Endrin	0.000	0.000	0	0	N.D.	N.D.
15) 4,4'-DDD	0.000	0.000	0	0	N.D.	N.D.
16) Endosulfa...	8.184	8.933	8046	11561	BelowCal	BelowCal
17) 4,4'-DDT	0.000	0.000	0	0	N.D.	N.D.
18) Endrin Al...	8.474	9.170	14393	20948	BelowCal	BelowCal
19) Endosulfa...	8.776	9.360	14116	21358	BelowCal	BelowCal
20) Methoxychlor	0.000	9.543	0	1941	N.D.	BelowCal
21) Endrin Ke...	8.970	9.761	8390	13783	BelowCal	BelowCal
23) Hexachlor...	3.284f	3.753	4709	10646	0.021	0.024
24) Hexachlor...	0.000	6.534	0	7568	N.D.	0.021 #
25) Oxychlorane	7.317	0.000	10424	0	0.052	N.D. #
26) 2,4'-DDE	0.000	0.000	0	0	N.D.	N.D.
27) trans-Non...	0.000	0.000	0	0	N.D.	N.D.
28) 2,4'-DDD	0.000	0.000	0	0	N.D.	N.D.

Quantitation Report (Not Reviewed)

Data Path : C:\msdchem\1\data\2020-02\0B25043\
 Data File : ECD5-02252046.D
 Signal(s) : Signal #1: ECD1A.CH Signal #2: ECD2B.CH
 Acq On : 26 Feb 2020 1:12
 Operator : MJB
 Sample : 0B25043-IBL4
 Misc : Instrument Blank
 ALS Vial : 1 (Sig #1); 0 (Sig #2) Sample Multiplier: 1

Integration File signal 1: PEST1.e
 Integration File signal 2: PEST2.e
 Quant Time: Feb 26 17:01:04 2020
 Quant Method : C:\msdchem\1\methods\ECD5_QUANTPEST_200225.M
 Quant Title : Instrument: DualECD5
 QLast Update : Wed Feb 26 15:13:42 2020
 Response via : Initial Calibration
 Integrator: ChemStation 6890 Scale Mode: Small noise peaks clipped

Volume Inj. : 2uL
 Signal #1 Phase : Rtx-CLPesticides Signal #2 Phase: Rtx-CLPesticides2
 Signal #1 Info : 30m X 0.32mm X 0. Signal #2 Info : 30m X 0.32mm X 0.25um

	Compound	RT#1	RT#2	Resp#1	Resp#2	ng/mL	ng/mL
29)	2,4'-DDT	7.930f	0.000	2360	0	0.018	N.D. #
30)	cis-Nonac...	0.000	0.000	0	0	N.D.	N.D.
31)	Mirex	8.715	9.761	1034	13783	BelowCal	BelowCal
32)	Chlordane...	0.000	0.000	0	0	N.D.	N.D.
33)	Chlordane...	0.000	0.000	0	0	N.D.	N.D.
34)	Chlordane...	0.000	8.975	0	18175	N.D.	1.688 #
35)	Chlordane...	0.000	3.753	0	10646	N.D.	NoCal
36)	Toxaphene...	0.000	0.000	0	0	N.D.	N.D.
37)	Toxaphene...	7.860	8.913f	1983	9998	1.007	2.882 #
38)	Toxaphene...	8.184	8.913	8046	9998	2.002	1.741
39)	Toxaphene...	8.384f	8.975	12921	18175	3.307	1.965 #
40)	Toxaphene...	0.000	9.170	0	20948	N.D.	4.130 #
41)	Toxaphene...	8.715	9.543	1034	1941	0.262	0.363 #
42)	Toxaphene...	0.000	3.753	0	10646	N.D.	NoCal

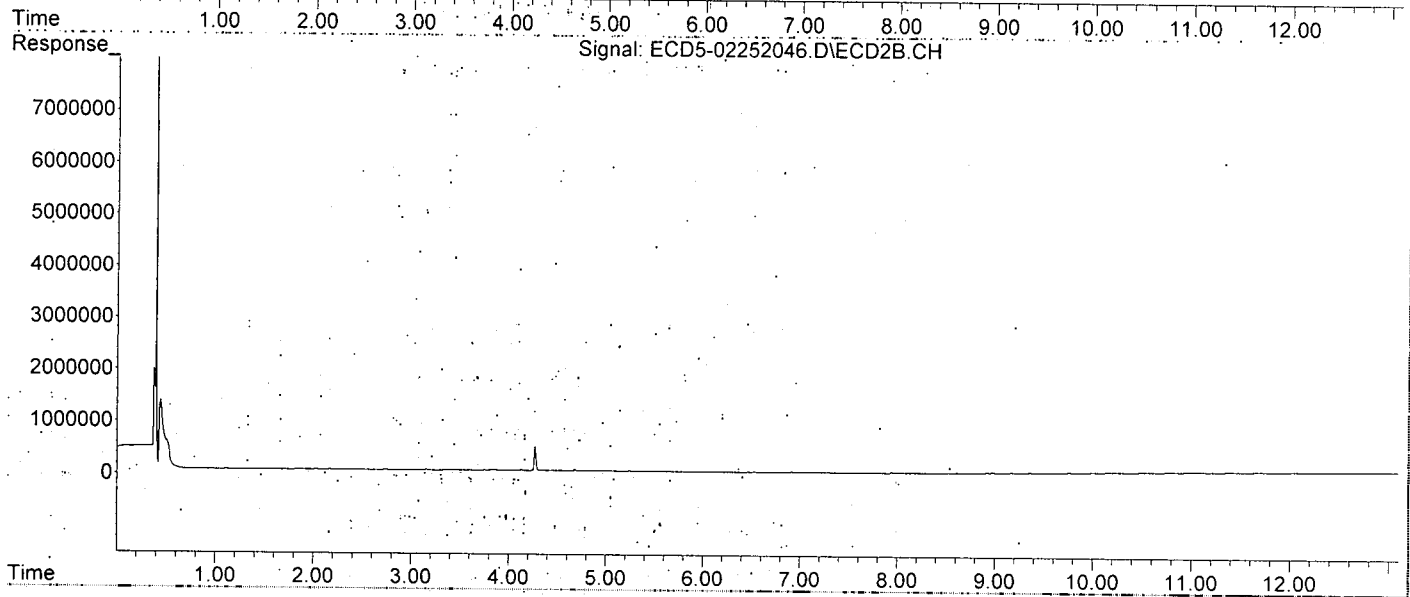
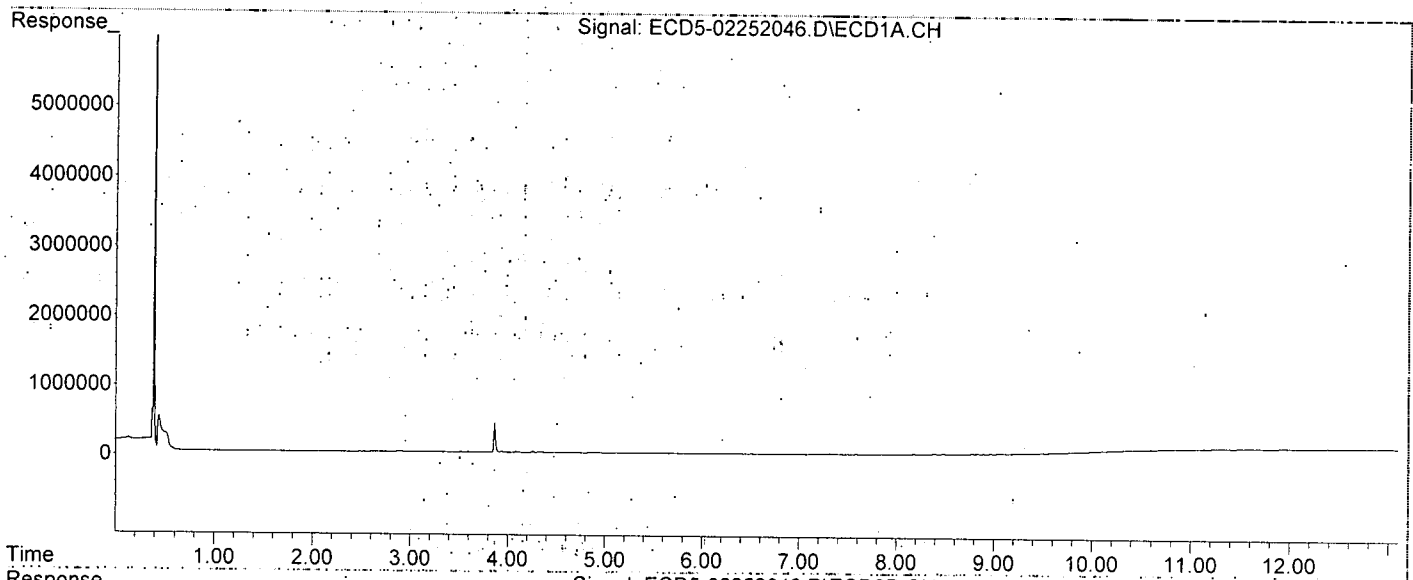
(f)=RT Delta > 1/2 Window (#)=Amounts differ by > 25% (m)=manual int.

Quantitation Report (Not Reviewed)

Data Path : C:\msdchem\1\data\2020-02\0B25043\
Data File : ECD5-02252046.D
Signal(s) : Signal #1: ECD1A.CH Signal #2: ECD2B.CH
Acq On : 26 Feb 2020 1:12
Operator : MJB
Sample : 0B25043-IBL4
Misc : Instrument Blank
ALS Vial : 1 (Sig #1); 0 (Sig #2) Sample Multiplier: 1

Integration File signal 1: PEST1.e
Integration File signal 2: PEST2.e
Quant Time: Feb 26 17:01:04 2020
Quant Method : C:\msdchem\1\methods\ECD5_QUANTPEST_200225.M
Quant Title : Instrument: DualECD5
QLast Update : Wed Feb 26 15:13:42 2020
Response via : Initial Calibration
Integrator: ChemStation 6890 Scale Mode: Small noise peaks clipped

Volume Inj. : 2uL
Signal #1 Phase : Rtx-CLPesticides Signal #2 Phase: Rtx-CLPesticides2
Signal #1 Info : 30m X 0.32mm X 0. Signal #2 Info : 30m X 0.32mm X 0.25um



Quantitation Report (Not Reviewed)

Data Path : C:\msdchem\1\data\2020-02\0B25043\
 Data File : ECD5-02252047.D
 Signal(s) : Signal #1: ECD1A.CH Signal #2: ECD2B.CH
 Acq On : 26 Feb 2020 1:29
 Operator : MJB
 Sample : 0B25043-ICV4
 Misc : A19J42, TOX 500 ppb
 ALS Vial : 40 (Sig #1); 0 (Sig #2) Sample Multiplier: 1

Integration File signal 1: PEST1.e
 Integration File signal 2: PEST2.e
 Quant Time: Feb 26 17:01:08 2020
 Quant Method : C:\msdchem\1\methods\ECD5_QUANTPEST_200225.M
 Quant Title : Instrument: DualECD5
 QLast Update : Wed Feb 26 15:13:42 2020
 Response via : Initial Calibration
 Integrator: ChemStation 6890 Scale Mode: Small noise peaks clipped

Volume Inj. : 2uL
 Signal #1 Phase : Rtx-CLPesticides Signal #2 Phase: Rtx-CLPesticides2
 Signal #1 Info : 30m X 0.32mm X 0. Signal #2 Info : 30m X 0.32mm X 0.25um

MJB
2/26/20

Compound	RT#1	RT#2	Resp#1	Resp#2	ng/mL	ng/mL
----------	------	------	--------	--------	-------	-------

System Monitoring Compounds

1) S TCMX (S)	0.000	6.050	0	13148	N.D.	0.038 #
22) S DCBP (S)	9.656	10.611f	35408	40148	BelowCal	0.207

Target Compounds

2) a-BHC	5.993	6.655	7219	9117	0.025	0.044 #
3) g-BHC	6.289	6.963	8620	22748	0.034	0.056 #
4) b-BHC	6.345	7.026	13960	34873	13405.769	0.031 #
5) Heptachlor	6.694	7.355	26294	58316	0.113	0.157 #
6) d-BHC	6.530f	7.294	18287	56505	0.073	0.081
7) Aldrin	6.932	7.643f	63332	138472	0.264	0.365 #
8) Heptachlo...	7.422f	8.049	308271	479845	1.369	1.391
9) trans-Chl...	7.507	8.177f	390838	563546	1.718	1.594
10) cis-Chlor...	7.565f	8.285f	537812	517170	2.434	1.551 #
11) Endosulfa...	7.694	8.360	632448	700354	3.071	2.257 #
12) 4,4'-DDE	7.615f	8.426	433686	844784	1.924	2.562 #
13) Dieldrin	7.859	8.573	953917	863437	4.139	2.493 #
14) Endrin	8.049f	8.778	1307264	1622497	7.887	7.307
15) 4,4'-DDD	8.049	8.831	1307264	1084852	7.016	4.103 #
16) Endosulfa...	8.172	8.918	2049843	2921227	12.037	11.834
17) 4,4'-DDT	8.250	9.048	1765434	1127907	12.415	6.190 #
18) Endrin Al...	8.459	9.161	1347053	2602400	8.572	11.690 #
19) Endosulfa...	8.778	9.363	760404	1095361	4.462	4.665
20) Methoxychlor	8.611	9.544	695095	2762657	9.699	28.616 #
21) Endrin Ke...	8.963	9.785f	527307	529088	2.545	1.932
23) Hexachlor...	3.262	3.736	4280	8115	0.019	0.019
24) Hexachlor...	5.842	6.530	4520	11167	0.020	0.031 #
25) Oxychlorane	7.326	7.998	429359	445900	2.144	1.451 #
26) 2,4'-DDE	7.422f	8.177	308271	563546	2.021	2.394
27) trans-Non...	7.565	8.270	537812	550973	2.401	1.619 #
28) 2,4'-DDD	7.778	8.573	723172	863437	5.278	4.133

Quantitation Report (Not Reviewed)

Data Path : C:\msdchem\1\data\2020-02\0B25043\
 Data File : ECD5-02252047.D
 Signal(s) : Signal #1: ECD1A.CH Signal #2: ECD2B.CH
 Acq On : 26 Feb 2020 1:29
 Operator : MJB
 Sample : 0B25043-ICV4
 Misc : A19J42, TOX 500 ppb
 ALS Vial : 40 (Sig #1); 0 (Sig #2) Sample Multiplier: 1

Integration File signal 1: PEST1.e
 Integration File signal 2: PEST2.e
 Quant Time: Feb 26 17:01:08 2020
 Quant Method : C:\msdchem\1\methods\ECD5_QUANTPEST_200225.M
 Quant Title : Instrument: DualECD5
 QLast Update : Wed Feb 26 15:13:42 2020
 Response via : Initial Calibration
 Integrator: ChemStation 6890 Scale Mode: Small noise peaks clipped

Volume Inj. : 2uL
 Signal #1 Phase : Rtx-CLPesticides Signal #2 Phase: Rtx-CLPesticides2
 Signal #1 Info : 30m X 0.32mm X 0. Signal #2 Info : 30m X 0.32mm X 0.25um

Compound	RT#1	RT#2	Resp#1	Resp#2	ng/mL	ng/mL
29) 2,4'-DDT	7.964	8.778	1160426	1622497	8.974	9.577
30) cis-Nonac...	8.049	8.831	1307264	1084852	5.222	2.889 #
31) Mirex	8.709	9.785f	2017791	529088	14.047	2.610 #
32) Chlordane...	7.507	8.177	390838	563546	15.752	13.279
33) Chlordane...	7.565	8.285	537812	517170	19.530	14.727
34) Chlordane...	8.113f	8.984	906644	4744422	120.984	440.657 #
35) Chlordane...	0.000	3.736	0	8115	N.D.	NoCal
36) Toxaphene...	7.565	8.533	537812	1464350	507.168	517.882
37) Toxaphene...	7.859	8.882	953917	1829817	484.321	527.449
38) Toxaphene...	8.172	8.918	2049843	2921227	510.033	508.779
39) Toxaphene...	8.412	8.984	2003445	4744422	512.755	513.028
40) Toxaphene...	8.642	9.161	1604536	2602400	531.877	513.074
41) Toxaphene...	8.709	9.544	2017791	2762657	511.646	517.214
42) Toxaphene...	0.000	3.736	0	8115	N.D.	NoCal

A B
 509.63 516.24

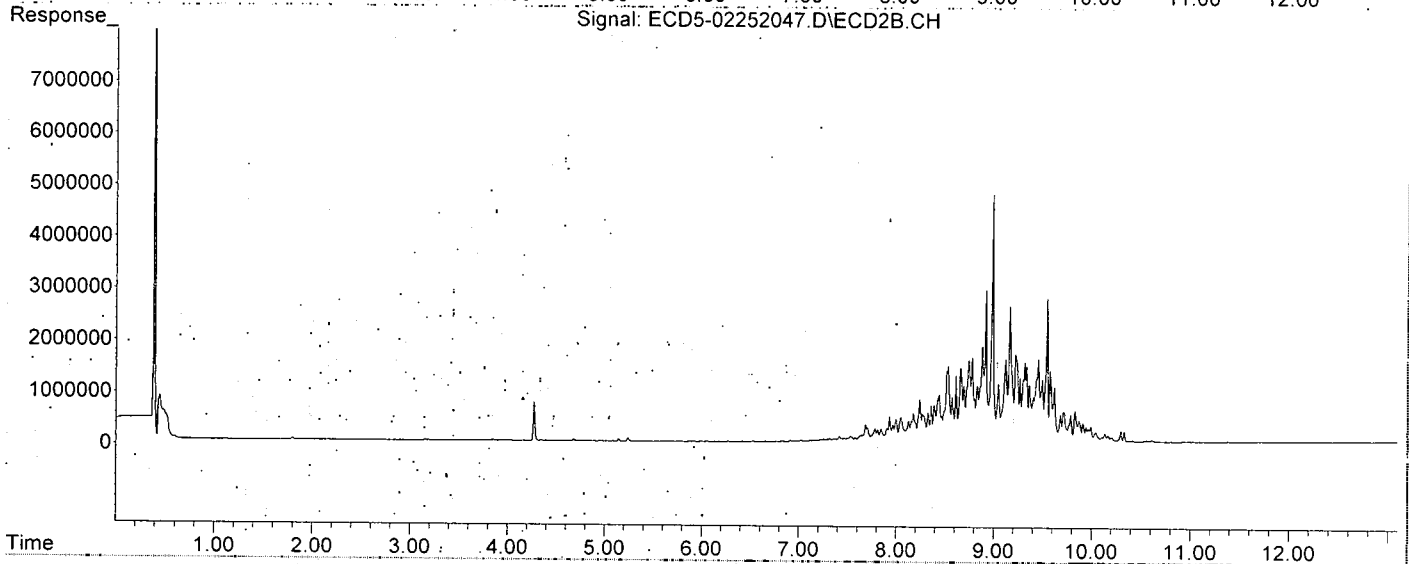
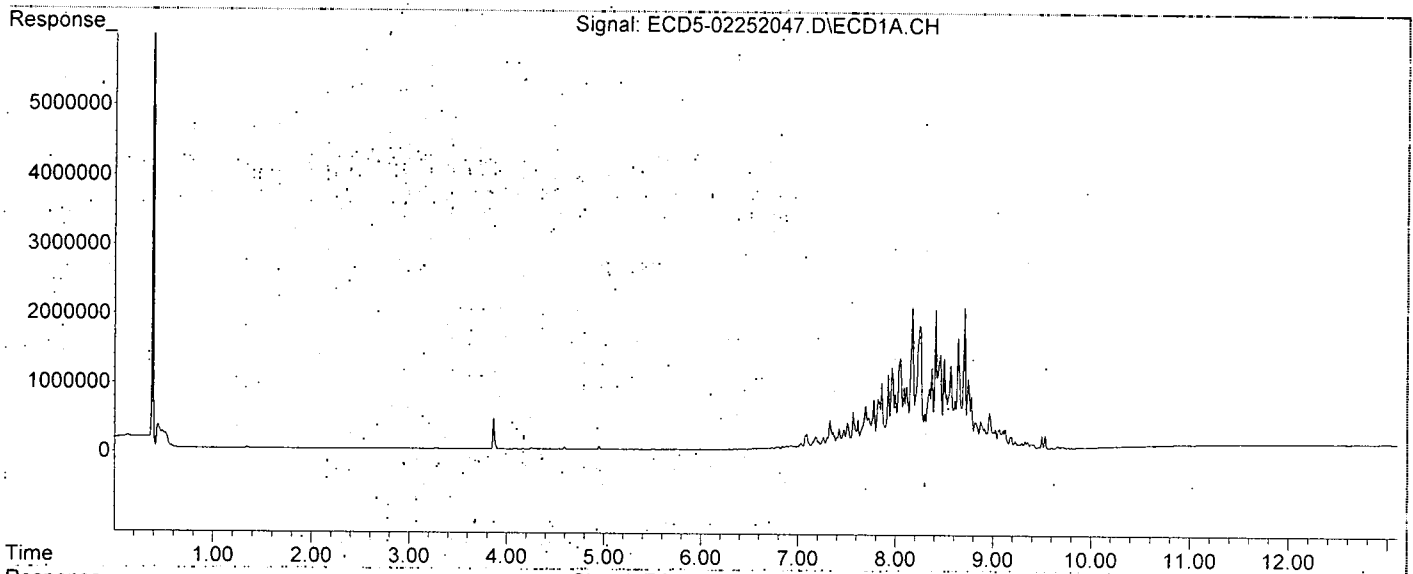
(f)=RT Delta > 1/2 Window (#)=Amounts differ by > 25% (m)=manual int.

Quantitation Report (Not Reviewed)

Data Path : C:\msdchem\1\data\2020-02\0B25043\
Data File : ECD5-02252047.D
Signal(s) : Signal #1: ECD1A.CH Signal #2: ECD2B.CH
Acq On : 26 Feb 2020 1:29
Operator : MJB
Sample : 0B25043-ICV4
Misc : A19J42, TOX 500 ppb
ALS Vial : 40 (Sig #1); 0 (Sig #2) Sample Multiplier: 1

Integration File signal 1: PEST1.e
Integration File signal 2: PEST2.e
Quant Time: Feb 26 17:01:08 2020
Quant Method : C:\msdchem\1\methods\ECD5_QUANTPEST_200225.M
Quant Title : Instrument: DualECD5
QLast Update : Wed Feb 26 15:13:42 2020
Response via : Initial Calibration
Integrator: ChemStation 6890 Scale Mode: Small noise peaks clipped

Volume Inj. : 2uL
Signal #1 Phase : Rtx-CLPesticides Signal #2 Phase: Rtx-CLPesticides2
Signal #1 Info : 30m X 0.32mm X 0. Signal #2 Info : 30m X 0.32mm X 0.25um



Quantitation Report (Not Reviewed)

Data Path : C:\msdchem\1\data\2020-02\0B25043\REQUANT\
 Data File : ECD5-02252008.D
 Signal(s) : Signal #1: ECD1A.CH Signal #2: ECD2B.CH
 Acq On : 25 Feb 2020 14:22
 Operator : MJB
 Sample : 0B25043-CAL1
 Misc : A20B330, AB 0.5 ppb
 ALS Vial : 5 (Sig #1); 0 (Sig #2) Sample Multiplier: 1

Integration File signal 1: PEST1.e
 Integration File signal 2: PEST2.e
 Quant Time: Feb 26 15:47:31 2020
 Quant Method : C:\msdchem\1\methods\ECD5_QUANTPEST_200225.M
 Quant Title : Instrument: DualECD5
 QLast Update : Wed Feb 26 15:13:42 2020
 Response via : Initial Calibration
 Integrator: ChemStation 6890 Scale Mode: Small noise peaks clipped

Volume Inj. : 2uL
 Signal #1 Phase : Rtx-CLPesticides Signal #2 Phase: Rtx-CLPesticides2
 Signal #1 Info : 30m X 0.32mm X 0. Signal #2 Info : 30m X 0.32mm X 0.25um

MJB
2/26/20

Compound	RT#1	RT#2	Resp#1	Resp#2	ng/mL	ng/mL
----------	------	------	--------	--------	-------	-------

System Monitoring Compounds

1) S TCMX (S)	5.463	6.052	124556	193527	0.580	0.562
22) S DCBP (S)	9.665	10.638	117037	114432	0.493	0.590

Target Compounds

2) a-BHC	6.004	6.660	145037	216180	0.507	0.515
3) g-BHC	6.287	6.978	132571	202742	0.525	0.496
4) b-BHC	6.362	7.041	73548	112940	0.496	0.500
5) Heptachlor	6.698	7.355	128664	192196	0.552	0.516
6) d-BHC	6.513	7.298	149468	214107	0.594	0.518
7) Aldrin	6.940	7.623	124739	187155	0.519	0.493
8) Heptachlo...	7.402	8.061	128967	184247	0.573	0.534
9) trans-Chl...	7.497	8.201	125113	189029	0.550	0.535
10) cis-Chlor...	7.594	8.309	125794	178270	0.569	0.535
11) Endosulfa...	7.693	8.360	114727	165750	0.557	0.534
12) 4,4'-DDE	7.651	8.413	115550	161551	0.513	0.517
13) Dieldrin	7.864	8.562	127511	172991	0.553	0.499
14) Endrin	8.029	8.790	89558	118360	0.540	0.509
15) 4,4'-DDD	8.073	8.830	100840	135180	0.541	0.510
16) Endosulfa...	8.187	8.937	123502	167227	0.506	0.504
17) 4,4'-DDT	8.272	9.057	73248	81426	0.514	0.531
18) Endrin Al...	8.477	9.174	141186	193803	0.492	0.504
19) Endosulfa...	8.780	9.364	144136	194517	0.504	0.512
20) Methoxychlor	8.605	9.536	47477	50315	0.501	0.513
21) Endrin Ke...	8.974	9.767	141143	174090	0.498	0.506
23) Hexachlor...	3.289f	3.755	5930	11057	0.027	0.025
24) Hexachlor...	0.000	6.537f	0	9137	N.D.	0.025 #
25) Oxychlorane	7.319	7.947f	12113	20771	0.060	0.068
26) 2,4'-DDE	7.402	8.201	128967	189029	0.845	0.803
27) trans-Non...	7.594	0.000	125794	0	0.562	N.D. #
28) 2,4'-DDD	0.000	8.562	0	172991	N.D.	0.828 #

Quantitation Report (Not Reviewed)

Data Path : C:\msdchem\1\data\2020-02\0B25043\REQUANT\
 Data File : ECD5-02252008.D
 Signal(s) : Signal #1: ECD1A.CH Signal #2: ECD2B.CH
 Acq On : 25 Feb 2020 14:22
 Operator : MJB
 Sample : 0B25043-CAL1
 Misc : A20B330, AB 0.5 ppb
 ALS Vial : 5 (Sig #1); 0 (Sig #2) Sample Multiplier: 1

Integration File signal 1: PEST1.e
 Integration File signal 2: PEST2.e
 Quant Time: Feb 26 15:47:31 2020
 Quant Method : C:\msdchem\1\methods\ECD5_QUANTPEST_200225.M
 Quant Title : Instrument: DualECD5
 QLast Update : Wed Feb 26 15:13:42 2020
 Response via : Initial Calibration
 Integrator: ChemStation 6890 Scale Mode: Small noise peaks clipped

Volume Inj. : 2uL
 Signal #1 Phase : Rtx-CLPesticides Signal #2 Phase: Rtx-CLPesticides2
 Signal #1 Info : 30m X 0.32mm X 0. Signal #2 Info : 30m X 0.32mm X 0.25um

	Compound	RT#1	RT#2	Resp#1	Resp#2	ng/mL	ng/mL
29)	2,4'-DDT	0.000	8.790	0	118360	N.D.	0.744 #
30)	cis-Nonac...	8.029f	8.830	89558	135180	0.358	0.360
31)	Mirex	8.715	9.767	2575	174090	BelowCal	0.756
32)	Chlordane...	7.497	8.201	125113	189029	5.042	4.454
33)	Chlordane...	7.594	8.309	125794	178270	4.568	5.076
34)	Chlordane...	0.000	8.971	0	34177	N.D.	3.174 #
35)	Chlordane...	3.745	3.755	9335	11057	NoCal	NoCal
36)	Toxaphene...	7.594f	8.562f	125794	172991	118.626	61.180 #
37)	Toxaphene...	7.864	0.000	127511	0	64.740	N.D. #
38)	Toxaphene...	8.187	8.937	123502	167227	30.729	29.125
39)	Toxaphene...	8.443f	8.971	13014	34177	3.331	3.696
40)	Toxaphene...	8.605f	9.174	47477	193803	15.738	38.209 #
41)	Toxaphene...	8.715	9.536	2575	50315	0.653	9.420 #
42)	Toxaphene...	3.745	3.755	9335	11057	NoCal	NoCal

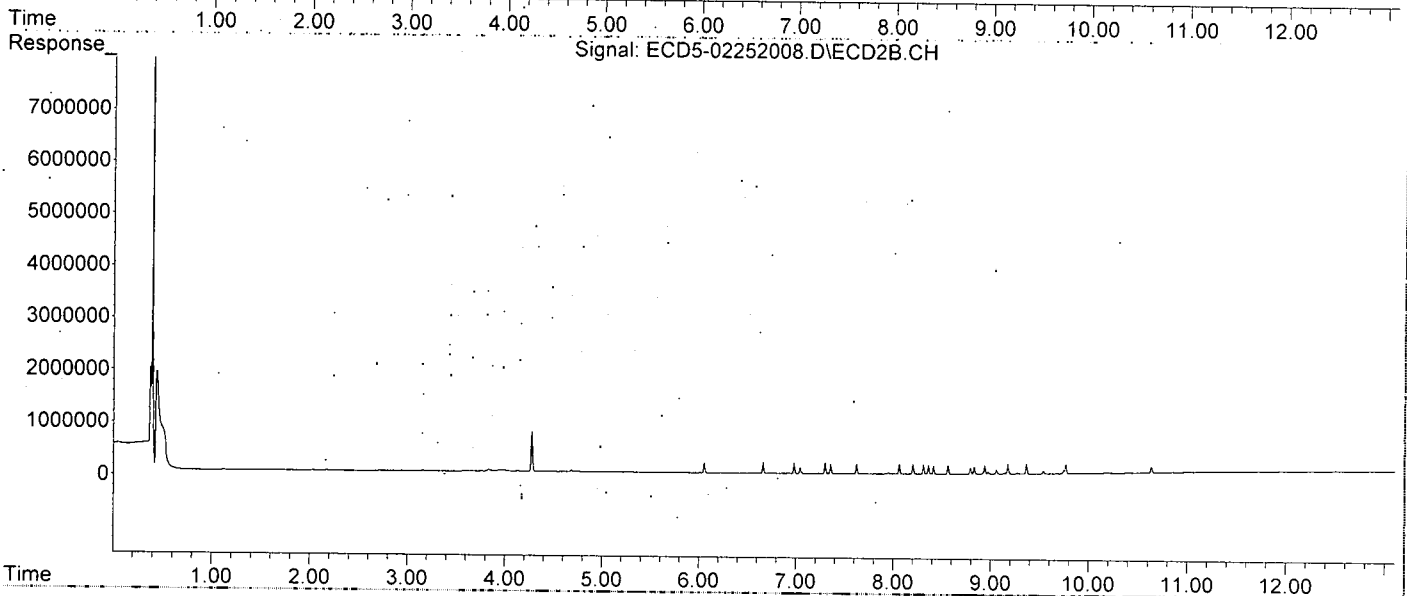
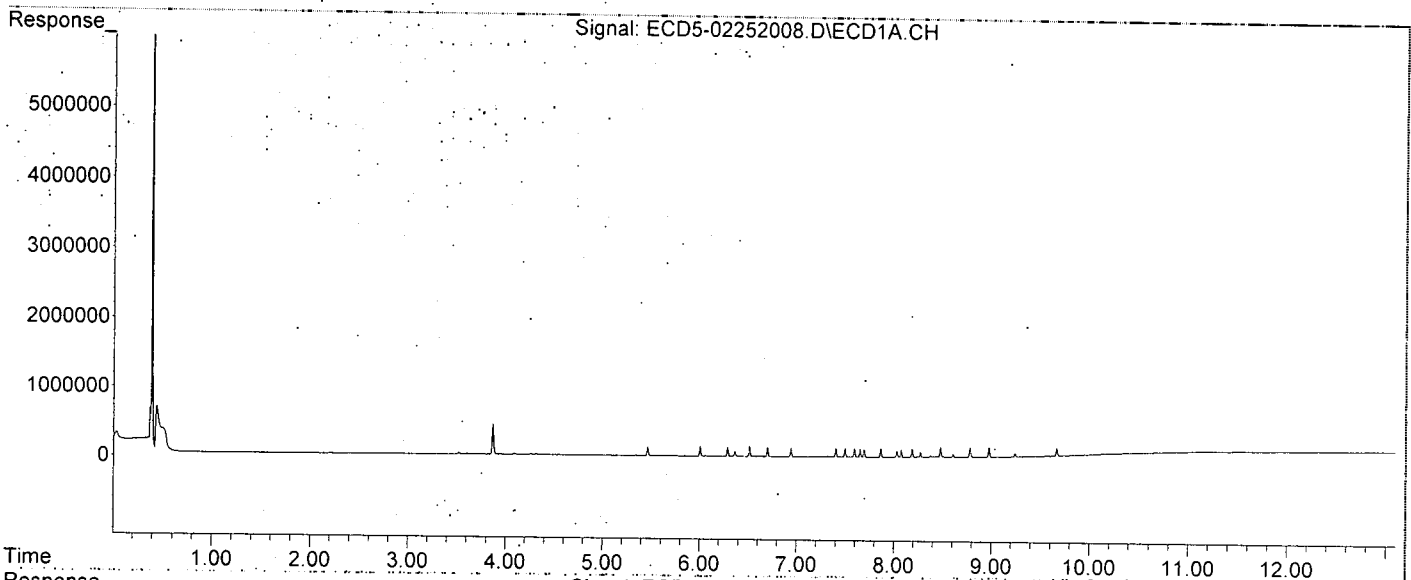
(f)=RT Delta > 1/2 Window (#)=Amounts differ by > 25% (m)=manual int.

Quantitation Report (Not Reviewed)

Data Path : C:\msdchem\1\data\2020-02\0B25043\REQUANT\
Data File : ECD5-02252008.D
Signal(s) : Signal #1: ECD1A.CH Signal #2: ECD2B.CH
Acq On : 25 Feb 2020 14:22
Operator : MJB
Sample : 0B25043-CAL1
Misc : A20B330, AB 0.5 ppb
ALS Vial : 5 (Sig #1); 0 (Sig #2) Sample Multiplier: 1

Integration File signal 1: PEST1.e
Integration File signal 2: PEST2.e
Quant Time: Feb 26 15:47:31 2020
Quant Method : C:\msdchem\1\methods\ECD5_QUANTPEST_200225.M
Quant Title : Instrument: DualECD5
QLast Update : Wed Feb 26 15:13:42 2020
Response via : Initial Calibration
Integrator: ChemStation 6890 Scale Mode: Small noise peaks clipped

Volume Inj. : 2uL
Signal #1 Phase : Rtx-CLPesticides Signal #2 Phase: Rtx-CLPesticides2
Signal #1 Info : 30m X 0.32mm X 0. Signal #2 Info : 30m X 0.32mm X 0.25um



Quantitation Report (Not Reviewed)

Data Path : C:\msdchem\1\data\2020-02\0B25043\REQUANT\
 Data File : ECD5-02252009.D
 Signal(s) : Signal #1: ECD1A.CH Signal #2: ECD2B.CH
 Acq On : 25 Feb 2020 14:39
 Operator : MJB
 Sample : 0B25043-CAL2
 Misc : A20B331, AB 1 ppb
 ALS Vial : 6 (Sig #1); 0 (Sig #2) Sample Multiplier: 1

Integration File signal 1: PEST1.e
 Integration File signal 2: PEST2.e
 Quant Time: Feb 26 15:47:48 2020
 Quant Method : C:\msdchem\1\methods\ECD5_QUANTPEST_200225.M
 Quant Title : Instrument: DualECD5
 QLast Update : Wed Feb 26 15:13:42 2020
 Response via : Initial Calibration
 Integrator: ChemStation 6890 Scale Mode: Small noise peaks clipped

MJB
2/26/20

Volume Inj. : 2uL
 Signal #1 Phase : Rtx-CLPesticides Signal #2 Phase: Rtx-CLPesticides2
 Signal #1 Info : 30m X 0.32mm X 0. Signal #2 Info : 30m X 0.32mm X 0.25um

Compound	RT#1	RT#2	Resp#1	Resp#2	ng/mL	ng/mL
----------	------	------	--------	--------	-------	-------

System Monitoring Compounds

1) S TCMX (S)	5.460	6.049	233699	352114	1.087	1.022
22) S DCBP (S)	9.662	10.634	200173	203741	1.024	1.050

Target Compounds

2) a-BHC	6.001	6.657	279704	417011	0.979	0.971
3) g-BHC	6.285	6.976	251453	390959	0.996	0.957
4) b-BHC	6.360	7.038	128925	195905	1.014	0.999
5) Heptachlor	6.695	7.352	232243	351823	0.996	0.945
6) d-BHC	6.510	7.294	257306	372903	1.023	0.958
7) Aldrin	6.937	7.619	239630	348395	0.997	0.918
8) Heptachlo...	7.398	8.058	235377	334473	1.046	0.969
9) trans-Chl...	7.494	8.198	232235	340785	1.021	0.964
10) cis-Chlor...	7.591	8.306	227540	322691	1.030	0.968
11) Endosulfa...	7.689	8.357	214430	303264	1.041	0.977
12) 4,4'-DDE	7.648	8.409	219730	311134	0.975	0.966
13) Dieldrin	7.861	8.558	231817	326125	1.006	0.942
14) Endrin	8.027	8.787	164410	221743	0.992	0.981
15) 4,4'-DDD	8.070	8.826	184468	259515	0.990	0.983
16) Endosulfa...	8.183	8.933	201485	282832	0.974	0.987
17) 4,4'-DDT	8.268	9.054	136646	152974	0.966	0.923
18) Endrin Al...	8.474	9.170	218212	293186	1.008	0.971
19) Endosulfa...	8.776	9.361	217356	289732	0.975	0.953
20) Methoxychlor	8.602	9.533	81060	92284	0.982	0.974
21) Endrin Ke...	8.971	9.764	236826	292223	1.005	0.981
23) Hexachlor...	3.287f	3.754	4961	7385	0.022	0.017
24) Hexachlor...	0.000	6.534	0	8535	N.D.	0.023 #
25) Oxychlorane	7.316	0.000	11905	0	0.059	N.D. #
26) 2,4'-DDE	7.398	8.198	235377	340785	1.543	1.448
27) trans-Non...	7.591	0.000	227540	0	1.016	N.D. #
28) 2,4'-DDD	0.000	8.558	0	326125	N.D.	1.561 #

Quantitation Report (Not Reviewed)

Data Path : C:\msdchem\1\data\2020-02\0B25043\REQUANT\
 Data File : ECD5-02252009.D
 Signal(s) : Signal #1: ECD1A.CH Signal #2: ECD2B.CH
 Acq On : 25 Feb 2020 14:39
 Operator : MJB
 Sample : 0B25043-CAL2
 Misc : A20B331, AB 1 ppb
 ALS Vial : 6 (Sig #1); 0 (Sig #2) Sample Multiplier: 1

Integration File signal 1: PEST1.e
 Integration File signal 2: PEST2.e
 Quant Time: Feb 26 15:47:48 2020
 Quant Method : C:\msdchem\1\methods\ECD5_QUANTPEST_200225.M
 Quant Title : Instrument: DualECD5
 QLast Update : Wed Feb 26 15:13:42 2020
 Response via : Initial Calibration
 Integrator: ChemStation 6890 Scale Mode: Small noise peaks clipped

Volume Inj. : 2uL
 Signal #1 Phase : Rtx-CLPesticides Signal #2 Phase: Rtx-CLPesticides2
 Signal #1 Info : 30m X 0.32mm X 0. Signal #2 Info : 30m X 0.32mm X 0.25um

Compound	RT#1	RT#2	Resp#1	Resp#2	ng/mL	ng/mL
29) 2,4'-DDT	0.000	8.787	0	221743	N.D.	1.364 #
30) cis-Nonac...	8.070f	8.826	184468	259515	0.737	0.691
31) Mirex	8.712	9.764	2953	292223	BelowCal	1.374
32) Chlordane...	7.494	8.198	232235	340785	9.360	8.030
33) Chlordane...	7.591	8.306	227540	322691	8.263	9.189
34) Chlordane...	0.000	8.968	0	33232	N.D.	3.087 #
35) Chlordane...	3.749	3.754	7917	7385	NoCal	NoCal
36) Toxaphene...	7.591f	8.558f	227540	326125	214.575	115.337 #
37) Toxaphene...	7.861	0.000	231817	0	117.698	N.D. #
38) Toxaphene...	8.183	8.933	201485	282832	50.133	49.260
39) Toxaphene...	8.440f	8.968	10352	33232	2.650	3.594 #
40) Toxaphene...	8.602f	9.170	81060	293186	26.870	57.803 #
41) Toxaphene...	8.712	9.533	2953	92284	0.749	17.277 #
42) Toxaphene...	3.749	3.754	7917	7385	NoCal	NoCal

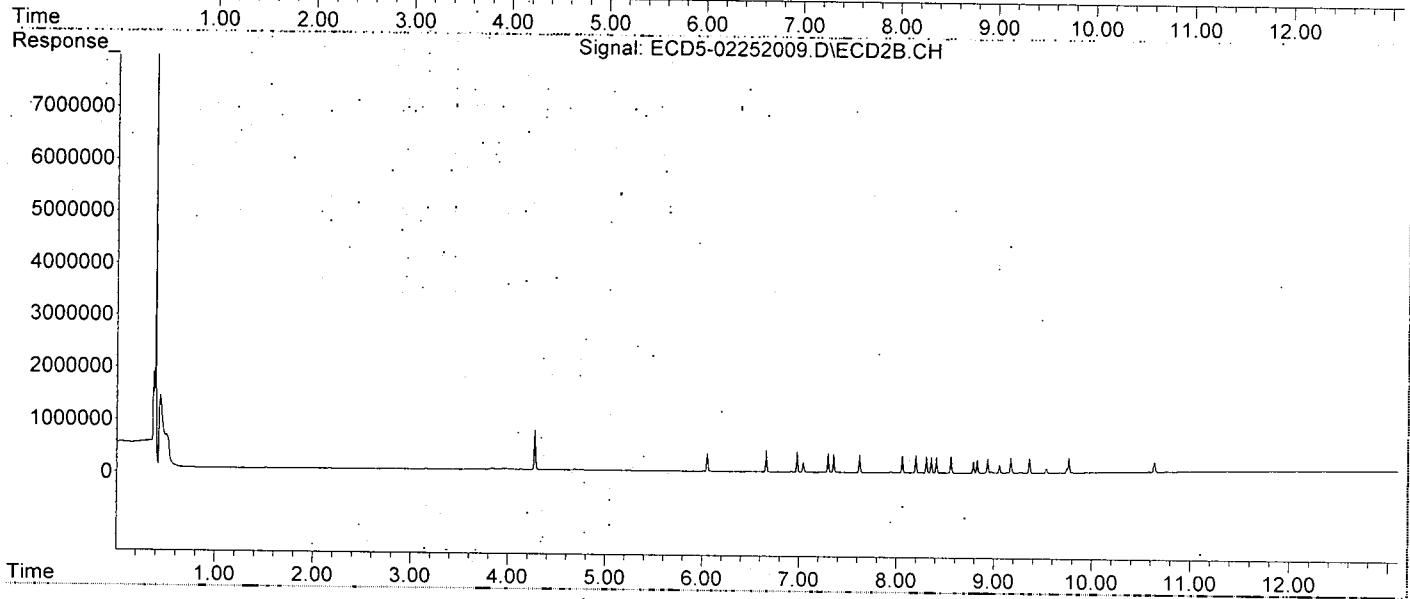
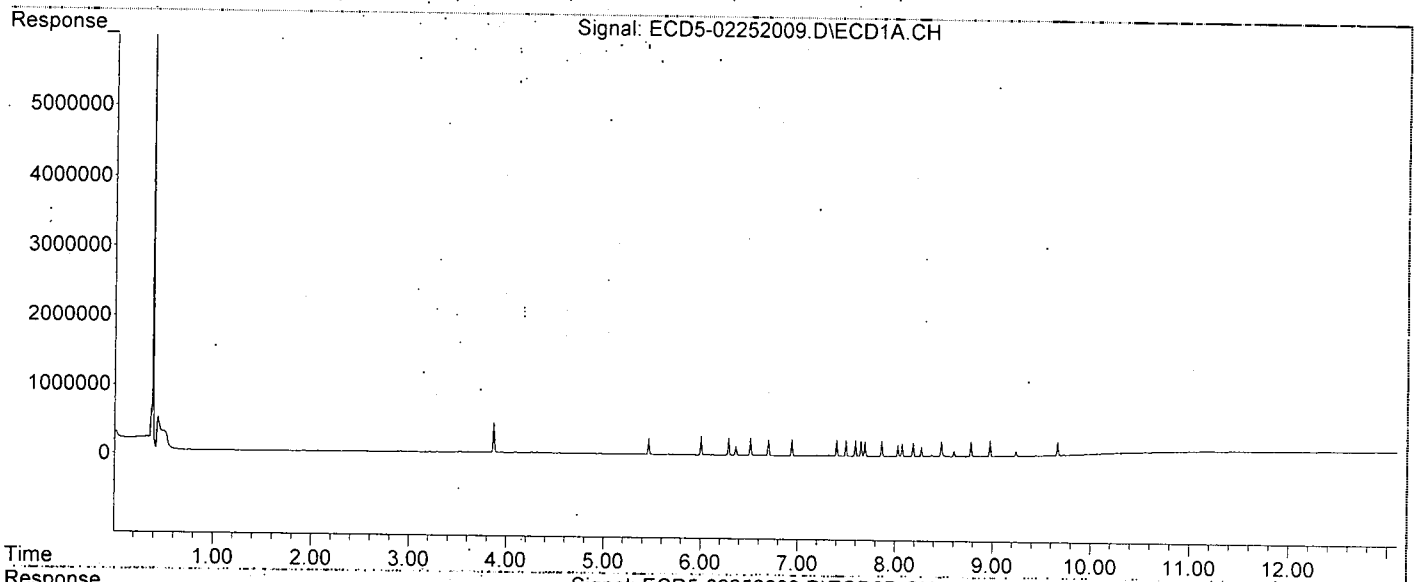
(f)=RT Delta > 1/2 Window (#)=Amounts differ by > 25% (m)=manual int.

Quantitation Report (Not Reviewed)

Data Path : C:\msdchem\1\data\2020-02\0B25043\REQUANT\
Data File : ECD5-02252009.D
Signal(s) : Signal #1: ECD1A.CH Signal #2: ECD2B.CH
Acq On : 25 Feb 2020 14:39
Operator : MJB
Sample : 0B25043-CAL2
Misc : A20B331, AB 1 ppb
ALS Vial : 6 (Sig #1); 0 (Sig #2) Sample Multiplier: 1

Integration File signal 1: PEST1.e
Integration File signal 2: PEST2.e
Quant Time: Feb 26 15:47:48 2020
Quant Method : C:\msdchem\1\methods\ECD5_QUANTPEST_200225.M
Quant Title : Instrument: DualECD5
QLast Update : Wed Feb 26 15:13:42 2020
Response via : Initial Calibration
Integrator: ChemStation 6890 Scale Mode: Small noise peaks clipped

Volume Inj. : 2uL
Signal #1 Phase : Rtx-CLPesticides Signal #2 Phase: Rtx-CLPesticides2
Signal #1 Info : 30m X 0.32mm X 0. Signal #2 Info : 30m X 0.32mm X 0.25um



Quantitation Report (Not Reviewed)

Data Path : C:\msdchem\1\data\2020-02\0B25043\REQUANT\
 Data File : ECD5-02252010.D
 Signal(s) : Signal #1: ECD1A.CH Signal #2: ECD2B.CH
 Acq On : 25 Feb 2020 14:56
 Operator : MJB
 Sample : 0B25043-CAL3
 Misc : A19K128, AB 2 ppb
 ALS Vial : 7 (Sig #1); 0 (Sig #2) Sample Multiplier: 1

Integration File signal 1: PEST1.e
 Integration File signal 2: PEST2.e
 Quant Time: Feb 26 15:48:06 2020
 Quant Method : C:\msdchem\1\methods\ECD5_QUANTPEST_200225.M
 Quant Title : Instrument: DualECD5
 QLast Update : Wed Feb 26 15:13:42 2020
 Response via : Initial Calibration
 Integrator: ChemStation 6890 Scale Mode: Small noise peaks clipped

MJB
2/26/20

Volume Inj. : 2uL
 Signal #1 Phase : Rtx-CLPesticides Signal #2 Phase: Rtx-CLPesticides2
 Signal #1 Info : 30m X 0.32mm X 0. Signal #2 Info : 30m X 0.32mm X 0.25um

Compound	RT#1	RT#2	Resp#1	Resp#2	ng/mL	ng/mL
----------	------	------	--------	--------	-------	-------

System Monitoring Compounds

1) S TCMX (S)	5.460	6.048	439420	687097	2.045	1.995
22) S DCBP (S)	9.662	10.634	360138	384159	2.044	1.981

Target Compounds

2) a-BHC	6.001	6.657	558948	834863	1.956	1.919
3) g-BHC	6.284	6.976	495165	751240	1.962	1.838
4) b-BHC	6.359	7.038	237777	368359	2.032	2.034
5) Heptachlor	6.694	7.352	460866	712528	1.977	1.914
6) d-BHC	6.509	7.295	484609	722490	1.927	1.923
7) Aldrin	6.936	7.619	468839	712936	1.951	1.879
8) Heptachlo...	7.398	8.058	451037	657729	2.004	1.906
9) trans-Chl...	7.493	8.198	449517	659567	1.976	1.866
10) cis-Chlor...	7.590	8.306	442664	631569	2.003	1.894
11) Endosulfa...	7.688	8.357	415164	584625	2.016	1.884
12) 4,4'-DDE	7.648	8.410	433562	626077	1.923	1.908
13) Dieldrin	7.861	8.558	446086	639177	1.936	1.845
14) Endrin	8.026	8.787	320798	435263	1.935	1.954
15) 4,4'-DDD	8.070	8.827	371932	511651	1.996	1.939
16) Endosulfa...	8.183	8.934	375693	527060	2.019	2.004
17) 4,4'-DDT	8.268	9.055	273553	325030	1.940	1.864
18) Endrin Al...	8.474	9.171	385517	532913	2.130	2.096
19) Endosulfa...	8.776	9.362	384470	516495	2.048	2.001
20) Methoxychlor	8.602	9.533	159441	180433	2.103	1.939
21) Endrin Ke...	8.971	9.764	429826	544557	2.028	1.994
23) Hexachlor...	3.287f	0.000	5184	0	0.023	N.D. #
24) Hexachlor...	0.000	6.534	0	8847	N.D.	0.024 #
25) Oxychlorane	7.316	0.000	10486	0	0.052	N.D. #
26) 2,4'-DDE	7.398	8.198	451037	659567	2.957	2.802
27) trans-Non...	7.590	0.000	442664	0	1.976	N.D. #
28) 2,4'-DDD	0.000	8.558	0	639177	N.D.	3.060 #

Quantitation Report (Not Reviewed)

Data Path : C:\msdchem\1\data\2020-02\0B25043\REQUANT\
 Data File : ECD5-02252010.D
 Signal(s) : Signal #1: ECD1A.CH Signal #2: ECD2B.CH
 Acq On : 25 Feb 2020 14:56
 Operator : MJB
 Sample : 0B25043-CAL3
 Misc : A19K128, AB 2 ppb
 ALS Vial : 7 (Sig #1); 0 (Sig #2) Sample Multiplier: 1

Integration File signal 1: PEST1.e
 Integration File signal 2: PEST2.e
 Quant Time: Feb 26 15:48:06 2020
 Quant Method : C:\msdchem\1\methods\ECD5_QUANTPEST_200225.M
 Quant Title : Instrument: DualECD5
 QLast Update : Wed Feb 26 15:13:42 2020
 Response via : Initial Calibration
 Integrator: ChemStation 6890 Scale Mode: Small noise peaks clipped

Volume Inj. : 2uL
 Signal #1 Phase : Rtx-CLPesticides Signal #2 Phase: Rtx-CLPesticides2
 Signal #1 Info : 30m X 0.32mm X 0. Signal #2 Info : 30m X 0.32mm X 0.25um

Compound	RT#1	RT#2	Resp#1	Resp#2	ng/mL	ng/mL
29) 2,4'-DDT	0.000	8.787	0	435263	N.D.	2.639 #
30) cis-Nonac...	8.070f	8.827	371932	511651	1.486	1.362
31) Mirex	8.722	9.764	4083	544557	BelowCal	2.691
32) Chlordane...	7.493	8.198	449517	659567	18.117	15.541
33) Chlordane...	7.590	8.306	442664	631569	16.075	17.984
34) Chlordane...	0.000	8.968	0	33790	N.D.	3.138 #
35) Chlordane...	3.749	0.000	8770	0	NoCal	N.D.
36) Toxaphene...	7.590f	8.558f	442664	639177	417.442	226.051 #
37) Toxaphene...	7.861	0.000	446086	0	226.486	N.D. #
38) Toxaphene...	8.183	8.934	375693	527060	93.478	91.796
39) Toxaphene...	8.441f	8.968	8077	33790	2.067	3.654 #
40) Toxaphene...	8.653	9.171	1828	532913	0.606	105.066 #
41) Toxaphene...	8.722	9.533	4083	180433	1.035	33.780 #
42) Toxaphene...	3.749	0.000	8770	0	NoCal	N.D.

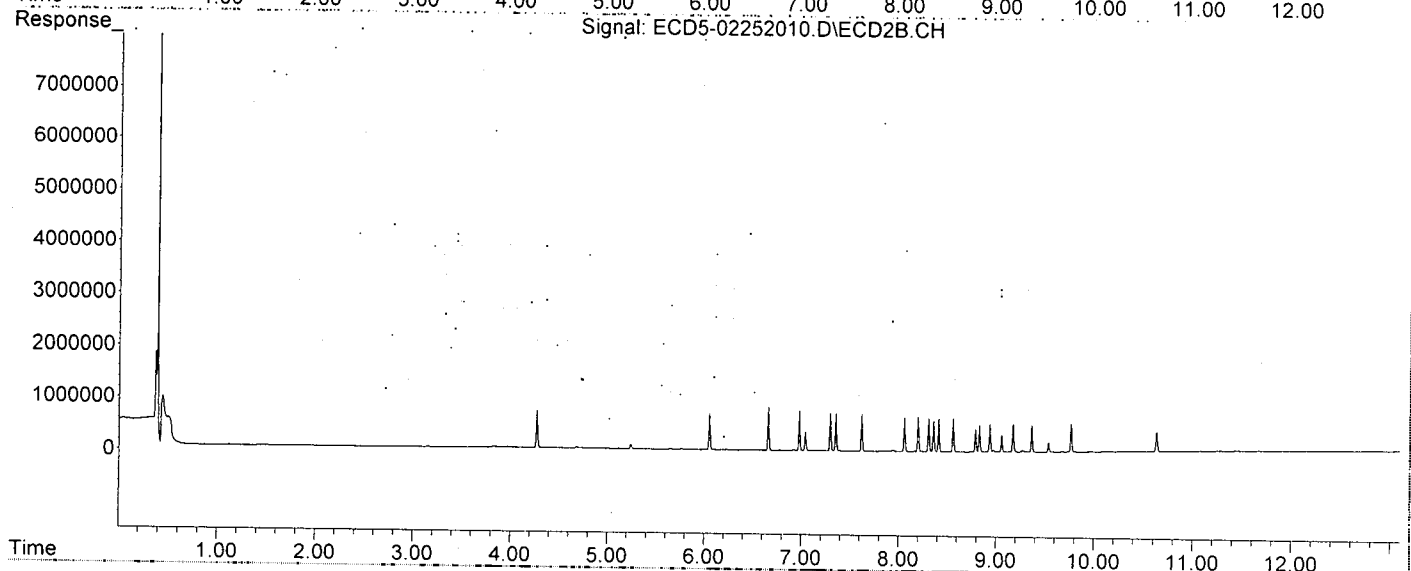
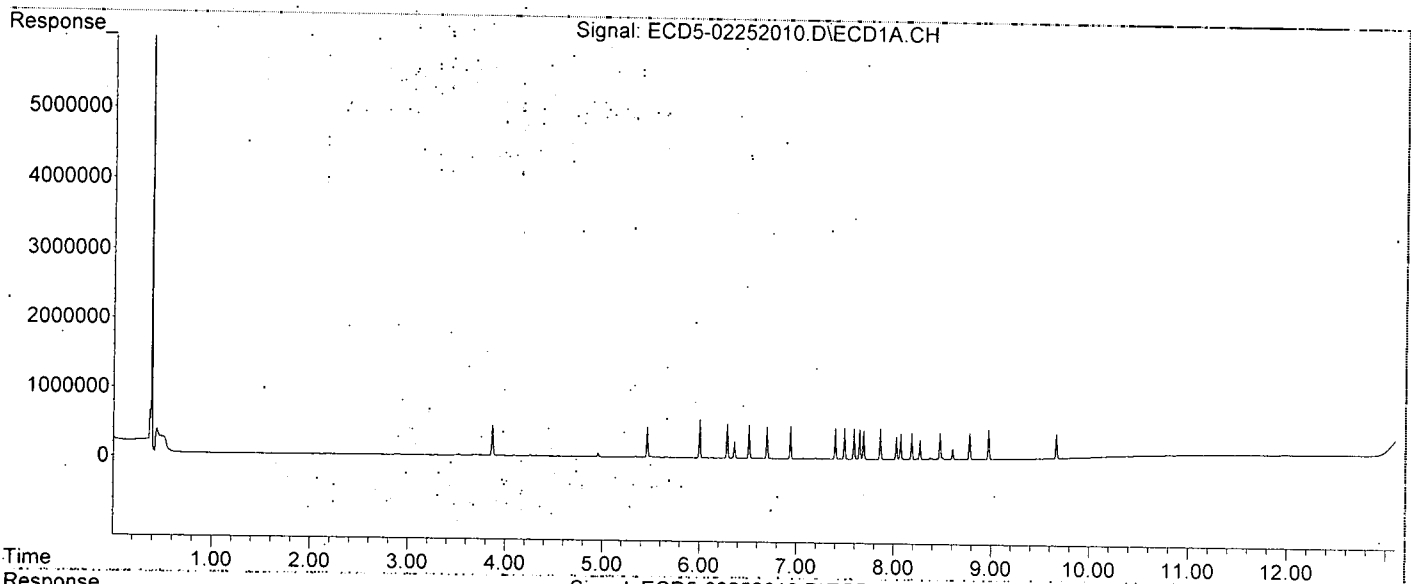
(f)=RT Delta > 1/2 Window (#)=Amounts differ by > 25% (m)=manual int.

Quantitation Report (Not Reviewed)

Data Path : C:\msdchem\1\data\2020-02\0B25043\REQUANT\
Data File : ECD5-02252010.D
Signal(s) : Signal #1: ECD1A.CH Signal #2: ECD2B.CH
Acq On : 25 Feb 2020 14:56
Operator : MJB
Sample : 0B25043-CAL3
Misc : A19K128, AB 2 ppb
ALS Vial : 7 (Sig #1); 0 (Sig #2) Sample Multiplier: 1

Integration File signal 1: PEST1.e
Integration File signal 2: PEST2.e
Quant Time: Feb 26 15:48:06 2020
Quant Method : C:\msdchem\1\methods\ECD5_QUANTPEST_200225.M
Quant Title : Instrument: DualECD5
QLast Update : Wed Feb 26 15:13:42 2020
Response via : Initial Calibration
Integrator: ChemStation 6890 Scale Mode: Small noise peaks clipped

Volume Inj. : 2uL
Signal #1 Phase : Rtx-CLPesticides Signal #2 Phase: Rtx-CLPesticides2
Signal #1 Info : 30m X 0.32mm X 0. Signal #2 Info : 30m X 0.32mm X 0.25um



Quantitation Report (Not Reviewed)

Data Path : C:\msdchem\1\data\2020-02\0B25043\REQUANT\
 Data File : ECD5-02252011.D
 Signal(s) : Signal #1: ECD1A.CH Signal #2: ECD2B.CH
 Acq On : 25 Feb 2020 15:13
 Operator : MJB
 Sample : 0B25043-CAL4
 Misc : A19K130, AB 5 ppb
 ALS Vial : 8 (Sig #1); 0 (Sig #2) Sample Multiplier: 1

Integration File signal 1: PEST1.e
 Integration File signal 2: PEST2.e
 Quant Time: Feb 26 15:48:18 2020
 Quant Method : C:\msdchem\1\methods\ECD5_QUANTPEST_200225.M
 Quant Title : Instrument: DualECD5
 QLast Update : Wed Feb 26 15:13:42 2020
 Response via : Initial Calibration
 Integrator: ChemStation 6890 Scale Mode: Small noise peaks clipped

*MJB
2/26/20*

Volume Inj. : 2uL
 Signal #1 Phase : Rtx-CLPesticides Signal #2 Phase: Rtx-CLPesticides2
 Signal #1 Info : 30m X 0.32mm X 0. Signal #2 Info : 30m X 0.32mm X 0.25um

Compound	RT#1	RT#2	Resp#1	Resp#2	ng/mL	ng/mL
----------	------	------	--------	--------	-------	-------

System Monitoring Compounds

1) S TCMX (S)	5.459	6.048	1003988	1546173	4.671	4.489
22) S DCBP (S)	9.662	10.634	799869	875888	4.848	4.516

Target Compounds

2) a-BHC	6.000	6.657	1382053	2126700	4.836	4.834
3) g-BHC	6.284	6.975	1227845	1881135	4.864	4.603
4) b-BHC	6.358	7.038	547413	837376	4.930	4.844
5) Heptachlor	6.694	7.352	1111456	1694467	4.767	4.551
6) d-BHC	6.508	7.294	1189174	1729213	4.729	4.690
7) Aldrin	6.936	7.619	1146897	1773714	4.773	4.675
8) Heptachlo...	7.398	8.058	1085253	1574920	4.821	4.565
9) trans-Chl...	7.493	8.198	1077636	1595744	4.736	4.515
10) cis-Chlor...	7.590	8.306	1034851	1507927	4.683	4.522
11) Endosulfa...	7.689	8.357	1014379	1439410	4.925	4.638
12) 4,4'-DDE	7.648	8.410	1084606	1553504	4.811	4.674
13) Dieldrin	7.860	8.558	1130550	1567052	4.905	4.524
14) Endrin	8.026	8.787	781467	1071103	4.715	4.833
15) 4,4'-DDD	8.070	8.827	885705	1267308	4.753	4.790
16) Endosulfa...	8.183	8.934	869870	1217071	4.981	4.864
17) 4,4'-DDT	8.268	9.054	677705	840171	4.802	4.652
18) Endrin Al...	8.474	9.171	790735	1118310	4.845	4.831
19) Endosulfa...	8.776	9.361	816986	1150682	4.825	4.918
20) Methoxychlor	8.602	9.533	348323	439742	4.794	4.754
21) Endrin Ke...	8.971	9.764	979562	1270528	4.938	4.892
23) Hexachlor...	3.286f	0.000	4786	0	0.022	N.D. #
24) Hexachlor...	5.841	6.533	4659	8680	0.021	0.024
25) Oxychlorane	7.316	0.000	10075	0	0.050	N.D. #
26) 2,4'-DDE	7.398	8.198	1085253	1595744	7.115	6.779
27) trans-Non...	7.590	8.260	1034851	6223	4.620	0.018 #
28) 2,4'-DDD	0.000	8.558	0	1567052	N.D.	7.501 #

Quantitation Report (Not Reviewed)

Data Path : C:\msdchem\1\data\2020-02\0B25043\REQUANT\
 Data File : ECD5-02252011.D
 Signal(s) : Signal #1: ECD1A.CH Signal #2: ECD2B.CH
 Acq On : 25 Feb 2020 15:13
 Operator : MJB
 Sample : 0B25043-CAL4
 Misc : A19K130, AB 5 ppb
 ALS Vial : 8 (Sig #1); 0 (Sig #2) Sample Multiplier: 1

Integration File signal 1: PEST1.e
 Integration File signal 2: PEST2.e
 Quant Time: Feb 26 15:48:18 2020
 Quant Method : C:\msdchem\1\methods\ECD5_QUANTPEST_200225.M
 Quant Title : Instrument: DualECD5
 QLast Update : Wed Feb 26 15:13:42 2020
 Response via : Initial Calibration
 Integrator: ChemStation 6890 Scale Mode: Small noise peaks clipped

Volume Inj. : 2uL
 Signal #1 Phase : Rtx-CLPesticides Signal #2 Phase: Rtx-CLPesticides2
 Signal #1 Info : 30m X 0.32mm X 0. Signal #2 Info : 30m X 0.32mm X 0.25um

Compound	RT#1	RT#2	Resp#1	Resp#2	ng/mL	ng/mL
29) 2,4'-DDT	7.956	8.787	40229	1071103	0.311	6.385 #
30) cis-Nonac...	8.070f	8.827	885705	1267308	3.538	3.375
31) Mirex	8.709	9.764	20345	1270528	BelowCal	6.463
32) Chlordane...	7.493	8.198	1077636	1595744	43.431	37.601
33) Chlordane...	7.590	8.306	1034851	1507927	37.579	42.939
34) Chlordane...	0.000	8.969	0	40082	N.D.	3.723 #
35) Chlordane...	3.745	0.000	8120	0	NoCal	N.D.
36) Toxaphene...	7.590f	8.558f	1034851	1567052	975.887	554.203 #
37) Toxaphene...	7.860	0.000	1130550	0	574.001	N.D. #
38) Toxaphene...	8.183	8.934	869870	1217071	216.437	211.973
39) Toxaphene...	8.396	8.969	37231	40082	9.529	4.334 #
40) Toxaphene...	8.657	9.171	17180	1118310	5.695	220.480 #
41) Toxaphene...	8.709	9.533	20345	439742	5.159	82.327 #
42) Toxaphene...	3.745	0.000	8120	0	NoCal	N.D.

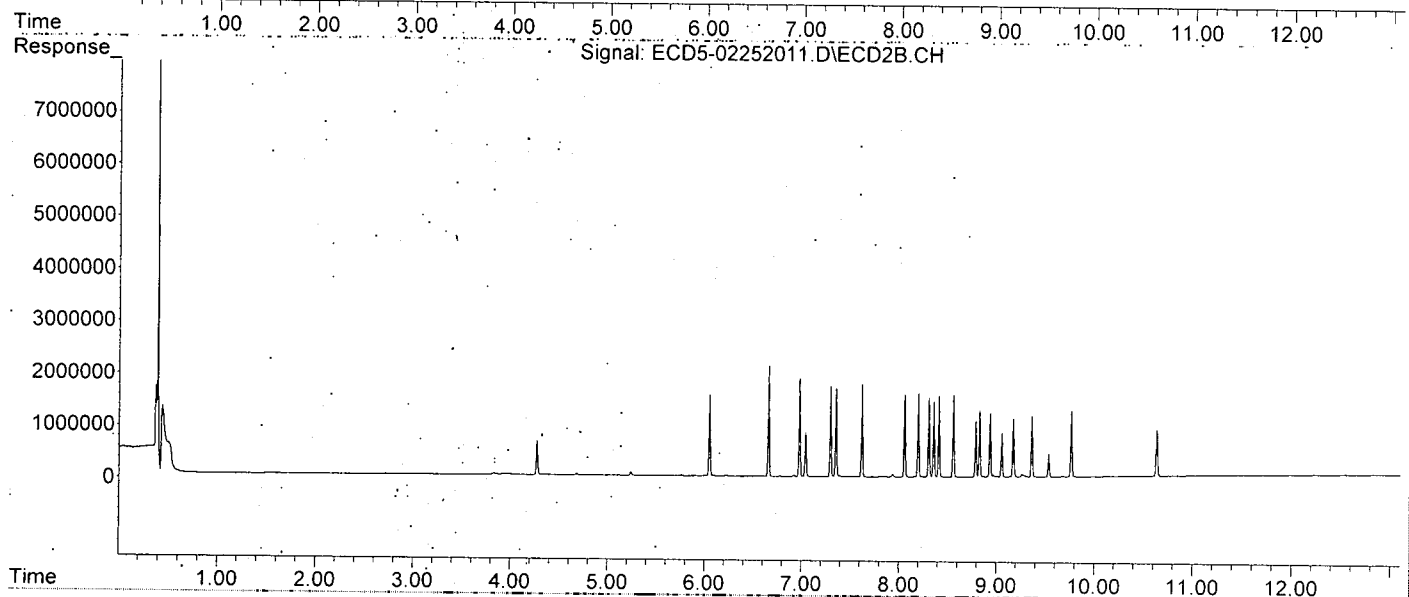
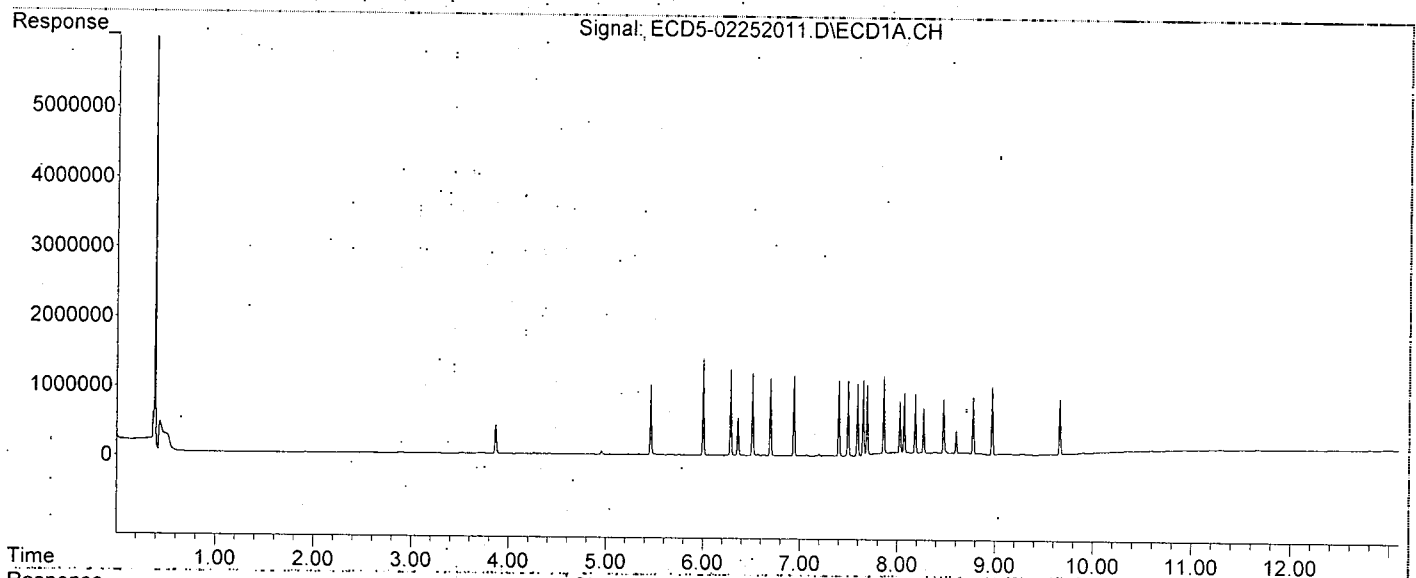
(f)=RT Delta > 1/2 Window (#)=Amounts differ by > 25% (m)=manual int.

Quantitation Report (Not Reviewed)

Data Path : C:\msdchem\1\data\2020-02\0B25043\REQUANT\
Data File : ECD5-02252011.D
Signal(s) : Signal #1: ECD1A.CH Signal #2: ECD2B.CH
Acq On : 25 Feb 2020 15:13
Operator : MJB
Sample : 0B25043-CAL4
Misc : A19K130, AB 5 ppb
ALS Vial : 8 (Sig #1); 0 (Sig #2) Sample Multiplier: 1

Integration File signal 1: PEST1.e
Integration File signal 2: PEST2.e
Quant Time: Feb 26 15:48:18 2020
Quant Method : C:\msdchem\1\methods\ECD5_QUANTPEST_200225.M
Quant Title : Instrument: DualECD5
QLast Update : Wed Feb 26 15:13:42 2020
Response via : Initial Calibration
Integrator: ChemStation 6890 Scale Mode: Small noise peaks clipped

Volume Inj. : 2uL
Signal #1 Phase : Rtx-CLPesticides Signal #2 Phase: Rtx-CLPesticides2
Signal #1 Info : 30m X 0.32mm X 0. Signal #2 Info : 30m X 0.32mm X 0.25um



Quantitation Report (Not Reviewed)

Data Path : C:\msdchem\1\data\2020-02\0B25043\REQUANT\
 Data File : ECD5-02252012.D
 Signal(s) : Signal #1: ECD1A.CH Signal #2: ECD2B.CH
 Acq On : 25 Feb 2020 15:30
 Operator : MJB
 Sample : 0B25043-CAL5
 Misc : A19K131, AB 10 ppb
 ALS Vial : 9 (Sig #1); 0 (Sig #2) Sample Multiplier: 1

Integration File signal 1: PEST1.e
 Integration File signal 2: PEST2.e
 Quant Time: Feb 26 15:48:28 2020
 Quant Method : C:\msdchem\1\methods\ECD5_QUANTPEST_200225.M
 Quant Title : Instrument: DualECD5
 QLast Update : Wed Feb 26 15:13:42 2020
 Response via : Initial Calibration
 Integrator: ChemStation 6890 Scale Mode: Small noise peaks clipped

MJB 2/26/20

Volume Inj. : 2uL
 Signal #1 Phase : Rtx-CLPesticides Signal #2 Phase: Rtx-CLPesticides2
 Signal #1 Info : 30m X 0.32mm X 0. Signal #2 Info : 30m X 0.32mm X 0.25um

Compound	RT#1	RT#2	Resp#1	Resp#2	ng/mL	ng/mL
----------	------	------	--------	--------	-------	-------

System Monitoring Compounds

1) S TCMX (S)	5.459	6.048	1998110	3136923	9.297	9.108
22) S DCBP (S)	9.660	10.633	1619015	1782079	10.067	9.188

Target Compounds

2) a-BHC	6.000	6.656	2743087	4275680	9.598	9.637
3) g-BHC	6.283	6.975	2419200	3823021	9.584	9.355
4) b-BHC	6.358	7.037	1084856	1664144	9.964	9.778
5) Heptachlor	6.693	7.351	2236498	3567347	9.593	9.581
6) d-BHC	6.508	7.294	2405210	3730042	9.565	10.126
7) Aldrin	6.935	7.619	2348957	3580406	9.776	9.438
8) Heptachlo...	7.397	8.057	2106338	3225324	9.357	9.349
9) trans-Chl...	7.492	8.197	2156922	3321961	9.479	9.399
10) cis-Chlor...	7.589	8.306	2101531	3145257	9.510	9.433
11) Endosulfa...	7.688	8.356	2002466	2901002	9.723	9.347
12) 4,4'-DDE	7.647	8.409	2207718	3337927	9.793	9.951
13) Dieldrin	7.859	8.558	2231423	3243846	9.682	9.365
14) Endrin	8.025	8.786	1583671	2199983	9.555	9.878
15) 4,4'-DDD	8.069	8.826	1845969	2702397	9.907	10.146
16) Endosulfa...	8.182	8.933	1754678	2495237	10.274	10.103
17) 4,4'-DDT	8.267	9.054	1457724	1849882	10.275	9.994
18) Endrin Al...	8.472	9.170	1552434	2212372	9.947	9.898
19) Endosulfa...	8.775	9.361	1704127	2341971	10.510	10.346
20) Methoxychlor	8.601	9.533	720753	944530	10.061	10.141
21) Endrin Ke...	8.969	9.763	1963488	2578653	10.129	10.056
23) Hexachlor...	3.286f	0.000	3892	0	0.018	N.D. #
24) Hexachlor...	5.841	6.532	5724	8797	0.025	0.024
25) Oxychlorane	7.332	7.980	11891	5851	0.059	0.019 #
26) 2,4'-DDE	7.397	8.197	2106338	3321961	13.809	14.113
27) trans-Non...	7.589	8.258	2101531	12333	9.382	0.036 #
28) 2,4'-DDD	0.000	8.558	0	3243846	N.D.	15.527 #

Quantitation Report (Not Reviewed)

Data Path : C:\msdchem\1\data\2020-02\0B25043\REQUANT\
 Data File : ECD5-02252012.D
 Signal(s) : Signal #1: ECD1A.CH Signal #2: ECD2B.CH
 Acq On : 25 Feb 2020 15:30
 Operator : MJB
 Sample : 0B25043-CAL5
 Misc : A19K131, AB 10 ppb
 ALS Vial : 9 (Sig #1); 0 (Sig #2) Sample Multiplier: 1

Integration File signal 1: PEST1.e
 Integration File signal 2: PEST2.e
 Quant Time: Feb 26 15:48:28 2020
 Quant Method : C:\msdchem\1\methods\ECD5_QUANTPEST_200225.M
 Quant Title : Instrument: DualECD5
 QLast Update : Wed Feb 26 15:13:42 2020
 Response via : Initial Calibration
 Integrator: ChemStation 6890 Scale Mode: Small noise peaks clipped

Volume Inj. : 2uL
 Signal #1 Phase : Rtx-CLPesticides Signal #2 Phase: Rtx-CLPesticides2
 Signal #1 Info : 30m X 0.32mm X 0. Signal #2 Info : 30m X 0.32mm X 0.25um

	Compound	RT#1	RT#2	Resp#1	Resp#2	ng/mL	ng/mL
29)	2,4'-DDT	7.954	8.786	7492	2199983	0.058	12.867 #
30)	cis-Nonac...	8.069	8.826	1845969	2702397	7.375	7.196
31)	Mirex	8.724	9.763	12449	2578653	BelowCal	13.193
32)	Chlordane...	7.492	8.197	2156922	3321961	86.929	78.276
33)	Chlordane...	7.589	8.306	2101531	3145257	76.313	89.564
34)	Chlordane...	0.000	8.967	0	45246	N.D.	4.202 #
35)	Chlordane...	3.743	0.000	8271	0	NoCal	N.D.
36)	Toxaphene...	7.589f	8.558f	2101531	3243846	1981.788	1147.218 #
37)	Toxaphene...	7.859	0.000	2231423	0	1132.934	N.D. #
38)	Toxaphene...	8.182	8.933	1754678	2495237	436.592	434.586
39)	Toxaphene...	8.395	8.967	38140	45246	9.761	4.893 #
40)	Toxaphene...	8.653	9.170	7465	2212372	2.475	436.178 #
41)	Toxaphene...	8.724	9.533	12449	944530	3.157	176.831 #
42)	Toxaphene...	3.743	0.000	8271	0	NoCal	N.D.

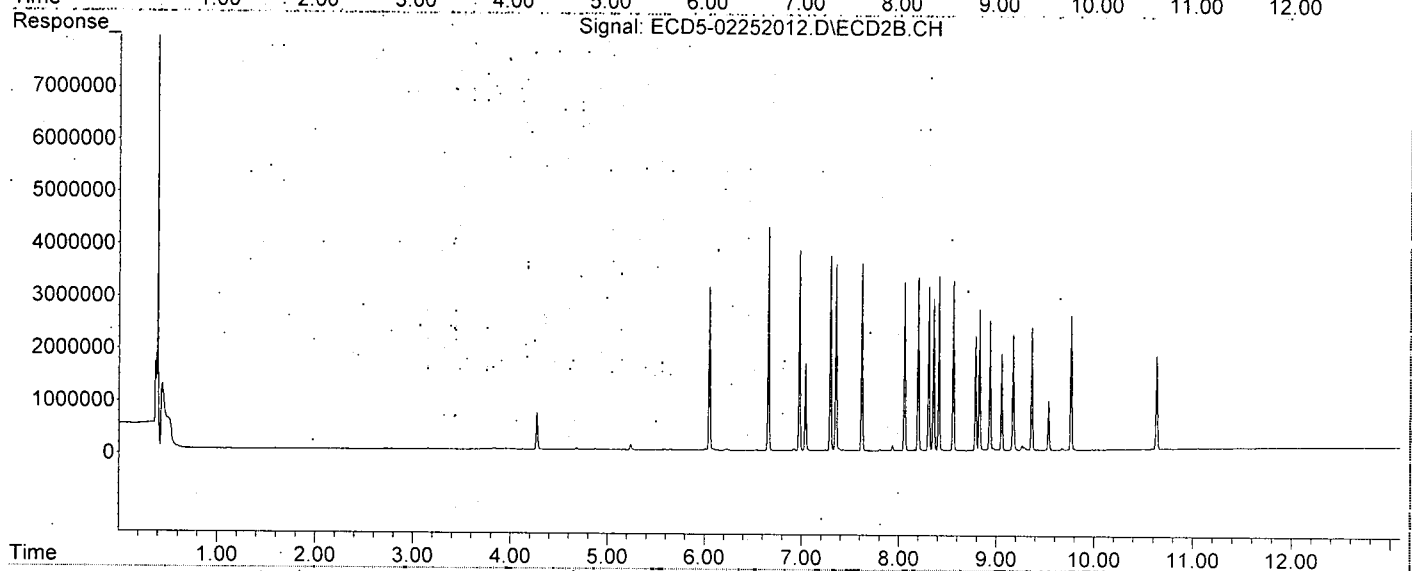
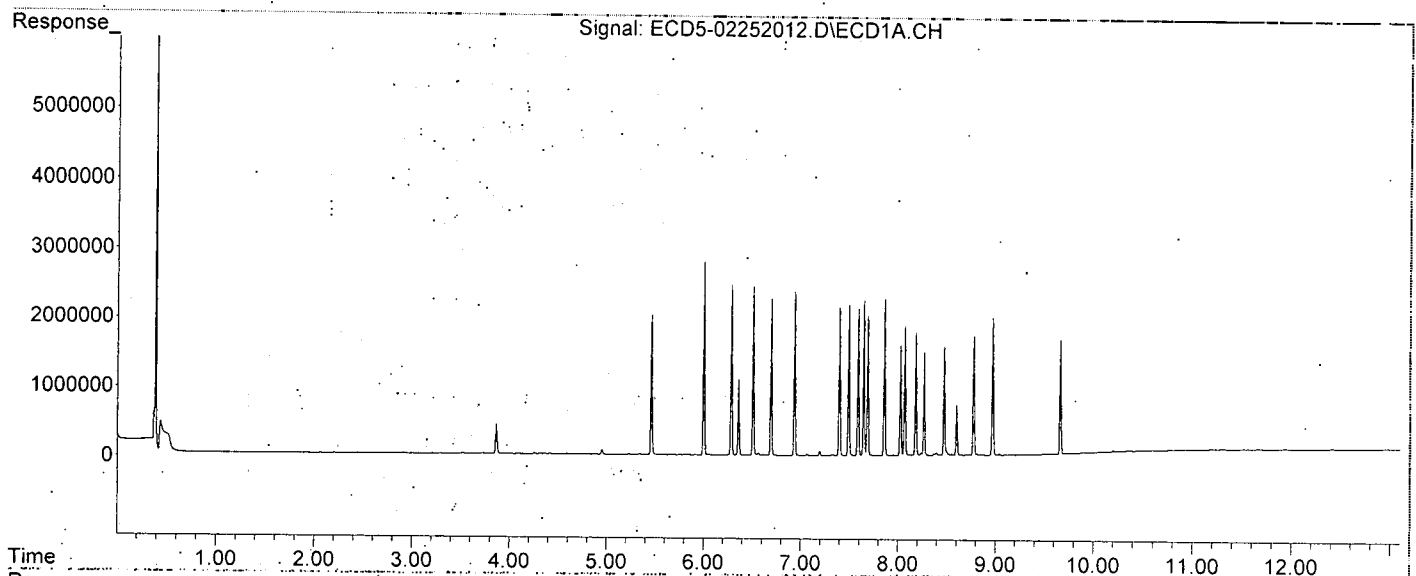
(f)=RT Delta > 1/2 Window (#)=Amounts differ by > 25% (m)=manual int.

Quantitation Report (Not Reviewed)

Data Path : C:\msdchem\1\data\2020-02\0B25043\REQUANT\
Data File : ECD5-02252012.D
Signal(s) : Signal #1: ECD1A.CH Signal #2: ECD2B.CH
Acq On : 25 Feb 2020 15:30
Operator : MJB
Sample : 0B25043-CAL5
Misc : A19K131, AB 10 ppb
ALS Vial : 9 (Sig #1); 0 (Sig #2) Sample Multiplier: 1

Integration File signal 1: PEST1.e
Integration File signal 2: PEST2.e
Quant Time: Feb 26 15:48:28 2020
Quant Method : C:\msdchem\1\methods\ECD5_QUANTPEST_200225.M
Quant Title : Instrument: DualECD5
QLast Update : Wed Feb 26 15:13:42 2020
Response via : Initial Calibration
Integrator: ChemStation 6890 Scale Mode: Small noise peaks clipped

Volume Inj. : 2uL
Signal #1 Phase : Rtx-CLPesticides Signal #2 Phase: Rtx-CLPesticides2
Signal #1 Info : 30m X 0.32mm X 0. Signal #2 Info : 30m X 0.32mm X 0.25um



Quantitation Report (Not Reviewed)

Data Path : C:\msdchem\1\data\2020-02\0B25043\REQUANT\
 Data File : ECD5-02252013.D
 Signal(s) : Signal #1: ECD1A.CH ; Signal #2: ECD2B.CH
 Acq On : 25 Feb 2020 15:47
 Operator : MJB
 Sample : 0B25043-CAL6
 Misc : A19K132, AB 25 ppb
 ALS Vial : 10 (Sig #1); 0 (Sig #2) Sample Multiplier: 1

Integration File signal 1: PEST1.e
 Integration File signal 2: PEST2.e
 Quant Time: Feb 26 15:48:39 2020
 Quant Method : C:\msdchem\1\methods\ECD5_QUANTPEST_200225.M
 Quant Title : Instrument: DualECD5
 QLast Update : Wed Feb 26 15:13:42 2020
 Response via : Initial Calibration
 Integrator: ChemStation 6890 Scale Mode: Small noise peaks clipped

MJB
2/26/20

Volume Inj. : 2uL
 Signal #1 Phase : Rtx-CLPesticides Signal #2 Phase: Rtx-CLPesticides2
 Signal #1 Info : 30m X 0.32mm X 0. Signal #2 Info : 30m X 0.32mm X 0.25um

Compound	RT#1	RT#2	Resp#1	Resp#2	ng/mL	ng/mL
----------	------	------	--------	--------	-------	-------

System Monitoring Compounds

1) S TCMX (S)	5.459	6.048	4871536	7818668	22.666	22.702
22) S DCBP (S)	9.661	10.633	3610372	4340907	22.734	22.382

Target Compounds

2) a-BHC	6.000	6.656	6884847	11048670	24.090	24.410
3) g-BHC	6.283	6.975	5970280	9675514	23.653	23.677
4) b-BHC	6.357	7.037	2499762	3993135	23.233	23.540
5) Heptachlor	6.693	7.352	5347547	8492275	22.938	22.808
6) d-BHC	6.507	7.294	5689190	8941211	22.624	23.916
7) Aldrin	6.935	7.619	5742951	9148985	23.901	24.116
8) Heptachlo...	7.397	8.057	5260106	7997772	23.367	23.182
9) trans-Chl...	7.492	8.197	5366296	8352508	23.583	23.631
10) cis-Chlor...	7.589	8.305	5066990	7833062	22.929	23.491
11) Endosulfa...	7.688	8.356	4717875	7248567	22.907	23.355
12) 4,4'-DDE	7.647	8.409	5348124	8455231	23.724	24.779
13) Dieldrin	7.859	8.558	5269648	8227724	22.865	23.753
14) Endrin	8.025	8.786	3796982	5486337	22.908	24.125
15) 4,4'-DDD	8.069	8.826	4106399	6277761	22.038	23.171
16) Endosulfa...	8.182	8.933	3837705	5738244	22.687	23.083
17) 4,4'-DDT	8.267	9.054	3331009	4632719	23.146	23.976
18) Endrin Al...	8.472	9.170	3455529	5038314	22.685	22.727
19) Endosulfa...	8.775	9.360	3605036	5180877	22.651	23.012
20) Methoxychlor	8.601	9.532	1638952	2187472	22.828	22.917
21) Endrin Ke...	8.970	9.763	4404291	5980624	22.914	23.158
23) Hexachlor...	3.286f	0.000	4871	0	0.022	N.D. #
24) Hexachlor...	5.841	6.532	9778	7921	0.043	0.022 #
25) Oxychlorane	7.332	7.979	26074	10192	0.130	0.033 #
26) 2,4'-DDE	7.397	8.197	5260106	8352508	34.484	35.484
27) trans-Non...	7.589	8.258	5066990	28412	22.621	0.083 #
28) 2,4'-DDD	7.773	8.558	9245	8227724	0.067	39.384 #

Quantitation Report (Not Reviewed)

Data Path : C:\msdchem\1\data\2020-02\0B25043\REQUANT\
 Data File : ECD5-02252013.D
 Signal(s) : Signal #1: ECD1A.CH Signal #2: ECD2B.CH
 Acq On : 25 Feb 2020 15:47
 Operator : MJB
 Sample : 0B25043-CAL6
 Misc : A19K132, AB 25 ppb
 ALS Vial : 10 (Sig #1); 0 (Sig #2) Sample Multiplier: 1

Integration File signal 1: PEST1.e
 Integration File signal 2: PEST2.e
 Quant Time: Feb 26 15:48:39 2020
 Quant Method : C:\msdchem\1\methods\ECD5_QUANTPEST_200225.M
 Quant Title : Instrument: DualECD5
 QLast Update : Wed Feb 26 15:13:42 2020
 Response via : Initial Calibration
 Integrator: ChemStation 6890 Scale Mode: Small noise peaks clipped

Volume Inj. : 2uL
 Signal #1 Phase : Rtx-CLPesticides Signal #2 Phase: Rtx-CLPesticides2
 Signal #1 Info : 30m X 0.32mm X 0. Signal #2 Info : 30m X 0.32mm X 0.25um

Compound	RT#1	RT#2	Resp#1	Resp#2	ng/mL	ng/mL
29) 2,4'-DDT	7.954	8.786	17098	5486337	0.132	30.665 #
30) cis-Nonac...	8.069	8.826	4106399	6277761	16.405	16.716
31) Mirex	8.711	9.763	35541	5980624	0.025	30.312 #
32) Chlordane...	7.492	8.197	5366296	8352508	216.273	196.811
33) Chlordane...	7.589	8.305	5066990	7833062	183.999	223.053
34) Chlordane...	8.123	8.933f	63029	5738244	8.411	532.962 #
35) Chlordane...	3.745	0.000	8012	0	NoCal	N.D.
36) Toxaphene...	7.589f	8.558f	5066990	8227724	4778.280	2909.815 #
37) Toxaphene...	7.859	0.000	5269648	0	2675.497	N.D. #
38) Toxaphene...	8.182	8.933	3837705	5738244	954.882	999.409
39) Toxaphene...	8.396	9.013f	130957	94080	33.517	10.173 #
40) Toxaphene...	8.652	9.170	19289	5038314	6.394	993.325 #
41) Toxaphene...	8.711	9.532	35541	2187472	9.012	409.530 #
42) Toxaphene...	3.745	0.000	8012	0	NoCal	N.D.

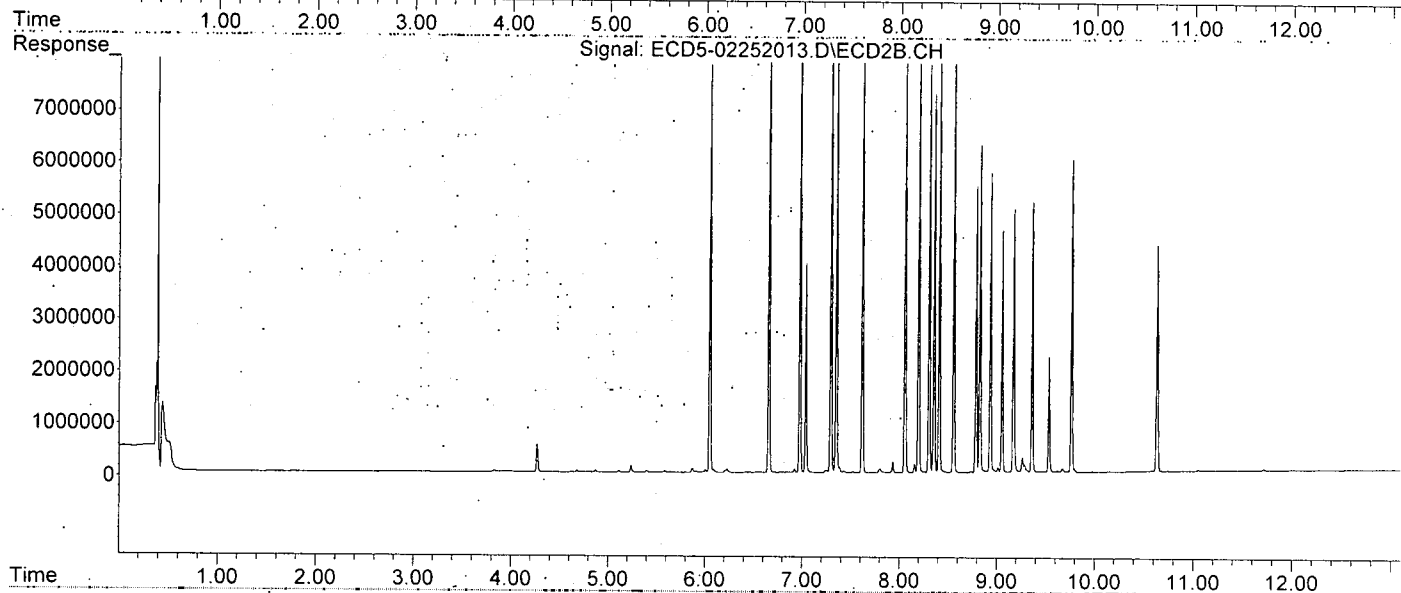
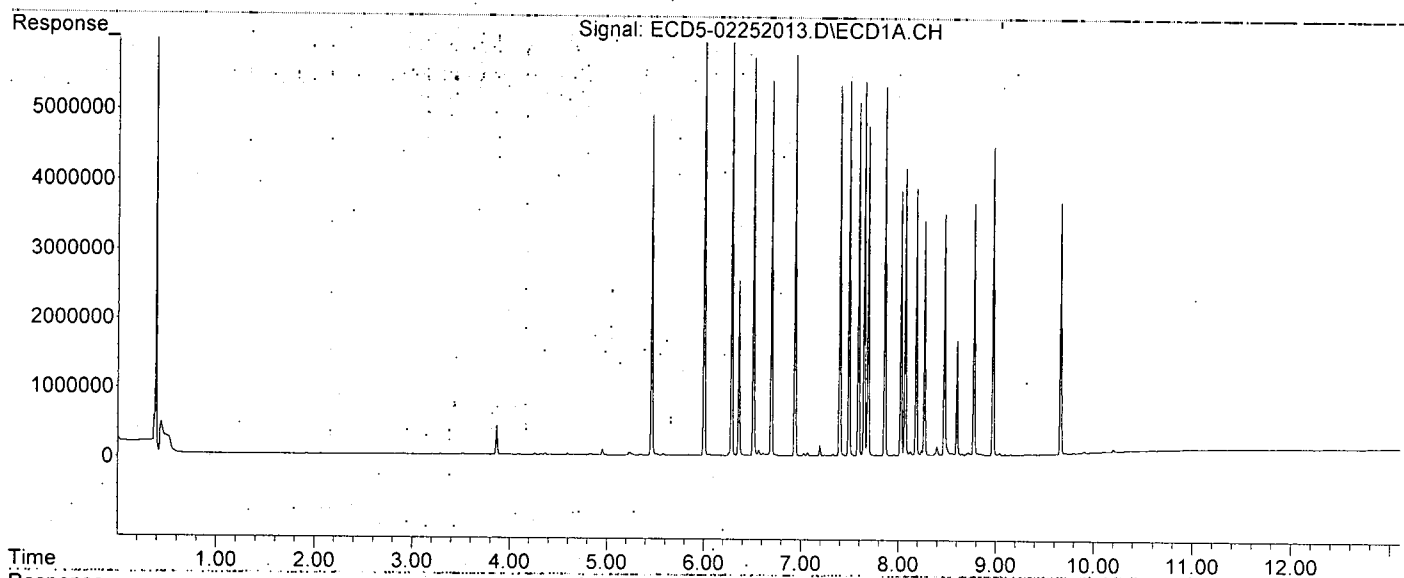
(f)=RT Delta > 1/2 Window (#)=Amounts differ by > 25% (m)=manual int.

Quantitation Report (Not Reviewed)

Data Path : C:\msdchem\1\data\2020-02\0B25043\REQUANT\
Data File : ECD5-02252013.D
Signal(s) : Signal #1: ECD1A.CH Signal #2: ECD2B.CH
Acq On : 25 Feb 2020 15:47
Operator : MJB
Sample : 0B25043-CAL6
Misc : A19K132, AB 25 ppb
ALS Vial : 10 (Sig #1); 0 (Sig #2) Sample Multiplier: 1

Integration File signal 1: PEST1.e
Integration File signal 2: PEST2.e
Quant Time: Feb 26 15:48:39 2020
Quant Method : C:\msdchem\1\methods\ECD5_QUANTPEST_200225.M
Quant Title : Instrument: DualECD5
QLast Update : Wed Feb 26 15:13:42 2020
Response via : Initial Calibration
Integrator: ChemStation : 6890 Scale Mode: Small noise peaks clipped

Volume Inj. : 2uL
Signal #1 Phase : Rtx-CLPesticides Signal #2 Phase: Rtx-CLPesticides2
Signal #1 Info : 30m X 0.32mm X 0. Signal #2 Info : 30m X 0.32mm X 0.25um



Quantitation Report (Not Reviewed)

Data Path : C:\msdchem\1\data\2020-02\0B25043\REQUANT\
 Data File : ECD5-02252014.D
 Signal(s) : Signal #1: ECD1A.CH Signal #2: ECD2B.CH
 Acq On : 25 Feb 2020 16:05
 Operator : MJB
 Sample : 0B25043-CAL7
 Misc : A19K133, AB 50 ppb
 ALS Vial : 11 (Sig #1); 0 (Sig #2) Sample Multiplier: 1

Integration File signal 1: PEST1.e
 Integration File signal 2: PEST2.e
 Quant Time: Feb 26 15:48:49 2020
 Quant Method : C:\msdchem\1\methods\ECD5_QUANTPEST_200225.M
 Quant Title : Instrument: DualECD5
 QLast Update : Wed Feb 26 15:13:42 2020
 Response via : Initial Calibration
 Integrator: ChemStation 6890 Scale Mode: Small noise peaks clipped

*MJB
2/26/20*

Volume Inj. : 2uL
 Signal #1 Phase : Rtx-CLPesticides Signal #2 Phase: Rtx-CLPesticides2
 Signal #1 Info : 30m X 0.32mm X 0. Signal #2 Info : 30m X 0.32mm X 0.25um

Compound	RT#1	RT#2	Resp#1	Resp#2	ng/mL	ng/mL
----------	------	------	--------	--------	-------	-------

System Monitoring Compounds

1) S TCMX (S)	5.459	6.047	10731650	17822263	49.932	51.747
22) S DCBP (S)	9.660	10.633	8305607	9791773	52.488	50.486

Target Compounds

2) a-BHC	5.999	6.656	15209025	25650670	53.216	54.591
3) g-BHC	6.282	6.975	13363469	22622161	52.943	55.358
4) b-BHC	6.356	7.037	5581996	9127826	52.230	53.211
5) Heptachlor	6.692	7.351	12085740	19987480	51.841	53.681
6) d-BHC	6.507	7.293	12889590	21243835	51.257	54.616
7) Aldrin	6.934	7.618	12716308	20698030	52.923	54.558
8) Heptachlo...	7.396	8.057	11335290	18112331	50.354	52.500
9) trans-Chl...	7.490	8.197	11763747	19071430	51.698	53.957
10) cis-Chlor...	7.588	8.305	11462285	17623386	51.869	52.852
11) Endosulfa...	7.686	8.356	10328433	16390492	50.148	52.811
12) 4,4'-DDE	7.646	8.409	12232629	18984564	54.263	53.995
13) Dieldrin	7.858	8.558	11964598	18957252	51.913	54.728
14) Endrin	8.024	8.786	8611621	12598924	51.957	53.020
15) 4,4'-DDD	8.068	8.826	9813457	15132504	52.666	53.708
16) Endosulfa...	8.181	8.933	8825451	13529606	52.129	52.632
17) 4,4'-DDT	8.266	9.054	8101008	11817676	54.375	56.197
18) Endrin Al...	8.472	9.170	7801382	12137225	51.723	53.478
19) Endosulfa...	8.774	9.360	8174428	12031401	51.605	52.188
20) Methoxychlor	8.600	9.532	3829989	5539365	52.147	54.527
21) Endrin Ke...	8.969	9.763	9941349	14032758	51.452	52.510
23) Hexachlor...	3.285f	3.697f	5450	4498	0.025	0.010 #
24) Hexachlor...	5.840	6.531	19387	10626	0.086	0.029 #
25) Oxychlorane	7.331	7.979	56696	21138	0.283	0.069 #
26) 2,4'-DDE	7.396	8.197	11335290	19071430	74.311	81.021
27) trans-Non...	7.588	8.258	11462285	56362	51.172	0.166 #
28) 2,4'-DDD	7.772	8.558	21657	18957252	0.158	90.744 #

Quantitation Report (Not Reviewed)

Data Path : C:\msdchem\1\data\2020-02\0B25043\REQUANT\
 Data File : ECD5-02252014.D
 Signal(s) : Signal #1: ECD1A.CH Signal #2: ECD2B.CH
 Acq On : 25 Feb 2020 16:05
 Operator : MJB
 Sample : 0B25043-CAL7
 Misc : A19K133, AB 50 ppb
 ALS Vial : 11 (Sig #1); 0 (Sig #2) Sample Multiplier: 1

Integration File signal 1: PEST1.e
 Integration File signal 2: PEST2.e
 Quant Time: Feb 26 15:48:49 2020
 Quant Method : C:\msdchem\1\methods\ECD5_QUANTPEST_200225.M
 Quant Title : Instrument: DualECD5
 QLast Update : Wed Feb 26 15:13:42 2020
 Response via : Initial Calibration
 Integrator: ChemStation 6890 Scale Mode: Small noise peaks clipped

Volume Inj. : 2uL
 Signal #1 Phase : Rtx-CLPesticides Signal #2 Phase: Rtx-CLPesticides2
 Signal #1 Info : 30m X 0.32mm X 0. Signal #2 Info : 30m X 0.32mm X 0.25um

Compound	RT#1	RT#2	Resp#1	Resp#2	ng/mL	ng/mL
29) 2,4'-DDT	7.953	8.786	39287	12598924	0.304	64.994 #
30) cis-Nonac...	8.068	8.826	9813457	15132504	39.204	40.294
31) Mirex	8.724	9.763	63101	14032758	0.221	68.867 #
32) Chlordane...	7.490	8.197	11763747	19071430	474.104	449.383
33) Chlordane...	7.588	8.305	11462285	17623386	416.232	501.841
34) Chlordane...	8.121	8.933f	81501	13529606	10.876	1256.615 #
35) Chlordane...	3.740f	0.000	5896	0	NoCal	N.D.
36) Toxaphene...	7.588f	8.558f	11462285	18957252	10809.181	6704.418 #
37) Toxaphene...	7.858	0.000	11964598	0	6074.646	N.D. #
38) Toxaphene...	8.181	8.933	8825451	13529606	2195.912	2356.402
39) Toxaphene...	8.395	9.012f	277232	115702	70.954	12.511 #
40) Toxaphene...	8.653	9.170	44130	12137225	14.628	2392.905 #
41) Toxaphene...	8.724	9.532	63101	5539365	16.000	1037.059 #
42) Toxaphene...	3.740	0.000	5896	0	NoCal	N.D.

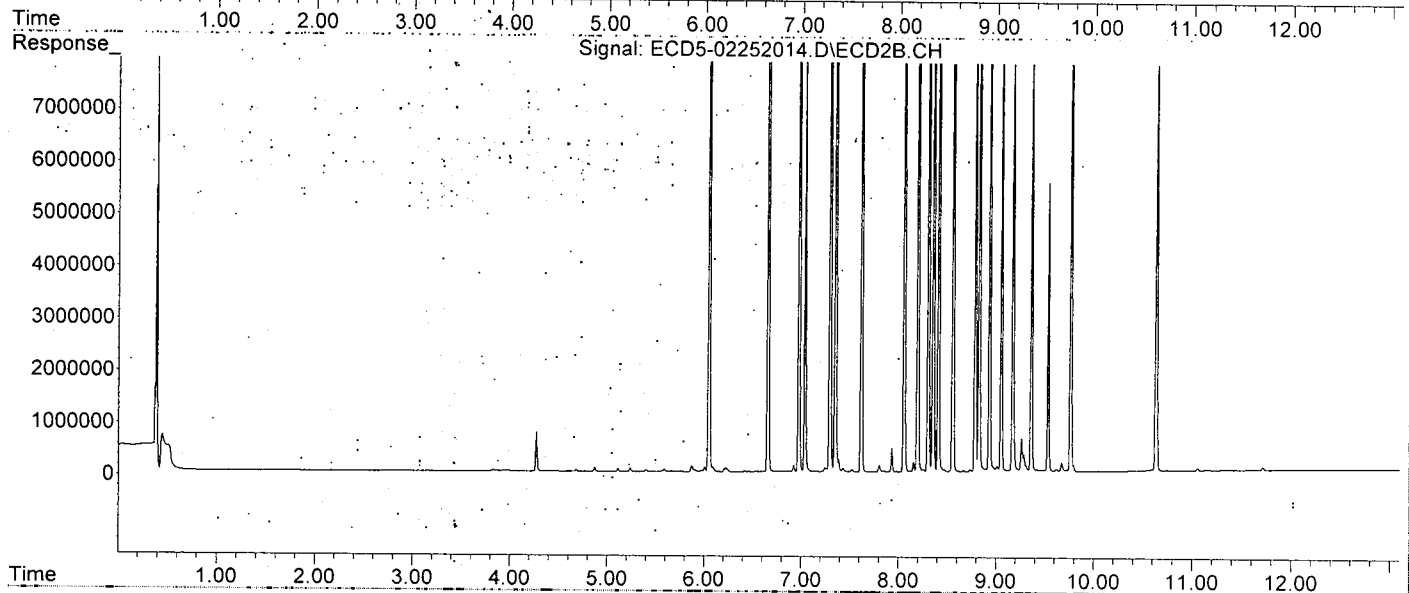
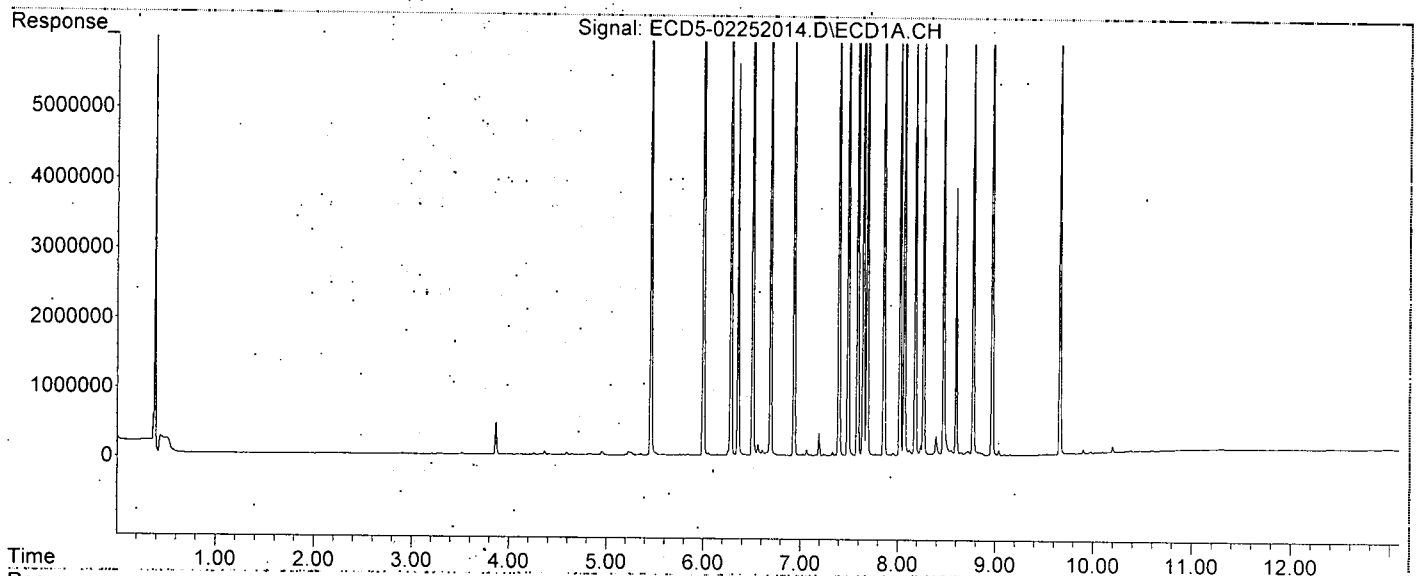
(f)=RT Delta > 1/2 Window (#)=Amounts differ by > 25% (m)=manual int.

Quantitation Report (Not Reviewed)

Data Path : C:\msdchem\1\data\2020-02\0B25043\REQUANT\
Data File : ECD5-02252014.D
Signal(s) : Signal #1: ECD1A.CH Signal #2: ECD2B.CH
Acq On : 25 Feb 2020 16:05
Operator : MJB
Sample : 0B25043-CAL7
Misc : A19K133, AB 50 ppb
ALS Vial : 11 (Sig #1); 0 (Sig #2) Sample Multiplier: 1

Integration File signal 1: PEST1.e
Integration File signal 2: PEST2.e
Quant Time: Feb 26 15:48:49 2020
Quant Method : C:\msdchem\1\methods\ECD5_QUANTPEST_200225.M
Quant Title : Instrument: DualECD5
QLast Update : Wed Feb 26 15:13:42 2020
Response via : Initial Calibration
Integrator: ChemStation 6890 Scale Mode: Small noise peaks clipped

Volume Inj. : 2uL
Signal #1 Phase : Rtx-CLPesticides Signal #2 Phase: Rtx-CLPesticides2
Signal #1 Info : 30m X 0.32mm X 0. Signal #2 Info : 30m X 0.32mm X 0.25um



Quantitation Report (Not Reviewed)

Data Path : C:\msdchem\1\data\2020-02\0B25043\REQUANT\
 Data File : ECD5-02252015.D
 Signal(s) : Signal #1: ECD1A.CH Signal #2: ECD2B.CH
 Acq On : 25 Feb 2020 16:22
 Operator : MJB
 Sample : 0B25043-CAL8
 Misc : A19K134, AB 100 ppb
 ALS Vial : 12 (Sig #1); 0 (Sig #2) Sample Multiplier: 1

Integration File signal 1: PEST1.e
 Integration File signal 2: PEST2.e
 Quant Time: Feb 26 15:48:58 2020
 Quant Method : C:\msdchem\1\methods\ECD5_QUANTPEST_200225.M
 Quant Title : Instrument: DualECD5
 QLast Update : Wed Feb 26 15:13:42 2020
 Response via : Initial Calibration
 Integrator: ChemStation 6890 Scale Mode: Small noise peaks clipped

MJB
2/26/20

Volume Inj. : 2uL
 Signal #1 Phase : Rtx-CLPesticides Signal #2 Phase: Rtx-CLPesticides2
 Signal #1 Info : 30m X 0.32mm X 0. Signal #2 Info : 30m X 0.32mm X 0.25um

Compound	RT#1	RT#2	Resp#1	Resp#2	ng/mL	ng/mL
----------	------	------	--------	--------	-------	-------

System Monitoring Compounds

1) S TCMX (S)	5.459	6.048	21812121	37410091	101.487	108.621
22) S DCBP (S)	9.660	10.633	16911120	20337985	106.616	104.862

Target Compounds

2) a-BHC	6.000	6.657	30891885	54162670	108.089	108.278
3) g-BHC	6.283	6.976	26681791	46224455	105.707	113.115
4) b-BHC	6.357	7.037	11148406	18765906	104.921	106.650
5) Heptachlor	6.692	7.352	24700924	42307878	105.953	113.628
6) d-BHC	6.507	7.294	25693757	45122745	102.175	108.394
7) Aldrin	6.934	7.619	25784012	42911687	107.308	113.111
8) Heptachlo...	7.396	8.057	23172462	38728026	102.937	112.257
9) trans-Chl...	7.490	8.198	23799233	39546171	104.591	111.885
10) cis-Chlor...	7.588	8.305	22990765	37388226	104.037	112.127
11) Endosulfa...	7.686	8.356	21108336	34479924	102.487	111.096
12) 4,4'-DDE	7.646	8.410	24348815	40494676	108.010	109.189
13) Dieldrin	7.858	8.558	24355805	40207008	105.678	116.075
14) Endrin	8.024	8.786	18020248	27530939	108.722	107.130
15) 4,4'-DDD	8.068	8.826	20044187	32957325	107.570	109.308
16) Endosulfa...	8.180	8.933	18165481	29366432	106.251	107.064
17) 4,4'-DDT	8.266	9.054	16871387	25957678	107.065	109.128
18) Endrin Al...	8.471	9.170	16057739	25571934	106.694	106.941
19) Endosulfa...	8.774	9.361	17053641	25984775	106.977	106.661
20) Methoxychlor	8.600	9.533	8280893	12207611	107.516	108.759
21) Endrin Ke...	8.969	9.764	21026565	30840298	106.779	107.864
23) Hexachlor...	3.285f	3.698f	5643	6285	0.025	0.014 #
24) Hexachlor...	5.840	6.530	33974	12564	0.151	0.034 #
25) Oxychlorane	7.330	7.979	104417	32032	0.521	0.104 #
26) 2,4'-DDE	7.396	8.198	23172462	39546171	151.912	168.004
27) trans-Non...	7.588	8.258	22990765	101911	102.640	0.299 #
28) 2,4'-DDD	7.771	8.558	38972	40207008	0.284	192.461 #

Quantitation Report (Not Reviewed)

Data Path : C:\msdchem\1\data\2020-02\0B25043\REQUANT\
 Data File : ECD5-02252015.D
 Signal(s) : Signal #1: ECD1A.CH Signal #2: ECD2B.CH
 Acq On : 25 Feb 2020 16:22
 Operator : MJB
 Sample : 0B25043-CAL8
 Misc : A19K134, AB 100 ppb
 ALS Vial : 12 (Sig #1); 0 (Sig #2) Sample Multiplier: 1

Integration File signal 1: PEST1.e
 Integration File signal 2: PEST2.e
 Quant Time: Feb 26 15:48:58 2020
 Quant Method : C:\msdchem\1\methods\ECD5_QUANTPEST_200225.M
 Quant Title : Instrument: DualECD5
 QLast Update : Wed Feb 26 15:13:42 2020
 Response via : Initial Calibration
 Integrator: ChemStation 6890 Scale Mode: Small noise peaks clipped

Volume Inj. : 2uL
 Signal #1 Phase : Rtx-CLPesticides Signal #2 Phase: Rtx-CLPesticides2
 Signal #1 Info : 30m X 0.32mm X 0. Signal #2 Info : 30m X 0.32mm X 0.25um

Compound	RT#1	RT#2	Resp#1	Resp#2	ng/mL	ng/mL
29) 2,4'-DDT	7.952	8.786	73719	27530939	0.570	125.189 #
30) cis-Nonac...	8.068	8.826	20044187	32957325	80.076	87.757
31) Mirex	8.722	9.764	114976	30840298	0.589	142.197 #
32) Chlordane...	7.490	8.198	23799233	39546171	959.160	931.832
33) Chlordane...	7.588	8.305	22990765	37388226	834.869	1064.661 #
34) Chlordane...	8.118	8.933f	109025	29366432	14.549	2727.523 #
35) Chlordane...	3.744	0.000	5624	0	NoCal	N.D.
36) Toxaphene...	7.588f	8.558f	22990765	40207008	21680.785	14219.603 #
37) Toxaphene...	7.858	0.000	24355805	0	12365.890	N.D. #
38) Toxaphene...	8.180	8.933	18165481	29366432	4519.860	5114.645
39) Toxaphene...	8.395	9.011f	531574	155182	136.049	16.780 #
40) Toxaphene...	8.655	9.170	83844	25571934	27.793	5041.613 #
41) Toxaphene...	8.722	9.533	114976	12207611	29.154	2285.462 #
42) Toxaphene...	3.744	0.000	5624	0	NoCal	N.D.

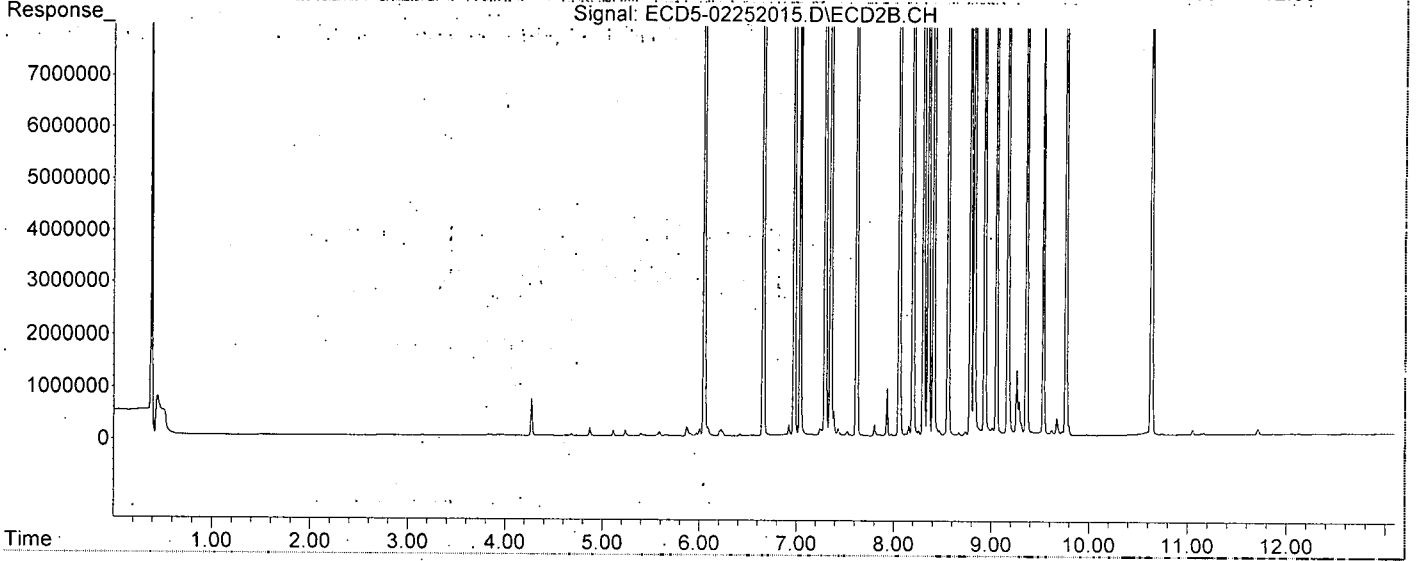
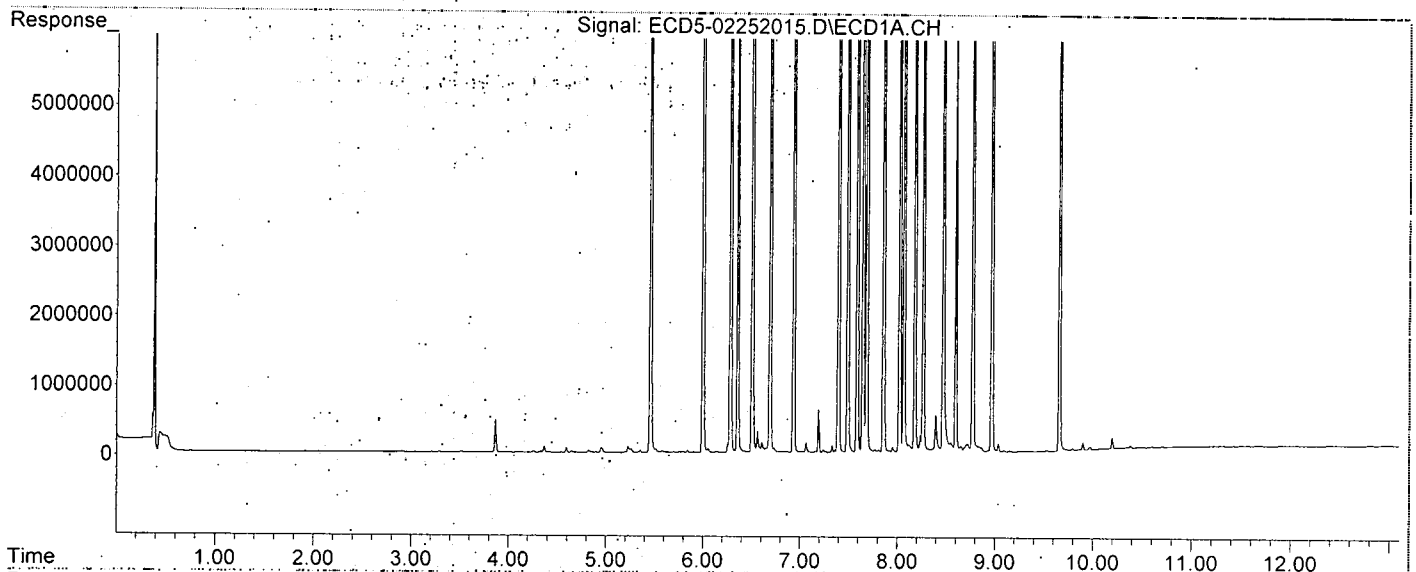
(f)=RT Delta > 1/2 Window (#)=Amounts differ by > 25% (m)=manual int.

Quantitation Report (Not Reviewed)

Data Path : C:\msdchem\1\data\2020-02\0B25043\REQUANT\
Data File : ECD5-02252015.D
Signal(s) : Signal #1: ECD1A.CH Signal #2: ECD2B.CH
Acq On : 25 Feb 2020 16:22
Operator : MJB
Sample : 0B25043-CAL8
Misc : A19K134, AB 100 ppb
ALS Vial : 12 (Sig #1); 0 (Sig #2) Sample Multiplier: 1

Integration File signal 1: PEST1.e
Integration File signal 2: PEST2.e
Quant Time: Feb 26 15:48:58 2020
Quant Method : C:\msdchem\1\methods\ECD5_QUANTPEST_200225.M
Quant Title : Instrument: DualECD5
QLast Update: Wed Feb 26 15:13:42 2020
Response via : Initial Calibration
Integrator: ChemStation 6890 Scale Mode: Small noise peaks clipped

Volume Inj. : 2uL
Signal #1 Phase : Rtx-CLPesticides Signal #2 Phase: Rtx-CLPesticides2
Signal #1 Info : 30m X 0.32mm X 0. Signal #2 Info : 30m X 0.32mm X 0.25um



Quantitation Report (Not Reviewed)

Data Path : C:\msdchem\1\data\2020-02\0B25043\REQUANT\
 Data File : ECD5-02252016.D
 Signal(s) : Signal #1: ECD1A.CH Signal #2: ECD2B.CH
 Acq On : 25 Feb 2020 16:39
 Operator : MJB
 Sample : 0B25043-CAL9
 Misc : A19K126, AB 200 ppb
 ALS Vial : 13 (Sig #1); 0 (Sig #2) Sample Multiplier: 1

Integration File signal 1: PEST1.e
 Integration File signal 2: PEST2.e
 Quant Time: Feb 26 15:49:09 2020
 Quant Method : C:\msdchem\1\methods\ECD5_QUANTPEST_200225.M
 Quant Title : Instrument: DualECD5
 QLast Update : Wed Feb 26 15:13:42 2020
 Response via : Initial Calibration
 Integrator: ChemStation 6890 Scale Mode: Small noise peaks clipped

*MJB
2/26/20*

Volume Inj. : 2uL
 Signal #1 Phase : Rtx-CLPesticides Signal #2 Phase: Rtx-CLPesticides2
 Signal #1 Info : 30m X 0.32mm X 0. Signal #2 Info : 30m X 0.32mm X 0.25um

Compound	RT#1	RT#2	Resp#1	Resp#2	ng/mL	ng/mL
----------	------	------	--------	--------	-------	-------

System Monitoring Compounds

1) S TCMX (S)	5.460	6.050	40716076	70148935	189.443	203.679
22) S DCBP (S)	9.661	10.634	30862270	38926681	193.289	200.704

Target Compounds

2) a-BHC	6.001	6.659	56746220	104.1E6	198.553	190.383
3) g-BHC	6.284	6.977	49429525	89110852	195.828	218.061
4) b-BHC	6.358	7.038	20521194	35323697	194.607	192.615
5) Heptachlor	6.694	7.353	45923221	80078866	196.984	215.072
6) d-BHC	6.508	7.296	48803999	87313309	194.076	190.524
7) Aldrin	6.935	7.620	46568890	82680029	193.810	217.936
8) Heptachlo...	7.397	8.059	42132464	73235301	187.162	212.279
9) trans-Chl...	7.491	8.199	44311155	74026356	194.735	209.436
10) cis-Chlor...	7.588	8.307	41893394	70044392	189.574	210.062
11) Endosulfa...	7.687	8.357	38537479	65130641	187.111	209.853
12) 4,4'-DDE	7.647	8.411	44300571	75526792	196.516	189.402
13) Dieldrin	7.859	8.559	44296283	75535999	192.198	218.067
14) Endrin	8.024	8.787	33762704	55483131	203.702	192.834
15) 4,4'-DDD	8.069	8.827	36440139	63046425	195.562	190.782
16) Endosulfa...	8.181	8.934	33764297	58469099	193.908	193.502
17) 4,4'-DDT	8.267	9.056	32909669	53209539	191.956	190.096
18) Endrin Al...	8.472	9.172	29251534	50169608	194.015	193.190
19) Endosulfa...	8.775	9.362	31315454	51500488	193.602	193.944
20) Methoxychlor	8.601	9.534	15999083	24607594	193.439	191.457
21) Endrin Ke...	8.970	9.765	39463917	60793634	194.107	192.909
23) Hexachlor...	3.285f	3.699f	4931	6929	0.022	0.016 #
24) Hexachlor...	5.841	6.530	57585	12003	0.256	0.033 #
25) Oxychlorane	7.331	7.980	181266	56785	0.905	0.185 #
26) 2,4'-DDE	7.397	8.199	42132464	74026356	276.208	314.486
27) trans-Non...	7.588	8.258	41893394	170355	187.030	0.501 #
28) 2,4'-DDD	7.772	8.559	61758	75535999	0.451	361.572 #

Quantitation Report (Not Reviewed)

Data Path : C:\msdchem\1\data\2020-02\0B25043\REQUANT\
 Data File : ECD5-02252016.D
 Signal(s) : Signal #1: ECD1A.CH Signal #2: ECD2B.CH
 Acq On : 25 Feb 2020 16:39
 Operator : MJB
 Sample : 0B25043-CAL9
 Misc : A19K126, AB 200 ppb
 ALS Vial : 13 (Sig #1); 0 (Sig #2) Sample Multiplier: 1

Integration File signal 1: PEST1.e
 Integration File signal 2: PEST2.e
 Quant Time: Feb 26 15:49:09 2020
 Quant Method : C:\msdchem\1\methods\ECD5_QUANTPEST_200225.M
 Quant Title : Instrument: DualECD5
 QLast Update : Wed Feb 26 15:13:42 2020
 Response via : Initial Calibration
 Integrator: ChemStation 6890 Scale Mode: Small noise peaks clipped

Volume Inj. : 2uL
 Signal #1 Phase : Rtx-CLPesticides Signal #2 Phase: Rtx-CLPesticides2
 Signal #1 Info : 30m X 0.32mm X 0. Signal #2 Info : 30m X 0.32mm X 0.25um

Compound	RT#1	RT#2	Resp#1	Resp#2	ng/mL	ng/mL
29) 2,4'-DDT	7.952	8.787	129263	55483131	1.000	214.566 #
30) cis-Nonac...	8.069	8.827	36440139	63046425	145.577	167.878
31) Mirex	8.723	9.765	184792	60793634	1.084	255.979 #
32) Chlordane...	7.491	8.199	44311155	74026356	1785.835	1744.293
33) Chlordane...	7.588	8.307	41893394	70044392	1521.284	1994.573 #
34) Chlordane...	8.118	8.934f	166286	58469099	22.190	5430.548 #
35) Chlordane...	3.739f	0.000	4905	0	NoCal	N.D.
36) Toxaphene...	7.588f	8.559f	41893394	75535999	39506.369	26714.047 #
37) Toxaphene...	7.859	0.000	44296283	0	22490.037	N.D. #
38) Toxaphene...	8.181	8.934	33764297	58469099	8401.093	10183.351
39) Toxaphene...	8.395	9.012f	915146	238752	234.220	25.817 #
40) Toxaphene...	8.655	9.172	139091	50169608	46.106	9891.148 #
41) Toxaphene...	8.723	9.534	184792	24607594	46.857	4606.939 #
42) Toxaphene...	3.739	0.000	4905	0	NoCal	N.D.

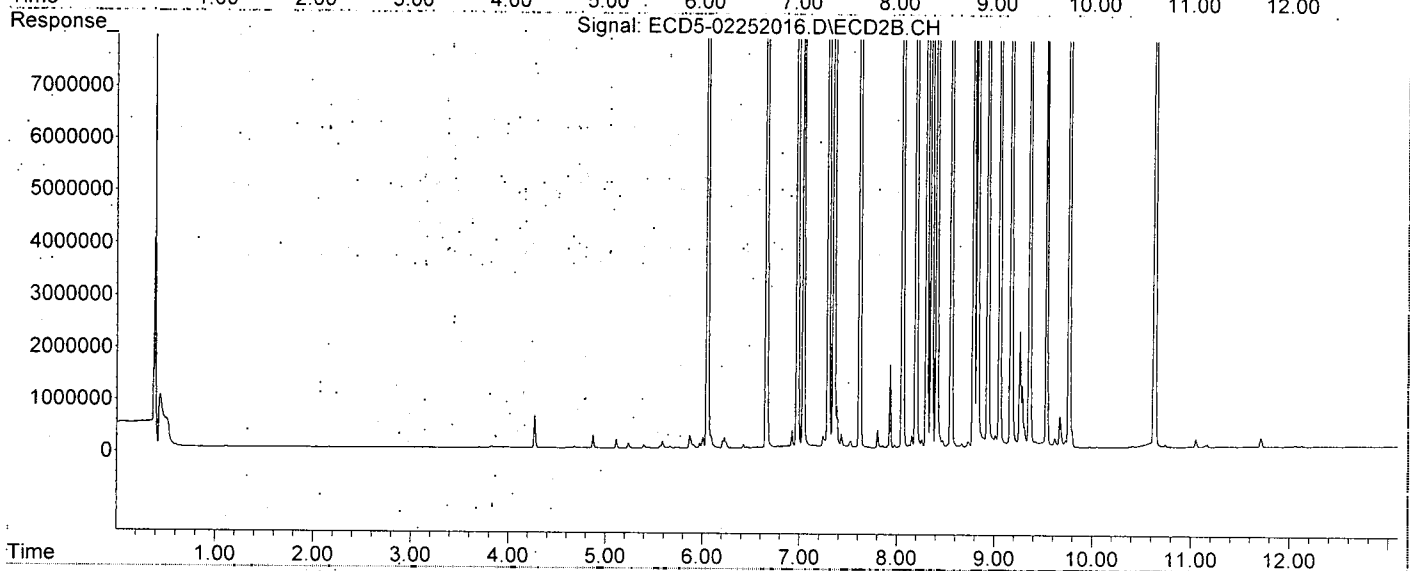
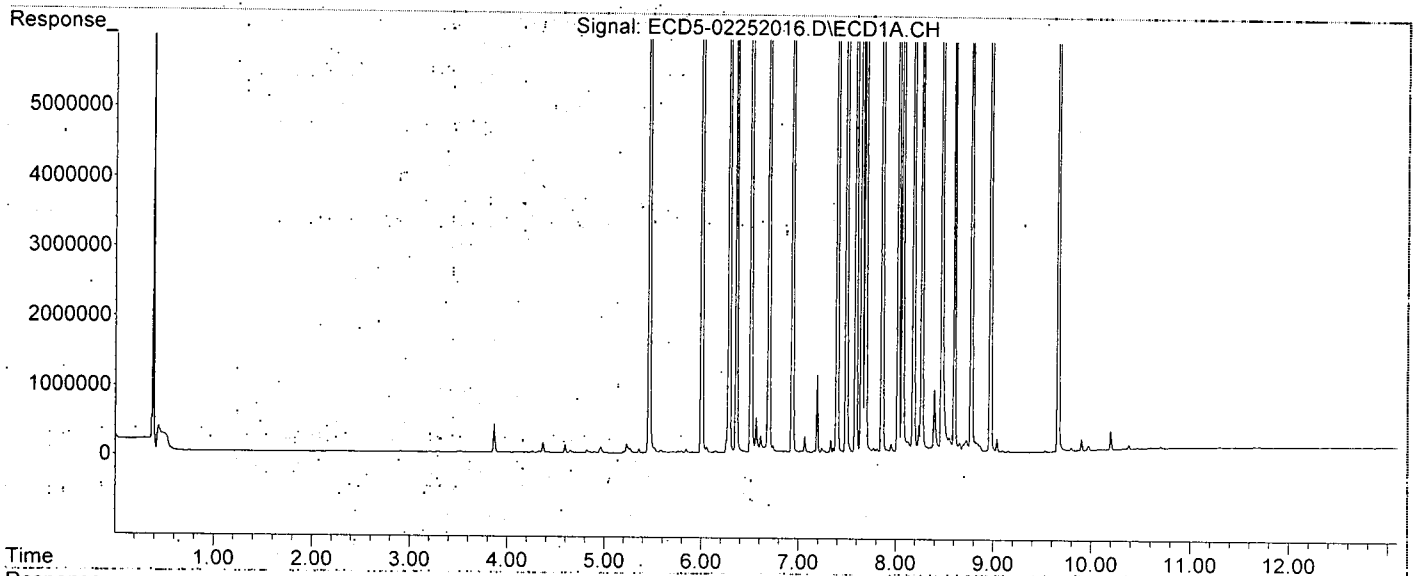
(f)=RT Delta > 1/2 Window (#)=Amounts differ by > 25% (m)=manual int.

Quantitation Report (Not Reviewed)

Data Path : C:\msdchem\1\data\2020-02\0B25043\REQUANT\
Data File : ECD5-02252016.D
Signal(s) : Signal #1: ECD1A.CH Signal #2: ECD2B.CH
Acq On : 25 Feb 2020 16:39
Operator : MJB
Sample : 0B25043-CAL9
Misc : A19K126, AB 200 ppb
ALS Vial : 13 (Sig #1); 0 (Sig #2) Sample Multiplier: 1

Integration File signal 1: PEST1.e
Integration File signal 2: PEST2.e
Quant Time: Feb 26 15:49:09 2020
Quant Method : C:\msdchem\1\methods\ECD5_QUANTPEST_200225.M
Quant Title : Instrument: DualECD5
QLast Update : Wed Feb 26 15:13:42 2020
Response via : Initial Calibration
Integrator: ChemStation 6890 Scale Mode: Small noise peaks clipped

Volume Inj. : 2uL
Signal #1 Phase : Rtx-CLPesticides Signal #2 Phase: Rtx-CLPesticides2
Signal #1 Info : 30m X 0.32mm X 0. Signal #2 Info: 30m X 0.32mm X 0.25um



Quantitation Report (QT Reviewed)

Data Path : C:\msdchem\1\data\2020-02\0B25043\REQUANT\
 Data File : ECD5-02252019.D
 Signal(s) : Signal #1: ECD1A.CH Signal #2: ECD2B.CH
 Acq On : 25 Feb 2020 17:30
 Operator : MJB
 Sample : 0B25043-CALA
 Misc : A20B332, 9-42 0.5 ppb
 ALS Vial : 15 (Sig #1); 0 (Sig #2) Sample Multiplier: 1

Integration File signal 1: PEST1.e
 Integration File signal 2: PEST2.e
 Quant Time: Feb 26 15:50:06 2020
 Quant Method : C:\msdchem\1\methods\ECD5_QUANTPEST_200225.M
 Quant Title : Instrument: DualECD5
 QLast Update : Wed Feb 26 15:13:42 2020
 Response via : Initial Calibration
 Integrator: ChemStation 6890 Scale Mode: Small noise peaks clipped

MJB
2/26/20

Volume Inj. : 2uL
 Signal #1 Phase : Rtx-CLPesticides Signal #2 Phase: Rtx-CLPesticides2
 Signal #1 Info : 30m X 0.32mm X 0. Signal #2 Info : 30m X 0.32mm X 0.25um

Compound	RT#1	RT#2	Resp#1	Resp#2	ng/mL	ng/mL
----------	------	------	--------	--------	-------	-------

System Monitoring Compounds

1) S TCMX (S)	0.000	6.051	0	6467	N.D.	0.019 #
22) S DCBP (S)	9.660	0.000	10695	0	BelowCal	N.D.

Target Compounds

2) a-BHC	0.000	0.000	0	0	N.D.	N.D.
3) g-BHC	0.000	0.000	0	0	N.D.	N.D.
4) b-BHC	6.347	7.037	8094	6668	13405.824	BelowCal #
5) Heptachlor	0.000	0.000	0	0	N.D.	N.D.
6) d-BHC	6.508	7.294	18403	25220	0.073	BelowCal #
7) Aldrin	0.000	0.000	0	0	N.D.	N.D.
8) Heptachlo...	7.397	0.000	82916	0	0.368	N.D. #
9) trans-Chl...	7.492	8.188	3069	121631	0.013	0.344 #
10) cis-Chlor...	7.580	0.000	125622	0	0.568	N.D. #
11) Endosulfa...	0.000	0.000	0	0	N.D.	N.D.
12) 4,4'-DDE	0.000	0.000	0	0	N.D.	N.D.
13) Dieldrin	7.860	8.562	4511	112451	0.020	0.325 #
14) Endrin	8.051f	8.788	133571	79209	0.806	0.330 #
15) 4,4'-DDD	8.051	8.828	133571	183369	0.717	0.693
16) Endosulfa...	8.183	8.934	18054	23711	BelowCal	BelowCal
17) 4,4'-DDT	0.000	0.000	0	0	N.D.	N.D.
18) Endrin Al...	8.474	9.171	47311	62151	BelowCal	BelowCal
19) Endosulfa...	8.775	9.361	40566	58071	BelowCal	BelowCal
20) Methoxychlor	8.604	9.501f	945	50461	BelowCal	0.514
21) Endrin Ke...	8.970	9.758	22603	204569	BelowCal	0.629
23) Hexachlor...	3.261	3.735	117932	219919	0.531	0.505
24) Hexachlor...	5.840	6.516	129074	201711	0.574	0.552
25) Oxychlorane	7.324	7.985	116445	166729	0.581	0.543
26) 2,4'-DDE	7.397	8.188	82916	121631	0.544	0.517
27) trans-Non...	7.580	8.260	125622	177493	0.561	0.522
28) 2,4'-DDD	7.770	8.562	76012	112451	0.555	0.538

Quantitation Report (QT Reviewed)

Data Path : C:\msdchem\1\data\2020-02\0B25043\REQUANT\
 Data File : ECD5-02252019.D
 Signal(s) : Signal #1: ECD1A.CH Signal #2: ECD2B.CH
 Acq On : 25 Feb 2020 17:30
 Operator : MJB
 Sample : 0B25043-CALA
 Misc : A20B332, 9-42 0.5 ppb
 ALS Vial : 15 (Sig #1); 0 (Sig #2) Sample Multiplier: 1

Integration File signal 1: PEST1.e
 Integration File signal 2: PEST2.e
 Quant Time: Feb 26 15:50:06 2020
 Quant Method : C:\msdchem\1\methods\ECD5_QUANTPEST_200225.M
 Quant Title : Instrument: DualECD5
 QLast Update : Wed Feb 26 15:13:42 2020
 Response via : Initial Calibration
 Integrator: ChemStation 6890 Scale Mode: Small noise peaks clipped

Volume Inj. : 2uL
 Signal #1 Phase : Rtx-CLPesticides Signal #2 Phase: Rtx-CLPesticides2
 Signal #1 Info : 30m X 0.32mm X 0. Signal #2 Info : 30m X 0.32mm X 0.25um

Compound	RT#1	RT#2	Resp#1	Resp#2	ng/mL	ng/mL
29) 2,4'-DDT	7.953	8.788	63598	79209	0.492	0.509
30) cis-Nonac...	8.051	8.828	133571	183369	0.534	0.488
31) Mirex	8.721	9.758	99990	120338	0.483	0.474m
32) Chlordane...	7.492	8.188	3069	121631	0.124	2.866 #
33) Chlordane...	7.580	0.000	125622	0	4.562	N.D. #
34) Chlordane...	0.000	8.971	0	23963	N.D.	2.226 #
35) Chlordane...	3.740f	3.735	5477	219919	NoCal	NoCal
36) Toxaphene...	7.580	8.562f	125622	112451	118.464	39.769 #
37) Toxaphene...	7.860	8.914f	4511	8739	2.290	2.519
38) Toxaphene...	8.183	8.914	18054	8739	4.492	1.522 #
39) Toxaphene...	8.377f	8.971	17106	23963	4.378	2.591 #
40) Toxaphene...	8.604f	9.171	945	62151	0.313	12.253 #
41) Toxaphene...	8.721	0.000	99990	0	25.354	N.D. #
42) Toxaphene...	3.740	3.735	5477	219919	NoCal	NoCal

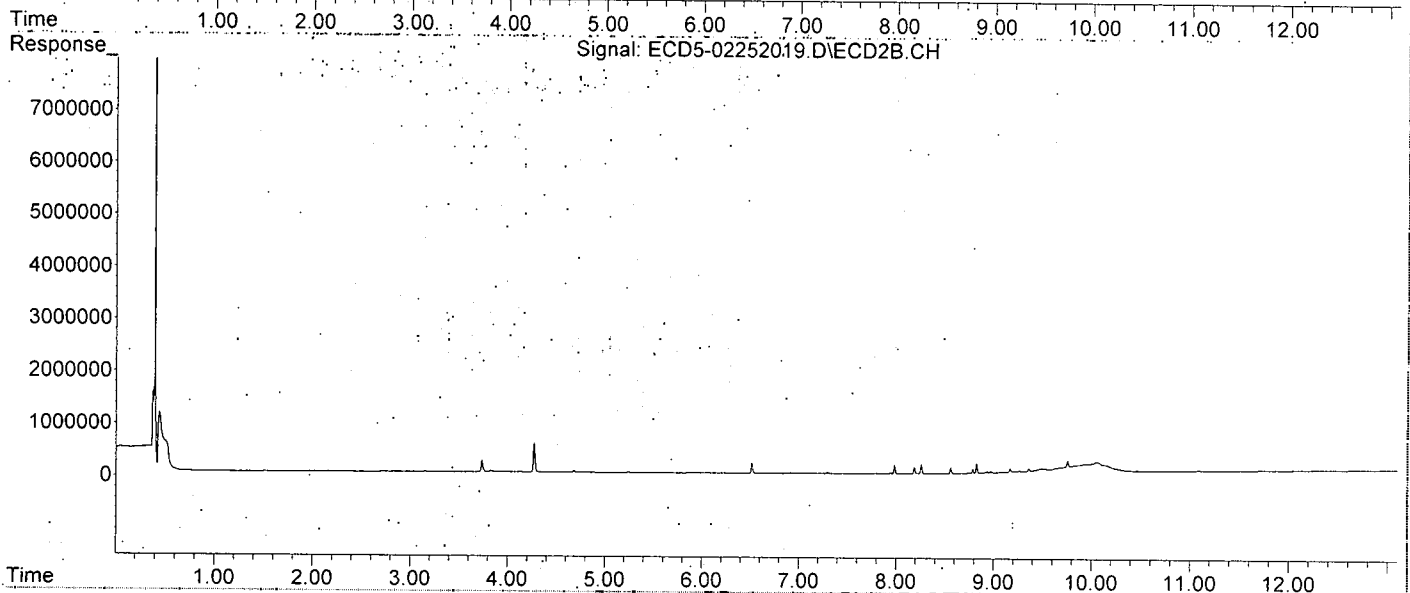
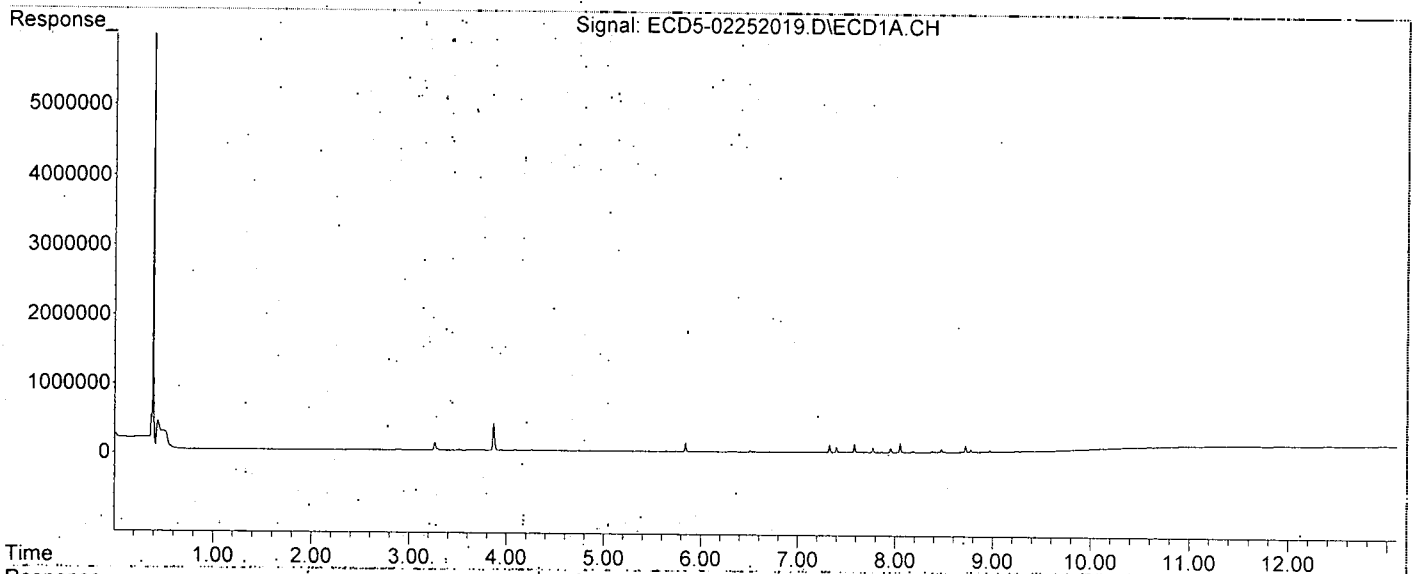
(f)=RT Delta > 1/2 Window (#)=Amounts differ by > 25% (m)=manual int.

Quantitation Report (QT Reviewed)

Data Path : C:\msdchem\1\data\2020-02\0B25043\REQUANT\
Data File : ECD5-02252019.D
Signal(s) : Signal #1: ECD1A.CH Signal #2: ECD2B.CH
Acq On : 25 Feb 2020 17:30
Operator : MJB
Sample : 0B25043-CALA
Misc : A20B332, 9-42 0.5 ppb
ALS Vial : 15 (Sig #1); 0 (Sig #2) Sample Multiplier: 1

Integration File signal 1: PEST1.e
Integration File signal 2: PEST2.e
Quant Time: Feb 26 15:50:06 2020
Quant Method : C:\msdchem\1\methods\ECD5_QUANTPEST_200225.M
Quant Title : Instrument: DualECD5
QLast Update : Wed Feb 26 15:13:42 2020
Response via : Initial Calibration
Integrator: ChemStation. 6890 Scale Mode: Small noise peaks clipped

Volume Inj. : 2uL
Signal #1 Phase : Rtx-CLPesticides Signal #2 Phase: Rtx-CLPesticides2
Signal #1 Info : 30m X 0.32mm X 0. Signal #2 Info : 30m X 0.32mm X 0.25um

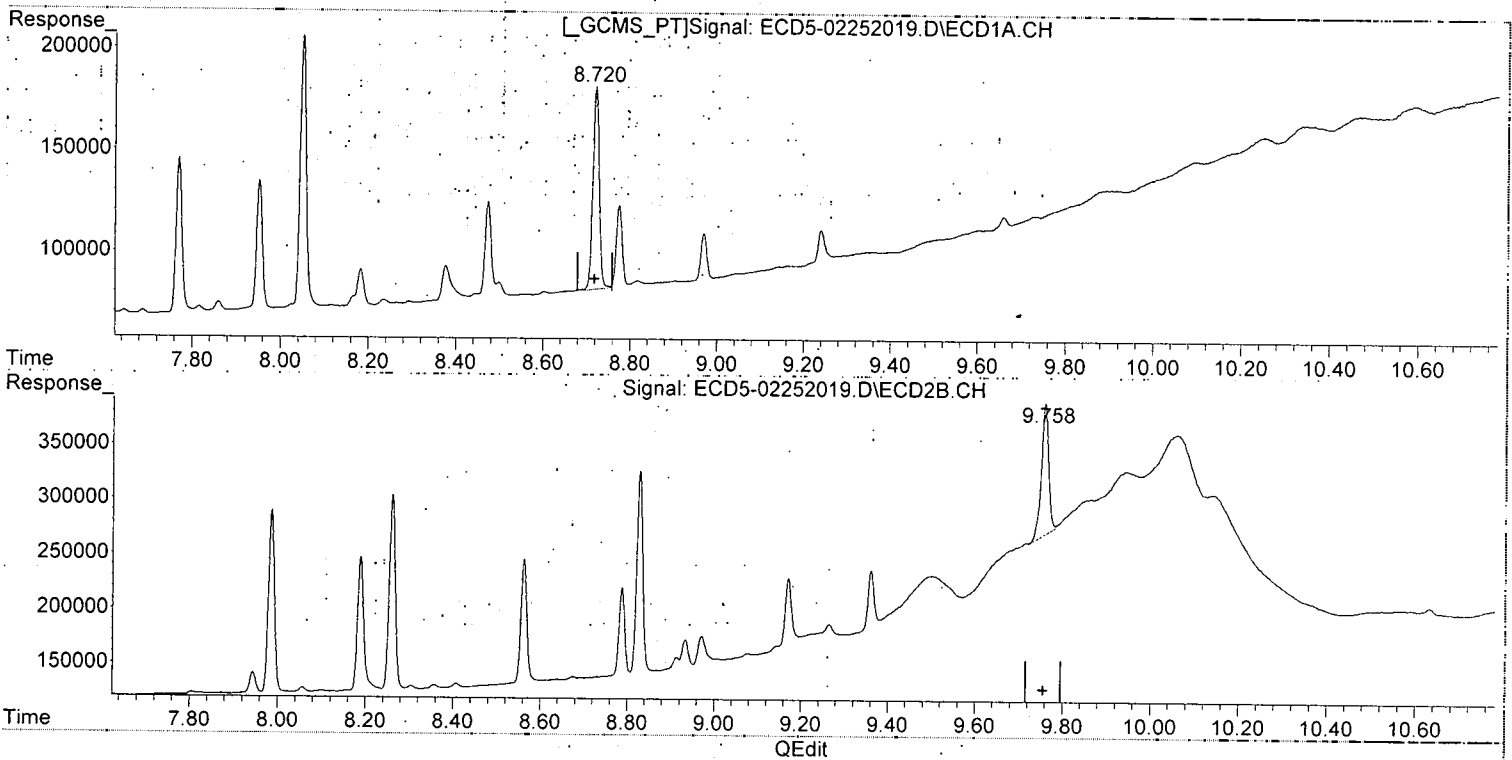


Quantitation Report (Qedit)

Data Path : C:\msdchem\1\data\2020-02\0B25043\REQUANT\
Data File : ECD5-02252019.D
Signal(s) : Signal #1: ECD1A.CH Signal #2: ECD2B.CH
Acq On : 25 Feb 2020 17:30
Operator : MJB
Sample : 0B25043-CALA
Misc : A20B332, 9-42 0.5 ppb
ALS Vial : 15 (Sig #1); 0 (Sig #2) Sample Multiplier: 1

Integration File signal 1: PEST1.e
Integration File signal 2: PEST2.e
Quant Time: Feb 26 15:49:42 2020
Quant Method : C:\msdchem\1\methods\ECD5_QUANTPEST_200225.M
Quant Title : Instrument: DualECD5
QLast Update : Wed Feb 26 15:13:42 2020
Response via : Initial Calibration
Integrator: ChemStation 6890 Scale Mode: Small noise peaks clipped

Volume Inj. : 2uL
Signal #1 Phase : Rtx-CLPesticides Signal #2 Phase: Rtx-CLPesticides2
Signal #1 Info : 30m X 0.32mm X 0. Signal #2 Info : 30m X 0.32mm X 0.25um



(31) Mirex
8.721min 0.483 ng/mL
response 99990

MJB
2/26/20

(31) Mirex #2
9.758min 0.474 ng/mL (m)
response 120338

(+) = Expected Retention Time

Quantitation Report (Not Reviewed)

Data Path : C:\msdchem\1\data\2020-02\0B25043\REQUANT\
 Data File : ECD5-02252019.D
 Signal(s) : Signal #1: ECD1A.CH Signal #2: ECD2B.CH
 Acq On : 25 Feb 2020 17:30
 Operator : MJB
 Sample : 0B25043-CALA
 Misc : A20B332, 9-42 0.5 ppb
 ALS Vial : 15 (Sig #1); 0 (Sig #2) Sample Multiplier: 1

Integration File signal 1: PEST1.e
 Integration File signal 2: PEST2.e
 Quant Time: Feb 26 15:49:42 2020
 Quant Method : C:\msdchem\1\methods\ECD5_QUANTPEST_200225.M
 Quant Title : Instrument: DualECD5
 QLast Update : Wed Feb 26 15:13:42 2020
 Response via : Initial Calibration
 Integrator: ChemStation 6890 Scale Mode: Small noise peaks clipped

Volume Inj. : 2uL
 Signal #1 Phase : Rtx-CLPesticides Signal #2 Phase: Rtx-CLPesticides2
 Signal #1 Info : 30m X 0.32mm X 0. Signal #2 Info : 30m X 0.32mm X 0.25um

MJB

Compound	RT#1	RT#2	Resp#1	Resp#2	ng/mL	ng/mL
----------	------	------	--------	--------	-------	-------

*MJB
2/24/20*

System Monitoring Compounds

1) S TCMX (S)	0.000	6.051	0	6467	N.D.	0.019 #
22) S DCBP (S)	9.660	0.000	10695	0	BelowCal	N.D.

Target Compounds

2) a-BHC	0.000	0.000	0	0	N.D.	N.D.
3) g-BHC	0.000	0.000	0	0	N.D.	N.D.
4) b-BHC	6.347	7.037	8094	6668	13405.824	BelowCal #
5) Heptachlor	0.000	0.000	0	0	N.D.	N.D.
6) d-BHC	6.508	7.294	18403	25220	0.073	BelowCal #
7) Aldrin	0.000	0.000	0	0	N.D.	N.D.
8) Heptachlo...	7.397	0.000	82916	0	0.368	N.D. #
9) trans-Chl...	7.492	8.188	3069	121631	0.013	0.344 #
10) cis-Chlor...	7.580	0.000	125622	0	0.568	N.D. #
11) Endosulfa...	0.000	0.000	0	0	N.D.	N.D.
12) 4,4'-DDE	0.000	0.000	0	0	N.D.	N.D.
13) Dieldrin	7.860	8.562	4511	112451	0.020	0.325 #
14) Endrin	8.051f	8.788	133571	79209	0.806	0.330 #
15) 4,4'-DDD	8.051	8.828	133571	183369	0.717	0.693
16) Endosulfa...	8.183	8.034	18054	23711	BelowCal	BelowCal
17) 4,4'-DDT	0.000	0.000	0	0	N.D.	N.D.
18) Endrin Al...	8.474	9.171	47311	62151	BelowCal	BelowCal
19) Endosulfa...	8.775	9.361	40566	58071	BelowCal	BelowCal
20) Methoxychlor	8.604	9.501f	945	50461	BelowCal	0.514
21) Endrin Ke...	8.970	9.758	22603	204569	BelowCal	0.629
23) Hexachlor...	3.261	3.735	117932	219919	0.531	0.505
24) Hexachlor...	5.840	6.516	129074	201711	0.574	0.552
25) Oxychlorane	7.324	7.985	116445	166729	0.581	0.543
26) 2,4'-DDE	7.397	8.188	82916	121631	0.544	0.517
27) trans-Non...	7.580	8.260	125622	177493	0.561	0.522
28) 2,4'-DDD	7.770	8.562	76012	112451	0.555	0.538

Quantitation Report (Not Reviewed)

Data Path : C:\msdchem\1\data\2020-02\0B25043\REQUANT\
 Data File : ECD5-02252019.D
 Signal(s) : Signal #1: ECD1A.CH Signal #2: ECD2B.CH
 Acq On : 25 Feb 2020 17:30
 Operator : MJB
 Sample : 0B25043-CALA
 Misc : A20B332, 9-42 0.5 ppb
 ALS Vial : 15 (Sig.#1); 0 (Sig.#2) Sample Multiplier: 1

Integration File signal 1: PEST1.e
 Integration File signal 2: PEST2.e
 Quant Time: Feb 26 15:49:42 2020
 Quant Method : C:\msdchem\1\methods\ECD5_QUANTPEST_200225.M
 Quant Title : Instrument: DualECD5
 QLast Update : Wed Feb 26 15:13:42 2020
 Response via : Initial Calibration
 Integrator: ChemStation 6890 Scale Mode: Small noise peaks clipped

Volume Inj. : 2uL
 Signal #1 Phase : Rtx-CLPesticides Signal #2 Phase: Rtx-CLPesticides2
 Signal #1 Info : 30m X 0.32mm X 0. Signal #2 Info : 30m X 0.32mm X 0.25um

Compound	RT#1	RT#2	Resp#1	Resp#2	ng/mL	ng/mL
29) 2,4'-DDT	7.953	8.788	63598	79209	0.492	0.509
30) cis-Nonac...	8.051	8.828	133571	183369	0.534	0.488
31) Mirex	8.721	9.758	99990	204569	0.483	0.915 #
32) Chlordane...	7.492	8.188	3069	121631	0.124	2.866 #
33) Chlordane...	7.580	0.000	125622	0	4.562	N.D. #
34) Chlordane...	0.000	8.971	0	23963	N.D.	2.226 #
35) Chlordane...	3.740f	3.735	5477	219919	NoCal	NoCal
36) Toxaphene...	7.580	8.562f	125622	112451	118.464	39.769 #
37) Toxaphene...	7.860	8.914f	4511	8739	2.290	2.519
38) Toxaphene...	8.183	8.914	18054	8739	4.492	1.522 #
39) Toxaphene...	8.377f	8.971	17106	23963	4.378	2.591 #
40) Toxaphene...	8.604f	9.171	945	62151	0.313	12.253 #
41) Toxaphene...	8.721	0.000	99990	0	25.354	N.D. #
42) Toxaphene...	3.740	3.735	5477	219919	NoCal	NoCal

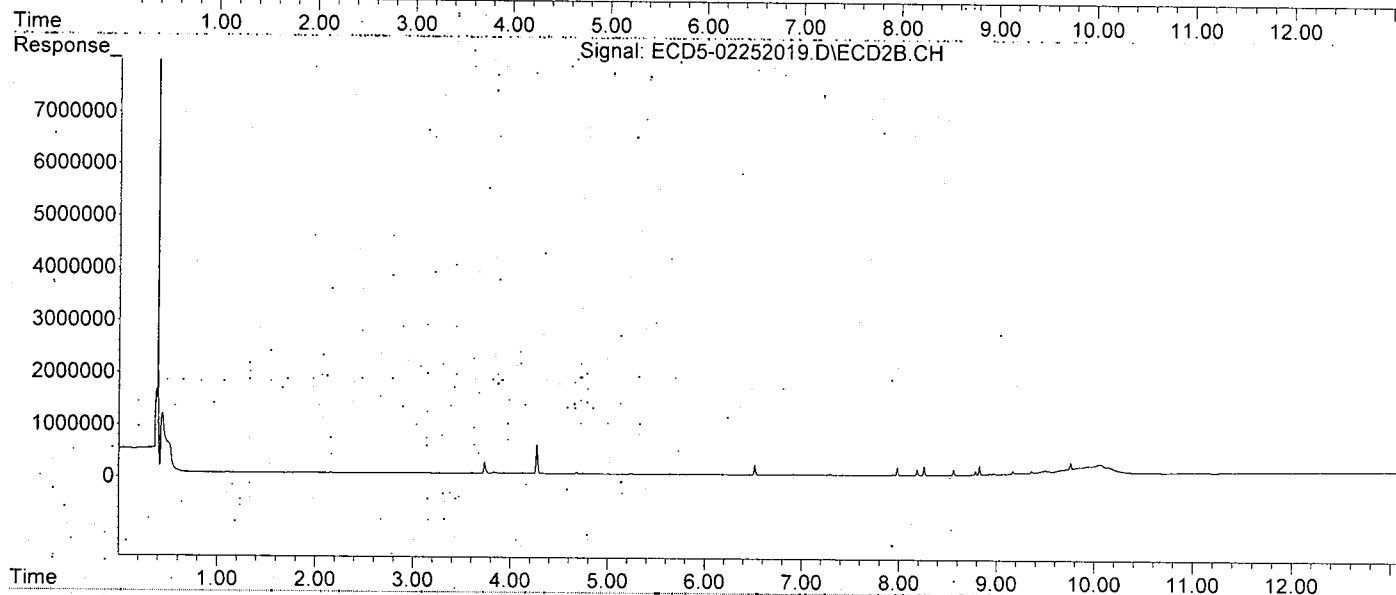
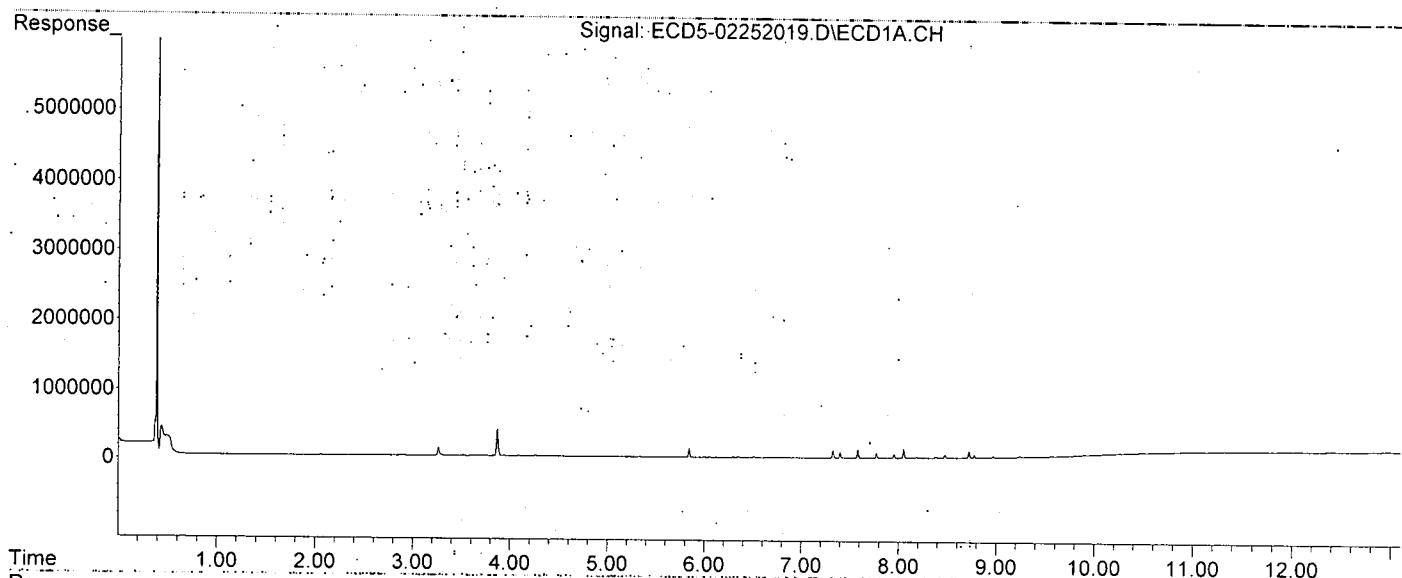
(f)=RT Delta > 1/2 Window (#)=Amounts differ by > 25% (m)=manual int.

Quantitation Report (Not Reviewed)

Data Path : C:\msdchem\1\data\2020-02\0B25043\REQUANT\
Data File : ECD5-02252019.D
Signal(s) : Signal #1: ECD1A.CH Signal #2: ECD2B.CH
Acq On : 25 Feb 2020 17:30
Operator : MJB
Sample : 0B25043-CALA
Misc : A20B332, 9-42 0.5 ppb
ALS Vial : 15 (Sig #1); 0 (Sig #2) Sample Multiplier: 1

Integration File signal 1: PEST1.e
Integration File signal 2: PEST2.e
Quant Time: Feb 26 15:49:42 2020
Quant Method : C:\msdchem\1\methods\ECD5_QUANTPEST_200225.M
Quant Title : Instrument: DualECD5
QLast Update : Wed Feb 26 15:13:42 2020
Response via : Initial Calibration
Integrator: ChemStation 6890 Scale Mode: Small noise peaks clipped

Volume Inj. : 2uL
Signal #1 Phase : Rtx-CLPesticides Signal #2 Phase: Rtx-CLPesticides2
Signal #1 Info : 30m X 0.32mm X 0. Signal #2 Info : 30m X 0.32mm X 0.25um



Quantitation Report (Not Reviewed)

Data Path : C:\msdchem\1\data\2020-02\0B25043\REQUANT\
 Data File : ECD5-02252020.D
 Signal(s) : Signal #1: ECD1A.CH Signal #2: ECD2B.CH
 Acq On : 25 Feb 2020 17:47
 Operator : MJB
 Sample : 0B25043-CALB
 Misc : A19K263, 9-42 1 ppb
 ALS Vial : 16 (Sig #1); 0 (Sig #2) Sample Multiplier: 1

Integration File signal 1: PEST1.e
 Integration File signal 2: PEST2.e
 Quant Time: Feb 26 15:50:19 2020
 Quant Method : C:\msdchem\1\methods\ECD5_QUANTPEST_200225.M
 Quant Title : Instrument: DualECD5
 QLast Update : Wed Feb 26 15:13:42 2020
 Response via : Initial Calibration
 Integrator: ChemStation 6890 Scale Mode: Small noise peaks clipped

MJB
2/26/20

Volume Inj. : 2uL
 Signal #1 Phase : Rtx-CLPesticides Signal #2 Phase: Rtx-CLPesticides2
 Signal #1 Info : 30m X 0.32mm X 0. Signal #2 Info : 30m X 0.32mm X 0.25um

Compound	RT#1	RT#2	Resp#1	Resp#2	ng/mL	ng/mL
----------	------	------	--------	--------	-------	-------

System Monitoring Compounds

1) S TCMX (S)	0.000	6.052	0	10890	N.D.	0.032 #
22) S DCBP (S)	9.661	10.634	3367	4890	BelowCal	0.025

Target Compounds

2) a-BHC	0.000	0.000	0	0	N.D.	N.D.
3) g-BHC	0.000	0.000	0	0	N.D.	N.D.
4) b-BHC	6.345	0.000	8729	0	13405.818	N.D. #
5) Heptachlor	0.000	0.000	0	0	N.D.	N.D.
6) d-BHC	6.508	7.293	14516	19140	0.058	BelowCal #
7) Aldrin	0.000	0.000	0	0	N.D.	N.D.
8) Heptachlo...	7.396	0.000	162790	0	0.723	N.D. #
9) trans-Chl...	7.491	8.188	3729	234158	0.016	0.662 #
10) cis-Chlor...	7.579	0.000	236653	0	1.071	N.D. #
11) Endosulfa...	0.000	0.000	0	0	N.D.	N.D.
12) 4,4'-DDE	0.000	0.000	0	0	N.D.	N.D.
13) Dieldrin	7.859	8.561	4161	217911	0.018	0.629 #
14) Endrin	8.050f	8.787	260805	155855	1.574	0.681 #
15) 4,4'-DDD	8.050	8.828	260805	370083	1.400	1.402
16) Endosulfa...	8.182	8.933	13995	18673	BelowCal	BelowCal
17) 4,4'-DDT	0.000	0.000	0	0	N.D.	N.D.
18) Endrin Al...	8.473	9.170	33663	46736	BelowCal	BelowCal
19) Endosulfa...	8.775	9.361	28901	41084	BelowCal	BelowCal
20) Methoxychlor	0.000	9.543	0	2496	N.D.	BelowCal
21) Endrin Ke...	8.970	9.757	17479	239555	BelowCal	0.770
23) Hexachlor...	3.261	3.735	231018	429757	1.040	0.988
24) Hexachlor...	5.840	6.515	247315	381742	1.099	1.044
25) Oxychlordan	7.324	7.985	215837	307918	1.078	1.002
26) 2,4'-DDE	7.396	8.188	162790	234158	1.067	0.995
27) trans-Non...	7.579	8.260	236653	339792	1.057	0.999
28) 2,4'-DDD	7.769	8.561	147365	217911	1.076	1.043

Quantitation Report (Not Reviewed)

Data Path : C:\msdchem\1\data\2020-02\0B25043\REQUANT\
 Data File : ECD5-02252020.D
 Signal(s) : Signal #1: ECD1A.CH Signal #2: ECD2B.CH
 Acq On : 25 Feb 2020 17:47
 Operator : MJB
 Sample : 0B25043-CALB
 Misc : A19K263, 9-42 1 ppb
 ALS Vial : 16 (Sig #1); 0 (Sig #2) Sample Multiplier: 1

Integration File signal 1: PEST1.e
 Integration File signal 2: PEST2.e
 Quant Time: Feb 26 15:50:19 2020
 Quant Method : C:\msdchem\1\methods\ECD5_QUANTPEST_200225.M
 Quant Title : Instrument: DualECD5
 QLast Update : Wed Feb 26 15:13:42 2020
 Response via : Initial Calibration
 Integrator: ChemStation 6890 Scale Mode: Small noise peaks clipped

Volume Inj. : 2uL
 Signal #1 Phase : Rtx-CLPesticides Signal #2 Phase: Rtx-CLPesticides2
 Signal #1 Info : 30m X 0.32mm X 0. Signal #2 Info : 30m X 0.32mm X 0.25um

Compound	RT#1	RT#2	Resp#1	Resp#2	ng/mL	ng/mL
29) 2,4'-DDT	7.952	8.787	121988	155855	0.943	0.970
30) cis-Nonac...	8.050	8.828	260805	370083	1.042	0.985
31) Mirex	8.721	9.757	177415	239555	1.032	1.098
32) Chlordane...	7.491	8.188	3729	234158	0.150	5.517 #
33) Chlordane...	7.579	0.000	236653	0	8.594	N.D. #
34) Chlordane...	0.000	8.970	0	25817	N.D.	2.398 #
35) Chlordane...	0.000	3.735	0	429757	N.D.	NoCal
36) Toxaphene...	7.579	8.561f	236653	217911	223.169	77.066 #
37) Toxaphene...	7.859	8.913f	4161	9496	2.113	2.737 #
38) Toxaphene...	8.182	8.913	13995	9496	3.482	1.654 #
39) Toxaphene...	8.377f	8.970	15848	25817	4.056	2.792 #
40) Toxaphene...	0.000	9.170	0	46736	N.D.	9.214 #
41) Toxaphene...	8.721	9.543	177415	2496	44.987	0.467 #
42) Toxaphene...	0.000	3.735	0	429757	N.D.	NoCal

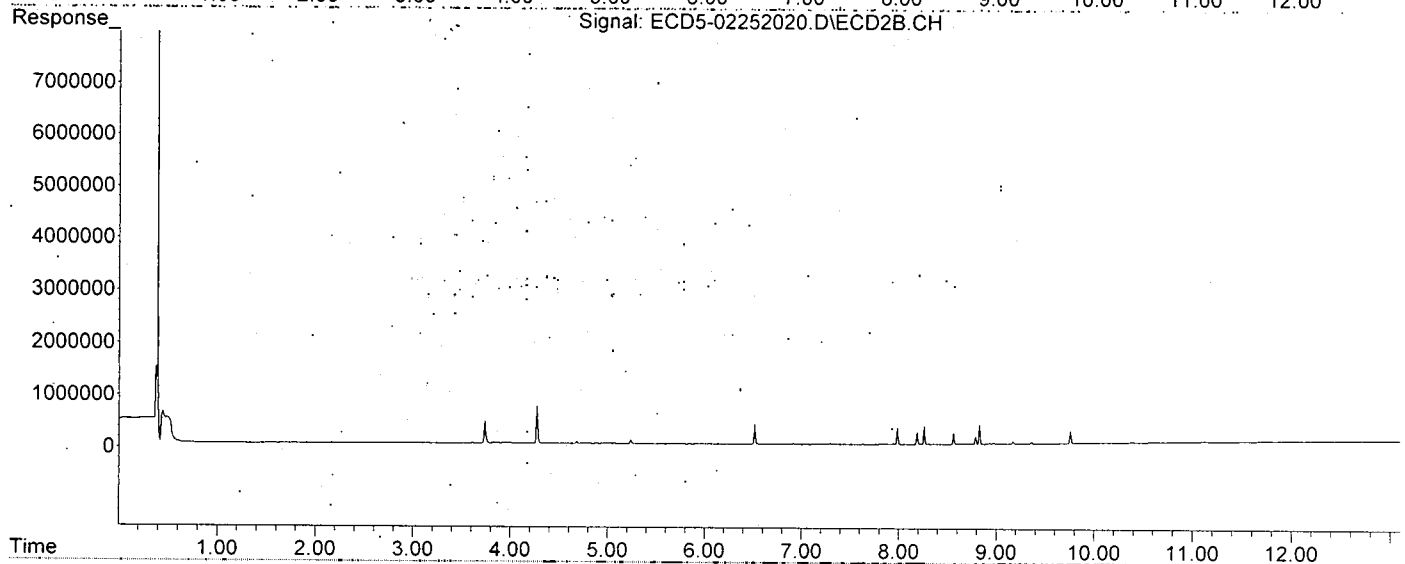
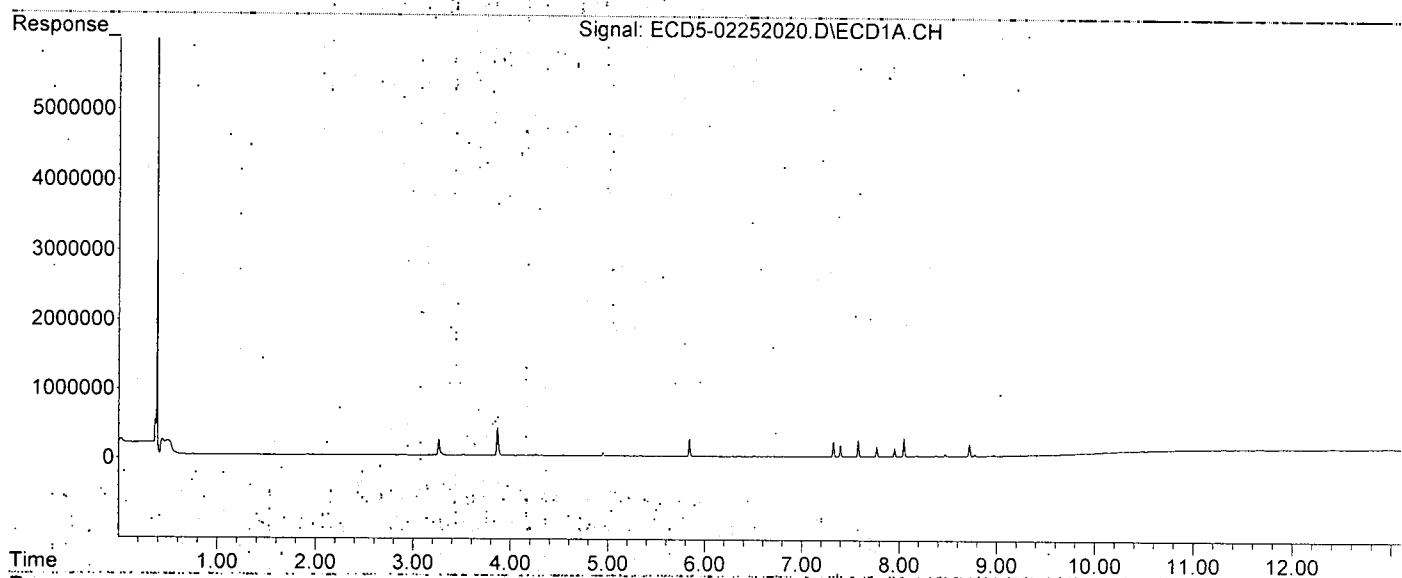
(f)=RT Delta > 1/2 Window (#)=Amounts differ by > 25% (m)=manual int.

Quantitation Report (Not Reviewed)

Data Path : C:\msdchem\1\data\2020-02\0B25043\REQUANT\
Data File : ECD5-02252020.D
Signal(s) : Signal #1: ECD1A.CH Signal #2: ECD2B.CH
Acq On : 25 Feb 2020 17:47
Operator : MJB
Sample : 0B25043-CALB
Misc : A19K263, 9-42 1 ppb
ALS Vial : 16 (Sig #1); 0 (Sig #2) Sample Multiplier: 1

Integration File signal 1: PEST1.e
Integration File signal 2: PEST2.e
Quant Time: Feb 26 15:50:19 2020
Quant Method : C:\msdchem\1\methods\ECD5_QUANTPEST_200225.M
Quant Title : Instrument: DualECD5
QLast Update : Wed Feb 26 15:13:42 2020
Response via : Initial Calibration
Integrator: ChemStation 6890 Scale Mode: Small noise peaks clipped

Volume Inj. : 2uL
Signal #1 Phase : Rtx-CLPesticides Signal #2 Phase: Rtx-CLPesticides2
Signal #1 Info : 30m X 0.32mm X 0. Signal #2 Info : 30m X 0.32mm X 0.25um



Quantitation Report (Not Reviewed)

Data Path : C:\msdchem\1\data\2020-02\0B25043\REQUANT\
 Data File : ECD5-02252021.D
 Signal(s) : Signal #1: ECD1A.CH Signal #2: ECD2B.CH
 Acq On : 25 Feb 2020 18:05
 Operator : MJB
 Sample : 0B25043-CALC
 Misc : A19K264, 9-42 2 ppb
 ALS Vial : 17 (Sig #1); 0 (Sig #2) Sample Multiplier: 1

Integration File signal 1: PEST1.e
 Integration File signal 2: PEST2.e
 Quant Time: Feb 26 15:50:28 2020
 Quant Method : C:\msdchem\1\methods\ECD5_QUANTPEST_200225.M
 Quant Title : Instrument: DualECD5
 QLast Update : Wed Feb 26 15:13:42 2020
 Response via : Initial Calibration
 Integrator: ChemStation 6890 Scale Mode: Small noise peaks clipped

MB
2/26/20

Volume Inj. : 2uL
 Signal #1 Phase : Rtx-CLPesticides Signal #2 Phase: Rtx-CLPesticides2
 Signal #1 Info : 30m X 0.32mm X 0. Signal #2 Info : 30m X 0.32mm X 0.25um

Compound RT#1 RT#2 Resp#1 Resp#2 ng/mL ng/mL

System Monitoring Compounds

1) S TCMX (S) 0.000 6.050 0 12575 N.D. 0.037 #
 22) S DCBP (S) 9.660 10.633 9374 2920 BelowCal 0.015

Target Compounds

2) a-BHC 0.000 0.000 0 0 N.D. N.D.
 3) g-BHC 0.000 0.000 0 0 N.D. N.D.
 4) b-BHC 6.343 0.000 9104 0 13405.814 N.D. #
 5) Heptachlor 0.000 0.000 0 0 N.D. N.D.
 6) d-BHC 6.507 7.293 12929 17413 0.051 BelowCal #
 7) Aldrin 0.000 7.628 0 6457 N.D. 0.017 #
 8) Heptachlo... 7.396 0.000 308973 0 1.373 N.D. #
 9) trans-Chl... 7.490 8.187 5758 450716 0.025 1.275 #
 10) cis-Chlor... 7.579 0.000 451765 0 2.044 N.D. #
 11) Endosulfa... 0.000 0.000 0 0 N.D. N.D.
 12) 4,4'-DDE 0.000 0.000 0 0 N.D. N.D.
 13) Dieldrin 7.859 8.561 4695 402947 0.020 1.163 #
 14) Endrin 8.050f 8.787 494941 322849 2.986 1.442 #
 15) 4,4'-DDD 8.050 8.827 494941 704365 2.656 2.668
 16) Endosulfa... 8.183 8.933 11867 15681 BelowCal BelowCal
 17) 4,4'-DDT 8.235f 0.000 1932 0 0.005 N.D. #
 18) Endrin Al... 8.473 9.170 27086 36156 BelowCal BelowCal
 19) Endosulfa... 8.775 9.360 23762 32503 BelowCal BelowCal
 20) Methoxychlor 8.602 9.539 875 2704 BelowCal BelowCal
 21) Endrin Ke... 8.969 9.757 15092 427844 BelowCal 1.526
 23) Hexachlor... 3.261 3.735 456305 860733 2.054 1.978
 24) Hexachlor... 5.840 6.515 454930 716095 2.022 1.959
 25) Oxychlorane 7.323 7.985 404098 596146 2.018 1.940
 26) 2,4'-DDE 7.396 8.187 308973 450716 2.026 1.915
 27) trans-Non... 7.579 8.260 451765 659379 2.017 1.938
 28) 2,4'-DDD 7.769 8.561 278841 402947 2.035 1.929

Quantitation Report (Not Reviewed)

Data Path : C:\msdchem\1\data\2020-02\0B25043\REQUANT\
 Data File : ECD5-02252021.D
 Signal(s) : Signal #1: ECD1A.CH Signal #2: ECD2B.CH
 Acq On : 25 Feb 2020 18:05
 Operator : MJB
 Sample : 0B25043-CALC
 Misc : A19K264, 9-42 2 ppb
 ALS Vial : 17 (Sig #1); 0 (Sig #2) Sample Multiplier: 1

Integration File signal 1: PEST1.e
 Integration File signal 2: PEST2.e
 Quant Time: Feb 26 15:50:28 2020
 Quant Method : C:\msdchem\1\methods\ECD5_QUANTPEST_200225.M
 Quant Title : Instrument: DualECD5
 QLast Update : Wed Feb 26 15:13:42 2020
 Response via : Initial Calibration
 Integrator: ChemStation 6890 Scale Mode: Small noise peaks clipped

Volume Inj. : 2uL
 Signal #1 Phase : Rtx-CLPesticides Signal #2 Phase: Rtx-CLPesticides2
 Signal #1 Info : 30m X 0.32mm X 0. Signal #2 Info : 30m X 0.32mm X 0.25um

Compound	RT#1	RT#2	Resp#1	Resp#2	ng/mL	ng/mL
29) 2,4'-DDT	7.952	8.787	247235	322849	1.912	1.969
30) cis-Nonac...	8.050	8.827	494941	704365	1.977	1.876
31) Mirex	8.720	9.757	331292	427844	2.123	2.082
32) Chlordane...	7.490	8.187	5758	450716	0.232	10.620 #
33) Chlordane...	7.579	0.000	451765	0	16.405	N.D. #
34) Chlordane...	0.000	8.970	0	26889	N.D.	2.497 #
35) Chlordane...	3.743	3.735	3622	860733	NoCal	NoCal
36) Toxaphene...	7.579	8.561f	451765	402947	426.024	142.506 #
37) Toxaphene...	7.859	8.912f	4695	10222	2.384	2.946
38) Toxaphene...	8.183	8.912	11867	10222	2.953	1.780 #
39) Toxaphene...	8.376f	8.970	17053	26889	4.364	2.908 #
40) Toxaphene...	8.602f	9.170	875	36156	0.290	7.128 #
41) Toxaphene...	8.720	9.539	331292	2704	84.005	0.506 #
42) Toxaphene...	3.743	3.735	3622	860733	NoCal	NoCal

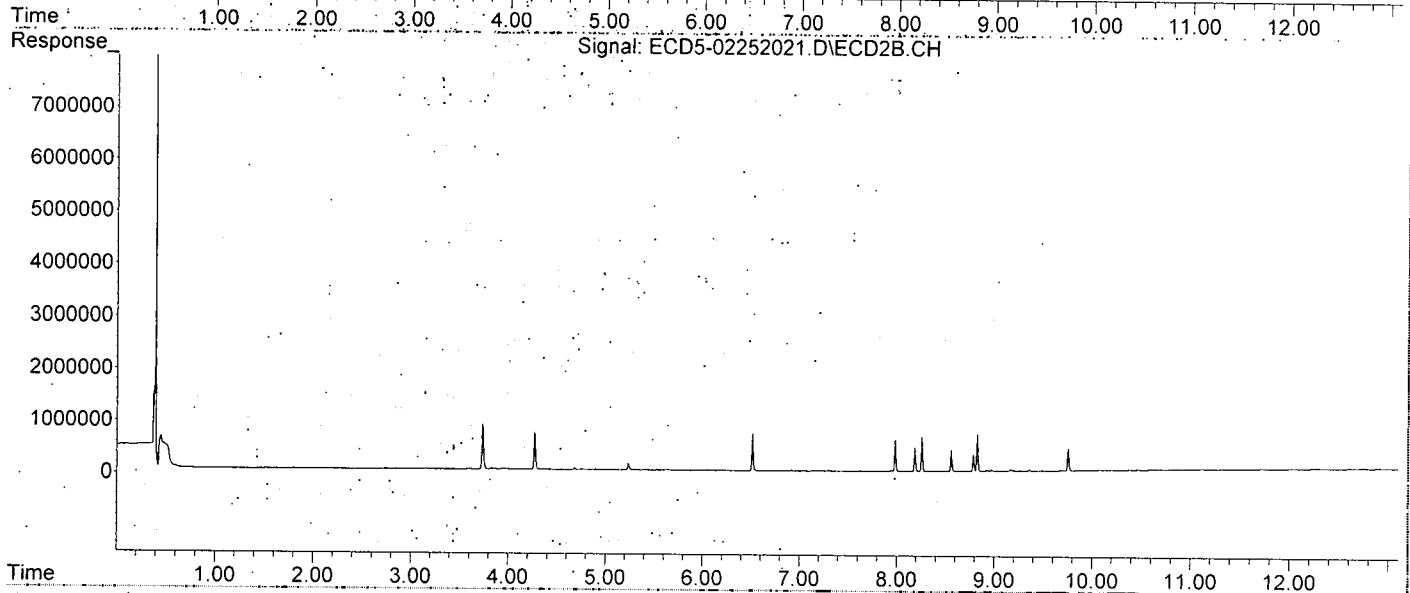
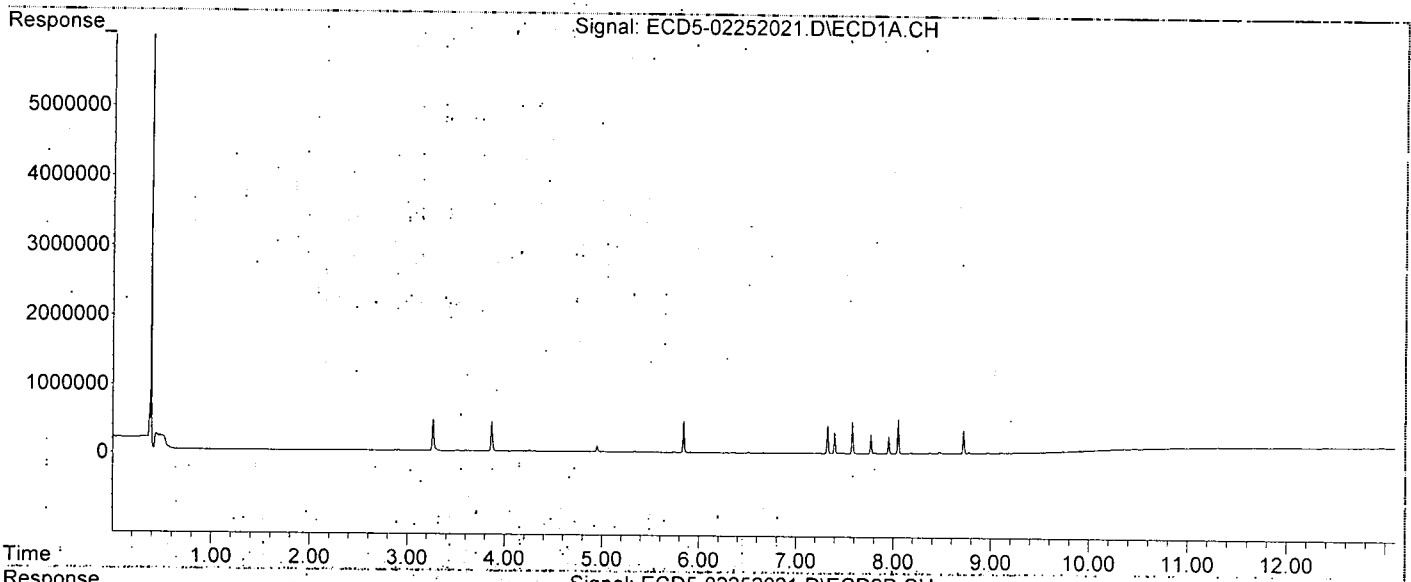
(f)=RT Delta > 1/2 Window (#)=Amounts differ by > 25% (m)=manual int.

Quantitation Report (Not Reviewed)

Data Path : C:\msdchem\1\data\2020-02\0B25043\REQUANT\
Data File : ECD5-02252021.D
Signal(s) : Signal #1: ECD1A.CH Signal #2: ECD2B.CH
Acq On : 25 Feb 2020 18:05
Operator : MJB
Sample : 0B25043-CALC
Misc : A19K264, 9-42 2 ppb
ALS Vial : 17 (Sig #1); 0 (Sig #2) Sample Multiplier: 1

Integration File signal 1: PEST1.e
Integration File signal 2: PEST2.e
Quant Time: Feb 26 15:50:28 2020
Quant Method : C:\msdchem\1\methods\ECD5_QUANTPEST_200225.M
Quant Title : Instrument: DualECD5
QLast Update : Wed Feb 26 15:13:42 2020
Response via : Initial Calibration
Integrator: ChemStation 6890 Scale Mode: Small noise peaks clipped

Volume Inj. : 2uL
Signal #1 Phase : Rtx-CLPesticides Signal #2 Phase: Rtx-CLPesticides2
Signal #1 Info : 30m X 0.32mm X 0. Signal #2 Info : 30m X 0.32mm X 0.25um



Quantitation Report (Not Reviewed)

Data Path : C:\msdchem\1\data\2020-02\0B25043\REQUANT\
 Data File : ECD5-02252022.D
 Signal(s) : Signal #1: ECD1A.CH Signal #2: ECD2B.CH
 Acq On : 25 Feb 2020 18:22
 Operator : MJB
 Sample : 0B25043-CALD
 Misc : A19K265, 9-42 5 ppb
 ALS Vial : 18 (Sig #1); 0 (Sig #2) Sample Multiplier: 1

Integration File signal 1: PEST1.e
 Integration File signal 2: PEST2.e
 Quant Time: Feb 26 15:50:40 2020
 Quant Method : C:\msdchem\1\methods\ECD5_QUANTPEST_200225.M
 Quant Title : Instrument: DualECD5
 QLast Update : Wed Feb 26 15:13:42 2020
 Response via : Initial Calibration
 Integrator: ChemStation 6890 Scale Mode: Small noise peaks clipped

Volume Inj. : 2uL
 Signal #1 Phase : Rtx-CLPesticides Signal #2 Phase: Rtx-CLPesticides2
 Signal #1 Info : 30m X 0.32mm X 0. Signal #2 Info : 30m X 0.32mm X 0.25um

MJB
2/26/20

Compound	RT#1	RT#2	Resp#1	Resp#2	ng/mL	ng/mL
----------	------	------	--------	--------	-------	-------

System Monitoring Compounds

1) S TCMX (S)	5.497f	6.051	11129	9006	0.052	0.026 #
22) S DCBP (S)	9.661	0.000	11298	0	BelowCal	N.D.

Target Compounds

2) a-BHC	5.994	0.000	4111	0	0.014	N.D. #
3) g-BHC	0.000	0.000	0	0	N.D.	N.D.
4) b-BHC	6.345	7.038	9190	6213	13405.814	BelowCal #
5) Heptachlor	6.692	0.000	2687	0	0.012	N.D. #
6) d-BHC	6.508	7.294	11802	16410	0.047	BelowCal #
7) Aldrin	0.000	7.628	0	14121	N.D.	0.037 #
8) Heptachlo...	7.396	8.056	784279	8197	3.484	0.024 #
9) trans-Chl...	7.490	8.187	12789	1172351	0.056	3.317 #
10) cis-Chlor...	7.579	8.304	1144259	8182	5.178	0.025 #
11) Endosulfa...	7.647f	0.000	3775	0	0.018	N.D. #
12) 4,4'-DDE	7.647	0.000	3775	0	0.017	N.D. #
13) Dieldrin	7.860	8.562	6410	1029786	0.028	2.973 #
14) Endrin	8.050f	8.787	1288124	853816	7.772	3.852 #
15) 4,4'-DDD	8.050	8.827	1288124	1876952	6.913	7.074
16) Endosulfa...	8.182	8.933	10564	13601	BelowCal	BelowCal
17) 4,4'-DDT	0.000	0.000	0	0	N.D.	N.D.
18) Endrin Al...	8.473	9.171	23454	32636	BelowCal	BelowCal
19) Endosulfa...	8.775	9.360	19865	26641	BelowCal	BelowCal
20) Methoxychlor	0.000	0.000	0	0	N.D.	N.D.
21) Endrin Ke...	8.970	9.757	13054	1031368	BelowCal	3.940
23) Hexachlor...	3.261	3.735	1113082	2127786	5.010	4.889
24) Hexachlor...	5.840	6.516	1134739	1781991	5.043	4.875
25) Oxychlorane	7.324	7.985	1015651	1516690	5.071	4.936
26) 2,4'-DDE	7.396	8.187	784279	1172351	5.141	4.980
27) trans-Non...	7.579	8.260	1144259	1676451	5.108	4.927
28) 2,4'-DDD	7.769	8.562	710550	1029786	5.186	4.929

Quantitation Report (Not Reviewed)

Data Path : C:\msdchem\1\data\2020-02\0B25043\REQUANT\
 Data File : ECD5-02252022.D
 Signal(s) : Signal #1: ECD1A.CH Signal #2: ECD2B.CH
 Acq On : 25 Feb 2020 18:22
 Operator : MJB
 Sample : 0B25043-CALD
 Misc : A19K265, 9-42 5 ppb
 ALS Vial : 18 (Sig #1); 0 (Sig #2) Sample Multiplier: 1

Integration File signal 1: PEST1.e
 Integration File signal 2: PEST2.e
 Quant Time: Feb 26 15:50:40 2020
 Quant Method : C:\msdchem\1\methods\ECD5_QUANTPEST_200225.M
 Quant Title : Instrument: DualECD5
 QLast Update : Wed Feb 26 15:13:42 2020
 Response via : Initial Calibration
 Integrator: ChemStation 6890 Scale Mode: Small noise peaks clipped

Volume Inj. : 2uL
 Signal #1 Phase: Rtx-CLPesticides Signal #2 Phase: Rtx-CLPesticides2
 Signal #1 Info : 30m X 0.32mm X 0. Signal #2 Info : 30m X 0.32mm X 0.25um

	Compound	RT#1	RT#2	Resp#1	Resp#2	ng/mL	ng/mL
29)	2,4'-DDT	7.952	8.787	643652	853816	4.978	5.113
30)	cis-Nonac...	8.050	8.827	1288124	1876952	5.146	4.998
31)	Mirex	8.720	9.757	781249	1031368	5.310	5.223
32)	Chlordane...	7.490	8.187	12789	1172351	0.515	27.624 #
33)	Chlordane...	7.579	8.304	1144259	8182	41.552	0.233 #
34)	Chlordane...	0.000	8.971	0	25354	N.D.	2.355 #
35)	Chlordane...	3.746	3.735	4394	2127786	NoCal	NoCal
36)	Toxaphene...	7.579	8.562f	1144259	1029786	1079.060	364.194 #
37)	Toxaphene...	7.860	8.913f	6410	10159	3.254	2.928
38)	Toxaphene...	8.182	8.913	10564	10159	2.629	1.769 #
39)	Toxaphene...	8.377f	8.971	15788	25354	4.041	2.742 #
40)	Toxaphene...	0.000	9.171	0	32636	N.D.	6.434 #
41)	Toxaphene...	8.720	0.000	781249	0	198.099	N.D. #
42)	Toxaphene...	3.746	3.735	4394	2127786	NoCal	NoCal

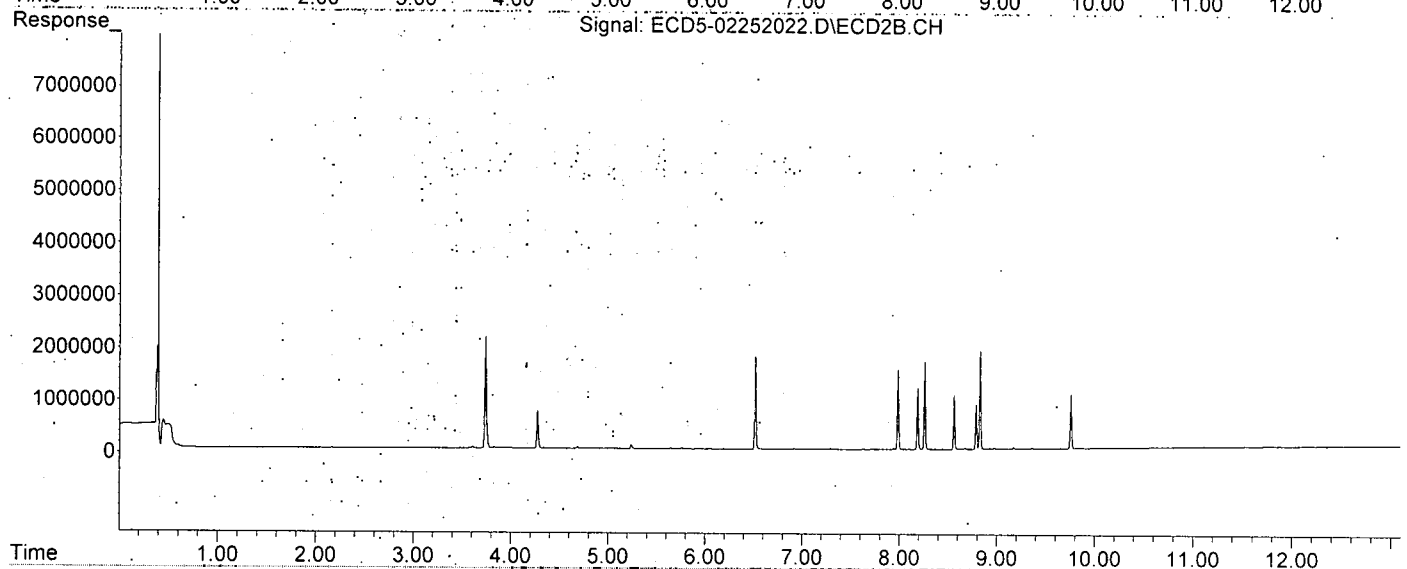
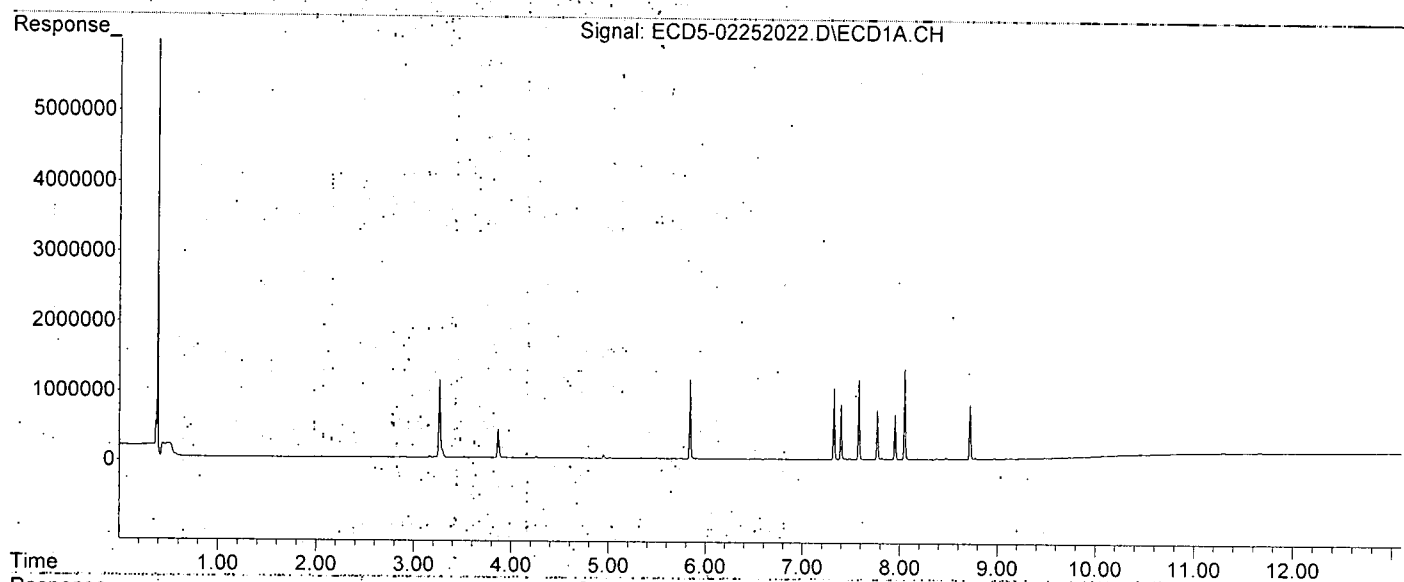
(f)=RT Delta > 1/2 Window (#)=Amounts differ by > 25% (m)=manual int.

Quantitation Report (Not Reviewed)

Data Path : C:\msdchem\1\data\2020-02\0B25043\REQUANT\
Data File : ECD5-02252022.D
Signal(s) : Signal #1: ECD1A.CH Signal #2: ECD2B.CH
Acq On : 25 Feb 2020 18:22
Operator : MJB
Sample : 0B25043-CALD
Misc : A19K265, 9-42 5 ppb
ALS Vial : 18 (Sig #1); 0 (Sig #2) Sample Multiplier: 1

Integration File signal 1: PEST1.e
Integration File signal 2: PEST2.e
Quant Time: Feb 26 15:50:40 2020
Quant Method : C:\msdchem\1\methods\ECD5_QUANTPEST_200225.M
Quant Title : Instrument: DualECD5
QLast Update : Wed Feb 26 15:13:42 2020
Response via : Initial Calibration
Integrator: ChemStation 6890 Scale Mode: Small noise peaks clipped

Volume Inj. : 2uL
Signal #1 Phase : Rtx-CLPesticides Signal #2 Phase: Rtx-CLPesticides2
Signal #1 Info : 30m X 0.32mm X 0. Signal #2 Info : 30m X 0.32mm X 0.25um



Quantitation Report (Not Reviewed)

Data Path : C:\msdchem\1\data\2020-02\0B25043\REQUANT\
 Data File : ECD5-02252023.D
 Signal(s) : Signal #1: ECD1A.CH Signal #2: ECD2B.CH
 Acq On : 25 Feb 2020 18:39
 Operator : MJB
 Sample : 0B25043-CALE
 Misc : A19K266, 9-42 10 ppb
 ALS Vial : 19 (Sig #1); 0 (Sig #2) Sample Multiplier: 1

Integration File signal 1: PEST1.e
 Integration File signal 2: PEST2.e
 Quant Time: Feb 26 15:50:50 2020
 Quant Method : C:\msdchem\1\methods\ECD5_QUANTPEST_200225.M
 Quant Title : Instrument: DualECD5
 QLast Update : Wed Feb 26 15:13:42 2020
 Response via : Initial Calibration
 Integrator: ChemStation 6890 Scale Mode: Small noise peaks clipped

*MJB
2/26/20*

Volume Inj. : 2uL
 Signal #1 Phase : Rtx-CLPesticides Signal #2 Phase: Rtx-CLPesticides2
 Signal #1 Info : 30m X 0.32mm X 0. Signal #2 Info : 30m X 0.32mm X 0.25um

Compound	RT#1	RT#2	Resp#1	Resp#2	ng/mL	ng/mL
----------	------	------	--------	--------	-------	-------

System Monitoring Compounds

1) S TCMX (S)	5.431f	6.053	4592	9197	0.021	0.027
22) S DCBP (S)	9.660	10.631	11480	8282	BelowCal	0.043

Target Compounds

2) a-BHC	5.994	0.000	3974	0	0.014	N.D. #
3) g-BHC	0.000	0.000	0	0	N.D.	N.D.
4) b-BHC	6.345	7.037	8722	6045	13405.818	BelowCal #
5) Heptachlor	6.693	7.350	3671	5857	0.016	0.016
6) d-BHC	6.508	7.293	10962	14770	0.044	BelowCal #
7) Aldrin	0.000	0.000	0	0	N.D.	N.D.
8) Heptachlo...	7.395	8.055	1469851	11301	6.529	0.033 #
9) trans-Chl...	7.491	8.187	19545	2213415	0.086	6.262 #
10) cis-Chlor...	7.578	8.302	2133448	12990	9.654	0.039 #
11) Endosulfa...	7.667	8.363	5584	3808	0.027	0.012 #
12) 4,4'-DDE	7.648	0.000	5563	0	0.025	N.D. #
13) Dieldrin	7.860	8.561	8885	1931515	0.039	5.576 #
14) Endrin	8.050f	8.786	2424511	1641641	14.628	7.393 #
15) 4,4'-DDD	8.050	8.827	2424511	3529630	13.012	13.199
16) Endosulfa...	8.182	8.932	9492	12761	BelowCal	BelowCal
17) 4,4'-DDT	0.000	0.000	0	0	N.D.	N.D.
18) Endrin Al...	8.473	9.169	18912	26892	BelowCal	BelowCal
19) Endosulfa...	8.774	9.359	18015	21137	BelowCal	BelowCal
20) Methoxychlor	0.000	0.000	0	0	N.D.	N.D.
21) Endrin Ke...	8.969	9.756	10941	1914233	BelowCal	7.442
23) Hexachlor...	3.260	3.735	2115564	4029851	9.522	9.260
24) Hexachlor...	5.840	6.515	2108819	3393326	9.372	9.284
25) Oxychlorane	7.323	7.985	1862537	2780134	9.300	9.048
26) 2,4'-DDE	7.395	8.187	1469851	2213415	9.636	9.403
27) trans-Non...	7.578	8.259	2133448	3123800	9.525	9.180
28) 2,4'-DDD	7.768	8.561	1279287	1931515	9.337	9.246

Quantitation Report (Not Reviewed)

Data Path : C:\msdchem\1\data\2020-02\0B25043\REQUANT\
 Data File : ECD5-02252023.D
 Signal(s) : Signal #1: ECD1A.CH Signal #2: ECD2B.CH
 Acq On : 25 Feb 2020 18:39
 Operator : MJB
 Sample : 0B25043-CALE
 Misc : A19K266, 9-42 10 ppb
 ALS Vial : 19 (Sig #1); 0 (Sig #2) Sample Multiplier: 1

Integration File signal 1: PEST1.e
 Integration File signal 2: PEST2.e
 Quant Time: Feb 26 15:50:50 2020
 Quant Method : C:\msdchem\1\methods\ECD5_QUANTPEST_200225.M
 Quant Title : Instrument: DualECD5
 QLast Update : Wed Feb 26 15:13:42 2020
 Response via : Initial Calibration
 Integrator: ChemStation 6890 Scale Mode: Small noise peaks clipped

Volume Inj. : 2uL
 Signal #1 Phase : Rtx-CLPesticides Signal #2 Phase: Rtx-CLPesticides2
 Signal #1 Info : 30m X 0.32mm X 0. Signal #2 Info : 30m X 0.32mm X 0.25um

Compound	RT#1	RT#2	Resp#1	Resp#2	ng/mL	ng/mL
29) 2,4'-DDT	7.951	8.786	1188032	1641641	9.187	9.687
30) cis-Nonac...	8.050	8.827	2424511	3529630	9.686	9.399
31) Mirex	8.719	9.756	1417093	1914233	9.807	9.785
32) Chlordane...	7.491	8.187	19545	2213415	0.788	52.155 #
33) Chlordane...	7.578	8.302	2133448	12990	77.472	0.370 #
34) Chlordane...	0.000	8.970	0	24868	N.D.	2.310 #
35) Chlordane...	0.000	3.735	0	4029851	N.D.	NoCal
36) Toxaphene...	7.578	8.561f	2133448	1931515	2011.887	683.099 #
37) Toxaphene...	7.860	8.912f	8885	10597	4.511	3.055 #
38) Toxaphene...	8.182	8.912	9492	10597	2.362	1.846
39) Toxaphene...	8.378f	8.970	15761	24868	4.034	2.689 #
40) Toxaphene...	0.000	9.169	0	26892	N.D.	5.302 #
41) Toxaphene...	8.719	0.000	1417093	0	359.329	N.D. #
42) Toxaphene...	0.000	3.735	0	4029851	N.D.	NoCal

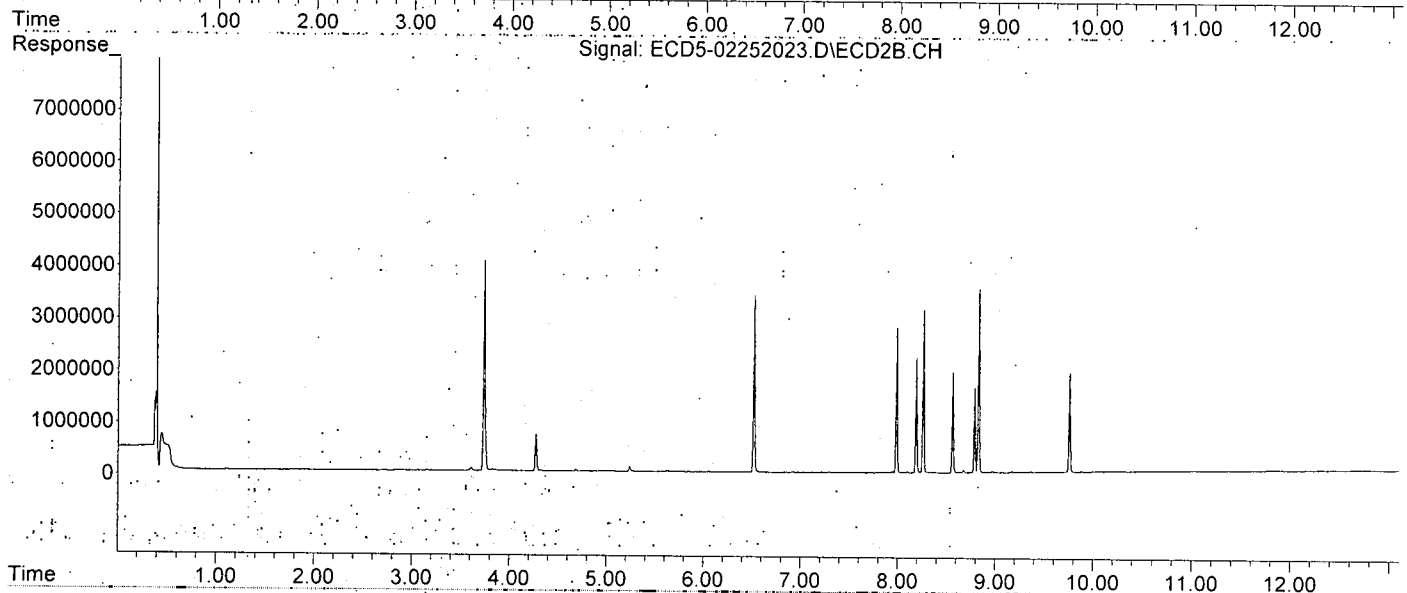
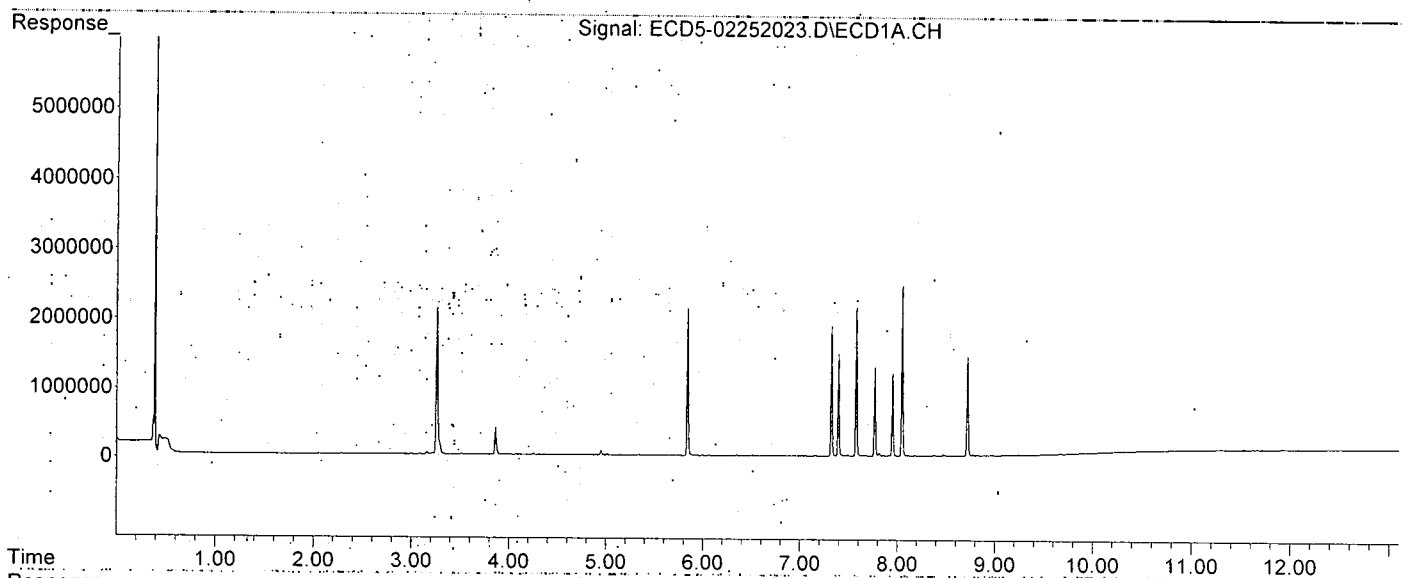
(f)=RT Delta > 1/2 Window (#)=Amounts differ by > 25% (m)=manual int.

Quantitation Report (Not Reviewed)

Data Path : C:\msdchem\1\data\2020-02\0B25043\REQUANT\
Data File : ECD5-02252023.D
Signal(s) : Signal #1: ECD1A.CH Signal #2: ECD2B.CH
Acq On : 25 Feb 2020 18:39
Operator : MJB
Sample : 0B25043-CALE
Misc : A19K266, 9-42 10 ppb
ALS Vial : 19 (Sig #1); 0 (Sig #2) Sample Multiplier: 1

Integration File signal 1: PEST1.e
Integration File signal 2: PEST2.e
Quant Time: Feb 26 15:50:50 2020
Quant Method : C:\msdchem\1\methods\ECD5_QUANTPEST_200225.M
Quant Title : Instrument: DualECD5
QLast Update : Wed Feb 26 15:13:42 2020
Response via : Initial Calibration
Integrator: ChemStation 6890 Scale Mode: Small noise peaks clipped

Volume Inj. : 2uL
Signal #1 Phase : Rtx-CLPesticides Signal #2 Phase: Rtx-CLPesticides2
Signal #1 Info : 30m X 0.32mm X 0. Signal #2 Info : 30m X 0.32mm X 0.25um



Quantitation Report (Not Reviewed)

Data Path : C:\msdchem\1\data\2020-02\0B25043\REQUANT\
 Data File : ECD5-02252024.D
 Signal(s) : Signal #1: ECD1A.CH Signal #2: ECD2B.CH
 Acq On : 25 Feb 2020 18:56
 Operator : MJB
 Sample : 0B25043-CALF
 Misc : A19J407, 9-42 25 ppb
 ALS Vial : 20 (Sig #1); 0 (Sig #2) Sample Multiplier: 1

Integration File signal 1: PEST1.e
 Integration File signal 2: PEST2.e
 Quant Time: Feb 26 15:51:00 2020
 Quant Method : C:\msdchem\1\methods\ECD5_QUANTPEST_200225.M
 Quant Title : Instrument: DualECD5
 QLast Update : Wed Feb 26 15:13:42 2020
 Response via : Initial Calibration
 Integrator: ChemStation 6890 Scale Mode: Small noise peaks clipped

MJB
2/26/20

Volume Inj. : 2uL
 Signal #1 Phase : Rtx-CLPesticides Signal #2 Phase: Rtx-CLPesticides2
 Signal #1 Info : 30m X 0.32mm X 0. Signal #2 Info : 30m X 0.32mm X 0.25um

Compound	RT#1	RT#2	Resp#1	Resp#2	ng/mL	ng/mL
----------	------	------	--------	--------	-------	-------

System Monitoring Compounds

1) S TCMX (S)	5.430f	6.052	11700	12108	0.054	0.035 #
22) S DCBP (S)	9.660	10.631	25301	20075	BelowCal	0.104

Target Compounds

2) a-BHC	5.991	0.000	5939	0	0.021	N.D. #
3) g-BHC	6.255f	0.000	4995	0	0.020	N.D. #
4) b-BHC	6.342	7.037	9978	5694	13405.806	BelowCal #
5) Heptachlor	6.692	7.350	7112	10897	0.031	0.029
6) d-BHC	6.507	7.293	8204	10852	0.033	BelowCal #
7) Aldrin	0.000	0.000	0	0	N.D.	N.D.
8) Heptachlo...	7.395	8.054	3629037	21417	16.121	0.062 #
9) trans-Chl...	7.490	8.188	41798	5570315	0.184	15.760 #
10) cis-Chlor...	7.578	8.302	5130994	28901	23.219	0.087 #
11) Endosulfa...	0.000	8.364	0	13437	N.D.	0.043 #
12) 4,4'-DDE	0.000	8.381f	0	11841	N.D.	0.068 #
13) Dieldrin	7.859	8.561	15867	4852223	0.069	14.008 #
14) Endrin	8.049f	8.787	5977723	4477299	36.066	19.818 #
15) 4,4'-DDD	8.049	8.827	5977723	8823260	32.080	32.188
16) Endosulfa...	8.181	8.932	9111	13234	BelowCal	BelowCal
17) 4,4'-DDT	0.000	0.000	0	0	N.D.	N.D.
18) Endrin Al...	8.474	9.170	15087	20276	BelowCal	BelowCal
19) Endosulfa...	8.774	9.360	19626	15676	BelowCal	BelowCal
20) Methoxychlor	0.000	9.492f	0	2610	N.D.	BelowCal
21) Endrin Ke...	8.969	9.756	9253	4725980	BelowCal	18.379
23) Hexachlor...	3.261	3.736	5372243	10474503	24.179	24.069
24) Hexachlor...	5.840	6.515	5164469	8445450	22.953	23.106
25) Oxychlorane	7.323	7.985	4667823	7090383	23.306	23.076
26) 2,4'-DDE	7.395	8.188	3629037	5570315	23.791	23.664
27) trans-Non...	7.578	8.259	5130994	7939518	22.907	23.332
28) 2,4'-DDD	7.768	8.561	3146355	4852223	22.963	23.226

Quantitation Report (Not Reviewed)

Data Path : C:\msdchem\1\data\2020-02\0B25043\REQUANT\
 Data File : ECD5-02252024.D
 Signal(s) : Signal #1: ECD1A.CH Signal #2: ECD2B.CH
 Acq On : 25 Feb 2020 18:56
 Operator : MJB
 Sample : 0B25043-CALF
 Misc : A19J407, 9-42 25 ppb
 ALS Vial : 20 (Sig #1); 0 (Sig #2) Sample Multiplier: 1

Integration File signal 1: PEST1.e
 Integration File signal 2: PEST2.e
 Quant Time: Feb 26 15:51:00 2020
 Quant Method : C:\msdchem\1\methods\ECD5_QUANTPEST_200225.M
 Quant Title : Instrument: DualECD5
 QLast Update : Wed Feb 26 15:13:42 2020
 Response via : Initial Calibration
 Integrator: ChemStation 6890 Scale Mode: Small noise peaks clipped

Volume Inj. : 2uL
 Signal #1 Phase : Rtx-CLPesticides Signal #2 Phase: Rtx-CLPesticides2
 Signal #1 Info : 30m X 0.32mm X 0. Signal #2 Info : 30m X 0.32mm X 0.25um

	Compound	RT#1	RT#2	Resp#1	Resp#2	ng/mL	ng/mL
29)	2,4'-DDT	7.952	8.787	3118024	4477299	24.113	25.356
30)	cis-Nonac...	8.049	8.827	5977723	8823260	23.881	23.494
31)	Mirex	8.719	9.756	3449936	4725980	24.125	24.061
32)	Chlordane...	7.490	8.188	41798	5570315	1.685	131.254 #
33)	Chlordane...	7.578	8.302	5130994	28901	186.323	0.823 #
34)	Chlordane...	0.000	8.970	0	25058	N.D.	2.327 #
35)	Chlordane...	3.750	3.736	7560	10474503	NoCal	NoCal
36)	Toxaphene...	7.578	8.561f	5130994	4852223	4838.638	1716.036 #
37)	Toxaphene...	7.859	8.912f	15867	14726	8.056	4.245 #
38)	Toxaphene...	8.181	8.912	9111	14726	2.267	2.565
39)	Toxaphene...	8.378f	8.970	15203	25058	3.891	2.710 #
40)	Toxaphene...	0.000	9.170	0	20276	N.D.	3.998 #
41)	Toxaphene...	8.719	0.000	3449936	0	874.792	N.D. #
42)	Toxaphene...	3.750	3.736	7560	10474503	NoCal	NoCal

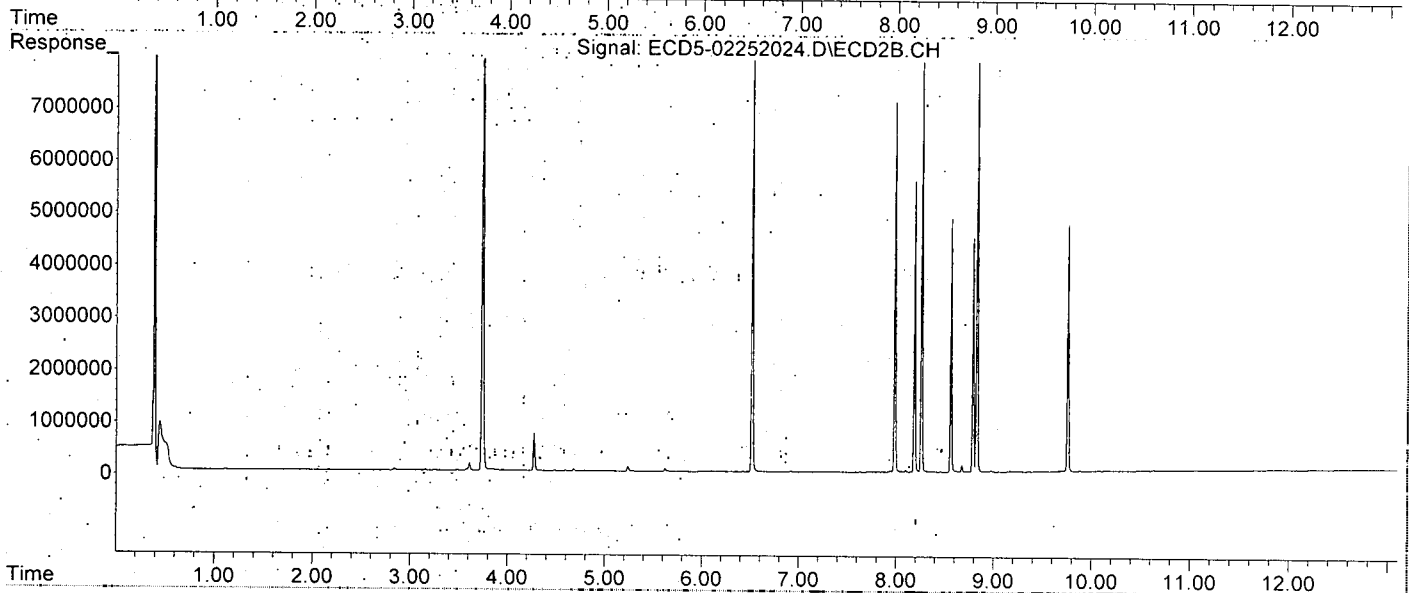
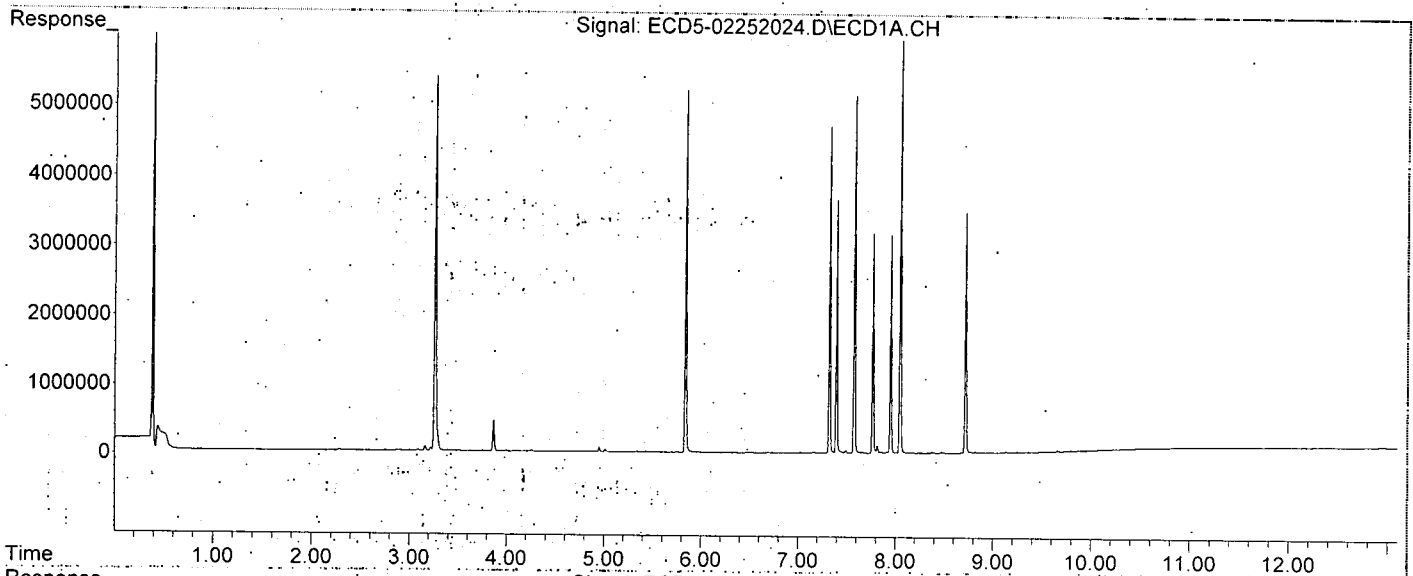
(f)=RT Delta > 1/2 Window (#)=Amounts differ by > 25% (m)=manual int.

Quantitation Report (Not Reviewed)

Data Path : C:\msdchem\1\data\2020-02\0B25043\REQUANT\
Data File : ECD5-02252024.D
Signal(s) : Signal #1: ECD1A.CH Signal #2: ECD2B.CH
Acq On : 25 Feb 2020 18:56
Operator : MJB
Sample : 0B25043-CALF
Misc : A19J407, 9-42 25 ppb
ALS Vial : 20 (Sig #1); 0 (Sig #2) Sample Multiplier: 1

Integration File signal 1: PEST1.e
Integration File signal 2: PEST2.e
Quant Time: Feb 26 15:51:00 2020
Quant Method : C:\msdchem\1\methods\ECD5_QUANTPEST_200225.M
Quant Title : Instrument: DualECD5
QLast Update : Wed Feb 26 15:13:42 2020
Response via : Initial Calibration
Integrator: ChemStation 6890 Scale Mode: Small noise peaks clipped

Volume Inj. : 2uL
Signal #1 Phase : Rtx-CLPesticides Signal #2 Phase: Rtx-CLPesticides2
Signal #1 Info : 30m X 0.32mm X 0. Signal #2 Info : 30m X 0.32mm X 0.25um



Quantitation Report (Not Reviewed)

Data Path : C:\msdchem1\data\2020-02\0B25043\REQUANT\
 Data File : ECD5-02252025.D
 Signal(s) : Signal #1: ECD1A.CH Signal #2: ECD2B.CH
 Acq On : 25 Feb 2020 19:13
 Operator : MJB
 Sample : 0B25043-CALG
 Misc : A19J408, 9-42 50 ppb
 ALS Vial : 21 (Sig #1); 0 (Sig #2) Sample Multiplier: 1

MJB
2/26/20

Integration File signal 1: PEST1.e
 Integration File signal 2: PEST2.e
 Quant Time: Feb 26 15:51:08 2020
 Quant Method : C:\msdchem1\methods\ECD5_QUANTPEST_200225.M
 Quant Title : Instrument: DualECD5
 QLast Update : Wed Feb 26 15:13:42 2020
 Response via : Initial Calibration
 Integrator: ChemStation 6890 Scale Mode: Small noise peaks clipped

Volume Inj. : 2uL
 Signal #1 Phase : Rtx-CLPesticides Signal #2 Phase: Rtx-CLPesticides2
 Signal #1 Info : 30m X 0.32mm X 0. Signal #2 Info : 30m X 0.32mm X 0.25um

Compound	RT#1	RT#2	Resp#1	Resp#2	ng/mL	ng/mL
----------	------	------	--------	--------	-------	-------

System Monitoring Compounds

1) S TCMX (S)	5.431f	6.050	20956	8112	0.098	0.024 #
22) S DCBP (S)	9.660	10.632	39797	35784	0.000	0.185 #

Target Compounds

2) a-BHC	5.992	0.000	5760	0	0.020	N.D. #
3) g-BHC	6.256f	0.000	7626	0	0.030	N.D. #
4) b-BHC	6.342	7.036	9757	6138	13405.808	BelowCal #
5) Heptachlor	6.692	7.350	12037	18569	0.052	0.050
6) d-BHC	6.507	7.293	6625	9577	0.026	BelowCal #
7) Aldrin	0.000	0.000	0	0	N.D.	N.D.
8) Heptachlo...	7.395	8.054	6700631	37801	29.766	0.110 #
9) trans-Chl...	7.490	8.187	72584	10947466	0.319	30.973 #
10) cis-Chlor...	7.578	8.301	10012921	52185	45.310	0.157 #
11) Endosulfa...	7.647f	8.364	18554	25386	0.090	0.082
12) 4,4'-DDE	7.647	8.381f	18554	25404	0.082	0.109 #
13) Dieldrin	7.859	8.561	27654	9442355	0.120	27.259 #
14) Endrin	8.050f	8.787	11201104	8983017	67.580	38.635 #
15) 4,4'-DDD	8.050	8.827	11201104	17575775	60.113	61.753
16) Endosulfa...	8.182	8.933	11543	16490	BelowCal	BelowCal
17) 4,4'-DDT	0.000	0.000	0	0	N.D.	N.D.
18) Endrin Al...	8.476	9.169	14767	17717	BelowCal	BelowCal
19) Endosulfa...	0.000	9.360	0	13037	N.D.	BelowCal
20) Methoxychlor	0.000	0.000	0	0	N.D.	N.D.
21) Endrin Ke...	8.969	9.756	7281	8959174	BelowCal	34.271
23) Hexachlor...	3.261	3.736	9990291	19935750	44.964	45.810
24) Hexachlor...	5.840	6.516	9886431	16599953	43.939	45.415
25) Oxychlordane	7.323	7.985	8837500	13968909	44.125	45.463
26) 2,4'-DDE	7.395	8.187	6700631	10947466	43.927	46.508
27) trans-Non...	7.578	8.259	10012921	15596383	44.702	45.833
28) 2,4'-DDD	7.768	8.561	6083122	9442355	44.396	45.198

Quantitation Report (Not Reviewed)

Data Path : C:\msdchem\1\data\2020-02\0B25043\REQUANT\
 Data File : ECD5-02252025.D
 Signal(s) : Signal #1: ECD1A.CH Signal #2: ECD2B.CH
 Acq On : 25 Feb 2020 19:13
 Operator : MJB
 Sample : 0B25043-CALG
 Misc : A19J408, 9-42 50 ppb
 ALS Vial : 21 (Sig #1); 0 (Sig #2) Sample Multiplier: 1

Integration File signal 1: PEST1.e
 Integration File signal 2: PEST2.e
 Quant Time: Feb 26 15:51:08 2020
 Quant Method : C:\msdchem\1\methods\ECD5_QUANTPEST_200225.M
 Quant Title : Instrument: DualECD5
 QLast Update : Wed Feb 26 15:13:42 2020
 Response via : Initial Calibration
 Integrator: ChemStation 6890 Scale Mode: Small noise peaks clipped

Volume Inj. : 2uL
 Signal #1 Phase : Rtx-CLPesticides Signal #2 Phase: Rtx-CLPesticides2
 Signal #1 Info : 30m X 0.32mm X 0. Signal #2 Info : 30m X 0.32mm X 0.25um

	Compound	RT#1	RT#2	Resp#1	Resp#2	ng/mL	ng/mL
29)	2,4'-DDT	7.951	8.787	6102858	8983017	47.195	48.157
30)	cis-Nonac...	8.050	8.827	11201104	17575775	44.748	46.800
31)	Mirex	8.720	9.756	6526642	8959174	45.629	44.879
32)	Chlordane...	7.490	8.187	72584	10947466	2.925	257.957 #
33)	Chlordane...	7.578	8.301	10012921	52185	363.601	1.486 #
34)	Chlordane...	0.000	8.971	0	25944	N.D.	2.410 #
35)	Chlordane...	3.750	3.736	10110	19935750	NoCal	NoCal
36)	Toxaphene...	7.578	8.561f	10012921	9442355	9442.400	3339.381 #
37)	Toxaphene...	7.859	0.000	27654	0	14.041	N.D. #
38)	Toxaphene...	8.182	8.933	11543	16490	2.872	2.872
39)	Toxaphene...	8.378f	8.971	14795	25944	3.787	2.805 #
40)	Toxaphene...	0.000	9.169	0	17717	N.D.	3.493 #
41)	Toxaphene...	8.720	0.000	6526642	0	1654.944	N.D. #
42)	Toxaphene...	3.750	3.736	10110	19935750	NoCal	NoCal

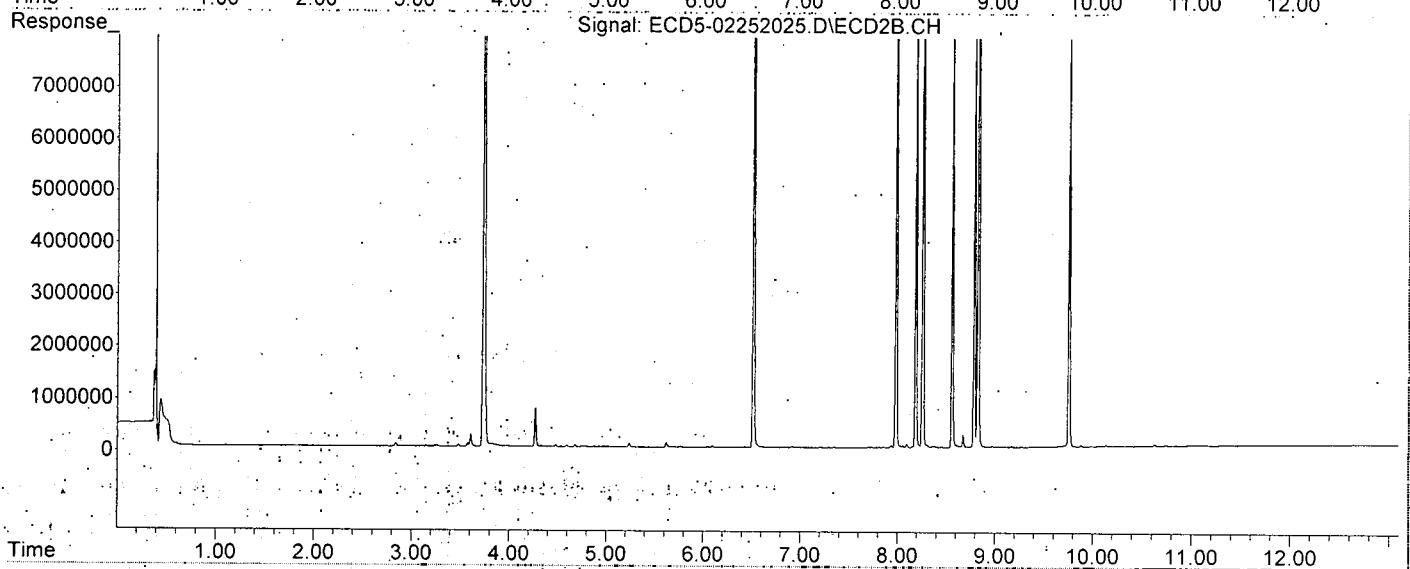
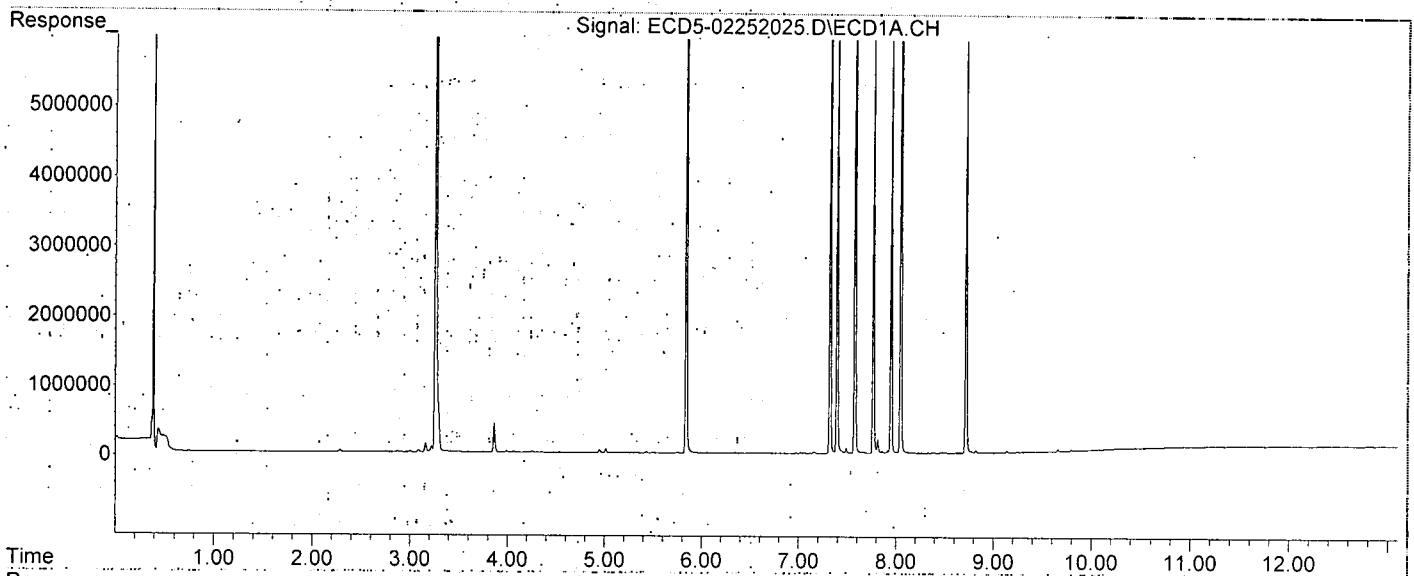
(f)=RT Delta > 1/2 Window (#)=Amounts differ by > 25%. (m)=manual int.

Quantitation Report (Not Reviewed)

Data Path : C:\msdchem\1\data\2020-02\0B25043\REQUANT\
Data File : ECD5-02252025.D
Signal(s) : Signal #1: ECD1A.CH Signal #2: ECD2B.CH
Acq On : 25 Feb 2020 19:13
Operator : MJB
Sample : 0B25043-CALG
Misc : A19J408, 9-42 50 ppb
ALS Vial : 21 (Sig #1); 0 (Sig #2) Sample Multiplier: 1

Integration File signal 1: PEST1.e
Integration File signal 2: PEST2.e
Quant Time: Feb 26 15:51:08 2020
Quant Method : C:\msdchem\1\methods\ECD5_QUANTPEST_200225.M
Quant Title : Instrument: DualECD5
QLast Update : Wed Feb 26 15:13:42 2020
Response via : Initial Calibration
Integrator: ChemStation 6890 Scale Mode: Small noise peaks clipped

Volume Inj. : 2uL
Signal #1 Phase : Rtx-CLPesticides Signal #2 Phase: Rtx-CLPesticides2
Signal #1 Info : 30m X 0.32mm X 0. Signal #2 Info : 30m X 0.32mm X 0.25um



Quantitation Report (Not Reviewed)

Data Path : C:\msdchem\1\data\2020-02\0B25043\REQUANT\
 Data File : ECD5-02252026.D
 Signal(s) : Signal #1: ECD1A.CH Signal #2: ECD2B.CH
 Acq On : 25 Feb 2020 19:30
 Operator : MJB
 Sample : 0B25043-CALH
 Misc : A19J409, 9-42 100 ppb
 ALS Vial : 22 (Sig #1); 0 (Sig #2) Sample Multiplier: 1

Integration File signal 1: PEST1.e
 Integration File signal 2: PEST2.e
 Quant Time: Feb 26 15:51:19 2020
 Quant Method : C:\msdchem\1\methods\ECD5_QUANTPEST_200225.M
 Quant Title : Instrument: DualECD5
 QLast Update : Wed Feb 26 15:13:42 2020
 Response via : Initial Calibration
 Integrator: ChemStation 6890 Scale Mode: Small noise peaks clipped

MJB
2/26/20

Volume Inj. : 2uL
 Signal #1 Phase : Rtx-CLPesticides Signal #2 Phase: Rtx-CLPesticides2
 Signal #1 Info : 30m X 0.32mm X 0. Signal #2 Info : 30m X 0.32mm X 0.25um

Compound	RT#1	RT#2	Resp#1	Resp#2	ng/mL	ng/mL
----------	------	------	--------	--------	-------	-------

System Monitoring Compounds

1) S TCMX (S)	5.430f	6.049	42213	14410	0.196	0.042 #
22) S DCBP (S)	9.659	10.631	75170	74519	0.226	0.384 #

Target Compounds

2) a-BHC	5.992	0.000	8874	0	0.031	N.D. #
3) g-BHC	6.256f	0.000	11391	0	0.045	N.D. #
4) b-BHC	6.340	7.036	11232	10157	13405.794	BelowCal #
5) Heptachlor	6.692	7.350	22663	34823	0.097	0.094
6) d-BHC	6.507	7.294	7554	11328	0.030	BelowCal #
7) Aldrin	6.974f	7.628	12473	8167	0.052	0.022 #
8) Heptachlo...	7.394	8.054	15104320	76584	67.097	0.222 #
9) trans-Chl...	7.489	8.187	150432	25045392	0.661	70.859 #
10) cis-Chlor...	7.577	8.302	22677932	95980	102.621	0.288 #
11) Endosulfa...	7.664f	8.363	32401	41322	0.157	0.133
12) 4,4'-DDE	7.647	8.380f	32205	40566	0.143	0.154
13) Dieldrin	7.858	8.561	54565	22001853	0.237	63.518 #
14) Endrin	8.013	8.787	36679	22793757	0.221	90.768 #
15) 4,4'-DDD	8.049	8.827	25852009	41681458	138.739	134.289
16) Endosulfa...	8.180	8.932	21334	26879	BelowCal	BelowCal
17) 4,4'-DDT	8.265	9.052	10340	8551	0.065	0.130 #
18) Endrin Al...	8.477	9.169	18601	19436	BelowCal	BelowCal
19) Endosulfa...	0.000	9.360	0	13812	N.D.	BelowCal
20) Methoxychlor	0.000	0.000	0	0	N.D.	N.D.
21) Endrin Ke...	8.968	9.756	9460	21589971	BelowCal	78.268
23) Hexachlor...	3.261	3.736	23135918	47129729	104.129	108.299
24) Hexachlor...	5.840	6.516	22470076	38212346	99.866	104.544
25) Oxychlorane	7.322	7.985	19750075	33092536	98.611	107.703
26) 2,4'-DDE	7.394	8.187	15104320	25045392	99.019	106.400
27) trans-Non...	7.577	8.259	22677932	36910070	101.244	108.468
28) 2,4'-DDD	7.767	8.561	13756435	22001853	100.398	105.317

Quantitation Report (Not Reviewed)

Data Path : C:\msdchem\1\data\2020-02\0B25043\REQUANT\
 Data File : ECD5-02252026.D
 Signal(s) : Signal #1: ECD1A.CH Signal #2: ECD2B.CH
 Acq On : 25 Feb 2020 19:30
 Operator : MJB
 Sample : 0B25043-CALH
 Misc : A19J409, 9-42 100 ppb
 ALS Vial : 22 (Sig #1); 0 (Sig #2) Sample Multiplier: 1

Integration File signal 1: PEST1.e
 Integration File signal 2: PEST2.e
 Quant Time: Feb 26 15:51:19 2020
 Quant Method : C:\msdchem\1\methods\ECD5_QUANTPEST_200225.M
 Quant Title : Instrument: DualECD5
 QLast Update : Wed Feb 26 15:13:42 2020
 Response via : Initial Calibration
 Integrator: ChemStation 6890 Scale Mode: Small noise peaks clipped

Volume Inj. : 2uL
 Signal #1 Phase : Rtx-CLPesticides Signal #2 Phase: Rtx-CLPesticides2
 Signal #1 Info : 30m X 0.32mm X 0. Signal #2 Info : 30m X 0.32mm X 0.25um

	Compound	RT#1	RT#2	Resp#1	Resp#2	ng/mL	ng/mL
29)	2,4'-DDT	7.950	8.787	14712939	22793757	113.780	107.407
30)	cis-Nonac...	8.049	8.827	25852009	41681458	103.278	110.988
31)	Mirex	8.718	9.756	14378442	21589971	99.629	102.900
32)	Chlordane...	7.489	8.187	150432	25045392	6.063	590.148 #
33)	Chlordane...	7.577	8.302	22677932	95980	823.509	2.733 #
34)	Chlordane...	0.000	8.970	0	26649	N.D.	2.475 #
35)	Chlordane...	3.750	3.736	18379	47129729	NoCal	NoCal
36)	Toxaphene...	7.577	8.561f	22677932	22001853	21385.776	7781.171 #
37)	Toxaphene...	7.858	0.000	54565	0	27.704	N.D. #
38)	Toxaphene...	8.180	8.932	21334	26879	5.308	4.681
39)	Toxaphene...	8.378f	8.970	16075	26649	4.114	2.882 #
40)	Toxaphene...	0.000	9.169	0	19436	N.D.	3.832 #
41)	Toxaphene...	8.718	0.000	14378442	0	3645.906	N.D. #
42)	Toxaphene...	3.750	3.736	18379	47129729	NoCal	NoCal

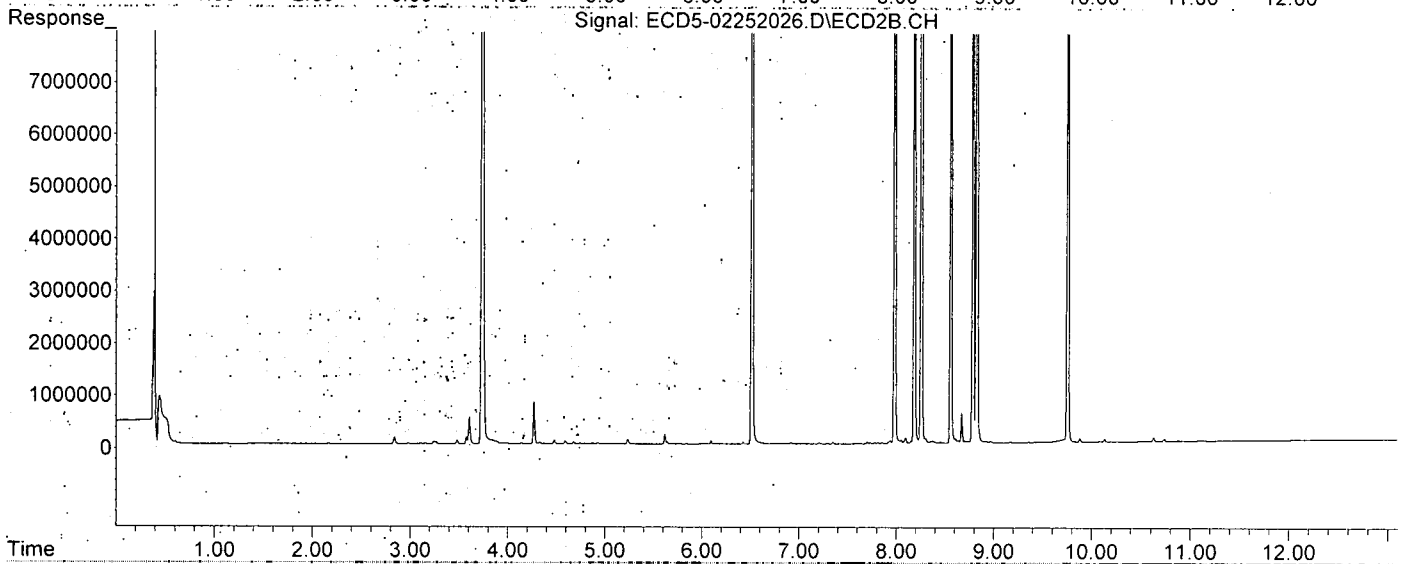
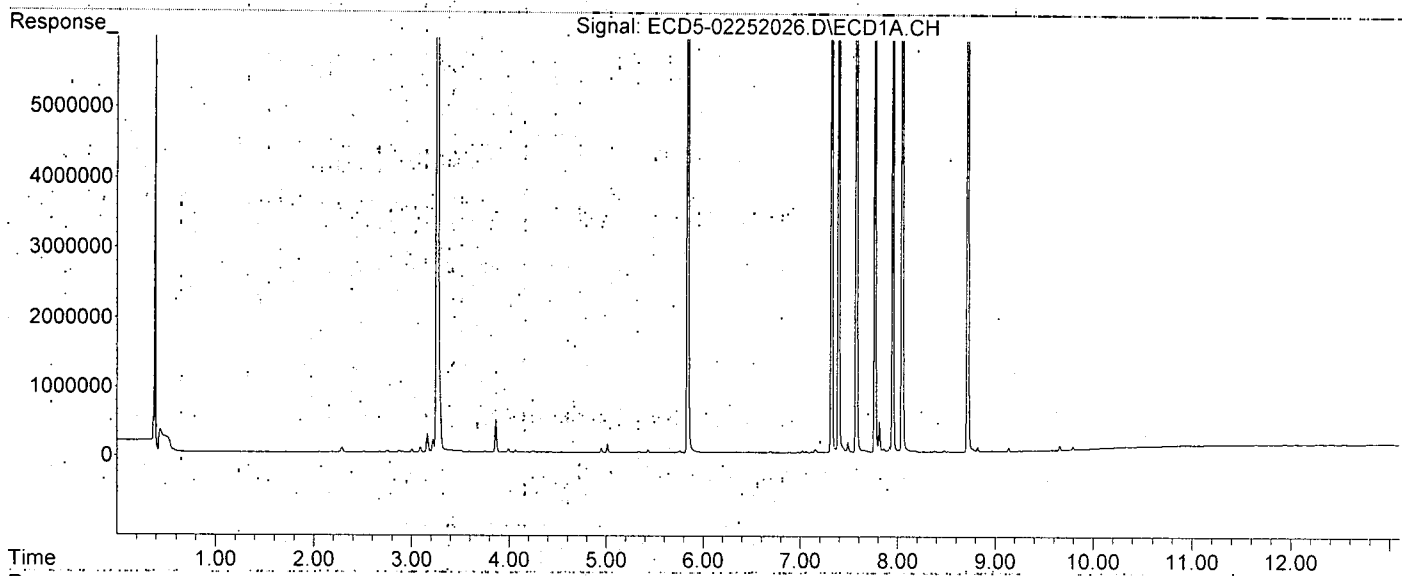
(f)=RT Delta > 1/2 Window (#)=Amounts differ by > 25% (m)=manual int.

Quantitation Report (Not Reviewed)

Data Path : C:\msdchem\1\data\2020-02\0B25043\REQUANT\
Data File : ECD5-02252026.D
Signal(s) : Signal #1: ECD1A.CH Signal #2: ECD2B.CH
Acq On : 25 Feb 2020 19:30
Operator : MJB
Sample : 0B25043-CALH
Misc : A19J409, 9-42 100 ppb
ALS Vial : 22 (Sig #1); 0 (Sig #2) Sample Multiplier: 1

Integration File signal 1: PEST1.e
Integration File signal 2: PEST2.e
Quant Time: Feb 26 15:51:19 2020
Quant Method : C:\msdchem\1\methods\ECD5_QUANTPEST_200225.M
Quant Title : Instrument: DualECD5
QLast Update : Wed Feb 26 15:13:42 2020
Response via : Initial Calibration
Integrator: ChemStation 6890 Scale Mode: Small noise peaks clipped

Volume Inj. : 2uL
Signal #1 Phase : Rtx-CLPesticides. Signal #2 Phase: Rtx-CLPesticides2
Signal #1 Info : 30m X 0.32mm X 0. Signal #2 Info : 30m X 0.32mm X 0.25um



Quantitation Report (Not Reviewed)

Data Path : C:\msdchem\1\data\2020-02\0B25043\REQUANT\
 Data File : ECD5-02252027.D
 Signal(s) : Signal #1: ECD1A.CH Signal #2: ECD2B.CH
 Acq On : 25 Feb 2020 19:47
 Operator : MJB
 Sample : 0B25043-CALI
 Misc : A19K262, 9-42 200 ppb
 ALS Vial : 23 (Sig #1); 0 (Sig #2) Sample Multiplier: 1

Integration File signal 1: PEST1.e
 Integration File signal 2: PEST2.e
 Quant Time: Feb 26 15:51:28 2020
 Quant Method : C:\msdchem\1\methods\ECD5_QUANTPEST_200225.M
 Quant Title : Instrument: DualECD5
 QLast Update : Wed Feb 26 15:13:42 2020
 Response via : Initial Calibration
 Integrator: ChemStation 6890 Scale Mode: Small noise peaks clipped

MJB
2/26/20

Volume Inj. : 2uL
 Signal #1 Phase : Rtx-CLPesticides Signal #2 Phase: Rtx-CLPesticides2
 Signal #1 Info : 30m X 0.32mm X 0. Signal #2 Info : 30m X 0.32mm X 0.25um

Compound	RT#1	RT#2	Resp#1	Resp#2	ng/mL	ng/mL
----------	------	------	--------	--------	-------	-------

System Monitoring Compounds

1) S TCMX (S)	5.431f	6.051	79028	13205	0.368	0.038 #
22) S DCBP (S)	9.659	10.631	138602	142511	0.631	0.735

Target Compounds

2) a-BHC	0.000	6.653	0	18705	N.D.	0.065 #
3) g-BHC	6.256f	7.011f	19988	6684	0.079	0.016 #
4) b-BHC	6.356	7.036	14904	19657	13405.760	BelowCal #
5) Heptachlor	6.691	7.349	44742	65987	0.192	0.177
6) d-BHC	6.506	7.293	11178	16957	0.044	BelowCal #
7) Aldrin	6.933	7.611	3069	7838	0.013	0.021 #
8) Heptachlo...	7.395	8.054	31136923	136943	138.317	0.397 #
9) trans-Chl...	7.489	8.188	286282	53538270	1.258	151.471 #
10) cis-Chlor...	7.578	8.302	45537534	164476	206.064	0.493 #
11) Endosulfa...	7.665f	8.363	53885	71760	0.262	0.231
12) 4,4'-DDE	7.648	8.380f	51726	77620	0.229	0.265
13) Dieldrin	7.858	8.562	97976	46768267	0.425	135.017 #
14) Endrin	8.013	8.788	65227	48925010	0.394	174.107 #
15) 4,4'-DDD	8.049	8.829	51137593	88266437	274.438	250.881
16) Endosulfa...	8.180	8.932	34951	46036	BelowCal	BelowCal
17) 4,4'-DDT	8.266	9.052	21530	18139	0.145	0.183 #
18) Endrin Al...	8.479	9.170	26528	20364	BelowCal	BelowCal
19) Endosulfa...	0.000	9.360	0	15103	N.D.	BelowCal
20) Methoxychlor	0.000	0.000	0	0	N.D.	N.D.
21) Endrin Ke...	8.968	9.757	12084	46031145	BelowCal	152.765
23) Hexachlor...	3.262	3.738	44880919	99830182	201.998	229.398
24) Hexachlor...	5.841	6.517	45050237	79747299	200.222	218.179
25) Oxychlorane	7.323	7.986	40282611	70119555	201.130	228.211
26) 2,4'-DDE	7.395	8.188	31136923	53538270	204.124	227.446
27) trans-Non...	7.578	8.260	45537534	78361174	203.299	230.282
28) 2,4'-DDD	7.768	8.562	27847592	46768267	203.239	223.868

Quantitation Report (Not Reviewed)

Data Path : C:\msdchem\1\data\2020-02\0B25043\REQUANT\
 Data File : ECD5-02252027.D
 Signal(s) : Signal #1: ECD1A.CH Signal #2: ECD2B.CH
 Acq On : 25 Feb 2020 19:47
 Operator : MJB
 Sample : 0B25043-CALI
 Misc : A19K262, 9-42 200 ppb
 ALS Vial : 23 (Sig #1); 0 (Sig #2) Sample Multiplier: 1

Integration File signal 1: PEST1.e
 Integration File signal 2: PEST2.e
 Quant Time: Feb 26 15:51:28 2020
 Quant Method : C:\msdchem\1\methods\ECD5_QUANTPEST_200225.M
 Quant Title : Instrument: DualECD5
 QLast Update : Wed Feb 26 15:13:42 2020
 Response via : Initial Calibration
 Integrator: ChemStation 6890 Scale Mode: Small noise peaks clipped

Volume Inj. : 2uL
 Signal #1 Phase : Rtx-CLPesticides Signal #2 Phase: Rtx-CLPesticides2
 Signal #1 Info : 30m X 0.32mm X 0. Signal #2 Info : 30m X 0.32mm X 0.25um

Compound	RT#1	RT#2	Resp#1	Resp#2	ng/mL	ng/mL
29) 2,4'-DDT	7.951	8.788	29910856	48925010	231.310	195.454
30) cis-Nonac...	8.049	8.829	51137593	88266437	204.293	235.032
31) Mirex	8.719	9.757	30221229	46031145	205.034	202.132
32) Chlordane...	7.489	8.188	286282	53538270	11.538	1261.530 #
33) Chlordane...	7.578	8.302	45537534	164476	1653.614	4.684 #
34) Chlordane...	0.000	8.969	0	31616	N.D.	2.936 #
35) Chlordane...	3.751	3.738	30017	99830182	NoCal	NoCal
36) Toxaphene...	7.578	8.562f	45537534	46768267	42942.872	16540.056 #
37) Toxaphene...	7.858	0.000	97976	0	49.744	N.D. #
38) Toxaphene...	8.180	8.932	34951	46036	8.696	8.018
39) Toxaphene...	8.378f	8.969	20928	31616	5.356	3.419 #
40) Toxaphene...	0.000	9.170	0	20364	N.D.	4.015 #
41) Toxaphene...	8.719	0.000	30221229	0	7663.122	N.D. #
42) Toxaphene...	3.751	3.738	30017	99830182	NoCal	NoCal

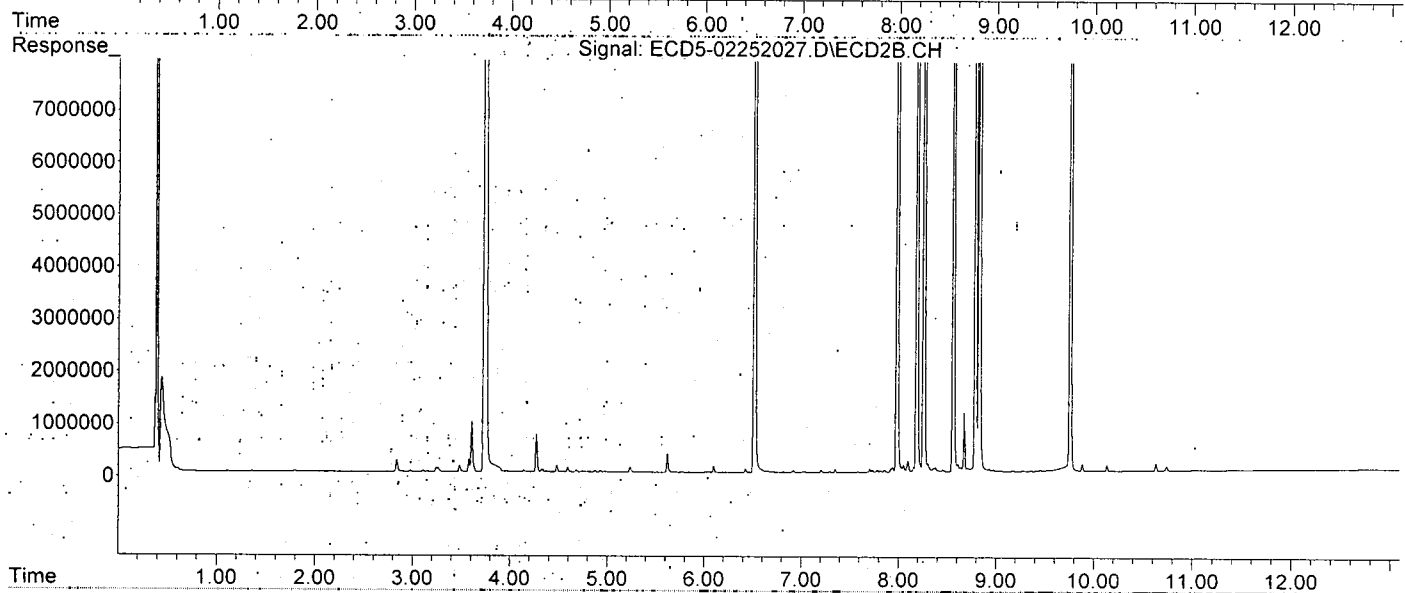
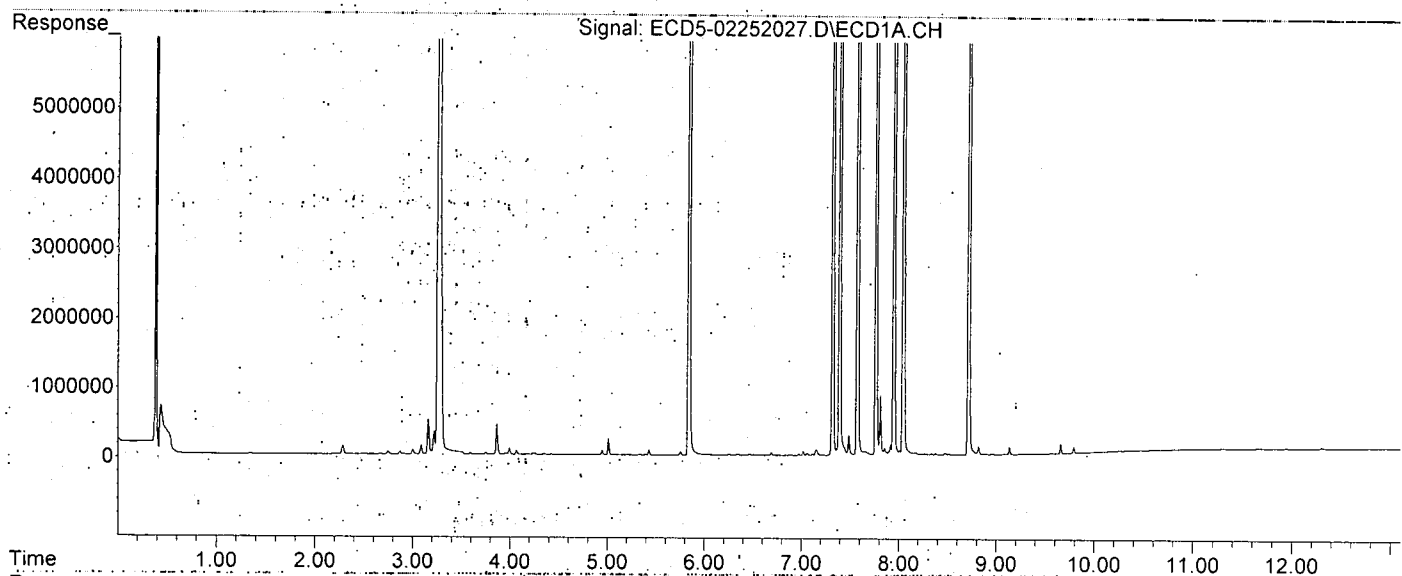
(f)=RT Delta > 1/2 Window (#)=Amounts differ by > 25% (m)=manual int.

Quantitation Report (Not Reviewed)

Data Path : C:\msdchem\1\data\2020-02\0B25043\REQUANT\
Data File : ECD5-02252027.D
Signal(s) : Signal #1: ECD1A.CH Signal #2: ECD2B.CH
Acq On : 25 Feb 2020 19:47
Operator : MJB
Sample : 0B25043-CALI
Misc : A19K262, 9-42 200 ppb
ALS Vial : 23 (Sig #1); 0 (Sig #2) Sample Multiplier: 1

Integration File signal 1: PEST1.e
Integration File signal 2: PEST2.e
Quant Time: Feb 26 15:51:28 2020
Quant Method : C:\msdchem\1\methods\ECD5_QUANTPEST_200225.M
Quant Title : Instrument: DualECD5
QLast Update : Wed Feb 26 15:13:42 2020
Response via : Initial Calibration
Integrator: ChemStation 6890 Scale Mode: Small noise peaks clipped

Volume Inj. : 2uL
Signal #1 Phase : Rtx-CLPesticides Signal #2 Phase: Rtx-CLPesticides2
Signal #1 Info : 30m X 0.32mm X 0. Signal #2 Info : 30m X 0.32mm X 0.25um



Quantitation Report (Not Reviewed)

Data Path : C:\msdchem\1\data\2020-02\0B25043\REQUANT\
 Data File : ECD5-02252030.D
 Signal(s) : Signal #1: ECD1A.CH Signal #2: ECD2B.CH
 Acq On : 25 Feb 2020 20:39
 Operator : MJB
 Sample : 0B25043-CALJ
 Misc : A20B333, CHLOR 10 ppb
 ALS Vial : 25 (Sig #1); 0 (Sig #2) Sample Multiplier: 1

Integration File signal 1: PEST1.e
 Integration File signal 2: PEST2.e
 Quant Time: Feb 26 15:52:05 2020
 Quant Method : C:\msdchem\1\methods\ECD5_QUANTPEST_200225.M
 Quant Title : Instrument: DualECD5
 QLast Update : Wed Feb 26 15:13:42 2020
 Response via : Initial Calibration
 Integrator: ChemStation 6890 Scale Mode: Small noise peaks clipped

*MJB
2/26/20*

Volume Inj. : 2uL
 Signal #1 Phase : Rtx-CLPesticides Signal #2 Phase: Rtx-CLPesticides2
 Signal #1 Info : 30m X 0.32mm X 0. Signal #2 Info : 30m X 0.32mm X 0.25um

Compound	RT#1	RT#2	Resp#1	Resp#2	ng/mL	ng/mL
----------	------	------	--------	--------	-------	-------

System Monitoring Compounds

1) S TCMX (S)	0.000	0.000	0	0	N.D.	N.D.
22) S DCBP (S)	0.000	0.000	0	0	N.D.	N.D.

Target Compounds

2) a-BHC	0.000	6.683f	0	11493	N.D.	0.049 #
3) g-BHC	0.000	0.000	0	0	N.D.	N.D.
4) b-BHC	6.347	0.000	8758	0	13405.818	N.D. #
5) Heptachlor	6.693	7.350	117123	180015	0.502	0.483
6) d-BHC	6.506	0.000	4595	0	0.018	N.D. #
7) Aldrin	0.000	7.587f	0	6581	N.D.	0.017 #
8) Heptachlo...	7.403	8.076	21699	9506	0.096	0.028 #
9) trans-Chl...	7.492	8.197	260129	409106	1.143	1.157
10) cis-Chlor...	7.585	8.305	290821	355505	1.316	1.066
11) Endosulfa...	7.705	0.000	6004	0	0.029	N.D. #
12) 4,4'-DDE	7.645	8.401	7302	9124	0.032	0.060 #
13) Dieldrin	7.873	8.559	9139	12538	0.040	0.036
14) Endrin	8.050f	8.783	53313	7183	0.322	0.001 #
15) 4,4'-DDD	8.050	8.828	53313	77423	0.286	0.290
16) Endosulfa...	8.185	8.940	6698	6721	BelowCal	BelowCal
17) 4,4'-DDT	0.000	9.035	0	5938	N.D.	0.115 #
18) Endrin Al...	8.475	9.171	6986	11114	BelowCal	BelowCal
19) Endosulfa...	8.777	9.361	6508	5574	BelowCal	BelowCal
20) Methoxychlor	0.000	0.000	0	0	N.D.	N.D.
21) Endrin Ke...	8.970	9.746	3278	20744	BelowCal	BelowCal
23) Hexachlor...	3.284f	3.753	5186	10326	0.023	0.024
24) Hexachlor...	0.000	6.535	0	7311	N.D.	0.020 #
25) Oxychlorane	7.317	8.024f	10492	89610	0.052	0.292 #
26) 2,4'-DDE	7.403	8.197	21699	409106	0.142	1.738 #
27) trans-Non...	7.585	8.260	290821	317520	1.298	0.933 #
28) 2,4'-DDD	7.741f	8.559	21960	12538	0.160	0.060 #

Quantitation Report (Not Reviewed)

Data Path : C:\msdchem\1\data\2020-02\0B25043\REQUANT\
 Data File : ECD5-02252030.D
 Signal(s) : Signal #1: ECD1A.CH Signal #2: ECD2B.CH
 Acq On : 25 Feb 2020 20:39
 Operator : MJB
 Sample : 0B25043-CALJ
 Misc : A20B333, CHLOR 10 ppb
 ALS Vial : 25 (Sig #1); 0 (Sig #2) Sample Multiplier: 1

Integration File signal 1: PEST1.e
 Integration File signal 2: PEST2.e
 Quant Time: Feb 26 15:52:05 2020
 Quant Method : C:\msdchem\1\methods\ECD5_QUANTPEST_200225.M
 Quant Title : Instrument: DualECD5
 QLast Update : Wed Feb 26 15:13:42 2020
 Response via : Initial Calibration
 Integrator: ChemStation 6890 Scale Mode: Small noise peaks clipped

Volume Inj. : 2uL
 Signal #1 Phase : Rtx-CLPesticides Signal #2 Phase: Rtx-CLPesticides2
 Signal #1 Info : 30m X 0.32mm X 0. Signal #2 Info : 30m X 0.32mm X 0.25um

	Compound	RT#1	RT#2	Resp#1	Resp#2	ng/mL	ng/mL
29)	2,4'-DDT	7.982f	8.783	5481	7183	0.042	0.075 #
30)	cis-Nonac...	8.050	8.828	53313	77423	0.213	0.206
31)	Mirex	8.721	9.746	2259	20744	BelowCal	BelowCal
32)	Chlordane...	7.492	8.197	260129	409106	10.484	9.640
33)	Chlordane...	7.585	8.305	290821	355505	10.561	10.123
34)	Chlordane...	8.136	8.970	78700	117072	10.502	10.874
35)	Chlordane...	0.000	3.753	0	10326	N.D.	NoCal
36)	Toxaphene...	7.585	8.559f	290821	12538	274.251	4.434 #
37)	Toxaphene...	7.873	8.885	9139	9974	4.640	2.875 #
38)	Toxaphene...	8.165	8.915	6306	12213	1.569	2.127 #
39)	Toxaphene...	8.411	8.970	4948	117072	1.266	12.659 #
40)	Toxaphene...	0.000	9.171	0	11114	N.D.	2.191 #
41)	Toxaphene...	8.721	0.000	2259	0	0.573	N.D. #
42)	Toxaphene...	0.000	3.753	0	10326	N.D.	NoCal

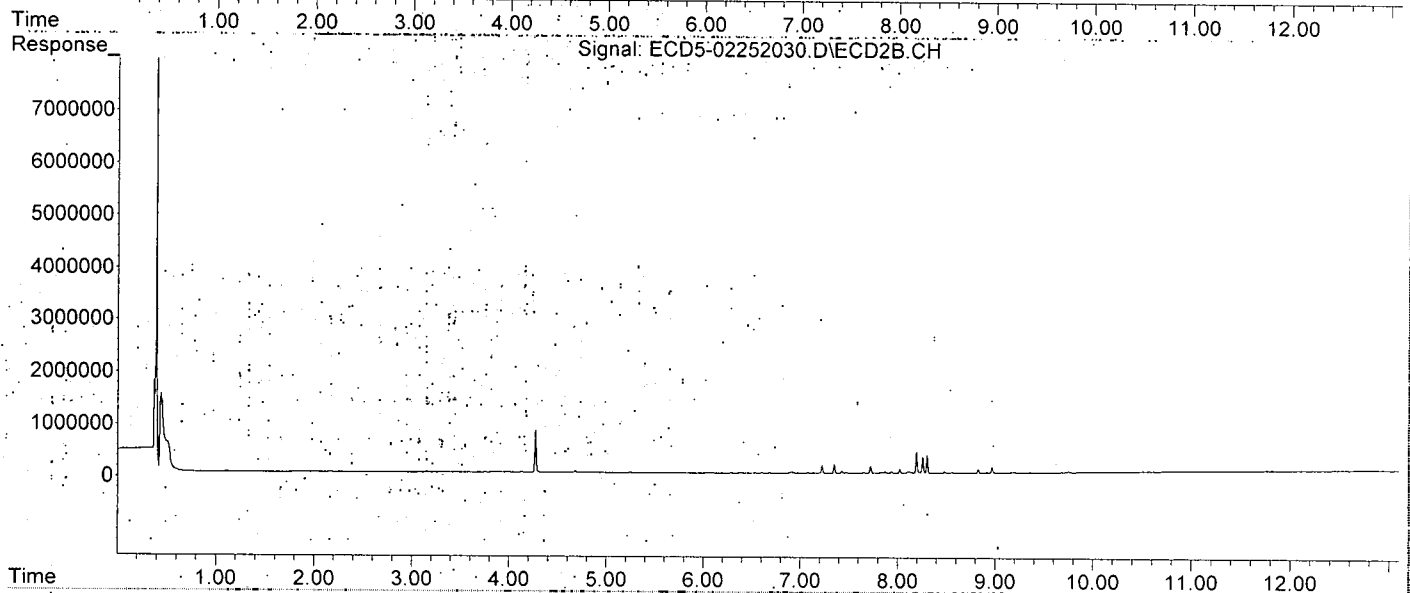
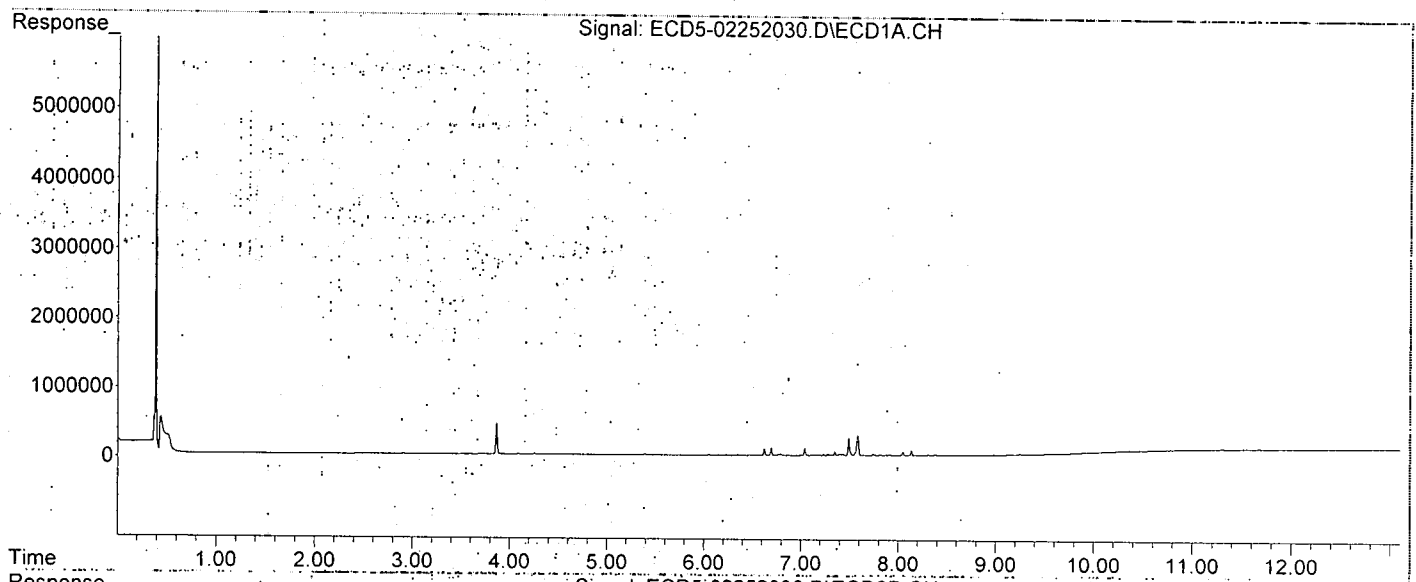
(f)=RT Delta > 1/2 Window (#)=Amounts differ by > 25% (m)=manual int.

Quantitation Report (Not Reviewed)

Data Path : C:\msdchem\1\data\2020-02\0B25043\REQUANT\
Data File : ECD5-02252030.D
Signal(s) : Signal #1: ECD1A.CH Signal #2: ECD2B.CH
Acq On : 25 Feb 2020 20:39
Operator : MJB
Sample : 0B25043-CALJ
Misc : A20B333, CHLOR 10 ppb
ALS Vial : 25 (Sig #1); 0 (Sig #2) Sample Multiplier: 1

Integration File signal 1: PEST1.e
Integration File signal 2: PEST2.e
Quant Time: Feb 26 15:52:05 2020
Quant Method : C:\msdchem\1\methods\ECD5_QUANTPEST_200225.M
Quant Title : Instrument: DualECD5
QLast Update : Wed Feb 26 15:13:42 2020
Response via : Initial Calibration
Integrator: ChemStation 6890 Scale Mode: Small noise peaks clipped

Volume Inj. : 2uL
Signal #1 Phase : Rtx-CLPesticides Signal #2 Phase: Rtx-CLPesticides2
Signal #1 Info : 30m X 0.32mm X 0. Signal #2 Info : 30m X 0.32mm X 0.25um



Quantitation Report (Not Reviewed)

Data Path : C:\msdchem\1\data\2020-02\0B25043\REQUANT\
 Data File : ECD5-02252031.D
 Signal(s) : Signal #1: ECD1A.CH Signal #2: ECD2B.CH
 Acq On : 25 Feb 2020 20:56
 Operator : MJB
 Sample : 0B25043-CALK
 Misc : A19K307, CHLOR 50 ppb
 ALS Vial : 26 (Sig #1); 0 (Sig #2) Sample Multiplier: 1

Integration File signal 1: PEST1.e
 Integration File signal 2: PEST2.e
 Quant Time: Feb 26 15:52:15 2020
 Quant Method : C:\msdchem\1\methods\ECD5_QUANTPEST_200225.M
 Quant Title : Instrument: DualECD5
 QLast Update : Wed Feb 26 15:13:42 2020
 Response via : Initial Calibration
 Integrator: ChemStation 6890 Scale Mode: Small noise peaks clipped

MJB
2/26/20

Volume Inj. : 2uL
 Signal #1 Phase : Rtx-CLPesticides Signal #2 Phase: Rtx-CLPesticides2
 Signal #1 Info : 30m X 0.32mm X 0. Signal #2 Info : 30m X 0.32mm X 0.25um

Compound	RT#1	RT#2	Resp#1	Resp#2	ng/mL	ng/mL
----------	------	------	--------	--------	-------	-------

System Monitoring Compounds

1) S TCMX (S)	0.000	6.051	0	9459	N.D.	0.027 #
22) S DCBP (S)	9.673	10.601f	7599	2151	BelowCal	0.011

Target Compounds

2) a-BHC	5.992	6.683f	3179	50297	0.011	0.137 #
3) g-BHC	0.000	6.983	0	27700	N.D.	0.068 #
4) b-BHC	6.334f	0.000	19286	0	13405.719	N.D. #
5) Heptachlor	6.692	7.350	536527	830178	2.301	2.230
6) d-BHC	6.501	0.000	12700	0	0.051	N.D. #
7) Aldrin	6.940	7.628	7342	20188	0.031	0.053 #
8) Heptachlo...	7.402	8.075	95257	52742	0.423	0.153 #
9) trans-Chl...	7.491	8.197	1219372	1979615	5.359	5.601
10) cis-Chlor...	7.584	8.305	1365879	1627418	6.181	4.881
11) Endosulfa...	7.704	8.360	32214	16614	0.156	0.054 #
12) 4,4'-DDE	7.644	8.400	36517	46723	0.162	0.173
13) Dieldrin	7.872	8.558	44008	78571	0.191	0.227
14) Endrin	8.049f	8.782	219339	39242	1.323	0.148 #
15) 4,4'-DDD	8.049	8.828	219339	331096	1.177	1.254
16) Endosulfa...	8.184	8.942	24970	32774	BelowCal	BelowCal
17) 4,4'-DDT	0.000	9.036	0	33409	N.D.	0.267 #
18) Endrin Al...	8.473	9.142f	6419	8418	BelowCal	BelowCal
19) Endosulfa...	8.777	9.360	18807	5235	BelowCal	BelowCal
20) Methoxychlor	8.594	0.000	4064	0	BelowCal	N.D.
21) Endrin Ke...	8.968	9.763	4250	39774	BelowCal	BelowCal
23) Hexachlor...	3.285f	0.000	4957	0	0.022	N.D. #
24) Hexachlor...	0.000	6.533	0	9392	N.D.	0.026 #
25) Oxychlorane	7.316	7.998	18812	29965	0.094	0.098
26) 2,4'-DDE	7.402	8.197	95257	1979615	0.624	8.410 #
27) trans-Non...	7.584	8.260	1365879	1478179	6.098	4.344 #
28) 2,4'-DDD	7.740f	8.558	101620	78571	0.742	0.376 #

Quantitation Report (Not Reviewed)

Data Path : C:\msdchem\1\data\2020-02\0B25043\REQUANT\
 Data File : ECD5-02252031.D
 Signal(s) : Signal #1: ECD1A.CH Signal #2: ECD2B.CH
 Acq On : 25 Feb 2020 20:56
 Operator : MJB
 Sample : 0B25043-CALK
 Misc : A19K307, CHLOR 50 ppb
 ALS Vial : 26 (Sig #1); 0 (Sig #2) Sample Multiplier: 1

Integration File signal 1: PEST1.e
 Integration File signal 2: PEST2.e
 Quant Time: Feb 26 15:52:15 2020
 Quant Method : C:\msdchem\1\methods\ECD5_QUANTPEST_200225.M
 Quant Title : Instrument: DualECD5
 QLlast Update : Wed Feb 26 15:13:42 2020
 Response via : Initial Calibration
 Integrator: ChemStation 6890 Scale Mode: Small noise peaks clipped

Volume Inj. : 2uL
 Signal #1 Phase : Rtx-CLPesticides Signal #2 Phase: Rtx-CLPesticides2
 Signal #1 Info : 30m X 0.32mm X 0. Signal #2 Info : 30m X 0.32mm X 0.25um

	Compound	RT#1	RT#2	Resp#1	Resp#2	ng/mL	ng/mL
29)	2,4'-DDT	7.982f	8.782	29051	39242	0.225	0.269
30)	cis-Nonac....	8.049	8.828	219339	331096	0.876	0.882
31)	Mirex	8.756f	9.763	9069	39774	BelowCal	0.052
32)	Chlordane...	7.491	8.197	1219372	1979615	49.143	46.646
33)	Chlordane...	7.584	8.305	1365879	1627418	49.599	46.342
34)	Chlordane...	8.136	8.970	363557	503081	48.514	46.726
35)	Chlordane...	0.000	0.000	0	0	N.D.	N.D.
36)	Toxaphene...	7.584	8.558f	1365879	78571	1288.053	27.787 #
37)	Toxaphene...	7.872	8.884	44008	52559	22.344	15.150 #
38)	Toxaphene...	8.184	8.920	24970	36964	6.213	6.438
39)	Toxaphene...	8.413	8.970	15769	503081	4.036	54.400 #
40)	Toxaphene...	8.620f	9.142f	5129	8418	1.700	1.660
41)	Toxaphene...	0.000	0.000	0	0	N.D.	N.D.
42)	Toxaphene...	0.000	0.000	0	0	N.D.	N.D.

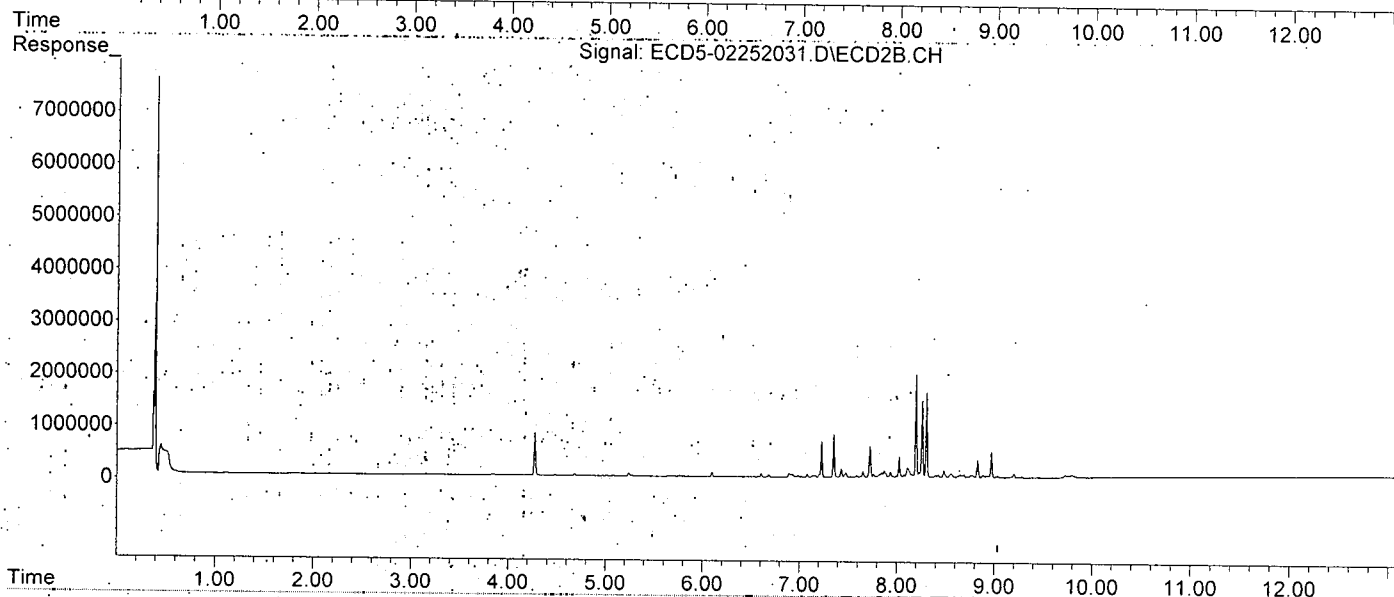
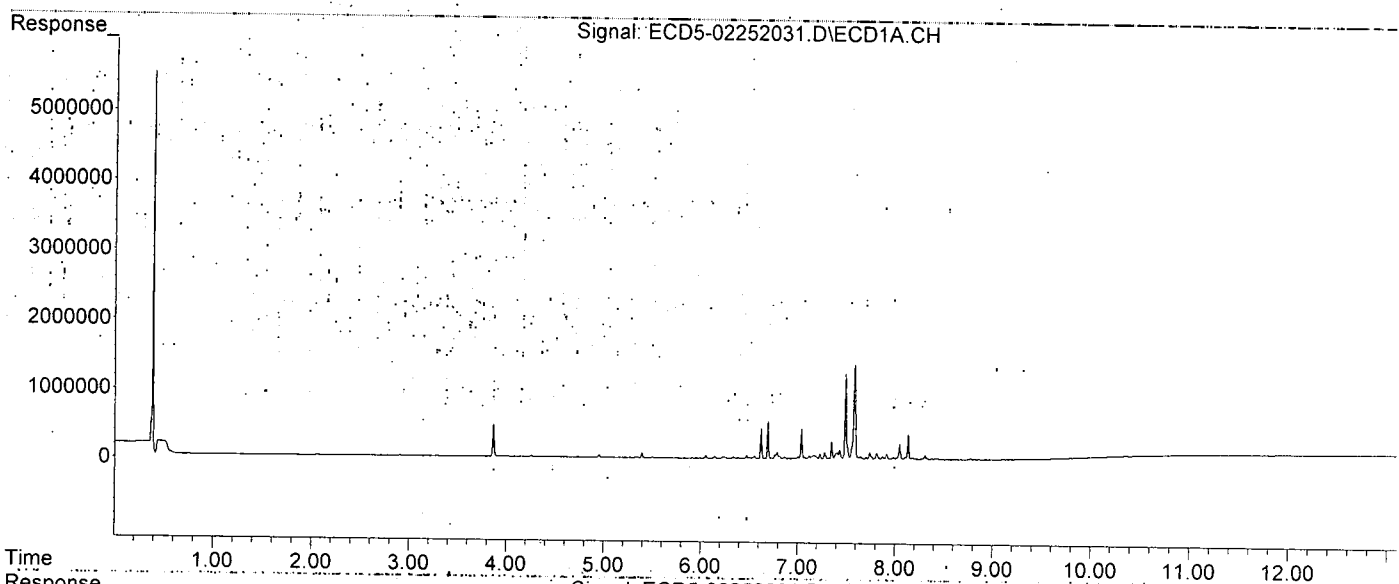
(f)=RT Delta > 1/2 Window (#)=Amounts differ by > 25% (m)=manual int.

Quantitation Report (Not Reviewed)

Data Path : C:\msdchem\1\data\2020-02\0B25043\REQUANT\
Data File : ECD5-02252031.D
Signal(s) : Signal #1: ECD1A.CH Signal #2: ECD2B.CH
Acq On : 25 Feb 2020 20:56
Operator : MJB
Sample : 0B25043-CALK
Misc : A19K307, CHLOR 50 ppb
ALS Vial : 26 (Sig #1); 0 (Sig #2) Sample Multiplier: 1

Integration File signal 1: PEST1.e
Integration File signal 2: PEST2.e
Quant Time: Feb 26 15:52:15 2020
Quant Method : C:\msdchem\1\methods\ECD5_QUANTPEST_200225.M
Quant Title : Instrument: DualECD5
QLast Update : Wed Feb 26 15:13:42 2020
Response via : Initial Calibration
Integrator: ChemStation 6890 Scale Mode: Small noise peaks clipped

Volume Inj. : 2uL
Signal #1 Phase : Rtx-CLPesticides Signal #2 Phase: Rtx-CLPesticides2
Signal #1 Info : 30m X 0.32mm X 0. Signal #2 Info : 30m X 0.32mm X 0.25um



Quantitation Report (Not Reviewed)

Data Path : C:\msdchem\1\data\2020-02\0B25043\REQUANT\
 Data File : ECD5-02252032.D
 Signal(s) : Signal #1: ECD1A.CH Signal #2: ECD2B.CH
 Acq On : 25 Feb 2020 21:13
 Operator : MJB
 Sample : 0B25043-CALL
 Misc : A19K308, CHLOR 100 ppb
 ALS Vial : 27 (Sig #1); 0 (Sig #2) Sample Multiplier: 1

Integration File signal 1: PEST1.e
 Integration File signal 2: PEST2.e
 Quant Time: Feb 26 15:52:24 2020
 Quant Method : C:\msdchem\1\methods\ECD5_QUANTPEST_200225.M
 Quant Title : Instrument: DualECD5
 QLast Update : Wed Feb 26 15:13:42 2020
 Response via : Initial Calibration
 Integrator: ChemStation 6890 Scale Mode: Small noise peaks clipped

MJB
2/26/20

Volume Inj: 2uL
 Signal #1 Phase: Rtx-CLPesticides Signal #2 Phase: Rtx-CLPesticides2
 Signal #1 Info : 30m X 0.32mm X 0. Signal #2 Info : 30m X 0.32mm X 0.25um

Compound	RT#1	RT#2	Resp#1	Resp#2	ng/mL	ng/mL
----------	------	------	--------	--------	-------	-------

System Monitoring Compounds

1) S TCMX (S)	0.000	6.051	0	14411	N.D.	0.042 #
22) S DCBP (S)	9.671	0.000	10099	0	BelowCal	N.D.

Target Compounds

2) a-BHC	5.988	6.682f	4332	98522	0.015	0.247 #
3) g-BHC	6.253f	6.982	29398	60588	0.116	0.148 #
4) b-BHC	6.333f	7.041	37984	21313	0.163	BelowCal #
5) Heptachlor	6.691	7.349	1142923	1770038	4.902	4.754
6) d-BHC	6.499	7.281	22594	17714	0.090	BelowCal #
7) Aldrin	6.939	7.625	17471	28065	0.073	0.074
8) Heptachlo...	7.402	8.074	190194	109244	0.845	0.317 #
9) trans-Chl...	7.490	8.196	2563682	4226014	11.267	11.956
10) cis-Chlor...	7.584	8.304	2858046	3515911	12.933	10.544
11) Endosulfa...	7.703	8.366	68625	42709	0.333	0.138 #
12) 4,4'-DDE	7.643	8.399	75000	100706	0.333	0.335
13) Dieldrin	7.871	8.557	90950	202232	0.395	0.584 #
14) Endrin	8.049f	8.781	452962	86483	2.733	0.364 #
15) 4,4'-DDD	8.049	8.827	452962	681471	2.431	2.581
16) Endosulfa...	8.184	8.942	52000	69699	0.076	0.097 #
17) 4,4'-DDT	0.000	9.063	0	22835	N.D.	0.208 #
18) Endrin Al...	8.495f	9.140f	13754	18010	BelowCal	BelowCal
19) Endosulfa...	8.777	9.390f	35563	14661	BelowCal	BelowCal
20) Methoxychlor	8.594	0.000	10514	0	BelowCal	N.D.
21) Endrin Ke...	8.965	9.762	4983	32957	BelowCal	BelowCal
23) Hexachlor...	3.285f	3.751	5061	6976	0.023	0.016 #
24) Hexachlor...	0.000	6.530	0	12052	N.D.	0.033 #
25) Oxychlorane	7.316	7.998	33777	66562	0.169	0.217 #
26) 2,4'-DDE	7.402	8.196	190194	4226014	1.247	17.953 #
27) trans-Non...	7.584	8.259	2858046	3144041	12.760	9.239 #
28) 2,4'-DDD	7.739f	8.557	207267	202232	1.513	0.968 #

Quantitation Report (Not Reviewed)

Data Path : C:\msdchem\1\data\2020-02\0B25043\REQUANT\
 Data File : ECD5-02252032.D
 Signal(s) : Signal #1: ECD1A.CH Signal #2: ECD2B.CH
 Acq On : 25 Feb 2020 21:13
 Operator : MJB
 Sample : 0B25043-CALL
 Misc : A19K308, CHLOR 100 ppb
 ALS Vial : 27 (Sig #1); 0 (Sig #2) Sample Multiplier: 1

Integration File signal 1: PEST1.e
 Integration File signal 2: PEST2.e
 Quant Time: Feb 26 15:52:24 2020
 Quant Method : C:\msdchem\1\methods\ECD5_QUANTPEST_200225.M
 Quant Title : Instrument: DualECD5
 QLast Update : Wed Feb 26 15:13:42 2020
 Response via : Initial Calibration
 Integrator: ChemStation 6890 Scale Mode: Small noise peaks clipped

Volume Inj. : 2uL
 Signal #1 Phase : Rtx-CLPesticides Signal #2 Phase: Rtx-CLPesticides2
 Signal #1 Info : 30m X 0.32mm X 0. Signal #2 Info : 30m X 0.32mm X 0.25um

	Compound	RT#1	RT#2	Resp#1	Resp#2	ng/mL	ng/mL
29)	2,4'-DDT	7.981f	8.781	63960	86483	0.495	0.553
30)	cis-Nonac...	8.049	8.827	452962	681471	1.810	1.815
31)	Mirex	8.755f	9.762	20640	32957	BelowCal	0.017
32)	Chlordane...	7.490	8.196	2563682	4226014	103.322	99.578
33)	Chlordane...	7.584	8.304	2858046	3515911	103.785	100.119
34)	Chlordane...	8.135	8.969	778570	1045379	103.894	97.094
35)	Chlordane...	0.000	3.751	0	6976	N.D.	NoCal
36)	Toxaphene...	7.584	8.557f	2858046	202232	2695.199	71.521 #
37)	Toxaphene...	7.871	8.883	90950	107689	46.177	31.042 #
38)	Toxaphene...	8.184	8.920	52000	81251	12.939	14.151
39)	Toxaphene...	8.413	8.969	34563	1045379	8.846	113.040 #
40)	Toxaphene...	8.620f	9.140f	12022	18010	3.985	3.551
41)	Toxaphene...	8.678f	0.000	3790	0	0.961	N.D. #
42)	Toxaphene...	0.000	3.751	0	6976	N.D.	NoCal

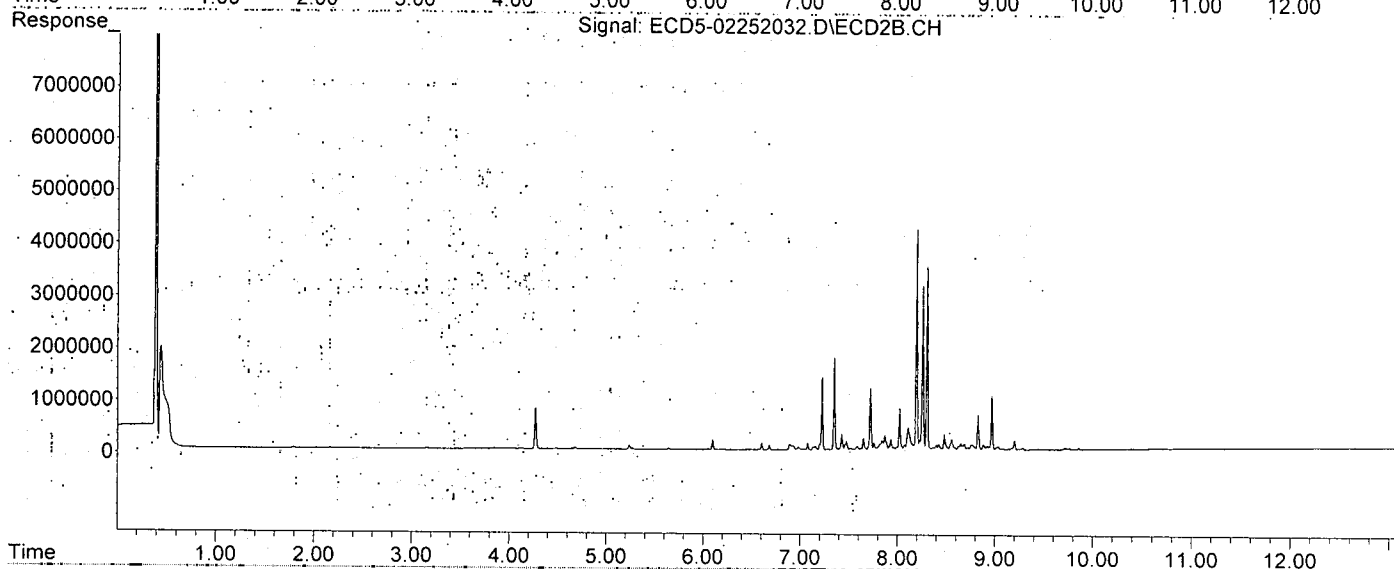
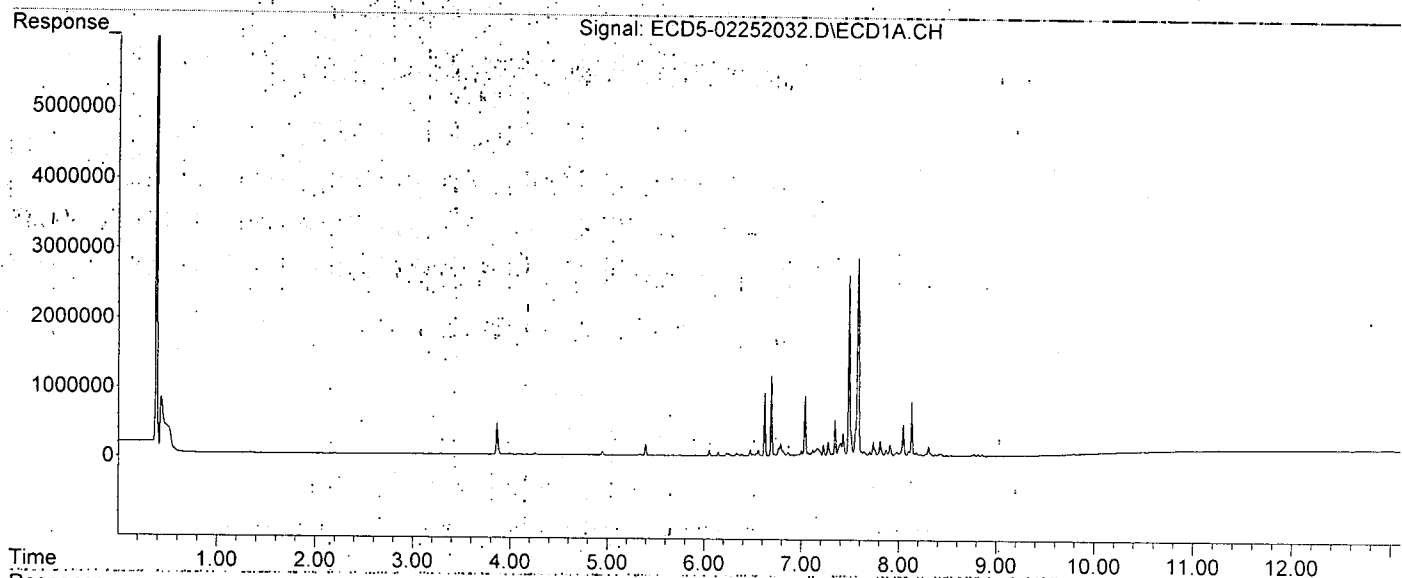
(f)=RT Delta > 1/2 Window (#)=Amounts differ by > 25% (m)=manual int.

Quantitation Report (Not Reviewed)

Data Path : C:\msdchem\1\data\2020-02\0B25043\REQUANT\
Data File : ECD5-02252032.D
Signal(s) : Signal #1: ECD1A.CH Signal #2: ECD2B.CH
Acq On : 25 Feb 2020 21:13
Operator : MJB
Sample : 0B25043-CALL
Misc : A19K308, CHLOR 100 ppb
ALS Vial : 27 (Sig #1); 0 (Sig #2) Sample Multiplier: 1

Integration File signal 1: PEST1.e
Integration File signal 2: PEST2.e
Quant Time: Feb 26 15:52:24 2020
Quant Method : C:\msdchem\1\methods\ECD5_QUANTPEST_200225.M
Quant Title : Instrument: DualECD5
QLast Update : Wed Feb 26 15:13:42 2020
Response via : Initial Calibration
Integrator: ChemStation 6890 Scale Mode: Small noise peaks clipped

Volume Inj. : 2uL
Signal #1 Phase : Rtx-CLPesticides Signal #2 Phase: Rtx-CLPesticides2
Signal #1 Info : 30m X 0.32mm X 0. Signal #2 Info : 30m X 0.32mm X 0.25um



Quantitation Report (Not Reviewed)

Data Path : C:\msdchem\1\data\2020-02\0B25043\REQUANT\
 Data File : ECD5-02252033.D
 Signal(s) : Signal #1: ECD1A.CH Signal #2: ECD2B.CH
 Acq On : 25 Feb 2020 21:30
 Operator : MJB
 Sample : 0B25043-CALM
 Misc : A19K309, CHLOR 200 ppb
 ALS Vial : 28 (Sig #1); 0 (Sig #2) Sample Multiplier: 1

Integration File signal 1: PEST1.e
 Integration File signal 2: PEST2.e
 Quant Time: Feb 26 15:52:33 2020
 Quant Method : C:\msdchem\1\methods\ECD5_QUANTPEST_200225.M
 Quant Title : Instrument: DualECD5
 QLast Update : Wed Feb 26 15:13:42 2020
 Response via : Initial Calibration
 Integrator: ChemStation 6890 Scale Mode: Small noise peaks clipped

MJB
2/26/20

Volume Inj. : 2uL
 Signal #1 Phase : Rtx-CLPesticides Signal #2 Phase: Rtx-CLPesticides2
 Signal #1 Info : 30m X 0.32mm X 0 Signal #2 Info : 30m X 0.32mm X 0.25um

Compound	RT#1	RT#2	Resp#1	Resp#2	ng/mL	ng/mL
----------	------	------	--------	--------	-------	-------

System Monitoring Compounds

1) S TCMX (S)	0.000	6.053	0	11870	N.D.	0.034 #
22) S DCBP (S)	9.672	0.000	13183	0	BelowCal	N.D.

Target Compounds

2) a-BHC	5.991	6.683f	4577	169307	0.016	0.408 #
3) g-BHC	6.254f	6.983	53956	106343	0.214	0.260
4) b-BHC	6.332f	7.042	67645	34440	0.440	0.029 #
5) Heptachlor	6.693	7.350	2121859	3288479	9.102	8.832
6) d-BHC	6.474f	7.281	171933	30291	0.684	0.008 #
7) Aldrin	6.941	7.623	33165	42690	0.138	0.113
8) Heptachlo...	7.403	8.075	350959	200281	1.559	0.581 #
9) trans-Chl...	7.491	8.196	4888024	8173427	21.481	23.124
10) cis-Chlor...	7.584	8.305	5357870	6715049	24.245	20.138
11) Endosulfa...	7.704	0.000	128040	0	0.622	N.D. #
12) 4,4'-DDE	7.644	8.400	137458	181963	0.610	0.578
13) Dieldrin	7.872	8.557	159900	409091	0.694	1.181 #
14) Endrin	8.050f	8.781	837530	153479	5.053	0.670 #
15) 4,4'-DDD	8.050	8.828	837530	1256560	4.495	4.750
16) Endosulfa...	8.185	8.943	93649	129840	0.326	0.348
17) 4,4'-DDT	0.000	9.064	0	42323	N.D.	0.316 #
18) Endrin Al...	8.496f	9.141f	26390	31602	BelowCal	BelowCal
19) Endosulfa...	8.778	9.390f	60359	27130	BelowCal	BelowCal
20) Methoxychlor	8.594	9.500f	21832	8899	0.133	0.057 #
21) Endrin Ke...	8.964	9.762	7670	57433	BelowCal	0.037
23) Hexachlor...	3.285f	0.000	4531	0	0.020	N.D. #
24) Hexachlor...	5.830	6.533	4516	9004	0.020	0.025
25) Oxychlorane	7.317	7.999	55630	118674	0.278	0.386 #
26) 2,4'-DDE	7.403	8.196	350959	8173427	2.301	34.723 #
27) trans-Non...	7.584	8.260	5357870	5933734	23.920	17.438 #
28) 2,4'-DDD	7.740f	8.557	377421	409091	2.755	1.958 #

Quantitation Report (Not Reviewed)

Data Path : C:\msdchem\1\data\2020-02\0B25043\REQUANT\
 Data File : ECD5-02252033.D
 Signal(s) : Signal #1: ECD1A.CH Signal #2: ECD2B.CH
 Acq On : 25 Feb 2020 21:30
 Operator : MJB
 Sample : 0B25043-CALM
 Misc : A19K309, CHLOR 200 ppb
 ALS Vial : 28 (Sig #1); 0 (Sig #2) Sample Multiplier: 1

Integration File signal 1: PEST1.e
 Integration File signal 2: PEST2.e
 Quant Time: Feb 26 15:52:33 2020
 Quant Method : C:\msdchem\1\methods\ECD5_QUANTPEST_200225.M
 Quant Title : Instrument: DualECD5
 QLast Update : Wed Feb 26 15:13:42 2020
 Response via : Initial Calibration
 Integrator: ChemStation 6890 Scale Mode: Small noise peaks clipped

Volume Inj. : 2uL
 Signal #1 Phase : Rtx-CLPesticides Signal #2 Phase: Rtx-CLPesticides2
 Signal #1 Info : 30m X 0.32mm X 0. Signal #2 Info : 30m X 0.32mm X 0.25um

Compound	RT#1	RT#2	Resp#1	Resp#2	ng/mL	ng/mL
29) 2,4'-DDT	7.982f	8.781	117867	153479	0.912	0.955
30) cis-Nonac...	8.050	8.828	837530	1256560	3.346	3.346
31) Mirex	8.708	9.762	3939	57433	BelowCal	0.145
32) Chlordane...	7.491	8.196	4888024	8173427	196.998	192.592
33) Chlordane...	7.584	8.305	5357870	6715049	194.561	191.217
34) Chlordane...	8.136	8.969	1447050	2011818	193.097	186.856
35) Chlordane...	0.000	0.000	0	0	N.D.	N.D.
36) Toxaphene...	7.584	8.557f	5357870	409091	5052.587	144.679 #
37) Toxaphene...	7.872	8.884	159900	195887	81.184	56.465 #
38) Toxaphene...	8.185	8.921	93649	142606	23.301	24.837
39) Toxaphene...	8.414	8.969	59329	2011818	15.185	217.544 #
40) Toxaphene...	8.620f	9.141f	23677	31602	7.849	6.231
41) Toxaphene...	8.708	0.000	3939	0	0.999	N.D. #
42) Toxaphene...	0.000	0.000	0	0	N.D.	N.D.

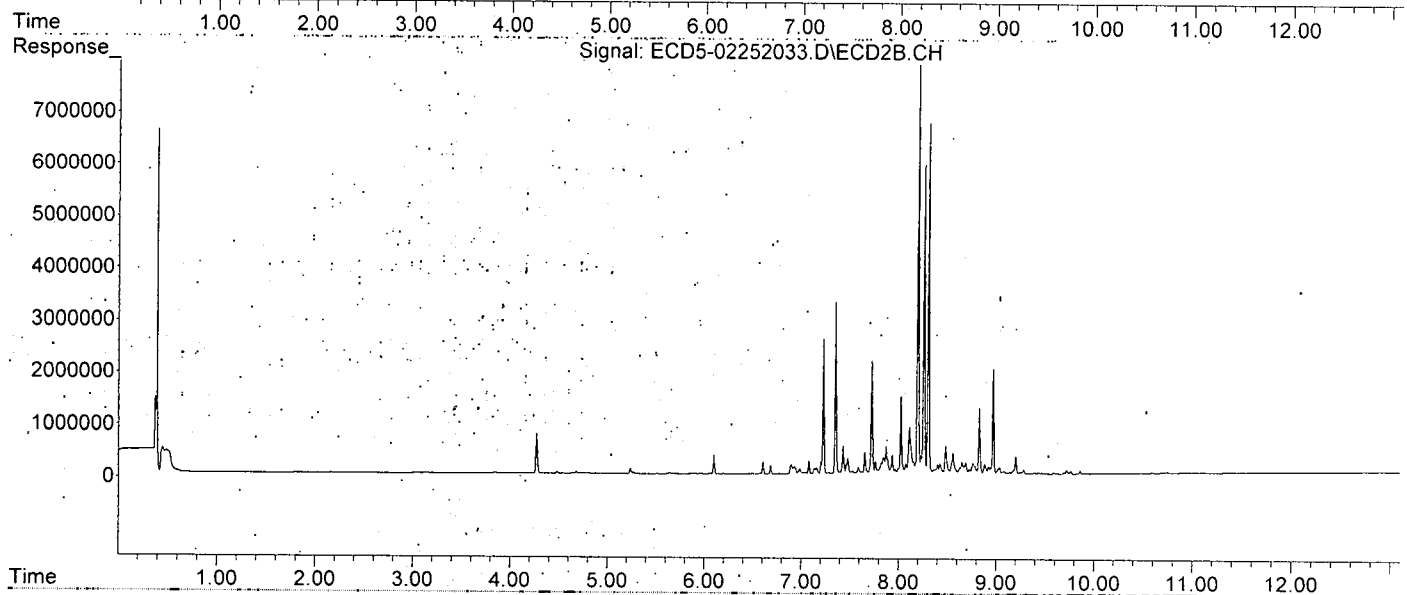
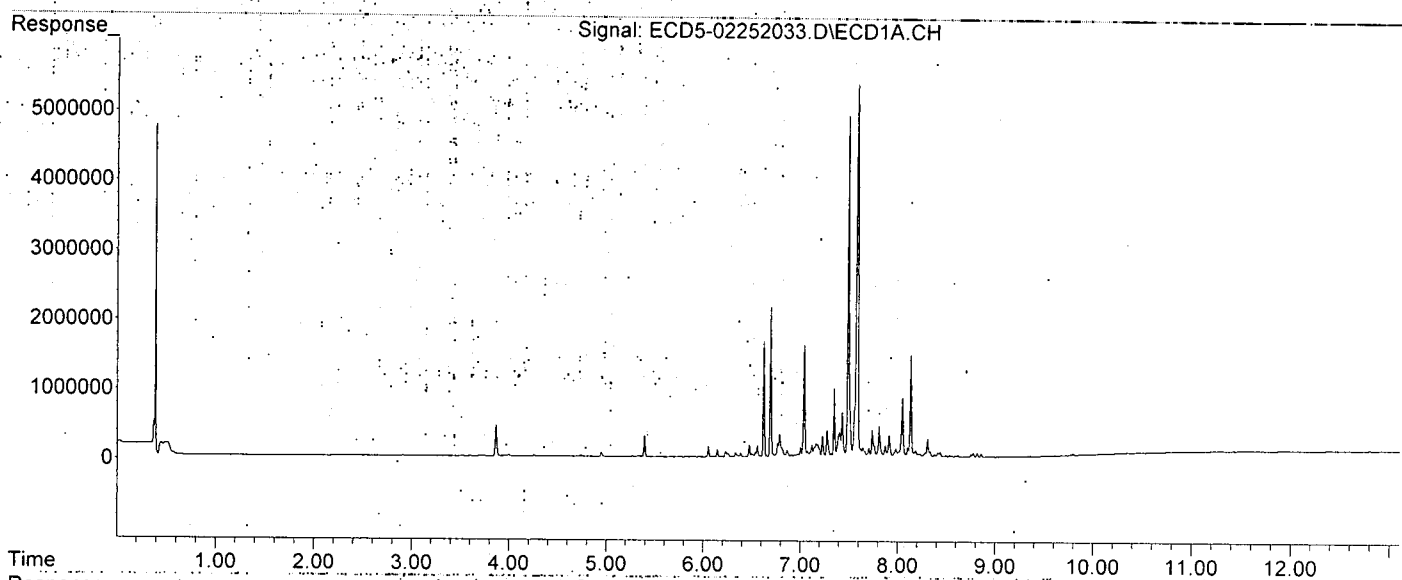
(f)=RT Delta > 1/2 Window (#)=Amounts differ by > 25% (m)=manual int.

Quantitation Report (Not Reviewed)

Data Path : C:\msdchem\1\data\2020-02\0B25043\REQUANT\
Data File : ECD5-02252033.D
Signal(s) : Signal #1: ECD1A.CH Signal #2: ECD2B.CH
Acq On : 25 Feb 2020 21:30
Operator : MJB
Sample : 0B25043-CALM
Misc : A19K309, CHLOR 200 ppb
ALS Vial : 28 (Sig #1); 0 (Sig #2) Sample Multiplier: 1

Integration File signal 1: PEST1.e
Integration File signal 2: PEST2.e
Quant Time: Feb 26 15:52:33 2020
Quant Method : C:\msdchem\1\methods\ECD5_QUANTPEST_200225.M
Quant Title : Instrument: DualECD5
QLast Update : Wed Feb 26 15:13:42 2020
Response via : Initial Calibration
Integrator: ChemStation 6890 Scale Mode: Small noise peaks clipped

Volume Inj. : 2uL
Signal #1 Phase : Rtx-CLPesticides Signal #2 Phase: Rtx-CLPesticides2
Signal #1 Info : 30m X 0.32mm X 0. Signal #2 Info : 30m X 0.32mm X 0.25um



Quantitation Report (Not Reviewed)

Data Path : C:\msdchem\1\data\2020-02\0B25043\REQUANT\
 Data File : ECD5-02252034.D
 Signal(s) : Signal #1: ECD1A.CH Signal #2: ECD2B.CH
 Acq On : 25 Feb 2020 21:47
 Operator : MJB
 Sample : 0B25043-CALN
 Misc : A19K310, CHLOR 500 ppb
 ALS Vial : 29 (Sig #1); 0 (Sig #2) Sample Multiplier: 1

Integration File signal 1: PEST1.e
 Integration File signal 2: PEST2.e
 Quant Time: Feb 26 15:52:43 2020
 Quant Method : C:\msdchem\1\methods\ECD5_QUANTPEST_200225.M
 Quant Title : Instrument: DualECD5
 QLast Update : Wed Feb 26 15:13:42 2020
 Response via : Initial Calibration
 Integrator: ChemStation 6890 Scale Mode: Small noise peaks clipped

MJB
2/26/20

Volume Inj. : 2uL
 Signal #1 Phase : Rtx-CLPesticides Signal #2 Phase: Rtx-CLPesticides2
 Signal #1 Info : 30m X 0.32mm X 0. Signal #2 Info : 30m X 0.32mm X 0.25um

Compound	RT#1	RT#2	Resp#1	Resp#2	ng/mL	ng/mL
----------	------	------	--------	--------	-------	-------

System Monitoring Compounds

1) S TCMX (S)	5.459	6.051	4760	12225	0.022	0.035 #
22) S DCBP (S)	9.671	10.601f	21563	7193	BelowCal	0.037

Target Compounds

2) a-BHC	5.988	6.683f	8228	362148	0.029	0.846 #
3) g-BHC	6.298	6.983	15160	231306	0.060	0.566 #
4) b-BHC	6.332f	7.041	148317	74840	1.195	0.271 #
5) Heptachlor	6.692	7.351	5204778	8371513	22.325	22.484
6) d-BHC	6.499	7.281	82914	70925	0.330	0.121 #
7) Aldrin	6.940	7.622	77182	100515	0.321	0.265
8) Heptachlo...	7.402	8.075	823230	479680	3.657	1.390 #
9) trans-Chl...	7.490	8.196	11720316	20498002	51.507	57.993
10) cis-Chlor...	7.584	8.304	13155669	16887593	59.531	50.646
11) Endosulfa...	7.703	8.377f	299874	231529	1.456	0.746 #
12) 4,4'-DDE	7.643	8.399	330874	438389	1.468	1.347
13) Dieldrin	7.871	8.557	382300	1210664	1.659	3.495 #
14) Endrin	8.049f	8.763f	2032345	585529	12.262	2.637 #
15) 4,4'-DDD	8.049	8.828	2032345	3086230	10.907	11.565
16) Endosulfa...	8.183	8.942	225616	317864	1.118	1.133
17) 4,4'-DDT	0.000	9.063	0	111006	N.D.	0.693 #
18) Endrin Al...	8.495f	9.140f	66978	89461	BelowCal	0.013
19) Endosulfa...	8.777	9.391f	139855	78298	0.477	BelowCal #
20) Methoxychlor	8.593	9.535	61642	17174	0.704	0.148 #
21) Endrin Ke...	8.961	9.763	19201	138025	BelowCal	0.361
23) Hexachlor...	3.286f	0.000	4776	0	0.021	N.D. #
24) Hexachlor...	5.830	6.532	7759	9629	0.034	0.026
25) Oxychlordane	7.316	7.998	121747	274174	0.608	0.892 #
26) 2,4'-DDE	7.402	8.196	823230	20498002	5.397	87.082 #
27) trans-Non...	7.584	8.259	13155669	15181882	58.732	44.615
28) 2,4'-DDD	7.739f	8.557	927150	1210664	6.767	5.795

Quantitation Report (Not Reviewed)

Data Path : C:\msdchem\1\data\2020-02\0B25043\REQUANT\
 Data File : ECD5-02252034.D
 Signal(s) : Signal #1: ECD1A.CH Signal #2: ECD2B.CH
 Acq On : 25 Feb 2020 21:47
 Operator : MJB
 Sample : 0B25043-CALN
 Misc : A19K310, CHLOR 500 ppb
 ALS Vial : 29 (Sig #1); 0 (Sig #2) Sample Multiplier: 1

Integration File signal 1: PEST1.e
 Integration File signal 2: PEST2.e
 Quant Time: Feb 26 15:52:43 2020
 Quant Method : C:\msdchem\1\methods\ECD5_QUANTPEST_200225.M
 Quant Title : Instrument: DualECD5
 QLast Update : Wed Feb 26 15:13:42 2020
 Response via : Initial Calibration
 Integrator: ChemStation 6890 Scale Mode: Small noise peaks clipped

Volume Inj. : 2uL
 Signal #1 Phase : Rtx-CLPesticides Signal #2 Phase: Rtx-CLPesticides2
 Signal #1 Info : 30m X 0.32mm X 0. Signal #2 Info : 30m X 0.32mm X 0.25um

	Compound	RT#1	RT#2	Resp#1	Resp#2	ng/mL	ng/mL
29)	2,4'-DDT	7.981f	8.763f	285765	585529	2.210	3.531 #
30)	cis-Nonac...	8.049	8.828	2032345	3086230	8.119	8.218
31)	Mirex	8.707	9.763	18432	138025	BelowCal	0.567
32)	Chlordane...	7.490	8.196	11720316	20498002	472.354	482.997
33)	Chlordane...	7.584	8.304	13155669	16887593	477.725	480.888
34)	Chlordane...	8.135	8.969	3598451	5110139	480.185	474.624
35)	Chlordane...	0.000	0.000	0	0	N.D.	N.D.
36)	Toxaphene...	7.584	8.557f	13155669	1210664	12406.078	428.163 #
37)	Toxaphene...	7.871	8.883	382300	476818	194.101	137.444 #
38)	Toxaphene...	8.183	8.920	225616	367632	56.137	64.029
39)	Toxaphene...	8.413	8.969	143855	5110139	36.818	552.574 #
40)	Toxaphene...	8.620f	9.140f	64691	89461	21.444	17.638
41)	Toxaphene...	8.707	9.535	18432	17174	4.674	3.215 #
42)	Toxaphene...	0.000	0.000	0	0	N.D.	N.D.

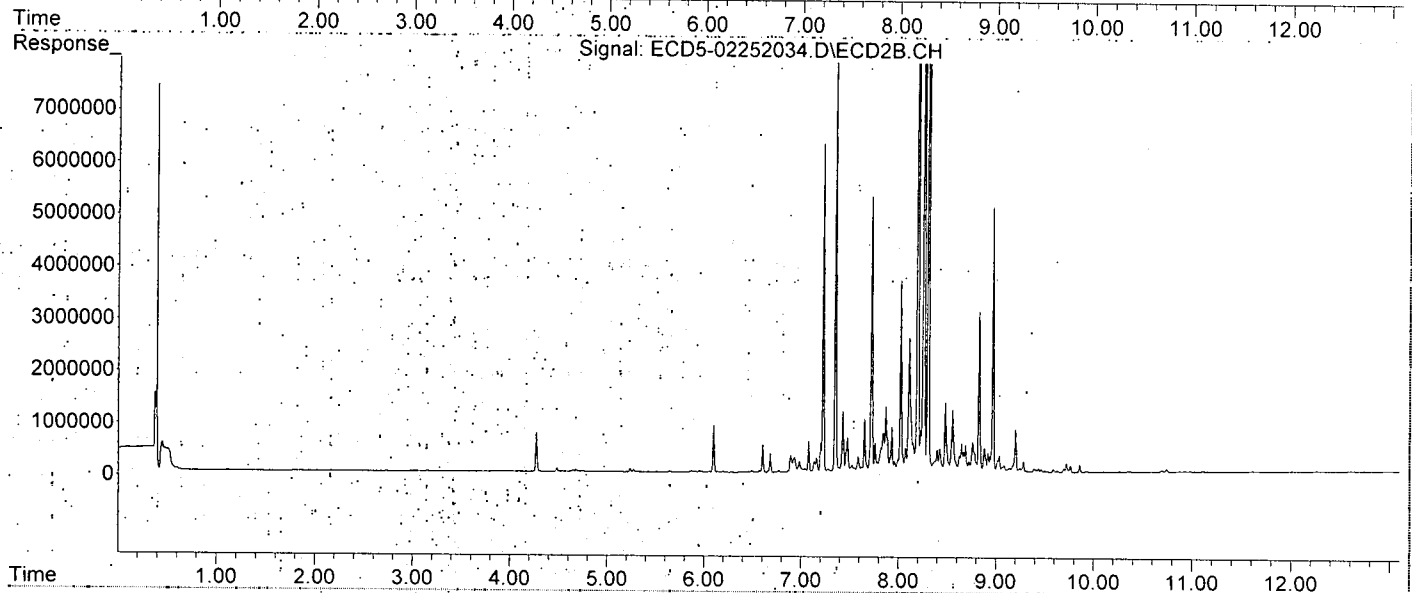
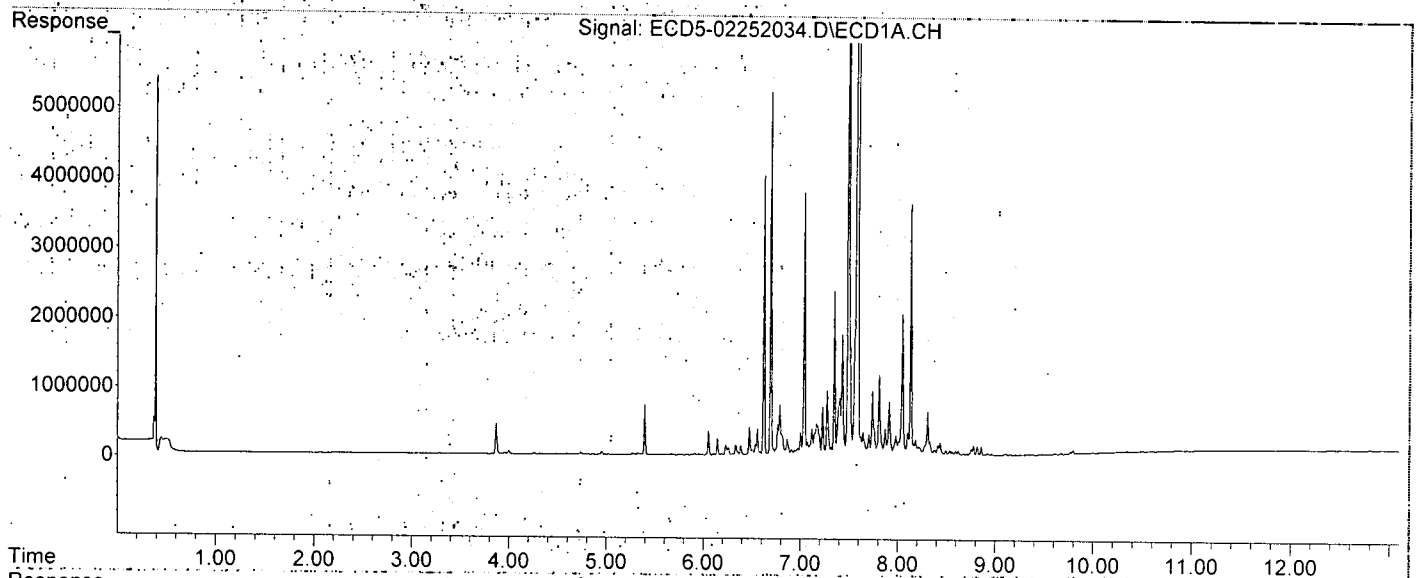
(f)=RT Delta > 1/2 Window (#)=Amounts differ by > 25% (m)=manual int.

Quantitation Report (Not Reviewed)

Data Path : C:\msdchem\1\data\2020-02\0B25043\REQUANT\
Data File : ECD5-02252034.D
Signal(s) : Signal #1: ECD1A.CH Signal #2: ECD2B.CH
Acq On : 25 Feb 2020 21:47
Operator : MJB
Sample : 0B25043-CALN
Misc : A19K310, CHLOR 500 ppb
ALS Vial : 29 (Sig #1); 0 (Sig #2) Sample Multiplier: 1

Integration File signal 1: PEST1.e
Integration File signal 2: PEST2.e
Quant Time: Feb 26 15:52:43 2020
Quant Method : C:\msdchem\1\methods\ECD5_QUANTPEST_200225.M
Quant Title : Instrument: DualECD5
QLast Update : Wed Feb 26 15:13:42 2020
Response via : Initial Calibration
Integrator: ChemStation 6890 Scale Mode: Small noise peaks clipped

Volume Inj. : 2uL
Signal #1 Phase : Rtx-CLPesticides Signal #2 Phase: Rtx-CLPesticides2
Signal #1 Info : 30m X 0.32mm X 0. Signal #2 Info : 30m X 0.32mm X 0.25um



Quantitation Report (Not Reviewed)

Data Path : C:\msdchem\1\data\2020-02\0B25043\REQUANT\
 Data File : ECD5-02252035.D
 Signal(s) : Signal #1: ECD1A.CH Signal #2: ECD2B.CH
 Acq On : 25 Feb 2020 22:04
 Operator : MJB
 Sample : 0B25043-CALO
 Misc : A19K311, CHLOR 1000 ppb
 ALS Vial : 30 (Sig #1); 0 (Sig #2) Sample Multiplier: 1

Integration File signal 1: PEST1.e
 Integration File signal 2: PEST2.e
 Quant Time: Feb 26 15:52:52 2020
 Quant Method : C:\msdchem\1\methods\ECD5_QUANTPEST_200225.M
 Quant Title : Instrument: DualECD5
 QLast Update : Wed Feb 26 15:13:42 2020
 Response via : Initial Calibration
 Integrator: ChemStation 6890 Scale Mode: Small noise peaks clipped

MJB
2/26/20

Volume Inj. : 2uL
 Signal #1 Phase : Rtx-CLPesticides Signal #2 Phase: Rtx-CLPesticides2
 Signal #1 Info : 30m X 0.32mm X 0. Signal #2 Info : 30m X 0.32mm X 0.25um

Compound	RT#1	RT#2	Resp#1	Resp#2	ng/mL	ng/mL
----------	------	------	--------	--------	-------	-------

System Monitoring Compounds

1) S TCMX (S)	5.458	6.050	8244	19230	0.038	0.056 #
22) S DCBP (S)	9.671	10.645	40723	7815	0.006	0.040 #

Target Compounds

2) a-BHC	5.988	6.683f	12825	690541	0.045	1.592 #
3) g-BHC	6.299	6.983	26959	429495	0.107	1.051 #
4) b-BHC	6.332f	7.042	279408	130788	2.422	0.608 #
5) Heptachlor	6.692	7.350	10636439	17639070	45.624	47.374
6) d-BHC	6.473f	7.280	790579	131190	3.144	0.288 #
7) Aldrin	6.940	7.621	147922	188074	0.616	0.496
8) Heptachlo...	7.402	8.074	1653794	927607	7.347	2.689 #
9) trans-Chl...	7.490	8.197	24448288	43521903	107.443	123.133
10) cis-Chlor...	7.584	8.305	26395147	35629558	119.442	106.852
11) Endosulfa...	7.703	8.378f	598350	508716	2.905	1.639 #
12) 4,4'-DDE	7.643	8.399	651720	878585	2.891	2.663
13) Dieldrin	7.871	8.557	754847	2819622	3.275	8.140 #
14) Endrin	8.049f	8.801	4027627	414931	24.300	1.862 #
15) 4,4'-DDD	8.049	8.828	4027627	6256313	21.615	23.095
16) Endosulfa...	8.184	8.943	459169	654594	2.519	2.535
17) 4,4'-DDT	8.227f	9.064	236496	231103	1.676	1.351
18) Endrin Al...	8.495f	9.140f	135696	186598	0.455	0.470
19) Endosulfa...	8.778	9.342	274001	48187	1.339	BelowCal #
20) Methoxychlor	8.594	9.536	128530	41309	1.661	0.414 #
21) Endrin Ke...	8.960	9.762	39688	278105	BelowCal	0.925
23) Hexachlor...	3.285f	0.000	4822	0	0.022	N.D. #
24) Hexachlor...	5.830	6.491f	11654	72997	0.052	0.200 #
25) Oxychlorane	7.316	7.998	224207	543924	1.119	1.770 #
26) 2,4'-DDE	7.402	8.197	1653794	43521903	10.842	184.894 #
27) trans-Non...	7.584	8.260	26395147	32021712	117.839	94.103
28) 2,4'-DDD	7.739f	8.557	1910068	2819622	13.940	13.497

Quantitation Report (Not Reviewed)

Data Path : C:\msdchem\1\data\2020-02\0B25043\REQUANT\
 Data File : ECD5-02252035.D
 Signal(s) : Signal #1: ECD1A.CH Signal #2: ECD2B.CH
 Acq On : 25 Feb 2020 22:04
 Operator : MJB
 Sample : 0B25043-CALO
 Misc : A19K311, CHLOR 1000 ppb
 ALS Vial : 30 (Sig #1); 0 (Sig #2) Sample Multiplier: 1

Integration File signal 1: PEST1.e
 Integration File signal 2: PEST2.e
 Quant Time: Feb 26 15:52:52 2020
 Quant Method : C:\msdchem\1\methods\ECD5_QUANTPEST_200225.M
 Quant Title : Instrument: DualECD5
 QLast Update : Wed Feb 26 15:13:42 2020
 Response via : Initial Calibration
 Integrator: ChemStation 6890 Scale Mode: Small noise peaks clipped

Volume Inj. : 2uL
 Signal #1 Phase : Rtx-CLPesticides Signal #2 Phase: Rtx-CLPesticides2
 Signal #1 Info : 30m X 0.32mm X 0. Signal #2 Info : 30m X 0.32mm X 0.25um

Compound	RT#1	RT#2	Resp#1	Resp#2	ng/mL	ng/mL
29) 2,4'-DDT	7.981f	8.801	579609	414931	4.482	2.518 #
30) cis-Nonac...	8.049	8.828	4027627	6256313	16.090	16.659
31) Mirex	8.707	9.762	43555	278105	0.082	1.300 #
32) Chlordane...	7.490	8.197	24448288	43521903	985.319	1025.513
33) Chlordane...	7.584	8.305	26395147	35629558	958.493	1014.582
34) Chlordane...	8.135	8.970	7358441	10775549	981.925	1000.822
35) Chlordane...	0.000	0.000	0	0	N.D.	N.D.
36) Toxaphene...	7.584	8.557f	26395147	2819622	24891.190	997.187 #
37) Toxaphene...	7.871	8.884	754847	961171	383.249	277.060 #
38) Toxaphene...	8.184	8.921	459169	779366	114.248	135.739
39) Toxaphene...	8.414	8.970	286061	10775549	73.214	1165.192 #
40) Toxaphene...	8.620f	9.140f	135137	186598	44.796	36.788
41) Toxaphene...	8.707	9.536	43555	41309	11.044	7.734 #
42) Toxaphene...	0.000	0.000	0	0	N.D.	N.D.

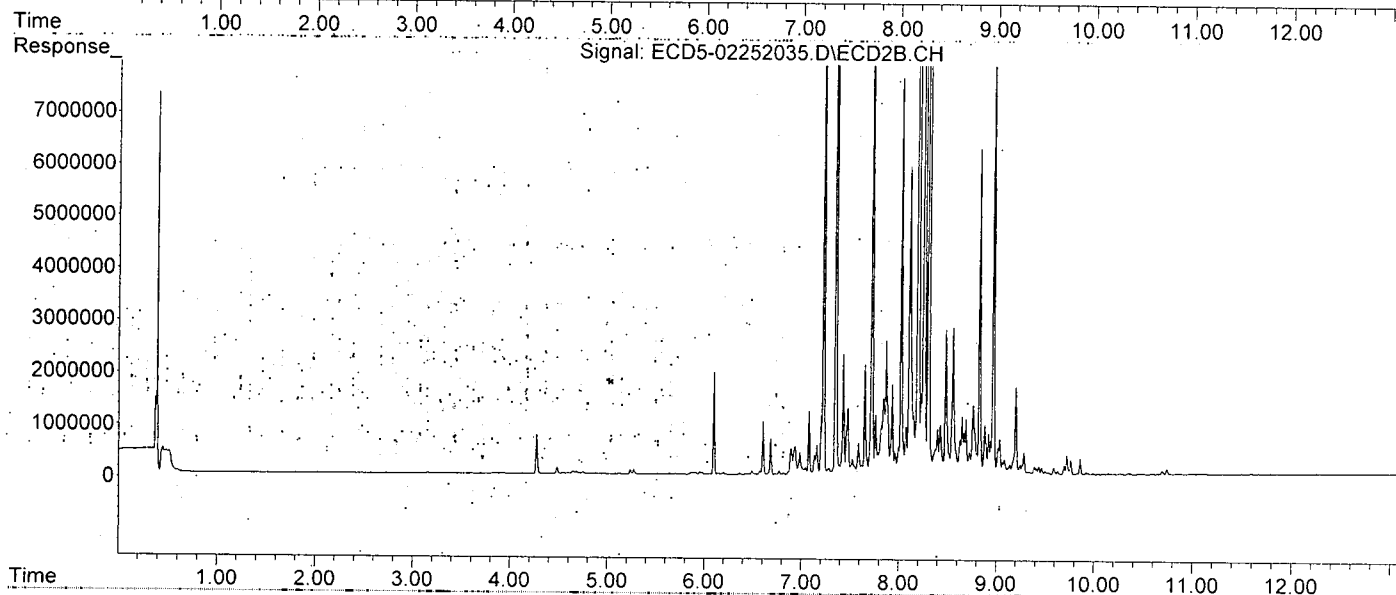
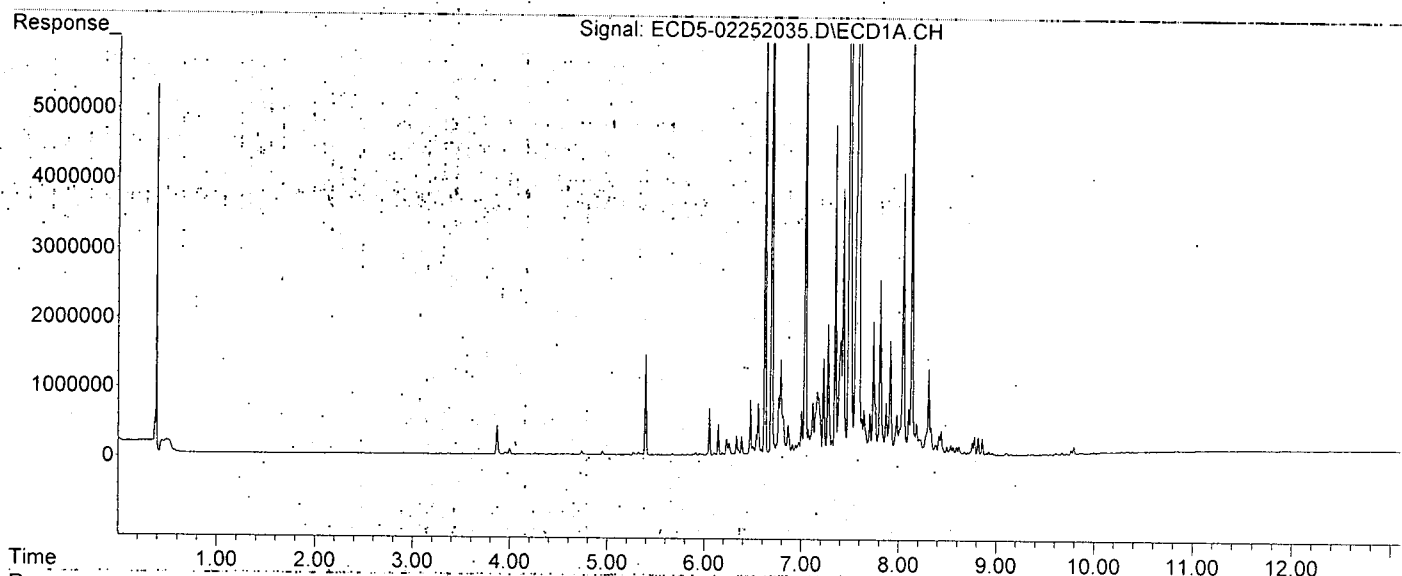
(f)=RT Delta > 1/2 Window (#)=Amounts differ by > 25% (m)=manual int.

Quantitation Report (Not Reviewed)

Data Path : C:\msdchem\1\data\2020-02\0B25043\REQUANT\
Data File : ECD5-02252035.D
Signal(s) : Signal #1: ECD1A.CH Signal #2: ECD2B.CH
Acq On : 25 Feb 2020 22:04
Operator : MJB
Sample : 0B25043-CALO
Misc : A19K311, CHLOR 1000 ppb
ALS Vial : 30 (Sig #1); 0 (Sig #2) Sample Multiplier: 1

Integration File signal 1: PEST1.e
Integration File signal 2: PEST2.e
Quant Time: Feb 26 15:52:52 2020
Quant Method : C:\msdchem\1\methods\ECD5_QUANTPEST_200225.M
Quant Title : Instrument: DualECD5
QLast Update : Wed Feb 26 15:13:42 2020
Response via : Initial Calibration
Integrator: ChemStation 6890 Scale Mode: Small noise peaks clipped

Volume Inj. : 2uL
Signal #1 Phase : Rtx-CLPesticides Signal #2 Phase: Rtx-CLPesticides2
Signal #1 Info : 30m X 0.32mm X 0. Signal #2 Info : 30m X 0.32mm X 0.25um



Quantitation Report (Not Reviewed)

Data Path : C:\msdchem\1\data\2020-02\0B25043\REQUANT\
 Data File : ECD5-02252036.D
 Signal(s) : Signal #1: ECD1A.CH Signal #2: ECD2B.CH
 Acq On : 25 Feb 2020 22:22
 Operator : MJB
 Sample : 0B25043-CALP
 Misc : A19K306, CHLOR 2000 ppb
 ALS Vial : 31 (Sig #1); 0 (Sig #2) Sample Multiplier: 1

Integration File signal 1: PEST1.e
 Integration File signal 2: PEST2.e
 Quant Time: Feb 26 15:53:01 2020
 Quant Method : C:\msdchem\1\methods\ECD5_QUANTPEST_200225.M
 Quant Title : Instrument: DualECD5
 QLast Update : Wed Feb 26 15:13:42 2020
 Response via : Initial Calibration
 Integrator: ChemStation 6890 Scale Mode: Small noise peaks clipped

MJB
2/26/20

Volume Inj. : 2uL
 Signal #1 Phase : Rtx-CLPesticides Signal #2 Phase: Rtx-CLPesticides2
 Signal #1 Info : 30m X 0.32mm X 0. Signal #2 Info : 30m X 0.32mm X 0.25um

Compound	RT#1	RT#2	Resp#1	Resp#2	ng/mL	ng/mL
----------	------	------	--------	--------	-------	-------

System Monitoring Compounds

1) S TCMX (S)	5.459	6.051	15369	24368	0.072	0.071
22) S DCBP (S)	9.672	10.646	73611	16900	0.216	0.087 #

Target Compounds

2) a-BHC	5.988	6.683f	22624	1389514	0.079	3.173 #
3) g-BHC	6.255f	6.983	348162	836663	1.379	2.047 #
4) b-BHC	6.332f	7.042	545571	226437	4.913	1.182 #
5) Heptachlor	6.692	7.351	22344757	39525270	95.846	106.155
6) d-BHC	6.474f	7.281	1641408	246575	6.527	0.608 #
7) Aldrin	6.939	7.621	288250	372055	1.200	0.981
8) Heptachlo...	7.401	8.074	3413139	1939739	15.162	5.623 #
9) trans-Chl...	7.491	8.198	50643560	97852072	222.564	276.845
10) cis-Chlor...	7.584	8.306	56582614	79169029	256.045	237.426
11) Endosulfa...	7.702	8.379f	1250092	1125315	6.070	3.626 #
12) 4,4'-DDE	7.642	8.399	1345781	1866080	5.970	5.603
13) Dieldrin	7.871	8.557	1582344	6633085	6.866	19.149 #
14) Endrin	8.049f	8.801	8583013	922697	51.784	4.163 #
15) 4,4'-DDD	8.049	8.828	8583013	13773446	46.062	49.166
16) Endosulfa...	8.184	8.943	971285	1420646	5.588	5.703
17) 4,4'-DDT	0.000	9.064	0	488975	N.D.	2.756 #
18) Endrin Al...	8.495f	9.141f	279480	402911	1.419	1.486
19) Endosulfa...	8.778	9.342	553764	120387	3.136	0.169 #
20) Methoxychlor	8.594	9.536	269245	99962	3.669	1.058 #
21) Endrin Ke...	8.960	9.763	82997	607300	0.189	2.245 #
23) Hexachlor...	3.285f	0.000	4530	0	0.020	N.D. #
24) Hexachlor...	5.829	6.491f	21744	138743	0.097	0.380 #
25) Oxychlorane	7.315	7.997	449965	1112139	2.247	3.620 #
26) 2,4'-DDE	7.401	8.198	3413139	97852072	22.375	415.705 #
27) trans-Non...	7.584	8.261	56582614	71390716	252.608	209.798
28) 2,4'-DDD	7.739f	8.557	4010101	6633085	29.267	31.751

Quantitation Report (Not Reviewed)

Data Path : C:\msdchem\1\data\2020-02\0B25043\REQUANT\
 Data File : ECD5-02252036.D
 Signal(s) : Signal #1: ECD1A.CH Signal #2: ECD2B.CH
 Acq On : 25 Feb 2020 22:22
 Operator : MJB
 Sample : 0B25043-CALP
 Misc : A19K306, CHLOR 2000 ppb
 ALS Vial : 31 (Sig #1); 0 (Sig #2) Sample Multiplier: 1

Integration File signal 1: PEST1.e
 Integration File signal 2: PEST2.e
 Quant Time: Feb 26 15:53:01 2020
 Quant Method : C:\msdchem\1\methods\ECD5_QUANTPEST_200225.M
 Quant Title : Instrument: DualECD5
 QLast Update : Wed Feb 26 15:13:42 2020
 Response via : Initial Calibration
 Integrator: ChemStation 6890 Scale Mode: Small noise peaks clipped

Volume Inj. : 2uL
 Signal #1 Phase : Rtx-CLPesticides Signal #2 Phase: Rtx-CLPesticides2
 Signal #1 Info : 30m X 0.32mm X 0. Signal #2 Info : 30m X 0.32mm X 0.25um

Compound	RT#1	RT#2	Resp#1	Resp#2	ng/mL	ng/mL
29) 2,4'-DDT	7.980f	8.801	1221513	922697	9.446	5.517 #
30) cis-Nonac...	8.049	8.828	8583013	13773446	34.289	36.675
31) Mirex	8.708	9.763	98144	607300	0.469	3.018 #
32) Chlordane...	7.491	8.198	50643560	97852072	2041.044	2305.702
33) Chlordane...	7.584	8.306	56582614	79169029	2054.696	2254.404
34) Chlordane...	8.135	8.970	15479596	24178823	2065.629	2245.703
35) Chlordane...	0.000	0.000	0	0	N.D.	N.D.
36) Toxaphene...	7.584	8.557f	56582614	6633085	53358.620	2345.855 #
37) Toxaphene...	7.871	8.884	1582344	2066013	803.385	595.533 #
38) Toxaphene...	8.184	8.921	971285	1701048	241.671	296.265
39) Toxaphene...	8.413	8.970	586436	24178823	150.091	2614.527 #
40) Toxaphene...	8.620f	9.141f	280260	402911	92.902	79.436
41) Toxaphene...	8.708	9.536	98144	99962	24.886	18.715
42) Toxaphene...	0.000	0.000	0	0	N.D.	N.D.

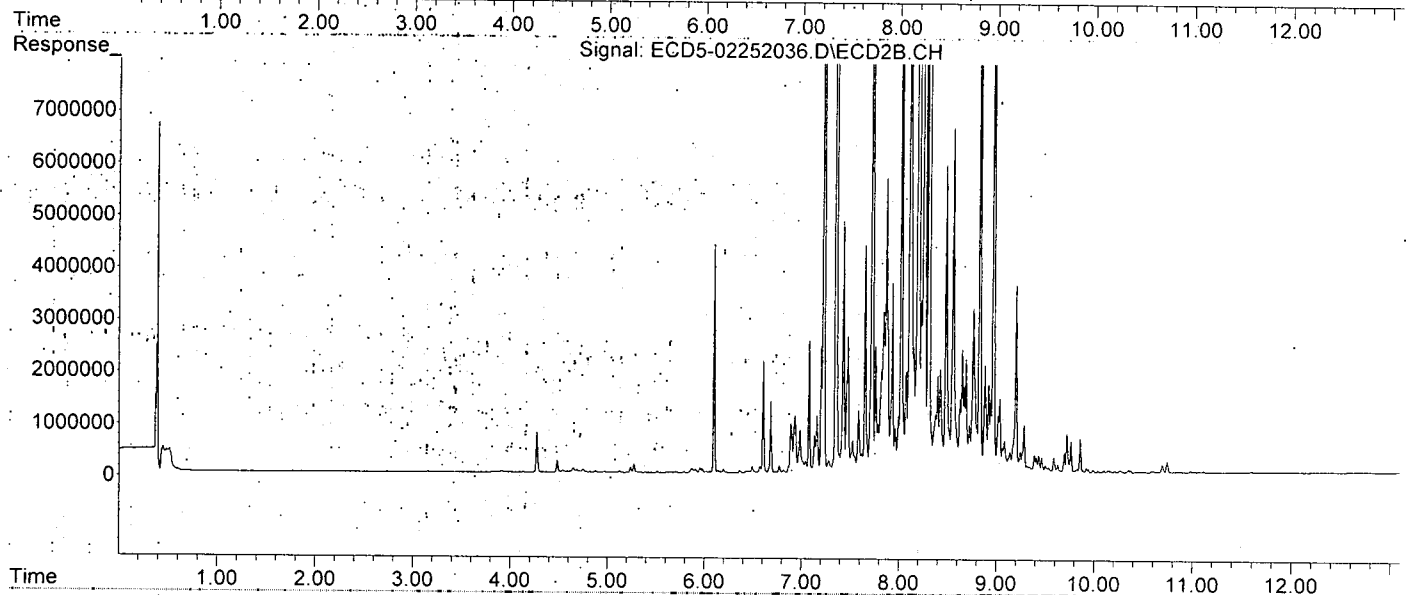
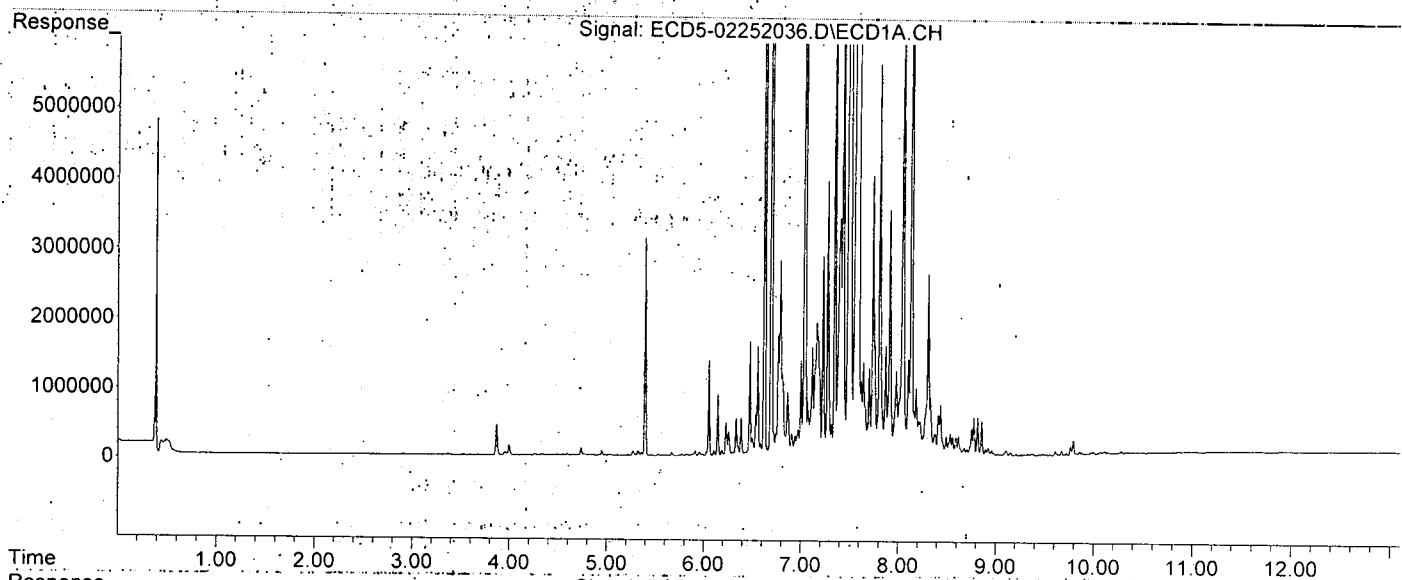
(f)=RT Delta > 1/2 Window (#)=Amounts differ by > 25% (m)=manual int.

Quantitation Report (Not Reviewed)

Data Path : C:\msdchem\1\data\2020-02\0B25043\REQUANT\
Data File : ECD5-02252036.D
Signal(s) : Signal #1: ECD1A.CH Signal #2: ECD2B.CH
Acq On : 25 Feb 2020 22:22
Operator : MJB
Sample : 0B25043-CALP
Misc : A19K306, CHLOR 2000 ppb
ALS Vial : 31 (Sig #1); 0 (Sig #2) Sample Multiplier: 1

Integration File signal 1: PEST1.e
Integration File signal 2: PEST2.e
Quant Time: Feb 26 15:53:01 2020
Quant Method : C:\msdchem\1\methods\ECD5_QUANTPEST_200225.M
Quant Title : Instrument: DualECD5
QLast Update : Wed Feb 26 15:13:42 2020
Response via : Initial Calibration
Integrator: ChemStation 6890 Scale Mode: Small noise peaks clipped

Volume Inj. : 2uL
Signal #1 Phase : Rtx-CLPesticides Signal #2 Phase: Rtx-CLPesticides2
Signal #1 Info : 30m X 0.32mm X 0. Signal #2 Info : 30m X 0.32mm X 0.25um



Quantitation Report (Not Reviewed)

Data Path : C:\msdchem\1\data\2020-02\0B25043\REQUANT\
 Data File : ECD5-02252039.D
 Signal(s) : Signal #1: ECD1A.CH Signal #2: ECD2B.CH
 Acq On : 25 Feb 2020 23:13
 Operator : MJB
 Sample : 0B25043-CALQ
 Misc : A20B334, TOX 10 ppb
 ALS Vial : 33 (Sig #1); 0 (Sig #2) Sample Multiplier: 1

Integration File signal 1: PEST1.e
 Integration File signal 2: PEST2.e
 Quant Time: Feb 26 15:53:48 2020
 Quant Method : C:\msdchem\1\methods\ECD5_QUANTPEST_200225.M
 Quant Title : Instrument: DualECD5
 QLast Update : Wed Feb 26 15:13:42 2020
 Response via : Initial Calibration
 Integrator: ChemStation 6890 Scale Mode: Small noise peaks clipped

*MJB
2/26/20*

Volume Inj. : 2uL
 Signal #1 Phase : Rtx-CLPesticides Signal #2 Phase: Rtx-CLPesticides2.
 Signal #1 Info : 30m X 0.32mm X 0. Signal #2 Info : 30m X 0.32mm X 0.25um

Compound	RT#1	RT#2	Resp#1	Resp#2	ng/mL	ng/mL
----------	------	------	--------	--------	-------	-------

System Monitoring Compounds

1) S TCMX (S)	0.000	6.053	0	5351	N.D.	0.016 #
22) S DCBP (S)	0.000	0.000	0	0	N.D.	N.D.

Target Compounds

2) a-BHC	0.000	0.000	0	0	N.D.	N.D.
3) g-BHC	0.000	0.000	0	0	N.D.	N.D.
4) b-BHC	6.345	0.000	8339	0	13405.822	N.D. #
5) Heptachlor	0.000	0.000	0	0	N.D.	N.D.
6) d-BHC	0.000	0.000	0	0	N.D.	N.D.
7) Aldrin	0.000	0.000	0	0	N.D.	N.D.
8) Heptachlo...	7.398	8.049	2897	8190	0.013	0.024 #
9) trans-Chl...	7.506	8.196	7783	8886	0.034	0.025 #
10) cis-Chlor...	7.566f	8.328f	11341	7033	0.051	0.021 #
11) Endosulfa...	7.693	8.359	12668	12613	0.062	0.041 #
12) 4,4'-DDE	7.614f	8.425	9218	14972	0.041	0.077 #
13) Dieldrin	7.859	8.572	22995	15999	0.100	0.046 #
14) Endrin	8.000f	8.777	10045	26957	0.061	0.091 #
15) 4,4'-DDD	8.087	8.827	15629	17600	0.084	0.063 #
16) Endosulfa...	8.172	8.916	44681	66638	0.032	0.084 #
17) 4,4'-DDT	8.251	9.047	35099	19183	0.242	0.188
18) Endrin Al...	8.460	9.160	25934	54652	BelowCal	BelowCal
19) Endosulfa...	8.777	9.362	11762	19735	BelowCal	BelowCal
20) Methoxychlor	8.611	9.543	9427	55348	BelowCal	0.568
21) Endrin Ke...	8.965	9.745	8627	17325	BelowCal	BelowCal
23) Hexachlor...	3.283f	3.751	5482	9537	0.025	0.022
24) Hexachlor...	0.000	6.533	0	7919	N.D.	0.022 #
25) Oxychlorane	7.319	7.998	14890	9876	0.074	0.032 #
26) 2,4'-DDE	7.398	8.196	2897	8886	0.019	0.038 #
27) trans-Non...	7.566	8.268	11341	8986	0.051	0.026 #
28) 2,4'-DDD	7.777	8.572	13752	15999	0.100	0.077

Quantitation Report (Not Reviewed)

Data Path : C:\msdchem\1\data\2020-02\0B25043\REQUANT\
 Data File : ECD5-02252039.D
 Signal(s) : Signal #1: ECD1A.CH Signal #2: ECD2B.CH
 Acq On : 25 Feb 2020 23:13
 Operator : MJB
 Sample : 0B25043-CALQ
 Misc : A20B334, TOX 10 ppb
 ALS Vial : 33 (Sig #1); 0 (Sig #2) Sample Multiplier: 1

Integration File signal 1: PEST1.e
 Integration File signal 2: PEST2.e
 Quant Time: Feb 26 15:53:48 2020
 Quant Method : C:\msdchem\1\methods\ECD5_QUANTPEST_200225.M
 Quant Title : Instrument: DualECD5
 QLast Update : Wed Feb 26 15:13:42 2020
 Response via : Initial Calibration
 Integrator: ChemStation 6890 Scale Mode: Small noise peaks clipped

Volume Inj. : 2uL
 Signal #1 Phase : Rtx-CLPesticides Signal #2 Phase: Rtx-CLPesticides2
 Signal #1 Info : 30m X 0.32mm X 0. Signal #2 Info : 30m X 0.32mm X 0.25um

Compound	RT#1	RT#2	Resp#1	Resp#2	ng/mL	ng/mL
29) 2,4'-DDT	7.965	8.777	24758	26957	0.191	0.195
30) cis-Nonac...	8.049	8.827	28759	17600	0.115	0.047 #
31) Mirex	8.709	9.745	43890	17325	0.085	BelowCal #
32) Chlordane...	7.506	8.196	7783	8886	0.314	0.209 #
33) Chlordane...	7.566	8.328f	11341	7033	0.412	0.200 #
34) Chlordane...	8.114f	8.983	15080	103308	2.012	9.595 #
35) Chlordane...	0.000	3.751	0	9537	N.D.	NoCal
36) Toxaphene...	7.566	8.532	11341	29979	10.695	10.602
37) Toxaphene...	7.859	8.881	22995	35085	11.675	10.113
38) Toxaphene...	8.172	8.916	44681	66638	11.117	11.606
39) Toxaphene...	8.412	8.983	43252	103308	11.070	11.171
40) Toxaphene...	8.641	9.160	30451	54652	10.094	10.775
41) Toxaphene...	8.709	9.543	43890	55348	11.129	10.362
42) Toxaphene...	0.000	3.751	0	9537	N.D.	NoCal

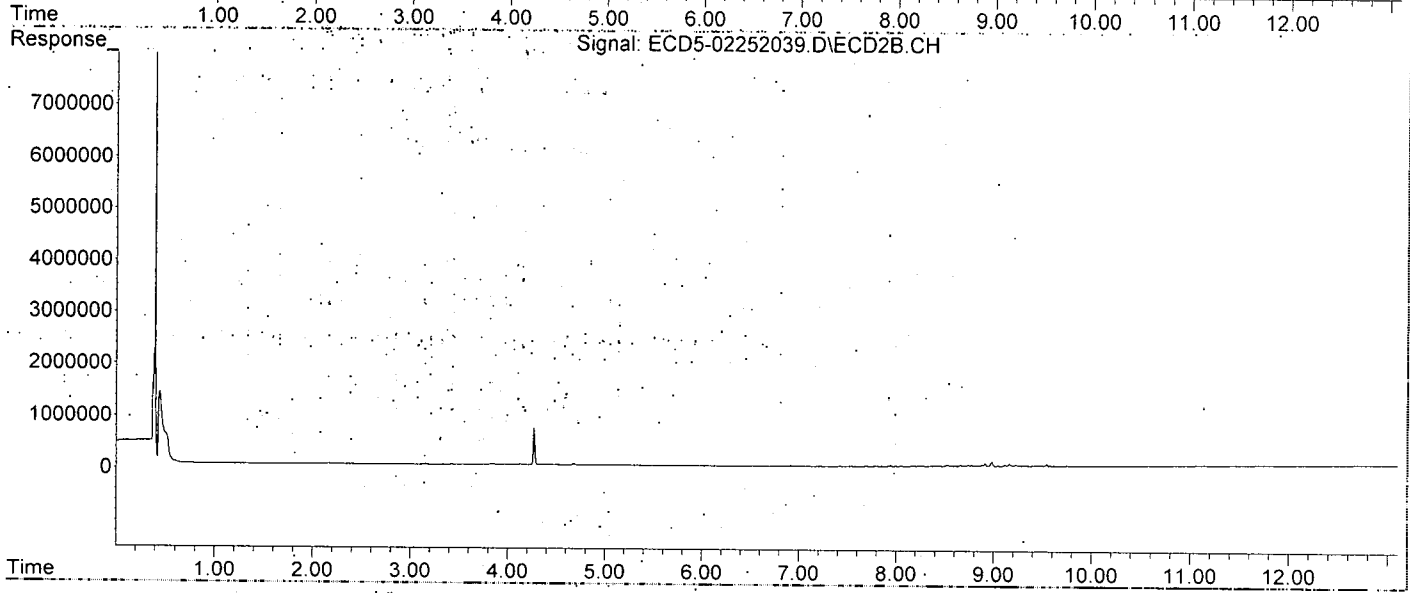
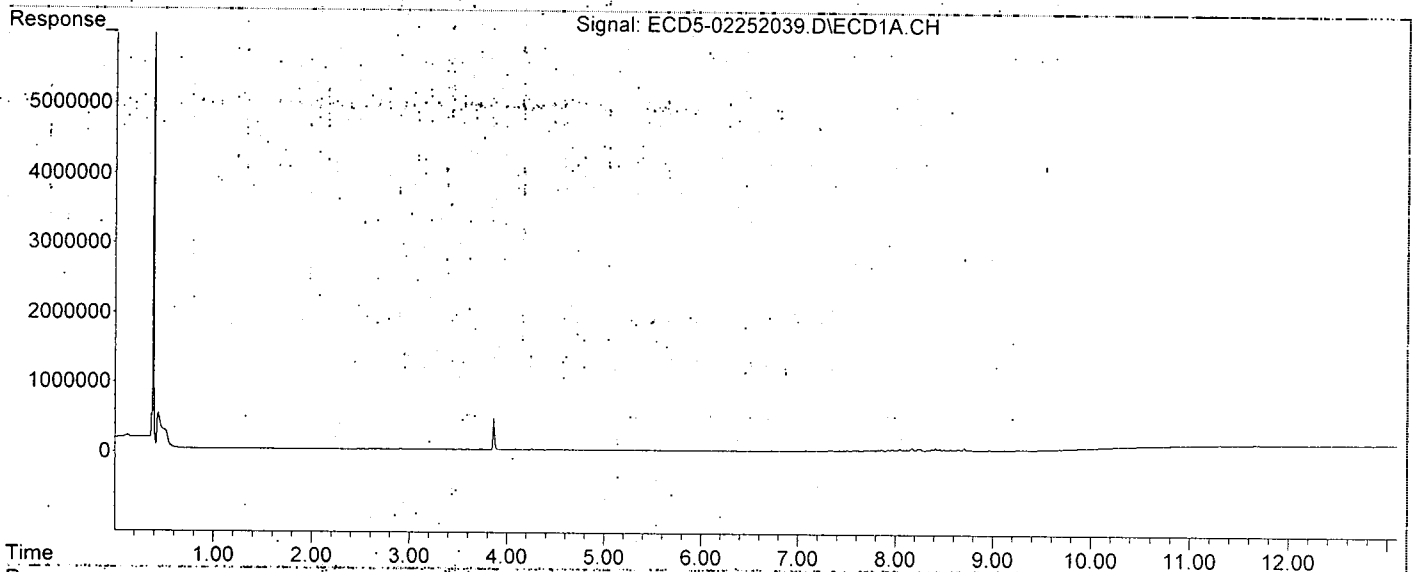
(f)=RT Delta > 1/2 Window (#)=Amounts differ by > 25% (m)=manual int.

Quantitation Report (Not Reviewed)

Data Path : C:\msdchem\1\data\2020-02\0B25043\REQUANT\
Data File : ECD5-02252039.D
Signal(s) : Signal #1: ECD1A.CH Signal #2: ECD2B.CH
Acq On : 25 Feb 2020 23:13
Operator : MJB
Sample : 0B25043-CALQ
Misc : A20B334, TOX 10 ppb
ALS Vial : 33 (Sig #1); 0 (Sig #2) Sample Multiplier: 1

Integration File signal 1: PEST1.e
Integration File signal 2: PEST2.e
Quant Time: Feb 26 15:53:48 2020
Quant Method : C:\msdchem\1\methods\ECD5_QUANTPEST_200225.M
Quant Title : Instrument: DualECD5
QLast Update : Wed Feb 26 15:13:42 2020
Response via : Initial Calibration
Integrator: ChemStation 6890 Scale Mode: Small noise peaks clipped

Volume Inj. : 2uL
Signal #1 Phase : Rtx-CLPesticides Signal #2 Phase: Rtx-CLPesticides2
Signal #1 Info : 30m X 0.32mm X 0. Signal #2 Info : 30m X 0.32mm X 0.25um



Quantitation Report (Not Reviewed)

Data Path : C:\msdchem\1\data\2020-02\0B25043\REQUANT\
 Data File : ECD5-02252040.D
 Signal(s) : Signal #1: ECD1A.CH Signal #2: ECD2B.CH
 Acq On : 25 Feb 2020 23:30
 Operator : MJB
 Sample : 0B25043-CALR
 Misc : A19J417, TOX 50 ppb
 ALS Vial : 34 (Sig #1); 0 (Sig #2) Sample Multiplier: 1

Integration File signal 1: PEST1.e
 Integration File signal 2: PEST2.e
 Quant Time: Feb 26 15:53:58 2020
 Quant Method : C:\msdchem\1\methods\ECD5_QUANTPEST_200225.M
 Quant Title : Instrument: DualECD5
 QLast Update : Wed Feb 26 15:13:42 2020
 Response via : Initial Calibration
 Integrator: ChemStation 6890 Scale Mode: Small noise peaks clipped

*MJB
2/26/20*

Volume Inj. : 2uL
 Signal #1 Phase : Rtx-CLPesticides Signal #2 Phase: Rtx-CLPesticides2
 Signal #1 Info : 30m X 0.32mm X 0. Signal #2 Info : 30m X 0.32mm X 0.25um

Compound	RT#1	RT#2	Resp#1	Resp#2	ng/mL	ng/mL
----------	------	------	--------	--------	-------	-------

System Monitoring Compounds

1) S TCMX (S)	0.000	6.053	0	19626	N.D.	0.057 #
22) S DCBP (S)	9.660	10.611f	5446	2627	BelowCal	0.014

Target Compounds

2) a-BHC	5.993	0.000	3137	0	0.011	N.D. #
3) g-BHC	0.000	0.000	0	0	N.D.	N.D.
4) b-BHC	6.345	0.000	10737	0	0.13405799	N.D. #
5) Heptachlor	6.728f	0.000	4769	0	0.020	N.D. #
6) d-BHC	6.507	0.000	2804	0	0.011	N.D. #
7) Aldrin	6.932	7.630	5981	13775	0.025	0.036 #
8) Heptachlo...	7.422f	8.049	33977	51056	0.151	0.148
9) trans-Chl...	7.507	8.177f	43440	57772	0.191	0.163
10) cis-Chlor...	7.566f	8.285f	58140	54256	0.263	0.163 #
11) Endosulfa...	7.693	8.360	68856	73374	0.334	0.236 #
12) 4,4'-DDE	7.615f	8.426	49309	87796	0.219	0.296 #
13) Dieldrin	7.860	8.573	108818	89527	0.472	0.258 #
14) Endrin	8.049f	8.778	139005	149761	0.839	0.653
15) 4,4'-DDD	8.049	8.830	139005	102839	0.746	0.387 #
16) Endosulfa...	8.173	8.917	208175	286968	1.014	1.004
17) 4,4'-DDT	8.248	9.048	175285	105531	1.241	0.663 #
18) Endrin Al...	8.460	9.161	131953	253707	0.430	0.785 #
19) Endosulfa...	8.778	9.363	69440	97773	0.024	0.064 #
20) Methoxychlor	8.611	9.543	63072	265807	0.724	2.869 #
21) Endrin Ke...	8.963	9.764	49202	22199	0.010	BelowCal #
23) Hexachlor...	3.284f	0.000	4884	0	0.022	N.D. #
24) Hexachlor...	5.839	6.515	5608	9971	0.025	0.027
25) Oxychlorane	7.327	7.998	51857	51774	0.259	0.169 #
26) 2,4'-DDE	7.422f	8.177	33977	57772	0.223	0.245
27) trans-Non...	7.566	8.269	58140	57746	0.260	0.170 #
28) 2,4'-DDD	7.778	8.573	77706	89527	0.567	0.429

Quantitation Report (Not Reviewed)

Data Path : C:\msdchem\1\data\2020-02\0B25043\REQUANT\
 Data File : ECD5-02252040.D
 Signal(s) : Signal #1: ECD1A.CH Signal #2: ECD2B.CH
 Acq On : 25 Feb 2020 23:30
 Operator : MJB
 Sample : 0B25043-CALR
 Misc : A19J417, TOX 50 ppb
 ALS Vial : 34 (Sig #1); 0 (Sig #2) Sample Multiplier: 1

Integration File signal 1: PEST1.e
 Integration File signal 2: PEST2.e
 Quant Time: Feb 26 15:53:58 2020
 Quant Method : C:\msdchem\1\methods\ECD5_QUANTPEST_200225.M
 Quant Title : Instrument: DualECD5
 QLast Update : Wed Feb 26 15:13:42 2020
 Response via : Initial Calibration
 Integrator: ChemStation 6890 Scale Mode: Small noise peaks clipped

Volume Inj. : 2uL
 Signal #1 Phase : Rtx-CLPesticides Signal #2 Phase: Rtx-CLPesticides2
 Signal #1 Info : 30m X 0.32mm X 0. Signal #2 Info : 30m X 0.32mm X 0.25um

Compound	RT#1	RT#2	Resp#1	Resp#2	ng/mL	ng/mL
29) 2,4-DDT	7.966	8.778	124203	149761	0.961	0.933
30) cis-Nonac...	8.049	8.830	139005	102839	0.555	0.274 #
31) Mirex	8.709	9.764	201655	22199	1.204	BelowCal #
32) Chlordane...	7.507	8.177	43440	57772	1.751	1.361
33) Chlordane...	7.566	8.285	58140	54256	2.111	1.545 #
34) Chlordane...	8.114f	8.984	91024	459206	12.146	42.651 #
35) Chlordane...	0.000	0.000	0	0	N.D.	N.D.
36) Toxaphene...	7.566	8.533	58140	151694	54.828	53.648
37) Toxaphene...	7.860	8.881	108818	175705	55.249	50.647
38) Toxaphene...	8.173	8.917	208175	286968	51.797	49.980
39) Toxaphene...	8.413	8.984	203857	459206	52.174	49.655
40) Toxaphene...	8.642	9.161	155631	253707	51.589	50.019
41) Toxaphene...	8.709	9.543	201655	265807	51.133	49.763
42) Toxaphene...	0.000	0.000	0	0	N.D.	N.D.

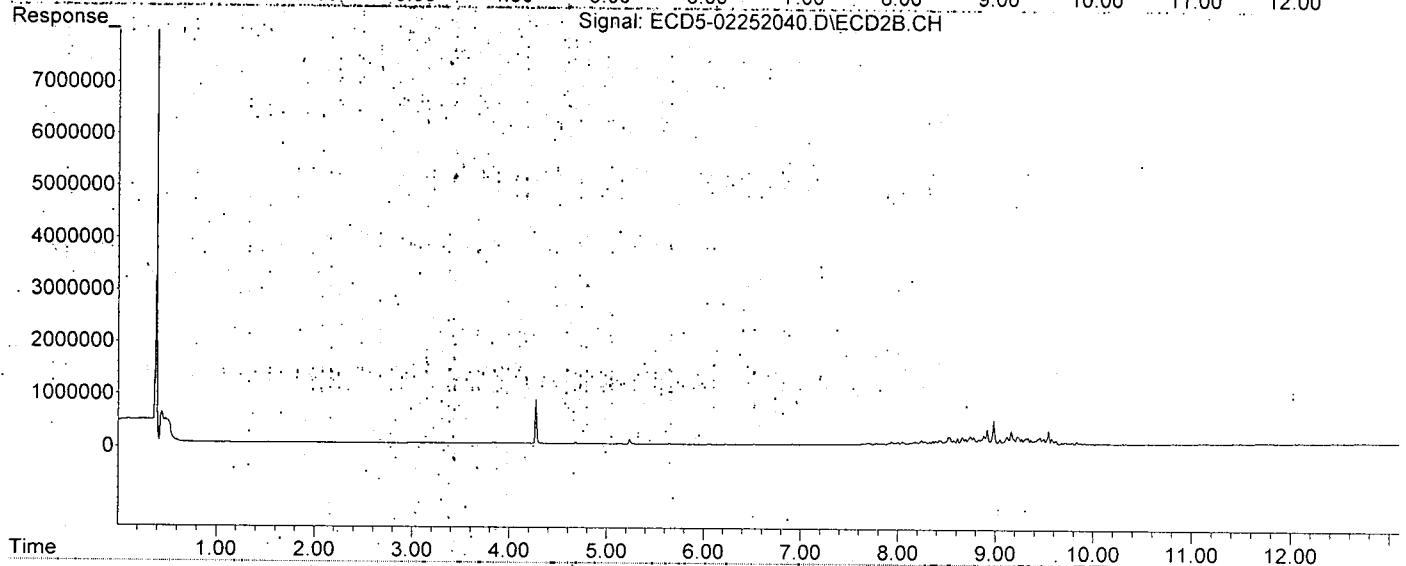
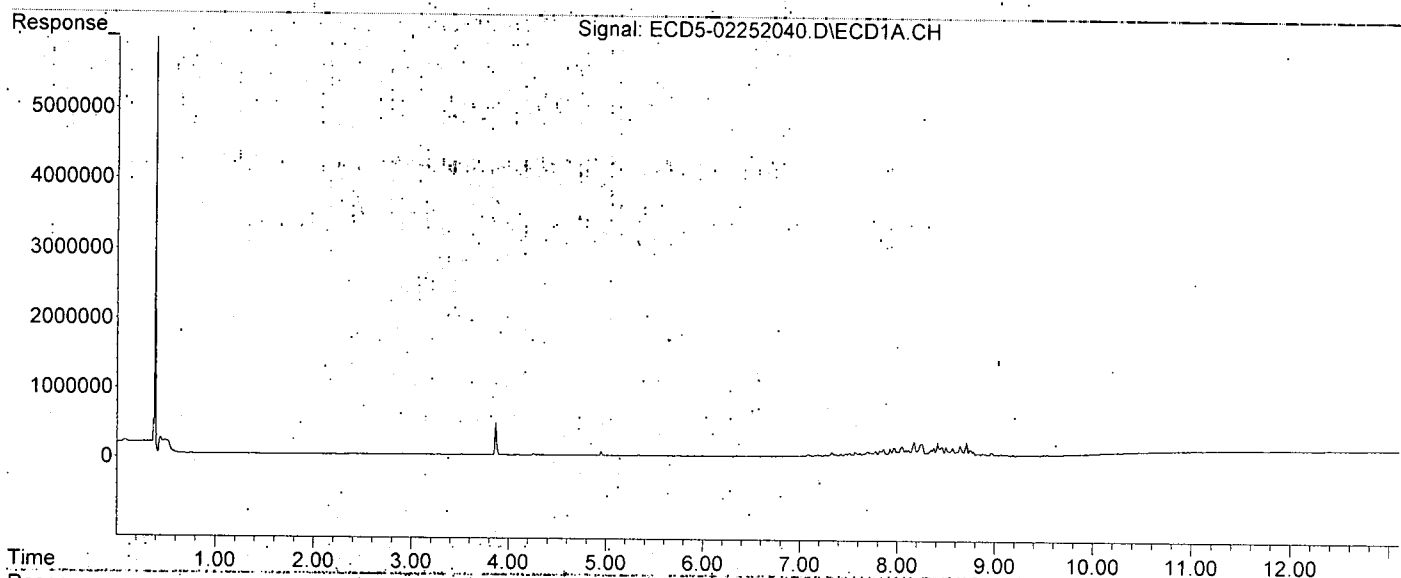
(f)=RT Delta > 1/2 Window (#)=Amounts differ by > 25% (m)=manual int.

Quantitation Report (Not Reviewed)

Data Path : C:\msdchem\1\data\2020-02\0B25043\REQUANT\
Data File : ECD5-02252040.D
Signal(s) : Signal #1: ECD1A.CH Signal #2: ECD2B.CH
Acq On : 25 Feb 2020 23:30
Operator : MJB
Sample : 0B25043-CALR
Misc : A19J417, TOX 50 ppb
ALS Vial : 34 (Sig #1); 0 (Sig #2) Sample Multiplier: 1

Integration File signal 1: PEST1.e
Integration File signal 2: PEST2.e
Quant Time: Feb 26 15:53:58 2020
Quant Method : C:\msdchem\1\methods\ECD5_QUANTPEST_200225.M
Quant Title : Instrument: DualECD5
QLast Update : Wed Feb 26 15:13:42 2020
Response via : Initial Calibration
Integrator: ChemStation 6890 Scale Mode: Small noise peaks clipped

Volume Inj. : 2uL
Signal #1 Phase : Rtx-CLPesticides Signal #2 Phase: Rtx-CLPesticides2
Signal #1 Info : 30m X 0.32mm X 0. Signal #2 Info : 30m X 0.32mm X 0.25um



Quantitation Report (Not Reviewed)

Data Path : C:\msdchem\1\data\2020-02\0B25043\REQUANT\
 Data File : ECD5-02252041.D
 Signal(s) : Signal #1: ECD1A.CH Signal #2: ECD2B.CH
 Acq On : 25 Feb 2020 23:47
 Operator : MJB
 Sample : 0B25043-CALS
 Misc : A19J418, TOX 100 ppb
 ALS Vial : 35 (Sig #1); 0 (Sig #2) Sample Multiplier: 1

Integration File signal 1: PEST1.e
 Integration File signal 2: PEST2.e
 Quant Time: Feb 26 15:54:08 2020
 Quant Method : C:\msdchem\1\methods\ECD5_QUANTPEST_200225.M
 Quant Title : Instrument: DualECD5
 QLast Update : Wed Feb 26 15:13:42 2020
 Response via : Initial Calibration
 Integrator: ChemStation 6890 Scale Mode: Small noise peaks clipped

*MJB
2/26/20*

Volume Inj. : 2uL
 Signal #1 Phase : Rtx-CLPesticides Signal #2 Phase: Rtx-CLPesticides2
 Signal #1 Info : 30m X 0.32mm X 0. Signal #2 Info : 30m X 0.32mm X 0.25um

Compound	RT#1	RT#2	Resp#1	Resp#2	ng/mL	ng/mL
----------	------	------	--------	--------	-------	-------

System Monitoring Compounds

1) S TCMX (S)	0.000	6.052	0	10926	N.D.	0.032 #
22) S DCBP (S)	9.660	10.631	17641	12475	BelowCal	0.064

Target Compounds

2) a-BHC	5.994	0.000	3380	0	0.012	N.D. #
3) g-BHC	0.000	0.000	0	0	N.D.	N.D.
4) b-BHC	6.345	7.026	10367	4783	13405.803	BelowCal #
5) Heptachlor	6.691	7.318f	3800	7936	0.016	0.021 #
6) d-BHC	6.508	7.293	3447	6463	0.014	BelowCal #
7) Aldrin	6.932	7.630	11860	25945	0.049	0.068 #
8) Heptachlo...	7.423f	8.049	63766	97367	0.283	0.282
9) trans-Chl...	7.508	8.177f	81968	108878	0.360	0.308
10) cis-Chlor...	7.566f	8.285f	107933	102871	0.488	0.309 #
11) Endosulfa...	7.694	8.360	130254	139805	0.632	0.450 #
12) 4,4'-DDE	7.616f	8.427	89242	166246	0.396	0.531 #
13) Dieldrin	7.860	8.573	199066	167701	0.864	0.484 #
14) Endrin	8.049f	8.778	256507	287079	1.548	1.279
15) 4,4'-DDD	8.087	8.830	169997	193281	0.912	0.731
16) Endosulfa...	8.173	8.918	388473	541748	2.095	2.065
17) 4,4'-DDT	8.253	9.048	326014	203776	2.312	1.202 #
18) Endrin Al...	8.460	9.161	251962	480655	1.235	1.851 #
19) Endosulfa...	8.778	9.364	135218	195492	0.447	0.517
20) Methoxychlor	8.612	9.544	123090	500574	1.583	5.410 #
21) Endrin Ke...	8.964	9.745	95473	39084	0.255	BelowCal #
23) Hexachlor...	3.286f	0.000	6026	0	0.027	N.D. #
24) Hexachlor...	0.000	6.533	0	9098	N.D.	0.025 #
25) Oxychlordan	7.328	7.999	87942	94166	0.439	0.306 #
26) 2,4'-DDE	7.423f	8.177	63766	108878	0.418	0.463
27) trans-Non...	7.566	8.270	107933	108493	0.482	0.319 #
28) 2,4'-DDD	7.778	8.573	143523	167701	1.047	0.803

Quantitation Report (Not Reviewed)

Data Path : C:\msdchem\1\data\2020-02\0B25043\REQUANT\
 Data File : ECD5-02252041.D
 Signal(s) : Signal #1: ECD1A.CH Signal #2: ECD2B.CH
 Acq On : 25 Feb 2020 23:47
 Operator : MJB
 Sample : 0B25043-CALS
 Misc : A19J418, TOX 100 ppb
 ALS Vial : 35 (Sig #1); 0 (Sig #2) Sample Multiplier: 1

Integration File signal 1: PEST1.e
 Integration File signal 2: PEST2.e
 Quant Time: Feb 26 15:54:08 2020
 Quant Method : C:\msdchem\1\methods\ECD5_QUANTPEST_200225.M
 Quant Title : Instrument: DualECD5
 QLast Update : Wed Feb 26 15:13:42 2020
 Response via : Initial Calibration
 Integrator: ChemStation 6890 Scale Mode: Small noise peaks clipped

Volume Inj. : 2uL
 Signal #1 Phase : Rtx-CLPesticides Signal #2 Phase: Rtx-CLPesticides2
 Signal #1 Info : 30m X 0.32mm X 0. Signal #2 Info : 30m X 0.32mm X 0.25um

	Compound	RT#1	RT#2	Resp#1	Resp#2	ng/mL	ng/mL
29)	2,4'-DDT	7.966	8.778	231967	287079	1.794	1.755
30)	cis-Nonac...	8.049	8.830	256507	193281	1.025	0.515 #
31)	Mirex	8.710	9.745	379633	39084	2.465	0.049 #
32)	Chlordane...	7.508	8.177	81968	108878	3.303	2.566
33)	Chlordane...	7.566	8.285	107933	102871	3.919	2.929 #
34)	Chlordane...	8.114f	8.985	171107	863932	22.833	80.241 #
35)	Chlordane...	0.000	0.000	0	0	N.D.	N.D.
36)	Toxaphene...	7.566	8.533	107933	279984	101.783	99.019
37)	Toxaphene...	7.860	8.882	199066	334014	101.069	96.280
38)	Toxaphene...	8.173	8.918	388473	541748	96.658	94.354
39)	Toxaphene...	8.413	8.985	371980	863932	95.203	93.420
40)	Toxaphene...	8.642	9.161	290355	480655	96.248	94.763
41)	Toxaphene...	8.710	9.544	379633	500574	96.263	93.716
42)	Toxaphene...	0.000	0.000	0	0	N.D.	N.D.

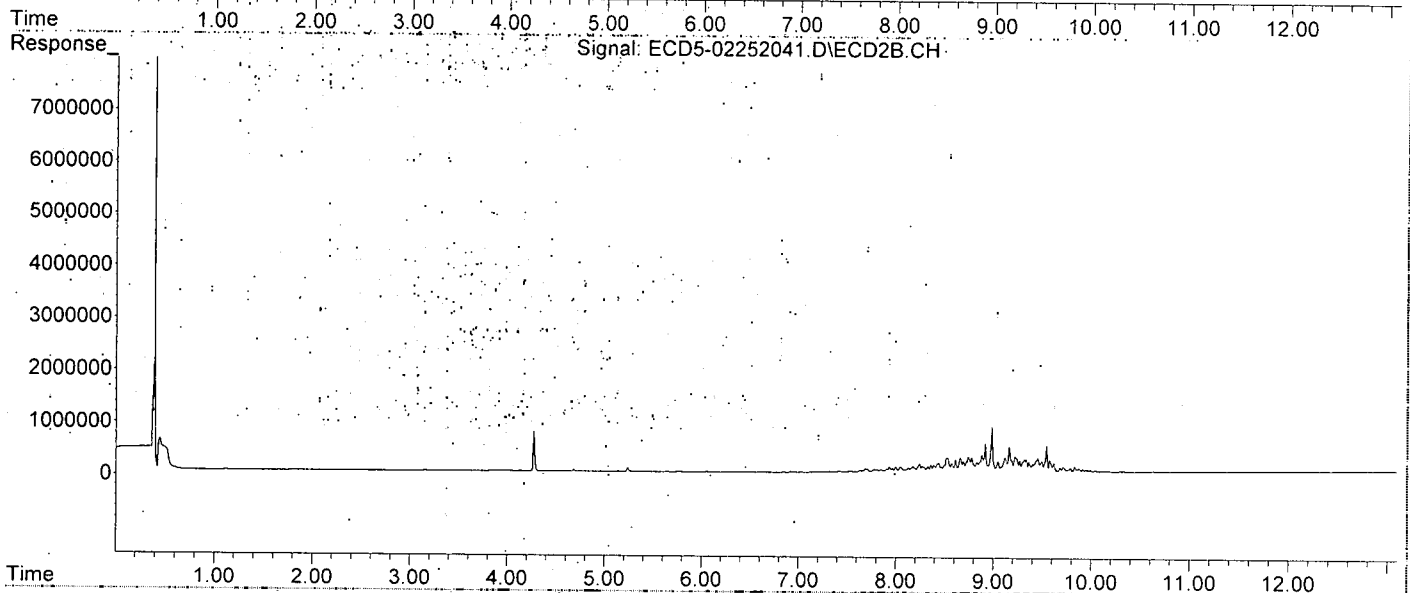
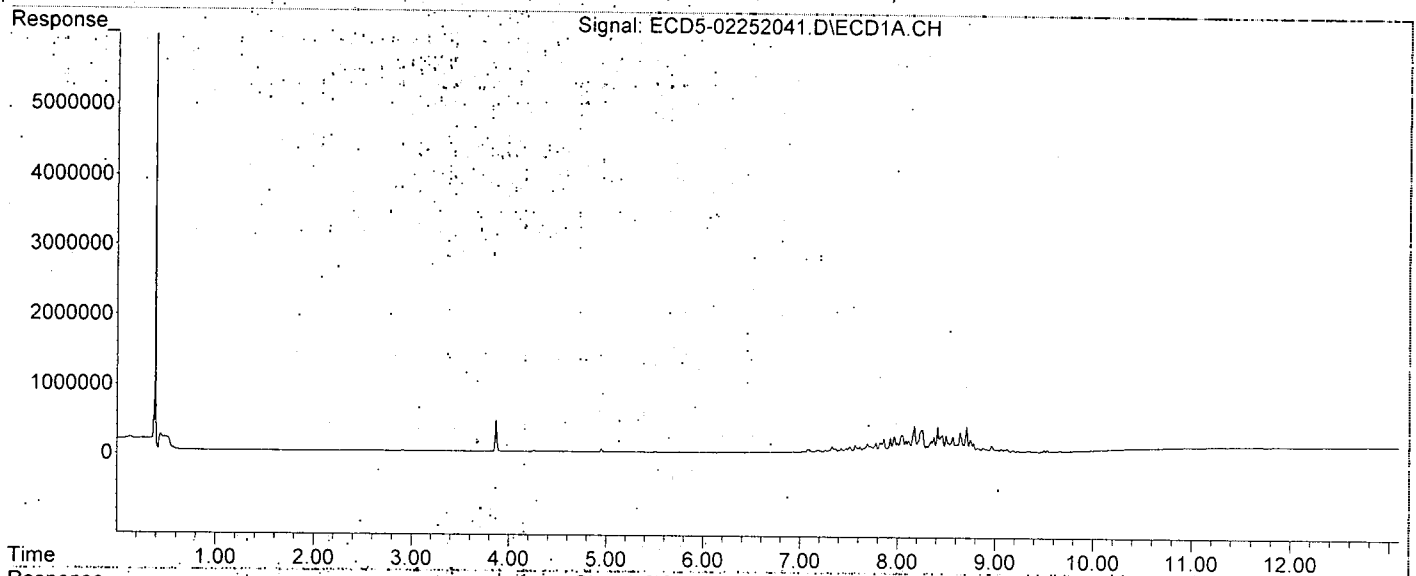
(f)=RT Delta > 1/2 Window (#)=Amounts differ by > 25% (m)=manual int.

Quantitation Report (Not Reviewed)

Data Path : C:\msdchem\1\data\2020-02\0B25043\REQUANT\
Data File : ECD5-02252041.D
Signal(s) : Signal #1: ECD1A.CH Signal #2: ECD2B.CH
Acq On : 25 Feb 2020 23:47
Operator : MJB
Sample : 0B25043-CALS
Misc : A19J418, TOX 100 ppb
ALS Vial : 35 (Sig #1); 0 (Sig #2) Sample Multiplier: 1

Integration File signal 1: PEST1.e
Integration File signal 2: PEST2.e
Quant Time: Feb 26 15:54:08 2020
Quant Method : C:\msdchem\1\methods\ECD5_QUANTPEST_200225.M
Quant Title : Instrument: DualECD5
QLast Update : Wed Feb 26 15:13:42 2020
Response via : Initial Calibration
Integrator: ChemStation 6890 Scale Mode: Small noise peaks clipped

Volume Inj. : 2uL
Signal #1 Phase : Rtx-CLPesticides Signal #2 Phase: Rtx-CLPesticides2
Signal #1 Info : 30m X 0.32mm X 0. Signal #2 Info : 30m X 0.32mm X 0.25um



Quantitation Report (Not Reviewed)

Data Path : C:\msdchem\1\data\2020-02\0B25043\REQUANT\
 Data File : ECD5-02252042.D
 Signal(s) : Signal #1: ECD1A.CH Signal #2: ECD2B.CH
 Acq On : 26 Feb 2020 0:04
 Operator : MJB
 Sample : 0B25043-CALT
 Misc : A19J419, TOX 200 ppb
 ALS Vial : 36 (Sig #1); 0 (Sig #2) Sample Multiplier: 1

Integration File signal 1: PEST1.e
 Integration File signal 2: PEST2.e
 Quant Time: Feb 26 15:54:17 2020
 Quant Method : C:\msdchem\1\methods\ECD5_QUANTPEST_200225.M
 Quant Title : Instrument: DualECD5
 QLast Update : Wed Feb 26 15:13:42 2020
 Response via : Initial Calibration
 Integrator: ChemStation 6890 Scale Mode: Small noise peaks clipped

*MJB
2/26/20*

Volume Inj. : 2uL
 Signal #1 Phase : Rtx-CLPesticides Signal #2 Phase: Rtx-CLPesticides2
 Signal #1 Info : 30m X 0.32mm X 0. Signal #2 Info : 30m X 0.32mm X 0.25um

Compound	RT#1	RT#2	Resp#1	Resp#2	ng/mL	ng/mL
----------	------	------	--------	--------	-------	-------

System Monitoring Compounds

1) S TCMX (S)	0.000	6.053	0	13073	N.D.	0.038 #
22) S DCBP (S)	9.659	10.630	19015	10346	BelowCal	0.053

Target Compounds

2) a-BHC	5.995	0.000	4279	0	0.015	N.D. #
3) g-BHC	6.289	6.966	2684	8761	0.011	0.021 #
4) b-BHC	6.345	7.026	11084	10948	13405.796	BelowCal #
5) Heptachlor	6.692	7.352	7886	20049	0.034	0.054 #
6) d-BHC	6.529f	7.294	6253	21254	0.025	BelowCal #
7) Aldrin	6.933	7.643f	23782	54393	0.099	0.143 #
8) Heptachlo...	7.399	8.049	71638	192626	0.318	0.558 #
9) trans-Chl...	7.508	8.176f	155727	220640	0.684	0.624
10) cis-Chlor...	7.565f	8.285f	208805	202094	0.945	0.606 #
11) Endosulfa...	7.693	8.360	247684	271084	1.203	0.873 #
12) 4,4'-DDE	7.615f	8.426	171685	323525	0.762	1.003 #
13) Dieldrin	7.859	8.573	374128	333972	1.623	0.964 #
14) Endrin	8.047f	8.778	501054	581792	3.023	2.620
15) 4,4'-DDD	8.087	8.829	344625	394583	1.849	1.495
16) Endosulfa...	8.172	8.917	764681	1091039	4.351	4.343
17) 4,4'-DDT	8.249	9.048	658583	407623	4.667	2.314 #
18) Endrin Al...	8.458	9.160	507178	974015	2.945	4.158 #
19) Endosulfa...	8.778	9.363	274091	393213	1.339	1.432
20) Methoxychlor	8.611	9.543	255883	1029268	3.478	11.033 #
21) Endrin Ke...	8.963	9.786f	194811	179128	0.782	0.527 #
23) Hexachlor...	3.285f	0.000	4390	0	0.020	N.D. #
24) Hexachlor...	0.000	6.533	0	8994	N.D.	0.025 #
25) Oxychlorane	7.328	7.999	165094	180120	0.824	0.586 #
26) 2,4'-DDE	7.399	8.176	71638	220640	0.470	0.937 #
27) trans-Non...	7.565	8.270	208805	219015	0.932	0.644 #
28) 2,4'-DDD	7.778	8.573	278411	333972	2.032	1.599

Quantitation Report (Not Reviewed)

Data Path : C:\msdchem\1\data\2020-02\0B25043\REQUANT\
 Data File : ECD5-02252042.D
 Signal(s) : Signal #1: ECD1A.CH Signal #2: ECD2B.CH
 Acq On : 26 Feb 2020 0:04
 Operator : MJB
 Sample : 0B25043-CALT
 Misc : A19J419, TOX 200 ppb
 ALS Vial : 36 (Sig #1), 0 (Sig #2) Sample Multiplier: 1

Integration File signal 1: PEST1.e
 Integration File signal 2: PEST2.e
 Quant Time: Feb 26 15:54:17 2020
 Quant Method : C:\msdchem\1\methods\ECD5_QUANTPEST_200225.M
 Quant Title : Instrument: DualECD5
 QLast Update : Wed Feb 26 15:13:42 2020
 Response via : Initial Calibration
 Integrator: ChemStation 6890 Scale Mode: Small noise peaks clipped

Volume Inj. : 2uL
 Signal #1 Phase : Rtx-CLPesticides Signal #2 Phase: Rtx-CLPesticides2
 Signal #1 Info : 30m X 0.32mm X 0. Signal #2 Info : 30m X 0.32mm X 0.25um

Compound	RT#1	RT#2	Resp#1	Resp#2	ng/mL	ng/mL
29) 2,4'-DDT	7.965	8.778	450616	581792	3.485	3.509
30) cis-Nonac...	8.047	8.829	501054	394583	2.002	1.051 #
31) Mirex	8.709	9.786f	757030	179128	5.139	0.782 #
32) Chlordane...	7.508	8.176f	155727	220640	6.276	5.199
33) Chlordane...	7.565	8.285	208805	202094	7.582	5.755
34) Chlordane...	8.113f	8.985	348777	1727294	46.542	160.429 #
35) Chlordane...	0.000	0.000	0	0	N.D.	N.D.
36) Toxaphene...	7.565	8.533	208805	553315	196.908	195.685
37) Toxaphene...	7.859	8.881	374128	673874	189.952	194.246
38) Toxaphene...	8.172	8.917	764681	1091039	190.265	190.022
39) Toxaphene...	8.412	8.985	751450	1727294	192.324	186.777
40) Toxaphene...	8.642	9.160	591464	974015	196.061	192.031
41) Toxaphene...	8.709	9.543	757030	1029268	191.958	192.696
42) Toxaphene...	0.000	0.000	0	0	N.D.	N.D.

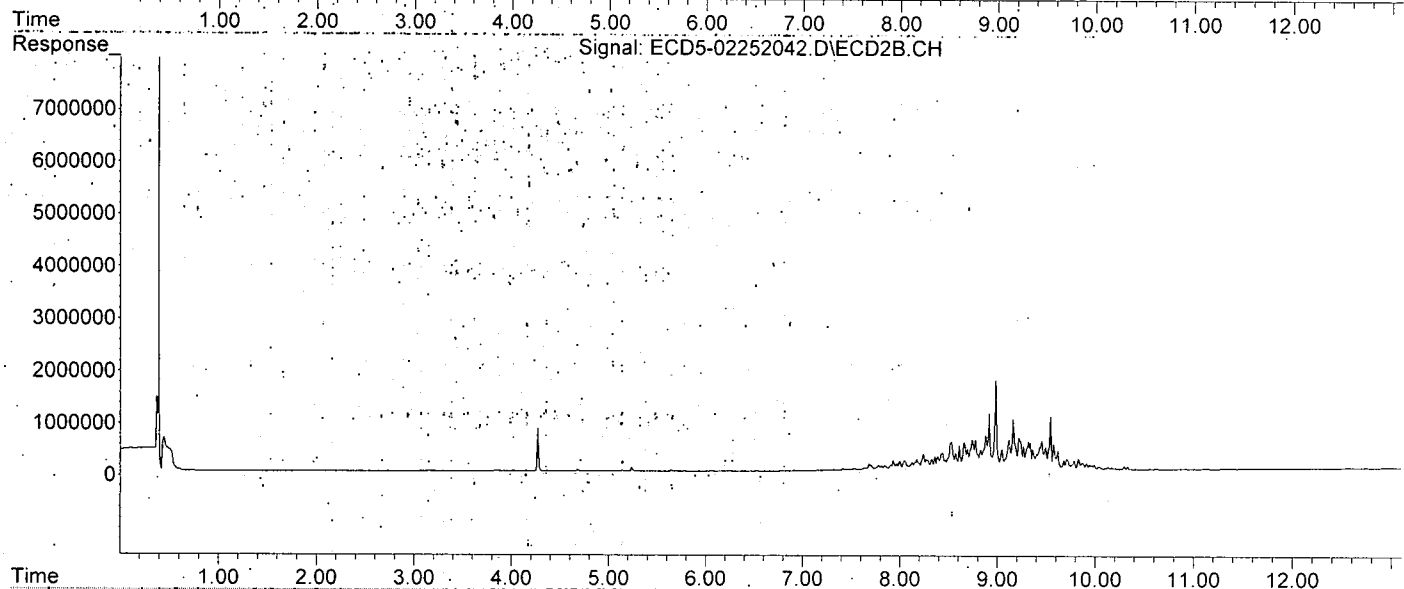
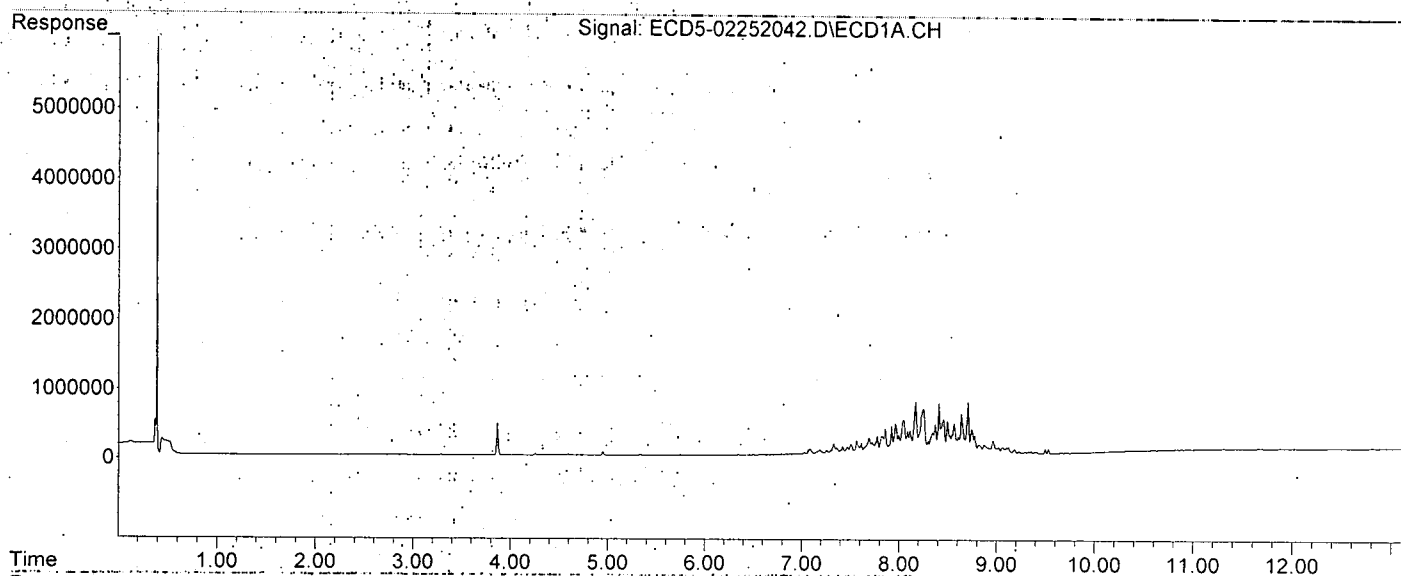
(f)=RT Delta > 1/2 Window (#)=Amounts differ by > 25% (m)=manual int.

Quantitation Report (Not Reviewed)

Data Path : C:\msdchem\1\data\2020-02\0B25043\REQUANT\
Data File : ECD5-02252042.D
Signal(s) : Signal #1: ECD1A.CH Signal #2: ECD2B.CH
Acq On : 26 Feb 2020 0:04
Operator : MJB
Sample : 0B25043-CALT
Misc : A19J419, TOX 200 ppb
ALS Vial : 36 (Sig #1); 0 (Sig #2) Sample Multiplier: 1

Integration File signal 1: PEST1.e
Integration File signal 2: PEST2.e
Quant Time: Feb 26 15:54:17 2020
Quant Method : C:\msdchem\1\methods\ECD5_QUANTPEST_200225.M
Quant Title : Instrument: DualECD5
QLast Update : Wed Feb 26 15:13:42.2020
Response via : Initial Calibration
Integrator: ChemStation 6890 Scale Mode: Small noise peaks clipped

Volume Inj : 2uL
Signal #1 Phase : Rtx-CLPesticides Signal #2 Phase: Rtx-CLPesticides2
Signal #1 Info : 30m X 0.32mm X 0. Signal #2 Info : 30m X 0.32mm X 0.25um



Quantitation Report (Not Reviewed)

Data Path : C:\msdchem\1\data\2020-02\0B25043\REQUANT\
 Data File : ECD5-02252043.D
 Signal(s) : Signal #1: ECD1A.CH Signal #2: ECD2B.CH
 Acq On : 26 Feb 2020 0:21
 Operator : MJB
 Sample : 0B25043-CALU
 Misc : A19J420, TOX 500 ppb
 ALS Vial : 37 (Sig #1); 0 (Sig #2) Sample Multiplier: 1

Integration File signal 1: PEST1.e
 Integration File signal 2: PEST2.e
 Quant Time: Feb 26 15:54:28 2020
 Quant Method : C:\msdchem\1\methods\ECD5_QUANTPEST_200225.M
 Quant Title : Instrument: DualECD5
 QLast Update : Wed Feb 26 15:13:42 2020
 Response via : Initial Calibration
 Integrator: ChemStation 6890 Scale Mode: Small noise peaks clipped

MJB
 2/26/20

Volume Inj. : 2uL
 Signal #1 Phase : Rtx-CLPesticides Signal #2 Phase: Rtx-CLPesticides2
 Signal #1 Info : 30m X 0.32mm X 0. Signal #2 Info : 30m X 0.32mm X 0.25um

Compound	RT#1	RT#2	Resp#1	Resp#2	ng/mL	ng/mL
----------	------	------	--------	--------	-------	-------

System Monitoring Compounds

1) S TCMX (S)	0.000	6.051	0	8097	N.D.	0.024 #
22) S DCBP (S)	9.658	10.612f	29730	29823	BelowCal	0.154

Target Compounds

2) a-BHC	5.996	6.655	6873	7382	0.024	0.040 #
3) g-BHC	6.289	6.966	6435	23793	0.025	0.058 #
4) b-BHC	6.346	7.027	13728	30824	13405.771	0.007 #
5) Heptachlor	6.694	7.357	22614	52231	0.097	0.140 #
6) d-BHC	6.493	7.294	15064	51566	0.060	0.067
7) Aldrin	6.933	7.644f	58213	128456	0.242	0.339 #
8) Heptachlo...	7.423f	8.050	291740	453115	1.296	1.313
9) trans-Chl...	7.508	8.177	371647	514556	1.633	1.456
10) cis-Chlor...	7.565f	8.284f	502529	488459	2.274	1.465 #
11) Endosulfa...	7.694	8.361	598312	650597	2.905	2.096 #
12) 4,4'-DDE	7.615f	8.426	407613	793419	1.808	2.409 #
13) Dieldrin	7.860	8.573	902886	792534	3.918	2.288 #
14) Endrin	8.049f	8.779	1212289	1472296	7.314	6.635
15) 4,4'-DDD	8.087	8.830	852696	996185	4.576	3.769
16) Endosulfa...	8.172	8.918	1906098	2719332	11.179	11.015
17) 4,4'-DDT	8.253	9.048	1653827	1036418	11.640	5.703 #
18) Endrin Al...	8.459	9.162	1259407	2425185	7.985	10.877 #
19) Endosulfa...	8.779	9.364	691627	996207	4.020	4.210
20) Methoxychlor	8.611	9.544	629109	2567429	8.769	26.695 #
21) Endrin Ke...	8.964	9.786f	477382	466641	2.280	1.682 #
23) Hexachlor...	3.286f	0.000	6639	0	0.030	N.D. #
24) Hexachlor...	5.877f	6.533	2800	10977	0.012	0.030 #
25) Oxychlorane	7.328	8.000	384699	415685	1.921	1.353 #
26) 2,4'-DDE	7.423f	8.177	291740	514556	1.913	2.186
27) trans-Non...	7.565	8.271	502529	516788	2.243	1.519 #
28) 2,4'-DDD	7.778	8.573	681265	792534	4.972	3.794

Quantitation Report (Not Reviewed)

Data Path : C:\msdchem\1\data\2020-02\0B25043\REQUANT\
 Data File : ECD5-02252043.D
 Signal(s) : Signal #1: ECD1A.CH Signal #2: ECD2B.CH
 Acq On : 26 Feb 2020 0:21
 Operator : MJB
 Sample : 0B25043-CALU
 Misc : A19J420, TOX 500 ppb
 ALS Vial : 37 (Sig #1); 0 (Sig #2) Sample Multiplier: 1

Integration File signal 1: PEST1.e
 Integration File signal 2: PEST2.e
 Quant Time: Feb 26 15:54:28 2020
 Quant Method : C:\msdchem\1\methods\ECD5_QUANTPEST_200225.M
 Quant Title : Instrument: DualECD5
 QLast Update : Wed Feb 26 15:13:42 2020
 Response via : Initial Calibration
 Integrator: ChemStation 6890 Scale Mode: Small noise peaks clipped

Volumé Inj. : 2uL
 Signal #1 Phase : Rtx-CLPesticides Signal #2 Phase: Rtx-CLPesticides2
 Signal #1 Info : 30m X 0.32mm X 0. Signal #2 Info : 30m X 0.32mm X 0.25um

Compound	RT#1	RT#2	Resp#1	Resp#2	ng/mL	ng/mL
29) 2,4'-DDT	7.965	8.779	1095427	1472296	8.471	8.713
30) cis-Nonac...	8.049	8.830	1212289	996185	4.843	2.653 #
31) Mirex	8.709	9.786f	1873668	466641	13.031	2.285 #
32) Chlordane...	7.508	8.177	371647	514556	14.978	12.125
33) Chlordane...	7.565	8.284	502529	488459	18.248	13.909
34) Chlordane...	8.113f	8.986	853162	4378899	113.848	406.707 #
35) Chlordane...	0.000	0.000	0	0	N.D.	N.D.
36) Toxaphene...	7.565	8.533	502529	1333338	473.896	471.548
37) Toxaphene...	7.860	8.882	902886	1691199	458.412	487.492
38) Toxaphene...	8.172	8.918	1906098	2719332	474.267	473.616
39) Toxaphene...	8.413	8.986	1894280	4378899	484.816	473.503
40) Toxaphene...	8.642	9.162	1451072	2425185	481.007	478.135
41) Toxaphene...	8.709	9.544	1873668	2567429	475.101	480.664
42) Toxaphene...	0.000	0.000	0	0	N.D.	N.D.

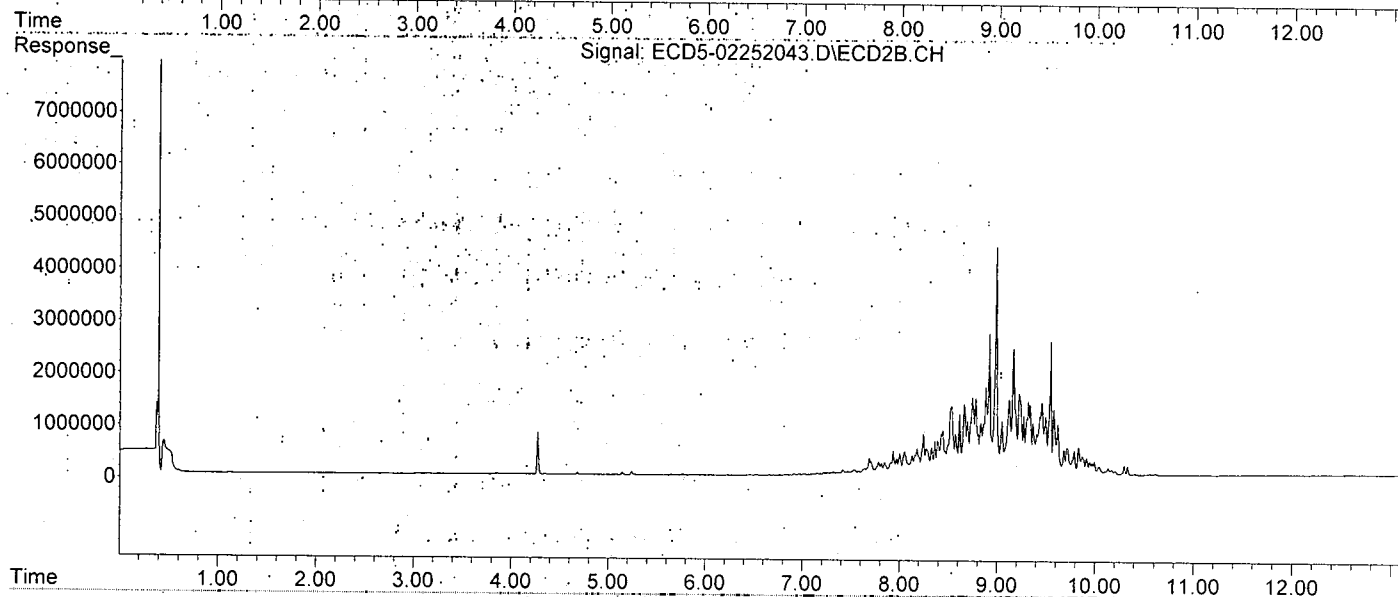
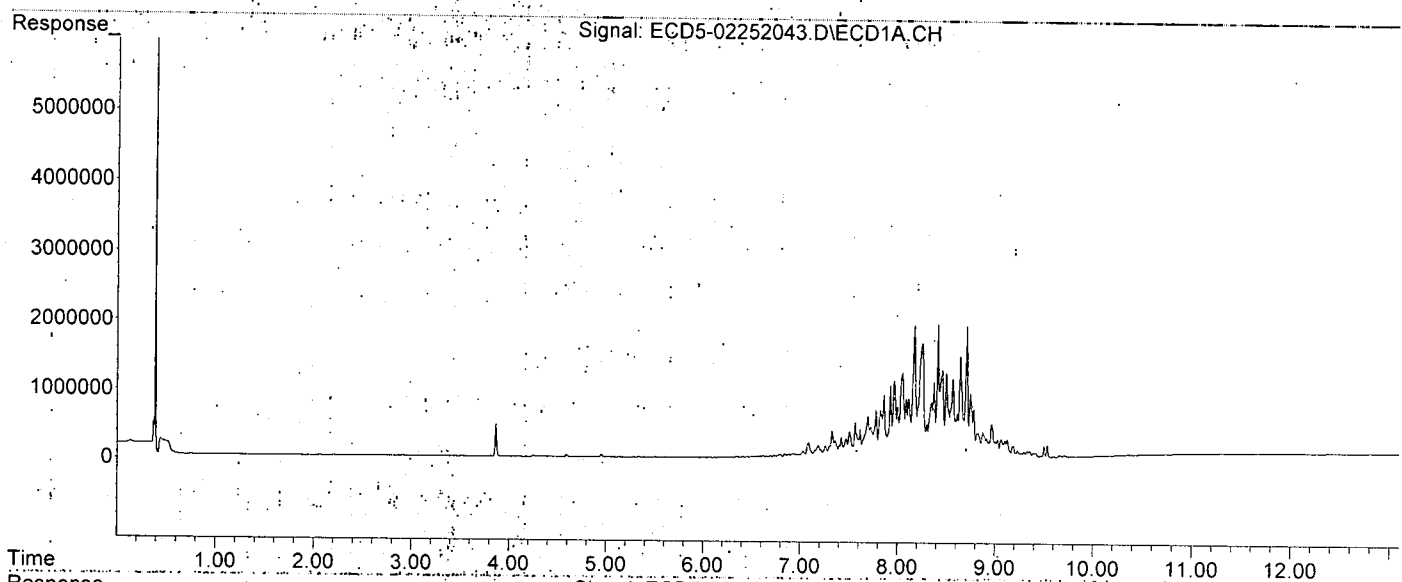
(f)=RT Delta > 1/2 Window (#)=Amounts differ by > 25% (m)=manual int.

Quantitation Report (Not Reviewed)

Data Path : C:\msdchem\1\data\2020-02\0B25043\REQUANT\
Data File : ECD5-02252043.D
Signal(s) : Signal #1: ECD1A.CH Signal #2: ECD2B.CH
Acq On : 26 Feb 2020 0:21
Operator : MJB
Sample : 0B25043-CALU
Misc : A19J420, TOX 500 ppb
ALS Vial : 37 (Sig #1); 0 (Sig #2) Sample Multiplier: 1

Integration File signal 1: PEST1.e
Integration File signal 2: PEST2.e
Quant Time: Feb 26 15:54:28 2020
Quant Method : C:\msdchem\1\methods\ECD5_QUANTPEST_200225.M
Quant Title : Instrument: DualECD5
QLast Update : Wed Feb 26 15:13:42 2020
Response via : Initial Calibration
Integrator: ChemStation 6890 Scale Mode: Small noise peaks clipped

Volume Inj. : 2uL
Signal #1 Phase : Rtx-CLPesticides Signal #2 Phase: Rtx-CLPesticides2
Signal #1 Info : 30m X 0.32mm X 0. Signal #2 Info : 30m X 0.32mm X 0.25um



Quantitation Report (Not Reviewed)

Data Path : C:\msdchem\1\data\2020-02\0B25043\REQUANT\
 Data File : ECD5-02252044.D
 Signal(s) : Signal #1: ECD1A.CH Signal #2: ECD2B.CH
 Acq On : 26 Feb 2020 0:38
 Operator : MJB
 Sample : 0B25043-CALV
 Misc : A19J421, TOX 1000 ppb
 ALS Vial : 38 (Sig #1); 0 (Sig #2) Sample Multiplier: 1

Integration File signal 1: PEST1.e
 Integration File signal 2: PEST2.e
 Quant Time: Feb 26 15:54:38 2020
 Quant Method : C:\msdchem\1\methods\ECD5_QUANTPEST_200225.M
 Quant Title : Instrument: DualECD5
 QLast Update : Wed Feb 26 15:13:42 2020
 Response via : Initial Calibration
 Integrator: ChemStation 6890 Scale Mode: Small noise peaks clipped

MJB
2/26/20

Volume Inj. : 2uL
 Signal #1 Phase : Rtx-CLPesticides Signal #2 Phase: Rtx-CLPesticides2
 Signal #1 Info : 30m X 0.32mm X 0. Signal #2 Info : 30m X 0.32mm X 0.25um

Compound	RT#1	RT#2	Resp#1	Resp#2	ng/mL	ng/mL
----------	------	------	--------	--------	-------	-------

System Monitoring Compounds

1) S TCMX (S)	0.000	6.050	0	8074	N.D.	0.023 #
22) S DCBP (S)	9.658	10.612f	69511	78316	0.190	0.404 #

Target Compounds

2) a-BHC	5.996	6.655	10762	18716	0.038	0.065 #
3) g-BHC	6.288	6.966	11948	51490	0.047	0.126 #
4) b-BHC	6.354	7.027	21240	62989	0.006	0.200 #
5) Heptachlor	6.694	7.352	45675	100502	0.196	0.270 #
6) d-BHC	6.493	7.293	28036	93666	0.111	0.184 #
7) Aldrin	6.933	7.644f	110333	243510	0.459	0.642 #
8) Heptachlo...	7.422f	8.049	568693	892538	2.526	2.587
9) trans-Chl...	7.508	8.177f	742026	1030576	3.261	2.916
10) cis-Chlor...	7.565f	8.285	1016048	954593	4.598	2.863 #
11) Endosulfa...	7.693	8.360	1223929	1299174	5.943	4.186 #
12) 4,4'-DDE	7.615f	8.425	806256	1605520	3.577	4.829 #
13) Dieldrin	7.859	8.573	1836951	1634614	7.970	4.719 #
14) Endrin	8.048f	8.778	2512912	3170959	15.161	14.154
15) 4,4'-DDD	8.087	8.830	1743654	2085858	9.358	7.854
16) Endosulfa...	8.172	8.917	3990757	5679715	23.596	22.852
17) 4,4'-DDT	8.249	9.048	3397060	2225990	23.593	11.945 #
18) Endrin Al...	8.459	9.161	2642193	5137081	17.243	23.169 #
19) Endosulfa...	8.777	9.364	1475071	2147903	9.043	9.466
20) Methoxychlor	8.611	9.544	1353460	5434405	18.890	53.591 #
21) Endrin Ke...	8.962	9.785f	1017437	1045625	5.138	3.996
23) Hexachlor...	3.286f	0.000	5286	0	0.024	N.D. #
24) Hexachlor...	5.877f	6.514	4706	14707	0.021	0.040 #
25) Oxychlorane	7.327	8.000	754583	812500	3.768	2.644 #
26) 2,4'-DDE	7.422f	8.177	568693	1030576	3.728	4.378
27) trans-Non...	7.565	8.270	1016048	1030037	4.536	3.027 #
28) 2,4'-DDD	7.778	8.573	1400088	1634614	10.218	7.824

Quantitation Report (Not Reviewed)

Data Path : C:\msdchem\1\data\2020-02\0B25043\REQUANT\
 Data File : ECD5-02252044.D
 Signal(s) : Signal #1: ECD1A.CH Signal #2: ECD2B.CH
 Acq On : 26 Feb 2020 0:38
 Operator : MJB
 Sample : 0B25043-CALV
 Misc : A19J421, TOX 1000 ppb
 ALS Vial : 38 (Sig #1); 0 (Sig #2) Sample Multiplier: 1

Integration File signal 1: PEST1.e
 Integration File signal 2: PEST2.e
 Quant Time: Feb 26 15:54:38 2020
 Quant Method : C:\msdchem\1\methods\ECD5_QUANTPEST_200225.M
 Quant Title : Instrument: DualECD5
 QLast Update : Wed Feb 26 15:13:42 2020
 Response via : Initial Calibration
 Integrator: ChemStation 6890 Scale Mode: Small noise peaks clipped

Volume Inj. : 2uL
 Signal #1 Phase : Rtx-CLPesticides Signal #2 Phase: Rtx-CLPesticides2
 Signal #1 Info : 30m X 0.32mm X 0. Signal #2 Info : 30m X 0.32mm X 0.25um

Compound	RT#1	RT#2	Resp#1	Resp#2	ng/mL	ng/mL
29) 2,4'-DDT	7.964	8.778	2271110	3170959	17.563	18.283
30) cis-Nonac...	8.048	8.830	2512912	2085858	10.039	5.554 #
31) Mirex	8.709	9.785f	3931248	1045625	27.502	5.297 #
32) Chlordane...	7.508	8.177	742026	1030576	29.905	24.284
33) Chlordane...	7.565	8.285	1016048	954593	36.896	27.183 #
34) Chlordane...	8.113f	8.985	1794601	9443957	239.475	877.145 #
35) Chlordane...	0.000	0.000	0	0	N.D.	N.D.
36) Toxaphene...	7.565	8.534	1016048	2769168	958.155	979.344
37) Toxaphene...	7.859	8.881	1836951	3540659	932.654	1020.603
38) Toxaphene...	8.172	8.917	3990757	5679715	992.964	989.215
39) Toxaphene...	8.412	8.985	3823934	9443957	978.685	1021.203
40) Toxaphene...	8.641	9.161	3053151	5137081	1012.069	1012.797
41) Toxaphene...	8.709	9.544	3931248	5434405	996.837	1017.408
42) Toxaphene...	0.000	0.000	0	0	N.D.	N.D.

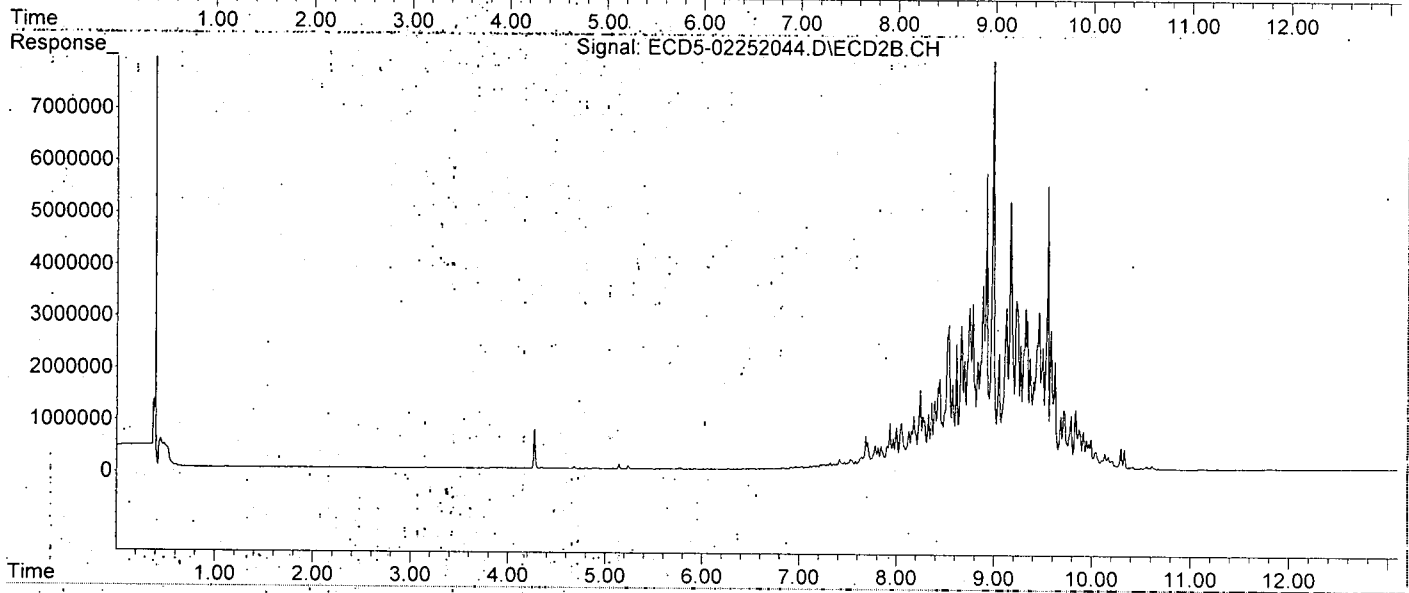
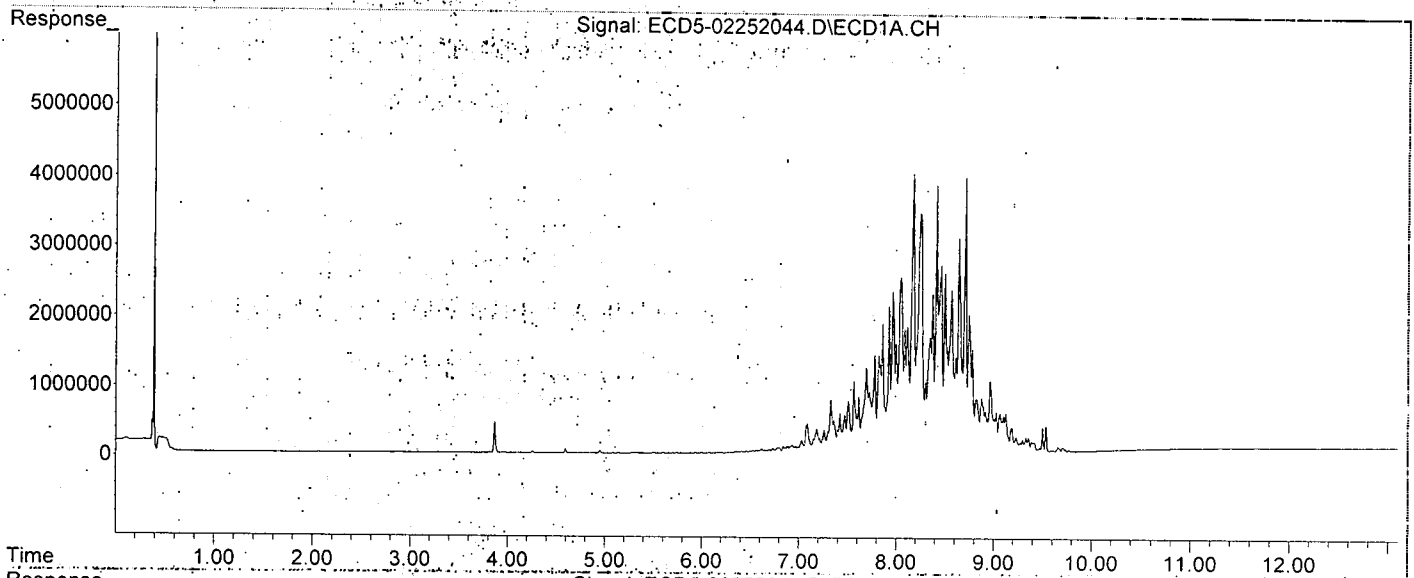
(f)=RT Delta > 1/2 Window (#)=Amounts differ by > 25% (m)=manual int.

Quantitation Report (Not Reviewed)

Data Path : C:\msdchem\1\data\2020-02\0B25043\REQUANT\
Data File : ECD5-02252044.D
Signal(s) : Signal #1: ECD1A.CH Signal #2: ECD2B.CH
Acq On : 26 Feb 2020 0:38
Operator : MJB
Sample : 0B25043-CALV
Misc : A19J421, TOX 1000 ppb
ALS Vial : 38 (Sig #1); 0 (Sig #2) Sample Multiplier: 1

Integration File signal 1: PEST1.e
Integration File signal 2: PEST2.e
Quant Time: Feb 26 15:54:38 2020
Quant Method : C:\msdchem\1\methods\ECD5_QUANTPEST_200225.M
Quant Title : Instrument: DualECD5
QLast Update : Wed Feb 26 15:13:42 2020
Response via : Initial Calibration
Integrator: ChemStation 6890 Scale Mode: Small noise peaks clipped

Volume Inj. : 2uL
Signal #1 Phase : Rtx-CLPesticides Signal #2 Phase: Rtx-CLPesticides2
Signal #1 Info : 30m X 0.32mm X 0. Signal #2 Info : 30m X 0.32mm X 0.25um



Quantitation Report (Not Reviewed)

Data Path : C:\msdchem\1\data\2020-02\0B25043\REQUANT\
 Data File : ECD5-02252045.D
 Signal(s) : Signal #1: ECD1A.CH Signal #2: ECD2B.CH
 Acq On : 26 Feb 2020 0:55
 Operator : MJB
 Sample : 0B25043-CALW
 Misc : A19J416, TOX 2000 ppb
 ALS Vial : 39 (Sig #1); 0 (Sig #2) Sample Multiplier: 1

Integration File signal 1: PEST1.e
 Integration File signal 2: PEST2.e
 Quant Time: Feb 26 15:54:47 2020
 Quant Method : C:\msdchem\1\methods\ECD5_QUANTPEST_200225.M
 Quant Title : Instrument: DualECD5
 QLast Update : Wed Feb 26 15:13:42 2020
 Response via : Initial Calibration
 Integrator: ChemStation 6890 Scale Mode: Small noise peaks clipped

MJB
 2/26/20

Volume Inj. : 2uL
 Signal #1 Phase : Rtx-CLPesticides Signal #2 Phase: Rtx-CLPesticides2
 Signal #1 Info : 30m X 0.32mm X 0. Signal #2 Info : 30m X 0.32mm X 0.25um

Compound	RT#1	RT#2	Resp#1	Resp#2	ng/mL	ng/mL
----------	------	------	--------	--------	-------	-------

System Monitoring Compounds

1) S TCMX (S)	5.473	6.049	4530	11538	0.021	0.033 #
22) S DCBP (S)	9.658	10.612	151496	177435	0.713	0.915 #

Target Compounds

2) a-BHC	5.997	6.655	18549	34520	0.065	0.101 #
3) g-BHC	6.287	6.966	22528	86290	0.089	0.211 #
4) b-BHC	6.354	7.026	36009	111619	0.145	0.492 #
5) Heptachlor	6.694	7.353	82832	174534	0.355	0.469 #
6) d-BHC	6.492	7.293	51583	155649	0.205	0.356 #
7) Aldrin	6.933	7.643f	201205	432075	0.837	1.139 #
8) Heptachlo...	7.421f	8.049	1109398	1701203	4.928	4.931
9) trans-Chl...	7.507	8.176f	1416079	2005629	6.223	5.674
10) cis-Chlor...	7.564f	8.284f	1963084	1810084	8.883	5.428 #
11) Endosulfa...	7.692	8.360	2450814	2528654	11.899	8.147 #
12) 4,4'-DDE	7.614f	8.426	1570299	3150047	6.966	9.399 #
13) Dieldrin	7.859	8.572	3614562	3206719	15.683	9.258 #
14) Endrin	8.048f	8.779	4973601	6533668	30.007	28.538
15) 4,4'-DDD	8.086	8.831	3503824	4294587	18.804	16.001
16) Endosulfa...	8.172	8.918	7981234	11594452	47.173	45.490
17) 4,4'-DDT	8.250	9.048	6815281	4554451	46.160	23.596 #
18) Endrin Al...	8.459	9.162	5410603	10603539	35.757	47.000 #
19) Endosulfa...	8.778	9.363	2994681	4498966	18.759	20.003
20) Methoxychlor	8.611	9.544	2728345	11635220	37.598	104.449 #
21) Endrin Ke...	8.962	9.785f	2101433	2201767	10.855	8.575
23) Hexachlor...	3.286f	0.000	4996	0	0.022	N.D. #
24) Hexachlor...	5.845	6.513	3362	22312	0.015	0.061 #
25) Oxychlorane	7.327	7.999	1471369	1529017	7.346	4.976 #
26) 2,4'-DDE	7.421f	8.176	1109398	2005629	7.273	8.521
27) trans-Non...	7.564	8.269	1963084	2046891	8.764	6.015 #
28) 2,4'-DDD	7.777	8.572	2749042	3206719	20.063	15.350

Quantitation Report (Not Reviewed)

Data Path : C:\msdchem\1\data\2020-02\0B25043\REQUANT\
 Data File : ECD5-02252045.D
 Signal(s) : Signal #1: ECD1A.CH Signal #2: ECD2B.CH
 Acq On : 26 Feb 2020 0:55
 Operator : MJB
 Sample : 0B25043-CALW
 Misc : A19J416, TOX 2000 ppb
 ALS Vial : 39 (Sig #1); 0 (Sig #2) Sample Multiplier: 1

Integration File signal 1: PEST1.e
 Integration File signal 2: PEST2.e
 Quant Time: Feb 26 15:54:47 2020
 Quant Method : C:\msdchem\1\methods\ECD5_QUANTPEST_200225.M
 Quant Title : Instrument: DualECD5
 QLast Update : Wed Feb 26 15:13:42 2020
 Response via : Initial Calibration
 Integrator: ChemStation 6890 Scale Mode: Small noise peaks clipped

Volume Inj. : 2µL
 Signal #1 Phase : Rtx-CLPesticides Signal #2 Phase: Rtx-CLPesticides2
 Signal #1 Info : 30m X 0.32mm X 0. Signal #2 Info : 30m X 0.32mm X 0.25um

Compound	RT#1	RT#2	Resp#1	Resp#2	ng/mL	ng/mL
29) 2,4'-DDT	7.964	8.779	4546182	6533668	35.157	36.045
30) cis-Nonac...	8.048	8.831	4973601	4294587	19.869	11.435 #
31) Mirex	8.709	9.785f	7847735	2201767	54.801	11.262 #
32) Chlordane...	7.507	8.176f	1416079	2005629	57.071	47.259
33) Chlordane...	7.564	8.284	1963084	1810084	71.286	51.544 #
34) Chlordane...	8.112f	8.986	3534759	19485393	471.685	1809.783 #
35) Chlordane...	0.000	0.000	0	0	N.D.	N.D.
36) Toxaphene...	7.564	8.534	1963084	5517985	1851.230	1951.489
37) Toxaphene...	7.859	8.881	3614562	7258199	1835.180	2092.193
38) Toxaphene...	8.172	8.918	7981234	11594452	1985.858	2019.364
39) Toxaphene...	8.412	8.986	7717268	19485393	1975.133	2107.013
40) Toxaphene...	8.642	9.162	6286579	10603539	2083.897	2090.532
41) Toxaphene...	8.709	9.544	7847735	11635220	1989.931	2178.301
42) Toxaphene...	0.000	0.000	0	0	N.D.	N.D.

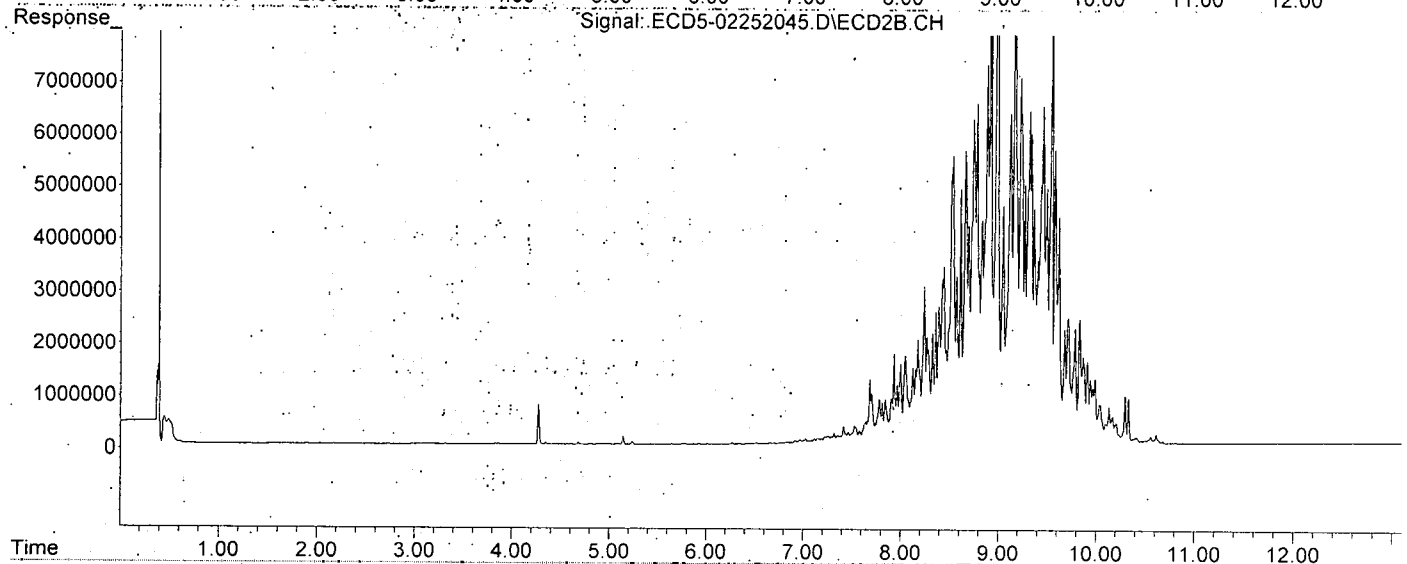
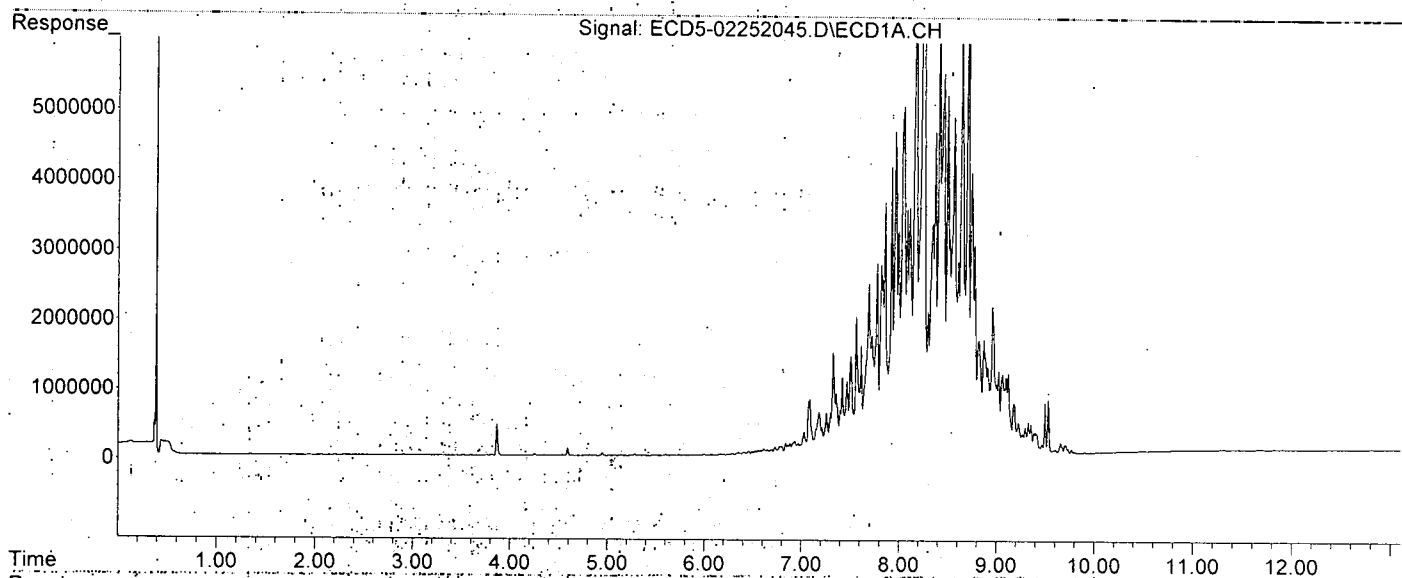
(f)=RT Delta > 1/2 Window (#)=Amounts differ by > 25% (m)=manual int.

Quantitation Report (Not Reviewed)

Data Path : C:\msdchem\1\data\2020-02\0B25043\REQUANT\
Data File : ECD5-02252045.D
Signal(s) : Signal #1: ECD1A.CH Signal #2: ECD2B.CH
Acq On : 26 Feb 2020 0:55
Operator : MJB
Sample : 0B25043-CALW
Misc : A19J416, TOX 2000 ppb
ALS Vial : 39 (Sig #1); 0 (Sig #2) Sample Multiplier: 1

Integration File signal 1: PEST1.e
Integration File signal 2: PEST2.e
Quant Time: Feb 26 15:54:47 2020
Quant Method : C:\msdchem\1\methods\ECD5_QUANTPEST_200225.M
Quant Title : Instrument: DualECD5
QLast Update : Wed Feb 26 15:13:42 2020
Response via : Initial Calibration
Integrator: ChemStation 6890 Scale Mode: Small noise peaks clipped

Volume Inj. : 2uL
Signal #1 Phase : Rtx-CLPesticides Signal #2 Phase: Rtx-CLPesticides2
Signal #1 Info : 30m X 0.32mm X 0. Signal #2 Info : 30m X 0.32mm X 0.25um



Sequence Name: C:\msdchem\1\sequence\0B25043.s

Comment: Pesticides

Operator: MJB

Data Path: C:\MSDCHEM\1\DATA\2020-02\0B25043\

Instrument Control Pre-Seq Cmd:

Data Analysis Pre-Seq Cmd:

Instrument Control Post-Seq Cmd:

Data Analysis Post-Seq Cmd:

Method Sections To Run Sequence Barcode Options
(X) Full Method (X) On Mismatch, Inject Anyway
() Reprocessing Only () On Mismatch, Don't Inject
 () Barcode Disabled

Line	Sample Name/Misc Info
1) Sample	2 Conditioning Run
Datafile	ECD5-02252001
Method	ECD5_AQUPEST_160111
2) Sample	2 Conditioning Run
Datafile	ECD5-02252002
Method	ECD5_AQUPEST_160111
3) Sample	1 Hexane
Datafile	ECD5-02252003
Method	ECD5_AQUPEST_160111
4) Sample	3 0B25043-BKD1
Datafile	ECD5-02252004
Method	ECD5_AQUPEST_160111
5) Sample	1 Hexane
Datafile	ECD5-02252005
Method	ECD5_AQUPEST_160111
6) Sample	3 0B25043-BKD2
Datafile	ECD5-02252006
Method	ECD5_AQUPEST_160111
7) Sample	4 0B25043-ICB1
Datafile	ECD5-02252007
Method	ECD5_AQUPEST_160111
8) Sample	5 0B25043-CAL1
Datafile	ECD5-02252008
Method	ECD5_AQUPEST_160111
9) Sample	6 0B25043-CAL2
Datafile	ECD5-02252009
Method	ECD5_AQUPEST_160111
10) Sample	7 0B25043-CAL3
Datafile	ECD5-02252010
Method	ECD5_AQUPEST_160111
11) Sample	8 0B25043-CAL4
Datafile	ECD5-02252011
Method	ECD5_AQUPEST_160111
12) Sample	9 0B25043-CAL5
Datafile	ECD5-02252012
Method	ECD5_AQUPEST_160111
13) Sample	10 0B25043-CAL6
Datafile	ECD5-02252013
Method	ECD5_AQUPEST_160111
14) Sample	11 0B25043-CAL7
Datafile	ECD5-02252014
Method	ECD5_AQUPEST_160111

→ Failed

→ cut to 6" off guard column

MJB 2/26/20

15) Sample	12 0B25043-CAL8
Datafile	ECD5-02252015
Method	ECD5_AQUPEST_160111
16) Sample	13 0B25043-CAL9
Datafile	ECD5-02252016
Method	ECD5_AQUPEST_160111
17) Sample	1 0B25043-IBL1
Datafile	ECD5-02252017
Method	ECD5_AQUPEST_160111
18) Sample	14 0B25043-ICV1
Datafile	ECD5-02252018
Method	ECD5_AQUPEST_160111
19) Sample	15 0B25043-CALA
Datafile	ECD5-02252019
Method	ECD5_AQUPEST_160111
20) Sample	16 0B25043-CALB
Datafile	ECD5-02252020
Method	ECD5_AQUPEST_160111
21) Sample	17 0B25043-CALC
Datafile	ECD5-02252021
Method	ECD5_AQUPEST_160111
22) Sample	18 0B25043-CALD
Datafile	ECD5-02252022
Method	ECD5_AQUPEST_160111
23) Sample	19 0B25043-CALE
Datafile	ECD5-02252023
Method	ECD5_AQUPEST_160111
24) Sample	20 0B25043-CALF
Datafile	ECD5-02252024
Method	ECD5_AQUPEST_160111
25) Sample	21 0B25043-CALG
Datafile	ECD5-02252025
Method	ECD5_AQUPEST_160111
26) Sample	22 0B25043-CALH
Datafile	ECD5-02252026
Method	ECD5_AQUPEST_160111
27) Sample	23 0B25043-CALI
Datafile	ECD5-02252027
Method	ECD5_AQUPEST_160111
28) Sample	1 0B25043-IBL2
Datafile	ECD5-02252028
Method	ECD5_AQUPEST_160111
29) Sample	24 0B25043-ICV2
Datafile	ECD5-02252029
Method	ECD5_AQUPEST_160111
30) Sample	25 0B25043-CALJ
Datafile	ECD5-02252030
Method	ECD5_AQUPEST_160111
31) Sample	26 0B25043-CALK
Datafile	ECD5-02252031
Method	ECD5_AQUPEST_160111
32) Sample	27 0B25043-CALL
Datafile	ECD5-02252032
Method	ECD5_AQUPEST_160111
33) Sample	28 0B25043-CALM
Datafile	ECD5-02252033
Method	ECD5_AQUPEST_160111
34) Sample	29 0B25043-CALN

Datafile ECD5-02252034
Method ECD5_AQUPEST_160111
35) Sample 30 0B25043-CALO
Datafile ECD5-02252035
Method ECD5_AQUPEST_160111
36) Sample 31 0B25043-CALP
Datafile ECD5-02252036
Method ECD5_AQUPEST_160111
37) Sample 1 0B25043-IBL3
Datafile ECD5-02252037
Method ECD5_AQUPEST_160111
38) Sample 32 0B25043-ICV3
Datafile ECD5-02252038
Method ECD5_AQUPEST_160111
39) Sample 33 0B25043-CALQ
Datafile ECD5-02252039
Method ECD5_AQUPEST_160111
40) Sample 34 0B25043-CALR
Datafile ECD5-02252040
Method ECD5_AQUPEST_160111
41) Sample 35 0B25043-CALS
Datafile ECD5-02252041
Method ECD5_AQUPEST_160111
42) Sample 36 0B25043-CALT
Datafile ECD5-02252042
Method ECD5_AQUPEST_160111
43) Sample 37 0B25043-CALU
Datafile ECD5-02252043
Method ECD5_AQUPEST_160111

Line Type	Vial	DataFile	Method	Sample Name
44) Sample	38	0B25043-CALV		
Datafile		ECD5-02252044		
Method		ECD5_AQUPEST_160111		
45) Sample	39	0B25043-CALW		
Datafile		ECD5-02252045		
Method		ECD5_AQUPEST_160111		
46) Sample	1	0B25043-IBL4		
Datafile		ECD5-02252046		
Method		ECD5_AQUPEST_160111		
47) Sample	40	0B25043-ICV4		
Datafile		ECD5-02252047		
Method		ECD5_AQUPEST_160111		

Pesticide Breakdown Check (Validated 8/8/2013)

Sequence: 0B25043 BKD2
Data File: ECD5-02252006.D

First Column Area Counts		Percent Breakdown	
DDE	719462		
DDD	5404521		
DDT	166696427	3.54	PASS
Endrin	95652037	9.60	PASS
Endrin Aldehyde	3749783		
Endrin Ketone	6412358		

Second Column Area Counts		Percent Breakdown	
DDE	1091705		
DDD	9982699		
DDT	255372519	4.16	PASS
Endrin	145978630	8.62	PASS
Endrin Aldehyde	4970268		
Endrin Ketone	8802160		

Breakdown must be less than 15% to accept sample data.

*MJB
2/26/20*

Quantitation Report (QT Reviewed)

Data Path : C:\msdchem\1\data\2020-02\0B25043\
 Data File : ECD5-02252006.D
 Signal(s) : Signal #1: ECD1A.CH Signal #2: ECD2B.CH
 Acq On : 25 Feb 2020 13:38
 Operator : MJB
 Sample : 0B25043-BKD2
 Misc : A20A019
 ALS Vial : 3 (Sig #1); 0 (Sig #2) Sample Multiplier: 1

Integration File signal 1: PEST1.e
 Integration File signal 2: PEST2.e
 Quant Time: Feb 26 14:28:34 2020
 Quant Method : C:\msdchem\1\methods\PestBreakdownCHK_200225.M
 Quant Title : Pesticides
 QLast Update : Fri Nov 09 13:28:51 2018
 Response via : Initial Calibration
 Integrator: ChemStation 6890 Scale Mode: Small noise peaks clipped

Volume Inj. : 2uL
 Signal #1 Phase : Rtx-CLPesticides Signal #2 Phase: Rtx-CLPesticides2
 Signal #1 Info : 30m x 0.32mm x 0. Signal #2 Info : 30m x 0.32mm x 0.25um

Compound	R.T.	Response	Conc Units

Target Compounds			
1) 4,4'-DDE	7.649	719462	NoCal ng/mL
2) Endrin	8.028	95652037	NoCal ng/mL
3) 4,4'-DDD	8.072	5404521	NoCal ng/mL
4) 4,4'-DDT	8.271	166696427	NoCal ng/mL
5) Endrin Aldehyde	8.475	3749783	NoCal ng/mL
6) Endrin Ketone	8.972	6412358	NoCal ng/mL
8) 4,4'-DDE [2C]	8.412	1091705	NoCal ng/mL
9) Endrin [2C]	8.790	145978630	NoCal ng/mL
10) 4,4'-DDD [2C]	8.829	9982699	NoCal ng/mL
11) Endrin Aldehyde [2C]	9.173	4970268	NoCal ng/mL
12) 4,4'-DDT [2C]	9.058	255372519	NoCal ng/mL
13) Endrin Ketone [2C]	9.766	8802160	NoCal ng/mL

(f)=RT Delta > 1/2 Window

(m)=manual int.

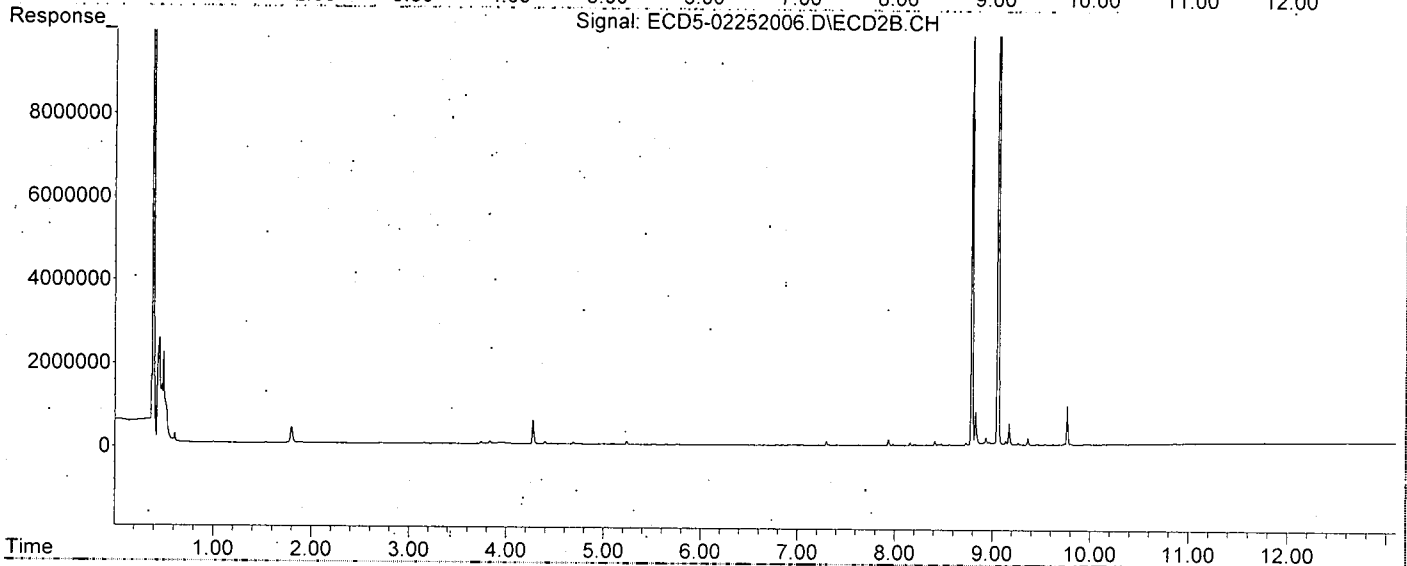
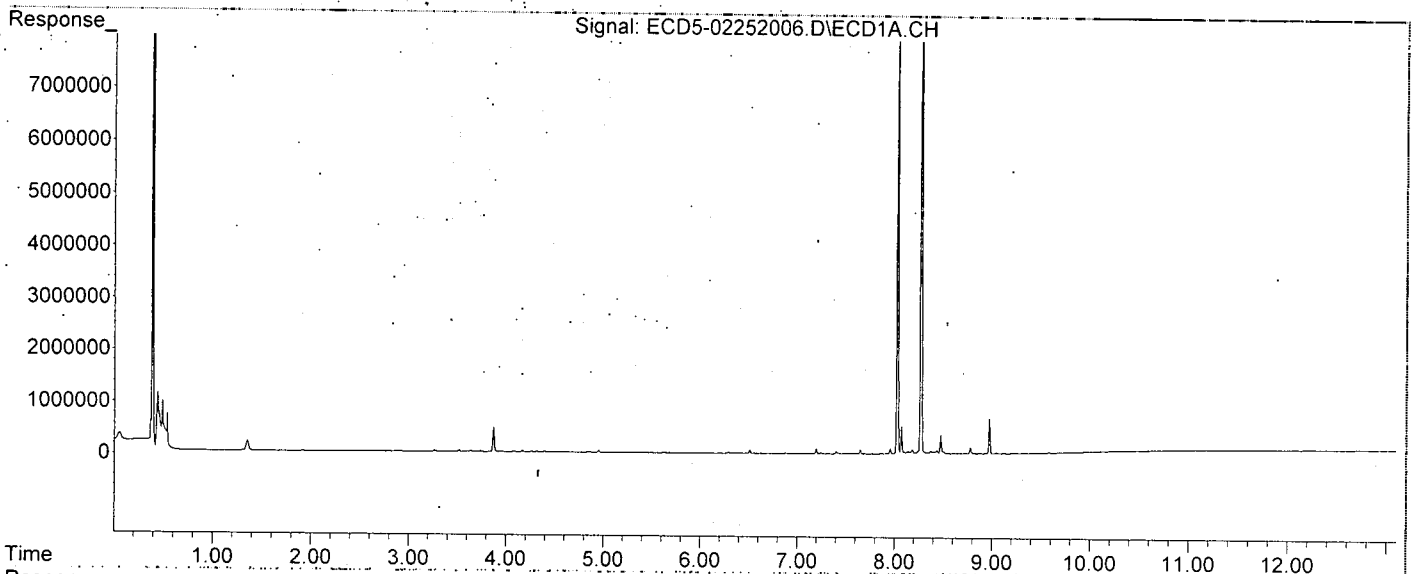
MJP
2/26/20

Quantitation Report (QT Reviewed)

Data Path : C:\msdchem\1\data\2020-02\0B25043\
Data File : ECD5-02252006.D
Signal(s) : Signal #1: ECD1A.CH Signal #2: ECD2B.CH
Acq On : 25 Feb 2020 13:38
Operator : MJB
Sample : 0B25043-BKD2
Misc : A20A019
ALS Vial : 3 (Sig #1); 0 (Sig #2) Sample Multiplier: 1

Integration File signal 1: PEST1.e
Integration File signal 2: PEST2.e
Quant Time: Feb 26 14:28:34 2020
Quant Method : C:\msdchem\1\methods\PestBreakdownCHK_200225.M
Quant Title : Pesticides
QLast Update : Fri Nov 09 13:28:51 2018
Response via : Initial Calibration
Integrator: ChemStation 6890 Scale Mode: Small noise peaks clipped

Volume Inj. : 2uL
Signal #1 Phase : Rtx-CLPesticides Signal #2 Phase: Rtx-CLPesticides2
Signal #1 Info : 30m x 0.32mm x 0. Signal #2 Info : 30m x 0.32mm x 0.25um



Quantitation Report (QT Reviewed)

Data Path : C:\msdchem\1\data\2020-02\0B25043\
 Data File : ECD5-02252008.D
 Signal(s) : Signal #1: ECD1A.CH Signal #2: ECD2B.CH
 Acq On : 25 Feb 2020 14:22
 Operator : MJB
 Sample : 0B25043-CAL1
 Misc : A20B330, AB 0.5 ppb
 ALS Vial : 5 (Sig #1); 0 (Sig #2) Sample Multiplier: 1

Integration File signal 1: PEST1.e
 Integration File signal 2: PEST2.e
 Quant Time: Feb 26 14:44:13 2020
 Quant Method : C:\msdchem\1\methods\ECD5_QUANTPEST_200225.M
 Quant Title : Instrument: DualECD5
 QLast Update : Wed Feb 26 14:42:58 2020
 Response via : Initial Calibration
 Integrator: ChemStation 6890 Scale Mode: Small noise peaks clipped

Volume Inj. : 2uL
 Signal #1 Phase : Rtx-CLPesticides Signal #2 Phase: Rtx-CLPesticides2
 Signal #1 Info : 30m X 0.32mm X 0. Signal #2 Info : 30m X 0.32mm X 0.25um

*MJB
2/26/20*

Compound	RT#1	RT#2	Resp#1	Resp#2	ng/mL	ng/mL
----------	------	------	--------	--------	-------	-------

System Monitoring Compounds

1) S TCMX (S)	5.463	6.052	124556	193527	0.713	0.630
22) S DCBP (S)	9.665	10.638	117037	114432	0.531	0.419

Target Compounds

2) a-BHC	6.004	6.660	145037	216180	0.579	0.595
3) g-BHC	6.287	6.978	132571	202742	0.602	0.586
4) b-BHC	6.362	7.041	73548	112940	0.938	0.720
5) Heptachlor	6.698	7.355	128664	192196	0.582	0.541
6) d-BHC	6.513	7.298	149468	214107	1.078	1.064
7) Aldrin	6.940	7.623	124739	187155	0.556	0.507
8) Heptachlo...	7.402	8.061	128967	184247	0.610	0.548
9) trans-Chl...	7.497	8.201	125113	189029	0.598	0.563
10) cis-Chlor...	7.594	8.309	125794	178270	0.604	0.547
11) Endosulfa...	7.693	8.360	114727	165750	0.555	0.546
12) 4,4'-DDE	7.651	8.413	115550	161551	0.686	0.555
13) Dieldrin	7.864	8.562	127511	172991	0.587	0.527
14) Endrin	8.029	8.790	89558	118360	0.523	0.480
15) 4,4'-DDD	8.073	8.830	100840	135180	0.733	0.550 #
16) Endosulfa...	8.187	8.937	123502	167227	0.749	0.640
17) 4,4'-DDT	8.272	9.057	73248	81426	0.896	0.981
18) Endrin Al...	8.477	9.174	141186	193803	0.875	0.753
19) Endosulfa...	8.780	9.364	144136	194517	0.875	0.907
20) Methoxychlor	8.605	9.536	47477	50315	0.809	0.945
21) Endrin Ke...	8.974	9.767	141143	174090	0.743	0.705
23) Hexachlor...	0.000	0.000	0	0	N.D. d	N.D. d
24) Hexachlor...	0.000	0.000	0	0	N.D. d	N.D. d
25) Oxychlorane	0.000	0.000	0	0	N.D. d	N.D. d
26) 2,4'-DDE	0.000	0.000	0	0	N.D. d	N.D. d
27) trans-Non...	0.000	0.000	0	0	N.D. d	N.D. d
28) 2,4'-DDD	0.000	0.000	0	0	N.D. d	N.D. d

Quantitation Report (QT Reviewed)

Data Path : C:\msdchem\1\data\2020-02\0B25043\
 Data File : ECD5-02252008.D
 Signal(s) : Signal #1: ECD1A.CH Signal #2: ECD2B.CH
 Acq On. : 25 Feb 2020 14:22
 Operator : MJB
 Sample : 0B25043-CAL1
 Misc : A20B330, AB 0.5 ppb
 ALS Vial : 5 (Sig #1); 0 (Sig #2) Sample Multiplier: 1

Integration File signal 1: PEST1.e
 Integration File signal 2: PEST2.e
 Quant Time: Feb 26 14:44:13 2020
 Quant Method : C:\msdchem\1\methods\ECD5_QUANTPEST_200225.M
 Quant Title : Instrument: DualECD5
 QLast Update : Wed Feb 26 14:42:58 2020
 Response via : Initial Calibration
 Integrator: ChemStation 6890 Scale Mode: Small noise peaks clipped

Volume Inj. : 2uL
 Signal #1 Phase : Rtx-CLPesticides Signal #2 Phase: Rtx-CLPesticides2
 Signal #1 Info : 30m X 0.32mm X 0. Signal #2 Info : 30m X 0.32mm X 0.25um

Compound	RT#1	RT#2	Resp#1	Resp#2	ng/mL	ng/mL
29) 2,4'-DDT	0.000	0.000	0	0	N.D. d	N.D. d
30) cis-Nonac...	0.000	0.000	0	0	N.D. d	N.D. d
31) Mirex	0.000	0.000	0	0	N.D. d	N.D. d
32) Chlordane...	0.000	0.000	0	0	N.D. d	N.D. d
33) Chlordane...	0.000	0.000	0	0	N.D. d	N.D. d
34) Chlordane...	0.000	0.000	0	0	N.D. d	N.D. d
35) Chlordane...	0.000	0.000	0	0	N.D. d	N.D. d
36) Toxaphene...	0.000	0.000	0	0	N.D. d	N.D. d
37) Toxaphene...	0.000	0.000	0	0	N.D. d	N.D. d
38) Toxaphene...	0.000	0.000	0	0	N.D. d	N.D. d
39) Toxaphene...	0.000	0.000	0	0	N.D. d	N.D. d
40) Toxaphene...	0.000	0.000	0	0	N.D. d	N.D. d
41) Toxaphene...	0.000	0.000	0	0	N.D. d	N.D. d
42) Toxaphene...	0.000	0.000	0	0	N.D. d	N.D. d

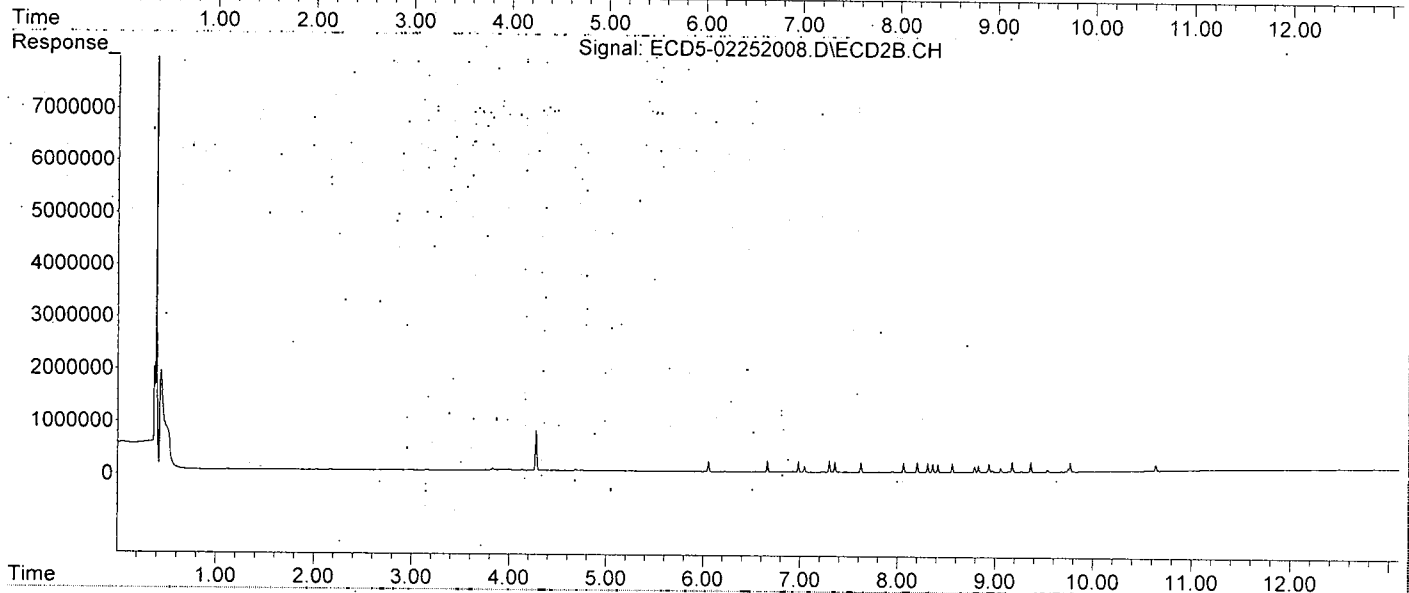
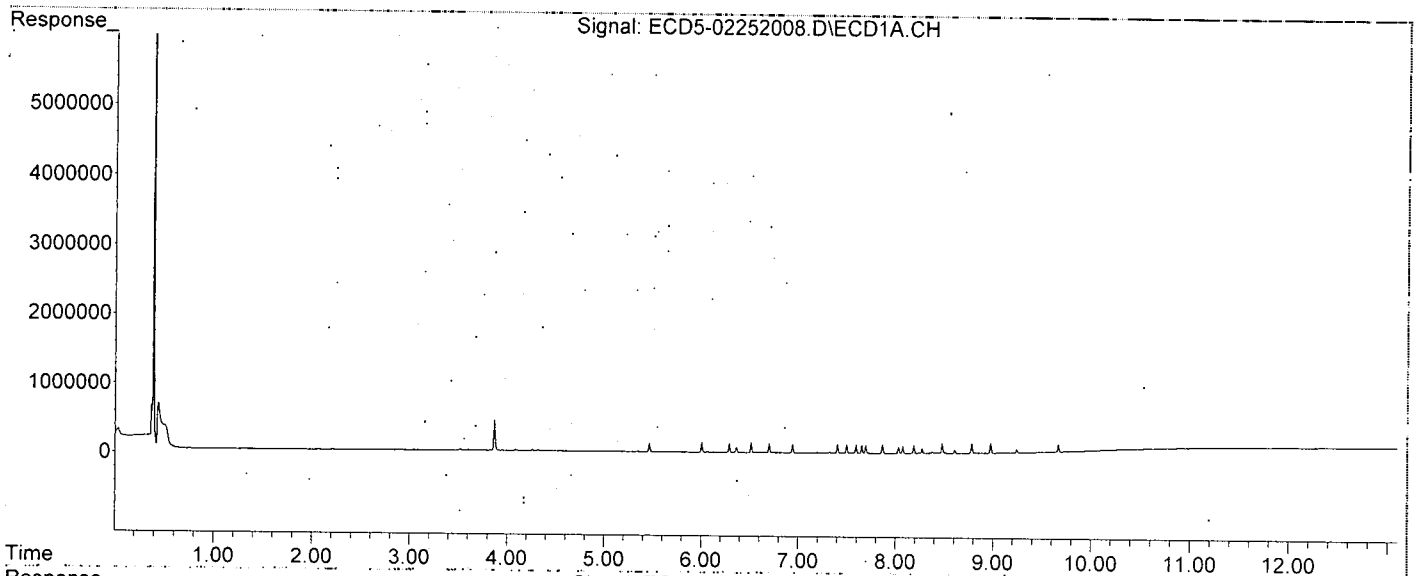
(f)=RT Delta > 1/2 Window (#)=Amounts differ by > 25% (m)=manual int.

Quantitation Report (QT Reviewed)

Data Path : C:\msdchem\1\data\2020-02\0B25043\
Data File : ECD5-02252008.D
Signal(s) : Signal #1: ECD1A.CH Signal #2: ECD2B.CH
Acq On : 25 Feb 2020 14:22
Operator : MJB
Sample : 0B25043-CAL1
Misc : A20B330, AB 0.5 ppb
ALS Vial : 5 (Sig #1); 0 (Sig #2) Sample Multiplier: 1

Integration File signal 1: PEST1.e
Integration File signal 2: PEST2.e
Quant Time: Feb 26 14:44:13 2020
Quant Method : C:\msdchem\1\methods\ECD5_QUANTPEST_200225.M
Quant Title : Instrument: DualECD5
QLast Update : Wed Feb 26 14:42:58 2020
Response via : Initial Calibration
Integrator: ChemStation 6890 Scale Mode: Small noise peaks clipped

Volume Inj. : 2uL
Signal #1 Phase : Rtx-CLPesticides Signal #2 Phase: Rtx-CLPesticides2
Signal #1 Info : 30m X 0.32mm X 0. Signal #2 Info : 30m X 0.32mm X 0.25um



Quantitation Report (QT Reviewed)

Data Path : C:\msdchem\1\data\2020-02\0B25043\
 Data File : ECD5-02252009.D
 Signal(s) : Signal #1: ECD1A.CH Signal #2: ECD2B.CH
 Acq On : 25 Feb 2020 14:39
 Operator : MJB
 Sample : 0B25043-CAL2
 Misc : A20B331, AB 1 ppb
 ALS Vial : 6 (Sig #1); 0 (Sig #2) Sample Multiplier: 1

Integration File signal 1: PEST1.e
 Integration File signal 2: PEST2.e
 Quant Time: Feb 26 14:44:46 2020
 Quant Method : C:\msdchem\1\methods\ECD5_QUANTPEST_200225.M
 Quant Title : Instrument: DualECD5
 QLast Update : Wed Feb 26 14:42:58 2020
 Response via : Initial Calibration
 Integrator: ChemStation 6890 Scale Mode: Small noise peaks clipped

*MJB
2/26/20*

Volume Inj. : 2uL
 Signal #1 Phase : Rtx-CLPesticides Signal #2 Phase: Rtx-CLPesticides2
 Signal #1 Info : 30m X 0.32mm X 0. Signal #2 Info : 30m X 0.32mm X 0.25um

Compound	RT#1	RT#2	Resp#1	Resp#2	ng/mL	ng/mL
System Monitoring Compounds						
1) S TCMX (S)	5.460	6.049	233699	352114	1.337	1.327
22) S DCBP (S)	9.662	10.634	200173	203741	1.100	0.910
Target Compounds						
2) a-BHC	6.001	6.657	279704	417011	1.117	1.145
3) g-BHC	6.285	6.976	251453	390959	1.141	1.148
4) b-BHC	6.360	7.038	128925	195905	1.719	1.356
5) Heptachlor	6.695	7.352	232243	351823	1.051	1.048
6) d-BHC	6.510	7.294	257306	372903	1.839	1.642
7) Aldrin	6.937	7.619	239630	348395	1.068	0.943
8) Heptachlo...	7.398	8.058	235377	334473	1.113	0.995
9) trans-Chl...	7.494	8.198	232235	340785	1.110	1.016
10) cis-Chlor...	7.591	8.306	227540	322691	1.092	0.989
11) Endosulfa...	7.689	8.357	214430	303264	1.037	0.998
12) 4,4'-DDE	7.648	8.409	219730	311134	1.348	1.096
13) Dieldrin	7.861	8.558	231617	326125	1.067	1.018
14) Endrin	8.027	8.787	164410	221743	0.960	0.941
15) 4,4'-DDD	8.070	8.826	184468	259515	1.402	1.109
16) Endosulfa...	8.183	8.933	201485	282832	1.222	1.150
17) 4,4'-DDT	8.268	9.054	136646	152974	1.467	1.496
18) Endrin Al...	8.474	9.170	218212	293186	1.504	1.274
19) Endosulfa...	8.776	9.361	217356	289732	1.409	1.427
20) Methoxychlor	8.602	9.533	81060	92284	1.493	1.552
21) Endrin Ke...	8.971	9.764	236826	292223	1.247	1.260
23) Hexachlor...	0.000	0.000	0	0	N.D. d	N.D. d
24) Hexachlor...	0.000	0.000	0	0	N.D. d	N.D. d
25) Oxychlorane	0.000	0.000	0	0	N.D. d	N.D. d
26) 2,4'-DDE	0.000	0.000	0	0	N.D. d	N.D. d
27) trans-Non...	0.000	0.000	0	0	N.D. d	N.D. d
28) 2,4'-DDD	0.000	0.000	0	0	N.D. d	N.D. d

Quantitation Report (QT Reviewed)

Data Path : C:\msdchem\1\data\2020-02\0B25043\
 Data File : ECD5-02252009.D
 Signal(s) : Signal #1: ECD1A.CH Signal #2: ECD2B.CH
 Acq On : 25 Feb 2020 14:39
 Operator : MJB
 Sample : 0B25043-CAL2
 Misc : A20B331, AB 1 ppb
 ALS Vial : 6 (Sig #1); 0 (Sig #2) Sample Multiplier: 1

Integration File signal 1: PEST1.e
 Integration File signal 2: PEST2.e
 Quant Time: Feb 26 14:44:46 2020
 Quant Method : C:\msdchem\1\methods\ECD5_QUANTPEST_200225.M
 Quant Title : Instrument: DualECD5
 QLast Update : Wed Feb 26 14:42:58 2020
 Response via : Initial Calibration
 Integrator: ChemStation 6890 Scale Mode: Small noise peaks clipped

Volume Inj. : 2uL
 Signal #1 Phase : Rtx-CLPesticides Signal #2 Phase: Rtx-CLPesticides2
 Signal #1 Info : 30m X 0.32mm X 0. Signal #2 Info : 30m X 0.32mm X 0.25um

Compound	RT#1	RT#2	Resp#1	Resp#2	ng/mL	ng/mL
29) 2,4'-DDT	0.000	0.000	0	0	N.D. d	N.D. d
30) cis-Nonac...	0.000	0.000	0	0	N.D. d	N.D. d
31) Mirex	0.000	0.000	0	0	N.D. d	N.D. d
32) Chlordane...	0.000	0.000	0	0	N.D. d	N.D. d
33) Chlordane...	0.000	0.000	0	0	N.D. d	N.D. d
34) Chlordane...	0.000	0.000	0	0	N.D. d	N.D. d
35) Chlordane...	0.000	0.000	0	0	N.D. d	N.D. d
36) Toxaphene...	0.000	0.000	0	0	N.D. d	N.D. d
37) Toxaphene...	0.000	0.000	0	0	N.D. d	N.D. d
38) Toxaphene...	0.000	0.000	0	0	N.D. d	N.D. d
39) Toxaphene...	0.000	0.000	0	0	N.D. d	N.D. d
40) Toxaphene...	0.000	0.000	0	0	N.D. d	N.D. d
41) Toxaphene...	0.000	0.000	0	0	N.D. d	N.D. d
42) Toxaphene...	0.000	0.000	0	0	N.D. d	N.D. d

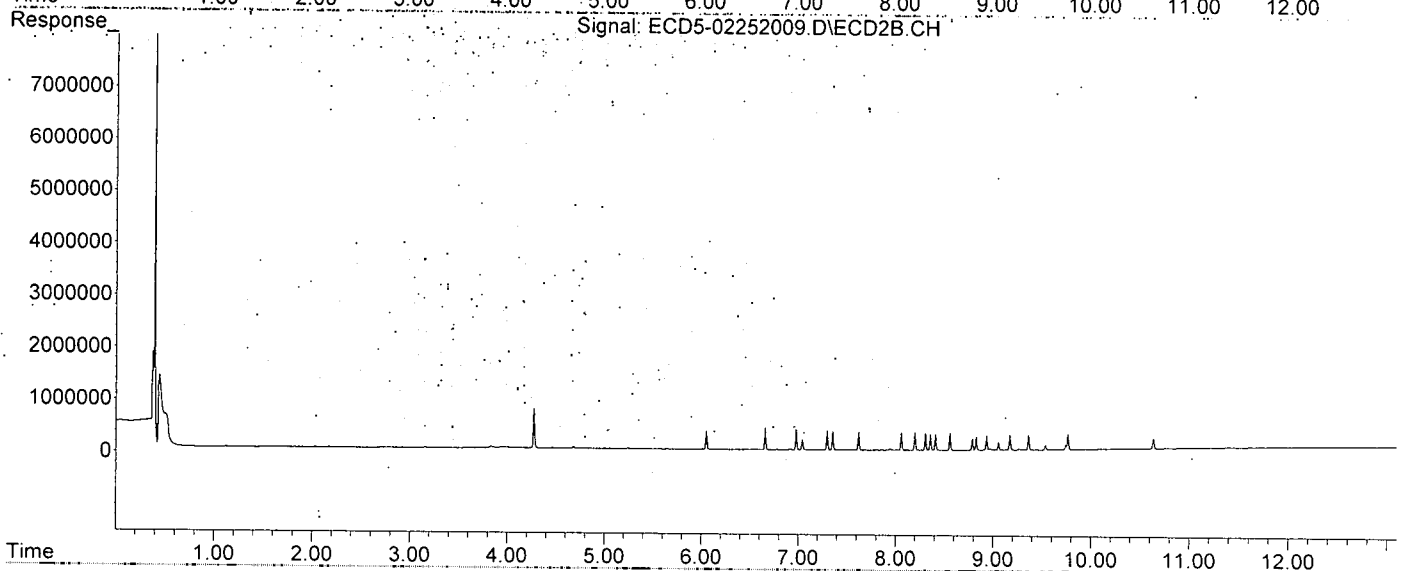
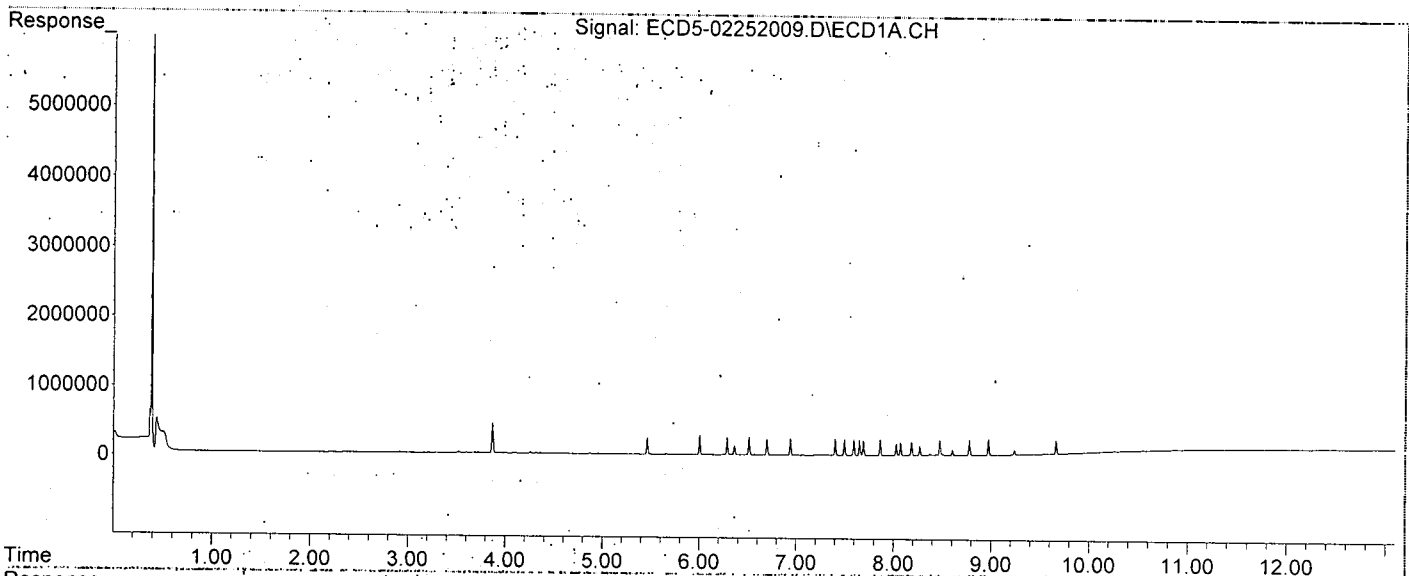
(f)=RT Delta > 1/2 Window (#)=Amounts differ by > 25% (m)=manual int.

Quantitation Report (QT Reviewed)

Data Path : C:\msdchem\1\data\2020-02\0B25043\
Data File : ECD5-02252009.D
Signal(s) : Signal #1: ECD1A.CH Signal #2: ECD2B.CH
Acq On : 25 Feb 2020 14:39
Operator : MJB
Sample : 0B25043-CAL2
Misc : A20B331, AB 1 ppb
ALS Vial : 6 (Sig #1); 0 (Sig #2) Sample Multiplier: 1

Integration File signal 1: PEST1.e
Integration File signal 2: PEST2.e
Quant Time: Feb 26 14:44:46 2020
Quant Method : C:\msdchem\1\methods\ECD5_QUANTPEST_200225.M
Quant Title : Instrument: DualECD5
QLast Update : Wed Feb 26 14:42:58 2020
Response via : Initial Calibration
Integrator: ChemStation: 6890 Scale Mode: Small noise peaks clipped

Volume Inj. : 2uL
Signal #1 Phase : Rtx-CLPesticides Signal #2 Phase: Rtx-CLPesticides2
Signal #1 Info : 30m X 0.32mm X 0. Signal #2 Info : 30m X 0.32mm X 0.25um



Quantitation Report (QT Reviewed)

Data Path : C:\msdchem\1\data\2020-02\0B25043\
 Data File : ECD5-02252010.D
 Signal(s) : Signal #1: ECD1A.CH Signal #2: ECD2B.CH
 Acq On : 25 Feb 2020 14:56
 Operator : MJB
 Sample : 0B25043-CAL3
 Misc : A19K128, AB 2 ppb
 ALS Vial : 7 (Sig #1); 0 (Sig #2) Sample Multiplier: 1

Integration File signal 1: PEST1.e
 Integration File signal 2: PEST2.e
 Quant Time: Feb 26 14:45:21 2020
 Quant Method : C:\msdchem\1\methods\ECD5_QUANTPEST_200225.M
 Quant Title : Instrument: DualECD5
 QLast Update : Wed Feb 26 14:42:58 2020
 Response via : Initial Calibration
 Integrator: ChemStation 6890 Scale Mode: Small noise peaks clipped

Volume Inj. : 2uL
 Signal #1 Phase : Rtx-CLPesticides Signal #2 Phase: Rtx-CLPesticides2
 Signal #1 Info : 30m X 0.32mm X 0. Signal #2 Info : 30m X 0.32mm X 0.25um

MJB
2/26/20

Compound	RT#1	RT#2	Resp#1	Resp#2	ng/mL	ng/mL
----------	------	------	--------	--------	-------	-------

System Monitoring Compounds

1) S TCMX (S)	5.460	6.048	439420	687097	2.515	2.790
22) S DCBP (S)	9.662	10.634	360138	384159	2.196	1.900

Target Compounds

2) a-BHC	6.001	6.657	558948	834863	2.233	2.283
3) g-BHC	6.284	6.976	495165	751240	2.247	2.220
4) b-BHC	6.359	7.038	237777	368359	3.246	2.675
5) Heptachlor	6.694	7.352	460866	712528	2.086	2.191
6) d-BHC	6.509	7.295	484609	722490	3.433	2.908
7) Aldrin	6.936	7.619	468839	712936	2.090	1.930
8) Heptachlo...	7.398	8.058	451037	657729	2.132	1.957
9) trans-Chl...	7.493	8.198	449517	659567	2.149	1.966
10) cis-Chlor...	7.590	8.306	442664	631569	2.124	1.936
11) Endosulfa...	7.688	8.357	415164	584625	2.007	1.925
12) 4,4'-DDE	7.648	8.410	433562	626077	2.703	2.230
13) Dieldrin	7.861	8.558	446086	639177	2.053	2.019
14) Endrin	8.026	8.787	320798	435263	1.874	1.889
15) 4,4'-DDD	8.070	8.827	371932	511651	2.895	2.239
16) Endosulfa...	8.183	8.934	375693	527060	2.279	2.225
17) 4,4'-DDT	8.268	9.055	273553	325030	2.693	2.724
18) Endrin Al...	8.474	9.171	385517	532913	2.866	2.527
19) Endosulfa...	8.776	9.362	384470	516495	2.624	2.660
20) Methoxychlor	8.602	9.533	159441	180433	3.077	2.816
21) Endrin Ke...	8.971	9.764	429826	544557	2.263	2.442
23) Hexachlor...	0.000	0.000	0	0	N.D. d	N.D. d
24) Hexachlor...	0.000	0.000	0	0	N.D. d	N.D. d
25) Oxylchlorane	0.000	0.000	0	0	N.D. d	N.D. d
26) 2,4'-DDE	0.000	0.000	0	0	N.D. d	N.D. d
27) trans-Non...	0.000	0.000	0	0	N.D. d	N.D. d
28) 2,4'-DDD	0.000	0.000	0	0	N.D. d	N.D. d

Quantitation Report (QT Reviewed)

Data Path : C:\msdchem\1\data\2020-02\0B25043\
 Data File : ECD5-02252010.D
 Signal(s) : Signal #1: ECD1A.CH Signal #2: ECD2B.CH
 Acq On : 25 Feb 2020 14:56
 Operator : MJB
 Sample : 0B25043-CAL3
 Misc : A19K128, AB 2 ppb
 ALS Vial : 7 (Sig #1); 0 (Sig #2) Sample Multiplier: 1

Integration File signal 1: PEST1.e
 Integration File signal 2: PEST2.e
 Quant Time: Feb 26 14:45:21 2020
 Quant Method : C:\msdchem\1\methods\ECD5_QUANTPEST_200225.M
 Quant Title : Instrument: DualECD5
 QLast Update : Wed Feb 26 14:42:58 2020
 Response via : Initial Calibration
 Integrator: ChemStation 6890 Scale Mode: Small noise peaks clipped

Volume Inj. : 2uL
 Signal #1 Phase : Rtx-CLPesticides Signal #2 Phase: Rtx-CLPesticides2
 Signal #1 Info : 30m X 0.32mm X 0. Signal #2 Info : 30m X 0.32mm X 0.25um

Compound	RT#1	RT#2	Resp#1	Resp#2	ng/mL	ng/mL
29) 2,4'-DDT	0.000	0.000	0	0	N.D. d	N.D. d
30) cis-Nonac...	0.000	0.000	0	0	N.D. d	N.D. d
31) Mirex	0.000	0.000	0	0	N.D. d	N.D. d
32) Chlordane...	0.000	0.000	0	0	N.D. d	N.D. d
33) Chlordane...	0.000	0.000	0	0	N.D. d	N.D. d
34) Chlordane...	0.000	0.000	0	0	N.D. d	N.D. d
35) Chlordane...	0.000	0.000	0	0	N.D. d	N.D. d
36) Toxaphene...	0.000	0.000	0	0	N.D. d	N.D. d
37) Toxaphene...	0.000	0.000	0	0	N.D. d	N.D. d
38) Toxaphene...	0.000	0.000	0	0	N.D. d	N.D. d
39) Toxaphene...	0.000	0.000	0	0	N.D. d	N.D. d
40) Toxaphene...	0.000	0.000	0	0	N.D. d	N.D. d
41) Toxaphene...	0.000	0.000	0	0	N.D. d	N.D. d
42) Toxaphene...	0.000	0.000	0	0	N.D. d	N.D. d

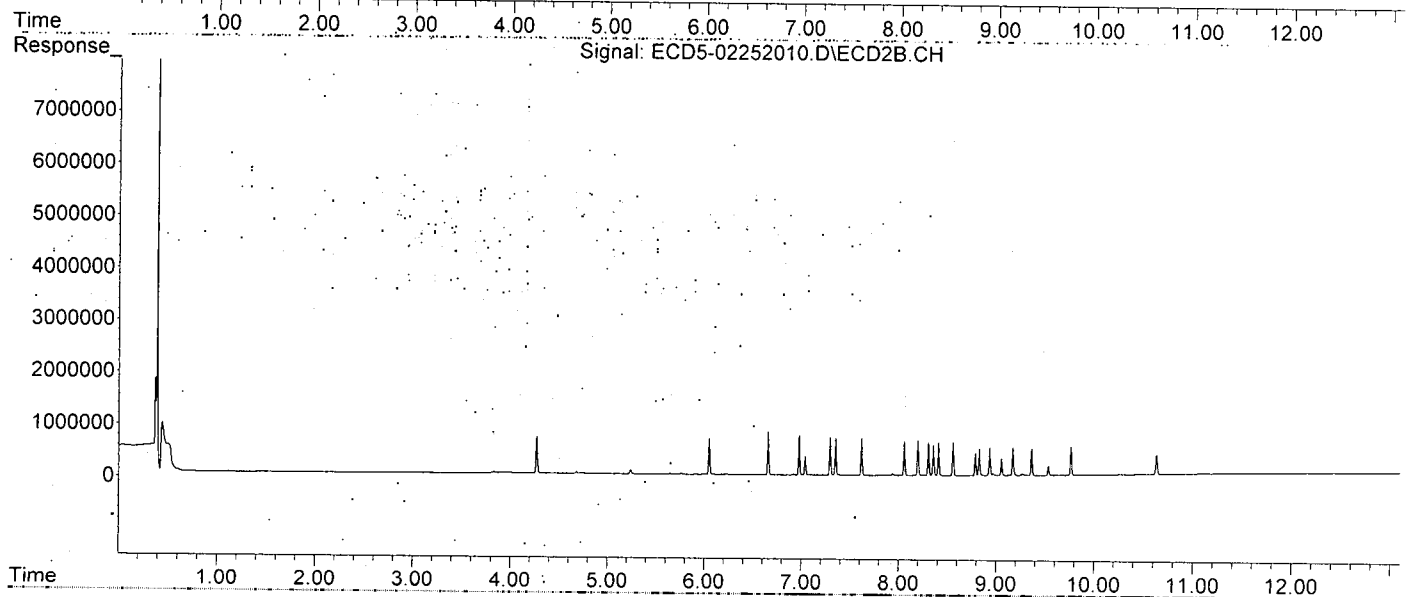
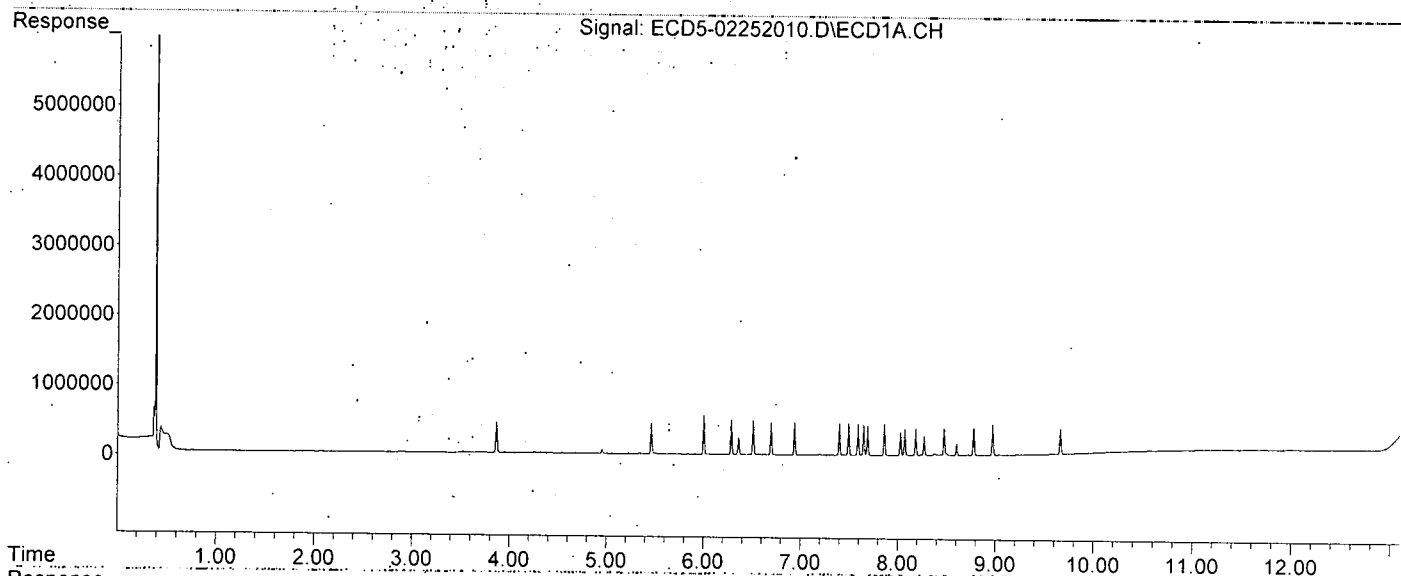
(f)=RT Delta > 1/2 Window (#)=Amounts differ by > 25% (m)=manual int.

Quantitation Report (QT Reviewed)

Data Path : C:\msdchem\1\data\2020-02\0B25043\
Data File : ECD5-02252010.D
Signal(s) : Signal #1: ECD1A.CH Signal #2: ECD2B.CH
Acq On : 25 Feb 2020 14:56
Operator : MJB
Sample : 0B25043-CAL3
Misc : A19K128, AB 2 ppb
ALS Vial : 7 (Sig #1); 0 (Sig #2) Sample Multiplier: 1

Integration File signal 1: PEST1.e
Integration File signal 2: PEST2.e
Quant Time: Feb 26 14:45:21 2020
Quant Method : C:\msdchem\1\methods\ECD5_QUANTPEST_200225.M
Quant Title : Instrument: DualECD5
QLast Update : Wed Feb 26 14:42:58 2020
Response via : Initial Calibration
Integrator: ChemStation 6890 Scale Mode: Small noise peaks clipped

Volume Inj. : 2uL
Signal #1 Phase : Rtx-CLPesticides Signal #2 Phase: Rtx-CLPesticides2
Signal #1 Info : 30m X 0.32mm X 0. Signal #2 Info : 30m X 0.32mm X 0.25um



Quantitation Report (QT Reviewed)

Data Path : C:\msdchem\1\data\2020-02\0B25043\
 Data File : ECD5-02252011.D
 Signal(s) : Signal #1: ECD1A.CH Signal #2: ECD2B.CH
 Acq On : 25 Feb 2020 15:13
 Operator : MJB
 Sample : 0B25043-CAL4
 Misc : A19K130, AB 5 ppb
 ALS Vial : 8 (Sig #1); 0 (Sig #2) Sample Multiplier: 1

Integration File signal 1: PEST1.e
 Integration File signal 2: PEST2.e
 Quant Time: Feb 26 14:46:15 2020
 Quant Method : C:\msdchem\1\methods\ECD5_QUANTPEST_200225.M
 Quant Title : Instrument: DualECD5
 QLast Update : Wed Feb 26 14:42:58 2020
 Response via : Initial Calibration
 Integrator: ChemStation 6890 Scale Mode: Small noise peaks clipped

*MJB
2/26/20*

Volume Inj. : 2uL
 Signal #1 Phase : Rtx-CLPesticides Signal #2 Phase: Rtx-CLPesticides2
 Signal #1 Info : 30m X 0.32mm X 0. Signal #2 Info : 30m X 0.32mm X 0.25um

Compound	RT#1	RT#2	Resp#1	Resp#2	ng/mL	ng/mL
System Monitoring Compounds						
1) S TCMX (S)	5.459	6.048	1003988	1546173	5.746	6.493
22) S DCBP (S)	9.662	10.634	799869	875888	5.204	4.587
Target Compounds						
2) a-BHC	6.000	6.657	1382053	2126700	5.520	5.763
3) g-BHC	6.284	6.975	1227845	1881135	5.573	5.552
4) b-BHC	6.358	7.038	547413	837376	7.540	6.231
5) Heptachlor	6.694	7.352	1111456	1694467	5.031	5.277
6) d-BHC	6.508	7.294	1189174	1729213	8.289	6.505
7) Aldrin	6.936	7.619	1146897	1773714	5.113	4.801
8) Heptachlo...	7.398	8.058	1085253	1574920	5.131	4.685
9) trans-Chl...	7.493	8.198	1077636	1595744	5.151	4.756
10) cis-Chlor...	7.590	8.306	1034851	1507927	4.965	4.623
11) Endosulfa...	7.689	8.357	1014379	1439410	4.905	4.739
12) 4,4'-DDE	7.648	8.410	1084606	1553504	6.790	5.540
13) Dieldrin	7.860	8.558	1130550	1567052	5.204	4.971
14) Endrin	8.026	8.787	781467	1071103	4.565	4.690
15) 4,4'-DDD	8.070	8.827	885705	1267308	6.944	5.590
16) Endosulfa...	8.183	8.934	869870	1217071	5.276	5.237
17) 4,4'-DDT	8.268	9.054	677705	840171	6.263	6.316
18) Endrin Al...	8.474	9.171	790735	1118310	6.154	5.566
19) Endosulfa...	8.776	9.361	816986	1150682	5.756	6.063
20) Methoxychlor	8.602	9.533	348323	439742	6.838	6.461
21) Endrin Ke...	8.971	9.764	979562	1270528	5.158	5.805
23) Hexachlor...	0.000	0.000	0	0	N.D. d	N.D. d
24) Hexachlor...	0.000	0.000	0	0	N.D. d	N.D. d
25) Oxychlorane	0.000	0.000	0	0	N.D. d	N.D. d
26) 2,4'-DDE	0.000	0.000	0	0	N.D. d	N.D. d
27) trans-Non...	0.000	0.000	0	0	N.D. d	N.D. d
28) 2,4'-DDD	0.000	0.000	0	0	N.D. d	N.D. d

Quantitation Report (QT Reviewed)

Data Path : C:\msdchem\1\data\2020-02\0B25043\
 Data File : ECD5-02252011.D
 Signal(s) : Signal #1: ECD1A.CH Signal #2: ECD2B.CH
 Acq On : 25 Feb 2020 15:13
 Operator : MJB
 Sample : 0B25043-CAL4
 Misc : A19K130, AB 5 ppb
 ALS Vial : 8 (Sig #1); 0 (Sig #2) Sample Multiplier: 1

Integration File signal 1: PEST1.e
 Integration File signal 2: PEST2.e
 Quant Time: Feb 26 14:46:15 2020
 Quant Method : C:\msdchem\1\methods\ECD5_QUANTPEST_200225.M
 Quant Title : Instrument: DualECD5
 QLast Update : Wed Feb 26 14:42:58 2020
 Response via : Initial Calibration
 Integrator: ChemStation 6890 Scale Mode: Small noise peaks clipped

Volume Inj. : 2uL
 Signal #1 Phase : Rtx-CLPesticides Signal #2 Phase: Rtx-CLPesticides2
 Signal #1 Info : 30m X 0.32mm X 0. Signal #2 Info : 30m X 0.32mm X 0.25um

Compound	RT#1	RT#2	Resp#1	Resp#2	ng/mL	ng/mL
29) 2,4'-DDT	0.000	0.000	0	0	N.D. d	N.D. d
30) cis-Nonac...	0.000	0.000	0	0	N.D. d	N.D. d
31) Mirex	0.000	0.000	0	0	N.D. d	N.D. d
32) Chlordane...	0.000	0.000	0	0	N.D. d	N.D. d
33) Chlordane...	0.000	0.000	0	0	N.D. d	N.D. d
34) Chlordane...	0.000	0.000	0	0	N.D. d	N.D. d
35) Chlordane...	0.000	0.000	0	0	N.D. d	N.D. d
36) Toxaphene...	0.000	0.000	0	0	N.D. d	N.D. d
37) Toxaphene...	0.000	0.000	0	0	N.D. d	N.D. d
38) Toxaphene...	0.000	0.000	0	0	N.D. d	N.D. d
39) Toxaphene...	0.000	0.000	0	0	N.D. d	N.D. d
40) Toxaphene...	0.000	0.000	0	0	N.D. d	N.D. d
41) Toxaphene...	0.000	0.000	0	0	N.D. d	N.D. d
42) Toxaphene...	0.000	0.000	0	0	N.D. d	N.D. d

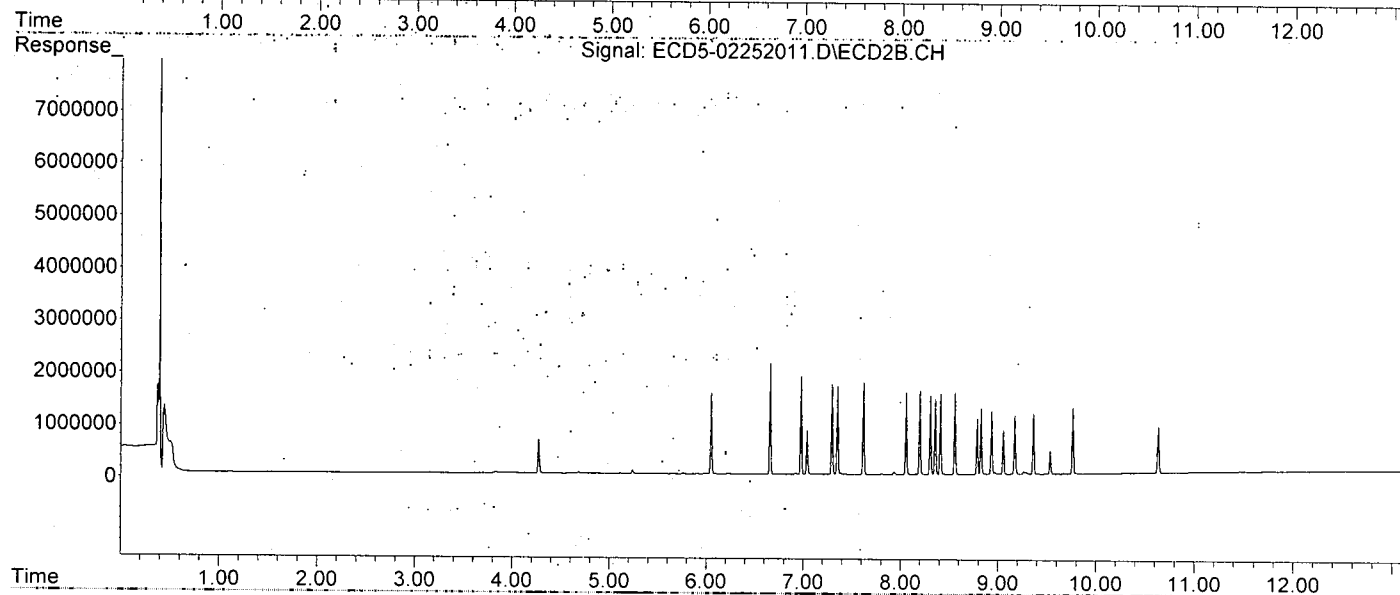
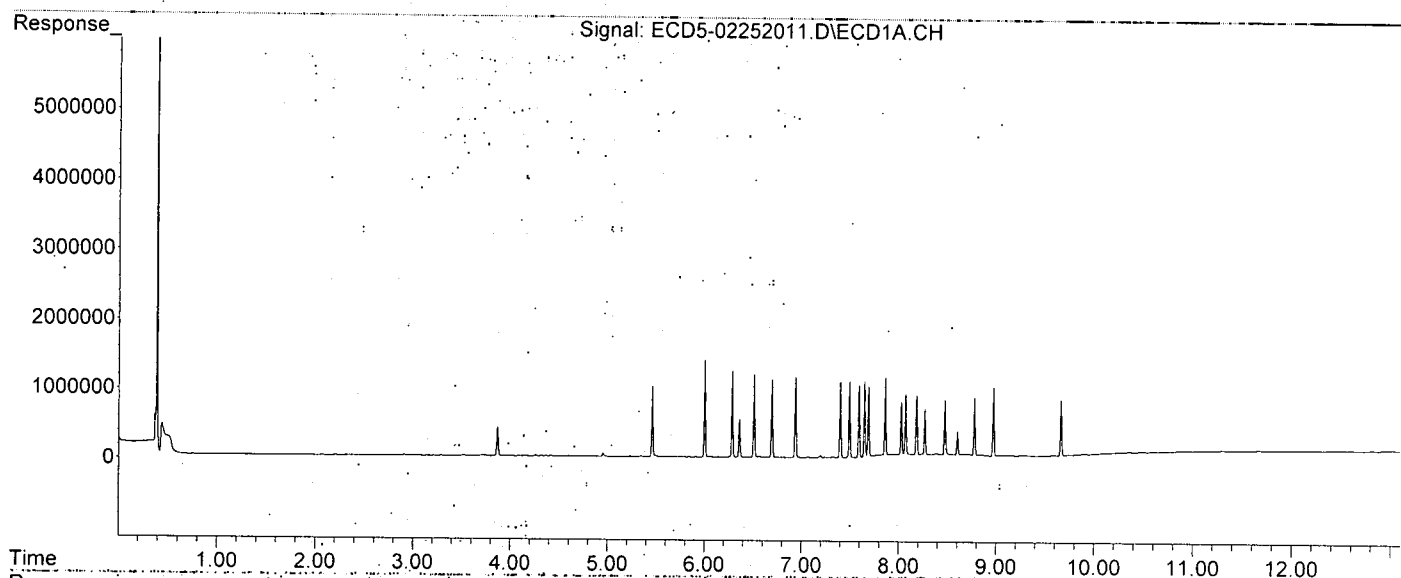
(f)=RT Delta > 1/2 Window (#)=Amounts differ by > 25% (m)=manual int.

Quantitation Report (QT Reviewed)

Data Path : C:\msdchem\1\data\2020-02\0B25043\
Data File : ECD5-02252011.D
Signal(s) : Signal #1: ECD1A.CH Signal #2: ECD2B.CH
Acq On : 25 Feb 2020 15:13
Operator : MJB
Sample : 0B25043-CAL4
Misc : A19K130, AB 5 ppb
ALS Vial : 8 (Sig #1); 0 (Sig #2) Sample Multiplier: 1

Integration File signal 1: PEST1.e
Integration File signal 2: PEST2.e
Quant Time: Feb 26 14:46:15 2020
Quant Method : C:\msdchem\1\methods\ECD5_QUANTPEST_200225.M
Quant Title : Instrument: DualECD5
QLast Update : Wed Feb 26 14:42:58 2020
Response via : Initial Calibration
Integrator: ChemStation 6890 Scale Mode: Small noise peaks clipped

Volume Inj. : 2uL
Signal #1 Phase : Rtx-CLPesticides Signal #2 Phase: Rtx-CLPesticides2
Signal #1 Info : 30m X 0.32mm X 0. Signal #2 Info : 30m X 0.32mm X 0.25um



Quantitation Report (QT Reviewed)

Data Path : C:\msdchem\1\data\2020-02\0B25043\
 Data File : ECD5-02252012.D
 Signal(s) : Signal #1: ECD1A.CH Signal #2: ECD2B.CH
 Acq On : 25 Feb 2020 15:30
 Operator : MJB
 Sample : 0B25043-CAL5
 Misc : A19K131, AB 10 ppb
 ALS Vial : 9 (Sig #1); 0 (Sig #2) Sample Multiplier: 1

Integration File signal 1: PEST1.e
 Integration File signal 2: PEST2.e
 Quant Time: Feb 26 14:46:46 2020
 Quant Method : C:\msdchem\1\methods\ECD5_QUANTPEST_200225.M
 Quant Title : Instrument: DualECD5
 QLast Update : Wed Feb 26 14:42:58 2020
 Response via : Initial Calibration
 Integrator: ChemStation 6890 Scale Mode: Small noise peaks clipped

Volume Inj. : 2uL
 Signal #1 Phase : Rtx-CLPesticides Signal #2 Phase: Rtx-CLPesticides2
 Signal #1 Info : 30m X 0.32mm X 0. Signal #2 Info : 30m X 0.32mm X 0.25um

*MJB
2/26/20*

Compound	RT#1	RT#2	Resp#1	Resp#2	ng/mL	ng/mL
----------	------	------	--------	--------	-------	-------

System Monitoring Compounds

1) S TCMX (S)	5.459	6.048	1998110	3136923	11.435	13.173
22) S DCBP (S)	9.660	10.633	1619015	1782079	10.790	9.501

Target Compounds

2) a-BHC	6.000	6.656	2743087	4275680	10.956	11.426
3) g-BHC	6.283	6.975	2419200	3823021	10.980	11.177
4) b-BHC	6.358	7.037	1084856	1664144	14.819	12.396
5) Heptachlor	6.693	7.351	2236498	3567347	10.124	11.063
6) d-BHC	6.508	7.294	2405210	3730042	16.388	13.449
7) Aldrin	6.935	7.619	2348957	3580406	10.472	9.690
8) Heptachlo...	7.397	8.057	2106338	3225324	9.958	9.595
9) trans-Chl...	7.492	8.197	2156922	3321961	10.309	9.900
10) cis-Chlor...	7.589	8.306	2101531	3145257	10.083	9.642
11) Endosulfa...	7.688	8.356	2002466	2901002	9.682	9.551
12) 4,4'-DDE	7.647	8.409	2207718	3337927	13.711	11.782
13) Dieldrin	7.859	8.558	2231423	3243846	10.272	10.242
14) Endrin	8.025	8.786	1583671	2199983	9.251	9.585
15) 4,4'-DDD	8.069	8.826	1845969	2702397	14.352	11.817
16) Endosulfa...	8.182	8.933	1754678	2495237	10.643	10.725
17) 4,4'-DDT	8.267	9.054	1457724	1849882	12.964	13.030
18) Endrin Al...	8.472	9.170	1552434	2212372	12.288	11.169
19) Endosulfa...	8.775	9.361	1704127	2341971	12.118	12.287
20) Methoxychlor	8.601	9.533	720753	944530	14.032	13.264
21) Endrin Ke...	8.969	9.763	1963488	2578653	10.339	11.736
23) Hexachlor...	0.000	0.000	0	0	N.D. d	N.D. d
24) Hexachlor...	0.000	0.000	0	0	N.D. d	N.D. d
25) Oxychlordane	0.000	0.000	0	0	N.D. d	N.D. d
26) 2,4'-DDE	0.000	0.000	0	0	N.D. d	N.D. d
27) trans-Non...	0.000	0.000	0	0	N.D. d	N.D. d
28) 2,4'-DDD	0.000	0.000	0	0	N.D. d	N.D. d

Quantitation Report (QT Reviewed)

Data Path : C:\msdchem\1\data\2020-02\0B25043\
 Data File : ECD5-02252012.D
 Signal(s) : Signal #1: ECD1A.CH Signal #2: ECD2B.CH
 Acq On : 25 Feb 2020 15:30
 Operator : MJB
 Sample : 0B25043-CAL5
 Misc : A19K131, AB 10 ppb
 ALS Vial : 9 (Sig #1); 0 (Sig #2) Sample Multiplier: 1

Integration File signal 1: PEST1.e
 Integration File signal 2: PEST2.e
 Quant Time: Feb 26 14:46:46 2020
 Quant Method : C:\msdchem\1\methods\ECD5_QUANTPEST_200225.M
 Quant Title : Instrument: DualECD5
 QLast Update : Wed Feb 26 14:42:58 2020
 Response via : Initial Calibration
 Integrator: ChemStation 6890 Scale Mode: Small noise peaks clipped

Volume Inj. : 2uL
 Signal #1 Phase : Rtx-CLPesticides Signal #2 Phase: Rtx-CLPesticides2
 Signal #1 Info : 30m X 0.32mm X 0. Signal #2 Info : 30m X 0.32mm X 0.25um

Compound	RT#1	RT#2	Resp#1	Resp#2	ng/mL	ng/mL
29) 2,4'-DDT	0.000	0.000	0	0	N.D. d	N.D. d
30) cis-Nonac...	0.000	0.000	0	0	N.D. d	N.D. d
31) Mirex	0.000	0.000	0	0	N.D. d	N.D. d
32) Chlordane...	0.000	0.000	0	0	N.D. d	N.D. d
33) Chlordane...	0.000	0.000	0	0	N.D. d	N.D. d
34) Chlordane...	0.000	0.000	0	0	N.D. d	N.D. d
35) Chlordane...	0.000	0.000	0	0	N.D. d	N.D. d
36) Toxaphene...	0.000	0.000	0	0	N.D. d	N.D. d
37) Toxaphene...	0.000	0.000	0	0	N.D. d	N.D. d
38) Toxaphene...	0.000	0.000	0	0	N.D. d	N.D. d
39) Toxaphene...	0.000	0.000	0	0	N.D. d	N.D. d
40) Toxaphene...	0.000	0.000	0	0	N.D. d	N.D. d
41) Toxaphene...	0.000	0.000	0	0	N.D. d	N.D. d
42) Toxaphene...	0.000	0.000	0	0	N.D. d	N.D. d

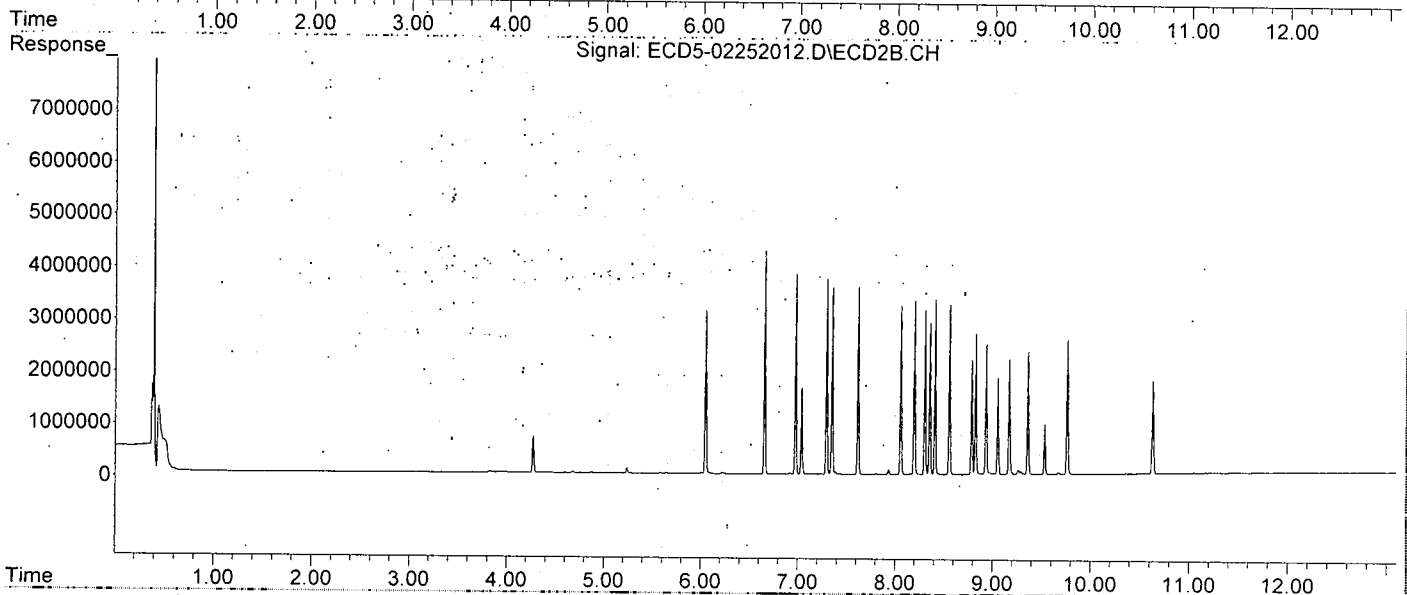
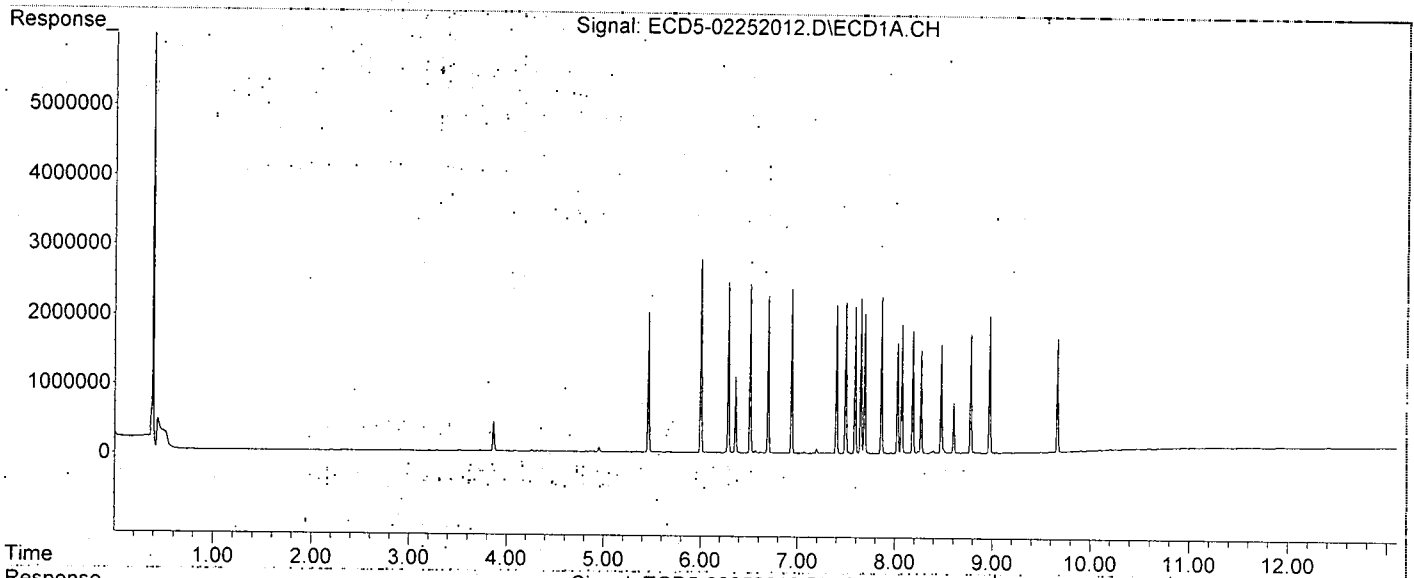
(f)=RT Delta > 1/2 Window (#)=Amounts differ by > 25% (m)=manual int.

Quantitation Report (QT Reviewed)

Data Path : C:\msdchem\1\data\2020-02\0B25043\
Data File : ECD5-02252012.D
Signal(s) : Signal #1: ECD1A.CH Signal #2: ECD2B.CH
Acq On : 25 Feb 2020 15:30
Operator : MJB
Sample : 0B25043-CAL5
Misc : A19K131, AB 10 ppb
ALS Vial : 9 (Sig #1); 0 (Sig #2) Sample Multiplier: 1

Integration File signal 1: PEST1.e
Integration File signal 2: PEST2.e
Quant Time: Feb 26 14:46:46 2020
Quant Method : C:\msdchem\1\methods\ECD5_QUANTPEST_200225.M
Quant Title : Instrument: DualECD5
QLast Update : Wed Feb 26 14:42:58 2020
Response via : Initial Calibration
Integrator: ChemStation 6890 Scale Mode: Small noise peaks clipped

Volume Inj. : 2uL
Signal #1 Phase : Rtx-CLPesticides Signal #2 Phase: Rtx-CLPesticides2
Signal #1 Info : 30m X 0.32mm X 0. Signal #2 Info : 30m X 0.32mm X 0.25um



Quantitation Report (QT Reviewed)

Data Path : C:\msdchem\1\data\2020-02\0B25043\
 Data File : ECD5-02252013.D
 Signal(s) : Signal #1: ECD1A.CH Signal #2: ECD2B.CH
 Acq On : 25 Feb 2020 15:47
 Operator : MJB
 Sample : 0B25043-CAL6
 Misc : A19K132, AB 25 ppb
 ALS Vial : 10 (Sig #1); 0 (Sig #2) Sample Multiplier: 1

Integration File signal 1: PEST1.e
 Integration File signal 2: PEST2.e
 Quant Time: Feb 26 14:47:17 2020
 Quant Method : C:\msdchem\1\methods\ECD5_QUANTPEST_200225.M
 Quant Title : Instrument: DualECD5
 QLast Update : Wed Feb 26 14:42:58 2020
 Response via : Initial Calibration
 Integrator: ChemStation 6890 Scale Mode: Small noise peaks clipped

MJB
2/26/20

Volume Inj. : 2uL
 Signal #1 Phase : Rtx-CLPesticides Signal #2 Phase: Rtx-CLPesticides2
 Signal #1 Info : 30m X 0.32mm X 0. Signal #2 Info : 30m X 0.32mm X 0.25um

Compound	RT#1	RT#2	Resp#1	Resp#2	ng/mL	ng/mL
----------	------	------	--------	--------	-------	-------

System Monitoring Compounds

1) S TCMX (S)	5.459	6.048	4871536	7818668	27.879	31.668
22) S DCBP (S)	9.661	10.633	3610372	4340907	24.277	23.110

Target Compounds

2) a-BHC	6.000	6.656	6884847	11048670	27.499	28.364
3) g-BHC	6.283	6.975	5970280	9675514	27.098	27.431
4) b-BHC	6.357	7.037	2499762	3993135	33.050	29.109
5) Heptachlor	6.693	7.352	5347547	8492275	24.207	25.708
6) d-BHC	6.507	7.294	5689190	8941211	36.757	30.433
7) Aldrin	6.935	7.619	5742951	9148985	25.602	24.762
8) Heptachlo...	7.397	8.057	5260106	7997772	24.868	23.791
9) trans-Chl...	7.492	8.197	5366296	8352508	25.649	24.893
10) cis-Chlor...	7.589	8.305	5066990	7833062	24.310	24.014
11) Endosulfa...	7.688	8.356	4717875	7248567	22.811	23.864
12) 4,4'-DDE	7.647	8.409	5348124	8455231	32.272	28.866
13) Dieldrin	7.859	8.558	5269648	8227724	24.257	25.468
14) Endrin	8.025	8.786	3796982	5486337	22.179	23.307
15) 4,4'-DDD	8.069	8.826	4106399	6277761	31.049	26.635
16) Endosulfa...	8.182	8.933	3837705	5738244	23.277	24.162
17) 4,4'-DDT	8.267	9.054	3331009	4632719	28.167	29.761
18) Endrin Al...	8.472	9.170	3455529	5038314	27.354	25.210
19) Endosulfa...	8.775	9.360	3605036	5180877	25.481	26.340
20) Methoxychlor	8.601	9.532	1638952	2187472	30.686	28.666
21) Endrin Ke...	8.970	9.763	4404291	5980624	23.191	26.465
23) Hexachlor...	0.000	0.000	0	0	N.D. d	N.D. d
24) Hexachlor...	0.000	0.000	0	0	N.D. d	N.D. d
25) Oxychlorane	0.000	0.000	0	0	N.D. d	N.D. d
26) 2,4'-DDE	0.000	0.000	0	0	N.D. d	N.D. d
27) trans-Non...	0.000	0.000	0	0	N.D. d	N.D. d
28) 2,4'-DDD	0.000	0.000	0	0	N.D. d	N.D. d

Quantitation Report (QT Reviewed)

Data Path : C:\msdchem\1\data\2020-02\0B25043\
 Data File : ECD5-02252013.D
 Signal(s) : Signal #1: ECD1A.CH Signal #2: ECD2B.CH
 Acq On : 25 Feb 2020 15:47
 Operator : MJB
 Sample : 0B25043-CAL6
 Misc : A19K132, AB 25 ppb
 ALS Vial : 10 (Sig #1); 0 (Sig #2) Sample Multiplier: 1

Integration File signal 1: PEST1.e
 Integration File signal 2: PEST2.e
 Quant Time: Feb 26 14:47:17 2020
 Quant Method : C:\msdchem\1\methods\ECD5_QUANTPEST_200225.M
 Quant Title : Instrument: DualECD5
 QLast Update : Wed Feb 26 14:42:58 2020
 Response via : Initial Calibration
 Integrator: ChemStation 6890 Scale Mode: Small noise peaks clipped

Volume Inj. : 2uL
 Signal #1 Phase : Rtx-CLPesticides Signal #2 Phase: Rtx-CLPesticides2
 Signal #1 Info : 30m X 0.32mm X 0. Signal #2 Info : 30m X 0.32mm X 0.25um.

Compound	RT#1	RT#2	Resp#1	Resp#2	ng/mL	ng/mL
29) 2,4'-DDT	0.000	0.000	0	0	N.D. d	N.D. d
30) cis-Nonac...	0.000	0.000	0	0	N.D. d	N.D. d
31) Mirex	0.000	0.000	0	0	N.D. d	N.D. d
32) Chlordane...	0.000	0.000	0	0	N.D. d	N.D. d
33) Chlordane...	0.000	0.000	0	0	N.D. d	N.D. d
34) Chlordane...	0.000	0.000	0	0	N.D. d	N.D. d
35) Chlordane...	0.000	0.000	0	0	N.D. d	N.D. d
36) Toxaphene...	0.000	0.000	0	0	N.D. d	N.D. d
37) Toxaphene...	0.000	0.000	0	0	N.D. d	N.D. d
38) Toxaphene...	0.000	0.000	0	0	N.D. d	N.D. d
39) Toxaphene...	0.000	0.000	0	0	N.D. d	N.D. d
40) Toxaphene...	0.000	0.000	0	0	N.D. d	N.D. d
41) Toxaphene...	0.000	0.000	0	0	N.D. d	N.D. d
42) Toxaphene...	0.000	0.000	0	0	N.D. d	N.D. d

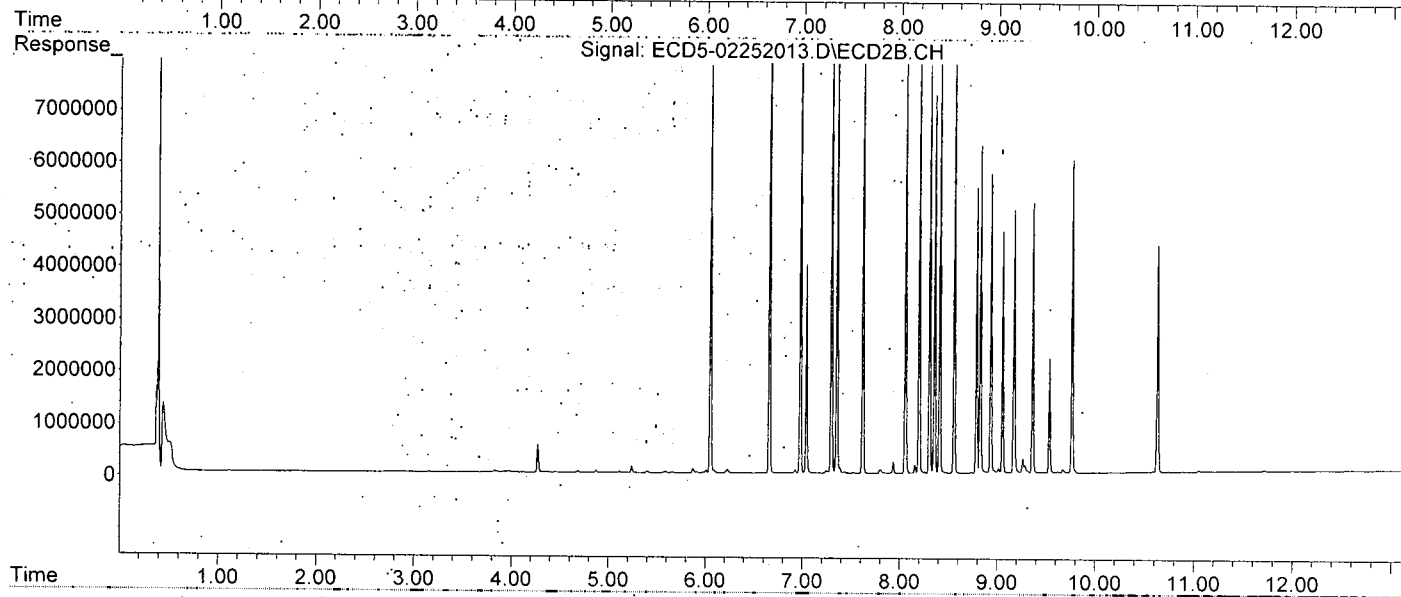
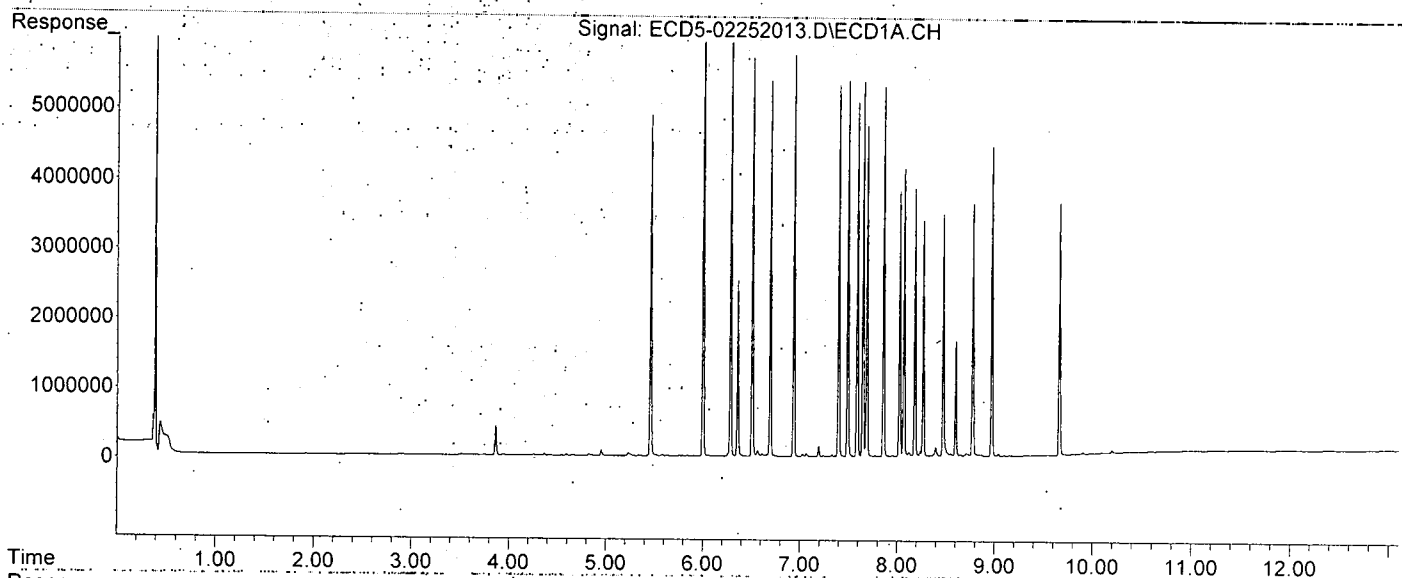
(f)=RT Delta > 1/2 Window (#)=Amounts differ by > 25% (m)=manual int.

Quantitation Report (QT Reviewed)

Data Path : C:\msdchem\1\data\2020-02\0B25043\
Data File : ECD5-02252013.D
Signal(s) : Signal #1: ECD1A.CH Signal #2: ECD2B.CH
Acq On : 25 Feb 2020 15:47
Operator : MJB
Sample : 0B25043-CAL6
Misc : A19K132, AB 25 ppb
ALS Vial : 10 (Sig #1); 0 (Sig #2) Sample Multiplier: 1

Integration File signal 1: PEST1.e
Integration File signal 2: PEST2.e
Quant Time: Feb 26 14:47:17 2020
Quant Method : C:\msdchem\1\methods\ECD5_QUANTPEST_200225.M
Quant Title : Instrument: DualECD5
QLast Update : Wed Feb 26 14:42:58 2020
Response via : Initial Calibration
Integrator: ChemStation 6890 Scale Mode: Small noise peaks clipped

Volume Inj. : 2uL
Signal #1 Phase : Rtx-CLPesticides Signal #2 Phase: Rtx-CLPesticides2
Signal #1 Info : 30m X 0.32mm X 0. Signal #2 Info : 30m X 0.32mm X 0.25um



Quantitation Report (QT Reviewed)

Data Path : C:\msdchem\1\data\2020-02\0B25043\
 Data File : ECD5-02252014.D
 Signal(s) : Signal #1: ECD1A.CH Signal #2: ECD2B.CH
 Acq On : 25 Feb 2020 16:05
 Operator : MJB
 Sample : 0B25043-CAL7
 Misc : A19K133, AB 50 ppb
 ALS Vial : 11 (Sig #1); 0 (Sig #2) Sample Multiplier: 1

Integration File signal 1: PEST1.e
 Integration File signal 2: PEST2.e
 Quant Time: Feb 26 14:41:18 2020
 Quant Method : C:\msdchem\1\methods\ECD5_QUANTPEST_200225.M
 Quant Title : Instrument: DualECD5
 QLast Update : Tue Feb 04 18:01:02.2020
 Response via : Initial Calibration
 Integrator: ChemStation 6890 Scale Mode: Small noise peaks clipped

Volume Inj. : 2uL
 Signal #1 Phase : Rtx-CLPesticides Signal #2 Phase: Rtx-CLPesticides2
 Signal #1 Info : 30m X 0.32mm X 0. Signal #2 Info : 30m X 0.32mm X 0.25um

*MJB
2/26/20*

Compound	RT#1	RT#2	Resp#1	Resp#2	ng/mL	ng/mL
----------	------	------	--------	--------	-------	-------

System Monitoring Compounds

1) S TCMX (S)	5.459	6.047	10731650	17822263	61.417	66.769
22) S DCBP (S)	9.660	10.633	8305607	9791773	55.571	50.918

Target Compounds

2) a-BHC	5.999	6.656	15209025	25650670	60.748	61.197
3) g-BHC	6.282	6.975	13363469	22622161	60.653	60.340
4) b-BHC	6.356	7.037	5581996	9127826	69.043	63.121
5) Heptachlor	6.692	7.351	12085740	19987480	54.709	57.221
6) d-BHC	6.507	7.293	12889590	21243835	75.812	65.817
7) Aldrin	6.934	7.618	12716308	20698030	56.690	56.019
8) Heptachlo...	7.396	8.057	11335290	18112331	53.590	53.880
9) trans-Chl...	7.490	8.197	11763747	19071430	56.227	56.838
10) cis-Chlor...	7.588	8.305	11462285	17623386	54.994	54.028
11) Endosulfa...	7.686	8.356	10328433	16390492	49.938	53.962
12) 4,4'-DDE	7.646	8.409	12232629	18984564	69.618	60.926
13) Dieldrin	7.858	8.558	11964598	18957252	55.075	56.290
14) Endrin	8.024	8.786	8611621	12598924	50.303	50.759
15) 4,4'-DDD	8.068	8.826	9813457	15132504	69.472	59.913
16) Endosulfa...	8.181	8.933	8825451	13529606	53.530	54.041
17) 4,4'-DDT	8.266	9.054	8101008	11817676	62.565	65.351
18) Endrin Al...	8.472	9.170	7801382	12137225	60.486	58.129
19) Endosulfa...	8.774	9.360	8174428	12031401	56.255	56.751
20) Methoxychlor	8.600	9.532	3829989	5539365	65.773	63.772
21) Endrin Ke...	8.969	9.763	9941349	14032758	52.346	58.118
23) Hexachlor...	0.000	0.000	0	0	N.D. d	N.D. d
24) Hexachlor...	0.000	0.000	0	0	N.D. d	N.D. d
25) Oxychlorane	0.000	0.000	0	0	N.D. d	N.D. d
26) 2,4'-DDE	0.000	0.000	0	0	N.D. d	N.D. d
27) trans-Non...	0.000	0.000	0	0	N.D. d	N.D. d
28) 2,4'-DDD	0.000	0.000	0	0	N.D. d	N.D. d

Quantitation Report (QT Reviewed)

Data Path : C:\msdchem\1\data\2020-02\0B25043\
 Data File : ECD5-02252014.D
 Signal(s) : Signal #1: ECD1A.CH Signal #2: ECD2B.CH
 Acq On : 25 Feb 2020 16:05
 Operator : MJB
 Sample : 0B25043-CAL7
 Misc : A19K133, AB 50 ppb
 ALS Vial : 11 (Sig #1); 0 (Sig #2) Sample Multiplier: 1

Integration File signal 1: PEST1.e
 Integration File signal 2: PEST2.e
 Quant Time: Feb 26 14:41:18 2020
 Quant Method : C:\msdchem\1\methods\ECD5_QUANTPEST_200225.M
 Quant Title : Instrument: DualECD5
 QLast Update : Tue Feb 04 18:01:02 2020
 Response via : Initial Calibration
 Integrator: ChemStation 6890 Scale Mode: Small noise peaks clipped

Volume Inj. : 2uL
 Signal #1 Phase : Rtx-CLPesticides Signal #2 Phase: Rtx-CLPesticides2
 Signal #1 Info : 30m X 0.32mm X 0. Signal #2 Info : 30m X 0.32mm X 0.25um

	Compound	RT#1	RT#2	Resp#1	Resp#2	ng/mL	ng/mL
29)	2,4'-DDT	0.000	0.000	0	0	N.D. d	N.D. d
30)	cis-Nonac...	0.000	0.000	0	0	N.D. d	N.D. d
31)	Mirex	0.000	0.000	0	0	N.D. d	N.D. d
32)	Chlordane...	0.000	0.000	0	0	N.D. d	N.D. d
33)	Chlordane...	0.000	0.000	0	0	N.D. d	N.D. d
34)	Chlordane...	0.000	0.000	0	0	N.D. d	N.D. d
35)	Chlordane...	0.000	0.000	0	0	N.D. d	N.D. d
36)	Toxaphene...	0.000	0.000	0	0	N.D. d	N.D. d
37)	Toxaphene...	0.000	0.000	0	0	N.D. d	N.D. d
38)	Toxaphene...	0.000	0.000	0	0	N.D. d	N.D. d
39)	Toxaphene...	0.000	0.000	0	0	N.D. d	N.D. d
40)	Toxaphene...	0.000	0.000	0	0	N.D. d	N.D. d
41)	Toxaphene...	0.000	0.000	0	0	N.D. d	N.D. d
42)	Toxaphene...	0.000	0.000	0	0	N.D. d	N.D. d

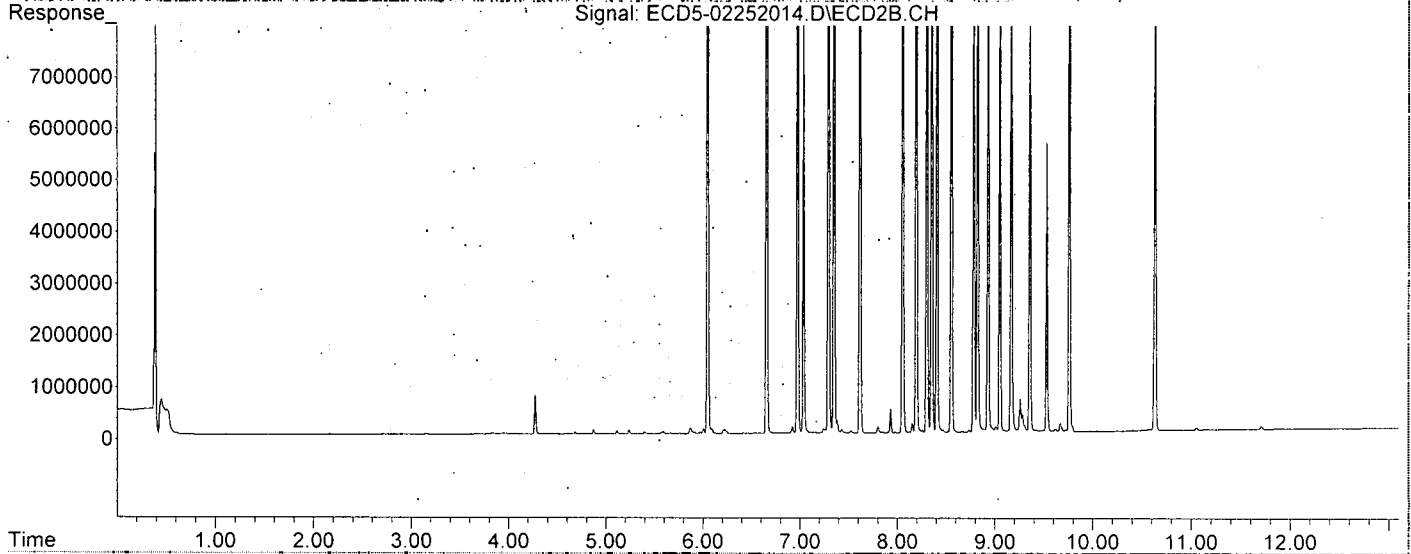
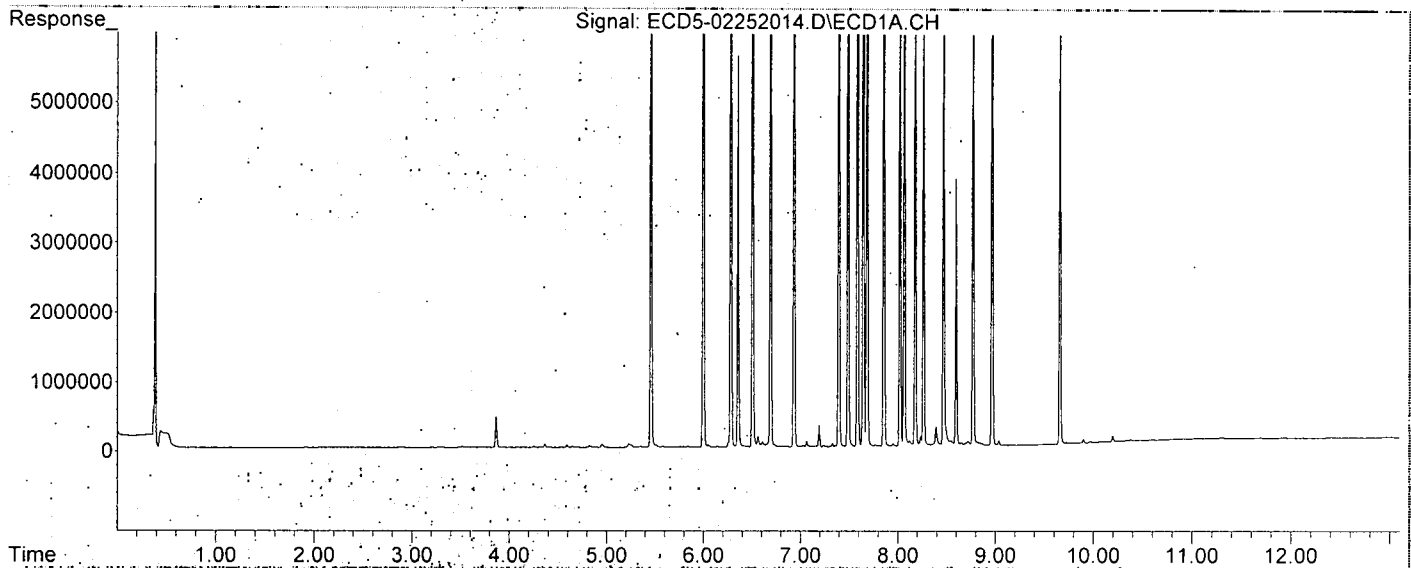
(f)=RT Delta > 1/2 Window (#)=Amounts differ by > 25% (m)=manual int.

Quantitation Report (QT Reviewed)

Data Path : C:\msdchem\1\data\2020-02\0B25043\
Data File : ECD5-02252014.D
Signal(s) : Signal #1: ECD1A.CH Signal #2: ECD2B.CH
Acq On : 25 Feb 2020 16:05
Operator : MJB
Sample : 0B25043-CAL7
Misc : A19K133, AB 50 ppb
ALS Vial : 11 (Sig #1); 0 (Sig #2) Sample Multiplier: 1

Integration File signal 1: PEST1.e
Integration File signal 2: PEST2.e
Quant Time: Feb 26 14:41:18 2020
Quant Method : C:\msdchem\1\methods\ECD5_QUANTPEST_200225.M
Quant Title : Instrument: DualECD5
QLast Update : Tue Feb 04 18:01:02 2020
Response via : Initial Calibration
Integrator: ChemStation 6890 Scale Mode: Small noise peaks clipped

Volume Inj. : 2uL
Signal #1 Phase : Rtx-CLPesticides Signal #2 Phase: Rtx-CLPesticides2
Signal #1 Info : 30m X 0.32mm X 0. Signal #2 Info : 30m X 0.32mm X 0.25um



Quantitation Report (QT Reviewed)

Data Path : C:\msdchem\1\data\2020-02\0B25043\
 Data File : ECD5-02252015.D
 Signal(s) : Signal #1: ECD1A.CH Signal #2: ECD2B.CH
 Acq On : 25 Feb 2020 16:22
 Operator : MJB
 Sample : 0B25043-CAL8
 Misc : A19K134, AB 100 ppb
 ALS Vial : 12 (Sig #1); 0 (Sig #2) Sample Multiplier: 1

Integration File signal 1: PEST1.e
 Integration File signal 2: PEST2.e
 Quant Time: Feb 26 14:47:52 2020
 Quant Method : C:\msdchem\1\methods\ECD5_QUANTPEST_200225.M
 Quant Title : Instrument: DualECD5
 QLast Update : Wed Feb 26 14:42:58 2020
 Response via : Initial Calibration
 Integrator: ChemStation 6890 Scale Mode: Small noise peaks clipped

MJB 2/26/20

Volume Inj. : 2uL
 Signal #1 Phase : Rtx-CLPesticides Signal #2 Phase: Rtx-CLPesticides2
 Signal #1 Info : 30m X 0.32mm X 0. Signal #2 Info : 30m X 0.32mm X 0.25um

Compound	RT#1	RT#2	Resp#1	Resp#2	ng/mL	ng/mL
----------	------	------	--------	--------	-------	-------

System Monitoring Compounds

1) S TCMX (S)	5.459	6.048	21812121	37410091	124.829	124.363
22) S DCBP (S)	9.660	10.633	16911120	20337985	111.214	100.891

Target Compounds

2) a-BHC	6.000	6.657	30891885	54162670	123.388	115.664
3) g-BHC	6.283	6.976	26681791	46224455	121.102	112.649
4) b-BHC	6.357	7.037	11148406	18765906	125.121	119.281
5) Heptachlor	6.692	7.352	24700924	42307878	111.815	110.718
6) d-BHC	6.507	7.294	25693757	45122745	133.483	122.711
7) Aldrin	6.934	7.619	25784012	42911687	114.946	116.141
8) Heptachlo...	7.396	8.057	23172462	38728026	109.553	115.206
9) trans-Chl...	7.490	8.198	23799233	39546171	113.753	117.857
10) cis-Chlor...	7.588	8.305	22990765	37388226	110.305	114.621
11) Endosulfa...	7.686	8.356	21108336	34479924	102.059	113.518
12) 4,4'-DDE	7.646	8.410	24348815	40494676	127.285	117.457
13) Dieldrin	7.858	8.558	24355805	40207008	112.114	111.229
14) Endrin	8.024	8.786	18020248	27530939	105.261	101.180
15) 4,4'-DDD	8.068	8.826	20044187	32957325	128.988	116.926
16) Endosulfa...	8.180	8.933	18165481	29366432	110.181	107.190
17) 4,4'-DDT	8.266	9.054	16871387	25957678	115.444	119.187
18) Endrin Al...	8.471	9.170	16057739	25571934	119.284	113.492
19) Endosulfa...	8.774	9.361	17053641	25984775	111.525	108.744
20) Methoxychlor	8.600	9.533	8280893	12207611	124.566	118.532
21) Endrin Ke...	8.969	9.764	21026565	30840298	110.716	114.373
23) Hexachlor...	0.000	0.000	0	0	N.D. d	N.D. d
24) Hexachlor...	0.000	0.000	0	0	N.D. d	N.D. d
25) Oxychlorane	0.000	0.000	0	0	N.D. d	N.D. d
26) 2,4'-DDE	0.000	0.000	0	0	N.D. d	N.D. d
27) trans-Non...	0.000	0.000	0	0	N.D. d	N.D. d
28) 2,4'-DDD	0.000	0.000	0	0	N.D. d	N.D. d

Quantitation Report (QT Reviewed)

Data Path : C:\msdchem\1\data\2020-02\0B25043\
 Data File : ECD5-02252015.D
 Signal(s) : Signal #1: ECD1A.CH Signal #2: ECD2B.CH
 Acq On : 25 Feb 2020 16:22
 Operator : MJB
 Sample : 0B25043-CAL8
 Misc : A19K134, AB 100 ppb
 ALS Vial : 12 (Sig #1); 0 (Sig #2) Sample Multiplier: 1

Integration File signal 1: PEST1.e
 Integration File signal 2: PEST2.e
 Quant Time: Feb 26 14:47:52 2020
 Quant Method : C:\msdchem\1\methods\ECD5_QUANTPEST_200225.M
 Quant Title : Instrument: DualECD5
 QLast Update : Wed Feb 26 14:42:58 2020
 Response via : Initial Calibration
 Integrator: ChemStation 6890 Scale Mode: Small noise peaks clipped

Volume Inj. : 2uL
 Signal #1 Phase : Rtx-CLPesticides Signal #2 Phase: Rtx-CLPesticides2
 Signal #1 Info : 30m X 0.32mm X 0. Signal #2 Info : 30m X 0.32mm X 0.25um

	Compound	RT#1	RT#2	Resp#1	Resp#2	ng/mL	ng/mL
29)	2,4'-DDT	0.000	0.000	0	0	N.D. d	N.D. d
30)	cis-Nonac...	0.000	0.000	0	0	N.D. d	N.D. d
31)	Mirex	0.000	0.000	0	0	N.D. d	N.D. d
32)	Chlordane...	0.000	0.000	0	0	N.D. d	N.D. d
33)	Chlordane...	0.000	0.000	0	0	N.D. d	N.D. d
34)	Chlordane...	0.000	0.000	0	0	N.D. d	N.D. d
35)	Chlordane...	0.000	0.000	0	0	N.D. d	N.D. d
36)	Toxaphene...	0.000	0.000	0	0	N.D. d	N.D. d
37)	Toxaphene...	0.000	0.000	0	0	N.D. d	N.D. d
38)	Toxaphene...	0.000	0.000	0	0	N.D. d	N.D. d
39)	Toxaphene...	0.000	0.000	0	0	N.D. d	N.D. d
40)	Toxaphene...	0.000	0.000	0	0	N.D. d	N.D. d
41)	Toxaphene...	0.000	0.000	0	0	N.D. d	N.D. d
42)	Toxaphene...	0.000	0.000	0	0	N.D. d	N.D. d

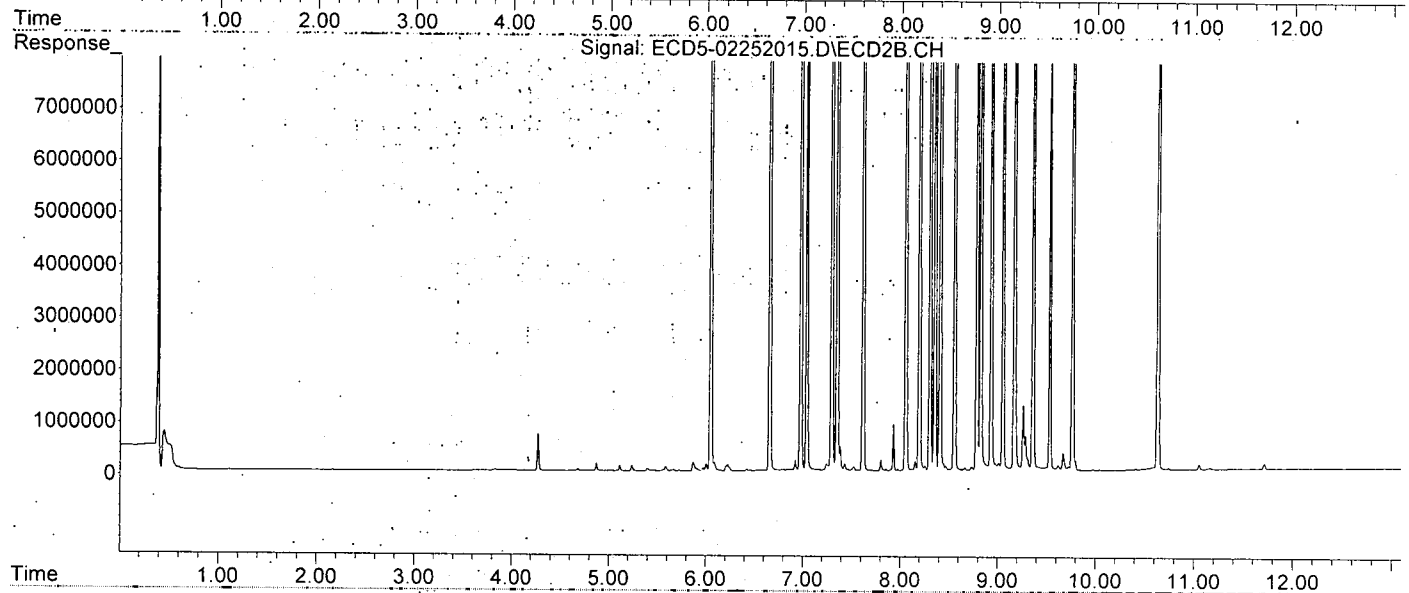
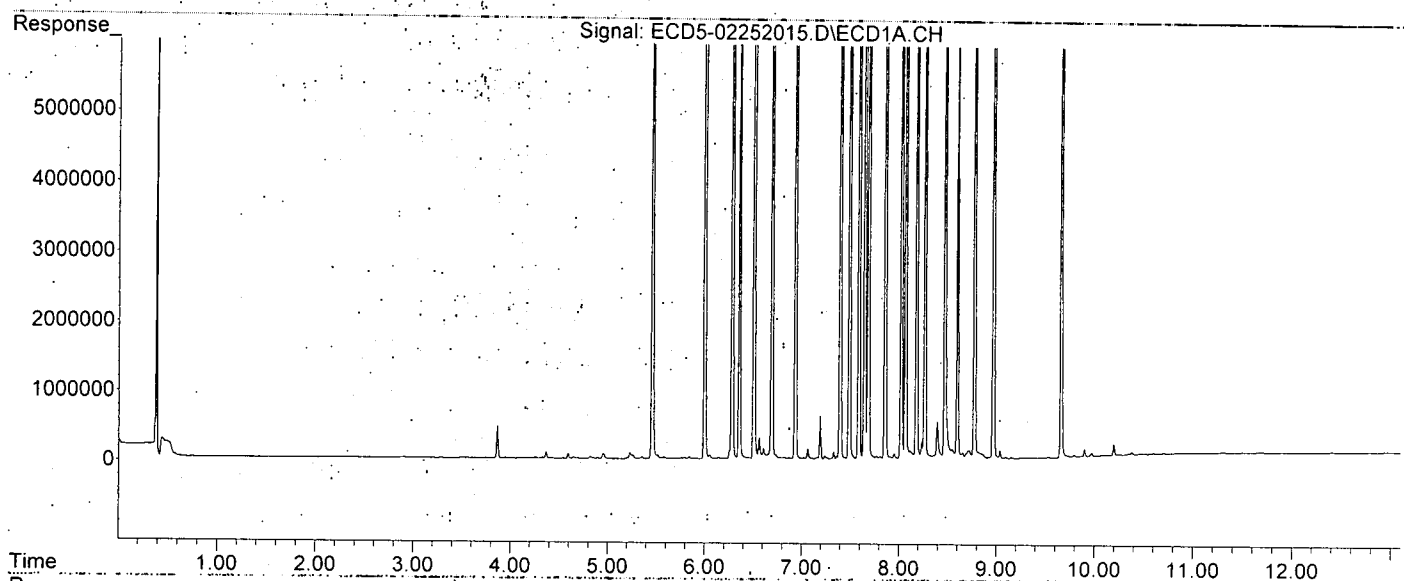
(f)=RT Delta > 1/2 Window (#)=Amounts differ by > 25% (m)=manual int.

Quantitation Report (QT Reviewed)

Data Path : C:\msdchem\1\data\2020-02\0B25043\
Data File : ECD5-02252015.D
Signal(s) : Signal #1: ECD1A.CH Signal #2: ECD2B.CH
Acq On : 25 Feb 2020 16:22
Operator : MJB
Sample : 0B25043-CAL8
Misc : A19K134, AB 100 ppb
ALS Vial : 12 (Sig #1); 0 (Sig #2) Sample Multiplier: 1

Integration File signal 1: PEST1.e
Integration File signal 2: PEST2.e
Quant Time: Feb 26 14:47:52 2020
Quant Method : C:\msdchem\1\methods\ECD5_QUANTPEST_200225.M
Quant Title : Instrument: DualECD5
QLast Update : Wed Feb 26 14:42:58 2020
Response via : Initial Calibration
Integrator: ChemStation 6890 Scale Mode: Small noise peaks clipped

Volume Inj. : 2uL
Signal #1 Phase : Rtx-CLPesticides Signal #2 Phase: Rtx-CLPesticides2
Signal #1 Info : 30m X 0.32mm X 0. Signal #2 Info : 30m X 0.32mm X 0.25um



Quantitation Report (QT Reviewed)

Data Path : C:\msdchem\1\data\2020-02\0B25043\
 Data File : ECD5-02252016.D
 Signal(s) : Signal #1: ECD1A.CH Signal #2: ECD2B.CH
 Acq On : 25 Feb 2020 16:39
 Operator : MJB
 Sample : 0B25043-CAL9
 Misc : A19K126, AB 200 ppb
 ALS Vial : 13 (Sig #1); 0 (Sig #2) Sample Multiplier: 1

Integration File signal 1: PEST1.e
 Integration File signal 2: PEST2.e
 Quant Time: Feb 26 14:48:23 2020
 Quant Method : C:\msdchem\1\methods\ECD5_QUANTPEST_200225.M
 Quant Title : Instrument: DualECD5
 QLast Update : Wed Feb 26 14:42:58 2020
 Response via : Initial Calibration
 Integrator: ChemStation 6890 Scale Mode: Small noise peaks clipped

MJB
2/26/20

Volume Inj. : 2uL
 Signal #1 Phase : Rtx-CLPesticides Signal #2 Phase: Rtx-CLPesticides2
 Signal #1 Info : 30m X 0.32mm X 0. Signal #2 Info : 30m X 0.32mm X 0.25um

Compound	RT#1	RT#2	Resp#1	Resp#2	ng/mL	ng/mL
----------	------	------	--------	--------	-------	-------

System Monitoring Compounds

1) S TCMX (S)	5.460	6.050	40716076	70148935	233.015	202.196
22) S DCBP (S)	9.661	10.634	30862270	38926681	197.232	179.684

Target Compounds

2) a-BHC	6.001	6.659	56746220	104.1E6	226.655	193.298
3) g-BHC	6.284	6.977	49429525	89110852	224.347	191.992
4) b-BHC	6.358	7.038	20521194	35323697	203.752	200.788
5) Heptachlor	6.694	7.353	45923221	80078866	207.883	186.696
6) d-BHC	6.508	7.296	48803999	87313309	216.926	202.824
7) Aldrin	6.935	7.620	46568890	82680029	207.606	223.774
8) Heptachlo...	7.397	8.059	42132464	73235301	199.190	217.856
9) trans-Chl...	7.491	8.199	44311155	74026356	211.795	220.617
10) cis-Chlor...	7.588	8.307	41893394	70044392	200.996	214.735
11) Endosulfa...	7.687	8.357	38537479	65130641	186.329	214.429
12) 4,4'-DDE	7.647	8.411	44300571	75526792	207.871	193.843
13) Dieldrin	7.859	8.559	44296283	75535999	203.903	190.227
14) Endrin	8.024	8.787	33762704	55483131	197.218	179.399
15) 4,4'-DDD	8.069	8.827	36440139	63046425	208.902	195.571
16) Endosulfa...	8.181	8.934	3764297	58469099	204.795	188.441
17) 4,4'-DDT	8.267	9.056	32909669	53209539	193.102	196.636
18) Endrin Al...	8.472	9.172	29251534	50169608	204.456	199.516
19) Endosulfa...	8.775	9.362	31315454	51500488	190.894	184.828
20) Methoxychlor	8.601	9.534	15999083	24607594	205.442	195.833
21) Endrin Ke...	8.970	9.765	39463917	60793634	207.798	195.715
23) Hexachlor...	0.000	0.000	0	0	N.D. d	N.D. d
24) Hexachlor...	0.000	0.000	0	0	N.D. d	N.D. d
25) Oxychlorane	0.000	0.000	0	0	N.D. d	N.D. d
26) 2,4'-DDE	0.000	0.000	0	0	N.D. d	N.D. d
27) trans-Non...	0.000	0.000	0	0	N.D. d	N.D. d
28) 2,4'-DDD	0.000	0.000	0	0	N.D. d	N.D. d

Quantitation Report (QT Reviewed)

Data Path : C:\msdchem\1\data\2020-02\0B25043\
 Data File : ECD5-02252016.D
 Signal(s) : Signal #1: ECD1A.CH Signal #2: ECD2B.CH
 Acq On : 25 Feb 2020 16:39
 Operator : MJB
 Sample : 0B25043-CAL9
 Misc : A19K126, AB 200 ppb
 ALS Vial : 13 (Sig #1); 0 (Sig #2) Sample Multiplier: 1

Integration File signal 1: PEST1.e
 Integration File signal 2: PEST2.e
 Quant Time: Feb 26 14:48:23 2020
 Quant Method : C:\msdchem\1\methods\ECD5_QUANTPEST_200225.M
 Quant Title : Instrument: DualECD5
 QLast Update : Wed Feb 26 14:42:58 2020
 Response via : Initial Calibration
 Integrator: ChemStation 6890 Scale Mode: Small noise peaks clipped

Volume Inj. : 2uL
 Signal #1 Phase : Rtx-CLPesticides Signal #2 Phase: Rtx-CLPesticides2
 Signal #1 Info : 30m X 0.32mm X 0. Signal #2 Info : 30m X 0.32mm X 0.25um

Compound	RT#1	RT#2	Resp#1	Resp#2	ng/mL	ng/mL
29) 2,4'-DDT	0.000	0.000	0	0	N.D. d	N.D. d
30) cis-Nonac...	0.000	0.000	0	0	N.D. d	N.D. d
31) Mirex	0.000	0.000	0	0	N.D. d	N.D. d
32) Chlordane...	0.000	0.000	0	0	N.D. d	N.D. d
33) Chlordane...	0.000	0.000	0	0	N.D. d	N.D. d
34) Chlordane...	0.000	0.000	0	0	N.D. d	N.D. d
35) Chlordane...	0.000	0.000	0	0	N.D. d	N.D. d
36) Toxaphene...	0.000	0.000	0	0	N.D. d	N.D. d
37) Toxaphene...	0.000	0.000	0	0	N.D. d	N.D. d
38) Toxaphene...	0.000	0.000	0	0	N.D. d	N.D. d
39) Toxaphene...	0.000	0.000	0	0	N.D. d	N.D. d
40) Toxaphene...	0.000	0.000	0	0	N.D. d	N.D. d
41) Toxaphene...	0.000	0.000	0	0	N.D. d	N.D. d
42) Toxaphene...	0.000	0.000	0	0	N.D. d	N.D. d

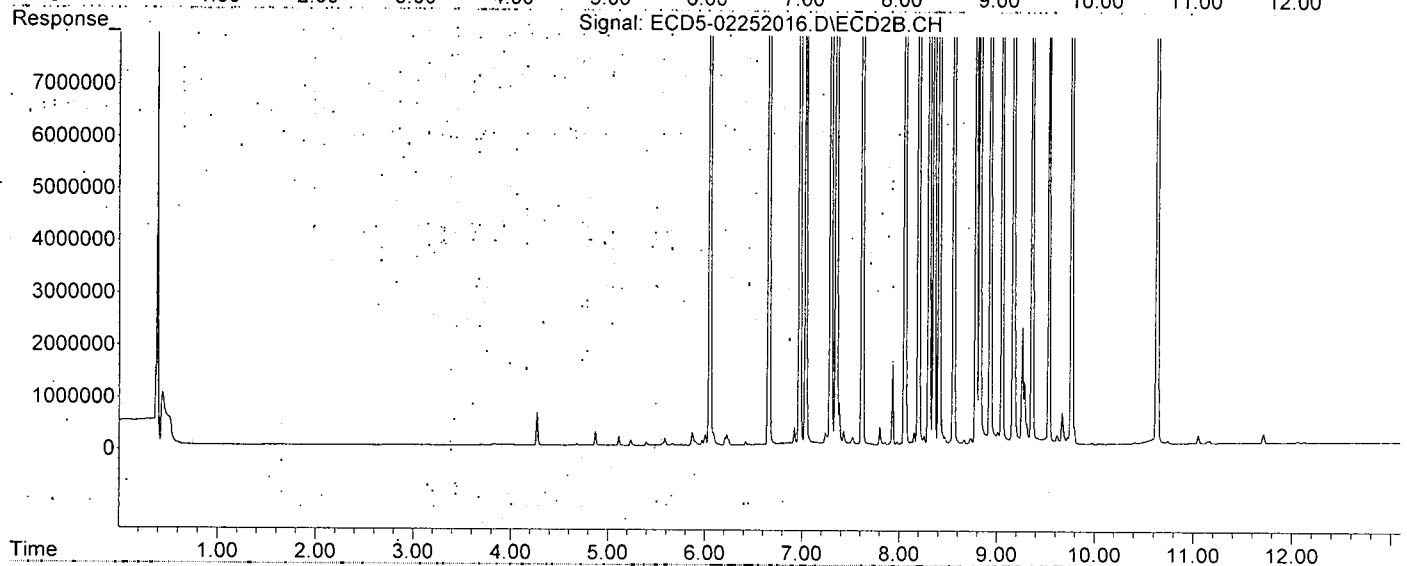
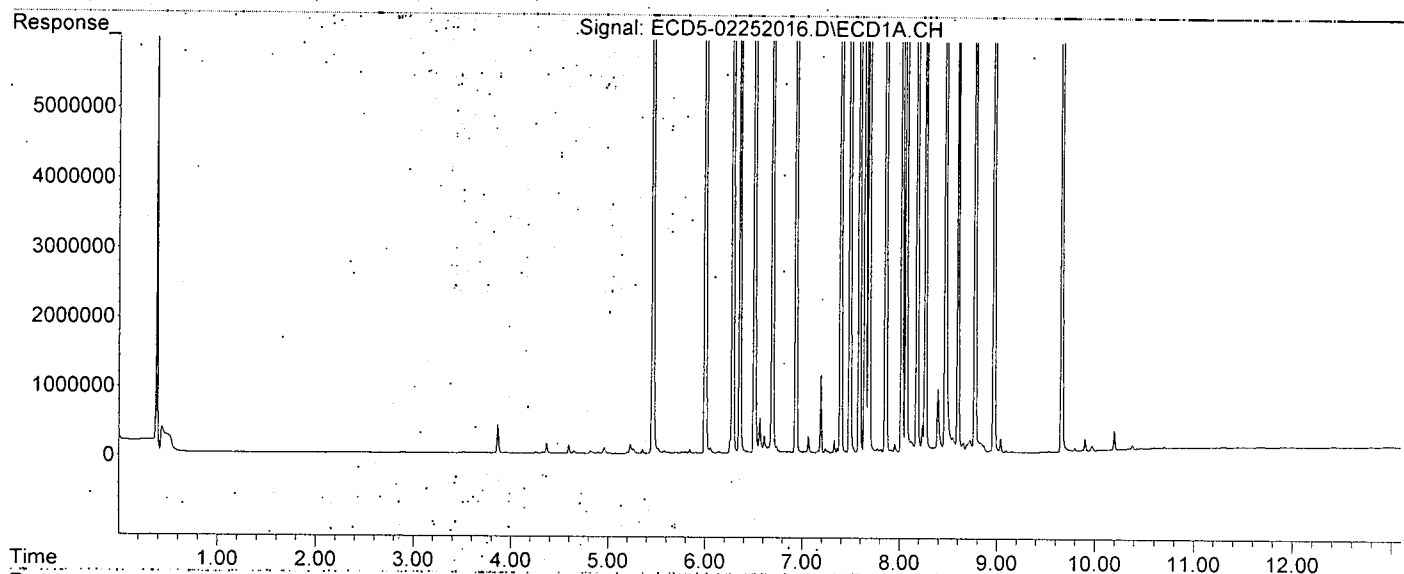
(f)=RT Delta > 1/2 Window (#)=Amounts differ by > 25% (m)=manual int.

Quantitation Report (QT Reviewed)

Data Path : C:\msdchem\1\data\2020-02\0B25043\
Data File : ECD5-02252016.D
Signal(s) : Signal #1: ECD1A.CH Signal #2: ECD2B.CH
Acq On : 25 Feb 2020 16:39
Operator : MJB
Sample : 0B25043-CAL9
Misc : A19K126, AB 200 ppb
ALS Vial : 13 (Sig #1); 0 (Sig #2) Sample Multiplier: 1

Integration File signal 1: PEST1.e
Integration File signal 2: PEST2.e
Quant Time: Feb 26 14:48:23 2020
Quant Method : C:\msdchem\1\methods\ECD5_QUANTPEST_200225.M
Quant Title : Instrument: DualECD5
QLast Update : Wed Feb 26 14:42:58 2020
Response via : Initial Calibration
Integrator: ChemStation 6890 Scale Mode: Small noise peaks clipped

Volume Inj. : 2uL
Signal #1 Phase : Rtx-CLPesticides Signal #2 Phase: Rtx-CLPesticides2
Signal #1 Info : 30m X 0.32mm X 0. Signal #2 Info : 30m X 0.32mm X 0.25um



Quantitation Report (QT Reviewed)

Data Path : C:\msdchem\1\data\2020-02\0B25043\
 Data File : ECD5-02252019.D
 Signal(s) : Signal #1: ECD1A.CH Signal #2: ECD2B.CH
 Acq On : 25 Feb 2020 17:30
 Operator : MJB
 Sample : 0B25043-CALA
 Misc : A20B332, 9-42 0.5 ppb
 ALS Vial : 15 (Sig #1); 0 (Sig #2) Sample Multiplier: 1

Integration File signal 1: PEST1.e
 Integration File signal 2: PEST2.e
 Quant Time: Feb 26 14:51:27 2020
 Quant Method : C:\msdchem\1\methods\ECD5_QUANTPEST_200225.M
 Quant Title : Instrument: DualECD5
 QLast Update : Wed Feb 26 14:49:58 2020
 Response via : Initial Calibration
 Integrator: ChemStation 6890 Scale Mode: Small noise peaks clipped

MJB
2/26/20

Volume Inj. : 2uL
 Signal #1 Phase : Rtx-CLPesticides Signal #2 Phase: Rtx-CLPesticides2
 Signal #1 Info : 30m X 0.32mm X 0. Signal #2 Info : 30m X 0.32mm X 0.25um

Compound	RT#1	RT#2	Resp#1	Resp#2	ng/mL	ng/mL
System Monitoring Compounds						
1) S TCMX (S)	0.000	0.000	0	0	N.D. d	N.D. d
22) S DCBP (S)	0.000	0.000	0	0	N.D. d	N.D. d
Target Compounds						
2) a-BHC	0.000	0.000	0	0	N.D. d	N.D. d
3) g-BHC	0.000	0.000	0	0	N.D. d	N.D. d
4) b-BHC	0.000	0.000	0	0	N.D. d	N.D. d
5) Heptachlor	0.000	0.000	0	0	N.D. d	N.D. d
6) d-BHC	0.000	0.000	0	0	N.D. d	N.D. d
7) Aldrin	0.000	0.000	0	0	N.D. d	N.D. d
8) Heptachlo...	0.000	0.000	0	0	N.D. d	N.D. d
9) trans-Chl...	0.000	0.000	0	0	N.D. d	N.D. d
10) cis-Chlor...	0.000	0.000	0	0	N.D. d	N.D. d
11) Endosulfa...	0.000	0.000	0	0	N.D. d	N.D. d
12) 4,4'-DDE	0.000	0.000	0	0	N.D. d	N.D. d
13) Dieldrin	0.000	0.000	0	0	N.D. d	N.D. d
14) Endrin	0.000	0.000	0	0	N.D. d	N.D. d
15) 4,4'-DDD	0.000	0.000	0	0	N.D. d	N.D. d
16) Endosulfa...	0.000	0.000	0	0	N.D. d	N.D. d
17) 4,4'-DDT	0.000	0.000	0	0	N.D. d	N.D. d
18) Endrin Al...	0.000	0.000	0	0	N.D. d	N.D. d
19) Endosulfa...	0.000	0.000	0	0	N.D. d	N.D. d
20) Methoxychlor	0.000	0.000	0	0	N.D. d	N.D. d
21) Endrin Ke...	0.000	0.000	0	0	N.D. d	N.D. d
23) Hexachlor...	3.261	3.735	117932	219919	0.591	0.549
24) Hexachlor...	5.840	6.516	129074	201711	0.514	0.630
25) Oxylchlorane	7.324	7.985	116445	166729	0.464	0.596 #
26) 2,4'-DDE	7.397	8.188	82916	121631	0.581	0.578
27) trans-Non...	7.580	8.260	125622	177493	0.477	0.577
28) 2,4'-DDD	7.770	8.562	76012	112451	0.597	0.610

Quantitation Report (QT Reviewed)

Data Path : C:\msdchem\1\data\2020-02\0B25043\
 Data File : ECD5-02252019.D
 Signal(s) : Signal #1: ECD1A.CH Signal #2: ECD2B.CH
 Acq On : 25 Feb 2020 17:30
 Operator : MJB
 Sample : 0B25043-CALA
 Misc : A20B332, 9-42 0.5 ppb
 ALS Vial : 15 (Sig #1); 0 (Sig #2) Sample Multiplier: 1

Integration File signal 1: PEST1.e
 Integration File signal 2: PEST2.e
 Quant Time: Feb 26 14:51:27 2020
 Quant Method : C:\msdchem\1\methods\ECD5_QUANTPEST_200225.M
 Quant Title : Instrument: DualECD5
 QLast Update : Wed Feb 26 14:49:58 2020
 Response via : Initial Calibration
 Integrator: ChemStation 6890 Scale Mode: Small noise peaks clipped

Volume Inj. : 2uL
 Signal #1 Phase : Rtx-CLPesticides Signal #2 Phase: Rtx-CLPesticides2
 Signal #1 Info : 30m X 0.32mm X 0. Signal #2 Info : 30m X 0.32mm X 0.25um

Compound	RT#1	RT#2	Resp#1	Resp#2	ng/mL	ng/mL
29) 2,4'-DDT	7.953	8.788	63598	79209	0.434	0.326
30) cis-Nonac...	8.051	8.828	133571	183369	0.567	0.538
31) Mirex	8.721	9.758	99990	119379	0.495	0.422m
32) Chlordane...	0.000	0.000	0	0	N.D. d	N.D. d
33) Chlordane...	0.000	0.000	0	0	N.D. d	N.D. d
34) Chlordane...	0.000	0.000	0	0	N.D. d	N.D. d
35) Chlordane...	0.000	0.000	0	0	N.D. d	N.D. d
36) Toxaphene...	0.000	0.000	0	0	N.D. d	N.D. d
37) Toxaphene...	0.000	0.000	0	0	N.D. d	N.D. d
38) Toxaphene...	0.000	0.000	0	0	N.D. d	N.D. d
39) Toxaphene...	0.000	0.000	0	0	N.D. d	N.D. d
40) Toxaphene...	0.000	0.000	0	0	N.D. d	N.D. d
41) Toxaphene...	0.000	0.000	0	0	N.D. d	N.D. d
42) Toxaphene...	0.000	0.000	0	0	N.D. d	N.D. d

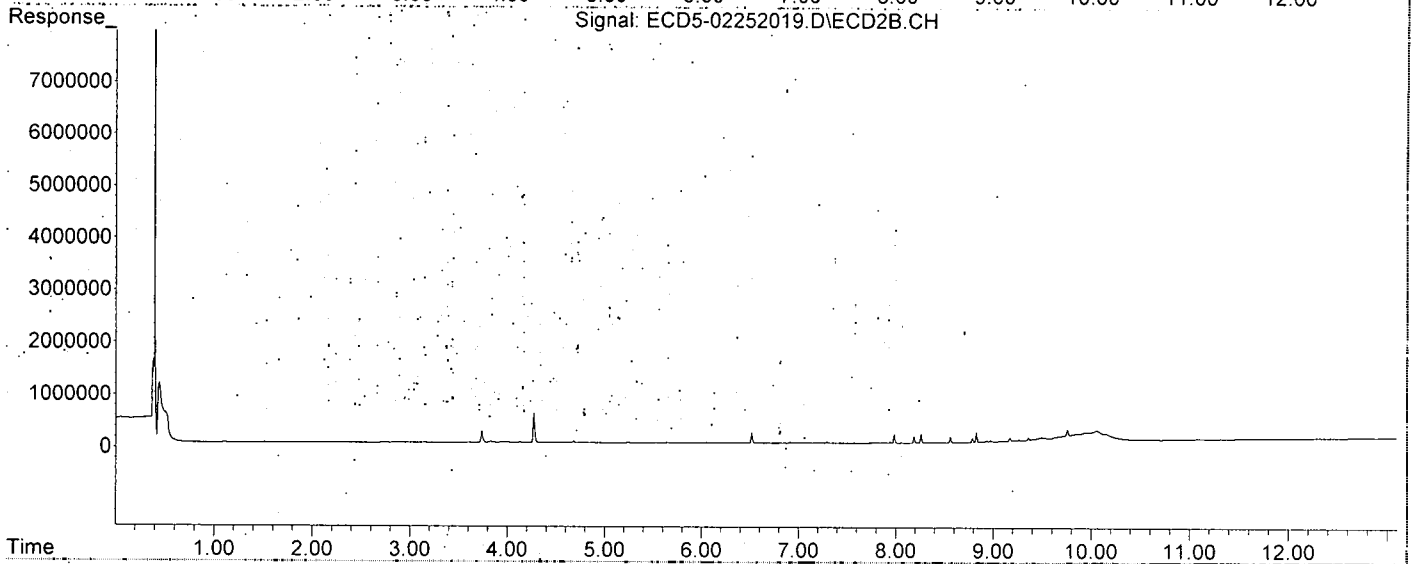
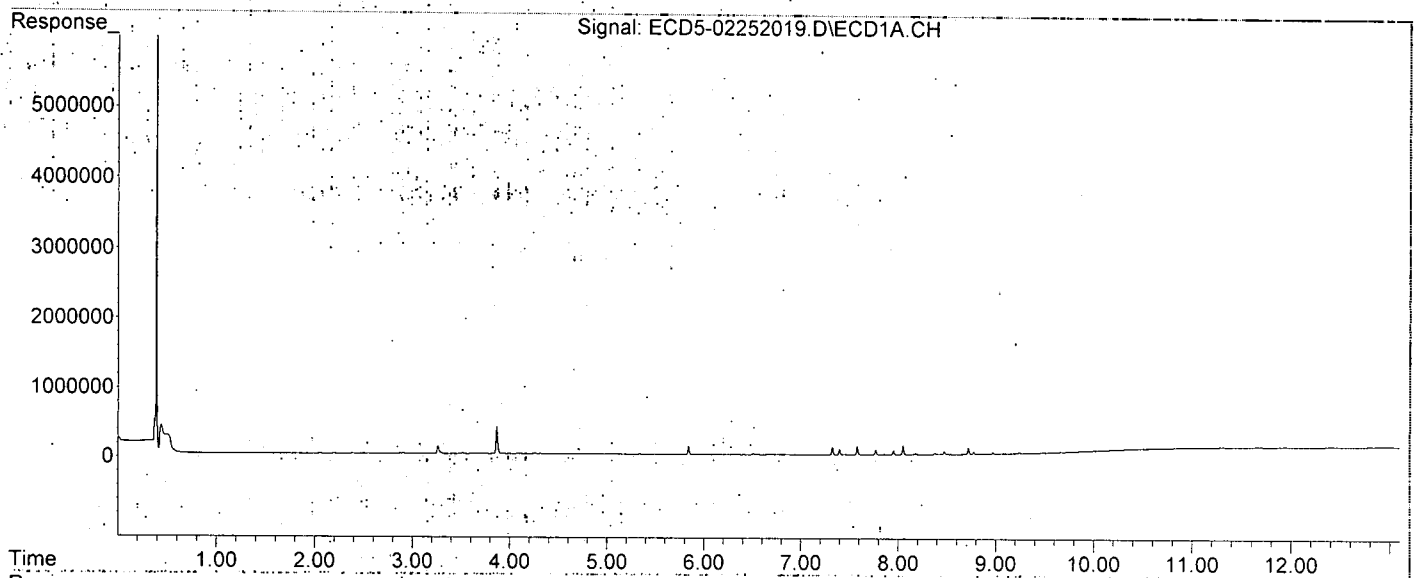
(f)=RT Delta > 1/2 Window (#)=Amounts differ by > 25% (m)=manual int.

Quantitation Report (QT Reviewed)

Data Path : C:\msdchem\1\data\2020-02\0B25043\
Data File : ECD5-02252019.D
Signal(s) : Signal #1: ECD1A.CH Signal #2: ECD2B.CH
Acq On : 25 Feb 2020 17:30
Operator : MJB
Sample : 0B25043-CALA
Misc : A20B332, 9-42 0.5 ppb
ALS Vial : 15 (Sig #1); 0 (Sig #2) Sample Multiplier: 1

Integration File signal 1: PEST1.e
Integration File signal 2: PEST2.e
Quant Time: Feb 26 14:51:27 2020
Quant Method : C:\msdchem\1\methods\ECD5_QUANTPEST_200225.M
Quant Title : Instrument: DualECD5
QLast Update : Wed Feb 26 14:49:58 2020
Response via : Initial Calibration
Integrator: ChemStation 6890 Scale Mode: Small noise peaks clipped

Volume Inj. : 2uL
Signal #1 Phase : Rtx-CLPesticides Signal #2 Phase: Rtx-CLPesticides2
Signal #1 Info : 30m X 0.32mm X 0. Signal #2 Info : 30m X 0.32mm X 0.25um

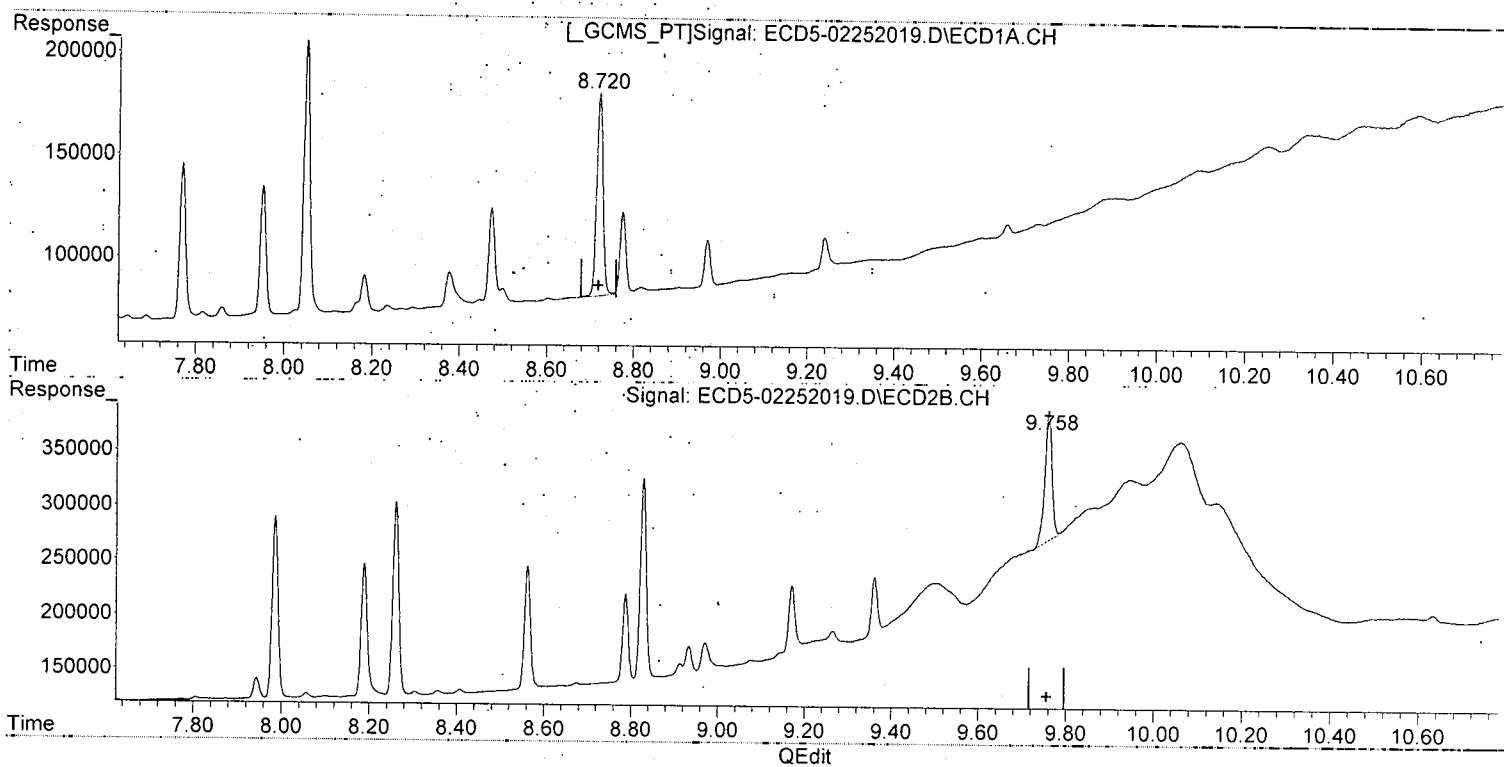


Quantitation Report (Qedit)

Data Path : C:\msdchem\1\data\2020-02\0B25043\
Data File : ECD5-02252019.D
Signal(s) : Signal #1: ECD1A.CH Signal #2: ECD2B.CH
Acq On : 25 Feb 2020 17:30
Operator : MJB
Sample : 0B25043-CALA
Misc : A20B332, 9-42 0.5 ppb
ALS Vial : 15 (Sig #1); 0 (Sig #2) Sample Multiplier: 1

Integration File signal 1: PEST1.e
Integration File signal 2: PEST2.e
Quant Time: Feb 26 14:50:25 2020
Quant Method : C:\msdchem\1\methods\ECD5_QUANTPEST_200225.M
Quant Title : Instrument: DualECD5
QLast Update : Wed Feb 26 14:49:58 2020
Response via : Initial Calibration
Integrator: ChemStation 6890 Scale Mode: Small noise peaks clipped

Volume Inj. : 2uL
Signal #1 Phase : Rtx-CLPesticides Signal #2 Phase: Rtx-CLPesticides2
Signal #1 Info : 30m X 0.32mm X 0. Signal #2 Info : 30m X 0.32mm X 0.25um



(31) Mirex
8.721min 0.495 ng/mL
response 99990

MJB
2/26/20

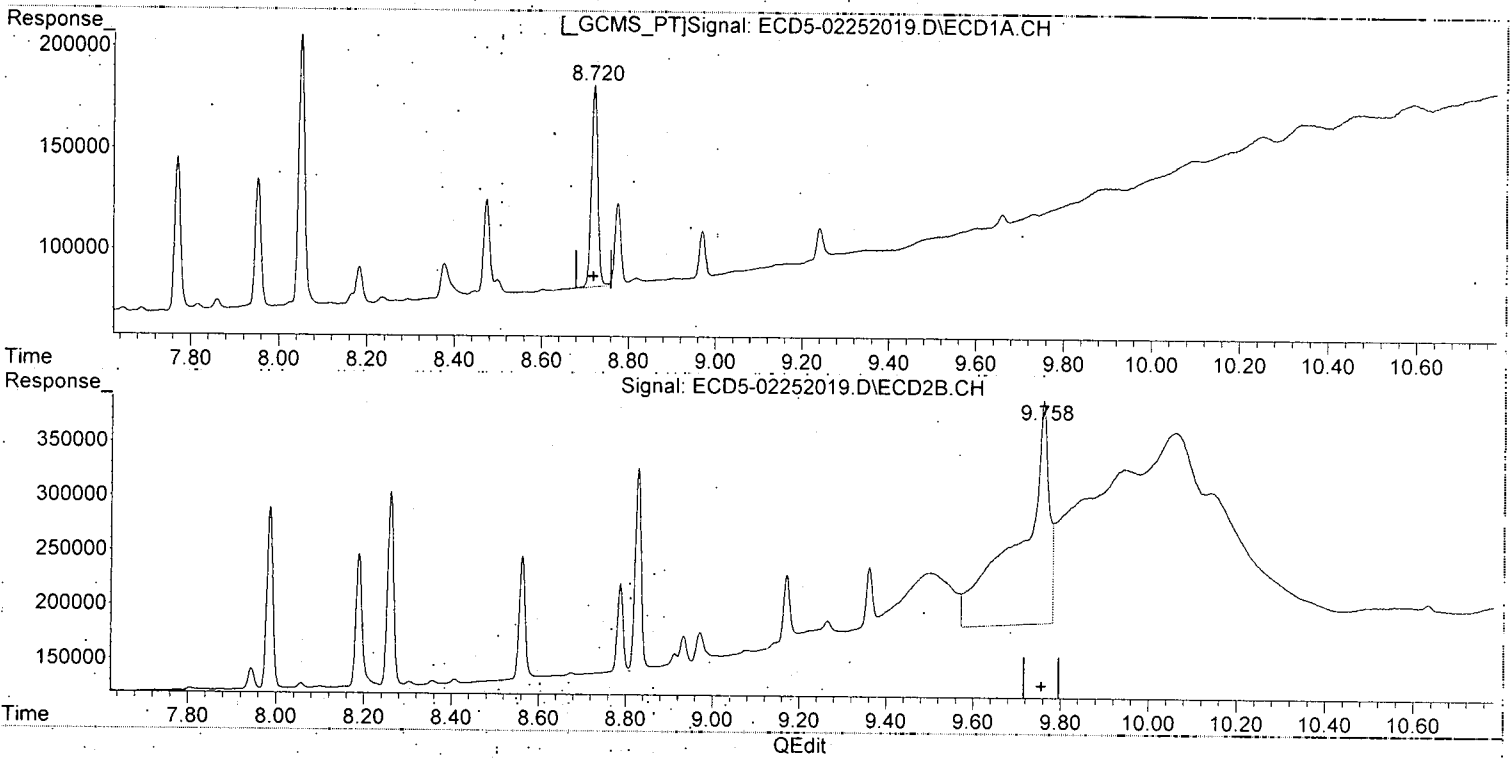
(31) Mirex #2
9.758min 0.422 ng/mL
response 119379

Quantitation Report (Qedit)

Data Path : C:\msdchem\1\data\2020-02\0B25043\
Data File : ECD5-02252019.D
Signal(s) : Signal #1: ECD1A.CH Signal #2: ECD2B.CH
Acq On : 25 Feb 2020 17:30
Operator : MJB
Sample : 0B25043-CALA
Misc : A20B332, 9-42 0.5 ppb
ALS Vial : 15 (Sig #1); 0 (Sig #2) Sample Multiplier: 1

Integration File signal 1: PEST1.e
Integration File signal 2: PEST2.e
Quant Time: Feb 26 14:50:25 2020
Quant Method : C:\msdchem\1\methods\ECD5_QUANTPEST_200225.M
Quant Title : Instrument: DualECD5
QLast Update : Wed Feb 26 14:49:58 2020
Response via : Initial Calibration
Integrator: ChemStation 6890 Scale Mode: Small noise peaks clipped

Volume Inj. : 2uL
Signal #1 Phase : Rtx-CLPesticides Signal #2 Phase: Rtx-CLPesticides2
Signal #1 Info : 30m X 0.32mm X 0. Signal #2 Info : 30m X 0.32mm X 0.25um



(31) Mirex
8.721min 0.495 ng/mL
response 99990

(31) Mirex #2
9.758min 0.915 ng/mL
response 204569

MJB
2/26/20

(+) = Expected Retention Time

Quantitation Report (Not Reviewed)

Data Path : C:\msdchem\1\data\2020-02\0B25043\
 Data File : ECD5-02252019.D
 Signal(s) : Signal #1: ECD1A.CH Signal #2: ECD2B.CH
 Acq On : 25 Feb 2020 17:30
 Operator : MJB
 Sample : 0B25043-CALA
 Misc : A20B332, 9-42 0.5 ppb
 ALS Vial : 15 (Sig #1); 0 (Sig #2) Sample Multiplier: 1

MJ
MB
2/26/20

Integration File signal 1: PEST1.e
 Integration File signal 2: PEST2.e
 Quant Time: Feb 26 14:50:25 2020
 Quant Method : C:\msdchem\1\methods\ECD5_QUANTPEST_200225.M
 Quant Title : Instrument: DualECD5
 QLast Update : Wed Feb 26 14:49:58 2020
 Response via : Initial Calibration
 Integrator: ChemStation 6890 Scale Mode: Small noise peaks clipped

Volume Inj. : 2uL
 Signal #1 Phase : Rtx-CLPesticides Signal #2 Phase: Rtx-CLPesticides2
 Signal #1 Info : 30m X 0.32mm X 0. Signal #2 Info : 30m X 0.32mm X 0.25um

Compound	RT#1	RT#2	Resp#1	Resp#2	ng/mL	ng/mL
----------	------	------	--------	--------	-------	-------

System Monitoring Compounds

1) S TCMX (S)	0.000	6.051	0	6467	N.D.	BelowCal
22) S DCBP (S)	9.660	0.000	10695	0	BelowCal	N.D.

Target Compounds

2) a-BHC	0.000	0.000	0	0	N.D.	N.D.
3) g-BHC	0.000	0.000	0	0	N.D.	N.D.
4) b-BHC	6.347	7.037	8094	6668	0.012	BelowCal #
5) Heptachlor	0.000	0.000	0	0	N.D.	N.D.
6) d-BHC	6.508	7.294	18403	25220	0.149	0.374 #
7) Aldrin	0.000	0.000	0	0	N.D.	N.D.
8) Heptachlo...	7.397	0.000	82916	0	0.392	N.D. #
9) trans-Chl...	7.492	8.188	3069	121631	0.015	0.362 #
10) cis-Chlor...	7.580	0.000	125622	0	0.603	N.D. #
11) Endosulfa...	0.000	0.000	0	0	N.D.	N.D.
12) 4,4'-DDE	0.000	0.000	0	0	N.D.	N.D.
13) Dieldrin	7.860	8.562	4511	112451	0.021	0.332 #
14) Endrin	8.051f	8.788	133571	79209	0.780	0.306 #
15) 4,4'-DDD	8.051	8.828	133571	183369	0.995	0.766
16) Endosulfa...	8.183	8.934	18054	23711	0.110	0.005 #
17) 4,4'-DDT	0.000	0.000	0	0	N.D.	N.D.
18) Endrin Al...	8.474	9.171	47311	62151	0.108	0.062 #
19) Endosulfa...	8.775	9.361	40566	58071	0.120	0.159 #
20) Methoxychlor	8.604	9.501f	945	50461	BelowCal	0.947
21) Endrin Ke...	8.970	9.758	22603	204569	0.119	0.848 #
23) Hexachlor...	3.261	3.735	117932	219919	0.591	0.549
24) Hexachlor...	5.840	6.516	129074	201711	0.514	0.630
25) Oxychlorane	7.324	7.985	116445	166729	0.464	0.596 #
26) 2,4'-DDE	7.397	8.188	82916	121631	0.581	0.578
27) trans-Non...	7.580	8.260	125622	177493	0.477	0.577
28) 2,4'-DDD	7.770	8.562	76012	112451	0.597	0.610

Quantitation Report (Not Reviewed)

Data Path : C:\msdchem\1\data\2020-02\0B25043\
 Data File : ECD5-02252019.D
 Signal(s) : Signal #1: ECD1A.CH Signal #2: ECD2B.CH
 Acq On : 25 Feb 2020 17:30
 Operator : MJB
 Sample : 0B25043-CALA
 Misc : A20B332, 9-42 0.5 ppb
 ALS Vial : 15 (Sig #1); 0 (Sig #2) Sample Multiplier: 1

Integration File signal 1: PEST1.e
 Integration File signal 2: PEST2.e
 Quant Time: Feb 26 14:50:25 2020
 Quant Method : C:\msdchem\1\methods\ECD5_QUANTPEST_200225.M
 Quant Title : Instrument: DualECD5
 QLast Update : Wed Feb 26 14:49:58 2020
 Response via : Initial Calibration
 Integrator: ChemStation 6890 Scale Mode: Small noise peaks clipped

Volume Inj. : 2uL
 Signal #1 Phase : Rtx-CLPesticides Signal #2 Phase: Rtx-CLPesticides2
 Signal #1 Info : 30m X 0.32mm X 0. Signal #2 Info : 30m X 0.32mm X 0.25um

	Compound	RT#1	RT#2	Resp#1	Resp#2	ng/mL	ng/mL
29)	2,4'-DDT	7.953	8.788	63598	79209	0.434	0.326
30)	cis-Nonac...	8.051	8.828	133571	183369	0.567	0.538
31)	Mirex	8.721	9.758	99990	204569	0.495	0.915 #
32)	Chlordane...	0.000	0.000	0	0	N.D.	N.D.
33)	Chlordane...	7.397f	8.188f	82916	121631	2.877	3.789 #
34)	Chlordane...	7.953f	0.000	63598	0	8.360	N.D. #
35)	Chlordane...	3.740f	3.735	5477	219919	NoCal	NoCal
36)	Toxaphene...	7.492f	8.562	3069	112451	2.913	41.582 #
37)	Toxaphene...	7.770	8.914	76012	8739	39.088	2.509 #
38)	Toxaphene...	8.051	8.934	133571	23711	27.794	0.673 #
39)	Toxaphene...	0.000	0.000	0	0	N.D.	N.D.
40)	Toxaphene...	0.000	9.171f	0	62151	N.D.	12.376 #
41)	Toxaphene...	8.604	0.000	945	0	0.218	N.D. #
42)	Toxaphene...	3.740	3.735	5477	219919	NoCal	NoCal

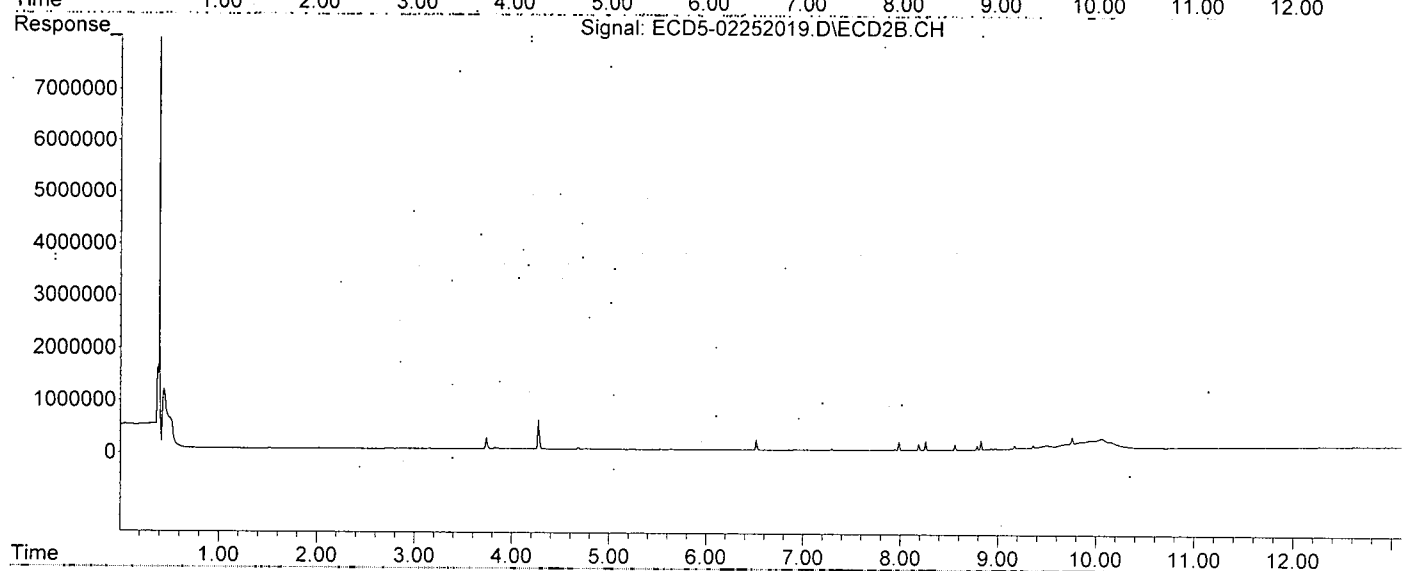
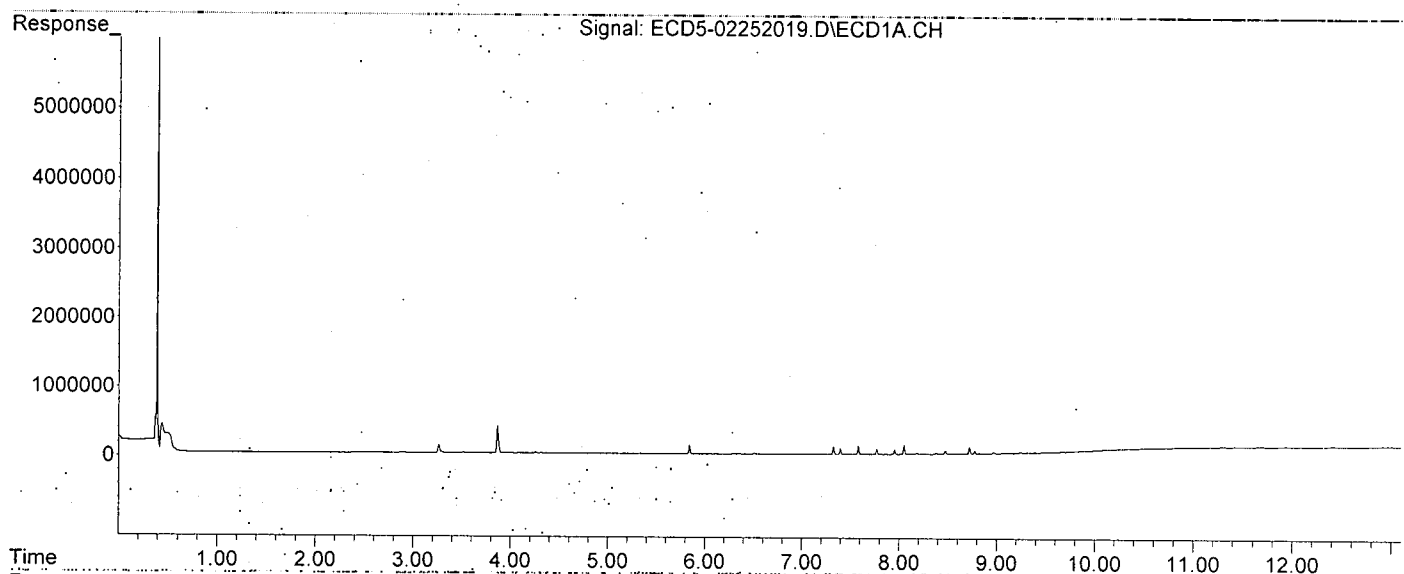
(f)=RT Delta > 1/2 Window (#)=Amounts differ by > 25% (m)=manual int.

Quantitation Report (Not Reviewed)

Data Path : C:\msdchem\1\data\2020-02\0B25043\
Data File : ECD5-02252019.D
Signal(s) : Signal #1: ECD1A.CH Signal #2: ECD2B.CH
Acq On : 25 Feb 2020 17:30
Operator : MJB
Sample : 0B25043-CALA
Misc : A20B332, 9-42 0.5 ppb
ALS Vial : 15 (Sig #1); 0 (Sig #2) Sample Multiplier: 1

Integration File signal 1: PEST1.e
Integration File signal 2: PEST2.e
Quant Time: Feb 26 14:50:25 2020
Quant Method : C:\msdchem\1\methods\ECD5_QUANTPEST_200225.M
Quant Title : Instrument: DualECD5
QLast Update : Wed Feb 26 14:49:58 2020
Response via : Initial Calibration
Integrator: ChemStation 6890 Scale Mode: Small noise peaks clipped

Volume Inj. : 2uL
Signal #1 Phase : Rtx-CLPesticides Signal #2 Phase: Rtx-CLPesticides2
Signal #1 Info : 30m X 0.32mm X 0. Signal #2 Info : 30m X 0.32mm X 0.25um



Quantitation Report (QT Reviewed)

Data Path : C:\msdchem\1\data\2020-02\0B25043\
 Data File : ECD5-02252020.D
 Signal(s) : Signal #1: ECD1A.CH Signal #2: ECD2B.CH
 Acq On : 25 Feb 2020 17:47
 Operator : MJB
 Sample : 0B25043-CALB
 Misc : A19K263, 9-42 1 ppb
 ALS Vial : 16 (Sig #1); 0 (Sig #2) Sample Multiplier: 1

Integration File signal 1: PEST1.e
 Integration File signal 2: PEST2.e
 Quant Time: Feb 26 14:52:00 2020
 Quant Method : C:\msdchem\1\methods\ECD5_QUANTPEST_200225.M
 Quant Title : Instrument: DualECD5
 QLast Update : Wed Feb 26 14:49:58 2020
 Response via : Initial Calibration
 Integrator: ChemStation 6890 Scale Mode: Small noise peaks clipped

*MJB
2/26/20*

Volume Inj. : 2uL
 Signal #1 Phase : Rtx-CLPesticides Signal #2 Phase: Rtx-CLPesticides2
 Signal #1 Info : 30m X 0.32mm X 0. Signal #2 Info : 30m X 0.32mm X 0.25um

Compound	RT#1	RT#2	Resp#1	Resp#2	ng/mL	ng/mL
System Monitoring Compounds						
1) S TCMX (S)	0.000	0.000	0	0	N.D. d	N.D. d
22) S DCBP (S)	0.000	0.000	0	0	N.D. d	N.D. d
Target Compounds						
2) a-BHC	0.000	0.000	0	0	N.D. d	N.D. d
3) g-BHC	0.000	0.000	0	0	N.D. d	N.D. d
4) b-BHC	0.000	0.000	0	0	N.D. d	N.D. d
5) Heptachlor	0.000	0.000	0	0	N.D. d	N.D. d
6) d-BHC	0.000	0.000	0	0	N.D. d	N.D. d
7) Aldrin	0.000	0.000	0	0	N.D. d	N.D. d
8) Heptachlo...	0.000	0.000	0	0	N.D. d	N.D. d
9) trans-Chl...	0.000	0.000	0	0	N.D. d	N.D. d
10) cis-Chlor...	0.000	0.000	0	0	N.D. d	N.D. d
11) Endosulfa...	0.000	0.000	0	0	N.D. d	N.D. d
12) 4,4'-DDE	0.000	0.000	0	0	N.D. d	N.D. d
13) Dieldrin	0.000	0.000	0	0	N.D. d	N.D. d
14) Endrin	0.000	0.000	0	0	N.D. d	N.D. d
15) 4,4'-DDD	0.000	0.000	0	0	N.D. d	N.D. d
16) Endosulfa...	0.000	0.000	0	0	N.D. d	N.D. d
17) 4,4'-DDT	0.000	0.000	0	0	N.D. d	N.D. d
18) Endrin Al...	0.000	0.000	0	0	N.D. d	N.D. d
19) Endosulfa...	0.000	0.000	0	0	N.D. d	N.D. d
20) Methoxychlor	0.000	0.000	0	0	N.D. d	N.D. d
21) Endrin Ke...	0.000	0.000	0	0	N.D. d	N.D. d
23) Hexachlor...	3.261	3.735	231018	429757	1.158	1.072
24) Hexachlor...	5.840	6.515	247315	381742	1.128	1.193
25) Oxychlorthane	7.324	7.985	215837	307918	1.034	1.101
26) 2,4'-DDE	7.396	8.188	162790	234158	1.142	1.112
27) trans-Non...	7.579	8.260	236653	339792	1.037	1.105
28) 2,4'-DDD	7.769	8.561	147365	217911	1.158	1.181

Quantitation Report (QT Reviewed)

Data Path : C:\msdchem\1\data\2020-02\0B25043\
 Data File : ECD5-02252020.D
 Signal(s) : Signal #1: ECD1A.CH Signal #2: ECD2B.CH
 Acq On : 25 Feb 2020 17:47
 Operator : MJB
 Sample : 0B25043-CALB
 Misc : A19K263, 9-42 1 ppb
 ALS Vial : 16 (Sig #1); 0 (Sig #2) Sample Multiplier: 1

Integration File signal 1: PEST1.e
 Integration File signal 2: PEST2.e
 Quant Time: Feb 26 14:52:00 2020
 Quant Method : C:\msdchem\1\methods\ECD5_QUANTPEST_200225.M
 Quant Title : Instrument: DualECD5
 QLast Update : Wed Feb 26 14:49:58 2020
 Response via : Initial Calibration
 Integrator: ChemStation 6890 Scale Mode: Small noise peaks clipped

Volume Inj. : 2uL
 Signal #1 Phase : Rtx-CLPesticides Signal #2 Phase: Rtx-CLPesticides2
 Signal #1 Info : 30m X 0.32mm X 0. Signal #2 Info : 30m X 0.32mm X 0.25um

Compound	RT#1	RT#2	Resp#1	Resp#2	ng/mL	ng/mL
29) 2,4'-DDT	7.952	8.787	121988	155855	0.833	0.742
30) cis-Nonac...	8.050	8.828	260805	370083	1.107	1.085
31) Mirex	8.721	9.757	177415	239555	1.069	1.117
32) Chlordane...	0.000	0.000	0	0	N.D. d	N.D. d
33) Chlordane...	0.000	0.000	0	0	N.D. d	N.D. d
34) Chlordane...	0.000	0.000	0	0	N.D. d	N.D. d
35) Chlordane...	0.000	0.000	0	0	N.D. d	N.D. d
36) Toxaphene...	0.000	0.000	0	0	N.D. d	N.D. d
37) Toxaphene...	0.000	0.000	0	0	N.D. d	N.D. d
38) Toxaphene...	0.000	0.000	0	0	N.D. d	N.D. d
39) Toxaphene...	0.000	0.000	0	0	N.D. d	N.D. d
40) Toxaphene...	0.000	0.000	0	0	N.D. d	N.D. d
41) Toxaphene...	0.000	0.000	0	0	N.D. d	N.D. d
42) Toxaphene...	0.000	0.000	0	0	N.D. d	N.D. d

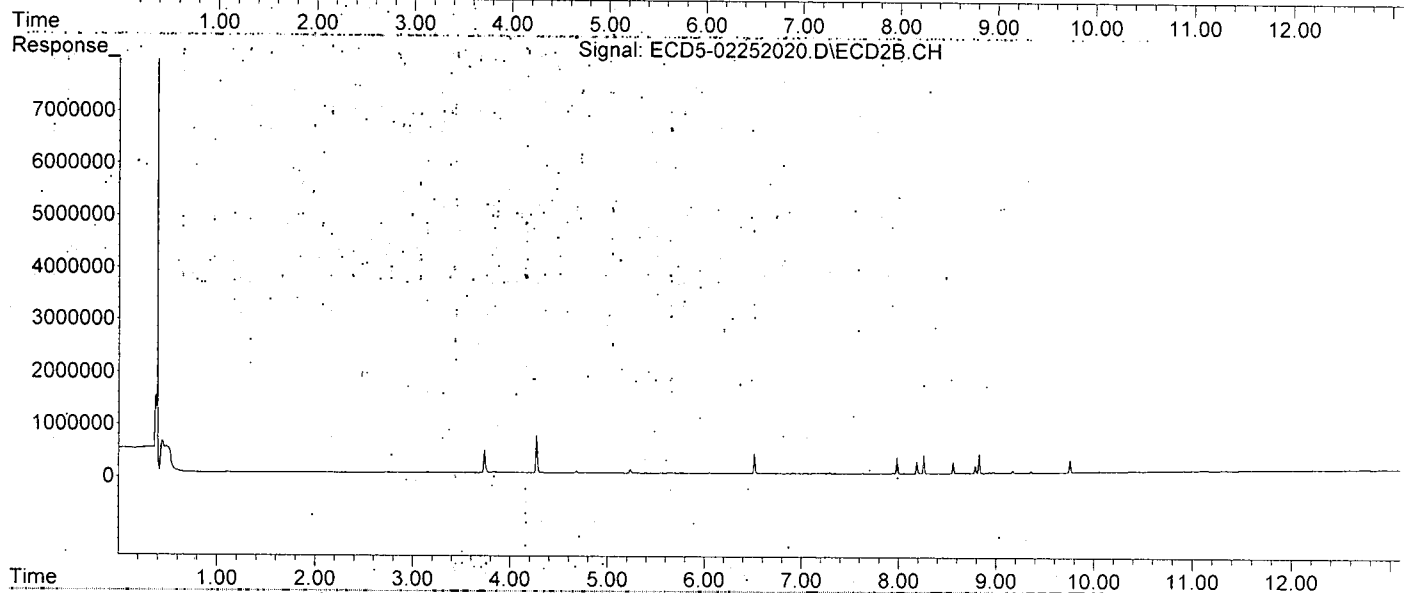
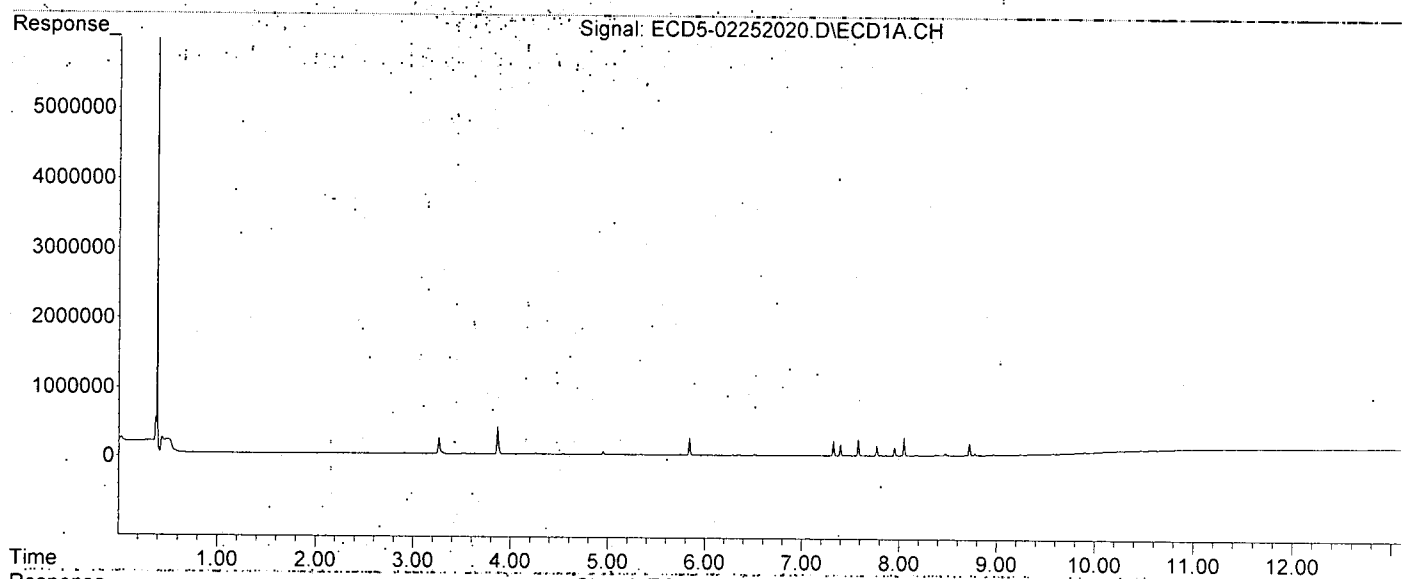
(f)=RT Delta > 1/2 Window (#)=Amounts differ by > 25% (m)=manual int.

Quantitation Report (QT Reviewed)

Data Path: C:\msdchem\1\data\2020-02\0B25043\
Data File: ECD5-02252020.D
Signal(s): Signal #1: ECD1A.CH Signal #2: ECD2B.CH
Acq On: 25 Feb 2020 17:47
Operator: MJB
Sample: 0B25043-CALB
Misc: A19K263, 9-42 1 ppb
ALS Vial: 16 (Sig #1); 0 (Sig #2) Sample Multiplier: 1

Integration File signal 1: PEST1.e
Integration File signal 2: PEST2.e
Quant Time: Feb 26 14:52:00 2020
Quant Method: C:\msdchem\1\methods\ECD5_QUANTPEST_200225.M
Quant Title: Instrument: DualECD5
QLast Update: Wed Feb 26 14:49:58 2020
Response via: Initial Calibration
Integrator: ChemStation 6890 Scale Mode: Small noise peaks clipped

Volume Inj.: 2uL
Signal #1 Phase: Rtx-CLPesticides Signal #2 Phase: Rtx-CLPesticides2
Signal #1 Info: 30m X 0.32mm X 0. Signal #2 Info: 30m X 0.32mm X 0.25um



Quantitation Report (QT Reviewed)

Data Path : C:\msdchem\1\data\2020-02\0B25043\
 Data File : ECD5-02252021.D
 Signal(s) : Signal #1: ECD1A.CH Signal #2: ECD2B.CH
 Acq On : 25 Feb 2020 18:05
 Operator : MJB
 Sample : 0B25043-CALC
 Misc : A19K264, 9-42.2 ppb
 ALS Vial : 17 (Sig #1); 0 (Sig #2) Sample Multiplier: 1

Integration File signal 1: PEST1.e
 Integration File signal 2: PEST2.e
 Quant Time: Feb 26 14:52:32 2020
 Quant Method : C:\msdchem\1\methods\ECD5_QUANTPEST_200225.M
 Quant Title : Instrument: DualECD5
 QLast Update : Wed Feb 26 14:49:58 2020
 Response via : Initial Calibration
 Integrator: ChemStation 6890 Scale Mode: Small noise peaks clipped

MJB
2/26/20

Volume Inj. : 2uL
 Signal #1 Phase : Rtx-CLPesticides Signal #2 Phase: Rtx-CLPesticides2
 Signal #1 Info : 30m X 0.32mm X 0. Signal #2 Info : 30m X 0.32mm X 0.25um

Compound	RT#1	RT#2	Resp#1	Resp#2	ng/mL	ng/mL
System Monitoring Compounds						
1) S TCMX (S)	0.000	0.000	0	0	N.D. d	N.D. d
22) S DCBP (S)	0.000	0.000	0	0	N.D. d	N.D. d
Target Compounds						
2) a-BHC	0.000	0.000	0	0	N.D. d	N.D. d
3) g-BHC	0.000	0.000	0	0	N.D. d	N.D. d
4) b-BHC	0.000	0.000	0	0	N.D. d	N.D. d
5) Heptachlor	0.000	0.000	0	0	N.D. d	N.D. d
6) d-BHC	0.000	0.000	0	0	N.D. d	N.D. d
7) Aldrin	0.000	0.000	0	0	N.D. d	N.D. d
8) Heptachlo...	0.000	0.000	0	0	N.D. d	N.D. d
9) trans-Chl...	0.000	0.000	0	0	N.D. d	N.D. d
10) cis-Chlor...	0.000	0.000	0	0	N.D. d	N.D. d
11) Endosulfa...	0.000	0.000	0	0	N.D. d	N.D. d
12) 4,4'-DDE	0.000	0.000	0	0	N.D. d	N.D. d
13) Dieldrin	0.000	0.000	0	0	N.D. d	N.D. d
14) Endrin	0.000	0.000	0	0	N.D. d	N.D. d
15) 4,4'-DDD	0.000	0.000	0	0	N.D. d	N.D. d
16) Endosulfa...	0.000	0.000	0	0	N.D. d	N.D. d
17) 4,4'-DDT	0.000	0.000	0	0	N.D. d	N.D. d
18) Endrin Al...	0.000	0.000	0	0	N.D. d	N.D. d
19) Endosulfa...	0.000	0.000	0	0	N.D. d	N.D. d
20) Methoxychlor	0.000	0.000	0	0	N.D. d	N.D. d
21) Endrin Ke...	0.000	0.000	0	0	N.D. d	N.D. d
23) Hexachlor...	3.261	3.735	456305	860733	2.288	2.148
24) Hexachlor...	5.840	6.515	454930	716095	2.206	2.237
25) Oxylchlorane	7.323	7.985	404098	596146	2.114	2.131
26) 2,4'-DDE	7.396	8.187	308973	450716	2.167	2.140
27) trans-Non...	7.579	8.260	451765	659379	2.122	2.144
28) 2,4'-DDD	7.769	8.561	278841	402947	2.192	2.185

Quantitation Report (QT Reviewed)

Data Path : C:\msdchem\1\data\2020-02\0B25043\
 Data File : ECD5-02252021.D
 Signal(s) : Signal #1: ECD1A.CH Signal #2: ECD2B.CH
 Acq On : 25 Feb 2020 18:05
 Operator : MJB
 Sample : 0B25043-CALC
 Misc : A19K264, 9-42 2 ppb
 ALS Vial : 17 (Sig #1); 0 (Sig #2) Sample Multiplier: 1

Integration File signal 1: PEST1.e
 Integration File signal 2: PEST2.e
 Quant Time: Feb 26 14:52:32 2020
 Quant Method : C:\msdchem\1\methods\ECD5_QUANTPEST_200225.M
 Quant Title : Instrument: DualECD5
 QLast Update : Wed Feb 26 14:49:58 2020
 Response via : Initial Calibration
 Integrator: ChemStation 6890 Scale Mode: Small noise peaks clipped

Volume Inj. : 2uL
 Signal #1 Phase : Rtx-CLPesticides Signal #2 Phase: Rtx-CLPesticides2
 Signal #1 Info : 30m X 0.32mm X 0. Signal #2 Info : 30m X 0.32mm X 0.25um

	Compound	RT#1	RT#2	Resp#1	Resp#2	ng/mL	ng/mL
29)	2,4'-DDT	7.952	8.787	247235	322849	1.688	1.646
30)	cis-Nonac...	8.050	8.827	494941	704365	2.100	2.065
31)	Mirex	8.720	9.757	331292	427844	2.210	2.205
32)	Chlordane...	0.000	0.000	0	0	N.D. d	N.D. d
33)	Chlordane...	0.000	0.000	0	0	N.D. d	N.D. d
34)	Chlordane...	0.000	0.000	0	0	N.D. d	N.D. d
35)	Chlordane...	0.000	0.000	0	0	N.D. d	N.D. d
36)	Toxaphene...	0.000	0.000	0	0	N.D. d	N.D. d
37)	Toxaphene...	0.000	0.000	0	0	N.D. d	N.D. d
38)	Toxaphene...	0.000	0.000	0	0	N.D. d	N.D. d
39)	Toxaphene...	0.000	0.000	0	0	N.D. d	N.D. d
40)	Toxaphene...	0.000	0.000	0	0	N.D. d	N.D. d
41)	Toxaphene...	0.000	0.000	0	0	N.D. d	N.D. d
42)	Toxaphene...	0.000	0.000	0	0	N.D. d	N.D. d

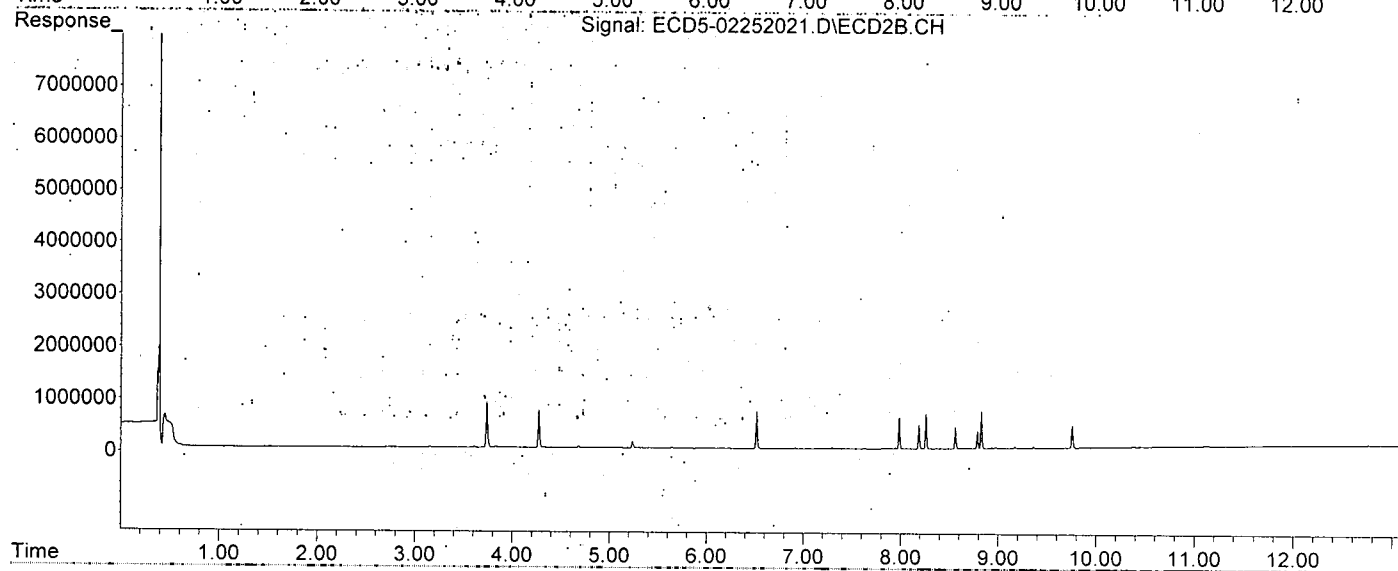
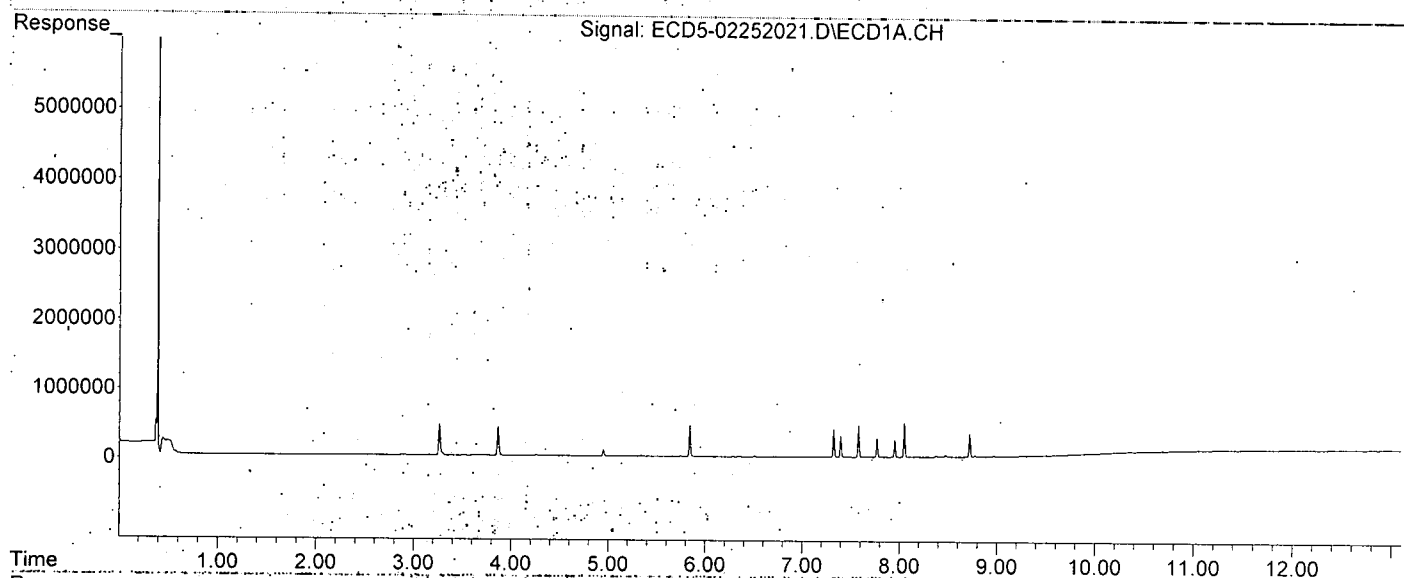
(f)=RT Delta > 1/2 Window (#)=Amounts differ by > 25% (m)=manual int.

Quantitation Report (QT Reviewed)

Data Path : C:\msdchem\1\data\2020-02\0B25043\
Data File : ECD5-02252021.D
Signal(s) : Signal #1: ECD1A.CH Signal #2: ECD2B.CH
Acq On : 25 Feb 2020 18:05
Operator : MJB
Sample : 0B25043-CALC
Misc : A19K264, 9-42 2 ppb
ALS Vial : 17 (Sig #1); 0 (Sig #2) Sample Multiplier: 1

Integration File signal 1: PEST1.e
Integration File signal 2: PEST2.e
Quant Time: Feb 26 14:52:32 2020
Quant Method : C:\msdchem\1\methods\ECD5_QUANTPEST_200225.M
Quant Title : Instrument: DualECD5
QLast Update : Wed Feb 26 14:49:58 2020
Response via : Initial Calibration
Integrator: ChemStation 6890 Scale Mode: Small noise peaks clipped

Volume Inj. : 2uL
Signal #1 Phase : Rtx-CLPesticides Signal #2 Phase: Rtx-CLPesticides2
Signal #1 Info : 30m X 0.32mm X 0. Signal #2 Info : 30m X 0.32mm X 0.25um



Quantitation Report (QT Reviewed)

Data Path : C:\msdchem\1\data\2020-02\0B25043\
 Data File : ECD5-02252022.D
 Signal(s) : Signal #1: ECD1A.CH Signal #2: ECD2B.CH
 Acq On : 25 Feb 2020 18:22
 Operator : MJB
 Sample : 0B25043-CALD
 Misc : A19K265, 9-42 5 ppb
 ALS Vial : 18 (Sig #1); 0 (Sig #2) Sample Multiplier: 1

Integration File signal 1: PEST1.e
 Integration File signal 2: PEST2.e
 Quant Time: Feb 26 14:53:14 2020
 Quant Method : C:\msdchem\1\methods\ECD5_QUANTPEST_200225.M
 Quant Title : Instrument: DualECD5
 QLast Update : Wed Feb 26 14:49:58 2020
 Response via : Initial Calibration
 Integrator: ChemStation 6890 Scale Mode: Small noise peaks clipped

Volume Inj. : 2uL
 Signal #1 Phase : Rtx-CLPesticides Signal #2 Phase: Rtx-CLPesticides2
 Signal #1 Info : 30m X 0.32mm X 0. Signal #2 Info : 30m X 0.32mm X 0.25um

MJB
2/26/20

Compound	RT#1	RT#2	Resp#1	Resp#2	ng/mL	ng/mL
System Monitoring Compounds						
1) S TCMX (S)	0.000	0.000	0	0	N.D. d	N.D. d
22) S DCBP (S)	0.000	0.000	0	0	N.D. d	N.D. d
Target Compounds						
2) a-BHC	0.000	0.000	0	0	N.D. d	N.D. d
3) g-BHC	0.000	0.000	0	0	N.D. d	N.D. d
4) b-BHC	0.000	0.000	0	0	N.D. d	N.D. d
5) Heptachlor	0.000	0.000	0	0	N.D. d	N.D. d
6) d-BHC	0.000	0.000	0	0	N.D. d	N.D. d
7) Aldrin	0.000	0.000	0	0	N.D. d	N.D. d
8) Heptachlo...	0.000	0.000	0	0	N.D. d	N.D. d
9) trans-Chl...	0.000	0.000	0	0	N.D. d	N.D. d
10) cis-Chlor...	0.000	0.000	0	0	N.D. d	N.D. d
11) Endosulfa...	0.000	0.000	0	0	N.D. d	N.D. d
12) 4,4'-DDE	0.000	0.000	0	0	N.D. d	N.D. d
13) Dieldrin	0.000	0.000	0	0	N.D. d	N.D. d
14) Endrin	0.000	0.000	0	0	N.D. d	N.D. d
15) 4,4'-DDD	0.000	0.000	0	0	N.D. d	N.D. d
16) Endosulfa...	0.000	0.000	0	0	N.D. d	N.D. d
17) 4,4'-DDT	0.000	0.000	0	0	N.D. d	N.D. d
18) Endrin Al...	0.000	0.000	0	0	N.D. d	N.D. d
19) Endosulfa...	0.000	0.000	0	0	N.D. d	N.D. d
20) Methoxychlor	0.000	0.000	0	0	N.D. d	N.D. d
21) Endrin Ke...	0.000	0.000	0	0	N.D. d	N.D. d
23) Hexachlor...	3.261	3.735	1113082	2127786	5.581	5.310
24) Hexachlor...	5.840	6.516	1134739	1781991	5.734	5.567
25) Oxychlorane	7.324	7.985	1015651	1516690	5.620	5.423
26) 2,4'-DDE	7.396	8.187	784279	1172351	5.500	5.567
27) trans-Non...	7.579	8.260	1144259	1676451	5.613	5.452
28) 2,4'-DDD	7.769	8.562	710550	1029786	5.585	5.583

Quantitation Report (QT Reviewed)

Data Path : C:\msdchem\1\data\2020-02\0B25043\
 Data File : ECD5-02252022.D
 Signal(s) : Signal #1: ECD1A.CH Signal #2: ECD2B.CH
 Acq On : 25 Feb 2020 18:22
 Operator : MJB
 Sample : 0B25043-CALD
 Misc : A19K265, 9-42 5 ppb
 ALS Vial : 18 (Sig #1); 0 (Sig #2) Sample Multiplier: 1

Integration File signal 1: PEST1.e
 Integration File signal 2: PEST2.e
 Quant Time: Feb 26 14:53:14 2020
 Quant Method : C:\msdchem\1\methods\ECD5_QUANTPEST_200225.M
 Quant Title : Instrument: DualECD5
 QLast Update : Wed Feb 26 14:49:58 2020
 Response via : Initial Calibration
 Integrator: ChemStation 6890 Scale Mode: Small noise peaks clipped

Volume Inj. : 2uL
 Signal #1 Phase : Rtx-CLPesticides Signal #2 Phase: Rtx-CLPesticides2
 Signal #1 Info : 30m X 0.32mm X 0. Signal #2 Info : 30m X 0.32mm X 0.25um

Compound	RT#1	RT#2	Resp#1	Resp#2	ng/mL	ng/mL
29) 2,4'-DDT	7.952	8.787	643652	853816	4.394	4.501
30) cis-Nonac...	8.050	8.827	1288124	1876952	5.465	5.502
31) Mirex	8.720	9.757	781249	1031368	5.550	5.673
32) Chlordane...	0.000	0.000	0	0	N.D. d	N.D. d
33) Chlordane...	0.000	0.000	0	0	N.D. d	N.D. d
34) Chlordane...	0.000	0.000	0	0	N.D. d	N.D. d
35) Chlordane...	0.000	0.000	0	0	N.D. d	N.D. d
36) Toxaphene...	0.000	0.000	0	0	N.D. d	N.D. d
37) Toxaphene...	0.000	0.000	0	0	N.D. d	N.D. d
38) Toxaphene...	0.000	0.000	0	0	N.D. d	N.D. d
39) Toxaphene...	0.000	0.000	0	0	N.D. d	N.D. d
40) Toxaphene...	0.000	0.000	0	0	N.D. d	N.D. d
41) Toxaphene...	0.000	0.000	0	0	N.D. d	N.D. d
42) Toxaphene...	0.000	0.000	0	0	N.D. d	N.D. d

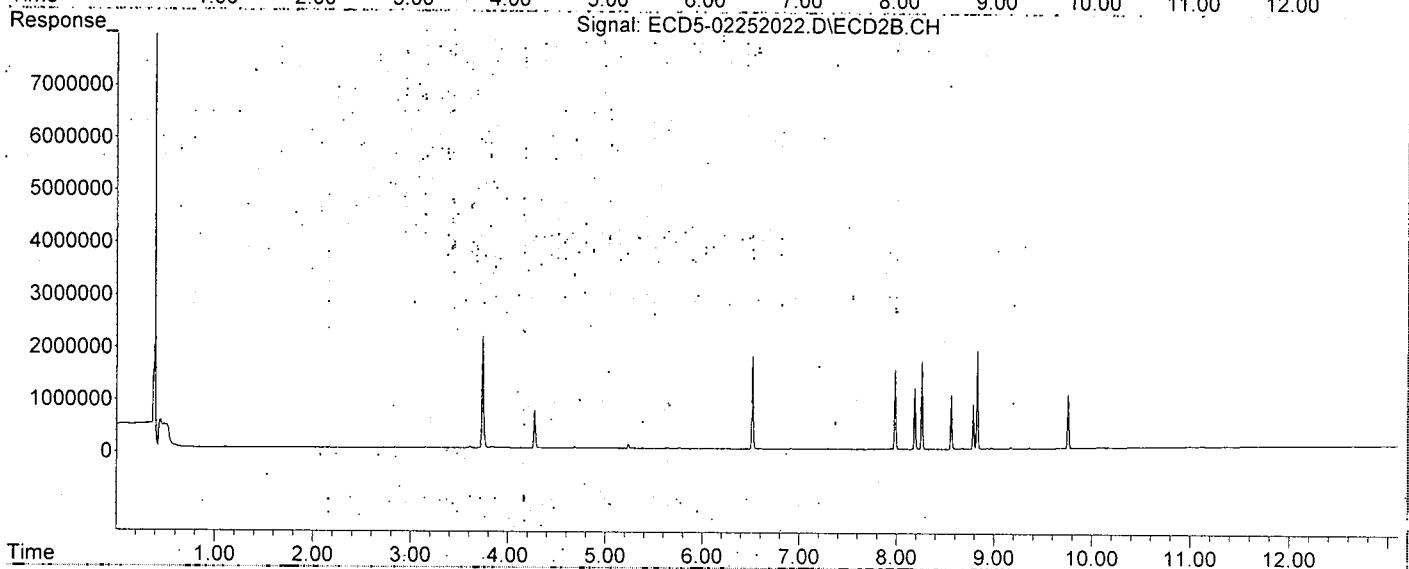
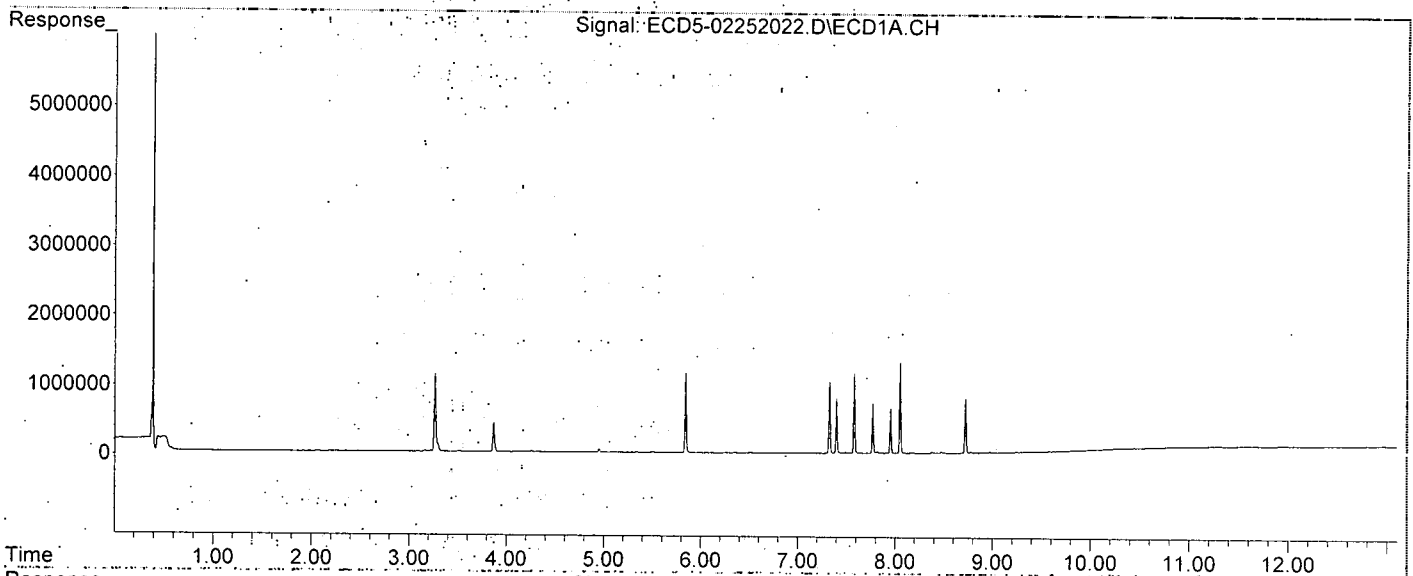
(f)=RT Delta > 1/2 Window (#)=Amounts differ by > 25% (m)=manual int.

Quantitation Report (QT Reviewed)

Data Path : C:\msdchem\1\data\2020-02\0B25043\
Data File : ECD5-02252022.D
Signal(s) : Signal #1: ECD1A.CH Signal #2: ECD2B.CH
Acq On : 25 Feb 2020 18:22
Operator : MJB
Sample : 0B25043-CALD
Misc : A19K265, 9-42 5 ppb
ALS Vial : 18 (Sig #1); 0 (Sig #2) Sample Multiplier: 1

Integration File signal 1: PEST1.e
Integration File signal 2: PEST2.e
Quant Time: Feb 26 14:53:14 2020
Quant Method : C:\msdchem\1\methods\ECD5_QUANTPEST_200225.M
Quant Title : Instrument: DualECD5
QLast Update : Wed Feb 26 14:49:58 2020
Response via : Initial Calibration
Integrator: ChemStation 6890 Scale Mode: Small noise peaks clipped

Volume Inj. : 2uL
Signal #1 Phase : Rtx-CLPesticides Signal #2 Phase: Rtx-CLPesticides2
Signal #1 Info. : 30m X 0.32mm X 0. Signal #2 Info : 30m X 0.32mm X 0.25um



Quantitation Report (QT Reviewed)

Data Path : C:\msdchem\1\data\2020-02\0B25043\
 Data File : ECD5-02252023.D
 Signal(s) : Signal #1: ECD1A.CH Signal #2: ECD2B.CH
 Acq On : 25 Feb 2020 18:39
 Operator : MJB
 Sample : 0B25043-CALE
 Misc : A19K266, 9-42 10 ppb
 ALS Vial : 19 (Sig #1); 0 (Sig #2) Sample Multiplier: 1

Integration File signal 1: PEST1.e
 Integration File signal 2: PEST2.e
 Quant Time: Feb 26 14:53:50 2020
 Quant Method : C:\msdchem\1\methods\ECD5_QUANTPEST_200225.M
 Quant Title : Instrument: DualECD5
 QLast Update : Wed Feb 26 14:49:58 2020
 Response via : Initial Calibration
 Integrator: ChemStation 6890 Scale Mode: Small noise peaks clipped

Volume Inj. : 2uL
 Signal #1 Phase : Rtx-CLPesticides Signal #2 Phase: Rtx-CLPesticides2
 Signal #1 Info : 30m X 0.32mm X 0. Signal #2 Info : 30m X 0.32mm X 0.25um

MJB
2/26/20

Compound	RT#1	RT#2	Resp#1	Resp#2	ng/mL	ng/mL
----------	------	------	--------	--------	-------	-------

System Monitoring Compounds

1) S TCMX (S)	0.000	0.000	0	0	N.D. d	N.D. d
22) S DCBP (S)	0.000	0.000	0	0	N.D. d	N.D. d

Target Compounds

2) a-BHC	0.000	0.000	0	0	N.D. d	N.D. d
3) g-BHC	0.000	0.000	0	0	N.D. d	N.D. d
4) b-BHC	0.000	0.000	0	0	N.D. d	N.D. d
5) Heptachlor	0.000	0.000	0	0	N.D. d	N.D. d
6) d-BHC	0.000	0.000	0	0	N.D. d	N.D. d
7) Aldrin	0.000	0.000	0	0	N.D. d	N.D. d
8) Heptachlo...	0.000	0.000	0	0	N.D. d	N.D. d
9) trans-Chl...	0.000	0.000	0	0	N.D. d	N.D. d
10) cis-Chlor...	0.000	0.000	0	0	N.D. d	N.D. d
11) Endosulfa...	0.000	0.000	0	0	N.D. d	N.D. d
12) 4,4'-DDE	0.000	0.000	0	0	N.D. d	N.D. d
13) Dieldrin	0.000	0.000	0	0	N.D. d	N.D. d
14) Endrin	0.000	0.000	0	0	N.D. d	N.D. d
15) 4,4'-DDD	0.000	0.000	0	0	N.D. d	N.D. d
16) Endosulfa...	0.000	0.000	0	0	N.D. d	N.D. d
17) 4,4'-DDT	0.000	0.000	0	0	N.D. d	N.D. d
18) Endrin Al...	0.000	0.000	0	0	N.D. d	N.D. d
19) Endosulfa...	0.000	0.000	0	0	N.D. d	N.D. d
20) Methoxychlor	0.000	0.000	0	0	N.D. d	N.D. d
21) Endrin Ke...	0.000	0.000	0	0	N.D. d	N.D. d
23) Hexachlor...	3.260	3.735	2115564	4029851	10.607	10.056
24) Hexachlor...	5.840	6.515	2108819	3393326	10.790	10.601
25) Oxychlorane	7.323	7.985	1862537	2780134	10.469	9.940
26) 2,4'-DDE	7.395	8.187	1469851	2213415	10.308	10.510
27) trans-Non...	7.578	8.259	2133448	3123800	10.596	10.159
28) 2,4'-DDD	7.768	8.561	1279287	1931515	10.055	10.472

Quantitation Report (QT Reviewed)

Data Path : C:\msdchem\1\data\2020-02\0B25043\
 Data File : ECD5-02252023.D
 Signal(s) : Signal #1: ECD1A.CH Signal #2: ECD2B.CH
 Acq On : 25 Feb 2020 18:39
 Operator : MJB
 Sample : 0B25043-CALE
 Misc : A19K266, 9-42 10 ppb
 ALS Vial : 19 (Sig #1); 0 (Sig #2) Sample Multiplier: 1

Integration File signal 1: PEST1.e
 Integration File signal 2: PEST2.e
 Quant Time: Feb 26 14:53:50 2020
 Quant Method : C:\msdchem\1\methods\ECD5_QUANTPEST_200225.M
 Quant Title : Instrument: DualECD5
 QLast Update : Wed Feb 26 14:49:58 2020
 Response via : Initial Calibration
 Integrator: ChemStation. 6890 Scale Mode: Small noise peaks clipped

Volume Inj. : 2uL
 Signal #1 Phase : Rtx-CLPesticides Signal #2 Phase: Rtx-CLPesticides2
 Signal #1 Info : 30m X 0.32mm X 0. Signal #2 Info : 30m X 0.32mm X 0.25um

Compound	RT#1	RT#2	Resp#1	Resp#2	ng/mL	ng/mL
29) 2,4'-DDT	7.951	8.786	1188032	1641641	8.111	8.682
30) cis-Nonac...	8.050	8.827	2424511	3529630	10.287	10.347
31) Mirex	8.719	9.756	1417093	1914233	10.276	10.700
32) Chlordane...	0.000	0.000	0	0	N.D. d	N.D. d
33) Chlordane...	0.000	0.000	0	0	N.D. d	N.D. d
34) Chlordane...	0.000	0.000	0	0	N.D. d	N.D. d
35) Chlordane...	0.000	0.000	0	0	N.D. d	N.D. d
36) Toxaphene...	0.000	0.000	0	0	N.D. d	N.D. d
37) Toxaphene...	0.000	0.000	0	0	N.D. d	N.D. d
38) Toxaphene...	0.000	0.000	0	0	N.D. d	N.D. d
39) Toxaphene...	0.000	0.000	0	0	N.D. d	N.D. d
40) Toxaphene...	0.000	0.000	0	0	N.D. d	N.D. d
41) Toxaphene...	0.000	0.000	0	0	N.D. d	N.D. d
42) Toxaphene...	0.000	0.000	0	0	N.D. d	N.D. d

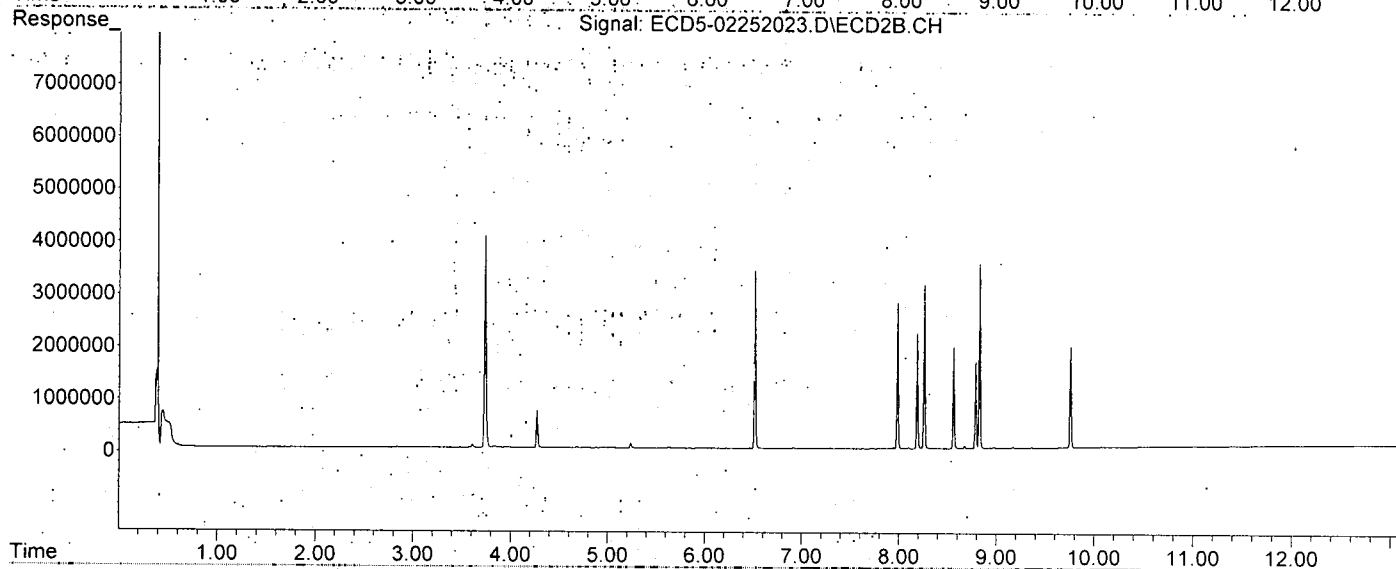
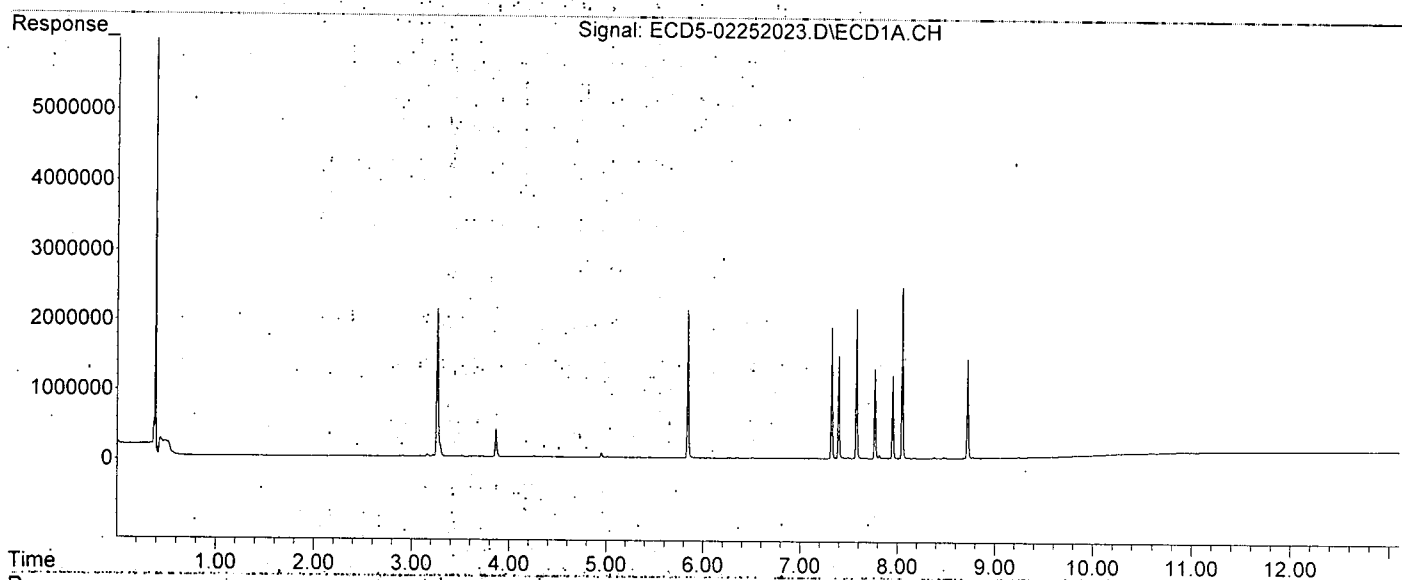
(f)=RT Delta > 1/2 Window (#)=Amounts differ by > 25% (m)=manual int.

Quantitation Report (QT Reviewed)

Data Path : C:\msdchem\1\data\2020-02\0B25043\
Data File : ECD5-02252023.D
Signal(s) : Signal #1: ECD1A.CH Signal #2: ECD2B.CH
Acq On : 25 Feb 2020 18:39
Operator : MJB
Sample : 0B25043-CALE
Misc : A19K266, 9-42 10 ppb
ALS Vial : 19 (Sig #1); 0 (Sig #2) Sample Multiplier: 1

Integration File signal 1: PEST1.e
Integration File signal 2: PEST2.e
Quant Time: Feb 26 14:53:50 2020
Quant Method : C:\msdchem\1\methods\ECD5_QUANTPEST_200225.M
Quant Title : Instrument: DualECD5
QLast Update : Wed Feb 26 14:49:58 2020
Response via : Initial Calibration
Integrator: ChemStation 6890 Scale Mode: Small noise peaks clipped

Volume Inj. : 2uL
Signal #1 Phase : Rtx-CLPesticides Signal #2 Phase: Rtx-CLPesticides2
Signal #1 Info : 30m X 0.32mm X 0. Signal #2 Info : 30m X 0.32mm X 0.25um



Quantitation Report (QT Reviewed)

Data Path : C:\msdchem\1\data\2020-02\0B25043\
 Data File : ECD5-02252024.D
 Signal(s) : Signal #1: ECD1A.CH Signal #2: ECD2B.CH
 Acq On : 25 Feb 2020 18:56
 Operator : MJB
 Sample : 0B25043-CALF
 Misc : A19J407, 9-42.25 ppb
 ALS Vial : 20 (Sig #1); 0 (Sig #2) Sample Multiplier: 1

Integration File signal 1: PEST1.e
 Integration File signal 2: PEST2.e
 Quant Time: Feb 26 14:54:24 2020
 Quant Method : C:\msdchem\1\methods\ECD5_QUANTPEST_200225.M
 Quant Title : Instrument: DualECD5
 QLast Update : Wed Feb 26 14:49:58 2020
 Response via : Initial Calibration
 Integrator: ChemStation 6890 Scale Mode: Small noise peaks clipped

*MJP
2/26/20*

Volume Inj. : 2uL
 Signal #1 Phase : Rtx-CLPesticides Signal #2 Phase: Rtx-CLPesticides2
 Signal #1 Info : 30m X 0.32mm X 0. Signal #2 Info : 30m X 0.32mm X 0.25um

Compound	RT#1	RT#2	Resp#1	Resp#2	ng/mL	ng/mL
System Monitoring Compounds						
1) S TCMX (S)	0.000	0.000	0	0	N.D. d	N.D. d
22) S DCBP (S)	0.000	0.000	0	0	N.D. d	N.D. d
Target Compounds						
2) a-BHC	0.000	0.000	0	0	N.D. d	N.D. d
3) g-BHC	0.000	0.000	0	0	N.D. d	N.D. d
4) b-BHC	0.000	0.000	0	0	N.D. d	N.D. d
5) Heptachlor	0.000	0.000	0	0	N.D. d	N.D. d
6) d-BHC	0.000	0.000	0	0	N.D. d	N.D. d
7) Aldrin	0.000	0.000	0	0	N.D. d	N.D. d
8) Heptachlo...	0.000	0.000	0	0	N.D. d	N.D. d
9) trans-Chl...	0.000	0.000	0	0	N.D. d	N.D. d
10) cis-Chlor...	0.000	0.000	0	0	N.D. d	N.D. d
11) Endosulfa...	0.000	0.000	0	0	N.D. d	N.D. d
12) 4,4'-DDE	0.000	0.000	0	0	N.D. d	N.D. d
13) Dieldrin	0.000	0.000	0	0	N.D. d	N.D. d
14) Endrin	0.000	0.000	0	0	N.D. d	N.D. d
15) 4,4'-DDD	0.000	0.000	0	0	N.D. d	N.D. d
16) Endosulfa...	0.000	0.000	0	0	N.D. d	N.D. d
17) 4,4'-DDT	0.000	0.000	0	0	N.D. d	N.D. d
18) Endrin Al...	0.000	0.000	0	0	N.D. d	N.D. d
19) Endosulfa...	0.000	0.000	0	0	N.D. d	N.D. d
20) Methoxychlor	0.000	0.000	0	0	N.D. d	N.D. d
21) Endrin Ke...	0.000	0.000	0	0	N.D. d	N.D. d
23) Hexachlor...	3.261	3.736	5372243	10474503	26.936	26.139
24) Hexachlor...	5.840	6.515	5164469	8445450	26.646	26.384
25) Oxychlorane	7.323	7.985	4667823	7090383	26.491	25.351
26) 2,4'-DDE	7.395	8.188	3629037	5570315	25.451	26.451
27) trans-Non...	7.578	8.259	5130994	7939518	25.668	25.821
28) 2,4'-DDD	7.768	8.561	3146355	4852223	24.729	26.308

Quantitation Report (QT Reviewed)

Data Path : C:\msdchem\1\data\2020-02\0B25043\
 Data File : ECD5-02252024.D
 Signal(s) : Signal #1: ECD1A.CH Signal #2: ECD2B.CH
 Acq On : 25 Feb 2020 18:56
 Operator : MJB
 Sample : 0B25043-CALF
 Misc : A19J407, 9-42 25 ppb
 ALS Vial : 20 (Sig #1); 0 (Sig #2) Sample Multiplier: 1

Integration File signal 1: PEST1.e
 Integration File signal 2: PEST2.e
 Quant Time: Feb 26 14:54:24 2020
 Quant Method : C:\msdchem\1\methods\ECD5_QUANTPEST_200225.M
 Quant Title : Instrument: DualECD5
 QLast Update : Wed Feb 26 14:49:58 2020
 Response via : Initial Calibration
 Integrator: ChemStation 6890 Scale Mode: Small noise peaks clipped

Volume Inj. : 2uL
 Signal #1 Phase : Rtx-CLPesticides Signal #2 Phase: Rtx-CLPesticides2
 Signal #1 Info : 30m X 0.32mm X 0. Signal #2 Info : 30m X 0.32mm X 0.25um

Compound	RT#1	RT#2	Resp#1	Resp#2	ng/mL	ng/mL
29) 2,4'-DDT	7.952	8.787	3118024	4477299	21.287	23.237
30) cis-Nonac...	8.049	8.827	5977723	8823260	25.362	25.864
31) Mirex	8.719	9.756	3449936	4725980	25.428	26.359
32) Chlordane...	0.000	0.000	0	0	N.D. d	N.D. d
33) Chlordane...	0.000	0.000	0	0	N.D. d	N.D. d
34) Chlordane...	0.000	0.000	0	0	N.D. d	N.D. d
35) Chlordane...	0.000	0.000	0	0	N.D. d	N.D. d
36) Toxaphene...	0.000	0.000	0	0	N.D. d	N.D. d
37) Toxaphene...	0.000	0.000	0	0	N.D. d	N.D. d
38) Toxaphene...	0.000	0.000	0	0	N.D. d	N.D. d
39) Toxaphene...	0.000	0.000	0	0	N.D. d	N.D. d
40) Toxaphene...	0.000	0.000	0	0	N.D. d	N.D. d
41) Toxaphene...	0.000	0.000	0	0	N.D. d	N.D. d
42) Toxaphene...	0.000	0.000	0	0	N.D. d	N.D. d

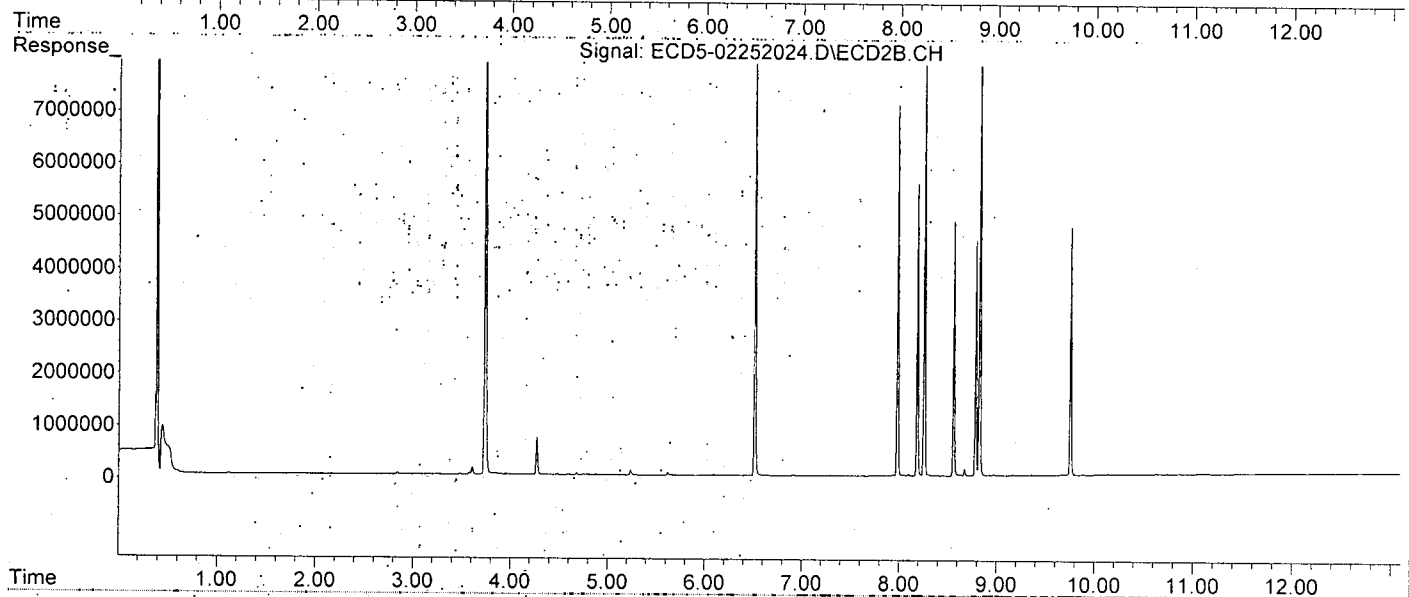
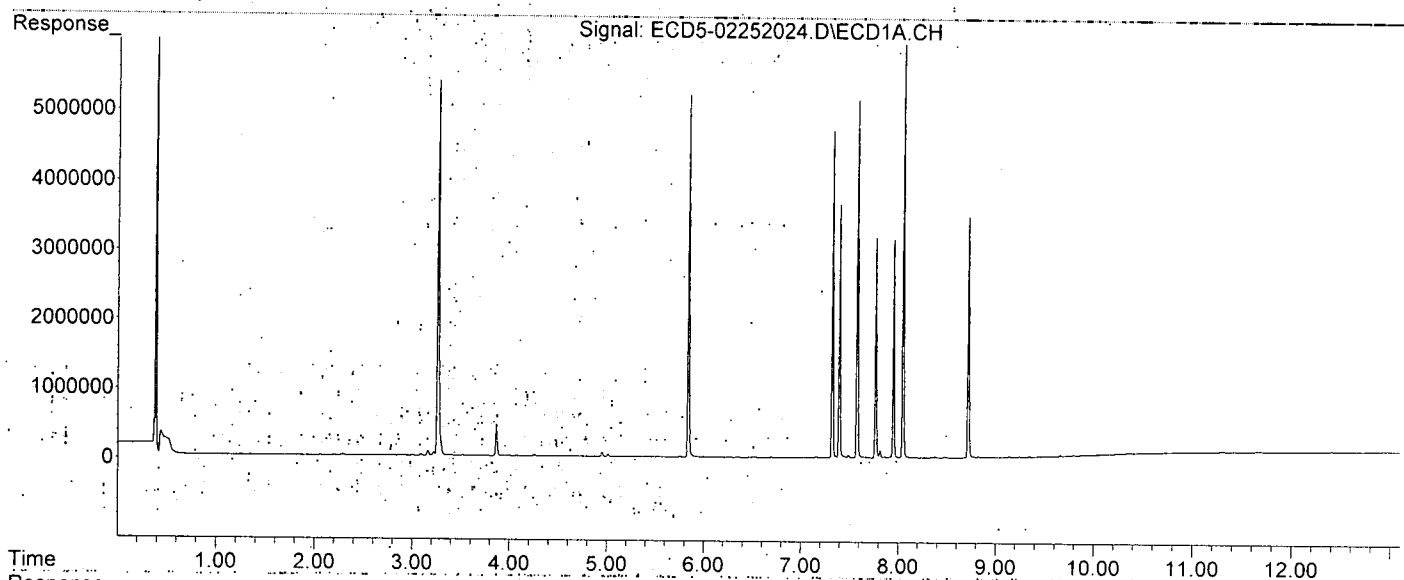
(f)=RT Delta > 1/2 Window. (#)=Amounts differ by >.25% (m)=manual int.

Quantitation Report (QT Reviewed)

Data Path : C:\msdchem\1\data\2020-02\0B25043\
Data File : ECD5-02252024.D
Signal(s) : Signal #1: ECD1A.CH Signal #2: ECD2B.CH
Acq On : 25 Feb 2020 18:56
Operator : MJB
Sample : 0B25043-CALF
Misc : A19J407, 9-42 25 ppb
ALS Vial : 20 (Sig #1); 0 (Sig #2) Sample Multiplier: 1

Integration File signal 1: PEST1.e
Integration File signal 2: PEST2.e
Quant Time: Feb 26 14:54:24 2020
Quant Method : C:\msdchem\1\methods\ECD5_QUANTPEST_200225.M
Quant Title : Instrument: DualECD5
QLast Update : Wed Feb 26 14:49:58 2020
Response via : Initial Calibration
Integrator: ChemStation 6890 Scale Mode: Small noise peaks clipped

Volume Inj. : 2uL
Signal #1 Phase : Rtx-CLPesticides Signal #2 Phase: Rtx-CLPesticides2
Signal #1 Info : 30m X 0.32mm X 0. Signal #2 Info : 30m X 0.32mm X 0.25um



Quantitation Report (QT Reviewed)

Data Path : C:\msdchem\1\data\2020-02\0B25043\
 Data File : ECD5-02252025.D
 Signal(s) : Signal #1: ECD1A.CH Signal #2: ECD2B.CH
 Acq On : 25 Feb 2020 19:13
 Operator : MJB
 Sample : 0B25043-CALG
 Misc : A19J408, 9-42 50 ppb
 ALS Vial : 21 (Sig #1); 0 (Sig #2) Sample Multiplier: 1

Integration File signal 1: PEST1.e
 Integration File signal 2: PEST2.e
 Quant Time: Feb 26 14:49:49 2020
 Quant Method : C:\msdchem\1\methods\ECD5_QUANTPEST_200225.M
 Quant Title : Instrument: DualECD5
 QLast Update : Wed Feb 26 14:42:58 2020
 Response via : Initial Calibration
 Integrator: ChemStation 6890 Scale Mode: Small noise peaks clipped

MJB
2/26/20

Volume Inj. : 2uL
 Signal #1 Phase : Rtx-CLPesticides Signal #2 Phase: Rtx-CLPesticides2
 Signal #1 Info : 30m X 0.32mm X 0. Signal #2 Info : 30m X 0.32mm X 0.25um

Compound	RT#1	RT#2	Resp#1	Resp#2	ng/mL	ng/mL
System Monitoring Compounds						
1) S TCMX (S)	0.000	0.000	0	0	N.D. d	N.D. d
22) S DCBP (S)	0.000	0.000	0	0	N.D. d	N.D. d
Target Compounds						
2) a-BHC	0.000	0.000	0	0	N.D. d	N.D. d
3) g-BHC	0.000	0.000	0	0	N.D. d	N.D. d
4) b-BHC	0.000	0.000	0	0	N.D. d	N.D. d
5) Heptachlor	0.000	0.000	0	0	N.D. d	N.D. d
6) d-BHC	0.000	0.000	0	0	N.D. d	N.D. d
7) Aldrin	0.000	0.000	0	0	N.D. d	N.D. d
8) Heptachlo...	0.000	0.000	0	0	N.D. d	N.D. d
9) trans-Chl...	0.000	0.000	0	0	N.D. d	N.D. d
10) cis-Chlor...	0.000	0.000	0	0	N.D. d	N.D. d
11) Endosulfa...	0.000	0.000	0	0	N.D. d	N.D. d
12) 4,4'-DDE	0.000	0.000	0	0	N.D. d	N.D. d
13) Dieldrin	0.000	0.000	0	0	N.D. d	N.D. d
14) Endrin	0.000	0.000	0	0	N.D. d	N.D. d
15) 4,4'-DDD	0.000	0.000	0	0	N.D. d	N.D. d
16) Endosulfa...	0.000	0.000	0	0	N.D. d	N.D. d
17) 4,4'-DDT	0.000	0.000	0	0	N.D. d	N.D. d
18) Endrin Al...	0.000	0.000	0	0	N.D. d	N.D. d
19) Endosulfa...	0.000	0.000	0	0	N.D. d	N.D. d
20) Methoxychlor	0.000	0.000	0	0	N.D. d	N.D. d
21) Endrin Ke...	0.000	0.000	0	0	N.D. d	N.D. d
23) Hexachlor...	3.261	3.736	9990291	19935750	50.090	49.749
24) Hexachlor...	5.840	6.516	9886431	16599953	51.139	51.858
25) Oxylchlorane	7.323	7.985	8837500	13968909	50.190	49.944
26) 2,4'-DDE	7.395	8.187	6700631	10947466	46.992	51.985
27) trans-Non...	7.578	8.259	10012921	15596383	50.130	50.722
28) 2,4'-DDD	7.768	8.561	6083122	9442355	47.811	51.195

Quantitation Report (QT Reviewed)

Data Path : C:\msdchem\1\data\2020-02\0B25043\
 Data File : ECD5-02252025.D
 Signal(s) : Signal #1: ECD1A.CH Signal #2: ECD2B.CH
 Acq On : 25 Feb 2020 19:13
 Operator : MJB
 Sample : 0B25043-CALG
 Misc : A19J408, 9-42 50 ppb
 ALS Vial : 21 (Sig #1); 0 (Sig #2) Sample Multiplier: 1

Integration File signal 1: PEST1.e
 Integration File signal 2: PEST2.e
 Quant Time: Feb 26 14:49:49 2020
 Quant Method : C:\msdchem\1\methods\ECD5_QUANTPEST_200225.M
 Quant Title : Instrument: DualECD5
 QLast Update : Wed Feb 26 14:42:58 2020
 Response via : Initial Calibration
 Integrator: ChemStation: 6890 Scale Mode: Small noise peaks clipped

Volume Inj: 2uL
 Signal #1 Phase: Rtx-CLPesticides Signal #2 Phase: Rtx-CLPesticides2
 Signal #1 Info : 30m X 0.32mm X 0 Signal #2 Info : 30m X 0.32mm X 0.25um

Compound	RT#1	RT#2	Resp#1	Resp#2	ng/mL	ng/mL
29) 2,4'-DDT	7.951	8.787	6102858	8983017	41.664	44.976
30) cis-Nonac...	8.050	8.827	11201104	17575775	47.524	51.521
31) Mirex	8.720	9.756	6526642	8959174	48.494	49.016
32) Chlordane...	0.000	0.000	0	0	N.D. d	N.D. d
33) Chlordane...	0.000	0.000	0	0	N.D. d	N.D. d
34) Chlordane...	0.000	0.000	0	0	N.D. d	N.D. d
35) Chlordane...	0.000	0.000	0	0	N.D. d	N.D. d
36) Toxaphene...	0.000	0.000	0	0	N.D. d	N.D. d
37) Toxaphene...	0.000	0.000	0	0	N.D. d	N.D. d
38) Toxaphene...	0.000	0.000	0	0	N.D. d	N.D. d
39) Toxaphene...	0.000	0.000	0	0	N.D. d	N.D. d
40) Toxaphene...	0.000	0.000	0	0	N.D. d	N.D. d
41) Toxaphene...	0.000	0.000	0	0	N.D. d	N.D. d
42) Toxaphene...	0.000	0.000	0	0	N.D. d	N.D. d

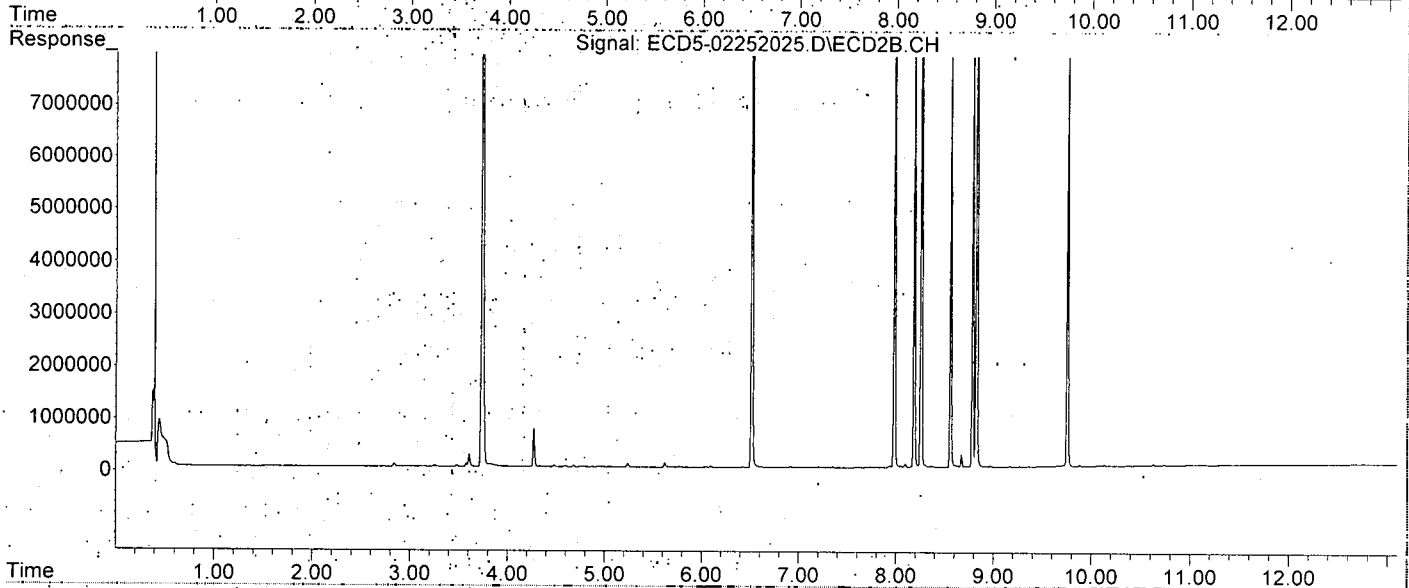
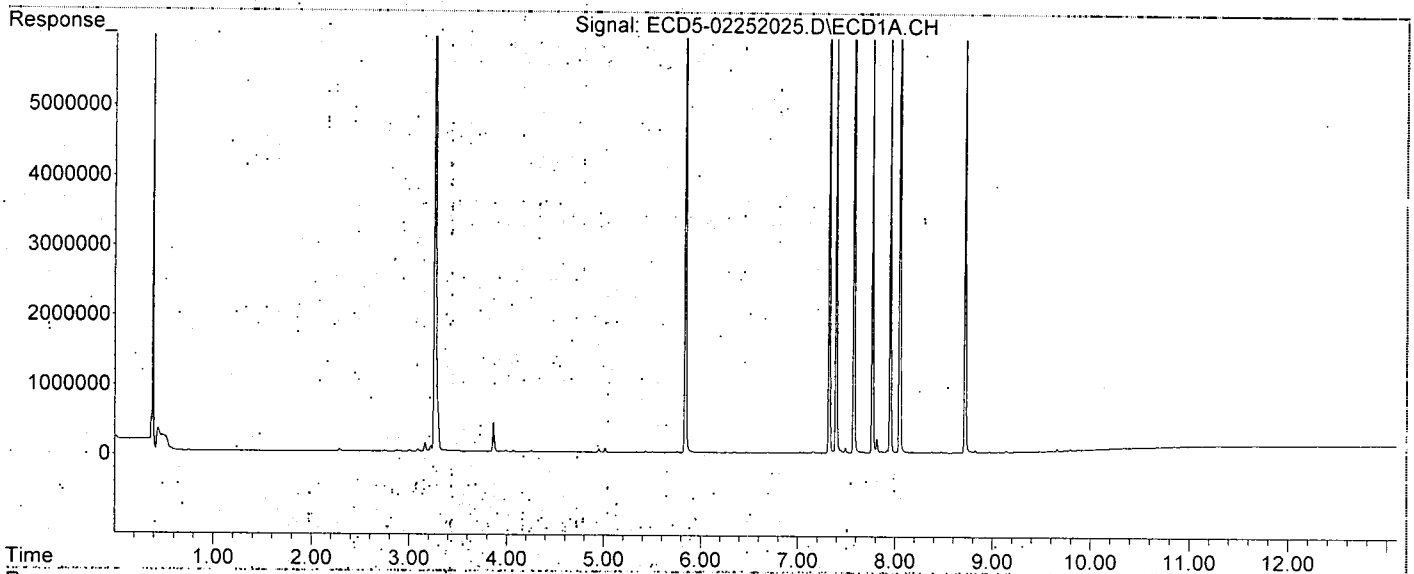
(f)=RT Delta > 1/2 Window (#)=Amounts differ by > 25% (m)=manual int.

Quantitation Report (QT Reviewed)

Data Path : C:\msdchem\1\data\2020-02\0B25043\
Data File : ECD5-02252025.D
Signal(s) : Signal #1: ECD1A.CH Signal #2: ECD2B.CH
Acq On : 25 Feb 2020 19:13
Operator : MJB
Sample : 0B25043-CALG
Misc : A19J408, 9-42 50 ppb
ALS Vial : 21 (Sig #1); 0 (Sig #2) Sample Multiplier: 1

Integration File signal 1: PEST1.e
Integration File signal 2: PEST2.e
Quant Time: Feb 26 14:49:49 2020
Quant Method : C:\msdchem\1\methods\ECD5_QUANTPEST_200225.M
Quant Title : Instrument: DualECD5
QLast Update : Wed Feb 26 14:42:58 2020
Response via : Initial Calibration
Integrator: ChemStation 6890 Scale Mode: Small noise peaks clipped

Volume Inj. : 2uL
Signal #1 Phase : Rtx-CLPesticides Signal #2 Phase: Rtx-CLPesticides2
Signal #1 Info : 30m X 0.32mm X 0. Signal #2 Info : 30m X 0.32mm X 0.25um



Quantitation Report (QT Reviewed)

Data Path : C:\msdchem\1\data\2020-02\0B25043\
 Data File : ECD5-02252026.D
 Signal(s) : Signal #1: ECD1A.CH Signal #2: ECD2B.CH
 Acq On : 25 Feb 2020 19:30
 Operator : MJB
 Sample : 0B25043-CALH
 Misc : A19J409, 9-42 100 ppb
 ALS Vial : 22 (Sig #1); 0 (Sig #2) Sample Multiplier: 1

Integration File signal 1: PEST1.e
 Integration File signal 2: PEST2.e
 Quant Time: Feb 26 14:54:58 2020
 Quant Method : C:\msdchem\1\methods\ECD5_QUANTPEST_200225.M
 Quant Title : Instrument: DualECD5
 QLast Update : Wed Feb 26 14:49:58 2020
 Response via : Initial Calibration
 Integrator: ChemStation 6890 Scale Mode: Small noise peaks clipped

Volume Inj. : 2uL
 Signal #1 Phase : Rtx-CLPesticides Signal #2 Phase: Rtx-CLPesticides2
 Signal #1 Info : 30m X 0.32mm X 0. Signal #2 Info : 30m X 0.32mm X 0.25um

MJB
2/26/20

Compound	RT#1	RT#2	Resp#1	Resp#2	ng/mL	ng/mL
----------	------	------	--------	--------	-------	-------

System Monitoring Compounds

1) S TCMX (S)	0.000	0.000	0	0	N.D. d	N.D. d
22) S DCBP (S)	0.000	0.000	0	0	N.D. d	N.D. d

Target Compounds

2) a-BHC	0.000	0.000	0	0	N.D. d	N.D. d
3) g-BHC	0.000	0.000	0	0	N.D. d	N.D. d
4) b-BHC	0.000	0.000	0	0	N.D. d	N.D. d
5) Heptachlor	0.000	0.000	0	0	N.D. d	N.D. d
6) d-BHC	0.000	0.000	0	0	N.D. d	N.D. d
7) Aldrin	0.000	0.000	0	0	N.D. d	N.D. d
8) Heptachlo...	0.000	0.000	0	0	N.D. d	N.D. d
9) trans-Chl...	0.000	0.000	0	0	N.D. d	N.D. d
10) cis-Chlor...	0.000	0.000	0	0	N.D. d	N.D. d
11) Endosulfa...	0.000	0.000	0	0	N.D. d	N.D. d
12) 4,4'-DDE	0.000	0.000	0	0	N.D. d	N.D. d
13) Dieldrin	0.000	0.000	0	0	N.D. d	N.D. d
14) Endrin	0.000	0.000	0	0	N.D. d	N.D. d
15) 4,4'-DDD	0.000	0.000	0	0	N.D. d	N.D. d
16) Endosulfa...	0.000	0.000	0	0	N.D. d	N.D. d
17) 4,4'-DDT	0.000	0.000	0	0	N.D. d	N.D. d
18) Endrin Al...	0.000	0.000	0	0	N.D. d	N.D. d
19) Endosulfa...	0.000	0.000	0	0	N.D. d	N.D. d
20) Methoxychlor	0.000	0.000	0	0	N.D. d	N.D. d
21) Endrin Ke...	0.000	0.000	0	0	N.D. d	N.D. d
23) Hexachlor...	3.261	3.736	23135918	47129729	116.001	117.611
24) Hexachlor...	5.840	6.516	22470076	38212346	116.354	119.375
25) Oxylchlorane	7.322	7.985	19750075	33092536	111.570	118.317
26) 2,4'-DDE	7.394	8.187	15104320	25045392	105.927	118.929
27) trans-Non...	7.577	8.259	22677932	36910070	113.102	120.037
28) 2,4'-DDD	7.767	8.561	13756435	22001853	108.119	119.290

Quantitation Report (QT Reviewed)

Data Path : C:\msdchem\1\data\2020-02\0B25043\
 Data File : ECD5-02252026.D
 Signal(s) : Signal #1: ECD1A.CH Signal #2: ECD2B.CH
 Acq On : 25 Feb 2020 19:30
 Operator : MJB
 Sample : 0B25043-CALH
 Misc : A19J409, 9-42 100 ppb
 ALS Vial : 22 (Sig #1); 0 (Sig #2) Sample Multiplier: 1

Integration File signal 1: PEST1.e
 Integration File signal 2: PEST2.e
 Quant Time: Feb 26 14:54:58 2020
 Quant Method : C:\msdchem\1\methods\ECD5_QUANTPEST_200225.M
 Quant Title : Instrument: DualECD5
 QLast Update : Wed Feb 26 14:49:58 2020
 Response via : Initial Calibration
 Integrator: ChemStation 6890 Scale Mode: Small noise peaks clipped

Volume Inj. : 2uL
 Signal #1 Phase : Rtx-CLPesticides Signal #2 Phase: Rtx-CLPesticides2
 Signal #1 Info : 30m X 0.32mm X 0 Signal #2 Info : 30m X 0.32mm X 0.25um

Compound	RT#1	RT#2	Resp#1	Resp#2	ng/mL	ng/mL
29) 2,4'-DDT	7.950	8.787	14712939	22793757	100.446	103.784
30) cis-Nonac...	8.049	8.827	25852009	41681458	109.684	122.183
31) Mirex	8.718	9.756	14378442	21589971	108.098	111.251
32) Chlordane...	0.000	0.000	0	0	N.D. d	N.D. d
33) Chlordane...	0.000	0.000	0	0	N.D. d	N.D. d
34) Chlordane...	0.000	0.000	0	0	N.D. d	N.D. d
35) Chlordane...	0.000	0.000	0	0	N.D. d	N.D. d
36) Toxaphene...	0.000	0.000	0	0	N.D. d	N.D. d
37) Toxaphene...	0.000	0.000	0	0	N.D. d	N.D. d
38) Toxaphene...	0.000	0.000	0	0	N.D. d	N.D. d
39) Toxaphene...	0.000	0.000	0	0	N.D. d	N.D. d
40) Toxaphene...	0.000	0.000	0	0	N.D. d	N.D. d
41) Toxaphene...	0.000	0.000	0	0	N.D. d	N.D. d
42) Toxaphene...	0.000	0.000	0	0	N.D. d	N.D. d

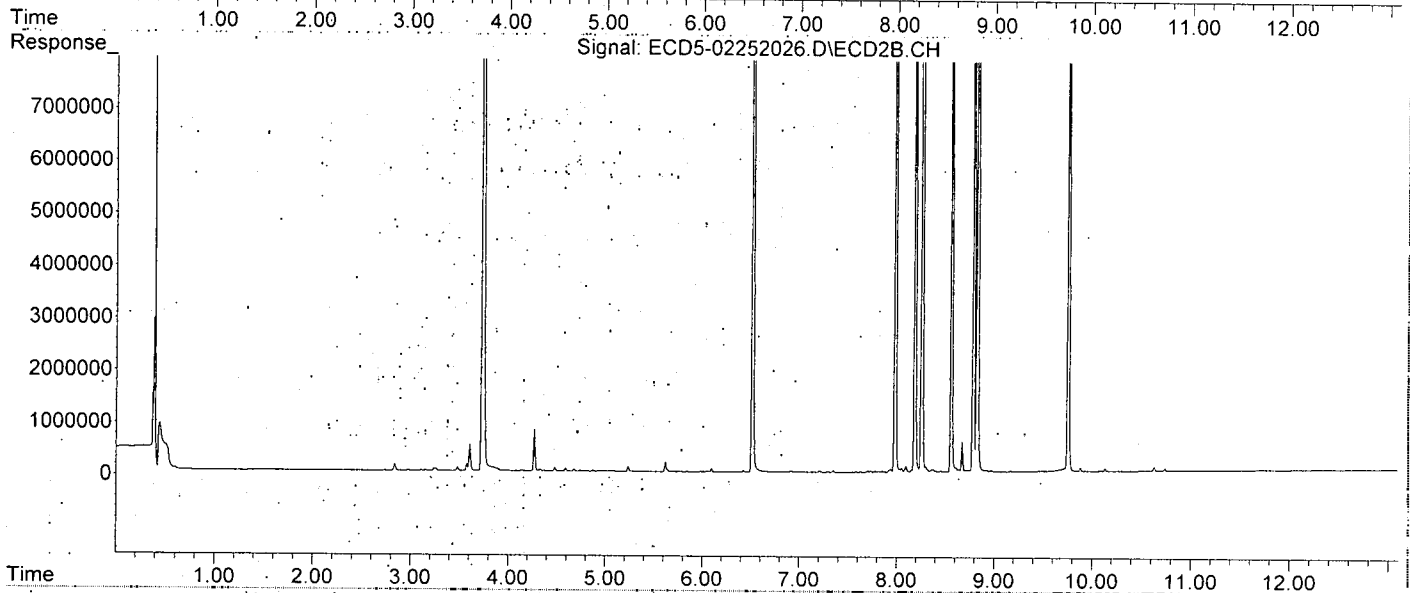
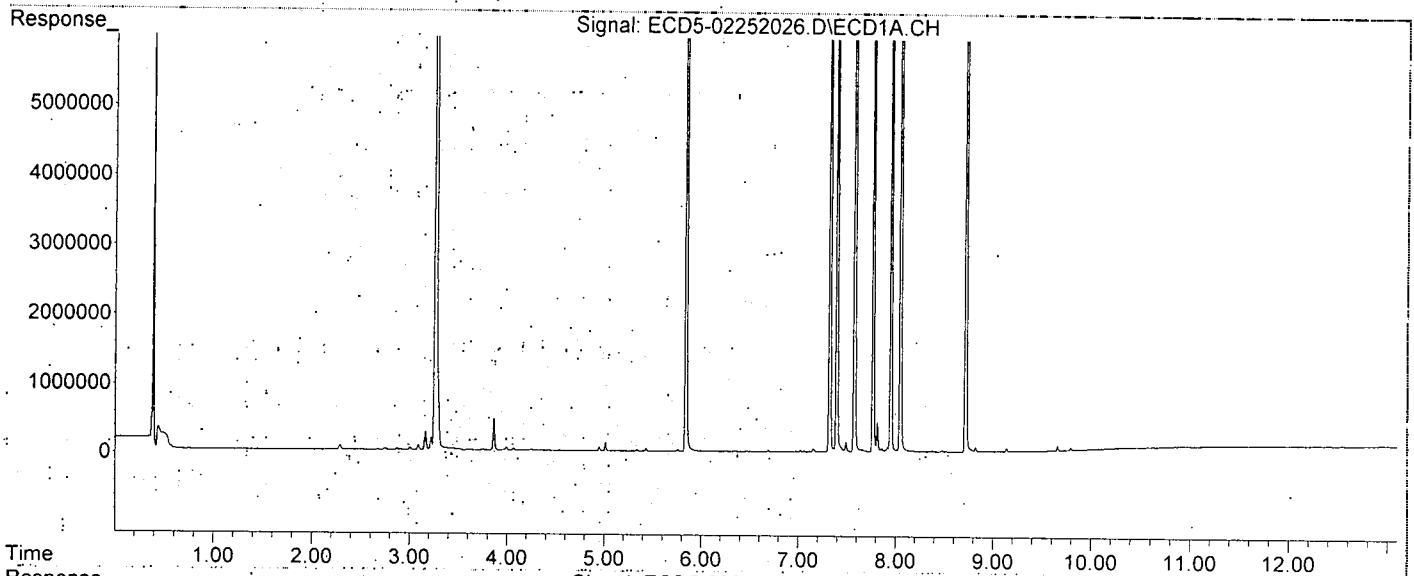
(f)=RT Delta > 1/2 Window (#)=Amounts differ by > 25% (m)=manual int.

Quantitation Report (QT Reviewed)

Data Path : C:\msdchem\1\data\2020-02\0B25043\
Data File : ECD5-02252026.D
Signal(s) : Signal #1: ECD1A.CH Signal #2: ECD2B.CH
Acq On : 25 Feb 2020 19:30
Operator : MJB
Sample : 0B25043-CALH
Misc : A19J409, 9-42 100 ppb
ALS Vial : 22 (Sig #1); 0 (Sig #2) Sample Multiplier: 1

Integration File signal 1: PEST1.e
Integration File signal 2: PEST2.e
Quant Time: Feb 26 14:54:58 2020
Quant Method : C:\msdchem\1\methods\ECD5_QUANTPEST_200225.M
Quant Title : Instrument: DualECD5
QLast Update : Wed Feb 26 14:49:58 2020
Response via : Initial Calibration
Integrator: ChemStation 6890 Scale Mode: Small noise peaks clipped

Volume Inj. : 2uL
Signal #1 Phase : Rtx-CLPesticides Signal #2 Phase: Rtx-CLPesticides2
Signal #1 Info : 30m X 0.32mm X 0. Signal #2 Info : 30m X 0.32mm X 0.25um



Quantitation Report (QT Reviewed)

Data Path : C:\msdchem\1\data\2020-02\0B25043\
 Data File : ECD5-02252027.D
 Signal(s) : Signal #1: ECD1A.CH Signal #2: ECD2B.CH
 Acq On : 25 Feb 2020 19:47
 Operator : MJB
 Sample : 0B25043-CALI
 Misc : A19K262, 9-42 200 ppb
 ALS Vial : 23 (Sig #1); 0 (Sig #2) Sample Multiplier: 1

Integration File signal 1: PEST1.e
 Integration File signal 2: PEST2.e
 Quant Time: Feb 26 14:55:28 2020
 Quant Method : C:\msdchem\1\methods\ECD5_QUANTPEST_200225.M
 Quant Title : Instrument: DualECD5
 QLast Update : Wed Feb 26 14:49:58 2020
 Response via : Initial Calibration
 Integrator: ChemStation 6890 Scale Mode: Small noise peaks clipped

MJB
2/26/20

Volume Inj. : 2uL
 Signal #1 Phase : Rtx-CLPesticides Signal #2 Phase: Rtx-CLPesticides2
 Signal #1 Info : 30m X 0.32mm X 0. Signal #2 Info : 30m X 0.32mm X 0.25um

Compound	RT#1	RT#2	Resp#1	Resp#2	ng/mL	ng/mL
----------	------	------	--------	--------	-------	-------

System Monitoring Compounds

1) S TCMX (S)	0.000	0.000	0	0	N.D. d	N.D. d
22) S DCBP (S)	0.000	0.000	0	0	N.D. d	N.D. d

Target Compounds

2) a-BHC	0.000	0.000	0	0	N.D. d	N.D. d
3) g-BHC	0.000	0.000	0	0	N.D. d	N.D. d
4) b-BHC	0.000	0.000	0	0	N.D. d	N.D. d
5) Heptachlor	0.000	0.000	0	0	N.D. d	N.D. d
6) d-BHC	0.000	0.000	0	0	N.D. d	N.D. d
7) Aldrin	0.000	0.000	0	0	N.D. d	N.D. d
8) Heptachlo...	0.000	0.000	0	0	N.D. d	N.D. d
9) trans-Chl...	0.000	0.000	0	0	N.D. d	N.D. d
10) cis-Chlor...	0.000	0.000	0	0	N.D. d	N.D. d
11) Endosulfa...	0.000	0.000	0	0	N.D. d	N.D. d
12) 4,4'-DDE	0.000	0.000	0	0	N.D. d	N.D. d
13) Dieldrin	0.000	0.000	0	0	N.D. d	N.D. d
14) Endrin	0.000	0.000	0	0	N.D. d	N.D. d
15) 4,4'-DDD	0.000	0.000	0	0	N.D. d	N.D. d
16) Endosulfa...	0.000	0.000	0	0	N.D. d	N.D. d
17) 4,4'-DDT	0.000	0.000	0	0	N.D. d	N.D. d
18) Endrin Al...	0.000	0.000	0	0	N.D. d	N.D. d
19) Endosulfa...	0.000	0.000	0	0	N.D. d	N.D. d
20) Methoxychlor	0.000	0.000	0	0	N.D. d	N.D. d
21) Endrin Ke...	0.000	0.000	0	0	N.D. d	N.D. d
23) Hexachlor...	3.262	3.738	44880919	99830182	225.027	249.123
24) Hexachlor...	5.841	6.517	45050237	79747299	233.170	249.130
25) Oxychlordane	7.323	7.986	40282611	70119555	224.658	250.702
26) 2,4'-DDE	7.395	8.188	31136923	53538270	218.365	254.229
27) trans-Non...	7.578	8.260	45537534	78361174	225.041	254.843
28) 2,4'-DDD	7.768	8.562	27847592	46768267	218.869	253.569

Quantitation Report (QT Reviewed)

Data Path : C:\msdchem\1\data\2020-02\0B25043\
 Data File : ECD5-02252027.D
 Signal(s) : Signal #1: ECD1A.CH Signal #2: ECD2B.CH
 Acq On : 25 Feb 2020 19:47
 Operator : MJB
 Sample : 0B25043-CALI
 Misc : A19K262, 9-42 200 ppb
 ALS Vial : 23 (Sig #1); 0 (Sig #2) Sample Multiplier: 1

Integration File signal 1: PEST1.e
 Integration File signal 2: PEST2.e
 Quant Time: Feb 26 14:55:28 2020
 Quant Method : C:\msdchem\1\methods\ECD5_QUANTPEST_200225.M
 Quant Title : Instrument: DualECD5
 QLast Update : Wed Feb 26 14:49:58 2020
 Response via : Initial Calibration
 Integrator: ChemStation 6890 Scale Mode: Small noise peaks clipped

Volume Inj. : 2uL
 Signal #1 Phase : Rtx-CLPesticides Signal #2 Phase: Rtx-CLPesticides2
 Signal #1 Info : 30m X 0.32mm X 0. Signal #2 Info : 30m X 0.32mm X 0.25um

Compound	RT#1	RT#2	Resp#1	Resp#2	ng/mL	ng/mL
29) 2,4'-DDT	7.951	8.788	29910856	48925010	204.203	195.073
30) cis-Nonac...	8.049	8.829	51137593	88266437	216.965	258.740
31) Mirex	8.719	9.757	30221229	46031145	231.817	215.452
32) Chlordane...	0.000	0.000	0	0	N.D. d	N.D. d
33) Chlordane...	0.000	0.000	0	0	N.D. d	N.D. d
34) Chlordane...	0.000	0.000	0	0	N.D. d	N.D. d
35) Chlordane...	0.000	0.000	0	0	N.D. d	N.D. d
36) Toxaphene...	0.000	0.000	0	0	N.D. d	N.D. d
37) Toxaphene...	0.000	0.000	0	0	N.D. d	N.D. d
38) Toxaphene...	0.000	0.000	0	0	N.D. d	N.D. d
39) Toxaphene...	0.000	0.000	0	0	N.D. d	N.D. d
40) Toxaphene...	0.000	0.000	0	0	N.D. d	N.D. d
41) Toxaphene...	0.000	0.000	0	0	N.D. d	N.D. d
42) Toxaphene...	0.000	0.000	0	0	N.D. d	N.D. d

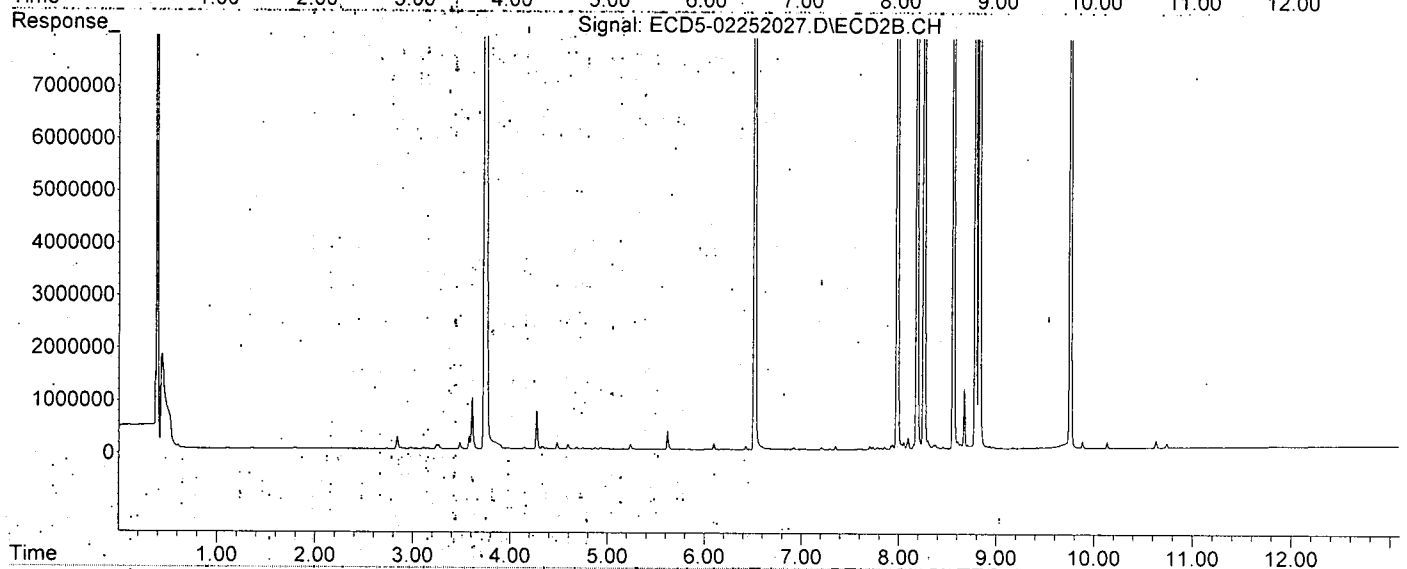
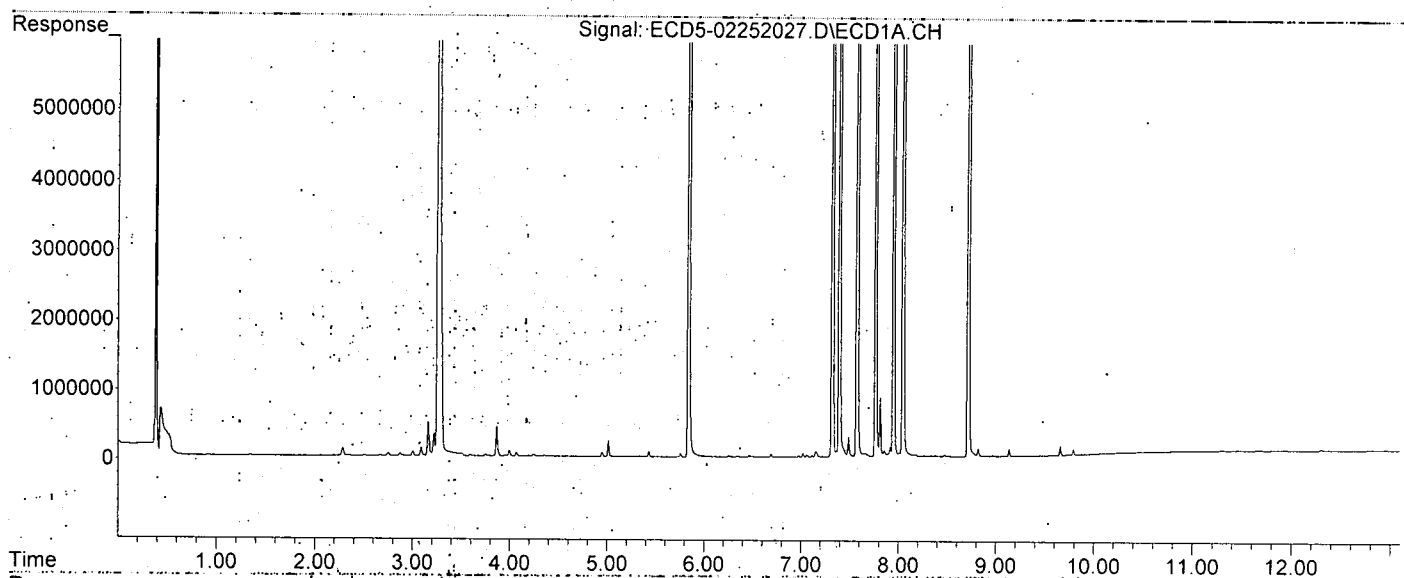
(f)=RT Delta > 1/2 Window (#)=Amounts differ by > 25% (m)=manual int.

Quantitation Report (QT Reviewed)

Data Path : C:\msdchem\1\data\2020-02\0B25043\
Data File : ECD5-02252027.D
Signal(s) : Signal #1: ECD1A.CH Signal #2: ECD2B.CH
Acq On : 25 Feb 2020 19:47
Operator : MJB
Sample : 0B25043-CALI
Misc : A19K262, 9-42 200 ppb
ALS Vial : 23 (Sig #1); 0 (Sig #2) Sample Multiplier: 1

Integration File signal 1: PEST1.e
Integration File signal 2: PEST2.e
Quant Time: Feb 26 14:55:28 2020
Quant Method : C:\msdchem\1\methods\ECD5_QUANTPEST_200225.M
Quant Title : Instrument: DualECD5
QLast Update : Wed Feb 26 14:49:58 2020
Response via : Initial Calibration
Integrator: ChemStation 6890 Scale Mode: Small noise peaks clipped

Volume Inj. : 2uL
Signal #1 Phase : Rtx-CLPesticides Signal #2 Phase: Rtx-CLPesticides2
Signal #1 Info : 30m X 0.32mm X 0. Signal #2 Info : 30m X 0.32mm X 0.25um



Quantitation Report (QT Reviewed)

Data Path : C:\msdchem\1\data\2020-02\0B25043\
 Data File : ECD5-02252030.D
 Signal(s) : Signal #1: ECD1A.CH Signal #2: ECD2B.CH
 Acq On : 25 Feb 2020 20:39
 Operator : MJB
 Sample : 0B25043-CALJ
 Misc : A20B333, CHLOR 10 ppb
 ALS Vial : 25 (Sig #1); 0 (Sig #2) Sample Multiplier: 1

Integration File signal 1: PEST1.e
 Integration File signal 2: PEST2.e
 Quant Time: Feb 26 15:00:16 2020
 Quant Method : C:\msdchem\1\methods\ECD5_QUANTPEST_200225.M
 Quant Title : Instrument: DualECD5
 QLast Update : Wed Feb 26 14:59:35 2020
 Response via : Initial Calibration
 Integrator: ChemStation 6890 Scale Mode: Small noise peaks clipped

MJB
2/26/20

Volume Inj. : 2uL
 Signal #1 Phase : Rtx-CLPesticides Signal #2 Phase: Rtx-CLPesticides2
 Signal #1 Info : 30m X 0.32mm X 0. Signal #2 Info : 30m X 0.32mm X 0.25um

Compound	RT#1	RT#2	Resp#1	Resp#2	ng/mL	ng/mL
----------	------	------	--------	--------	-------	-------

System Monitoring Compounds

1) S TCMX (S)	0.000	0.000	0	0	N.D. d	N.D. d
22) S DCBP (S)	0.000	0.000	0	0	N.D. d	N.D. d

Target Compounds

2) a-BHC	0.000	0.000	0	0	N.D. d	N.D. d
3) g-BHC	0.000	0.000	0	0	N.D. d	N.D. d
4) b-BHC	0.000	0.000	0	0	N.D. d	N.D. d
5) Heptachlor	0.000	0.000	0	0	N.D. d	N.D. d
6) d-BHC	0.000	0.000	0	0	N.D. d	N.D. d
7) Aldrin	0.000	0.000	0	0	N.D. d	N.D. d
8) Heptachlo...	0.000	0.000	0	0	N.D. d	N.D. d
9) trans-Chl...	0.000	0.000	0	0	N.D. d	N.D. d
10) cis-Chlor...	0.000	0.000	0	0	N.D. d	N.D. d
11) Endosulfa...	0.000	0.000	0	0	N.D. d	N.D. d
12) 4,4'-DDE	0.000	0.000	0	0	N.D. d	N.D. d
13) Dieldrin	0.000	0.000	0	0	N.D. d	N.D. d
14) Endrin	0.000	0.000	0	0	N.D. d	N.D. d
15) 4,4'-DDD	0.000	0.000	0	0	N.D. d	N.D. d
16) Endosulfa...	0.000	0.000	0	0	N.D. d	N.D. d
17) 4,4'-DDT	0.000	0.000	0	0	N.D. d	N.D. d
18) Endrin Al...	0.000	0.000	0	0	N.D. d	N.D. d
19) Endosulfa...	0.000	0.000	0	0	N.D. d	N.D. d
20) Methoxychlor	0.000	0.000	0	0	N.D. d	N.D. d
21) Endrin Ke...	0.000	0.000	0	0	N.D. d	N.D. d
23) Hexachlor...	0.000	0.000	0	0	N.D. d	N.D. d
24) Hexachlor...	0.000	0.000	0	0	N.D. d	N.D. d
25) Oxychlorane	0.000	0.000	0	0	N.D. d	N.D. d
26) 2,4'-DDE	0.000	0.000	0	0	N.D. d	N.D. d
27) trans-Non...	0.000	0.000	0	0	N.D. d	N.D. d
28) 2,4'-DDD	0.000	0.000	0	0	N.D. d	N.D. d

Quantitation Report (QT Reviewed)

Data Path : C:\msdchem\1\data\2020-02\0B25043\
 Data File : ECD5-02252030.D
 Signal(s) : Signal #1: ECD1A.CH Signal #2: ECD2B.CH
 Acq On : 25 Feb 2020 20:39
 Operator : MJB
 Sample : 0B25043-CALJ
 Misc : A20B333, CHLOR 10 ppb
 ALS Vial : 25 (Sig #1); 0 (Sig #2) Sample Multiplier: 1

Integration File signal 1: PEST1.e
 Integration File signal 2: PEST2.e
 Quant Time: Feb 26 15:00:16 2020
 Quant Method : C:\msdchem\1\methods\ECD5_QUANTPEST_200225.M
 Quant Title : Instrument: DualECD5
 QLast Update : Wed Feb 26 14:59:35 2020
 Response via : Initial Calibration
 Integrator: ChemStation 6890 Scale Mode: Small noise peaks clipped

Volume Inj. : 2uL
 Signal #1 Phase : Rtx-CLPesticides Signal #2 Phase: Rtx-CLPesticides2
 Signal #1 Info : 30m X 0.32mm X 0. Signal #2 Info : 30m X 0.32mm X 0.25um

Compound	RT#1	RT#2	Resp#1	Resp#2	ng/mL	ng/mL
29) 2,4'-DDT	0.000	0.000	0	0	N.D. d	N.D. d
30) cis-Nonac...	0.000	0.000	0	0	N.D. d	N.D. d
31) Mirex	0.000	0.000	0	0	N.D. d	N.D. d
32) Chlordane...	7.492	8.197	260129	409106	11.087	10.518
33) Chlordane...	7.585	8.305	290821	355505	10.091	11.076
34) Chlordane...	8.136	8.970	78700	117072	10.345	11.026
35) Chlordane...	0.000	0.000	0	0	N.D. d	N.D. d
36) Toxaphene...	0.000	0.000	0	0	N.D. d	N.D. d
37) Toxaphene...	0.000	0.000	0	0	N.D. d	N.D. d
38) Toxaphene...	0.000	0.000	0	0	N.D. d	N.D. d
39) Toxaphene...	0.000	0.000	0	0	N.D. d	N.D. d
40) Toxaphene...	0.000	0.000	0	0	N.D. d	N.D. d
41) Toxaphene...	0.000	0.000	0	0	N.D. d	N.D. d
42) Toxaphene...	0.000	0.000	0	0	N.D. d	N.D. d

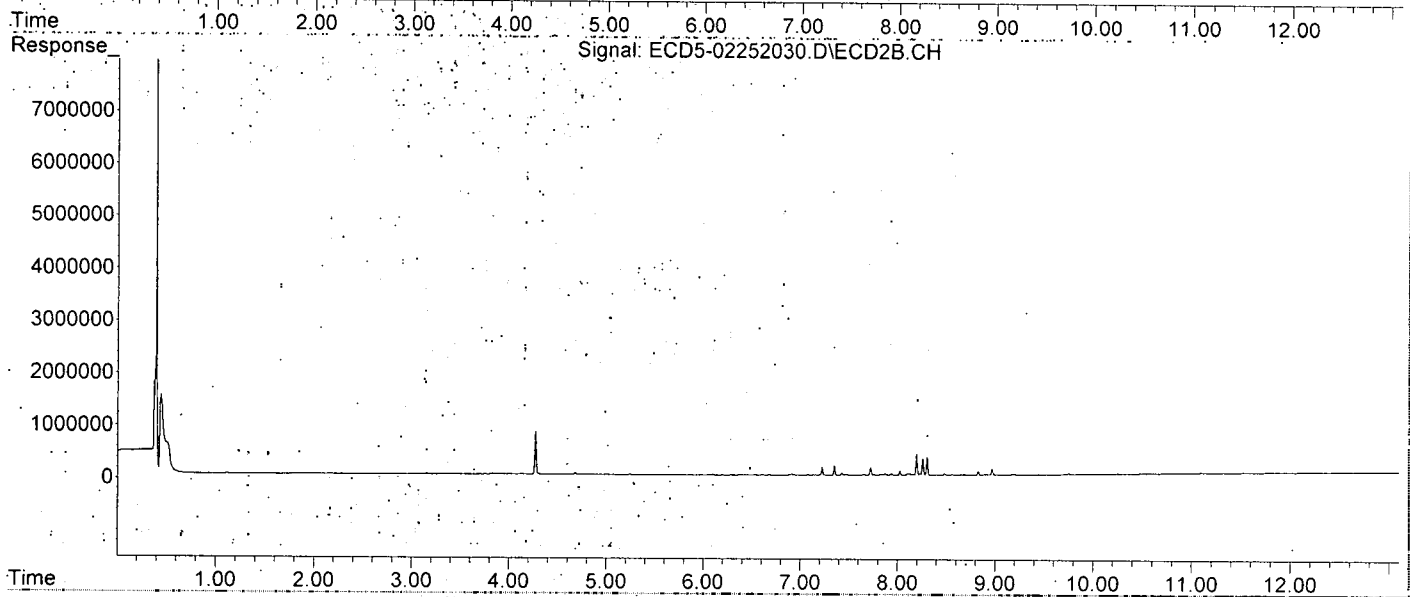
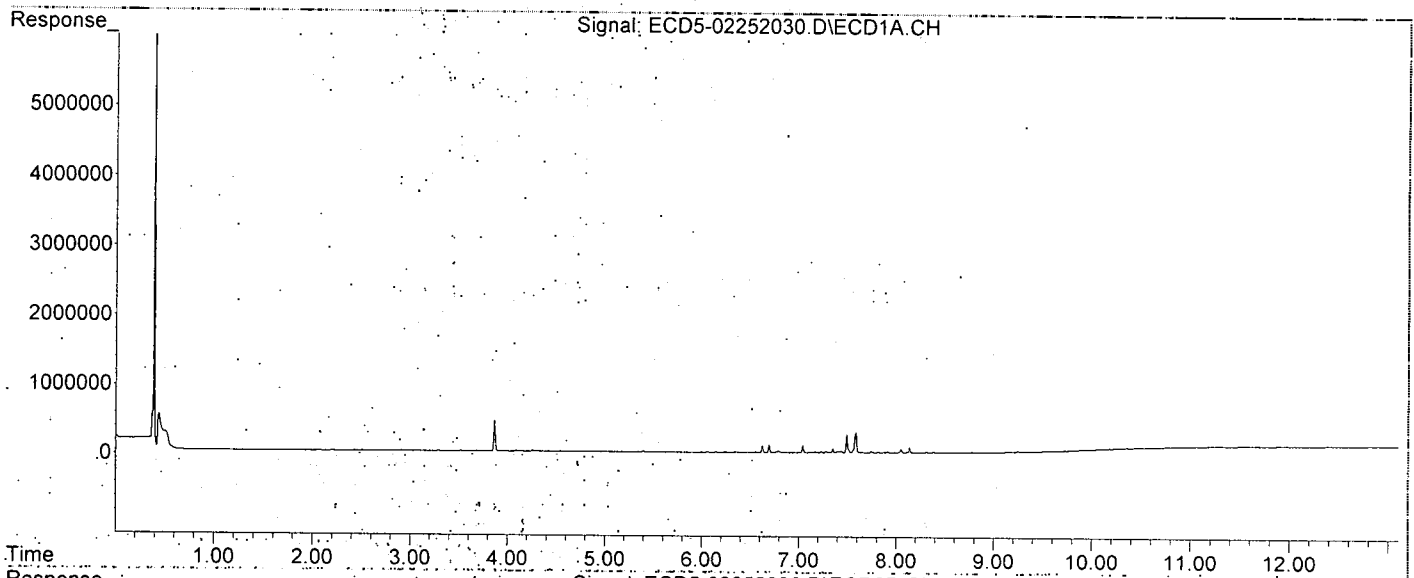
(f)=RT Delta > 1/2 Window (#)=Amounts differ by > 25% (m)=manual int.

Quantitation Report (QT Reviewed)

Data Path : C:\msdchem\1\data\2020-02\0B25043\
Data File : ECD5-02252030.D
Signal(s) : Signal #1: ECD1A.CH Signal #2: ECD2B.CH
Acq On : 25 Feb 2020 20:39
Operator : MJB
Sample : 0B25043-CALJ
Misc : A20B333, CHLOR 10 ppb
ALS Vial : 25 (Sig #1); 0 (Sig #2) Sample Multiplier: 1

Integration File signal 1: PEST1.e
Integration File signal 2: PEST2.e
Quant Time: Feb 26 15:00:16 2020
Quant Method : C:\msdchem\1\methods\ECD5_QUANTPEST_200225.M
Quant Title : Instrument: DualECD5
QLast Update : Wed Feb 26 14:59:35 2020
Response via : Initial Calibration
Integrator: ChemStation 6890 Scale Mode: Small noise peaks clipped

Volume Inj. : 2uL
Signal #1 Phase : Rtx-CLPesticides Signal #2 Phase: Rtx-CLPesticides2
Signal #1 Info : 30m X 0.32mm X 0. Signal #2 Info : 30m X 0.32mm X 0.25um



Quantitation Report (QT Reviewed)

Data Path : C:\msdchem\1\data\2020-02\0B25043\
 Data File : ECD5-02252031.D
 Signal(s) : Signal #1: ECD1A.CH Signal #2: ECD2B.CH
 Acq On : 25 Feb 2020 20:56
 Operator : MJB
 Sample : 0B25043-CALK
 Misc : A19K307, CHLOR 50 ppb
 ALS Vial : 26 (Sig #1); 0 (Sig #2) Sample Multiplier: 1

Integration File signal 1: PEST1.e
 Integration File signal 2: PEST2.e
 Quant Time: Feb 26 15:00:47 2020
 Quant Method : C:\msdchem\1\methods\ECD5_QUANTPEST_200225.M
 Quant Title : Instrument: DualECD5
 QLast Update : Wed Feb 26 14:59:35 2020
 Response via : Initial Calibration
 Integrator: ChemStation 6890 Scale Mode: Small noise peaks clipped

MJB
2/26/20

Volume Inj. : 2uL
 Signal #1 Phase : Rtx-CLPesticides Signal #2 Phase: Rtx-CLPesticides2
 Signal #1 Info : 30m X 0.32mm X 0. Signal #2 Info : 30m X 0.32mm X 0.25um

Compound	RT#1	RT#2	Resp#1	Resp#2	ng/mL	ng/mL
System Monitoring Compounds						
1) S TCMX (S)	0.000	0.000	0	0	N.D. d	N.D. d
22) S DCBP (S)	0.000	0.000	0	0	N.D. d	N.D. d
Target Compounds						
2) a-BHC	0.000	0.000	0	0	N.D. d	N.D. d
3) g-BHC	0.000	0.000	0	0	N.D. d	N.D. d
4) b-BHC	0.000	0.000	0	0	N.D. d	N.D. d
5) Heptachlor	0.000	0.000	0	0	N.D. d	N.D. d
6) d-BHC	0.000	0.000	0	0	N.D. d	N.D. d
7) Aldrin	0.000	0.000	0	0	N.D. d	N.D. d
8) Heptachlo...	0.000	0.000	0	0	N.D. d	N.D. d
9) trans-Chl...	0.000	0.000	0	0	N.D. d	N.D. d
10) cis-Chlor...	0.000	0.000	0	0	N.D. d	N.D. d
11) Endosulfa...	0.000	0.000	0	0	N.D. d	N.D. d
12) 4,4'-DDE	0.000	0.000	0	0	N.D. d	N.D. d
13) Dieldrin	0.000	0.000	0	0	N.D. d	N.D. d
14) Endrin	0.000	0.000	0	0	N.D. d	N.D. d
15) 4,4'-DDD	0.000	0.000	0	0	N.D. d	N.D. d
16) Endosulfa...	0.000	0.000	0	0	N.D. d	N.D. d
17) 4,4'-DDT	0.000	0.000	0	0	N.D. d	N.D. d
18) Endrin Al...	0.000	0.000	0	0	N.D. d	N.D. d
19) Endosulfa...	0.000	0.000	0	0	N.D. d	N.D. d
20) Methoxychlor	0.000	0.000	0	0	N.D. d	N.D. d
21) Endrin Ke...	0.000	0.000	0	0	N.D. d	N.D. d
23) Hexachlor...	0.000	0.000	0	0	N.D. d	N.D. d
24) Hexachlor...	0.000	0.000	0	0	N.D. d	N.D. d
25) Oxychlorane	0.000	0.000	0	0	N.D. d	N.D. d
26) 2,4'-DDE	0.000	0.000	0	0	N.D. d	N.D. d
27) trans-Non...	0.000	0.000	0	0	N.D. d	N.D. d
28) 2,4'-DDD	0.000	0.000	0	0	N.D. d	N.D. d

Quantitation Report (QT Reviewed)

Data Path : C:\msdchem\1\data\2020-02\0B25043\
 Data File : ECD5-02252031.D
 Signal(s) : Signal #1: ECD1A.CH Signal #2: ECD2B.CH
 Acq On : 25 Feb 2020 20:56
 Operator : MJB
 Sample : 0B25043-CALK
 Misc : A19K307, CHLOR 50 ppb
 ALS Vial : 26 (Sig #1); 0 (Sig #2) Sample Multiplier: 1

Integration File signal 1: PEST1.e
 Integration File signal 2: PEST2.e
 Quant Time: Feb 26 15:00:47 2020
 Quant Method : C:\msdchem\1\methods\ECD5_QUANTPEST_200225.M
 Quant Title : Instrument: DualECD5
 QLast Update : Wed Feb 26 14:59:35 2020
 Response via : Initial Calibration
 Integrator: ChemStation 6890 Scale Mode: Small noise peaks clipped

Volume Inj. : 2uL
 Signal #1 Phase: Rtx-CLPesticides Signal #2 Phase: Rtx-CLPesticides2
 Signal #1 Info : 30m X 0.32mm X 0. Signal #2 Info : 30m X 0.32mm X 0.25um

	Compound	RT#1	RT#2	Resp#1	Resp#2	ng/mL	ng/mL
29)	2,4'-DDT	0.000	0.000	0	0	N.D. d	N.D. d
30)	cis-Nonac...	0.000	0.000	0	0	N.D. d	N.D. d
31)	Mirex	0.000	0.000	0	0	N.D. d	N.D. d
32)	Chlordane...	7.491	8.197	1219372	1979615	51.973	50.894
33)	Chlordane...	7.584	8.305	1365879	1627418	47.392	50.702
34)	Chlordane...	8.136	8.970	363557	503081	47.789	47.381
35)	Chlordane...	0.000	0.000	0	0	N.D. d	N.D. d
36)	Toxaphene...	0.000	0.000	0	0	N.D. d	N.D. d
37)	Toxaphene...	0.000	0.000	0	0	N.D. d	N.D. d
38)	Toxaphene...	0.000	0.000	0	0	N.D. d	N.D. d
39)	Toxaphene...	0.000	0.000	0	0	N.D. d	N.D. d
40)	Toxaphene...	0.000	0.000	0	0	N.D. d	N.D. d
41)	Toxaphene...	0.000	0.000	0	0	N.D. d	N.D. d
42)	Toxaphene...	0.000	0.000	0	0	N.D. d	N.D. d

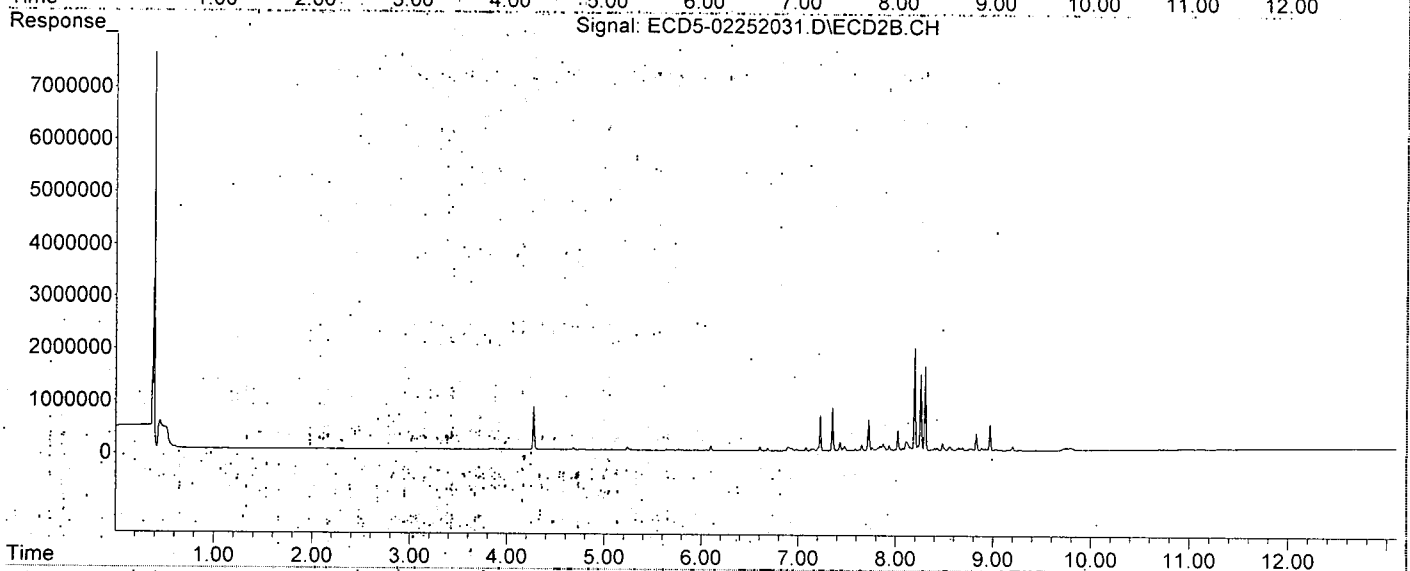
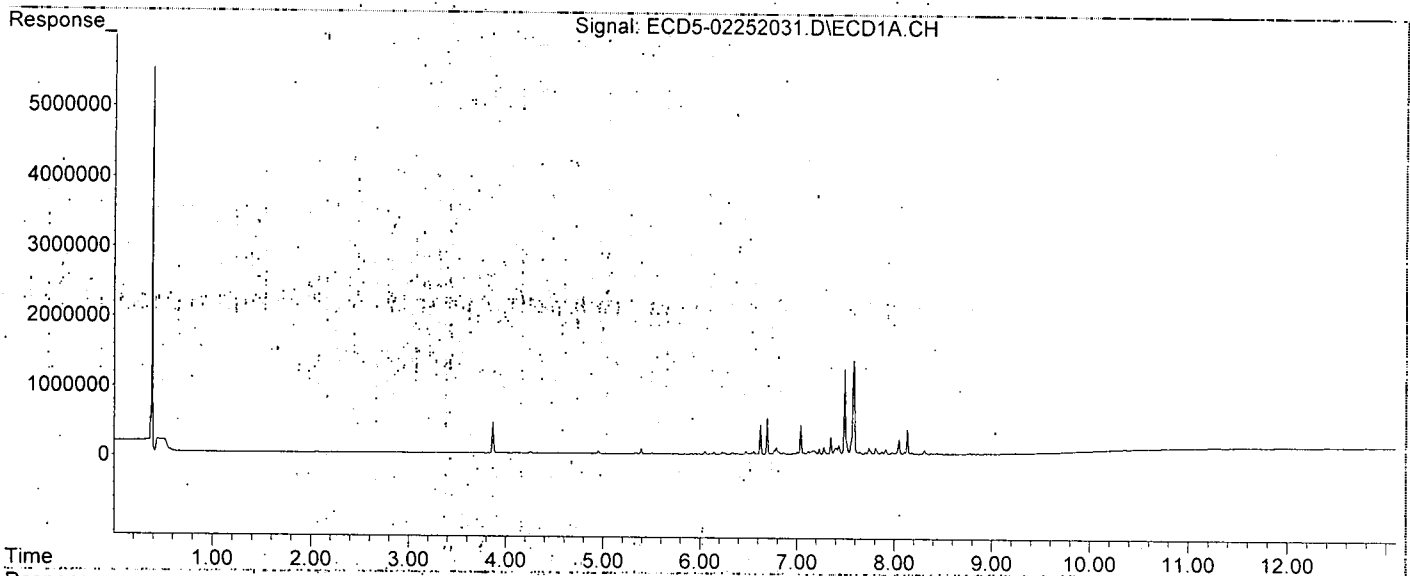
(f)=RT Delta > 1/2 Window (#)=Amounts differ by > 25% (m)=manual int.

Quantitation Report (QT Reviewed)

Data Path : C:\msdchem\1\data\2020-02\0B25043\
Data File : ECD5-02252031.D
Signal(s) : Signal #1: ECD1A.CH Signal #2: ECD2B.CH
Acq On : 25 Feb 2020 20:56
Operator : MJB
Sample : 0B25043-CALK
Misc : A19K307, CHLOR 50 ppb
ALS Vial : 26 (Sig #1); 0 (Sig #2) Sample Multiplier: 1

Integration File signal 1: PEST1.e
Integration File signal 2: PEST2.e
Quant Time: Feb 26 15:00:47 2020
Quant Method : C:\msdchem\1\methods\ECD5_QUANTPEST_200225.M
Quant Title : Instrument: DualECD5
QLast Update : Wed Feb 26 14:59:35 2020
Response via : Initial Calibration
Integrator: ChemStation 6890 Scale Mode: Small noise peaks clipped

Volume Inj. : 2uL
Signal #1 Phase : Rtx-CLPesticides Signal #2 Phase: Rtx-CLPesticides2
Signal #1 Info : 30m X 0.32mm X 0. Signal #2 Info : 30m X 0.32mm X 0.25um



Quantitation Report (QT Reviewed)

Data Path : C:\msdchem\1\data\2020-02\0B25043\
 Data File : ECD5-02252032.D
 Signal(s) : Signal #1: ECD1A.CH Signal #2: ECD2B.CH
 Acq On : 25 Feb 2020 21:13
 Operator : MJB
 Sample : 0B25043-CALL
 Misc : A19K308, CHLOR 100 ppb
 ALS Vial : 27 (Sig #1); 0 (Sig #2) Sample Multiplier: 1

Integration File signal 1: PEST1.e
 Integration File signal 2: PEST2.e
 Quant Time: Feb 26 15:01:22 2020
 Quant Method : C:\msdchem\1\methods\ECD5_QUANTPEST_200225.M
 Quant Title : Instrument: DualECD5
 QLast Update : Wed Feb 26 14:59:35 2020
 Response via : Initial Calibration
 Integrator: ChemStation 6890 Scale Mode: Small noise peaks clipped

Volume Inj. : 2uL
 Signal #1 Phase : Rtx-CLPesticides Signal #2 Phase: Rtx-CLPesticides2
 Signal #1 Info : 30m X 0.32mm X 0. Signal #2 Info : 30m X 0.32mm X 0.25um

*MJB
2/26/20*

Compound	RT#1	RT#2	Resp#1	Resp#2	ng/mL	ng/mL
System Monitoring Compounds						
1) S TCMX (S)	0.000	0.000	0	0	N.D. d	N.D. d
22) S DCBP (S)	0.000	0.000	0	0	N.D. d	N.D. d
Target Compounds						
2) a-BHC	0.000	0.000	0	0	N.D. d	N.D. d
3) g-BHC	0.000	0.000	0	0	N.D. d	N.D. d
4) b-BHC	0.000	0.000	0	0	N.D. d	N.D. d
5) Heptachlor	0.000	0.000	0	0	N.D. d	N.D. d
6) d-BHC	0.000	0.000	0	0	N.D. d	N.D. d
7) Aldrin	0.000	0.000	0	0	N.D. d	N.D. d
8) Heptachlo...	0.000	0.000	0	0	N.D. d	N.D. d
9) trans-Chl...	0.000	0.000	0	0	N.D. d	N.D. d
10) cis-Chlor...	0.000	0.000	0	0	N.D. d	N.D. d
11) Endosulfa...	0.000	0.000	0	0	N.D. d	N.D. d
12) 4,4'-DDE	0.000	0.000	0	0	N.D. d	N.D. d
13) Dieldrin	0.000	0.000	0	0	N.D. d	N.D. d
14) Endrin	0.000	0.000	0	0	N.D. d	N.D. d
15) 4,4'-DDD	0.000	0.000	0	0	N.D. d	N.D. d
16) Endosulfa...	0.000	0.000	0	0	N.D. d	N.D. d
17) 4,4'-DDT	0.000	0.000	0	0	N.D. d	N.D. d
18) Endrin Al...	0.000	0.000	0	0	N.D. d	N.D. d
19) Endosulfa...	0.000	0.000	0	0	N.D. d	N.D. d
20) Methoxychlor	0.000	0.000	0	0	N.D. d	N.D. d
21) Endrin Ke...	0.000	0.000	0	0	N.D. d	N.D. d
23) Hexachlor...	0.000	0.000	0	0	N.D. d	N.D. d
24) Hexachlor...	0.000	0.000	0	0	N.D. d	N.D. d
25) Oxychlorane	0.000	0.000	0	0	N.D. d	N.D. d
26) 2,4'-DDE	0.000	0.000	0	0	N.D. d	N.D. d
27) trans-Non...	0.000	0.000	0	0	N.D. d	N.D. d
28) 2,4'-DDD	0.000	0.000	0	0	N.D. d	N.D. d

Quantitation Report (QT Reviewed)

Data Path : C:\msdchem\1\data\2020-02\0B25043\
 Data File : ECD5-02252032.D
 Signal(s) : Signal #1: ECD1A.CH Signal #2: ECD2B.CH
 Acq On : 25 Feb 2020 21:13
 Operator : MJB
 Sample : 0B25043-CALL
 Misc : A19K308, CHLOR 100 ppb
 ALS Vial : 27 (Sig #1); 0 (Sig #2) Sample Multiplier: 1

Integration File signal 1: PEST1.e
 Integration File signal 2: PEST2.e
 Quant Time: Feb 26 15:01:22 2020
 Quant Method : C:\msdchem\1\methods\ECD5_QUANTPEST_200225.M
 Quant Title : Instrument: DualECD5
 QLast Update : Wed Feb 26 14:59:35 2020
 Response via : Initial Calibration
 Integrator: ChemStation 6890 Scale Mode: Small noise peaks clipped

Volume Inj. : 2uL
 Signal #1 Phase : Rtx-CLPesticides Signal #2 Phase: Rtx-CLPesticides2
 Signal #1 Info : 30m X 0.32mm X 0. Signal #2 Info : 30m X 0.32mm X 0.25um

Compound	RT#1	RT#2	Resp#1	Resp#2	ng/mL	ng/mL
29) 2,4'-DDT	0.000	0.000	0	0	N.D. d	N.D. d
30) cis-Nonac...	0.000	0.000	0	0	N.D. d	N.D. d
31) Mirex	0.000	0.000	0	0	N.D. d	N.D. d
32) Chlordane...	7.490	8.196	2563682	4226014	109.271	108.646
33) Chlordane...	7.584	8.304	2858046	3515911	99.166	109.537
34) Chlordane...	8.135	8.969	778570	1045379	102.341	98.456
35) Chlordane...	0.000	0.000	0	0	N.D. d	N.D. d
36) Toxaphene...	0.000	0.000	0	0	N.D. d	N.D. d
37) Toxaphene...	0.000	0.000	0	0	N.D. d	N.D. d
38) Toxaphene...	0.000	0.000	0	0	N.D. d	N.D. d
39) Toxaphene...	0.000	0.000	0	0	N.D. d	N.D. d
40) Toxaphene...	0.000	0.000	0	0	N.D. d	N.D. d
41) Toxaphene...	0.000	0.000	0	0	N.D. d	N.D. d
42) Toxaphene...	0.000	0.000	0	0	N.D. d	N.D. d

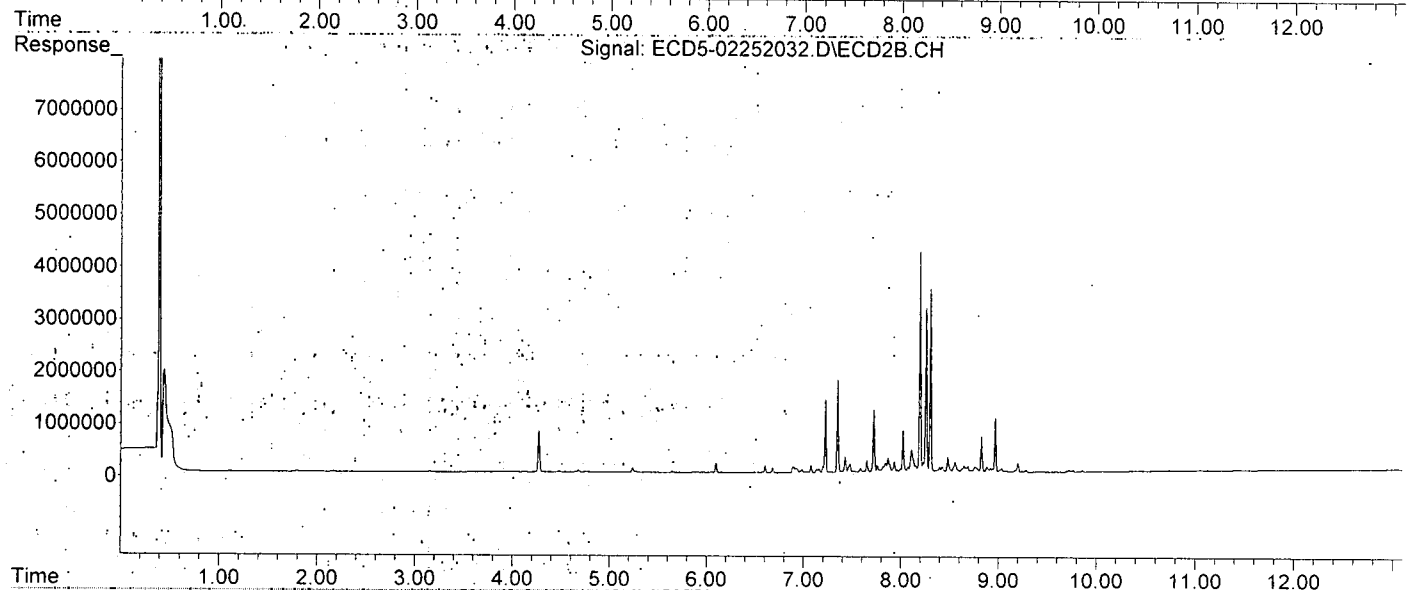
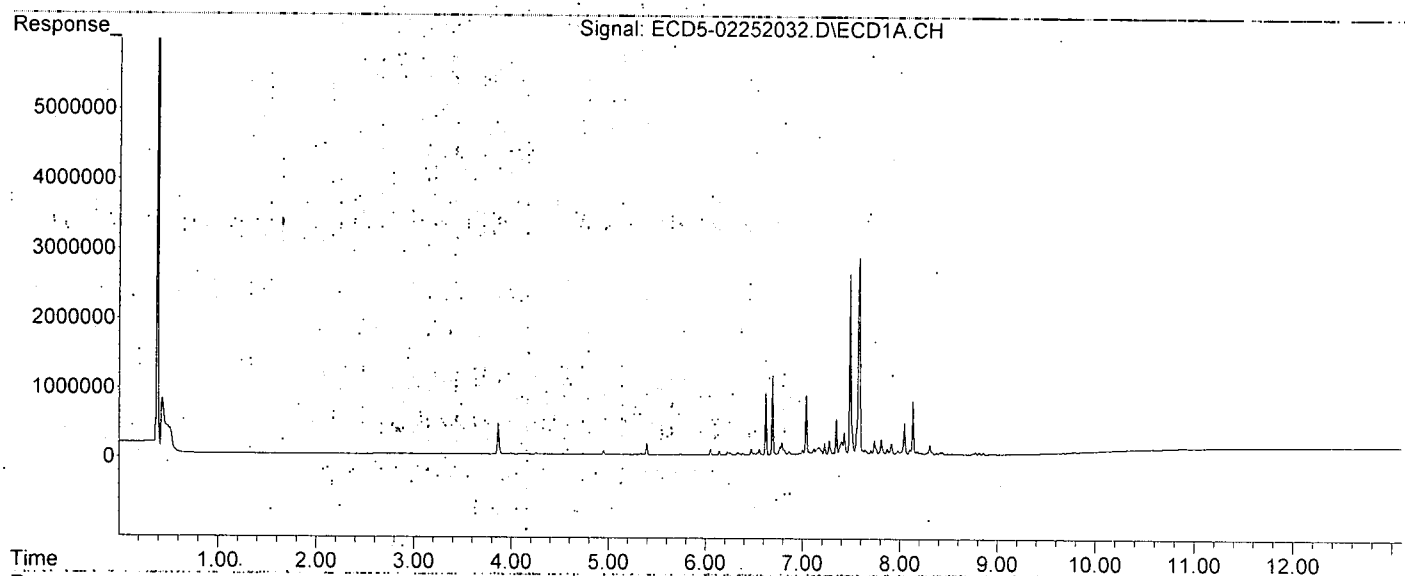
(f)=RT Delta > 1/2 Window (#)=Amounts differ by > 25% (m)=manual int.

Quantitation Report (QT Reviewed)

Data Path : C:\msdchem\1\data\2020-02\0B25043\
Data File : ECD5-02252032.D
Signal(s) : Signal #1: ECD1A.CH Signal #2: ECD2B.CH
Acq On : 25 Feb 2020 21:13
Operator : MJB
Sample : 0B25043-CALL
Misc : : A19K308, CHLOR 100 ppb
ALS Vial : 27 (Sig #1); 0 (Sig #2) Sample Multiplier: 1

Integration File signal 1: PEST1.e
Integration File signal 2: PEST2.e
Quant Time: Feb 26 15:01:22 2020
Quant Method : C:\msdchem\1\methods\ECD5_QUANTPEST_200225.M
Quant Title : Instrument: DualECD5
QLast Update : Wed Feb 26 14:59:35 2020
Response via : Initial Calibration
Integrator: ChemStation 6890 Scale Mode: Small noise peaks clipped

Volume Inj. : 2uL
Signal #1 Phase : Rtx-CLPesticides Signal #2 Phase: Rtx-CLPesticides2
Signal #1 Info : 30m X 0.32mm X 0. Signal #2 Info : 30m X 0.32mm X 0.25um



Quantitation Report (QT Reviewed)

Data Path : C:\msdchem\1\data\2020-02\0B25043\
 Data File : ECD5-02252033.D
 Signal(s) : Signal #1: ECD1A.CH Signal #2: ECD2B.CH
 Acq On : 25 Feb 2020 21:30
 Operator : MJB
 Sample : 0B25043-CALM
 Misc : A19K309, CHLOR 200 ppb
 ALS Vial : 28 (Sig #1); 0 (Sig #2) Sample Multiplier: 1

Integration File signal 1: PEST1.e
 Integration File signal 2: PEST2.e
 Quant Time: Feb 26 15:01:52 2020
 Quant Method : C:\msdchem\1\methods\ECD5_QUANTPEST_200225.M
 Quant Title : Instrument: DualECD5
 QLast Update : Wed Feb 26 14:59:35 2020
 Response via : Initial Calibration
 Integrator: ChemStation 6890 Scale Mode: Small noise peaks clipped

MJB
 2/26/20

Volume Inj. : 2uL
 Signal #1 Phase : Rtx-CLPesticides Signal #2 Phase: Rtx-CLPesticides2
 Signal #1 Info : 30m X 0.32mm X 0. Signal #2 Info : 30m X 0.32mm X 0.25um

Compound	RT#1	RT#2	Resp#1	Resp#2	ng/mL	ng/mL
----------	------	------	--------	--------	-------	-------

System Monitoring Compounds

1) S TCMX (S)	0.000	0.000	0	0	N.D. d	N.D. d
22) S DCBP (S)	0.000	0.000	0	0	N.D. d	N.D. d

Target Compounds

2) a-BHC	0.000	0.000	0	0	N.D. d	N.D. d
3) g-BHC	0.000	0.000	0	0	N.D. d	N.D. d
4) b-BHC	0.000	0.000	0	0	N.D. d	N.D. d
5) Heptachlor	0.000	0.000	0	0	N.D. d	N.D. d
6) d-BHC	0.000	0.000	0	0	N.D. d	N.D. d
7) Aldrin	0.000	0.000	0	0	N.D. d	N.D. d
8) Heptachlo...	0.000	0.000	0	0	N.D. d	N.D. d
9) trans-Chl...	0.000	0.000	0	0	N.D. d	N.D. d
10) cis-Chlor...	0.000	0.000	0	0	N.D. d	N.D. d
11) Endosulfa...	0.000	0.000	0	0	N.D. d	N.D. d
12) 4,4'-DDE	0.000	0.000	0	0	N.D. d	N.D. d
13) Dieldrin	0.000	0.000	0	0	N.D. d	N.D. d
14) Endrin	0.000	0.000	0	0	N.D. d	N.D. d
15) 4,4'-DDD	0.000	0.000	0	0	N.D. d	N.D. d
16) Endosulfa...	0.000	0.000	0	0	N.D. d	N.D. d
17) 4,4'-DDT	0.000	0.000	0	0	N.D. d	N.D. d
18) Endrin Al...	0.000	0.000	0	0	N.D. d	N.D. d
19) Endosulfa...	0.000	0.000	0	0	N.D. d	N.D. d
20) Methoxychlor	0.000	0.000	0	0	N.D. d	N.D. d
21) Endrin Ke...	0.000	0.000	0	0	N.D. d	N.D. d
23) Hexachlor...	0.000	0.000	0	0	N.D. d	N.D. d
24) Hexachlor...	0.000	0.000	0	0	N.D. d	N.D. d
25) Oxychlorane	0.000	0.000	0	0	N.D. d	N.D. d
26) 2,4'-DDE	0.000	0.000	0	0	N.D. d	N.D. d
27) trans-Non...	0.000	0.000	0	0	N.D. d	N.D. d
28) 2,4'-DDD	0.000	0.000	0	0	N.D. d	N.D. d

Quantitation Report (QT Reviewed)

Data Path : C:\msdchem\1\data\2020-02\0B25043\
 Data File : ECD5-02252033.D
 Signal(s) : Signal #1: ECD1A.CH Signal #2: ECD2B.CH
 Acq On : 25 Feb 2020 21:30
 Operator : MJB
 Sample : 0B25043-CALM
 Misc : A19K309, CHLOR 200 ppb
 ALS Vial : 28 (Sig #1); 0 (Sig #2) Sample Multiplier: 1

Integration File signal 1: PEST1.e
 Integration File signal 2: PEST2.e
 Quant Time: Feb 26 15:01:52 2020
 Quant Method : C:\msdchem\1\methods\ECD5_QUANTPEST_200225.M
 Quant Title : Instrument: DualECD5
 QLast Update : Wed Feb 26 14:59:35 2020
 Response via : Initial Calibration
 Integrator: ChemStation 6890 Scale Mode: Small noise peaks clipped

Volume Inj. : 2uL
 Signal #1 Phase : Rtx-CLPesticides Signal #2 Phase: Rtx-CLPesticides2
 Signal #1 Info : 30m X 0.32mm X 0. Signal #2 Info : 30m X 0.32mm X 0.25um

Compound	RT#1	RT#2	Resp#1	Resp#2	ng/mL	ng/mL
29) 2,4'-DDT	0.000	0.000	0	0	N.D. d	N.D. d
30) cis-Nonac...	0.000	0.000	0	0	N.D. d	N.D. d
31) Mirex	0.000	0.000	0	0	N.D. d	N.D. d
32) Chlordane...	7.491	8.196	4888024	8173427	208.341	210.130
33) Chlordane...	7.584	8.305	5357870	6715049	185.903	209.205
34) Chlordane...	8.136	8.969	1447050	2011818	190.211	189.477
35) Chlordane...	0.000	0.000	0	0	N.D. d	N.D. d
36) Toxaphene...	0.000	0.000	0	0	N.D. d	N.D. d
37) Toxaphene...	0.000	0.000	0	0	N.D. d	N.D. d
38) Toxaphene...	0.000	0.000	0	0	N.D. d	N.D. d
39) Toxaphene...	0.000	0.000	0	0	N.D. d	N.D. d
40) Toxaphene...	0.000	0.000	0	0	N.D. d	N.D. d
41) Toxaphene...	0.000	0.000	0	0	N.D. d	N.D. d
42) Toxaphene...	0.000	0.000	0	0	N.D. d	N.D. d

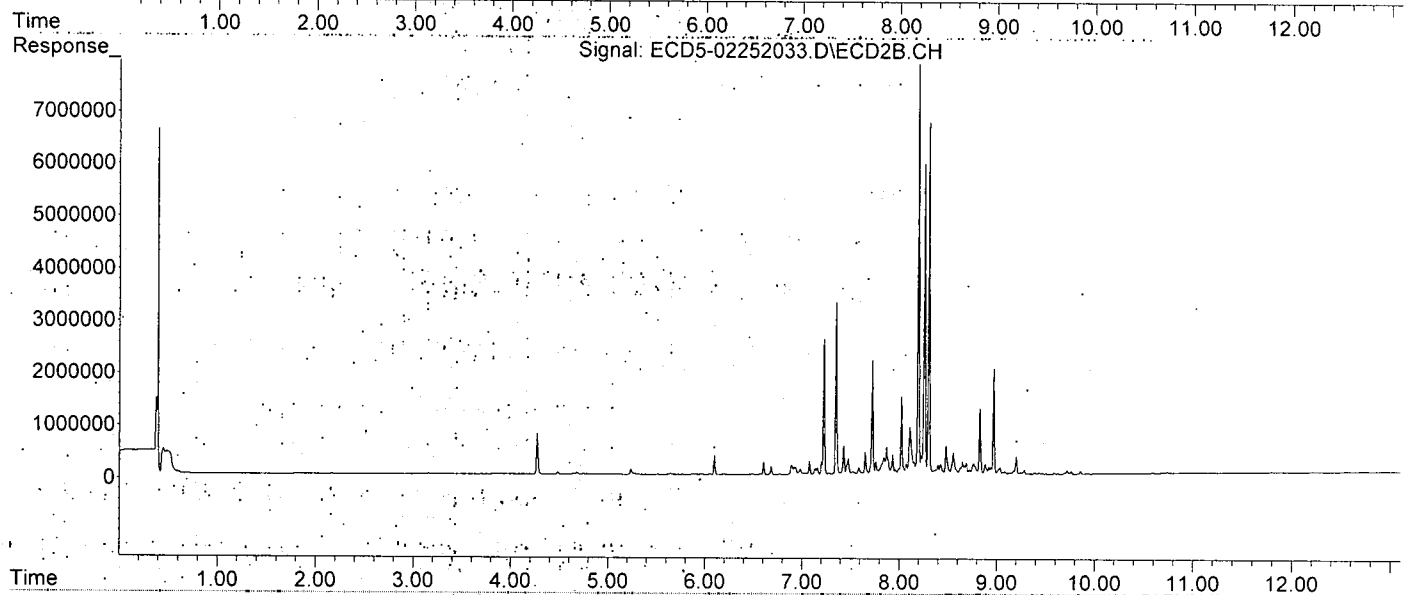
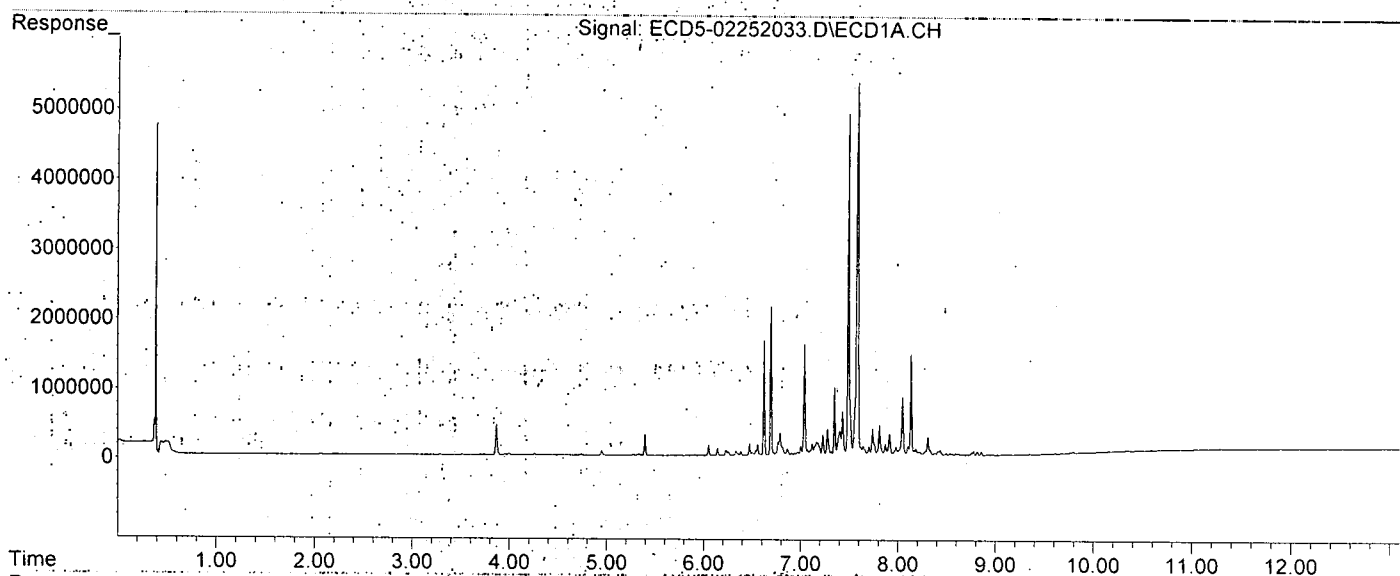
(f)=RT Delta > 1/2 Window (#)=Amounts differ by > .25% (m)=manual int:

Quantitation Report (QT Reviewed)

Data Path : C:\msdchem\1\data\2020-02\0B25043\
Data File : ECD5-02252033.D
Signal(s) : Signal #1: ECD1A.CH Signal #2: ECD2B.CH
Acq On : 25 Feb 2020 21:30
Operator : MJB
Sample : 0B25043-CALM
Misc : A19K309, CHLOR 200 ppb
ALS Vial : 28 (Sig #1), 0 (Sig #2) Sample Multiplier: 1

Integration File signal 1: PEST1.e
Integration File signal 2: PEST2.e
Quant Time: Feb 26 15:01:52 2020
Quant Method : C:\msdchem\1\methods\ECD5_QUANTPEST_200225.M
Quant Title : Instrument: DualECD5
QLast Update : Wed Feb 26 14:59:35 2020
Response via : Initial Calibration
Integrator: ChemStation 6890 Scale Mode: Small noise peaks clipped

Volume Inj. : 2uL
Signal #1 Phase : Rtx-CLPesticides Signal #2 Phase: Rtx-CLPesticides2
Signal #1 Info : 30m X 0.32mm X 0. Signal #2 Info : 30m X 0.32mm X 0.25um



Quantitation Report (QT Reviewed)

Data Path : C:\msdchem\1\data\2020-02\0B25043\
 Data File : ECD5-02252034.D
 Signal(s) : Signal #1: ECD1A.CH Signal #2: ECD2B.CH
 Acq On : 25 Feb 2020 21:47
 Operator : MJB
 Sample : 0B25043-CALN
 Misc : A19K310, CHLOR 500 ppb
 ALS Vial : 29 (Sig #1); 0 (Sig #2) Sample Multiplier: 1

Integration File signal 1: PEST1.e
 Integration File signal 2: PEST2.e
 Quant Time: Feb 26 14:59:27 2020
 Quant Method : C:\msdchem\1\methods\ECD5_QUANTPEST_200225.M
 Quant Title : Instrument: DualECD5
 QLast Update : Wed Feb 26 14:49:58 2020
 Response via : Initial Calibration
 Integrator: ChemStation 6890 Scale Mode: Small noise peaks clipped

MJB
 2/26/20

Volume Inj. : 2uL
 Signal #1 Phase : Rtx-CLPesticides Signal #2 Phase: Rtx-CLPesticides2
 Signal #1 Info : 30m X 0.32mm X 0. Signal #2 Info : 30m X 0.32mm X 0.25um

Compound	RT#1	RT#2	Resp#1	Resp#2	ng/mL	ng/mL
----------	------	------	--------	--------	-------	-------

System Monitoring Compounds

1) S TCMX (S)	0.000	0.000	0	0	N.D. d	N.D. d
22) S DCBP (S)	0.000	0.000	0	0	N.D. d	N.D. d

Target Compounds

2) a-BHC	0.000	0.000	0	0	N.D. d	N.D. d
3) g-BHC	0.000	0.000	0	0	N.D. d	N.D. d
4) b-BHC	0.000	0.000	0	0	N.D. d	N.D. d
5) Heptachlor	0.000	0.000	0	0	N.D. d	N.D. d
6) d-BHC	0.000	0.000	0	0	N.D. d	N.D. d
7) Aldrin	0.000	0.000	0	0	N.D. d	N.D. d
8) Heptachlo...	0.000	0.000	0	0	N.D. d	N.D. d
9) trans-Chl...	0.000	0.000	0	0	N.D. d	N.D. d
10) cis-Chlor...	0.000	0.000	0	0	N.D. d	N.D. d
11) Endosulfa...	0.000	0.000	0	0	N.D. d	N.D. d
12) 4,4'-DDE	0.000	0.000	0	0	N.D. d	N.D. d
13) Dieldrin	0.000	0.000	0	0	N.D. d	N.D. d
14) Endrin	0.000	0.000	0	0	N.D. d	N.D. d
15) 4,4'-DDD	0.000	0.000	0	0	N.D. d	N.D. d
16) Endosulfa...	0.000	0.000	0	0	N.D. d	N.D. d
17) 4,4'-DDT	0.000	0.000	0	0	N.D. d	N.D. d
18) Endrin Al...	0.000	0.000	0	0	N.D. d	N.D. d
19) Endosulfa...	0.000	0.000	0	0	N.D. d	N.D. d
20) Methoxychlor	0.000	0.000	0	0	N.D. d	N.D. d
21) Endrin Ke...	0.000	0.000	0	0	N.D. d	N.D. d
23) Hexachlor...	0.000	0.000	0	0	N.D. d	N.D. d
24) Hexachlor...	0.000	0.000	0	0	N.D. d	N.D. d
25) Oxychlorane	0.000	0.000	0	0	N.D. d	N.D. d
26) 2,4'-DDE	0.000	0.000	0	0	N.D. d	N.D. d
27) trans-Non...	0.000	0.000	0	0	N.D. d	N.D. d
28) 2,4'-DDD	0.000	0.000	0	0	N.D. d	N.D. d

Quantitation Report (QT Reviewed)

Data Path : C:\msdchem\1\data\2020-02\0B25043\
 Data File : ECD5-02252034.D
 Signal(s) : Signal #1: ECD1A.CH Signal #2: ECD2B.CH
 Acq On : 25 Feb 2020 21:47
 Operator : MJB
 Sample : 0B25043-CALN
 Misc : A19K310, CHLOR 500 ppb
 ALS Vial : 29 (Sig #1); 0 (Sig #2) Sample Multiplier: 1

Integration File signal 1: PEST1.e
 Integration File signal 2: PEST2.e
 Quant Time: Feb 26 14:59:27 2020
 Quant Method : C:\msdchem\1\methods\ECD5_QUANTPEST_200225.M
 Quant Title : Instrument: DualECD5
 QLast Update : Wed Feb 26 14:49:58 2020
 Response via : Initial Calibration
 Integrator: ChemStation 6890 Scale Mode: Small noise peaks clipped

Volume Inj. : 2uL
 Signal #1 Phase : Rtx-CLPesticides Signal #2 Phase: Rtx-CLPesticides2
 Signal #1 Info : 30m X 0.32mm X 0. Signal #2 Info : 30m X 0.32mm X 0.25um

Compound	RT#1	RT#2	Resp#1	Resp#2	ng/mL	ng/mL
29) 2,4'-DDT	0.000	0.000	0	0	N.D. d	N.D. d
30) cis-Nonac...	0.000	0.000	0	0	N.D. d	N.D. d
31) Mirex	0.000	0.000	0	0	N.D. d	N.D. d
32) Chlordane...	7.490	8.196	11720316	20498002	499.553	526.982
33) Chlordane...	7.584	8.304	13155669	16887593	456.465	526.127
34) Chlordane...	8.135	8.969	3598451	5110139	473.008	481.284
35) Chlordane...	0.000	0.000	0	0	N.D. d	N.D. d
36) Toxaphene...	0.000	0.000	0	0	N.D. d	N.D. d
37) Toxaphene...	0.000	0.000	0	0	N.D. d	N.D. d
38) Toxaphene...	0.000	0.000	0	0	N.D. d	N.D. d
39) Toxaphene...	0.000	0.000	0	0	N.D. d	N.D. d
40) Toxaphene...	0.000	0.000	0	0	N.D. d	N.D. d
41) Toxaphene...	0.000	0.000	0	0	N.D. d	N.D. d
42) Toxaphene...	0.000	0.000	0	0	N.D. d	N.D. d

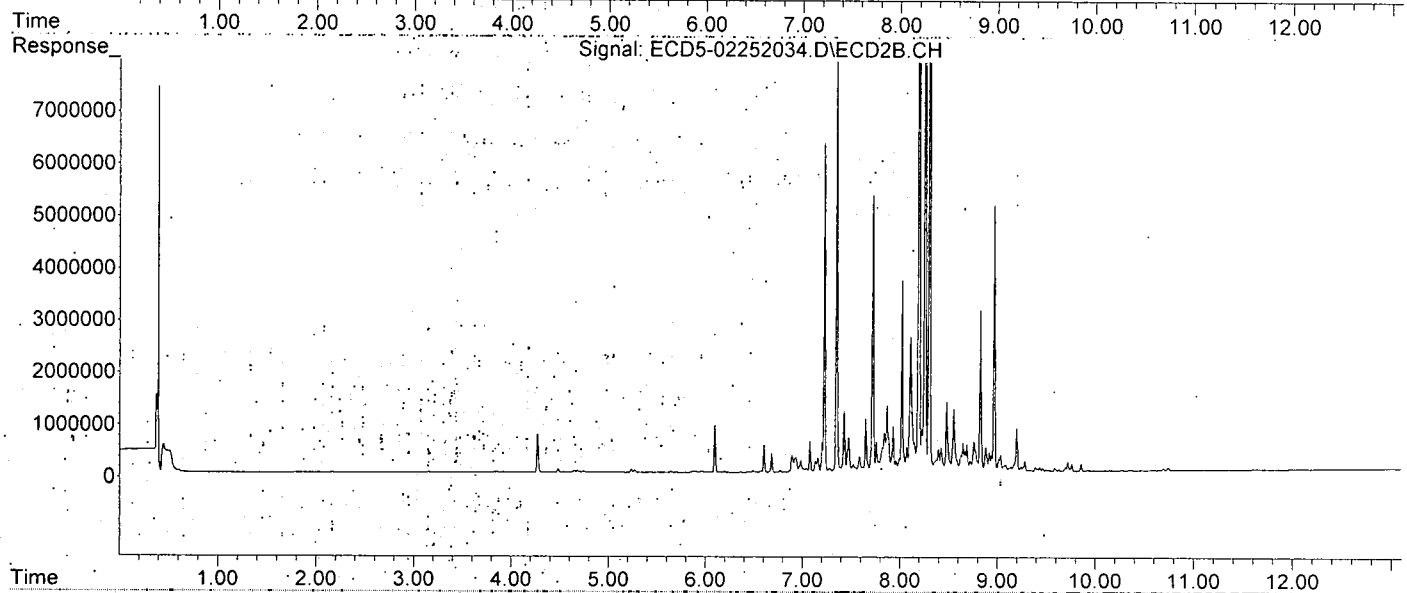
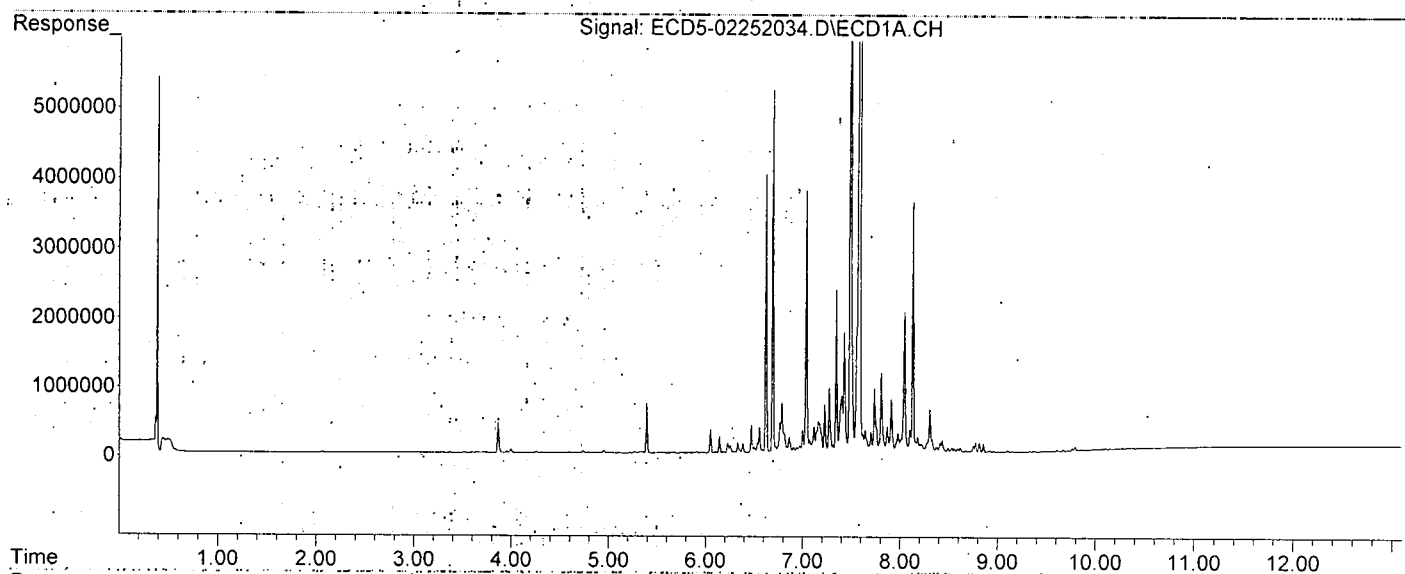
(f)=RT Delta > 1/2 Window (#)=Amounts differ by > 25%. (m)=manual int.

Quantitation Report (QT Reviewed)

Data Path : C:\msdchem\1\data\2020-02\0B25043\
Data File : ECD5-02252034.D
Signal(s) : Signal #1: ECD1A.CH Signal #2: ECD2B.CH
Acq On : 25 Feb 2020 21:47
Operator : MJB
Sample : 0B25043-CALN
Misc : A19K310, CHLOR 500 ppb
ALS Vial : 29 (Sig #1); 0 (Sig #2) Sample Multiplier: 1

Integration File signal 1: PEST1.e
Integration File signal 2: PEST2.e
Quant Time: Feb 26 14:59:27 2020
Quant Method : C:\msdchem\1\methods\ECD5_QUANTPEST_200225.M
Quant Title : Instrument: DualECD5
QLast Update : Wed Feb 26 14:49:58 2020
Response via : Initial Calibration
Integrator: ChemStation 6890 Scale Mode: Small noise peaks clipped

Volume Inj. : 2uL
Signal #1 Phase : Rtx-CLPesticides Signal #2 Phase: Rtx-CLPesticides2
Signal #1 Info : 30m X 0.32mm X 0. Signal #2 Info : 30m X 0.32mm X 0.25um



Quantitation Report (QT Reviewed)

Data Path : C:\msdchem\1\data\2020-02\0B25043\
 Data File : ECD5-02252035.D
 Signal(s) : Signal #1: ECD1A.CH Signal #2: ECD2B.CH
 Acq On : 25 Feb 2020 22:04
 Operator : MJB
 Sample : 0B25043-CALO
 Misc : A19K311, CHLOR 1000 ppb
 ALS Vial : 30 (Sig #1); 0 (Sig #2) Sample Multiplier: 1

Integration File signal 1: PEST1.e
 Integration File signal 2: PEST2.e
 Quant Time: Feb 26 15:02:27 2020
 Quant Method : C:\msdchem\1\methods\ECD5_QUANTPEST_200225.M
 Quant Title : Instrument: DualECD5
 QLast Update : Wed Feb 26 14:59:35 2020
 Response via : Initial Calibration
 Integrator: ChemStation 6890 Scale Mode: Small noise peaks clipped

*MB
2/26/20*

Volume Inj. : 2uL
 Signal #1 Phase : Rtx-CLPesticides Signal #2 Phase: Rtx-CLPesticides2
 Signal #1 Info : 30m X 0.32mm X 0. Signal #2 Info : 30m X 0.32mm X 0.25um

Compound	RT#1	RT#2	Resp#1	Resp#2	ng/mL	ng/mL
System Monitoring Compounds						
1) S TCMX (S)	0.000	0.000	0	0	N.D. d	N.D. d
22) S DCBP (S)	0.000	0.000	0	0	N.D. d	N.D. d
Target Compounds						
2) a-BHC	0.000	0.000	0	0	N.D. d	N.D. d
3) g-BHC	0.000	0.000	0	0	N.D. d	N.D. d
4) b-BHC	0.000	0.000	0	0	N.D. d	N.D. d
5) Heptachlor	0.000	0.000	0	0	N.D. d	N.D. d
6) d-BHC	0.000	0.000	0	0	N.D. d	N.D. d
7) Aldrin	0.000	0.000	0	0	N.D. d	N.D. d
8) Heptachlo...	0.000	0.000	0	0	N.D. d	N.D. d
9) trans-Chl...	0.000	0.000	0	0	N.D. d	N.D. d
10) cis-Chlor...	0.000	0.000	0	0	N.D. d	N.D. d
11) Endosulfa...	0.000	0.000	0	0	N.D. d	N.D. d
12) 4,4'-DDE	0.000	0.000	0	0	N.D. d	N.D. d
13) Dieldrin	0.000	0.000	0	0	N.D. d	N.D. d
14) Endrin	0.000	0.000	0	0	N.D. d	N.D. d
15) 4,4'-DDD	0.000	0.000	0	0	N.D. d	N.D. d
16) Endosulfa...	0.000	0.000	0	0	N.D. d	N.D. d
17) 4,4'-DDT	0.000	0.000	0	0	N.D. d	N.D. d
18) Endrin Al...	0.000	0.000	0	0	N.D. d	N.D. d
19) Endosulfa...	0.000	0.000	0	0	N.D. d	N.D. d
20) Methoxychlor	0.000	0.000	0	0	N.D. d	N.D. d
21) Endrin Ke...	0.000	0.000	0	0	N.D. d	N.D. d
23) Hexachlor...	0.000	0.000	0	0	N.D. d	N.D. d
24) Hexachlor...	0.000	0.000	0	0	N.D. d	N.D. d
25) Oxychlorane	0.000	0.000	0	0	N.D. d	N.D. d
26) 2,4'-DDE	0.000	0.000	0	0	N.D. d	N.D. d
27) trans-Non...	0.000	0.000	0	0	N.D. d	N.D. d
28) 2,4'-DDD	0.000	0.000	0	0	N.D. d	N.D. d

Quantitation Report (QT Reviewed)

Data Path : C:\msdchem\1\data\2020-02\0B25043\
 Data File : ECD5-02252035.D
 Signal(s) : Signal #1: ECD1A.CH Signal #2: ECD2B.CH
 Acq On : 25 Feb 2020 22:04
 Operator : MJB
 Sample : 0B25043-CALO
 Misc : A19K311, CHLOR 1000 ppb
 ALS Vial : 30 (Sig #1), 0 (Sig #2) Sample Multiplier: 1

Integration File signal 1: PEST1.e
 Integration File signal 2: PEST2.e
 Quant Time: Feb 26 15:02:27 2020
 Quant Method : C:\msdchem\1\methods\ECD5_QUANTPEST_200225.M
 Quant Title : Instrument: DualECD5
 QLast Update : Wed Feb 26 14:59:35 2020
 Response via : Initial Calibration
 Integrator: ChemStation 6890 Scale Mode: Small noise peaks clipped

Volume Inj. : 2uL
 Signal #1 Phase : Rtx-CLPesticides Signal #2 Phase: Rtx-CLPesticides2
 Signal #1 Info : 30m X 0.32mm X 0. Signal #2 Info : 30m X 0.32mm X 0.25um

Compound	RT#1	RT#2	Resp#1	Resp#2	ng/mL	ng/mL
29) 2,4'-DDT	0.000	0.000	0	0	N.D. d	N.D. d
30) cis-Nonac...	0.000	0.000	0	0	N.D. d	N.D. d
31) Mirex	0.000	0.000	0	0	N.D. d	N.D. d
32) Chlordane...	7.490	8.197	24448288	43521903	1042.055	1118.903
33) Chlordane...	7.584	8.305	26395147	35629558	915.838	1110.027
34) Chlordane...	8.135	8.970	7358441	10775549	967.250	1014.864
35) Chlordane...	0.000	0.000	0	0	N.D. d	N.D. d
36) Toxaphene...	0.000	0.000	0	0	N.D. d	N.D. d
37) Toxaphene...	0.000	0.000	0	0	N.D. d	N.D. d
38) Toxaphene...	0.000	0.000	0	0	N.D. d	N.D. d
39) Toxaphene...	0.000	0.000	0	0	N.D. d	N.D. d
40) Toxaphene...	0.000	0.000	0	0	N.D. d	N.D. d
41) Toxaphene...	0.000	0.000	0	0	N.D. d	N.D. d
42) Toxaphene...	0.000	0.000	0	0	N.D. d	N.D. d

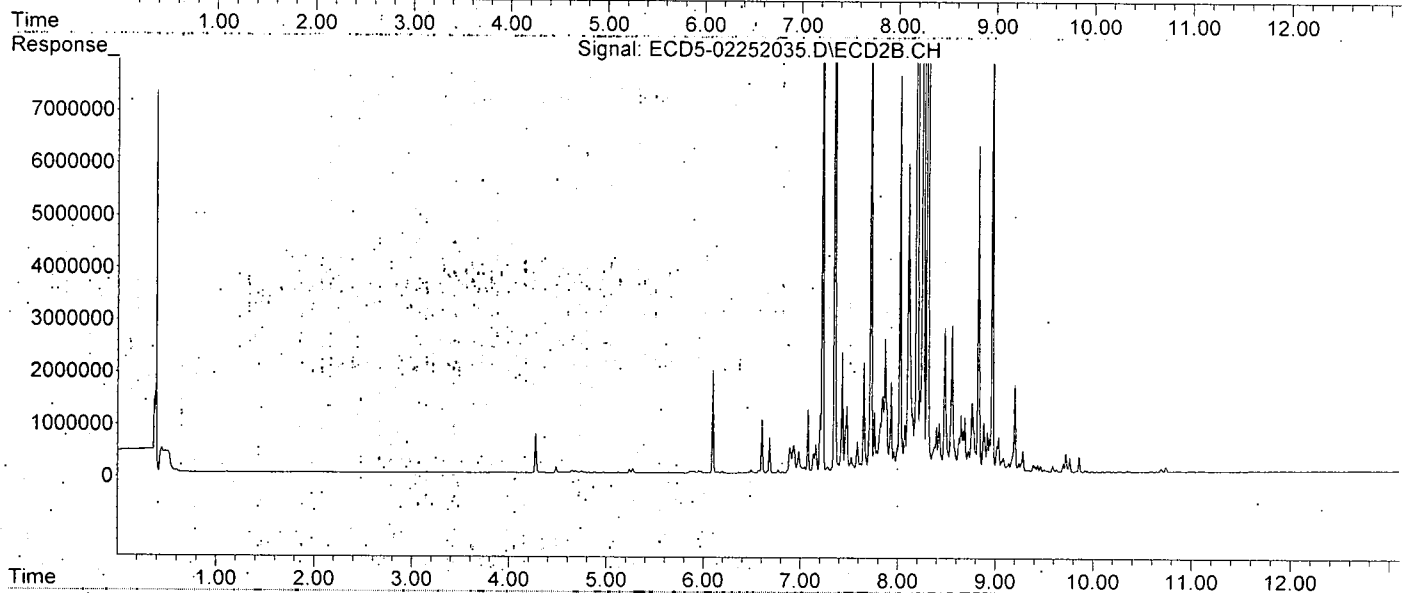
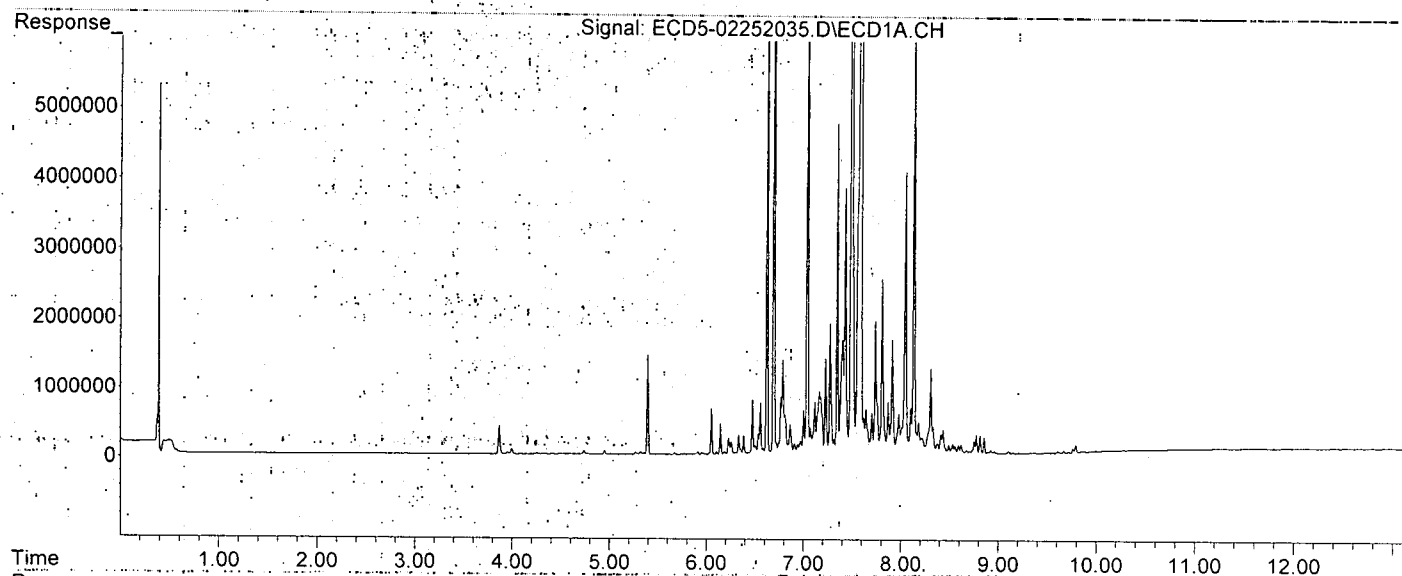
(f)=RT Delta > 1/2 Window (#)=Amounts differ by > 25% (m)=manual int.

Quantitation Report (QT Reviewed)

Data Path : C:\msdchem\1\data\2020-02\0B25043\
Data File : ECD5-02252035.D
Signal(s) : Signal #1: ECD1A.CH Signal #2: ECD2B.CH
Acq On : 25 Feb 2020 22:04
Operator : MJB
Sample : 0B25043-CALO
Misc : A19K311, CHLOR 1000 ppb
ALS Vial : 30 (Sig #1); 0 (Sig #2) Sample Multiplier: 1

Integration File signal 1: PEST1.e
Integration File signal 2: PEST2.e
Quant Time: Feb 26 15:02:27 2020
Quant Method : C:\msdchem\1\methods\ECD5_QUANTPEST_200225.M
Quant Title : Instrument: DualECD5
QLast Update : Wed Feb 26 14:59:35 2020
Response via : Initial Calibration
Integrator: ChemStation 6890 Scale Mode: Small noise peaks clipped

Volume Inj. : 2uL
Signal #1 Phase : Rtx-CLPesticides Signal #2 Phase: Rtx-CLPesticides2
Signal #1 Info : 30m X 0.32mm X 0. Signal #2 Info : 30m X 0.32mm X 0.25um



Quantitation Report (QT Reviewed)

Data Path : C:\msdchem\1\data\2020-02\0B25043\
 Data File : ECD5-02252036.D
 Signal(s) : Signal #1: ECD1A.CH Signal #2: ECD2B.CH
 Acq On : 25 Feb 2020 22:22
 Operator : MJB
 Sample : 0B25043-CALP
 Misc : A19K306, CHLOR 2000 ppb
 ALS Vial : 31 (Sig #1); 0 (Sig #2) Sample Multiplier: 1

Integration File signal 1: PEST1.e
 Integration File signal 2: PEST2.e
 Quant Time: Feb 26 15:03:01 2020
 Quant Method : C:\msdchem\1\methods\ECD5_QUANTPEST_200225.M
 Quant Title : Instrument: DualECD5
 QLast Update : Wed Feb 26 14:59:35 2020
 Response via : Initial Calibration
 Integrator: ChemStation 6890 Scale Mode: Small noise peaks clipped

Volume Inj. : 2uL
 Signal #1 Phase : Rtx-CLPesticides Signal #2 Phase: Rtx-CLPesticides2
 Signal #1 Info : 30m X 0.32mm X 0. Signal #2 Info : 30m X 0.32mm X 0.25um

*MR
2/26/20*

Compound	RT#1	RT#2	Resp#1	Resp#2	ng/mL	ng/mL
System Monitoring Compounds						
1) S TCMX (S)	0.000	0.000	0	0	N.D. d	N.D. d
22) S DCBP (S)	0.000	0.000	0	0	N.D. d	N.D. d
Target Compounds						
2) a-BHC	0.000	0.000	0	0	N.D. d	N.D. d
3) g-BHC	0.000	0.000	0	0	N.D. d	N.D. d
4) b-BHC	0.000	0.000	0	0	N.D. d	N.D. d
5) Heptachlor	0.000	0.000	0	0	N.D. d	N.D. d
6) d-BHC	0.000	0.000	0	0	N.D. d	N.D. d
7) Aldrin	0.000	0.000	0	0	N.D. d	N.D. d
8) Heptachlo...	0.000	0.000	0	0	N.D. d	N.D. d
9) trans-Chl...	0.000	0.000	0	0	N.D. d	N.D. d
10) cis-Chlor...	0.000	0.000	0	0	N.D. d	N.D. d
11) Endosulfa...	0.000	0.000	0	0	N.D. d	N.D. d
12) 4,4'-DDE	0.000	0.000	0	0	N.D. d	N.D. d
13) Dieldrin	0.000	0.000	0	0	N.D. d	N.D. d
14) Endrin	0.000	0.000	0	0	N.D. d	N.D. d
15) 4,4'-DDD	0.000	0.000	0	0	N.D. d	N.D. d
16) Endosulfa...	0.000	0.000	0	0	N.D. d	N.D. d
17) 4,4'-DDT	0.000	0.000	0	0	N.D. d	N.D. d
18) Endrin Al...	0.000	0.000	0	0	N.D. d	N.D. d
19) Endosulfa...	0.000	0.000	0	0	N.D. d	N.D. d
20) Methoxychlor	0.000	0.000	0	0	N.D. d	N.D. d
21) Endrin Ke...	0.000	0.000	0	0	N.D. d	N.D. d
23) Hexachlor...	0.000	0.000	0	0	N.D. d	N.D. d
24) Hexachlor...	0.000	0.000	0	0	N.D. d	N.D. d
25) Oxychlorane	0.000	0.000	0	0	N.D. d	N.D. d
26) 2,4'-DDE	0.000	0.000	0	0	N.D. d	N.D. d
27) trans-Non...	0.000	0.000	0	0	N.D. d	N.D. d
28) 2,4'-DDD	0.000	0.000	0	0	N.D. d	N.D. d

Quantitation Report (QT Reviewed)

Data Path : C:\msdchem\1\data\2020-02\0B25043\
 Data File : ECD5-02252036.D
 Signal(s) : Signal #1: ECD1A.CH Signal #2: ECD2B.CH
 Acq On : 25 Feb 2020 22:22
 Operator : MJB
 Sample : 0B25043-CALP
 Misc : A19K306, CHLOR 2000 ppb
 ALS Vial : 31 (Sig #1); 0 (Sig #2) Sample Multiplier: 1

Integration File signal 1: PEST1.e
 Integration File signal 2: PEST2.e
 Quant Time: Feb 26 15:03:01 2020
 Quant Method : C:\msdchem\1\methods\ECD5_QUANTPEST_200225.M
 Quant Title : Instrument: DualECD5
 QLast Update : Wed Feb 26 14:59:35 2020
 Response via : Initial Calibration
 Integrator: ChemStation 6890 Scale Mode: Small noise peaks clipped

Volume Inj. : 2uL
 Signal #1 Phase : Rtx-CLPesticides Signal #2 Phase: Rtx-CLPesticides2
 Signal #1 Info : 30m X 0.32mm X 0. Signal #2 Info : 30m X 0.32mm X 0.25um

Compound	RT#1	RT#2	Resp#1	Resp#2	ng/mL	ng/mL
29) 2,4'-DDT	0.000	0.000	0	0	N.D. d	N.D. d
30) cis-Nonac...	0.000	0.000	0	0	N.D. d	N.D. d
31) Mirex	0.000	0.000	0	0	N.D. d	N.D. d
32) Chlordane...	7.491	8.198	50643560	97852072	2158.571	2515.675
33) Chlordane...	7.584	8.306	56582614	79169029	1963.259	2466.484 #
34) Chlordane...	8.135	8.970	15479596	24178823	2034.757	2277.212
35) Chlordane...	0.000	0.000	0	0	N.D. d	N.D. d
36) Toxaphene...	0.000	0.000	0	0	N.D. d	N.D. d
37) Toxaphene...	0.000	0.000	0	0	N.D. d	N.D. d
38) Toxaphene...	0.000	0.000	0	0	N.D. d	N.D. d
39) Toxaphene...	0.000	0.000	0	0	N.D. d	N.D. d
40) Toxaphene...	0.000	0.000	0	0	N.D. d	N.D. d
41) Toxaphene...	0.000	0.000	0	0	N.D. d	N.D. d
42) Toxaphene...	0.000	0.000	0	0	N.D. d	N.D. d

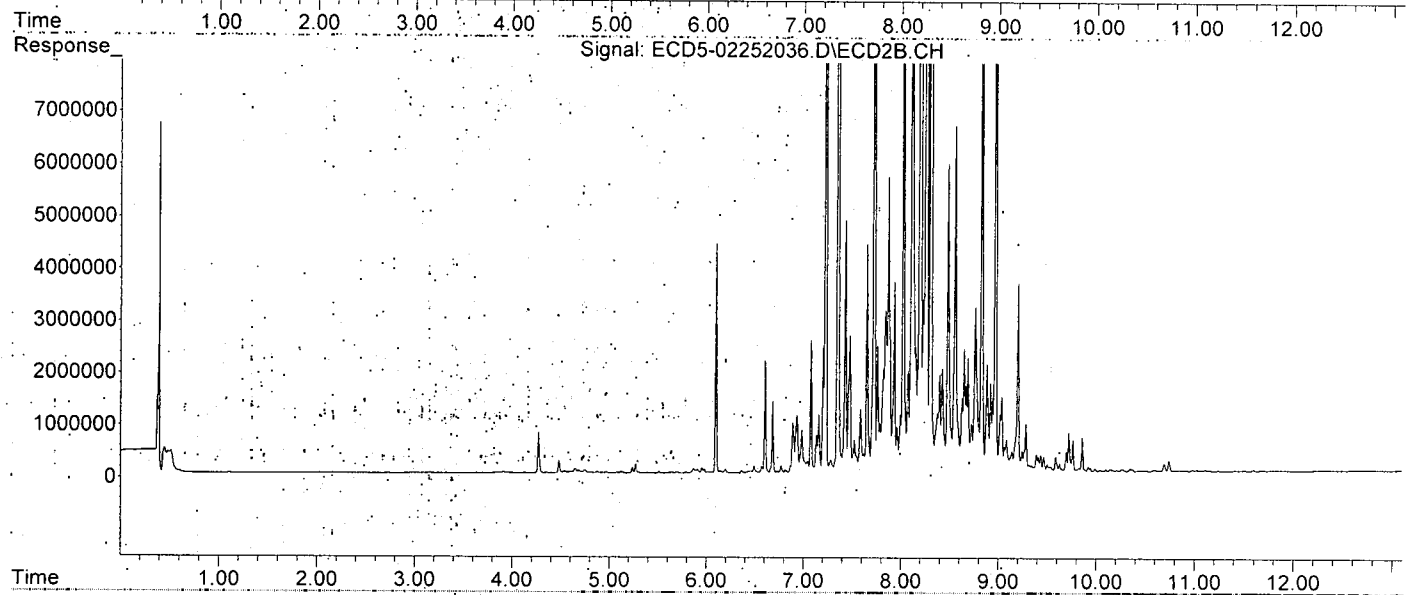
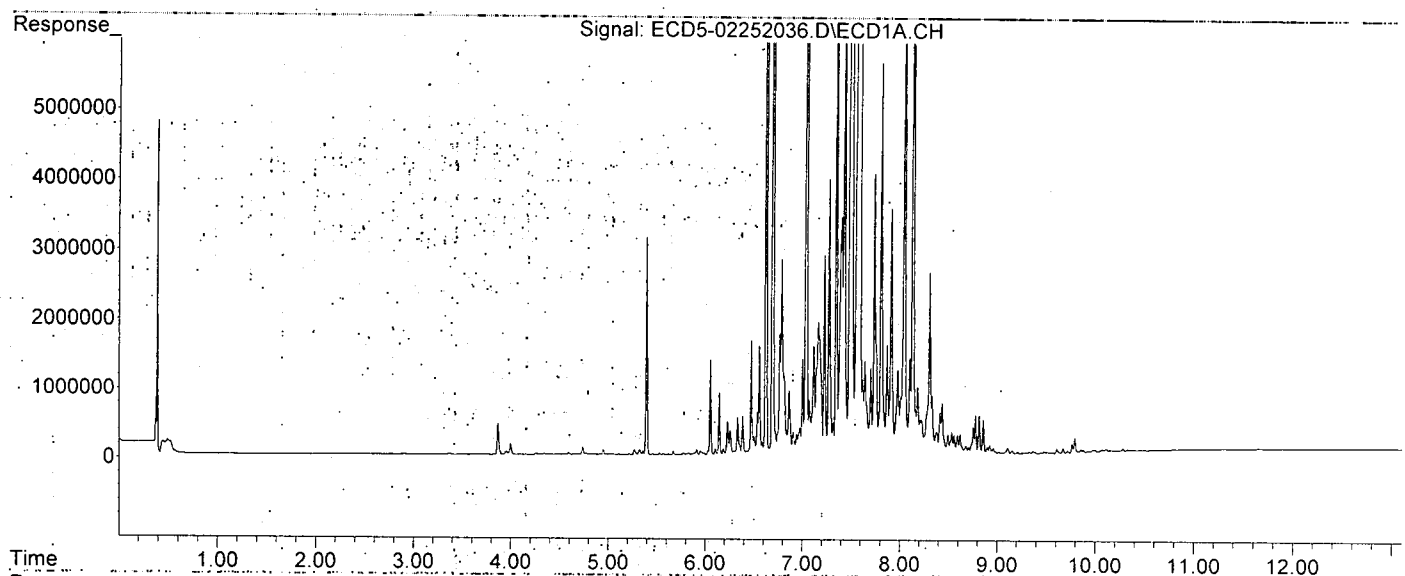
(f)=RT Delta > 1/2 Window (#)=Amounts differ by > 25% (m)=manual int.

Quantitation Report (QT Reviewed)

Data Path : C:\msdchem\1\data\2020-02\0B25043\
Data File : ECD5-02252036.D
Signal(s) : Signal #1: ECD1A.CH Signal #2: ECD2B.CH
Acq On : 25 Feb 2020 22:22
Operator : MJB
Sample : 0B25043-CALP
Misc : A19K306, CHLOR 2000 ppb
ALS Vial : 31 (Sig #1); 0 (Sig #2) Sample Multiplier: 1

Integration File signal 1: PEST1.e
Integration File signal 2: PEST2.e
Quant Time: Feb 26 15:03:01 2020
Quant Method : C:\msdchem\1\methods\ECD5_QUANTPEST_200225.M
Quant Title : Instrument: DualECD5
QLast Update : Wed Feb 26 14:59:35 2020
Response via : Initial Calibration
Integrator: ChemStation 6890 Scale Mode: Small noise peaks clipped

Volume Inj. : 2uL
Signal #1 Phase : Rtx-CLPesticides Signal #2 Phase: Rtx-CLPesticides2
Signal #1 Info : 30m X 0.32mm X 0. Signal #2 Info : 30m X 0.32mm X 0.25um



Quantitation Report (QT Reviewed)

Data Path : C:\msdchem\1\data\2020-02\0B25043\
 Data File : ECD5-02252039.D
 Signal(s) : Signal #1: ECD1A.CH Signal #2: ECD2B.CH
 Acq On : 25 Feb 2020 23:13
 Operator : MJB
 Sample : 0B25043-CALQ
 Misc : A20B334, TOX 10 ppb
 ALS Vial : 33 (Sig #1); 0 (Sig #2) Sample Multiplier: 1

Integration File signal 1: PEST1.e
 Integration File signal 2: PEST2.e
 Quant Time: Feb 26 15:05:46 2020
 Quant Method : C:\msdchem\1\methods\ECD5_QUANTPEST_200225.M
 Quant Title : Instrument: DualECD5
 QLast Update : Wed Feb 26 15:04:58 2020
 Response via : Initial Calibration
 Integrator: ChemStation 6890 Scale Mode: Small noise peaks clipped

MJB
2/26/20

Volume Inj. : 2uL
 Signal #1 Phase : Rtx-CLPesticides Signal #2 Phase: Rtx-CLPesticides2
 Signal #1 Info : 30m X 0.32mm X 0. Signal #2 Info : 30m X 0.32mm X 0.25um

Compound	RT#1	RT#2	Resp#1	Resp#2	ng/mL	ng/mL
System Monitoring Compounds						
1) S TCMX (S)	0.000	0.000	0	0	N.D. d	N.D. d
22) S DCBP (S)	0.000	0.000	0	0	N.D. d	N.D. d
Target Compounds						
2) a-BHC	0.000	0.000	0	0	N.D. d	N.D. d
3) g-BHC	0.000	0.000	0	0	N.D. d	N.D. d
4) b-BHC	0.000	0.000	0	0	N.D. d	N.D. d
5) Heptachlor	0.000	0.000	0	0	N.D. d	N.D. d
6) d-BHC	0.000	0.000	0	0	N.D. d	N.D. d
7) Aldrin	0.000	0.000	0	0	N.D. d	N.D. d
8) Heptachlo...	0.000	0.000	0	0	N.D. d	N.D. d
9) trans-Chl...	0.000	0.000	0	0	N.D. d	N.D. d
10) cis-Chlor...	0.000	0.000	0	0	N.D. d	N.D. d
11) Endosulfa...	0.000	0.000	0	0	N.D. d	N.D. d
12) 4,4'-DDE	0.000	0.000	0	0	N.D. d	N.D. d
13) Dieldrin	0.000	0.000	0	0	N.D. d	N.D. d
14) Endrin	0.000	0.000	0	0	N.D. d	N.D. d
15) 4,4'-DDD	0.000	0.000	0	0	N.D. d	N.D. d
16) Endosulfa...	0.000	0.000	0	0	N.D. d	N.D. d
17) 4,4'-DDT	0.000	0.000	0	0	N.D. d	N.D. d
18) Endrin Al...	0.000	0.000	0	0	N.D. d	N.D. d
19) Endosulfa...	0.000	0.000	0	0	N.D. d	N.D. d
20) Methoxychlor	0.000	0.000	0	0	N.D. d	N.D. d
21) Endrin Ke...	0.000	0.000	0	0	N.D. d	N.D. d
23) Hexachlor...	0.000	0.000	0	0	N.D. d	N.D. d
24) Hexachlor...	0.000	0.000	0	0	N.D. d	N.D. d
25) Oxychlorane	0.000	0.000	0	0	N.D. d	N.D. d
26) 2,4'-DDE	0.000	0.000	0	0	N.D. d	N.D. d
27) trans-Non...	0.000	0.000	0	0	N.D. d	N.D. d
28) 2,4'-DDD	0.000	0.000	0	0	N.D. d	N.D. d

Quantitation Report (QT Reviewed)

Data Path : C:\msdchem\1\data\2020-02\0B25043\
 Data File : ECD5-02252039.D
 Signal(s) : Signal #1: ECD1A.CH Signal #2: ECD2B.CH
 Acq On : 25 Feb 2020 23:13
 Operator : MJB
 Sample : 0B25043-CALQ
 Misc : A20B334, TOX 10 ppb
 ALS Vial : 33 (Sig #1); 0 (Sig #2) Sample Multiplier: 1

Integration File signal 1: PEST1.e
 Integration File signal 2: PEST2.e
 Quant Time: Feb 26 15:05:46 2020
 Quant Method : C:\msdchem\1\methods\ECD5_QUANTPEST_200225.M
 Quant Title : Instrument: DualECD5
 QLast Update : Wed Feb 26 15:04:58 2020
 Response via : Initial Calibration
 Integrator: ChemStation 6890 Scale Mode: Small noise peaks clipped

Volume Inj. : 2uL
 Signal #1 Phase: Rtx-CLPesticides Signal #2 Phase: Rtx-CLPesticides2
 Signal #1 Info : 30m X 0.32mm X 0. Signal #2 Info : 30m X 0.32mm X 0.25um

Compound	RT#1	RT#2	Resp#1	Resp#2	ng/mL	ng/mL
29) 2,4'-DDT	0.000	0.000	0	0	N.D. d	N.D. d
30) cis-Nonac...	0.000	0.000	0	0	N.D. d	N.D. d
31) Mirex	0.000	0.000	0	0	N.D. d	N.D. d
32) Chlordane...	0.000	0.000	0	0	N.D. d	N.D. d
33) Chlordane...	0.000	0.000	0	0	N.D. d	N.D. d
34) Chlordane...	0.000	0.000	0	0	N.D. d	N.D. d
35) Chlordane...	0.000	0.000	0	0	N.D. d	N.D. d
36) Toxaphene...	7.566	8.532	11341	29979	10.768	11.086
37) Toxaphene...	7.859	8.881	22995	35085	11.825	10.075
38) Toxaphene...	8.172	8.916	44681	66638	6.531	9.058 #
39) Toxaphene...	8.412	8.983	43252	103308	10.706	11.446
40) Toxaphene...	8.641	9.160	30451	54652	9.262	10.883
41) Toxaphene...	8.709	9.543	43890	55348	10.107	9.859
42) Toxaphene...	0.000	0.000	0	0	N.D. d	N.D. d

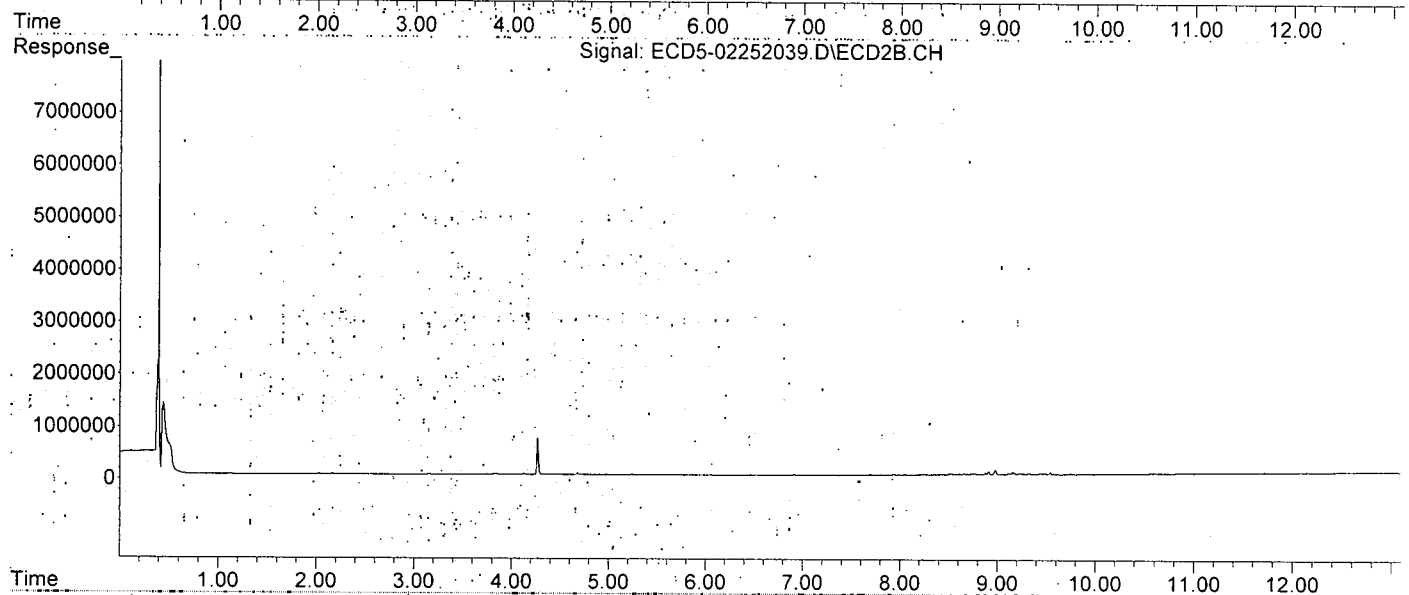
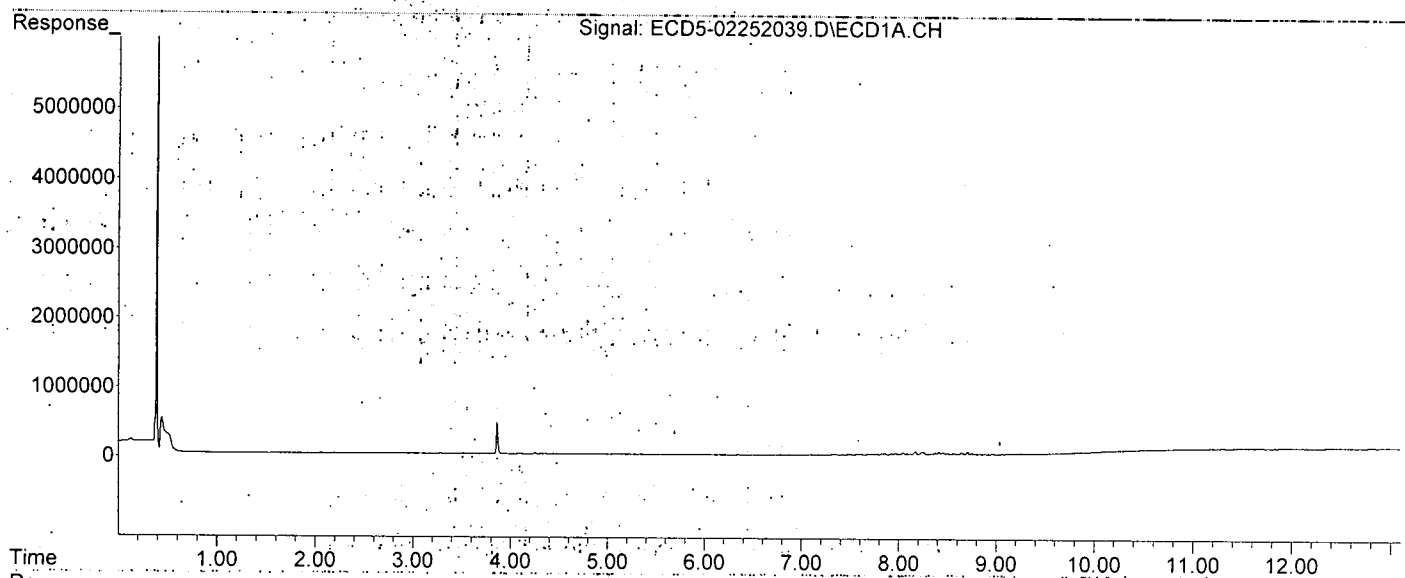
(f)=RT Delta > 1/2 Window (#)=Amounts differ by > 25% (m)=manual int.

Quantitation Report (QT Reviewed)

Data Path : C:\msdchem\1\data\2020-02\0B25043\
Data File : ECD5-02252039.D
Signal(s) : Signal #1: ECD1A.CH Signal #2: ECD2B.CH
Acq On : 25 Feb 2020 23:13
Operator : MJB
Sample : 0B25043-CALQ
Misc : A20B334, TOX 10 ppb
ALS Vial : 33 (Sig #1); 0 (Sig #2) Sample Multiplier: 1

Integration File signal 1: PEST1.e
Integration File signal 2: PEST2.e
Quant Time: Feb 26 15:05:46 2020
Quant Method : C:\msdchem\1\methods\ECD5_QUANTPEST_200225.M
Quant Title : Instrument: DualECD5
QLast Update : Wed Feb 26 15:04:58 2020
Response via : Initial Calibration
Integrator: ChemStation 6890 Scale Mode: Small noise peaks clipped

Volume Inj. : 2uL
Signal #1 Phase : Rtx-CLPesticides Signal #2 Phase: Rtx-CLPesticides2
Signal #1 Info : 30m X 0.32mm X 0. Signal #2 Info : 30m X 0.32mm X 0.25um



Quantitation Report (QT Reviewed)

Data Path : C:\msdchem\1\data\2020-02\0B25043\
 Data File : ECD5-02252040.D
 Signal(s) : Signal #1: ECD1A.CH Signal #2: ECD2B.CH
 Acq On : 25 Feb 2020 23:30
 Operator : MJB
 Sample : 0B25043-CALR
 Misc : A19J417, TOX 50 ppb
 ALS Vial : 34 (Sig #1); 0 (Sig #2) Sample Multiplier: 1

Integration File signal 1: PEST1.e
 Integration File signal 2: PEST2.e
 Quant Time: Feb 26 15:06:19 2020
 Quant Method : C:\msdchem\1\methods\ECD5_QUANTPEST_200225.M
 Quant Title : Instrument: DualECD5
 QLast Update : Wed Feb 26 15:04:58 2020
 Response via : Initial Calibration
 Integrator: ChemStation 6890 Scale Mode: Small noise peaks clipped

MJB
2/26/20

Volume Inj. : 2uL
 Signal #1 Phase : Rtx-CLPesticides Signal #2 Phase: Rtx-CLPesticides2
 Signal #1 Info : 30m X 0.32mm X 0. Signal #2 Info : 30m X 0.32mm X 0.25um

Compound	RT#1	RT#2	Resp#1	Resp#2	ng/mL	ng/mL
System Monitoring Compounds						
1) S TCMX (S)	0.000	0.000	0	0	N.D. d	N.D. d
22) S DCBP (S)	0.000	0.000	0	0	N.D. d	N.D. d
Target Compounds						
2) a-BHC	0.000	0.000	0	0	N.D. d	N.D. d
3) g-BHC	0.000	0.000	0	0	N.D. d	N.D. d
4) b-BHC	0.000	0.000	0	0	N.D. d	N.D. d
5) Heptachlor	0.000	0.000	0	0	N.D. d	N.D. d
6) d-BHC	0.000	0.000	0	0	N.D. d	N.D. d
7) Aldrin	0.000	0.000	0	0	N.D. d	N.D. d
8) Heptachlo...	0.000	0.000	0	0	N.D. d	N.D. d
9) trans-Chl...	0.000	0.000	0	0	N.D. d	N.D. d
10) cis-Chlor...	0.000	0.000	0	0	N.D. d	N.D. d
11) Endosulfa...	0.000	0.000	0	0	N.D. d	N.D. d
12) 4,4'-DDE	0.000	0.000	0	0	N.D. d	N.D. d
13) Dieldrin	0.000	0.000	0	0	N.D. d	N.D. d
14) Endrin	0.000	0.000	0	0	N.D. d	N.D. d
15) 4,4'-DDD	0.000	0.000	0	0	N.D. d	N.D. d
16) Endosulfa...	0.000	0.000	0	0	N.D. d	N.D. d
17) 4,4'-DDT	0.000	0.000	0	0	N.D. d	N.D. d
18) Endrin Al...	0.000	0.000	0	0	N.D. d	N.D. d
19) Endosulfa...	0.000	0.000	0	0	N.D. d	N.D. d
20) Methoxychlor	0.000	0.000	0	0	N.D. d	N.D. d
21) Endrin Ke...	0.000	0.000	0	0	N.D. d	N.D. d
23) Hexachlor...	0.000	0.000	0	0	N.D. d	N.D. d
24) Hexachlor...	0.000	0.000	0	0	N.D. d	N.D. d
25) Oxychlordane	0.000	0.000	0	0	N.D. d	N.D. d
26) 2,4'-DDE	0.000	0.000	0	0	N.D. d	N.D. d
27) trans-Non...	0.000	0.000	0	0	N.D. d	N.D. d
28) 2,4'-DDD	0.000	0.000	0	0	N.D. d	N.D. d

Quantitation Report (QT Reviewed)

Data Path : C:\msdchem\1\data\2020-02\0B25043\
 Data File : ECD5-02252040.D
 Signal(s) : Signal #1: ECD1A.CH Signal #2: ECD2B.CH
 Acq On : 25 Feb 2020 23:30
 Operator : MJB
 Sample : 0B25043-CALR
 Misc : A19J417, TOX 50 ppb
 ALS Vial : 34 (Sig #1); 0 (Sig #2) Sample Multiplier: 1

Integration File signal 1: PEST1.e
 Integration File signal 2: PEST2.e
 Quant Time: Feb 26 15:06:19 2020
 Quant Method : C:\msdchem\1\methods\ECD5_QUANTPEST_200225.M
 Quant Title : Instrument: DualECD5
 QLast Update : Wed Feb 26 15:04:58 2020
 Response via : Initial Calibration
 Integrator: ChemStation 6890 Scale Mode: Small noise peaks clipped

Volume Inj. : 2uL
 Signal #1 Phase : Rtx-CLPesticides Signal #2 Phase: Rtx-CLPesticides2
 Signal #1 Info : 30m X 0.32mm X 0. Signal #2 Info : 30m X 0.32mm X 0.25um

	Compound	RT#1	RT#2	Resp#1	Resp#2	ng/mL	ng/mL
29)	2,4'-DDT	0.000	0.000	0	0	N.D. d	N.D. d
30)	cis-Nonac...	0.000	0.000	0	0	N.D. d	N.D. d
31)	Mirex	0.000	0.000	0	0	N.D. d	N.D. d
32)	Chlordane...	0.000	0.000	0	0	N.D. d	N.D. d
33)	Chlordane...	0.000	0.000	0	0	N.D. d	N.D. d
34)	Chlordane...	0.000	0.000	0	0	N.D. d	N.D. d
35)	Chlordane...	0.000	0.000	0	0	N.D. d	N.D. d
36)	Toxaphene...	7.566	8.533	58140	151694	55.202	56.093
37)	Toxaphene...	7.860	8.881	108818	175705	55.957	50.453
38)	Toxaphene...	8.173	8.917	208175	286968	45.631	51.911
39)	Toxaphene...	8.413	8.984	203857	459206	50.459	50.878
40)	Toxaphene...	8.642	9.161	155631	253707	47.336	50.520
41)	Toxaphene...	8.709	9.543	201655	265807	46.439	47.346
42)	Toxaphene...	0.000	0.000	0	0	N.D. d	N.D. d

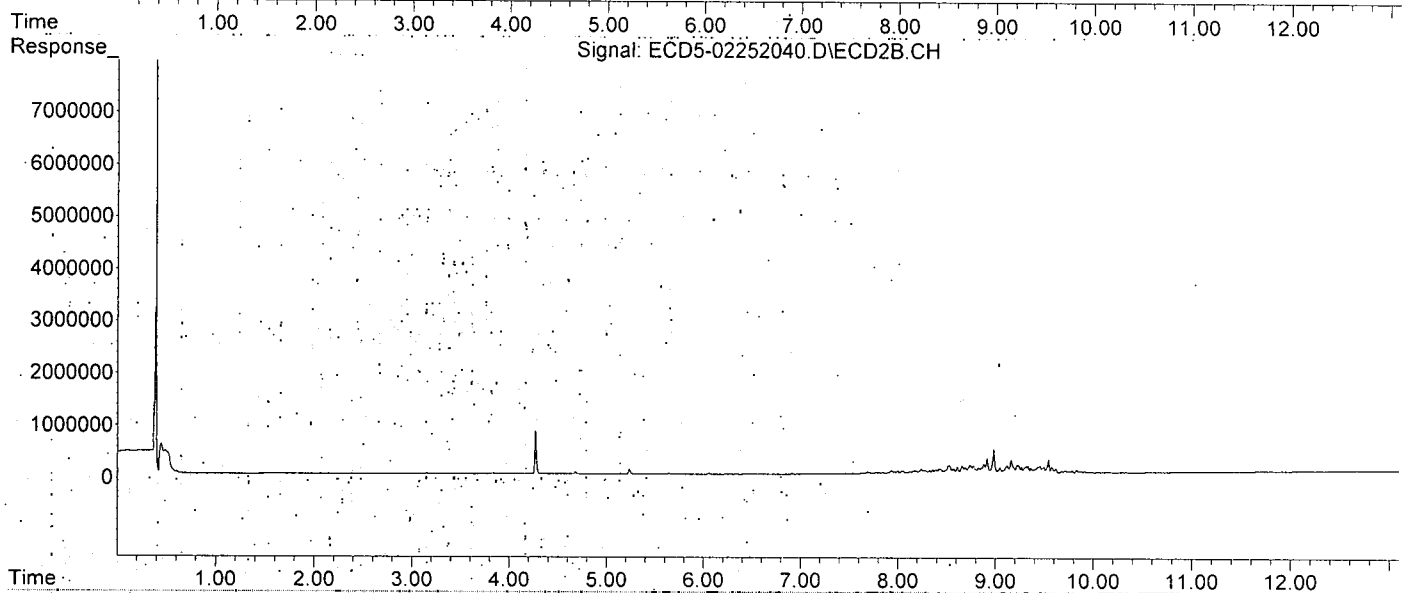
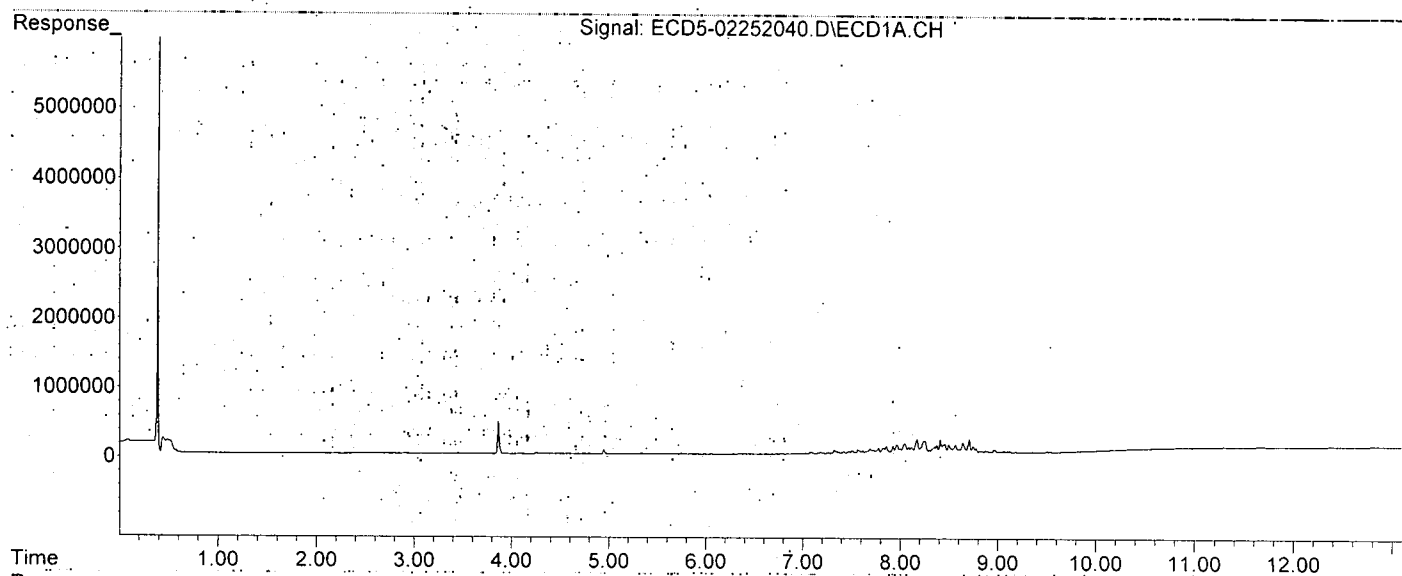
(f)=RT Delta > 1/2 Window (#)=Amounts differ by > 25% (m)=manual int.

Quantitation Report (QT Reviewed)

Data Path : C:\msdchem\1\data\2020-02\0B25043\
Data File : ECD5-02252040.D
Signal(s) : Signal #1: ECD1A.CH Signal #2: ECD2B.CH
Acq On : 25 Feb 2020 23:30
Operator : MJB
Sample : 0B25043-CALR
Misc : A19J417, TOX 50 ppb
ALS Vial : 34 (Sig #1); 0 (Sig #2) Sample Multiplier: 1

Integration File signal 1: PEST1.e
Integration File signal 2: PEST2.e
Quant Time: Feb 26 15:06:19 2020
Quant Method : C:\msdchem\1\methods\ECD5_QUANTPEST_200225.M
Quant Title : Instrument: DualECD5
QLast Update : Wed Feb 26 15:04:58.2020
Response via : Initial Calibration
Integrator: ChemStation 6890 Scale Mode: Small noise peaks clipped

Volume Inj. : 2uL
Signal #1 Phase : Rx-CLPesticides Signal #2 Phase: Rx-CLPesticides2
Signal #1 Info : 30m X 0.32mm X 0. Signal #2 Info : 30m X 0.32mm X 0.25um



Quantitation Report (QT Reviewed)

Data Path : C:\msdchem\1\data\2020-02\0B25043\
 Data File : ECD5-02252041.D
 Signal(s) : Signal #1: ECD1A.CH Signal #2: ECD2B.CH
 Acq On : 25 Feb 2020 23:47
 Operator : MJB
 Sample : 0B25043-CALS
 Misc : A19J418, TOX 100 ppb
 ALS Vial : 35 (Sig #1); 0 (Sig #2) Sample Multiplier: 1

Integration File signal 1: PEST1.e
 Integration File signal 2: PEST2.e
 Quant Time: Feb 26 15:06:52 2020
 Quant Method : C:\msdchem\1\methods\ECD5_QUANTPEST_200225.M
 Quant Title : Instrument: DualECD5
 QLast Update : Wed Feb 26 15:04:58 2020
 Response via : Initial Calibration
 Integrator: ChemStation 6890 Scale Mode: Small noise peaks clipped

MJP 2/26/20

Volume Inj. : 2uL
 Signal #1 Phase : Rtx-CLPesticides Signal #2 Phase: Rtx-CLPesticides2
 Signal #1 Info : 30m X 0.32mm X 0. Signal #2 Info : 30m X 0.32mm X 0.25um

Compound	RT#1	RT#2	Resp#1	Resp#2	ng/mL	ng/mL
System Monitoring Compounds						
1) S TCMX (S)	0.000	0.000	0	0	N.D. d	N.D. d
22) S DCBP (S)	0.000	0.000	0	0	N.D. d	N.D. d
Target Compounds						
2) a-BHC	0.000	0.000	0	0	N.D. d	N.D. d
3) g-BHC	0.000	0.000	0	0	N.D. d	N.D. d
4) b-BHC	0.000	0.000	0	0	N.D. d	N.D. d
5) Heptachlor	0.000	0.000	0	0	N.D. d	N.D. d
6) d-BHC	0.000	0.000	0	0	N.D. d	N.D. d
7) Aldrin	0.000	0.000	0	0	N.D. d	N.D. d
8) Heptachlo...	0.000	0.000	0	0	N.D. d	N.D. d
9) trans-Chl...	0.000	0.000	0	0	N.D. d	N.D. d
10) cis-Chlor...	0.000	0.000	0	0	N.D. d	N.D. d
11) Endosulfa...	0.000	0.000	0	0	N.D. d	N.D. d
12) 4,4'-DDE	0.000	0.000	0	0	N.D. d	N.D. d
13) Dieldrin	0.000	0.000	0	0	N.D. d	N.D. d
14) Endrin	0.000	0.000	0	0	N.D. d	N.D. d
15) 4,4'-DDD	0.000	0.000	0	0	N.D. d	N.D. d
16) Endosulfa...	0.000	0.000	0	0	N.D. d	N.D. d
17) 4,4'-DDT	0.000	0.000	0	0	N.D. d	N.D. d
18) Endrin Al...	0.000	0.000	0	0	N.D. d	N.D. d
19) Endosulfa...	0.000	0.000	0	0	N.D. d	N.D. d
20) Methoxychlor	0.000	0.000	0	0	N.D. d	N.D. d
21) Endrin Ke...	0.000	0.000	0	0	N.D. d	N.D. d
23) Hexachlor...	0.000	0.000	0	0	N.D. d	N.D. d
24) Hexachlor...	0.000	0.000	0	0	N.D. d	N.D. d
25) Oxychlordane	0.000	0.000	0	0	N.D. d	N.D. d
26) 2,4'-DDE	0.000	0.000	0	0	N.D. d	N.D. d
27) trans-Non...	0.000	0.000	0	0	N.D. d	N.D. d
28) 2,4'-DDD	0.000	0.000	0	0	N.D. d	N.D. d

Quantitation Report (QT Reviewed)

Data Path : C:\msdchem\1\data\2020-02\0B25043\
 Data File : ECD5-02252041.D
 Signal(s) : Signal #1: ECD1A.CH Signal #2: ECD2B.CH
 Acq On : 25 Feb 2020 23:47
 Operator : MJB
 Sample : 0B25043-CALS
 Misc : A19J418, TOX 100 ppb
 ALS Vial : 35 (Sig #1); 0 (Sig #2) Sample Multiplier: 1

Integration File signal 1: PEST1.e
 Integration File signal 2: PEST2.e
 Quant Time: Feb 26 15:06:52 2020
 Quant Method : C:\msdchem\1\methods\ECD5_QUANTPEST_200225.M
 Quant Title : Instrument: DualECD5
 QLast Update : Wed Feb 26 15:04:58 2020
 Response via : Initial Calibration
 Integrator: ChemStation .6890 Scale Mode: Small noise peaks clipped

Volume Inj. : 2uL
 Signal #1 Phase : Rtx-CLPesticides Signal #2 Phase: Rtx-CLPesticides2
 Signal #1 Info : 30m X 0.32mm X 0. Signal #2 Info : 30m X 0.32mm X 0.25um

Compound	RT#1	RT#2	Resp#1	Resp#2	ng/mL	ng/mL
29) 2,4'-DDT	0.000	0.000	0	0	N.D. d	N.D. d
30) cis-Nonac...	0.000	0.000	0	0	N.D. d	N.D. d
31) Mirex	0.000	0.000	0	0	N.D. d	N.D. d
32) Chlordane...	0.000	0.000	0	0	N.D. d	N.D. d
33) Chlordane...	0.000	0.000	0	0	N.D. d	N.D. d
34) Chlordane...	0.000	0.000	0	0	N.D. d	N.D. d
35) Chlordane...	0.000	0.000	0	0	N.D. d	N.D. d
36) Toxaphene...	7.566	8.533	107933	279984	102.479	103.533
37) Toxaphene...	7.860	8.882	199066	334014	102.365	95.910
38) Toxaphene...	8.173	8.918	388473	541748	88.701	101.082
39) Toxaphene...	8.413	8.985	371980	863932	92.073	95.719
40) Toxaphene...	8.642	9.161	290355	480655	88.314	95.711
41) Toxaphene...	8.710	9.544	379633	500574	87.426	89.163
42) Toxaphene...	0.000	0.000	0	0	N.D. d	N.D. d

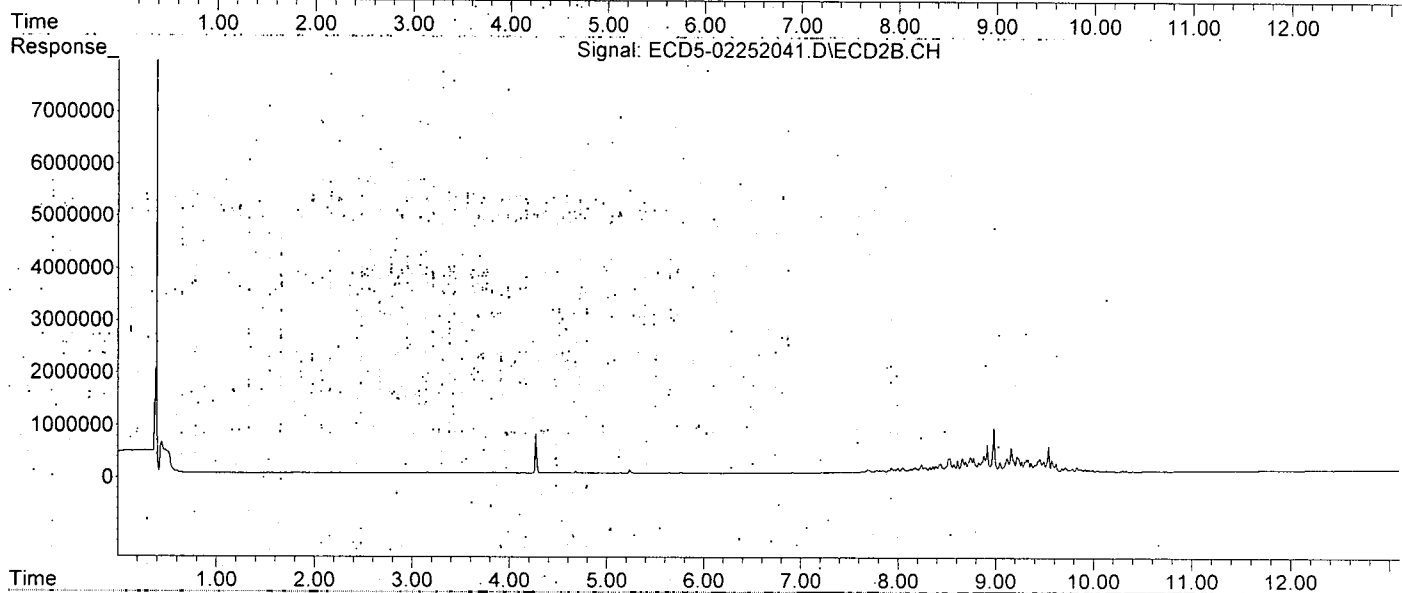
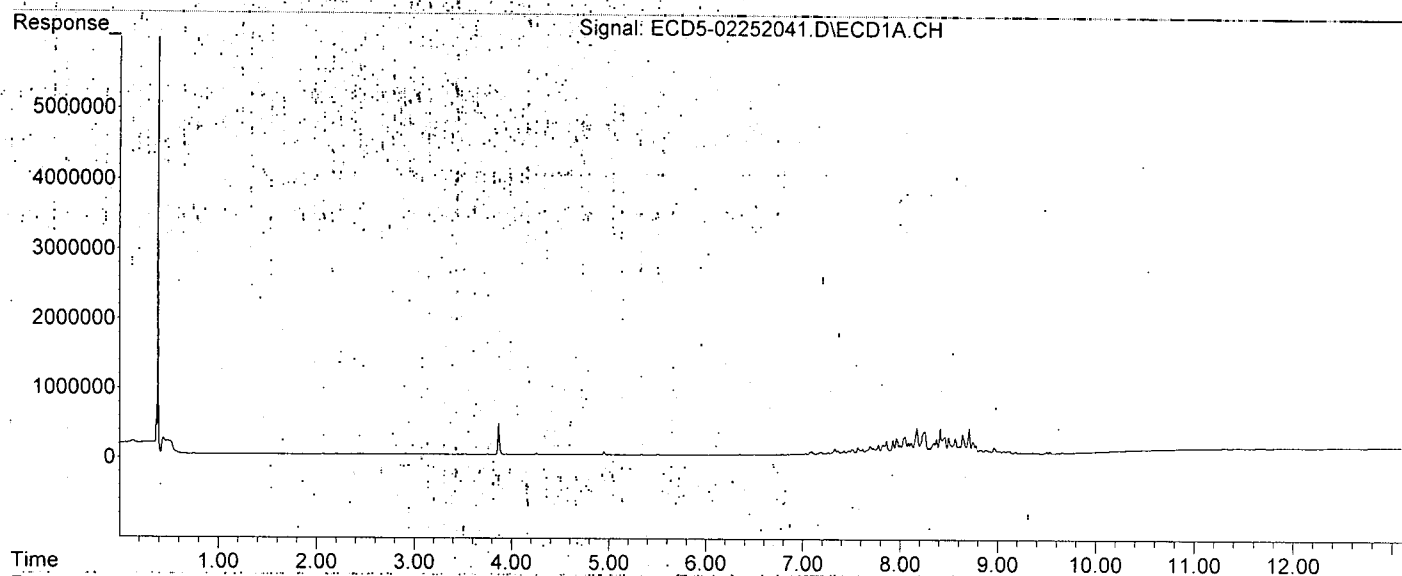
(f)=RT Delta > 1/2 Window (#)=Amounts differ by > 25% (m)=manual int.

Quantitation Report (QT Reviewed)

Data Path : C:\msdchem\1\data\2020-02\0B25043\
Data File : ECD5-02252041.D
Signal(s) : Signal #1: ECD1A.CH Signal #2: ECD2B.CH
Acq On : 25 Feb 2020 23:47
Operator : MJB
Sample : 0B25043-CALS
Misc : A19J418, TOX 100 ppb
ALS Vial : 35 (Sig #1); 0 (Sig #2) Sample Multiplier: 1

Integration File signal 1: PEST1.e
Integration File signal 2: PEST2.e
Quant Time: Feb 26 15:06:52 2020
Quant Method : C:\msdchem\1\methods\ECD5_QUANTPEST_200225.M
Quant Title : Instrument: DualECD5
QLast Update : Wed Feb 26 15:04:58 2020
Response via : Initial Calibration
Integrator: ChemStation 6890 Scale Mode: Small noise peaks clipped

Volume Inj. : 2uL
Signal #1 Phase : Rx-CLPesticides Signal #2 Phase: Rx-CLPesticides2
Signal #1 Info : 30m X 0.32mm X 0. Signal #2 Info : 30m X 0.32mm X 0.25um



Quantitation Report (QT Reviewed)

Data Path : C:\msdchem\1\data\2020-02\0B25043\
 Data File : ECD5-02252042.D
 Signal(s) : Signal #1: ECD1A.CH Signal #2: ECD2B.CH
 Acq On : 26 Feb 2020 0:04
 Operator : MJB
 Sample : 0B25043-CALT
 Misc : A19J419, TOX 200 ppb
 ALS Vial : 36 (Sig #1); 0 (Sig #2) Sample Multiplier: 1

Integration File signal 1: PEST1.e
 Integration File signal 2: PEST2.e
 Quant Time: Feb 26 15:07:25 2020
 Quant Method : C:\msdchem\1\methods\ECD5_QUANTPEST_200225.M
 Quant Title : Instrument: DualECD5
 QLast Update : Wed Feb 26 15:04:58 2020
 Response via : Initial Calibration
 Integrator: ChemStation 6890 Scale Mode: Small noise peaks clipped

*MJB
2/26/20*

Volume Inj: : 2uL
 Signal #1 Phase : Rtx-CLPesticides Signal #2 Phase: Rtx-CLPesticides2
 Signal #1 Info : 30m X 0.32mm X 0. Signal #2 Info : 30m X 0.32mm X 0.25um

Compound	RT#1	RT#2	Resp#1	Resp#2	ng/mL	ng/mL
System Monitoring Compounds						
1) S TCMX (S)	0.000	0.000	0	0	N.D. d	N.D. d
22) S DCBP (S)	0.000	0.000	0	0	N.D. d	N.D. d
Target Compounds						
2) a-BHC	0.000	0.000	0	0	N.D. d	N.D. d
3) g-BHC	0.000	0.000	0	0	N.D. d	N.D. d
4) b-BHC	0.000	0.000	0	0	N.D. d	N.D. d
5) Heptachlor	0.000	0.000	0	0	N.D. d	N.D. d
6) d-BHC	0.000	0.000	0	0	N.D. d	N.D. d
7) Aldrin	0.000	0.000	0	0	N.D. d	N.D. d
8) Heptachlo...	0.000	0.000	0	0	N.D. d	N.D. d
9) trans-Chl...	0.000	0.000	0	0	N.D. d	N.D. d
10) cis-Chlor...	0.000	0.000	0	0	N.D. d	N.D. d
11) Endosulfa...	0.000	0.000	0	0	N.D. d	N.D. d
12) 4,4'-DDE	0.000	0.000	0	0	N.D. d	N.D. d
13) Dieldrin	0.000	0.000	0	0	N.D. d	N.D. d
14) Endrin	0.000	0.000	0	0	N.D. d	N.D. d
15) 4,4'-DDD	0.000	0.000	0	0	N.D. d	N.D. d
16) Endosulfa...	0.000	0.000	0	0	N.D. d	N.D. d
17) 4,4'-DDT	0.000	0.000	0	0	N.D. d	N.D. d
18) Endrin Al...	0.000	0.000	0	0	N.D. d	N.D. d
19) Endosulfa...	0.000	0.000	0	0	N.D. d	N.D. d
20) Methoxychlor	0.000	0.000	0	0	N.D. d	N.D. d
21) Endrin Ke...	0.000	0.000	0	0	N.D. d	N.D. d
23) Hexachlor...	0.000	0.000	0	0	N.D. d	N.D. d
24) Hexachlor...	0.000	0.000	0	0	N.D. d	N.D. d
25) Oxychlorane	0.000	0.000	0	0	N.D. d	N.D. d
26) 2,4'-DDE	0.000	0.000	0	0	N.D. d	N.D. d
27) trans-Non...	0.000	0.000	0	0	N.D. d	N.D. d
28) 2,4'-DDD	0.000	0.000	0	0	N.D. d	N.D. d

Quantitation Report (QT Reviewed)

Data Path : C:\msdchem\1\data\2020-02\0B25043\
 Data File : ECD5-02252042.D
 Signal(s) : Signal #1: ECD1A.CH Signal #2: ECD2B.CH
 Acq On : 26 Feb 2020 0:04
 Operator : MJB
 Sample : 0B25043-CALT
 Misc : A19J419, TOX 200 ppb
 ALS Vial : 36 (Sig #1); 0 (Sig #2) Sample Multiplier: 1

Integration File signal 1: PEST1.e
 Integration File signal 2: PEST2.e
 Quant Time: Feb 26 15:07:25 2020
 Quant Method : C:\msdchem\1\methods\ECD5_QUANTPEST_200225.M
 Quant Title : Instrument: DualECD5
 QLast Update : Wed Feb 26 15:04:58 2020
 Response via : Initial Calibration
 Integrator: ChemStation 6890 Scale Mode: Small noise peaks clipped

Volume Inj. : 2uL
 Signal #1 Phase : Rtx-CLPesticides Signal #2 Phase: Rtx-CLPesticides2
 Signal #1 Info : 30m X 0.32mm X 0. Signal #2 Info : 30m X 0.32mm X 0.25um

Compound	RT#1	RT#2	Resp#1	Resp#2	ng/mL	ng/mL
29) 2,4'-DDT	0.000	0.000	0	0	N.D. d	N.D. d
30) cis-Nonac...	0.000	0.000	0	0	N.D. d	N.D. d
31) Mirex	0.000	0.000	0	0	N.D. d	N.D. d
32) Chlordane...	0.000	0.000	0	0	N.D. d	N.D. d
33) Chlordane...	0.000	0.000	0	0	N.D. d	N.D. d
34) Chlordane...	0.000	0.000	0	0	N.D. d	N.D. d
35) Chlordane...	0.000	0.000	0	0	N.D. d	N.D. d
36) Toxaphene...	7.565	8.533	208805	553315	198.254	204.605
37) Toxaphene...	7.859	8.881	374128	673874	192.387	193.500
38) Toxaphene...	8.172	8.917	764681	1091039	178.414	205.744
39) Toxaphene...	8.412	8.985	751450	1727294	186.001	191.376
40) Toxaphene...	8.642	9.160	591464	974015	179.898	193.951
41) Toxaphene...	8.709	9.543	757030	1029268	174.336	183.334
42) Toxaphene...	0.000	0.000	0	0	N.D. d	N.D. d

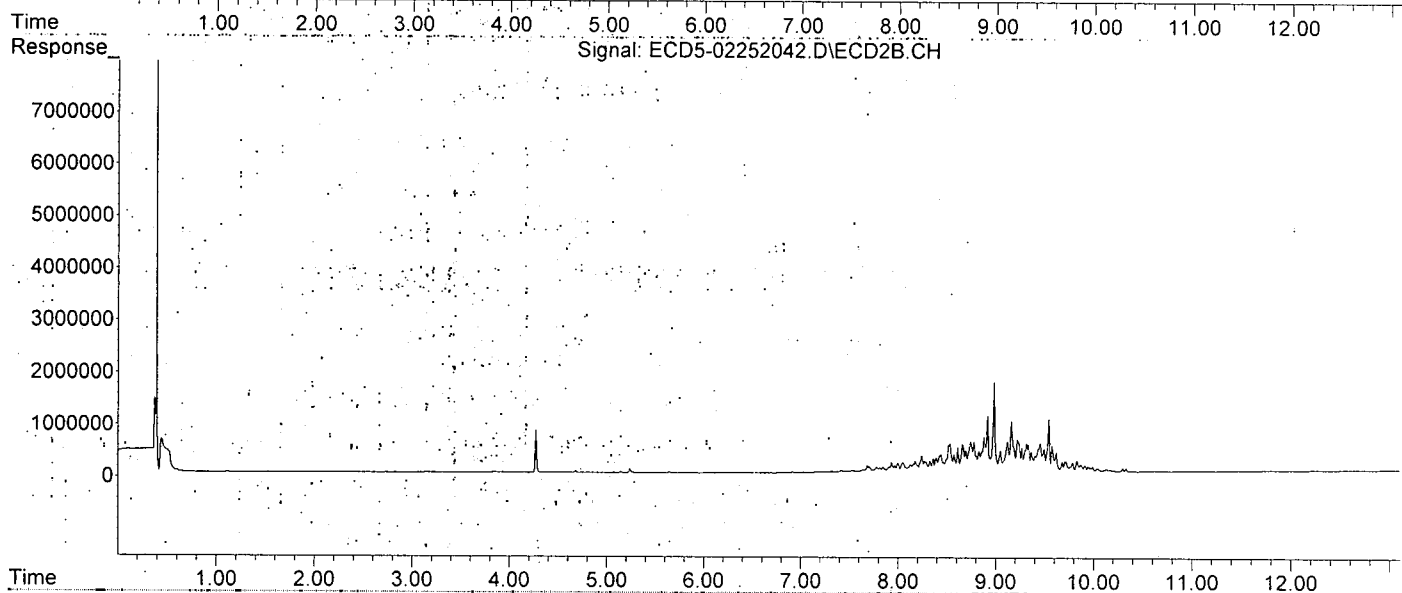
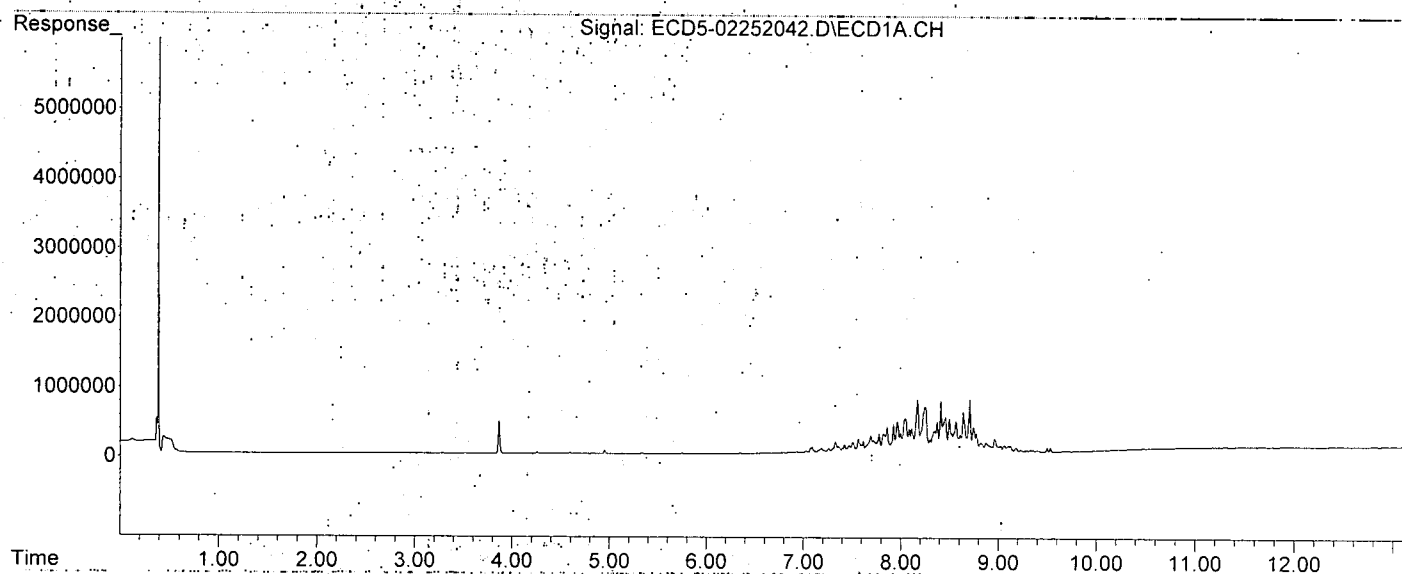
(f)=RT Delta > 1/2 Window (#)=Amounts differ by > 25% (m)=manual int.

Quantitation Report (QT Reviewed)

Data Path : C:\msdchem\1\data\2020-02\0B25043\
Data File : ECD5-02252042.D
Signal(s) : Signal #1: ECD1A.CH, Signal #2: ECD2B.CH
Acq On : 26 Feb 2020 0:04
Operator : MJB
Sample : 0B25043-CALT
Misc : A19J419, TOX 200 ppb
ALS Vial : 36 (Sig #1); 0 (Sig #2) Sample Multiplier: 1

Integration File signal 1: PEST1.e
Integration File signal 2: PEST2.e
Quant Time: Feb 26 15:07:25 2020
Quant Method : C:\msdchem\1\methods\ECD5_QUANTPEST_200225.M
Quant Title : Instrument: DualECD5
QLast Update : Wed Feb 26 15:04:58 2020
Response via : Initial Calibration
Integrator: ChemStation 6890 Scale Mode: Small noise peaks clipped

Volume Inj. : 2uL
Signal #1 Phase : Rtx-CLPesticides Signal #2 Phase: Rtx-CLPesticides2
Signal #1 Info : 30m X 0.32mm X 0. Signal #2 Info : 30m X 0.32mm X 0.25um



Quantitation Report (QT Reviewed)

Data Path : C:\msdchem\1\data\2020-02\0B25043\
 Data File : ECD5-02252043.D
 Signal(s) : Signal #1: ECD1A.CH Signal #2: ECD2B.CH
 Acq On : 26 Feb 2020 0:21
 Operator : MJB
 Sample : 0B25043-CALU
 Misc : A19J420, TOX 500 ppb
 ALS Vial : 37 (Sig #1); 0 (Sig #2) Sample Multiplier: 1

Integration File signal 1: PEST1.e
 Integration File signal 2: PEST2.e
 Quant Time: Feb 26 15:04:49 2020
 Quant Method : C:\msdchem\1\methods\ECD5_QUANTPEST_200225.M
 Quant Title : Instrument: DualECD5
 QLast Update : Wed Feb 26 14:59:35 2020
 Response via : Initial Calibration
 Integrator: ChemStation 6890 Scale Mode: Small noise peaks clipped.

MJB
2/26/20

Volume Inj. : 2uL
 Signal #1 Phase : Rtx-CLPesticides Signal #2 Phase: Rtx-CLPesticides2
 Signal #1 Info : 30m X 0.32mm X 0. Signal #2 Info : 30m X 0.32mm X 0.25um

Compound	RT#1	RT#2	Resp#1	Resp#2	ng/mL	ng/mL
System Monitoring Compounds						
1) S TCMX (S)	0.000	0.000	0	0	N.D. d	N.D. d
22) S DCBP (S)	0.000	0.000	0	0	N.D. d	N.D. d
Target Compounds						
2) a-BHC	0.000	0.000	0	0	N.D. d	N.D. d
3) g-BHC	0.000	0.000	0	0	N.D. d	N.D. d
4) b-BHC	0.000	0.000	0	0	N.D. d	N.D. d
5) Heptachlor	0.000	0.000	0	0	N.D. d	N.D. d
6) d-BHC	0.000	0.000	0	0	N.D. d	N.D. d
7) Aldrin	0.000	0.000	0	0	N.D. d	N.D. d
8) Heptachlo...	0.000	0.000	0	0	N.D. d	N.D. d
9) trans-Chl...	0.000	0.000	0	0	N.D. d	N.D. d
10) cis-Chlor...	0.000	0.000	0	0	N.D. d	N.D. d
11) Endosulfa...	0.000	0.000	0	0	N.D. d	N.D. d
12) 4,4'-DDE	0.000	0.000	0	0	N.D. d	N.D. d
13) Dieldrin	0.000	0.000	0	0	N.D. d	N.D. d
14) Endrin	0.000	0.000	0	0	N.D. d	N.D. d
15) 4,4'-DDD	0.000	0.000	0	0	N.D. d	N.D. d
16) Endosulfa...	0.000	0.000	0	0	N.D. d	N.D. d
17) 4,4'-DDT	0.000	0.000	0	0	N.D. d	N.D. d
18) Endrin Al...	0.000	0.000	0	0	N.D. d	N.D. d
19) Endosulfa...	0.000	0.000	0	0	N.D. d	N.D. d
20) Methoxychlor	0.000	0.000	0	0	N.D. d	N.D. d
21) Endrin Ke...	0.000	0.000	0	0	N.D. d	N.D. d
23) Hexachlor...	0.000	0.000	0	0	N.D. d	N.D. d
24) Hexachlor...	0.000	0.000	0	0	N.D. d	N.D. d
25) Oxychlordan	0.000	0.000	0	0	N.D. d	N.D. d
26) 2,4'-DDE	0.000	0.000	0	0	N.D. d	N.D. d
27) trans-Non...	0.000	0.000	0	0	N.D. d	N.D. d
28) 2,4'-DDD	0.000	0.000	0	0	N.D. d	N.D. d

Quantitation Report (QT Reviewed)

Data Path : C:\msdchem\1\data\2020-02\0B25043\
 Data File : ECD5-02252043.D
 Signal(s) : Signal #1: ECD1A.CH Signal #2: ECD2B.CH
 Acq On : 26 Feb 2020 0:21
 Operator : MJB
 Sample : 0B25043-CALU
 Misc : A19J420, TOX 500 ppb
 ALS Vial : 37 (Sig #1); 0 (Sig #2) Sample Multiplier: 1

Integration File signal 1: PEST1.e
 Integration File signal 2: PEST2.e
 Quant Time: Feb 26 15:04:49 2020
 Quant Method : C:\msdchem\1\methods\ECD5_QUANTPEST_200225.M
 Quant Title : Instrument: DualECD5
 QLast Update : Wed Feb 26 14:59:35 2020
 Response via : Initial Calibration
 Integrator: ChemStation 6890 Scale Mode: Small noise peaks clipped

Volume Inj. : 2uL
 Signal #1 Phase : Rtx-CLPesticides Signal #2 Phase: Rtx-CLPesticides2
 Signal #1 Info : 30m X 0.32mm X 0. Signal #2 Info : 30m X 0.32mm X 0.25um

Compound	RT#1	RT#2	Resp#1	Resp#2	ng/mL	ng/mL
29) 2,4'-DDT	0.000	0.000	0	0	N.D. d	N.D. d
30) cis-Nonac...	0.000	0.000	0	0	N.D. d	N.D. d
31) Mirex	0.000	0.000	0	0	N.D. d	N.D. d
32) Chlordane...	0.000	0.000	0	0	N.D. d	N.D. d
33) Chlordane...	0.000	0.000	0	0	N.D. d	N.D. d
34) Chlordane...	0.000	0.000	0	0	N.D. d	N.D. d
35) Chlordane...	0.000	0.000	0	0	N.D. d	N.D. d
36) Toxaphene...	7.565	8.533	502529	1333338	477.135	493.042
37) Toxaphene...	7.860	8.882	902886	1691199	464.289	485.620
38) Toxaphene...	8.172	8.918	1906098	2719332	449.304	505.953
39) Toxaphene...	8.413	8.986	1894280	4378899	468.877	485.160
40) Toxaphene...	8.642	9.162	1451072	2425185	441.353	482.917
41) Toxaphene...	8.709	9.544	1873668	2567429	431.486	457.313
42) Toxaphene...	0.000	0.000	0	0	N.D. d	N.D. d

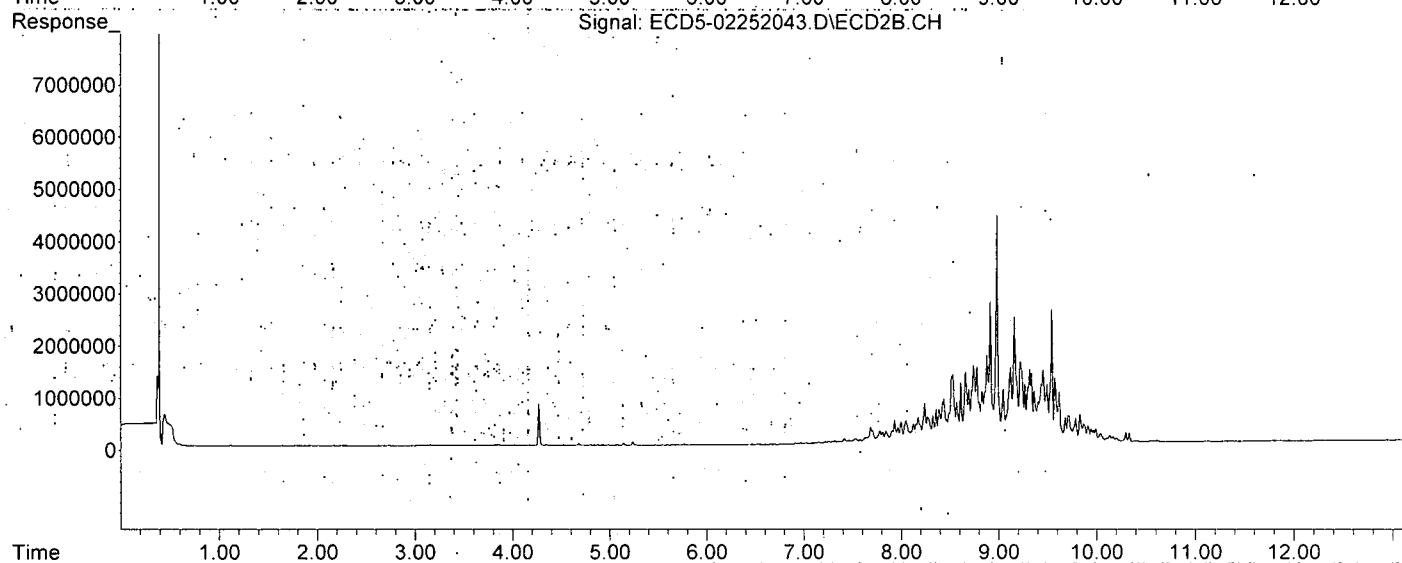
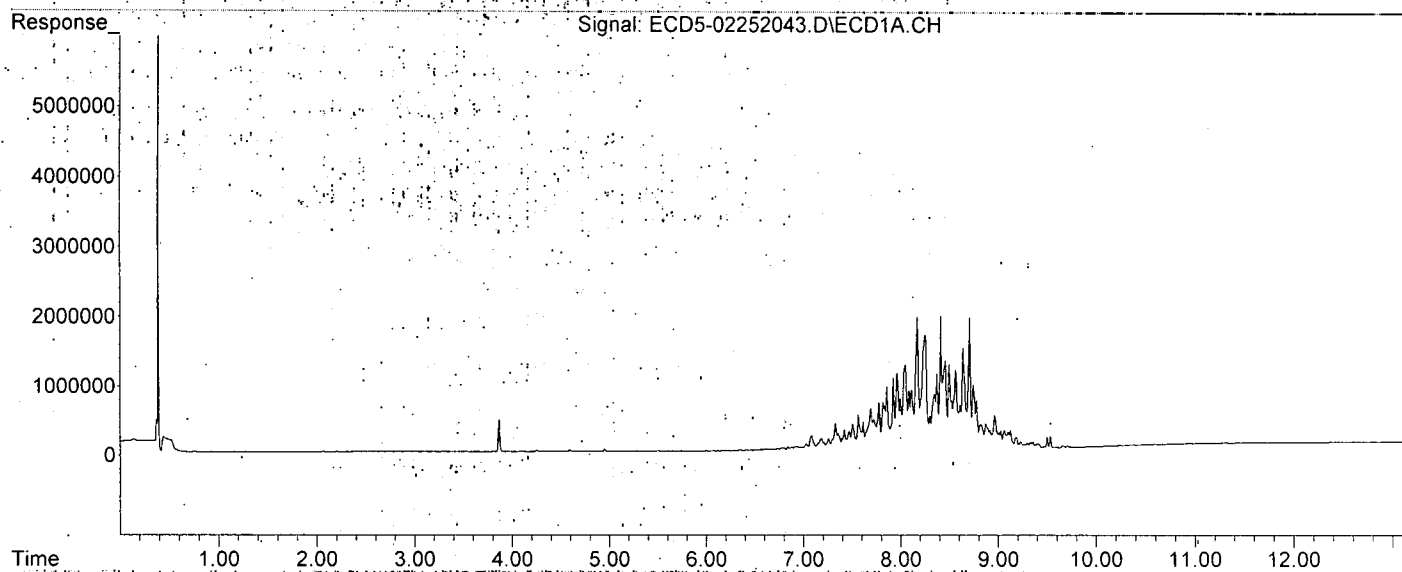
(f)=RT Delta > 1/2 Window (#)=Amounts differ by > 25% (m)=manual int.

Quantitation Report (QT Reviewed)

Data Path : C:\msdchem\1\data\2020-02\0B25043\
Data File : ECD5-02252043.D
Signal(s) : Signal #1: ECD1A.CH Signal #2: ECD2B.CH
Acq On : 26 Feb 2020 0:21
Operator : MJB
Sample : 0B25043-CALU
Misc : A19J420, TOX 500 ppb
ALS Vial : 37 (Sig #1); 0 (Sig #2) Sample Multiplier: 1

Integration File signal 1: PEST1.e
Integration File signal 2: PEST2.e
Quant Time: Feb 26 15:04:49 2020
Quant Method : C:\msdchem\1\methods\ECD5_QUANTPEST_200225.M
Quant Title : Instrument: DualECD5
QLast Update : Wed Feb 26 14:59:35 2020
Response via : Initial Calibration
Integrator: ChemStation 6890 Scale Mode: Small noise peaks clipped

Volume Inj. : 2uL
Signal #1 Phase : Rtx-CLPesticides Signal #2 Phase: Rtx-CLPesticides2
Signal #1 Info : 30m X 0.32mm X 0. Signal #2 Info : 30m X 0.32mm X 0.25um



Quantitation Report (QT Reviewed)

Data Path : C:\msdchem\1\data\2020-02\0B25043\
 Data File : ECD5-02252044.D
 Signal(s) : Signal #1: ECD1A.CH Signal #2: ECD2B.CH
 Acq On : 26 Feb 2020 0:38
 Operator : MJB
 Sample : 0B25043-CALV
 Misc : A19J421, TOX 1000 ppb
 ALS Vial : 38 (Sig #1); 0 (Sig #2) Sample Multiplier: 1

Integration File signal 1: PEST1.e
 Integration File signal 2: PEST2.e
 Quant Time: Feb 26 15:08:04 2020
 Quant Method : C:\msdchem\1\methods\ECD5_QUANTPEST_200225.M
 Quant Title : Instrument: DualECD5
 QLast Update : Wed Feb 26 15:04:58 2020
 Response via : Initial Calibration
 Integrator: ChemStation 6890 Scale Mode: Small noise peaks clipped

*MJB
2/26/20*

Volume Inj. : 2uL
 Signal #1 Phase : Rtx-CLPesticides Signal #2 Phase: Rtx-CLPesticides2
 Signal #1 Info : 30m X 0.32mm X 0. Signal #2 Info : 30m X 0.32mm X 0.25um

Compound	RT#1	RT#2	Resp#1	Resp#2	ng/mL	ng/mL
System Monitoring Compounds						
1) S TCMX (S)	0.000	0.000	0	0	N.D. d	N.D. d
22) S DCBP (S)	0.000	0.000	0	0	N.D. d	N.D. d
Target Compounds						
2) a-BHC	0.000	0.000	0	0	N.D. d	N.D. d
3) g-BHC	0.000	0.000	0	0	N.D. d	N.D. d
4) b-BHC	0.000	0.000	0	0	N.D. d	N.D. d
5) Heptachlor	0.000	0.000	0	0	N.D. d	N.D. d
6) d-BHC	0.000	0.000	0	0	N.D. d	N.D. d
7) Aldrin	0.000	0.000	0	0	N.D. d	N.D. d
8) Heptachlo...	0.000	0.000	0	0	N.D. d	N.D. d
9) trans-Chl...	0.000	0.000	0	0	N.D. d	N.D. d
10) cis-Chlor...	0.000	0.000	0	0	N.D. d	N.D. d
11) Endosulfa...	0.000	0.000	0	0	N.D. d	N.D. d
12) 4,4'-DDE	0.000	0.000	0	0	N.D. d	N.D. d
13) Dieldrin	0.000	0.000	0	0	N.D. d	N.D. d
14) Endrin	0.000	0.000	0	0	N.D. d	N.D. d
15) 4,4'-DDD	0.000	0.000	0	0	N.D. d	N.D. d
16) Endosulfa...	0.000	0.000	0	0	N.D. d	N.D. d
17) 4,4'-DDT	0.000	0.000	0	0	N.D. d	N.D. d
18) Endrin Al...	0.000	0.000	0	0	N.D. d	N.D. d
19) Endosulfa...	0.000	0.000	0	0	N.D. d	N.D. d
20) Methoxychlor	0.000	0.000	0	0	N.D. d	N.D. d
21) Endrin Ke...	0.000	0.000	0	0	N.D. d	N.D. d
23) Hexachlor...	0.000	0.000	0	0	N.D. d	N.D. d
24) Hexachlor...	0.000	0.000	0	0	N.D. d	N.D. d
25) Oxychlordan	0.000	0.000	0	0	N.D. d	N.D. d
26) 2,4'-DDE	0.000	0.000	0	0	N.D. d	N.D. d
27) trans-Non...	0.000	0.000	0	0	N.D. d	N.D. d
28) 2,4'-DDD	0.000	0.000	0	0	N.D. d	N.D. d

Quantitation Report (QT Reviewed)

Data Path : C:\msdchem\1\data\2020-02\0B25043\
 Data File : ECD5-02252044.D
 Signal(s) : Signal #1: ECD1A.CH Signal #2: ECD2B.CH
 Acq On : 26 Feb 2020 0:38
 Operator : MJB
 Sample : 0B25043-CALV
 Misc : A19J421, TOX 1000 ppb
 ALS Vial : 38 (Sig #1); 0 (Sig #2) Sample Multiplier: 1

Integration File signal 1: PEST1.e
 Integration File signal 2: PEST2.e
 Quant Time: Feb 26 15:08:04 2020
 Quant Method : C:\msdchem\1\methods\ECD5_QUANTPEST_200225.M
 Quant Title : Instrument: DualECD5
 QLast Update : Wed Feb 26 15:04:58 2020
 Response via : Initial Calibration
 Integrator: ChemStation 6890 Scale Mode: Small noise peaks clipped

Volume Inj. : 2uL
 Signal #1 Phase : Rtx-CLPesticides Signal #2 Phase: Rtx-CLPesticides2
 Signal #1 Info : 30m X 0.32mm X 0. Signal #2 Info : 30m X 0.32mm X 0.25um

Compound	RT#1	RT#2	Resp#1	Resp#2	ng/mL	ng/mL
29) 2,4'-DDT	0.000	0.000	0	0	N.D. d	N.D. d
30) cis-Nonac...	0.000	0.000	0	0	N.D. d	N.D. d
31) Mirex	0.000	0.000	0	0	N.D. d	N.D. d
32) Chlordane...	0.000	0.000	0	0	N.D. d	N.D. d
33) Chlordane...	0.000	0.000	0	0	N.D. d	N.D. d
34) Chlordane...	0.000	0.000	0	0	N.D. d	N.D. d
35) Chlordane...	0.000	0.000	0	0	N.D. d	N.D. d
36) Toxaphene...	7.565	8.534	1016048	2769168	964.705	1023.984
37) Toxaphene...	7.859	8.881	1836951	3540659	944.611	1016.684
38) Toxaphene...	8.172	8.917	3990757	5679715	939.124	1018.441
39) Toxaphene...	8.412	8.985	3823934	9443957	946.510	1046.344
40) Toxaphene...	8.641	9.161	3053151	5137081	928.637	1022.925
41) Toxaphene...	8.709	9.544	3931248	5434405	905.326	967.981
42) Toxaphene...	0.000	0.000	0	0	N.D. d	N.D. d

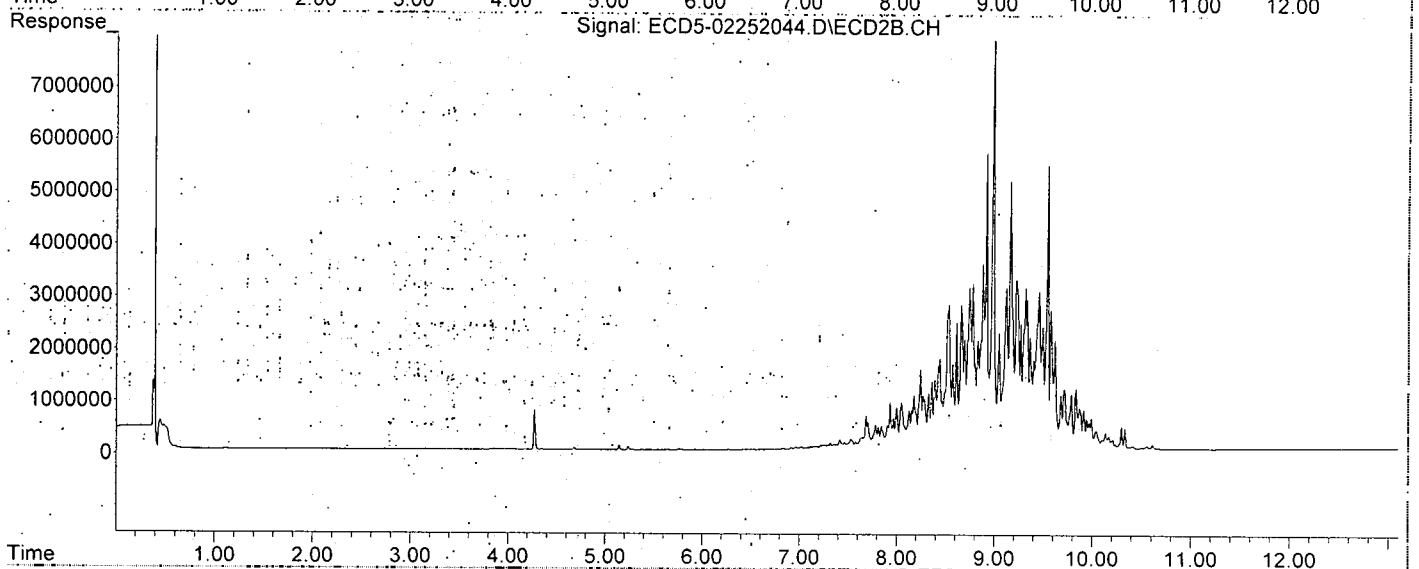
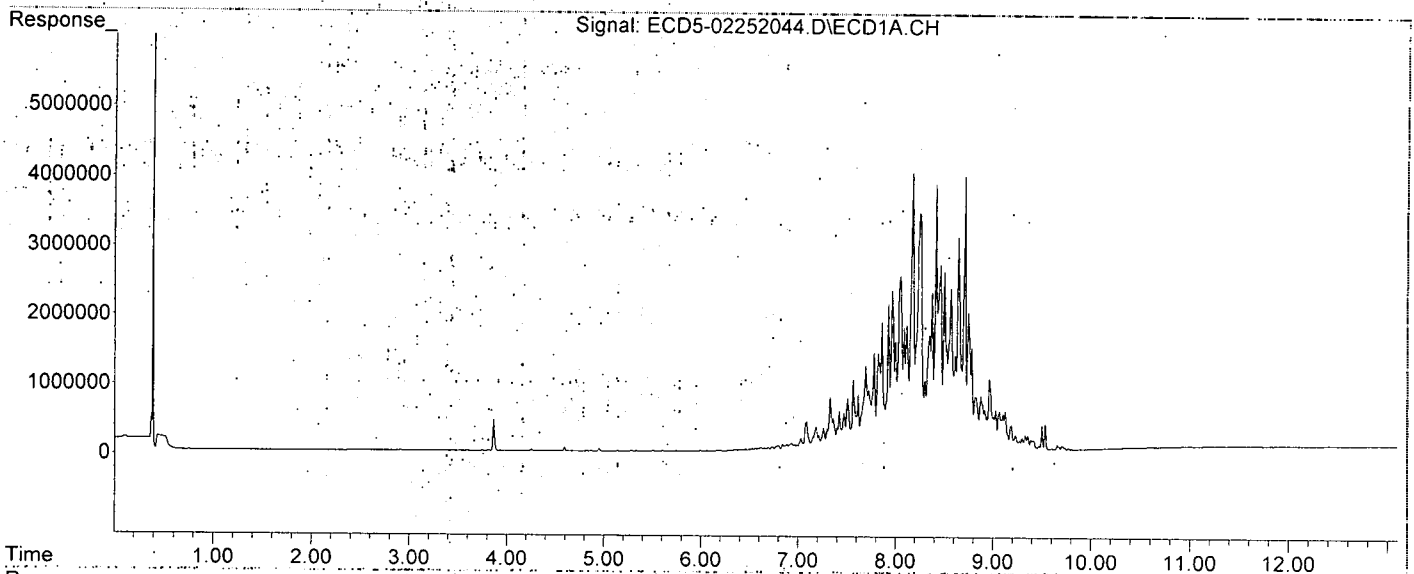
(f)=RT Delta > 1/2 Window (#)=Amounts differ by > 25% (m)=manual int.

Quantitation Report (QT Reviewed)

Data Path : C:\msdchem\1\data\2020-02\0B25043\
Data File : ECD5-02252044.D
Signal(s) : Signal #1: ECD1A.CH Signal #2: ECD2B.CH
Acq On : 26 Feb 2020 0:38
Operator : MJB
Sample : 0B25043-CALV
Misc : A19J421, TOX 1000 ppb
ALS Vial : 38 (Sig #1); 0 (Sig #2) Sample Multiplier: 1

Integration File signal 1: PEST1.e
Integration File signal 2: PEST2.e
Quant Time: Feb 26 15:08:04 2020
Quant Method : C:\msdchem\1\methods\ECD5_QUANTPEST_200225.M
Quant Title : Instrument: DualECD5
QLast Update : Wed Feb 26 15:04:58 2020
Response via : Initial Calibration
Integrator: ChemStation 6890 Scale Mode: Small noise peaks clipped

Volume Inj. : 2uL
Signal #1 Phase : Rtx-CLPesticides Signal #2 Phase: Rtx-CLPesticides2
Signal #1 Info : 30m X 0.32mm X 0. Signal #2 Info : 30m X 0.32mm X 0.25um



Quantitation Report (QT Reviewed)

Data Path : C:\msdchem\1\data\2020-02\0B25043\
 Data File : ECD5-02252045.D
 Signal(s) : Signal #1: ECD1A.CH Signal #2: ECD2B.CH
 Acq On : 26 Feb 2020 0:55
 Operator : MJB
 Sample : 0B25043-CALW
 Misc : A19J416, TOX 2000 ppb
 ALS Vial : 39 (Sig #1); 0 (Sig #2) Sample Multiplier: 1

Integration File signal 1: PEST1.e
 Integration File signal 2: PEST2.e
 Quant Time: Feb 26 15:08:42 2020
 Quant Method : C:\msdchem\1\methods\ECD5_QUANTPEST_200225.M
 Quant Title : Instrument: DualECD5
 QLast Update : Wed Feb 26 15:04:58 2020
 Response via : Initial Calibration
 Integrator: ChemStation 6890 Scale Mode: Small noise peaks clipped

*MB
2/26/20*

Volume Inj. : 2uL
 Signal #1 Phase: Rtx-CLPesticides Signal #2 Phase: Rtx-CLPesticides2
 Signal #1 Info : 30m X 0.32mm X 0. Signal #2 Info : 30m X 0.32mm X 0.25um

Compound	RT#1	RT#2	Resp#1	Resp#2	ng/mL	ng/mL
----------	------	------	--------	--------	-------	-------

System Monitoring Compounds

1) S TCMX (S)	0.000	0.000	0	0	N.D. d	N.D. d
22) S DCBP (S)	0.000	0.000	0	0	N.D. d	N.D. d

Target Compounds

2) a-BHC	0.000	0.000	0	0	N.D. d	N.D. d
3) g-BHC	0.000	0.000	0	0	N.D. d	N.D. d
4) b-BHC	0.000	0.000	0	0	N.D. d	N.D. d
5) Heptachlor	0.000	0.000	0	0	N.D. d	N.D. d
6) d-BHC	0.000	0.000	0	0	N.D. d	N.D. d
7) Aldrin	0.000	0.000	0	0	N.D. d	N.D. d
8) Heptachlo...	0.000	0.000	0	0	N.D. d	N.D. d
9) trans-Chl...	0.000	0.000	0	0	N.D. d	N.D. d
10) cis-Chlor...	0.000	0.000	0	0	N.D. d	N.D. d
11) Endosulfa...	0.000	0.000	0	0	N.D. d	N.D. d
12) 4,4'-DDE	0.000	0.000	0	0	N.D. d	N.D. d
13) Dieldrin	0.000	0.000	0	0	N.D. d	N.D. d
14) Endrin	0.000	0.000	0	0	N.D. d	N.D. d
15) 4,4'-DDD	0.000	0.000	0	0	N.D. d	N.D. d
16) Endosulfa...	0.000	0.000	0	0	N.D. d	N.D. d
17) 4,4'-DDT	0.000	0.000	0	0	N.D. d	N.D. d
18) Endrin Al...	0.000	0.000	0	0	N.D. d	N.D. d
19) Endosulfa...	0.000	0.000	0	0	N.D. d	N.D. d
20) Methoxychlor	0.000	0.000	0	0	N.D. d	N.D. d
21) Endrin Ke...	0.000	0.000	0	0	N.D. d	N.D. d
23) Hexachlor...	0.000	0.000	0	0	N.D. d	N.D. d
24) Hexachlor...	0.000	0.000	0	0	N.D. d	N.D. d
25) Oxylchlorane	0.000	0.000	0	0	N.D. d	N.D. d
26) 2,4'-DDE	0.000	0.000	0	0	N.D. d	N.D. d
27) trans-Non...	0.000	0.000	0	0	N.D. d	N.D. d
28) 2,4'-DDD	0.000	0.000	0	0	N.D. d	N.D. d

Quantitation Report (QT Reviewed)

Data Path : C:\msdchem\1\data\2020-02\0B25043\
 Data File : ECD5-02252045.D
 Signal(s) : Signal #1: ECD1A.CH Signal #2: ECD2B.CH
 Acq On : 26 Feb 2020 0:55
 Operator : MJB
 Sample : 0B25043-CALW
 Misc : A19J416, TOX 2000 ppb
 ALS Vial : 39 (Sig #1); 0 (Sig #2) Sample Multiplier: 1

Integration File signal 1: PEST1.e
 Integration File signal 2: PEST2.e
 Quant Time: Feb 26 15:08:42 2020
 Quant Method : C:\msdchem\1\methods\ECD5_QUANTPEST_200225.M
 Quant Title : Instrument: DualECD5
 QLast Update : Wed Feb 26 15:04:58 2020
 Response via : Initial Calibration
 Integrator: ChemStation 6890 Scale Mode: Small noise peaks clipped

Volume Inj. : 2uL
 Signal #1 Phase : Rtx-CLPesticides Signal #2 Phase: Rtx-CLPesticides2
 Signal #1 Info : 30m X 0.32mm X 0. Signal #2 Info : 30m X 0.32mm X 0.25um

	Compound	RT#1	RT#2	Resp#1	Resp#2	ng/mL	ng/mL
29)	2,4'-DDT	0.000	0.000	0	0	N.D. d	N.D. d
30)	cis-Nonac...	0.000	0.000	0	0	N.D. d	N.D. d
31)	Mirex	0.000	0.000	0	0	N.D. d	N.D. d
32)	Chlordane...	0.000	0.000	0	0	N.D. d	N.D. d
33)	Chlordane...	0.000	0.000	0	0	N.D. d	N.D. d
34)	Chlordane...	0.000	0.000	0	0	N.D. d	N.D. d
35)	Chlordane...	0.000	0.000	0	0	N.D. d	N.D. d
36)	Toxaphene...	7.564	8.534	1963084	5517985	1863.884	2040.443
37)	Toxaphene...	7.859	8.881	3614562	7258199	1858.708	2084.157
38)	Toxaphene...	8.172	8.918	7981234	11594452	1859.746	1942.644
39)	Toxaphene...	8.412	8.986	7717268	19485393	1910.198	2158.885
40)	Toxaphene...	8.642	9.162	6286579	10603539	1912.106	2111.437
41)	Toxaphene...	8.709	9.544	7847735	11635220	1807.252	2072.475
42)	Toxaphene...	0.000	0.000	0	0	N.D. d	N.D. d

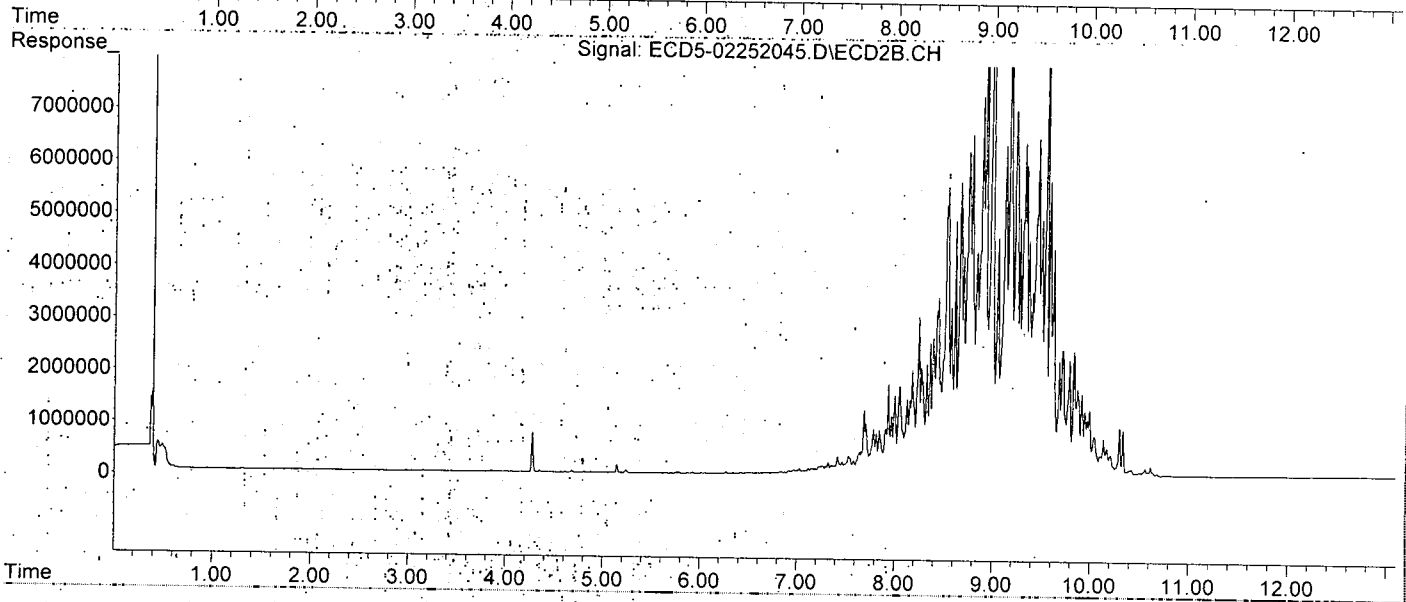
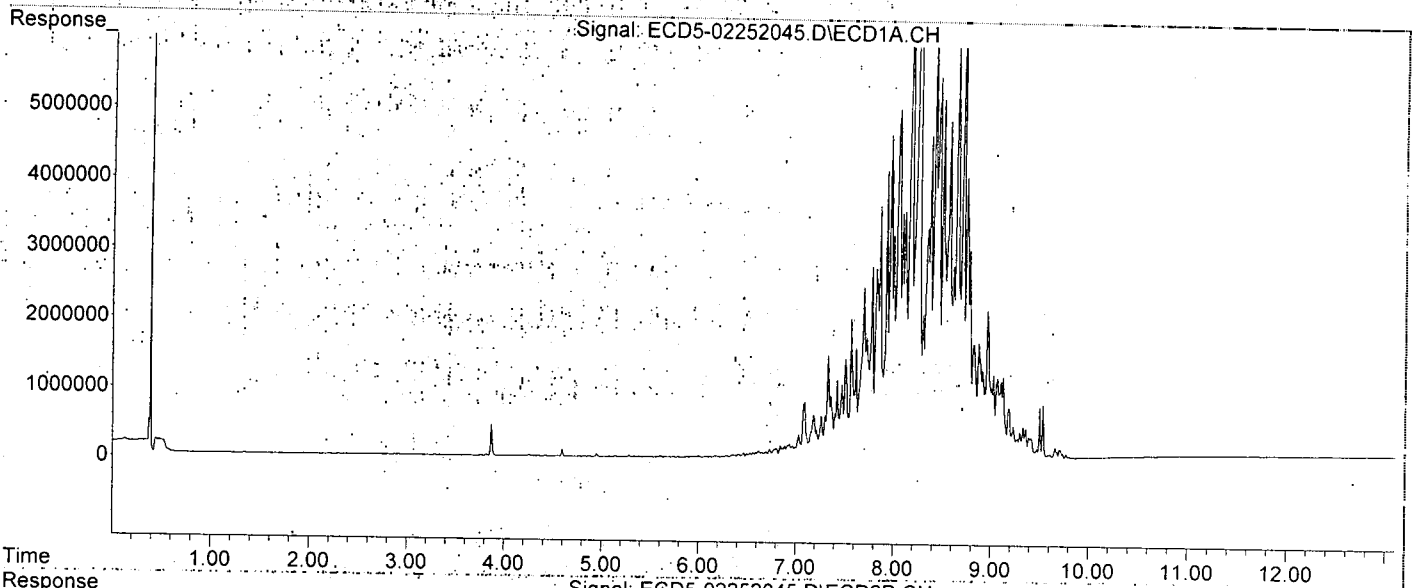
(f)=RT Delta > 1/2 Window (#)=Amounts differ by > 25% (m)=manual int.

Quantitation Report (QT Reviewed)

Data Path : C:\msdchem\1\data\2020-02\0B25043\
Data File : ECD5-02252045.D
Signal(s) : Signal #1: ECD1A.CH Signal #2: ECD2B.CH
Acq On : 26 Feb 2020 0:55
Operator : MJB
Sample : 0B25043-CALW
Misc : A19J416, TOX 2000 ppb
ALS Vial : 39 (Sig #1); 0 (Sig #2) Sample Multiplier: 1

Integration File signal 1: PEST1.e
Integration File signal 2: PEST2.e
Quant Time: Feb 26 15:08:42 2020
Quant Method : C:\msdchem\1\methods\ECD5_QUANTPEST_200225.M
Quant Title : Instrument: DualECD5
QLast Update : Wed Feb 26 15:04:58 2020
Response via : Initial Calibration
Integrator: ChemStation 6890 Scale Mode: Small noise peaks clipped

Volume Inj. : 2uL
Signal #1 Phase : Rtx-CLPesticides Signal #2 Phase: Rtx-CLPesticides2
Signal #1 Info : 30m X 0.32mm X 0. Signal #2 Info : 30m X 0.32mm X 0.25um



**Semivolatile Organic Compounds (PAHs) by EPA 8270D
Benchsheet & Analysis Sequence Data**

Batch 0030176
Sequence 0C06028 (A0C0034-01)



Apex Laboratories
PREPARATION BENCH SHEET


MAR 16 2020

BATCH #: 0030176 (Sediment)

Prep Method: EPA 3546

#	Lab Number	Analysis	Prepared	Initial (g)	Final (mL)	Spike ID	Source ID	ul Spike	ul Surr.	Sample ID	Extraction Comments	pH		
												<2	2-8	>11
	0030176-BLK1	QC	03/05/20 10:24	11	5				100					
	0030176-BS1	QC	03/05/20 10:24	10	5	A20B016		100	100					
	A0C0030-04	A 8270D LL PAH Only (Scan)	03/05/20 10:24	10.09	5				100	PDI-052SC-A-10-11-191015				
	0030176-DUP1	QC	03/05/20 10:24	10.37	5		A0C0030-04		100					
	A0C0030-05	A 8270D LL PAH Only (Scan)	03/05/20 10:24	10.19	5				100	PDI-055SC-A-04-05-191015				
	A0C0030-06	A 8270D LL PAH Only (Scan)	03/05/20 10:24	10.38	5				100	PDI-055SC-A-05-06-191015				
	A0C0030-07	A 8270D LL PAH Only (Scan)	03/05/20 10:24	10.62	5				100	PDI-055SC-A-06-07-191015				
	A0C0030-08	A 8270D LL PAH Only (Scan)	03/05/20 10:24	10.25	5				100	PDI-055SC-A-07-08-191015				
	A0C0030-09	A 8270D LL PAH Only (Scan)	03/05/20 10:24	10.71	5				100	PDI-055SC-A-08-09-191015				
	A0C0030-09RE1	A 8270D LL PAH Only (Scan)	03/05/20 10:24	10.71	5				100	PDI-055SC-A-08-09-191015	Added 3/9/2020 By DTH			
	A0C0030-10	A 8270D LL PAH Only (Scan)	03/05/20 10:24	10.4	5				100	PDI-055SC-A-09-10-191015				
	A0C0030-10RE1	A 8270D LL PAH Only (Scan)	03/05/20 10:24	10.4	5				100	PDI-055SC-A-09-10-191015	Added 3/9/2020 By DTH			
	A0C0030-11	A 8270D LL PAH Only (Scan)	03/05/20 10:24	10.52	5				100	PDI-055SC-A-10-11-191015				
	A0C0030-11RE1	A 8270D LL PAH Only (Scan)	03/05/20 10:24	10.52	5				100	PDI-055SC-A-10-11-191015	Added 3/9/2020 By DTH			
	A0C0034-01	A 8270D LL PAH Only (Scan)	03/05/20 10:24	10.14	5				100	PDI-031SC-A-05-06-191017				
	A0C0034-02	A 8270D LL PAH Only (Scan)	03/05/20 10:24	10.07	5				100	PDI-031SC-A-06-07-191017				
	A0C0036-01	A 8270D LL PAH Only (Scan)	03/05/20 10:24	10.03	5				100	PDI-034SC-A-04-05-191022				
	A0C0036-01RE1	A 8270D LL PAH Only (Scan)	03/05/20 10:24	10.03	5				100	PDI-034SC-A-04-05-191022	Added 3/10/2020 by DTH			
	A0C0058-01	A 8270D LL PAH Only (Scan)	03/05/20 10:24	10.47	5				100	PDI-066SC-A-09-10-191011				

Prepared By: _____ Date: _____



 Reviewed By: _____ Date: 3/10/20

Apex Laboratories
PREPARATION BENCH SHEET
BATCH #: 0030176 (Sediment)

Prep Method: EPA 3546

#	Lab Number	Analysis	Prepared	Initial (g)	Final (mL)	Spike ID	Source ID	ul Spike	ul Surr.	Sample ID	Extraction Comments	pH		
												<2	2-8	>11
	A0C0058-02	A 8270D LL PAH Only (Scan)	03/05/20 10:24	10.18	5				100	PDI-066SC-A-10-11-191011				
	A0C0058-03	A 8270D LL PAH Only (Scan)	03/05/20 10:24	10.48	5				100	PDI-066SC-A-11-12-191011				
	A0C0058-03RE1	A 8270D LL PAH Only (Scan)	03/05/20 10:24	10.48	5				100	PDI-066SC-A-11-12-191011	Added:3/10/2020 by DTH			
	A0C0058-04	A 8270D LL PAH Only (Scan)	03/05/20 10:24	10.25	5				100	PDI-066SC-A-12-13-191011				
	A0C0058-04RE1	A 8270D LL PAH Only (Scan)	03/05/20 10:24	10.25	5				100	PDI-066SC-A-12-13-191011	Added 3/10/2020 by DTH			
	A0C0058-05	A 8270D LL PAH Only (Scan)	03/05/20 10:24	10.1	5				100	PDI-066SC-A-13-14-191011				
	A0C0058-06	A 8270D LL PAH Only (Scan)	03/05/20 10:24	10.43	5				100	PDI-066SC-A-14-15-191011				
	0030176-MS1	QC	03/05/20 10:24	10.5	5	A20B016	A0C0058-06	100	100					
	0030176-MSD1	QC	03/05/20 10:25	10.38	5	A20B016	A0C0058-06	100	100					

Standards/Reagents

Reagent(s)		
Std ID	Exp. Date	Description
A13L219	11/30/23	Extractions Balance
A18K311	12/31/20	Glass Wool
A19I263	03/18/20	DCM CHEM PROD. 194934
A20A282	07/19/21	Sodium Sulfate Lot # 194865

Analyte Spike(s)		
Std ID	Exp. Date	Description
A20B016	08/01/20	LVI PAH Spike @2000ng/ml

Surrogate(s)		
Std ID	Exp. Date	Description
A20C034	08/22/20	8270D LL PAH Only Surr. (5ppm)

Method 3546 digestion time and temperture achieved.

Initial: _____

Witness: _____

Prepared By: _____ Date: _____

Reviewed By: _____ Date: _____



Apex Laboratories
PREPARATION BENCH SHEET

BATCH #: 0030176 (Sediment)

Prep Method: EPA 3546

#	Lab Number	Analysis	Prepared	Initial (g)	Final (mL)	Spike ID	Source ID	ul Spike	ul Surr.	Sample ID	Extraction Comments	pH			
												<2	5	>11	
1	0030176-BLK1	QC	03/05/20 10:24	10.00	5				100						
2	0030176-BS1	QC	03/05/20 10:24	10	5	A20B016		100	100						
3	A0C0030-04	A 8270D LL PAH Only (Scan)	03/05/20 10:24	10.09	5				100	PDI-052SC-A-10-11-191015	sand				
4	0030176-DUP1	QC	03/05/20 10:24	10.37	5		A0C0030-04		100						
5	A0C0030-05	A 8270D LL PAH Only (Scan)	03/05/20 10:24	10.19	5				100	PDI-055SC-A-04-05-191015	sand				
6	A0C0030-06	A 8270D LL PAH Only (Scan)	03/05/20 10:24	10.38	5				100	PDI-055SC-A-05-06-191015	sand (S)				
7	A0C0030-07	A 8270D LL PAH Only (Scan)	03/05/20 10:24	10.62	5				100	PDI-055SC-A-06-07-191015	sand				
8	A0C0030-08	A 8270D LL PAH Only (Scan)	03/05/20 10:24	10.25	5				100	PDI-055SC-A-07-08-191015	sand				
9	A0C0030-09	A 8270D LL PAH Only (Scan)	03/05/20 10:24	10.71	5				100	PDI-055SC-A-08-09-191015	sand				
10	A0C0030-10	A 8270D LL PAH Only (Scan)	03/05/20 10:24	10.40	5				100	PDI-055SC-A-09-10-191015	sand				
11	A0C0030-11	A 8270D LL PAH Only (Scan)	03/05/20 10:24	10.52	5				100	PDI-055SC-A-10-11-191015	mud				
12	A0C0034-01	A 8270D LL PAH Only (Scan)	03/05/20 10:24	10.14	5				100	PDI-031SC-A-05-06-191017	sand				
13	A0C0034-02	A 8270D LL PAH Only (Scan)	03/05/20 10:24	10.07	5				100	PDI-031SC-A-06-07-191017	sand				
14	A0C0036-01	A 8270D LL PAH Only (Scan)	03/05/20 10:24	10.03	5				100	PDI-034SC-A-04-05-191022	sand				
15	A0C0058-01	A 8270D LL PAH Only (Scan)	03/05/20 10:24	10.47	5				100	PDI-066SC-A-09-10-191011	mud				
16	A0C0058-02	A 8270D LL PAH Only (Scan)	03/05/20 10:24	10.18	5				100	PDI-066SC-A-10-11-191011	mud				
17	A0C0058-03	A 8270D LL PAH Only (Scan)	03/05/20 10:24	10.48	5				100	PDI-066SC-A-11-12-191011	mud				
18	A0C0058-04	A 8270D LL PAH Only (Scan)	03/05/20 10:24	10.25	5				100	PDI-066SC-A-12-13-191011	mud				
19	A0C0058-05	A 8270D LL PAH Only (Scan)	03/05/20 10:24	10.10	5				100	PDI-066SC-A-13-14-191011	mud				

Prepared By: AM Date: 3-5-20
03/5/20

Reviewed By: SCG Date: 03/05/2020

Apex Laboratories

PREPARATION BENCH SHEET

BATCH #: 0030176 (Sediment)

Prep Method: EPA 3546

#	Lab Number	Analysis	Prepared	Initial (g)	Final (mL)	Spike ID	Source ID	ul Spike	ul Surr.	Sample ID	Extraction Comments	pH		
												<2	8	>11
20	A0C0058-06	A 8270D LL PAH Only (Scan)	03/05/20 10:24	10.43	5					100	PDI-066SC-A-14-15-191011			
21	0030176-MS1	QC	03/05/20 10:24	10.50	5	A20B016	A0C0058-06	100	100					
22	0030176-MSD1	QC	03/05/20 10:25	10.38	5	A20B016	A0C0058-06	100	100					

Standards/Reagents

Reagent(s)			Analyte Spike(s)			Surrogate(s)		
Std ID	Exp. Date	Description	Std ID	Exp. Date	Description	Std ID	Exp. Date	Description
A13L219	11/30/23	Extractions Balance	A20B016	08/01/20	LVI PAH Spike @2000ng/ml	A20C034	08/22/20	8270D LL PAH Only Surr. (5ppm)
A18K311	12/31/20	Glass Wool						
A19I263	03/18/20	DCM CHEM PROD. 194934						
A20A282	07/19/21	Sodium Sulfate Lot # 194865						

Method 3546 digestion time and temperture achieved.

Initial: CAH

Witness: CAH 03/05/20

Ⓢ = staining on turbidity tube. ATO 3/5/20

Prepared By: ATO Date: 3-5-20

Reviewed By: _____ Date: _____



ELEMENT SEQUENCE LOG

Apex Laboratories

Sequence: **0C06028**

Instrument: **SV-GCMS14**

Date: **03/06/20 09:19**

Calibration: **A911001**

#	Lab Number	Matrix	Analysis	Client	Due	Batch	ISTD ID	STD ID
1	0C06028-TUN1	Sediment	QC	QC			A20C067	A20B266
2	0C06028-CCV1	Sediment	QC	QC			A20C067	A20C077
3	0C06028-CCB1	Sediment	QC	QC			A20C067	
4	A0C0030-03	Sediment	8270D LL PAH Only (Scan)	Anchor QEA, LLC	03/16/20	0030163	A20C067	
5	0030163-MS1	Sediment	QC	QC		0030163	A20C067	
6	0030163-MSD1	Sediment	QC	QC		0030163	A20C067	
7	A0C0026-01	Sediment	8270D LL PAH Only (Scan)	Anchor QEA, LLC	03/16/20	0030163	A20C067	
8	A0C0029-01	Sediment	8270D LL PAH Only (Scan)	Anchor QEA, LLC	03/16/20	0030163	A20C067	
9	A0C0030-01	Sediment	8270D LL PAH Only (Scan)	Anchor QEA, LLC	03/16/20	0030163	A20C067	
10	A0C0030-02	Sediment	8270D LL PAH Only (Scan)	Anchor QEA, LLC	03/16/20	0030163	A20C067	
11	A0C0024-12	Sediment	8270D LL PAH Only (Scan)	Anchor QEA, LLC	03/16/20	0030163	A20C067	
12	A0C0024-13	Sediment	8270D LL PAH Only (Scan)	Anchor QEA, LLC	03/16/20	0030163	A20C067	
13	A0C0024-14	Sediment	8270D LL PAH Only (Scan)	Anchor QEA, LLC	03/16/20	0030163	A20C067	
14	A0C0024-15	Sediment	8270D LL PAH Only (Scan)	Anchor QEA, LLC	03/16/20	0030163	A20C067	
15	A0C0030-05	Sediment	8270D LL PAH Only (Scan)	Anchor QEA, LLC	03/16/20	0030176	A20C067	
16	A0C0030-06	Sediment	8270D LL PAH Only (Scan)	Anchor QEA, LLC	03/16/20	0030176	A20C067	
17	A0C0030-07	Sediment	8270D LL PAH Only (Scan)	Anchor QEA, LLC	03/16/20	0030176	A20C067	
18	A0C0030-09	Sediment	8270D LL PAH Only (Scan)	Anchor QEA, LLC	03/16/20	0030176	A20C067	
19	A0C0030-10	Sediment	8270D LL PAH Only (Scan)	Anchor QEA, LLC	03/16/20	0030176	A20C067	
20	A0C0030-11	Sediment	8270D LL PAH Only (Scan)	Anchor QEA, LLC	03/16/20	0030176	A20C067	
21	A0C0034-01	Sediment	8270D LL PAH Only (Scan)	Anchor QEA, LLC	03/16/20	0030176	A20C067	
22	A0C0058-01	Sediment	8270D LL PAH Only (Scan)	Anchor QEA, LLC	03/17/20	0030176	A20C067	
23	0C06028-IBL1	Sediment	QC	QC			A20C067	

Data Entered By: MT 3/9/20

Comments:

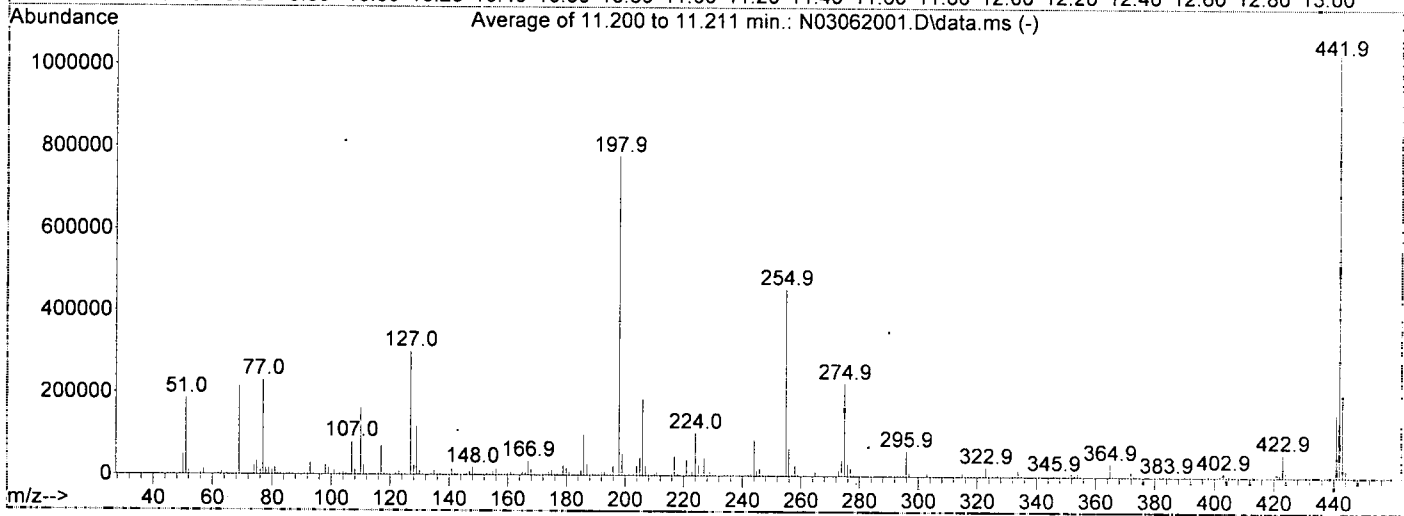
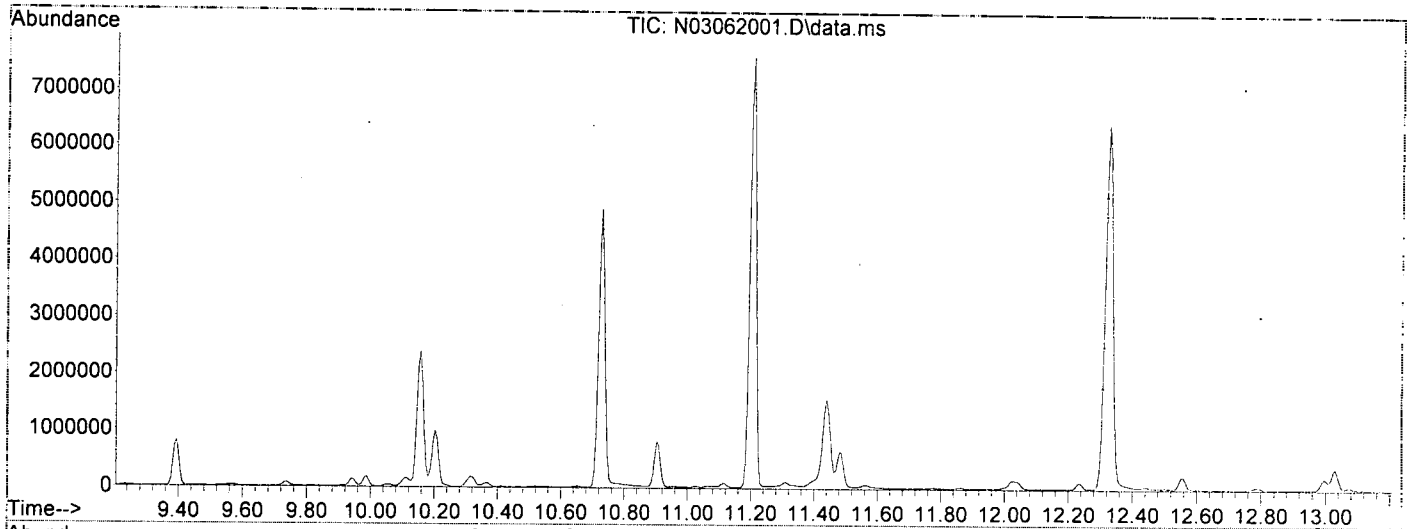
Data Reviewed By: MT 3/9/20

Data Path : U:\data\2020-03\0C06028\
 Data File : N03062001.D
 Acq On : 06 Mar 2020 09:29 am
 Operator : JK/ AMS/ DTH
 Sample : 0C06028-TUN1
 Misc : 1x, A20B266 DFTPP
 ALS Vial : 1 Sample Multiplier: 1

AMS
3/9/20

Integration File: rteint.p

Method : U:\methods\DFTPP.M
 Title : 8270 DFTPP Tune Method
 Last Update : Wed Mar 04 11:49:30 2020



AutoFind: Scans 1185, 1186, 1187; Background Corrected with Scan 1179

Target Mass	Rel. to Mass	Lower Limit%	Upper Limit%	Rel. Abn%	Raw Abn	Result Pass/Fail
68	69	0.00	2	1.6	3480	PASS
69	69	100	100	100.0	214426	PASS
70	69	0.00	2	0.5	1094	PASS
197	198	0.00	2	0.0	0	PASS
198	198	100	100	100.0	777387	PASS
199	198	5	9	6.8	52644	PASS
365	198	1	100	4.0	31296	PASS
441	443	0.01	150	77.2	153963	PASS
442	198	0.10	200	132.3	1028395	PASS
443	442	15	24	19.4	199424	PASS

Data Path : U:\data\2020-03\0C06028\
 Data File : N03062001.D
 Acq On : 06 Mar 2020 09:29 am
 Operator : JK/ AMS/ DTH
 Sample : 0C06028-TUN1
 Misc : 1x, A20B266 DFTPP
 ALS Vial : 1 Sample Multiplier: 1
 DataAcq Meth:DFTPP.M

Quant Time: Mar 09 09:38:21 2020
 Quant Method : U:\methods\DFTPP.M
 Quant Title : 8270 DFTPP Tune Method
 QLast Update : Wed Mar 04 11:49:30 2020
 Response via : Initial Calibration
 InstName : SV-GCMS14

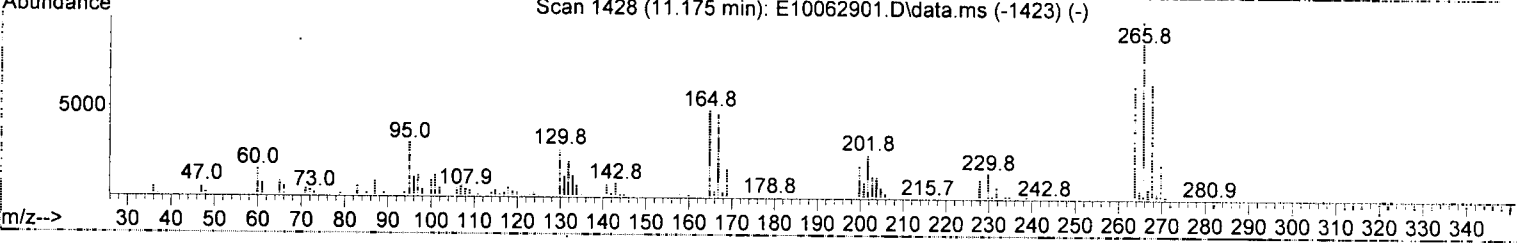
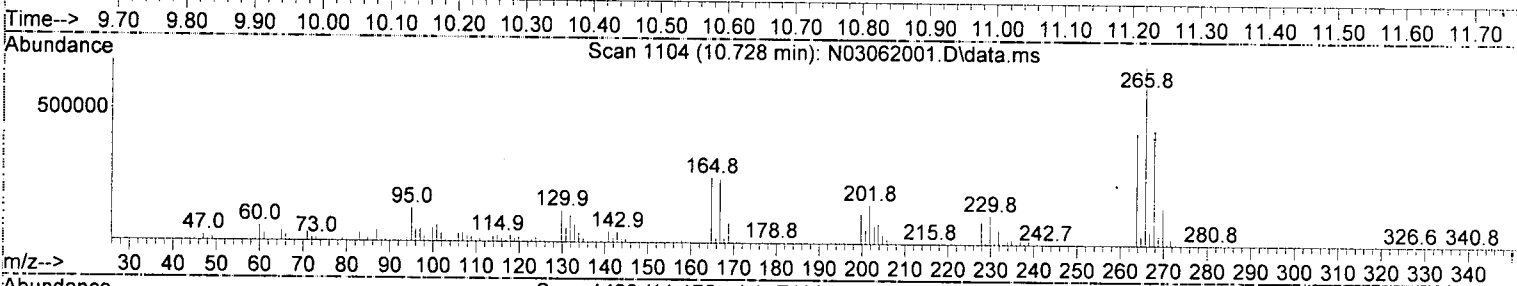
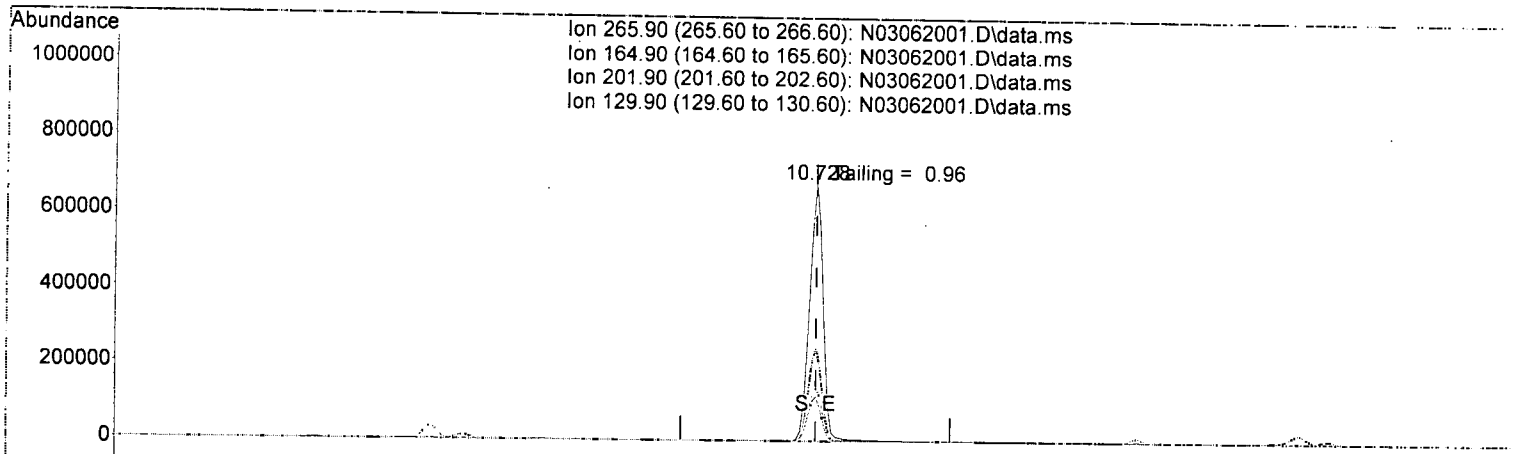
Compound	R.T.	QIon	Response	Conc	Units	Dev(Min)
Internal Standards						
1) 1,4-Dichlorobenzene-d4	6.426	150	150466	2.00	ug/mL	0.00
2) Naphthalene-d8	7.633	136	410174	2.00	ug/mL	0.00
3) Acenaphthene-d10	9.393	162	228185	2.00	ug/mL	0.00
5) Phenanthrene-d10	10.902	188	411084	2.00	ug/mL	0.00
11) Chrysene-d12	14.458	240	388337	2.00	ug/mL	0.00
12) Perylene-d12	16.597	264	335762	2.00	ug/mL	0.00
13) Dibenz(a,h)anthracene-...	17.757	292	291292	2.00	ug/mL	# 0.01
Target Compounds						
4) Pentachlorophenol	10.728	266	929303	43.13	ug/mL	83
6) DFTPP	11.206	442	1547777	46.64	ug/mL	77
7) Benzidine	12.325	184	4416963	30.20	ug/mL	97
8) 4,4-DDE	12.552	TIC	305075	No Calib		
9) 4,4-DDD	13.030	TIC	550435	No Calib		
10) 4,4-DDT	13.543	TIC	14665670	34.79	ug/mL	96

(#) = qualifier out of range (m) = manual integration (+) = signals summed

Quantitation Report (Qedit)

Data Path : U:\data\2020-03\0C06028\
 Data File : N03062001.D
 Acq On : 06 Mar 2020 09:29 am
 Operator : JK/ AMS/ DTH
 Sample : 0C06028-TUN1
 Misc : 1x, A20B266 DFTPP
 ALS Vial : 1 Sample Multiplier: 1
 DataAcq Meth:DFTPP.M

Quant Time: Mar 09 09:38:21 2020
 Quant Method : U:\methods\DFTPP.M
 Quant Title : 8270 DFTPP Tune Method
 QLast Update : Wed Mar 04 11:49:30 2020
 Response via : Initial Calibration
 InstName : SV-GCMS14



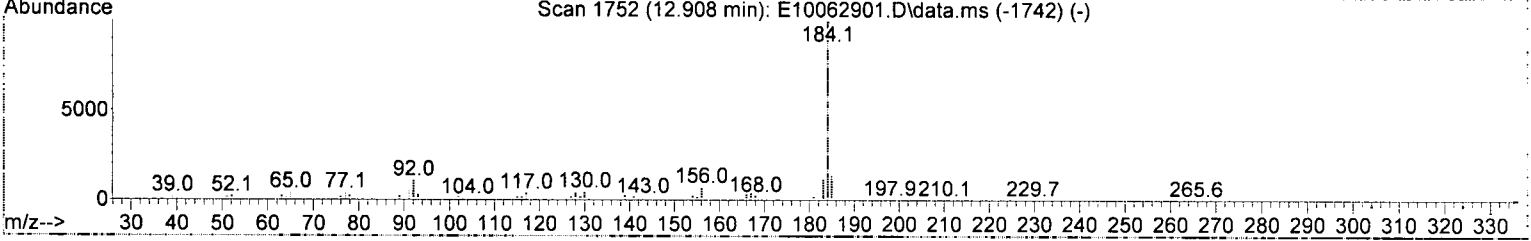
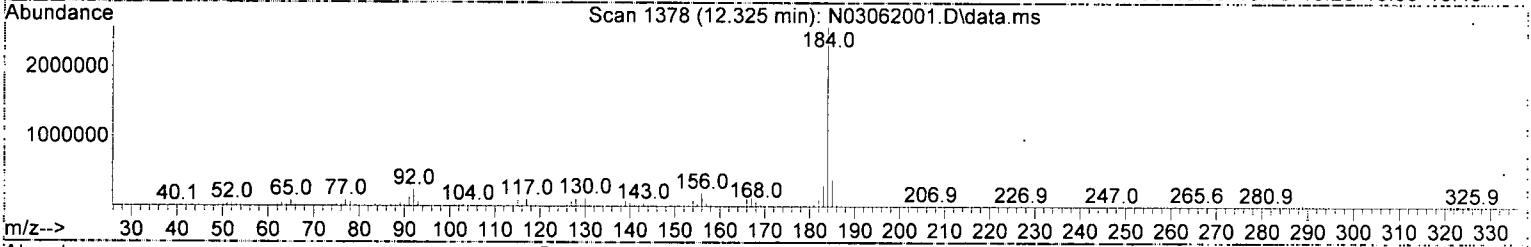
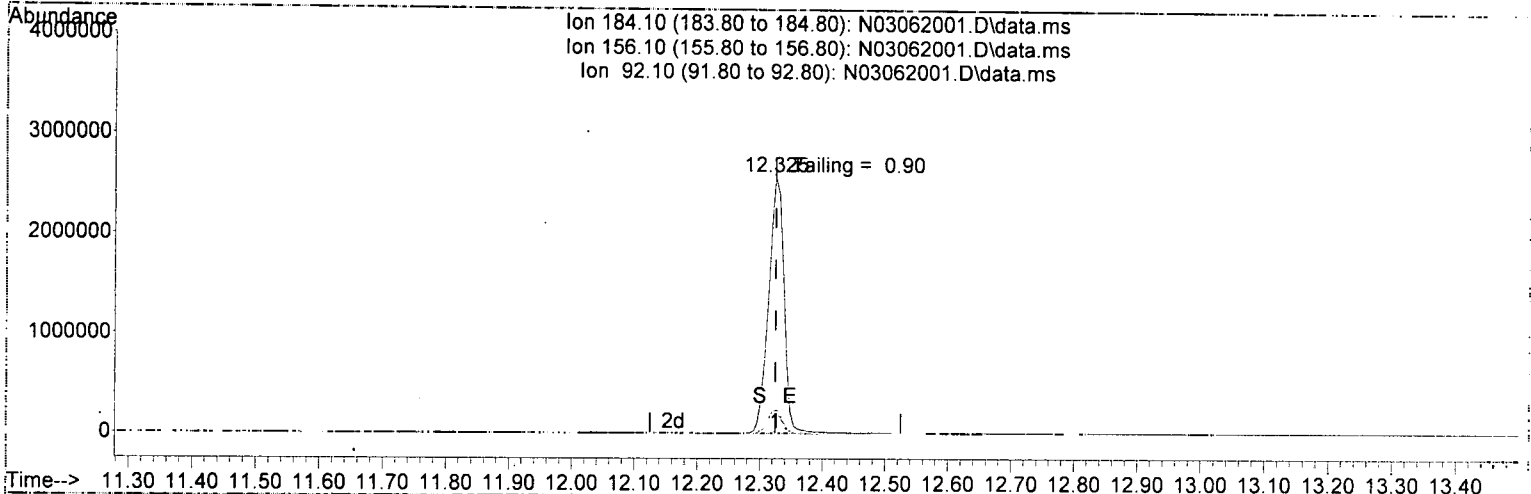
TIC: N03062001.D\data.ms

(4) Pentachlorophenol		
10.728min (+ 0.000)	43.13 ug/mL	
response	929303	
Ion	Exp%	Act%
265.90	100.00	100.00
164.90	50.60	36.41
201.90	25.80	21.54
129.90	27.30	17.58

Quantitation Report (Qedit)

Data Path : U:\data\2020-03\0C06028\
 Data File : N03062001.D
 Acq On : 06 Mar 2020 09:29 am
 Operator : JK/ AMS/ DTH
 Sample : 0C06028-TUN1
 Misc : 1x, A20B266 DFTPP
 ALS Vial : 1 Sample Multiplier: 1
 DataAcq Meth:DFTPP.M

Quant Time: Mar 09 09:38:21 2020
 Quant Method : U:\methods\DFTPP.M
 Quant Title : 8270 DFTPP Tune Method
 QLast Update : Wed Mar 04 11:49:30 2020
 Response via : Initial Calibration
 InstName : SV-GCMS14



TIC: N03062001.D\data.ms

(7) Benzidine

12.325min (+ 0.000) 30.20 ug/mL

response 4416963

Ion	Exp%	Act%
184.10	100.00	100.00
156.10	8.50	7.33
92.10	8.20	9.18
0.00	0.00	0.00

DDT Breakdown Check (Validated 5/1/2013)

From: 0606028 Pd 3/9/20
060628-TUN1
SV-GCMS14

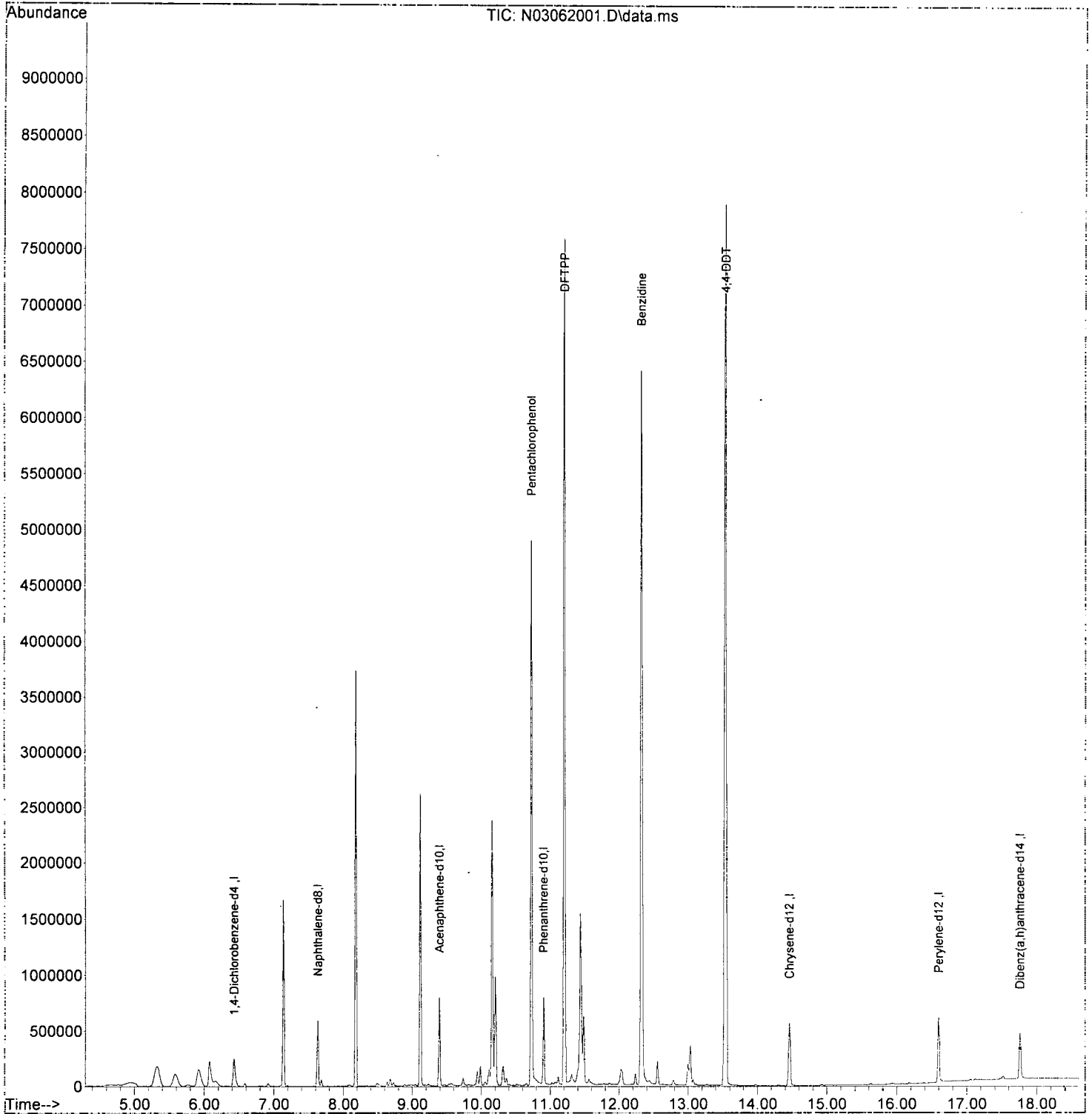
First Column Area Counts	Percent Breakdown
DDE 305075	
DDD 550435	
DDT 14665670	5.51 PASS

Breakdown must be less than 20% to accept sample data.

✓

Data Path : U:\data\2020-03\0C06028\
Data File : N03062001.D
Acq On : 06 Mar 2020 09:29 am
Operator : JK/ AMS/ DTH
Sample : 0C06028-TUN1
Misc : 1x, A20B266 DFTPP
ALS Vial : 1 Sample Multiplier: 1
DataAcq Meth:DFTPP.M

Quant Time: Mar 09 09:38:21 2020
Quant Method : U:\methods\DFTPP.M
Quant Title : 8270 DFTPP Tune Method
QLast Update : Wed Mar 04 11:49:30 2020
Response via : Initial Calibration
InstName : SV-GCMS14



Evaluate Continuing Calibration Report

Data Path : U:\data\2020-03\0C06028\
 Data File : N03062002.D
 Acq On : 06 Mar 2020 09:57 am
 Operator : JK/ AMS/ DTH
 Sample : 0C06028-CCV1
 Misc : 1x, A20C077@50
 ALS Vial : 2 Sample Multiplier: 1
 DataAcq Meth:LVI14_BNA_ACQ.M

Quant Time: Mar 09 09:40:35 2020
 Quant Method : U:\methods\SV14_090619_PAHR8.M
 Quant Title : EPA 8270D: Semivolatile Organics
 QLast Update : Wed Mar 04 12:21:38 2020
 Response via : Initial Calibration
 InstName : SV-GCMS14

AMS
3/6/20
AMS
3/9/20

Min. RRF : 0.000 Min. Rel. Area : 50% Max. R.T. Dev 0.50min
 Max. RRF Dev : 20% Max. Rel. Area : 200%

Compound	Amount	Calc.	%Dev	Area%	Dev(min)
1 I Naphthalene-d8 (ISTD)	100.000	100.000	0.0	131	0.00
2 S Nitrobenzene-d5 (Surr)	50.000	48.319	3.4	130	0.00
3 T Decalin	50.000	31.952	36.1#	83	0.00
4 T Naphthalene	50.000	49.414	1.2	132	0.00
5 T 2-Methylnaphthalene	50.000	41.554	16.9	108	0.00
6 T 1-Methylnaphthalene	50.000	39.859	20.3#	101	0.00
7 T 1,1'-Biphenyl	50.000	39.401	21.2#	103	0.00
8 T 2,6-Dimethylnaphthalene	50.000	38.519	23.0#	98	0.00
9 I Acenaphthene-d10 (ISTD)	100.000	100.000	0.0	98	0.00
10 S 2-Fluorobiphenyl (Surr)	50.000	53.334	-6.7	105	0.00
11 S Acenaphthylene d-8 (Surr)	50.000	-1.000	102.0#	3	0.00
12 T Acenaphthylene	50.000	48.122	3.8	94	0.00
13 T Acenaphthene	50.000	48.932	2.1	98	0.00
14 T Dibenzofuran	50.000	51.440	-2.9	101	0.00
15 T 1,6,7-Trimethylnaphthalene	50.000	47.394	5.2	95	0.00
16 T Fluorene	50.000	48.101	3.8	95	0.00
17 I Phenanthrene-d10 (ISTD)	100.000	100.000	0.0	108	0.00
18 T Dibenzothiopene	50.000	49.235	1.5	108	0.00
19 T Phenanthrene	50.000	48.519	3.0	106	0.00
20 T Anthracene	50.000	49.928	0.1	109	0.00
21 T Carbazole	50.000	46.636	6.7	102	0.00
22 T 1-Methylphenanthrene	50.000	50.391	-0.8	110	0.00
23 T Fluoranthene	50.000	46.027	7.9	100	0.00
24 I Chrysene-d12 (ISTD)	100.000	100.000	0.0	112	0.00
25 T Pyrene	50.000	45.132	9.7	100	0.00
26 S Terphenyl-d14 (Surr)	50.000	47.802	4.4	107	0.00
27 T Benz(a)anthracene	50.000	46.092	7.8	109	0.00
28 T Chrysene	50.000	48.126	3.7	109	0.00
29 I Perylene-d12 (ISTD)	100.000	100.000	0.0	126	0.00
30 T Benzo(b)fluoranthene	50.000	48.910	2.2	122	0.00
31 T Benzo(k)fluoranthene	50.000	50.353	-0.7	128	0.00
32 T Benzo(b+k)fluoranthene	100.000	99.022	1.0	124	0.00
33 S Benzo(a)pyrene d-12 (Surr)	50.000	0.000	100.0#	0	-17.83#
34 T Benzo(e)pyrene	50.000	46.919	6.2	119	0.00
35 T Benzo(a)pyrene	50.000	49.616	0.8	122	0.00
36 T Perylene	50.000	49.154	1.7	123	0.00
37 I Dibenz(a,h)Anthrcene-d14(IS	100.000	100.000	0.0	157	0.00
38 T Indeno(1,2,3-cd)Pyrene	50.000	45.858	8.3	145	0.00
39 T Dibenz(a,h)anthracene	50.000	48.516	3.0	154	0.00
40 T Benzo(g,h,i)perylene	50.000	47.067	5.9	146	0.00

(#) = Out of Range SPCC's out = 0 CCC's out = 0

Data Path : U:\data\2020-03\0C06028\
 Data File : N03062002.D
 Acq On : 06 Mar 2020 09:57 am
 Operator : JK/ AMS/ DTH
 Sample : 0C06028-CCV1
 Misc : 1x, A20C077@50
 ALS Vial : 2 Sample Multiplier: 1
 DataAcq Meth:LVI14_BNA_ACQ.M

Quant Time: Mar 09 09:40:35 2020
 Quant Method : U:\methods\SV14_090619_PAHR8.M
 Quant Title : EPA 8270D: Semivolatile Organics
 QLast Update : Wed Mar 04 12:21:38 2020
 Response via : Initial Calibration
 InstName : SV-GCMS14

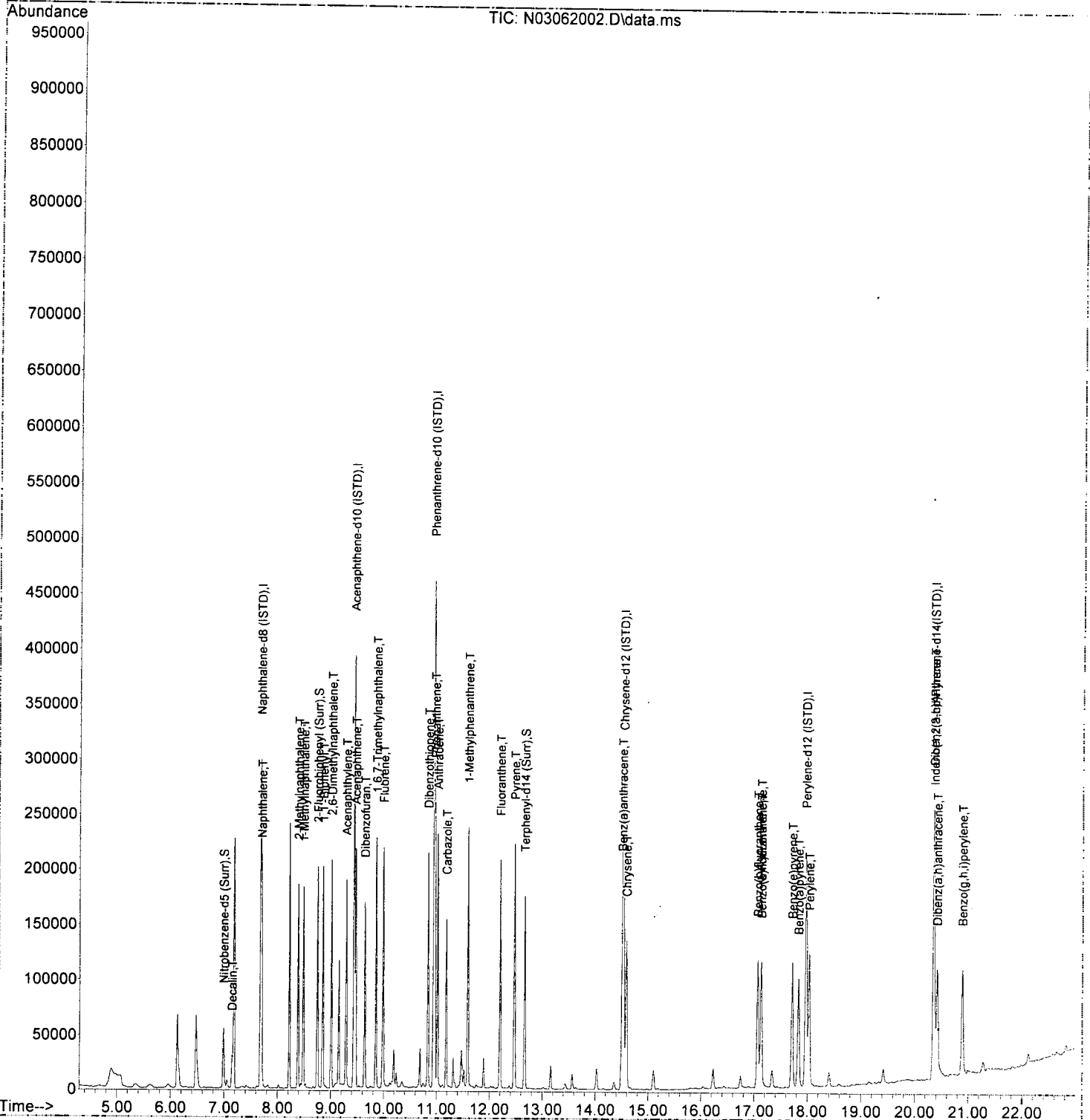
Compound	R.T.	QIon	Response	Conc	Units	Dev(Min)	

Internal Standards							
1) Naphthalene-d8 (ISTD)	7.679	136	194417	100.00	ng/ml	0.00	
9) Acenaphthene-d10 (ISTD)	9.434	162	115660	100.00	ng/ml	0.00	
17) Phenanthrene-d10 (ISTD)	10.937	188	236918	100.00	ng/ml	0.00	
24) Chrysene-d12 (ISTD)	14.528	240	189791	100.00	ng/ml	0.00	
29) Perylene-d12 (ISTD)	17.967	264	178752	100.00	ng/ml	0.00	
37) Dibenz(a,h)Anthracene-d...	20.351	292	146427	100.00	ng/ml	0.00	
System Monitoring Compounds							
2) Nitrobenzene-d5 (Surr)	6.986	82	31216	48.32	ng/ml	0.00	
10) 2-Fluorobiphenyl (Surr)	8.746	172	92027	53.33	ng/ml	0.00	
11) Acenaphthylene d-8 (Surr)	9.276	160	3008	-1.00	ng/ml	0.00	
26) Terphenyl-d14 (Surr)	12.663	244	95416	47.80	ng/ml	0.00	
33) Benzo(a)pyrene d-12 (S...	0.000	264	0	0.00	ng/ml		
Target Compounds							
							Qvalue
3) Decalin	7.149	138	4625	31.95	ng/ml		89
4) Naphthalene	7.697	128	105958	49.41	ng/ml		99
5) 2-Methylnaphthalene	8.384	142	75505	41.55	ng/ml		97
6) 1-Methylnaphthalene	8.484	142	72412	39.86	ng/ml		98
7) 1,1'-Biphenyl	8.851	154	96290	39.40	ng/ml		97
8) 2,6-Dimethylnaphthalene	9.008	156	68748	38.52	ng/ml		98
12) Acenaphthylene	9.288	152	120833	48.12	ng/ml		99
13) Acenaphthene	9.463	153	80475	48.93	ng/ml		100
14) Dibenzofuran	9.638	168	105966	51.44	ng/ml		96
15) 1,6,7-Trimethylnaphtha...	9.853	170	65369	47.39	ng/ml		98
16) Fluorene	9.987	166	80951	48.10	ng/ml		100
18) Dibenzothiopene	10.832	184	121998	49.24	ng/ml		98
19) Phenanthrene	10.961	178	134512	48.52	ng/ml		100
20) Anthracene	11.013	178	128751	49.93	ng/ml		99
21) Carbazole	11.182	167	97312	46.64	ng/ml		99
22) 1-Methylphenanthrene	11.590	192	97047	50.39	ng/ml		99
23) Fluoranthene	12.196	202	128563	46.03	ng/ml		97
25) Pyrene	12.470	202	133824	45.13	ng/ml		99
27) Benz(a)anthracene	14.505	228	101564	46.09	ng/ml		99
28) Chrysene	14.586	228	100354	48.13	ng/ml		100
30) Benzo(b)fluoranthene	17.063	252	100882	48.91	ng/ml		94
31) Benzo(k)fluoranthene	17.127	252	102257	50.35	ng/ml		93
32) Benzo(b+k)fluoranthene	17.127	252	208912	99.02	ng/ml		93
34) Benzo(e)pyrene	17.710	252	97855	46.92	ng/ml		98
35) Benzo(a)pyrene	17.827	252	87593	49.62	ng/ml		96
36) Perylene	18.025	252	106882	49.15	ng/ml		98
38) Indeno(1,2,3-cd)Pyrene	20.356	276	82815	45.86	ng/ml		80
39) Dibenz(a,h)anthracene	20.415	278	82326	48.52	ng/ml		84
40) Benzo(g,h,i)perylene	20.887	276	90166	47.07	ng/ml		94

(#) = qualifier out of range (m) = manual integration (+) = signals summed

Data Path : U:\data\2020-03\0C06028\
 Data File : N03062002.D
 Acq On : 06 Mar 2020 09:57 am
 Operator : JK/ AMS/ DTH
 Sample : 0C06028-CCV1
 Misc : 1x, A20C077@50
 ALS Vial : 2 Sample Multiplier: 1
 DataAcq Meth:LVI14_BNA_ACQ.M

Quant Time: Mar 09 09:40:35 2020
 Quant Method : U:\methods\SV14_090619_PAHR8.M
 Quant Title : EPA 8270D: Semivolatile Organics
 QLast Update : Wed Mar 04 12:21:38 2020
 Response via : Initial Calibration
 InstName : SV-GCMS14



Data Path : U:\data\2020-03\0C06028\
 Data File : N03062003.D
 Acq On : 06 Mar 2020 10:30 am
 Operator : JK/ AMS/ DTH
 Sample : 0C06028-CCB1
 Misc : 1x, DCM + ISTD
 ALS Vial : 3 Sample Multiplier: 1
 DataAcq Meth:LVI14_BNA_ACQ.M

AMS
3/9/20

Quant Time: Mar 09 09:41:00 2020
 Quant Method : U:\methods\SV14_090619_PAHR8.M
 Quant Title : EPA 8270D: Semivolatile Organics
 QLast Update : Wed Mar 04 12:21:38 2020
 Response via : Initial Calibration
 InstName : SV-GCMS14

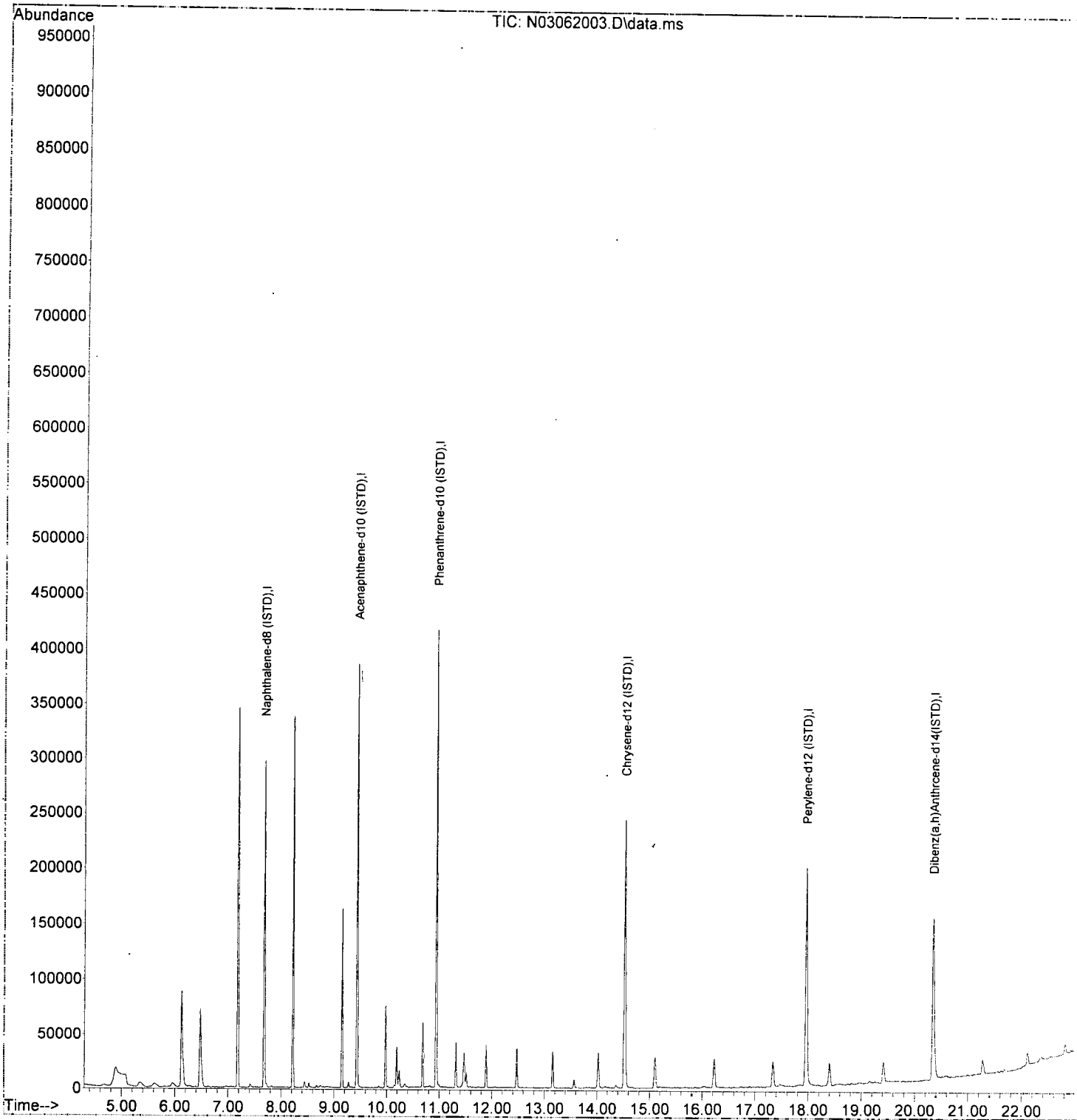
Compound	R.T.	QIon	Response	Conc	Units	Dev(Min)	

Internal Standards							
1) Naphthalene-d8 (ISTD)	7.679	136	200292	100.00	ng/ml	0.00	
9) Acenaphthene-d10 (ISTD)	9.434	162	114839	100.00	ng/ml	0.00	
17) Phenanthrene-d10 (ISTD)	10.937	188	218207	100.00	ng/ml	0.00	
24) Chrysene-d12 (ISTD)	14.528	240	179402	100.00	ng/ml	0.00	
29) Perylene-d12 (ISTD)	17.961	264	167613	100.00	ng/ml	0.00	
37) Dibenz(a,h)Anthracene-d...	20.345	292	133536	100.00	ng/ml	0.00	
System Monitoring Compounds							
2) Nitrobenzene-d5 (Surr)	7.044	82	62	0.09	ng/ml	0.06	
10) 2-Fluorobiphenyl (Surr)	8.752	172	181	0.11	ng/ml	0.00	
11) Acenaphthylene d-8 (Surr)	9.276	160	3242	-1.00	ng/ml	0.00	
26) Terphenyl-d14 (Surr)	12.663	244	278	0.15	ng/ml	0.00	
33) Benzo(a)pyrene d-12 (S...	0.000	264	0	0.00	ng/ml		
Target Compounds							
3) Decalin	0.000		0		N.D.		Qvalue
4) Naphthalene	7.708	128	280		N.D.		
5) 2-Methylnaphthalene	8.390	142	51		N.D.		
6) 1-Methylnaphthalene	0.000		0		N.D.		
7) 1,1'-Biphenyl	8.851	154	126		N.D.		
8) 2,6-Dimethylnaphthalene	0.000		0		N.D.		
12) Acenaphthylene	9.288	152	154		N.D.		
13) Acenaphthene	0.000		0		N.D.		
14) Dibenzofuran	9.643	168	61		N.D.		
15) 1,6,7-Trimethylnaphtha...	9.853	170	53		N.D.		
16) Fluorene	9.987	166	76		N.D.		
18) Dibenzothiopene	0.000		0		N.D.		
19) Phenanthrene	10.961	178	222		N.D.		
20) Anthracene	11.013	178	123		N.D.		
21) Carbazole	11.188	167	86		N.D.		
22) 1-Methylphenanthrene	0.000		0		N.D.		
23) Fluoranthene	12.196	202	167		N.D.		
25) Pyrene	12.465	202	112		N.D.		
27) Benz(a)anthracene	14.528	228	531		N.D.		
28) Chrysene	14.580	228	91		N.D.		
30) Benzo(b)fluoranthene	17.057	252	89		N.D.		
31) Benzo(k)fluoranthene	17.122	252	124		N.D.		
32) Benzo(b+k)fluoranthene	17.122	252	124		N.D.		
34) Benzo(e)pyrene	17.704	252	124		N.D.		
35) Benzo(a)pyrene	17.821	252	101		N.D.		
36) Perylene	18.019	252	107		N.D.		
38) Indeno(1,2,3-cd)Pyrene	20.345	276	190		N.D.		
39) Dibenz(a,h)anthracene	20.415	278	142		N.D.		
40) Benzo(g,h,i)perylene	20.887	276	111		N.D.		

(#) = qualifier out of range (m) = manual integration (+) = signals summed

Data Path : U:\data\2020-03\0C06028\
Data File : N03062003.D
Acq On : 06 Mar 2020 10:30 am
Operator : JK/ AMS/ DTH
Sample : 0C06028-CCB1
Misc : 1x, DCM + ISTD
ALS Vial : 3 Sample Multiplier: 1
DataAcq Meth:LVI14_BNA_ACQ.M

Quant Time: Mar 09 09:41:00 2020
Quant Method : U:\methods\SV14_090619_PAHR8.M
Quant Title : EPA 8270D: Semivolatile Organics
QLast Update : Wed Mar 04 12:21:38 2020
Response via : Initial Calibration
InstName : SV-GCMS14



Data Path : U:\data\2020-03\0C06028\
 Data File : N03062006.D
 Acq On : 06 Mar 2020 12:08 pm
 Operator : JK/ AMS/ DTH
 Sample : 0030163-MSD1
 Misc : 1x, 8270D PAH LL
 ALS Vial : 6 Sample Multiplier: 1
 DataAcq Meth:LVI14_BNA_ACQ.M

Quant Time: Mar 09 09:41:11 2020
 Quant Method : U:\methods\SV14_090619_PAHR8.M
 Quant Title : EPA 8270D: Semivolatile Organics
 QLast Update : Wed Mar 04 12:21:38 2020
 Response via : Initial Calibration
 InstName : SV-GCMS14

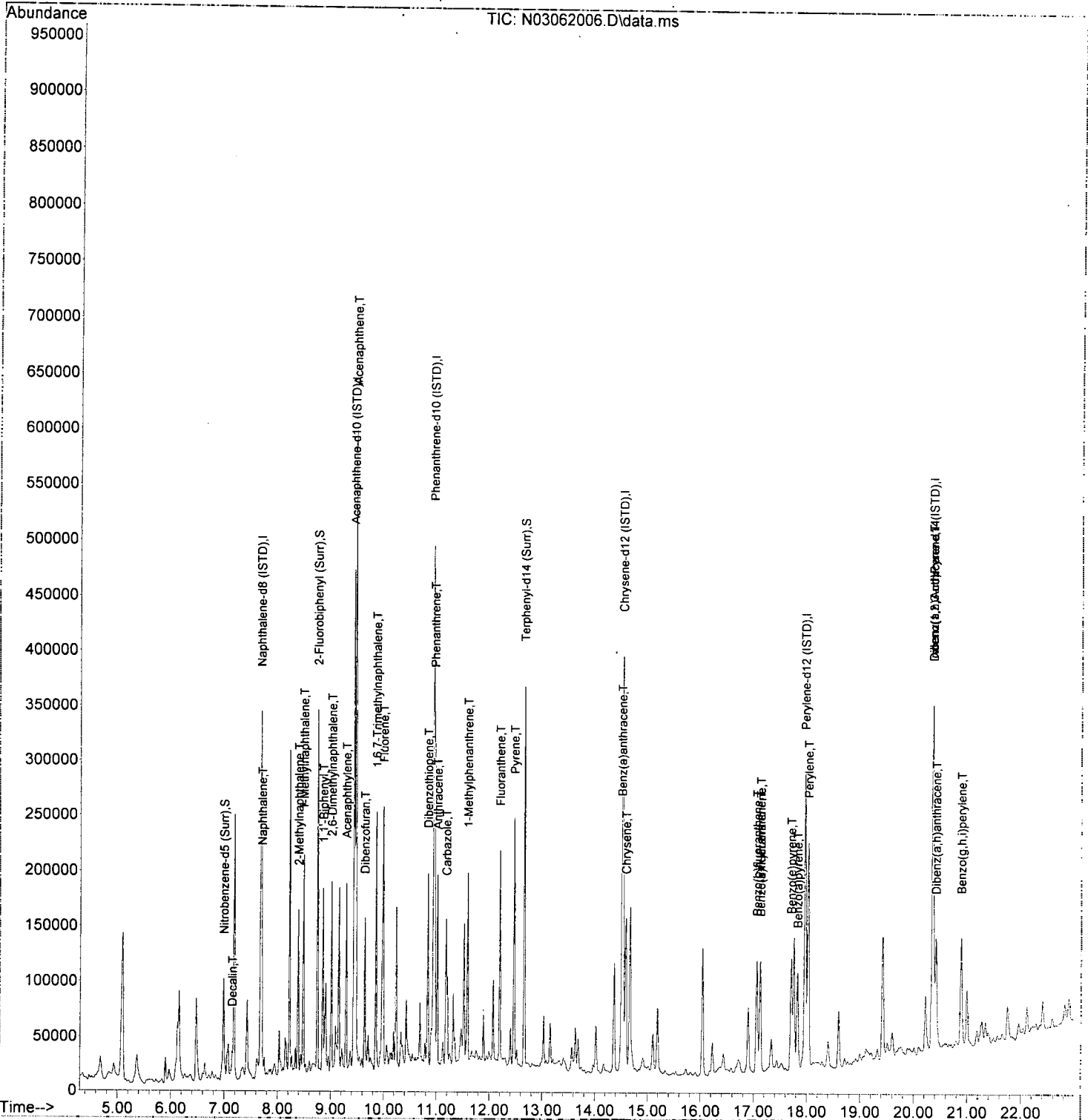
DNK 3/9/20

Compound	R.T.	QIon	Response	Conc	Units	Dev(Min)	
Internal Standards							
1) Naphthalene-d8 (ISTD)	7.679	136	209711	100.00	ng/ml	0.00	
9) Acenaphthene-d10 (ISTD)	9.434	162	130332	100.00	ng/ml	0.00	
17) Phenanthrene-d10 (ISTD)	10.937	188	247569	100.00	ng/ml	0.00	
24) Chrysene-d12 (ISTD)	14.528	240	252811	100.00	ng/ml	0.00	
29) Perylene-d12 (ISTD)	17.967	264	225199	100.00	ng/ml	0.00	
37) Dibenz(a,h)Anthracene-d...	20.351	292	199161	100.00	ng/ml	0.00	
System Monitoring Compounds							
2) Nitrobenzene-d5 (Surr)	6.986	82	46703	67.02	ng/ml	0.00	
10) 2-Fluorobiphenyl (Surr)	8.746	172	148667	76.46	ng/ml	0.00	
11) Acenaphthylene d-8 (Surr)	9.276	160	1398	-1.00	ng/ml	0.00	
26) Terphenyl-d14 (Surr)	12.663	244	188920	71.05	ng/ml	0.00	
33) Benzo(a)pyrene d-12 (S...	0.000	264	0	0.00	ng/ml		
Target Compounds							
3) Decalin	7.149	138	3463	22.18	ng/ml		Qvalue 89
4) Naphthalene	7.697	128	85899	37.14	ng/ml		100
5) 2-Methylnaphthalene	8.384	142	58941	30.07	ng/ml		98
6) 1-Methylnaphthalene	8.483	142	76935	39.26	ng/ml		98
7) 1,1'-Biphenyl	8.851	154	74194	28.15	ng/ml		97
8) 2,6-Dimethylnaphthalene	9.008	156	56021	29.10	ng/ml		98
12) Acenaphthylene	9.288	152	96886	34.24	ng/ml		98
13) Acenaphthene	9.469	153	214338	115.65	ng/ml		100
14) Dibenzofuran	9.638	168	82742	35.64	ng/ml		97
15) 1,6,7-Trimethylnaphtha...	9.853	170	52743	33.93	ng/ml		97
16) Fluorene	9.987	166	84052	44.32	ng/ml		99
18) Dibenzothiopene	10.832	184	99219	38.32	ng/ml		97
19) Phenanthrene	10.961	178	167970	57.98	ng/ml		100
20) Anthracene	11.013	178	93074	34.54	ng/ml		99
21) Carbazole	11.182	167	80847	37.08	ng/ml		99
22) 1-Methylphenanthrene	11.590	192	74326	36.93	ng/ml		98
23) Fluoranthene	12.196	202	117999	40.43	ng/ml		96
25) Pyrene	12.470	202	126743	32.09	ng/ml		100
27) Benz(a)anthracene	14.504	228	102618	34.96	ng/ml		99
28) Chrysene	14.586	228	98557	35.48	ng/ml		99
30) Benzo(b)fluoranthene	17.063	252	91414	35.18	ng/ml		94
31) Benzo(k)fluoranthene	17.127	252	89741	35.08	ng/ml		93
32) Benzo(b+k)fluoranthene	17.127	252	186456	70.15	ng/ml		93
34) Benzo(e)pyrene	17.704	252	89287	33.98	ng/ml		98
35) Benzo(a)pyrene	17.827	252	78585	35.33	ng/ml		97
36) Perylene	18.025	252	187036	68.28	ng/ml		100
38) Indeno(1,2,3-cd)Pyrene	20.351	276	81245	33.08	ng/ml		88
39) Dibenz(a,h)anthracene	20.415	278	76338	33.08	ng/ml		87
40) Benzo(g,h,i)perylene	20.887	276	87169	33.45	ng/ml		91

(#) = qualifier out of range (m) = manual integration (+) = signals summed

Data Path : U:\data\2020-03\0C06028\
 Data File : N03062006.D
 Acq On : 06 Mar 2020 12:08 pm
 Operator : JK/ AMS/ DTH
 Sample : 0030163-MSD1
 Misc : 1x, 8270D PAH LL
 ALS Vial : 6 Sample Multiplier: 1
 DataAcq Meth:LVI14_BNA_ACQ.M

Quant Time: Mar 09 09:41:11 2020
 Quant Method : U:\methods\SV14_090619_PAHR8.M
 Quant Title : EPA 8270D: Semivolatile Organics
 QLast Update : Wed Mar 04 12:21:38 2020
 Response via : Initial Calibration
 InstName : SV-GCMS14



Data Path : U:\data\2020-03\0C06028\
 Data File : N03062021.D
 Acq On : 06 Mar 2020 08:43 pm
 Operator : JK/ AMS/ DTH
 Sample : AOC0034-01@4
 Misc : 4x, 8270D PAH LL
 ALS Vial : 21 Sample Multiplier: 1
 DataAcq Meth:LVI14_BNA_ACQ.M

Quant Time: Mar 09 09:42:07 2020
 Quant Method : U:\methods\SV14_090619_PAHR8.M
 Quant Title : EPA 8270D: Semivolatile Organics
 QLast Update : Wed Mar 04 12:21:38 2020
 Response via : Initial Calibration
 InstName : SV-GCMS14

MT 3/9/20

Compound	R.T.	QIon	Response	Conc	Units	Dev(Min)	
Internal Standards							
1) Naphthalene-d8 (ISTD)	7.679	136	213262	100.00	ng/ml	0.00	
9) Acenaphthene-d10 (ISTD)	9.433	162	124830	100.00	ng/ml	0.00	
17) Phenanthrene-d10 (ISTD)	10.937	188	226770	100.00	ng/ml	0.00	
24) Chrysene-d12 (ISTD)	14.528	240	197478	100.00	ng/ml	0.00	
29) Perylene-d12 (ISTD)	17.967	264	191893	100.00	ng/ml	0.00	
37) Dibenz(a,h)Anthracene-d...	20.351	292	143686	100.00	ng/ml	0.00	
System Monitoring Compounds							
2) Nitrobenzene-d5 (Surr)	6.985	82	12678	17.89	ng/ml	0.00	
10) 2-Fluorobiphenyl (Surr)	8.746	172	36213	19.45	ng/ml	0.00	
11) Acenaphthylene d-8 (Surr)	9.276	160	1932	-1.00	ng/ml	0.00	
26) Terphenyl-d14 (Surr)	12.663	244	40439	19.47	ng/ml	0.00	
33) Benzo(a)pyrene d-12 (S...	0.000	264	0	0.00	ng/ml		
Target Compounds							
3) Decalin	0.000		0				Qvalue
4) Naphthalene	7.697	128	42021	N.D.			
5) 2-Methylnaphthalene	8.384	142	18229	17.87	ng/ml		99
6) 1-Methylnaphthalene	8.483	142	10446	9.15	ng/ml		97
7) 1,1'-Biphenyl	8.851	154	10882	5.24	ng/ml		99
8) 2,6-Dimethylnaphthalene	9.014	156	9281	4.06	ng/ml		99
12) Acenaphthylene	9.288	152	8427	4.74	ng/ml		100
13) Acenaphthene	9.463	153	38014	3.11	ng/ml		90
14) Dibenzofuran	9.637	168	4276	21.42	ng/ml		99
15) 1,6,7-Trimethylnaphtha...	9.847	170	3607	1.92	ng/ml		89
16) Fluorene	9.987	166	26392	2.42	ng/ml		71
18) Dibenzothiopene	10.832	184	28592	14.53	ng/ml		100
19) Phenanthrene	10.961	178	223309	12.06	ng/ml		97
20) Anthracene	11.013	178	24635	84.15	ng/ml		100
21) Carbazole	11.182	167	6132	9.98	ng/ml		98
22) 1-Methylphenanthrene	11.584	192	8217	3.07	ng/ml		95
23) Fluoranthene	12.196	202	125658	4.46	ng/ml		99
25) Pyrene	12.470	202	159102	47.00	ng/ml		97
27) Benz(a)anthracene	14.504	228	25555	51.57	ng/ml		100
28) Chrysene	14.580	228	33503	11.15	ng/ml		69
30) Benzo(b)fluoranthene	17.069	252	28473	15.44	ng/ml		98
31) Benzo(k)fluoranthene	17.069	252	36441	12.86	ng/ml		94
32) Benzo(b+k)fluoranthene	17.069	252	40671	16.72	ng/ml		93
34) Benzo(e)pyrene	17.710	252	19851	17.96	ng/ml		93
35) Benzo(a)pyrene	17.827	252	28046	8.87	ng/ml		98
36) Perylene	18.025	252	9449	14.80	ng/ml		99
38) Indeno(1,2,3-cd)Pyrene	20.351	276	17821	4.05	ng/ml		99
39) Dibenz(a,h)anthracene	20.415	278	2009	10.06	ng/ml		84
40) Benzo(g,h,i)perylene	20.887	276	22923	1.21	ng/ml		89
				12.19	ng/ml		96

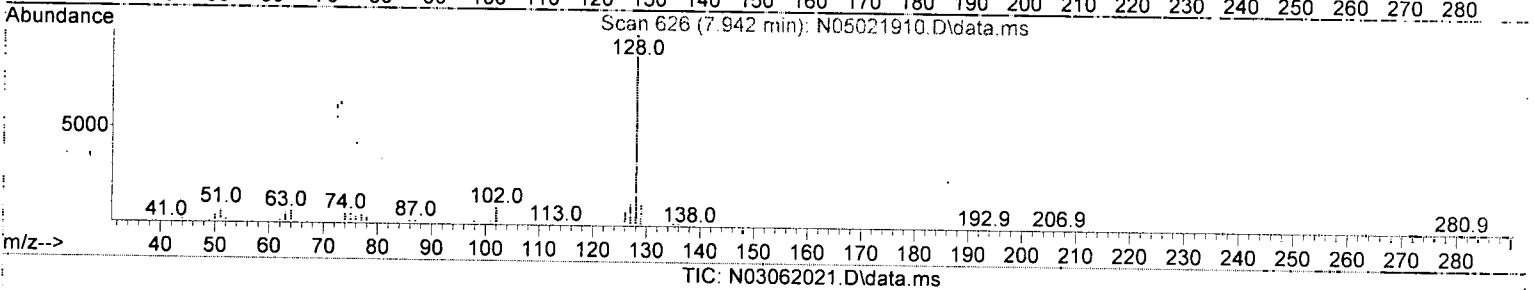
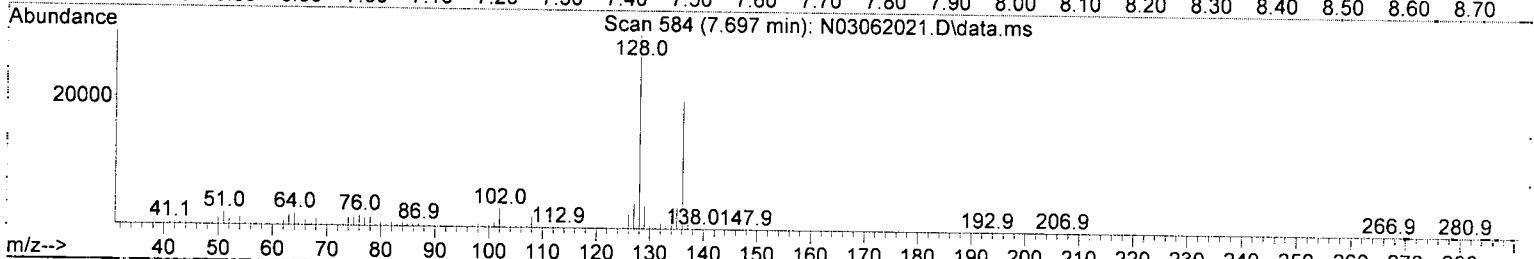
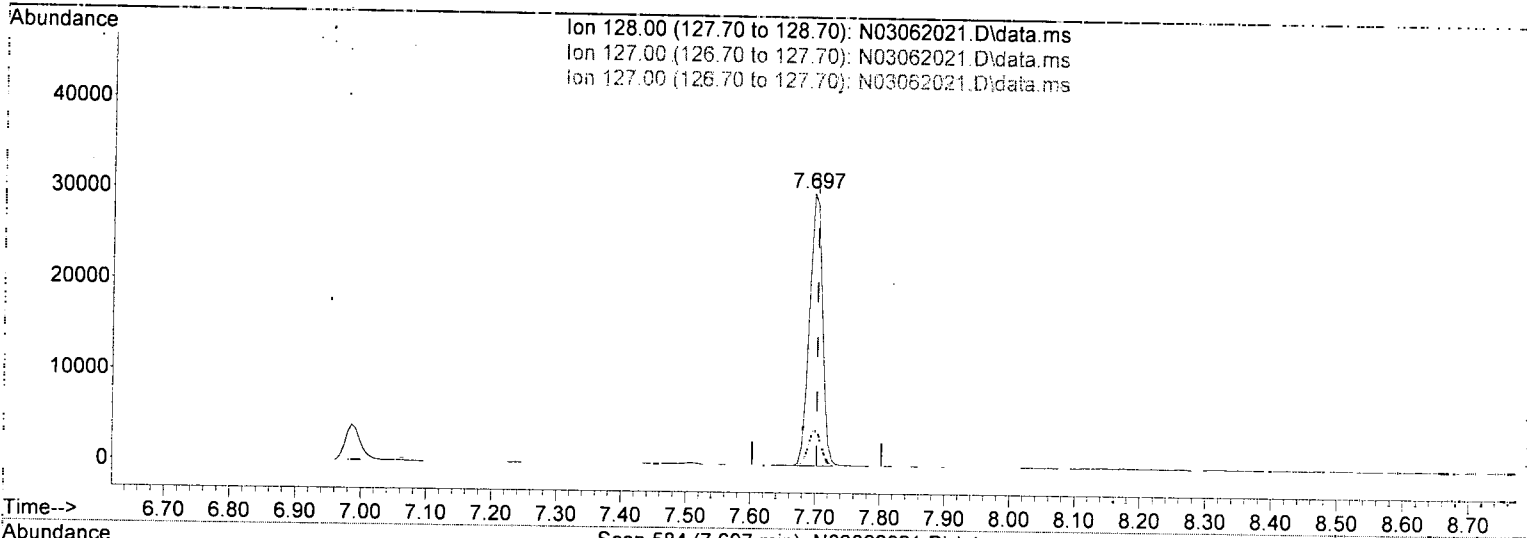
MT Hit J

(#) = qualifier out of range (m) = manual integration (+) = signals summed

Quantitation Report (Qedit)

Data Path : R:\data\2020-03\0C06028\
 Data File : N03062021.D
 Acq On : 06 Mar 2020 08:43 pm
 Operator : JK/ AMS/ DTH
 Sample : A0C0034-01@4
 Misc : 4x, 8270D PAH LL
 ALS Vial : 21 Sample Multiplier: 1

Quant Time: Mar 09 09:42:07 2020
 Quant Method : U:\methods\SV14_090619_PAHR8.M
 Quant Title : EPA 8270D: Semivolatile Organics
 QLast Update : Wed Mar 04 12:21:38 2020
 Response via : Initial Calibration



(4) Naphthalene (T)

7.697min (-0.006) 17.87 ng/ml

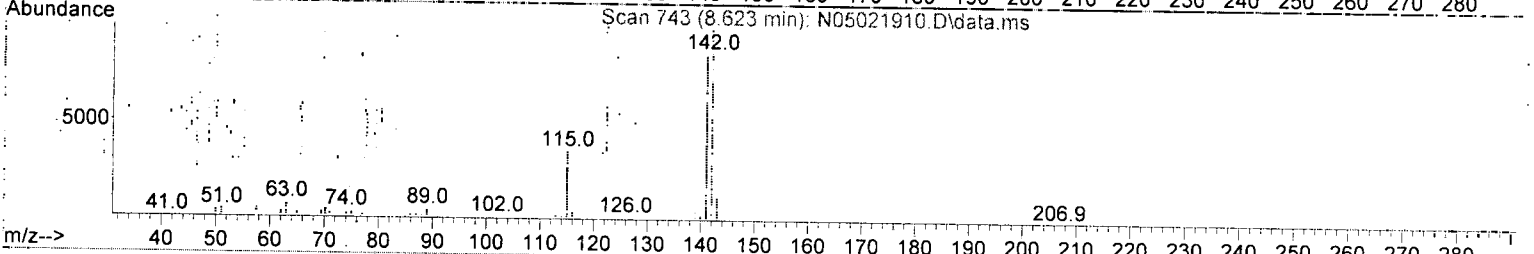
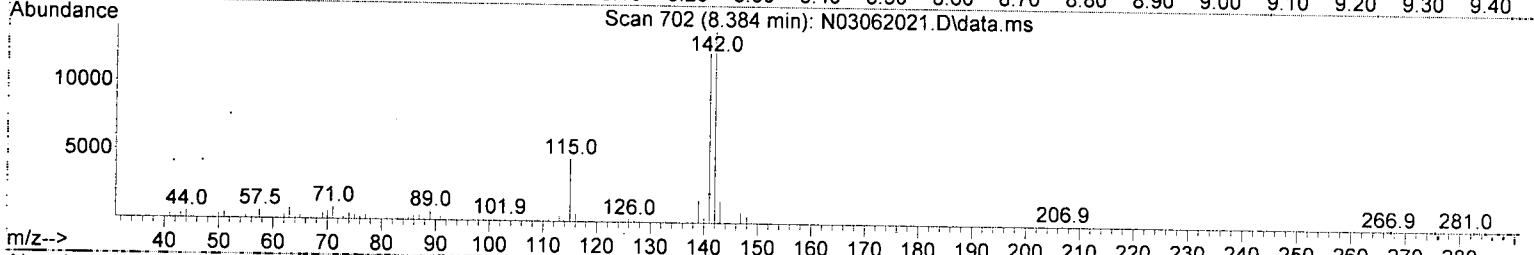
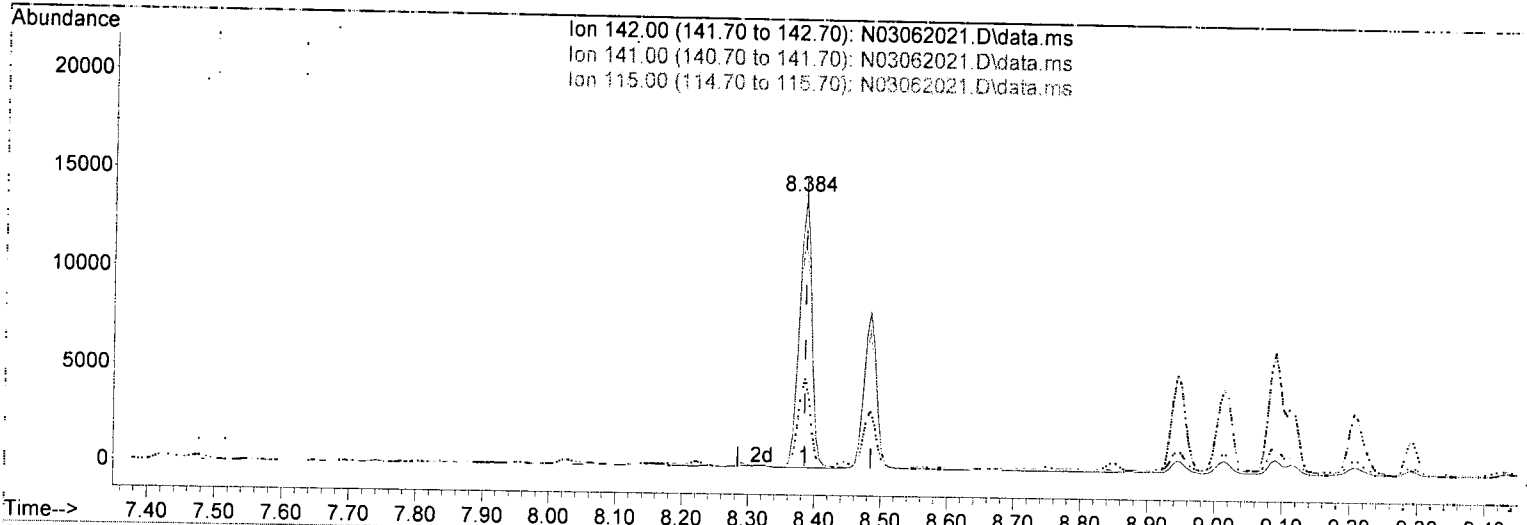
response 42021

Ion	Exp%	Act%
128.00	100.00	100.00
127.00	12.60	12.91
127.00	12.60	12.91
0.00	0.00	0.00

Quantitation Report (Qedit)

Data Path : R:\data\2020-03\0C06028\
 Data File : N03062021.D
 Acq On : 06 Mar 2020 08:43 pm
 Operator : JK/ AMS/ DTH
 Sample : A0C0034-01@4
 Misc : 4x, 8270D PAH LL
 ALS Vial : 21 Sample Multiplier: 1

Quant Time: Mar 09 09:42:07 2020
 Quant Method : U:\methods\SV14_090619_PAHR8.M
 Quant Title : EPA 8270D: Semivolatile Organics
 QLast Update : Wed Mar 04 12:21:38 2020
 Response via : Initial Calibration



TIC: N03062021.D\data.ms

(5) 2-Methylnaphthalene (T)

8.384min (-0.000) 9.15 ng/ml



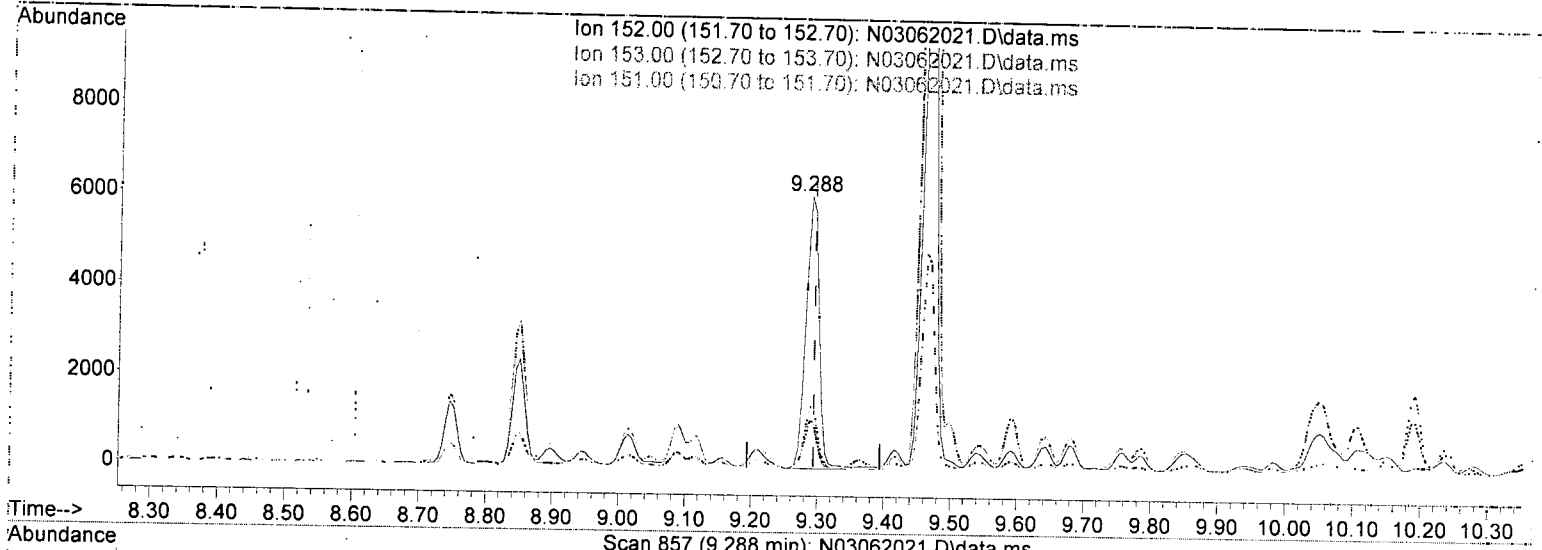
response 18229

Ion	Exp%	Act%
142.00	100.00	100.00
141.00	86.60	88.74
115.00	35.70	32.74
0.00	0.00	0.00

Quantitation Report (Qedit)

Data Path : R:\data\2020-03\0C06028\
 Data File : N03062021.D
 Acq On : 06 Mar 2020 08:43 pm
 Operator : JK/ AMS/ DTH
 Sample : AOC0034-01@4
 Misc : 4x, 8270D PAH LL
 ALS Vial : 21 Sample Multiplier: 1

Quant Time: Mar 09 09:42:07 2020
 Quant Method : U:\methods\SV14_090619_PAHR8.M
 Quant Title : EPA 8270D: Semivolatile Organics
 QLast Update : Wed Mar 04 12:21:38 2020
 Response via : Initial Calibration



(12) Acenaphthylene (T)

9.288min (-0.006) 3.11 ng/ml

response 8427

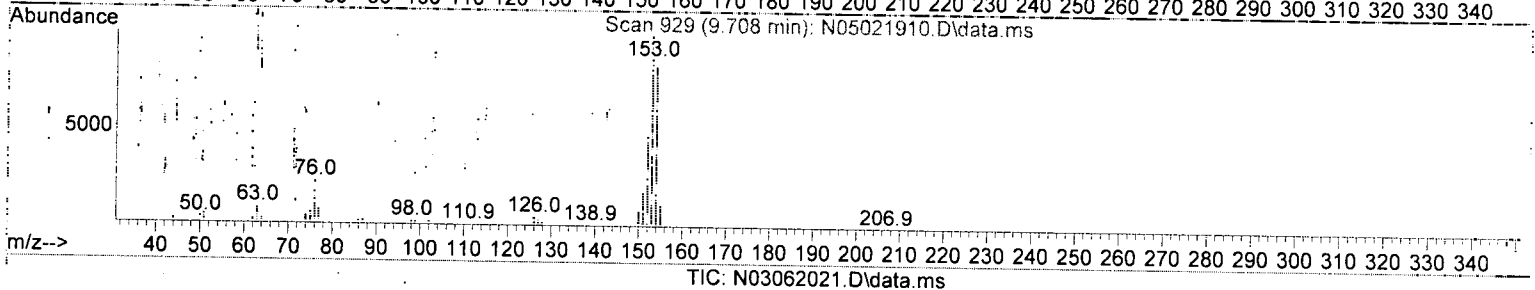
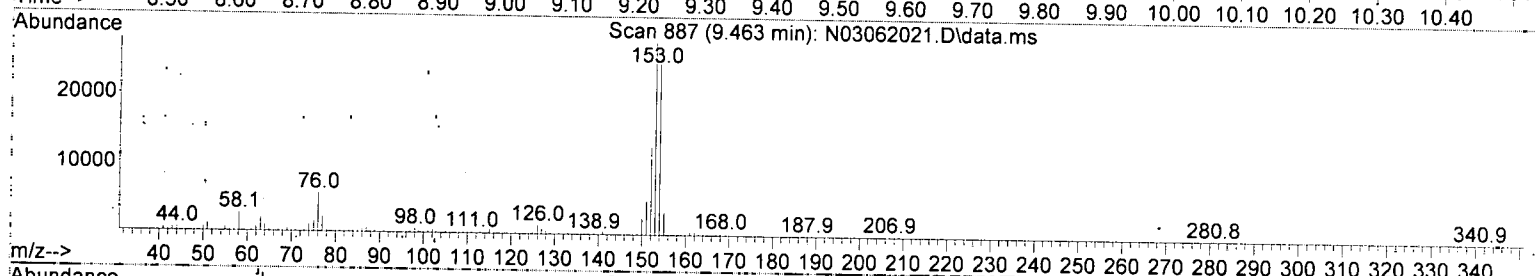
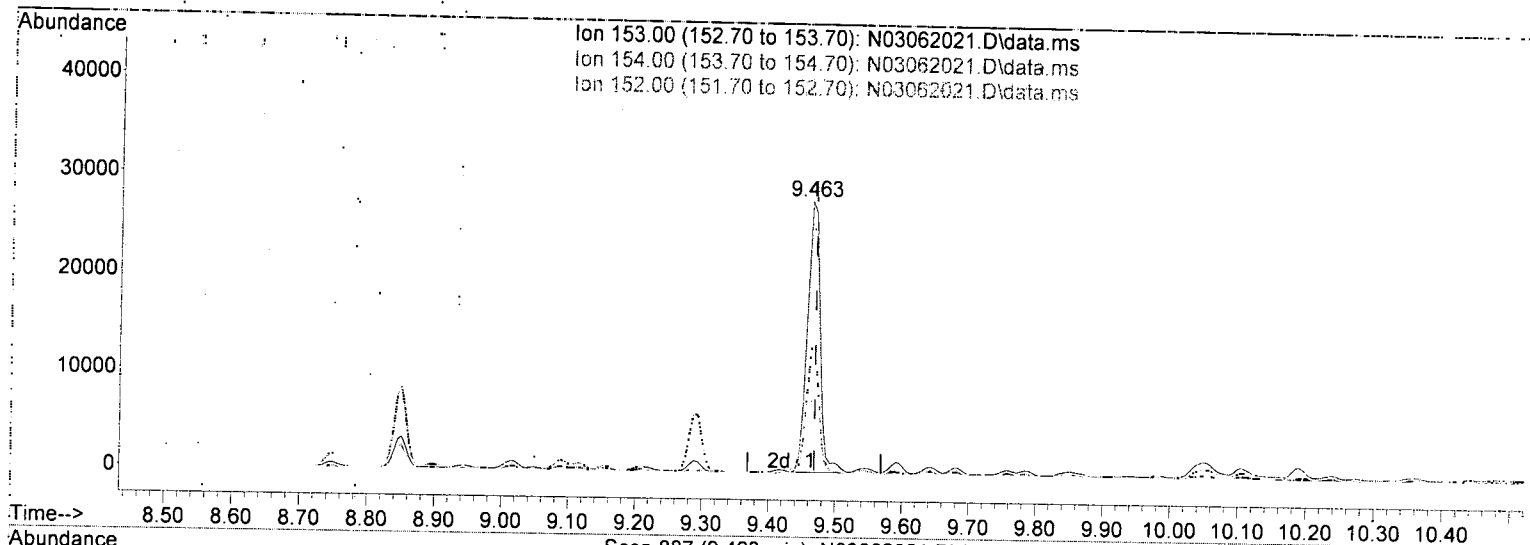
Ion	Exp%	Act%
152.00	100.00	100.00
153.00	12.70	18.01
151.00	19.30	23.12
0.00	0.00	0.00

J

Quantitation Report (Qedit)

Data Path : R:\data\2020-03\0C06028\
 Data File : N03062021.D
 Acq On : 06 Mar 2020 08:43 pm
 Operator : JK/ AMS/ DTH
 Sample : A0C0034-01@4
 Misc : 4x, 8270D PAH LL
 ALS Vial : 21 Sample Multiplier: 1

Quant Time: Mar 09 09:42:07 2020
 Quant Method : U:\methods\SV14_090619_PAHR8.M
 Quant Title : EPA 8270D: Semivolatile Organics
 QLast Update : Wed Mar 04 12:21:38 2020
 Response via : Initial Calibration



(13) Acenaphthene (T)

9.463min (-0.006) 21.42 ng/ml

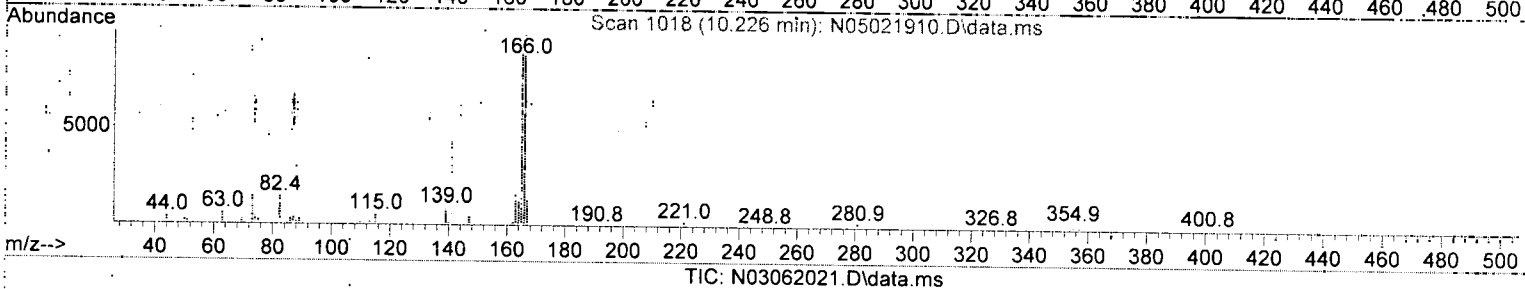
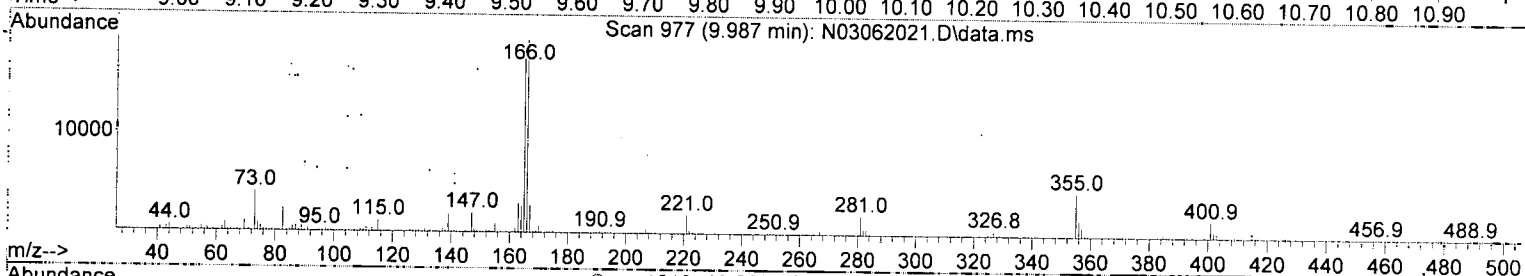
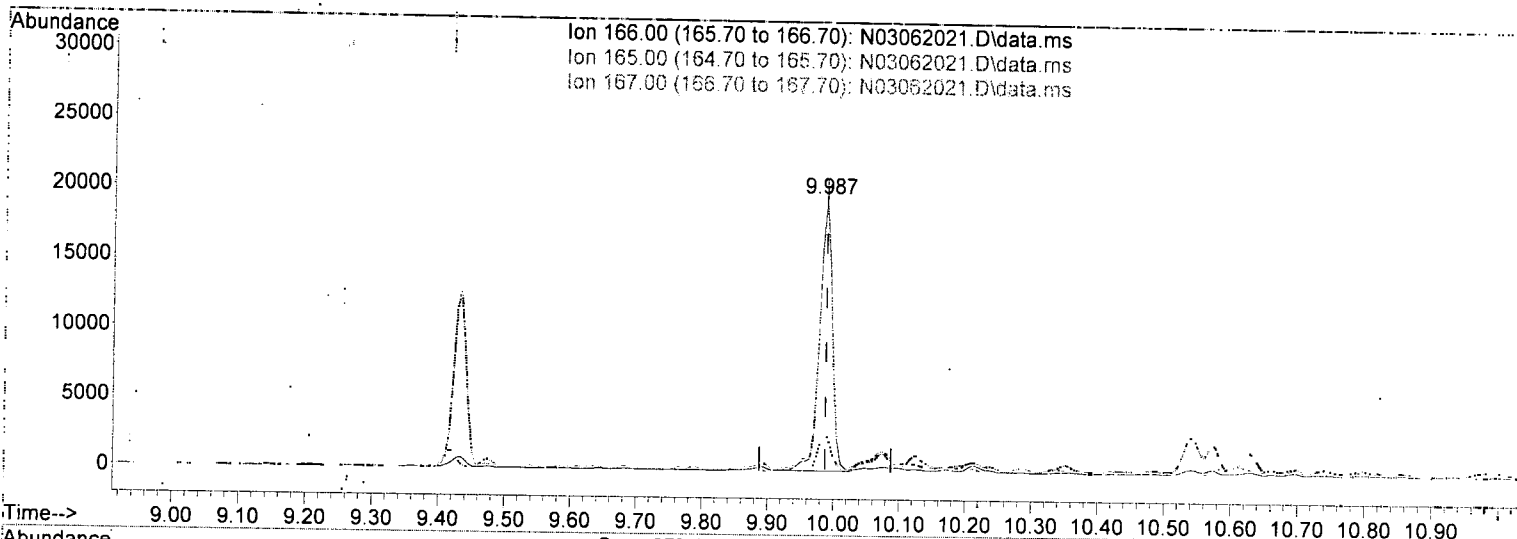
response 38014

Ion	Exp%	Act%
153.00	100.00	100.00
154.00	90.70	91.92
152.00	46.80	46.05
0.00	0.00	0.00

Quantitation Report (Qedit)

Data Path : R:\data\2020-03\0C06028\
 Data File : N03062021.D
 Acq On : 06 Mar 2020 08:43 pm
 Operator : JK/ AMS/ DTH
 Sample : AOC0034-01@4
 Misc : 4x, 8270D PAH LL
 ALS Vial : 21 Sample Multiplier: 1

Quant Time: Mar 09 09:42:07 2020
 Quant Method : U:\methods\SV14_090619_PAHR8.M
 Quant Title : EPA 8270D: Semivolatile Organics
 QLast Update : Wed Mar 04 12:21:38 2020
 Response via : Initial Calibration



(16) Fluorene (T)

9.987min (-0.000) 14.53 ng/ml

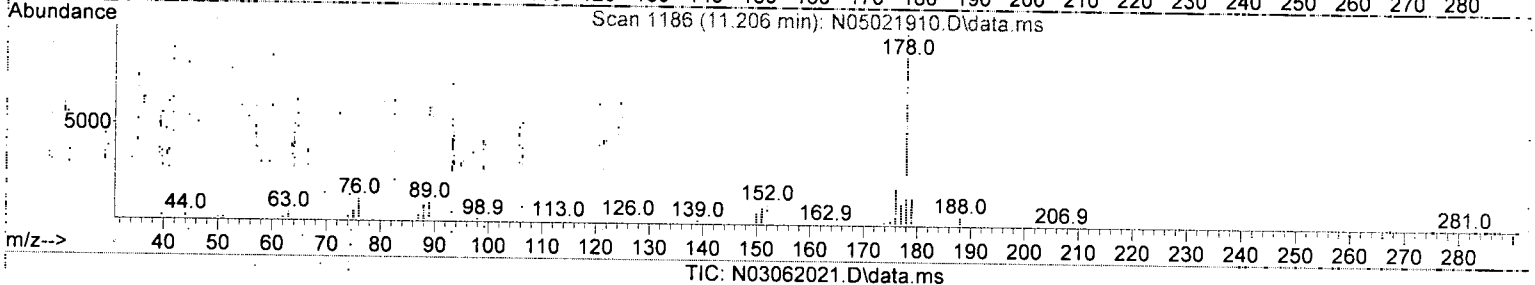
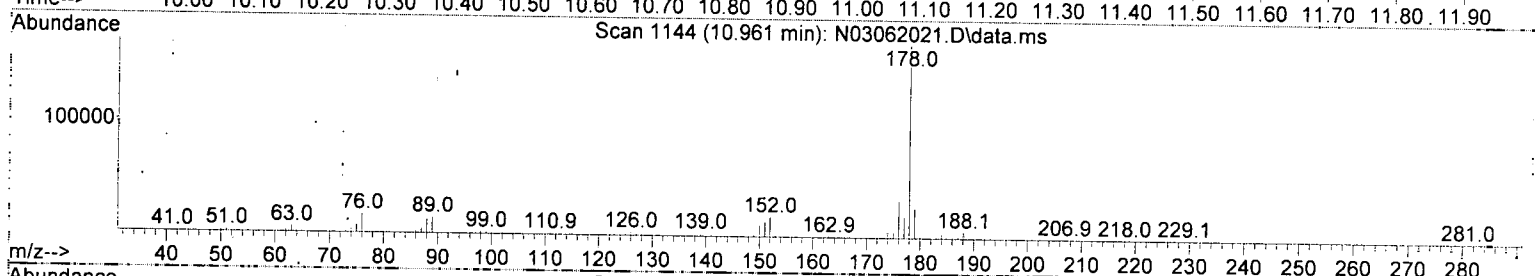
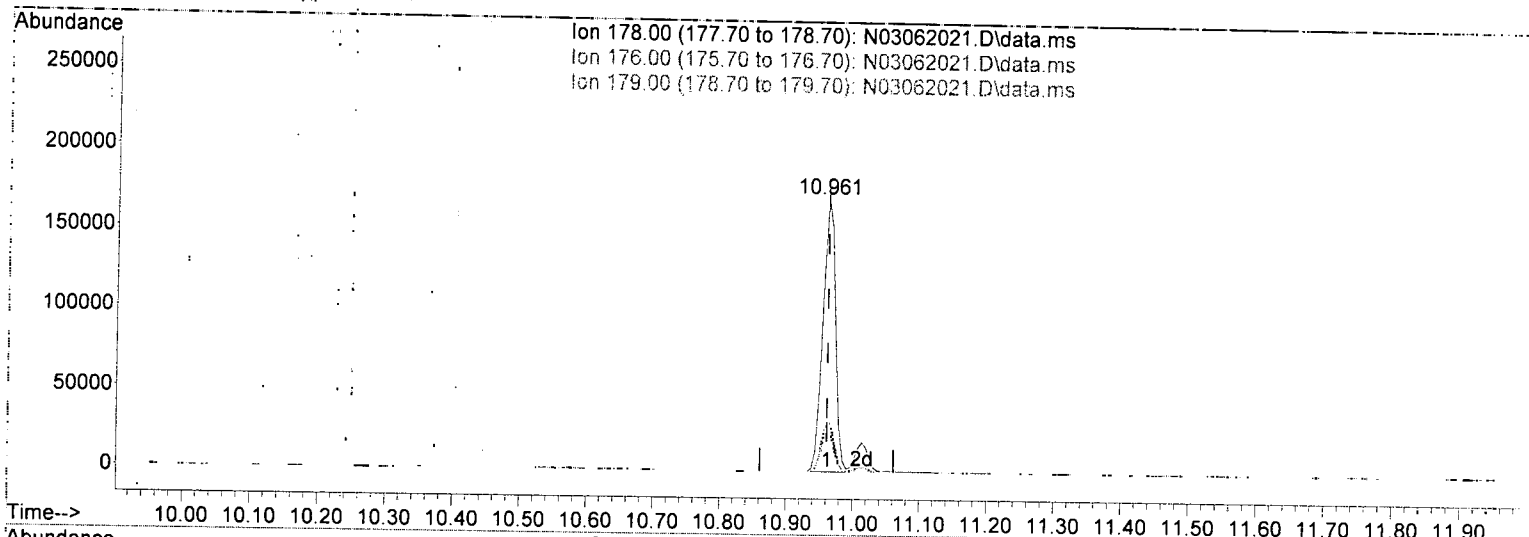
response 26392

Ion	Exp%	Act%
166.00	100.00	100.00
165.00	95.70	95.56
167.00	13.60	14.27
0.00	0.00	0.00

Quantitation Report (Qedit)

Data Path : R:\data\2020-03\0C06028\
 Data File : N03062021.D
 Acq On : 06 Mar 2020 08:43 pm
 Operator : JK/ AMS/ DTH
 Sample : A0C0034-01@4
 Misc : 4x, 8270D PAH LL
 ALS Vial : 21 Sample Multiplier: 1

Quant Time: Mar 09 09:42:07:2020
 Quant Method : U:\methods\SV14_090619_PAHR8.M
 Quant Title : EPA 8270D: Semivolatile Organics
 QLast Update : Wed Mar 04 12:21:38 2020
 Response via : Initial Calibration



(19) Phenanthrene (T)

10.961min (-0.000) 84.15 ng/ml

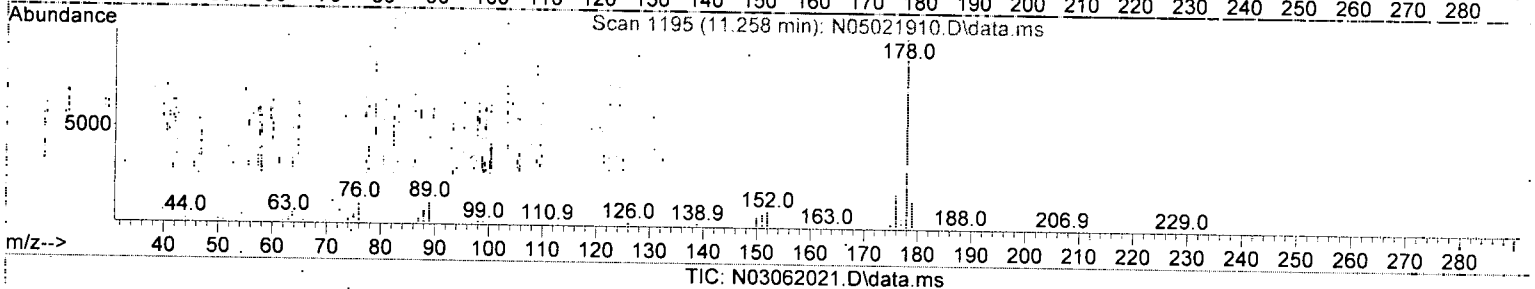
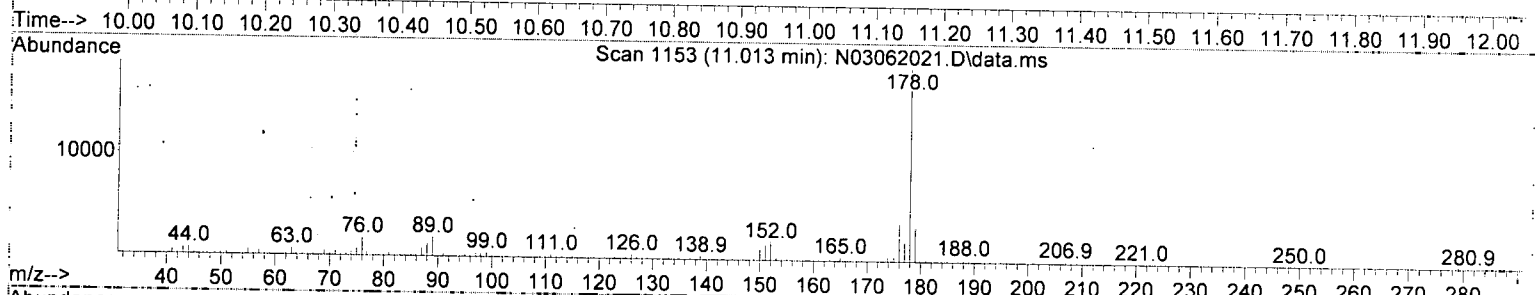
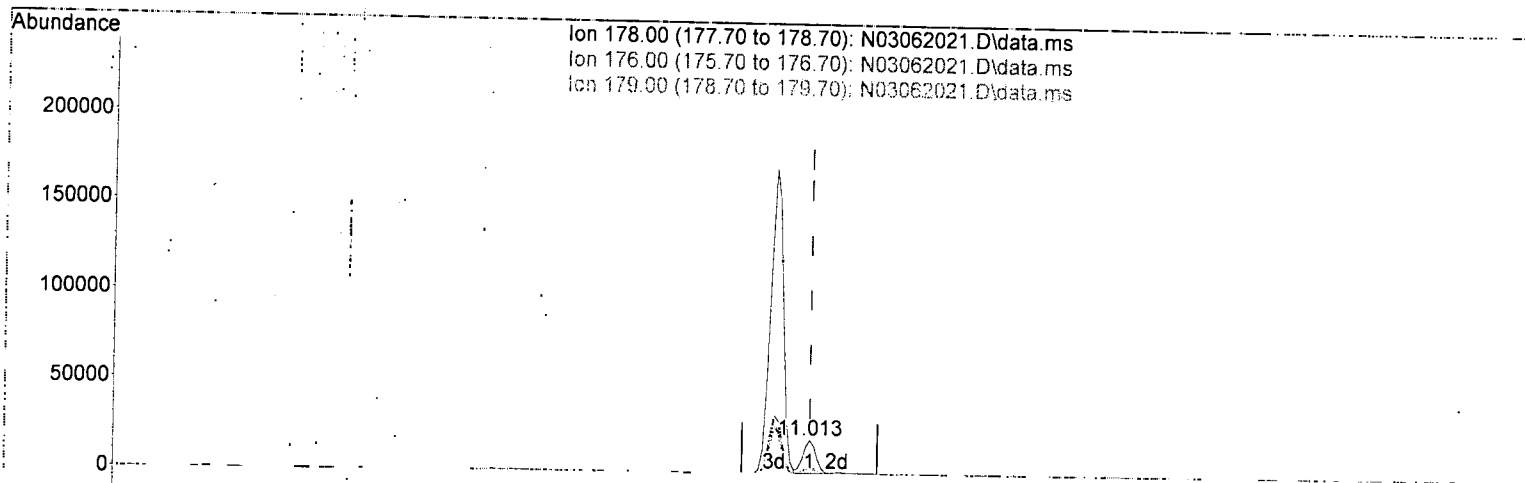
response 223309

Ion	Exp%	Act%
178.00	100.00	100.00
176.00	19.00	18.91
179.00	15.10	15.38
0.00	0.00	0.00

Quantitation Report (Qedit)

Data Path : R:\data\2020-03\0C06028\
 Data File : N03062021.D
 Acq On : 06 Mar 2020 08:43 pm
 Operator : JK/ AMS/ DTH
 Sample : A0C0034-01@4
 Misc : 4x, 8270D PAH LL
 ALS Vial : 21 Sample Multiplier: 1

Quant Time: Mar 09 09:42:07 2020
 Quant Method : U:\methods\SV14_090619_PAHR8.M
 Quant Title : EPA 8270D: Semivolatile Organics
 QLast Update : Wed Mar 04 12:21:38 2020
 Response via : Initial Calibration



(20) Anthracene (T)

11.013min (-0.000) 9.98 ng/ml

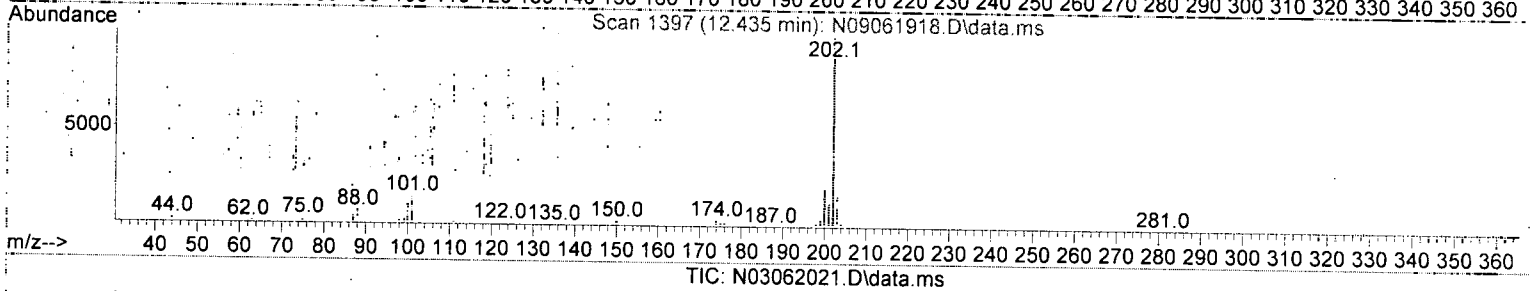
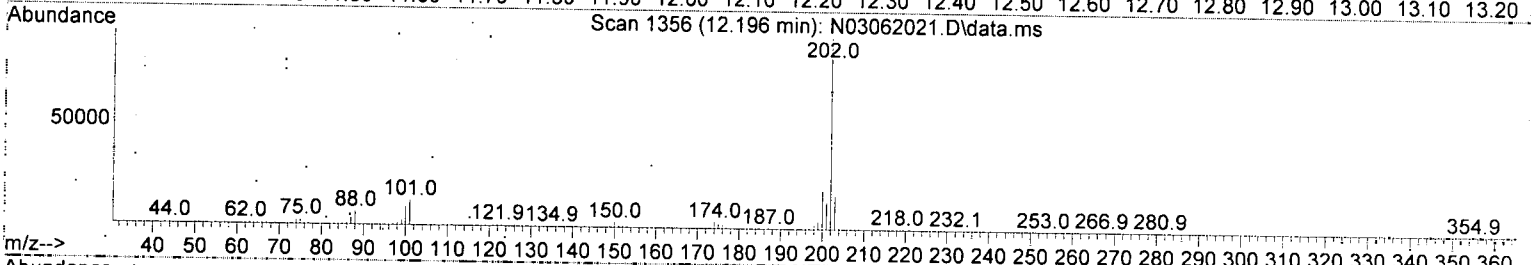
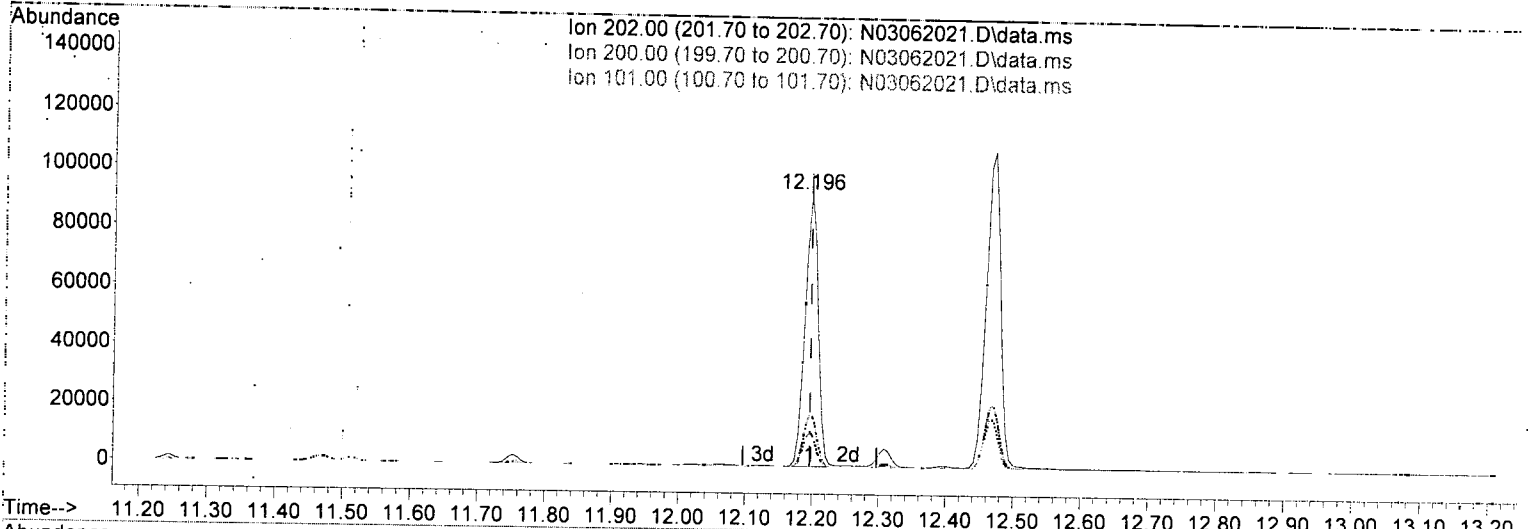
response 24635

Ion	Exp%	Act%
178.00	100.00	100.00
176.00	18.90	19.23
179.00	15.30	16.75
0.00	0.00	0.00

Quantitation Report (Qedit)

Data Path : R:\data\2020-03\0C06028\
 Data File : N03062021.D
 Acq On : 06 Mar 2020 08:43 pm
 Operator : JK/ AMS/ DTH
 Sample : AOC0034-01@4
 Misc : 4x, 8270D PAH LL
 ALS Vial : 21 Sample Multiplier: 1

Quant Time: Mar 09 09:42:07 2020
 Quant Method : U:\methods\SV14_090619_PAHR8.M
 Quant Title : EPA 8270D: Semivolatile Organics
 QLast Update : Wed Mar 04 12:21:38 2020
 Response via : Initial Calibration



(23) Fluoranthene (T)

12.196min (-0.000) 47.00 ng/ml


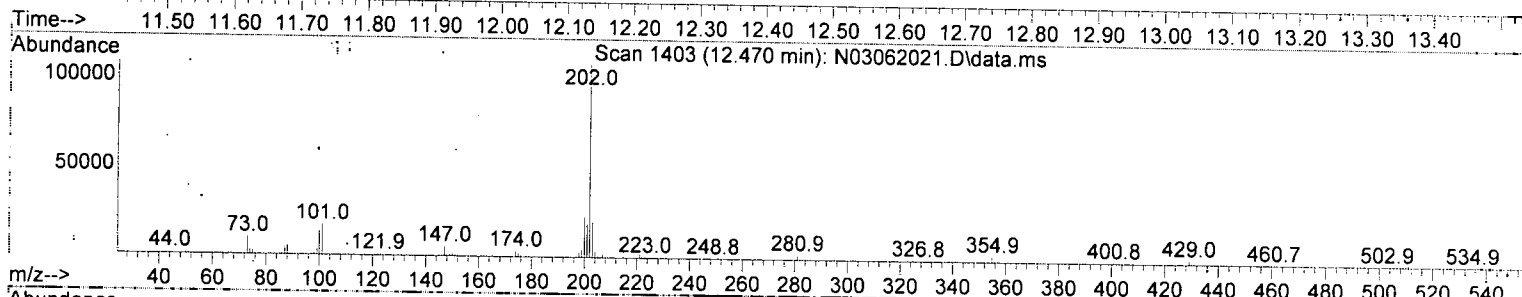
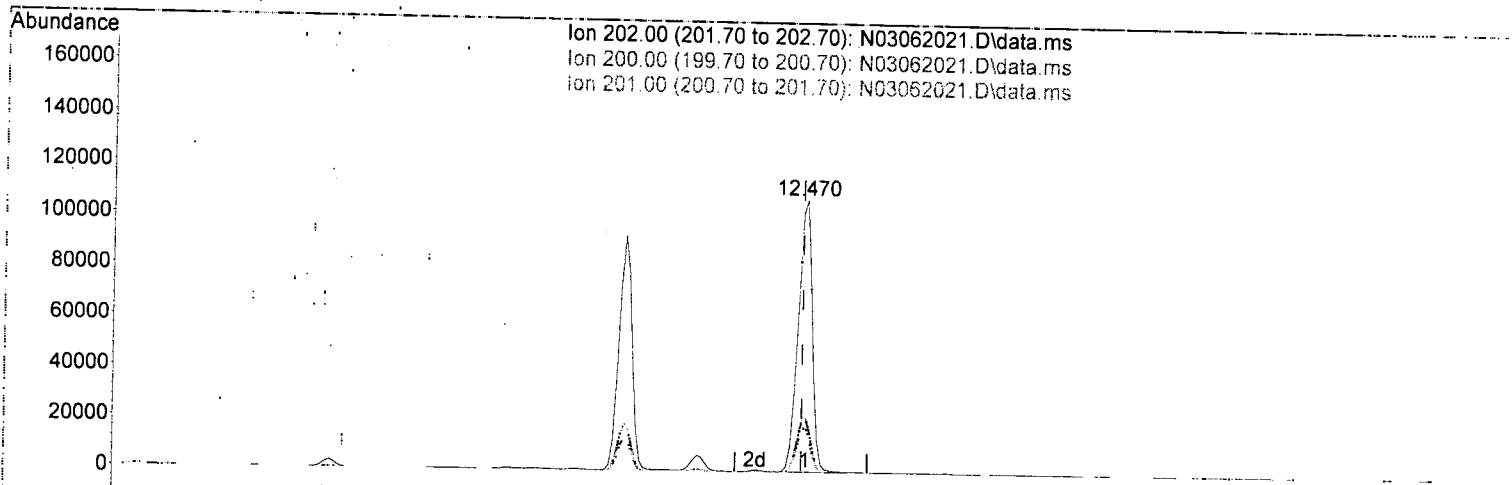
response 125658

Ion	Exp%	Act%
202.00	100.00	100.00
200.00	19.70	20.18
101.00	15.30	13.03
0.00	0.00	0.00

Quantitation Report (Qedit)

Data Path : R:\data\2020-03\0C06028\
 Data File : N03062021.D
 Acq On : 06 Mar 2020 08:43 pm
 Operator : JK/ AMS/ DTH
 Sample : A0C0034-01@4
 Misc : 4x, 8270D PAH LL
 ALS Vial : 21 Sample Multiplier: 1

Quant Time: Mar 09 09:42:07 2020
 Quant Method : U:\methods\SV14_090619_PAHR8.M
 Quant Title : EPA 8270D: Semivolatile Organics
 QLast Update : Wed Mar 04 12:21:38 2020
 Response via : Initial Calibration



(25) Pyrene (T)

12.470min (+ 0.006) 51.57 ng/ml

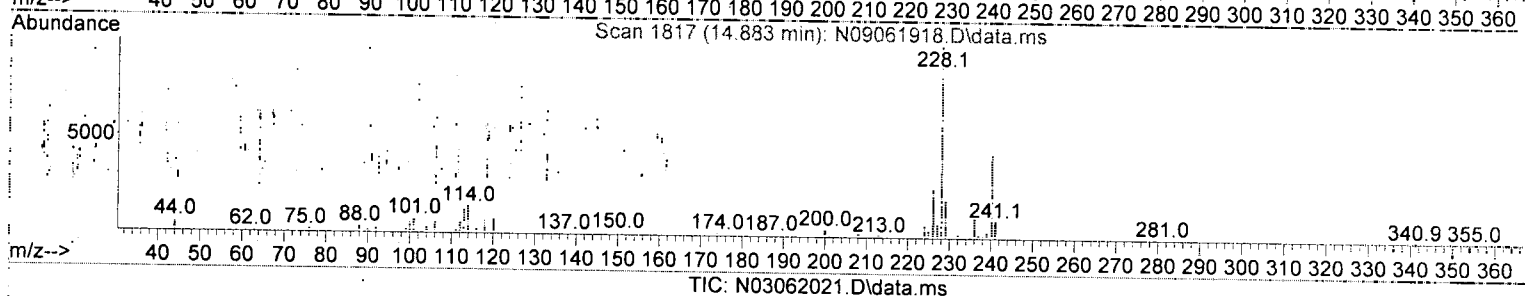
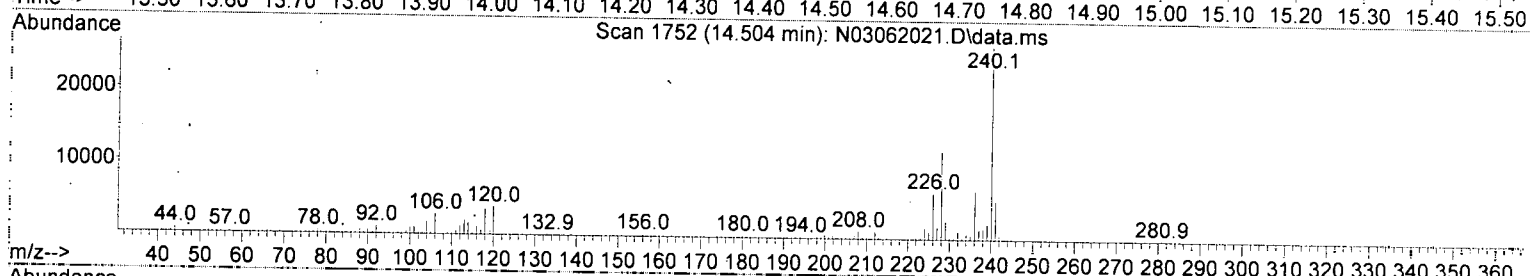
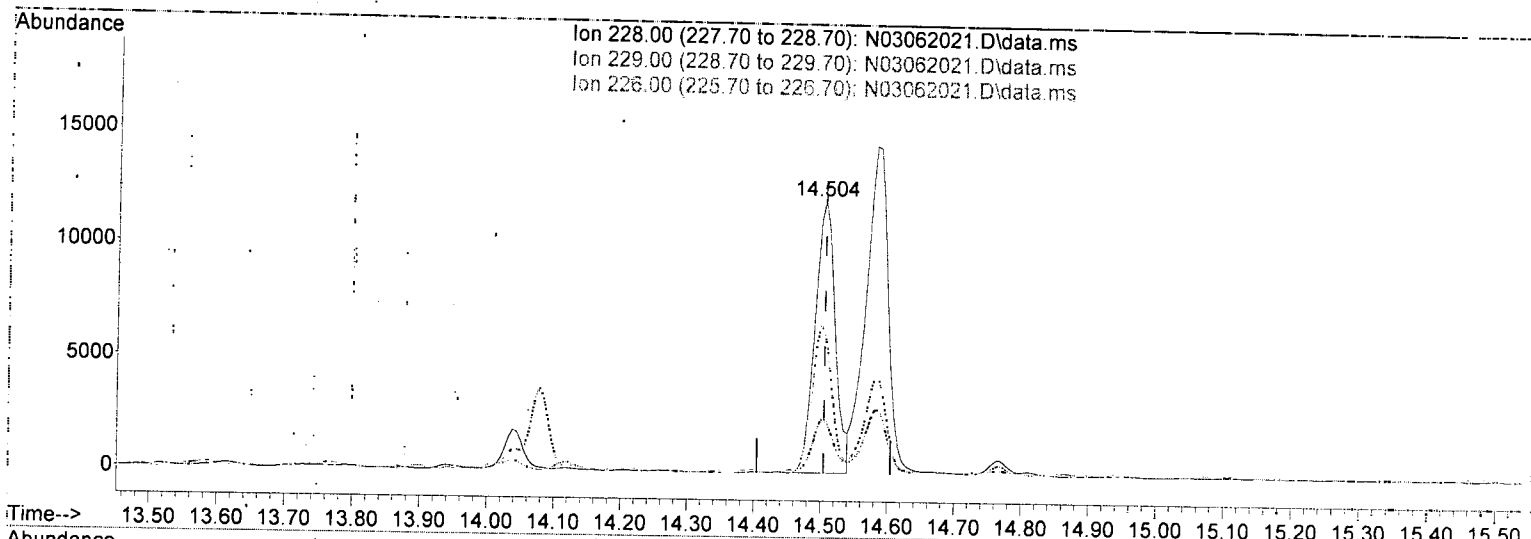
response 159102

Ion	Exp%	Act%
202.00	100.00	100.00
200.00	20.70	20.51
201.00	16.80	16.90
0.00	0.00	0.00

Quantitation Report (Qedit)

Data Path : R:\data\2020-03\0C06028\
 Data File : N03062021.D
 Acq On : 06 Mar 2020 08:43 pm
 Operator : JK/ AMS/ DTH
 Sample : A0C0034-01@4
 Misc : 4x, 8270D PAH LL
 ALS Vial : 21 Sample Multiplier: 1

Quant Time: Mar 09 09:42:07 2020
 Quant Method : U:\methods\SV14_090619_PAHR8.M
 Quant Title : EPA 8270D: Semivolatile Organics
 QLast Update : Wed Mar 04 12:21:38 2020
 Response via : Initial Calibration



(27) Benz(a)anthracene (T)

14.504min (-0.000) 11.15 ng/ml

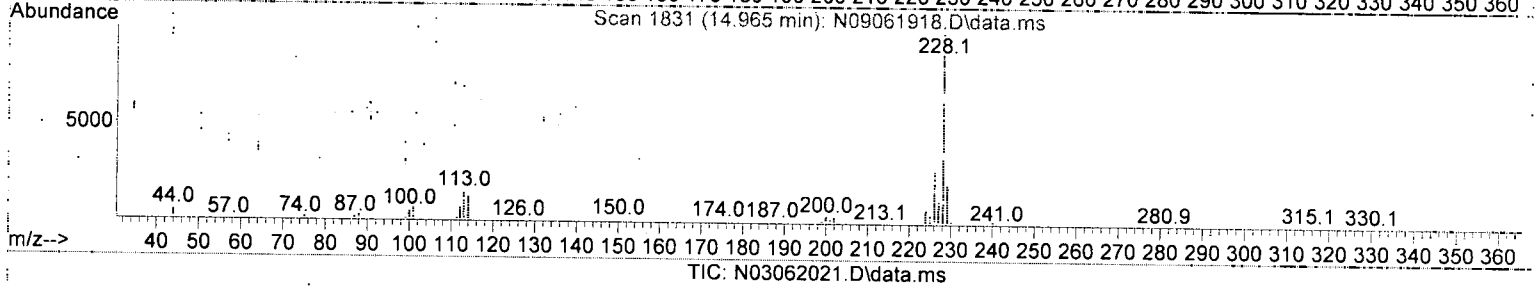
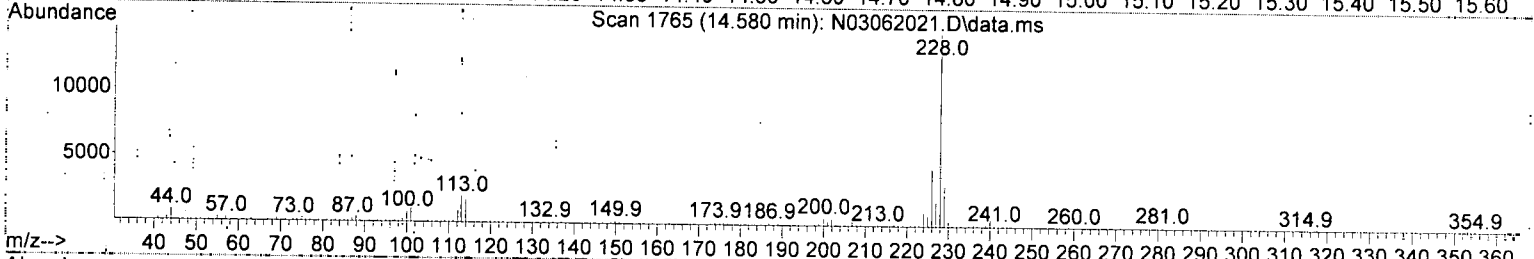
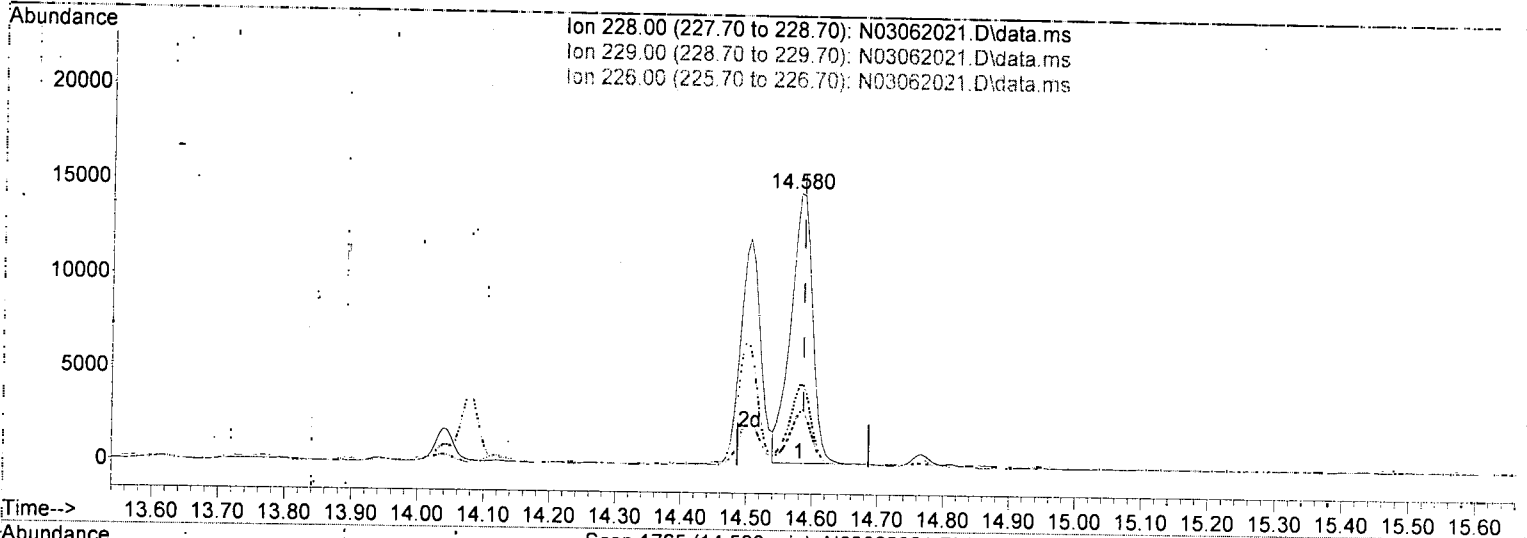
response 25555

Ion	Exp%	Act%
228.00	100.00	100.00
229.00	19.40	20.59
226.00	26.20	52.99
0.00	0.00	0.00

Quantitation Report (Qedit)

Data Path : R:\data\2020-03\0C06028\
 Data File : N03062021.D
 Acq On : 06 Mar 2020 08:43 pm
 Operator : JK/ AMS/ DTH
 Sample : AOC0034-01@4
 Misc : 4x, 8270D PAH LL
 ALS Vial : 21 Sample Multiplier: 1

Quant Time: Mar 09 09:42:07 2020
 Quant Method : U:\methods\SV14_090619_PAHR8.M
 Quant Title : EPA 8270D: Semivolatile Organics
 QLast Update : Wed Mar 04 12:21:38 2020
 Response via : Initial Calibration



(28) Chrysene (T)

14.580min (-0.006) 15.44 ng/ml

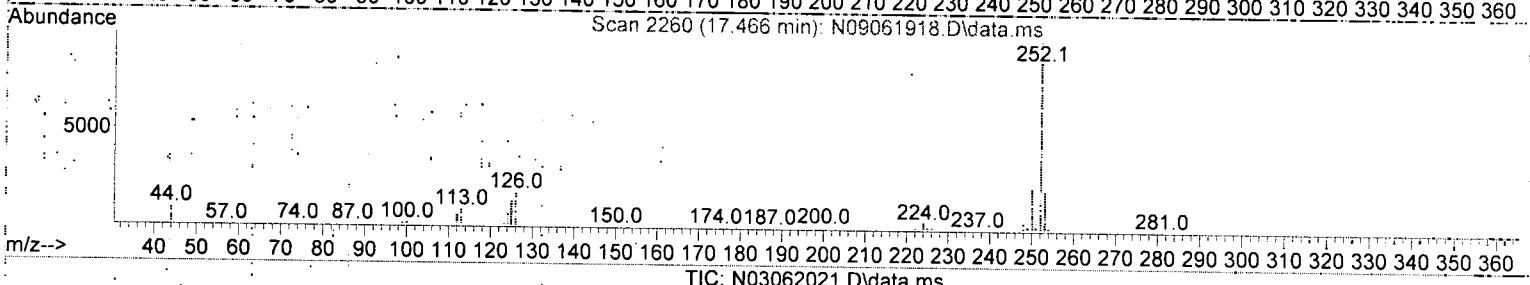
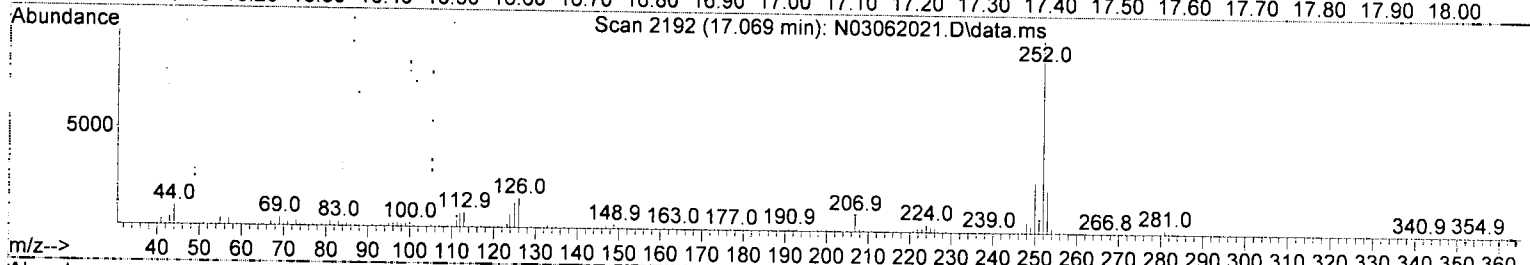
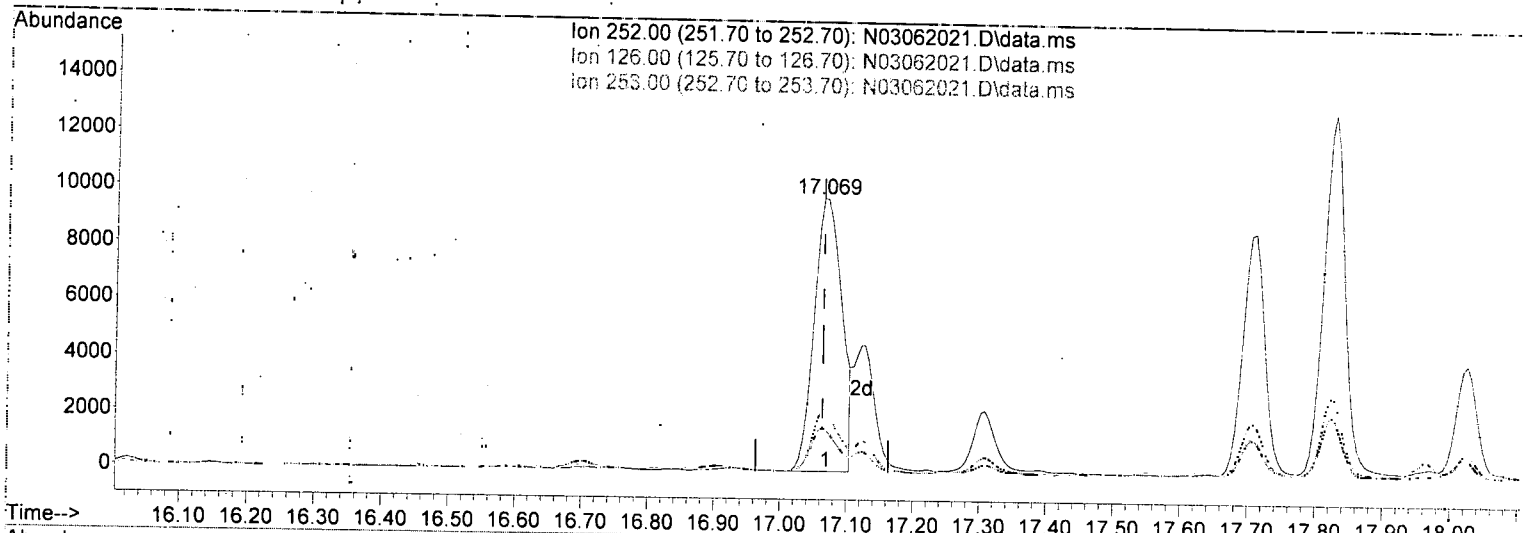
response 33503

Ion	Exp%	Act%
228.00	100.00	100.00
229.00	19.60	19.93
226.00	28.60	29.80
0.00	0.00	0.00

Quantitation Report (Qedit)

Data Path : R:\data\2020-03\0C06028\
 Data File : N03062021.D
 Acq On : 06 Mar 2020 08:43 pm
 Operator : JK/ AMS/ DTH
 Sample : A0C0034-01@4
 Misc : 4x, 8270D PAH LL
 ALS Vial : 21 Sample Multiplier: 1

Quant Time: Mar 09 09:42:07 2020
 Quant Method : U:\methods\SV14_090619_PAHR8.M
 Quant Title : EPA 8270D: Semivolatile Organics
 QLast Update : Wed Mar 04 12:21:38 2020
 Response via : Initial Calibration




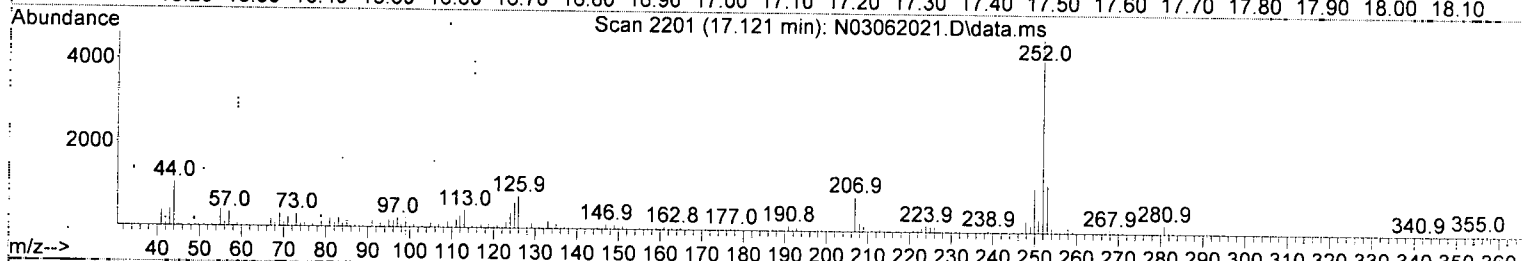
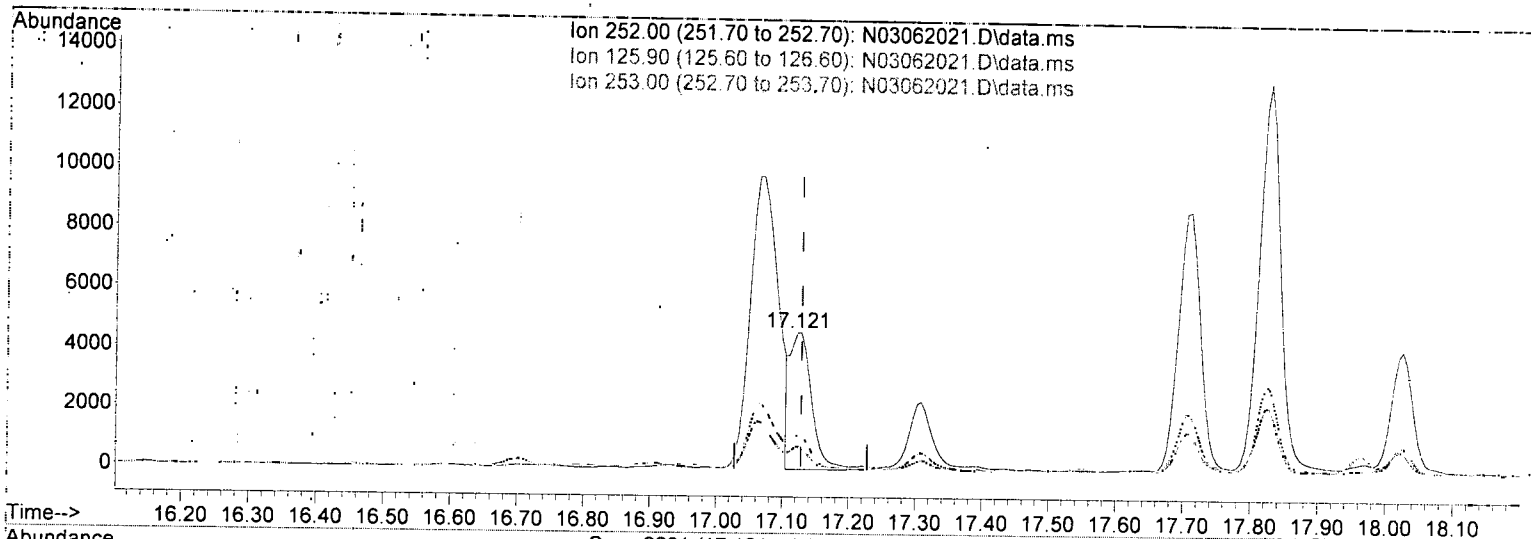
(30) Benzo(b)fluoranthene (T)

17.069min (+ 0.006)	12.86 ng/ml
response	28473
Ion	Exp% Act%
252.00	100.00 100.00
126.00	20.00 15.44
253.00	21.10 21.87
0.00	0.00 0.00

Quantitation Report (Qedit)

Data Path : R:\data\2020-03\0C06028\
 Data File : N03062021.D
 Acq On : 06 Mar 2020 08:43 pm
 Operator : JK/ AMS/ DTH
 Sample : A0C0034-01@4
 Misc : 4x, 8270D PAH LL
 ALS Vial : 21 Sample Multiplier: 1

Quant Time: Mar 09 09:42:07 2020
 Quant Method : U:\methods\SV14_090619_PAHR8.M
 Quant Title : EPA 8270D: Semivolatile Organics
 QLast Update : Wed Mar 04 12:21:38 2020
 Response via : Initial Calibration



(31) Benzo(k)fluoranthene (T)

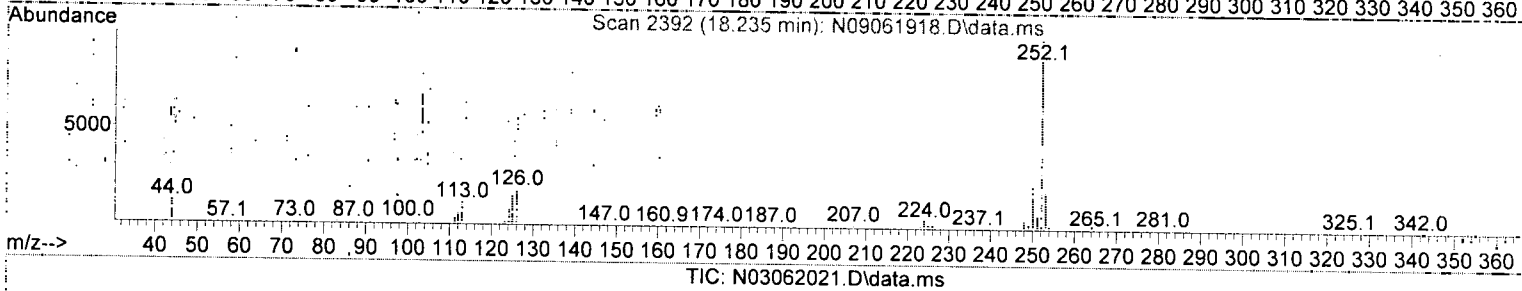
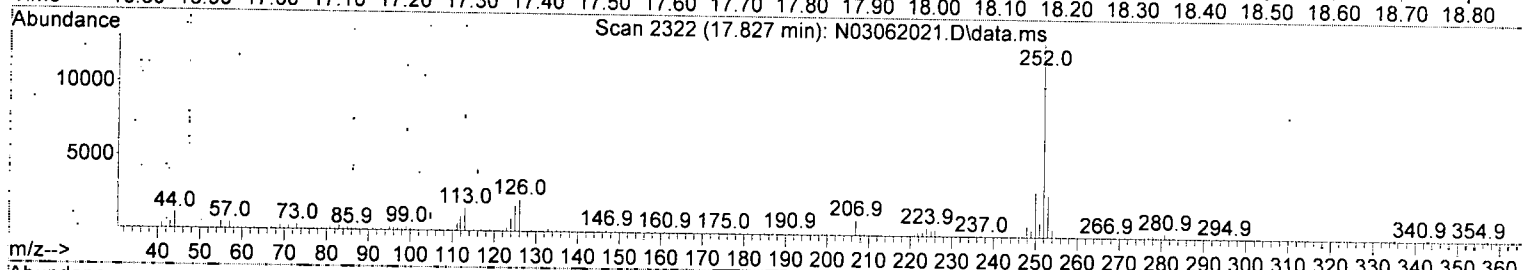
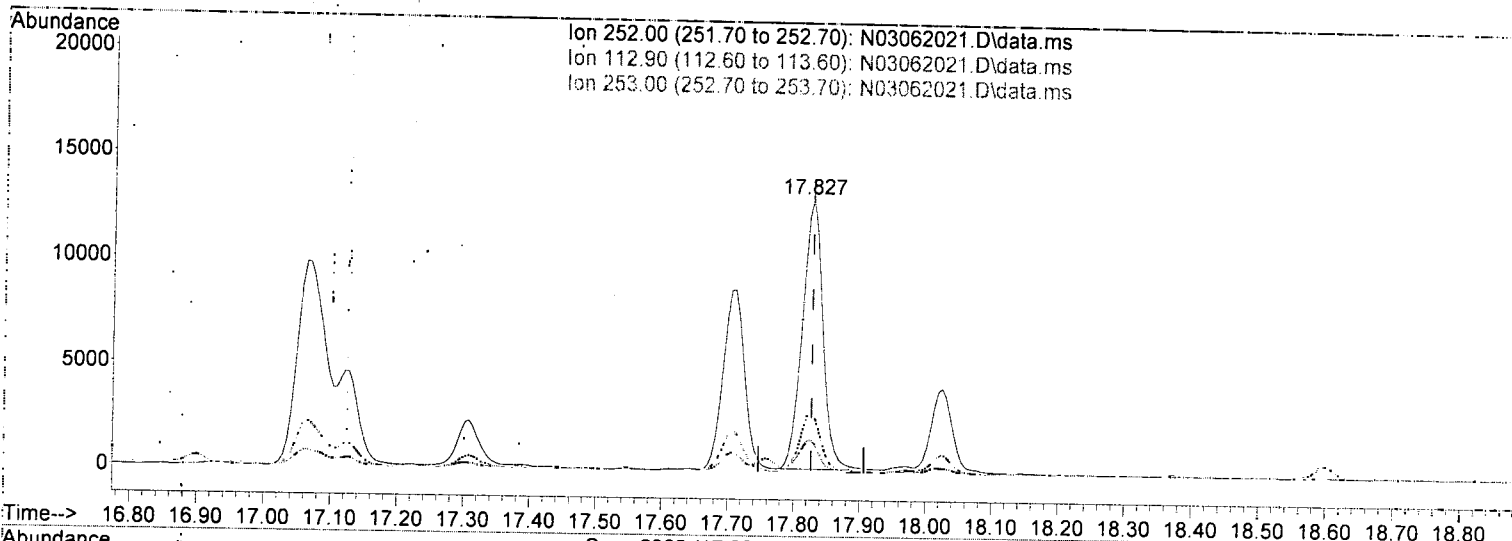
17.121min (-0.006) 4.80 ng/ml (m) J
 response 10461 DTH 3/9/20

Ion	Exp%	Act%
252.00	100.00	100.00
125.90	22.10	16.78
253.00	21.50	24.98
0.00	0.00	0.00

Quantitation Report (Qedit)

Data Path : R:\data\2020-03\0C06028\
 Data File : N03062021.D
 Acq On : 06 Mar 2020 08:43 pm
 Operator : JK/ AMS/ DTH
 Sample : A0C0034-01@4
 Misc : 4x, 8270D PAH LL
 ALS Vial : 21 Sample Multiplier: 1

Quant Time: Mar 09 09:42:07 2020
 Quant Method : U:\methods\SV14_090619_PAHR8.M
 Quant Title : EPA 8270D: Semivolatile Organics
 QLast Update : Wed Mar 04 12:21:38 2020
 Response via : Initial Calibration



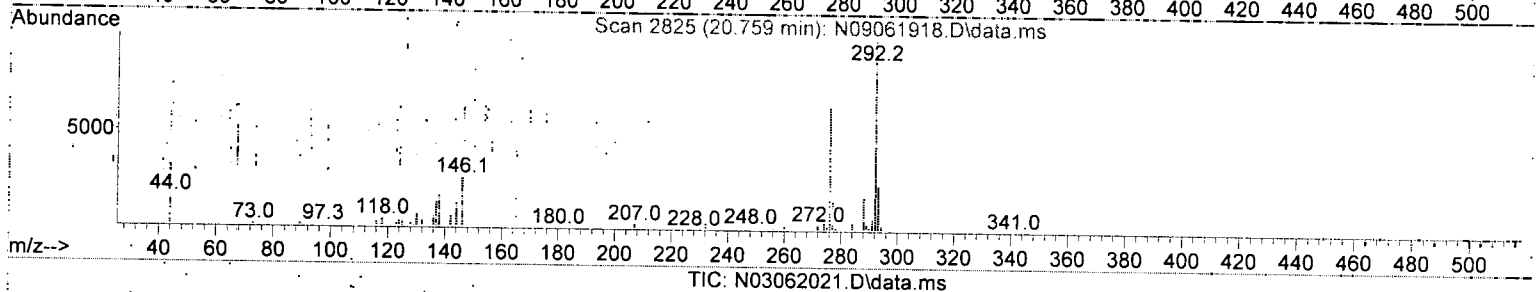
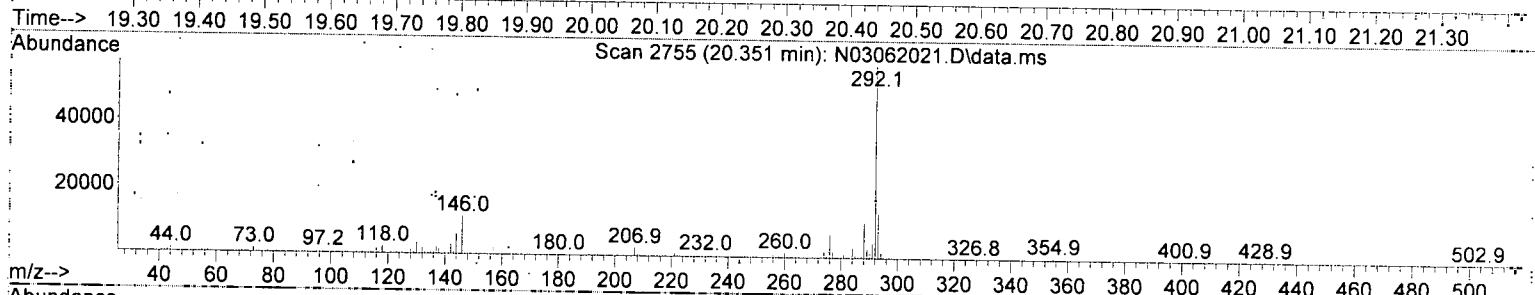
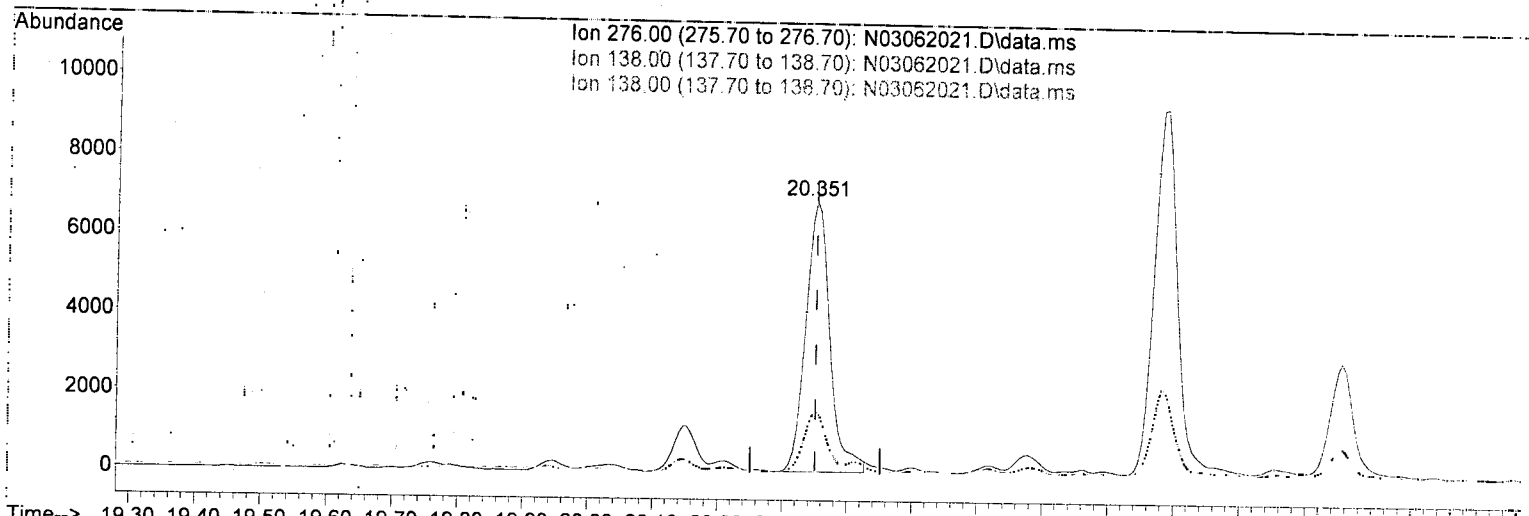
(35) Benzo(a)pyrene (T)

17.827min (-0.000)	14.80	ng/ml
response	28046	
Ion	Exp%	Act%
252.00	100.00	100.00
112.90	12.70	11.93
253.00	21.90	22.15
0.00	0.00	0.00

Quantitation Report (Qedit)

Data Path : R:\data\2020-03\0C06028\
 Data File : N03062021.D
 Acq On : 06 Mar 2020 08:43 pm
 Operator : JK/ AMS/ DTH
 Sample : A0C0034-01@4
 Misc : 4x, 8270D PAH_LL
 ALS Vial : 21 Sample Multiplier: 1

Quant Time: Mar 09 09:42:07 2020
 Quant Method : U:\methods\SV14_090619_PAHR8.M
 Quant Title : EPA 8270D: Semivolatile Organics
 QLast Update : Wed Mar 04 12:21:38 2020
 Response via : Initial Calibration



(38) Indeno(1,2,3-cd)Pyrene (T)

20.351min (-0.000) 10.06 ng/ml

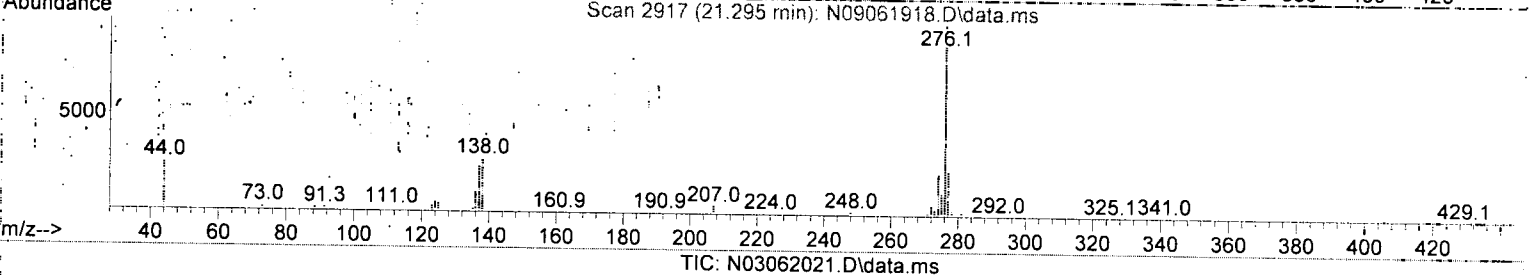
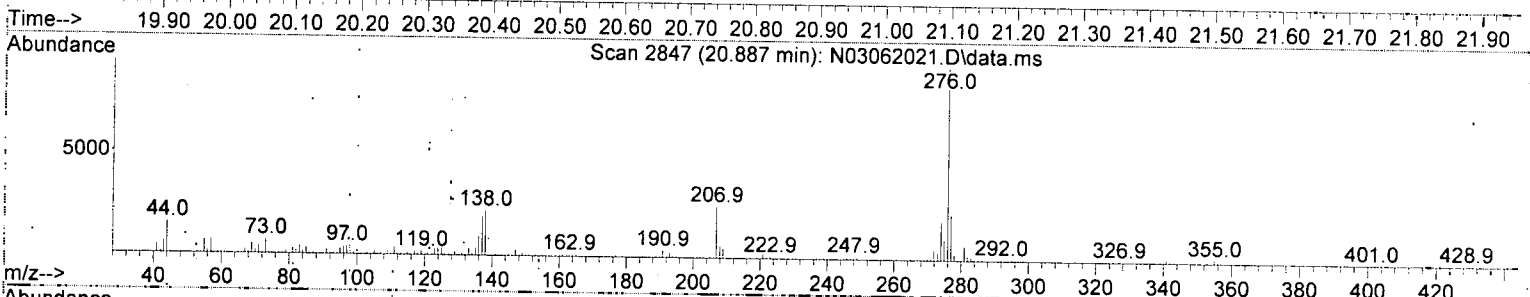
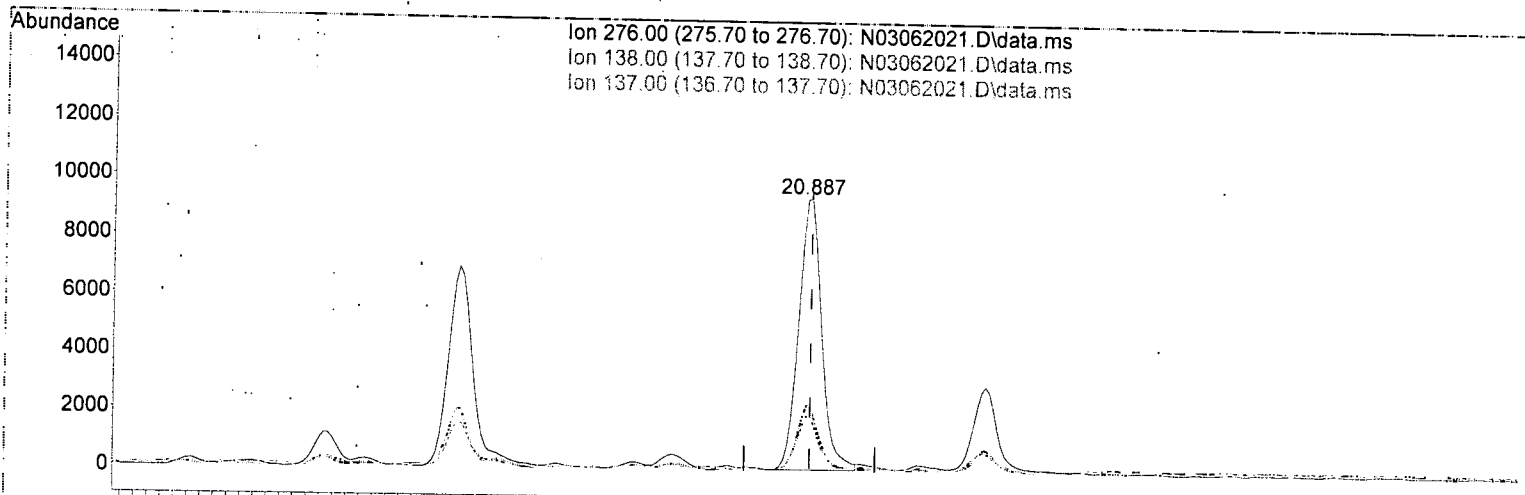
response 17821

Ion	Exp%	Act%
276.00	100.00	100.00
138.00	31.60	22.93
138.00	31.60	22.93
0.00	0.00	0.00

Quantitation Report (Qedit)

Data Path : R:\data\2020-03\0C06028\
 Data File : N03062021.D
 Acq On : 06 Mar 2020 08:43 pm
 Operator : JK/ AMS/ DTH
 Sample : A0C0034-01@4
 Misc : 4x, 8270D PAH LL
 ALS Vial : 21 Sample Multiplier: 1

Quant Time: Mar 09 09:42:07 2020
 Quant Method : U:\methods\SV14_090619_PAHR8.M
 Quant Title : EPA.8270D: Semivolatile Organics
 QLast Update : Wed Mar 04 12:21:38 2020
 Response via : Initial Calibration



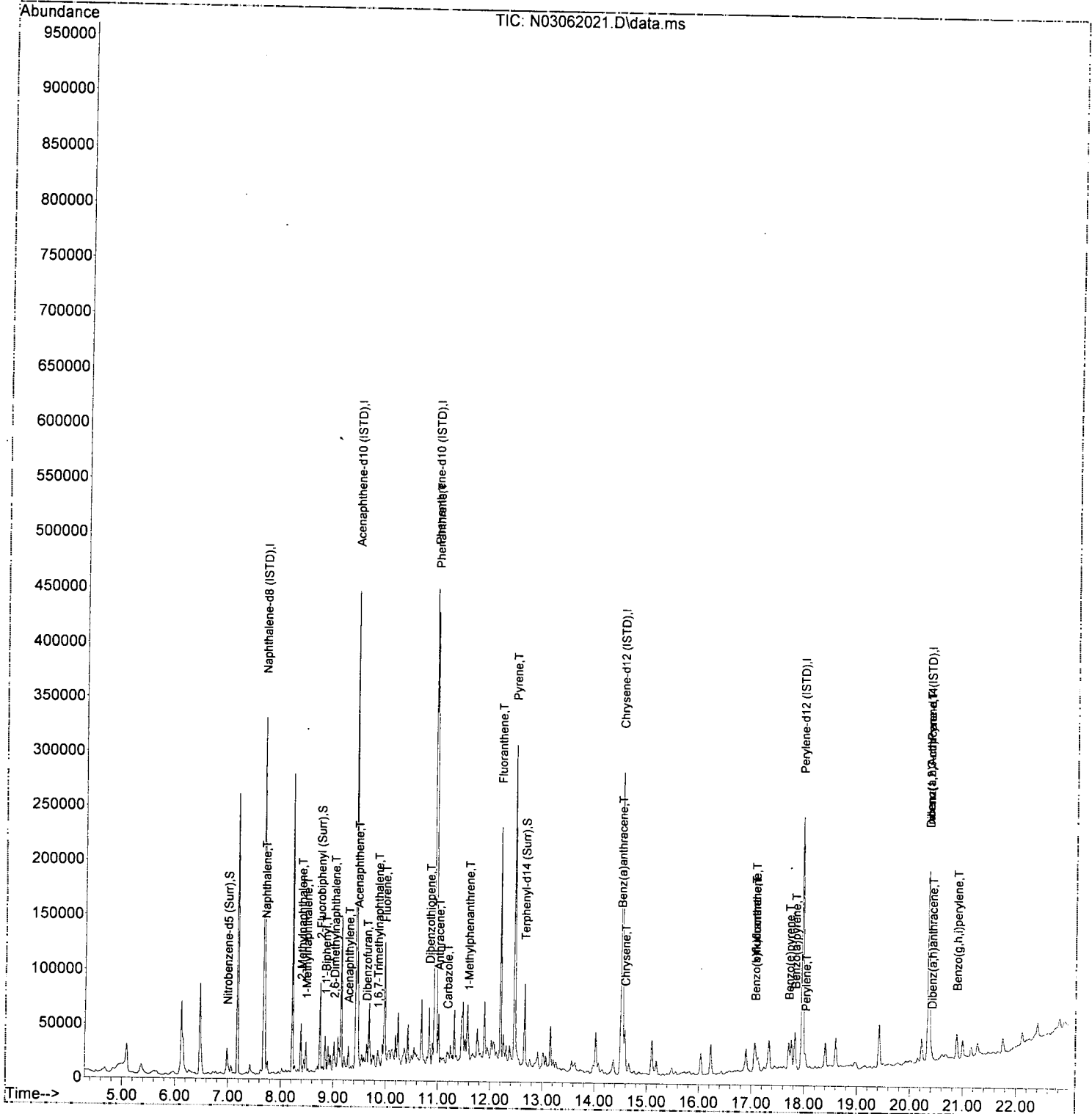
(40) Benzo(g,h,i)perylene (T)

20.887min (-0.000) 12.19 ng/ml

response	Exp%	Act%
22923		
Ion	Exp%	Act%
276.00	100.00	100.00
138.00	21.00	23.44
137.00	18.60	20.25
0.00	0.00	0.00

Data Path : U:\data\2020-03\0C06028\
Data File : N03062021.D
Acq On : 06 Mar 2020 08:43 pm
Operator : JK/ AMS/ DTH
Sample : A0C0034-01@4
Misc : 4x, 8270D PAH LL
ALS Vial : 21 Sample Multiplier: 1
DataAcq Meth:LVI14_BNA_ACQ.M

Quant Time: Mar 09 09:42:07 2020
Quant Method : U:\methods\SV14_090619_PAHR8.M
Quant Title : EPA 8270D: Semivolatile Organics
QLast Update : Wed Mar 04 12:21:38 2020
Response via : Initial Calibration
InstName : SV-GCMS14



**Semivolatile Organic Compounds (PAHs) by EPA 8270D
Benchsheet & Analysis Sequence Data**

Sequence 0C09056 (A0C0034-02)



ELEMENT SEQUENCE LOG

Apex Laboratories

Sequence: **0C09056**
Date: **03/09/20 13:46**

Instrument: **SV-GCMS14**
Calibration: **A911001**

#	Lab Number	Matrix	Analysis	Client	Due	Batch	ISTD ID	STD ID
1	0C09056-IBL1	Sediment	QC	QC			A20C067	
2	0C09056-TUN1	Sediment	QC	QC			A20C067	A20C128
3	0C09056-CCV1	Sediment	QC	QC			A20C067	A20C077
4	0C09056-CCB1	Sediment	QC	QC			A20C067	
5	A0C0058-02	Sediment	8270D LL PAH Only (Scan)	Anchor QEA, LLC	03/17/20	0030176	A20C067	
6	A0C0058-03	Sediment	8270D LL PAH Only (Scan)	Anchor QEA, LLC	03/17/20	0030176	A20C067	
7	A0C0058-04	Sediment	8270D LL PAH Only (Scan)	Anchor QEA, LLC	03/17/20	0030176	A20C067	
8	A0C0058-05	Sediment	8270D LL PAH Only (Scan)	Anchor QEA, LLC	03/17/20	0030176	A20C067	
9	A0C0030-08	Sediment	8270D LL PAH Only (Scan)	Anchor QEA, LLC	03/16/20	0030176	A20C067	
10	A0C0034-02	Sediment	8270D LL PAH Only (Scan)	Anchor QEA, LLC	03/16/20	0030176	A20C067	
11	A0C0036-01	Sediment	8270D LL PAH Only (Scan)	Anchor QEA, LLC	03/16/20	0030176	A20C067	
12	A0C0024-13RE1	Sediment	8270D LL PAH Only (Scan)	Anchor QEA, LLC	03/16/20	0030163	A20C067	
13	A0C0024-14RE1	Sediment	8270D LL PAH Only (Scan)	Anchor QEA, LLC	03/16/20	0030163	A20C067	
14	A0C0024-15RE1	Sediment	8270D LL PAH Only (Scan)	Anchor QEA, LLC	03/16/20	0030163	A20C067	
15	A0C0024-04RE1	Sediment	8270D LL PAH Only (Scan)	Anchor QEA, LLC	03/16/20	0030163	A20C067	
16	A0C0024-11RE1	Sediment	8270D LL PAH Only (Scan)	Anchor QEA, LLC	03/16/20	0030163	A20C067	
17	A0C0030-09RE1	Sediment	8270D LL PAH Only (Scan)	Anchor QEA, LLC	03/16/20	0030176	A20C067	
18	A0C0030-10RE1	Sediment	8270D LL PAH Only (Scan)	Anchor QEA, LLC	03/16/20	0030176	A20C067	
19	A0C0030-11RE1	Sediment	8270D LL PAH Only (Scan)	Anchor QEA, LLC	03/16/20	0030176	A20C067	
20	A0C0058-03RE1	Sediment	8270D LL PAH Only (Scan)	Anchor QEA, LLC	03/17/20	0030176	A20C067	
21	A0C0058-04RE1	Sediment	8270D LL PAH Only (Scan)	Anchor QEA, LLC	03/17/20	0030176	A20C067	
22	A0C0036-01RE1	Sediment	8270D LL PAH Only (Scan)	Anchor QEA, LLC	03/16/20	0030176	A20C067	
23	0C09056-IBL2	Sediment	QC	QC			A20C067	

Data Entered By: DM 3/10/20

Comments:

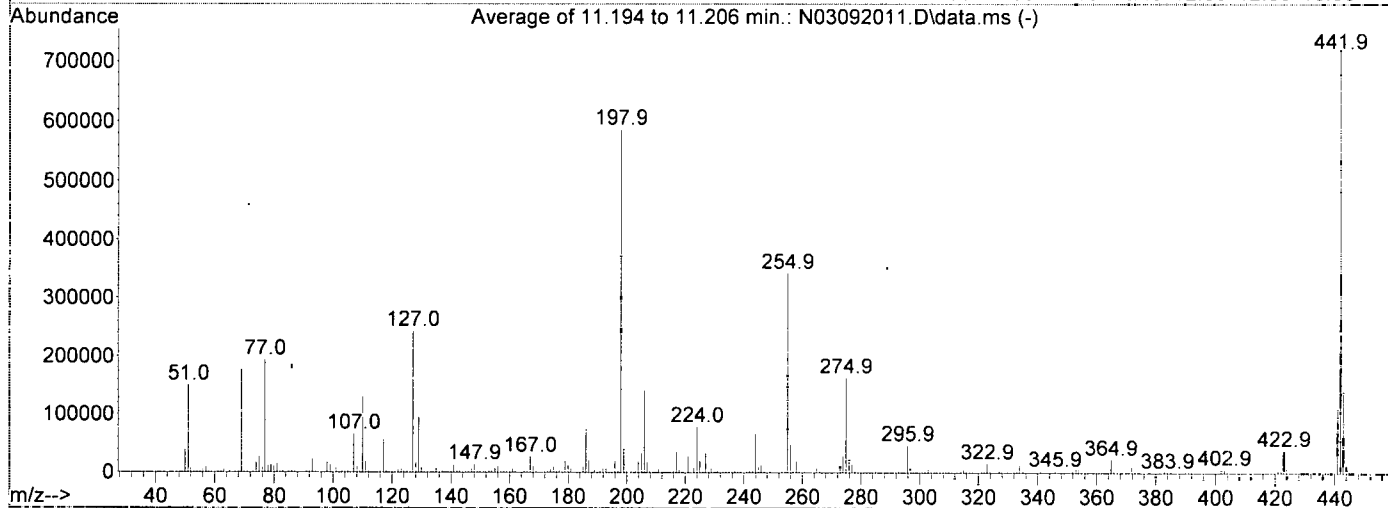
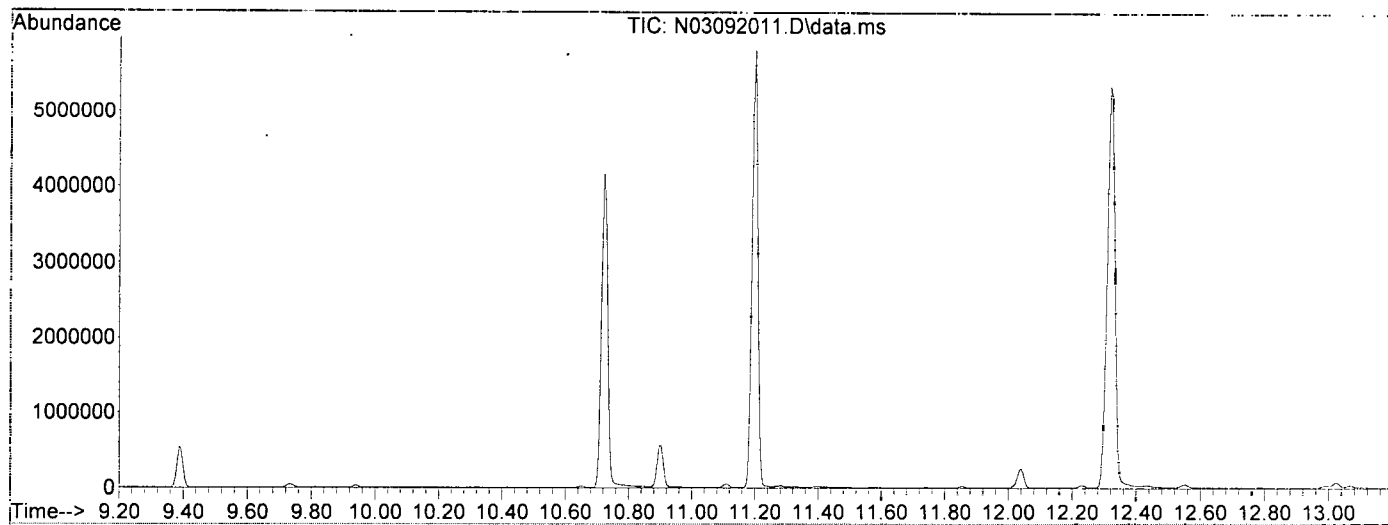
Data Reviewed By: gpd 3/11/20

Data Path : R:\data\2020-03\0C09056\
 Data File : N03092011.D
 Acq On : 09 Mar 2020 02:26 pm
 Operator : JK/ AMS/ DTH
 Sample : 0C09056-TUN1
 Misc : 1x, A20C128 DFTPP
 ALS Vial : 1 Sample Multiplier: 1

Integration File: rteint.p

Method : R:\methods\DFTPP.M
 Title : 8270 DFTPP Tune Method
 Last Update : Wed Mar 04 11:49:30 2020

DTH 3/10/20



AutoFind: Scans 1184, 1185, 1186; Background Corrected with Scan 1178

Target Mass	Rel. to Mass	Lower Limit%	Upper Limit%	Rel. Abn%	Raw Abn	Result Pass/Fail
68	69	0.00	2	1.5	2618	PASS
69	69	100	100	100.0	177243	PASS
70	69	0.00	2	0.5	902	PASS
197	198	0.00	2	0.5	2671	PASS
198	198	100	100	100.0	585707	PASS
199	198	5	9	6.7	39395	PASS
365	198	1	100	4.0	23232	PASS
441	443	0.01	150	77.4	107488	PASS
442	198	0.10	200	122.8	719147	PASS
443	442	15	24	19.3	138955	PASS

Data Path : R:\data\2020-03\0C09056\
 Data File : N03092011.D
 Acq On : 09 Mar 2020 02:26 pm
 Operator : JK/ AMS/ DTH
 Sample : 0C09056-TUN1
 Misc : 1x, A20C128 DFTPP
 ALS Vial : 1 Sample Multiplier: 1

DTH 3/10/20

Quant Time: Mar 10 11:04:03 2020
 Quant Method : R:\methods\DFTPP.M
 Quant Title : 8270 DFTPP Tune Method
 QLast Update : Wed Mar 04 11:49:30 2020
 Response via : Initial Calibration

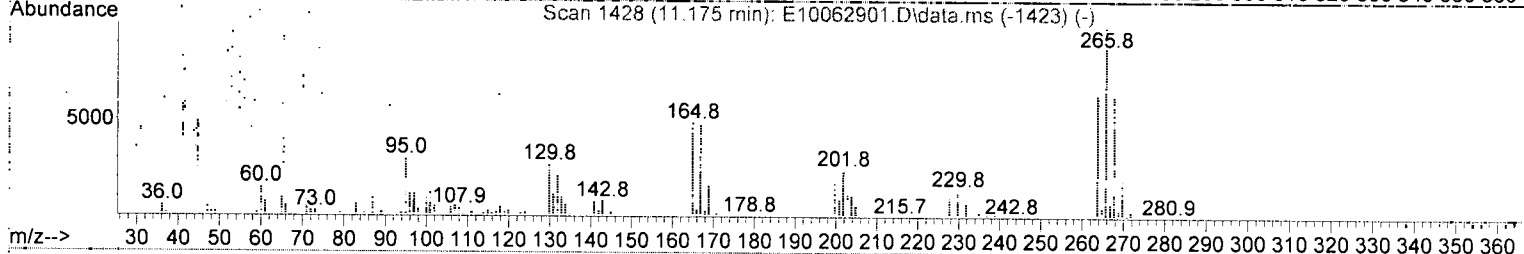
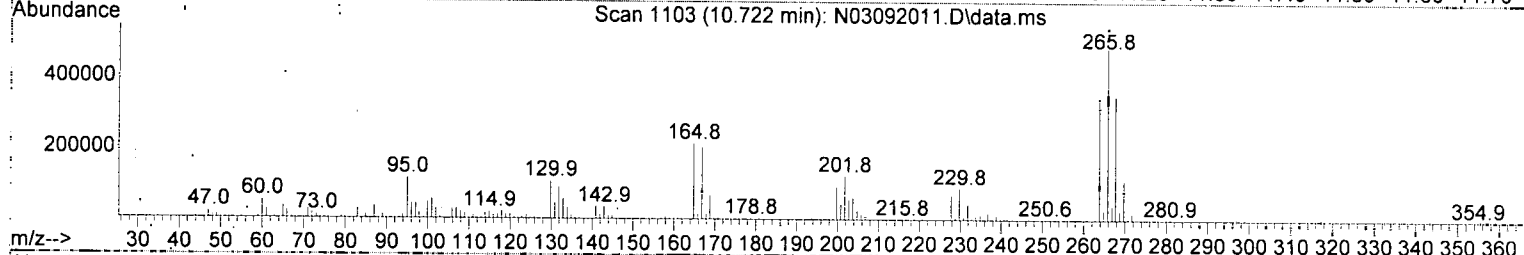
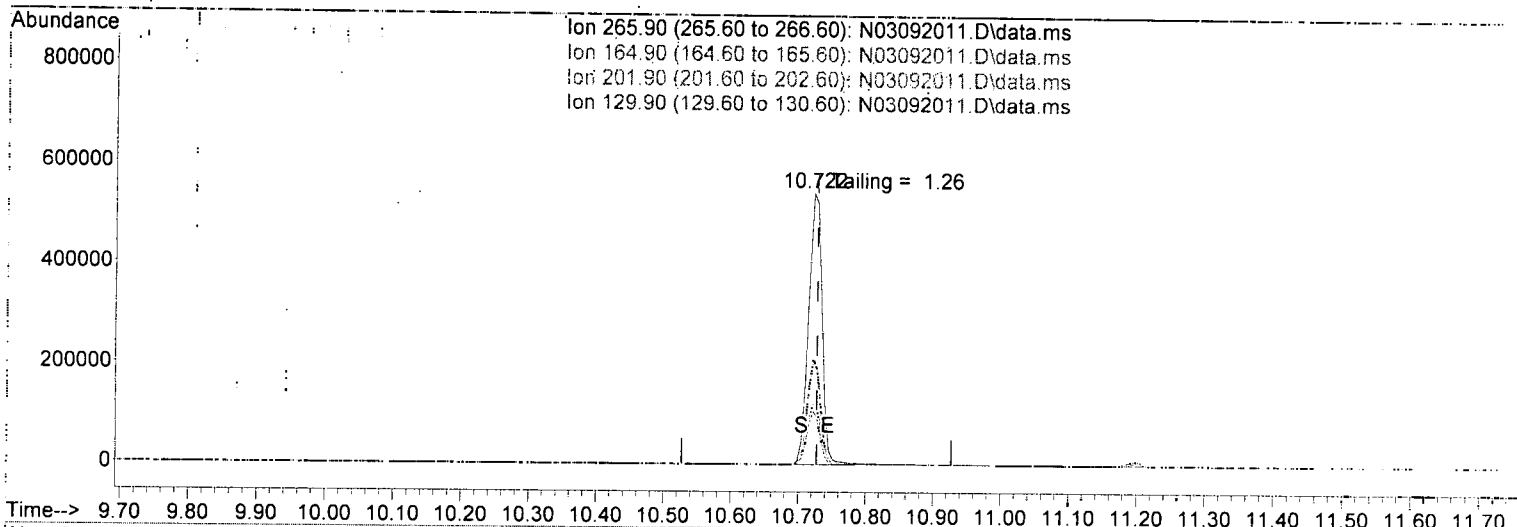
Compound	R.T.	QIon	Response	Conc	Units	Dev(Min)
Internal Standards						
1) 1,4-Dichlorobenzene-d4	6.426	150	58777	2.00	ug/mL	0.00
2) Naphthalene-d8	7.627	136	268057	2.00	ug/mL	0.00
3) Acenaphthene-d10	9.387	162	157670	2.00	ug/mL	0.00
5) Phenanthrene-d10	10.902	188	292784	2.00	ug/mL	0.00
11) Chrysene-d12	14.452	240	262022	2.00	ug/mL	0.00
12) Perylene-d12	16.585	264	255470	2.00	ug/mL	0.00
13) Dibenz(a,h)anthracene-...	17.745	292	231164	2.00	ug/mL #	0.00
Target Compounds						
4) Pentachlorophenol	10.722	266	746696	50.15	ug/mL	86
6) DFTPP	11.200	442	1050813	44.46	ug/mL	83
7) Benzidine	12.319	184	3816360	36.64	ug/mL	98
8) 4,4-DDE	12.552	TIC	65069	No Calib		
9) 4,4-DDD	13.024	TIC	107524	No Calib		
10) 4,4-DDT	13.531	TIC	10585590	35.26	ug/mL	96

(#) = qualifier out of range (m) = manual integration (+) = signals summed

Quantitation Report (Qedit)

Data Path : R:\data\2020-03\0C09056\
 Data File : N03092011.D
 Acq On : 09 Mar 2020 02:26 pm
 Operator : JK/ AMS/ DTH
 Sample : 0C09056-TUN1
 Misc : 1x, A20C128 DFTPP
 ALS Vial : 1 Sample Multiplier: 1

Quant Time: Mar 10 11:04:03 2020
 Quant Method : R:\methods\DFTPP.M
 Quant Title : 8270 DFTPP Tune Method
 QLast Update : Wed Mar 04 11:49:30 2020
 Response via : Initial Calibration



TIC: N03092011.D\data.ms

(4) Pentachlorophenol

10.722min (-0.006) 50.15 ug/mL


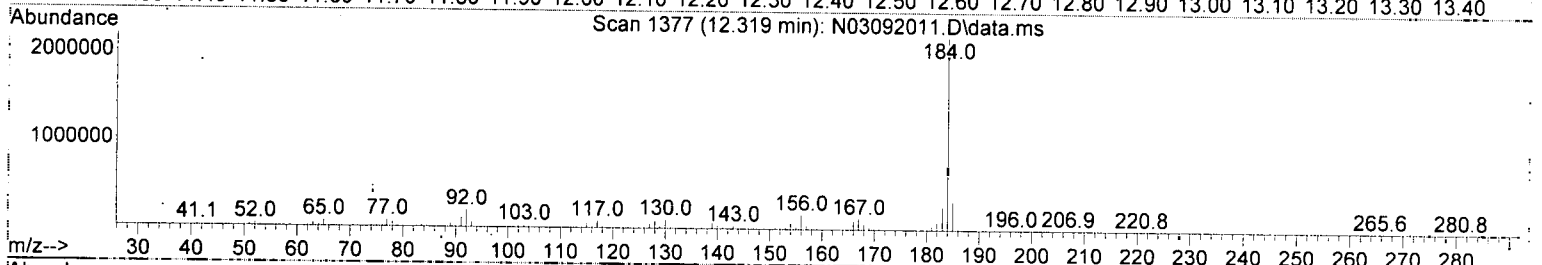
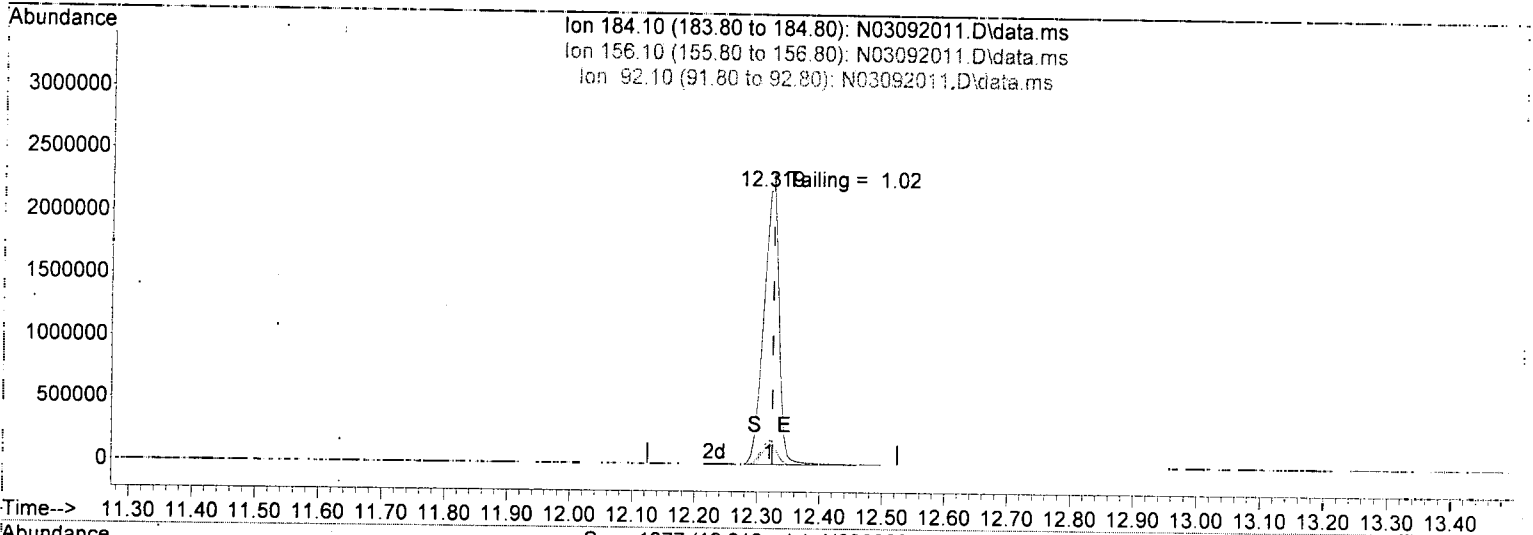
response 746696

Ion	Exp%	Act%
265.90	100.00	100.00
164.90	50.60	39.17
201.90	25.80	22.45
129.90	27.30	19.61

Quantitation Report (Qedit)

Data Path : R:\data\2020-03\0C09056\
 Data File : N03092011.D
 Acq On : 09 Mar 2020 02:26 pm
 Operator : JK/ AMS/ DTH
 Sample : 0C09056-TUN1
 Misc : 1x, A20C128 DFTPP
 ALS Vial : 1 Sample Multiplier: 1

Quant Time: Mar 10 11:04:03 2020
 Quant Method : R:\methods\DFTPP.M
 Quant Title : 8270 DFTPP Tune Method
 QLast Update : Wed Mar 04 11:49:30 2020
 Response via : Initial Calibration



(7) Benzidine

12.319min (-0.006) 36.64 ug/mL

response 3816360

Ion	Exp%	Act%
184.10	100.00	100.00
156.10	8.50	7.20
92.10	8.20	8.63
0.00	0.00	0.00

DDT Breakdown Check (Validated 5/1/2013)

From:

0c09056-TUN1


SV-GCMS14

First Column Area Counts	Percent Breakdown	
DDE	65069	
DDD	107524	✓
DDT	1058590	1.6 PASS

Breakdown must be less than 20% to accept sample data.

Data Path : R:\data\2020-03\0C09056\
 Data File : N03092011.D
 Acq On : 09 Mar 2020 02:26 pm
 Operator : JK/ AMS/ DTH
 Sample : 0C09056-TUN1
 Misc : 1x, A20C128 DFTPP
 ALS Vial : 1 Sample Multiplier: 1

Quant Time: Mar 10 11:04:03 2020
 Quant Method : R:\methods\DFTPP.M
 Quant Title : 8270 DFTPP Tune Method
 QLast Update : Wed Mar 04 11:49:30 2020
 Response via : Initial Calibration



Evaluate Continuing Calibration Report

Data Path : R:\data\2020-03\0C09056\
 Data File : N03092012.D
 Acq On : 09 Mar 2020 02:55 pm
 Operator : JK/ AMS/ DTH
 Sample : 0C09056-CCV1
 Misc : 1x, A20C077@50
 ALS Vial : 2 Sample Multiplier: 1

Quant Time: Mar 10 11:34:07 2020
 Quant Method : R:\methods\SV14_090619_PAHR8.M
 Quant Title : EPA 8270D: Semivolatile Organics
 QLast Update : Wed Mar 04 12:21:38 2020
 Response via : Initial Calibration

OK 3/10/20

Min. RRF : 0.000 Min. Rel. Area : 50% Max. R.T. Dev 0.50min
 Max. RRF Dev : 20% Max. Rel. Area : 200%

Compound	Amount	Calc.	%Dev	Area%	Dev(min)
1 I Naphthalene-d8 (ISTD)	100.000	100.000	0.0	88	0.00
2 S Nitrobenzene-d5 (Surr)	50.000	48.924	2.2	88	0.00
3 T Decalin	50.000	20.580	58.8#	36	0.00
4 T Naphthalene	50.000	49.385	1.2	88	0.00
5 T 2-Methylnaphthalene	50.000	49.475	1.0	86	0.00
6 T 1-Methylnaphthalene	50.000	46.570	6.9	79	0.00
7 T 1,1'-Biphenyl	50.000	49.316	1.4	86	0.00
8 T 2,6-Dimethylnaphthalene	50.000	48.687	2.6	83	0.00
9 I Acenaphthene-d10 (ISTD)	100.000	100.000	0.0	84	0.00
10 S 2-Fluorobiphenyl (Surr)	50.000	50.010	-0.0	84	0.00
11 S Acenaphthylene d-8 (Surr)	50.000	-1.000	102.0#	0	0.00
12 T Acenaphthylene	50.000	46.322	7.4	78	0.00
13 T Acenaphthene	50.000	49.778	0.4	85	0.00
14 T Dibenzofuran	50.000	52.409	-4.8	88	0.00
15 T 1,6,7-Trimethylnaphthalene	50.000	48.408	3.2	83	0.00
16 T Fluorene	50.000	51.851	-3.7	88	0.00
17 I Phenanthrene-d10 (ISTD)	100.000	100.000	0.0	87	0.00
18 T Dibenzothiopene	50.000	49.858	0.3	88	0.00
19 T Phenanthrene	50.000	49.947	0.1	88	0.00
20 T Anthracene	50.000	50.519	-1.0	89	0.00
21 T Carbazole	50.000	54.192	-8.4	95	0.00
22 T 1-Methylphenanthrene	50.000	49.216	1.6	86	0.00
23 T Fluoranthene	50.000	50.169	-0.3	88	0.00
24 I Chrysene-d12 (ISTD)	100.000	100.000	0.0	102	0.00
25 T Pyrene	50.000	43.042	13.9	88	0.00
26 S Terphenyl-d14 (Surr)	50.000	46.064	7.9	95	0.00
27 T Benz(a)anthracene	50.000	45.514	9.0	99	0.00
28 T Chrysene	50.000	47.933	4.1	100	0.00
29 I Perylene-d12 (ISTD)	100.000	100.000	0.0	112	0.00
30 T Benzo(b)fluoranthene	50.000	46.950	6.1	105	0.00
31 T Benzo(k)fluoranthene	50.000	48.725	2.5	111	0.00
32 T Benzo(b+k)fluoranthene	100.000	95.848	4.2	108	0.00
33 S Benzo(a)pyrene d-12 (Surr)	50.000	0.000	100.0#	0	-17.83#
34 T Benzo(e)pyrene	50.000	45.930	8.1	105	0.00
35 T Benzo(a)pyrene	50.000	49.262	1.5	109	0.00
36 T Perylene	50.000	49.573	0.9	111	0.00
37 I Dibenz(a,h)Anthracene-d14 (IS	100.000	100.000	0.0	144	0.00
38 T Indeno(1,2,3-cd)Pyrene	50.000	45.796	8.4	133	0.00
39 T Dibenz(a,h)anthracene	50.000	47.843	4.3	140	0.00
40 T Benzo(g,h,i)perylene	50.000	45.572	8.9	130	0.00

(#) = Out of Range

SPCC's out = 0 CCC's out = 0

Data Path : R:\data\2020-03\0C09056\
 Data File : N03092012.D
 Acq On : 09 Mar 2020 02:55 pm
 Operator : JK/ AMS/ DTH
 Sample : 0C09056-CCV1
 Misc : 1x, A20C077@50
 ALS Vial : 2 Sample Multiplier: 1

Quant Time: Mar 10 11:34:07 2020
 Quant Method : R:\methods\SV14_090619_PAHR8.M
 Quant Title : EPA:8270D: Semivolatile Organics
 QLast Update : Wed Mar 04 12:21:38 2020
 Response via : Initial Calibration

DATA 3/10/20


Compound	R.T.	QIon	Response	Conc	Units	Dev(Min)	
Internal Standards							
1) Naphthalene-d8 (ISTD)	7.679	136	130268	100.00	ng/ml	0.00	
9) Acenaphthene-d10 (ISTD)	9.434	162	98991	100.00	ng/ml	0.00	
17) Phenanthrene-d10 (ISTD)	10.937	188	190861	100.00	ng/ml	0.00	
24) Chrysene-d12 (ISTD)	14.528	240	173905	100.00	ng/ml	0.00	
29) Perylene-d12 (ISTD)	17.967	264	160105	100.00	ng/ml	0.00	
37) Dibenz(a,h)Anthracene-d...	20.345	292	134662	100.00	ng/ml	0.00	
System Monitoring Compounds							
2) Nitrobenzene-d5 (Surr)	6.986	82	21178	48.92	ng/ml	0.00	
10) 2-Fluorobiphenyl (Surr)	8.746	172	73854	50.01	ng/ml	0.00	
11) Acenaphthylene d-8 (Surr)	9.276	160	279	-1.00	ng/ml	0.00	
26) Terphenyl-d14 (Surr)	12.663	244	84251	46.06	ng/ml	0.00	
33) Benzo(a)pyrene d-12 (S...	0.000	264	0	0.00	ng/ml		
Target Compounds							
							Qvalue
3) Decalin	7.149	138	1996	20.58	ng/ml		92
4) Naphthalene	7.697	128	70954	49.38	ng/ml		100
5) 2-Methylnaphthalene	8.384	142	60236	49.47	ng/ml		98
6) 1-Methylnaphthalene	8.483	142	56689	46.57	ng/ml		98
7) 1,1'-Biphenyl	8.851	154	80755	49.32	ng/ml		97
8) 2,6-Dimethylnaphthalene	9.008	156	58223	48.69	ng/ml		99
12) Acenaphthylene	9.288	152	99550	46.32	ng/ml		99
13) Acenaphthene	9.463	153	70068	49.78	ng/ml		98
14) Dibenzofuran	9.638	168	92402	52.41	ng/ml		97
15) 1,6,7-Trimethylnaphtha...	9.853	170	57145	48.41	ng/ml		98
16) Fluorene	9.987	166	74687	51.85	ng/ml		99
18) Dibenzothiopene	10.832	184	99525	49.86	ng/ml		97
19) Phenanthrene	10.961	178	111551	49.95	ng/ml		99
20) Anthracene	11.013	178	104949	50.52	ng/ml		99
21) Carbazole	11.182	167	91096	54.19	ng/ml		99
22) 1-Methylphenanthrene	11.590	192	76357	49.22	ng/ml		97
23) Fluoranthene	12.196	202	112891	50.17	ng/ml		97
25) Pyrene	12.464	202	116945	43.04	ng/ml		99
27) Benz(a)anthracene	14.504	228	91897	45.51	ng/ml		99
28) Chrysene	14.586	228	91586	47.93	ng/ml		99
30) Benzo(b)fluoranthene	17.063	252	86736	46.95	ng/ml		93
31) Benzo(k)fluoranthene	17.122	252	88628	48.73	ng/ml		93
32) Benzo(b+k)fluoranthene	17.122	252	181121	95.85	ng/ml		93
34) Benzo(e)pyrene	17.704	252	85800	45.93	ng/ml		99
35) Benzo(a)pyrene	17.821	252	77897	49.26	ng/ml		96
36) Perylene	18.025	252	96548	49.57	ng/ml		100
38) Indeno(1,2,3-cd)Pyrene	20.351	276	76058	45.80	ng/ml		81
39) Dibenz(a,h)anthracene	20.415	278	74660	47.84	ng/ml		84
40) Benzo(g,h,i)perylene	20.887	276	80288	45.57	ng/ml		95

(#) = qualifier out of range (m) = manual integration (+) = signals summed

Quantitation Report (Not Reviewed)

Data Path : R:\data\2020-03\0C09056\
 Data File : N03092012.D
 Acq On : 09 Mar 2020 02:55 pm
 Operator : JK/ AMS/ DTH
 Sample : 0C09056-CCV1
 Misc : 1x, A20C077@50
 ALS Vial : 2 Sample Multiplier: 1

Quant Time: Mar 10 11:34:07 2020
 Quant Method : R:\methods\SV14_090619_PAHR8.M
 Quant Title : EPA 8270D: Semivolatile Organics
 QLast Update : Wed Mar 04 12:21:38 2020
 Response via : Initial Calibration



Data Path : R:\data\2020-03\0C09056\
 Data File : N03092013.D
 Acq On : 09 Mar 2020 03:29 pm
 Operator : JK/ AMS/ DTH
 Sample : 0C09056-CCB1
 Misc : 1x, DCM + ISTD
 ALS Vial : 3 Sample Multiplier: 1

Quant Time: Mar 10 11:34:35 2020
 Quant Method : R:\methods\SV14_090619_PAHR8.M
 Quant Title : EPA 8270D: Semivolatile Organics
 QLast Update : Wed Mar 04 12:21:38 2020
 Response via : Initial Calibration

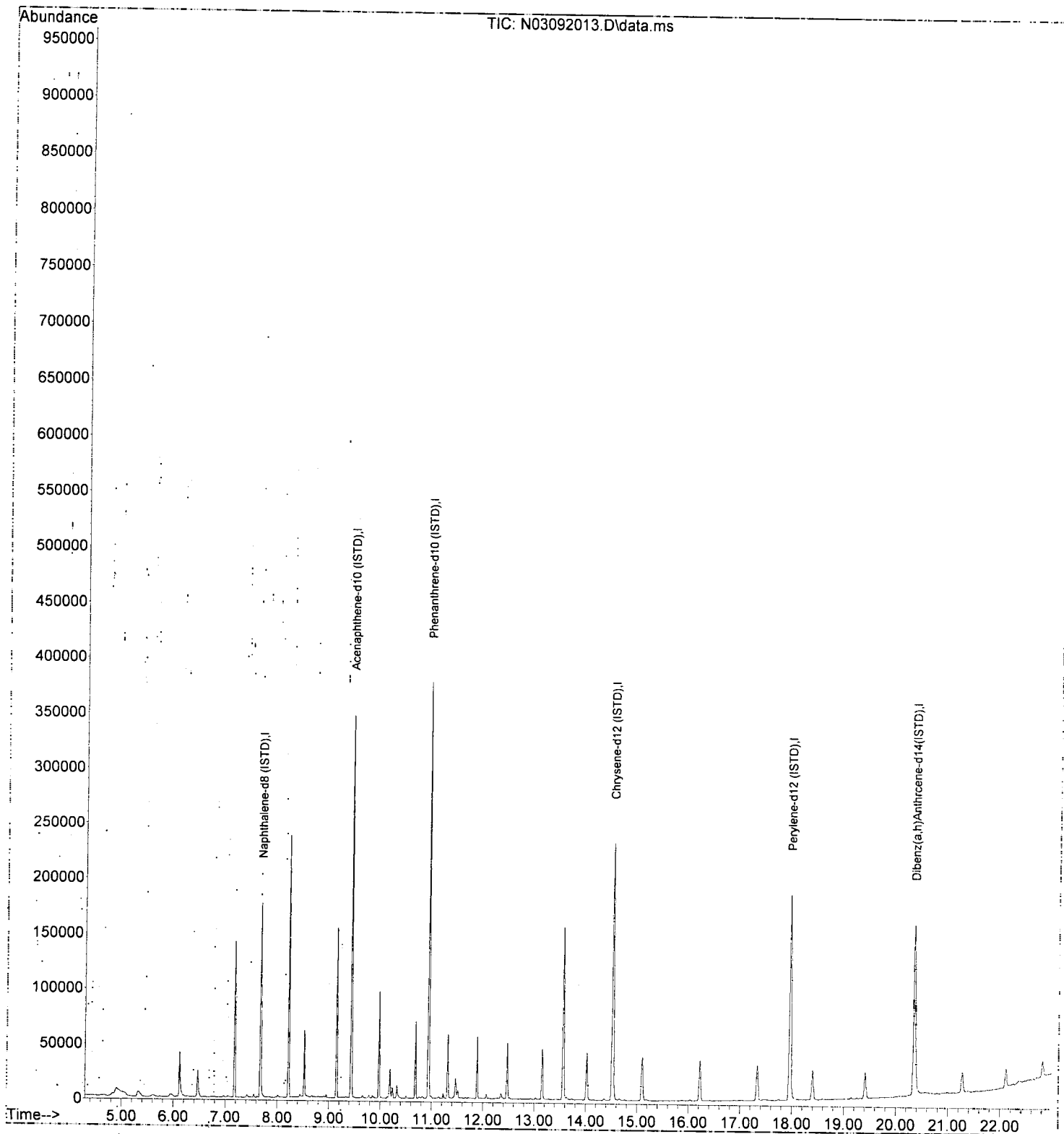
not 3/10/20

Compound	R.T.	QIon	Response	Conc	Units	Dev(Min)	
Internal Standards							
1) Naphthalene-d8 (ISTD)	7.679	136	118890	100.00	ng/ml	0.00	
9) Acenaphthene-d10 (ISTD)	9.434	162	100155	100.00	ng/ml	0.00	
17) Phenanthrene-d10 (ISTD)	10.937	188	196665	100.00	ng/ml	0.00	
24) Chrysene-d12 (ISTD)	14.522	240	173949	100.00	ng/ml	0.00	
29) Perylene-d12 (ISTD)	17.967	264	161746	100.00	ng/ml	0.00	
37) Dibenz(a,h)Anthracene-d...	20.345	292	139553	100.00	ng/ml	0.00	
System Monitoring Compounds							
2) Nitrobenzene-d5 (Surr)	7.050	82	65	0.16	ng/ml	0.06	
10) 2-Fluorobiphenyl (Surr)	0.000	172	0	0.00	ng/ml		
11) Acenaphthylene d-8 (Surr)	9.276	160	346	-1.00	ng/ml	0.00	
26) Terphenyl-d14 (Surr)	0.000	244	0	0.00	ng/ml		
33) Benzo(a)pyrene d-12 (S...	0.000	264	0	0.00	ng/ml		
Target Compounds							
3) Decalin	0.000		0		N.D.		Qvalue
4) Naphthalene	7.708	128	114		N.D.		
5) 2-Methylnaphthalene	0.000		0		N.D.		
6) 1-Methylnaphthalene	0.000		0		N.D.		
7) 1,1'-Biphenyl	8.851	154	58		N.D.		
8) 2,6-Dimethylnaphthalene	0.000		0		N.D.		
12) Acenaphthylene	0.000		0		N.D.		
13) Acenaphthene	0.000		0		N.D.		
14) Dibenzofuran	0.000		0		N.D.		
15) 1,6,7-Trimethylnaphtha...	0.000		0		N.D.		
16) Fluorene	0.000		0		N.D.		
18) Dibenzothiopene	0.000		0		N.D.		
19) Phenanthrene	10.961	178	67		N.D.		
20) Anthracene	10.961	178	67		N.D.		
21) Carbazole	0.000		0		N.D.		
22) 1-Methylphenanthrene	0.000		0		N.D.		
23) Fluoranthene	0.000		0		N.D.		
25) Pyrene	0.000		0		N.D.		
27) Benz(a)anthracene	14.522	228	419		N.D.		
28) Chrysene	14.522	228	410		N.D.		
30) Benzo(b)fluoranthene	0.000		0		N.D.		
31) Benzo(k)fluoranthene	0.000		0		N.D.		
32) Benzo(b+k)fluoranthene	0.000		0		N.D.		
34) Benzo(e)pyrene	17.967	252	477		N.D.		
35) Benzo(a)pyrene	0.000		0		N.D.		
36) Perylene	17.967	252	526		N.D.		
38) Indeno(1,2,3-cd)Pyrene	0.000		0		N.D.		
39) Dibenz(a,h)anthracene	0.000		0		N.D.		
40) Benzo(g,h,i)perylene	0.000		0		N.D.		

(#) = qualifier out of range (m) = manual integration (+) = signals summed

Data Path : R:\data\2020-03\0C09056\
 Data File : N03092013.D
 Acq On : 09 Mar 2020 03:29 pm
 Operator : JK/ AMS/ DTH
 Sample : 0C09056-CCB1
 Misc : 1x, DCM + ISTD
 ALS Vial : 3 Sample Multiplier: 1

Quant Time: Mar 10 11:34:35 2020
 Quant Method : R:\methods\SV14_090619_PAHR8.M
 Quant Title : EPA 8270D: Semivolatile Organics
 QLast Update : Wed Mar 04 12:21:38 2020
 Response via : Initial Calibration



Data Path : R:\data\2020-03\0C09056\
 Data File : N03092019.D
 Acq On. : 09 Mar 2020 06:49 pm
 Operator : JK/ AMS/ DTH
 Sample : AOC0034-02
 Misc : 1x, 8270D PAH LL
 ALS Vial : 9 Sample Multiplier: 1

Quant Time: Mar 10 11:34:53 2020
 Quant Method : R:\methods\SV14_090619_PAHR8.M
 Quant Title : EPA 8270D: Semivolatile Organics
 QLast Update : Wed Mar 04 12:21:38 2020
 Response via : Initial Calibration

Mar 3/10/20

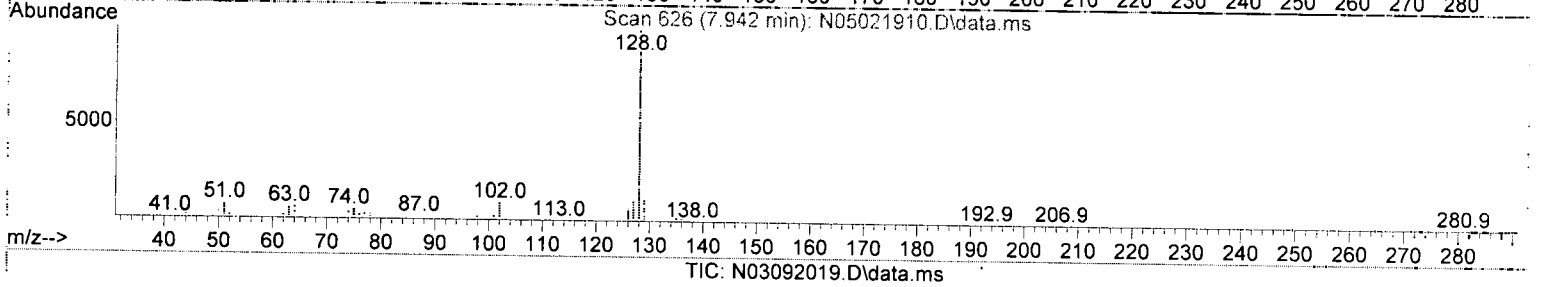
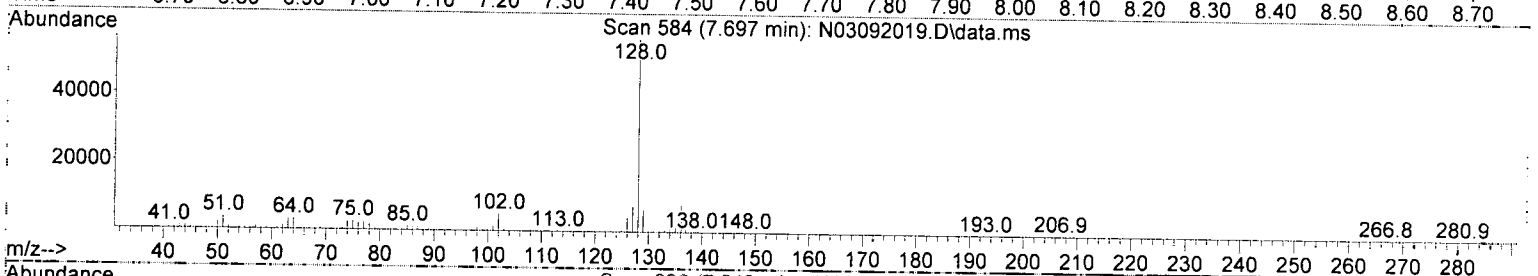
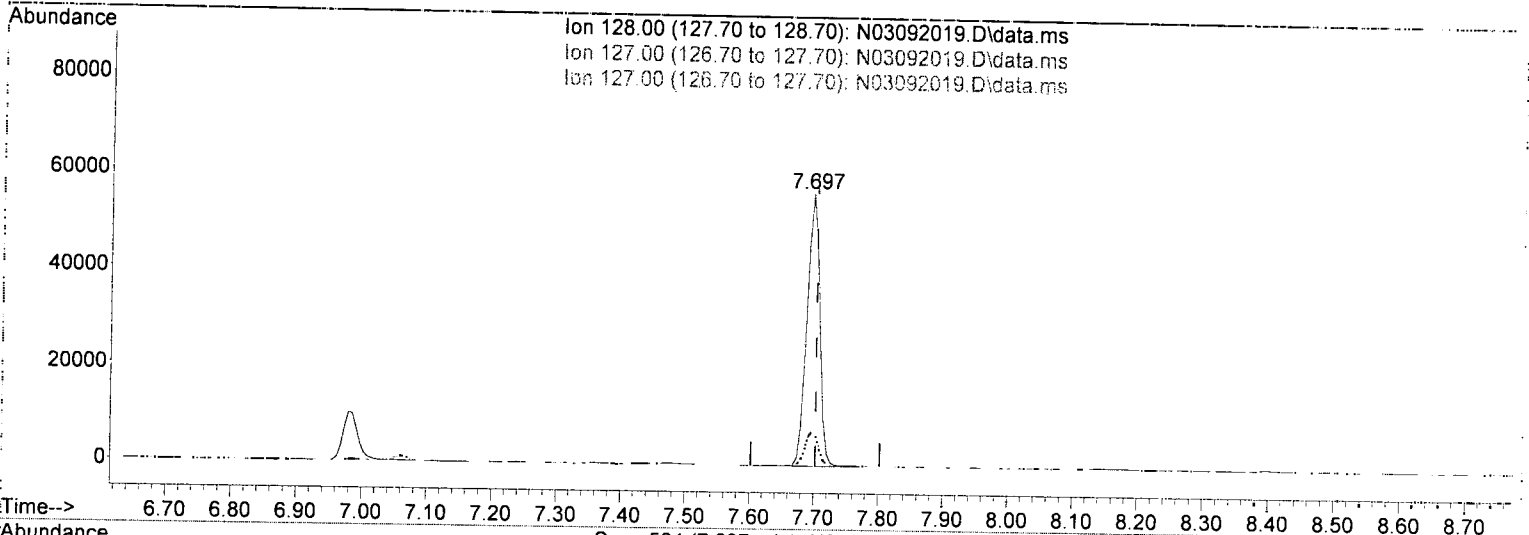
Compound	R.T.	QIon	Response	Conc	Units	Dev(Min)	
Internal Standards							
1) Naphthalene-d8 (ISTD)	7.673	136	140022	100.00	ng/ml	0.00	
9) Acenaphthene-d10 (ISTD)	9.434	162	110871	100.00	ng/ml	0.00	
17) Phenanthrene-d10 (ISTD)	10.937	188	208928	100.00	ng/ml	0.00	
24) Chrysene-d12 (ISTD)	14.522	240	185039	100.00	ng/ml	0.00	
29) Perylene-d12 (ISTD)	17.961	264	173257	100.00	ng/ml	0.00	
37) Dibenz(a,h)Anthracene-d...	20.345	292	149056	100.00	ng/ml	0.00	
System Monitoring Compounds							
2) Nitrobenzene-d5 (Surr)	6.980	82	31116	66.88	ng/ml	0.00	
10) 2-Fluorobiphenyl (Surr)	8.746	172	131696	79.62	ng/ml	0.00	
11) Acenaphthylene d-8 (Surr)	9.276	160	294	-1.00	ng/ml	0.00	
26) Terphenyl-d14 (Surr)	12.663	244	154714	79.50	ng/ml	0.00	
33) Benzo(a)pyrene d-12 (S...	0.000	264	0	0.00	ng/ml		
Target Compounds							
3) Decalin	0.000		0				Qvalue
4) Naphthalene	7.697	128	78101	N.D.			
5) 2-Methylnaphthalene	8.384	142	26136	50.57	ng/ml		98
6) 1-Methylnaphthalene	8.483	142	16131	19.97	ng/ml		98
7) 1,1'-Biphenyl	8.851	154	8915	12.33	ng/ml		99
8) 2,6-Dimethylnaphthalene	9.014	156	12266	5.07	ng/ml		95
12) Acenaphthylene	9.288	152	1358	9.54	ng/ml		98
13) Acenaphthene	9.463	153	60332	0.56	ng/ml		71
14) Dibenzofuran	9.638	168	6888	138.27	ng/ml		99
15) 1,6,7-Trimethylnaphtha...	9.847	170	2463	3.49	ng/ml		95
16) Fluorene	9.987	166	33553	1.86	ng/ml#		52
18) Dibenzothiopene	10.832	184	27910	20.80	ng/ml		99
19) Phenanthrene	10.961	178	184715	12.77	ng/ml		96
20) Anthracene	11.013	178	14736	75.55	ng/ml		100
21) Carbazole	11.182	167	16891	6.48	ng/ml		98
22) 1-Methylphenanthrene	11.584	192	2090	9.18	ng/ml		98
23) Fluoranthene	12.196	202	22396	1.23	ng/ml		84
25) Pyrene	12.464	202	15995	19.09	ng/ml		97
27) Benz(a)anthracene	14.510	228	1095	5.53	ng/ml		98
28) Chrysene	14.580	228	809	0.51	ng/ml		84
30) Benzo(b)fluoranthene	17.063	252	595	N.D.			
31) Benzo(k)fluoranthene	17.063	252	801	0.41	ng/ml		78
32) Benzo(b+k)fluoranthene	17.063	252	831	0.41	ng/ml		78
34) Benzo(e)pyrene	17.704	252	468	N.D.			
35) Benzo(a)pyrene	17.821	252	501	N.D.			
36) Perylene	18.019	252	3834	1.82	ng/ml		97
38) Indeno(1,2,3-cd)Pyrene	20.345	276	357	N.D.			
39) Dibenz(a,h)anthracene	20.415	278	55	N.D.			
40) Benzo(g,h,i)perylene	20.881	276	449	N.D.			

(#) = qualifier out of range (m) = manual integration (+) = signals summed

Quantitation Report (Qedit)

Data Path : R:\data\2020-03\0C09056\
 Data File : N03092019.D
 Acq On : 09 Mar 2020 06:49 pm
 Operator : JK/ AMS/ DTH
 Sample : A0C0034-02
 Misc : 1x, 8270D PAH LL
 ALS Vial : 9 Sample Multiplier: 1

Quant Time: Mar 10 11:34:53 2020
 Quant Method : R:\methods\SV14_090619_PAHR8.M
 Quant Title : EPA 8270D: Semivolatile Organics
 QLast Update : Wed Mar 04 12:21:38 2020
 Response via : Initial Calibration



(4) Naphthalene (T)

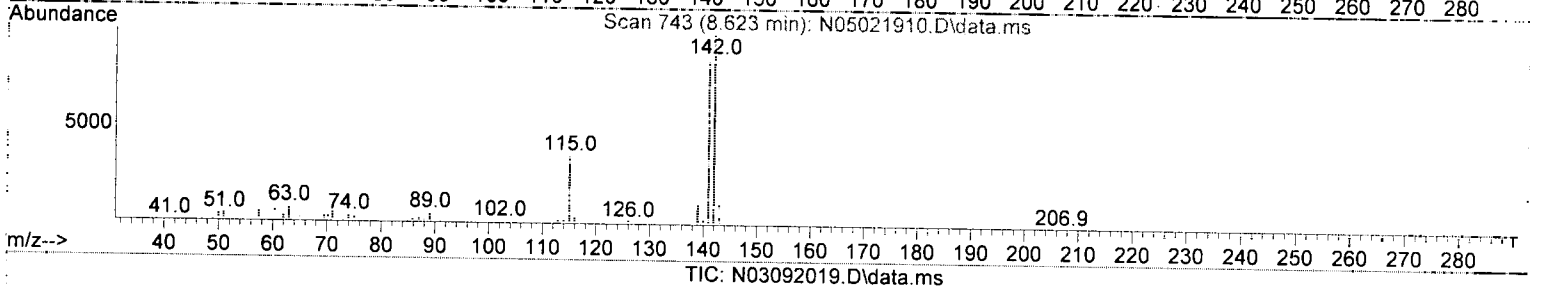
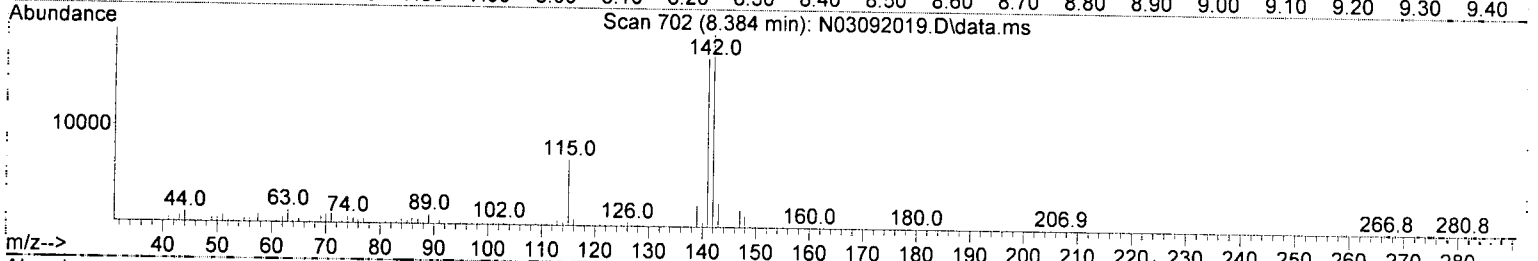
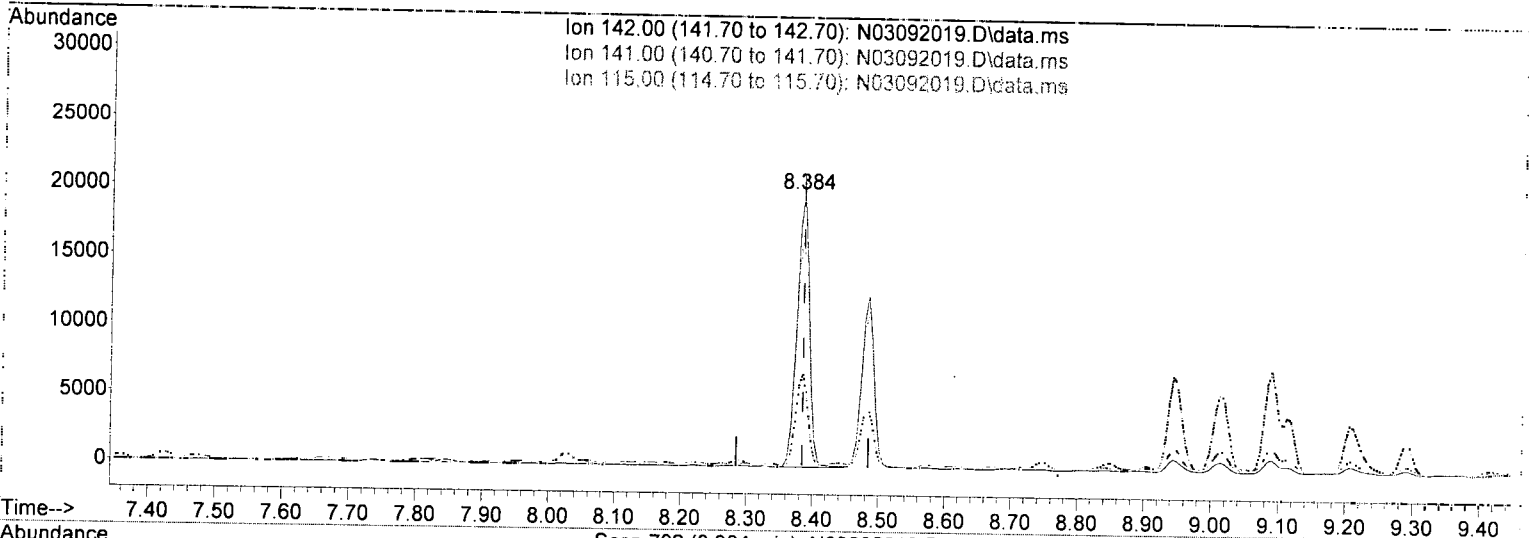
7.697min (-0.006) 50.57 ng/ml

response	78101
Ion	Exp% Act%
128.00	100.00 100.00
127.00	12.60 13.20
127.00	12.60 13.20
0.00	0.00 0.00

Quantitation Report (Qedit)

Data Path : R:\data\2020-03\0C09056\
 Data File : N03092019.D
 Acq On : 09 Mar 2020 06:49 pm
 Operator : JK/ AMS/ DTH
 Sample : A0C0034-02
 Misc : 1x, 8270D PAH LL
 ALS Vial : 9 Sample Multiplier: 1

Quant Time: Mar 10 11:34:53 2020
 Quant Method : R:\methods\SV14_090619_PAHR8.M
 Quant Title : EPA 8270D: Semivolatile Organics
 QLast Update : Wed Mar 04 12:21:38 2020
 Response via : Initial Calibration



(5) 2-Methylnaphthalene (T)

8.384min (-0.000) 19.97 ng/ml

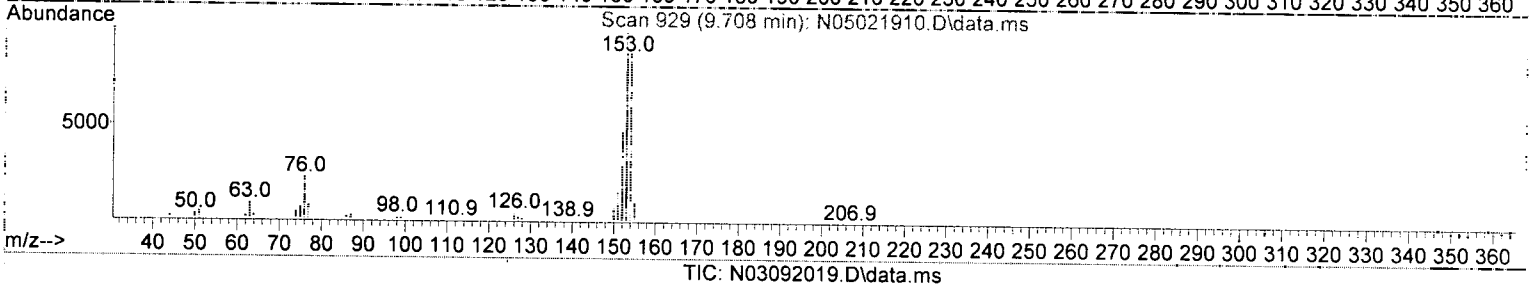
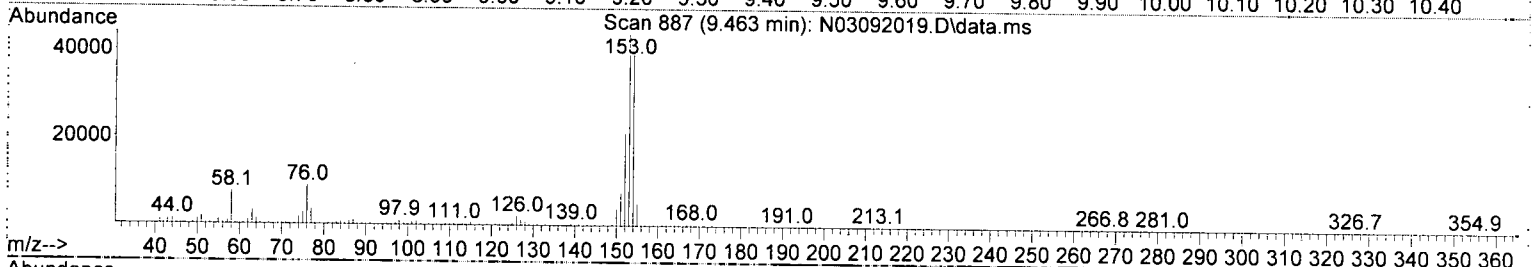
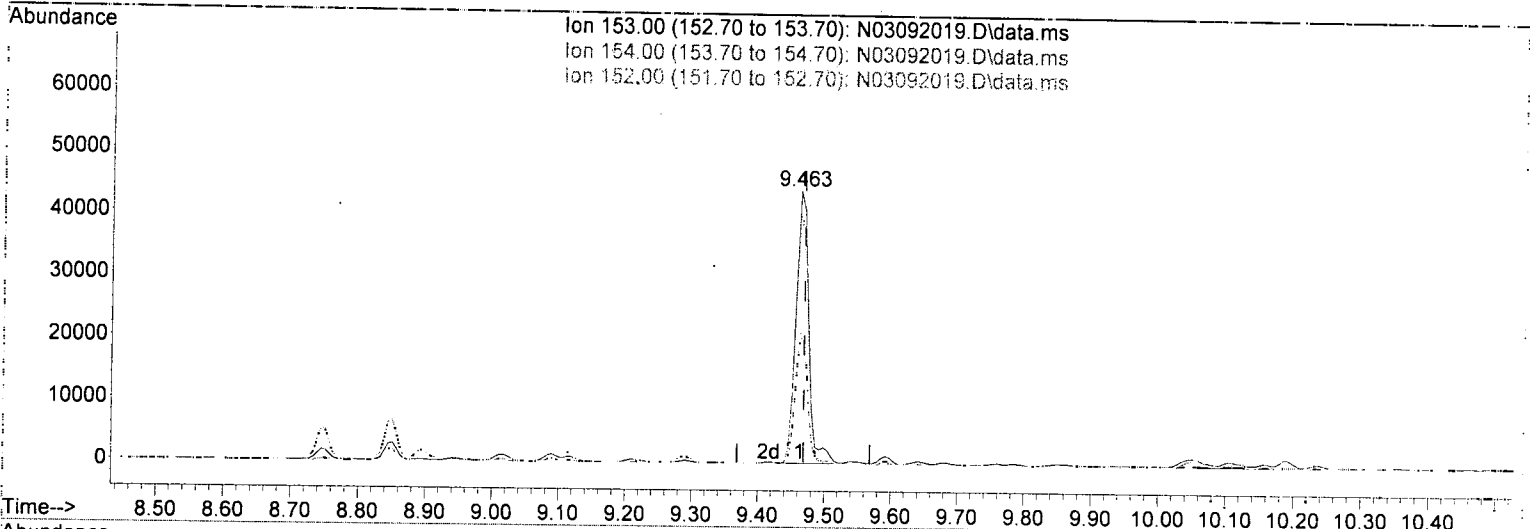
response 26136

Ion	Exp%	Act%
142.00	100.00	100.00
141.00	86.60	87.72
115.00	35.70	34.05
0.00	0.00	0.00

Quantitation Report (Qedit)

Data Path : R:\data\2020-03\0C09056\
 Data File : N03092019.D
 Acq On : 09 Mar 2020 06:49 pm
 Operator : JK/ AMS/ DTH
 Sample : A0C0034-02
 Misc : 1x, 8270D PAH LL
 ALS Vial : 9 Sample Multiplier: 1

Quant Time: Mar 10 11:34:53 2020
 Quant Method : R:\methods\SV14_090619_PAHR8.M
 Quant Title : EPA 8270D: Semivolatile Organics
 QLast Update : Wed Mar 04 12:21:38 2020
 Response via : Initial Calibration



TIC: N03092019.D\data.ms

(13) Acenaphthene (T)

9.463min (-0.006) 38.27 ng/ml

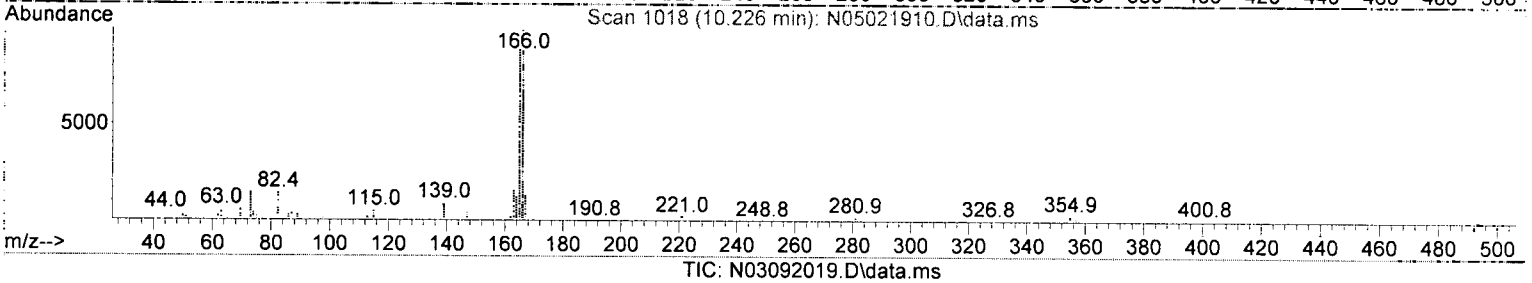
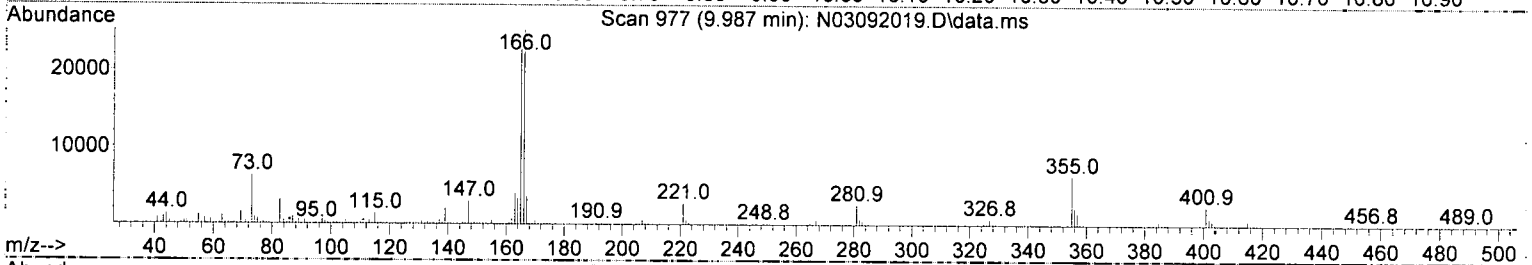
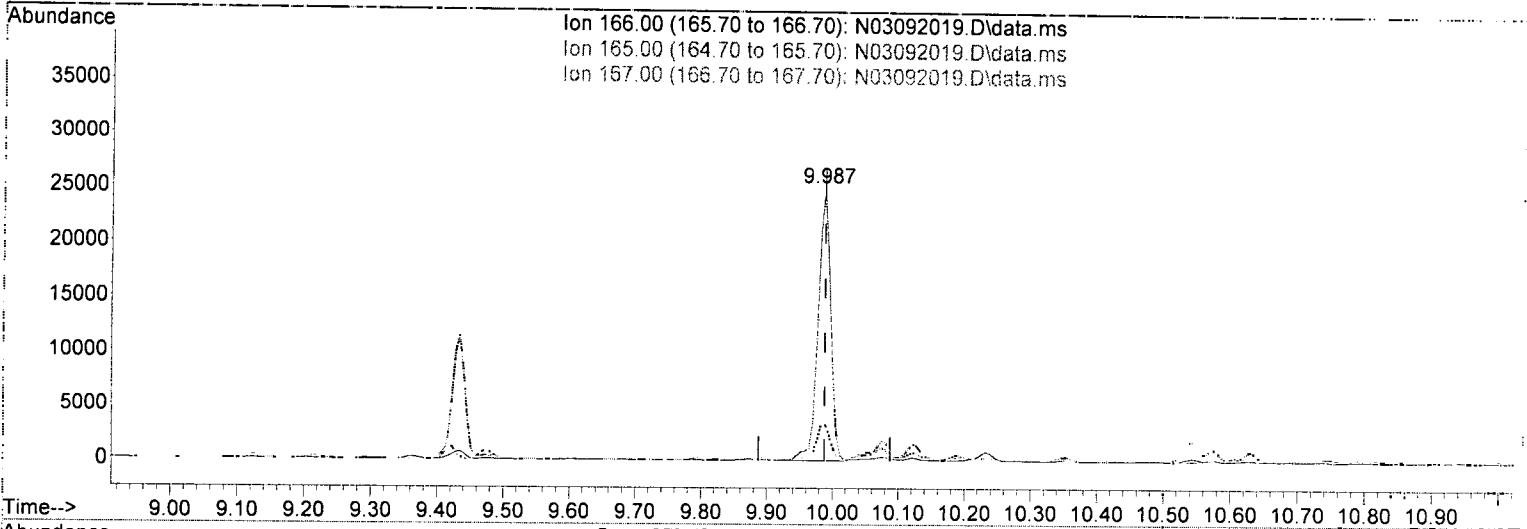
response 60332

Ion	Exp%	Act%
153.00	100.00	100.00
154.00	90.70	91.40
152.00	46.80	48.03
0.00	0.00	0.00

Quantitation Report (Qedit)

Data Path : R:\data\2020-03\0C09056\
 Data File : N03092019.D
 Acq On : 09 Mar 2020 06:49 pm
 Operator : JK/ AMS/ DTH
 Sample : A0C0034-02
 Misc : 1x, 8270D PAH LL
 ALS Vial : 9 Sample Multiplier: 1

Quant Time: Mar 10 11:34:53 2020
 Quant Method : R:\methods\SV14_090619_PAHR8.M
 Quant Title : EPA 8270D: Semivolatile Organics
 QLast Update : Wed Mar 04 12:21:38 2020
 Response via : Initial Calibration



(16) Fluorene (T)

9.987min (-0.000) 20.80 ng/ml

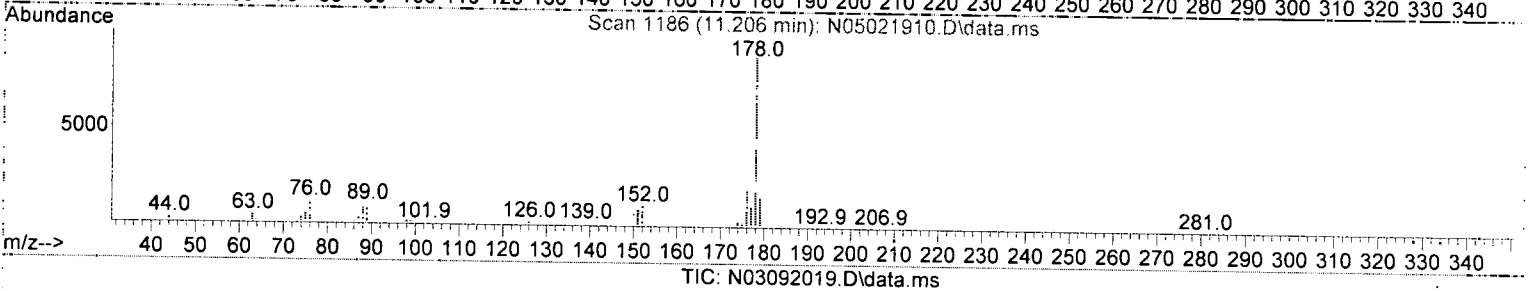
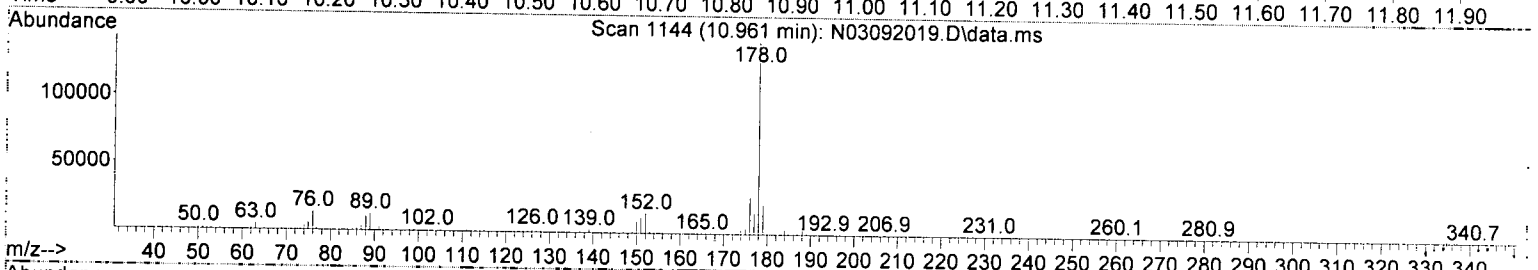
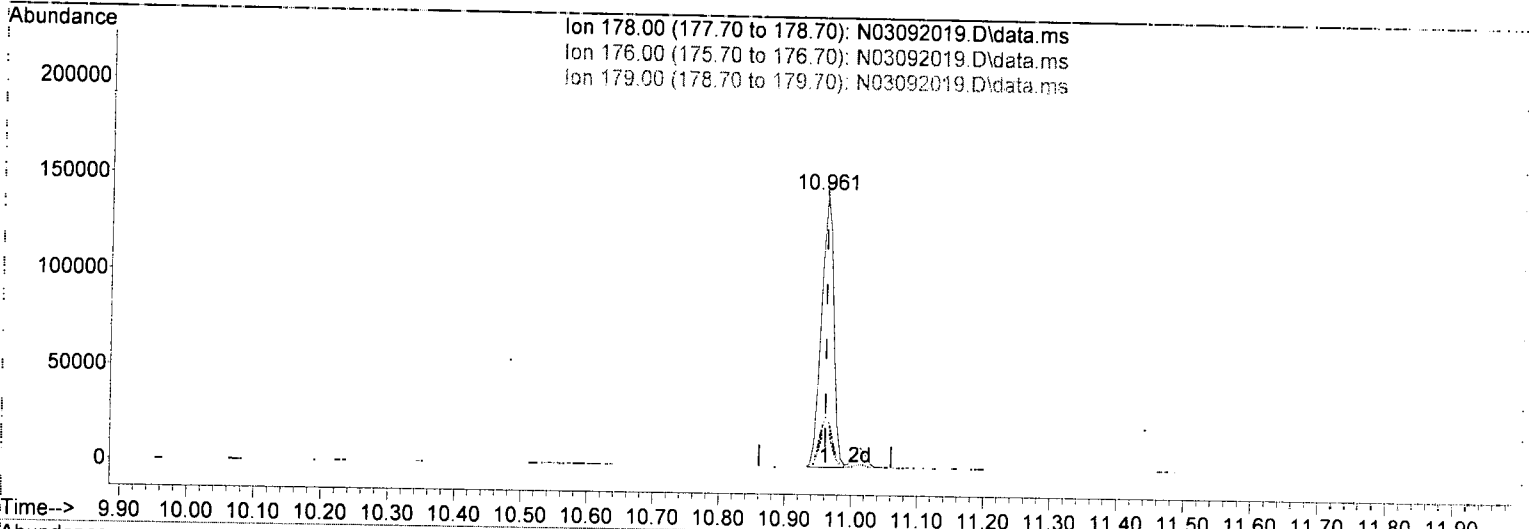
response 33553

Ion	Exp%	Act%
166.00	100.00	100.00
165.00	95.70	94.58
167.00	13.60	14.34
0.00	0.00	0.00

Quantitation Report (Qedit)

Data Path : R:\data\2020-03\0C09056\
 Data File : N03092019.D
 Acq On : 09 Mar 2020 06:49 pm
 Operator : JK/ AMS/ DTH
 Sample : A0C0034-02
 Misc : 1x, 8270D PAH LL
 ALS Vial : 9 Sample Multiplier: 1

Quant Time: Mar 10 11:34:53 2020
 Quant Method : R:\methods\SV14_090619_PAHR8.M
 Quant Title : EPA 8270D: Semivolatile Organics
 QLast Update : Wed Mar 04 12:21:38 2020
 Response via : Initial Calibration



TIC: N03092019.D\data.ms

(19) Phenanthrene (T)

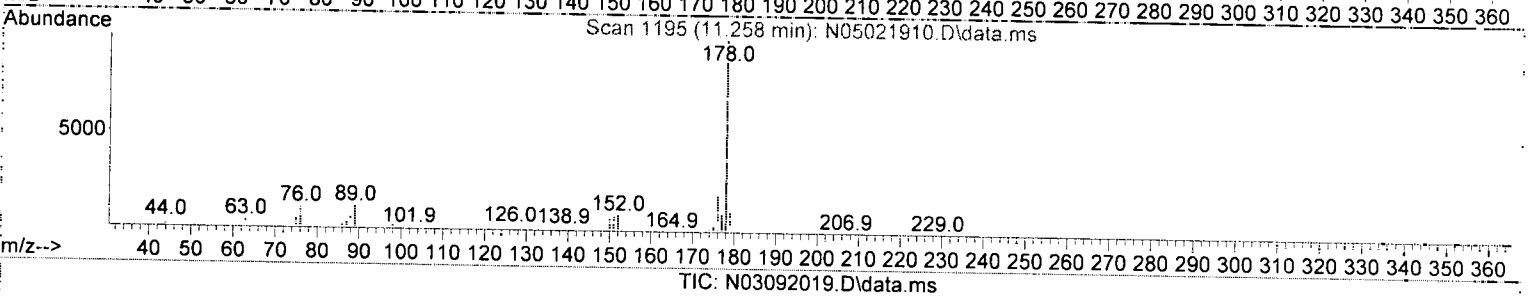
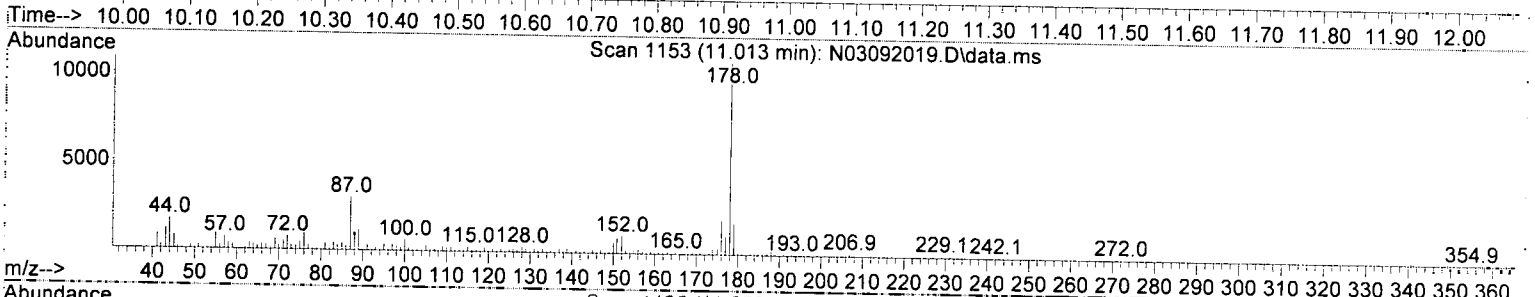

10.961min (-0.000) 75.55 ng/ml

response	184715
Ion	Exp% Act%
178.00	100.00 100.00
176.00	19.00 18.93
179.00	15.10 15.16
0.00	0.00 0.00

Quantitation Report (Qedit)

Data Path : R:\data\2020-03\0C09056\
 Data File : N03092019.D
 Acq On : 09 Mar 2020 06:49 pm
 Operator : JK/ AMS/ DTH
 Sample : A0C0034-02
 Misc : 1x, 8270D PAH LL
 ALS Vial : 9 Sample Multiplier: 1

Quant Time: Mar 10 11:34:53 2020
 Quant Method : R:\methods\SV14_090619_PAHR8.M
 Quant Title : EPA 8270D: Semivolatile Organics
 QLast Update : Wed Mar 04 12:21:38 2020
 Response via : Initial Calibration



(20) Anthracene (T)

11.013min (-0.000) 6.48 ng/ml

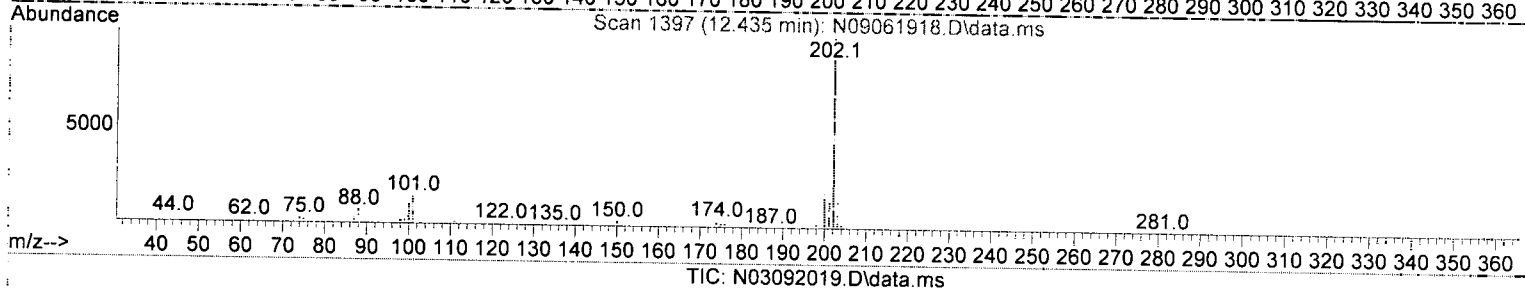
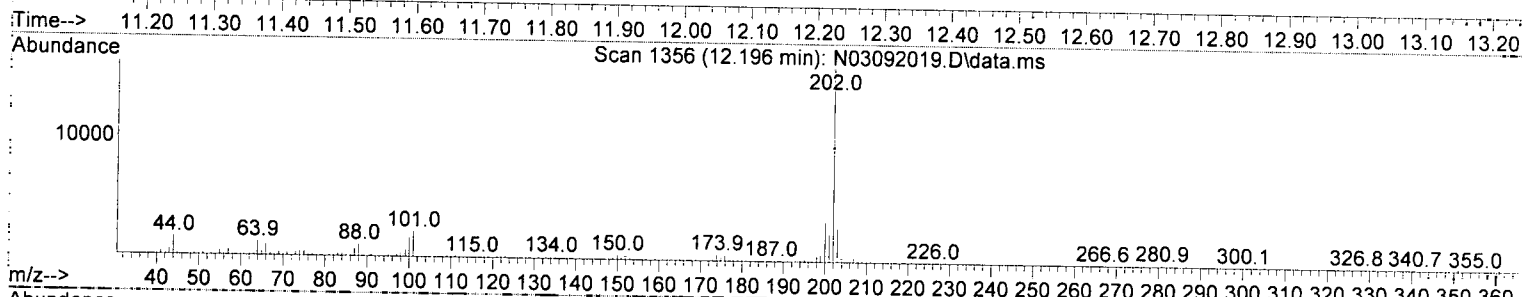
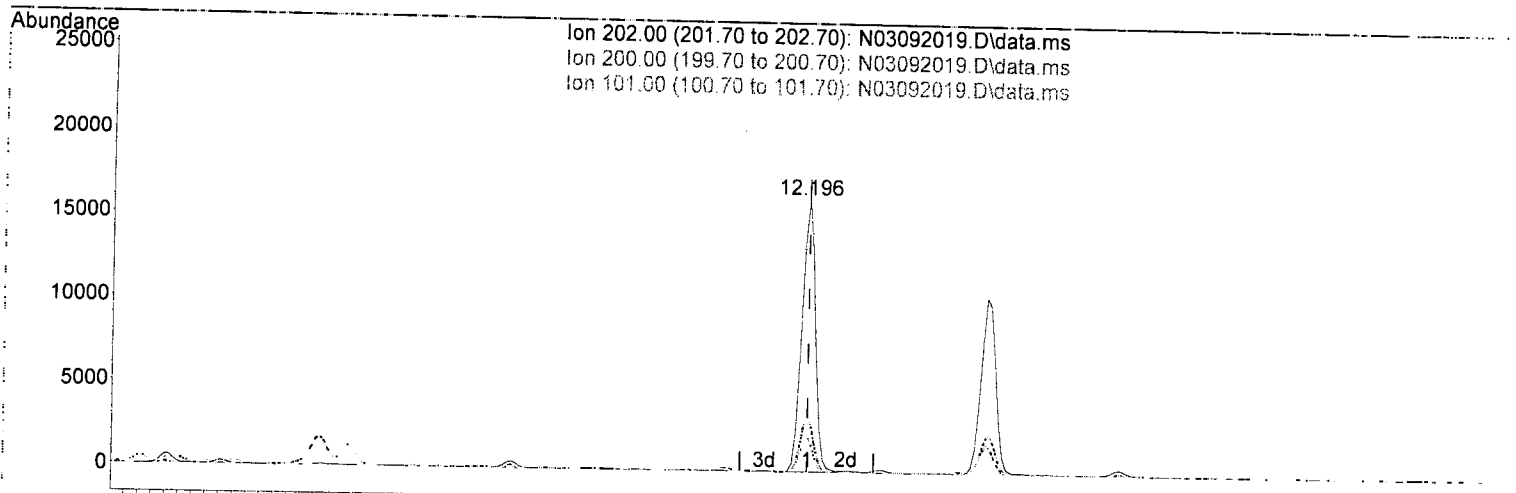
response 14736

Ion	Exp%	Act%
178.00	100.00	100.00
176.00	18.90	17.96
179.00	15.30	16.26
0.00	0.00	0.00

Quantitation Report (Qedit)

Data Path : R:\data\2020-03\0C09056\
 Data File : N03092019.D
 Acq On : 09 Mar 2020 06:49 pm
 Operator : JK/ AMS/ DTH
 Sample : A0C0034-02
 Misc : 1x, 8270D PAH LL
 ALS Vial : 9 Sample Multiplier: 1

Quant Time: Mar 10 11:34:53 2020
 Quant Method : R:\methods\SV14_090619_PAHR8.M
 Quant Title : EPA 8270D: Semivolatile Organics
 QLast Update : Wed Mar 04 12:21:38 2020
 Response via : Initial Calibration



(23) Fluoranthene (T)

12.196min (-0.000) 9.09 ng/ml


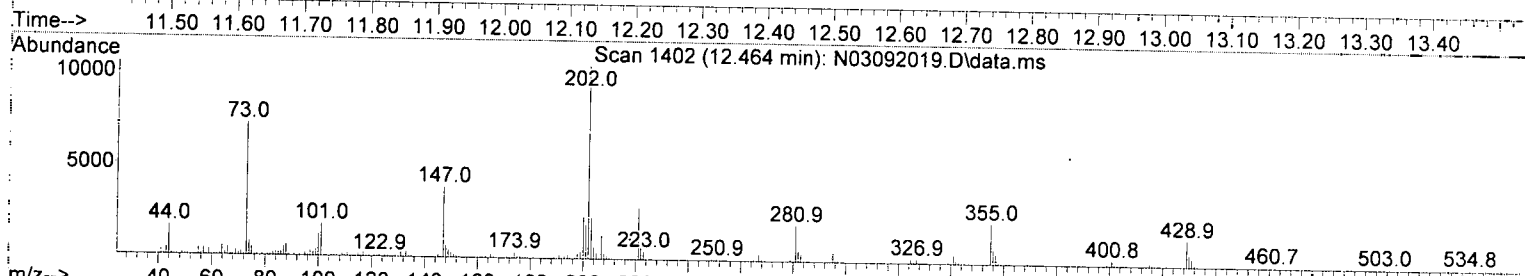
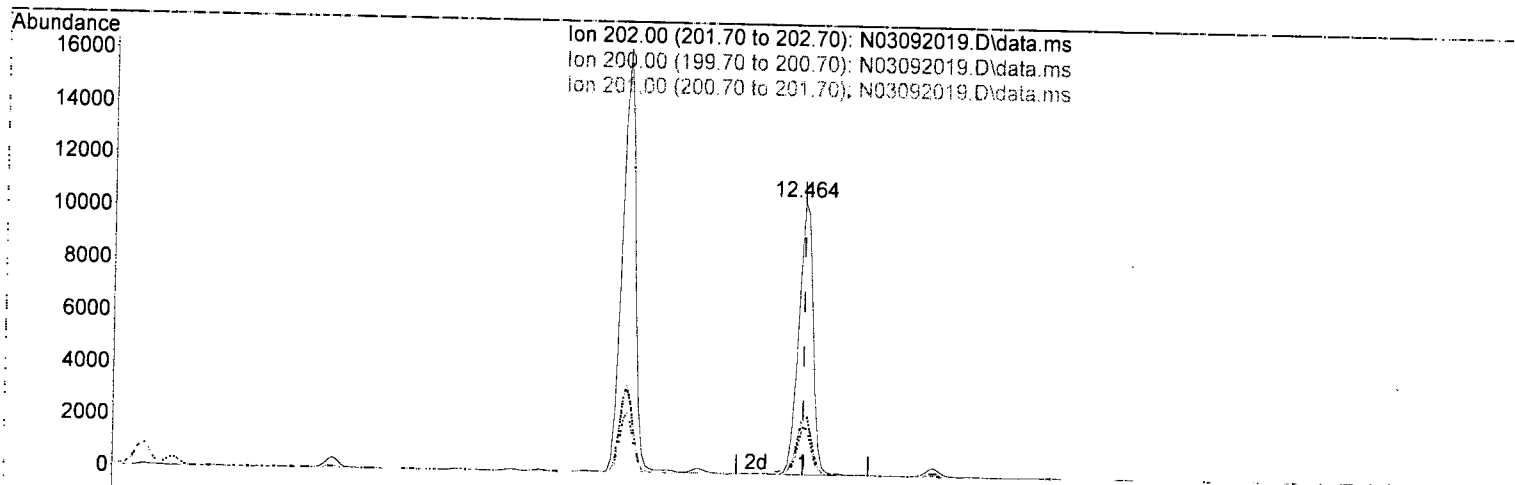
response 22396

Ion	Exp%	Act%
202.00	100.00	100.00
200.00	19.70	20.65
101.00	15.30	13.15
0.00	0.00	0.00

Quantitation Report (Qedit)

Data Path : R:\data\2020-03\0C09056\
 Data File : N03092019.D
 Acq On : 09 Mar 2020 06:49 pm
 Operator : JK/ AMS/ DTH
 Sample : AOC0034-02
 Misc : 1x, 8270D PAH LL
 ALS Vial : 9 Sample Multiplier: 1

Quant Time: Mar 10 11:34:53 2020
 Quant Method : R:\methods\SV14_090619_PAHR8.M
 Quant Title : EPA 8270D: Semivolatile Organics
 QLast Update : Wed Mar 04 12:21:38 2020
 Response via : Initial Calibration



(25) Pyrene (T)

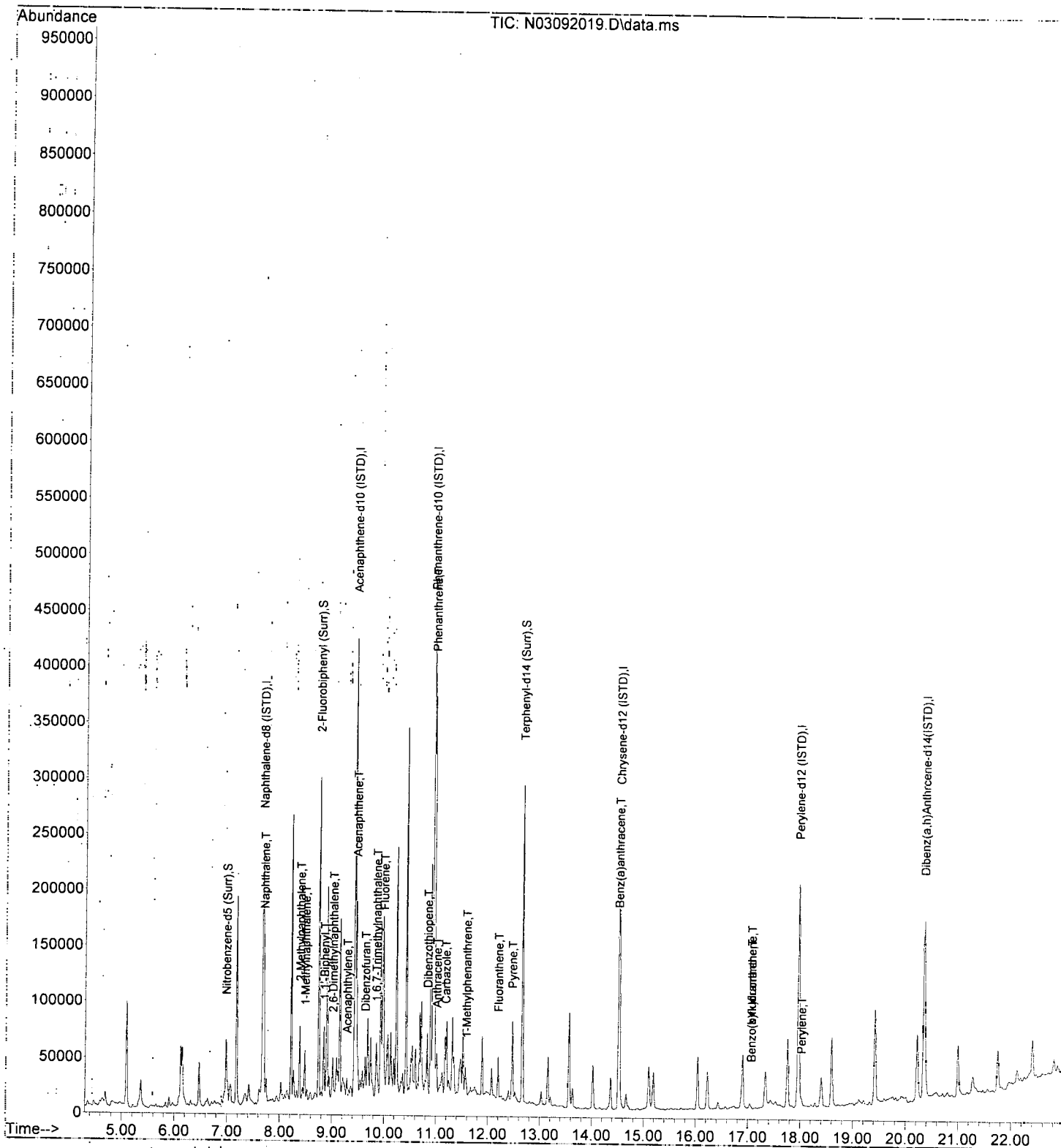
12.464min (-0.000) 5.53 ng/ml

response 15995

Ion	Exp%	Act%
202.00	100.00	100.00
200.00	20.70	21.89
201.00	16.80	17.76
0.00	0.00	0.00

Data Path : R:\data\2020-03\0C09056\
 Data File : N03092019.D
 Acq On : 09 Mar 2020 06:49 pm
 Operator : JK/ AMS/ DTH
 Sample : AOC0034-02
 Misc : 1x, 8270D PAH LL
 ALS Vial : 9 Sample Multiplier: 1

Quant Time: Mar 10 11:34:53 2020
 Quant Method : R:\methods\SV14_090619_PAHR8.M
 Quant Title : EPA 8270D: Semivolatile Organics
 QLast Update : Wed Mar 04 12:21:38 2020
 Response via : Initial Calibration



**Semivolatile Organic Compounds (PAHs) by EPA 8270D
Benchsheet & Analysis Sequence Data**

Sequence 0C05040 (QC Only)



ELEMENT SEQUENCE LOG

Apex Laboratories

Sequence: 0C05040

Instrument: SV-GCMS14

Date: 03/05/20 11:52

Calibration: A911001

#	Lab Number	Matrix	Analysis	Client	Due	Batch	ISTD ID	STD ID
1	0C05040-TUN1	Water	QC	QC			A20C067	A20B266
2	0C05040-CCV1	Water	QC	QC			A20C067	A20C077
3	0C05040-CCB1	Water	QC	QC			A20C067	
4	0030163-BLK1	Sediment	QC	QC		0030163	A20C067	
5	0030163-BS1	Sediment	QC	QC		0030163	A20C067	
6	A0C0024-01	Sediment	8270D LL PAH Only (Scan)	Anchor QEA, LLC	03/16/20	0030163	A20C067	
7	0030163-DUP1	Sediment	QC	QC		0030163	A20C067	
8	0030176-BLK1	Sediment	QC	QC		0030176	A20C067	
9	0030176-BS1	Sediment	QC	QC		0030176	A20C067	
10	A0C0030-04	Sediment	8270D LL PAH Only (Scan)	Anchor QEA, LLC	03/16/20	0030176	A20C067	
11	0030176-DUP1	Sediment	QC	QC		0030176	A20C067	
12	A0C0058-06	Sediment	8270D LL PAH Only (Scan)	Anchor QEA, LLC	03/17/20	0030176	A20C067	
13	0030176-MS1	Sediment	QC	QC		0030176	A20C067	
14	0030176-MSD1	Sediment	QC	QC		0030176	A20C067	
15	A0C0024-02	Sediment	8270D LL PAH Only (Scan)	Anchor QEA, LLC	03/16/20	0030163	A20C067	
16	A0C0024-03	Sediment	8270D LL PAH Only (Scan)	Anchor QEA, LLC	03/16/20	0030163	A20C067	
17	A0C0024-04	Sediment	8270D LL PAH Only (Scan)	Anchor QEA, LLC	03/16/20	0030163	A20C067	
18	A0C0024-05	Sediment	8270D LL PAH Only (Scan)	Anchor QEA, LLC	03/16/20	0030163	A20C067	
19	A0C0024-06	Sediment	8270D LL PAH Only (Scan)	Anchor QEA, LLC	03/16/20	0030163	A20C067	
20	A0C0024-07	Sediment	8270D LL PAH Only (Scan)	Anchor QEA, LLC	03/16/20	0030163	A20C067	
21	A0C0024-08	Sediment	8270D LL PAH Only (Scan)	Anchor QEA, LLC	03/16/20	0030163	A20C067	
22	A0C0024-09	Sediment	8270D LL PAH Only (Scan)	Anchor QEA, LLC	03/16/20	0030163	A20C067	
23	A0C0024-10	Sediment	8270D LL PAH Only (Scan)	Anchor QEA, LLC	03/16/20	0030163	A20C067	
24	A0C0024-11	Sediment	8270D LL PAH Only (Scan)	Anchor QEA, LLC	03/16/20	0030163	A20C067	
25	0C05040-IBL1	Water	QC	QC			A20C067	

Data Entered By: Jan 3/6/20

Comments:

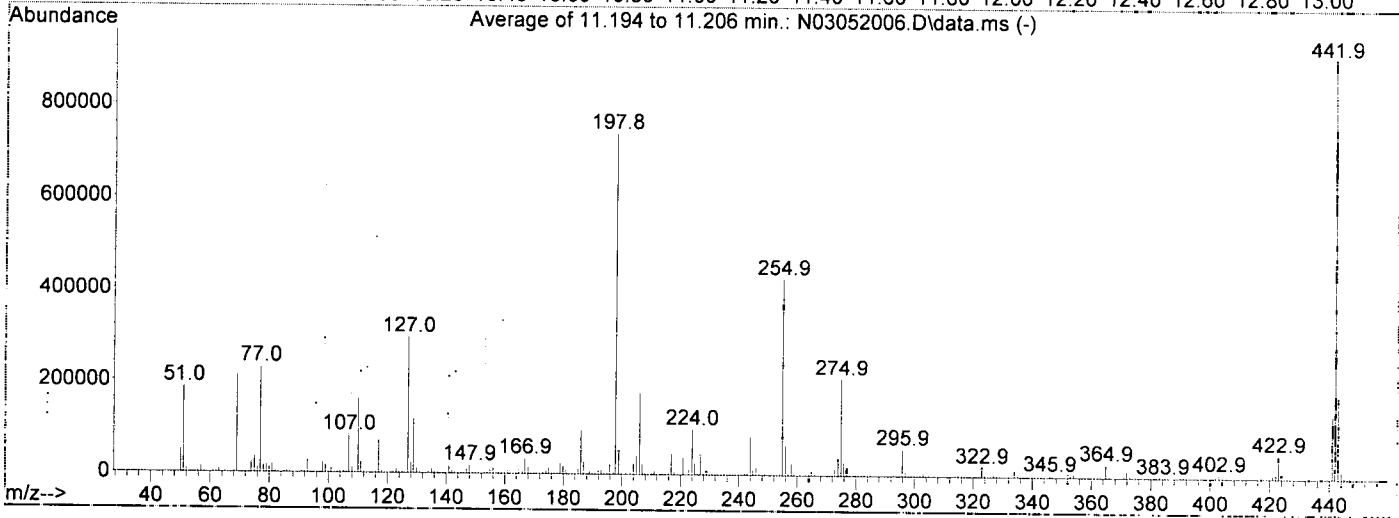
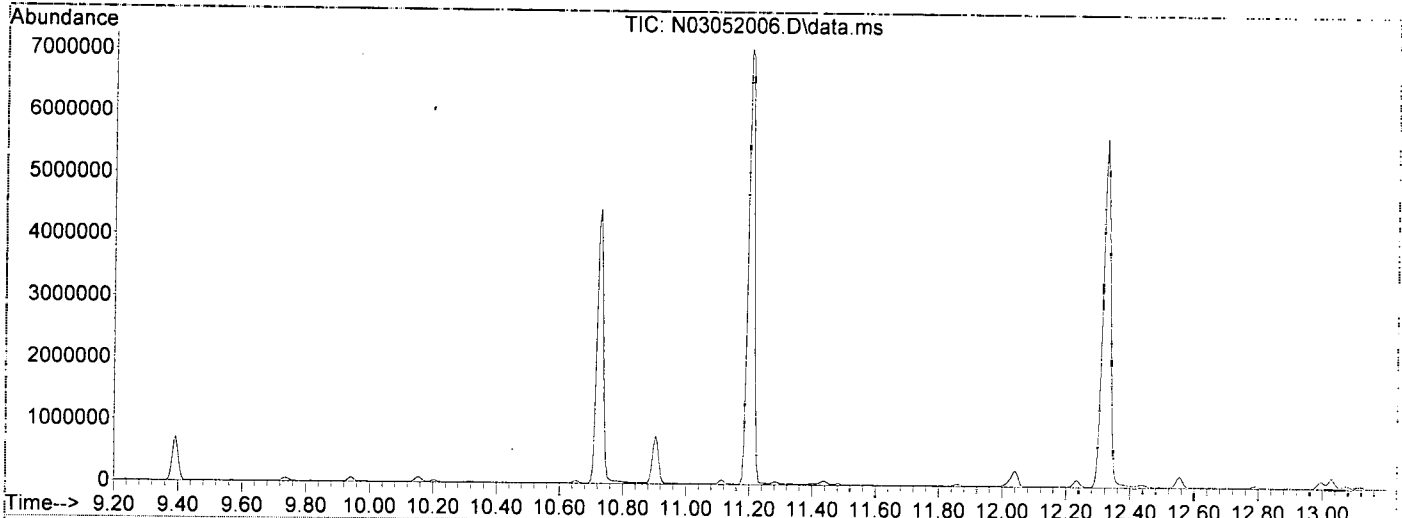
Data Reviewed By: [Signature] 3/6/20

Data Path : U:\data\2020-03\0C05040\
 Data File : N03052006.D
 Acq On : 05 Mar 2020 11:58 am
 Operator : JK/ AMS/ DTH
 Sample : 0C05040-TUN1
 Misc : 1x, A20B266 DFTPP
 ALS Vial : 1 Sample Multiplier: 1

*AMS
3/5/20*

Integration File: rteint.p

Method : U:\methods\DFTPP.M
 Title : 8270 DFTPP Tune Method
 Last Update : Wed Mar 04 11:49:30 2020



AutoFind: Scans 1184, 1185, 1186; Background Corrected with Scan 1179

Target Mass	Rel. to Mass	Lower Limit%	Upper Limit%	Rel. Abn%	Raw Abn	Result Pass/Fail
68	69	0.00	2	1.7	3524	PASS
69	69	100	100	100.0	211798	PASS
70	69	0.00	2	0.5	1052	PASS
197	198	0.00	2	0.5	3785	PASS
198	198	100	100	100.0	738211	PASS
199	198	5	9	6.7	49824	PASS
365	198	1	100	3.8	28200	PASS
441	443	0.01	150	78.1	137744	PASS
442	198	0.10	200	123.3	910357	PASS
443	442	15	24	19.4	176368	PASS

Data Path : U:\data\2020-03\0C05040\
 Data File : N03052006.D
 Acq On : 05 Mar 2020 11:58 am
 Operator : JK/ AMS/ DTH
 Sample : 0C05040-TUN1
 Misc : 1x, A20B266 DFTPP
 ALS Vial : 1 Sample Multiplier: 1
 DataAcq Meth:DFTPP.M

Quant Time: Mar 05 14:51:59 2020
 Quant Method : U:\methods\DFTPP.M
 Quant Title : 8270 DFTPP Tune Method
 QLast Update : Wed Mar 04 11:49:30 2020
 Response via : Initial Calibration
 InstName : SV-GCMS14

Compound	R.T.	QIon	Response	Conc	Units	Dev(Min)

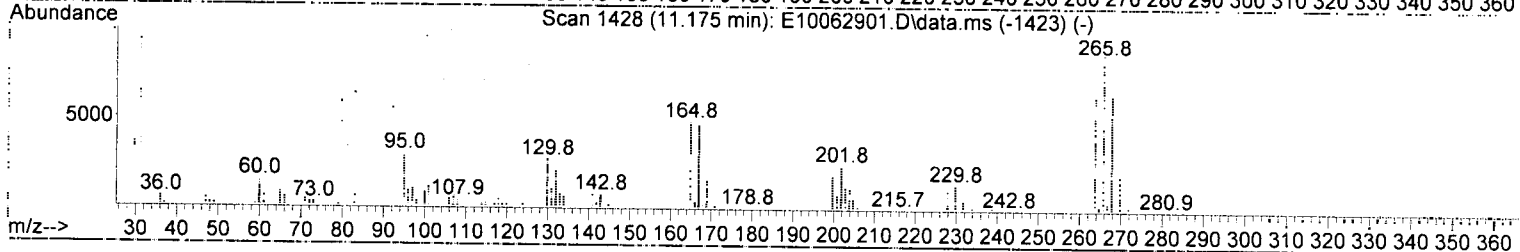
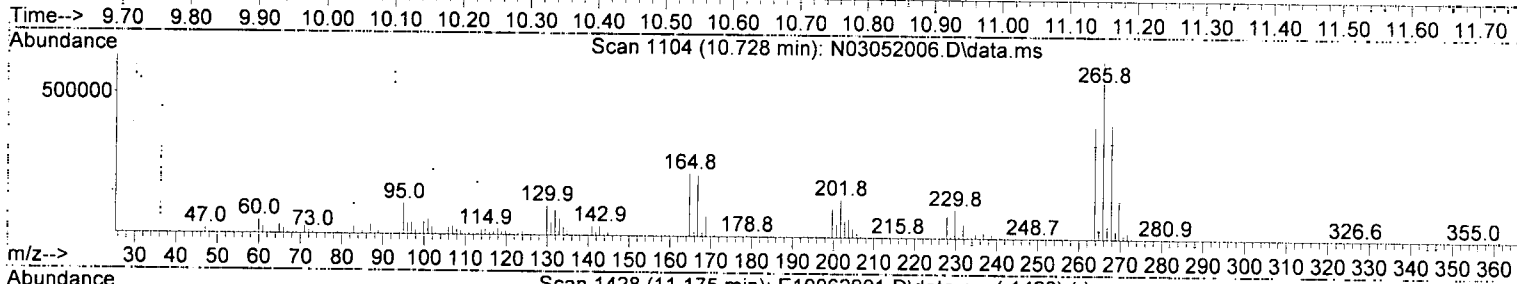
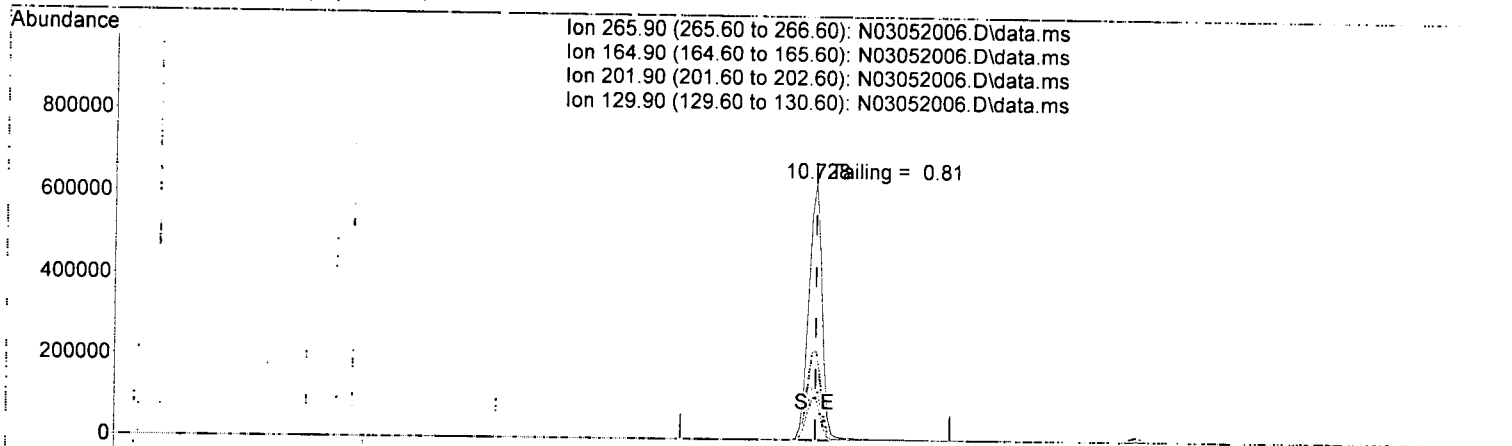
Internal Standards						
1) 1,4-Dichlorobenzene-d4	6.426	150	143979	2.00	ug/mL	0.00
2) Naphthalene-d8	7.633	136	392465	2.00	ug/mL	0.00
3) Acenaphthene-d10	9.393	162	207128	2.00	ug/mL	0.00
5) Phenanthrene-d10	10.903	188	398738	2.00	ug/mL	0.00
11) Chrysene-d12	14.458	240	357078	2.00	ug/mL	0.00
12) Perylene-d12	16.591	264	318641	2.00	ug/mL	0.00
13) Dibenz(a,h)anthracene-...	17.757	292	283573	2.00	ug/mL	# 0.01
Target Compounds						
4) Pentachlorophenol	10.728	266	849815	43.45	ug/mL	Qvalue 82
6) DFTPP	11.206	442	1519794	47.21	ug/mL	71
7) Benzidine	12.325	184	3985241	28.10	ug/mL	97
8) 4,4-DDE	12.552	TIC	246011	No Calib		
9) 4,4-DDD	13.024	TIC	221655	No Calib		
10) 4,4-DDT	13.537	TIC	13731609	33.58	ug/mL	95

(#) = qualifier out of range (m) = manual integration (+) = signals summed

Quantitation Report (Qedit)

Data Path : U:\data\2020-03\0C05040\
 Data File : N03052006.D
 Acq On : 05 Mar 2020 11:58 am
 Operator : JK/ AMS/ DTH
 Sample : 0C05040-TUN1
 Misc : 1x, A20B266 DFTPP
 ALS Vial : 1 Sample Multiplier: 1
 DataAcq Meth:DFTPP.M

Quant Time: Mar 05 14:51:59 2020
 Quant Method : U:\methods\DFTPP.M
 Quant Title : 8270 DFTPP Tune Method
 QLast Update : Wed Mar 04 11:49:30 2020
 Response via : Initial Calibration
 InstName : SV-GCMS14



TIC: N03052006.D\data.ms

(4) Pentachlorophenol

10.728min (+ 0.000) 43.45 ug/mL

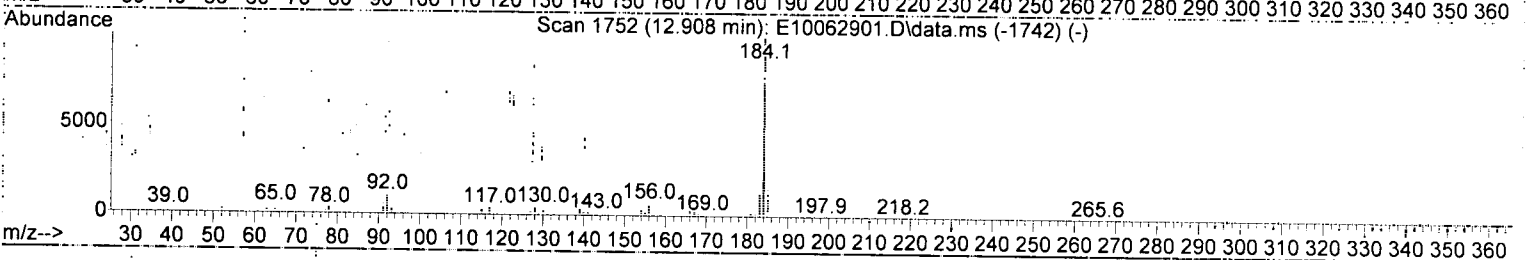
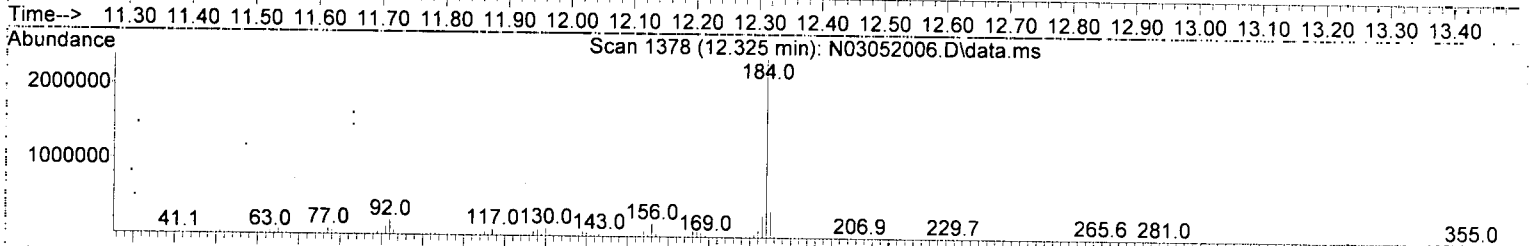
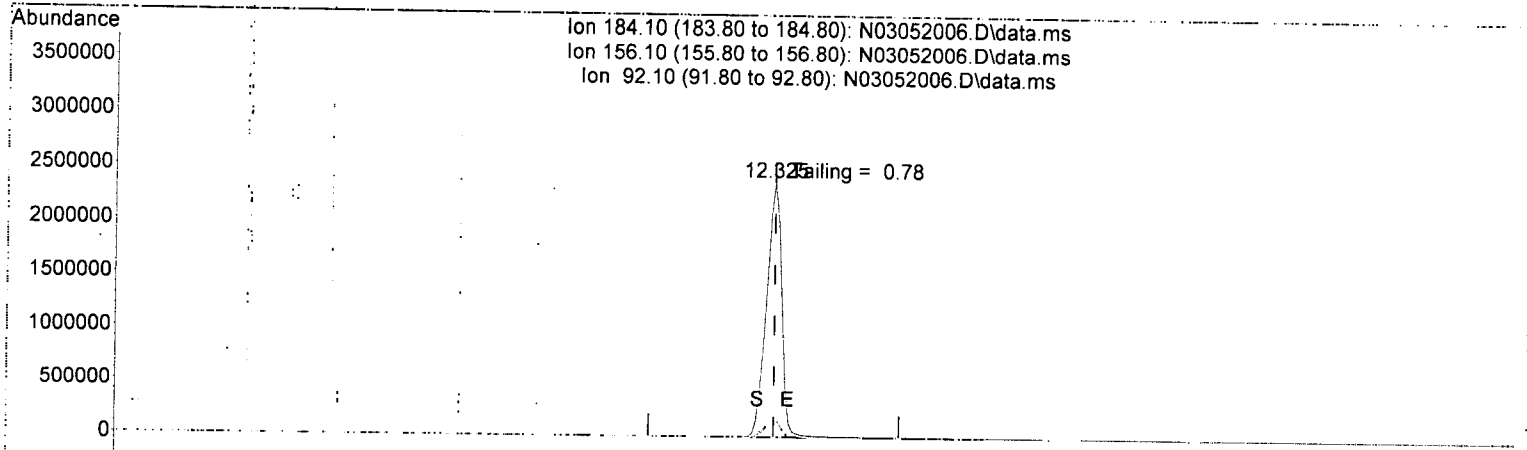
response 849815

Ion	Exp%	Act%
265.90	100.00	100.00
164.90	50.60	35.33
201.90	25.80	21.21
129.90	27.30	16.54

Quantitation Report (Qedit)

Data Path : U:\data\2020-03\0C05040\
 Data File : N03052006.D
 Acq On : 05 Mar 2020 11:58 am
 Operator : JK/ AMS/ DTH
 Sample : 0C05040-TUN1
 Misc : 1x, A20B266 DFTPP
 ALS Vial : 1 Sample Multiplier: 1
 DataAcq Meth:DFTPP.M

Quant Time: Mar 05 14:51:59 2020
 Quant Method : U:\methods\DFTPP.M
 Quant Title : 8270 DFTPP Tune Method
 QLast Update : Wed Mar 04 11:49:30 2020
 Response via : Initial Calibration
 InstName : SV-GCMS14



TIC: N03052006.D\data.ms

(7) Benzidine

12.325min (+ 0.000) 28.10 ug/mL

response 3985241

Ion	Exp%	Act%
184.10	100.00	100.00
156.10	8.50	7.03
92.10	8.20	7.83
0.00	0.00	0.00

DDT Breakdown Check (Validated 5/1/2013)

From:

0C05040-TUN1


SV-GCMS14

First Column Area Counts	Percent Breakdown
DDE 246011	
DDD 221655	
DDT 13731609	3.29 PASS

Breakdown must be less than 20% to accept sample data.

Data Path : U:\data\2020-03\0C05040\
Data File : N03052006.D
Acq On : 05 Mar 2020 11:58 am
Operator : JK/ AMS/ DTH
Sample : 0C05040-TUN1
Misc : 1x, A20B266 DFTPP
ALS Vial : 1 Sample Multiplier: 1
DataAcq Meth:DFTPP.M

Quant Time: Mar 05 14:51:59 2020
Quant Method : U:\methods\DFTPP.M
Quant Title : 8270 DFTPP Tune Method
QLast Update : Wed Mar 04 11:49:30 2020
Response via : Initial Calibration
InstName : SV-GCMS14



Evaluate Continuing Calibration Report

Data Path : U:\data\2020-03\0C05040\
 Data File : N03052007.D
 Acq On : 05 Mar 2020 12:27 pm
 Operator : JK/ AMS/ DTH
 Sample : 0C05040-CCV1
 Misc : 1x, A20C077@50
 ALS Vial : 2 Sample Multiplier: 1
 DataAcq Meth:LVI14_BNA_ACQ.M

Quant Time: Mar 05 14:54:01 2020
 Quant Method : U:\methods\SV14_090619_PAHR8.M
 Quant Title : EPA 8270D; Semivolatile Organics
 QLast Update : Wed Mar 04 12:21:38 2020
 Response via : Initial Calibration
 InstName : SV-GCMS14

AMS
 3/5/20

Min. RRF : 0.000 Min. Rel. Area : 50% Max. R.T. Dev 0.50min
 Max. RRF Dev : 20% Max. Rel. Area : 200%

Compound	Amount	Calc.	%Dev	Area%	Dev(min)
1 I Naphthalene-d8 (ISTD)	100.000	100.000	0.0	122	0.00
2 S Nitrobenzene-d5 (Surr)	50.000	48.827	2.3	122	0.00
3 T Decalin	50.000	38.698	22.6#	93	0.00
4 T Naphthalene	50.000	49.588	0.8	123	0.00
5 T 2-Methylnaphthalene	50.000	41.630	16.7	101	0.00
6 T 1-Methylnaphthalene	50.000	39.466	21.1#	93	0.00
7 T 1,1'-Biphenyl	50.000	39.051	21.9#	95	0.00
8 T 2,6-Dimethylnaphthalene	50.000	38.567	22.9#	91	0.00
9 I Acenaphthene-d10 (ISTD)	100.000	100.000	0.0	90	0.00
10 S 2-Fluorobiphenyl (Surr)	50.000	51.949	-3.9	95	0.00
11 S Acenaphthylene d-8 (Surr)	50.000	-1.000	102.0#	2	0.00
12 T Acenaphthylene	50.000	47.640	4.7	86	0.00
13 T Acenaphthene	50.000	48.133	3.7	89	0.00
14 T Dibenzofuran	50.000	50.488	-1.0	92	0.00
15 T 1,6,7-Trimethylnaphthalene	50.000	47.511	5.0	88	0.00
16 T Fluorene	50.000	49.217	1.6	90	0.00
17 I Phenanthrene-d10 (ISTD)	100.000	100.000	0.0	90	0.00
18 T Dibenzothiopene	50.000	49.222	1.6	90	0.00
19 T Phenanthrene	50.000	49.181	1.6	90	0.00
20 T Anthracene	50.000	49.111	1.8	90	0.00
21 T Carbazole	50.000	48.483	3.0	89	0.00
22 T 1-Methylphenanthrene	50.000	52.625	-5.3	96	0.00
23 T Fluoranthene	50.000	56.270	-12.5	102	0.00
24 I Chrysene-d12 (ISTD)	100.000	100.000	0.0	110	0.00
25 T Pyrene	50.000	46.768	6.5	102	0.00
26 S Terphenyl-d14 (Surr)	50.000	48.466	3.1	107	0.00
27 T Benz(a)anthracene	50.000	45.478	9.0	105	0.00
28 T Chrysene	50.000	47.291	5.4	105	0.00
29 I Perylene-d12 (ISTD)	100.000	100.000	0.0	121	0.00
30 T Benzo(b)fluoranthene	50.000	44.921	10.2	108	0.00
31 T Benzo(k)fluoranthene	50.000	46.046	7.9	113	0.00
32 T Benzo(b+k)fluoranthene	100.000	90.970	9.0	110	-0.06
33 S Benzo(a)pyrene d-12 (Surr)	50.000	0.000	100.0#	0	-17.83#
34 T Benzo(e)pyrene	50.000	45.622	8.8	112	0.00
35 T Benzo(a)pyrene	50.000	48.200	3.6	115	0.00
36 T Perylene	50.000	47.992	4.0	116	0.00
37 I Dibenz(a,h)Anthracene-d14 (IS	100.000	100.000	0.0	140	0.00
38 T Indeno(1,2,3-cd)Pyrene	50.000	47.479	5.0	134	0.00
39 T Dibenz(a,h)anthracene	50.000	48.801	2.4	139	0.00
40 T Benzo(g,h,i)perylene	50.000	48.117	3.8	133	0.00

(#) = Out of Range SPCC's out = 0 CCC's out = 0

Data Path : U:\data\2020-03\0C05040\
 Data File : N03052007.D
 Acq On : 05 Mar 2020 12:27 pm
 Operator : JK/ AMS/ DTH
 Sample : 0C05040-CCV1
 Misc : 1x, A20C077@50
 ALS Vial : 2 Sample Multiplier: 1
 DataAcq Meth:LVI14_BNA_ACQ.M

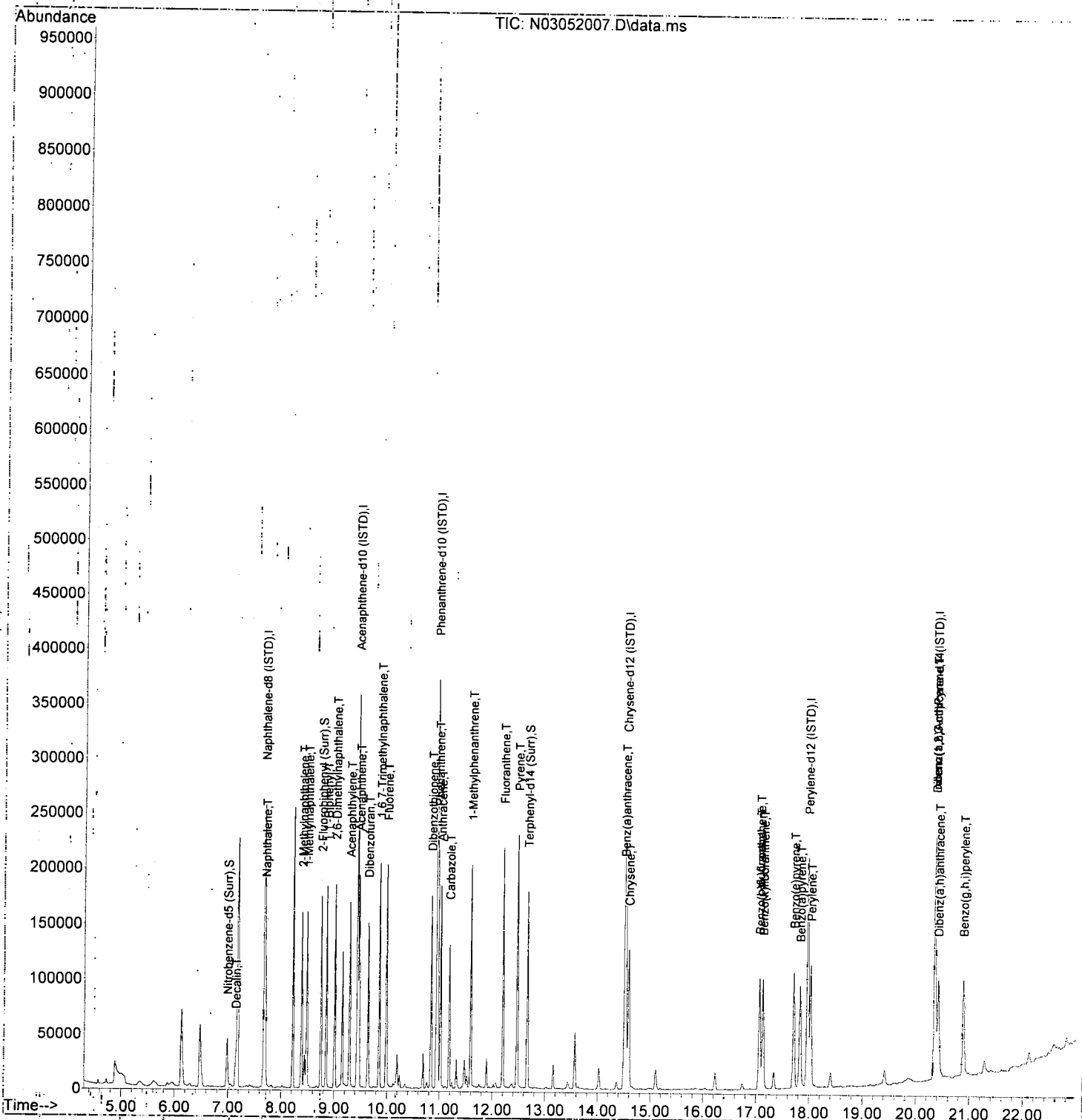
Quant Time: Mar 05 14:54:01 2020
 Quant Method : U:\methods\SV14_090619_PAHR8.M
 Quant Title : EPA 8270D: Semivolatile Organics
 QLast Update : Wed Mar 04 12:21:38 2020
 Response via : Initial Calibration
 InstName : SV-GCMS14

Compound	R.T.	QIon	Response	Conc	Units	Dev(Min)	
Internal Standards							
1) Naphthalene-d8 (ISTD)	7.679	136	180554	100.00	ng/ml	0.00	
9) Acenaphthene-d10 (ISTD)	9.434	162	106663	100.00	ng/ml	0.00	
17) Phenanthrene-d10 (ISTD)	10.937	188	198495	100.00	ng/ml	0.00	
24) Chrysene-d12 (ISTD)	14.528	240	186163	100.00	ng/ml	0.00	
29) Perylene-d12 (ISTD)	17.967	264	172199	100.00	ng/ml	0.00	
37) Dibenz(a,h)Anthracene-d...	20.351	292	130793	100.00	ng/ml	0.00	
System Monitoring Compounds							
2) Nitrobenzene-d5 (Surr)	6.986	82	29295	48.83	ng/ml	0.00	
10) 2-Fluorobiphenyl (Surr)	8.746	172	82663	51.95	ng/ml	0.00	
11) Acenaphthylene d-8 (Surr)	9.276	160	2313	-1.00	ng/ml	0.00	
26) Terphenyl-d14 (Surr)	12.663	244	94892	48.47	ng/ml	0.00	
33) Benzo(a)pyrene d-12 (S...	0.000	264	0	0.00	ng/ml		
Target Compounds							
							Qvalue
3) Decalin	7.149	138	5202	38.70	ng/ml		96
4) Naphthalene	7.697	128	98748	49.59	ng/ml		99
5) 2-Methylnaphthalene	8.385	142	70251	41.63	ng/ml		97
6) 1-Methylnaphthalene	8.484	142	66587	39.47	ng/ml		98
7) 1,1'-Biphenyl	8.851	154	88629	39.05	ng/ml		97
8) 2,6-Dimethylnaphthalene	9.008	156	63925	38.57	ng/ml		99
12) Acenaphthylene	9.288	152	110318	47.64	ng/ml		98
13) Acenaphthene	9.463	153	73003	48.13	ng/ml		99
14) Dibenzofuran	9.638	168	95913	50.49	ng/ml		97
15) 1,6,7-Trimethylnaphtha...	9.853	170	60433	47.51	ng/ml		98
16) Fluorene	9.987	166	76387	49.22	ng/ml		99
18) Dibenzothiopene	10.833	184	102186	49.22	ng/ml		96
19) Phenanthrene	10.961	178	114234	49.18	ng/ml		100
20) Anthracene	11.013	178	106104	49.11	ng/ml		99
21) Carbazole	11.182	167	84759	48.48	ng/ml		99
22) 1-Methylphenanthrene	11.590	192	84913	52.63	ng/ml		99
23) Fluoranthene	12.196	202	131683	56.27	ng/ml		97
25) Pyrene	12.470	202	136023	46.77	ng/ml		100
27) Benz(a)anthracene	14.505	228	98296	45.48	ng/ml		99
28) Chrysene	14.586	228	96728	47.29	ng/ml		100
30) Benzo(b)fluoranthene	17.063	252	89258	44.92	ng/ml		93
31) Benzo(k)fluoranthene	17.127	252	90081	46.05	ng/ml		92
32) Benzo(b+k)fluoranthene	17.063	252	184888	90.97	ng/ml		91
34) Benzo(e)pyrene	17.710	252	91663	45.62	ng/ml		98
35) Benzo(a)pyrene	17.827	252	81975	48.20	ng/ml		96
36) Perylene	18.025	252	100528	47.99	ng/ml		99
38) Indeno(1,2,3-cd)Pyrene	20.351	276	76588	47.48	ng/ml		81
39) Dibenz(a,h)anthracene	20.415	278	73967	48.80	ng/ml		84
40) Benzo(g,h,i)perylene	20.887	276	82336	48.12	ng/ml		94

(#) = qualifier out of range (m) = manual integration (+) = signals summed

Data Path : U:\data\2020-03\0C05040\
 Data File : N03052007.D
 Acq On : 05 Mar 2020 12:27 pm
 Operator : JK/ AMS/ DTH
 Sample : 0C05040-CCV1
 Misc : 1x, A20C077@50
 ALS Vial : 2 Sample Multiplier: 1
 DataAcq Meth:LVI14_BNA_ACQ.M

Quant Time: Mar 05 14:54:01 2020
 Quant Method : U:\methods\SV14_090619_PAHR8.M
 Quant Title : EPA 8270D: Semivolatile Organics
 QLast Update : Wed Mar 04 12:21:38 2020
 Response via : Initial Calibration
 InstName : SV-GCMS14



Data Path : U:\data\2020-03\0C05040\
 Data File : N03052008.D
 Acq On : 05 Mar 2020 01:00 pm
 Operator : JK/ AMS/ DTH
 Sample : 0C05040-CCB1
 Misc : 1x, DCM + ISTD
 ALS Vial : 3 Sample Multiplier: 1
 DataAcq Meth: LVI14_BNA_ACQ.M

AMS
3/5/20

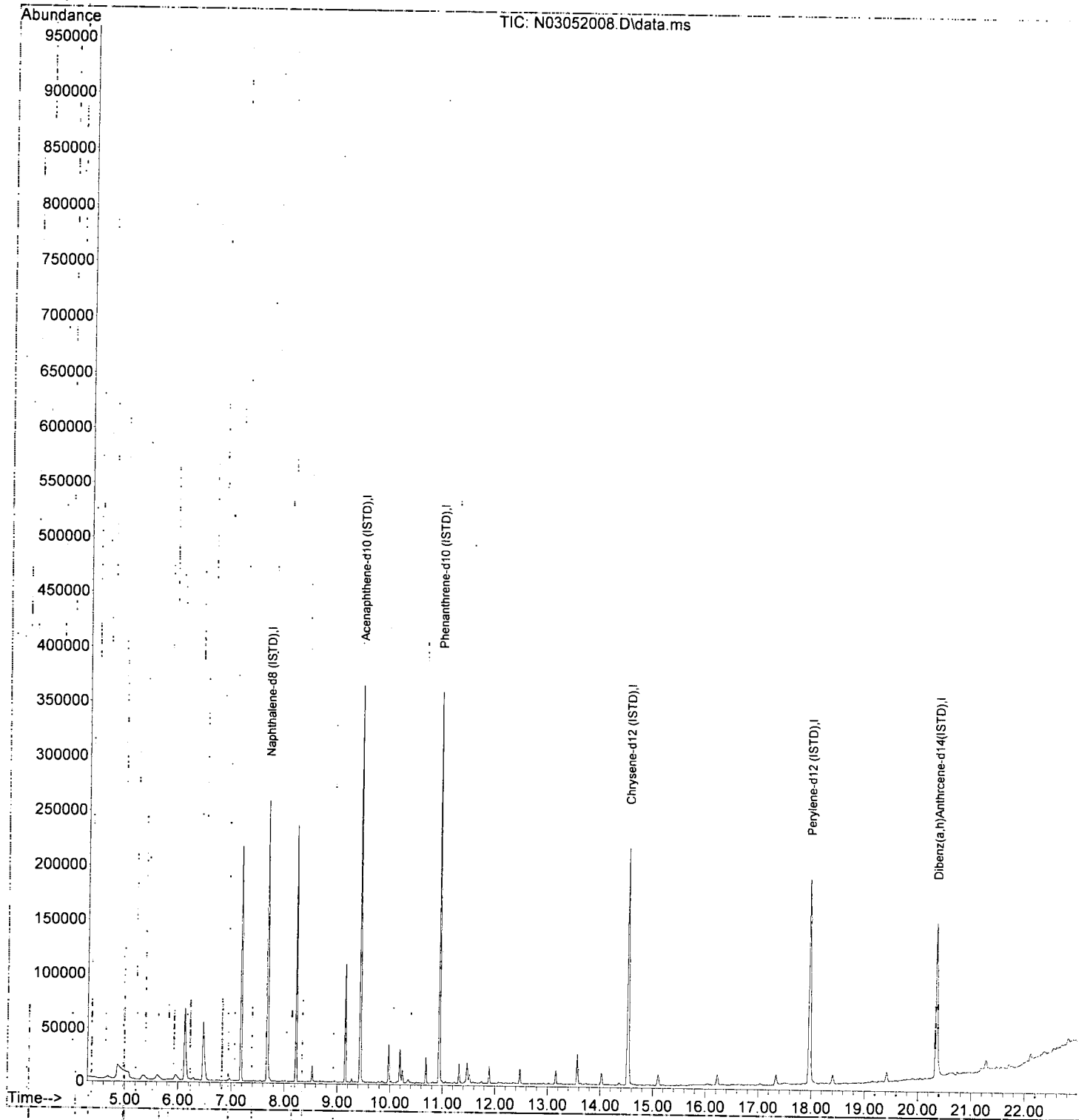
Quant Time: Mar 05 14:54:32 2020
 Quant Method : U:\methods\SV14_090619_PAHR8.M
 Quant Title : EPA 8270D: Semivolatile Organics
 QLast Update : Wed Mar 04 12:21:38 2020
 Response via : Initial Calibration
 InstName : SV-GCMS14

Compound	R.T.	QIon	Response	Conc	Units	Dev(Min)
Internal Standards						
1) Naphthalene-d8 (ISTD)	7.679	136	185313	100.00	ng/ml	0.00
9) Acenaphthene-d10 (ISTD)	9.434	162	109218	100.00	ng/ml	0.00
17) Phenanthrene-d10 (ISTD)	10.937	188	192140	100.00	ng/ml	0.00
24) Chrysene-d12 (ISTD)	14.528	240	160322	100.00	ng/ml	0.00
29) Perylene-d12 (ISTD)	17.967	264	160919	100.00	ng/ml	0.00
37) Dibenz(a,h)Anthracene-d...	20.345	292	132937	100.00	ng/ml	0.00
System Monitoring Compounds						
2) Nitrobenzene-d5 (Surr)	0.000	82	0	0.00	ng/ml	
10) 2-Fluorobiphenyl (Surr)	0.000	172	0	0.00	ng/ml	
11) Acenaphthylene d-8 (Surr)	9.276	160	2478	-1.00	ng/ml	0.00
26) Terphenyl-d14 (Surr)	0.000	244	0	0.00	ng/ml	
33) Benzo(a)pyrene d-12 (S...	0.000	264	0	0.00	ng/ml	
Target Compounds						
3) Decalin	0.000		0		N.D.	Qvalue
4) Naphthalene	7.708	128	164		N.D.	
5) 2-Methylnaphthalene	0.000		0		N.D.	
6) 1-Methylnaphthalene	0.000		0		N.D.	
7) 1,1'-Biphenyl	8.851	154	51		N.D.	
8) 2,6-Dimethylnaphthalene	0.000		0		N.D.	
12) Acenaphthylene	0.000		0		N.D.	
13) Acenaphthene	0.000		0		N.D.	
14) Dibenzofuran	0.000		0		N.D.	
15) 1,6,7-Trimethylnaphtha...	0.000		0		N.D.	
16) Fluorene	0.000		0		N.D.	
18) Dibenzothiopene	0.000		0		N.D.	
19) Phenanthrene	10.961	178	221		N.D.	
20) Anthracene	11.060	178	60		N.D.	
21) Carbazole	0.000		0		N.D.	
22) 1-Methylphenanthrene	0.000		0		N.D.	
23) Fluoranthene	0.000		0		N.D.	
25) Pyrene	0.000		0		N.D.	
27) Benz(a)anthracene	14.528	228	403		N.D.	
28) Chrysene	14.528	228	395		N.D.	
30) Benzo(b)fluoranthene	0.000		0		N.D.	
31) Benzo(k)fluoranthene	0.000		0		N.D.	
32) Benzo(b+k)fluoranthene	0.000		0		N.D.	
34) Benzo(e)pyrene	17.704	252	67		N.D.	
35) Benzo(a)pyrene	17.821	252	60		N.D.	
36) Perylene	18.025	252	161		N.D.	
38) Indeno(1,2,3-cd)Pyrene	20.351	276	190		N.D.	
39) Dibenz(a,h)anthracene	20.415	278	124		N.D.	
40) Benzo(g,h,i)perylene	20.898	276	214		N.D.	

(#) = qualifier out of range (m) = manual integration (+) = signals summed

Data Path : U:\data\2020-03\0C05040\
Data File : N03052008.D
Acq On : 05 Mar 2020 01:00 pm
Operator : JK/ AMS/ DTH
Sample : 0C05040-CCB1
Misc : 1x, DCM + ISTD
ALS Vial : 3 Sample Multiplier: 1
DataAcq Meth:LVI14_BNA_ACQ.M

Quant Time: Mar 05 14:54:32 2020
Quant Method : U:\methods\SV14_090619_PAHR8.M
Quant Title : EPA 8270D: Semivolatile Organics
QLast Update : Wed Mar 04 12:21:38 2020
Response via : Initial Calibration
InstName : SV-GCMS14



Data Path : U:\data\2020-03\0C05040\
 Data File : N03052009.D
 Acq On : 05 Mar 2020 01:33 pm
 Operator : JK/ AMS/ DTH
 Sample : 0030163-BLK1
 Misc : 1x, 8270D LL PAH ONLY
 ALS Vial : 4 Sample Multiplier: 1
 DataAcq Meth:LVI14_BNA_ACQ.M

Quant Time: Mar 05 14:54:43 2020
 Quant Method : U:\methods\SV14_090619_PAHR8.M
 Quant Title : EPA 8270D: Semivolatile Organics
 QLast Update : Wed Mar 04 12:21:38 2020
 Response via : Initial Calibration
 InstName : SV-GCMS14

AMS
3/5/20

Compound	R.T.	QIon	Response	Conc	Units	Dev(Min)

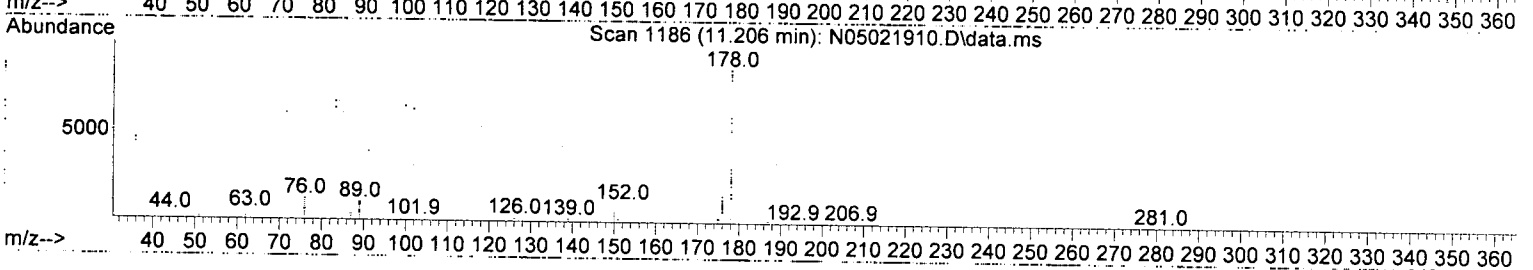
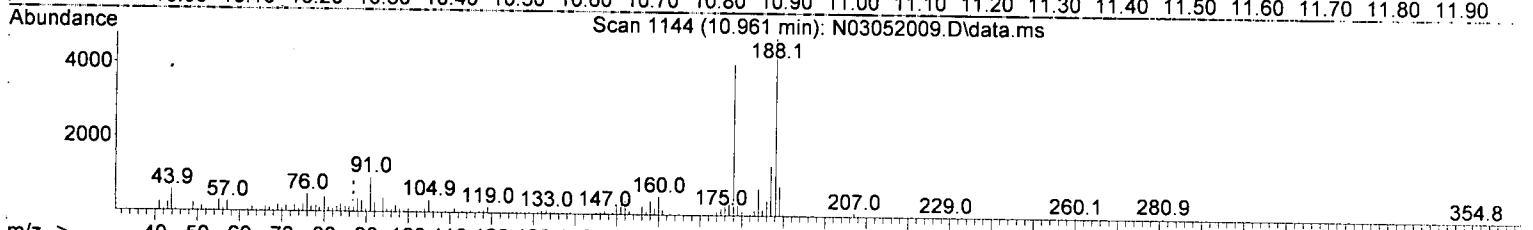
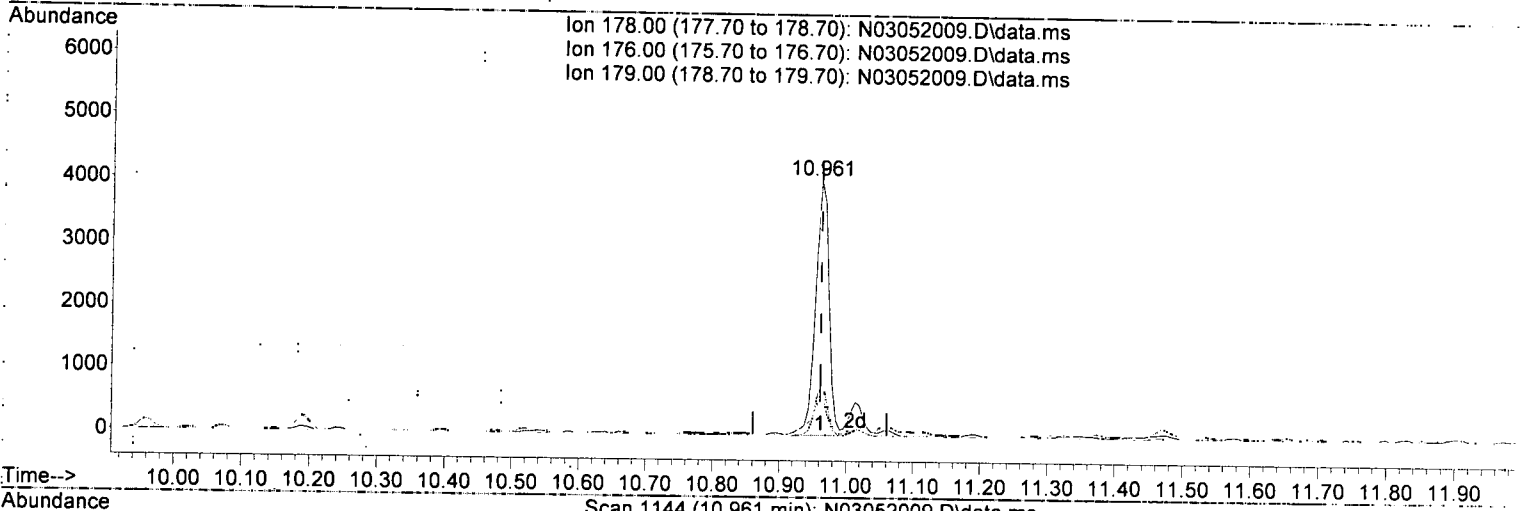
Internal Standards						
1) Naphthalene-d8 (ISTD)	7.679	136	204020	100.00	ng/ml	0.00
9) Acenaphthene-d10 (ISTD)	9.433	162	106257	100.00	ng/ml	0.00
17) Phenanthrene-d10 (ISTD)	10.937	188	178796	100.00	ng/ml	0.00
24) Chrysene-d12 (ISTD)	14.528	240	140070	100.00	ng/ml	0.00
29) Perylene-d12 (ISTD)	17.967	264	131557	100.00	ng/ml	0.00
37) Dibenz(a,h)Anthracene-d...	20.345	292	116521	100.00	ng/ml	0.00
System Monitoring Compounds						
2) Nitrobenzene-d5 (Surr)	6.985	82	47893	70.64	ng/ml	0.00
10) 2-Fluorobiphenyl (Surr)	8.746	172	128638	81.15	ng/ml	0.00
11) Acenaphthylene d-8 (Surr)	9.276	160	1817	-1.00	ng/ml	0.00
26) Terphenyl-d14 (Surr)	12.663	244	118499	80.44	ng/ml	0.00
33) Benzo(a)pyrene d-12 (S...	0.000	264	0	0.00	ng/ml	
Target Compounds						
3) Decalin	0.000		0	N.D.		Qvalue
4) Naphthalene	7.697	128	2909	1.29	ng/ml	97
5) 2-Methylnaphthalene	8.384	142	1019	0.53	ng/ml	87
6) 1-Methylnaphthalene	8.483	142	2196	1.15	ng/ml	98
7) 1,1'-Biphenyl	8.851	154	633	N.D.		
8) 2,6-Dimethylnaphthalene	9.014	156	763	0.41	ng/ml	94
12) Acenaphthylene	9.294	152	231	N.D.		
13) Acenaphthene	9.463	153	2048	1.36	ng/ml	98
14) Dibenzofuran	9.643	168	375	N.D.		
15) 1,6,7-Trimethylnaphtha...	9.847	170	237	N.D.		
16) Fluorene	9.987	166	1050	0.68	ng/ml	98
18) Dibenzothiopene	10.832	184	748	0.40	ng/ml	88
19) Phenanthrene	10.961	178	5645	(2.70 ng/ml)		100 B-02 ✓
20) Anthracene	11.013	178	704	N.D.		
21) Carbazole	11.182	167	148	N.D.		
22) 1-Methylphenanthrene	11.590	192	444	N.D.		
23) Fluoranthene	12.196	202	1594	0.76	ng/ml	96
25) Pyrene	12.470	202	1790	0.82	ng/ml	100
27) Benz(a)anthracene	14.510	228	649	N.D.		
28) Chrysene	14.586	228	336	N.D.		
30) Benzo(b)fluoranthene	17.063	252	219	N.D.		
31) Benzo(k)fluoranthene	17.133	252	129	N.D.		
32) Benzo(b+k)fluoranthene	17.133	252	129	N.D.		
34) Benzo(e)pyrene	17.710	252	205	N.D.		
35) Benzo(a)pyrene	17.833	252	77	N.D.		
36) Perylene	17.961	252	400	N.D.		
38) Indeno(1,2,3-cd)Pyrene	20.356	276	248	N.D.		
39) Dibenz(a,h)anthracene	0.000		0	N.D.		
40) Benzo(g,h,i)perylene	20.887	276	194	N.D.		

(#) = qualifier out of range (m) = manual integration (+) = signals summed

Quantitation Report (Qedit)

Data Path : N:\data\2020-03\0C05040\
 Data File : N03052009.D
 Acq On : 05 Mar 2020 13:33
 Operator : JK/ AMS/ DTH
 Sample : 0030163-BLK1
 Misc : 1x, 8270D LL PAH ONLY
 ALS Vial : 4 Sample Multiplier: 1
 DataAcq Meth:LVI14_BNA_ACQ.M

Quant Time: Mar 05 14:54:43 2020
 Quant Method : U:\methods\SV14_090619_PAHR8.M
 Quant Title : EPA 8270D: Semivolatile Organics
 QLast Update : Wed Mar 04 12:21:38 2020
 Response via : Initial Calibration
 InstName : SV-GCMS14



TIC: N03052009.D\data.ms

(19) Phenanthrene (T)

10.961min (-0.000) 2.70 ng/ml

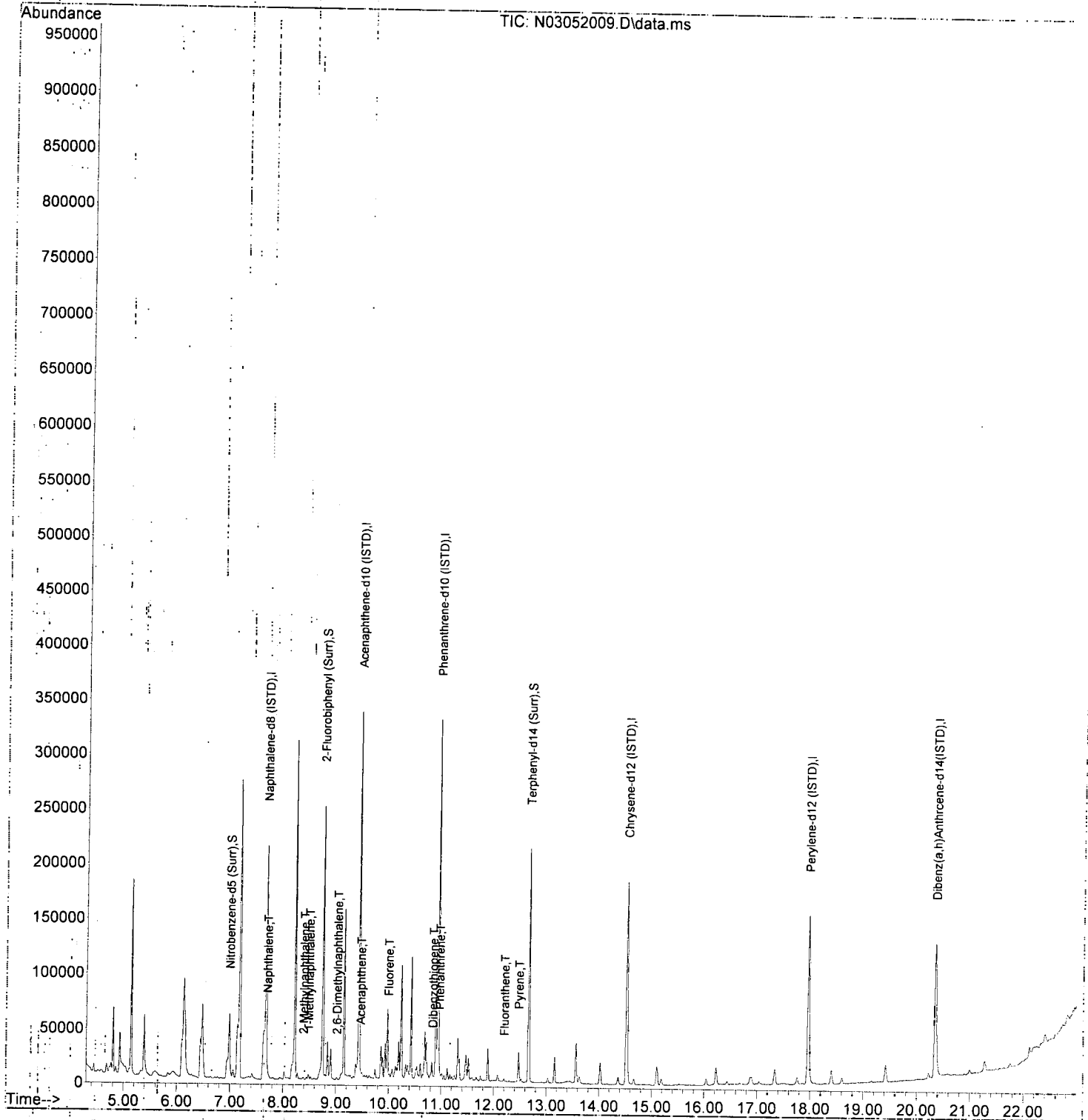
response 5645

Ion	Exp%	Act%
178.00	100.00	100.00
176.00	19.00	19.05
179.00	15.10	14.86
0.00	0.00	0.00

P-02

Data Path : U:\data\2020-03\0C05040\
 Data File : N03052009.D
 Acq On : 05 Mar 2020 01:33 pm
 Operator : JK/ AMS/ DTH
 Sample : 0030163-BLK1
 Misc : 1x, 8270D LL PAH ONLY
 ALS Vial : 4 Sample Multiplier: 1
 DataAcq Meth:LVI14_BNA_ACQ.M

Quant Time: Mar 05 14:54:43 2020
 Quant Method : U:\methods\SV14_090619_PAHR8.M
 Quant Title : EPA 8270D: Semivolatile Organics
 QLast Update : Wed Mar 04 12:21:38 2020
 Response via : Initial Calibration
 InstName : SV-GCMS14



Data Path: U:\data\2020-03\0C05040\
 Data File: N03052010.D
 Acq On : 05 Mar 2020 02:07 pm
 Operator : JK/ AMS/ DTH
 Sample : 0030163-BS1
 Misc : 1x, 8270D LL PAH ONLY
 ALS Vial : 5 Sample Multiplier: 1
 DataAcq Meth: LVI14_BNA_ACQ.M

AMS
3/5/20

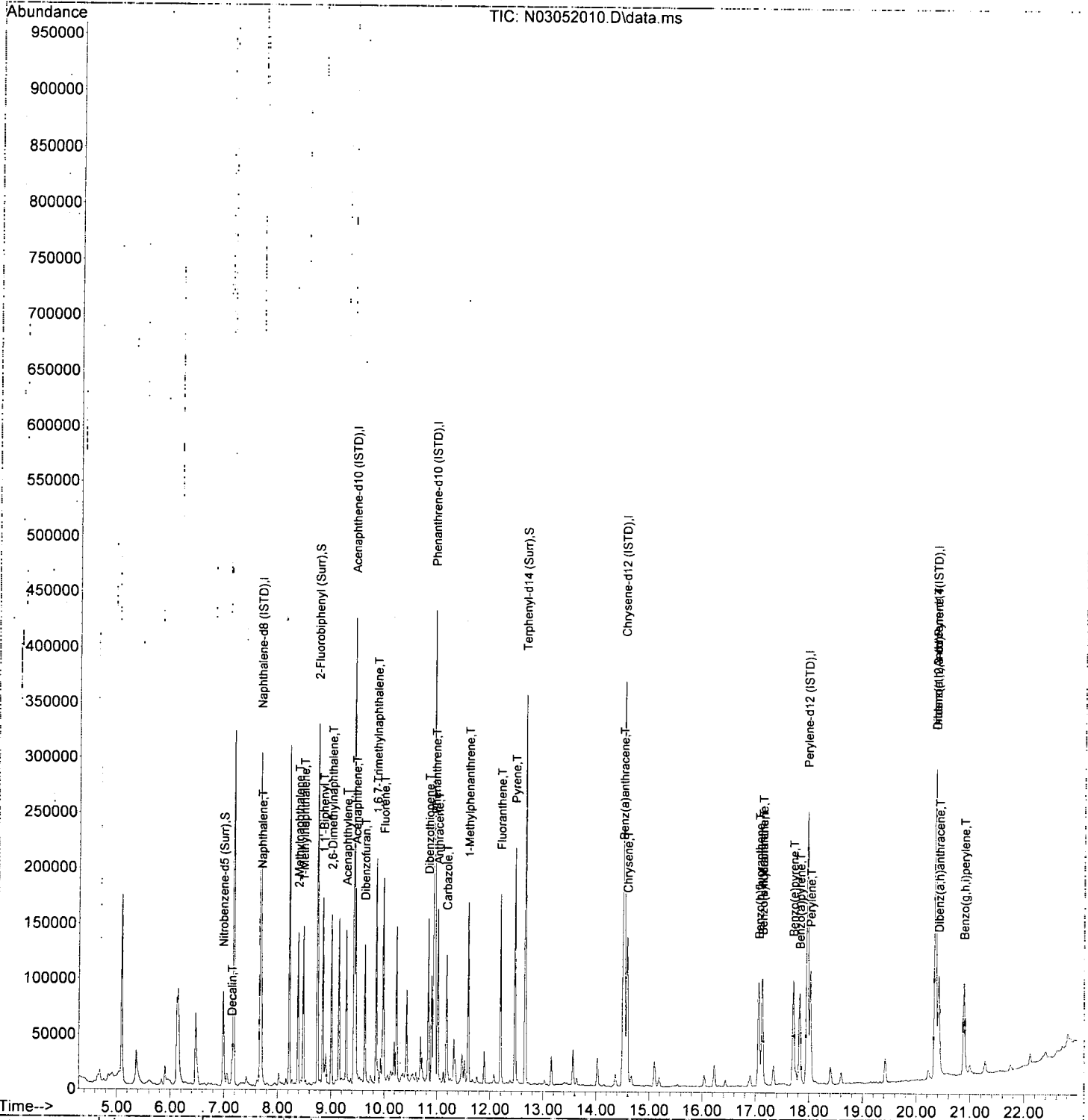
Quant Time: Mar 05 14:55:34 2020
 Quant Method : U:\methods\SV14_090619_PAHR8.M
 Quant Title : EPA 8270D: Semivolatile Organics
 QLast Update : Wed Mar 04 12:21:38 2020
 Response via : Initial Calibration
 InstName : SV-GCMS14

Compound	R.T.	QIon	Response	Conc	Units	Dev(Min)	
Internal Standards							
1) Naphthalene-d8 (ISTD)	7.679	136	200650	100.00	ng/ml	0.00	
9) Acenaphthene-d10 (ISTD)	9.434	162	120658	100.00	ng/ml	0.00	
17) Phenanthrene-d10 (ISTD)	10.937	188	224793	100.00	ng/ml	0.00	
24) Chrysene-d12 (ISTD)	14.528	240	241751	100.00	ng/ml	0.00	
29) Perylene-d12 (ISTD)	17.967	264	210500	100.00	ng/ml	0.00	
37) Dibenz(a,h)Anthracene-d...	20.345	292	185581	100.00	ng/ml	0.00	
System Monitoring Compounds							
2) Nitrobenzene-d5 (Surr)	6.985	82	49022	73.52	ng/ml	0.00	
10) 2-Fluorobiphenyl (Surr)	8.746	172	153618	85.34	ng/ml	0.00	
11) Acenaphthylene d-8 (Surr)	9.276	160	1595	-1.00	ng/ml	0.00	
26) Terphenyl-d14 (Surr)	12.663	244	188635	74.19	ng/ml	0.00	
33) Benzo(a)pyrene d-12 (S...	0.000	264	0	0.00	ng/ml		
Target Compounds							
							Qvalue
3) Decalin	7.149	138	3590	24.03	ng/ml		94
4) Naphthalene	7.697	128	80948	36.58	ng/ml		99
5) 2-Methylnaphthalene	8.384	142	58787	31.35	ng/ml		97
6) 1-Methylnaphthalene	8.483	142	58287	31.09	ng/ml		98
7) 1,1'-Biphenyl	8.851	154	73435	29.12	ng/ml		97
8) 2,6-Dimethylnaphthalene	9.008	156	52749	28.64	ng/ml		98
12) Acenaphthylene	9.288	152	90002	34.36	ng/ml		99
13) Acenaphthene	9.463	153	64505	37.60	ng/ml		100
14) Dibenzofuran	9.638	168	78399	36.48	ng/ml		96
15) 1,6,7-Trimethylnaphtha...	9.853	170	50667	35.21	ng/ml		97
16) Fluorene	9.987	166	64533	36.76	ng/ml		99
18) Dibenzothiopene	10.832	184	85254	36.26	ng/ml		96
19) Phenanthrene	10.961	178	104450	39.71	ng/ml		99
20) Anthracene	11.013	178	88091	36.00	ng/ml		99
21) Carbazole	11.182	167	74390	37.57	ng/ml		99
22) 1-Methylphenanthrene	11.590	192	69019	37.77	ng/ml		99
23) Fluoranthene	12.196	202	106236	40.09	ng/ml		96
25) Pyrene	12.470	202	118007	31.24	ng/ml		100
27) Benz(a)anthracene	14.504	228	92964	33.12	ng/ml		99
28) Chrysene	14.586	228	97526	36.72	ng/ml		99
30) Benzo(b)fluoranthene	17.063	252	85423	35.17	ng/ml		93
31) Benzo(k)fluoranthene	17.127	252	88821	37.14	ng/ml		92
32) Benzo(b+k)fluoranthene	17.127	252	179239	72.14	ng/ml		92
34) Benzo(e)pyrene	17.704	252	84808	34.53	ng/ml		98
35) Benzo(a)pyrene	17.827	252	74209	35.69	ng/ml		97
36) Perylene	18.025	252	88715	34.65	ng/ml		99
38) Indeno(1,2,3-cd)Pyrene	20.351	276	78285	34.20	ng/ml		81
39) Dibenz(a,h)anthracene	20.415	278	74534	34.66	ng/ml		83
40) Benzo(g,h,i)perylene	20.887	276	81233	33.46	ng/ml		100

(#) = qualifier out of range (m) = manual integration (+) = signals summed

Data Path : U:\data\2020-03\0C05040\
 Data File : N03052010.D
 Acq On : 05 Mar 2020 02:07 pm
 Operator : JK/ AMS/ DTH
 Sample : 0030163-BS1
 Misc : 1x, 8270D LL PAH ONLY
 ALS Vial : 5 Sample Multiplier: 1
 DataAcq Meth:LVI14_BNA_ACQ.M

Quant Time: Mar 05 14:55:34 2020
 Quant Method : U:\methods\SV14_090619_PAHR8.M
 Quant Title : EPA 8270D: Semivolatile Organics
 QLast Update : Wed Mar 04 12:21:38 2020
 Response via : Initial Calibration
 InstName : SV-GCMS14



Data Path : R:\data\2020-03\0C05040\
 Data File : N03052013.D
 Acq On : 05 Mar 2020 03:46 pm
 Operator : JK/ AMS/ DTH
 Sample : 0030176-BLK1
 Misc : 1x, 8270D LL PAH ONLY
 ALS Vial : 8 Sample Multiplier: 1

Jan 3/6/20

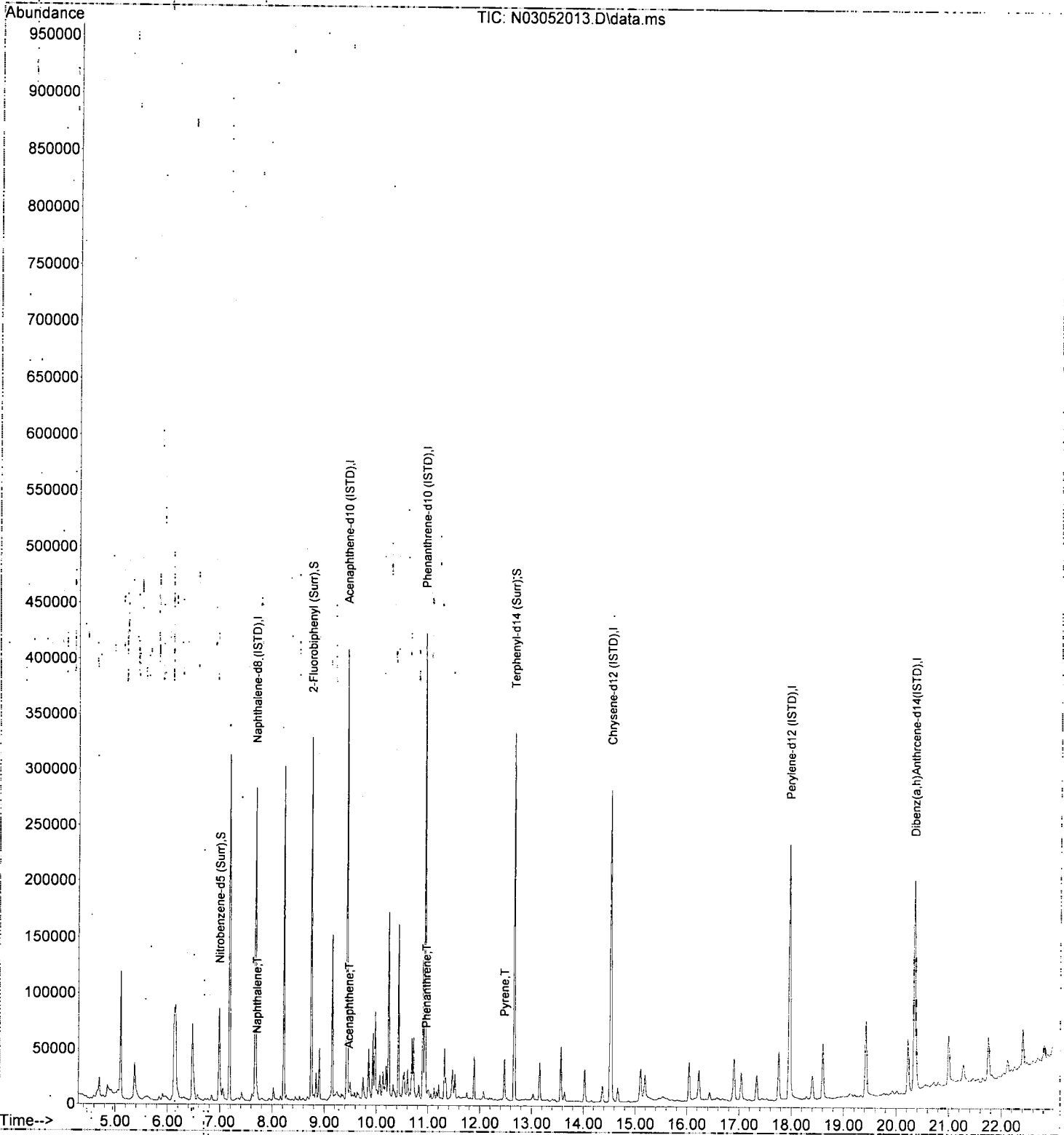
Quant Time: Mar 06 09:16:33 2020
 Quant Method : R:\methods\SV14_090619_PAHR8.M
 Quant Title : EPA 8270D: Semivolatile Organics
 QLast Update : Wed Mar 04 12:21:38 2020
 Response via : Initial Calibration

Compound	R.T.	QIon	Response	Conc	Units	Dev(Min)	
Internal Standards							
1) Naphthalene-d8 (ISTD)	7.679	136	200241	100.00	ng/ml	0.00	
9) Acenaphthene-d10 (ISTD)	9.434	162	118090	100.00	ng/ml	0.00	
17) Phenanthrene-d10 (ISTD)	10.937	188	218526	100.00	ng/ml	0.00	
24) Chrysene-d12 (ISTD)	14.528	240	208264	100.00	ng/ml	0.00	
29) Perylene-d12 (ISTD)	17.967	264	200596	100.00	ng/ml	0.00	
37) Dibenz(a,h)Anthracene-d...	20.345	292	177581	100.00	ng/ml	0.00	
System Monitoring Compounds							
2) Nitrobenzene-d5 (Surr)	6.986	82	49623	74.58	ng/ml	0.00	
10) 2-Fluorobiphenyl (Surr)	8.746	172	150317	85.32	ng/ml	0.00	
11) Acenaphthylene d-8 (Surr)	9.276	160	1644	-1.00	ng/ml	0.00	
26) Terphenyl-d14 (Surr)	12.663	244	181465	82.85	ng/ml	0.00	
33) Benzo(a)pyrene d-12 (S...	0.000	264	0	0.00	ng/ml		
Target Compounds							
3) Decalin	0.000		0		N.D.		Qvalue
4) Naphthalene	7.703	128	2030	0.92	ng/ml		93
5) 2-Methylnaphthalene	8.384	142	604		N.D.		
6) 1-Methylnaphthalene	8.484	142	379		N.D.		
7) 1,1'-Biphenyl	8.851	154	653		N.D.		
8) 2,6-Dimethylnaphthalene	9.014	156	291		N.D.		
12) Acenaphthylene	9.294	152	575		N.D.		
13) Acenaphthene	9.469	153	885	0.53	ng/ml		88
14) Dibenzofuran	9.643	168	135		N.D.		
15) 1,6,7-Trimethylnaphtha...	9.853	170	149		N.D.		
16) Fluorene	9.987	166	483		N.D.		
18) Dibenzothiopene	10.833	184	217		N.D.		
19) Phenanthrene	10.961	178	2097	0.82	ng/ml		95
20) Anthracene	11.013	178	286		N.D.		
21) Carbazole	11.182	167	87		N.D.		
22) 1-Methylphenanthrene	11.561	192	157		N.D.		
23) Fluoranthene	12.196	202	933		N.D.		
25) Pyrene	12.470	202	1381	0.42	ng/ml		94
27) Benz(a)anthracene	14.522	228	826		N.D.		
28) Chrysene	14.586	228	523		N.D.		
30) Benzo(b)fluoranthene	17.063	252	558		N.D.		
31) Benzo(k)fluoranthene	17.063	252	727		N.D.		
32) Benzo(b+k)fluoranthene	17.063	252	765		N.D.		
34) Benzo(e)pyrene	17.710	252	412		N.D.		
35) Benzo(a)pyrene	17.827	252	493		N.D.		
36) Perylene	18.025	252	136		N.D.		
38) Indeno(1,2,3-cd)Pyrene	20.351	276	675		N.D.		
39) Dibenz(a,h)anthracene	20.415	278	89		N.D.		
40) Benzo(g,h,i)perylene	20.887	276	678		N.D.		

(#) = qualifier out of range (m) = manual integration (+) = signals summed

Data Path : R:\data\2020-03\0C05040\
 Data File : N03052013.D
 Acq On : 05 Mar 2020 03:46 pm
 Operator : JK/ AMS/ DTH
 Sample : 0030176-BLK1
 Misc : 1x, 8270D LL PAH ONLY
 ALS Vial : 8 Sample Multiplier: 1

Quant Time: Mar 06 09:16:33 2020
 Quant Method : R:\methods\SV14_090619_PAHR8.M
 Quant Title : EPA 8270D: Semivolatile Organics
 QLast Update : Wed Mar 04 12:21:38 2020
 Response via : Initial Calibration



Data Path : R:\data\2020-03\0C05040\
 Data File : N03052014.D
 Acq On : 05 Mar 2020 04:19 pm
 Operator : JK/ AMS/ DTH
 Sample : 0030176-BS1
 Misc : 1x, 8270D LL PAH ONLY
 ALS Vial : 9 Sample Multiplier: 1

rem 3/6/20

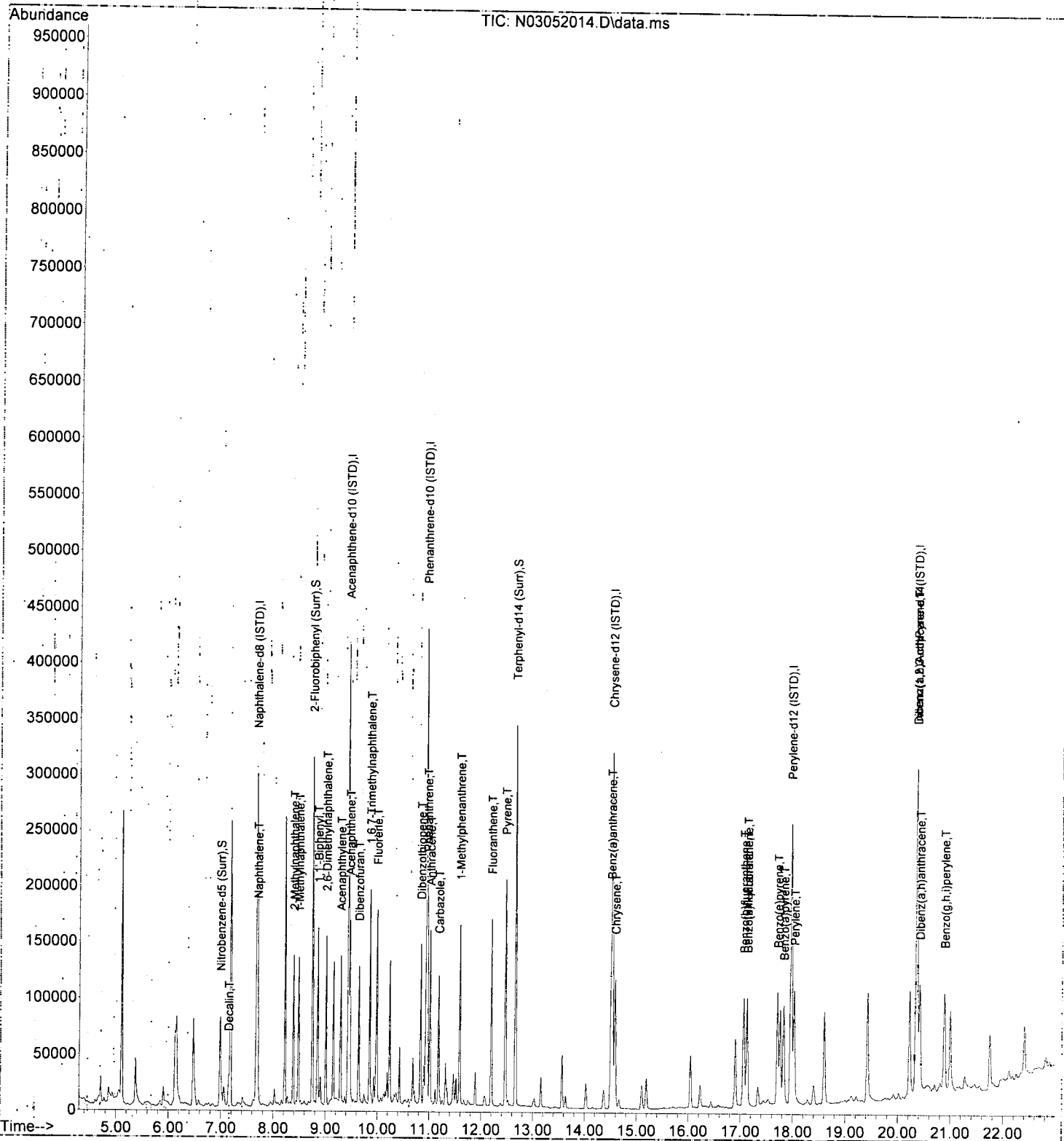
Quant Time: Mar 06 09:16:36 2020
 Quant Method : R:\methods\SV14_090619_PAHR8.M
 Quant Title : EPA 8270D: Semivolatile Organics
 QLast Update : Wed Mar 04 12:21:38 2020
 Response via : Initial Calibration

Compound	R.T.	QIon	Response	Conc	Units	Dev(Min)	
Internal Standards							
1) Naphthalene-d8 (ISTD)	7.679	136	203703	100.00	ng/ml	0.00	
9) Acenaphthene-d10 (ISTD)	9.434	162	120774	100.00	ng/ml	0.00	
17) Phenanthrene-d10 (ISTD)	10.937	188	223381	100.00	ng/ml	0.00	
24) Chrysene-d12 (ISTD)	14.528	240	215234	100.00	ng/ml	0.00	
29) Perylene-d12 (ISTD)	17.967	264	213534	100.00	ng/ml	0.00	
37) Dibenz(a,h)Anthracene-d...	20.351	292	188757	100.00	ng/ml	0.00	
System Monitoring Compounds							
2) Nitrobenzene-d5 (Surr)	6.986	82	48294	71.35	ng/ml	0.00	
10) 2-Fluorobiphenyl (Surr)	8.746	172	143940	79.89	ng/ml	0.00	
11) Acenaphthylene d-8 (Surr)	9.276	160	1784	-1.00	ng/ml	0.00	
26) Terphenyl-d14 (Surr)	12.663	244	186336	82.32	ng/ml	0.00	
33) Benzo(a)pyrene d-12 (S...	0.000	264	0	0.00	ng/ml		
Target Compounds							
3) Decalin	7.149	138	4208	27.75	ng/ml		Qvalue 93
4) Naphthalene	7.697	128	77628	34.55	ng/ml		99
5) 2-Methylnaphthalene	8.384	142	56953	29.91	ng/ml		97
6) 1-Methylnaphthalene	8.484	142	54183	28.46	ng/ml		98
7) 1,1'-Biphenyl	8.851	154	70319	27.46	ng/ml		97
8) 2,6-Dimethylnaphthalene	9.008	156	50514	27.01	ng/ml		99
12) Acenaphthylene	9.288	152	86093	32.84	ng/ml		99
13) Acenaphthene	9.463	153	59824	34.84	ng/ml		100
14) Dibenzofuran	9.638	168	74922	34.83	ng/ml		97
15) 1,6,7-Trimethylnaphtha...	9.853	170	49062	34.06	ng/ml		99
16) Fluorene	9.987	166	61371	34.92	ng/ml		99
18) Dibenzothiopene	10.832	184	81536	34.90	ng/ml		96
19) Phenanthrene	10.961	178	94094	36.00	ng/ml		100
20) Anthracene	11.013	178	86392	35.53	ng/ml		99
21) Carbazole	11.182	167	72832	37.02	ng/ml		99
22) 1-Methylphenanthrene	11.590	192	68202	37.56	ng/ml		98
23) Fluoranthene	12.196	202	103597	39.34	ng/ml		97
25) Pyrene	12.470	202	114900	34.17	ng/ml		100
27) Benz(a)anthracene	14.505	228	85866	34.36	ng/ml		99
28) Chrysene	14.586	228	87753	37.11	ng/ml		99
30) Benzo(b)fluoranthene	17.063	252	85322	34.63	ng/ml		93
31) Benzo(k)fluoranthene	17.127	252	86917	35.83	ng/ml		92
32) Benzo(b+k)fluoranthene	17.127	252	177153	70.29	ng/ml		92
34) Benzo(e)pyrene	17.710	252	85766	34.42	ng/ml		98
35) Benzo(a)pyrene	17.827	252	76198	36.13	ng/ml		97
36) Perylene	18.025	252	87492	33.68	ng/ml		99
38) Indeno(1,2,3-cd)Pyrene	20.351	276	78815	33.86	ng/ml		86
39) Dibenz(a,h)anthracene	20.415	278	76069	34.78	ng/ml		87
40) Benzo(g,h,i)perylene	20.887	276	81118	32.85	ng/ml		93

(#) = qualifier out of range (m) = manual integration (+) = signals summed

Data Path : R:\data\2020-03\00C05040\
 Data File : N03052014.D
 Acq On : 05 Mar 2020 04:19 pm
 Operator : JK/ AMS/ DTH
 Sample : 0030176-BS1
 Misc : 1x, 8270D LL PAH ONLY
 ALS Vial : 9 Sample Multiplier: 1

Quant Time: Mar 06 09:16:36 2020
 Quant Method : R:\methods\SV14_090619_PAHR8.M
 Quant Title : EPA 8270D: Semivolatile Organics
 QLast Update : Wed Mar 04 12:21:38 2020
 Response via : Initial Calibration



Data Path : R:\data\2020-03\0C05040\
 Data File : N03052019.D
 Acq On : 05 Mar 2020 07:03 pm
 Operator : JK/ AMS/ DTH
 Sample : 0030176-MSD1@100
 Misc : 100x, 8270D LL PAH ONLY
 ALS Vial : 14 Sample Multiplier: 1

AMM 3/6/20

Quant Time: Mar 06 09:16:51 2020
 Quant Method : R:\methods\SV14_090619_PAHR8.M
 Quant Title : EPA 8270D: Semivolatile Organics
 QLast Update : Wed Mar 04 12:21:38 2020
 Response via : Initial Calibration

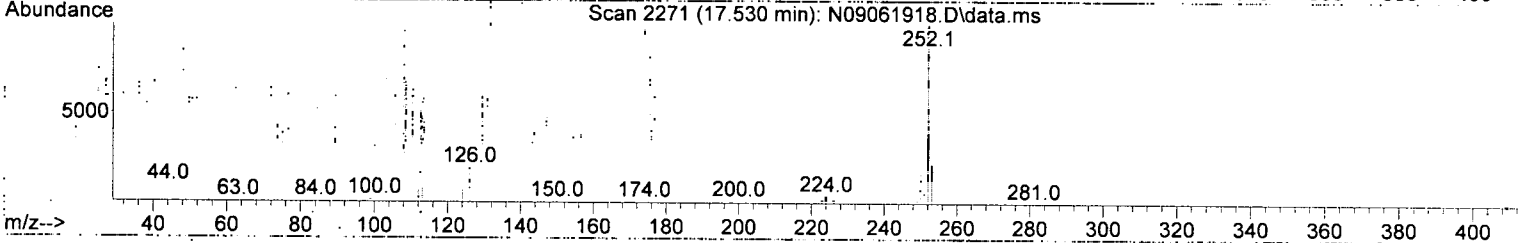
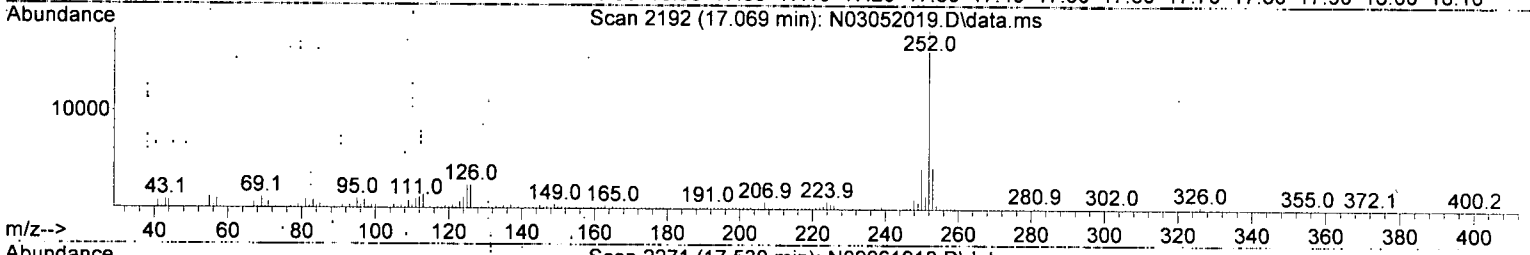
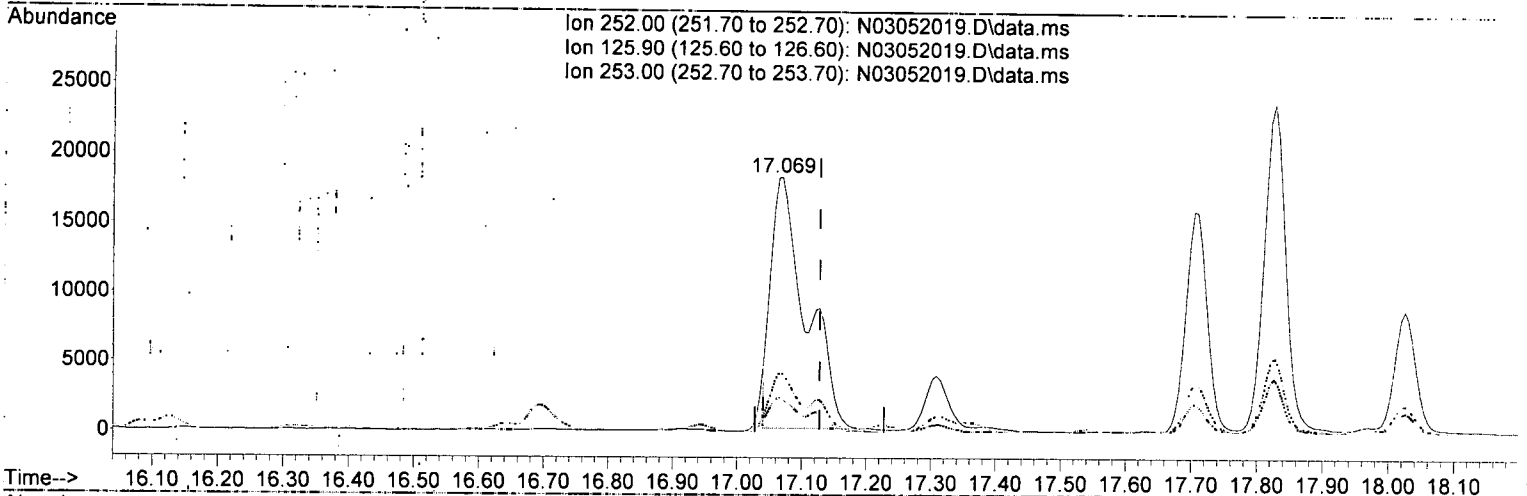
Compound	R.T.	QIon	Response	Conc	Units	Dev(Min)	Qvalue
Internal Standards							
1) Naphthalene-d8 (ISTD)	7.679	136	196834	100.00	ng/ml	0.00	
9) Acenaphthene-d10 (ISTD)	9.434	162	117207	100.00	ng/ml	0.00	
17) Phenanthrene-d10 (ISTD)	10.937	188	243088	100.00	ng/ml	0.00	
24) Chrysene-d12 (ISTD)	14.528	240	223783	100.00	ng/ml	0.00	
29) Perylene-d12 (ISTD)	17.967	264	215106	100.00	ng/ml	0.00	
37) Dibenz(a,h)Anthracene-d...	20.351	292	186264	100.00	ng/ml	0.00	
System Monitoring Compounds							
2) Nitrobenzene-d5 (Surr)	6.991	82	490	0.75	ng/ml	0.00	
10) 2-Fluorobiphenyl (Surr)	8.752	172	1293	0.74	ng/ml	0.00	
11) Acenaphthylene d-8 (Surr)	9.276	160	1716	-1.00	ng/ml	0.00	
26) Terphenyl-d14 (Surr)	12.663	244	1732	0.74	ng/ml	0.00	
33) Benzo(a)pyrene d-12 (S...	17.763	264	73	0.04	ng/ml	-0.06	
Target Compounds							
3) Decalin	7.224	138	56	N.D.			
4) Naphthalene	7.702	128	28129	12.96	ng/ml		99
5) 2-Methylnaphthalene	8.384	142	4899	2.66	ng/ml		98 1
6) 1-Methylnaphthalene	8.483	142	2930	1.59	ng/ml		98
7) 1,1'-Biphenyl	8.851	154	3670	1.48	ng/ml		96
8) 2,6-Dimethylnaphthalene	9.014	156	3474	1.92	ng/ml		98
12) Acenaphthylene	9.288	152	8602	3.38	ng/ml		96 7
13) Acenaphthene	9.469	153	10851	6.51	ng/ml		99
14) Dibenzofuran	9.643	168	2536	1.21	ng/ml		73
15) 1,6,7-Trimethylnaphtha...	9.847	170	2611	1.87	ng/ml		92
16) Fluorene	9.987	166	10245	6.01	ng/ml		95
18) Dibenzothiopene	10.832	184	13970	5.49	ng/ml		96
19) Phenanthrene	10.961	178	154373	54.27	ng/ml		99
20) Anthracene	11.013	178	34972	13.22	ng/ml		99
21) Carbazole	11.182	167	2513	1.17	ng/ml		81
22) 1-Methylphenanthrene	11.584	192	7290	3.69	ng/ml		93
23) Fluoranthene	12.196	202	156109	54.47	ng/ml		97
25) Pyrene	12.470	202	190979	54.62	ng/ml		100
27) Benz(a)anthracene	14.504	228	40332	15.52	ng/ml#		54
28) Chrysene	14.586	228	50405	20.50	ng/ml		98
30) Benzo(b)fluoranthene	17.069	252	55593	22.40	ng/ml		90
31) Benzo(k)fluoranthene	17.069	252	68065	27.85	ng/ml		89 MA-MOS
32) Benzo(b+k)fluoranthene	17.069	252	76810	30.25	ng/ml		89
34) Benzo(e)pyrene	17.704	252	36234	14.44	ng/ml		98
35) Benzo(a)pyrene	17.827	252	53159	25.02	ng/ml		96
36) Perylene	18.025	252	21866	8.36	ng/ml		97
38) Indeno(1,2,3-cd)Pyrene	20.351	276	44043	19.17	ng/ml		83
39) Dibenz(a,h)anthracene	20.415	278	5091	2.36	ng/ml		95
40) Benzo(g,h,i)perylene	20.887	276	59478	24.41	ng/ml		95

(#) = qualifier out of range (m) = manual integration (+) = signals summed

Quantitation Report (Qedit)

Data Path : N:\data\2020-03\0C05040\
 Data File : N03052019.D
 Acq On : 05 Mar 2020 19:03
 Operator : JK/ AMS/ DTH
 Sample : 0030176-MSD1@100
 Misc : 100x, 8270D LL PAH ONLY
 ALS Vial : 14 Sample Multiplier: 1
 DataAcq Meth:LVI14_BNA_ACQ.M

Quant Time: Mar 06 15:27:25 2020
 Quant Method : N:\methods\SV14_090619_PAHR8.M
 Quant Title : EPA 8270D: Semivolatile Organics
 QLast Update : Wed Mar 04 12:21:38 2020
 Response via : Initial Calibration
 InstName : SV-GCMS14



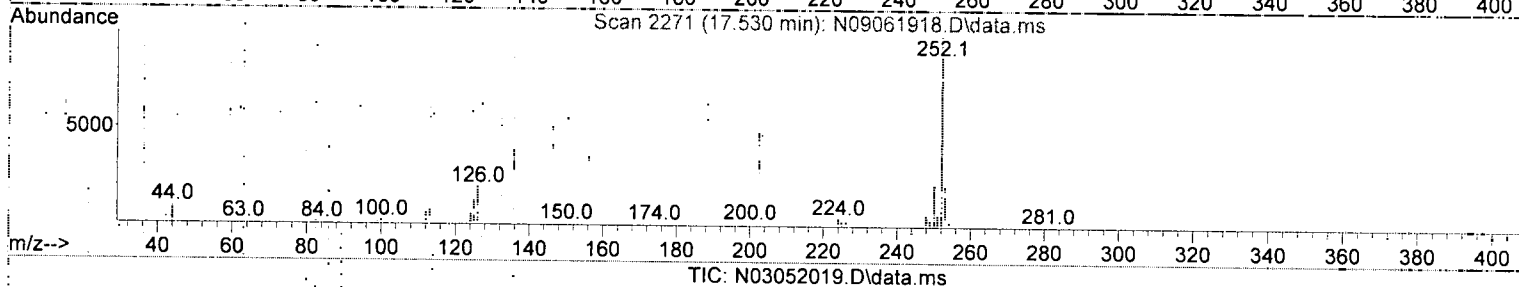
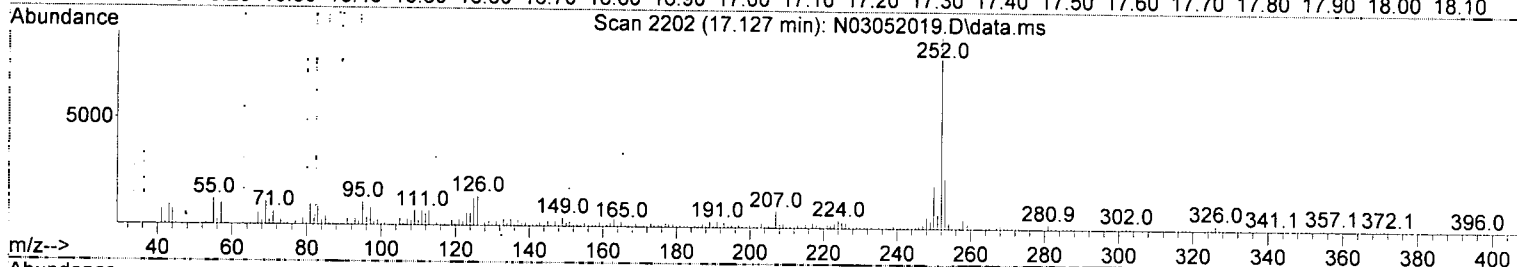
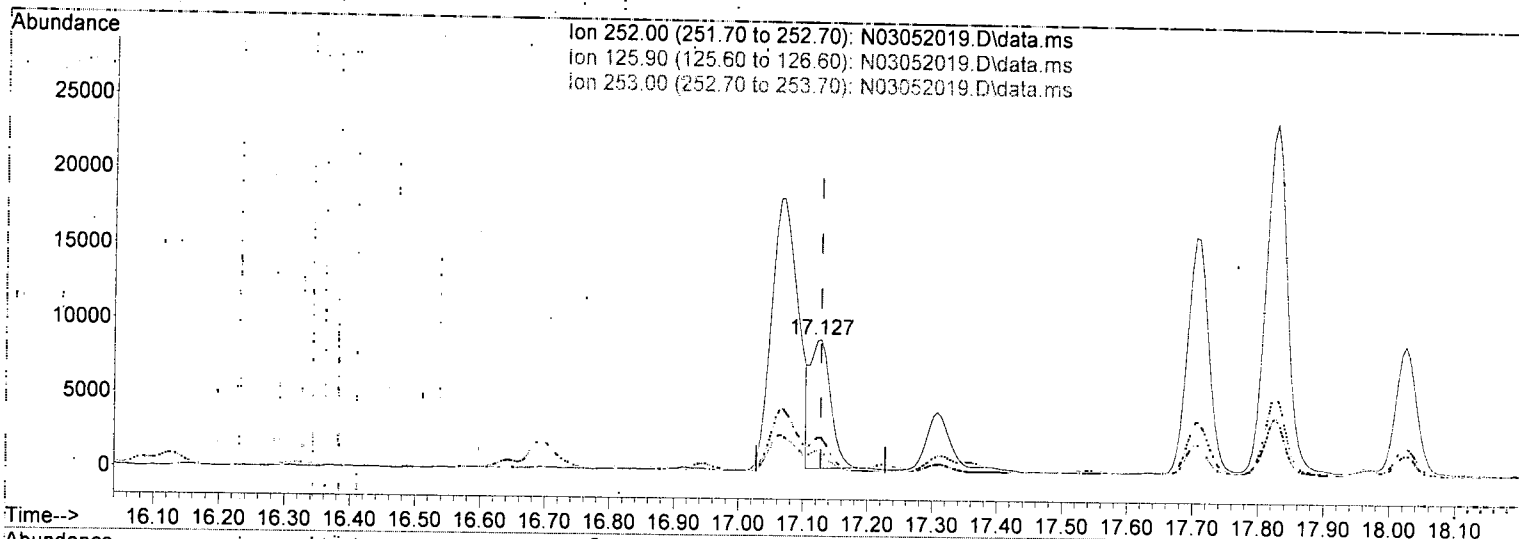
TIC: N03052019.D\data.ms

(31) Benzo (k) fluoranthene (T)		
17.069min (-0.058)	27.85 ng/ml	
response	68065	
Ion	Exp%	Act%
252.00	100.00	100.00
125.90	22.10	13.15
253.00	21.50	23.18
0.00	0.00	0.00

Quantitation Report (Qedit)

Data Path : R:\data\2020-03\0C05040\
 Data File : N03052019.D
 Acq On : 05 Mar 2020 07:03 pm
 Operator : JK/ AMS/ DTH
 Sample : 0030176-MSD1@100
 Misc : 100x, 8270D LL PAH ONLY
 ALS Vial : 14 Sample Multiplier: 1

Quant Time: Mar 06 09:16:51 2020
 Quant Method : R:\methods\SV14_090619_PAHR8.M
 Quant Title : EPA 8270D: Semivolatile Organics
 QLast Update : Wed Mar 04 12:21:38 2020
 Response via : Initial Calibration



(31) Benzo(k)fluoranthene (T)

17.127min (-0.000) 7.75 ng/ml m

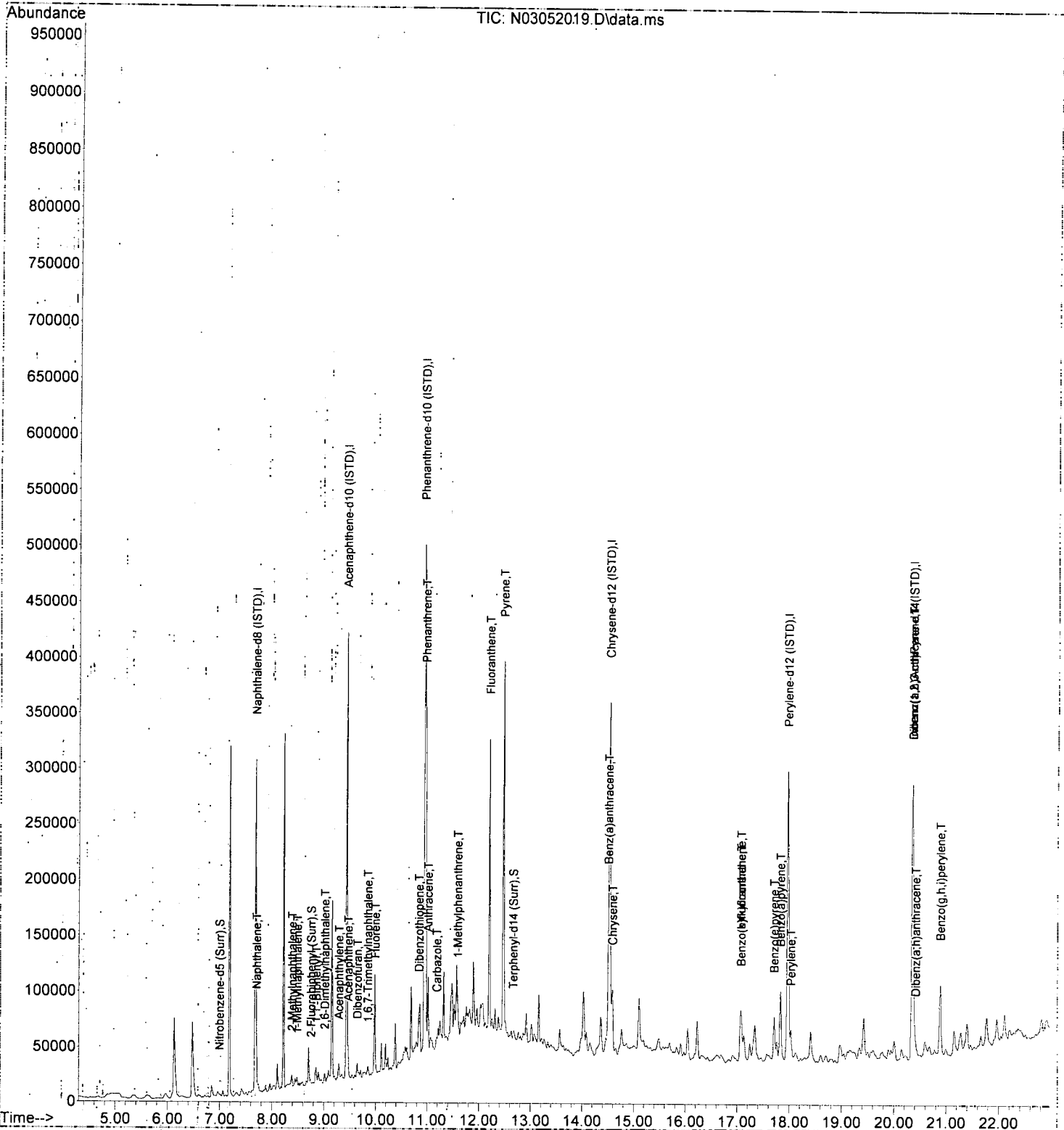
Handwritten: Jean 3/6/20

response 18942

Ion	Exp%	Act%
252.00	100.00	100.00
125.90	22.10	15.46
253.00	21.50	26.08
0.00	0.00	0.00

Data Path : R:\data\2020-03\0C05040\
 Data File : N03052019.D
 Acq On : 05 Mar 2020 07:03 pm
 Operator : JK/ AMS/ DTH
 Sample : 0030176-MSD1@100
 Misc : 100x, 8270D LL PAH ONLY
 ALS Vial : 14 Sample Multiplier: 1

Quant Time: Mar 06 09:16:51 2020
 Quant Method : R:\methods\SV14_090619_PAHR8.M
 Quant Title : EPA 8270D: Semivolatile Organics
 QLast Update : Wed Mar 04 12:21:38 2020
 Response via : Initial Calibration



**Semivolatile Organic Compounds (PAHs) by EPA 8270D
Calibration Data**

Sequence 9106028 (Cal ID A9I1001) SV-GCMS14



ELEMENT SEQUENCE LOG

Apex Laboratories

Sequence: **9I06028**

Instrument: **SV-GCMS14**

Date: **09/06/19 15:37**

Calibration: **A9I1001**

#	<u>Lab Number</u>	<u>Matrix</u>	<u>Analysis</u>	<u>Client</u>	<u>Due</u>	<u>Batch</u>	<u>ISTD ID</u>	<u>STD ID</u>
1	9I06028-TUN1	Sediment	QC	QC			A19I102	A19H414
2	9I06028-ICB1	Sediment	QC	QC			A19I102	
3	9I06028-CAL1	Sediment	QC	QC			A19I102	A19I015
4	9I06028-CAL2	Sediment	QC	QC			A19I102	A19I016
5	9I06028-CAL3	Sediment	QC	QC			A19I102	A19I017
6	9I06028-CAL4	Sediment	QC	QC			A19I102	A19I018
7	9I06028-CAL5	Sediment	QC	QC			A19I102	A19I019
8	9I06028-CAL6	Sediment	QC	QC			A19I102	A19I020
9	9I06028-CAL7	Sediment	QC	QC			A19I102	A19I021
10	9I06028-CAL8	Sediment	QC	QC			A19I102	A19I022
11	9I06028-CAL9	Sediment	QC	QC			A19I102	A19I023
12	9I06028-CALA	Sediment	QC	QC			A19I102	A19I024
13	9I06028-IBL1	Sediment	QC	QC			A19I102	
14	9I06028-ICV1	Sediment	QC	QC			A19I102	A19I025
15	9I06028-IBL2	Sediment	QC	QC			A19I102	

Data Entered By: *JD 9/10/19*

Comments:

Data Reviewed By: *MKT 9/10/19*

Calibration Status Report SV-GCMS14

Method Path : N:\methods\
 Method File : SV14_090619_PAH.M
 Title : EPA 8270D: Semivolatile Organics
 Last Update : Mon Sep 09 14:58:53 2019
 Response Via : Initial Calibration

A 9 ± 1001
PH 9/9/19

#	ID	Conc	ISTD Conc	Path\File
1	1.0	1	100	N:\data\2019-09\9I06028\N09061913.D
2	2.5	3	100	N:\data\2019-09\9I06028\N09061914.D
3	5.0	5	100	N:\data\2019-09\9I06028\N09061915.D
4	10.0	10	100	N:\data\2019-09\9I06028\N09061916.D
5	25.0	25	100	N:\data\2019-09\9I06028\N09061917.D
6	50.0	50	100	N:\data\2019-09\9I06028\N09061918.D
7	100	100	100	N:\data\2019-09\9I06028\N09061919.D
8	200	200	100	N:\data\2019-09\9I06028\N09061920.D
9	300	300	100	N:\data\2019-09\9I06028\N09061921.D
10	400	400	100	N:\data\2019-09\9I06028\N09061922.D

#	ID	Update Time	Quant Time	Acquisition Time
1	1.0	Sep 09 14:58 2019	Sep 09 14:46 2019	06 Sep 2019 04:51 pm
2	2.5	Sep 09 14:58 2019	Sep 09 14:46 2019	06 Sep 2019 05:23 pm
3	5.0	Sep 09 14:58 2019	Sep 09 14:47 2019	06 Sep 2019 05:55 pm
4	10.0	Sep 09 14:58 2019	Sep 09 14:47 2019	06 Sep 2019 06:27 pm
5	25.0	Sep 09 14:58 2019	Sep 09 14:47 2019	06 Sep 2019 07:00 pm
6	50.0	Sep 09 14:58 2019	Sep 09 14:47 2019	06 Sep 2019 07:32 pm
7	100	Sep 09 14:58 2019	Sep 09 14:47 2019	06 Sep 2019 08:04 pm
8	200	Sep 09 14:58 2019	Sep 09 14:47 2019	06 Sep 2019 08:37 pm
9	300	Sep 09 14:58 2019	Sep 09 14:47 2019	06 Sep 2019 09:09 pm
10	400	Sep 09 14:58 2019	Sep 09 14:47 2019	06 Sep 2019 09:41 pm

SV14_090619_PAH.M Mon Sep 09 15:05:37 2019

Compound List Report SV-GCMS14

Method Path : N:\methods\
 Method File : SV14_090619_PAH.M
 Title : EPA 8270D: Semivolatile Organics
 Last Update : Mon Sep 09 14:58:53 2019
 Response Via : Initial Calibration

JM 9/9/19

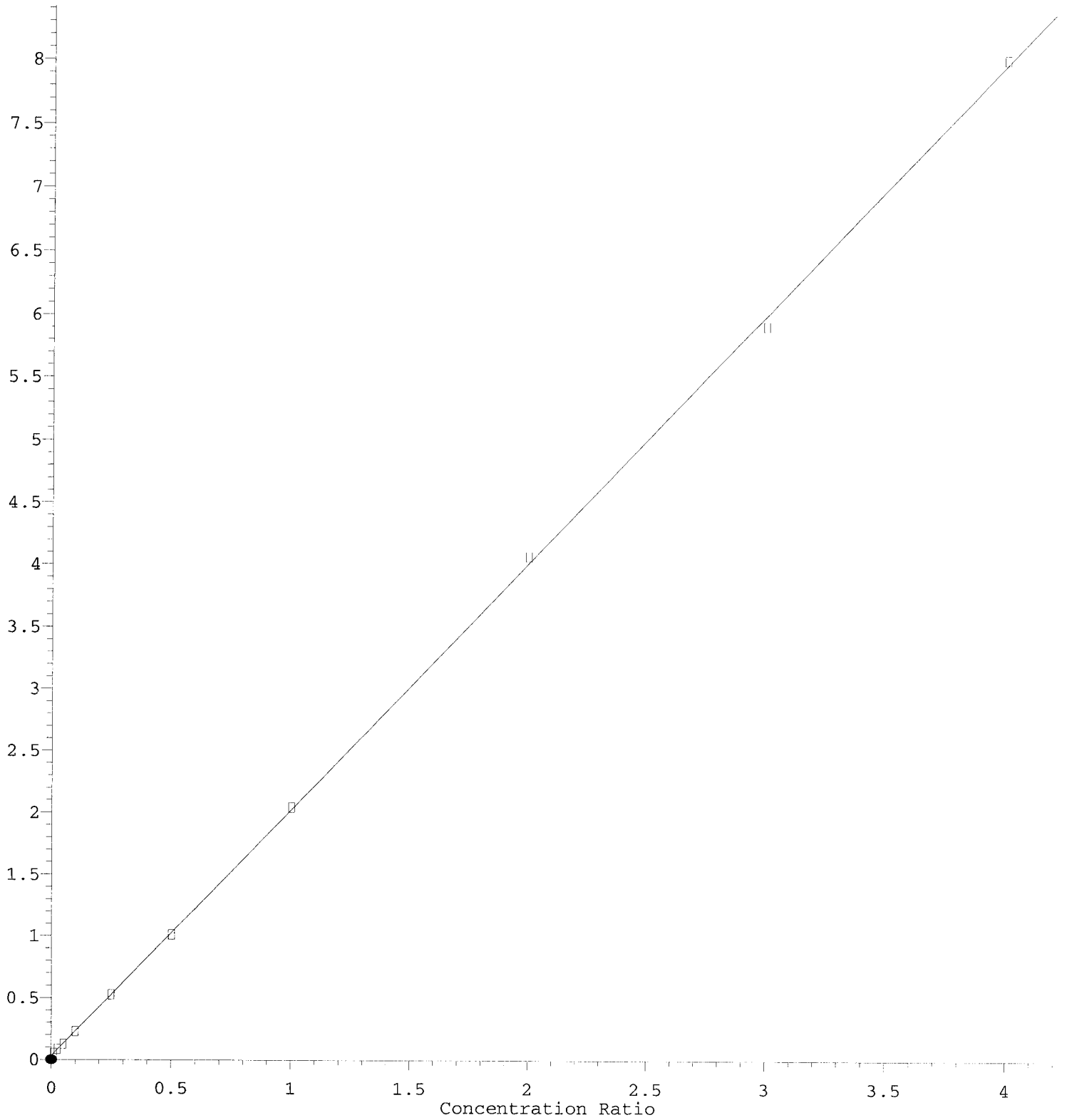
Total Cpnds : 40

PK#		Compound Name	QIon	Exp_RT	Rel_RT	Cal	#Qual	A/H	ID
1	I	Naphthalene-d8 (ISTD)	136	7.883	1.000	A	2	A	B
2	S	Nitrobenzene-d5 (Surr)	82	7.184	0.911	A	1	A	R
3	T	Decalin	138	7.364	0.934	A	2	A	B
4	T	Naphthalene	128	7.907	1.003	A	2	A	R
5	T	2-Methylnaphthalene	142	8.589	1.089	A	2	A	R
6	T	1-Methylnaphthalene	142	8.688	1.102	A	2	A	R
7	T	1,1'-Biphenyl	154	9.055	1.149	A	2	A	B
8	T	2,6-Dimethylnaphthalene	156	9.212	1.169	A	2	A	R
9	I	Acenaphthene-d10 (ISTD)	162	9.638	1.000	A	2	A	R
10	S	2-Fluorobiphenyl (Surr)	172	8.950	0.929	A	2	A	R
11	S	Acenaphthylene d-8 (Surr)	160	9.480	0.984	Q	2	A	R
12	T	Acenaphthylene	152	9.498	0.985	A	2	A	R
13	T	Acenaphthene	153	9.673	1.004	A	2	A	R
14	T	Dibenzofuran	168	9.848	1.022	A	2	A	R
15	T	1,6,7-Trimethylnaphthalene	170	10.057	1.044	A	2	A	R
16	T	Fluorene	166	10.191	1.057	A	2	A	R
17	I	Phenanthrene-d10 (ISTD)	188	11.147	1.000	A	2	A	R
18	T	Dibenzothiopene	184	11.042	0.991	A	3	A	R
19	T	Phenanthrene	178	11.171	1.002	A	2	A	R
20	T	Anthracene	178	11.223	1.007	A	2	A	R
21	T	Carbazole	167	11.390	1.022	A	2	A	R
22	T	1-Methylphenanthrene	192	11.794	1.058	A	2	A	R
23	T	Fluoranthene	202	12.435	1.116	A	2	A	R
24	I	Chrysene-d12 (ISTD)	240	14.906	1.000	A	2	A	R
25	T	Pyrene	202	12.721	0.853	A	2	A	R
26	S	Terphenyl-d14 (Surr)	244	12.930	0.867	A	2	A	R
27	T	Benz(a)anthracene	228	14.883	0.998	A	2	A	R
28	T	Chrysene	228	14.965	1.004	A	2	A	R
29	I	Perylene-d12 (ISTD)	264	18.374	1.000	A	2	A	R
30	T	Benzo(b)fluoranthene	252	17.465	0.951	A	2	A	R
31	T	Benzo(k)fluoranthene	252	17.529	0.954	A	2	A	R
32	T	Benzo(b+k)fluoranthene	252	17.529	0.954	A	2	A	R
33	S	Benzo(a)pyrene d-12 (Surr)	264	18.176	0.989	A	2	A	B
34	T	Benzo(e)pyrene	252	18.118	0.986	A	2	A	R
35	T	Benzo(a)pyrene	252	18.234	0.992	A	2	A	R
36	T	Perylene	252	18.433	1.003	A	2	A	R
37	I	Dibenz(a,h)Anthracene-d14 (ISTD)	292	20.764	1.000	A	2	A	R
38	T	Indeno(1,2,3-cd)Pyrene	276	20.758	1.000	A	2	A	R
39	T	Dibenz(a,h)anthracene	278	20.828	1.003	A	2	A	R
40	T	Benzo(g,h,i)perylene	276	21.294	1.026	A	2	A	R

Cal A = Average L = Linear LO = Linear w/origin Q = Quad QO = Quad w/origin
 #Qual = number of qualifiers
 A/H = Area or Height
 ID R = R.T. B = R.T. & Q Q = Qvalue L = Largest A = All

Acenaphthylene d-8 (Surr)

Response Ratio



$R = -2.27e-003 A^2 + 2.00e+000 A + 2.92e-002$

Coef of Det (r^2) = 0.999 Curve Fit: Quadratic w(1/a²)

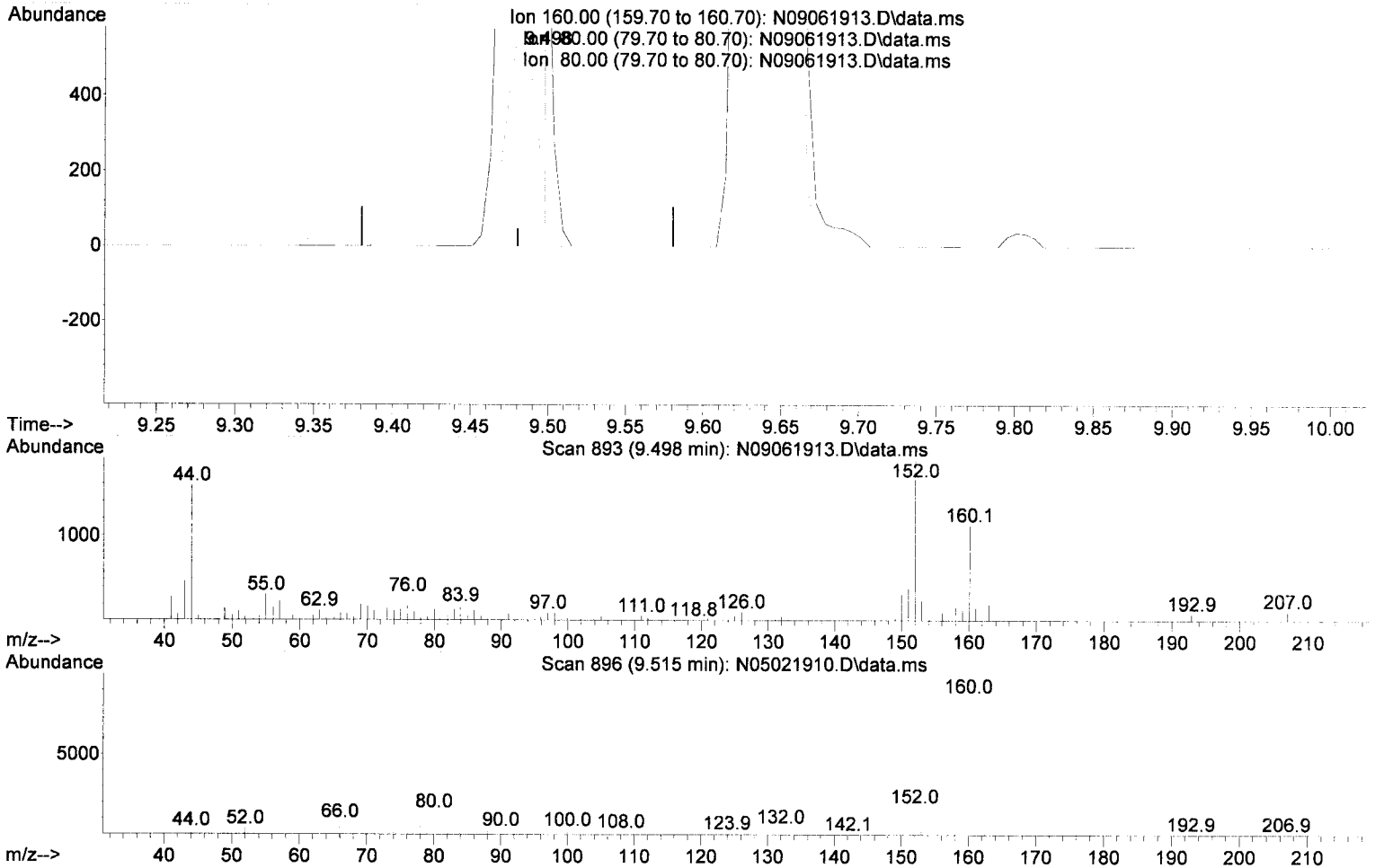
Method Name: N:\methods\SW14_090619_PAN.M 04/07/20:Anchor QEA-14-C-Gaseo Prep DG 2019 - 4a-b. DOC-CAP Testing Cores Page 948 of 1008

Calibration Table Last Updated: Mon Sep 09 15:00:15 2019

Quantitation Report (Qedit)

Data Path : N:\data\2019-09\9I06028\REQUANT\
 Data File : N09061913.D
 Acq On : 06 Sep 2019 04:51 pm
 Operator :
 Sample : 9I06028-CAL1
 Misc : 1x, A19I015@1
 ALS Vial : 3 Sample Multiplier: 1
 DataAcq Meth:LVI14_BNA_ACQ.M

Quant Time: Sep 09 15:06:04 2019
 Quant Method : N:\methods\SV14_090619_PAH.M
 Quant Title : EPA 8270D: Semivolatile Organics
 QLast Update : Mon Sep 09 14:58:53 2019
 Response via : Initial Calibration
 InstName : SV-GCMS14



TIC: N09061913.D\data.ms

(11) Acenaphthylene d-8 (Surr) (S)

9.498min (+ 0.017) -1.00 ng/ml m

response	111
Ion	Exp% Act%
160.00	100.00 100.00
80.00	14.40 12.44
80.00	14.40 12.44
0.00	0.00 0.00

Method Path : N:\methods\
 Method File : SV14_090619_PAH.M
 Title : EPA 8270D: Semivolatile Organics
 Last Update : Mon Sep 09 14:58:53 2019
 Response Via : Initial Calibration

JK 9/9/19

Calibration Files

1.0 =N09061913.D 2.5 =N09061914.D 5.0 =N09061915.D 10.0=N09061916.D 25.0=N09061917.D 50.0=N09061918.D 100 =N09061919.D
 200 =N09061920.D 300 =N09061921.D 400 =N09061922.D

Compound	1.0	2.5	5.0	10.0	25.0	50.0	100	200	300	400	Avg	%RSD
1) I Naphthalene-d8 (ISTD)	-----ISTD-----											
2) S Nitrobenzene-d...	0.391	0.340	0.316	0.315	0.306	0.324	0.323	0.334	0.338	0.337	0.332	7.09 <i>Not used</i>
3) T Decalin		0.076	0.070	0.069	0.070	0.075	0.077	0.077	0.075	0.081	0.074	5.47 <i>Not used</i>
4) T Naphthalene	1.158	1.135	1.098	1.123	1.090	1.083	1.082	1.092	1.078	1.090	1.103	2.42 ✓
5) T 2-Methylnaphth...	0.893	0.907	0.881	0.886	0.895	0.941	0.965	1.001	1.001	0.975	0.935	5.16 ✓
6) T 1-Methylnaphth...	0.821	0.875	0.837	0.916	0.923	0.964	0.986	1.025	1.016	0.981	0.934	7.70 ✓
7) T 1,1'-Biphenyl	1.222	1.201	1.123	1.186	1.195	1.259	1.326	1.389	1.390	1.279	1.257	7.10 <i>Not used</i>
8) T 2,6-Dimethylna...	0.823	0.850	0.815	0.851	0.892	0.943	0.994	1.034	1.033	0.946	0.918	9.12 <i>Not used</i>
9) I Acenaphthene-d10 (...)	-----ISTD-----											
10) S 2-Fluorobiphen...	1.424	1.562	1.481	1.499	1.500	1.482	1.499	1.496	1.477	1.498	1.492	2.26 ✓
11) S Acenaphthylene...	4.877	3.301	2.497	2.282	2.108	2.021	2.043	2.031	1.970	2.004	2.513	36.74 <i>Not used (Surrogate)</i>
12) T Acenaphthylene	2.050	2.174	2.139	2.171	2.195	2.172	2.248	2.243	2.161	2.158	2.171	2.55 ✓
13) T Acenaphthene	1.439	1.487	1.404	1.417	1.419	1.394	1.443	1.431	1.388	1.396	1.422	2.10 ✓
14) T Dibenzofuran	1.760	1.773	1.736	1.780	1.790	1.777	1.831	1.827	1.771	1.765	1.781	1.63 ✓
15) T 1,6,7-Trimethy...	1.249	1.207	1.173	1.178	1.169	1.168	1.213	1.212	1.178	1.178	1.193	2.23 <i>Not used</i>
16) T Fluorene	1.369	1.405	1.409	1.422	1.461	1.447	1.526	1.545	1.493	1.476	1.455	3.85 ✓
17) I Phenanthrene-d10 (...)	-----ISTD-----											
18) T Dibenzothiopene	1.030	1.080	1.056	1.038	1.030	1.033	1.050	1.056	1.042	1.043	1.046	1.46 <i>Not used</i>
19) T Phenanthrene	1.287	1.194	1.137	1.165	1.154	1.152	1.158	1.178	1.134	1.143	1.170	3.85 ✓
20) T Anthracene	1.097	1.089	1.049	1.062	1.069	1.076	1.110	1.115	1.102	1.115	1.088	2.16 ✓
21) T Carbazole	0.872	0.830	0.810	0.818	0.866	0.871	0.905	0.945	0.940	0.950	0.881	5.99 ✓
22) T 1-Methylphenan...	0.803	0.804	0.781	0.794	0.802	0.805	0.824	0.842	0.826	0.847	0.813	2.60 <i>Not used</i>
23) T Fluoranthene	1.194	1.127	1.104	1.124	1.162	1.171	1.202	1.227	1.218	1.261	1.179	4.30 ✓
24) I Chrysene-d12 (ISTD)	-----ISTD-----											
25) T Pyrene	1.634	1.742	1.585	1.636	1.580	1.571	1.560	1.478	1.416	1.421	1.562	6.48 ✓
26) S Terphenyl-d14 ...	1.150	1.092	1.037	1.058	1.060	1.046	1.049	1.021	0.993	1.012	1.052	4.22 ✓
27) T Benz(a)anthracene	1.394	1.221	1.088	1.093	1.114	1.098	1.142	1.149	1.139	1.173	1.161	7.87 ✓
28) T Chrysene	1.134	1.107	1.087	1.087	1.098	1.082	1.095	1.103	1.080	1.114	1.099	1.52 ✓
29) I Perylene-d12 (ISTD)	-----ISTD-----											
30) T Benzo(b)fluora...	1.117	1.085	1.065	1.092	1.128	1.164	1.194	1.231	1.217	1.246	1.154	5.68 ✓
31) T Benzo(k)fluora...	1.067	1.082	1.086	1.036	1.128	1.118	1.196	1.221	1.198	1.228	1.136	6.13 ✓
32) T Benzo(b+k)fluo...	2.224	2.236	2.233	2.230	2.344	2.357	2.457	2.518	2.473	2.532	2.361	5.36 ✓
33) S Benzo(a)pyrene...	0.639	0.751	0.745	0.759	0.782	0.808	0.845	0.885	0.880	0.902	0.800	10.15 <i>Not used (Surrogate)</i>
34) T Benzo(e)pyrene	1.244	1.173	1.075	1.091	1.139	1.151	1.184	1.213	1.188	1.210	1.167	4.61 <i>Not used</i>
35) T Benzo(a)pyrene	0.983	0.860	0.859	0.902	0.977	1.004	1.043	1.085	1.068	1.095	0.988	9.00 ✓
36) T Perylene	1.038	1.226	1.199	1.189	1.232	1.218	1.248	1.282	1.254	1.278	1.216	5.74 <i>Not used</i>

Method Path : N:\methods\
Method File : SV14_090619_PAH.M
Title : EPA 8270D: Semivolatile Organics

37) I	Dibenz(a,h)Anthrce...												
38) T	Indeno(1,2,3-c...	1.208	1.280	1.185	1.191	1.192	1.223	1.260	1.262	1.249	1.283	1.233	3.08'
39) T	Dibenz(a,h)ant...	1.173	1.144	1.121	1.116	1.120	1.144	1.178	1.194	1.182	1.217	1.159	3.01'
40) T	Benzo(g,h,i)pe...	1.245	1.185	1.241	1.251	1.289	1.328	1.388	1.395	1.368	1.394	1.308	5.85'

(#) = Out of Range

21.60 21.60 9/10/19

CALIBRATION SEQUENCE REVIEW SHEET

SEQUENCE: 9I06028

Analysis Included

8270D LL PAH Only (Scan)

INSTRUMENT SEQUENCE LOG

<u>SampleID</u>	<u>SampleName</u>	<u>Matrix</u>	<u>STDID</u>	<u>ISTD_ID</u>	<u>Analyzed</u>
9I06028-TUN1	MS Tune	Sediment	A19H414	A19I102	9/6/2019 3:51:00PM
9I06028-ICB1	Initial Cal Blank	Sediment		A19I102	9/6/2019 4:18:00PM
9I06028-CAL1	Cal Standard	Sediment	A19I015	"	9/6/2019 4:51:00PM
9I06028-CAL2	Cal Standard	Sediment	A19I016	"	9/6/2019 5:23:00PM
9I06028-CAL3	Cal Standard	Sediment	A19I017	"	9/6/2019 5:55:00PM
9I06028-CAL4	Cal Standard	Sediment	A19I018	"	9/6/2019 6:27:00PM
9I06028-CAL5	Cal Standard	Sediment	A19I019	"	9/6/2019 7:00:00PM
9I06028-CAL6	Cal Standard	Sediment	A19I020	"	9/6/2019 7:32:00PM
9I06028-CAL7	Cal Standard	Sediment	A19I021	"	9/6/2019 8:04:00PM
9I06028-CAL8	Cal Standard	Sediment	A19I022	"	9/6/2019 8:37:00PM
9I06028-CAL9	Cal Standard	Sediment	A19I023	"	9/6/2019 9:09:00PM
9I06028-CALA	Cal Standard	Sediment	A19I024	"	9/6/2019 9:41:00PM
9I06028-ICV1	Initial Cal Check	Sediment	A19I025	"	9/6/2019 10:45:00PM

CALIBRATION STANDARD RECOVERIES

Calibration: A9I1001

Instrument: SV-GCMS14

8270D LL PAH Only (Scan)

Sequence: 9I06028

Matrix: Sediment

	Inst. MRL	Recalc Res.	Cal Level	%Rec.	Qual
9I06028-CAL1					
9I06028-CAL2					
9I06028-CAL3					
9I06028-CAL4					
9I06028-CAL5					
9I06028-CAL6					
9I06028-CAL7					
9I06028-CAL8					
9I06028-CAL9					
9I06028-CALA					

Compounds listed above have recalculated recoveries outside 70-130% of the true values, and the calibration levels are above the reporting level. If no compounds are listed, all are OK. Please see the next section for quadratic fit compounds.

CALIBRATION SEQUENCE REVIEW SHEET

SEQUENCE: 9I06028

Analytes With Quadratic Curve Fits

<u>Qualifier</u>	<u>iMDL</u>	<u>iMRL</u>	<u>Spike Amt</u>	<u>%Difference</u>	<u>OK?</u>	<u>Raise MRL to ?</u>
				_____	□	□ _____

Analytes listed above have quadratic curve fits. If they are using a weighting option, they must be checked against the requested curve points to determine if the recalculated results are within limits (70-130 or as specified).

ICV RECOVERIES

Calibration: **A9I1001**

Instrument: **SV-GCMS14**

8270D LL PAH Only (Scan)

Sequence: **9I06028**

Matrix: **Sediment**

9I06028-ICV1

Inst. MRL

ICV Level

Result

%Rec.

Qual

Compounds listed above have Initial Calibration Verification standard recoveries outside 70-130% of the true values. If no compounds are listed, all have passing recoveries.

Evaluate Continuing Calibration Report

Data Path : N:\data\2019-09\9I06028\
 Data File : N09061924.D
 Acq On : 06 Sep 2019 10:45 pm
 Operator :
 Sample : 9I06028-ICV1
 Misc : 1x, A19I025@50
 ALS Vial : 13 Sample Multiplier: 1
 DataAcq Meth:LVI14_BNA_ACQ.M

Quant Time: Sep 10 10:28:40 2019
 Quant Method : N:\methods\SV14_090619_PAH.M
 Quant Title : EPA 8270D: Semivolatile Organics
 QLast Update : Mon Sep 09 14:58:53 2019
 Response via : Initial Calibration
 InstName : SV-GCMS14

JK 9/10/19

Min. RRF : 0.000 Min. Rel. Area : 50% Max. R.T. Dev 0.50min
 Max. RRF Dev : 30% Max. Rel. Area : 200%

	Compound	Amount	Calc.	%Dev	Area%	Dev(min)
1 I	Naphthalene-d8 (ISTD)	100.000	100.000	0.0	123	0.00
2 S	Nitrobenzene-d5 (Surr)	50.000	46.212	7.6	116	0.00
3 T	Decalin	50.000	48.753	2.5	118	0.00
4 T	Naphthalene	50.000	49.942	0.1	125	0.00
5 T	2-Methylnaphthalene	50.000	46.827	6.3	114	0.00
6 T	1-Methylnaphthalene	50.000	47.766	4.5	113	0.00
7 T	1,1'-Biphenyl	50.000	46.341	7.3	113	0.00
8 T	2,6-Dimethylnaphthalene	50.000	45.797	8.4	109	0.00
9 I	Acenaphthene-d10 (ISTD)	100.000	100.000	0.0	106	0.00
10 S	2-Fluorobiphenyl (Surr)	50.000	49.669	0.7	106	0.00
11 S	Acenaphthylene d-8 (Surr)	50.000	49.308	1.4	106	0.00
12 T	Acenaphthylene	50.000	51.950	-3.9	110	0.00
13 T	Acenaphthene	50.000	50.335	-0.7	109	0.00
14 T	Dibenzofuran	50.000	50.914	-1.8	108	0.00
15 T	1,6,7-Trimethylnaphthalene	50.000	50.151	-0.3	109	0.00
16 T	Fluorene	50.000	50.867	-1.7	109	0.00
17 I	Phenanthrene-d10 (ISTD)	100.000	100.000	0.0	107	0.00
18 T	Dibenzothiopene	50.000	49.794	0.4	108	0.00
19 T	Phenanthrene	50.000	50.398	-0.8	110	0.00
20 T	Anthracene	50.000	51.792	-3.6	112	0.00
21 T	Carbazole	50.000	50.683	-1.4	110	-0.02
22 T	1-Methylphenanthrene	50.000	51.441	-2.9	111	0.00
23 T	Fluoranthene	50.000	50.556	-1.1	109	0.00
24 I	Chrysene-d12 (ISTD)	100.000	100.000	0.0	111	0.00
25 T	Pyrene	50.000	49.139	1.7	109	0.00
26 S	Terphenyl-d14 (Surr)	50.000	48.699	2.6	109	0.00
27 T	Benzo(a)anthracene	50.000	48.477	3.0	114	0.00
28 T	Chrysene	50.000	52.375	-4.8	118	0.00
29 I	Perylene-d12 (ISTD)	100.000	100.000	0.0	114	0.00
30 T	Benzo(b)fluoranthene	50.000	50.587	-1.2	115	0.00
31 T	Benzo(k)fluoranthene	50.000	49.972	0.1	116	0.00
32 T	Benzo(b+k)fluoranthene	100.000	100.734	-0.7	115	0.00
33 S	Benzo(a)pyrene d-12 (Surr)	50.000	53.210	-6.4	120	0.00
34 T	Benzo(e)pyrene	50.000	50.277	-0.6	117	0.00
35 T	Benzo(a)pyrene	50.000	51.177	-2.4	115	0.00
36 T	Perylene	50.000	50.891	-1.8	116	0.00
37 I	Dibenz(a,h)Anthracene-d14 (IS	100.000	100.000	0.0	117	0.00
38 T	Indeno(1,2,3-cd)Pyrene	50.000	49.977	0.0	118	0.00
39 T	Dibenz(a,h)anthracene	50.000	49.339	1.3	117	0.00
40 T	Benzo(g,h,i)perylene	50.000	53.580	-7.2	123	0.00

(#) = Out of Range

SPCC's out = 0 CCC's out = 0

Data Path : N:\data\2019-09\9I06028\
 Data File : N09061911.D
 Acq On : 06 Sep 2019 03:51 pm
 Operator :
 Sample : 9I06028-TUN1
 Misc : 1x, A19H414 DFTPP@45
 ALS Vial : 1 Sample Multiplier: 1
 DataAcq Meth:DFTPP.M

Quant Time: Sep 06 17:15:52 2019
 Quant Method : N:\methods\DFTPP.M
 Quant Title : 8270 DFTPP Tune Method
 QLast Update : Thu Sep 05 08:50:46 2019
 Response via : Initial Calibration
 InstName : SV-GCMS14

Qd 9/9/19

Compound	R.T.	QIon	Response	Conc	Units	Dev(Min)
Internal Standards						
1) 1,4-Dichlorobenzene-d4	6.613	150	163761	2.00	ug/mL	# 0.00
2) Naphthalene-d8	7.825	136	486548	2.00	ug/mL	0.00
3) Acenaphthene-d10	9.585	162	255378	2.00	ug/mL	0.00
5) Phenanthrene-d10	11.101	188	470705	2.00	ug/mL	0.00
11) Chrysene-d12	14.779	240	413133	2.00	ug/mL	# 0.00
12) Perylene-d12	16.830	264	372325	2.00	ug/mL	# 0.00
13) Dibenz(a,h)anthracene-...	18.060	292	295670	2.00	ug/mL	0.00
Target Compounds						
4) Pentachlorophenol	10.920	266	1134816	47.06	ug/mL	Qvalue 93
6) DFTPP	11.404	442	1326743	34.91	ug/mL	90
7) Benzidine	12.558	184	4304187	25.70	ug/mL	97
8) 4,4-DDE	12.808	TIC	375170	No Calib		
9) 4,4-DDD	13.310	TIC	188617	No Calib		
10) 4,4-DDT	13.869	TIC	15944082	33.03	ug/mL	98

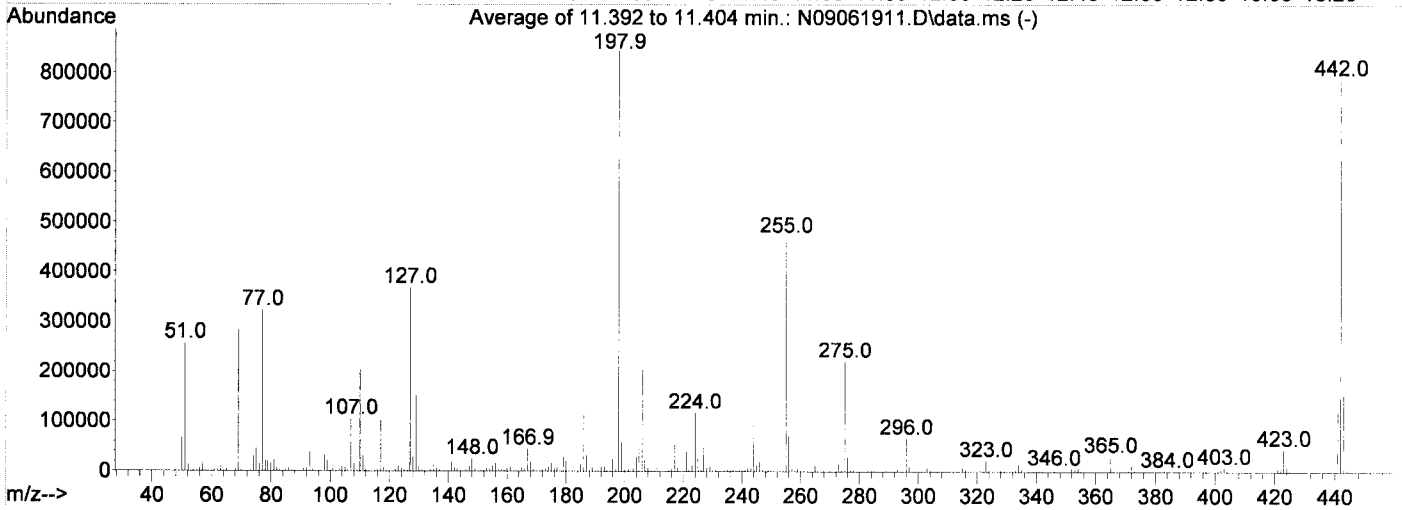
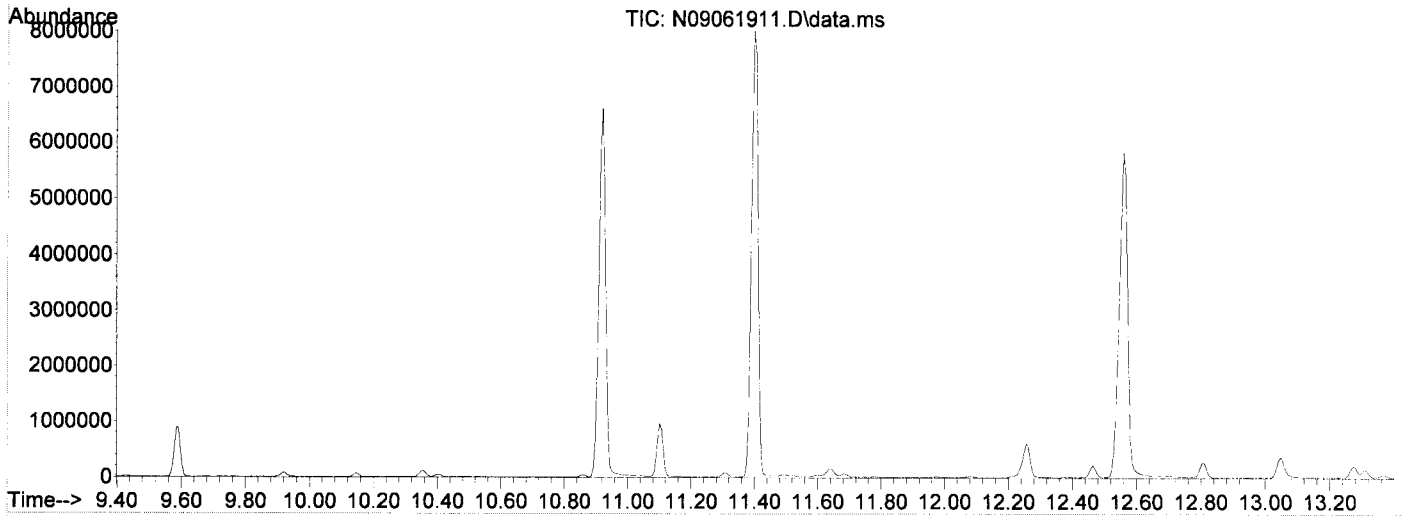
(#) = qualifier out of range (m) = manual integration (+) = signals summed

Data Path : N:\data\2019-09\9I06028\
 Data File : N09061911.D
 Acq On : 06 Sep 2019 03:51 pm
 Operator :
 Sample : 9I06028-TUN1
 Misc : 1x, A19H414 DFTPP@45
 ALS Vial : 1 Sample Multiplier: 1

Integration File: rteint.p

Method : N:\methods\DFTPP.M
 Title : 8270 DFTPP Tune Method
 Last Update : Thu Sep 05 08:50:46 2019

9/9/19




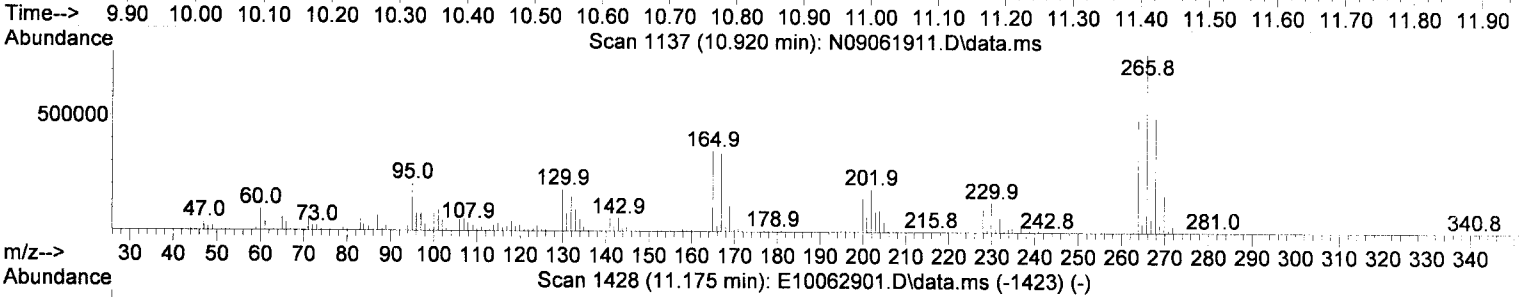
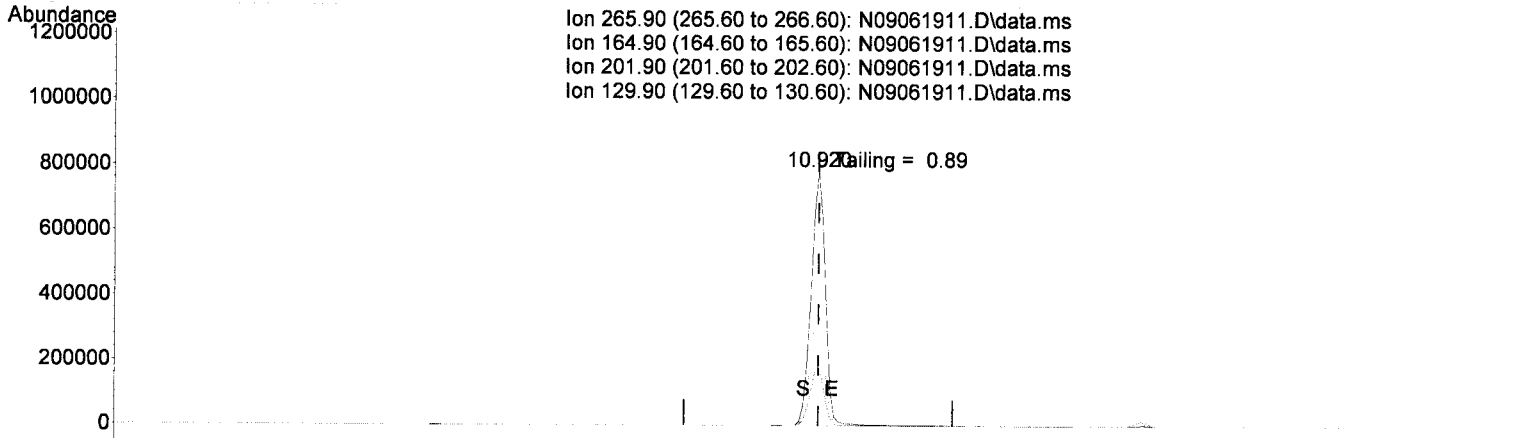
AutoFind: Scans 1218, 1219, 1220; Background Corrected with Scan 1212

Target Mass	Rel. to Mass	Lower Limit%	Upper Limit%	Rel. Abn%	Raw Abn	Result Pass/Fail
68	69	0.00	2	1.5	4348	PASS
69	69	100	100	100.0	283608	PASS
70	69	0.00	2	0.5	1319	PASS
197	198	0.00	2	0.5	4054	PASS
198	198	100	100	100.0	845182	PASS
199	198	5	9	6.9	57976	PASS
365	198	1	100	3.6	30576	PASS
441	443	0.01	150	78.0	120320	PASS
442	198	0.10	200	93.1	787179	PASS
443	442	15	24	19.6	154213	PASS

Quantitation Report (Qedit)

Data Path : N:\data\2019-09\9I06028\
 Data File : N09061911.D
 Acq On : 06 Sep 2019 03:51 pm
 Operator :
 Sample : 9I06028-TUN1
 Misc : 1x, A19H414 DFTPP@45
 ALS Vial : 1 Sample Multiplier: 1
 DataAcq Meth:DFTPP.M

Quant Time: Sep 06 17:15:52 2019
 Quant Method : N:\methods\DFTPP.M
 Quant Title : 8270 DFTPP Tune Method
 QLast Update : Thu Sep 05 08:50:46 2019
 Response via : Initial Calibration
 InstName : SV-GCMS14



TIC: N09061911.D\data.ms

(4) Pentachlorophenol

10.920min (+ 0.000) 47.06 ug/mL

response 1134816

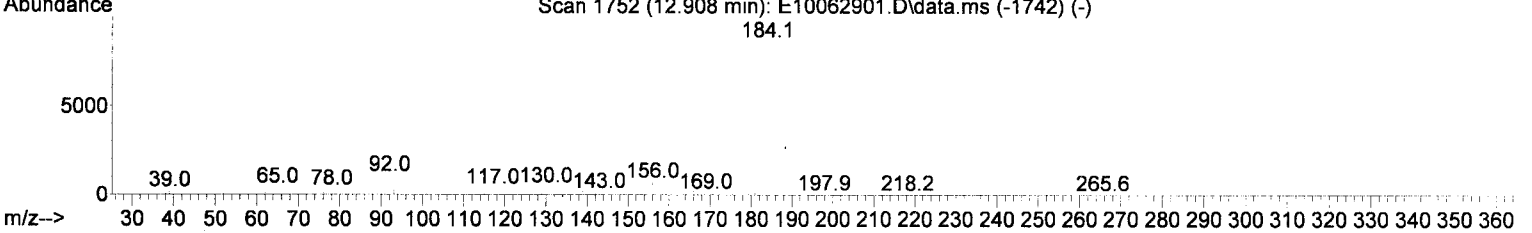
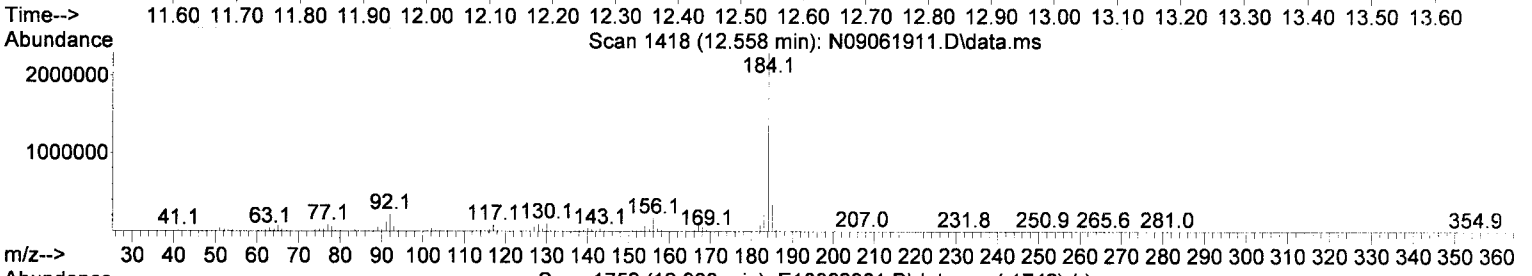
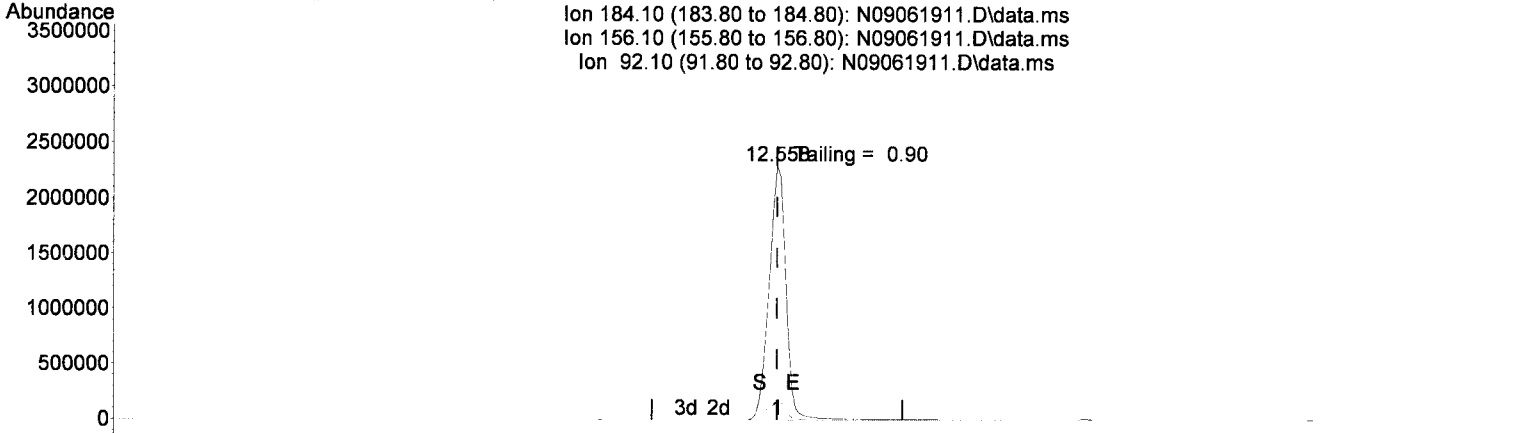
Ion	Exp%	Act%
265.90	100.00	100.00
164.90	50.60	44.95
201.90	25.80	23.85
129.90	27.30	23.19

Handwritten signature and date: 9/9/19

Quantitation Report (Qedit)

Data Path : N:\data\2019-09\9I06028\
 Data File : N09061911.D
 Acq On : 06 Sep 2019 03:51 pm
 Operator :
 Sample : 9I06028-TUN1
 Misc : 1x, A19H414 DFTPP@45
 ALS Vial : 1 Sample Multiplier: 1
 DataAcq Meth:DFTPP.M

Quant Time: Sep 06 17:15:52 2019
 Quant Method : N:\methods\DFTPP.M
 Quant Title : 8270 DFTPP Tune Method
 QLast Update : Thu Sep 05 08:50:46 2019
 Response via : Initial Calibration
 InstName : SV-GCMS14



TIC: N09061911.D\data.ms

(7) Benzidine

12.558min (+ 0.000) 25.70 ug/mL

response 4304187

Ion	Exp%	Act%
184.10	100.00	100.00
156.10	8.50	7.39
92.10	8.20	9.56
0.00	0.00	0.00

Handwritten signature and date: 9/9/19

DDT Breakdown Check (Validated 5/1/2013)

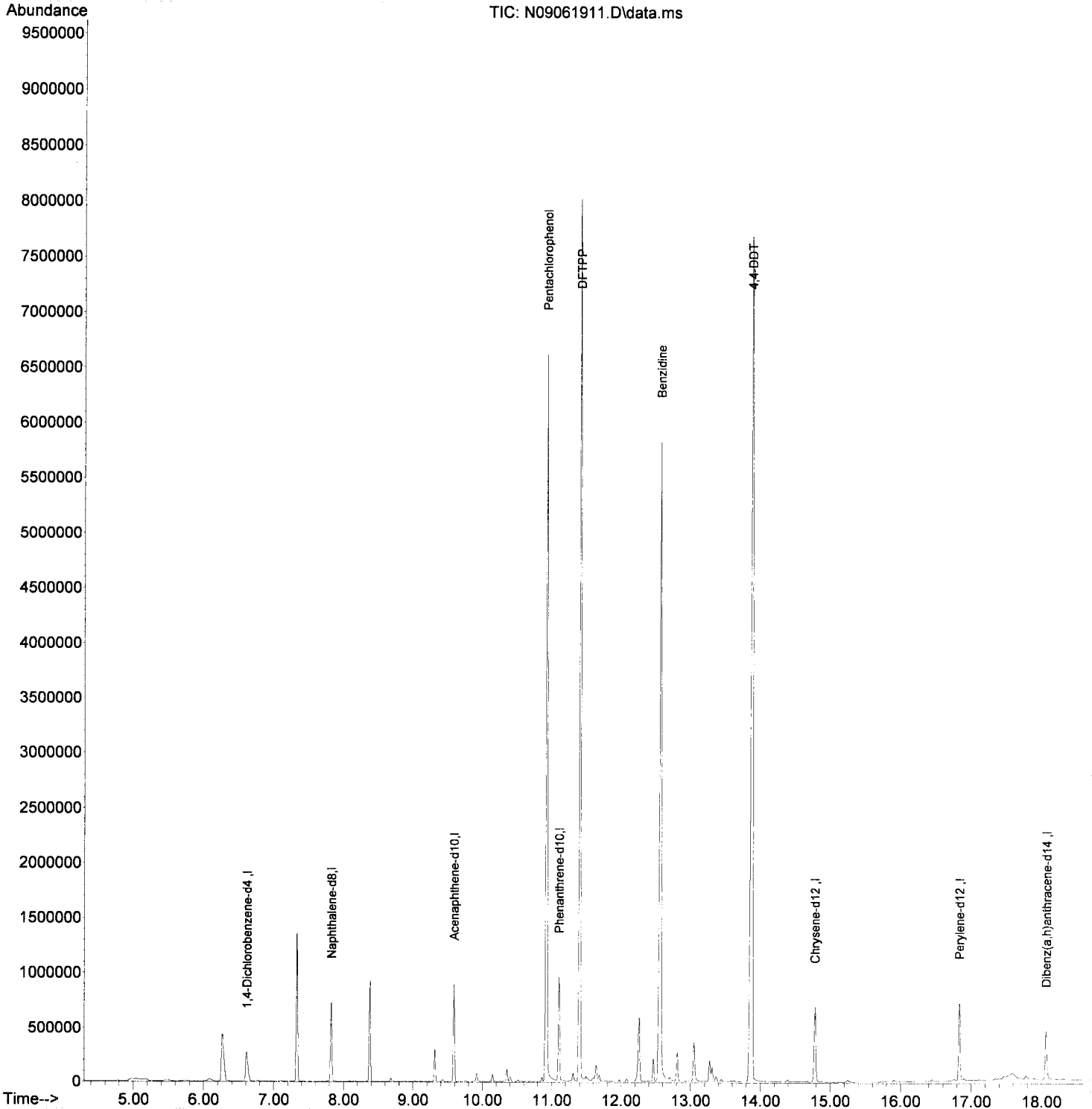
From:
9I06028-TUN1
SV-GCMS14

First Column Area Counts	Percent Breakdown	
DDE 375170		✓
DDD 188617		
DDT 15944082	3.42	PASS

Breakdown must be less than 20% to accept sample data.

Data Path : N:\data\2019-09\9I06028\
Data File : N09061911.D
Acq On : 06 Sep 2019 03:51 pm
Operator :
Sample : 9I06028-TUN1
Misc : 1x, A19H414 DFTPP@45
ALS Vial : 1 Sample Multiplier: 1
DataAcq Meth:DFTPP.M

Quant Time: Sep 06 17:15:52 2019
Quant Method : N:\methods\DFTPP.M
Quant Title : 8270 DFTPP Tune Method
QLast Update : Thu Sep 05 08:50:46 2019
Response via : Initial Calibration
InstName : SV-GCMS14



Data Path : N:\data\2019-09\9I06028\
 Data File : N09061912.D
 Acq On : 06 Sep 2019 04:18 pm
 Operator :
 Sample : 9I06028-ICB1
 Misc : 1x, DCM + ISTD
 ALS Vial : 2 Sample Multiplier: 1
 DataAcq Meth:LVI14_BNA_ACQ.M

Quant Time: Sep 09 14:46:43 2019
 Quant Method : N:\methods\SV14_090619_PAH.M
 Quant Title : EPA 8270D: Semivolatile Organics
 QLast Update : Mon Sep 09 10:14:28 2019
 Response via : Initial Calibration
 InstName : SV-GCMS14

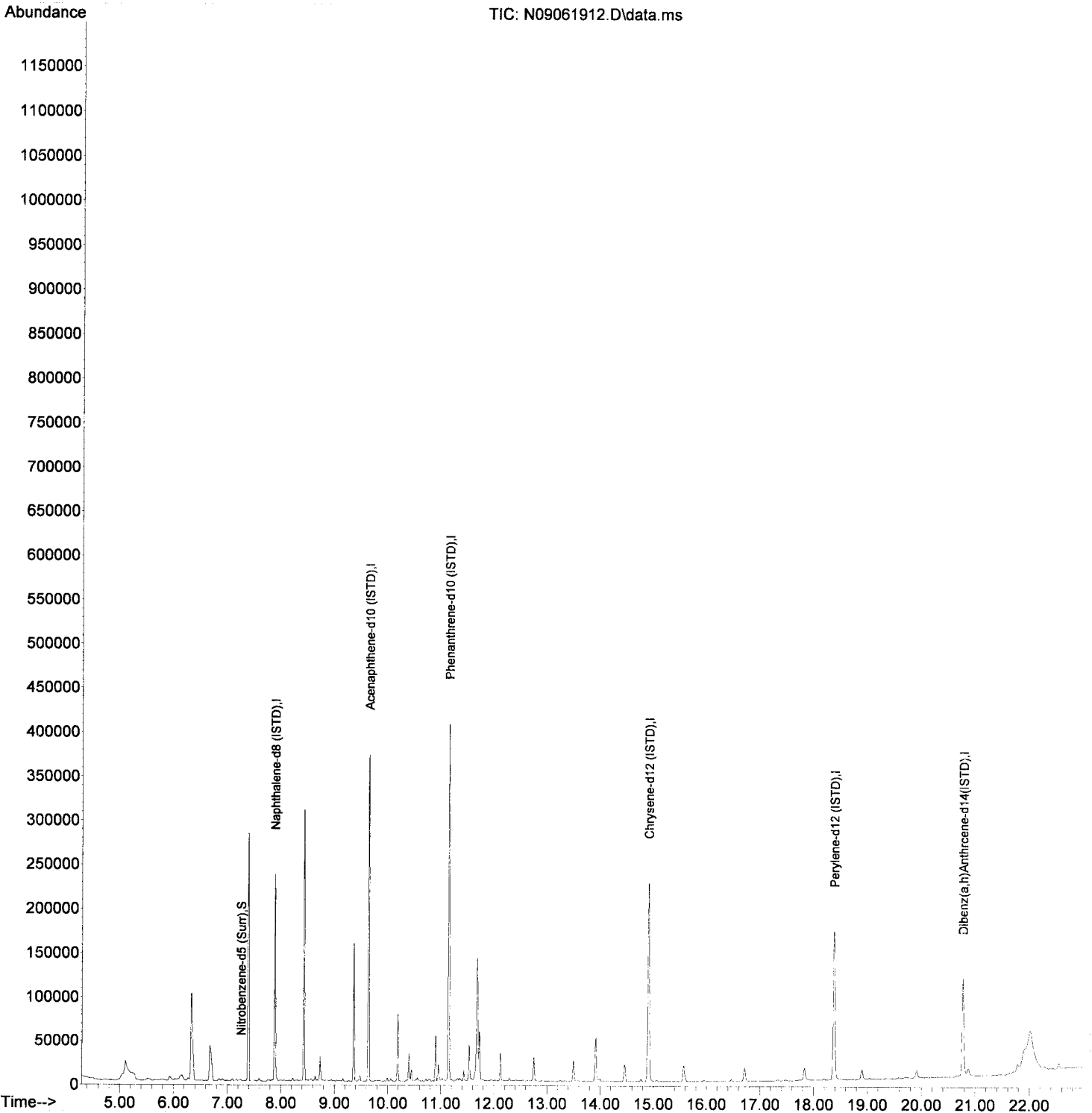
Handwritten signature and date: 9/9/19

Compound	R.T.	QIon	Response	Conc	Units	Dev (Min)	
Internal Standards							
1) Naphthalene-d8 (ISTD)	7.883	136	153621	100.00	ng/ml	0.00	
9) Acenaphthene-d10 (ISTD)	9.643	162	109411	100.00	ng/ml	0.00	
17) Phenanthrene-d10 (ISTD)	11.147	188	203705	100.00	ng/ml	0.00	
24) Chrysene-d12 (ISTD)	14.907	240	156122	100.00	ng/ml	0.00	
29) Perylene-d12 (ISTD)	18.381	264	131660	100.00	ng/ml	0.00	
37) Dibenz(a,h)Anthracene-d...	20.765	292	95634	100.00	ng/ml	0.00	
System Monitoring Compounds							
2) Nitrobenzene-d5 (Surr)	7.254	82	241	0.47	ng/ml	0.07	
10) 2-Fluorobiphenyl (Surr)	0.000	172	0	0.00	ng/ml		
11) Acenaphthylene d-8 (Surr)	9.486	160	3573	0.17	ng/ml	0.00	
26) Terphenyl-d14 (Surr)	12.931	244	228	0.14	ng/ml	0.00	
33) Benzo(a)pyrene d-12 (S...	0.000	264	0	0.00	ng/ml		
Target Compounds							
3) Decalin	0.000		0	N.D.			Qvalue
4) Naphthalene	7.907	128	157	N.D.			
5) 2-Methylnaphthalene	0.000		0	N.D.			
6) 1-Methylnaphthalene	0.000		0	N.D.			
7) 1,1'-Biphenyl	0.000		0	N.D.			
8) 2,6-Dimethylnaphthalene	0.000		0	N.D.			
12) Acenaphthylene	9.498	152	86	N.D.			
13) Acenaphthene	0.000		0	N.D.			
14) Dibenzofuran	0.000		0	N.D.			
15) 1,6,7-Trimethylnaphtha...	0.000		0	N.D.			
16) Fluorene	0.000		0	N.D.			
18) Dibenzothiopene	11.042	184	87	N.D.			
19) Phenanthrene	11.171	178	288	N.D.			
20) Anthracene	11.223	178	75	N.D.			
21) Carbazole	11.380	167	333	No Calib			
22) 1-Methylphenanthrene	11.800	192	131	N.D.			
23) Fluoranthene	12.435	202	251	N.D.			
25) Pyrene	12.727	202	195	N.D.			
27) Benz(a)anthracene	14.901	228	646	N.D.			
28) Chrysene	14.965	228	290	N.D.			
30) Benzo(b)fluoranthene	17.466	252	208	N.D.			
31) Benzo(k)fluoranthene	17.524	252	168	N.D.			
32) Benzo(e+k)fluoranthene	17.524	252	168	N.D.			
34) Benzo(e)pyrene	18.113	252	178	N.D.			
35) Benzo(a)pyrene	0.000		0	N.D.			
36) Perylene	18.439	252	178	N.D.			
38) Indeno(1,2,3-cd)Pyrene	20.770	276	158	N.D.			
39) Dibenz(a,h)anthracene	20.834	278	121	N.D.			
40) Benzo(g,h,i)perylene	21.301	276	89	N.D.			

(#) = qualifier out of range (m) = manual integration (+) = signals summed

Data Path : N:\data\2019-09\9I06028\
Data File : N09061912.D
Acq On : 06 Sep 2019 04:18 pm
Operator :
Sample : 9I06028-ICB1
Misc : 1x, DCM + ISTD
ALS Vial : 2 Sample Multiplier: 1
DataAcq Meth:LVI14_BNA_ACQ.M

Quant Time: Sep 09 14:46:43 2019
Quant Method : N:\methods\SV14_090619_PAH.M
Quant Title : EPA 8270D: Semivolatile Organics
QLast Update : Mon Sep 09 10:14:28 2019
Response via : Initial Calibration
InstName : SV-GCMS14



Data Path : N:\data\2019-09\9I06028\
 Data File : N09061912.D
 Acq On : 06 Sep 2019 04:18 pm
 Operator :
 Sample : 9I06028-ICB1
 Misc : 1x, DCM + ISTD
 ALS Vial : 2 Sample Multiplier: 1
 DataAcq Meth:LVI14_BNA_ACQ.M

Final Request

Quant Time: Sep 10 10:28:34 2019
 Quant Method : N:\methods\SV14_090619_PAH.M
 Quant Title : EPA 8270D: Semivolatile Organics
 QLast Update : Mon Sep 09 14:58:53 2019
 Response via : Initial Calibration
 InstName : SV-GCMS14

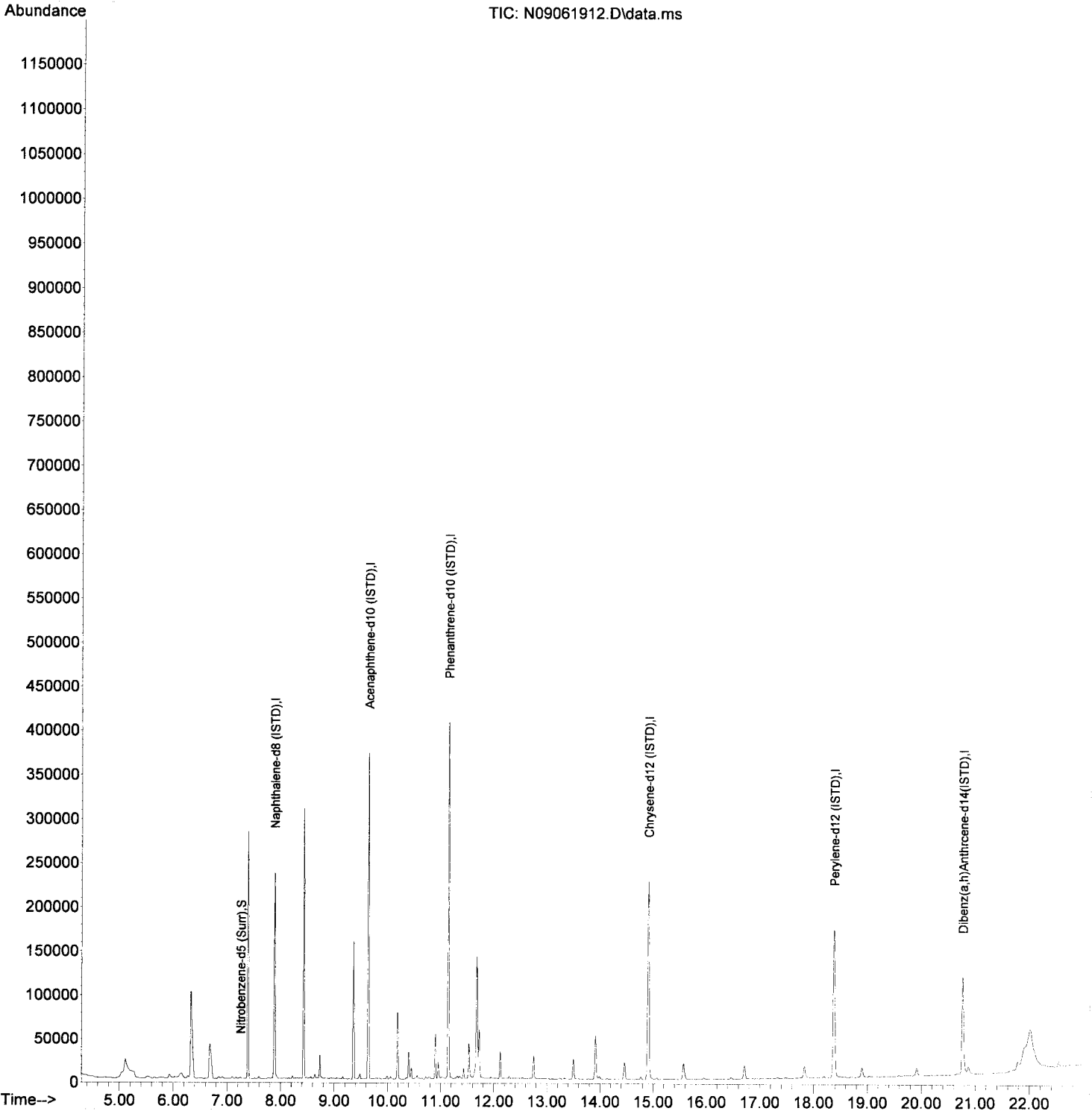
9/10/19

Compound	R.T.	QIon	Response	Conc	Units	Dev (Min)	
Internal Standards							
1) Naphthalene-d8 (ISTD)	7.883	136	153621	100.00	ng/ml	0.00	
9) Acenaphthene-d10 (ISTD)	9.643	162	109411	100.00	ng/ml	0.00	
17) Phenanthrene-d10 (ISTD)	11.147	188	203705	100.00	ng/ml	0.00	
24) Chrysene-d12 (ISTD)	14.907	240	156122	100.00	ng/ml	0.00	
29) Perylene-d12 (ISTD)	18.381	264	131660	100.00	ng/ml	0.00	
37) Dibenz(a,h)Anthracene-d...	20.765	292	95634	100.00	ng/ml	0.00	
System Monitoring Compounds							
2) Nitrobenzene-d5 (Surr)	7.254	82	241	0.47	ng/ml	0.07	
10) 2-Fluorobiphenyl (Surr)	0.000	172	0	0.00	ng/ml		
11) Acenaphthylene d-8 (Surr)	9.486	160	3573	0.17	ng/ml	0.00	
26) Terphenyl-d14 (Surr)	12.931	244	228	0.14	ng/ml	0.00	
33) Benzo(a)pyrene d-12 (S...	0.000	264	0	0.00	ng/ml		
Target Compounds							
3) Decalin	0.000		0	N.D.			Qvalue
4) Naphthalene	7.907	128	157	N.D.			
5) 2-Methylnaphthalene	0.000		0	N.D.			
6) 1-Methylnaphthalene	0.000		0	N.D.			
7) 1,1'-Biphenyl	0.000		0	N.D.			
8) 2,6-Dimethylnaphthalene	0.000		0	N.D.			
12) Acenaphthylene	9.498	152	86	N.D.			
13) Acenaphthene	0.000		0	N.D.			
14) Dibenzofuran	0.000		0	N.D.			
15) 1,6,7-Trimethylnaphtha...	0.000		0	N.D.			
16) Fluorene	0.000		0	N.D.			
18) Dibenzothiopene	11.042	184	87	N.D.			
19) Phenanthrene	11.171	178	288	N.D.			
20) Anthracene	11.223	178	75	N.D.			
21) Carbazole	11.380	167	333	N.D.			
22) 1-Methylphenanthrene	11.800	192	131	N.D.			
23) Fluoranthene	12.435	202	251	N.D.			
25) Pyrene	12.727	202	195	N.D.			
27) Benz(a)anthracene	14.901	228	646	N.D.			
28) Chrysene	14.965	228	290	N.D.			
30) Benzo(b)fluoranthene	17.466	252	208	N.D.			
31) Benzo(k)fluoranthene	17.524	252	168	N.D.			
32) Benzo(b+k)fluoranthene	17.524	252	168	N.D.			
34) Benzo(e)pyrene	18.113	252	178	N.D.			
35) Benzo(a)pyrene	0.000		0	N.D.			
36) Perylene	18.439	252	178	N.D.			
38) Indeno(1,2,3-cd)Pyrene	20.770	276	158	N.D.			
39) Dibenz(a,h)anthracene	20.834	278	121	N.D.			
40) Benzo(g,h,i)perylene	21.301	276	89	N.D.			

(#) = qualifier out of range (m) = manual integration (+) = signals summed

Data Path : N:\data\2019-09\9I06028\
Data File : N09061912.D
Acq On : 06 Sep 2019 04:18 pm
Operator :
Sample : 9I06028-ICB1
Misc : 1x, DCM + ISTD
ALS Vial : 2 Sample Multiplier: 1
DataAcq Meth:LVI14_BNA_ACQ.M

Quant Time: Sep 10 10:28:34 2019
Quant Method : N:\methods\SV14_090619_PAH.M
Quant Title : EPA 8270D: Semivolatile Organics
QLast Update : Mon Sep 09 14:58:53 2019
Response via : Initial Calibration
InstName : SV-GCMS14



Data Path : N:\data\2019-09\9I06028\
 Data File : N09061913.D
 Acq On : 06 Sep 2019 04:51 pm
 Operator :
 Sample : 9I06028-CAL1
 Misc : 1x, A19I015@1
 ALS Vial : 3 Sample Multiplier: 1
 DataAcq Meth:LVI14_BNA_ACQ.M

Quant Time: Sep 09 14:46:51 2019
 Quant Method : N:\methods\SV14_090619_PAH.M
 Quant Title : EPA 8270D: Semivolatile Organics
 QLast Update : Mon Sep 09 10:14:28 2019
 Response via : Initial Calibration
 InstName : SV-GCMS14

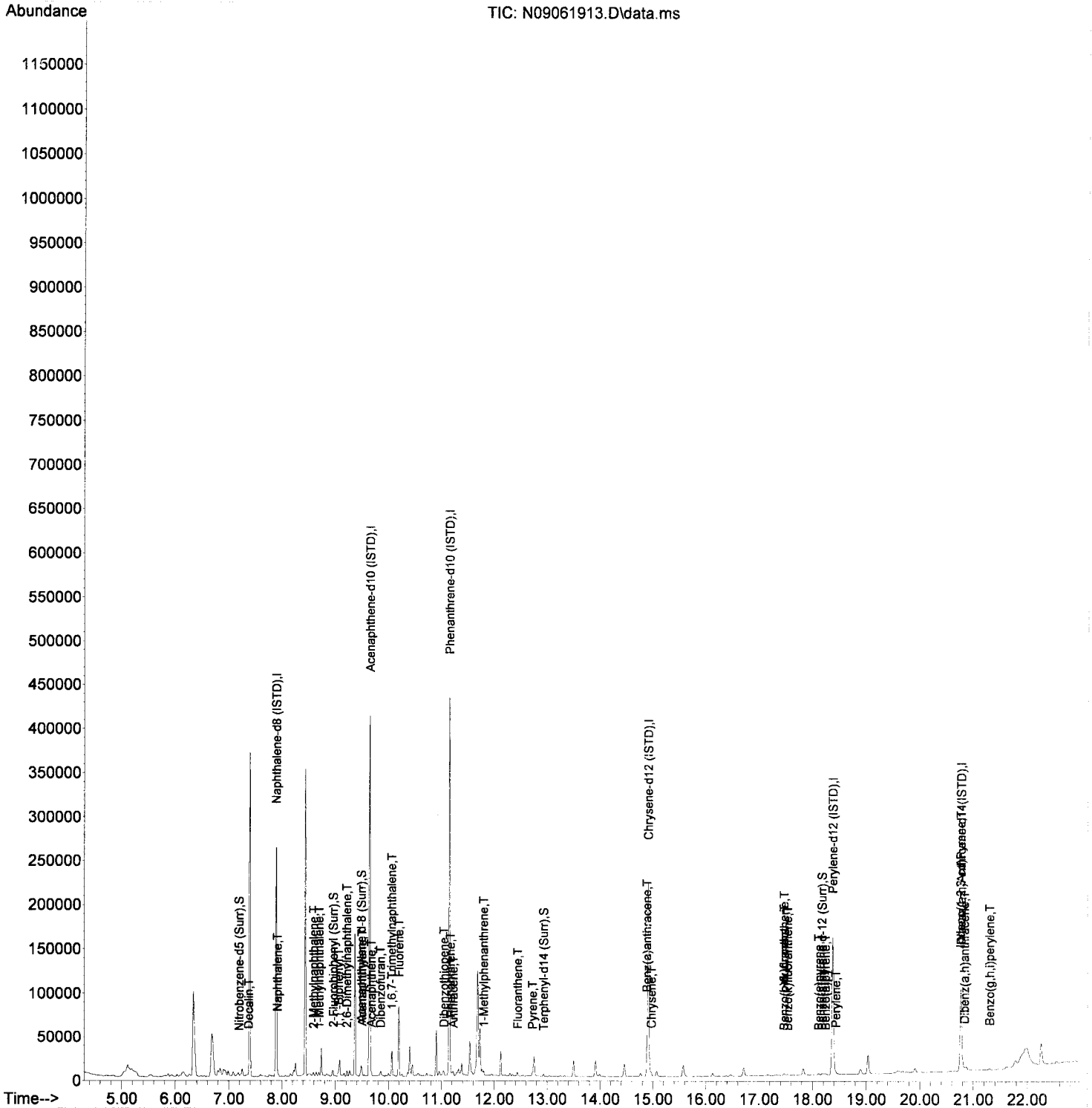
GK 9/9/19

Compound	R.T.	QIon	Response	Conc	Units	Dev (Min)	
Internal Standards							
1) Naphthalene-d8 (ISTD)	7.883	136	173610	100.00	ng/ml	0.00	
9) Acenaphthene-d10 (ISTD)	9.643	162	119749	100.00	ng/ml	0.00	
17) Phenanthrene-d10 (ISTD)	11.147	188	214815	100.00	ng/ml	0.00	
24) Chrysene-d12 (ISTD)	14.907	240	149008	100.00	ng/ml	0.00	
29) Perylene-d12 (ISTD)	18.375	264	120943	100.00	ng/ml	0.00	
37) Dibenz(a,h)Anthracene-d...	20.764	292	80323	100.00	ng/ml	0.00	
System Monitoring Compounds							
2) Nitrobenzene-d5 (Surr)	7.189	82	679	1.18	ng/ml	0.00	
10) 2-Fluorobiphenyl (Surr)	8.956	172	1705	0.95	ng/ml	0.00	
11) Acenaphthylene d-8 (Surr)	9.486	160	5840	0.98	ng/ml	0.00	
26) Terphenyl-d14 (Surr)	12.931	244	1714	1.09	ng/ml	0.00	
33) Benzo(a)pyrene d-12 (S...	18.176	264	773	0.80	ng/ml	0.00	
Target Compounds							
							Qvalue
3) Decalin	7.364	138	87	0.67	ng/ml#		38
4) Naphthalene	7.906	128	2011	1.05	ng/ml		99
5) 2-Methylnaphthalene	8.588	142	1551	0.96	ng/ml		94
6) 1-Methylnaphthalene	8.687	142	1426	0.88	ng/ml		100
7) 1,1'-Biphenyl	9.055	154	2122	0.97	ng/ml		93
8) 2,6-Dimethylnaphthalene	9.212	156	1429	0.90	ng/ml		93
12) Acenaphthylene	9.498	152	2455	0.94	ng/ml		98
13) Acenaphthene	9.672	153	1723	1.01	ng/ml		97
14) Dibenzofuran	9.847	168	2108	0.99	ng/ml		91
15) 1,6,7-Trimethylnaphtha...	10.057	170	1496	1.05	ng/ml		75
16) Fluorene	10.197	166	1639	0.94	ng/ml		98
18) Dibenzothiopene	11.042	184	2213	0.99	ng/ml		95
19) Phenanthrene	11.170	178	2765	1.10	ng/ml		99
20) Anthracene	11.223	178	2357	1.01	ng/ml		97
21) Carbazole	11.380	167	1874	No Calib			
22) 1-Methylphenanthrene	11.794	192	1725	0.99	ng/ml		92
23) Fluoranthene	12.435	202	2565	1.01	ng/ml		98
25) Pyrene	12.721	202	2435	1.05	ng/ml		96
27) Benz(a)anthracene	14.883	228	2077	1.20	ng/ml		98
28) Chrysene	14.965	228	1690	1.03	ng/ml		96
30) Benzo(b)fluoranthene	17.465	252	1351	0.97	ng/ml		95
31) Benzo(k)fluoranthene	17.529	252	1291	0.94	ng/ml		96
32) Benzo(b+k)fluoranthene	17.465	252	2690	0.94	ng/ml		97
34) Benzo(e)pyrene	18.112	252	1505	1.07	ng/ml		94
35) Benzo(a)pyrene	18.235	252	1189	1.00	ng/ml		99
36) Perylene	18.433	252	1255	0.85	ng/ml		99
38) Indeno(1,2,3-cd)Pyrene	20.759	276	970	0.98	ng/ml		74
39) Dibenz(a,h)anthracene	20.828	278	942	1.01	ng/ml		86
40) Benzo(g,h,i)perylene	21.295	276	1000	0.95	ng/ml		93

(#) = qualifier out of range (m) = manual integration (+) = signals summed

Data Path : N:\data\2019-09\9I06028\
 Data File : N09061913.D
 Acq On : 06 Sep 2019 04:51 pm
 Operator :
 Sample : 9I06028-CAL1
 Misc : 1x, A19I015@1
 ALS Vial : 3 Sample Multiplier: 1
 DataAcq Meth:LVI14_BNA_ACQ.M

Quant Time: Sep 09 14:46:51 2019
 Quant Method : N:\methods\SV14_090619_PAH.M
 Quant Title : EPA 8270D: Semivolatile Organics
 QLast Update : Mon Sep 09 10:14:28 2019
 Response via : Initial Calibration
 InstName : SV-GCMS14



Data Path : N:\data\2019-09\9I06028\
 Data File : N09061914.D
 Acq On : 06 Sep 2019 05:23 pm
 Operator :
 Sample : 9I06028-CAL2
 Misc : 1x, A19I016@2.5
 ALS Vial : 4 Sample Multiplier: 1
 DataAcq Meth:LVI14_BNA_ACQ.M

Quant Time: Sep 09 14:46:55 2019
 Quant Method : N:\methods\SV14_090619_PAH.M
 Quant Title : EPA 8270D: Semivolatile Organics
 QLast Update : Mon Sep 09 10:14:28 2019
 Response via : Initial Calibration
 InstName : SV-GCMS14

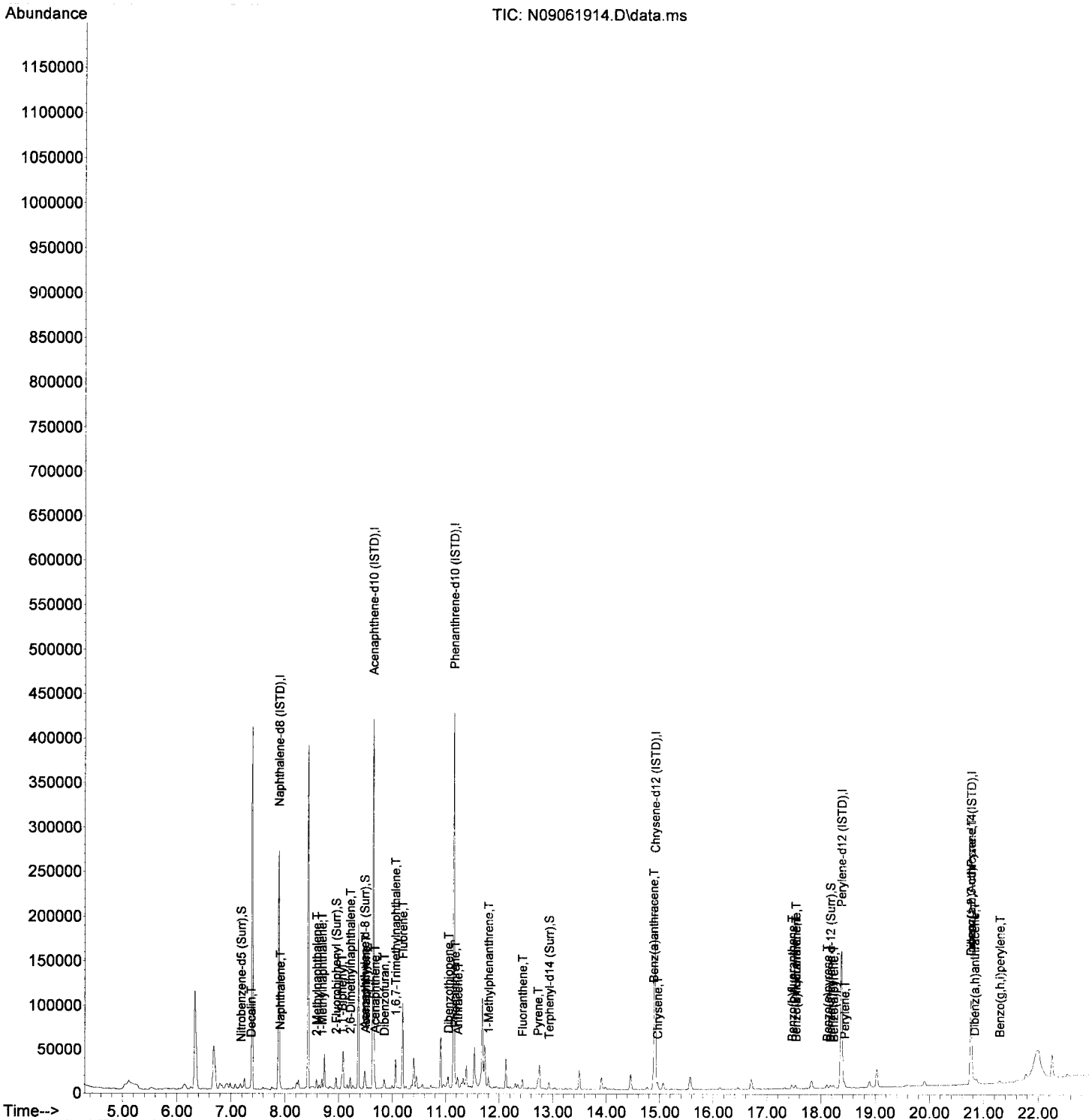
GR 9/9/19

Compound	R.T.	QIon	Response	Conc	Units	Dev (Min)	
Internal Standards							
1) Naphthalene-d8 (ISTD)	7.883	136	170471	100.00	ng/ml	0.00	
9) Acenaphthene-d10 (ISTD)	9.638	162	119278	100.00	ng/ml	0.00	
17) Phenanthrene-d10 (ISTD)	11.147	188	215482	100.00	ng/ml	0.00	
24) Chrysene-d12 (ISTD)	14.907	240	151986	100.00	ng/ml	0.00	
29) Perylene-d12 (ISTD)	18.375	264	123595	100.00	ng/ml	0.00	
37) Dibenz(a,h)Anthracene-d...	20.759	292	82584	100.00	ng/ml	0.00	
System Monitoring Compounds							
2) Nitrobenzene-d5 (Surr)	7.184	82	1447	2.55	ng/ml	0.00	
10) 2-Fluorobiphenyl (Surr)	8.950	172	4658	2.62	ng/ml	0.00	
11) Acenaphthylene d-8 (Surr)	9.480	160	9843	2.67	ng/ml	0.00	
26) Terphenyl-d14 (Surr)	12.931	244	4151	2.60	ng/ml	0.00	
33) Benzo(a)pyrene d-12 (S...	18.171	264	2322	2.35	ng/ml	0.00	
Target Compounds							
							Qvalue
3) Decalin	7.364	138	323	2.54	ng/ml		87
4) Naphthalene	7.906	128	4837	2.57	ng/ml		98
5) 2-Methylnaphthalene	8.588	142	3865	2.43	ng/ml		96
6) 1-Methylnaphthalene	8.688	142	3730	2.34	ng/ml		97
7) 1,1'-Biphenyl	9.055	154	5118	2.39	ng/ml		97
8) 2,6-Dimethylnaphthalene	9.212	156	3622	2.31	ng/ml		97
12) Acenaphthylene	9.498	152	6483	2.50	ng/ml		98
13) Acenaphthene	9.673	153	4435	2.61	ng/ml		96
14) Dibenzofuran	9.847	168	5286	2.49	ng/ml		95
15) 1,6,7-Trimethylnaphtha...	10.057	170	3598	2.53	ng/ml		87
16) Fluorene	10.191	166	4189	2.41	ng/ml		94
18) Dibenzothiopene	11.042	184	5817	2.58	ng/ml		97
19) Phenanthrene	11.171	178	6430	2.55	ng/ml		99
20) Anthracene	11.223	178	5868	2.50	ng/ml		98
21) Carbazole	11.380	167	4473	No Calib			
22) 1-Methylphenanthrene	11.794	192	4331	2.47	ng/ml		98
23) Fluoranthene	12.429	202	6070	2.39	ng/ml		95
25) Pyrene	12.721	202	6620	2.79	ng/ml		98
27) Benz(a)anthracene	14.883	228	4639	2.63	ng/ml		97
28) Chrysene	14.959	228	4207	2.52	ng/ml		99
30) Benzo(b)fluoranthene	17.460	252	3353	2.35	ng/ml		96
31) Benzo(k)fluoranthene	17.530	252	3343	2.38	ng/ml		93
32) Benzo(b+k)fluoranthene	17.530	252	6909	2.37	ng/ml		93
34) Benzo(e)pyrene	18.112	252	3623	2.51	ng/ml		97
35) Benzo(a)pyrene	18.229	252	2658	2.18	ng/ml		100
36) Perylene	18.433	252	3787	2.52	ng/ml		99
38) Indeno(1,2,3-cd)Pyrene	20.759	276	2642	2.59	ng/ml		100
39) Dibenz(a,h)anthracene	20.823	278	2361	2.47	ng/ml		87
40) Benzo(g,h,i)perylene	21.289	276	2446	2.26	ng/ml		97

(#) = qualifier out of range (m) = manual integration (+) = signals summed

Data Path : N:\data\2019-09\9I06028\
 Data File : N09061914.D
 Acq On : 06 Sep 2019 05:23 pm
 Operator :
 Sample : 9I06028-CAL2
 Misc : 1x, A19I016@2.5
 ALS Vial : 4 Sample Multiplier: 1
 DataAcq Meth:LVI14_BNA_ACQ.M

Quant Time: Sep 09 14:46:55 2019
 Quant Method : N:\methods\SV14_090619_PAH.M
 Quant Title : EPA 8270D: Semivolatile Organics
 QLast Update : Mon Sep 09 10:14:28 2019
 Response via : Initial Calibration
 InstName : SV-GCMS14



Data Path : N:\data\2019-09\9I06028\
 Data File : N09061915.D
 Acq On : 06 Sep 2019 05:55 pm
 Operator :
 Sample : 9I06028-CAL3
 Misc : 1x, A19I017@5
 ALS Vial : 5 Sample Multiplier: 1
 DataAcq Meth:LVI14_BNA_ACQ.M

Quant Time: Sep 09 14:47:00 2019
 Quant Method : N:\methods\SV14_090619_PAH.M
 Quant Title : EPA 8270D: Semivolatile Organics
 QLast Update : Mon Sep 09 10:14:28 2019
 Response via : Initial Calibration
 InstName : SV-GCMS14

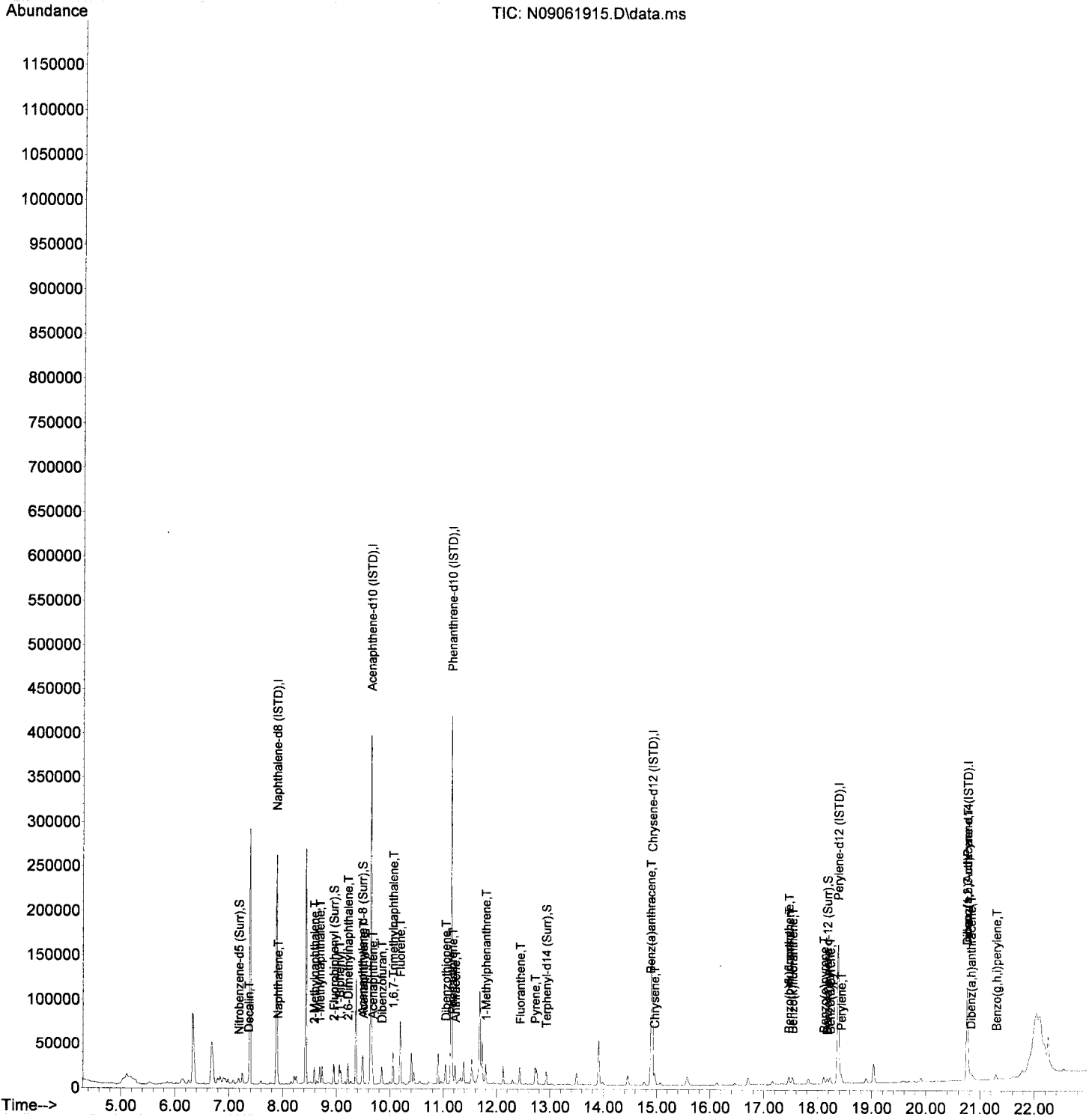
Handwritten signature and date: 9/9/19

Compound	R.T.	QIon	Response	Conc	Units	Dev (Min)	
Internal Standards							
1) Naphthalene-d8 (ISTD)	7.883	136	165670	100.00	ng/ml	0.00	
9) Acenaphthene-d10 (ISTD)	9.638	162	115422	100.00	ng/ml	0.00	
17) Phenanthrene-d10 (ISTD)	11.147	188	210311	100.00	ng/ml	0.00	
24) Chrysene-d12 (ISTD)	14.907	240	150233	100.00	ng/ml	0.00	
29) Perylene-d12 (ISTD)	18.375	264	124460	100.00	ng/ml	0.00	
37) Dibenz(a,h)Anthracene-d...	20.759	292	83358	100.00	ng/ml	0.00	
System Monitoring Compounds							
2) Nitrobenzene-d5 (Surr)	7.184	82	2621	4.76	ng/ml	0.00	
10) 2-Fluorobiphenyl (Surr)	8.950	172	8548	4.96	ng/ml	0.00	
11) Acenaphthylene d-8 (Surr)	9.480	160	14409	4.79	ng/ml	0.00	
26) Terphenyl-d14 (Surr)	12.931	244	7787	4.93	ng/ml	0.00	
33) Benzo(a)pyrene d-12 (S...	18.177	264	4638	4.66	ng/ml	0.00	
Target Compounds							
							Qvalue
3) Decalin	7.364	138	582	4.72	ng/ml		91
4) Naphthalene	7.906	128	9092	4.93	ng/ml		99
5) 2-Methylnaphthalene	8.588	142	7294	4.71	ng/ml		97
6) 1-Methylnaphthalene	8.688	142	6937	4.48	ng/ml		96
7) 1,1'-Biphenyl	9.055	154	9300	4.47	ng/ml		96
8) 2,6-Dimethylnaphthalene	9.212	156	6755	4.44	ng/ml		99
12) Acenaphthylene	9.498	152	12342	4.93	ng/ml		99
13) Acenaphthene	9.673	153	8103	4.94	ng/ml		98
14) Dibenzofuran	9.847	168	10021	4.87	ng/ml		99
15) 1,6,7-Trimethylnaphtha...	10.057	170	6769	4.92	ng/ml		98
16) Fluorene	10.191	166	8130	4.84	ng/ml		99
18) Dibenzothiopene	11.042	184	11105	5.05	ng/ml		97
19) Phenanthrene	11.171	178	11957	4.86	ng/ml		98
20) Anthracene	11.223	178	11026	4.82	ng/ml		99
21) Carbazole	11.380	167	8513	No Calib			
22) 1-Methylphenanthrene	11.794	192	8212	4.80	ng/ml		99
23) Fluoranthene	12.435	202	11610	4.68	ng/ml		98
25) Pyrene	12.721	202	11908	5.07	ng/ml		100
27) Benz(a)anthracene	14.883	228	8173	4.69	ng/ml		96
28) Chrysene	14.959	228	8164	4.95	ng/ml		96
30) Benzo(b)fluoranthene	17.460	252	6625	4.61	ng/ml		95
31) Benzo(k)fluoranthene	17.530	252	6760	4.78	ng/ml		96
32) Benzo(b+k)fluoranthene	17.460	252	13896	4.73	ng/ml		93
34) Benzo(e)pyrene	18.112	252	6692	4.61	ng/ml		98
35) Benzo(a)pyrene	18.229	252	5344	4.35	ng/ml		99
36) Perylene	18.433	252	7462	4.93	ng/ml		97
38) Indeno(1,2,3-cd)Pyrene	20.759	276	4940	4.80	ng/ml		95
39) Dibenz(a,h)anthracene	20.829	278	4673	4.84	ng/ml		98
40) Benzo(g,h,i)perylene	21.295	276	5171	4.74	ng/ml		92

(#) = qualifier out of range (m) = manual integration (+) = signals summed

Data Path : N:\data\2019-09\9I06028\
 Data File : N09061915.D
 Acq On : 06 Sep 2019 05:55 pm
 Operator :
 Sample : 9I06028-CAL3
 Misc : 1x, A19I017@5
 ALS Vial : 5 Sample Multiplier: 1
 DataAcq Meth:LVI14_BNA_ACQ.M

Quant Time: Sep 09 14:47:00 2019
 Quant Method : N:\methods\SV14_090619_PAH.M
 Quant Title : EPA 8270D: Semivolatile Organics
 QLast Update : Mon Sep 09 10:14:28 2019
 Response via : Initial Calibration
 InstName : SV-GCMS14



Data Path : N:\data\2019-09\9I06028\
 Data File : N09061916.D
 Acq On : 06 Sep 2019 06:27 pm
 Operator :
 Sample : 9I06028-CAL4
 Misc : 1x, A19I018@10
 ALS Vial : 6 Sample Multiplier: 1
 DataAcq Meth:LVI14_BNA_ACQ.M

Quant Time: Sep 09 14:47:05 2019
 Quant Method : N:\methods\SV14_090619_PAH.M
 Quant Title : EPA 8270D: Semivolatile Organics
 QLast Update : Mon Sep 09 10:14:28 2019
 Response via : Initial Calibration
 InstName : SV-GCMS14

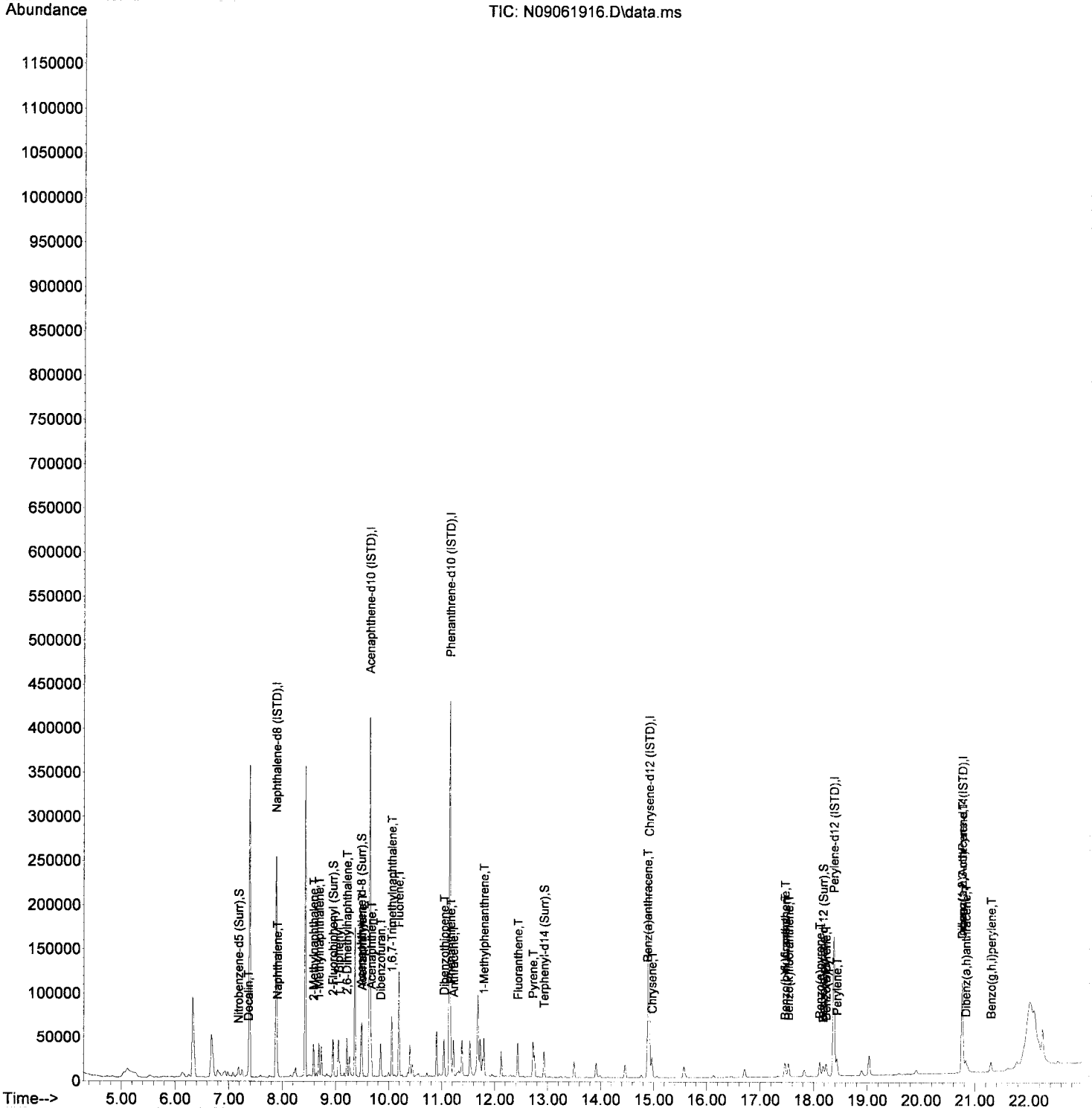
Handwritten signature and date: 9/9/19

Compound	R.T.	QIon	Response	Conc	Units	Dev(Min)	
Internal Standards							
1) Naphthalene-d8 (ISTD)	7.883	136	160906	100.00	ng/ml	0.00	
9) Acenaphthene-d10 (ISTD)	9.638	162	118305	100.00	ng/ml	0.00	
17) Phenanthrene-d10 (ISTD)	11.147	188	216396	100.00	ng/ml	0.00	
24) Chrysene-d12 (ISTD)	14.907	240	153303	100.00	ng/ml	0.00	
29) Perylene-d12 (ISTD)	18.375	264	125859	100.00	ng/ml	0.00	
37) Dibenz(a,h)Anthracene-d...	20.759	292	82058	100.00	ng/ml	0.00	
System Monitoring Compounds							
2) Nitrobenzene-d5 (Surr)	7.184	82	5073	9.49	ng/ml	0.00	
10) 2-Fluorobiphenyl (Surr)	8.950	172	17737	10.05	ng/ml	0.00	
11) Acenaphthylene d-8 (Surr)	9.480	160	27001	9.97	ng/ml	0.00	
26) Terphenyl-d14 (Surr)	12.931	244	16215	10.06	ng/ml	0.00	
33) Benzo(a)pyrene d-12 (S...	18.177	264	9551	9.49	ng/ml	0.00	
Target Compounds							
3) Decalin	7.365	138	1106	9.23	ng/ml	96	Qvalue
4) Naphthalene	7.907	128	18065	10.18	ng/ml	98	
5) 2-Methylnaphthalene	8.589	142	14250	9.48	ng/ml	98	
6) 1-Methylnaphthalene	8.688	142	14747	9.81	ng/ml	97	
7) 1,1'-Biphenyl	9.055	154	19088	9.44	ng/ml	99	
8) 2,6-Dimethylnaphthalene	9.212	156	13690	9.27	ng/ml	97	
12) Acenaphthylene	9.498	152	25683	10.00	ng/ml	98	
13) Acenaphthene	9.673	153	16768	9.97	ng/ml	99	
14) Dibenzofuran	9.848	168	21062	10.00	ng/ml	97	
15) 1,6,7-Trimethylnaphtha...	10.057	170	13937	9.88	ng/ml	99	
16) Fluorene	10.191	166	16819	9.77	ng/ml	100	
18) Dibenzothiopene	11.042	184	22465	9.93	ng/ml	98	
19) Phenanthrene	11.171	178	25204	9.95	ng/ml	100	
20) Anthracene	11.223	178	22988	9.76	ng/ml	100	
21) Carbazole	11.380	167	17697	No Calib			
22) 1-Methylphenanthrene	11.794	192	17190	9.77	ng/ml	100	
23) Fluoranthene	12.435	202	24321	9.53	ng/ml	98	
25) Pyrene	12.721	202	25073	10.47	ng/ml	99	
27) Benz(a)anthracene	14.883	228	16760	9.42	ng/ml	97	
28) Chrysene	14.965	228	16658	9.89	ng/ml	99	
30) Benzo(b)fluoranthene	17.466	252	13743	9.46	ng/ml	97	
31) Benzo(k)fluoranthene	17.530	252	13038	9.12	ng/ml	95	
32) Benzo(b+k)fluoranthene	17.466	252	28065	9.45	ng/ml	95	
34) Benzo(e)pyrene	18.113	252	13726	9.35	ng/ml	98	
35) Benzo(a)pyrene	18.229	252	11353	9.13	ng/ml	99	
36) Perylene	18.433	252	14964	9.77	ng/ml	97	
38) Indeno(1,2,3-cd)Pyrene	20.759	276	9774	9.66	ng/ml	91	
39) Dibenz(a,h)anthracene	20.829	278	9159	9.63	ng/ml	90	
40) Benzo(g,h,i)perylene	21.295	276	10267	9.56	ng/ml	92	

(#) = qualifier out of range (m) = manual integration (+) = signals summed

Data Path : N:\data\2019-09\9I06028\
 Data File : N09061916.D
 Acq On : 06 Sep 2019 06:27 pm
 Operator :
 Sample : 9I06028-CAL4
 Misc : 1x, A19I018@10
 ALS Vial : 6 Sample Multiplier: 1
 DataAcq Meth:LVI14_BNA_ACQ.M

Quant Time: Sep 09 14:47:05 2019
 Quant Method : N:\methods\SV14_090619_PAH.M
 Quant Title : EPA 8270D: Semivolatile Organics
 QLast Update : Mon Sep 09 10:14:28 2019
 Response via : Initial Calibration
 InstName : SV-GCMS14



Data Path : N:\data\2019-09\9I06028\
 Data File : N09061917.D
 Acq On : 06 Sep 2019 07:00 pm
 Operator :
 Sample : 9I06028-CAL5
 Misc : 1x, A19I019@25
 ALS Vial : 7 Sample Multiplier: 1
 DataAcq Meth:LV114_BNA_ACQ.M

Quant Time: Sep 09 14:47:10 2019
 Quant Method : N:\methods\SV14_090619_PAH.M
 Quant Title : EPA 8270D: Semivolatile Organics
 QLast Update : Mon Sep 09 10:14:28 2019
 Response via : Initial Calibration
 InstName : SV-GCMS14

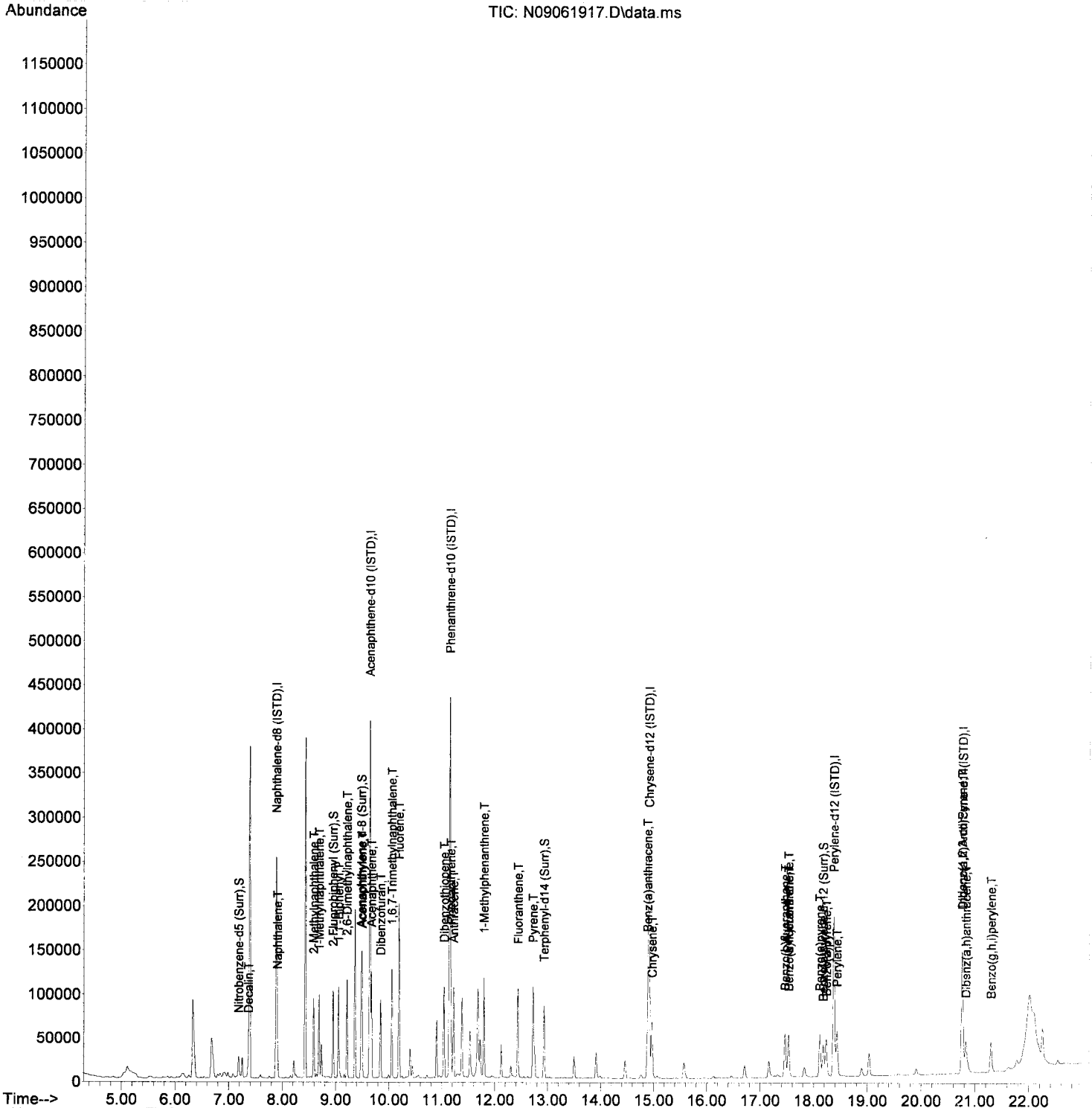
Handwritten: Jd 9/9/19

Compound	R.T.	QIon	Response	Conc	Units	Dev(Min)	
Internal Standards							
1) Naphthalene-d8 (ISTD)	7.883	136	158689	100.00	ng/ml	0.00	
9) Acenaphthene-d10 (ISTD)	9.638	162	118239	100.00	ng/ml	0.00	
17) Phenanthrene-d10 (ISTD)	11.147	188	219818	100.00	ng/ml	0.00	
24) Chrysene-d12 (ISTD)	14.907	240	167298	100.00	ng/ml	0.00	
29) Perylene-d12 (ISTD)	18.375	264	142122	100.00	ng/ml	0.00	
37) Dibenz(a,h)Anthracene-d...	20.765	292	96960	100.00	ng/ml	0.00	
System Monitoring Compounds							
2) Nitrobenzene-d5 (Surr)	7.184	82	12124	22.99	ng/ml	0.00	
10) 2-Fluorobiphenyl (Surr)	8.950	172	44333	25.13	ng/ml	0.00	
11) Acenaphthylene d-8 (Surr)	9.480	160	62320	24.95	ng/ml	0.00	
26) Terphenyl-d14 (Surr)	12.931	244	44339	25.20	ng/ml	0.00	
33) Benzo(a)pyrene d-12 (S...	18.177	264	27791	24.45	ng/ml	0.00	
Target Compounds							
							Qvalue
3) Decalin	7.365	138	2777	23.50	ng/ml		94
4) Naphthalene	7.907	128	43246	24.71	ng/ml		99
5) 2-Methylnaphthalene	8.589	142	35507	23.94	ng/ml		98
6) 1-Methylnaphthalene	8.688	142	36615	24.69	ng/ml		98
7) 1,1'-Biphenyl	9.055	154	47414	23.77	ng/ml		98
8) 2,6-Dimethylnaphthalene	9.212	156	35377	24.28	ng/ml		98
12) Acenaphthylene	9.498	152	64887	25.28	ng/ml		98
13) Acenaphthene	9.673	153	41951	24.95	ng/ml	100	
14) Dibenzofuran	9.848	168	52926	25.13	ng/ml		98
15) 1,6,7-Trimethylnaphtha...	10.057	170	34543	24.50	ng/ml		99
16) Fluorene	10.191	166	43186	25.10	ng/ml		99
18) Dibenzothiopene	11.042	184	56622	24.63	ng/ml		98
19) Phenanthrene	11.171	178	63419	24.66	ng/ml	100	
20) Anthracene	11.223	178	58731	24.55	ng/ml		99
21) Carbazole	11.380	167	47604	No Calib			
22) 1-Methylphenanthrene	11.794	192	44094	24.68	ng/ml		99
23) Fluoranthene	12.435	202	63845	24.64	ng/ml		99
25) Pyrene	12.721	202	66093	25.29	ng/ml		99
27) Benz(a)anthracene	14.883	228	46578	23.98	ng/ml		99
28) Chrysene	14.965	228	45910	24.98	ng/ml		99
30) Benzo(b)fluoranthene	17.466	252	40093	24.45	ng/ml		97
31) Benzo(k)fluoranthene	17.530	252	40088	24.83	ng/ml		98
32) Benzo(b+k)fluoranthene	17.530	252	83294	24.83	ng/ml		98
34) Benzo(e)pyrene	18.113	252	40463	24.40	ng/ml		98
35) Benzo(a)pyrene	18.235	252	34709	24.73	ng/ml		99
36) Perylene	18.433	252	43783	25.33	ng/ml	100	
38) Indeno(1,2,3-cd)Pyrene	20.759	276	28895	24.16	ng/ml		94
39) Dibenz(a,h)anthracene	20.829	278	27156	24.16	ng/ml		92
40) Benzo(g,h,i)perylene	21.295	276	31234	24.62	ng/ml		92

(#) = qualifier out of range (m) = manual integration (+) = signals summed

Data Path : N:\data\2019-09\9I06028\
 Data File : N09061917.D
 Acq On : 06 Sep 2019 07:00 pm
 Operator :
 Sample : 9I06028-CAL5
 Misc : 1x, A19I019@25
 ALS Vial : 7 Sample Multiplier: 1
 DataAcq Meth:LVI14_BNA_ACQ.M

Quant Time: Sep 09 14:47:10 2019
 Quant Method : N:\methods\SV14_090619_PAH.M
 Quant Title : EPA 8270D: Semivolatile Organics
 QLast Update : Mon Sep 09 10:14:28 2019
 Response via : Initial Calibration
 InstName : SV-GCMS14



Data Path : N:\data\2019-09\9I06028\
 Data File : N09061918.D
 Acq On : 06 Sep 2019 07:32 pm
 Operator :
 Sample : 9I06028-CAL6
 Misc : 1x, A19I020@50
 ALS Vial : 8 Sample Multiplier: 1
 DataAcq Meth:LVI14_BNA_ACQ.M

Quant Time: Sep 09 14:47:15 2019
 Quant Method : N:\methods\SV14_090619_PAH.M
 Quant Title : EPA 8270D: Semivolatile Organics
 QLast Update : Mon Sep 09 10:14:28 2019
 Response via : Initial Calibration
 InstName : SV-GCMS14

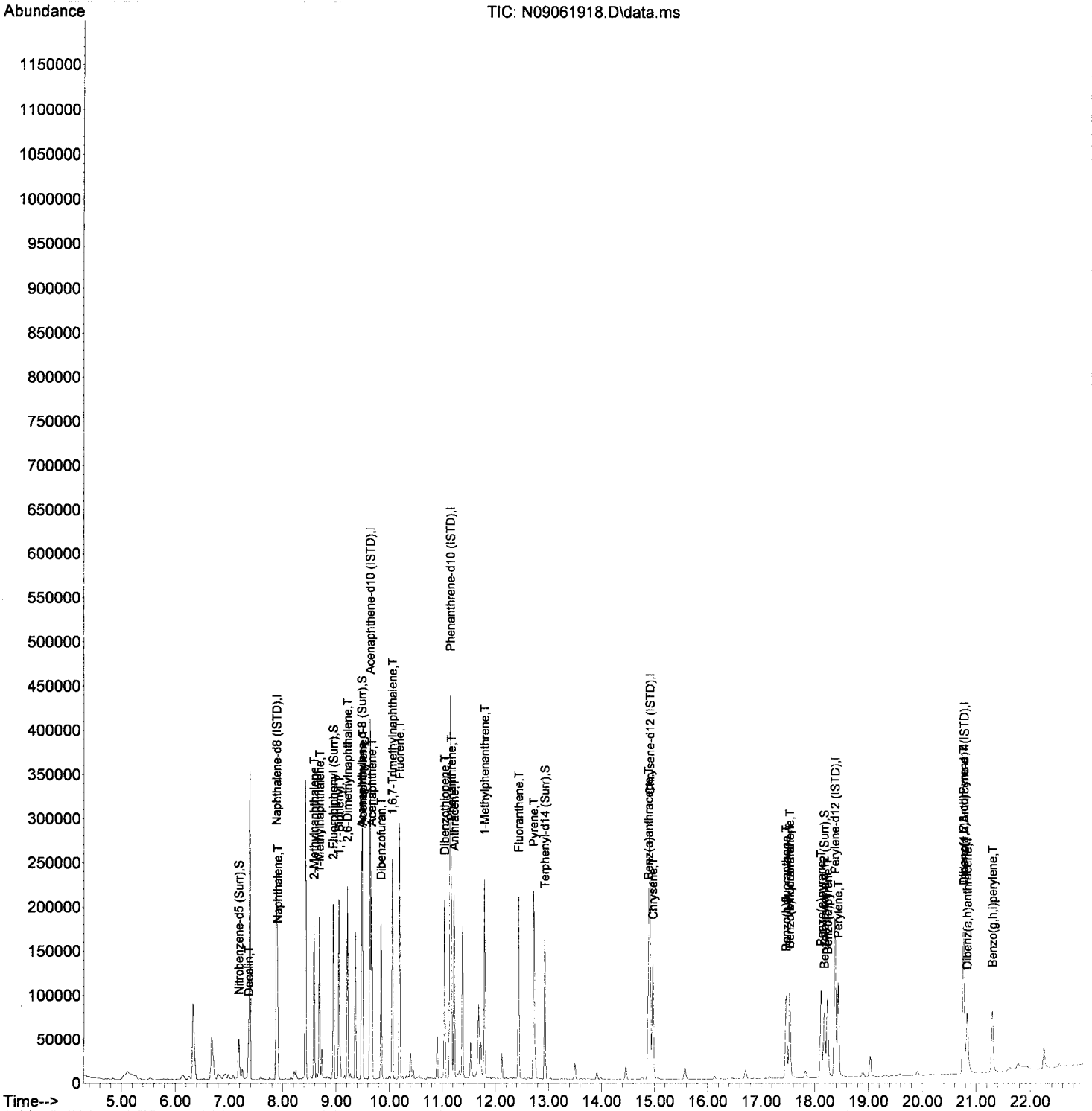
JD 9/9/19

Compound	R.T.	QIon	Response	Conc	Units	Dev(Min)	
Internal Standards							
1) Naphthalene-d8 (ISTD)	7.883	136	148351	100.00	ng/ml	0.00	
9) Acenaphthene-d10 (ISTD)	9.638	162	117951	100.00	ng/ml	0.00	
17) Phenanthrene-d10 (ISTD)	11.147	188	219661	100.00	ng/ml	0.00	
24) Chrysene-d12 (ISTD)	14.907	240	169841	100.00	ng/ml	0.00	
29) Perylene-d12 (ISTD)	18.375	264	142416	100.00	ng/ml	0.00	
37) Dibenz(a,h)Anthracene-d...	20.765	292	93265	100.00	ng/ml	0.00	
System Monitoring Compounds							
2) Nitrobenzene-d5 (Surr)	7.184	82	23996	48.68	ng/ml	0.00	
10) 2-Fluorobiphenyl (Surr)	8.950	172	87417	49.68	ng/ml	0.00	
11) Acenaphthylene d-8 (Surr)	9.480	160	119179	49.18	ng/ml	0.00	
26) Terphenyl-d14 (Surr)	12.931	244	88785	49.70	ng/ml	0.00	
33) Benzo(a)pyrene d-12 (S...	18.177	264	57544	50.53	ng/ml	0.00	
Target Compounds							
							Qvalue
3) Decalin	7.364	138	5568	50.41	ng/ml		97
4) Naphthalene	7.907	128	80326	49.09	ng/ml		99
5) 2-Methylnaphthalene	8.589	142	69811	50.35	ng/ml		98
6) 1-Methylnaphthalene	8.688	142	71477	51.56	ng/ml		97
7) 1,1'-Biphenyl	9.055	154	93359	50.06	ng/ml		98
8) 2,6-Dimethylnaphthalene	9.212	156	69912	51.34	ng/ml		97
12) Acenaphthylene	9.498	152	128075	50.02	ng/ml		99
13) Acenaphthene	9.673	153	82212	49.02	ng/ml		100
14) Dibenzofuran	9.848	168	104783	49.88	ng/ml		98
15) 1,6,7-Trimethylnaphtha...	10.057	170	68907	48.99	ng/ml		99
16) Fluorene	10.191	166	85319	49.71	ng/ml		100
18) Dibenzothiopene	11.042	184	113451	49.38	ng/ml		98
19) Phenanthrene	11.171	178	126501	49.21	ng/ml		100
20) Anthracene	11.223	178	118187	49.43	ng/ml		99
21) Carbazole	11.380	167	95634	No Calib			
22) 1-Methylphenanthrene	11.794	192	88417	49.52	ng/ml		99
23) Fluoranthene	12.435	202	128587	49.65	ng/ml		99
25) Pyrene	12.721	202	133393	50.27	ng/ml		100
27) Benz(a)anthracene	14.883	228	93207	47.27	ng/ml		100
28) Chrysene	14.965	228	91866	49.23	ng/ml		99
30) Benzo(b)fluoranthene	17.466	252	82867	50.43	ng/ml		98
31) Benzo(k)fluoranthene	17.530	252	79638	49.22	ng/ml		97
32) Benzo(b+k)fluoranthene	17.530	252	167848	49.93	ng/ml		97
34) Benzo(e)pyrene	18.118	252	81957	49.32	ng/ml		99
35) Benzo(a)pyrene	18.235	252	71520	50.85	ng/ml		98
36) Perylene	18.433	252	86757	50.08	ng/ml		100
38) Indeno(1,2,3-cd)Pyrene	20.759	276	57046	49.59	ng/ml		90
39) Dibenz(a,h)anthracene	20.829	278	53335	49.34	ng/ml		90
40) Benzo(g,h,i)perylene	21.295	276	61905	50.73	ng/ml		90

(#) = qualifier out of range (m) = manual integration (+) = signals summed

Data Path : N:\data\2019-09\9I06028\
 Data File : N09061918.D
 Acq On : 06 Sep 2019 07:32 pm
 Operator :
 Sample : 9I06028-CAL6
 Misc : 1x, A19I020@50
 ALS Vial : 8 Sample Multiplier: 1
 DataAcq Meth:LVI14_BNA_ACQ.M

Quant Time: Sep 09 14:47:15 2019
 Quant Method : N:\methods\SV14_090619_PAH.M
 Quant Title : EPA 8270D: Semivolatile Organics
 QLast Update : Mon Sep 09 10:14:28 2019
 Response via : Initial Calibration
 InstName : SV-GCMS14



Data Path : N:\data\2019-09\9I06028\
 Data File : N09061919.D
 Acq On : 06 Sep 2019 08:04 pm
 Operator :
 Sample : 9I06028-CAL7
 Misc : 1x, A19I021@100
 ALS Vial : 9 Sample Multiplier: 1
 DataAcq Meth:LVI14_BNA_ACQ.M

Quant Time: Sep 09 14:47:19 2019
 Quant Method : N:\methods\SV14_090619_PAH.M
 Quant Title : EPA 8270D: Semivolatile Organics
 QLast Update : Mon Sep 09 10:14:28 2019
 Response via : Initial Calibration
 InstName : SV-GCMS14

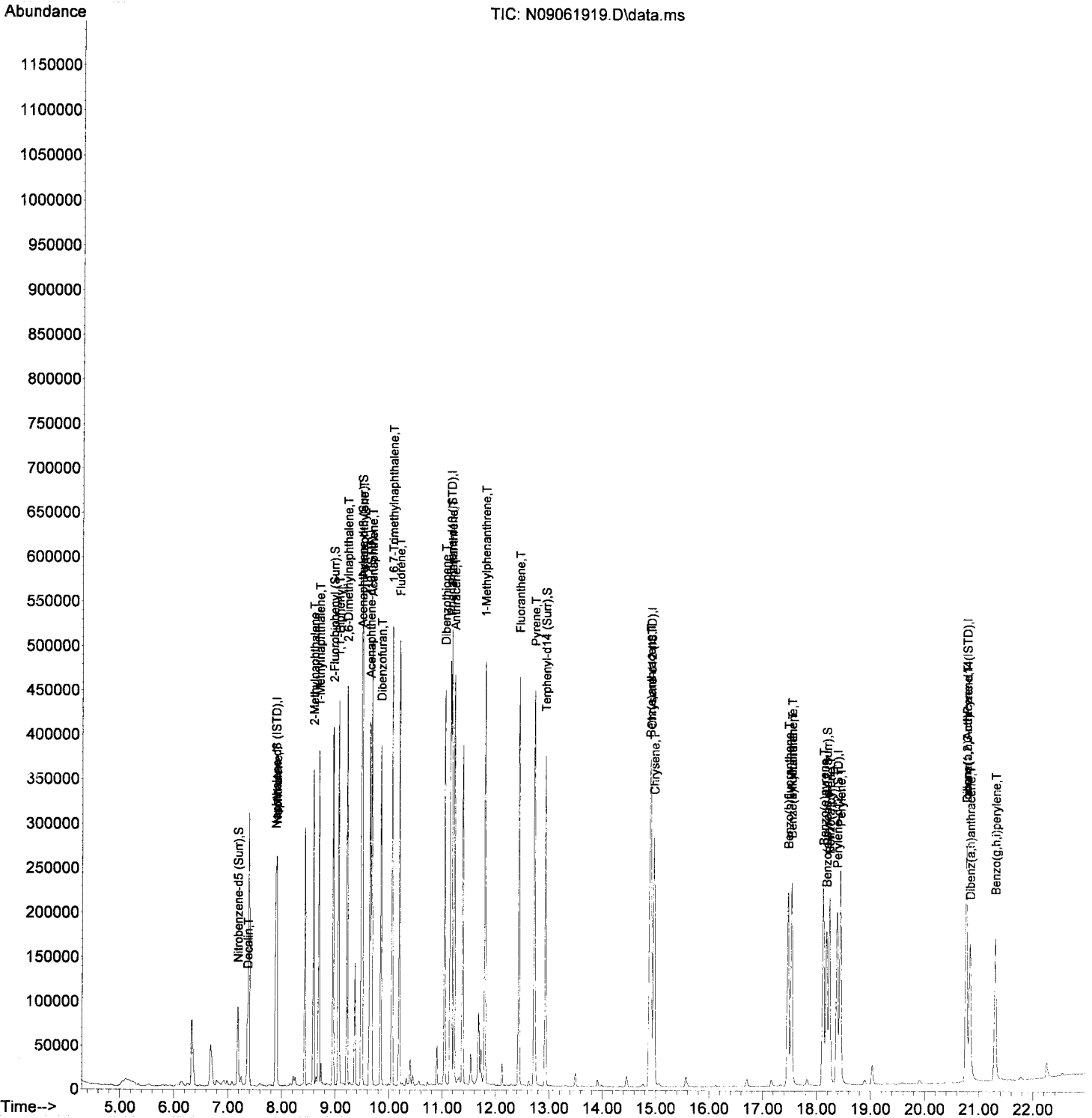
JD 9/9/19

Compound	R.T.	QIon	Response	Conc	Units	Dev(Min)	
Internal Standards							
1) Naphthalene-d8 (ISTD)	7.883	136	148917	100.00	ng/ml	0.00	
9) Acenaphthene-d10 (ISTD)	9.638	162	121411	100.00	ng/ml	0.00	
17) Phenanthrene-d10 (ISTD)	11.147	188	233582	100.00	ng/ml	0.00	
24) Chrysene-d12 (ISTD)	14.907	240	187274	100.00	ng/ml	0.00	
29) Perylene-d12 (ISTD)	18.381	264	159070	100.00	ng/ml	0.00	
37) Dibenz(a,h)Anthracene-d...	20.764	292	103600	100.00	ng/ml	0.00	
System Monitoring Compounds							
2) Nitrobenzene-d5 (Surr)	7.184	82	48056	97.11	ng/ml	0.00	
10) 2-Fluorobiphenyl (Surr)	8.956	172	182001	100.48	ng/ml	0.00	
11) Acenaphthylene d-8 (Surr)	9.480	160	248072	101.01	ng/ml	0.00	
26) Terphenyl-d14 (Surr)	12.931	244	196418	99.72	ng/ml	0.00	
33) Benzo(a)pyrene d-12 (S...	18.182	264	134446	105.69	ng/ml	0.00	
Target Compounds							
							Qvalue
3) Decalin	7.364	138	11430	103.09	ng/ml		94
4) Naphthalene	7.906	128	161201	98.15	ng/ml		100
5) 2-Methylnaphthalene	8.588	142	143766	103.29	ng/ml		99
6) 1-Methylnaphthalene	8.687	142	146804	105.50	ng/ml		98
7) 1,1'-Biphenyl	9.055	154	197491	105.50	ng/ml		99
8) 2,6-Dimethylnaphthalene	9.212	156	148070	108.31	ng/ml		97
12) Acenaphthylene	9.498	152	272913	103.54	ng/ml		99
13) Acenaphthene	9.672	153	175245	101.51	ng/ml		100
14) Dibenzofuran	9.847	168	222327	102.81	ng/ml		98
15) 1,6,7-Trimethylnaphtha...	10.057	170	147218	101.68	ng/ml		100
16) Fluorene	10.191	166	185216	104.84	ng/ml		99
18) Dibenzothiopene	11.042	184	245278	100.40	ng/ml		98
19) Phenanthrene	11.170	178	270427	98.94	ng/ml		100
20) Anthracene	11.223	178	259236	101.96	ng/ml		99
21) Carbazole	11.380	167	211369	No Calib			
22) 1-Methylphenanthrene	11.794	192	192550	101.41	ng/ml		98
23) Fluoranthene	12.435	202	280652	101.91	ng/ml		99
25) Pyrene	12.727	202	292089	99.83	ng/ml		99
27) Benz(a)anthracene	14.889	228	213884	98.37	ng/ml		99
28) Chrysene	14.971	228	205074	99.67	ng/ml		99
30) Benzo(b)fluoranthene	17.471	252	189979	103.50	ng/ml		97
31) Benzo(k)fluoranthene	17.535	252	190175	105.23	ng/ml		97
32) Benzo(b+k)fluoranthene	17.535	252	390913	104.11	ng/ml		97
34) Benzo(e)pyrene	18.124	252	188367	101.49	ng/ml		98
35) Benzo(a)pyrene	18.241	252	165951	105.68	ng/ml		99
36) Perylene	18.439	252	198533	102.60	ng/ml		100
38) Indeno(1,2,3-cd)Pyrene	20.764	276	130568	102.18	ng/ml		90
39) Dibenz(a,h)anthracene	20.834	278	122057	101.65	ng/ml		90
40) Benzo(g,h,i)perylene	21.301	276	143780	106.06	ng/ml		91

(#) = qualifier out of range (m) = manual integration (+) = signals summed

Data Path : N:\data\2019-09\9I06028\
 Data File : N09061919.D
 Acq On : 06 Sep 2019 08:04 pm
 Operator :
 Sample : 9I06028-CAL7
 Misc : 1x, A19I021@100
 ALS Vial : 9 Sample Multiplier: 1
 DataAcq Meth:LVI14_BNA_ACQ.M

Quant Time: Sep 09 14:47:19 2019
 Quant Method : N:\methods\SV14_090619_PAH.M
 Quant Title : EPA 8270D: Semivolatile Organics
 QLast Update : Mon Sep 09 10:14:28 2019
 Response via : Initial Calibration
 InstName : SV-GCMS14



Data Path : N:\data\2019-09\9I06028\
 Data File : N09061920.D
 Acq On : 06 Sep 2019 08:37 pm
 Operator :
 Sample : 9I06028-CAL8
 Misc : 1x, A19I022@200
 ALS Vial : 10 Sample Multiplier: 1
 DataAcq Meth:LVI14_BNA_ACQ.M

Quant Time: Sep 09 14:47:30 2019
 Quant Method : N:\methods\SV14_090619_PAH.M
 Quant Title : EPA 8270D: Semivolatile Organics
 QLast Update : Mon Sep 09 10:14:28 2019
 Response via : Initial Calibration
 InstName : SV-GCMS14

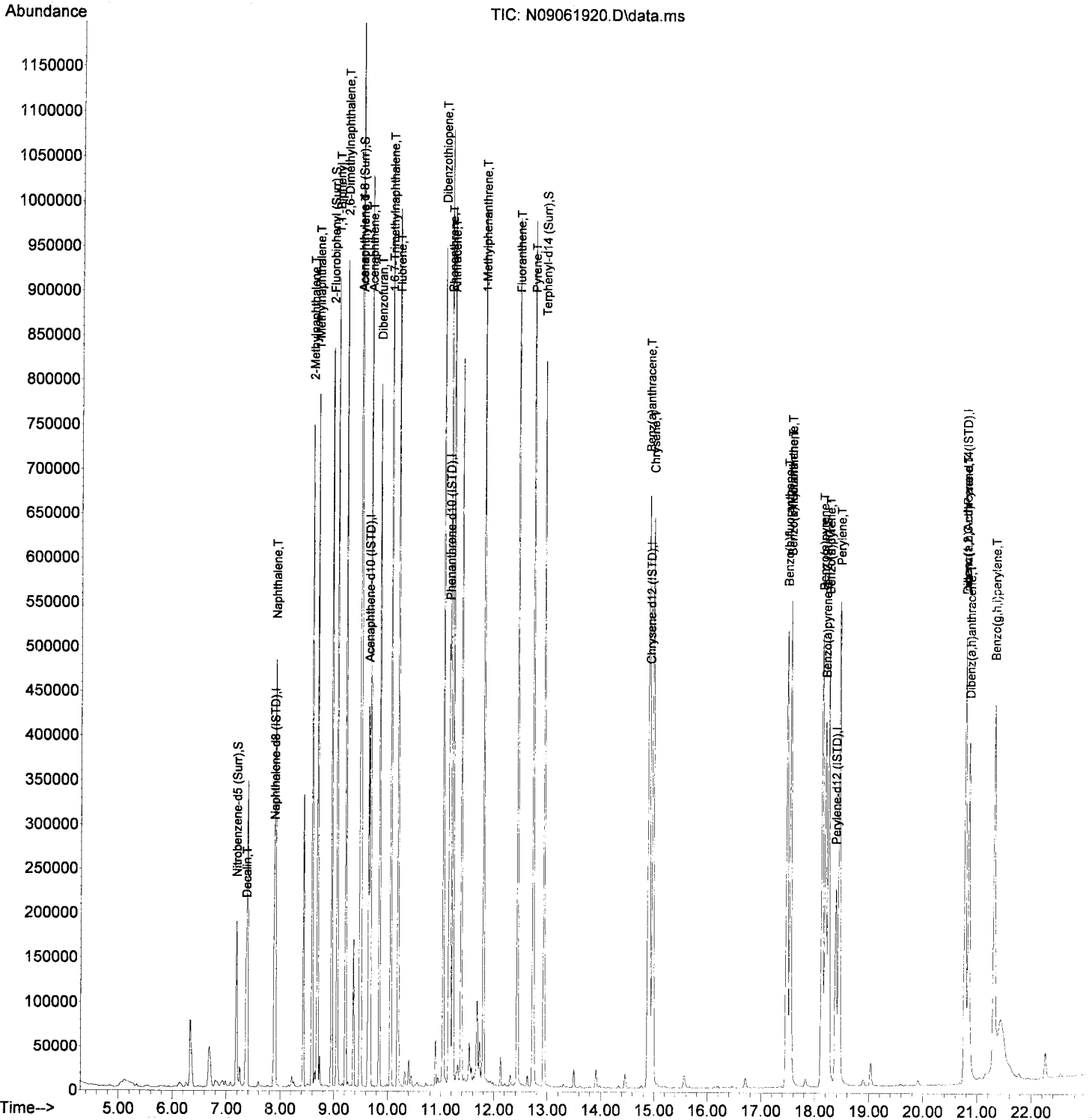
JK 9/9/19

Compound	R.T.	QIon	Response	Conc	Units	Dev (Min)	
Internal Standards							
1) Naphthalene-d8 (ISTD)	7.883	136	148783	100.00	ng/ml	0.00	
9) Acenaphthene-d10 (ISTD)	9.638	162	126650	100.00	ng/ml	0.00	
17) Phenanthrene-d10 (ISTD)	11.147	188	244292	100.00	ng/ml	0.00	
24) Chrysene-d12 (ISTD)	14.913	240	211033	100.00	ng/ml	0.00	
29) Perylene-d12 (ISTD)	18.381	264	182214	100.00	ng/ml	0.00	
37) Dibenz(a,h)Anthracene-d...	20.770	292	126578	100.00	ng/ml	0.00	
System Monitoring Compounds							
2) Nitrobenzene-d5 (Surr)	7.184	82	99288	200.83	ng/ml	0.00	
10) 2-Fluorobiphenyl (Surr)	8.956	172	378966	200.57	ng/ml	0.00	
11) Acenaphthylene d-8 (Surr)	9.486	160	514554	202.58	ng/ml	0.00	
26) Terphenyl-d14 (Surr)	12.931	244	430770	194.09	ng/ml	0.00	
33) Benzo(a)pyrene d-12 (S...	18.188	264	322602	221.39	ng/ml	0.01	
Target Compounds							
							Qvalue
3) Decalin	7.364	138	22829	206.09	ng/ml		95
4) Naphthalene	7.907	128	324908	198.00	ng/ml		100
5) 2-Methylnaphthalene	8.588	142	297992	214.30	ng/ml		98
6) 1-Methylnaphthalene	8.688	142	304942	219.34	ng/ml		98
7) 1,1'-Biphenyl	9.055	154	413306	220.99	ng/ml		98
8) 2,6-Dimethylnaphthalene	9.212	156	307564	225.18	ng/ml		99
12) Acenaphthylene	9.498	152	568160	206.64	ng/ml		99
13) Acenaphthene	9.673	153	362489	201.28	ng/ml		100
14) Dibenzofuran	9.848	168	462691	205.12	ng/ml		99
15) 1,6,7-Trimethylnaphtha...	10.057	170	307091	203.33	ng/ml		98
16) Fluorene	10.197	166	391380	212.38	ng/ml		99
18) Dibenzothiopene	11.042	184	515882	201.91	ng/ml		98
19) Phenanthrene	11.171	178	575793	201.42	ng/ml		100
20) Anthracene	11.223	178	544931	204.94	ng/ml		99
21) Carbazole	11.380	167	461912	No Calib			
22) 1-Methylphenanthrene	11.800	192	411489	207.21	ng/ml		99
23) Fluoranthene	12.435	202	599723	208.23	ng/ml		99
25) Pyrene	12.727	202	623857	189.22	ng/ml		100
27) Benz(a)anthracene	14.889	228	484834	197.88	ng/ml		99
28) Chrysene	14.971	228	465584	200.80	ng/ml		99
30) Benzo(b)fluoranthene	17.477	252	448476	213.30	ng/ml		96
31) Benzo(k)fluoranthene	17.541	252	445148	215.03	ng/ml		97
32) Benzo(b+k)fluoranthene	17.541	252	917698	213.36	ng/ml		97
34) Benzo(e)pyrene	18.130	252	441980	207.89	ng/ml		99
35) Benzo(a)pyrene	18.247	252	395245	219.68	ng/ml		98
36) Perylene	18.451	252	467343	210.85	ng/ml		99
38) Indeno(1,2,3-cd)Pyrene	20.770	276	319524	204.65	ng/ml		89
39) Dibenz(a,h)anthracene	20.840	278	302142	205.95	ng/ml		89
40) Benzo(g,h,i)perylene	21.307	276	353209	213.26	ng/ml		90

(#) = qualifier out of range (m) = manual integration (+) = signals summed

Data Path : N:\data\2019-09\9I06028\
 Data File : N09061920.D
 Acq On : 06 Sep 2019 08:37 pm
 Operator :
 Sample : 9I06028-CAL8
 Misc : 1x, A19I022@200
 ALS Vial : 10 Sample Multiplier: 1
 DataAcq Meth:LVI14_BNA_ACQ.M

Quant Time: Sep 09 14:47:30 2019
 Quant Method : N:\methods\SV14_090619_PAH.M
 Quant Title : EPA 8270D: Semivolatile Organics
 QLast Update : Mon Sep 09 10:14:28 2019
 Response via : Initial Calibration
 InstName : SV-GCMS14



Data Path : N:\data\2019-09\9I06028\
 Data File : N09061921.D
 Acq On : 06 Sep 2019 09:09 pm
 Operator :
 Sample : 9I06028-CAL9
 Misc : 1x, A19I023@300
 ALS Vial : 11 Sample Multiplier: 1
 DataAcq Meth:LVI14_BNA_ACQ.M

Quant Time: Sep 09 14:47:34 2019
 Quant Method : N:\methods\SV14_090619_PAH.M
 Quant Title : EPA 8270D: Semivolatile Organics
 QLast Update : Mon Sep 09 10:14:28 2019
 Response via : Initial Calibration
 InstName : SV-GCMS14


9/9/19

Compound	R.T.	QIon	Response	Conc	Units	Dev(Min)	
Internal Standards							
1) Naphthalene-d8 (ISTD)	7.883	136	144322	100.00	ng/ml	0.00	
9) Acenaphthene-d10 (ISTD)	9.643	162	126204	100.00	ng/ml	0.00	
17) Phenanthrene-d10 (ISTD)	11.147	188	242216	100.00	ng/ml	0.00	
24) Chrysene-d12 (ISTD)	14.918	240	215566	100.00	ng/ml	0.01	
29) Perylene-d12 (ISTD)	18.386	264	189767	100.00	ng/ml	0.01	
37) Dibenz(a,h)Anthracene-d...	20.776	292	133133	100.00	ng/ml	0.01	
System Monitoring Compounds							
2) Nitrobenzene-d5 (Surr)	7.184	82	146381	305.23	ng/ml	0.00	
10) 2-Fluorobiphenyl (Surr)	8.955	172	559316	297.07	ng/ml	0.00	
11) Acenaphthylene d-8 (Surr)	9.486	160	745779	295.55	ng/ml	0.00	
26) Terphenyl-d14 (Surr)	12.936	244	642064	283.20	ng/ml	0.00	
33) Benzo(a)pyrene d-12 (S...	18.194	264	500951	330.10	ng/ml	0.02	
Target Compounds							
							Qvalue
3) Decalin	7.364	138	32583	303.24	ng/ml		97
4) Naphthalene	7.906	128	466678	293.18	ng/ml		100
5) 2-Methylnaphthalene	8.588	142	433604	321.46	ng/ml		99
6) 1-Methylnaphthalene	8.693	142	439781	326.10	ng/ml		99
7) 1,1'-Biphenyl	9.055	154	601929	331.80	ng/ml		98
8) 2,6-Dimethylnaphthalene	9.218	156	447080	337.45	ng/ml		99
12) Acenaphthylene	9.498	152	818063	298.58	ng/ml		99
13) Acenaphthene	9.672	153	525474	292.81	ng/ml		99
14) Dibenzofuran	9.847	168	670519	298.30	ng/ml		100
15) 1,6,7-Trimethylnaphtha...	10.057	170	446194	296.47	ng/ml		97
16) Fluorene	10.197	166	565155	307.76	ng/ml		99
18) Dibenzothiopene	11.042	184	757296	298.94	ng/ml		98
19) Phenanthrene	11.170	178	823752	290.63	ng/ml		99
20) Anthracene	11.223	178	800967	303.81	ng/ml		100
21) Carbazole	11.380	167	683176	No Calib			
22) 1-Methylphenanthrene	11.800	192	600130	304.80	ng/ml		99
23) Fluoranthene	12.441	202	885026	309.92	ng/ml		98
25) Pyrene	12.727	202	915663	271.88	ng/ml		100
27) Benz(a)anthracene	14.895	228	736689	294.35	ng/ml		100
28) Chrysene	14.976	228	698605	294.96	ng/ml		99
30) Benzo(b)fluoranthene	17.483	252	692733	316.36	ng/ml		96
31) Benzo(k)fluoranthene	17.547	252	681890	316.29	ng/ml		97
32) Benzo(b+k)fluoranthene	17.547	252	1407871	314.29	ng/ml		97
34) Benzo(e)pyrene	18.136	252	676479	305.53	ng/ml		99
35) Benzo(a)pyrene	18.258	252	607972	324.39	ng/ml		98
36) Perylene	18.456	252	713926	309.27	ng/ml		99
38) Indeno(1,2,3-cd)Pyrene	20.782	276	498760	303.72	ng/ml		88
39) Dibenz(a,h)anthracene	20.846	278	471957	305.86	ng/ml		90
40) Benzo(g,h,i)perylene	21.318	276	546350	313.63	ng/ml		89

(#) = qualifier out of range (m) = manual integration (+) = signals summed

Data Path : N:\data\2019-09\9I06028\
 Data File : N09061921.D
 Acq On : 06 Sep 2019 09:09 pm
 Operator :
 Sample : 9I06028-CAL9
 Misc : 1x, A19I023@300
 ALS Vial : 11 Sample Multiplier: 1
 DataAcq Meth:LVI14_BNA_ACQ.M

Quant Time: Sep 09 14:47:34 2019
 Quant Method : N:\methods\SV14_090619_PAH.M
 Quant Title : EPA 8270D: Semivolatile Organics
 QLast Update : Mon Sep 09 10:14:28 2019
 Response via : Initial Calibration
 InstName : SV-GCMS14



Data Path : N:\data\2019-09\9I06028\
 Data File : N09061922.D
 Acq On : 06 Sep 2019 09:41 pm
 Operator :
 Sample : 9I06028-CALA
 Misc : 1x, A19I024@400
 ALS Vial : 12 Sample Multiplier: 1
 DataAcq Meth:LVI14_BNA_ACQ.M

Quant Time: Sep 09 14:47:40 2019
 Quant Method : N:\methods\SV14_090619_PAH.M
 Quant Title : EPA 8270D: Semivolatile Organics
 QLast Update : Mon Sep 09 10:14:28 2019
 Response via : Initial Calibration
 InstName : SV-GCMS14


Handwritten signature and date: JN 9/9/19

Compound	R.T.	QIon	Response	Conc	Units	Dev(Min)	
Internal Standards							
1) Naphthalene-d8 (ISTD)	7.877	136	151798	100.00	ng/ml	0.00	
9) Acenaphthene-d10 (ISTD)	9.638	162	120378	100.00	ng/ml	0.00	
17) Phenanthrene-d10 (ISTD)	11.147	188	227701	100.00	ng/ml	0.00	
24) Chrysene-d12 (ISTD)	14.913	240	211373	100.00	ng/ml	0.00	
29) Perylene-d12 (ISTD)	18.387	264	191099	100.00	ng/ml	0.01	
37) Dibenz(a,h)Anthracene-d...	20.776	292	134738	100.00	ng/ml	0.01	
System Monitoring Compounds							
2) Nitrobenzene-d5 (Surr)	7.178	82	204654	405.72	ng/ml	0.00	
10) 2-Fluorobiphenyl (Surr)	8.950	172	721151	401.56	ng/ml	0.00	
11) Acenaphthylene d-8 (Surr)	9.480	160	964800	401.86	ng/ml	0.00	
26) Terphenyl-d14 (Surr)	12.931	244	855839	384.98	ng/ml	0.00	
33) Benzo(a)pyrene d-12 (S...	18.200	264	689197	450.98	ng/ml	0.02	
Target Compounds							
							Qvalue
3) Decalin	7.359	138	49479	437.80	ng/ml		96
4) Naphthalene	7.901	128	662079	395.46	ng/ml		100
5) 2-Methylnaphthalene	8.589	142	592165	417.39	ng/ml		99
6) 1-Methylnaphthalene	8.688	142	595669	419.94	ng/ml		98
7) 1,1'-Biphenyl	9.055	154	776505	406.95	ng/ml		98
8) 2,6-Dimethylnaphthalene	9.212	156	574431	412.22	ng/ml		99
12) Acenaphthylene	9.498	152	1039006	397.57	ng/ml		99
13) Acenaphthene	9.673	153	672408	392.83	ng/ml		99
14) Dibenzofuran	9.848	168	849810	396.36	ng/ml		99
15) 1,6,7-Trimethylnaphtha...	10.057	170	567245	395.14	ng/ml		98
16) Fluorene	10.191	166	710688	405.74	ng/ml		99
18) Dibenzothiopene	11.042	184	950081	398.95	ng/ml		98
19) Phenanthrene	11.171	178	1041489	390.88	ng/ml		99
20) Anthracene	11.223	178	1015402	409.70	ng/ml		100
21) Carbazole	11.380	167	865078	No Calib			
22) 1-Methylphenanthrene	11.794	192	771189	416.65	ng/ml		99
23) Fluoranthene	12.435	202	1148955	427.99	ng/ml		98
25) Pyrene	12.727	202	1201811	363.93	ng/ml		100
27) Benz(a)anthracene	14.889	228	991720	404.11	ng/ml		99
28) Chrysene	14.977	228	942172	405.69	ng/ml		99
30) Benzo(b)fluoranthene	17.483	252	952609	432.01	ng/ml		96
31) Benzo(k)fluoranthene	17.553	252	938589	432.32	ng/ml		96
32) Benzo(b+k)fluoranthene	17.553	252	1935514	429.07	ng/ml		96
34) Benzo(e)pyrene	18.136	252	924774	414.75	ng/ml		99
35) Benzo(a)pyrene	18.258	252	837229	443.59	ng/ml		98
36) Perylene	18.456	252	976822	420.21	ng/ml		99
38) Indeno(1,2,3-cd)Pyrene	20.782	276	691371	416.00	ng/ml		88
39) Dibenz(a,h)anthracene	20.846	278	656172	420.18	ng/ml		89
40) Benzo(g,h,i)perylene	21.318	276	751545	426.28	ng/ml		89

(#) = qualifier out of range (m) = manual integration (+) = signals summed

Data Path : N:\data\2019-09\9I06028\
 Data File : N09061922.D
 Acq On : 06 Sep 2019 09:41 pm
 Operator :
 Sample : 9I06028-CALA
 Misc : 1x, A19I024@400
 ALS Vial : 12 Sample Multiplier: 1
 DataAcq Meth:LVI14_BNA_ACQ.M

Quant Time: Sep 09 14:47:40 2019
 Quant Method : N:\methods\SV14_090619_PAH.M
 Quant Title : EPA 8270D: Semivolatile Organics
 QLast Update : Mon Sep 09 10:14:28 2019
 Response via : Initial Calibration
 InstName : SV-GCMS14



Data Path : N:\data\2019-09\9I06028\
 Data File : N09061924.D
 Acq On : 06 Sep 2019 10:45 pm
 Operator :
 Sample : 9I06028-ICV1
 Misc : 1x, A19I025@50
 ALS Vial : 13 Sample Multiplier: 1
 DataAcq Meth:LVI14_BNA_ACQ.M

Quant Time: Sep 09 14:47:49 2019
 Quant Method : N:\methods\SV14_090619_PAH.M
 Quant Title : EPA 8270D: Semivolatile Organics
 QLast Update : Mon Sep 09 10:14:28 2019
 Response via : Initial Calibration
 InstName : SV-GCMS14

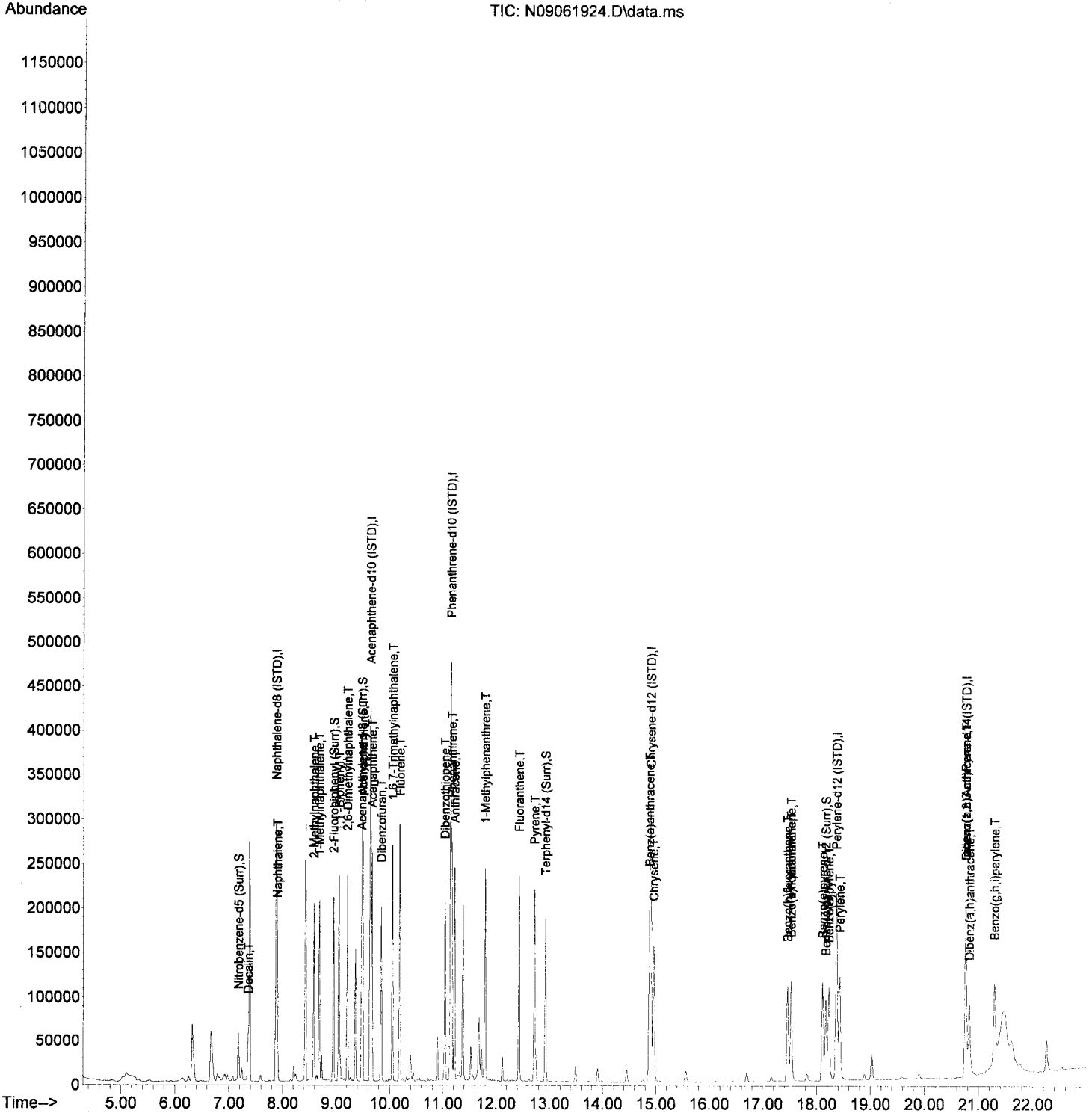
Handwritten signature/initials
 9/9/19

Compound	R.T.	QIon	Response	Conc	Units	Dev(Min)	
Internal Standards							
1) Naphthalene-d8 (ISTD)	7.877	136	181748	100.00	ng/ml	0.00	
9) Acenaphthene-d10 (ISTD)	9.638	162	125177	100.00	ng/ml	0.00	
17) Phenanthrene-d10 (ISTD)	11.141	188	235054	100.00	ng/ml	0.00	
24) Chrysene-d12 (ISTD)	14.901	240	188693	100.00	ng/ml	0.00	
29) Perylene-d12 (ISTD)	18.369	264	162940	100.00	ng/ml	0.00	
37) Dibenz(a,h)Anthracene-d...	20.759	292	108931	100.00	ng/ml	0.00	
System Monitoring Compounds							
2) Nitrobenzene-d5 (Surr)	7.178	82	27909	46.21	ng/ml	0.00	
10) 2-Fluorobiphenyl (Surr)	8.950	172	92755	49.67	ng/ml	0.00	
11) Acenaphthylene d-8 (Surr)	9.474	160	126796	49.31	ng/ml	0.00	
26) Terphenyl-d14 (Surr)	12.925	244	96645	48.70	ng/ml	0.00	
33) Benzo(a)pyrene d-12 (S...	18.171	264	69335	53.21	ng/ml	0.00	
Target Compounds							
3) Decalin	7.359	138	6597	48.75	ng/ml		Qvalue 96
4) Naphthalene	7.901	128	100112	49.94	ng/ml		99
5) 2-Methylnaphthalene	8.583	142	79542	46.83	ng/ml		99
6) 1-Methylnaphthalene	8.682	142	81122	47.77	ng/ml		98
7) 1,1'-Biphenyl	9.049	154	105870	46.34	ng/ml		98
8) 2,6-Dimethylnaphthalene	9.206	156	76410	45.80	ng/ml		98
12) Acenaphthylene	9.492	152	141177	51.95	ng/ml		99
13) Acenaphthene	9.667	153	89594	50.33	ng/ml		100
14) Dibenzofuran	9.842	168	113513	50.91	ng/ml		98
15) 1,6,7-Trimethylnaphtha...	10.052	170	74864	50.15	ng/ml		99
16) Fluorene	10.191	166	92650	50.87	ng/ml		98
18) Dibenzothiopene	11.037	184	122412	49.79	ng/ml		98
19) Phenanthrene	11.165	178	138621	50.40	ng/ml		100
20) Anthracene	11.217	178	132505	51.79	ng/ml		99
21) Carbazole	11.375	167	104923	No Calib			
22) 1-Methylphenanthrene	11.788	192	98289	51.44	ng/ml		100
23) Fluoranthene	12.430	202	140103	50.56	ng/ml		99
25) Pyrene	12.721	202	144864	49.14	ng/ml		99
27) Benz(a)anthracene	14.878	228	106201	48.48	ng/ml		99
28) Chrysene	14.959	228	108583	52.38	ng/ml		99
30) Benzo(b)fluoranthene	17.460	252	95110	50.59	ng/ml		97
31) Benzo(k)fluoranthene	17.524	252	92505	49.97	ng/ml		97
32) Benzo(b+k)fluoranthene	17.524	252	193724	50.37	ng/ml		97
34) Benzo(e)pyrene	18.113	252	95583	50.28	ng/ml		98
35) Benzo(a)pyrene	18.229	252	82357	51.18	ng/ml		99
36) Perylene	18.427	252	100869	50.89	ng/ml		100
38) Indeno(1,2,3-cd)Pyrene	20.759	276	67142	49.97	ng/ml		89
39) Dibenz(a,h)anthracene	20.823	278	62283	49.33	ng/ml		90
40) Benzo(g,h,i)perylene	21.289	276	76359	53.57	ng/ml		91

(#) = qualifier out of range (m) = manual integration (+) = signals summed

Data Path : N:\data\2019-09\9I06028\
Data File : N09061924.D
Acq On : 06 Sep 2019 10:45 pm
Operator :
Sample : 9I06028-ICV1
Misc : 1x, A19I025@50
ALS Vial : 13 Sample Multiplier: 1
DataAcq Meth:LVI14_BNA_ACQ.M

Quant Time: Sep 09 14:47:49 2019
Quant Method : N:\methods\SV14_090619_PAH.M
Quant Title : EPA 8270D: Semivolatile Organics
QLast Update : Mon Sep 09 10:14:28 2019
Response via : Initial Calibration
InstName : SV-GCMS14



Data Path : N:\data\2019-09\9I06028\
 Data File : N09061924.D
 Acq On : 06 Sep 2019 10:45 pm
 Operator :
 Sample : 9I06028-ICV1
 Misc : 1x, A19I025@50
 ALS Vial : 13 Sample Multiplier: 1
 DataAcq Meth:LVI14_BNA_ACQ.M

Final Request

Quant Time: Sep 10 10:28:40 2019
 Quant Method : N:\methods\SV14_090619_PAH.M
 Quant Title : EPA 8270D: Semivolatile Organics
 QLast Update : Mon Sep 09 14:58:53 2019
 Response via : Initial Calibration
 InstName : SV-GCMS14

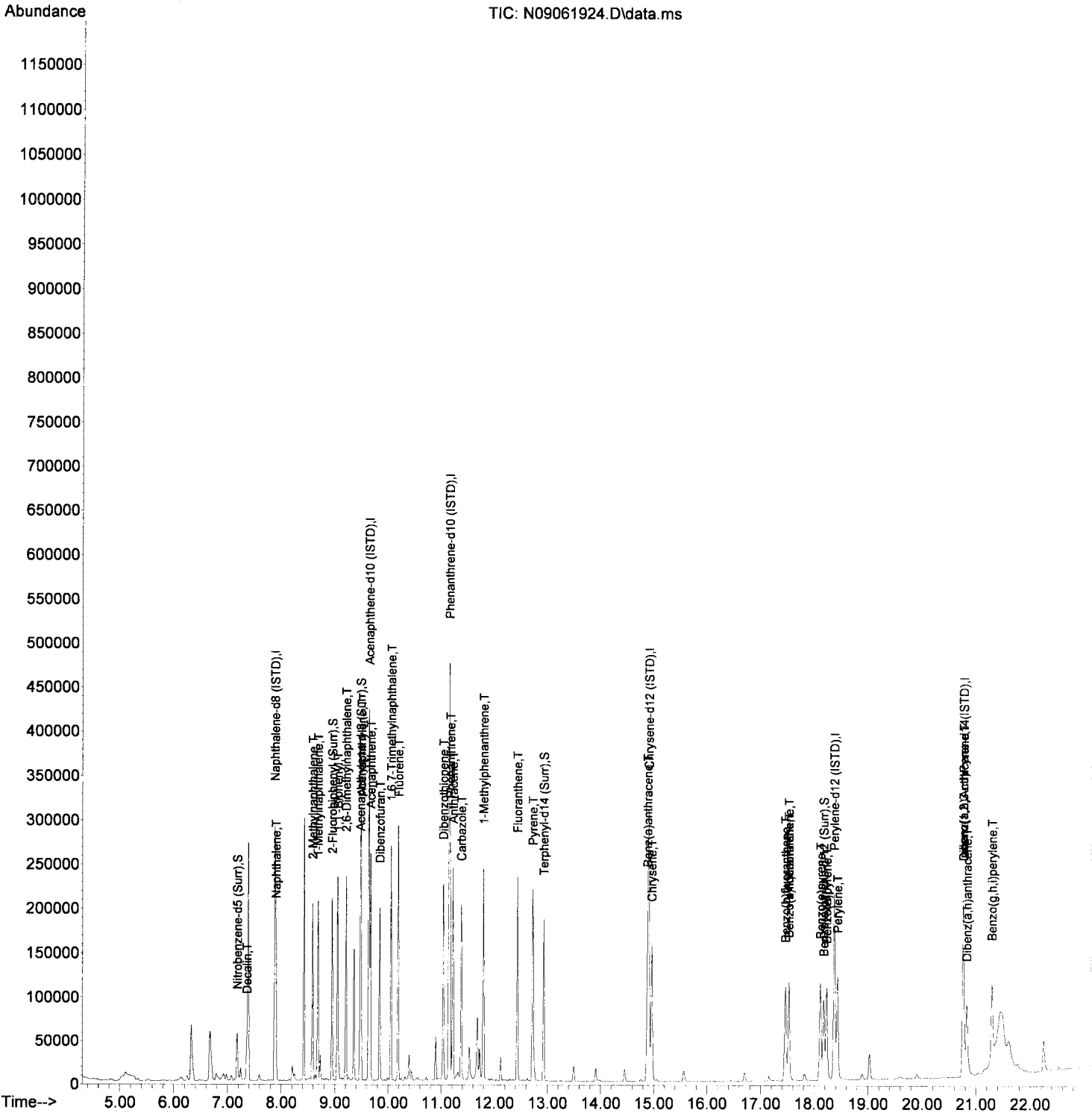
JD 9/10/19

Compound	R.T.	QIon	Response	Conc	Units	Dev (Min)	
Internal Standards							
1) Naphthalene-d8 (ISTD)	7.877	136	181748	100.00	ng/ml	0.00	
9) Acenaphthene-d10 (ISTD)	9.638	162	125177	100.00	ng/ml	0.00	
17) Phenanthrene-d10 (ISTD)	11.141	188	235054	100.00	ng/ml	0.00	
24) Chrysene-d12 (ISTD)	14.901	240	188693	100.00	ng/ml	0.00	
29) Perylene-d12 (ISTD)	18.369	264	162940	100.00	ng/ml	0.00	
37) Dibenz(a,h)Anthracene-d...	20.759	292	108931	100.00	ng/ml	0.00	
System Monitoring Compounds							
2) Nitrobenzene-d5 (Surr)	7.178	82	27909	46.21	ng/ml	0.00	
10) 2-Fluorobiphenyl (Surr)	8.950	172	92755	49.67	ng/ml	0.00	
11) Acenaphthylene d-8 (Surr)	9.474	160	126796	49.31	ng/ml	0.00	
26) Terphenyl-d14 (Surr)	12.925	244	96645	48.70	ng/ml	0.00	
33) Benzo(a)pyrene d-12 (S...	18.171	264	69335	53.21	ng/ml	0.00	
Target Compounds							
							Qvalue
3) Decalin	7.359	138	6597	48.75	ng/ml		96
4) Naphthalene	7.901	128	100112	49.94	ng/ml		99
5) 2-Methylnaphthalene	8.583	142	79542	46.83	ng/ml		99
6) 1-Methylnaphthalene	8.682	142	81122	47.77	ng/ml		98
7) 1,1'-Biphenyl	9.049	154	105870	46.34	ng/ml		98
8) 2,6-Dimethylnaphthalene	9.206	156	76410	45.80	ng/ml		98
12) Acenaphthylene	9.492	152	141177	51.95	ng/ml		99
13) Acenaphthene	9.667	153	89594	50.33	ng/ml		100
14) Dibenzofuran	9.842	168	113513	50.91	ng/ml		98
15) 1,6,7-Trimethylnaphtha...	10.052	170	74864	50.15	ng/ml		99
16) Fluorene	10.191	166	92650	50.87	ng/ml		98
18) Dibenzothiopene	11.037	184	122412	49.79	ng/ml		98
19) Phenanthrene	11.165	178	138621	50.40	ng/ml		100
20) Anthracene	11.217	178	132505	51.79	ng/ml		99
21) Carbazole	11.375	167	104923	50.68	ng/ml		99
22) 1-Methylphenanthrene	11.788	192	98289	51.44	ng/ml		100
23) Fluoranthene	12.430	202	140103	50.56	ng/ml		99
25) Pyrene	12.721	202	144864	49.14	ng/ml		99
27) Benz(a)anthracene	14.878	228	106201	48.48	ng/ml		99
28) Chrysene	14.959	228	108583	52.38	ng/ml		99
30) Benzo(b)fluoranthene	17.460	252	95110	50.59	ng/ml		97
31) Benzo(k)fluoranthene	17.524	252	92505	49.97	ng/ml		97
32) Benzo(b+k)fluoranthene	17.524	252	193724	100.73	ng/ml		97
34) Benzo(e)pyrene	18.113	252	95583	50.28	ng/ml		98
35) Benzo(a)pyrene	18.229	252	82357	51.18	ng/ml		99
36) Perylene	18.427	252	100869	50.89	ng/ml		100
38) Indeno(1,2,3-cd)Pyrene	20.759	276	67142	49.98	ng/ml		89
39) Dibenz(a,h)anthracene	20.823	278	62283	49.34	ng/ml		90
40) Benzo(g,h,i)perylene	21.289	276	76359	53.58	ng/ml		91

(#) = qualifier out of range (m) = manual integration (+) = signals summed

Data Path : N:\data\2019-09\9I06028\
 Data File : N09061924.D
 Acq On : 06 Sep 2019 10:45 pm
 Operator :
 Sample : 9I06028-ICV1
 Misc : 1x, A19I025@50
 ALS Vial : 13 Sample Multiplier: 1
 DataAcq Meth:LVI14_BNA_ACQ.M

Quant Time: Sep 10 10:28:40 2019
 Quant Method : N:\methods\SV14_090619_PAH.M
 Quant Title : EPA 8270D: Semivolatile Organics
 QLast Update : Mon Sep 09 14:58:53 2019
 Response via : Initial Calibration
 InstName : SV-GCMS14



**Conventional Chemistry Parameters
Benchsheet & Analysis Sequence Data**

Total Organic Carbon- Soil (5310 B)

Batch 0030257

Sequence 0C10065 (A0C0034-01,02)



Apex Laboratories
PREPARATION BENCH SHEET

MAR 18 2020

BATCH #: 0030257 (Sediment)

Prep Method: PSEP-5310B TOC

#	Lab Number	Analysis	Prepared	Initial (N/A)	Final (N/A)	Spike ID	Source ID	ul Spike	ul Surr.	Sample ID	Extraction Comments	pH		
												<2	2-8	>11
	0030257-BLK1	QC	03/06/20 17:23	0.2	0.2									
	0030257-BS1	QC	03/06/20 17:23	0.2	0.2	A19K205		200						
	A0C0030-01	B Total Organic Carbon - Soil (5310 B)	03/06/20 17:23	0.2	0.2	240	WGC 3/11/2020			PDI-052SC-A-07-08-191015				
	0030257-DUP1	QC	03/06/20 17:23	0.2	0.2		A0C0030-01							
	0030257-DUP2	QC	03/06/20 17:23	0.2	0.2		A0C0030-01							
	A0C0030-02	A Total Organic Carbon - Soil (5310 B)	03/06/20 17:23	0.2	0.2					PDI-052SC-A-08-09-191015				
	A0C0030-03	A Total Organic Carbon - Soil (5310 B)	03/06/20 17:23	0.2	0.2					PDI-052SC-A-09-10-191015				
	A0C0030-04	A Total Organic Carbon - Soil (5310 B)	03/06/20 17:23	0.2	0.2					PDI-052SC-A-10-11-191015				
	A0C0030-05	A Total Organic Carbon - Soil (5310 B)	03/06/20 17:23	0.2	0.2					PDI-055SC-A-04-05-191015				
	A0C0030-06	A Total Organic Carbon - Soil (5310 B)	03/06/20 17:23	0.2	0.2					PDI-055SC-A-05-06-191015				
	A0C0030-07	A Total Organic Carbon - Soil (5310 B)	03/06/20 17:23	0.2	0.2					PDI-055SC-A-06-07-191015				
	A0C0030-08	A Total Organic Carbon - Soil (5310 B)	03/06/20 17:23	0.2	0.2					PDI-055SC-A-07-08-191015				
	A0C0030-09	A Total Organic Carbon - Soil (5310 B)	03/06/20 17:23	0.2	0.2					PDI-055SC-A-08-09-191015				
	A0C0030-10	A Total Organic Carbon - Soil (5310 B)	03/06/20 17:23	0.2	0.2					PDI-055SC-A-09-10-191015				
	A0C0030-11	A Total Organic Carbon - Soil (5310 B)	03/06/20 17:23	0.2	0.2					PDI-055SC-A-10-11-191015				
	0030257-DUP3	QC	03/06/20 17:23	0.2	0.2		A0C0030-11							
	0030257-DUP4	QC	03/06/20 17:23	0.2	0.2		A0C0030-11							
	A0C0034-01	A Total Organic Carbon - Soil (5310 B)	03/06/20 17:23	0.2	0.2					PDI-031SC-A-05-06-191017				
	0030257-DUP9	QC	03/06/20 17:23	0.2	0.2		A0C0034-01							
	A0C0034-02	A Total Organic Carbon - Soil (5310 B)	03/06/20 17:23	0.2	0.2					PDI-031SC-A-06-07-191017				
	A0C0036-01	A Total Organic Carbon - Soil (5310 B)	03/06/20 17:23	0.2	0.2					PDI-034SC-A-04-05-191022				
	0030257-DUP5	QC	03/06/20 17:23	0.2	0.2		A0C0036-01							

MAS
Prepared By: _____ Date: 3-11-20

CWZ 3/11/2020
Reviewed By: _____ Date: _____

Apex Laboratories
PREPARATION BENCH SHEET

BATCH #: 0030257 (Sediment)

Prep Method: PSEP-5310B TOC

#	Lab Number	Analysis	Prepared	Initial (N/A)	Final (N/A)	Spike ID	Source ID	ul Spike	ul Surr.	Sample ID	Extraction Comments	pH		
												<2	$\frac{7}{8}$	>11
	0030257-DUP6	QC	03/06/20 17:23	0.2	0.2		A0C0036-01							
	A0C0058-01	A Total Organic Carbon - Soil (5310 B)	03/06/20 17:23	0.2	0.2					PDI-066SC-A-09-10-191011				
	0030257-DUP7	QC	03/06/20 17:23	0.2	0.2		A0C0058-01							
	0030257-DUP8	QC	03/06/20 17:23	0.2	0.2		A0C0058-01							
	A0C0058-02	A Total Organic Carbon - Soil (5310 B)	03/06/20 17:23	0.2	0.2					PDI-066SC-A-10-11-191011				
	A0C0058-03	A Total Organic Carbon - Soil (5310 B)	03/06/20 17:23	0.2	0.2					PDI-066SC-A-11-12-191011				
	A0C0058-04	A Total Organic Carbon - Soil (5310 B)	03/06/20 17:23	0.2	0.2					PDI-066SC-A-12-13-191011				
	A0C0058-05	A Total Organic Carbon - Soil (5310 B)	03/06/20 17:23	0.2	0.2					PDI-066SC-A-13-14-191011				
	A0C0058-06	A Total Organic Carbon - Soil (5310 B)	03/06/20 17:23	0.2	0.2					PDI-066SC-A-14-15-191011				

Standards/Reagents

Reagent(s)			Analyte Spike(s)			Surrogate(s)		
Std ID	Exp. Date	Description	Std ID	Exp. Date	Description	Std ID	Exp. Date	Description
A19F020	06/03/29	TOC Soil Drying Oven @70oC	A19K203	05/12/20	TOC 10k ppm secondary			
A19J023	11/30/23	Wet Chem Balance 4						
A19J145	05/30/22	TOC Soil Blank Matrix						
A19L107	06/06/20	10% Phosphoric Acid						

MJS 3-11-20
Prepared By: _____ Date

Reviewed By: _____ Date

Temps are for oven A19K369. ~~08/19/2020~~ 3/10/2020 0812

Date/Time:	3/7/2020 1305	3/9/2020 0942	3/9/2020 1603	3/9/20 1726	Effervesces?	Comments
T(°C) IN/OUT:	71.5, 69.5	71.4, 68.1	71.7, 70.1	71.0, 70.5	70.7/65.1120	70.7/71.4
Sample ID	Wt 1(g)	Wt 2(g)	Wt 3(g)	Wt 4(g)	(yes/no)	
AOC0030-01	8.2622	8.2585			N	
AOC0030-01DUP	6.3431	6.3402			N	
AOC0030-02	5.3162	5.3139			N	
AOC0030-03	5.2185	5.2184			N	
AOC0030-04	4.7412	4.7409			N	
AOC0030-05	4.4171	4.4142			N	
AOC0030-06	5.3772	5.3726			N	
AOC0030-07	5.8775	5.8776			N	
AOC0030-08	4.8394	4.8369			N	
AOC0030-09	7.3481	7.3465			N	
AOC0030-10	5.8987	5.8943			N	
AOC0030-11	7.5403	7.5363			N	
AOC0030-11DUP	6.7303	6.7225	6.7104	6.6935 ✓	N	6.6984 ✓
AOC0034-01	5.2224	5.2014 ✓	5.2050 ✓		N	
AOC0034-02	5.2569	5.2449 ✓	5.2396 ✓	5.2436 ✓	N	
AOC0036-01	5.3038	5.2857 ✓	5.2883 ✓		N	
AOC0036-01DUP	4.6269	4.6119 ✓	4.6147 ✓		N	
AOC0058-01	6.8310	6.8049 ✓	6.8023 ✓		N	
AOC0058-01DUP	4.6639	4.6452 ✓	4.6427 ✓		N	
AOC0058-02	5.5818	5.5597 ✓	5.5599 ✓		N	
AOC0058-03	5.3766	5.3423 ✓	5.3433 ✓		N	
AOC0058-04	6.5941	6.5873	6.5596	6.5517 ✓	N	6.5508 ✓
AOC0058-05	5.9412	5.9264	5.9193	5.9089 ✓	N	5.9062
AOC0058-06	7.2625	7.2254	7.2159	7.2045	N	7.2035
AOC0034-01DUP	5.0144	4.9949 ✓	4.9981 ✓		N	

AOC0030 m oven (A19F020) at 69.4°C 3/6/2020 1125
08/19/2020

AOC0034, AOC0036 & AOC0058 m oven (A19K369) at 71.5°C
3/6/2020 1115
08/19/2020



ELEMENT SEQUENCE LOG

Apex Laboratories

MAR 19 2020

Sequence: **OC10065**
 Date: **03/10/20 16:03**

Instrument: **TOC6**
 Calibration: **A0A0805**

#	Lab Number	Matrix	Analysis	Client	Due	Batch	ISTD ID	STD ID
1	OC10065-CCV1	Sediment	QC	QC				A20B041
2	OC10065-CCB1	Sediment	QC	QC				
3	0030256-BLK1	Sediment	QC	QC		0030256		
4	0030256-BS1	Sediment	QC	QC		0030256		
5	A0C0024-01	Sediment	Total Organic Carbon - Soil (5310 B)	Anchor QEA, LLC	03/16/20	0030256		
6	0030256-DUP1	Sediment	QC	QC		0030256		
7	0030256-DUP2	Sediment	QC	QC		0030256		
8	A0C0024-02	Sediment	Total Organic Carbon - Soil (5310 B)	Anchor QEA, LLC	03/16/20	0030256		
9	A0C0024-03	Sediment	Total Organic Carbon - Soil (5310 B)	Anchor QEA, LLC	03/16/20	0030256		
10	A0C0024-04	Sediment	Total Organic Carbon - Soil (5310 B)	Anchor QEA, LLC	03/16/20	0030256		
11	A0C0024-05	Sediment	Total Organic Carbon - Soil (5310 B)	Anchor QEA, LLC	03/16/20	0030256		
12	A0C0024-06	Sediment	Total Organic Carbon - Soil (5310 B)	Anchor QEA, LLC	03/16/20	0030256		
13	OC10065-CCV2	Sediment	QC	QC				A20B041
14	OC10065-CCB2	Sediment	QC	QC				
15	A0C0024-07	Sediment	Total Organic Carbon - Soil (5310 B)	Anchor QEA, LLC	03/16/20	0030256		
16	A0C0024-08	Sediment	Total Organic Carbon - Soil (5310 B)	Anchor QEA, LLC	03/16/20	0030256		
17	A0C0024-09	Sediment	Total Organic Carbon - Soil (5310 B)	Anchor QEA, LLC	03/16/20	0030256		
18	A0C0024-10	Sediment	Total Organic Carbon - Soil (5310 B)	Anchor QEA, LLC	03/16/20	0030256		
19	A0C0024-11	Sediment	Total Organic Carbon - Soil (5310 B)	Anchor QEA, LLC	03/16/20	0030256		
20	0030256-DUP3	Sediment	QC	QC		0030256		
21	0030256-DUP4	Sediment	QC	QC		0030256		
22	A0C0024-12	Sediment	Total Organic Carbon - Soil (5310 B)	Anchor QEA, LLC	03/16/20	0030256		
23	A0C0024-13	Sediment	Total Organic Carbon - Soil (5310 B)	Anchor QEA, LLC	03/16/20	0030256		
24	A0C0024-14	Sediment	Total Organic Carbon - Soil (5310 B)	Anchor QEA, LLC	03/16/20	0030256		
25	OC10065-CCV3	Sediment	QC	QC				A20B041
26	OC10065-CCB3	Sediment	QC	QC				
27	A0C0024-15	Sediment	Total Organic Carbon - Soil (5310 B)	Anchor QEA, LLC	03/16/20	0030256		
28	A0C0026-01	Sediment	Total Organic Carbon - Soil (5310 B)	Anchor QEA, LLC	03/16/20	0030256		
29	0030256-DUP5	Sediment	QC	QC		0030256		
30	0030256-DUP6	Sediment	QC	QC		0030256		
31	A0C0029-01	Sediment	Total Organic Carbon - Soil (5310 B)	Anchor QEA, LLC	03/16/20	0030256		
32	0030256-DUP7	Sediment	QC	QC		0030256		
33	0030256-DUP8	Sediment	QC	QC		0030256		
34	0030257-BLK1	Sediment	QC	QC		0030257		
35	0030257-BS1	Sediment	QC	QC		0030257		
36	A0C0030-01	Sediment	Total Organic Carbon - Soil (5310 B)	Anchor QEA, LLC	03/16/20	0030257		
37	OC10065-CCV4	Sediment	QC	QC				A20B041
38	OC10065-CCB4	Sediment	QC	QC				
39	0030257-DUP1	Sediment	QC	QC		0030257		
40	0030257-DUP2	Sediment	QC	QC		0030257		
41	A0C0030-02	Sediment	Total Organic Carbon - Soil (5310 B)	Anchor QEA, LLC	03/16/20	0030257		
42	A0C0030-03	Sediment	Total Organic Carbon - Soil (5310 B)	Anchor QEA, LLC	03/16/20	0030257		
43	A0C0030-04	Sediment	Total Organic Carbon - Soil (5310 B)	Anchor QEA, LLC	03/16/20	0030257		
44	A0C0030-05	Sediment	Total Organic Carbon - Soil (5310 B)	Anchor QEA, LLC	03/16/20	0030257		
45	A0C0030-06	Sediment	Total Organic Carbon - Soil (5310 B)	Anchor QEA, LLC	03/16/20	0030257		
46	A0C0030-07	Sediment	Total Organic Carbon - Soil (5310 B)	Anchor QEA, LLC	03/16/20	0030257		
47	A0C0030-08	Sediment	Total Organic Carbon - Soil (5310 B)	Anchor QEA, LLC	03/16/20	0030257		
48	A0C0030-09	Sediment	Total Organic Carbon - Soil (5310 B)	Anchor QEA, LLC	03/16/20	0030257		
49	OC10065-CCV5	Sediment	QC	QC				A20B041
50	OC10065-CCB5	Sediment	QC	QC				
51	A0C0030-10	Sediment	Total Organic Carbon - Soil (5310 B)	Anchor QEA, LLC	03/16/20	0030257		

Sequence:

0C10065

Instrument:

TOC6

Date:

03/10/20 16:03

Calibration:

A0A0805

#	Lab Number	Matrix	Analysis	Client	Due	Batch	ISTD ID	STD ID
52	A0C0030-11	Sediment	Total Organic Carbon - Soil (5310 B)	Anchor QEA, LLC	03/16/20	0030257		
53	0030257-DUP3	Sediment	QC	QC		0030257		
54	0030257-DUP4	Sediment	QC	QC		0030257		
55	A0C0034-01	Sediment	Total Organic Carbon - Soil (5310 B)	Anchor QEA, LLC	03/16/20	0030257		
56	0030257-DUP9	Sediment	QC	QC		0030257		
57	A0C0034-02	Sediment	Total Organic Carbon - Soil (5310 B)	Anchor QEA, LLC	03/16/20	0030257		
58	A0C0036-01	Sediment	Total Organic Carbon - Soil (5310 B)	Anchor QEA, LLC	03/16/20	0030257		
59	0030257-DUP5	Sediment	QC	QC		0030257		
60	0030257-DUP6	Sediment	QC	QC		0030257		
61	A0C0058-01	Sediment	Total Organic Carbon - Soil (5310 B)	Anchor QEA, LLC	03/17/20	0030257		
62	0C10065-CCV6	Sediment	QC	QC				A20B041
63	0C10065-CCB6	Sediment	QC	QC				
64	0030257-DUP7	Sediment	QC	QC		0030257		
65	0030257-DUP8	Sediment	QC	QC		0030257		
66	A0C0058-02	Sediment	Total Organic Carbon - Soil (5310 B)	Anchor QEA, LLC	03/17/20	0030257		
67	A0C0058-03	Sediment	Total Organic Carbon - Soil (5310 B)	Anchor QEA, LLC	03/17/20	0030257		
68	A0C0058-04	Sediment	Total Organic Carbon - Soil (5310 B)	Anchor QEA, LLC	03/17/20	0030257		
69	A0C0058-05	Sediment	Total Organic Carbon - Soil (5310 B)	Anchor QEA, LLC	03/17/20	0030257		
70	A0C0058-06	Sediment	Total Organic Carbon - Soil (5310 B)	Anchor QEA, LLC	03/17/20	0030257		
71	0C10065-CCV7	Sediment	QC	QC				A19K337
72	0C10065-CCB7	Sediment	QC	QC				

Data Entered By: MAS 3-11-20

Comments:

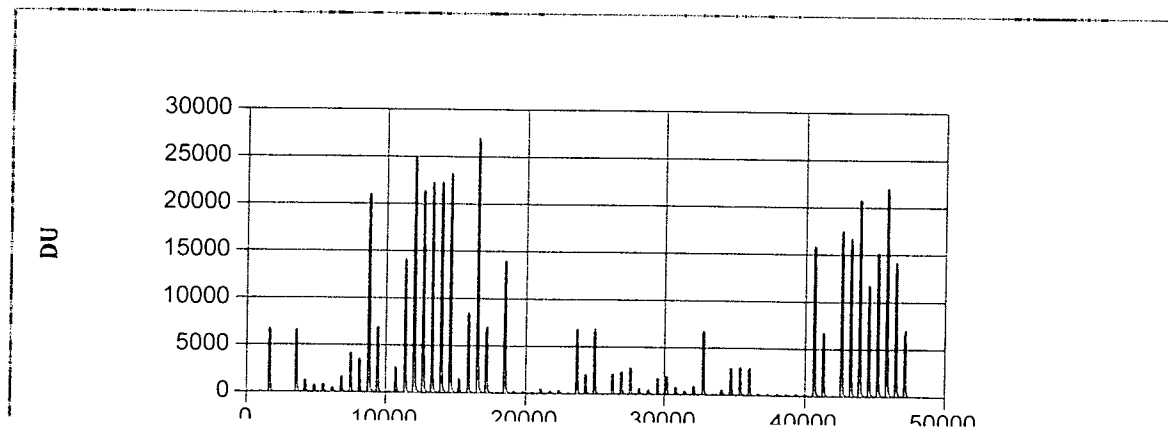
Data Reviewed By: CMR 3/11/2020

Method: TCDirect Run Start Time: 3/10/2020 7:38:01 P
 Method Type: TC_DIRECT Run End Time: 3/10/2020 7:38:01 P
 Table: 0C10065 Device ID: TOC6
 Analyst: Administrator Run Name: SN10020200310A1

Cup Position	Sample ID	Weight (mg)	Final Result (mg/kg)	Result mg C abs	Peak Area	Analysed Date and time
A99	Prime	200	41.073	0.008	3422.6	3/10/2020 7:39:19 PM
A2	Blank	200	71.76	0.014	6651.42	3/10/2020 7:50:14 PM
A1	0C10065-CCV1	200	9479.772	1.896	996555.815	3/10/2020 8:01:08 PM
A2	0C10065-CCB1	200	52.964	0.011	4673.69	3/10/2020 8:11:54 PM
A3	0030256-BLK1	212.8	59.943	0.013	5811.675	3/10/2020 8:22:42 PM
A4	0030256-BS1	200	9547.628	1.91	1003695.565	3/10/2020 8:33:29 PM
A5	A0C0024-01	202.7	1818.866	0.369	193064.35	3/10/2020 8:44:16 PM
A6	0030256-DUP1	203.7	1139.731	0.232	121241.09	3/10/2020 8:55:03 PM
A7	0030256-DUP2	206.2	1177.327	0.243	126818.65	3/10/2020 9:05:50 PM
A8	A0C0024-02	204.8	771.513	0.158	82227.21	3/10/2020 9:16:37 PM
A9	A0C0024-03	200.5	2362.848	0.474	248339.67	3/10/2020 9:27:23 PM
A10	A0C0024-04	203.5	5881.188	1.197	628744.59	3/10/2020 9:38:10 PM
A11	A0C0024-05	203.2	4987.073	1.013	532233.02	3/10/2020 9:48:57 PM
A12	A0C0024-06	207.6	28521.809	5.921	3114185.175	3/10/2020 9:59:44 PM
A13	0C10065-CCV2	200	9875.887	1.975	1038234.79	3/10/2020 10:10:31 PM
A2	0C10065-CCB2	200	76.192	0.015	7117.75	3/10/2020 10:21:18 PM
A14	A0C0024-07	201.4	3846.399	0.775	406649.29	3/10/2020 10:32:12 PM
A15	A0C0024-08	204.4	19585.921	4.003	2105255.67	3/10/2020 10:43:06 PM
A16	A0C0024-09	205.9	33876.807	6.975	3668747.1	3/10/2020 10:53:53 PM
A17	A0C0024-10	205.7	29409.664	6.05	3181757.12	3/10/2020 11:04:40 PM
A18	A0C0024-11	200	31544.834	6.309	3318225.975	3/10/2020 11:15:27 PM
A19	0030256-DUP3	201.4	31418.426	6.328	3328066.25	3/10/2020 11:26:14 PM
A20	0030256-DUP4	206	31961.136	6.584	3462916.86	3/10/2020 11:37:01 PM
A21	A0C0024-12	202	2130.52	0.43	225514.425	3/10/2020 11:47:48 PM
A22	A0C0024-13	208.2	11649.816	2.425	1275143.46	3/10/2020 11:58:35 PM
A23	A0C0024-14	203.7	37649.589	7.669	4033851.08	3/11/2020 12:09:22 AM

A24	0C10065-CCV3	200	9702.715	1.941	1020013.685	3/11/2020 12:20:08 AM
A2	0C10065-CCB3	200	89.896	0.018	8559.66	3/11/2020 12:30:55 AM
A25	A0C0024-15	200.8	19852.926	3.986	2096367.39	3/11/2020 12:41:49 AM
A26	A0C0026-01	201.3	365.077	0.073	37763.695	3/11/2020 12:52:43 AM
A27	0030256-DUP5	200.3	290.081	0.058	29668.75	3/11/2020 1:03:30 AM
A28	0030256-DUP6	206	252.374	0.052	26452.13	3/11/2020 1:14:16 AM
A29	A0C0029-01	201.2	796.003	0.16	83358.245	3/11/2020 1:25:04 AM
A30	0030256-DUP7	200.3	497.206	0.1	51495.075	3/11/2020 1:35:50 AM
A31	0030256-DUP8	201.3	516.347	0.104	53783.67	3/11/2020 1:46:37 AM
A32	0030257-BLK1	214.6	57.493	0.012	5591.86	3/11/2020 1:57:23 AM
A33	0030257-BS1	200	9699.683	1.94	1019694.7	3/11/2020 2:08:10 AM
A34	A0C0030-01	204.2	2894.558	0.591	310060.02	3/11/2020 2:18:57 AM
A35	0C10065-CCV4	200	9681.17	1.936	1017746.705	3/11/2020 2:29:43 AM
A2	0C10065-CCB4	200	60.428	0.012	5459.035	3/11/2020 2:40:30 AM
A36	0030257-DUP1	200.7	3026.308	0.607	318641.42	3/11/2020 2:51:23 AM
A37	0030257-DUP2	205.1	3362.697	0.69	361943.95	3/11/2020 3:02:17 AM
A38	A0C0030-02	203.7	4015.966	0.818	429475.255	3/11/2020 3:13:04 AM
A39	A0C0030-03	206.7	901.454	0.186	97128.685	3/11/2020 3:23:51 AM
A40	A0C0030-04	200.7	790.678	0.159	82586.615	3/11/2020 3:34:37 AM
A41	A0C0030-05	204.8	2413.814	0.494	259176.25	3/11/2020 3:45:24 AM
A42	A0C0030-06	204.8	2742.846	0.562	294627.59	3/11/2020 3:56:25 AM
A43	A0C0030-07	205.1	1121.713	0.23	120136.4	3/11/2020 4:07:18 AM
A44	A0C0030-08	206.9	580.654	0.12	62304.735	3/11/2020 4:18:12 AM
A45	A0C0030-09	204	1318.017	0.269	140555.335	3/11/2020 4:29:06 AM
A46	0C10065-CCV5	200	9648.387	1.93	1014297.37	3/11/2020 4:40:00 AM
A2	0C10065-CCB5	200	54.91	0.011	4878.46	3/11/2020 4:50:54 AM
A47	A0C0030-10	202.1	871.712	0.176	91784.91	3/11/2020 5:01:48 AM
A48	A0C0030-11	202.5	4122.178	0.835	438255.225	3/11/2020 5:12:41 AM
A49	0030257-DUP3	202.2	4226.835	0.855	448737.64	3/11/2020 5:23:35 AM
A50	0030257-DUP4	204.4	4103.803	0.839	440399.69	3/11/2020 5:34:29 AM
A51	A0C0034-01	202.2	330.656	0.067	34274.98	3/11/2020 5:45:22 AM
A66	0030257-DUP9	202.5	293.204	0.059	30337.28	3/11/2020 5:56:16 AM

A52	A0C0034-02	205.4	287.805	0.059	30201.12	3/11/2020 6:07:11 AM
A53	A0C0036-01	201.2	273.676	0.055	28069.67	3/11/2020 6:18:04 AM
A54	0030257-DUP5	206.5	266.845	0.055	28090.68	3/11/2020 6:28:59 AM
A55	0030257-DUP6	204.1	251.99	0.051	26158.64	3/11/2020 6:39:53 AM
A56	A0C0058-01	204.9	21889.38	4.485	2358713.995	3/11/2020 6:50:47 AM
A57	0C10065-CCV6	200	9646.207	1.929	1014067.94	3/11/2020 7:01:41 AM
A2	0C10065-CCB6	200	65.541	0.013	5997.03	3/11/2020 7:12:35 AM
A58	0030257-DUP7	202.1	24675.417	4.987	2622692.32	3/11/2020 7:23:29 AM
A59	0030257-DUP8	202.4	23541.028	4.765	2505794.91	3/11/2020 7:34:22 AM
A60	A0C0058-02	200.3	29492.515	5.907	3106937.26	3/11/2020 7:45:17 AM
A61	A0C0058-03	202.8	16596.954	3.366	1769869.14	3/11/2020 7:56:11 AM
A62	A0C0058-04	202.8	21218.748	4.303	2262979.27	3/11/2020 8:07:06 AM
A63	A0C0058-05	205.1	30494.464	6.254	3289526.335	3/11/2020 8:18:01 AM
A64	A0C0058-06	203.5	19802.442	4.03	2119162.77	3/11/2020 8:28:54 AM
A65	0C10065-CCV7	200	9762.157	1.952	1026268.14	3/11/2020 8:39:49 AM
A2	0C10065-CCB7	200	79.273	0.016	7441.91	3/11/2020 8:50:43 AM



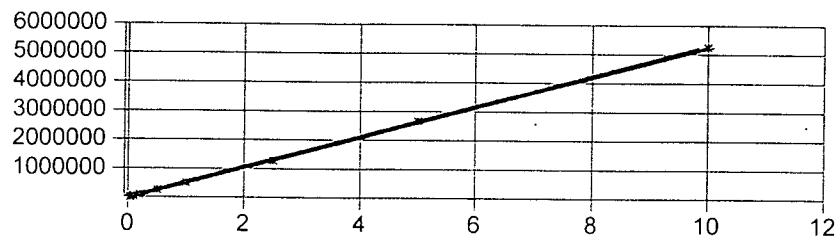
VALUES

SNACCESS

RUN NAME : SN10020200108A1 METHOD NAME : TCDIRECT CALIBRATION TYPE : ISO

FIRST ORDER GROUP : 1

A = -899.10605459823300 B = 526096.46424181900000 R = 0.99994117364848 R-SQUARED = 0.99988235075750



**Conventional Chemistry Parameters
Calibration Data**

Sequence 0A08052 (Cal ID A0A0805) TOC6



ELEMENT SEQUENCE LOG

Apex Laboratories

JAN 13 2020

Sequence: 0A08052

Instrument: TOC6

Date: 01/08/20 16:29

Calibration: A0A0805

#	Lab Number	Matrix	Analysis	Client	Due	Batch	ISTD ID	STD ID
1	0A08052-CAL1	Sediment	QC	QC				
2	0A08052-CAL2	Sediment	QC	QC				A20A053
3	0A08052-CAL3	Sediment	QC	QC				A20A054
4	0A08052-CAL4	Sediment	QC	QC				A20A056
5	0A08052-CAL5	Sediment	QC	QC				A20A057
6	0A08052-CAL6	Sediment	QC	QC				A20A058
7	0A08052-CAL7	Sediment	QC	QC				A20A059
8	0A08052-CAL8	Sediment	QC	QC				A20A060
9	0A08052-CAL9	Sediment	QC	QC				A20A061
10	0A08052-ICV1	Sediment	QC	QC				A19K246
11	0A08052-ICB1	Sediment	QC	QC				

Data Entered By: *CLM* 1/9/2020


Comments: *SKalar ID SAN10020200108A1*
aw
1/9/2020

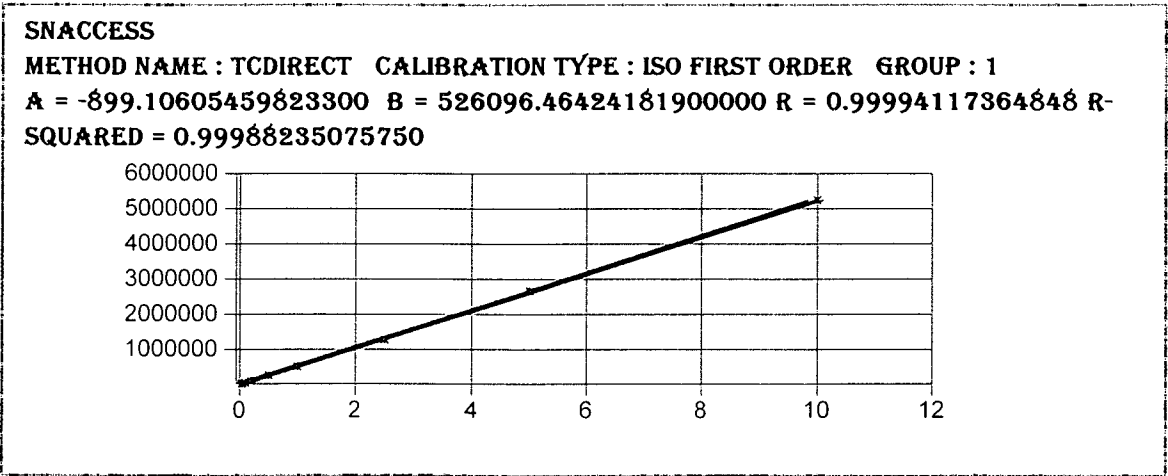
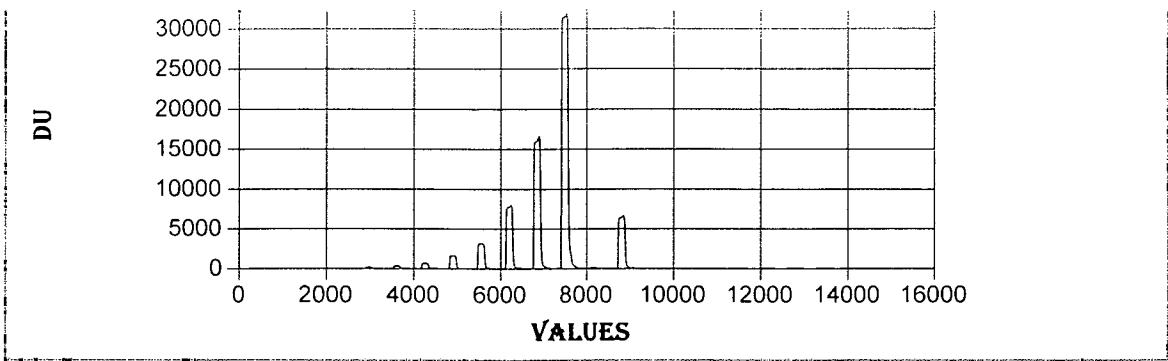
Data Reviewed By: *DMF* 1/10/20

Method: TCDirect Run Start Time: 1/8/2020 6:15:14 PM
 Method Type: TC_DIRECT Run End Time: 1/8/2020 10:40:22 P
 Table: 0A08052 Device ID: TOC6
 Analyst: Administrator Run Name: SN10020200108A1

Cup Position	Sample ID	Weight (mg)	Final Result (mg/kg)	Result mg C abs	Peak Area	Analysed Date and time
A98	prime	200	32.359	0.006	2505.73	1/8/2020 6:15:28 PM
A1	blank	200	8.545	0.002	0	1/8/2020 6:26:29 PM
A11	blank	200	8.545	0.002	0	1/8/2020 6:37:23 PM
A1	0A08052-CAL1	200	8.545	0.002	0	1/8/2020 6:48:17 PM
A2	0A08052-CAL2	40	1132.086	0.045/0.0002 = 225	22924.35	1/8/2020 6:59:11 PM
A3	0A08052-CAL3	100	1063.227	0.106 = 590	55036.88	1/8/2020 7:09:58 PM
A4	0A08052-CAL4	200	1039.388	0.208 = 1040	108464.545	1/8/2020 7:20:45 PM
A5	0A08052-CAL5	50	10075.077	0.504 = 2520	264124.015	1/8/2020 7:31:32 PM
A6	0A08052-CAL6	100	9827.481	0.983 = 4915	516121.2	1/8/2020 7:42:18 PM
A7	0A08052-CAL7	250	9761.05	2.44 = 12200	1282914.36	1/8/2020 7:53:05 PM
A8	0A08052-CAL8	500	10150.088	5.075 = 25375	2669063.5	1/8/2020 8:03:52 PM
A9	0A08052-CAL9	1000	9978.708	9.979 = 49895	5248863.92	1/8/2020 8:14:39 PM
A97	0A08052-IBL1	200	175.463	0.035	17562.96	1/8/2020 8:25:25 PM
A10	0A08052-ICV1	200	10013.587✓	2.003✓	1052723.4	1/8/2020 8:36:26 PM
A11	0A08052-ICB1	200	64.139✓	0.013✓	5849.56	1/8/2020 8:47:20 PM
A2	clean2	200	8.545	0.002	0	1/8/2020 8:58:06 PM
A3	clean3	200	8.545	0.002	0	1/8/2020 9:09:00 PM
A4	clean4	200	8.545	0.002	0	1/8/2020 9:19:46 PM
A5	clean5	200	8.545	0.002	0	1/8/2020 9:30:33 PM
A6	clean6	200	8.545	0.002	0	1/8/2020 9:41:20 PM
A7	clean7	200	8.545	0.002	0	1/8/2020 9:52:06 PM
A8	clean8	200	8.545	0.002	0	1/8/2020 10:02:53 PM
A9	clean9	200	49.259	0.01	4283.87	1/8/2020 10:13:40 PM
A10	clean10	200	8.545	0.002	0	1/8/2020 10:24:26 PM

Handwritten notes in the table:
 = 225
 = 590
 = 1040
 = 2520
 = 4915
 = 12200
 = 25375
 = 49895
 1/9/2020





**Total Solids by SM2540G
Benchsheet Data**

Batch 0030128 (A0C0034-01,02)



Apex Laboratories
PREPARATION BENCH SHEET

Percent Solids + Dry Weight Worksheet

BATCH #: 0030128 (Matrix: Sediment)

Lab Number	Analysis	QC Source ID	Prepared (Time In)	Weighed (Time Out)	Tare Wt. (g)	Wet Weight (+Tare) (g)	Dry Weight (+Tare) (g)	% Solids (Calc)	LogComments
A0C0034-01	Dry Weight		03/04/20 10:19		1.25	29.16	25.09	85.4	Use Results from TS.. Make NR once completed.
A0C0034-01	Solids, Total (SM 254		03/04/20 10:19		1.25	29.16	25.09	85.4	Use Results for Dry Weight (Not for Waters)
0030128-DUP1	QC	A0C0034-01	03/04/20 10:19		1.27	27.1	23.07	84.4	
A0C0034-02	Dry Weight		03/04/20 10:19		1.26	27.92	22.65	80.2	Use Results from TS.. Make NR once completed.
A0C0034-02	Solids, Total (SM 254		03/04/20 10:19		1.26	27.92	22.65	80.2	Use Results for Dry Weight (Not for Waters)

Prepared By: NRI Date: 3/10/20

Reviewed By: James S. Johnson Date: 03/11/20

Batch #: 0030128

Total Solids Worksheet

Date: 3/4/2020

Analyst: nrp

Method: SM 2540 G

Sample ID	Tare Wt. (g)	Vessel ID	Initial (wet) Wt. (g)	Final Weight (g)			Comments
				1 st weighing	2nd Weighing	3rd Weighing	
A0C0034-01	1.250	034-01	29.160	25.100	25.090		
0030128-DUP1	1.270	034-01Dup	27.100	23.070	23.070		source: A0C0034-01
A0C0034-02	1.260	034-02	27.920	22.650	22.650		
Date/time first in oven: 3/9/20@10:45		Oven temp. (°C; in/out): 103.7/103.7		103.5/103.7	/		
		Time of weighing: 3/10@10:37		3/10@16:55			

Balance Checksheets

Extractions March 2020
Wet Chem March 2020

Balance Challenge Log

Extractions
AND FX-2000
ID# 5210177

Weight ID	weight (g)	acceptance range (g)	
	=/ < 1g	± 0.02g	
	> 1g	± 2%	
10077	0.5g	0.48	0.52
1000143395	300g	294.00	306.00

If other than as listed above, the weight and tracking ID of the mass used to challenge the balance must be recorded.

Alternate Weight/ID used:

Date Range:

Month: March
Year: 2020

Day/Time	Initials
1	
2 07:10	JAG
3 06:55	JAG
4 07:00	AJJ
5 07:06	AJJ
6 07:00	JAG
7	
8	
9	
10 07:41	AJJ
11 07:44	AJJ
12 07:25	JAG
13 09:25	JAG
14	
15	
16 08:08	AJJ
17 07:14	AJJ
18 07:12	AJJ
19 10:55	JAG
20 07:19	AJJ
21	
22	
23 07:10	JAG
24 07:11	CAH
25 07:10	JAG
26	
27	
28	
29	
30 07:22	AJJ
31 10:05	CAH

Weight One	Observed	Weight Two	Observed
	.50		299.98
	.51		300.02
	0.50		299.99
	0.49		299.97
	.48		299.98
	0.50		299.98
	0.49		299.98
	0.50		299.98
	.50		299.97
0.50g	0.49	300.00g	299.97
	0.49		299.97
	0.50		299.98
	.51		299.98
	0.50		299.97
	.51		299.99
	.49		299.97
	.50		300.00
	0.50		299.98
	0.52		299.99

Balance Challenge Log

Wet Chem Balance 1
 Ohaus Adventurer Pro
 ID# 8C30461093

Weight ID	weight (g)	acceptance range (g)	
	<0.5000g	± 0.5mg	
	>/=0.5000g	± 0.1%	
1000015949	0.005g	0.0045	0.0055
66067	0.100g	0.0995	0.1005
66067	100g	99.9000	100.1000

If other than as listed above, the weight and tracking ID of the mass used to challenge the balance must be recorded.

Month: March
 Year: 2020

Alternate Weight/ID used: _____
 Date Range: _____

Day/Time	Initials
1	
2 1009	MAS
3 1108	AMB
4 1008	MAS
5 1215	MAS
6 1132	MAS
7	
8	
9 1114	MAS
10 1520	MAS
11	
12 1435	MAS
13 1811	MAS
14	
15	
16 1012	NMK
17 0821	NMK
18 1110	MAS
19 1032	MAS
20 1138	MAS
21	
22	
23 1221	MAS
24 1159	MAS
25	
26 0900	NMK
27 1443	MAS
28	
29	
30 1025	MAS
31 1204	MAS

Weight 1	Observed
	99.9984
	99.9982
	99.9987
	99.9987
	99.9990
	99.9985
	99.9983
	99.9982
	99.9984
	99.9984
100.0000g	99.9976
	99.9976
	99.9974
	99.9973
	99.9977
	99.9980
	99.9978
	99.9980
	99.9981
	99.9990
	99.9987

MAS
31370

Weight 2	Observed
	0.0999
	0.0999
	0.0999
	0.0999
	0.1003
	0.0998
	0.0999
	0.0996
	0.1000
0.1000g	0.1000
	0.0999
	0.1002
	0.1002
	0.0999
	0.0999
	0.0998
	0.0999
	0.0996
	0.1000
	0.1002

Weight 3	Observed
	0.0050
	0.0052
	0.0048
	0.0048
	0.0049
	0.0051
	0.0050
	0.0051
	0.0050
.0050g	0.0053
	0.0050
	0.0050
	0.0051
	0.0051
	0.0050
	0.0050