



Apex Laboratories, LLC

6700 SW Sandburg St. Tigard, Oregon 97223
503.718.2323

**Level IV Data Package for
Anchor QEA, LLC
Gasco PreRD_DG 2019 – 4a-b. DOC-CAP Testing Cores
Apex Laboratories Work Order #:
A0A0994**

The information contained in this Data Package is intended solely for the purpose of validating client sample results submitted under the associated Chain of Custody(ies). An effort has been made to remove all traceable non-client data. Any incidental inclusion of non-client data is considered privileged and confidential information. The use of this information for any purpose other than data validation is strictly prohibited, and constitutes a breach of contract.

Table of Contents
A0A0994
(page 1 of 2)

Analytical Case Narrative
Analytical Report
Sample Receipt Documentation
(Work orders, Chain of Custody & Cooler Receipt Forms)
CLP-Like Forms
Raw Data

Polychlorinated Biphenyls by EPA 8082A
Benchsheet & Analysis Sequence Data
Batch 0020004
Sequence 0B06011 (A0A0994-01,02)
Sequence 0B06012 (QC Only)

Calibration Data
Sequence 9L03052 (Cal ID A9L0407) DUALECD2F
Sequence 0A13050 (Cal ID A0A1501) DUALECD2R

Organochloride Pesticides by EPA 8081B
Benchsheet & Analysis Sequence Data
Batch 0020205
Sequence 0B21033 (A0A0994-01RE1,02RE1)
Sequence 0B17041 (QC Only)

Calibration Data
Sequence 0B01012 (Cal ID A0B0404) DualECD8

Semivolatile Organic Compounds (PAHs) by EPA 8270D
Benchsheet & Analysis Sequence Data
Batch 0010978
Sequence 0A31025 (A0A0994-01,02)

Calibration Data
Sequence 9I06028 (Cal ID A9I1001) SV-GCMS14

Table of Contents
A0A0994
(page 2 of 2)

Conventional Chemistry Parameters
Benchsheet & Analysis Sequence Data

Total Organic Carbon- Soil (5310 B)
Batch 0020126
Sequence 0B10055 (A0A0994-01,02)

Calibration Data
Sequence 0A08052 (Cal ID A0A0805) TOC6

Total Solids by SM2540G
Benchsheet Data
Batch 0020053 (A0A0994-01,02)

Balance Checksheets
Extractions January 2020
Extractions February 2020
Wet Chem February 2020

Analytical Case Narrative

Analytical Case Narrative

Client: Anchor QEA, LLC
Project: Gasco PreRD_DG 2019 – 4a-b. DOC-CAP Testing Cores
Apex Work Order Number: A0A0994

Date: 03/06/2020

This data package contains data associated with analysis of samples for the above referenced Apex work order numbers. The data package Table of Contents, along with the PDF bookmarks, allow for ease of navigation and location of items within the data deliverable.

The Sample Receipt Documentation section of this package contains sample receipt information, including sample temperature and condition of receipt documented on Cooler Receipt Form(s). Apex analyzed the samples by the methods indicated on the Chain of Custody. Any additional analyses requested are indicated on the Apex Work Order.

If any anomalies were encountered during analysis that could potentially impact data quality, sample results are qualified and/or a separate Case Narrative is included in the Analytical Report. Please refer to the Notes and Definition section of the Analytical Report(s) for Qualifier explanations, Conventions, and the Blank Policy.

Data represented in this package are in compliance with the referenced method(s), both technically and for completeness, for all conditions other than those stated above and/or noted by qualification of the reported data. The signature below verifies that the Laboratory Director or his designee has authorized release of this data package.



Estella Rieben,
Quality Systems Manager
Apex Laboratories, LLC

Analytical Report



Thursday, February 27, 2020

Ryan Barth
Anchor QEA, LLC
6720 SW Macadam Ave. Suite 125
Portland, OR 97219

RE: A0A0994 - Gasco PreRD DG 2019 - 4a-b. DOC-CAP Testing Cores - [none]

Thank you for using Apex Laboratories. We greatly appreciate your business and strive to provide the highest quality services to the environmental industry.

Enclosed are the results of analyses for work order A0A0994, which was received by the laboratory on 10/12/2019 at 9:20:00AM.

If you have any questions concerning this report or the services we offer, please feel free to contact me by email at: dthomas@apex-labs.com, or by phone at 503-718-2323.

Please note: All samples will be disposed of within 30 days of sample receipt, unless prior arrangements have been made.

Cooler Receipt Information

(See Cooler Receipt Form for details)

Cooler #1 3.4 degC

This Final Report is the official version of the data results for this sample submission, unless superseded by a subsequent, labeled amended report.

All other deliverables derived from this data, including Electronic Data Deliverables (EDDs), CLP-like forms, client requested summary sheets, and all other products are considered secondary to this report.



Apex Laboratories

The results in this report apply to the samples analyzed in accordance with the chain of custody document. This analytical report must be reproduced in its entirety.



Apex Laboratories, LLC

6700 S.W. Sandburg Street
Tigard, OR 97223
503-718-2323
EPA ID: OR01039

Anchor QEA, LLC

6720 SW Macadam Ave. Suite 125
Portland, OR 97219

Project: **Gasco PreRD DG 2019 - 4a-b. DOC-CAP Testing Cores**

Project Number: [none]

Project Manager: **Ryan Barth**

Report ID:

A0A0994 - 02 27 20 1643

ANALYTICAL REPORT FOR SAMPLES

SAMPLE INFORMATION

Client Sample ID	Laboratory ID	Matrix	Date Sampled	Date Received
PDI-066SC-A-07-08-191011	A0A0994-01	Sediment	10/11/19 09:09	10/12/19 09:20
PDI-066SC-A-08-09-191011	A0A0994-02	Sediment	10/11/19 09:09	10/12/19 09:20

Apex Laboratories

The results in this report apply to the samples analyzed in accordance with the chain of custody document. This analytical report must be reproduced in its entirety.



Anchor QEA, LLC 6720 SW Macadam Ave. Suite 125 Portland, OR 97219	Project: Gasco PreRD DG 2019 - 4a-b. DOC-CAP Testing Cores Project Number: [none] Project Manager: Ryan Barth	Report ID: A0A0994 - 02 27 20 1643
--	---	--

ANALYTICAL SAMPLE RESULTS

Polychlorinated Biphenyls by EPA 8082A

Analyte	Sample Result	Detection Limit	Reporting Limit	Units	Dilution	Date Analyzed	Method Ref.	Notes
PDI-066SC-A-07-08-191011 (A0A0994-01)			Matrix: Sediment		Batch: 0020004		C-07	
Aroclor 1016	ND	1.15	2.28	ug/kg dry	1	02/06/20 13:52	EPA 8082A	
Aroclor 1221	ND	1.15	2.28	ug/kg dry	1	02/06/20 13:52	EPA 8082A	
Aroclor 1232	ND	1.15	2.28	ug/kg dry	1	02/06/20 13:52	EPA 8082A	
Aroclor 1242	ND	1.15	2.28	ug/kg dry	1	02/06/20 13:52	EPA 8082A	
Aroclor 1248	ND	1.15	2.28	ug/kg dry	1	02/06/20 13:52	EPA 8082A	
Aroclor 1254	ND	1.15	2.28	ug/kg dry	1	02/06/20 13:52	EPA 8082A	
Aroclor 1260	ND	1.15	2.28	ug/kg dry	1	02/06/20 13:52	EPA 8082A	
Aroclor 1262	ND	1.15	2.28	ug/kg dry	1	02/06/20 13:52	EPA 8082A	
Aroclor 1268	ND	1.15	2.28	ug/kg dry	1	02/06/20 13:52	EPA 8082A	
<i>Surrogate: Decachlorobiphenyl (Surr)</i>		<i>Recovery: 70 %</i>		<i>Limits: 43-120 %</i>		<i>1</i>	<i>02/06/20 13:52</i>	<i>EPA 8082A</i>
PDI-066SC-A-08-09-191011 (A0A0994-02)			Matrix: Sediment		Batch: 0020004		C-07	
Aroclor 1016	ND	1.13	2.25	ug/kg dry	1	02/06/20 14:28	EPA 8082A	
Aroclor 1221	ND	1.13	2.25	ug/kg dry	1	02/06/20 14:28	EPA 8082A	
Aroclor 1232	ND	1.13	2.25	ug/kg dry	1	02/06/20 14:28	EPA 8082A	
Aroclor 1242	ND	1.13	2.25	ug/kg dry	1	02/06/20 14:28	EPA 8082A	
Aroclor 1248	ND	1.13	2.25	ug/kg dry	1	02/06/20 14:28	EPA 8082A	
Aroclor 1254	ND	1.13	2.25	ug/kg dry	1	02/06/20 14:28	EPA 8082A	
Aroclor 1260	ND	1.13	2.25	ug/kg dry	1	02/06/20 14:28	EPA 8082A	
Aroclor 1262	ND	1.13	2.25	ug/kg dry	1	02/06/20 14:28	EPA 8082A	
Aroclor 1268	ND	1.13	2.25	ug/kg dry	1	02/06/20 14:28	EPA 8082A	
<i>Surrogate: Decachlorobiphenyl (Surr)</i>		<i>Recovery: 71 %</i>		<i>Limits: 43-120 %</i>		<i>1</i>	<i>02/06/20 14:28</i>	<i>EPA 8082A</i>

Apex Laboratories

The results in this report apply to the samples analyzed in accordance with the chain of custody document. This analytical report must be reproduced in its entirety.



Anchor QEA, LLC 6720 SW Macadam Ave. Suite 125 Portland, OR 97219	Project: Gasco PreRD DG 2019 - 4a-b. DOC-CAP Testing Cores Project Number: [none] Project Manager: Ryan Barth	Report ID: A0A0994 - 02 27 20 1643
--	---	--

ANALYTICAL SAMPLE RESULTS

Organochlorine Pesticides by EPA 8081B

Analyte	Sample Result	Detection Limit	Reporting Limit	Units	Dilution	Date Analyzed	Method Ref.	Notes
PDI-066SC-A-07-08-191011 (A0A0994-01RE1)				Matrix: Sediment		Batch: 0020205	C-05, H-08, R-04	
2,4'-DDD	ND	6.55	6.55	ug/kg dry	2	02/21/20 20:00	EPA 8081B	
2,4'-DDE	ND	3.27	6.55	ug/kg dry	2	02/21/20 20:00	EPA 8081B	
2,4'-DDT	ND	6.55	6.55	ug/kg dry	2	02/21/20 20:00	EPA 8081B	
4,4'-DDD	ND	3.27	6.55	ug/kg dry	2	02/21/20 20:00	EPA 8081B	
4,4'-DDE	ND	3.27	6.55	ug/kg dry	2	02/21/20 20:00	EPA 8081B	
4,4'-DDT	ND	3.27	6.55	ug/kg dry	2	02/21/20 20:00	EPA 8081B	
<i>Surrogate: 2,4,5,6-TCMX (Surr)</i>		<i>Recovery: 80 %</i>		<i>Limits: 42-129 %</i>		<i>2</i>	<i>02/21/20 20:00</i>	<i>EPA 8081B</i>
<i>Decachlorobiphenyl (Surr)</i>		<i>106 %</i>		<i>55-130 %</i>		<i>2</i>	<i>02/21/20 20:00</i>	<i>EPA 8081B</i>
PDI-066SC-A-08-09-191011 (A0A0994-02RE1)				Matrix: Sediment		Batch: 0020205	C-05, H-08, R-04	
2,4'-DDD	ND	6.61	6.61	ug/kg dry	2	02/21/20 20:37	EPA 8081B	
2,4'-DDE	ND	3.30	6.61	ug/kg dry	2	02/21/20 20:37	EPA 8081B	
2,4'-DDT	ND	6.61	6.61	ug/kg dry	2	02/21/20 20:37	EPA 8081B	
4,4'-DDD	ND	3.30	6.61	ug/kg dry	2	02/21/20 20:37	EPA 8081B	
4,4'-DDE	ND	3.30	6.61	ug/kg dry	2	02/21/20 20:37	EPA 8081B	
4,4'-DDT	ND	6.61	6.61	ug/kg dry	2	02/21/20 20:37	EPA 8081B	
<i>Surrogate: 2,4,5,6-TCMX (Surr)</i>		<i>Recovery: 74 %</i>		<i>Limits: 42-129 %</i>		<i>2</i>	<i>02/21/20 20:37</i>	<i>EPA 8081B</i>
<i>Decachlorobiphenyl (Surr)</i>		<i>93 %</i>		<i>55-130 %</i>		<i>2</i>	<i>02/21/20 20:37</i>	<i>EPA 8081B</i>

Apex Laboratories

The results in this report apply to the samples analyzed in accordance with the chain of custody document. This analytical report must be reproduced in its entirety.



Anchor QEA, LLC 6720 SW Macadam Ave. Suite 125 Portland, OR 97219	Project: Gasco PreRD DG 2019 - 4a-b. DOC-CAP Testing Cores Project Number: [none] Project Manager: Ryan Barth	Report ID: A0A0994 - 02 27 20 1643
--	---	--

ANALYTICAL SAMPLE RESULTS

Polyaromatic Hydrocarbons (PAHs) by EPA 8270D (Scan)

Analyte	Sample Result	Detection Limit	Reporting Limit	Units	Dilution	Date Analyzed	Method Ref.	Notes	
PDI-066SC-A-07-08-191011 (A0A0994-01)			Matrix: Sediment		Batch: 0010978		H-08		
Acenaphthene	23900	2090	4180	ug/kg dry	1000	01/31/20 19:29	EPA 8270D		
Acenaphthylene	ND	2090	4180	ug/kg dry	1000	01/31/20 19:29	EPA 8270D		
Anthracene	21500	2090	4180	ug/kg dry	1000	01/31/20 19:29	EPA 8270D		
Benz(a)anthracene	19000	2090	4180	ug/kg dry	1000	01/31/20 19:29	EPA 8270D		
Benzo(a)pyrene	25900	2090	4180	ug/kg dry	1000	01/31/20 19:29	EPA 8270D		
Benzo(b)fluoranthene	22300	2090	4180	ug/kg dry	1000	01/31/20 19:29	EPA 8270D		
Benzo(k)fluoranthene	8320	2090	4180	ug/kg dry	1000	01/31/20 19:29	EPA 8270D	M-05	
Benzo(g,h,i)perylene	19600	2090	4180	ug/kg dry	1000	01/31/20 19:29	EPA 8270D		
Chrysene	24500	2090	4180	ug/kg dry	1000	01/31/20 19:29	EPA 8270D		
Dibenz(a,h)anthracene	2220	2090	4180	ug/kg dry	1000	01/31/20 19:29	EPA 8270D	J	
Fluoranthene	77000	2090	4180	ug/kg dry	1000	01/31/20 19:29	EPA 8270D		
Fluorene	13100	2090	4180	ug/kg dry	1000	01/31/20 19:29	EPA 8270D		
Indeno(1,2,3-cd)pyrene	17600	2090	4180	ug/kg dry	1000	01/31/20 19:29	EPA 8270D		
2-Methylnaphthalene	5310	2090	4180	ug/kg dry	1000	01/31/20 19:29	EPA 8270D		
Naphthalene	19700	2090	4180	ug/kg dry	1000	01/31/20 19:29	EPA 8270D	B-02	
Phenanthrene	102000	2090	4180	ug/kg dry	1000	01/31/20 19:29	EPA 8270D		
Pyrene	82600	2090	4180	ug/kg dry	1000	01/31/20 19:29	EPA 8270D		
<i>Surrogate: 2-Fluorobiphenyl (Surr)</i>		<i>Recovery: 48 %</i>		<i>Limits: 44-115 %</i>		<i>1000</i>	<i>01/31/20 19:29</i>	<i>EPA 8270D</i>	<i>S-05</i>
<i>p-Terphenyl-d14 (Surr)</i>		<i>92 %</i>		<i>54-127 %</i>		<i>1000</i>	<i>01/31/20 19:29</i>	<i>EPA 8270D</i>	<i>S-05</i>

PDI-066SC-A-08-09-191011 (A0A0994-02)			Matrix: Sediment		Batch: 0010978		H-08	
Acenaphthene	2630	2080	4150	ug/kg dry	1000	01/31/20 20:02	EPA 8270D	J
Acenaphthylene	ND	2080	4150	ug/kg dry	1000	01/31/20 20:02	EPA 8270D	
Anthracene	3710	2080	4150	ug/kg dry	1000	01/31/20 20:02	EPA 8270D	J
Benz(a)anthracene	3920	2080	4150	ug/kg dry	1000	01/31/20 20:02	EPA 8270D	J
Benzo(a)pyrene	6530	2080	4150	ug/kg dry	1000	01/31/20 20:02	EPA 8270D	
Benzo(b)fluoranthene	5140	2080	4150	ug/kg dry	1000	01/31/20 20:02	EPA 8270D	
Benzo(k)fluoranthene	ND	2080	4150	ug/kg dry	1000	01/31/20 20:02	EPA 8270D	
Benzo(g,h,i)perylene	6270	2080	4150	ug/kg dry	1000	01/31/20 20:02	EPA 8270D	
Chrysene	5710	2080	4150	ug/kg dry	1000	01/31/20 20:02	EPA 8270D	
Dibenz(a,h)anthracene	ND	2080	4150	ug/kg dry	1000	01/31/20 20:02	EPA 8270D	
Fluoranthene	18600	2080	4150	ug/kg dry	1000	01/31/20 20:02	EPA 8270D	
Fluorene	ND	2080	4150	ug/kg dry	1000	01/31/20 20:02	EPA 8270D	

Apex Laboratories

The results in this report apply to the samples analyzed in accordance with the chain of custody document. This analytical report must be reproduced in its entirety.



Apex Laboratories, LLC

6700 S.W. Sandburg Street
 Tigard, OR 97223
 503-718-2323
 EPA ID: OR01039

Anchor QEA, LLC 6720 SW Macadam Ave. Suite 125 Portland, OR 97219	Project: Gasco PreRD DG 2019 - 4a-b. DOC-CAP Testing Cores Project Number: [none] Project Manager: Ryan Barth	Report ID: A0A0994 - 02 27 20 1643
--	---	--

ANALYTICAL SAMPLE RESULTS

Polyaromatic Hydrocarbons (PAHs) by EPA 8270D (Scan)

Analyte	Sample Result	Detection Limit	Reporting Limit	Units	Dilution	Date Analyzed	Method Ref.	Notes	
PDI-066SC-A-08-09-191011 (A0A0994-02)				Matrix: Sediment		Batch: 0010978		H-08	
Indeno(1,2,3-cd)pyrene	5280	2080	4150	ug/kg dry	1000	01/31/20 20:02	EPA 8270D		
2-Methylnaphthalene	ND	2080	4150	ug/kg dry	1000	01/31/20 20:02	EPA 8270D		
Naphthalene	3350	2080	4150	ug/kg dry	1000	01/31/20 20:02	EPA 8270D	J	
Phenanthrene	18800	2080	4150	ug/kg dry	1000	01/31/20 20:02	EPA 8270D		
Pyrene	19900	2080	4150	ug/kg dry	1000	01/31/20 20:02	EPA 8270D		
<i>Surrogate: 2-Fluorobiphenyl (Surr)</i>		<i>Recovery: 57 %</i>		<i>Limits: 44-115 %</i>		<i>1000</i>	<i>01/31/20 20:02</i>	<i>EPA 8270D</i>	<i>S-05</i>
<i>p-Terphenyl-d14 (Surr)</i>		<i>46 %</i>		<i>54-127 %</i>		<i>1000</i>	<i>01/31/20 20:02</i>	<i>EPA 8270D</i>	<i>S-05</i>

Apex Laboratories

The results in this report apply to the samples analyzed in accordance with the chain of custody document. This analytical report must be reproduced in its entirety.



Apex Laboratories, LLC

6700 S.W. Sandburg Street
Tigard, OR 97223
503-718-2323
EPA ID: OR01039

Anchor QEA, LLC

6720 SW Macadam Ave. Suite 125
Portland, OR 97219

Project: Gasco PreRD DG 2019 - 4a-b. DOC-CAP Testing Cores

Project Number: [none]

Project Manager: Ryan Barth

Report ID:

A0A0994 - 02 27 20 1643

ANALYTICAL SAMPLE RESULTS

Demand Parameters

Analyte	Sample Result	Detection Limit	Reporting Limit	Units	Dilution	Date Analyzed	Method Ref.	Notes
PDI-066SC-A-07-08-191011 (A0A0994-01)				Matrix: Sediment				
Batch: 0020126								
Total Organic Carbon	4.0	0.020	0.020	% by Weight	1	02/10/20 22:18	SM 5310 B MOD	H-08
PDI-066SC-A-08-09-191011 (A0A0994-02)				Matrix: Sediment				
Batch: 0020126								
Total Organic Carbon	3.5	0.020	0.020	% by Weight	1	02/10/20 22:40	SM 5310 B MOD	H-08

Apex Laboratories

The results in this report apply to the samples analyzed in accordance with the chain of custody document. This analytical report must be reproduced in its entirety.

Darwin Thomas, Business Development Director



Apex Laboratories, LLC

6700 S.W. Sandburg Street
Tigard, OR 97223
503-718-2323
EPA ID: OR01039

Anchor QEA, LLC 6720 SW Macadam Ave. Suite 125 Portland, OR 97219	Project: Gasco PreRD DG 2019 - 4a-b. DOC-CAP Testing Cores Project Number: [none] Project Manager: Ryan Barth	Report ID: A0A0994 - 02 27 20 1643
--	---	--

ANALYTICAL SAMPLE RESULTS

Solid and Moisture Determinations

Analyte	Sample Result	Detection Limit	Reporting Limit	Units	Dilution	Date Analyzed	Method Ref.	Notes
PDI-066SC-A-07-08-191011 (A0A0994-01)				Matrix: Sediment				
Batch: 0020053								
Total Solids	57.8	1.00	1.00	% by Weight	1	02/07/20 11:46	SM 2540 G	
PDI-066SC-A-08-09-191011 (A0A0994-02)				Matrix: Sediment				
Batch: 0020053								
Total Solids	59.0	1.00	1.00	% by Weight	1	02/07/20 11:46	SM 2540 G	

Apex Laboratories

The results in this report apply to the samples analyzed in accordance with the chain of custody document. This analytical report must be reproduced in its entirety.



Anchor QEA, LLC 6720 SW Macadam Ave. Suite 125 Portland, OR 97219	Project: Gasco PreRD DG 2019 - 4a-b. DOC-CAP Testing Cores Project Number: [none] Project Manager: Ryan Barth	Report ID: A0A0994 - 02 27 20 1643
--	---	--

QUALITY CONTROL (QC) SAMPLE RESULTS

Polychlorinated Biphenyls by EPA 8082A

Analyte	Result	Detection Limit	Reporting Limit	Units	Dilution	Spike Amount	Source Result	% REC	% REC Limits	RPD	RPD Limit	Notes
Batch 0020004 - EPA 3546												
Sediment												
Blank (0020004-BLK1)												
Prepared: 02/03/20 07:08 Analyzed: 02/06/20 08:32 C-07												
<u>EPA 8082A</u>												
Aroclor 1016	ND	0.648	1.29	ug/kg wet	1	---	---	---	---	---	---	
Aroclor 1221	ND	0.648	1.29	ug/kg wet	1	---	---	---	---	---	---	
Aroclor 1232	ND	0.648	1.29	ug/kg wet	1	---	---	---	---	---	---	
Aroclor 1242	ND	0.648	1.29	ug/kg wet	1	---	---	---	---	---	---	
Aroclor 1248	ND	0.648	1.29	ug/kg wet	1	---	---	---	---	---	---	
Aroclor 1254	ND	0.648	1.29	ug/kg wet	1	---	---	---	---	---	---	
Aroclor 1260	ND	0.648	1.29	ug/kg wet	1	---	---	---	---	---	---	
Aroclor 1262	ND	0.648	1.29	ug/kg wet	1	---	---	---	---	---	---	
Aroclor 1268	ND	0.648	1.29	ug/kg wet	1	---	---	---	---	---	---	
Surr: Decachlorobiphenyl (Surr) Recovery: 91 % Limits: 43-120 % Dilution: 1x												
LCS (0020004-BS1)												
Prepared: 02/03/20 07:08 Analyzed: 02/06/20 08:50 C-07												
<u>EPA 8082A</u>												
Aroclor 1016	50.3	0.670	1.33	ug/kg wet	1	83.3	---	60	47-134%	---	---	
Aroclor 1260	68.5	0.670	1.33	ug/kg wet	1	83.3	---	82	53-140%	---	---	
Surr: Decachlorobiphenyl (Surr) Recovery: 91 % Limits: 43-120 % Dilution: 1x												
Duplicate (0020004-DUP1)												
Prepared: 02/03/20 07:08 Analyzed: 02/06/20 10:18 C-07												
<u>QC Source Sample: Non-SDG (A0A0991-02)</u>												
Aroclor 1016	ND	0.733	1.45	ug/kg dry	1	---	ND	---	---	---	30%	
Aroclor 1221	ND	0.733	1.45	ug/kg dry	1	---	ND	---	---	---	30%	
Aroclor 1232	ND	0.733	1.45	ug/kg dry	1	---	ND	---	---	---	30%	
Aroclor 1242	ND	0.733	1.45	ug/kg dry	1	---	ND	---	---	---	30%	
Aroclor 1248	ND	0.733	1.45	ug/kg dry	1	---	ND	---	---	---	30%	
Aroclor 1254	ND	0.733	1.45	ug/kg dry	1	---	ND	---	---	---	30%	
Aroclor 1260	ND	0.733	1.45	ug/kg dry	1	---	ND	---	---	---	30%	
Aroclor 1262	ND	0.733	1.45	ug/kg dry	1	---	ND	---	---	---	30%	
Aroclor 1268	ND	0.733	1.45	ug/kg dry	1	---	ND	---	---	---	30%	
Surr: Decachlorobiphenyl (Surr) Recovery: 64 % Limits: 43-120 % Dilution: 1x												
Matrix Spike (0020004-MS1)												
Prepared: 02/03/20 07:08 Analyzed: 02/07/20 11:28 C-07												
<u>QC Source Sample: Non-SDG (A0A1011-03)</u>												

Apex Laboratories

The results in this report apply to the samples analyzed in accordance with the chain of custody document. This analytical report must be reproduced in its entirety.



Anchor QEA, LLC 6720 SW Macadam Ave. Suite 125 Portland, OR 97219	Project: Gasco PreRD DG 2019 - 4a-b. DOC-CAP Testing Cores Project Number: [none] Project Manager: Ryan Barth	Report ID: A0A0994 - 02 27 20 1643
--	---	--

QUALITY CONTROL (QC) SAMPLE RESULTS

Polychlorinated Biphenyls by EPA 8082A

Analyte	Result	Detection Limit	Reporting Limit	Units	Dilution	Spike Amount	Source Result	% REC	% REC Limits	RPD	RPD Limit	Notes	
Batch 0020004 - EPA 3546						Sediment							
Matrix Spike (0020004-MS1)			Prepared: 02/03/20 07:08 Analyzed: 02/07/20 11:28						C-07				
<u>QC Source Sample: Non-SDG (A0A1011-03)</u>													
<u>EPA 8082A</u>													
Aroclor 1016	83.4	1.10	2.19	ug/kg dry	1	137	ND	61	47-134%	---	---		
Aroclor 1260	97.9	1.10	2.19	ug/kg dry	1	137	ND	71	53-140%	---	---		
<i>Surr: Decachlorobiphenyl (Surr)</i>		<i>Recovery: 78 %</i>		<i>Limits: 43-120 %</i>		<i>Dilution: 1x</i>							
Matrix Spike Dup (0020004-MSD1)						Prepared: 02/03/20 07:08 Analyzed: 02/07/20 12:03						C-07	
<u>QC Source Sample: Non-SDG (A0A1011-03)</u>													
Aroclor 1016	82.7	1.10	2.19	ug/kg dry	1	137	ND	60	47-134%	0.8	30%		
Aroclor 1260	102	1.10	2.19	ug/kg dry	1	137	ND	74	53-140%	4	30%		
<i>Surr: Decachlorobiphenyl (Surr)</i>		<i>Recovery: 75 %</i>		<i>Limits: 43-120 %</i>		<i>Dilution: 1x</i>							

Apex Laboratories

The results in this report apply to the samples analyzed in accordance with the chain of custody document. This analytical report must be reproduced in its entirety.



Anchor QEA, LLC 6720 SW Macadam Ave. Suite 125 Portland, OR 97219	Project: Gasco PreRD DG 2019 - 4a-b. DOC-CAP Testing Cores Project Number: [none] Project Manager: Ryan Barth	Report ID: A0A0994 - 02 27 20 1643
--	---	--

QUALITY CONTROL (QC) SAMPLE RESULTS

Organochlorine Pesticides by EPA 8081B

Analyte	Result	Detection Limit	Reporting Limit	Units	Dilution	Spike Amount	Source Result	% REC	% REC Limits	RPD	RPD Limit	Notes	
Batch 0020205 - EPA 3546/3640A (GPC)						Sediment							
Blank (0020205-BLK1)			Prepared: 01/31/20 10:20 Analyzed: 02/17/20 14:56						C-05				
EPA 8081B													
2,4'-DDD	ND	0.909	1.82	ug/kg wet	1	---	---	---	---	---	---		
2,4'-DDE	ND	0.909	1.82	ug/kg wet	1	---	---	---	---	---	---		
2,4'-DDT	ND	0.909	1.82	ug/kg wet	1	---	---	---	---	---	---		
4,4'-DDD	ND	0.909	1.82	ug/kg wet	1	---	---	---	---	---	---		
4,4'-DDE	ND	0.909	1.82	ug/kg wet	1	---	---	---	---	---	---		
4,4'-DDT	ND	0.909	1.82	ug/kg wet	1	---	---	---	---	---	---		
<i>Surr: 2,4,5,6-TCMX (Surr)</i>		<i>Recovery: 70 %</i>		<i>Limits: 42-129 %</i>		<i>Dilution: 1x</i>							
<i>Decachlorobiphenyl (Surr)</i>		<i>106 %</i>		<i>55-130 %</i>		<i>"</i>							
LCS (0020205-BS1)			Prepared: 01/31/20 10:20 Analyzed: 02/17/20 15:13						C-05				
EPA 8081B													
2,4'-DDD	44.8	1.00	2.00	ug/kg wet	1	50.0	---	90	75-130%	---	---		
2,4'-DDE	39.8	1.00	2.00	ug/kg wet	1	50.0	---	80	74-131%	---	---		
2,4'-DDT	44.4	1.00	2.00	ug/kg wet	1	50.0	---	89	64-136%	---	---		
4,4'-DDD	47.9	1.00	2.00	ug/kg wet	1	50.0	---	96	56-139%	---	---		
4,4'-DDE	44.2	1.00	2.00	ug/kg wet	1	50.0	---	88	56-134%	---	---		
4,4'-DDT	48.2	1.00	2.00	ug/kg wet	1	50.0	---	96	50-141%	---	---		
<i>Surr: 2,4,5,6-TCMX (Surr)</i>		<i>Recovery: 69 %</i>		<i>Limits: 42-129 %</i>		<i>Dilution: 1x</i>							
<i>Decachlorobiphenyl (Surr)</i>		<i>100 %</i>		<i>55-130 %</i>		<i>"</i>							
Duplicate (0020205-DUP1)			Prepared: 01/31/20 10:20 Analyzed: 02/20/20 22:28						C-05, H-08, R-04				
QC Source Sample: Non-SDG (A0A0991-01RE1)													
2,4'-DDD	ND	31.0	31.0	ug/kg dry	5	---	ND	---	---	---	30%	R-02	
2,4'-DDE	ND	11.1	22.1	ug/kg dry	5	---	ND	---	---	---	30%		
2,4'-DDT	ND	22.1	22.1	ug/kg dry	5	---	ND	---	---	---	30%		
4,4'-DDD	ND	28.8	28.8	ug/kg dry	5	---	ND	---	---	---	30%	R-02	
4,4'-DDE	ND	11.1	22.1	ug/kg dry	5	---	ND	---	---	---	30%		
4,4'-DDT	ND	25.5	25.5	ug/kg dry	5	---	ND	---	---	---	30%	R-02	
<i>Surr: 2,4,5,6-TCMX (Surr)</i>		<i>Recovery: 97 %</i>		<i>Limits: 42-129 %</i>		<i>Dilution: 5x</i>							
<i>Decachlorobiphenyl (Surr)</i>		<i>98 %</i>		<i>55-130 %</i>		<i>"</i>							
Matrix Spike (0020205-MS1)			Prepared: 01/31/20 10:20 Analyzed: 02/20/20 23:43						C-05, H-08, R-04				

Apex Laboratories

The results in this report apply to the samples analyzed in accordance with the chain of custody document. This analytical report must be reproduced in its entirety.



Anchor QEA, LLC 6720 SW Macadam Ave. Suite 125 Portland, OR 97219	Project: Gasco PreRD DG 2019 - 4a-b. DOC-CAP Testing Cores Project Number: [none] Project Manager: Ryan Barth	Report ID: A0A0994 - 02 27 20 1643
--	---	--

QUALITY CONTROL (QC) SAMPLE RESULTS

Organochlorine Pesticides by EPA 8081B

Analyte	Result	Detection Limit	Reporting Limit	Units	Dilution	Spike Amount	Source Result	% REC	% REC Limits	RPD	RPD Limit	Notes	
Batch 0020205 - EPA 3546/3640A (GPC)						Sediment							
Matrix Spike (0020205-MS1)						Prepared: 01/31/20 10:20 Analyzed: 02/20/20 23:43						C-05, H-08, R-04	
QC Source Sample: Non-SDG (A0A1011-02RE1)													
EPA 8081B													
2,4'-DDD	80.5	3.50	7.00	ug/kg dry	2	87.5	ND	92	75-130%	---	---		
2,4'-DDE	81.9	3.50	7.00	ug/kg dry	2	87.5	ND	94	74-131%	---	---		
2,4'-DDT	80.9	3.50	7.00	ug/kg dry	2	87.5	ND	92	64-136%	---	---		
4,4'-DDD	95.2	3.50	7.00	ug/kg dry	2	87.5	ND	109	56-139%	---	---		
4,4'-DDE	90.5	3.50	7.00	ug/kg dry	2	87.5	ND	103	56-134%	---	---		
4,4'-DDT	82.4	3.50	7.00	ug/kg dry	2	87.5	ND	94	50-141%	---	---		
<i>Surr: 2,4,5,6-TCMX (Surr)</i>		<i>Recovery: 68 %</i>		<i>Limits: 42-129 %</i>		<i>Dilution: 2x</i>							
<i>Decachlorobiphenyl (Surr)</i>		<i>112 %</i>		<i>55-130 %</i>		<i>"</i>							

Matrix Spike Dup (0020205-MSD1)						Prepared: 01/31/20 10:20 Analyzed: 02/21/20 00:21						C-05, H-08, R-04	
QC Source Sample: Non-SDG (A0A1011-02RE1)													
2,4'-DDD	84.7	3.51	7.01	ug/kg dry	2	87.6	ND	97	75-130%	5	35%		
2,4'-DDE	80.1	3.51	7.01	ug/kg dry	2	87.6	ND	91	74-131%	2	35%		
2,4'-DDT	71.1	3.51	7.01	ug/kg dry	2	87.6	ND	81	64-136%	13	35%		
4,4'-DDD	103	3.51	7.01	ug/kg dry	2	87.6	ND	117	56-139%	8	30%		
4,4'-DDE	91.3	3.51	7.01	ug/kg dry	2	87.6	ND	104	56-134%	0.8	30%		
4,4'-DDT	75.4	3.51	7.01	ug/kg dry	2	87.6	ND	86	50-141%	9	30%		
<i>Surr: 2,4,5,6-TCMX (Surr)</i>		<i>Recovery: 80 %</i>		<i>Limits: 42-129 %</i>		<i>Dilution: 2x</i>							
<i>Decachlorobiphenyl (Surr)</i>		<i>109 %</i>		<i>55-130 %</i>		<i>"</i>							

Apex Laboratories

The results in this report apply to the samples analyzed in accordance with the chain of custody document. This analytical report must be reproduced in its entirety.



Anchor QEA, LLC 6720 SW Macadam Ave. Suite 125 Portland, OR 97219	Project: Gasco PreRD DG 2019 - 4a-b. DOC-CAP Testing Cores Project Number: [none] Project Manager: Ryan Barth	Report ID: A0A0994 - 02 27 20 1643
--	---	--

QUALITY CONTROL (QC) SAMPLE RESULTS

Polyaromatic Hydrocarbons (PAHs) by EPA 8270D (Scan)

Analyte	Result	Detection Limit	Reporting Limit	Units	Dilution	Spike Amount	Source Result	% REC	% REC Limits	RPD	RPD Limit	Notes
Batch 0010978 - EPA 3546												
Sediment												
Blank (0010978-BLK1)												
Prepared: 01/31/20 07:07 Analyzed: 01/31/20 11:51												
<u>EPA 8270D</u>												
Acenaphthene	ND	1.14	2.27	ug/kg wet	1	---	---	---	---	---	---	
Acenaphthylene	ND	1.14	2.27	ug/kg wet	1	---	---	---	---	---	---	
Anthracene	ND	1.14	2.27	ug/kg wet	1	---	---	---	---	---	---	
Benz(a)anthracene	ND	1.14	2.27	ug/kg wet	1	---	---	---	---	---	---	
Benzo(a)pyrene	ND	1.14	2.27	ug/kg wet	1	---	---	---	---	---	---	
Benzo(b)fluoranthene	ND	1.14	2.27	ug/kg wet	1	---	---	---	---	---	---	
Benzo(k)fluoranthene	ND	1.14	2.27	ug/kg wet	1	---	---	---	---	---	---	
Benzo(g,h,i)perylene	ND	1.14	2.27	ug/kg wet	1	---	---	---	---	---	---	
Chrysene	ND	1.14	2.27	ug/kg wet	1	---	---	---	---	---	---	
Dibenz(a,h)anthracene	ND	1.14	2.27	ug/kg wet	1	---	---	---	---	---	---	
Fluoranthene	ND	1.14	2.27	ug/kg wet	1	---	---	---	---	---	---	
Fluorene	ND	1.14	2.27	ug/kg wet	1	---	---	---	---	---	---	
Indeno(1,2,3-cd)pyrene	ND	1.14	2.27	ug/kg wet	1	---	---	---	---	---	---	
2-Methylnaphthalene	ND	1.14	2.27	ug/kg wet	1	---	---	---	---	---	---	
Naphthalene	1.17	1.14	2.27	ug/kg wet	1	---	---	---	---	---	---	B-02, J
Phenanthrene	ND	1.14	2.27	ug/kg wet	1	---	---	---	---	---	---	
Pyrene	ND	1.14	2.27	ug/kg wet	1	---	---	---	---	---	---	
<i>Surr: 2-Fluorobiphenyl (Surr)</i>		<i>Recovery: 82 %</i>		<i>Limits: 44-115 %</i>		<i>Dilution: 1x</i>						
<i>p-Terphenyl-d14 (Surr)</i>		<i>80 %</i>		<i>54-127 %</i>		<i>"</i>						

LCS (0010978-BS1)												
Prepared: 01/31/20 07:07 Analyzed: 01/31/20 12:23												
<u>EPA 8270D</u>												
Acenaphthene	16.0	1.25	2.50	ug/kg wet	1	20.0	---	80	40-122%	---	---	
Acenaphthylene	14.0	1.25	2.50	ug/kg wet	1	20.0	---	70	32-132%	---	---	
Anthracene	15.1	1.25	2.50	ug/kg wet	1	20.0	---	75	47-123%	---	---	
Benz(a)anthracene	14.0	1.25	2.50	ug/kg wet	1	20.0	---	70	49-126%	---	---	
Benzo(a)pyrene	14.4	1.25	2.50	ug/kg wet	1	20.0	---	72	45-129%	---	---	
Benzo(b)fluoranthene	14.4	1.25	2.50	ug/kg wet	1	20.0	---	72	45-132%	---	---	
Benzo(k)fluoranthene	14.9	1.25	2.50	ug/kg wet	1	20.0	---	74	47-132%	---	---	
Benzo(g,h,i)perylene	14.7	1.25	2.50	ug/kg wet	1	20.0	---	74	43-134%	---	---	
Chrysene	15.6	1.25	2.50	ug/kg wet	1	20.0	---	78	50-124%	---	---	
Dibenz(a,h)anthracene	14.7	1.25	2.50	ug/kg wet	1	20.0	---	74	45-134%	---	---	
Fluoranthene	16.6	1.25	2.50	ug/kg wet	1	20.0	---	83	50-127%	---	---	

Apex Laboratories

The results in this report apply to the samples analyzed in accordance with the chain of custody document. This analytical report must be reproduced in its entirety.

Darwin Thomas, Business Development Director



Anchor QEA, LLC 6720 SW Macadam Ave. Suite 125 Portland, OR 97219	Project: Gasco PreRD DG 2019 - 4a-b. DOC-CAP Testing Cores Project Number: [none] Project Manager: Ryan Barth	Report ID: A0A0994 - 02 27 20 1643
--	---	--

QUALITY CONTROL (QC) SAMPLE RESULTS

Polyaromatic Hydrocarbons (PAHs) by EPA 8270D (Scan)

Analyte	Result	Detection Limit	Reporting Limit	Units	Dilution	Spike Amount	Source Result	% REC	% REC Limits	RPD	RPD Limit	Notes
Batch 0010978 - EPA 3546												
Sediment												
LCS (0010978-BS1)												
Prepared: 01/31/20 07:07 Analyzed: 01/31/20 12:23												
Fluorene	15.2	1.25	2.50	ug/kg wet	1	20.0	---	76	43-125%	---	---	
Indeno(1,2,3-cd)pyrene	14.9	1.25	2.50	ug/kg wet	1	20.0	---	74	45-133%	---	---	
2-Methylnaphthalene	14.1	1.25	2.50	ug/kg wet	1	20.0	---	70	38-122%	---	---	
Naphthalene	18.8	1.25	2.50	ug/kg wet	1	20.0	---	94	35-123%	---	---	B-02
Phenanthrene	17.7	1.25	2.50	ug/kg wet	1	20.0	---	88	50-121%	---	---	
Pyrene	14.8	1.25	2.50	ug/kg wet	1	20.0	---	74	47-127%	---	---	
<i>Surr: 2-Fluorobiphenyl (Surr)</i>		<i>Recovery: 80 %</i>		<i>Limits: 44-115 %</i>		<i>Dilution: 1x</i>						
<i>p-Terphenyl-d14 (Surr)</i>		<i>74 %</i>		<i>54-127 %</i>		<i>"</i>						
Duplicate (0010978-DUP1)												
Prepared: 01/31/20 09:54 Analyzed: 01/31/20 15:40												
QC Source Sample: Non-SDG (A0A0991-03)												
Acenaphthene	ND	57.8	116	ug/kg dry	40	---	63.1	---	---	***	30%	Q-17
Acenaphthylene	ND	57.8	116	ug/kg dry	40	---	ND	---	---	---	30%	
Anthracene	ND	57.8	116	ug/kg dry	40	---	ND	---	---	---	30%	
Benz(a)anthracene	183	57.8	116	ug/kg dry	40	---	268	---	---	37	30%	Q-17
Benzo(a)pyrene	250	57.8	116	ug/kg dry	40	---	372	---	---	39	30%	Q-17
Benzo(b)fluoranthene	226	57.8	116	ug/kg dry	40	---	316	---	---	33	30%	Q-17
Benzo(k)fluoranthene	76.4	57.8	116	ug/kg dry	40	---	105	---	---	32	30%	Q-17, J
Benzo(g,h,i)perylene	201	57.8	116	ug/kg dry	40	---	276	---	---	31	30%	Q-17
Chrysene	231	57.8	116	ug/kg dry	40	---	345	---	---	39	30%	Q-17
Dibenz(a,h)anthracene	ND	57.8	116	ug/kg dry	40	---	ND	---	---	---	30%	
Fluoranthene	125	57.8	116	ug/kg dry	40	---	132	---	---	6	30%	
Fluorene	ND	57.8	116	ug/kg dry	40	---	ND	---	---	---	30%	
Indeno(1,2,3-cd)pyrene	182	57.8	116	ug/kg dry	40	---	246	---	---	30	30%	
2-Methylnaphthalene	ND	57.8	116	ug/kg dry	40	---	ND	---	---	---	30%	
Naphthalene	59.3	57.8	116	ug/kg dry	40	---	83.9	---	---	34	30%	Q-17, J
Phenanthrene	61.1	57.8	116	ug/kg dry	40	---	66.4	---	---	8	30%	J
Pyrene	351	57.8	116	ug/kg dry	40	---	380	---	---	8	30%	
<i>Surr: 2-Fluorobiphenyl (Surr)</i>		<i>Recovery: 68 %</i>		<i>Limits: 44-115 %</i>		<i>Dilution: 40x</i>						
<i>p-Terphenyl-d14 (Surr)</i>		<i>65 %</i>		<i>54-127 %</i>		<i>"</i>						
Matrix Spike (0010978-MS1)												
Prepared: 01/31/20 07:07 Analyzed: 01/31/20 16:45												
QC Source Sample: Non-SDG (A0A0991-06)												

Apex Laboratories

The results in this report apply to the samples analyzed in accordance with the chain of custody document. This analytical report must be reproduced in its entirety.



Anchor QEA, LLC

6720 SW Macadam Ave. Suite 125
Portland, OR 97219

Project: **Gasco PreRD DG 2019 - 4a-b. DOC-CAP Testing Cores**

Project Number: [none]
Project Manager: Ryan Barth

Report ID:
A0A0994 - 02 27 20 1643

QUALITY CONTROL (QC) SAMPLE RESULTS

Polyaromatic Hydrocarbons (PAHs) by EPA 8270D (Scan)

Analyte	Result	Detection Limit	Reporting Limit	Units	Dilution	Spike Amount	Source Result	% REC	% REC Limits	RPD	RPD Limit	Notes
Batch 0010978 - EPA 3546												
Sediment												
Matrix Spike (0010978-MS1)												
Prepared: 01/31/20 07:07 Analyzed: 01/31/20 16:45												
QC Source Sample: Non-SDG (A0A0991-06)												
EPA 8270D												
Acenaphthene	481	160	319	ug/kg dry	100	25.6	343	540	40-122%	---	---	Q-11
Acenaphthylene	ND	160	319	ug/kg dry	100	25.6	ND		32-132%	---	---	Q-11
Anthracene	386	160	319	ug/kg dry	100	25.6	281	409	47-123%	---	---	Q-11
Benz(a)anthracene	431	160	319	ug/kg dry	100	25.6	357	291	49-126%	---	---	Q-11
Benzo(a)pyrene	709	160	319	ug/kg dry	100	25.6	617	358	45-129%	---	---	Q-11
Benzo(b)fluoranthene	581	160	319	ug/kg dry	100	25.6	528	211	45-132%	---	---	Q-11
Benzo(k)fluoranthene	232	160	319	ug/kg dry	100	25.6	190	164	47-132%	---	---	Q-11, J
Benzo(g,h,i)perylene	784	160	319	ug/kg dry	100	25.6	684	390	43-134%	---	---	Q-11
Chrysene	567	160	319	ug/kg dry	100	25.6	500	263	50-124%	---	---	Q-11
Dibenz(a,h)anthracene	ND	160	319	ug/kg dry	100	25.6	ND		45-134%	---	---	Q-11
Fluoranthene	1860	160	319	ug/kg dry	100	25.6	1690	665	50-127%	---	---	Q-11
Fluorene	237	160	319	ug/kg dry	100	25.6	ND	928	43-125%	---	---	Q-11, J
Indeno(1,2,3-cd)pyrene	591	160	319	ug/kg dry	100	25.6	518	284	45-133%	---	---	Q-11
2-Methylnaphthalene	ND	160	319	ug/kg dry	100	25.6	ND		38-122%	---	---	Q-11
Naphthalene	329	160	319	ug/kg dry	100	25.6	268	241	35-123%	---	---	Q-11, B-02
Phenanthrene	1790	160	319	ug/kg dry	100	25.6	1510	1070	50-121%	---	---	Q-11
Pyrene	2130	160	319	ug/kg dry	100	25.6	1990	550	47-127%	---	---	Q-11
Surr: 2-Fluorobiphenyl (Surr) Recovery: 69% Limits: 44-115% Dilution: 100x S-05												
p-Terphenyl-d14 (Surr) 66% 54-127% " S-05												

Matrix Spike Dup (0010978-MSD1)												
Prepared: 01/31/20 07:07 Analyzed: 01/31/20 17:18												
QC Source Sample: Non-SDG (A0A0991-06)												
Acenaphthene	296	160	321	ug/kg dry	100	25.7	343	-181	40-122%	47	30%	Q-11, J
Acenaphthylene	ND	160	321	ug/kg dry	100	25.7	ND		32-132%		30%	Q-11
Anthracene	247	160	321	ug/kg dry	100	25.7	281	-133	47-123%	44	30%	Q-11, J
Benz(a)anthracene	380	160	321	ug/kg dry	100	25.7	357	93	49-126%	12	30%	Q-11
Benzo(a)pyrene	610	160	321	ug/kg dry	100	25.7	617	-29	45-129%	15	30%	Q-11
Benzo(b)fluoranthene	513	160	321	ug/kg dry	100	25.7	528	-56	45-132%	12	30%	Q-11
Benzo(k)fluoranthene	197	160	321	ug/kg dry	100	25.7	190	27	47-132%	16	30%	Q-11, J
Benzo(g,h,i)perylene	678	160	321	ug/kg dry	100	25.7	684	-24	43-134%	15	30%	Q-11
Chrysene	486	160	321	ug/kg dry	100	25.7	500	-53	50-124%	15	30%	Q-11
Dibenz(a,h)anthracene	ND	160	321	ug/kg dry	100	25.7	ND		45-134%		30%	Q-11

Apex Laboratories

The results in this report apply to the samples analyzed in accordance with the chain of custody document. This analytical report must be reproduced in its entirety.



Anchor QEA, LLC 6720 SW Macadam Ave. Suite 125 Portland, OR 97219	Project: Gasco PreRD DG 2019 - 4a-b. DOC-CAP Testing Cores Project Number: [none] Project Manager: Ryan Barth	Report ID: A0A0994 - 02 27 20 1643
--	---	--

QUALITY CONTROL (QC) SAMPLE RESULTS

Polyaromatic Hydrocarbons (PAHs) by EPA 8270D (Scan)

Analyte	Result	Detection Limit	Reporting Limit	Units	Dilution	Spike Amount	Source Result	% REC	% REC Limits	RPD	RPD Limit	Notes	
Batch 0010978 - EPA 3546						Sediment							
Matrix Spike Dup (0010978-MSD1)						Prepared: 01/31/20 07:07 Analyzed: 01/31/20 17:18						H-08	
QC Source Sample: Non-SDG (A0A0991-06)													
Fluoranthene	1440	160	321	ug/kg dry	100	25.7	1690	-959	50-127%	25	30%	Q-11	
Fluorene	ND	160	321	ug/kg dry	100	25.7	ND		43-125%	200	30%	Q-11	
Indeno(1,2,3-cd)pyrene	516	160	321	ug/kg dry	100	25.7	518	-10	45-133%	14	30%	Q-11	
2-Methylnaphthalene	ND	160	321	ug/kg dry	100	25.7	ND		38-122%		30%	Q-11	
Naphthalene	284	160	321	ug/kg dry	100	25.7	268	61	35-123%	15	30%	Q-11, J	
Phenanthrene	1240	160	321	ug/kg dry	100	25.7	1510	-1050	50-121%	36	30%	Q-11	
Pyrene	1760	160	321	ug/kg dry	100	25.7	1990	-892	47-127%	19	30%	Q-11	
<i>Surr: 2-Fluorobiphenyl (Surr)</i>		<i>Recovery: 70 %</i>		<i>Limits: 44-115 %</i>		<i>Dilution: 100x</i>							S-05
<i>p-Terphenyl-d14 (Surr)</i>		<i>62 %</i>		<i>54-127 %</i>		<i>"</i>							S-05

Apex Laboratories

The results in this report apply to the samples analyzed in accordance with the chain of custody document. This analytical report must be reproduced in its entirety.



Anchor QEA, LLC 6720 SW Macadam Ave. Suite 125 Portland, OR 97219	Project: Gasco PreRD DG 2019 - 4a-b. DOC-CAP Testing Cores Project Number: [none] Project Manager: Ryan Barth	Report ID: A0A0994 - 02 27 20 1643
--	---	--

QUALITY CONTROL (QC) SAMPLE RESULTS

Demand Parameters

Analyte	Result	Detection Limit	Reporting Limit	Units	Dilution	Spike Amount	Source Result	% REC	% REC Limits	RPD	RPD Limit	Notes
Batch 0020126 - PSEP-5310B TOC						Sediment						
Blank (0020126-BLK1)			Prepared: 02/05/20 09:23 Analyzed: 02/10/20 20:09									
<u>SM 5310 B MOD</u>												
Total Organic Carbon	ND	0.020	0.020	% by Weight	1	---	---	---	---	---	---	
LCS (0020126-BS1)			Prepared: 02/05/20 09:23 Analyzed: 02/10/20 20:20									
<u>SM 5310 B MOD</u>												
Total Organic Carbon	9700			mg/kg	1	10000	---	97	90-110%	---	---	
Duplicate (0020126-DUP1)			Prepared: 02/05/20 09:23 Analyzed: 02/10/20 21:35									
<u>QC Source Sample: Non-SDG (A0A0991-06)</u>												
Total Organic Carbon	0.74	0.020	0.020	% by Weight	1	---	0.70	---	---	6	20%	H-08
Duplicate (0020126-DUP2)			Prepared: 02/05/20 09:23 Analyzed: 02/10/20 21:46									
<u>QC Source Sample: Non-SDG (A0A0991-06)</u>												
Total Organic Carbon	0.70	0.020	0.020	% by Weight	1	---	0.70	---	---	0.4	20%	H-08
Duplicate (0020126-DUP3)			Prepared: 02/05/20 09:23 Analyzed: 02/10/20 22:29									
<u>QC Source Sample: PDI-066SC-A-07-08-191011 (A0A0994-01)</u>												
<u>SM 5310 B MOD</u>												
Total Organic Carbon	4.3	0.020	0.020	% by Weight	1	---	4.0	---	---	8	20%	H-08
Duplicate (0020126-DUP4)			Prepared: 02/05/20 09:23 Analyzed: 02/10/20 23:02									
<u>QC Source Sample: Non-SDG (A0A0996-01)</u>												
Total Organic Carbon	1.7	0.020	0.020	% by Weight	1	---	1.7	---	---	0.7	20%	H-08

Apex Laboratories

The results in this report apply to the samples analyzed in accordance with the chain of custody document. This analytical report must be reproduced in its entirety.



Apex Laboratories, LLC

6700 S.W. Sandburg Street
 Tigard, OR 97223
 503-718-2323
 EPA ID: OR01039

Anchor QEA, LLC 6720 SW Macadam Ave. Suite 125 Portland, OR 97219	Project: Gasco PreRD DG 2019 - 4a-b. DOC-CAP Testing Cores Project Number: [none] Project Manager: Ryan Barth	Report ID: A0A0994 - 02 27 20 1643
--	---	--

QUALITY CONTROL (QC) SAMPLE RESULTS

Solid and Moisture Determinations

Analyte	Result	Detection Limit	Reporting Limit	Units	Dilution	Spike Amount	Source Result	% REC	% REC Limits	RPD	RPD Limit	Notes
Batch 0020053 - Total Solids (SM2540G/PSEP)						Sediment						
Duplicate (0020053-DUP1)						Prepared: 02/03/20 16:27 Analyzed: 02/07/20 11:46						
<u>QC Source Sample: PDI-066SC-A-07-08-191011 (A0A0994-01)</u>												
<u>SM 2540 G</u>												
Total Solids	57.2	1.00	1.00	% by Weight	1	---	57.8	---	---	1	10%	

Apex Laboratories

The results in this report apply to the samples analyzed in accordance with the chain of custody document. This analytical report must be reproduced in its entirety.



Anchor QEA, LLC

6720 SW Macadam Ave. Suite 125
Portland, OR 97219

Project: **Gasco PreRD DG 2019 - 4a-b. DOC-CAP Testing Cores**

Project Number: [none]
Project Manager: Ryan Barth

Report ID:
A0A0994 - 02 27 20 1643

SAMPLE PREPARATION INFORMATION

Polychlorinated Biphenyls by EPA 8082A

Prep: EPA 3546

Lab Number	Matrix	Method	Sampled	Prepared	Sample Initial/Final	Default Initial/Final	RL Prep Factor
Batch: 0020004							
A0A0994-01	Sediment	EPA 8082A	10/11/19 09:09	02/03/20 07:08	30.27g/2mL	30g/2mL	0.99
A0A0994-02	Sediment	EPA 8082A	10/11/19 09:09	02/03/20 07:08	30.08g/2mL	30g/2mL	1.00

Organochlorine Pesticides by EPA 8081B

Prep: EPA 3546/3640A (GPC)

Lab Number	Matrix	Method	Sampled	Prepared	Sample Initial/Final	Default Initial/Final	RL Prep Factor
Batch: 0020205							
A0A0994-01RE1	Sediment	EPA 8081B	10/11/19 09:09	01/31/20 10:20	10.56g/10mL	10g/5mL	1.89
A0A0994-02RE1	Sediment	EPA 8081B	10/11/19 09:09	01/31/20 10:20	10.25g/10mL	10g/5mL	1.95

Polyaromatic Hydrocarbons (PAHs) by EPA 8270D (Scan)

Prep: EPA 3546

Lab Number	Matrix	Method	Sampled	Prepared	Sample Initial/Final	Default Initial/Final	RL Prep Factor
Batch: 0010978							
A0A0994-01	Sediment	EPA 8270D	10/11/19 09:09	01/31/20 07:07	10.34g/5mL	10g/5mL	0.97
A0A0994-02	Sediment	EPA 8270D	10/11/19 09:09	01/31/20 07:07	10.2g/5mL	10g/5mL	0.98

Demand Parameters

Prep: PSEP-5310B TOC

Lab Number	Matrix	Method	Sampled	Prepared	Sample Initial/Final	Default Initial/Final	RL Prep Factor
Batch: 0020126							
A0A0994-01	Sediment	SM 5310 B MOD	10/11/19 09:09	02/05/20 09:23			NA
A0A0994-02	Sediment	SM 5310 B MOD	10/11/19 09:09	02/05/20 09:23			NA

Solid and Moisture Determinations

Prep: Total Solids (SM2540G/PSEP)

Lab Number	Matrix	Method	Sampled	Prepared	Sample Initial/Final	Default Initial/Final	RL Prep Factor
Batch: 0020053							
A0A0994-01	Sediment	SM 2540 G	10/11/19 09:09	02/03/20 16:27			NA
A0A0994-02	Sediment	SM 2540 G	10/11/19 09:09	02/03/20 16:27			NA

Apex Laboratories

The results in this report apply to the samples analyzed in accordance with the chain of custody document. This analytical report must be reproduced in its entirety.



Anchor QEA, LLC

6720 SW Macadam Ave. Suite 125
Portland, OR 97219

Project: **Gasco PreRD DG 2019 - 4a-b. DOC-CAP Testing Cores**

Project Number: [none]

Project Manager: **Ryan Barth**

Report ID:

A0A0994 - 02 27 20 1643

QUALIFIER DEFINITIONS

Client Sample and Quality Control (QC) Sample Qualifier Definitions:

Apex Laboratories

- B-02** Analyte detected in an associated blank at a level between one-half the MRL and the MRL. (See Notes and Conventions below.)
- C-05** Extract has undergone a GPC (Gel-Permeation Chromatography) cleanup per EPA 3640A. Reporting levels may be raised due to dilution necessary for cleanup. Sample Final Volume includes the GPC dilution factor, see the Prep page for details.
- C-07** Extract has undergone Sulfuric Acid Cleanup by EPA 3665A, Sulfur Cleanup by EPA 3660B, and Florisil Cleanup by EPA 3620B in order to minimize matrix interference.
- H-08** Sample hold time extended by freezing at -18 degrees C. Total time at 4 degrees C was less than the standard hold time.
- J** Estimated Result. Result detected below the lowest point of the calibration curve, but above the specified MDL.
- M-05** Estimated results. Peak separation for structural isomers is insufficient for accurate quantification.
- Q-11** Spike recovery cannot be accurately quantified due to sample dilution required for high analyte concentration and/or matrix interference.
- Q-17** RPD between original and duplicate sample is outside of established control limits.
- R-02** The Reporting Limit for this analyte has been raised to account for interference from coeluting organic compounds present in the sample.
- R-04** Reporting levels elevated due to preparation and/or analytical dilution necessary for analysis.
- S-05** Surrogate recovery is estimated due to sample dilution required for high analyte concentration and/or matrix interference.

Apex Laboratories

The results in this report apply to the samples analyzed in accordance with the chain of custody document. This analytical report must be reproduced in its entirety.

Darwin Thomas, Business Development Director

03/12/20 Anchor QEA, LLC - Gasco PreRD_DG 2019 - 4a-b. DOC-CAP Testing Cores Page 26 of 903



Anchor QEA, LLC 6720 SW Macadam Ave. Suite 125 Portland, OR 97219	Project: Gasco PreRD DG 2019 - 4a-b. DOC-CAP Testing Cores Project Number: [none] Project Manager: Ryan Barth	Report ID: A0A0994 - 02 27 20 1643
--	---	--

REPORTING NOTES AND CONVENTIONS:

Abbreviations:

- DET Analyte DETECTED at or above the detection or reporting limit.
- ND Analyte NOT DETECTED at or above the detection or reporting limit.
- NR Result Not Reported
- RPD Relative Percent Difference. RPDs for Matrix Spikes and Matrix Spike Duplicates are based on concentration, not recovery.

Detection Limits: Limit of Detection (LOD)

Limits of Detection (LODs) are normally set at a level of one half the validated Limit of Quantitation (LOQ).
If no value is listed ('-----'), then the data has not been evaluated below the Reporting Limit.

Reporting Limits: Limit of Quantitation (LOQ)

Validated Limits of Quantitation (LOQs) are reported as the Reporting Limits for all analyses where the LOQ, MRL, PQL or CRL are requested. The LOQ represents a level at or above the low point of the calibration curve, that has been validated according to Apex Laboratories' comprehensive LOQ policies and procedures.

Reporting Conventions:

- Basis: Results for soil samples are generally reported on a 100% dry weight basis. The Result Basis is listed following the units as "dry", "wet", or "" (blank) designation.
 - "dry" Sample results and Reporting Limits are reported on a dry weight basis. (i.e. "ug/kg dry")
See Percent Solids section for details of dry weight analysis.
 - "wet" Sample results and Reporting Limits for this analysis are normally dry weight corrected, but have not been modified in this case.
 - "" Results without 'wet' or 'dry' designation are not normally dry weight corrected. These results are considered 'As Received'.

QC Source:

In cases where there is insufficient sample provided for Sample Duplicates and/or Matrix Spikes, a Lab Control Sample Duplicate (LCS Dup) may be analyzed to demonstrate accuracy and precision of the extraction batch.

Non-Client Batch QC Samples (Duplicates and Matrix Spike/Duplicates) may not be included in this report. Please request a Full QC report if this data is required.

Miscellaneous Notes:

- " --- " QC results are not applicable. For example, % Recoveries for Blanks and Duplicates, % RPD for Blanks, Blank Spikes and Matrix Spikes, etc.
- " *** " Used to indicate a possible discrepancy with the Sample and Sample Duplicate results when the %RPD is not available. In this case, either the Sample or the Sample Duplicate has a reportable result for this analyte, while the other is Non Detect (ND).

Blanks:

Standard practice is to evaluate the results from Blank QC Samples down to a level equal to 1/2 the Reporting Limit (RL).
-For Blank hits falling between 1/2 the RL and the RL (J flagged hits), the associated sample and QC data will receive a 'B-02' qualifier.
-For Blank hits above the RL, the associated sample and QC data will receive a 'B' qualifier, per Apex Laboratories' Blank Policy.
For further details, please request a copy of this document.

Apex Laboratories

Darwin Thomas, Business Development Director

The results in this report apply to the samples analyzed in accordance with the chain of custody document. This analytical report must be reproduced in its entirety.



Anchor QEA, LLC

6720 SW Macadam Ave. Suite 125
Portland, OR 97219

Project: Gasco PreRD DG 2019 - 4a-b. DOC-CAP Testing Cores

Project Number: [none]

Project Manager: Ryan Barth

Report ID:

A0A0994 - 02 27 20 1643

REPORTING NOTES AND CONVENTIONS (Cont.):

Blanks (Cont.):

Sample results flagged with a 'B' or 'B-02' qualifier are potentially biased high if the sample results are less than ten times the level found in the blank for inorganic analyses, or less than five times the level found in the blank for organic analyses.

'B' and 'B-02' qualifications are only applied to sample results detected above the Reporting Level.

Preparation Notes:

Mixed Matrix Samples:

Water Samples:

Water samples containing significant amounts of sediment are decanted or separated prior to extraction, and only the water portion analyzed, unless otherwise directed by the client.

Soil and Sediment Samples:

Soil and Sediment samples containing significant amounts of water are decanted prior to extraction, and only the solid portion analyzed, unless otherwise directed by the client.

Sampling and Preservation Notes:

Certain regulatory programs, such as National Pollutant Discharge Elimination System (NPDES), require that activities such as sample filtration (for dissolved metals, orthophosphate, hexavalent chromium, etc.) and testing of short hold analytes (pH, Dissolved Oxygen, etc.) be performed in the field (on-site) within a short time window. In addition, sample matrix spikes are required for some analyses, and sufficient volume must be provided, and billable site specific QC requested, if this is required. All regulatory permits should be reviewed to ensure that these requirements are being met.

Data users should be aware of which regulations pertain to the samples they submit for testing. If related sample collection activities are not approved for a particular regulatory program, results should be considered estimates. Apex Laboratories will qualify these analytes according to the most stringent requirements, however results for samples that are for non-regulatory purposes may be acceptable.

Samples that have been filtered and preserved at Apex Laboratories per client request are listed in the preparation section of the report with the date and time of filtration listed.

Apex Laboratories maintains detailed records on sample receipt, including client label verification, cooler temperature, sample preservation, hold time compliance and field filtration. Data is qualified as necessary, and the lack of qualification indicates compliance with required parameters.

Apex Laboratories

The results in this report apply to the samples analyzed in accordance with the chain of custody document. This analytical report must be reproduced in its entirety.



Apex Laboratories, LLC

6700 S.W. Sandburg Street
Tigard, OR 97223
503-718-2323
EPA ID: OR01039

Anchor QEA, LLC 6720 SW Macadam Ave. Suite 125 Portland, OR 97219	Project: Gasco PreRD DG 2019 - 4a-b. DOC-CAP Testing Cores Project Number: [none] Project Manager: Ryan Barth	Report ID: A0A0994 - 02 27 20 1643
--	---	--

LABORATORY ACCREDITATION INFORMATION

TNI Certification ID: OR100062 (Primary Accreditation) - EPA ID: OR01039

All methods and analytes reported from work performed at Apex Laboratories are included on Apex Laboratories' ORELAP Scope of Certification, with the exception of any analyte(s) listed below:

Apex Laboratories

Matrix	Analysis	TNI_ID	Analyte	TNI_ID	Accreditation
<u>All reported analytes are included in Apex Laboratories' current ORELAP scope.</u>					

Secondary Accreditations

Apex Laboratories also maintains reciprocal accreditation with non-TNI states (Washington DOE), as well as other state specific accreditations not listed here.

Subcontract Laboratory Accreditations

Subcontracted data falls outside of Apex Laboratories' Scope of Accreditation. Please see the Subcontract Laboratory report for full details, or contact your Project Manager for more information.

Field Testing Parameters

Results for Field Tested data are provided by the client or sampler, and fall outside of Apex Laboratories' Scope of Accreditation.

Apex Laboratories

The results in this report apply to the samples analyzed in accordance with the chain of custody document. This analytical report must be reproduced in its entirety.



Anchor QEA, LLC

6720 SW Macadam Ave. Suite 125
Portland, OR 97219

Project: Gasco PreRD DG 2019 - 4a-b. DOC-CAP Testing Cores

Project Number: [none]
Project Manager: Ryan Barth

Report ID:

A0A0994 - 02 27 20 1643

ENVIRONMENTAL SAMPLE CHAIN OF CUSTODY

Anchor QEA
 1201 3rd Avenue, Suite 2020, Seattle, WA 98101

POC: Delaney Peterson (360-715-2707) **Project:** Gasco PDI
 1905 Cornwell Avenue, Bellingham, WA 98225 **Client:** NW Natural

COC ID: A0A0994 **Sample Custodian:** SN
 APEX1-20191011-174305 **Lab:** Apex - Archive

COC Sample Number	Field Sample ID	Sample Type	Matrix	Collected Date	Time	Containers	Lab #	OC	Test Request	Method	TAT**	Preservative
011	PDI-0275C-A-10-11-191011	N	SE	10/11/2019	14:02	1			Archive (APEX)	ARCHIVE	-1	-10°C
012	PDI-0275C-A-11-12-191011	N	SE	10/11/2019	14:02	1			Archive (APEX)	ARCHIVE	-1	-10°C
013	PDI-0665C-A-00-01-191011	N	SE	10/11/2019	9:09	1			Archive (APEX)	ARCHIVE	-1	-10°C
014	PDI-0665C-A-01-02-191011	N	SE	10/11/2019	9:09	1			Archive (APEX)	ARCHIVE	-1	-10°C
015	PDI-0665C-A-02-03-191011	N	SE	10/11/2019	9:09	1			Archive (APEX)	ARCHIVE	-1	-10°C
016	PDI-0665C-A-03-04-191011	N	SE	10/11/2019	9:09	1			Archive (APEX)	ARCHIVE	-1	-10°C
017	PDI-0665C-A-04-05-191011	N	SE	10/11/2019	9:09	1			Archive (APEX)	ARCHIVE	-1	-10°C
018	PDI-0665C-A-05-06-191011	N	SE	10/11/2019	9:09	1			Archive (APEX)	ARCHIVE	-1	-10°C
019	PDI-0665C-A-06-07-191011	N	SE	10/11/2019	9:09	1			Archive (APEX)	ARCHIVE	-1	-10°C
020	PDI-0665C-A-07-08-191011	N	SE	10/11/2019	9:09	1			Archive (APEX)	ARCHIVE	-1	-10°C
021	PDI-0665C-A-08-09-191011	N	SE	10/11/2019	9:09	1			Archive (APEX)	ARCHIVE	-1	-10°C

Requested By: [Signature] Requested By: [Signature] Requested By: [Signature]
 Signature: [Signature] Signature: [Signature] Signature: [Signature]
 Print Name: [Name] Print Name: [Name] Print Name: [Name]
 Company: [Company] Company: [Company] Company: [Company]
 Date/Time: [Date/Time] Date/Time: [Date/Time] Date/Time: [Date/Time]

Date Printed: 10/11/2019 * Lab OC Requested for sample when box is checked ** TAT = Turn Around Time in DAYS # POC = Project Point of Contact

Apex Laboratories

Darwin Thomas

The results in this report apply to the samples analyzed in accordance with the chain of custody document. This analytical report must be reproduced in its entirety.

Anchor QEA, LLC 6720 SW Macadam Ave. Suite 125 Portland, OR 97219	Project: Gasco PreRD DG 2019 - 4a-b. DOC-CAP Testing Cores Project Number: [none] Project Manager: Ryan Barth	Report ID: A0A0994 - 02 27 20 1643
--	--	--

APEX LABS COOLER RECEIPT FORM A0A0994

Client: Anchor Element WO#: A9 J0514

Project/Project #: Gasco PDI

Delivery Info:
 Date/time received: 10/12/19 @ 920 By: DT
 Delivered by: Apex Client ESS FedEx UPS Swift Senvoy SDS Other

Cooler Inspection Date/time inspected: 10/12/19 @ 1059 By: [Signature]

Chain of Custody included? Yes No Custody seals? Yes No

Signed/dated by client? Yes No

Signed/dated by Apex? Yes No

	Cooler #1	Cooler #2	Cooler #3	Cooler #4	Cooler #5	Cooler #6	Cooler #7
Temperature (°C)	<u>3.4</u>	<u>0.518</u>	<u>0</u>				
Received on ice? (Y/N)	<u>Y</u>						
Temp. blanks? (Y/N)	<u>Y</u>						
Ice type: (Gel/Real/Other)	<u>Real</u>						
Condition:	<u>Good</u>						

Cooler out of temp? (Y/N) Possible reason why: _____

If some coolers are in temp and some out, were green dots applied to out of temperature samples? Yes/No NA

Out of temperature samples form initiated? Yes/No NA 11:55 10/15

Samples Inspection: Date/time inspected: 10/13/19 @ 12:05 By: [Signature]

All samples intact? Yes No Comments: _____

Bottle labels/COCs agree? Yes No Comments: No T on PDI-10885L-B-04-06-K10
cont reads 16:08

COC/container discrepancies form initiated? Yes No NA

Containers/volumes received appropriate for analysis? Yes No Comments: _____

Do VOA vials have visible headspace? Yes No NA


Comments: _____

Water samples: pH checked: Yes No NA pH appropriate? Yes No NA

Comments: _____

Additional information:

Labeled by: [Signature] Witness: [Signature] Cooler Inspected by: ST See Project Contact Form: Y



**Sample Receipt Documentation
(Work orders, Chain of Custody & Cooler Receipt Forms)**

A0A0994

Apex Laboratories

Client: Anchor QEA, LLC	Project Manager: Darwin Thomas
Project: Gasco PreRD_DG 2019 - 4a-b. DOC-CAP Testing Cores	Project Number: [none]

Report To:	Invoice To:
Anchor QEA, LLC	Anchor QEA, LLC Seattle
Ryan Barth	Accounts Payable
6720 SW Macadam Ave. Suite 125	1201 3rd Avenue, Suite 2600
Portland, OR 97219	Seattle, WA 98101
Phone: (503) 670-1108	Phone : (206) 287-9130
Fax: na	Fax: (206) 287-9131

Date Due:	02/13/20 17:00 (83 day TAT)	Date Received:	10/12/19 09:20
Received By:	Darwin Thomas	Date Logged In:	01/30/20 10:01
Logged In By:	Susan L. Treat		

Cooler #1 received at 3.4°C									
Custody Seals	Yes	Containers Intact	Yes	COC/Labels Agree	Yes	PH Confirmed	No	Received On Ice	Yes
Temperature OK	Yes								

Analysis	Due	TAT	Expires	Comments
A0A0994-01 PDI-066SC-A-07-08-191011 [Sediment] Sampled 10/11/19				
09:09 (GMT-08:00) Pacific Time (US & Canada) 1 Containers				
Dry Weight				
Dry Weight	02/13/20 17:00	3	04/08/20 09:09	Use Results from TS.. Make NR once completed.
Project Mgmt				
Data Package	03/12/20 17:00	20	01/18/20 09:09	
Semivols (ECD)				
8081B 2,4+4,4-DDx Only (+Add)	02/13/20 17:00	10	10/25/19 09:09	MDL. Use Custom Spike.
8082 PCBs - Low Level (30g/2mL)	02/13/20 17:00	10	10/10/20 09:09	+1262,1268
Semivols (Scan)				
8270D LL PAH Only (Scan)	02/13/20 17:00	10	10/25/19 09:09	
Wet Chem				
Solids, Total (SM 2540 G,B)	02/13/20 17:00	10	04/08/20 09:09	Use Results for Dry Weight (Not for Waters)
Total Organic Carbon - Soil (5310 B)	02/13/20 17:00	10	11/08/19 09:09	

A0A0994-02 PDI-066SC-A-08-09-191011 [Sediment] Sampled 10/11/19				
09:09 (GMT-08:00) Pacific Time (US & Canada) 1 Containers				
Dry Weight				
Dry Weight	02/13/20 17:00	3	04/08/20 09:09	Use Results from TS.. Make NR once completed.
Semivols (ECD)				
8081B 2,4+4,4-DDx Only (+Add)	02/13/20 17:00	10	10/25/19 09:09	MDL. Use Custom Spike.
8082 PCBs - Low Level (30g/2mL)	02/13/20 17:00	10	10/10/20 09:09	+1262,1268
Semivols (Scan)				
8270D LL PAH Only (Scan)	02/13/20 17:00	10	10/25/19 09:09	
Wet Chem				
Solids, Total (SM 2540 G,B)	02/13/20 17:00	10	04/08/20 09:09	Use Results for Dry Weight (Not for Waters)
Total Organic Carbon - Soil (5310 B)	02/13/20 17:00	10	11/08/19 09:09	

Reviewed By _____

Date _____

A0A0994

Apex Laboratories

Client: Anchor QEA, LLC	Project Manager: Darwin Thomas
Project: Gasco PreRD_DG 2019 - 4a-b. DOC-CAP Testing Cores	Project Number: [none]

Reviewed By _____

Date _____

ENVIRONMENTAL SAMPLE CHAIN OF CUSTODY

40A0994
 A9J0514

POC: * Delaney Peterson (360-715-2707)
 1605 Cornwall Avenue, Bellingham, WA 98225

Project: Gasco PDI
Client: NW Natural

COC ID: APEX1-20191011-174305
Sample Custodian: SN
Lab: Apex - Archive

COC Sample Number	Field Sample ID	Sample Type	Matrix	Collected		Containers *	Lab QC*	Test Request	Method	TAT**	Preservative
				Date	Time						
011	PDI-027SC-A-10-11-191011	N	SE	10/11/2019	14:02	1	<input type="checkbox"/>	Archive (APEX)	ARCHIVE	-1	-10°C
012	PDI-027SC-A-11-12-191011	N	SE	10/11/2019	14:02	1	<input type="checkbox"/>	Archive (APEX)	ARCHIVE	-1	-10°C
013	PDI-066SC-A-00-01-191011	N	SE	10/11/2019	9:09	1	<input type="checkbox"/>	Archive (APEX)	ARCHIVE	-1	-10°C
014	PDI-066SC-A-01-02-191011	N	SE	10/11/2019	9:09	1	<input type="checkbox"/>	Archive (APEX)	ARCHIVE	-1	-10°C
015	PDI-066SC-A-02-03-191011	N	SE	10/11/2019	9:09	1	<input type="checkbox"/>	Archive (APEX)	ARCHIVE	-1	-10°C
016	PDI-066SC-A-03-04-191011	N	SE	10/11/2019	9:09	1	<input type="checkbox"/>	Archive (APEX)	ARCHIVE	-1	-10°C
017	PDI-066SC-A-04-05-191011	N	SE	10/11/2019	9:09	1	<input type="checkbox"/>	Archive (APEX)	ARCHIVE	-1	-10°C
018	PDI-066SC-A-05-06-191011	N	SE	10/11/2019	9:09	1	<input type="checkbox"/>	Archive (APEX)	ARCHIVE	-1	-10°C
019	PDI-066SC-A-06-07-191011	N	SE	10/11/2019	9:09	1	<input type="checkbox"/>	Archive (APEX)	ARCHIVE	-1	-10°C
020	PDI-066SC-A-07-08-191011	N	SE	10/11/2019	9:09	1	<input type="checkbox"/>	Archive (APEX)	ARCHIVE	-1	-10°C
021	PDI-066SC-A-08-09-191011	N	SE	10/11/2019	9:09	1	<input type="checkbox"/>	Archive (APEX)	ARCHIVE	-1	-10°C

Comment:

Relinquished By: Signature: <i>[Signature]</i>	Received By: Signature: <i>[Signature]</i>	Relinquished By: Signature:	Received By: Signature:	Relinquished By: Signature:	Received By: Signature:
Print Name: <i>Delaney Peterson</i>	Print Name: <i>D. Peterson</i>	Print Name:	Print Name:	Print Name:	Print Name:
Company: <i>AQ</i>	Company: <i>Apex</i>	Company:	Company:	Company:	Company:
Date/Time: <i>10/12/19 0920</i>	Date/Time: <i>10/12/19 0920</i>	Date/Time:	Date/Time:	Date/Time:	Date/Time:

APEX LABS COOLER RECEIPT FORM

A0A0994

Client: Anchor Element WO#: A9 J0514

Project/Project #: Gasco PDI

Delivery Info:

Date/time received: 10/12/19 @ 920 By: DT
Delivered by: Apex Client ESS FedEx UPS Swift Senvoy SDS Other

Cooler Inspection Date/time inspected: 10/12/19 @ 1059 By: (Signature)

Chain of Custody included? Yes No Custody seals? Yes No
Signed/dated by client? Yes No
Signed/dated by Apex? Yes No

	Cooler #1	Cooler #2	Cooler #3	Cooler #4	Cooler #5	Cooler #6	Cooler #7
Temperature (°C)	<u>3.4</u>	<u>0.518</u>					
Received on ice? (Y/N)	<u>Y</u>						
Temp. blanks? (Y/N)	<u>Y</u>						
Ice type: (Gel/Real/Other)	<u>Real</u>						
Condition:	<u>Good</u>						

Cooler out of temp? (Y/N) Possible reason why: _____
If some coolers are in temp and some out, were green dots applied to out of temperature samples? Yes/No

Out of temperature samples form initiated? Yes/No/NA 11:55 10/15/19
Samples Inspection: Date/time inspected: 10/15/19 @ 12:55 By: (Signature)

All samples intact? Yes No Comments: _____

Bottle labels/COCs agree? Yes No Comments: No T on PDI-10885L-B-04-06-1910
cont reads 16:08

COC/container discrepancies form initiated? Yes No NA

Containers/volumes received appropriate for analysis? Yes No Comments: _____

Do VOA vials have visible headspace? Yes No NA

Comments: _____

Water samples: pH checked: Yes No NA pH appropriate? Yes No NA

Comments: _____

Additional information: _____

Labeled by: (Signature) Witness: (Signature) Cooler Inspected by: (Signature) See Project Contact Form: Y

CLP-Like Forms

Apex Laboratories

SDG: Gasco PreRD_DG 2019

CLASS: GC

METHOD: EPA 8082A

ANALYSES DATA PACKAGE COVER PAGE

EPA 8082A

Laboratory: Apex Laboratories

SDG: Gasco PreRD_DG 2019

Client: Anchor QEA, LLC

Project: Gasco PreRD_DG 2019 - 4a-b. DOC-CAP Testing Co

Client Sample Id:

Lab Sample Id:

Matrix

PDI-066SC-A-07-08-191011

A0A0994-01

Sediment

PDI-066SC-A-08-09-191011

A0A0994-02

Sediment

I certify that this data package is in compliance with the terms and conditions of the contract, both technically and for completeness, for other than the conditions detailed above. Release of the data contained in this hardcopy data package and in computer-readable data submitted on diskette has been authorized by the Laboratory Manager or the Manager's designee, as verified by the following signatures.

Signature: _____



Name: _____

David G. Jack

Forms Created: _____

3/7/2020 11:49AM

Title: _____

Technical Manager

METHOD DETECTION AND REPORTING LIMITS

EPA 8082A

Laboratory: Apex Laboratories

SDG: Gasco PreRD_DG 2019

Client: Anchor QEA, LLC

Project: Gasco PreRD_DG 2019 - 4a-b. DOC-CAP

Batch Matrix: Sediment

Analyte	MDL	MRL	Units
Aroclor 1016	0.670	1.33	ug/kg
Aroclor 1221	0.670	1.33	ug/kg
Aroclor 1232	0.670	1.33	ug/kg
Aroclor 1242	0.670	1.33	ug/kg
Aroclor 1248	0.670	1.33	ug/kg
Aroclor 1254	0.670	1.33	ug/kg
Aroclor 1260	0.670	1.33	ug/kg
Aroclor 1262	0.670	1.33	ug/kg
Aroclor 1268	0.670	1.33	ug/kg

Note: MDLs are listed only if the corresponding analyte was evaluated to the MDL in this report .

ORGANIC ANALYSIS DATA SHEET

EPA 8082A

PDI-066SC-A-07-08-191011

Laboratory: <u>Apex Laboratories</u>	SDG: <u>Gasco PreRD_DG 2019</u>	
Client: <u>Anchor QEA, LLC</u>	Project: <u>Gasco PreRD_DG 2019 - 4a-b. DOC-CAP Testing Co</u>	
Matrix: <u>Sediment</u>	Laboratory ID: <u>A0A0994-01</u>	File ID: <u>ECD2F022.D</u>
Sampled: <u>10/11/19 09:09</u>	Prepared: <u>02/03/20 07:08</u>	Analyzed: <u>02/06/20 13:52</u>
Solids: <u>57.84</u>	Preparation: <u>EPA 3546</u>	Initial/Final: <u>30.27 g / 2 mL</u>
Batch: <u>0020004</u>	Sequence: <u>0B06011</u>	Calibration: <u>A9L0407</u>
		Instrument: <u>DUALECD2F</u>

CAS NO.	COMPOUND	DILUTION	CONC. (ug/kg dry)	Q
12674-11-2	Aroclor 1016	1	1.15	U
11104-28-2	Aroclor 1221	1	1.15	U
11141-16-5	Aroclor 1232	1	1.15	U
53469-21-9	Aroclor 1242	1	1.15	U
12672-29-6	Aroclor 1248	1	1.15	U
11097-69-1	Aroclor 1254	1	1.15	U
11096-82-5	Aroclor 1260	1	1.15	U
37324-23-5	Aroclor 1262	1	1.15	U
11100-14-4	Aroclor 1268	1	1.15	U

SYSTEM MONITORING COMPOUND	ADDED (ug/kg dry)	CONC (ug/kg dry)	% REC	QC LIMITS	Q
Decachlorobiphenyl (Surr)	28.6	20.1	70	43 - 120	

* Values outside of QC limits

ORGANIC ANALYSIS DATA SHEET

EPA 8082A

PDI-066SC-A-08-09-191011

Laboratory: <u>Apex Laboratories</u>	SDG: <u>Gasco PreRD_DG 2019</u>	
Client: <u>Anchor QEA, LLC</u>	Project: <u>Gasco PreRD_DG 2019 - 4a-b. DOC-CAP Testing Co</u>	
Matrix: <u>Sediment</u>	Laboratory ID: <u>A0A0994-02</u>	File ID: <u>ECD2F024.D</u>
Sampled: <u>10/11/19 09:09</u>	Prepared: <u>02/03/20 07:08</u>	Analyzed: <u>02/06/20 14:28</u>
Solids: <u>59.05</u>	Preparation: <u>EPA 3546</u>	Initial/Final: <u>30.08 g / 2 mL</u>
Batch: <u>0020004</u>	Sequence: <u>0B06011</u>	Calibration: <u>A9L0407</u> Instrument: <u>DUALECD2F</u>

CAS NO.	COMPOUND	DILUTION	CONC. (ug/kg dry)	Q
12674-11-2	Aroclor 1016	1	1.13	U
11104-28-2	Aroclor 1221	1	1.13	U
11141-16-5	Aroclor 1232	1	1.13	U
53469-21-9	Aroclor 1242	1	1.13	U
12672-29-6	Aroclor 1248	1	1.13	U
11097-69-1	Aroclor 1254	1	1.13	U
11096-82-5	Aroclor 1260	1	1.13	U
37324-23-5	Aroclor 1262	1	1.13	U
11100-14-4	Aroclor 1268	1	1.13	U

SYSTEM MONITORING COMPOUND	ADDED (ug/kg dry)	CONC (ug/kg dry)	% REC	QC LIMITS	Q
Decachlorobiphenyl (Surr)	28.2	20.1	71	43 - 120	

* Values outside of QC limits

PREPARATION BATCH SUMMARY

EPA 8082A

Laboratory: Apex Laboratories

SDG: Gasco PreRD_DG 2019

Client: Anchor QEA, LLC

Project: Gasco PreRD_DG 2019 - 4a-b. DOC-CAP Testing Co

Batch: 0020004

Batch Matrix: Sediment

Preparation: EPA 3546

SAMPLE NAME	LAB SAMPLE ID	LAB FILE ID	DATE PREPARED	OBSERVATIONS
Blank	0020004-BLK1	ECD2R004.D	02/03/20 07:08	
LCS	0020004-BS1	ECD2R005.D	02/03/20 07:08	
PDI-066SC-A-07-08-191011	A0A0994-01	ECD2F022.D	02/03/20 07:08	
PDI-066SC-A-08-09-191011	A0A0994-02	ECD2F024.D	02/03/20 07:08	

Note: Client samples are listed only if they are included in this report.

Duplicates and Matrix Spike/Duplicates QC Samples are only listed if sourced from a sample included in this report.

METHOD BLANK DATA SHEET

EPA 8082A

Laboratory: <u>Apex Laboratories</u>	SDG: <u>Gasco PreRD_DG 2019</u>	
Client: <u>Anchor QEA, LLC</u>	Project: <u>Gasco PreRD_DG 2019 - 4a-b. DOC-CAP Testing C</u>	
Matrix: <u>Sediment</u>	Laboratory ID: <u>0020004-BLK1</u>	File ID: <u>ECD2R004.D</u>
Prepared: <u>02/03/20 07:08</u>	Preparation: <u>EPA 3546</u>	Initial/Final: <u>31 g / 2 mL</u>
Analyzed: <u>02/06/20 08:32</u>	Instrument: <u>DUALECD2R</u>	
Batch: <u>0020004</u>	Sequence: <u>0B06012</u>	Calibration: <u>A0A1501</u>

CAS NO.	COMPOUND	CONC. (ug/kg wet)	Q
12674-11-2	Aroclor 1016	0.648	U
11104-28-2	Aroclor 1221	0.648	U
11141-16-5	Aroclor 1232	0.648	U
53469-21-9	Aroclor 1242	0.648	U
12672-29-6	Aroclor 1248	0.648	U
11097-69-1	Aroclor 1254	0.648	U
11096-82-5	Aroclor 1260	0.648	U
37324-23-5	Aroclor 1262	0.648	U
11100-14-4	Aroclor 1268	0.648	U

SYSTEM MONITORING COMPOUND	ADDED (ug/kg wet)	CONC (ug/kg wet)	% REC	QC LIMITS	Q
Decachlorobiphenyl (Surr)	16.1	14.6	91	43 - 120	

LCS / LCS DUPLICATE RECOVERY

EPA 8082A

Laboratory: Apex Laboratories

SDG: Gasco PreRD_DG 2019

Client: Anchor QEA, LLC

Project: Gasco PreRD_DG 2019 - 4a-b. DOC-CAP Testing Co

Matrix: Sediment

Batch: 0020004

Laboratory ID: 0020004-BS1

Preparation: EPA 3546

Initial/Final: 30 g / 2 mL

COMPOUND	SPIKE ADDED (ug/kg wet)	LCS CONCENTRATION (ug/kg wet)	LCS % REC. (* = Out)	QC LIMITS REC.
Aroclor 1016	83.3	50.3	60	47 - 134
Aroclor 1260	83.3	68.5	82	53 - 140

* = Values outside of QC limits

ANALYSIS BATCH (SEQUENCE) SUMMARY

EPA 8082A

Laboratory: <u>Apex Laboratories</u>	SDG: <u>Gasco PreRD_DG 2019</u>
Client: <u>Anchor QEA, LLC</u>	Project: <u>Gasco PreRD_DG 2019 - 4a-b. DOC-CAP Testing C</u>
Sequence: <u>0A13050</u>	Instrument: <u>DUALECD2R</u>
Matrix: <u>Sediment</u>	Calibration: <u>A0A1501</u>

Sample Name	Lab Sample ID	Lab File ID	Analysis Date/Time
Initial Cal Blank	0A13050-ICB1	ECD2R004.D	01/13/20 17:15
Cal Standard	0A13050-CAL1	ECD2R005.D	01/13/20 17:33
Cal Standard	0A13050-CAL2	ECD2R006.D	01/13/20 17:50
Cal Standard	0A13050-CAL3	ECD2R007.D	01/13/20 18:08
Cal Standard	0A13050-CAL4	ECD2R008.D	01/13/20 18:25
Cal Standard	0A13050-CAL5	ECD2R009.D	01/13/20 18:43
Cal Standard	0A13050-CAL6	ECD2R010.D	01/13/20 19:01
Cal Standard	0A13050-CAL7	ECD2R011.D	01/13/20 19:18
Initial Cal Check	0A13050-ICV1	ECD2R013.D	01/13/20 19:54
Cal Standard	0A13050-CAL8	ECD2R014.D	01/13/20 20:11
Cal Standard	0A13050-CAL9	ECD2R015.D	01/13/20 20:29
Cal Standard	0A13050-CALA	ECD2R016.D	01/13/20 20:46
Cal Standard	0A13050-CALB	ECD2R017.D	01/13/20 21:04
Cal Standard	0A13050-CALC	ECD2R018.D	01/13/20 21:22
Cal Standard	0A13050-CALD	ECD2R019.D	01/13/20 21:39
Cal Standard	0A13050-CALE	ECD2R020.D	01/13/20 21:57
Initial Cal Check	0A13050-ICV2	ECD2R021.D	01/13/20 22:15
Initial Cal Check	0A13050-ICV3	ECD2R022.D	01/13/20 22:32
Initial Cal Check	0A13050-ICV4	ECD2R023.D	01/13/20 22:50
Initial Cal Check	0A13050-ICV5	ECD2R025.D	01/14/20 08:02

Note: Client samples are listed only if they are included in this report.
 Duplicates and Matrix Spike/Duplicates QC Samples are only listed if sourced from a sample included in this report.

ANALYSIS BATCH (SEQUENCE) SUMMARY

EPA 8082A

Laboratory: Apex Laboratories

SDG: Gasco PreRD_DG 2019

Client: Anchor QEA, LLC

Project: Gasco PreRD_DG 2019 - 4a-b. DOC-CAP Testing C

Sequence: 0B06011

Instrument: DUALECD2F

Matrix: Sediment

Calibration: A9L0407

Sample Name	Lab Sample ID	Lab File ID	Analysis Date/Time
Calibration Check	0B06011-CCV1	ECD2F002.D	02/06/20 07:57
Calibration Blank	0B06011-CCB1	ECD2F003.D	02/06/20 08:14
Calibration Check	0B06011-CCV2	ECD2F018.D	02/06/20 12:39
Calibration Blank	0B06011-CCB2	ECD2F019.D	02/06/20 12:57
PDI-066SC-A-07-08-191011	A0A0994-01	ECD2F022.D	02/06/20 13:52
PDI-066SC-A-08-09-191011	A0A0994-02	ECD2F024.D	02/06/20 14:28
Calibration Check	0B06011-CCV3	ECD2F030.D	02/06/20 16:13
Calibration Blank	0B06011-CCB3	ECD2F031.D	02/06/20 16:31

Note: Client samples are listed only if they are included in this report.

Duplicates and Matrix Spike/Duplicates QC Samples are only listed if sourced from a sample included in this report.

ANALYSIS BATCH (SEQUENCE) SUMMARY

EPA 8082A

Laboratory: Apex Laboratories

SDG: Gasco PreRD_DG 2019

Client: Anchor QEA, LLC

Project: Gasco PreRD_DG 2019 - 4a-b. DOC-CAP Testing C

Sequence: 0B06012

Instrument: DUALECD2R

Matrix: Sediment

Calibration: A0A1501

Sample Name	Lab Sample ID	Lab File ID	Analysis Date/Time
Calibration Check	0B06012-CCV1	ECD2R002.D	02/06/20 07:57
Calibration Blank	0B06012-CCB1	ECD2R003.D	02/06/20 08:14
Blank	0020004-BLK1	ECD2R004.D	02/06/20 08:32
LCS	0020004-BS1	ECD2R005.D	02/06/20 08:50
Calibration Check	0B06012-CCV2	ECD2R018.D	02/06/20 12:39
Calibration Blank	0B06012-CCB2	ECD2R019.D	02/06/20 12:57
Calibration Check	0B06012-CCV3	ECD2R030.D	02/06/20 16:13
Calibration Blank	0B06012-CCB3	ECD2R031.D	02/06/20 16:31

Note: Client samples are listed only if they are included in this report.

Duplicates and Matrix Spike/Duplicates QC Samples are only listed if sourced from a sample included in this report.

ANALYSIS BATCH (SEQUENCE) SUMMARY

EPA 8082A

Laboratory: <u>Apex Laboratories</u>	SDG: <u>Gasco PreRD_DG 2019</u>
Client: <u>Anchor QEA, LLC</u>	Project: <u>Gasco PreRD_DG 2019 - 4a-b. DOC-CAP Testing C</u>
Sequence: <u>9L03052</u>	Instrument: <u>DUALECD2F</u>
Matrix: <u>Sediment</u>	Calibration: <u>A9L0407</u>

Sample Name	Lab Sample ID	Lab File ID	Analysis Date/Time
Initial Cal Blank	9L03052-ICB1	ECD2F002.D	12/03/19 16:47
Cal Standard	9L03052-CAL1	ECD2F003.D	12/03/19 17:04
Cal Standard	9L03052-CAL2	ECD2F004.D	12/03/19 17:22
Cal Standard	9L03052-CAL3	ECD2F005.D	12/03/19 17:40
Cal Standard	9L03052-CAL4	ECD2F006.D	12/03/19 17:57
Cal Standard	9L03052-CAL5	ECD2F007.D	12/03/19 18:15
Cal Standard	9L03052-CAL6	ECD2F008.D	12/03/19 18:32
Cal Standard	9L03052-CAL7	ECD2F009.D	12/03/19 18:50
Initial Cal Check	9L03052-ICV1	ECD2F011.D	12/03/19 19:25
Cal Standard	9L03052-CAL8	ECD2F012.D	12/03/19 19:43
Cal Standard	9L03052-CAL9	ECD2F013.D	12/03/19 20:01
Cal Standard	9L03052-CALA	ECD2F014.D	12/03/19 20:18
Cal Standard	9L03052-CALB	ECD2F015.D	12/03/19 20:36
Cal Standard	9L03052-CALC	ECD2F016.D	12/03/19 20:53
Cal Standard	9L03052-CALD	ECD2F017.D	12/03/19 21:11
Cal Standard	9L03052-CALE	ECD2F018.D	12/03/19 21:29
Initial Cal Check	9L03052-ICV2	ECD2F019.D	12/03/19 21:46
Initial Cal Check	9L03052-ICV3	ECD2F020.D	12/03/19 22:04
Initial Cal Check	9L03052-ICV4	ECD2F021.D	12/03/19 22:21
Initial Cal Check	9L03052-ICV5	ECD2F022.D	12/03/19 22:39

Note: Client samples are listed only if they are included in this report.
 Duplicates and Matrix Spike/Duplicates QC Samples are only listed if sourced from a sample included in this report.

INITIAL CALIBRATION DATA (Summary)

EPA 8082A

Laboratory: Apex Laboratories

SDG: Gasco PreRD DG 2019

Client: Anchor QEA, LLC

Project: Gasco PreRD_DG 2019 - 4a-b. DOC-CAP Testing

Calibration: A0A1501

Date: 01/15/20 08:26

Instrument: DUALECD2R

Compound	Mean RF	FIT	RF RSD	Mean RT	RT RSD	Linear r	Quad COD	LIMIT	Q
Aroclor 1016		Ave						20	
Aroclor 1221		Ave						20	
Aroclor 1232		Ave						20	
Aroclor 1242		Ave						20	
Aroclor 1248		Ave						20	
Aroclor 1254		Ave						20	
Aroclor 1260		Ave						20	
Aroclor 1262		Ave						20	
Aroclor 1268		Ave						20	
Decachlorobiphenyl (Surr)	111223.7	Ave	7.396349	10.55114	1.281006E-02			20	

Note: ** Quad COD may be incorrect if weighting (1/a) or (1/a²) used. Weighting not shown here. Please see instrument calibration printouts for validation.

INITIAL CALIBRATION DATA

EPA 8082A

Laboratory: Apex Laboratories

SDG: Gasco PreRD DG 2019

Client: Anchor QEA, LLC

Project: Gasco PreRD DG 2019 - 4a-b. DOC-CAP Te

Calibration: A0A1501

Instrument: DUALECD2R

Calibration Date: 01/15/20 08:26

Compound	Level 01		Level 02		Level 03		Level 04		Level 05		Level 06	
	ng/mL	RF	ng/mL	RF	ng/mL	RF	ng/mL	RF	ng/mL	RF	ng/mL	RF
1016 (1)	20	7263.95	50	6876.42	100	6397.28	200	5954.215	500	5671.72	1000	5624.087
1016 (2)	20	12472.9	50	11959.92	100	11426.6	200	11672.72	500	10968.62	1000	11025.44
1016 (3)	20	5801.75	50	5801.38	100	5369.91	200	5336.32	500	5077.81	1000	5145.954
1016 (4)	20	5870.45	50	5570.68	100	5194.09	200	4909.52	500	4406.78	1000	4338.878
1016 (5)	20	6568.75	50	6158.62	100	5693.13	200	5381.97	500	5073.978	1000	5224.293
1016 (6)	20	6760.6	50	6310.16	100	5881.35	200	5800.32	500	5147.766	1000	5149.713
Aroclor 1016	20	θ	50	θ	100	θ	200	θ	500	θ	1000	θ
1260 (1)	20	11821.5	50	10819.18	100	10604.65	200	10466.11	500	10161.83	1000	10123.09
1260 (2)	20	14049.55	50	13128.22	100	13214.6	200	12556.99	500	12304.63	1000	12298.76
1260 (3)	20	14118	50	13483.44	100	13273.38	200	13721.19	500	13080.06	1000	12961.67
1260 (4)	20	20729.65	50	20959.06	100	20510.63	200	21259.37	500	20993.46	1000	21886.59
1260 (5)	20	12895.05	50	12167.28	100	12204.07	200	12359.45	500	12141.69	1000	12074.36
1260 (6)	20	5118.75	50	5238.06	100	4788.51	200	5044.68	500	4784.452	1000	4594.659
Aroclor 1260	20	θ	50	θ	100	θ	200	θ	500	θ	1000	θ
Decachlorobiphenyl (Surr)	10	107063.8	25	110239.3	50	107929.1	100	108917.2	250	100873.3	500	117191.4

INITIAL CALIBRATION DATA (Continued)

EPA 8082A

Laboratory: Apex Laboratories

SDG: Gasco PreRD_DG 2019

Client: Anchor QEA, LLC

Project: Gasco PreRD_DG 2019 - 4a-b. DOC-CAP Te

Calibration: A0A1501

Instrument: DUALECD2R

Matrix:

Calibration Date: 01/15/20 08:26

Compound	Level 07		Level 08		Level 09		Level 10		Level 11		Level 12	
	ng/mL	RF	ng/mL	RF	ng/mL	RF	ng/mL	RF	ng/mL	RF	ng/mL	RF
1016 (1)	1500	5486.193										
1016 (2)	1500	10563.24										
1016 (3)	1500	4962.429										
1016 (4)	1500	4294.934										
1016 (5)	1500	4717.885										
1016 (6)	1500	4938.143										
Aroclor 1016	1500	ϕ										
1254 (1)											500	8473.848
1254 (2)											500	13909.83
1254 (3)											500	15174.34
1254 (4)											500	10916.49
1254 (5)											500	11248.66
1254 (6)											500	3527.182
Aroclor 1254											500	ϕ
1260 (1)	1500	9698.7										
1260 (2)	1500	11784.49										
1260 (3)	1500	12190.36										
1260 (4)	1500	21728.56										
1260 (5)	1500	11801.18										
1260 (6)	1500	4590.586										
Aroclor 1260	1500	ϕ										
Decachlorobiphenyl (Surr)	800	126351.8	200	ϕ	200	ϕ	200	ϕ	200	ϕ	200	ϕ

INITIAL CALIBRATION DATA (Continued)

EPA 8082A

Laboratory: Apex Laboratories

SDG: Gasco PreRD_DG 2019

Client: Anchor QEA, LLC

Project: Gasco PreRD_DG 2019 - 4a-b. DOC-CAP Te

Calibration: AOA1501

Instrument: DUALECD2R

Matrix:

Calibration Date: 01/15/20 08:26

Compound	Level 13		Level 14		Level 15		Level 16		Level 17		Level 18	
	ng/mL	RF	ng/mL	RF	ng/mL	RF	ng/mL	RF	ng/mL	RF	ng/mL	RF
1262 (1)	500	10571.7										
1262 (2)	500	15277.51										
1262 (3)	500	12804.2										
1262 (4)	500	27524.62										
1262 (5)	500	16419.55										
1262 (6)	500	7200.532										
Aroclor 1262	500	θ										
Decachlorobiphenyl (Surr)	200	θ	200	θ								

INITIAL CALIBRATION DATA (Summary)

EPA 8082A

Laboratory: Apex Laboratories

SDG: Gasco PreRD DG 2019

Client: Anchor QEA, LLC

Project: Gasco PreRD_DG 2019 - 4a-b. DOC-CAP Testing

Calibration: A9L0407

Date: 12/04/19 16:35

Instrument: DUALECD2F

Compound	Mean RF	FIT	RF RSD	Mean RT	RT RSD	Linear r	Quad COD	LIMIT	Q
Aroclor 1016		Ave						20	
Aroclor 1221		Ave						20	
Aroclor 1232		Ave						20	
Aroclor 1242		Ave						20	
Aroclor 1248		Ave						20	
Aroclor 1254		Ave						20	
Aroclor 1260		Ave						20	
Aroclor 1262		Ave						20	
Aroclor 1268		Ave						20	
Decachlorobiphenyl (Surr)	111675.2	Ave	5.500462	9.577571	1.534808E-02			20	

Note: ** Quad COD may be incorrect if weighting (1/a) or (1/a²) used. Weighting not shown here. Please see instrument calibration printouts for validation.

INITIAL CALIBRATION DATA

EPA 8082A

Laboratory: Apex Laboratories

SDG: Gasco PreRD DG 2019

Client: Anchor QEA, LLC

Project: Gasco PreRD DG 2019 - 4a-b. DOC-CAP Te

Calibration: A9L0407

Instrument: DUALECD2F

Calibration Date: 12/04/19 16:35

Compound	Level 01		Level 02		Level 03		Level 04		Level 05		Level 06	
	ng/mL	RF	ng/mL	RF	ng/mL	RF	ng/mL	RF	ng/mL	RF	ng/mL	RF
1016 (1)	20	4495.2	50	3868.58	100	3742.24	200	3518.675	500	3742.964	1000	3364.096
1016 (2)	20	8055.7	50	7041.6	100	7109.24	200	6629.815	500	7719.472	1000	6834.377
1016 (3)	20	4743.3	50	3989.8	100	3902.73	200	3716.885	500	4044.31	1000	3751.237
1016 (4)	20	4367.6	50	3817.86	100	3564.25	200	3253.31	500	3640.01	1000	3257.104
1016 (5)	20	4872.4	50	4418.04	100	4040.11	200	3837.1	500	4384.308	1000	3740.486
1016 (6)	20	3414.35	50	3075.66	100	2907.89	200	2718.155	500	2968.966	1000	2774.363
Aroclor 1016	20	θ	50	θ	100	θ	200	θ	500	θ	1000	θ
1260 (1)	20	9305.95	50	8378.72	100	8424.4	200	7900.825	500	8847.398	1000	7808.345
1260 (2)	20	11265.7	50	10133.76	100	10128.79	200	9613.795	500	10650.27	1000	9589.273
1260 (3)	20	8938.8	50	8042.48	100	8021.99	200	7279.085	500	7995.658	1000	7355.01
1260 (4)	20	18701.5	50	18890.76	100	18328.8	200	18081.26	500	20178.5	1000	17708.5
1260 (5)	20	12705.3	50	12305.94	100	12216.37	200	11356.71	500	12577.89	1000	11580.15
1260 (6)	20	5766.1	50	5178.38	100	5114.87	200	4648.95	500	5398.078	1000	4725.786
Aroclor 1260	20	θ	50	θ	100	θ	200	θ	500	θ	1000	θ
Decachlorobiphenyl (Surr)	10	108539.5	25	107985.3	50	113778.6	100	105778.6	250	124333.5	500	109807.6

INITIAL CALIBRATION DATA (Continued)

EPA 8082A

Laboratory: Apex Laboratories

SDG: Gasco PreRD_DG 2019

Client: Anchor QEA, LLC

Project: Gasco PreRD_DG 2019 - 4a-b. DOC-CAP Te

Calibration: A9L0407

Instrument: DUALECD2F

Matrix:

Calibration Date: 12/04/19 16:35

Compound	Level 07		Level 08		Level 09		Level 10		Level 11		Level 12	
	ng/mL	RF	ng/mL	RF	ng/mL	RF	ng/mL	RF	ng/mL	RF	ng/mL	RF
1016 (1)	1500	3433.924										
1016 (2)	1500	6967.146										
1016 (3)	1500	3662.205										
1016 (4)	1500	3141.323										
1016 (5)	1500	3767.969										
1016 (6)	1500	2673.243										
Aroclor 1016	1500	ϕ										
1254 (1)											500	5998.118
1254 (2)											500	7287.568
1254 (3)											500	11209.97
1254 (4)											500	7130.028
1254 (5)											500	7658.99
1254 (6)											500	2493.888
Aroclor 1254											500	ϕ
1260 (1)	1500	7628.894										
1260 (2)	1500	10035.16										
1260 (3)	1500	7423.086										
1260 (4)	1500	18439.97										
1260 (5)	1500	11929.48										
1260 (6)	1500	4970.047										
Aroclor 1260	1500	ϕ										
Decachlorobiphenyl (Surr)	800	111502.9	200	ϕ	200	ϕ	200	ϕ	200	ϕ	200	ϕ

INITIAL CALIBRATION DATA (Continued)

EPA 8082A

Laboratory: Apex Laboratories

SDG: Gasco PreRD_DG 2019

Client: Anchor QEA, LLC

Project: Gasco PreRD_DG 2019 - 4a-b. DOC-CAP Te

Calibration: A9L0407

Instrument: DUALECD2F

Matrix:

Calibration Date: 12/04/19 16:35

Compound	Level 13		Level 14		Level 15		Level 16		Level 17		Level 18	
	ng/mL	RF	ng/mL	RF	ng/mL	RF	ng/mL	RF	ng/mL	RF	ng/mL	RF
1262 (1)	500	8046.414										
1262 (2)	500	11225.07										
1262 (3)	500	9704.932										
1262 (4)	500	20660.1										
1262 (5)	500	13082.36										
1262 (6)	500	6676.638										
Aroclor 1262	500	Ø										
Decachlorobiphenyl (Surr)	200	Ø	200	Ø								

SECOND-SOURCE CALIBRATION VERIFICATION

EPA 8082A

Laboratory: Apex Laboratories SDG: Gasco PreRD DG 2019
Client: Anchor QEA, LLC Project: Gasco PreRD_DG 2019 - 4a-b. DOC-CAP
Instrument ID: DUALECD2R Calibration: A0A1501
Lab File ID: ECD2R013.D
Sequence: 0A13050 Inject Date: 01/13/20
Lab Sample ID: 0A13050-ICV1 Inject Time: 19:54

ANALYTE	EXPECTED (ng/mL)	FOUND (ng/mL)	% DRIFT	QC LIMIT
Aroclor 1016	500	472	-5.6	70 - 130
Aroclor 1260	500	503	0.5	70 - 130
Decachlorobiphenyl (Surr)	200	187	-6.4	70 - 130

SECOND-SOURCE CALIBRATION VERIFICATION

EPA 8082A

Laboratory: Apex Laboratories SDG: Gasco PreRD DG 2019
Client: Anchor QEA, LLC Project: Gasco PreRD_DG 2019 - 4a-b. DOC-CAP
Instrument ID: DUALECD2R Calibration: A0A1501
Lab File ID: ECD2R021.D
Sequence: 0A13050 Inject Date: 01/13/20
Lab Sample ID: 0A13050-ICV2 Inject Time: 22:15

ANALYTE	EXPECTED (ng/mL)	FOUND (ng/mL)	% DRIFT	QC LIMIT
Aroclor 1221	1000	923	-7.7	70 - 130
Aroclor 1254	500	509	1.9	70 - 130
Decachlorobiphenyl (Surr)	80.0	84.1	5.2	70 - 130

SECOND-SOURCE CALIBRATION VERIFICATION

EPA 8082A

Laboratory: Apex Laboratories SDG: Gasco PreRD DG 2019
Client: Anchor QEA, LLC Project: Gasco PreRD_DG 2019 - 4a-b. DOC-CAP
Instrument ID: DUALECD2R Calibration: A0A1501
Lab File ID: ECD2R022.D
Sequence: 0A13050 Inject Date: 01/13/20
Lab Sample ID: 0A13050-ICV3 Inject Time: 22:32

ANALYTE	EXPECTED (ng/mL)	FOUND (ng/mL)	% DRIFT	QC LIMIT
Aroclor 1232	500	513	2.6	70 - 130
Aroclor 1262	500	453	-9.4	70 - 130
Decachlorobiphenyl (Surr)	80.0	84.4	5.5	70 - 130

SECOND-SOURCE CALIBRATION VERIFICATION

EPA 8082A

Laboratory: Apex Laboratories SDG: Gasco PreRD DG 2019
Client: Anchor QEA, LLC Project: Gasco PreRD_DG 2019 - 4a-b. DOC-CAP
Instrument ID: DUALECD2R Calibration: A0A1501
Lab File ID: ECD2R023.D
Sequence: 0A13050 Inject Date: 01/13/20
Lab Sample ID: 0A13050-ICV4 Inject Time: 22:50

ANALYTE	EXPECTED (ng/mL)	FOUND (ng/mL)	% DRIFT	QC LIMIT
Aroclor 1242	500	525	5.1	70 - 130
Aroclor 1268	500	503	0.6	70 - 130

SECOND-SOURCE CALIBRATION VERIFICATION

EPA 8082A

Laboratory: Apex Laboratories SDG: Gasco PreRD DG 2019
Client: Anchor QEA, LLC Project: Gasco PreRD_DG 2019 - 4a-b. DOC-CAP
Instrument ID: DUALECD2F Calibration: A9L0407
Lab File ID: ECD2F011.D
Sequence: 9L03052 Inject Date: 12/03/19
Lab Sample ID: 9L03052-ICV1 Inject Time: 19:25

ANALYTE	EXPECTED (ng/mL)	FOUND (ng/mL)	% DRIFT	QC LIMIT
Aroclor 1016	500	434	-13.1	70 - 130
Aroclor 1260	500	429	-14.1	70 - 130
Decachlorobiphenyl (Surr)	200	184	-7.8	70 - 130

SECOND-SOURCE CALIBRATION VERIFICATION

EPA 8082A

Laboratory: Apex Laboratories SDG: Gasco PreRD DG 2019
Client: Anchor QEA, LLC Project: Gasco PreRD_DG 2019 - 4a-b. DOC-CAP
Instrument ID: DUALECD2F Calibration: A9L0407
Lab File ID: ECD2F019.D
Sequence: 9L03052 Inject Date: 12/03/19
Lab Sample ID: 9L03052-ICV2 Inject Time: 21:46

ANALYTE	EXPECTED (ng/mL)	FOUND (ng/mL)	% DRIFT	QC LIMIT
Aroclor 1221	1000	923	-7.7	70 - 130
Aroclor 1254	500	507	1.3	70 - 130
Decachlorobiphenyl (Surr)	80.0	81.5	1.8	70 - 130

SECOND-SOURCE CALIBRATION VERIFICATION

EPA 8082A

Laboratory: Apex Laboratories SDG: Gasco PreRD DG 2019
Client: Anchor QEA, LLC Project: Gasco PreRD_DG 2019 - 4a-b. DOC-CAP
Instrument ID: DUALECD2F Calibration: A9L0407
Lab File ID: ECD2F020.D
Sequence: 9L03052 Inject Date: 12/03/19
Lab Sample ID: 9L03052-ICV3 Inject Time: 22:04

ANALYTE	EXPECTED (ng/mL)	FOUND (ng/mL)	% DRIFT	QC LIMIT
Aroclor 1232	500	541	8.2	70 - 130
Aroclor 1262	500	492	-1.6	70 - 130
Decachlorobiphenyl (Surr)	80.0	83.5	4.4	70 - 130

SECOND-SOURCE CALIBRATION VERIFICATION

EPA 8082A

Laboratory: Apex Laboratories SDG: Gasco PreRD DG 2019
Client: Anchor QEA, LLC Project: Gasco PreRD_DG 2019 - 4a-b. DOC-CAP
Instrument ID: DUALECD2F Calibration: A9L0407
Lab File ID: ECD2F021.D
Sequence: 9L03052 Inject Date: 12/03/19
Lab Sample ID: 9L03052-ICV4 Inject Time: 22:21

ANALYTE	EXPECTED (ng/mL)	FOUND (ng/mL)	% DRIFT	QC LIMIT
Aroclor 1242	500	523	4.6	70 - 130
Aroclor 1268	500	490	-1.9	70 - 130

CONTINUING CALIBRATION CHECK

EPA 8082A

Laboratory: <u>Apex Laboratories</u>	SDG: <u>Gasco PreRD DG 2019</u>
Client: <u>Anchor QEA, LLC</u>	Project: <u>Gasco PreRD DG 2019 - 4a-b. DOC-CAP Testing C</u>
Instrument ID: <u>DUALECD2F</u>	Calibration: <u>A9L0407</u>
Lab File ID: <u>ECD2F002.D</u>	Calibration Date: <u>12/04/19 16:35</u>
Sequence: <u>0B06011</u>	Injection Date: <u>02/06/20</u>
Lab Sample ID: <u>0B06011-CCV1</u>	Injection Time: <u>07:57</u>

COMPOUND	Curve Fit	Calculated Concentration (ng/mL) [L/Q Fits]			Response Factors [Ave RF]			Limit
		STD	CCV	% DIFF	ICAL	CCV	% Drift	
Aroclor 1016	Ave	500	465				-7.0	20
Aroclor 1260	Ave	500	505				1.1	20

** Quadratic Curve fit may be weighted (1/a or 1/a2).

* = Values outside of QC limits

CONTINUING CALIBRATION CHECK

EPA 8082A

Laboratory: <u>Apex Laboratories</u>	SDG: <u>Gasco PreRD DG 2019</u>
Client: <u>Anchor QEA, LLC</u>	Project: <u>Gasco PreRD DG 2019 - 4a-b. DOC-CAP Testing C</u>
Instrument ID: <u>DUALECD2F</u>	Calibration: <u>A9L0407</u>
Lab File ID: <u>ECD2F018.D</u>	Calibration Date: <u>12/04/19 16:35</u>
Sequence: <u>0B06011</u>	Injection Date: <u>02/06/20</u>
Lab Sample ID: <u>0B06011-CCV2</u>	Injection Time: <u>12:39</u>

COMPOUND	Curve Fit	Calculated Concentration (ng/mL) [L/Q Fits]			Response Factors [Ave RF]			Limit
		STD	CCV	% DIFF	ICAL	CCV	% Drift	
Aroclor 1016	Ave	500	485				-3.0	20
Aroclor 1260	Ave	500	527				5.3	20

** Quadratic Curve fit may be weighted (1/a or 1/a²).

* = Values outside of QC limits

CONTINUING CALIBRATION CHECK

EPA 8082A

Laboratory: <u>Apex Laboratories</u>	SDG: <u>Gasco PreRD DG 2019</u>
Client: <u>Anchor QEA, LLC</u>	Project: <u>Gasco PreRD DG 2019 - 4a-b. DOC-CAP Testing C</u>
Instrument ID: <u>DUALECD2F</u>	Calibration: <u>A9L0407</u>
Lab File ID: <u>ECD2F030.D</u>	Calibration Date: <u>12/04/19 16:35</u>
Sequence: <u>0B06011</u>	Injection Date: <u>02/06/20</u>
Lab Sample ID: <u>0B06011-CCV3</u>	Injection Time: <u>16:13</u>

COMPOUND	Curve Fit	Calculated Concentration (ng/mL) [L/Q Fits]			Response Factors [Ave RF]			Limit
		STD	CCV	% DIFF	ICAL	CCV	% Drift	
Aroclor 1016	Ave	500	486				-2.7	20
Aroclor 1260	Ave	500	521				4.2	20

** Quadratic Curve fit may be weighted (1/a or 1/a²).

* = Values outside of QC limits

CONTINUING CALIBRATION CHECK

EPA 8082A

Laboratory: <u>Apex Laboratories</u>	SDG: <u>Gasco PreRD DG 2019</u>
Client: <u>Anchor QEA, LLC</u>	Project: <u>Gasco PreRD DG 2019 - 4a-b. DOC-CAP Testing C</u>
Instrument ID: <u>DUALECD2R</u>	Calibration: <u>A0A1501</u>
Lab File ID: <u>ECD2R002.D</u>	Calibration Date: <u>01/15/20 08:26</u>
Sequence: <u>0B06012</u>	Injection Date: <u>02/06/20</u>
Lab Sample ID: <u>0B06012-CCV1</u>	Injection Time: <u>07:57</u>

COMPOUND	Curve Fit	Calculated Concentration (ng/mL) [L/Q Fits]			Response Factors [Ave RF]			Limit
		STD	CCV	% DIFF	ICAL	CCV	% Drift	
Aroclor 1016	Ave	500	482				-3.6	20
Aroclor 1260	Ave	500	527				5.5	20

** Quadratic Curve fit may be weighted (1/a or 1/a²).

* = Values outside of QC limits

CONTINUING CALIBRATION CHECK

EPA 8082A

Laboratory: <u>Apex Laboratories</u>	SDG: <u>Gasco PreRD DG 2019</u>
Client: <u>Anchor QEA, LLC</u>	Project: <u>Gasco PreRD DG 2019 - 4a-b. DOC-CAP Testing C</u>
Instrument ID: <u>DUALECD2R</u>	Calibration: <u>A0A1501</u>
Lab File ID: <u>ECD2R018.D</u>	Calibration Date: <u>01/15/20 08:26</u>
Sequence: <u>0B06012</u>	Injection Date: <u>02/06/20</u>
Lab Sample ID: <u>0B06012-CCV2</u>	Injection Time: <u>12:39</u>

COMPOUND	Curve Fit	Calculated Concentration (ng/mL) [L/Q Fits]			Response Factors [Ave RF]			Limit
		STD	CCV	% DIFF	ICAL	CCV	% Drift	
Aroclor 1016	Ave	500	504				0.8	20
Aroclor 1260	Ave	500	552				10.5	20

** Quadratic Curve fit may be weighted (1/a or 1/a²).

* = Values outside of QC limits

CONTINUING CALIBRATION CHECK

EPA 8082A

Laboratory: <u>Apex Laboratories</u>	SDG: <u>Gasco PreRD DG 2019</u>
Client: <u>Anchor QEA, LLC</u>	Project: <u>Gasco PreRD DG 2019 - 4a-b. DOC-CAP Testing C</u>
Instrument ID: <u>DUALECD2R</u>	Calibration: <u>A0A1501</u>
Lab File ID: <u>ECD2R030.D</u>	Calibration Date: <u>01/15/20 08:26</u>
Sequence: <u>0B06012</u>	Injection Date: <u>02/06/20</u>
Lab Sample ID: <u>0B06012-CCV3</u>	Injection Time: <u>16:13</u>

COMPOUND	Curve Fit	Calculated Concentration (ng/mL) [L/Q Fits]			Response Factors [Ave RF]			Limit
		STD	CCV	% DIFF	ICAL	CCV	% Drift	
Aroclor 1016	Ave	500	502				0.5	20
Aroclor 1260	Ave	500	549				9.8	20

** Quadratic Curve fit may be weighted (1/a or 1/a²).

* = Values outside of QC limits

SURROGATE STANDARD RECOVERY AND RT SUMMARY

EPA 8082A

Laboratory: <u>Apex Laboratories</u>	SDG: <u>Gasco PreRD DG 2019</u>
Client: <u>Anchor QEA, LLC</u>	Project: <u>Gasco PreRD DG 2019 - 4a-b. DOC-CAP Testing C</u>
Sequence: <u>0A13050</u>	Instrument: <u>DUALECD2R</u>
Matrix: <u>Sediment</u>	Calibration: <u>A0A1501</u>

Surrogate Compound	Spike Level ng/mL	% Recovery	Recovery Limits	RT	Calibration Mean RT	RT Diff	RT Diff Limit	Q
Initial Cal Check (0A13050-ICV1)			Lab File ID: ECD2R013.D		Analyzed: 01/13/20 19:54			
Decachlorobiphenyl (Surr)	200	94	70 - 130	10.551	10.55114	-0.0001	+/-1.0	
Initial Cal Check (0A13050-ICV2)			Lab File ID: ECD2R021.D		Analyzed: 01/13/20 22:15			
Decachlorobiphenyl (Surr)	80.0	105	70 - 130	10.548	10.55114	-0.0031	+/-1.0	
Initial Cal Check (0A13050-ICV3)			Lab File ID: ECD2R022.D		Analyzed: 01/13/20 22:32			
Decachlorobiphenyl (Surr)	80.0	105	70 - 130	10.549	10.55114	-0.0021	+/-1.0	

SURROGATE STANDARD RECOVERY AND RT SUMMARY

EPA 8082A

Laboratory: <u>Apex Laboratories</u>	SDG: <u>Gasco PreRD DG 2019</u>
Client: <u>Anchor QEA, LLC</u>	Project: <u>Gasco PreRD DG 2019 - 4a-b. DOC-CAP Testing Co</u>
Sequence: <u>0B06011</u>	Instrument: <u>DUALECD2F</u>
Matrix: <u>Sediment</u>	Calibration: <u>A9L0407</u>

Surrogate Compound	Spike Level ng/mL	% Recovery	Recovery Limits	RT	Calibration Mean RT	RT Diff	RT Diff Limit	Q
Calibration Check (0B06011-CCV1)			Lab File ID: ECD2F002.D		Analyzed: 02/06/20 07:57			
Decachlorobiphenyl (Surr)	250	112	80 - 120	9.558	9.577571	-0.0196	+/-1.0	
Calibration Blank (0B06011-CCB1)			Lab File ID: ECD2F003.D		Analyzed: 02/06/20 08:14			
Decachlorobiphenyl (Surr)	100	106	43 - 120	9.556	9.577571	-0.0216	+/-1.0	
Calibration Check (0B06011-CCV2)			Lab File ID: ECD2F018.D		Analyzed: 02/06/20 12:39			
Decachlorobiphenyl (Surr)	250	116	80 - 120	9.555	9.577571	-0.0226	+/-1.0	
Calibration Blank (0B06011-CCB2)			Lab File ID: ECD2F019.D		Analyzed: 02/06/20 12:57			
Decachlorobiphenyl (Surr)	100	104	43 - 120	9.555	9.577571	-0.0226	+/-1.0	
PDI-066SC-A-07-08-191011 (A0A0994-01)			Lab File ID: ECD2F022.D		Analyzed: 02/06/20 13:52			
Decachlorobiphenyl (Surr)	28.6	70	43 - 120	9.555	9.577571	-0.0226	+/-1.0	
PDI-066SC-A-08-09-191011 (A0A0994-02)			Lab File ID: ECD2F024.D		Analyzed: 02/06/20 14:28			
Decachlorobiphenyl (Surr)	28.2	71	43 - 120	9.554	9.577571	-0.0236	+/-1.0	
Calibration Check (0B06011-CCV3)			Lab File ID: ECD2F030.D		Analyzed: 02/06/20 16:13			
Decachlorobiphenyl (Surr)	250	112	80 - 120	9.555	9.577571	-0.0226	+/-1.0	
Calibration Blank (0B06011-CCB3)			Lab File ID: ECD2F031.D		Analyzed: 02/06/20 16:31			
Decachlorobiphenyl (Surr)	100	107	43 - 120	9.555	9.577571	-0.0226	+/-1.0	

SURROGATE STANDARD RECOVERY AND RT SUMMARY

EPA 8082A

Laboratory: <u>Apex Laboratories</u>	SDG: <u>Gasco PreRD DG 2019</u>
Client: <u>Anchor QEA, LLC</u>	Project: <u>Gasco PreRD DG 2019 - 4a-b. DOC-CAP Testing C</u>
Sequence: <u>0B06012</u>	Instrument: <u>DUALECD2R</u>
Matrix: <u>Sediment</u>	Calibration: <u>A0A1501</u>

Surrogate Compound	Spike Level ng/mL	% Recovery	Recovery Limits	RT	Calibration Mean RT	RT Diff	RT Diff Limit	Q
Calibration Check (0B06012-CCV1)			Lab File ID: ECD2R002.D		Analyzed: 02/06/20 07:57			
Decachlorobiphenyl (Surr)	250	111	80 - 120	10.541	10.55114	-0.0101	+/-1.0	
Calibration Blank (0B06012-CCB1)			Lab File ID: ECD2R003.D		Analyzed: 02/06/20 08:14			
Decachlorobiphenyl (Surr)	100	102	43 - 120	10.54	10.55114	-0.0111	+/-1.0	
Blank (0020004-BLK1)			Lab File ID: ECD2R004.D		Analyzed: 02/06/20 08:32			
Decachlorobiphenyl (Surr)	16.1	91	43 - 120	10.539	10.55114	-0.0121	+/-1.0	
LCS (0020004-BS1)			Lab File ID: ECD2R005.D		Analyzed: 02/06/20 08:50			
Decachlorobiphenyl (Surr)	16.7	91	43 - 120	10.537	10.55114	-0.0141	+/-1.0	
Calibration Check (0B06012-CCV2)			Lab File ID: ECD2R018.D		Analyzed: 02/06/20 12:39			
Decachlorobiphenyl (Surr)	250	117	80 - 120	10.539	10.55114	-0.0121	+/-1.0	
Calibration Blank (0B06012-CCB2)			Lab File ID: ECD2R019.D		Analyzed: 02/06/20 12:57			
Decachlorobiphenyl (Surr)	100	107	43 - 120	10.538	10.55114	-0.0131	+/-1.0	
Calibration Check (0B06012-CCV3)			Lab File ID: ECD2R030.D		Analyzed: 02/06/20 16:13			
Decachlorobiphenyl (Surr)	250	111	80 - 120	10.538	10.55114	-0.0131	+/-1.0	
Calibration Blank (0B06012-CCB3)			Lab File ID: ECD2R031.D		Analyzed: 02/06/20 16:31			
Decachlorobiphenyl (Surr)	100	111	43 - 120	10.537	10.55114	-0.0141	+/-1.0	

SURROGATE STANDARD RECOVERY AND RT SUMMARY

EPA 8082A

Laboratory: <u>Apex Laboratories</u>	SDG: <u>Gasco PreRD DG 2019</u>
Client: <u>Anchor QEA, LLC</u>	Project: <u>Gasco PreRD DG 2019 - 4a-b. DOC-CAP Testing C</u>
Sequence: <u>9L03052</u>	Instrument: <u>DUALECD2F</u>
Matrix: <u>Sediment</u>	Calibration: <u>A9L0407</u>

Surrogate Compound	Spike Level ng/mL	% Recovery	Recovery Limits	RT	Calibration Mean RT	RT Diff	RT Diff Limit	Q
Initial Cal Check (9L03052-ICV1)			Lab File ID: ECD2F011.D		Analyzed: 12/03/19 19:25			
Decachlorobiphenyl (Surr)	200	92	70 - 130	9.577	9.577571	-0.0006	+/-1.0	
Initial Cal Check (9L03052-ICV2)			Lab File ID: ECD2F019.D		Analyzed: 12/03/19 21:46			
Decachlorobiphenyl (Surr)	80.0	102	70 - 130	9.576	9.577571	-0.0016	+/-1.0	
Initial Cal Check (9L03052-ICV3)			Lab File ID: ECD2F020.D		Analyzed: 12/03/19 22:04			
Decachlorobiphenyl (Surr)	80.0	104	70 - 130	9.577	9.577571	-0.0006	+/-1.0	

HOLDING TIME SUMMARY

EPA 8082A

Laboratory: Apex Laboratories

SDG: Gasco PreRD DG 2019

Client: Anchor QEA, LLC

Project: Gasco PreRD DG 2019 - 4a-b. DOC-CAP Testing C

Sample Name	Date Collected	Date Received	Date Prepared	Days to Prep	Max Days to Prep	Date Analyzed	Days to Analysis	Max Days to Analysis	Q
PDI-066SC-A-07-08-191011	10/11/19 09:09	10/12/19 09:20	02/03/20 07:08	114.92	365.00	02/06/20 13:52	3.28	40.00	
PDI-066SC-A-08-09-191011	10/11/19 09:09	10/12/19 09:20	02/03/20 07:08	114.92	365.00	02/06/20 14:28	3.31	40.00	

Apex Laboratories

SDG: Gasco PreRD_DG 2019

CLASS: GC

METHOD: EPA 8081B

ANALYSES DATA PACKAGE COVER PAGE

EPA 8081B

Laboratory: Apex Laboratories

SDG: Gasco PreRD_DG 2019

Client: Anchor QEA, LLC

Project: Gasco PreRD_DG 2019 - 4a-b. DOC-CAP Testing Co

Client Sample Id:

Lab Sample Id:

Matrix

PDI-066SC-A-07-08-191011

A0A0994-01

Sediment

PDI-066SC-A-08-09-191011

A0A0994-02

Sediment

I certify that this data package is in compliance with the terms and conditions of the contract, both technically and for completeness, for other than the conditions detailed above. Release of the data contained in this hardcopy data package and in computer-readable data submitted on diskette has been authorized by the Laboratory Manager or the Manager's designee, as verified by the following signatures.

Signature: _____



Name: _____

David G. Jack

Forms Created: _____

3/7/2020 11:49AM

Title: _____

Technical Manager

METHOD DETECTION AND REPORTING LIMITS

EPA 8081B

Laboratory: Apex Laboratories

SDG: Gasco PreRD_DG 2019

Client: Anchor QEA, LLC

Project: Gasco PreRD_DG 2019 - 4a-b. DOC-CAP

Batch Matrix: Sediment

Analyte	MDL	MRL	Units
2,4'-DDD	0.500	1.00	ug/kg
2,4'-DDD [2C]	0.500	1.00	ug/kg
2,4'-DDE	0.500	1.00	ug/kg
2,4'-DDE [2C]	0.500	1.00	ug/kg
2,4'-DDT [2C]	0.500	1.00	ug/kg
4,4'-DDD	0.500	1.00	ug/kg
4,4'-DDD [2C]	0.500	1.00	ug/kg
4,4'-DDE	0.500	1.00	ug/kg
4,4'-DDE [2C]	0.500	1.00	ug/kg
4,4'-DDT	0.500	1.00	ug/kg
4,4'-DDT [2C]	0.500	1.00	ug/kg

Note: MDLs are listed only if the corresponding analyte was evaluated to the MDL in this report .

ORGANIC ANALYSIS DATA SHEET

EPA 8081B

PDI-066SC-A-07-08-191011

Laboratory: <u>Apex Laboratories</u>	SDG: <u>Gasco PreRD_DG 2019</u>	
Client: <u>Anchor QEA, LLC</u>	Project: <u>Gasco PreRD_DG 2019 - 4a-b. DOC-CAP Testing Co</u>	
Matrix: <u>Sediment</u>	Laboratory ID: <u>A0A0994-01RE1</u>	File ID: <u>ECD8-02212030.D</u>
Sampled: <u>10/11/19 09:09</u>	Prepared: <u>01/31/20 10:20</u>	Analyzed: <u>02/21/20 20:00</u>
Solids: <u>57.84</u>	Preparation: <u>EPA 3546/3640A (GPC)</u>	Initial/Final: <u>10.56 g / 10 mL</u>
Batch: <u>0020205</u>	Sequence: <u>0B21033</u>	Calibration: <u>A0B0404</u>
		Instrument: <u>DUALECD8</u>

CAS NO.	COMPOUND	DILUTION	CONC. (ug/kg dry)	Q
53-19-0	2,4'-DDD	2	6.55	U
3424-82-6	2,4'-DDE [2C]	2	3.27	U
789-02-6	2,4'-DDT [2C]	2	6.55	U
72-54-8	4,4'-DDD [2C]	2	3.27	U
72-55-9	4,4'-DDE	2	3.27	U
50-29-3	4,4'-DDT	2	3.27	U

SYSTEM MONITORING COMPOUND	ADDED (ug/kg dry)	CONC (ug/kg dry)	% REC	QC LIMITS	Q
2,4,5,6-TCMX (Surr) [2C]	164	130	80	42 - 129	
Decachlorobiphenyl (Surr) [2C]	164	174	106	55 - 130	

* Values outside of QC limits

ORGANIC ANALYSIS DATA SHEET

EPA 8081B

PDI-066SC-A-08-09-191011

Laboratory: <u>Apex Laboratories</u>	SDG: <u>Gasco PreRD_DG 2019</u>	
Client: <u>Anchor QEA, LLC</u>	Project: <u>Gasco PreRD_DG 2019 - 4a-b. DOC-CAP Testing Co</u>	
Matrix: <u>Sediment</u>	Laboratory ID: <u>A0A0994-02RE1</u>	File ID: <u>ECD8-02212032.D</u>
Sampled: <u>10/11/19 09:09</u>	Prepared: <u>01/31/20 10:20</u>	Analyzed: <u>02/21/20 20:37</u>
Solids: <u>59.05</u>	Preparation: <u>EPA 3546/3640A (GPC)</u>	Initial/Final: <u>10.25 g / 10 mL</u>
Batch: <u>0020205</u>	Sequence: <u>0B21033</u>	Calibration: <u>A0B0404</u>
		Instrument: <u>DUALECD8</u>

CAS NO.	COMPOUND	DILUTION	CONC. (ug/kg dry)	Q
53-19-0	2,4'-DDD	2	6.61	U
3424-82-6	2,4'-DDE	2	3.30	U
789-02-6	2,4'-DDT [2C]	2	6.61	U
72-54-8	4,4'-DDD	2	3.30	U
72-55-9	4,4'-DDE	2	3.30	U
50-29-3	4,4'-DDT	2	6.61	U

SYSTEM MONITORING COMPOUND	ADDED (ug/kg dry)	CONC (ug/kg dry)	% REC	QC LIMITS	Q
2,4,5,6-TCMX (Surr) [2C]	165	123	74	42 - 129	
Decachlorobiphenyl (Surr) [2C]	165	154	93	55 - 130	

* Values outside of QC limits

PREPARATION BATCH SUMMARY

EPA 8081B

Laboratory: Apex Laboratories

SDG: Gasco PreRD_DG 2019

Client: Anchor QEA, LLC

Project: Gasco PreRD DG 2019 - 4a-b. DOC-CAP Testing Co

Batch: 0020205

Batch Matrix: Sediment

Preparation: EPA 3546/3640A (GPC)

SAMPLE NAME	LAB SAMPLE ID	LAB FILE ID	DATE PREPARED	OBSERVATIONS
Blank	0020205-BLK1	ECD8-02172011.D	01/31/20 10:20	
LCS	0020205-BS1	ECD8-02172012.D	01/31/20 10:20	
PDI-066SC-A-07-08-191011	A0A0994-01RE1	ECD8-02212030.D	01/31/20 10:20	
PDI-066SC-A-08-09-191011	A0A0994-02RE1	ECD8-02212032.D	01/31/20 10:20	

Note: Client samples are listed only if they are included in this report.

Duplicates and Matrix Spike/Duplicates QC Samples are only listed if sourced from a sample included in this report.

LCS / LCS DUPLICATE RECOVERY

EPA 8081B

Laboratory: Apex Laboratories

SDG: Gasco PreRD_DG 2019

Client: Anchor QEA, LLC

Project: Gasco PreRD_DG 2019 - 4a-b. DOC-CAP Testing Co

Matrix: Sediment

Batch: 0020205

Laboratory ID: 0020205-BS1

Preparation: EPA 3546/3640A (GPC)

Initial/Final: 10 g / 10 mL

COMPOUND	SPIKE ADDED (ug/kg wet)	LCS CONCENTRATION (ug/kg wet)	LCS % REC. (* = Out)	QC LIMITS REC.
2,4'-DDD [2C]	50.0	44.8	90	75 - 130
2,4'-DDE [2C]	50.0	39.8	80	74 - 131
2,4'-DDT [2C]	50.0	44.4	89	64 - 136
4,4'-DDD [2C]	50.0	47.9	96	56 - 139
4,4'-DDE [2C]	50.0	44.2	88	56 - 134
4,4'-DDT [2C]	50.0	48.2	96	50 - 141

* = Values outside of QC limits

ANALYSIS BATCH (SEQUENCE) SUMMARY

EPA 8081B

Laboratory: Apex Laboratories

SDG: Gasco PreRD_DG 2019

Client: Anchor QEA, LLC

Project: Gasco PreRD_DG 2019 - 4a-b. DOC-CAP Testing C

Sequence: 0B01012

Instrument: DUALECD8

Matrix: Sediment

Calibration: A0B0404

Sample Name	Lab Sample ID	Lab File ID	Analysis Date/Time
Initial Cal Blank	0B01012-ICB1	ECD8-02012004.D	02/01/20 15:09
Cal Standard	0B01012-CAL1	ECD8-02012005.D	02/01/20 15:26
Cal Standard	0B01012-CAL2	ECD8-02012006.D	02/01/20 15:43
Cal Standard	0B01012-CAL3	ECD8-02012007.D	02/01/20 16:00
Cal Standard	0B01012-CAL4	ECD8-02012008.D	02/01/20 16:16
Cal Standard	0B01012-CAL5	ECD8-02012009.D	02/01/20 16:33
Cal Standard	0B01012-CAL6	ECD8-02012010.D	02/01/20 16:50
Cal Standard	0B01012-CAL7	ECD8-02012011.D	02/01/20 17:07
Cal Standard	0B01012-CAL8	ECD8-02012012.D	02/01/20 17:24
Cal Standard	0B01012-CAL9	ECD8-02012013.D	02/01/20 17:41
Initial Cal Check	0B01012-ICV1	ECD8-02012015.D	02/01/20 18:14
Cal Standard	0B01012-CALA	ECD8-02012016.D	02/01/20 18:31
Cal Standard	0B01012-CALB	ECD8-02012017.D	02/01/20 18:48
Cal Standard	0B01012-CALC	ECD8-02012018.D	02/01/20 19:05
Cal Standard	0B01012-CALD	ECD8-02012019.D	02/01/20 19:22
Cal Standard	0B01012-CALE	ECD8-02012020.D	02/01/20 19:38
Cal Standard	0B01012-CALF	ECD8-02012021.D	02/01/20 19:55
Cal Standard	0B01012-CALG	ECD8-02012022.D	02/01/20 20:12
Cal Standard	0B01012-CALH	ECD8-02012023.D	02/01/20 20:29
Cal Standard	0B01012-CALI	ECD8-02012024.D	02/01/20 20:46
Initial Cal Check	0B01012-ICV2	ECD8-02012026.D	02/01/20 21:19

Note: Client samples are listed only if they are included in this report.

Duplicates and Matrix Spike/Duplicates QC Samples are only listed if sourced from a sample included in this report.

ANALYSIS BATCH (SEQUENCE) SUMMARY

EPA 8081B

Laboratory: Apex Laboratories

SDG: Gasco PreRD_DG 2019

Client: Anchor QEA, LLC

Project: Gasco PreRD_DG 2019 - 4a-b. DOC-CAP Testing C

Sequence: 0B17041

Instrument: DUALECD8

Matrix: Sediment

Calibration: A0B0404

Sample Name	Lab Sample ID	Lab File ID	Analysis Date/Time
Calibration Check	0B17041-CCV1	ECD8-02172008.D	02/17/20 13:45
Calibration Check	0B17041-CCV2	ECD8-02172009.D	02/17/20 14:02
Calibration Blank	0B17041-CCB1	ECD8-02172010.D	02/17/20 14:18
Blank	0020205-BLK1	ECD8-02172011.D	02/17/20 14:56
LCS	0020205-BS1	ECD8-02172012.D	02/17/20 15:13
Calibration Check	0B17041-CCV3	ECD8-02172021.D	02/17/20 17:45
Calibration Check	0B17041-CCV4	ECD8-02172022.D	02/17/20 18:02
Calibration Blank	0B17041-CCB2	ECD8-02172023.D	02/17/20 18:18
Calibration Check	0B17041-CCV5	ECD8-02172039.D	02/17/20 23:14
Calibration Check	0B17041-CCV6	ECD8-02172040.D	02/17/20 23:31
Calibration Blank	0B17041-CCB3	ECD8-02172041.D	02/17/20 23:48

Note: Client samples are listed only if they are included in this report.

Duplicates and Matrix Spike/Duplicates QC Samples are only listed if sourced from a sample included in this report.

ANALYSIS BATCH (SEQUENCE) SUMMARY

EPA 8081B

Laboratory: Apex Laboratories

SDG: Gasco PreRD_DG 2019

Client: Anchor QEA, LLC

Project: Gasco PreRD_DG 2019 - 4a-b. DOC-CAP Testing C

Sequence: 0B21033

Instrument: DUALECD8

Matrix: Sediment

Calibration: A0B0404

Sample Name	Lab Sample ID	Lab File ID	Analysis Date/Time
Calibration Check	0B21033-CCV3	ECD8-02212021.D	02/21/20 17:05
Calibration Check	0B21033-CCV4	ECD8-02212022.D	02/21/20 17:22
Calibration Blank	0B21033-CCB3	ECD8-02212023.D	02/21/20 17:38
PDI-066SC-A-07-08-191011	A0A0994-01RE1	ECD8-02212030.D	02/21/20 20:00
PDI-066SC-A-08-09-191011	A0A0994-02RE1	ECD8-02212032.D	02/21/20 20:37
Calibration Check	0B21033-CCV5	ECD8-02212044.D	02/22/20 00:22
Calibration Check	0B21033-CCV6	ECD8-02212045.D	02/22/20 00:39
Calibration Blank	0B21033-CCB4	ECD8-02212046.D	02/22/20 00:55

Note: Client samples are listed only if they are included in this report.

Duplicates and Matrix Spike/Duplicates QC Samples are only listed if sourced from a sample included in this report.

INITIAL CALIBRATION DATA (Summary)

EPA 8081B

Laboratory: Apex Laboratories

SDG: Gasco PreRD DG 2019

Client: Anchor QEA, LLC

Project: Gasco PreRD_DG 2019 - 4a-b. DOC-CAP Testing

Calibration: A0B0404

Date: 02/04/20 14:02

Instrument: DUALECD8

Compound	Mean RF	FIT	RF RSD	Mean RT	RT RSD	Linear r	Quad COD	LIMIT	Q
2,4'-DDD	1936798	Ave	7.793011	7.612556	1.911156E-02			20	
2,4'-DDE	2312095	Ave	5.8541	7.240444	1.864919E-02			20	
2,4'-DDE [2C]	2273013	Ave	8.648352	8.111111	1.433024E-02			20	
2,4'-DDT [2C]	2350817	XXX	11.3194	8.708444	7.111101E-03				
4,4'-DDD	2544986	Ave	9.794206	7.911667	2.608805E-02			20	
4,4'-DDD [2C]	2565700	XXX	19.03125	8.749222	5.867093E-03				
4,4'-DDE	3320795	Ave	7.444198	7.490778	2.130729E-02			20	
4,4'-DDE [2C]	3268173	XXX	17.28967	8.332	1.888748E-02				
4,4'-DDT	2688249	Ave	8.894958	8.108667	5.399958E-03			20	
4,4'-DDT [2C]	2752406	XXX	16.31791	8.975	2.109187E-02				
2,4,5,6-TCMX (Surr) [2C]	3449555	Ave	9.65486	5.981444	9.424963E-03			20	
Decachlorobiphenyl (Surr) [2C]	2554005	XXX	26.09001	10.53678	1.681729E-02				

Note: ** Quad COD may be incorrect if weighting (1/a) or (1/a²) used. Weighting not shown here. Please see instrument calibration printouts for validation.

INITIAL CALIBRATION DATA

EPA 8081B

Laboratory: Apex Laboratories

SDG: Gasco PreRD DG 2019

Client: Anchor QEA, LLC

Project: Gasco PreRD DG 2019 - 4a-b. DOC-CAP Te

Calibration: A0B0404

Instrument: DUALECD8

Calibration Date: 02/04/20 14:02

Compound	Level 01		Level 02		Level 03		Level 04		Level 05		Level 06	
	ng/mL	RF	ng/mL	RF	ng/mL	RF	ng/mL	RF	ng/mL	RF	ng/mL	RF
4,4'-DDD	0.5	2437342	1	2373048	2	2341753	5	2347446	10	2425920	25	2535112
4,4'-DDD [2C]	0.5	2238768	1	2115078	2	2175356	5	2250804	10	2275793	25	2607089
4,4'-DDE	0.5	3257902	1	2976091	2	3182040	5	3180490	10	3207276	25	3307186
4,4'-DDE [2C]	0.5	2692474	1	2684993	2	2835342	5	2971914	10	3019524	25	3470566
4,4'-DDT	0.5	2703514	1	2497592	2	2453519	5	2526530	10	2469228	25	2723898
4,4'-DDT [2C]	0.5	2721010	1	2317293	2	2367626	5	2327010	10	2513261	25	2821331
2,4,5,6-TCMX (Surr)	0.5	4020774	1	3713760	2	3604656	5	3216240	10	3303150	25	3433192
2,4,5,6-TCMX (Surr) [2C]	0.5	3614914	1	3325610	2	3232462	5	3006254	10	3188100	25	3405973
Decachlorobiphenyl (Surr)	0.5	4275962	1	3342363	2	3075353	5	2710042	10	2660587	25	2658106
Decachlorobiphenyl (Surr) [2C]	0.5	4242420	1	2619998	2	2685755	5	2248528	10	2164163	25	2160717

INITIAL CALIBRATION DATA (Continued)

EPA 8081B

Laboratory: Apex Laboratories

SDG: Gasco PreRD_DG 2019

Client: Anchor QEA, LLC

Project: Gasco PreRD_DG 2019 - 4a-b. DOC-CAP Te

Calibration: A0B0404

Instrument: DUALECD8

Matrix:

Calibration Date: 02/04/20 14:02

Compound	Level 07		Level 08		Level 09		Level 10		Level 11		Level 12	
	ng/mL	RF	ng/mL	RF	ng/mL	RF	ng/mL	RF	ng/mL	RF	ng/mL	RF
2,4'-DDD							0.5	2223074	1	1934222	2	1919460
2,4'-DDD [2C]							0.5	1921738	1	1795089	2	1840073
2,4'-DDE							0.5	2580138	1	2295081	2	2244460
2,4'-DDE [2C]							0.5	2400146	1	2104301	2	2130403
2,4'-DDT							0.5	2837448	1	2374152	2	2363674
2,4'-DDT [2C]							0.5	2420264	1	2100185	2	2093643
4,4'-DDD	50	2506136	100	2976550	200	2961570						
4,4'-DDD [2C]	50	2729506	100	3300586	200	3398319						
4,4'-DDE	50	3360032	100	3787441	200	3628698						
4,4'-DDE [2C]	50	3503806	100	4059366	200	4175570						
4,4'-DDT	50	2695986	100	2988081	200	3135895						
4,4'-DDT [2C]	50	2768264	100	3403450	200	3532407						
2,4,5,6-TCMX (Surr)	50	3203934	100	3554214	200	3415118						
2,4,5,6-TCMX (Surr) [2C]	50	3365706	100	3864483	200	4042490						
Decachlorobiphenyl (Surr)	50	2467448	100	2800902	200	2771847						
Decachlorobiphenyl (Surr) [2C]	50	2075954	100	2400362	200	2388149						

INITIAL CALIBRATION DATA (Continued)

EPA 8081B

Laboratory: Apex Laboratories

SDG: Gasco PreRD_DG 2019

Client: Anchor QEA, LLC

Project: Gasco PreRD_DG 2019 - 4a-b. DOC-CAP Te

Calibration: A0B0404

Instrument: DUALECD8

Matrix:

Calibration Date: 02/04/20 14:02

Compound	Level 13		Level 14		Level 15		Level 16		Level 17		Level 18	
	ng/mL	RF	ng/mL	RF	ng/mL	RF	ng/mL	RF	ng/mL	RF	ng/mL	RF
2,4'-DDD	5	1976528	10	1853462	25	1688137	50	1862671	100	1888996	200	2084630
2,4'-DDD [2C]	5	1859711	10	1806277	25	1718481	50	1984945	100	1955472	200	2346739
2,4'-DDE	5	2348746	10	2280436	25	2088095	50	2327188	100	2230456	200	2414256
2,4'-DDE [2C]	5	2181282	10	2195810	25	2044534	50	2342820	100	2384413	200	2673412
2,4'-DDT	5	2374578	10	2292821	25	2144315	50	2342232	100	2298646	200	2510382
2,4'-DDT [2C]	5	2271608	10	2213786	25	2148938	50	2455132	100	2535689	200	2918111

SECOND-SOURCE CALIBRATION VERIFICATION

EPA 8081B

Laboratory: <u>Apex Laboratories</u>	SDG: <u>Gasco PreRD DG 2019</u>
Client: <u>Anchor QEA, LLC</u>	Project: <u>Gasco PreRD_DG 2019 - 4a-b. DOC-CAP</u>
Instrument ID: <u>DUALECD8</u>	Calibration: <u>A0B0404</u>
Lab File ID: <u>ECD8-02012015.D</u>	
Sequence: <u>0B01012</u>	Inject Date: <u>02/01/20</u>
Lab Sample ID: <u>0B01012-ICV1</u>	Inject Time: <u>18:14</u>

ANALYTE	EXPECTED (ng/mL)	FOUND (ng/mL)	% DRIFT	QC LIMIT
4,4'-DDD	50.0	50.9	1.8	70 - 130
4,4'-DDD [2C]	50.0	49.5	-1.0	70 - 130
4,4'-DDE	50.0	49.7	-0.6	70 - 130
4,4'-DDE [2C]	50.0	48.3	-3.3	70 - 130
4,4'-DDT	50.0	50.5	1.1	70 - 130
4,4'-DDT [2C]	50.0	52.9	5.7	70 - 130
2,4,5,6-TCMX (Surr)	50.0	46.2	-7.6	70 - 130
2,4,5,6-TCMX (Surr) [2C]	50.0	49.3	-1.3	70 - 130
Decachlorobiphenyl (Surr)	50.0	46.1	-7.7	70 - 130
Decachlorobiphenyl (Surr) [2C]	50.0	48.3	-3.4	70 - 130

SECOND-SOURCE CALIBRATION VERIFICATION

EPA 8081B

Laboratory: Apex Laboratories SDG: Gasco PreRD DG 2019
Client: Anchor QEA, LLC Project: Gasco PreRD_DG 2019 - 4a-b. DOC-CAP
Instrument ID: DUALECD8 Calibration: A0B0404
Lab File ID: ECD8-02012026.D
Sequence: 0B01012 Inject Date: 02/01/20
Lab Sample ID: 0B01012-ICV2 Inject Time: 21:19

ANALYTE	EXPECTED (ng/mL)	FOUND (ng/mL)	% DRIFT	QC LIMIT
2,4'-DDD	50.0	50.0	-0.06	70 - 130
2,4'-DDD [2C]	50.0	54.0	8.0	70 - 130
2,4'-DDE	50.0	50.9	1.7	70 - 130
2,4'-DDE [2C]	50.0	53.2	6.3	70 - 130
2,4'-DDT	50.0	49.9	-0.2	70 - 130
2,4'-DDT [2C]	50.0	52.2	4.3	70 - 130

CONTINUING CALIBRATION CHECK

EPA 8081B

Laboratory: Apex Laboratories

SDG: Gasco PreRD DG 2019

Client: Anchor QEA, LLC

Project: Gasco PreRD DG 2019 - 4a-b. DOC-CAP Testing C

Instrument ID: DUALECD8

Calibration: A0B0404

Lab File ID: ECD8-02172008.D

Calibration Date: 02/04/20 14:02

Sequence: 0B17041

Injection Date: 02/17/20

Lab Sample ID: 0B17041-CCV1

Injection Time: 13:45

COMPOUND	Curve Fit	Calculated Concentration (ng/mL) [L/Q Fits]			Response Factors [Ave RF]			Limit
		STD	CCV	% DIFF	ICAL	CCV	% Drift	
4,4'-DDD	Ave	50.0	45.0		2544986	2289538	-10.0	20
4,4'-DDD [2C]	XXX	50.0	52.1	4.2				20
4,4'-DDE	Ave	50.0	47.3		3320795	3142336	-5.4	20
4,4'-DDE [2C]	XXX	50.0	48.4	-3.3				20
4,4'-DDT	Ave	50.0	43.9		2688249	2361834	-12.1	20
4,4'-DDT [2C]	XXX	50.0	48.4	-3.2				20

** Quadratic Curve fit may be weighted (1/a or 1/a²).

* = Values outside of QC limits

CONTINUING CALIBRATION CHECK

EPA 8081B

Laboratory: Apex Laboratories

SDG: Gasco PreRD DG 2019

Client: Anchor QEA, LLC

Project: Gasco PreRD DG 2019 - 4a-b. DOC-CAP Testing C

Instrument ID: DUALECD8

Calibration: A0B0404

Lab File ID: ECD8-02172009.D

Calibration Date: 02/04/20 14:02

Sequence: 0B17041

Injection Date: 02/17/20

Lab Sample ID: 0B17041-CCV2

Injection Time: 14:02

COMPOUND	Curve Fit	Calculated Concentration (ng/mL) [L/Q Fits]			Response Factors [Ave RF]			Limit
		STD	CCV	% DIFF	ICAL	CCV	% Drift	
2,4'-DDD	Ave	50.0	45.4		1936798	1757312	-9.3	20
2,4'-DDD [2C]	Ave	50.0	50.2		1914280	1920564	0.3	20
2,4'-DDE	Ave	50.0	45.7		2312095	2112984	-8.6	20
2,4'-DDE [2C]	Ave	50.0	48.9		2273013	2224388	-2.1	20
2,4'-DDT	Ave	50.0	45.1		2393139	2156930	-9.9	20
2,4'-DDT [2C]	XXX	50.0	50.3	0.7				20

** Quadratic Curve fit may be weighted (1/a or 1/a2).

* = Values outside of QC limits

CONTINUING CALIBRATION CHECK

EPA 8081B

Laboratory: Apex Laboratories

SDG: Gasco PreRD DG 2019

Client: Anchor QEA, LLC

Project: Gasco PreRD DG 2019 - 4a-b. DOC-CAP Testing C

Instrument ID: DUALECD8

Calibration: A0B0404

Lab File ID: ECD8-02172021.D

Calibration Date: 02/04/20 14:02

Sequence: 0B17041

Injection Date: 02/17/20

Lab Sample ID: 0B17041-CCV3

Injection Time: 17:45

COMPOUND	Curve Fit	Calculated Concentration (ng/mL) [L/Q Fits]			Response Factors [Ave RF]			Limit
		STD	CCV	% DIFF	ICAL	CCV	% Drift	
4,4'-DDD	Ave	100	92.2		2544986	2347842	-7.7	20
4,4'-DDD [2C]	XXX	100	94.8	-5.2				20
4,4'-DDE	Ave	100	94.8		3320795	3148078	-5.2	20
4,4'-DDE [2C]	XXX	100	97.1	-2.9				20
4,4'-DDT	Ave	100	95.8		2688249	2574724	-4.2	20
4,4'-DDT [2C]	XXX	100	95.0	-5.0				20

** Quadratic Curve fit may be weighted (1/a or 1/a²).

* = Values outside of QC limits

CONTINUING CALIBRATION CHECK

EPA 8081B

Laboratory: Apex Laboratories

SDG: Gasco PreRD DG 2019

Client: Anchor QEA, LLC

Project: Gasco PreRD DG 2019 - 4a-b. DOC-CAP Testing C

Instrument ID: DUALECD8

Calibration: A0B0404

Lab File ID: ECD8-02172022.D

Calibration Date: 02/04/20 14:02

Sequence: 0B17041

Injection Date: 02/17/20

Lab Sample ID: 0B17041-CCV4

Injection Time: 18:02

COMPOUND	Curve Fit	Calculated Concentration (ng/mL) [L/Q Fits]			Response Factors [Ave RF]			Limit
		STD	CCV	% DIFF	ICAL	CCV	% Drift	
2,4'-DDD	Ave	100	96.9		1936798	1876227	-3.1	20
2,4'-DDD [2C]	Ave	100	107		1914280	2057324	7.5	20
2,4'-DDE	Ave	100	94.6		2312095	2188027	-5.4	20
2,4'-DDE [2C]	Ave	100	102		2273013	2326586	2.4	20
2,4'-DDT	Ave	100	95.7		2393139	2289222	-4.3	20
2,4'-DDT [2C]	XXX	100	100	0.4				20

** Quadratic Curve fit may be weighted (1/a or 1/a2).

* = Values outside of QC limits

CONTINUING CALIBRATION CHECK

EPA 8081B

Laboratory: <u>Apex Laboratories</u>	SDG: <u>Gasco PreRD DG 2019</u>
Client: <u>Anchor QEA, LLC</u>	Project: <u>Gasco PreRD DG 2019 - 4a-b. DOC-CAP Testing C</u>
Instrument ID: <u>DUALECD8</u>	Calibration: <u>A0B0404</u>
Lab File ID: <u>ECD8-02172039.D</u>	Calibration Date: <u>02/04/20 14:02</u>
Sequence: <u>0B17041</u>	Injection Date: <u>02/17/20</u>
Lab Sample ID: <u>0B17041-CCV5</u>	Injection Time: <u>23:14</u>

COMPOUND	Curve Fit	Calculated Concentration (ng/mL) [L/Q Fits]			Response Factors [Ave RF]			Limit
		STD	CCV	% DIFF	ICAL	CCV	% Drift	
4,4'-DDD [2C]	XXX	50.0	50.7	1.3				20
4,4'-DDE [2C]	XXX	50.0	48.7	-2.5				20
4,4'-DDT [2C]	XXX	50.0	51.3	2.6				20

** Quadratic Curve fit may be weighted (1/a or 1/a2).

* = Values outside of QC limits

CONTINUING CALIBRATION CHECK

EPA 8081B

Laboratory: <u>Apex Laboratories</u>	SDG: <u>Gasco PreRD DG 2019</u>
Client: <u>Anchor QEA, LLC</u>	Project: <u>Gasco PreRD DG 2019 - 4a-b. DOC-CAP Testing C</u>
Instrument ID: <u>DUALECD8</u>	Calibration: <u>A0B0404</u>
Lab File ID: <u>ECD8-02172040.D</u>	Calibration Date: <u>02/04/20 14:02</u>
Sequence: <u>0B17041</u>	Injection Date: <u>02/17/20</u>
Lab Sample ID: <u>0B17041-CCV6</u>	Injection Time: <u>23:31</u>

COMPOUND	Curve Fit	Calculated Concentration (ng/mL) [L/Q Fits]			Response Factors [Ave RF]			Limit
		STD	CCV	% DIFF	ICAL	CCV	% Drift	
2,4'-DDD [2C]	Ave	50.0	51.9		1914280	1985698	3.7	20
2,4'-DDE [2C]	Ave	50.0	50.4		2273013	2290096	0.8	20
2,4'-DDT [2C]	XXX	50.0	51.8	3.7				20

** Quadratic Curve fit may be weighted (1/a or 1/a²).

* = Values outside of QC limits

CONTINUING CALIBRATION CHECK

EPA 8081B

Laboratory: Apex Laboratories

SDG: Gasco PreRD DG 2019

Client: Anchor QEA, LLC

Project: Gasco PreRD DG 2019 - 4a-b. DOC-CAP Testing C

Instrument ID: DUALECD8

Calibration: A0B0404

Lab File ID: ECD8-02212021.D

Calibration Date: 02/04/20 14:02

Sequence: 0B21033

Injection Date: 02/21/20

Lab Sample ID: 0B21033-CCV3

Injection Time: 17:05

COMPOUND	Curve Fit	Calculated Concentration (ng/mL) [L/Q Fits]			Response Factors [Ave RF]			Limit
		STD	CCV	% DIFF	ICAL	CCV	% Drift	
4,4'-DDD	Ave	50.0	50.4		2544986	2567730	0.9	20
4,4'-DDD [2C]	XXX	50.0	49.2	-1.5				20
4,4'-DDE	Ave	50.0	52.6		3320795	3490786	5.1	20
4,4'-DDE [2C]	XXX	50.0	51.1	2.2				20
4,4'-DDT	Ave	50.0	47.6		2688249	2562072	-4.7	20
4,4'-DDT [2C]	XXX	50.0	47.0	-6.0				20

** Quadratic Curve fit may be weighted (1/a or 1/a²).

* = Values outside of QC limits

CONTINUING CALIBRATION CHECK

EPA 8081B

Laboratory: Apex Laboratories

SDG: Gasco PreRD DG 2019

Client: Anchor QEA, LLC

Project: Gasco PreRD DG 2019 - 4a-b. DOC-CAP Testing C

Instrument ID: DUALECD8

Calibration: A0B0404

Lab File ID: ECD8-02212022.D

Calibration Date: 02/04/20 14:02

Sequence: 0B21033

Injection Date: 02/21/20

Lab Sample ID: 0B21033-CCV4

Injection Time: 17:22

COMPOUND	Curve Fit	Calculated Concentration (ng/mL) [L/Q Fits]			Response Factors [Ave RF]			Limit
		STD	CCV	% DIFF	ICAL	CCV	% Drift	
2,4'-DDD	Ave	50.0	54.0		1936798	2091000	8.0	20
2,4'-DDD [2C]	Ave	50.0	50.1		1914280	1917741	0.2	20
2,4'-DDE	Ave	50.0	52.4		2312095	2422104	4.8	20
2,4'-DDE [2C]	Ave	50.0	53.7		2273013	2441332	7.4	20
2,4'-DDT	Ave	50.0	49.9		2393139	2389666	-0.1	20
2,4'-DDT [2C]	XXX	50.0	49.2	-1.5				20

** Quadratic Curve fit may be weighted (1/a or 1/a2).

* = Values outside of QC limits

CONTINUING CALIBRATION CHECK

EPA 8081B

Laboratory: Apex Laboratories

SDG: Gasco PreRD DG 2019

Client: Anchor QEA, LLC

Project: Gasco PreRD DG 2019 - 4a-b. DOC-CAP Testing C

Instrument ID: DUALECD8

Calibration: A0B0404

Lab File ID: ECD8-02212044.D

Calibration Date: 02/04/20 14:02

Sequence: 0B21033

Injection Date: 02/22/20

Lab Sample ID: 0B21033-CCV5

Injection Time: 00:22

COMPOUND	Curve Fit	Calculated Concentration (ng/mL) [L/Q Fits]			Response Factors [Ave RF]			Limit
		STD	CCV	% DIFF	ICAL	CCV	% Drift	
4,4'-DDD	Ave	100	102		2544986	2586021	1.6	20
4,4'-DDD [2C]	XXX	100	102	1.6				20
4,4'-DDE	Ave	100	101		3320795	3338188	0.5	20
4,4'-DDE [2C]	XXX	100	105	4.6				20
4,4'-DDT	Ave	100	109		2688249	2916968	8.5	20
4,4'-DDT [2C]	XXX	100	99.1	-0.9				20

** Quadratic Curve fit may be weighted (1/a or 1/a²).

* = Values outside of QC limits

CONTINUING CALIBRATION CHECK

EPA 8081B

Laboratory: Apex Laboratories

SDG: Gasco PreRD DG 2019

Client: Anchor QEA, LLC

Project: Gasco PreRD DG 2019 - 4a-b. DOC-CAP Testing C

Instrument ID: DUALECD8

Calibration: A0B0404

Lab File ID: ECD8-02212045.D

Calibration Date: 02/04/20 14:02

Sequence: 0B21033

Injection Date: 02/22/20

Lab Sample ID: 0B21033-CCV6

Injection Time: 00:39

COMPOUND	Curve Fit	Calculated Concentration (ng/mL) [L/Q Fits]			Response Factors [Ave RF]			Limit
		STD	CCV	% DIFF	ICAL	CCV	% Drift	
2,4'-DDD	Ave	100	102		1936798	1975000	2.0	20
2,4'-DDD [2C]	Ave	100	112		1914280	2135327	11.5	20
2,4'-DDE	Ave	100	95.9		2312095	2217586	-4.1	20
2,4'-DDE [2C]	Ave	100	115		2273013	2620192	15.3	20
2,4'-DDT	Ave	100	101		2393139	2406413	0.6	20
2,4'-DDT [2C]	XXX	100	102	1.9				20

** Quadratic Curve fit may be weighted (1/a or 1/a2).

* = Values outside of QC limits

SURROGATE STANDARD RECOVERY AND RT SUMMARY

EPA 8081B

Laboratory: <u>Apex Laboratories</u>	SDG: <u>Gasco PreRD DG 2019</u>
Client: <u>Anchor QEA, LLC</u>	Project: <u>Gasco PreRD DG 2019 - 4a-b. DOC-CAP Testing Co</u>
Sequence: <u>0B01012</u>	Instrument: <u>DUALECD8</u>
Matrix: <u>Sediment</u>	Calibration: <u>A0B0404</u>

Surrogate Compound	Spike Level ng/mL	% Recovery	Recovery Limits	RT	Calibration Mean RT	RT Diff	RT Diff Limit	Q
Initial Cal Check (0B01012-ICV1)			Lab File ID: ECD8-02012015.D		Analyzed: 02/01/20 18:14			
2,4,5,6-TCMX (Surr)	50.0	92	70 - 130	5.297	5.297333	-0.0003	+/-1.0	
2,4,5,6-TCMX (Surr) [2C]	50.0	99	70 - 130	5.981	5.981444	-0.0004	+/-1.0	
Decachlorobiphenyl (Surr)	50.0	92	70 - 130	9.507	9.506889	0.0001	+/-1.0	
Decachlorobiphenyl (Surr) [2C]	50.0	97	70 - 130	10.537	10.53678	0.0002	+/-1.0	

SURROGATE STANDARD RECOVERY AND RT SUMMARY

EPA 8081B

Laboratory: Apex Laboratories

SDG: Gasco PreRD DG 2019

Client: Anchor QEA, LLC

Project: Gasco PreRD DG 2019 - 4a-b. DOC-CAP Testing C

Sequence: 0B17041

Instrument: DUALECD8

Matrix: Sediment

Calibration: A0B0404

Surrogate Compound	Spike Level ng/mL	% Recovery	Recovery Limits	RT	Calibration Mean RT	RT Diff	RT Diff Limit	Q
Calibration Check (0B17041-CCV1) Lab File ID: ECD8-02172008.D Analyzed: 02/17/20 13:45								
2,4,5,6-TCMX (Surr)	50.0	87	80 - 120	5.199	5.297333	-0.0983	+/-1.0	
2,4,5,6-TCMX (Surr) [2C]	50.0	98	80 - 120	5.894	5.981444	-0.0874	+/-1.0	
Decachlorobiphenyl (Surr)	50.0	99	80 - 120	9.404	9.506889	-0.1029	+/-1.0	
Decachlorobiphenyl (Surr) [2C]	50.0	104	80 - 120	10.432	10.53678	-0.1048	+/-1.0	
Calibration Blank (0B17041-CCB1) Lab File ID: ECD8-02172010.D Analyzed: 02/17/20 14:18								
2,4,5,6-TCMX (Surr) [2C]	100	96	42 - 129	5.894	5.981444	-0.0874	+/-1.0	
Decachlorobiphenyl (Surr) [2C]	100	100	55 - 130	10.431	10.53678	-0.1058	+/-1.0	
Blank (0020205-BLK1) Lab File ID: ECD8-02172011.D Analyzed: 02/17/20 14:56								
2,4,5,6-TCMX (Surr) [2C]	90.9	70	42 - 129	5.89	5.981444	-0.0914	+/-1.0	
Decachlorobiphenyl (Surr) [2C]	90.9	106	55 - 130	10.43	10.53678	-0.1068	+/-1.0	
LCS (0020205-BS1) Lab File ID: ECD8-02172012.D Analyzed: 02/17/20 15:13								
2,4,5,6-TCMX (Surr) [2C]	100	69	42 - 129	5.893	5.981444	-0.0884	+/-1.0	
Decachlorobiphenyl (Surr) [2C]	100	100	55 - 130	10.429	10.53678	-0.1078	+/-1.0	
Calibration Check (0B17041-CCV3) Lab File ID: ECD8-02172021.D Analyzed: 02/17/20 17:45								
2,4,5,6-TCMX (Surr)	100	88	80 - 120	5.197	5.297333	-0.1003	+/-1.0	
2,4,5,6-TCMX (Surr) [2C]	100	101	80 - 120	5.893	5.981444	-0.0884	+/-1.0	
Decachlorobiphenyl (Surr)	100	94	80 - 120	9.402	9.506889	-0.1049	+/-1.0	
Decachlorobiphenyl (Surr) [2C]	100	101	80 - 120	10.43	10.53678	-0.1068	+/-1.0	
Calibration Blank (0B17041-CCB2) Lab File ID: ECD8-02172023.D Analyzed: 02/17/20 18:18								
2,4,5,6-TCMX (Surr) [2C]	100	98	42 - 129	5.893	5.981444	-0.0884	+/-1.0	
Decachlorobiphenyl (Surr) [2C]	100	101	55 - 130	10.428	10.53678	-0.1088	+/-1.0	
Calibration Check (0B17041-CCV5) Lab File ID: ECD8-02172039.D Analyzed: 02/17/20 23:14								
2,4,5,6-TCMX (Surr) [2C]	50.0	98	80 - 120	5.89	5.981444	-0.0914	+/-1.0	
Decachlorobiphenyl (Surr) [2C]	50.0	110	80 - 120	10.424	10.53678	-0.1128	+/-1.0	
Calibration Blank (0B17041-CCB3) Lab File ID: ECD8-02172041.D Analyzed: 02/17/20 23:48								
2,4,5,6-TCMX (Surr) [2C]	100	100	42 - 129	5.889	5.981444	-0.0924	+/-1.0	
Decachlorobiphenyl (Surr) [2C]	100	107	55 - 130	10.425	10.53678	-0.1118	+/-1.0	

SURROGATE STANDARD RECOVERY AND RT SUMMARY

EPA 8081B

Laboratory: <u>Apex Laboratories</u>	SDG: <u>Gasco PreRD DG 2019</u>
Client: <u>Anchor QEA, LLC</u>	Project: <u>Gasco PreRD DG 2019 - 4a-b. DOC-CAP Testing C</u>
Sequence: <u>0B21033</u>	Instrument: <u>DUALECD8</u>
Matrix: <u>Sediment</u>	Calibration: <u>A0B0404</u>

Surrogate Compound	Spike Level ng/mL	% Recovery	Recovery Limits	RT	Calibration Mean RT	RT Diff	RT Diff Limit	Q
Calibration Check (0B21033-CCV3) Lab File ID: ECD8-02212021.D Analyzed: 02/21/20 17:05								
2,4,5,6-TCMX (Surr)	50.0	93	80 - 120	5.391	5.297333	0.0937	+/-1.0	
2,4,5,6-TCMX (Surr) [2C]	50.0	103	80 - 120	6.091	5.981444	0.1096	+/-1.0	
Decachlorobiphenyl (Surr)	50.0	93	80 - 120	9.586	9.506889	0.0791	+/-1.0	
Decachlorobiphenyl (Surr) [2C]	50.0	95	80 - 120	10.659	10.53678	0.1222	+/-1.0	
Calibration Blank (0B21033-CCB3) Lab File ID: ECD8-02212023.D Analyzed: 02/21/20 17:38								
2,4,5,6-TCMX (Surr) [2C]	100	105	42 - 129	6.092	5.981444	0.1106	+/-1.0	
Decachlorobiphenyl (Surr) [2C]	100	96	55 - 130	10.659	10.53678	0.1222	+/-1.0	
PDI-066SC-A-07-08-191011 (A0A0994-01RE1) Lab File ID: ECD8-02212030.D Analyzed: 02/21/20 20:00								
2,4,5,6-TCMX (Surr) [2C]	164	80	42 - 129	6.091	5.981444	0.1096	+/-1.0	
Decachlorobiphenyl (Surr) [2C]	164	106	55 - 130	10.655	10.53678	0.1182	+/-1.0	
PDI-066SC-A-08-09-191011 (A0A0994-02RE1) Lab File ID: ECD8-02212032.D Analyzed: 02/21/20 20:37								
2,4,5,6-TCMX (Surr) [2C]	165	74	42 - 129	6.09	5.981444	0.1086	+/-1.0	
Decachlorobiphenyl (Surr) [2C]	165	93	55 - 130	10.653	10.53678	0.1162	+/-1.0	
Calibration Check (0B21033-CCV5) Lab File ID: ECD8-02212044.D Analyzed: 02/22/20 00:22								
2,4,5,6-TCMX (Surr)	100	87	80 - 120	5.384	5.297333	0.0867	+/-1.0	
2,4,5,6-TCMX (Surr) [2C]	100	103	80 - 120	6.087	5.981444	0.1056	+/-1.0	
Decachlorobiphenyl (Surr)	100	100	80 - 120	9.577	9.506889	0.0701	+/-1.0	
Decachlorobiphenyl (Surr) [2C]	100	106	80 - 120	10.648	10.53678	0.1112	+/-1.0	
Calibration Blank (0B21033-CCB4) Lab File ID: ECD8-02212046.D Analyzed: 02/22/20 00:55								
2,4,5,6-TCMX (Surr) [2C]	100	107	42 - 129	6.086	5.981444	0.1046	+/-1.0	
Decachlorobiphenyl (Surr) [2C]	100	103	55 - 130	10.65	10.53678	0.1132	+/-1.0	

HOLDING TIME SUMMARY

EPA 8081B

Laboratory: Apex Laboratories

SDG: Gasco PreRD DG 2019

Client: Anchor QEA, LLC

Project: Gasco PreRD DG 2019 - 4a-b. DOC-CAP Testing C

Sample Name	Date Collected	Date Received	Date Prepared	Days to Prep	Max Days to Prep	Date Analyzed	Days to Analysis	Max Days to Analysis	Q
PDI-066SC-A-07-08-191011	10/11/19 09:09	10/12/19 09:20	01/31/20 10:20	112.05	14.00	02/21/20 20:00	21.40	40.00	*
PDI-066SC-A-08-09-191011	10/11/19 09:09	10/12/19 09:20	01/31/20 10:20	112.05	14.00	02/21/20 20:37	21.43	40.00	*

Apex Laboratories

SDG: Gasco PreRD_DG 2019

CLASS: GCMS

METHOD: EPA 8270D

ANALYSES DATA PACKAGE COVER PAGE

EPA 8270D

Laboratory: Apex Laboratories

SDG: Gasco PreRD_DG 2019

Client: Anchor QEA, LLC

Project: Gasco PreRD_DG 2019 - 4a-b. DOC-CAP Testing Co

Client Sample Id:

PDI-066SC-A-07-08-191011

PDI-066SC-A-08-09-191011

Lab Sample Id:

A0A0994-01

A0A0994-02

Matrix

Sediment

Sediment

I certify that this data package is in compliance with the terms and conditions of the contract, both technically and for completeness, for other than the conditions detailed above. Release of the data contained in this hardcopy data package and in computer-readable data submitted on diskette has been authorized by the Laboratory Manager or the Manager's designee, as verified by the following signatures.

Signature: _____



Name: _____

David G. Jack

Forms Created: _____

3/7/2020 11:49AM

Title: _____

Technical Manager

METHOD DETECTION AND REPORTING LIMITS

EPA 8270D

Laboratory: Apex Laboratories

SDG: Gasco PreRD_DG 2019

Client: Anchor QEA, LLC

Project: Gasco PreRD_DG 2019 - 4a-b. DOC-CAP

Batch Matrix: Sediment

Analyte	MDL	MRL	Units
Acenaphthene	1.25	2.50	ug/kg
Acenaphthylene	1.25	2.50	ug/kg
Anthracene	1.25	2.50	ug/kg
Benz(a)anthracene	1.25	2.50	ug/kg
Benzo(a)pyrene	1.25	2.50	ug/kg
Benzo(b)fluoranthene	1.25	2.50	ug/kg
Benzo(k)fluoranthene	1.25	2.50	ug/kg
Benzo(g,h,i)perylene	1.25	2.50	ug/kg
Chrysene	1.25	2.50	ug/kg
Dibenz(a,h)anthracene	1.25	2.50	ug/kg
Fluoranthene	1.25	2.50	ug/kg
Fluorene	1.25	2.50	ug/kg
Indeno(1,2,3-cd)pyrene	1.25	2.50	ug/kg
2-Methylnaphthalene	1.25	2.50	ug/kg
Naphthalene	1.25	2.50	ug/kg
Phenanthrene	1.25	2.50	ug/kg
Pyrene	1.25	2.50	ug/kg

Note: MDLs are listed only if the corresponding analyte was evaluated to the MDL in this report .

ORGANIC ANALYSIS DATA SHEET

EPA 8270D

PDI-066SC-A-07-08-191011

Laboratory: <u>Apex Laboratories</u>	SDG: <u>Gasco PreRD_DG 2019</u>	
Client: <u>Anchor QEA, LLC</u>	Project: <u>Gasco PreRD_DG 2019 - 4a-b. DOC-CAP Testing Co</u>	
Matrix: <u>Sediment</u>	Laboratory ID: <u>A0A0994-01</u>	File ID: <u>N01312018.D</u>
Sampled: <u>10/11/19 09:09</u>	Prepared: <u>01/31/20 07:07</u>	Analyzed: <u>01/31/20 19:29</u>
Solids: <u>57.84</u>	Preparation: <u>EPA 3546</u>	Initial/Final: <u>10.34 g / 5 mL</u>
Batch: <u>0010978</u>	Sequence: <u>0A31025</u>	Calibration: <u>A911001</u>
		Instrument: <u>SV-GCMS14</u>

CAS NO.	COMPOUND	DILUTION	CONC. (ug/kg dry)	Q
83-32-9	Acenaphthene	1000	23900	D
208-96-8	Acenaphthylene	1000	2090	U
120-12-7	Anthracene	1000	21500	D
56-55-3	Benz(a)anthracene	1000	19000	D
50-32-8	Benzo(a)pyrene	1000	25900	D
205-99-2	Benzo(b)fluoranthene	1000	22300	D
207-08-9	Benzo(k)fluoranthene	1000	8320	D
191-24-2	Benzo(g,h,i)perylene	1000	19600	D
218-01-9	Chrysene	1000	24500	D
53-70-3	Dibenz(a,h)anthracene	1000	2220	JD
206-44-0	Fluoranthene	1000	77000	D
86-73-7	Fluorene	1000	13100	D
193-39-5	Indeno(1,2,3-cd)pyrene	1000	17600	D
91-57-6	2-Methylnaphthalene	1000	5310	D
91-20-3	Naphthalene	1000	19700	D
85-01-8	Phenanthrene	1000	102000	D
129-00-0	Pyrene	1000	82600	D

SYSTEM MONITORING COMPOUND	ADDED (ug/kg dry)	CONC (ug/kg dry)	% REC	QC LIMITS	Q
2-Fluorobiphenyl (Surr)	83.6	40.1	48	44 - 115	D
p-Terphenyl-d14 (Surr)	83.6	76.9	92	54 - 127	D

INTERNAL STANDARD	AREA	RT	REF AREA	REF RT	Q
Naphthalene-d8 (ISTD)	177925	7.749	173778	7.755	
Acenaphthene-d10 (ISTD)	120652	9.504	110800	9.509	
Phenanthrene-d10 (ISTD)	210929	11.013	217646	11.013	
Chrysene-d12 (ISTD)	180456	14.668	198181	14.668	
Perylene-d12 (ISTD)	175517	18.124	191827	18.13	
Dibenz(a,h)anthracene-d14 (ISTD)	144002	20.514	153811	20.514	

* Values outside of QC limits

ORGANIC ANALYSIS DATA SHEET

EPA 8270D

PDI-066SC-A-08-09-191011

Laboratory: <u>Apex Laboratories</u>	SDG: <u>Gasco PreRD_DG 2019</u>	
Client: <u>Anchor QEA, LLC</u>	Project: <u>Gasco PreRD_DG 2019 - 4a-b. DOC-CAP Testing Co</u>	
Matrix: <u>Sediment</u>	Laboratory ID: <u>A0A0994-02</u>	File ID: <u>N01312019.D</u>
Sampled: <u>10/11/19 09:09</u>	Prepared: <u>01/31/20 07:07</u>	Analyzed: <u>01/31/20 20:02</u>
Solids: <u>59.05</u>	Preparation: <u>EPA 3546</u>	Initial/Final: <u>10.2 g / 5 mL</u>
Batch: <u>0010978</u>	Sequence: <u>0A31025</u>	Calibration: <u>A9I1001</u>
		Instrument: <u>SV-GCMS14</u>

CAS NO.	COMPOUND	DILUTION	CONC. (ug/kg dry)	Q
83-32-9	Acenaphthene	1000	2630	JD
208-96-8	Acenaphthylene	1000	2080	U
120-12-7	Anthracene	1000	3710	JD
56-55-3	Benz(a)anthracene	1000	3920	JD
50-32-8	Benzo(a)pyrene	1000	6530	D
205-99-2	Benzo(b)fluoranthene	1000	5140	D
207-08-9	Benzo(k)fluoranthene	1000	2080	U
191-24-2	Benzo(g,h,i)perylene	1000	6270	D
218-01-9	Chrysene	1000	5710	D
53-70-3	Dibenz(a,h)anthracene	1000	2080	U
206-44-0	Fluoranthene	1000	18600	D
86-73-7	Fluorene	1000	2080	U
193-39-5	Indeno(1,2,3-cd)pyrene	1000	5280	D
91-57-6	2-Methylnaphthalene	1000	2080	U
91-20-3	Naphthalene	1000	3350	JD
85-01-8	Phenanthrene	1000	18800	D
129-00-0	Pyrene	1000	19900	D

SYSTEM MONITORING COMPOUND	ADDED (ug/kg dry)	CONC (ug/kg dry)	% REC	QC LIMITS	Q
2-Fluorobiphenyl (Surr)	83.0	47.3	57	44 - 115	D
p-Terphenyl-d14 (Surr)	83.0	38.2	46	54 - 127	D

INTERNAL STANDARD	AREA	RT	REF AREA	REF RT	Q
Naphthalene-d8 (ISTD)	166851	7.755	173778	7.755	
Acenaphthene-d10 (ISTD)	119091	9.504	110800	9.509	
Phenanthrene-d10 (ISTD)	220609	11.013	217646	11.013	
Chrysene-d12 (ISTD)	202441	14.668	198181	14.668	
Perylene-d12 (ISTD)	202666	18.124	191827	18.13	
Dibenz(a,h)anthracene-d14 (ISTD)	164025	20.508	153811	20.514	

* Values outside of QC limits

PREPARATION BATCH SUMMARY

EPA 8270D

Laboratory: Apex Laboratories

SDG: Gasco PreRD_DG 2019

Client: Anchor QEA, LLC

Project: Gasco PreRD_DG 2019 - 4a-b. DOC-CAP Testing Co

Batch: 0010978

Batch Matrix: Sediment

Preparation: EPA 3546

SAMPLE NAME	LAB SAMPLE ID	LAB FILE ID	DATE PREPARED	OBSERVATIONS
Blank	0010978-BLK1	N01312004.D	01/31/20 07:07	
LCS	0010978-BS1	N01312005.D	01/31/20 07:07	
PDI-066SC-A-07-08-191011	A0A0994-01	N01312018.D	01/31/20 07:07	
PDI-066SC-A-08-09-191011	A0A0994-02	N01312019.D	01/31/20 07:07	

Note: Client samples are listed only if they are included in this report.

Duplicates and Matrix Spike/Duplicates QC Samples are only listed if sourced from a sample included in this report.

METHOD BLANK DATA SHEET

EPA 8270D

Laboratory: <u>Apex Laboratories</u>	SDG: <u>Gasco PreRD_DG 2019</u>
Client: <u>Anchor QEA, LLC</u>	Project: <u>Gasco PreRD_DG 2019 - 4a-b. DOC-CAP Testing C</u>
Matrix: <u>Sediment</u>	Laboratory ID: <u>0010978-BLK1</u>
Prepared: <u>01/31/20 07:07</u>	Preparation: <u>EPA 3546</u>
Analyzed: <u>01/31/20 11:51</u>	Instrument: <u>SV-GCMS14</u>
Batch: <u>0010978</u>	Sequence: <u>0A31025</u>
	File ID: <u>N01312004.D</u>
	Initial/Final: <u>11 g / 5 mL</u>
	Calibration: <u>A9I1001</u>

CAS NO.	COMPOUND	CONC. (ug/kg wet)	Q
83-32-9	Acenaphthene	1.14	U
208-96-8	Acenaphthylene	1.14	U
120-12-7	Anthracene	1.14	U
56-55-3	Benz(a)anthracene	1.14	U
50-32-8	Benzo(a)pyrene	1.14	U
205-99-2	Benzo(b)fluoranthene	1.14	U
207-08-9	Benzo(k)fluoranthene	1.14	U
191-24-2	Benzo(g,h,i)perylene	1.14	U
218-01-9	Chrysene	1.14	U
53-70-3	Dibenz(a,h)anthracene	1.14	U
206-44-0	Fluoranthene	1.14	U
86-73-7	Fluorene	1.14	U
193-39-5	Indeno(1,2,3-cd)pyrene	1.14	U
91-57-6	2-Methylnaphthalene	1.14	U
91-20-3	Naphthalene	1.17	J
85-01-8	Phenanthrene	1.14	U
129-00-0	Pyrene	1.14	U

SYSTEM MONITORING COMPOUND	ADDED (ug/kg wet)	CONC (ug/kg wet)	% REC	QC LIMITS	Q
2-Fluorobiphenyl (Surr)	45.5	37.2	82	44 - 115	
p-Terphenyl-d14 (Surr)	45.5	36.3	80	54 - 127	

INTERNAL STANDARD	AREA	RT	REF AREA	REF RT	Q
Naphthalene-d8 (ISTD)	183426	7.755	173778	7.755	
Acenaphthene-d10 (ISTD)	110333	9.509	110800	9.509	
Phenanthrene-d10 (ISTD)	184944	11.013	217646	11.013	
Chrysene-d12 (ISTD)	154614	14.668	198181	14.668	
Perylene-d12 (ISTD)	144320	18.124	191827	18.13	
Dibenz(a,h)anthracene-d14 (ISTD)	115816	20.514	153811	20.514	

LCS / LCS DUPLICATE RECOVERY

EPA 8270D

Laboratory: Apex Laboratories

SDG: Gasco PreRD_DG 2019

Client: Anchor QEA, LLC

Project: Gasco PreRD_DG 2019 - 4a-b. DOC-CAP Testing Co

Matrix: Sediment

Batch: 0010978

Laboratory ID: 0010978-BS1

Preparation: EPA 3546

Initial/Final: 10 g / 5 mL

COMPOUND	SPIKE ADDED (ug/kg wet)	LCS CONCENTRATION (ug/kg wet)	LCS % REC. (*=Out)	QC LIMITS REC.
Acenaphthene	20.0	16.0	80	40 - 122
Acenaphthylene	20.0	14.0	70	32 - 132
Anthracene	20.0	15.1	75	47 - 123
Benz(a)anthracene	20.0	14.0	70	49 - 126
Benzo(a)pyrene	20.0	14.4	72	45 - 129
Benzo(b)fluoranthene	20.0	14.4	72	45 - 132
Benzo(k)fluoranthene	20.0	14.9	74	47 - 132
Benzo(g,h,i)perylene	20.0	14.7	74	43 - 134
Chrysene	20.0	15.6	78	50 - 124
Dibenz(a,h)anthracene	20.0	14.7	74	45 - 134
Fluoranthene	20.0	16.6	83	50 - 127
Fluorene	20.0	15.2	76	43 - 125
Indeno(1,2,3-cd)pyrene	20.0	14.9	74	45 - 133
2-Methylnaphthalene	20.0	14.1	70	38 - 122
Naphthalene	20.0	18.8	94	35 - 123
Phenanthrene	20.0	17.7	88	50 - 121
Pyrene	20.0	14.8	74	47 - 127

* = Values outside of QC limits

ANALYSIS BATCH (SEQUENCE) SUMMARY

EPA 8270D

Laboratory: Apex Laboratories

SDG: Gasco PreRD_DG 2019

Client: Anchor QEA, LLC

Project: Gasco PreRD_DG 2019 - 4a-b. DOC-CAP Testing C

Sequence: 0A31025

Instrument: SV-GCMS14

Matrix: Sediment

Calibration: A9I1001

Sample Name	Lab Sample ID	Lab File ID	Analysis Date/Time
MS Tune	0A31025-TUN1	N01312001.D	01/31/20 10:17
Calibration Check	0A31025-CCV1	N01312002.D	01/31/20 10:45
Calibration Blank	0A31025-CCB1	N01312003.D	01/31/20 11:18
Blank	0010978-BLK1	N01312004.D	01/31/20 11:51
LCS	0010978-BS1	N01312005.D	01/31/20 12:23
PDI-066SC-A-07-08-191011	A0A0994-01	N01312018.D	01/31/20 19:29
PDI-066SC-A-08-09-191011	A0A0994-02	N01312019.D	01/31/20 20:02

Note: Client samples are listed only if they are included in this report.

Duplicates and Matrix Spike/Duplicates QC Samples are only listed if sourced from a sample included in this report.

ANALYSIS BATCH (SEQUENCE) SUMMARY

EPA 8270D

Laboratory: Apex Laboratories

SDG: Gasco PreRD_DG 2019

Client: Anchor QEA, LLC

Project: Gasco PreRD_DG 2019 - 4a-b. DOC-CAP Testing C

Sequence: 9I06028

Instrument: SV-GCMS14

Matrix: Sediment

Calibration: A9I1001

Sample Name	Lab Sample ID	Lab File ID	Analysis Date/Time
MS Tune	9I06028-TUN1	N09061911.D	09/06/19 15:51
Initial Cal Blank	9I06028-ICB1	N09061912.D	09/06/19 16:18
Cal Standard	9I06028-CAL1	N09061913.D	09/06/19 16:51
Cal Standard	9I06028-CAL2	N09061914.D	09/06/19 17:23
Cal Standard	9I06028-CAL3	N09061915.D	09/06/19 17:55
Cal Standard	9I06028-CAL4	N09061916.D	09/06/19 18:27
Cal Standard	9I06028-CAL5	N09061917.D	09/06/19 19:00
Cal Standard	9I06028-CAL6	N09061918.D	09/06/19 19:32
Cal Standard	9I06028-CAL7	N09061919.D	09/06/19 20:04
Cal Standard	9I06028-CAL8	N09061920.D	09/06/19 20:37
Cal Standard	9I06028-CAL9	N09061921.D	09/06/19 21:09
Cal Standard	9I06028-CALA	N09061922.D	09/06/19 21:41
Initial Cal Check	9I06028-ICV1	N09061924.D	09/06/19 22:45

Note: Client samples are listed only if they are included in this report.

Duplicates and Matrix Spike/Duplicates QC Samples are only listed if sourced from a sample included in this report.

MASS SPECTROMETER INSTRUMENT PERFORMANCE CHECK

EPA 8270D

Laboratory: Apex Laboratories

SDG: Gasco PreRD_DG 2019

Client: Anchor QEA, LLC

Project: Gasco PreRD_DG 2019 - 4a-b. DOC-CAP Testing Co

Lab File ID: N01312001.D

Injection Date: 01/31/20

Instrument ID: SV-GCMS14

Injection Time: 10:17

Sequence: 0A31025

Lab Sample ID: 0A31025-TUN1

m/z	ION ABUNDANCE CRITERIA	% RELATIVE ABUNDANCE	
m/z 68	Less than 2% of m/z 69	1.57	PASS
m/z 69	Base peak, 100% relative abundance	100.00	PASS
m/z 70	Less than 2% of m/z 69	0.53	PASS
m/z 197	Less than 2% of m/z 198	0.55	PASS
m/z 198	Base peak, 100% relative abundance	100.00	PASS
m/z 199	5 - 9% of m/z 198	6.76	PASS
m/z 365	1 - 100% of m/z 198	3.89	PASS
m/z 441	Less than 150% of m/z 443	77.14	PASS
m/z 442	0.1 - 200% of m/z 198	124.41	PASS
m/z 443	15 - 24% of m/z 442	19.47	PASS

MASS SPECTROMETER INSTRUMENT PERFORMANCE CHECK

EPA 8270D

Laboratory: Apex Laboratories

SDG: Gasco PreRD_DG 2019

Client: Anchor QEA, LLC

Project: Gasco PreRD_DG 2019 - 4a-b. DOC-CAP Testing C

Lab File ID: N09061911.D

Injection Date: 09/06/19

Instrument ID: SV-GCMS14

Injection Time: 15:51

Sequence: 9I06028

Lab Sample ID: 9I06028-TUN1

m/z	ION ABUNDANCE CRITERIA	% RELATIVE ABUNDANCE	
m/z 68	Less than 2% of m/z 69	1.53	PASS
m/z 69	Base peak, 100% relative abundance	100.00	PASS
m/z 70	Less than 2% of m/z 69	0.47	PASS
m/z 197	Less than 2% of m/z 198	0.48	PASS
m/z 198	Base peak, 100% relative abundance	100.00	PASS
m/z 199	5 - 9% of m/z 198	6.86	PASS
m/z 365	1 - 100% of m/z 198	3.62	PASS
m/z 441	Less than 150% of m/z 443	78.02	PASS
m/z 442	0.1 - 200% of m/z 198	93.14	PASS
m/z 443	15 - 24% of m/z 442	19.59	PASS

INITIAL CALIBRATION DATA (Summary)

EPA 8270D

Laboratory: Apex Laboratories

SDG: Gasco PreRD DG 2019

Client: Anchor QEA, LLC

Project: Gasco PreRD_DG 2019 - 4a-b. DOC-CAP Testing

Calibration: A9I1001

Date: 09/10/19 10:37

Instrument: SV-GCMS14

Compound	Mean RF	FIT	RF RSD	Mean RT	RT RSD	Linear r	Quad COD	LIMIT	Q
Acenaphthene	1.421956	Ave	2.101464	9.6727	1.195025E-02			20	
Acenaphthylene	2.170985	Ave	2.552096	9.498	1.184114E-02			20	
Anthracene	1.088444	Ave	2.157422	11.223	6.057048E-03			20	
Benz(a)anthracene	1.161023	Ave	7.869327	14.886	2.183092E-02			20	
Benzo(a)pyrene	0.9876419	Ave	9.000056	18.2396	6.304434E-02			20	
Benzo(b)fluoranthene	1.153887	Ave	5.67895	17.4697	5.010002E-02			20	
Benzo(k)fluoranthene	1.136093	Ave	6.126	17.5355	5.121218E-02			20	
Benzo(g,h,i)perylene	1.308305	Ave	5.850826	21.3008	4.687611E-02			20	
Chrysene	1.098706	Ave	1.523471	14.9673	0.0413593			20	
Dibenz(a,h)anthracene	1.158853	Ave	3.005339	20.8333	3.856247E-02			20	
Fluoranthene	1.178979	Ave	4.301023	12.435	3.109609E-02			20	
Fluorene	1.455085	Ave	3.852542	10.1928	3.089686E-02			20	
Indeno(1,2,3-cd)pyrene	1.233305	Ave	3.076119	20.7652	4.855178E-02			20	
2-Methylnaphthalene	0.9346173	Ave	5.160882	8.5884	7.334806E-03			20	
Naphthalene	1.102926	Ave	2.419226	7.9059	1.784269E-02			20	
Phenanthrene	1.170171	Ave	3.845982	11.1707	1.240085E-02			20	
Pyrene	1.562337	Ave	6.478501	12.7234	2.554012E-02			20	
2-Fluorobiphenyl (Surr)	1.491847	Ave	2.25656	8.9523	3.166423E-02			20	
p-Terphenyl-d14 (Surr)	1.051726	Ave	4.2222	12.9315	1.002441E-02			20	

Note: ** Quad COD may be incorrect if weighting (1/a) or (1/a²) used. Weighting not shown here. Please see instrument calibration printouts for validation.

INITIAL CALIBRATION DATA

EPA 8270D

Laboratory: Apex Laboratories
 Client: Anchor QEA, LLC
 Calibration: A9I1001

SDG: Gasco PreRD DG 2019
 Project: Gasco PreRD DG 2019 - 4a-b. DOC-CAP Te
 Instrument: SV-GCMS14
 Calibration Date: 09/10/19 10:37

Compound	Level 01		Level 02		Level 03		Level 04		Level 05		Level 06	
	ng/mL	RF	ng/mL	RF	ng/mL	RF	ng/mL	RF	ng/mL	RF	ng/mL	RF
Acenaphthene	1	1.438843	2.5	1.487282	5	1.404065	10	1.417353	25	1.419193	50	1.394003
Acenaphthylene	1	2.050122	2.5	2.174081	5	2.138587	10	2.170914	25	2.195113	50	2.171664
Anthracene	1	1.097223	2.5	1.089279	5	1.048542	10	1.062312	25	1.06872	50	1.076085
Benz(a)anthracene	1	1.393885	2.5	1.220902	5	1.088043	10	1.09326	25	1.113653	50	1.097579
Benzo(a)pyrene	1	0.9831077	2.5	0.860229	5	0.8587498	10	0.9020412	25	0.976879	50	1.004382
Benzo(b)fluoranthene	1	1.117055	2.5	1.085157	5	1.064599	10	1.091936	25	1.128411	50	1.163732
Benzo(k)fluoranthene	1	1.067445	2.5	1.081921	5	1.086293	10	1.035921	25	1.12827	50	1.118386
Benzo(b+k)fluoranthene(s)	2	1.112094	5	1.118006	10	1.116503	20	1.114938	50	1.172148	100	1.178575
Benzo(g,h,i)perylene	1	1.244973	2.5	1.184733	5	1.240673	10	1.251188	25	1.288531	50	1.327508
Chrysene	1	1.134167	2.5	1.107207	5	1.086845	10	1.086606	25	1.097682	50	1.081788
Dibenz(a,h)anthracene	1	1.172765	2.5	1.143563	5	1.121188	10	1.116162	25	1.120297	50	1.14373
Fluoranthene	1	1.194051	2.5	1.126776	5	1.104079	10	1.123912	25	1.161779	50	1.170777
Fluorene	1	1.368696	2.5	1.404786	5	1.408744	10	1.421664	25	1.460973	50	1.446685
Indeno(1,2,3-cd)pyrene	1	1.207624	2.5	1.279667	5	1.185249	10	1.191109	25	1.192038	50	1.22331
1-Methylnaphthalene	1	0.8213813	2.5	0.8752222	5	0.8374479	10	0.9164978	25	0.9229373	50	0.9636201
2-Methylnaphthalene	1	0.8933817	2.5	0.9068991	5	0.8805457	10	0.8856102	25	0.8950085	50	0.9411598
Naphthalene	1	1.158343	2.5	1.134973	5	1.097604	10	1.122705	25	1.090082	50	1.082918
Phenanthrene	1	1.287154	2.5	1.193603	5	1.137078	10	1.164716	25	1.154027	50	1.151784
Pyrene	1	1.63414	2.5	1.742266	5	1.585271	10	1.635519	25	1.580246	50	1.570799
Carbazole	1	0.8723786	2.5	0.8303246	5	0.809563	10	0.8178062	25	0.8662439	50	0.8707417
Dibenzofuran	1	1.760349	2.5	1.772666	5	1.736411	10	1.780314	25	1.790475	50	1.776721
2-Fluorobiphenyl (Surr)	1	1.423811	2.5	1.562065	5	1.481173	10	1.49926	25	1.499776	50	1.48226
p-Terphenyl-d14 (Surr)	1	1.150274	2.5	1.092469	5	1.036656	10	1.057709	25	1.06012	50	1.045507

INITIAL CALIBRATION DATA (Continued)

EPA 8270D

Laboratory: Apex Laboratories

SDG: Gasco PreRD_DG 2019

Client: Anchor QEA, LLC

Project: Gasco PreRD_DG 2019 - 4a-b. DOC-CAP Te

Calibration: A9I1001

Instrument: SV-GCMS14

Matrix:

Calibration Date: 09/10/19 10:37

Compound	Level 07		Level 08		Level 09		Level 10		Level 11		Level 12	
	ng/mL	RF	ng/mL	RF	ng/mL	RF	ng/mL	RF	ng/mL	RF	ng/mL	RF
Acenaphthene	100	1.443403	200	1.431066	300	1.387896	400	1.396451				
Acenaphthylene	100	2.247844	200	2.243032	300	2.16069	400	2.157799				
Anthracene	100	1.109829	200	1.115327	300	1.102277	400	1.114841				
Benz(a)anthracene	100	1.142091	200	1.148716	300	1.139155	400	1.17295				
Benzo(a)pyrene	100	1.043258	200	1.084563	300	1.067927	400	1.095282				
Benzo(b)fluoranthene	100	1.194311	200	1.23063	300	1.216813	400	1.246224				
Benzo(k)fluoranthene	100	1.195543	200	1.221498	300	1.197767	400	1.227883				
Benzo(b+k)fluoranthene(s)	200	1.228745	400	1.259094	600	1.236491	800	1.266041				
Benzo(g,h,i)perylene	100	1.387838	200	1.395223	300	1.36793	400	1.394456				
Chrysene	100	1.095048	200	1.103107	300	1.080265	400	1.114348				
Dibenz(a,h)anthracene	100	1.178156	200	1.193501	300	1.181668	400	1.217496				
Fluoranthene	100	1.201514	200	1.227472	300	1.217957	400	1.261473				
Fluorene	100	1.525529	200	1.545124	300	1.492702	400	1.475951				
Indeno(1,2,3-cd)pyrene	100	1.260309	200	1.262162	300	1.248776	400	1.282806				
1-Methylnaphthalene	100	0.9858109	200	1.024788	300	1.01574	400	0.9810225				
2-Methylnaphthalene	100	0.9654102	200	1.001432	300	1.001474	400	0.9752517				
Naphthalene	100	1.082489	200	1.091885	300	1.077863	400	1.090395				
Phenanthrene	100	1.157739	200	1.178493	300	1.133633	400	1.143483				
Pyrene	100	1.559688	200	1.478103	300	1.415905	400	1.421434				
Carbazole	100	0.9049028	200	0.9454096	300	0.9401746	400	0.949796				
Dibenzofuran	100	1.831193	200	1.826652	300	1.770993	400	1.764878				
2-Fluorobiphenyl (Surr)	100	1.499049	200	1.496115	300	1.47728	400	1.49768				
p-Terphenyl-d14 (Surr)	100	1.048827	200	1.020622	300	0.9928344	400	1.012238				

SECOND-SOURCE CALIBRATION VERIFICATION

EPA 8270D

Laboratory: <u>Apex Laboratories</u>	SDG: <u>Gasco PreRD DG 2019</u>
Client: <u>Anchor QEA, LLC</u>	Project: <u>Gasco PreRD_DG 2019 - 4a-b. DOC-CAP</u>
Instrument ID: <u>SV-GCMS14</u>	Calibration: <u>A9I1001</u>
Lab File ID: <u>N09061924.D</u>	
Sequence: <u>9I06028</u>	Inject Date: <u>09/06/19</u>
Lab Sample ID: <u>9I06028-ICV1</u>	Inject Time: <u>22:45</u>

ANALYTE	EXPECTED (ng/mL)	FOUND (ng/mL)	% DRIFT	QC LIMIT
Acenaphthene	50.0	50.3	0.7	70 - 130
Acenaphthylene	50.0	51.9	3.9	70 - 130
Anthracene	50.0	51.8	3.6	70 - 130
Benz(a)anthracene	50.0	48.5	-3.0	70 - 130
Benzo(a)pyrene	50.0	51.2	2.4	70 - 130
Benzo(b)fluoranthene	50.0	50.6	1.2	70 - 130
Benzo(k)fluoranthene	50.0	50.0	-0.06	70 - 130
Benzo(g,h,i)perylene	50.0	53.6	7.2	70 - 130
Chrysene	50.0	52.4	4.8	70 - 130
Dibenz(a,h)anthracene	50.0	49.3	-1.3	70 - 130
Fluoranthene	50.0	50.6	1.1	70 - 130
Fluorene	50.0	50.9	1.7	70 - 130
Indeno(1,2,3-cd)pyrene	50.0	50.0	-0.05	70 - 130
2-Methylnaphthalene	50.0	46.8	-6.3	70 - 130
Naphthalene	50.0	49.9	-0.1	70 - 130
Phenanthrene	50.0	50.4	0.8	70 - 130
Pyrene	50.0	50.6	1.2	70 - 130
2-Fluorobiphenyl (Surr)	50.0	49.7	-0.7	70 - 130
p-Terphenyl-d14 (Surr)	50.0	48.7	-2.6	70 - 130

CONTINUING CALIBRATION CHECK

EPA 8270D

Laboratory: Apex Laboratories

SDG: Gasco PreRD DG 2019

Client: Anchor QEA, LLC

Project: Gasco PreRD DG 2019 - 4a-b. DOC-CAP Testing C

Instrument ID: SV-GCMS14

Calibration: A911001

Lab File ID: N01312002.D

Calibration Date: 09/10/19 10:37

Sequence: 0A31025

Injection Date: 01/31/20

Lab Sample ID: 0A31025-CCV1

Injection Time: 10:45

COMPOUND	Curve Fit	Calculated Concentration (ng/mL) [L/Q Fits]			Response Factors [Ave RF]			Limit
		STD	CCV	% DIFF	ICAL	CCV	% Drift	
Acenaphthene	Ave	50.0	47.7		1.421956	1.357834	-4.5	20
Acenaphthylene	Ave	50.0	46.1		2.170985	2.003394	-7.7	20
Anthracene	Ave	50.0	47.6		1.088444	1.036582	-4.8	20
Benz(a)anthracene	Ave	50.0	44.6		1.161023	1.036053	-10.8	20
Benzo(a)pyrene	Ave	50.0	47.5		0.9876419	0.9380014	-5.0	20
Benzo(b)fluoranthene	Ave	50.0	45.8		1.153887	1.057515	-8.4	20
Benzo(k)fluoranthene	Ave	50.0	46.4		1.136093	1.054096	-7.2	20
Benzo(g,h,i)perylene	Ave	50.0	45.5		1.308305	1.190513	-9.0	20
Chrysene	Ave	50.0	46.7		1.098706	1.026486	-6.6	20
Dibenz(a,h)anthracene	Ave	50.0	46.6		1.158853	1.080859	-6.7	20
Fluoranthene	Ave	50.0	50.3		1.178979	1.18497	0.5	20
Fluorene	Ave	50.0	49.0		1.455085	1.4263	-2.0	20
Indeno(1,2,3-cd)pyrene	Ave	50.0	45.1		1.233305	1.112352	-9.8	20
2-Methylnaphthalene	Ave	50.0	42.5		0.9346173	0.7939095	-15.1	20
Naphthalene	Ave	50.0	49.2		1.102926	1.084476	-1.7	20
Phenanthrene	Ave	50.0	48.4		1.170171	1.13215	-3.2	20
Pyrene	Ave	50.0	43.3		1.562337	1.351663	-13.5	20

** Quadratic Curve fit may be weighted (1/a or 1/a²).

* = Values outside of QC limits

SURROGATE STANDARD RECOVERY AND RT SUMMARY

EPA 8270D

Laboratory: <u>Apex Laboratories</u>	SDG: <u>Gasco PreRD DG 2019</u>
Client: <u>Anchor QEA, LLC</u>	Project: <u>Gasco PreRD DG 2019 - 4a-b. DOC-CAP Testing Co</u>
Sequence: <u>0A31025</u>	Instrument: <u>SV-GCMS14</u>
Matrix: <u>Sediment</u>	Calibration: <u>A9I1001</u>

Surrogate Compound	Spike Level ng/mL	% Recovery	Recovery Limits	RT	Calibration Mean RT	RT Diff	RT Diff Limit	Q
Calibration Check (0A31025-CCV1)			Lab File ID: N01312002.D		Analyzed: 01/31/20 10:45			
2-Fluorobiphenyl (Surr)	50.0	108	80 - 120	8.822	8.9523	-0.1303	+/-1.0	
p-Terphenyl-d14 (Surr)	50.0	92	80 - 120	12.756	12.9315	-0.1755	+/-1.0	
Calibration Blank (0A31025-CCB1)			Lab File ID: N01312003.D		Analyzed: 01/31/20 11:18			
2-Fluorobiphenyl (Surr)			44 - 115	0	8.9523	-8.9523	+/-1.0	
p-Terphenyl-d14 (Surr)			54 - 127	0	12.9315	-12.9315	+/-1.0	
Blank (0010978-BLK1)			Lab File ID: N01312004.D		Analyzed: 01/31/20 11:51			
2-Fluorobiphenyl (Surr)	45.5	82	44 - 115	8.821	8.9523	-0.1313	+/-1.0	
p-Terphenyl-d14 (Surr)	45.5	80	54 - 127	12.756	12.9315	-0.1755	+/-1.0	
LCS (0010978-BS1)			Lab File ID: N01312005.D		Analyzed: 01/31/20 12:23			
2-Fluorobiphenyl (Surr)	50.0	80	44 - 115	8.821	8.9523	-0.1313	+/-1.0	
p-Terphenyl-d14 (Surr)	50.0	74	54 - 127	12.756	12.9315	-0.1755	+/-1.0	
PDI-066SC-A-07-08-191011 (A0A0994-01)			Lab File ID: N01312018.D		Analyzed: 01/31/20 19:29			
2-Fluorobiphenyl (Surr)	83.6	48	44 - 115	8.822	8.9523	-0.1303	+/-1.0	
p-Terphenyl-d14 (Surr)	83.6	92	54 - 127	12.756	12.9315	-0.1755	+/-1.0	
PDI-066SC-A-08-09-191011 (A0A0994-02)			Lab File ID: N01312019.D		Analyzed: 01/31/20 20:02			
2-Fluorobiphenyl (Surr)	83.0	57	44 - 115	8.822	8.9523	-0.1303	+/-1.0	
p-Terphenyl-d14 (Surr)	83.0	46	54 - 127	12.756	12.9315	-0.1755	+/-1.0	*

SURROGATE STANDARD RECOVERY AND RT SUMMARY

EPA 8270D

Laboratory: <u>Apex Laboratories</u>	SDG: <u>Gasco PreRD DG 2019</u>
Client: <u>Anchor QEA, LLC</u>	Project: <u>Gasco PreRD DG 2019 - 4a-b. DOC-CAP Testing Co</u>
Sequence: <u>9I06028</u>	Instrument: <u>SV-GCMS14</u>
Matrix: <u>Sediment</u>	Calibration: <u>A9I1001</u>

Surrogate Compound	Spike Level ng/mL	% Recovery	Recovery Limits	RT	Calibration Mean RT	RT Diff	RT Diff Limit	Q
Initial Cal Check (9I06028-ICV1)			Lab File ID: N09061924.D		Analyzed: 09/06/19 22:45			
2-Fluorobiphenyl (Surr)	50.0	99	70 - 130	8.95	8.9523	-0.0023	+/-1.0	
p-Terphenyl-d14 (Surr)	50.0	97	70 - 130	12.925	12.9315	-0.0065	+/-1.0	

**INTERNAL STANDARD AREA AND RT SUMMARY
EPA 8270D**

Laboratory:	<u>Apex Laboratories</u>	SDG:	<u>Gasco PreRD_DG 2019</u>
Client:	<u>Anchor QEA, LLC</u>	Project:	<u>Gasco PreRD_DG 2019 - 4a-b. DOC-CAP Testing C</u>
Sequence:	<u>0A31025</u>	Instrument:	<u>SV-GCMS14</u>
Matrix:	<u>Sediment</u>	Calibration:	<u>A9I1001</u>

Internal Standard	Response	RT	Reference Response	Reference RT	Area %	Area % Limits	RT Diff	RT Diff Limit	Q
Calibration Check (0A31025-CCV1)									
Lab File ID: N01312002.D				Analyzed: 01/31/20 10:45					
Naphthalene-d8 (ISTD)	173778	7.755	148351	7.883	117	50 - 200	-0.1280	+/-0.50	
Acenaphthene-d10 (ISTD)	110800	9.509	117951	9.638	94	50 - 200	-0.1290	+/-0.50	
Phenanthrene-d10 (ISTD)	217646	11.013	219661	11.147	99	50 - 200	-0.1340	+/-0.50	
Chrysene-d12 (ISTD)	198181	14.668	169841	14.907	117	50 - 200	-0.2390	+/-0.50	
Perylene-d12 (ISTD)	191827	18.13	142416	18.375	135	50 - 200	-0.2450	+/-0.50	
Dibenz(a,h)anthracene-d14 (ISTD)	153811	20.514	93265	20.765	165	50 - 200	-0.2510	+/-0.50	
Calibration Blank (0A31025-CCB1)									
Lab File ID: N01312003.D				Analyzed: 01/31/20 11:18					
Naphthalene-d8 (ISTD)	162261	7.755	173778	7.755	93	50 - 200	0.0000	+/-0.50	
Acenaphthene-d10 (ISTD)	89441	9.509	110800	9.509	81	50 - 200	0.0000	+/-0.50	
Phenanthrene-d10 (ISTD)	154546	11.013	217646	11.013	71	50 - 200	0.0000	+/-0.50	
Chrysene-d12 (ISTD)	119810	14.668	198181	14.668	60	50 - 200	0.0000	+/-0.50	
Perylene-d12 (ISTD)	114107	18.124	191827	18.13	59	50 - 200	-0.0060	+/-0.50	
Dibenz(a,h)anthracene-d14 (ISTD)	98923	20.514	153811	20.514	64	50 - 200	0.0000	+/-0.50	
Blank (0010978-BLK1)									
Lab File ID: N01312004.D				Analyzed: 01/31/20 11:51					
Naphthalene-d8 (ISTD)	183426	7.755	173778	7.755	106	50 - 200	0.0000	+/-0.50	
Acenaphthene-d10 (ISTD)	110333	9.509	110800	9.509	100	50 - 200	0.0000	+/-0.50	
Phenanthrene-d10 (ISTD)	184944	11.013	217646	11.013	85	50 - 200	0.0000	+/-0.50	
Chrysene-d12 (ISTD)	154614	14.668	198181	14.668	78	50 - 200	0.0000	+/-0.50	
Perylene-d12 (ISTD)	144320	18.124	191827	18.13	75	50 - 200	-0.0060	+/-0.50	
Dibenz(a,h)anthracene-d14 (ISTD)	115816	20.514	153811	20.514	75	50 - 200	0.0000	+/-0.50	
LCS (0010978-BS1)									
Lab File ID: N01312005.D				Analyzed: 01/31/20 12:23					
Naphthalene-d8 (ISTD)	187524	7.755	173778	7.755	108	50 - 200	0.0000	+/-0.50	
Acenaphthene-d10 (ISTD)	121301	9.509	110800	9.509	109	50 - 200	0.0000	+/-0.50	
Phenanthrene-d10 (ISTD)	209717	11.013	217646	11.013	96	50 - 200	0.0000	+/-0.50	
Chrysene-d12 (ISTD)	180691	14.668	198181	14.668	91	50 - 200	0.0000	+/-0.50	
Perylene-d12 (ISTD)	170376	18.124	191827	18.13	89	50 - 200	-0.0060	+/-0.50	
Dibenz(a,h)anthracene-d14 (ISTD)	136996	20.514	153811	20.514	89	50 - 200	0.0000	+/-0.50	
Duplicate (0010978-DUP1)									
Lab File ID: N01312011.D				Analyzed: 01/31/20 15:40					
Naphthalene-d8 (ISTD)	149201	7.755	173778	7.755	86	50 - 200	0.0000	+/-0.50	
Acenaphthene-d10 (ISTD)	99223	9.509	110800	9.509	90	50 - 200	0.0000	+/-0.50	
Phenanthrene-d10 (ISTD)	170203	11.013	217646	11.013	78	50 - 200	0.0000	+/-0.50	
Chrysene-d12 (ISTD)	140547	14.668	198181	14.668	71	50 - 200	0.0000	+/-0.50	
Perylene-d12 (ISTD)	135257	18.124	191827	18.13	71	50 - 200	-0.0060	+/-0.50	
Dibenz(a,h)anthracene-d14 (ISTD)	111119	20.514	153811	20.514	72	50 - 200	0.0000	+/-0.50	

**INTERNAL STANDARD AREA AND RT SUMMARY
EPA 8270D**

Laboratory: Apex Laboratories
 Client: Anchor QEA, LLC
 Sequence: 0A31025
 Matrix: Sediment

SDG: Gasco PreRD_DG 2019
 Project: Gasco PreRD DG 2019 - 4a-b. DOC-CAP Testing Co
 Instrument: SV-GCMS14
 Calibration: A9I1001

Internal Standard	Response	RT	Reference Response	Reference RT	Area %	Area % Limits	RT Diff	RT Diff Limit	Q
Matrix Spike (0010978-MS1)			Lab File ID: N01312013.D			Analyzed: 01/31/20 16:45			
Naphthalene-d8 (ISTD)	177753	7.755	173778	7.755	102	50 - 200	0.0000	+/-0.50	
Acenaphthene-d10 (ISTD)	119673	9.509	110800	9.509	108	50 - 200	0.0000	+/-0.50	
Phenanthrene-d10 (ISTD)	218031	11.013	217646	11.013	100	50 - 200	0.0000	+/-0.50	
Chrysene-d12 (ISTD)	201038	14.668	198181	14.668	101	50 - 200	0.0000	+/-0.50	
Perylene-d12 (ISTD)	206953	18.124	191827	18.13	108	50 - 200	-0.0060	+/-0.50	
Dibenz(a,h)anthracene-d14 (ISTD)	167855	20.514	153811	20.514	109	50 - 200	0.0000	+/-0.50	
Matrix Spike Dup (0010978-MSD1)			Lab File ID: N01312014.D			Analyzed: 01/31/20 17:18			
Naphthalene-d8 (ISTD)	162859	7.755	173778	7.755	94	50 - 200	0.0000	+/-0.50	
Acenaphthene-d10 (ISTD)	115112	9.503	110800	9.509	104	50 - 200	-0.0060	+/-0.50	
Phenanthrene-d10 (ISTD)	209807	11.013	217646	11.013	96	50 - 200	0.0000	+/-0.50	
Chrysene-d12 (ISTD)	184390	14.668	198181	14.668	93	50 - 200	0.0000	+/-0.50	
Perylene-d12 (ISTD)	186430	18.124	191827	18.13	97	50 - 200	-0.0060	+/-0.50	
Dibenz(a,h)anthracene-d14 (ISTD)	145959	20.508	153811	20.514	95	50 - 200	-0.0060	+/-0.50	
PDI-066SC-A-07-08-191011 (A0A0994-01)			Lab File ID: N01312018.D			Analyzed: 01/31/20 19:29			
Naphthalene-d8 (ISTD)	177925	7.749	173778	7.755	102	50 - 200	-0.0060	+/-0.50	
Acenaphthene-d10 (ISTD)	120652	9.504	110800	9.509	109	50 - 200	-0.0050	+/-0.50	
Phenanthrene-d10 (ISTD)	210929	11.013	217646	11.013	97	50 - 200	0.0000	+/-0.50	
Chrysene-d12 (ISTD)	180456	14.668	198181	14.668	91	50 - 200	0.0000	+/-0.50	
Perylene-d12 (ISTD)	175517	18.124	191827	18.13	91	50 - 200	-0.0060	+/-0.50	
Dibenz(a,h)anthracene-d14 (ISTD)	144002	20.514	153811	20.514	94	50 - 200	0.0000	+/-0.50	
PDI-066SC-A-08-09-191011 (A0A0994-02)			Lab File ID: N01312019.D			Analyzed: 01/31/20 20:02			
Naphthalene-d8 (ISTD)	166851	7.755	173778	7.755	96	50 - 200	0.0000	+/-0.50	
Acenaphthene-d10 (ISTD)	119091	9.504	110800	9.509	107	50 - 200	-0.0050	+/-0.50	
Phenanthrene-d10 (ISTD)	220609	11.013	217646	11.013	101	50 - 200	0.0000	+/-0.50	
Chrysene-d12 (ISTD)	202441	14.668	198181	14.668	102	50 - 200	0.0000	+/-0.50	
Perylene-d12 (ISTD)	202666	18.124	191827	18.13	106	50 - 200	-0.0060	+/-0.50	
Dibenz(a,h)anthracene-d14 (ISTD)	164025	20.508	153811	20.514	107	50 - 200	-0.0060	+/-0.50	

HOLDING TIME SUMMARY

EPA 8270D

Laboratory: Apex Laboratories

SDG: Gasco PreRD DG 2019

Client: Anchor QEA, LLC

Project: Gasco PreRD DG 2019 - 4a-b. DOC-CAP Testing C

Sample Name	Date Collected	Date Received	Date Prepared	Days to Prep	Max Days to Prep	Date Analyzed	Days to Analysis	Max Days to Analysis	Q
PDI-066SC-A-07-08-191011	10/11/19 09:09	10/12/19 09:20	01/31/20 07:07	111.92	14.00	01/31/20 19:29	0.52	40.00	*
PDI-066SC-A-08-09-191011	10/11/19 09:09	10/12/19 09:20	01/31/20 07:07	111.92	14.00	01/31/20 20:02	0.54	40.00	*

Apex Laboratories

SDG: Gasco PreRD_DG 2019

CLASS: WET

METHOD: SM 5310 B MOD

ANALYSES DATA PACKAGE COVER PAGE

SM 5310 B MOD

Laboratory: Apex Laboratories

SDG: Gasco PreRD_DG 2019

Client: Anchor QEA, LLC

Project: Gasco PreRD_DG 2019 - 4a-b. DOC-CAP Testing Co

Client Sample Id:

Lab Sample Id:

Matrix

PDI-066SC-A-07-08-191011

A0A0994-01

Sediment

PDI-066SC-A-08-09-191011

A0A0994-02

Sediment

I certify that this data package is in compliance with the terms and conditions of the contract, both technically and for completeness, for other than the conditions detailed above. Release of the data contained in this hardcopy data package and in computer-readable data submitted on diskette has been authorized by the Laboratory Manager or the Manager's designee, as verified by the following signatures.

Signature: _____



Name: _____

David G. Jack

Forms Created: _____

3/7/2020 11:49AM

Title: _____

Technical Manager

METHOD DETECTION AND REPORTING LIMITS

SM 5310 B MOD

Laboratory: Apex Laboratories

SDG: Gasco PreRD_DG 2019

Client: Anchor QEA, LLC

Project: Gasco PreRD_DG 2019 - 4a-b. DOC-CAP

Batch Matrix: Sediment

Analyte	MDL	MRL	Units
Total Organic Carbon	0.020	0.020	% by Weight

Note: MDLs are listed only if the corresponding analyte was evaluated to the MDL in this report .

INORGANIC ANALYSIS DATA SHEET
SM 5310 B MOD

PDI-066SC-A-07-08-191011

Laboratory: Apex Laboratories

SDG: Gasco PreRD DG 2019

Client: Anchor QEA, LLC

Project: Gasco PreRD DG 2019 - 4a-b. DOC-CAP Testing Cores

Matrix: Sediment

Laboratory ID: A0A0994-01

File ID: 0B10055.txt-017

Sampled: 10/11/19 09:09

Prepared: 02/05/20 09:23

Analyzed: 02/10/20 22:18

Solids: 57.84

Preparation: PSEP-5310B TOC

Initial/Final: 5 N/A / 5 N/A

Batch: 0020126

Sequence: 0B10055

Calibration: A0A0805

Instrument: TOC6

CAS NO.	Analyte	Concentration (% by Weight)	Dilution Factor	Q	Method
TOC	Total Organic Carbon	4.0	1		SM 5310 B MOD

INORGANIC ANALYSIS DATA SHEET
SM 5310 B MOD

PDI-066SC-A-08-09-191011

Laboratory: Apex Laboratories

SDG: Gasco PreRD_DG 2019

Client: Anchor QEA, LLC

Project: Gasco PreRD_DG 2019 - 4a-b. DOC-CAP Testing Cores

Matrix: Sediment

Laboratory ID: A0A0994-02

File ID: 0B10055.txt-019

Sampled: 10/11/19 09:09

Prepared: 02/05/20 09:23

Analyzed: 02/10/20 22:40

Solids: 59.05

Preparation: PSEP-5310B TOC

Initial/Final: 5 N/A / 5 N/A

Batch: 0020126

Sequence: 0B10055

Calibration: A0A0805

Instrument: TOC6

CAS NO.	Analyte	Concentration (% by Weight)	Dilution Factor	Q	Method
TOC	Total Organic Carbon	3.5	1		SM 5310 B MOD

PREPARATION BATCH SUMMARY

SM 5310 B MOD

Laboratory: Apex Laboratories

SDG: Gasco PreRD_DG 2019

Client: Anchor QEA, LLC

Project: Gasco PreRD DG 2019 - 4a-b. DOC-CAP Testing Cc

Batch: 0020126

Batch Matrix: Sediment

Preparation: PSEP-5310B TOC

SAMPLE NAME	LAB SAMPLE ID	LAB FILE ID	DATE PREPARED	OBSERVATIONS
Blank	0020126-BLK1	0B10055.txt-005	02/05/20 09:23	
LCS	0020126-BS1	0B10055.txt-006	02/05/20 09:23	
PDI-066SC-A-07-08-191011 (Dup)	0020126-DUP3	0B10055.txt-018	02/05/20 09:23	
PDI-066SC-A-07-08-191011	A0A0994-01	0B10055.txt-017	02/05/20 09:23	
PDI-066SC-A-08-09-191011	A0A0994-02	0B10055.txt-019	02/05/20 09:23	

Note: Client samples are listed only if they are included in this report.

Duplicates and Matrix Spike/Duplicates QC Samples are only listed if sourced from a sample included in this report.

METHOD BLANK DATA SHEET
SM 5310 B MOD

Laboratory: <u>Apex Laboratories</u>	SDG: <u>Gasco PreRD_DG 2019</u>	
Client: <u>Anchor QEA, LLC</u>	Project: <u>Gasco PreRD_DG 2019 - 4a-b. DOC-CAP Testing C</u>	
Matrix: <u>Sediment</u>	Laboratory ID: <u>0020126-BLK1</u>	File ID: <u>0B10055.txt-005</u>
Prepared: <u>02/05/20 09:23</u>	Preparation: <u>PSEP-5310B TOC</u>	Initial/Final: <u>5 N/A / 5 N/A</u>
Analyzed: <u>02/10/20 20:09</u>	Instrument: <u>TOC6</u>	
Batch: <u>0020126</u>	Sequence: <u>0B10055</u>	Calibration: <u>A0A0805</u>

CAS NO.	COMPOUND	CONC. (% by Weight)	Q
TOC	Total Organic Carbon	0.020	U

LCS / LCS DUPLICATE RECOVERY

SM 5310 B MOD

Laboratory: Apex Laboratories

SDG: Gasco PreRD_DG 2019

Client: Anchor QEA, LLC

Project: Gasco PreRD_DG 2019 - 4a-b. DOC-CAP Testing Co

Matrix: Sediment

Batch: 0020126

Laboratory ID: 0020126-BS1

Preparation: PSEP-5310B TOC

Initial/Final: 5 N/A / 5 N/A

COMPOUND	SPIKE ADDED (mg/kg)	LCS CONCENTRATION (mg/kg)	LCS % REC. (* = Out)	QC LIMITS REC.
Total Organic Carbon	10000	9700	97	90 - 110

* = Values outside of QC limits

DUPLICATES
SM 5310 B MOD

PDI-066SC-A-07-08-191011

Laboratory: Apex Laboratories
 Client: Anchor QEA, LLC
 Matrix: Sediment
 Batch: 0020126
 Preparation: PSEP-5310B TOC
 Source Sample Name: PDI-066SC-A-07-08-191011

SDG: Gasco PreRD_DG 2019
 Project: Gasco PreRD_DG 2019 - 4a-b. DOC-CAP
 Laboratory ID: 0020126-DUP3
 Lab Source ID: A0A0994-01
 Initial/Final: 5 N/A / 5 N/A
 % Solids: 57.84

ANALYTE	CONTROL LIMIT	SAMPLE CONCENTRATION (% by Weight)	C	DUPLICATE CONCENTRATION (% by Weight)	C	RPD %	Q	METHOD
Total Organic Carbon	20	4.0		4.3		8		SM 5310 B MOD

* Values outside of QC limits

ANALYSIS BATCH (SEQUENCE) SUMMARY

SM 5310 B MOD

Laboratory: Apex Laboratories

SDG: Gasco PreRD_DG 2019

Client: Anchor QEA, LLC

Project: Gasco PreRD_DG 2019 - 4a-b. DOC-CAP Testing C

Sequence: 0A08052

Instrument: TOC6

Matrix: Sediment

Calibration: A0A0805

Sample Name	Lab Sample ID	Lab File ID	Analysis Date/Time
Cal Standard	0A08052-CAL2	0A08052.txt-005	01/08/20 18:59
Cal Standard	0A08052-CAL3	0A08052.txt-006	01/08/20 19:09
Cal Standard	0A08052-CAL4	0A08052.txt-007	01/08/20 19:20
Cal Standard	0A08052-CAL5	0A08052.txt-008	01/08/20 19:31
Cal Standard	0A08052-CAL6	0A08052.txt-009	01/08/20 19:42
Cal Standard	0A08052-CAL7	0A08052.txt-010	01/08/20 19:53
Cal Standard	0A08052-CAL8	0A08052.txt-011	01/08/20 20:03
Cal Standard	0A08052-CAL9	0A08052.txt-012	01/08/20 20:14
Initial Cal Check	0A08052-ICV1	0A08052.txt-014	01/08/20 20:36
Initial Cal Blank	0A08052-ICB1	0A08052.txt-015	01/08/20 20:47

Note: Client samples are listed only if they are included in this report.

Duplicates and Matrix Spike/Duplicates QC Samples are only listed if sourced from a sample included in this report.

INITIAL CALIBRATION DATA (Summary)

SM 5310 B MOD

Laboratory: Apex Laboratories

SDG: Gasco PreRD DG 2019

Client: Anchor QEA, LLC

Project: Gasco PreRD_DG 2019 - 4a-b. DOC-CAP Testing

Calibration: AOA0805

Date: 01/08/20 16:30

Instrument: TOC6

Compound	Mean RF	FIT	RF RSD	Mean RT	RT RSD	Linear r	Quad COD	LIMIT	Q
Total Organic Carbon	107.0509	Lin	3.685489			0.99994			

Note: ** Quad COD may be incorrect if weighting (1/a) or (1/a²) used. Weighting not shown here. Please see instrument calibration printouts for validation.

INITIAL CALIBRATION DATA
SM 5310 B MOD

Laboratory: Apex Laboratories

SDG: Gasco PreRD DG 2019

Client: Anchor QEA, LLC

Project: Gasco PreRD DG 2019 - 4a-b. DOC-CAP Te

Calibration: A0A0805

Instrument: TOC6

Calibration Date: 01/08/20 16:30

Compound	Level 01		Level 02		Level 03		Level 04		Level 05		Level 06	
	mg/kg	RF	mg/kg	RF	mg/kg	RF	mg/kg	RF	mg/kg	RF	mg/kg	RF
Total Organic Carbon	200	114.6217	500	110.0738	1000	108.4645	2500	105.6496	5000	103.2242	12500	102.6331

INITIAL CALIBRATION DATA (Continued)

SM 5310 B MOD

Laboratory: Apex Laboratories

SDG: Gasco PreRD_DG 2019

Client: Anchor QEA, LLC

Project: Gasco PreRD_DG 2019 - 4a-b. DOC-CAP Te

Calibration: AOA0805

Instrument: TOC6

Matrix:

Calibration Date: 01/08/20 16:30

Compound	Level 07		Level 08		Level 09		Level 10		Level 11		Level 12	
	mg/kg	RF	mg/kg	RF	mg/kg	RF	mg/kg	RF	mg/kg	RF	mg/kg	RF
Total Organic Carbon	25000	106.7626	50000	104.9773								

INITIAL AND CONTINUING CALIBRATION CHECK

SM 5310 B MOD

Laboratory: Apex Laboratories

SDG: Gasco PreRD_DG 2019

Client: Anchor QEA, LLC

Project: Gasco PreRD_DG 2019 - 4a-b. DOC-CAP Testing Co

Instrument ID: TOC6

Calibration: A0A0805

Control Limit: +/- 10.00%

Sequence: 0A08052

Lab Sample ID	Analyte	True	Found	%R	Units	Method
0A08052-ICV1	Total Organic Carbon	10000	10000	100	mg/kg	SM 5310 B MOD

* Values outside of QC limits

INITIAL AND CONTINUING CALIBRATION CHECK

SM 5310 B MOD

Laboratory: Apex Laboratories

SDG: Gasco PreRD_DG 2019

Client: Anchor QEA, LLC

Project: Gasco PreRD_DG 2019 - 4a-b. DOC-CAP Testing Co

Instrument ID: TOC6

Calibration: A0A0805

Control Limit: +/- 10.00%

Sequence: 0B10055

Lab Sample ID	Analyte	True	Found	%R	Units	Method
0B10055-CCV1	Total Organic Carbon	10000	9700	97	mg/kg	SM 5310 B MOD
0B10055-CCV2	Total Organic Carbon	10000	9900	99	mg/kg	SM 5310 B MOD
0B10055-CCV3	Total Organic Carbon	10000	9600	96	mg/kg	SM 5310 B MOD
0B10055-CCV4	Total Organic Carbon	10000	9800	98	mg/kg	SM 5310 B MOD
0B10055-CCV5	Total Organic Carbon	10000	9800	98	mg/kg	SM 5310 B MOD
0B10055-CCV6	Total Organic Carbon	10000	9900	99	mg/kg	SM 5310 B MOD

* Values outside of OC limits

INSTRUMENT BLANKS
SM 5310 B MOD

Laboratory: Apex Laboratories

SDG: Gasco PreRD DG 2019

Client: Anchor QEA, LLC

Instrument ID: TOC6

Project: Gasco PreRD DG 2019 - 4a-b. DOC-CAP Testing Cores

Sequence: 0A08052

Calibration: A0A0805

Lab Sample ID	Analyte	Found	RL	Units	C	Method
0A08052-ICB1	Total Organic Carbon	ND	200 (Inst)	mg/kg		SM 5310 B MOD

(Inst) indicates on-Instrument Result and Reporting Level. Used for non-digested Instrument Blanks.

INSTRUMENT BLANKS
SM 5310 B MOD

Laboratory: Apex Laboratories

SDG: Gasco PreRD DG 2019

Client: Anchor QEA, LLC

Instrument ID: TOC6

Project: Gasco PreRD DG 2019 - 4a-b. DOC-CAP Testing Cores

Sequence: 0B10055

Calibration: A0A0805

Lab Sample ID	Analyte	Found	RL	Units	C	Method
0B10055-CCB1	Total Organic Carbon	ND	200 (Inst)	mg/kg		SM 5310 B MOD
0B10055-CCB2	Total Organic Carbon	ND	200 (Inst)	mg/kg		SM 5310 B MOD
0B10055-CCB3	Total Organic Carbon	ND	200 (Inst)	mg/kg		SM 5310 B MOD
0B10055-CCB4	Total Organic Carbon	ND	200 (Inst)	mg/kg		SM 5310 B MOD
0B10055-CCB5	Total Organic Carbon	ND	200 (Inst)	mg/kg		SM 5310 B MOD
0B10055-CCB6	Total Organic Carbon	ND	200 (Inst)	mg/kg		SM 5310 B MOD

(Inst) indicates on-Instrument Result and Reporting Level. Used for non-digested Instrument Blanks.

HOLDING TIME SUMMARY

SM 5310 B MOD

Laboratory: Apex Laboratories

SDG: Gasco PreRD DG 2019

Client: Anchor QEA, LLC

Project: Gasco PreRD DG 2019 - 4a-b. DOC-CAP Testing C

Sample Name	Date Collected	Date Received	Date Prepared	Days to Prep	Max Days to Prep	Date Analyzed	Days to Analysis	Max Days to Analysis	Q
PDI-066SC-A-07-08-191011	10/11/19 09:09	10/12/19 09:20	02/05/20 09:23	117.01	28.00	02/10/20 22:18	122.55	28.00	*
PDI-066SC-A-08-09-191011	10/11/19 09:09	10/12/19 09:20	02/05/20 09:23	117.01	28.00	02/10/20 22:40	122.56	28.00	*

Apex Laboratories

SDG: Gasco PreRD_DG 2019

CLASS: WET

METHOD: SM 2540 G

ANALYSES DATA PACKAGE COVER PAGE

SM 2540 G

Laboratory: Apex Laboratories

SDG: Gasco PreRD_DG 2019

Client: Anchor QEA, LLC

Project: Gasco PreRD_DG 2019 - 4a-b. DOC-CAP Testing Co

Client Sample Id:

Lab Sample Id:

Matrix

PDI-066SC-A-07-08-191011

A0A0994-01

Sediment

PDI-066SC-A-08-09-191011

A0A0994-02

Sediment

I certify that this data package is in compliance with the terms and conditions of the contract, both technically and for completeness, for other than the conditions detailed above. Release of the data contained in this hardcopy data package and in computer-readable data submitted on diskette has been authorized by the Laboratory Manager or the Manager's designee, as verified by the following signatures.

Signature: _____



Name: _____

David G. Jack

Forms Created: _____

3/7/2020 11:49AM

Title: _____

Technical Manager

METHOD DETECTION AND REPORTING LIMITS

SM 2540 G

Laboratory: Apex Laboratories

SDG: Gasco PreRD_DG 2019

Client: Anchor QEA, LLC

Project: Gasco PreRD_DG 2019 - 4a-b. DOC-CAP

Batch Matrix: Sediment

Analyte	MDL	MRL	Units
Total Solids	1.00	1.00	% by Weight

Note: MDLs are listed only if the corresponding analyte was evaluated to the MDL in this report .

INORGANIC ANALYSIS DATA SHEET

SM 2540 G

PDI-066SC-A-07-08-191011

Laboratory: Apex Laboratories

SDG: Gasco PreRD DG 2019

Client: Anchor QEA, LLC

Project: Gasco PreRD DG 2019 - 4a-b. DOC-CAP Testing Cores

Matrix: Sediment

Laboratory ID: A0A0994-01

Sampled: 10/11/19 09:09

Prepared: 02/03/20 16:27

Analyzed: 02/07/20 11:46

Solids: 57.84

Preparation: Total Solids (SM2540G/PSEP)

Initial/Final: 1 N/A / 1 N/A

Batch: 0020053

Calibration:

Instrument: Inst

CAS NO.	Analyte	Concentration (% by Weight)	Dilution Factor	Q	Method
TS	Total Solids	57.8	1		SM 2540 G

INORGANIC ANALYSIS DATA SHEET

SM 2540 G

PDI-066SC-A-08-09-191011

Laboratory: Apex Laboratories

SDG: Gasco PreRD_DG 2019

Client: Anchor QEA, LLC

Project: Gasco PreRD_DG 2019 - 4a-b. DOC-CAP Testing Cores

Matrix: Sediment

Laboratory ID: A0A0994-02

Sampled: 10/11/19 09:09

Prepared: 02/03/20 16:27

Analyzed: 02/07/20 11:46

Solids: 59.05

Preparation: Total Solids (SM2540G/PSEP)

Initial/Final: 1 N/A / 1 N/A

Batch: 0020053

Calibration:

Instrument: Inst

CAS NO.	Analyte	Concentration (% by Weight)	Dilution Factor	Q	Method
TS	Total Solids	59.0	1		SM 2540 G

PREPARATION BATCH SUMMARY

SM 2540 G

Laboratory: Apex Laboratories

SDG: Gasco PreRD_DG 2019

Client: Anchor QEA, LLC

Project: Gasco PreRD DG 2019 - 4a-b. DOC-CAP Testing Cc

Batch: 0020053

Batch Matrix: Sediment

Preparation: Total Solids (SM2540G/PSEP)

SAMPLE NAME	LAB SAMPLE ID	LAB FILE ID	DATE PREPARED	OBSERVATIONS
PDI-066SC-A-07-08-191011 (Dup)	0020053-DUP1		02/03/20 16:27	
PDI-066SC-A-07-08-191011	A0A0994-01		02/03/20 16:27	
PDI-066SC-A-08-09-191011	A0A0994-02		02/03/20 16:27	

Note: Client samples are listed only if they are included in this report.

Duplicates and Matrix Spike/Duplicates QC Samples are only listed if sourced from a sample included in this report.

DUPLICATES

PDI-066SC-A-07-08-191011

SM 2540 G

Laboratory: Apex Laboratories

SDG: Gasco PreRD_DG 2019

Client: Anchor QEA, LLC

Project: Gasco PreRD_DG 2019 - 4a-b. DOC-CAP

Matrix: Sediment

Laboratory ID: 0020053-DUP1

Batch: 0020053

Lab Source ID: A0A0994-01

Preparation: Total Solids (SM2540G/PSEP)

Initial/Final: 1 N/A / 1 N/A

Source Sample Name: PDI-066SC-A-07-08-191011

% Solids: 57.84

ANALYTE	CONTROL LIMIT	SAMPLE CONCENTRATION (% by Weight)	C	DUPLICATE CONCENTRATION (% by Weight)	C	RPD %	Q	METHOD
Total Solids	10	57.8		57.2		1		SM 2540 G

* Values outside of QC limits

HOLDING TIME SUMMARY

SM 2540 G

Laboratory: Apex Laboratories

SDG: Gasco PreRD DG 2019

Client: Anchor QEA, LLC

Project: Gasco PreRD DG 2019 - 4a-b. DOC-CAP Testing C

Sample Name	Date Collected	Date Received	Date Prepared	Days to Prep	Max Days to Prep	Date Analyzed	Days to Analysis	Max Days to Analysis	Q
PDI-066SC-A-07-08-191011	10/11/19 09:09	10/12/19 09:20	02/03/20 16:27	115.30	180.00	02/07/20 11:46	3.81		
PDI-066SC-A-08-09-191011	10/11/19 09:09	10/12/19 09:20	02/03/20 16:27	115.30	180.00	02/07/20 11:46	3.81		

Raw Data

**Polychlorinated Biphenyls by EPA 8082A
Benchsheet & Analysis Sequence Data**

Batch 0020004
Sequence 0B06011 (A0A0994-01,02)




Apex Laboratories
PREPARATION BENCH SHEET

BATCH #: 0020004 (Sediment)

Prep Method: EPA 3546

#	Lab Number	Analysis	Prepared	Initial (g)	Final (mL)	Spike ID	Source ID	ul Spike	ul Surr.	Sample ID	Extraction Comments	pH			
												<2	Other	>11	
	0020004-BLK1	QC	02/03/20 07:08	31	2				100						
	0020004-BS1	QC	02/03/20 07:08	30	2	A20A262		100	100						
	A0A0991-01	A 8082 PCBs - Low Level (30g/2mL)	02/03/20 07:08	30.25	2				100	PDI-035SC-A-01-02-191010	+1262,1268				
	A0A0991-02	A 8082 PCBs - Low Level (30g/2mL)	02/03/20 07:08	30.12	2				100	PDI-035SC-A-02-03-191010	+1262,1268				
	0020004-DUPI	QC	02/03/20 07:08	30.17	2		A0A0991-02		100						
	A0A0991-03	A 8082 PCBs - Low Level (30g/2mL)	02/03/20 07:08	30.51	2				100	PDI-041SC-A-03-04-191010	+1262,1268				
	A0A0991-04	A 8082 PCBs - Low Level (30g/2mL)	02/03/20 07:08	30.37	2				100	PDI-045SC-A-04-05-191010	+1262,1268				
	A0A0991-05	A 8082 PCBs - Low Level (30g/2mL)	02/03/20 07:08	30.27	2				100	PDI-045SC-A-05-06-191010	+1262,1268				
	A0A0991-06	A 8082 PCBs - Low Level (30g/2mL)	02/03/20 07:08	30.66	2				100	PDI-067SC-A-06-07-191010	+1262,1268				
	A0A0994-01	A 8082 PCBs - Low Level (30g/2mL)	02/03/20 07:08	30.27	2				100	PDI-066SC-A-07-08-191011	+1262,1268				
	A0A0994-02	A 8082 PCBs - Low Level (30g/2mL)	02/03/20 07:08	30.08	2				100	PDI-066SC-A-08-09-191011	+1262,1268				
	A0A0996-01	A 8082 PCBs - Low Level (30g/2mL)	02/03/20 07:08	30.33	2				100	PDI-015SC-A-09-10-191012	+1262,1268				
	A0A0996-02	A 8082 PCBs - Low Level (30g/2mL)	02/03/20 07:08	30.34	2				100	PDI-037SC-A-04-05-191012	+1262,1268				
	A0A0996-03	A 8082 PCBs - Low Level (30g/2mL)	02/03/20 07:08	30.26	2				100	PDI-037SC-A-05-06-191012	+1262,1268				
	A0A0996-04	A 8082 PCBs - Low Level (30g/2mL)	02/03/20 07:08	30.15	2				100	PDI-037SC-A-06-07-191012	+1262,1268				
	A0A0996-05	A 8082 PCBs - Low Level (30g/2mL)	02/03/20 07:08	30.21	2				100	PDI-074SC-A-06-07-191012	+1262,1268				
	A0A0996-06	A 8082 PCBs - Low Level (30g/2mL)	02/03/20 07:08	30.01	2				100	PDI-074SC-A-07-08-191012	+1262,1268				
	A0A1002-01	B 8082 PCBs - Low Level (30g/2mL)	02/03/20 07:08	30.12	2				100	PDI-076SC-A-08-09-191013	+1262,1268				
	A0A1002-02	A 8082 PCBs - Low Level (30g/2mL)	02/03/20 07:08	30.64	2				100	PDI-076SC-A-09-10-191013	+1262,1268				

Prepared By: _____ Date: _____


 Reviewed By: _____ Date: 2/11/20

Apex Laboratories
PREPARATION BENCH SHEET

BATCH #: 0020004 (Sediment)

Prep Method: EPA 3546

#	Lab Number	Analysis	Prepared	Initial (g)	Final (mL)	Spike ID	Source ID	ul Spike	ul Surr.	Sample ID	Extraction Comments	pH		
												<2	one	>11
	A0A1010-01	A 8082 PCBs - Low Level (30g/2mL)	02/03/20 07:08	30.3	2				100	PDI-026SC-A-06-07-191014	+1262,1268			
	A0A1011-01	A 8082 PCBs - Low Level (30g/2mL)	02/03/20 07:08	30.18	2				100	PDI-057SC-A-06-07-191023	+1262,1268			
	A0A1011-02	A 8082 PCBs - Low Level (30g/2mL)	02/03/20 07:08	30.09	2				100	PDI-057SC-A-07-08-191023	+1262,1268			
	A0A1011-03	A 8082 PCBs - Low Level (30g/2mL)	02/03/20 07:08	30.26	2				100	PDI-057SC-A-08-09-191023	+1262,1268			
	0020004-MS1	QC	02/03/20 07:08	30.24	2	A20A262	A0A1011-03	100	100					
	0020004-MSD1	QC	02/03/20 07:08	30.22	2	A20A262	A0A1011-03	100	100					

Standards/Reagents

Reagent(s)			Analyte Spike(s)			Surrogate(s)		
Std ID	Exp. Date	Description	Std ID	Exp. Date	Description	Std ID	Exp. Date	Description
A13L219	11/30/23	Extractions Balance	A20A262	07/03/20	8082 PCB Matrix Spike	A20A238	07/17/20	8082 PCB Surrogate Spike
A18K311	12/31/20	Glass Wool						
A19C104	09/03/23	Florisil Lot 817211-CM						
A19G279	01/18/22	Sulfuric Acid						
A19H411	08/31/21	n-Hexane Lot# 192712						
A19I211	05/07/22	Copper, Granular Lot# J260003						
A19I263	03/18/20	DCM CHEM PROD. 194934						
A20A281	07/19/21	Sodium Sulfate Lot # 196883						

Method 3546 digestion time and temperture achieved.
Initial: _____

Witness: _____

Prepared By: _____ Date: _____

Reviewed By: _____ Date: _____



Apex Laboratories
PREPARATION BENCH SHEET

BATCH #: 0020004 (Sediment)

Prep Method: EPA 3546

#	Lab Number	Analysis	Prepared	Initial (g)	Final (mL)	Spike ID	Source ID	ul Spike	ul Surr.	Sample ID	Extraction Comments	pH			
												<2	one	>11	
12	0020004-BLK1	QC	02/03/20 07:08	30.31	2				100						
34	0020004-BS1	QC	02/03/20 07:08	30	2	A20A262		100	100						
51	A0A0991-01	A 8082 PCBs - Low Level (30g/2mL)	02/03/20 07:08	30.25	2				100	PDI-035SC-A-01-02-191010	+1262,1268 Sand color #				
78	A0A0991-02	A 8082 PCBs - Low Level (30g/2mL)	02/03/20 07:08	30.12	2				100	PDI-035SC-A-02-03-191010	+1262,1268 Sand #				
91	0020004-DUP1	QC	02/03/20 07:08	30.17	2		A0A0991-02		100			#			
111	A0A0991-03	A 8082 PCBs - Low Level (30g/2mL)	02/03/20 07:08	30.51	2				100	PDI-041SC-A-03-04-191010	+1262,1268 Sand P				
131	A0A0991-04	A 8082 PCBs - Low Level (30g/2mL)	02/03/20 07:08	30.37	2				100	PDI-045SC-A-04-05-191010	+1262,1268 Sand				
151	A0A0991-05	A 8082 PCBs - Low Level (30g/2mL)	02/03/20 07:08	30.27	2				100	PDI-045SC-A-05-06-191010	+1262,1268 Sand				
171	A0A0991-06	A 8082 PCBs - Low Level (30g/2mL)	02/03/20 07:08	30.66	2				100	PDI-067SC-A-06-07-191010	+1262,1268 sediment #				
191	A0A0994-01	A 8082 PCBs - Low Level (30g/2mL)	02/03/20 07:08	30.27	2				100	PDI-066SC-A-07-08-191011	+1262,1268 mud #				
211	A0A0994-02	A 8082 PCBs - Low Level (30g/2mL)	02/03/20 07:08	30.08	2				100	PDI-066SC-A-08-09-191011	+1262,1268 mud #				
231	A0A0996-01	A 8082 PCBs - Low Level (30g/2mL)	02/03/20 07:08	30.33	2				100	PDI-015SC-A-09-10-191012	+1262,1268 Mud #				
251	A0A0996-02	A 8082 PCBs - Low Level (30g/2mL)	02/03/20 07:08	30.34	2				100	PDI-037SC-A-04-05-191012	+1262,1268 Sand color				
271	A0A0996-03	A 8082 PCBs - Low Level (30g/2mL)	02/03/20 07:08	30.26	2				100	PDI-037SC-A-05-06-191012	+1262,1268 Sand color #				
291	A0A0996-04	A 8082 PCBs - Low Level (30g/2mL)	02/03/20 07:08	30.15	2				100	PDI-037SC-A-06-07-191012	+1262,1268 Sand color #				
311	A0A0996-05	A 8082 PCBs - Low Level (30g/2mL)	02/03/20 07:08	30.21	2				100	PDI-074SC-A-06-07-191012	+1262,1268 mud #				
331	A0A0996-06	A 8082 PCBs - Low Level (30g/2mL)	02/03/20 07:08	30.01	2				100	PDI-074SC-A-07-08-191012	+1262,1268 Mud #				
351	A0A1002-01	A 8082 PCBs - Low Level (30g/2mL)	02/03/20 07:08	30.12	2				100	PDI-076SC-A-08-09-191013	+1262,1268 mud #				
371	A0A1002-02	A 8082 PCBs - Low Level (30g/2mL)	02/03/20 07:08	30.64	2				100	PDI-076SC-A-09-10-191013	+1262,1268 Mud #				

Prepared By: JAG Date: 2-3-20
Date: 2/3/20

Reviewed By: SCG Date: 02/03/2020

Apex Laboratories
PREPARATION BENCH SHEET
BATCH #: 0020004 (Sediment)

Prep Method: EPA 3546

#	Lab Number	Analysis	Prepared	Initial (g)	Final (mL)	Spike ID	Source ID	ul Spike	ul Surr.	Sample ID	Extraction Comments	pH		
												<2	2-8	>11
54/110	A0A1010-01	A 8082 PCBs - Low Level (30g/2mL)	02/03/20 07:08	30 30.30	2 ✓				100	PDI-026SC-A-06-07-191014	+1262,1268 mud			
41/42	A0A1011-01	A 8082 PCBs - Low Level (30g/2mL)	02/03/20 07:08	30 30.18	2 ✓				100	PDI-057SC-A-06-07-191023	+1262,1268 mud # ✓			
40/41	A0A1011-02	A 8082 PCBs - Low Level (30g/2mL)	02/03/20 07:08	30 30.09	2 ✓				100	PDI-057SC-A-07-08-191023	+1262,1268 mud # ✓			
45/46	A0A1011-03	A 8082 PCBs - Low Level (30g/2mL)	02/03/20 07:08	30 30.26	2 ✓				100	PDI-057SC-A-08-09-191023	+1262,1268 mud # ✓			
47/48	0020004-MS1	QC	02/03/20 07:08	30 30.24	2 ✓	A20A262	A0A1011-03	100	100		mud # ✓			
49/50	0020004-MSD1	QC	02/03/20 07:08	30 30.22	2 ✓	A20A262	A0A1011-03	100	100		mud # ✓			

Standards/Reagents

Reagent(s)			Analyte Spike(s)			Surrogate(s)		
Std ID	Exp. Date	Description	Std ID	Exp. Date	Description	Std ID	Exp. Date	Description
A13L219	11/30/23	Extractions Balance	A20A262	07/03/20	8082 PCB Matrix Spike	A20A238	07/17/20	8082 PCB Surrogate Spike
A18K311	12/31/20	Glass Wool						
A19C104	09/03/23	Florisil Lot 817211-CM						
A19G279	01/18/22	Sulfuric Acid						
A19H411	08/31/21	n-Hexane Lot# 192712						
A19I211	05/07/22	Copper, Granular Lot# J260003						
A19I263	03/18/20	DCM CHEM PROD. 194934						
A20A281	07/19/21	Sodium Sulfate Lot # 196883						

Method 3546 digestion time and temperature achieved.

Initial: ADD yes

Witness: JAG 2/3/20

= staining on furbovap during solvent exchange.
 ADD 2/3/20

P = partial dry out in 2nd vessel.
 ADD 2/3/20

μ = precipitate formed during solvent exchange.
 ADD 2/3/20

* = A drop or two of extract splashed out of vessel #1 during pour-out.
 ADD 2/3/20

Prepared By: ADD Date: 2-3-20

Reviewed By: _____ Date: _____



ELEMENT SEQUENCE LOG

Apex Laboratories

Sequence: **0B06011**

Instrument: **DUALECD2F**

Date: **02/06/20 07:20**

Calibration: **A9L0407**

#	Lab Number	Matrix	Analysis	Client	Due	Batch	ISTD ID	STD ID
1	0B06011-CCV1	Sediment	QC	QC				
2	0B06011-CCB1	Sediment	QC	QC				A20A394
3	0020081-BLK1	Sediment	QC	QC				A20A395
4	0020081-BS1	Sediment	QC	QC		0020081		
5	A0A1011-04	Sediment	8082 PCBs - Low Level (30g/2mL)	Anchor QEA, LLC	02/13/20	0020081		
6	0B06011-IBL1	Sediment	QC	QC				
7	0020081-MS1	Sediment	QC	QC				
8	0B06011-IBL2	Sediment	QC	QC		0020081		
9	0020081-MSD1	Sediment	QC	QC				
10	0B06011-IBL3	Sediment	QC	QC		0020081		
11	A0A1011-05	Sediment	8082 PCBs - Low Level (30g/2mL)	Anchor QEA, LLC	02/13/20	0020081		
12	0B06011-IBL4	Sediment	QC	QC				
13	0020081-DUP1	Sediment	QC	QC		0020081		
14	0B06011-IBL5	Sediment	QC	QC				
15	A0A1011-06	Sediment	8082 PCBs - Low Level (30g/2mL)	Anchor QEA, LLC	02/13/20	0020081		
16	0B06011-IBL6	Sediment	QC	QC				
17	0B06011-CCV2	Sediment	QC	QC				A20A394
18	0B06011-CCB2	Sediment	QC	QC				A20A395
19	A0A0991-06	Sediment	8082 PCBs - Low Level (30g/2mL)	Anchor QEA, LLC	02/13/20	0020004		
20	0B06011-IBL7	Sediment	QC	QC				
21	A0A0994-01	Sediment	8082 PCBs - Low Level (30g/2mL)	Anchor QEA, LLC	02/13/20	0020004		
22	0B06011-IBL8	Sediment	QC	QC				
23	A0A0994-02	Sediment	8082 PCBs - Low Level (30g/2mL)	Anchor QEA, LLC	02/13/20	0020004		
24	0B06011-IBL9	Sediment	QC	QC				
25	A0A0996-01	Sediment	8082 PCBs - Low Level (30g/2mL)	Anchor QEA, LLC	02/13/20	0020004		
26	0B06011-IBLA	Sediment	QC	QC				
27	A0A0996-02	Sediment	8082 PCBs - Low Level (30g/2mL)	Anchor QEA, LLC	02/13/20	0020004		
28	0B06011-IBLB	Sediment	QC	QC				
29	0B06011-CCV3	Sediment	QC	QC				A20A394
30	0B06011-CCB3	Sediment	QC	QC				A20A395

Data Entered By: *[Signature]* 2/11/20

Comments:

Data Reviewed By: *[Signature]* 2/14/20

TOTAL AROCLOR AVERAGE RESULTS

The average result for the 1016 and 1260 selected peaks are reported here to facilitate data entry and review. Averages are done on all individual peaks and must be for matrix spikes if all peaks are not used in the average.

0B06011-CCV1

Aroclor 1016

<u>Peak</u>	<u>Initial Res</u>
1016 (1)	430.35
1016 (2)	461.45
1016 (3)	451.97
1016 (4)	492.30
1016 (5)	485.90
1016 (6)	468.96
Average:	465.16

Aroclor 1260

<u>Peak</u>	<u>Initial Res</u>
1260 (1)	498.44
1260 (2)	512.63
1260 (3)	508.85
1260 (4)	509.19
1260 (5)	513.29
1260 (6)	489.89
Average:	505.38

0020081-BS1

Aroclor 1016

<u>Peak</u>	<u>Initial Res</u>
1016 (1)	741.53
1016 (2)	860.23
1016 (3)	805.25
1016 (4)	934.80
1016 (5)	875.41
1016 (6)	791.05
Average:	834.71

Aroclor 1260

<u>Peak</u>	<u>Initial Res</u>
1260 (1)	1,038.78
1260 (2)	1,071.93
1260 (3)	1,036.64
1260 (4)	1,127.71
1260 (5)	1,117.51
1260 (6)	1,083.52
Average:	1,079.35

TOTAL AROCLOR AVERAGE RESULTS

The average result for the 1016 and 1260 selected peaks are reported here to facilitate data entry and review. Averages are done on all individual peaks and must be for matrix spikes if all peaks are not used in the average.

0020081-MS1

Aroclor 1016

<u>Peak</u>	<u>Initial Res</u>
1016 (1)	594.38
1016 (2)	719.97
1016 (3)	591.15
1016 (4)	564.70
1016 (5)	533.48
1016 (6)	520.97
Average:	587.44

Aroclor 1260

<u>Peak</u>	<u>Initial Res</u>
1260 (1)	590.68
1260 (2)	638.88
1260 (3)	546.95
1260 (4)	621.41
1260 (5)	587.40
1260 (6)	517.88
Average:	583.87

0020081-MSD1

Aroclor 1016

<u>Peak</u> *	<u>Initial Res</u>
1016 (1)	584.30
1016 (2)	713.28
1016 (3)	585.17
1016 (4)	573.70
1016 (5)	524.52
1016 (6)	532.23
Average:	585.53

Aroclor 1260

<u>Peak</u>	<u>Initial Res</u>
1260 (1)	564.47
1260 (2)	606.74
1260 (3)	542.34
1260 (4)	616.42
1260 (5)	567.42
1260 (6)	539.34
Average:	572.79

TOTAL AROCLOR AVERAGE RESULTS

The average result for the 1016 and 1260 selected peaks are reported here to facilitate data entry and review. Averages are done on all individual peaks and must be for matrix spikes if all peaks are not used in the average.

OB06011-CCV2

Aroclor 1016

<u>Peak</u>	<u>Initial Res</u>
1016 (1)	454.57
1016 (2)	471.72
1016 (3)	458.91
1016 (4)	513.29
1016 (5)	514.44
1016 (6)	495.56
Average:	484.75

Aroclor 1260

<u>Peak</u>	<u>Initial Res</u>
1260 (1)	526.96
1260 (2)	529.12
1260 (3)	517.73
1260 (4)	525.84
1260 (5)	551.78
1260 (6)	508.80
Average:	526.71

OB06011-CCV3

Aroclor 1016

<u>Peak</u>	<u>Initial Res</u>
1016 (1)	453.16
1016 (2)	470.17
1016 (3)	468.80
1016 (4)	512.77
1016 (5)	512.61
1016 (6)	500.64
Average:	486.36

Aroclor 1260

<u>Peak</u>	<u>Initial Res</u>
1260 (1)	521.52
1260 (2)	530.60
1260 (3)	521.90
1260 (4)	520.99
1260 (5)	543.33
1260 (6)	488.66
Average:	521.17

Data Path : K:\DATA\0B06011\
 Data File : ECD2F002.D
 Signal(s) : ECD1A.CH
 Acq On : 06 Feb 2020 7:57
 Operator : MJB / KAK
 Sample : 0B06011-CCV1
 Misc :
 ALS Vial : 2 Sample Multiplier: 1

Integration File: PCB1.e
 Quant Time: Feb 11 11:21:34 2020
 Quant Method : K:\METHODS\FECD2_QUANTPCB_191203RT2.M
 Quant Title : PCB Data Analysis
 QLast Update : Wed Dec 04 15:29:22 2019
 Response via : Initial Calibration
 Integrator: ChemStation 6890 Scale Mode: Small noise peaks clipped

[Handwritten signature]
 2/11/20

Compound	R.T.	Response	Conc Units

System Monitoring Compounds			
1) S TCMX (S)	4.827	13246377	198.931 ng/ml
62) S DCBP (S)	9.558	31305776	280.329 ng/ml
Target Compounds			
2) Aroclor 1016 (1)	5.729	1608619	430.347 ng/ml
3) Aroclor 1016 (2)	6.144	3319606	461.447 ng/ml
4) Aroclor 1016 (3)	6.224	1795647	451.971 ng/ml
5) Aroclor 1016 (4)	6.377	1761136	492.301 ng/ml
6) Aroclor 1016 (5)	6.599	2017214	485.902 ng/ml
7) Aroclor 1016 (6)	6.726	1375562	468.958 ng/ml
8) Aroclor 1016 - AVE	0.000	0	N.D. ng/ml
9) Aroclor 1221 (1)	5.171	151454	139.920 ng/ml
10) Aroclor 1221 (2)	5.288	166590	232.159 ng/ml
11) Aroclor 1221 (3)	5.371	678222	289.825 ng/ml
12) Aroclor 1221 - AVE	0.000	0	N.D. ng/ml
13) Aroclor 1232 (1)	5.371	678222	381.845 ng/ml
14) Aroclor 1232 (2)	6.144	3319606	1194.024 ng/ml
15) Aroclor 1232 (3)	6.224	1795647	1224.076 ng/ml
16) Aroclor 1232 (4)	6.377	1761136	1545.717 ng/ml
17) Aroclor 1232 (5)	6.599	2017214	1404.766 ng/ml
18) Aroclor 1232 (6)	6.726	1375562	1148.099 ng/ml
19) Aroclor 1232 - AVE	0.000	0	N.D. ng/ml
20) Aroclor 1242 (1)	5.729	1608619	605.649 ng/ml
21) Aroclor 1242 (2)	6.144	3319606	639.975 ng/ml
22) Aroclor 1242 (3)	6.224	1795647	636.716 ng/ml
23) Aroclor 1242 (4)	6.377	1761136	769.330 ng/ml
24) Aroclor 1242 (5)	6.599	2017214	675.850 ng/ml
25) Aroclor 1242 (6)	6.726	1375562	548.203 ng/ml
26) Aroclor 1242 - AVE	0.000	0	N.D. ng/ml
27) Aroclor 1248 (1)	6.144	3319606	975.410 ng/ml
28) Aroclor 1248 (2)	6.377	1761136	390.045 ng/ml
29) Aroclor 1248 (3)	6.599	2017214	386.524 ng/ml
30) Aroclor 1248 (4)	6.892	361789	62.322 ng/ml
31) Aroclor 1248 (5)	6.923	1379766	224.013 ng/ml
32) Aroclor 1248 (6)	7.409	3295649	964.368 ng/ml
33) Aroclor 1248 - AVE	0.000	0	N.D. ng/ml
34) Aroclor 1254 (1)	6.923	1379766	230.033 ng/ml
35) Aroclor 1254 (2)	7.034	1459647	200.293 ng/ml
36) Aroclor 1254 (3)	7.409	3295649	293.993 ng/ml
37) Aroclor 1254 (4)	7.571	398605	55.905 ng/ml
38) Aroclor 1254 (5)	7.948	4142622	540.884 ng/ml
39) Aroclor 1254 (6)	8.239	466695	187.135 ng/ml
40) Aroclor 1254 - AVE	0.000	0	N.D. ng/ml
41) Aroclor 1260 (1)	7.521	4150864	498.435 ng/ml
42) Aroclor 1260 (2)	7.654	5230042	512.629 ng/ml
43) Aroclor 1260 (3)	8.208	4002158	508.846 ng/ml
44) Aroclor 1260 (4)	8.378	9480419	509.194 ng/ml
45) Aroclor 1260 (5)	8.676	6208720	513.288 ng/ml
46) Aroclor 1260 (6)	9.065	2505568	489.885 ng/ml
47) Aroclor 1260 - AVE	0.000	0	N.D. ng/ml

✓

✓

Quantitation Report (Not Reviewed)

Data Path : K:\DATA\0B06011\
 Data File : ECD2F002.D
 Signal(s) : ECD1A.CH
 Acq On : 06 Feb 2020 7:57
 Operator : MJB / KAK
 Sample : 0B06011-CCV1
 Misc :
 ALS Vial : 2 Sample Multiplier: 1

Integration File: PCB1.e
 Quant Time: Feb 11 11:21:34 2020
 Quant Method : K:\METHODS\FECD2_QUANTPCB_191203RT2.M
 Quant Title : PCB Data Analysis
 QLast Update : Wed Dec 04 15:29:22 2019
 Response via : Initial Calibration
 Integrator: ChemStation 6890 Scale Mode: Small noise peaks clipped

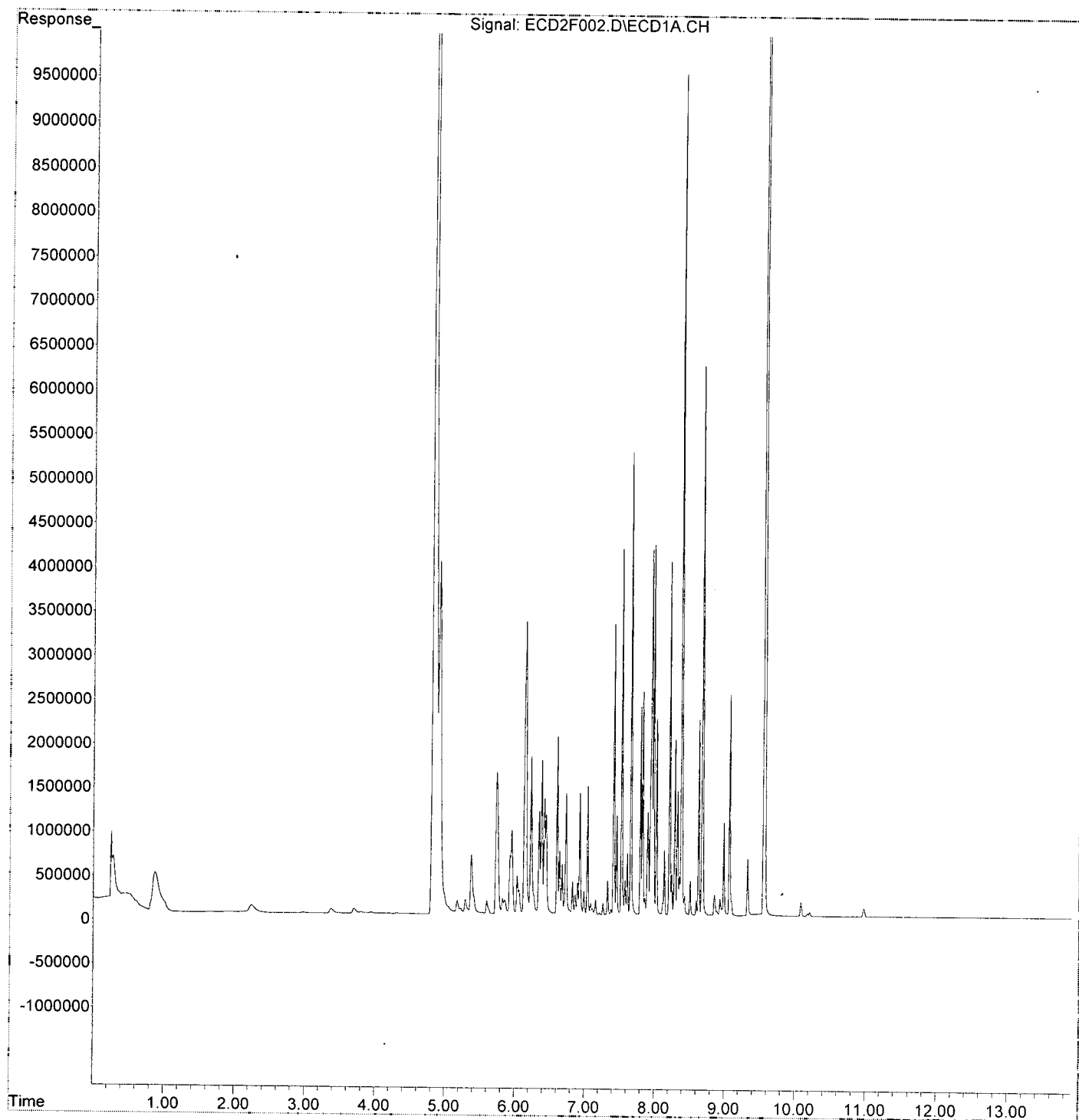
Compound	R.T.	Response	Conc Units
48) Aroclor 1262 (1)	7.654	5230042	649.984 ng/ml
49) Aroclor 1262 (2)	7.977	4189340	373.213 ng/ml
50) Aroclor 1262 (3)	8.208	4002158	412.384 ng/ml
51) Aroclor 1262 (4)	8.378	9480419	458.876 ng/ml
52) Aroclor 1262 (5)	8.676	6208720	474.587 ng/ml
53) Aroclor 1262 (6)	9.065	2505568	375.274 ng/ml
54) Aroclor 1262 - AVE	0.000	0	N.D. ng/ml
55) Aroclor 1268 (1)	8.208	4002158	784.086 ng/ml
56) Aroclor 1268 (2)	8.624	2219416	90.494 ng/ml
57) Aroclor 1268 (3)	8.676	6208720	304.138 ng/ml
58) Aroclor 1268 (4)	8.851	234401	12.238 ng/ml
59) Aroclor 1268 (5)	9.065	2505568	323.310 ng/ml
60) Aroclor 1268 (6)	9.323	641660	12.273 ng/ml
61) Aroclor 1268 - AVE	0.000	0	N.D. ng/ml

(f)=RT Delta > 1/2 Window

(m)=manual int.

Data Path : K:\DATA\0B06011\
Data File : ECD2F002.D
Signal(s) : ECD1A.CH
Acq On : 06 Feb 2020 7:57
Operator : MJB / KAK
Sample : 0B06011-CCV1
Misc :
ALS Vial : 2 Sample Multiplier: 1

Integration File: PCB1.e
Quant Time: Feb 11 11:21:34 2020
Quant Method : K:\METHODS\FECD2_QUANTPCB_191203RT2.M
Quant Title : PCB Data Analysis
QLast Update : Wed Dec 04 15:29:22 2019
Response via : Initial Calibration
Integrator: ChemStation 6890 Scale Mode: Small noise peaks clipped



Data Path : K:\DATA\OB06011\
 Data File : ECD2F003.D
 Signal(s) : ECD1A.CH
 Acq On : 06 Feb 2020 8:14
 Operator : MJB / KAK
 Sample : OB06011-CCB1
 Misc :
 ALS Vial : 3 Sample Multiplier: 1

Integration File: PCB1.e
 Quant Time: Feb 11 11:21:56 2020
 Quant Method : K:\METHODS\FECD2_QUANTPCB_191203RT2.M
 Quant Title : PCB Data Analysis
 QLast Update : Wed Dec 04 15:29:22 2019
 Response via : Initial Calibration
 Integrator: ChemStation 6890 Scale Mode: Small noise peaks clipped

MJB
 2/11/20
 Clean

Compound	R.T.	Response	Conc Units

System Monitoring Compounds			
1) S TCMX (S)	4.826	5217129	78.350 ng/ml
62) S DCBP (S)	9.556	11812107	105.772 ng/ml
Target Compounds			
2) Aroclor 1016 (1)	5.727	6166	1.649 ng/ml
3) Aroclor 1016 (2)	6.148	6506	0.904 ng/ml
4) Aroclor 1016 (3)	6.219	2972	0.748 ng/ml
5) Aroclor 1016 (4)	6.379	3121	0.873 ng/ml
6) Aroclor 1016 (5)	6.604	2197	0.529 ng/ml
7) Aroclor 1016 (6)	6.733	2123	0.724 ng/ml
8) Aroclor 1016 - AVE	0.000	0	N.D. ng/ml
9) Aroclor 1221 (1)	5.174	16919	15.631 ng/ml
10) Aroclor 1221 (2)	5.295	14287	19.910 ng/ml
11) Aroclor 1221 (3)	5.365	11776	5.032 ng/ml
12) Aroclor 1221 - AVE	0.000	0	N.D. ng/ml
13) Aroclor 1232 (1)	5.365	11776	6.630 ng/ml
14) Aroclor 1232 (2)	6.148	6506	2.340 ng/ml
15) Aroclor 1232 (3)	6.219	2972	2.026 ng/ml
16) Aroclor 1232 (4)	6.379	3121	2.739 ng/ml
17) Aroclor 1232 (5)	6.604	2197	1.530 ng/ml
18) Aroclor 1232 (6)	6.733	2123	1.772 ng/ml
19) Aroclor 1232 - AVE	0.000	0	N.D. ng/ml
20) Aroclor 1242 (1)	5.727	6166	2.321 ng/ml
21) Aroclor 1242 (2)	6.148	6506	1.254 ng/ml
22) Aroclor 1242 (3)	6.219	2972	1.054 ng/ml
23) Aroclor 1242 (4)	6.379	3121	1.363 ng/ml
24) Aroclor 1242 (5)	6.604	2197	0.736 ng/ml
25) Aroclor 1242 (6)	6.733	2123	0.846 ng/ml
26) Aroclor 1242 - AVE	0.000	0	N.D. ng/ml
27) Aroclor 1248 (1)	6.148	6506	1.912 ng/ml
28) Aroclor 1248 (2)	6.379	3121	0.691 ng/ml
29) Aroclor 1248 (3)	6.604	2197	0.421 ng/ml
30) Aroclor 1248 (4)	6.890	633	0.109 ng/ml
31) Aroclor 1248 (5)	6.922	749	0.122 ng/ml
32) Aroclor 1248 (6)	7.410	1767	0.517 ng/ml
33) Aroclor 1248 - AVE	0.000	0	N.D. ng/ml
34) Aroclor 1254 (1)	6.922	749	0.125 ng/ml
35) Aroclor 1254 (2)	7.036	1329	0.182 ng/ml
36) Aroclor 1254 (3)	7.410	1767	0.158 ng/ml
37) Aroclor 1254 (4)	7.574	756	0.106 ng/ml
38) Aroclor 1254 (5)	7.956	6047	0.790 ng/ml
39) Aroclor 1254 (6)	8.241	726	0.291 ng/ml
40) Aroclor 1254 - AVE	0.000	0	N.D. ng/ml
41) Aroclor 1260 (1)	7.525	1285	0.154 ng/ml
42) Aroclor 1260 (2)	7.656	3717	0.364 ng/ml
43) Aroclor 1260 (3)	8.209	1286	0.164 ng/ml
44) Aroclor 1260 (4)	8.377	14610	0.785 ng/ml
45) Aroclor 1260 (5)	8.678	3379	0.279 ng/ml
46) Aroclor 1260 (6)	9.064	3942	0.771 ng/ml
47) Aroclor 1260 - AVE	0.000	0	N.D. ng/ml

Data Path : K:\DATA\0B06011\
 Data File : ECD2F003.D
 Signal(s) : ECD1A.CH
 Acq On : 06 Feb 2020 8:14
 Operator : MJB / KAK
 Sample : 0B06011-CCB1
 Misc :
 ALS Vial : 3 Sample Multiplier: 1

Integration File: PCB1.e
 Quant Time: Feb 11 11:21:56 2020
 Quant Method : K:\METHODS\FECD2_QUANTPCB_191203RT2.M
 Quant Title : PCB Data Analysis
 QLast Update : Wed Dec 04 15:29:22 2019
 Response via : Initial Calibration
 Integrator: ChemStation 6890 Scale Mode: Small noise peaks clipped

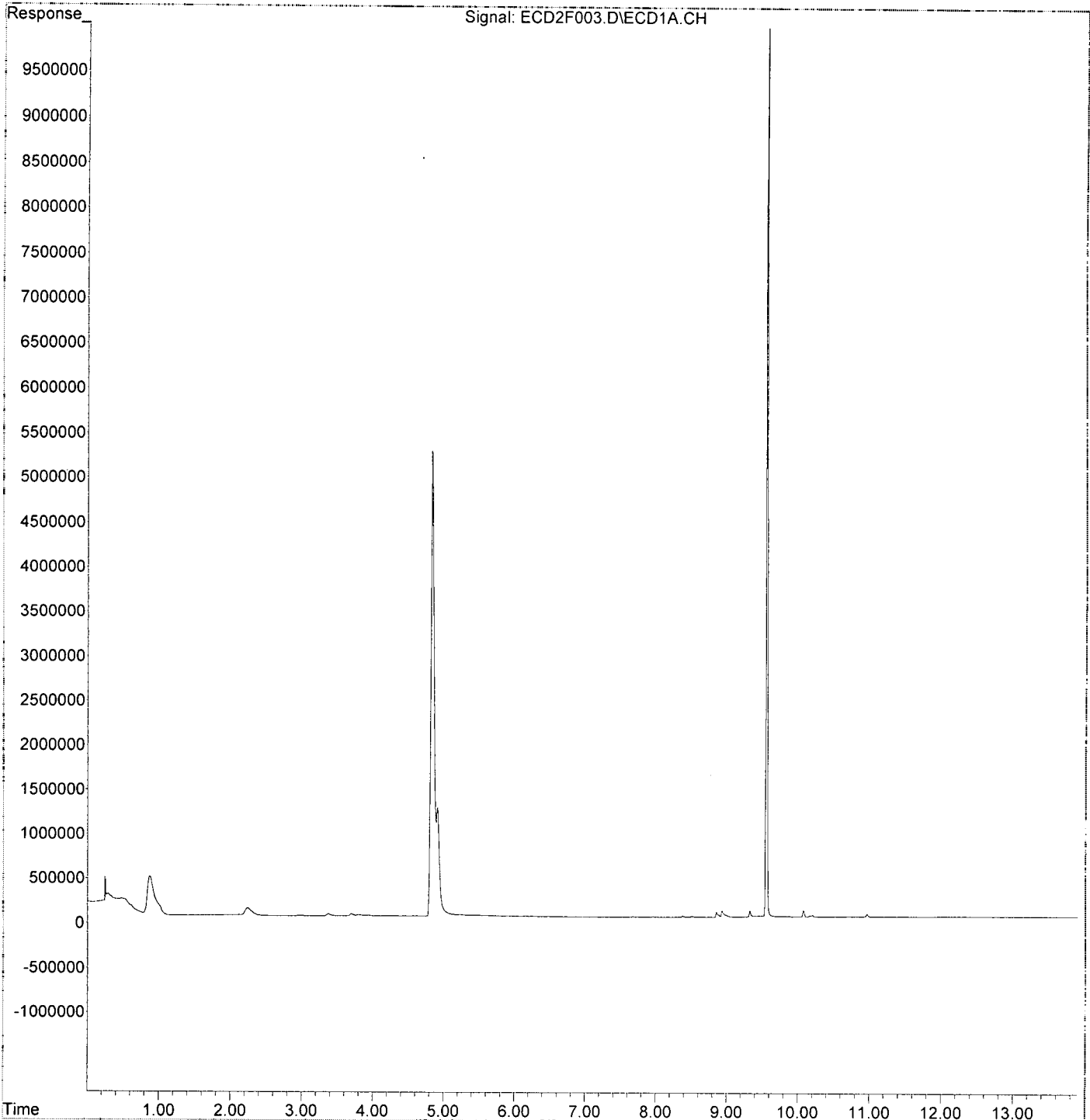
Compound	R.T.	Response	Conc Units
48) Aroclor 1262 (1)	7.656	3717	0.462 ng/ml
49) Aroclor 1262 (2)	7.978	3076	0.274 ng/ml
50) Aroclor 1262 (3)	8.209	1286	0.133 ng/ml
51) Aroclor 1262 (4)	8.377	14610	0.707 ng/ml
52) Aroclor 1262 (5)	8.678	3379	0.258 ng/ml
53) Aroclor 1262 (6)	9.064	3942	0.590 ng/ml
54) Aroclor 1262 - AVE	0.000	0	N.D. ng/ml
55) Aroclor 1268 (1)	8.209	1286	0.252 ng/ml
56) Aroclor 1268 (2)	8.625	1201	0.049 ng/ml
57) Aroclor 1268 (3)	8.678	3379	0.165 ng/ml
58) Aroclor 1268 (4)	8.857	53928	2.816 ng/ml
59) Aroclor 1268 (5)	9.064	3942	0.509 ng/ml
60) Aroclor 1268 (6)	9.326	68908	1.318 ng/ml
61) Aroclor 1268 - AVE	0.000	0	N.D. ng/ml

(f)=RT Delta > 1/2 Window

(m)=manual int.

Data Path : K:\DATA\0B06011\
Data File : ECD2F003.D
Signal(s) : ECD1A.CH
Acq On : 06 Feb 2020 8:14
Operator : MJB / KAK
Sample : 0B06011-CCB1
Misc :
ALS Vial : 3 Sample Multiplier: 1

Integration File: PCB1.e
Quant Time: Feb 11 11:21:56 2020
Quant Method : K:\METHODS\FECD2_QUANTPCB_191203RT2.M
Quant Title : PCB Data Analysis
QLast Update : Wed Dec 04 15:29:22 2019
Response via : Initial Calibration
Integrator: ChemStation 6890 Scale Mode: Small noise peaks clipped



Data Path : K:\DATA\0B06011\
 Data File : ECD2F004.D
 Signal(s) : ECD1A.CH
 Acq On : 06 Feb 2020 8:32
 Operator : MJB / KAK
 Sample : 0020081-BLK1
 Misc :
 ALS Vial : 4 Sample Multiplier: 1

Integration File: PCB1.e
 Quant Time: Feb 11 11:22:18 2020
 Quant Method : K:\METHODS\FECD2_QUANTPCB_191203RT2.M
 Quant Title : PCB Data Analysis
 QLast Update : Wed Dec 04 15:29:22 2019
 Response via : Initial Calibration
 Integrator: ChemStation 6890 Scale Mode: Small noise peaks clipped

2/11/20
clean

Compound	R.T.	Response	Conc Units
System Monitoring Compounds			
1) S TCMX (S)	4.826	9040433	135.767 ng/ml
62) S DCBP (S)	9.555	25114874	224.892 ng/ml
Target Compounds			
2) Aroclor 1016 (1)	5.729	8634	2.310 ng/ml
3) Aroclor 1016 (2)	6.143	6113	0.850 ng/ml
4) Aroclor 1016 (3)	6.234	4706	1.185 ng/ml
5) Aroclor 1016 (4)	6.379	3737	1.045 ng/ml
6) Aroclor 1016 (5)	6.598	2495	0.601 ng/ml
7) Aroclor 1016 (6)	6.725	2556	0.871 ng/ml
8) Aroclor 1016 - AVE	0.000	0	N.D. ng/ml
9) Aroclor 1221 (1)	5.180	187581	173.296 ng/ml
10) Aroclor 1221 (2)	5.322	14590	20.332 ng/ml
11) Aroclor 1221 (3)	5.375	14368	6.140 ng/ml
12) Aroclor 1221 - AVE	0.000	0	N.D. ng/ml
13) Aroclor 1232 (1)	5.375	14368	8.090 ng/ml
14) Aroclor 1232 (2)	6.143	6113	2.199 ng/ml
15) Aroclor 1232 (3)	6.234	4706	3.208 ng/ml
16) Aroclor 1232 (4)	6.379	3737	3.280 ng/ml
17) Aroclor 1232 (5)	6.598	2495	1.738 ng/ml
18) Aroclor 1232 (6)	6.725	2556	2.133 ng/ml
19) Aroclor 1232 - AVE	0.000	0	N.D. ng/ml
20) Aroclor 1242 (1)	5.729	8634	3.251 ng/ml
21) Aroclor 1242 (2)	6.143	6113	1.179 ng/ml
22) Aroclor 1242 (3)	6.234	4706	1.669 ng/ml
23) Aroclor 1242 (4)	6.379	3737	1.632 ng/ml
24) Aroclor 1242 (5)	6.598	2495	0.836 ng/ml
25) Aroclor 1242 (6)	6.725	2556	1.019 ng/ml
26) Aroclor 1242 - AVE	0.000	0	N.D. ng/ml
27) Aroclor 1248 (1)	6.143	6113	1.796 ng/ml
28) Aroclor 1248 (2)	6.379	3737	0.828 ng/ml
29) Aroclor 1248 (3)	6.598	2495	0.478 ng/ml
30) Aroclor 1248 (4)	6.891	1105	0.190 ng/ml
31) Aroclor 1248 (5)	6.921	1506	0.245 ng/ml
32) Aroclor 1248 (6)	7.407	2859	0.837 ng/ml
33) Aroclor 1248 - AVE	0.000	0	N.D. ng/ml
34) Aroclor 1254 (1)	6.921	1506	0.251 ng/ml
35) Aroclor 1254 (2)	7.032	1922	0.264 ng/ml
36) Aroclor 1254 (3)	7.407	2859	0.255 ng/ml
37) Aroclor 1254 (4)	7.569	1257	0.176 ng/ml
38) Aroclor 1254 (5)	7.955	9274	1.211 ng/ml
39) Aroclor 1254 (6)	8.237	957	0.384 ng/ml
40) Aroclor 1254 - AVE	0.000	0	N.D. ng/ml
41) Aroclor 1260 (1)	7.519	2300	0.276 ng/ml
42) Aroclor 1260 (2)	7.652	3638	0.357 ng/ml
43) Aroclor 1260 (3)	8.206	1365	0.173 ng/ml
44) Aroclor 1260 (4)	8.373	20288	1.090 ng/ml
45) Aroclor 1260 (5)	8.677	4177	0.345 ng/ml
46) Aroclor 1260 (6)	9.078	6482	1.267 ng/ml
47) Aroclor 1260 - AVE	0.000	0	N.D. ng/ml

Data Path : K:\DATA\0B06011\
 Data File : ECD2F004.D
 Signal(s) : ECD1A.CH
 Acq On : 06 Feb 2020 8:32
 Operator : MJB / KAK
 Sample : 0020081-BLK1
 Misc :
 ALS Vial : 4 Sample Multiplier: 1

Integration File: PCB1.e
 Quant Time: Feb 11 11:22:18 2020
 Quant Method : K:\METHODS\FECD2_QUANTPCB_191203RT2.M
 Quant Title : PCB Data Analysis
 QLast Update : Wed Dec 04 15:29:22 2019
 Response via : Initial Calibration
 Integrator: ChemStation 6890 Scale Mode: Small noise peaks clipped

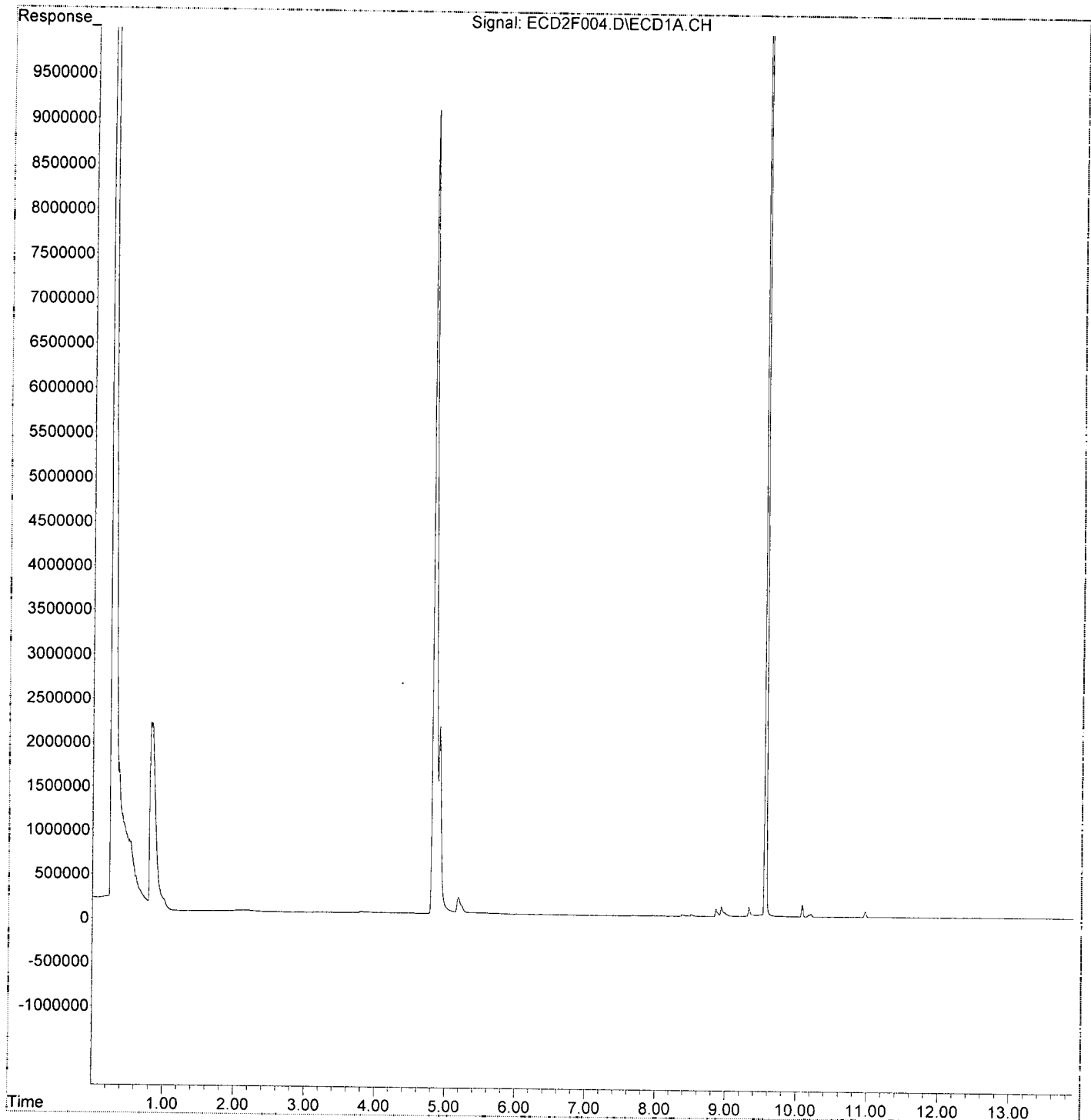
Compound	R.T.	Response	Conc Units
48) Aroclor 1262 (1)	7.652	3638	0.452 ng/ml
49) Aroclor 1262 (2)	7.975	4352	0.388 ng/ml
50) Aroclor 1262 (3)	8.206	1365	0.141 ng/ml
51) Aroclor 1262 (4)	8.373	20288	0.982 ng/ml
52) Aroclor 1262 (5)	8.677	4177	0.319 ng/ml
53) Aroclor 1262 (6)	9.078	6482	0.971 ng/ml
54) Aroclor 1262 - AVE	0.000	0	N.D. ng/ml
55) Aroclor 1268 (1)	8.206	1365	0.267 ng/ml
56) Aroclor 1268 (2)	8.636	1625	0.066 ng/ml
57) Aroclor 1268 (3)	8.677	4177	0.205 ng/ml
58) Aroclor 1268 (4)	8.856	87231	4.554 ng/ml
59) Aroclor 1268 (5)	9.078	6482	0.836 ng/ml
60) Aroclor 1268 (6)	9.324	109711	2.098 ng/ml
61) Aroclor 1268 - AVE	0.000	0	N.D. ng/ml

(f)=RT Delta > 1/2 Window

(m)=manual int.

Data Path : K:\DATA\0B06011\
Data File : ECD2F004.D
Signal(s) : ECD1A.CH
Acq On : 06 Feb 2020 8:32
Operator : MJB / KAK
Sample : 0020081-BLK1
Misc :
ALS Vial : 4 Sample Multiplier: 1

Integration File: PCB1.e
Quant Time: Feb 11 11:22:18 2020
Quant Method : K:\METHODS\FECD2_QUANTPCB_191203RT2.M
Quant Title : PCB Data Analysis
QLast Update : Wed Dec 04 15:29:22 2019
Response via : Initial Calibration
Integrator: ChemStation 6890 Scale Mode: Small noise peaks clipped



Data Path : K:\DATA\0B06011\
 Data File : ECD2F005.D
 Signal(s) : ECD1A.CH
 Acq On : 06 Feb 2020 8:50
 Operator : MJB / KAK
 Sample : 0020081-BS1
 Misc :
 ALS Vial : 5 Sample Multiplier: 1

Integration File: PCB1.e
 Quant Time: Feb 11 11:22:40 2020
 Quant Method : K:\METHODS\FECD2_QUANTPCB_191203RT2.M
 Quant Title : PCB Data Analysis
 QLast Update : Wed Dec 04 15:29:22 2019
 Response via : Initial Calibration
 Integrator: ChemStation 6890 Scale Mode: Small noise peaks clipped

Handwritten: 2/11/20

Compound	R.T.	Response	Conc	Units
System Monitoring Compounds				
1) S TCMX (S)	4.824	9249031	138.900	ng/ml
62) S DCBP (S)	9.555	26016466	232.966	ng/ml
Target Compounds				
2) Aroclor 1016 (1)	5.729	2771804	741.529	ng/ml
3) Aroclor 1016 (2)	6.140	6188434	860.233	ng/ml
4) Aroclor 1016 (3)	6.220	3199199	805.250	ng/ml
5) Aroclor 1016 (4)	6.375	3344121	934.803	ng/ml
6) Aroclor 1016 (5)	6.596	3634254	875.410	ng/ml
7) Aroclor 1016 (6)	6.723	2320338	791.052	ng/ml
8) Aroclor 1016 - AVE	0.000	0	N.D.	ng/ml
9) Aroclor 1221 (1)	5.172	361981	334.414	ng/ml
10) Aroclor 1221 (2)	5.285	261393	364.276	ng/ml
11) Aroclor 1221 (3)	5.369	1131677	483.599	ng/ml
12) Aroclor 1221 - AVE	0.000	0	N.D.	ng/ml
13) Aroclor 1232 (1)	5.369	1131677	637.144	ng/ml
14) Aroclor 1232 (2)	6.140	6188434	2225.909	ng/ml
15) Aroclor 1232 (3)	6.220	3199199	2180.864	ng/ml
16) Aroclor 1232 (4)	6.375	3344121	2935.075	ng/ml
17) Aroclor 1232 (5)	6.596	3634254	2530.854	ng/ml
18) Aroclor 1232 (6)	6.723	2320338	1936.647	ng/ml
19) Aroclor 1232 - AVE	0.000	0	N.D.	ng/ml
20) Aroclor 1242 (1)	5.729	2771804	1043.591	ng/ml
21) Aroclor 1242 (2)	6.140	6188434	1193.047	ng/ml
22) Aroclor 1242 (3)	6.220	3199199	1134.399	ng/ml
23) Aroclor 1242 (4)	6.375	3344121	1460.837	ng/ml
24) Aroclor 1242 (5)	6.596	3634254	1217.626	ng/ml
25) Aroclor 1242 (6)	6.723	2320338	924.724	ng/ml
26) Aroclor 1242 - AVE	0.000	0	N.D.	ng/ml
27) Aroclor 1248 (1)	6.140	6188434	1818.366	ng/ml
28) Aroclor 1248 (2)	6.375	3344121	740.634	ng/ml
29) Aroclor 1248 (3)	6.596	3634254	696.369	ng/ml
30) Aroclor 1248 (4)	6.889	695993	119.892	ng/ml
31) Aroclor 1248 (5)	6.921	2601636	422.391	ng/ml
32) Aroclor 1248 (6)	7.407	6422534	1879.353	ng/ml
33) Aroclor 1248 - AVE	0.000	0	N.D.	ng/ml
34) Aroclor 1254 (1)	6.921	2601636	433.742	ng/ml
35) Aroclor 1254 (2)	7.031	3108749	426.583	ng/ml
36) Aroclor 1254 (3)	7.407	6422534	572.930	ng/ml
37) Aroclor 1254 (4)	7.567	775561	108.774	ng/ml
38) Aroclor 1254 (5)	7.945	8338082	1088.666	ng/ml
39) Aroclor 1254 (6)	8.236	805870	323.138	ng/ml
40) Aroclor 1254 - AVE	0.000	0	N.D.	ng/ml
41) Aroclor 1260 (1)	7.519	8650738	1038.779	ng/ml
42) Aroclor 1260 (2)	7.652	10936288	1071.933	ng/ml
43) Aroclor 1260 (3)	8.206	8153315	1036.637	ng/ml
44) Aroclor 1260 (4)	8.376	20996255	1127.711	ng/ml
45) Aroclor 1260 (5)	8.674	13517321	1117.506	ng/ml
46) Aroclor 1260 (6)	9.064	5541786	1083.522	ng/ml
47) Aroclor 1260 - AVE	0.000	0	N.D.	ng/ml

Data Path : K:\DATA\0B06011\
 Data File : ECD2F005.D
 Signal(s) : ECD1A.CH
 Acq On : 06 Feb 2020 8:50
 Operator : MJB / KAK
 Sample : 0020081-BS1
 Misc :
 ALS Vial : 5 Sample Multiplier: 1

Integration File: PCB1.e
 Quant Time: Feb 11 11:22:40 2020
 Quant Method : K:\METHODS\FECD2_QUANTPCB_191203RT2.M
 Quant Title : PCB Data Analysis
 QLast Update : Wed Dec 04 15:29:22 2019
 Response via : Initial Calibration
 Integrator: ChemStation 6890 Scale Mode: Small noise peaks clipped

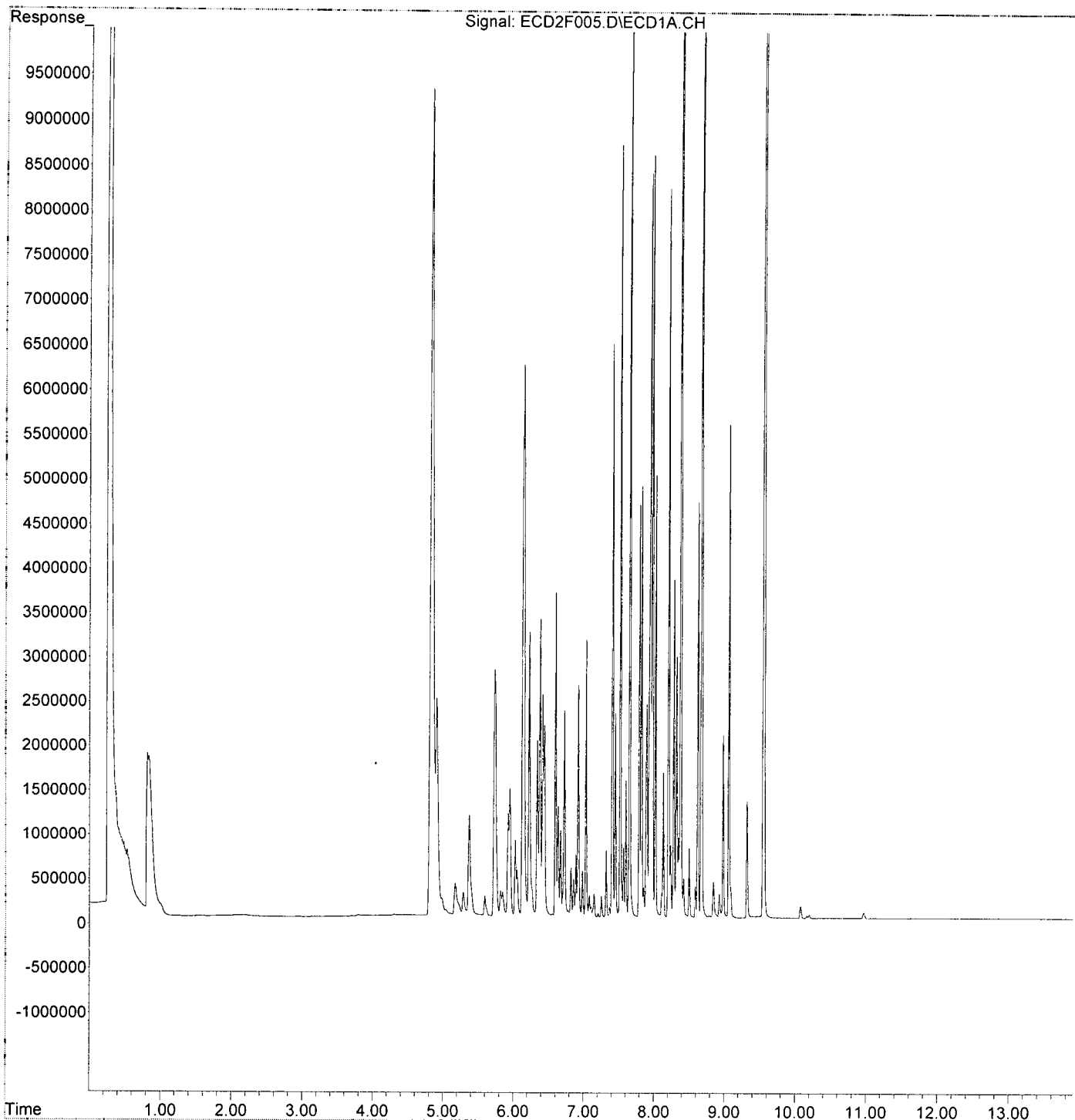
Compound	R.T.	Response	Conc	Units
48) Aroclor 1262 (1)	7.652	10936288	1359.151	ng/ml
49) Aroclor 1262 (2)	7.975	8551743	761.843	ng/ml
50) Aroclor 1262 (3)	8.206	8153315	840.121	ng/ml
51) Aroclor 1262 (4)	8.376	20996255	1016.271	ng/ml
52) Aroclor 1262 (5)	8.674	13517321	1033.248	ng/ml
53) Aroclor 1262 (6)	9.064	5541786	830.026	ng/ml
54) Aroclor 1262 - AVE	0.000	0	N.D.	ng/ml
55) Aroclor 1268 (1)	8.206	8153315	1597.362	ng/ml
56) Aroclor 1268 (2)	8.622	4669339	190.386	ng/ml
57) Aroclor 1268 (3)	8.674	13517321	662.153	ng/ml
58) Aroclor 1268 (4)	8.846	400300	20.900	ng/ml
59) Aroclor 1268 (5)	9.064	5541786	715.093	ng/ml
60) Aroclor 1268 (6)	9.320	1308535	25.028	ng/ml
61) Aroclor 1268 - AVE	0.000	0	N.D.	ng/ml

(f)=RT Delta > 1/2 Window

(m)=manual int.

Data Path : K:\DATA\0B06011\
Data File : ECD2F005.D
Signal(s) : ECD1A.CH
Acq On : 06 Feb 2020 8:50
Operator : MJB / KAK
Sample : 0020081-BS1
Misc :
ALS Vial : 5 Sample Multiplier: 1

Integration File: PCB1.e
Quant Time: Feb 11 11:22:40 2020
Quant Method : K:\METHODS\FECD2_QUANTPCB_191203RT2.M
Quant Title : PCB Data Analysis
QLast Update : Wed Dec 04 15:29:22 2019
Response via : Initial Calibration
Integrator: ChemStation 6890 Scale Mode: Small noise peaks clipped



Data Path : K:\DATA\0B06011\
 Data File : ECD2F010.D
 Signal(s) : ECD1A.CH
 Acq On : 06 Feb 2020 10:18
 Operator : MJB / KAK
 Sample : 0020081-MSD1
 Misc :
 ALS Vial : 8 Sample Multiplier: 1

Integration File: PCB1.e
 Quant Time: Feb 11 11:23:46 2020
 Quant Method : K:\METHODS\FECD2_QUANTPCB_191203RT2.M
 Quant Title : PCB Data Analysis
 QLast Update : Wed Dec 04 15:29:22 2019
 Response via : Initial Calibration
 Integrator: ChemStation 6890 Scale Mode: Small noise peaks clipped

Handwritten:
 2/11/20
 Q-01

Compound	R.T.	Response	Conc	Units

System Monitoring Compounds				
1) S TCMX (S)	4.806	11933907	179.221	ng/ml
62) S DCBP (S)	9.554	16651195	149.104	ng/ml
Target Compounds				
2) Aroclor 1016 (1)	5.717	2184097	584.302	ng/ml
3) Aroclor 1016 (2)	6.128	5131237	713.275	ng/ml
4) Aroclor 1016 (3)	6.210	2324852	585.174	ng/ml
5) Aroclor 1016 (4)	6.368	2052325	573.699	ng/ml
6) Aroclor 1016 (5)	6.589	2177544	524.521	ng/ml
7) Aroclor 1016 (6)	6.714	1561157	532.232	ng/ml
8) Aroclor 1016 - AVE	0.000	0	N.D.	ng/ml
9) Aroclor 1221 (1)	5.158	381902	352.818	ng/ml
10) Aroclor 1221 (2)	5.275	220536	307.338	ng/ml
11) Aroclor 1221 (3)	5.355	1115057	476.497	ng/ml
12) Aroclor 1221 - AVE	0.000	0	N.D.	ng/ml
13) Aroclor 1232 (1)	5.355	1115057	627.787	ng/ml
14) Aroclor 1232 (2)	6.128	5131237	1845.647	ng/ml
15) Aroclor 1232 (3)	6.210	2324852	1584.830	ng/ml
16) Aroclor 1232 (4)	6.368	2052325	1801.289	ng/ml
17) Aroclor 1232 (5)	6.589	2177544	1516.417	ng/ml
18) Aroclor 1232 (6)	6.714	1561157	1303.004	ng/ml
19) Aroclor 1232 - AVE	0.000	0	N.D.	ng/ml
20) Aroclor 1242 (1)	5.717	2184097	822.318	ng/ml
21) Aroclor 1242 (2)	6.128	5131237	989.234	ng/ml
22) Aroclor 1242 (3)	6.210	2324852	824.366	ng/ml
23) Aroclor 1242 (4)	6.368	2052325	896.533	ng/ml
24) Aroclor 1242 (5)	6.589	2177544	729.567	ng/ml
25) Aroclor 1242 (6)	6.714	1561157	622.168	ng/ml
26) Aroclor 1242 - AVE	0.000	0	N.D.	ng/ml
27) Aroclor 1248 (1)	6.128	5131237	1507.726	ng/ml
28) Aroclor 1248 (2)	6.368	2052325	454.536	ng/ml
29) Aroclor 1248 (3)	6.589	2177544	417.245	ng/ml
30) Aroclor 1248 (4)	6.882	425481	73.294	ng/ml
31) Aroclor 1248 (5)	6.916	1560459	253.350	ng/ml
32) Aroclor 1248 (6)	7.403	3364009	984.372	ng/ml
33) Aroclor 1248 - AVE	0.000	0	N.D.	ng/ml
34) Aroclor 1254 (1)	6.916	1560459	260.158	ng/ml
35) Aroclor 1254 (2)	7.027	1782683	244.620	ng/ml
36) Aroclor 1254 (3)	7.403	3364009	300.091	ng/ml
37) Aroclor 1254 (4)	7.561	461904	64.783	ng/ml
38) Aroclor 1254 (5)	7.942	4326480	564.889	ng/ml
39) Aroclor 1254 (6)	8.232	388368	155.728	ng/ml
40) Aroclor 1254 - AVE	0.000	0	N.D.	ng/ml
41) Aroclor 1260 (1)	7.516	4700809	564.472	ng/ml
42) Aroclor 1260 (2)	7.649	6190238	606.744	ng/ml
43) Aroclor 1260 (3)	8.204	4265561	542.336	ng/ml
44) Aroclor 1260 (4)	8.374	11476834	616.422	ng/ml
45) Aroclor 1260 (5)	8.673	6863503	567.420	ng/ml
46) Aroclor 1260 (6)	9.063	2758497	539.338	ng/ml
47) Aroclor 1260 - AVE	0.000	0	N.D.	ng/ml

Data Path : K:\DATA\0B06011\
 Data File : ECD2F010.D
 Signal(s) : ECD1A.CH
 Acq On : 06 Feb 2020 10:18
 Operator : MJB / KAK
 Sample : 0020081-MSD1
 Misc :
 ALS Vial : 8 Sample Multiplier: 1

Integration File: PCB1.e
 Quant Time: Feb 11 11:23:46 2020
 Quant Method : K:\METHODS\FECD2_QUANTPCB_191203RT2.M
 Quant Title : PCB Data Analysis
 QLast Update : Wed Dec 04 15:29:22 2019
 Response via : Initial Calibration
 Integrator: ChemStation 6890 Scale Mode: Small noise peaks clipped

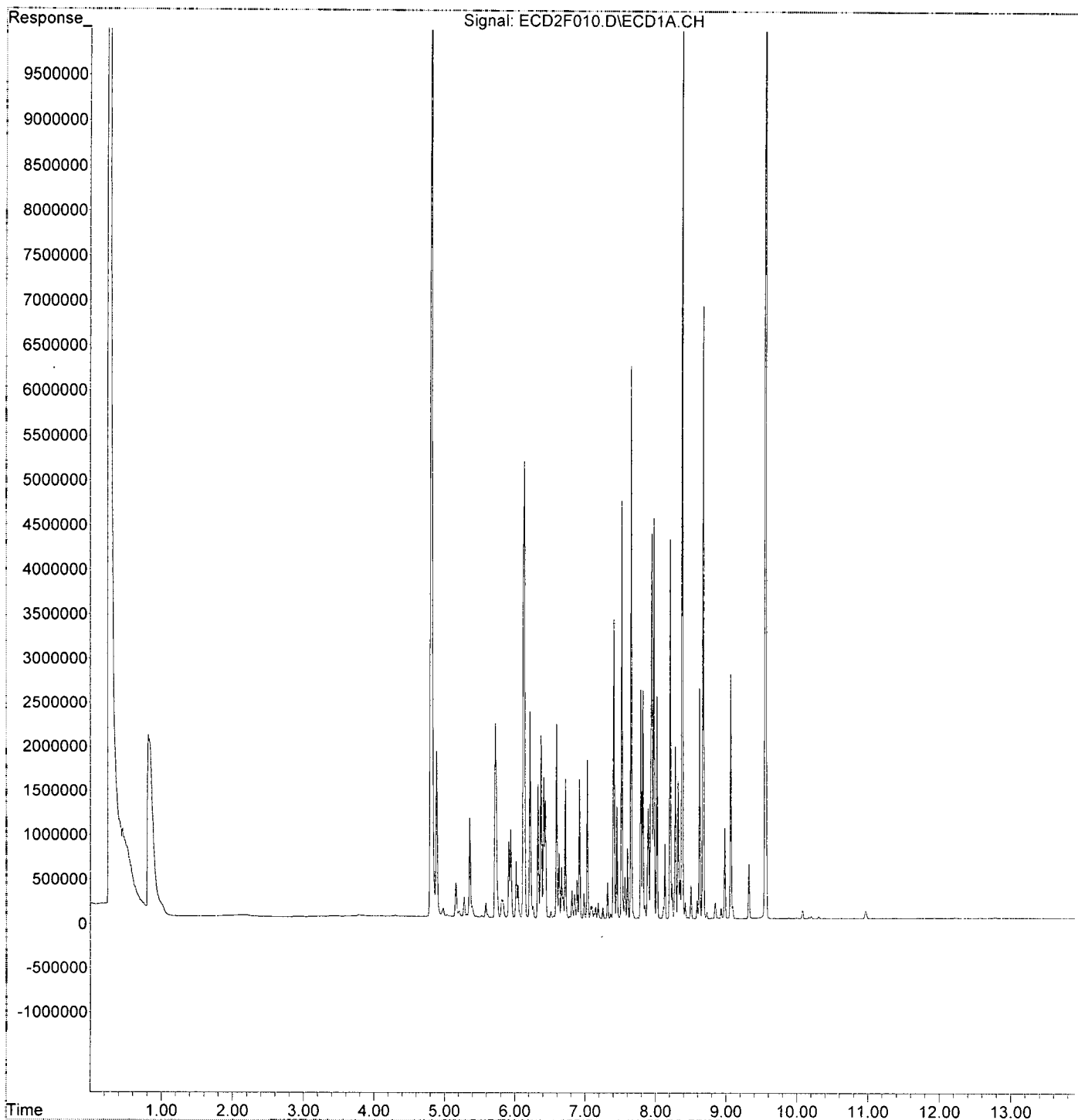
Compound	R.T.	Response	Conc	Units
48) Aroclor 1262 (1)	7.649	6190238	769.316	ng/ml
49) Aroclor 1262 (2)	7.972	4509694	401.752	ng/ml
50) Aroclor 1262 (3)	8.204	4265561	439.525	ng/ml
51) Aroclor 1262 (4)	8.374	11476834	555.507	ng/ml
52) Aroclor 1262 (5)	8.673	6863503	524.638	ng/ml
53) Aroclor 1262 (6)	9.063	2758497	413.157	ng/ml
54) Aroclor 1262 - AVE	0.000	0	N.D.	ng/ml
55) Aroclor 1268 (1)	8.204	4265561	835.690	ng/ml
56) Aroclor 1268 (2)	8.621	2585788	105.432	ng/ml
57) Aroclor 1268 (3)	8.673	6863503	336.212	ng/ml
58) Aroclor 1268 (4)	8.845	178121	9.300	ng/ml
59) Aroclor 1268 (5)	9.063	2758497	355.947	ng/ml
60) Aroclor 1268 (6)	9.320	616120	11.784	ng/ml
61) Aroclor 1268 - AVE	0.000	0	N.D.	ng/ml

(f)=RT Delta > 1/2 Window

(m)=manual int.

Data Path : K:\DATA\0B06011\
Data File : ECD2F010.D
Signal(s) : ECD1A.CH
Acq On : 06 Feb 2020 10:18
Operator : MJB / KAK
Sample : 0020081-MSD1
Misc :
ALS Vial : 8 Sample Multiplier: 1

Integration File: PCB1.e
Quant Time: Feb 11 11:23:46 2020
Quant Method : K:\METHODS\FECD2_QUANTPCB_191203RT2.M
Quant Title : PCB Data Analysis
QLast Update : Wed Dec 04 15:29:22 2019
Response via : Initial Calibration
Integrator: ChemStation 6890 Scale Mode: Small noise peaks clipped



Data Path : K:\DATA\0B06011\
 Data File : ECD2F018.D
 Signal(s) : ECD1A.CH
 Acq On : 06 Feb 2020 12:39
 Operator : MJB / KAK
 Sample : 0B06011-CCV2
 Misc :
 ALS Vial : 2 Sample Multiplier: 1

Integration File: PCB1.e
 Quant Time: Feb 11 11:25:12 2020
 Quant Method : K:\METHODS\FECD2_QUANTPCB_191203RT2.M
 Quant Title : PCB Data Analysis
 QLast Update : Wed Dec 04 15:29:22 2019
 Response via : Initial Calibration
 Integrator: ChemStation 6890 Scale Mode: Small noise peaks clipped

[Handwritten Signature]
 2/11/20

Compound	R.T.	Response	Conc	Units
System Monitoring Compounds				
1) S TCMX (S)	4.825	14348517	215.483	ng/ml
62) S DCBP (S)	9.555	32443057	290.513	ng/ml
Target Compounds				
2) Aroclor 1016 (1)	5.728	1699147	454.566	ng/ml
3) Aroclor 1016 (2)	6.143	3393533	471.723	ng/ml
4) Aroclor 1016 (3)	6.223	1823207	458.908	ng/ml
5) Aroclor 1016 (4)	6.375	1836234	513.294	ng/ml
6) Aroclor 1016 (5)	6.597	2135670	514.435	ng/ml
7) Aroclor 1016 (6)	6.724	1453596	495.562	ng/ml
8) Aroclor 1016 - AVE	0.000	0	N.D.	ng/ml
9) Aroclor 1221 (1)	5.169	158360	146.300	ng/ml
10) Aroclor 1221 (2)	5.288	177077	246.774	ng/ml
11) Aroclor 1221 (3)	5.369	708855	302.915	ng/ml
12) Aroclor 1221 - AVE	0.000	0	N.D.	ng/ml
13) Aroclor 1232 (1)	5.369	708855	399.092	ng/ml
14) Aroclor 1232 (2)	6.143	3393533	1220.615	ng/ml
15) Aroclor 1232 (3)	6.223	1823207	1242.863	ng/ml
16) Aroclor 1232 (4)	6.375	1836234	1611.629	ng/ml
17) Aroclor 1232 (5)	6.597	2135670	1487.257	ng/ml
18) Aroclor 1232 (6)	6.724	1453596	1213.229	ng/ml
19) Aroclor 1232 - AVE	0.000	0	N.D.	ng/ml
20) Aroclor 1242 (1)	5.728	1699147	639.733	ng/ml
21) Aroclor 1242 (2)	6.143	3393533	654.227	ng/ml
22) Aroclor 1242 (3)	6.223	1823207	646.488	ng/ml
23) Aroclor 1242 (4)	6.375	1836234	802.136	ng/ml
24) Aroclor 1242 (5)	6.597	2135670	715.538	ng/ml
25) Aroclor 1242 (6)	6.724	1453596	579.302	ng/ml
26) Aroclor 1242 - AVE	0.000	0	N.D.	ng/ml
27) Aroclor 1248 (1)	6.143	3393533	997.132	ng/ml
28) Aroclor 1248 (2)	6.375	1836234	406.677	ng/ml
29) Aroclor 1248 (3)	6.597	2135670	409.222	ng/ml
30) Aroclor 1248 (4)	6.891	382793	65.940	ng/ml
31) Aroclor 1248 (5)	6.922	1411061	229.094	ng/ml
32) Aroclor 1248 (6)	7.407	3192270	934.118	ng/ml
33) Aroclor 1248 - AVE	0.000	0	N.D.	ng/ml
34) Aroclor 1254 (1)	6.922	1411061	235.251	ng/ml
35) Aroclor 1254 (2)	7.032	1501126	205.984	ng/ml
36) Aroclor 1254 (3)	7.407	3192270	284.771	ng/ml
37) Aroclor 1254 (4)	7.569	429814	60.282	ng/ml
38) Aroclor 1254 (5)	7.945	4299838	561.411	ng/ml
39) Aroclor 1254 (6)	8.237	477576	191.498	ng/ml
40) Aroclor 1254 - AVE	0.000	0	N.D.	ng/ml
41) Aroclor 1260 (1)	7.520	4388437	526.963	ng/ml
42) Aroclor 1260 (2)	7.652	5398337	529.124	ng/ml
43) Aroclor 1260 (3)	8.206	4071995	517.726	ng/ml
44) Aroclor 1260 (4)	8.376	9790319	525.839	ng/ml
45) Aroclor 1260 (5)	8.675	6674259	551.775	ng/ml
46) Aroclor 1260 (6)	9.062	2602314	508.801	ng/ml
47) Aroclor 1260 - AVE	0.000	0	N.D.	ng/ml

Data Path : K:\DATA\0B06011\
 Data File : ECD2F018.D
 Signal(s) : ECD1A.CH
 Acq On : 06 Feb 2020 12:39
 Operator : MJB / KAK
 Sample : 0B06011-CCV2
 Misc :
 ALS Vial : 2 Sample Multiplier: 1

Integration File: PCB1.e
 Quant Time: Feb 11 11:25:12 2020
 Quant Method : K:\METHODS\FECD2_QUANTPCB_191203RT2.M
 Quant Title : PCB Data Analysis
 QLast Update : Wed Dec 04 15:29:22 2019
 Response via : Initial Calibration
 Integrator: ChemStation 6890 Scale Mode: Small noise peaks clipped

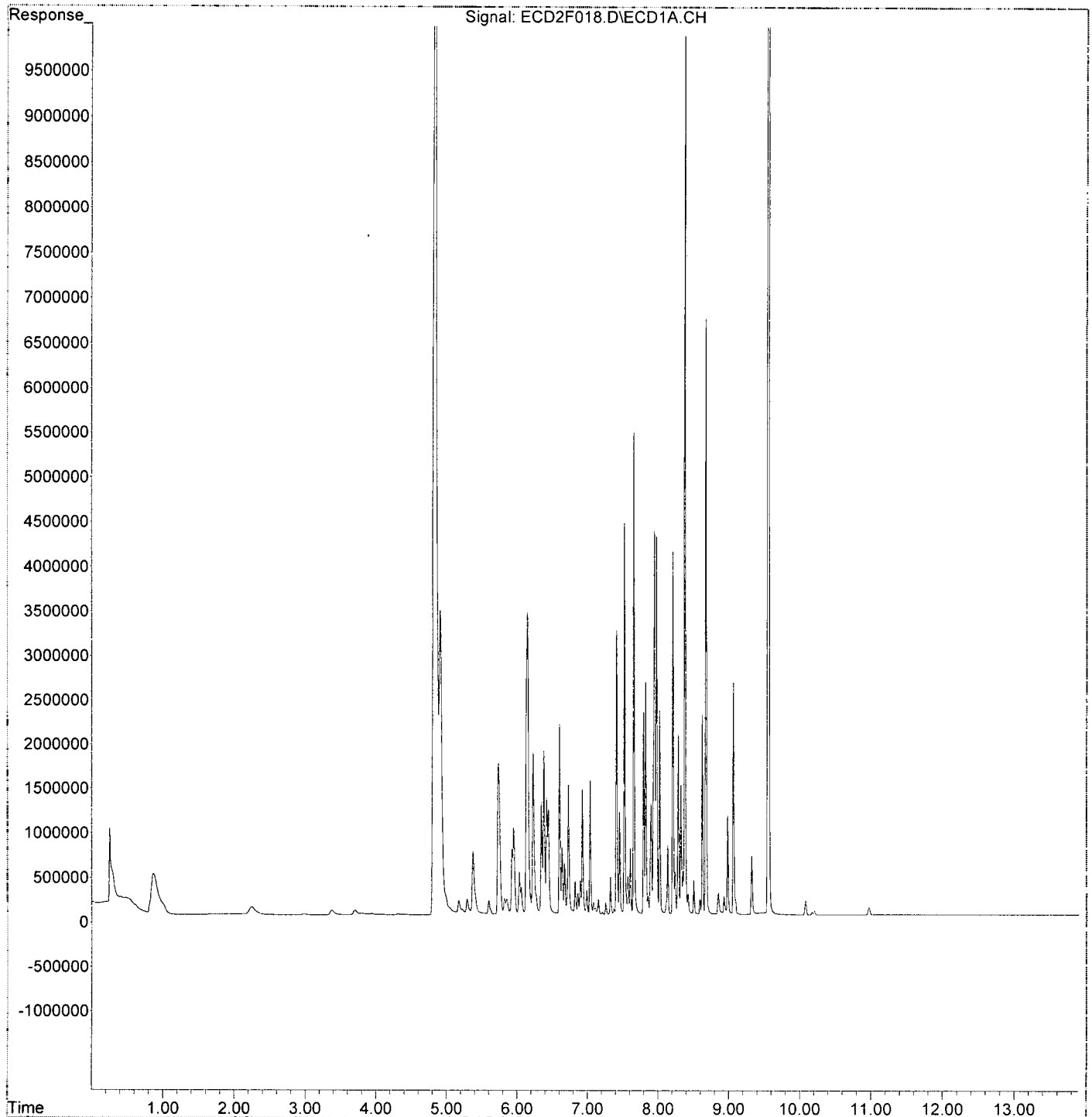
Compound	R.T.	Response	Conc Units
48) Aroclor 1262 (1)	7.652	5398337	670.900 ng/ml
49) Aroclor 1262 (2)	7.975	4247046	378.354 ng/ml
50) Aroclor 1262 (3)	8.206	4071995	419.580 ng/ml
51) Aroclor 1262 (4)	8.376	9790319	473.876 ng/ml
52) Aroclor 1262 (5)	8.675	6674259	510.172 ng/ml
53) Aroclor 1262 (6)	9.062	2602314	389.764 ng/ml
54) Aroclor 1262 - AVE	0.000	0	N.D. ng/ml
55) Aroclor 1268 (1)	8.206	4071995	797.768 ng/ml
56) Aroclor 1268 (2)	8.622	2237811	91.244 ng/ml
57) Aroclor 1268 (3)	8.675	6674259	326.942 ng/ml
58) Aroclor 1268 (4)	8.849	250355	13.071 ng/ml
59) Aroclor 1268 (5)	9.062	2602314	335.794 ng/ml
60) Aroclor 1268 (6)	9.321	655451	12.536 ng/ml
61) Aroclor 1268 - AVE	0.000	0	N.D. ng/ml

(f)=RT Delta > 1/2 Window

(m)=manual int.

Data Path : K:\DATA\0B06011\
Data File : ECD2F018.D
Signal(s) : ECD1A.CH
Acq On : 06 Feb 2020 12:39
Operator : MJB / KAK
Sample : 0B06011-CCV2
Misc :
ALS Vial : 2 Sample Multiplier: 1

Integration File: PCB1.e
Quant Time: Feb 11 11:25:12 2020
Quant Method : K:\METHODS\FECD2_QUANTPCB_191203RT2.M
Quant Title : PCB Data Analysis
QLast Update : Wed Dec 04 15:29:22 2019
Response via : Initial Calibration
Integrator: ChemStation 6890 Scale Mode: Small noise peaks clipped



Data Path : K:\DATA\0B06011\
 Data File : ECD2F019.D
 Signal(s) : ECD1A.CH
 Acq On : 06 Feb 2020 12:57
 Operator : MJB / KAK
 Sample : 0B06011-CCB2
 Misc :
 ALS Vial : 3 Sample Multiplier: 1

Integration File: PCB1.e
 Quant Time: Feb 11 11:25:33 2020
 Quant Method : K:\METHODS\FECD2_QUANTPCB_191203RT2.M
 Quant Title : PCB Data Analysis
 QLast Update : Wed Dec 04 15:29:22 2019
 Response via : Initial Calibration
 Integrator: ChemStation 6890 Scale Mode: Small noise peaks clipped

Handwritten:
 2/11/20
 Clean

Compound	R.T.	Response	Conc Units

System Monitoring Compounds			
1) S TCMX (S)	4.826	4782730	71.826 ng/ml
62) S DCBP (S)	9.555	11658603	104.397 ng/ml
Target Compounds			
2) Aroclor 1016 (1)	5.727	3327	0.890 ng/ml
3) Aroclor 1016 (2)	6.160	4335	0.603 ng/ml
4) Aroclor 1016 (3)	6.216	376	0.095 ng/ml
5) Aroclor 1016 (4)	6.383	1107	0.309 ng/ml
6) Aroclor 1016 (5)	6.605	1691	0.407 ng/ml
7) Aroclor 1016 (6)	6.727	2921	0.996 ng/ml
8) Aroclor 1016 - AVE	0.000	0	N.D. ng/ml
9) Aroclor 1221 (1)	5.153	18786	17.356 ng/ml
10) Aroclor 1221 (2)	5.297	13098	18.253 ng/ml
11) Aroclor 1221 (3)	5.366	11483	4.907 ng/ml
12) Aroclor 1221 - AVE	0.000	0	N.D. ng/ml
13) Aroclor 1232 (1)	5.366	11483	6.465 ng/ml
14) Aroclor 1232 (2)	6.160	4335	1.559 ng/ml
15) Aroclor 1232 (3)	6.216	376	0.256 ng/ml
16) Aroclor 1232 (4)	6.383	1107	0.971 ng/ml
17) Aroclor 1232 (5)	6.605	1691	1.178 ng/ml
18) Aroclor 1232 (6)	6.727	2921	2.438 ng/ml
19) Aroclor 1232 - AVE	0.000	0	N.D. ng/ml
20) Aroclor 1242 (1)	5.727	3327	1.252 ng/ml
21) Aroclor 1242 (2)	6.160	4335	0.836 ng/ml
22) Aroclor 1242 (3)	6.216	376	0.133 ng/ml
23) Aroclor 1242 (4)	6.383	1107	0.483 ng/ml
24) Aroclor 1242 (5)	6.605	1691	0.567 ng/ml
25) Aroclor 1242 (6)	6.727	2921	1.164 ng/ml
26) Aroclor 1242 - AVE	0.000	0	N.D. ng/ml
27) Aroclor 1248 (1)	6.160	4335	1.274 ng/ml
28) Aroclor 1248 (2)	6.383	1107	0.245 ng/ml
29) Aroclor 1248 (3)	6.605	1691	0.324 ng/ml
30) Aroclor 1248 (4)	6.896	4438	0.764 ng/ml
31) Aroclor 1248 (5)	6.927	4838	0.785 ng/ml
32) Aroclor 1248 (6)	7.415	16143	4.724 ng/ml
33) Aroclor 1248 - AVE	0.000	0	N.D. ng/ml
34) Aroclor 1254 (1)	6.927	4838	0.807 ng/ml
35) Aroclor 1254 (2)	7.035	7276	0.998 ng/ml
36) Aroclor 1254 (3)	7.415	16143	1.440 ng/ml
37) Aroclor 1254 (4)	7.573	20489	2.874 ng/ml
38) Aroclor 1254 (5)	7.954	27696	3.616 ng/ml
39) Aroclor 1254 (6)	8.245	24595	9.862 ng/ml
40) Aroclor 1254 - AVE	0.000	0	N.D. ng/ml
41) Aroclor 1260 (1)	7.521	19485	2.340 ng/ml
42) Aroclor 1260 (2)	7.656	23100	2.264 ng/ml
43) Aroclor 1260 (3)	8.210	24745	3.146 ng/ml
44) Aroclor 1260 (4)	8.375	32725	1.758 ng/ml
45) Aroclor 1260 (5)	8.674	22737	1.880 ng/ml
46) Aroclor 1260 (6)	9.066	17090	3.341 ng/ml
47) Aroclor 1260 - AVE	0.000	0	N.D. ng/ml

Data Path : K:\DATA\OB06011\
 Data File : ECD2F019.D
 Signal(s) : ECD1A.CH
 Acq On : 06 Feb 2020 12:57
 Operator : MJB / KAK
 Sample : OB06011-CCB2
 Misc :
 ALS Vial : 3 Sample Multiplier: 1

Integration File: PCB1.e
 Quant Time: Feb 11 11:25:33 2020
 Quant Method : K:\METHODS\FECD2_QUANTPCB_191203RT2.M
 Quant Title : PCB Data Analysis
 QLast Update : Wed Dec 04 15:29:22 2019
 Response via : Initial Calibration
 Integrator: ChemStation 6890 Scale Mode: Small noise peaks clipped

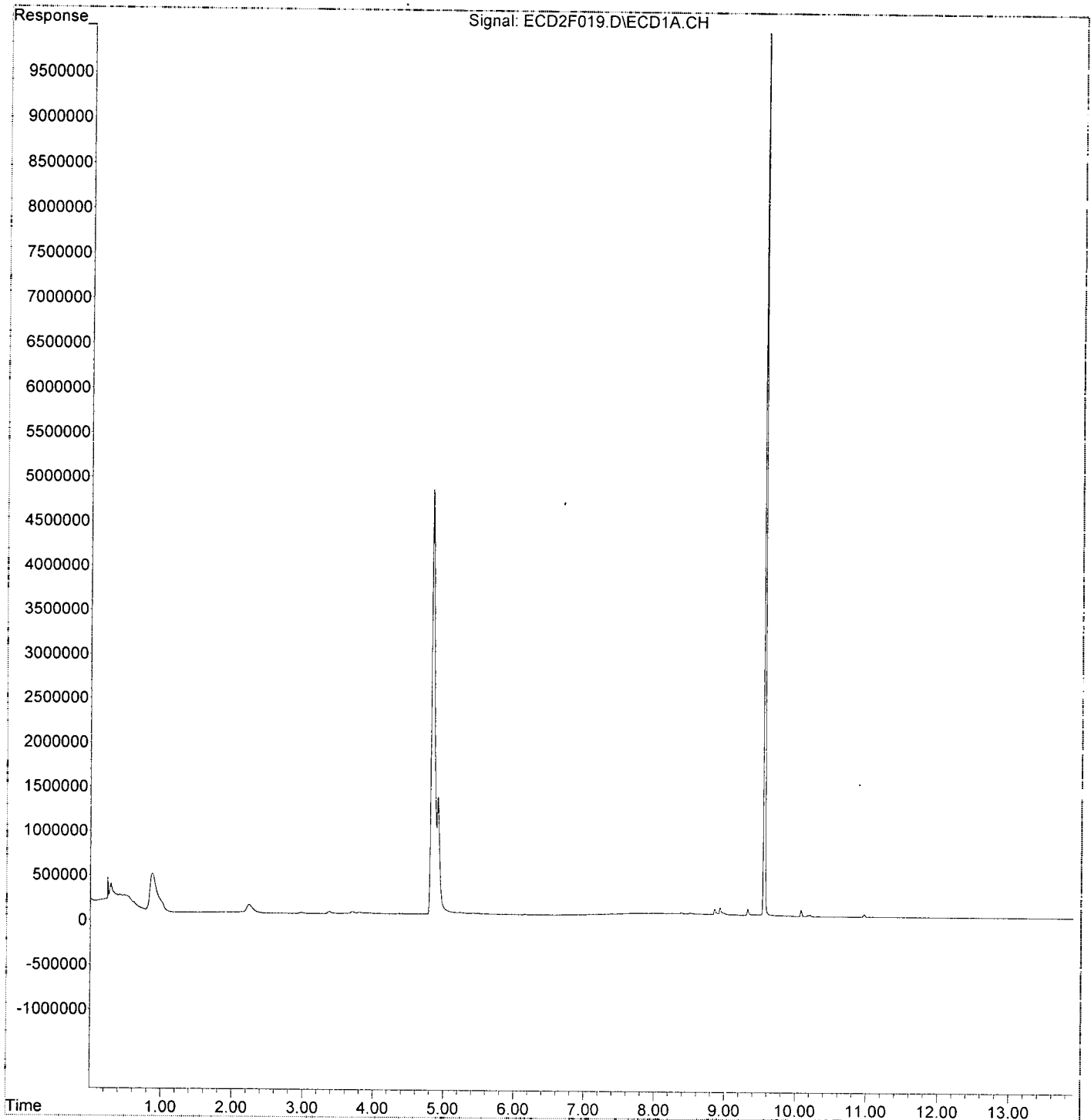
Compound	R.T.	Response	Conc Units
48) Aroclor 1262 (1)	7.656	23100	2.871 ng/ml
49) Aroclor 1262 (2)	7.983	26405	2.352 ng/ml
50) Aroclor 1262 (3)	8.210	24745	2.550 ng/ml
51) Aroclor 1262 (4)	8.375	32725	1.584 ng/ml
52) Aroclor 1262 (5)	8.674	22737	1.738 ng/ml
53) Aroclor 1262 (6)	9.066	17090	2.560 ng/ml
54) Aroclor 1262 - AVE	0.000	0	N.D. ng/ml
55) Aroclor 1268 (1)	8.210	24745	4.848 ng/ml
56) Aroclor 1268 (2)	8.623	22467	0.916 ng/ml
57) Aroclor 1268 (3)	8.674	22737	1.114 ng/ml
58) Aroclor 1268 (4)	8.853	77109	4.026 ng/ml
59) Aroclor 1268 (5)	9.066	17090	2.205 ng/ml
60) Aroclor 1268 (6)	9.323	82768	1.583 ng/ml
61) Aroclor 1268 - AVE	0.000	0	N.D. ng/ml

(f)=RT Delta > 1/2 Window

(m)=manual int.

Data Path : K:\DATA\0B06011\
Data File : ECD2F019.D
Signal(s) : ECD1A.CH
Acq On : 06 Feb 2020 12:57
Operator : MJB / KAK
Sample : 0B06011-CCB2
Misc :
ALS Vial : 3 Sample Multiplier: 1

Integration File: PCB1.e
Quant Time: Feb 11 11:25:33 2020
Quant Method : K:\METHODS\FECD2_QUANTPCB_191203RT2.M
Quant Title : PCB Data Analysis
QLast Update : Wed Dec 04 15:29:22 2019
Response via : Initial Calibration
Integrator: ChemStation 6890 Scale Mode: Small noise peaks clipped



Data Path : K:\DATA\OB06011\
 Data File : ECD2F022.D
 Signal(s) : ECD1A.CH
 Acq On : 06 Feb 2020 13:52
 Operator : MJB / KAK
 Sample : A0A0994-01
 Misc :
 ALS Vial : 13 Sample Multiplier: 1

Integration File: PCB1.e
 Quant Time: Feb 11 11:26:17 2020
 Quant Method : K:\METHODS\FECD2_QUANTPCB_191203RT2.M
 Quant Title : PCB Data Analysis
 QLast Update : Wed Dec 04 15:29:22 2019
 Response via : Initial Calibration
 Integrator: ChemStation 6890 Scale Mode: Small noise peaks clipped

MJB
 2/11/20

Compound	R.T.	Response	Conc Units
System Monitoring Compounds			
1) S TCMX (S)	4.805	12955391	194.561 ng/ml
62) S DCBP (S)	9.555	19661256	176.058 ng/ml
Target Compounds			
2) Aroclor 1016 (1)	5.713	1185	0.317 ng/ml
3) Aroclor 1016 (2)	6.126	16557	2.301 ng/ml
4) Aroclor 1016 (3)	6.232	2227	0.561 ng/ml
5) Aroclor 1016 (4)	6.366	11305	3.160 ng/ml
6) Aroclor 1016 (5)	6.581	14463	3.484 ng/ml
7) Aroclor 1016 (6)	6.718	5124	1.747 ng/ml
8) Aroclor 1016 - AVE	0.000	0	N.D. ng/ml
9) Aroclor 1221 (1)	5.161	229330	211.865 ng/ml
10) Aroclor 1221 (2)	5.250f	9690	13.504 ng/ml
11) Aroclor 1221 (3)	5.350	15797	6.751 ng/ml
12) Aroclor 1221 - AVE	0.000	0	N.D. ng/ml
13) Aroclor 1232 (1)	5.350	15797	8.894 ng/ml
14) Aroclor 1232 (2)	6.126	16557	5.955 ng/ml
15) Aroclor 1232 (3)	6.232	2227	1.518 ng/ml
16) Aroclor 1232 (4)	6.366	11305	9.922 ng/ml
17) Aroclor 1232 (5)	6.581	14463	10.072 ng/ml
18) Aroclor 1232 (6)	6.718	5124	4.277 ng/ml
19) Aroclor 1232 - AVE	0.000	0	N.D. ng/ml
20) Aroclor 1242 (1)	5.713	1185	0.446 ng/ml
21) Aroclor 1242 (2)	6.126	16557	3.192 ng/ml
22) Aroclor 1242 (3)	6.232	2227	0.790 ng/ml
23) Aroclor 1242 (4)	6.366	11305	4.938 ng/ml
24) Aroclor 1242 (5)	6.581	14463	4.846 ng/ml
25) Aroclor 1242 (6)	6.718	5124	2.042 ng/ml
26) Aroclor 1242 - AVE	0.000	0	N.D. ng/ml
27) Aroclor 1248 (1)	6.126	16557	4.865 ng/ml
28) Aroclor 1248 (2)	6.366	11305	2.504 ng/ml
29) Aroclor 1248 (3)	6.581	14463	2.771 ng/ml
30) Aroclor 1248 (4)	6.883	6011	1.035 ng/ml
31) Aroclor 1248 (5)	6.915	13431	2.181 ng/ml
32) Aroclor 1248 (6)	7.397	20148	5.896 ng/ml
33) Aroclor 1248 - AVE	0.000	0	N.D. ng/ml
34) Aroclor 1254 (1)	6.915	13431	2.239 ng/ml
35) Aroclor 1254 (2)	7.043	7926	1.088 ng/ml
36) Aroclor 1254 (3)	7.397	20148	1.797 ng/ml
37) Aroclor 1254 (4)	7.566	91373	12.815 ng/ml
38) Aroclor 1254 (5)	7.942	21733	2.838 ng/ml
39) Aroclor 1254 (6)	8.232	5016	2.011 ng/ml
40) Aroclor 1254 - AVE	0.000	0	N.D. ng/ml
41) Aroclor 1260 (1)	7.515	18052	2.168 ng/ml
42) Aroclor 1260 (2)	7.648	27543	2.700 ng/ml
43) Aroclor 1260 (3)	8.197	29219	3.715 ng/ml
44) Aroclor 1260 (4)	8.372	50485	2.712 ng/ml
45) Aroclor 1260 (5)	8.669	69306	5.730 ng/ml
46) Aroclor 1260 (6)	9.062	33844	6.617 ng/ml
47) Aroclor 1260 - AVE	0.000	0	N.D. ng/ml

Data Path : K:\DATA\0B06011\
 Data File : ECD2F022.D
 Signal(s) : ECD1A.CH
 Acq On : 06 Feb 2020 13:52
 Operator : MJB / KAK
 Sample : AOA0994-01
 Misc :
 ALS Vial : 13 Sample Multiplier: 1

Integration File: PCB1.e
 Quant Time: Feb 11 11:26:17 2020
 Quant Method : K:\METHODS\FECD2_QUANTPCB_191203RT2.M
 Quant Title : PCB Data Analysis
 QLast Update : Wed Dec 04 15:29:22 2019
 Response via : Initial Calibration
 Integrator: ChemStation 6890 Scale Mode: Small noise peaks clipped

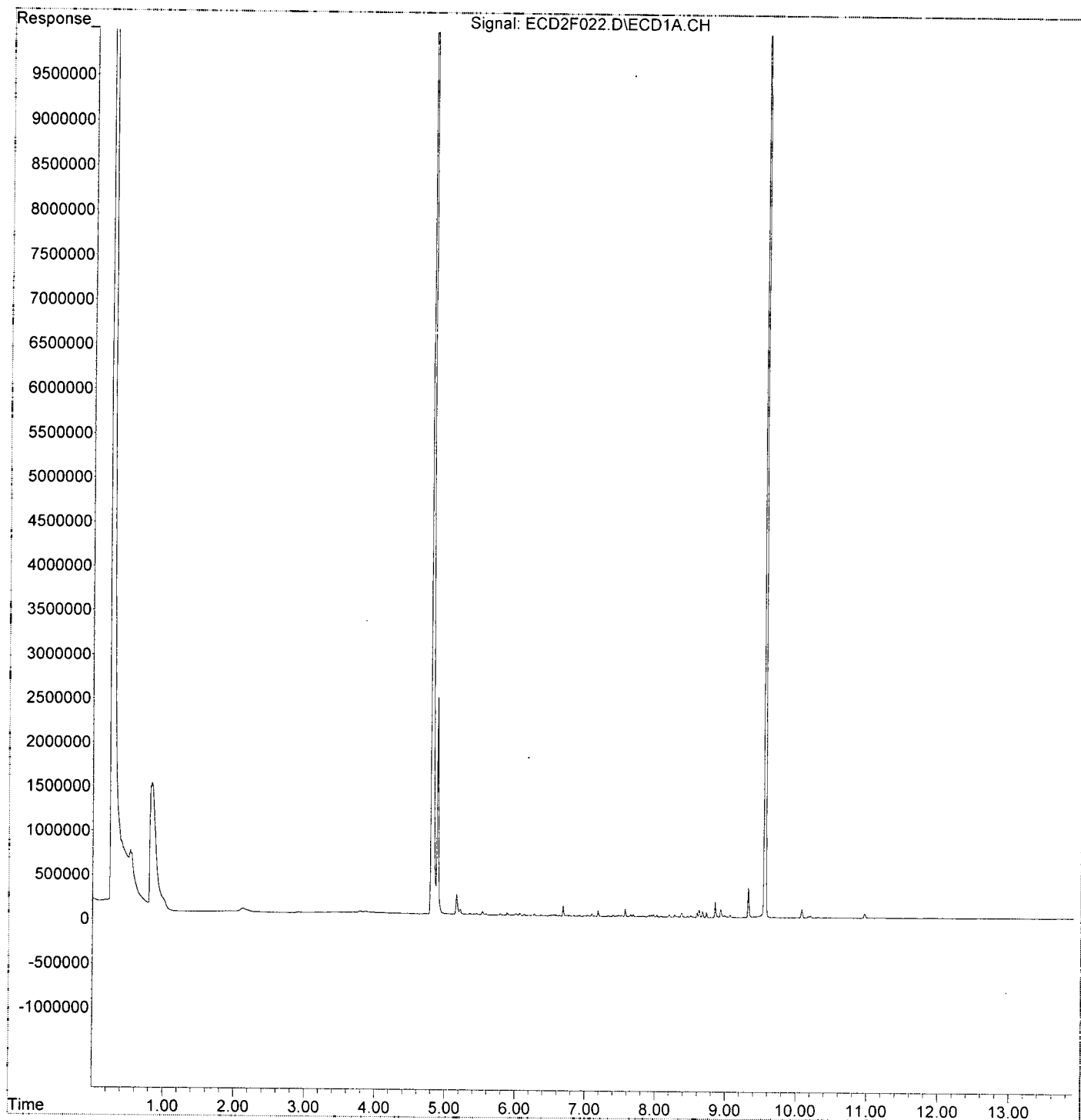
Compound	R.T.	Response	Conc Units
48) Aroclor 1262 (1)	7.648	27543	3.423 ng/ml
49) Aroclor 1262 (2)	7.972	32656	2.909 ng/ml
50) Aroclor 1262 (3)	8.197	29219	3.011 ng/ml
51) Aroclor 1262 (4)	8.372	50485	2.444 ng/ml
52) Aroclor 1262 (5)	8.669	69306	5.298 ng/ml
53) Aroclor 1262 (6)	9.062	33844	5.069 ng/ml
54) Aroclor 1262 - AVE	0.000	0	N.D. ng/ml
55) Aroclor 1268 (1)	8.197	29219	5.724 ng/ml
56) Aroclor 1268 (2)	8.621	87517	3.568 ng/ml
57) Aroclor 1268 (3)	8.669	69306	3.395 ng/ml
58) Aroclor 1268 (4)	8.849	174588	9.115 ng/ml
59) Aroclor 1268 (5)	9.062	33844	4.367 ng/ml
60) Aroclor 1268 (6)	9.319	332827	6.366 ng/ml
61) Aroclor 1268 - AVE	0.000	0	N.D. ng/ml

(f)=RT Delta > 1/2 Window

(m)=manual int.

Data Path : K:\DATA\0B06011\
Data File : ECD2F022.D
Signal(s) : ECD1A.CH
Acq On : 06 Feb 2020 13:52
Operator : MJB / KAK
Sample : AOA0994-01
Misc :
ALS Vial : 13 Sample Multiplier: 1

Integration File: PCB1.e
Quant Time: Feb 11 11:26:17 2020
Quant Method : K:\METHODS\FECD2_QUANTPCB_191203RT2.M
Quant Title : PCB Data Analysis
QLast Update : Wed Dec 04 15:29:22 2019
Response via : Initial Calibration
Integrator: ChemStation 6890 Scale Mode: Small noise peaks clipped



Data Path : K:\DATA\OB06011\
 Data File : ECD2F024.D
 Signal(s) : ECD1A.CH
 Acq On : 06 Feb 2020 14:28
 Operator : MJB / KAK
 Sample : AOA0994-02
 Misc :
 ALS Vial : 14 Sample Multiplier: 1

Integration File: PCB1.e
 Quant Time: Feb 11 11:26:40 2020
 Quant Method : K:\METHODS\FECD2_QUANTPCB_191203RT2.M
 Quant Title : PCB Data Analysis
 QLast Update : Wed Dec 04 15:29:22 2019
 Response via : Initial Calibration
 Integrator: ChemStation 6890 Scale Mode: Small noise peaks clipped

MJB
 2/11/20

Compound	R.T.	Response	Conc Units
System Monitoring Compounds			
1) S TCMX (S)	4.806	14402255	216.290 ng/ml
62) S DCBP (S)	9.554	19931736	178.480 ng/ml
Target Compounds			
2) Aroclor 1016 (1)	5.741	4766	1.275 ng/ml
3) Aroclor 1016 (2)	6.127	5605	0.779 ng/ml
4) Aroclor 1016 (3)	6.227	2555	0.643 ng/ml
5) Aroclor 1016 (4)	6.366	6835	1.911 ng/ml
6) Aroclor 1016 (5)	6.627	2628	0.633 ng/ml
7) Aroclor 1016 (6)	6.719	3443	1.174 ng/ml
8) Aroclor 1016 - AVE	0.000	0	N.D. ng/ml
9) Aroclor 1221 (1)	5.160	265095	244.907 ng/ml
10) Aroclor 1221 (2)	5.250f	13164	18.345 ng/ml
11) Aroclor 1221 (3)	5.350	19252	8.227 ng/ml
12) Aroclor 1221 - AVE	0.000	0	N.D. ng/ml
13) Aroclor 1232 (1)	5.350	19252	10.839 ng/ml
14) Aroclor 1232 (2)	6.127	5605	2.016 ng/ml
15) Aroclor 1232 (3)	6.227	2555	1.741 ng/ml
16) Aroclor 1232 (4)	6.366	6835	5.999 ng/ml
17) Aroclor 1232 (5)	6.627	2628	1.830 ng/ml
18) Aroclor 1232 (6)	6.719	3443	2.874 ng/ml
19) Aroclor 1232 - AVE	0.000	0	N.D. ng/ml
20) Aroclor 1242 (1)	5.741	4766	1.794 ng/ml
21) Aroclor 1242 (2)	6.127	5605	1.081 ng/ml
22) Aroclor 1242 (3)	6.227	2555	0.906 ng/ml
23) Aroclor 1242 (4)	6.366	6835	2.986 ng/ml
24) Aroclor 1242 (5)	6.627	2628	0.881 ng/ml
25) Aroclor 1242 (6)	6.719	3443	1.372 ng/ml
26) Aroclor 1242 - AVE	0.000	0	N.D. ng/ml
27) Aroclor 1248 (1)	6.127	5605	1.647 ng/ml
28) Aroclor 1248 (2)	6.366	6835	1.514 ng/ml
29) Aroclor 1248 (3)	6.627	2628	0.504 ng/ml
30) Aroclor 1248 (4)	6.882	2668	0.460 ng/ml
31) Aroclor 1248 (5)	6.915	3859	0.626 ng/ml
32) Aroclor 1248 (6)	7.397	6797	1.989 ng/ml
33) Aroclor 1248 - AVE	0.000	0	N.D. ng/ml
34) Aroclor 1254 (1)	6.915	3859	0.643 ng/ml
35) Aroclor 1254 (2)	7.043	3407	0.468 ng/ml
36) Aroclor 1254 (3)	7.397	6797	0.606 ng/ml
37) Aroclor 1254 (4)	7.566	48887	6.856 ng/ml
38) Aroclor 1254 (5)	7.953	12347	1.612 ng/ml
39) Aroclor 1254 (6)	8.233	2015	0.808 ng/ml
40) Aroclor 1254 - AVE	0.000	0	N.D. ng/ml
41) Aroclor 1260 (1)	7.535	2314	0.278 ng/ml
42) Aroclor 1260 (2)	7.648	9975	0.978 ng/ml
43) Aroclor 1260 (3)	8.201	6563	0.834 ng/ml
44) Aroclor 1260 (4)	8.372	17829	0.958 ng/ml
45) Aroclor 1260 (5)	8.669	17576	1.453 ng/ml
46) Aroclor 1260 (6)	9.062	11385	2.226 ng/ml
47) Aroclor 1260 - AVE	0.000	0	N.D. ng/ml

Quantitation Report (Not Reviewed)

Data Path : K:\DATA\0B06011\
 Data File : ECD2F024.D
 Signal(s) : ECD1A.CH
 Acq On : 06 Feb 2020 14:28
 Operator : MJB / KAK
 Sample : AOA0994-02
 Misc :
 ALS Vial : 14 Sample Multiplier: 1

Integration File: PCB1.e
 Quant Time: Feb 11 11:26:40 2020
 Quant Method : K:\METHODS\FECD2_QUANTPCB_191203RT2.M
 Quant Title : PCB Data Analysis
 QLast Update : Wed Dec 04 15:29:22 2019
 Response via : Initial Calibration
 Integrator: ChemStation 6890 Scale Mode: Small noise peaks clipped

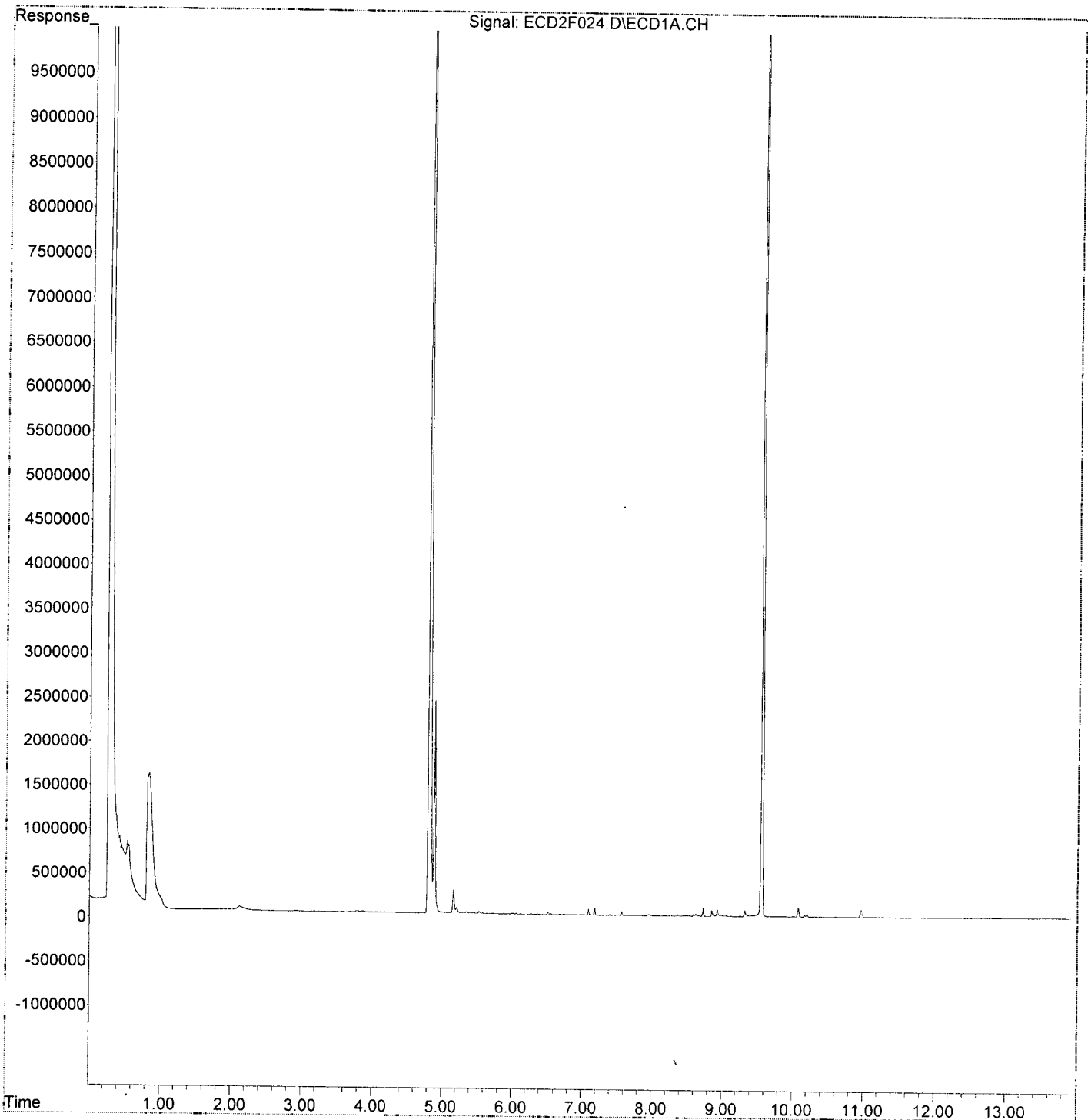
Compound	R.T.	Response	Conc Units
48) Aroclor 1262 (1)	7.648	9975	1.240 ng/ml
49) Aroclor 1262 (2)	7.971	10305	0.918 ng/ml
50) Aroclor 1262 (3)	8.201	6563	0.676 ng/ml
51) Aroclor 1262 (4)	8.372	17829	0.863 ng/ml
52) Aroclor 1262 (5)	8.669	17576	1.343 ng/ml
53) Aroclor 1262 (6)	9.062	11385	1.705 ng/ml
54) Aroclor 1262 - AVE	0.000	0	N.D. ng/ml
55) Aroclor 1268 (1)	8.201	6563	1.286 ng/ml
56) Aroclor 1268 (2)	8.624	25730	1.049 ng/ml
57) Aroclor 1268 (3)	8.669	17576	0.861 ng/ml
58) Aroclor 1268 (4)	8.851	68350	3.569 ng/ml
59) Aroclor 1268 (5)	9.062	11385	1.469 ng/ml
60) Aroclor 1268 (6)	9.321	67598	1.293 ng/ml
61) Aroclor 1268 - AVE	0.000	0	N.D. ng/ml

(f)=RT Delta > 1/2 Window

(m)=manual int.

Data Path : K:\DATA\0B06011\
Data File : ECD2F024.D
Signal(s) : ECD1A.CH
Acq On : 06 Feb 2020 14:28
Operator : MJB / KAK
Sample : AOA0994-02
Misc :
ALS Vial : 14 Sample Multiplier: 1

Integration File: PCB1.e
Quant Time: Feb 11 11:26:40 2020
Quant Method : K:\METHODS\FECD2_QUANTPCB_191203RT2.M
Quant Title : PCB Data Analysis
QLast Update : Wed Dec 04 15:29:22 2019
Response via : Initial Calibration
Integrator: ChemStation 6890 Scale Mode: Small noise peaks clipped



Data Path : K:\DATA\0B06011\
 Data File : ECD2F030.D
 Signal(s) : ECD1A.CH
 Acq On : 06 Feb 2020 16:13
 Operator : MJB / KAK
 Sample : 0B06011-CCV3
 Misc :
 ALS Vial : 2 Sample Multiplier: 1

Integration File: PCB1.e
 Quant Time: Feb 11 11:27:45 2020
 Quant Method : K:\METHODS\FECD2_QUANTPCB_191203RT2.M
 Quant Title : PCB Data Analysis
 QLast Update : Wed Dec 04 15:29:22 2019
 Response via : Initial Calibration
 Integrator: ChemStation 6890 Scale Mode: Small noise peaks clipped

Handwritten signature
 2/11/20

Compound	R.T.	Response	Conc	Units

System Monitoring Compounds				
1) S TCMX (S)	4.827	14222639	213.592	ng/ml
62) S DCBP (S)	9.555	31140180	278.846	ng/ml
Target Compounds				
2) Aroclor 1016 (1)	5.729	1693885	453.158	ng/ml
3) Aroclor 1016 (2)	6.143	3382375	470.172	ng/ml
4) Aroclor 1016 (3)	6.222	1862506	468.800	ng/ml
5) Aroclor 1016 (4)	6.376	1834378	512.775	ng/ml
6) Aroclor 1016 (5)	6.598	2128112	512.614	ng/ml
7) Aroclor 1016 (6)	6.725	1468494	500.641	ng/ml
8) Aroclor 1016 - AVE	0.000	0	N.D.	ng/ml
9) Aroclor 1221 (1)	5.169	159276	147.147	ng/ml
10) Aroclor 1221 (2)	5.288	176931	246.571	ng/ml
11) Aroclor 1221 (3)	5.371	708936	302.949	ng/ml
12) Aroclor 1221 - AVE	0.000	0	N.D.	ng/ml
13) Aroclor 1232 (1)	5.371	708936	399.137	ng/ml
14) Aroclor 1232 (2)	6.143	3382375	1216.602	ng/ml
15) Aroclor 1232 (3)	6.222	1862506	1269.653	ng/ml
16) Aroclor 1232 (4)	6.376	1834378	1610.000	ng/ml
17) Aroclor 1232 (5)	6.598	2128112	1481.993	ng/ml
18) Aroclor 1232 (6)	6.725	1468494	1225.664	ng/ml
19) Aroclor 1232 - AVE	0.000	0	N.D.	ng/ml
20) Aroclor 1242 (1)	5.729	1693885	637.752	ng/ml
21) Aroclor 1242 (2)	6.143	3382375	652.077	ng/ml
22) Aroclor 1242 (3)	6.222	1862506	660.423	ng/ml
23) Aroclor 1242 (4)	6.376	1834378	801.325	ng/ml
24) Aroclor 1242 (5)	6.598	2128112	713.005	ng/ml
25) Aroclor 1242 (6)	6.725	1468494	585.239	ng/ml
26) Aroclor 1242 - AVE	0.000	0	N.D.	ng/ml
27) Aroclor 1248 (1)	6.143	3382375	993.853	ng/ml
28) Aroclor 1248 (2)	6.376	1834378	406.266	ng/ml
29) Aroclor 1248 (3)	6.598	2128112	407.773	ng/ml
30) Aroclor 1248 (4)	6.891	384466	66.229	ng/ml
31) Aroclor 1248 (5)	6.923	1362750	221.251	ng/ml
32) Aroclor 1248 (6)	7.408	3318027	970.917	ng/ml
33) Aroclor 1248 - AVE	0.000	0	N.D.	ng/ml
34) Aroclor 1254 (1)	6.923	1362750	227.196	ng/ml
35) Aroclor 1254 (2)	7.033	1480530	203.158	ng/ml
36) Aroclor 1254 (3)	7.408	3318027	295.989	ng/ml
37) Aroclor 1254 (4)	7.570	411752	57.749	ng/ml
38) Aroclor 1254 (5)	7.947	4128621	539.055	ng/ml
39) Aroclor 1254 (6)	8.237	483337	193.809	ng/ml
40) Aroclor 1254 - AVE	0.000	0	N.D.	ng/ml
41) Aroclor 1260 (1)	7.520	4343115	521.521	ng/ml
42) Aroclor 1260 (2)	7.653	5413351	530.596	ng/ml
43) Aroclor 1260 (3)	8.207	4104845	521.902	ng/ml
44) Aroclor 1260 (4)	8.376	9700028	520.990	ng/ml
45) Aroclor 1260 (5)	8.675	6572165	543.335	ng/ml
46) Aroclor 1260 (6)	9.064	2499291	488.658	ng/ml
47) Aroclor 1260 - AVE	0.000	0	N.D.	ng/ml

Data Path : K:\DATA\0B06011\
 Data File : ECD2F030.D
 Signal(s) : ECD1A.CH
 Acq On : 06 Feb 2020 16:13
 Operator : MJB / KAK
 Sample : 0B06011-CCV3
 Misc :
 ALS Vial : 2 Sample Multiplier: 1

Integration File: PCB1.e
 Quant Time: Feb 11 11:27:45 2020
 Quant Method : K:\METHODS\FECD2_QUANTPCB_191203RT2.M
 Quant Title : PCB Data Analysis
 QLast Update : Wed Dec 04 15:29:22 2019
 Response via : Initial Calibration
 Integrator: ChemStation 6890 Scale Mode: Small noise peaks clipped

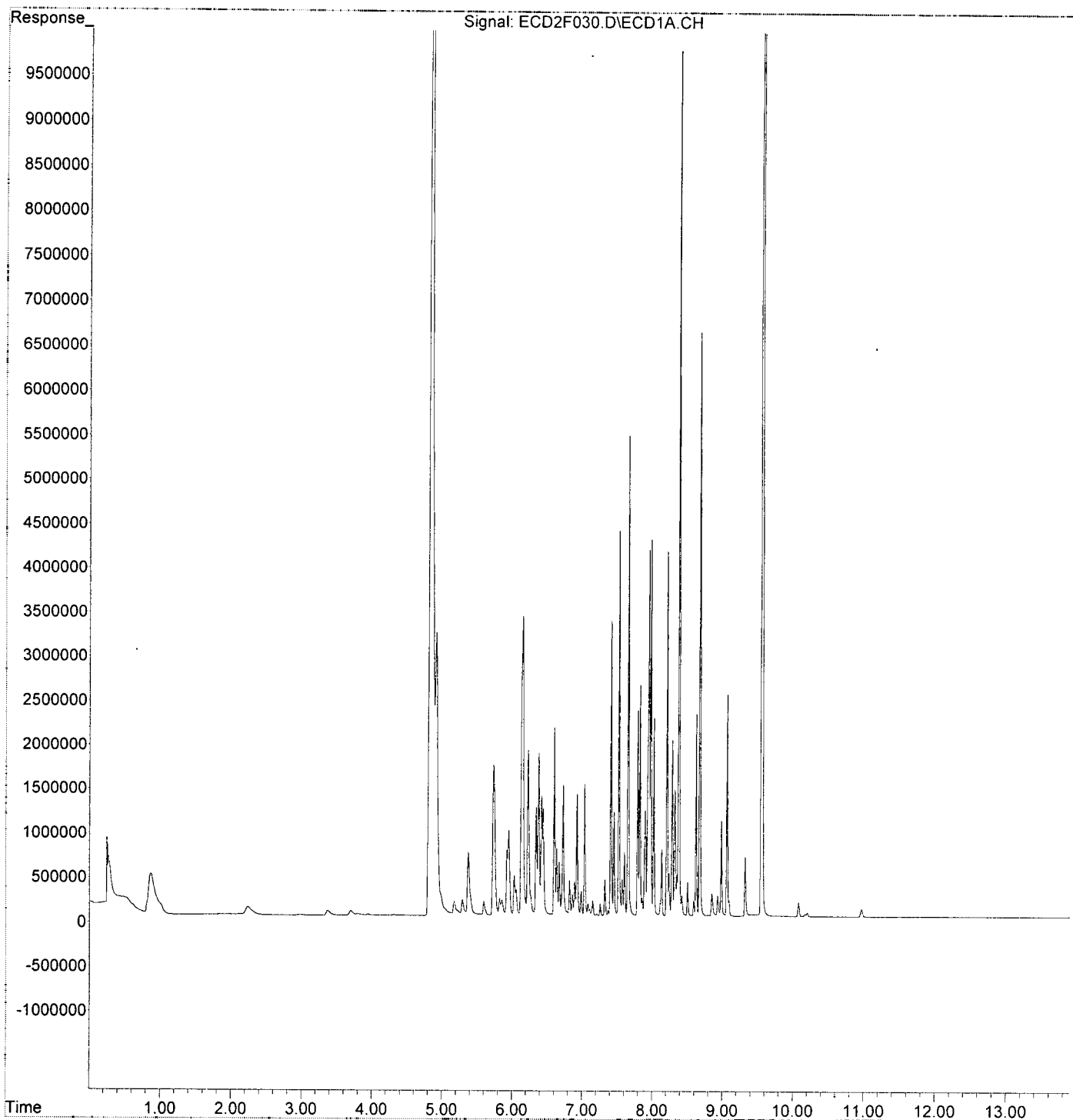
Compound	R.T.	Response	Conc Units
48) Aroclor 1262 (1)	7.653	5413351	672.766 ng/ml
49) Aroclor 1262 (2)	7.975	4240894	377.806 ng/ml
50) Aroclor 1262 (3)	8.207	4104845	422.965 ng/ml
51) Aroclor 1262 (4)	8.376	9700028	469.506 ng/ml
52) Aroclor 1262 (5)	8.675	6572165	502.368 ng/ml
53) Aroclor 1262 (6)	9.064	2499291	374.334 ng/ml
54) Aroclor 1262 - AVE	0.000	0	N.D. ng/ml
55) Aroclor 1268 (1)	8.207	4104845	804.204 ng/ml
56) Aroclor 1268 (2)	8.623	2279103	92.927 ng/ml
57) Aroclor 1268 (3)	8.675	6572165	321.941 ng/ml
58) Aroclor 1268 (4)	8.850	253842	13.253 ng/ml
59) Aroclor 1268 (5)	9.064	2499291	322.500 ng/ml
60) Aroclor 1268 (6)	9.321	664382	12.707 ng/ml
61) Aroclor 1268 - AVE	0.000	0	N.D. ng/ml

(f)=RT Delta > 1/2 Window

(m)=manual int.

Data Path : K:\DATA\0B06011\
Data File : ECD2F030.D
Signal(s) : ECD1A.CH
Acq On : 06 Feb 2020 16:13
Operator : MJB / KAK
Sample : 0B06011-CCV3
Misc :
ALS Vial : 2 Sample Multiplier: 1

Integration File: PCB1.e
Quant Time: Feb 11 11:27:45 2020
Quant Method : K:\METHODS\FECD2_QUANTPCB_191203RT2.M
Quant Title : PCB Data Analysis
QLast Update : Wed Dec 04 15:29:22 2019
Response via : Initial Calibration
Integrator: ChemStation 6890 Scale Mode: Small noise peaks clipped



Data Path : K:\DATA\0B06011\
 Data File : ECD2F031.D
 Signal(s) : ECD1A.CH
 Acq On : 06 Feb 2020 16:31
 Operator : MJB / KAK
 Sample : 0B06011-CCB3
 Misc :
 ALS Vial : 3 Sample Multiplier: 1

Integration File: PCB1.e
 Quant Time: Feb 11 11:28:07 2020
 Quant Method : K:\METHODS\FECD2_QUANTPCB_191203RT2.M
 Quant Title : PCB Data Analysis
 QLast Update : Wed Dec 04 15:29:22 2019
 Response via : Initial Calibration
 Integrator: ChemStation 6890 Scale Mode: Small noise peaks clipped

Handwritten:
 2/11/20
 Clean

Compound	R.T.	Response	Conc Units
System Monitoring Compounds			
1) S TCMX (S)	4.825	5285497	79.376 ng/ml
62) S DCBP (S)	9.555	11959048	107.088 ng/ml
Target Compounds			
2) Aroclor 1016 (1)	5.724	5835	1.561 ng/ml
3) Aroclor 1016 (2)	6.142	5337	0.742 ng/ml
4) Aroclor 1016 (3)	6.211	2230	0.561 ng/ml
5) Aroclor 1016 (4)	6.379	2719	0.760 ng/ml
6) Aroclor 1016 (5)	6.598	1934	0.466 ng/ml
7) Aroclor 1016 (6)	6.729	2617	0.892 ng/ml
8) Aroclor 1016 - AVE	0.000	0	N.D. ng/ml
9) Aroclor 1221 (1)	5.180	16674	15.404 ng/ml
10) Aroclor 1221 (2)	5.285	14949	20.833 ng/ml
11) Aroclor 1221 (3)	5.366	12124	5.181 ng/ml
12) Aroclor 1221 - AVE	0.000	0	N.D. ng/ml
13) Aroclor 1232 (1)	5.366	12124	6.826 ng/ml
14) Aroclor 1232 (2)	6.142	5337	1.920 ng/ml
15) Aroclor 1232 (3)	6.211	2230	1.520 ng/ml
16) Aroclor 1232 (4)	6.379	2719	2.386 ng/ml
17) Aroclor 1232 (5)	6.598	1934	1.347 ng/ml
18) Aroclor 1232 (6)	6.729	2617	2.184 ng/ml
19) Aroclor 1232 - AVE	0.000	0	N.D. ng/ml
20) Aroclor 1242 (1)	5.724	5835	2.197 ng/ml
21) Aroclor 1242 (2)	6.142	5337	1.029 ng/ml
22) Aroclor 1242 (3)	6.211	2230	0.791 ng/ml
23) Aroclor 1242 (4)	6.379	2719	1.188 ng/ml
24) Aroclor 1242 (5)	6.598	1934	0.648 ng/ml
25) Aroclor 1242 (6)	6.729	2617	1.043 ng/ml
26) Aroclor 1242 - AVE	0.000	0	N.D. ng/ml
27) Aroclor 1248 (1)	6.142	5337	1.568 ng/ml
28) Aroclor 1248 (2)	6.379	2719	0.602 ng/ml
29) Aroclor 1248 (3)	6.598	1934	0.371 ng/ml
30) Aroclor 1248 (4)	6.892	1388	0.239 ng/ml
31) Aroclor 1248 (5)	6.931	1399	0.227 ng/ml
32) Aroclor 1248 (6)	7.413	1851	0.542 ng/ml
33) Aroclor 1248 - AVE	0.000	0	N.D. ng/ml
34) Aroclor 1254 (1)	6.931	1399	0.233 ng/ml
35) Aroclor 1254 (2)	7.034	1941	0.266 ng/ml
36) Aroclor 1254 (3)	7.413	1851	0.165 ng/ml
37) Aroclor 1254 (4)	7.572	1580	0.222 ng/ml
38) Aroclor 1254 (5)	7.956	5645	0.737 ng/ml
39) Aroclor 1254 (6)	8.239	803	0.322 ng/ml
40) Aroclor 1254 - AVE	0.000	0	N.D. ng/ml
41) Aroclor 1260 (1)	7.527	1351	0.162 ng/ml
42) Aroclor 1260 (2)	7.653	3310	0.324 ng/ml
43) Aroclor 1260 (3)	8.209	1141	0.145 ng/ml
44) Aroclor 1260 (4)	8.377	14087	0.757 ng/ml
45) Aroclor 1260 (5)	8.678	3198	0.264 ng/ml
46) Aroclor 1260 (6)	9.071	3036	0.594 ng/ml
47) Aroclor 1260 - AVE	0.000	0	N.D. ng/ml

Data Path : K:\DATA\0B06011\
 Data File : ECD2F031.D
 Signal(s) : ECD1A.CH
 Acq On : 06 Feb 2020 16:31
 Operator : MJB / KAK
 Sample : 0B06011-CCB3
 Misc :
 ALS Vial : 3 Sample Multiplier: 1

Integration File: PCB1.e
 Quant Time: Feb 11 11:28:07 2020
 Quant Method : K:\METHODS\FECD2_QUANTPCB_191203RT2.M
 Quant Title : PCB Data Analysis
 QLast Update : Wed Dec 04 15:29:22 2019
 Response via : Initial Calibration
 Integrator: ChemStation 6890 Scale Mode: Small noise peaks clipped

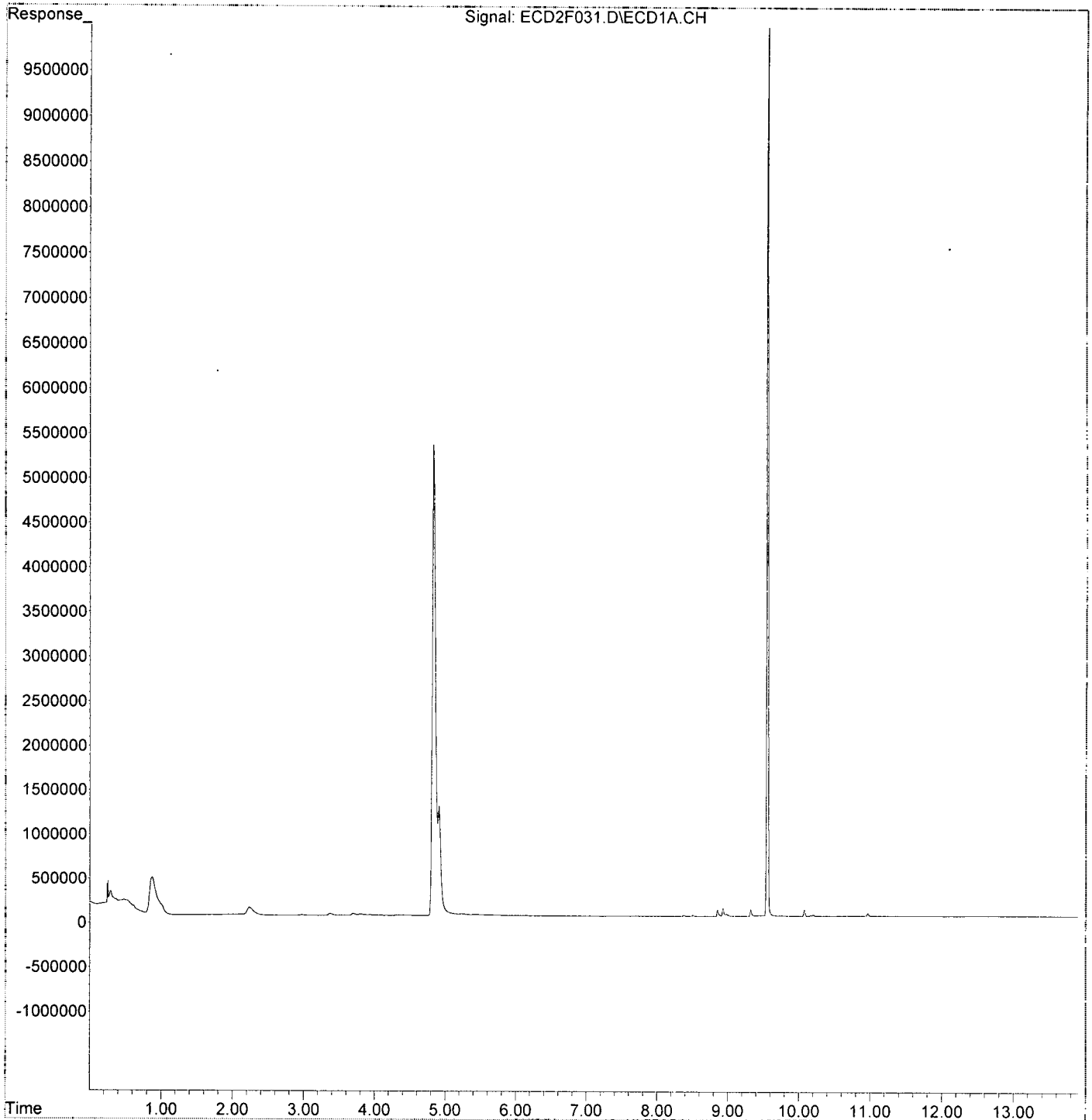
Compound	R.T.	Response	Conc Units
48) Aroclor 1262 (1)	7.653	3310	0.411 ng/ml
49) Aroclor 1262 (2)	7.976	3084	0.275 ng/ml
50) Aroclor 1262 (3)	8.209	1141	0.118 ng/ml
51) Aroclor 1262 (4)	8.377	14087	0.682 ng/ml
52) Aroclor 1262 (5)	8.678	3198	0.244 ng/ml
53) Aroclor 1262 (6)	9.071	3036	0.455 ng/ml
54) Aroclor 1262 - AVE	0.000	0	N.D. ng/ml
55) Aroclor 1268 (1)	8.209	1141	0.223 ng/ml
56) Aroclor 1268 (2)	8.625	1510	0.062 ng/ml
57) Aroclor 1268 (3)	8.678	3198	0.157 ng/ml
58) Aroclor 1268 (4)	8.854	74372	3.883 ng/ml
59) Aroclor 1268 (5)	9.071	3036	0.392 ng/ml
60) Aroclor 1268 (6)	9.324	77814	1.488 ng/ml
61) Aroclor 1268 - AVE	0.000	0	N.D. ng/ml

(f)=RT Delta > 1/2 Window

(m)=manual int.

Data Path : K:\DATA\0B06011\
Data File : ECD2F031.D
Signal(s) : ECD1A.CH
Acq On : 06 Feb 2020 16:31
Operator : MJB / KAK
Sample : 0B06011-CCB3
Misc :
ALS Vial : 3 Sample Multiplier: 1

Integration File: PCB1.e
Quant Time: Feb 11 11:28:07 2020
Quant Method : K:\METHODS\FECD2_QUANTPCB_191203RT2.M
Quant Title : PCB Data Analysis
QLast Update : Wed Dec 04 15:29:22 2019
Response via : Initial Calibration
Integrator: ChemStation 6890 Scale Mode: Small noise peaks clipped



**Polychlorinated Biphenyls by EPA 8082A
Benchsheet & Analysis Sequence Data**

Sequence 0B06012 (QC Only)



ELEMENT SEQUENCE LOG

Apex Laboratories

Sequence: **0B06012**

Instrument: **DUALECD2R**

Date: **02/06/20 07:20**

Calibration: **A0A1501**

#	Lab Number	Matrix	Analysis	Client	Due	Batch	ISTD ID	STD ID
1	0B06012-CCV1	Sediment	QC	QC				
2	0B06012-CCB1	Sediment	QC	QC				A20A394
3	0020004-BLK1	Sediment	QC	QC				A20A395
4	0020004-BS1	Sediment	QC	QC		0020004		
5	A0A0991-01	Sediment	8082 PCBs - Low Level (30g/2mL)	Anchor QEA, LLC	02/13/20	0020004		
6	0B06012-IBL1	Sediment	QC	QC				
7	A0A0991-02	Sediment	8082 PCBs - Low Level (30g/2mL)	Anchor QEA, LLC	02/13/20	0020004		
8	0B06012-IBL2	Sediment	QC	QC				
9	0020004-DUP1	Sediment	QC	QC		0020004		
10	0B06012-IBL3	Sediment	QC	QC				
11	A0A0991-03	Sediment	8082 PCBs - Low Level (30g/2mL)	Anchor QEA, LLC	02/13/20	0020004		
12	0B06012-IBL4	Sediment	QC	QC				
13	A0A0991-04	Sediment	8082 PCBs - Low Level (30g/2mL)	Anchor QEA, LLC	02/13/20	0020004		
14	0B06012-IBL5	Sediment	QC	QC				
15	A0A0991-05	Sediment	8082 PCBs - Low Level (30g/2mL)	Anchor QEA, LLC	02/13/20	0020004		
16	0B06012-IBL6	Sediment	QC	QC				
17	0B06012-CCV2	Sediment	QC	QC				A20A394
18	0B06012-CCB2	Sediment	QC	QC				A20A395
19	A0A0996-03	Sediment	8082 PCBs - Low Level (30g/2mL)	Anchor QEA, LLC	02/13/20	0020004		
20	0B06012-IBL7	Sediment	QC	QC				
21	A0A0996-04	Sediment	8082 PCBs - Low Level (30g/2mL)	Anchor QEA, LLC	02/13/20	0020004		
22	0B06012-IBL8	Sediment	QC	QC				
23	A0A0996-05	Sediment	8082 PCBs - Low Level (30g/2mL)	Anchor QEA, LLC	02/13/20	0020004		
24	0B06012-IBL9	Sediment	QC	QC				
25	A0A0996-06	Sediment	8082 PCBs - Low Level (30g/2mL)	Anchor QEA, LLC	02/13/20	0020004		
26	0B06012-IBLA	Sediment	QC	QC				
27	A0A1002-01	Sediment	8082 PCBs - Low Level (30g/2mL)	Anchor QEA, LLC	02/13/20	0020004		
28	0B06012-IBLB	Sediment	QC	QC				
29	0B06012-CCV3	Sediment	QC	QC				A20A394
30	0B06012-CCB3	Sediment	QC	QC				A20A395

Data Entered By: MM 2/7/20

Comments:

Data Reviewed By: MM 2/11/20

TOTAL AROCLOR AVERAGE RESULTS

The average result for the 1016 and 1260 selected peaks are reported here to facilitate data entry and review. Averages are done on all individual peaks and must be for matrix spikes if all peaks are not used in the average.

0B06012-CCV1

Aroclor 1016

<u>Peak</u>	<u>Initial Res</u>
1016 (1)	494.39
1016 (2)	484.55
1016 (3)	475.38
1016 (4)	495.91
1016 (5)	469.69
1016 (6)	473.42
Average:	482.22

Aroclor 1260

<u>Peak</u>	<u>Initial Res</u>
1260 (1)	505.76
1260 (2)	517.46
1260 (3)	503.23
1260 (4)	538.29
1260 (5)	567.65
1260 (6)	531.82
Average:	527.37

0020004-BS1

Aroclor 1016

<u>Peak</u>	<u>Initial Res</u>
1016 (1)	711.60
1016 (2)	782.23
1016 (3)	586.65
1016 (4)	860.56
1016 (5)	843.88
1016 (6)	738.51
Average:	753.91

Aroclor 1260

<u>Peak</u>	<u>Initial Res</u>
1260 (1)	964.68
1260 (2)	1,018.25
1260 (3)	948.76
1260 (4)	1,104.76
1260 (5)	1,050.85
1260 (6)	1,078.67
Average:	1,027.66

TOTAL AROCLOR AVERAGE RESULTS

The average result for the 1016 and 1260 selected peaks are reported here to facilitate data entry and review. Averages are done on all individual peaks and must be for matrix spikes if all peaks are not used in the average.

OB06012-CCV2

Aroclor 1016

<u>Peak</u>	<u>Initial Res</u>
1016 (1)	505.83
1016 (2)	499.84
1016 (3)	479.30
1016 (4)	513.79
1016 (5)	517.53
1016 (6)	508.54
Average:	504.14

Aroclor 1260

<u>Peak</u>	<u>Initial Res</u>
1260 (1)	538.87
1260 (2)	554.18
1260 (3)	536.66
1260 (4)	557.34
1260 (5)	574.49
1260 (6)	553.40
Average:	552.49

OB06012-CCV3

Aroclor 1016

<u>Peak</u>	<u>Initial Res</u>
1016 (1)	522.66
1016 (2)	489.19
1016 (3)	482.92
1016 (4)	523.11
1016 (5)	495.68
1016 (6)	501.37
Average:	502.49

Aroclor 1260

<u>Peak</u>	<u>Initial Res</u>
1260 (1)	538.84
1260 (2)	544.95
1260 (3)	534.09
1260 (4)	569.60
1260 (5)	563.28
1260 (6)	543.41
Average:	549.03

Quantitation Report (Not Reviewed)

Data Path : K:\DATA\0B06012\
 Data File : ECD2R002.D
 Signal(s) : ECD2B.CH
 Acq On : 06 Feb 2020 7:57
 Operator : MJB / KAK
 Sample : 0B06012-CCV1
 Misc :
 ALS Vial : 52 Sample Multiplier: 1

[Handwritten Signature]
 2/17/20

Integration File: events.e
 Quant Time: Feb 07 09:08:15 2020
 Quant Method : L:\Methods\RECD2_QUANTPCB_200113.M
 Quant Title : PCB Data Analysis
 QLast Update : Tue Jan 14 09:35:58 2020
 Response via : Initial Calibration
 Integrator: ChemStation 6890 Scale Mode: Small noise peaks clipped

Compound	R.T.	Response	Conc Units

System Monitoring Compounds			
1) S TCMX (S)	5.627	56801748	251.752 ng/ml
62) S DCBP (S)	10.541	30744129	276.417 ng/ml
Target Compounds			
2) Aroclor 1016 (1)	6.297	3056338	494.394 ng/ml
3) Aroclor 1016 (2)	6.787	5543959	484.555 ng/ml
4) Aroclor 1016 (3)	6.914	2546382	475.381 ng/ml
5) Aroclor 1016 (4)	7.000	2450175	495.911 ng/ml
6) Aroclor 1016 (5)	7.045	2604693	469.693 ng/ml
7) Aroclor 1016 (6)	7.170	2704474	473.425 ng/ml
8) Aroclor 1016 - AVE	0.000	0	N.D. ng/ml
9) Aroclor 1221 (1)	5.801	228594	131.564 ng/ml
10) Aroclor 1221 (2)	5.875	420827	245.098 ng/ml
11) Aroclor 1221 (3)	5.963	1893883	331.852 ng/ml
12) Aroclor 1221 - AVE	0.000	0	N.D. ng/ml
13) Aroclor 1232 (1)	5.963	1893883	414.417 ng/ml
14) Aroclor 1232 (2)	6.297	3056338	1174.280 ng/ml
15) Aroclor 1232 (3)	6.787	5543959	1133.280 ng/ml
16) Aroclor 1232 (4)	7.000	2450175	1448.233 ng/ml
17) Aroclor 1232 (5)	7.045	2604693	1251.748 ng/ml
18) Aroclor 1232 (6)	7.170	2704474	1246.488 ng/ml
19) Aroclor 1232 - AVE	0.000	0	N.D. ng/ml
20) Aroclor 1242 (1)	6.297	3056338	672.265 ng/ml
21) Aroclor 1242 (2)	6.787	5543959	628.392 ng/ml
22) Aroclor 1242 (3)	6.914	2546382	664.822 ng/ml
23) Aroclor 1242 (4)	7.000	2450175	741.670 ng/ml
24) Aroclor 1242 (5)	7.045	2604693	652.163 ng/ml
25) Aroclor 1242 (6)	7.170	2704474	648.429 ng/ml
26) Aroclor 1242 - AVE	0.000	0	N.D. ng/ml
27) Aroclor 1248 (1)	6.760	4334363	839.663 ng/ml
28) Aroclor 1248 (2)	7.000	2450175	385.287 ng/ml
29) Aroclor 1248 (3)	7.045	2604693	438.813 ng/ml
30) Aroclor 1248 (4)	7.170	2704474	370.704 ng/ml
31) Aroclor 1248 (5)	7.536	625243	70.238 ng/ml
32) Aroclor 1248 (6)	7.693	2287426	280.969 ng/ml
33) Aroclor 1248 - AVE	0.000	0	N.D. ng/ml
34) Aroclor 1254 (1)	7.512	1919222	226.488 ng/ml
35) Aroclor 1254 (2)	7.693	2287426	164.447 ng/ml
36) Aroclor 1254 (3)	8.004	1330443	87.677 ng/ml
37) Aroclor 1254 (4)	8.243	909285	83.295 ng/ml
38) Aroclor 1254 (5)	8.578	6673422	593.264 ng/ml
39) Aroclor 1254 (6)	8.823	5053812	1432.819 ng/ml
40) Aroclor 1254 - AVE	0.000	0	N.D. ng/ml
41) Aroclor 1260 (1)	8.140	5324525	505.756 ng/ml
42) Aroclor 1260 (2)	8.347	6604038	517.458 ng/ml
43) Aroclor 1260 (3)	8.578	6673422	503.231 ng/ml
44) Aroclor 1260 (4)	9.061	11386198	538.292 ng/ml
45) Aroclor 1260 (5)	9.318	6945003	567.647 ng/ml
46) Aroclor 1260 (6)	9.882	2595261	531.820 ng/ml
47) Aroclor 1260 - AVE	0.000	0	N.D. ng/ml

Data Path : K:\DATA\0B06012\
 Data File : ECD2R002.D
 Signal(s) : ECD2B.CH
 Acq On : 06 Feb 2020 7:57
 Operator : MJB / KAK
 Sample : 0B06012-CCV1
 Misc :
 ALS Vial : 52 Sample Multiplier: 1

Integration File: events.e
 Quant Time: Feb 07 09:08:15 2020
 Quant Method : L:\Methods\RECD2_QUANTPCB_200113.M
 Quant Title : PCB Data Analysis
 QLast Update : Tue Jan 14 09:35:58 2020
 Response via : Initial Calibration
 Integrator: ChemStation 6890 Scale Mode: Small noise peaks clipped

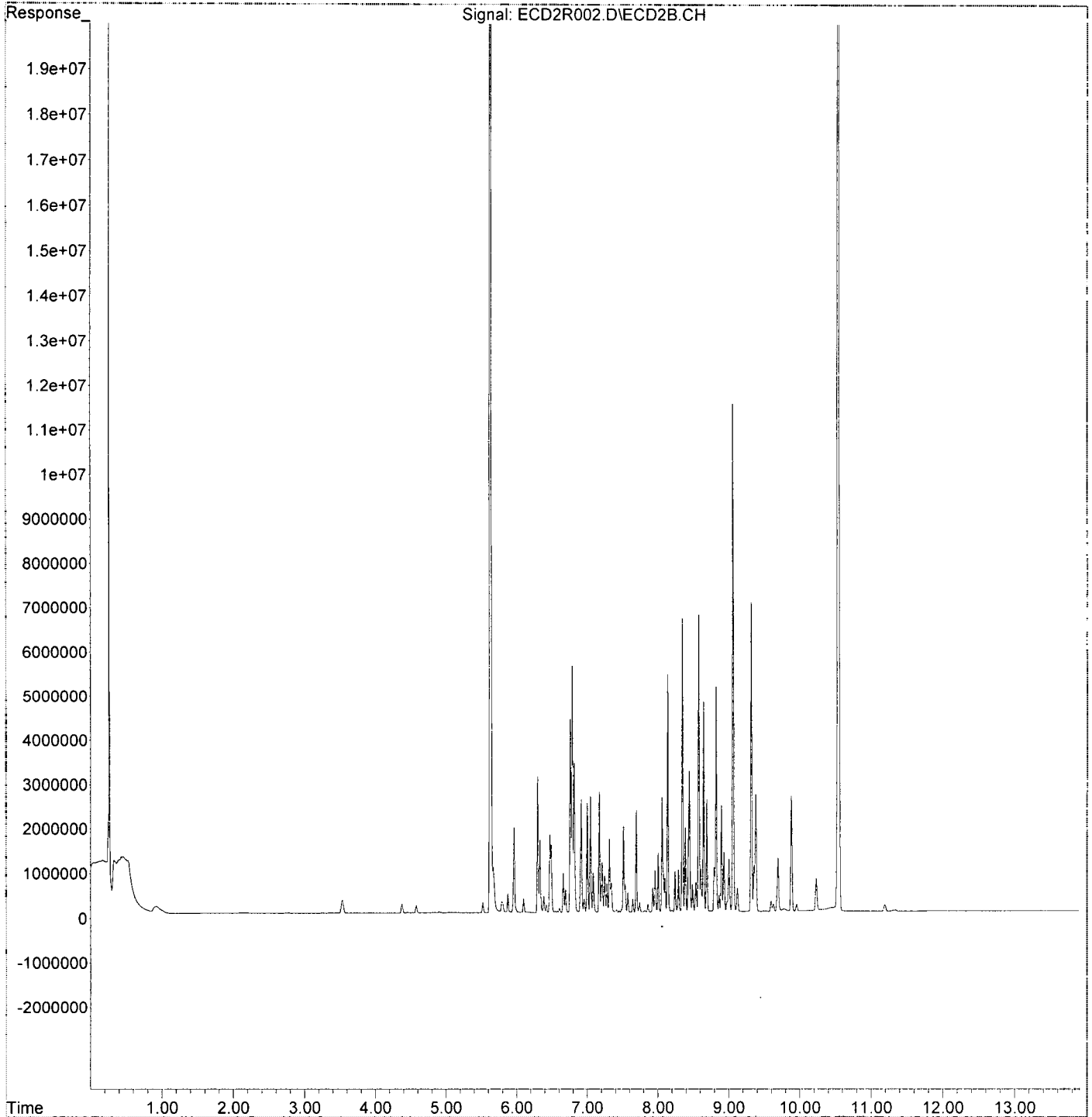
Compound	R.T.	Response	Conc Units
48) Aroclor 1262 (1)	8.347	6604038	624.691 ng/ml
49) Aroclor 1262 (2)	8.646	4711933	308.423 ng/ml
50) Aroclor 1262 (3)	8.823	5053812	394.700 ng/ml
51) Aroclor 1262 (4)	9.061	11386198	413.673 ng/ml
52) Aroclor 1262 (5)	9.318	6945003	422.972 ng/ml
53) Aroclor 1262 (6)	9.882	2595261	360.426 ng/ml
54) Aroclor 1262 - AVE	0.000	0	N.D. ng/ml
55) Aroclor 1268 (1)	8.864	372307	59.740 ng/ml
56) Aroclor 1268 (2)	9.318	6945003	250.121 ng/ml
57) Aroclor 1268 (3)	9.382	2638070	117.163 ng/ml
58) Aroclor 1268 (4)	9.596	238560	12.391 ng/ml
59) Aroclor 1268 (5)	9.882	2595261	331.740 ng/ml
60) Aroclor 1268 (6)	10.230	732646	14.475 ng/ml
61) Aroclor 1268 - AVE	0.000	0	N.D. ng/ml

(f)=RT Delta > 1/2 Window

(m)=manual int.

Data Path : K:\DATA\0B06012\
Data File : ECD2R002.D
Signal(s) : ECD2B.CH
Acq On : 06 Feb 2020 7:57
Operator : MJB / KAK
Sample : 0B06012-CCV1
Misc :
ALS Vial : 52 Sample Multiplier: 1

Integration File: events.e
Quant Time: Feb 07 09:08:15 2020
Quant Method : L:\Methods\RECD2_QUANTPCB_200113.M
Quant Title : PCB Data Analysis
QLast Update : Tue Jan 14 09:35:58 2020
Response via : Initial Calibration
Integrator: ChemStation 6890 Scale Mode: Small noise peaks clipped



Data Path : K:\DATA\0B06012\
 Data File : ECD2R003.D
 Signal(s) : ECD2B.CH
 Acq On : 06 Feb 2020 8:14
 Operator : MJB / KAK
 Sample : 0B06012-CCB1
 Misc :
 ALS Vial : 53 Sample Multiplier: 1

Integration File: events.e
 Quant Time: Feb 07 09:08:36 2020
 Quant Method : L:\Methods\RECD2_QUANTPCB_200113.M
 Quant Title : PCB Data Analysis
 QLast Update : Tue Jan 14 09:35:58 2020
 Response via : Initial Calibration
 Integrator: ChemStation 6890 Scale Mode: Small noise peaks clipped

Handwritten:
 2/7/20
 Clean

Compound	R.T.	Response	Conc Units

System Monitoring Compounds			
1) S TCMX (S)	5.627	20078955	88.992 ng/ml
62) S DCBP (S)	10.540	11322642	101.801 ng/ml
Target Compounds			
2) Aroclor 1016 (1)	6.297	1103	0.178 ng/ml
3) Aroclor 1016 (2)	6.791	1656	0.145 ng/ml
4) Aroclor 1016 (3)	6.917	1683	0.314 ng/ml
5) Aroclor 1016 (4)	7.005	1498	0.303 ng/ml
6) Aroclor 1016 (5)	7.044	1704	0.307 ng/ml
7) Aroclor 1016 (6)	7.171	1297	0.227 ng/ml
8) Aroclor 1016 - AVE	0.000	0	N.D. ng/ml
9) Aroclor 1221 (1)	5.805	13782	7.932 ng/ml
10) Aroclor 1221 (2)	5.865	8151	4.747 ng/ml
11) Aroclor 1221 (3)	5.947	31858	5.582 ng/ml
12) Aroclor 1221 - AVE	0.000	0	N.D. ng/ml
13) Aroclor 1232 (1)	5.947	31858	6.971 ng/ml
14) Aroclor 1232 (2)	6.297	1103	0.424 ng/ml
15) Aroclor 1232 (3)	6.791	1656	0.339 ng/ml
16) Aroclor 1232 (4)	7.005	1498	0.886 ng/ml
17) Aroclor 1232 (5)	7.044	1704	0.819 ng/ml
18) Aroclor 1232 (6)	7.171	1297	0.598 ng/ml
19) Aroclor 1232 - AVE	0.000	0	N.D. ng/ml
20) Aroclor 1242 (1)	6.297	1103	0.243 ng/ml
21) Aroclor 1242 (2)	6.791	1656	0.188 ng/ml
22) Aroclor 1242 (3)	6.917	1683	0.439 ng/ml
23) Aroclor 1242 (4)	7.005	1498	0.454 ng/ml
24) Aroclor 1242 (5)	7.044	1704	0.427 ng/ml
25) Aroclor 1242 (6)	7.171	1297	0.311 ng/ml
26) Aroclor 1242 - AVE	0.000	0	N.D. ng/ml
27) Aroclor 1248 (1)	6.766	1141	0.221 ng/ml
28) Aroclor 1248 (2)	7.005	1498	0.236 ng/ml
29) Aroclor 1248 (3)	7.044	1704	0.287 ng/ml
30) Aroclor 1248 (4)	7.171	1297	0.178 ng/ml
31) Aroclor 1248 (5)	7.540	1435	0.161 ng/ml
32) Aroclor 1248 (6)	7.696	3838	0.471 ng/ml
33) Aroclor 1248 - AVE	0.000	0	N.D. ng/ml
34) Aroclor 1254 (1)	7.515	926	0.109 ng/ml
35) Aroclor 1254 (2)	7.696	3838	0.276 ng/ml
36) Aroclor 1254 (3)	8.008	4945	0.326 ng/ml
37) Aroclor 1254 (4)	8.243	4172	0.382 ng/ml
38) Aroclor 1254 (5)	8.579	5719	0.508 ng/ml
39) Aroclor 1254 (6)	8.821	4701	1.333 ng/ml
40) Aroclor 1254 - AVE	0.000	0	N.D. ng/ml
41) Aroclor 1260 (1)	8.140	4451	0.423 ng/ml
42) Aroclor 1260 (2)	8.343	6575	0.515 ng/ml
43) Aroclor 1260 (3)	8.579	5719	0.431 ng/ml
44) Aroclor 1260 (4)	9.060	5072	0.240 ng/ml
45) Aroclor 1260 (5)	9.319	6225	0.509 ng/ml
46) Aroclor 1260 (6)	9.888	6889	1.412 ng/ml
47) Aroclor 1260 - AVE	0.000	0	N.D. ng/ml

Data Path : K:\DATA\0B06012\
 Data File : ECD2R003.D
 Signal(s) : ECD2B.CH
 Acq On : 06 Feb 2020 8:14
 Operator : MJB / KAK
 Sample : 0B06012-CCB1
 Misc :
 ALS Vial : 53 Sample Multiplier: 1

Integration File: events.e
 Quant Time: Feb 07 09:08:36 2020
 Quant Method : L:\Methods\RECD2_QUANTPCB_200113.M
 Quant Title : PCB Data Analysis
 QLast Update : Tue Jan 14 09:35:58 2020
 Response via : Initial Calibration
 Integrator: ChemStation 6890 Scale Mode: Small noise peaks clipped

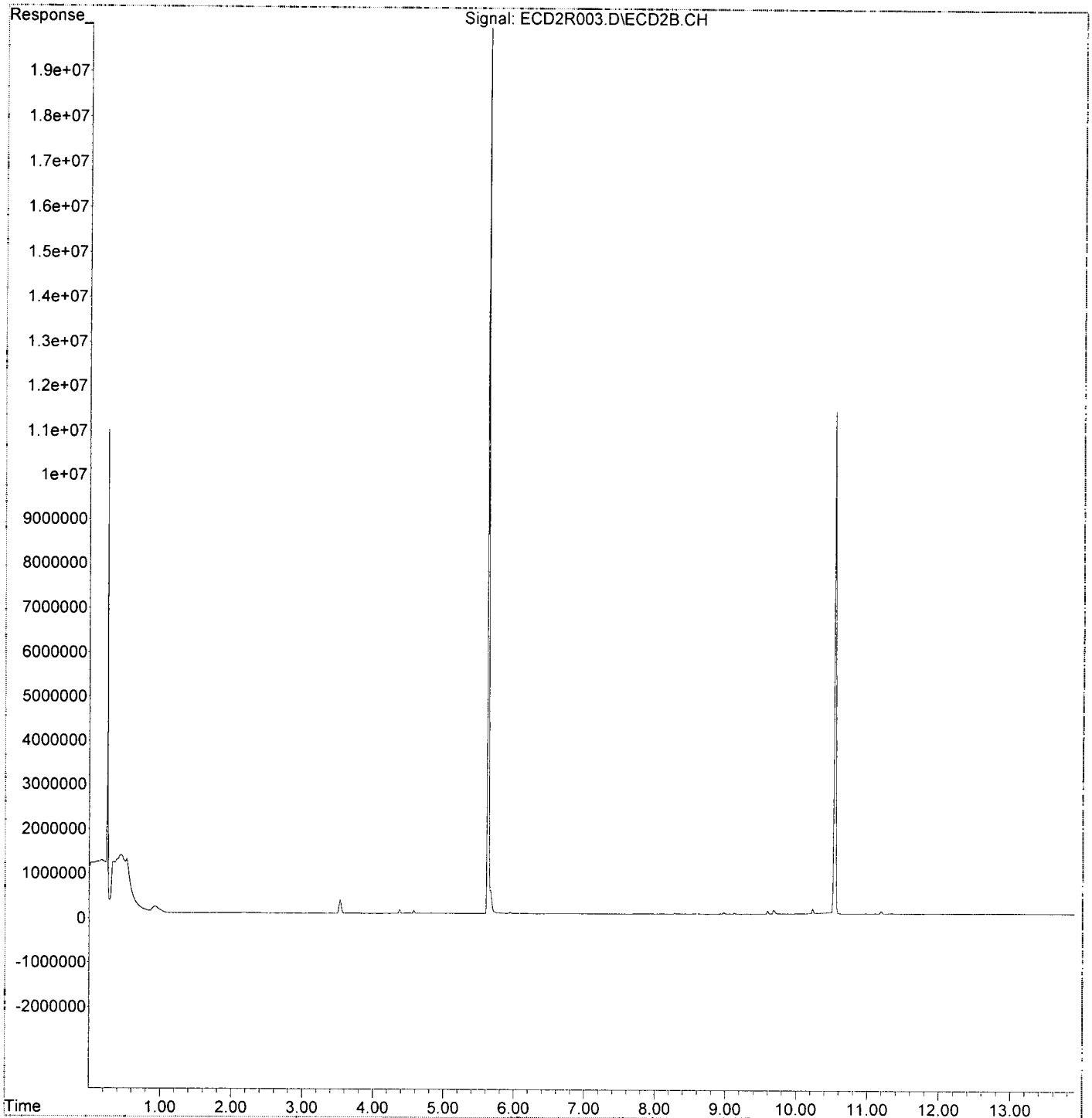
Compound	R.T.	Response	Conc Units
48) Aroclor 1262 (1)	8.343	6575	0.622 ng/ml
49) Aroclor 1262 (2)	8.653	2996	0.196 ng/ml
50) Aroclor 1262 (3)	8.821	4701	0.367 ng/ml
51) Aroclor 1262 (4)	9.060	5072	0.184 ng/ml
52) Aroclor 1262 (5)	9.319	6225	0.379 ng/ml
53) Aroclor 1262 (6)	9.888	6889	0.957 ng/ml
54) Aroclor 1262 - AVE	0.000	0	N.D. ng/ml
55) Aroclor 1268 (1)	8.867	3611	0.579 ng/ml
56) Aroclor 1268 (2)	9.319	6225	0.224 ng/ml
57) Aroclor 1268 (3)	9.399	1672	0.074 ng/ml
58) Aroclor 1268 (4)	9.596	75201	3.906 ng/ml
59) Aroclor 1268 (5)	9.888	6889	0.881 ng/ml
60) Aroclor 1268 (6)	10.231	112435	2.221 ng/ml
61) Aroclor 1268 - AVE	0.000	0	N.D. ng/ml

(f)=RT Delta > 1/2 Window

(m)=manual int.

Data Path : K:\DATA\0B06012\
Data File : ECD2R003.D
Signal(s) : ECD2B.CH
Acq On : 06 Feb 2020 8:14
Operator : MJB / KAK
Sample : 0B06012-CCB1
Misc :
ALS Vial : 53 Sample Multiplier: 1

Integration File: events.e
Quant Time: Feb 07 09:08:36 2020
Quant Method : L:\Methods\RECD2_QUANTPCB_200113.M
Quant Title : PCB Data Analysis
QLast Update : Tue Jan 14 09:35:58 2020
Response via : Initial Calibration
Integrator: ChemStation 6890 Scale Mode: Small noise peaks clipped



Data Path : K:\DATA\0B06012\
 Data File : ECD2R004.D
 Signal(s) : ECD2B.CH
 Acq On : 06 Feb 2020 8:32
 Operator : MJB / KAK
 Sample : 0020004-BLK1
 Misc :
 ALS Vial : 54 Sample Multiplier: 1

Integration File: events.e
 Quant Time: Feb 07 09:08:57 2020
 Quant Method : L:\Methods\RECD2_QUANTPCB_200113.M
 Quant Title : PCB Data Analysis
 QLast Update : Tue Jan 14 09:35:58 2020
 Response via : Initial Calibration
 Integrator: ChemStation 6890 Scale Mode: Small noise peaks clipped

Handwritten:
 2/17/20
 Clean

Compound	R.T.	Response	Conc Units

System Monitoring Compounds			
1) S TCMX (S)	5.627	26582315	117.816 ng/ml
62) S DCBP (S)	10.539	25238061	226.913 ng/ml
Target Compounds			
2) Aroclor 1016 (1)	6.298	2593	0.419 ng/ml
3) Aroclor 1016 (2)	6.788	5016	0.438 ng/ml
4) Aroclor 1016 (3)	6.916	3831	0.715 ng/ml
5) Aroclor 1016 (4)	7.001	4913	0.994 ng/ml
6) Aroclor 1016 (5)	7.046	5387	0.971 ng/ml
7) Aroclor 1016 (6)	7.171	5106	0.894 ng/ml
8) Aroclor 1016 - AVE	0.000	0	N.D. ng/ml
9) Aroclor 1221 (1)	5.769	15914	9.159 ng/ml
10) Aroclor 1221 (2)	5.873	7116	4.145 ng/ml
11) Aroclor 1221 (3)	5.935	513245	89.932 ng/ml
12) Aroclor 1221 - AVE	0.000	0	N.D. ng/ml
13) Aroclor 1232 (1)	5.935	513245	112.308 ng/ml
14) Aroclor 1232 (2)	6.298	2593	0.996 ng/ml
15) Aroclor 1232 (3)	6.788	5016	1.025 ng/ml
16) Aroclor 1232 (4)	7.001	4913	2.904 ng/ml
17) Aroclor 1232 (5)	7.046	5387	2.589 ng/ml
18) Aroclor 1232 (6)	7.171	5106	2.353 ng/ml
19) Aroclor 1232 - AVE	0.000	0	N.D. ng/ml
20) Aroclor 1242 (1)	6.298	2593	0.570 ng/ml
21) Aroclor 1242 (2)	6.788	5016	0.569 ng/ml
22) Aroclor 1242 (3)	6.916	3831	1.000 ng/ml
23) Aroclor 1242 (4)	7.001	4913	1.487 ng/ml
24) Aroclor 1242 (5)	7.046	5387	1.349 ng/ml
25) Aroclor 1242 (6)	7.171	5106	1.224 ng/ml
26) Aroclor 1242 - AVE	0.000	0	N.D. ng/ml
27) Aroclor 1248 (1)	6.764	4093	0.793 ng/ml
28) Aroclor 1248 (2)	7.001	4913	0.773 ng/ml
29) Aroclor 1248 (3)	7.046	5387	0.908 ng/ml
30) Aroclor 1248 (4)	7.171	5106	0.700 ng/ml
31) Aroclor 1248 (5)	7.538	4722	0.530 ng/ml
32) Aroclor 1248 (6)	7.695	9539	1.172 ng/ml
33) Aroclor 1248 - AVE	0.000	0	N.D. ng/ml
34) Aroclor 1254 (1)	7.515	5322	0.628 ng/ml
35) Aroclor 1254 (2)	7.695	9539	0.686 ng/ml
36) Aroclor 1254 (3)	8.001	13141	0.866 ng/ml
37) Aroclor 1254 (4)	8.240	10785	0.988 ng/ml
38) Aroclor 1254 (5)	8.576	14121	1.255 ng/ml
39) Aroclor 1254 (6)	8.824	8899	2.523 ng/ml
40) Aroclor 1254 - AVE	0.000	0	N.D. ng/ml
41) Aroclor 1260 (1)	8.140	13787	1.310 ng/ml
42) Aroclor 1260 (2)	8.344	18950	1.485 ng/ml
43) Aroclor 1260 (3)	8.576	14121	1.065 ng/ml
44) Aroclor 1260 (4)	9.060	10165	0.481 ng/ml
45) Aroclor 1260 (5)	9.320	9574	0.782 ng/ml
46) Aroclor 1260 (6)	9.883	11186	2.292 ng/ml
47) Aroclor 1260 - AVE	0.000	0	N.D. ng/ml

Data Path : K:\DATA\0B06012\
 Data File : ECD2R004.D
 Signal(s) : ECD2B.CH
 Acq On : 06 Feb 2020 8:32
 Operator : MJB / KAK
 Sample : 0020004-BLK1
 Misc :
 ALS Vial : 54 Sample Multiplier: 1

Integration File: events.e
 Quant Time: Feb 07 09:08:57 2020
 Quant Method : L:\Methods\RECD2_QUANTPCB_200113.M
 Quant Title : PCB Data Analysis
 QLast Update : Tue Jan 14 09:35:58 2020
 Response via : Initial Calibration
 Integrator: ChemStation 6890 Scale Mode: Small noise peaks clipped

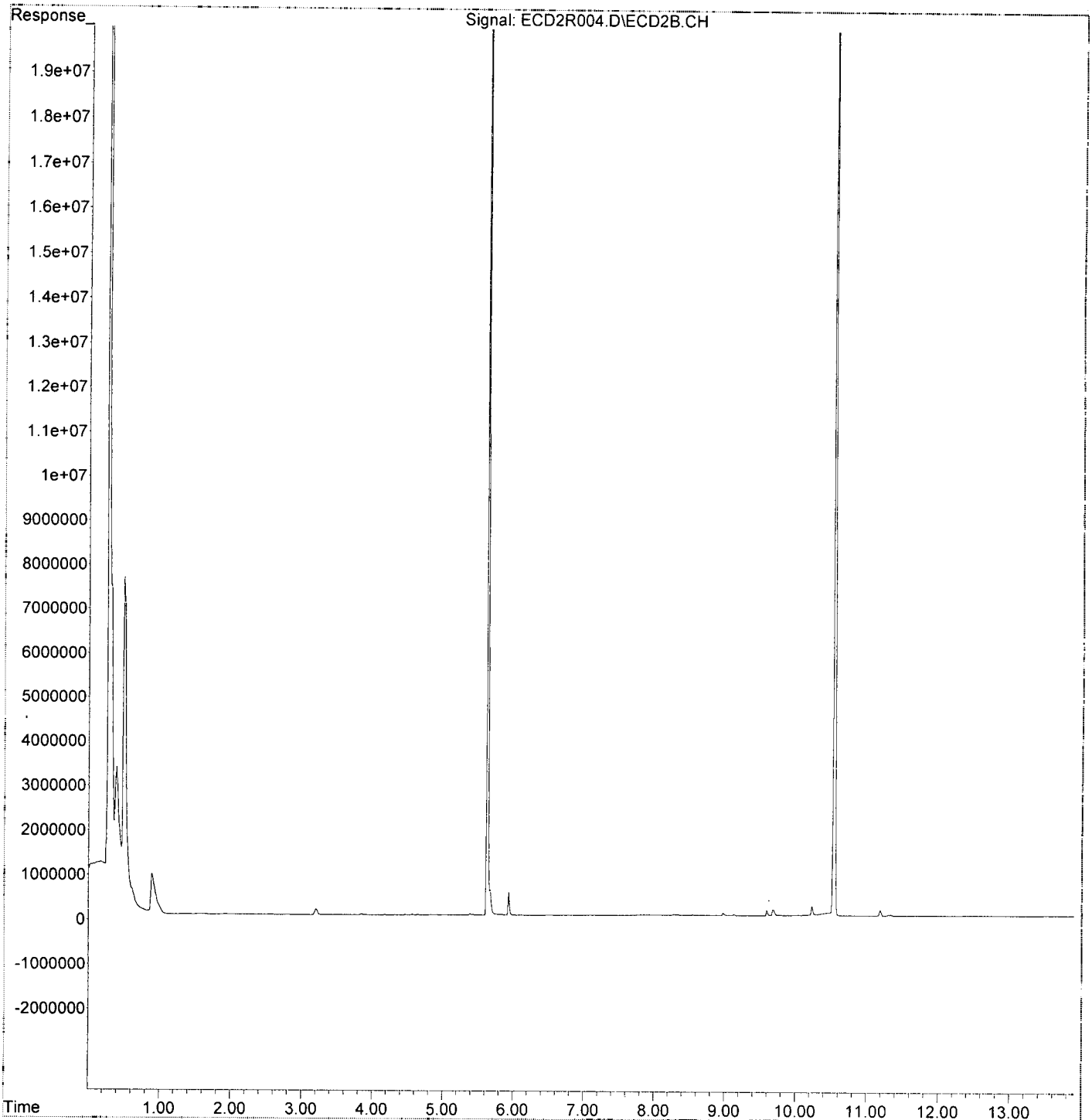
Compound	R.T.	Response	Conc Units
48) Aroclor 1262 (1)	8.344	18950	1.793 ng/ml
49) Aroclor 1262 (2)	8.644	10227	0.669 ng/ml
50) Aroclor 1262 (3)	8.824	8899	0.695 ng/ml
51) Aroclor 1262 (4)	9.060	10165	0.369 ng/ml
52) Aroclor 1262 (5)	9.320	9574	0.583 ng/ml
53) Aroclor 1262 (6)	9.883	11186	1.554 ng/ml
54) Aroclor 1262 - AVE	0.000	0	N.D. ng/ml
55) Aroclor 1268 (1)	8.865	5667	0.909 ng/ml
56) Aroclor 1268 (2)	9.320	9574	0.345 ng/ml
57) Aroclor 1268 (3)	9.381	5092	0.226 ng/ml
58) Aroclor 1268 (4)	9.597	117205	6.088 ng/ml
59) Aroclor 1268 (5)	9.883	11186	1.430 ng/ml
60) Aroclor 1268 (6)	10.231	207377	4.097 ng/ml
61) Aroclor 1268 - AVE	0.000	0	N.D. ng/ml

(f)=RT Delta > 1/2 Window

(m)=manual int.

Data Path : K:\DATA\0B06012\
Data File : ECD2R004.D
Signal(s) : ECD2B.CH
Acq On : 06 Feb 2020 8:32
Operator : MJB / KAK
Sample : 0020004-BLK1
Misc :
ALS Vial : 54 Sample Multiplier: 1

Integration File: events.e
Quant Time: Feb 07 09:08:57 2020
Quant Method : L:\Methods\RECD2_QUANTPCB_200113.M
Quant Title : PCB Data Analysis
QLast Update : Tue Jan 14 09:35:58 2020
Response via : Initial Calibration
Integrator: ChemStation 6890 Scale Mode: Small noise peaks clipped



Data Path : K:\DATA\0B06012\
 Data File : ECD2R005.D
 Signal(s) : ECD2B.CH
 Acq On : 06 Feb 2020 8:50
 Operator : MJB / KAK
 Sample : 0020004-BS1
 Misc :
 ALS Vial : 55 Sample Multiplier: 1

Integration File: events.e
 Quant Time: Feb 07 09:09:19 2020
 Quant Method : L:\Methods\RECD2_QUANTPCB_200113.M
 Quant Title : PCB Data Analysis
 QLast Update : Tue Jan 14 09:35:58 2020
 Response via : Initial Calibration
 Integrator: ChemStation 6890 Scale Mode: Small noise peaks clipped

Handwritten signature
 2/7/20

Compound	R.T.	Response	Conc	Units
System Monitoring Compounds				
1) S TCMX (S)	5.626	29504757	130.768	ng/ml
62) S DCBP (S)	10.537	25273871	227.235	ng/ml
Target Compounds				
2) Aroclor 1016 (1)	6.297	4399085	711.598	ng/ml
3) Aroclor 1016 (2)	6.787	8949715	782.225	ng/ml
4) Aroclor 1016 (3)	6.914	3142399	586.651	ng/ml
5) Aroclor 1016 (4)	7.000	4251803	860.557	ng/ml
6) Aroclor 1016 (5)	7.045	4679757	843.881	ng/ml
7) Aroclor 1016 (6)	7.170	4218791	738.509	ng/ml
8) Aroclor 1016 - AVE	0.000	0	N.D.	ng/ml
9) Aroclor 1221 (1)	5.802	277582	159.757	ng/ml
10) Aroclor 1221 (2)	5.875	571470	332.835	ng/ml
11) Aroclor 1221 (3)	5.962	2537085	444.556	ng/ml
12) Aroclor 1221 - AVE	0.000	0	N.D.	ng/ml
13) Aroclor 1232 (1)	5.962	2537085	555.161	ng/ml
14) Aroclor 1232 (2)	6.297	4399085	1690.179	ng/ml
15) Aroclor 1232 (3)	6.787	8949715	1829.474	ng/ml
16) Aroclor 1232 (4)	7.000	4251803	2513.128	ng/ml
17) Aroclor 1232 (5)	7.045	4679757	2248.970	ng/ml
18) Aroclor 1232 (6)	7.170	4218791	1944.435	ng/ml
19) Aroclor 1232 - AVE	0.000	0	N.D.	ng/ml
20) Aroclor 1242 (1)	6.297	4399085	967.612	ng/ml
21) Aroclor 1242 (2)	6.787	8949715	1014.425	ng/ml
22) Aroclor 1242 (3)	6.914	3142399	820.433	ng/ml
23) Aroclor 1242 (4)	7.000	4251803	1287.024	ng/ml
24) Aroclor 1242 (5)	7.045	4679757	1171.718	ng/ml
25) Aroclor 1242 (6)	7.170	4218791	1011.504	ng/ml
26) Aroclor 1242 - AVE	0.000	0	N.D.	ng/ml
27) Aroclor 1248 (1)	6.759	7183284	1391.562	ng/ml
28) Aroclor 1248 (2)	7.000	4251803	668.591	ng/ml
29) Aroclor 1248 (3)	7.045	4679757	788.399	ng/ml
30) Aroclor 1248 (4)	7.170	4218791	578.272	ng/ml
31) Aroclor 1248 (5)	7.534	1042066	117.063	ng/ml
32) Aroclor 1248 (6)	7.693	4084182	501.667	ng/ml
33) Aroclor 1248 - AVE	0.000	0	N.D.	ng/ml
34) Aroclor 1254 (1)	7.512	3196486	377.218	ng/ml
35) Aroclor 1254 (2)	7.693	4084182	293.618	ng/ml
36) Aroclor 1254 (3)	8.003	2031448	133.874	ng/ml
37) Aroclor 1254 (4)	8.243	1542946	141.341	ng/ml
38) Aroclor 1254 (5)	8.577	12581716	1118.508	ng/ml
39) Aroclor 1254 (6)	8.823	9704818	2751.437	ng/ml
40) Aroclor 1254 - AVE	0.000	0	N.D.	ng/ml
41) Aroclor 1260 (1)	8.139	10156007	964.679	ng/ml
42) Aroclor 1260 (2)	8.345	12995336	1018.247	ng/ml
43) Aroclor 1260 (3)	8.577	12581716	948.764	ng/ml
44) Aroclor 1260 (4)	9.060	23368421	1104.761	ng/ml
45) Aroclor 1260 (5)	9.318	12856857	1050.849	ng/ml
46) Aroclor 1260 (6)	9.882	5263887	1078.674	ng/ml
47) Aroclor 1260 - AVE	0.000	0	N.D.	ng/ml

Data Path : K:\DATA\0B06012\
 Data File : ECD2R005.D
 Signal(s) : ECD2B.CH
 Acq On : 06 Feb 2020 8:50
 Operator : MJB / KAK
 Sample : 0020004-BS1
 Misc :
 ALS Vial : 55 Sample Multiplier: 1

Integration File: events.e
 Quant Time: Feb 07 09:09:19 2020
 Quant Method : L:\Methods\RECD2_QUANTPCB_200113.M
 Quant Title : PCB Data Analysis
 QLast Update : Tue Jan 14 09:35:58 2020
 Response via : Initial Calibration
 Integrator: ChemStation 6890 Scale Mode: Small noise peaks clipped

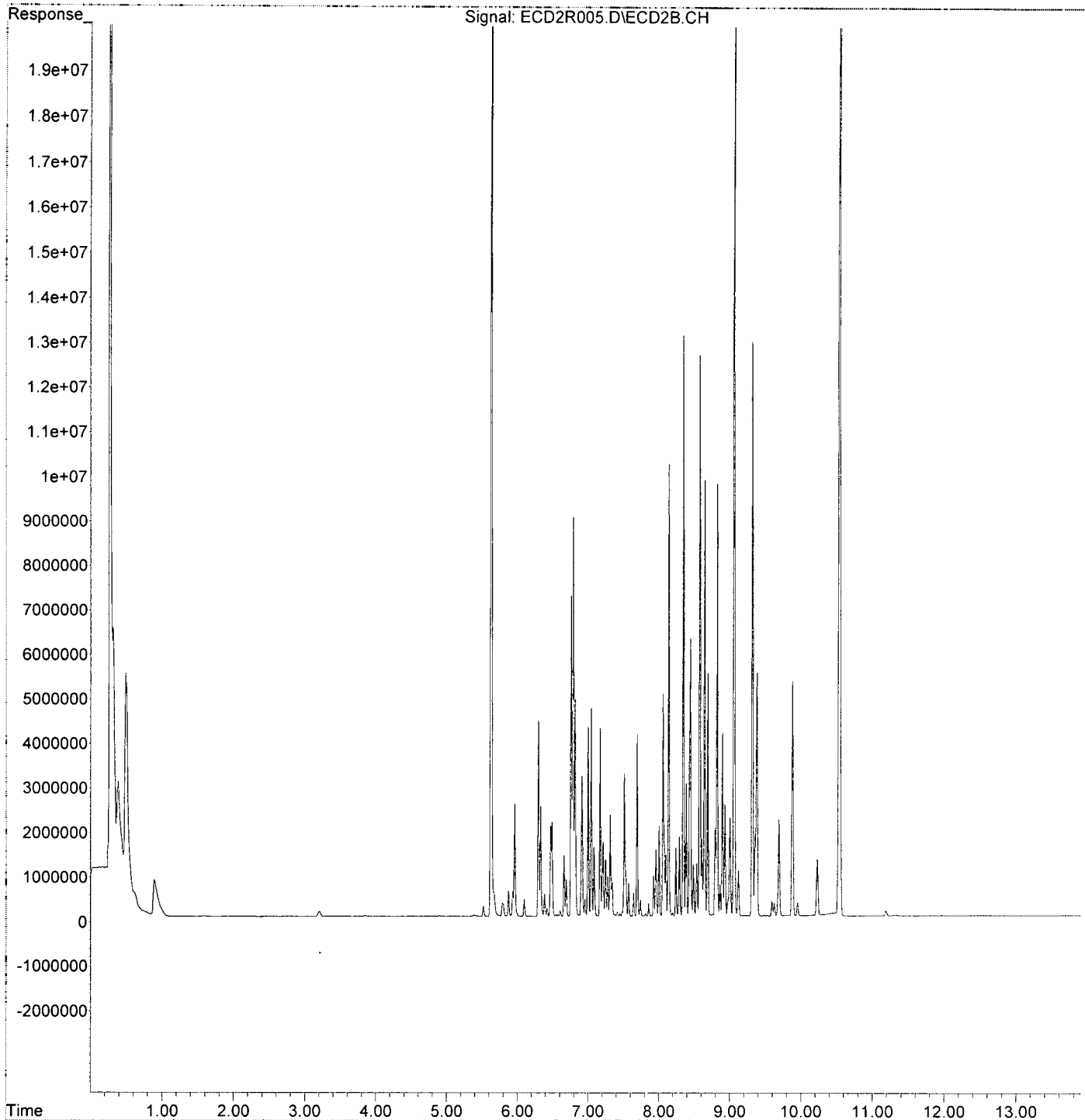
Compound	R.T.	Response	Conc Units
48) Aroclor 1262 (1)	8.345	12995336	1229.257 ng/ml
49) Aroclor 1262 (2)	8.645	9779191	640.104 ng/ml
50) Aroclor 1262 (3)	8.823	9704818	757.940 ng/ml
51) Aroclor 1262 (4)	9.060	23368421	849.001 ng/ml
52) Aroclor 1262 (5)	9.318	12856857	783.021 ng/ml
53) Aroclor 1262 (6)	9.882	5263887	731.041 ng/ml
54) Aroclor 1262 - AVE	0.000	0	N.D. ng/ml
55) Aroclor 1268 (1)	8.863	713180	114.436 ng/ml
56) Aroclor 1268 (2)	9.318	12856857	463.034 ng/ml
57) Aroclor 1268 (3)	9.382	5465892	242.753 ng/ml
58) Aroclor 1268 (4)	9.595	326415	16.954 ng/ml
59) Aroclor 1268 (5)	9.882	5263887	672.858 ng/ml
60) Aroclor 1268 (6)	10.228	1288981	25.466 ng/ml
61) Aroclor 1268 - AVE	0.000	0	N.D. ng/ml

(f)=RT Delta > 1/2 Window

(m)=manual int.

Data Path : K:\DATA\0B06012\
Data File : ECD2R005.D
Signal(s) : ECD2B.CH
Acq On : 06 Feb 2020 8:50
Operator : MJB / KAK
Sample : 0020004-BS1
Misc :
ALS Vial : 55 Sample Multiplier: 1

Integration File: events.e
Quant Time: Feb 07 09:09:19 2020
Quant Method : L:\Methods\RECD2_QUANTPCB_200113.M
Quant Title : PCB Data Analysis
QLast Update : Tue Jan 14 09:35:58 2020
Response via : Initial Calibration
Integrator: ChemStation 6890 Scale Mode: Small noise peaks clipped



Data Path : K:\DATA\0B06012\
 Data File : ECD2R018.D
 Signal(s) : ECD2B.CH
 Acq On : 06 Feb 2020 12:39
 Operator : MJB / KAK
 Sample : 0B06012-CCV2
 Misc :
 ALS Vial : 52 Sample Multiplier: 1

Integration File: events.e
 Quant Time: Feb 07 09:11:43 2020
 Quant Method : L:\Methods\RECD2_QUANTPCB_200113.M
 Quant Title : PCB Data Analysis
 QLast Update : Tue Jan 14 09:35:58 2020
 Response via : Initial Calibration
 Integrator: ChemStation 6890 Scale Mode: Small noise peaks clipped

MJB
 2/7/20

Compound	R.T.	Response	Conc	Units
System Monitoring Compounds				
1) S TCMX (S)	5.626	57236299	253.678	ng/ml
62) S DCBP (S)	10.539	32469727	291.932	ng/ml
Target Compounds				
2) Aroclor 1016 (1)	6.297	3127002	505.825	ng/ml
3) Aroclor 1016 (2)	6.787	5718801	499.836	ng/ml
4) Aroclor 1016 (3)	6.913	2567386	479.302	ng/ml
5) Aroclor 1016 (4)	7.000	2538523	513.792	ng/ml
6) Aroclor 1016 (5)	7.044	2869995	517.534	ng/ml
7) Aroclor 1016 (6)	7.169	2905087	508.542	ng/ml
8) Aroclor 1016 - AVE	0.000	0	N.D.	ng/ml
9) Aroclor 1221 (1)	5.802	230492	132.656	ng/ml
10) Aroclor 1221 (2)	5.874	426408	248.348	ng/ml
11) Aroclor 1221 (3)	5.962	1881215	329.632	ng/ml
12) Aroclor 1221 - AVE	0.000	0	N.D.	ng/ml
13) Aroclor 1232 (1)	5.962	1881215	411.645	ng/ml
14) Aroclor 1232 (2)	6.297	3127002	1201.430	ng/ml
15) Aroclor 1232 (3)	6.787	5718801	1169.020	ng/ml
16) Aroclor 1232 (4)	7.000	2538523	1500.453	ng/ml
17) Aroclor 1232 (5)	7.044	2869995	1379.245	ng/ml
18) Aroclor 1232 (6)	7.169	2905087	1338.950	ng/ml
19) Aroclor 1232 - AVE	0.000	0	N.D.	ng/ml
20) Aroclor 1242 (1)	6.297	3127002	687.808	ng/ml
21) Aroclor 1242 (2)	6.787	5718801	648.210	ng/ml
22) Aroclor 1242 (3)	6.913	2567386	670.306	ng/ml
23) Aroclor 1242 (4)	7.000	2538523	768.413	ng/ml
24) Aroclor 1242 (5)	7.044	2869995	718.590	ng/ml
25) Aroclor 1242 (6)	7.169	2905087	696.528	ng/ml
26) Aroclor 1242 - AVE	0.000	0	N.D.	ng/ml
27) Aroclor 1248 (1)	6.759	4509923	873.673	ng/ml
28) Aroclor 1248 (2)	7.000	2538523	399.180	ng/ml
29) Aroclor 1248 (3)	7.044	2869995	483.508	ng/ml
30) Aroclor 1248 (4)	7.169	2905087	398.202	ng/ml
31) Aroclor 1248 (5)	7.534	648183	72.815	ng/ml
32) Aroclor 1248 (6)	7.693	2336092	286.946	ng/ml
33) Aroclor 1248 - AVE	0.000	0	N.D.	ng/ml
34) Aroclor 1254 (1)	7.511	1964885	231.876	ng/ml
35) Aroclor 1254 (2)	7.693	2336092	167.945	ng/ml
36) Aroclor 1254 (3)	8.003	1402199	92.406	ng/ml
37) Aroclor 1254 (4)	8.242	942511	86.338	ng/ml
38) Aroclor 1254 (5)	8.577	7116740	632.674	ng/ml
39) Aroclor 1254 (6)	8.822	5131552	1454.859	ng/ml
40) Aroclor 1254 - AVE	0.000	0	N.D.	ng/ml
41) Aroclor 1260 (1)	8.139	5673145	538.870	ng/ml
42) Aroclor 1260 (2)	8.345	7072649	554.176	ng/ml
43) Aroclor 1260 (3)	8.577	7116740	536.660	ng/ml
44) Aroclor 1260 (4)	9.060	11789018	557.335	ng/ml
45) Aroclor 1260 (5)	9.317	7028744	574.491	ng/ml
46) Aroclor 1260 (6)	9.881	2700588	553.404	ng/ml
47) Aroclor 1260 - AVE	0.000	0	N.D.	ng/ml

Data Path : K:\DATA\0B06012\
 Data File : ECD2R018.D
 Signal(s) : ECD2B.CH
 Acq On : 06 Feb 2020 12:39
 Operator : MJB / KAK
 Sample : 0B06012-CCV2
 Misc :
 ALS Vial : 52 Sample Multiplier: 1

Integration File: events.e
 Quant Time: Feb 07 09:11:43 2020
 Quant Method : L:\Methods\RECD2_QUANTPCB_200113.M
 Quant Title : PCB Data Analysis
 QLast Update : Tue Jan 14 09:35:58 2020
 Response via : Initial Calibration
 Integrator: ChemStation 6890 Scale Mode: Small noise peaks clipped

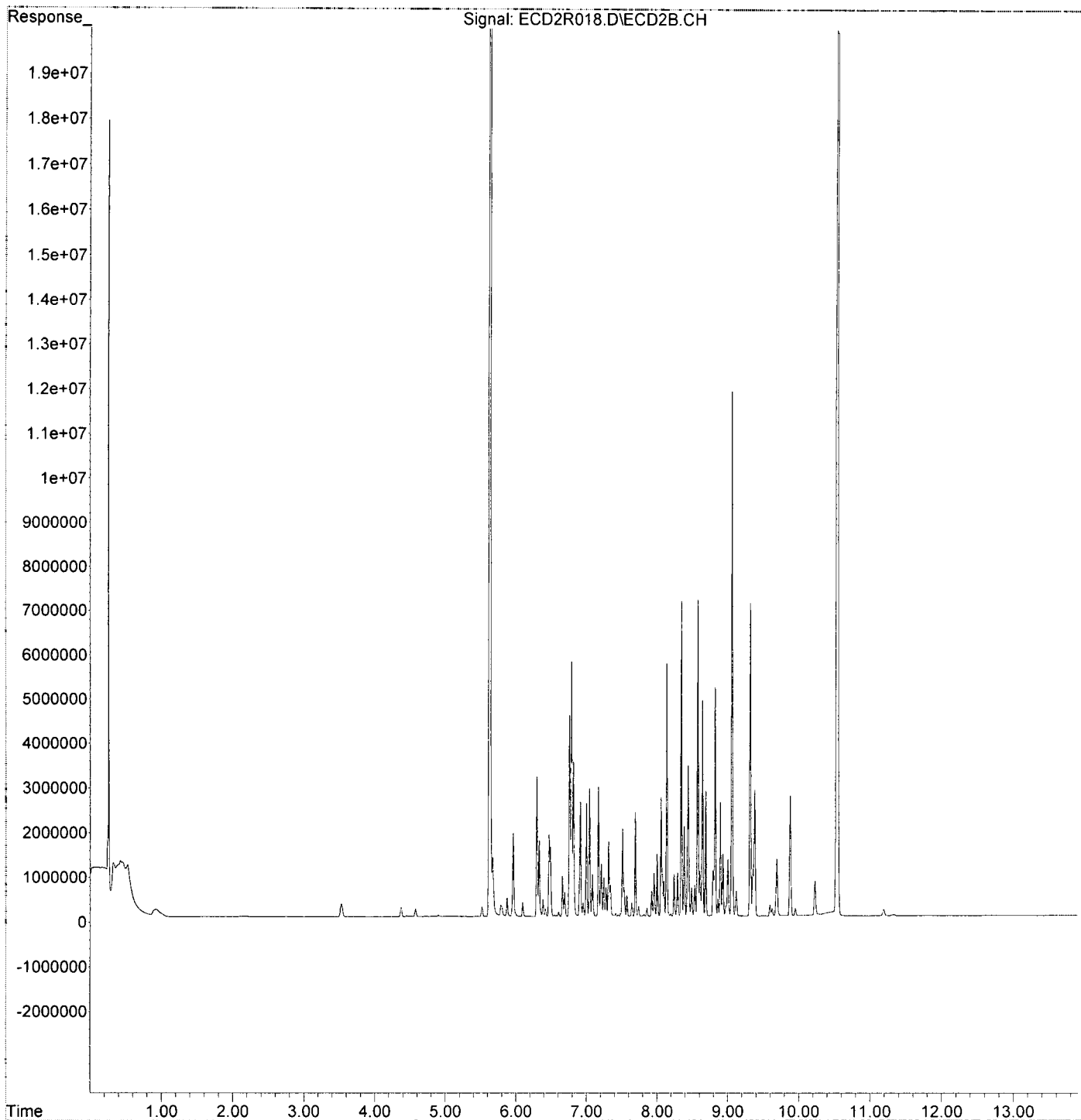
Compound	R.T.	Response	Conc Units
48) Aroclor 1262 (1)	8.345	7072649	669.017 ng/ml
49) Aroclor 1262 (2)	8.645	4844192	317.080 ng/ml
50) Aroclor 1262 (3)	8.822	5131552	400.771 ng/ml
51) Aroclor 1262 (4)	9.060	11789018	428.308 ng/ml
52) Aroclor 1262 (5)	9.317	7028744	428.072 ng/ml
53) Aroclor 1262 (6)	9.881	2700588	375.054 ng/ml
54) Aroclor 1262 - AVE	0.000	0	N.D. ng/ml
55) Aroclor 1268 (1)	8.863	397256	63.743 ng/ml
56) Aroclor 1268 (2)	9.317	7028744	253.137 ng/ml
57) Aroclor 1268 (3)	9.381	2827966	125.596 ng/ml
58) Aroclor 1268 (4)	9.596	250124	12.991 ng/ml
59) Aroclor 1268 (5)	9.881	2700588	345.203 ng/ml
60) Aroclor 1268 (6)	10.228	790084	15.610 ng/ml
61) Aroclor 1268 - AVE	0.000	0	N.D. ng/ml

(f)=RT Delta > 1/2 Window

(m)=manual int.

Data Path : K:\DATA\0B06012\
Data File : ECD2R018.D
Signal(s) : ECD2B.CH
Acq On : 06 Feb 2020 12:39
Operator : MJB / KAK
Sample : 0B06012-CCV2
Misc :
ALS Vial : 52 Sample Multiplier: 1

Integration File: events.e
Quant Time: Feb 07 09:11:43 2020
Quant Method : L:\Methods\RECD2_QUANTPCB_200113.M
Quant Title : PCB Data Analysis
QLast Update : Tue Jan 14 09:35:58 2020
Response via : Initial Calibration
Integrator: ChemStation 6890 Scale Mode: Small noise peaks clipped



Data Path : K:\DATA\0B06012\
 Data File : ECD2R019.D
 Signal(s) : ECD2B.CH
 Acq On : 06 Feb 2020 12:57
 Operator : MJB / KAK
 Sample : 0B06012-CCB2
 Misc :
 ALS Vial : 53 Sample Multiplier: 1

Integration File: events.e
 Quant Time: Feb 07 09:12:04 2020
 Quant Method : L:\Methods\RECD2_QUANTPCB_200113.M
 Quant Title : PCB Data Analysis
 QLast Update : Tue Jan 14 09:35:58 2020
 Response via : Initial Calibration
 Integrator: ChemStation 6890 Scale Mode: Small noise peaks clipped

2/17/20
Alan

Compound	R.T.	Response	Conc Units

System Monitoring Compounds			
1) S TCMX (S)	5.625	20556935	91.111 ng/ml
62) S DCBP (S)	10.538	11912085	107.100 ng/ml
Target Compounds			
2) Aroclor 1016 (1)	6.304	965	0.156 ng/ml
3) Aroclor 1016 (2)	6.791	2149	0.188 ng/ml
4) Aroclor 1016 (3)	6.916	2016	0.376 ng/ml
5) Aroclor 1016 (4)	7.000	1687	0.341 ng/ml
6) Aroclor 1016 (5)	7.049	1686	0.304 ng/ml
7) Aroclor 1016 (6)	7.174	1378	0.241 ng/ml
8) Aroclor 1016 - AVE	0.000	0	N.D. ng/ml
9) Aroclor 1221 (1)	5.785	17177	9.886 ng/ml
10) Aroclor 1221 (2)	5.876	7876	4.587 ng/ml
11) Aroclor 1221 (3)	5.983	5182	0.908 ng/ml
12) Aroclor 1221 - AVE	0.000	0	N.D. ng/ml
13) Aroclor 1232 (1)	5.945	33819	7.400 ng/ml
14) Aroclor 1232 (2)	6.304	965	0.371 ng/ml
15) Aroclor 1232 (3)	6.791	2149	0.439 ng/ml
16) Aroclor 1232 (4)	7.000	1687	0.997 ng/ml
17) Aroclor 1232 (5)	7.049	1686	0.810 ng/ml
18) Aroclor 1232 (6)	7.174	1378	0.635 ng/ml
19) Aroclor 1232 - AVE	0.000	0	N.D. ng/ml
20) Aroclor 1242 (1)	6.304	965	0.212 ng/ml
21) Aroclor 1242 (2)	6.791	2149	0.244 ng/ml
22) Aroclor 1242 (3)	6.916	2016	0.526 ng/ml
23) Aroclor 1242 (4)	7.000	1687	0.511 ng/ml
24) Aroclor 1242 (5)	7.049	1686	0.422 ng/ml
25) Aroclor 1242 (6)	7.174	1378	0.330 ng/ml
26) Aroclor 1242 - AVE	0.000	0	N.D. ng/ml
27) Aroclor 1248 (1)	6.771	1569	0.304 ng/ml
28) Aroclor 1248 (2)	7.000	1687	0.265 ng/ml
29) Aroclor 1248 (3)	7.049	1686	0.284 ng/ml
30) Aroclor 1248 (4)	7.174	1378	0.189 ng/ml
31) Aroclor 1248 (5)	7.537	926	0.104 ng/ml
32) Aroclor 1248 (6)	7.697	3609	0.443 ng/ml
33) Aroclor 1248 - AVE	0.000	0	N.D. ng/ml
34) Aroclor 1254 (1)	7.516	822	0.097 ng/ml
35) Aroclor 1254 (2)	7.697	3609	0.259 ng/ml
36) Aroclor 1254 (3)	8.004	5541	0.365 ng/ml
37) Aroclor 1254 (4)	8.244	4293	0.393 ng/ml
38) Aroclor 1254 (5)	8.575	7075	0.629 ng/ml
39) Aroclor 1254 (6)	8.821	4521	1.282 ng/ml
40) Aroclor 1254 - AVE	0.000	0	N.D. ng/ml
41) Aroclor 1260 (1)	8.137	5138	0.488 ng/ml
42) Aroclor 1260 (2)	8.340	9060	0.710 ng/ml
43) Aroclor 1260 (3)	8.575	7075	0.533 ng/ml
44) Aroclor 1260 (4)	9.060	5991	0.283 ng/ml
45) Aroclor 1260 (5)	9.319	5562	0.455 ng/ml
46) Aroclor 1260 (6)	9.882	6284	1.288 ng/ml
47) Aroclor 1260 - AVE	0.000	0	N.D. ng/ml

Data Path : K:\DATA\0B06012\
 Data File : ECD2R019.D
 Signal(s) : ECD2B.CH
 Acq On : 06 Feb 2020 12:57
 Operator : MJB / KAK
 Sample : 0B06012-CCB2
 Misc :
 ALS Vial : 53 Sample Multiplier: 1

Integration File: events.e
 Quant Time: Feb 07 09:12:04 2020
 Quant Method : L:\Methods\RECD2_QUANTPCB_200113.M
 Quant Title : PCB Data Analysis
 QLast Update : Tue Jan 14 09:35:58 2020
 Response via : Initial Calibration
 Integrator: ChemStation 6890 Scale Mode: Small noise peaks clipped

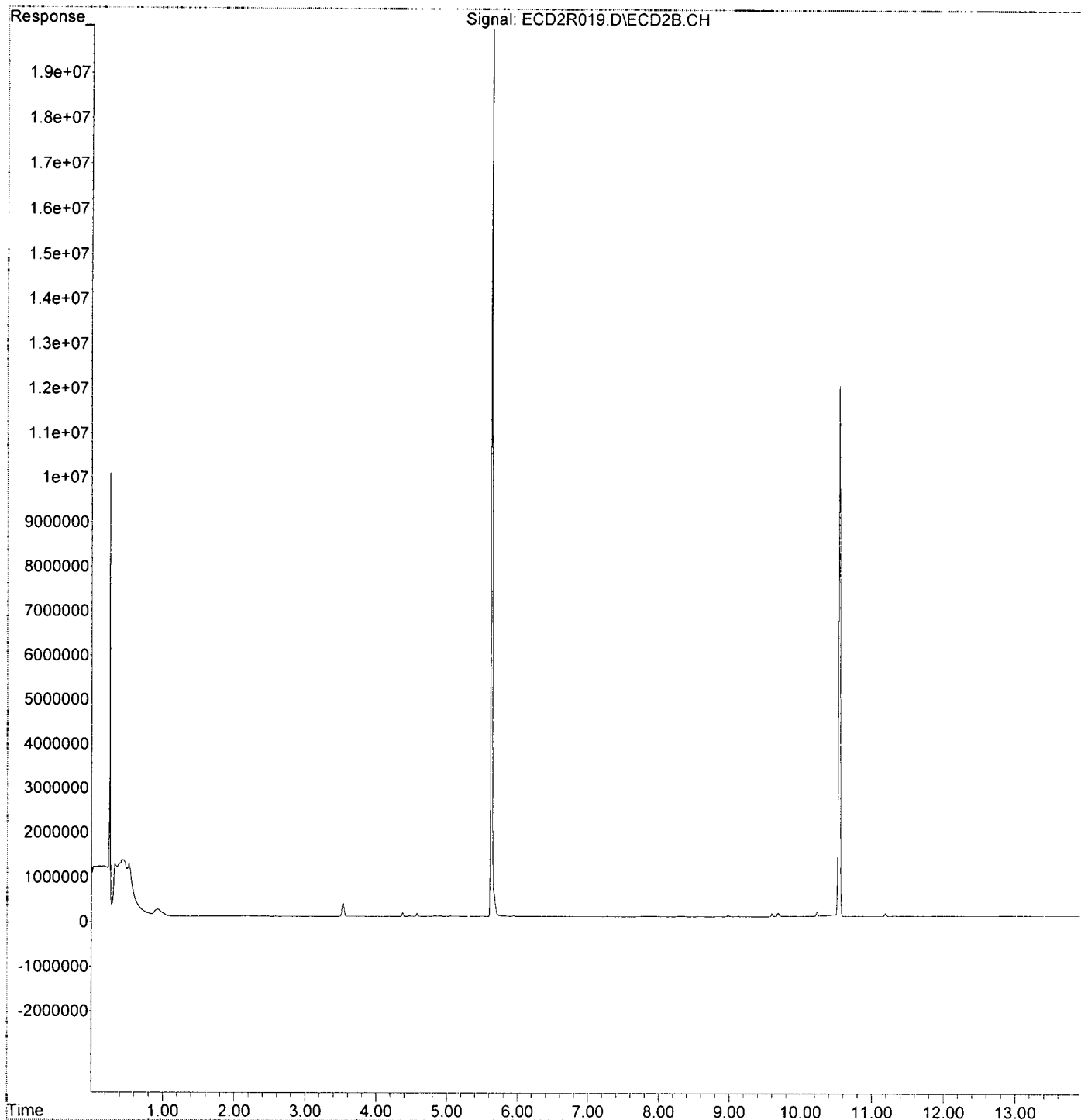
Compound	R.T.	Response	Conc Units
48) Aroclor 1262 (1)	8.340	9060	0.857 ng/ml
49) Aroclor 1262 (2)	8.646	4598	0.301 ng/ml
50) Aroclor 1262 (3)	8.821	4521	0.353 ng/ml
51) Aroclor 1262 (4)	9.060	5991	0.218 ng/ml
52) Aroclor 1262 (5)	9.319	5562	0.339 ng/ml
53) Aroclor 1262 (6)	9.882	6284	0.873 ng/ml
54) Aroclor 1262 - AVE	0.000	0	N.D. ng/ml
55) Aroclor 1268 (1)	8.875	3206	0.514 ng/ml
56) Aroclor 1268 (2)	9.319	5562	0.200 ng/ml
57) Aroclor 1268 (3)	9.383	2260	0.100 ng/ml
58) Aroclor 1268 (4)	9.597	70014	3.636 ng/ml
59) Aroclor 1268 (5)	9.882	6284	0.803 ng/ml
60) Aroclor 1268 (6)	10.231	114156	2.255 ng/ml
61) Aroclor 1268 - AVE	0.000	0	N.D. ng/ml

(f)=RT Delta > 1/2 Window

(m)=manual int.

Data Path : K:\DATA\0B06012\
Data File : ECD2R019.D
Signal(s) : ECD2B.CH
Acq On : 06 Feb 2020 12:57
Operator : MJB / KAK
Sample : 0B06012-CCB2
Misc :
ALS Vial : 53 Sample Multiplier: 1

Integration File: events.e
Quant Time: Feb 07 09:12:04 2020
Quant Method : L:\Methods\RECD2_QUANTPCB_200113.M
Quant Title : PCB Data Analysis
QLast Update : Tue Jan 14 09:35:58 2020
Response via : Initial Calibration
Integrator: ChemStation 6890 Scale Mode: Small noise peaks clipped



Data Path : K:\DATA\0B06012\
 Data File : ECD2R030.D
 Signal(s) : ECD2B.CH
 Acq On : 06 Feb 2020 16:13
 Operator : MJB / KAK
 Sample : 0B06012-CCV3
 Misc :
 ALS Vial : 52 Sample Multiplier: 1

Integration File: events.e
 Quant Time: Feb 07 09:14:02 2020
 Quant Method : L:\Methods\RECD2_QUANTPCB_200113.M
 Quant Title : PCB Data Analysis
 QLast Update : Tue Jan 14 09:35:58 2020
 Response via : Initial Calibration
 Integrator: ChemStation 6890 Scale Mode: Small noise peaks clipped

Handwritten: 2/7/20

Compound	R.T.	Response	Conc	Units
System Monitoring Compounds				
1) S TCMX (S)	5.626	61269654	271.554	ng/ml
62) S DCBP (S)	10.538	30890516	277.733	ng/ml
Target Compounds				
2) Aroclor 1016 (1)	6.296	3231082	522.661	ng/ml
3) Aroclor 1016 (2)	6.786	5596966	489.188	ng/ml
4) Aroclor 1016 (3)	6.914	2586783	482.924	ng/ml
5) Aroclor 1016 (4)	6.999	2584582	523.114	ng/ml
6) Aroclor 1016 (5)	7.044	2748798	495.679	ng/ml
7) Aroclor 1016 (6)	7.169	2864112	501.370	ng/ml
8) Aroclor 1016 - AVE	0.000	0	N.D.	ng/ml
9) Aroclor 1221 (1)	5.800	233931	134.635	ng/ml
10) Aroclor 1221 (2)	5.874	442234	257.565	ng/ml
11) Aroclor 1221 (3)	5.962	1985338	347.877	ng/ml
12) Aroclor 1221 - AVE	0.000	0	N.D.	ng/ml
13) Aroclor 1232 (1)	5.962	1985338	434.429	ng/ml
14) Aroclor 1232 (2)	6.296	3231082	1241.419	ng/ml
15) Aroclor 1232 (3)	6.786	5596966	1144.115	ng/ml
16) Aroclor 1232 (4)	6.999	2584582	1527.678	ng/ml
17) Aroclor 1232 (5)	7.044	2748798	1321.001	ng/ml
18) Aroclor 1232 (6)	7.169	2864112	1320.065	ng/ml
19) Aroclor 1232 - AVE	0.000	0	N.D.	ng/ml
20) Aroclor 1242 (1)	6.296	3231082	710.701	ng/ml
21) Aroclor 1242 (2)	6.786	5596966	634.400	ng/ml
22) Aroclor 1242 (3)	6.914	2586783	675.370	ng/ml
23) Aroclor 1242 (4)	6.999	2584582	782.355	ng/ml
24) Aroclor 1242 (5)	7.044	2748798	688.244	ng/ml
25) Aroclor 1242 (6)	7.169	2864112	686.704	ng/ml
26) Aroclor 1242 - AVE	0.000	0	N.D.	ng/ml
27) Aroclor 1248 (1)	6.759	4706318	911.719	ng/ml
28) Aroclor 1248 (2)	6.999	2584582	406.422	ng/ml
29) Aroclor 1248 (3)	7.044	2748798	463.090	ng/ml
30) Aroclor 1248 (4)	7.169	2864112	392.586	ng/ml
31) Aroclor 1248 (5)	7.535	653793	73.445	ng/ml
32) Aroclor 1248 (6)	7.693	2316582	284.550	ng/ml
33) Aroclor 1248 - AVE	0.000	0	N.D.	ng/ml
34) Aroclor 1254 (1)	7.511	2018158	238.163	ng/ml
35) Aroclor 1254 (2)	7.693	2316582	166.543	ng/ml
36) Aroclor 1254 (3)	8.003	1381613	91.049	ng/ml
37) Aroclor 1254 (4)	8.242	940703	86.173	ng/ml
38) Aroclor 1254 (5)	8.577	7082678	629.646	ng/ml
39) Aroclor 1254 (6)	8.822	5049579	1431.618	ng/ml
40) Aroclor 1254 - AVE	0.000	0	N.D.	ng/ml
41) Aroclor 1260 (1)	8.138	5672848	538.841	ng/ml
42) Aroclor 1260 (2)	8.345	6954960	544.954	ng/ml
43) Aroclor 1260 (3)	8.577	7082678	534.092	ng/ml
44) Aroclor 1260 (4)	9.059	12048457	569.600	ng/ml
45) Aroclor 1260 (5)	9.316	6891519	563.275	ng/ml
46) Aroclor 1260 (6)	9.879	2651837	543.414	ng/ml
47) Aroclor 1260 - AVE	0.000	0	N.D.	ng/ml

Data Path : K:\DATA\0B06012\
 Data File : ECD2R030.D
 Signal(s) : ECD2B.CH
 Acq On : 06 Feb 2020 16:13
 Operator : MJB / KAK
 Sample : 0B06012-CCV3
 Misc :
 ALS Vial : 52 Sample Multiplier: 1

Integration File: events.e
 Quant Time: Feb 07 09:14:02 2020
 Quant Method : L:\Methods\RECD2_QUANTPCB_200113.M
 Quant Title : PCB Data Analysis
 QLast Update : Tue Jan 14 09:35:58 2020
 Response via : Initial Calibration
 Integrator: ChemStation 6890 Scale Mode: Small noise peaks clipped

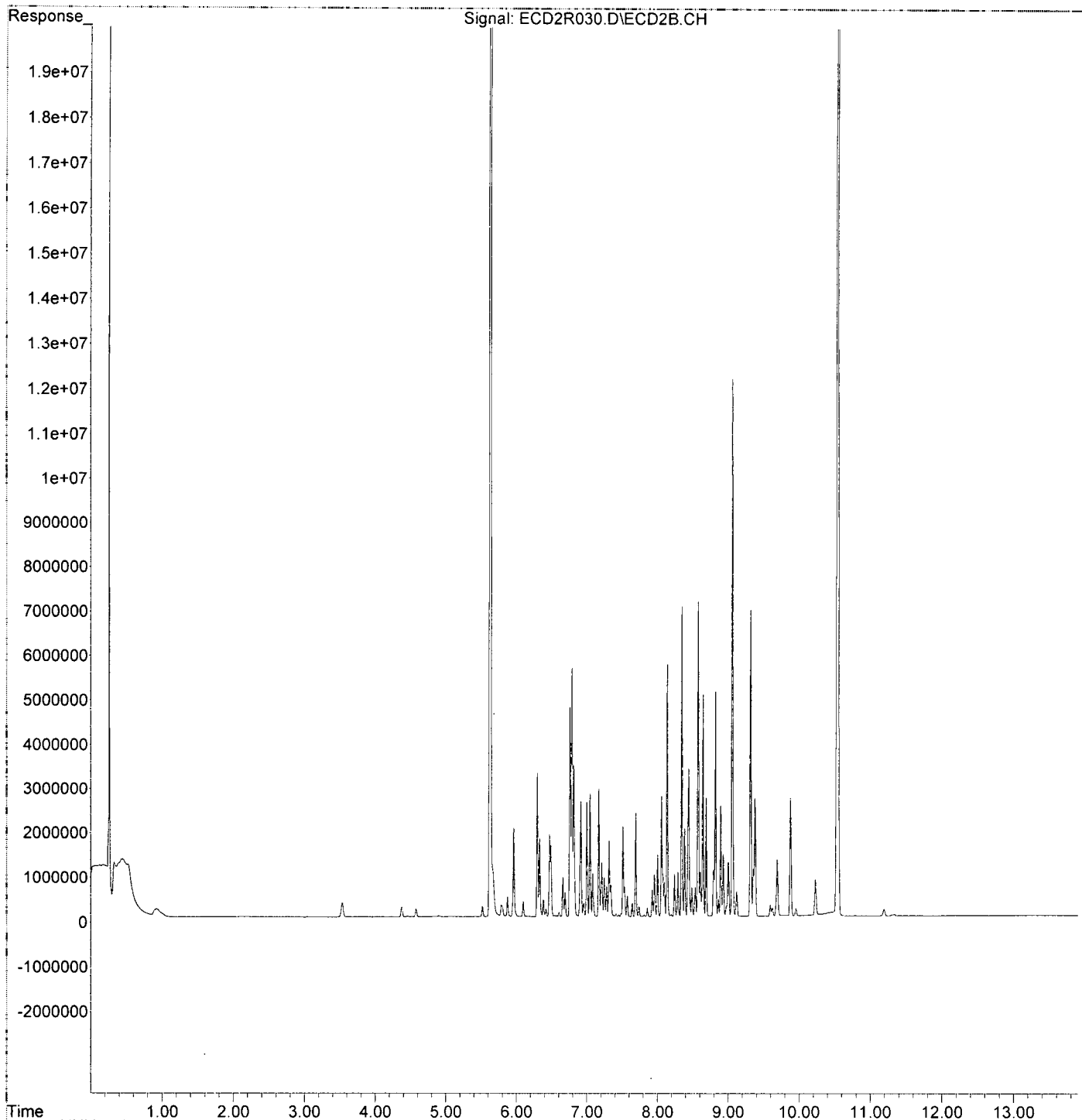
Compound	R.T.	Response	Conc Units
48) Aroclor 1262 (1)	8.345	6954960	657.885 ng/ml
49) Aroclor 1262 (2)	8.645	4975909	325.702 ng/ml
50) Aroclor 1262 (3)	8.822	5049579	394.369 ng/ml
51) Aroclor 1262 (4)	9.059	12048457	437.734 ng/ml
52) Aroclor 1262 (5)	9.316	6891519	419.714 ng/ml
53) Aroclor 1262 (6)	9.879	2651837	368.283 ng/ml
54) Aroclor 1262 - AVE	0.000	0	N.D. ng/ml
55) Aroclor 1268 (1)	8.863	382649	61.399 ng/ml
56) Aroclor 1268 (2)	9.316	6891519	248.195 ng/ml
57) Aroclor 1268 (3)	9.380	2664038	118.316 ng/ml
58) Aroclor 1268 (4)	9.595	254851	13.237 ng/ml
59) Aroclor 1268 (5)	9.879	2651837	338.972 ng/ml
60) Aroclor 1268 (6)	10.229	819832	16.197 ng/ml
61) Aroclor 1268 - AVE	0.000	0	N.D. ng/ml

(f)=RT Delta > 1/2 Window

(m)=manual int.

Data Path : K:\DATA\0B06012\
Data File : ECD2R030.D
Signal(s) : ECD2B.CH
Acq On : 06 Feb 2020 16:13
Operator : MJB / KAK
Sample : 0B06012-CCV3
Misc :
ALS Vial : 52 . Sample Multiplier: 1

Integration File: events.e
Quant Time: Feb 07 09:14:02 2020
Quant Method : L:\Methods\RECD2_QUANTPCB_200113.M
Quant Title : PCB Data Analysis
QLast Update : Tue Jan 14 09:35:58 2020
Response via : Initial Calibration
Integrator: ChemStation 6890 Scale Mode: Small noise peaks clipped



Data Path : K:\DATA\0B06012\
 Data File : ECD2R031.D
 Signal(s) : ECD2B.CH
 Acq On : 06 Feb 2020 16:31
 Operator : MJB / KAK
 Sample : 0B06012-CCB3
 Misc :
 ALS Vial : 53 Sample Multiplier: 1

Integration File: events.e
 Quant Time: Feb 07 09:14:22 2020
 Quant Method : L:\Methods\RECD2_QUANTPCB_200113.M
 Quant Title : PCB Data Analysis
 QLast Update : Tue Jan 14 09:35:58 2020
 Response via : Initial Calibration
 Integrator: ChemStation 6890 Scale Mode: Small noise peaks clipped

Handwritten:
 2/7/20
 Clean

Compound	R.T.	Response	Conc Units
System Monitoring Compounds			
1) S TCMX (S)	5.625	21110553	93.564 ng/ml
62) S DCBP (S)	10.537	12328377	110.843 ng/ml
Target Compounds			
2) Aroclor 1016 (1)	6.301	1797	0.291 ng/ml
3) Aroclor 1016 (2)	6.794	2885	0.252 ng/ml
4) Aroclor 1016 (3)	6.925	2897	0.541 ng/ml
5) Aroclor 1016 (4)	7.005	2359	0.477 ng/ml
6) Aroclor 1016 (5)	7.052	2247	0.405 ng/ml
7) Aroclor 1016 (6)	7.174	1828	0.320 ng/ml
8) Aroclor 1016 - AVE	0.000	0	N.D. ng/ml
9) Aroclor 1221 (1)	5.803	15985	9.200 ng/ml
10) Aroclor 1221 (2)	5.895	6488	3.779 ng/ml
11) Aroclor 1221 (3)	5.945	34179	5.989 ng/ml
12) Aroclor 1221 - AVE	0.000	0	N.D. ng/ml
13) Aroclor 1232 (1)	5.945	34179	7.479 ng/ml
14) Aroclor 1232 (2)	6.301	1797	0.690 ng/ml
15) Aroclor 1232 (3)	6.794	2885	0.590 ng/ml
16) Aroclor 1232 (4)	7.000	2464	1.456 ng/ml
17) Aroclor 1232 (5)	7.043	2627	1.262 ng/ml
18) Aroclor 1232 (6)	7.174	1828	0.843 ng/ml
19) Aroclor 1232 - AVE	0.000	0	N.D. ng/ml
20) Aroclor 1242 (1)	6.301	1797	0.395 ng/ml
21) Aroclor 1242 (2)	6.794	2885	0.327 ng/ml
22) Aroclor 1242 (3)	6.925	2897	0.756 ng/ml
23) Aroclor 1242 (4)	7.005	2359	0.714 ng/ml
24) Aroclor 1242 (5)	7.043	2627	0.658 ng/ml
25) Aroclor 1242 (6)	7.174	1828	0.438 ng/ml
26) Aroclor 1242 - AVE	0.000	0	N.D. ng/ml
27) Aroclor 1248 (1)	6.758	1203	0.233 ng/ml
28) Aroclor 1248 (2)	7.005	2359	0.371 ng/ml
29) Aroclor 1248 (3)	7.043	2627	0.443 ng/ml
30) Aroclor 1248 (4)	7.174	1828	0.251 ng/ml
31) Aroclor 1248 (5)	7.536	1635	0.184 ng/ml
32) Aroclor 1248 (6)	7.698	2961	0.364 ng/ml
33) Aroclor 1248 - AVE	0.000	0	N.D. ng/ml
34) Aroclor 1254 (1)	7.513	1647	0.194 ng/ml
35) Aroclor 1254 (2)	7.698	2961	0.213 ng/ml
36) Aroclor 1254 (3)	8.006	4614	0.304 ng/ml
37) Aroclor 1254 (4)	8.242	3235	0.296 ng/ml
38) Aroclor 1254 (5)	8.575	6459	0.574 ng/ml
39) Aroclor 1254 (6)	8.820	4536	1.286 ng/ml
40) Aroclor 1254 - AVE	0.000	0	N.D. ng/ml
41) Aroclor 1260 (1)	8.138	4450	0.423 ng/ml
42) Aroclor 1260 (2)	8.344	7861	0.616 ng/ml
43) Aroclor 1260 (3)	8.575	6459	0.487 ng/ml
44) Aroclor 1260 (4)	9.058	7342	0.347 ng/ml
45) Aroclor 1260 (5)	9.318	6751	0.552 ng/ml
46) Aroclor 1260 (6)	9.883	7546	1.546 ng/ml
47) Aroclor 1260 - AVE	0.000	0	N.D. ng/ml

Data Path : K:\DATA\0B06012\
 Data File : ECD2R031.D
 Signal(s) : ECD2B.CH
 Acq On : 06 Feb 2020 16:31
 Operator : MJB / KAK
 Sample : 0B06012-CCB3
 Misc :
 ALS Vial : 53 Sample Multiplier: 1

Integration File: events.e
 Quant Time: Feb 07 09:14:22 2020
 Quant Method : L:\Methods\RECD2_QUANTPCB_200113.M
 Quant Title : PCB Data Analysis
 QLast Update : Tue Jan 14 09:35:58 2020
 Response via : Initial Calibration
 Integrator: ChemStation 6890 Scale Mode: Small noise peaks clipped

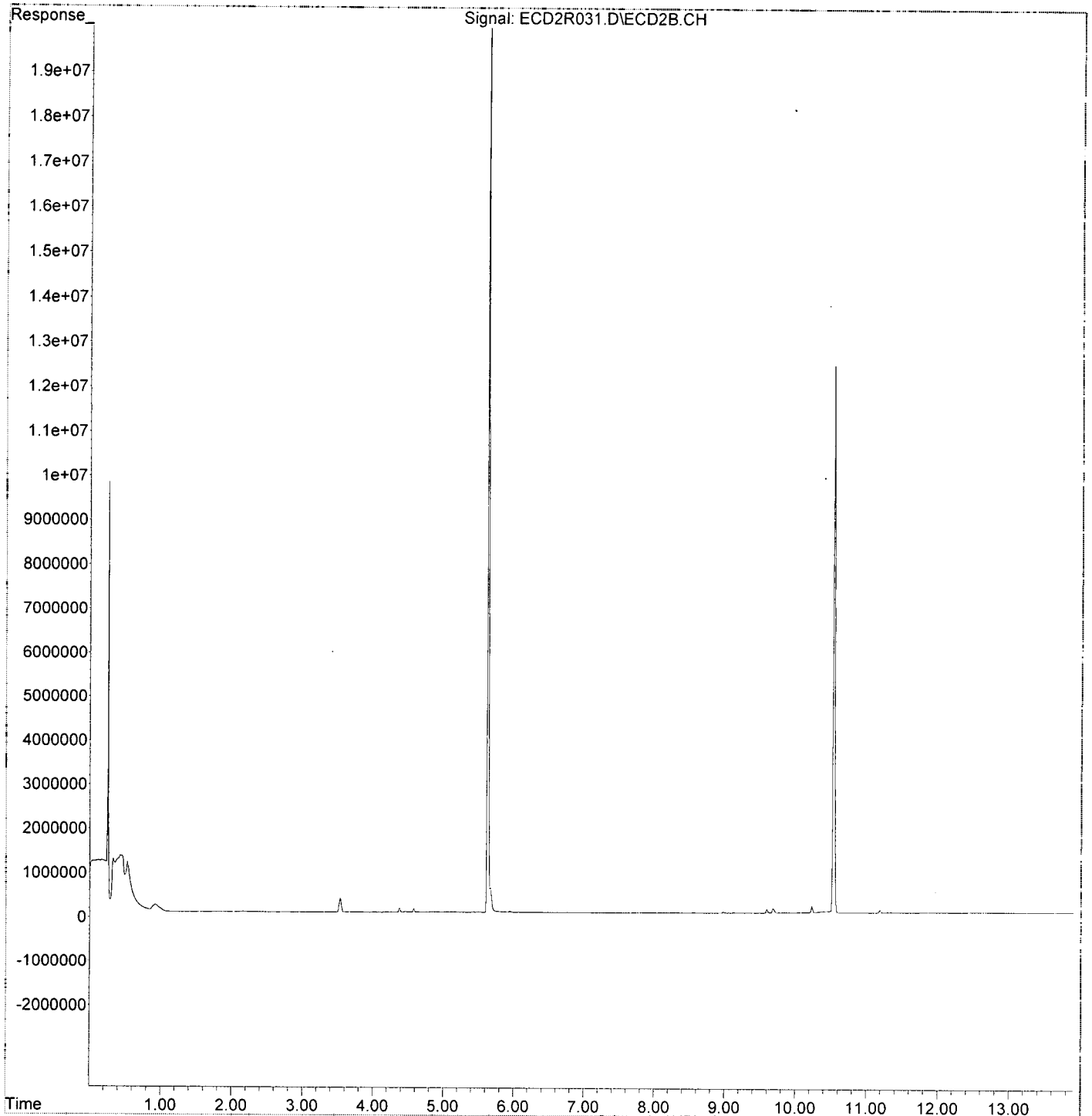
Compound	R.T.	Response	Conc Units
48) Aroclor 1262 (1)	8.344	7861	0.744 ng/ml
49) Aroclor 1262 (2)	8.645	3933	0.257 ng/ml
50) Aroclor 1262 (3)	8.820	4536	0.354 ng/ml
51) Aroclor 1262 (4)	9.058	7342	0.267 ng/ml
52) Aroclor 1262 (5)	9.318	6751	0.411 ng/ml
53) Aroclor 1262 (6)	9.883	7546	1.048 ng/ml
54) Aroclor 1262 - AVE	0.000	0	N.D. ng/ml
55) Aroclor 1268 (1)	8.869	1882	0.302 ng/ml
56) Aroclor 1268 (2)	9.318	6751	0.243 ng/ml
57) Aroclor 1268 (3)	9.393	2253	0.100 ng/ml
58) Aroclor 1268 (4)	9.596	87355	4.537 ng/ml
59) Aroclor 1268 (5)	9.883	7546	0.965 ng/ml
60) Aroclor 1268 (6)	10.230	147002	2.904 ng/ml
61) Aroclor 1268 - AVE	0.000	0	N.D. ng/ml

(f)=RT Delta > 1/2 Window

(m)=manual int.

Data Path : K:\DATA\0B06012\
Data File : ECD2R031.D
Signal(s) : ECD2B.CH
Acq On : 06 Feb 2020 16:31
Operator : MJB / KAK
Sample : 0B06012-CCB3
Misc :
ALS Vial : 53 Sample Multiplier: 1

Integration File: events.e
Quant Time: Feb 07 09:14:22 2020
Quant Method : L:\Methods\RECD2_QUANTPCB_200113.M
Quant Title : PCB Data Analysis
QLast Update : Tue Jan 14 09:35:58 2020
Response via : Initial Calibration
Integrator: ChemStation 6890 Scale Mode: Small noise peaks clipped



**Polychlorinated Biphenyls by EPA 8082A
Calibration Data**

Sequence 9L03052 (Cal ID A9L0407) DUALECD2F



ELEMENT SEQUENCE LOG

Apex Laboratories

Sequence: 9L03052

Instrument: DUALECD2F

Date: 12/03/19 16:21

Calibration: A9L0407

#	Lab Number	Matrix	Analysis	Client	Due	Batch	ISTD ID	STD ID
1	9L03052-ICB1	Water	QC	QC				A19K026
2	9L03052-CAL1	Water	QC	QC				A19F250
3	9L03052-CAL2	Water	QC	QC				A19F251
4	9L03052-CAL3	Water	QC	QC				A19F252
5	9L03052-CAL4	Water	QC	QC				A19F253
6	9L03052-CAL5	Water	QC	QC				A19F247
7	9L03052-CAL6	Water	QC	QC				A19F248
8	9L03052-CAL7	Water	QC	QC				A19F249
9	9L03052-IBL1	Water	QC	QC				
10	9L03052-ICV1	Water	QC	QC				A19H459
11	9L03052-CAL8	Water	QC	QC				A19H447
12	9L03052-CAL9	Water	QC	QC				A19H448
13	9L03052-CALA	Water	QC	QC				A19H449
14	9L03052-CALB	Water	QC	QC				A19H450
15	9L03052-CALC	Water	QC	QC				A19H451
16	9L03052-CALD	Water	QC	QC				A19H452
17	9L03052-CALE	Water	QC	QC				A19H453
18	9L03052-ICV2	Water	QC	QC				A19H405
19	9L03052-ICV3	Water	QC	QC				A19J367
20	9L03052-ICV4	Water	QC	QC				A19H406
21	9L03052-ICV5	Water	QC	QC				A19L037

Data Entered By: *[Signature]* 12/14/19

Comments:

Data Reviewed By: *[Signature]* 12/19/19

Calibration Status Report HP G1530A

Method Path : K:\METHODS\
 Method File : FECD2_QUANTPCB_191203.M
 Title : PCB Data Analysis
 Last Update : Wed Dec 04 15:29:22 2019
 Response Via : Initial Calibration

A9L0407
 12/4/19

#	ID	Conc	ISTD Conc	Path\File
1	1	10	0	K:\DATA\9L03052\ECD2F003.D
2	2	25	0	K:\DATA\9L03052\ECD2F004.D
3	3	50	0	K:\DATA\9L03052\ECD2F005.D
4	4	100	0	K:\DATA\9L03052\ECD2F006.D
5	5	250	0	K:\DATA\9L03052\ECD2F018.D
6	6	500	0	K:\DATA\9L03052\ECD2F008.D
7	7	800	0	K:\DATA\9L03052\ECD2F009.D

#	ID	Update Time	Quant Time	Acquisition Time
1	1	Dec 04 15:26 2019	Dec 04 14:50 2019	03 Dec 2019 17:04
2	2	Dec 04 15:26 2019	Dec 04 14:51 2019	03 Dec 2019 17:22
3	3	Dec 04 15:27 2019	Dec 04 14:52 2019	03 Dec 2019 17:40
4	4	Dec 04 15:27 2019	Dec 04 14:54 2019	03 Dec 2019 17:57
5	5	Dec 04 15:29 2019	Dec 04 15:14 2019	03 Dec 2019 21:29
6	6	Dec 04 15:27 2019	Dec 04 14:56 2019	03 Dec 2019 18:32
7	7	Dec 04 15:27 2019	Dec 04 14:57 2019	03 Dec 2019 18:50

FECD2_QUANTPCB_191203.M Wed Dec 04 16:46:54 2019

Response Factor Report HP G1530A

Method Path : K:\METHODS\
 Method File : FECD2_QUANTPCB_191203.M
 Title : PCB Data Analysis
 Last Update : Wed Dec 04 15:29:22 2019
 Response Via : Initial Calibration

Calibration Files

1 =ECD2F003.D 2 =ECD2F004.D 3 =ECD2F005.D
 4 =ECD2F006.D 5 =ECD2F018.D 6 =ECD2F008.D

[Handwritten Signature]
 12/14/19

Compound	1	2	3	4	5	6	Avg	%RSD
1) S TCMX (S)	6.079	6.081	6.245	6.243	7.658	6.722	6.659	E4 10.39
2) Aroclor 1016 ...	4.495	3.869	3.742	3.519	3.743	3.364	3.738	E3 10.19 ✓
3) Aroclor 1016 ...	8.056	7.042	7.109	6.630	7.719	6.834	7.194	E3 7.06 ✓
4) Aroclor 1016 ...	4.743	3.990	3.903	3.717	4.044	3.751	3.973	E3 9.28 ✓
5) Aroclor 1016 ...	4.368	3.818	3.564	3.253	3.640	3.257	3.577	E3 11.88 ✓
6) Aroclor 1016 ...	4.872	4.418	4.040	3.837	4.384	3.740	4.151	E3 10.18 ✓
7) Aroclor 1016 (6)	3.414	3.076	2.908	2.718	2.969	2.774	2.933	E3 8.72 ✓
8) Aroclor 1016 ...							0.000	-1.00
9) Aroclor 1221 (1)					1.082		1.082	E3 0.00
10) Aroclor 1221 (2)					7.176		7.176	E2 0.00
11) Aroclor 1221 (3)					2.340		2.340	E3 0.00
12) Aroclor 1221 ...							0.000	-1.00
13) Aroclor 1232 (1)					1.776		1.776	E3 0.00
14) Aroclor 1232 (2)					2.780		2.780	E3 0.00
15) Aroclor 1232 (3)					1.467		1.467	E3 0.00
16) Aroclor 1232 (4)					1.139		1.139	E3 0.00
17) Aroclor 1232 (5)					1.436		1.436	E3 0.00
18) Aroclor 1232 (6)					1.198		1.198	E3 0.00
19) Aroclor 1232 ...							0.000	-1.00
20) Aroclor 1242 ...					2.656		2.656	E3 0.00
21) Aroclor 1242 ...					5.187		5.187	E3 0.00
22) Aroclor 1242 ...					2.820		2.820	E3 0.00
23) Aroclor 1242 ...					2.289		2.289	E3 0.00
24) Aroclor 1242 ...					2.985		2.985	E3 0.00
25) Aroclor 1242 (6)					2.509		2.509	E3 0.00
26) Aroclor 1242 ...							0.000	-1.00
27) Aroclor 1248 ...					3.403		3.403	E3 0.00
28) Aroclor 1248 ...					4.515		4.515	E3 0.00
29) Aroclor 1248 ...					5.219		5.219	E3 0.00
30) Aroclor 1248 ...					5.805		5.805	E3 0.00
31) Aroclor 1248 ...					6.159		6.159	E3 0.00
32) Aroclor 1248 (6)					3.417		3.417	E3 0.00
33) Aroclor 1248 ...							0.000	-1.00
34) Aroclor 1254 ...					5.998		5.998	E3 0.00
35) Aroclor 1254 ...					7.288		7.288	E3 0.00
36) Aroclor 1254 ...					1.121		1.121	E4 0.00
37) Aroclor 1254 ...					7.130		7.130	E3 0.00
38) Aroclor 1254 ...					7.659		7.659	E3 0.00
39) Aroclor 1254 (6)					2.494		2.494	E3 0.00
40) Aroclor 1254 ...							0.000	-1.00
41) Aroclor 1260 ...	9.306	8.379	8.424	7.901	8.847	7.808	8.328	E3 7.24 ✓
42) Aroclor 1260 ...	1.127	1.013	1.013	0.961	1.065	0.959	1.020	E4 5.79 ✓
43) Aroclor 1260 (3)	8.939	8.042	8.022	7.279	7.996	7.355	7.865	E3 7.39 ✓
44) Aroclor 1260 (4)	1.870	1.889	1.833	1.808	2.018	1.771	1.862	E4 4.24 ✓
45) Aroclor 1260 (5)	1.271	1.231	1.222	1.136	1.258	1.158	1.210	E4 4.14 ✓
46) Aroclor 1260 (6)	5.766	5.178	5.115	4.649	5.398	4.726	5.115	E3 7.56 ✓
47) Aroclor 1260 ...							0.000	-1.00
48) Aroclor 1262 (1)					8.046		8.046	E3 0.00
49) Aroclor 1262 (2)					1.123		1.123	E4 0.00
50) Aroclor 1262 (3)					9.705		9.705	E3 0.00
51) Aroclor 1262 (4)					2.066		2.066	E4 0.00
52) Aroclor 1262 (5)					1.308		1.308	E4 0.00
53) Aroclor 1262 (6)					6.677		6.677	E3 0.00
54) Aroclor 1262 ...							0.000	-1.00
55) Aroclor 1268 (1)					5.104		5.104	E3 0.00
56) Aroclor 1268 (2)					2.453		2.453	E4 0.00
57) Aroclor 1268 (3)					2.041		2.041	E4 0.00
58) Aroclor 1268 (4)					1.915		1.915	E4 0.00
59) Aroclor 1268 (5)					7.750		7.750	E3 0.00
60) Aroclor 1268 (6)					5.228		5.228	E4 0.00

Response Factor Report HP G1530A

Method Path : K:\METHODS\
 Method File : FECD2_QUANTPCB_191203.M
 Title : PCB Data Analysis
 Last Update : Wed Dec 04 15:29:22 2019
 Response Via : Initial Calibration

Calibration Files

1	=ECD2F003.D	2	=ECD2F004.D	3	=ECD2F005.D
4	=ECD2F006.D	5	=ECD2F018.D	6	=ECD2F008.D

Compound	1	2	3	4	5	6	Avg	%RSD
61) Aroclor 1268 ...							0.000	-1.00
62) S DCBP (S)	1.085	1.080	1.138	1.058	1.243	1.098	1.117 E5	5.50 ✓

(#) = Out of Range ### Number of calibration levels exceeded format ###

Compound List Report HP G1530A

Method Path : K:\METHODS\
 Method File : FECD2_QUANTPCB_191203.M
 Title : PCB Data Analysis
 Last Update : Wed Dec 04 15:29:22 2019
 Response Via : Initial Calibration

Handwritten signature
 12/14/19

Total Cpnds : 62

PK#	Compound Name	Exp_RT	Rel_RT	Cal	A/H	ID
1	S TCMX (S)	4.811	1.000	A	H	L
2	Aroclor 1016 (1)	5.729	1.000	A	H	R
3	Aroclor 1016 (2)	6.143	1.000	A	H	R
4	Aroclor 1016 (3)	6.225	1.000	A	H	R
5	Aroclor 1016 (4)	6.382	1.000	A	H	R
6	Aroclor 1016 (5)	6.604	1.000	A	H	R
7	Aroclor 1016 (6)	6.730	1.000	A	H	R
8	Aroclor 1016 - AVE	0.749	1.000	A	H	R
9	Aroclor 1221 (1)	5.167	1.000	A	H	R
10	Aroclor 1221 (2)	5.285	1.000	A	H	R
11	Aroclor 1221 (3)	5.366	1.000	A	H	R
12	Aroclor 1221 - AVE	0.749	1.000	A	H	R
13	Aroclor 1232 (1)	5.367	1.000	A	H	R
14	Aroclor 1232 (2)	6.142	1.000	A	H	R
15	Aroclor 1232 (3)	6.225	1.000	A	H	R
16	Aroclor 1232 (4)	6.381	1.000	A	H	R
17	Aroclor 1232 (5)	6.603	1.000	A	H	R
18	Aroclor 1232 (6)	6.730	1.000	A	H	R
19	Aroclor 1232 - AVE	0.749	1.000	A	H	R
20	Aroclor 1242 (1)	5.728	1.000	A	H	R
21	Aroclor 1242 (2)	6.141	1.000	A	H	R
22	Aroclor 1242 (3)	6.224	1.000	A	H	R
23	Aroclor 1242 (4)	6.380	1.000	A	H	R
24	Aroclor 1242 (5)	6.603	1.000	A	H	R
25	Aroclor 1242 (6)	6.728	1.000	A	H	R
26	Aroclor 1242 - AVE	0.749	1.000	A	H	R
27	Aroclor 1248 (1)	6.131	1.000	A	H	R
28	Aroclor 1248 (2)	6.380	1.000	A	H	R
29	Aroclor 1248 (3)	6.601	1.000	A	H	R
30	Aroclor 1248 (4)	6.897	1.000	A	H	R
31	Aroclor 1248 (5)	6.934	1.000	A	H	R
32	Aroclor 1248 (6)	7.411	1.000	A	H	R
33	Aroclor 1248 - AVE	0.749	1.000	A	H	R
34	Aroclor 1254 (1)	6.930	1.000	A	H	R
35	Aroclor 1254 (2)	7.040	1.000	A	H	R
36	Aroclor 1254 (3)	7.412	1.000	A	H	R
37	Aroclor 1254 (4)	7.577	1.000	A	H	R
38	Aroclor 1254 (5)	7.958	1.000	A	H	R
39	Aroclor 1254 (6)	8.250	1.000	A	H	R
40	Aroclor 1254 - AVE	0.749	1.000	A	H	R
41	Aroclor 1260 (1)	7.532	1.000	A	H	R
42	Aroclor 1260 (2)	7.665	1.000	A	H	R
43	Aroclor 1260 (3)	8.221	1.000	A	H	R
44	Aroclor 1260 (4)	8.391	1.000	A	H	R
45	Aroclor 1260 (5)	8.690	1.000	A	H	R
46	Aroclor 1260 (6)	9.082	1.000	A	H	R
47	Aroclor 1260 - AVE	0.749	1.000	A	H	R
48	Aroclor 1262 (1)	7.664	1.000	A	H	R
49	Aroclor 1262 (2)	7.988	1.000	A	H	R
50	Aroclor 1262 (3)	8.220	1.000	A	H	R
51	Aroclor 1262 (4)	8.390	1.000	A	H	R
52	Aroclor 1262 (5)	8.688	1.000	A	H	R
53	Aroclor 1262 (6)	9.081	1.000	A	H	R
54	Aroclor 1262 - AVE	0.749	1.000	A	H	R
55	Aroclor 1268 (1)	8.212	1.000	A	H	R
56	Aroclor 1268 (2)	8.637	1.000	A	H	R

57	Aroclor 1268 (3)	8.685	1.000	A	H	R
58	Aroclor 1268 (4)	8.867	1.000	A	H	R
59	Aroclor 1268 (5)	9.080	1.000	A	H	R
60	Aroclor 1268 (6)	9.340	1.000	A	H	R
61	Aroclor 1268 - AVE	0.752	1.000	A	H	R
62	S DCBP (S)	9.578	1.000	A	H	R

Cal A = Average L = Linear LO = Linear w/origin Q = Quad QO = Quad w/origin

A/H = Area or Height

ID R = R.T. B = R.T. & Q Q = Qvalue L = Largest A = All

FECD2_QUANTPCB_191203.M Wed Dec 04 16:46:45 2019

Element Calibration Review Sheet

Calibration ID: **A9L0407**

Instrument: **DUALECD2F**

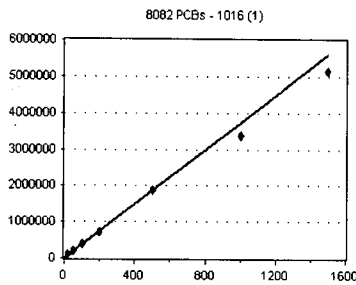
Calibration Date: **12/04/2019**

Analysis: **8082 PCBs**

Instrument Cal ID: **FECD2_QUANTPCB_19120**

1016 (1)

Curve Fit: **AVERAGE RF**

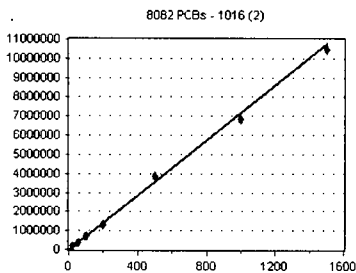


Standard	Concentration	Response	Response	
			Factor	RT
9L03052-CAL1	20	89904	4495.200	5.73
9L03052-CAL2	50	193429	3868.580	5.73
9L03052-CAL3	100	374224	3742.240	5.73
9L03052-CAL4	200	703735	3518.675	5.73
9L03052-CAL5	500	1871482	3742.964	5.73
9L03052-CAL6	1000	3364096	3364.096	5.73
9L03052-CAL7	1500	5150886	3433.924	5.73

AVE RF 3737.954 **RF RSD** 10.19 **AVE RT** 5.73

1016 (2)

Curve Fit: **AVERAGE RF**

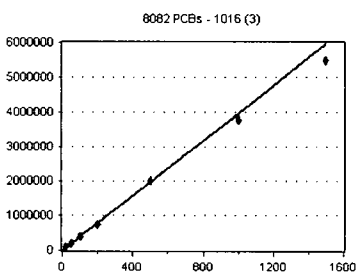


Standard	Concentration	Response	Response	
			Factor	RT
9L03052-CAL1	20	161114	8055.700	6.14
9L03052-CAL2	50	352080	7041.600	6.14
9L03052-CAL3	100	710924	7109.240	6.14
9L03052-CAL4	200	1325963	6629.815	6.14
9L03052-CAL5	500	3859736	7719.472	6.14
9L03052-CAL6	1000	6834377	6834.377	6.14
9L03052-CAL7	1500	045072E+07	6967.146	6.14

AVE RF 7193.907 **RF RSD** 7.06 **AVE RT** 6.14

1016 (3)

Curve Fit: **AVERAGE RF**

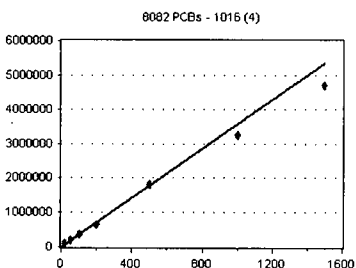


Standard	Concentration	Response	Response	
			Factor	RT
9L03052-CAL1	20	94866	4743.300	6.23
9L03052-CAL2	50	199490	3989.800	6.23
9L03052-CAL3	100	390273	3902.730	6.23
9L03052-CAL4	200	743377	3716.885	6.22
9L03052-CAL5	500	2022155	4044.310	6.23
9L03052-CAL6	1000	3751237	3751.237	6.23
9L03052-CAL7	1500	5493308	3662.205	6.22

AVE RF 3972.924 **RF RSD** 9.28 **AVE RT** 6.22

1016 (4)

Curve Fit: **AVERAGE RF**



Standard	Concentration	Response	Response	
			Factor	RT
9L03052-CAL1	20	87352	4367.600	6.38
9L03052-CAL2	50	190893	3817.860	6.38
9L03052-CAL3	100	356425	3564.250	6.38
9L03052-CAL4	200	650662	3253.310	6.38
9L03052-CAL5	500	1820005	3640.010	6.38
9L03052-CAL6	1000	3257104	3257.104	6.38
9L03052-CAL7	1500	4711985	3141.323	6.38

AVE RF 3577.351 **RF RSD** 11.88 **AVE RT** 6.38

Element Calibration Review Sheet

Calibration ID: **A9L0407**

Instrument: **DUALECD2F**

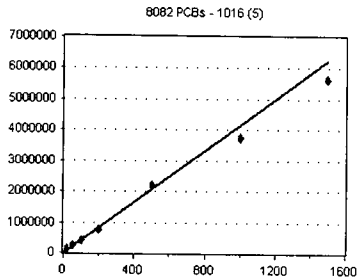
Calibration Date: **12/04/2019**

Analysis: **8082 PCBs**

Instrument Cal ID: **FECD2_QUANTPCB_19120**

1016 (5)

Curve Fit: **AVERAGE RF**

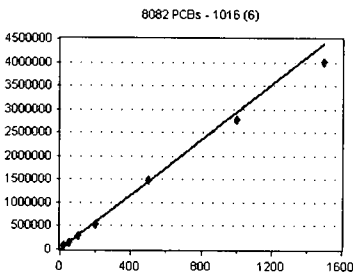


Standard	Concentration	Response	Response	
			Factor	RT
9L03052-CAL1	20	97448	4872.400	6.60
9L03052-CAL2	50	220902	4418.040	6.60
9L03052-CAL3	100	404011	4040.110	6.60
9L03052-CAL4	200	767420	3837.100	6.60
9L03052-CAL5	500	2192154	4384.308	6.60
9L03052-CAL6	1000	3740486	3740.486	6.60
9L03052-CAL7	1500	5651954	3767.969	6.60

AVE RF 4151.488 **RF RSD** 10.18 **AVE RT** 6.60

1016 (6)

Curve Fit: **AVERAGE RF**

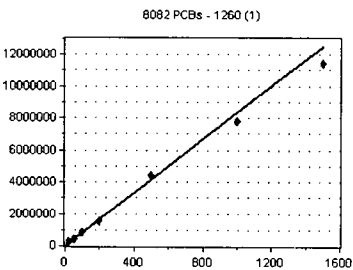


Standard	Concentration	Response	Response	
			Factor	RT
9L03052-CAL1	20	68287	3414.350	6.73
9L03052-CAL2	50	153783	3075.660	6.73
9L03052-CAL3	100	290789	2907.890	6.73
9L03052-CAL4	200	543631	2718.155	6.73
9L03052-CAL5	500	1484483	2968.966	6.73
9L03052-CAL6	1000	2774363	2774.363	6.73
9L03052-CAL7	1500	4009865	2673.243	6.73

AVE RF 2933.232 **RF RSD** 8.72 **AVE RT** 6.73

1260 (1)

Curve Fit: **AVERAGE RF**

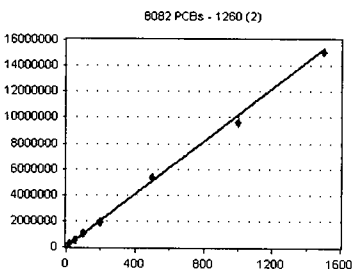


Standard	Concentration	Response	Response	
			Factor	RT
9L03052-CAL1	20	186119	9305.950	7.53
9L03052-CAL2	50	418936	8378.720	7.53
9L03052-CAL3	100	842440	8424.400	7.53
9L03052-CAL4	200	1580165	7900.825	7.53
9L03052-CAL5	500	4423699	8847.398	7.53
9L03052-CAL6	1000	7808345	7808.345	7.53
9L03052-CAL7	1500	144334E+07	7628.894	7.53

AVE RF 8327.790 **RF RSD** 7.24 **AVE RT** 7.53

1260 (2)

Curve Fit: **AVERAGE RF**



Standard	Concentration	Response	Response	
			Factor	RT
9L03052-CAL1	20	225314	11265.700	7.67
9L03052-CAL2	50	506688	10133.760	7.67
9L03052-CAL3	100	1012879	10128.790	7.67
9L03052-CAL4	200	1922759	9613.795	7.67
9L03052-CAL5	500	5325133	10650.270	7.67
9L03052-CAL6	1000	9589273	9589.273	7.67
9L03052-CAL7	1500	505274E+07	10035.160	7.67

AVE RF 10202.390 **RF RSD** 5.79 **AVE RT** 7.67

Element Calibration Review Sheet

Calibration ID: **A9L0407**

Instrument: **DUALECD2F**

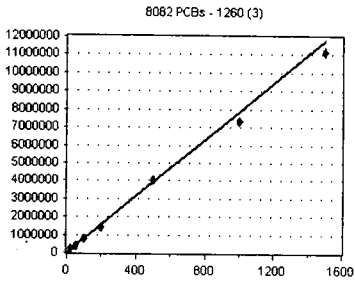
Calibration Date: **12/04/2019**

Analysis: **8082 PCBs**

Instrument Cal ID: **FECD2_QUANTPCB_19120**

1260 (3)

Curve Fit: **AVERAGE RF**

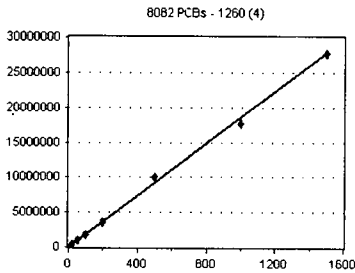


Standard	Concentration	Response	Response Factor	RT
9L03052-CAL1	20	178776	8938.800	8.22
9L03052-CAL2	50	402124	8042.480	8.22
9L03052-CAL3	100	802199	8021.990	8.22
9L03052-CAL4	200	1455817	7279.085	8.22
9L03052-CAL5	500	3997829	7995.658	8.22
9L03052-CAL6	1000	7355010	7355.010	8.22
9L03052-CAL7	1500	113463E+07	7423.086	8.22

AVE RF 7865.158 **RF RSD** 7.39 **AVE RT** 8.22

1260 (4)

Curve Fit: **AVERAGE RF**

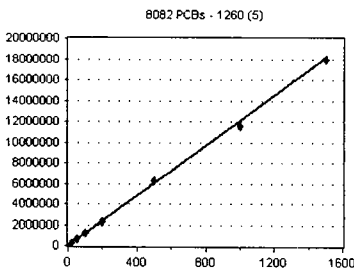


Standard	Concentration	Response	Response Factor	RT
9L03052-CAL1	20	374030	18701.500	8.39
9L03052-CAL2	50	944538	18890.760	8.39
9L03052-CAL3	100	1832880	18328.800	8.39
9L03052-CAL4	200	3616251	18081.260	8.39
9L03052-CAL5	500	008925E+07	20178.500	8.39
9L03052-CAL6	1000	.77085E+07	17708.500	8.39
9L03052-CAL7	1500	765995E+07	18439.970	8.39

AVE RF 18618.470 **RF RSD** 4.24 **AVE RT** 8.39

1260 (5)

Curve Fit: **AVERAGE RF**

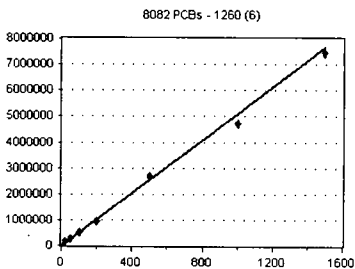


Standard	Concentration	Response	Response Factor	RT
9L03052-CAL1	20	254106	12705.300	8.69
9L03052-CAL2	50	615297	12305.940	8.69
9L03052-CAL3	100	1221637	12216.370	8.69
9L03052-CAL4	200	2271341	11356.710	8.69
9L03052-CAL5	500	6288943	12577.890	8.69
9L03052-CAL6	1000	158015E+07	11580.150	8.69
9L03052-CAL7	1500	789422E+07	11929.480	8.69

AVE RF 12095.980 **RF RSD** 4.14 **AVE RT** 8.69

1260 (6)

Curve Fit: **AVERAGE RF**



Standard	Concentration	Response	Response Factor	RT
9L03052-CAL1	20	115322	5766.100	9.08
9L03052-CAL2	50	258919	5178.380	9.08
9L03052-CAL3	100	511487	5114.870	9.08
9L03052-CAL4	200	929790	4648.950	9.08
9L03052-CAL5	500	2699039	5398.078	9.08
9L03052-CAL6	1000	4725786	4725.786	9.08
9L03052-CAL7	1500	7455071	4970.047	9.08

AVE RF 5114.602 **RF RSD** 7.56 **AVE RT** 9.08

Element Calibration Review Sheet

Calibration ID: **A9L0407**

Instrument: **DUALECD2F**

Calibration Date: **12/04/2019**

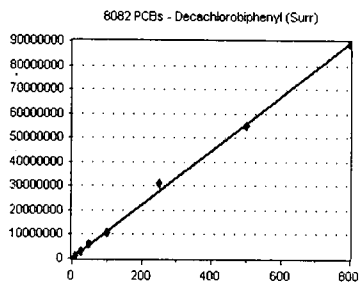
Analysis: **8082 PCBs**

Instrument Cal ID: **FECD2_QUANTPCB_19120**

Decachlorobiphenyl (Surr)

Curve Fit: **AVERAGE RF**

<u>Standard</u>	<u>Concentration</u>	<u>Response</u>	<u>Response Factor</u>	<u>RT</u>
9L03052-CAL1	10	1085395	108539.500	9.58
9L03052-CAL2	25	2699632	107985.300	9.58
9L03052-CAL3	50	5688932	113778.600	9.58
9L03052-CAL4	100	057786E+07	105778.600	9.58
9L03052-CAL5	250	108338E+07	124333.500	9.58
9L03052-CAL6	500	490382E+07	109807.600	9.58
9L03052-CAL7	800	920232E+07	111502.900	9.58



AVE RF **111675.200** RF RSD **5.50** AVE RT **9.58**

CALIBRATION SEQUENCE REVIEW SHEET

SEQUENCE: 9L03052

Analysis Included

1311/8082 TCLP PCBs
 608 PCBs
 608 PCBs - LL (1000/1mL) +1262/68
 8082 PCBs
 8082 PCBs - Low Level (2mL FV)
 8082 PCBs - Low Level (2mL FV) +1262/68
 8082 PCBs - Low Level (1000/1mL)
 8082 PCBs - Low Level (1000/1mL) +1262/68
 8082 PCBs - Low Level (30g/2mL)
 8082 PCBs + 1262/1268
 8082 PCBs in Trans. Oil - LL

INSTRUMENT SEQUENCE LOG

<u>SampleID</u>	<u>SampleName</u>	<u>Matrix</u>	<u>STDID</u>	<u>ISTD ID</u>	<u>Analyzed</u>
9L03052-ICB1	Initial Cal Blank	Water	A19K026		12/3/2019 4:47:00PM
9L03052-CAL1	Cal Standard	Water	A19F250	"	12/3/2019 5:04:00PM
9L03052-CAL2	Cal Standard	Water	A19F251	"	12/3/2019 5:22:00PM
9L03052-CAL3	Cal Standard	Water	A19F252	"	12/3/2019 5:40:00PM
9L03052-CAL4	Cal Standard	Water	A19F253	"	12/3/2019 5:57:00PM
9L03052-CAL5	Cal Standard	Water	A19F247	"	12/3/2019 6:15:00PM
9L03052-CAL6	Cal Standard	Water	A19F248	"	12/3/2019 6:32:00PM
9L03052-CAL7	Cal Standard	Water	A19F249	"	12/3/2019 6:50:00PM
9L03052-ICV1	Initial Cal Check	Water	A19H459	"	12/3/2019 7:25:00PM
9L03052-CAL8	Cal Standard	Water	A19H447	"	12/3/2019 7:43:00PM
9L03052-CAL9	Cal Standard	Water	A19H448	"	12/3/2019 8:01:00PM
9L03052-CALA	Cal Standard	Water	A19H449	"	12/3/2019 8:18:00PM
9L03052-CALB	Cal Standard	Water	A19H450	"	12/3/2019 8:36:00PM
9L03052-CALC	Cal Standard	Water	A19H451	"	12/3/2019 8:53:00PM
9L03052-CALD	Cal Standard	Water	A19H452	"	12/3/2019 9:11:00PM
9L03052-CALE	Cal Standard	Water	A19H453	"	12/3/2019 9:29:00PM
9L03052-ICV2	Initial Cal Check	Water	A19H405	"	12/3/2019 9:46:00PM
9L03052-ICV3	Initial Cal Check	Water	A19J367	"	12/3/2019 10:04:00PM
9L03052-ICV4	Initial Cal Check	Water	A19H406	"	12/3/2019 10:21:00PM
9L03052-ICV5	Initial Cal Check	Water	A19L037	"	12/3/2019 10:39:00PM

CALIBRATION STANDARD RECOVERIES

Calibration: **A9L0407**

Instrument: **DUALECD2F**

1311/8082 TCLP PCBs

Sequence: **9L03052**

Matrix: **Water**

9L03052-CAL1

Inst. MRL Recalc Res. Cal Level %Rec. Qual

Aroclor 1016	0.0000	0.00	20.0	0	
Aroclor 1260	0.0000	0.00	20.0	0	
Aroclor 1016	0.0000	0.00	20.0	0	
Aroclor 1260	0.0000	0.00	20.0	0	

9L03052-CAL2

Inst. MRL Recalc Res. Cal Level %Rec. Qual

Aroclor 1016	0.0000	0.00	50.0	0	
Aroclor 1260	0.0000	0.00	50.0	0	

CALIBRATION SEQUENCE REVIEW SHEET

SEQUENCE: 9L03052

Aroclor 1016	0.0000	0.00	50.0	0	
Aroclor 1260	0.0000	0.00	50.0	0	
9L03052-CAL3	Inst. MRL	Recalc Res.	Cal Level	%Rec.	Qual
Aroclor 1016	0.0000	0.00	100	0	
Aroclor 1260	0.0000	0.00	100	0	
Aroclor 1016	0.0000	0.00	100	0	
Aroclor 1260	0.0000	0.00	100	0	
9L03052-CAL4	Inst. MRL	Recalc Res.	Cal Level	%Rec.	Qual
Aroclor 1016	0.0000	0.00	200	0	
Aroclor 1260	0.0000	0.00	200	0	
Aroclor 1016	0.0000	0.00	200	0	
Aroclor 1260	0.0000	0.00	200	0	
9L03052-CAL5	Inst. MRL	Recalc Res.	Cal Level	%Rec.	Qual
Aroclor 1016	0.0000	0.00	500	0	
Aroclor 1260	0.0000	0.00	500	0	
Aroclor 1016	0.0000	0.00	500	0	
Aroclor 1260	0.0000	0.00	500	0	
9L03052-CAL6	Inst. MRL	Recalc Res.	Cal Level	%Rec.	Qual
Aroclor 1016	800.0000	0.00	1000	0	
Aroclor 1260	800.0000	0.00	1000	0	
Aroclor 1016	0.0000	0.00	1000	0	
Aroclor 1260	0.0000	0.00	1000	0	
Aroclor 1016	0.0000	0.00	1000	0	
Aroclor 1260	0.0000	0.00	1000	0	
9L03052-CAL7	Inst. MRL	Recalc Res.	Cal Level	%Rec.	Qual
Aroclor 1016	800.0000	0.00	1500	0	
Aroclor 1260	800.0000	0.00	1500	0	
Aroclor 1016	0.0000	0.00	1500	0	
Aroclor 1260	0.0000	0.00	1500	0	
Aroclor 1016	0.0000	0.00	1500	0	
Aroclor 1260	0.0000	0.00	1500	0	
9L03052-CAL8	Inst. MRL	Recalc Res.	Cal Level	%Rec.	Qual
Aroclor 1221	0.0000	0.00	500	0	
Aroclor 1221	0.0000	0.00	500	0	
9L03052-CAL9	Inst. MRL	Recalc Res.	Cal Level	%Rec.	Qual
Aroclor 1232	0.0000	0.00	500	0	
Aroclor 1232	0.0000	0.00	500	0	
9L03052-CALA	Inst. MRL	Recalc Res.	Cal Level	%Rec.	Qual
Aroclor 1242	0.0000	0.00	500	0	
Aroclor 1242	0.0000	0.00	500	0	
9L03052-CALB	Inst. MRL	Recalc Res.	Cal Level	%Rec.	Qual
Aroclor 1248	0.0000	0.00	500	0	
Aroclor 1248	0.0000	0.00	500	0	
9L03052-CALC	Inst. MRL	Recalc Res.	Cal Level	%Rec.	Qual
Aroclor 1254	0.0000	0.00	500	0	
Aroclor 1254	0.0000	0.00	500	0	

CALIBRATION SEQUENCE REVIEW SHEET

SEQUENCE: 9L03052

9L03052-CALD	Inst. MRL	Recalc Res.	Cal Level	%Rec.	Qual
Aroclor 1262	0.0000	0.00	500	0	
Aroclor 1262	0.0000	0.00	500	0	
9L03052-CALE	Inst. MRL	Recalc Res.	Cal Level	%Rec.	Qual
Aroclor 1268	0.0000	0.00	500	0	
Aroclor 1268	0.0000	0.00	500	0	

Compounds listed above have recalculated recoveries outside 70-130% of the true values, and the calibration levels are above the reporting level. If no compounds are listed, all are OK. Please see the next section for quadratic fit compounds.

Analytes With Quadratic Curve Fits

Qualifier iMDL iMRL Spike Amt %Difference OK? Raise MRL to ?
_____ _____

Analytes listed above have quadratic curve fits. If they are using a weighting option, they must be checked against the requested curve points to determine if the recalculated results are within limits (70-130 or as specified).

ICV RECOVERIES

Calibration: **A9L0407**

Instrument: **DUALECD2F**

8082 PCBs

Sequence: **9L03052**

Matrix: **Water**

9L03052-ICV1	Inst. MRL	ICV Level	Result	%Rec.	Qual
1260 (6)	20	500	338.20	68	
1260 (6)	20	500	338.20	68	
1260 (6)	20	500	338.20	68	
1260 (6)	20	500	338.20	68	
1260 (6)	20	500	338.20	68	
1260 (6)	20	500	338.20	68	
1260 (6)	20	500	338.20	68	
1260 (6)	20	500	338.20	68	
1260 (6)	20	500	338.20	68	
1260 (6)	20	500	338.20	68	
1260 (6)	20	500	338.20	68	

Compounds listed above have Initial Calibration Verification standard recoveries outside 70-130% of the true values. If no compounds are listed, all have passing recoveries.

Data Path : K:\DATA\9L03052\
 Data File : ECD2F002.D
 Signal(s) : ECD1A.CH
 Acq On : 03 Dec 2019 16:47
 Operator : MJB / KAK
 Sample : 9L03052-ICB1
 Misc :
 ALS Vial : 2 Sample Multiplier: 1

Integration File: PCB1.e
 Quant Time: Dec 04 15:46:12 2019
 Quant Method : K:\METHODS\FECD2_QUANTPCB_191203.M
 Quant Title : PCB Data Analysis
 QLast Update : Wed Dec 04 15:29:22 2019
 Response via : Initial Calibration
 Integrator: ChemStation 6890 Scale Mode: Small noise peaks clipped

12/4/19
Clean

Compound	R.T.	Response	Conc Units
System Monitoring Compounds			
1) S TCMX (S)	4.809	6338084	95.184 ng/ml
62) S DCBP (S)	9.578	10758324	96.336 ng/ml
Target Compounds			
2) Aroclor 1016 (1)	5.730	2193	0.587 ng/ml
3) Aroclor 1016 (2)	6.146	1281	0.178 ng/ml
4) Aroclor 1016 (3)	6.226	1076	0.271 ng/ml
5) Aroclor 1016 (4)	6.380	447	0.125 ng/ml
6) Aroclor 1016 (5)	6.607	951	0.229 ng/ml
7) Aroclor 1016 (6)	6.731	562	0.191 ng/ml
8) Aroclor 1016 - AVE	0.000	0	N.D. ng/ml
9) Aroclor 1221 (1)	5.162	6620	6.116 ng/ml
10) Aroclor 1221 (2)	5.300	5965	8.313 ng/ml
11) Aroclor 1221 (3)	5.361	4965	2.122 ng/ml
12) Aroclor 1221 - AVE	0.000	0	N.D. ng/ml
13) Aroclor 1232 (1)	5.371	4826	2.717 ng/ml
14) Aroclor 1232 (2)	6.146	1281	0.461 ng/ml
15) Aroclor 1232 (3)	6.226	1076	0.733 ng/ml
16) Aroclor 1232 (4)	6.380	447	0.392 ng/ml
17) Aroclor 1232 (5)	6.607	951	0.662 ng/ml
18) Aroclor 1232 (6)	6.731	562	0.469 ng/ml
19) Aroclor 1232 - AVE	0.000	0	N.D. ng/ml
20) Aroclor 1242 (1)	5.730	2193	0.826 ng/ml
21) Aroclor 1242 (2)	6.137	1320	0.255 ng/ml
22) Aroclor 1242 (3)	6.226	1076	0.382 ng/ml
23) Aroclor 1242 (4)	6.380	447	0.195 ng/ml
24) Aroclor 1242 (5)	6.607	951	0.319 ng/ml
25) Aroclor 1242 (6)	6.731	562	0.224 ng/ml
26) Aroclor 1242 - AVE	0.000	0	N.D. ng/ml
27) Aroclor 1248 (1)	6.130	1280	0.376 ng/ml
28) Aroclor 1248 (2)	6.380	447	0.099 ng/ml
29) Aroclor 1248 (3)	6.598	1020	0.196 ng/ml
30) Aroclor 1248 (4)	6.903	924	0.159 ng/ml
31) Aroclor 1248 (5)	6.933	1036	0.168 ng/ml
32) Aroclor 1248 (6)	7.414	1315	0.385 ng/ml
33) Aroclor 1248 - AVE	0.000	0	N.D. ng/ml
34) Aroclor 1254 (1)	6.933	1036	0.173 ng/ml
35) Aroclor 1254 (2)	7.027	397	0.054 ng/ml
36) Aroclor 1254 (3)	7.414	1315	0.117 ng/ml
37) Aroclor 1254 (4)	7.581	1251	0.175 ng/ml
38) Aroclor 1254 (5)	7.969	3567	0.466 ng/ml
39) Aroclor 1254 (6)	8.251	439	0.176 ng/ml
40) Aroclor 1254 - AVE	0.000	0	N.D. ng/ml
41) Aroclor 1260 (1)	7.530	1532	0.184 ng/ml
42) Aroclor 1260 (2)	7.661	810	0.079 ng/ml
43) Aroclor 1260 (3)	8.220	1016	0.129 ng/ml
44) Aroclor 1260 (4)	8.387	4410	0.237 ng/ml
45) Aroclor 1260 (5)	8.693	3008	0.249 ng/ml
46) Aroclor 1260 (6)	9.084	3317	0.648 ng/ml
47) Aroclor 1260 - AVE	0.000	0	N.D. ng/ml

Quantitation Report (Not Reviewed)

Data Path : K:\DATA\9L03052\
 Data File : ECD2F002.D
 Signal(s) : ECD1A.CH
 Acq On : 03 Dec 2019 16:47
 Operator : MJB / KAK
 Sample : 9L03052-ICB1
 Misc :
 ALS Vial : 2 Sample Multiplier: 1

Integration File: PCB1.e
 Quant Time: Dec 04 15:46:12 2019
 Quant Method : K:\METHODS\FECD2_QUANTPCB_191203.M
 Quant Title : PCB Data Analysis
 QLast Update : Wed Dec 04 15:29:22 2019
 Response via : Initial Calibration
 Integrator: ChemStation 6890 Scale Mode: Small noise peaks clipped

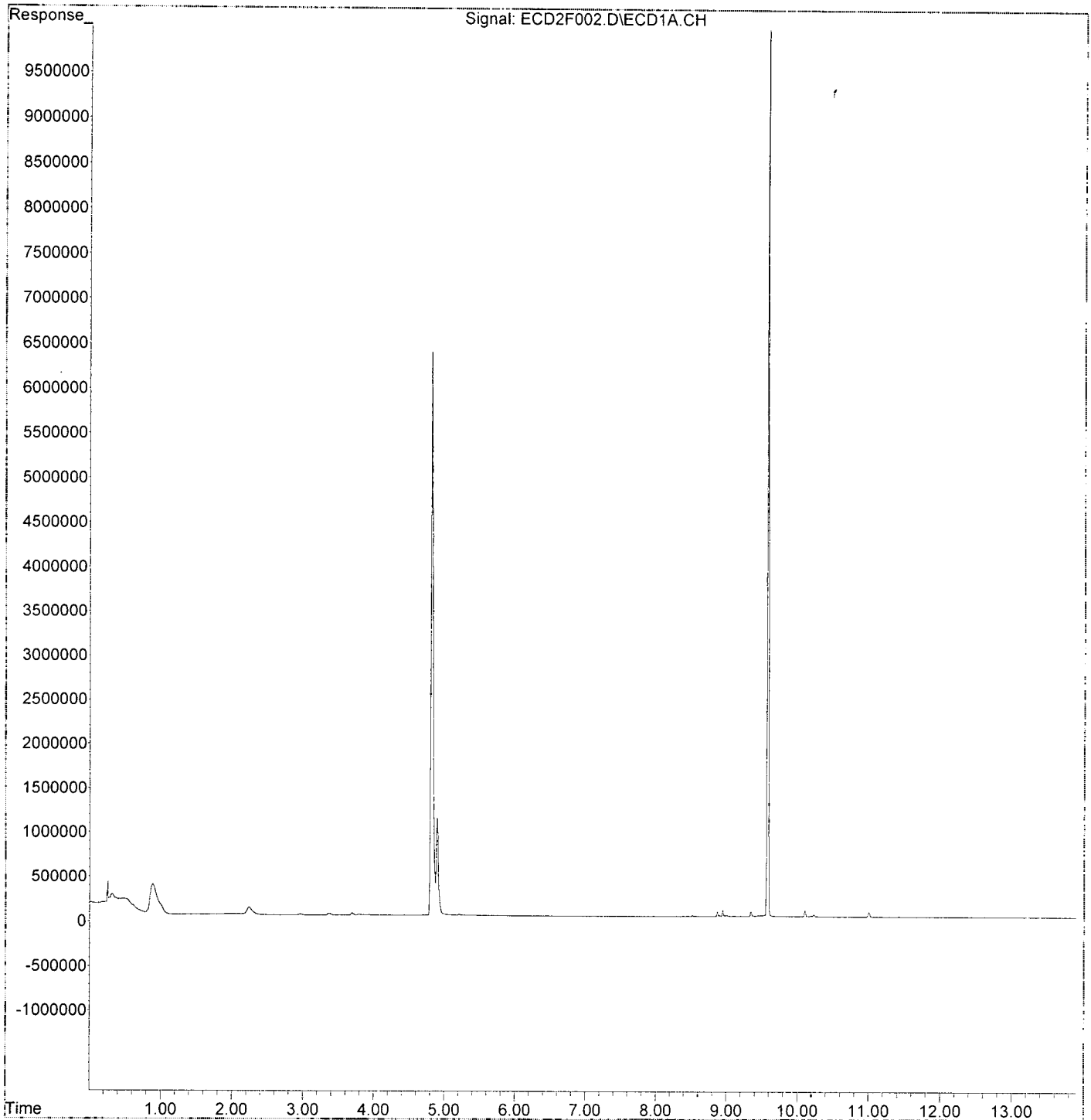
Compound	R.T.	Response	Conc Units
48) Aroclor 1262 (1)	7.661	810	0.101 ng/ml
49) Aroclor 1262 (2)	7.993	631	0.056 ng/ml
50) Aroclor 1262 (3)	8.220	1016	0.105 ng/ml
51) Aroclor 1262 (4)	8.387	4410	0.213 ng/ml
52) Aroclor 1262 (5)	8.693	3008	0.230 ng/ml
53) Aroclor 1262 (6)	9.084	3317	0.497 ng/ml
54) Aroclor 1262 - AVE	0.000	0	N.D. ng/ml
55) Aroclor 1268 (1)	8.220	1016	0.199 ng/ml
56) Aroclor 1268 (2)	8.643	2303	0.094 ng/ml
57) Aroclor 1268 (3)	8.693	3008	0.147 ng/ml
58) Aroclor 1268 (4)	8.870	57632	3.009 ng/ml
59) Aroclor 1268 (5)	9.078	3271	0.422 ng/ml
60) Aroclor 1268 (6)	9.344	58231	1.114 ng/ml
61) Aroclor 1268 - AVE	0.000	0	N.D. ng/ml

(f)=RT Delta > 1/2 Window

(m)=manual int.

Data Path : K:\DATA\9L03052\
Data File : ECD2F002.D
Signal(s) : ECD1A.CH
Acq On : 03 Dec 2019 16:47
Operator : MJB / KAK
Sample : 9L03052-ICB1
Misc :
ALS Vial : 2 Sample Multiplier: 1

Integration File: PCB1.e
Quant Time: Dec 04 15:46:12 2019
Quant Method : K:\METHODS\FECD2_QUANTPCB_191203.M
Quant Title : PCB Data Analysis
QLast Update : Wed Dec 04 15:29:22 2019
Response via : Initial Calibration
Integrator: ChemStation 6890 Scale Mode: Small noise peaks clipped



Quantitation Report (Not Reviewed)

Data Path : K:\DATA\9L03052\
 Data File : ECD2F010.D
 Signal(s) : ECD1A.CH
 Acq On : 03 Dec 2019 19:08
 Operator : MJB / KAK
 Sample : 9L03052-~~1E1E1~~
 Misc :
 ALS Vial : 1 Sample Multiplier: 1

Integration File: PCB1.e
 Quant Time: Dec 04 15:46:27 2019
 Quant Method : K:\METHODS\FECD2_QUANTPCB_191203.M
 Quant Title : PCB Data Analysis
 QLast Update : Wed Dec 04 15:29:22 2019
 Response via : Initial Calibration
 Integrator: ChemStation 6890 Scale Mode: Small noise peaks clipped

Handwritten: 12/11/19

Compound	R.T.	Response	Conc Units
System Monitoring Compounds			
1) S TCMX (S)	4.737f	12545	0.188 ng/ml
62) S DCBP (S)	9.577	25002	0.224 ng/ml
Target Compounds			
2) Aroclor 1016 (1)	5.752	12668	3.389 ng/ml
3) Aroclor 1016 (2)	6.145	16520	2.296 ng/ml
4) Aroclor 1016 (3)	6.237	10133	2.550 ng/ml
5) Aroclor 1016 (4)	6.391	8879	2.482 ng/ml
6) Aroclor 1016 (5)	6.610	12655	3.048 ng/ml
7) Aroclor 1016 (6)	6.735	9348	3.187 ng/ml
8) Aroclor 1016 - AVE	0.000	0	N.D. ng/ml
9) Aroclor 1221 (1)	5.136	3825	3.533 ng/ml
10) Aroclor 1221 (2)	5.250	9695	13.511 ng/ml
11) Aroclor 1221 (3)	5.363	4759	2.034 ng/ml
12) Aroclor 1221 - AVE	0.000	0	N.D. ng/ml
13) Aroclor 1232 (1)	5.363	4759	2.679 ng/ml
14) Aroclor 1232 (2)	6.145	16520	5.942 ng/ml
15) Aroclor 1232 (3)	6.237	10133	6.907 ng/ml
16) Aroclor 1232 (4)	6.391	8879	7.793 ng/ml
17) Aroclor 1232 (5)	6.610	12655	8.813 ng/ml
18) Aroclor 1232 (6)	6.735	9348	7.802 ng/ml
19) Aroclor 1232 - AVE	0.000	0	N.D. ng/ml
20) Aroclor 1242 (1)	5.703	6298	2.371 ng/ml
21) Aroclor 1242 (2)	6.145	16520	3.185 ng/ml
22) Aroclor 1242 (3)	6.211	2588	0.918 ng/ml
23) Aroclor 1242 (4)	6.391	8879	3.879 ng/ml
24) Aroclor 1242 (5)	6.610	12655	4.240 ng/ml
25) Aroclor 1242 (6)	6.735	9348	3.725 ng/ml
26) Aroclor 1242 - AVE	0.000	0	N.D. ng/ml
27) Aroclor 1248 (1)	6.145	16520	4.854 ng/ml
28) Aroclor 1248 (2)	6.391	8879	1.966 ng/ml
29) Aroclor 1248 (3)	6.610	12655	2.425 ng/ml
30) Aroclor 1248 (4)	6.901	6862	1.182 ng/ml
31) Aroclor 1248 (5)	6.936	6915	1.123 ng/ml
32) Aroclor 1248 (6)	7.418	9012	2.637 ng/ml
33) Aroclor 1248 - AVE	0.000	0	N.D. ng/ml
34) Aroclor 1254 (1)	6.936	6915	1.153 ng/ml
35) Aroclor 1254 (2)	7.044	8240	1.131 ng/ml
36) Aroclor 1254 (3)	7.418	9012	0.804 ng/ml
37) Aroclor 1254 (4)	7.580	6917	0.970 ng/ml
38) Aroclor 1254 (5)	7.959	19034	2.485 ng/ml
39) Aroclor 1254 (6)	8.250	3740	1.500 ng/ml
40) Aroclor 1254 - AVE	0.000	0	N.D. ng/ml
41) Aroclor 1260 (1)	7.532	14399	1.729 ng/ml
42) Aroclor 1260 (2)	7.666	25104	2.461 ng/ml
43) Aroclor 1260 (3)	8.222	9877	1.256 ng/ml
44) Aroclor 1260 (4)	8.392	31578	1.696 ng/ml
45) Aroclor 1260 (5)	8.690	20342	1.682 ng/ml
46) Aroclor 1260 (6)	9.082	8134	1.590 ng/ml
47) Aroclor 1260 - AVE	0.000	0	N.D. ng/ml

Handwritten: << MDL

Quantitation Report (Not Reviewed)

Data Path : K:\DATA\9L03052\
 Data File : ECD2F010.D
 Signal(s) : ECD1A.CH
 Acq On : 03 Dec 2019 19:08
 Operator : MJB / KAK
 Sample : 9L03052-IBL1
 Misc :
 ALS Vial : 1 Sample Multiplier: 1

Integration File: PCB1.e
 Quant Time: Dec 04 15:46:27 2019
 Quant Method : K:\METHODS\FECD2_QUANTPCB_191203.M
 Quant Title : PCB Data Analysis
 QLast Update : Wed Dec 04 15:29:22 2019
 Response via : Initial Calibration
 Integrator: ChemStation 6890 Scale Mode: Small noise peaks clipped

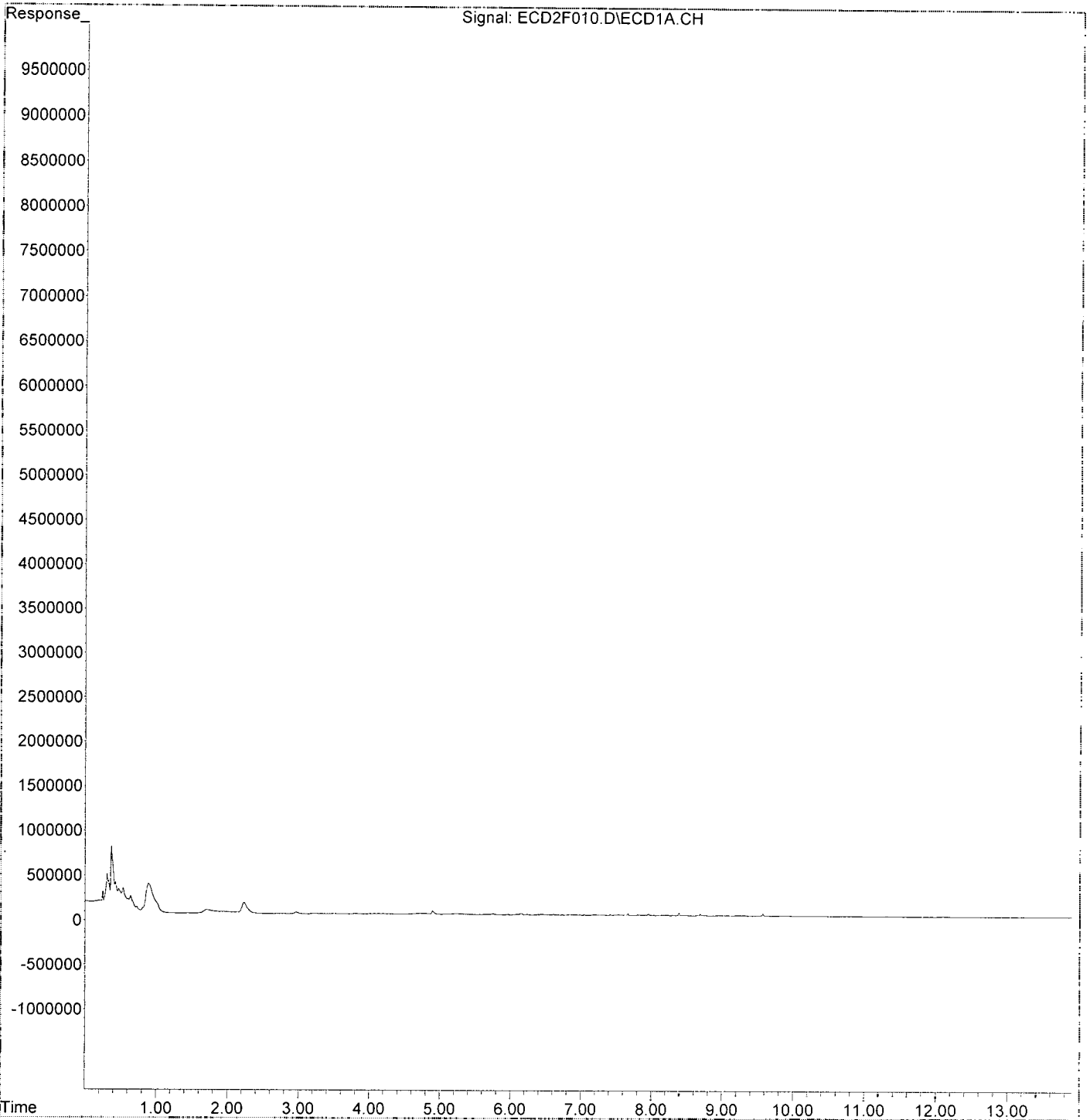
Compound	R.T.	Response	Conc Units
48) Aroclor 1262 (1)	7.666	25104	3.120 ng/ml
49) Aroclor 1262 (2)	7.989	9638	0.859 ng/ml
50) Aroclor 1262 (3)	8.222	9877	1.018 ng/ml
51) Aroclor 1262 (4)	8.392	31578	1.528 ng/ml
52) Aroclor 1262 (5)	8.690	20342	1.555 ng/ml
53) Aroclor 1262 (6)	9.082	8134	1.218 ng/ml
54) Aroclor 1262 - AVE	0.000	0	N.D. ng/ml
55) Aroclor 1268 (1)	8.222	9877	1.935 ng/ml
56) Aroclor 1268 (2)	8.639	4889	0.199 ng/ml
57) Aroclor 1268 (3)	8.690	20342	0.996 ng/ml
58) Aroclor 1268 (4)	8.872	2484	0.130 ng/ml
59) Aroclor 1268 (5)	9.082	8134	1.050 ng/ml
60) Aroclor 1268 (6)	9.341	4085	0.078 ng/ml
61) Aroclor 1268 - AVE	0.000	0	N.D. ng/ml

(f)=RT Delta > 1/2 Window

(m)=manual int.

Data Path : K:\DATA\9L03052\
Data File : ECD2F010.D
Signal(s) : ECD1A.CH
Acq On : 03 Dec 2019 19:08
Operator : MJB / KAK
Sample : 9L03052-IBL1
Misc :
ALS Vial : 1 Sample Multiplier: 1

Integration File: PCB1.e
Quant Time: Dec 04 15:46:27 2019
Quant Method : K:\METHODS\FECD2_QUANTPCB_191203.M
Quant Title : PCB Data Analysis
QLast Update : Wed Dec 04 15:29:22 2019
Response via : Initial Calibration
Integrator: ChemStation 6890 Scale Mode: Small noise peaks clipped



Quantitation Report (Not Reviewed)

Data Path : K:\DATA\9L03052\
 Data File : ECD2F011.D
 Signal(s) : ECD1A.CH
 Acq On : 03 Dec 2019 19:25
 Operator : MJB / KAK
 Sample : 9L03052-TCM~~1~~
 Misc :
 ALS Vial : 10 Sample Multiplier: 1

Integration File: PCB1.e
 Quant Time: Dec 04 15:46:41 2019
 Quant Method : K:\METHODS\FECD2_QUANTPCB_191203.M
 Quant Title : PCB Data Analysis
 QLast Update : Wed Dec 04 15:29:22 2019
 Response via : Initial Calibration
 Integrator: ChemStation 6890 Scale Mode: Small noise peaks clipped

12/4/19
1016, 1260

Compound	R.T.	Response	Conc	Units
System Monitoring Compounds				
1) S TCMX (S)	4.809	11420854	171.516	ng/ml
62) S DCBP (S)	9.577	20581453	184.298	ng/ml
Target Compounds				
2) Aroclor 1016 (1)	5.729	1584967	424.020	ng/ml
3) Aroclor 1016 (2)	6.143	3295907	458.153	ng/ml
4) Aroclor 1016 (3)	6.224	1748585	440.125	ng/ml
5) Aroclor 1016 (4)	6.381	1506724	421.184	ng/ml
6) Aroclor 1016 (5)	6.604	1802153	434.098	ng/ml
7) Aroclor 1016 (6)	6.730	1256017	428.203	ng/ml
8) Aroclor 1016 - AVE	0.000	0	N.D.	ng/ml
9) Aroclor 1221 (1)	5.167	154121	142.384	ng/ml
10) Aroclor 1221 (2)	5.287	169658	236.435	ng/ml
11) Aroclor 1221 (3)	5.367	741426	316.834	ng/ml
12) Aroclor 1221 - AVE	0.000	0	N.D.	ng/ml
13) Aroclor 1232 (1)	5.367	741426	417.429	ng/ml
14) Aroclor 1232 (2)	6.143	3295907	1185.500	ng/ml
15) Aroclor 1232 (3)	6.224	1748585	1191.994	ng/ml
16) Aroclor 1232 (4)	6.381	1506724	1322.425	ng/ml
17) Aroclor 1232 (5)	6.604	1802153	1254.999	ng/ml
18) Aroclor 1232 (6)	6.730	1256017	1048.322	ng/ml
19) Aroclor 1232 - AVE	0.000	0	N.D.	ng/ml
20) Aroclor 1242 (1)	5.729	1584967	596.744	ng/ml
21) Aroclor 1242 (2)	6.143	3295907	635.407	ng/ml
22) Aroclor 1242 (3)	6.224	1748585	620.028	ng/ml
23) Aroclor 1242 (4)	6.381	1506724	658.194	ng/ml
24) Aroclor 1242 (5)	6.604	1802153	603.796	ng/ml
25) Aroclor 1242 (6)	6.730	1256017	500.560	ng/ml
26) Aroclor 1242 - AVE	0.000	0	N.D.	ng/ml
27) Aroclor 1248 (1)	6.143	3295907	968.446	ng/ml
28) Aroclor 1248 (2)	6.381	1506724	333.699	ng/ml
29) Aroclor 1248 (3)	6.604	1802153	345.316	ng/ml
30) Aroclor 1248 (4)	6.898	306212	52.748	ng/ml
31) Aroclor 1248 (5)	6.931	1452015	235.743	ng/ml
32) Aroclor 1248 (6)	7.419	3020035	883.719	ng/ml
33) Aroclor 1248 - AVE	0.000	0	N.D.	ng/ml
34) Aroclor 1254 (1)	6.931	1452015	242.078	ng/ml
35) Aroclor 1254 (2)	7.042	1517384	208.215	ng/ml
36) Aroclor 1254 (3)	7.419	3020035	269.406	ng/ml
37) Aroclor 1254 (4)	7.578	308753	43.303	ng/ml
38) Aroclor 1254 (5)	7.959	4100152	535.339	ng/ml
39) Aroclor 1254 (6)	8.251	442599	177.474	ng/ml
40) Aroclor 1254 - AVE	0.000	0	N.D.	ng/ml
41) Aroclor 1260 (1)	7.531	4033365	484.326	ng/ml
42) Aroclor 1260 (2)	7.665	4859368	476.297	ng/ml
43) Aroclor 1260 (3)	8.221	3358472	427.006	ng/ml
44) Aroclor 1260 (4)	8.391	7851638	421.712	ng/ml
45) Aroclor 1260 (5)	8.691	5184287	428.596	ng/ml
46) Aroclor 1260 (6)	9.082	1729763	338.201	ng/ml
47) Aroclor 1260 - AVE	0.000	0	N.D.	ng/ml

43A.297

42A.356

Quantitation Report (Not Reviewed)

Data Path : K:\DATA\9L03052\
 Data File : ECD2F011.D
 Signal(s) : ECD1A.CH
 Acq On : 03 Dec 2019 19:25
 Operator : MJB / KAK
 Sample : 9L03052-ICV1
 Misc :
 ALS Vial : 10 Sample Multiplier: 1

Integration File: PCB1.e
 Quant Time: Dec 04 15:46:41 2019
 Quant Method : K:\METHODS\FECD2_QUANTPCB_191203.M
 Quant Title : PCB Data Analysis
 QLast Update : Wed Dec 04 15:29:22 2019
 Response via : Initial Calibration
 Integrator: ChemStation 6890 Scale Mode: Small noise peaks clipped

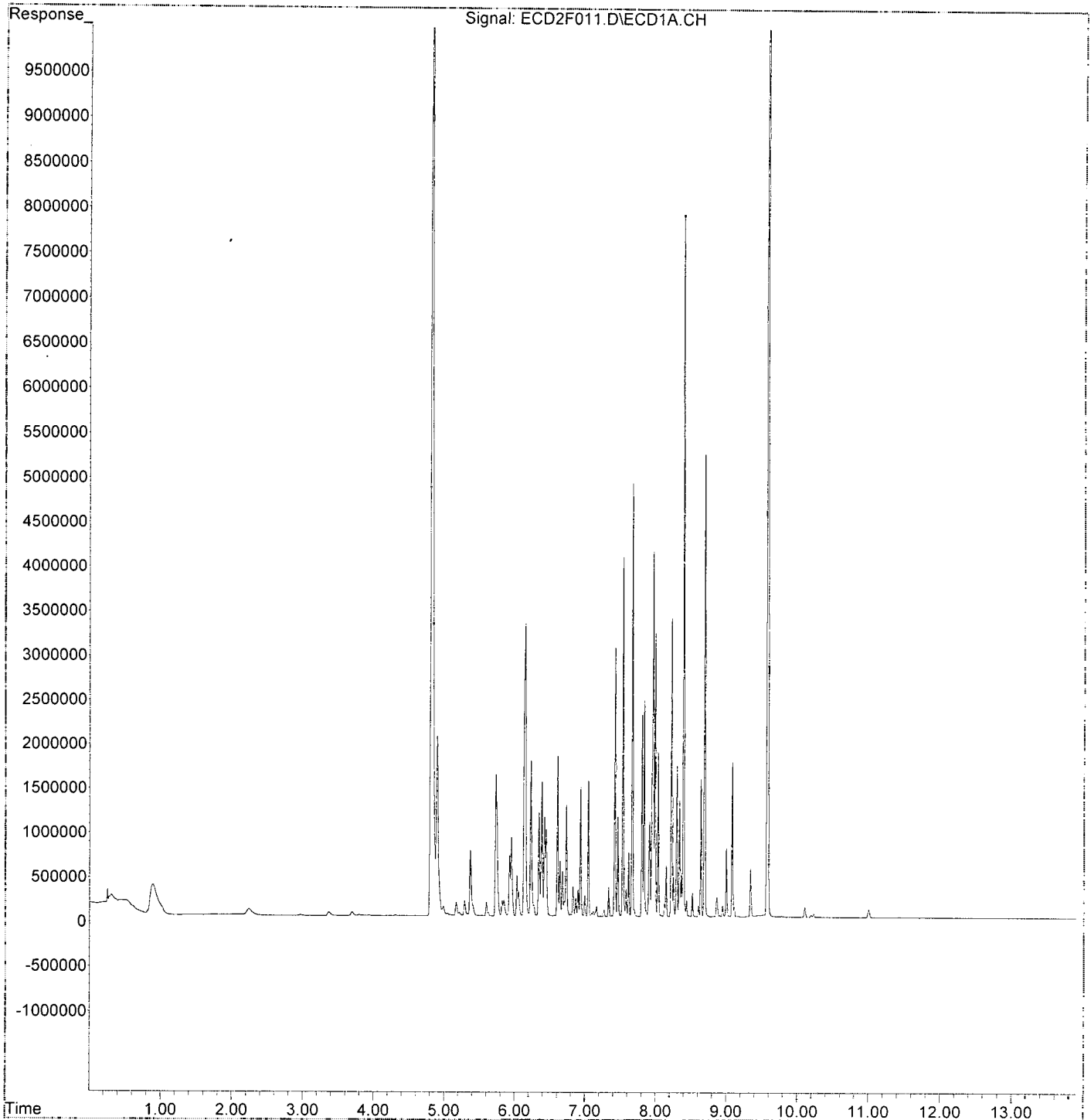
Compound	R.T.	Response	Conc	Units
48) Aroclor 1262 (1)	7.665	4859368	603.917	ng/ml
49) Aroclor 1262 (2)	7.989	3182035	283.476	ng/ml
50) Aroclor 1262 (3)	8.221	3358472	346.058	ng/ml
51) Aroclor 1262 (4)	8.391	7851638	380.039	ng/ml
52) Aroclor 1262 (5)	8.691	5184287	396.281	ng/ml
53) Aroclor 1262 (6)	9.082	1729763	259.077	ng/ml
54) Aroclor 1262 - AVE	0.000	0	N.D.	ng/ml
55) Aroclor 1268 (1)	8.221	3358472	657.977	ng/ml
56) Aroclor 1268 (2)	8.638	1542082	62.876	ng/ml
57) Aroclor 1268 (3)	8.691	5184287	253.955	ng/ml
58) Aroclor 1268 (4)	8.865	214550	11.202	ng/ml
59) Aroclor 1268 (5)	9.082	1729763	223.203	ng/ml
60) Aroclor 1268 (6)	9.340	542704	10.380	ng/ml
61) Aroclor 1268 - AVE	0.000	0	N.D.	ng/ml

(f)=RT Delta > 1/2 Window

(m)=manual int.

Data Path : K:\DATA\9L03052\
Data File : ECD2F011.D
Signal(s) : ECD1A.CH
Acq On : 03 Dec 2019 19:25
Operator : MJB / KAK
Sample : 9L03052-ICV1
Misc :
ALS Vial : 10 Sample Multiplier: 1

Integration File: PCB1.e
Quant Time: Dec 04 15:46:41 2019
Quant Method : K:\METHODS\FECD2_QUANTPCB_191203.M
Quant Title : PCB Data Analysis
QLast Update : Wed Dec 04 15:29:22 2019
Response via : Initial Calibration
Integrator: ChemStation 6890 Scale Mode: Small noise peaks clipped



Quantitation Report (Not Reviewed)

Data Path : K:\DATA\9L03052\
 Data File : ECD2F019.D
 Signal(s) : ECD1A.CH
 Acq On : 03 Dec 2019 21:46
 Operator : MJB / KAK
 Sample : 9L03052-ICV2
 Misc :
 ALS Vial : 18 Sample Multiplier: 1

Integration File: PCB1.e
 Quant Time: Dec 04 15:46:57 2019
 Quant Method : K:\METHODS\FECD2_QUANTPCB_191203.M
 Quant Title : PCB Data Analysis
 QLast Update : Wed Dec 04 15:29:22 2019
 Response via : Initial Calibration
 Integrator: ChemStation 6890 Scale Mode: Small noise peaks clipped

12/14/19
1221, 1254

Compound	R.T.	Response	Conc Units
System Monitoring Compounds			
1) S TCMX (S)	4.806	2523842	37.902 ng/ml
62) S DCBP (S)	9.576	9098738	81.475 ng/ml
Target Compounds			
2) Aroclor 1016 (1)	5.729	408626	109.318 ng/ml
3) Aroclor 1016 (2)	6.141	518754	72.110 ng/ml
4) Aroclor 1016 (3)	6.224	315790	79.485 ng/ml
5) Aroclor 1016 (4)	6.381	1796683	502.238 ng/ml
6) Aroclor 1016 (5)	6.602	1114869	268.547 ng/ml
7) Aroclor 1016 (6)	6.729	509980	173.863 ng/ml
8) Aroclor 1016 - AVE	0.000	0	N.D. ng/ml
9) Aroclor 1221 (1)	5.165	999048	922.965 ng/ml
10) Aroclor 1221 (2)	5.284	659283	918.773 ng/ml
11) Aroclor 1221 (3)	5.366	2169002	926.879 ng/ml
12) Aroclor 1221 - AVE	0.000	0	N.D. ng/ml
13) Aroclor 1232 (1)	5.366	2169002	1221.167 ng/ml
14) Aroclor 1232 (2)	6.141	518754	186.590 ng/ml
15) Aroclor 1232 (3)	6.224	315790	215.271 ng/ml
16) Aroclor 1232 (4)	6.381	1796683	1576.916 ng/ml
17) Aroclor 1232 (5)	6.602	1114869	776.382 ng/ml
18) Aroclor 1232 (6)	6.729	509980	425.650 ng/ml
19) Aroclor 1232 - AVE	0.000	0	N.D. ng/ml
20) Aroclor 1242 (1)	5.729	408626	153.849 ng/ml
21) Aroclor 1242 (2)	6.141	518754	100.009 ng/ml
22) Aroclor 1242 (3)	6.224	315790	111.975 ng/ml
23) Aroclor 1242 (4)	6.381	1796683	784.858 ng/ml
24) Aroclor 1242 (5)	6.602	1114869	373.527 ng/ml
25) Aroclor 1242 (6)	6.729	509980	203.242 ng/ml
26) Aroclor 1242 - AVE	0.000	0	N.D. ng/ml
27) Aroclor 1248 (1)	6.141	518754	152.427 ng/ml
28) Aroclor 1248 (2)	6.381	1796683	397.917 ng/ml
29) Aroclor 1248 (3)	6.602	1114869	213.623 ng/ml
30) Aroclor 1248 (4)	6.897	1645230	283.409 ng/ml
31) Aroclor 1248 (5)	6.930	3291877	534.456 ng/ml
32) Aroclor 1248 (6)	7.412	5438265	1591.338 ng/ml
33) Aroclor 1248 - AVE	0.000	0	N.D. ng/ml
34) Aroclor 1254 (1)	6.930	3291877	548.818 ng/ml
35) Aroclor 1254 (2)	7.040	3724068	511.017 ng/ml
36) Aroclor 1254 (3)	7.412	5438265	485.127 ng/ml
37) Aroclor 1254 (4)	7.577	3641186	510.683 ng/ml
38) Aroclor 1254 (5)	7.958	3764966	491.575 ng/ml
39) Aroclor 1254 (6)	8.249	1229847	493.144 ng/ml
40) Aroclor 1254 - AVE	0.000	0	N.D. ng/ml
41) Aroclor 1260 (1)	7.531	2171772	260.786 ng/ml
42) Aroclor 1260 (2)	7.664	2434418	238.612 ng/ml
43) Aroclor 1260 (3)	8.220	352887	44.867 ng/ml
44) Aroclor 1260 (4)	8.390	825894	44.359 ng/ml
45) Aroclor 1260 (5)	8.689	707191	58.465 ng/ml
46) Aroclor 1260 (6)	9.080	59626	11.658 ng/ml
47) Aroclor 1260 - AVE	0.000	0	N.D. ng/ml

922.872

506.727

Quantitation Report (Not Reviewed)

Data Path : K:\DATA\9L03052\
 Data File : ECD2F019.D
 Signal(s) : ECD1A.CH
 Acq On : 03 Dec 2019 21:46
 Operator : MJB / KAK
 Sample : 9L03052-ICV2
 Misc :
 ALS Vial : 18 Sample Multiplier: 1

Integration File: PCB1.e
 Quant Time: Dec 04 15:46:57 2019
 Quant Method : K:\METHODS\FECD2_QUANTPCB_191203.M
 Quant Title : PCB Data Analysis
 QLast Update : Wed Dec 04 15:29:22 2019
 Response via : Initial Calibration
 Integrator: ChemStation 6890 Scale Mode: Small noise peaks clipped

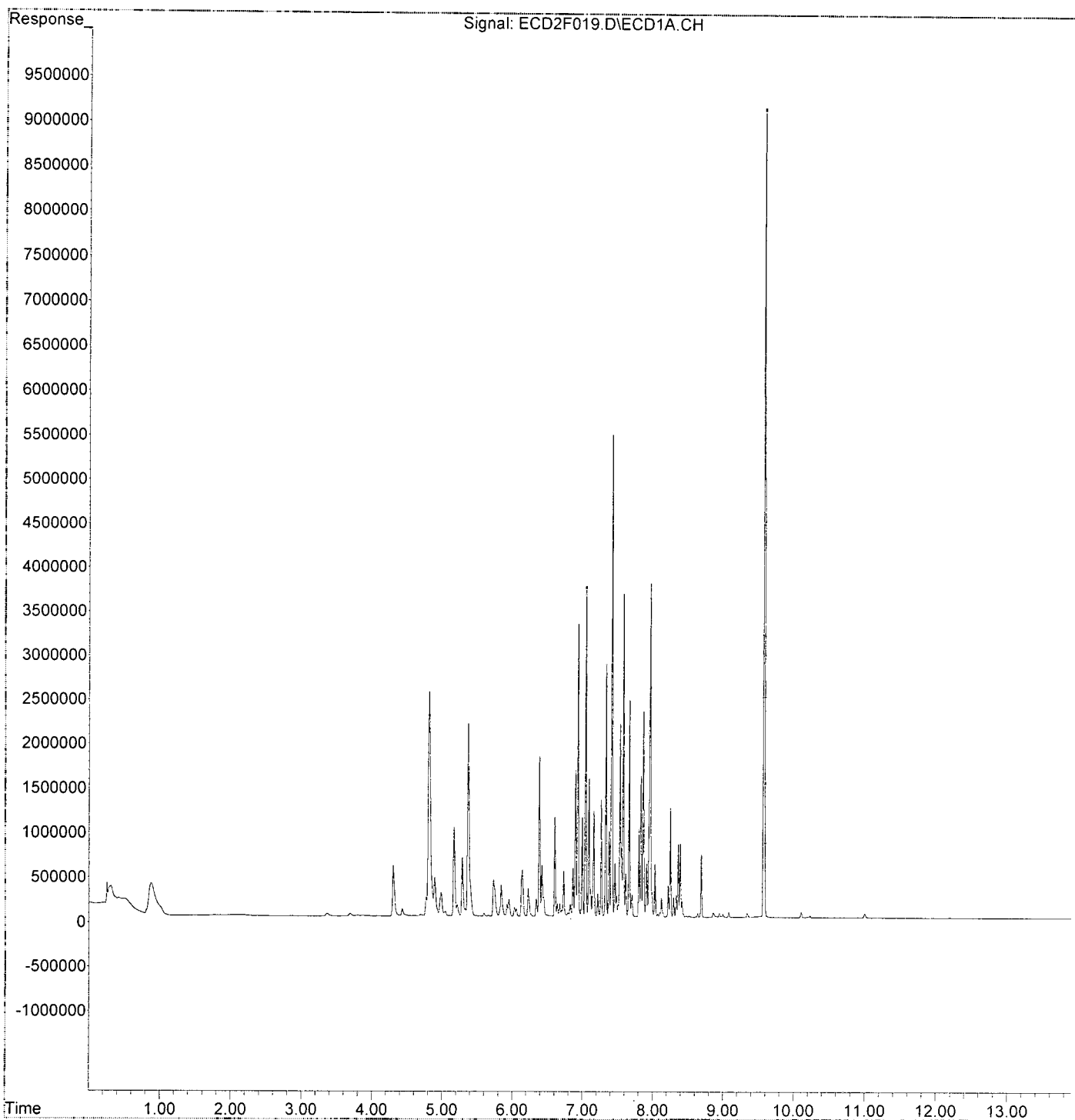
Compound	R.T.	Response	Conc	Units
48) Aroclor 1262 (1)	7.664	2434418	302.547	ng/ml
49) Aroclor 1262 (2)	7.986	283402	25.247	ng/ml
50) Aroclor 1262 (3)	8.220	352887	36.362	ng/ml
51) Aroclor 1262 (4)	8.390	825894	39.975	ng/ml
52) Aroclor 1262 (5)	8.689	707191	54.057	ng/ml
53) Aroclor 1262 (6)	9.080	59626	8.931	ng/ml
54) Aroclor 1262 - AVE	0.000	0	N.D.	ng/ml
55) Aroclor 1268 (1)	8.220	352887	69.136	ng/ml
56) Aroclor 1268 (2)	8.637	48189	1.965	ng/ml
57) Aroclor 1268 (3)	8.689	707191	34.642	ng/ml
58) Aroclor 1268 (4)	8.859	50067	2.614	ng/ml
59) Aroclor 1268 (5)	9.080	59626	7.694	ng/ml
60) Aroclor 1268 (6)	9.340	48854	0.934	ng/ml
61) Aroclor 1268 - AVE	0.000	0	N.D.	ng/ml

(f)=RT Delta > 1/2 Window

(m)=manual int.

Data Path : K:\DATA\9L03052\
Data File : ECD2F019.D
Signal(s) : ECD1A.CH
Acq On : 03 Dec 2019 21:46
Operator : MJB / KAK
Sample : 9L03052-ICV2
Misc :
ALS Vial : 18 Sample Multiplier: 1

Integration File: PCB1.e
Quant Time: Dec 04 15:46:57 2019
Quant Method : K:\METHODS\FECD2_QUANTPCB_191203.M
Quant Title : PCB Data Analysis
QLast Update : Wed Dec 04 15:29:22 2019
Response via : Initial Calibration
Integrator: ChemStation 6890 Scale Mode: Small noise peaks clipped



Quantitation Report (Not Reviewed)

Data Path : K:\DATA\9L03052\
 Data File : ECD2F020.D
 Signal(s) : ECD1A.CH
 Acq On : 03 Dec 2019 22:04
 Operator : MJB / KAK
 Sample : 9L03052-ICV3
 Misc :
 ALS Vial : 19 Sample Multiplier: 1

12/14/19
1232, 1262

Integration File: PCB1.e
 Quant Time: Dec 04 15:47:09 2019
 Quant Method : K:\METHODS\FECD2_QUANTPCB_191203.M
 Quant Title : PCB Data Analysis
 QLast Update : Wed Dec 04 15:29:22 2019
 Response via : Initial Calibration
 Integrator: ChemStation 6890 Scale Mode: Small noise peaks clipped

Compound	R.T.	Response	Conc Units
System Monitoring Compounds			
1) S TCMX (S)	4.807	2529050	37.981 ng/ml
62) S DCBP (S)	9.577	9324205	83.494 ng/ml
Target Compounds			
2) Aroclor 1016 (1)	5.728	780192	208.722 ng/ml
3) Aroclor 1016 (2)	6.140	1503421	208.985 ng/ml
4) Aroclor 1016 (3)	6.224	809480	203.749 ng/ml
5) Aroclor 1016 (4)	6.381	633249	177.016 ng/ml
6) Aroclor 1016 (5)	6.603	781085	188.146 ng/ml
7) Aroclor 1016 (6)	6.729	644810	219.830 ng/ml
8) Aroclor 1016 - AVE	0.000	0	N.D. ng/ml
9) Aroclor 1221 (1)	5.165	352683	325.824 ng/ml
10) Aroclor 1221 (2)	5.284	262348	365.607 ng/ml
11) Aroclor 1221 (3)	5.366	914140	390.639 ng/ml
12) Aroclor 1221 - AVE	0.000	0	N.D. ng/ml
13) Aroclor 1232 (1)	5.366	914140	514.669 ng/ml
14) Aroclor 1232 (2)	6.140	1503421	540.763 ng/ml
15) Aroclor 1232 (3)	6.224	809480	551.815 ng/ml
16) Aroclor 1232 (4)	6.381	633249	555.792 ng/ml
17) Aroclor 1232 (5)	6.603	781085	543.939 ng/ml
18) Aroclor 1232 (6)	6.729	644810	538.185 ng/ml
19) Aroclor 1232 - AVE	0.000	0	N.D. ng/ml
20) Aroclor 1242 (1)	5.728	780192	293.744 ng/ml
21) Aroclor 1242 (2)	6.140	1503421	289.839 ng/ml
22) Aroclor 1242 (3)	6.224	809480	287.032 ng/ml
23) Aroclor 1242 (4)	6.381	633249	276.627 ng/ml
24) Aroclor 1242 (5)	6.603	781085	261.696 ng/ml
25) Aroclor 1242 (6)	6.729	644810	256.976 ng/ml
26) Aroclor 1242 - AVE	0.000	0	N.D. ng/ml
27) Aroclor 1248 (1)	6.140	1503421	441.755 ng/ml
28) Aroclor 1248 (2)	6.381	633249	140.248 ng/ml
29) Aroclor 1248 (3)	6.603	781085	149.666 ng/ml
30) Aroclor 1248 (4)	6.897	807432	139.089 ng/ml
31) Aroclor 1248 (5)	6.934	1110368	180.275 ng/ml
32) Aroclor 1248 (6)	7.419	2767318	809.769 ng/ml
33) Aroclor 1248 - AVE	0.000	0	N.D. ng/ml
34) Aroclor 1254 (1)	6.934	1110368	185.119 ng/ml
35) Aroclor 1254 (2)	7.041	720967	98.931 ng/ml
36) Aroclor 1254 (3)	7.419	2767318	246.862 ng/ml
37) Aroclor 1254 (4)	7.579	293242	41.128 ng/ml
38) Aroclor 1254 (5)	7.959	1932670	252.340 ng/ml
39) Aroclor 1254 (6)	8.251	135955	54.515 ng/ml
40) Aroclor 1254 - AVE	0.000	0	N.D. ng/ml
41) Aroclor 1260 (1)	7.531	3315864	398.168 ng/ml
42) Aroclor 1260 (2)	7.665	3967208	388.851 ng/ml
43) Aroclor 1260 (3)	8.220	4669824	593.736 ng/ml
44) Aroclor 1260 (4)	8.391	10490038	563.421 ng/ml
45) Aroclor 1260 (5)	8.689	6158136	509.106 ng/ml
46) Aroclor 1260 (6)	9.081	3347737	654.545 ng/ml
47) Aroclor 1260 - AVE	0.000	0	N.D. ng/ml

540.861

Quantitation Report (Not Reviewed)

Data Path : K:\DATA\9L03052\
 Data File : ECD2F020.D
 Signal(s) : ECD1A.CH
 Acq On : 03 Dec 2019 22:04
 Operator : MJB / KAK
 Sample : 9L03052-ICV3
 Misc :
 ALS Vial : 19 Sample Multiplier: 1

Integration File: PCB1.e
 Quant Time: Dec 04 15:47:09 2019
 Quant Method : K:\METHODS\FECD2_QUANTPCB_191203.M
 Quant Title : PCB Data Analysis
 QLast Update : Wed Dec 04 15:29:22 2019
 Response via : Initial Calibration
 Integrator: ChemStation 6890 Scale Mode: Small noise peaks clipped

Compound	R.T.	Response	Conc Units
48) Aroclor 1262 (1)	7.665	3967208	493.041 ng/ml
49) Aroclor 1262 (2)	7.988	5589920	497.985 ng/ml
50) Aroclor 1262 (3)	8.220	4669824	481.180 ng/ml
51) Aroclor 1262 (4)	8.391	10490038	507.744 ng/ml
52) Aroclor 1262 (5)	8.689	6158136	470.720 ng/ml
53) Aroclor 1262 (6)	9.081	3347737	501.411 ng/ml
54) Aroclor 1262 - AVE	0.000	0	N.D. ng/ml
55) Aroclor 1268 (1)	8.220	4669824	914.892 ng/ml
56) Aroclor 1268 (2)	8.638	3952358	161.152 ng/ml
57) Aroclor 1268 (3)	8.689	6158136	301.660 ng/ml
58) Aroclor 1268 (4)	8.867	311895	16.284 ng/ml
59) Aroclor 1268 (5)	9.081	3347737	431.981 ng/ml
60) Aroclor 1268 (6)	9.340	1087897	20.808 ng/ml
61) Aroclor 1268 - AVE	0.000	0	N.D. ng/ml

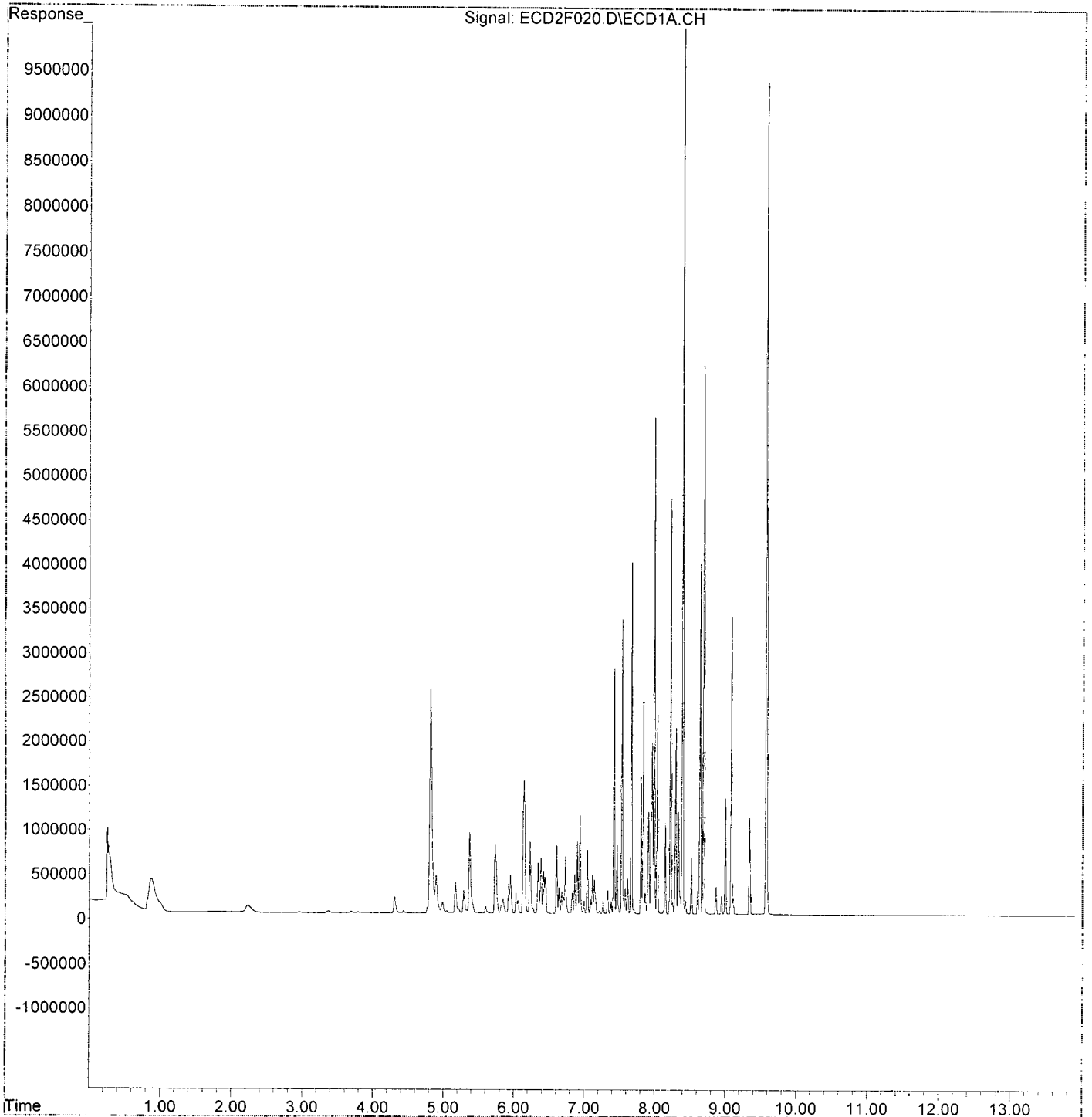
492.01A

(f)=RT Delta > 1/2 Window

(m)=manual int.

Data Path : K:\DATA\9L03052\
Data File : ECD2F020.D
Signal(s) : ECD1A.CH
Acq On : 03 Dec 2019 22:04
Operator : MJB / KAK
Sample : 9L03052-ICV3
Misc :
ALS Vial : 19 Sample Multiplier: 1

Integration File: PCB1.e
Quant Time: Dec 04 15:47:09 2019
Quant Method : K:\METHODS\FECD2_QUANTPCB_191203.M
Quant Title : PCB Data Analysis
QLast Update : Wed Dec 04 15:29:22 2019
Response via : Initial Calibration
Integrator: ChemStation 6890 Scale Mode: Small noise peaks clipped



Quantitation Report (Not Reviewed)

Data Path : K:\DATA\9L03052\
 Data File : ECD2F021.D
 Signal(s) : ECD1A.CH
 Acq On : 03 Dec 2019 22:21
 Operator : MJB / KAK
 Sample : 9L03052-~~TCV4~~
 Misc :
 ALS Vial : 20 Sample Multiplier: 1

Integration File: PCB1.e
 Quant Time: Dec 04 15:47:22 2019
 Quant Method : K:\METHODS\FECD2_QUANTPCB_191203.M
 Quant Title : PCB Data Analysis
 QLast Update : Wed Dec 04 15:29:22 2019
 Response via : Initial Calibration
 Integrator: ChemStation 6890 Scale Mode: Small noise peaks clipped

12/11/19
1242, 1268

Compound	R.T.	Response	Conc	Units
System Monitoring Compounds				
1) S TCMX (S)	4.809	2665860	40.035	ng/ml
62) S DCBP (S)	9.576	4442909	39.784	ng/ml
Target Compounds				
2) Aroclor 1016 (1)	5.728	1382752	369.922	ng/ml
3) Aroclor 1016 (2)	6.141	2750450	382.331	ng/ml
4) Aroclor 1016 (3)	6.223	1465507	368.873	ng/ml
5) Aroclor 1016 (4)	6.380	1228739	343.477	ng/ml
6) Aroclor 1016 (5)	6.603	1520400	366.230	ng/ml
7) Aroclor 1016 (6)	6.729	1310155	446.660	ng/ml
8) Aroclor 1016 - AVE	0.000	0	N.D.	ng/ml
9) Aroclor 1221 (1)	5.167	142252	131.419	ng/ml
10) Aroclor 1221 (2)	5.284	157140	218.989	ng/ml
11) Aroclor 1221 (3)	5.366	700121	299.183	ng/ml
12) Aroclor 1221 - AVE	0.000	0	N.D.	ng/ml
13) Aroclor 1232 (1)	5.366	700121	394.174	ng/ml
14) Aroclor 1232 (2)	6.141	2750450	989.305	ng/ml
15) Aroclor 1232 (3)	6.223	1465507	999.022	ng/ml
16) Aroclor 1232 (4)	6.380	1228739	1078.442	ng/ml
17) Aroclor 1232 (5)	6.603	1520400	1058.790	ng/ml
18) Aroclor 1232 (6)	6.729	1310155	1093.508	ng/ml
19) Aroclor 1232 - AVE	0.000	0	N.D.	ng/ml
20) Aroclor 1242 (1)	5.728	1382752	520.609	ng/ml
21) Aroclor 1242 (2)	6.141	2750450	530.250	ng/ml
22) Aroclor 1242 (3)	6.223	1465507	519.652	ng/ml
23) Aroclor 1242 (4)	6.380	1228739	536.759	ng/ml
24) Aroclor 1242 (5)	6.603	1520400	509.397	ng/ml
25) Aroclor 1242 (6)	6.729	1310155	522.136	ng/ml
26) Aroclor 1242 - AVE	0.000	0	N.D.	ng/ml
27) Aroclor 1248 (1)	6.141	2750450	808.173	ng/ml
28) Aroclor 1248 (2)	6.380	1228739	272.133	ng/ml
29) Aroclor 1248 (3)	6.603	1520400	291.328	ng/ml
30) Aroclor 1248 (4)	6.896	1550785	267.140	ng/ml
31) Aroclor 1248 (5)	6.935	1647945	267.554	ng/ml
32) Aroclor 1248 (6)	7.411	529842	155.042	ng/ml
33) Aroclor 1248 - AVE	0.000	0	N.D.	ng/ml
34) Aroclor 1254 (1)	6.935	1647945	274.744	ng/ml
35) Aroclor 1254 (2)	7.040	376012	51.596	ng/ml
36) Aroclor 1254 (3)	7.411	529842	47.265	ng/ml
37) Aroclor 1254 (4)	7.577	374880	52.578	ng/ml
38) Aroclor 1254 (5)	7.959	74111	9.676	ng/ml
39) Aroclor 1254 (6)	8.249	38994	15.636	ng/ml
40) Aroclor 1254 - AVE	0.000	0	N.D.	ng/ml
41) Aroclor 1260 (1)	7.552	195683	23.498	ng/ml
42) Aroclor 1260 (2)	7.664	79308	7.773	ng/ml
43) Aroclor 1260 (3)	8.212	2553339	324.639	ng/ml
44) Aroclor 1260 (4)	8.390	1205764	64.762	ng/ml
45) Aroclor 1260 (5)	8.685	10212114	844.257	ng/ml
46) Aroclor 1260 (6)	9.081	3853280	753.388	ng/ml
47) Aroclor 1260 - AVE	0.000	0	N.D.	ng/ml

523.13A

Quantitation Report (Not Reviewed)

Data Path : K:\DATA\9L03052\
 Data File : ECD2F021.D
 Signal(s) : ECD1A.CH
 Acq On : 03 Dec 2019 22:21
 Operator : MJB / KAK
 Sample : 9L03052-ICV4
 Misc :
 ALS Vial : 20 Sample Multiplier: 1

Integration File: PCB1.e
 Quant Time: Dec 04 15:47:22 2019
 Quant Method : K:\METHODS\FECD2_QUANTPCB_191203.M
 Quant Title : PCB Data Analysis
 QLast Update : Wed Dec 04 15:29:22 2019
 Response via : Initial Calibration
 Integrator: ChemStation 6890 Scale Mode: Small noise peaks clipped

Compound	R.T.	Response	Conc Units
48) Aroclor 1262 (1)	7.664	79308	9.856 ng/ml
49) Aroclor 1262 (2)	7.988	2099746	187.059 ng/ml
50) Aroclor 1262 (3)	8.212	2553339	263.097 ng/ml
51) Aroclor 1262 (4)	8.390	1205764	58.362 ng/ml
52) Aroclor 1262 (5)	8.685	10212114	780.602 ng/ml
53) Aroclor 1262 (6)	9.081	3853280	577.129 ng/ml
54) Aroclor 1262 - AVE	0.000	0	N.D. ng/ml
55) Aroclor 1268 (1)	8.212	2553339	500.239 ng/ml
56) Aroclor 1268 (2)	8.638	11416672	465.499 ng/ml
57) Aroclor 1268 (3)	8.685	10212114	500.246 ng/ml
58) Aroclor 1268 (4)	8.868	9250966	482.994 ng/ml
59) Aroclor 1268 (5)	9.081	3853280	497.214 ng/ml
60) Aroclor 1268 (6)	9.341	25949592	496.325 ng/ml
61) Aroclor 1268 - AVE	0.000	0	N.D. ng/ml

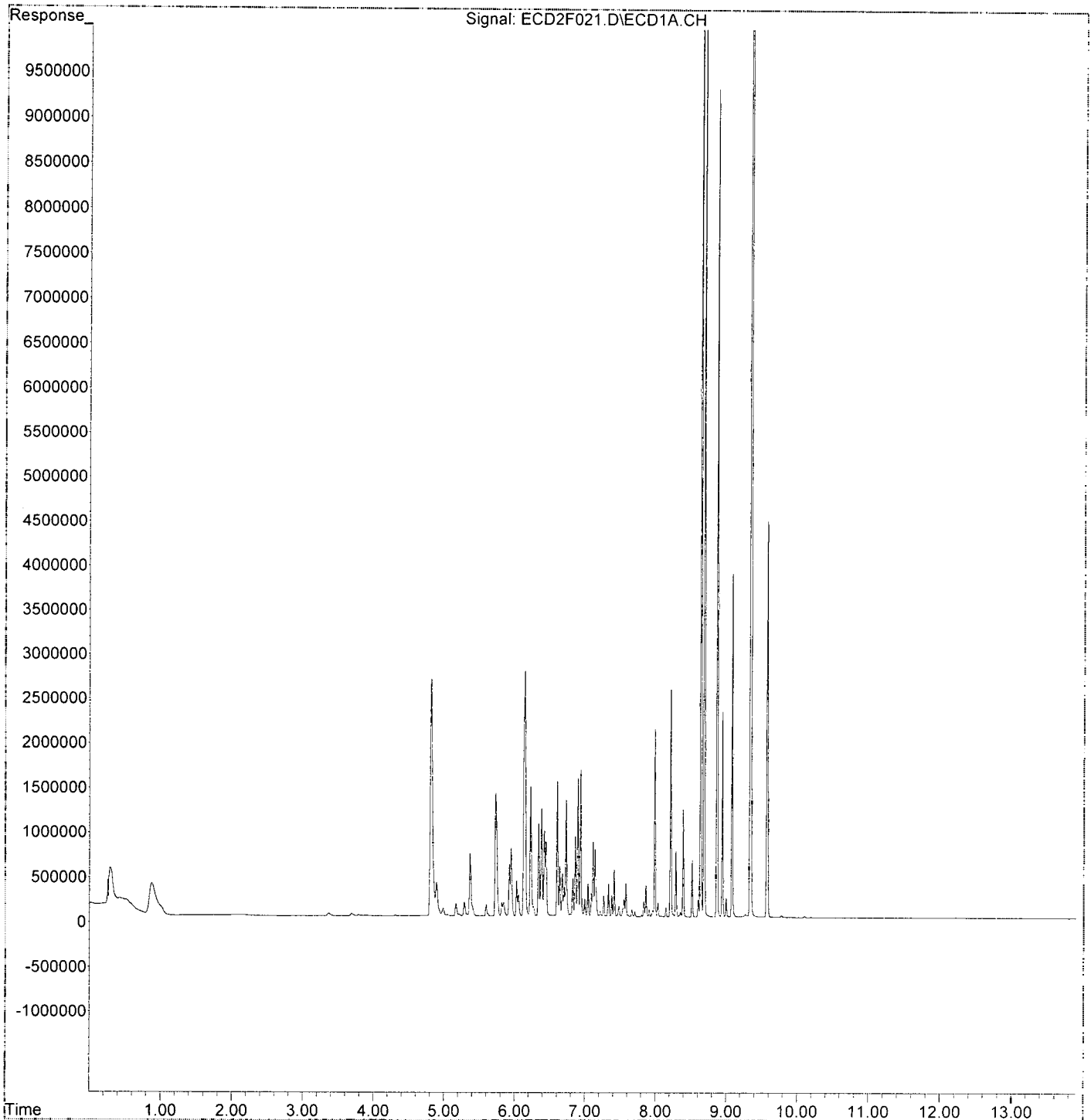
490.420

(f)=RT Delta > 1/2 Window

(m)=manual int.

Data Path : K:\DATA\9L03052\
 Data File : ECD2F021.D
 Signal(s) : ECD1A.CH
 Acq On : 03 Dec 2019 22:21
 Operator : MJB / KAK
 Sample : 9L03052-ICV4
 Misc :
 ALS Vial : 20 Sample Multiplier: 1

Integration File: PCB1.e
 Quant Time: Dec 04 15:47:22 2019
 Quant Method : K:\METHODS\FECD2_QUANTPCB_191203.M
 Quant Title : PCB Data Analysis
 QLast Update : Wed Dec 04 15:29:22 2019
 Response via : Initial Calibration
 Integrator: ChemStation 6890 Scale Mode: Small noise peaks clipped



Quantitation Report (Not Reviewed)

Data Path : K:\DATA\9L03052\
 Data File : ECD2F022.D
 Signal(s) : ECD1A.CH
 Acq On : 03 Dec 2019 22:39
 Operator : MJB / KAK
 Sample : 9L03052-ICV5
 Misc :
 ALS Vial : 21 Sample Multiplier: 1

Integration File: PCB1.e
 Quant Time: Dec 04 15:47:36 2019
 Quant Method : K:\METHODS\FECD2_QUANTPCB_191203.M
 Quant Title : PCB Data Analysis
 QLast Update : Wed Dec 04 15:29:22 2019
 Response via : Initial Calibration
 Integrator: ChemStation 6890 Scale Mode: Small noise peaks clipped

12/11/19
1248

Compound	R.T.	Response	Conc Units
System Monitoring Compounds			
1) S TCMX (S)	4.807	3885	0.058 ng/ml
62) S DCBP (S)	9.575	9875	0.088 ng/ml
Target Compounds			
2) Aroclor 1016 (1)	5.728	773412	206.908 ng/ml
3) Aroclor 1016 (2)	6.141	1727133	240.083 ng/ml
4) Aroclor 1016 (3)	6.223	962046	242.150 ng/ml
5) Aroclor 1016 (4)	6.381	2489269	695.841 ng/ml
6) Aroclor 1016 (5)	6.603	2879322	693.564 ng/ml
7) Aroclor 1016 (6)	6.729	2195827	748.604 ng/ml
8) Aroclor 1016 - AVE	0.000	0	N.D. ng/ml
9) Aroclor 1221 (1)	5.166	16969	15.677 ng/ml
10) Aroclor 1221 (2)	5.287	19525	27.211 ng/ml
11) Aroclor 1221 (3)	5.367	88672	37.892 ng/ml
12) Aroclor 1221 - AVE	0.000	0	N.D. ng/ml
13) Aroclor 1232 (1)	5.367	88672	49.923 ng/ml
14) Aroclor 1232 (2)	6.141	1727133	621.230 ng/ml
15) Aroclor 1232 (3)	6.223	962046	655.818 ng/ml
16) Aroclor 1232 (4)	6.381	2489269	2184.787 ng/ml
17) Aroclor 1232 (5)	6.603	2879322	2005.127 ng/ml
18) Aroclor 1232 (6)	6.729	2195827	1832.725 ng/ml
19) Aroclor 1232 - AVE	0.000	0	N.D. ng/ml
20) Aroclor 1242 (1)	5.728	773412	291.192 ng/ml
21) Aroclor 1242 (2)	6.141	1727133	332.968 ng/ml
22) Aroclor 1242 (3)	6.223	962046	341.130 ng/ml
23) Aroclor 1242 (4)	6.381	2489269	1087.406 ng/ml
24) Aroclor 1242 (5)	6.603	2879322	964.692 ng/ml
25) Aroclor 1242 (6)	6.729	2195827	875.103 ng/ml
26) Aroclor 1242 - AVE	0.000	0	N.D. ng/ml
27) Aroclor 1248 (1)	6.130	1712166	503.091 ng/ml
28) Aroclor 1248 (2)	6.381	2489269	551.307 ng/ml
29) Aroclor 1248 (3)	6.603	2879322	551.715 ng/ml
30) Aroclor 1248 (4)	6.897	3307894	569.822 ng/ml
31) Aroclor 1248 (5)	6.934	3316675	538.482 ng/ml
32) Aroclor 1248 (6)	7.411	1869117	546.939 ng/ml
33) Aroclor 1248 - AVE	0.000	0	N.D. ng/ml
34) Aroclor 1254 (1)	6.934	3316675	552.953 ng/ml
35) Aroclor 1254 (2)	7.041	1195032	163.982 ng/ml
36) Aroclor 1254 (3)	7.411	1869117	166.737 ng/ml
37) Aroclor 1254 (4)	7.578	1323324	185.599 ng/ml
38) Aroclor 1254 (5)	7.958	294269	38.421 ng/ml
39) Aroclor 1254 (6)	8.251	119096	47.755 ng/ml
40) Aroclor 1254 - AVE	0.000	0	N.D. ng/ml
41) Aroclor 1260 (1)	7.535	286492	34.402 ng/ml
42) Aroclor 1260 (2)	7.663	187599	18.388 ng/ml
43) Aroclor 1260 (3)	8.220	32805	4.171 ng/ml
44) Aroclor 1260 (4)	8.391	78085	4.194 ng/ml
45) Aroclor 1260 (5)	8.690	62566	5.172 ng/ml
46) Aroclor 1260 (6)	9.080	20052	3.921 ng/ml
47) Aroclor 1260 - AVE	0.000	0	N.D. ng/ml

543.589

Quantitation Report (Not Reviewed)

Data Path : K:\DATA\9L03052\
 Data File : ECD2F022.D
 Signal(s) : ECD1A.CH
 Acq On : 03 Dec 2019 22:39
 Operator : MJB / KAK
 Sample : 9L03052-ICV5
 Misc :
 ALS Vial : 21 Sample Multiplier: 1

Integration File: PCB1.e
 Quant Time: Dec 04 15:47:36 2019
 Quant Method : K:\METHODS\FECD2_QUANTPCB_191203.M
 Quant Title : PCB Data Analysis
 QLast Update : Wed Dec 04 15:29:22 2019
 Response via : Initial Calibration
 Integrator: ChemStation 6890 Scale Mode: Small noise peaks clipped

Compound	R.T.	Response	Conc Units
48) Aroclor 1262 (1)	7.663	187599	23.315 ng/ml
49) Aroclor 1262 (2)	7.988	36173	3.223 ng/ml
50) Aroclor 1262 (3)	8.220	32805	3.380 ng/ml
51) Aroclor 1262 (4)	8.391	78085	3.779 ng/ml
52) Aroclor 1262 (5)	8.690	62566	4.782 ng/ml
53) Aroclor 1262 (6)	9.080	20052	3.003 ng/ml
54) Aroclor 1262 - AVE	0.000	0	N.D. ng/ml
55) Aroclor 1268 (1)	8.220	32805	6.427 ng/ml
56) Aroclor 1268 (2)	8.638	20328	0.829 ng/ml
57) Aroclor 1268 (3)	8.690	62566	3.065 ng/ml
58) Aroclor 1268 (4)	8.865	4340	0.227 ng/ml
59) Aroclor 1268 (5)	9.080	20052	2.587 ng/ml
60) Aroclor 1268 (6)	9.340	13546	0.259 ng/ml
61) Aroclor 1268 - AVE	0.000	0	N.D. ng/ml

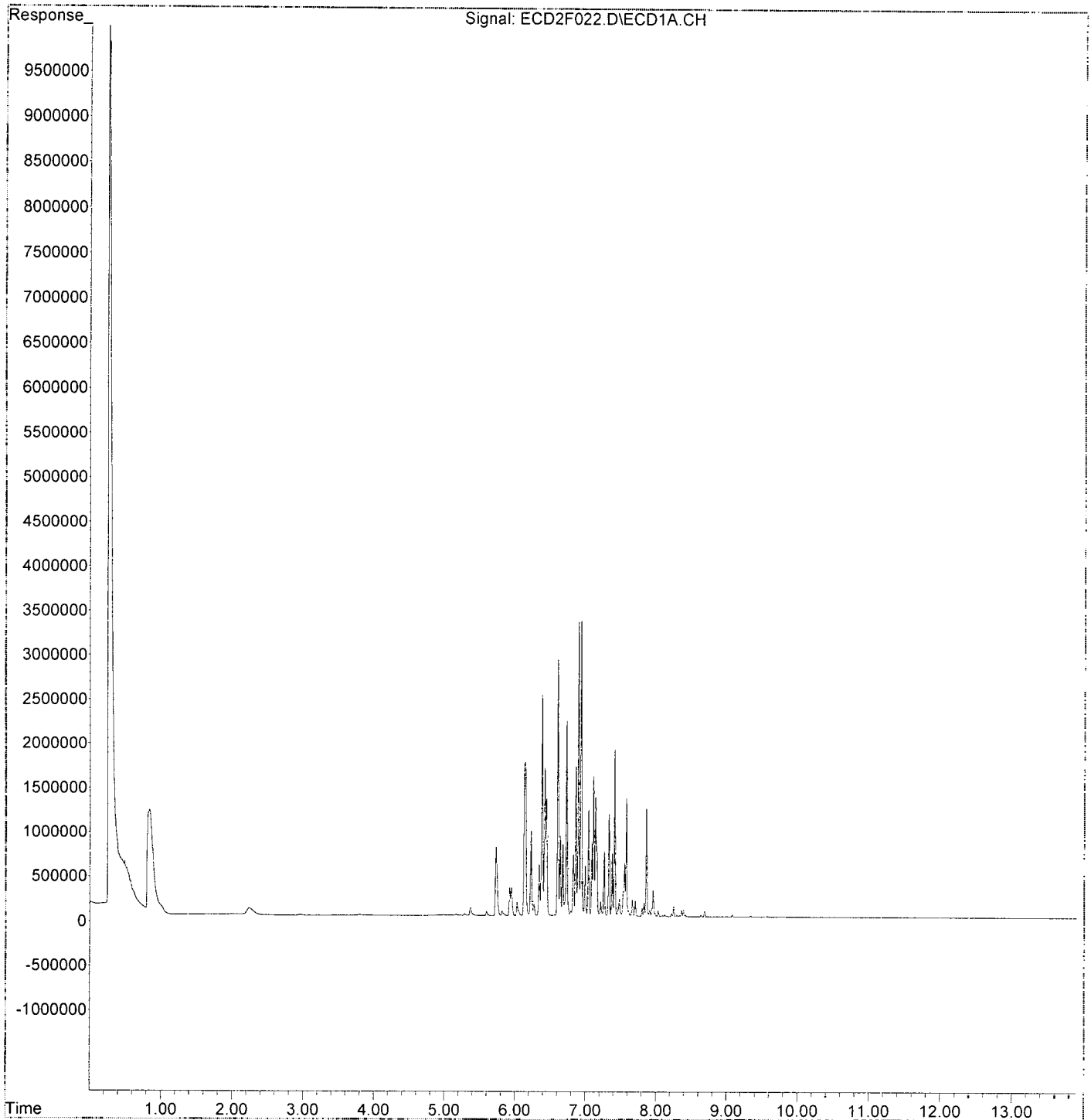
(f)=RT Delta > 1/2 Window

(m)=manual int.

Quantitation Report (Not Reviewed)

Data Path : K:\DATA\9L03052\
Data File : ECD2F022.D
Signal(s) : ECD1A.CH
Acq On : 03 Dec 2019 22:39
Operator : MJB / KAK
Sample : 9L03052-ICV5
Misc :
ALS Vial : 21 Sample Multiplier: 1

Integration File: PCB1.e
Quant Time: Dec 04 15:47:36 2019
Quant Method : K:\METHODS\FECD2_QUANTPCB_191203.M
Quant Title : PCB Data Analysis
QLast Update : Wed Dec 04 15:29:22 2019
Response via : Initial Calibration
Integrator: ChemStation 6890 Scale Mode: Small noise peaks clipped



Quantitation Report (QT Reviewed)

Data Path : K:\DATA\9L03052\requant\
 Data File : ECD2F003.D
 Signal(s) : ECD1A.CH
 Acq On : 03 Dec 2019 17:04
 Operator : MJB / KAK
 Sample : 9L03052-CAL1
 Misc :
 ALS Vial : 3 Sample Multiplier: 1

Integration File: PCB1.e
 Quant Time: Dec 04 15:32:40 2019
 Quant Method : K:\METHODS\FECD2_QUANTPCB_191203.M
 Quant Title : PCB Data Analysis
 QLast Update : Wed Dec 04 15:29:22 2019
 Response via : Initial Calibration
 Integrator: ChemStation 6890 Scale Mode: Small noise peaks clipped

Compound	R.T.	Response	Conc Units
System Monitoring Compounds			
1) S TCMX (S)	4.810	607866	9.129 ng/ml
62) S DCBP (S)	9.578	1085395	9.719 ng/ml ✓
Target Compounds			
2) Aroclor 1016 (1)	5.730	89904	24.052 ng/ml
3) Aroclor 1016 (2)	6.144	161114	22.396 ng/ml
4) Aroclor 1016 (3)	6.226	94866	23.878 ng/ml
5) Aroclor 1016 (4)	6.382	87352	24.418 ng/ml
6) Aroclor 1016 (5)	6.604	97448	23.473 ng/ml
7) Aroclor 1016 (6)	6.731	68287	23.280 ng/ml
8) Aroclor 1016 - AVE	0.000	0	N.D. ng/ml
9) Aroclor 1221 (1)	0.000	0	N.D. ng/ml
10) Aroclor 1221 (2)	0.000	0	N.D. ng/ml
11) Aroclor 1221 (3)	0.000	0	N.D. ng/ml
12) Aroclor 1221 - AVE	0.000	0	N.D. ng/ml
13) Aroclor 1232 (1)	0.000	0	N.D. ng/ml
14) Aroclor 1232 (2)	0.000	0	N.D. ng/ml
15) Aroclor 1232 (3)	0.000	0	N.D. ng/ml
16) Aroclor 1232 (4)	0.000	0	N.D. ng/ml
17) Aroclor 1232 (5)	0.000	0	N.D. ng/ml
18) Aroclor 1232 (6)	0.000	0	N.D. ng/ml
19) Aroclor 1232 - AVE	0.000	0	N.D. ng/ml
20) Aroclor 1242 (1)	0.000	0	N.D. ng/ml
21) Aroclor 1242 (2)	0.000	0	N.D. ng/ml
22) Aroclor 1242 (3)	0.000	0	N.D. ng/ml
23) Aroclor 1242 (4)	0.000	0	N.D. ng/ml
24) Aroclor 1242 (5)	0.000	0	N.D. ng/ml
25) Aroclor 1242 (6)	0.000	0	N.D. ng/ml
26) Aroclor 1242 - AVE	0.000	0	N.D. ng/ml
27) Aroclor 1248 (1)	0.000	0	N.D. ng/ml
28) Aroclor 1248 (2)	0.000	0	N.D. ng/ml
29) Aroclor 1248 (3)	0.000	0	N.D. ng/ml
30) Aroclor 1248 (4)	0.000	0	N.D. ng/ml
31) Aroclor 1248 (5)	0.000	0	N.D. ng/ml
32) Aroclor 1248 (6)	0.000	0	N.D. ng/ml
33) Aroclor 1248 - AVE	0.000	0	N.D. ng/ml
34) Aroclor 1254 (1)	0.000	0	N.D. ng/ml
35) Aroclor 1254 (2)	0.000	0	N.D. ng/ml
36) Aroclor 1254 (3)	0.000	0	N.D. ng/ml
37) Aroclor 1254 (4)	0.000	0	N.D. ng/ml
38) Aroclor 1254 (5)	0.000	0	N.D. ng/ml
39) Aroclor 1254 (6)	0.000	0	N.D. ng/ml
40) Aroclor 1254 - AVE	0.000	0	N.D. ng/ml
41) Aroclor 1260 (1)	7.532	186119	22.349 ng/ml
42) Aroclor 1260 (2)	7.665	225314	22.084 ng/ml
43) Aroclor 1260 (3)	8.222	178776	22.730 ng/ml
44) Aroclor 1260 (4)	8.392	374030	20.089 ng/ml
45) Aroclor 1260 (5)	8.690	254106	21.007 ng/ml
46) Aroclor 1260 (6)	9.082	115322	22.548 ng/ml
47) Aroclor 1260 - AVE	0.000	0	N.D. ng/ml

MJB
12/4/19

Quantitation Report (QT Reviewed)

Data Path : K:\DATA\9L03052\requant\
 Data File : ECD2F003.D
 Signal(s) : ECD1A.CH
 Acq On : 03 Dec 2019 17:04
 Operator : MJB / KAK
 Sample : 9L03052-CAL1
 Misc :
 ALS Vial : 3 Sample Multiplier: 1

Integration File: PCB1.e
 Quant Time: Dec 04 15:32:40 2019
 Quant Method : K:\METHODS\FECD2_QUANTPCB_191203.M
 Quant Title : PCB Data Analysis
 QLast Update : Wed Dec 04 15:29:22 2019
 Response via : Initial Calibration
 Integrator: ChemStation 6890 Scale Mode: Small noise peaks clipped

	Compound	R.T.	Response	Conc	Units
48)	Aroclor 1262 (1)	0.000	0	N.D.	ng/ml
49)	Aroclor 1262 (2)	0.000	0	N.D.	ng/ml
50)	Aroclor 1262 (3)	0.000	0	N.D.	ng/ml
51)	Aroclor 1262 (4)	0.000	0	N.D.	ng/ml
52)	Aroclor 1262 (5)	0.000	0	N.D.	ng/ml
53)	Aroclor 1262 (6)	0.000	0	N.D.	ng/ml
54)	Aroclor 1262 - AVE	0.000	0	N.D.	ng/ml
55)	Aroclor 1268 (1)	0.000	0	N.D.	ng/ml
56)	Aroclor 1268 (2)	0.000	0	N.D.	ng/ml
57)	Aroclor 1268 (3)	0.000	0	N.D.	ng/ml
58)	Aroclor 1268 (4)	0.000	0	N.D.	ng/ml
59)	Aroclor 1268 (5)	0.000	0	N.D.	ng/ml
60)	Aroclor 1268 (6)	0.000	0	N.D.	ng/ml
61)	Aroclor 1268 - AVE	0.000	0	N.D.	ng/ml

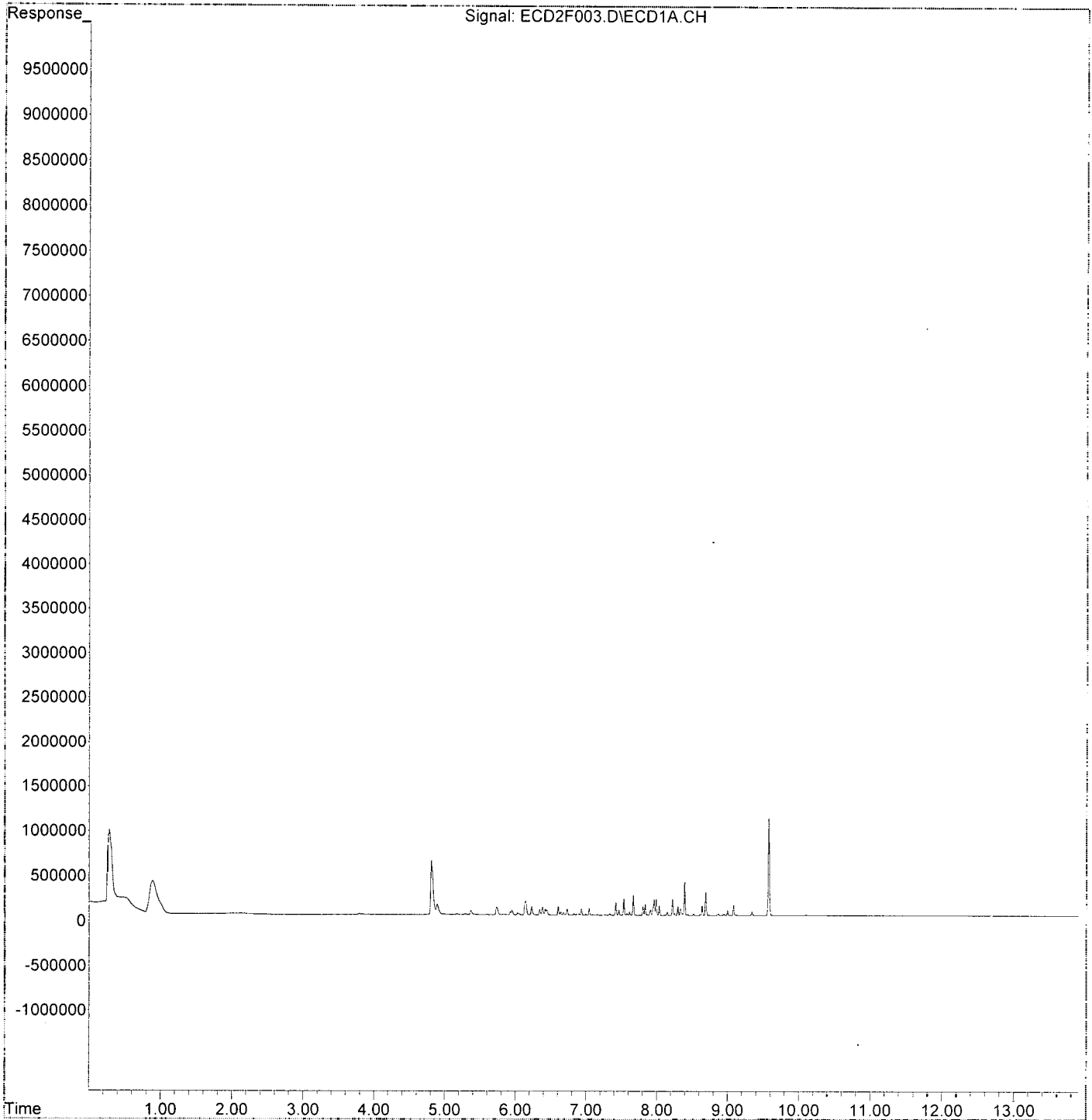
(f)=RT Delta > 1/2 Window

(m)=manual int.

Quantitation Report (QT Reviewed)

Data Path : K:\DATA\9L03052\requant\
Data File : ECD2F003.D
Signal(s) : ECD1A.CH
Acq On : 03 Dec 2019 17:04
Operator : MJB / KAK
Sample : 9L03052-CAL1
Misc :
ALS Vial : 3 Sample Multiplier: 1

Integration File: PCB1.e
Quant Time: Dec 04 15:32:40 2019
Quant Method : K:\METHODS\FECD2_QUANTPCB_191203.M
Quant Title : PCB Data Analysis
QLast Update : Wed Dec 04 15:29:22 2019
Response via : Initial Calibration
Integrator: ChemStation 6890 Scale Mode: Small noise peaks clipped



Quantitation Report (QT Reviewed)

Data Path : K:\DATA\9L03052\requant\
 Data File : ECD2F004.D
 Signal(s) : ECD1A.CH
 Acq On : 03 Dec 2019 17:22
 Operator : MJB / KAK
 Sample : 9L03052-CAL2
 Misc :
 ALS Vial : 4 Sample Multiplier: 1

Integration File: PCB1.e
 Quant Time: Dec 04 15:32:58 2019
 Quant Method : K:\METHODS\FECD2_QUANTPCB_191203.M
 Quant Title : PCB Data Analysis
 QLast Update : Wed Dec 04 15:29:22 2019
 Response via : Initial Calibration
 Integrator: ChemStation 6890 Scale Mode: Small noise peaks clipped

Compound	R.T.	Response	Conc Units
System Monitoring Compounds			
1) S TCMX (S)	4.809	1520231	22.830 ng/ml ✓
62) S DCBP (S)	9.576	2699632	24.174 ng/ml ✓
Target Compounds			
2) Aroclor 1016 (1)	5.729	193429	51.747 ng/ml
3) Aroclor 1016 (2)	6.143	352080	48.941 ng/ml
4) Aroclor 1016 (3)	6.225	199490	50.212 ng/ml
5) Aroclor 1016 (4)	6.381	190893	53.362 ng/ml
6) Aroclor 1016 (5)	6.604	220902	53.210 ng/ml
7) Aroclor 1016 (6)	6.731	153783	52.428 ng/ml
8) Aroclor 1016 - AVE	0.000	0	N.D. ng/ml
9) Aroclor 1221 (1)	0.000	0	N.D. ng/ml
10) Aroclor 1221 (2)	0.000	0	N.D. ng/ml
11) Aroclor 1221 (3)	0.000	0	N.D. ng/ml
12) Aroclor 1221 - AVE	0.000	0	N.D. ng/ml
13) Aroclor 1232 (1)	0.000	0	N.D. ng/ml
14) Aroclor 1232 (2)	0.000	0	N.D. ng/ml
15) Aroclor 1232 (3)	0.000	0	N.D. ng/ml
16) Aroclor 1232 (4)	0.000	0	N.D. ng/ml
17) Aroclor 1232 (5)	0.000	0	N.D. ng/ml
18) Aroclor 1232 (6)	0.000	0	N.D. ng/ml
19) Aroclor 1232 - AVE	0.000	0	N.D. ng/ml
20) Aroclor 1242 (1)	0.000	0	N.D. ng/ml
21) Aroclor 1242 (2)	0.000	0	N.D. ng/ml
22) Aroclor 1242 (3)	0.000	0	N.D. ng/ml
23) Aroclor 1242 (4)	0.000	0	N.D. ng/ml
24) Aroclor 1242 (5)	0.000	0	N.D. ng/ml
25) Aroclor 1242 (6)	0.000	0	N.D. ng/ml
26) Aroclor 1242 - AVE	0.000	0	N.D. ng/ml
27) Aroclor 1248 (1)	0.000	0	N.D. ng/ml
28) Aroclor 1248 (2)	0.000	0	N.D. ng/ml
29) Aroclor 1248 (3)	0.000	0	N.D. ng/ml
30) Aroclor 1248 (4)	0.000	0	N.D. ng/ml
31) Aroclor 1248 (5)	0.000	0	N.D. ng/ml
32) Aroclor 1248 (6)	0.000	0	N.D. ng/ml
33) Aroclor 1248 - AVE	0.000	0	N.D. ng/ml
34) Aroclor 1254 (1)	0.000	0	N.D. ng/ml
35) Aroclor 1254 (2)	0.000	0	N.D. ng/ml
36) Aroclor 1254 (3)	0.000	0	N.D. ng/ml
37) Aroclor 1254 (4)	0.000	0	N.D. ng/ml
38) Aroclor 1254 (5)	0.000	0	N.D. ng/ml
39) Aroclor 1254 (6)	0.000	0	N.D. ng/ml
40) Aroclor 1254 - AVE	0.000	0	N.D. ng/ml
41) Aroclor 1260 (1)	7.531	418936	50.306 ng/ml
42) Aroclor 1260 (2)	7.665	506688	49.664 ng/ml
43) Aroclor 1260 (3)	8.221	402124	51.127 ng/ml
44) Aroclor 1260 (4)	8.390	944538	50.731 ng/ml
45) Aroclor 1260 (5)	8.690	615297	50.868 ng/ml
46) Aroclor 1260 (6)	9.081	258919	50.623 ng/ml
47) Aroclor 1260 - AVE	0.000	0	N.D. ng/ml

12/4/19

Quantitation Report (QT Reviewed)

Data Path : K:\DATA\9L03052\requant\
 Data File : ECD2F004.D
 Signal(s) : ECD1A.CH
 Acq On : 03 Dec 2019 17:22
 Operator : MJB / KAK
 Sample : 9L03052-CAL2
 Misc :
 ALS Vial : 4 Sample Multiplier: 1

Integration File: PCB1.e
 Quant Time: Dec 04 15:32:58 2019
 Quant Method : K:\METHODS\FECD2_QUANTPCB_191203.M
 Quant Title : PCB Data Analysis
 QLast Update : Wed Dec 04 15:29:22 2019
 Response via : Initial Calibration
 Integrator: ChemStation 6890 Scale Mode: Small noise peaks clipped

Compound	R.T.	Response	Conc	Units
48) Aroclor 1262 (1)	0.000	0	N.D.	ng/ml
49) Aroclor 1262 (2)	0.000	0	N.D.	ng/ml
50) Aroclor 1262 (3)	0.000	0	N.D.	ng/ml
51) Aroclor 1262 (4)	0.000	0	N.D.	ng/ml
52) Aroclor 1262 (5)	0.000	0	N.D.	ng/ml
53) Aroclor 1262 (6)	0.000	0	N.D.	ng/ml
54) Aroclor 1262 - AVE	0.000	0	N.D.	ng/ml
55) Aroclor 1268 (1)	0.000	0	N.D.	ng/ml
56) Aroclor 1268 (2)	0.000	0	N.D.	ng/ml
57) Aroclor 1268 (3)	0.000	0	N.D.	ng/ml
58) Aroclor 1268 (4)	0.000	0	N.D.	ng/ml
59) Aroclor 1268 (5)	0.000	0	N.D.	ng/ml
60) Aroclor 1268 (6)	0.000	0	N.D.	ng/ml
61) Aroclor 1268 - AVE	0.000	0	N.D.	ng/ml

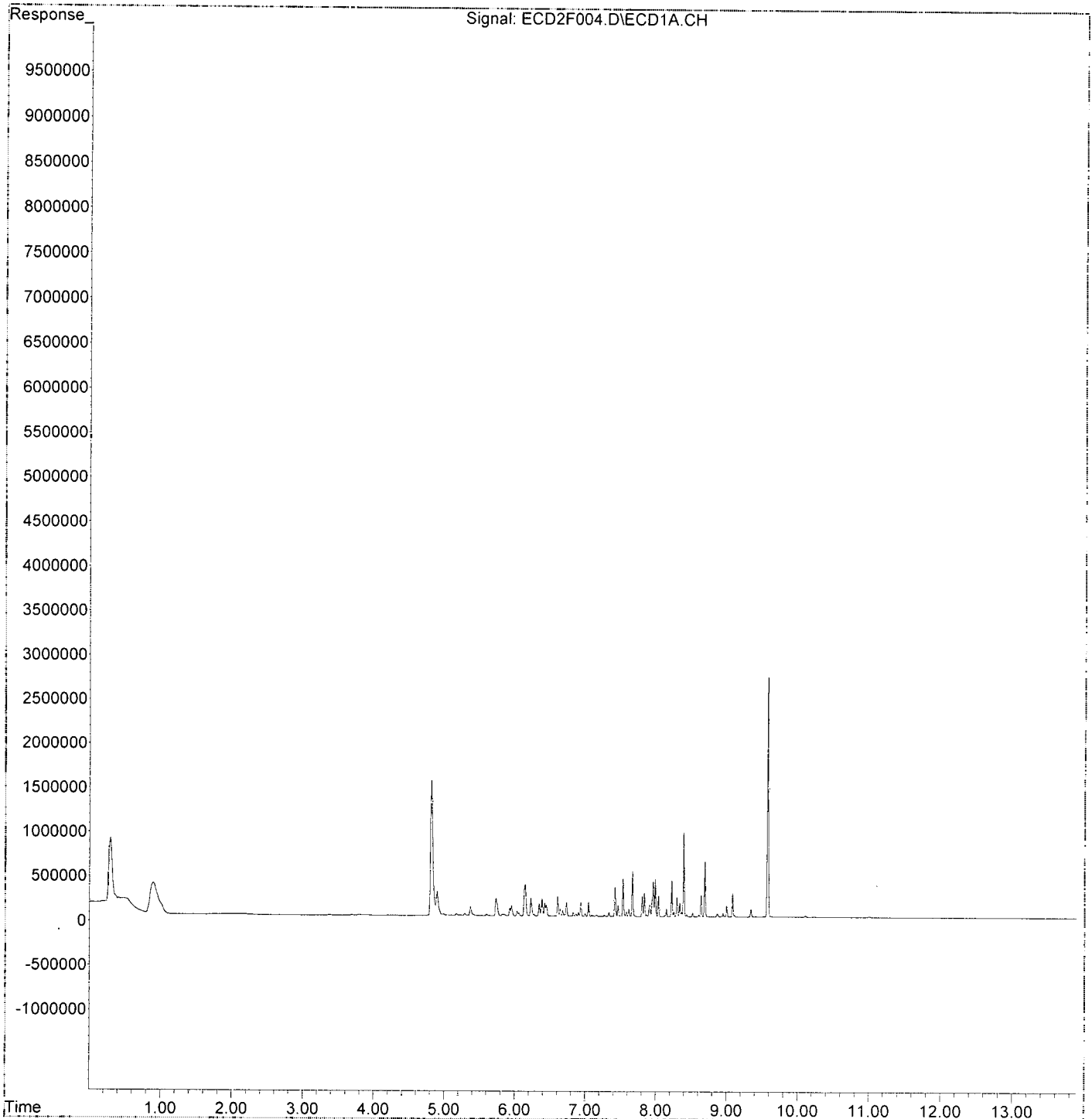
(f)=RT Delta > 1/2 Window

(m)=manual int.

Quantitation Report (QT Reviewed)

Data Path : K:\DATA\9L03052\requant\
Data File : ECD2F004.D
Signal(s) : ECD1A.CH
Acq On : 03 Dec 2019 17:22
Operator : MJB / KAK
Sample : 9L03052-CAL2
Misc :
ALS Vial : 4 Sample Multiplier: 1

Integration File: PCB1.e
Quant Time: Dec 04 15:32:58 2019
Quant Method : K:\METHODS\FECD2_QUANTPCB_191203.M
Quant Title : PCB Data Analysis
QLast Update : Wed Dec 04 15:29:22 2019
Response via : Initial Calibration
Integrator: ChemStation 6890 Scale Mode: Small noise peaks clipped



Quantitation Report (QT Reviewed)

Data Path : K:\DATA\9L03052\requant\
 Data File : ECD2F005.D
 Signal(s) : ECD1A.CH
 Acq On : 03 Dec 2019 17:40
 Operator : MJB / KAK
 Sample : 9L03052-CAL3
 Misc :
 ALS Vial : 5 Sample Multiplier: 1

Integration File: PCB1.e
 Quant Time: Dec 04 15:33:14 2019
 Quant Method : K:\METHODS\FECD2_QUANTPCB_191203.M
 Quant Title : PCB Data Analysis
 QLast Update : Wed Dec 04 15:29:22 2019
 Response via : Initial Calibration
 Integrator: ChemStation 6890 Scale Mode: Small noise peaks clipped

Compound	R.T.	Response	Conc	Units
System Monitoring Compounds				
1) S TCMX (S)	4.809	3122586	46.894	ng/ml ✓
62) S DCBP (S)	9.577	5688932	50.942	ng/ml ✓
Target Compounds				
2) Aroclor 1016 (1)	5.729	374224	100.115	ng/ml
3) Aroclor 1016 (2)	6.143	710924	98.823	ng/ml
4) Aroclor 1016 (3)	6.225	390273	98.233	ng/ml
5) Aroclor 1016 (4)	6.381	356425	99.634	ng/ml
6) Aroclor 1016 (5)	6.604	404011	97.317	ng/ml
7) Aroclor 1016 (6)	6.730	290789	99.136	ng/ml
8) Aroclor 1016 - AVE	0.000	0	N.D.	ng/ml
9) Aroclor 1221 (1)	0.000	0	N.D.	ng/ml
10) Aroclor 1221 (2)	0.000	0	N.D.	ng/ml
11) Aroclor 1221 (3)	0.000	0	N.D.	ng/ml
12) Aroclor 1221 - AVE	0.000	0	N.D.	ng/ml
13) Aroclor 1232 (1)	0.000	0	N.D.	ng/ml
14) Aroclor 1232 (2)	0.000	0	N.D.	ng/ml
15) Aroclor 1232 (3)	0.000	0	N.D.	ng/ml
16) Aroclor 1232 (4)	0.000	0	N.D.	ng/ml
17) Aroclor 1232 (5)	0.000	0	N.D.	ng/ml
18) Aroclor 1232 (6)	0.000	0	N.D.	ng/ml
19) Aroclor 1232 - AVE	0.000	0	N.D.	ng/ml
20) Aroclor 1242 (1)	0.000	0	N.D.	ng/ml
21) Aroclor 1242 (2)	0.000	0	N.D.	ng/ml
22) Aroclor 1242 (3)	0.000	0	N.D.	ng/ml
23) Aroclor 1242 (4)	0.000	0	N.D.	ng/ml
24) Aroclor 1242 (5)	0.000	0	N.D.	ng/ml
25) Aroclor 1242 (6)	0.000	0	N.D.	ng/ml
26) Aroclor 1242 - AVE	0.000	0	N.D.	ng/ml
27) Aroclor 1248 (1)	0.000	0	N.D.	ng/ml
28) Aroclor 1248 (2)	0.000	0	N.D.	ng/ml
29) Aroclor 1248 (3)	0.000	0	N.D.	ng/ml
30) Aroclor 1248 (4)	0.000	0	N.D.	ng/ml
31) Aroclor 1248 (5)	0.000	0	N.D.	ng/ml
32) Aroclor 1248 (6)	0.000	0	N.D.	ng/ml
33) Aroclor 1248 - AVE	0.000	0	N.D.	ng/ml
34) Aroclor 1254 (1)	0.000	0	N.D.	ng/ml
35) Aroclor 1254 (2)	0.000	0	N.D.	ng/ml
36) Aroclor 1254 (3)	0.000	0	N.D.	ng/ml
37) Aroclor 1254 (4)	0.000	0	N.D.	ng/ml
38) Aroclor 1254 (5)	0.000	0	N.D.	ng/ml
39) Aroclor 1254 (6)	0.000	0	N.D.	ng/ml
40) Aroclor 1254 - AVE	0.000	0	N.D.	ng/ml
41) Aroclor 1260 (1)	7.531	842440	101.160	ng/ml
42) Aroclor 1260 (2)	7.665	1012879	99.279	ng/ml
43) Aroclor 1260 (3)	8.221	802199	101.994	ng/ml
44) Aroclor 1260 (4)	8.391	1832880	98.444	ng/ml
45) Aroclor 1260 (5)	8.689	1221637	100.995	ng/ml
46) Aroclor 1260 (6)	9.082	511487	100.005	ng/ml
47) Aroclor 1260 - AVE	0.000	0	N.D.	ng/ml

12/14/19

Data Path : K:\DATA\9L03052\requant\
 Data File : ECD2F005.D
 Signal(s) : ECD1A.CH
 Acq On : 03 Dec 2019 17:40
 Operator : MJB / KAK
 Sample : 9L03052-CAL3
 Misc :
 ALS Vial : 5 Sample Multiplier: 1

Integration File: PCB1.e
 Quant Time: Dec 04 15:33:14 2019
 Quant Method : K:\METHODS\FECD2_QUANTPCB_191203.M
 Quant Title : PCB Data Analysis
 QLast Update : Wed Dec 04 15:29:22 2019
 Response via : Initial Calibration
 Integrator: ChemStation 6890 Scale Mode: Small noise peaks clipped

Compound	R.T.	Response	Conc	Units
48) Aroclor 1262 (1)	0.000	0	N.D.	ng/ml
49) Aroclor 1262 (2)	0.000	0	N.D.	ng/ml
50) Aroclor 1262 (3)	0.000	0	N.D.	ng/ml
51) Aroclor 1262 (4)	0.000	0	N.D.	ng/ml
52) Aroclor 1262 (5)	0.000	0	N.D.	ng/ml
53) Aroclor 1262 (6)	0.000	0	N.D.	ng/ml
54) Aroclor 1262 - AVE	0.000	0	N.D.	ng/ml
55) Aroclor 1268 (1)	0.000	0	N.D.	ng/ml
56) Aroclor 1268 (2)	0.000	0	N.D.	ng/ml
57) Aroclor 1268 (3)	0.000	0	N.D.	ng/ml
58) Aroclor 1268 (4)	0.000	0	N.D.	ng/ml
59) Aroclor 1268 (5)	0.000	0	N.D.	ng/ml
60) Aroclor 1268 (6)	0.000	0	N.D.	ng/ml
61) Aroclor 1268 - AVE	0.000	0	N.D.	ng/ml

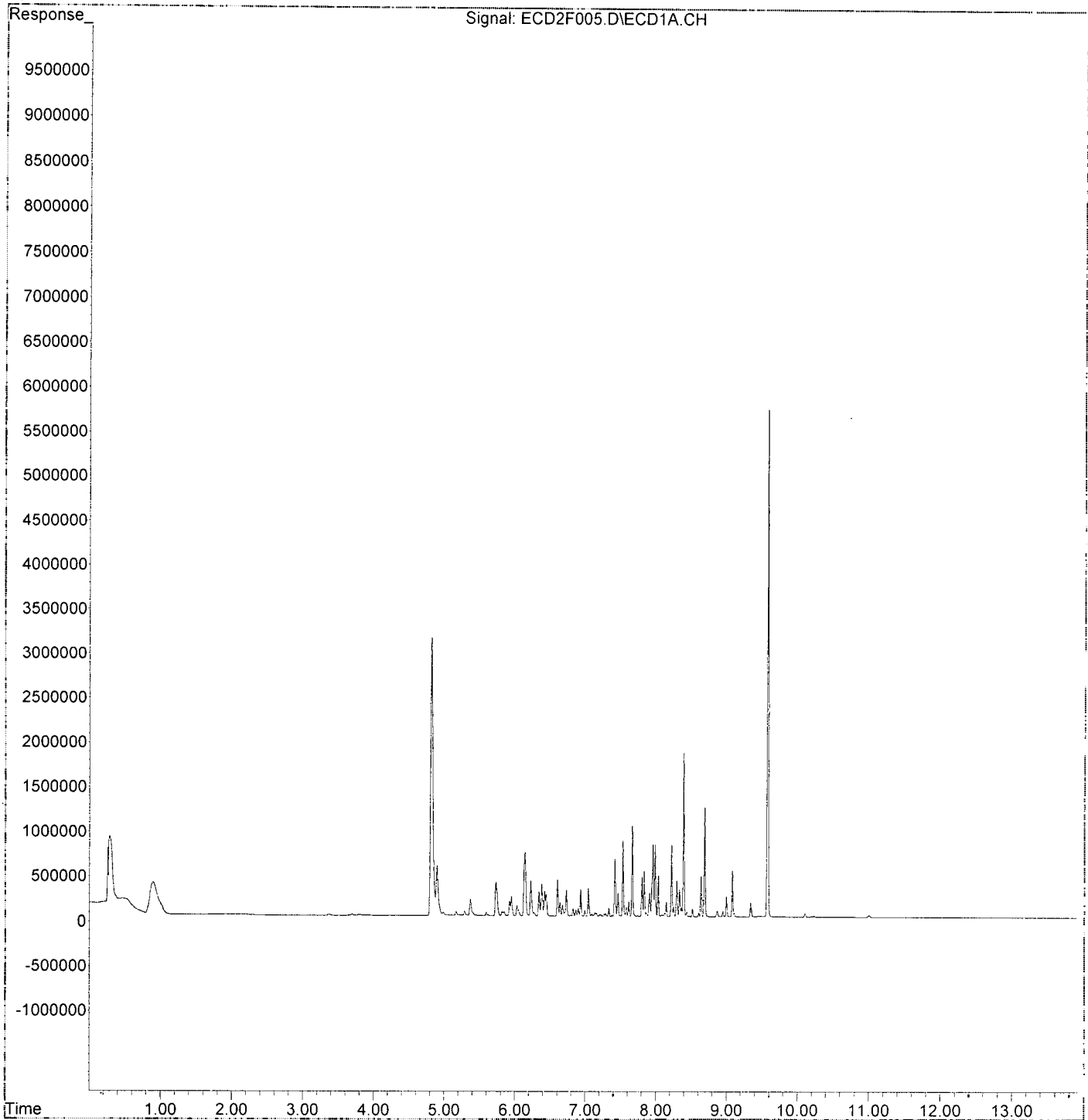
(f)=RT Delta > 1/2 Window

(m)=manual int.

Quantitation Report (QT Reviewed)

Data Path : K:\DATA\9L03052\requant\
Data File : ECD2F005.D
Signal(s) : ECD1A.CH
Acq On : 03 Dec 2019 17:40
Operator : MJB / KAK
Sample : 9L03052-CAL3
Misc :
ALS Vial : 5 Sample Multiplier: 1

Integration File: PCB1.e
Quant Time: Dec 04 15:33:14 2019
Quant Method : K:\METHODS\FECD2_QUANTPCB_191203.M
Quant Title : PCB Data Analysis
QLast Update : Wed Dec 04 15:29:22 2019
Response via : Initial Calibration
Integrator: ChemStation 6890 Scale Mode: Small noise peaks clipped



Quantitation Report (QT Reviewed)

Data Path : K:\DATA\9L03052\requant\
 Data File : ECD2F006.D
 Signal(s) : ECD1A.CH
 Acq On : 03 Dec 2019 17:57
 Operator : MJB / KAK
 Sample : 9L03052-CAL4
 Misc :
 ALS Vial : 6 Sample Multiplier: 1

Integration File: PCB1.e
 Quant Time: Dec 04 15:33:28 2019
 Quant Method : K:\METHODS\FECD2_QUANTPCB_191203.M
 Quant Title : PCB Data Analysis
 QLast Update : Wed Dec 04 15:29:22 2019
 Response via : Initial Calibration
 Integrator: ChemStation 6890 Scale Mode: Small noise peaks clipped

Compound	R.T.	Response	Conc	Units
System Monitoring Compounds				
1) S TCMX (S)	4.811	6242821	93.753	ng/ml ✓
62) S DCBP (S)	9.576	10577859	94.720	ng/ml ✓
Target Compounds				
2) Aroclor 1016 (1)	5.729	703735	188.267	ng/ml
3) Aroclor 1016 (2)	6.143	1325963	184.317	ng/ml
4) Aroclor 1016 (3)	6.224	743377	187.111	ng/ml
5) Aroclor 1016 (4)	6.381	650662	181.884	ng/ml
6) Aroclor 1016 (5)	6.604	767420	184.854	ng/ml
7) Aroclor 1016 (6)	6.729	543631	185.335	ng/ml
8) Aroclor 1016 - AVE	0.000	0	N.D.	ng/ml
9) Aroclor 1221 (1)	0.000	0	N.D.	ng/ml
10) Aroclor 1221 (2)	0.000	0	N.D.	ng/ml
11) Aroclor 1221 (3)	0.000	0	N.D.	ng/ml
12) Aroclor 1221 - AVE	0.000	0	N.D.	ng/ml
13) Aroclor 1232 (1)	0.000	0	N.D.	ng/ml
14) Aroclor 1232 (2)	0.000	0	N.D.	ng/ml
15) Aroclor 1232 (3)	0.000	0	N.D.	ng/ml
16) Aroclor 1232 (4)	0.000	0	N.D.	ng/ml
17) Aroclor 1232 (5)	0.000	0	N.D.	ng/ml
18) Aroclor 1232 (6)	0.000	0	N.D.	ng/ml
19) Aroclor 1232 - AVE	0.000	0	N.D.	ng/ml
20) Aroclor 1242 (1)	0.000	0	N.D.	ng/ml
21) Aroclor 1242 (2)	0.000	0	N.D.	ng/ml
22) Aroclor 1242 (3)	0.000	0	N.D.	ng/ml
23) Aroclor 1242 (4)	0.000	0	N.D.	ng/ml
24) Aroclor 1242 (5)	0.000	0	N.D.	ng/ml
25) Aroclor 1242 (6)	0.000	0	N.D.	ng/ml
26) Aroclor 1242 - AVE	0.000	0	N.D.	ng/ml
27) Aroclor 1248 (1)	0.000	0	N.D.	ng/ml
28) Aroclor 1248 (2)	0.000	0	N.D.	ng/ml
29) Aroclor 1248 (3)	0.000	0	N.D.	ng/ml
30) Aroclor 1248 (4)	0.000	0	N.D.	ng/ml
31) Aroclor 1248 (5)	0.000	0	N.D.	ng/ml
32) Aroclor 1248 (6)	0.000	0	N.D.	ng/ml
33) Aroclor 1248 - AVE	0.000	0	N.D.	ng/ml
34) Aroclor 1254 (1)	0.000	0	N.D.	ng/ml
35) Aroclor 1254 (2)	0.000	0	N.D.	ng/ml
36) Aroclor 1254 (3)	0.000	0	N.D.	ng/ml
37) Aroclor 1254 (4)	0.000	0	N.D.	ng/ml
38) Aroclor 1254 (5)	0.000	0	N.D.	ng/ml
39) Aroclor 1254 (6)	0.000	0	N.D.	ng/ml
40) Aroclor 1254 - AVE	0.000	0	N.D.	ng/ml
41) Aroclor 1260 (1)	7.531	1580165	189.746	ng/ml
42) Aroclor 1260 (2)	7.665	1922759	188.462	ng/ml
43) Aroclor 1260 (3)	8.220	1455817	185.097	ng/ml
44) Aroclor 1260 (4)	8.391	3616251	194.229	ng/ml
45) Aroclor 1260 (5)	8.690	2271341	187.777	ng/ml
46) Aroclor 1260 (6)	9.080	929790	181.791	ng/ml
47) Aroclor 1260 - AVE	0.000	0	N.D.	ng/ml

[Handwritten signature]
12/11/19

Quantitation Report (QT Reviewed)

Data Path : K:\DATA\9L03052\requant\
 Data File : ECD2F006.D
 Signal(s) : ECD1A.CH
 Acq On : 03 Dec 2019 17:57
 Operator : MJB / KAK
 Sample : 9L03052-CAL4
 Misc :
 ALS Vial : 6 Sample Multiplier: 1

Integration File: PCB1.e
 Quant Time: Dec 04 15:33:28 2019
 Quant Method : K:\METHODS\FECD2_QUANTPCB_191203.M
 Quant Title : PCB Data Analysis
 QLast Update : Wed Dec 04 15:29:22 2019
 Response via : Initial Calibration
 Integrator: ChemStation 6890 Scale Mode: Small noise peaks clipped

Compound	R.T.	Response	Conc	Units
48) Aroclor 1262 (1)	0.000	0	N.D.	ng/ml
49) Aroclor 1262 (2)	0.000	0	N.D.	ng/ml
50) Aroclor 1262 (3)	0.000	0	N.D.	ng/ml
51) Aroclor 1262 (4)	0.000	0	N.D.	ng/ml
52) Aroclor 1262 (5)	0.000	0	N.D.	ng/ml
53) Aroclor 1262 (6)	0.000	0	N.D.	ng/ml
54) Aroclor 1262 - AVE	0.000	0	N.D.	ng/ml
55) Aroclor 1268 (1)	0.000	0	N.D.	ng/ml
56) Aroclor 1268 (2)	0.000	0	N.D.	ng/ml
57) Aroclor 1268 (3)	0.000	0	N.D.	ng/ml
58) Aroclor 1268 (4)	0.000	0	N.D.	ng/ml
59) Aroclor 1268 (5)	0.000	0	N.D.	ng/ml
60) Aroclor 1268 (6)	0.000	0	N.D.	ng/ml
61) Aroclor 1268 - AVE	0.000	0	N.D.	ng/ml

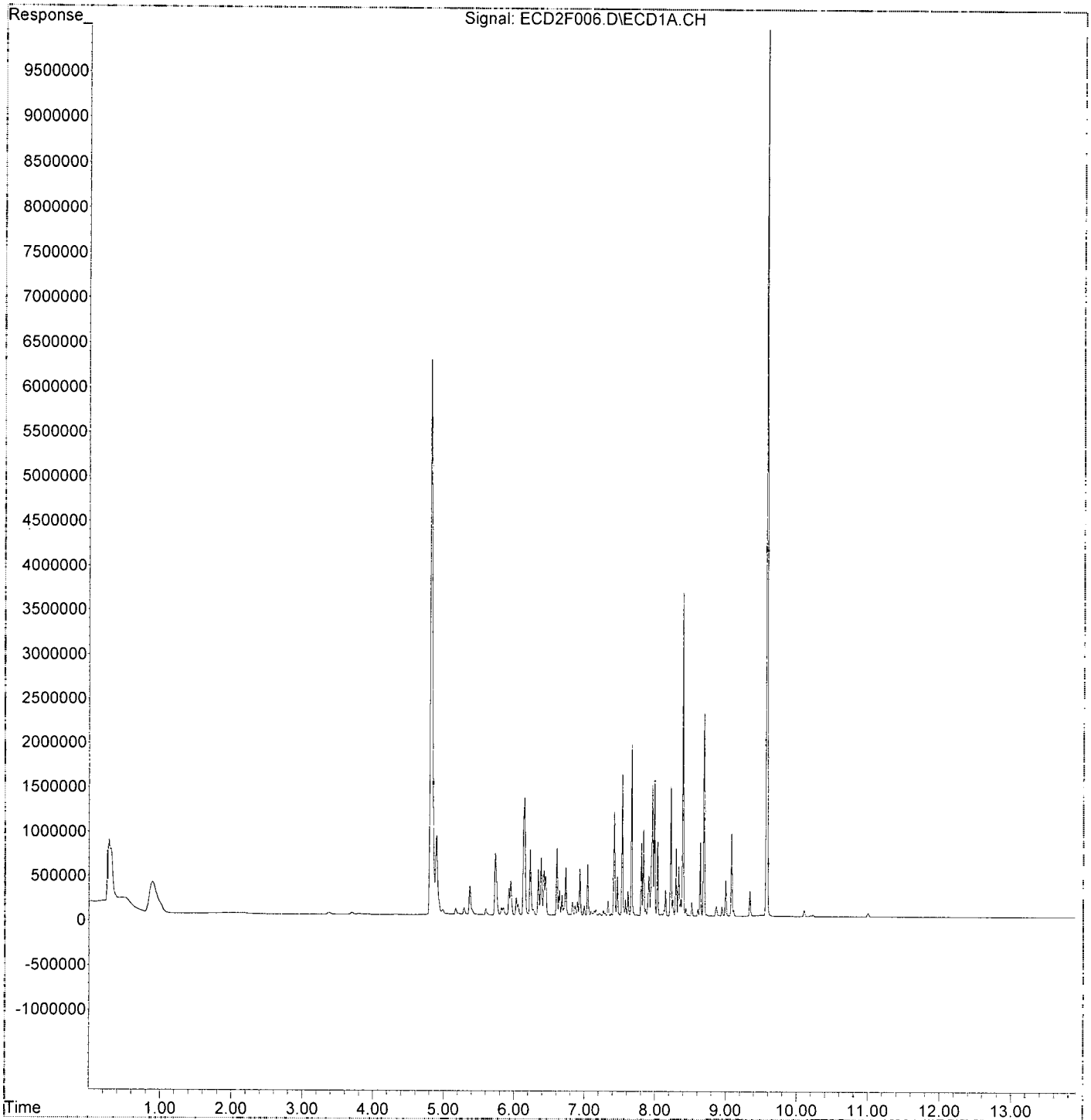
(f)=RT Delta > 1/2 Window

(m)=manual int.

Quantitation Report (QT Reviewed)

Data Path : K:\DATA\9L03052\requant\
Data File : ECD2F006.D
Signal(s) : ECD1A.CH
Acq On : 03 Dec 2019 17:57
Operator : MJB / KAK
Sample : 9L03052-CAL4
Misc :
ALS Vial : 6 Sample Multiplier: 1

Integration File: PCB1.e
Quant Time: Dec 04 15:33:28 2019
Quant Method : K:\METHODS\FECD2_QUANTPCB_191203.M
Quant Title : PCB Data Analysis
QLast Update : Wed Dec 04 15:29:22 2019
Response via : Initial Calibration
Integrator: ChemStation 6890 Scale Mode: Small noise peaks clipped



Data Path : K:\DATA\9L03052\requant\
 Data File : ECD2F007.D
 Signal(s) : ECD1A.CH
 Acq On : 03 Dec 2019 18:15
 Operator : MJB / KAK
 Sample : 9L03052-CAL5
 Misc :
 ALS Vial : 7 Sample Multiplier: 1

Integration File: PCB1.e
 Quant Time: Dec 04 15:33:46 2019
 Quant Method : K:\METHODS\FECD2_QUANTPCB_191203.M
 Quant Title : PCB Data Analysis
 QLast Update : Wed Dec 04 15:29:22 2019
 Response via : Initial Calibration
 Integrator: ChemStation 6890 Scale Mode: Small noise peaks clipped

Compound	R.T.	Response	Conc	Units
System Monitoring Compounds				
1) S TCMX (S)	4.811	19144959	287.515	ng/ml
62) S DCBP (S)	9.578	31083383	278.338	ng/ml ✓
Target Compounds				
2) Aroclor 1016 (1)	5.729	1871482	500.670	ng/ml
3) Aroclor 1016 (2)	6.143	3859736	536.529	ng/ml
4) Aroclor 1016 (3)	6.225	2022155	508.984	ng/ml
5) Aroclor 1016 (4)	6.382	1820005	508.757	ng/ml
6) Aroclor 1016 (5)	6.604	2192154	528.041	ng/ml
7) Aroclor 1016 (6)	6.730	1484483	506.092	ng/ml
8) Aroclor 1016 - AVE	0.000	0	N.D.	ng/ml
9) Aroclor 1221 (1)	0.000	0	N.D.	ng/ml
10) Aroclor 1221 (2)	0.000	0	N.D.	ng/ml
11) Aroclor 1221 (3)	0.000	0	N.D.	ng/ml
12) Aroclor 1221 - AVE	0.000	0	N.D.	ng/ml
13) Aroclor 1232 (1)	0.000	0	N.D.	ng/ml
14) Aroclor 1232 (2)	0.000	0	N.D.	ng/ml
15) Aroclor 1232 (3)	0.000	0	N.D.	ng/ml
16) Aroclor 1232 (4)	0.000	0	N.D.	ng/ml
17) Aroclor 1232 (5)	0.000	0	N.D.	ng/ml
18) Aroclor 1232 (6)	0.000	0	N.D.	ng/ml
19) Aroclor 1232 - AVE	0.000	0	N.D.	ng/ml
20) Aroclor 1242 (1)	0.000	0	N.D.	ng/ml
21) Aroclor 1242 (2)	0.000	0	N.D.	ng/ml
22) Aroclor 1242 (3)	0.000	0	N.D.	ng/ml
23) Aroclor 1242 (4)	0.000	0	N.D.	ng/ml
24) Aroclor 1242 (5)	0.000	0	N.D.	ng/ml
25) Aroclor 1242 (6)	0.000	0	N.D.	ng/ml
26) Aroclor 1242 - AVE	0.000	0	N.D.	ng/ml
27) Aroclor 1248 (1)	0.000	0	N.D.	ng/ml
28) Aroclor 1248 (2)	0.000	0	N.D.	ng/ml
29) Aroclor 1248 (3)	0.000	0	N.D.	ng/ml
30) Aroclor 1248 (4)	0.000	0	N.D.	ng/ml
31) Aroclor 1248 (5)	0.000	0	N.D.	ng/ml
32) Aroclor 1248 (6)	0.000	0	N.D.	ng/ml
33) Aroclor 1248 - AVE	0.000	0	N.D.	ng/ml
34) Aroclor 1254 (1)	0.000	0	N.D.	ng/ml
35) Aroclor 1254 (2)	0.000	0	N.D.	ng/ml
36) Aroclor 1254 (3)	0.000	0	N.D.	ng/ml
37) Aroclor 1254 (4)	0.000	0	N.D.	ng/ml
38) Aroclor 1254 (5)	0.000	0	N.D.	ng/ml
39) Aroclor 1254 (6)	0.000	0	N.D.	ng/ml
40) Aroclor 1254 - AVE	0.000	0	N.D.	ng/ml
41) Aroclor 1260 (1)	7.532	4423699	531.197	ng/ml
42) Aroclor 1260 (2)	7.665	5325133	521.949	ng/ml
43) Aroclor 1260 (3)	8.221	3997829	508.296	ng/ml
44) Aroclor 1260 (4)	8.391	10089251	541.895	ng/ml
45) Aroclor 1260 (5)	8.690	6288943	519.920	ng/ml
46) Aroclor 1260 (6)	9.082	2699039	527.712	ng/ml
47) Aroclor 1260 - AVE	0.000	0	N.D.	ng/ml

Handwritten signature
12/4/19

Quantitation Report (QT Reviewed)

Data Path : K:\DATA\9L03052\requant\
 Data File : ECD2F007.D
 Signal(s) : ECD1A.CH
 Acq On : 03 Dec 2019 18:15
 Operator : MJB / KAK
 Sample : 9L03052-CAL5
 Misc :
 ALS Vial : 7 Sample Multiplier: 1

Integration File: PCB1.e
 Quant Time: Dec 04 15:33:46 2019
 Quant Method : K:\METHODS\FECD2_QUANTPCB_191203.M
 Quant Title : PCB Data Analysis
 QLast Update : Wed Dec 04 15:29:22 2019
 Response via : Initial Calibration
 Integrator: ChemStation 6890 Scale Mode: Small noise peaks clipped

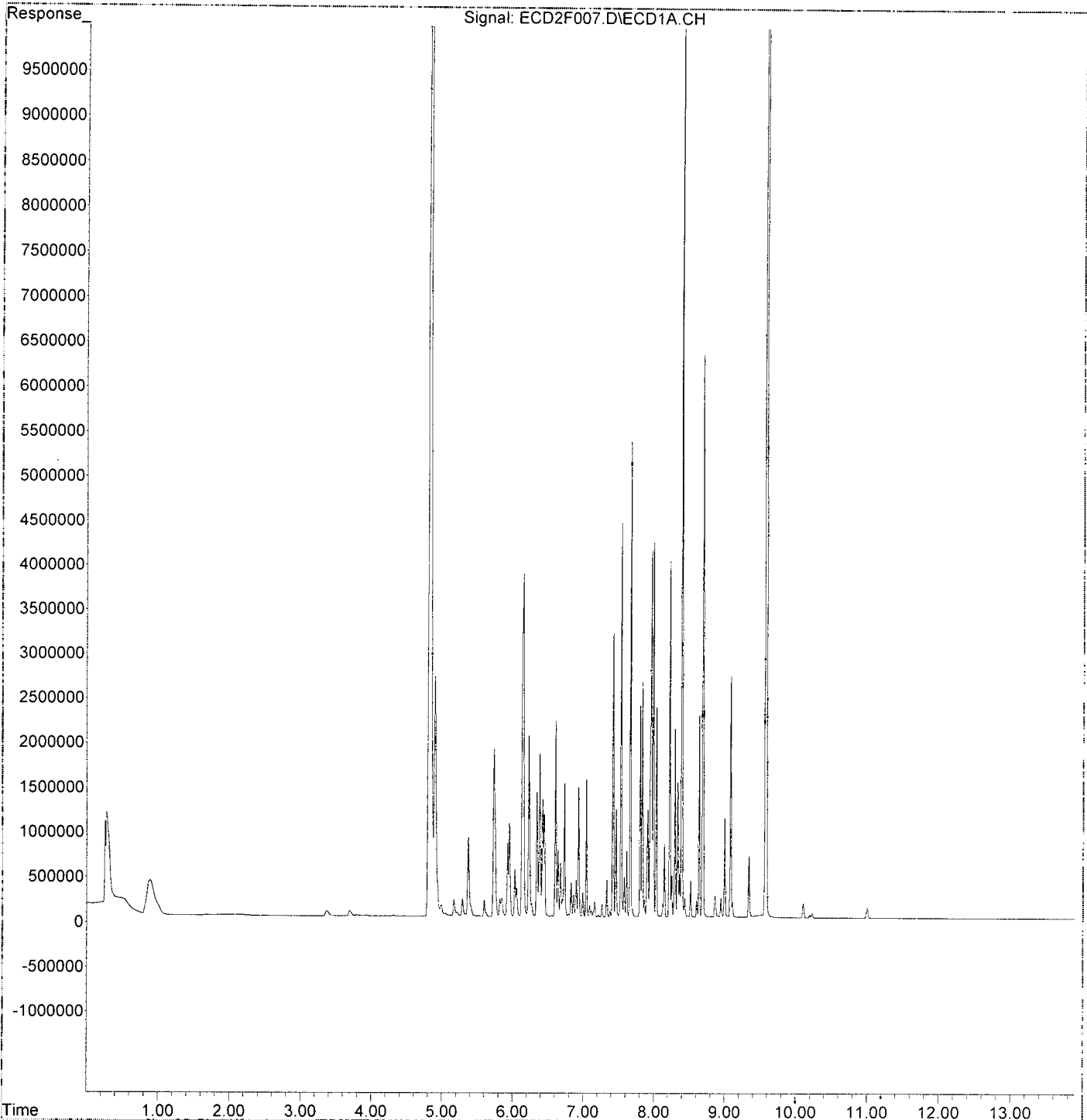
Compound	R.T.	Response	Conc	Units
48) Aroclor 1262 (1)	0.000	0	N.D.	ng/ml
49) Aroclor 1262 (2)	0.000	0	N.D.	ng/ml
50) Aroclor 1262 (3)	0.000	0	N.D.	ng/ml
51) Aroclor 1262 (4)	0.000	0	N.D.	ng/ml
52) Aroclor 1262 (5)	0.000	0	N.D.	ng/ml
53) Aroclor 1262 (6)	0.000	0	N.D.	ng/ml
54) Aroclor 1262 - AVE	0.000	0	N.D.	ng/ml
55) Aroclor 1268 (1)	0.000	0	N.D.	ng/ml
56) Aroclor 1268 (2)	0.000	0	N.D.	ng/ml
57) Aroclor 1268 (3)	0.000	0	N.D.	ng/ml
58) Aroclor 1268 (4)	0.000	0	N.D.	ng/ml
59) Aroclor 1268 (5)	0.000	0	N.D.	ng/ml
60) Aroclor 1268 (6)	0.000	0	N.D.	ng/ml
61) Aroclor 1268 - AVE	0.000	0	N.D.	ng/ml

(f)=RT Delta > 1/2 Window

(m)=manual int.

Data Path : K:\DATA\9L03052\requant\
Data File : ECD2F007.D
Signal(s) : ECD1A.CH
Acq On : 03 Dec 2019 18:15
Operator : MJB / KAK
Sample : 9L03052-CAL5
Misc :
ALS Vial : 7 Sample Multiplier: 1

Integration File: PCB1.e
Quant Time: Dec 04 15:33:46 2019
Quant Method : K:\METHODS\FECD2_QUANTPCB_191203.M
Quant Title : PCB Data Analysis
QLast Update : Wed Dec 04 15:29:22 2019
Response via : Initial Calibration
Integrator: ChemStation 6890 Scale Mode: Small noise peaks clipped



Data Path : K:\DATA\9L03052\requant\
 Data File : ECD2F008.D
 Signal(s) : ECD1A.CH
 Acq On : 03 Dec 2019 18:32
 Operator : MJB / KAK
 Sample : 9L03052-CAL6
 Misc :
 ALS Vial : 8 Sample Multiplier: 1

Integration File: PCB1.e
 Quant Time: Dec 04 15:34:01 2019
 Quant Method : K:\METHODS\FECD2_QUANTPCB_191203.M
 Quant Title : PCB Data Analysis
 QLast Update : Wed Dec 04 15:29:22 2019
 Response via : Initial Calibration
 Integrator: ChemStation 6890 Scale Mode: Small noise peaks clipped

Compound	R.T.	Response	Conc	Units
System Monitoring Compounds				
1) S TCMX (S)	4.810	33608191	504.720	ng/ml
62) S DCBP (S)	9.578	54903816	491.639	ng/ml ✓
Target Compounds				
2) Aroclor 1016 (1)	5.729	3364096	899.982	ng/ml
3) Aroclor 1016 (2)	6.142	6834377	950.023	ng/ml
4) Aroclor 1016 (3)	6.225	3751237	944.200	ng/ml
5) Aroclor 1016 (4)	6.382	3257104	910.478	ng/ml
6) Aroclor 1016 (5)	6.604	3740486	900.999	ng/ml
7) Aroclor 1016 (6)	6.730	2774363	945.839	ng/ml
8) Aroclor 1016 - AVE	0.000	0	N.D.	ng/ml
9) Aroclor 1221 (1)	0.000	0	N.D.	ng/ml
10) Aroclor 1221 (2)	0.000	0	N.D.	ng/ml
11) Aroclor 1221 (3)	0.000	0	N.D.	ng/ml
12) Aroclor 1221 - AVE	0.000	0	N.D.	ng/ml
13) Aroclor 1232 (1)	0.000	0	N.D.	ng/ml
14) Aroclor 1232 (2)	0.000	0	N.D.	ng/ml
15) Aroclor 1232 (3)	0.000	0	N.D.	ng/ml
16) Aroclor 1232 (4)	0.000	0	N.D.	ng/ml
17) Aroclor 1232 (5)	0.000	0	N.D.	ng/ml
18) Aroclor 1232 (6)	0.000	0	N.D.	ng/ml
19) Aroclor 1232 - AVE	0.000	0	N.D.	ng/ml
20) Aroclor 1242 (1)	0.000	0	N.D.	ng/ml
21) Aroclor 1242 (2)	0.000	0	N.D.	ng/ml
22) Aroclor 1242 (3)	0.000	0	N.D.	ng/ml
23) Aroclor 1242 (4)	0.000	0	N.D.	ng/ml
24) Aroclor 1242 (5)	0.000	0	N.D.	ng/ml
25) Aroclor 1242 (6)	0.000	0	N.D.	ng/ml
26) Aroclor 1242 - AVE	0.000	0	N.D.	ng/ml
27) Aroclor 1248 (1)	0.000	0	N.D.	ng/ml
28) Aroclor 1248 (2)	0.000	0	N.D.	ng/ml
29) Aroclor 1248 (3)	0.000	0	N.D.	ng/ml
30) Aroclor 1248 (4)	0.000	0	N.D.	ng/ml
31) Aroclor 1248 (5)	0.000	0	N.D.	ng/ml
32) Aroclor 1248 (6)	0.000	0	N.D.	ng/ml
33) Aroclor 1248 - AVE	0.000	0	N.D.	ng/ml
34) Aroclor 1254 (1)	0.000	0	N.D.	ng/ml
35) Aroclor 1254 (2)	0.000	0	N.D.	ng/ml
36) Aroclor 1254 (3)	0.000	0	N.D.	ng/ml
37) Aroclor 1254 (4)	0.000	0	N.D.	ng/ml
38) Aroclor 1254 (5)	0.000	0	N.D.	ng/ml
39) Aroclor 1254 (6)	0.000	0	N.D.	ng/ml
40) Aroclor 1254 - AVE	0.000	0	N.D.	ng/ml
41) Aroclor 1260 (1)	7.532	7808345	937.625	ng/ml
42) Aroclor 1260 (2)	7.665	9589273	939.904	ng/ml
43) Aroclor 1260 (3)	8.221	7355010	935.138	ng/ml
44) Aroclor 1260 (4)	8.391	17708495	951.125	ng/ml
45) Aroclor 1260 (5)	8.690	11580150	957.356	ng/ml
46) Aroclor 1260 (6)	9.081	4725786	923.979	ng/ml
47) Aroclor 1260 - AVE	0.000	0	N.D.	ng/ml

Handwritten signature
12/14/19

Quantitation Report (QT Reviewed)

Data Path : K:\DATA\9L03052\requant\
 Data File : ECD2F008.D
 Signal(s) : ECD1A.CH
 Acq On : 03 Dec 2019 18:32
 Operator : MJB / KAK
 Sample : 9L03052-CAL6
 Misc :
 ALS Vial : 8 Sample Multiplier: 1

Integration File: PCB1.e
 Quant Time: Dec 04 15:34:01 2019
 Quant Method : K:\METHODS\FECD2_QUANTPCB_191203.M
 Quant Title : PCB Data Analysis
 QLast Update : Wed Dec 04 15:29:22 2019
 Response via : Initial Calibration
 Integrator: ChemStation 6890 Scale Mode: Small noise peaks clipped

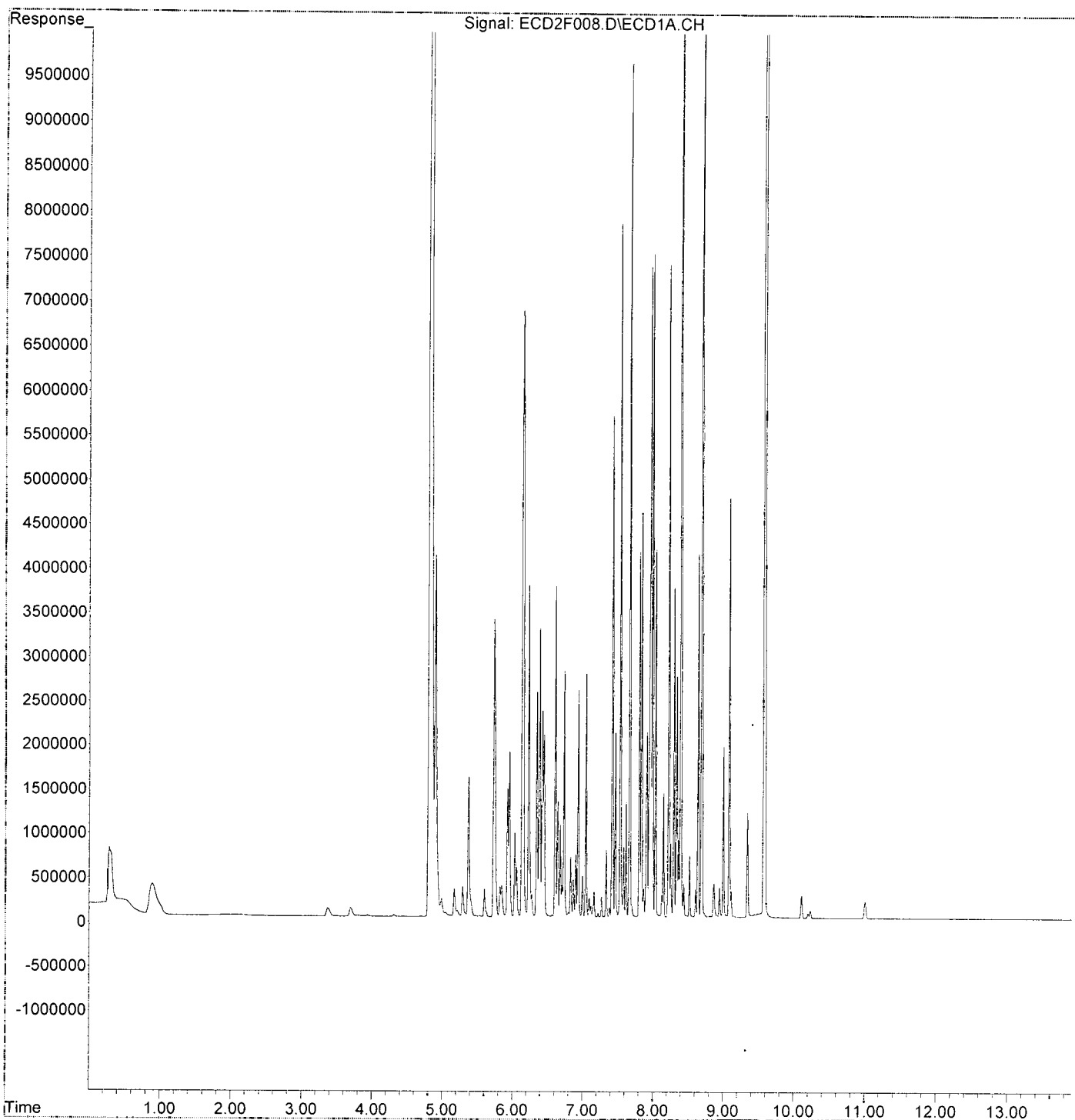
Compound	R.T.	Response	Conc	Units
48) Aroclor 1262 (1)	0.000	0	N.D.	ng/mld
49) Aroclor 1262 (2)	0.000	0	N.D.	ng/mld
50) Aroclor 1262 (3)	0.000	0	N.D.	ng/mld
51) Aroclor 1262 (4)	0.000	0	N.D.	ng/mld
52) Aroclor 1262 (5)	0.000	0	N.D.	ng/mld
53) Aroclor 1262 (6)	0.000	0	N.D.	ng/mld
54) Aroclor 1262 - AVE	0.000	0	N.D.	ng/mld
55) Aroclor 1268 (1)	0.000	0	N.D.	ng/mld
56) Aroclor 1268 (2)	0.000	0	N.D.	ng/mld
57) Aroclor 1268 (3)	0.000	0	N.D.	ng/mld
58) Aroclor 1268 (4)	0.000	0	N.D.	ng/mld
59) Aroclor 1268 (5)	0.000	0	N.D.	ng/mld
60) Aroclor 1268 (6)	0.000	0	N.D.	ng/mld
61) Aroclor 1268 - AVE	0.000	0	N.D.	ng/mld

(f)=RT Delta > 1/2 Window

(m)=manual int.

Data Path : K:\DATA\9L03052\request\
Data File : ECD2F008.D
Signal(s) : ECD1A.CH
Acq On : 03 Dec 2019 18:32
Operator : MJB / KAK
Sample : 9L03052-CAL6
Misc :
ALS Vial : 8 Sample Multiplier: 1

Integration File: PCB1.e
Quant Time: Dec 04 15:34:01 2019
Quant Method : K:\METHODS\FECD2_QUANTPCB_191203.M
Quant Title : PCB Data Analysis
QLast Update : Wed Dec 04 15:29:22 2019
Response via : Initial Calibration
Integrator: ChemStation 6890 Scale Mode: Small noise peaks clipped



Quantitation Report (QT Reviewed)

Data Path : K:\DATA\9L03052\requant\
 Data File : ECD2F009.D
 Signal(s) : ECD1A.CH
 Acq On : 03 Dec 2019 18:50
 Operator : MJB / KAK
 Sample : 9L03052-CAL7
 Misc :
 ALS Vial : 9 Sample Multiplier: 1

Integration File: PCB1.e
 Quant Time: Dec 04 15:34:15 2019
 Quant Method : K:\METHODS\FECD2_QUANTPCB_191203.M
 Quant Title : PCB Data Analysis
 QLast Update : Wed Dec 04 15:29:22 2019
 Response via : Initial Calibration
 Integrator: ChemStation 6890 Scale Mode: Small noise peaks clipped

Compound	R.T.	Response	Conc	Units
System Monitoring Compounds				
1) S TCMX (S)	4.809	60673888	911.187	ng/ml ✓
62) S DCBP (S)	9.580	89202319	798.766	ng/ml ✓
Target Compounds				
2) Aroclor 1016 (1)	5.729	5150886	1377.995	ng/ml
3) Aroclor 1016 (2)	6.142	10450716	1452.718	ng/ml
4) Aroclor 1016 (3)	6.224	5493308	1382.686	ng/ml
5) Aroclor 1016 (4)	6.382	4711985	1317.170	ng/ml ✓
6) Aroclor 1016 (5)	6.604	5651954	1361.429	ng/ml
7) Aroclor 1016 (6)	6.730	4009865	1367.048	ng/ml
8) Aroclor 1016 - AVE	0.000	0	N.D.	ng/ml
9) Aroclor 1221 (1)	0.000	0	N.D.	ng/ml
10) Aroclor 1221 (2)	0.000	0	N.D.	ng/ml
11) Aroclor 1221 (3)	0.000	0	N.D.	ng/ml
12) Aroclor 1221 - AVE	0.000	0	N.D.	ng/ml
13) Aroclor 1232 (1)	0.000	0	N.D.	ng/ml
14) Aroclor 1232 (2)	0.000	0	N.D.	ng/ml
15) Aroclor 1232 (3)	0.000	0	N.D.	ng/ml
16) Aroclor 1232 (4)	0.000	0	N.D.	ng/ml
17) Aroclor 1232 (5)	0.000	0	N.D.	ng/ml
18) Aroclor 1232 (6)	0.000	0	N.D.	ng/ml
19) Aroclor 1232 - AVE	0.000	0	N.D.	ng/ml
20) Aroclor 1242 (1)	0.000	0	N.D.	ng/ml
21) Aroclor 1242 (2)	0.000	0	N.D.	ng/ml
22) Aroclor 1242 (3)	0.000	0	N.D.	ng/ml
23) Aroclor 1242 (4)	0.000	0	N.D.	ng/ml
24) Aroclor 1242 (5)	0.000	0	N.D.	ng/ml
25) Aroclor 1242 (6)	0.000	0	N.D.	ng/ml
26) Aroclor 1242 - AVE	0.000	0	N.D.	ng/ml
27) Aroclor 1248 (1)	0.000	0	N.D.	ng/ml
28) Aroclor 1248 (2)	0.000	0	N.D.	ng/ml
29) Aroclor 1248 (3)	0.000	0	N.D.	ng/ml
30) Aroclor 1248 (4)	0.000	0	N.D.	ng/ml
31) Aroclor 1248 (5)	0.000	0	N.D.	ng/ml
32) Aroclor 1248 (6)	0.000	0	N.D.	ng/ml
33) Aroclor 1248 - AVE	0.000	0	N.D.	ng/ml
34) Aroclor 1254 (1)	0.000	0	N.D.	ng/ml
35) Aroclor 1254 (2)	0.000	0	N.D.	ng/ml
36) Aroclor 1254 (3)	0.000	0	N.D.	ng/ml
37) Aroclor 1254 (4)	0.000	0	N.D.	ng/ml
38) Aroclor 1254 (5)	0.000	0	N.D.	ng/ml
39) Aroclor 1254 (6)	0.000	0	N.D.	ng/ml
40) Aroclor 1254 - AVE	0.000	0	N.D.	ng/ml
41) Aroclor 1260 (1)	7.532	11443339	1374.115	ng/ml
42) Aroclor 1260 (2)	7.665	15052739	1475.412	ng/ml
43) Aroclor 1260 (3)	8.221	11134634	1415.691	ng/ml ✓
44) Aroclor 1260 (4)	8.392	27659948	1485.619	ng/ml
45) Aroclor 1260 (5)	8.691	17894220	1479.353	ng/ml
46) Aroclor 1260 (6)	9.082	7455071	1457.605	ng/ml
47) Aroclor 1260 - AVE	0.000	0	N.D.	ng/ml

12/1/19

Quantitation Report (QT Reviewed)

Data Path : K:\DATA\9L03052\requant\
 Data File : ECD2F009.D
 Signal(s) : ECD1A.CH
 Acq On : 03 Dec 2019 18:50
 Operator : MJB / KAK
 Sample : 9L03052-CAL7
 Misc :
 ALS Vial : 9 Sample Multiplier: 1

Integration File: PCB1.e
 Quant Time: Dec 04 15:34:15 2019
 Quant Method : K:\METHODS\FECD2_QUANTPCB_191203.M
 Quant Title : PCB Data Analysis
 QLast Update : Wed Dec 04 15:29:22 2019
 Response via : Initial Calibration
 Integrator: ChemStation 6890 Scale Mode: Small noise peaks clipped

Compound	R.T.	Response	Conc	Units
48) Aroclor 1262 (1)	0.000	0	N.D.	ng/ml
49) Aroclor 1262 (2)	0.000	0	N.D.	ng/ml
50) Aroclor 1262 (3)	0.000	0	N.D.	ng/ml
51) Aroclor 1262 (4)	0.000	0	N.D.	ng/ml
52) Aroclor 1262 (5)	0.000	0	N.D.	ng/ml
53) Aroclor 1262 (6)	0.000	0	N.D.	ng/ml
54) Aroclor 1262 - AVE	0.000	0	N.D.	ng/ml
55) Aroclor 1268 (1)	0.000	0	N.D.	ng/ml
56) Aroclor 1268 (2)	0.000	0	N.D.	ng/ml
57) Aroclor 1268 (3)	0.000	0	N.D.	ng/ml
58) Aroclor 1268 (4)	0.000	0	N.D.	ng/ml
59) Aroclor 1268 (5)	0.000	0	N.D.	ng/ml
60) Aroclor 1268 (6)	0.000	0	N.D.	ng/ml
61) Aroclor 1268 - AVE	0.000	0	N.D.	ng/ml

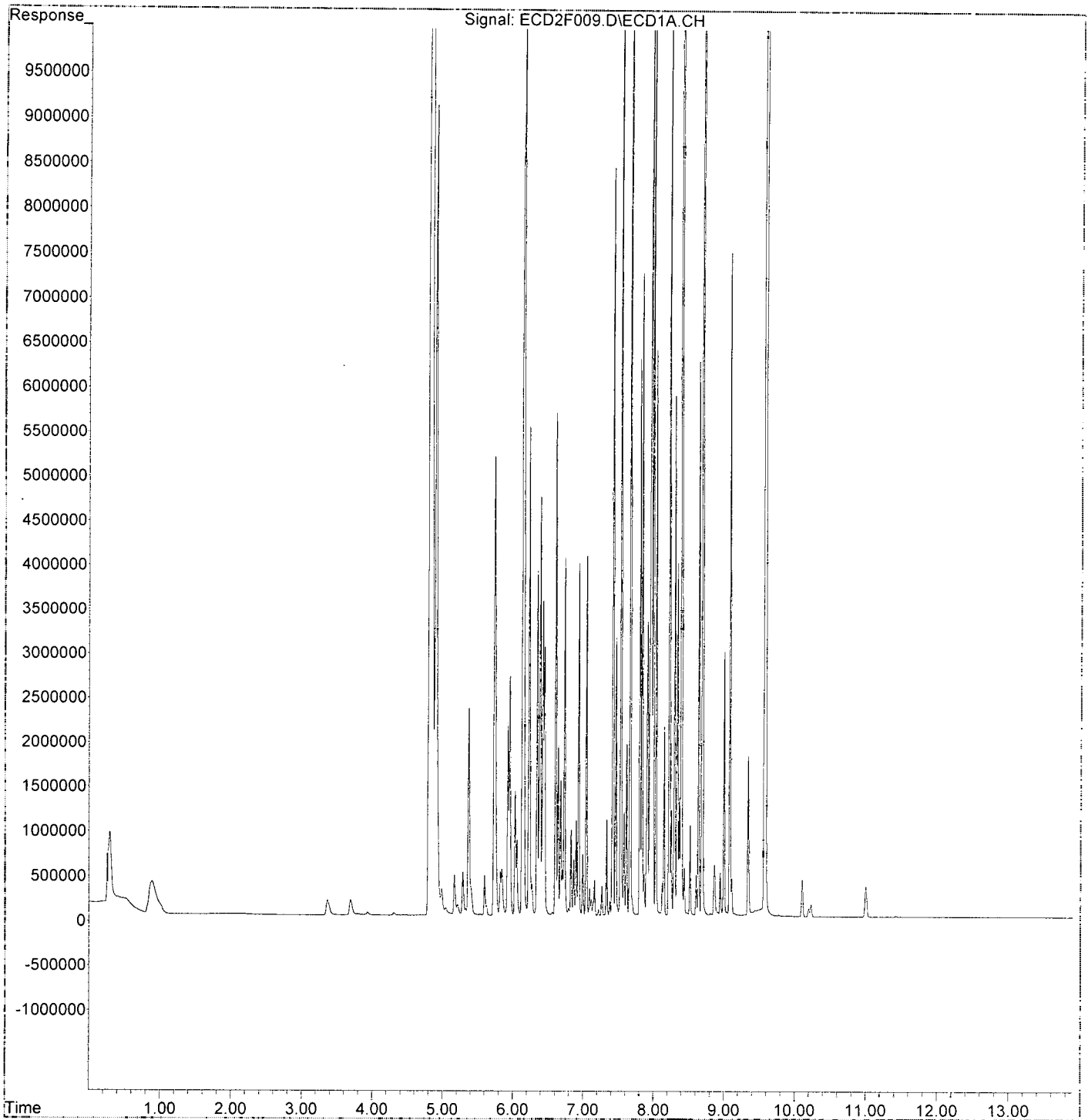
(f)=RT Delta > 1/2 Window

(m)=manual int.

Quantitation Report (QT Reviewed)

Data Path : K:\DATA\9L03052\requant\
Data File : ECD2F009.D
Signal(s) : ECD1A.CH
Acq On : 03 Dec 2019 18:50
Operator : MJB / KAK
Sample : 9L03052-CAL7
Misc :
ALS Vial : 9 Sample Multiplier: 1

Integration File: PCB1.e
Quant Time: Dec 04 15:34:15 2019
Quant Method : K:\METHODS\FECD2_QUANTPCB_191203.M
Quant Title : PCB Data Analysis
QLast Update : Wed Dec 04 15:29:22 2019
Response via : Initial Calibration
Integrator: ChemStation 6890 Scale Mode: Small noise peaks clipped



Sequence Table (Front Injector):

Method and Injection Info Part:

Line	Location	SampleName	Method	Inj	SampleType	InjVolume	DataFile
1	Vial 1	Hexane	E2A21015	1	Sample		
2	Vial 2	9L03052-ICB1	E2A21015	1	Sample		
3	Vial 3	9L03052-CAL1	E2A21015	1	Sample		
4	Vial 4	9L03052-CAL2	E2A21015	1	Sample		
5	Vial 5	9L03052-CAL3	E2A21015	1	Sample		
6	Vial 6	9L03052-CAL4	E2A21015	1	Sample		
7	Vial 7	9L03052-CAL5	E2A21015	1	Sample		
8	Vial 8	9L03052-CAL6	E2A21015	1	Sample		
9	Vial 9	9L03052-CAL7	E2A21015	1	Sample		
10	Vial 1	9L03052-IBL1	E2A21015	1	Sample		
11	Vial 10	9L03052-ICV1	E2A21015	1	Sample		
12	Vial 11	9L03052-CAL8	E2A21015	1	Sample		
13	Vial 12	9L03052-CAL9	E2A21015	1	Sample		
14	Vial 13	9L03052-CALA	E2A21015	1	Sample		
15	Vial 14	9L03052-CALB	E2A21015	1	Sample		
16	Vial 15	9L03052-CALC	E2A21015	1	Sample		
17	Vial 16	9L03052-CALD	E2A21015	1	Sample		
18	Vial 17	9L03052-CALE	E2A21015	1	Sample		
19	Vial 18	9L03052-ICV2	E2A21015	1	Sample		
20	Vial 19	9L03052-ICV3	E2A21015	1	Sample		
21	Vial 20	9L03052-ICV4	E2A21015	1	Sample		
22	Vial 21	9L03052-ICV5	E2A21015	1	Sample		

12/19/19

Sequence Table (Back Injector):

Method and Injection Info Part:

Line	Location	SampleName	Method	Inj	SampleType	InjVolume	DataFile
1	Vial 51	Hexane	E2A21015	1	Sample		
2	Vial 51	Hexane	E2A21015	1	Sample		
3	Vial 51	Hexane	E2A21015	1	Sample		
4	Vial 51	Hexane	E2A21015	1	Sample		
5	Vial 51	Hexane	E2A21015	1	Sample		
6	Vial 51	Hexane	E2A21015	1	Sample		
7	Vial 51	Hexane	E2A21015	1	Sample		
8	Vial 51	Hexane	E2A21015	1	Sample		
9	Vial 51	Hexane	E2A21015	1	Sample		
10	Vial 51	Hexane	E2A21015	1	Sample		
11	Vial 51	Hexane	E2A21015	1	Sample		
12	Vial 51	Hexane	E2A21015	1	Sample		
13	Vial 51	Hexane	E2A21015	1	Sample		
14	Vial 51	Hexane	E2A21015	1	Sample		
15	Vial 51	Hexane	E2A21015	1	Sample		
16	Vial 51	Hexane	E2A21015	1	Sample		
17	Vial 51	Hexane	E2A21015	1	Sample		
18	Vial 51	Hexane	E2A21015	1	Sample		
19	Vial 51	Hexane	E2A21015	1	Sample		
20	Vial 51	Hexane	E2A21015	1	Sample		
21	Vial 51	Hexane	E2A21015	1	Sample		
22	Vial 51	Hexane	E2A21015	1	Sample		

Quantitation Report (QT Reviewed)

Data Path : K:\DATA\9L03052\
 Data File : ECD2F003.D
 Signal(s) : ECD1A.CH
 Acq On : 03 Dec 2019 17:04
 Operator : MJB / KAK
 Sample : 9L03052-CAL1
 Misc :
 ALS Vial : 3 Sample Multiplier: 1

Integration File: PCB1.e
 Quant Time: Dec 04 14:49:16 2019
 Quant Method : K:\METHODS\FECD2_QUANTPCB_191203.M
 Quant Title : PCB Data Analysis
 QLast Update : Wed Dec 04 14:46:53 2019
 Response via : Initial Calibration
 Integrator: ChemStation 6890 Scale Mode: Small noise peaks clipped

Compound	R.T.	Response	Conc Units
System Monitoring Compounds			
1) S TCMX (S)	4.810	607866	10.347 ng/ml
62) S DCBP (S)	9.578	1085395	12.026 ng/ml
Target Compounds			
2) Aroclor 1016 (1)	5.730	89904	27.283 ng/ml
3) Aroclor 1016 (2)	6.144	161114	24.967 ng/ml
4) Aroclor 1016 (3)	6.226	94866	26.936 ng/ml
5) Aroclor 1016 (4)	6.382	87352	28.487 ng/ml
6) Aroclor 1016 (5)	6.604	97448	26.883 ng/ml
7) Aroclor 1016 (6)	6.731	68287	26.990 ng/ml
8) Aroclor 1016 - AVE	0.000	0	N.D. ng/ml
9) Aroclor 1221 (1)	0.000	0	N.D. ng/ml
10) Aroclor 1221 (2)	0.000	0	N.D. ng/ml
11) Aroclor 1221 (3)	0.000	0	N.D. ng/ml
12) Aroclor 1221 - AVE	0.000	0	N.D. ng/ml
13) Aroclor 1232 (1)	0.000	0	N.D. ng/ml
14) Aroclor 1232 (2)	0.000	0	N.D. ng/ml
15) Aroclor 1232 (3)	0.000	0	N.D. ng/ml
16) Aroclor 1232 (4)	0.000	0	N.D. ng/ml
17) Aroclor 1232 (5)	0.000	0	N.D. ng/ml
18) Aroclor 1232 (6)	0.000	0	N.D. ng/ml
19) Aroclor 1232 - AVE	0.000	0	N.D. ng/ml
20) Aroclor 1242 (1)	0.000	0	N.D. ng/ml
21) Aroclor 1242 (2)	0.000	0	N.D. ng/ml
22) Aroclor 1242 (3)	0.000	0	N.D. ng/ml
23) Aroclor 1242 (4)	0.000	0	N.D. ng/ml
24) Aroclor 1242 (5)	0.000	0	N.D. ng/ml
25) Aroclor 1242 (6)	0.000	0	N.D. ng/ml
26) Aroclor 1242 - AVE	0.000	0	N.D. ng/ml
27) Aroclor 1248 (1)	0.000	0	N.D. ng/ml
28) Aroclor 1248 (2)	0.000	0	N.D. ng/ml
29) Aroclor 1248 (3)	0.000	0	N.D. ng/ml
30) Aroclor 1248 (4)	0.000	0	N.D. ng/ml
31) Aroclor 1248 (5)	0.000	0	N.D. ng/ml
32) Aroclor 1248 (6)	0.000	0	N.D. ng/ml
33) Aroclor 1248 - AVE	0.000	0	N.D. ng/ml
34) Aroclor 1254 (1)	0.000	0	N.D. ng/ml
35) Aroclor 1254 (2)	0.000	0	N.D. ng/ml
36) Aroclor 1254 (3)	0.000	0	N.D. ng/ml
37) Aroclor 1254 (4)	0.000	0	N.D. ng/ml
38) Aroclor 1254 (5)	0.000	0	N.D. ng/ml
39) Aroclor 1254 (6)	0.000	0	N.D. ng/ml
40) Aroclor 1254 - AVE	0.000	0	N.D. ng/ml
41) Aroclor 1260 (1)	7.532	186119	26.585 ng/ml
42) Aroclor 1260 (2)	7.665	225314	25.315 ng/ml
43) Aroclor 1260 (3)	8.222	178776	26.838 ng/ml
44) Aroclor 1260 (4)	8.392	374030	23.669 ng/ml
45) Aroclor 1260 (5)	8.690	254106	24.637 ng/ml
46) Aroclor 1260 (6)	9.082	115322	26.770 ng/ml
47) Aroclor 1260 - AVE	0.000	0	N.D. ng/ml

Handwritten signature
12/4/19

Quantitation Report (QT Reviewed)

Data Path : K:\DATA\9L03052\
 Data File : ECD2F003.D
 Signal(s) : ECD1A.CH
 Acq On : 03 Dec 2019 17:04
 Operator : MJB / KAK
 Sample : 9L03052-CAL1
 Misc :
 ALS Vial : 3 Sample Multiplier: 1

Integration File: PCB1.e
 Quant Time: Dec 04 14:49:16 2019
 Quant Method : K:\METHODS\FECD2_QUANTPCB_191203.M
 Quant Title : PCB Data Analysis
 QLast Update : Wed Dec 04 14:46:53 2019
 Response via : Initial Calibration
 Integrator: ChemStation 6890 Scale Mode: Small noise peaks clipped

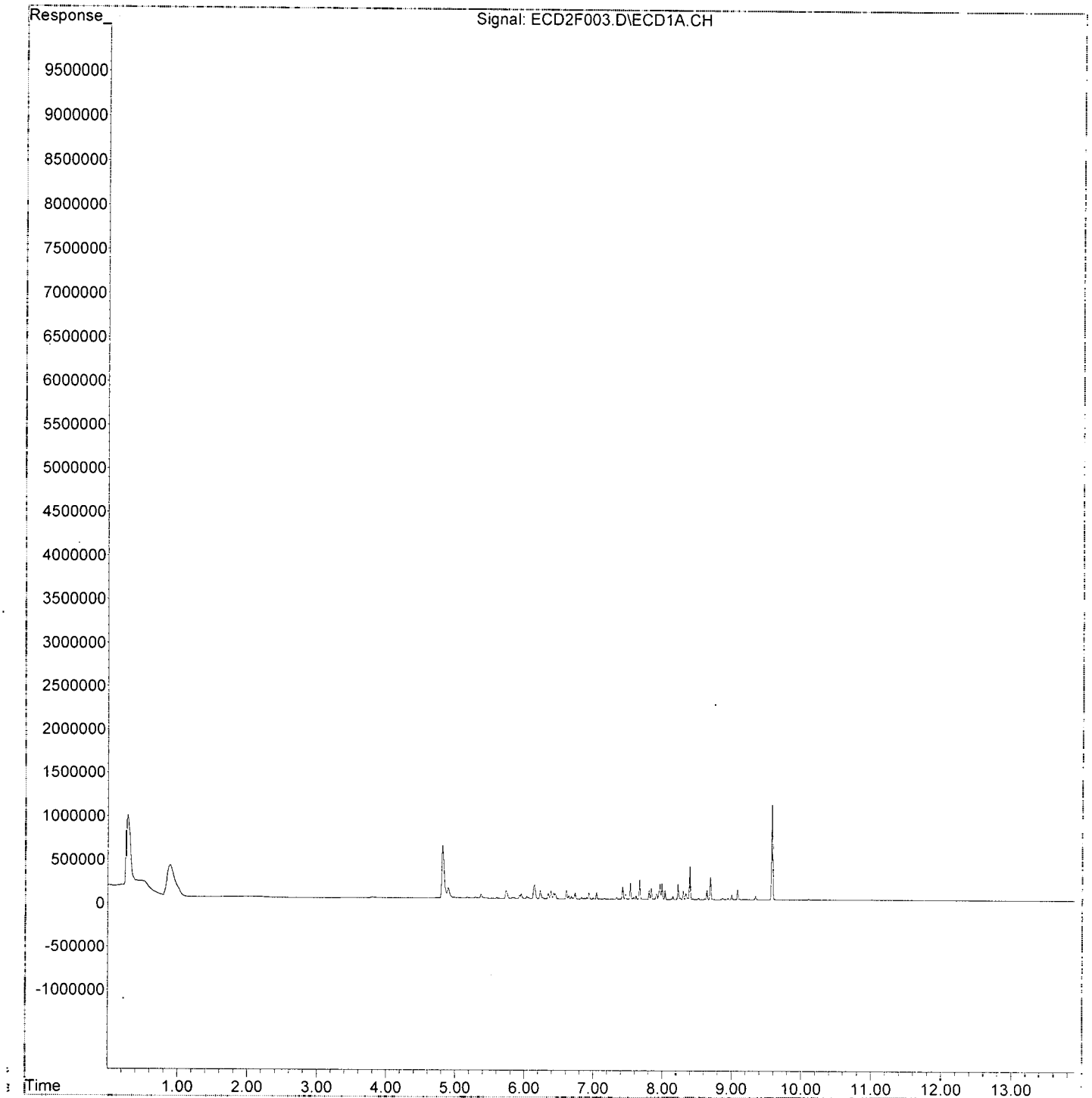
Compound	R.T.	Response	Conc	Units
48) Aroclor 1262 (1)	0.000	0	N.D.	ng/ml
49) Aroclor 1262 (2)	0.000	0	N.D.	ng/ml
50) Aroclor 1262 (3)	0.000	0	N.D.	ng/ml
51) Aroclor 1262 (4)	0.000	0	N.D.	ng/ml
52) Aroclor 1262 (5)	0.000	0	N.D.	ng/ml
53) Aroclor 1262 (6)	0.000	0	N.D.	ng/ml
54) Aroclor 1262 - AVE	0.000	0	N.D.	ng/ml
55) Aroclor 1268 (1)	0.000	0	N.D.	ng/ml
56) Aroclor 1268 (2)	0.000	0	N.D.	ng/ml
57) Aroclor 1268 (3)	0.000	0	N.D.	ng/ml
58) Aroclor 1268 (4)	0.000	0	N.D.	ng/ml
59) Aroclor 1268 (5)	0.000	0	N.D.	ng/ml
60) Aroclor 1268 (6)	0.000	0	N.D.	ng/ml
61) Aroclor 1268 - AVE	0.000	0	N.D.	ng/ml

(f)=RT Delta > 1/2 Window

(m)=manual int.

Data Path : K:\DATA\9L03052\
Data File : ECD2F003.D
Signal(s) : ECD1A.CH
Acq On : 03 Dec 2019 17:04
Operator : MJB / KAK
Sample : 9L03052-CAL1
Misc :
ALS Vial : 3 Sample Multiplier: 1

Integration File: PCB1.e
Quant Time: Dec 04 14:49:16 2019
Quant Method : K:\METHODS\FECD2_QUANTPCB_191203.M
Quant Title : PCB Data Analysis
QLast Update : Wed Dec 04 14:46:53 2019
Response via : Initial Calibration
Integrator: ChemStation 6890 Scale Mode: Small noise peaks clipped



Quantitation Report (QT Reviewed)

Data Path : K:\DATA\9L03052\
 Data File : ECD2F004.D
 Signal(s) : ECD1A.CH
 Acq On : 03 Dec 2019 17:22
 Operator : MJB / KAK
 Sample : 9L03052-CAL2
 Misc :
 ALS Vial : 4 Sample Multiplier: 1

Integration File: PCB1.e
 Quant Time: Dec 04 14:50:40 2019
 Quant Method : K:\METHODS\FECD2_QUANTPCB_191203.M
 Quant Title : PCB Data Analysis
 QLast Update : Wed Dec 04 14:46:53 2019
 Response via : Initial Calibration
 Integrator: ChemStation 6890 Scale Mode: Small noise peaks clipped

Compound	R.T.	Response	Conc Units
System Monitoring Compounds			
1) S TCMX (S)	4.809	1520231	25.877 ng/ml
62) S DCBP (S)	9.576	2699632	29.910 ng/ml
Target Compounds			
2) Aroclor 1016 (1)	5.729	193429	58.698 ng/ml
3) Aroclor 1016 (2)	6.143	352080	54.560 ng/ml
4) Aroclor 1016 (3)	6.225	199490	56.642 ng/ml
5) Aroclor 1016 (4)	6.381	190893	62.253 ng/ml
6) Aroclor 1016 (5)	6.604	220902	60.940 ng/ml
7) Aroclor 1016 (6)	6.731	153783	60.783 ng/ml
8) Aroclor 1016 - AVE	0.000	0	N.D. ng/ml
9) Aroclor 1221 (1)	0.000	0	N.D. ng/ml
10) Aroclor 1221 (2)	0.000	0	N.D. ng/ml
11) Aroclor 1221 (3)	0.000	0	N.D. ng/ml
12) Aroclor 1221 - AVE	0.000	0	N.D. ng/ml
13) Aroclor 1232 (1)	0.000	0	N.D. ng/ml
14) Aroclor 1232 (2)	0.000	0	N.D. ng/ml
15) Aroclor 1232 (3)	0.000	0	N.D. ng/ml
16) Aroclor 1232 (4)	0.000	0	N.D. ng/ml
17) Aroclor 1232 (5)	0.000	0	N.D. ng/ml
18) Aroclor 1232 (6)	0.000	0	N.D. ng/ml
19) Aroclor 1232 - AVE	0.000	0	N.D. ng/ml
20) Aroclor 1242 (1)	0.000	0	N.D. ng/ml
21) Aroclor 1242 (2)	0.000	0	N.D. ng/ml
22) Aroclor 1242 (3)	0.000	0	N.D. ng/ml
23) Aroclor 1242 (4)	0.000	0	N.D. ng/ml
24) Aroclor 1242 (5)	0.000	0	N.D. ng/ml
25) Aroclor 1242 (6)	0.000	0	N.D. ng/ml
26) Aroclor 1242 - AVE	0.000	0	N.D. ng/ml
27) Aroclor 1248 (1)	0.000	0	N.D. ng/ml
28) Aroclor 1248 (2)	0.000	0	N.D. ng/ml
29) Aroclor 1248 (3)	0.000	0	N.D. ng/ml
30) Aroclor 1248 (4)	0.000	0	N.D. ng/ml
31) Aroclor 1248 (5)	0.000	0	N.D. ng/ml
32) Aroclor 1248 (6)	0.000	0	N.D. ng/ml
33) Aroclor 1248 - AVE	0.000	0	N.D. ng/ml
34) Aroclor 1254 (1)	0.000	0	N.D. ng/ml
35) Aroclor 1254 (2)	0.000	0	N.D. ng/ml
36) Aroclor 1254 (3)	0.000	0	N.D. ng/ml
37) Aroclor 1254 (4)	0.000	0	N.D. ng/ml
38) Aroclor 1254 (5)	0.000	0	N.D. ng/ml
39) Aroclor 1254 (6)	0.000	0	N.D. ng/ml
40) Aroclor 1254 - AVE	0.000	0	N.D. ng/ml
41) Aroclor 1260 (1)	7.531	418936	59.840 ng/ml
42) Aroclor 1260 (2)	7.665	506688	56.927 ng/ml
43) Aroclor 1260 (3)	8.221	402124	60.368 ng/ml
44) Aroclor 1260 (4)	8.390	944538	59.772 ng/ml
45) Aroclor 1260 (5)	8.690	615297	59.656 ng/ml
46) Aroclor 1260 (6)	9.081	258919	60.104 ng/ml
47) Aroclor 1260 - AVE	0.000	0	N.D. ng/ml

12/11/19

Quantitation Report (QT Reviewed)

Data Path : K:\DATA\9L03052\
 Data File : ECD2F004.D
 Signal(s) : ECD1A.CH
 Acq On : 03 Dec 2019 17:22
 Operator : MJB / KAK
 Sample : 9L03052-CAL2
 Misc :
 ALS Vial : 4 Sample Multiplier: 1

Integration File: PCB1.e
 Quant Time: Dec 04 14:50:40 2019
 Quant Method : K:\METHODS\FECD2_QUANTPCB_191203.M
 Quant Title : PCB Data Analysis
 QLast Update : Wed Dec 04 14:46:53 2019
 Response via : Initial Calibration
 Integrator: ChemStation 6890 Scale Mode: Small noise peaks clipped

Compound	R.T.	Response	Conc	Units
48) Aroclor 1262 (1)	0.000	0	N.D.	ng/ml
49) Aroclor 1262 (2)	0.000	0	N.D.	ng/ml
50) Aroclor 1262 (3)	0.000	0	N.D.	ng/ml
51) Aroclor 1262 (4)	0.000	0	N.D.	ng/ml
52) Aroclor 1262 (5)	0.000	0	N.D.	ng/ml
53) Aroclor 1262 (6)	0.000	0	N.D.	ng/ml
54) Aroclor 1262 - AVE	0.000	0	N.D.	ng/ml
55) Aroclor 1268 (1)	0.000	0	N.D.	ng/ml
56) Aroclor 1268 (2)	0.000	0	N.D.	ng/ml
57) Aroclor 1268 (3)	0.000	0	N.D.	ng/ml
58) Aroclor 1268 (4)	0.000	0	N.D.	ng/ml
59) Aroclor 1268 (5)	0.000	0	N.D.	ng/ml
60) Aroclor 1268 (6)	0.000	0	N.D.	ng/ml
61) Aroclor 1268 - AVE	0.000	0	N.D.	ng/ml

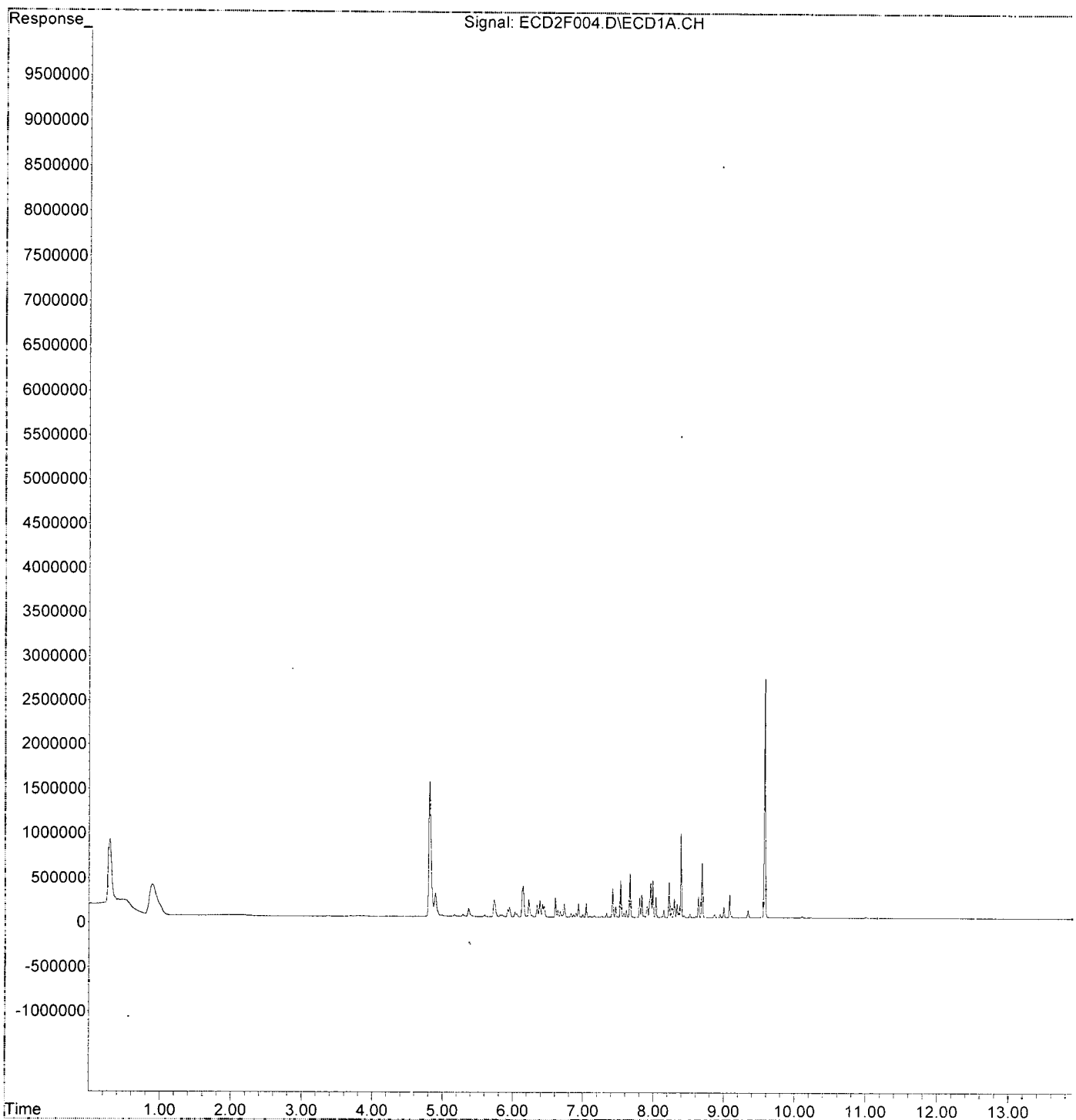
(f)=RT Delta > 1/2 Window

(m)=manual int.

Quantitation Report (QT Reviewed)

Data Path : K:\DATA\9L03052\
Data File : ECD2F004.D
Signal(s) : ECD1A.CH
Acq On : 03 Dec 2019 17:22
Operator : MJB / KAK
Sample : 9L03052-CAL2
Misc :
ALS Vial : 4 Sample Multiplier: 1

Integration File: PCB1.e
Quant Time: Dec 04 14:50:40 2019
Quant Method : K:\METHODS\FECD2_QUANTPCB_191203.M
Quant Title : PCB Data Analysis
QLast Update : Wed Dec 04 14:46:53 2019
Response via : Initial Calibration
Integrator: ChemStation 6890 Scale Mode: Small noise peaks clipped



Quantitation Report (QT Reviewed)

Data Path : K:\DATA\9L03052\
 Data File : ECD2F005.D
 Signal(s) : ECD1A.CH
 Acq On : 03 Dec 2019 17:40
 Operator : MJB / KAK
 Sample : 9L03052-CAL3
 Misc :
 ALS Vial : 5 Sample Multiplier: 1

Integration File: PCB1.e
 Quant Time: Dec 04 14:51:56 2019
 Quant Method : K:\METHODS\FECD2_QUANTPCB_191203.M
 Quant Title : PCB Data Analysis
 QLast Update : Wed Dec 04 14:46:53 2019
 Response via : Initial Calibration
 Integrator: ChemStation 6890 Scale Mode: Small noise peaks clipped

Compound	R.T.	Response	Conc Units
System Monitoring Compounds			
1) S TCMX (S)	4.809	3122586	53.152 ng/ml
62) S DCBP (S)	9.577	5688932	63.030 ng/ml
Target Compounds			
2) Aroclor 1016 (1)	5.729	374224	113.563 ng/ml
3) Aroclor 1016 (2)	6.143	710924	110.169 ng/ml
4) Aroclor 1016 (3)	6.225	390273	110.812 ng/ml
5) Aroclor 1016 (4)	6.381	356425	116.236 ng/ml
6) Aroclor 1016 (5)	6.604	404011	111.455 ng/ml
7) Aroclor 1016 (6)	6.730	290789	114.935 ng/ml
8) Aroclor 1016 - AVE	0.000	0	N.D. ng/ml
9) Aroclor 1221 (1)	0.000	0	N.D. ng/ml
10) Aroclor 1221 (2)	0.000	0	N.D. ng/ml
11) Aroclor 1221 (3)	0.000	0	N.D. ng/ml
12) Aroclor 1221 - AVE	0.000	0	N.D. ng/ml
13) Aroclor 1232 (1)	0.000	0	N.D. ng/ml
14) Aroclor 1232 (2)	0.000	0	N.D. ng/ml
15) Aroclor 1232 (3)	0.000	0	N.D. ng/ml
16) Aroclor 1232 (4)	0.000	0	N.D. ng/ml
17) Aroclor 1232 (5)	0.000	0	N.D. ng/ml
18) Aroclor 1232 (6)	0.000	0	N.D. ng/ml
19) Aroclor 1232 - AVE	0.000	0	N.D. ng/ml
20) Aroclor 1242 (1)	0.000	0	N.D. ng/ml
21) Aroclor 1242 (2)	0.000	0	N.D. ng/ml
22) Aroclor 1242 (3)	0.000	0	N.D. ng/ml
23) Aroclor 1242 (4)	0.000	0	N.D. ng/ml
24) Aroclor 1242 (5)	0.000	0	N.D. ng/ml
25) Aroclor 1242 (6)	0.000	0	N.D. ng/ml
26) Aroclor 1242 - AVE	0.000	0	N.D. ng/ml
27) Aroclor 1248 (1)	0.000	0	N.D. ng/ml
28) Aroclor 1248 (2)	0.000	0	N.D. ng/ml
29) Aroclor 1248 (3)	0.000	0	N.D. ng/ml
30) Aroclor 1248 (4)	0.000	0	N.D. ng/ml
31) Aroclor 1248 (5)	0.000	0	N.D. ng/ml
32) Aroclor 1248 (6)	0.000	0	N.D. ng/ml
33) Aroclor 1248 - AVE	0.000	0	N.D. ng/ml
34) Aroclor 1254 (1)	0.000	0	N.D. ng/ml
35) Aroclor 1254 (2)	0.000	0	N.D. ng/ml
36) Aroclor 1254 (3)	0.000	0	N.D. ng/ml
37) Aroclor 1254 (4)	0.000	0	N.D. ng/ml
38) Aroclor 1254 (5)	0.000	0	N.D. ng/ml
39) Aroclor 1254 (6)	0.000	0	N.D. ng/ml
40) Aroclor 1254 - AVE	0.000	0	N.D. ng/ml
41) Aroclor 1260 (1)	7.531	842440	120.332 ng/ml
42) Aroclor 1260 (2)	7.665	1012879	113.799 ng/ml
43) Aroclor 1260 (3)	8.221	802199	120.429 ng/ml
44) Aroclor 1260 (4)	8.391	1832880	115.988 ng/ml
45) Aroclor 1260 (5)	8.689	1221637	118.443 ng/ml
46) Aroclor 1260 (6)	9.082	511487	118.733 ng/ml
47) Aroclor 1260 - AVE	0.000	0	N.D. ng/ml

12/11/19

Quantitation Report (QT Reviewed)

Data Path : K:\DATA\9L03052\
 Data File : ECD2F005.D
 Signal(s) : ECD1A.CH
 Acq On : 03 Dec 2019 17:40
 Operator : MJB / KAK
 Sample : 9L03052-CAL3
 Misc :
 ALS Vial : 5 Sample Multiplier: 1

Integration File: PCB1.e
 Quant Time: Dec 04 14:51:56 2019
 Quant Method : K:\METHODS\FECD2_QUANTPCB_191203.M
 Quant Title : PCB Data Analysis
 QLast Update : Wed Dec 04 14:46:53 2019
 Response via : Initial Calibration
 Integrator: ChemStation 6890 Scale Mode: Small noise peaks clipped

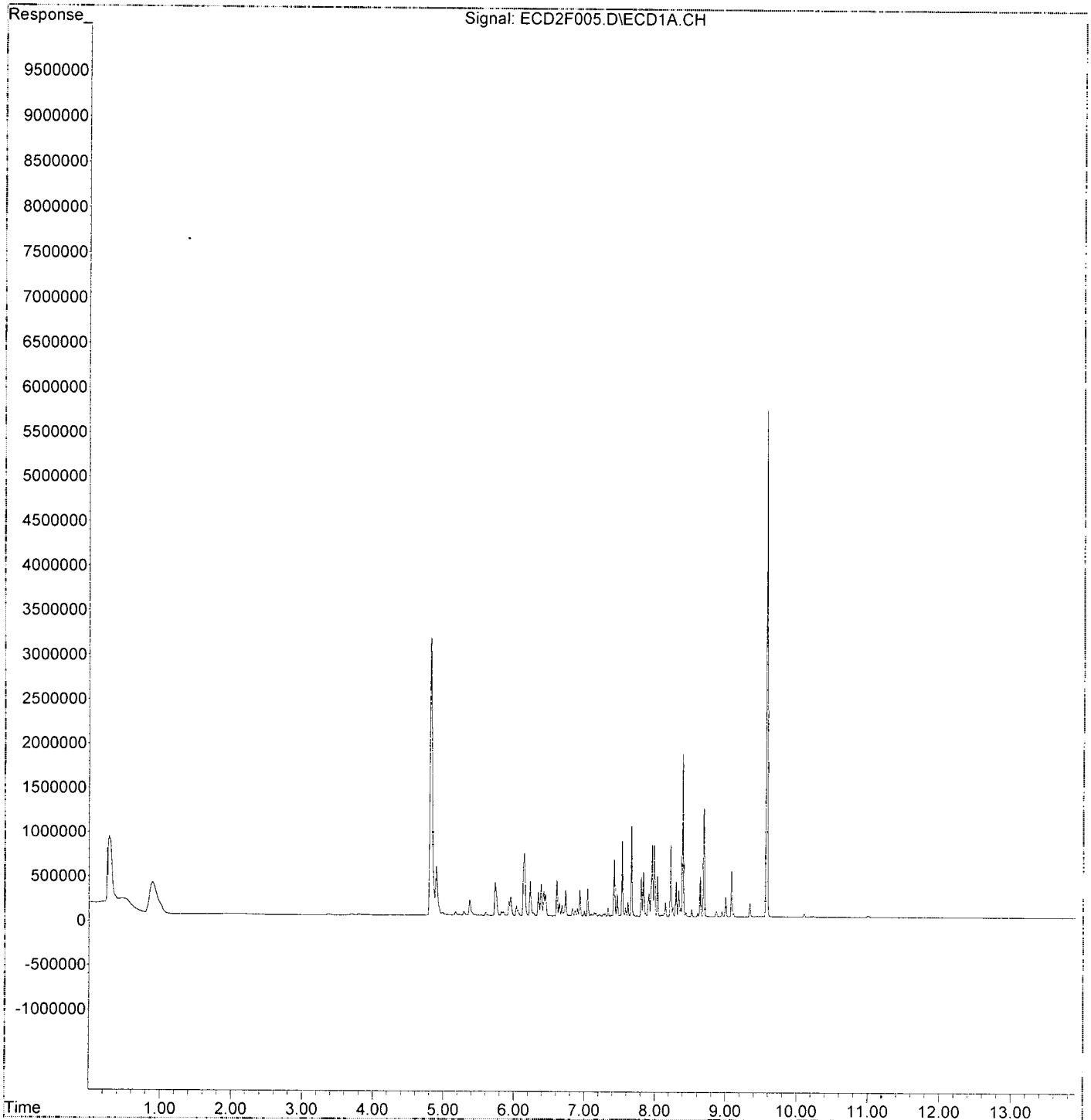
Compound	R.T.	Response	Conc	Units
48) Aroclor 1262 (1)	0.000	0	N.D.	ng/ml
49) Aroclor 1262 (2)	0.000	0	N.D.	ng/ml
50) Aroclor 1262 (3)	0.000	0	N.D.	ng/ml
51) Aroclor 1262 (4)	0.000	0	N.D.	ng/ml
52) Aroclor 1262 (5)	0.000	0	N.D.	ng/ml
53) Aroclor 1262 (6)	0.000	0	N.D.	ng/ml
54) Aroclor 1262 - AVE	0.000	0	N.D.	ng/ml
55) Aroclor 1268 (1)	0.000	0	N.D.	ng/ml
56) Aroclor 1268 (2)	0.000	0	N.D.	ng/ml
57) Aroclor 1268 (3)	0.000	0	N.D.	ng/ml
58) Aroclor 1268 (4)	0.000	0	N.D.	ng/ml
59) Aroclor 1268 (5)	0.000	0	N.D.	ng/ml
60) Aroclor 1268 (6)	0.000	0	N.D.	ng/ml
61) Aroclor 1268 - AVE	0.000	0	N.D.	ng/ml

(f)=RT Delta > 1/2 Window

(m)=manual int.

Data Path : K:\DATA\9L03052\
 Data File : ECD2F005.D
 Signal(s) : ECD1A.CH
 Acq On : 03 Dec 2019 17:40
 Operator : MJB / KAK
 Sample : 9L03052-CAL3
 Misc :
 ALS Vial : 5 Sample Multiplier: 1

Integration File: PCB1.e
 Quant Time: Dec 04 14:51:56 2019
 Quant Method : K:\METHODS\FECD2_QUANTPCB_191203.M
 Quant Title : PCB Data Analysis
 QLast Update : Wed Dec 04 14:46:53 2019
 Response via : Initial Calibration
 Integrator: ChemStation 6890 Scale Mode: Small noise peaks clipped



Quantitation Report (QT Reviewed)

Data Path : K:\DATA\9L03052\
 Data File : ECD2F006.D
 Signal(s) : ECD1A.CH
 Acq On : 03 Dec 2019 17:57
 Operator : MJB / KAK
 Sample : 9L03052-CAL4
 Misc :
 ALS Vial : 6 Sample Multiplier: 1

Integration File: PCB1.e
 Quant Time: Dec 04 14:53:08 2019
 Quant Method : K:\METHODS\FECD2_QUANTPCB_191203.M
 Quant Title : PCB Data Analysis
 QLast Update : Wed Dec 04 14:46:53 2019
 Response via : Initial Calibration
 Integrator: ChemStation 6890 Scale Mode: Small noise peaks clipped

Compound	R.T.	Response	Conc Units
System Monitoring Compounds			
1) S TCMX (S)	4.811	6242821	106.264 ng/ml
62) S DCBP (S)	9.576	10577859	117.197 ng/ml
Target Compounds			
2) Aroclor 1016 (1)	5.729	703735	213.556 ng/ml
3) Aroclor 1016 (2)	6.143	1325963	205.479 ng/ml
4) Aroclor 1016 (3)	6.224	743377	211.070 ng/ml
5) Aroclor 1016 (4)	6.381	650662	212.191 ng/ml
6) Aroclor 1016 (5)	6.604	767420	211.709 ng/ml
7) Aroclor 1016 (6)	6.729	543631	214.871 ng/ml
8) Aroclor 1016 - AVE	0.000	0	N.D. ng/ml
9) Aroclor 1221 (1)	0.000	0	N.D. ng/ml
10) Aroclor 1221 (2)	0.000	0	N.D. ng/ml
11) Aroclor 1221 (3)	0.000	0	N.D. ng/ml
12) Aroclor 1221 - AVE	0.000	0	N.D. ng/ml
13) Aroclor 1232 (1)	0.000	0	N.D. ng/ml
14) Aroclor 1232 (2)	0.000	0	N.D. ng/ml
15) Aroclor 1232 (3)	0.000	0	N.D. ng/ml
16) Aroclor 1232 (4)	0.000	0	N.D. ng/ml
17) Aroclor 1232 (5)	0.000	0	N.D. ng/ml
18) Aroclor 1232 (6)	0.000	0	N.D. ng/ml
19) Aroclor 1232 - AVE	0.000	0	N.D. ng/ml
20) Aroclor 1242 (1)	0.000	0	N.D. ng/ml
21) Aroclor 1242 (2)	0.000	0	N.D. ng/ml
22) Aroclor 1242 (3)	0.000	0	N.D. ng/ml
23) Aroclor 1242 (4)	0.000	0	N.D. ng/ml
24) Aroclor 1242 (5)	0.000	0	N.D. ng/ml
25) Aroclor 1242 (6)	0.000	0	N.D. ng/ml
26) Aroclor 1242 - AVE	0.000	0	N.D. ng/ml
27) Aroclor 1248 (1)	0.000	0	N.D. ng/ml
28) Aroclor 1248 (2)	0.000	0	N.D. ng/ml
29) Aroclor 1248 (3)	0.000	0	N.D. ng/ml
30) Aroclor 1248 (4)	0.000	0	N.D. ng/ml
31) Aroclor 1248 (5)	0.000	0	N.D. ng/ml
32) Aroclor 1248 (6)	0.000	0	N.D. ng/ml
33) Aroclor 1248 - AVE	0.000	0	N.D. ng/ml
34) Aroclor 1254 (1)	0.000	0	N.D. ng/ml
35) Aroclor 1254 (2)	0.000	0	N.D. ng/ml
36) Aroclor 1254 (3)	0.000	0	N.D. ng/ml
37) Aroclor 1254 (4)	0.000	0	N.D. ng/ml
38) Aroclor 1254 (5)	0.000	0	N.D. ng/ml
39) Aroclor 1254 (6)	0.000	0	N.D. ng/ml
40) Aroclor 1254 - AVE	0.000	0	N.D. ng/ml
41) Aroclor 1260 (1)	7.531	1580165	225.708 ng/ml
42) Aroclor 1260 (2)	7.665	1922759	216.026 ng/ml
43) Aroclor 1260 (3)	8.220	1455817	218.552 ng/ml
44) Aroclor 1260 (4)	8.391	3616251	228.843 ng/ml
45) Aroclor 1260 (5)	8.690	2271341	220.217 ng/ml
46) Aroclor 1260 (6)	9.080	929790	215.835 ng/ml
47) Aroclor 1260 - AVE	0.000	0	N.D. ng/ml

Handwritten signature and date: 12/4/19

Data Path : K:\DATA\9L03052\
 Data File : ECD2F006.D
 Signal(s) : ECD1A.CH
 Acq On : 03 Dec 2019 17:57
 Operator : MJB / KAK
 Sample : 9L03052-CAL4
 Misc :
 ALS Vial : 6 Sample Multiplier: 1

Integration File: PCB1.e
 Quant Time: Dec 04 14:53:08 2019
 Quant Method : K:\METHODS\FECD2_QUANTPCB_191203.M
 Quant Title : PCB Data Analysis
 QLast Update : Wed Dec 04 14:46:53 2019
 Response via : Initial Calibration
 Integrator: ChemStation 6890 Scale Mode: Small noise peaks clipped

Compound	R.T.	Response	Conc	Units
48) Aroclor 1262 (1)	0.000	0	N.D.	ng/ml
49) Aroclor 1262 (2)	0.000	0	N.D.	ng/ml
50) Aroclor 1262 (3)	0.000	0	N.D.	ng/ml
51) Aroclor 1262 (4)	0.000	0	N.D.	ng/ml
52) Aroclor 1262 (5)	0.000	0	N.D.	ng/ml
53) Aroclor 1262 (6)	0.000	0	N.D.	ng/ml
54) Aroclor 1262 - AVE	0.000	0	N.D.	ng/ml
55) Aroclor 1268 (1)	0.000	0	N.D.	ng/ml
56) Aroclor 1268 (2)	0.000	0	N.D.	ng/ml
57) Aroclor 1268 (3)	0.000	0	N.D.	ng/ml
58) Aroclor 1268 (4)	0.000	0	N.D.	ng/ml
59) Aroclor 1268 (5)	0.000	0	N.D.	ng/ml
60) Aroclor 1268 (6)	0.000	0	N.D.	ng/ml
61) Aroclor 1268 - AVE	0.000	0	N.D.	ng/ml

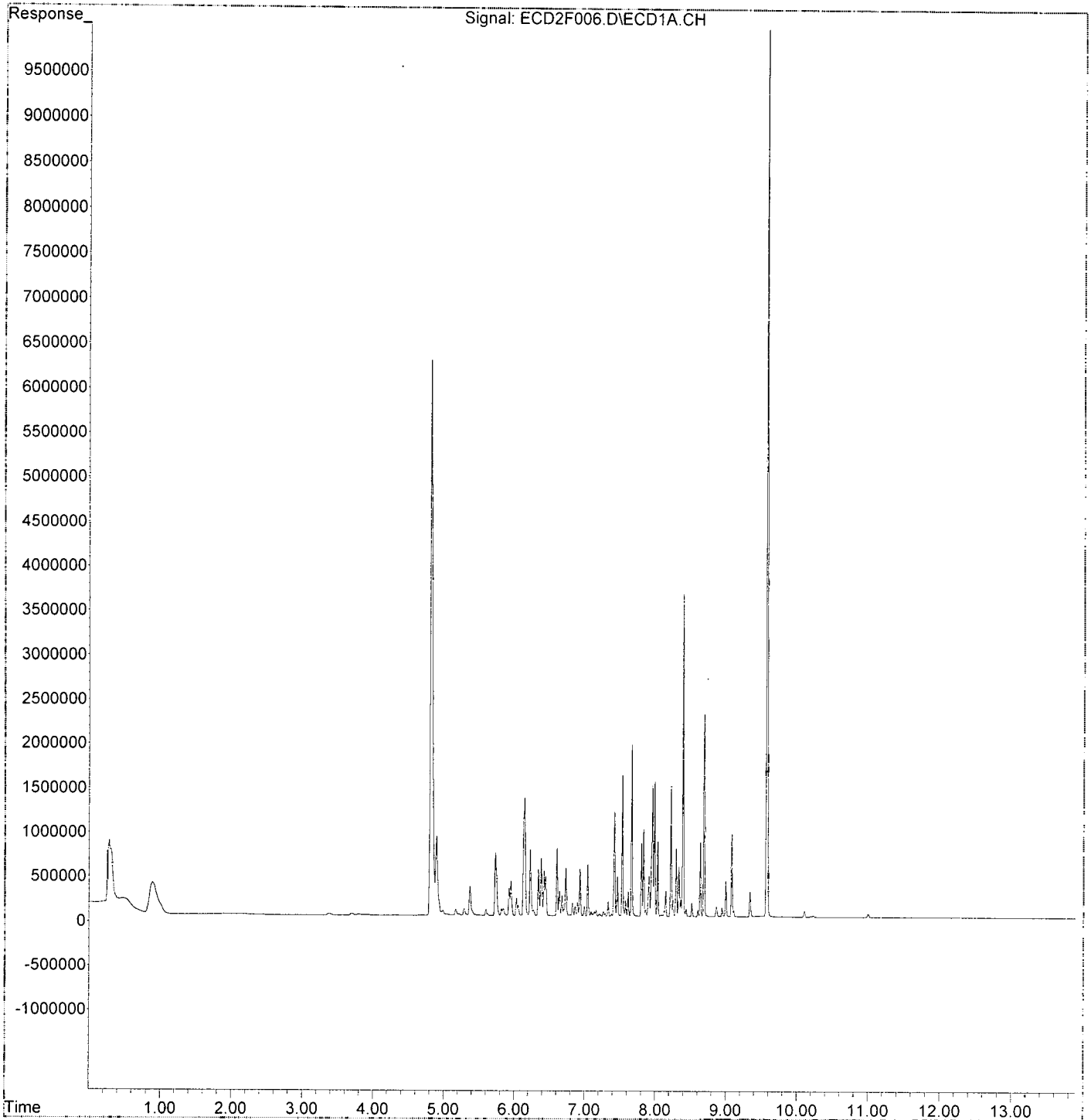
(f)=RT Delta > 1/2 Window

(m)=manual int.

Quantitation Report (QT Reviewed)

Data Path : K:\DATA\9L03052\
Data File : ECD2F006.D
Signal(s) : ECD1A.CH
Acq On : 03 Dec 2019 17:57
Operator : MJB / KAK
Sample : 9L03052-CAL4
Misc :
ALS Vial : 6 Sample Multiplier: 1

Integration File: PCB1.e
Quant Time: Dec 04 14:53:08 2019
Quant Method : K:\METHODS\FECD2_QUANTPCB_191203.M
Quant Title : PCB Data Analysis
QLast Update : Wed Dec 04 14:46:53 2019
Response via : Initial Calibration
Integrator: ChemStation 6890 Scale Mode: Small noise peaks clipped



Quantitation Report (QT Reviewed)

Data Path : K:\DATA\9L03052\
 Data File : ECD2F007.D
 Signal(s) : ECD1A.CH
 Acq On : 03 Dec 2019 18:15
 Operator : MJB / KAK
 Sample : 9L03052-CAL5
 Misc :
 ALS Vial : 7 Sample Multiplier: 1

Integration File: PCB1.e
 Quant Time: Dec 04 14:47:08 2019
 Quant Method : K:\METHODS\FECD2_QUANTPCB_191203.M
 Quant Title : PCB Data Analysis
 QLast Update : Wed Dec 04 14:46:53 2019
 Response via : Initial Calibration
 Integrator: ChemStation 6890 Scale Mode: Small noise peaks clipped

Compound	R.T.	Response	Conc Units
System Monitoring Compounds			
1) S TCMX (S)	4.811	19144959	325.882 ng/ml
62) S DCBP (S)	9.578	31083383	344.386 ng/ml
Target Compounds			
2) Aroclor 1016 (1)	5.729	1871482	567.923 ng/ml
3) Aroclor 1016 (2)	6.143	3859736	598.126 ng/ml
4) Aroclor 1016 (3)	6.225	2022155	574.160 ng/ml
5) Aroclor 1016 (4)	6.382	1820005	593.533 ng/ml
6) Aroclor 1016 (5)	6.604	2192154	604.752 ng/ml
7) Aroclor 1016 (6)	6.730	1484483	586.744 ng/ml
8) Aroclor 1016 - AVE	0.000	0	N.D. ng/ml
9) Aroclor 1221 (1)	0.000	0	N.D. ng/ml
10) Aroclor 1221 (2)	0.000	0	N.D. ng/ml
11) Aroclor 1221 (3)	0.000	0	N.D. ng/ml
12) Aroclor 1221 - AVE	0.000	0	N.D. ng/ml
13) Aroclor 1232 (1)	0.000	0	N.D. ng/ml
14) Aroclor 1232 (2)	0.000	0	N.D. ng/ml
15) Aroclor 1232 (3)	0.000	0	N.D. ng/ml
16) Aroclor 1232 (4)	0.000	0	N.D. ng/ml
17) Aroclor 1232 (5)	0.000	0	N.D. ng/ml
18) Aroclor 1232 (6)	0.000	0	N.D. ng/ml
19) Aroclor 1232 - AVE	0.000	0	N.D. ng/ml
20) Aroclor 1242 (1)	0.000	0	N.D. ng/ml
21) Aroclor 1242 (2)	0.000	0	N.D. ng/ml
22) Aroclor 1242 (3)	0.000	0	N.D. ng/ml
23) Aroclor 1242 (4)	0.000	0	N.D. ng/ml
24) Aroclor 1242 (5)	0.000	0	N.D. ng/ml
25) Aroclor 1242 (6)	0.000	0	N.D. ng/ml
26) Aroclor 1242 - AVE	0.000	0	N.D. ng/ml
27) Aroclor 1248 (1)	0.000	0	N.D. ng/ml
28) Aroclor 1248 (2)	0.000	0	N.D. ng/ml
29) Aroclor 1248 (3)	0.000	0	N.D. ng/ml
30) Aroclor 1248 (4)	0.000	0	N.D. ng/ml
31) Aroclor 1248 (5)	0.000	0	N.D. ng/ml
32) Aroclor 1248 (6)	0.000	0	N.D. ng/ml
33) Aroclor 1248 - AVE	0.000	0	N.D. ng/ml
34) Aroclor 1254 (1)	0.000	0	N.D. ng/ml
35) Aroclor 1254 (2)	0.000	0	N.D. ng/ml
36) Aroclor 1254 (3)	0.000	0	N.D. ng/ml
37) Aroclor 1254 (4)	0.000	0	N.D. ng/ml
38) Aroclor 1254 (5)	0.000	0	N.D. ng/ml
39) Aroclor 1254 (6)	0.000	0	N.D. ng/ml
40) Aroclor 1254 - AVE	0.000	0	N.D. ng/ml
41) Aroclor 1260 (1)	7.532	4423699	631.872 ng/ml
42) Aroclor 1260 (2)	7.665	5325133	598.290 ng/ml
43) Aroclor 1260 (3)	8.221	3997829	600.167 ng/ml
44) Aroclor 1260 (4)	8.391	10089251	638.466 ng/ml
45) Aroclor 1260 (5)	8.690	6288943	609.741 ng/ml
46) Aroclor 1260 (6)	9.082	2699039	626.537 ng/ml
47) Aroclor 1260 - AVE	0.000	0	N.D. ng/ml

[Handwritten signature]
12/4/19

Quantitation Report (QT Reviewed)

Data Path : K:\DATA\9L03052\
 Data File : ECD2F007.D
 Signal(s) : ECD1A.CH
 Acq On : 03 Dec 2019 18:15
 Operator : MJB / KAK
 Sample : 9L03052-CAL5
 Misc :
 ALS Vial : 7 Sample Multiplier: 1

Integration File: PCB1.e
 Quant Time: Dec 04 14:47:08 2019
 Quant Method : K:\METHODS\FECD2_QUANTPCB_191203.M
 Quant Title : PCB Data Analysis
 QLast Update : Wed Dec 04 14:46:53 2019
 Response via : Initial Calibration
 Integrator: ChemStation 6890 Scale Mode: Small noise peaks clipped

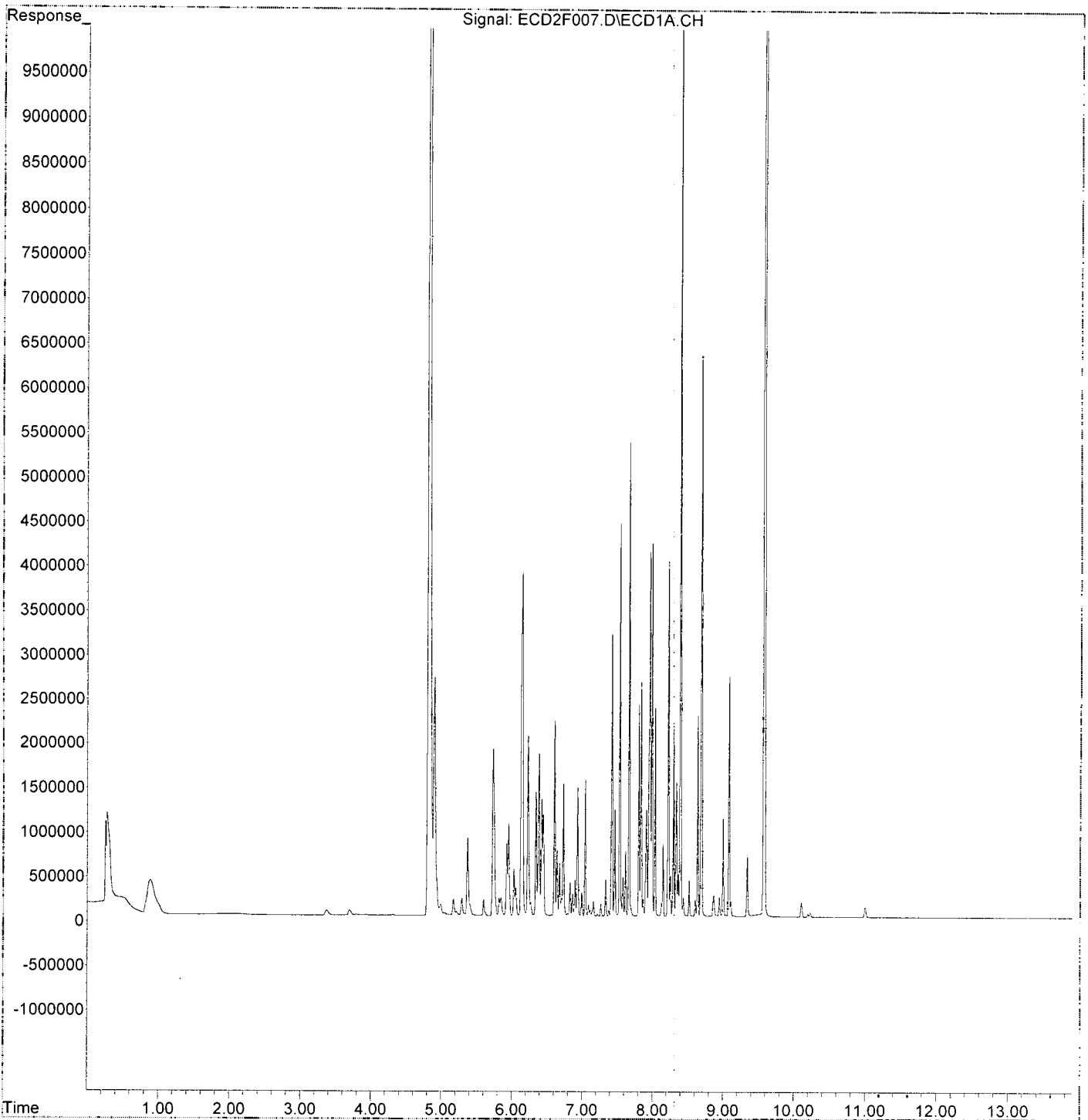
Compound	R.T.	Response	Conc	Units
48) Aroclor 1262 (1)	0.000	0	N.D.	ng/mld
49) Aroclor 1262 (2)	0.000	0	N.D.	ng/mld
50) Aroclor 1262 (3)	0.000	0	N.D.	ng/mld
51) Aroclor 1262 (4)	0.000	0	N.D.	ng/mld
52) Aroclor 1262 (5)	0.000	0	N.D.	ng/mld
53) Aroclor 1262 (6)	0.000	0	N.D.	ng/mld
54) Aroclor 1262 - AVE	0.000	0	N.D.	ng/mld
55) Aroclor 1268 (1)	0.000	0	N.D.	ng/mld
56) Aroclor 1268 (2)	0.000	0	N.D.	ng/mld
57) Aroclor 1268 (3)	0.000	0	N.D.	ng/mld
58) Aroclor 1268 (4)	0.000	0	N.D.	ng/mld
59) Aroclor 1268 (5)	0.000	0	N.D.	ng/mld
60) Aroclor 1268 (6)	0.000	0	N.D.	ng/mld
61) Aroclor 1268 - AVE	0.000	0	N.D.	ng/mld

(f)=RT Delta > 1/2 Window

(m)=manual int.

Data Path : K:\DATA\9L03052\
 Data File : ECD2F007.D
 Signal(s) : ECD1A.CH
 Acq On : 03 Dec 2019 18:15
 Operator : MJB / KAK
 Sample : 9L03052-CAL5
 Misc :
 ALS Vial : 7 Sample Multiplier: 1

Integration File: PCB1.e
 Quant Time: Dec 04 14:47:08 2019
 Quant Method : K:\METHODS\FECD2_QUANTPCB_191203.M
 Quant Title : PCB Data Analysis
 QLast Update : Wed Dec 04 14:46:53 2019
 Response via : Initial Calibration
 Integrator: ChemStation 6890 Scale Mode: Small noise peaks clipped



Quantitation Report (QT Reviewed)

Data Path : K:\DATA\9L03052\
 Data File : ECD2F008.D
 Signal(s) : ECD1A.CH
 Acq On : 03 Dec 2019 18:32
 Operator : MJB / KAK
 Sample : 9L03052-CAL6
 Misc :
 ALS Vial : 8 Sample Multiplier: 1

Integration File: PCB1.e
 Quant Time: Dec 04 14:54:26 2019
 Quant Method : K:\METHODS\FECD2_QUANTPCB_191203.M
 Quant Title : PCB Data Analysis
 QLast Update : Wed Dec 04 14:46:53 2019
 Response via : Initial Calibration
 Integrator: ChemStation 6890 Scale Mode: Small noise peaks clipped

Compound	R.T.	Response	Conc Units
System Monitoring Compounds			
1) S TCMX (S)	4.810	33608191	572.073 ng/ml
62) S DCBP (S)	9.578	54903816	608.303 ng/ml
Target Compounds			
2) Aroclor 1016 (1)	5.729	3364096	1020.874 ng/ml
3) Aroclor 1016 (2)	6.142	6834377	1059.093 ng/ml
4) Aroclor 1016 (3)	6.225	3751237	1065.106 ng/ml
5) Aroclor 1016 (4)	6.382	3257104	1062.193 ng/ml
6) Aroclor 1016 (5)	6.604	3740486	1031.893 ng/ml
7) Aroclor 1016 (6)	6.730	2774363	1096.572 ng/ml
8) Aroclor 1016 - AVE	0.000	0	N.D. ng/ml
9) Aroclor 1221 (1)	0.000	0	N.D. ng/ml
10) Aroclor 1221 (2)	0.000	0	N.D. ng/ml
11) Aroclor 1221 (3)	0.000	0	N.D. ng/ml
12) Aroclor 1221 - AVE	0.000	0	N.D. ng/ml
13) Aroclor 1232 (1)	0.000	0	N.D. ng/ml
14) Aroclor 1232 (2)	0.000	0	N.D. ng/ml
15) Aroclor 1232 (3)	0.000	0	N.D. ng/ml
16) Aroclor 1232 (4)	0.000	0	N.D. ng/ml
17) Aroclor 1232 (5)	0.000	0	N.D. ng/ml
18) Aroclor 1232 (6)	0.000	0	N.D. ng/ml
19) Aroclor 1232 - AVE	0.000	0	N.D. ng/ml
20) Aroclor 1242 (1)	0.000	0	N.D. ng/ml
21) Aroclor 1242 (2)	0.000	0	N.D. ng/ml
22) Aroclor 1242 (3)	0.000	0	N.D. ng/ml
23) Aroclor 1242 (4)	0.000	0	N.D. ng/ml
24) Aroclor 1242 (5)	0.000	0	N.D. ng/ml
25) Aroclor 1242 (6)	0.000	0	N.D. ng/ml
26) Aroclor 1242 - AVE	0.000	0	N.D. ng/ml
27) Aroclor 1248 (1)	0.000	0	N.D. ng/ml
28) Aroclor 1248 (2)	0.000	0	N.D. ng/ml
29) Aroclor 1248 (3)	0.000	0	N.D. ng/ml
30) Aroclor 1248 (4)	0.000	0	N.D. ng/ml
31) Aroclor 1248 (5)	0.000	0	N.D. ng/ml
32) Aroclor 1248 (6)	0.000	0	N.D. ng/ml
33) Aroclor 1248 - AVE	0.000	0	N.D. ng/ml
34) Aroclor 1254 (1)	0.000	0	N.D. ng/ml
35) Aroclor 1254 (2)	0.000	0	N.D. ng/ml
36) Aroclor 1254 (3)	0.000	0	N.D. ng/ml
37) Aroclor 1254 (4)	0.000	0	N.D. ng/ml
38) Aroclor 1254 (5)	0.000	0	N.D. ng/ml
39) Aroclor 1254 (6)	0.000	0	N.D. ng/ml
40) Aroclor 1254 - AVE	0.000	0	N.D. ng/ml
41) Aroclor 1260 (1)	7.532	7808345	1115.329 ng/ml
42) Aroclor 1260 (2)	7.665	9589273	1077.375 ng/ml
43) Aroclor 1260 (3)	8.221	7355010	1104.158 ng/ml
44) Aroclor 1260 (4)	8.391	17708495	1120.626 ng/ml
45) Aroclor 1260 (5)	8.690	11580150	1122.747 ng/ml
46) Aroclor 1260 (6)	9.081	4725786	1097.013 ng/ml
47) Aroclor 1260 - AVE	0.000	0	N.D. ng/ml

[Handwritten signature]
12/11/19

Quantitation Report (QT Reviewed)

Data Path : K:\DATA\9L03052\
 Data File : ECD2F008.D
 Signal(s) : ECD1A.CH
 Acq On : 03 Dec 2019 18:32
 Operator : MJB / KAK
 Sample : 9L03052-CAL6
 Misc :
 ALS Vial : 8 Sample Multiplier: 1

Integration File: PCB1.e
 Quant Time: Dec 04 14:54:26 2019
 Quant Method : K:\METHODS\FECD2_QUANTPCB_191203.M
 Quant Title : PCB Data Analysis
 QLast Update : Wed Dec 04 14:46:53 2019
 Response via : Initial Calibration
 Integrator: ChemStation 6890 Scale Mode: Small noise peaks clipped

Compound	R.T.	Response	Conc	Units
48) Aroclor 1262 (1)	0.000	0	N.D.	ng/ml
49) Aroclor 1262 (2)	0.000	0	N.D.	ng/ml
50) Aroclor 1262 (3)	0.000	0	N.D.	ng/ml
51) Aroclor 1262 (4)	0.000	0	N.D.	ng/ml
52) Aroclor 1262 (5)	0.000	0	N.D.	ng/ml
53) Aroclor 1262 (6)	0.000	0	N.D.	ng/ml
54) Aroclor 1262 - AVE	0.000	0	N.D.	ng/ml
55) Aroclor 1268 (1)	0.000	0	N.D.	ng/ml
56) Aroclor 1268 (2)	0.000	0	N.D.	ng/ml
57) Aroclor 1268 (3)	0.000	0	N.D.	ng/ml
58) Aroclor 1268 (4)	0.000	0	N.D.	ng/ml
59) Aroclor 1268 (5)	0.000	0	N.D.	ng/ml
60) Aroclor 1268 (6)	0.000	0	N.D.	ng/ml
61) Aroclor 1268 - AVE	0.000	0	N.D.	ng/ml

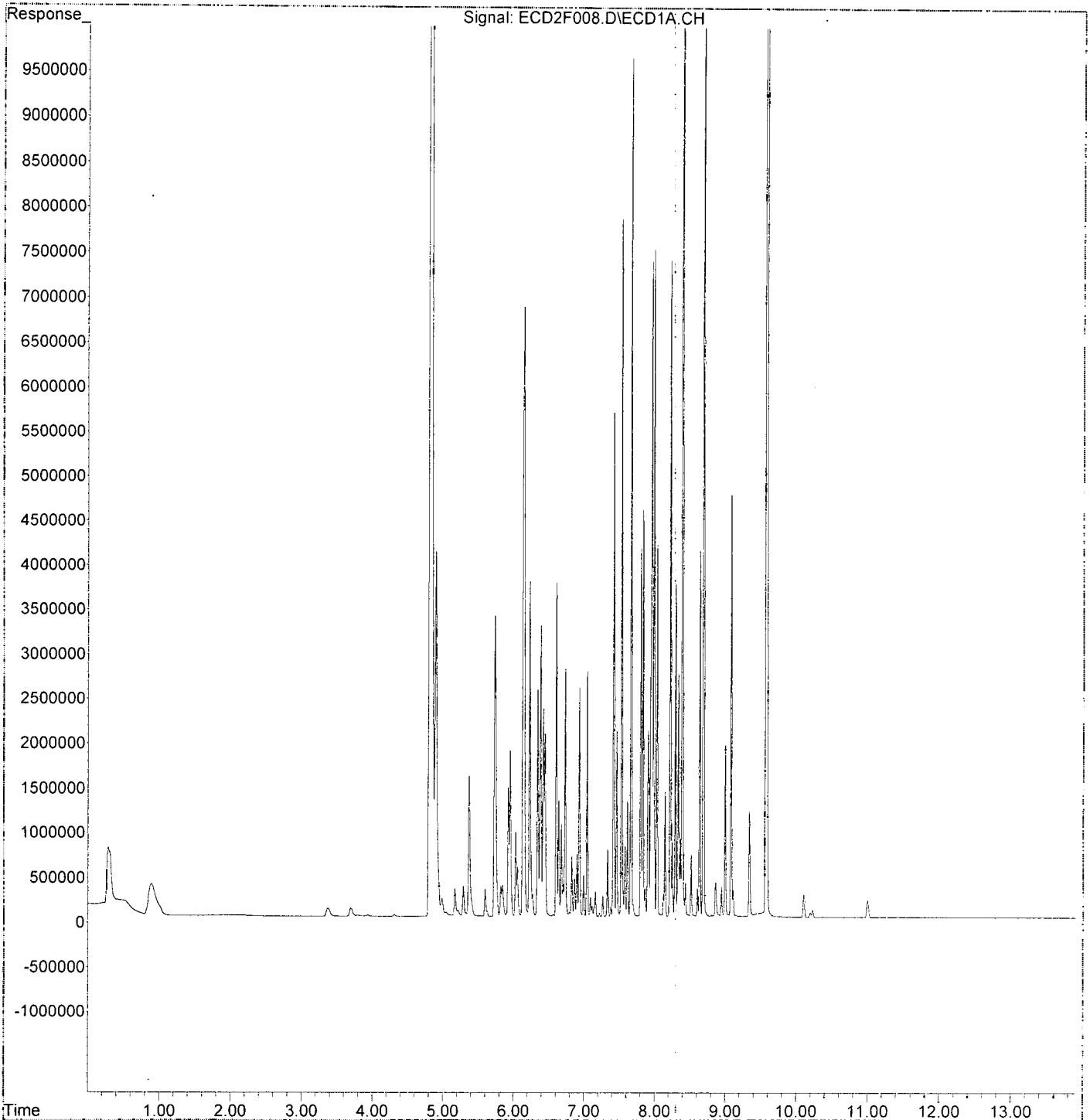
(f)=RT Delta > 1/2 Window

(m)=manual int.

Quantitation Report (QT Reviewed)

Data Path : K:\DATA\9L03052\
Data File : ECD2F008.D
Signal(s) : ECD1A.CH
Acq On : 03 Dec 2019 18:32
Operator : MJB / KAK
Sample : 9L03052-CAL6
Misc :
ALS Vial : 8 Sample Multiplier: 1

Integration File: PCB1.e
Quant Time: Dec 04 14:54:26 2019
Quant Method : K:\METHODS\FECD2_QUANTPCB_191203.M
Quant Title : PCB Data Analysis
QLast Update : Wed Dec 04 14:46:53 2019
Response via : Initial Calibration
Integrator: ChemStation 6890 Scale Mode: Small noise peaks clipped



Quantitation Report (QT Reviewed)

Data Path : K:\DATA\9L03052\
 Data File : ECD2F009.D
 Signal(s) : ECD1A.CH
 Acq On : 03 Dec 2019 18:50
 Operator : MJB / KAK
 Sample : 9L03052-CAL7
 Misc :
 ALS Vial : 9 Sample Multiplier: 1

Integration File: PCB1.e
 Quant Time: Dec 04 14:56:25 2019
 Quant Method : K:\METHODS\FECD2_QUANTPCB_191203.M
 Quant Title : PCB Data Analysis
 QLast Update : Wed Dec 04 14:46:53 2019
 Response via : Initial Calibration
 Integrator: ChemStation 6890 Scale Mode: Small noise peaks clipped

Compound	R.T.	Response	Conc Units
System Monitoring Compounds			
1) S TCMX (S)	4.809	60673888	1032.780 ng/ml
62) S DCBP (S)	9.580	89202319	988.310 ng/ml
Target Compounds			
2) Aroclor 1016 (1)	5.729	5150886	1563.096 ng/ml
3) Aroclor 1016 (2)	6.142	10450716	1619.501 ng/ml
4) Aroclor 1016 (3)	6.224	5493308	1559.740 ng/ml
5) Aroclor 1016 (4)	6.382	4711985	1536.653 ng/ml
6) Aroclor 1016 (5)	6.604	5651954	1559.212 ng/ml
7) Aroclor 1016 (6)	6.730	4009865	1584.906 ng/ml
8) Aroclor 1016 - AVE	0.000	0	N.D. ng/ml
9) Aroclor 1221 (1)	0.000	0	N.D. ng/ml
10) Aroclor 1221 (2)	0.000	0	N.D. ng/ml
11) Aroclor 1221 (3)	0.000	0	N.D. ng/ml
12) Aroclor 1221 - AVE	0.000	0	N.D. ng/ml
13) Aroclor 1232 (1)	0.000	0	N.D. ng/ml
14) Aroclor 1232 (2)	0.000	0	N.D. ng/ml
15) Aroclor 1232 (3)	0.000	0	N.D. ng/ml
16) Aroclor 1232 (4)	0.000	0	N.D. ng/ml
17) Aroclor 1232 (5)	0.000	0	N.D. ng/ml
18) Aroclor 1232 (6)	0.000	0	N.D. ng/ml
19) Aroclor 1232 - AVE	0.000	0	N.D. ng/ml
20) Aroclor 1242 (1)	0.000	0	N.D. ng/ml
21) Aroclor 1242 (2)	0.000	0	N.D. ng/ml
22) Aroclor 1242 (3)	0.000	0	N.D. ng/ml
23) Aroclor 1242 (4)	0.000	0	N.D. ng/ml
24) Aroclor 1242 (5)	0.000	0	N.D. ng/ml
25) Aroclor 1242 (6)	0.000	0	N.D. ng/ml
26) Aroclor 1242 - AVE	0.000	0	N.D. ng/ml
27) Aroclor 1248 (1)	0.000	0	N.D. ng/ml
28) Aroclor 1248 (2)	0.000	0	N.D. ng/ml
29) Aroclor 1248 (3)	0.000	0	N.D. ng/ml
30) Aroclor 1248 (4)	0.000	0	N.D. ng/ml
31) Aroclor 1248 (5)	0.000	0	N.D. ng/ml
32) Aroclor 1248 (6)	0.000	0	N.D. ng/ml
33) Aroclor 1248 - AVE	0.000	0	N.D. ng/ml
34) Aroclor 1254 (1)	0.000	0	N.D. ng/ml
35) Aroclor 1254 (2)	0.000	0	N.D. ng/ml
36) Aroclor 1254 (3)	0.000	0	N.D. ng/ml
37) Aroclor 1254 (4)	0.000	0	N.D. ng/ml
38) Aroclor 1254 (5)	0.000	0	N.D. ng/ml
39) Aroclor 1254 (6)	0.000	0	N.D. ng/ml
40) Aroclor 1254 - AVE	0.000	0	N.D. ng/ml
41) Aroclor 1260 (1)	7.532	11443339	1634.544 ng/ml
42) Aroclor 1260 (2)	7.665	15052739	1691.206 ng/ml
43) Aroclor 1260 (3)	8.221	11134634	1671.567 ng/ml
44) Aroclor 1260 (4)	8.392	27659948	1750.371 ng/ml
45) Aroclor 1260 (5)	8.691	17894220	1734.924 ng/ml
46) Aroclor 1260 (6)	9.082	7455071	1730.572 ng/ml
47) Aroclor 1260 - AVE	0.000	0	N.D. ng/ml

12/4/19

Data Path : K:\DATA\9L03052\
 Data File : ECD2F009.D
 Signal(s) : ECD1A.CH
 Acq On : 03 Dec 2019 18:50
 Operator : MJB / KAK
 Sample : 9L03052-CAL7
 Misc :
 ALS Vial : 9 Sample Multiplier: 1

Integration File: PCB1.e
 Quant Time: Dec 04 14:56:25 2019
 Quant Method : K:\METHODS\FECD2_QUANTPCB_191203.M
 Quant Title : PCB Data Analysis
 QLast Update : Wed Dec 04 14:46:53 2019
 Response via : Initial Calibration
 Integrator: ChemStation 6890 Scale Mode: Small noise peaks clipped

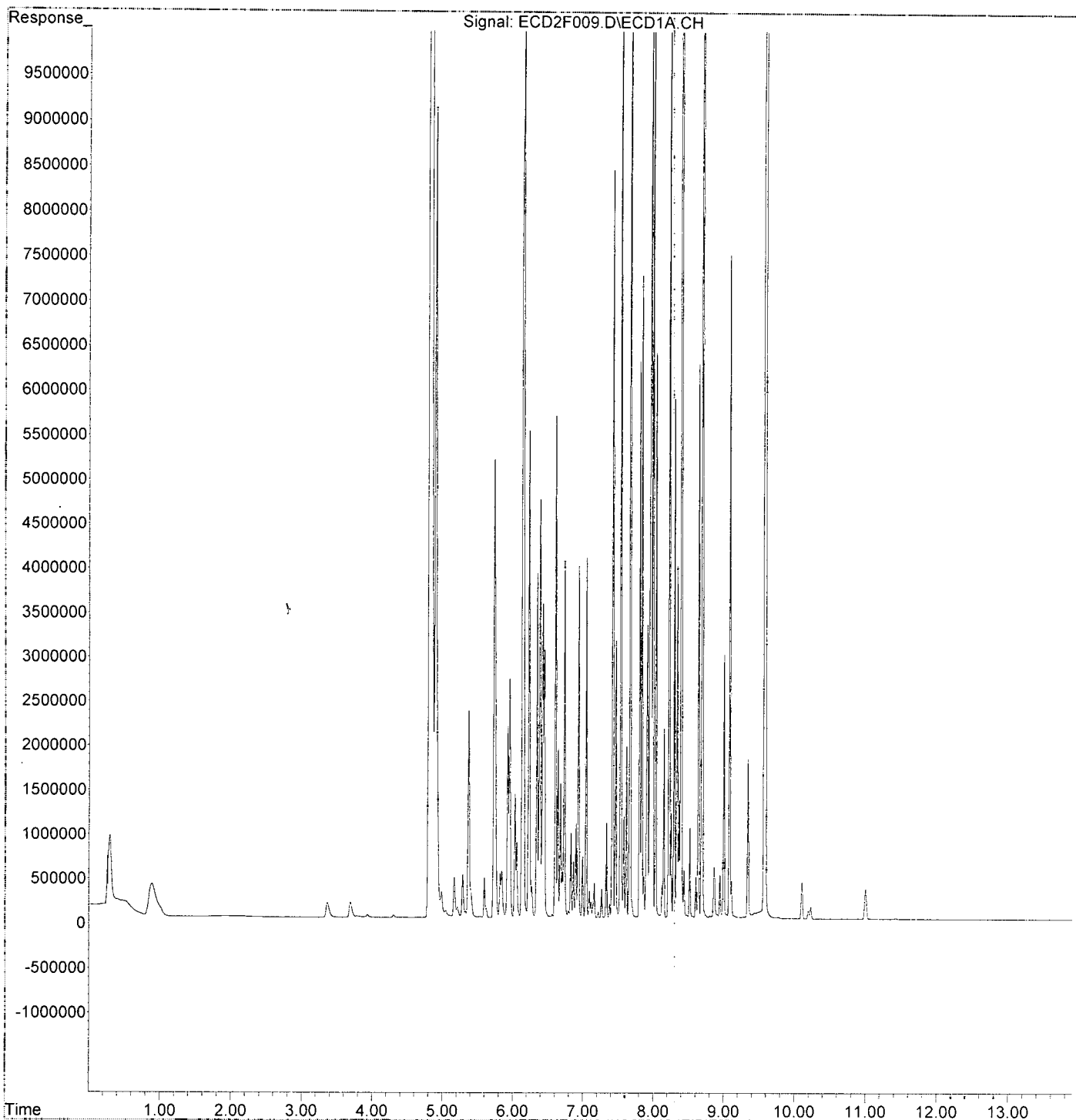
Compound	R.T.	Response	Conc	Units
48) Aroclor 1262 (1)	0.000	0	N.D.	ng/mld
49) Aroclor 1262 (2)	0.000	0	N.D.	ng/mld
50) Aroclor 1262 (3)	0.000	0	N.D.	ng/mld
51) Aroclor 1262 (4)	0.000	0	N.D.	ng/mld
52) Aroclor 1262 (5)	0.000	0	N.D.	ng/mld
53) Aroclor 1262 (6)	0.000	0	N.D.	ng/mld
54) Aroclor 1262 - AVE	0.000	0	N.D.	ng/mld
55) Aroclor 1268 (1)	0.000	0	N.D.	ng/mld
56) Aroclor 1268 (2)	0.000	0	N.D.	ng/mld
57) Aroclor 1268 (3)	0.000	0	N.D.	ng/mld
58) Aroclor 1268 (4)	0.000	0	N.D.	ng/mld
59) Aroclor 1268 (5)	0.000	0	N.D.	ng/mld
60) Aroclor 1268 (6)	0.000	0	N.D.	ng/mld
61) Aroclor 1268 - AVE	0.000	0	N.D.	ng/mld

(f)=RT Delta > 1/2 Window

(m)=manual int.

Data Path : K:\DATA\9L03052\
Data File : ECD2F009.D
Signal(s) : ECD1A.CH
Acq On : 03 Dec 2019 18:50
Operator : MJB / KAK
Sample : 9L03052-CAL7
Misc :
ALS Vial : 9 Sample Multiplier: 1

Integration File: PCB1.e
Quant Time: Dec 04 14:56:25 2019
Quant Method : K:\METHODS\FECD2_QUANTPCB_191203.M
Quant Title : PCB Data Analysis
QLast Update : Wed Dec 04 14:46:53 2019
Response via : Initial Calibration
Integrator: ChemStation 6890 Scale Mode: Small noise peaks clipped



Quantitation Report (QT Reviewed)

Data Path : K:\DATA\9L03052\
 Data File : ECD2F012.D
 Signal(s) : ECD1A.CH
 Acq On : 03 Dec 2019 19:43
 Operator : MJB / KAK
 Sample : 9L03052-CAL8
 Misc :
 ALS Vial : 11 Sample Multiplier: 1

Integration File: PCB1.e
 Quant Time: Dec 04 14:58:12 2019
 Quant Method : K:\METHODS\FECD2_QUANTPCB_191203.M
 Quant Title : PCB Data Analysis
 QLast Update : Wed Dec 04 14:58:04 2019
 Response via : Initial Calibration
 Integrator: ChemStation 6890 Scale Mode: Small noise peaks clipped

Compound	R.T.	Response	Conc	Units
System Monitoring Compounds				
1) S TCMX (S)	0.000	0	N.D.	ng/ml
62) S DCBP (S)	0.000	0	N.D.	ng/ml
Target Compounds				
2) Aroclor 1016 (1)	0.000	0	N.D.	ng/ml
3) Aroclor 1016 (2)	0.000	0	N.D.	ng/ml
4) Aroclor 1016 (3)	0.000	0	N.D.	ng/ml
5) Aroclor 1016 (4)	0.000	0	N.D.	ng/ml
6) Aroclor 1016 (5)	0.000	0	N.D.	ng/ml
7) Aroclor 1016 (6)	0.000	0	N.D.	ng/ml
8) Aroclor 1016 - AVE	0.000	0	N.D.	ng/ml
9) Aroclor 1221 (1)	5.167	541216	548.599	ng/ml
10) Aroclor 1221 (2)	5.286	358784	549.849	ng/ml
11) Aroclor 1221 (3)	5.366	1170056	547.567	ng/ml
12) Aroclor 1221 - AVE	0.000	0	N.D.	ng/ml
13) Aroclor 1232 (1)	0.000	0	N.D.	ng/ml
14) Aroclor 1232 (2)	0.000	0	N.D.	ng/ml
15) Aroclor 1232 (3)	0.000	0	N.D.	ng/ml
16) Aroclor 1232 (4)	0.000	0	N.D.	ng/ml
17) Aroclor 1232 (5)	0.000	0	N.D.	ng/ml
18) Aroclor 1232 (6)	0.000	0	N.D.	ng/ml
19) Aroclor 1232 - AVE	0.000	0	N.D.	ng/ml
20) Aroclor 1242 (1)	0.000	0	N.D.	ng/ml
21) Aroclor 1242 (2)	0.000	0	N.D.	ng/ml
22) Aroclor 1242 (3)	0.000	0	N.D.	ng/ml
23) Aroclor 1242 (4)	0.000	0	N.D.	ng/ml
24) Aroclor 1242 (5)	0.000	0	N.D.	ng/ml
25) Aroclor 1242 (6)	0.000	0	N.D.	ng/ml
26) Aroclor 1242 - AVE	0.000	0	N.D.	ng/ml
27) Aroclor 1248 (1)	0.000	0	N.D.	ng/ml
28) Aroclor 1248 (2)	0.000	0	N.D.	ng/ml
29) Aroclor 1248 (3)	0.000	0	N.D.	ng/ml
30) Aroclor 1248 (4)	0.000	0	N.D.	ng/ml
31) Aroclor 1248 (5)	0.000	0	N.D.	ng/ml
32) Aroclor 1248 (6)	0.000	0	N.D.	ng/ml
33) Aroclor 1248 - AVE	0.000	0	N.D.	ng/ml
34) Aroclor 1254 (1)	0.000	0	N.D.	ng/ml
35) Aroclor 1254 (2)	0.000	0	N.D.	ng/ml
36) Aroclor 1254 (3)	0.000	0	N.D.	ng/ml
37) Aroclor 1254 (4)	0.000	0	N.D.	ng/ml
38) Aroclor 1254 (5)	0.000	0	N.D.	ng/ml
39) Aroclor 1254 (6)	0.000	0	N.D.	ng/ml
40) Aroclor 1254 - AVE	0.000	0	N.D.	ng/ml
41) Aroclor 1260 (1)	0.000	0	N.D.	ng/ml
42) Aroclor 1260 (2)	0.000	0	N.D.	ng/ml
43) Aroclor 1260 (3)	0.000	0	N.D.	ng/ml
44) Aroclor 1260 (4)	0.000	0	N.D.	ng/ml
45) Aroclor 1260 (5)	0.000	0	N.D.	ng/ml
46) Aroclor 1260 (6)	0.000	0	N.D.	ng/ml
47) Aroclor 1260 - AVE	0.000	0	N.D.	ng/ml

12/14/19

Quantitation Report (QT Reviewed)

Data Path : K:\DATA\9L03052\
 Data File : ECD2F012.D
 Signal(s) : ECD1A.CH
 Acq On : 03 Dec 2019 19:43
 Operator : MJB / KAK
 Sample : 9L03052-CAL8
 Misc :
 ALS Vial : 11 Sample Multiplier: 1

Integration File: PCB1.e
 Quant Time: Dec 04 14:58:12 2019
 Quant Method : K:\METHODS\FECD2_QUANTPCB_191203.M
 Quant Title : PCB Data Analysis
 QLast Update : Wed Dec 04 14:58:04 2019
 Response via : Initial Calibration
 Integrator: ChemStation 6890 Scale Mode: Small noise peaks clipped

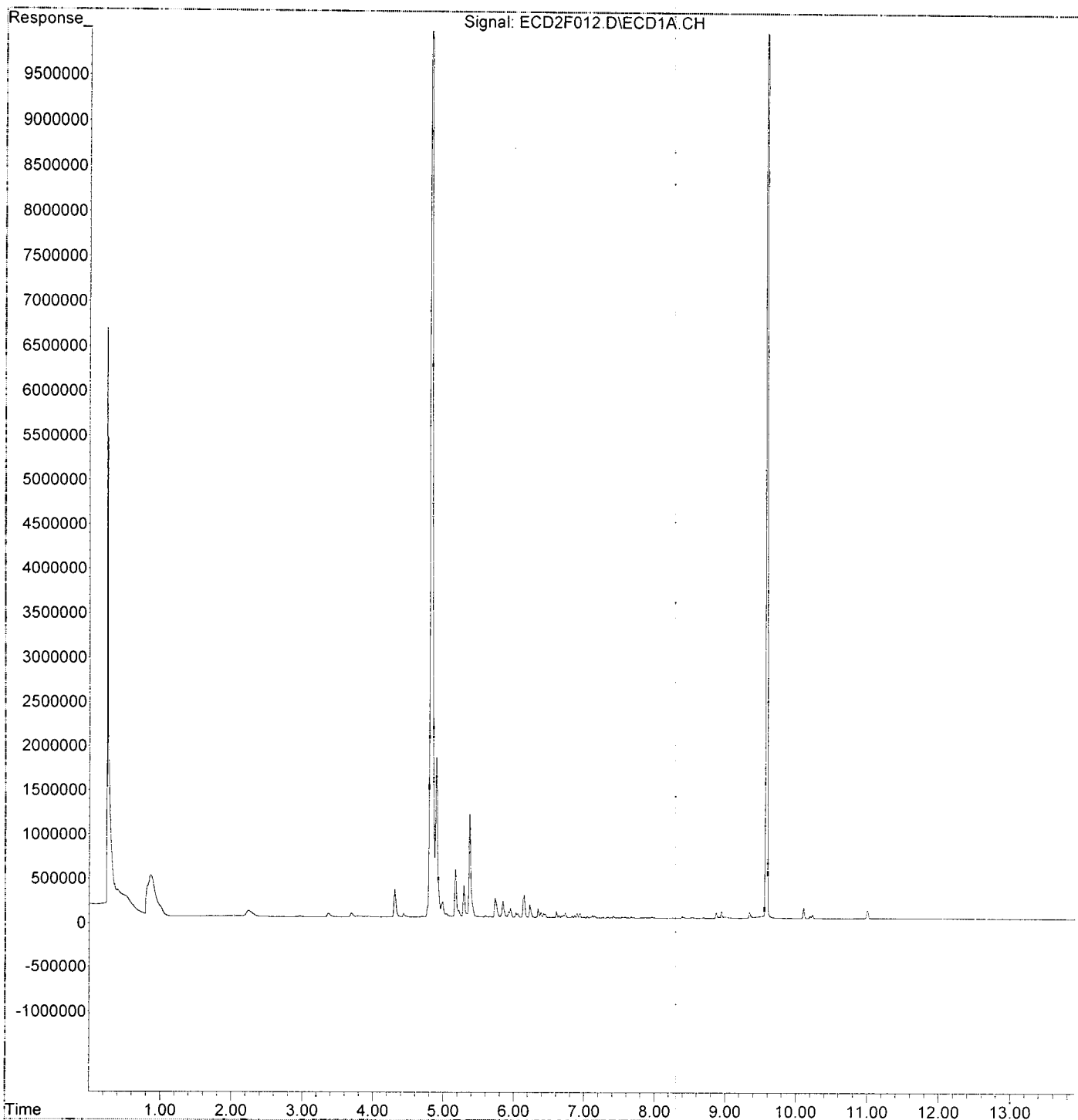
Compound	R.T.	Response	Conc	Units
48) Aroclor 1262 (1)	0.000	0	N.D.	ng/mld
49) Aroclor 1262 (2)	0.000	0	N.D.	ng/mld
50) Aroclor 1262 (3)	0.000	0	N.D.	ng/mld
51) Aroclor 1262 (4)	0.000	0	N.D.	ng/mld
52) Aroclor 1262 (5)	0.000	0	N.D.	ng/mld
53) Aroclor 1262 (6)	0.000	0	N.D.	ng/mld
54) Aroclor 1262 - AVE	0.000	0	N.D.	ng/mld
55) Aroclor 1268 (1)	0.000	0	N.D.	ng/mld
56) Aroclor 1268 (2)	0.000	0	N.D.	ng/mld
57) Aroclor 1268 (3)	0.000	0	N.D.	ng/mld
58) Aroclor 1268 (4)	0.000	0	N.D.	ng/mld
59) Aroclor 1268 (5)	0.000	0	N.D.	ng/mld
60) Aroclor 1268 (6)	0.000	0	N.D.	ng/mld
61) Aroclor 1268 - AVE	0.000	0	N.D.	ng/mld

(f)=RT Delta > 1/2 Window

(m)=manual int.

Data Path : K:\DATA\9L03052\
Data File : ECD2F012.D
Signal(s) : ECD1A.CH
Acq On : 03 Dec 2019 19:43
Operator : MJB / KAK
Sample : 9L03052-CAL8
Misc :
ALS Vial : 11 Sample Multiplier: 1

Integration File: PCB1.e
Quant Time: Dec 04 14:58:12 2019
Quant Method : K:\METHODS\FECD2_QUANTPCB_191203.M
Quant Title : PCB Data Analysis
QLast Update : Wed Dec 04 14:58:04 2019
Response via : Initial Calibration
Integrator: ChemStation 6890 Scale Mode: Small noise peaks clipped



Data Path : K:\DATA\9L03052\
 Data File : ECD2F013.D
 Signal(s) : ECD1A.CH
 Acq On : 03 Dec 2019 20:01
 Operator : MJB / KAK
 Sample : 9L03052-CAL9
 Misc :
 ALS Vial : 12 Sample Multiplier: 1

Integration File: PCB1.e
 Quant Time: Dec 04 14:59:44 2019
 Quant Method : K:\METHODS\FECD2_QUANTPCB_191203.M
 Quant Title : PCB Data Analysis
 QLast Update : Wed Dec 04 14:59:38 2019
 Response via : Initial Calibration
 Integrator: ChemStation 6890 Scale Mode: Small noise peaks clipped

Compound	R.T.	Response	Conc	Units
System Monitoring Compounds				
1) S TCMX (S)	0.000	0	N.D.	ng/ml
62) S DCBP (S)	0.000	0	N.D.	ng/ml
Target Compounds				
2) Aroclor 1016 (1)	0.000	0	N.D.	ng/ml
3) Aroclor 1016 (2)	0.000	0	N.D.	ng/ml
4) Aroclor 1016 (3)	0.000	0	N.D.	ng/ml
5) Aroclor 1016 (4)	0.000	0	N.D.	ng/ml
6) Aroclor 1016 (5)	0.000	0	N.D.	ng/ml
7) Aroclor 1016 (6)	0.000	0	N.D.	ng/ml
8) Aroclor 1016 - AVE	0.000	0	N.D.	ng/ml
9) Aroclor 1221 (1)	0.000	0	N.D.	ng/ml
10) Aroclor 1221 (2)	0.000	0	N.D.	ng/ml
11) Aroclor 1221 (3)	0.000	0	N.D.	ng/ml
12) Aroclor 1221 - AVE	0.000	0	N.D.	ng/ml
13) Aroclor 1232 (1)	5.368	888086	514.457	ng/ml
14) Aroclor 1232 (2)	6.142	1390092	546.929	ng/ml
15) Aroclor 1232 (3)	6.225	733471	527.208	ng/ml
16) Aroclor 1232 (4)	6.382	569682	572.844	ng/ml
17) Aroclor 1232 (5)	6.604	717990	566.540	ng/ml
18) Aroclor 1232 (6)	6.730	599061	579.471	ng/ml
19) Aroclor 1232 - AVE	0.000	0	N.D.	ng/ml
20) Aroclor 1242 (1)	0.000	0	N.D.	ng/ml
21) Aroclor 1242 (2)	0.000	0	N.D.	ng/ml
22) Aroclor 1242 (3)	0.000	0	N.D.	ng/ml
23) Aroclor 1242 (4)	0.000	0	N.D.	ng/ml
24) Aroclor 1242 (5)	0.000	0	N.D.	ng/ml
25) Aroclor 1242 (6)	0.000	0	N.D.	ng/ml
26) Aroclor 1242 - AVE	0.000	0	N.D.	ng/ml
27) Aroclor 1248 (1)	0.000	0	N.D.	ng/ml
28) Aroclor 1248 (2)	0.000	0	N.D.	ng/ml
29) Aroclor 1248 (3)	0.000	0	N.D.	ng/ml
30) Aroclor 1248 (4)	0.000	0	N.D.	ng/ml
31) Aroclor 1248 (5)	0.000	0	N.D.	ng/ml
32) Aroclor 1248 (6)	0.000	0	N.D.	ng/ml
33) Aroclor 1248 - AVE	0.000	0	N.D.	ng/ml
34) Aroclor 1254 (1)	0.000	0	N.D.	ng/ml
35) Aroclor 1254 (2)	0.000	0	N.D.	ng/ml
36) Aroclor 1254 (3)	0.000	0	N.D.	ng/ml
37) Aroclor 1254 (4)	0.000	0	N.D.	ng/ml
38) Aroclor 1254 (5)	0.000	0	N.D.	ng/ml
39) Aroclor 1254 (6)	0.000	0	N.D.	ng/ml
40) Aroclor 1254 - AVE	0.000	0	N.D.	ng/ml
41) Aroclor 1260 (1)	0.000	0	N.D.	ng/ml
42) Aroclor 1260 (2)	0.000	0	N.D.	ng/ml
43) Aroclor 1260 (3)	0.000	0	N.D.	ng/ml
44) Aroclor 1260 (4)	0.000	0	N.D.	ng/ml
45) Aroclor 1260 (5)	0.000	0	N.D.	ng/ml
46) Aroclor 1260 (6)	0.000	0	N.D.	ng/ml
47) Aroclor 1260 - AVE	0.000	0	N.D.	ng/ml

12/11/19

Data Path : K:\DATA\9L03052\
 Data File : ECD2F013.D
 Signal(s) : ECD1A.CH
 Acq On : 03 Dec 2019 20:01
 Operator : MJB / KAK
 Sample : 9L03052-CAL9
 Misc :
 ALS Vial : 12 Sample Multiplier: 1

Integration File: PCB1.e
 Quant Time: Dec 04 14:59:44 2019
 Quant Method : K:\METHODS\FECD2_QUANTPCB_191203.M
 Quant Title : PCB Data Analysis
 QLast Update : Wed Dec 04 14:59:38 2019
 Response via : Initial Calibration
 Integrator: ChemStation 6890 Scale Mode: Small noise peaks clipped

Compound	R.T.	Response	Conc	Units
48) Aroclor 1262 (1)	0.000	0	N.D.	ng/ml
49) Aroclor 1262 (2)	0.000	0	N.D.	ng/ml
50) Aroclor 1262 (3)	0.000	0	N.D.	ng/ml
51) Aroclor 1262 (4)	0.000	0	N.D.	ng/ml
52) Aroclor 1262 (5)	0.000	0	N.D.	ng/ml
53) Aroclor 1262 (6)	0.000	0	N.D.	ng/ml
54) Aroclor 1262 - AVE	0.000	0	N.D.	ng/ml
55) Aroclor 1268 (1)	0.000	0	N.D.	ng/ml
56) Aroclor 1268 (2)	0.000	0	N.D.	ng/ml
57) Aroclor 1268 (3)	0.000	0	N.D.	ng/ml
58) Aroclor 1268 (4)	0.000	0	N.D.	ng/ml
59) Aroclor 1268 (5)	0.000	0	N.D.	ng/ml
60) Aroclor 1268 (6)	0.000	0	N.D.	ng/ml
61) Aroclor 1268 - AVE	0.000	0	N.D.	ng/ml

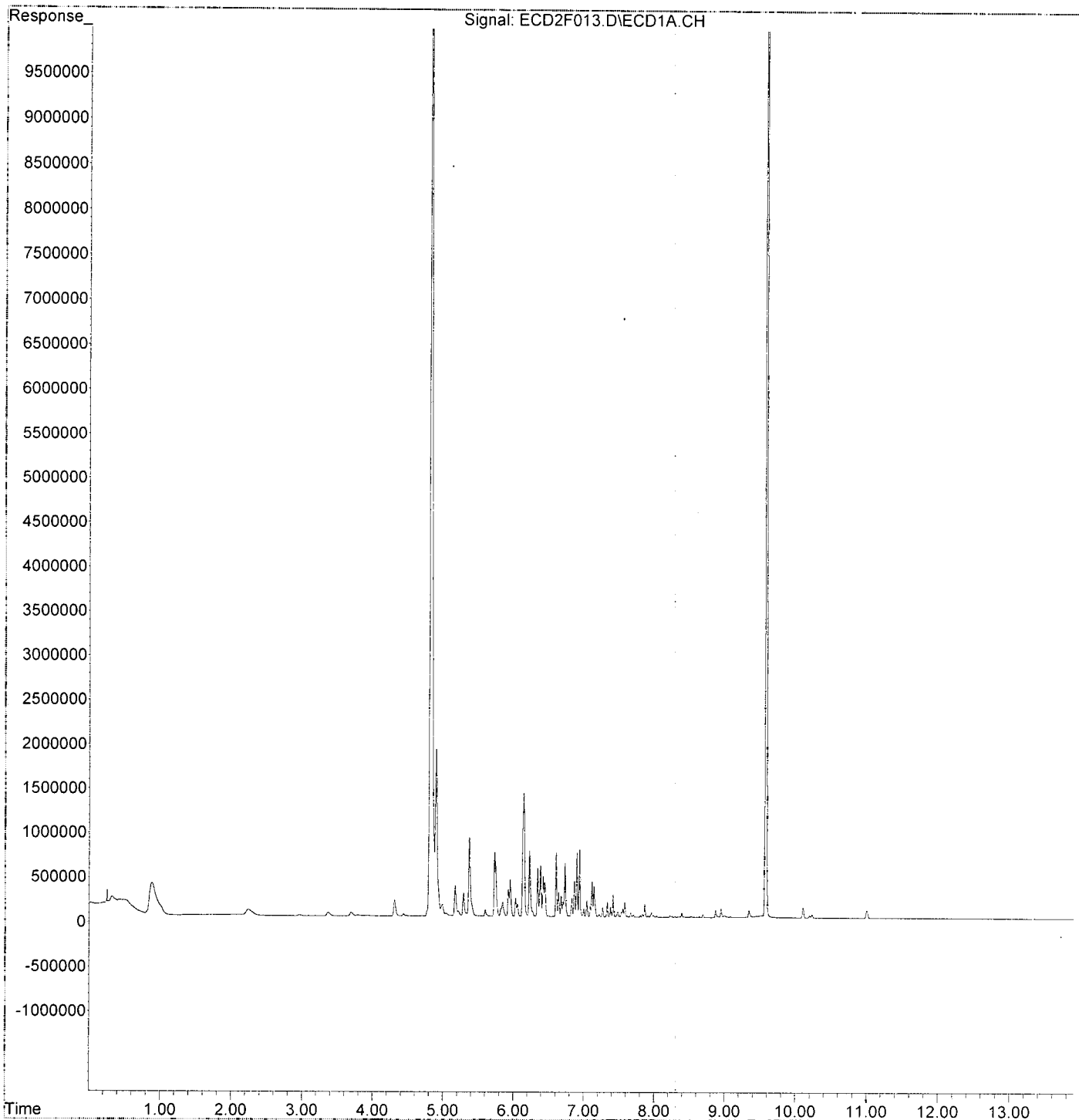
(f)=RT Delta > 1/2 Window

(m)=manual int.

Quantitation Report (QT Reviewed)

Data Path : K:\DATA\9L03052\
Data File : ECD2F013.D
Signal(s) : ECD1A.CH
Acq On : 03 Dec 2019 20:01
Operator : MJB / KAK
Sample : 9L03052-CAL9
Misc :
ALS Vial : 12 Sample Multiplier: 1

Integration File: PCB1.e
Quant Time: Dec 04 14:59:44 2019
Quant Method : K:\METHODS\FECD2_QUANTPCB_191203.M
Quant Title : PCB Data Analysis
QLast Update : Wed Dec 04 14:59:38 2019
Response via : Initial Calibration
Integrator: ChemStation 6890 Scale Mode: Small noise peaks clipped



Data Path : K:\DATA\9L03052\
 Data File : ECD2F014.D
 Signal(s) : ECD1A.CH
 Acq On : 03 Dec 2019 20:18
 Operator : MJB / KAK
 Sample : 9L03052-CALA
 Misc :
 ALS Vial : 13 Sample Multiplier: 1

Integration File: PCB1.e
 Quant Time: Dec 04 15:01:14 2019
 Quant Method : K:\METHODS\FECD2_QUANTPCB_191203.M
 Quant Title : PCB Data Analysis
 QLast Update : Wed Dec 04 15:01:07 2019
 Response via : Initial Calibration
 Integrator: ChemStation 6890 Scale Mode: Small noise peaks clipped.

Compound	R.T.	Response	Conc	Units
System Monitoring Compounds				
1) S TCMX (S)	0.000	0	N.D.	ng/ml
62) S DCBP (S)	0.000	0	N.D.	ng/ml
Target Compounds				
2) Aroclor 1016 (1)	0.000	0	N.D.	ng/ml
3) Aroclor 1016 (2)	0.000	0	N.D.	ng/ml
4) Aroclor 1016 (3)	0.000	0	N.D.	ng/ml
5) Aroclor 1016 (4)	0.000	0	N.D.	ng/ml
6) Aroclor 1016 (5)	0.000	0	N.D.	ng/ml
7) Aroclor 1016 (6)	0.000	0	N.D.	ng/ml
8) Aroclor 1016 - AVE	0.000	0	N.D.	ng/ml
9) Aroclor 1221 (1)	0.000	0	N.D.	ng/ml
10) Aroclor 1221 (2)	0.000	0	N.D.	ng/ml
11) Aroclor 1221 (3)	0.000	0	N.D.	ng/ml
12) Aroclor 1221 - AVE	0.000	0	N.D.	ng/ml
13) Aroclor 1232 (1)	0.000	0	N.D.	ng/ml
14) Aroclor 1232 (2)	0.000	0	N.D.	ng/ml
15) Aroclor 1232 (3)	0.000	0	N.D.	ng/ml
16) Aroclor 1232 (4)	0.000	0	N.D.	ng/ml
17) Aroclor 1232 (5)	0.000	0	N.D.	ng/ml
18) Aroclor 1232 (6)	0.000	0	N.D.	ng/ml
19) Aroclor 1232 - AVE	0.000	0	N.D.	ng/ml
20) Aroclor 1242 (1)	5.728	1328013	579.386	ng/ml
21) Aroclor 1242 (2)	6.141	2593542	562.063	ng/ml
22) Aroclor 1242 (3)	6.224	1410085	581.224	ng/ml
23) Aroclor 1242 (4)	6.380	1144590	560.027	ng/ml
24) Aroclor 1242 (5)	6.603	1492353	571.145	ng/ml
25) Aroclor 1242 (6)	6.729	1254611	589.352	ng/ml
26) Aroclor 1242 - AVE	0.000	0	N.D.	ng/ml
27) Aroclor 1248 (1)	0.000	0	N.D.	ng/ml
28) Aroclor 1248 (2)	0.000	0	N.D.	ng/ml
29) Aroclor 1248 (3)	0.000	0	N.D.	ng/ml
30) Aroclor 1248 (4)	0.000	0	N.D.	ng/ml
31) Aroclor 1248 (5)	0.000	0	N.D.	ng/ml
32) Aroclor 1248 (6)	0.000	0	N.D.	ng/ml
33) Aroclor 1248 - AVE	0.000	0	N.D.	ng/ml
34) Aroclor 1254 (1)	0.000	0	N.D.	ng/ml
35) Aroclor 1254 (2)	0.000	0	N.D.	ng/ml
36) Aroclor 1254 (3)	0.000	0	N.D.	ng/ml
37) Aroclor 1254 (4)	0.000	0	N.D.	ng/ml
38) Aroclor 1254 (5)	0.000	0	N.D.	ng/ml
39) Aroclor 1254 (6)	0.000	0	N.D.	ng/ml
40) Aroclor 1254 - AVE	0.000	0	N.D.	ng/ml
41) Aroclor 1260 (1)	0.000	0	N.D.	ng/ml
42) Aroclor 1260 (2)	0.000	0	N.D.	ng/ml
43) Aroclor 1260 (3)	0.000	0	N.D.	ng/ml
44) Aroclor 1260 (4)	0.000	0	N.D.	ng/ml
45) Aroclor 1260 (5)	0.000	0	N.D.	ng/ml
46) Aroclor 1260 (6)	0.000	0	N.D.	ng/ml
47) Aroclor 1260 - AVE	0.000	0	N.D.	ng/ml

Handwritten signature and date: 12/12/19

Data Path : K:\DATA\9L03052\
 Data File : ECD2F014.D
 Signal(s) : ECD1A.CH
 Acq On : 03 Dec 2019 20:18
 Operator : MJB / KAK
 Sample : 9L03052-CALA
 Misc :
 ALS Vial : 13 Sample Multiplier: 1

Integration File: PCB1.e
 Quant Time: Dec 04 15:01:14 2019
 Quant Method : K:\METHODS\FECD2_QUANTPCB_191203.M
 Quant Title : PCB Data Analysis
 QLast Update : Wed Dec 04 15:01:07 2019
 Response via : Initial Calibration
 Integrator: ChemStation 6890 Scale Mode: Small noise peaks clipped

Compound	R.T.	Response	Conc	Units
48) Aroclor 1262 (1)	0.000	0	N.D.	ng/ml
49) Aroclor 1262 (2)	0.000	0	N.D.	ng/ml
50) Aroclor 1262 (3)	0.000	0	N.D.	ng/ml
51) Aroclor 1262 (4)	0.000	0	N.D.	ng/ml
52) Aroclor 1262 (5)	0.000	0	N.D.	ng/ml
53) Aroclor 1262 (6)	0.000	0	N.D.	ng/ml
54) Aroclor 1262 - AVE	0.000	0	N.D.	ng/ml
55) Aroclor 1268 (1)	0.000	0	N.D.	ng/ml
56) Aroclor 1268 (2)	0.000	0	N.D.	ng/ml
57) Aroclor 1268 (3)	0.000	0	N.D.	ng/ml
58) Aroclor 1268 (4)	0.000	0	N.D.	ng/ml
59) Aroclor 1268 (5)	0.000	0	N.D.	ng/ml
60) Aroclor 1268 (6)	0.000	0	N.D.	ng/ml
61) Aroclor 1268 - AVE	0.000	0	N.D.	ng/ml

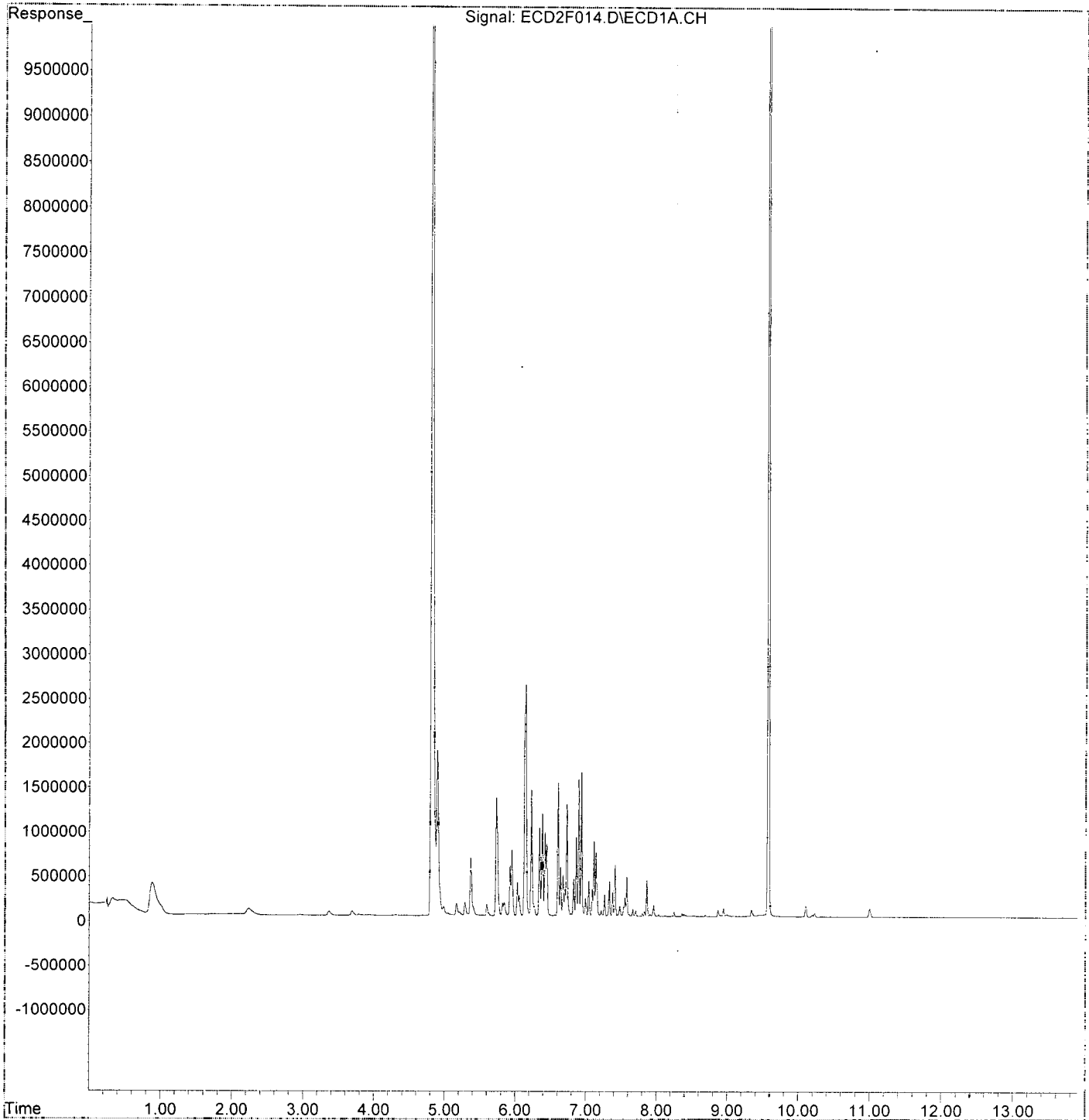
(f)=RT Delta > 1/2 Window

(m)=manual int.

Quantitation Report (QT Reviewed)

Data Path : K:\DATA\9L03052\
Data File : ECD2F014.D
Signal(s) : ECD1A.CH
Acq On : 03 Dec 2019 20:18
Operator : MJB / KAK
Sample : 9L03052-CALA
Misc :
ALS Vial : 13 Sample Multiplier: 1

Integration File: PCB1.e
Quant Time: Dec 04 15:01:14 2019
Quant Method : K:\METHODS\FECD2_QUANTPCB_191203.M
Quant Title : PCB Data Analysis
QLast Update : Wed Dec 04 15:01:07 2019
Response via : Initial Calibration
Integrator: ChemStation 6890 Scale Mode: Small noise peaks clipped



Quantitation Report (QT Reviewed)

Data Path : K:\DATA\9L03052\
 Data File : ECD2F015.D
 Signal(s) : ECD1A.CH
 Acq On : 03 Dec 2019 20:36
 Operator : MJB / KAK
 Sample : 9L03052-CALB
 Misc :
 ALS Vial : 14 Sample Multiplier: 1

Integration File: PCB1.e
 Quant Time: Dec 04 15:08:37 2019
 Quant Method : K:\METHODS\FECD2_QUANTPCB_191203.M
 Quant Title : PCB Data Analysis
 Last Update : Wed Dec 04 15:08:29 2019
 Response via : Initial Calibration
 Integrator: ChemStation 6890 Scale Mode: Small noise peaks clipped

Compound	R.T.	Response	Conc	Units
System Monitoring Compounds				
1) S TCMX (S)	0.000	0	N.D.	ng/ml
62) S DCBP (S)	0.000	0	N.D.	ng/ml
Target Compounds				
2) Aroclor 1016 (1)	0.000	0	N.D.	ng/ml
3) Aroclor 1016 (2)	0.000	0	N.D.	ng/ml
4) Aroclor 1016 (3)	0.000	0	N.D.	ng/ml
5) Aroclor 1016 (4)	0.000	0	N.D.	ng/ml
6) Aroclor 1016 (5)	0.000	0	N.D.	ng/ml
7) Aroclor 1016 (6)	0.000	0	N.D.	ng/ml
8) Aroclor 1016 - AVE	0.000	0	N.D.	ng/ml
9) Aroclor 1221 (1)	0.000	0	N.D.	ng/ml
10) Aroclor 1221 (2)	0.000	0	N.D.	ng/ml
11) Aroclor 1221 (3)	0.000	0	N.D.	ng/ml
12) Aroclor 1221 - AVE	0.000	0	N.D.	ng/ml
13) Aroclor 1232 (1)	0.000	0	N.D.	ng/ml
14) Aroclor 1232 (2)	0.000	0	N.D.	ng/ml
15) Aroclor 1232 (3)	0.000	0	N.D.	ng/ml
16) Aroclor 1232 (4)	0.000	0	N.D.	ng/ml
17) Aroclor 1232 (5)	0.000	0	N.D.	ng/ml
18) Aroclor 1232 (6)	0.000	0	N.D.	ng/ml
19) Aroclor 1232 - AVE	0.000	0	N.D.	ng/ml
20) Aroclor 1242 (1)	0.000	0	N.D.	ng/ml
21) Aroclor 1242 (2)	0.000	0	N.D.	ng/ml
22) Aroclor 1242 (3)	0.000	0	N.D.	ng/ml
23) Aroclor 1242 (4)	0.000	0	N.D.	ng/ml
24) Aroclor 1242 (5)	0.000	0	N.D.	ng/ml
25) Aroclor 1242 (6)	0.000	0	N.D.	ng/ml
26) Aroclor 1242 - AVE	0.000	0	N.D.	ng/ml
27) Aroclor 1248 (1)	6.132	1701647	573.384	ng/ml
28) Aroclor 1248 (2)	6.381	2257607	618.100	ng/ml
29) Aroclor 1248 (3)	6.602	2609430	598.171	ng/ml
30) Aroclor 1248 (4)	6.897	2902570	579.992	ng/ml
31) Aroclor 1248 (5)	6.935	3079652	600.040	ng/ml
32) Aroclor 1248 (6)	7.411	1708709	612.376	ng/ml
33) Aroclor 1248 - AVE	0.000	0	N.D.	ng/ml
34) Aroclor 1254 (1)	0.000	0	N.D.	ng/ml
35) Aroclor 1254 (2)	0.000	0	N.D.	ng/ml
36) Aroclor 1254 (3)	0.000	0	N.D.	ng/ml
37) Aroclor 1254 (4)	0.000	0	N.D.	ng/ml
38) Aroclor 1254 (5)	0.000	0	N.D.	ng/ml
39) Aroclor 1254 (6)	0.000	0	N.D.	ng/ml
40) Aroclor 1254 - AVE	0.000	0	N.D.	ng/ml
41) Aroclor 1260 (1)	0.000	0	N.D.	ng/ml
42) Aroclor 1260 (2)	0.000	0	N.D.	ng/ml
43) Aroclor 1260 (3)	0.000	0	N.D.	ng/ml
44) Aroclor 1260 (4)	0.000	0	N.D.	ng/ml
45) Aroclor 1260 (5)	0.000	0	N.D.	ng/ml
46) Aroclor 1260 (6)	0.000	0	N.D.	ng/ml
47) Aroclor 1260 - AVE	0.000	0	N.D.	ng/ml

MJB 12/14/19

Quantitation Report (QT Reviewed)

Data Path : K:\DATA\9L03052\
 Data File : ECD2F015.D
 Signal(s) : ECD1A.CH
 Acq On : 03 Dec 2019 20:36
 Operator : MJB / KAK
 Sample : 9L03052-CALB
 Misc :
 ALS Vial : 14 Sample Multiplier: 1

Integration File: PCB1.e
 Quant Time: Dec 04 15:08:37 2019
 Quant Method : K:\METHODS\FECD2_QUANTPCB_191203.M
 Quant Title : PCB Data Analysis
 QLast Update : Wed Dec 04 15:08:29 2019
 Response via : Initial Calibration
 Integrator: ChemStation 6890 Scale Mode: Small noise peaks clipped

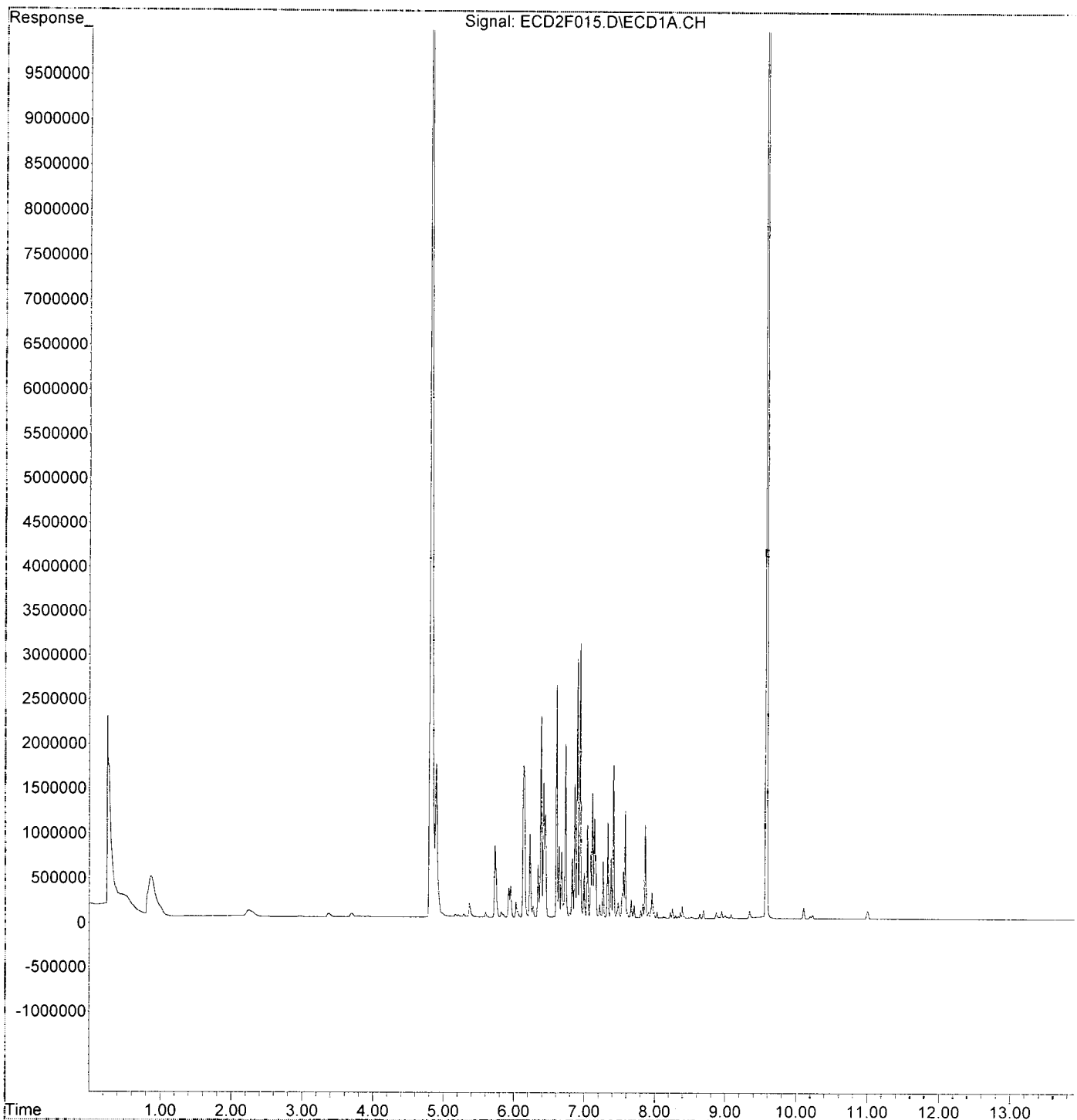
Compound	R.T.	Response	Conc	Units
48) Aroclor 1262 (1)	0.000	0	N.D.	ng/ml
49) Aroclor 1262 (2)	0.000	0	N.D.	ng/ml
50) Aroclor 1262 (3)	0.000	0	N.D.	ng/ml
51) Aroclor 1262 (4)	0.000	0	N.D.	ng/ml
52) Aroclor 1262 (5)	0.000	0	N.D.	ng/ml
53) Aroclor 1262 (6)	0.000	0	N.D.	ng/ml
54) Aroclor 1262 - AVE	0.000	0	N.D.	ng/ml
55) Aroclor 1268 (1)	0.000	0	N.D.	ng/ml
56) Aroclor 1268 (2)	0.000	0	N.D.	ng/ml
57) Aroclor 1268 (3)	0.000	0	N.D.	ng/ml
58) Aroclor 1268 (4)	0.000	0	N.D.	ng/ml
59) Aroclor 1268 (5)	0.000	0	N.D.	ng/ml
60) Aroclor 1268 (6)	0.000	0	N.D.	ng/ml
61) Aroclor 1268 - AVE	0.000	0	N.D.	ng/ml

(f)=RT Delta > 1/2 Window

(m)=manual int.

Data Path : K:\DATA\9L03052\
Data File : ECD2F015.D
Signal(s) : ECD1A.CH
Acq On : 03 Dec 2019 20:36
Operator : MJB / KAK
Sample : 9L03052-CALB
Misc :
ALS Vial : 14 Sample Multiplier: 1

Integration File: PCB1.e
Quant Time: Dec 04 15:08:37 2019
Quant Method : K:\METHODS\FECD2_QUANTPCB_191203.M
Quant Title : PCB Data Analysis
QLast Update : Wed Dec 04 15:08:29 2019
Response via : Initial Calibration
Integrator: ChemStation 6890 Scale Mode: Small noise peaks clipped



Data Path : K:\DATA\9L03052\
 Data File : ECD2F016.D
 Signal(s) : ECD1A.CH
 Acq On : 03 Dec 2019 20:53
 Operator : MJB / KAK
 Sample : 9L03052-CALC
 Misc :
 ALS Vial : 15 Sample Multiplier: 1

Integration File: PCB1.e
 Quant Time: Dec 04 15:10:17 2019
 Quant Method : K:\METHODS\FECD2_QUANTPCB_191203.M
 Quant Title : PCB Data Analysis
 QLast Update : Wed Dec 04 15:10:11 2019
 Response via : Initial Calibration
 Integrator: ChemStation 6890 Scale Mode: Small noise peaks clipped

Compound	R.T.	Response	Conc	Units
System Monitoring Compounds				
1) S TCMX (S)	0.000	0	N.D.	ng/ml
62) S DCBP (S)	0.000	0	N.D.	ng/ml
Target Compounds				
2) Aroclor 1016 (1)	0.000	0	N.D.	ng/ml
3) Aroclor 1016 (2)	0.000	0	N.D.	ng/ml
4) Aroclor 1016 (3)	0.000	0	N.D.	ng/ml
5) Aroclor 1016 (4)	0.000	0	N.D.	ng/ml
6) Aroclor 1016 (5)	0.000	0	N.D.	ng/ml
7) Aroclor 1016 (6)	0.000	0	N.D.	ng/ml
8) Aroclor 1016 - AVE	0.000	0	N.D.	ng/ml
9) Aroclor 1221 (1)	0.000	0	N.D.	ng/ml
10) Aroclor 1221 (2)	0.000	0	N.D.	ng/ml
11) Aroclor 1221 (3)	0.000	0	N.D.	ng/ml
12) Aroclor 1221 - AVE	0.000	0	N.D.	ng/ml
13) Aroclor 1232 (1)	0.000	0	N.D.	ng/ml
14) Aroclor 1232 (2)	0.000	0	N.D.	ng/ml
15) Aroclor 1232 (3)	0.000	0	N.D.	ng/ml
16) Aroclor 1232 (4)	0.000	0	N.D.	ng/ml
17) Aroclor 1232 (5)	0.000	0	N.D.	ng/ml
18) Aroclor 1232 (6)	0.000	0	N.D.	ng/ml
19) Aroclor 1232 - AVE	0.000	0	N.D.	ng/ml
20) Aroclor 1242 (1)	0.000	0	N.D.	ng/ml
21) Aroclor 1242 (2)	0.000	0	N.D.	ng/ml
22) Aroclor 1242 (3)	0.000	0	N.D.	ng/ml
23) Aroclor 1242 (4)	0.000	0	N.D.	ng/ml
24) Aroclor 1242 (5)	0.000	0	N.D.	ng/ml
25) Aroclor 1242 (6)	0.000	0	N.D.	ng/ml
26) Aroclor 1242 - AVE	0.000	0	N.D.	ng/ml
27) Aroclor 1248 (1)	0.000	0	N.D.	ng/ml
28) Aroclor 1248 (2)	0.000	0	N.D.	ng/ml
29) Aroclor 1248 (3)	0.000	0	N.D.	ng/ml
30) Aroclor 1248 (4)	0.000	0	N.D.	ng/ml
31) Aroclor 1248 (5)	0.000	0	N.D.	ng/ml
32) Aroclor 1248 (6)	0.000	0	N.D.	ng/ml
33) Aroclor 1248 - AVE	0.000	0	N.D.	ng/ml
34) Aroclor 1254 (1)	6.931	2999059	566.437	ng/ml
35) Aroclor 1254 (2)	7.041	3643784	577.886	ng/ml
36) Aroclor 1254 (3)	7.412	5604987	589.510	ng/ml
37) Aroclor 1254 (4)	7.578	3565014	559.341	ng/ml
38) Aroclor 1254 (5)	7.959	3829495	583.093	ng/ml
39) Aroclor 1254 (6)	8.251	1246944	598.592	ng/ml
40) Aroclor 1254 - AVE	0.000	0	N.D.	ng/ml
41) Aroclor 1260 (1)	0.000	0	N.D.	ng/ml
42) Aroclor 1260 (2)	0.000	0	N.D.	ng/ml
43) Aroclor 1260 (3)	0.000	0	N.D.	ng/ml
44) Aroclor 1260 (4)	0.000	0	N.D.	ng/ml
45) Aroclor 1260 (5)	0.000	0	N.D.	ng/ml
46) Aroclor 1260 (6)	0.000	0	N.D.	ng/ml
47) Aroclor 1260 - AVE	0.000	0	N.D.	ng/ml

[Handwritten signature]
12/4/19

Data Path : K:\DATA\9L03052\
 Data File : ECD2F016.D
 Signal(s) : ECD1A.CH
 Acq On : 03 Dec 2019 20:53
 Operator : MJB / KAK
 Sample : 9L03052-CALC
 Misc :
 ALS Vial : 15 Sample Multiplier: 1

Integration File: PCB1.e
 Quant Time: Dec 04 15:10:17 2019
 Quant Method : K:\METHODS\FECD2_QUANTPCB_191203.M
 Quant Title : PCB Data Analysis
 QLast Update : Wed Dec 04 15:10:11 2019
 Response via : Initial Calibration
 Integrator: ChemStation 6890 Scale Mode: Small noise peaks clipped

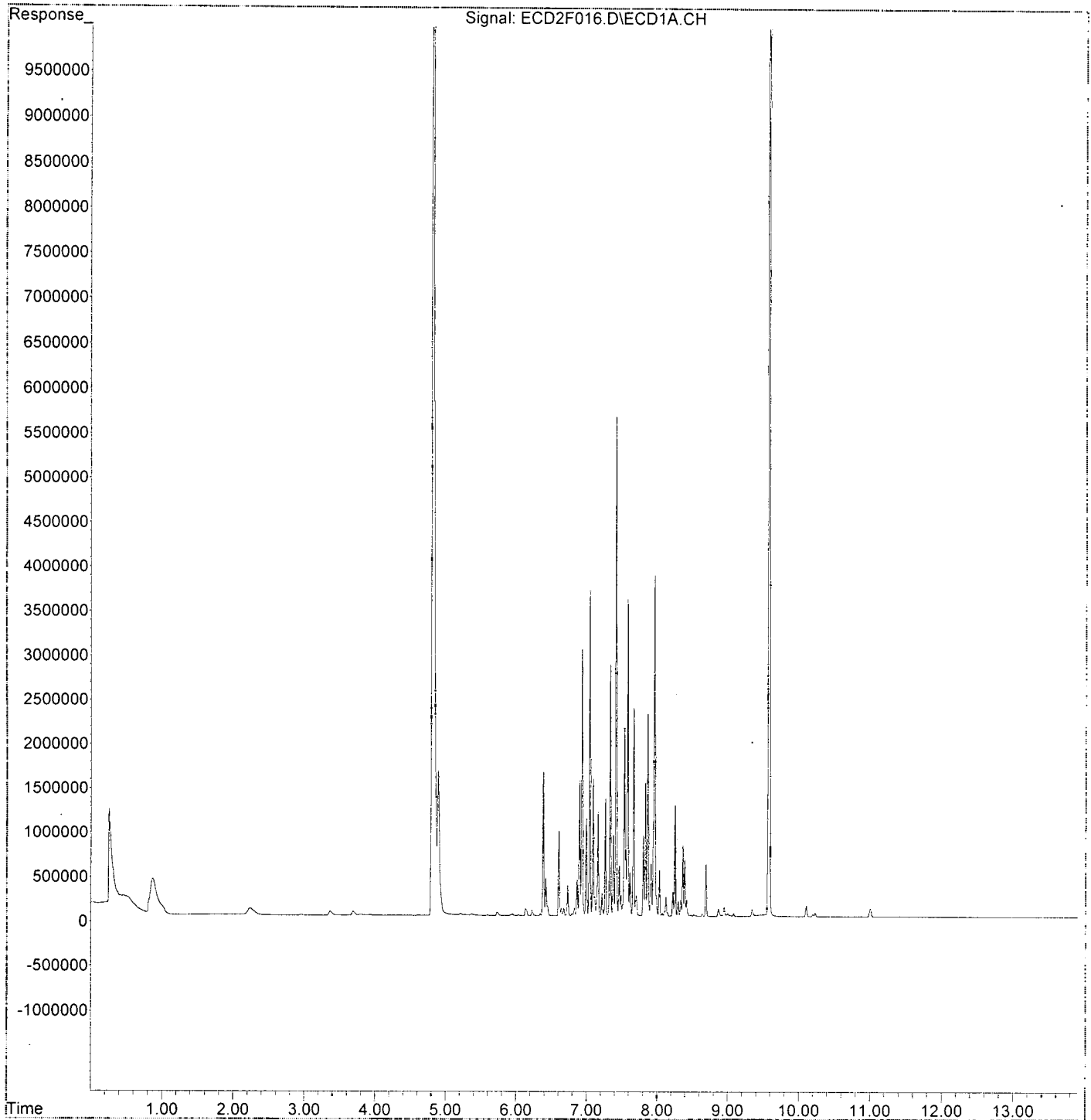
Compound	R.T.	Response	Conc	Units
48) Aroclor 1262 (1)	0.000	0	N.D.	ng/mld
49) Aroclor 1262 (2)	0.000	0	N.D.	ng/mld
50) Aroclor 1262 (3)	0.000	0	N.D.	ng/mld
51) Aroclor 1262 (4)	0.000	0	N.D.	ng/mld
52) Aroclor 1262 (5)	0.000	0	N.D.	ng/mld
53) Aroclor 1262 (6)	0.000	0	N.D.	ng/mld
54) Aroclor 1262 - AVE	0.000	0	N.D.	ng/mld
55) Aroclor 1268 (1)	0.000	0	N.D.	ng/mld
56) Aroclor 1268 (2)	0.000	0	N.D.	ng/mld
57) Aroclor 1268 (3)	0.000	0	N.D.	ng/mld
58) Aroclor 1268 (4)	0.000	0	N.D.	ng/mld
59) Aroclor 1268 (5)	0.000	0	N.D.	ng/mld
60) Aroclor 1268 (6)	0.000	0	N.D.	ng/mld
61) Aroclor 1268 - AVE	0.000	0	N.D.	ng/mld

(f)=RT Delta > 1/2 Window

(m)=manual int.

Data Path : K:\DATA\9L03052\
Data File : ECD2F016.D
Signal(s) : ECD1A.CH
Acq On : 03 Dec 2019 20:53
Operator : MJB / KAK
Sample : 9L03052-CALC
Misc :
ALS Vial : 15 Sample Multiplier: 1

Integration File: PCB1.e
Quant Time: Dec 04 15:10:17 2019
Quant Method : K:\METHODS\FECD2_QUANTPCB_191203.M
Quant Title : PCB Data Analysis
QLast Update : Wed Dec 04 15:10:11 2019
Response via : Initial Calibration
Integrator: ChemStation 6890 Scale Mode: Small noise peaks clipped



Data Path : K:\DATA\9L03052\
 Data File : ECD2F017.D
 Signal(s) : ECD1A.CH
 Acq On : 03 Dec 2019 21:11
 Operator : MJB / KAK
 Sample : 9L03052-CALD
 Misc :
 ALS Vial : 16 Sample Multiplier: 1

Integration File: PCB1.e
 Quant Time: Dec 04 15:11:52 2019
 Quant Method : K:\METHODS\FECD2_QUANTPCB_191203.M
 Quant Title : PCB Data Analysis
 QLast Update : Wed Dec 04 15:11:45 2019
 Response via : Initial Calibration
 Integrator: ChemStation 6890 Scale Mode: Small noise peaks clipped

MJB
 12/14/19

Compound	R.T.	Response	Conc	Units
System Monitoring Compounds				
1) S TCMX (S)	0.000	0	N.D.	ng/ml
62) S DCBP (S)	0.000	0	N.D.	ng/ml
Target Compounds				
2) Aroclor 1016 (1)	0.000	0	N.D.	ng/ml
3) Aroclor 1016 (2)	0.000	0	N.D.	ng/ml
4) Aroclor 1016 (3)	0.000	0	N.D.	ng/ml
5) Aroclor 1016 (4)	0.000	0	N.D.	ng/ml
6) Aroclor 1016 (5)	0.000	0	N.D.	ng/ml
7) Aroclor 1016 (6)	0.000	0	N.D.	ng/ml
8) Aroclor 1016 - AVE	0.000	0	N.D.	ng/ml
9) Aroclor 1221 (1)	0.000	0	N.D.	ng/ml
10) Aroclor 1221 (2)	0.000	0	N.D.	ng/ml
11) Aroclor 1221 (3)	0.000	0	N.D.	ng/ml
12) Aroclor 1221 - AVE	0.000	0	N.D.	ng/ml
13) Aroclor 1232 (1)	0.000	0	N.D.	ng/ml
14) Aroclor 1232 (2)	0.000	0	N.D.	ng/ml
15) Aroclor 1232 (3)	0.000	0	N.D.	ng/ml
16) Aroclor 1232 (4)	0.000	0	N.D.	ng/ml
17) Aroclor 1232 (5)	0.000	0	N.D.	ng/ml
18) Aroclor 1232 (6)	0.000	0	N.D.	ng/ml
19) Aroclor 1232 - AVE	0.000	0	N.D.	ng/ml
20) Aroclor 1242 (1)	0.000	0	N.D.	ng/ml
21) Aroclor 1242 (2)	0.000	0	N.D.	ng/ml
22) Aroclor 1242 (3)	0.000	0	N.D.	ng/ml
23) Aroclor 1242 (4)	0.000	0	N.D.	ng/ml
24) Aroclor 1242 (5)	0.000	0	N.D.	ng/ml
25) Aroclor 1242 (6)	0.000	0	N.D.	ng/ml
26) Aroclor 1242 - AVE	0.000	0	N.D.	ng/ml
27) Aroclor 1248 (1)	0.000	0	N.D.	ng/ml
28) Aroclor 1248 (2)	0.000	0	N.D.	ng/ml
29) Aroclor 1248 (3)	0.000	0	N.D.	ng/ml
30) Aroclor 1248 (4)	0.000	0	N.D.	ng/ml
31) Aroclor 1248 (5)	0.000	0	N.D.	ng/ml
32) Aroclor 1248 (6)	0.000	0	N.D.	ng/ml
33) Aroclor 1248 - AVE	0.000	0	N.D.	ng/ml
34) Aroclor 1254 (1)	0.000	0	N.D.	ng/ml
35) Aroclor 1254 (2)	0.000	0	N.D.	ng/ml
36) Aroclor 1254 (3)	0.000	0	N.D.	ng/ml
37) Aroclor 1254 (4)	0.000	0	N.D.	ng/ml
38) Aroclor 1254 (5)	0.000	0	N.D.	ng/ml
39) Aroclor 1254 (6)	0.000	0	N.D.	ng/ml
40) Aroclor 1254 - AVE	0.000	0	N.D.	ng/ml
41) Aroclor 1260 (1)	0.000	0	N.D.	ng/ml
42) Aroclor 1260 (2)	0.000	0	N.D.	ng/ml
43) Aroclor 1260 (3)	0.000	0	N.D.	ng/ml
44) Aroclor 1260 (4)	0.000	0	N.D.	ng/ml
45) Aroclor 1260 (5)	0.000	0	N.D.	ng/ml
46) Aroclor 1260 (6)	0.000	0	N.D.	ng/ml
47) Aroclor 1260 - AVE	0.000	0	N.D.	ng/ml

Quantitation Report (QT Reviewed)

Data Path : K:\DATA\9L03052\
 Data File : ECD2F017.D
 Signal(s) : ECD1A.CH
 Acq On : 03 Dec 2019 21:11
 Operator : MJB / KAK
 Sample : 9L03052-CALD
 Misc :
 ALS Vial : 16 Sample Multiplier: 1

Integration File: PCB1.e
 Quant Time: Dec 04 15:11:52 2019
 Quant Method : K:\METHODS\FECD2_QUANTPCB_191203.M
 Quant Title : PCB Data Analysis
 QLast Update : Wed Dec 04 15:11:45 2019
 Response via : Initial Calibration
 Integrator: ChemStation 6890 Scale Mode: Small noise peaks clipped

Compound	R.T.	Response	Conc Units
48) Aroclor 1262 (1)	7.664	4023207	603.629 ng/ml
49) Aroclor 1262 (2)	7.988	5612535	601.336 ng/ml
50) Aroclor 1262 (3)	8.220	4852466	611.448 ng/ml
51) Aroclor 1262 (4)	8.390	10330047	587.616 ng/ml
52) Aroclor 1262 (5)	8.688	6541182	608.155 ng/ml
53) Aroclor 1262 (6)	9.081	3338319	586.149 ng/ml
54) Aroclor 1262 - AVE	0.000	0	N.D. ng/ml
55) Aroclor 1268 (1)	0.000	0	N.D. ng/ml
56) Aroclor 1268 (2)	0.000	0	N.D. ng/ml
57) Aroclor 1268 (3)	0.000	0	N.D. ng/ml
58) Aroclor 1268 (4)	0.000	0	N.D. ng/ml
59) Aroclor 1268 (5)	0.000	0	N.D. ng/ml
60) Aroclor 1268 (6)	0.000	0	N.D. ng/ml
61) Aroclor 1268 - AVE	0.000	0	N.D. ng/ml

MJB
 12/14/19

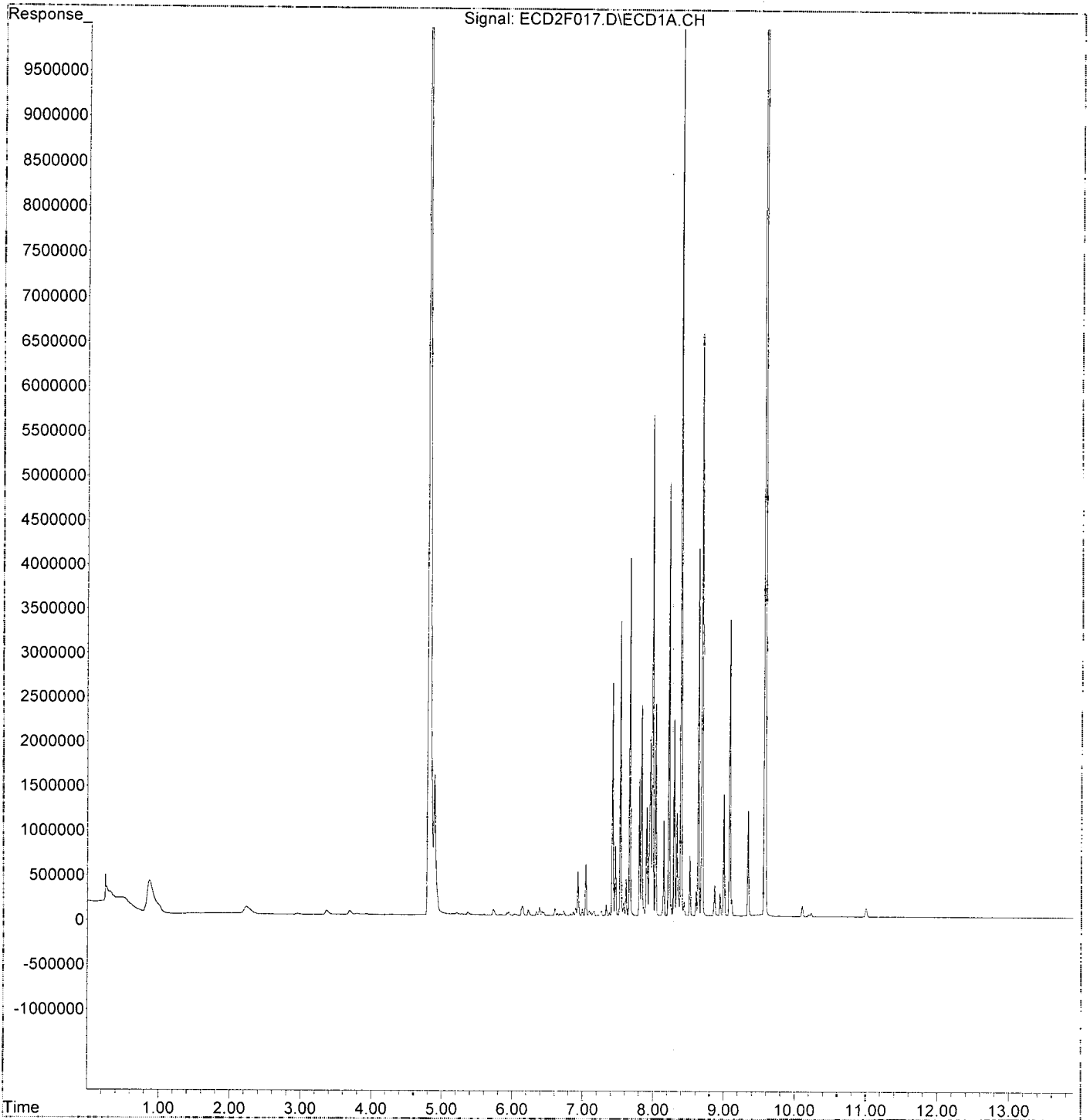
(f)=RT Delta > 1/2 Window

(m)=manual int.

Quantitation Report (QT Reviewed)

Data Path : K:\DATA\9L03052\
Data File : ECD2F017.D
Signal(s) : ECD1A.CH
Acq On : 03 Dec 2019 21:11
Operator : MJB / KAK
Sample : 9L03052-CALD
Misc :
ALS Vial : 16 Sample Multiplier: 1

Integration File: PCB1.e
Quant Time: Dec 04 15:11:52 2019
Quant Method : K:\METHODS\FECD2_QUANTPCB_191203.M
Quant Title : PCB Data Analysis
QLast Update : Wed Dec 04 15:11:45 2019
Response via : Initial Calibration
Integrator: ChemStation 6890 Scale Mode: Small noise peaks clipped



Quantitation Report (QT Reviewed)

Data Path : K:\DATA\9L03052\
 Data File : ECD2F018.D
 Signal(s) : ECD1A.CH
 Acq On : 03 Dec 2019 21:29
 Operator : MJB / KAK
 Sample : 9L03052-CALE
 Misc :
 ALS Vial : 17 Sample Multiplier: 1

Integration File: PCB1.e
 Quant Time: Dec 04 15:13:26 2019
 Quant Method : K:\METHODS\FECD2_QUANTPCB_191203.M
 Quant Title : PCB Data Analysis
 QLast Update : Wed Dec 04 15:13:19 2019
 Response via : Initial Calibration
 Integrator: ChemStation 6890 Scale Mode: Small noise peaks clipped

[Handwritten Signature]
 12/14/19

Compound	R.T.	Response	Conc	Units
System Monitoring Compounds				
1) S TCMX (S)	0.000	0	N.D.	ng/ml
62) S DCBP (S)	0.000	0	N.D.	ng/ml
Target Compounds				
2) Aroclor 1016 (1)	0.000	0	N.D.	ng/ml
3) Aroclor 1016 (2)	0.000	0	N.D.	ng/ml
4) Aroclor 1016 (3)	0.000	0	N.D.	ng/ml
5) Aroclor 1016 (4)	0.000	0	N.D.	ng/ml
6) Aroclor 1016 (5)	0.000	0	N.D.	ng/ml
7) Aroclor 1016 (6)	0.000	0	N.D.	ng/ml
8) Aroclor 1016 - AVE	0.000	0	N.D.	ng/ml
9) Aroclor 1221 (1)	0.000	0	N.D.	ng/ml
10) Aroclor 1221 (2)	0.000	0	N.D.	ng/ml
11) Aroclor 1221 (3)	0.000	0	N.D.	ng/ml
12) Aroclor 1221 - AVE	0.000	0	N.D.	ng/ml
13) Aroclor 1232 (1)	0.000	0	N.D.	ng/ml
14) Aroclor 1232 (2)	0.000	0	N.D.	ng/ml
15) Aroclor 1232 (3)	0.000	0	N.D.	ng/ml
16) Aroclor 1232 (4)	0.000	0	N.D.	ng/ml
17) Aroclor 1232 (5)	0.000	0	N.D.	ng/ml
18) Aroclor 1232 (6)	0.000	0	N.D.	ng/ml
19) Aroclor 1232 - AVE	0.000	0	N.D.	ng/ml
20) Aroclor 1242 (1)	0.000	0	N.D.	ng/ml
21) Aroclor 1242 (2)	0.000	0	N.D.	ng/ml
22) Aroclor 1242 (3)	0.000	0	N.D.	ng/ml
23) Aroclor 1242 (4)	0.000	0	N.D.	ng/ml
24) Aroclor 1242 (5)	0.000	0	N.D.	ng/ml
25) Aroclor 1242 (6)	0.000	0	N.D.	ng/ml
26) Aroclor 1242 - AVE	0.000	0	N.D.	ng/ml
27) Aroclor 1248 (1)	0.000	0	N.D.	ng/ml
28) Aroclor 1248 (2)	0.000	0	N.D.	ng/ml
29) Aroclor 1248 (3)	0.000	0	N.D.	ng/ml
30) Aroclor 1248 (4)	0.000	0	N.D.	ng/ml
31) Aroclor 1248 (5)	0.000	0	N.D.	ng/ml
32) Aroclor 1248 (6)	0.000	0	N.D.	ng/ml
33) Aroclor 1248 - AVE	0.000	0	N.D.	ng/ml
34) Aroclor 1254 (1)	0.000	0	N.D.	ng/ml
35) Aroclor 1254 (2)	0.000	0	N.D.	ng/ml
36) Aroclor 1254 (3)	0.000	0	N.D.	ng/ml
37) Aroclor 1254 (4)	0.000	0	N.D.	ng/ml
38) Aroclor 1254 (5)	0.000	0	N.D.	ng/ml
39) Aroclor 1254 (6)	0.000	0	N.D.	ng/ml
40) Aroclor 1254 - AVE	0.000	0	N.D.	ng/ml
41) Aroclor 1260 (1)	0.000	0	N.D.	ng/ml
42) Aroclor 1260 (2)	0.000	0	N.D.	ng/ml
43) Aroclor 1260 (3)	0.000	0	N.D.	ng/ml
44) Aroclor 1260 (4)	0.000	0	N.D.	ng/ml
45) Aroclor 1260 (5)	0.000	0	N.D.	ng/ml
46) Aroclor 1260 (6)	0.000	0	N.D.	ng/ml
47) Aroclor 1260 - AVE	0.000	0	N.D.	ng/ml

Quantitation Report (QT Reviewed)

Data Path : K:\DATA\9L03052\
 Data File : ECD2F018.D
 Signal(s) : ECD1A.CH
 Acq On : 03 Dec 2019 21:29
 Operator : MJB / KAK
 Sample : 9L03052-CALE
 Misc :
 ALS Vial : 17 Sample Multiplier: 1

Integration File: PCB1.e
 Quant Time: Dec 04 15:13:26 2019
 Quant Method : K:\METHODS\FECD2_QUANTPCB_191203.M
 Quant Title : PCB Data Analysis
 QLast Update : Wed Dec 04 15:13:19 2019
 Response via : Initial Calibration
 Integrator: ChemStation 6890 Scale Mode: Small noise peaks clipped

Compound	R.T.	Response	Conc	Units
48) Aroclor 1262 (1)	0.000	0	N.D.	ng/ml
49) Aroclor 1262 (2)	0.000	0	N.D.	ng/ml
50) Aroclor 1262 (3)	0.000	0	N.D.	ng/ml
51) Aroclor 1262 (4)	0.000	0	N.D.	ng/ml
52) Aroclor 1262 (5)	0.000	0	N.D.	ng/ml
53) Aroclor 1262 (6)	0.000	0	N.D.	ng/ml
54) Aroclor 1262 - AVE	0.000	0	N.D.	ng/ml
55) Aroclor 1268 (1)	8.212	2552118	620.744	ng/ml
56) Aroclor 1268 (2)	8.637	12262824	603.513	ng/ml
57) Aroclor 1268 (3)	8.685	10207095	608.706	ng/ml
58) Aroclor 1268 (4)	8.867	9576694	629.111	ng/ml
59) Aroclor 1268 (5)	9.081	3874868	615.533	ng/ml
60) Aroclor 1268 (6)	9.340	26141757	603.570	ng/ml
61) Aroclor 1268 - AVE	0.000	0	N.D.	ng/ml

Handwritten signature
 12/19/19

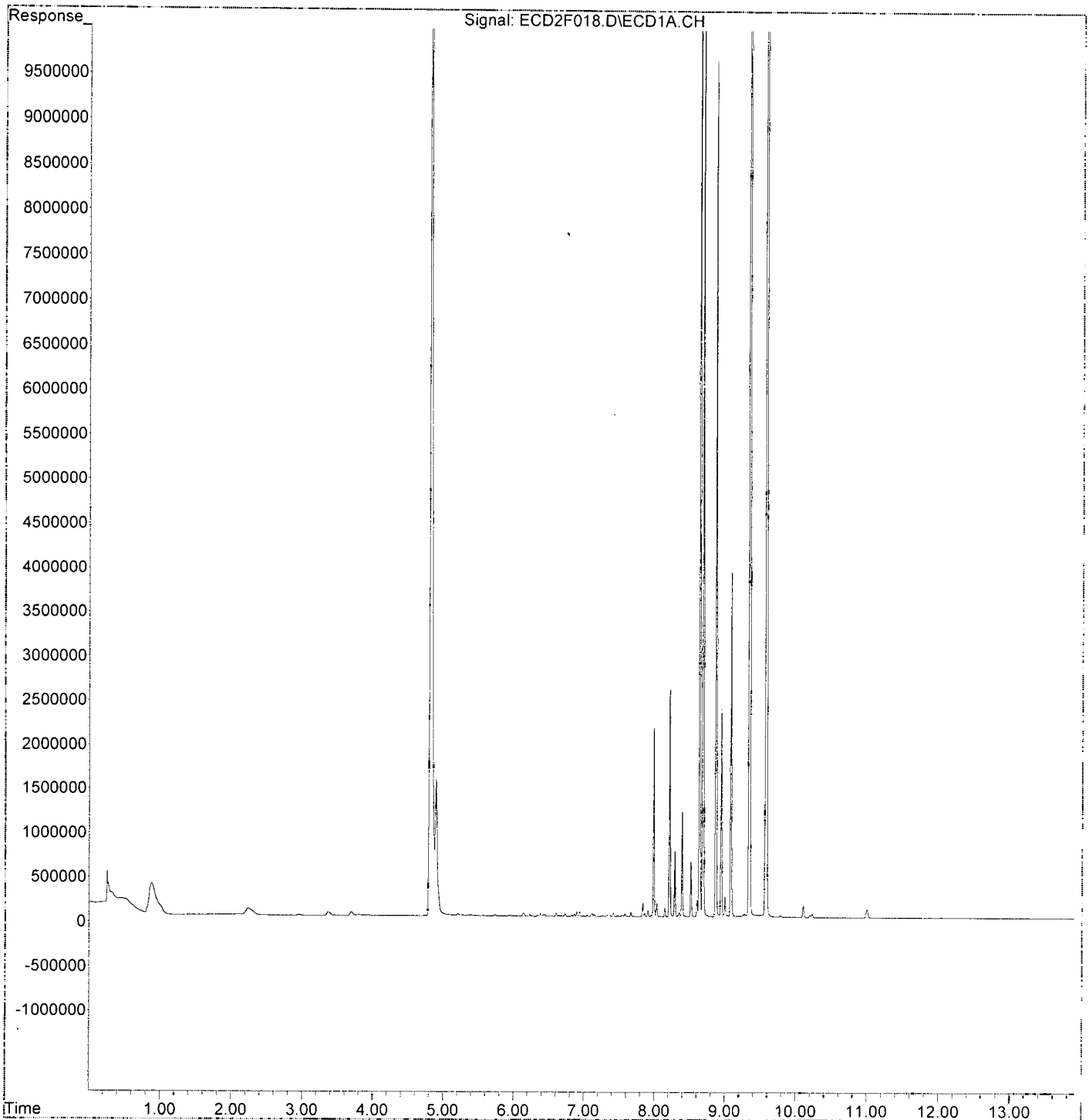
(f)=RT Delta > 1/2 Window

(m)=manual int.

Quantitation Report (QT Reviewed)

Data Path : K:\DATA\9L03052\
Data File : ECD2F018.D
Signal(s) : ECD1A.CH
Acq On : 03 Dec 2019 21:29
Operator : MJB / KAK
Sample : 9L03052-CALE
Misc :
ALS Vial : 17 Sample Multiplier: 1

Integration File: PCB1.e
Quant Time: Dec 04 15:13:26 2019
Quant Method : K:\METHODS\FECD2_QUANTPCB_191203.M
Quant Title : PCB Data Analysis
QLast Update : Wed Dec 04 15:13:19 2019
Response via : Initial Calibration
Integrator: ChemStation 6890 Scale Mode: Small noise peaks clipped



**Polychlorinated Biphenyls by EPA 8082A
Calibration Data**

Sequence 0A13050 (Cal ID A0A1501) DUALECD2R



ELEMENT SEQUENCE LOG

Apex Laboratories

Sequence: 0A13050

Instrument: DUALECD2R

Date: 01/13/20 16:03

Calibration: A0A1501

#	Lab Number	Matrix	Analysis	Client	Due	Batch	ISTD ID	STD ID
1	0A13050-ICB1	Water	QC	QC				A19L339
2	0A13050-CAL1	Water	QC	QC				A19L280
3	0A13050-CAL2	Water	QC	QC				A19L281
4	0A13050-CAL3	Water	QC	QC				A19L282
5	0A13050-CAL4	Water	QC	QC				A19L283
6	0A13050-CAL5	Water	QC	QC				A19L276
7	0A13050-CAL6	Water	QC	QC				A19L278
8	0A13050-CAL7	Water	QC	QC				A19L279
9	0A13050-IBL1	Water	QC	QC				
10	0A13050-ICV1	Water	QC	QC				A19H459
11	0A13050-CAL8	Water	QC	QC				A19H447
12	0A13050-CAL9	Water	QC	QC				A19H448
13	0A13050-CALA	Water	QC	QC				A19H449
14	0A13050-CALB	Water	QC	QC				A19H450
15	0A13050-CALC	Water	QC	QC				A19H451
16	0A13050-CALD	Water	QC	QC				A19H452
17	0A13050-CALE	Water	QC	QC				A19H453
18	0A13050-ICV2	Water	QC	QC				A19H405
19	0A13050-ICV3	Water	QC	QC				A19J367
20	0A13050-ICV4	Water	QC	QC				A19H406
21	0A13050-ICV5	Water	QC	QC				A19L037

Data Entered By: MC 1/15/20

Comments:

Data Reviewed By: MC 1/16/2020

Calibration Status Report HP G1530A

Method Path : L:\Methods\
 Method File : RECD2_QUANTPCB_200113.M
 Title : PCB Data Analysis
 Last Update : Tue Jan 14 09:35:58 2020
 Response Via : Initial Calibration

AOA1501

[Signature]
 1/15/20

#	ID	Conc	ISTD Conc	Path\File
1	1	10	0	K:\DATA\0A13050\ECD2R005.D
2	2	25	0	K:\DATA\0A13050\ECD2R006.D
3	3	50	0	K:\DATA\0A13050\ECD2R007.D
4	4	100	0	K:\DATA\0A13050\ECD2R008.D
5	5	250	0	K:\DATA\0A13050\ECD2R020.D
6	6	500	0	K:\DATA\0A13050\ECD2R010.D
7	7	800	0	K:\DATA\0A13050\ECD2R011.D

#	ID	Update Time	Quant Time	Acquisition Time
1	1	Jan 14 09:33 2020	Jan 14 08:56 2020	13 Jan 2020 17:33
2	2	Jan 14 09:33 2020	Jan 14 09:03 2020	13 Jan 2020 17:50
3	3	Jan 14 09:34 2020	Jan 14 09:04 2020	13 Jan 2020 18:08
4	4	Jan 14 09:34 2020	Jan 14 09:05 2020	13 Jan 2020 18:25
5	5	Jan 14 09:35 2020	Jan 14 09:32 2020	13 Jan 2020 21:57
6	6	Jan 14 09:34 2020	Jan 14 09:06 2020	13 Jan 2020 19:01
7	7	Jan 14 09:34 2020	Jan 14 09:07 2020	13 Jan 2020 19:18

RECD2_QUANTPCB_200113.M Tue Jan 14 11:44:09 2020

Response Factor Report HP G1530A

Method Path : L:\Methods\
 Method File : RECD2_QUANTPCB_200113.M
 Title : PCB Data Analysis
 Last Update : Tue Jan 14 09:35:58 2020
 Response Via : Initial Calibration

Calibration Files

1 =ECD2R005.D 2 =ECD2R006.D 3 =ECD2R007.D
 4 =ECD2R008.D 5 =ECD2R020.D 6 =ECD2R010.D

[Handwritten signature]
 1/15/20

Compound	1	2	3	4	5	6	Avg	%RSD
1) S TCMX (S)	2.096	2.125	2.217	2.268	2.155	2.497	2.256	E5 6.90
2) Aroclor 1016 ...	7.264	6.876	6.397	5.954	5.672	5.624	6.182	E3 11.06 ✓
3) Aroclor 1016 ...	1.247	1.196	1.143	1.167	1.097	1.103	1.144	E4 5.70 ✓
4) Aroclor 1016 ...	5.802	5.801	5.370	5.336	5.078	5.146	5.357	E3 6.26 ✓
5) Aroclor 1016 ...	5.870	5.571	5.194	4.910	4.407	4.339	4.941	E3 12.78 ✓
6) Aroclor 1016 ...	6.569	6.159	5.693	5.382	5.074	5.224	5.546	E3 11.60 ✓
7) Aroclor 1016 (6)	6.761	6.310	5.881	5.800	5.148	5.150	5.713	E3 11.80 ✓
8) Aroclor 1016 ...							0.000	-1.00
9) Aroclor 1221 (1)					1.738		1.738	E3 0.00
10) Aroclor 1221 (2)					1.717		1.717	E3 0.00
11) Aroclor 1221 (3)					5.707		5.707	E3 0.00
12) Aroclor 1221 ...							0.000	-1.00
13) Aroclor 1232 (1)					4.570		4.570	E3 0.00
14) Aroclor 1232 (2)					2.603		2.603	E3 0.00
15) Aroclor 1232 (3)					4.892		4.892	E3 0.00
16) Aroclor 1232 (4)					1.692		1.692	E3 0.00
17) Aroclor 1232 (5)					2.081		2.081	E3 0.00
18) Aroclor 1232 (6)					2.170		2.170	E3 0.00
19) Aroclor 1232 ...							0.000	-1.00
20) Aroclor 1242 ...					4.546		4.546	E3 0.00
21) Aroclor 1242 ...					8.822		8.822	E3 0.00
22) Aroclor 1242 ...					3.830		3.830	E3 0.00
23) Aroclor 1242 ...					3.304		3.304	E3 0.00
24) Aroclor 1242 ...					3.994		3.994	E3 0.00
25) Aroclor 1242 (6)					4.171		4.171	E3 0.00
26) Aroclor 1242 ...							0.000	-1.00
27) Aroclor 1248 ...					5.162		5.162	E3 0.00
28) Aroclor 1248 ...					6.359		6.359	E3 0.00
29) Aroclor 1248 ...					5.936		5.936	E3 0.00
30) Aroclor 1248 ...					7.296		7.296	E3 0.00
31) Aroclor 1248 ...					8.902		8.902	E3 0.00
32) Aroclor 1248 (6)					8.141		8.141	E3 0.00
33) Aroclor 1248 ...							0.000	-1.00
34) Aroclor 1254 ...					8.474		8.474	E3 0.00
35) Aroclor 1254 ...					1.391		1.391	E4 0.00
36) Aroclor 1254 ...					1.517		1.517	E4 0.00
37) Aroclor 1254 ...					1.092		1.092	E4 0.00
38) Aroclor 1254 ...					1.125		1.125	E4 0.00
39) Aroclor 1254 (6)					3.527		3.527	E3 0.00
40) Aroclor 1254 ...							0.000	-1.00
41) Aroclor 1260 ...	1.182	1.082	1.060	1.047	1.016	1.012	1.053	E4 6.43 ✓
42) Aroclor 1260 ...	1.405	1.313	1.321	1.256	1.230	1.230	1.276	E4 5.91 ✓
43) Aroclor 1260 (3)	1.412	1.348	1.327	1.372	1.308	1.296	1.326	E4 4.63 ✓
44) Aroclor 1260 (4)	2.073	2.096	2.051	2.126	2.099	2.189	2.115	E4 2.39 ✓
45) Aroclor 1260 (5)	1.290	1.217	1.220	1.236	1.214	1.207	1.223	E4 2.75 ✓
46) Aroclor 1260 (6)	5.119	5.238	4.789	5.045	4.784	4.595	4.880	E3 5.26 ✓
47) Aroclor 1260 ...							0.000	-1.00
48) Aroclor 1262 (1)					1.057		1.057	E4 0.00
49) Aroclor 1262 (2)					1.528		1.528	E4 0.00
50) Aroclor 1262 (3)					1.280		1.280	E4 0.00
51) Aroclor 1262 (4)					2.752		2.752	E4 0.00
52) Aroclor 1262 (5)					1.642		1.642	E4 0.00
53) Aroclor 1262 (6)					7.201		7.201	E3 0.00
54) Aroclor 1262 ...							0.000	-1.00
55) Aroclor 1268 (1)					6.232		6.232	E3 0.00
56) Aroclor 1268 (2)					2.777		2.777	E4 0.00
57) Aroclor 1268 (3)					2.252		2.252	E4 0.00
58) Aroclor 1268 (4)					1.925		1.925	E4 0.00
59) Aroclor 1268 (5)					7.823		7.823	E3 0.00
60) Aroclor 1268 (6)					5.062		5.062	E4 0.00

Response Factor Report HP G1530A

Method Path : L:\Methods\
 Method File : RECD2_QUANTPCB_200113.M
 Title : PCB Data Analysis
 Last Update : Tue Jan 14 09:35:58 2020
 Response Via : Initial Calibration

Calibration Files

1 =ECD2R005.D 2 =ECD2R006.D 3 =ECD2R007.D
 4 =ECD2R008.D 5 =ECD2R020.D 6 =ECD2R010.D

Compound	1	2	3	4	5	6	Avg	%RSD
61) Aroclor 1268 ...							0.000	-1.00
62) S DCBP (S)	1.071	1.102	1.079	1.089	1.009	1.172	1.112 E5	7.40 ✓

(#) = Out of Range ### Number of calibration levels exceeded format ###

Compound List Report HP G1530A

Method Path : L:\Methods\
 Method File : RECD2_QUANTPCB_200113.M
 Title : PCB Data Analysis
 Last Update : Tue Jan 14 09:35:58 2020
 Response Via : Initial Calibration

Total Cpnds : 62

Handwritten signature
 1/15/20

PK#	Compound Name	Exp_RT	Rel_RT	Cal	A/H	ID
1	S TCMX (S)	5.629	1.000	A	H	R
2	Aroclor 1016 (1)	6.300	1.000	A	H	R
3	Aroclor 1016 (2)	6.789	1.000	A	H	R
4	Aroclor 1016 (3)	6.916	1.000	A	H	R
5	Aroclor 1016 (4)	7.003	1.000	A	H	R
6	Aroclor 1016 (5)	7.048	1.000	A	H	R
7	Aroclor 1016 (6)	7.173	1.000	A	H	R
8	Aroclor 1016 - AVE	1.729	1.000	A	H	R
9	Aroclor 1221 (1)	5.806	1.000	A	H	R
10	Aroclor 1221 (2)	5.878	1.000	A	H	R
11	Aroclor 1221 (3)	5.965	1.000	A	H	R
12	Aroclor 1221 - AVE	1.729	1.000	A	H	R
13	Aroclor 1232 (1)	5.963	1.000	A	H	R
14	Aroclor 1232 (2)	6.298	1.000	A	H	R
15	Aroclor 1232 (3)	6.789	1.000	A	H	R
16	Aroclor 1232 (4)	7.002	1.000	A	H	R
17	Aroclor 1232 (5)	7.047	1.000	A	H	R
18	Aroclor 1232 (6)	7.172	1.000	A	H	R
19	Aroclor 1232 - AVE	1.729	1.000	A	H	R
20	Aroclor 1242 (1)	6.299	1.000	A	H	R
21	Aroclor 1242 (2)	6.788	1.000	A	H	R
22	Aroclor 1242 (3)	6.916	1.000	A	H	R
23	Aroclor 1242 (4)	7.003	1.000	A	H	R
24	Aroclor 1242 (5)	7.047	1.000	A	H	R
25	Aroclor 1242 (6)	7.172	1.000	A	H	R
26	Aroclor 1242 - AVE	1.729	1.000	A	H	R
27	Aroclor 1248 (1)	6.761	1.000	A	H	R
28	Aroclor 1248 (2)	7.003	1.000	A	H	R
29	Aroclor 1248 (3)	7.047	1.000	A	H	R
30	Aroclor 1248 (4)	7.172	1.000	A	H	R
31	Aroclor 1248 (5)	7.538	1.000	A	H	R
32	Aroclor 1248 (6)	7.695	1.000	A	H	R
33	Aroclor 1248 - AVE	1.729	1.000	A	H	R
34	Aroclor 1254 (1)	7.515	1.000	A	H	R
35	Aroclor 1254 (2)	7.696	1.000	A	H	R
36	Aroclor 1254 (3)	8.006	1.000	A	H	R
37	Aroclor 1254 (4)	8.246	1.000	A	H	R
38	Aroclor 1254 (5)	8.580	1.000	A	H	R
39	Aroclor 1254 (6)	8.810	1.000	A	H	R
40	Aroclor 1254 - AVE	1.729	1.000	A	H	R
41	Aroclor 1260 (1)	8.144	1.000	A	H	R
42	Aroclor 1260 (2)	8.350	1.000	A	H	R
43	Aroclor 1260 (3)	8.582	1.000	A	H	R
44	Aroclor 1260 (4)	9.066	1.000	A	H	R
45	Aroclor 1260 (5)	9.324	1.000	A	H	R
46	Aroclor 1260 (6)	9.890	1.000	A	H	R
47	Aroclor 1260 - AVE	1.729	1.000	A	H	R
48	Aroclor 1262 (1)	8.349	1.000	A	H	R
49	Aroclor 1262 (2)	8.650	1.000	A	H	R
50	Aroclor 1262 (3)	8.828	1.000	A	H	R
51	Aroclor 1262 (4)	9.065	1.000	A	H	R
52	Aroclor 1262 (5)	9.324	1.000	A	H	R
53	Aroclor 1262 (6)	9.888	1.000	A	H	R
54	Aroclor 1262 - AVE	1.729	1.000	A	H	R
55	Aroclor 1268 (1)	8.867	1.000	A	H	R
56	Aroclor 1268 (2)	9.324	1.000	A	H	R

57	Aroclor 1268 (3)	9.390	1.000	A	H	R
58	Aroclor 1268 (4)	9.601	1.000	A	H	R
59	Aroclor 1268 (5)	9.888	1.000	A	H	R
60	Aroclor 1268 (6)	10.237	1.000	A	H	R
61	Aroclor 1268 - AVE	1.728	1.000	A	H	R
62	S DCBP (S)	10.552	1.000	A	H	R

Cal A = Average L = Linear LO = Linear w/origin Q = Quad QO = Quad w/origin
 A/H = Area or Height
 ID R = R.T. B = R.T. & Q Q = Qvalue L = Largest A = All

RECD2_QUANTPCB_200113.M Tue Jan 14 11:43:59 2020

Element Calibration Review Sheet

Calibration ID: **A0A1501**

Instrument: **DUALECD2R**

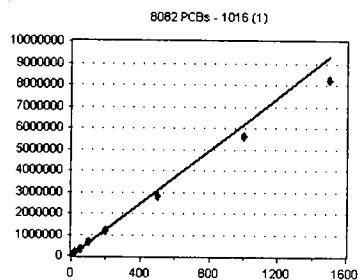
Calibration Date: **01/15/2020**

Analysis: **8082 PCBs**

Instrument Cal ID: **RECD2_QUANTPCB_20011**

1016 (1)

Curve Fit: **AVERAGE RF**

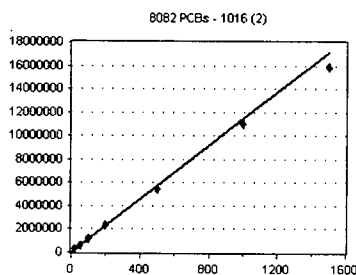


Standard	Concentration	Response	Response Factor	RT
0A13050-CAL1	20	145279	7263.950	6.30
0A13050-CAL2	50	343821	6876.420	6.30
0A13050-CAL3	100	639728	6397.280	6.30
0A13050-CAL4	200	1190843	5954.215	6.30
0A13050-CAL5	500	2835860	5671.720	6.30
0A13050-CAL6	1000	5624087	5624.087	6.30
0A13050-CAL7	1500	8229290	5486.193	6.30

AVE RF 6181.981 RF RSD 11.06 AVE RT 6.30

1016 (2)

Curve Fit: **AVERAGE RF**

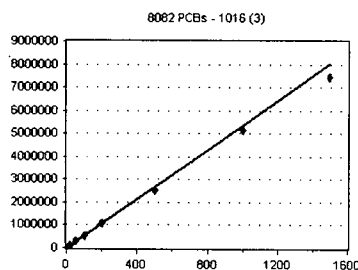


Standard	Concentration	Response	Response Factor	RT
0A13050-CAL1	20	249458	12472.900	6.79
0A13050-CAL2	50	597996	11959.920	6.79
0A13050-CAL3	100	1142660	11426.600	6.79
0A13050-CAL4	200	2334544	11672.720	6.79
0A13050-CAL5	500	5484312	10968.620	6.79
0A13050-CAL6	1000	102544E+07	11025.440	6.79
0A13050-CAL7	1500	584486E+07	10563.240	6.79

AVE RF 11441.350 RF RSD 5.70 AVE RT 6.79

1016 (3)

Curve Fit: **AVERAGE RF**

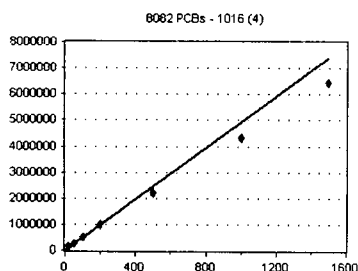


Standard	Concentration	Response	Response Factor	RT
0A13050-CAL1	20	116035	5801.750	6.92
0A13050-CAL2	50	290069	5801.380	6.92
0A13050-CAL3	100	536991	5369.910	6.92
0A13050-CAL4	200	1067264	5336.320	6.92
0A13050-CAL5	500	2538905	5077.810	6.92
0A13050-CAL6	1000	5145954	5145.954	6.92
0A13050-CAL7	1500	7443643	4962.429	6.92

AVE RF 5356.508 RF RSD 6.26 AVE RT 6.92

1016 (4)

Curve Fit: **AVERAGE RF**



Standard	Concentration	Response	Response Factor	RT
0A13050-CAL1	20	117409	5870.450	7.00
0A13050-CAL2	50	278534	5570.680	7.00
0A13050-CAL3	100	519409	5194.090	7.00
0A13050-CAL4	200	981904	4909.520	7.00
0A13050-CAL5	500	2203390	4406.780	7.00
0A13050-CAL6	1000	4338878	4338.878	7.00
0A13050-CAL7	1500	6442401	4294.934	7.00

AVE RF 4940.762 RF RSD 12.78 AVE RT 7.00

Element Calibration Review Sheet

Calibration ID: **A0A1501**

Instrument: **DUALECD2R**

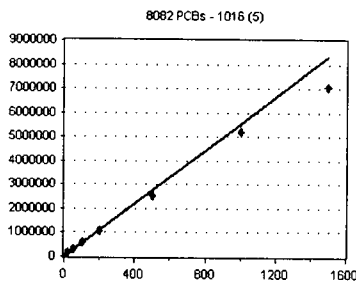
Calibration Date: **01/15/2020**

Analysis: **8082 PCBs**

Instrument Cal ID: **RECD2_QUANTPCB_20011**

1016 (5)

Curve Fit: **AVERAGE RF**

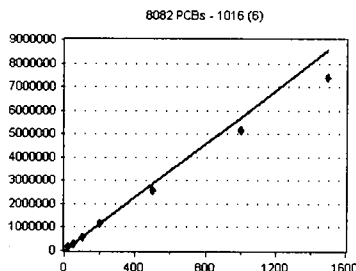


Standard	Concentration	Response	Response Factor	RT
0A13050-CAL1	20	131375	6568.750	7.05
0A13050-CAL2	50	307931	6158.620	7.05
0A13050-CAL3	100	569313	5693.130	7.05
0A13050-CAL4	200	1076394	5381.970	7.05
0A13050-CAL5	500	2536989	5073.978	7.05
0A13050-CAL6	1000	5224293	5224.293	7.05
0A13050-CAL7	1500	7076827	4717.885	7.05

AVE RF 5545.518 RF RSD 11.60 AVE RT 7.05

1016 (6)

Curve Fit: **AVERAGE RF**

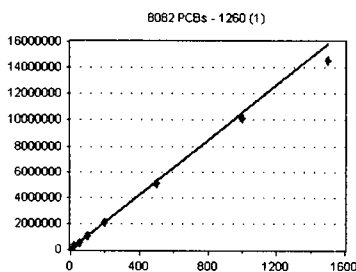


Standard	Concentration	Response	Response Factor	RT
0A13050-CAL1	20	135212	6760.600	7.17
0A13050-CAL2	50	315508	6310.160	7.17
0A13050-CAL3	100	588135	5881.350	7.17
0A13050-CAL4	200	1160064	5800.320	7.17
0A13050-CAL5	500	2573883	5147.766	7.17
0A13050-CAL6	1000	5149713	5149.713	7.17
0A13050-CAL7	1500	7407214	4938.143	7.17

AVE RF 5712.579 RF RSD 11.80 AVE RT 7.17

1260 (1)

Curve Fit: **AVERAGE RF**

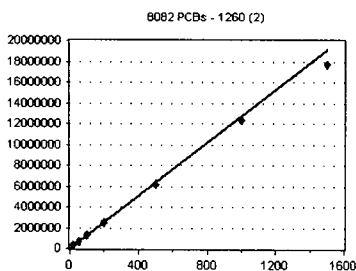


Standard	Concentration	Response	Response Factor	RT
0A13050-CAL1	20	236430	11821.500	8.14
0A13050-CAL2	50	540959	10819.180	8.14
0A13050-CAL3	100	1060465	10604.650	8.14
0A13050-CAL4	200	2093221	10466.110	8.14
0A13050-CAL5	500	5080914	10161.830	8.14
0A13050-CAL6	1000	012309E+07	10123.090	8.14
0A13050-CAL7	1500	454805E+07	9698.700	8.14

AVE RF 10527.860 RF RSD 6.43 AVE RT 8.14

1260 (2)

Curve Fit: **AVERAGE RF**



Standard	Concentration	Response	Response Factor	RT
0A13050-CAL1	20	280991	14049.550	8.35
0A13050-CAL2	50	656411	13128.220	8.35
0A13050-CAL3	100	1321460	13214.600	8.35
0A13050-CAL4	200	2511397	12556.990	8.35
0A13050-CAL5	500	6152313	12304.630	8.35
0A13050-CAL6	1000	229876E+07	12298.760	8.35
0A13050-CAL7	1500	767673E+07	11784.490	8.35

AVE RF 12762.460 RF RSD 5.91 AVE RT 8.35

Element Calibration Review Sheet

Calibration ID: **A0A1501**

Instrument: **DUALECD2R**

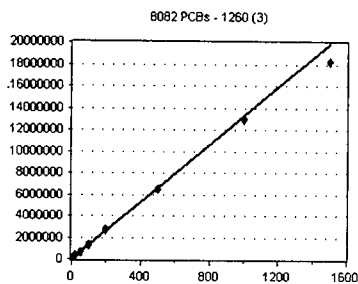
Calibration Date: **01/15/2020**

Analysis: **8082 PCBs**

Instrument Cal ID: **RECD2_QUANTPCB_20011**

1260 (3)

Curve Fit: **AVERAGE RF**

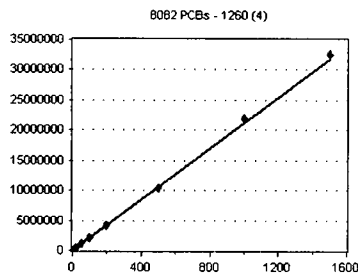


Standard	Concentration	Response	Response Factor	RT
0A13050-CAL1	20	282360	14118.000	8.58
0A13050-CAL2	50	674172	13483.440	8.58
0A13050-CAL3	100	1327338	13273.380	8.58
0A13050-CAL4	200	2744238	13721.190	8.58
0A13050-CAL5	500	6540031	13080.060	8.58
0A13050-CAL6	1000	296167E+07	12961.670	8.58
0A13050-CAL7	1500	828554E+07	12190.360	8.58

AVE RF 13261.160 **RF RSD** 4.63 **AVE RT** 8.58

1260 (4)

Curve Fit: **AVERAGE RF**

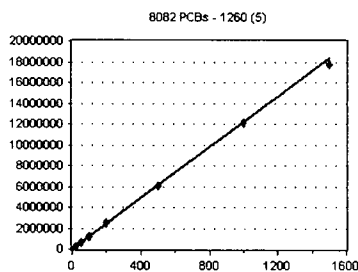


Standard	Concentration	Response	Response Factor	RT
0A13050-CAL1	20	414593	20729.650	9.07
0A13050-CAL2	50	1047953	20959.060	9.07
0A13050-CAL3	100	2051063	20510.630	9.07
0A13050-CAL4	200	4251874	21259.370	9.07
0A13050-CAL5	500	049673E+07	20993.460	9.07
0A13050-CAL6	1000	188659E+07	21886.590	9.07
0A13050-CAL7	1500	259284E+07	21728.560	9.07

AVE RF 21152.470 **RF RSD** 2.39 **AVE RT** 9.07

1260 (5)

Curve Fit: **AVERAGE RF**

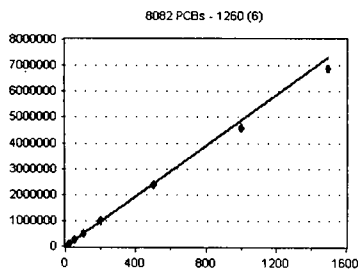


Standard	Concentration	Response	Response Factor	RT
0A13050-CAL1	20	257901	12895.050	9.33
0A13050-CAL2	50	608364	12167.280	9.33
0A13050-CAL3	100	1220407	12204.070	9.33
0A13050-CAL4	200	2471890	12359.450	9.33
0A13050-CAL5	500	6070844	12141.690	9.33
0A13050-CAL6	1000	207436E+07	12074.360	9.33
0A13050-CAL7	1500	770177E+07	11801.180	9.33

AVE RF 12234.730 **RF RSD** 2.75 **AVE RT** 9.33

1260 (6)

Curve Fit: **AVERAGE RF**



Standard	Concentration	Response	Response Factor	RT
0A13050-CAL1	20	102375	5118.750	9.89
0A13050-CAL2	50	261903	5238.060	9.89
0A13050-CAL3	100	478851	4788.510	9.89
0A13050-CAL4	200	1008936	5044.680	9.89
0A13050-CAL5	500	2392226	4784.452	9.89
0A13050-CAL6	1000	4594659	4594.659	9.89
0A13050-CAL7	1500	6885880	4590.586	9.89

AVE RF 4879.957 **RF RSD** 5.26 **AVE RT** 9.89

Element Calibration Review Sheet

Calibration ID: **A0A1501**

Instrument: **DUALECD2R**

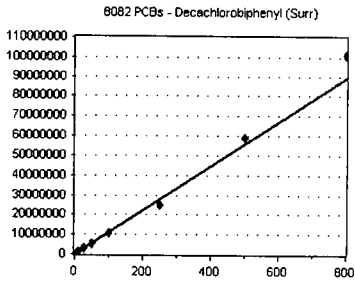
Calibration Date: **01/15/2020**

Analysis: **8082 PCBs**

Instrument Cal ID: **RECD2_QUANTPCB_20011**

Decachlorobiphenyl (Surr)

Curve Fit: **AVERAGE RF**



<u>Standard</u>	<u>Concentration</u>	<u>Response</u>	<u>Response Factor</u>	<u>RT</u>
0A13050-CAL1	10	1070638	107063.800	10.55
0A13050-CAL2	25	2755983	110239.300	10.55
0A13050-CAL3	50	5396453	107929.100	10.55
0A13050-CAL4	100	089172E+07	108917.200	10.55
0A13050-CAL5	250	521832E+07	100873.300	10.55
0A13050-CAL6	500	859571E+07	117191.400	10.55
0A13050-CAL7	800	010814E+08	126351.800	10.55

AVE RF **111223.700** RF RSD **7.40** AVE RT **10.55**

CALIBRATION SEQUENCE REVIEW SHEET

SEQUENCE: 0A13050

Analysis Included

1311/8082 TCLP PCBs
 608 PCBs
 608 PCBs - LL (1000/1mL) +1262/68
 8082 PCBs
 8082 PCBs - Low Level (2mL FV)
 8082 PCBs - Low Level (2mL FV) +1262/68
 8082 PCBs - Low Level (1000/1mL)
 8082 PCBs - Low Level (1000/1mL) +1262/68
 8082 PCBs - Low Level (30g/2mL)
 8082 PCBs + 1262/1268
 8082 PCBs in Trans. Oil - LL

INSTRUMENT SEQUENCE LOG

SampleID	SampleName	Matrix	STDID	ISTD_ID	Analyzed
0A13050-ICB1	Initial Cal Blank	Water	A19L339		1/13/2020 5:15:00PM
0A13050-CAL1	Cal Standard	Water	A19L280	"	1/13/2020 5:33:00PM
0A13050-CAL2	Cal Standard	Water	A19L281	"	1/13/2020 5:50:00PM
0A13050-CAL3	Cal Standard	Water	A19L282	"	1/13/2020 6:08:00PM
0A13050-CAL4	Cal Standard	Water	A19L283	"	1/13/2020 6:25:00PM
0A13050-CAL5	Cal Standard	Water	A19L276	"	1/13/2020 6:43:00PM
0A13050-CAL6	Cal Standard	Water	A19L278	"	1/13/2020 7:01:00PM
0A13050-CAL7	Cal Standard	Water	A19L279	"	1/13/2020 7:18:00PM
0A13050-ICV1	Initial Cal Check	Water	A19H459	"	1/13/2020 7:54:00PM
0A13050-CAL8	Cal Standard	Water	A19H447	"	1/13/2020 8:11:00PM
0A13050-CAL9	Cal Standard	Water	A19H448	"	1/13/2020 8:29:00PM
0A13050-CALA	Cal Standard	Water	A19H449	"	1/13/2020 8:46:00PM
0A13050-CALB	Cal Standard	Water	A19H450	"	1/13/2020 9:04:00PM
0A13050-CALC	Cal Standard	Water	A19H451	"	1/13/2020 9:22:00PM
0A13050-CALD	Cal Standard	Water	A19H452	"	1/13/2020 9:39:00PM
0A13050-CALE	Cal Standard	Water	A19H453	"	1/13/2020 9:57:00PM
0A13050-ICV2	Initial Cal Check	Water	A19H405	"	1/13/2020 10:15:00PM
0A13050-ICV3	Initial Cal Check	Water	A19J367	"	1/13/2020 10:32:00PM
0A13050-ICV4	Initial Cal Check	Water	A19H406	"	1/13/2020 10:50:00PM
0A13050-ICV5	Initial Cal Check	Water	A19L037	"	1/14/2020 8:02:00AM

CALIBRATION STANDARD RECOVERIES

Calibration: A0A1501 Instrument: DUALECD2R

1311/8082 TCLP PCBs Sequence: 0A13050 Matrix: Water

0A13050-CAL1	Inst. MRL	Recalc Res.	Cal Level	%Rec.	Qual
Aroclor 1016	0.0000	0.00	20.0	0	
Aroclor 1260	0.0000	0.00	20.0	0	
Aroclor 1016	0.0000	0.00	20.0	0	
Aroclor 1260	0.0000	0.00	20.0	0	
0A13050-CAL2	Inst. MRL	Recalc Res.	Cal Level	%Rec.	Qual
Aroclor 1016	0.0000	0.00	50.0	0	
Aroclor 1260	0.0000	0.00	50.0	0	

CALIBRATION SEQUENCE REVIEW SHEET

SEQUENCE: 0A13050

Aroclor 1016	0.0000	0.00	50.0	0	
Aroclor 1260	0.0000	0.00	50.0	0	
0A13050-CAL3	Inst. MRL	Recalc Res.	Cal Level	%Rec.	Qual
Aroclor 1016	0.0000	0.00	100	0	
Aroclor 1260	0.0000	0.00	100	0	
Aroclor 1016	0.0000	0.00	100	0	
Aroclor 1260	0.0000	0.00	100	0	
0A13050-CAL4	Inst. MRL	Recalc Res.	Cal Level	%Rec.	Qual
Aroclor 1016	0.0000	0.00	200	0	
Aroclor 1260	0.0000	0.00	200	0	
Aroclor 1016	0.0000	0.00	200	0	
Aroclor 1260	0.0000	0.00	200	0	
0A13050-CAL5	Inst. MRL	Recalc Res.	Cal Level	%Rec.	Qual
Aroclor 1016	0.0000	0.00	500	0	
Aroclor 1260	0.0000	0.00	500	0	
Aroclor 1016	0.0000	0.00	500	0	
Aroclor 1260	0.0000	0.00	500	0	
0A13050-CAL6	Inst. MRL	Recalc Res.	Cal Level	%Rec.	Qual
Aroclor 1016	800.0000	0.00	1000	0	
Aroclor 1260	800.0000	0.00	1000	0	
Aroclor 1016	0.0000	0.00	1000	0	
Aroclor 1260	0.0000	0.00	1000	0	
Aroclor 1016	0.0000	0.00	1000	0	
Aroclor 1260	0.0000	0.00	1000	0	
0A13050-CAL7	Inst. MRL	Recalc Res.	Cal Level	%Rec.	Qual
Aroclor 1016	800.0000	0.00	1500	0	
Aroclor 1260	800.0000	0.00	1500	0	
Aroclor 1016	0.0000	0.00	1500	0	
Aroclor 1260	0.0000	0.00	1500	0	
Aroclor 1016	0.0000	0.00	1500	0	
Aroclor 1260	0.0000	0.00	1500	0	
0A13050-CAL8	Inst. MRL	Recalc Res.	Cal Level	%Rec.	Qual
Aroclor 1221	0.0000	0.00	500	0	
Aroclor 1221	0.0000	0.00	500	0	
0A13050-CAL9	Inst. MRL	Recalc Res.	Cal Level	%Rec.	Qual
Aroclor 1232	0.0000	0.00	500	0	
Aroclor 1232	0.0000	0.00	500	0	
0A13050-CALA	Inst. MRL	Recalc Res.	Cal Level	%Rec.	Qual
Aroclor 1242	0.0000	0.00	500	0	
Aroclor 1242	0.0000	0.00	500	0	
0A13050-CALB	Inst. MRL	Recalc Res.	Cal Level	%Rec.	Qual
Aroclor 1248	0.0000	0.00	500	0	
Aroclor 1248	0.0000	0.00	500	0	
0A13050-CALC	Inst. MRL	Recalc Res.	Cal Level	%Rec.	Qual
Aroclor 1254	0.0000	0.00	500	0	
Aroclor 1254	0.0000	0.00	500	0	

CALIBRATION SEQUENCE REVIEW SHEET

SEQUENCE: 0A13050

0A13050-CALD	Inst. MRL	Recalc Res.	Cal Level	%Rec.	Qual
Aroclor 1262	0.0000	0.00	500	0	
Aroclor 1262	0.0000	0.00	500	0	
0A13050-CALE	Inst. MRL	Recalc Res.	Cal Level	%Rec.	Qual
Aroclor 1268	0.0000	0.00	500	0	
Aroclor 1268	0.0000	0.00	500	0	

Compounds listed above have recalculated recoveries outside 70-130% of the true values, and the calibration levels are above the reporting level. If no compounds are listed, all are OK. Please see the next section for quadratic fit compounds.

Analytes With Quadratic Curve Fits

<u>Qualifier</u>	<u>iMDL</u>	<u>iMRL</u>	<u>Spike Amt</u>	<u>%Difference</u>	<u>OK?</u>	<u>Raise MRL to ?</u>
				_____	<input type="checkbox"/>	<input type="checkbox"/> _____

Analytes listed above have quadratic curve fits. If they are using a weighting option, they must be checked against the requested curve points to determine if the recalculated results are within limits (70-130 or as specified).

ICV RECOVERIES

Calibration: **A0A1501** Instrument: **DUALECD2R**

608 PCBs - LL (1000/1mL) +1 Sequence: **0A13050** Matrix: **Water**

0A13050-ICV1	Inst. MRL	ICV Level	Result	%Rec.	Qual

Compounds listed above have Initial Calibration Verification standard recoveries outside 70-130% of the true values. If no compounds are listed, all have passing recoveries.

Data Path : K:\DATA\0A13050\
 Data File : ECD2R004.D
 Signal(s) : ECD2B.CH
 Acq On : 13 Jan 2020 17:15
 Operator : MJB / KAK
 Sample : 0A13050-ICB1
 Misc :
 ALS Vial : 53 Sample Multiplier: 1

Integration File: events.e
 Quant Time: Jan 14 11:23:02 2020
 Quant Method : L:\Methods\RECD2_QUANTPCB_200113.M
 Quant Title : PCB Data Analysis
 QLast Update : Tue Jan 14 09:35:58 2020
 Response via : Initial Calibration
 Integrator: ChemStation 6890 Scale Mode: Small noise peaks clipped

1/14/20
Clean

Compound	R.T.	Response	Conc Units
System Monitoring Compounds			
1) S TCMX (S)	5.630	20489642	90.812 ng/ml
62) S DCBP (S)	10.551	10248760	92.145 ng/ml
Target Compounds			
2) Aroclor 1016 (1)	6.307	2281	0.369 ng/ml
3) Aroclor 1016 (2)	6.801	10752	0.940 ng/ml
4) Aroclor 1016 (3)	6.911	6858	1.280 ng/ml
5) Aroclor 1016 (4)	7.004	8287	1.677 ng/ml
6) Aroclor 1016 (5)	7.042	8379	1.511 ng/ml
7) Aroclor 1016 (6)	7.167	10112	1.770 ng/ml
8) Aroclor 1016 - AVE	0.000	0	N.D. ng/ml
9) Aroclor 1221 (1)	5.806	6155	3.543 ng/ml
10) Aroclor 1221 (2)	5.880	2591	1.509 ng/ml
11) Aroclor 1221 (3)	5.949	32038	5.614 ng/ml
12) Aroclor 1221 - AVE	0.000	0	N.D. ng/ml
13) Aroclor 1232 (1)	5.949	32038	7.010 ng/ml
14) Aroclor 1232 (2)	6.307	2281	0.877 ng/ml
15) Aroclor 1232 (3)	6.801	10752	2.198 ng/ml
16) Aroclor 1232 (4)	7.004	8287	4.898 ng/ml
17) Aroclor 1232 (5)	7.042	8379	4.027 ng/ml
18) Aroclor 1232 (6)	7.167	10112	4.661 ng/ml
19) Aroclor 1232 - AVE	0.000	0	N.D. ng/ml
20) Aroclor 1242 (1)	6.307	2281	0.502 ng/ml
21) Aroclor 1242 (2)	6.801	10752	1.219 ng/ml
22) Aroclor 1242 (3)	6.911	6858	1.791 ng/ml
23) Aroclor 1242 (4)	7.004	8287	2.509 ng/ml
24) Aroclor 1242 (5)	7.042	8379	2.098 ng/ml
25) Aroclor 1242 (6)	7.167	10112	2.425 ng/ml
26) Aroclor 1242 - AVE	0.000	0	N.D. ng/ml
27) Aroclor 1248 (1)	6.756	5790	1.122 ng/ml
28) Aroclor 1248 (2)	7.004	8287	1.303 ng/ml
29) Aroclor 1248 (3)	7.042	8379	1.412 ng/ml
30) Aroclor 1248 (4)	7.167	10112	1.386 ng/ml
31) Aroclor 1248 (5)	7.538	44690	5.020 ng/ml
32) Aroclor 1248 (6)	7.679	43107	5.295 ng/ml
33) Aroclor 1248 - AVE	0.000	0	N.D. ng/ml
34) Aroclor 1254 (1)	7.495	12470	1.472 ng/ml
35) Aroclor 1254 (2)	7.679	43107	3.099 ng/ml
36) Aroclor 1254 (3)	8.002	12574	0.829 ng/ml
37) Aroclor 1254 (4)	8.266	37477	3.433 ng/ml
38) Aroclor 1254 (5)	8.581	4733	0.421 ng/ml
39) Aroclor 1254 (6)	8.814	1031	0.292 ng/ml
40) Aroclor 1254 - AVE	0.000	0	N.D. ng/ml
41) Aroclor 1260 (1)	8.144	11404	1.083 ng/ml
42) Aroclor 1260 (2)	8.351	8866	0.695 ng/ml
43) Aroclor 1260 (3)	8.581	4733	0.357 ng/ml
44) Aroclor 1260 (4)	9.066	3813	0.180 ng/ml
45) Aroclor 1260 (5)	9.322	4847	0.396 ng/ml
46) Aroclor 1260 (6)	9.899	14949	3.063 ng/ml
47) Aroclor 1260 - AVE	0.000	0	N.D. ng/ml

Data Path : K:\DATA\0A13050\
 Data File : ECD2R004.D
 Signal(s) : ECD2B.CH
 Acq On : 13 Jan 2020 17:15
 Operator : MJB / KAK
 Sample : 0A13050-ICB1
 Misc :
 ALS Vial : 53 Sample Multiplier: 1

Integration File: events.e
 Quant Time: Jan 14 11:23:02 2020
 Quant Method : L:\Methods\RECD2_QUANTPCB_200113.M
 Quant Title : PCB Data Analysis
 QLast Update : Tue Jan 14 09:35:58 2020
 Response via : Initial Calibration
 Integrator: ChemStation 6890 Scale Mode: Small noise peaks clipped

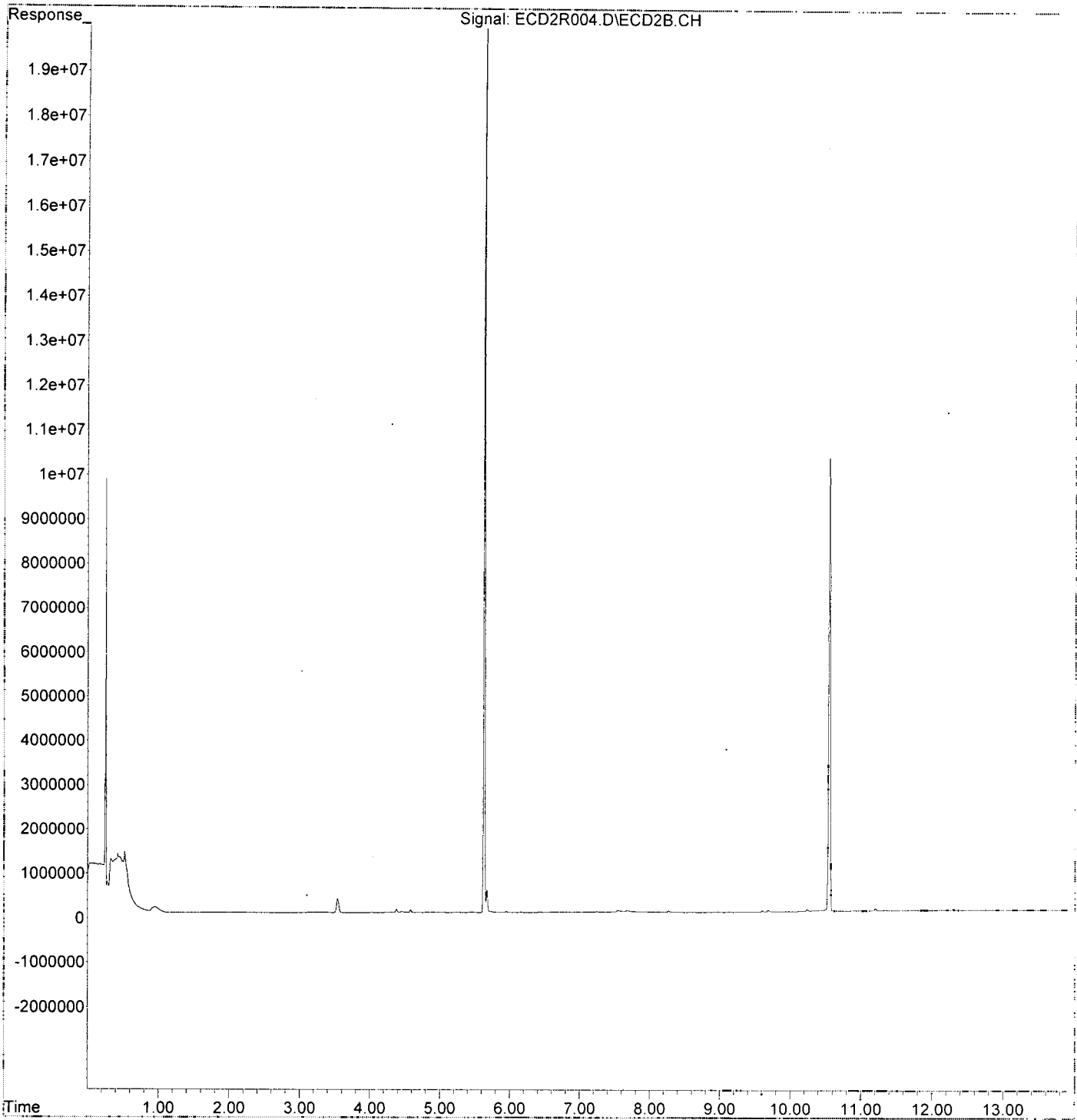
Compound	R.T.	Response	Conc Units
48) Aroclor 1262 (1)	8.351	8866	0.839 ng/ml
49) Aroclor 1262 (2)	8.652	2754	0.180 ng/ml
50) Aroclor 1262 (3)	8.829	2251	0.176 ng/ml
51) Aroclor 1262 (4)	9.066	3813	0.139 ng/ml
52) Aroclor 1262 (5)	9.322	4847	0.295 ng/ml
53) Aroclor 1262 (6)	9.899	14949	2.076 ng/ml
54) Aroclor 1262 - AVE	0.000	0	N.D. ng/ml
55) Aroclor 1268 (1)	8.867	1260	0.202 ng/ml
56) Aroclor 1268 (2)	9.322	4847	0.175 ng/ml
57) Aroclor 1268 (3)	9.393	5166	0.229 ng/ml
58) Aroclor 1268 (4)	9.605	45322	2.354 ng/ml
59) Aroclor 1268 (5)	9.899	14949	1.911 ng/ml
60) Aroclor 1268 (6)	10.242	60375	1.193 ng/ml
61) Aroclor 1268 - AVE	0.000	0	N.D. ng/ml

(f)=RT Delta > 1/2 Window

(m)=manual int.

Data Path : K:\DATA\0A13050\
Data File : ECD2R004.D
Signal(s) : ECD2B.CH
Acq On : 13 Jan 2020 17:15
Operator : MJB / KAK
Sample : 0A13050-ICB1
Misc :
ALS Vial : 53 Sample Multiplier: 1

Integration File: events.e
Quant Time: Jan 14 11:23:02 2020
Quant Method : L:\Methods\RECD2_QUANTPCB_200113.M
Quant Title : PCB Data Analysis
QLast Update : Tue Jan 14 09:35:58 2020
Response via : Initial Calibration
Integrator: ChemStation 6890 Scale Mode: Small noise peaks clipped



Data Path : K:\DATA\0A13050\
 Data File : ECD2R012.D
 Signal(s) : ECD2B.CH
 Acq On : 13 Jan 2020 19:36
 Operator : MJB / KAK
 Sample : 0A13050-IBL1
 Misc :
 ALS Vial : 51 Sample Multiplier: 1

Integration File: events.e
 Quant Time: Jan 14 11:23:31 2020
 Quant Method : L:\Methods\RECD2_QUANTPCB_200113.M
 Quant Title : PCB Data Analysis
 QLast Update : Tue Jan 14 09:35:58 2020
 Response via : Initial Calibration
 Integrator: ChemStation 6890 Scale Mode: Small noise peaks clipped

[Signature]
 1/14/20
 Clean

Compound	R.T.	Response	Conc Units
System Monitoring Compounds			
1) S TCMX (S)	5.626	1688	0.007 ng/ml
62) S DCBP (S)	10.549	12235	0.110 ng/ml
Target Compounds			
2) Aroclor 1016 (1)	6.301	11225	1.816 ng/ml
3) Aroclor 1016 (2)	6.790	16600	1.451 ng/ml
4) Aroclor 1016 (3)	6.922	16045	2.995 ng/ml
5) Aroclor 1016 (4)	7.002	17187	3.479 ng/ml
6) Aroclor 1016 (5)	7.050	17297	3.119 ng/ml
7) Aroclor 1016 (6)	7.177	20261	3.547 ng/ml
8) Aroclor 1016 - AVE	0.000	0	N.D. ng/ml
9) Aroclor 1221 (1)	5.809	10729	6.175 ng/ml
10) Aroclor 1221 (2)	5.875	9335	5.437 ng/ml
11) Aroclor 1221 (3)	5.964	12881	2.257 ng/ml
12) Aroclor 1221 - AVE	0.000	0	N.D. ng/ml
13) Aroclor 1232 (1)	5.964	12881	2.819 ng/ml
14) Aroclor 1232 (2)	6.296	11019	4.234 ng/ml
15) Aroclor 1232 (3)	6.790	16600	3.393 ng/ml
16) Aroclor 1232 (4)	7.002	17187	10.159 ng/ml
17) Aroclor 1232 (5)	7.050	17297	8.313 ng/ml
18) Aroclor 1232 (6)	7.177	20261	9.338 ng/ml
19) Aroclor 1232 - AVE	0.000	0	N.D. ng/ml
20) Aroclor 1242 (1)	6.301	11225	2.469 ng/ml
21) Aroclor 1242 (2)	6.790	16600	1.882 ng/ml
22) Aroclor 1242 (3)	6.922	16045	4.189 ng/ml
23) Aroclor 1242 (4)	7.002	17187	5.203 ng/ml
24) Aroclor 1242 (5)	7.050	17297	4.331 ng/ml
25) Aroclor 1242 (6)	7.177	20261	4.858 ng/ml
26) Aroclor 1242 - AVE	0.000	0	N.D. ng/ml
27) Aroclor 1248 (1)	6.733	14917	2.890 ng/ml
28) Aroclor 1248 (2)	7.002	17187	2.703 ng/ml
29) Aroclor 1248 (3)	7.050	17297	2.914 ng/ml
30) Aroclor 1248 (4)	7.177	20261	2.777 ng/ml
31) Aroclor 1248 (5)	7.539	40332	4.531 ng/ml
32) Aroclor 1248 (6)	7.688	50144	6.159 ng/ml
33) Aroclor 1248 - AVE	0.000	0	N.D. ng/ml
34) Aroclor 1254 (1)	7.500	20521	2.422 ng/ml
35) Aroclor 1254 (2)	7.688	50144	3.605 ng/ml
36) Aroclor 1254 (3)	8.005	20501	1.351 ng/ml
37) Aroclor 1254 (4)	8.229	15200	1.392 ng/ml
38) Aroclor 1254 (5)	8.580	11034	0.981 ng/ml
39) Aroclor 1254 (6)	8.795	231	0.065 ng/ml
40) Aroclor 1254 - AVE	0.000	0	N.D. ng/ml
41) Aroclor 1260 (1)	8.145	19053	1.810 ng/ml
42) Aroclor 1260 (2)	8.351	14859	1.164 ng/ml
43) Aroclor 1260 (3)	8.584	10985	0.828 ng/ml
44) Aroclor 1260 (4)	9.068	8772	0.415 ng/ml
45) Aroclor 1260 (5)	9.323	6842	0.559 ng/ml
46) Aroclor 1260 (6)	9.889	5119	1.049 ng/ml
47) Aroclor 1260 - AVE	0.000	0	N.D. ng/ml

Data Path : K:\DATA\0A13050\
 Data File : ECD2R012.D
 Signal(s) : ECD2B.CH
 Acq On : 13 Jan 2020 19:36
 Operator : MJB / KAK
 Sample : 0A13050-IBL1
 Misc :
 ALS Vial : 51 Sample Multiplier: 1

Integration File: events.e
 Quant Time: Jan 14 11:23:31 2020
 Quant Method : L:\Methods\RECD2_QUANTPCB_200113.M
 Quant Title : PCB Data Analysis
 QLast Update : Tue Jan 14 09:35:58 2020
 Response via : Initial Calibration
 Integrator: ChemStation 6890 Scale Mode: Small noise peaks clipped

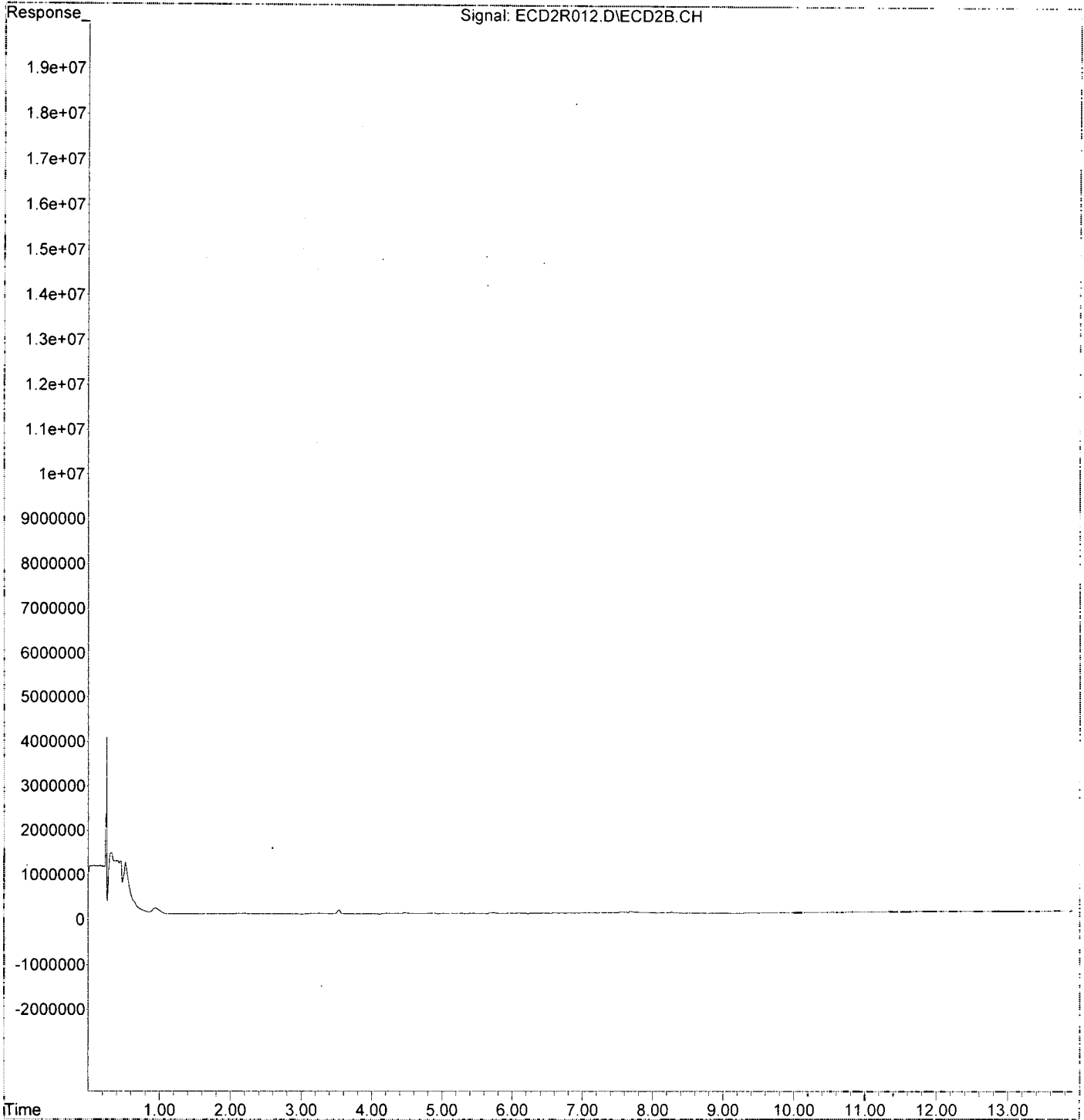
Compound	R.T.	Response	Conc Units
48) Aroclor 1262 (1)	8.351	14859	1.406 ng/ml
49) Aroclor 1262 (2)	8.648	8953	0.586 ng/ml
50) Aroclor 1262 (3)	8.830	8859	0.692 ng/ml
51) Aroclor 1262 (4)	9.068	8772	0.319 ng/ml
52) Aroclor 1262 (5)	9.323	6842	0.417 ng/ml
53) Aroclor 1262 (6)	9.889	5119	0.711 ng/ml
54) Aroclor 1262 - AVE	0.000	0	N.D. ng/ml
55) Aroclor 1268 (1)	8.866	6961	1.117 ng/ml
56) Aroclor 1268 (2)	9.323	6842	0.246 ng/ml
57) Aroclor 1268 (3)	9.392	5187	0.230 ng/ml
58) Aroclor 1268 (4)	9.602	4728	0.246 ng/ml
59) Aroclor 1268 (5)	9.889	5119	0.654 ng/ml
60) Aroclor 1268 (6)	10.234	4357	0.086 ng/ml
61) Aroclor 1268 - AVE	0.000	0	N.D. ng/ml

(f)=RT Delta > 1/2 Window

(m)=manual int.

Data Path : K:\DATA\0A13050\
 Data File : ECD2R012.D
 Signal(s) : ECD2B.CH
 Acq On : 13 Jan 2020 19:36
 Operator : MJB / KAK
 Sample : 0A13050-IBL1
 Misc :
 ALS Vial : 51 Sample Multiplier: 1

Integration File: events.e
 Quant Time: Jan 14 11:23:31 2020
 Quant Method : L:\Methods\RECD2_QUANTPCB_200113.M
 Quant Title : PCB Data Analysis
 QLast Update : Tue Jan 14 09:35:58 2020
 Response via : Initial Calibration
 Integrator: ChemStation 6890 Scale Mode: Small noise peaks clipped



Data Path : K:\DATA\0A13050\
 Data File : ECD2R013.D
 Signal(s) : ECD2B.CH
 Acq On : 13 Jan 2020 19:54
 Operator : MJB / KAK
 Sample : 0A13050-ICV1
 Misc :
 ALS Vial : 61 Sample Multiplier: 1

Integration File: events.e
 Quant Time: Jan 14 09:37:43 2020
 Quant Method : L:\Methods\RECD2_QUANTPCB_200113.M
 Quant Title : PCB Data Analysis
 QLast Update : Tue Jan 14 09:35:58 2020
 Response via : Initial Calibration
 Integrator: ChemStation 6890 Scale Mode: Small noise peaks clipped

1/14/20
1016, 1260

Compound	R.T.	Response	Conc	Units
System Monitoring Compounds				
1) S TCMX (S)	5.630	42078237	186.496	ng/ml
62) S DCBP (S)	10.551	20822783	187.215	ng/ml
Target Compounds				
2) Aroclor 1016 (1)	6.301	2889380	467.387	ng/ml
3) Aroclor 1016 (2)	6.790	5607269	490.088	ng/ml
4) Aroclor 1016 (3)	6.917	2567499	479.323	ng/ml
5) Aroclor 1016 (4)	7.004	2249246	455.243	ng/ml
6) Aroclor 1016 (5)	7.048	2695002	485.978	ng/ml
7) Aroclor 1016 (6)	7.174	2593036	453.917	ng/ml
8) Aroclor 1016 - AVE	0.000	0	N.D.	ng/ml
9) Aroclor 1221 (1)	5.805	201677	116.072	ng/ml
10) Aroclor 1221 (2)	5.878	410071	238.833	ng/ml
11) Aroclor 1221 (3)	5.965	1966837	344.635	ng/ml
12) Aroclor 1221 - AVE	0.000	0	N.D.	ng/ml
13) Aroclor 1232 (1)	5.965	1966837	430.380	ng/ml
14) Aroclor 1232 (2)	6.301	2889380	1110.133	ng/ml
15) Aroclor 1232 (3)	6.790	5607269	1146.221	ng/ml
16) Aroclor 1232 (4)	7.004	2249246	1329.470	ng/ml
17) Aroclor 1232 (5)	7.048	2695002	1295.148	ng/ml
18) Aroclor 1232 (6)	7.174	2593036	1195.127	ng/ml
19) Aroclor 1232 - AVE	0.000	0	N.D.	ng/ml
20) Aroclor 1242 (1)	6.301	2889380	635.541	ng/ml
21) Aroclor 1242 (2)	6.790	5607269	635.568	ng/ml
22) Aroclor 1242 (3)	6.917	2567499	670.336	ng/ml
23) Aroclor 1242 (4)	7.004	2249246	680.849	ng/ml
24) Aroclor 1242 (5)	7.048	2695002	674.775	ng/ml
25) Aroclor 1242 (6)	7.174	2593036	621.710	ng/ml
26) Aroclor 1242 - AVE	0.000	0	N.D.	ng/ml
27) Aroclor 1248 (1)	6.763	4488766	869.574	ng/ml
28) Aroclor 1248 (2)	7.004	2249246	353.691	ng/ml
29) Aroclor 1248 (3)	7.048	2695002	454.027	ng/ml
30) Aroclor 1248 (4)	7.174	2593036	355.429	ng/ml
31) Aroclor 1248 (5)	7.539	576503	64.763	ng/ml
32) Aroclor 1248 (6)	7.698	2400401	294.846	ng/ml
33) Aroclor 1248 - AVE	0.000	0	N.D.	ng/ml
34) Aroclor 1254 (1)	7.516	2114363	249.516	ng/ml
35) Aroclor 1254 (2)	7.698	2400401	172.569	ng/ml
36) Aroclor 1254 (3)	8.008	1313048	86.531	ng/ml
37) Aroclor 1254 (4)	8.247	825780	75.645	ng/ml
38) Aroclor 1254 (5)	8.583	7455081	662.753	ng/ml
39) Aroclor 1254 (6)	8.801	882029	250.066	ng/ml
40) Aroclor 1254 - AVE	0.000	0	N.D.	ng/ml
41) Aroclor 1260 (1)	8.144	5628529	534.632	ng/ml
42) Aroclor 1260 (2)	8.350	7018796	549.956	ng/ml
43) Aroclor 1260 (3)	8.583	7455081	562.174	ng/ml
44) Aroclor 1260 (4)	9.067	10304134	487.136	ng/ml
45) Aroclor 1260 (5)	9.325	6100150	498.593	ng/ml
46) Aroclor 1260 (6)	9.890	1867409	382.669	ng/ml
47) Aroclor 1260 - AVE	0.000	0	N.D.	ng/ml

471.989

502.527

Data Path : K:\DATA\0A13050\
 Data File : ECD2R013.D
 Signal(s) : ECD2B.CH
 Acq On : 13 Jan 2020 19:54
 Operator : MJB / KAK
 Sample : 0A13050-ICV1
 Misc :
 ALS Vial : 61 Sample Multiplier: 1

Integration File: events.e
 Quant Time: Jan 14 09:37:43 2020
 Quant Method : L:\Methods\RECD2_QUANTPCB_200113.M
 Quant Title : PCB Data Analysis
 QLast Update : Tue Jan 14 09:35:58 2020
 Response via : Initial Calibration
 Integrator: ChemStation 6890 Scale Mode: Small noise peaks clipped

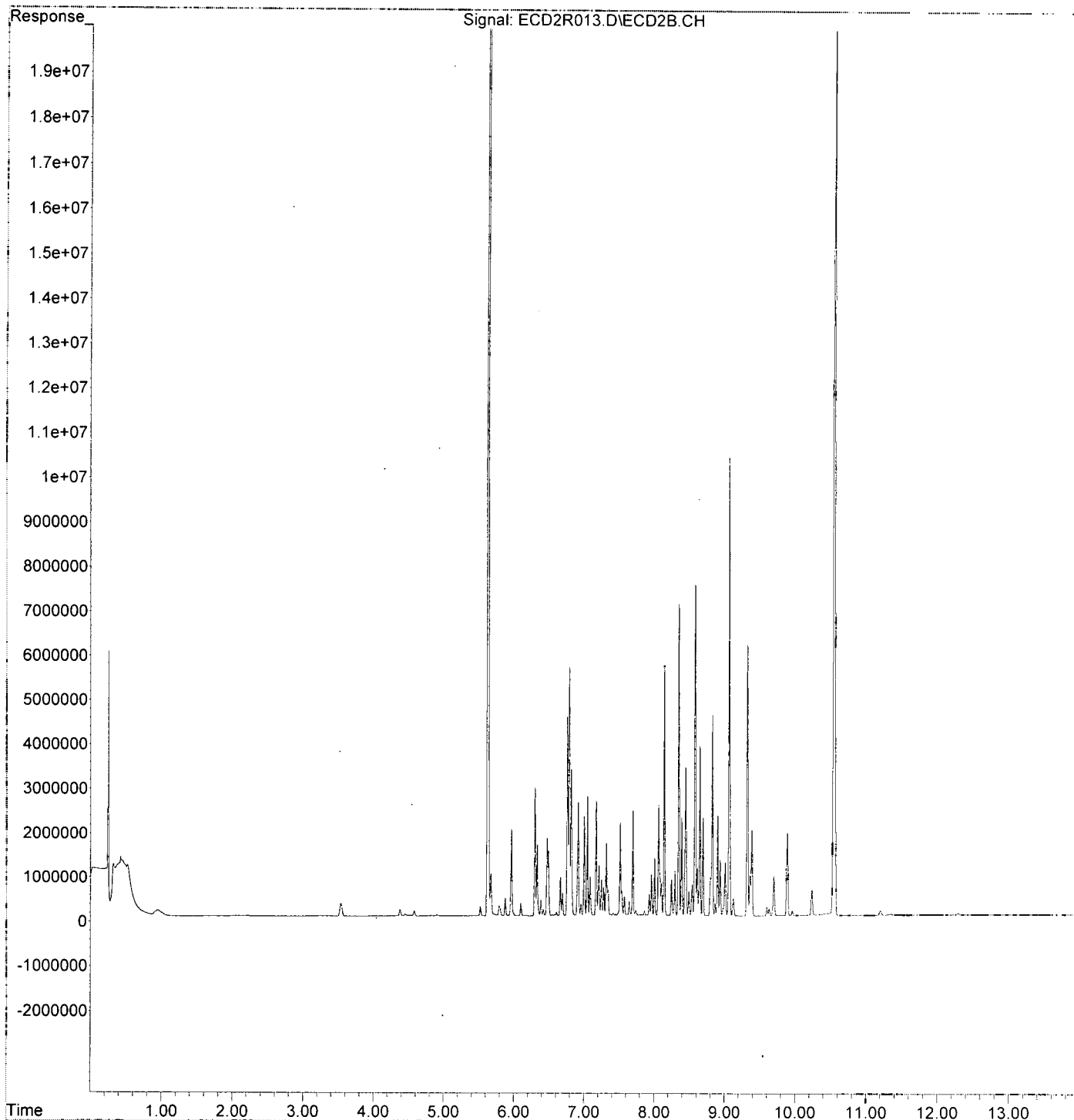
Compound	R.T.	Response	Conc Units
48) Aroclor 1262 (1)	8.350	7018796	663.923 ng/ml
49) Aroclor 1262 (2)	8.651	3830979	250.759 ng/ml
50) Aroclor 1262 (3)	8.829	4526983	353.555 ng/ml
51) Aroclor 1262 (4)	9.067	10304134	374.361 ng/ml
52) Aroclor 1262 (5)	9.325	6100150	371.517 ng/ml
53) Aroclor 1262 (6)	9.890	1867409	259.343 ng/ml
54) Aroclor 1262 - AVE	0.000	0	N.D. ng/ml
55) Aroclor 1268 (1)	8.869	290538	46.619 ng/ml
56) Aroclor 1268 (2)	9.325	6100150	219.694 ng/ml
57) Aroclor 1268 (3)	9.389	1939101	86.120 ng/ml
58) Aroclor 1268 (4)	9.604	197089	10.237 ng/ml
59) Aroclor 1268 (5)	9.890	1867409	238.702 ng/ml
60) Aroclor 1268 (6)	10.239	589830	11.653 ng/ml
61) Aroclor 1268 - AVE	0.000	0	N.D. ng/ml

(f)=RT Delta > 1/2 Window

(m)=manual int.

Data Path : K:\DATA\0A13050\
Data File : ECD2R013.D
Signal(s) : ECD2B.CH
Acq On : 13 Jan 2020 19:54
Operator : MJB / KAK
Sample : 0A13050-ICV1
Misc :
ALS Vial : 61 Sample Multiplier: 1

Integration File: events.e
Quant Time: Jan 14 09:37:43 2020
Quant Method : L:\Methods\RECD2_QUANTPCB_200113.M
Quant Title : PCB Data Analysis
QLast Update : Tue Jan 14 09:35:58 2020
Response via : Initial Calibration
Integrator: ChemStation 6890 Scale Mode: Small noise peaks clipped



Data Path : K:\DATA\0A13050\
 Data File : ECD2R021.D
 Signal(s) : ECD2B.CH
 Acq On : 13 Jan 2020 22:15
 Operator : MJB / KAK
 Sample : 0A13050-ICV2
 Misc :
 ALS Vial : 69 Sample Multiplier: 1

Integration File: events.e
 Quant Time: Jan 14 09:38:18 2020
 Quant Method : L:\Methods\RECD2_QUANTPCB_200113.M
 Quant Title : PCB Data Analysis
 QLast Update : Tue Jan 14 09:35:58 2020
 Response via : Initial Calibration
 Integrator: ChemStation 6890 Scale Mode: Small noise peaks clipped

1/14/20
1221, 125A

Compound	R.T.	Response	Conc	Units
System Monitoring Compounds				
1) S TCMX (S)	5.627	8366007	37.079	ng/ml
62) S DCBP (S)	10.548	9358034	84.137	ng/ml
Target Compounds				
2) Aroclor 1016 (1)	6.299	530484	85.811	ng/ml
3) Aroclor 1016 (2)	6.789	860190	75.183	ng/ml
4) Aroclor 1016 (3)	6.916	419193	78.259	ng/ml
5) Aroclor 1016 (4)	7.003	2660118	538.403	ng/ml
6) Aroclor 1016 (5)	7.047	962899	173.636	ng/ml
7) Aroclor 1016 (6)	7.173	1702556	298.036	ng/ml
8) Aroclor 1016 - AVE	0.000	0	N.D.	ng/ml
9) Aroclor 1221 (1)	5.805	1591287	915.838	ng/ml
10) Aroclor 1221 (2)	5.876	1584717	922.969	ng/ml
11) Aroclor 1221 (3)	5.964	5308894	930.240	ng/ml
12) Aroclor 1221 - AVE	0.000	0	N.D.	ng/ml
13) Aroclor 1232 (1)	5.964	5308894	1161.684	ng/ml
14) Aroclor 1232 (2)	6.299	530484	203.818	ng/ml
15) Aroclor 1232 (3)	6.789	860190	175.837	ng/ml
16) Aroclor 1232 (4)	7.003	2660118	1572.325	ng/ml
17) Aroclor 1232 (5)	7.047	962899	462.744	ng/ml
18) Aroclor 1232 (6)	7.173	1702556	784.706	ng/ml
19) Aroclor 1232 - AVE	0.000	0	N.D.	ng/ml
20) Aroclor 1242 (1)	6.299	530484	116.684	ng/ml
21) Aroclor 1242 (2)	6.789	860190	97.500	ng/ml
22) Aroclor 1242 (3)	6.916	419193	109.445	ng/ml
23) Aroclor 1242 (4)	7.003	2660118	805.220	ng/ml
24) Aroclor 1242 (5)	7.047	962899	241.091	ng/ml
25) Aroclor 1242 (6)	7.173	1702556	408.207	ng/ml
26) Aroclor 1242 - AVE	0.000	0	N.D.	ng/ml
27) Aroclor 1248 (1)	6.762	678412	131.424	ng/ml
28) Aroclor 1248 (2)	7.003	2660118	418.300	ng/ml
29) Aroclor 1248 (3)	7.047	962899	162.220	ng/ml
30) Aroclor 1248 (4)	7.173	1702556	233.370	ng/ml
31) Aroclor 1248 (5)	7.538	2699412	303.245	ng/ml
32) Aroclor 1248 (6)	7.697	7172222	880.977	ng/ml
33) Aroclor 1248 - AVE	0.000	0	N.D.	ng/ml
34) Aroclor 1254 (1)	7.516	4718199	556.795	ng/ml
35) Aroclor 1254 (2)	7.697	7172222	515.622	ng/ml
36) Aroclor 1254 (3)	8.008	7608333	501.395	ng/ml
37) Aroclor 1254 (4)	8.246	5568780	510.126	ng/ml
38) Aroclor 1254 (5)	8.580	5642709	501.634	ng/ml
39) Aroclor 1254 (6)	8.811	1659515	470.493	ng/ml
40) Aroclor 1254 - AVE	0.000	0	N.D.	ng/ml
41) Aroclor 1260 (1)	8.142	2581769	245.232	ng/ml
42) Aroclor 1260 (2)	8.349	3126649	244.988	ng/ml
43) Aroclor 1260 (3)	8.580	5642709	425.506	ng/ml
44) Aroclor 1260 (4)	9.065	944219	44.639	ng/ml
45) Aroclor 1260 (5)	9.323	736233	60.176	ng/ml
46) Aroclor 1260 (6)	9.889	56325	11.542	ng/ml
47) Aroclor 1260 - AVE	0.000	0	N.D.	ng/ml

923.016

509.344

Data Path : K:\DATA\0A13050\
 Data File : ECD2R021.D
 Signal(s) : ECD2B.CH
 Acq On : 13 Jan 2020 22:15
 Operator : MJB / KAK
 Sample : 0A13050-ICV2
 Misc :
 ALS Vial : 69 Sample Multiplier: 1

Integration File: events.e
 Quant Time: Jan 14 09:38:18 2020
 Quant Method : L:\Methods\RECD2_QUANTPCB_200113.M
 Quant Title : PCB Data Analysis
 QLast Update : Tue Jan 14 09:35:58 2020
 Response via : Initial Calibration
 Integrator: ChemStation 6890 Scale Mode: Small noise peaks clipped

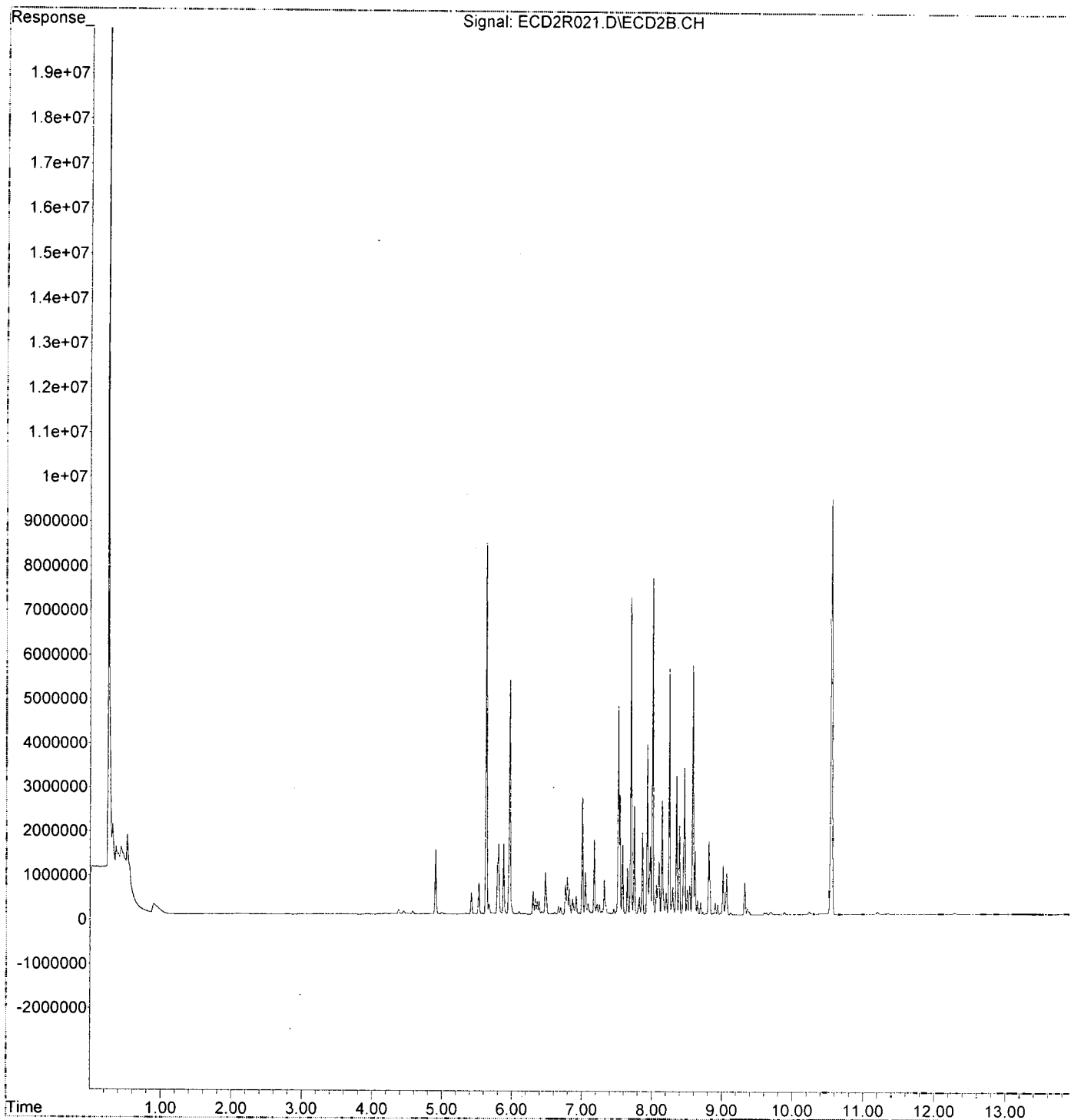
Compound	R.T.	Response	Conc Units
48) Aroclor 1262 (1)	8.349	3126649	295.757 ng/ml
49) Aroclor 1262 (2)	8.649	316091	20.690 ng/ml
50) Aroclor 1262 (3)	8.811	1659515	129.607 ng/ml
51) Aroclor 1262 (4)	9.065	944219	34.305 ng/ml
52) Aroclor 1262 (5)	9.323	736233	44.839 ng/ml
53) Aroclor 1262 (6)	9.889	56325	7.822 ng/ml
54) Aroclor 1262 - AVE	0.000	0	N.D. ng/ml
55) Aroclor 1268 (1)	8.870	37976	6.093 ng/ml
56) Aroclor 1268 (2)	9.323	736233	26.515 ng/ml
57) Aroclor 1268 (3)	9.385	69099	3.069 ng/ml
58) Aroclor 1268 (4)	9.604	39433	2.048 ng/ml
59) Aroclor 1268 (5)	9.889	56325	7.200 ng/ml
60) Aroclor 1268 (6)	10.240	59800	1.181 ng/ml
61) Aroclor 1268 - AVE	0.000	0	N.D. ng/ml

(f)=RT Delta > 1/2 Window

(m)=manual int.

Data Path : K:\DATA\0A13050\
Data File : ECD2R021.D
Signal(s) : ECD2B.CH
Acq On : 13 Jan 2020 22:15
Operator : MJB / KAK
Sample : 0A13050-ICV2
Misc :
ALS Vial : 69 Sample Multiplier: 1

Integration File: events.e
Quant Time: Jan 14 09:38:18 2020
Quant Method : L:\Methods\RECD2_QUANTPCB_200113.M
Quant Title : PCB Data Analysis
QLast Update : Tue Jan 14 09:35:58 2020
Response via : Initial Calibration
Integrator: ChemStation 6890 Scale Mode: Small noise peaks clipped



Data Path : K:\DATA\0A13050\
 Data File : ECD2R022.D
 Signal(s) : ECD2B.CH
 Acq On : 13 Jan 2020 22:32
 Operator : MJB / KAK
 Sample : 0A13050-ICV3
 Misc :
 ALS Vial : 70 Sample Multiplier: 1

Integration File: events.e
 Quant Time: Jan 14 09:38:51 2020
 Quant Method : L:\Methods\RECD2_QUANTPCB_200113.M
 Quant Title : PCB Data Analysis
 QLast Update : Tue Jan 14 09:35:58 2020
 Response via : Initial Calibration
 Integrator: ChemStation 6890 Scale Mode: Small noise peaks clipped

Handwritten:
 1/14/20
 1232, 1262

Compound	R.T.	Response	Conc	Units
System Monitoring Compounds				
1) S TCMX (S)	5.627	8656583	38.367	ng/ml
62) S DCBP (S)	10.549	9384526	84.375	ng/ml
Target Compounds				
2) Aroclor 1016 (1)	6.299	1350246	218.416	ng/ml
3) Aroclor 1016 (2)	6.789	2443408	213.559	ng/ml
4) Aroclor 1016 (3)	6.916	1134572	211.812	ng/ml
5) Aroclor 1016 (4)	7.002	928356	187.898	ng/ml
6) Aroclor 1016 (5)	7.047	1047657	188.920	ng/ml
7) Aroclor 1016 (6)	7.172	1131966	198.153	ng/ml
8) Aroclor 1016 - AVE	0.000	0	N.D.	ng/ml
9) Aroclor 1221 (1)	5.805	531565	305.933	ng/ml
10) Aroclor 1221 (2)	5.877	604859	352.281	ng/ml
11) Aroclor 1221 (3)	5.964	2221641	389.283	ng/ml
12) Aroclor 1221 - AVE	0.000	0	N.D.	ng/ml
13) Aroclor 1232 (1)	5.964	2221641	486.136	ng/ml
14) Aroclor 1232 (2)	6.299	1350246	518.780	ng/ml
15) Aroclor 1232 (3)	6.789	2443408	499.474	ng/ml
16) Aroclor 1232 (4)	7.002	928356	548.727	ng/ml
17) Aroclor 1232 (5)	7.047	1047657	503.477	ng/ml
18) Aroclor 1232 (6)	7.172	1131966	521.721	ng/ml
19) Aroclor 1232 - AVE	0.000	0	N.D.	ng/ml
20) Aroclor 1242 (1)	6.299	1350246	296.997	ng/ml
21) Aroclor 1242 (2)	6.789	2443408	276.953	ng/ml
22) Aroclor 1242 (3)	6.916	1134572	296.220	ng/ml
23) Aroclor 1242 (4)	7.002	928356	281.014	ng/ml
24) Aroclor 1242 (5)	7.047	1047657	262.312	ng/ml
25) Aroclor 1242 (6)	7.172	1131966	271.402	ng/ml
26) Aroclor 1242 - AVE	0.000	0	N.D.	ng/ml
27) Aroclor 1248 (1)	6.762	1888334	365.812	ng/ml
28) Aroclor 1248 (2)	7.002	928356	145.983	ng/ml
29) Aroclor 1248 (3)	7.047	1047657	176.499	ng/ml
30) Aroclor 1248 (4)	7.172	1131966	155.159	ng/ml
31) Aroclor 1248 (5)	7.538	1351685	151.845	ng/ml
32) Aroclor 1248 (6)	7.696	1745059	214.349	ng/ml
33) Aroclor 1248 - AVE	0.000	0	N.D.	ng/ml
34) Aroclor 1254 (1)	7.518	1328075	156.726	ng/ml
35) Aroclor 1254 (2)	7.696	1745059	125.455	ng/ml
36) Aroclor 1254 (3)	8.007	705753	46.510	ng/ml
37) Aroclor 1254 (4)	8.246	542138	49.662	ng/ml
38) Aroclor 1254 (5)	8.582	4080262	362.733	ng/ml
39) Aroclor 1254 (6)	8.797	1286937	364.863	ng/ml
40) Aroclor 1254 - AVE	0.000	0	N.D.	ng/ml
41) Aroclor 1260 (1)	8.143	4275414	406.105	ng/ml
42) Aroclor 1260 (2)	8.349	5037521	394.714	ng/ml
43) Aroclor 1260 (3)	8.582	4080262	307.685	ng/ml
44) Aroclor 1260 (4)	9.065	12366178	584.621	ng/ml
45) Aroclor 1260 (5)	9.324	7304758	597.051	ng/ml
46) Aroclor 1260 (6)	9.889	3314208	679.147	ng/ml
47) Aroclor 1260 - AVE	0.000	0	N.D.	ng/ml

Handwritten: 513.053

Data Path : K:\DATA\0A13050\
 Data File : ECD2R022.D
 Signal(s) : ECD2B.CH
 Acq On : 13 Jan 2020 22:32
 Operator : MJB / KAK
 Sample : 0A13050-ICV3
 Misc :
 ALS Vial : 70 Sample Multiplier: 1

Integration File: events.e
 Quant Time: Jan 14 09:38:51 2020
 Quant Method : L:\Methods\RECD2_QUANTPCB_200113.M
 Quant Title : PCB Data Analysis
 QLast Update : Tue Jan 14 09:35:58 2020
 Response via : Initial Calibration
 Integrator: ChemStation 6890 Scale Mode: Small noise peaks clipped

Compound	R.T.	Response	Conc Units
48) Aroclor 1262 (1)	8.349	5037521	476.510 ng/ml
49) Aroclor 1262 (2)	8.650	6862374	449.182 ng/ml
50) Aroclor 1262 (3)	8.827	5598953	437.275 ng/ml
51) Aroclor 1262 (4)	9.065	12366178	449.277 ng/ml
52) Aroclor 1262 (5)	9.324	7304758	444.882 ng/ml
53) Aroclor 1262 (6)	9.889	3314208	460.273 ng/ml
54) Aroclor 1262 - AVE	0.000	0	N.D. ng/ml
55) Aroclor 1268 (1)	8.868	758406	121.692 ng/ml
56) Aroclor 1268 (2)	9.324	7304758	263.078 ng/ml
57) Aroclor 1268 (3)	9.388	3944690	175.193 ng/ml
58) Aroclor 1268 (4)	9.601	308022	15.998 ng/ml
59) Aroclor 1268 (5)	9.889	3314208	423.639 ng/ml
60) Aroclor 1268 (6)	10.238	1086007	21.456 ng/ml
61) Aroclor 1268 - AVE	0.000	0	N.D. ng/ml

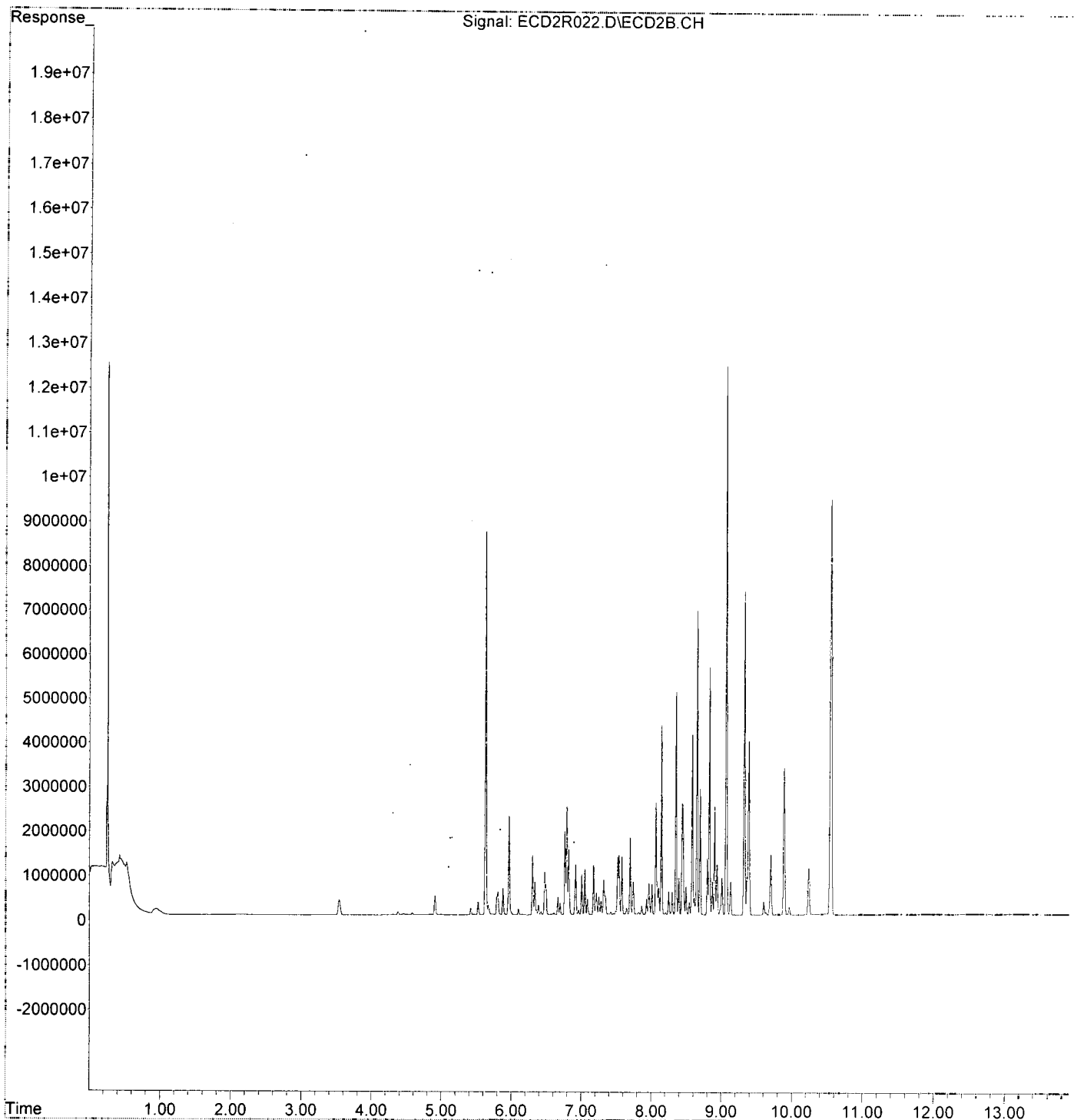
452.900

(f)=RT Delta > 1/2 Window

(m)=manual int.

Data Path : K:\DATA\0A13050\
Data File : ECD2R022.D
Signal(s) : ECD2B.CH
Acq On : 13 Jan 2020 22:32
Operator : MJB / KAK
Sample : 0A13050-ICV3
Misc :
ALS Vial : 70 Sample Multiplier: 1

Integration File: events.e
Quant Time: Jan 14 09:38:51 2020
Quant Method : L:\Methods\RECD2_QUANTPCB_200113.M
Quant Title : PCB Data Analysis
QLast Update : Tue Jan 14 09:35:58 2020
Response via : Initial Calibration
Integrator: ChemStation 6890 Scale Mode: Small noise peaks clipped



Data Path : K:\DATA\0A13050\
 Data File : ECD2R023.D
 Signal(s) : ECD2B.CH
 Acq On : 13 Jan 2020 22:50
 Operator : MJB / KAK
 Sample : 0A13050-ICV4
 Misc :
 ALS Vial : 71 Sample Multiplier: 1

Integration File: events.e
 Quant Time: Jan 14 09:39:27 2020
 Quant Method : L:\Methods\RECD2_QUANTPCB_200113.M
 Quant Title : PCB Data Analysis
 QLast Update : Tue Jan 14 09:35:58 2020
 Response via : Initial Calibration
 Integrator: ChemStation 6890 Scale Mode: Small noise peaks clipped

1/14/20
1242, 1268

Compound	R.T.	Response	Conc Units
System Monitoring Compounds			
1) S TCMX (S)	5.627	9226068	40.891 ng/ml
62) S DCBP (S)	10.548	4337702	39.000 ng/ml
Target Compounds			
2) Aroclor 1016 (1)	6.299	2413373	390.388 ng/ml
3) Aroclor 1016 (2)	6.788	4561837	398.715 ng/ml
4) Aroclor 1016 (3)	6.915	2111530	394.199 ng/ml
5) Aroclor 1016 (4)	7.003	1711882	346.482 ng/ml
6) Aroclor 1016 (5)	7.047	2043722	368.536 ng/ml
7) Aroclor 1016 (6)	7.173	2181722	381.916 ng/ml
8) Aroclor 1016 - AVE	0.000	0	N.D. ng/ml
9) Aroclor 1221 (1)	5.804	182381	104.966 ng/ml
10) Aroclor 1221 (2)	5.876	369568	215.243 ng/ml
11) Aroclor 1221 (3)	5.964	1712969	300.152 ng/ml
12) Aroclor 1221 - AVE	0.000	0	N.D. ng/ml
13) Aroclor 1232 (1)	5.964	1712969	374.829 ng/ml
14) Aroclor 1232 (2)	6.299	2413373	927.246 ng/ml
15) Aroclor 1232 (3)	6.788	4561837	932.517 ng/ml
16) Aroclor 1232 (4)	7.003	1711882	1011.848 ng/ml
17) Aroclor 1232 (5)	7.047	2043722	982.160 ng/ml
18) Aroclor 1232 (6)	7.173	2181722	1005.553 ng/ml
19) Aroclor 1232 - AVE	0.000	0	N.D. ng/ml
20) Aroclor 1242 (1)	6.299	2413373	530.840 ng/ml
21) Aroclor 1242 (2)	6.788	4561837	517.071 ng/ml
22) Aroclor 1242 (3)	6.915	2111530	551.289 ng/ml
23) Aroclor 1242 (4)	7.003	1711882	518.188 ng/ml
24) Aroclor 1242 (5)	7.047	2043722	511.707 ng/ml
25) Aroclor 1242 (6)	7.173	2181722	523.093 ng/ml
26) Aroclor 1242 - AVE	0.000	0	N.D. ng/ml
27) Aroclor 1248 (1)	6.762	3611646	699.656 ng/ml
28) Aroclor 1248 (2)	7.003	1711882	269.191 ng/ml
29) Aroclor 1248 (3)	7.047	2043722	344.306 ng/ml
30) Aroclor 1248 (4)	7.173	2181722	299.050 ng/ml
31) Aroclor 1248 (5)	7.538	2591584	291.132 ng/ml
32) Aroclor 1248 (6)	7.694	2020479	248.179 ng/ml
33) Aroclor 1248 - AVE	0.000	0	N.D. ng/ml
34) Aroclor 1254 (1)	7.520	1648606	194.552 ng/ml
35) Aroclor 1254 (2)	7.694	2020479	145.255 ng/ml
36) Aroclor 1254 (3)	8.007	759688	50.064 ng/ml
37) Aroclor 1254 (4)	8.246	528301	48.395 ng/ml
38) Aroclor 1254 (5)	8.582	149523	13.293 ng/ml
39) Aroclor 1254 (6)	8.797	123265	34.947 ng/ml
40) Aroclor 1254 - AVE	0.000	0	N.D. ng/ml
41) Aroclor 1260 (1)	8.142	66974	6.362 ng/ml
42) Aroclor 1260 (2)	8.346	120430	9.436 ng/ml
43) Aroclor 1260 (3)	8.582	149523	11.275 ng/ml
44) Aroclor 1260 (4)	9.065	1461812	69.108 ng/ml
45) Aroclor 1260 (5)	9.324	13500094	1103.424 ng/ml
46) Aroclor 1260 (6)	9.889	3935860	806.536 ng/ml
47) Aroclor 1260 - AVE	0.000	0	N.D. ng/ml

525.365

Data Path : K:\DATA\0A13050\
 Data File : ECD2R023.D
 Signal(s) : ECD2B.CH
 Acq On : 13 Jan 2020 22:50
 Operator : MJB / KAK
 Sample : 0A13050-ICV4
 Misc :
 ALS Vial : 71 Sample Multiplier: 1

Integration File: events.e
 Quant Time: Jan 14 09:39:27 2020
 Quant Method : L:\Methods\RECD2_QUANTPCB_200113.M
 Quant Title : PCB Data Analysis
 QLast Update : Tue Jan 14 09:35:58 2020
 Response via : Initial Calibration
 Integrator: ChemStation 6890 Scale Mode: Small noise peaks clipped

Compound	R.T.	Response	Conc	Units
48) Aroclor 1262 (1)	8.346	120430	11.392	ng/ml
49) Aroclor 1262 (2)	8.650	2695648	176.446	ng/ml
50) Aroclor 1262 (3)	8.827	202812	15.840	ng/ml
51) Aroclor 1262 (4)	9.065	1461812	53.109	ng/ml
52) Aroclor 1262 (5)	9.324	13500094	822.196	ng/ml
53) Aroclor 1262 (6)	9.889	3935860	546.607	ng/ml
54) Aroclor 1262 - AVE	0.000	0	N.D.	ng/ml
55) Aroclor 1268 (1)	8.868	3124772	501.395	ng/ml
56) Aroclor 1268 (2)	9.324	13500094	486.200	ng/ml
57) Aroclor 1268 (3)	9.390	11777316	523.058	ng/ml
58) Aroclor 1268 (4)	9.601	9243944	480.124	ng/ml
59) Aroclor 1268 (5)	9.889	3935860	503.102	ng/ml
60) Aroclor 1268 (6)	10.238	26494457	523.450	ng/ml
61) Aroclor 1268 - AVE	0.000	0	N.D.	ng/ml

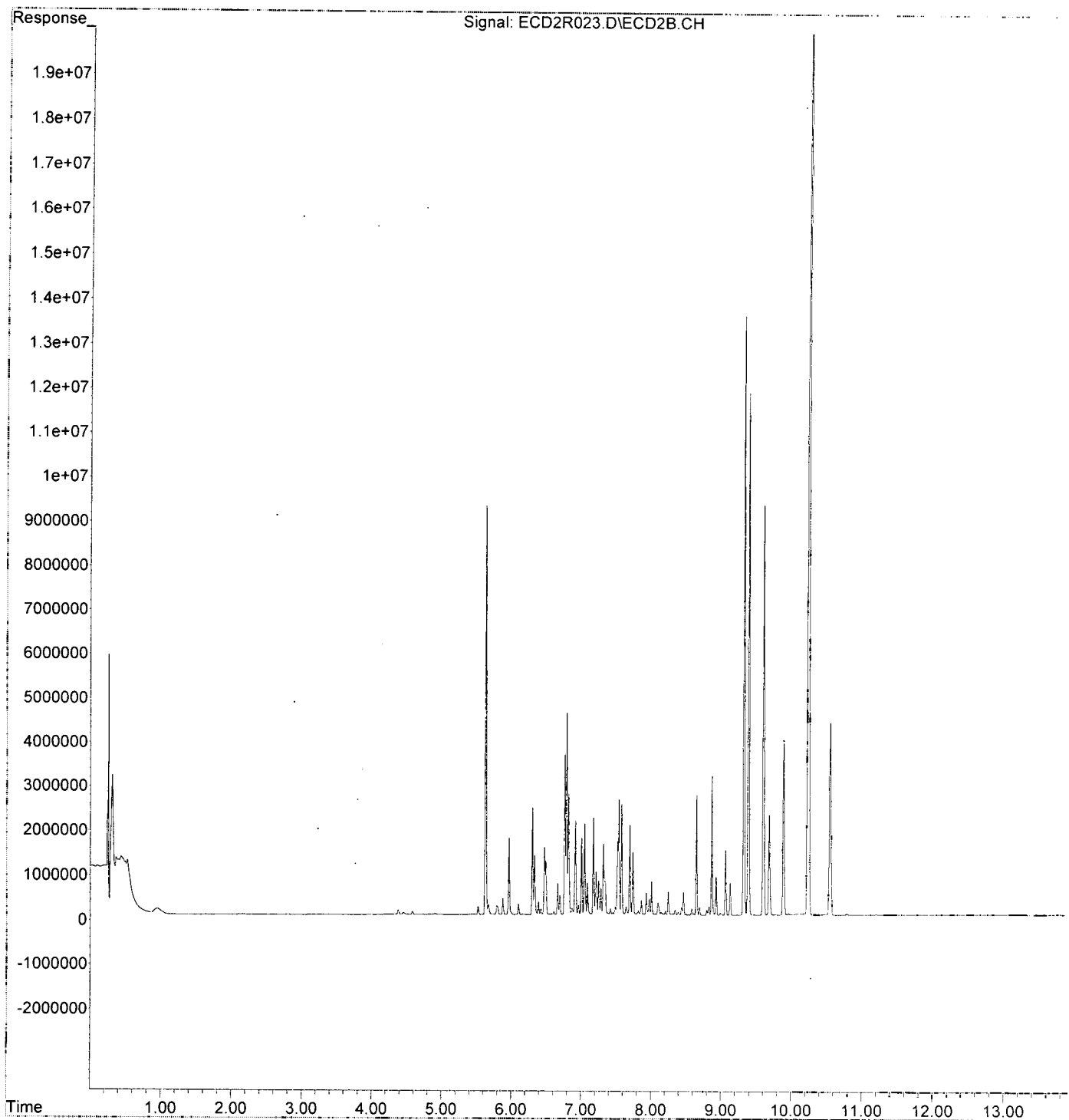
502.888

(f)=RT Delta > 1/2 Window

(m)=manual int.

Data Path : K:\DATA\0A13050\
Data File : ECD2R023.D
Signal(s) : ECD2B.CH
Acq On : 13 Jan 2020 22:50
Operator : MJB / KAK
Sample : 0A13050-ICV4
Misc :
ALS Vial : 71 Sample Multiplier: 1

Integration File: events.e
Quant Time: Jan 14 09:39:27 2020
Quant Method : L:\Methods\RECD2_QUANTPCB_200113.M
Quant Title : PCB Data Analysis
QLast Update : Tue Jan 14 09:35:58 2020
Response via : Initial Calibration
Integrator: ChemStation 6890 Scale Mode: Small noise peaks clipped



Data Path : K:\DATA\0A13050\
 Data File : ECD2R025.D
 Signal(s) : ECD2B.CH
 Acq On : 14 Jan 2020 8:02
 Operator : MJB / KAK
 Sample : 0A13050-ICV5
 Misc :
 ALS Vial : 72 Sample Multiplier: 1

Integration File: events.e
 Quant Time: Jan 14 09:40:40 2020
 Quant Method : L:\Methods\RECD2_QUANTPCB_200113.M
 Quant Title : PCB Data Analysis
 QLast Update : Tue Jan 14 09:35:58 2020
 Response via : Initial Calibration
 Integrator: ChemStation 6890 Scale Mode: Small noise peaks clipped

[Handwritten signature]
 1/14/20
 12A8

Compound	R.T.	Response	Conc Units

System Monitoring Compounds			
1) S TCMX (S)	5.626	3813	0.017 ng/ml
62) S DCBP (S)	10.549	7136	0.064 ng/ml
Target Compounds			
2) Aroclor 1016 (1)	6.300	1394431	225.564 ng/ml
3) Aroclor 1016 (2)	6.790	2958219	258.555 ng/ml
4) Aroclor 1016 (3)	6.914	1341022	250.354 ng/ml
5) Aroclor 1016 (4)	7.004	3704379	749.759 ng/ml
6) Aroclor 1016 (5)	7.049	3586571	646.751 ng/ml
7) Aroclor 1016 (6)	7.174	4317847	755.849 ng/ml
8) Aroclor 1016 - AVE	0.000	0	N.D. ng/ml
9) Aroclor 1221 (1)	5.804	21978	12.649 ng/ml
10) Aroclor 1221 (2)	5.877	39285	22.880 ng/ml
11) Aroclor 1221 (3)	5.964	217044	38.031 ng/ml
12) Aroclor 1221 - AVE	0.000	0	N.D. ng/ml
13) Aroclor 1232 (1)	5.964	217044	47.493 ng/ml
14) Aroclor 1232 (2)	6.300	1394431	535.756 ng/ml
15) Aroclor 1232 (3)	6.790	2958219	604.710 ng/ml
16) Aroclor 1232 (4)	7.004	3704379	2189.560 ng/ml
17) Aroclor 1232 (5)	7.049	3586571	1723.613 ng/ml
18) Aroclor 1232 (6)	7.174	4317847	1990.089 ng/ml
19) Aroclor 1232 - AVE	0.000	0	N.D. ng/ml
20) Aroclor 1242 (1)	6.300	1394431	306.716 ng/ml
21) Aroclor 1242 (2)	6.790	2958219	335.306 ng/ml
22) Aroclor 1242 (3)	6.914	1341022	350.121 ng/ml
23) Aroclor 1242 (4)	7.004	3704379	1121.319 ng/ml
24) Aroclor 1242 (5)	7.049	3586571	898.006 ng/ml
25) Aroclor 1242 (6)	7.174	4317847	1035.253 ng/ml
26) Aroclor 1242 - AVE	0.000	0	N.D. ng/ml
27) Aroclor 1248 (1)	6.763	2856083	553.287 ng/ml
28) Aroclor 1248 (2)	7.004	3704379	582.509 ng/ml
29) Aroclor 1248 (3)	7.049	3586571	604.230 ng/ml
30) Aroclor 1248 (4)	7.174	4317847	591.850 ng/ml
31) Aroclor 1248 (5)	7.539	5461777	613.562 ng/ml
32) Aroclor 1248 (6)	7.696	4885408	600.083 ng/ml
33) Aroclor 1248 - AVE	0.000	0	N.D. ng/ml
34) Aroclor 1254 (1)	7.521	3710121	437.832 ng/ml
35) Aroclor 1254 (2)	7.696	4885408	351.220 ng/ml
36) Aroclor 1254 (3)	8.008	2831335	186.587 ng/ml
37) Aroclor 1254 (4)	8.248	1962735	179.795 ng/ml
38) Aroclor 1254 (5)	8.581	433653	38.552 ng/ml
39) Aroclor 1254 (6)	8.811	168693	47.827 ng/ml
40) Aroclor 1254 - AVE	0.000	0	N.D. ng/ml
41) Aroclor 1260 (1)	8.144	240144	22.810 ng/ml
42) Aroclor 1260 (2)	8.347	321684	25.205 ng/ml
43) Aroclor 1260 (3)	8.581	433653	32.701 ng/ml
44) Aroclor 1260 (4)	9.066	86034	4.067 ng/ml
45) Aroclor 1260 (5)	9.324	59779	4.886 ng/ml
46) Aroclor 1260 (6)	9.890	17482	3.582 ng/ml
47) Aroclor 1260 - AVE	0.000	0	N.D. ng/ml

590.920

Data Path : K:\DATA\0A13050\
 Data File : ECD2R025.D
 Signal(s) : ECD2B.CH
 Acq On : 14 Jan 2020 8:02
 Operator : MJB / KAK
 Sample : 0A13050-ICV5
 Misc :
 ALS Vial : 72 Sample Multiplier: 1

Integration File: events.e
 Quant Time: Jan 14 09:40:40 2020
 Quant Method : L:\Methods\RECD2_QUANTPCB_200113.M
 Quant Title : PCB Data Analysis
 QLast Update : Tue Jan 14 09:35:58 2020
 Response via : Initial Calibration
 Integrator: ChemStation 6890 Scale Mode: Small noise peaks clipped

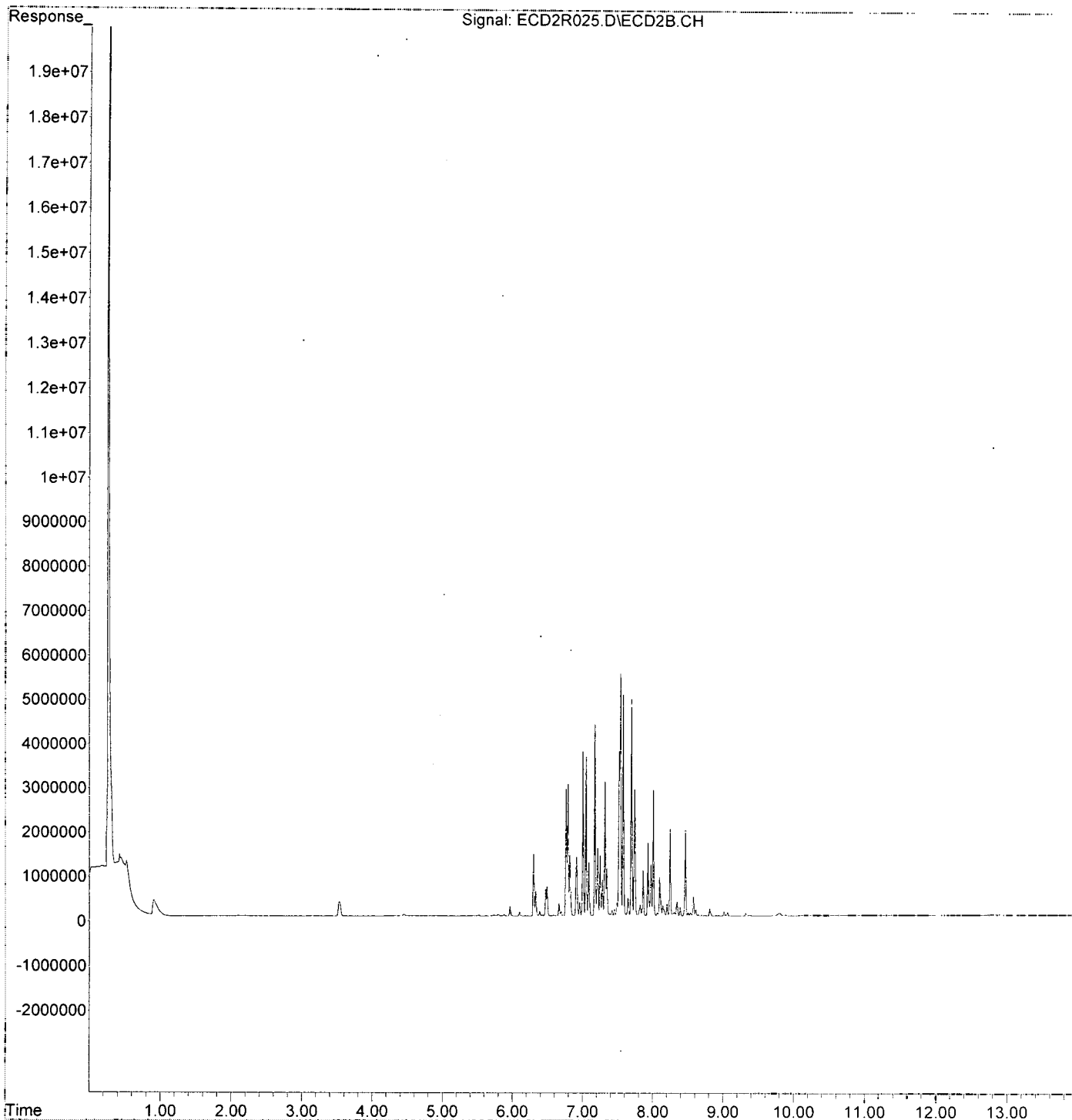
Compound	R.T.	Response	Conc Units
48) Aroclor 1262 (1)	8.347	321684	30.429 ng/ml
49) Aroclor 1262 (2)	8.651	34532	2.260 ng/ml
50) Aroclor 1262 (3)	8.811	168693	13.175 ng/ml
51) Aroclor 1262 (4)	9.066	86034	3.126 ng/ml
52) Aroclor 1262 (5)	9.324	59779	3.641 ng/ml
53) Aroclor 1262 (6)	9.890	17482	2.428 ng/ml
54) Aroclor 1262 - AVE	0.000	0	N.D. ng/ml
55) Aroclor 1268 (1)	8.871	5093	0.817 ng/ml
56) Aroclor 1268 (2)	9.324	59779	2.153 ng/ml
57) Aroclor 1268 (3)	9.389	17646	0.784 ng/ml
58) Aroclor 1268 (4)	9.602	2145	0.111 ng/ml
59) Aroclor 1268 (5)	9.890	17482	2.235 ng/ml
60) Aroclor 1268 (6)	10.239	7273	0.144 ng/ml
61) Aroclor 1268 - AVE	0.000	0	N.D. ng/ml

(f)=RT Delta > 1/2 Window

(m)=manual int.

Data Path : K:\DATA\0A13050\
Data File : ECD2R025.D
Signal(s) : ECD2B.CH
Acq On : 14 Jan 2020 8:02
Operator : MJB / KAK
Sample : 0A13050-ICV5
Misc :
ALS Vial : 72 Sample Multiplier: 1

Integration File: events.e
Quant Time: Jan 14 09:40:40 2020
Quant Method : L:\Methods\RECD2_QUANTPCB_200113.M
Quant Title : PCB Data Analysis
QLast Update : Tue Jan 14 09:35:58 2020
Response via : Initial Calibration
Integrator: ChemStation 6890 Scale Mode: Small noise peaks clipped



Data Path : K:\DATA\0A13050\quant
 Data File : ECD2R005.D
 Signal(s) : ECD2B.CH
 Acq On : 13 Jan 2020 17:33
 Operator : MJB / KAK
 Sample : 0A13050-CAL1
 Misc :
 ALS Vial : 54 Sample Multiplier: 1

Integration File: events.e
 Quant Time: Jan 14 11:03:11 2020
 Quant Method : L:\Methods\RECD2_QUANTPCB_200113.M
 Quant Title : PCB Data Analysis
 QLast Update : Tue Jan 14 09:35:58 2020
 Response via : Initial Calibration
 Integrator: ChemStation 6890 Scale Mode: Small noise peaks clipped

Compound	R.T.	Response	Conc	Units
System Monitoring Compounds				
1) S TCMX (S)	5.628	2095506	9.288	ng/ml ✓
62) S DCBP (S)	10.551	1072604	9.644	ng/ml ✓
Target Compounds				
2) Aroclor 1016 (1)	6.300	145279	23.500	ng/ml
3) Aroclor 1016 (2)	6.790	249458	21.803	ng/ml
4) Aroclor 1016 (3)	6.917	116035	21.662	ng/ml
5) Aroclor 1016 (4)	7.004	117409	23.763	ng/ml ✓
6) Aroclor 1016 (5)	7.049	131375	23.690	ng/ml
7) Aroclor 1016 (6)	7.174	135212	23.669	ng/ml
8) Aroclor 1016 - AVE	0.000	0	N.D.	ng/ml
9) Aroclor 1221 (1)	0.000	0	N.D.	ng/ml
10) Aroclor 1221 (2)	0.000	0	N.D.	ng/ml
11) Aroclor 1221 (3)	0.000	0	N.D.	ng/ml
12) Aroclor 1221 - AVE	0.000	0	N.D.	ng/ml
13) Aroclor 1232 (1)	0.000	0	N.D.	ng/ml
14) Aroclor 1232 (2)	0.000	0	N.D.	ng/ml
15) Aroclor 1232 (3)	0.000	0	N.D.	ng/ml
16) Aroclor 1232 (4)	0.000	0	N.D.	ng/ml
17) Aroclor 1232 (5)	0.000	0	N.D.	ng/ml
18) Aroclor 1232 (6)	0.000	0	N.D.	ng/ml
19) Aroclor 1232 - AVE	0.000	0	N.D.	ng/ml
20) Aroclor 1242 (1)	0.000	0	N.D.	ng/ml
21) Aroclor 1242 (2)	0.000	0	N.D.	ng/ml
22) Aroclor 1242 (3)	0.000	0	N.D.	ng/ml
23) Aroclor 1242 (4)	0.000	0	N.D.	ng/ml
24) Aroclor 1242 (5)	0.000	0	N.D.	ng/ml
25) Aroclor 1242 (6)	0.000	0	N.D.	ng/ml
26) Aroclor 1242 - AVE	0.000	0	N.D.	ng/ml
27) Aroclor 1248 (1)	0.000	0	N.D.	ng/ml
28) Aroclor 1248 (2)	0.000	0	N.D.	ng/ml
29) Aroclor 1248 (3)	0.000	0	N.D.	ng/ml
30) Aroclor 1248 (4)	0.000	0	N.D.	ng/ml
31) Aroclor 1248 (5)	0.000	0	N.D.	ng/ml
32) Aroclor 1248 (6)	0.000	0	N.D.	ng/ml
33) Aroclor 1248 - AVE	0.000	0	N.D.	ng/ml
34) Aroclor 1254 (1)	0.000	0	N.D.	ng/ml
35) Aroclor 1254 (2)	0.000	0	N.D.	ng/ml
36) Aroclor 1254 (3)	0.000	0	N.D.	ng/ml
37) Aroclor 1254 (4)	0.000	0	N.D.	ng/ml
38) Aroclor 1254 (5)	0.000	0	N.D.	ng/ml
39) Aroclor 1254 (6)	0.000	0	N.D.	ng/ml
40) Aroclor 1254 - AVE	0.000	0	N.D.	ng/ml
41) Aroclor 1260 (1)	8.144	236430	22.458	ng/ml
42) Aroclor 1260 (2)	8.351	280991	22.017	ng/ml
43) Aroclor 1260 (3)	8.582	282360	21.292	ng/ml
44) Aroclor 1260 (4)	9.067	414593	19.600	ng/ml ✓
45) Aroclor 1260 (5)	9.325	257901	21.079	ng/ml
46) Aroclor 1260 (6)	9.891	103156	21.139	ng/ml
47) Aroclor 1260 - AVE	0.000	0	N.D.	ng/ml

Handwritten signature
1/14/20

Data Path : K:\DATA\0A13050\requant\
 Data File : ECD2R005.D
 Signal(s) : ECD2B.CH
 Acq On : 13 Jan 2020 17:33
 Operator : MJB / KAK
 Sample : 0A13050-CAL1
 Misc :
 ALS Vial : 54 Sample Multiplier: 1

Integration File: events.e
 Quant Time: Jan 14 11:03:11 2020
 Quant Method : L:\Methods\RECD2_QUANTPCB_200113.M
 Quant Title : PCB Data Analysis
 QLast Update : Tue Jan 14 09:35:58 2020
 Response via : Initial Calibration
 Integrator: ChemStation 6890 Scale Mode: Small noise peaks clipped

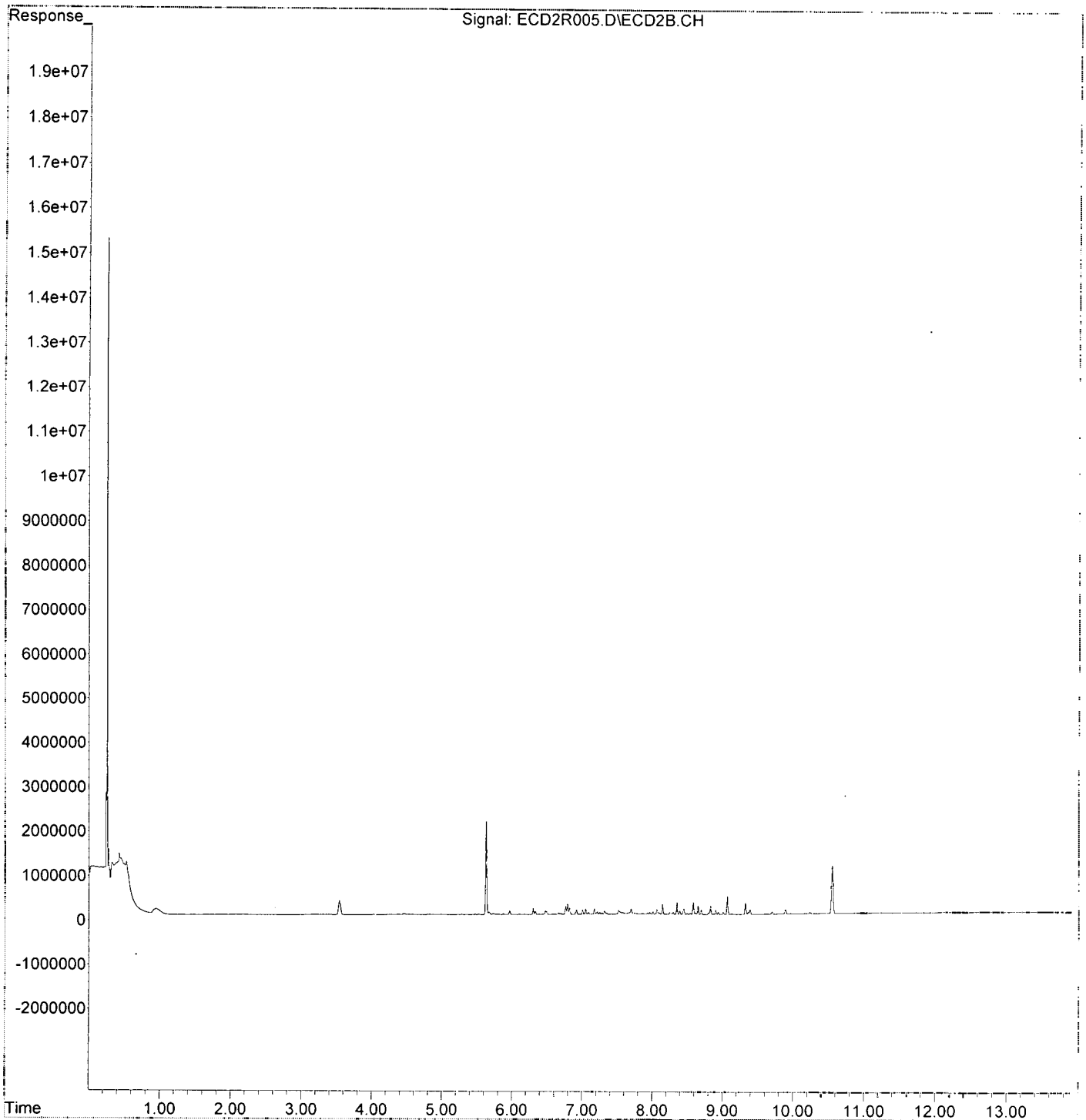
Compound	R.T.	Response	Conc	Units
48) Aroclor 1262 (1)	0.000	0	N.D.	ng/mld
49) Aroclor 1262 (2)	0.000	0	N.D.	ng/mld
50) Aroclor 1262 (3)	0.000	0	N.D.	ng/mld
51) Aroclor 1262 (4)	0.000	0	N.D.	ng/mld
52) Aroclor 1262 (5)	0.000	0	N.D.	ng/mld
53) Aroclor 1262 (6)	0.000	0	N.D.	ng/mld
54) Aroclor 1262 - AVE	0.000	0	N.D.	ng/mld
55) Aroclor 1268 (1)	0.000	0	N.D.	ng/mld
56) Aroclor 1268 (2)	0.000	0	N.D.	ng/mld
57) Aroclor 1268 (3)	0.000	0	N.D.	ng/mld
58) Aroclor 1268 (4)	0.000	0	N.D.	ng/mld
59) Aroclor 1268 (5)	0.000	0	N.D.	ng/mld
60) Aroclor 1268 (6)	0.000	0	N.D.	ng/mld
61) Aroclor 1268 - AVE	0.000	0	N.D.	ng/mld

(f)=RT Delta > 1/2 Window

(m)=manual int.

Data Path : K:\DATA\0A13050\requant\
 Data File : ECD2R005.D
 Signal(s) : ECD2B.CH
 Acq On : 13 Jan 2020 17:33
 Operator : MJB / KAK
 Sample : 0A13050-CAL1
 Misc :
 ALS Vial : 54 Sample Multiplier: 1

Integration File: events.e
 Quant Time: Jan 14 11:03:11 2020
 Quant Method : L:\Methods\RECD2_QUANTPCB_200113.M
 Quant Title : PCB Data Analysis
 QLast Update : Tue Jan 14 09:35:58 2020
 Response via : Initial Calibration
 Integrator: ChemStation 6890 Scale Mode: Small noise peaks clipped



Data Path : K:\DATA\0A13050\Quant
 Data File : ECD2R006.D
 Signal(s) : ECD2B.CH
 Acq On : 13 Jan 2020 17:50
 Operator : MJB / KAK
 Sample : 0A13050-CAL2
 Misc :
 ALS Vial : 55 Sample Multiplier: 1

Integration File: events.e
 Quant Time: Jan 14 11:03:32 2020
 Quant Method : L:\Methods\RECD2_QUANTPCB_200113.M
 Quant Title : PCB Data Analysis
 QLast Update : Tue Jan 14 09:35:58 2020
 Response via : Initial Calibration
 Integrator: ChemStation 6890 Scale Mode: Small noise peaks clipped

[Handwritten Signature]
 1/14/20

Compound	R.T.	Response	Conc	Units
System Monitoring Compounds				
1) S TCMX (S)	5.628	5312749	23.547	ng/ml ✓
62) S DCBP (S)	10.550	2755983	24.779	ng/ml ✓
Target Compounds				
2) Aroclor 1016 (1)	6.300	343821	55.617	ng/ml
3) Aroclor 1016 (2)	6.790	597996	52.266	ng/ml
4) Aroclor 1016 (3)	6.917	290069	54.153	ng/ml ✓
5) Aroclor 1016 (4)	7.004	278534	56.375	ng/ml
6) Aroclor 1016 (5)	7.048	307931	55.528	ng/ml
7) Aroclor 1016 (6)	7.174	315508	55.230	ng/ml
8) Aroclor 1016 - AVE	0.000	0	N.D.	ng/ml
9) Aroclor 1221 (1)	0.000	0	N.D.	ng/ml
10) Aroclor 1221 (2)	0.000	0	N.D.	ng/ml
11) Aroclor 1221 (3)	0.000	0	N.D.	ng/ml
12) Aroclor 1221 - AVE	0.000	0	N.D.	ng/ml
13) Aroclor 1232 (1)	0.000	0	N.D.	ng/ml
14) Aroclor 1232 (2)	0.000	0	N.D.	ng/ml
15) Aroclor 1232 (3)	0.000	0	N.D.	ng/ml
16) Aroclor 1232 (4)	0.000	0	N.D.	ng/ml
17) Aroclor 1232 (5)	0.000	0	N.D.	ng/ml
18) Aroclor 1232 (6)	0.000	0	N.D.	ng/ml
19) Aroclor 1232 - AVE	0.000	0	N.D.	ng/ml
20) Aroclor 1242 (1)	0.000	0	N.D.	ng/ml
21) Aroclor 1242 (2)	0.000	0	N.D.	ng/ml
22) Aroclor 1242 (3)	0.000	0	N.D.	ng/ml
23) Aroclor 1242 (4)	0.000	0	N.D.	ng/ml
24) Aroclor 1242 (5)	0.000	0	N.D.	ng/ml
25) Aroclor 1242 (6)	0.000	0	N.D.	ng/ml
26) Aroclor 1242 - AVE	0.000	0	N.D.	ng/ml
27) Aroclor 1248 (1)	0.000	0	N.D.	ng/ml
28) Aroclor 1248 (2)	0.000	0	N.D.	ng/ml
29) Aroclor 1248 (3)	0.000	0	N.D.	ng/ml
30) Aroclor 1248 (4)	0.000	0	N.D.	ng/ml
31) Aroclor 1248 (5)	0.000	0	N.D.	ng/ml
32) Aroclor 1248 (6)	0.000	0	N.D.	ng/ml
33) Aroclor 1248 - AVE	0.000	0	N.D.	ng/ml
34) Aroclor 1254 (1)	0.000	0	N.D.	ng/ml
35) Aroclor 1254 (2)	0.000	0	N.D.	ng/ml
36) Aroclor 1254 (3)	0.000	0	N.D.	ng/ml
37) Aroclor 1254 (4)	0.000	0	N.D.	ng/ml
38) Aroclor 1254 (5)	0.000	0	N.D.	ng/ml
39) Aroclor 1254 (6)	0.000	0	N.D.	ng/ml
40) Aroclor 1254 - AVE	0.000	0	N.D.	ng/ml
41) Aroclor 1260 (1)	8.144	540959	51.384	ng/ml
42) Aroclor 1260 (2)	8.350	656411	51.433	ng/ml
43) Aroclor 1260 (3)	8.582	674172	50.838	ng/ml
44) Aroclor 1260 (4)	9.066	1047953	49.543	ng/ml ✓
45) Aroclor 1260 (5)	9.325	608364	49.724	ng/ml
46) Aroclor 1260 (6)	9.891	261903	53.669	ng/ml
47) Aroclor 1260 - AVE	0.000	0	N.D.	ng/ml

Data Path : K:\DATA\0A13050\requant\
 Data File : ECD2R006.D
 Signal(s) : ECD2B.CH
 Acq On : 13 Jan 2020 17:50
 Operator : MJB / KAK
 Sample : 0A13050-CAL2
 Misc :
 ALS Vial : 55 Sample Multiplier: 1

Integration File: events.e
 Quant Time: Jan 14 11:03:32 2020
 Quant Method : L:\Methods\RECD2_QUANTPCB_200113.M
 Quant Title : PCB Data Analysis
 QLast Update : Tue Jan 14 09:35:58 2020
 Response via : Initial Calibration
 Integrator: ChemStation 6890 Scale Mode: Small noise peaks clipped

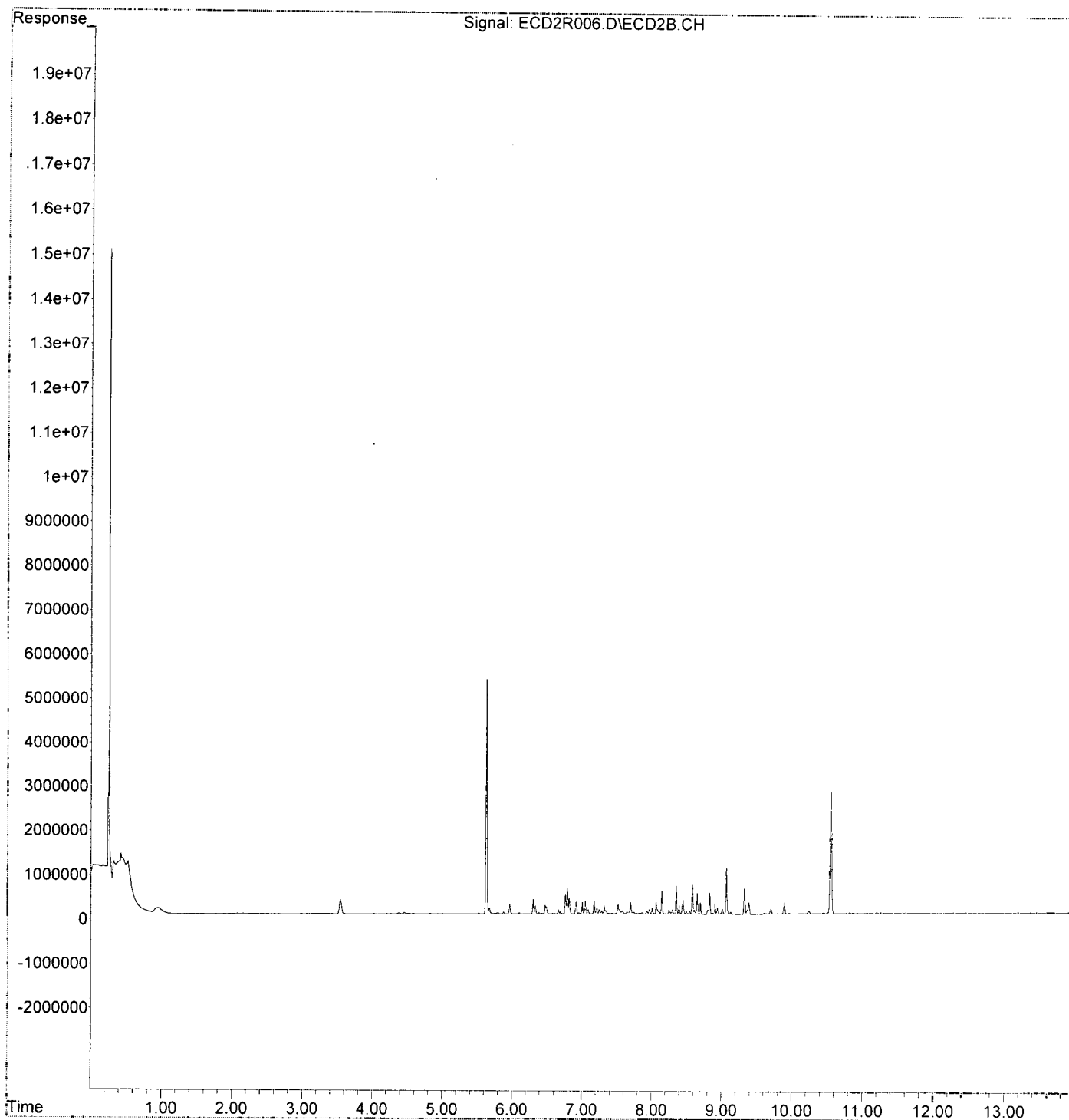
	Compound	R.T.	Response	Conc	Units
48)	Aroclor 1262 (1)	0.000	0	N.D.	ng/ml
49)	Aroclor 1262 (2)	0.000	0	N.D.	ng/ml
50)	Aroclor 1262 (3)	0.000	0	N.D.	ng/ml
51)	Aroclor 1262 (4)	0.000	0	N.D.	ng/ml
52)	Aroclor 1262 (5)	0.000	0	N.D.	ng/ml
53)	Aroclor 1262 (6)	0.000	0	N.D.	ng/ml
54)	Aroclor 1262 - AVE	0.000	0	N.D.	ng/ml
55)	Aroclor 1268 (1)	0.000	0	N.D.	ng/ml
56)	Aroclor 1268 (2)	0.000	0	N.D.	ng/ml
57)	Aroclor 1268 (3)	0.000	0	N.D.	ng/ml
58)	Aroclor 1268 (4)	0.000	0	N.D.	ng/ml
59)	Aroclor 1268 (5)	0.000	0	N.D.	ng/ml
60)	Aroclor 1268 (6)	0.000	0	N.D.	ng/ml
61)	Aroclor 1268 - AVE	0.000	0	N.D.	ng/ml

(f)=RT Delta > 1/2 Window

(m)=manual int.

Data Path : K:\DATA\0A13050\requant\
 Data File : ECD2R006.D
 Signal(s) : ECD2B.CH
 Acq On : 13 Jan 2020 17:50
 Operator : MJB / KAK
 Sample : 0A13050-CAL2
 Misc :
 ALS Vial : 55 Sample Multiplier: 1

Integration File: events.e
 Quant Time: Jan 14 11:03:32 2020
 Quant Method : L:\Methods\RECD2_QUANTPCB_200113.M
 Quant Title : PCB Data Analysis
 QLast Update : Tue Jan 14 09:35:58 2020
 Response via : Initial Calibration
 Integrator: ChemStation 6890 Scale Mode: Small noise peaks clipped



Data Path : K:\DATA\0A13050\Quant
 Data File : ECD2R007.D
 Signal(s) : ECD2B.CH
 Acq On : 13 Jan 2020 18:08
 Operator : MJB / KAK
 Sample : 0A13050-CAL3
 Misc :
 ALS Vial : 56 Sample Multiplier: 1

Integration File: events.e
 Quant Time: Jan 14 11:03:52 2020
 Quant Method : L:\Methods\RECD2_QUANTPCB_200113.M
 Quant Title : PCB Data Analysis
 QLast Update : Tue Jan 14 09:35:58 2020
 Response via : Initial Calibration
 Integrator: ChemStation 6890 Scale Mode: Small noise peaks clipped

Compound	R.T.	Response	Conc	Units
System Monitoring Compounds				
1) S TCMX (S)	5.628	11084215	49.127	ng/ml ✓
62) S DCBP (S)	10.550	5396453	48.519	ng/ml ✓
Target Compounds				
2) Aroclor 1016 (1)	6.300	639728	103.483	ng/ml
3) Aroclor 1016 (2)	6.790	1142660	99.871	ng/ml
4) Aroclor 1016 (3)	6.917	536991	100.250	ng/ml
5) Aroclor 1016 (4)	7.003	519409	105.127	ng/ml
6) Aroclor 1016 (5)	7.048	569313	102.662	ng/ml
7) Aroclor 1016 (6)	7.174	588135	102.954	ng/ml
8) Aroclor 1016 - AVE	0.000	0	N.D.	ng/ml
9) Aroclor 1221 (1)	0.000	0	N.D.	ng/ml
10) Aroclor 1221 (2)	0.000	0	N.D.	ng/ml
11) Aroclor 1221 (3)	0.000	0	N.D.	ng/ml
12) Aroclor 1221 - AVE	0.000	0	N.D.	ng/ml
13) Aroclor 1232 (1)	0.000	0	N.D.	ng/ml
14) Aroclor 1232 (2)	0.000	0	N.D.	ng/ml
15) Aroclor 1232 (3)	0.000	0	N.D.	ng/ml
16) Aroclor 1232 (4)	0.000	0	N.D.	ng/ml
17) Aroclor 1232 (5)	0.000	0	N.D.	ng/ml
18) Aroclor 1232 (6)	0.000	0	N.D.	ng/ml
19) Aroclor 1232 - AVE	0.000	0	N.D.	ng/ml
20) Aroclor 1242 (1)	0.000	0	N.D.	ng/ml
21) Aroclor 1242 (2)	0.000	0	N.D.	ng/ml
22) Aroclor 1242 (3)	0.000	0	N.D.	ng/ml
23) Aroclor 1242 (4)	0.000	0	N.D.	ng/ml
24) Aroclor 1242 (5)	0.000	0	N.D.	ng/ml
25) Aroclor 1242 (6)	0.000	0	N.D.	ng/ml
26) Aroclor 1242 - AVE	0.000	0	N.D.	ng/ml
27) Aroclor 1248 (1)	0.000	0	N.D.	ng/ml
28) Aroclor 1248 (2)	0.000	0	N.D.	ng/ml
29) Aroclor 1248 (3)	0.000	0	N.D.	ng/ml
30) Aroclor 1248 (4)	0.000	0	N.D.	ng/ml
31) Aroclor 1248 (5)	0.000	0	N.D.	ng/ml
32) Aroclor 1248 (6)	0.000	0	N.D.	ng/ml
33) Aroclor 1248 - AVE	0.000	0	N.D.	ng/ml
34) Aroclor 1254 (1)	0.000	0	N.D.	ng/ml
35) Aroclor 1254 (2)	0.000	0	N.D.	ng/ml
36) Aroclor 1254 (3)	0.000	0	N.D.	ng/ml
37) Aroclor 1254 (4)	0.000	0	N.D.	ng/ml
38) Aroclor 1254 (5)	0.000	0	N.D.	ng/ml
39) Aroclor 1254 (6)	0.000	0	N.D.	ng/ml
40) Aroclor 1254 - AVE	0.000	0	N.D.	ng/ml
41) Aroclor 1260 (1)	8.143	1060465	100.729	ng/ml
42) Aroclor 1260 (2)	8.351	1321460	103.543	ng/ml
43) Aroclor 1260 (3)	8.582	1327338	100.092	ng/ml
44) Aroclor 1260 (4)	9.066	2051063	96.966	ng/ml ✓
45) Aroclor 1260 (5)	9.325	1220407	99.749	ng/ml
46) Aroclor 1260 (6)	9.890	478851	98.126	ng/ml
47) Aroclor 1260 - AVE	0.000	0	N.D.	ng/ml

[Handwritten signature]
1/14/20

Quantitation Report (QT Reviewed)

Data Path : K:\DATA\0A13050\requant\
 Data File : ECD2R007.D
 Signal(s) : ECD2B.CH
 Acq On : 13 Jan 2020 18:08
 Operator : MJB / KAK
 Sample : 0A13050-CAL3
 Misc :
 ALS Vial : 56 Sample Multiplier: 1

Integration File: events.e
 Quant Time: Jan 14 11:03:52 2020
 Quant Method : L:\Methods\RECD2_QUANTPCB_200113.M
 Quant Title : PCB Data Analysis
 QLast Update : Tue Jan 14 09:35:58 2020
 Response via : Initial Calibration
 Integrator: ChemStation 6890 Scale Mode: Small noise peaks clipped

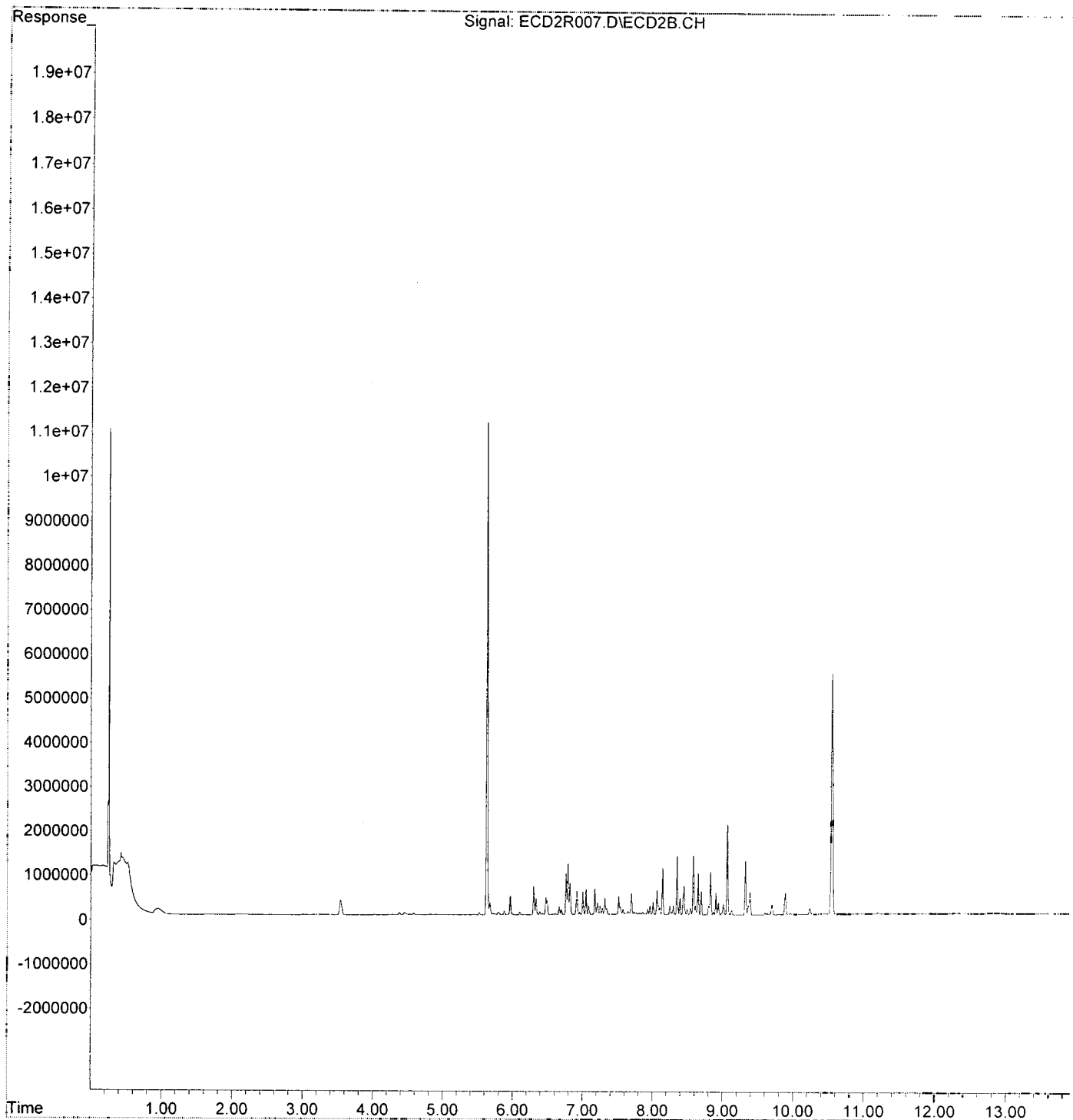
Compound	R.T.	Response	Conc	Units
48) Aroclor 1262 (1)	0.000	0	N.D.	ng/mld
49) Aroclor 1262 (2)	0.000	0	N.D.	ng/mld
50) Aroclor 1262 (3)	0.000	0	N.D.	ng/mld
51) Aroclor 1262 (4)	0.000	0	N.D.	ng/mld
52) Aroclor 1262 (5)	0.000	0	N.D.	ng/mld
53) Aroclor 1262 (6)	0.000	0	N.D.	ng/mld
54) Aroclor 1262 - AVE	0.000	0	N.D.	ng/mld
55) Aroclor 1268 (1)	0.000	0	N.D.	ng/mld
56) Aroclor 1268 (2)	0.000	0	N.D.	ng/mld
57) Aroclor 1268 (3)	0.000	0	N.D.	ng/mld
58) Aroclor 1268 (4)	0.000	0	N.D.	ng/mld
59) Aroclor 1268 (5)	0.000	0	N.D.	ng/mld
60) Aroclor 1268 (6)	0.000	0	N.D.	ng/mld
61) Aroclor 1268 - AVE	0.000	0	N.D.	ng/mld

(f)=RT Delta > 1/2 Window

(m)=manual int.

Data Path : K:\DATA\0A13050\requant\
Data File : ECD2R007.D
Signal(s) : ECD2B.CH
Acq On : 13 Jan 2020 18:08
Operator : MJB / KAK
Sample : 0A13050-CAL3
Misc :
ALS Vial : 56 Sample Multiplier: 1

Integration File: events.e
Quant Time: Jan 14 11:03:52 2020
Quant Method : L:\Methods\RECD2_QUANTPCB_200113.M
Quant Title : PCB Data Analysis
QLast Update : Tue Jan 14 09:35:58 2020
Response via : Initial Calibration
Integrator: ChemStation 6890 Scale Mode: Small noise peaks clipped



Data Path : K:\DATA\0A13050\quant
 Data File : ECD2R008.D
 Signal(s) : ECD2B.CH
 Acq On : 13 Jan 2020 18:25
 Operator : MJB / KAK
 Sample : 0A13050-CAT
 Misc :
 ALS Vial : 57 Sample Multiplier: 1

Integration File: events.e
 Quant Time: Jan 14 11:04:13 2020
 Quant Method : L:\Methods\RECD2_QUANTPCB_200113.M
 Quant Title : PCB Data Analysis
 QLast Update : Tue Jan 14 09:35:58 2020
 Response via : Initial Calibration
 Integrator: ChemStation 6890 Scale Mode: Small noise peaks clipped

Compound	R.T.	Response	Conc	Units
System Monitoring Compounds				
1) S TCMX (S)	5.629	22681880	100.529	ng/ml ✓
62) S DCBP (S)	10.551	10891716	97.926	ng/ml ✓
Target Compounds				
2) Aroclor 1016 (1)	6.301	1190843	192.631	ng/ml
3) Aroclor 1016 (2)	6.790	2334544	204.044	ng/ml
4) Aroclor 1016 (3)	6.917	1067264	199.246	ng/ml
5) Aroclor 1016 (4)	7.004	981904	198.735	ng/ml
6) Aroclor 1016 (5)	7.049	1076394	194.102	ng/ml
7) Aroclor 1016 (6)	7.174	1160064	203.072	ng/ml
8) Aroclor 1016 - AVE	0.000	0	N.D.	ng/ml
9) Aroclor 1221 (1)	0.000	0	N.D.	ng/ml
10) Aroclor 1221 (2)	0.000	0	N.D.	ng/ml
11) Aroclor 1221 (3)	0.000	0	N.D.	ng/ml
12) Aroclor 1221 - AVE	0.000	0	N.D.	ng/ml
13) Aroclor 1232 (1)	0.000	0	N.D.	ng/ml
14) Aroclor 1232 (2)	0.000	0	N.D.	ng/ml
15) Aroclor 1232 (3)	0.000	0	N.D.	ng/ml
16) Aroclor 1232 (4)	0.000	0	N.D.	ng/ml
17) Aroclor 1232 (5)	0.000	0	N.D.	ng/ml
18) Aroclor 1232 (6)	0.000	0	N.D.	ng/ml
19) Aroclor 1232 - AVE	0.000	0	N.D.	ng/ml
20) Aroclor 1242 (1)	0.000	0	N.D.	ng/ml
21) Aroclor 1242 (2)	0.000	0	N.D.	ng/ml
22) Aroclor 1242 (3)	0.000	0	N.D.	ng/ml
23) Aroclor 1242 (4)	0.000	0	N.D.	ng/ml
24) Aroclor 1242 (5)	0.000	0	N.D.	ng/ml
25) Aroclor 1242 (6)	0.000	0	N.D.	ng/ml
26) Aroclor 1242 - AVE	0.000	0	N.D.	ng/ml
27) Aroclor 1248 (1)	0.000	0	N.D.	ng/ml
28) Aroclor 1248 (2)	0.000	0	N.D.	ng/ml
29) Aroclor 1248 (3)	0.000	0	N.D.	ng/ml
30) Aroclor 1248 (4)	0.000	0	N.D.	ng/ml
31) Aroclor 1248 (5)	0.000	0	N.D.	ng/ml
32) Aroclor 1248 (6)	0.000	0	N.D.	ng/ml
33) Aroclor 1248 - AVE	0.000	0	N.D.	ng/ml
34) Aroclor 1254 (1)	0.000	0	N.D.	ng/ml
35) Aroclor 1254 (2)	0.000	0	N.D.	ng/ml
36) Aroclor 1254 (3)	0.000	0	N.D.	ng/ml
37) Aroclor 1254 (4)	0.000	0	N.D.	ng/ml
38) Aroclor 1254 (5)	0.000	0	N.D.	ng/ml
39) Aroclor 1254 (6)	0.000	0	N.D.	ng/ml
40) Aroclor 1254 - AVE	0.000	0	N.D.	ng/ml
41) Aroclor 1260 (1)	8.144	2093221	198.827	ng/ml
42) Aroclor 1260 (2)	8.351	2511397	196.780	ng/ml
43) Aroclor 1260 (3)	8.582	2744238	206.938	ng/ml
44) Aroclor 1260 (4)	9.066	4251874	201.011	ng/ml ✓
45) Aroclor 1260 (5)	9.325	2471890	202.039	ng/ml
46) Aroclor 1260 (6)	9.891	1008936	206.751	ng/ml
47) Aroclor 1260 - AVE	0.000	0	N.D.	ng/ml

[Handwritten signature]
1/14/20

Data Path : K:\DATA\0A13050\requant\
 Data File : ECD2R008.D
 Signal(s) : ECD2B.CH
 Acq On : 13 Jan 2020 18:25
 Operator : MJB / KAK
 Sample : 0A13050-CAL4
 Misc :
 ALS Vial : 57 Sample Multiplier: 1

Integration File: events.e
 Quant Time: Jan 14 11:04:13 2020
 Quant Method : L:\Methods\RECD2_QUANTPCB_200113.M
 Quant Title : PCB Data Analysis
 QLast Update : Tue Jan 14 09:35:58 2020
 Response via : Initial Calibration
 Integrator: ChemStation 6890 Scale Mode: Small noise peaks clipped

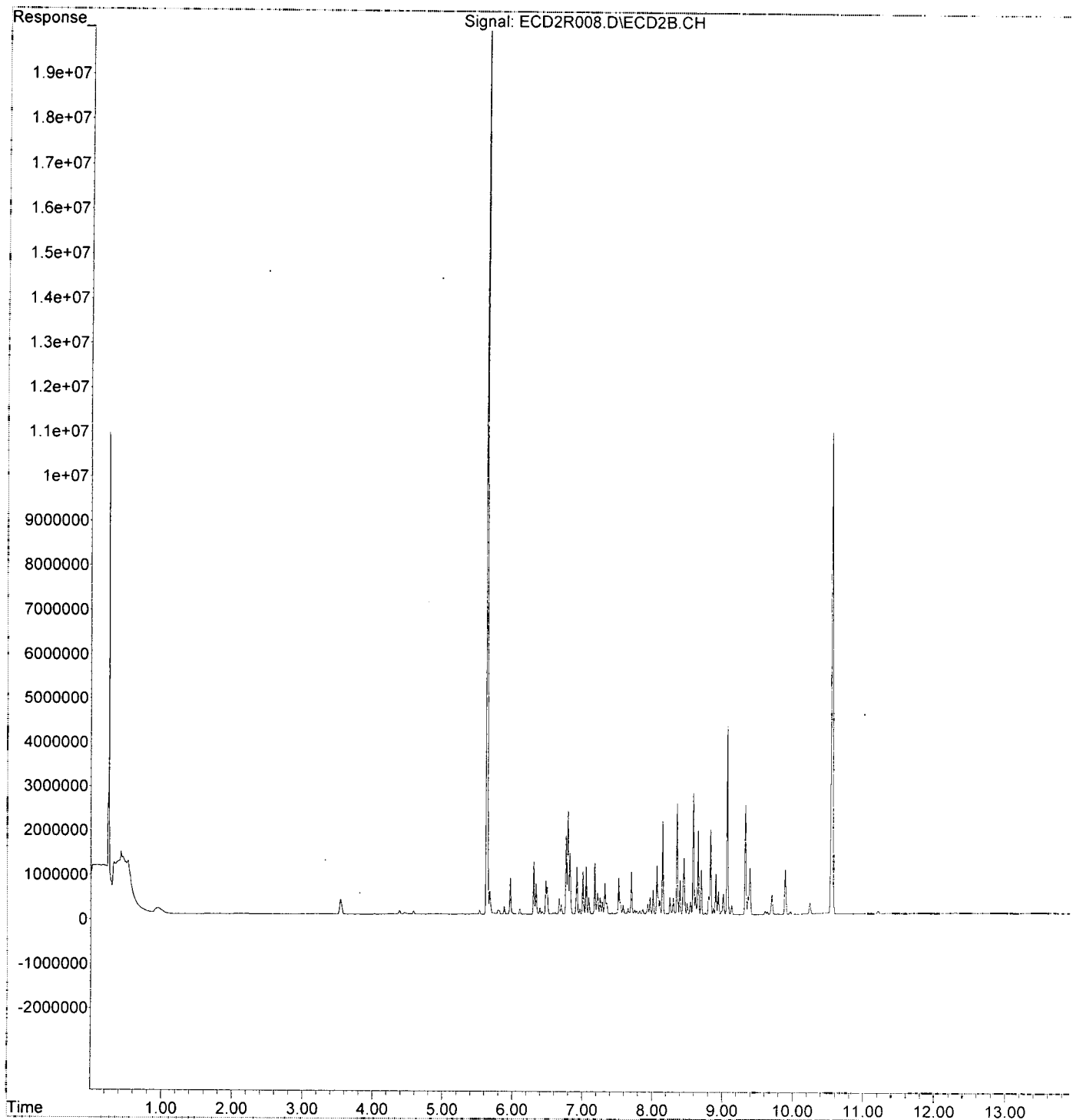
Compound	R.T.	Response	Conc	Units
48) Aroclor 1262 (1)	0.000	0	N.D.	ng/mld
49) Aroclor 1262 (2)	0.000	0	N.D.	ng/mld
50) Aroclor 1262 (3)	0.000	0	N.D.	ng/mld
51) Aroclor 1262 (4)	0.000	0	N.D.	ng/mld
52) Aroclor 1262 (5)	0.000	0	N.D.	ng/mld
53) Aroclor 1262 (6)	0.000	0	N.D.	ng/mld
54) Aroclor 1262 - AVE	0.000	0	N.D.	ng/mld
55) Aroclor 1268 (1)	0.000	0	N.D.	ng/mld
56) Aroclor 1268 (2)	0.000	0	N.D.	ng/mld
57) Aroclor 1268 (3)	0.000	0	N.D.	ng/mld
58) Aroclor 1268 (4)	0.000	0	N.D.	ng/mld
59) Aroclor 1268 (5)	0.000	0	N.D.	ng/mld
60) Aroclor 1268 (6)	0.000	0	N.D.	ng/mld
61) Aroclor 1268 - AVE	0.000	0	N.D.	ng/mld

(f)=RT Delta > 1/2 Window

(m)=manual int.

Data Path : K:\DATA\0A13050\requant\
Data File : ECD2R008.D
Signal(s) : ECD2B.CH
Acq On : 13 Jan 2020 18:25
Operator : MJB / KAK
Sample : 0A13050-CAL4
Misc :
ALS Vial : 57 Sample Multiplier: 1

Integration File: events.e
Quant Time: Jan 14 11:04:13 2020
Quant Method : L:\Methods\RECD2_QUANTPCB_200113.M
Quant Title : PCB Data Analysis
QLast Update : Tue Jan 14 09:35:58 2020
Response via : Initial Calibration
Integrator: ChemStation 6890 Scale Mode: Small noise peaks clipped



Data Path : K:\DATA\0A13050\quant
 Data File : ECD2R009.D
 Signal(s) : ECD2B.CH
 Acq On : 13 Jan 2020 18:43
 Operator : MJB / KAK
 Sample : 0A13050-CAT5
 Misc :
 ALS Vial : 58 Sample Multiplier: 1

Integration File: events.e
 Quant Time: Jan 14 11:04:33 2020
 Quant Method : L:\Methods\RECD2_QUANTPCB_200113.M
 Quant Title : PCB Data Analysis
 QLast Update : Tue Jan 14 09:35:58 2020
 Response via : Initial Calibration
 Integrator: ChemStation 6890 Scale Mode: Small noise peaks clipped

Compound	R.T.	Response	Conc	Units
System Monitoring Compounds				
1) S TCMX (S)	5.629	53881075	238.807	ng/ml ✓
62) S DCBP (S)	10.552	25218318	226.735	ng/ml ✓
Target Compounds				
2) Aroclor 1016 (1)	6.300	2835860	458.730	ng/ml
3) Aroclor 1016 (2)	6.790	5484312	479.341	ng/ml
4) Aroclor 1016 (3)	6.917	2538905	473.985	ng/ml
5) Aroclor 1016 (4)	7.003	2203390	445.962	ng/ml
6) Aroclor 1016 (5)	7.048	2536989	457.485	ng/ml
7) Aroclor 1016 (6)	7.174	2573883	450.564	ng/ml
8) Aroclor 1016 - AVE	0.000	0	N.D.	ng/ml
9) Aroclor 1221 (1)	0.000	0	N.D.	ng/ml
10) Aroclor 1221 (2)	0.000	0	N.D.	ng/ml
11) Aroclor 1221 (3)	0.000	0	N.D.	ng/ml
12) Aroclor 1221 - AVE	0.000	0	N.D.	ng/ml
13) Aroclor 1232 (1)	0.000	0	N.D.	ng/ml
14) Aroclor 1232 (2)	0.000	0	N.D.	ng/ml
15) Aroclor 1232 (3)	0.000	0	N.D.	ng/ml
16) Aroclor 1232 (4)	0.000	0	N.D.	ng/ml
17) Aroclor 1232 (5)	0.000	0	N.D.	ng/ml
18) Aroclor 1232 (6)	0.000	0	N.D.	ng/ml
19) Aroclor 1232 - AVE	0.000	0	N.D.	ng/ml
20) Aroclor 1242 (1)	0.000	0	N.D.	ng/ml
21) Aroclor 1242 (2)	0.000	0	N.D.	ng/ml
22) Aroclor 1242 (3)	0.000	0	N.D.	ng/ml
23) Aroclor 1242 (4)	0.000	0	N.D.	ng/ml
24) Aroclor 1242 (5)	0.000	0	N.D.	ng/ml
25) Aroclor 1242 (6)	0.000	0	N.D.	ng/ml
26) Aroclor 1242 - AVE	0.000	0	N.D.	ng/ml
27) Aroclor 1248 (1)	0.000	0	N.D.	ng/ml
28) Aroclor 1248 (2)	0.000	0	N.D.	ng/ml
29) Aroclor 1248 (3)	0.000	0	N.D.	ng/ml
30) Aroclor 1248 (4)	0.000	0	N.D.	ng/ml
31) Aroclor 1248 (5)	0.000	0	N.D.	ng/ml
32) Aroclor 1248 (6)	0.000	0	N.D.	ng/ml
33) Aroclor 1248 - AVE	0.000	0	N.D.	ng/ml
34) Aroclor 1254 (1)	0.000	0	N.D.	ng/ml
35) Aroclor 1254 (2)	0.000	0	N.D.	ng/ml
36) Aroclor 1254 (3)	0.000	0	N.D.	ng/ml
37) Aroclor 1254 (4)	0.000	0	N.D.	ng/ml
38) Aroclor 1254 (5)	0.000	0	N.D.	ng/ml
39) Aroclor 1254 (6)	0.000	0	N.D.	ng/ml
40) Aroclor 1254 - AVE	0.000	0	N.D.	ng/ml
41) Aroclor 1260 (1)	8.144	5080914	482.616	ng/ml
42) Aroclor 1260 (2)	8.351	6152313	482.063	ng/ml
43) Aroclor 1260 (3)	8.583	6540031	493.172	ng/ml
44) Aroclor 1260 (4)	9.066	10496732	496.241	ng/ml
45) Aroclor 1260 (5)	9.325	6070844	496.198	ng/ml
46) Aroclor 1260 (6)	9.891	2392226	490.214	ng/ml
47) Aroclor 1260 - AVE	0.000	0	N.D.	ng/ml

[Handwritten signature]
1/14/20

Data Path : K:\DATA\0A13050\requant\
 Data File : ECD2R009.D
 Signal(s) : ECD2B.CH
 Acq On : 13 Jan 2020 18:43
 Operator : MJB / KAK
 Sample : 0A13050-CAL5
 Misc :
 ALS Vial : 58 Sample Multiplier: 1

Integration File: events.e
 Quant Time: Jan 14 11:04:33 2020
 Quant Method : L:\Methods\RECD2_QUANTPCB_200113.M
 Quant Title : PCB Data Analysis
 QLast Update : Tue Jan 14 09:35:58 2020
 Response via : Initial Calibration
 Integrator: ChemStation 6890 Scale Mode: Small noise peaks clipped

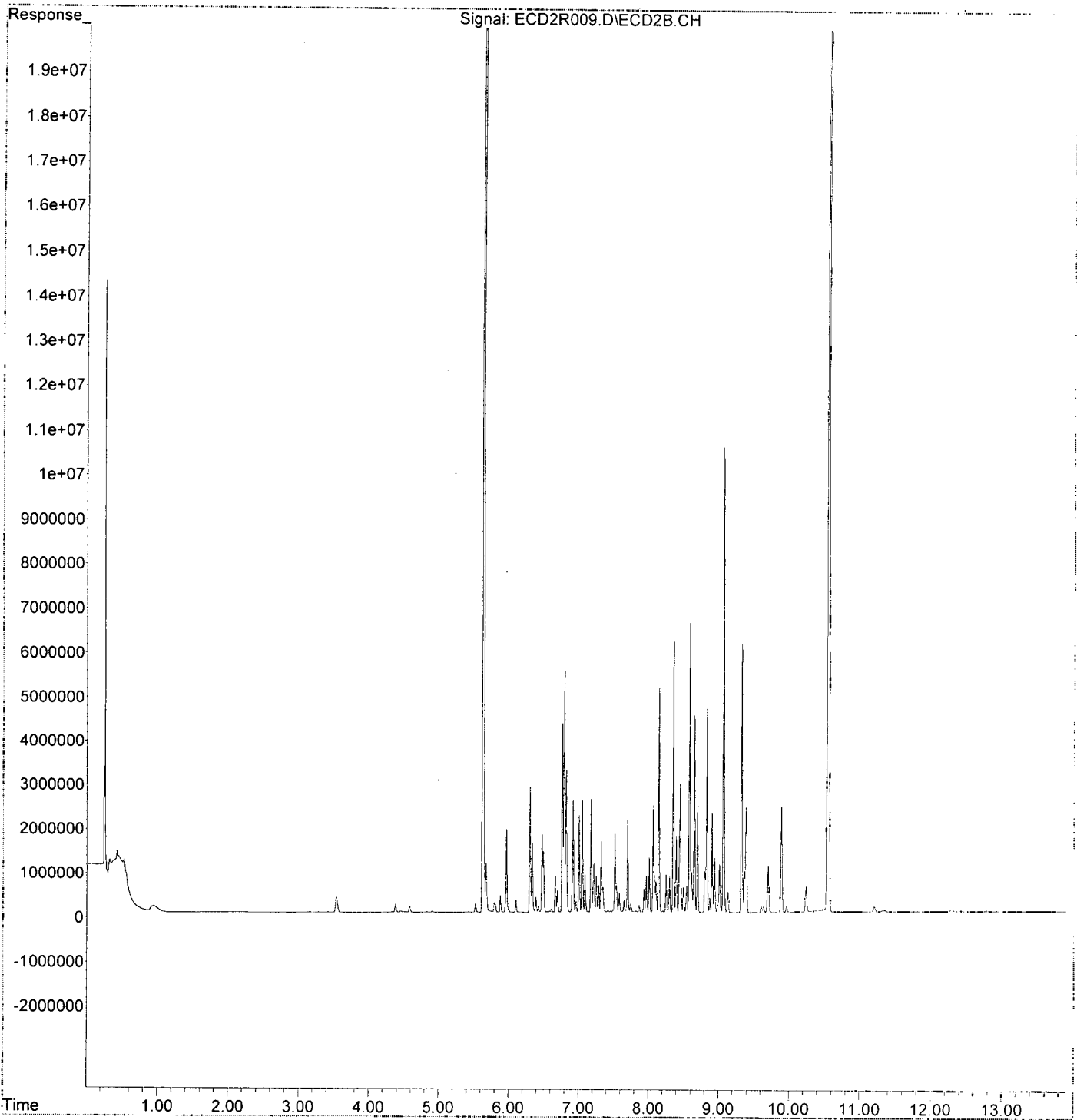
Compound	R.T.	Response	Conc	Units
48) Aroclor 1262 (1)	0.000	0	N.D.	ng/mld
49) Aroclor 1262 (2)	0.000	0	N.D.	ng/mld
50) Aroclor 1262 (3)	0.000	0	N.D.	ng/mld
51) Aroclor 1262 (4)	0.000	0	N.D.	ng/mld
52) Aroclor 1262 (5)	0.000	0	N.D.	ng/mld
53) Aroclor 1262 (6)	0.000	0	N.D.	ng/mld
54) Aroclor 1262 - AVE	0.000	0	N.D.	ng/mld
55) Aroclor 1268 (1)	0.000	0	N.D.	ng/mld
56) Aroclor 1268 (2)	0.000	0	N.D.	ng/mld
57) Aroclor 1268 (3)	0.000	0	N.D.	ng/mld
58) Aroclor 1268 (4)	0.000	0	N.D.	ng/mld
59) Aroclor 1268 (5)	0.000	0	N.D.	ng/mld
60) Aroclor 1268 (6)	0.000	0	N.D.	ng/mld
61) Aroclor 1268 - AVE	0.000	0	N.D.	ng/mld

(f)=RT Delta > 1/2 Window

(m)=manual int.

Data Path : K:\DATA\0A13050\requant\
Data File : ECD2R009.D
Signal(s) : ECD2B.CH
Acq On : 13 Jan 2020 18:43
Operator : MJB / KAK
Sample : 0A13050-CAL5
Misc :
ALS Vial : 58 Sample Multiplier: 1

Integration File: events.e
Quant Time: Jan 14 11:04:33 2020
Quant Method : L:\Methods\RECD2_QUANTPCB_200113.M
Quant Title : PCB Data Analysis
QLast Update : Tue Jan 14 09:35:58 2020
Response via : Initial Calibration
Integrator: ChemStation 6890 Scale Mode: Small noise peaks clipped



Data Path : K:\DATA\0A13050\reguant\
 Data File : ECD2R010.D
 Signal(s) : ECD2B.CH
 Acq On : 13 Jan 2020 19:01
 Operator : MJB / KAK
 Sample : 0A13050-CAL6
 Misc :
 ALS Vial : 59 Sample Multiplier: 1

Integration File: events.e
 Quant Time: Jan 14 11:04:53 2020
 Quant Method : L:\Methods\RECD2_QUANTPCB_200113.M
 Quant Title : PCB Data Analysis
 QLast Update : Tue Jan 14 09:35:58 2020
 Response via : Initial Calibration
 Integrator: ChemStation 6890 Scale Mode: Small noise peaks clipped

Compound	R.T.	Response	Conc	Units
System Monitoring Compounds				
1) S TCMX (S)	5.631	124870409	553.440	ng/ml
62) S DCBP (S)	10.551	58595711	526.828	ng/ml ✓
Target Compounds				
2) Aroclor 1016 (1)	6.300	5624087	909.755	ng/ml
3) Aroclor 1016 (2)	6.790	11025443	963.649	ng/ml
4) Aroclor 1016 (3)	6.917	5145954	960.692	ng/ml
5) Aroclor 1016 (4)	7.004	4338878	878.180	ng/ml
6) Aroclor 1016 (5)	7.048	5224293	942.075	ng/ml
7) Aroclor 1016 (6)	7.173	5149713	901.470	ng/ml
8) Aroclor 1016 - AVE	0.000	0	N.D.	ng/ml
9) Aroclor 1221 (1)	0.000	0	N.D.	ng/ml
10) Aroclor 1221 (2)	0.000	0	N.D.	ng/ml
11) Aroclor 1221 (3)	0.000	0	N.D.	ng/ml
12) Aroclor 1221 - AVE	0.000	0	N.D.	ng/ml
13) Aroclor 1232 (1)	0.000	0	N.D.	ng/ml
14) Aroclor 1232 (2)	0.000	0	N.D.	ng/ml
15) Aroclor 1232 (3)	0.000	0	N.D.	ng/ml
16) Aroclor 1232 (4)	0.000	0	N.D.	ng/ml
17) Aroclor 1232 (5)	0.000	0	N.D.	ng/ml
18) Aroclor 1232 (6)	0.000	0	N.D.	ng/ml
19) Aroclor 1232 - AVE	0.000	0	N.D.	ng/ml
20) Aroclor 1242 (1)	0.000	0	N.D.	ng/ml
21) Aroclor 1242 (2)	0.000	0	N.D.	ng/ml
22) Aroclor 1242 (3)	0.000	0	N.D.	ng/ml
23) Aroclor 1242 (4)	0.000	0	N.D.	ng/ml
24) Aroclor 1242 (5)	0.000	0	N.D.	ng/ml
25) Aroclor 1242 (6)	0.000	0	N.D.	ng/ml
26) Aroclor 1242 - AVE	0.000	0	N.D.	ng/ml
27) Aroclor 1248 (1)	0.000	0	N.D.	ng/ml
28) Aroclor 1248 (2)	0.000	0	N.D.	ng/ml
29) Aroclor 1248 (3)	0.000	0	N.D.	ng/ml
30) Aroclor 1248 (4)	0.000	0	N.D.	ng/ml
31) Aroclor 1248 (5)	0.000	0	N.D.	ng/ml
32) Aroclor 1248 (6)	0.000	0	N.D.	ng/ml
33) Aroclor 1248 - AVE	0.000	0	N.D.	ng/ml
34) Aroclor 1254 (1)	0.000	0	N.D.	ng/ml
35) Aroclor 1254 (2)	0.000	0	N.D.	ng/ml
36) Aroclor 1254 (3)	0.000	0	N.D.	ng/ml
37) Aroclor 1254 (4)	0.000	0	N.D.	ng/ml
38) Aroclor 1254 (5)	0.000	0	N.D.	ng/ml
39) Aroclor 1254 (6)	0.000	0	N.D.	ng/ml
40) Aroclor 1254 - AVE	0.000	0	N.D.	ng/ml
41) Aroclor 1260 (1)	8.143	10123087	961.552	ng/ml
42) Aroclor 1260 (2)	8.350	12298764	963.667	ng/ml
43) Aroclor 1260 (3)	8.582	12961672	977.416	ng/ml
44) Aroclor 1260 (4)	9.066	21886590	1034.706	ng/ml
45) Aroclor 1260 (5)	9.325	12074358	986.892	ng/ml
46) Aroclor 1260 (6)	9.890	4594659	941.536	ng/ml
47) Aroclor 1260 - AVE	0.000	0	N.D.	ng/ml

Handwritten signature
1/14/20

Data Path : K:\DATA\0A13050\requant\
 Data File : ECD2R010.D
 Signal(s) : ECD2B.CH
 Acq On : 13 Jan 2020 19:01
 Operator : MJB / KAK
 Sample : 0A13050-CAL6
 Misc :
 ALS Vial : 59 Sample Multiplier: 1

Integration File: events.e
 Quant Time: Jan 14 11:04:53 2020
 Quant Method : L:\Methods\RECD2_QUANTPCB_200113.M
 Quant Title : PCB Data Analysis
 QLast Update : Tue Jan 14 09:35:58 2020
 Response via : Initial Calibration
 Integrator: ChemStation 6890 Scale Mode: Small noise peaks clipped

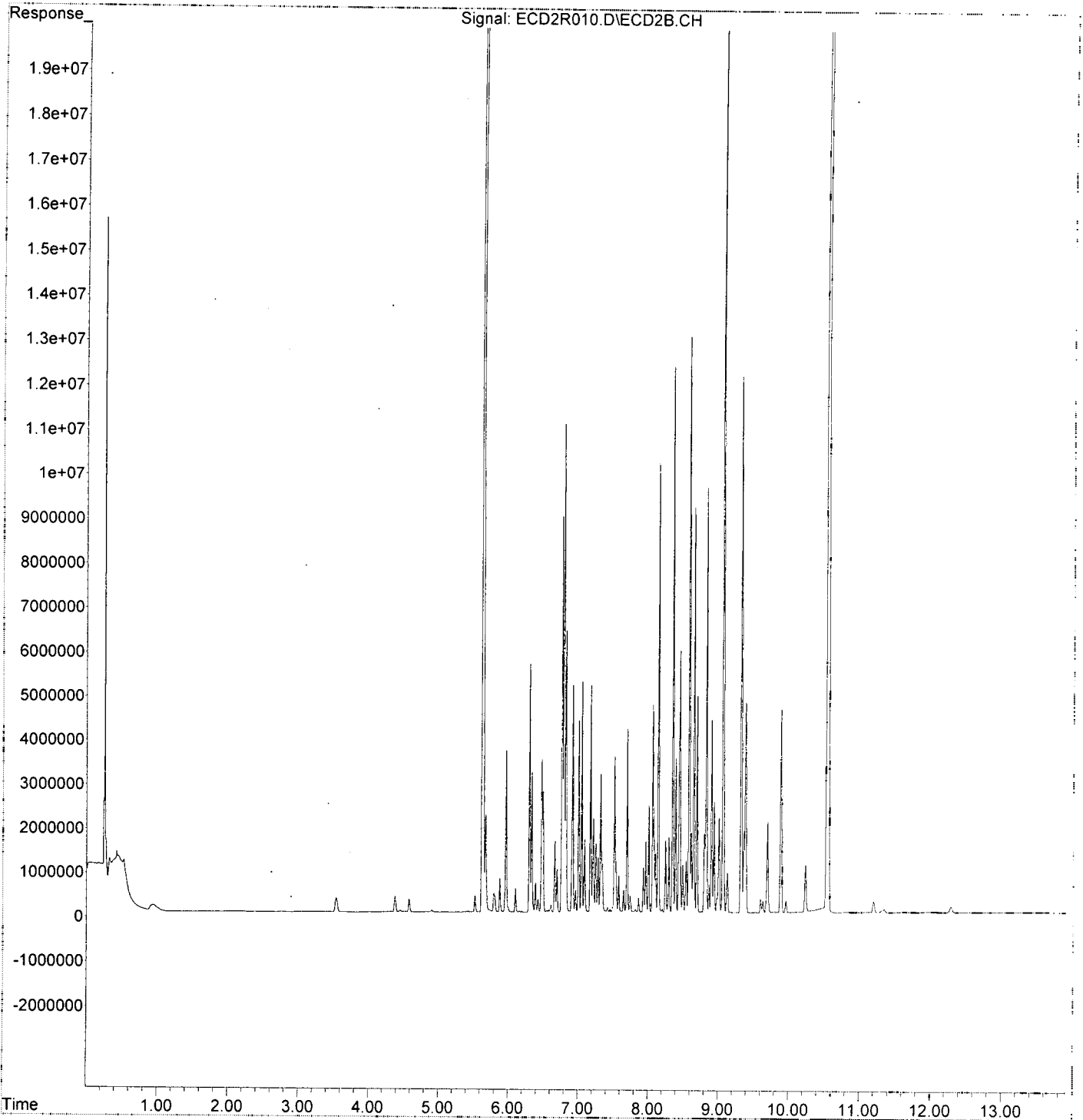
	Compound	R.T.	Response	Conc	Units
48)	Aroclor 1262 (1)	0.000	0	N.D.	ng/ml
49)	Aroclor 1262 (2)	0.000	0	N.D.	ng/ml
50)	Aroclor 1262 (3)	0.000	0	N.D.	ng/ml
51)	Aroclor 1262 (4)	0.000	0	N.D.	ng/ml
52)	Aroclor 1262 (5)	0.000	0	N.D.	ng/ml
53)	Aroclor 1262 (6)	0.000	0	N.D.	ng/ml
54)	Aroclor 1262 - AVE	0.000	0	N.D.	ng/ml
55)	Aroclor 1268 (1)	0.000	0	N.D.	ng/ml
56)	Aroclor 1268 (2)	0.000	0	N.D.	ng/ml
57)	Aroclor 1268 (3)	0.000	0	N.D.	ng/ml
58)	Aroclor 1268 (4)	0.000	0	N.D.	ng/ml
59)	Aroclor 1268 (5)	0.000	0	N.D.	ng/ml
60)	Aroclor 1268 (6)	0.000	0	N.D.	ng/ml
61)	Aroclor 1268 - AVE	0.000	0	N.D.	ng/ml

(f)=RT Delta > 1/2 Window

(m)=manual int.

Data Path : K:\DATA\0A13050\requant\
Data File : ECD2R010.D
Signal(s) : ECD2B.CH
Acq On : 13 Jan 2020 19:01
Operator : MJB / KAK
Sample : 0A13050-CAL6
Misc :
ALS Vial : 59 Sample Multiplier: 1

Integration File: events.e
Quant Time: Jan 14 11:04:53 2020
Quant Method : L:\Methods\RECD2_QUANTPCB_200113.M
Quant Title : PCB Data Analysis
QLast Update : Tue Jan 14 09:35:58 2020
Response via : Initial Calibration
Integrator: ChemStation 6890 Scale Mode: Small noise peaks clipped



Data Path : K:\DATA\0A13050\quant
 Data File : ECD2R011.D
 Signal(s) : ECD2B.CH
 Acq On : 13 Jan 2020 19:18
 Operator : MJB / KAK
 Sample : 0A13050-CAL7
 Misc :
 ALS Vial : 60 Sample Multiplier: 1

Integration File: events.e
 Quant Time: Jan 14 11:05:13 2020
 Quant Method : L:\Methods\RECD2_QUANTPCB_200113.M
 Quant Title : PCB Data Analysis
 QLast Update : Tue Jan 14 09:35:58 2020
 Response via : Initial Calibration
 Integrator: ChemStation 6890 Scale Mode: Small noise peaks clipped

Compound	R.T.	Response	Conc	Units
System Monitoring Compounds				
1) S TCMX (S)	5.633	194842413	863.564	ng/ml
62) S DCBP (S)	10.553	101081415	908.812	ng/ml ✓
Target Compounds				
2) Aroclor 1016 (1)	6.300	8229290	1331.173	ng/ml
3) Aroclor 1016 (2)	6.791	15844863	1384.877	ng/ml
4) Aroclor 1016 (3)	6.917	7443643	1389.645	ng/ml
5) Aroclor 1016 (4)	7.004	6442401	1303.929	ng/ml
6) Aroclor 1016 (5)	7.049	7076827	1276.135	ng/ml
7) Aroclor 1016 (6)	7.174	7407214	1296.650	ng/ml
8) Aroclor 1016 - AVE	0.000	0	N.D.	ng/ml
9) Aroclor 1221 (1)	0.000	0	N.D.	ng/ml
10) Aroclor 1221 (2)	0.000	0	N.D.	ng/ml
11) Aroclor 1221 (3)	0.000	0	N.D.	ng/ml
12) Aroclor 1221 - AVE	0.000	0	N.D.	ng/ml
13) Aroclor 1232 (1)	0.000	0	N.D.	ng/ml
14) Aroclor 1232 (2)	0.000	0	N.D.	ng/ml
15) Aroclor 1232 (3)	0.000	0	N.D.	ng/ml
16) Aroclor 1232 (4)	0.000	0	N.D.	ng/ml
17) Aroclor 1232 (5)	0.000	0	N.D.	ng/ml
18) Aroclor 1232 (6)	0.000	0	N.D.	ng/ml
19) Aroclor 1232 - AVE	0.000	0	N.D.	ng/ml
20) Aroclor 1242 (1)	0.000	0	N.D.	ng/ml
21) Aroclor 1242 (2)	0.000	0	N.D.	ng/ml
22) Aroclor 1242 (3)	0.000	0	N.D.	ng/ml
23) Aroclor 1242 (4)	0.000	0	N.D.	ng/ml
24) Aroclor 1242 (5)	0.000	0	N.D.	ng/ml
25) Aroclor 1242 (6)	0.000	0	N.D.	ng/ml
26) Aroclor 1242 - AVE	0.000	0	N.D.	ng/ml
27) Aroclor 1248 (1)	0.000	0	N.D.	ng/ml
28) Aroclor 1248 (2)	0.000	0	N.D.	ng/ml
29) Aroclor 1248 (3)	0.000	0	N.D.	ng/ml
30) Aroclor 1248 (4)	0.000	0	N.D.	ng/ml
31) Aroclor 1248 (5)	0.000	0	N.D.	ng/ml
32) Aroclor 1248 (6)	0.000	0	N.D.	ng/ml
33) Aroclor 1248 - AVE	0.000	0	N.D.	ng/ml
34) Aroclor 1254 (1)	0.000	0	N.D.	ng/ml
35) Aroclor 1254 (2)	0.000	0	N.D.	ng/ml
36) Aroclor 1254 (3)	0.000	0	N.D.	ng/ml
37) Aroclor 1254 (4)	0.000	0	N.D.	ng/ml
38) Aroclor 1254 (5)	0.000	0	N.D.	ng/ml
39) Aroclor 1254 (6)	0.000	0	N.D.	ng/ml
40) Aroclor 1254 - AVE	0.000	0	N.D.	ng/ml
41) Aroclor 1260 (1)	8.144	14548054	1381.862	ng/ml
42) Aroclor 1260 (2)	8.351	17676726	1385.056	ng/ml
43) Aroclor 1260 (3)	8.583	18285536	1378.879	ng/ml
44) Aroclor 1260 (4)	9.067	32592843	1540.853	ng/ml
45) Aroclor 1260 (5)	9.325	17701773	1446.846	ng/ml
46) Aroclor 1260 (6)	9.891	6885880	1411.053	ng/ml
47) Aroclor 1260 - AVE	0.000	0	N.D.	ng/ml

[Handwritten signature]
1/14/20

Data Path : K:\DATA\0A13050\requant\
 Data File : ECD2R011.D
 Signal(s) : ECD2B.CH
 Acq On : 13 Jan 2020 19:18
 Operator : MJB / KAK
 Sample : 0A13050-CAL7
 Misc :
 ALS Vial : 60 Sample Multiplier: 1

Integration File: events.e
 Quant Time: Jan 14 11:05:13 2020
 Quant Method : L:\Methods\RECD2_QUANTPCB_200113.M
 Quant Title : PCB Data Analysis
 QLast Update : Tue Jan 14 09:35:58 2020
 Response via : Initial Calibration
 Integrator: ChemStation 6890 Scale Mode: Small noise peaks clipped

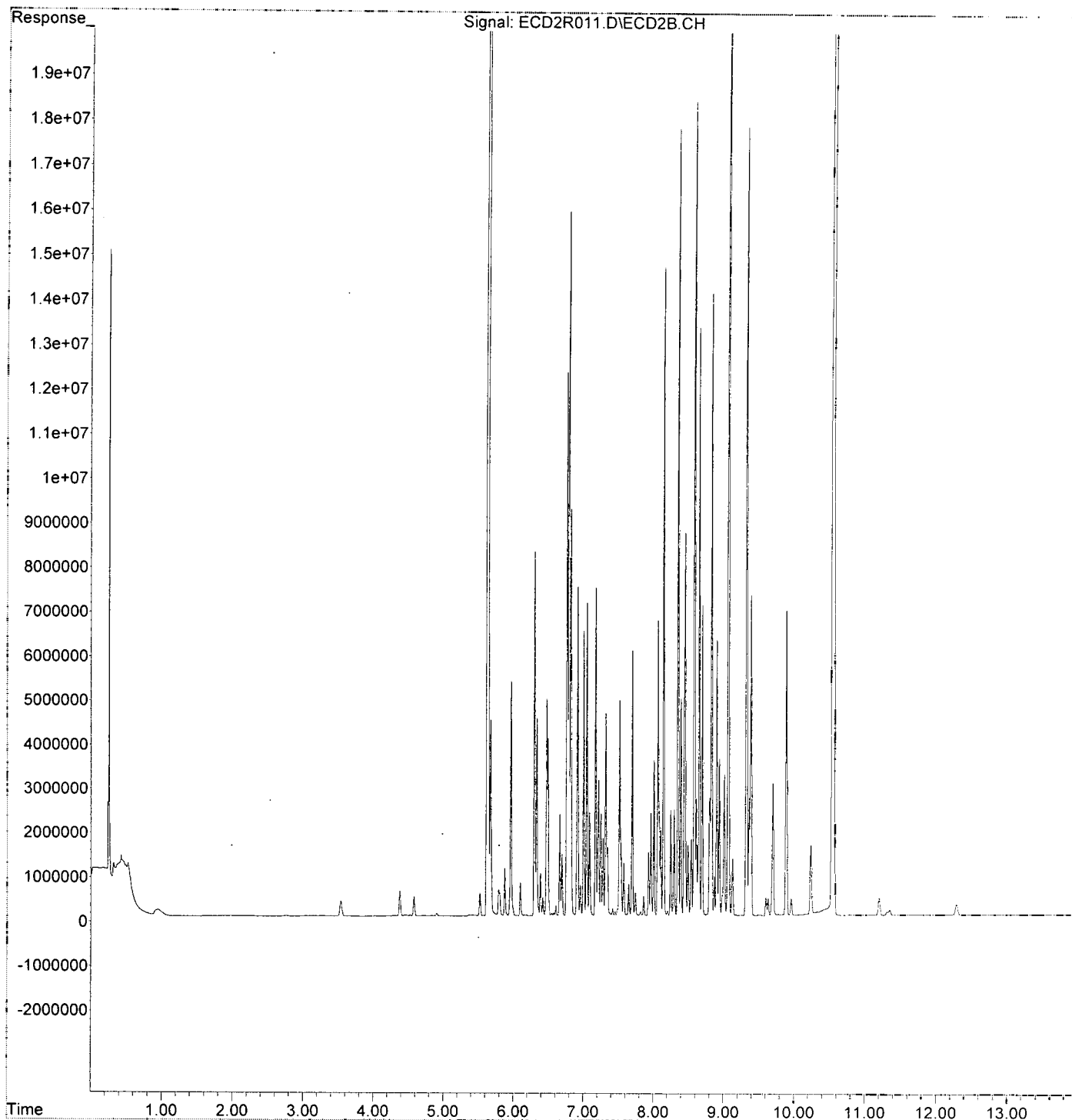
	Compound	R.T.	Response	Conc	Units
48)	Aroclor 1262 (1)	0.000	0	N.D.	ng/mld
49)	Aroclor 1262 (2)	0.000	0	N.D.	ng/mld
50)	Aroclor 1262 (3)	0.000	0	N.D.	ng/mld
51)	Aroclor 1262 (4)	0.000	0	N.D.	ng/mld
52)	Aroclor 1262 (5)	0.000	0	N.D.	ng/mld
53)	Aroclor 1262 (6)	0.000	0	N.D.	ng/mld
54)	Aroclor 1262 - AVE	0.000	0	N.D.	ng/mld
55)	Aroclor 1268 (1)	0.000	0	N.D.	ng/mld
56)	Aroclor 1268 (2)	0.000	0	N.D.	ng/mld
57)	Aroclor 1268 (3)	0.000	0	N.D.	ng/mld
58)	Aroclor 1268 (4)	0.000	0	N.D.	ng/mld
59)	Aroclor 1268 (5)	0.000	0	N.D.	ng/mld
60)	Aroclor 1268 (6)	0.000	0	N.D.	ng/mld
61)	Aroclor 1268 - AVE	0.000	0	N.D.	ng/mld

(f)=RT Delta > 1/2 Window

(m)=manual int.

Data Path : K:\DATA\0A13050\requant\
Data File : ECD2R011.D
Signal(s) : ECD2B.CH
Acq On : 13 Jan 2020 19:18
Operator : MJB / KAK
Sample : 0A13050-CAL7
Misc :
ALS Vial : 60 Sample Multiplier: 1

Integration File: events.e
Quant Time: Jan 14 11:05:13 2020
Quant Method : L:\Methods\RECD2_QUANTPCB_200113.M
Quant Title : PCB Data Analysis
QLast Update : Tue Jan 14 09:35:58 2020
Response via : Initial Calibration
Integrator: ChemStation 6890 Scale Mode: Small noise peaks clipped



Data Path : K:\DATA\0A13050\
 Data File : ECD2R005.D
 Signal(s) : ECD2B.CH
 Acq On : 13 Jan 2020 17:33
 Operator : MJB / KAK
 Sample : 0A13050-CAL1
 Misc :
 ALS Vial : 54 Sample Multiplier: 1

Integration File: events.e
 Quant Time: Jan 14 08:55:45 2020
 Quant Method : L:\Methods\RECD2_QUANTPCB_200113.M
 Quant Title : PCB Data Analysis
 QLast Update : Fri Oct 25 14:23:20 2019
 Response via : Initial Calibration
 Integrator: ChemStation 6890 Scale Mode: Small noise peaks clipped

[Handwritten signature]
 1/14/20

Compound	R.T.	Response	Conc Units

System Monitoring Compounds			
1) S TCMX (S)	5.628	2095506	7.988 ng/ml
62) S DCBP (S)	10.551	1070638	7.294 ng/ml
Target Compounds			
2) Aroclor 1016 (1)	6.300	145279	16.355 ng/ml
3) Aroclor 1016 (2)	6.790	249458	15.245 ng/ml
4) Aroclor 1016 (3)	6.917	116035	15.753 ng/ml
5) Aroclor 1016 (4)	7.004	117409	15.744 ng/ml
6) Aroclor 1016 (5)	7.049	131375	15.922 ng/ml
7) Aroclor 1016 (6)	7.174	135212	16.427 ng/ml
8) Aroclor 1016 - AVE	0.000	0	N.D. ng/ml
9) Aroclor 1221 (1)	0.000	0	N.D. ng/ml
10) Aroclor 1221 (2)	0.000	0	N.D. ng/ml
11) Aroclor 1221 (3)	0.000	0	N.D. ng/ml
12) Aroclor 1221 - AVE	0.000	0	N.D. ng/ml
13) Aroclor 1232 (1)	0.000	0	N.D. ng/ml
14) Aroclor 1232 (2)	0.000	0	N.D. ng/ml
15) Aroclor 1232 (3)	0.000	0	N.D. ng/ml
16) Aroclor 1232 (4)	0.000	0	N.D. ng/ml
17) Aroclor 1232 (5)	0.000	0	N.D. ng/ml
18) Aroclor 1232 (6)	0.000	0	N.D. ng/ml
19) Aroclor 1232 - AVE	0.000	0	N.D. ng/ml
20) Aroclor 1242 (1)	0.000	0	N.D. ng/ml
21) Aroclor 1242 (2)	0.000	0	N.D. ng/ml
22) Aroclor 1242 (3)	0.000	0	N.D. ng/ml
23) Aroclor 1242 (4)	0.000	0	N.D. ng/ml
24) Aroclor 1242 (5)	0.000	0	N.D. ng/ml
25) Aroclor 1242 (6)	0.000	0	N.D. ng/ml
26) Aroclor 1242 - AVE	0.000	0	N.D. ng/ml
27) Aroclor 1248 (1)	0.000	0	N.D. ng/ml
28) Aroclor 1248 (2)	0.000	0	N.D. ng/ml
29) Aroclor 1248 (3)	0.000	0	N.D. ng/ml
30) Aroclor 1248 (4)	0.000	0	N.D. ng/ml
31) Aroclor 1248 (5)	0.000	0	N.D. ng/ml
32) Aroclor 1248 (6)	0.000	0	N.D. ng/ml
33) Aroclor 1248 - AVE	0.000	0	N.D. ng/ml
34) Aroclor 1254 (1)	0.000	0	N.D. ng/ml
35) Aroclor 1254 (2)	0.000	0	N.D. ng/ml
36) Aroclor 1254 (3)	0.000	0	N.D. ng/ml
37) Aroclor 1254 (4)	0.000	0	N.D. ng/ml
38) Aroclor 1254 (5)	0.000	0	N.D. ng/ml
39) Aroclor 1254 (6)	0.000	0	N.D. ng/ml
40) Aroclor 1254 - AVE	0.000	0	N.D. ng/ml
41) Aroclor 1260 (1)	8.144	236430	14.980 ng/ml
42) Aroclor 1260 (2)	8.351	280991	14.356 ng/ml
43) Aroclor 1260 (3)	8.582	282360	14.025 ng/ml
44) Aroclor 1260 (4)	9.067	414593	13.397 ng/ml
45) Aroclor 1260 (5)	9.325	257901	14.410 ng/ml
46) Aroclor 1260 (6)	9.891	102375	14.840 ng/ml
47) Aroclor 1260 - AVE	0.000	0	N.D. ng/ml

Data Path : K:\DATA\0A13050\
 Data File : ECD2R005.D
 Signal(s) : ECD2B.CH
 Acq On : 13 Jan 2020 17:33
 Operator : MJB / KAK
 Sample : 0A13050-CAL1
 Misc :
 ALS Vial : 54 Sample Multiplier: 1

Integration File: events.e
 Quant Time: Jan 14 08:55:45 2020
 Quant Method : L:\Methods\RECD2_QUANTPCB_200113.M
 Quant Title : PCB Data Analysis
 QLast Update : Fri Oct 25 14:23:20 2019
 Response via : Initial Calibration
 Integrator: ChemStation 6890 Scale Mode: Small noise peaks clipped

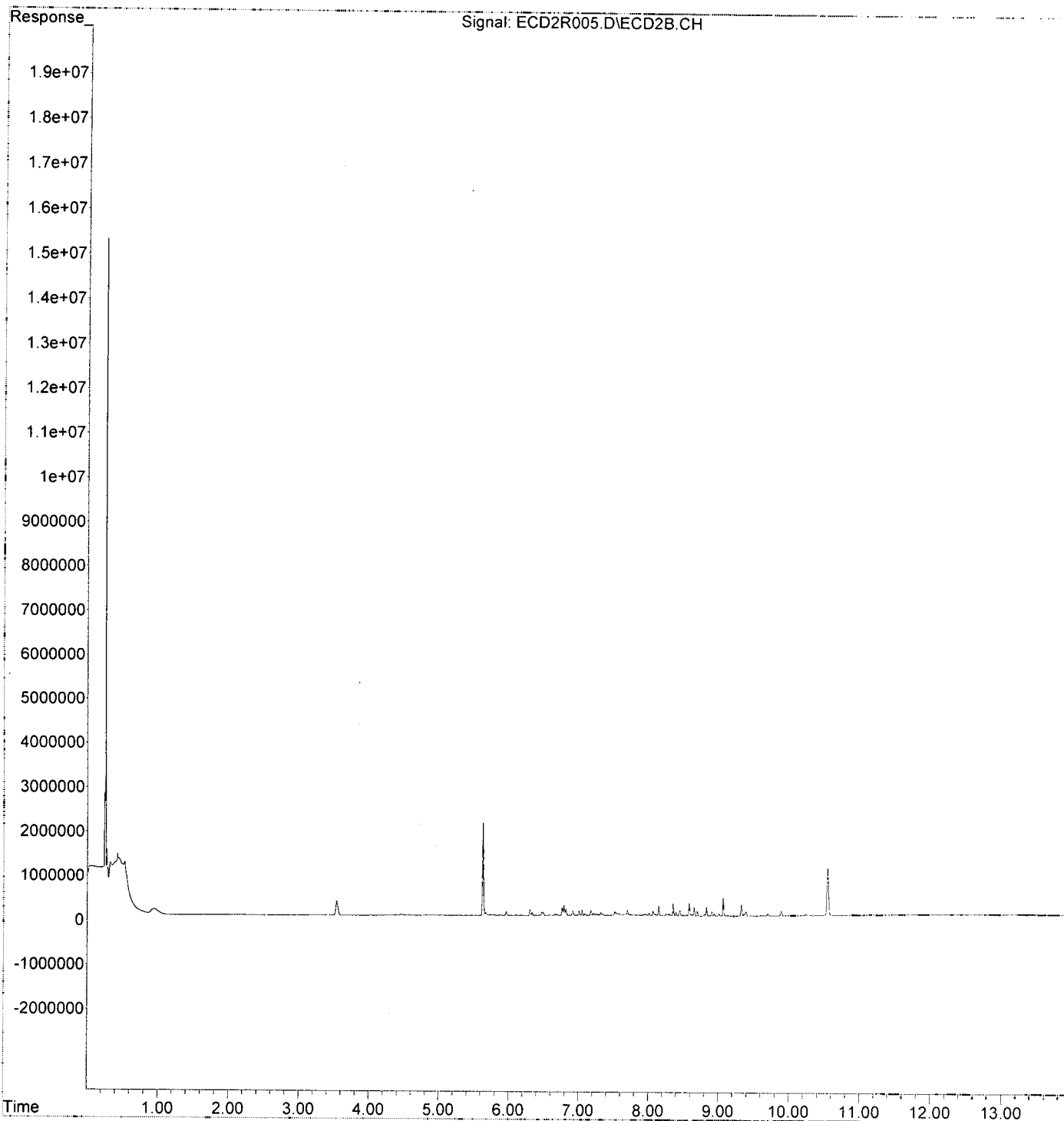
	Compound	R.T.	Response	Conc	Units
48)	Aroclor 1262 (1)	0.000	0	N.D.	ng/ml
49)	Aroclor 1262 (2)	0.000	0	N.D.	ng/ml
50)	Aroclor 1262 (3)	0.000	0	N.D.	ng/ml
51)	Aroclor 1262 (4)	0.000	0	N.D.	ng/ml
52)	Aroclor 1262 (5)	0.000	0	N.D.	ng/ml
53)	Aroclor 1262 (6)	0.000	0	N.D.	ng/ml
54)	Aroclor 1262 - AVE	0.000	0	N.D.	ng/ml
55)	Aroclor 1268 (1)	0.000	0	N.D.	ng/ml
56)	Aroclor 1268 (2)	0.000	0	N.D.	ng/ml
57)	Aroclor 1268 (3)	0.000	0	N.D.	ng/ml
58)	Aroclor 1268 (4)	0.000	0	N.D.	ng/ml
59)	Aroclor 1268 (5)	0.000	0	N.D.	ng/ml
60)	Aroclor 1268 (6)	0.000	0	N.D.	ng/ml
61)	Aroclor 1268 - AVE	0.000	0	N.D.	ng/ml

(f)=RT Delta > 1/2 Window

(m)=manual int.

Data Path : K:\DATA\0A13050\
Data File : ECD2R005.D
Signal(s) : ECD2B.CH
Acq On : 13 Jan 2020 17:33
Operator : MJB / KAK
Sample : 0A13050-CAL1
Misc :
ALS Vial : 54 Sample Multiplier: 1

Integration File: events.e
Quant Time: Jan 14 08:55:45 2020
Quant Method : L:\Methods\RECD2_QUANTPCB_200113.M
Quant Title : PCB Data Analysis
QLast Update : Fri Oct 25 14:23:20 2019
Response via : Initial Calibration
Integrator: ChemStation 6890 Scale Mode: Small noise peaks clipped



Data Path : K:\DATA\0A13050\
 Data File : ECD2R006.D
 Signal(s) : ECD2B.CH
 Acq On : 13 Jan 2020 17:50
 Operator : MJB / KAK
 Sample : 0A13050-CAL2
 Misc :
 ALS Vial : 55 Sample Multiplier: 1

Integration File: events.e
 Quant Time: Jan 14 09:01:01 2020
 Quant Method : L:\Methods\RECD2_QUANTPCB_200113.M
 Quant Title : PCB Data Analysis
 QLast Update : Fri Oct 25 14:23:20 2019
 Response via : Initial Calibration
 Integrator: ChemStation 6890 Scale Mode: Small noise peaks clipped

[Handwritten signature]
 1/14/20

Compound	R.T.	Response	Conc Units
System Monitoring Compounds			
1) S TCMX (S)	5.628	5312749	20.252 ng/ml
62) S DCBP (S)	10.550	2755983	18.775 ng/ml
Target Compounds			
2) Aroclor 1016 (1)	6.300	343821	38.705 ng/ml
3) Aroclor 1016 (2)	6.790	597996	36.545 ng/ml
4) Aroclor 1016 (3)	6.917	290069	39.380 ng/ml
5) Aroclor 1016 (4)	7.004	278534	37.350 ng/ml
6) Aroclor 1016 (5)	7.048	307931	37.320 ng/ml
7) Aroclor 1016 (6)	7.174	315508	38.331 ng/ml
8) Aroclor 1016 - AVE	0.000	0	N.D. ng/ml
9) Aroclor 1221 (1)	0.000	0	N.D. ng/ml
10) Aroclor 1221 (2)	0.000	0	N.D. ng/ml
11) Aroclor 1221 (3)	0.000	0	N.D. ng/ml
12) Aroclor 1221 - AVE	0.000	0	N.D. ng/ml
13) Aroclor 1232 (1)	0.000	0	N.D. ng/ml
14) Aroclor 1232 (2)	0.000	0	N.D. ng/ml
15) Aroclor 1232 (3)	0.000	0	N.D. ng/ml
16) Aroclor 1232 (4)	0.000	0	N.D. ng/ml
17) Aroclor 1232 (5)	0.000	0	N.D. ng/ml
18) Aroclor 1232 (6)	0.000	0	N.D. ng/ml
19) Aroclor 1232 - AVE	0.000	0	N.D. ng/ml
20) Aroclor 1242 (1)	0.000	0	N.D. ng/ml
21) Aroclor 1242 (2)	0.000	0	N.D. ng/ml
22) Aroclor 1242 (3)	0.000	0	N.D. ng/ml
23) Aroclor 1242 (4)	0.000	0	N.D. ng/ml
24) Aroclor 1242 (5)	0.000	0	N.D. ng/ml
25) Aroclor 1242 (6)	0.000	0	N.D. ng/ml
26) Aroclor 1242 - AVE	0.000	0	N.D. ng/ml
27) Aroclor 1248 (1)	0.000	0	N.D. ng/ml
28) Aroclor 1248 (2)	0.000	0	N.D. ng/ml
29) Aroclor 1248 (3)	0.000	0	N.D. ng/ml
30) Aroclor 1248 (4)	0.000	0	N.D. ng/ml
31) Aroclor 1248 (5)	0.000	0	N.D. ng/ml
32) Aroclor 1248 (6)	0.000	0	N.D. ng/ml
33) Aroclor 1248 - AVE	0.000	0	N.D. ng/ml
34) Aroclor 1254 (1)	0.000	0	N.D. ng/ml
35) Aroclor 1254 (2)	0.000	0	N.D. ng/ml
36) Aroclor 1254 (3)	0.000	0	N.D. ng/ml
37) Aroclor 1254 (4)	0.000	0	N.D. ng/ml
38) Aroclor 1254 (5)	0.000	0	N.D. ng/ml
39) Aroclor 1254 (6)	0.000	0	N.D. ng/ml
40) Aroclor 1254 - AVE	0.000	0	N.D. ng/ml
41) Aroclor 1260 (1)	8.144	540959	34.275 ng/ml
42) Aroclor 1260 (2)	8.350	656411	33.635 ng/ml
43) Aroclor 1260 (3)	8.582	674172	33.487 ng/ml
44) Aroclor 1260 (4)	9.066	1047953	38.864 ng/ml
45) Aroclor 1260 (5)	9.325	608364	33.992 ng/ml
46) Aroclor 1260 (6)	9.891	261903	37.965 ng/ml
47) Aroclor 1260 - AVE	0.000	0	N.D. ng/ml

Data Path : K:\DATA\0A13050\
 Data File : ECD2R006.D
 Signal(s) : ECD2B.CH
 Acq On : 13 Jan 2020 17:50
 Operator : MJB / KAK
 Sample : 0A13050-CAL2
 Misc :
 ALS Vial : 55 Sample Multiplier: 1

Integration File: events.e
 Quant Time: Jan 14 09:01:01 2020
 Quant Method : L:\Methods\RECD2_QUANTPCB_200113.M
 Quant Title : PCB Data Analysis
 QLast Update : Fri Oct 25 14:23:20 2019
 Response via : Initial Calibration
 Integrator: ChemStation 6890 Scale Mode: Small noise peaks clipped

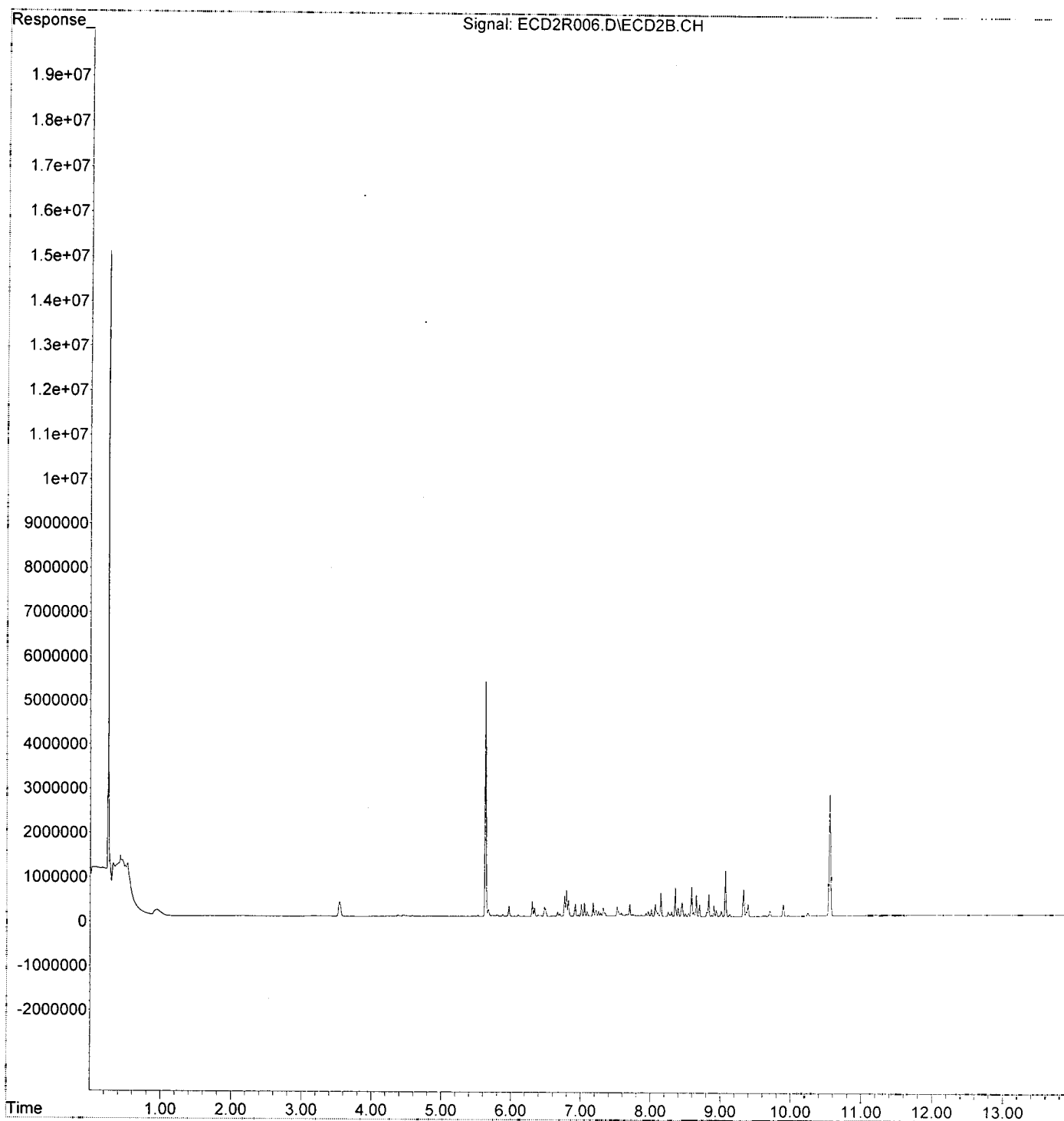
Compound	R.T.	Response	Conc	Units
48) Aroclor 1262 (1)	0.000	0	N.D.	ng/mld
49) Aroclor 1262 (2)	0.000	0	N.D.	ng/mld
50) Aroclor 1262 (3)	0.000	0	N.D.	ng/mld
51) Aroclor 1262 (4)	0.000	0	N.D.	ng/mld
52) Aroclor 1262 (5)	0.000	0	N.D.	ng/mld
53) Aroclor 1262 (6)	0.000	0	N.D.	ng/mld
54) Aroclor 1262 - AVE	0.000	0	N.D.	ng/mld
55) Aroclor 1268 (1)	0.000	0	N.D.	ng/mld
56) Aroclor 1268 (2)	0.000	0	N.D.	ng/mld
57) Aroclor 1268 (3)	0.000	0	N.D.	ng/mld
58) Aroclor 1268 (4)	0.000	0	N.D.	ng/mld
59) Aroclor 1268 (5)	0.000	0	N.D.	ng/mld
60) Aroclor 1268 (6)	0.000	0	N.D.	ng/mld
61) Aroclor 1268 - AVE	0.000	0	N.D.	ng/mld

(f)=RT Delta > 1/2 Window

(m)=manual int.

Data Path : K:\DATA\0A13050\
 Data File : ECD2R006.D
 Signal(s) : ECD2B.CH
 Acq On : 13 Jan 2020 17:50
 Operator : MJB / KAK
 Sample : 0A13050-CAL2
 Misc :
 ALS Vial : 55 Sample Multiplier: 1

Integration File: events.e
 Quant Time: Jan 14 09:01:01 2020
 Quant Method : L:\Methods\RECD2_QUANTPCB_200113.M
 Quant Title : PCB Data Analysis
 QLast Update : Fri Oct 25 14:23:20 2019
 Response via : Initial Calibration
 Integrator: ChemStation 6890 Scale Mode: Small noise peaks clipped



Data Path : K:\DATA\0A13050\
 Data File : ECD2R007.D
 Signal(s) : ECD2B.CH
 Acq On : 13 Jan 2020 18:08
 Operator : MJB / KAK
 Sample : 0A13050-CAL3
 Misc :
 ALS Vial : 56 Sample Multiplier: 1

Integration File: events.e
 Quant Time: Jan 14 09:01:21 2020
 Quant Method : L:\Methods\RECD2_QUANTPCB_200113.M
 Quant Title : PCB Data Analysis
 QLast Update : Fri Oct 25 14:23:20 2019
 Response via : Initial Calibration
 Integrator: ChemStation 6890 Scale Mode: Small noise peaks clipped

Handwritten signature
 1/14/20

Compound	R.T.	Response	Conc Units
System Monitoring Compounds			
1) S TCMX (S)	5.628	11084215	42.253 ng/ml
62) S DCBP (S)	10.550	5396453	36.763 ng/ml
Target Compounds			
2) Aroclor 1016 (1)	6.300	639728	72.016 ng/ml
3) Aroclor 1016 (2)	6.790	1142660	69.831 ng/ml
4) Aroclor 1016 (3)	6.917	536991	72.903 ng/ml
5) Aroclor 1016 (4)	7.003	519409	69.651 ng/ml
6) Aroclor 1016 (5)	7.048	569313	68.999 ng/ml
7) Aroclor 1016 (6)	7.174	588135	71.453 ng/ml
8) Aroclor 1016 - AVE	0.000	0	N.D. ng/ml
9) Aroclor 1221 (1)	0.000	0	N.D. ng/ml
10) Aroclor 1221 (2)	0.000	0	N.D. ng/ml
11) Aroclor 1221 (3)	0.000	0	N.D. ng/ml
12) Aroclor 1221 - AVE	0.000	0	N.D. ng/ml
13) Aroclor 1232 (1)	0.000	0	N.D. ng/ml
14) Aroclor 1232 (2)	0.000	0	N.D. ng/ml
15) Aroclor 1232 (3)	0.000	0	N.D. ng/ml
16) Aroclor 1232 (4)	0.000	0	N.D. ng/ml
17) Aroclor 1232 (5)	0.000	0	N.D. ng/ml
18) Aroclor 1232 (6)	0.000	0	N.D. ng/ml
19) Aroclor 1232 - AVE	0.000	0	N.D. ng/ml
20) Aroclor 1242 (1)	0.000	0	N.D. ng/ml
21) Aroclor 1242 (2)	0.000	0	N.D. ng/ml
22) Aroclor 1242 (3)	0.000	0	N.D. ng/ml
23) Aroclor 1242 (4)	0.000	0	N.D. ng/ml
24) Aroclor 1242 (5)	0.000	0	N.D. ng/ml
25) Aroclor 1242 (6)	0.000	0	N.D. ng/ml
26) Aroclor 1242 - AVE	0.000	0	N.D. ng/ml
27) Aroclor 1248 (1)	0.000	0	N.D. ng/ml
28) Aroclor 1248 (2)	0.000	0	N.D. ng/ml
29) Aroclor 1248 (3)	0.000	0	N.D. ng/ml
30) Aroclor 1248 (4)	0.000	0	N.D. ng/ml
31) Aroclor 1248 (5)	0.000	0	N.D. ng/ml
32) Aroclor 1248 (6)	0.000	0	N.D. ng/ml
33) Aroclor 1248 - AVE	0.000	0	N.D. ng/ml
34) Aroclor 1254 (1)	0.000	0	N.D. ng/ml
35) Aroclor 1254 (2)	0.000	0	N.D. ng/ml
36) Aroclor 1254 (3)	0.000	0	N.D. ng/ml
37) Aroclor 1254 (4)	0.000	0	N.D. ng/ml
38) Aroclor 1254 (5)	0.000	0	N.D. ng/ml
39) Aroclor 1254 (6)	0.000	0	N.D. ng/ml
40) Aroclor 1254 - AVE	0.000	0	N.D. ng/ml
41) Aroclor 1260 (1)	8.143	1060465	67.191 ng/ml
42) Aroclor 1260 (2)	8.351	1321460	67.572 ng/ml
43) Aroclor 1260 (3)	8.582	1327338	65.831 ng/ml
44) Aroclor 1260 (4)	9.066	2051063	66.278 ng/ml
45) Aroclor 1260 (5)	9.325	1220407	68.190 ng/ml
46) Aroclor 1260 (6)	9.890	478851	69.413 ng/ml
47) Aroclor 1260 - AVE	0.000	0	N.D. ng/ml

Data Path : K:\DATA\0A13050\
 Data File : ECD2R007.D
 Signal(s) : ECD2B.CH
 Acq On : 13 Jan 2020 18:08
 Operator : MJB / KAK
 Sample : 0A13050-CAL3
 Misc :
 ALS Vial : 56 Sample Multiplier: 1

Integration File: events.e
 Quant Time: Jan 14 09:01:21 2020
 Quant Method : L:\Methods\RECD2_QUANTPCB_200113.M
 Quant Title : PCB Data Analysis
 QLast Update : Fri Oct 25 14:23:20 2019
 Response via : Initial Calibration
 Integrator: ChemStation 6890 Scale Mode: Small noise peaks clipped

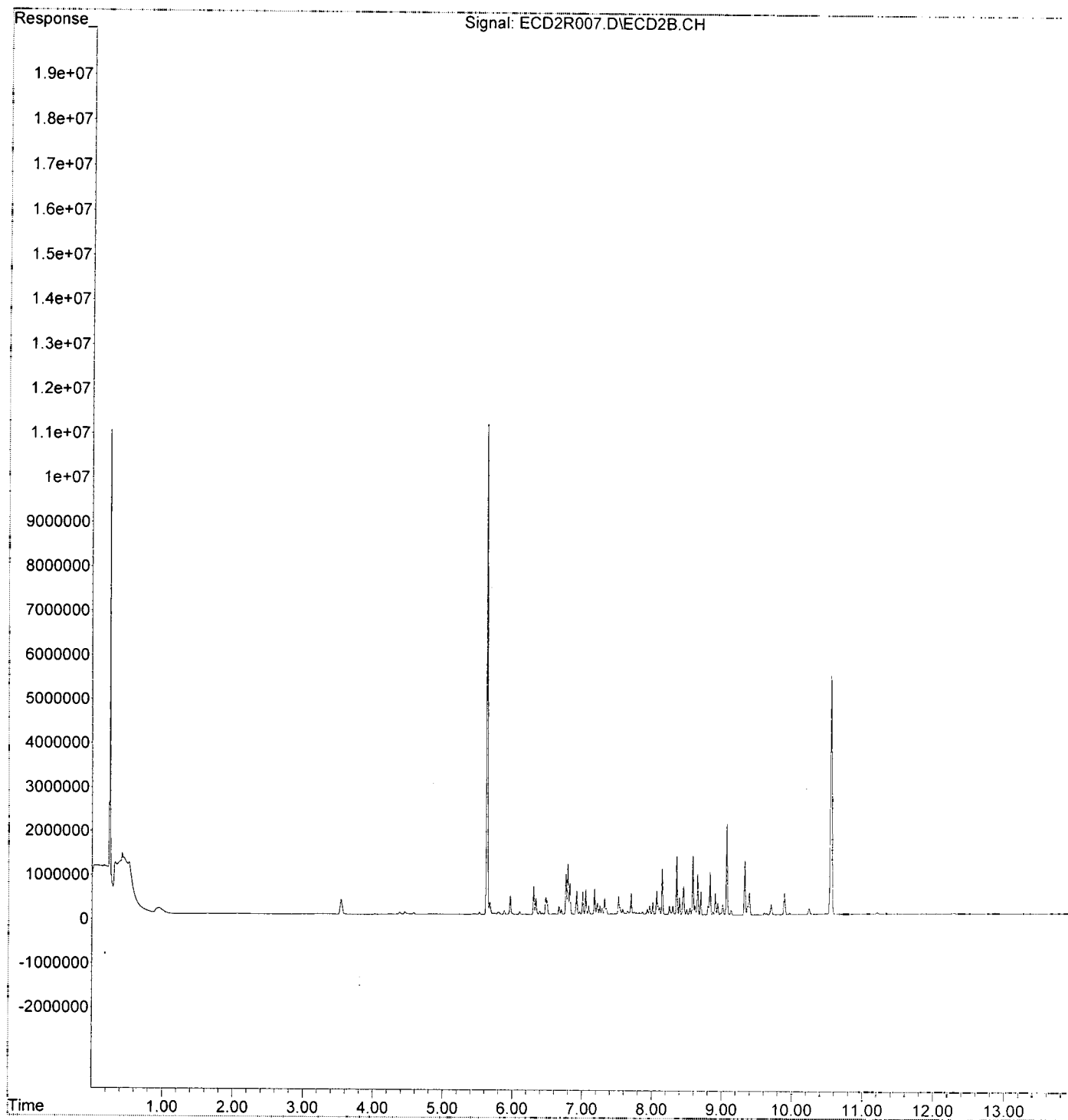
	Compound	R.T.	Response	Conc	Units
48)	Aroclor 1262 (1)	0.000	0	N.D.	ng/ml
49)	Aroclor 1262 (2)	0.000	0	N.D.	ng/ml
50)	Aroclor 1262 (3)	0.000	0	N.D.	ng/ml
51)	Aroclor 1262 (4)	0.000	0	N.D.	ng/ml
52)	Aroclor 1262 (5)	0.000	0	N.D.	ng/ml
53)	Aroclor 1262 (6)	0.000	0	N.D.	ng/ml
54)	Aroclor 1262 - AVE	0.000	0	N.D.	ng/ml
55)	Aroclor 1268 (1)	0.000	0	N.D.	ng/ml
56)	Aroclor 1268 (2)	0.000	0	N.D.	ng/ml
57)	Aroclor 1268 (3)	0.000	0	N.D.	ng/ml
58)	Aroclor 1268 (4)	0.000	0	N.D.	ng/ml
59)	Aroclor 1268 (5)	0.000	0	N.D.	ng/ml
60)	Aroclor 1268 (6)	0.000	0	N.D.	ng/ml
61)	Aroclor 1268 - AVE	0.000	0	N.D.	ng/ml

(f)=RT Delta > 1/2 Window

(m)=manual int.

Data Path : K:\DATA\0A13050\
Data File : ECD2R007.D
Signal(s) : ECD2B.CH
Acq On : 13 Jan 2020 18:08
Operator : MJB / KAK
Sample : 0A13050-CAL3
Misc :
ALS Vial : 56 Sample Multiplier: 1

Integration File: events.e
Quant Time: Jan 14 09:01:21 2020
Quant Method : L:\Methods\RECD2_QUANTPCB_200113.M
Quant Title : PCB Data Analysis
QLast Update : Fri Oct 25 14:23:20 2019
Response via : Initial Calibration
Integrator: ChemStation 6890 Scale Mode: Small noise peaks clipped



Data Path : K:\DATA\0A13050\
 Data File : ECD2R008.D
 Signal(s) : ECD2B.CH
 Acq On : 13 Jan 2020 18:25
 Operator : MJB / KAK
 Sample : 0A13050-CAL4
 Misc :
 ALS Vial : 57 Sample Multiplier: 1

Integration File: events.e
 Quant Time: Jan 14 09:01:42 2020
 Quant Method : L:\Methods\RECD2_QUANTPCB_200113.M
 Quant Title : PCB Data Analysis
 QLast Update : Fri Oct 25 14:23:20 2019
 Response via : Initial Calibration
 Integrator: ChemStation 6890 Scale Mode: Small noise peaks clipped

[Handwritten signature]
 1/14/20

Compound	R.T.	Response	Conc Units
System Monitoring Compounds			
1) S TCMX (S)	5.629	22681880	86.463 ng/ml
62) S DCBP (S)	10.551	10891716	74.199 ng/ml
Target Compounds			
2) Aroclor 1016 (1)	6.301	1190843	134.057 ng/ml
3) Aroclor 1016 (2)	6.790	2334544	142.670 ng/ml
4) Aroclor 1016 (3)	6.917	1067264	144.894 ng/ml
5) Aroclor 1016 (4)	7.004	981904	131.670 ng/ml
6) Aroclor 1016 (5)	7.049	1076394	130.455 ng/ml
7) Aroclor 1016 (6)	7.174	1160064	140.937 ng/ml
8) Aroclor 1016 - AVE	0.000	0	N.D. ng/ml
9) Aroclor 1221 (1)	0.000	0	N.D. ng/ml
10) Aroclor 1221 (2)	0.000	0	N.D. ng/ml
11) Aroclor 1221 (3)	0.000	0	N.D. ng/ml
12) Aroclor 1221 - AVE	0.000	0	N.D. ng/ml
13) Aroclor 1232 (1)	0.000	0	N.D. ng/ml
14) Aroclor 1232 (2)	0.000	0	N.D. ng/ml
15) Aroclor 1232 (3)	0.000	0	N.D. ng/ml
16) Aroclor 1232 (4)	0.000	0	N.D. ng/ml
17) Aroclor 1232 (5)	0.000	0	N.D. ng/ml
18) Aroclor 1232 (6)	0.000	0	N.D. ng/ml
19) Aroclor 1232 - AVE	0.000	0	N.D. ng/ml
20) Aroclor 1242 (1)	0.000	0	N.D. ng/ml
21) Aroclor 1242 (2)	0.000	0	N.D. ng/ml
22) Aroclor 1242 (3)	0.000	0	N.D. ng/ml
23) Aroclor 1242 (4)	0.000	0	N.D. ng/ml
24) Aroclor 1242 (5)	0.000	0	N.D. ng/ml
25) Aroclor 1242 (6)	0.000	0	N.D. ng/ml
26) Aroclor 1242 - AVE	0.000	0	N.D. ng/ml
27) Aroclor 1248 (1)	0.000	0	N.D. ng/ml
28) Aroclor 1248 (2)	0.000	0	N.D. ng/ml
29) Aroclor 1248 (3)	0.000	0	N.D. ng/ml
30) Aroclor 1248 (4)	0.000	0	N.D. ng/ml
31) Aroclor 1248 (5)	0.000	0	N.D. ng/ml
32) Aroclor 1248 (6)	0.000	0	N.D. ng/ml
33) Aroclor 1248 - AVE	0.000	0	N.D. ng/ml
34) Aroclor 1254 (1)	0.000	0	N.D. ng/ml
35) Aroclor 1254 (2)	0.000	0	N.D. ng/ml
36) Aroclor 1254 (3)	0.000	0	N.D. ng/ml
37) Aroclor 1254 (4)	0.000	0	N.D. ng/ml
38) Aroclor 1254 (5)	0.000	0	N.D. ng/ml
39) Aroclor 1254 (6)	0.000	0	N.D. ng/ml
40) Aroclor 1254 - AVE	0.000	0	N.D. ng/ml
41) Aroclor 1260 (1)	8.144	2093221	132.628 ng/ml
42) Aroclor 1260 (2)	8.351	2511397	128.304 ng/ml
43) Aroclor 1260 (3)	8.582	2744238	136.311 ng/ml
44) Aroclor 1260 (4)	9.066	4251874	137.396 ng/ml
45) Aroclor 1260 (5)	9.325	2471890	128.116 ng/ml
46) Aroclor 1260 (6)	9.891	1008936	146.253 ng/ml
47) Aroclor 1260 - AVE	0.000	0	N.D. ng/ml

Data Path : K:\DATA\0A13050\
 Data File : ECD2R008.D
 Signal(s) : ECD2B.CH
 Acq On : 13 Jan 2020 18:25
 Operator : MJB / KAK
 Sample : 0A13050-CAL4
 Misc :
 ALS Vial : 57 Sample Multiplier: 1

Integration File: events.e
 Quant Time: Jan 14 09:01:42 2020
 Quant Method : L:\Methods\RECD2_QUANTPCB_200113.M
 Quant Title : PCB Data Analysis
 QLast Update : Fri Oct 25 14:23:20 2019
 Response via : Initial Calibration
 Integrator: ChemStation 6890 Scale Mode: Small noise peaks clipped

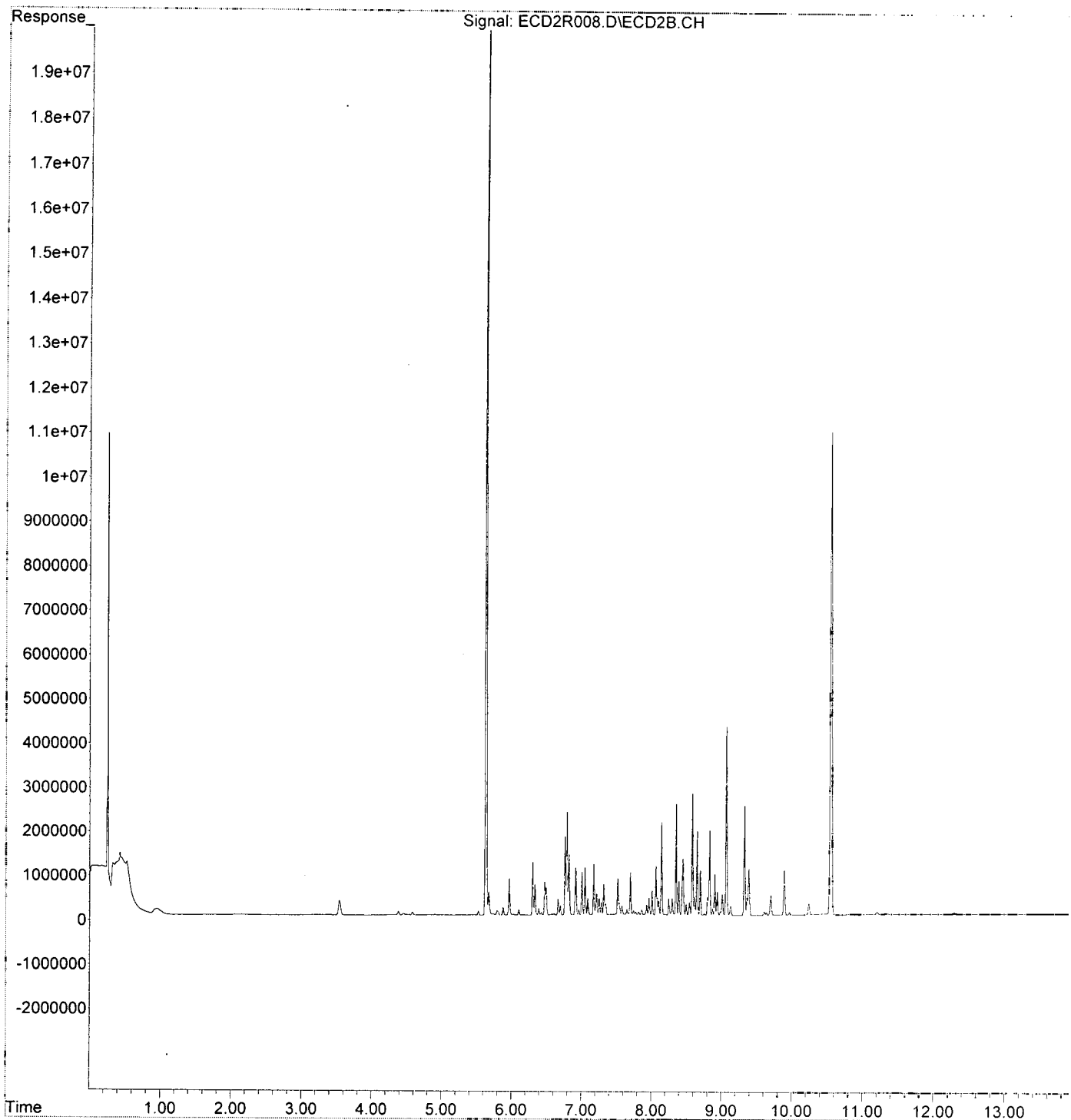
Compound	R.T.	Response	Conc	Units
48) Aroclor 1262 (1)	0.000	0	N.D.	ng/ml
49) Aroclor 1262 (2)	0.000	0	N.D.	ng/ml
50) Aroclor 1262 (3)	0.000	0	N.D.	ng/ml
51) Aroclor 1262 (4)	0.000	0	N.D.	ng/ml
52) Aroclor 1262 (5)	0.000	0	N.D.	ng/ml
53) Aroclor 1262 (6)	0.000	0	N.D.	ng/ml
54) Aroclor 1262 - AVE	0.000	0	N.D.	ng/ml
55) Aroclor 1268 (1)	0.000	0	N.D.	ng/ml
56) Aroclor 1268 (2)	0.000	0	N.D.	ng/ml
57) Aroclor 1268 (3)	0.000	0	N.D.	ng/ml
58) Aroclor 1268 (4)	0.000	0	N.D.	ng/ml
59) Aroclor 1268 (5)	0.000	0	N.D.	ng/ml
60) Aroclor 1268 (6)	0.000	0	N.D.	ng/ml
61) Aroclor 1268 - AVE	0.000	0	N.D.	ng/ml

(f)=RT Delta > 1/2 Window

(m)=manual int.

Data Path : K:\DATA\0A13050\
Data File : ECD2R008.D
Signal(s) : ECD2B.CH
Acq On : 13 Jan 2020 18:25
Operator : MJB / KAK
Sample : 0A13050-CAL4
Misc :
ALS Vial : 57 Sample Multiplier: 1

Integration File: events.e
Quant Time: Jan 14 09:01:42 2020
Quant Method : L:\Methods\RECD2_QUANTPCB_200113.M
Quant Title : PCB Data Analysis
QLast Update : Fri Oct 25 14:23:20 2019
Response via : Initial Calibration
Integrator: ChemStation 6890 Scale Mode: Small noise peaks clipped



Data Path : K:\DATA\0A13050\
 Data File : ECD2R009.D
 Signal(s) : ECD2B.CH
 Acq On : 13 Jan 2020 18:43
 Operator : MJB / KAK
 Sample : 0A13050-CAL5
 Misc :
 ALS Vial : 58 Sample Multiplier: 1

Integration File: events.e
 Quant Time: Jan 14 08:59:57 2020
 Quant Method : L:\Methods\RECD2_QUANTPCB_200113.M
 Quant Title : PCB Data Analysis
 QLast Update : Fri Oct 25 14:23:20 2019
 Response via : Initial Calibration
 Integrator: ChemStation 6890 Scale Mode: Small noise peaks clipped

Handwritten signature and date: 1/14/20

Compound	R.T.	Response	Conc Units
System Monitoring Compounds			
1) S TCMX (S)	5.629	53881075	205.393 ng/ml
62) S DCBP (S)	10.552	25218318	171.798 ng/ml
Target Compounds			
2) Aroclor 1016 (1)	6.300	2835860	319.242 ng/ml
3) Aroclor 1016 (2)	6.790	5484312	335.160 ng/ml
4) Aroclor 1016 (3)	6.917	2538905	344.687 ng/ml
5) Aroclor 1016 (4)	7.003	2203390	295.467 ng/ml
6) Aroclor 1016 (5)	7.048	2536989	307.474 ng/ml
7) Aroclor 1016 (6)	7.174	2573883	312.703 ng/ml
8) Aroclor 1016 - AVE	0.000	0	N.D. ng/ml
9) Aroclor 1221 (1)	0.000	0	N.D. ng/ml
10) Aroclor 1221 (2)	0.000	0	N.D. ng/ml
11) Aroclor 1221 (3)	0.000	0	N.D. ng/ml
12) Aroclor 1221 - AVE	0.000	0	N.D. ng/ml
13) Aroclor 1232 (1)	0.000	0	N.D. ng/ml
14) Aroclor 1232 (2)	0.000	0	N.D. ng/ml
15) Aroclor 1232 (3)	0.000	0	N.D. ng/ml
16) Aroclor 1232 (4)	0.000	0	N.D. ng/ml
17) Aroclor 1232 (5)	0.000	0	N.D. ng/ml
18) Aroclor 1232 (6)	0.000	0	N.D. ng/ml
19) Aroclor 1232 - AVE	0.000	0	N.D. ng/ml
20) Aroclor 1242 (1)	0.000	0	N.D. ng/ml
21) Aroclor 1242 (2)	0.000	0	N.D. ng/ml
22) Aroclor 1242 (3)	0.000	0	N.D. ng/ml
23) Aroclor 1242 (4)	0.000	0	N.D. ng/ml
24) Aroclor 1242 (5)	0.000	0	N.D. ng/ml
25) Aroclor 1242 (6)	0.000	0	N.D. ng/ml
26) Aroclor 1242 - AVE	0.000	0	N.D. ng/ml
27) Aroclor 1248 (1)	0.000	0	N.D. ng/ml
28) Aroclor 1248 (2)	0.000	0	N.D. ng/ml
29) Aroclor 1248 (3)	0.000	0	N.D. ng/ml
30) Aroclor 1248 (4)	0.000	0	N.D. ng/ml
31) Aroclor 1248 (5)	0.000	0	N.D. ng/ml
32) Aroclor 1248 (6)	0.000	0	N.D. ng/ml
33) Aroclor 1248 - AVE	0.000	0	N.D. ng/ml
34) Aroclor 1254 (1)	0.000	0	N.D. ng/ml
35) Aroclor 1254 (2)	0.000	0	N.D. ng/ml
36) Aroclor 1254 (3)	0.000	0	N.D. ng/ml
37) Aroclor 1254 (4)	0.000	0	N.D. ng/ml
38) Aroclor 1254 (5)	0.000	0	N.D. ng/ml
39) Aroclor 1254 (6)	0.000	0	N.D. ng/ml
40) Aroclor 1254 - AVE	0.000	0	N.D. ng/ml
41) Aroclor 1260 (1)	8.144	5080914	321.926 ng/ml
42) Aroclor 1260 (2)	8.351	6152313	314.315 ng/ml
43) Aroclor 1260 (3)	8.583	6540031	324.855 ng/ml
44) Aroclor 1260 (4)	9.066	10496732	339.193 ng/ml
45) Aroclor 1260 (5)	9.325	6070844	309.206 ng/ml
46) Aroclor 1260 (6)	9.891	2392226	346.773 ng/ml
47) Aroclor 1260 - AVE	0.000	0	N.D. ng/ml

Data Path : K:\DATA\0A13050\
 Data File : ECD2R009.D
 Signal(s) : ECD2B.CH
 Acq On : 13 Jan 2020 18:43
 Operator : MJB / KAK
 Sample : 0A13050-CAL5
 Misc :
 ALS Vial : 58 Sample Multiplier: 1

Integration File: events.e
 Quant Time: Jan 14 08:59:57 2020
 Quant Method : L:\Methods\RECD2_QUANTPCB_200113.M
 Quant Title : PCB Data Analysis
 QLast Update : Fri Oct 25 14:23:20 2019
 Response via : Initial Calibration
 Integrator: ChemStation 6890 Scale Mode: Small noise peaks clipped

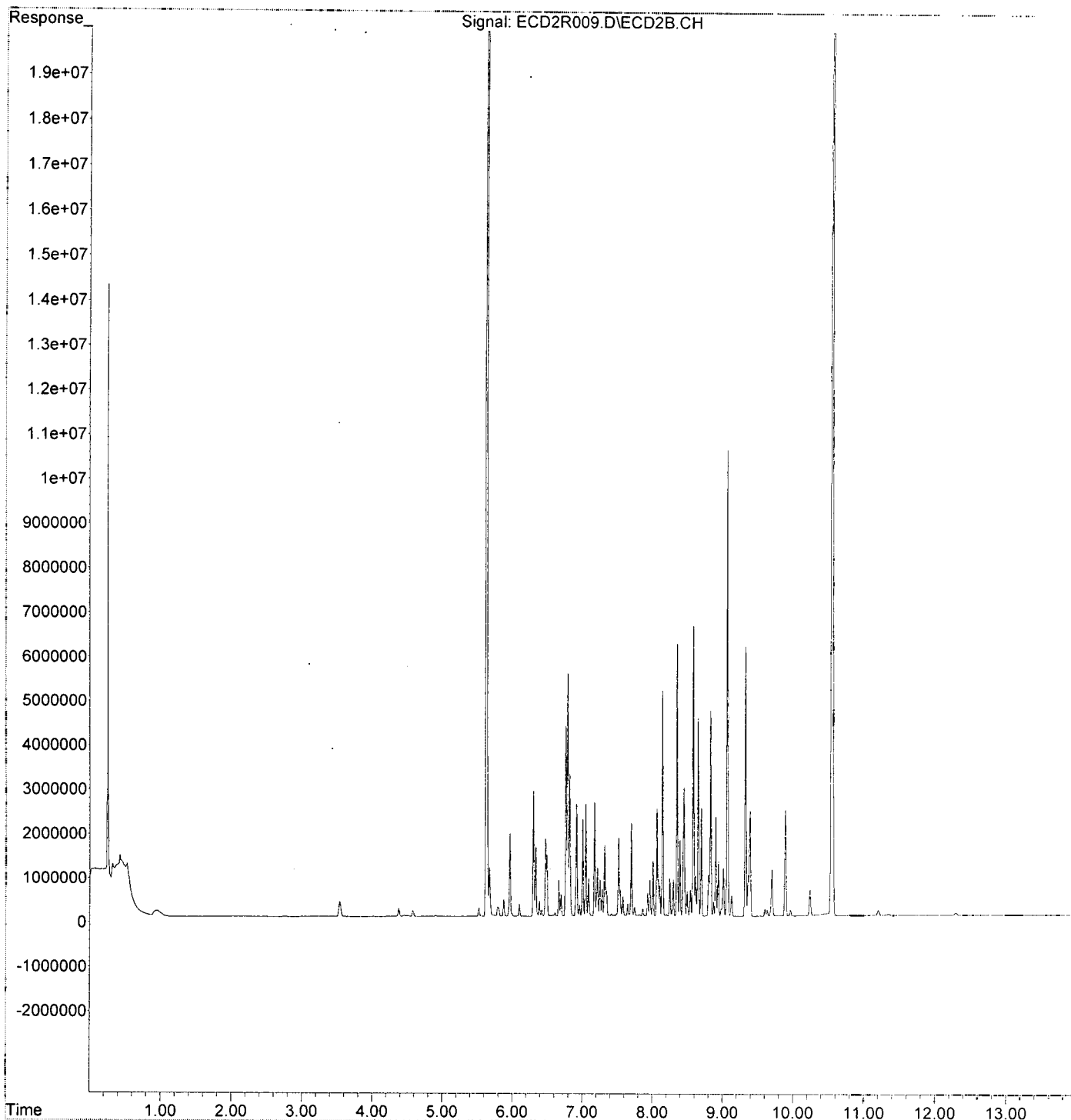
	Compound	R.T.	Response	Conc	Units
48)	Aroclor 1262 (1)	0.000	0	N.D.	ng/ml
49)	Aroclor 1262 (2)	0.000	0	N.D.	ng/ml
50)	Aroclor 1262 (3)	0.000	0	N.D.	ng/ml
51)	Aroclor 1262 (4)	0.000	0	N.D.	ng/ml
52)	Aroclor 1262 (5)	0.000	0	N.D.	ng/ml
53)	Aroclor 1262 (6)	0.000	0	N.D.	ng/ml
54)	Aroclor 1262 - AVE	0.000	0	N.D.	ng/ml
55)	Aroclor 1268 (1)	0.000	0	N.D.	ng/ml
56)	Aroclor 1268 (2)	0.000	0	N.D.	ng/ml
57)	Aroclor 1268 (3)	0.000	0	N.D.	ng/ml
58)	Aroclor 1268 (4)	0.000	0	N.D.	ng/ml
59)	Aroclor 1268 (5)	0.000	0	N.D.	ng/ml
60)	Aroclor 1268 (6)	0.000	0	N.D.	ng/ml
61)	Aroclor 1268 - AVE	0.000	0	N.D.	ng/ml

(f)=RT Delta > 1/2 Window

(m)=manual int.

Data Path : K:\DATA\0A13050\
Data File : ECD2R009.D
Signal(s) : ECD2B.CH
Acq On : 13 Jan 2020 18:43
Operator : MJB / KAK
Sample : 0A13050-CAL5
Misc :
ALS Vial : 58 Sample Multiplier: 1

Integration File: events.e
Quant Time: Jan 14 08:59:57 2020
Quant Method : L:\Methods\RECD2_QUANTPCB_200113.M
Quant Title : PCB Data Analysis
QLast Update : Fri Oct 25 14:23:20 2019
Response via : Initial Calibration
Integrator: ChemStation 6890 Scale Mode: Small noise peaks clipped



Data Path : K:\DATA\0A13050\
 Data File : ECD2R010.D
 Signal(s) : ECD2B.CH
 Acq On : 13 Jan 2020 19:01
 Operator : MJB / KAK
 Sample : 0A13050-CAL6
 Misc :
 ALS Vial : 59 Sample Multiplier: 1

Integration File: events.e
 Quant Time: Jan 14 09:02:03 2020
 Quant Method : L:\Methods\RECD2_QUANTPCB_200113.M
 Quant Title : PCB Data Analysis
 QLast Update : Fri Oct 25 14:23:20 2019
 Response via : Initial Calibration
 Integrator: ChemStation 6890 Scale Mode: Small noise peaks clipped

[Handwritten Signature]
 1/14/20

Compound	R.T.	Response	Conc Units

System Monitoring Compounds			
1) S TCMX (S)	5.631	124870409	476.002 ng/ml
62) S DCBP (S)	10.551	58595711	399.179 ng/ml
Target Compounds			
2) Aroclor 1016 (1)	6.300	5624087	633.122 ng/ml
3) Aroclor 1016 (2)	6.790	11025443	673.792 ng/ml
4) Aroclor 1016 (3)	6.917	5145954	698.624 ng/ml
5) Aroclor 1016 (4)	7.004	4338878	581.829 ng/ml
6) Aroclor 1016 (5)	7.048	5224293	633.166 ng/ml
7) Aroclor 1016 (6)	7.173	5149713	625.642 ng/ml
8) Aroclor 1016 - AVE	0.000	0	N.D. ng/ml
9) Aroclor 1221 (1)	0.000	0	N.D. ng/ml
10) Aroclor 1221 (2)	0.000	0	N.D. ng/ml
11) Aroclor 1221 (3)	0.000	0	N.D. ng/ml
12) Aroclor 1221 - AVE	0.000	0	N.D. ng/ml
13) Aroclor 1232 (1)	0.000	0	N.D. ng/ml
14) Aroclor 1232 (2)	0.000	0	N.D. ng/ml
15) Aroclor 1232 (3)	0.000	0	N.D. ng/ml
16) Aroclor 1232 (4)	0.000	0	N.D. ng/ml
17) Aroclor 1232 (5)	0.000	0	N.D. ng/ml
18) Aroclor 1232 (6)	0.000	0	N.D. ng/ml
19) Aroclor 1232 - AVE	0.000	0	N.D. ng/ml
20) Aroclor 1242 (1)	0.000	0	N.D. ng/ml
21) Aroclor 1242 (2)	0.000	0	N.D. ng/ml
22) Aroclor 1242 (3)	0.000	0	N.D. ng/ml
23) Aroclor 1242 (4)	0.000	0	N.D. ng/ml
24) Aroclor 1242 (5)	0.000	0	N.D. ng/ml
25) Aroclor 1242 (6)	0.000	0	N.D. ng/ml
26) Aroclor 1242 - AVE	0.000	0	N.D. ng/ml
27) Aroclor 1248 (1)	0.000	0	N.D. ng/ml
28) Aroclor 1248 (2)	0.000	0	N.D. ng/ml
29) Aroclor 1248 (3)	0.000	0	N.D. ng/ml
30) Aroclor 1248 (4)	0.000	0	N.D. ng/ml
31) Aroclor 1248 (5)	0.000	0	N.D. ng/ml
32) Aroclor 1248 (6)	0.000	0	N.D. ng/ml
33) Aroclor 1248 - AVE	0.000	0	N.D. ng/ml
34) Aroclor 1254 (1)	0.000	0	N.D. ng/ml
35) Aroclor 1254 (2)	0.000	0	N.D. ng/ml
36) Aroclor 1254 (3)	0.000	0	N.D. ng/ml
37) Aroclor 1254 (4)	0.000	0	N.D. ng/ml
38) Aroclor 1254 (5)	0.000	0	N.D. ng/ml
39) Aroclor 1254 (6)	0.000	0	N.D. ng/ml
40) Aroclor 1254 - AVE	0.000	0	N.D. ng/ml
41) Aroclor 1260 (1)	8.143	10123087	641.397 ng/ml
42) Aroclor 1260 (2)	8.350	12298764	628.330 ng/ml
43) Aroclor 1260 (3)	8.582	12961672	643.829 ng/ml
44) Aroclor 1260 (4)	9.066	21886590	707.247 ng/ml
45) Aroclor 1260 (5)	9.325	12074358	674.651 ng/ml
46) Aroclor 1260 (6)	9.890	4594659	666.033 ng/ml
47) Aroclor 1260 - AVE	0.000	0	N.D. ng/ml

Data Path : K:\DATA\0A13050\
 Data File : ECD2R010.D
 Signal(s) : ECD2B.CH
 Acq On : 13 Jan 2020 19:01
 Operator : MJB / KAK
 Sample : 0A13050-CAL6
 Misc :
 ALS Vial : 59 Sample Multiplier: 1

Integration File: events.e
 Quant Time: Jan 14 09:02:03 2020
 Quant Method : L:\Methods\RECD2_QUANTPCB_200113.M
 Quant Title : PCB Data Analysis
 QLast Update : Fri Oct 25 14:23:20 2019
 Response via : Initial Calibration
 Integrator: ChemStation 6890 Scale Mode: Small noise peaks clipped

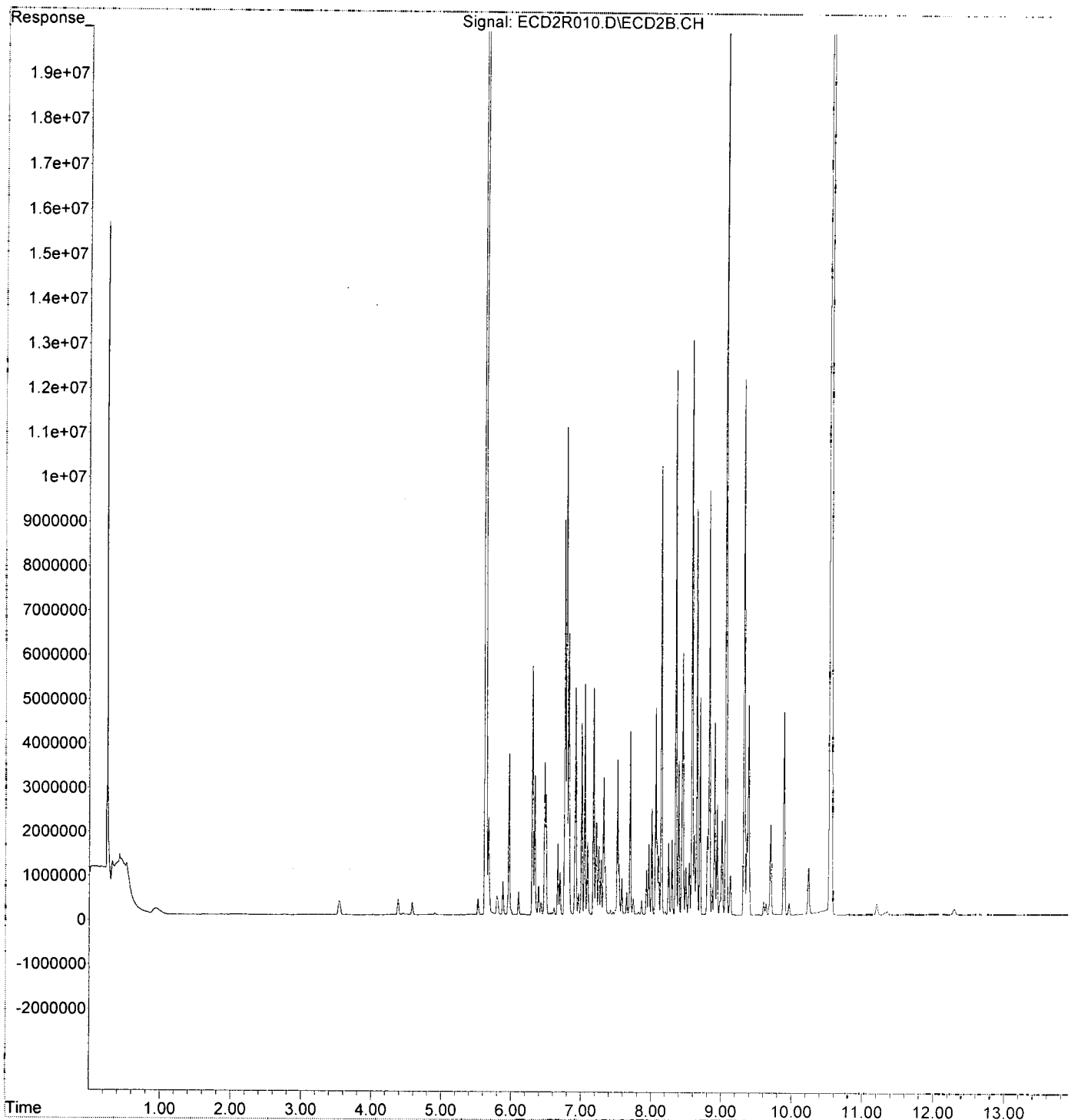
	Compound	R.T.	Response	Conc	Units
48)	Aroclor 1262 (1)	0.000	0	N.D.	ng/ml
49)	Aroclor 1262 (2)	0.000	0	N.D.	ng/ml
50)	Aroclor 1262 (3)	0.000	0	N.D.	ng/ml
51)	Aroclor 1262 (4)	0.000	0	N.D.	ng/ml
52)	Aroclor 1262 (5)	0.000	0	N.D.	ng/ml
53)	Aroclor 1262 (6)	0.000	0	N.D.	ng/ml
54)	Aroclor 1262 - AVE	0.000	0	N.D.	ng/ml
55)	Aroclor 1268 (1)	0.000	0	N.D.	ng/ml
56)	Aroclor 1268 (2)	0.000	0	N.D.	ng/ml
57)	Aroclor 1268 (3)	0.000	0	N.D.	ng/ml
58)	Aroclor 1268 (4)	0.000	0	N.D.	ng/ml
59)	Aroclor 1268 (5)	0.000	0	N.D.	ng/ml
60)	Aroclor 1268 (6)	0.000	0	N.D.	ng/ml
61)	Aroclor 1268 - AVE	0.000	0	N.D.	ng/ml

(f)=RT Delta > 1/2 Window

(m)=manual int.

Data Path : K:\DATA\0A13050\
Data File : ECD2R010.D
Signal(s) : ECD2B.CH
Acq On : 13 Jan 2020 19:01
Operator : MJB / KAK
Sample : 0A13050-CAL6
Misc :
ALS Vial : 59 Sample Multiplier: 1

Integration File: events.e
Quant Time: Jan 14 09:02:03 2020
Quant Method : L:\Methods\RECD2_QUANTPCB_200113.M
Quant Title : PCB Data Analysis
QLast Update : Fri Oct 25 14:23:20 2019
Response via : Initial Calibration
Integrator: ChemStation 6890 Scale Mode: Small noise peaks clipped



Data Path : K:\DATA\0A13050\
 Data File : ECD2R011.D
 Signal(s) : ECD2B.CH
 Acq On : 13 Jan 2020 19:18
 Operator : MJB / KAK
 Sample : 0A13050-CAL7
 Misc :
 ALS Vial : 60 Sample Multiplier: 1

Integration File: events.e
 Quant Time: Jan 14 09:02:23 2020
 Quant Method : L:\Methods\RECD2_QUANTPCB_200113.M
 Quant Title : PCB Data Analysis
 QLast Update : Fri Oct 25 14:23:20 2019
 Response via : Initial Calibration
 Integrator: ChemStation 6890 Scale Mode: Small noise peaks clipped

[Handwritten signature]
 1/14/20

Compound	R.T.	Response	Conc Units
System Monitoring Compounds			
1) S TCMX (S)	5.633	194842413	742.733 ng/ml
62) S DCBP (S)	10.553	101081415	688.610 ng/ml
Target Compounds			
2) Aroclor 1016 (1)	6.300	8229290	926.399 ng/ml
3) Aroclor 1016 (2)	6.791	15844863	968.319 ng/ml
4) Aroclor 1016 (3)	6.917	7443643	1010.563 ng/ml
5) Aroclor 1016 (4)	7.004	6442401	865.904 ng/ml
6) Aroclor 1016 (5)	7.049	7076827	857.687 ng/ml
7) Aroclor 1016 (6)	7.174	7407214	899.907 ng/ml
8) Aroclor 1016 - AVE	0.000	0	N.D. ng/ml
9) Aroclor 1221 (1)	0.000	0	N.D. ng/ml
10) Aroclor 1221 (2)	0.000	0	N.D. ng/ml
11) Aroclor 1221 (3)	0.000	0	N.D. ng/ml
12) Aroclor 1221 - AVE	0.000	0	N.D. ng/ml
13) Aroclor 1232 (1)	0.000	0	N.D. ng/ml
14) Aroclor 1232 (2)	0.000	0	N.D. ng/ml
15) Aroclor 1232 (3)	0.000	0	N.D. ng/ml
16) Aroclor 1232 (4)	0.000	0	N.D. ng/ml
17) Aroclor 1232 (5)	0.000	0	N.D. ng/ml
18) Aroclor 1232 (6)	0.000	0	N.D. ng/ml
19) Aroclor 1232 - AVE	0.000	0	N.D. ng/ml
20) Aroclor 1242 (1)	0.000	0	N.D. ng/ml
21) Aroclor 1242 (2)	0.000	0	N.D. ng/ml
22) Aroclor 1242 (3)	0.000	0	N.D. ng/ml
23) Aroclor 1242 (4)	0.000	0	N.D. ng/ml
24) Aroclor 1242 (5)	0.000	0	N.D. ng/ml
25) Aroclor 1242 (6)	0.000	0	N.D. ng/ml
26) Aroclor 1242 - AVE	0.000	0	N.D. ng/ml
27) Aroclor 1248 (1)	0.000	0	N.D. ng/ml
28) Aroclor 1248 (2)	0.000	0	N.D. ng/ml
29) Aroclor 1248 (3)	0.000	0	N.D. ng/ml
30) Aroclor 1248 (4)	0.000	0	N.D. ng/ml
31) Aroclor 1248 (5)	0.000	0	N.D. ng/ml
32) Aroclor 1248 (6)	0.000	0	N.D. ng/ml
33) Aroclor 1248 - AVE	0.000	0	N.D. ng/ml
34) Aroclor 1254 (1)	0.000	0	N.D. ng/ml
35) Aroclor 1254 (2)	0.000	0	N.D. ng/ml
36) Aroclor 1254 (3)	0.000	0	N.D. ng/ml
37) Aroclor 1254 (4)	0.000	0	N.D. ng/ml
38) Aroclor 1254 (5)	0.000	0	N.D. ng/ml
39) Aroclor 1254 (6)	0.000	0	N.D. ng/ml
40) Aroclor 1254 - AVE	0.000	0	N.D. ng/ml
41) Aroclor 1260 (1)	8.144	14548054	921.762 ng/ml
42) Aroclor 1260 (2)	8.351	17676726	903.084 ng/ml
43) Aroclor 1260 (3)	8.583	18285536	908.274 ng/ml
44) Aroclor 1260 (4)	9.067	32592843	1053.210 ng/ml
45) Aroclor 1260 (5)	9.325	17701773	989.081 ng/ml
46) Aroclor 1260 (6)	9.891	6885880	998.164 ng/ml
47) Aroclor 1260 - AVE	0.000	0	N.D. ng/ml

Data Path : K:\DATA\0A13050\
 Data File : ECD2R011.D
 Signal(s) : ECD2B.CH
 Acq On : 13 Jan 2020 19:18
 Operator : MJB / KAK
 Sample : 0A13050-CAL7
 Misc :
 ALS Vial : 60 Sample Multiplier: 1

Integration File: events.e
 Quant Time: Jan 14 09:02:23 2020
 Quant Method : L:\Methods\RECD2_QUANTPCB_200113.M
 Quant Title : PCB Data Analysis
 QLast Update : Fri Oct 25 14:23:20 2019
 Response via : Initial Calibration
 Integrator: ChemStation 6890 Scale Mode: Small noise peaks clipped

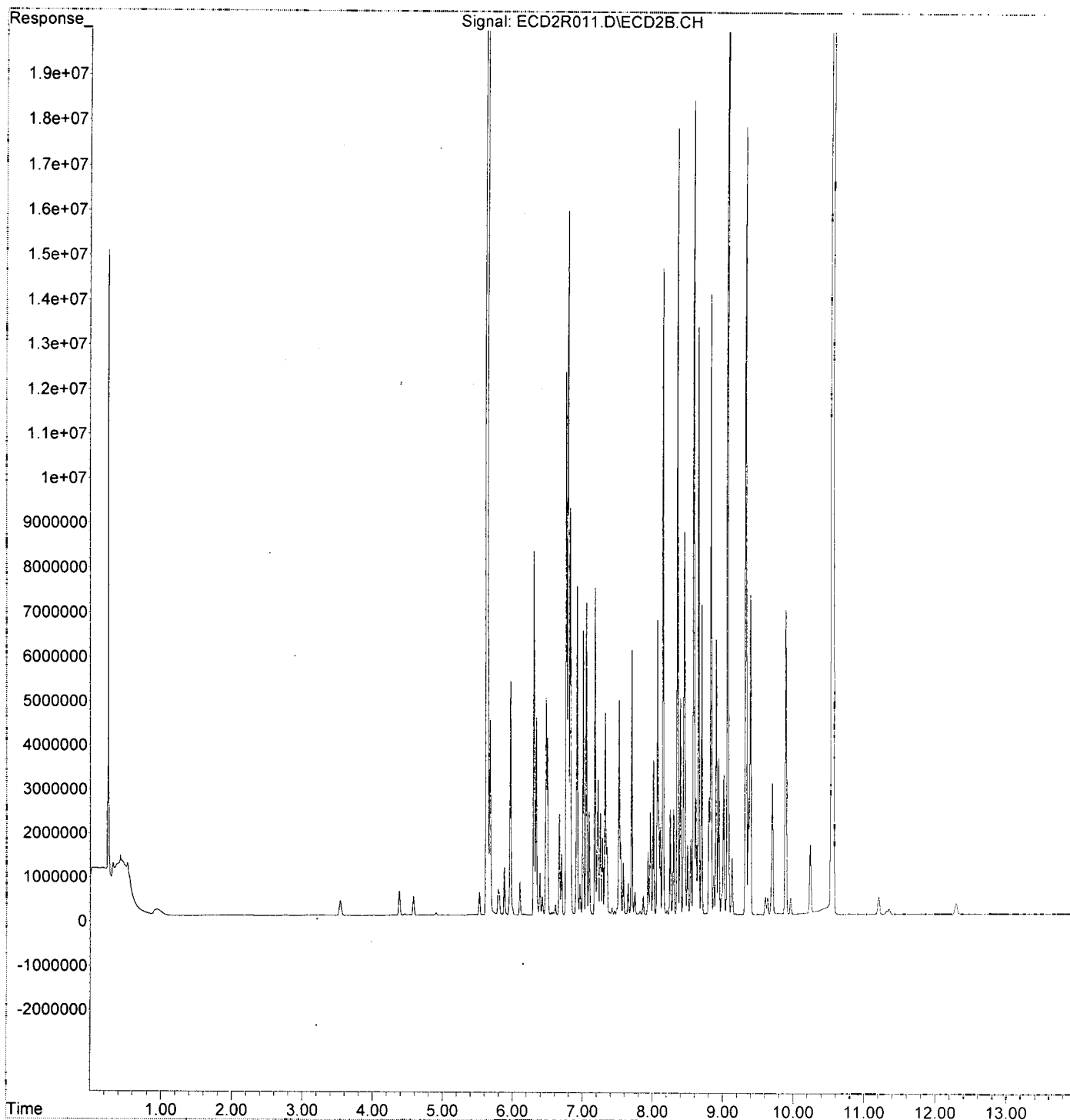
	Compound	R.T.	Response	Conc	Units
48)	Aroclor 1262 (1)	0.000	0	N.D.	ng/ml
49)	Aroclor 1262 (2)	0.000	0	N.D.	ng/ml
50)	Aroclor 1262 (3)	0.000	0	N.D.	ng/ml
51)	Aroclor 1262 (4)	0.000	0	N.D.	ng/ml
52)	Aroclor 1262 (5)	0.000	0	N.D.	ng/ml
53)	Aroclor 1262 (6)	0.000	0	N.D.	ng/ml
54)	Aroclor 1262 - AVE	0.000	0	N.D.	ng/ml
55)	Aroclor 1268 (1)	0.000	0	N.D.	ng/ml
56)	Aroclor 1268 (2)	0.000	0	N.D.	ng/ml
57)	Aroclor 1268 (3)	0.000	0	N.D.	ng/ml
58)	Aroclor 1268 (4)	0.000	0	N.D.	ng/ml
59)	Aroclor 1268 (5)	0.000	0	N.D.	ng/ml
60)	Aroclor 1268 (6)	0.000	0	N.D.	ng/ml
61)	Aroclor 1268 - AVE	0.000	0	N.D.	ng/ml

(f)=RT Delta > 1/2 Window

(m)=manual int.

Data Path : K:\DATA\0A13050\
Data File : ECD2R011.D
Signal(s) : ECD2B.CH
Acq On : 13 Jan 2020 19:18
Operator : MJB / KAK
Sample : 0A13050-CAL7
Misc :
ALS Vial : 60 Sample Multiplier: 1

Integration File: events.e
Quant Time: Jan 14 09:02:23 2020
Quant Method : L:\Methods\RECD2_QUANTPCB_200113.M
Quant Title : PCB Data Analysis
QLast Update : Fri Oct 25 14:23:20 2019
Response via : Initial Calibration
Integrator: ChemStation 6890 Scale Mode: Small noise peaks clipped



Data Path : K:\DATA\0A13050\
 Data File : ECD2R014.D
 Signal(s) : ECD2B.CH
 Acq On : 13 Jan 2020 20:11
 Operator : MJB / KAK
 Sample : 0A13050-CAL8
 Misc :
 ALS Vial : 62 Sample Multiplier: 1

Integration File: events.e
 Quant Time: Jan 14 09:08:11 2020
 Quant Method : L:\Methods\RECD2_QUANTPCB_200113.M
 Quant Title : PCB Data Analysis
 QLast Update : Tue Jan 14 09:08:06 2020
 Response via : Initial Calibration
 Integrator: ChemStation 6890 Scale Mode: Small noise peaks clipped

Compound	R.T.	Response	Conc	Units
System Monitoring Compounds				
1) S TCMX (S)	0.000	0	N.D.	ng/ml
62) S DCBP (S)	0.000	0	N.D.	ng/ml
Target Compounds				
2) Aroclor 1016 (1)	0.000	0	N.D.	ng/ml
3) Aroclor 1016 (2)	0.000	0	N.D.	ng/ml
4) Aroclor 1016 (3)	0.000	0	N.D.	ng/ml
5) Aroclor 1016 (4)	0.000	0	N.D.	ng/ml
6) Aroclor 1016 (5)	0.000	0	N.D.	ng/ml
7) Aroclor 1016 (6)	0.000	0	N.D.	ng/ml
8) Aroclor 1016 - AVE	0.000	0	N.D.	ng/ml
9) Aroclor 1221 (1)	5.806	868760	405.233	ng/ml
10) Aroclor 1221 (2)	5.878	858489	392.721	ng/ml
11) Aroclor 1221 (3)	5.965	2853506	403.334	ng/ml
12) Aroclor 1221 - AVE	0.000	0	N.D.	ng/ml
13) Aroclor 1232 (1)	0.000	0	N.D.	ng/ml
14) Aroclor 1232 (2)	0.000	0	N.D.	ng/ml
15) Aroclor 1232 (3)	0.000	0	N.D.	ng/ml
16) Aroclor 1232 (4)	0.000	0	N.D.	ng/ml
17) Aroclor 1232 (5)	0.000	0	N.D.	ng/ml
18) Aroclor 1232 (6)	0.000	0	N.D.	ng/ml
19) Aroclor 1232 - AVE	0.000	0	N.D.	ng/ml
20) Aroclor 1242 (1)	0.000	0	N.D.	ng/ml
21) Aroclor 1242 (2)	0.000	0	N.D.	ng/ml
22) Aroclor 1242 (3)	0.000	0	N.D.	ng/ml
23) Aroclor 1242 (4)	0.000	0	N.D.	ng/ml
24) Aroclor 1242 (5)	0.000	0	N.D.	ng/ml
25) Aroclor 1242 (6)	0.000	0	N.D.	ng/ml
26) Aroclor 1242 - AVE	0.000	0	N.D.	ng/ml
27) Aroclor 1248 (1)	0.000	0	N.D.	ng/ml
28) Aroclor 1248 (2)	0.000	0	N.D.	ng/ml
29) Aroclor 1248 (3)	0.000	0	N.D.	ng/ml
30) Aroclor 1248 (4)	0.000	0	N.D.	ng/ml
31) Aroclor 1248 (5)	0.000	0	N.D.	ng/ml
32) Aroclor 1248 (6)	0.000	0	N.D.	ng/ml
33) Aroclor 1248 - AVE	0.000	0	N.D.	ng/ml
34) Aroclor 1254 (1)	0.000	0	N.D.	ng/ml
35) Aroclor 1254 (2)	0.000	0	N.D.	ng/ml
36) Aroclor 1254 (3)	0.000	0	N.D.	ng/ml
37) Aroclor 1254 (4)	0.000	0	N.D.	ng/ml
38) Aroclor 1254 (5)	0.000	0	N.D.	ng/ml
39) Aroclor 1254 (6)	0.000	0	N.D.	ng/ml
40) Aroclor 1254 - AVE	0.000	0	N.D.	ng/ml
41) Aroclor 1260 (1)	0.000	0	N.D.	ng/ml
42) Aroclor 1260 (2)	0.000	0	N.D.	ng/ml
43) Aroclor 1260 (3)	0.000	0	N.D.	ng/ml
44) Aroclor 1260 (4)	0.000	0	N.D.	ng/ml
45) Aroclor 1260 (5)	0.000	0	N.D.	ng/ml
46) Aroclor 1260 (6)	0.000	0	N.D.	ng/ml
47) Aroclor 1260 - AVE	0.000	0	N.D.	ng/ml

Handwritten signature
 1/14/20

Data Path : K:\DATA\0A13050\
 Data File : ECD2R014.D
 Signal(s) : ECD2B.CH
 Acq On : 13 Jan 2020 20:11
 Operator : MJB / KAK
 Sample : 0A13050-CAL8
 Misc :
 ALS Vial : 62 Sample Multiplier: 1

Integration File: events.e
 Quant Time: Jan 14 09:08:11 2020
 Quant Method : L:\Methods\RECD2_QUANTPCB_200113.M
 Quant Title : PCB Data Analysis
 QLast Update : Tue Jan 14 09:08:06 2020
 Response via : Initial Calibration
 Integrator: ChemStation 6890 Scale Mode: Small noise peaks clipped

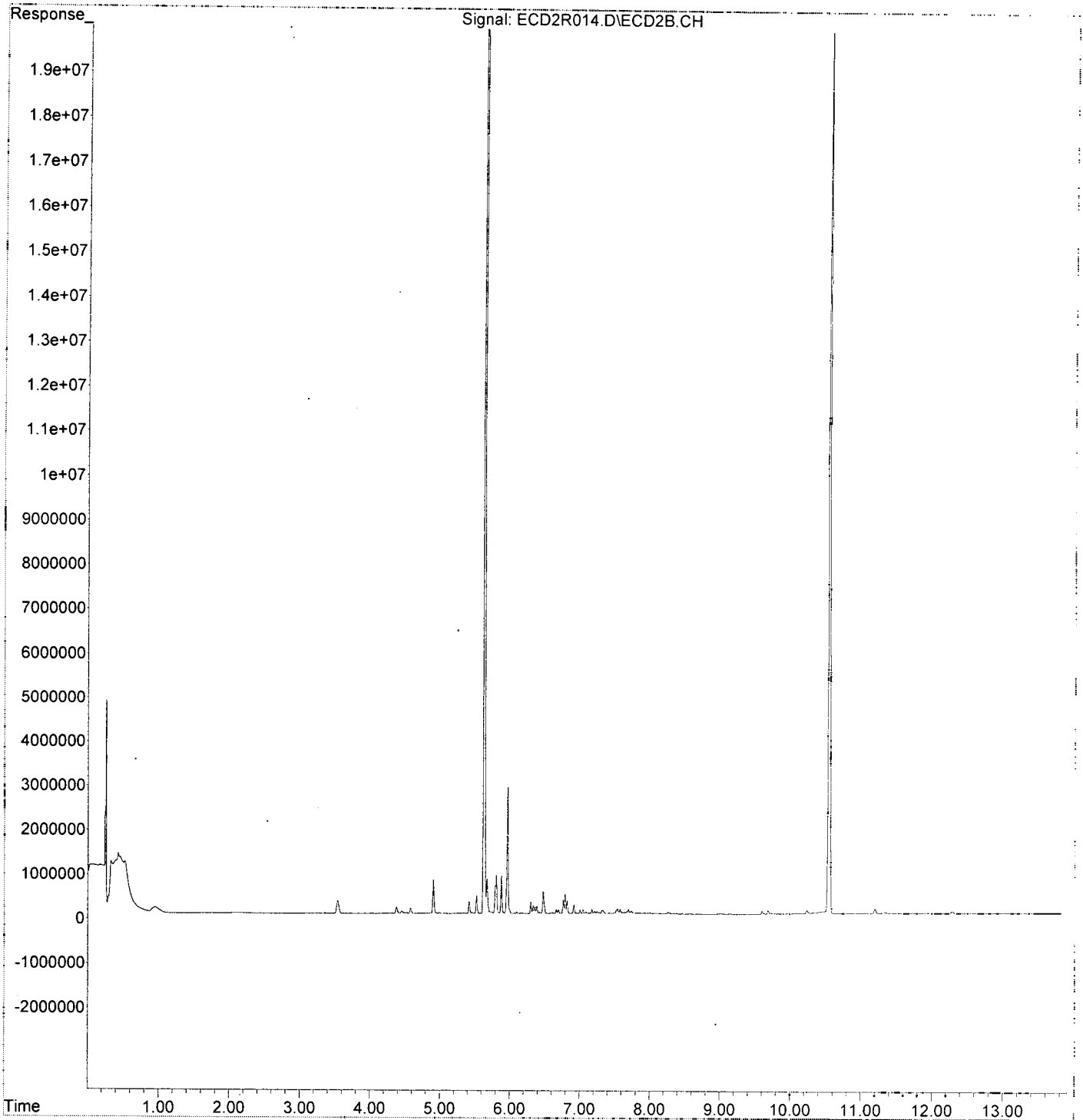
	Compound	R.T.	Response	Conc	Units
48)	Aroclor 1262 (1)	0.000	0	N.D.	ng/ml
49)	Aroclor 1262 (2)	0.000	0	N.D.	ng/ml
50)	Aroclor 1262 (3)	0.000	0	N.D.	ng/ml
51)	Aroclor 1262 (4)	0.000	0	N.D.	ng/ml
52)	Aroclor 1262 (5)	0.000	0	N.D.	ng/ml
53)	Aroclor 1262 (6)	0.000	0	N.D.	ng/ml
54)	Aroclor 1262 - AVE	0.000	0	N.D.	ng/ml
55)	Aroclor 1268 (1)	0.000	0	N.D.	ng/ml
56)	Aroclor 1268 (2)	0.000	0	N.D.	ng/ml
57)	Aroclor 1268 (3)	0.000	0	N.D.	ng/ml
58)	Aroclor 1268 (4)	0.000	0	N.D.	ng/ml
59)	Aroclor 1268 (5)	0.000	0	N.D.	ng/ml
60)	Aroclor 1268 (6)	0.000	0	N.D.	ng/ml
61)	Aroclor 1268 - AVE	0.000	0	N.D.	ng/ml

(f)=RT Delta > 1/2 Window

(m)=manual int.

Data Path : K:\DATA\0A13050\
Data File : ECD2R014.D
Signal(s) : ECD2B.CH
Acq On : 13 Jan 2020 20:11
Operator : MJB / KAK
Sample : 0A13050-CAL8
Misc :
ALS Vial : 62 Sample Multiplier: 1

Integration File: events.e
Quant Time: Jan 14 09:08:11 2020
Quant Method : L:\Methods\RECD2_QUANTPCB_200113.M
Quant Title : PCB Data Analysis
QLast Update : Tue Jan 14 09:08:06 2020
Response via : Initial Calibration
Integrator: ChemStation 6890 Scale Mode: Small noise peaks clipped



Data Path : K:\DATA\0A13050\
 Data File : ECD2R015.D
 Signal(s) : ECD2B.CH
 Acq On : 13 Jan 2020 20:29
 Operator : MJB / KAK
 Sample : 0A13050-CAL9
 Misc :
 ALS Vial : 63 Sample Multiplier: 1

Integration File: events.e
 Quant Time: Jan 14 09:09:55 2020
 Quant Method : L:\Methods\RECD2_QUANTPCB_200113.M
 Quant Title : PCB Data Analysis
 QLast Update : Tue Jan 14 09:09:49 2020
 Response via : Initial Calibration
 Integrator: ChemStation 6890 Scale Mode: Small noise peaks clipped

Compound	R.T.	Response	Conc	Units
System Monitoring Compounds				
1) S TCMX (S)	0.000	0	N.D.	ng/ml
62) S DCBP (S)	0.000	0	N.D.	ng/ml
Target Compounds				
2) Aroclor 1016 (1)	0.000	0	N.D.	ng/ml
3) Aroclor 1016 (2)	0.000	0	N.D.	ng/ml
4) Aroclor 1016 (3)	0.000	0	N.D.	ng/ml
5) Aroclor 1016 (4)	0.000	0	N.D.	ng/ml
6) Aroclor 1016 (5)	0.000	0	N.D.	ng/ml
7) Aroclor 1016 (6)	0.000	0	N.D.	ng/ml
8) Aroclor 1016 - AVE	0.000	0	N.D.	ng/ml
9) Aroclor 1221 (1)	0.000	0	N.D.	ng/ml
10) Aroclor 1221 (2)	0.000	0	N.D.	ng/ml
11) Aroclor 1221 (3)	0.000	0	N.D.	ng/ml
12) Aroclor 1221 - AVE	0.000	0	N.D.	ng/ml
13) Aroclor 1232 (1)	5.963	2284999	399.149	ng/ml
14) Aroclor 1232 (2)	6.298	1301366	374.360	ng/ml
15) Aroclor 1232 (3)	6.789	2445980	377.801	ng/ml
16) Aroclor 1232 (4)	7.002	845919	354.297	ng/ml
17) Aroclor 1232 (5)	7.047	1040422	380.779	ng/ml
18) Aroclor 1232 (6)	7.172	1084837	365.755	ng/ml
19) Aroclor 1232 - AVE	0.000	0	N.D.	ng/ml
20) Aroclor 1242 (1)	0.000	0	N.D.	ng/ml
21) Aroclor 1242 (2)	0.000	0	N.D.	ng/ml
22) Aroclor 1242 (3)	0.000	0	N.D.	ng/ml
23) Aroclor 1242 (4)	0.000	0	N.D.	ng/ml
24) Aroclor 1242 (5)	0.000	0	N.D.	ng/ml
25) Aroclor 1242 (6)	0.000	0	N.D.	ng/ml
26) Aroclor 1242 - AVE	0.000	0	N.D.	ng/ml
27) Aroclor 1248 (1)	0.000	0	N.D.	ng/ml
28) Aroclor 1248 (2)	0.000	0	N.D.	ng/ml
29) Aroclor 1248 (3)	0.000	0	N.D.	ng/ml
30) Aroclor 1248 (4)	0.000	0	N.D.	ng/ml
31) Aroclor 1248 (5)	0.000	0	N.D.	ng/ml
32) Aroclor 1248 (6)	0.000	0	N.D.	ng/ml
33) Aroclor 1248 - AVE	0.000	0	N.D.	ng/ml
34) Aroclor 1254 (1)	0.000	0	N.D.	ng/ml
35) Aroclor 1254 (2)	0.000	0	N.D.	ng/ml
36) Aroclor 1254 (3)	0.000	0	N.D.	ng/ml
37) Aroclor 1254 (4)	0.000	0	N.D.	ng/ml
38) Aroclor 1254 (5)	0.000	0	N.D.	ng/ml
39) Aroclor 1254 (6)	0.000	0	N.D.	ng/ml
40) Aroclor 1254 - AVE	0.000	0	N.D.	ng/ml
41) Aroclor 1260 (1)	0.000	0	N.D.	ng/ml
42) Aroclor 1260 (2)	0.000	0	N.D.	ng/ml
43) Aroclor 1260 (3)	0.000	0	N.D.	ng/ml
44) Aroclor 1260 (4)	0.000	0	N.D.	ng/ml
45) Aroclor 1260 (5)	0.000	0	N.D.	ng/ml
46) Aroclor 1260 (6)	0.000	0	N.D.	ng/ml
47) Aroclor 1260 - AVE	0.000	0	N.D.	ng/ml

Handwritten signature and date: 1/14/20

Data Path : K:\DATA\0A13050\
 Data File : ECD2R015.D
 Signal(s) : ECD2B.CH
 Acq On : 13 Jan 2020 20:29
 Operator : MJB / KAK
 Sample : 0A13050-CAL9
 Misc :
 ALS Vial : 63 Sample Multiplier: 1

Integration File: events.e
 Quant Time: Jan 14 09:09:55 2020
 Quant Method : L:\Methods\RECD2_QUANTPCB_200113.M
 Quant Title : PCB Data Analysis
 QLast Update : Tue Jan 14 09:09:49 2020
 Response via : Initial Calibration
 Integrator: ChemStation 6890 Scale Mode: Small noise peaks clipped

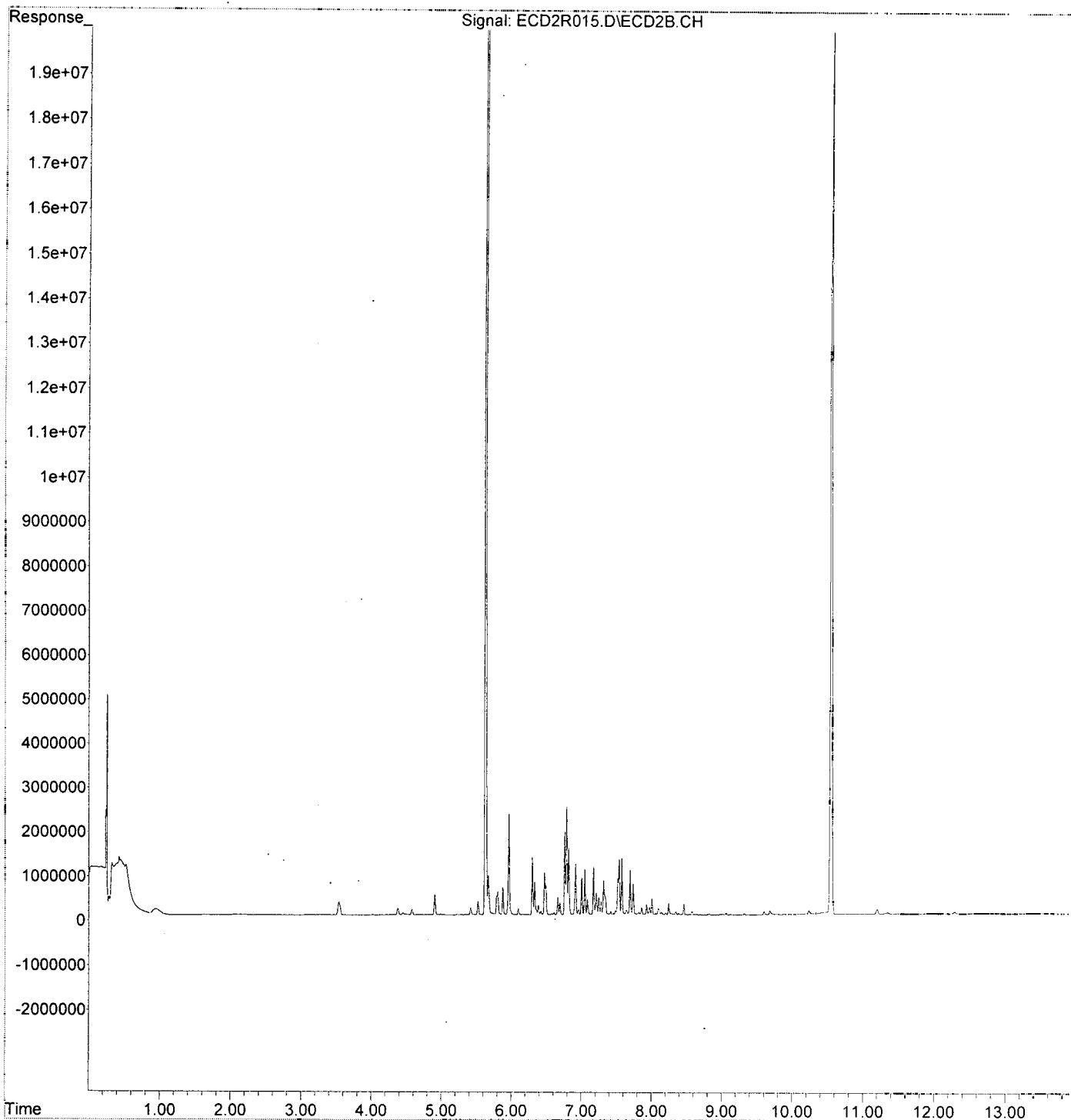
	Compound	R.T.	Response	Conc	Units
48)	Aroclor 1262 (1)	0.000	0	N.D.	ng/mld
49)	Aroclor 1262 (2)	0.000	0	N.D.	ng/mld
50)	Aroclor 1262 (3)	0.000	0	N.D.	ng/mld
51)	Aroclor 1262 (4)	0.000	0	N.D.	ng/mld
52)	Aroclor 1262 (5)	0.000	0	N.D.	ng/mld
53)	Aroclor 1262 (6)	0.000	0	N.D.	ng/mld
54)	Aroclor 1262 - AVE	0.000	0	N.D.	ng/mld
55)	Aroclor 1268 (1)	0.000	0	N.D.	ng/mld
56)	Aroclor 1268 (2)	0.000	0	N.D.	ng/mld
57)	Aroclor 1268 (3)	0.000	0	N.D.	ng/mld
58)	Aroclor 1268 (4)	0.000	0	N.D.	ng/mld
59)	Aroclor 1268 (5)	0.000	0	N.D.	ng/mld
60)	Aroclor 1268 (6)	0.000	0	N.D.	ng/mld
61)	Aroclor 1268 - AVE	0.000	0	N.D.	ng/mld

(f)=RT Delta > 1/2 Window

(m)=manual int.

Data Path : K:\DATA\0A13050\
Data File : ECD2R015.D
Signal(s) : ECD2B.CH
Acq On : 13 Jan 2020 20:29
Operator : MJB / KAK
Sample : 0A13050-CAL9
Misc :
ALS Vial : 63 Sample Multiplier: 1

Integration File: events.e
Quant Time: Jan 14 09:09:55 2020
Quant Method : L:\Methods\RECD2_QUANTPCB_200113.M
Quant Title : PCB Data Analysis
QLast Update : Tue Jan 14 09:09:49 2020
Response via : Initial Calibration
Integrator: ChemStation 6890 Scale Mode: Small noise peaks clipped



Data Path : K:\DATA\0A13050\
 Data File : ECD2R016.D
 Signal(s) : ECD2B.CH
 Acq On : 13 Jan 2020 20:46
 Operator : MJB / KAK
 Sample : 0A13050-CALA
 Misc :
 ALS Vial : 64 Sample Multiplier: 1

Integration File: events.e
 Quant Time: Jan 14 09:11:35 2020
 Quant Method : L:\Methods\RECD2_QUANTPCB_200113.M
 Quant Title : PCB Data Analysis
 QLast Update : Tue Jan 14 09:11:30 2020
 Response via : Initial Calibration
 Integrator: ChemStation 6890 Scale Mode: Small noise peaks clipped

Compound	R.T.	Response	Conc	Units
System Monitoring Compounds				
1) S TCMX (S)	0.000	0	N.D.	ng/ml
62) S DCBP (S)	0.000	0	N.D.	ng/ml
Target Compounds				
2) Aroclor 1016 (1)	0.000	0	N.D.	ng/ml
3) Aroclor 1016 (2)	0.000	0	N.D.	ng/ml
4) Aroclor 1016 (3)	0.000	0	N.D.	ng/ml
5) Aroclor 1016 (4)	0.000	0	N.D.	ng/ml
6) Aroclor 1016 (5)	0.000	0	N.D.	ng/ml
7) Aroclor 1016 (6)	0.000	0	N.D.	ng/ml
8) Aroclor 1016 - AVE	0.000	0	N.D.	ng/ml
9) Aroclor 1221 (1)	0.000	0	N.D.	ng/ml
10) Aroclor 1221 (2)	0.000	0	N.D.	ng/ml
11) Aroclor 1221 (3)	0.000	0	N.D.	ng/ml
12) Aroclor 1221 - AVE	0.000	0	N.D.	ng/ml
13) Aroclor 1232 (1)	0.000	0	N.D.	ng/ml
14) Aroclor 1232 (2)	0.000	0	N.D.	ng/ml
15) Aroclor 1232 (3)	0.000	0	N.D.	ng/ml
16) Aroclor 1232 (4)	0.000	0	N.D.	ng/ml
17) Aroclor 1232 (5)	0.000	0	N.D.	ng/ml
18) Aroclor 1232 (6)	0.000	0	N.D.	ng/ml
19) Aroclor 1232 - AVE	0.000	0	N.D.	ng/ml
20) Aroclor 1242 (1)	6.299	2273165	346.971	ng/ml
21) Aroclor 1242 (2)	6.788	4411225	372.830	ng/ml
22) Aroclor 1242 (3)	6.916	1915085	362.527	ng/ml
23) Aroclor 1242 (4)	7.003	1651796	330.840	ng/ml
24) Aroclor 1242 (5)	7.047	1996964	343.471	ng/ml
25) Aroclor 1242 (6)	7.172	2085406	326.623	ng/ml
26) Aroclor 1242 - AVE	0.000	0	N.D.	ng/ml
27) Aroclor 1248 (1)	0.000	0	N.D.	ng/ml
28) Aroclor 1248 (2)	0.000	0	N.D.	ng/ml
29) Aroclor 1248 (3)	0.000	0	N.D.	ng/ml
30) Aroclor 1248 (4)	0.000	0	N.D.	ng/ml
31) Aroclor 1248 (5)	0.000	0	N.D.	ng/ml
32) Aroclor 1248 (6)	0.000	0	N.D.	ng/ml
33) Aroclor 1248 - AVE	0.000	0	N.D.	ng/ml
34) Aroclor 1254 (1)	0.000	0	N.D.	ng/ml
35) Aroclor 1254 (2)	0.000	0	N.D.	ng/ml
36) Aroclor 1254 (3)	0.000	0	N.D.	ng/ml
37) Aroclor 1254 (4)	0.000	0	N.D.	ng/ml
38) Aroclor 1254 (5)	0.000	0	N.D.	ng/ml
39) Aroclor 1254 (6)	0.000	0	N.D.	ng/ml
40) Aroclor 1254 - AVE	0.000	0	N.D.	ng/ml
41) Aroclor 1260 (1)	0.000	0	N.D.	ng/ml
42) Aroclor 1260 (2)	0.000	0	N.D.	ng/ml
43) Aroclor 1260 (3)	0.000	0	N.D.	ng/ml
44) Aroclor 1260 (4)	0.000	0	N.D.	ng/ml
45) Aroclor 1260 (5)	0.000	0	N.D.	ng/ml
46) Aroclor 1260 (6)	0.000	0	N.D.	ng/ml
47) Aroclor 1260 - AVE	0.000	0	N.D.	ng/ml

[Handwritten Signature]
 1/14/20

Data Path : K:\DATA\0A13050\
 Data File : ECD2R016.D
 Signal(s) : ECD2B.CH
 Acq On : 13 Jan 2020 20:46
 Operator : MJB / KAK
 Sample : 0A13050-CALA
 Misc :
 ALS Vial : 64 Sample Multiplier: 1

Integration File: events.e
 Quant Time: Jan 14 09:11:35 2020
 Quant Method : L:\Methods\RECD2_QUANTPCB_200113.M
 Quant Title : PCB Data Analysis
 QLast Update : Tue Jan 14 09:11:30 2020
 Response via : Initial Calibration
 Integrator: ChemStation 6890 Scale Mode: Small noise peaks clipped

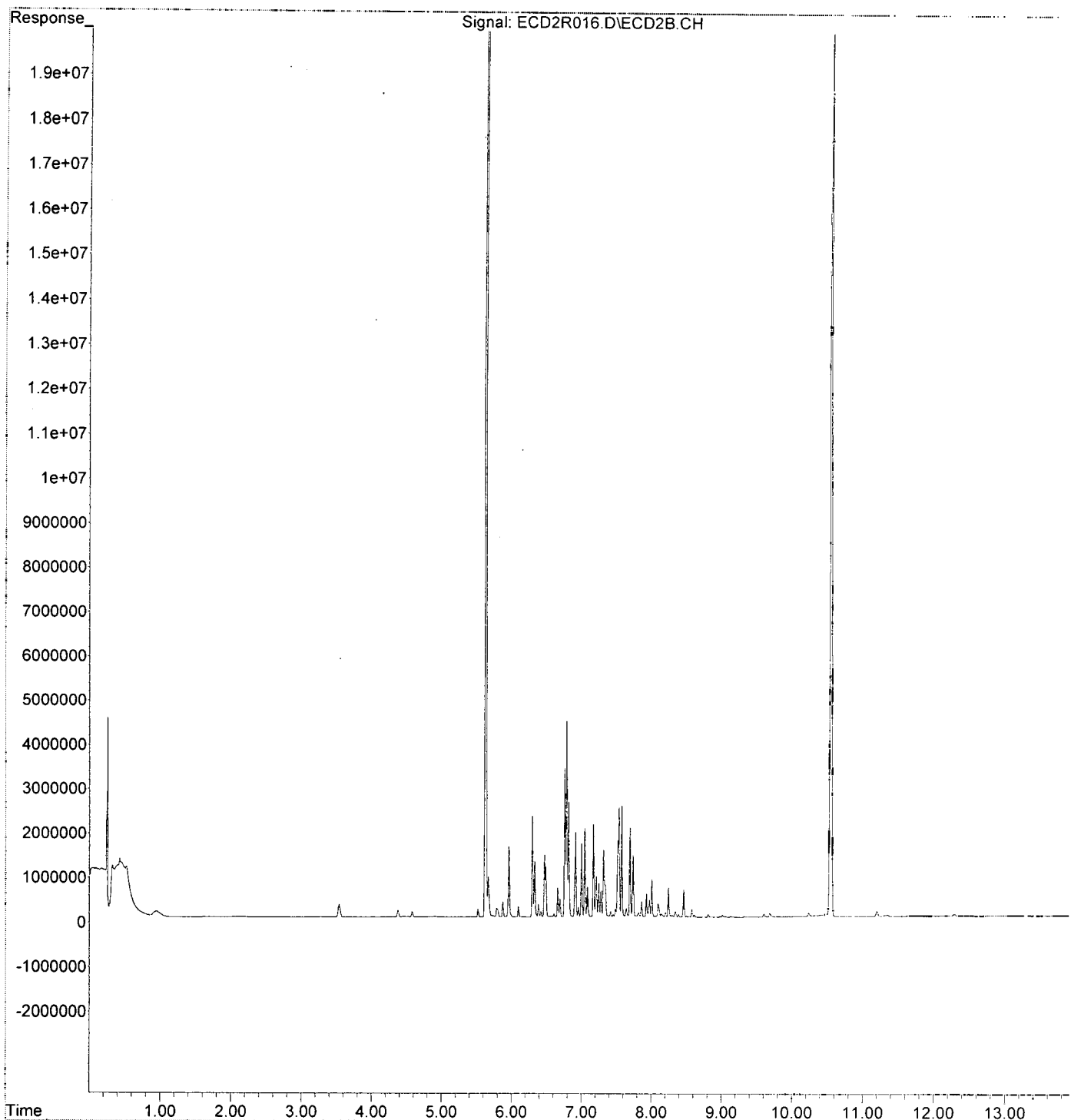
Compound	R.T.	Response	Conc	Units
48) Aroclor 1262 (1)	0.000	0	N.D.	ng/ml
49) Aroclor 1262 (2)	0.000	0	N.D.	ng/ml
50) Aroclor 1262 (3)	0.000	0	N.D.	ng/ml
51) Aroclor 1262 (4)	0.000	0	N.D.	ng/ml
52) Aroclor 1262 (5)	0.000	0	N.D.	ng/ml
53) Aroclor 1262 (6)	0.000	0	N.D.	ng/ml
54) Aroclor 1262 - AVE	0.000	0	N.D.	ng/ml
55) Aroclor 1268 (1)	0.000	0	N.D.	ng/ml
56) Aroclor 1268 (2)	0.000	0	N.D.	ng/ml
57) Aroclor 1268 (3)	0.000	0	N.D.	ng/ml
58) Aroclor 1268 (4)	0.000	0	N.D.	ng/ml
59) Aroclor 1268 (5)	0.000	0	N.D.	ng/ml
60) Aroclor 1268 (6)	0.000	0	N.D.	ng/ml
61) Aroclor 1268 - AVE	0.000	0	N.D.	ng/ml

(f)=RT Delta > 1/2 Window

(m)=manual int.

Data Path : K:\DATA\0A13050\
Data File : ECD2R016.D
Signal(s) : ECD2B.CH
Acq On : 13 Jan 2020 20:46
Operator : MJB / KAK
Sample : 0A13050-CALA
Misc :
ALS Vial : 64 Sample Multiplier: 1

Integration File: events.e
Quant Time: Jan 14 09:11:35 2020
Quant Method : L:\Methods\RECD2_QUANTPCB_200113.M
Quant Title : PCB Data Analysis
QLast Update : Tue Jan 14 09:11:30 2020
Response via : Initial Calibration
Integrator: ChemStation 6890 Scale Mode: Small noise peaks clipped



Data Path : K:\DATA\0A13050\
 Data File : ECD2R017.D
 Signal(s) : ECD2B.CH
 Acq On : 13 Jan 2020 21:04
 Operator : MJB / KAK
 Sample : 0A13050-CALB
 Misc :
 ALS Vial : 65 Sample Multiplier: 1

Integration File: events.e
 Quant Time: Jan 14 09:13:19 2020
 Quant Method : L:\Methods\RECD2_QUANTPCB_200113.M
 Quant Title : PCB Data Analysis
 QLast Update : Tue Jan 14 09:13:13 2020
 Response via : Initial Calibration
 Integrator: ChemStation 6890 Scale Mode: Small noise peaks clipped

Compound	R.T.	Response	Conc	Units
System Monitoring Compounds				
1) S TCMX (S)	0.000	0	N.D.	ng/ml
62) S DCBP (S)	0.000	0	N.D.	ng/ml
Target Compounds				
2) Aroclor 1016 (1)	0.000	0	N.D.	ng/ml
3) Aroclor 1016 (2)	0.000	0	N.D.	ng/ml
4) Aroclor 1016 (3)	0.000	0	N.D.	ng/ml
5) Aroclor 1016 (4)	0.000	0	N.D.	ng/ml
6) Aroclor 1016 (5)	0.000	0	N.D.	ng/ml
7) Aroclor 1016 (6)	0.000	0	N.D.	ng/ml
8) Aroclor 1016 - AVE	0.000	0	N.D.	ng/ml
9) Aroclor 1221 (1)	0.000	0	N.D.	ng/ml
10) Aroclor 1221 (2)	0.000	0	N.D.	ng/ml
11) Aroclor 1221 (3)	0.000	0	N.D.	ng/ml
12) Aroclor 1221 - AVE	0.000	0	N.D.	ng/ml
13) Aroclor 1232 (1)	0.000	0	N.D.	ng/ml
14) Aroclor 1232 (2)	0.000	0	N.D.	ng/ml
15) Aroclor 1232 (3)	0.000	0	N.D.	ng/ml
16) Aroclor 1232 (4)	0.000	0	N.D.	ng/ml
17) Aroclor 1232 (5)	0.000	0	N.D.	ng/ml
18) Aroclor 1232 (6)	0.000	0	N.D.	ng/ml
19) Aroclor 1232 - AVE	0.000	0	N.D.	ng/ml
20) Aroclor 1242 (1)	0.000	0	N.D.	ng/ml
21) Aroclor 1242 (2)	0.000	0	N.D.	ng/ml
22) Aroclor 1242 (3)	0.000	0	N.D.	ng/ml
23) Aroclor 1242 (4)	0.000	0	N.D.	ng/ml
24) Aroclor 1242 (5)	0.000	0	N.D.	ng/ml
25) Aroclor 1242 (6)	0.000	0	N.D.	ng/ml
26) Aroclor 1242 - AVE	0.000	0	N.D.	ng/ml
27) Aroclor 1248 (1)	6.761	2581015	345.871	ng/ml
28) Aroclor 1248 (2)	7.003	3179675	340.576	ng/ml
29) Aroclor 1248 (3)	7.047	2967887	338.430	ng/ml
30) Aroclor 1248 (4)	7.172	3647754	348.382	ng/ml
31) Aroclor 1248 (5)	7.538	4450876	344.149	ng/ml
32) Aroclor 1248 (6)	7.695	4070608	345.227	ng/ml
33) Aroclor 1248 - AVE	0.000	0	N.D.	ng/ml
34) Aroclor 1254 (1)	0.000	0	N.D.	ng/ml
35) Aroclor 1254 (2)	0.000	0	N.D.	ng/ml
36) Aroclor 1254 (3)	0.000	0	N.D.	ng/ml
37) Aroclor 1254 (4)	0.000	0	N.D.	ng/ml
38) Aroclor 1254 (5)	0.000	0	N.D.	ng/ml
39) Aroclor 1254 (6)	0.000	0	N.D.	ng/ml
40) Aroclor 1254 - AVE	0.000	0	N.D.	ng/ml
41) Aroclor 1260 (1)	0.000	0	N.D.	ng/ml
42) Aroclor 1260 (2)	0.000	0	N.D.	ng/ml
43) Aroclor 1260 (3)	0.000	0	N.D.	ng/ml
44) Aroclor 1260 (4)	0.000	0	N.D.	ng/ml
45) Aroclor 1260 (5)	0.000	0	N.D.	ng/ml
46) Aroclor 1260 (6)	0.000	0	N.D.	ng/ml
47) Aroclor 1260 - AVE	0.000	0	N.D.	ng/ml

Handwritten signature
 1/14/20

Data Path : K:\DATA\0A13050\
 Data File : ECD2R017.D
 Signal(s) : ECD2B.CH
 Acq On : 13 Jan 2020 21:04
 Operator : MJB / KAK
 Sample : 0A13050-CALB
 Misc :
 ALS Vial : 65 Sample Multiplier: 1

Integration File: events.e
 Quant Time: Jan 14 09:13:19 2020
 Quant Method : L:\Methods\RECD2_QUANTPCB_200113.M
 Quant Title : PCB Data Analysis
 QLast Update : Tue Jan 14 09:13:13 2020
 Response via : Initial Calibration
 Integrator: ChemStation 6890 Scale Mode: Small noise peaks clipped

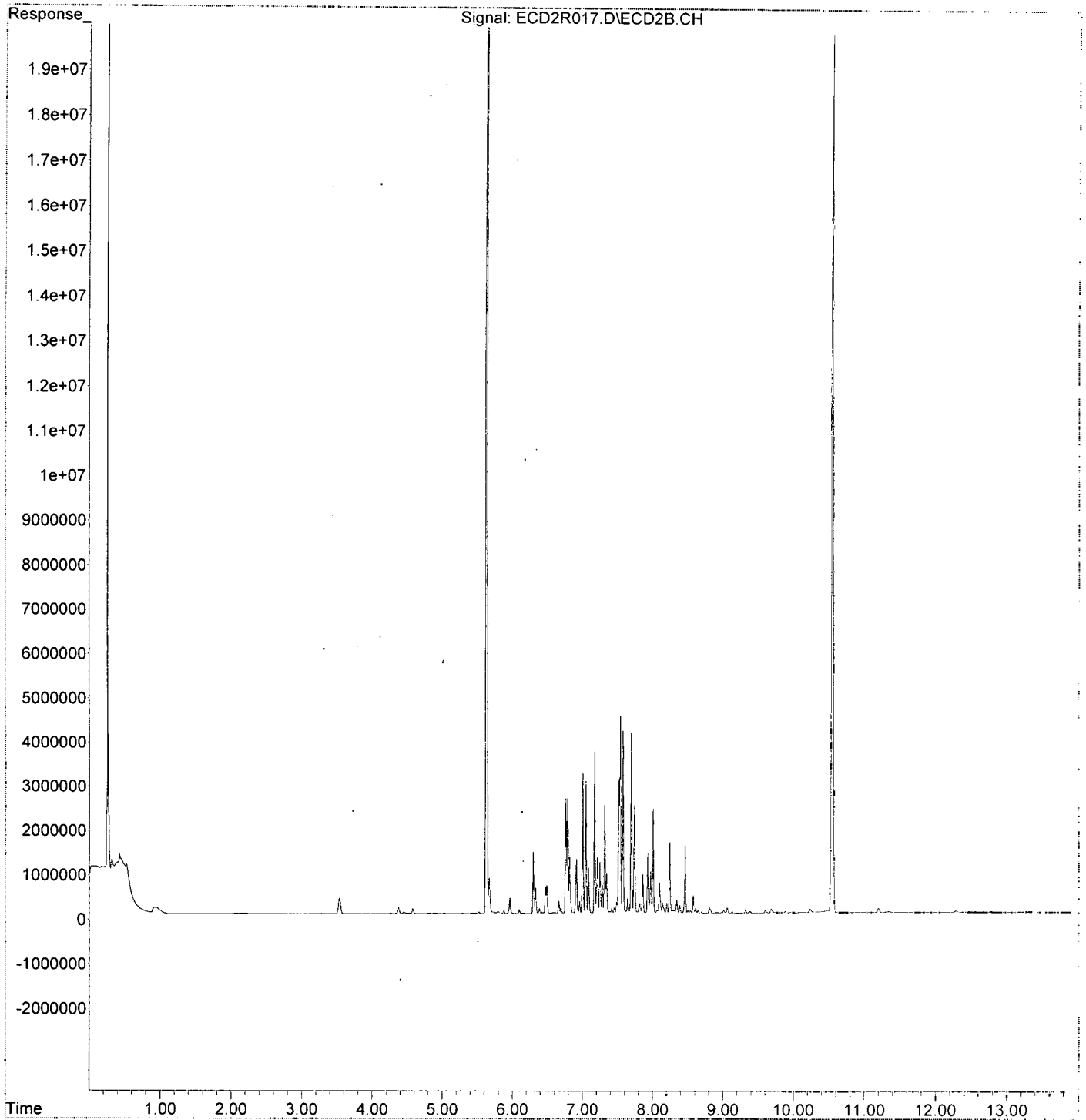
	Compound	R.T.	Response	Conc	Units
48)	Aroclor 1262 (1)	0.000	0	N.D.	ng/mld
49)	Aroclor 1262 (2)	0.000	0	N.D.	ng/mld
50)	Aroclor 1262 (3)	0.000	0	N.D.	ng/mld
51)	Aroclor 1262 (4)	0.000	0	N.D.	ng/mld
52)	Aroclor 1262 (5)	0.000	0	N.D.	ng/mld
53)	Aroclor 1262 (6)	0.000	0	N.D.	ng/mld
54)	Aroclor 1262 - AVE	0.000	0	N.D.	ng/mld
55)	Aroclor 1268 (1)	0.000	0	N.D.	ng/mld
56)	Aroclor 1268 (2)	0.000	0	N.D.	ng/mld
57)	Aroclor 1268 (3)	0.000	0	N.D.	ng/mld
58)	Aroclor 1268 (4)	0.000	0	N.D.	ng/mld
59)	Aroclor 1268 (5)	0.000	0	N.D.	ng/mld
60)	Aroclor 1268 (6)	0.000	0	N.D.	ng/mld
61)	Aroclor 1268 - AVE	0.000	0	N.D.	ng/mld

(f)=RT Delta > 1/2 Window

(m)=manual int.

Data Path : K:\DATA\0A13050\
Data File : ECD2R017.D
Signal(s) : ECD2B.CH
Acq On : 13 Jan 2020 21:04
Operator : MJB / KAK
Sample : 0A13050-CALB
Misc :
ALS Vial : 65 Sample Multiplier: 1

Integration File: events.e
Quant Time: Jan 14 09:13:19 2020
Quant Method : L:\Methods\RECD2_QUANTPCB_200113.M
Quant Title : PCB Data Analysis
QLast Update : Tue Jan 14 09:13:13 2020
Response via : Initial Calibration
Integrator: ChemStation 6890 Scale Mode: Small noise peaks clipped



Data Path : K:\DATA\0A13050\
 Data File : ECD2R018.D
 Signal(s) : ECD2B.CH
 Acq On : 13 Jan 2020 21:22
 Operator : MJB / KAK
 Sample : 0A13050-CALC
 Misc :
 ALS Vial : 66 Sample Multiplier: 1

Integration File: events.e
 Quant Time: Jan 14 09:15:06 2020
 Quant Method : L:\Methods\RECD2_QUANTPCB_200113.M
 Quant Title : PCB Data Analysis
 QLast Update : Tue Jan 14 09:14:59 2020
 Response via : Initial Calibration
 Integrator: ChemStation 6890 Scale Mode: Small noise peaks clipped

Compound	R.T.	Response	Conc	Units

System Monitoring Compounds				
1) S TCMX (S)	0.000	0	N.D.	ng/ml
62) S DCBP (S)	0.000	0	N.D.	ng/ml
Target Compounds				
2) Aroclor 1016 (1)	0.000	0	N.D.	ng/ml
3) Aroclor 1016 (2)	0.000	0	N.D.	ng/ml
4) Aroclor 1016 (3)	0.000	0	N.D.	ng/ml
5) Aroclor 1016 (4)	0.000	0	N.D.	ng/ml
6) Aroclor 1016 (5)	0.000	0	N.D.	ng/ml
7) Aroclor 1016 (6)	0.000	0	N.D.	ng/ml
8) Aroclor 1016 - AVE	0.000	0	N.D.	ng/ml
9) Aroclor 1221 (1)	0.000	0	N.D.	ng/ml
10) Aroclor 1221 (2)	0.000	0	N.D.	ng/ml
11) Aroclor 1221 (3)	0.000	0	N.D.	ng/ml
12) Aroclor 1221 - AVE	0.000	0	N.D.	ng/ml
13) Aroclor 1232 (1)	0.000	0	N.D.	ng/ml
14) Aroclor 1232 (2)	0.000	0	N.D.	ng/ml
15) Aroclor 1232 (3)	0.000	0	N.D.	ng/ml
16) Aroclor 1232 (4)	0.000	0	N.D.	ng/ml
17) Aroclor 1232 (5)	0.000	0	N.D.	ng/ml
18) Aroclor 1232 (6)	0.000	0	N.D.	ng/ml
19) Aroclor 1232 - AVE	0.000	0	N.D.	ng/ml
20) Aroclor 1242 (1)	0.000	0	N.D.	ng/ml
21) Aroclor 1242 (2)	0.000	0	N.D.	ng/ml
22) Aroclor 1242 (3)	0.000	0	N.D.	ng/ml
23) Aroclor 1242 (4)	0.000	0	N.D.	ng/ml
24) Aroclor 1242 (5)	0.000	0	N.D.	ng/ml
25) Aroclor 1242 (6)	0.000	0	N.D.	ng/ml
26) Aroclor 1242 - AVE	0.000	0	N.D.	ng/ml
27) Aroclor 1248 (1)	0.000	0	N.D.	ng/ml
28) Aroclor 1248 (2)	0.000	0	N.D.	ng/ml
29) Aroclor 1248 (3)	0.000	0	N.D.	ng/ml
30) Aroclor 1248 (4)	0.000	0	N.D.	ng/ml
31) Aroclor 1248 (5)	0.000	0	N.D.	ng/ml
32) Aroclor 1248 (6)	0.000	0	N.D.	ng/ml
33) Aroclor 1248 - AVE	0.000	0	N.D.	ng/ml
34) Aroclor 1254 (1)	7.515	4236924	327.807	ng/ml
35) Aroclor 1254 (2)	7.696	6954916	343.494	ng/ml
36) Aroclor 1254 (3)	8.006	7587169	354.082	ng/ml
37) Aroclor 1254 (4)	8.246	5458243	330.470	ng/ml
38) Aroclor 1254 (5)	8.580	5624331	358.394	ng/ml
39) Aroclor 1254 (6)	8.810	1763591	260.642	ng/ml
40) Aroclor 1254 - AVE	0.000	0	N.D.	ng/ml
41) Aroclor 1260 (1)	0.000	0	N.D.	ng/ml
42) Aroclor 1260 (2)	0.000	0	N.D.	ng/ml
43) Aroclor 1260 (3)	0.000	0	N.D.	ng/ml
44) Aroclor 1260 (4)	0.000	0	N.D.	ng/ml
45) Aroclor 1260 (5)	0.000	0	N.D.	ng/ml
46) Aroclor 1260 (6)	0.000	0	N.D.	ng/ml
47) Aroclor 1260 - AVE	0.000	0	N.D.	ng/ml

[Handwritten signature]
 1/14/20

Data Path : K:\DATA\0A13050\
 Data File : ECD2R018.D
 Signal(s) : ECD2B.CH
 Acq On : 13 Jan 2020 21:22
 Operator : MJB / KAK
 Sample : 0A13050-CALC
 Misc :
 ALS Vial : 66 Sample Multiplier: 1

Integration File: events.e
 Quant Time: Jan 14 09:15:06 2020
 Quant Method : L:\Methods\RECD2_QUANTPCB_200113.M
 Quant Title : PCB Data Analysis
 QLast Update : Tue Jan 14 09:14:59 2020
 Response via : Initial Calibration
 Integrator: ChemStation 6890 Scale Mode: Small noise peaks clipped

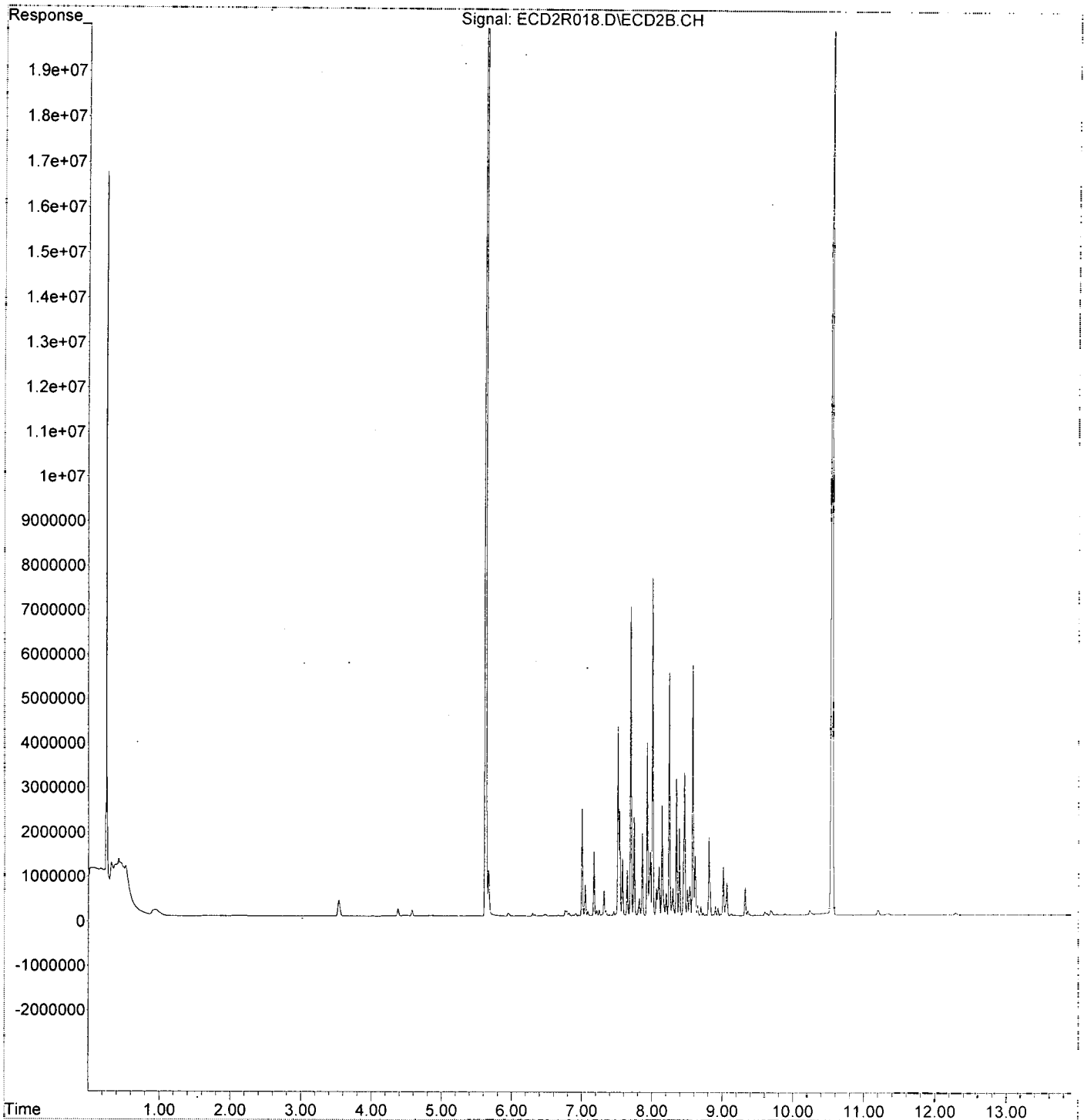
Compound	R.T.	Response	Conc	Units
48) Aroclor 1262 (1)	0.000	0	N.D.	ng/mld
49) Aroclor 1262 (2)	0.000	0	N.D.	ng/mld
50) Aroclor 1262 (3)	0.000	0	N.D.	ng/mld
51) Aroclor 1262 (4)	0.000	0	N.D.	ng/mld
52) Aroclor 1262 (5)	0.000	0	N.D.	ng/mld
53) Aroclor 1262 (6)	0.000	0	N.D.	ng/mld
54) Aroclor 1262 - AVE	0.000	0	N.D.	ng/mld
55) Aroclor 1268 (1)	0.000	0	N.D.	ng/mld
56) Aroclor 1268 (2)	0.000	0	N.D.	ng/mld
57) Aroclor 1268 (3)	0.000	0	N.D.	ng/mld
58) Aroclor 1268 (4)	0.000	0	N.D.	ng/mld
59) Aroclor 1268 (5)	0.000	0	N.D.	ng/mld
60) Aroclor 1268 (6)	0.000	0	N.D.	ng/mld
61) Aroclor 1268 - AVE	0.000	0	N.D.	ng/mld

(f)=RT Delta > 1/2 Window

(m)=manual int.

Data Path : K:\DATA\0A13050\
Data File : ECD2R018.D
Signal(s) : ECD2B.CH
Acq On : 13 Jan 2020 21:22
Operator : MJB / KAK
Sample : 0A13050-CALC
Misc :
ALS Vial : 66 Sample Multiplier: 1

Integration File: events.e
Quant Time: Jan 14 09:15:06 2020
Quant Method : L:\Methods\RECD2_QUANTPCB_200113.M
Quant Title : PCB Data Analysis
QLast Update : Tue Jan 14 09:14:59 2020
Response via : Initial Calibration
Integrator: ChemStation 6890 Scale Mode: Small noise peaks clipped



Data Path : K:\DATA\0A13050\
 Data File : ECD2R019.D
 Signal(s) : ECD2B.CH
 Acq On : 13 Jan 2020 21:39
 Operator : MJB / KAK
 Sample : 0A13050-CALD
 Misc :
 ALS Vial : 67 Sample Multiplier: 1

[Handwritten Signature]
 1/14/20

Integration File: events.e
 Quant Time: Jan 14 09:29:52 2020
 Quant Method : L:\Methods\RECD2_QUANTPCB_200113.M
 Quant Title : PCB Data Analysis
 QLast Update : Tue Jan 14 09:29:46 2020
 Response via : Initial Calibration
 Integrator: ChemStation 6890 Scale Mode: Small noise peaks clipped

Compound	R.T.	Response	Conc	Units
System Monitoring Compounds				
1) S TCMX (S)	0.000	0	N.D.	ng/ml
62) S DCBP (S)	0.000	0	N.D.	ng/ml
Target Compounds				
2) Aroclor 1016 (1)	0.000	0	N.D.	ng/ml
3) Aroclor 1016 (2)	0.000	0	N.D.	ng/ml
4) Aroclor 1016 (3)	0.000	0	N.D.	ng/ml
5) Aroclor 1016 (4)	0.000	0	N.D.	ng/ml
6) Aroclor 1016 (5)	0.000	0	N.D.	ng/ml
7) Aroclor 1016 (6)	0.000	0	N.D.	ng/ml
8) Aroclor 1016 - AVE	0.000	0	N.D.	ng/ml
9) Aroclor 1221 (1)	0.000	0	N.D.	ng/ml
10) Aroclor 1221 (2)	0.000	0	N.D.	ng/ml
11) Aroclor 1221 (3)	0.000	0	N.D.	ng/ml
12) Aroclor 1221 - AVE	0.000	0	N.D.	ng/ml
13) Aroclor 1232 (1)	0.000	0	N.D.	ng/ml
14) Aroclor 1232 (2)	0.000	0	N.D.	ng/ml
15) Aroclor 1232 (3)	0.000	0	N.D.	ng/ml
16) Aroclor 1232 (4)	0.000	0	N.D.	ng/ml
17) Aroclor 1232 (5)	0.000	0	N.D.	ng/ml
18) Aroclor 1232 (6)	0.000	0	N.D.	ng/ml
19) Aroclor 1232 - AVE	0.000	0	N.D.	ng/ml
20) Aroclor 1242 (1)	0.000	0	N.D.	ng/ml
21) Aroclor 1242 (2)	0.000	0	N.D.	ng/ml
22) Aroclor 1242 (3)	0.000	0	N.D.	ng/ml
23) Aroclor 1242 (4)	0.000	0	N.D.	ng/ml
24) Aroclor 1242 (5)	0.000	0	N.D.	ng/ml
25) Aroclor 1242 (6)	0.000	0	N.D.	ng/ml
26) Aroclor 1242 - AVE	0.000	0	N.D.	ng/ml
27) Aroclor 1248 (1)	0.000	0	N.D.	ng/ml
28) Aroclor 1248 (2)	0.000	0	N.D.	ng/ml
29) Aroclor 1248 (3)	0.000	0	N.D.	ng/ml
30) Aroclor 1248 (4)	0.000	0	N.D.	ng/ml
31) Aroclor 1248 (5)	0.000	0	N.D.	ng/ml
32) Aroclor 1248 (6)	0.000	0	N.D.	ng/ml
33) Aroclor 1248 - AVE	0.000	0	N.D.	ng/ml
34) Aroclor 1254 (1)	0.000	0	N.D.	ng/ml
35) Aroclor 1254 (2)	0.000	0	N.D.	ng/ml
36) Aroclor 1254 (3)	0.000	0	N.D.	ng/ml
37) Aroclor 1254 (4)	0.000	0	N.D.	ng/ml
38) Aroclor 1254 (5)	0.000	0	N.D.	ng/ml
39) Aroclor 1254 (6)	0.000	0	N.D.	ng/ml
40) Aroclor 1254 - AVE	0.000	0	N.D.	ng/ml
41) Aroclor 1260 (1)	0.000	0	N.D.	ng/ml
42) Aroclor 1260 (2)	0.000	0	N.D.	ng/ml
43) Aroclor 1260 (3)	0.000	0	N.D.	ng/ml
44) Aroclor 1260 (4)	0.000	0	N.D.	ng/ml
45) Aroclor 1260 (5)	0.000	0	N.D.	ng/ml
46) Aroclor 1260 (6)	0.000	0	N.D.	ng/ml
47) Aroclor 1260 - AVE	0.000	0	N.D.	ng/ml

Data Path : K:\DATA\0A13050\
 Data File : ECD2R019.D
 Signal(s) : ECD2B.CH
 Acq On : 13 Jan 2020 21:39
 Operator : MJB / KAK
 Sample : 0A13050-CALD
 Misc :
 ALS Vial : 67 Sample Multiplier: 1

Integration File: events.e
 Quant Time: Jan 14 09:29:52 2020
 Quant Method : L:\Methods\RECD2_QUANTPCB_200113.M
 Quant Title : PCB Data Analysis
 QLast Update : Tue Jan 14 09:29:46 2020
 Response via : Initial Calibration
 Integrator: ChemStation 6890 Scale Mode: Small noise peaks clipped

Compound	R.T.	Response	Conc Units
48) Aroclor 1262 (1)	8.349	5285848	349.281 ng/ml
49) Aroclor 1262 (2)	8.650	7638753	361.098 ng/ml
50) Aroclor 1262 (3)	8.828	6402101	366.499 ng/ml
51) Aroclor 1262 (4)	9.065	13762305	384.322 ng/ml
52) Aroclor 1262 (5)	9.324	8209776	373.769 ng/ml
53) Aroclor 1262 (6)	9.888	3600266	371.141 ng/ml
54) Aroclor 1262 - AVE	0.000	0	N.D. ng/ml
55) Aroclor 1268 (1)	0.000	0	N.D. ng/ml
56) Aroclor 1268 (2)	0.000	0	N.D. ng/ml
57) Aroclor 1268 (3)	0.000	0	N.D. ng/ml
58) Aroclor 1268 (4)	0.000	0	N.D. ng/ml
59) Aroclor 1268 (5)	0.000	0	N.D. ng/ml
60) Aroclor 1268 (6)	0.000	0	N.D. ng/ml
61) Aroclor 1268 - AVE	0.000	0	N.D. ng/ml

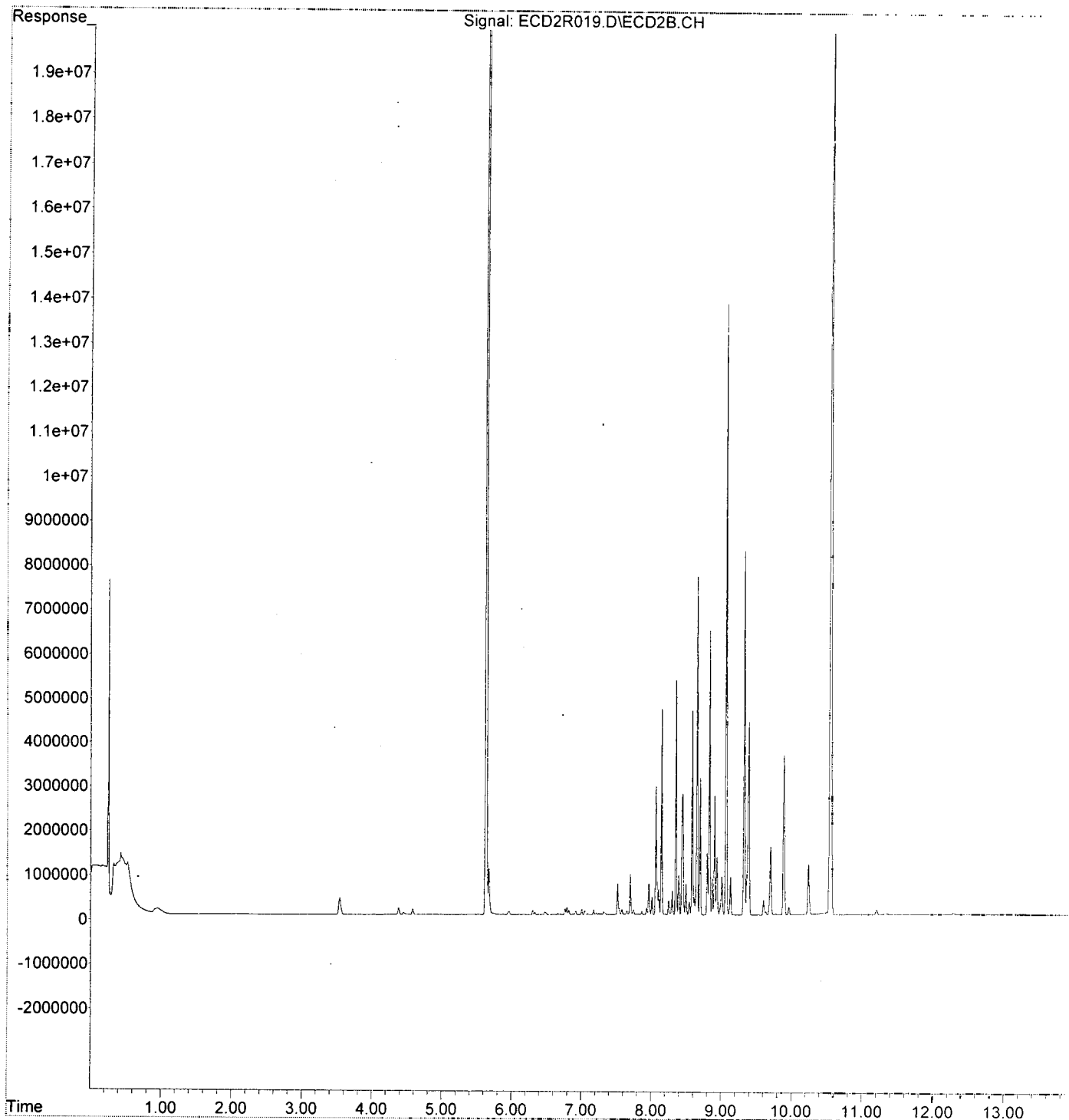
Handwritten signature
 1/14/20

(f)=RT Delta > 1/2 Window

(m)=manual int.

Data Path : K:\DATA\0A13050\
Data File : ECD2R019.D
Signal(s) : ECD2B.CH
Acq On : 13 Jan 2020 21:39
Operator : MJB / KAK
Sample : 0A13050-CALD
Misc :
ALS Vial : 67 Sample Multiplier: 1

Integration File: events.e
Quant Time: Jan 14 09:29:52 2020
Quant Method : L:\Methods\RECD2_QUANTPCB_200113.M
Quant Title : PCB Data Analysis
QLast Update : Tue Jan 14 09:29:46 2020
Response via : Initial Calibration
Integrator: ChemStation 6890 Scale Mode: Small noise peaks clipped



Data Path : K:\DATA\0A13050\
 Data File : ECD2R020.D
 Signal(s) : ECD2B.CH
 Acq On : 13 Jan 2020 21:57
 Operator : MJB / KAK
 Sample : 0A13050-CALE
 Misc :
 ALS Vial : 68 Sample Multiplier: 1

Integration File: events.e
 Quant Time: Jan 14 09:31:53 2020
 Quant Method : L:\Methods\RECD2_QUANTPCB_200113.M
 Quant Title : PCB Data Analysis
 QLast Update : Tue Jan 14 09:31:47 2020
 Response via : Initial Calibration
 Integrator: ChemStation 6890 Scale Mode: Small noise peaks clipped

[Handwritten signature]
 1/14/20

Compound	R.T.	Response	Conc	Units
System Monitoring Compounds				
1) S TCMX (S)	0.000	0	N.D.	ng/ml
62) S DCBP (S)	0.000	0	N.D.	ng/ml
Target Compounds				
2) Aroclor 1016 (1)	0.000	0	N.D.	ng/ml
3) Aroclor 1016 (2)	0.000	0	N.D.	ng/ml
4) Aroclor 1016 (3)	0.000	0	N.D.	ng/ml
5) Aroclor 1016 (4)	0.000	0	N.D.	ng/ml
6) Aroclor 1016 (5)	0.000	0	N.D.	ng/ml
7) Aroclor 1016 (6)	0.000	0	N.D.	ng/ml
8) Aroclor 1016 - AVE	0.000	0	N.D.	ng/ml
9) Aroclor 1221 (1)	0.000	0	N.D.	ng/ml
10) Aroclor 1221 (2)	0.000	0	N.D.	ng/ml
11) Aroclor 1221 (3)	0.000	0	N.D.	ng/ml
12) Aroclor 1221 - AVE	0.000	0	N.D.	ng/ml
13) Aroclor 1232 (1)	0.000	0	N.D.	ng/ml
14) Aroclor 1232 (2)	0.000	0	N.D.	ng/ml
15) Aroclor 1232 (3)	0.000	0	N.D.	ng/ml
16) Aroclor 1232 (4)	0.000	0	N.D.	ng/ml
17) Aroclor 1232 (5)	0.000	0	N.D.	ng/ml
18) Aroclor 1232 (6)	0.000	0	N.D.	ng/ml
19) Aroclor 1232 - AVE	0.000	0	N.D.	ng/ml
20) Aroclor 1242 (1)	0.000	0	N.D.	ng/ml
21) Aroclor 1242 (2)	0.000	0	N.D.	ng/ml
22) Aroclor 1242 (3)	0.000	0	N.D.	ng/ml
23) Aroclor 1242 (4)	0.000	0	N.D.	ng/ml
24) Aroclor 1242 (5)	0.000	0	N.D.	ng/ml
25) Aroclor 1242 (6)	0.000	0	N.D.	ng/ml
26) Aroclor 1242 - AVE	0.000	0	N.D.	ng/ml
27) Aroclor 1248 (1)	0.000	0	N.D.	ng/ml
28) Aroclor 1248 (2)	0.000	0	N.D.	ng/ml
29) Aroclor 1248 (3)	0.000	0	N.D.	ng/ml
30) Aroclor 1248 (4)	0.000	0	N.D.	ng/ml
31) Aroclor 1248 (5)	0.000	0	N.D.	ng/ml
32) Aroclor 1248 (6)	0.000	0	N.D.	ng/ml
33) Aroclor 1248 - AVE	0.000	0	N.D.	ng/ml
34) Aroclor 1254 (1)	0.000	0	N.D.	ng/ml
35) Aroclor 1254 (2)	0.000	0	N.D.	ng/ml
36) Aroclor 1254 (3)	0.000	0	N.D.	ng/ml
37) Aroclor 1254 (4)	0.000	0	N.D.	ng/ml
38) Aroclor 1254 (5)	0.000	0	N.D.	ng/ml
39) Aroclor 1254 (6)	0.000	0	N.D.	ng/ml
40) Aroclor 1254 - AVE	0.000	0	N.D.	ng/ml
41) Aroclor 1260 (1)	0.000	0	N.D.	ng/ml
42) Aroclor 1260 (2)	0.000	0	N.D.	ng/ml
43) Aroclor 1260 (3)	0.000	0	N.D.	ng/ml
44) Aroclor 1260 (4)	0.000	0	N.D.	ng/ml
45) Aroclor 1260 (5)	0.000	0	N.D.	ng/ml
46) Aroclor 1260 (6)	0.000	0	N.D.	ng/ml
47) Aroclor 1260 - AVE	0.000	0	N.D.	ng/ml

Data Path : K:\DATA\0A13050\
 Data File : ECD2R020.D
 Signal(s) : ECD2B.CH
 Acq On : 13 Jan 2020 21:57
 Operator : MJB / KAK
 Sample : 0A13050-CALE
 Misc :
 ALS Vial : 68 Sample Multiplier: 1

Integration File: events.e
 Quant Time: Jan 14 09:31:53 2020
 Quant Method : L:\Methods\RECD2_QUANTPCB_200113.M
 Quant Title : PCB Data Analysis
 QLast Update : Tue Jan 14 09:31:47 2020
 Response via : Initial Calibration
 Integrator: ChemStation 6890 Scale Mode: Small noise peaks clipped

Compound	R.T.	Response	Conc	Units
48) Aroclor 1262 (1)	0.000	0	N.D.	ng/ml
49) Aroclor 1262 (2)	0.000	0	N.D.	ng/ml
50) Aroclor 1262 (3)	0.000	0	N.D.	ng/ml
51) Aroclor 1262 (4)	0.000	0	N.D.	ng/ml
52) Aroclor 1262 (5)	0.000	0	N.D.	ng/ml
53) Aroclor 1262 (6)	0.000	0	N.D.	ng/ml
54) Aroclor 1262 - AVE	0.000	0	N.D.	ng/ml
55) Aroclor 1268 (1)	8.867	3116077	333.865	ng/ml
56) Aroclor 1268 (2)	9.324	13883261	353.838	ng/ml
57) Aroclor 1268 (3)	9.390	11258146	357.094	ng/ml
58) Aroclor 1268 (4)	9.601	9626631	355.419	ng/ml
59) Aroclor 1268 (5)	9.888	3911591	369.151	ng/ml
60) Aroclor 1268 (6)	10.237	25307518	744.410	ng/ml
61) Aroclor 1268 - AVE	0.000	0	N.D.	ng/ml

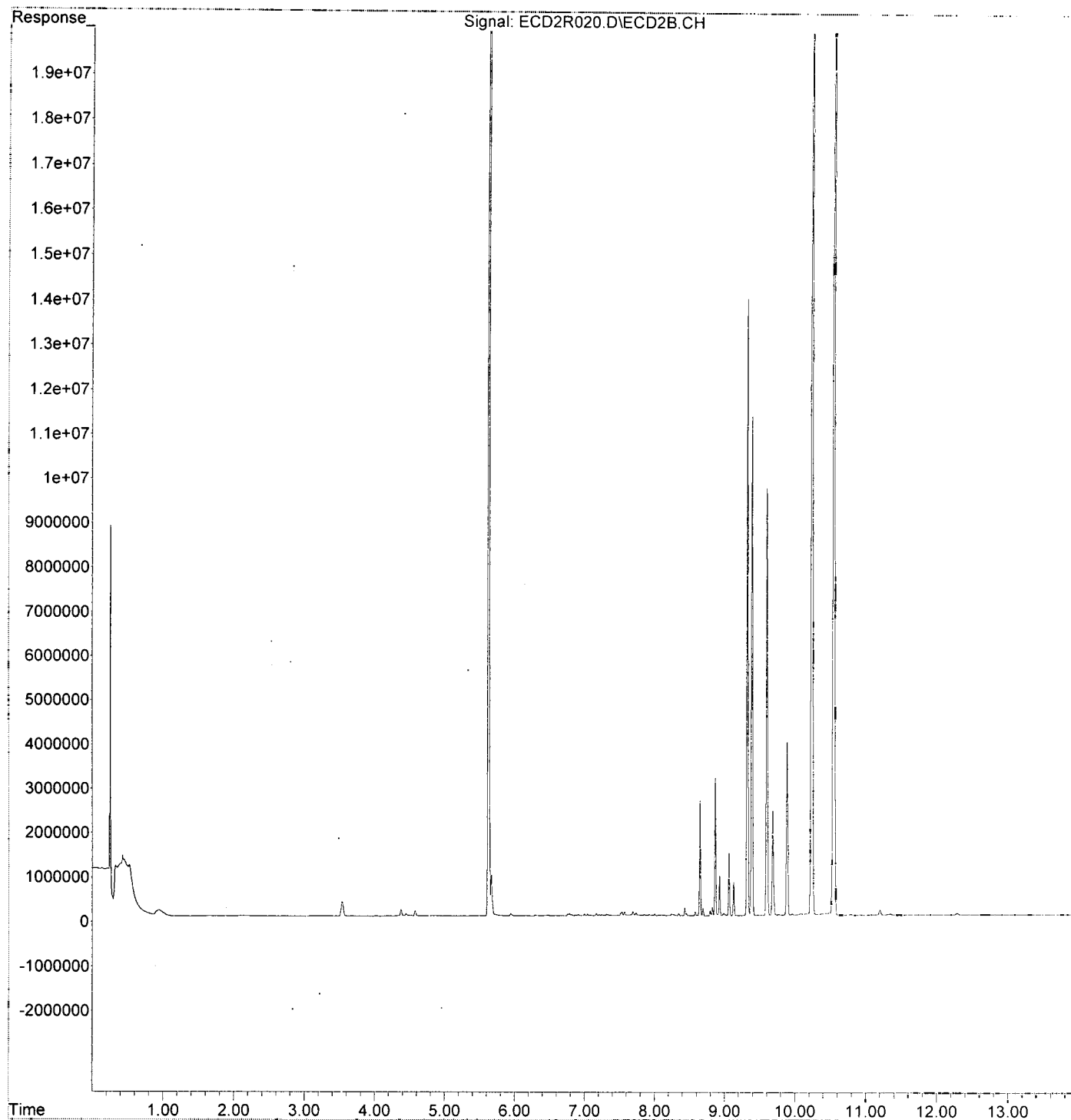
[Handwritten signature]
 1/14/20

(f)=RT Delta > 1/2 Window

(m)=manual int.

Data Path : K:\DATA\0A13050\
Data File : ECD2R020.D
Signal(s) : ECD2B.CH
Acq On : 13 Jan 2020 21:57
Operator : MJB / KAK
Sample : 0A13050-CALE
Misc :
ALS Vial : 68 Sample Multiplier: 1

Integration File: events.e
Quant Time: Jan 14 09:31:53 2020
Quant Method : L:\Methods\RECD2_QUANTPCB_200113.M
Quant Title : PCB Data Analysis
QLast Update : Tue Jan 14 09:31:47 2020
Response via : Initial Calibration
Integrator: ChemStation 6890 Scale Mode: Small noise peaks clipped



**Organochloride Pesticides by EPA 8081B
Benchsheet & Analysis Sequence Data**

Batch 0020205
Sequence 0B21033 (A0A0994-01RE1,02RE1)



Apex Laboratories
PREPARATION BENCH SHEET

BATCH #: 0020205 (Sediment)

Prep Method: EPA 3546/3640A (GPC)

#	Lab Number	Analysis	Prepared	Initial (g)	Final (mL)	Spike ID	Source ID	ul Spike	ul Surr.	Sample ID	Extraction Comments	pH		
												<2	2-8	>11
	0020205-BLK1	QC	01/31/20 10:20	11	10				200					
	0020205-BS1	QC	01/31/20 10:20	10	10	A20A310		100	200					
	A0A0991-01RE1	A 8081B 2,4+4,4-DDx Only (+Add)	01/31/20 10:20	10.31	20				200	PDI-035SC-A-01-02-191010	MDL. Use Custom Spike.			
	0020205-DUP1	QC	01/31/20 10:20	10.14	20		A0A0991-01RE1		200					
	A0A0991-01RE2	A 8081B 2,4+4,4-DDx Only (+Add)	01/31/20 10:20	10.31	20				200	PDI-035SC-A-01-02-191010	MDL. Use Custom Spike.			
	0020205-DUP2	QC	01/31/20 10:20	10.14	20		A0A0991-01RE2		200					
	A0A0991-02RE1	A 8081B 2,4+4,4-DDx Only (+Add)	01/31/20 10:20	10.07	10				200	PDI-035SC-A-02-03-191010	MDL. Use Custom Spike.			
	A0A0991-03RE1	A 8081B 2,4+4,4-DDx Only (+Add)	01/31/20 10:20	10.63	10				200	PDI-041SC-A-03-04-191010	MDL. Use Custom Spike.			
	A0A0991-04RE1	A 8081B 2,4+4,4-DDx Only (+Add)	01/31/20 10:20	10.28	10				200	PDI-045SC-A-04-05-191010	MDL. Use Custom Spike.			
	A0A0991-05RE1	A 8081B 2,4+4,4-DDx Only (+Add)	01/31/20 10:20	10.04	10				200	PDI-045SC-A-05-06-191010	MDL. Use Custom Spike.			
	A0A0991-06RE1	A 8081B 2,4+4,4-DDx Only (+Add)	01/31/20 10:20	10.33	10				200	PDI-067SC-A-06-07-191010	MDL. Use Custom Spike.			
	A0A0994-01RE1	A 8081B 2,4+4,4-DDx Only (+Add)	01/31/20 10:20	10.56	10				200	PDI-066SC-A-07-08-191011	MDL. Use Custom Spike.			
	A0A0994-02RE1	A 8081B 2,4+4,4-DDx Only (+Add)	01/31/20 10:20	10.25	10				200	PDI-066SC-A-08-09-191011	MDL. Use Custom Spike.			
	A0A0996-01RE1	A 8081B 2,4+4,4-DDx Only (+Add)	01/31/20 10:20	10.75	10				200	PDI-015SC-A-09-10-191012	MDL. Use Custom Spike.			
	A0A0996-01RE2	A 8081B 2,4+4,4-DDx Only (+Add)	01/31/20 10:20	10.75	10				200	PDI-015SC-A-09-10-191012	MDL. Use Custom Spike.			
	A0A0996-02RE1	A 8081B 2,4+4,4-DDx Only (+Add)	01/31/20 10:20	10.54	10				200	PDI-037SC-A-04-05-191012	MDL. Use Custom Spike.			
	A0A0996-02RE2	A 8081B 2,4+4,4-DDx Only (+Add)	01/31/20 10:20	10.54	10				200	PDI-037SC-A-04-05-191012	MDL. Use Custom Spike.			
	A0A0996-03RE1	A 8081B 2,4+4,4-DDx Only (+Add)	01/31/20 10:20	10.22	10				200	PDI-037SC-A-05-06-191012	MDL. Use Custom Spike.			
	A0A0996-03RE2	A 8081B 2,4+4,4-DDx Only (+Add)	01/31/20 10:20	10.22	10				200	PDI-037SC-A-05-06-191012	MDL. Use Custom Spike.			
	A0A0996-04RE1	A 8081B 2,4+4,4-DDx Only (+Add)	01/31/20 10:20	10.39	10				200	PDI-037SC-A-06-07-191012	MDL. Use Custom Spike.			

Prepared By: _____ Date: _____

WB *2/26/20*
Reviewed By: _____ Date: _____

Apex Laboratories

PREPARATION BENCH SHEET

BATCH #: 0020205 (Sediment)

Prep Method: EPA 3546/3640A (GPC)

#	Lab Number	Analysis	Prepared	Initial (g)	Final (mL)	Spike ID	Source ID	ul Spike	ul Surr.	Sample ID	Extraction Comments	pH		
												<2	2-8	>11
	A0A0996-04RE2	A 8081B 2,4+4,4-DDx Only (+Add)	01/31/20 10:20	10.39	10				200	PDI-037SC-A-06-07-191012	MDL. Use Custom Spike.			
	A0A0996-05RE1	A 8081B 2,4+4,4-DDx Only (+Add)	01/31/20 10:20	10.04	10				200	PDI-074SC-A-06-07-191012	MDL. Use Custom Spike.			
	A0A0996-05RE2	A 8081B 2,4+4,4-DDx Only (+Add)	01/31/20 10:20	10.04	10				200	PDI-074SC-A-06-07-191012	MDL. Use Custom Spike.			
	A0A0996-06RE1	A 8081B 2,4+4,4-DDx Only (+Add)	01/31/20 10:20	10.43	10				200	PDI-074SC-A-07-08-191012	MDL. Use Custom Spike.			
	A0A0996-06RE2	A 8081B 2,4+4,4-DDx Only (+Add)	01/31/20 10:20	10.43	10				200	PDI-074SC-A-07-08-191012	MDL. Use Custom Spike.			
	A0A1002-01RE1	B 8081B 2,4+4,4-DDx Only (+Add)	01/31/20 10:20	10.59	10				200	PDI-076SC-A-08-09-191013	MDL. Use Custom Spike.			
	A0A1002-02RE1	A 8081B 2,4+4,4-DDx Only (+Add)	01/31/20 10:20	10.59	10				200	PDI-076SC-A-09-10-191013	MDL. Use Custom Spike.			
	A0A1010-01RE1	A 8081B 2,4+4,4-DDx Only (+Add)	01/31/20 10:20	10.59	10				200	PDI-026SC-A-06-07-191014	MDL. Use Custom Spike.			
	A0A1011-01RE1	A 8081B 2,4+4,4-DDx Only (+Add)	01/31/20 10:20	10.59	10				200	PDI-057SC-A-06-07-191023	MDL. Use Custom Spike.			
	A0A1011-02RE1	A 8081B 2,4+4,4-DDx Only (+Add)	01/31/20 10:20	10.15	10				200	PDI-057SC-A-07-08-191023	MDL. Use Custom Spike.			
	0020205-MS1	QC	01/31/20 10:20	10.09	10	A20A310	A0A1011-02RE1	100	200					
	0020205-MSD1	QC	01/31/20 10:20	10.07	10	A20A310	A0A1011-02RE1	100	200					
	0020205-MSD2	QC	01/31/20 10:20	10.07	10	A20A310	A0A1011-02RE1	100	200					

Standards/Reagents

Reagent(s)			Analyte Spike(s)			Surrogate(s)		
Std ID	Exp. Date	Description	Std ID	Exp. Date	Description	Std ID	Exp. Date	Description
A19I263	03/18/20	DCM CHEM PROD. 194934	A20A310	03/18/20	2,4 + 4,4 DDx Pesticide Matrix Spike	A20A238	07/17/20	8082 PCB Surrogate Spike
A20A032	06/30/23	n-Hexane Lot# 197051						

From 0010982 on 2/6/2020 by gwh

Prepared By: _____ Date: _____

Reviewed By: _____ Date: _____



Apex Laboratories
PREPARATION BENCH SHEET
BATCH #: 0020205 (Sediment)

Prep Method: EPA 3546/3640A (GPC)

#	Lab Number	Analysis	Prepared	Initial (g)	Final (mL)	Spike ID	Source ID	ul Spike	ul Surr.	Sample ID	Extraction Comments	pH			
												<2	2-8	>11	
	0020205-BLK1	QC	01/31/20 10:20	11	10				200						
	0020205-BS1	QC	01/31/20 10:20	10	10	A20A310		100	200						
	A0A0991-01RE1	A 8081B 2,4+4,4-DDx Only (+Add)	01/31/20 10:20	10.31	20				200	PDI-035SC-A-01-02-191010	MDL. Use Custom Spike.				
	0020205-DUP1	QC	01/31/20 10:20	10.14	20		A0A0991-01RE1		200						
	A0A0991-02RE1	A 8081B 2,4+4,4-DDx Only (+Add)	01/31/20 10:20	10.07	10				200	PDI-035SC-A-02-03-191010	MDL. Use Custom Spike.				
	A0A0991-03RE1	A 8081B 2,4+4,4-DDx Only (+Add)	01/31/20 10:20	10.63	10				200	PDI-041SC-A-03-04-191010	MDL. Use Custom Spike.				
	A0A0991-04RE1	A 8081B 2,4+4,4-DDx Only (+Add)	01/31/20 10:20	10.28	10				200	PDI-045SC-A-04-05-191010	MDL. Use Custom Spike.				
	A0A0991-05RE1	A 8081B 2,4+4,4-DDx Only (+Add)	01/31/20 10:20	10.04	10				200	PDI-045SC-A-05-06-191010	MDL. Use Custom Spike.				
	A0A0991-06RE1	A 8081B 2,4+4,4-DDx Only (+Add)	01/31/20 10:20	10.33	10				200	PDI-067SC-A-06-07-191010	MDL. Use Custom Spike.				
	A0A0994-01RE1	A 8081B 2,4+4,4-DDx Only (+Add)	01/31/20 10:20	10.56	10				200	PDI-066SC-A-07-08-191011	MDL. Use Custom Spike.				
	A0A0994-02RE1	A 8081B 2,4+4,4-DDx Only (+Add)	01/31/20 10:20	10.25	10				200	PDI-066SC-A-08-09-191011	MDL. Use Custom Spike.				
	A0A0996-01RE1	A 8081B 2,4+4,4-DDx Only (+Add)	01/31/20 10:20	10.75	10				200	PDI-015SC-A-09-10-191012	MDL. Use Custom Spike.				
10	A0A0996-01RE2	A 8081B 2,4+4,4-DDx Only (+Add)	01/31/20 10:20	10.75	10 ✓				200	PDI-015SC-A-09-10-191012	MDL. Use Custom Spike. <i>1 ml 2 ml</i>				
	A0A0996-02RE1	A 8081B 2,4+4,4-DDx Only (+Add)	01/31/20 10:20	10.54	10				200	PDI-037SC-A-04-05-191012	MDL. Use Custom Spike.				
11	A0A0996-02RE2	A 8081B 2,4+4,4-DDx Only (+Add)	01/31/20 10:20	10.54	10 ✓				200	PDI-037SC-A-04-05-191012	MDL. Use Custom Spike. <i>1 ml 2 ml</i>				
	A0A0996-03RE1	A 8081B 2,4+4,4-DDx Only (+Add)	01/31/20 10:20	10.22	10				200	PDI-037SC-A-05-06-191012	MDL. Use Custom Spike.				
12	A0A0996-03RE2	A 8081B 2,4+4,4-DDx Only (+Add)	01/31/20 10:20	10.22	10 ✓				200	PDI-037SC-A-05-06-191012	MDL. Use Custom Spike. <i>1 ml 2 ml</i>				
	A0A0996-04RE1	A 8081B 2,4+4,4-DDx Only (+Add)	01/31/20 10:20	10.39	10				200	PDI-037SC-A-06-07-191012	MDL. Use Custom Spike.				
13	A0A0996-04RE2	A 8081B 2,4+4,4-DDx Only (+Add)	01/31/20 10:20	10.39	10 ✓				200	PDI-037SC-A-06-07-191012	MDL. Use Custom Spike. <i>1 ml 2 ml</i>				

Prepared By: CAU Date: 2/24/20

Reviewed By: AJT Date: 2-25-20

Apex Laboratories
PREPARATION BENCH SHEET
BATCH #: 0020205 (Sediment)
Prep Method: EPA 3546/3640A (GPC)

#	Lab Number	Analysis	Prepared	Initial (g)	Final (mL)	Spike ID	Source ID	ul Spike	ul Surr.	Sample ID	Extraction Comments	pH		
												<2	5	>11
	A0A0996-05RE1	A 8081B 2,4+4,4-DDx Only (+Add)	01/31/20 10:20	10.04	10				200	PDI-074SC-A-06-07-191012	MDL. Use Custom Spike.			
14	A0A0996-05RE2	A 8081B 2,4+4,4-DDx Only (+Add)	01/31/20 10:20	10.04	10				200	PDI-074SC-A-06-07-191012	MDL. Use Custom Spike. <i>1ml</i>			
	A0A0996-06RE1	A 8081B 2,4+4,4-DDx Only (+Add)	01/31/20 10:20	10.43	10				200	PDI-074SC-A-07-08-191012	MDL. Use Custom Spike. <i>2ml</i>			
15	A0A0996-06RE2	A 8081B 2,4+4,4-DDx Only (+Add)	01/31/20 10:20	10.43	10				200	PDI-074SC-A-07-08-191012	MDL. Use Custom Spike. <i>1ml</i>			
	A0A1002-01RE1	B 8081B 2,4+4,4-DDx Only (+Add)	01/31/20 10:20	10.59	10				200	PDI-076SC-A-08-09-191013	MDL. Use Custom Spike.			
	A0A1002-02RE1	A 8081B 2,4+4,4-DDx Only (+Add)	01/31/20 10:20	10.59	10				200	PDI-076SC-A-09-10-191013	MDL. Use Custom Spike.			
	A0A1010-01RE1	A 8081B 2,4+4,4-DDx Only (+Add)	01/31/20 10:20	10.59	10				200	PDI-026SC-A-06-07-191014	MDL. Use Custom Spike.			
	A0A1011-01RE1	A 8081B 2,4+4,4-DDx Only (+Add)	01/31/20 10:20	10.59	10				200	PDI-057SC-A-06-07-191023	MDL. Use Custom Spike.			
	A0A1011-02RE1	A 8081B 2,4+4,4-DDx Only (+Add)	01/31/20 10:20	10.15	10				200	PDI-057SC-A-07-08-191023	MDL. Use Custom Spike.			
	0020205-MS1	QC	01/31/20 10:20	10.09	10	A20A310	A0A1011-02RE1	100	200					
	0020205-MSD1	QC	01/31/20 10:20	10.07	10	A20A310	A0A1011-02RE1	100	200					
	0020205-MSD2	QC	01/31/20 10:20	10.07	10	A20A310	A0A1011-02RE1	100	200					

Standards/Reagents

Reagent(s)			Analyte Spike(s)			Surrogate(s)		
Std ID	Exp. Date	Description	Std ID	Exp. Date	Description	Std ID	Exp. Date	Description
A19I263	03/18/20	DCM CHEM PROD. 194934	A20A310	03/18/20	2,4 + 4,4 DDx Pesticide Matrix Spike	A20A238	07/17/20	8082 PCB Surrogate Spike
A20A032	06/30/23	n-Hexane Lot# 197051						

From 0010982 on 2/6/2020 by gwh

Prepared By: _____ Date _____

Reviewed By: _____ Date _____

Apex Laboratories

PREPARATION BENCH SHEET

BATCH #: 0020205 (Sediment)

Prep Method: EPA 3546/3640A (GPC)

#	Lab Number	Analysis	Prepared	Initial (g)	Final (mL)	Spike ID	Source ID	ul Spike	ul Surr.	Sample ID	Extraction	Comments	pH		
													<2	8	>11
	A0A1010-01RE1	A 8081B 2,4+4,4-DDx Only (+Add)	01/31/20 10:20	10.59	5/10				100	PDI-026SC-A-06-07-191014	MDL. Use: Custom	Spike.			
	A0A1011-01RE1	A 8081B 2,4+4,4-DDx Only (+Add)	01/31/20 10:20	10.59	8/10				100	PDI-057SC-A-06-07-191023	MDL. Use: Custom	Spike.			
	A0A1011-02RE1	A 8081B 2,4+4,4-DDx Only (+Add)	01/31/20 10:20	10.15	5/10				100	PDI-057SC-A-07-08-191023	MDL. Use: Custom	Spike.			
	0020205-MS1	QC	01/31/20 10:20	10.09	8/10	A20A310	A0A1011-02RE1	100	100						
	0020205-MSD1	QC	01/31/20 10:20	10.07	8/10	A20A310	A0A1011-02RE1	100	100						

Standards/Reagents

Reagent(s)			Analyte Spike(s)			Surrogate(s)		
Std ID	Exp. Date	Description	Std ID	Exp. Date	Description	Std ID	Exp. Date	Description
A19I263	03/18/20	DCM CHEM PROD. 194934	A20A310	03/18/20	2,4 + 4,4 DDx Pesticide Matrix Spike	A20A238	07/17/20	8082 PCB Surrogate Spike
A20A032	06/30/23	n-Hexane Lot# 197051						

From 0010982 on 2/6/2020 by gwh

= staining on turbidity when concentration

* = Sample was Thrown out accidentally before it was run on GPC. To be re prepared.

Prepared By: _____ Date _____

Reviewed By: _____ Date _____



Apex Laboratories
PREPARATION BENCH SHEET

BATCH #: 0020205 (Sediment)

Prep Method: EPA 3546/3640A (GPC)

#	Lab Number	Analysis	Prepared	Initial (g)	Final (mL)	Spike ID	Source ID	ul Spike	ul Surr.	Sample ID	Extraction Comments	pH		
												<2	5-8	>11
	0020205-BLK1	QC	01/31/20 10:20	11	10				100					
	0020205-BS1	QC	01/31/20 10:20	10	10	A20A310		100	100					
	A0A0991-01RE1	A 8081B 2,4+4,4-DDx Only (+Add)	01/31/20 10:20	10.31	20				100	PDI-035SC-A-01-02-191010	MDL. Use Custom Spike.			
	0020205-DUPI	QC	01/31/20 10:20	10.14	20		A0A0991-01RE1		100					
	A0A0991-02RE1	A 8081B 2,4+4,4-DDx Only (+Add)	01/31/20 10:20	10.07	10				100	PDI-035SC-A-02-03-191010	MDL. Use Custom Spike.			
	A0A0991-03RE1	A 8081B 2,4+4,4-DDx Only (+Add)	01/31/20 10:20	10.63	10				100	PDI-041SC-A-03-04-191010	MDL. Use Custom Spike.			
	A0A0991-04RE1	A 8081B 2,4+4,4-DDx Only (+Add)	01/31/20 10:20	10.28	10				100	PDI-045SC-A-04-05-191010	MDL. Use Custom Spike.			
	A0A0991-05RE1	A 8081B 2,4+4,4-DDx Only (+Add)	01/31/20 10:20	10.04	10				100	PDI-045SC-A-05-06-191010	MDL. Use Custom Spike.			
	A0A0991-06RE1	A 8081B 2,4+4,4-DDx Only (+Add)	01/31/20 10:20	10.33	10				100	PDI-067SC-A-06-07-191010	MDL. Use Custom Spike.			
	A0A0994-01RE1	A 8081B 2,4+4,4-DDx Only (+Add)	01/31/20 10:20	10.56	10				100	PDI-066SC-A-07-08-191011	MDL. Use Custom Spike.			
	A0A0994-02RE1	A 8081B 2,4+4,4-DDx Only (+Add)	01/31/20 10:20	10.25	10				100	PDI-066SC-A-08-09-191011	MDL. Use Custom Spike.			
	A0A0996-01RE1	A 8081B 2,4+4,4-DDx Only (+Add)	01/31/20 10:20	10.75	10				100	PDI-015SC-A-09-10-191012	MDL. Use Custom Spike.			
	A0A0996-02RE1	A 8081B 2,4+4,4-DDx Only (+Add)	01/31/20 10:20	10.54	10				100	PDI-037SC-A-04-05-191012	MDL. Use Custom Spike.			
	A0A0996-03RE1	A 8081B 2,4+4,4-DDx Only (+Add)	01/31/20 10:20	10.22	10				100	PDI-037SC-A-05-06-191012	MDL. Use Custom Spike.			
	A0A0996-04RE1	A 8081B 2,4+4,4-DDx Only (+Add)	01/31/20 10:20	10.39	10				100	PDI-037SC-A-06-07-191012	MDL. Use Custom Spike.			
	A0A0996-05RE1	A 8081B 2,4+4,4-DDx Only (+Add)	01/31/20 10:20	10.04	10				100	PDI-074SC-A-06-07-191012	MDL. Use Custom Spike.			
	A0A0996-06RE1	A 8081B 2,4+4,4-DDx Only (+Add)	01/31/20 10:20	10.43	10				100	PDI-074SC-A-07-08-191012	MDL. Use Custom Spike.			
	A0A1002-01RE1	B 8081B 2,4+4,4-DDx Only (+Add)	01/31/20 10:20	10.59	5				100	PDI-076SC-A-08-09-191013	MDL. Use Custom Spike.			
	A0A1002-02RE1	A 8081B 2,4+4,4-DDx Only (+Add)	01/31/20 10:20	10.59	5				100	PDI-076SC-A-09-10-191013	MDL. Use Custom Spike.			

Prepared By: Curt Date: 2/7/20

Reviewed By: _____ Date: _____

Apex Laboratories

PREPARATION BENCH SHEET

BATCH #: 0020205 (Sediment)

Prep Method: EPA 3546/3640A (GPC)

In: Out

#	Lab Number	Analysis	Prepared	Initial (g)	Final (mL)	Spike ID	Source ID	ul Spike	ul Surr.	Sample ID	Extraction	Comments	pH		
													<2	8	>11
	A0A1010-01RE1	A 8081B 2,4+4,4-DDx Only (+Add)	01/31/20 10:20	10.59	5				100	PDI-026SC-A-06-07-191014	MDL. Use Custom	Spike.			
	A0A1011-01RE1	A 8081B 2,4+4,4-DDx Only (+Add)	01/31/20 10:20	10.59	5				100	PDI-057SC-A-06-07-191023	MDL. Use Custom	Spike.			
	A0A1011-02RE1	A 8081B 2,4+4,4-DDx Only (+Add)	01/31/20 10:20	10.15	5				100	PDI-057SC-A-07-08-191023	MDL. Use Custom	Spike.			
	0020205-MS1	QC	01/31/20 10:20	10.09	5	A20A310	A0A1011-02RE1	100	100						
	0020205-MSD1	QC	01/31/20 10:20	10.07	5	A20A310	A0A1011-02RE1	100	100						
	0020205-MSD2	QC	01/31/20 10:20	10.07	5	A20A310	A0A1011-02RE1	100	100		<i>1 mL</i>				

Standards/Reagents

Reagent(s)			Analyte Spike(s)			Surrogate(s)		
Std ID	Exp. Date	Description	Std ID	Exp. Date	Description	Std ID	Exp. Date	Description
A19I263	03/18/20	DCM CHEM PROD. 194934	A20A310	03/18/20	2,4 + 4,4 DDx Pesticide Matrix Spike	A20A238	07/17/20	8082 PCB Surrogate Spike
A20A032	06/30/23	n-Hexane Lot# 197051						

From 0010982 on 2/6/2020 by gwh

Prepared By: _____ Date _____

Reviewed By: _____ Date _____



Apex Laboratories
PREPARATION BENCH SHEET

BATCH #: 0010982 (Sediment)

Prep Method: EPA 3546

#	Lab Number	Analysis	Prepared	Initial (g)	Final (mL)	Spike ID	Source ID	ul Spike	ul Surr.	Sample ID	Extraction Comments	pH			
												<2	8	>11	
1	0010982-BLK1	QC	01/31/20 10:20	10	5 ✓				100						
2	0010982-BS1	QC	01/31/20 10:20	10	5 ✓	A20A310		100	100						
3	A0A0991-01	A 8081B 2,4+4,4-DDx Only (+Add)	01/31/20 10:20	10.31	5 ✓				100	PDI-035SC-A-01 -02-191010	MDL. Use Custom Spike. Sand, color				
4	0010982-DUP1	QC	01/31/20 10:20	10.07	5 ✓		A0A0991-01		100						
5	A0A0991-02	A 8081B 2,4+4,4-DDx Only (+Add)	01/31/20 10:20	10.07	5 ✓				100	PDI-035SC-A-02 -03-191010	MDL. Use Custom Spike. soil, odor				
6	A0A0991-03	A 8081B 2,4+4,4-DDx Only (+Add)	01/31/20 10:20	10.63	5 ✓				100	PDI-041SC-A-03 -04-191010	MDL. Use Custom Spike. soil, color				
7	A0A0991-04	A 8081B 2,4+4,4-DDx Only (+Add)	01/31/20 10:20	10.28	5 ✓				100	PDI-045SC-A-04 -05-191010	MDL. Use Custom Spike. soil				
8	A0A0991-05	A 8081B 2,4+4,4-DDx Only (+Add)	01/31/20 10:20	10.04	5 ✓				100	PDI-045SC-A-05 -06-191010	MDL. Use Custom Spike. soil, odor				
9	A0A0991-06	A 8081B 2,4+4,4-DDx Only (+Add)	01/31/20 10:20	10.33	5 ✓				100	PDI-067SC-A-06 -07-191010	MDL. Use Custom Spike. mud				
10	A0A0994-01	A 8081B 2,4+4,4-DDx Only (+Add)	01/31/20 10:20	10.56	5 ✓				100	PDI-066SC-A-07 -08-191011	MDL. Use Custom Spike. mud, odor				
11	A0A0994-02	A 8081B 2,4+4,4-DDx Only (+Add)	01/31/20 10:20	10.25	5 ✓				100	PDI-066SC-A-08 -09-191011	MDL. Use Custom Spike. mud, odor				
12	A0A0996-01	A 8081B 2,4+4,4-DDx Only (+Add)	01/31/20 10:20	10.75	5 ✓				100	PDI-015SC-A-09 -10-191012	MDL. Use Custom Spike. mud				
13	A0A0996-02	A 8081B 2,4+4,4-DDx Only (+Add)	01/31/20 10:20	10.54	5 ✓				100	PDI-037SC-A-04 -05-191012	MDL. Use Custom Spike. soil, odor				
14	A0A0996-03	A 8081B 2,4+4,4-DDx Only (+Add)	01/31/20 10:20	10.22	5 ✓				100	PDI-037SC-A-05 -06-191012	MDL. Use Custom Spike. soil, odor				
15	A0A0996-04	A 8081B 2,4+4,4-DDx Only (+Add)	01/31/20 10:20	10.39	5 ✓				100	PDI-037SC-A-06 -07-191012	MDL. Use Custom Spike. soil, odor				
16	A0A0996-05	A 8081B 2,4+4,4-DDx Only (+Add)	01/31/20 10:20	10.04	5 ✓				100	PDI-074SC-A-06 -07-191012	MDL. Use Custom Spike. mud, odor				
17	A0A0996-06	A 8081B 2,4+4,4-DDx Only (+Add)	01/31/20 10:20	10.43	5 ✓				100	PDI-074SC-A-07 -08-191012	MDL. Use Custom Spike. mud				
18	A0A1002-01	B 8081B 2,4+4,4-DDx Only (+Add)	01/31/20 10:20	10.59	5 ✓				100	PDI-076SC-A-08 -09-191013	MDL. Use Custom Spike. mud				
19	A0A1002-02	A 8081B 2,4+4,4-DDx Only (+Add)	01/31/20 10:20	10.59	5 ✓				100	PDI-076SC-A-09 -10-191013	MDL. Use Custom Spike. soil				

Prepared By: CAT Date: 01/31/20
ASS 1/31/20

Reviewed By: CAS Date: 01/31/20
SC 2/4/2020 CAS 01/31/2020

Apex Laboratories
PREPARATION BENCH SHEET
BATCH #: 0010982 (Sediment)

Prep Method: EPA 3546

#	Lab Number	Analysis	Prepared	Initial (g)	Final (mL)	Spike ID	Source ID	ul Spike	ul Surr.	Sample ID	Extraction Comments	pH		
												<2	6	>11
20	A0A1010-01	A 8081B 2,4+4,4-DDx Only (+Add)	01/31/20 10:20	10.59	5 ✓				100	PDI-026SC-A-06-07-191014	MDL. Use Custom Spike. <i>mid odor</i> *			
21	A0A1011-01	A 8081B 2,4+4,4-DDx Only (+Add)	01/31/20 10:20	10.59	5 ✓				100	PDI-057SC-A-06-07-191023	MDL. Use Custom Spike. <i>mid</i> *	P		#
22	A0A1011-02	A 8081B 2,4+4,4-DDx Only (+Add)	01/31/20 10:20	10.15	5 ✓				100	PDI-057SC-A-07-08-191023	MDL. Use Custom Spike. <i>mid</i> *	#		#
23	0010982-MS1	QC	01/31/20 10:20	10.09	5 ✓	A20A310	A0A1011-02	100	100		<i>mid</i> *	#		#
24	0010982-MSD1	QC	01/31/20 10:20	10.07	5 ✓	A20A310	A0A1011-02	100	100		<i>mid</i> *	P		#

Standards/Reagents

Reagent(s)			Analyte Spike(s)			Surrogate(s)		
Std ID	Exp. Date	Description	Std ID	Exp. Date	Description	Std ID	Exp. Date	Description
A13L219	11/30/23	Extractions Balance	A20A310	03/18/20	2,4 + 4,4 DDx Pesticide Matrix Spike	A20A238	07/17/20	8082 PCB Surrogate Spike
A18K311	12/31/20	Glass Wool						
A19I263	03/18/20	DCM CHEM PROD. 194934						
A20A281	07/19/21	Sodium Sulfate Lot # 196883						

Method 3546 digestion time and temperature achieved.

Initial: CAH

Witness: AGG 1-31-20

* = possible double surrogate or possible 82700 UL PAH
 Only Surr (5 ppm) HPL265
 CAH 01/31/20

could have spiked the wrong surrogate (82700 PAH only Surr (5 ppm) therefore spiked correct surrogate after so either possible wrong surr spiked plus correct surrogate or possible double spike of correct surrogate.
 - CAH 02/03/2020

P = partial dry out. 1/31/20

= S = staining on turbidity tube 1/31/20

Prepared By: _____ Date: _____

CAH 2/4/2020
 Reviewed By: _____ Date: _____

AGG

1/31/20



ELEMENT SEQUENCE LOG

Apex Laboratories

Sequence: **0B21033**

Instrument: **DUALECD8**

Date: **02/21/20 11:16**

Calibration: **A0B0404**

#	Lab Number	Matrix	Analysis	Client	Due	Batch	ISTD ID	STD ID
1	0B21033-BKD1	Soil	QC	QC				A20A019
2	0B21033-CCV1	Soil	QC	QC				A19K133
3	0B21033-CCB1	Soil	QC	QC				A20A395
4	0020632-BLK1	Soil	QC	QC		0020632		
5	0020632-BS1	Soil	QC	QC		0020632		
6	A0B0252-01RE3	Soil	8081B Pesticides		02/21/20	0020632		
7	A0B0520-01RE2	Soil	8081B Pesticides		02/21/20	0020632		
8	0020632-DUP1	Soil	QC	QC		0020632		
9	A0B0520-02RE2	Soil	8081B Pesticides		02/21/20	0020632		
10	0020632-MS1	Soil	QC	QC		0020632		
11	0B21033-CCV2	Soil	QC	QC				A19K134
12	0B21033-CCB2	Soil	QC	QC				A20A395
13	0020634-BLK1	Soil	QC	QC		0020634		
14	0020634-BS1	Soil	QC	QC		0020634		
15	A0B0268-01RE3	Soil	8081B Pesticides		02/21/20	0020634		
16	0020634-DUP1	Soil	QC	QC		0020634		
17	A0B0268-02RE3	Soil	8081B Pesticides		02/21/20	0020634		
18	0020634-MS1	Soil	QC	QC		0020634		
19	0B21033-CCV3	Soil	QC	QC				A19K133
20	0B21033-CCV4	Soil	QC	QC				A19J408
21	0B21033-CCB3	Soil	QC	QC				A20A395
22	A0A0991-01RE2	Sediment	8081B 2,4+4,4-DDx Only (+Add)	Anchor QEA, LLC	02/13/20	0020205		
23	0B21033-IBL1	Soil	QC	QC				
24	0020205-DUP2	Sediment	QC	QC		0020205		
25	0B21033-IBL2	Soil	QC	QC				
26	A0A0991-02RE1	Sediment	8081B 2,4+4,4-DDx Only (+Add)	Anchor QEA, LLC	02/13/20	0020205		
27	0B21033-IBL3	Soil	QC	QC				
28	A0A0994-01RE1	Sediment	8081B 2,4+4,4-DDx Only (+Add)	Anchor QEA, LLC	02/13/20	0020205		
29	0B21033-IBL4	Soil	QC	QC				
30	A0A0994-02RE1	Sediment	8081B 2,4+4,4-DDx Only (+Add)	Anchor QEA, LLC	02/13/20	0020205		
31	0B21033-IBL5	Soil	QC	QC				
32	A0A0996-03RE1	Sediment	8081B 2,4+4,4-DDx Only (+Add)	Anchor QEA, LLC	02/13/20	0020205		
33	0B21033-IBL6	Soil	QC	QC				
34	A0A0996-04RE1	Sediment	8081B 2,4+4,4-DDx Only (+Add)	Anchor QEA, LLC	02/13/20	0020205		
35	0B21033-IBL7	Soil	QC	QC				
36	A0A0996-05RE1	Sediment	8081B 2,4+4,4-DDx Only (+Add)	Anchor QEA, LLC	02/13/20	0020205		
37	0B21033-IBL8	Soil	QC	QC				
38	A0A0996-01RE1	Sediment	8081B 2,4+4,4-DDx Only (+Add)	Anchor QEA, LLC	02/13/20	0020205		
39	0B21033-IBL9	Soil	QC	QC				
40	A0A1011-01RE1	Sediment	8081B 2,4+4,4-DDx Only (+Add)	Anchor QEA, LLC	02/13/20	0020205		
41	0B21033-IBLA	Soil	QC	QC				
42	0B21033-CCV5	Soil	QC	QC				A19K134
43	0B21033-CCV6	Soil	QC	QC				A19J409
44	0B21033-CCB4	Soil	QC	QC				A20A395
45	0B21033-IBLB	Soil	QC	QC				

Data Entered By: NJB 2/25/20

Comments: Complete

Data Reviewed By: NJB 2/25/20



ELEMENT SEQUENCE LOG

Apex Laboratories

Sequence: **0B21033**

Instrument: **DUALECD8**

Date: **02/21/20 11:16**

Calibration: **A0B0404**

#	Lab Number	Matrix	Analysis	Client	Due	Batch	ISTD ID	STD ID
1	0B21033-BKD1	Soil	QC	QC				
2	0B21033-CCV1	Soil	QC	QC				A20A019
3	0B21033-CCB1	Soil	QC	QC				A19K133
4	0020632-BLK1	Soil	QC	QC				A20A395
5	0020632-BS1	Soil	QC	QC		0020632		
6	A0B0252-01RE3	Soil	8081B Pesticides		02/21/20	0020632		
7	A0B0520-01RE2	Soil	8081B Pesticides		02/21/20	0020632		
8	0020632-DUP1	Soil	QC	QC		0020632		
9	A0B0520-02RE2	Soil	8081B Pesticides		02/21/20	0020632		
10	0020632-MS1	Soil	QC	QC		0020632		
11	0B21033-CCV2	Soil	QC	QC				A19K134
12	0B21033-CCB2	Soil	QC	QC				A20A395
13	0020634-BLK1	Soil	QC	QC		0020634		
14	0020634-BS1	Soil	QC	QC		0020634		
15	A0B0268-01RE3	Soil	8081B Pesticides		02/21/20	0020634		
16	0020634-DUP1	Soil	QC	QC		0020634		
17	A0B0268-02RE3	Soil	8081B Pesticides		02/21/20	0020634		
18	0020634-MS1	Soil	QC	QC		0020634		
19	0B21033-CCV3	Soil	QC	QC				A19K133
20	0B21033-CCV4	Soil	QC	QC				A19J408
21	0B21033-CCB3	Soil	QC	QC				A20A395

Data Entered By: MSB 2/21/20

Comments: Partial

Data Reviewed By: MSB 2/24/20

Quantitation Report (QT Reviewed)

Data Path : C:\msdchem\1\data\2020-02\0B21033\
 Data File : ECD8-02212003.D
 Signal(s) : Signal #1: ECD1A.ch Signal #2: ECD2B.ch
 Acq On : 21 Feb 2020 12:00
 Operator : MJB
 Sample : 0B21033-BKD1
 Misc : A20A019
 ALS Vial : 2 Sample Multiplier: 1

Integration File signal 1: PEST1.e
 Integration File signal 2: PEST2.e
 Quant Time: Feb 21 12:17:26 2020
 Quant Method : C:\msdchem\1\methods\PestBreakdownCHK_200201RT5.M
 Quant Title : Pesticides
 QLast Update : Fri Nov 09 13:28:51 2018
 Response via : Initial Calibration
 Integrator: ChemStation

RT update

Compound	R.T.	Response	Conc	Units

Target Compounds				
1) 4,4'-DDE	7.574	12800250	NoCal	ng/mL
2) Endrin	7.941	1540869483	NoCal	ng/mL
3) 4,4'-DDD	7.992	39704423	NoCal	ng/mL
4) 4,4'-DDT	8.191	2363539415	NoCal	ng/mL
5) Endrin Aldehyde	8.384	55047757	NoCal	ng/mL
6) Endrin Ketone	8.878	44425806	NoCal	ng/mL
8) 4,4'-DDE [2C]	8.437	16838726	NoCal	ng/mL
9) Endrin [2C]	8.817	1337269917	NoCal	ng/mL
10) 4,4'-DDD [2C]	8.852	33472106	NoCal	ng/mL
11) Endrin Aldehyde [2C]	9.199	26955959	NoCal	ng/mL
12) 4,4'-DDT [2C]	9.080	2315113045	NoCal	ng/mL
13) Endrin Ketone [2C]	9.792	46357381	NoCal	ng/mL

(f)=RT Delta > 1/2 Window

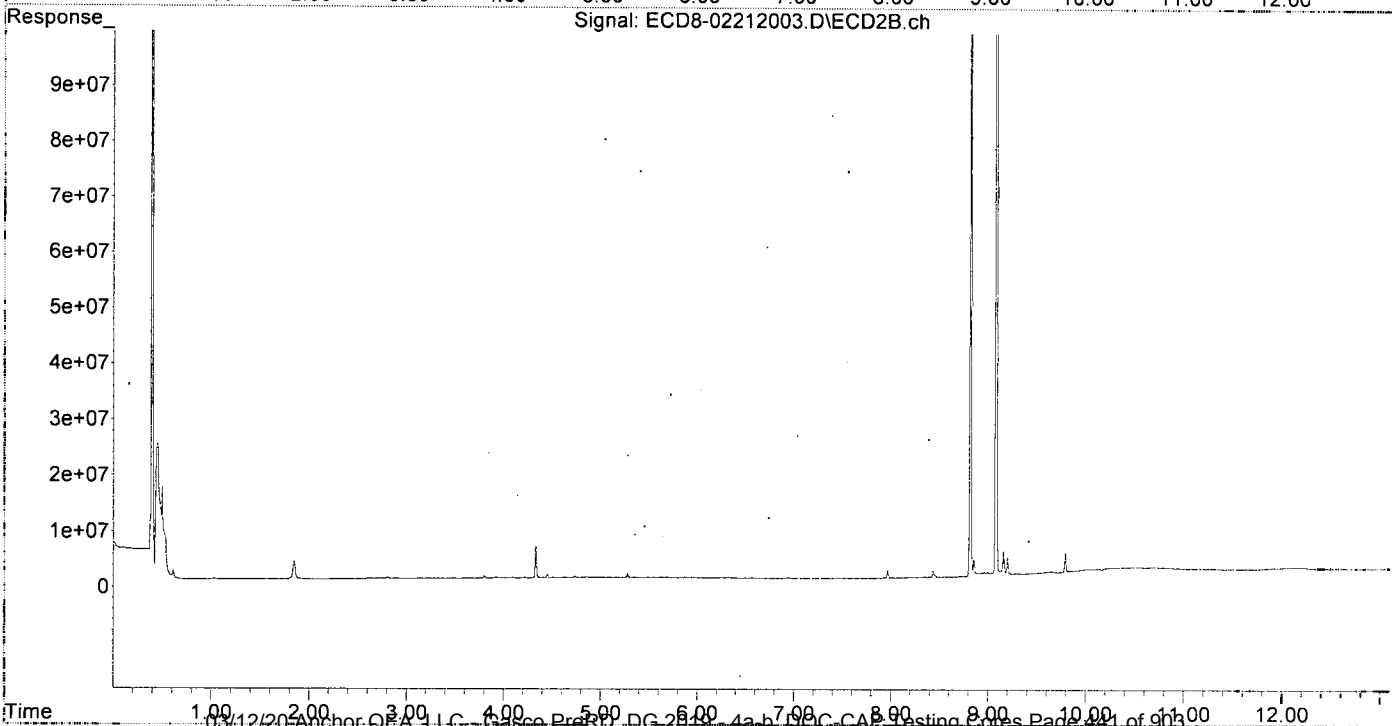
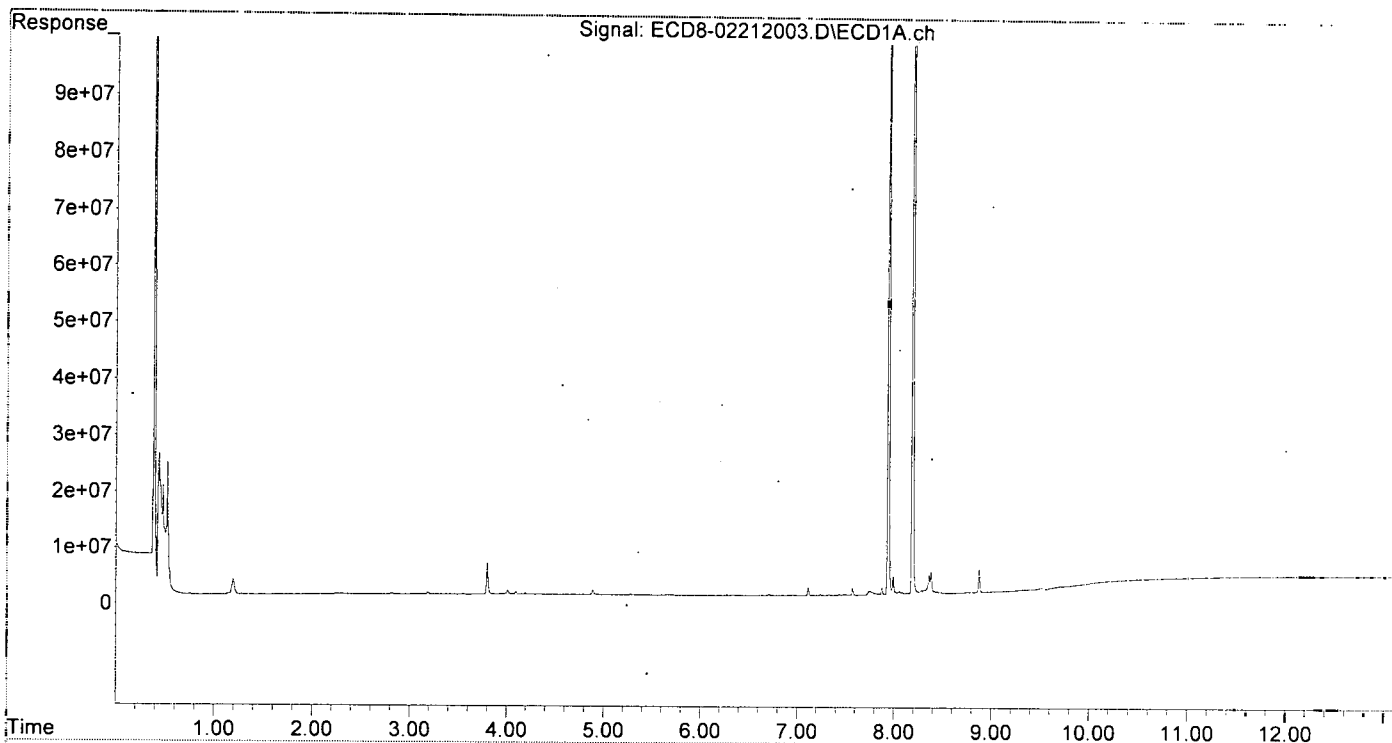
(m)=manual int.

WP 2/21/20

Quantitation Report (QT Reviewed)

Data Path : C:\msdchem\1\data\2020-02\0B21033\
Data File : ECD8-02212003.D
Signal(s) : Signal #1: ECD1A.ch Signal #2: ECD2B.ch
Acq On : 21 Feb 2020 12:00
Operator : MJB
Sample : 0B21033-BKD1
Misc : A20A019
ALS Vial : 2 Sample Multiplier: 1

Integration File signal 1: PEST1.e
Integration File signal 2: PEST2.e
Quant Time: Feb 21 12:17:26 2020
Quant Method : C:\msdchem\1\methods\PestBreakdownCHK_200201RT5.M
Quant Title : Pesticides
QLast Update : Fri Nov 09 13:28:51 2018
Response via : Initial Calibration
Integrator: ChemStation



Data Path : C:\msdchem\1\data\2020-02\0B21033\
 Data File : ECD8-02212004.D
 Signal(s) : Signal #1: ECD1A.ch Signal #2: ECD2B.ch
 Acq On : 21 Feb 2020 12:16
 Operator : MJB
 Sample : 0B21033-CCV1
 Misc : A19K133, AB 50 ppb
 ALS Vial : 3 Sample Multiplier: 1

Integration File signal 1: PEST1.e
 Integration File signal 2: PEST2.e
 Quant Time: Feb 21 15:26:03 2020
 Quant Method : C:\msdchem\1\methods\ECD8_QUANTPEST_200201RT5.M
 Quant Title : Instrument: DualECD8
 QLast Update : Mon Feb 03 15:36:51 2020
 Response via : Initial Calibration
 Integrator: ChemStation

RT update

MJB 2/21/20

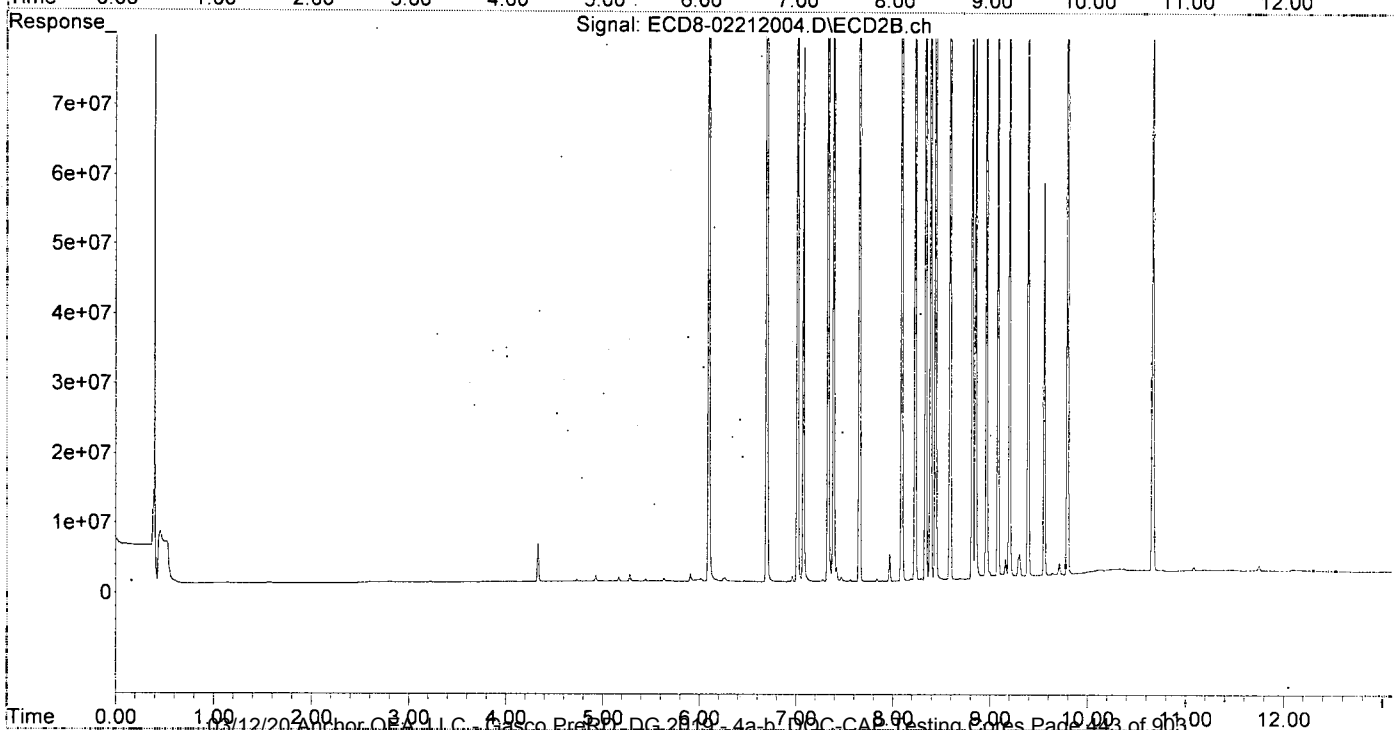
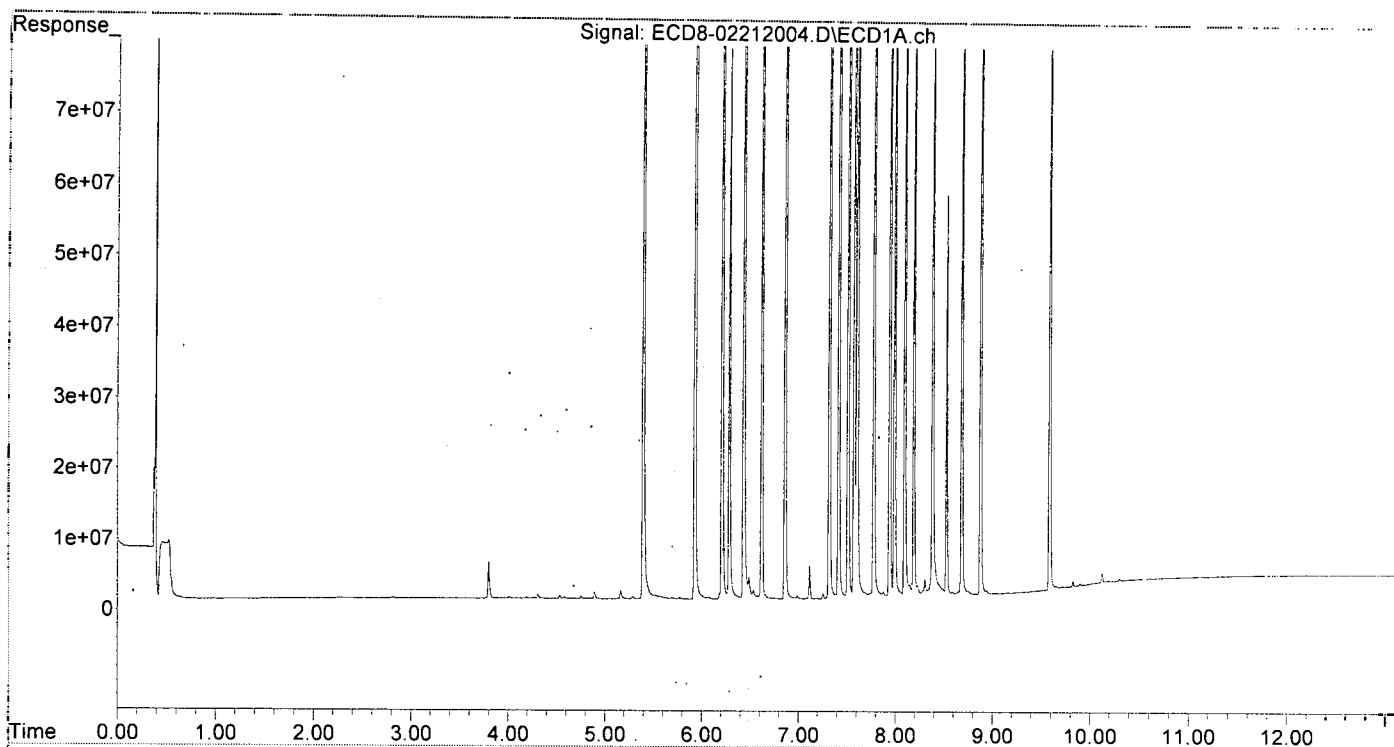
Compound	RT#1	RT#2	Resp#1	Resp#2	ng/mL	ng/mL
System Monitoring Compounds						
1) S TCMX (S)	5.394	6.096	152.4E6	162.5E6	43.579	47.110
22) S DCBP (S)	9.587	10.663	120.6E6	96862219	45.900	45.299
Target Compounds						
2) a-BHC	5.928	6.696	224.1E6	218.9E6	47.425	47.087
3) g-BHC	6.209	7.013	191.8E6	183.8E6	46.064	44.085
4) b-BHC	6.285	7.075	77783855	76806678	44.661	44.242
5) Heptachlor	6.621	7.387	168.3E6	155.8E6	40.941	36.997 <i>Q-7</i>
6) d-BHC	6.433	7.329	174.0E6	182.4E6	47.662	47.464
7) Aldrin	6.862	7.654	191.9E6	174.2E6	47.497	43.743
8) Heptachlo...	7.319	8.089	164.8E6	163.1E6	44.639	45.437
9) trans-Chl...	7.416	8.229	172.2E6	159.9E6	45.787	42.996
10) cis-Chlor...	7.512	8.336	169.7E6	157.2E6	46.199	44.621
11) Endosulfa...	7.606	8.388	156.9E6	148.1E6	45.243	44.810
12) 4,4'-DDE	7.575	8.437	169.2E6	164.0E6	50.962	48.121
13) Dieldrin	7.778	8.588	177.6E6	163.6E6	46.574	43.972
14) Endrin	7.942	8.816	144.2E6	130.0E6	44.185	42.357
15) 4,4'-DDD	7.992	8.852	120.2E6	116.0E6	47.230	44.425
16) Endosulfa...	8.097	8.963	126.0E6	127.6E6	42.127	44.754
17) 4,4'-DDT	8.191	9.080	120.5E6	117.7E6	44.826	43.206
18) Endrin Al...	8.385	9.199	107.3E6	107.0E6	40.759	40.491
19) Endosulfa...	8.685	9.389	117.8E6	116.1E6	41.171	43.001
20) Methoxychlor	8.529	9.555	56873132	56567129	47.133	47.338
21) Endrin Ke...	8.879	9.792	138.9E6	127.5E6	40.181	41.801
23) Hexachlor...	3.193f	3.804	52224	55229	0.013	0.011
24) Hexachlor...	5.775	6.569	278376	75944	0.083	BelowCal #
25) Oxychlordane	7.256	8.012	804914	35912	0.082	0.011 #
26) 2,4'-DDE	7.319f	8.229	164.8E6	159.9E6	71.296	70.337
27) trans-Non...	7.512	8.291	169.7E6	364906	46.275	0.101 #
28) 2,4'-DDD	7.691	8.588	744990	163.6E6	0.385	85.487 #
29) 2,4'-DDT	7.878	8.816	772001	130.0E6	0.323	55.231 #
30) cis-Nonac...	7.992	8.852	120.2E6	116.0E6	29.537	29.106
31) Mirex	8.621	9.792	289586	127.5E6	8199.009	59.466 #
32) Chlordane...	7.416	8.229	172.2E6	159.9E6	429.944	367.978
33) Chlordane...	7.512	8.336	169.7E6	157.2E6	348.847	432.359
34) Chlordane...	8.097f	8.993	126.0E6	940049	967.948	7.916 #
35) Chlordane...	0.000	0.000	0	0	N.D.	N.D.
36) Toxaphene...	7.512	8.588	169.7E6	163.6E6	10364.090	5553.177 #
37) Toxaphene...	0.000	8.963f	0	127.6E6	N.D.	3176.062 #
38) Toxaphene...	8.148	8.963	1656724	127.6E6	20.379	1972.946 #
39) Toxaphene...	8.385	9.035	107.3E6	404422	1620.035	0.021 #
40) Toxaphene...	8.592	9.199f	504142	107.0E6	9.301	1867.233 #
41) Toxaphene...	8.685f	0.000	117.8E6	0	1549.388	N.D. #
42) Toxaphene...	0.000	0.000	0	0	N.D.	N.D.

(f)=RT Delta > 1/2 Window (#)=Amounts differ by > 25% (m)=manual int.

Quantitation Report (Not Reviewed)

Data Path : C:\msdchem\1\data\2020-02\0B21033\
Data File : ECD8-02212004.D
Signal(s) : Signal #1: ECD1A.ch Signal #2: ECD2B.ch
Acq On : 21 Feb 2020 12:16
Operator : MJB
Sample : 0B21033-CCV1
Misc : A19K133, AB 50 ppb
ALS Vial : 3 Sample Multiplier: 1

Integration File signal 1: PEST1.e
Integration File signal 2: PEST2.e
Quant Time: Feb 21 15:26:03 2020
Quant Method : C:\msdchem\1\methods\ECD8_QUANTPEST_200201RT5.M
Quant Title : Instrument: DualECD8
QLast Update : Mon Feb 03 15:36:51 2020
Response via : Initial Calibration
Integrator: ChemStation



Data Path : C:\msdchem\1\data\2020-02\0B21033\
 Data File : ECD8-02212005.D
 Signal(s) : Signal #1: ECD1A.ch Signal #2: ECD2B.ch
 Acq On : 21 Feb 2020 12:33
 Operator : MJB
 Sample : 0B21033-CCB1
 Misc : A20A395
 ALS Vial : 7 Sample Multiplier: 1

Integration File signal 1: PEST1.e
 Integration File signal 2: PEST2.e
 Quant Time: Feb 21 15:26:07 2020
 Quant Method : C:\msdchem\1\methods\ECD8_QUANTPEST_200201RT5.M
 Quant Title : Instrument: DualECD8
 QLast Update : Mon Feb 03 15:36:51 2020
 Response via : Initial Calibration
 Integrator: ChemStation

MJB
2/21/20

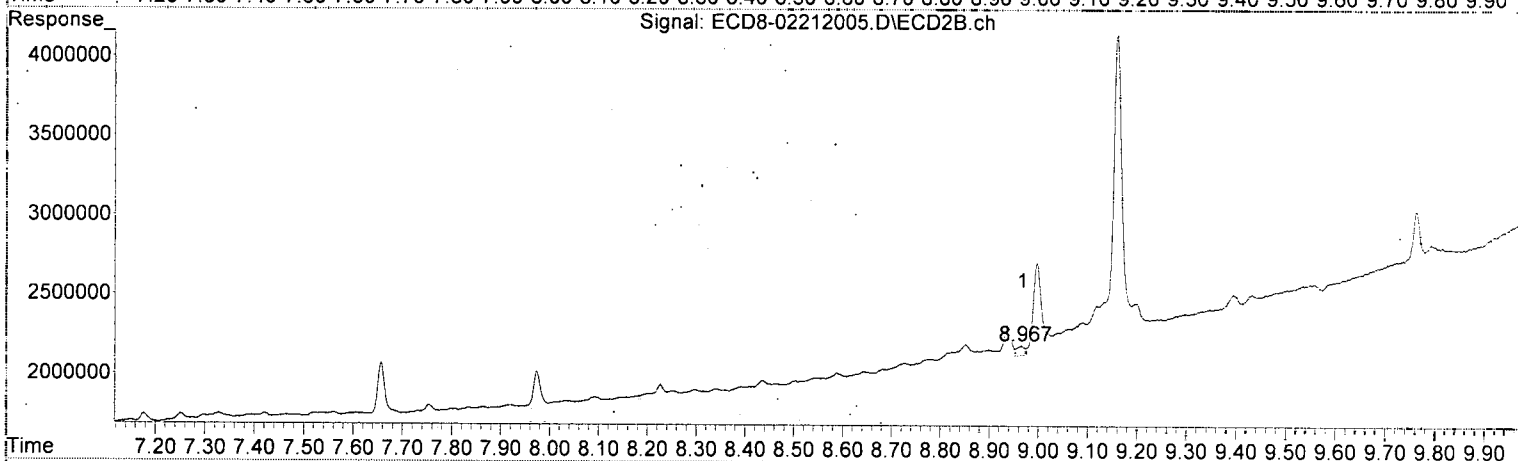
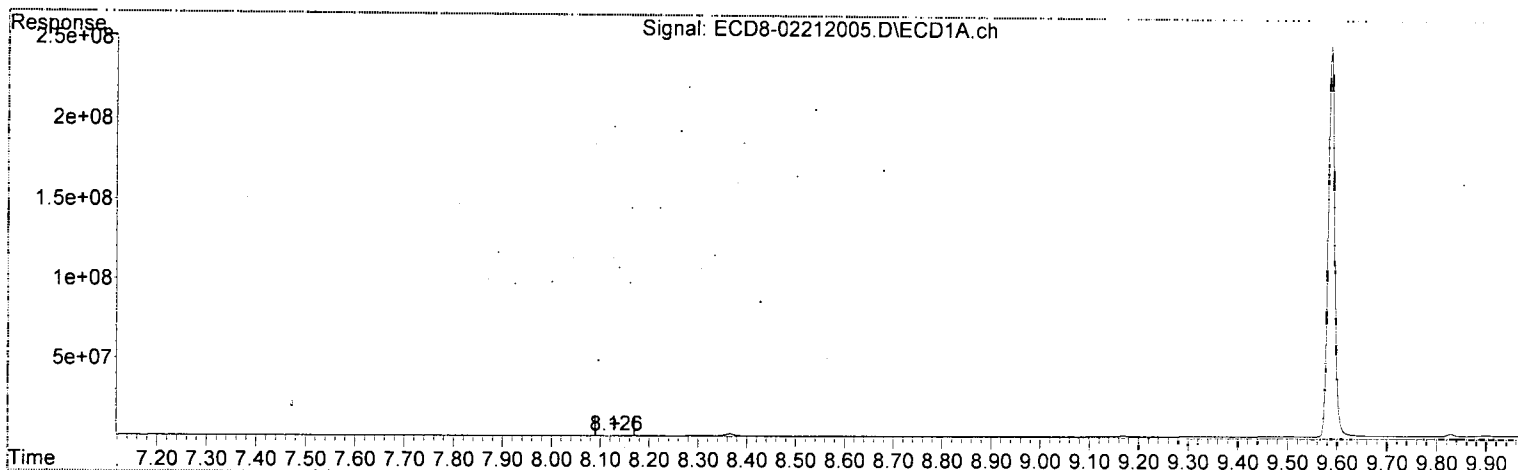
Compound	RT#1	RT#2	Resp#1	Resp#2	ng/mL	ng/mL
System Monitoring Compounds						
1) S TCMX (S)	5.394	6.096	300.5E6	341.3E6	85.951	98.955
22) S DCBP (S)	9.588	10.663	247.0E6	200.7E6	92.421	90.211
Target Compounds						
2) a-BHC	5.937	0.000	53942	0	0.011	N.D. #
3) g-BHC	0.000	6.999	0	14263	N.D.	0.046 #
4) b-BHC	6.287	7.076	145546	16157	0.084	0.009 #
5) Heptachlor	6.660f	7.385	32408	19884	0.008	0.005 #
6) d-BHC	6.434	7.328	27795	41241	0.115	0.109
7) Aldrin	6.863	7.657	11583	323901	0.003	0.099 #
8) Heptachlo...	7.319	8.094	23653	28660	0.006	0.008
9) trans-Chl...	7.394f	8.227	293191	77574	0.078	0.021 #
10) cis-Chlor...	7.503	8.339	67336	23668	0.018	0.007 #
11) Endosulfa...	7.609	8.392	20748	22354	0.006	0.007
12) 4,4'-DDE	7.574	8.435	45500	45391	0.014	0.103 #
13) Dieldrin	7.779	8.588	26019	35930	0.007	0.042 #
14) Endrin	7.939	8.823	17734	79310	0.005	0.020 #
15) 4,4'-DDD	7.991	8.851	41762	110824	0.016	0.090 #
16) Endosulfa...	8.092	8.967	237183	58413	0.079	BelowCal #
17) 4,4'-DDT	8.211f	9.091	32984	156882	0.012	0.038 #
18) Endrin Al...	8.366	9.200	1359884	228331	0.517	0.086 #
19) Endosulfa...	8.684	9.394	67108	206375	0.023	BelowCal #
20) Methoxychlor	8.556f	9.548	64987	208725	0.054	BelowCal #
21) Endrin Ke...	8.879	9.792	58081	361270	0.017	BelowCal #
23) Hexachlor...	3.189	3.813f	32086	70969	0.008	0.015 #
24) Hexachlor...	5.775	6.573	418215	97446	0.124	BelowCal #
25) Oxychlordan...	7.248	8.023	214393	12723	BelowCal	0.004
26) 2,4'-DDE	7.334	8.227	8944	77574	0.004	0.034 #
27) trans-Non...	7.503	8.296	67336	26635	0.018	0.007 #
28) 2,4'-DDD	7.691	8.588	9784	35930	0.005	0.019 #
29) 2,4'-DDT	7.884	8.823	10653	79310	0.004	BelowCal #
30) cis-Nonac...	7.991	8.851	41762	110824	0.010	0.028 #
31) Mirex	8.643	9.762	31152	579674	8199.116	0.028 #
32) Chlordane...	7.394f	8.227	293191	77574	0.732	0.179 #
33) Chlordane...	7.503	8.339	67336	23668	0.138	0.065 #
34) Chlordane...	8.048	8.997	104023	563321	0.799	4.744 #
35) Chlordane...	0.000	0.000	0	0	N.D.	N.D.
36) Toxaphene...	7.550f	8.588	28492	35930	1.741	1.219 #
37) Toxaphene...	7.829	8.938	6684	200751	0.213 2-De	4.995 #
38) Toxaphene...	8.126	8.967	12624	58413	26753.757	0.903 #
39) Toxaphene...	8.366	9.039	1359884	112032	14.021	BelowCal #
40) Toxaphene...	8.585	9.200	42738	228331	0.788	3.983 #
41) Toxaphene...	8.652	9.589	26208	198667	0.345	3.008 #
42) Toxaphene...	0.000	0.000	0	0	N.D.	N.D.

(f)=RT Delta > 1/2 Window (#)=Amounts differ by > 25% (m)=manual int.

Quantitation Report (Qedit)

Data Path : C:\msdchem\1\data\2020-02\0B21033\
Data File : ECD8-02212005.D
Signal(s) : Signal #1: ECD1A.ch Signal #2: ECD2B.ch
Acq On : 21 Feb 2020 12:33
Operator : MJB
Sample : 0B21033-CCB1
Misc : A20A395
ALS Vial : 7 Sample Multiplier: 1

Integration File signal 1: PEST1.e
Integration File signal 2: PEST2.e
Quant Time: Feb 21 15:26:07 2020
Quant Method : C:\msdchem\1\methods\ECD8_QUANTPEST_200201RT5.M
Quant Title : Instrument: DualECD8
QLast Update : Mon Feb 03 15:36:51 2020
Response via : Initial Calibration
Integrator: ChemStation



(38) Toxaphene (3)

8.126min 96753.757 ng/mL

response 12624

(38) Toxaphene (3) #2

8.967min 0.903 ng/mL

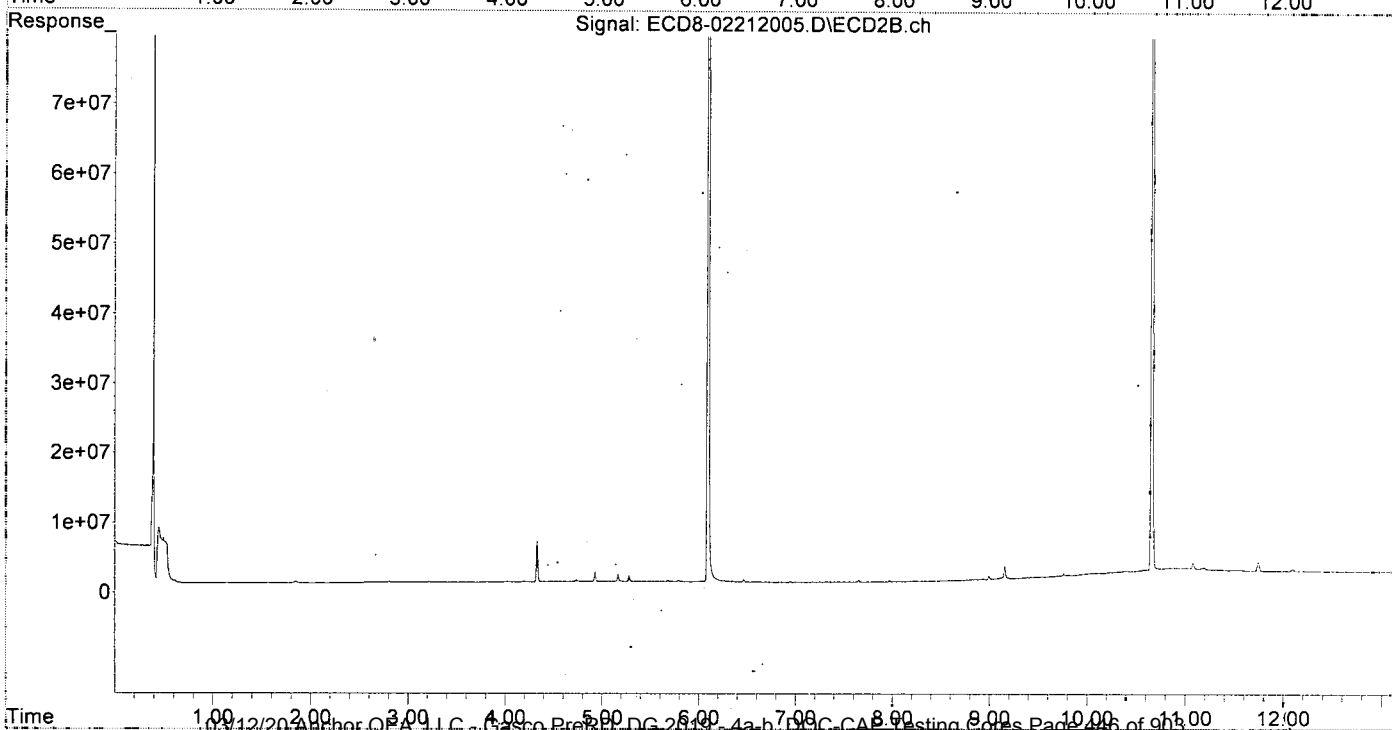
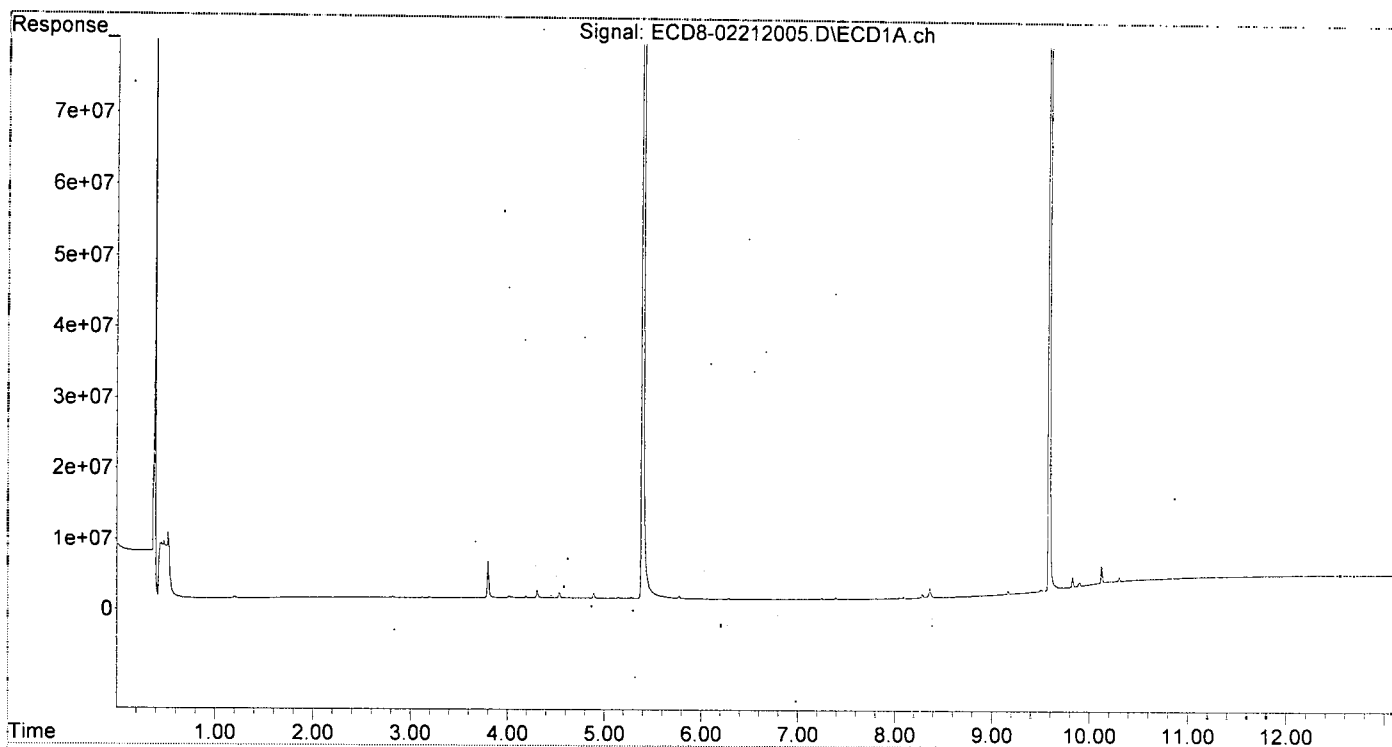
response 58413

Handwritten notes:
Azel
MJB
2/21/20

Quantitation Report (Not Reviewed)

Data Path : C:\msdchem\1\data\2020-02\0B21033\
Data File : ECD8-02212005.D
Signal(s) : Signal #1: ECD1A.ch Signal #2: ECD2B.ch
Acq On : 21 Feb 2020 12:33
Operator : MJB
Sample : 0B21033-CCB1
Misc : A20A395
ALS Vial : 7 Sample Multiplier: 1

Integration File signal 1: PEST1.e
Integration File signal 2: PEST2.e
Quant Time: Feb 21 15:26:07 2020
Quant Method : C:\msdchem\1\methods\ECD8_QUANTPEST_200201RT5.M
Quant Title : Instrument: DualECD8
QLast Update : Mon Feb 03 15:36:51 2020
Response via : Initial Calibration
Integrator: ChemStation



Quantitation Report (QT Reviewed)

Data Path : C:\msdchem\1\data\2020-02\0B21033\
 Data File : ECD8-02212006.D
 Signal(s) : Signal #1: ECD1A.ch Signal #2: ECD2B.ch
 Acq On : 21 Feb 2020 12:50
 Operator : MJB
 Sample : 0020632-BLK1
 Misc : 1x, 8081B, GPC
 ALS Vial : 8 Sample Multiplier: 1

Integration File signal 1: PEST1.e
 Integration File signal 2: PEST2.e
 Quant Time: Feb 21 15:26:11 2020
 Quant Method : C:\msdchem\1\methods\ECD8_QUANTPEST_200201RT5.M
 Quant Title : Instrument: DualECD8
 QLast Update : Mon Feb 03 15:36:51 2020
 Response via : Initial Calibration
 Integrator: ChemStation

MJB
2/21/20

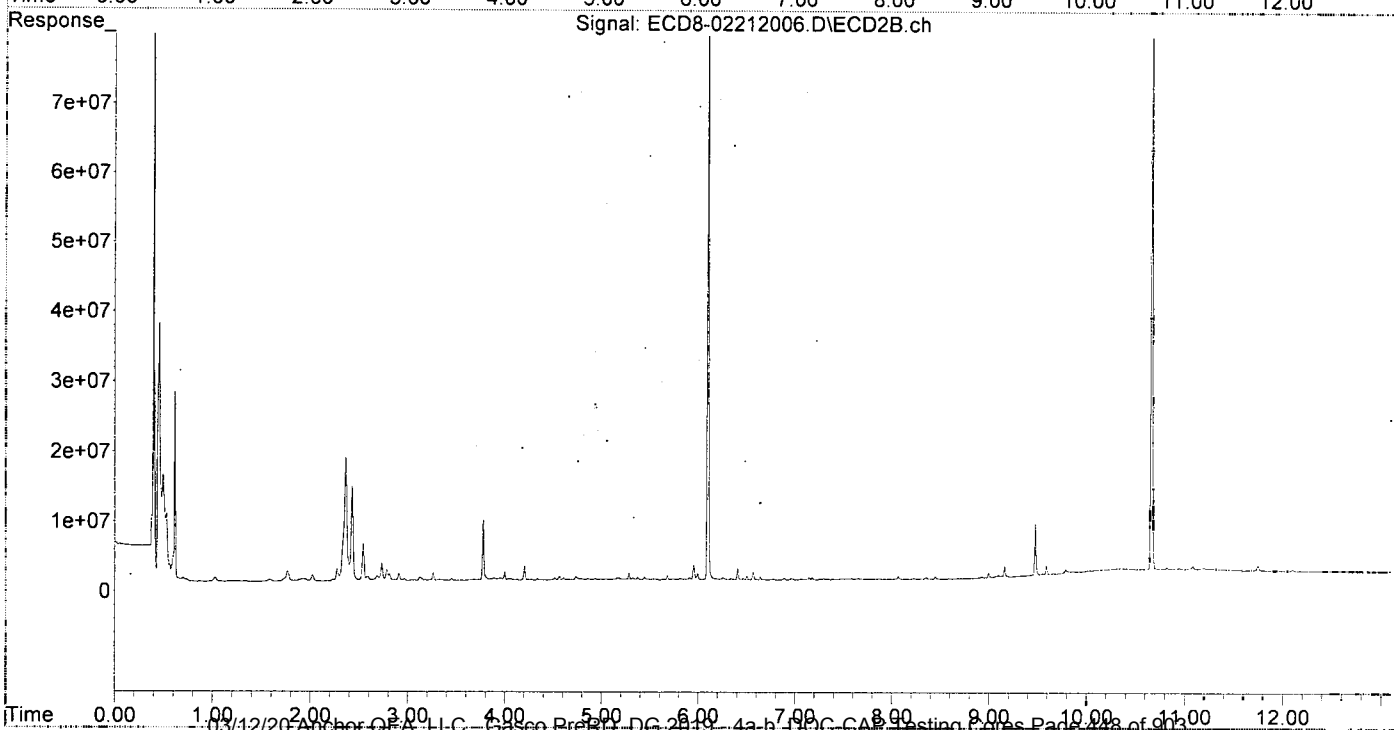
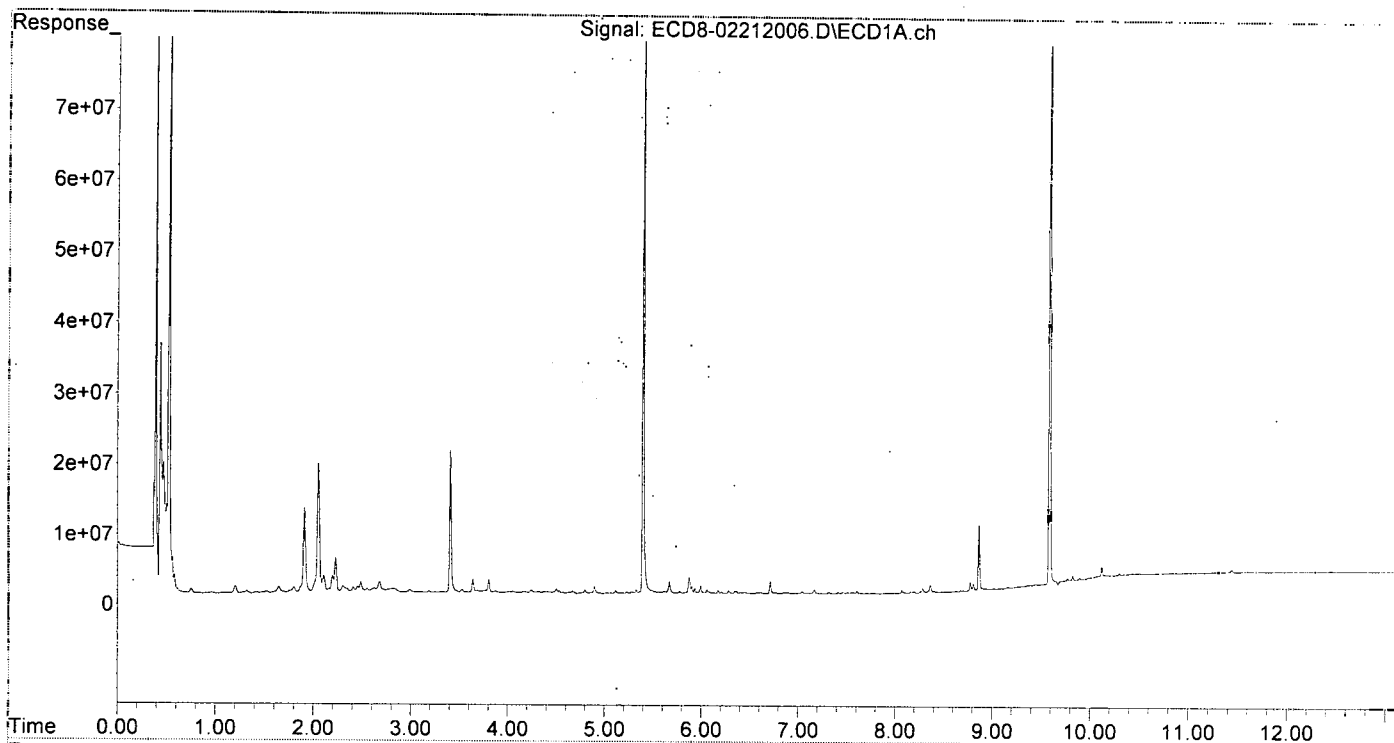
Compound	RT#1	RT#2	Resp#1	Resp#2	ng/mL	ng/mL
System Monitoring Compounds						
1) S TCMX (S)	5.394	6.095	85060636	88336002	24.330	25.608
22) S DCBP (S)	9.585	10.662	115.0E6	87831482	43.807	41.203
Target Compounds						
2) a-BHC	5.931	6.694	807571	116203	0.171	0.103 #
3) g-BHC	6.209	7.013	233225	133237	0.056	0.076 #
4) b-BHC	6.281	7.062	458430	157049	0.263	0.090 #
5) Heptachlor	6.618	7.387	162230	134666	0.039	0.032
6) d-BHC	6.437	7.330	192257	171810	0.162	0.147
7) Aldrin	6.860	7.656	247052	186996	0.061	0.062
8) Heptachlo...	7.317	8.088	234343	144207	0.063	0.040 #
9) trans-Chl...	7.414	8.228	173048	137355	0.046	0.037
10) cis-Chlor...	7.510	8.354	152863	277256	0.042	0.079 #
11) Endosulfa...	7.607	8.387	409191	96629	0.118	0.029 #
12) 4,4'-DDE	7.572	8.448	151377	373907	0.046	0.208 #
13) Dieldrin	7.777	8.588	80467	63185	0.021	0.050 #
14) Endrin	7.939	8.816	48129	72361	0.015	0.018
15) 4,4'-DDD	7.999	8.854	81529	65605	0.032	0.071 #
16) Endosulfa...	8.070f	8.964	429225	89613	0.143	0.004 #
17) 4,4'-DDT	8.196	9.076	203297	296547	0.076	0.095 #
18) Endrin Al...	8.370	9.194	732300	204030	0.278m	0.077 #
19) Endosulfa...	8.677	9.397	140147	304662	0.049	0.033 #
20) Methoxychlor	8.529	9.552	79042	446556	0.066	0.047 #
21) Endrin Ke...	8.870	9.785	4505209	967882	1.303m	0.120 #
23) Hexachlor...	3.188	3.774	429859	8852712	0.110	1.828 #
24) Hexachlor...	5.775	6.568	339713	1176291	0.101	0.355 #
25) Oxychlorthane	7.241	8.028	53472	90638	BelowCal	0.028
26) 2,4'-DDE	7.317f	8.228	234343	137355	0.101	0.060 #
27) trans-Non...	7.510	8.295	152863	66576	0.042	0.018 #
28) 2,4'-DDD	7.716	8.588	74316	63185	0.038	0.033
29) 2,4'-DDT	7.903	8.816	32433	72361	0.014	BelowCal #
30) cis-Nonac...	7.958f	8.854	26921	65605	0.007	0.016 #
31) Mirex	8.628	9.785	132124	967882	8199.074	0.215 #
32) Chlordane...	7.414	8.228	173048	137355	0.432	0.316 #
33) Chlordane...	7.510	8.354	152863	277256	0.314	0.763 #
34) Chlordane...	8.070	8.995	429225	749083	3.297	6.308 #
35) Chlordane...	0.000	0.000	0	0	N.D.	N.D.
36) Toxaphene...	7.510	8.588	152863	63185	9.338	2.144 #
37) Toxaphene...	7.832	8.935	32918	173135	1.048	4.308 #
38) Toxaphene...	0.000	8.964	0	89613	N.D. d	1.385
39) Toxaphene...	8.363	9.076f	1090845	296547	9.874	BelowCal #
40) Toxaphene...	8.590	9.244f	22805	175379	0.421	3.059 #
41) Toxaphene...	8.677	9.586	140147	1658013	1.843	25.101 #
42) Toxaphene...	0.000	0.000	0	0	N.D.	N.D.

(f)=RT Delta > 1/2 Window (#)=Amounts differ by > 25% (m)=manual int.

Quantitation Report (QT Reviewed)

Data Path : C:\msdchem\1\data\2020-02\0B21033\
Data File : ECD8-02212006.D
Signal(s) : Signal #1: ECD1A.ch Signal #2: ECD2B.ch
Acq On : 21 Feb 2020 12:50
Operator : MJB
Sample : 0020632-BLK1
Misc : 1x, 8081B, GPC
ALS Vial : 8 Sample Multiplier: 1

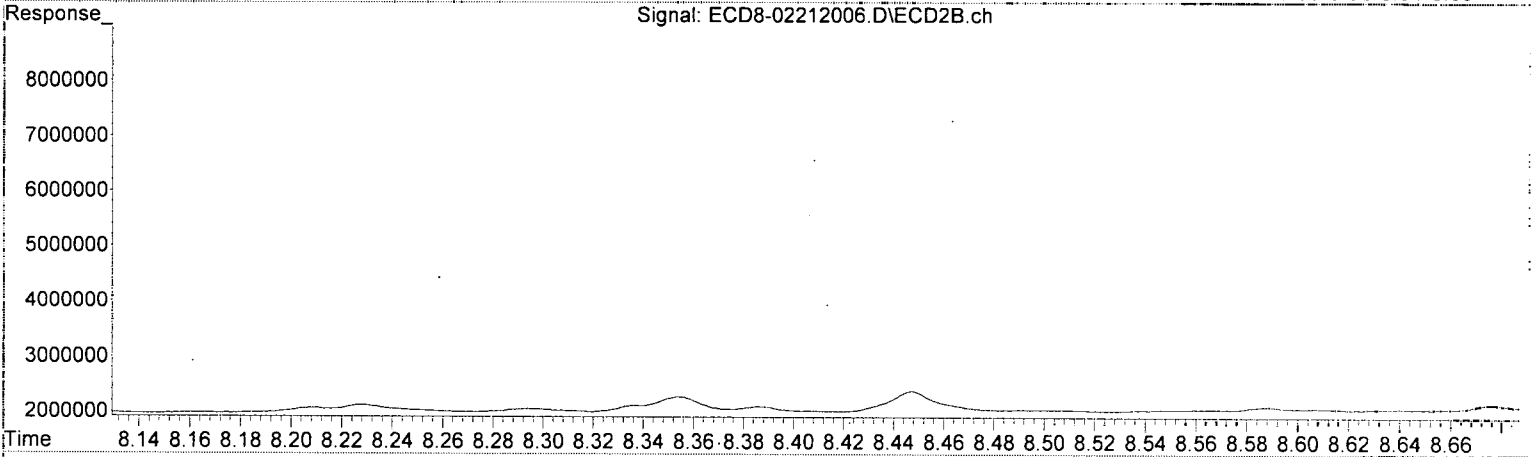
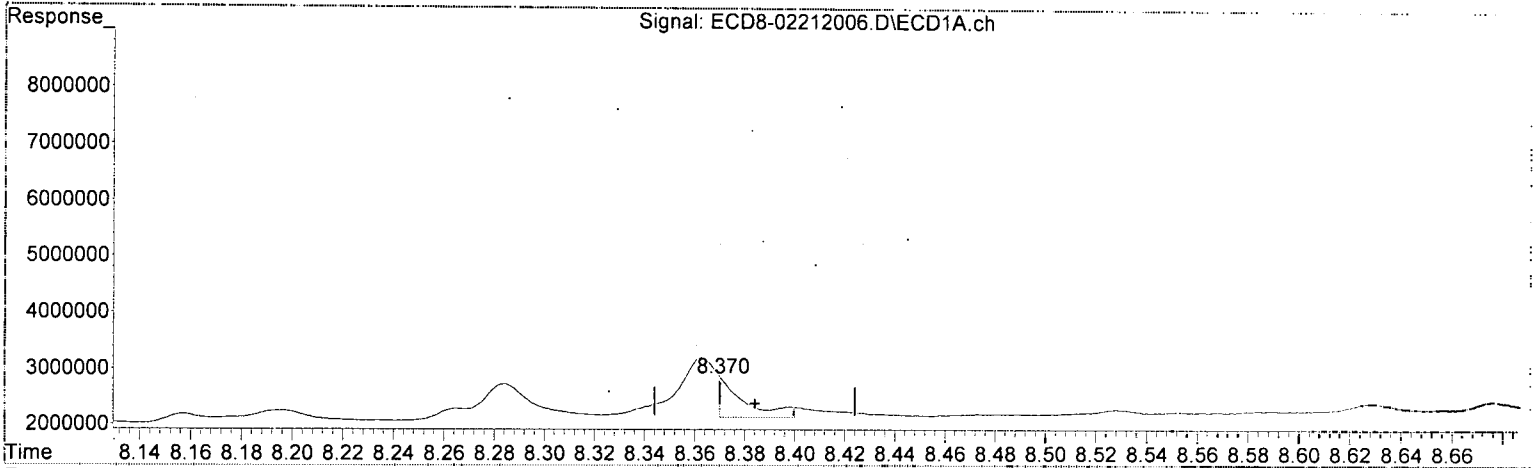
Integration File signal 1: PEST1.e
Integration File signal 2: PEST2.e
Quant Time: Feb 21 15:26:11 2020
Quant Method : C:\msdchem\1\methods\ECD8_QUANTPEST_200201RT5.M
Quant Title : Instrument: DualECD8
QLast Update : Mon Feb 03 15:36:51 2020
Response via : Initial Calibration
Integrator: ChemStation



Quantitation Report (Qedit)

Data Path : C:\msdchem\1\data\2020-02\0B21033\
Data File : ECD8-02212006.D
Signal(s) : Signal #1: ECD1A.ch Signal #2: ECD2B.ch
Acq On : 21 Feb 2020 12:50
Operator : MJB
Sample : 0020632-BLK1
Misc : 1x, 8081B, GPC
ALS Vial : 8 Sample Multiplier: 1

Integration File signal 1: PEST1.e
Integration File signal 2: PEST2.e
Quant Time: Feb 21 15:26:11 2020
Quant Method : C:\msdchem\1\methods\ECD8_QUANTPEST_200201RT5.M
Quant Title : Instrument: DualECD8
QLast Update : Mon Feb 03 15:36:51 2020
Response via : Initial Calibration
Integrator: ChemStation



QEdit

(18) Endrin Aldehyde
8.370min 0.278 ng/mL (m)
response 732300

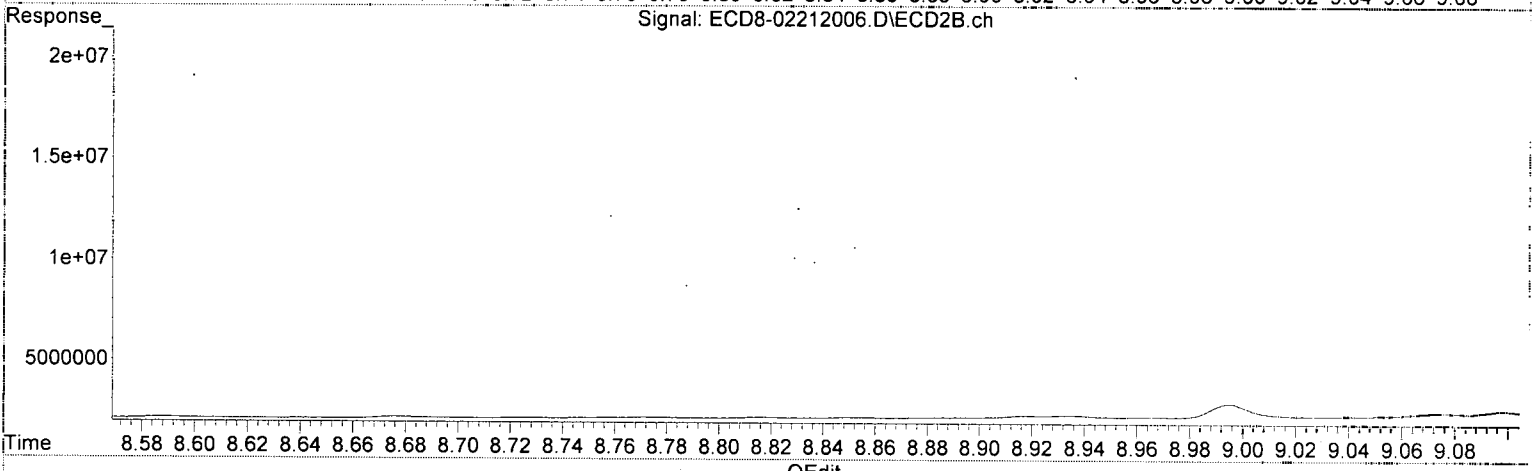
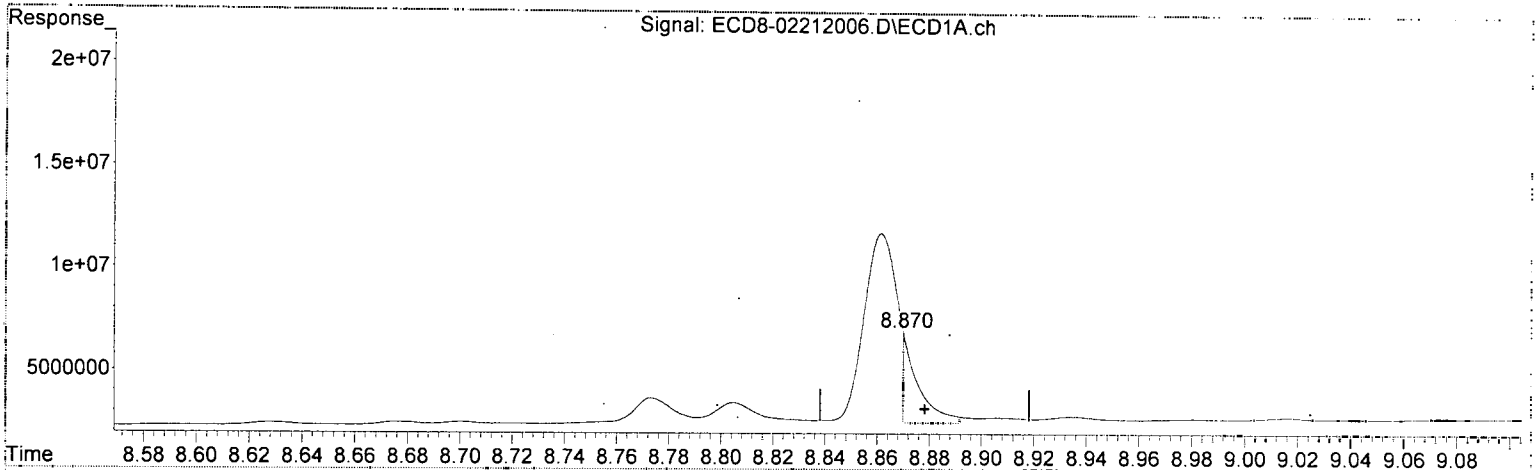
MJB
2/21/20

(18) Endrin Aldehyde #2
9.194min 0.077 ng/mL
response 204030

Quantitation Report (Qedit)

Data Path : C:\msdchem\1\data\2020-02\0B21033\
Data File : ECD8-02212006.D
Signal(s) : Signal #1: ECD1A.ch Signal #2: ECD2B.ch
Acq On : 21 Feb 2020 12:50
Operator : MJB
Sample : 0020632-BLK1
Misc : 1x, 8081B, GPC
ALS Vial : 8 Sample Multiplier: 1

Integration File signal 1: PEST1.e
Integration File signal 2: PEST2.e
Quant Time: Feb 21 15:26:11 2020
Quant Method : C:\msdchem\1\methods\ECD8_QUANTPEST_200201RT5.M
Quant Title : Instrument: DualECD8
QLast Update : Mon Feb 03 15:36:51 2020
Response via : Initial Calibration
Integrator: ChemStation



QEdit

(21) Endrin Ketone
8.870min 1.303 ng/mL (m)
response 4505209

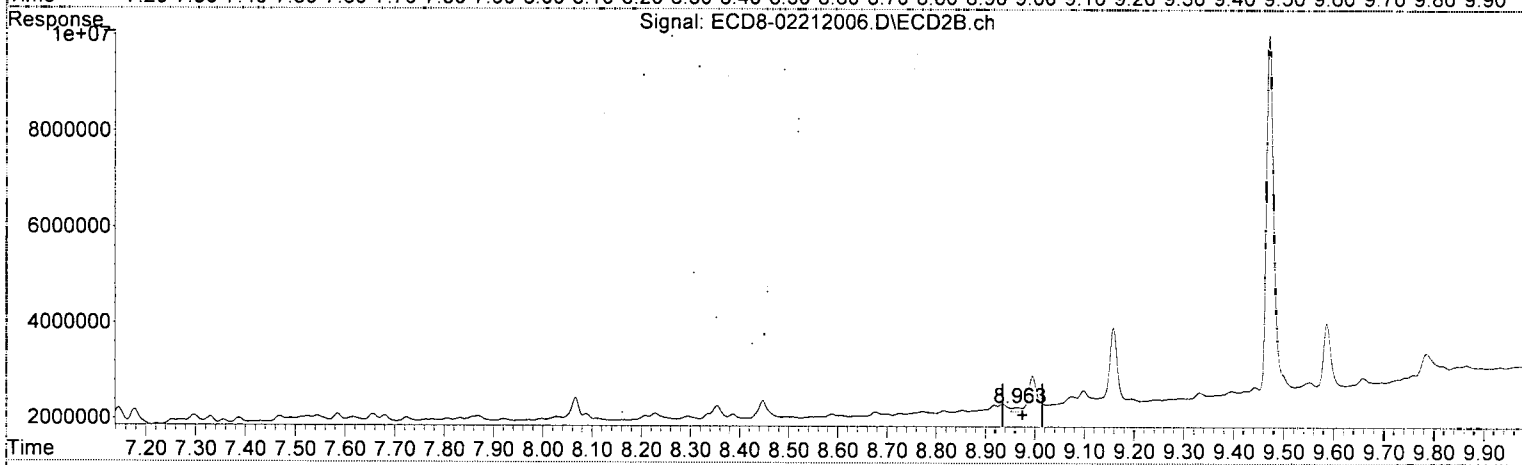
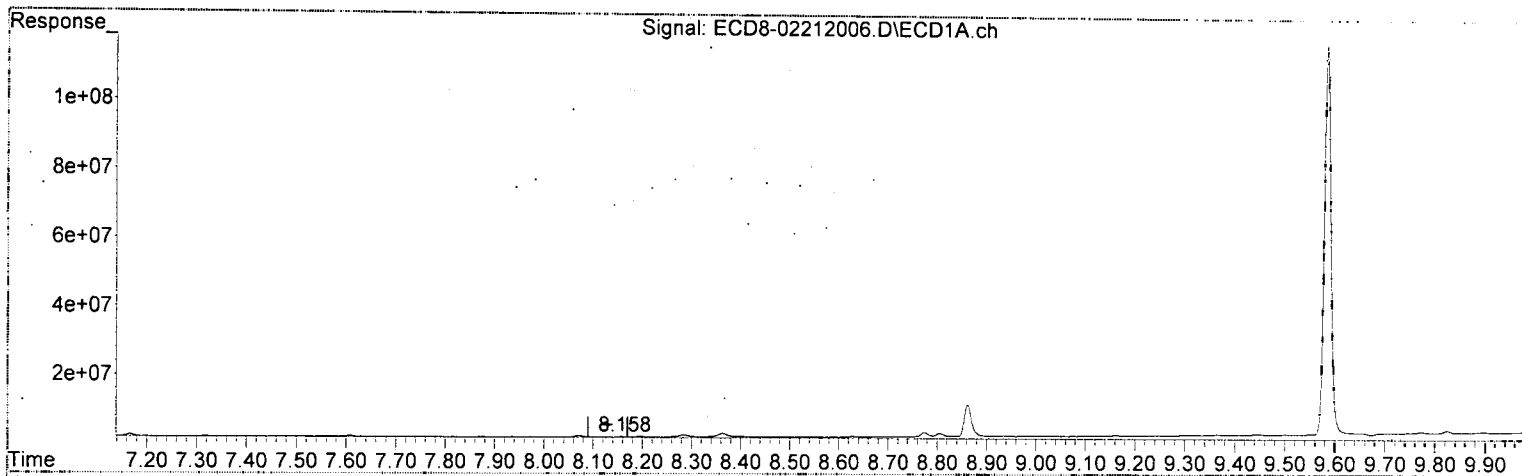
*MJB
2/21/20*

(21) Endrin Ketone #2
9.785min 0.120 ng/mL
response 967882

Quantitation Report (Qedit)

Data Path : C:\msdchem\1\data\2020-02\0B21033\
Data File : ECD8-02212006.D
Signal(s) : Signal #1: ECD1A.ch Signal #2: ECD2B.ch
Acq On : 21 Feb 2020 12:50
Operator : MJB
Sample : 0020632-BLK1
Misc : 1x, 8081B, GPC
ALS Vial : 8 Sample Multiplier: 1

Integration File signal 1: PEST1.e
Integration File signal 2: PEST2.e
Quant Time: Feb 21 15:26:11 2020
Quant Method : C:\msdchem\1\methods\ECD8_QUANTPEST_200201RT5.M
Quant Title : Instrument: DualECD8
QLast Update : Mon Feb 03 15:36:51 2020
Response via : Initial Calibration
Integrator: ChemStation



(38) Toxaphene (3)

8.157min 96751.698 ng/mL *Q-21*
response 157817

MJB 2/21/20

(38) Toxaphene (3) #2

8.964min 1.385 ng/mL
response 89613

Data Path : C:\msdchem\1\data\2020-02\0B21033\
 Data File : ECD8-02212006.D
 Signal(s) : Signal #1: ECD1A.ch Signal #2: ECD2B.ch
 Acq On : 21 Feb 2020 12:50
 Operator : MJB
 Sample : 0020632-BLK1
 Misc : 1x, 8081B, GPC
 ALS Vial : 8 Sample Multiplier: 1

Integration File signal 1: PEST1.e
 Integration File signal 2: PEST2.e
 Quant Time: Feb 21 15:26:11 2020
 Quant Method : C:\msdchem\1\methods\ECD8_QUANTPEST_200201RT5.M
 Quant Title : Instrument: DualECD8
 QLast Update : Mon Feb 03 15:36:51 2020
 Response via : Initial Calibration
 Integrator: ChemStation

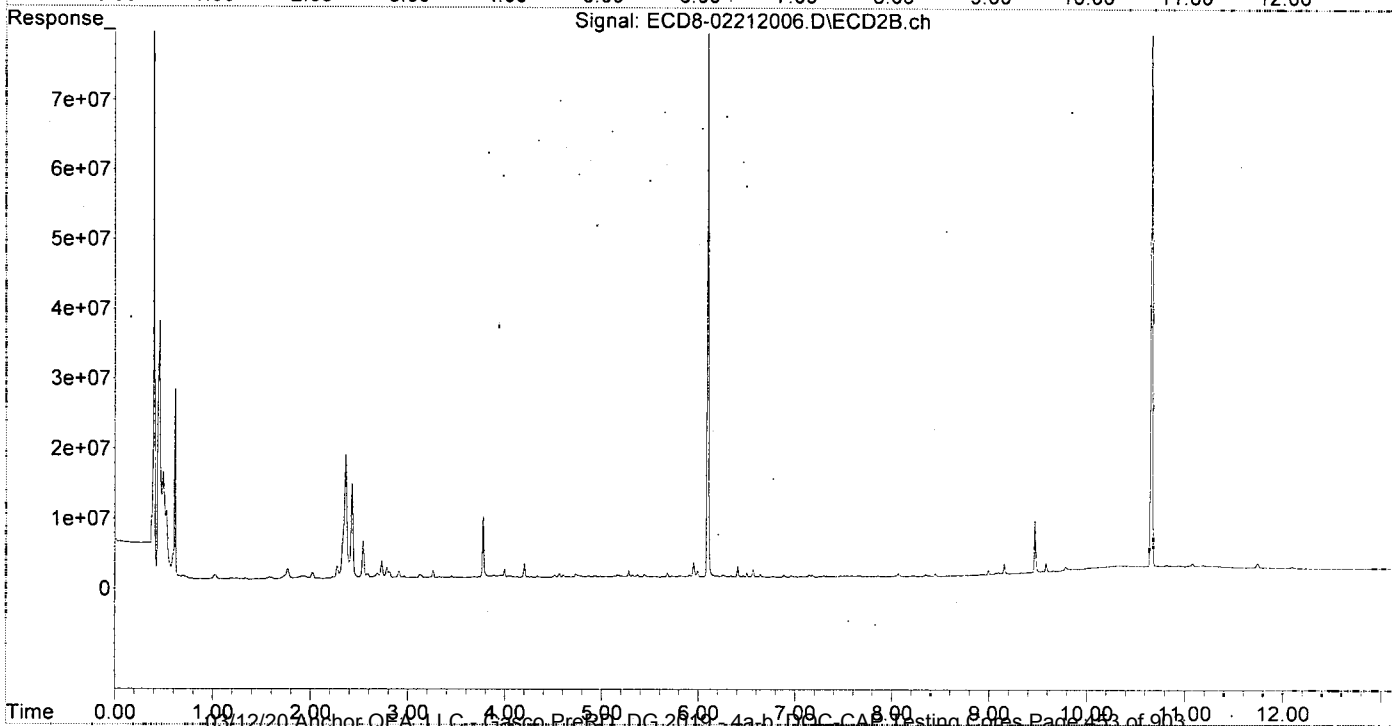
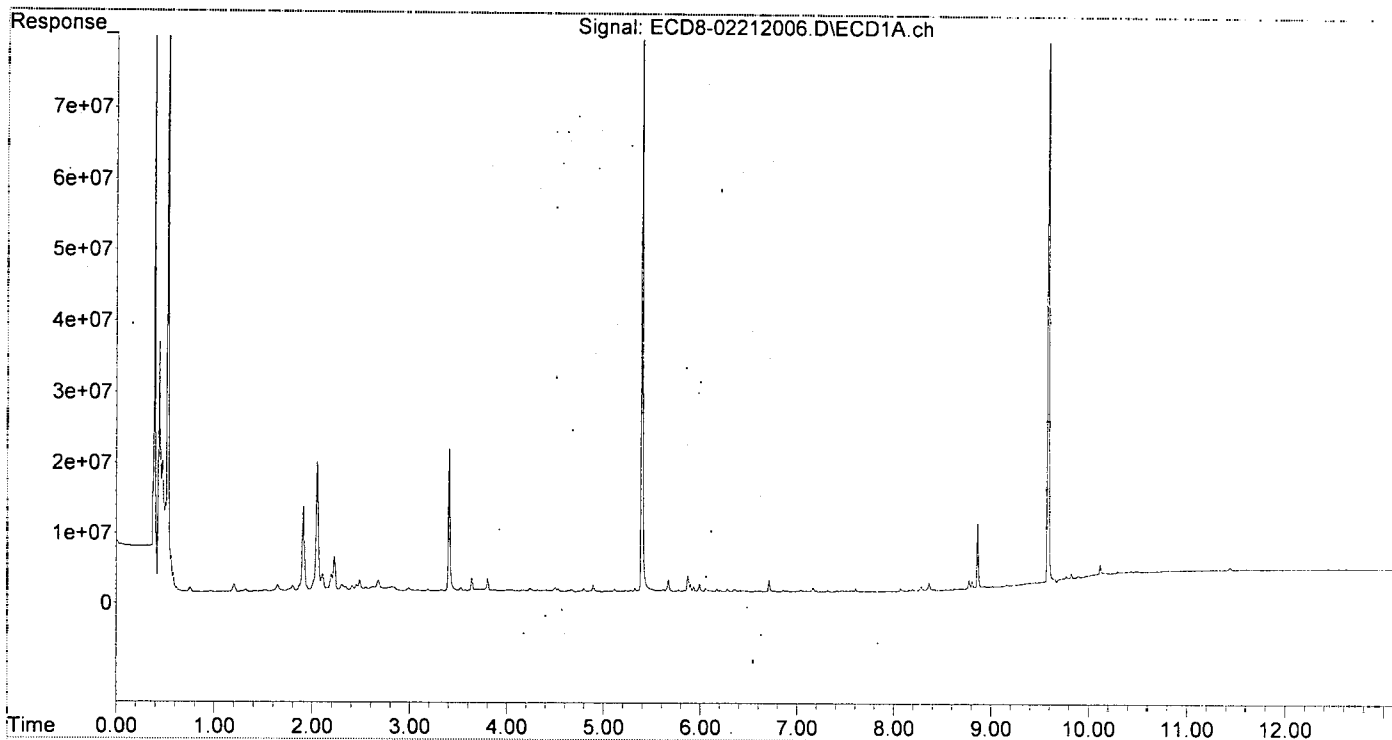
MB
MB
2/21/20

Compound	RT#1	RT#2	Resp#1	Resp#2	ng/mL	ng/mL
System Monitoring Compounds						
1) S TCMX (S)	5.394	6.095	85060636	88336002	24.330	25.608
22) S DCBP (S)	9.585	10.662	115.0E6	87831482	43.807	41.203
Target Compounds						
2) a-BHC	5.931	6.694	807571	116203	0.171	0.103 #
3) g-BHC	6.209	7.013	233225	133237	0.056	0.076 #
4) b-BHC	6.281	7.062	458430	157049	0.263	0.090 #
5) Heptachlor	6.618	7.387	162230	134666	0.039	0.032
6) d-BHC	6.437	7.330	192257	171810	0.162	0.147
7) Aldrin	6.860	7.656	247052	186996	0.061	0.062
8) Heptachlo...	7.317	8.088	234343	144207	0.063	0.040 #
9) trans-Chl...	7.414	8.228	173048	137355	0.046	0.037
10) cis-Chlor...	7.510	8.354	152863	277256	0.042	0.079 #
11) Endosulfa...	7.607	8.387	409191	96629	0.118	0.029 #
12) 4,4'-DDE	7.572	8.448	151377	373907	0.046	0.208 #
13) Dieldrin	7.777	8.588	80467	63185	0.021	0.050 #
14) Endrin	7.939	8.816	48129	72361	0.015	0.018
15) 4,4'-DDD	7.999	8.854	81529	65605	0.032	0.071 #
16) Endosulfa...	8.070f	8.964	429225	89613	0.143	0.004 #
17) 4,4'-DDT	8.196	9.076	203297	296547	0.076	0.095 #
18) Endrin Al...	8.398	9.194	186138	204030	0.071	0.077
19) Endosulfa...	8.677	9.397	140147	304662	0.049	0.033 #
20) Methoxychlor	8.529	9.552	79042	446556	0.066	0.047 #
21) Endrin Ke...	8.862	9.785	9357166	967882	2.707	0.120 #
23) Hexachlor...	3.188	3.774	429859	8852712	0.110	1.828 #
24) Hexachlor...	5.775	6.568	339713	1176291	0.101	0.355 #
25) Oxychlordane	7.241	8.028	53472	90638	BelowCal	0.028
26) 2,4'-DDE	7.317f	8.228	234343	137355	0.101	0.060 #
27) trans-Non...	7.510	8.295	152863	66576	0.042	0.018 #
28) 2,4'-DDD	7.716	8.588	74316	63185	0.038	0.033
29) 2,4'-DDT	7.903	8.816	32433	72361	0.014	BelowCal #
30) cis-Nonac...	7.958f	8.854	26921	65605	0.007	0.016 #
31) Mirex	8.628	9.785	132124	967882	8199.074	0.215 #
32) Chlordane...	7.414	8.228	173048	137355	0.432	0.316 #
33) Chlordane...	7.510	8.354	152863	277256	0.314	0.763 #
34) Chlordane...	8.070	8.995	429225	749083	3.297	6.308 #
35) Chlordane...	0.000	0.000	0	0	N.D.	N.D.
36) Toxaphene...	7.510	8.588	152863	63185	9.338	2.144 #
37) Toxaphene...	7.832	8.935	32918	173135	1.048	4.308 #
38) Toxaphene...	8.157f	8.964	157617	89613	96751.698	1.385 #
39) Toxaphene...	8.363	9.076f	1090845	296547	9.874	BelowCal #
40) Toxaphene...	8.590	9.244f	22805	175379	0.421	3.059 #
41) Toxaphene...	8.677	9.586	140147	1658013	1.843	25.101 #
42) Toxaphene...	0.000	0.000	0	0	N.D.	N.D.

(f)=RT Delta > 1/2 Window (#)=Amounts differ by > 25% (m)=manual int.

Data Path : C:\msdchem\1\data\2020-02\0B21033\
Data File : ECD8-02212006.D
Signal(s) : Signal #1: ECD1A.ch Signal #2: ECD2B.ch
Acq On : 21 Feb 2020 12:50
Operator : MJB
Sample : 0020632-BLK1
Misc : 1x, 8081B, GPC
ALS Vial : 8 Sample Multiplier: 1

Integration File signal 1: PEST1.e
Integration File signal 2: PEST2.e
Quant Time: Feb 21 15:26:11 2020
Quant Method : C:\msdchem\1\methods\ECD8_QUANTPEST_200201RT5.M
Quant Title : Instrument: DualECD8
QLast Update : Mon Feb 03 15:36:51 2020
Response via : Initial Calibration
Integrator: ChemStation



Data Path : C:\msdchem\1\data\2020-02\0B21033\
 Data File : ECD8-02212007.D
 Signal(s) : Signal #1: ECD1A.ch Signal #2: ECD2B.ch
 Acq On : 21 Feb 2020 13:07
 Operator : MJB
 Sample : 0020632-BS1
 Misc : 1x, 8081B, GPC
 ALS Vial : 9 Sample Multiplier: 1

Integration File signal 1: PEST1.e
 Integration File signal 2: PEST2.e
 Quant Time: Feb 21 15:26:15 2020
 Quant Method : C:\msdchem\1\methods\ECD8_QUANTPEST_200201RT5.M
 Quant Title : Instrument: DualECD8
 QLast Update : Mon Feb 03 15:36:51 2020
 Response via : Initial Calibration
 Integrator: ChemStation

MJP
2/21/20

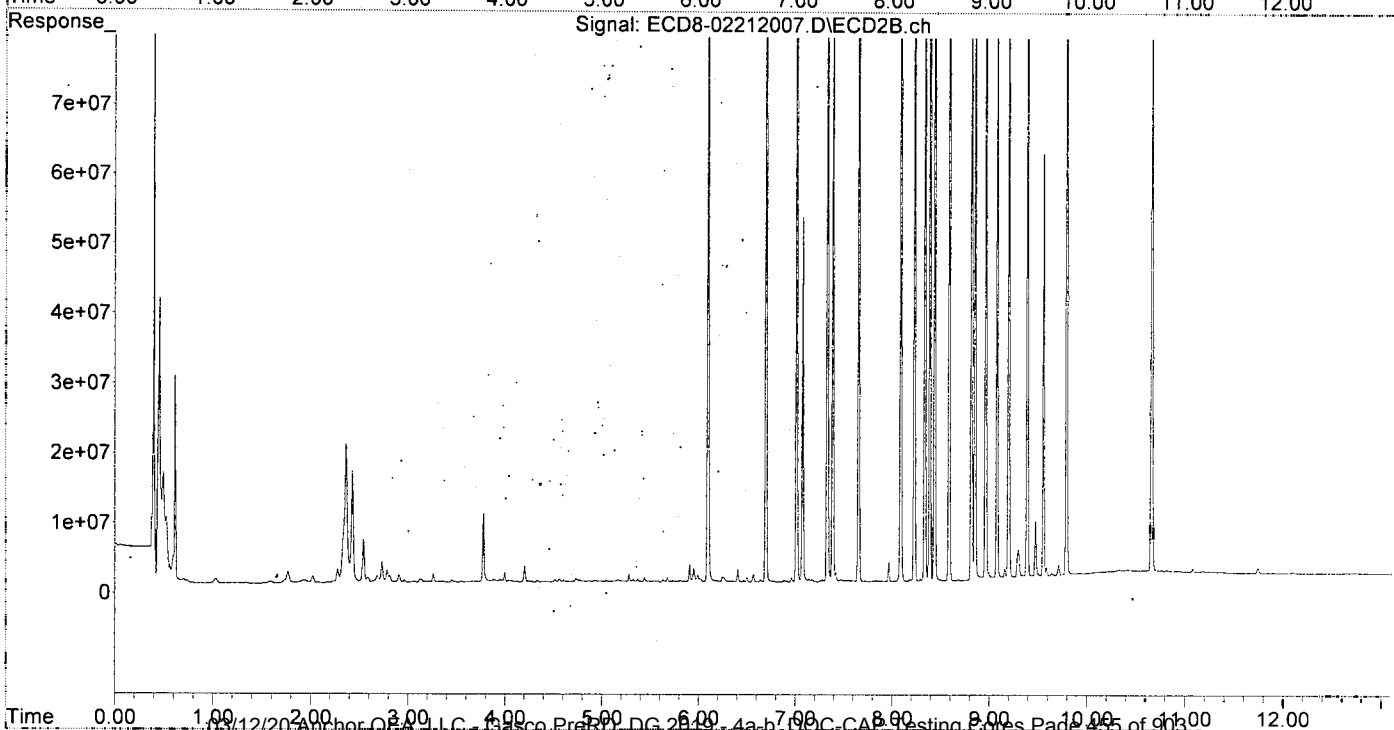
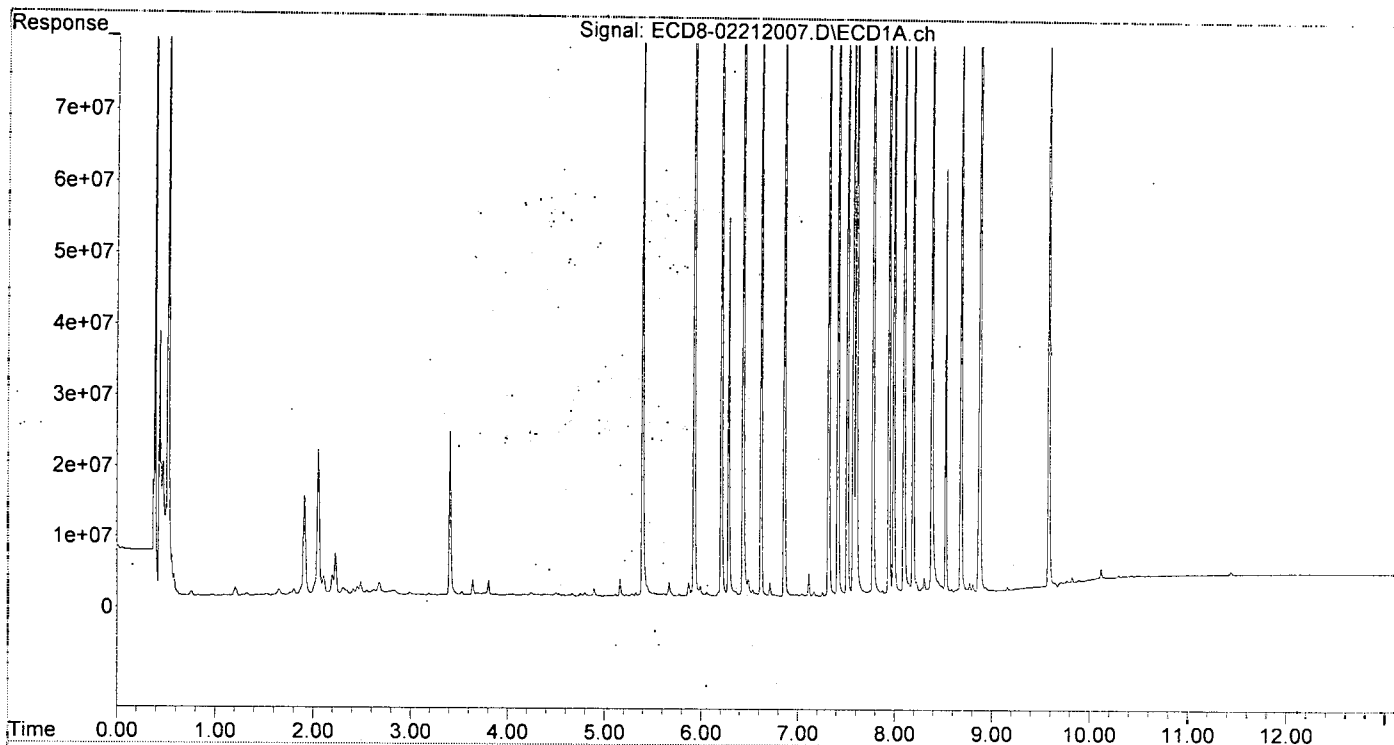
Compound	RT#1	RT#2	Resp#1	Resp#2	ng/mL	ng/mL
System Monitoring Compounds						
1) S TCMX (S)	5.393	6.095	97499471	102.6E6	27.888	29.747
22) S DCBP (S)	9.584	10.661	119.4E6	92898192	45.454	43.505
Target Compounds						
2) a-BHC	5.927	6.695	146.9E6	140.5E6	31.094	31.127
3) g-BHC	6.209	7.012	133.6E6	123.2E6	32.079	30.178
4) b-BHC	6.284	7.075	53748332	52236015	30.861	30.089
5) Heptachlor	6.620	7.386	115.6E6	107.7E6	28.136	25.584
6) d-BHC	6.433	7.329	137.2E6	129.8E6	38.053	34.653
7) Aldrin	6.860	7.653	126.3E6	111.6E6	31.262	28.624
8) Heptachlo...	7.317	8.088	136.1E6	125.4E6	36.844	34.941
9) trans-Chl...	7.413	8.228	136.0E6	121.8E6	36.168	32.769
10) cis-Chlor...	7.510	8.335	130.9E6	119.7E6	35.642	33.970
11) Endosulfa...	7.605	8.387	138.0E6	127.2E6	39.788	38.488
12) 4,4'-DDE	7.573	8.436	142.5E6	137.7E6	42.897	40.969
13) Dieldrin	7.777	8.587	165.2E6	153.4E6	43.328	41.377
14) Endrin	7.940	8.815	139.8E6	122.2E6	42.829	39.957
15) 4,4'-DDD	7.990	8.852	116.8E6	112.7E6	45.900	43.267
16) Endosulfa...	8.095	8.961	128.5E6	124.9E6	42.963	43.863
17) 4,4'-DDT	8.189	9.078	118.7E6	119.0E6	44.138	43.641
18) Endrin Al...	8.383	9.197	106.7E6	105.0E6	40.547	39.707
19) Endosulfa...	8.683	9.388	115.4E6	117.3E6	40.308	43.415
20) Methoxychlor	8.527	9.554	59928993	60581225	49.666	50.370
21) Endrin Ke...	8.876	9.791	147.9E6	128.3E6	42.792	42.054
23) Hexachlor...	3.189	3.775	256657	9988043	0.066	2.063 #
24) Hexachlor...	5.774	6.568	333398	1154812	0.099	0.348 #
25) Oxychlorane	7.255	8.028	622345	70000	0.023	0.022
26) 2,4'-DDE	7.317f	8.228	136.1E6	121.8E6	58.846	53.607
27) trans-Non...	7.510	8.291	130.9E6	309067	35.701	0.086 #
28) 2,4'-DDD	7.741f	8.587	537196	153.4E6	0.277	80.153 #
29) 2,4'-DDT	7.876	8.815	613762	122.2E6	0.256	52.183 #
30) cis-Nonac...	7.990	8.852	116.8E6	112.7E6	28.705	28.267
31) Mirex	0.000	9.791	0	128.3E6	N.D.	59.840 #
32) Chlordane...	7.413	8.228	136.0E6	121.8E6	339.623	280.451
33) Chlordane...	7.510	8.335	130.9E6	119.7E6	269.133	329.153
34) Chlordane...	8.049	8.993	585736	984450	4.499	8.290 #
35) Chlordane...	0.000	0.000	0	0	N.D.	N.D.
36) Toxaphene...	7.510	8.587	130.9E6	153.4E6	7995.805	5206.666 #
37) Toxaphene...	0.000	8.918f	0	415178	N.D.	10.331 #
38) Toxaphene...	8.146	8.961	1477730	124.9E6	17.836	1930.784 #
39) Toxaphene...	8.383	9.035	106.7E6	319767	1611.715	BelowCal #
40) Toxaphene...	8.588	9.197f	460689	105.0E6	8.499	1831.088 #
41) Toxaphene...	8.683	9.586	115.4E6	1180293	1516.931	17.869 #
42) Toxaphene...	0.000	0.000	0	0	N.D.	N.D.

(f)=RT Delta > 1/2 Window (#)=Amounts differ by > .25% (m)=manual int.

Quantitation Report (Not Reviewed)

Data Path : C:\msdchem\1\data\2020-02\0B21033\
Data File : ECD8-02212007.D
Signal(s) : Signal #1: ECD1A.ch Signal #2: ECD2B.ch
Acq On : 21 Feb 2020 13:07
Operator : MJB
Sample : 0020632-BS1
Misc : 1x, 8081B, GPC
ALS Vial : 9 Sample Multiplier: 1

Integration File signal 1: PEST1.e
Integration File signal 2: PEST2.e
Quant Time: Feb 21 15:26:15 2020
Quant Method : C:\msdchem\1\methods\ECD8_QUANTPEST_200201RT5.M
Quant Title : Instrument: DualECD8
QLast Update : Mon Feb 03 15:36:51 2020
Response via : Initial Calibration
Integrator: ChemStation



Quantitation Report (Not Reviewed)

Data Path : C:\msdchem\1\data\2020-02\0B21033\
 Data File : ECD8-02212013.D
 Signal(s) : Signal #1: ECD1A.ch Signal #2: ECD2B.ch
 Acq On : 21 Feb 2020 14:48
 Operator : MJB
 Sample : 0B21033-CCV2
 Misc : A19K134, AB 100 ppb
 ALS Vial : 5 Sample Multiplier: 1

Integration File signal 1: PEST1.e
 Integration File signal 2: PEST2.e
 Quant Time: Feb 21 15:26:39 2020
 Quant Method : C:\msdchem\1\method\ECD8_QUANTPEST_200201RT5.M
 Quant Title : Instrument: DualECD8
 QLast Update : Mon Feb 03 15:36:51 2020
 Response via : Initial Calibration
 Integrator: ChemStation

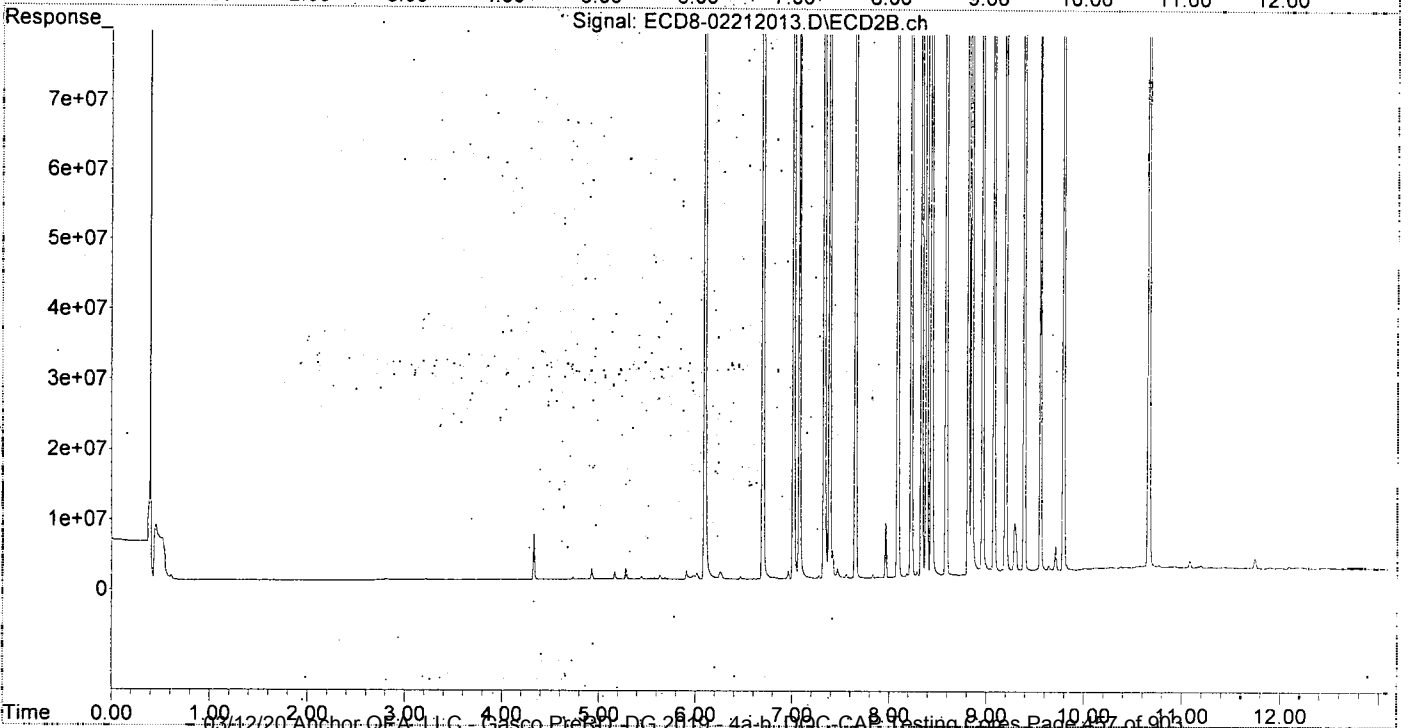
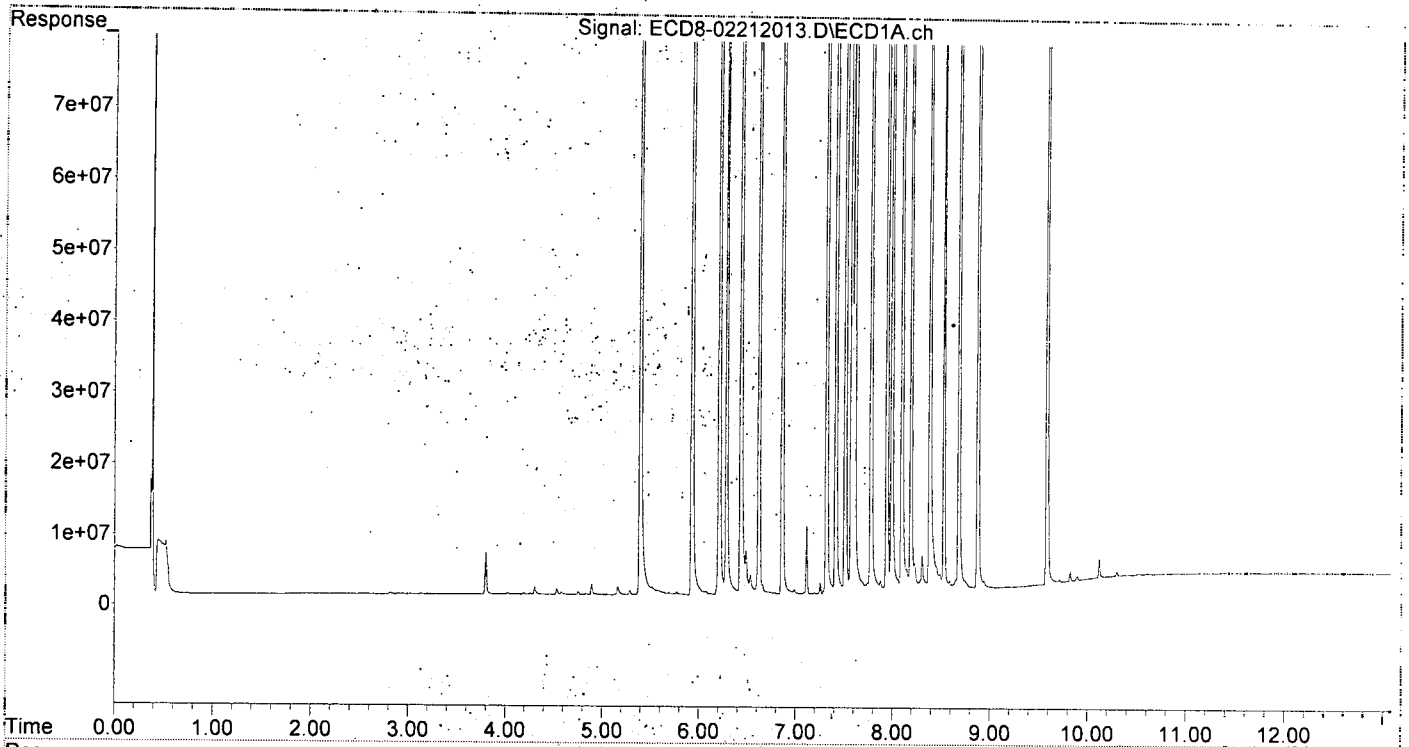
MJB
2/21/20

Compound	RT#1	RT#2	Resp#1	Resp#2	ng/mL	ng/mL
System Monitoring Compounds						
1) S TCMX (S)	5.392	6.094	312.9E6	362.3E6	89.490	105.031
22) S DCBP (S)	9.586	10.661	262.4E6	207.9E6	97.954	93.222
Target Compounds						
2) a-BHC	5.927	6.693	460.9E6	485.4E6	97.544	95.985
3) g-BHC	6.208	7.011	408.5E6	414.1E6	98.123	92.653
4) b-BHC	6.283	7.072	167.0E6	169.2E6	95.866	97.460
5) Heptachlor	6.619	7.385	378.0E6	376.4E6	91.975	89.398
6) d-BHC	6.431	7.328	380.4E6	411.1E6	98.294	97.508
7) Aldrin	6.860	7.652	406.8E6	400.2E6	100.688	93.889
8) Heptachlo...	7.317	8.088	352.1E6	381.6E6	95.352	106.316
9) trans-Chl...	7.413	8.227	374.0E6	364.8E6	99.456	98.111
10) cis-Chlor...	7.510	8.333	354.5E6	360.9E6	96.542	102.437
11) Endosulfa...	7.604	8.385	330.5E6	322.0E6	95.272	97.428
12) 4,4'-DDE	7.573	8.435	356.1E6	361.0E6	107.241	97.039
13) Dieldrin	7.776	8.586	382.5E6	362.3E6	100.301	91.391
14) Endrin	7.940	8.814	311.4E6	287.3E6	95.409	87.565
15) 4,4'-DDD	7.991	8.850	265.3E6	267.8E6	104.246	91.965
16) Endosulfa...	8.095	8.961	273.1E6	289.1E6	91.275	93.681
17) 4,4'-DDT	8.189	9.078	264.1E6	265.3E6	98.242	88.206
18) Endrin Al...	8.383	9.196	230.2E6	259.7E6	87.433	98.214
19) Endosulfa...	8.683	9.387	261.0E6	265.2E6	91.177	90.943
20) Methoxychlor	8.528	9.554	123.3E6	129.9E6	102.172	97.763
21) Endrin Ke...	8.877	9.790	323.2E6	294.4E6	93.521	89.489
23) Hexachlor...	3.182	3.788	23499	3596	0.006	0.001 #
24) Hexachlor...	5.773	6.570	351386	63487	0.105	BelowCal #
25) Oxychlordan...	7.254	8.011	1594404	48969	0.340	0.015 #
26) 2,4'-DDE	7.317f	8.227	352.1E6	364.8E6	152.293	160.499
27) trans-Non...	7.510	8.289	354.5E6	798533	96.702	0.221 #
28) 2,4'-DDD	7.743f	8.586	1289626	362.3E6	0.666	189.276 #
29) 2,4'-DDT	7.876	8.814	1659996	287.3E6	0.694	111.321 #
30) cis-Nonac...	7.991	8.850	265.3E6	267.8E6	65.194	67.196
31) Mirex	8.652	9.790	1299494	294.4E6	0.330	132.603 #
32) Chlordane...	7.413	8.227	374.0E6	364.8E6	933.900	839.669
33) Chlordane...	7.510	8.333	354.5E6	360.9E6	728.990	992.570 #
34) Chlordane...	8.095f	8.993	273.1E6	1772942	2097.226	14.929 #
35) Chlordane...	0.000	0.000	0	0	N.D.	N.D.
36) Toxaphene...	7.510	8.586	354.5E6	362.3E6	21657.957	12295.244 #
37) Toxaphene...	0.000	8.961f	0	289.1E6	N.D.	7194.564 #
38) Toxaphene...	8.146	8.961	3139968	289.1E6	41.463	4469.211 #
39) Toxaphene...	8.383	9.036	230.2E6	1037946	3419.933	6.606 #
40) Toxaphene...	8.590	9.196f	1272043	259.7E6	23.468	4529.137 #
41) Toxaphene...	8.652	0.000	1299494	0	17.086	N.D. #
42) Toxaphene...	0.000	0.000	0	0	N.D.	N.D.

(f)=RT Delta > 1/2 Window (#)=Amounts differ by > 25% (m)=manual int.

Data Path : C:\msdchem\1\data\2020-02\0B21033\
Data File : ECD8-02212013.D
Signal(s) : Signal #1: ECD1A.ch Signal #2: ECD2B.ch
Acq On : 21 Feb 2020 14:48
Operator : MJB
Sample : 0B21033-CCV2
Misc : A19K134, AB 100 ppb
ALS Vial : 5 Sample Multiplier: 1

Integration File signal 1: PEST1.e
Integration File signal 2: PEST2.e
Quant Time: Feb 21 15:26:39 2020
Quant Method : C:\msdchem\1\methods\ECD8_QUANTPEST_200201RT5.M
Quant Title : Instrument: DualECD8
QLast Update : Mon Feb 03 15:36:51 2020
Response via : Initial Calibration
Integrator: ChemStation



Data Path : C:\msdchem\1\data\2020-02\0B21033\
 Data File : ECD8-02212014.D
 Signal(s) : Signal #1: ECD1A.ch Signal #2: ECD2B.ch
 Acq On : 21 Feb 2020 15:05
 Operator : MJB
 Sample : 0B21033-CCB2
 Misc : A20A395
 ALS Vial : 7 Sample Multiplier: 1

Integration File signal 1: PEST1.e
 Integration File signal 2: PEST2.e
 Quant Time: Feb 21 15:26:43 2020
 Quant Method : C:\msdchem\1\methods\ECD8_QUANTPEST_200201RT5.M
 Quant Title : Instrument: DualECD8
 QLast Update : Mon Feb 03 15:36:51 2020
 Response via : Initial Calibration
 Integrator: ChemStation

MJB
2/21/20

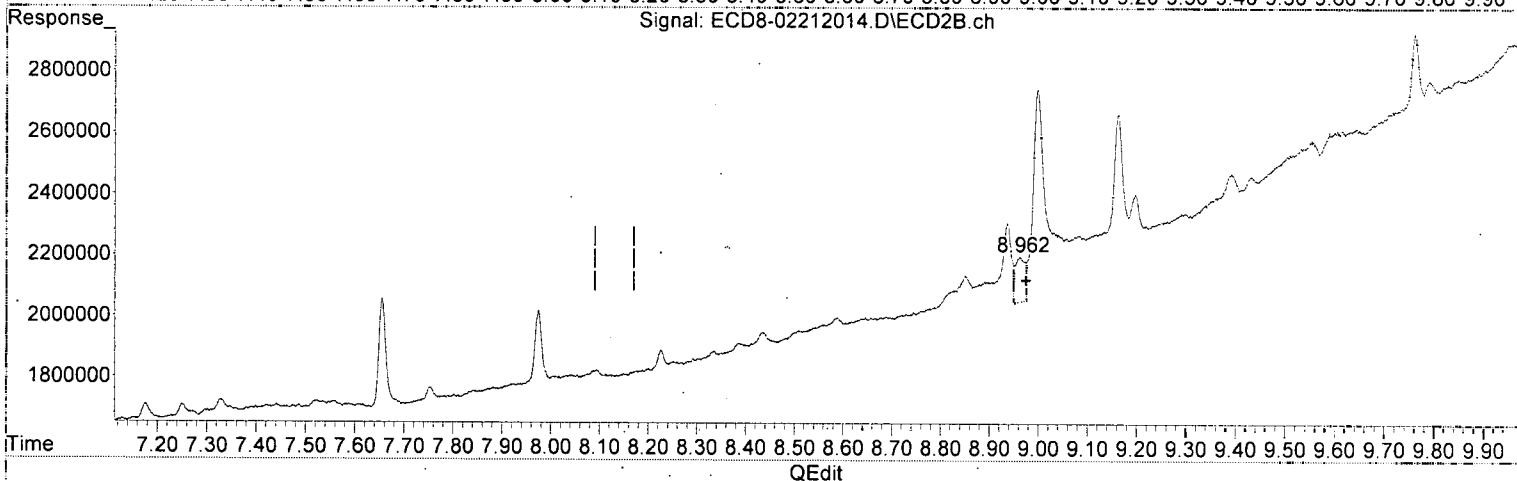
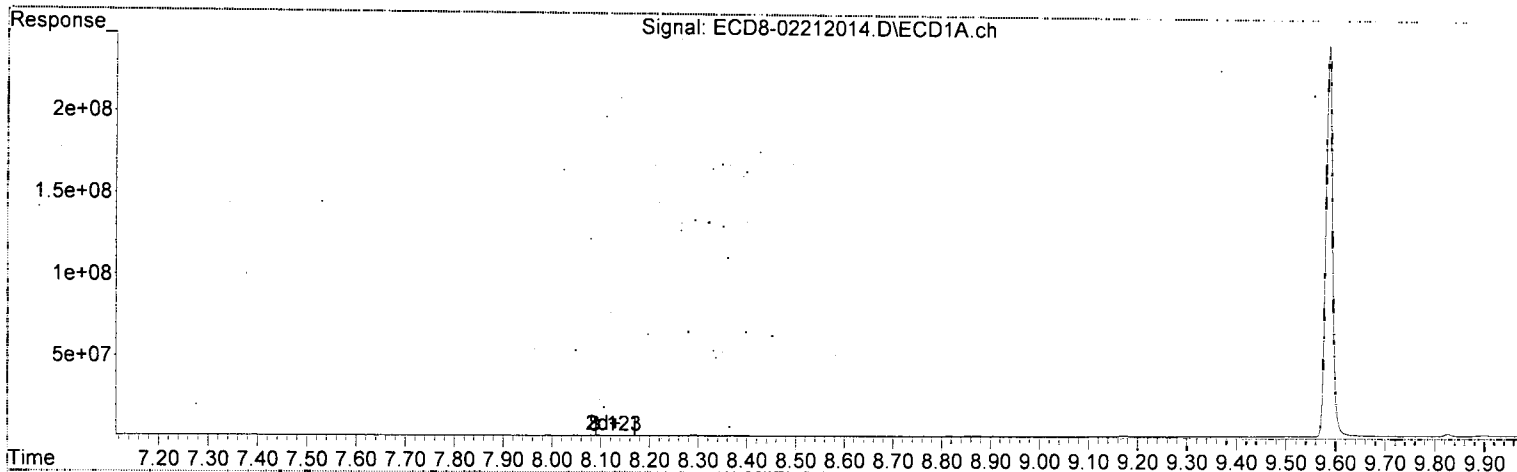
Compound	RT#1	RT#2	Resp#1	Resp#2	ng/mL	ng/mL
System Monitoring Compounds						
1) S TCMX (S)	5.392	6.093	299.4E6	344.8E6	85.646	99.957
22) S DCBP (S)	9.586	10.660	243.0E6	202.1E6	90.951	90.813
Target Compounds						
2) a-BHC	5.938	6.688	37424	30415	0.008	0.083 #
3) g-BHC	0.000	7.012	0	19637	N.D.	0.047 #
4) b-BHC	6.288	7.078	152971	20240	0.088	0.012 #
5) Heptachlor	0.000	7.392	0	24670	N.D.	0.006 #
6) d-BHC	6.433	7.328	40256	55362	0.118	0.113
7) Aldrin	6.860	7.655	14590	354805	0.004	0.107 #
8) Heptachlo...	7.316	8.094	19066	29906	0.005	0.008 #
9) trans-Chl...	7.433	8.226	11162	59951	0.003	0.016 #
10) cis-Chlor...	7.508	8.334	60274	26412	0.016	0.007 #
11) Endosulfa...	7.606	8.387	27752	35410	0.008	0.011 #
12) 4,4'-DDE	7.573	8.438	50961	55156	0.015	0.106 #
13) Dieldrin	7.777	8.589	22822	59236	0.006	0.049 #
14) Endrin	7.937	8.827	22077	76504	0.007	0.019 #
15) 4,4'-DDD	7.991	8.851	54385	118553	0.021	0.094 #
16) Endosulfa...	8.092	8.962	261885	145711	0.088	0.025 #
17) 4,4'-DDT	8.189	9.084	22826	177215	0.008	0.047 #
18) Endrin Al...	8.381	9.197	302658	277427	0.115	0.105
19) Endosulfa...	8.685	9.391	99501	287923	0.035	0.026
20) Methoxychlor	8.533	9.553	67143	347295	0.056	BelowCal #
21) Endrin Ke...	8.877	9.791	70377	468083	0.020	BelowCal #
23) Hexachlor...	3.196f	3.815f	46971	83698	0.012	0.017 #
24) Hexachlor...	5.773	6.572	363533	94751	0.108	BelowCal #
25) Oxychlordane	7.249	8.011	223516	27107	BelowCal	0.008
26) 2,4'-DDE	7.324	8.226	18342	59951	0.008	0.026 #
27) trans-Non...	7.508	8.292	60274	14637	0.016	0.004 #
28) 2,4'-DDD	0.000	8.589	0	59236	N.D.	0.031 #
29) 2,4'-DDT	7.896	8.827	8182	76504	0.003	BelowCal #
30) cis-Nonac...	7.976	8.851	31039	118553	0.008	0.030 #
31) Mirex	8.638	9.791	50610	468083	8199.108	BelowCal #
32) Chlordane...	7.433	8.226	11162	59951	0.028	0.138 #
33) Chlordane...	7.508	8.334	60274	26412	0.124	0.073 #
34) Chlordane...	8.054	8.998	79961	677498	0.614	5.705 #
35) Chlordane...	0.000	0.000	0	0	N.D.	N.D.
36) Toxaphene...	7.543	8.589	18060	59236	1.103	2.010 #
37) Toxaphene...	7.804	8.937	11048	262826	0.352	6.540 #
38) Toxaphene...	8.123	8.962	27941	145711	96753.540	2.252 #
39) Toxaphene...	8.370	9.032	337286	205187	BelowCal	BelowCal
40) Toxaphene...	8.586	9.220	49125	166858	0.906	2.911 #
41) Toxaphene...	8.666	9.601	38085	358919	0.501	5.434 #
42) Toxaphene...	0.000	0.000	0	0	N.D.	N.D.

(f)=RT Delta > 1/2 Window (#)=Amounts differ by > 25% (m)=manual int.

Quantitation Report (Qedit)

Data Path : C:\msdchem\1\data\2020-02\0B21033\
Data File : ECD8-02212014.D
Signal(s) : Signal #1: ECD1A.ch Signal #2: ECD2B.ch
Acq On : 21 Feb 2020 15:05
Operator : MJB
Sample : 0B21033-CCB2
Misc : A20A395
ALS Vial : 7 Sample Multiplier: 1

Integration File signal 1: PEST1.e
Integration File signal 2: PEST2.e
Quant Time: Feb 21 15:26:43 2020
Quant Method : C:\msdchem\1\methods\ECD8_QUANTPEST_200201RT5.M
Quant Title : Instrument: DualECD8
QLast Update : Mon Feb 03 15:36:51 2020
Response via : Initial Calibration
Integrator: ChemStation



(38) Toxaphene (3)

8.123min 96753.540 ng/mL *Q-901*

response 27941

MJB
2/21/20

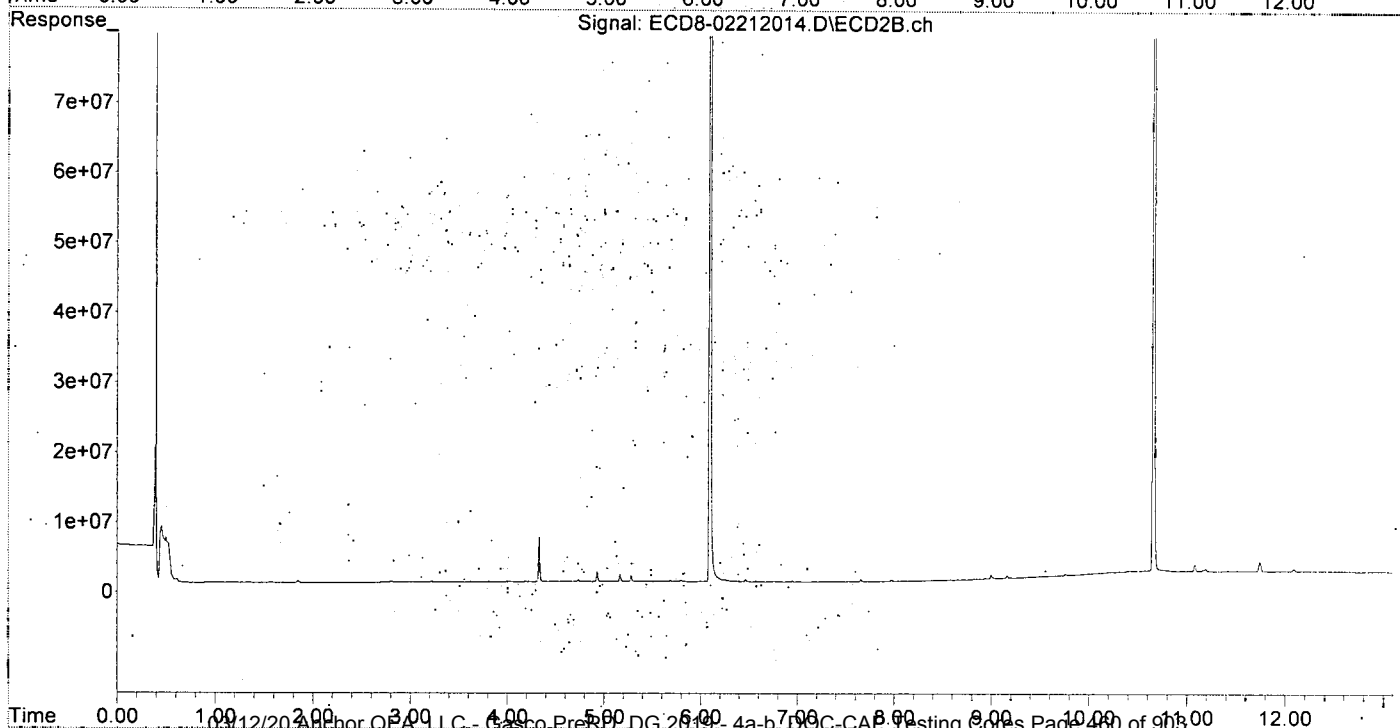
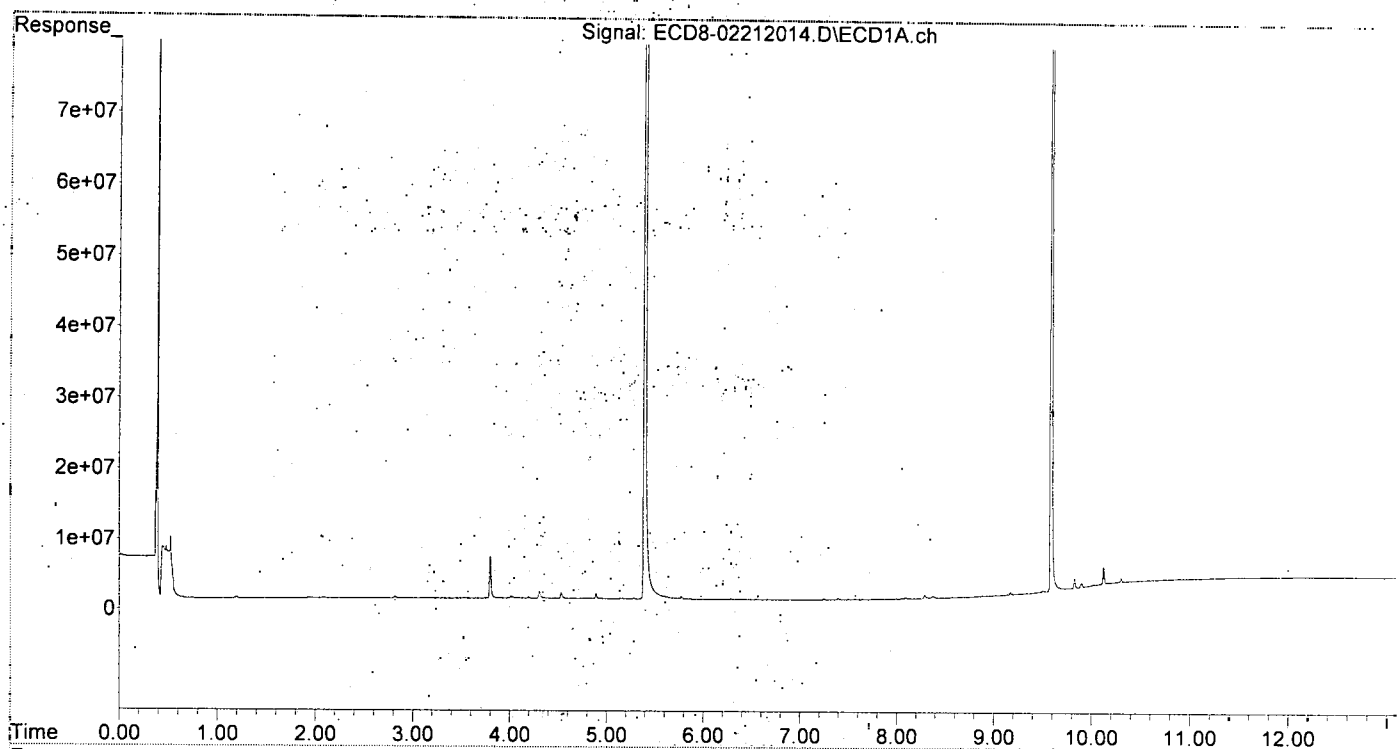
(38) Toxaphene (3) #2

8.962min 2.252 ng/mL

response 145711

Data Path : C:\msdchem\1\data\2020-02\0B21033\
 Data File : ECD8-02212014.D
 Signal(s) : Signal #1: ECD1A.ch Signal #2: ECD2B.ch
 Acq On : 21 Feb 2020 15:05
 Operator : MJB
 Sample : 0B21033-CCB2
 Misc : A20A395
 ALS Vial : 7 Sample Multiplier: 1

Integration File signal 1: PEST1.e
 Integration File signal 2: PEST2.e
 Quant Time: Feb 21 15:26:43 2020
 Quant Method : C:\msdchem\1\methods\ECD8_QUANTPEST_200201RT5.M
 Quant Title : Instrument: DualECD8
 QLast Update : Mon Feb 03 15:36:51 2020
 Response via : Initial Calibration
 Integrator: ChemStation



Quantitation Report (QT Reviewed)

Data Path : C:\msdchem\1\data\2020-02\0B21033\
 Data File : ECD8-02212015.D
 Signal(s) : Signal #1: ECD1A.ch Signal #2: ECD2B.ch
 Acq On : 21 Feb 2020 15:22
 Operator : MJB
 Sample : 0020634-BLK1
 Misc : 1x, 8081B, GPC
 ALS Vial : 15 Sample Multiplier: 1

Integration File signal 1: PEST1.e
 Integration File signal 2: PEST2.e
 Quant Time: Feb 21 16:49:39 2020
 Quant Method : C:\msdchem\1\methods\ECD8_QUANTPEST_200201RT5.M
 Quant Title : Instrument: DualECD8
 QLast Update : Mon Feb 03 15:36:51 2020
 Response via : Initial Calibration
 Integrator: ChemStation

MJB
2/21/20

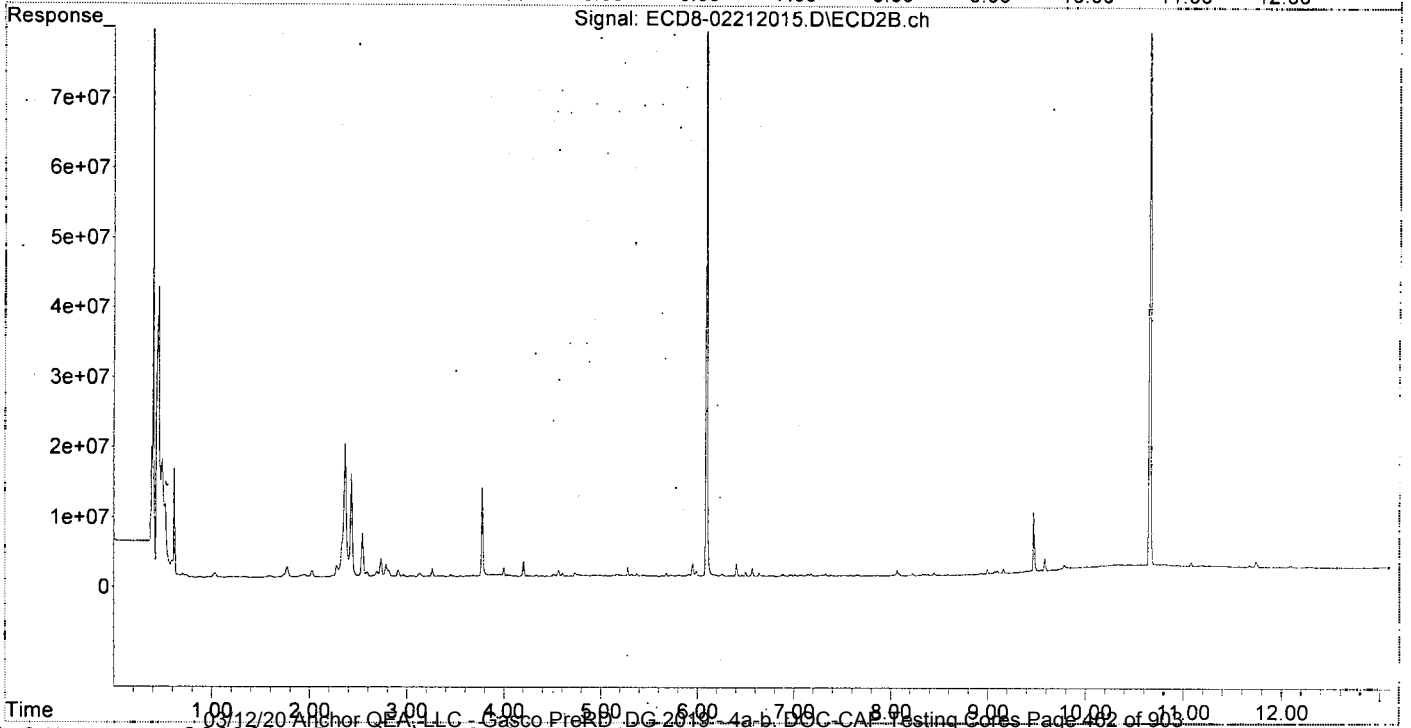
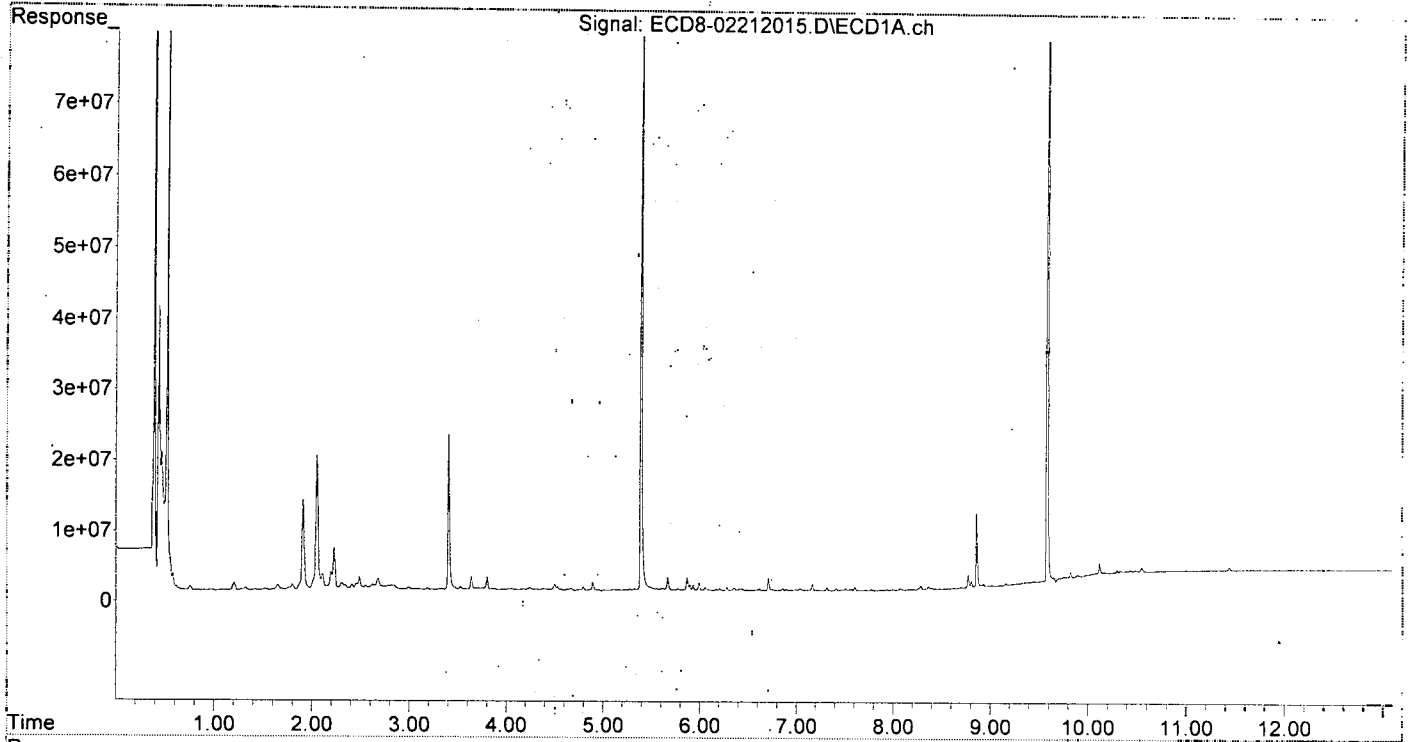
Compound	RT#1	RT#2	Resp#1	Resp#2	ng/mL	ng/mL
System Monitoring Compounds						
1) S TCMX (S)	5.392	6.093	95449487	101.7E6	27.302	29.484
22) S DCBP (S)	9.583	10.659	138.7E6	108.3E6	52.681	50.420
Target Compounds						
2) a-BHC	5.929	6.692	1991467	2004475	0.422	0.545 #
3) g-BHC	6.207	7.010	1571063	2237126	0.377	0.615 #
4) b-BHC	6.280	7.071	1731716	2168074	0.994	1.249 #
5) Heptachlor	6.617	7.383	1572494	2301663	0.383	0.547 #
6) d-BHC	6.433	7.327	1615144	2421475	0.574	0.788 #
7) Aldrin	6.857	7.652	1733487	2431877	0.429	0.661 #
8) Heptachlo...	7.315	8.085	1978197	2726818	0.536	0.760 #
9) trans-Chl...	7.412	8.226	1884784	2753077	0.501	0.740 #
10) cis-Chlor...	7.508	8.332	1885195	2725954	0.513	0.774 #
11) Endosulfa...	7.605	8.385	2136517	2715649	0.616	0.822 #
12) 4,4'-DDE	7.571	8.446	1772872	541986	0.534	0.262m#
13) Dieldrin	7.775	8.585	1826994	2732746	0.479	0.812 #
14) Endrin	7.938	8.813	1822520	2817812	0.558	0.972 #
15) 4,4'-DDD	7.996	8.849	1819883	339357	0.715	0.188m#
16) Endosulfa...	8.071f	8.960	2005460	405294	0.670	0.123m#
17) 4,4'-DDT	8.191	9.092	1930963	761062	0.718	0.285m#
18) Endrin Al...	8.398	9.194	2185382	550613	0.830	0.208m#
19) Endosulfa...	8.676	9.399	2272738	704363	0.794	0.193m#
20) Methoxychlor	8.528	9.572	2123901	1119826	1.760	0.683m#
21) Endrin Ke...	8.868	9.783	5230668	1504190	1.513m	0.311m#
23) Hexachlor...	3.187	3.773	889204	13712463	0.228	2.832 #
24) Hexachlor...	5.773	6.567	1459884	2944090	0.434	0.970 #
25) Oxychlordan...	7.238	8.026	1502055	2429453	0.309	0.760 #
26) 2,4'-DDE	7.364f	8.226	1507708	2753077	0.652	1.211 #
27) trans-Non...	7.508	8.296	1885195	2518125	0.514	0.698 #
28) 2,4'-DDD	7.715	8.585	1698960	2732746	0.877	1.428 #
29) 2,4'-DDT	7.877	8.813	1688470	2817812	0.706	1.272 #
30) cis-Nonac...	7.996	8.850	1819883	2802422	0.447	0.703 #
31) Mirex	8.630	9.783	2225780	4385907	0.713	1.866 #
32) Chlordane...	7.412	8.226	1884784	2753077	4.706	6.337 #
33) Chlordane...	7.508	8.332	1885195	2725954	3.876	7.498 #
34) Chlordane...	8.071	8.994	2005460	3503525	15.403	29.502 #
35) Chlordane...	0.000	0.000	0	0	N.D.	N.D.
36) Toxaphene...	7.508	8.585	1885195	2732746	115.166	92.733
37) Toxaphene...	7.811	8.932	1647457	2954740	52.441	73.521 #
38) Toxaphene...	8.156f	8.960	1934221	2903515	24.323	44.879 #
39) Toxaphene...	8.366	9.070f	2376214	3288943	29.683	29.952
40) Toxaphene...	8.630f	9.217	2225780	3105433	41.064	54.168 #
41) Toxaphene...	8.676	9.584	2272738	5338533	29.883	80.821 #
42) Toxaphene...	0.000	0.000	0	0	N.D.	N.D.

(f)=RT Delta > 1/2 Window (#)=Amounts differ by > 25% (m)=manual int.

Quantitation Report (QT Reviewed)

Data Path : C:\msdchem\1\data\2020-02\0B21033\
Data File : ECD8-02212015.D
Signal(s) : Signal #1: ECD1A.ch Signal #2: ECD2B.ch
Acq On : 21 Feb 2020 15:22
Operator : MJB
Sample : 0020634-BLK1
Misc : 1x, 8081B, GPC
ALS Vial : 15 Sample Multiplier: 1

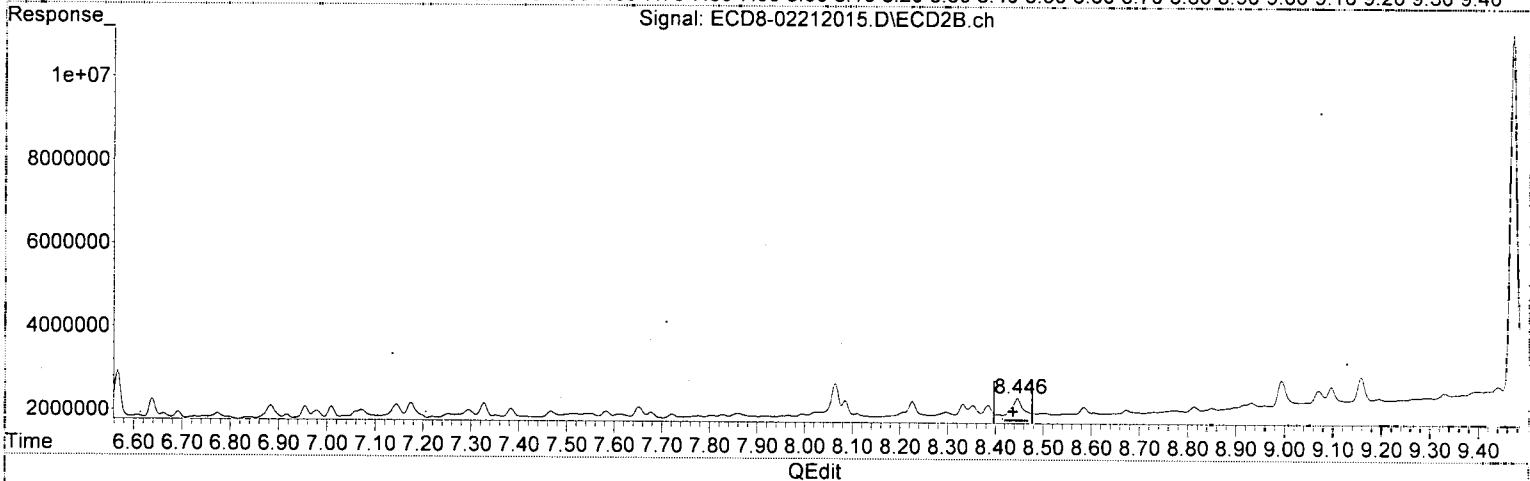
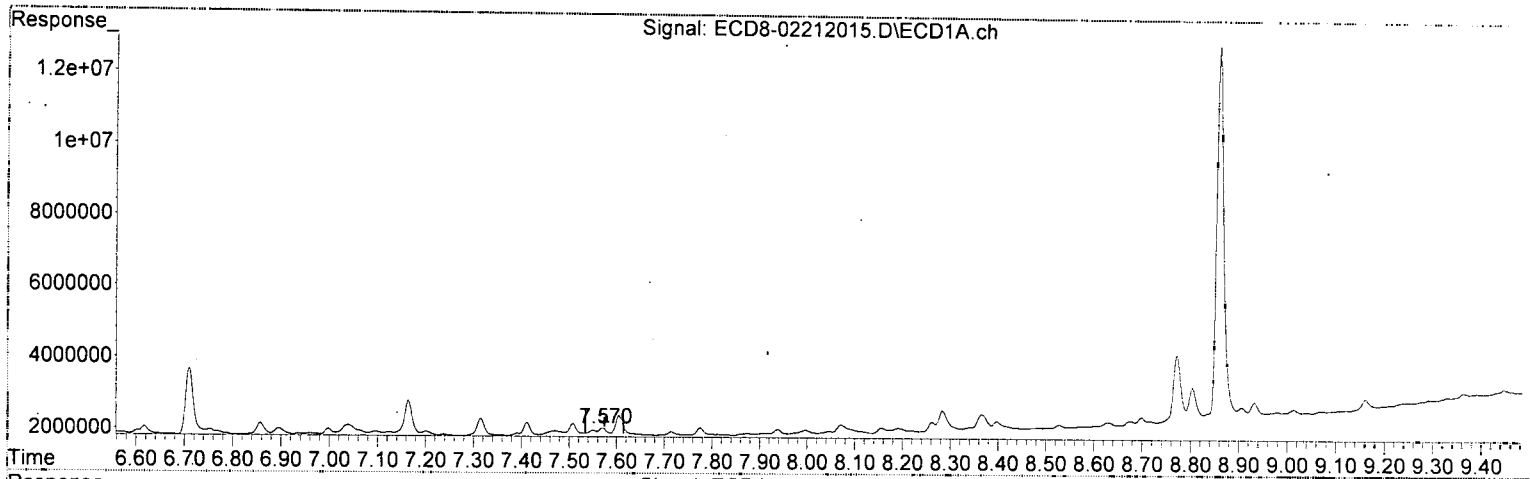
Integration File signal 1: PEST1.e
Integration File signal 2: PEST2.e
Quant Time: Feb 21 16:49:39 2020
Quant Method : C:\msdchem\1\methods\ECD8_QUANTPEST_200201RT5.M
Quant Title : Instrument: DualECD8
QLast Update : Mon Feb 03 15:36:51 2020
Response via : Initial Calibration
Integrator: ChemStation



Quantitation Report (Qedit)

Data Path : C:\msdchem\1\data\2020-02\0B21033\
Data File : ECD8-02212015.D
Signal(s) : Signal #1: ECD1A.ch Signal #2: ECD2B.ch
Acq On : 21 Feb 2020 15:22
Operator : MJB
Sample : 0020634-BLK1
Misc : 1x, 8081B, GPC
ALS Vial : 15 Sample Multiplier: 1

Integration File signal 1: PEST1.e
Integration File signal 2: PEST2.e
Quant Time: Feb 21 16:49:39 2020
Quant Method : C:\msdchem\1\methods\ECD8_QUANTPEST_200201RT5.M
Quant Title : Instrument: DualECD8
QLast Update : Mon Feb 03 15:36:51 2020
Response via : Initial Calibration
Integrator: ChemStation



(12) 4,4'-DDE
7.571min 0.534 ng/mL
response 1772872

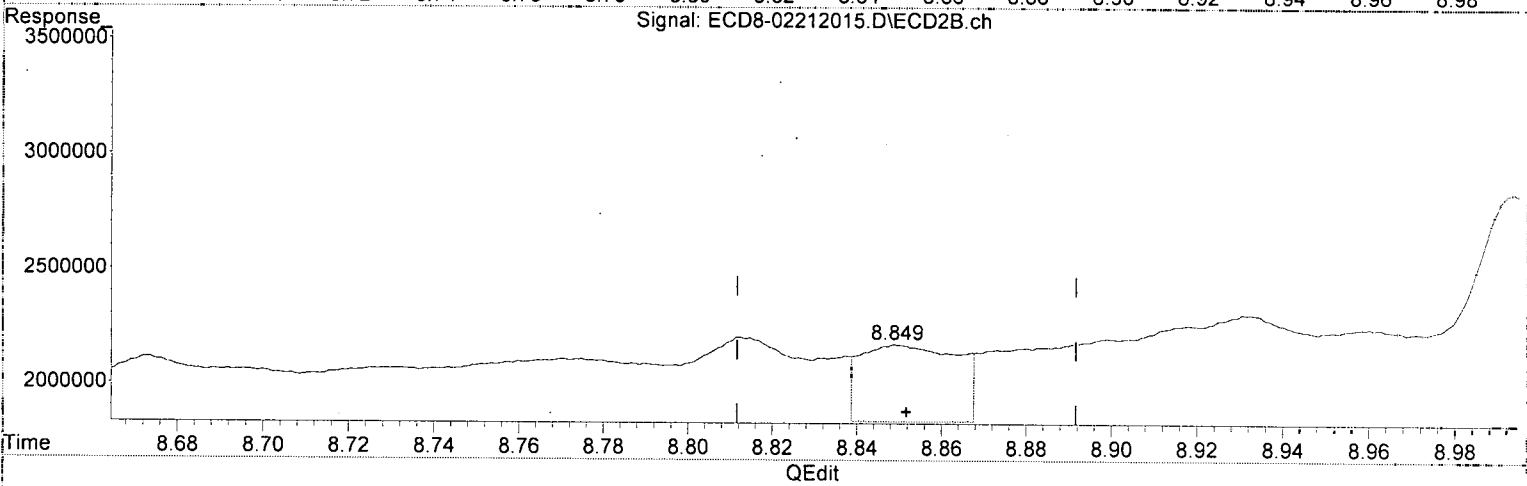
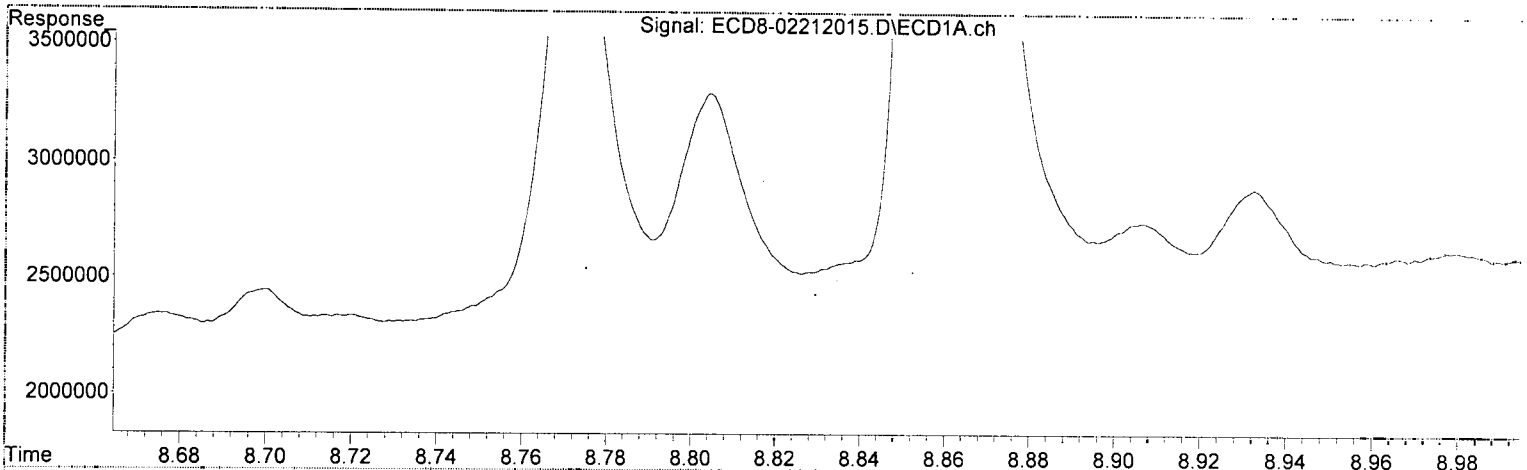
MJB
2/21/20

(12) 4,4'-DDE #2
8.446min 0.262 ng/mL (m)
response 541986

Quantitation Report (Qedit)

Data Path : C:\msdchem\1\data\2020-02\0B21033\
Data File : ECD8-02212015.D
Signal(s) : Signal #1: ECD1A.ch Signal #2: ECD2B.ch
Acq On : 21 Feb 2020 15:22
Operator : MJB
Sample : 0020634-BLK1
Misc : 1x, 8081B, GPC
ALS Vial : 15 Sample Multiplier: 1

Integration File signal 1: PEST1.e
Integration File signal 2: PEST2.e
Quant Time: Feb 21 16:49:39 2020
Quant Method : C:\msdchem\1\methods\ECD8_QUANTPEST_200201RT5.M
Quant Title : Instrument: DualECD8
QLast Update : Mon Feb 03 15:36:51 2020
Response via : Initial Calibration
Integrator: ChemStation



(15) 4,4'-DDD
7.996min 0.715 ng/mL
response 1819883

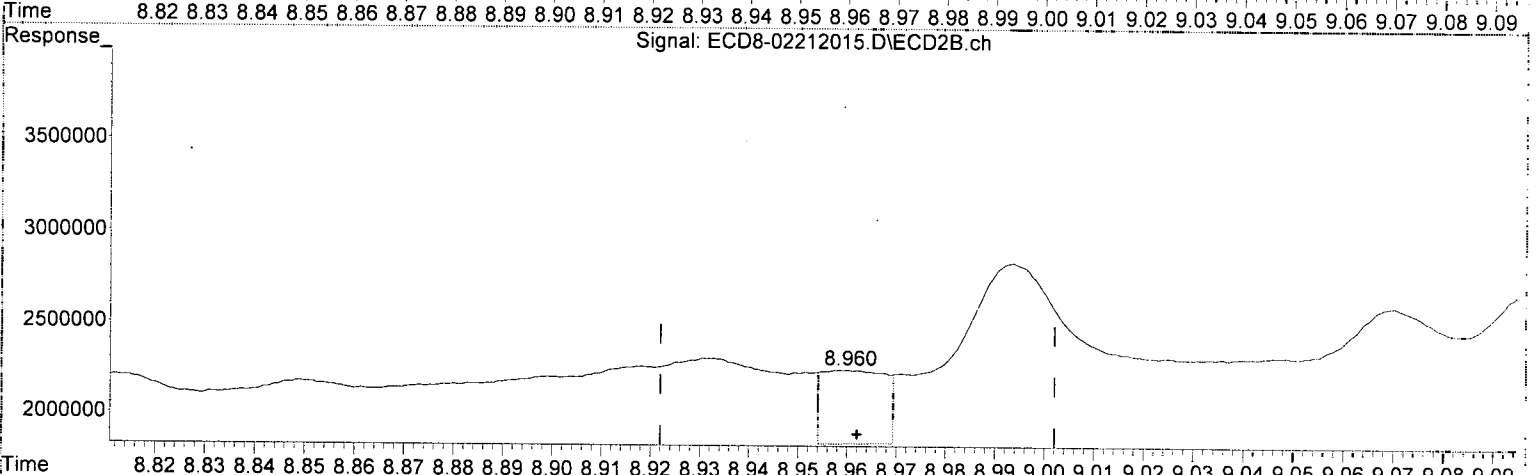
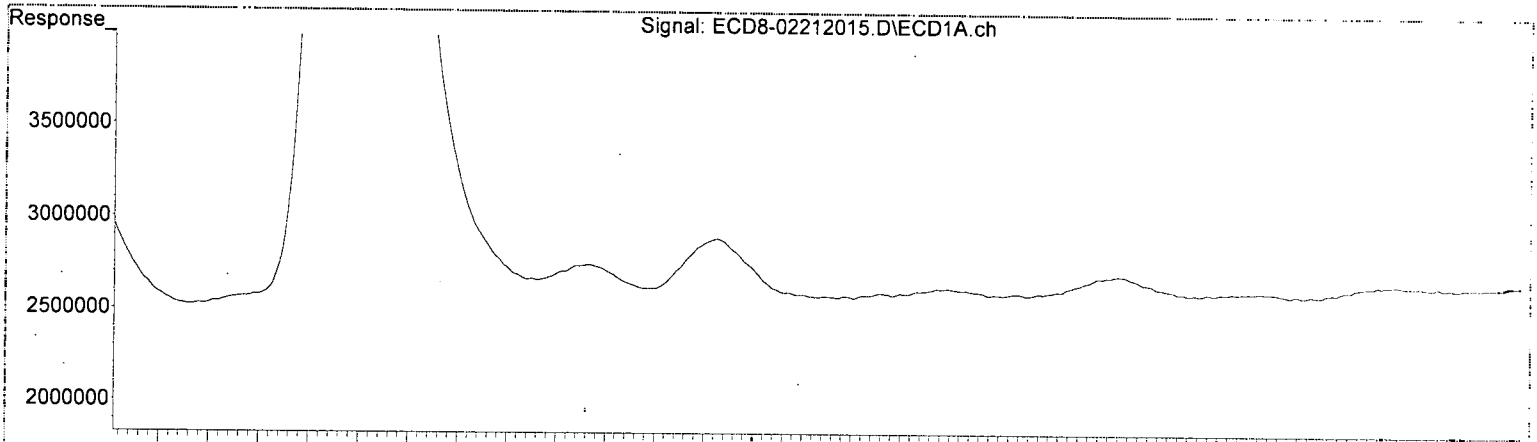
MJB
2/21/20

(15) 4,4'-DDD #2
8.849min 0.188 ng/mL (+)
response 339357

Quantitation Report (Qedit)

Data Path : C:\msdchem\1\data\2020-02\0B21033\
Data File : ECD8-02212015.D
Signal(s) : Signal #1: ECD1A.ch Signal #2: ECD2B.ch
Acq On : 21 Feb 2020 15:22
Operator : MJB
Sample : 0020634-BLK1
Misc : 1x, 8081B, GPC
ALS Vial : 15 Sample Multiplier: 1

Integration File signal 1: PEST1.e
Integration File signal 2: PEST2.e
Quant Time: Feb 21 16:49:39 2020
Quant Method : C:\msdchem\1\methods\ECD8_QUANTPEST_200201RT5.M
Quant Title : Instrument: DualECD8
QLast Update : Mon Feb 03 15:36:51 2020
Response via : Initial Calibration
Integrator: ChemStation



QEdit

(16) Endosulfan II
8.071min 0.670 ng/mL
response 2005460

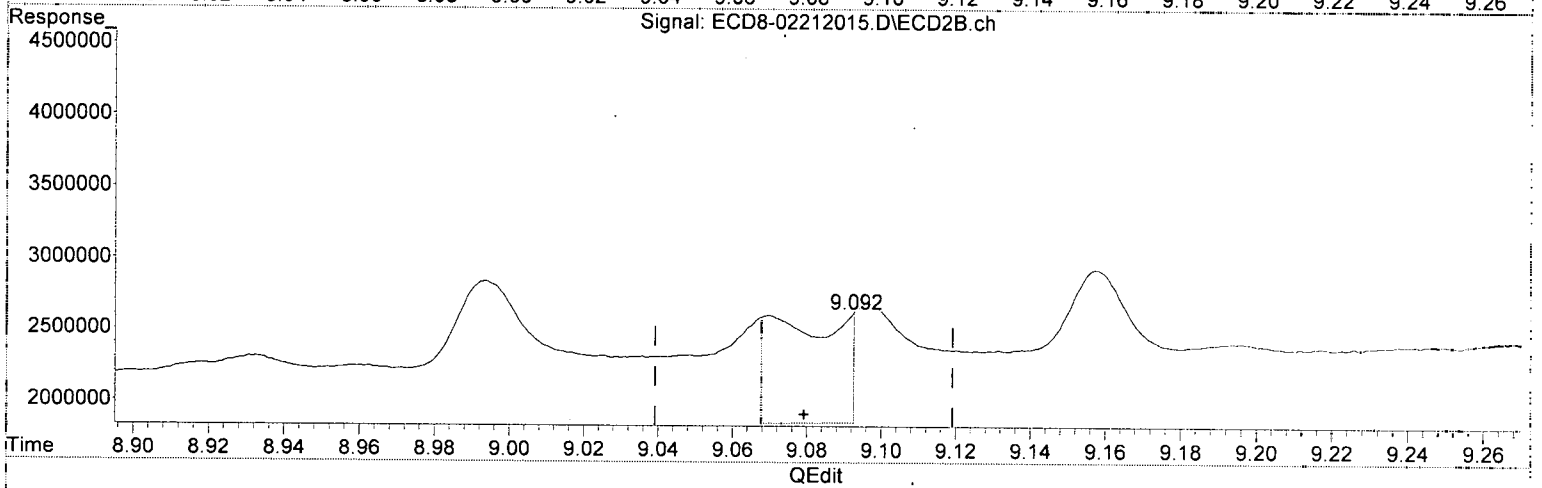
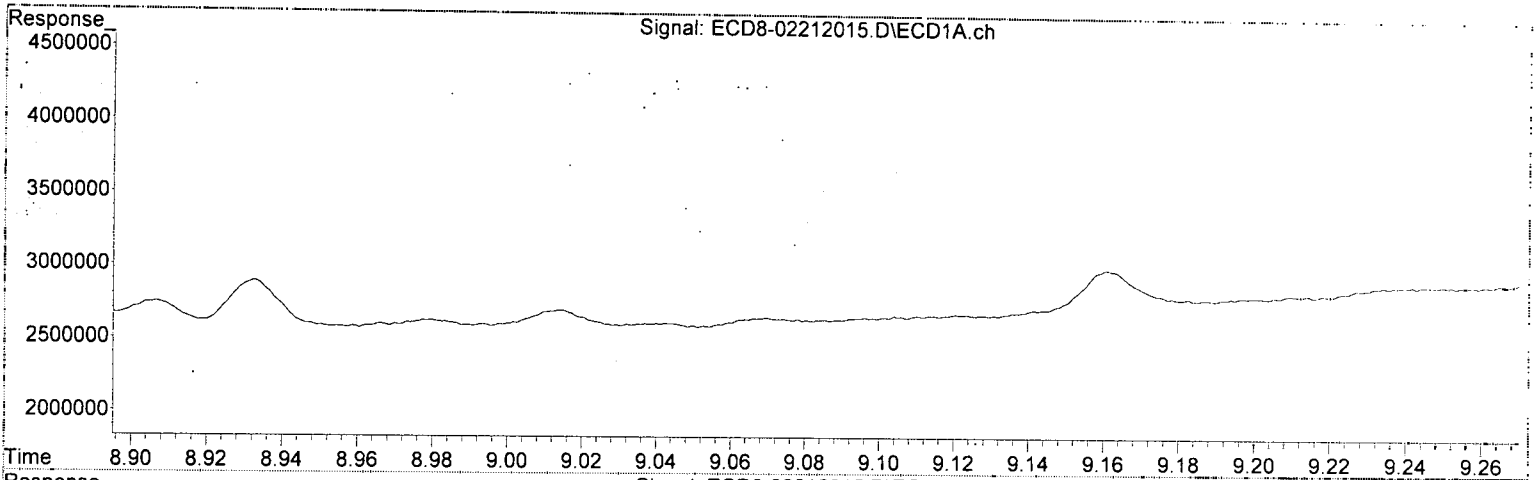
*MJB
2/21/20*

(16) Endosulfan II #2
8.960min 0.123 ng/mL (m)
response 405294

Quantitation Report (Qedit)

Data Path : C:\msdchem\1\data\2020-02\0B21033\
Data File : ECD8-02212015.D
Signal(s) : Signal #1: ECD1A.ch Signal #2: ECD2B.ch
Acq On : 21 Feb 2020 15:22
Operator : MJB
Sample : 0020634-BLK1
Misc : 1x, 8081B, GPC
ALS Vial : 15 Sample Multiplier: 1

Integration File signal 1: PEST1.e
Integration File signal 2: PEST2.e
Quant Time: Feb 21 16:49:39 2020
Quant Method : C:\msdchem\1\methods\ECD8_QUANTPEST_200201RT5.M
Quant Title : Instrument: DualECD8
QLast Update : Mon Feb 03 15:36:51 2020
Response via : Initial Calibration
Integrator: ChemStation



(17) 4,4'-DDT
8.191min 0.718 ng/mL
response 1930963

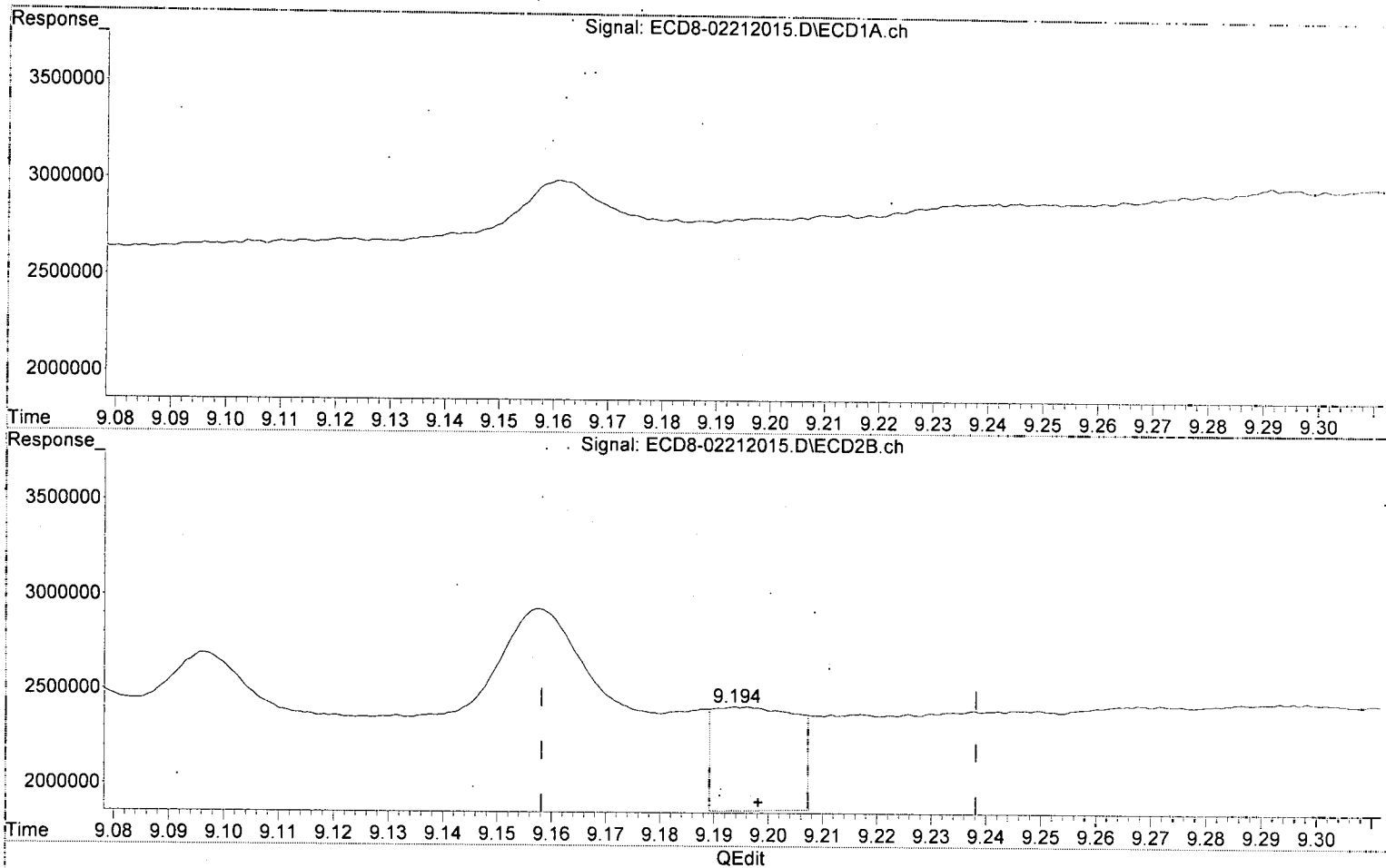
MJB
2/21/20

(17) 4,4'-DDT #2
9.092min 0.285 ng/mL
response 761062

Quantitation Report (Qedit)

Data Path : C:\msdchem\1\data\2020-02\0B21033\
Data File : ECD8-02212015.D
Signal(s) : Signal #1: ECD1A.ch Signal #2: ECD2B.ch
Acq On : 21 Feb 2020 15:22
Operator : MJB
Sample : 0020634-BLK1
Misc : 1x, 8081B, GPC
ALS Vial : 15 Sample Multiplier: 1

Integration File signal 1: PEST1.e
Integration File signal 2: PEST2.e
Quant Time: Feb 21 16:49:39 2020
Quant Method : C:\msdchem\1\methods\ECD8_QUANTPEST_200201RT5.M
Quant Title : Instrument: DualECD8
QLast Update : Mon Feb 03 15:36:51 2020
Response via : Initial Calibration
Integrator: ChemStation



(18) Endrin Aldehyde
8.398min 0.830 ng/mL
response 2185382

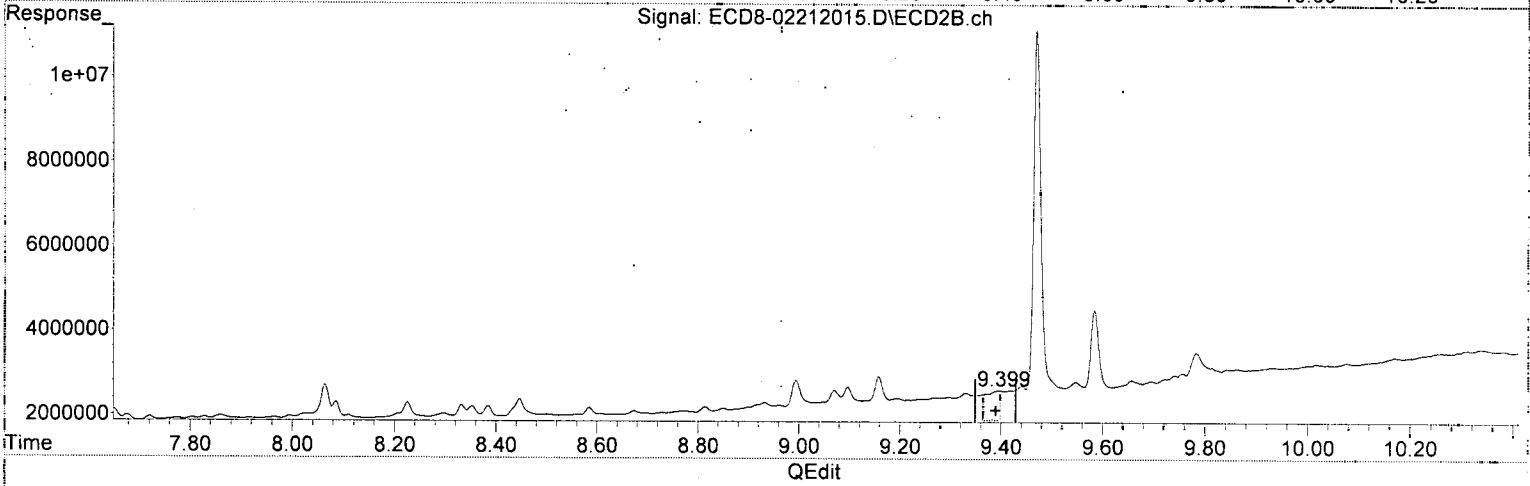
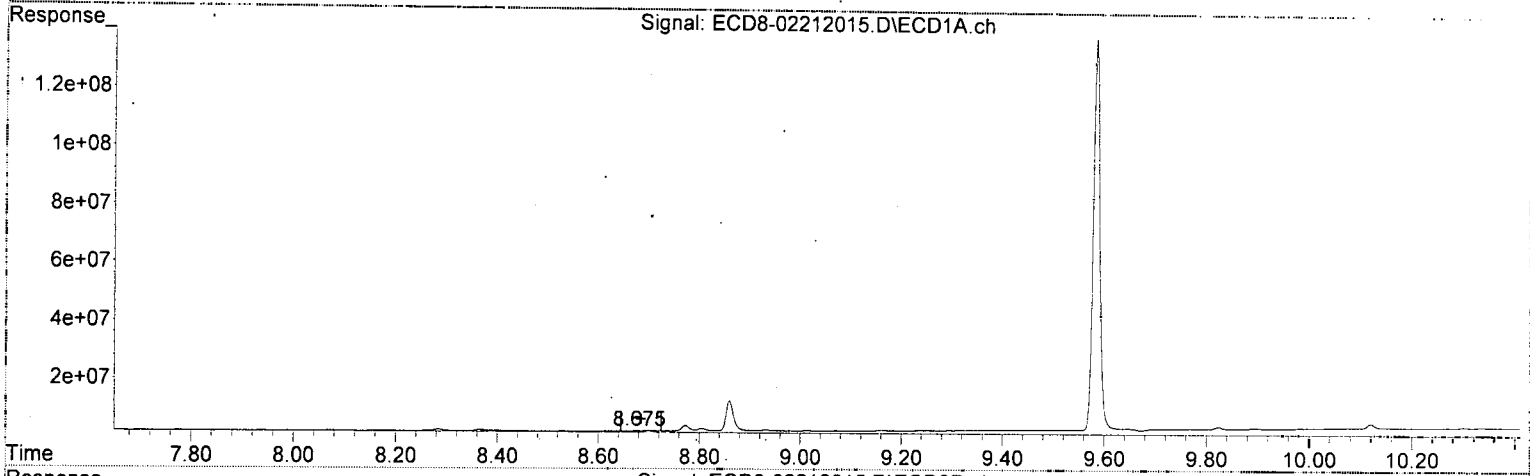
*MJB
2/20/20*

(18) Endrin Aldehyde #2
9.194min 0.208 ng/mL (m)
response 550613

Quantitation Report (Qedit)

Data Path : C:\msdchem\1\data\2020-02\0B21033\
Data File : ECD8-02212015.D
Signal(s) : Signal #1: ECD1A.ch Signal #2: ECD2B.ch
Acq On : 21 Feb 2020 15:22
Operator : MJB
Sample : 0020634-BLK1
Misc : 1x, 8081B, GPC
ALS Vial : 15 Sample Multiplier: 1

Integration File signal 1: PEST1.e
Integration File signal 2: PEST2.e
Quant Time: Feb 21 16:49:39 2020
Quant Method : C:\msdchem\1\methods\ECD8_QUANTPEST_200201RT5.M
Quant Title : Instrument: DualECD8
QLast Update : Mon Feb 03 15:36:51 2020
Response via : Initial Calibration
Integrator: ChemStation



(19) Endosulfan Sulfate

8.676min 0.794 ng/mL

response 2272738

*MJB
2/24/20*

(19) Endosulfan Sulfate #2

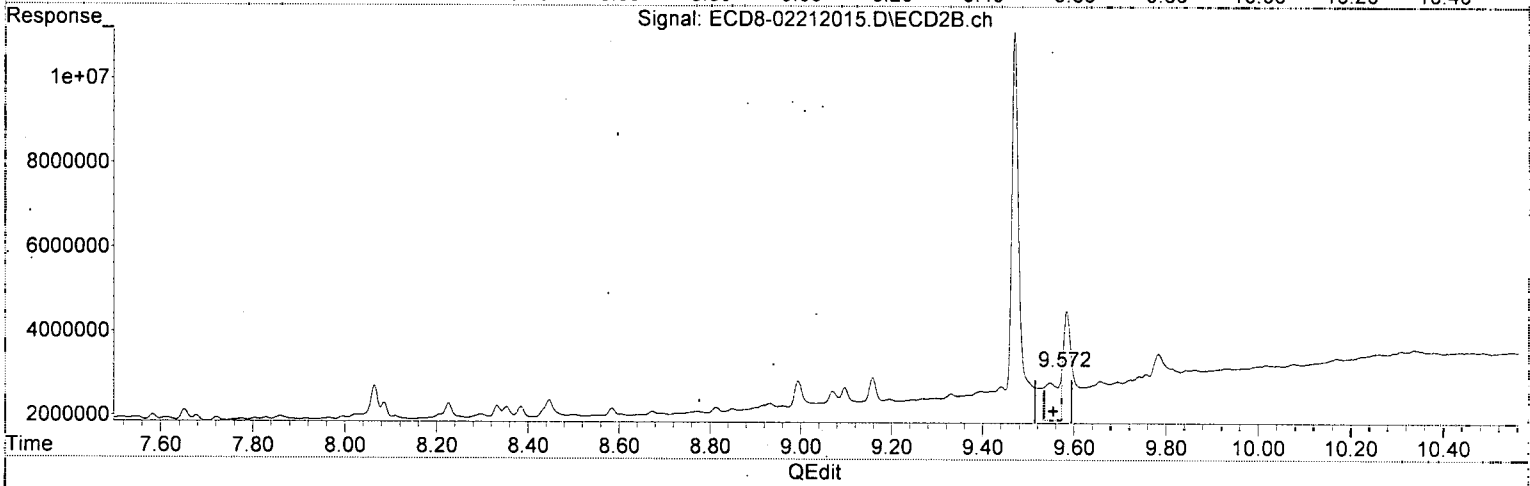
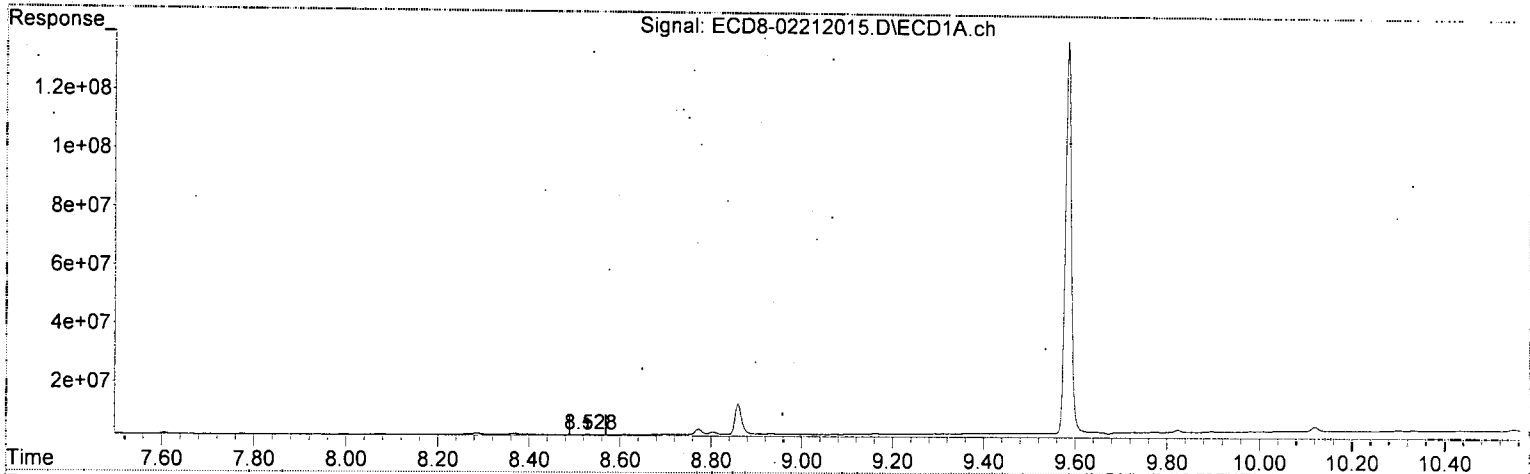
9.399min 0.193 ng/mL

response 704363

Quantitation Report (Qedit)

Data Path : C:\msdchem\1\data\2020-02\0B21033\
 Data File : ECD8-02212015.D
 Signal(s) : Signal #1: ECD1A.ch Signal #2: ECD2B.ch
 Acq On : 21 Feb 2020 15:22
 Operator : MJB
 Sample : 0020634-BLK1
 Misc : 1x, 8081B, GPC
 ALS Vial : 15 Sample Multiplier: 1

Integration File signal 1: PEST1.e
 Integration File signal 2: PEST2.e
 Quant Time: Feb 21 16:49:39 2020
 Quant Method : C:\msdchem\1\methods\ECD8_QUANTPEST_200201RT5.M
 Quant Title : Instrument: DualECD8
 QLast Update : Mon Feb 03 15:36:51 2020
 Response via : Initial Calibration
 Integrator: ChemStation



(20) Methoxychlor
 8.528min 1.760 ng/mL
 response 2123901

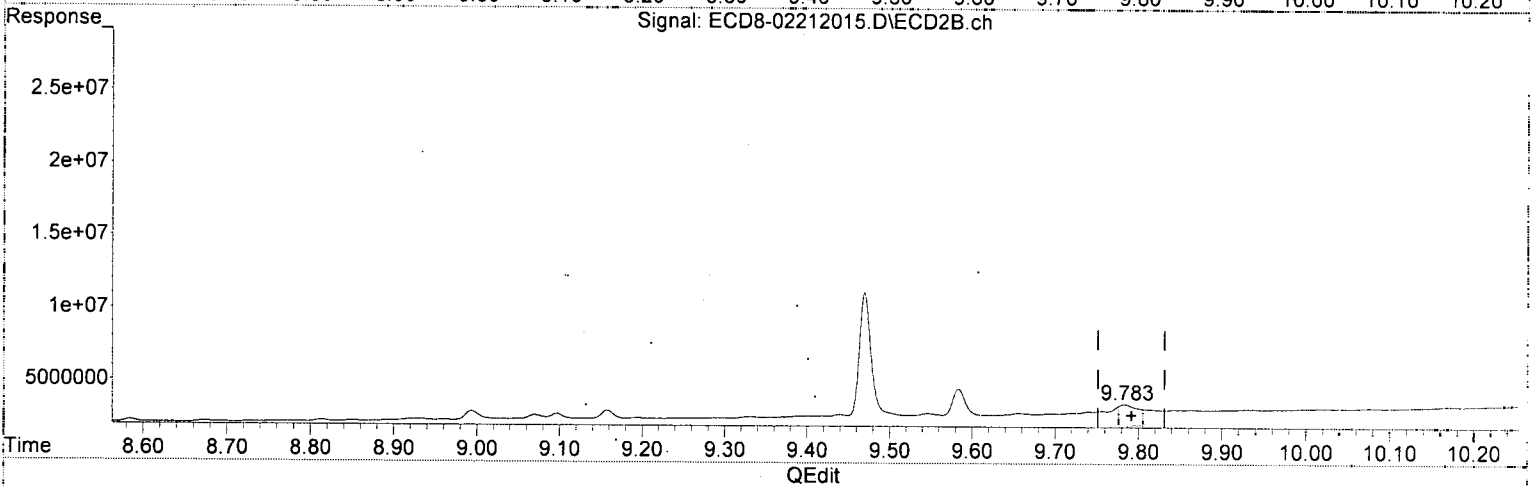
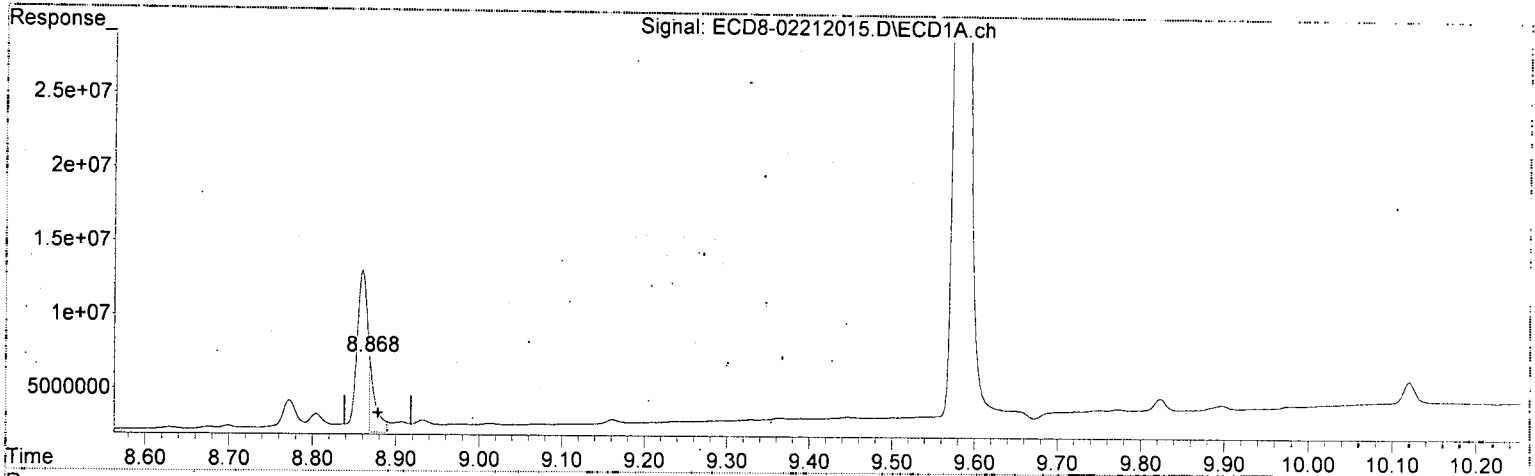
*MJB
2/21/20*

(20) Methoxychlor #2
 9.572min 0.683 ng/mL (m)
 response 1119826

Quantitation Report (Qedit)

Data Path : C:\msdchem\1\data\2020-02\0B21033\
Data File : ECD8-02212015.D
Signal(s) : Signal #1: ECD1A.ch Signal #2: ECD2B.ch
Acq On : 21 Feb 2020 15:22
Operator : MJB
Sample : 0020634-BLK1
Misc : 1x, 8081B, GPC
ALS Vial : 15 Sample Multiplier: 1

Integration File signal 1: PEST1.e
Integration File signal 2: PEST2.e
Quant Time: Feb 21 16:49:39 2020
Quant Method : C:\msdchem\1\methods\ECD8_QUANTPEST_200201RT5.M
Quant Title : Instrument: DualECD8
QLast Update : Mon Feb 03 15:36:51 2020
Response via : Initial Calibration
Integrator: ChemStation



(21) Endrin Ketone
8.868min 1.513 ng/mL(m)
response 5230668

*MJB
2/21/20*

(21) Endrin Ketone #2
9.783min 0.311 ng/mL(m)
response 1504190

Quantitation Report (Not Reviewed)

Data Path : C:\msdchem\1\data\2020-02\0B21033\
 Data File : ECD8-02212015.D
 Signal(s) : Signal #1: ECD1A.ch Signal #2: ECD2B.ch
 Acq On : 21 Feb 2020 15:22
 Operator : MJB
 Sample : 0020634-BLK1
 Misc : 1x, 8081B, GPC
 ALS Vial : 15 Sample Multiplier: 1

Integration File signal 1: PEST1.e
 Integration File signal 2: PEST2.e
 Quant Time: Feb 21 16:49:39 2020
 Quant Method : C:\msdchem\1\methods\ECD8_QUANTPEST_200201RT5.M
 Quant Title : Instrument: DualECD8
 QLast Update : Mon Feb 03 15:36:51 2020
 Response via : Initial Calibration
 Integrator: ChemStation

MJB
MS
2/21/20

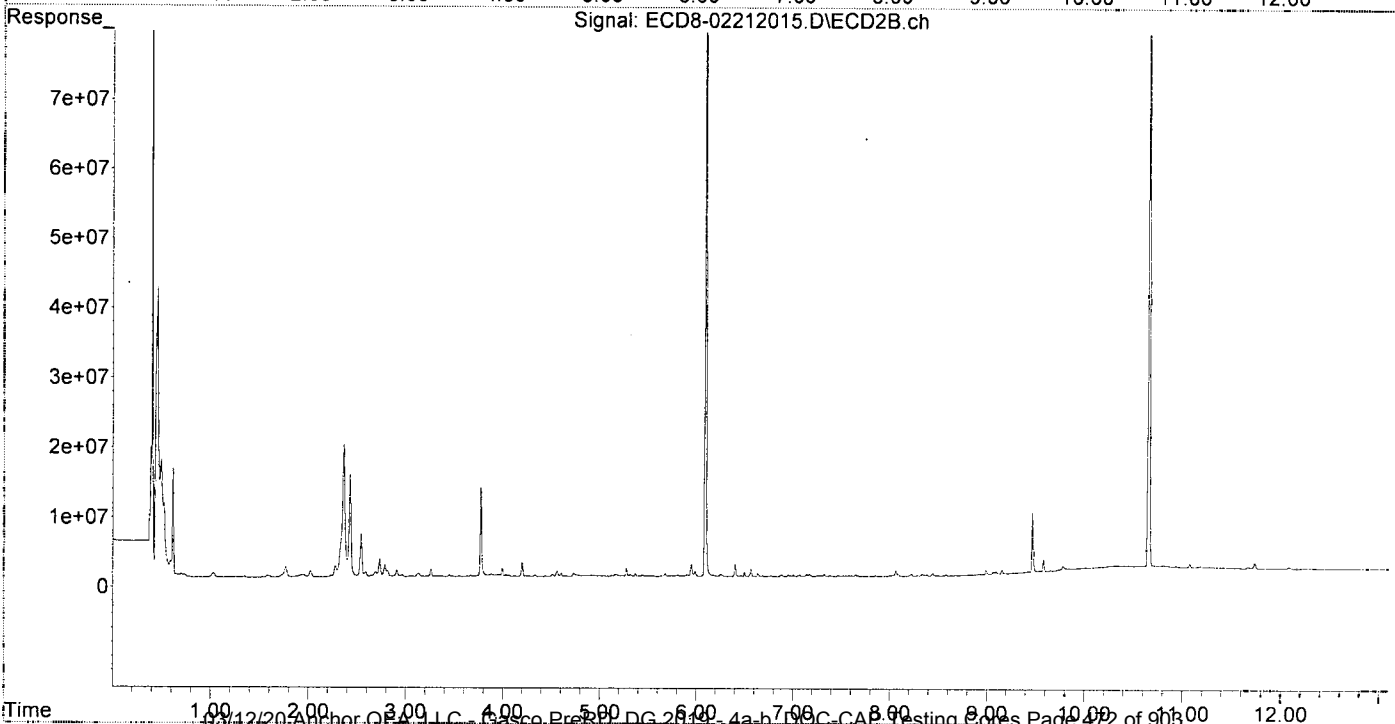
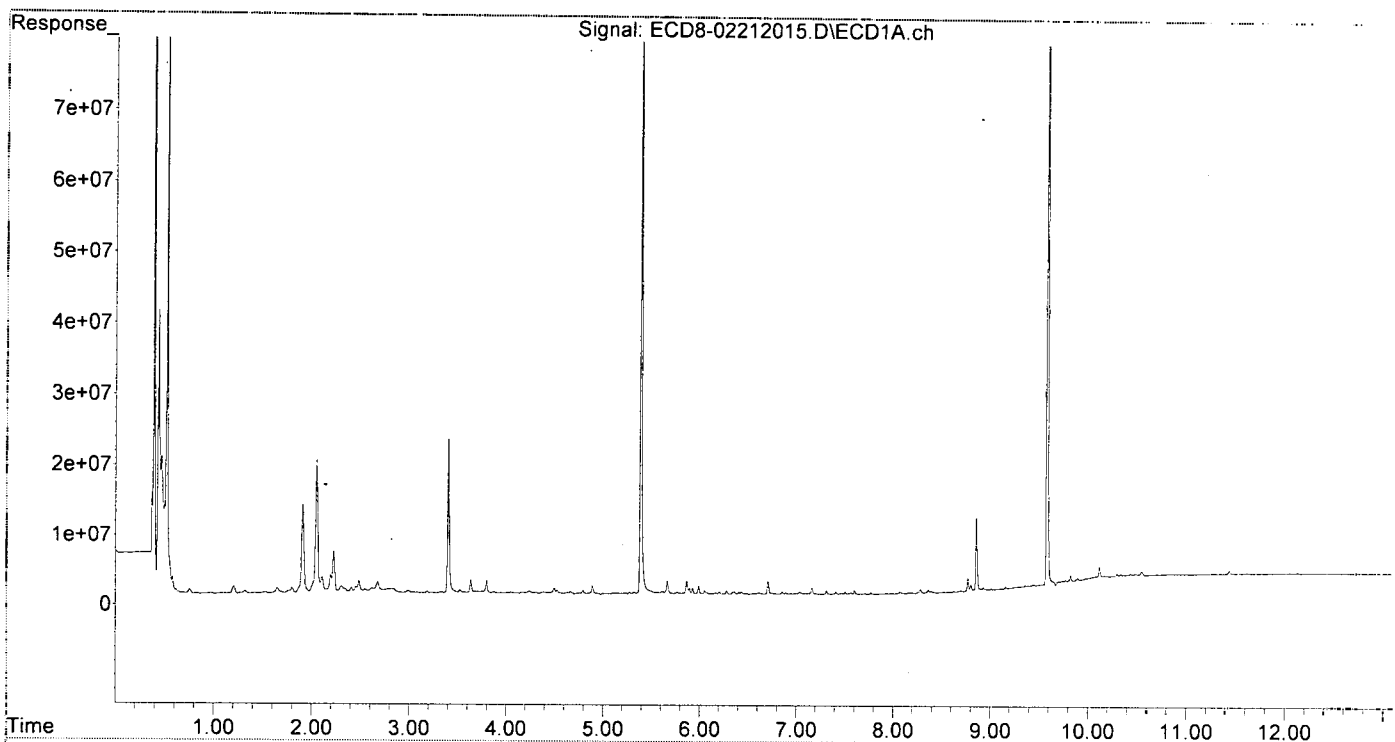
Compound	RT#1	RT#2	Resp#1	Resp#2	ng/mL	ng/mL
System Monitoring Compounds						
1) S TCMX (S)	5.392	6.093	95449487	101.7E6	27.302	29.484
22) S DCBP (S)	9.583	10.659	138.7E6	108.3E6	52.681	50.420
Target Compounds						
2) a-BHC	5.929	6.692	1991467	2004475	0.422	0.545 #
3) g-BHC	6.207	7.010	1571063	2237126	0.377	0.615 #
4) b-BHC	6.280	7.071	1731716	2168074	0.994	1.249 #
5) Heptachlor	6.617	7.383	1572494	2301663	0.383	0.547 #
6) d-BHC	6.433	7.327	1615144	2421475	0.574	0.788 #
7) Aldrin	6.857	7.652	1733487	2431877	0.429	0.661 #
8) Heptachlo...	7.315	8.085	1978197	2726818	0.536	0.760 #
9) trans-Chl...	7.412	8.226	1884784	2753077	0.501	0.740 #
10) cis-Chlor...	7.508	8.332	1885195	2725954	0.513	0.774 #
11) Endosulfa...	7.605	8.385	2136517	2715649	0.616	0.822 #
12) 4,4'-DDE	7.571	8.447	1772872	2902412	0.534	1.019 #
13) Dieldrin	7.775	8.585	1826994	2732746	0.479	0.812 #
14) Endrin	7.938	8.813	1822520	2817812	0.558	0.972 #
15) 4,4'-DDD	7.996	8.850	1819883	2802422	0.715	1.240 #
16) Endosulfa...	8.071f	8.960	2005460	2903515	0.670	1.069 #
17) 4,4'-DDT	8.191	9.070	1930963	3288943	0.718	1.313 #
18) Endrin Al...	8.398	9.195	2185382	3132468	0.830	1.185 #
19) Endosulfa...	8.676	9.398	2272738	3378526	0.794	1.261 #
20) Methoxychlor	8.528	9.547	2123901	3629310	1.760	3.034 #
21) Endrin Ke...	8.860	9.783	12947682	4385907	3.746	1.331 #
23) Hexachlor...	3.187	8.773	889204	13712463	0.228	2.832 #
24) Hexachlor...	5.773	6.567	1459884	2944090	0.434	0.970 #
25) Oxychlordan	7.238	8.026	1502055	2429453	0.309	0.760 #
26) 2,4'-DDE	7.364f	8.226	1507708	2753077	0.652	1.211 #
27) trans-Non...	7.508	8.296	1885195	2518125	0.514	0.698 #
28) 2,4'-DDD	7.715	8.585	1698960	2732746	0.877	1.428 #
29) 2,4'-DDT	7.877	8.813	1688470	2817812	0.706	1.272 #
30) cis-Nonac...	7.996	8.850	1819883	2802422	0.447	0.703 #
31) Mirex	8.630	9.783	2225780	4385907	0.713	1.866 #
32) Chlordane...	7.412	8.226	1884784	2753077	4.706	6.337 #
33) Chlordane...	7.508	8.332	1885195	2725954	3.876	7.498 #
34) Chlordane...	8.071	8.994	2005460	3503525	15.403	29.502 #
35) Chlordane...	0.000	0.000	0	0	N.D.	N.D.
36) Toxaphene...	7.508	8.585	1885195	2732746	115.166	92.733
37) Toxaphene...	7.811	8.932	1647457	2954740	52.441	73.521 #
38) Toxaphene...	8.156f	8.960	1934221	2903515	24.323	44.879 #
39) Toxaphene...	8.366	9.070f	2376214	3288943	29.683	29.952
40) Toxaphene...	8.630f	9.217	2225780	3105433	41.064	54.168 #
41) Toxaphene...	8.676	9.584	2272738	5338533	29.883	80.821 #
42) Toxaphene...	0.000	0.000	0	0	N.D.	N.D.

(f)=RT Delta > 1/2 Window (#)=Amounts differ by > 25% (m)=manual int.

Quantitation Report (Not Reviewed)

Data Path : C:\msdchem\1\data\2020-02\0B21033\
Data File : ECD8-02212015.D
Signal(s) : Signal #1: ECD1A.ch Signal #2: ECD2B.ch
Acq On : 21 Feb 2020 15:22
Operator : MJB
Sample : 0020634-BLK1
Misc : 1x, 8081B, GPC
ALS Vial : 15 Sample Multiplier: 1

Integration File signal 1: PEST1.e
Integration File signal 2: PEST2.e
Quant Time: Feb 21 16:49:39 2020
Quant Method : C:\msdchem\1\methods\ECD8_QUANTPEST_200201RT5.M
Quant Title : Instrument: DualECD8
QLast Update : Mon Feb 03 15:36:51 2020
Response via : Initial Calibration
Integrator: ChemStation



Data Path : C:\msdchem\1\data\2020-02\0B21033\
 Data File : ECD8-02212016.D
 Signal(s) : Signal #1: ECD1A.ch Signal #2: ECD2B.ch
 Acq On : 21 Feb 2020 15:38
 Operator : MJB
 Sample : 0020634-BS1
 Misc : 1x, 8081B, GPC
 ALS Vial : 16 Sample Multiplier: 1

Integration File signal 1: PEST1.e
 Integration File signal 2: PEST2.e
 Quant Time: Feb 21 16:49:43 2020
 Quant Method : C:\msdchem\1\methods\ECD8_QUANTPEST_200201RT5.M
 Quant Title : Instrument: DualECD8
 QLast Update : Mon Feb 03 15:36:51 2020
 Response via : Initial Calibration
 Integrator: ChemStation

MJB
2/21/20

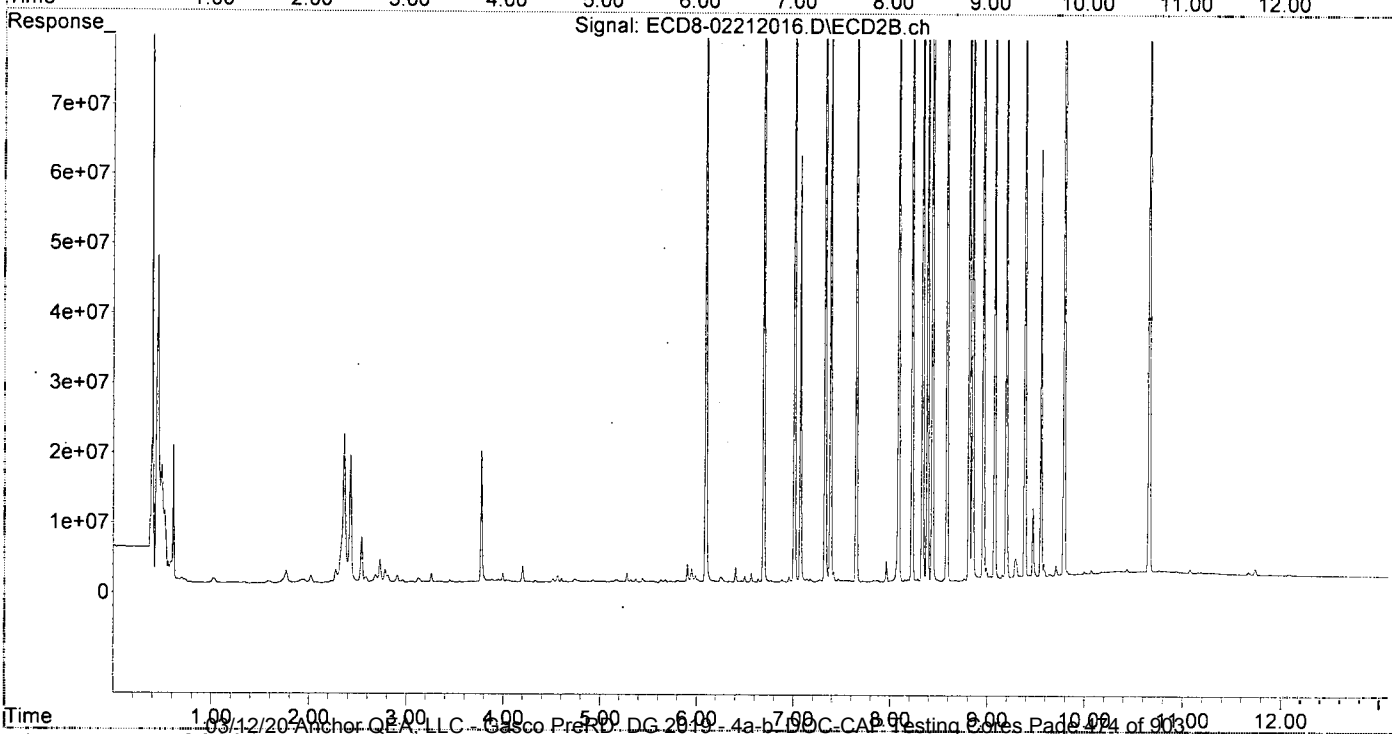
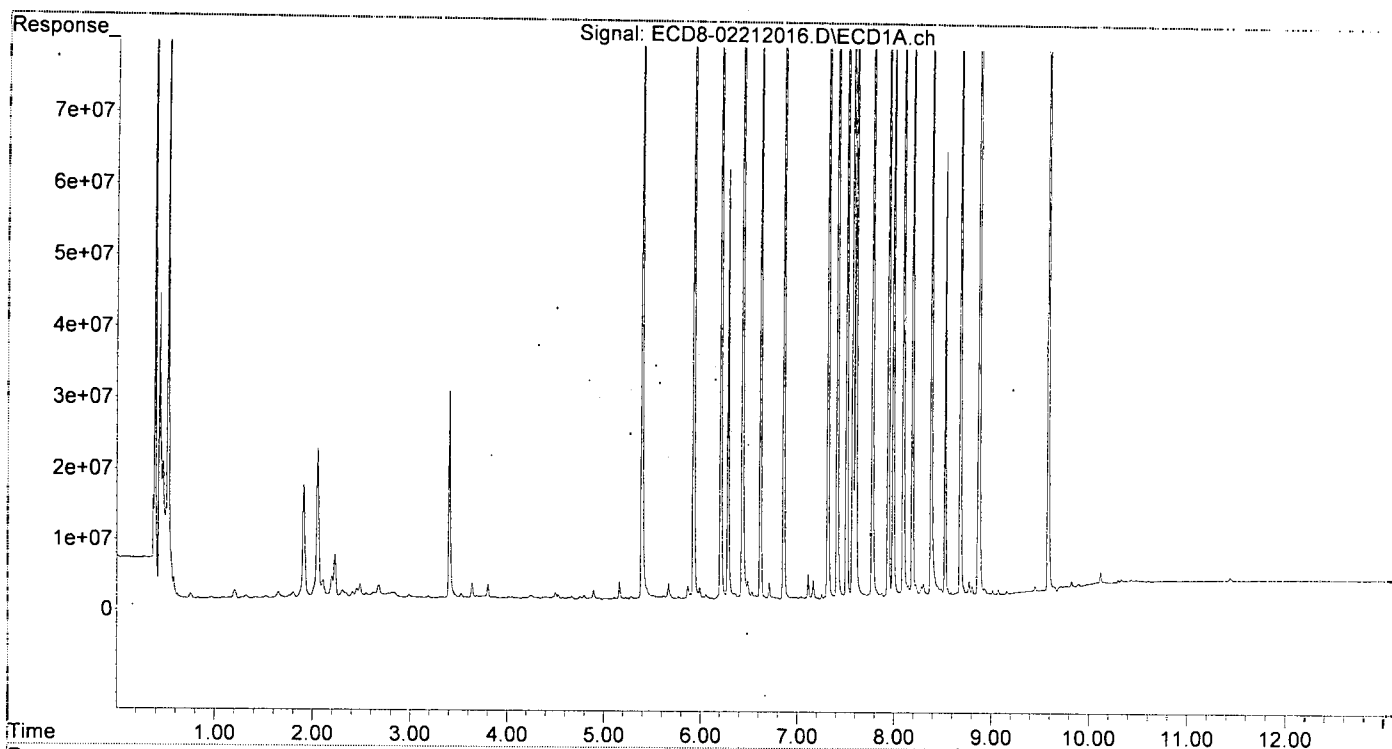
Compound	RT#1	RT#2	Resp#1	Resp#2	ng/mL	ng/mL
System Monitoring Compounds						
1) S TCMX (S)	5.391	6.093	113.2E6	127.4E6	32.380	36.925
22) S DCBP (S)	9.584	10.658	138.9E6	114.2E6	52.773	53.094
Target Compounds						
2) a-BHC	5.926	6.692	157.0E6	156.9E6	33.222	34.531
3) g-BHC	6.207	7.010	141.3E6	137.3E6	33.934	33.458
4) b-BHC	6.282	7.072	60954715	63344845	34.998	36.488
5) Heptachlor	6.618	7.384	131.3E6	122.1E6	31.942	28.996
6) d-BHC	6.431	7.327	151.0E6	154.6E6	41.686	40.766
7) Aldrin	6.858	7.650	140.5E6	128.0E6	34.776	32.642
8) Heptachlo...	7.316	8.086	143.0E6	139.5E6	38.721	38.873
9) trans-Chl...	7.411	8.225	148.5E6	142.4E6	39.494	38.284
10) cis-Chlor...	7.509	8.333	147.2E6	140.7E6	40.085	39.937
11) Endosulfa...	7.603	8.384	140.3E6	137.7E6	40.456	41.663
12) 4,4'-DDE	7.571	8.434	156.8E6	158.9E6	47.219	46.753
13) Dieldrin	7.775	8.585	163.3E6	160.1E6	42.823	43.083
14) Endrin	7.938	8.813	145.2E6	128.5E6	44.480	41.888
15) 4,4'-DDD	7.989	8.849	129.1E6	125.1E6	50.710	47.539
16) Endosulfa...	8.094	8.959	126.2E6	129.9E6	42.183	45.480
17) 4,4'-DDT	8.187	9.076	129.4E6	127.7E6	48.120	46.547
18) Endrin Al...	8.382	9.195	107.5E6	107.1E6	40.852	40.530
19) Endosulfa...	8.682	9.386	121.7E6	123.8E6	42.513	45.644
20) Methoxychlor	8.526	9.551	63033826	65045089	52.239	53.697
21) Endrin Ke...	8.875	9.788	155.9E6	138.3E6	45.100	45.108
23) Hexachlor...	3.186	3.772f	453031	19820860	0.116	4.094 #
24) Hexachlor...	5.772	6.566	404598	3224682	0.120	1.068 #
25) Oxychlordan...	7.253	8.000	628894	2657732	0.025	0.831 #
26) 2,4'-DDE	7.316f	8.225	143.0E6	142.4E6	61.845	62.628
27) trans-Non...	7.509	8.287	147.2E6	3046352	40.151	0.844 #
28) 2,4'-DDD	7.742f	8.585	485797	160.1E6	0.251	83.656 #
29) 2,4'-DDT	7.874	8.813	642901	128.5E6	0.269	54.637 #
30) cis-Nonac...	7.989	8.849	129.1E6	125.1E6	31.714	31.382
31) Mirex	8.634	9.788	341750	138.3E6	8198.988	64.366 #
32) Chlordane...	7.411	8.225	148.5E6	142.4E6	370.856	327.645
33) Chlordane...	7.509	8.333	147.2E6	140.7E6	302.679	386.974 #
34) Chlordane...	8.094f	8.992	126.2E6	4905479	969.234	41.307 #
35) Chlordane...	0.000	0.000	0	0	N.D.	N.D.
36) Toxaphene...	7.509	8.585	147.2E6	160.1E6	8992.445	5434.260 #
37) Toxaphene...	0.000	8.959	0	129.9E6	N.D.	3231.521 #
38) Toxaphene...	8.146	8.959	1615920	129.9E6	19.799	2007.398 #
39) Toxaphene...	8.382	9.034	107.5E6	3658744	1623.700	33.780 #
40) Toxaphene...	8.587	9.195f	471868	107.1E6	8.706	1869.019 #
41) Toxaphene...	8.682	9.583	121.7E6	5730115	1599.897	86.749 #
42) Toxaphene...	0.000	0.000	0	0	N.D.	N.D.

(f)=RT Delta > 1/2 Window (#)=Amounts differ by > 25% (m)=manual int.

Quantitation Report (Not Reviewed)

Data Path : C:\msdchem\1\data\2020-02\0B21033\
Data File : ECD8-02212016.D
Signal(s) : Signal #1: ECD1A.ch Signal #2: ECD2B.ch
Acq On : 21 Feb 2020 15:38
Operator : MJB
Sample : 0020634-BS1
Misc : 1x, 8081B, GPC
ALS Vial : 16 Sample Multiplier: 1

Integration File signal 1: PEST1.e
Integration File signal 2: PEST2.e
Quant Time: Feb 21 16:49:43 2020
Quant Method : C:\msdchem\1\methods\ECD8_QUANTPEST_200201RT5.M
Quant Title : Instrument: DualECD8
QLast Update : Mon Feb 03 15:36:51 2020
Response via : Initial Calibration
Integrator: ChemStation



Data Path : C:\msdchem\1\data\2020-02\0B21033\
 Data File : ECD8-02212021.D
 Signal(s) : Signal #1: ECD1A.ch Signal #2: ECD2B.ch
 Acq On : 21 Feb 2020 17:05
 Operator : MJB
 Sample : 0B21033-CCV3
 Misc : A19K133, AB 50 ppb
 ALS Vial : 3 Sample Multiplier: 1

Integration File signal 1: PEST1.e
 Integration File signal 2: PEST2.e
 Quant Time: Feb 21 17:27:00 2020
 Quant Method : C:\msdchem\1\methods\ECD8_QUANTPEST_200201RT5.M
 Quant Title : Instrument: DualECD8
 QLast Update : Mon Feb 03 15:36:51 2020
 Response via : Initial Calibration
 Integrator: ChemStation

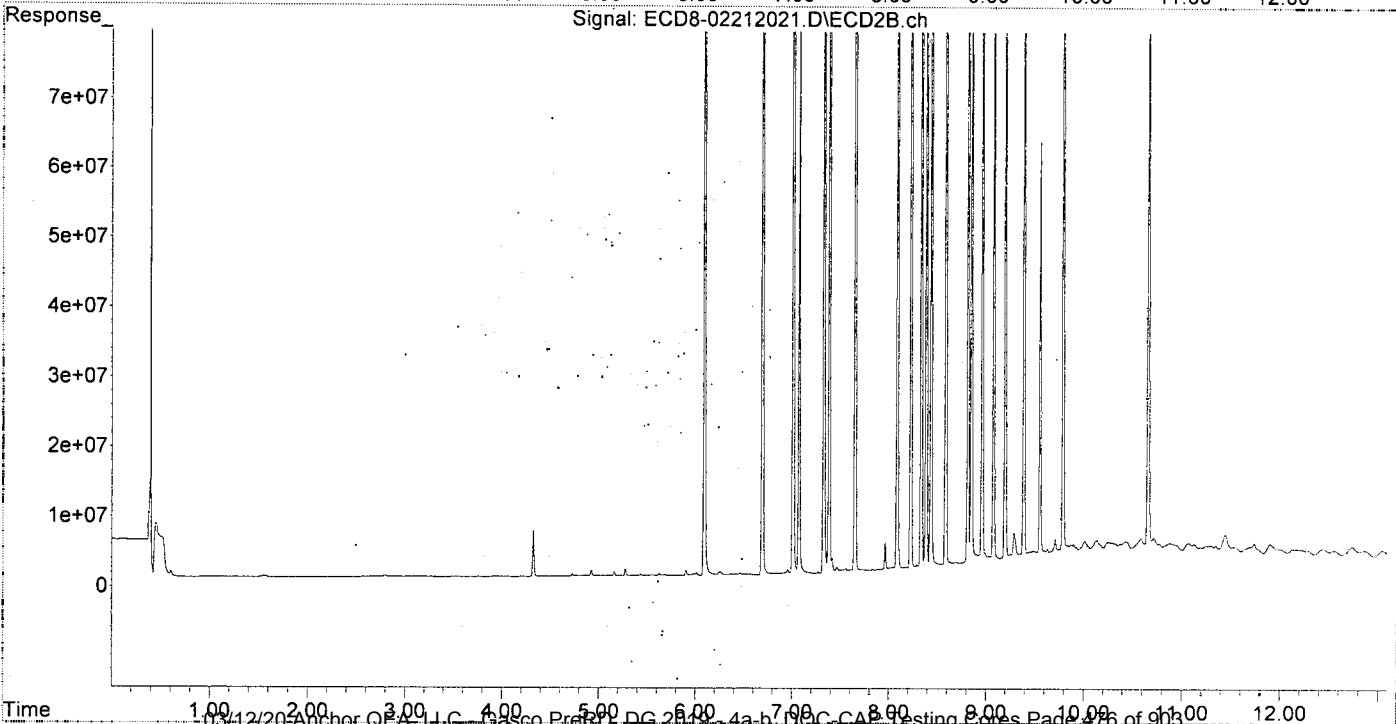
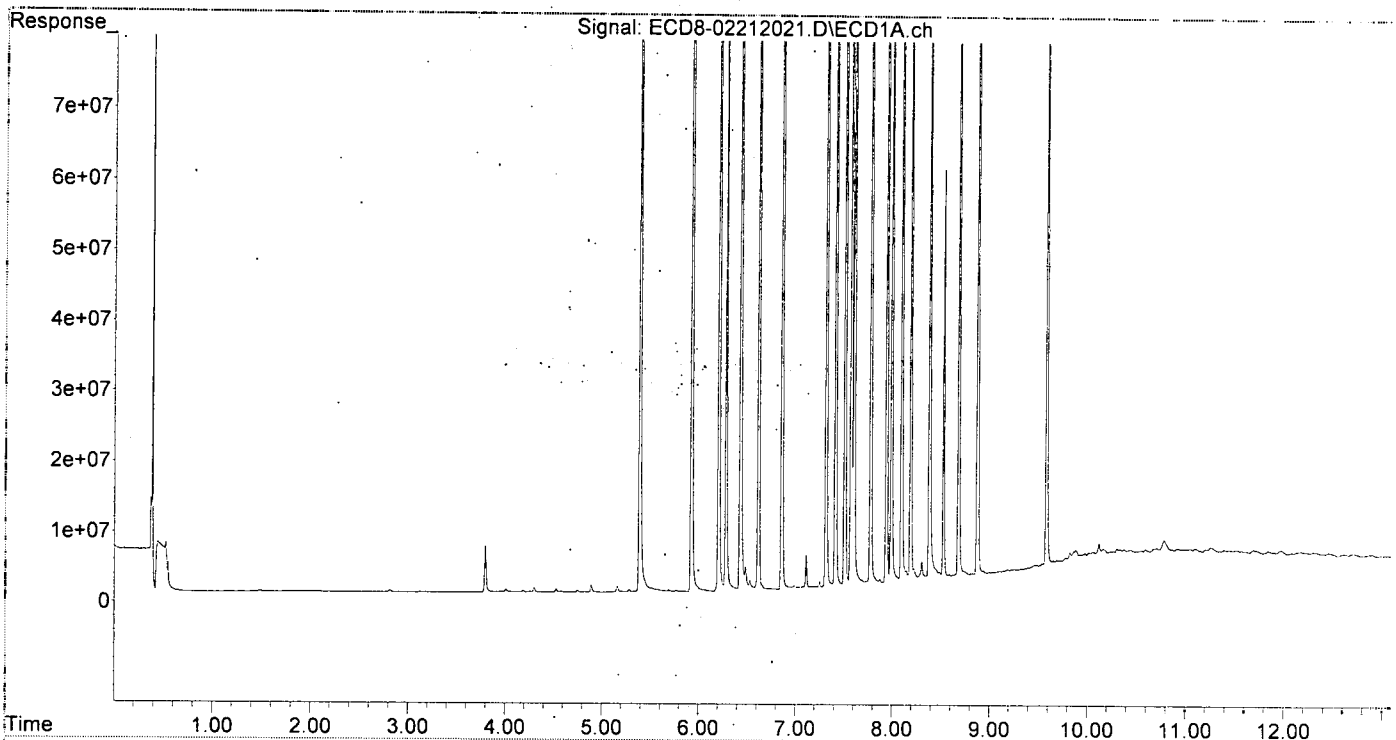
MJB
2/21/20

Compound	RT#1	RT#2	Resp#1	Resp#2	ng/mL	ng/mL
System Monitoring Compounds						
1) S TCMX (S)	5.391	6.091	163.0E6	176.8E6	46.622	51.261
22) S DCBP (S)	9.586	10.659	122.5E6	101.9E6	46.616	47.561
Target Compounds						
2) a-BHC	5.926	6.691	238.0E6	239.5E6	50.380	51.137
3) g-BHC	6.207	7.009	209.1E6	202.6E6	50.231	48.285
4) b-BHC	6.283	7.071	84594156	83357622	48.571	48.016
5) Heptachlor	6.619	7.383	193.4E6	177.5E6	47.047	42.159
6) d-BHC	6.431	7.326	186.9E6	188.2E6	51.005	48.828
7) Aldrin	6.859	7.650	197.3E6	189.2E6	48.838	47.262
8) Heptachlo...	7.317	8.086	174.7E6	173.7E6	47.303	48.381
9) trans-Chl...	7.414	8.225	180.4E6	177.7E6	47.980	47.784
10) cis-Chlor...	7.510	8.332	170.7E6	166.3E6	46.496	47.204
11) Endosulfa...	7.605	8.384	163.1E6	159.0E6	47.019	48.117
12) 4,4'-DDE	7.573	8.433	174.5E6	175.2E6	52.559	51.107
13) Dieldrin	7.776	8.584	182.3E6	179.6E6	47.808	48.004
14) Endrin	7.940	8.812	146.8E6	136.1E6	44.977	44.207
15) 4,4'-DDD	7.991	8.849	128.4E6	130.1E6	50.447	49.254
16) Endosulfa...	8.096	8.959	132.8E6	141.3E6	44.380	49.185
17) 4,4'-DDT	8.190	9.076	128.1E6	129.2E6	47.653	47.009
18) Endrin Al...	8.383	9.195	116.5E6	125.4E6	44.243	47.415
19) Endosulfa...	8.684	9.386	124.7E6	128.4E6	43.558	47.243
20) Methoxychlor	8.529	9.552	58509160	60943134	48.489	50.641
21) Endrin Ke...	8.877	9.788	153.3E6	145.9E6	44.361	47.425
23) Hexachlor...	3.194f	3.796	53583	35469	0.014	0.007 #
24) Hexachlor...	5.771	6.566	251736	160506	0.075	0.001 #
25) Oxychlordan	7.254	8.045f	767156	538007	0.070	0.168 #
26) 2,4'-DDE	7.317f	8.225	174.7E6	177.7E6	75.551	78.169
27) trans-Non...	7.510	8.288	170.7E6	808681	46.573	0.224 #
28) 2,4'-DDD	7.743f	8.584	523328	179.6E6	0.270	93.846 #
29) 2,4'-DDT	7.876	8.812	706489	136.1E6	0.295	57.575 #
30) cis-Nonac...	7.991	8.849	128.4E6	130.1E6	31.549	32.649
31) Mirex	8.632	9.788	694962	145.9E6	0.080	67.816 #
32) Chlordane...	7.414	8.225	180.4E6	177.7E6	450.534	408.948
33) Chlordane...	7.510	8.332	170.7E6	166.3E6	351.090	457.384 #
34) Chlordane...	8.057	8.992	876188	2238516	6.730	18.850 #
35) Chlordane...	0.000	0.000	0	0	N.D.	N.D.
36) Toxaphene...	7.510	8.584	170.7E6	179.6E6	10430.716	6096.149 #
37) Toxaphene...	0.000	8.959	0	141.3E6	N.D.	3516.379 #
38) Toxaphene...	8.146	8.959	1712125	141.3E6	21.167	2184.349 #
39) Toxaphene...	8.383	9.034	116.5E6	1675678	1756.659	13.228 #
40) Toxaphene...	8.590	9.195f	883385	125.4E6	16.298	2186.536 #
41) Toxaphene...	8.653	9.607	813821	2247486	10.701	34.025 #
42) Toxaphene...	0.000	0.000	0	0	N.D.	N.D.

(f)=RT Delta > 1/2 Window (#)=Amounts differ by > 25% (m)=manual int.

Data Path : C:\msdchem\1\data\2020-02\0B21033\
 Data File : ECD8-02212021.D
 Signal(s) : Signal #1: ECD1A.ch Signal #2: ECD2B.ch
 Acq On : 21 Feb 2020 17:05
 Operator : MJB
 Sample : 0B21033-CCV3
 Misc : A19K133, AB 50 ppb
 ALS Vial : 3 Sample Multiplier: 1

Integration File signal 1: PEST1.e
 Integration File signal 2: PEST2.e
 Quant Time: Feb 21 17:27:00 2020
 Quant Method : C:\msdchem\1\methods\ECD8_QUANTPEST_200201RT5.M
 Quant Title : Instrument: DualECD8
 QLast Update : Mon Feb 03 15:36:51 2020
 Response via : Initial Calibration
 Integrator: ChemStation



Data Path : C:\msdchem\1\data\2020-02\0B21033\
 Data File : ECD8-02212022.D
 Signal(s) : Signal #1: ECD1A.ch Signal #2: ECD2B.ch
 Acq On : 21 Feb 2020 17:22
 Operator : MJB
 Sample : 0B21033-CCV4
 Misc : A19J408, 9-42 50 ppb
 ALS Vial : 4 Sample Multiplier: 1

Integration File signal 1: PEST1.e
 Integration File signal 2: PEST2.e
 Quant Time: Feb 21 18:10:15 2020
 Quant Method : C:\msdchem\1\methods\ECD8_QUANTPEST_200201RT5.M
 Quant Title : Instrument: DualeECD8
 QLast Update : Mon Feb 03 15:36:51 2020
 Response via : Initial Calibration
 Integrator: ChemStation

MJB
2/21/20

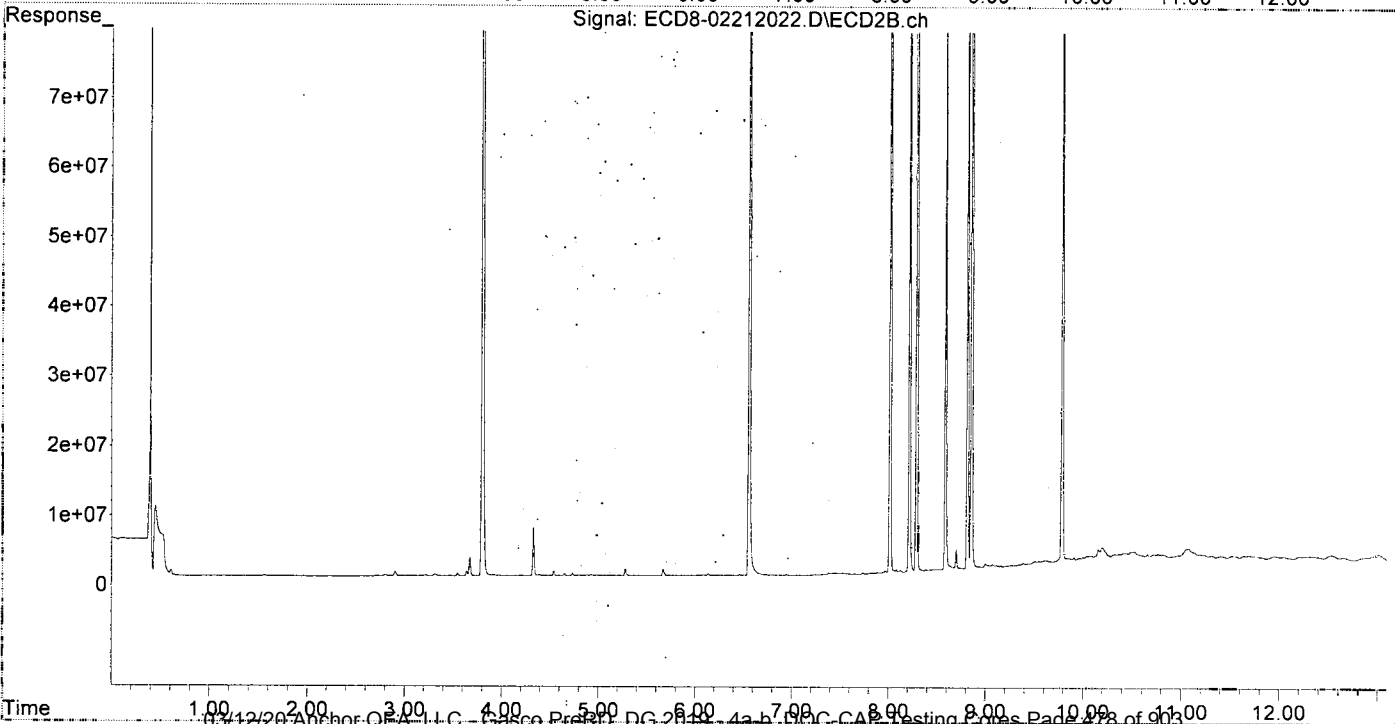
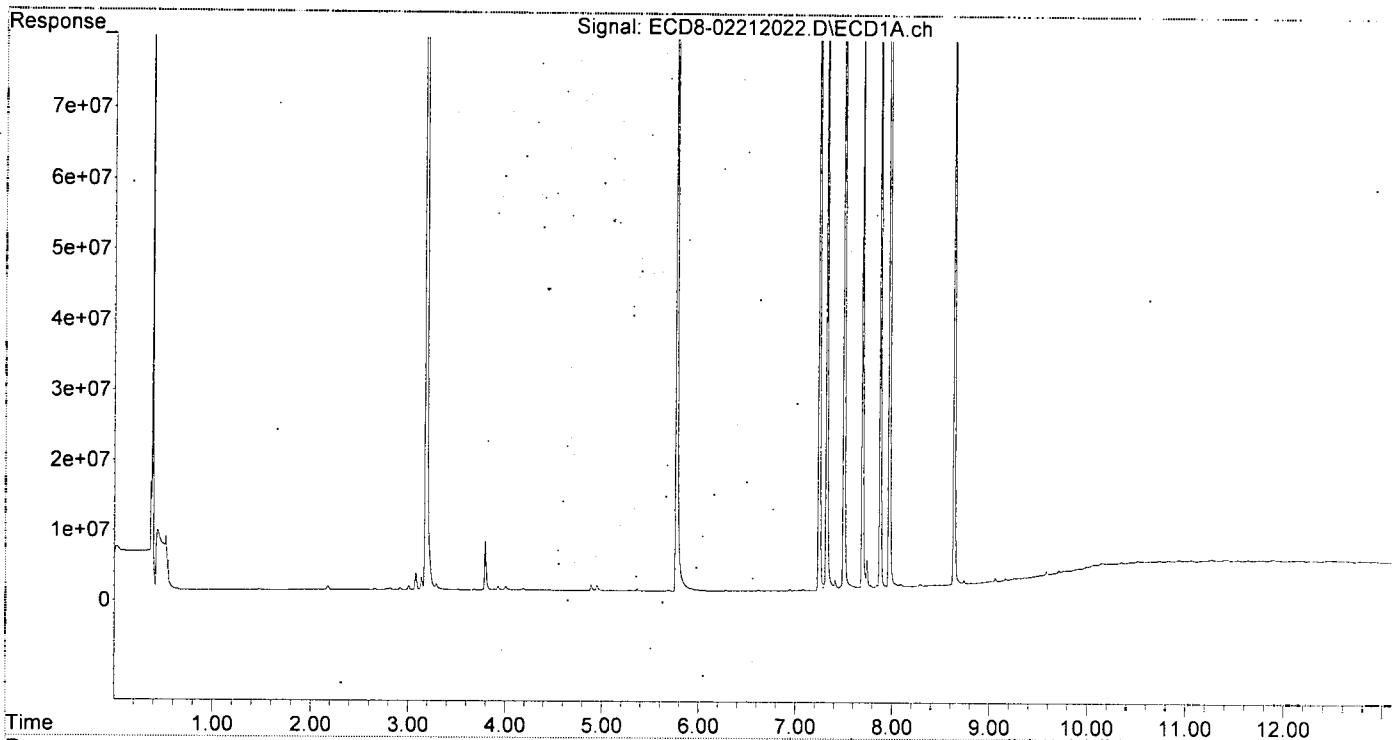
Compound	RT#1	RT#2	Resp#1	Resp#2	ng/mL	ng/mL
System Monitoring Compounds						
1) S TCMX (S)	5.365f	6.087	350222	171111	0.100	0.050 #
22) S DCBP (S)	9.585	10.658	1280066	1746127	0.166	0.357 #
Target Compounds						
2) a-BHC	0.000	0.000	0	0	N.D.	N.D.
3) g-BHC	6.211	7.017	35623	30001	0.009	0.050 #
4) b-BHC	6.279	7.072	211914	62552	0.122	0.036 #
5) Heptachlor	6.617	7.383	192351	304375	0.047	0.072 #
6) d-BHC	6.436	7.327	48775	150390	0.121	0.140
7) Aldrin	6.863	7.653	20671	124941	0.005	0.045 #
8) Heptachlo...	7.323	8.084	121.1E6	534508	32.795	0.149 #
9) trans-Chl...	7.412	8.213	1508407	122.1E6	0.401	32.828 #
10) cis-Chlor...	7.502	8.329	180.9E6	534533	49.271	0.152 #
11) Endosulfa...	7.601	8.385	430192	344638	0.124	0.104
12) 4,4'-DDE	7.601f	8.434	430192	384411	0.130	0.212 #
13) Dieldrin	7.781	8.585	465899	95887069	0.122	26.412 #
14) Endrin	7.934	8.810	279123	114.8E6	0.086	37.651 #
15) 4,4'-DDD	7.970f	8.853	201.0E6	195.5E6	78.987	70.444
16) Endosulfa...	8.091	8.961	486055	580328	0.162	0.190
17) 4,4'-DDT	8.188	9.074	124807	829185	0.046	0.313 #
18) Endrin Al...	8.378	9.197	108484	598402	0.041	0.226 #
19) Endosulfa...	0.000	9.386	0	890071	N.D.	0.267 #
20) Methoxychlor	8.534	9.560	12297	1091445	0.010	0.656 #
21) Endrin Ke...	8.879	9.782	140919	110.9E6	0.041	36.658 #
23) Hexachlor...	3.185	3.798	193.5E6	242.0E6	49.651	49.986
24) Hexachlor...	5.770	6.557	170.0E6	179.3E6	50.566	56.670
25) Oxychlorane	7.245	8.014	159.5E6	150.8E6	51.392	47.166
26) 2,4'-DDE	7.323	8.213	121.1E6	122.1E6	52.379	53.703
27) trans-Non...	7.502	8.288	180.9E6	171.2E6	49.352	47.418
28) 2,4'-DDD	7.692	8.585	104.5E6	95887069	53.981	50.090
29) 2,4'-DDT	7.875	8.810	119.5E6	114.8E6	49.927	49.247
30) cis-Nonac...	7.970	8.853	201.0E6	195.5E6	49.398	49.067
31) Mirex	8.638	9.782	119.9E6	110.9E6	49.604	51.901
32) Chlordane...	7.412	8.213	1508407	122.1E6	3.766	280.951 #
33) Chlordane...	7.502	8.329	180.9E6	534533	372.042	1.470 #
34) Chlordane...	8.091f	8.997	486055	1015513	3.733	8.551 #
35) Chlordane...	0.000	0.000	0	0	N.D.	N.D.
36) Toxaphene...	7.502f	8.585	180.9E6	95887069	11053.210	3253.833 #
37) Toxaphene...	7.845f	8.934	530877	728591	16.899	18.129
38) Toxaphene...	8.147	8.961	118374	580328	96752.255	8.970 #
39) Toxaphene...	8.378	9.040	108484	753948	BelowCal	3.655
40) Toxaphene...	0.000	9.197f	0	598402	N.D.	10.438 #
41) Toxaphene...	8.638f	9.586	119.9E6	1162636	1576.670	17.601 #
42) Toxaphene...	0.000	0.000	0	0	N.D.	N.D.

(f)=RT Delta > 1/2 Window (#)=Amounts differ by > 25% (m)=manual int.

Quantitation Report (Not Reviewed)

Data Path : C:\msdchem\1\data\2020-02\0B21033\
Data File : ECD8-02212022.D
Signal(s) : Signal #1: ECD1A.ch Signal #2: ECD2B.ch
Acq On : 21 Feb 2020 17:22
Operator : MJB
Sample : 0B21033-CCV4
Misc : A19J408, 9-42 50 ppb
ALS Vial : 4 Sample Multiplier: 1

Integration File signal 1: PEST1.e
Integration File signal 2: PEST2.e
Quant Time: Feb 21 18:10:15 2020
Quant Method : C:\msdchem\1\methods\ECD8_QUANTPEST_200201RT5.M
Quant Title : Instrument: DualECD8
QLast Update : Mon Feb 03 15:36:51 2020
Response via : Initial Calibration
Integrator: ChemStation



Data Path : C:\msdchem\1\data\2020-02\0B21033\
 Data File : ECD8-02212023.D
 Signal(s) : Signal #1: ECD1A.ch Signal #2: ECD2B.ch
 Acq On : 21 Feb 2020 17:38
 Operator : MJB
 Sample : 0B21033-CCB3
 Misc : A20A395
 ALS Vial : 7 Sample Multiplier: 1

Integration File signal 1: PEST1.e
 Integration File signal 2: PEST2.e
 Quant Time: Feb 21 18:10:19 2020
 Quant Method : C:\msdchem\1\methods\ECD8_QUANTPEST_200201RT5.M
 Quant Title : Instrument: DualECD8
 QLast Update : Mon Feb 03 15:36:51 2020
 Response via : Initial Calibration
 Integrator: ChemStation

MJB
2/21/20

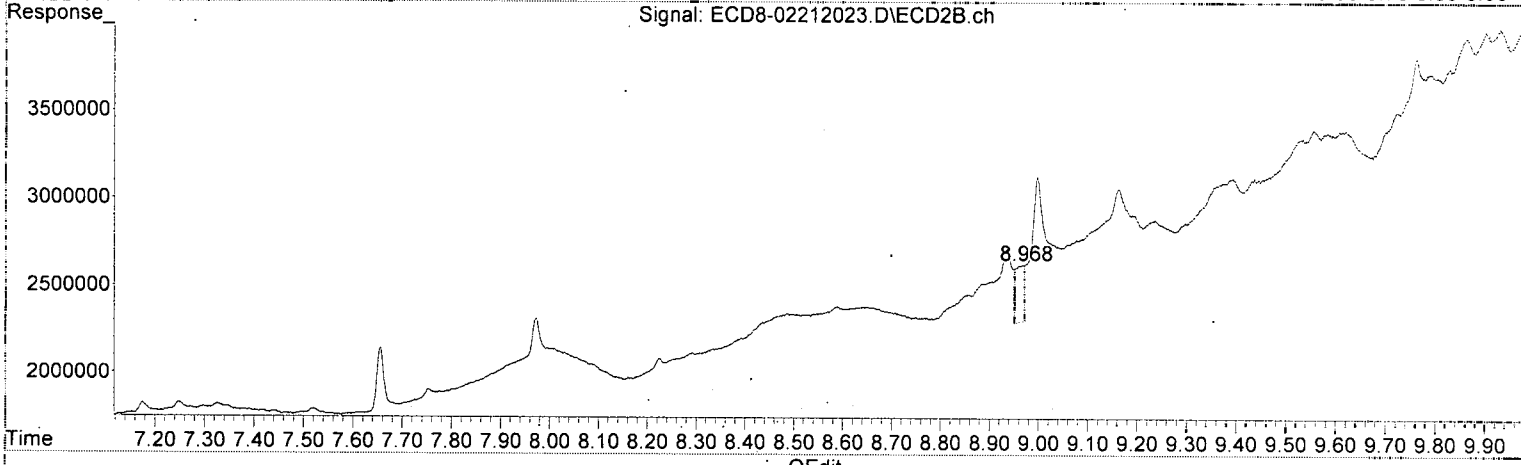
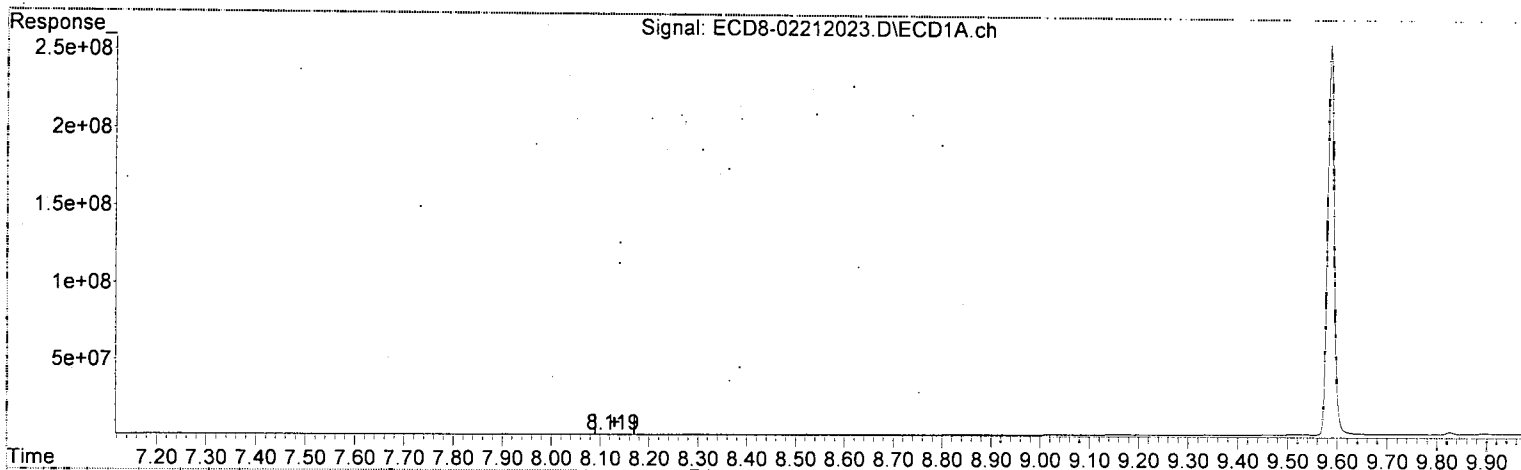
Compound	RT#1	RT#2	Resp#1	Resp#2	ng/mL	ng/mL
System Monitoring Compounds						
1) S TCMX (S)	5.391	6.092	317.6E6	362.3E6	90.837	105.025
22) S DCBP (S)	9.586	10.659	254.9E6	214.5E6	95.265	95.924
Target Compounds						
2) a-BHC	5.935	0.000	57232	0	0.012	N.D. #
3) g-BHC	6.213	6.999	22069	24197	0.005	0.048 #
4) b-BHC	6.285	7.063	184919	33912	0.106	0.020 #
5) Heptachlor	6.613	0.000	9392	0	0.002	N.D. #
6) d-BHC	6.433	7.326	27791	92980	0.115	0.124
7) Aldrin	6.864	7.655	6544	366301	0.002	0.110 #
8) Heptachlo...	7.318	8.084	18482	118134	0.005	0.033 #
9) trans-Chl...	7.393f	8.224	269818	95723	0.072	0.026 #
10) cis-Chlor...	7.501	0.000	81702	0	0.022	N.D. #
11) Endosulfa...	7.609	8.393	16835	143452	0.005	0.043 #
12) 4,4'-DDE	7.571	8.436	35987	216324	0.011	0.158 #
13) Dieldrin	7.778	8.588	16508	241856	0.004	0.101 #
14) Endrin	7.940	8.793f	22127	94947	0.007	0.026 #
15) 4,4'-DDD	7.993	8.859	35280	195625	0.014	0.127 #
16) Endosulfa...	8.091	8.968	289114	320867	0.097	0.091
17) 4,4'-DDT	8.192	9.076	43941	421627	0.016	0.146 #
18) Endrin Al...	8.380	9.190	108238	513150	0.041	0.194 #
19) Endosulfa...	8.684	9.391	58669	639870	0.020	0.167 #
20) Methoxychlor	8.560f	9.556	107294	842278	0.089	0.421 #
21) Endrin Ke...	8.881	9.790	87257	1063796	0.025	0.154 #
23) Hexachlor...	3.194	3.812	53743	75308	0.014	0.016
24) Hexachlor...	5.772	6.570	452117	106455	0.134	BelowCal #
25) Oxychlordane	7.247	8.031	245960	200851	BelowCal	0.063
26) 2,4'-DDE	7.318	8.224	18482	95723	0.008	0.042 #
27) trans-Non...	7.501	8.293	81702	101544	0.022	0.028 #
28) 2,4'-DDD	7.698	8.588	13886	241856	0.007	0.126 #
29) 2,4'-DDT	7.877	8.793	11439	94947	0.005	BelowCal #
30) cis-Nonac...	7.976	8.859	28027	195625	0.007	0.049 #
31) Mirex	8.638	9.790	65483	1063796	8199.102	0.262 #
32) Chlordane...	7.393f	8.224	269818	95723	0.674	0.220 #
33) Chlordane...	7.501	0.000	81702	0	0.168	N.D. #
34) Chlordane...	8.056	8.997	84592	810381	0.650	6.824 #
35) Chlordane...	0.000	0.000	0	0	N.D.	N.D.
36) Toxaphene...	7.547	8.597	36843	227729	2.251	7.728 #
37) Toxaphene...	7.812	8.935	9310	428208	0.296	10.655 #
38) Toxaphene...	8.120	8.968	59821	320867	96753.087	4.960 #
39) Toxaphene...	8.371	9.039	127537	400879	BelowCal	BelowCal
40) Toxaphene...	8.601	9.236	84421	463853	1.558	8.091 #
41) Toxaphene...	8.684f	9.593	58669	797902	0.771	12.080 #
42) Toxaphene...	0.000	0.000	0	0	N.D.	N.D.

(f)=RT Delta > 1/2 Window (#)=Amounts differ by > 25% (m)=manual int.

Quantitation Report (Qedit)

Data Path : C:\msdchem\1\data\2020-02\0B21033\
Data File : ECD8-02212023.D
Signal(s) : Signal #1: ECD1A.ch Signal #2: ECD2B.ch
Acq On : 21 Feb 2020 17:38
Operator : MJB
Sample : 0B21033-CCB3
Misc : A20A395
ALS Vial : 7 Sample Multiplier: 1

Integration File signal 1: PEST1.e
Integration File signal 2: PEST2.e
Quant Time: Feb 21 18:10:19 2020
Quant Method : C:\msdchem\1\methods\ECD8_QUANTPEST_200201RT5.M
Quant Title : Instrument: DualECD8
QLast Update : Mon Feb 03 15:36:51 2020
Response via : Initial Calibration
Integrator: ChemStation



(38) Toxaphene (3)

8.120min 96753.087 ng/mL *2001*

response 59821

*MJB
2/21/20*

(38) Toxaphene (3) #2

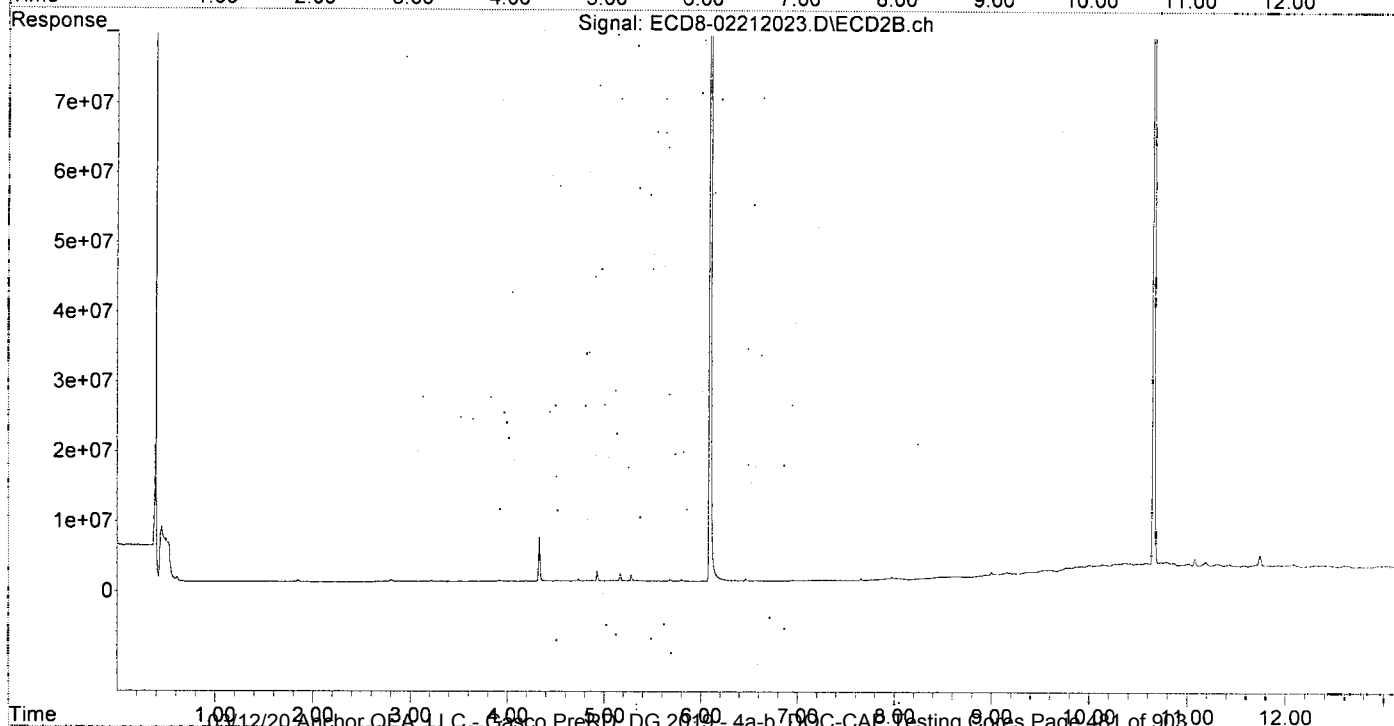
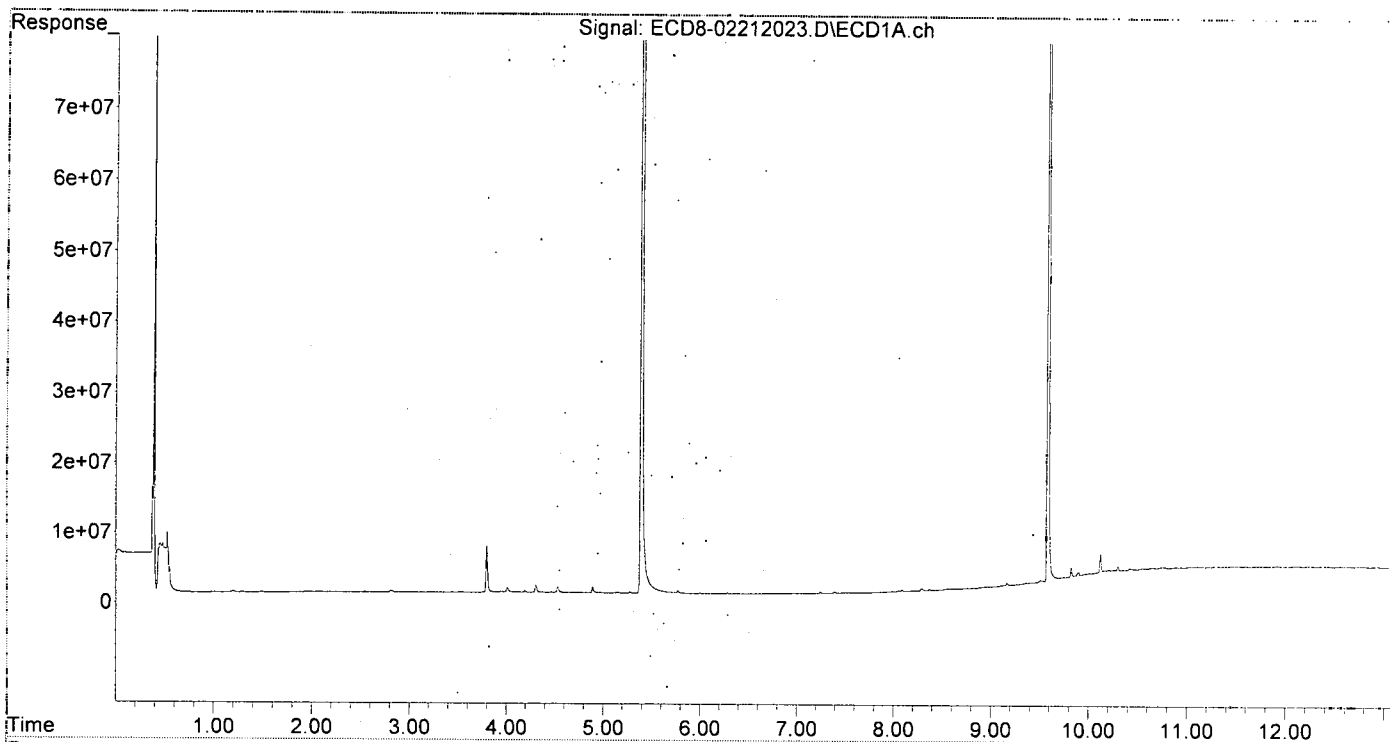
8.968min 4.960 ng/mL

response 320867

Quantitation Report (Not Reviewed)

Data Path : C:\msdchem\1\data\2020-02\0B21033\
 Data File : ECD8-02212023.D
 Signal(s) : Signal #1: ECD1A.ch Signal #2: ECD2B.ch
 Acq On : 21 Feb 2020 17:38
 Operator : MJB
 Sample : 0B21033-CCB3
 Misc : A20A395
 ALS Vial : 7 Sample Multiplier: 1

Integration File signal 1: PEST1.e
 Integration File signal 2: PEST2.e
 Quant Time: Feb 21 18:10:19 2020
 Quant Method : C:\msdchem\1\methods\ECD8_QUANTPEST_200201RT5.M
 Quant Title : Instrument: DualECD8
 QLast Update : Mon Feb 03 15:36:51 2020
 Response via : Initial Calibration
 Integrator: ChemStation



Quantitation Report (QT Reviewed)

Data Path : C:\msdchem\1\data\2020-02\0B21033\
 Data File : ECD8-02212030.D
 Signal(s) : Signal #1: ECD1A.ch Signal #2: ECD2B.ch
 Acq On : 21 Feb 2020 20:00
 Operator : MJB
 Sample : A0A0994-01RE102
 Misc : 2x, 8081B 2,4+4,4-DDx Only, GPC
 ALS Vial : 24 Sample Multiplier: 1

Integration File signal 1: PEST1.e
 Integration File signal 2: PEST2.e
 Quant Time: Feb 24 16:40:25 2020
 Quant Method : C:\msdchem\1\methods\ECD8_QUANTPEST_200201RT5.M
 Quant Title : Instrument: DualECD8
 QLast Update : Mon Feb 03 15:36:51 2020
 Response via : Initial Calibration
 Integrator: ChemStation

R04
MJB
2/25/20

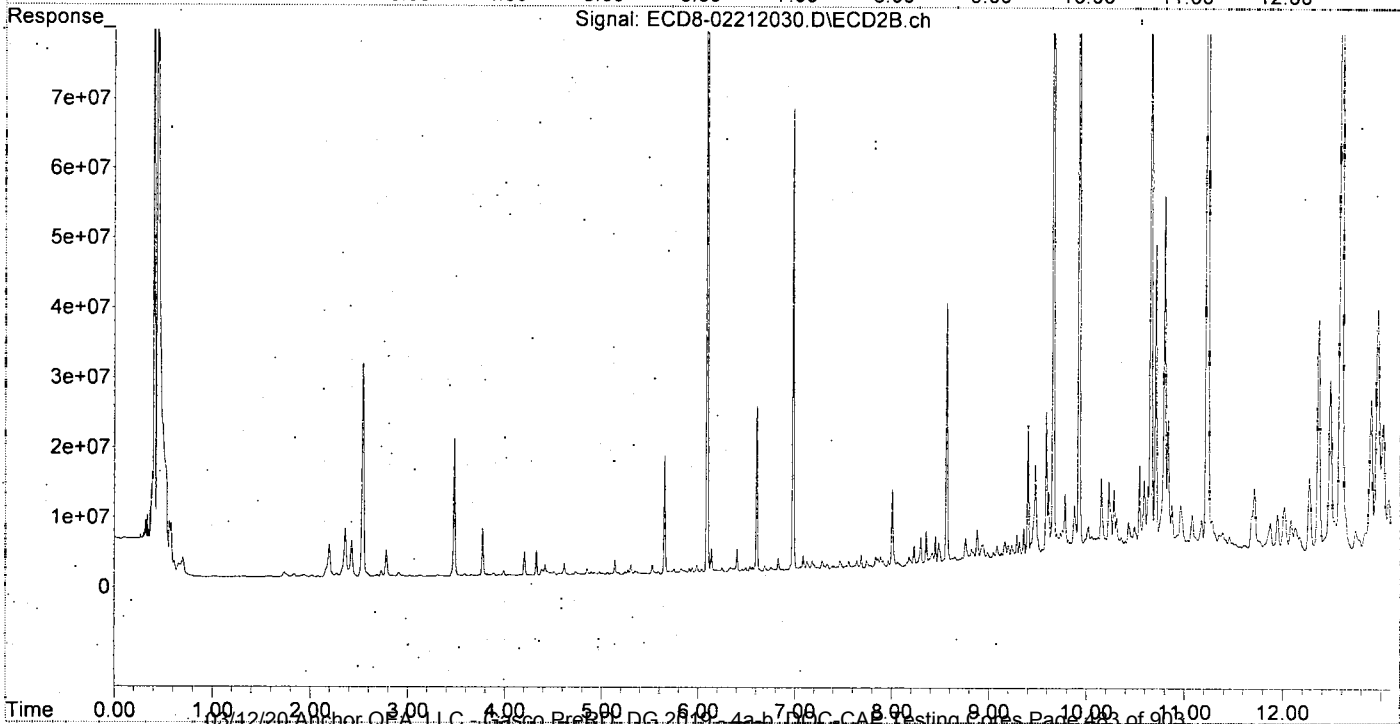
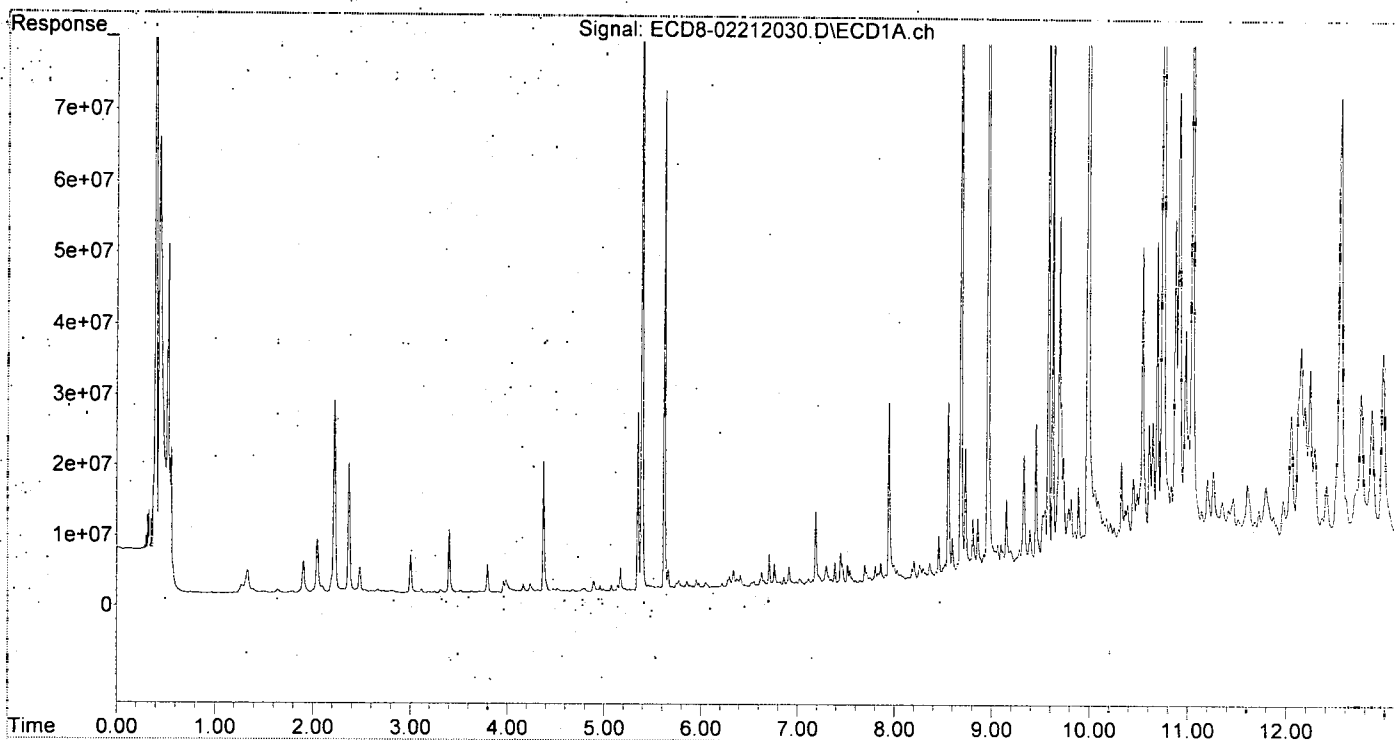
Compound	RT#1	RT#2	Resp#1	Resp#2	ng/mL	ng/mL
System Monitoring Compounds						
1) S TCMX (S)	5.389	6.091	123.4E6	137.2E6	35.290	39.767
22) S DCBP (S)	9.580	10.655	131.3E6	114.1E6	49.909	53.035
Target Compounds						
2) a-BHC	5.921	6.688	379328	860724	0.080	0.277 #
3) g-BHC	6.220	7.034f	611856	357646	0.147	0.134
4) b-BHC	6.280	7.086	1006288	2101045	0.578	1.210 #
5) Heptachlor	6.629	7.387	2000816	481240	0.487	0.114 #
6) d-BHC	6.451	7.340	261809	714552	0.182	0.302 #
7) Aldrin	6.860	7.640	1206451	1140031	0.299	0.317
8) Heptachlo...	7.298f	8.084	2591908	470424	0.702	0.131 #
9) trans-Chl...	7.419	8.232	273787	2993741	0.073	0.805 #
10) cis-Chlor...	7.516	8.356f	2659134	5092655	0.724	1.446 #
11) Endosulfa...	7.600	8.417f	349655	1922316	0.101	0.582 #
12) 4,4'-DDE	7.552f	8.445	883905	3403101	0.266m	1.180m# P-01
13) Dieldrin	7.780	8.566f	357410	37603797	0.094	10.612 #
14) Endrin	7.943	8.823	25321974	2257084	7.759	0.778 #
15) 4,4'-DDD	7.995	8.843	2171246	1731591	0.853	0.783
16) Endosulfa...	8.091	8.943	409809	2789593	0.137	1.026 #
17) 4,4'-DDT	8.197	9.084	1823808	2526411	0.678m	1.003 # P-01
18) Endrin Al...	8.364f	9.200	1943382	2499529	0.738	0.945 #
19) Endosulfa...	8.683	9.401	143.9E6	19403119	50.291	7.574 #
20) Methoxychlor	8.521	9.547	1639351	1734591	1.359	1.261
21) Endrin Ke...	8.857f	9.780	7562334	9538999	2.188	3.145 #
23) Hexachlor...	3.186	3.771f	166962	6877089	0.043	1.420 #
24) Hexachlor...	5.773	6.562	1208803	656648	0.360	0.174 #
25) Oxychlordan...	0.000	8.006	0	11251784	N.D.	3.518 #
26) 2,4'-DDE	7.308	8.197	1437505	1034794	0.622m	0.455 #
27) trans-Non...	7.516	8.300	2659134	4165297	0.725	1.154 #
28) 2,4'-DDD	7.694	8.566	2509887	37603797	1.296	19.644 # P-01
29) 2,4'-DDT	7.859	8.823	2600537	2257084	1.087m	1.009 # ADL-MEL
30) cis-Nonac...	7.995f	8.843	2171246	1731591	0.534	0.435
31) Mirex	8.650	9.780	1546654	9538999	0.432	4.349 #
32) Chlordane...	7.419	8.232	273787	2993741	0.684	6.890 #
33) Chlordane...	7.516	8.356	2659134	5092655	5.468	14.008 #
34) Chlordane...	8.066	8.987	712587	1664342	5.473	14.015 #
35) Chlordane...	0.000	0.000	0	0	N.D.	N.D.
36) Toxaphene...	7.516	8.619f	2659134	959678	162.445	32.566 #
37) Toxaphene...	7.832	8.943	1102018	2789593	35.079	69.412 #
38) Toxaphene...	8.136	8.987	184808	1664342	96751.311	25.725 #
39) Toxaphene...	8.364	9.048	1943382	1629675	23.013	12.751 #
40) Toxaphene...	8.596	9.234	5236065	2488813	96.602	43.413 #
41) Toxaphene...	8.650	9.587	1546654	21363123	20.336	323.420 #
42) Toxaphene...	0.000	0.000	0	0	N.D.	N.D.

(f)=RT Delta > 1/2 Window (#)=Amounts differ by > 25% (m)=manual int.

Quantitation Report (QT Reviewed)

Data Path : C:\msdchem\1\data\2020-02\0B21033\
Data File : ECD8-02212030.D
Signal(s) : Signal #1: ECD1A.ch Signal #2: ECD2B.ch
Acq On : 21 Feb 2020 20:00
Operator : MJB
Sample : A0A0994-01RE1@2
Misc : 2x, 8081B 2,4+4,4-DDx Only, GPC
ALS Vial : 24 Sample Multiplier: 1

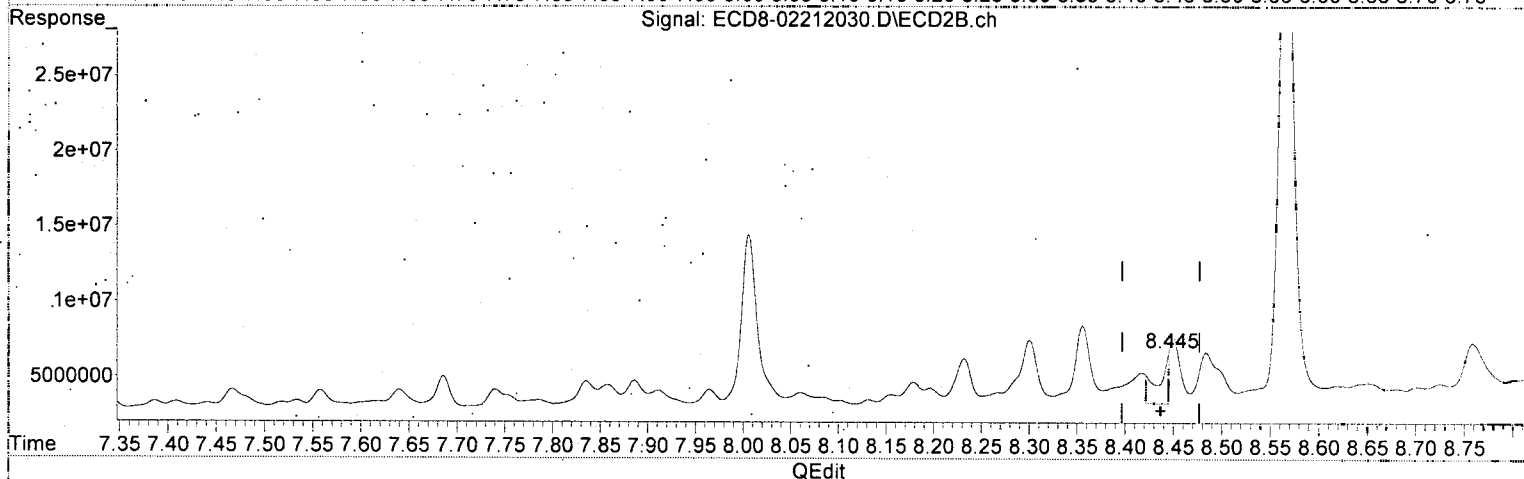
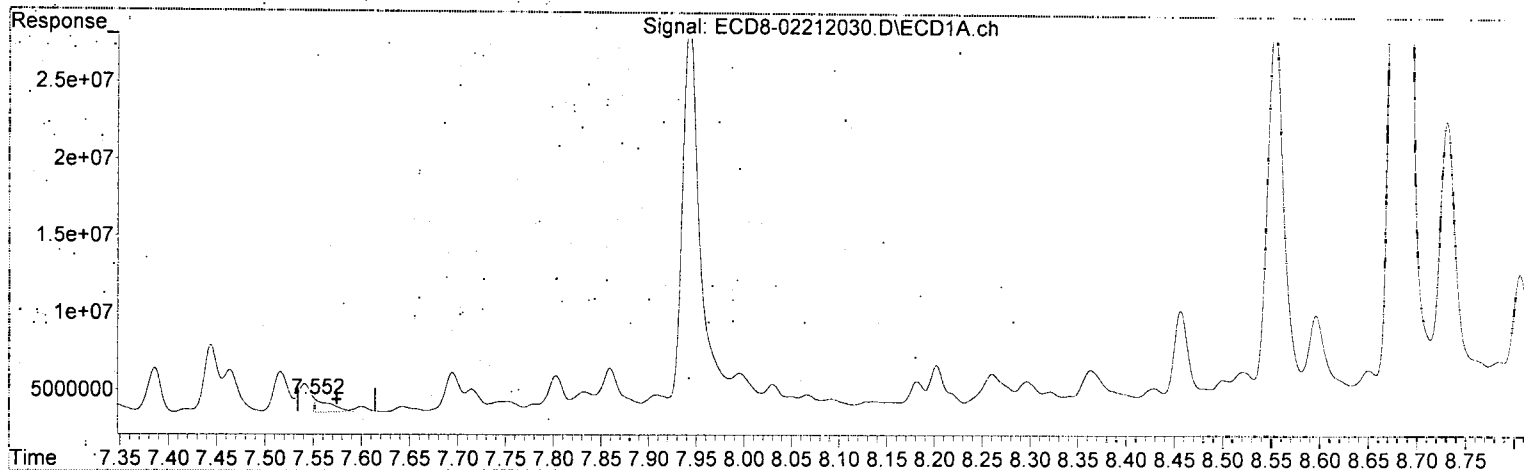
Integration File signal 1: PEST1.e
Integration File signal 2: PEST2.e
Quant Time: Feb 24 16:40:25 2020
Quant Method : C:\msdchem\1\methods\ECD8_QUANTPEST_200201RT5.M
Quant Title : Instrument: DualECD8
QLast Update : Mon Feb 03 15:36:51 2020
Response via : Initial Calibration
Integrator: ChemStation



Quantitation Report (Qedit)

Data Path : C:\msdchem\1\data\2020-02\0B21033\
Data File : ECD8-02212030.D
Signal(s) : Signal #1: ECD1A.ch Signal #2: ECD2B.ch
Acq On : 21 Feb 2020 20:00
Operator : MJB
Sample : A0A0994-01RE1@2
Misc : 2x, 8081B 2,4+4,4-DDx Only, GPC
ALS Vial : 24 Sample Multiplier: 1

Integration File signal 1: PEST1.e
Integration File signal 2: PEST2.e
Quant Time: Feb 24 16:40:25 2020
Quant Method : C:\msdchem\1\methods\ECD8_QUANTPEST_200201RT5.M
Quant Title : Instrument: DualeCD8
QLast Update : Mon Feb 03 15:36:51 2020
Response via : Initial Calibration
Integrator: ChemStation



(12) 4,4'-DDE
7.552min 0.266 ng/mL(m)
response 883905

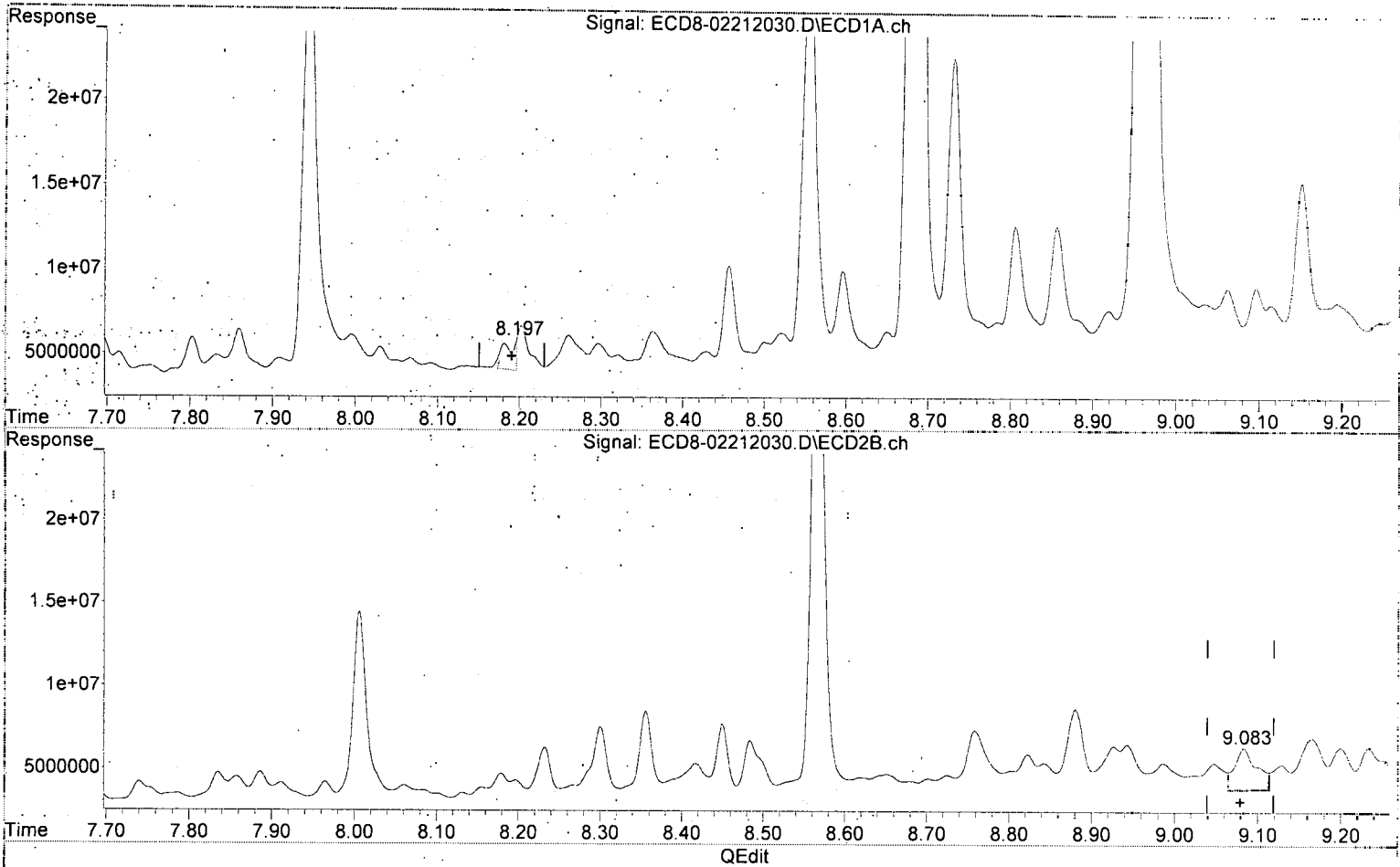
MJB
2/25/20

(12) 4,4'-DDE #2
8.445min 1.180 ng/mL(m) *P.91*
response 3403101

Quantitation Report (Qedit)

Data Path : C:\msdchem\1\data\2020-02\0B21033\
Data File : ECD8-02212030.D
Signal(s) : Signal #1: ECD1A.ch Signal #2: ECD2B.ch
Acq On : 21 Feb 2020 20:00
Operator : MJB
Sample : A0A0994-01RE1@2
Misc : 2x, 8081B 2,4+4,4-DDx Only, GPC
ALS Vial : 24 Sample Multiplier: 1

Integration File signal 1: PEST1.e
Integration File signal 2: PEST2.e
Quant Time: Feb 24 16:40:25 2020
Quant Method : C:\msdchem\1\methods\ECD8_QUANTPEST_200201RT5.M
Quant Title : Instrument: DualECD8
QLast Update : Mon Feb 03 15:36:51 2020
Response via : Initial Calibration
Integrator: ChemStation



(17) 4,4'-DDT
8.197min 0.678 ng/mL (m)
response 1823808

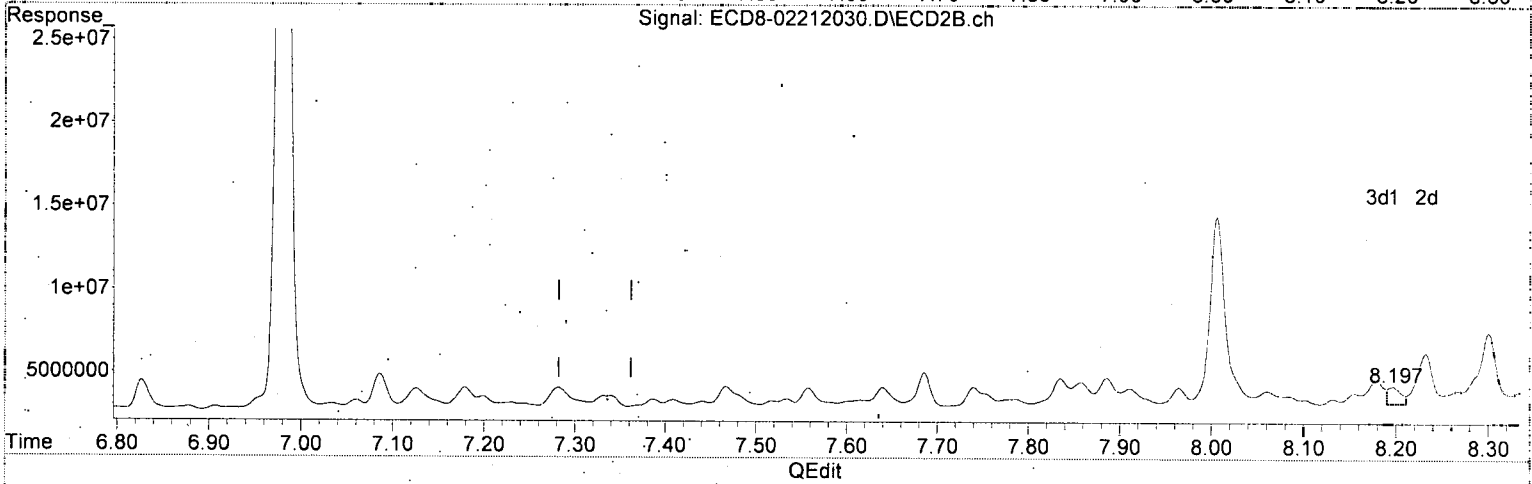
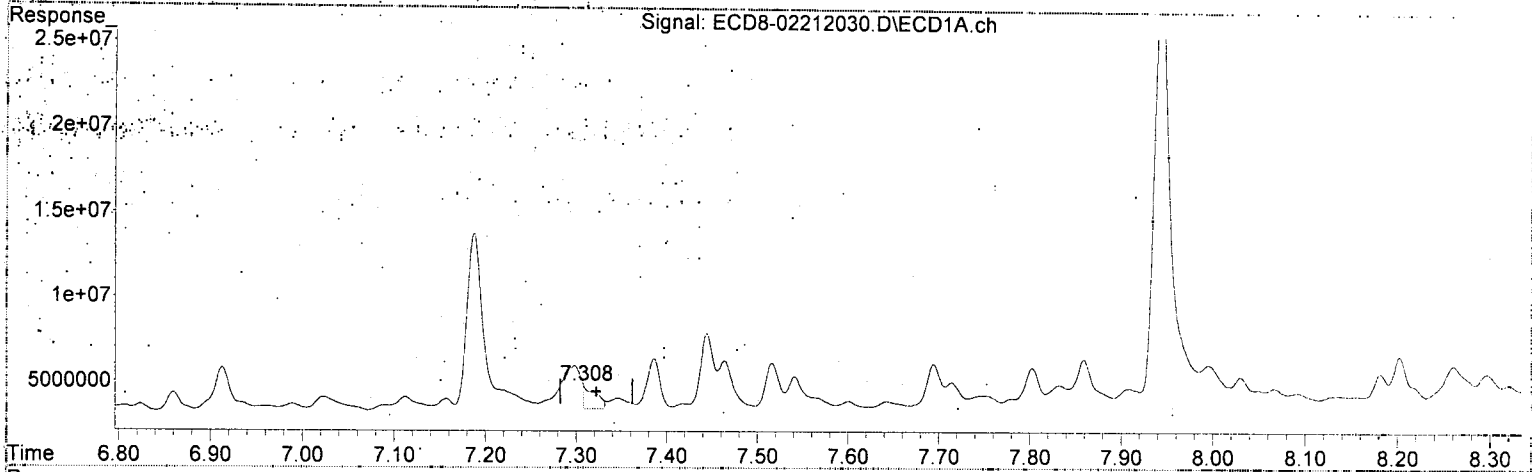
*MJB
2/25/20*

(17) 4,4'-DDT #2
9.084min 1.003 ng/mL pol
response 2526411

Quantitation Report (Qedit)

Data Path : C:\msdchem\1\data\2020-02\0B21033\
Data File : ECD8-02212030.D
Signal(s) : Signal #1: ECD1A.ch Signal #2: ECD2B.ch
Acq On : 21 Feb 2020 20:00
Operator : MJB
Sample : A0A0994-01RE1@2
Misc : 2x, 8081B 2,4+4,4-DDx Only, GPC
ALS Vial : 24 Sample Multiplier: 1

Integration File signal 1: PEST1.e
Integration File signal 2: PEST2.e
Quant Time: Feb 24 16:40:25 2020
Quant Method : C:\msdchem\1\methods\ECD8_QUANTPEST_200201RT5.M
Quant Title : Instrument: DualECD8
QLast Update : Mon Feb 03 15:36:51 2020
Response via : Initial Calibration
Integrator: ChemStation



(26) 2,4'-DDE
7.308min 0.622 ng/mL(m)
response 1437505

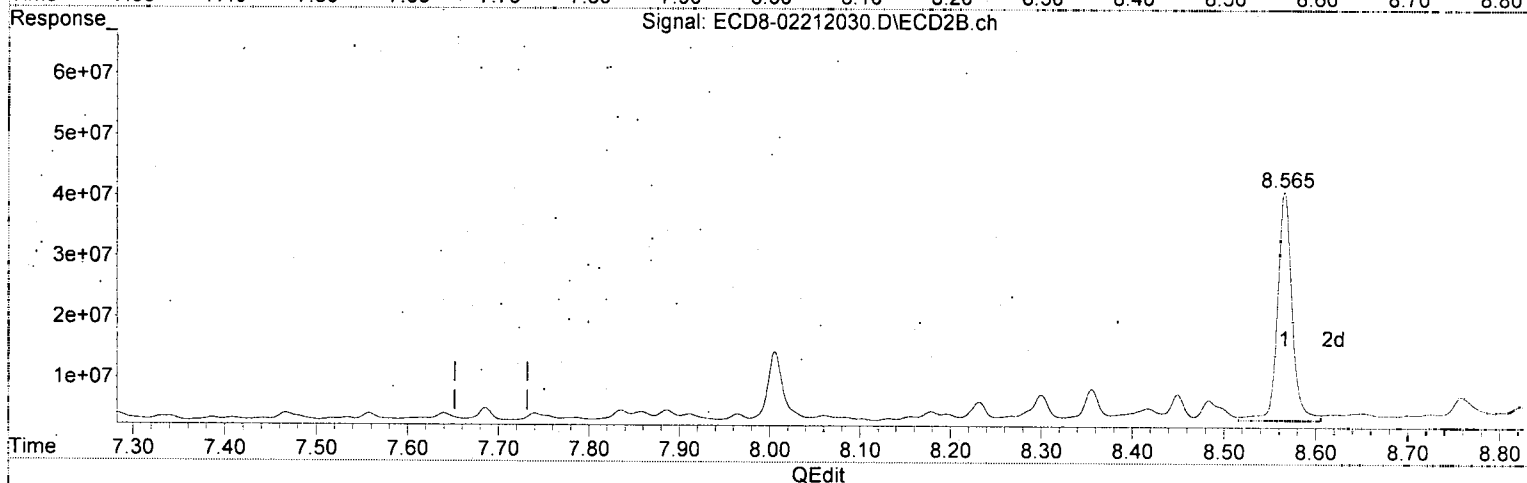
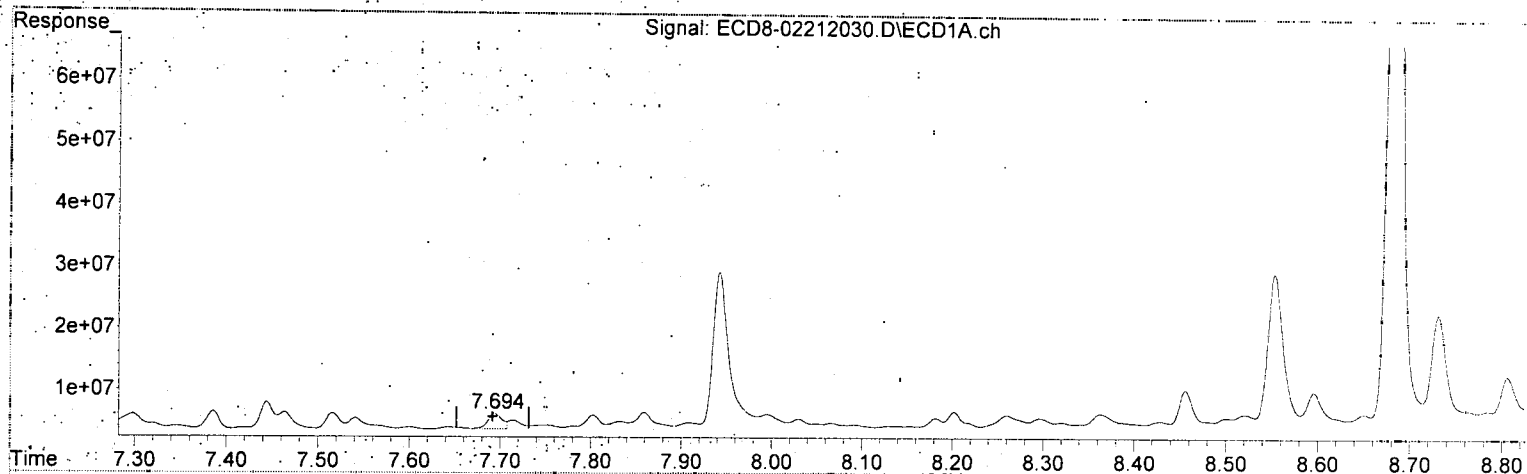
MJB
2/25/20

(26) 2,4'-DDE #2
8.197min 0.455 ng/mL
response 1034794

Quantitation Report (Qedit)

Data Path : C:\msdchem\1\data\2020-02\0B21033\
Data File : ECD8-02212030.D
Signal(s) : Signal #1: ECD1A.ch Signal #2: ECD2B.ch
Acq On : 21 Feb 2020 20:00
Operator : MJB
Sample : A0A0994-01RE1@2
Misc : 2x, 8081B 2;4+4,4-DDx Only, GPC
ALS Vial : 24 Sample Multiplier: 1

Integration File signal 1: PEST1.e
Integration File signal 2: PEST2.e
Quant Time: Feb 24 16:40:25 2020
Quant Method : C:\msdchem\1\methods\ECD8_QUANTPEST_200201RT5.M
Quant Title : Instrument: DualECD8
QLast Update : Mon Feb 03 15:36:51 2020
Response via : Initial Calibration
Integrator: ChemStation



(28) 2,4'-DDD

7.694min 1.296 ng/mL

response 2509887

MDC=MRL

MJ 2/25/20

(28) 2,4'-DDD #2

8.566min 19.644 ng/mL

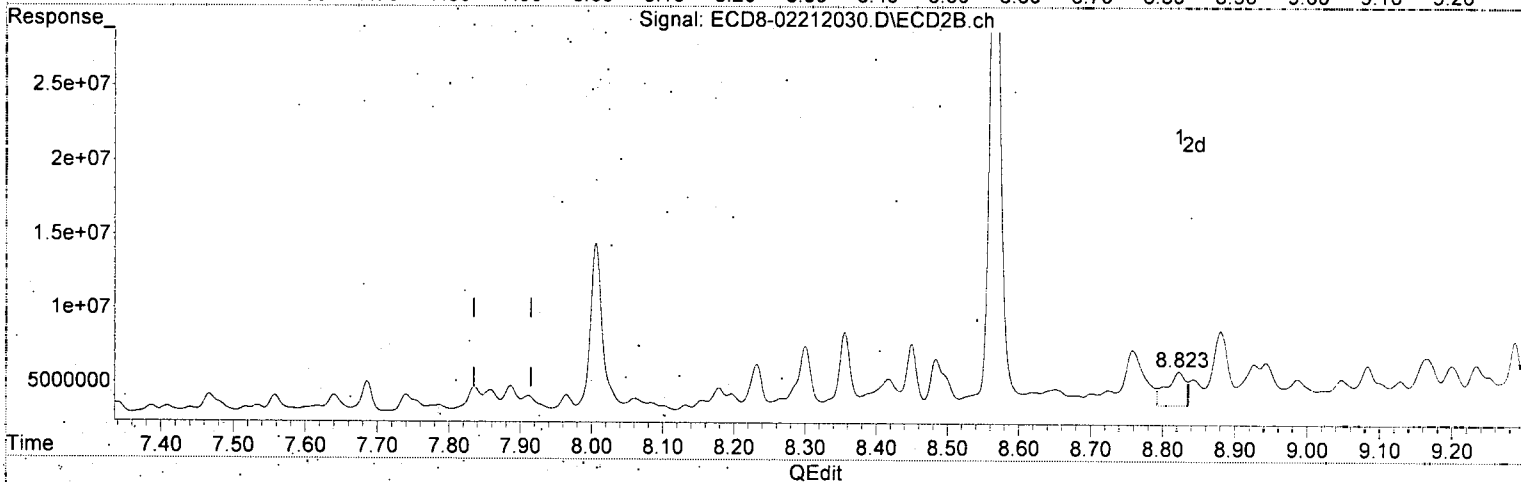
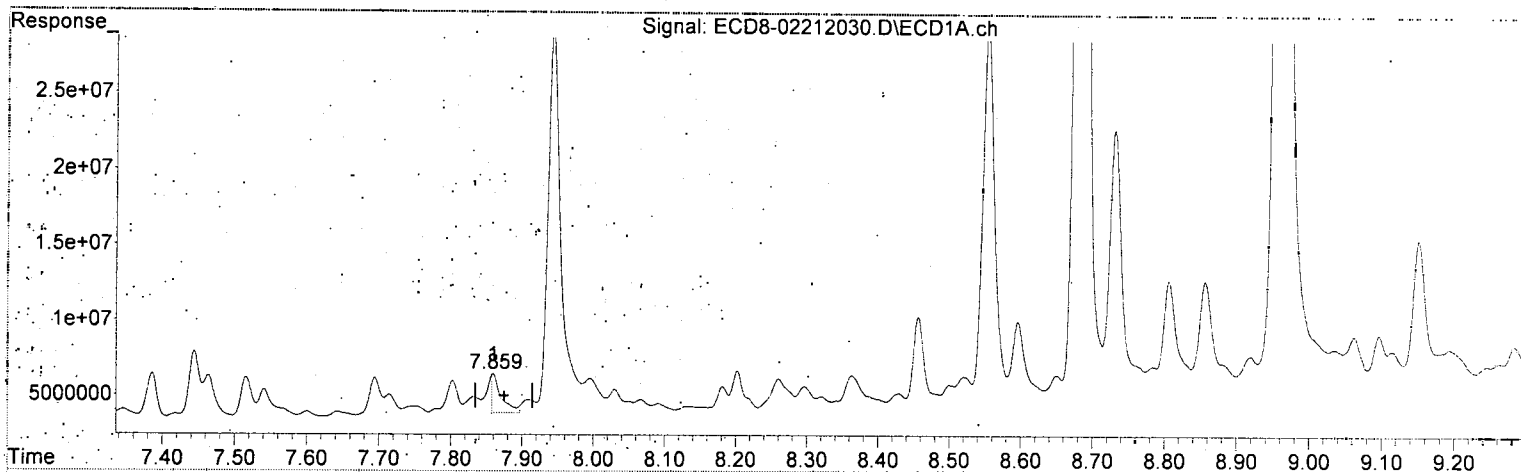
response 37603797

P-01

Quantitation Report (Qedit)

Data Path : C:\msdchem\1\data\2020-02\0B21033\
Data File : ECD8-02212030.D
Signal(s) : Signal #1: ECD1A.ch Signal #2: ECD2B.ch
Acq On : 21 Feb 2020 20:00
Operator : MJB
Sample : A0A0994-01RE1@2
Misc : 2x, 8081B 2,4+4,4-DDx Only, GPC
ALS Vial : 24 Sample Multiplier: 1

Integration File signal 1: PEST1.e
Integration File signal 2: PEST2.e
Quant Time: Feb 24 16:40:25 2020
Quant Method : C:\msdchem\1\methods\ECD8_QUANTPEST_200201RT5.M
Quant Title : Instrument: DualECD8
QLast Update : Mon Feb 03 15:36:51 2020
Response via : Initial Calibration
Integrator: ChemStation



(29) 2,4'-DDT
7.859min 1.087 ng/mL
response 2600537

MJB 2/25/20

(29) 2,4'-DDT #2
8.823min 1.009 ng/mL *MD-MRL*
response 2257084

Quantitation Report (Not Reviewed)

Data Path : C:\msdchem\1\data\2020-02\0B21033\
 Data File : ECD8-02212030.D
 Signal(s) : Signal #1: ECD1A.ch Signal #2: ECD2B.ch
 Acq On : 21 Feb 2020 20:00
 Operator : MJB
 Sample : A0A0994-01RE1@2
 Misc : 2x, 8081B 2,4+4,4-DDx Only, GPC
 ALS Vial : 24 Sample Multiplier: 1

Integration File signal 1: PEST1.e
 Integration File signal 2: PEST2.e
 Quant Time: Feb 24 16:40:25 2020
 Quant Method : C:\msdchem\1\methods\ECD8_QUANTPEST_200201RT5.M
 Quant Title : Instrument: DualECD8
 QLast Update : Mon Feb 03 15:36:51 2020
 Response via : Initial Calibration
 Integrator: ChemStation

ME
MJB
2/25/20

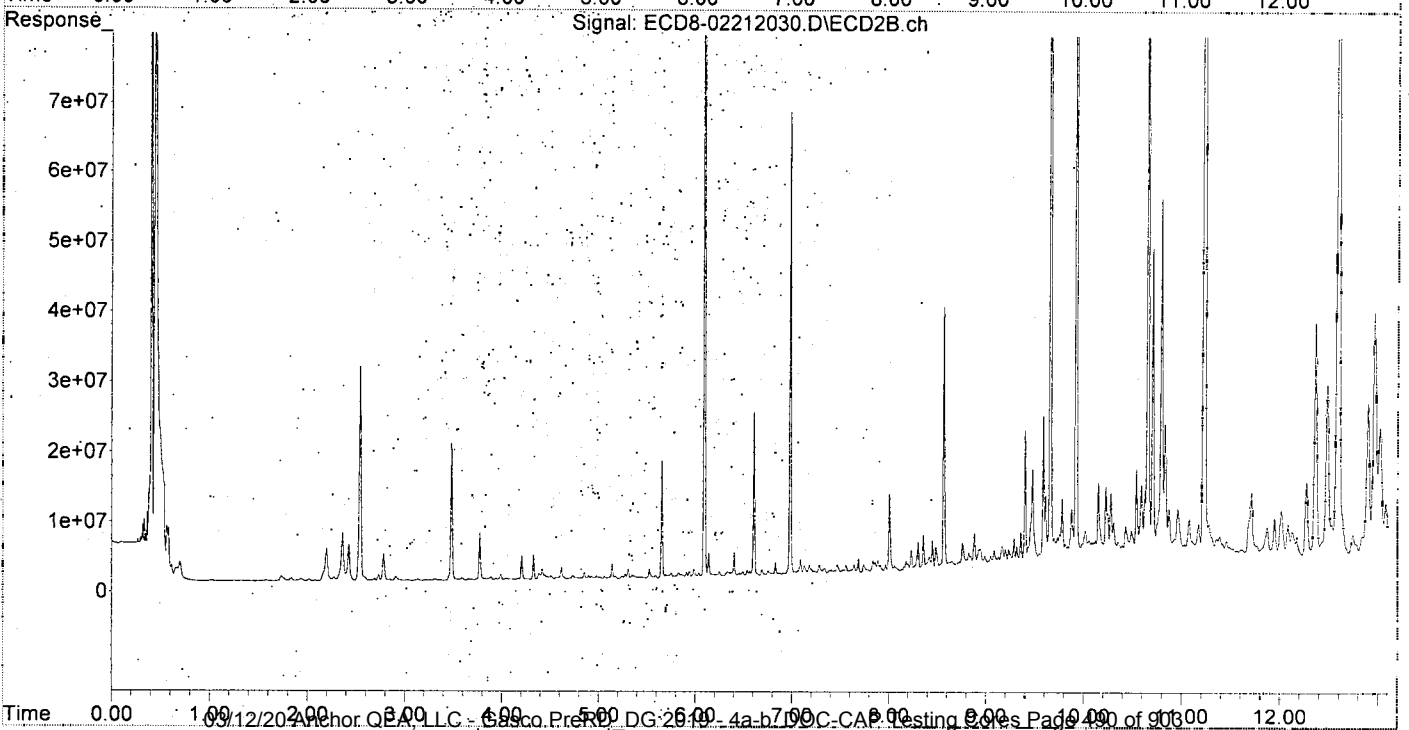
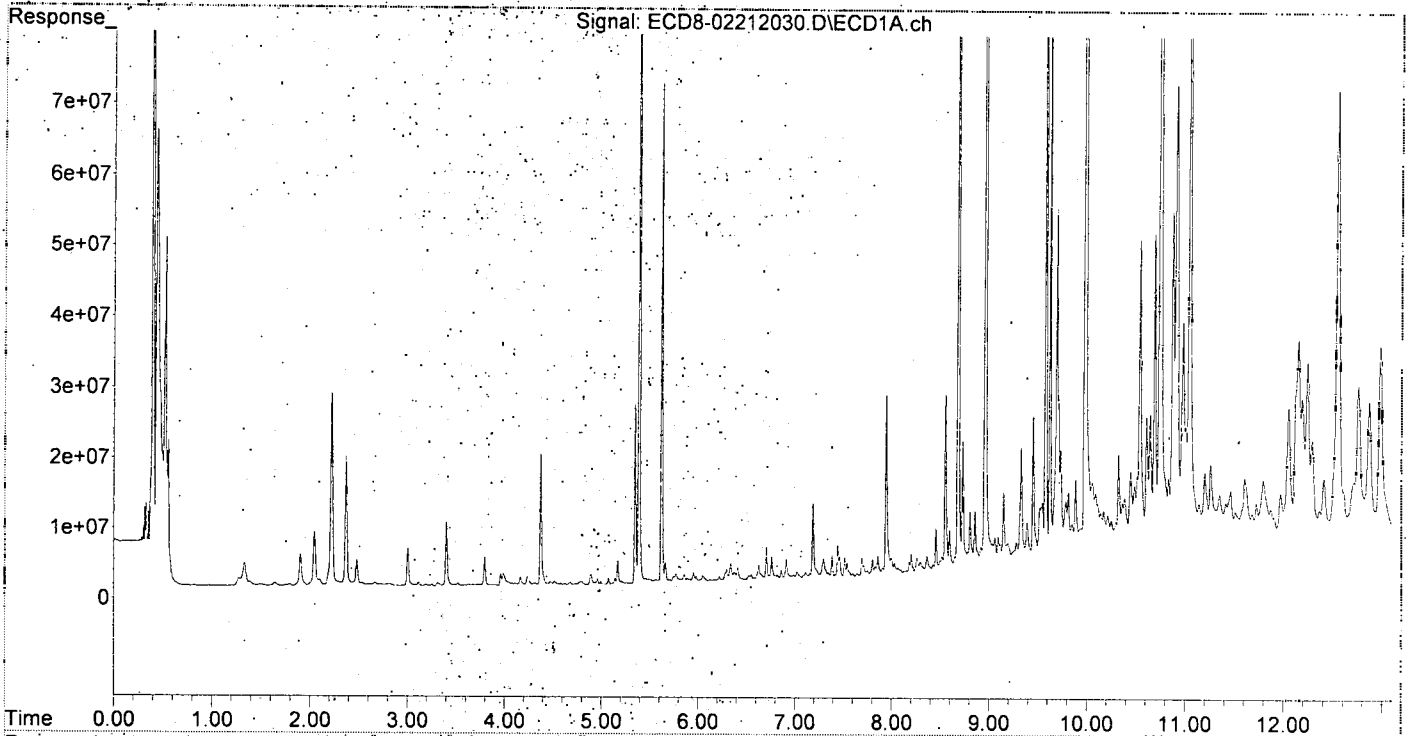
Compound	RT#1	RT#2	Resp#1	Resp#2	ng/mL	ng/mL
System Monitoring Compounds						
1) S TCMX (S)	5.389	6.091	123.4E6	137.2E6	35.290	39.767
22) S DCBP (S)	9.580	10.655	131.3E6	114.1E6	49.909	53.035
Target Compounds						
2) a-BHC	5.921	6.688	379328	860724	0.080	0.277 #
3) g-BHC	6.220	7.034f	611856	357646	0.147	0.134
4) b-BHC	6.280	7.086	1006288	2101045	0.578	1.210 #
5) Heptachlor	6.629	7.387	2000816	481240	0.487	0.114 #
6) d-BHC	6.451	7.340	261809	714552	0.182	0.302 #
7) Aldrin	6.860	7.640	1206451	1140031	0.299	0.317
8) Heptachlo...	7.298f	8.084	2591908	470424	0.702	0.131 #
9) trans-Chl...	7.419	8.232	273787	2993741	0.073	0.805 #
10) cis-Chlor...	7.516	8.356f	2659134	5092655	0.724	1.446 #
11) Endosulfa...	7.600	8.417f	349655	1922316	0.101	0.582 #
12) 4,4'-DDE	7.600f	8.450	349655	4269418	0.105	1.457 #
13) Dieldrin	7.780	8.566f	357410	37603797	0.094	10.612 #
14) Endrin	7.943	8.823	25321974	2257084	7.759	0.778 #
15) 4,4'-DDD	7.995	8.843	2171246	1731591	0.853	0.783
16) Endosulfa...	8.091	8.943	409809	2789593	0.137	1.026 #
17) 4,4'-DDT	8.182	9.084	1447251	2526411	0.538	1.003 #
18) Endrin Al...	8.364f	9.200	1943382	2499529	0.738	0.945 #
19) Endosulfa...	8.683	9.401	143.9E6	19403119	50.291	7.574 #
20) Methoxychlor	8.521	9.547	1639351	1734591	1.359	1.261
21) Endrin Ke...	8.857f	9.780	7562334	9538999	2.188	3.145 #
23) Hexachlor...	3.186	3.771f	166962	6877089	0.043	1.420 #
24) Hexachlor...	5.773	6.562	1208803	656648	0.360	0.174 #
25) Oxychlordane	0.000	8.006	0	11251784	N.D.	3.518 #
26) 2,4'-DDE	7.298f	8.197	2591908	1034794	1.121	0.455 #
27) trans-Non...	7.516	8.300	2659134	4165297	0.725	1.154 #
28) 2,4'-DDD	7.694	8.566	2509887	37603797	1.296	19.644 #
29) 2,4'-DDT	7.859	8.823	2612285	2257084	1.092	1.009
30) cis-Nonac...	7.995f	8.843	2171246	1731591	0.534	0.435
31) Mirex	8.650	9.780	1546654	9538999	0.432	4.349 #
32) Chlordane...	7.419	8.232	273787	2993741	0.684	6.890 #
33) Chlordane...	7.516	8.356	2659134	5092655	5.468	14.008 #
34) Chlordane...	8.066	8.987	712587	1664342	5.473	14.015 #
35) Chlordane...	0.000	0.000	0	0	N.D.	N.D.
36) Toxaphene...	7.516	8.619f	2659134	959678	162.445	32.566 #
37) Toxaphene...	7.832	8.943	1102018	2789593	35.079	69.412 #
38) Toxaphene...	8.136	8.987	184808	1664342	96751.311	25.725 #
39) Toxaphene...	8.364	9.048	1943382	1629675	23.013	12.751 #
40) Toxaphene...	8.596	9.234	5236065	2488813	96.602	43.413 #
41) Toxaphene...	8.650	9.587	1546654	21363123	20.336	323.420 #
42) Toxaphene...	0.000	0.000	0	0	N.D.	N.D.

(f)=RT Delta > 1/2 Window (#)=Amounts differ by > 25% (m)=manual int.

Quantitation Report (Not Reviewed)

Data Path : C:\msdchem\1\data\2020-02\0B21033\
Data File : ECD8-02212030.D
Signal(s) : Signal #1: ECD1A.ch Signal #2: ECD2B.ch
Acq On : 21 Feb 2020 20:00
Operator : MJB
Sample : A0A0994-01RE1@2
Misc : 2x, 8081B 2,4+4,4-DDx Only, GPC
ALS Vial : 24 Sample Multiplier: 1

Integration File signal 1: PEST1.e
Integration File signal 2: PEST2.e
Quant Time: Feb 24 16:40:25 2020
Quant Method : C:\msdchem\1\methods\ECD8_QUANTPEST_200201RT5.M
Quant Title : Instrument: DualECD8
QLast Update : Mon Feb 03 15:36:51 2020
Response via : Initial Calibration
Integrator: ChemStation



Quantitation Report (QT Reviewed)

Data Path : C:\msdchem\1\data\2020-02\0B21033\
 Data File : ECD8-02212032.D
 Signal(s) : Signal #1: ECD1A.ch Signal #2: ECD2B.ch
 Acq On : 21 Feb 2020 20:37
 Operator : MJB
 Sample : AOA0994-02RE102
 Misc : 2x, 8081B 2,4+4,4-DDx Only, GPC
 ALS Vial : 25 Sample Multiplier: 1

Integration File signal 1: PEST1.e
 Integration File signal 2: PEST2.e
 Quant Time: Feb 24 16:40:29 2020
 Quant Method : C:\msdchem\1\methods\ECD8_QUANTPEST_200201RT5.M
 Quant Title : Instrument: DualeCD8
 QLast Update : Mon Feb 03 15:36:51 2020
 Response via : Initial Calibration
 Integrator: ChemStation

R-01

MB 2/25/20

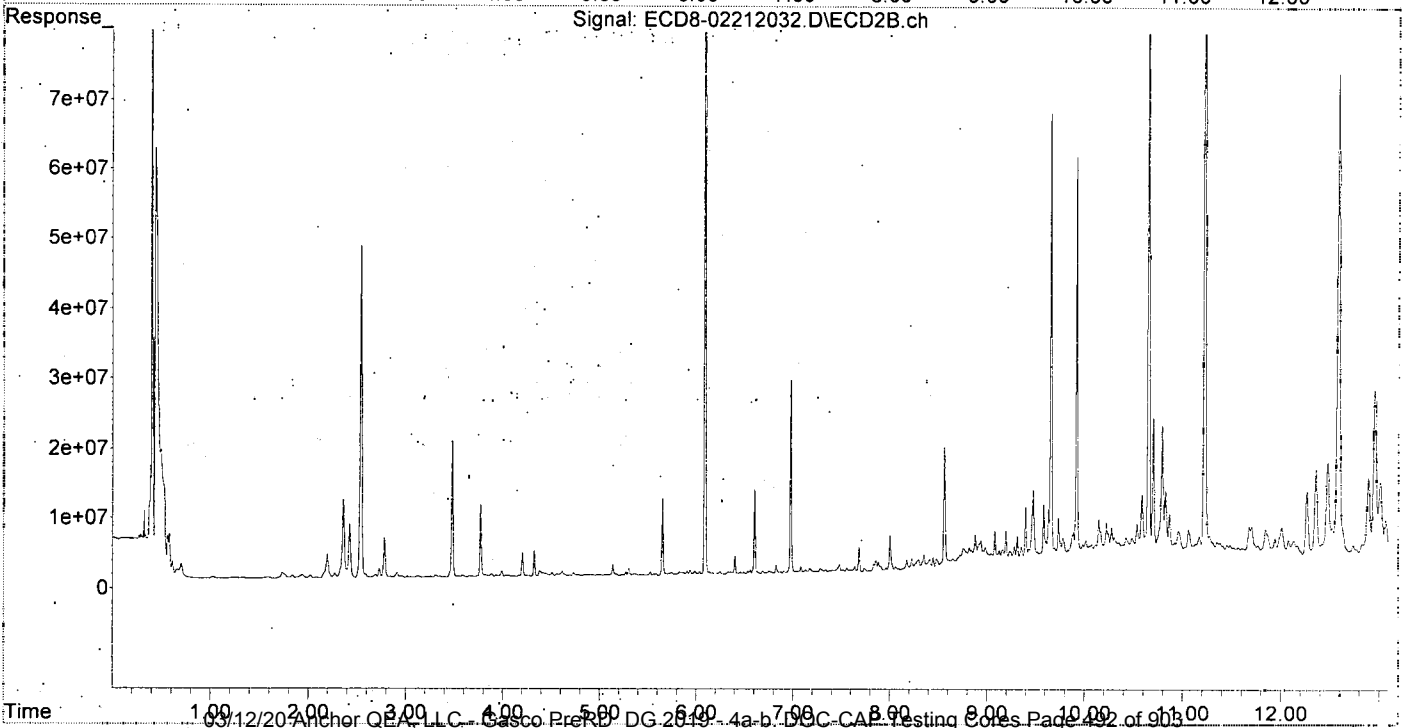
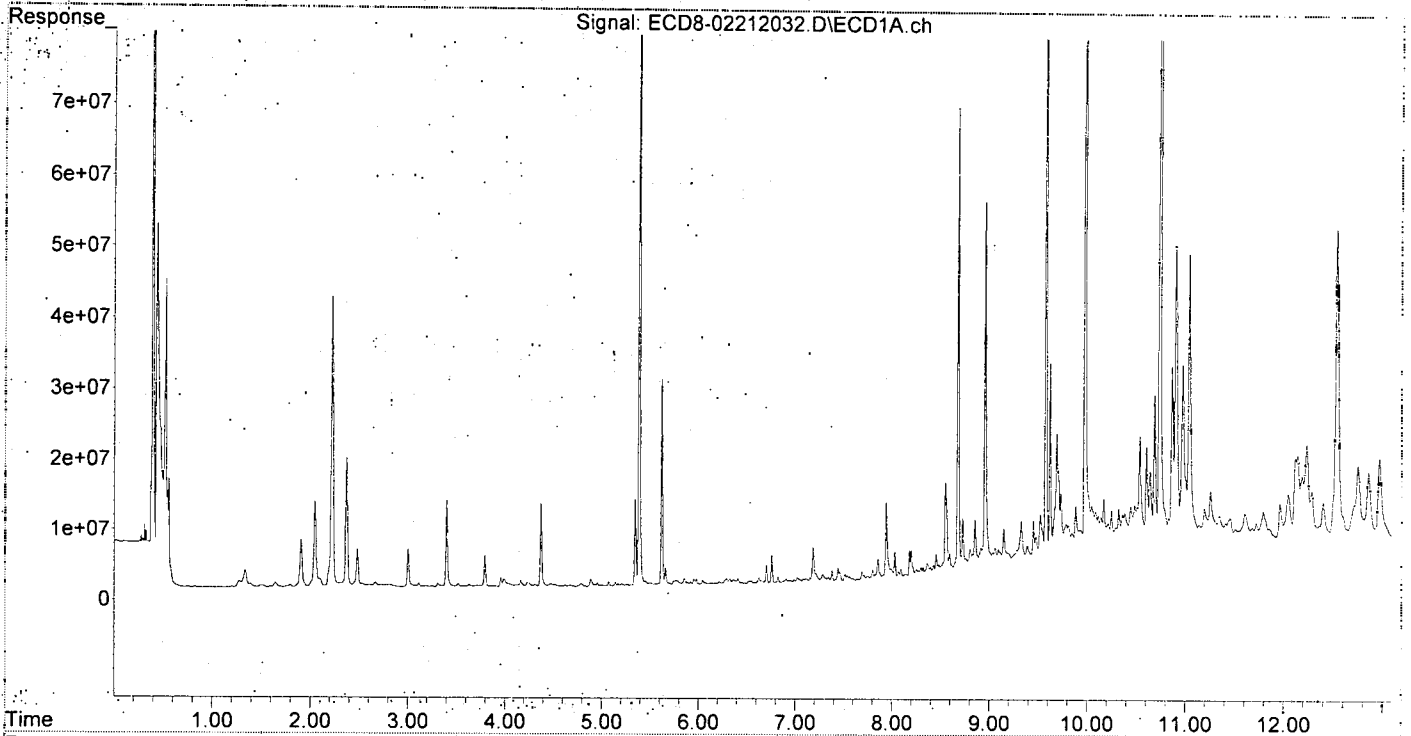
Compound	RT#1	RT#2	Resp#1	Resp#2	ng/mL	ng/mL
System Monitoring Compounds						
1) S TCMX (S)	5.388	6.090	117.6E6	128.0E6	33.633	37.103
22) S DCBP (S)	9.579	10.653	125.4E6	99885396	47.719	46.663
Target Compounds						
2) a-BHC	5.920	6.687	690037	972804	0.146	0.304 #
3) g-BHC	6.218	7.033f	655622	867708	0.157	0.264 #
4) b-BHC	6.293	7.084	1100944	1618195	0.632	0.932 #
5) Heptachlor	6.627	7.385	1208178	1051866	0.294	0.250 #
6) d-BHC	6.452	7.342	538160	1138838	0.262	0.423 #
7) Aldrin	6.856	7.639	587638	1639312	0.145	0.450 #
8) Heptachlo...	7.318	8.101	1148935	1251042	0.311	0.349 #
9) trans-Chl...	7.416	8.229	909636	2673679	0.242	0.719 #
10) cis-Chlor...	7.516	8.354	1669824	3241425	0.455	0.920 #
11) Endosulfa...	7.598	8.412f	1088429	2644541	0.314	0.800 #
12) 4,4'-DDE	7.565	8.448	1305472	2865580	0.393	1.008 # <i>R-01</i>
13) Dieldrin	7.778	8.564f	1240597	18624014	0.325	5.312 #
14) Endrin	7.941	8.820	11876253	4232255	3.639	1.463 #
15) 4,4'-DDD	7.993	8.843	2379798	3934816	0.935	1.721 # <i>R-01</i>
16) Endosulfa...	8.092	8.939f	2433488	5254417	0.813	1.957 #
17) 4,4'-DDT	8.180	9.083	5069416	6487325	1.886m	2.606 # <i>R-01</i>
18) Endrin Al...	8.397	9.198	2618106	6613021	0.994	2.501 #
19) Endosulfa...	8.680	9.399	67526935	9949526	23.593	3.867 #
20) Methoxychlor	8.526	9.548	3275059	3431331	2.714	2.849 #
21) Endrin Ke...	8.854f	9.779	9386647	5670963	2.716	1.784 #
23) Hexachlor...	3.185	3.771f	206951	10402864	0.053	2.148 #
24) Hexachlor...	5.767	6.561	886976	1156618	0.264	0.348 #
25) Oxychlordan...	7.214f	8.005	1766878	5935422	0.396	1.856 #
26) 2,4'-DDE	7.318	8.224	1148935	2423726	0.497	1.066m # <i>R-01</i>
27) trans-Non...	7.516	8.298	1669824	2600116	0.455	0.720 #
28) 2,4'-DDD	7.693	8.571	2045453	12001469	1.056	6.269m # <i>R-01</i>
29) 2,4'-DDT	7.859	8.820	3755539	4232255	1.569m	1.932 # <i>MDL-MRL</i>
30) cis-Nonac...	7.993f	8.843	2379798	3934816	0.585	0.987 #
31) Mirex	0.000	9.779	0	5670963	N.D.	2.486 #
32) Chlordane...	7.416	8.229	909636	2673679	2.271	6.154 #
33) Chlordane...	7.516	8.354	1669824	3241425	3.434	8.916 #
34) Chlordane...	8.067	8.985	2048380	4293059	15.733	36.150 #
35) Chlordane...	0.000	0.000	0	0	N.D.	N.D.
36) Toxaphene...	7.538	8.564f	1507270	18624014	92.078	631.987 #
37) Toxaphene...	7.828	8.939	1641051	5254417	52.237	130.743 #
38) Toxaphene...	8.135	8.985	1620667	4293059	19.867	66.357 #
39) Toxaphene...	8.363	9.045	3137754	3417477	41.415	31.283 #
40) Toxaphene...	8.594	9.237	4569693	3710711	84.308	64.726 #
41) Toxaphene...	8.680	9.608	67526935	5174401	887.880	78.336 #
42) Toxaphene...	0.000	0.000	0	0	N.D.	N.D.

(f)=RT Delta > 1/2 Window (#)=Amounts differ by > 25% (m)=manual int.

Quantitation Report (QT Reviewed)

Data Path : C:\msdchem\1\data\2020-02\0B21033\
Data File : ECD8-02212032.D
Signal(s) : Signal #1: ECD1A.ch Signal #2: ECD2B.ch
Acq On : 21 Feb 2020 20:37
Operator : MJB
Sample : A0A0994-02RE1@2
Misc : 2x, 8081B 2,4+4,4-DDx Only, GPC
ALS Vial : 25 Sample Multiplier: 1

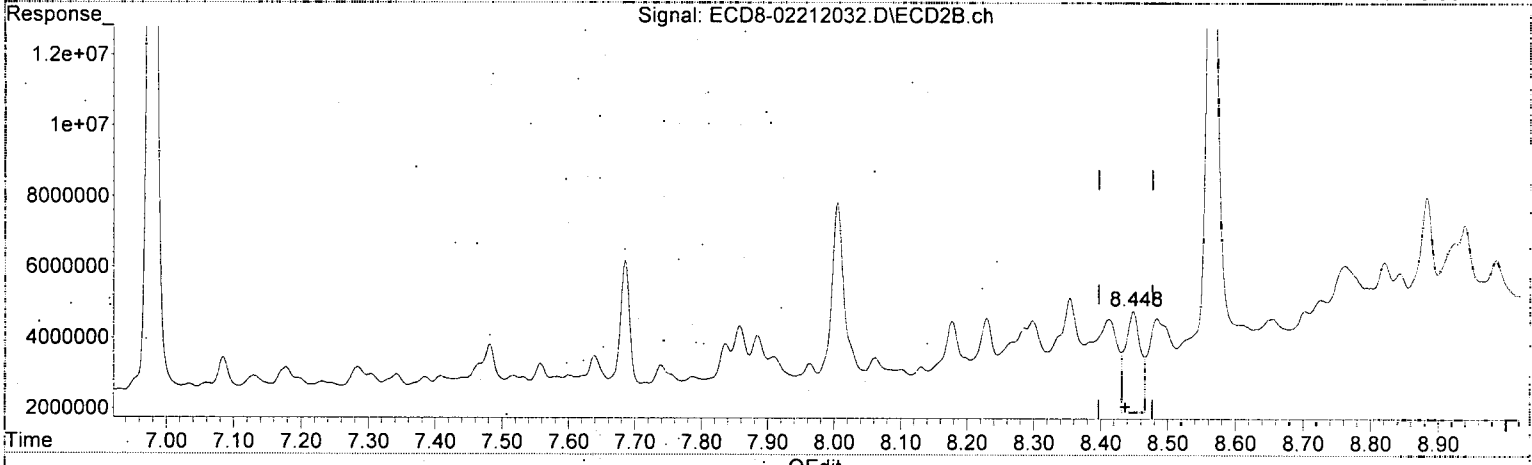
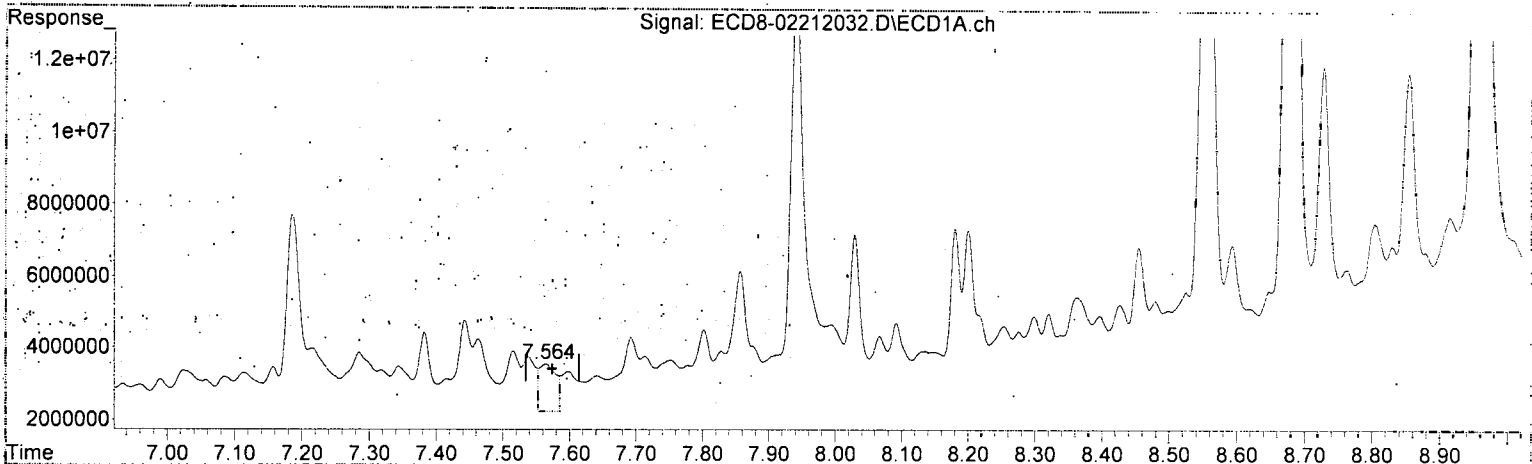
Integration File signal 1: PEST1.e
Integration File signal 2: PEST2.e
Quant Time: Feb 24 16:40:29 2020
Quant Method : C:\msdchem\1\methods\ECD8_QUANTPEST_200201RT5.M
Quant Title : Instrument: DualECD8
QLast Update : Mon Feb 03 15:36:51 2020
Response via : Initial Calibration
Integrator: ChemStation



Quantitation Report (Qedit)

Data Path : C:\msdchem\1\data\2020-02\0B21033\
Data File : ECD8-02212032.D
Signal(s) : Signal #1: ECD1A.ch Signal #2: ECD2B.ch
Acq On : 21 Feb 2020 20:37
Operator : MJB
Sample : A0A0994-02RE1@2
Misc : 2x, 8081B 2,4+4,4-DDx Only, GPC
ALS Vial : 25 Sample Multiplier: 1

Integration File signal 1: PEST1.e
Integration File signal 2: PEST2.e
Quant Time: Feb 24 16:40:29 2020
Quant Method : C:\msdchem\1\methods\ECD8_QUANTPEST_200201RT5.M
Quant Title : Instrument: DualECD8
QLast Update : Mon Feb 03 15:36:51 2020
Response via : Initial Calibration
Integrator: ChemStation



(12) 4,4'-DDE
7.565min 0.393 ng/mL
response 1305472

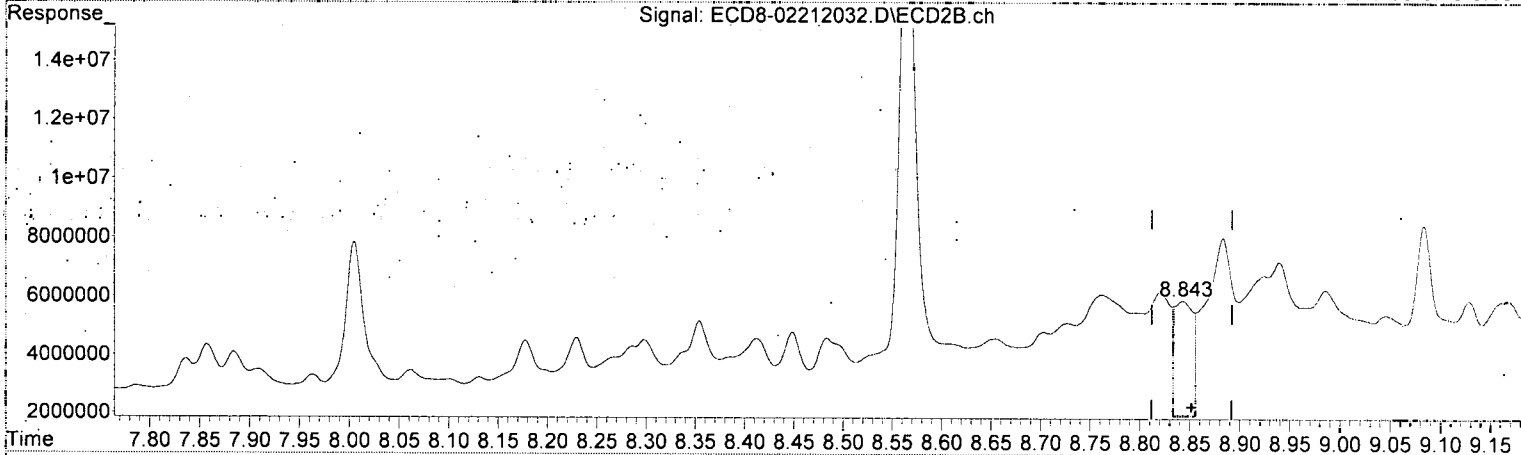
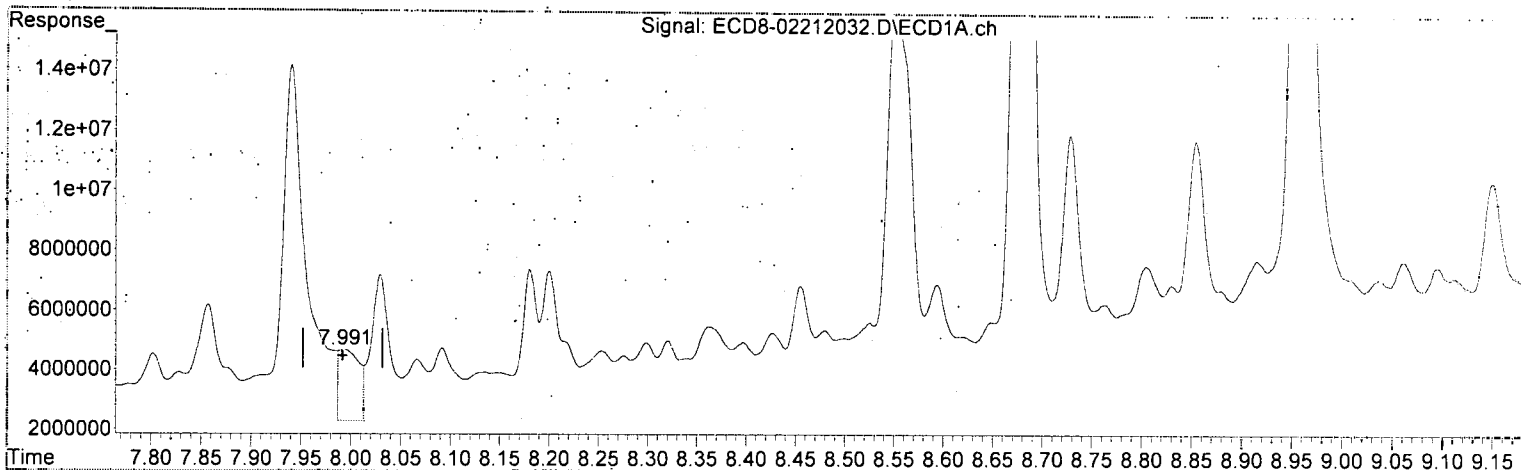
MJB
2/25/20

(12) 4,4'-DDE #2
8.448min 1.008 ng/mL *9.2*
response 2865580

Quantitation Report (Qedit)

Data Path : C:\msdchem\1\data\2020-02\0B21033\
Data File : ECD8-02212032.D
Signal(s) : Signal #1: ECD1A.ch Signal #2: ECD2B.ch
Acq On : 21 Feb 2020 20:37
Operator : MJB
Sample : A0A0994-02RE1@2
Misc : 2x, 8081B 2,4+4,4-DDx Only, GPC
ALS Vial : 25 Sample Multiplier: 1

Integration File signal 1: PEST1.e
Integration File signal 2: PEST2.e
Quant Time: Feb 24 16:40:29 2020
Quant Method.: C:\msdchem\1\methods\ECD8_QUANTPEST_200201RT5.M
Quant Title : Instrument: DualECD8
QLast Update : Mon Feb 03 15:36:51 2020
Response via : Initial Calibration
Integrator: ChemStation.



(15) 4,4'-DDD
7.993min 0.935 ng/mL
response 2379798

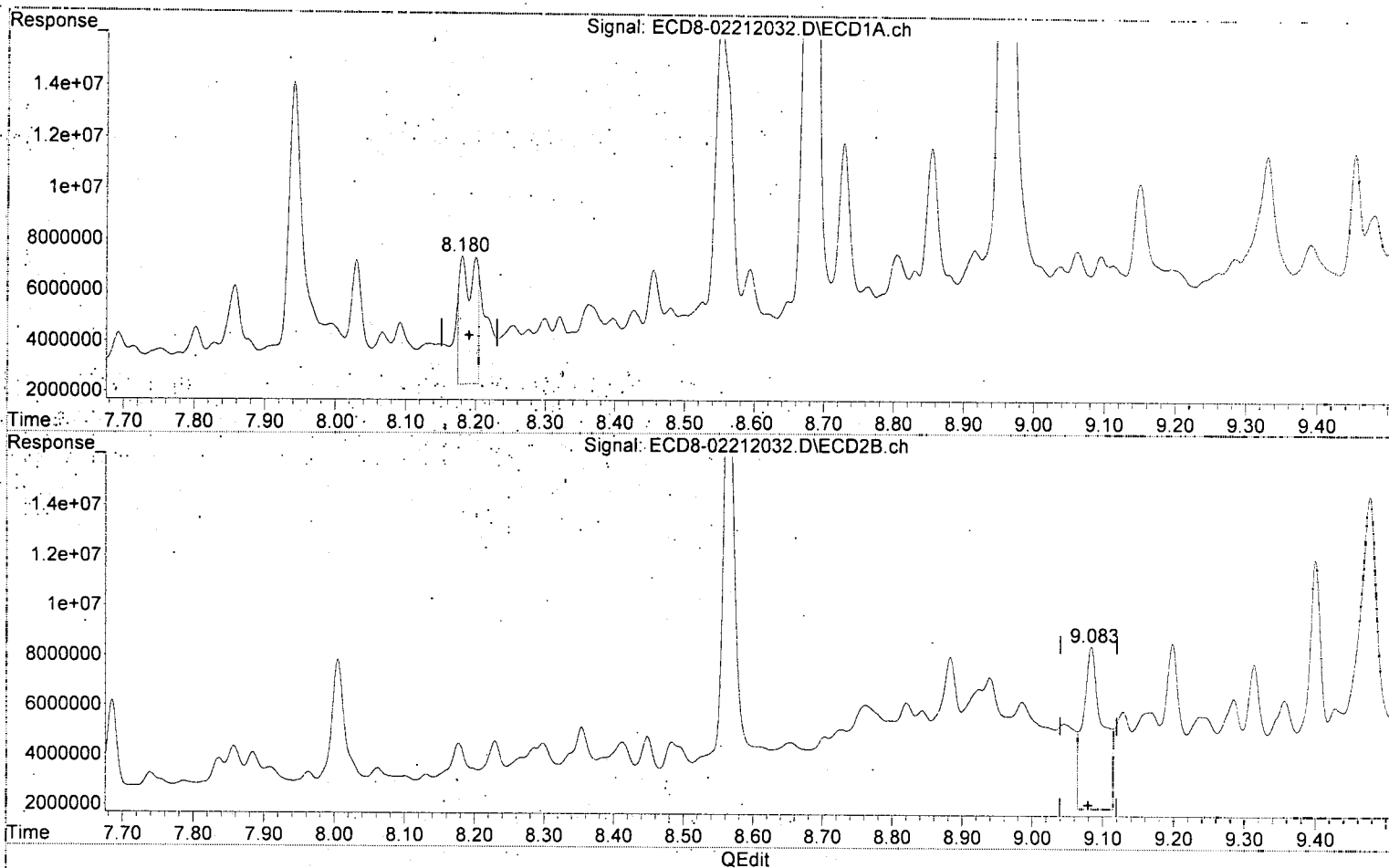
MJB
2/25/20

(15) 4,4'-DDD #2
8.843min 1.721 ng/mL *P-91*
response 3934816

Quantitation Report (Qedit)

Data Path : C:\msdchem\1\data\2020-02\0B21033\
Data File : ECD8-02212032.D
Signal(s) : Signal #1: ECD1A.ch Signal #2: ECD2B.ch
Acq On : 21 Feb 2020 20:37
Operator : MJB
Sample : A0A0994-02RE1@2
Misc : 2x, 8081B 2,4+4,4-DDx Only, GPC
ALS Vial : 25 Sample Multiplier: 1

Integration File signal 1: PEST1.e
Integration File signal 2: PEST2.e
Quant Time: Feb 24 16:40:29 2020
Quant Method : C:\msdchem\1\methods\ECD8_QUANTPEST_200201RT5.M
Quant Title : Instrument: DualECD8
QLast Update : Mon Feb 03 15:36:51 2020
Response via : Initial Calibration
Integrator: ChemStation



(17) 4,4'-DDT

8.180min 1.886 ng/mL (M) *MAL = MPE*

response 5069416

MJB
2/25/20

(17) 4,4'-DDT #2

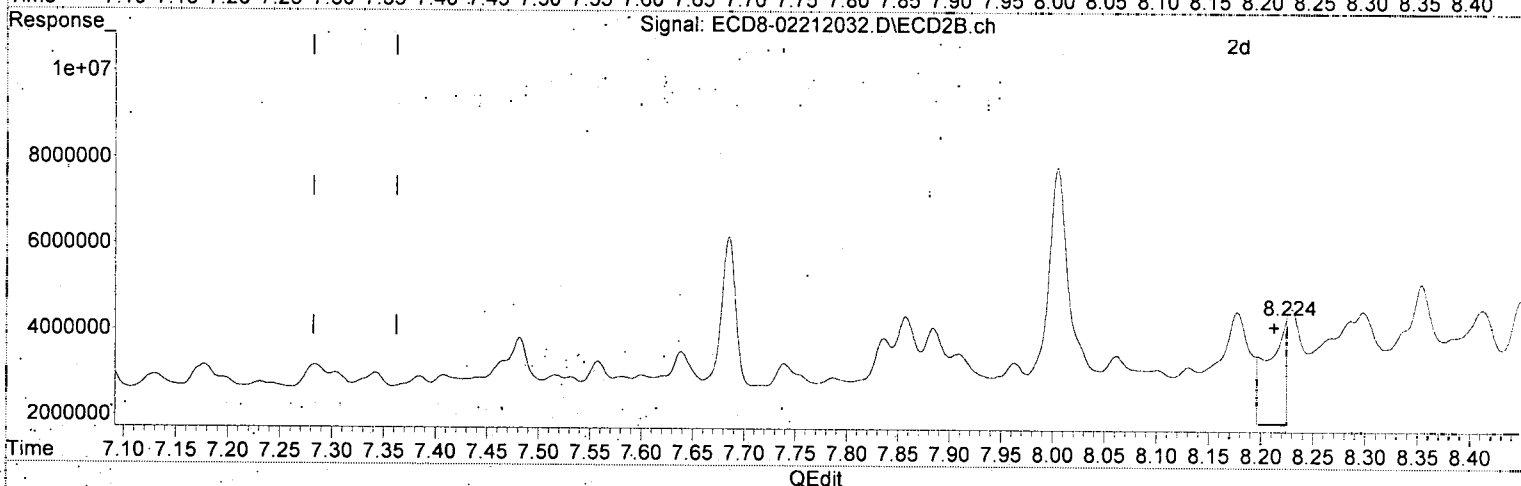
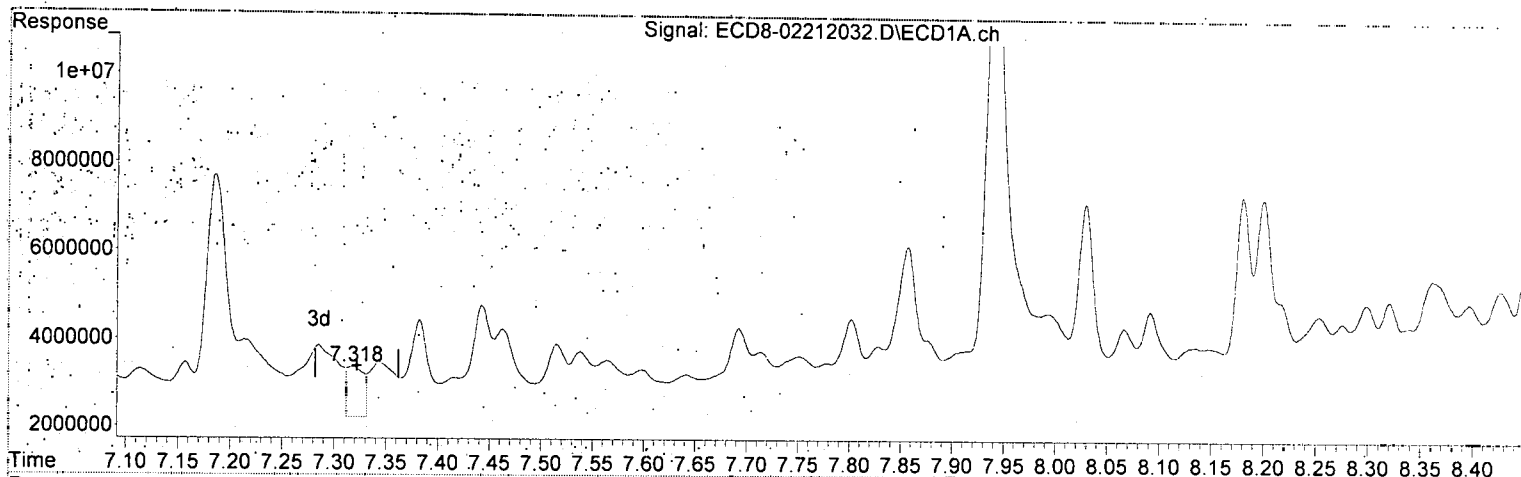
9.083min 2.606 ng/mL *P-0'*

response 6487325

Quantitation Report (Qedit)

Data Path : C:\msdchem\1\data\2020-02\0B21033\
Data File : ECD8-02212032.D
Signal(s) : Signal #1: ECD1A.ch Signal #2: ECD2B.ch
Acq On : 21 Feb 2020 20:37
Operator : MJB
Sample : A0A0994-02RE1@2
Misc : 2x, 8081B 2,4+4,4-DDx Only, GPC
ALS Vial : 25 Sample Multiplier: 1

Integration File signal 1: PEST1.e
Integration File signal 2: PEST2.e
Quant Time: Feb 24 16:40:29 2020
Quant Method : C:\msdchem\1\methods\ECD8_QUANTPEST_200201RT5.M
Quant Title : Instrument: DualECD8
QLast Update : Mon Feb 03 15:36:51 2020
Response via : Initial Calibration
Integrator: ChemStation



(26) 2,4'-DDE
7.318min 0.497 ng/mL
response 1148935

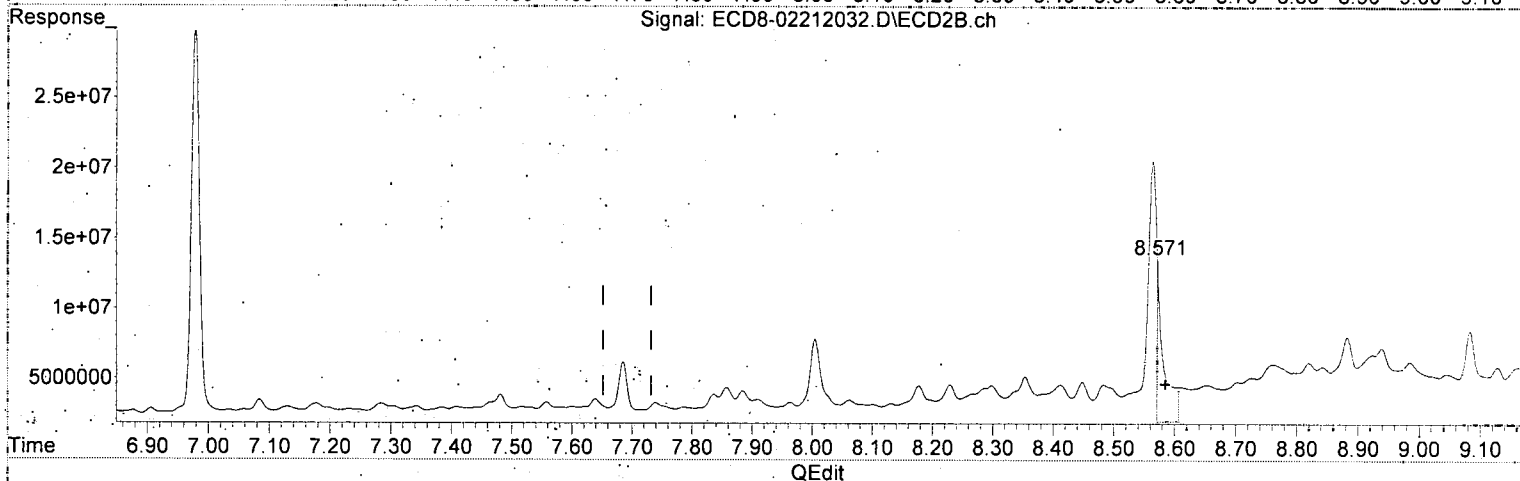
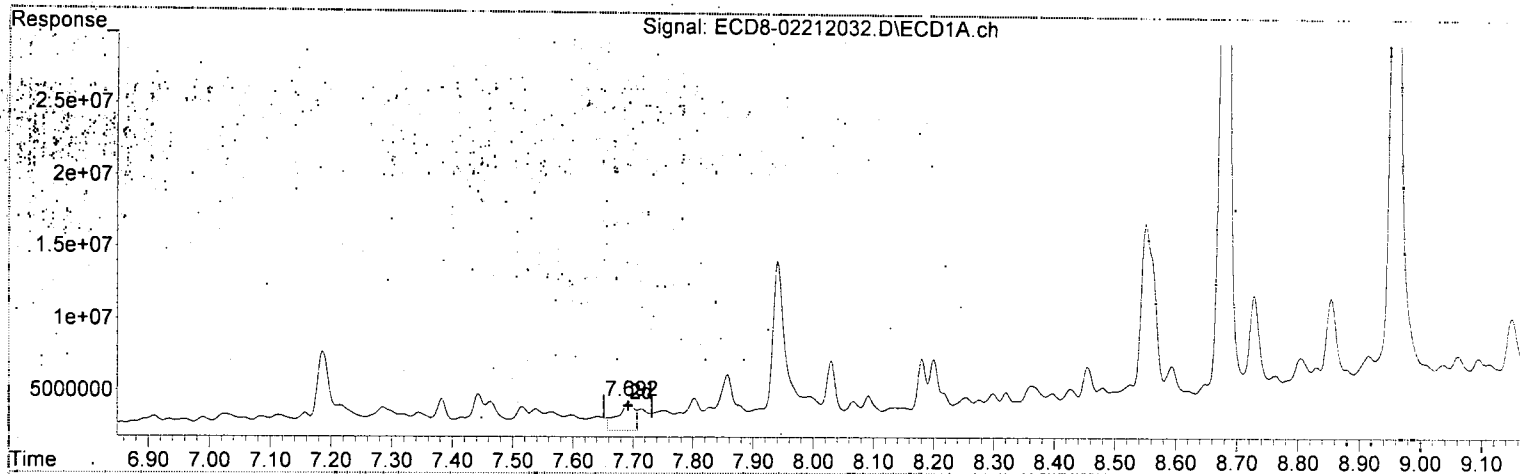
MJB
2/25/20

(26) 2,4'-DDE #2
8.224min 1.066 ng/mL *(m)* *1-01*
response 2423726

Quantitation Report (Qedit)

Data Path : C:\msdchem\1\data\2020-02\0B21033\
Data File : ECD8-02212032.D
Signal(s) : Signal #1: ECD1A.ch Signal #2: ECD2B.ch
Acq On : 21 Feb 2020 20:37
Operator : MJB
Sample : A0A0994-02RE102
Misc : 2x, 8081B 2,4+4,4-DDx Only, GPC
ALS Vial : 25 Sample Multiplier: 1

Integration File signal 1: PEST1.e
Integration File signal 2: PEST2.e
Quant Time: Feb 24 16:40:29 2020
Quant Method : C:\msdchem\1\methods\ECD8_QUANTPEST_200201RT5.M
Quant Title : Instrument: DualECD8
QLast Update : Mon Feb 03 15:36:51 2020
Response via : Initial Calibration
Integrator: ChemStation



(28) 2,4'-DDD

7.693min 1.056 ng/mL

response 2045453

(28) 2,4'-DDD #2

8.571min 6.269 ng/mL

response 12001469

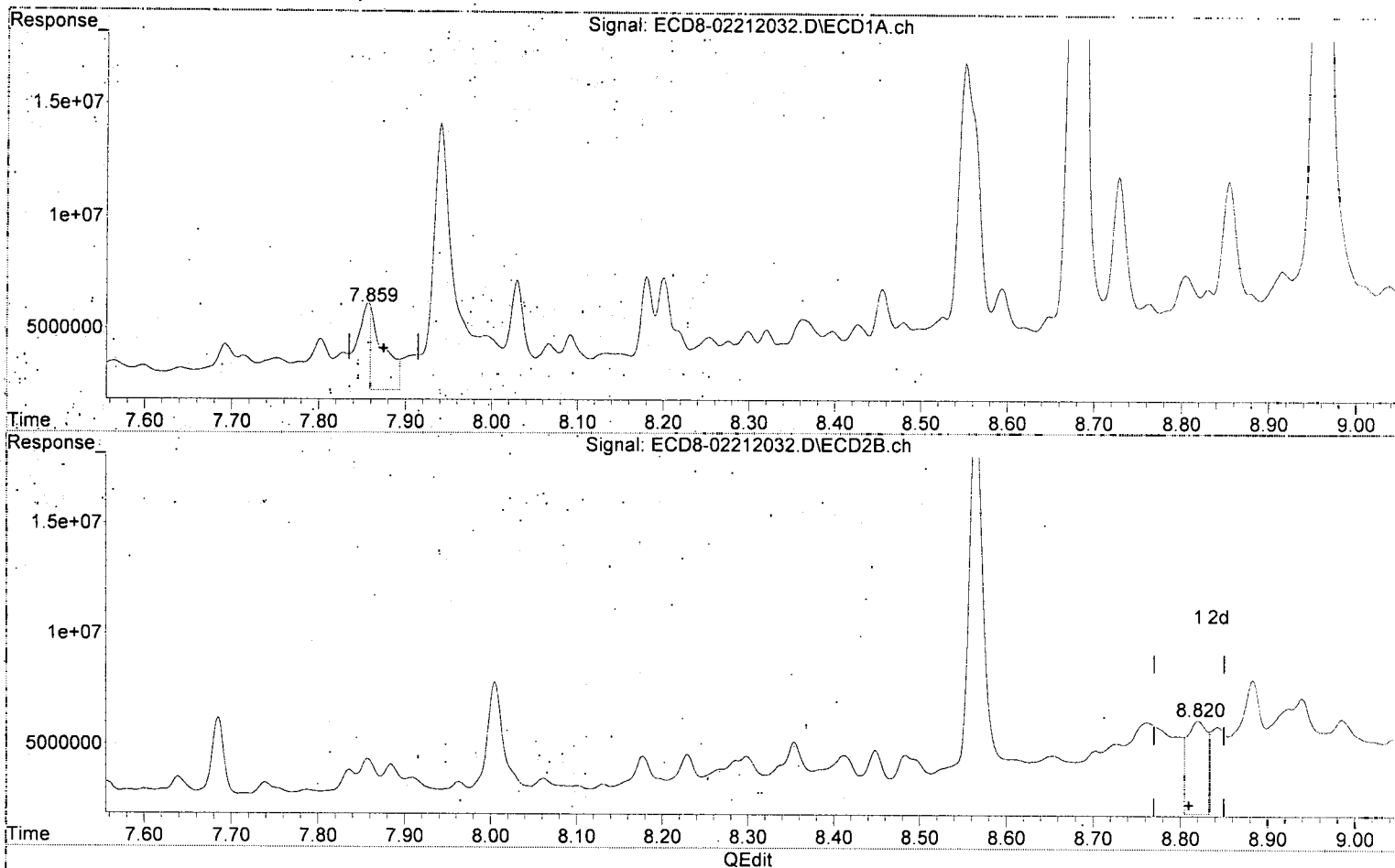
MR 2/25/20

P-01

Quantitation Report (Qedit)

Data Path : C:\msdchem\1\data\2020-02\0B21033\
Data File : ECD8-02212032.D
Signal(s) : Signal #1: ECD1A.ch Signal #2: ECD2B.ch
Acq On : 21 Feb 2020 20:37
Operator : MJB
Sample : A0A0994-02RE1@2
Misc : 2x, 8081B 2,4+4,4-DDx Only, GPC
ALS Vial : 25 Sample Multiplier: 1

Integration File signal 1: PEST1.e
Integration File signal 2: PEST2.e
Quant Time: Feb 24 16:40:29 2020
Quant Method : C:\msdchem\1\methods\ECD8_QUANTPEST_200201RT5.M
Quant Title : Instrument: DualECD8
QLast Update : Mon Feb 03 15:36:51 2020
Response via : Initial Calibration
Integrator: ChemStation



(29) 2,4'-DDT
7.859min 1.569 ng/mL
response 3755539

MJB
2/25/20

(29) 2,4'-DDT #2
8.820min 1.932 ng/mL
response 4232255

MPL-MPL

Quantitation Report (Not Reviewed)

Data Path : C:\msdchem\1\data\2020-02\0B21033\
 Data File : ECD8-02212032.D
 Signal(s) : Signal #1: ECD1A.ch Signal #2: ECD2B.ch
 Acq On : 21 Feb 2020 20:37
 Operator : MJB
 Sample : A0A0994-02RE1@2
 Misc : 2x, 8081B 2,4+4,4-DDx Only, GPC
 ALS Vial : 25 Sample Multiplier: 1

Integration File signal 1: PEST1.e
 Integration File signal 2: PEST2.e
 Quant Time: Feb 24 16:40:29 2020.
 Quant Method : C:\msdchem\1\methods\ECD8_QUANTPEST_200201RT5.M
 Quant Title : Instrument: DualECD8
 QLast Update : Mon Feb 03 15:36:51 2020
 Response via : Initial Calibration
 Integrator: ChemStation

MJB
2/25/20

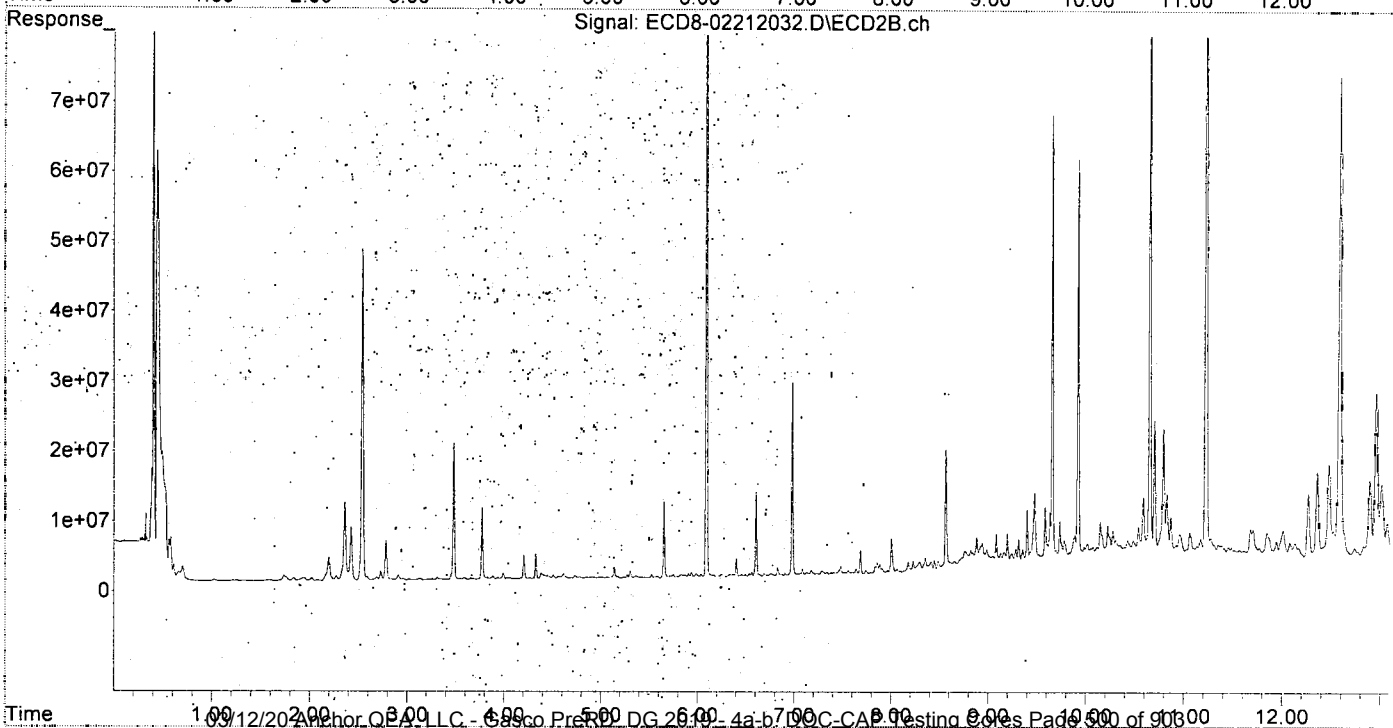
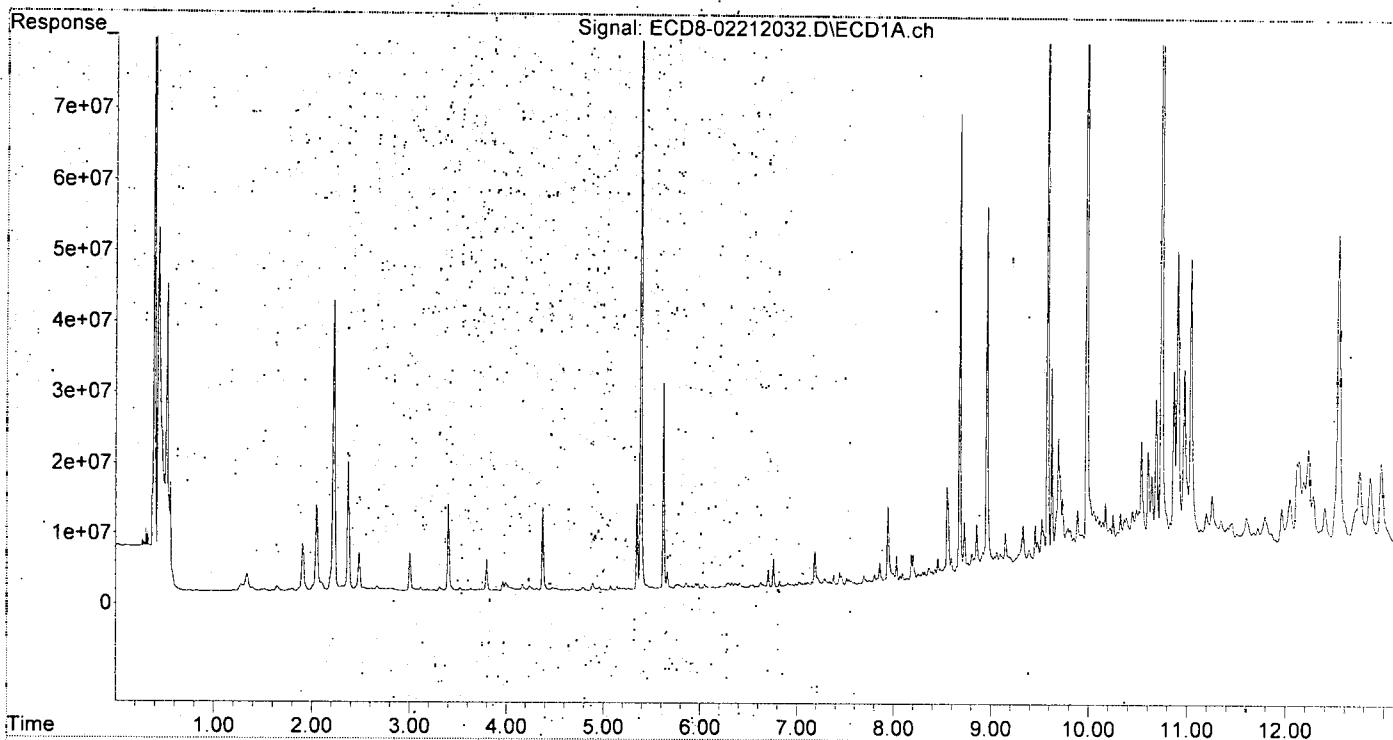
Compound	RT#1	RT#2	Resp#1	Resp#2	ng/mL	ng/mL
System Monitoring Compounds						
1) S TCMX (S)	5.388	6.090	117.6E6	128.0E6	33.633	37.103
22) S DCBP (S)	9.579	10.653	125.4E6	99885396	47.719	46.663
Target Compounds						
2) a-BHC	5.920	6.687	690037	972804	0.146	0.304 #
3) g-BHC	6.218	7.033f	655622	867708	0.157	0.264 #
4) b-BHC	6.293	7.084	1100944	1618195	0.632	0.932 #
5) Heptachlor	6.627	7.385	1208178	1051866	0.294	0.250
6) d-BHC	6.452	7.342	538160	1138838	0.262	0.423 #
7) Aldrin	6.856	7.639	587638	1639312	0.145	0.450 #
8) Heptachlo...	7.318	8.101	1148935	1251042	0.311	0.349
9) trans-Chl...	7.416	8.229	909636	2673679	0.242	0.719 #
10) cis-Chlor...	7.516	8.354	1669824	3241425	0.455	0.920 #
11) Endosulfa...	7.598	8.412f	1088429	2644541	0.314	0.800 #
12) 4,4'-DDE	7.565	8.448	1305472	2865580	0.393	1.008 #
13) Dieldrin	7.778	8.564f	1240597	18624014	0.325	5.312 #
14) Endrin	7.941	8.820	11876253	4232255	3.639	1.463 #
15) 4,4'-DDD	7.993	8.843	2379798	3934816	0.935	1.721 #
16) Endosulfa...	8.092	8.939f	2433488	5254417	0.813	1.957 #
17) 4,4'-DDT	8.200	9.083	5008073	6487325	1.863	2.606 #
18) Endrin Al...	8.397	9.198	2618106	6613021	0.994	2.501 #
19) Endosulfa...	8.680	9.399	67526935	9949526	23.593	3.867 #
20) Methoxychlor	8.526	9.548	3275059	3431331	2.714	2.849
21) Endrin Ke...	8.854f	9.779	9386647	5670963	2.716	1.784 #
23) Hexachlor...	3.185	3.771f	206951	10402864	0.053	2.148 #
24) Hexachlor...	5.767	6.561	886976	1156618	0.264	0.348 #
25) Oxychlordan...	7.214f	8.005	1766878	5935422	0.396	1.856 #
26) 2,4'-DDE	7.318	8.229	1148935	2673679	0.497	1.176 #
27) trans-Non...	7.516	8.298	1669824	2600116	0.455	0.720 #
28) 2,4'-DDD	7.693	8.564f	2045453	18624014	1.056	9.729 #
29) 2,4'-DDT	7.857	8.820	3894658	4232255	1.627	1.932
30) cis-Nonac...	7.993f	8.843	2379798	3934816	0.585	0.987 #
31) Mirex	0.000	9.779	0	5670963	N.D.	2.486 #
32) Chlordane...	7.416	8.229	909636	2673679	2.271	6.154 #
33) Chlordane...	7.516	8.354	1669824	3241425	3.434	8.916 #
34) Chlordane...	8.067	8.985	2048380	4293059	15.733	36.150 #
35) Chlordane...	0.000	0.000	0	0	N.D.	N.D.
36) Toxaphene...	7.538	8.564f	1507270	18624014	92.078	631.987 #
37) Toxaphene...	7.828	8.939	1641051	5254417	52.237	130.743 #
38) Toxaphene...	8.135	8.985	1620667	4293059	19.867	66.357 #
39) Toxaphene...	8.363	9.045	3137754	3417477	41.415	31.283
40) Toxaphene...	8.594	9.237	4569693	3710711	84.308	64.726
41) Toxaphene...	8.680	9.608	67526935	5174401	887.880	78.336 #
42) Toxaphene...	0.000	0.000	0	0	N.D.	N.D.

(f)=RT Delta > 1/2 Window (#)=Amounts differ by > 25% (m)=manual int.

Quantitation Report (Not Reviewed)

Data Path : C:\msdchem\1\data\2020-02\0B21033\
 Data File : ECD8-02212032.D
 Signal(s) : Signal #1: ECD1A.ch Signal #2: ECD2B.ch
 Acq On : 21 Feb 2020 20:37
 Operator : MJB
 Sample : A0A0994-02RE1@2
 Misc : 2x, 8081B 2,4+4,4-DDx Only, GPC
 ALS Vial : 25 Sample Multiplier: 1

Integration File signal 1: PEST1.e
 Integration File signal 2: PEST2.e
 Quant Time: Feb 24 16:40:29 2020
 Quant Method : C:\msdchem\1\methods\ECD8_QUANTPEST_200201RT5.M
 Quant Title : Instrument: DualECD8
 QLast Update : Mon Feb 03 15:36:51 2020
 Response via : Initial Calibration
 Integrator: ChemStation



Quantitation Report (Not Reviewed)

Data Path : C:\msdchem\1\data\2020-02\0B21033\
 Data File : ECD8-02212044.D
 Signal(s) : Signal #1: ECD1A.ch Signal #2: ECD2B.ch
 Acq On : 22 Feb 2020 00:22
 Operator : MJB
 Sample : 0B21033-CCV5
 Misc : A19K134, AB 100 ppb
 ALS Vial : 5 Sample Multiplier: 1

Integration File signal 1: PEST1.e
 Integration File signal 2: PEST2.e
 Quant Time: Feb 24 16:40:53 2020
 Quant Method : C:\msdchem\1\methods\ECD8_QUANTPEST_200201RT5.M
 Quant Title : Instrument: DualECD8
 QLast Update : Mon Feb 03 15:36:51 2020
 Response via : Initial Calibration
 Integrator: ChemStation

MJB
2/25/20

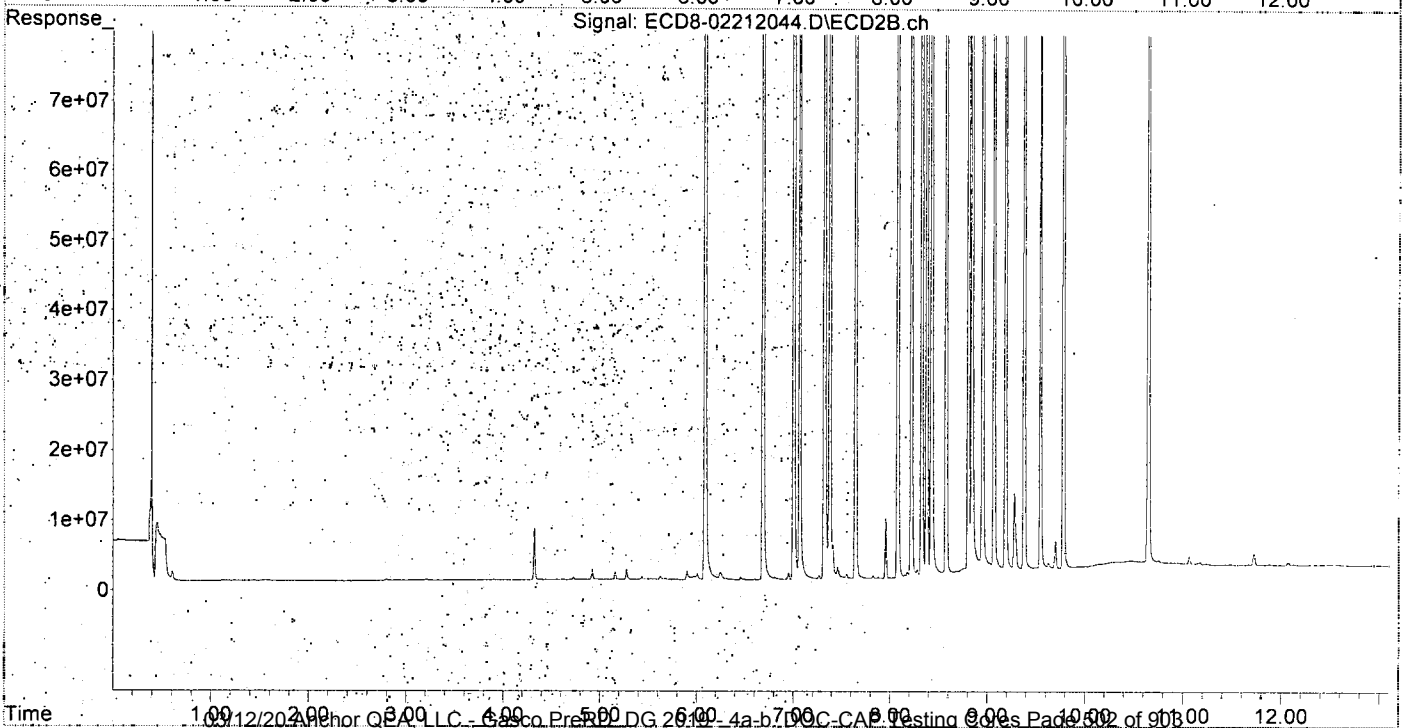
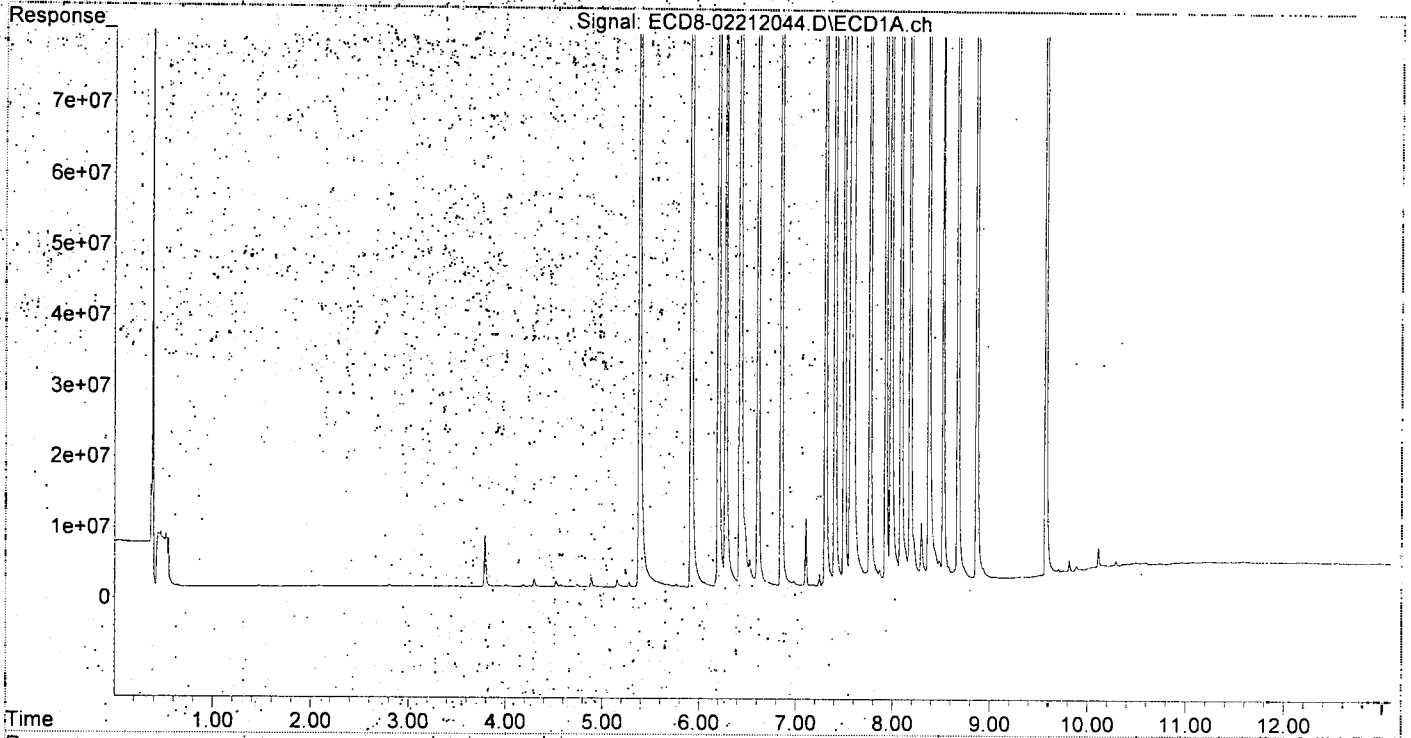
Compound	RT#1	RT#2	Resp#1	Resp#2	ng/mL	ng/mL
System Monitoring Compounds						
1) S TCMX (S)	5.384	6.087	305.5E6	355.6E6	87.369	103.099
22) S DCBP (S)	9.577	10.648	268.2E6	239.0E6	100.010	105.898
Target Compounds						
2) a-BHC	5.919	6.686	463.5E6	535.9E6	98.112	104.503
3) g-BHC	6.200	7.003	421.2E6	452.4E6	101.178	100.172
4) b-BHC	6.276	7.066	161.2E6	182.6E6	92.546	105.157
5) Heptachlor	6.611	7.378	422.8E6	434.2E6	102.871	103.126
6) d-BHC	6.424	7.321	354.3E6	424.2E6	92.167	100.156
7) Aldrin	6.851	7.644	406.5E6	425.4E6	100.599	99.125
8) Heptachlo...	7.309	8.079	368.8E6	390.7E6	99.878	108.841
9) trans-Chl...	7.405	8.219	387.9E6	398.5E6	103.155	107.167
10) cis-Chlor...	7.501	8.326	358.7E6	381.7E6	97.684	108.347
11) Endosulfa...	7.596	8.378	348.7E6	364.3E6	100.526	110.220
12) 4,4'-DDE	7.567	8.428	333.8E6	394.1E6	100.524	104.583
13) Dieldrin	7.768	8.578	392.1E6	418.0E6	102.810	103.776
14) Endrin	7.931	8.805	331.1E6	328.4E6	101.462	98.546
15) 4,4'-DDD	7.985	8.843	258.6E6	302.0E6	101.612	101.598
16) Endosulfa...	8.087	8.953	283.6E6	315.2E6	94.805	100.989
17) 4,4'-DDT	8.183	9.070	291.7E6	304.7E6	108.508	99.066
18) Endrin Al...	8.374	9.189	247.8E6	284.0E6	94.121	107.417
19) Endosulfa...	8.674	9.379	278.5E6	298.1E6	97.287	100.724
20) Methoxychlor	8.523	9.546	121.3E6	148.7E6	100.526	109.392
21) Endrin Ke...	8.869	9.781	346.9E6	341.2E6	100.359	101.764
23) Hexachlor...	3.184	3.799	56243	27275	0.014	0.006 #
24) Hexachlor...	5.764	6.566	474830	66621	0.141	BelowCal #
25) Oxychlorane	7.246	8.004	1688163	35483	0.370	0.011 #
26) 2,4'-DDE	7.309	8.219	368.8E6	398.5E6	159.523	175.314
27) trans-Non...	7.501	8.281	358.7E6	1082467	97.846	0.300 #
28) 2,4'-DDD	0.000	8.578	0	418.0E6	N.D.	218.357 #
29) 2,4'-DDT	7.869	8.805	1899462	328.4E6	0.794	124.636 #
30) cis-Nonac...	7.985	8.843	258.6E6	302.0E6	63.547	75.786
31) Mirex	8.622	9.781	1111959	341.2E6	0.253	152.219 #
32) Chlordane...	7.405	8.219	387.9E6	398.5E6	968.633	917.175
33) Chlordane...	7.501	8.326	358.7E6	381.7E6	737.613	1049.835 #
34) Chlordane...	8.087f	9.028f	283.6E6	1512495	2178.350	12.736 #
35) Chlordane...	0.000	0.000	0	0	N.D.	N.D.
36) Toxaphene...	7.501f	8.578	358.7E6	418.0E6	21914.162	14184.274 #
37) Toxaphene...	0.000	8.953	0	315.2E6	N.D.	7844.011 #
38) Toxaphene...	0.000	8.953f	0	315.2E6	N.D.	4872.643 #
39) Toxaphene...	8.374	9.028	247.8E6	1512495	3672.712	11.535 #
40) Toxaphene...	8.580	9.189f	1809742	284.0E6	33.389	4953.506 #
41) Toxaphene...	8.674	9.629f	278.5E6	1083249	3661.234	16.399 #
42) Toxaphene...	0.000	0.000	0	0	N.D.	N.D.

(f)=RT Delta > 1/2 Window (#)=Amounts differ by > 25% (m)=manual int.

Quantitation Report (Not Reviewed)

Data Path : G:\msdchem\1\data\2020-02\0B21033\
Data File : ECD8-02212044.D
Signal(s) : Signal #1: ECD1A.ch Signal #2: ECD2B.ch
Acq On : 22 Feb 2020 00:22
Operator : MJB
Sample : 0B21033-CCV5
Misc : A19K134, AB 100 ppb
ALS Vial : 5 Sample Multiplier: 1

Integration File signal 1: PEST1.e
Integration File signal 2: PEST2.e
Quant Time: Feb 24 16:40:53 2020
Quant Method : C:\msdchem\1\methods\ECD8_QUANTPEST_200201RT5.M
Quant Title : Instrument: DualECD8
QLast Update : Mon Feb 03 15:36:51 2020
Response via : Initial Calibration
Integrator: ChemStation



Data Path : C:\msdchem\1\data\2020-02\0B21033\
 Data File : ECD8-02212045.D
 Signal(s) : Signal #1: ECD1A.ch Signal #2: ECD2B.ch
 Acq On : 22 Feb 2020 00:39
 Operator : MJB
 Sample : 0B21033-CCV6
 Misc : A19J409, 9-42 100 ppb
 ALS Vial : 6 Sample Multiplier: 1

Integration File signal 1: PEST1.e
 Integration File signal 2: PEST2.e
 Quant Time: Feb 24 16:40:57 2020
 Quant Method : C:\msdchem\1\methods\ECD8-QUANTPEST_200201RT5.M
 Quant Title : Instrument: DualECD8
 Last Update : Mon Feb 03 15:36:51 2020
 Response via : Initial Calibration
 Integrator: ChemStation

MJB
2/25/20

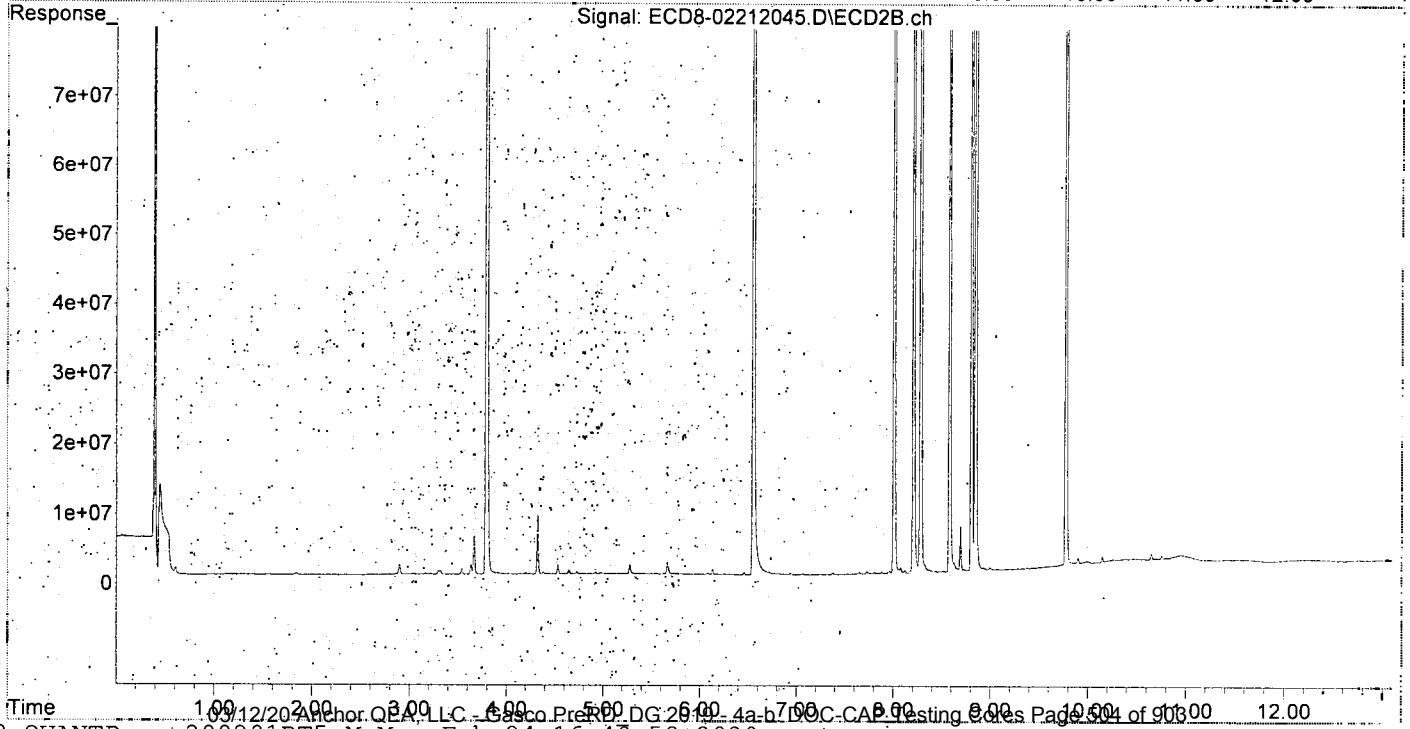
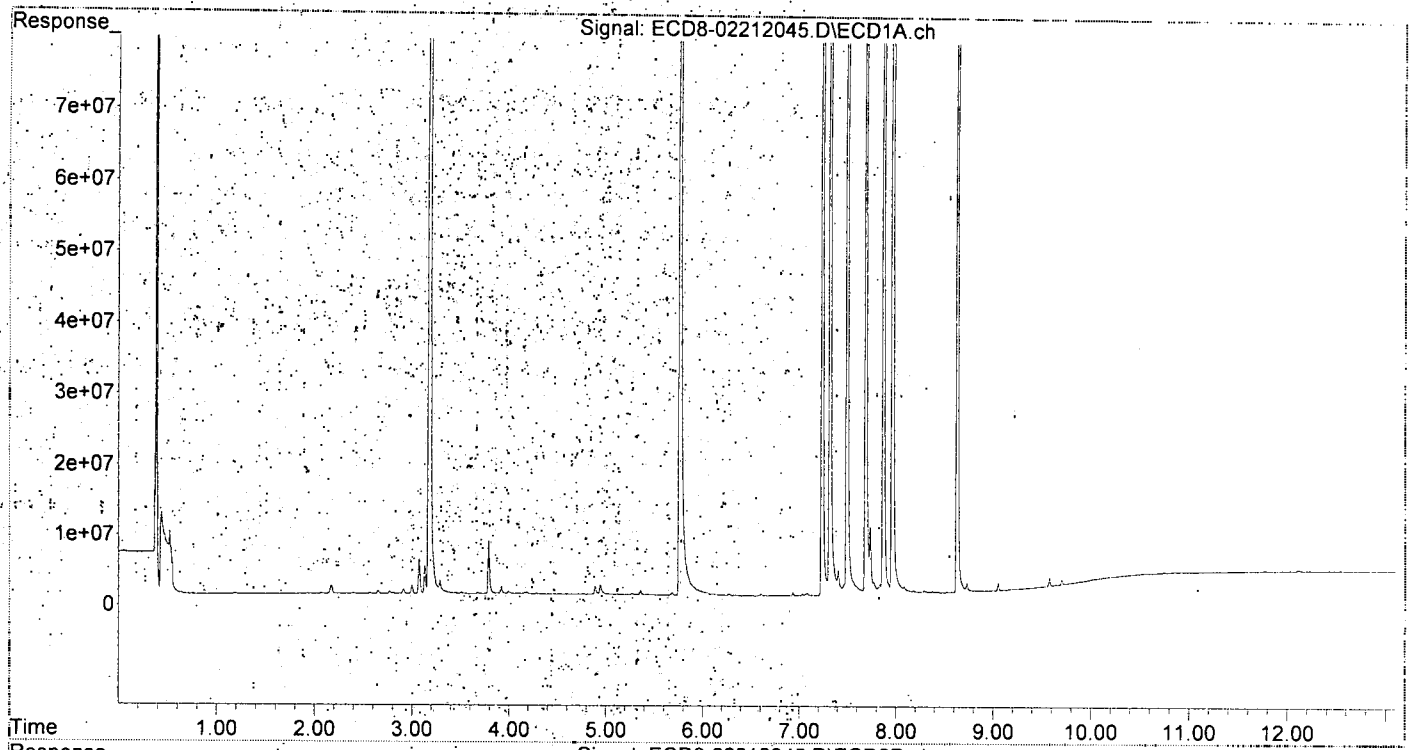
Compound	RT#1	RT#2	Resp#1	Resp#2	ng/mL	ng/mL
System Monitoring Compounds						
1) S TCMX (S)	5.360f	6.085	640946	279116	0.183	0.081 #
22) S DCBP (S)	9.579	10.649	1388214	1842627	0.209	0.405 #
Target Compounds						
2) a-BHC	5.949f	6.716f	828563	402510	0.175	0.170
3) g-BHC	6.203	7.013	175621	73525	0.042	0.061 #
4) b-BHC	6.276	7.069	262626	154947	0.151	0.089 #
5) Heptachlor	6.611	7.376	337773	280897	0.082	0.067
6) d-BHC	6.434	7.323	97438	78277	0.135	0.120
7) Aldrin	6.851	7.650	46303	284109	0.011	0.088 #
8) Heptachlo	7.318	8.077	221.8E6	862052	60.051	0.240 #
9) trans-Chl	7.405	8.208f	3565472	262.0E6	0.948	70.466 #
10) cis-Chlor	7.496	0.000	373.3E6	0	101.641	N.D. #
11) Endosulfa	7.594	8.377	1210299	375130	0.349	0.114 #
12) 4,4'-DDE	7.594	8.425	1210299	176631	0.364	0.145 #
13) Dieldrin	7.773	8.580	1676788	213.5E6	0.440	56.407 #
14) Endrin	7.964f	8.805	413.3E6	259.1E6	126.647	79.834 #
15) 4,4'-DDD	7.964f	8.848	413.3E6	451.7E6	162.410	140.395
16) Endosulfa	8.086	8.953	962917	345013	0.322	0.100 #
17) 4,4'-DDT	8.185	9.071	361734	249562	0.135	0.076 #
18) Endrin Al	8.377	9.189	177507	234793	0.067	0.089 #
19) Endosulfa	0.000	9.379	0	223171	N.D.	0.000 #
20) Methoxychlor	8.524	9.548	20827	343905	0.017	BelowCal #
21) Endrin Ke	8.871	9.776	116026	250.0E6	0.034	77.453 #
23) Hexachlor	3.180	3.794	412.8E6	530.3E6	105.908	109.518
24) Hexachlor	5.765	6.553	320.6E6	373.7E6	95.369	108.894
25) Oxychlorane	7.238	8.008	330.1E6	350.6E6	105.675	109.634
26) 2,4'-DDE	7.318	8.208	221.8E6	262.0E6	95.912	115.274
27) trans-Non	7.496	8.282	373.3E6	389.2E6	101.809	107.819
28) 2,4'-DDD	7.687	8.580	197.5E6	213.5E6	101.972	111.547
29) 2,4'-DDT	7.870	8.805	240.6E6	259.1E6	100.555	101.883
30) cis-Nonac	7.964	8.848	413.3E6	451.7E6	101.569	113.354
31) Mirex	8.631	9.776	254.9E6	250.0E6	106.439	113.666
32) Chlordane	7.405	8.208f	3565472	262.0E6	8.903	603.070 #
33) Chlordane	7.496f	0.000	373.3E6	0	767.489	N.D. #
34) Chlordane	8.086f	8.996	962917	501263	7.396	4.221 #
35) Chlordane	0.000	0.000	0	0	N.D.	N.D.
36) Toxaphene	7.496f	8.580	373.3E6	213.5E6	22801.765	7246.021 #
37) Toxaphene	7.839	8.928	1485100	488624	47.273	12.158 #
38) Toxaphene	0.000	8.996f	0	501263	N.D.	7.748 #
39) Toxaphene	8.377	9.071f	177507	249562	BelowCal	BelowCal
40) Toxaphene	8.593	9.222	7096	143851	0.131	2.509 #
41) Toxaphene	8.631f	9.581	254.9E6	367148	3352.176	5.558 #
42) Toxaphene	0.000	0.000	0	0	N.D.	N.D.

(f)=RT Delta > 1/2 Window (#)=Amounts differ by > 25% (m)=manual int.

Quantitation Report (Not Reviewed)

Data Path : C:\msdchem\1\data\2020-02\0B21033\
Data File : ECD8-02212045.D
Signal(s) : Signal #1: ECD1A.ch Signal #2: ECD2B.ch
Acq On : 22 Feb 2020 00:39
Operator : MJB
Sample : 0B21033-CCV6
Misc : A19J409, 9-42 100 ppb
ALS Vial : 6 Sample Multiplier: 1

Integration File signal 1: PEST1.e
Integration File signal 2: PEST2.e
Quant Time: Feb 24 16:40:57.2020
Quant Method : C:\msdchem\1\methods\ECD8_QUANTPEST_200201RT5.M
Quant Title : Instrument: DualECD8
QLast Update : Mon Feb 03 15:36:51 2020
Response via : Initial Calibration
Integrator: ChemStation



Quantitation Report (Not Reviewed)

Data Path : C:\msdchem\1\data\2020-02\0B21033\
 Data File : ECD8-02212046.D
 Signal(s) : Signal #1: ECD1A.ch Signal #2: ECD2B.ch
 Acq On : 22 Feb 2020 00:55
 Operator : MJB
 Sample : 0B21033-CCB4
 Misc : A20A395
 ALS Vial : 7 Sample Multiplier: 1

Integration File signal 1: PEST1.e
 Integration File signal 2: PEST2.e
 Quant Time: Feb 24 16:41:01 2020
 Quant Method : C:\msdchem\1\methods\ECD8_QUANTPEST_200201RT5.M
 Quant Title : Instrument: DualECD8
 QLast Update : Mon Feb 03 15:36:51 2020
 Response via : Initial Calibration
 Integrator: ChemStation

MJB
2/25/20

Compound	RT#1	RT#2	Resp#1	Resp#2	ng/mL	ng/mL
System Monitoring Compounds						
1) S TCMX (S)	5.385	6.086	299.3E6	368.8E6	85.596	106.901
22) S DCBP (S)	9.579	10.650	260.2E6	230.6E6	97.151	102.519
Target Compounds						
2) a-BHC	5.940	0.000	56567	0	0.012	N.D. #
3) g-BHC	0.000	7.023	0	11504	N.D.	0.045 #
4) b-BHC	6.284	7.075	140574	15139	0.081	0.009 #
5) Heptachlor	6.660f	7.389	33000	11386	0.008	0.003 #
6) d-BHC	6.438	7.324	20856	40446	0.113	0.109 #
7) Aldrin	0.000	7.651	0	367846	N.D.	0.110 #
8) Heptachlo...	7.320	8.086	18198	23996	0.005	0.007 #
9) trans-Chl...	7.391f	8.220	197190	80199	0.052	0.022 #
10) cis-Chlor...	7.498	8.343	80221	6487	0.022	0.002 #
11) Endosulfa...	7.568f	8.383	12282	23659	0.004	0.007 #
12) 4,4'-DDE	7.568	8.434	12282	21316	0.004	0.095 #
13) Dieldrin	7.782	8.581	17227	61505	0.005	0.050 #
14) Endrin	7.940	8.821	9459	161486	0.003	0.049 #
15) 4,4'-DDD	7.993	8.843	19599	172592	0.008	0.117 #
16) Endosulfa...	8.088	8.965	259846	122148	0.087	0.016 #
17) 4,4'-DDT	8.193	9.073	20699	202504	0.008	0.057 #
18) Endrin Al...	8.377	9.192	166694	319869	0.063	0.121 #
19) Endosulfa...	8.677	9.394	85024	408452	0.030	0.074 #
20) Methoxychlor	8.529	9.547	57559	440688	0.048	0.042 #
21) Endrin Ke...	8.873	9.801	66210	820308	0.019	0.068 #
23) Hexachlor...	3.188	3.808	50889	85988	0.013	0.018 #
24) Hexachlor...	5.765	6.567	464442	97849	0.138	BelowCal #
25) Oxychlorane	7.245	8.020	220759	22209	BelowCal	0.007
26) 2,4'-DDE	7.320	8.220	18198	80199	0.008	0.035 #
27) trans-Non...	7.498	8.282	80221	31695	0.022	0.009 #
28) 2,4'-DDD	7.691	8.581	18600	61505	0.010	0.032 #
29) 2,4'-DDT	7.871	8.810	8028	171875	0.003	0.032 #
30) cis-Nonac...	7.962	8.843	37316	172592	0.009	0.043 #
31) Mirex	8.635	9.780	50703	865764	8199.108	0.166 #
32) Chlordane...	7.446f	8.220	16945	80199	0.042	0.185 #
33) Chlordane...	7.498	8.343	80221	6487	0.165	0.018 #
34) Chlordane...	8.059	8.996	46114	544483	0.354	4.585 #
35) Chlordane...	0.000	0.000	0	0	N.D.	N.D.
36) Toxaphene...	7.546	8.597	11241	42927	0.687	1.457 #
37) Toxaphene...	7.829	8.929	12012	301140	0.382	7.493 #
38) Toxaphene...	0.000	8.965	0	122148	N.D.	1.888 #
39) Toxaphene...	8.377	9.040	166694	199748	BelowCal	BelowCal
40) Toxaphene...	8.595	9.240f	40132	299004	0.740	5.216 #
41) Toxaphene...	8.677	9.604	85024	538505	1.118	8.153 #
42) Toxaphene...	0.000	0.000	0	0	N.D.	N.D.

(f)=RT Delta > 1/2 Window (#)=Amounts differ by > 25% (m)=manual int.

**Organochloride Pesticides by EPA 8081B
Benchsheet & Analysis Sequence Data**

Sequence 0B17041 (QC Only)



ELEMENT SEQUENCE LOG

Apex Laboratories

Sequence: **0B17041**

Instrument: **DUALECD8**

Date: **02/17/20 10:48**

Calibration: **A0B0404**

#	Lab Number	Matrix	Analysis	Client	Due	Batch	ISTD ID	STD ID
1	0B17041-BKD1	Sediment	QC	QC				A20A019
2	0B17041-BKD2	Sediment	QC	QC				A20A019
3	0B17041-BKD3	Sediment	QC	QC				A20A019
4	0B17041-CCV1	Sediment	QC	QC				A19K133
5	0B17041-CCV2	Sediment	QC	QC				A19J408
6	0B17041-CCB1	Sediment	QC	QC				A20A395
7	0020205-BLK1	Sediment	QC	QC		0020205		
8	0020205-BS1	Sediment	QC	QC		0020205		
9	AOA0991-05RE1	Sediment	8081B 2,4+4,4-DDx Only (+Add)	Anchor QEA, LLC	02/13/20	0020205		
10	AOA0996-06RE1	Sediment	8081B 2,4+4,4-DDx Only (+Add)	Anchor QEA, LLC	02/13/20	0020205		
11	AOA0996-02RE1	Sediment	8081B 2,4+4,4-DDx Only (+Add)	Anchor QEA, LLC	02/13/20	0020205		
12	AOA1010-01RE1	Sediment	8081B 2,4+4,4-DDx Only (+Add)	Anchor QEA, LLC	02/13/20	0020205		
13	A0B0130-10RE1	Sediment	8081B Pesticides		02/18/20	0020382		
14	A0B0252-01RE1	Sediment	8081B Pesticides		02/21/20	0020382		
15	A0B0268-01RE1	Sediment	8081B Pesticides		02/21/20	0020382		
16	A0B0268-02RE1	Sediment	8081B Pesticides		02/21/20	0020382		
17	0B17041-CCV3	Sediment	QC	QC				A19K134
18	0B17041-CCV4	Sediment	QC	QC				A19J409
19	0B17041-CCB2	Sediment	QC	QC				A20A395
20	A0B0130-06RE1	Sediment	8081B Pesticides		02/18/20	0020382		
21	A0B0130-04RE1	Sediment	8081B Pesticides		02/18/20	0020382		
22	0B17041-IBL1	Sediment	QC	QC				
23	A0B0130-08RE1	Sediment	8081B Pesticides		02/18/20	0020382		
24	0B17041-IBL2	Sediment	QC	QC				
25	AOA0991-03RE1	Sediment	8081B 2,4+4,4-DDx Only (+Add)	Anchor QEA, LLC	02/13/20	0020205		
26	0B17041-IBL3	Sediment	QC	QC				
27	AOA0991-04RE1	Sediment	8081B 2,4+4,4-DDx Only (+Add)	Anchor QEA, LLC	02/13/20	0020205		
28	0B17041-IBL4	Sediment	QC	QC				
29	AOA0991-06RE1	Sediment	8081B 2,4+4,4-DDx Only (+Add)	Anchor QEA, LLC	02/13/20	0020205		
30	0B17041-IBL5	Sediment	QC	QC				
31	AOA1002-01RE1	Sediment	8081B 2,4+4,4-DDx Only (+Add)	Anchor QEA, LLC	02/13/20	0020205		
32	0B17041-IBL6	Sediment	QC	QC				
33	AOA1002-02RE1	Sediment	8081B 2,4+4,4-DDx Only (+Add)	Anchor QEA, LLC	02/13/20	0020205		
34	0B17041-IBL7	Sediment	QC	QC				
35	0B17041-CCV5	Sediment	QC	QC				A19K133
36	0B17041-CCV6	Sediment	QC	QC				A19J408
37	0B17041-CCB3	Sediment	QC	QC				A20A395
38	0B17041-IBL8	Sediment	QC	QC				

Data Entered By: *AMS 2/19/20*

Comments:

Data Reviewed By: *MVJ 2/20/20*



ELEMENT SEQUENCE LOG

Apex Laboratories

Sequence: **0B17041**

Instrument: **DUALECD8**

Date: **02/17/20 10:48**

Calibration: **A0B0404**

#	Lab Number	Matrix	Analysis	Client	Due	Batch	ISTD ID	STD ID
1	0B17041-BKD1	Sediment	QC	QC				A20A019
2	0B17041-BKD2	Sediment	QC	QC				A20A019
3	0B17041-BKD3	Sediment	QC	QC				A20A019
4	0B17041-CCV1	Sediment	QC	QC				A19K133
5	0B17041-CCV2	Sediment	QC	QC				A19J408
6	0B17041-CCB1	Sediment	QC	QC				A20A395
7	0020205-BLK1	Sediment	QC	QC				
8	0020205-BS1	Sediment	QC	QC		0020205		
9	A0A0991-05RE1	Sediment	8081B 2,4+4,4-DDx Only (+Add)	Anchor QEA, LLC	02/13/20	0020205		
10	A0A0996-06RE1	Sediment	8081B 2,4+4,4-DDx Only (+Add)	Anchor QEA, LLC	02/13/20	0020205		
11	A0A0996-02RE1	Sediment	8081B 2,4+4,4-DDx Only (+Add)	Anchor QEA, LLC	02/13/20	0020205		
12	A0A1010-01RE1	Sediment	8081B 2,4+4,4-DDx Only (+Add)	Anchor QEA, LLC	02/13/20	0020205		
13	A0B0130-10RE1	Sediment	8081B Pesticides		02/18/20	0020382		
14	A0B0252-01RE1	Sediment	8081B Pesticides		02/21/20	0020382		
15	A0B0268-01RE1	Sediment	8081B Pesticides		02/21/20	0020382		
16	A0B0268-02RE1	Sediment	8081B Pesticides		02/21/20	0020382		
17	0B17041-CCV3	Sediment	QC	QC				A19K134
18	0B17041-CCV4	Sediment	QC	QC				A19J409
19	0B17041-CCB2	Sediment	QC	QC				A20A395

Data Entered By: *[Signature]* 2/18/20

Comments: *Partial*

Data Reviewed By: *[Signature]* 2/19/20

Data Path : C:\msdchem\1\data\2020-02\0B17041\
 Data File : ECD8-02172003.D
 Signal(s) : Signal #1: ECD1A.ch Signal #2: ECD2B.ch
 Acq On : 17 Feb 2020 11:57
 Operator : MJB
 Sample : 0B17041-BKD1
 Misc : A20A019
 ALS Vial : 2 Sample Multiplier: 1

Integration File signal 1: PEST1.e
 Integration File signal 2: PEST2.e
 Quant Time: Feb 17 12:12:21 2020
 Quant Method : C:\msdchem\1\methods\PestBreakdownCHK_200201RT3.M
 Quant Title : Pesticides
 QLast Update : Fri Nov 09 13:28:51 2018
 Response via : Initial Calibration
 Integrator: ChemStation

MJB
 2/18/20
 Failed

Compound	R.T.	Response	Conc	Units

Target Compounds				
1) 4,4'-DDE	7.406	24195959	NoCal	ng/mL
2) Endrin	7.759	1288861439	NoCal	ng/mL
3) 4,4'-DDD	7.825	66394117	NoCal	ng/mL
4) 4,4'-DDT	8.018	2539825870	NoCal	ng/mL
5) Endrin Aldehyde	8.207	185755272	NoCal	ng/mL
6) Endrin Ketone	8.698	140569092	NoCal	ng/mL
8) 4,4'-DDE [2C]	8.257	46551198	NoCal	ng/mL
9) Endrin [2C]	8.623	1173166451	NoCal	ng/mL
10) 4,4'-DDD [2C]	8.671	81579716	NoCal	ng/mL
11) Endrin Aldehyde [2C]	9.009	162955364	NoCal	ng/mL
12) 4,4'-DDT [2C]	8.896	2634974042	NoCal	ng/mL
13) Endrin Ketone [2C]	9.598	143714118	NoCal	ng/mL

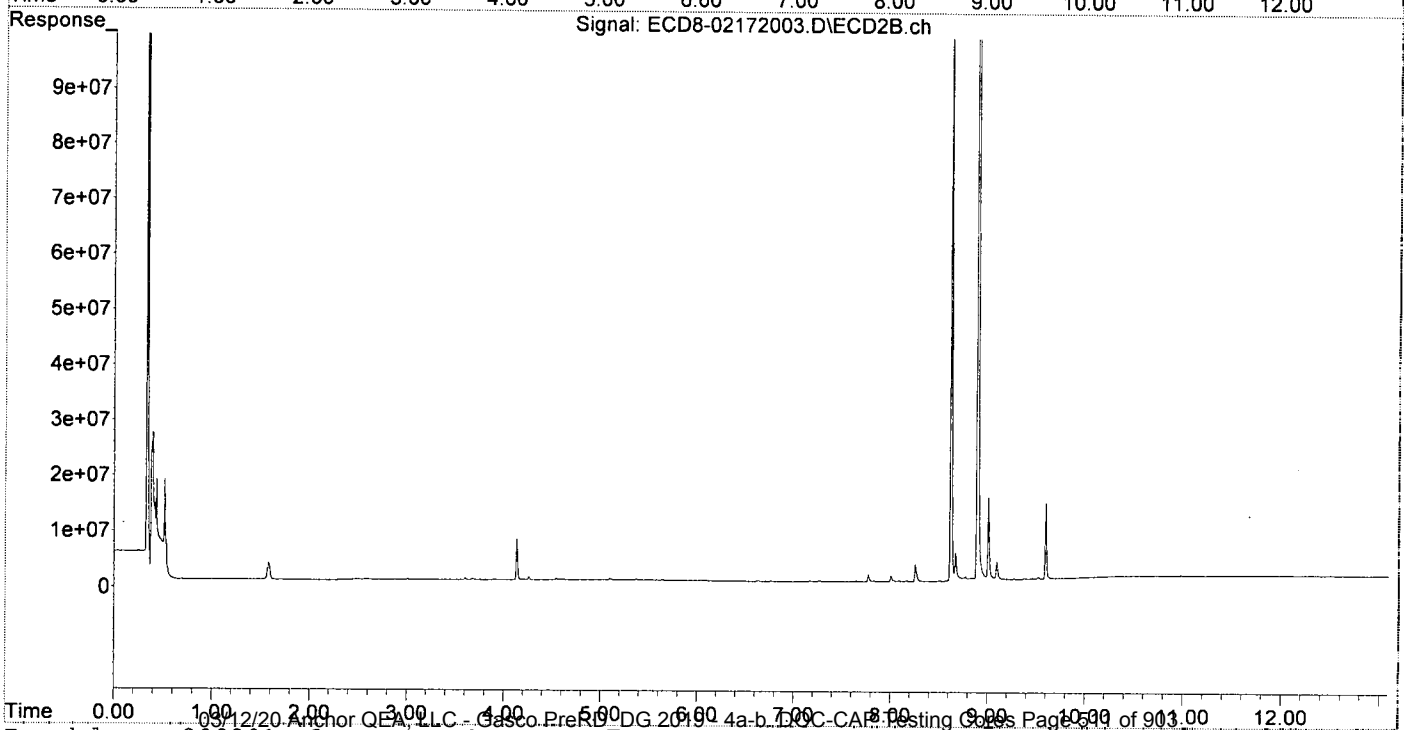
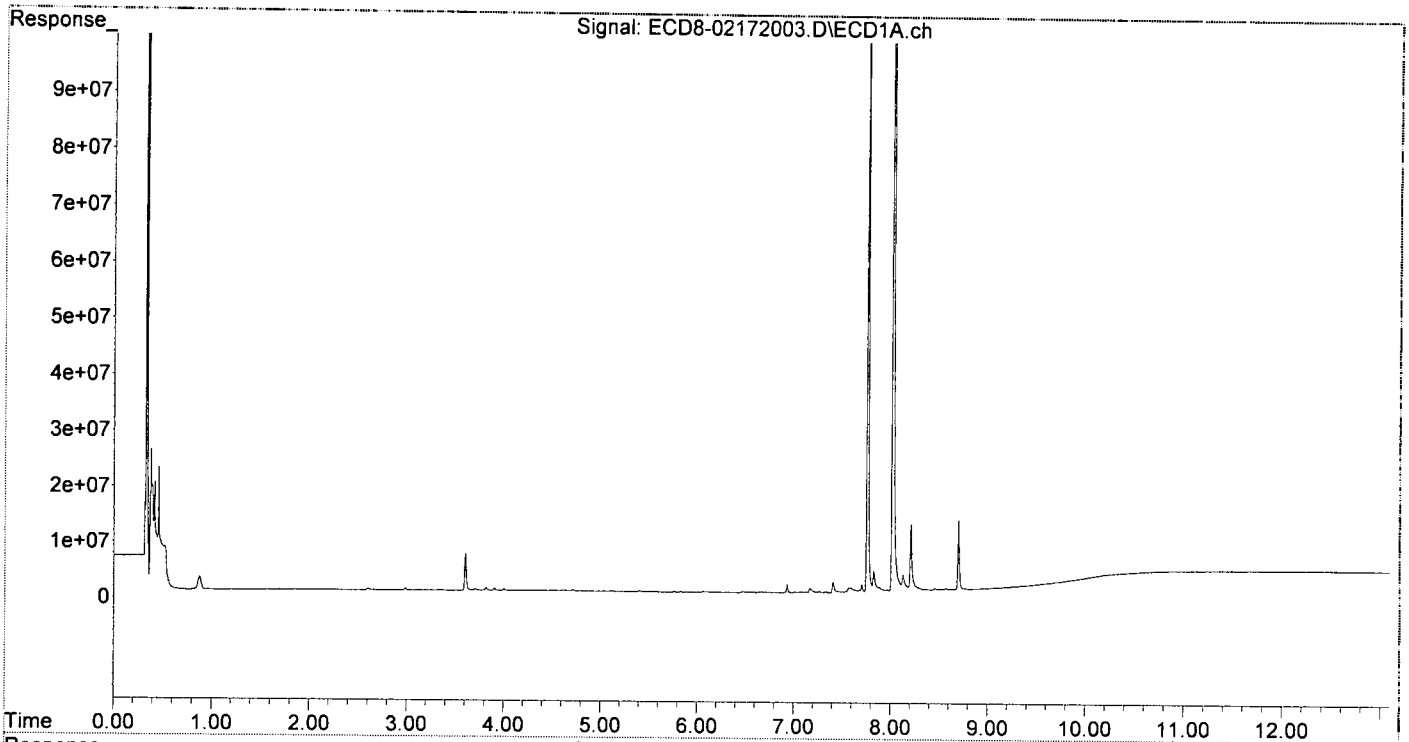
(f)=RT Delta > 1/2 Window

(m)=manual int.

Quantitation Report (QT Reviewed)

Data Path : C:\msdchem\1\data\2020-02\0B17041\
Data File : ECD8-02172003.D
Signal(s) : Signal #1: ECD1A.ch Signal #2: ECD2B.ch
Acq On : 17 Feb 2020 11:57
Operator : MJB
Sample : 0B17041-BKD1
Misc : A20A019
ALS Vial : 2 Sample Multiplier: 1

Integration File signal 1: PEST1.e
Integration File signal 2: PEST2.e
Quant Time: Feb 17 12:12:21 2020
Quant Method : C:\msdchem\1\methods\PestBreakdownCHK_200201RT3.M
Quant Title : Pesticides
QLast Update : Fri Nov 09 13:28:51 2018
Response via : Initial Calibration
Integrator: ChemStation



Pesticide BKD

Pesticide Breakdown Check (Validated 8/8/2013)

Handwritten signature
2/18/20

Sequence: 0B17041 BKD1
Data File: ECD8-02172003.D

First Column Area Counts		Percent Breakdown	
DDE	24195959		
DDD	66394117		
DDT	2539825870	3.44	PASS
Endrin	1288861439	20.20	FAIL
Endrin Aldehyde	185755272		
Endrin Ketone	140569092		

Second Column Area Counts		Percent Breakdown	
DDE	46551198		
DDD	81579716		
DDT	2634974042	4.64	PASS
Endrin	1173166451	20.72	FAIL
Endrin Aldehyde	162955364		
Endrin Ketone	143714118		

Breakdown must be less than 15% to accept sample data.

Data Path : C:\msdchem\1\data\2020-02\0B17041\
 Data File : ECD8-02172005.D
 Signal(s) : Signal #1: ECD1A.ch Signal #2: ECD2B.ch
 Acq On : 17 Feb 2020 12:44
 Operator : MJB
 Sample : 0B17041-BKD2
 Misc : A20A019
 ALS Vial : 2 Sample Multiplier: 1

Integration File signal 1: PEST1.e
 Integration File signal 2: PEST2.e
 Quant Time: Feb 17 13:00:06 2020
 Quant Method : C:\msdchem\1\methods\PestBreakdownCHK_200201RT3.M
 Quant Title : Pesticides
 QLast Update : Fri Nov 09 13:28:51 2018
 Response via : Initial Calibration
 Integrator: ChemStation

Handwritten:
 2/18/20
 Failed

Compound	R.T.	Response	Conc	Units

Target Compounds				
1) 4,4'-DDE	7.394	17716586	NoCal	ng/mL
2) Endrin	7.750	1313890106	NoCal	ng/mL
3) 4,4'-DDD	7.812	48247918	NoCal	ng/mL
4) 4,4'-DDT	8.009	2385091048	NoCal	ng/mL
5) Endrin Aldehyde	8.198	153168383	NoCal	ng/mL
6) Endrin Ketone	8.689	117157897	NoCal	ng/mL
8) 4,4'-DDE [2C]	8.246	32314824	NoCal	ng/mL
9) Endrin [2C]	8.612	1245910891	NoCal	ng/mL
10) 4,4'-DDD [2C]	8.660	56958850	NoCal	ng/mL
11) Endrin Aldehyde [2C]	8.998	139502871	NoCal	ng/mL
12) 4,4'-DDT [2C]	8.885	2624814489	NoCal	ng/mL
13) Endrin Ketone [2C]	9.588	129113306	NoCal	ng/mL

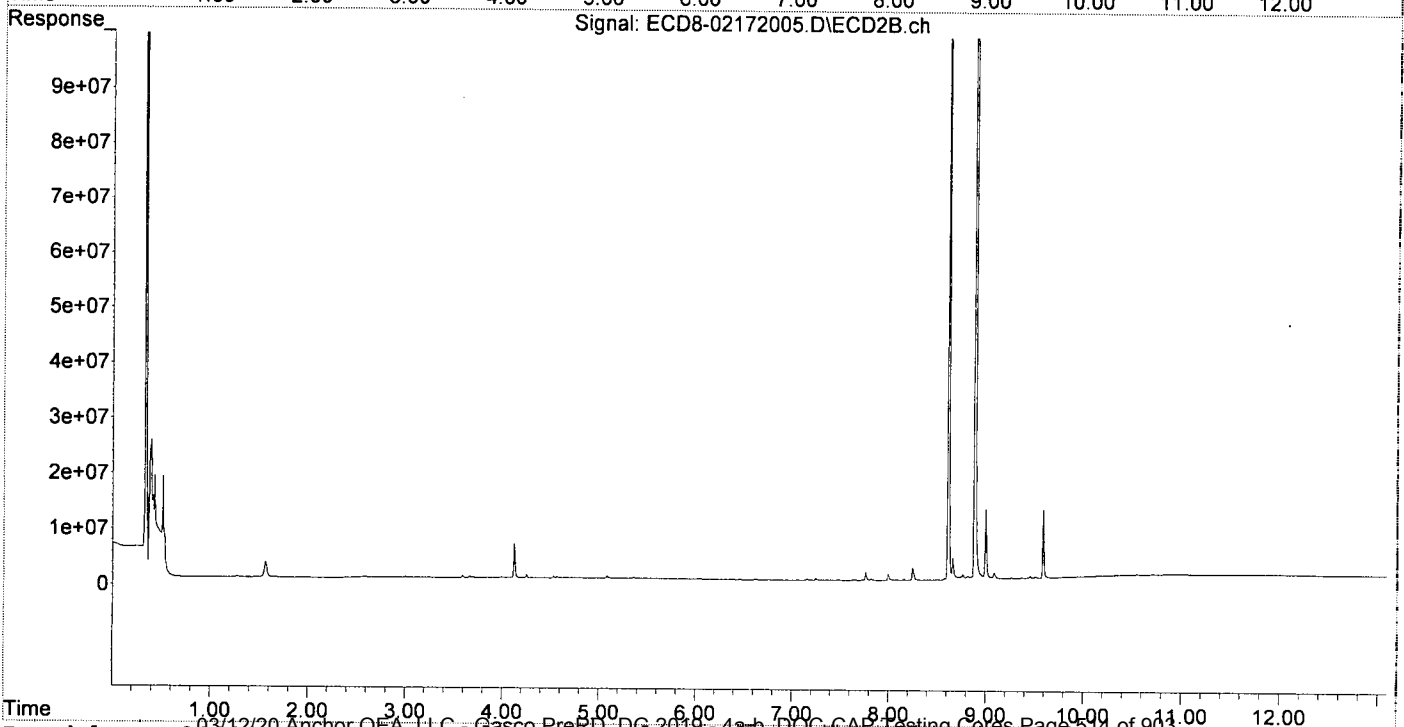
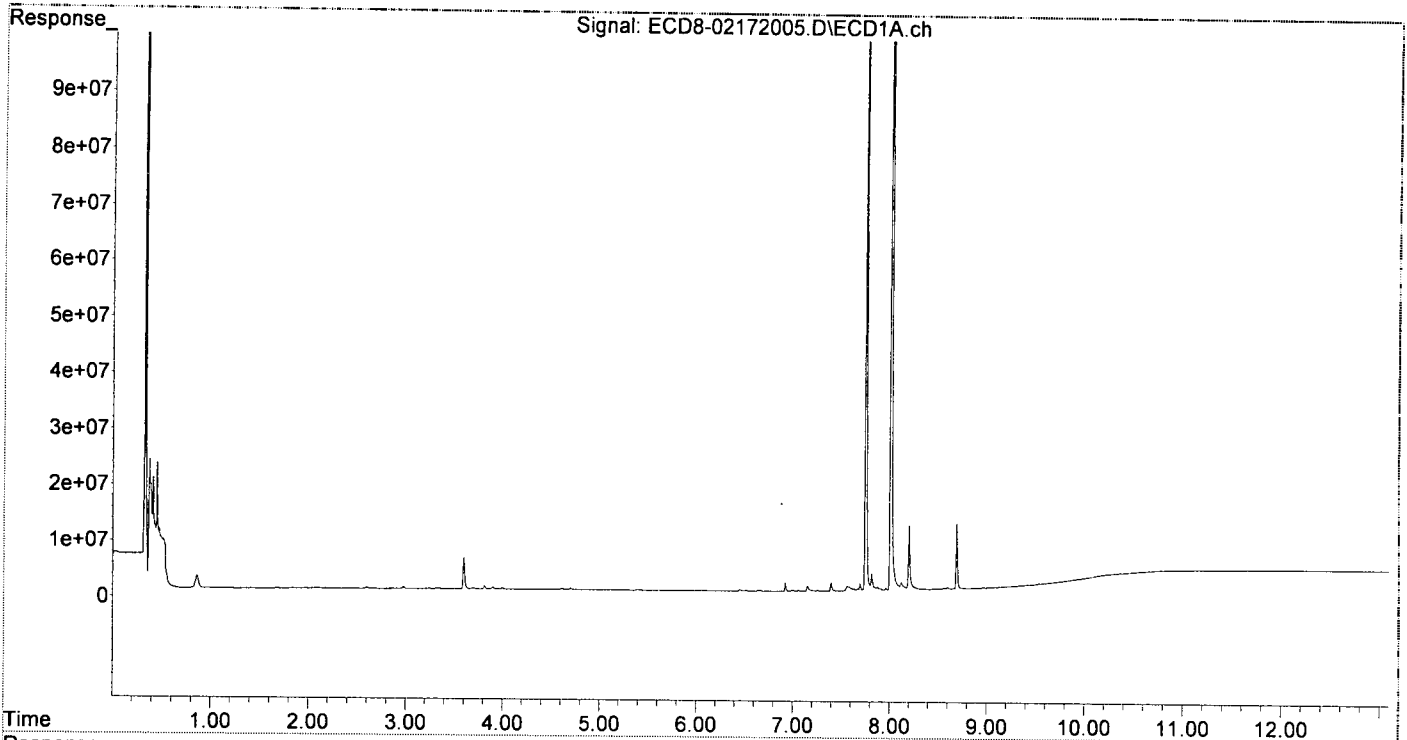
(f)=RT Delta > 1/2 Window

(m)=manual int.

Quantitation Report (QT Reviewed)

Data Path : C:\msdchem\1\data\2020-02\0B17041\
Data File : ECD8-02172005.D
Signal(s) : Signal #1: ECD1A.ch Signal #2: ECD2B.ch
Acq On : 17 Feb 2020 12:44
Operator : MJB
Sample : 0B17041-BKD2
Misc : A20A019
ALS Vial : 2 Sample Multiplier: 1

Integration File signal 1: PEST1.e
Integration File signal 2: PEST2.e
Quant Time: Feb 17 13:00:06 2020
Quant Method : C:\msdchem\1\methods\PestBreakdownCHK_200201RT3.M
Quant Title : Pesticides
QLast Update : Fri Nov 09 13:28:51 2018
Response via : Initial Calibration
Integrator: ChemStation



Pesticide BKD

Pesticide Breakdown Check (Validated 8/8/2013)

Sequence: 0B17041 BKD2
Data File: ECD8-02172005.D

Handwritten: 2/18/20

First Column Area Counts		Percent Breakdown	
DDE	17716586		
DDD	48247918		
DDT	2385091048	2.69	PASS
Endrin	1313890106	17.06	FAIL
Endrin Aldehyde	153168383		
Endrin Ketone	117157897		

Second Column Area Counts		Percent Breakdown	
DDE	32314824		
DDD	56958850		
DDT	2624814489	3.29	PASS
Endrin	1245910891	17.74	FAIL
Endrin Aldehyde	139502871		
Endrin Ketone	129113306		

Breakdown must be less than 15% to accept sample data.

Quantitation Report (QT Reviewed)

Data Path : C:\msdchem\1\data\2020-02\0B17041\
 Data File : ECD8-02172007.D
 Signal(s) : Signal #1: ECD1A.ch Signal #2: ECD2B.ch
 Acq On : 17 Feb 2020 13:28
 Operator : MJB
 Sample : 0B17041-BKD3
 Misc : A20A019
 ALS Vial : 2 Sample Multiplier: 1

MJB
 2/18/20

Integration File signal 1: PEST1.e
 Integration File signal 2: PEST2.e
 Quant Time: Feb 17 13:43:00 2020
 Quant Method : C:\msdchem\1\methods\PestBreakdownCHK_200201RT3.M
 Quant Title : Pesticides
 QLast Update : Fri Nov 09 13:28:51 2018
 Response via : Initial Calibration
 Integrator: ChemStation

Compound	R.T.	Response	Conc	Units

Target Compounds	7.373	18274975		
1) 4,4'-DDE	7.394	15951040	NoCal	ng/mL
2) Endrin	7.750	1514441310	NoCal	ng/mL
3) 4,4'-DDD	7.812	46996988	NoCal	ng/mL
4) 4,4'-DDT	8.008	2622461034	NoCal	ng/mL
5) Endrin Aldehyde	8.197	122076673	NoCal	ng/mL
6) Endrin Ketone	8.689	89011114	NoCal	ng/mL
8) 4,4'-DDE [2C]	8.245	27377947	NoCal	ng/mL
9) Endrin [2C]	8.612	1426826306	NoCal	ng/mL
10) 4,4'-DDD [2C]	8.660	54529425	NoCal	ng/mL
11) Endrin Aldehyde [2C]	8.998	110502694	NoCal	ng/mL
12) 4,4'-DDT [2C]	8.885	2848742180	NoCal	ng/mL
13) Endrin Ketone [2C]	9.588	96929616	NoCal	ng/mL

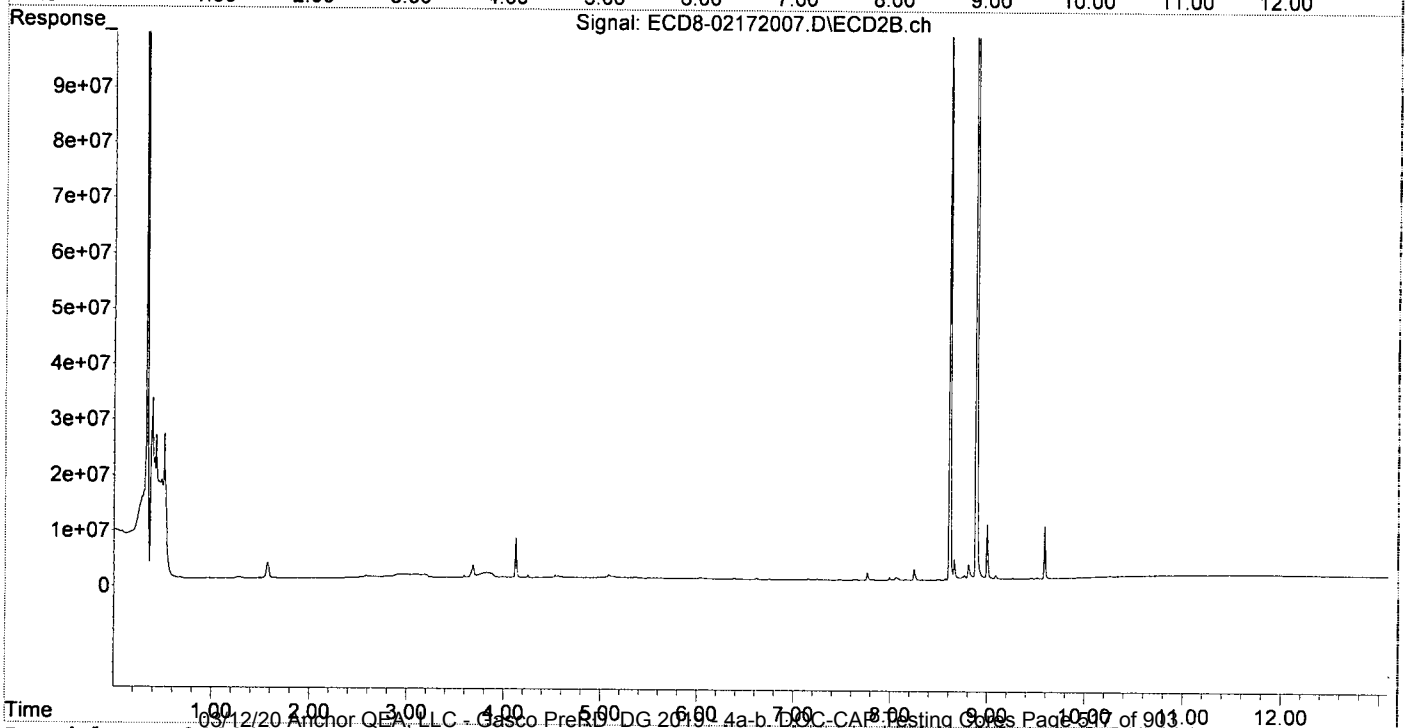
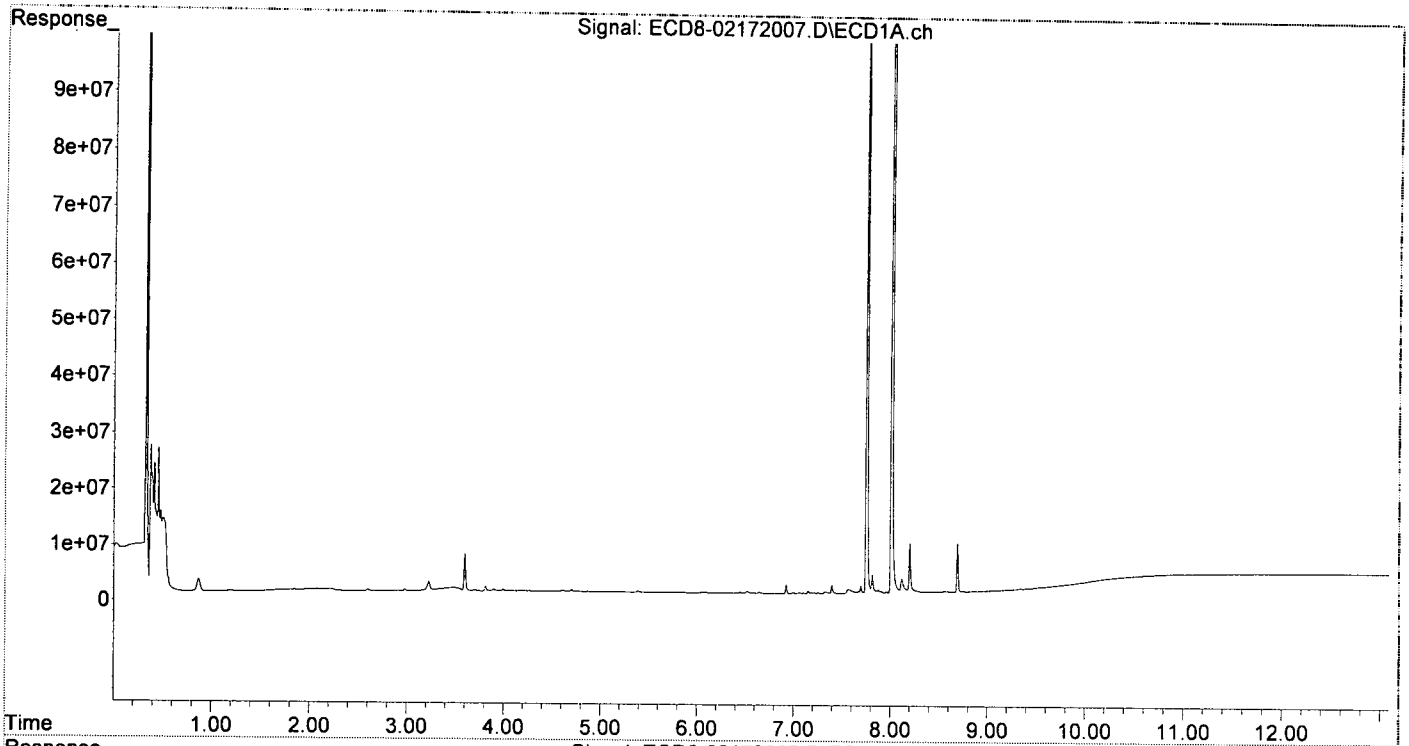
(f)=RT Delta > 1/2 Window

(m)=manual int.

Quantitation Report (QT Reviewed)

Data Path : C:\msdchem\1\data\2020-02\0B17041\
Data File : ECD8-02172007.D
Signal(s) : Signal #1: ECD1A.ch Signal #2: ECD2B.ch
Acq On : 17 Feb 2020 13:28
Operator : MJB
Sample : 0B17041-BKD3
Misc : A20A019
ALS Vial : 2 Sample Multiplier: 1

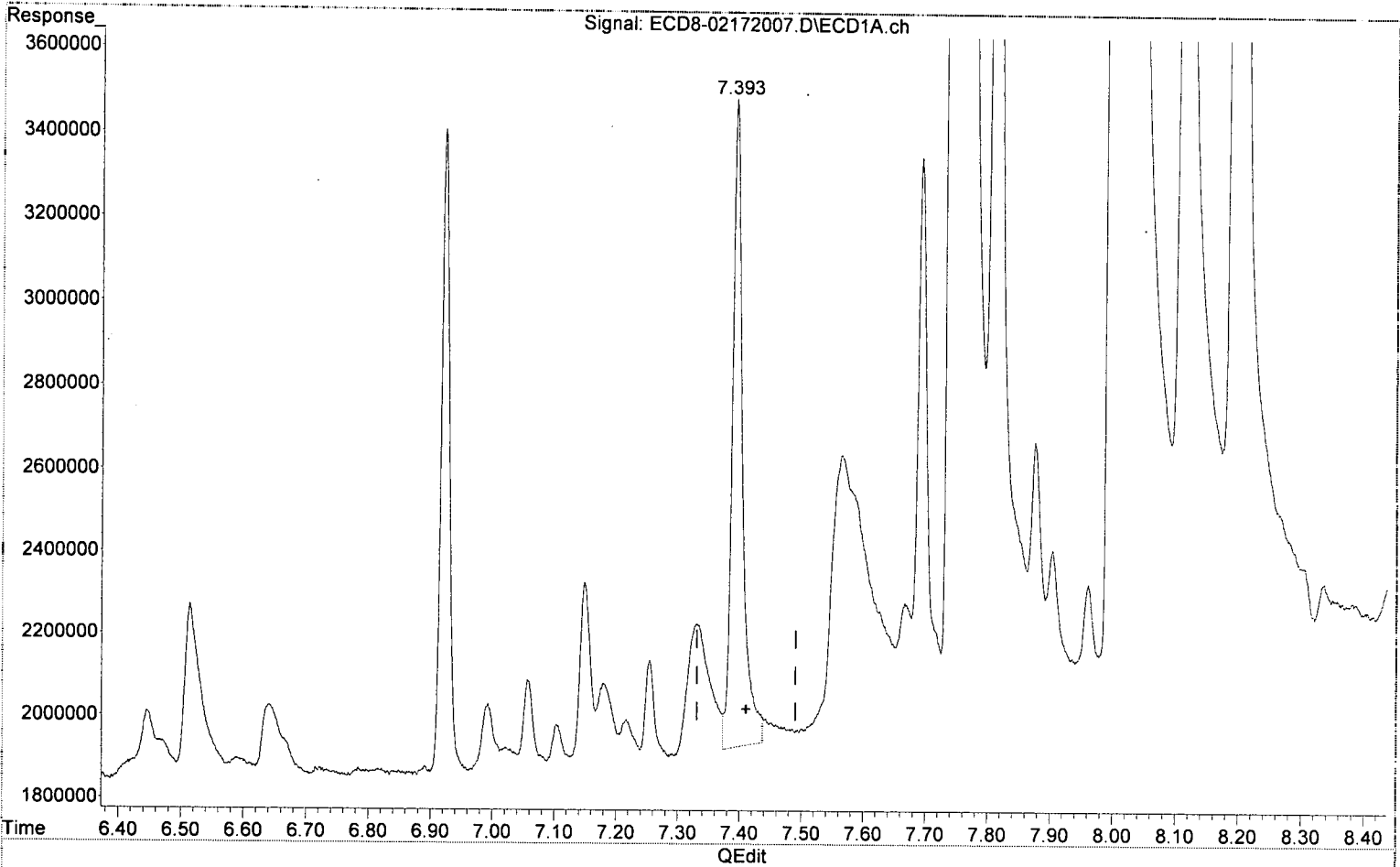
Integration File signal 1: PEST1.e
Integration File signal 2: PEST2.e
Quant Time: Feb 17 13:43:00 2020
Quant Method : C:\msdchem\1\methods\PestBreakdownCHK_200201RT3.M
Quant Title : Pesticides
QLast Update : Fri Nov 09 13:28:51 2018
Response via : Initial Calibration
Integrator: ChemStation



Quantitation Report (Qedit)

Data Path : C:\msdchem\1\data\2020-02\0B17041\
Data File : ECD8-02172007.D
Signal(s) : Signal #1: ECD1A.ch Signal #2: ECD2B.ch
Acq On : 17 Feb 2020 13:28
Operator : MJB
Sample : 0B17041-BKD3
Misc : A20A019
ALS Vial : 2 Sample Multiplier: 1

Integration File signal 1: PEST1.e
Integration File signal 2: PEST2.e
Quant Time: Feb 17 13:43:00 2020
Quant Method : C:\msdchem\1\methods\PestBreakdownCHK_200201RT3.M
Quant Title : Pesticides
QLast Update : Fri Nov 09 13:28:51 2018
Response via : Initial Calibration
Integrator: ChemStation



(1) 4,4'-DDE
7.393min 0.000 ng/mL(m)
response 18274975

Handwritten signature and date: MJB 2/18/20

Pesticide BKD

Pesticide Breakdown Check (Validated 8/8/2013)

Sequence: 0B17041 BKD3
Data File: ECD8-02172007.D

Handwritten signature
2/18/20

First Column Area Counts		Percent Breakdown	
DDE	18274975		
DDD	46996988		
DDT	2622461034	2.43	PASS
Endrin	1514441310	12.23	PASS
Endrin Aldehyde	122076673		
Endrin Ketone	89011114		

Second Column Area Counts		Percent Breakdown	
DDE	27377947		
DDD	54529425		
DDT	2848742180	2.79	PASS
Endrin	1426826306	12.69	PASS
Endrin Aldehyde	110502694		
Endrin Ketone	96929616		

Breakdown must be less than 15% to accept sample data.

Quantitation Report (Not Reviewed)

Data Path : C:\msdchem\1\data\2020-02\0B17041\
 Data File : ECD8-02172008.D
 Signal(s) : Signal #1: ECD1A.ch Signal #2: ECD2B.ch
 Acq On : 17 Feb 2020 13:45
 Operator : MJB
 Sample : 0B17041-CCV1
 Misc : A19K133, AB 50 ppb
 ALS Vial : 3 Sample Multiplier: 1

Integration File signal 1: PEST1.e
 Integration File signal 2: PEST2.e
 Quant Time: Feb 18 11:11:56 2020
 Quant Method : C:\msdchem\1\methods\ECD8_QUANTPEST_200201RT4.M
 Quant Title : Instrument: DualECD8
 QLast Update : Mon Feb 03 15:36:51 2020
 Response via : Initial Calibration
 Integrator: ChemStation

MJB
 2/18/20

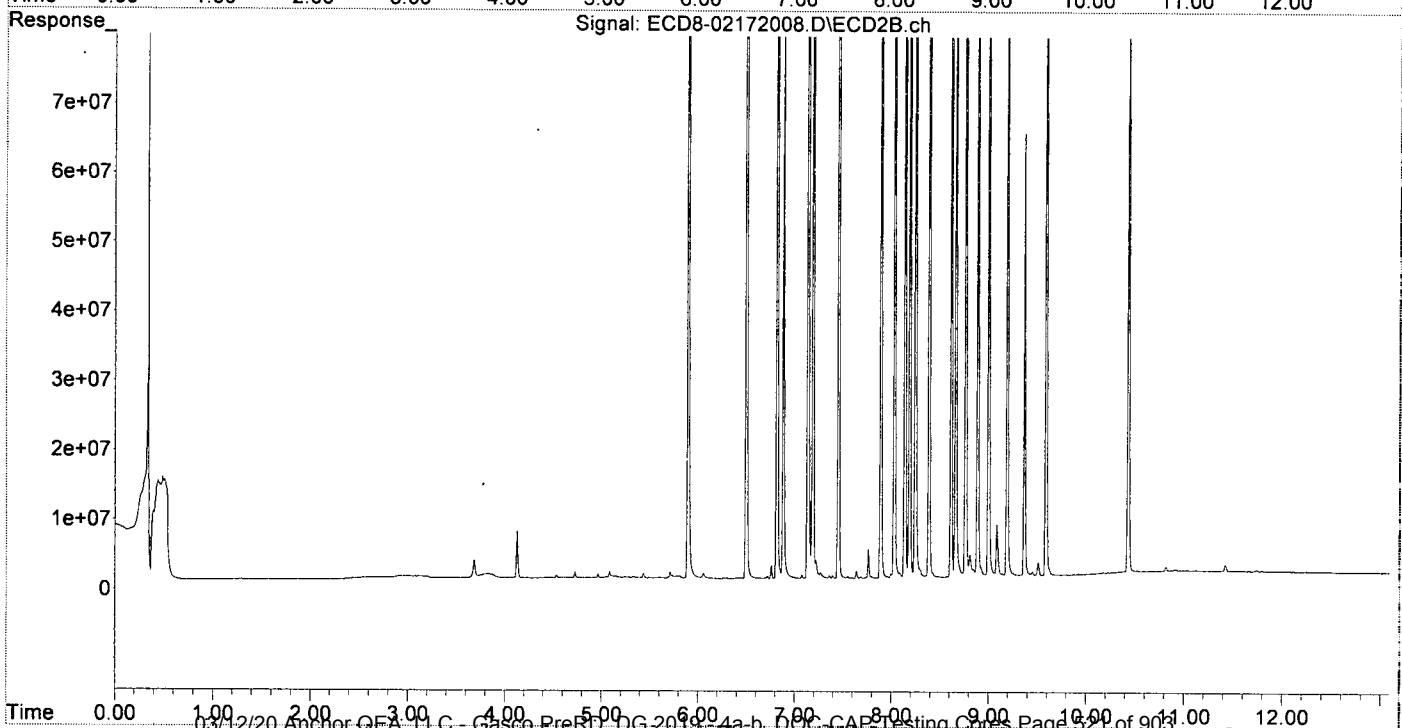
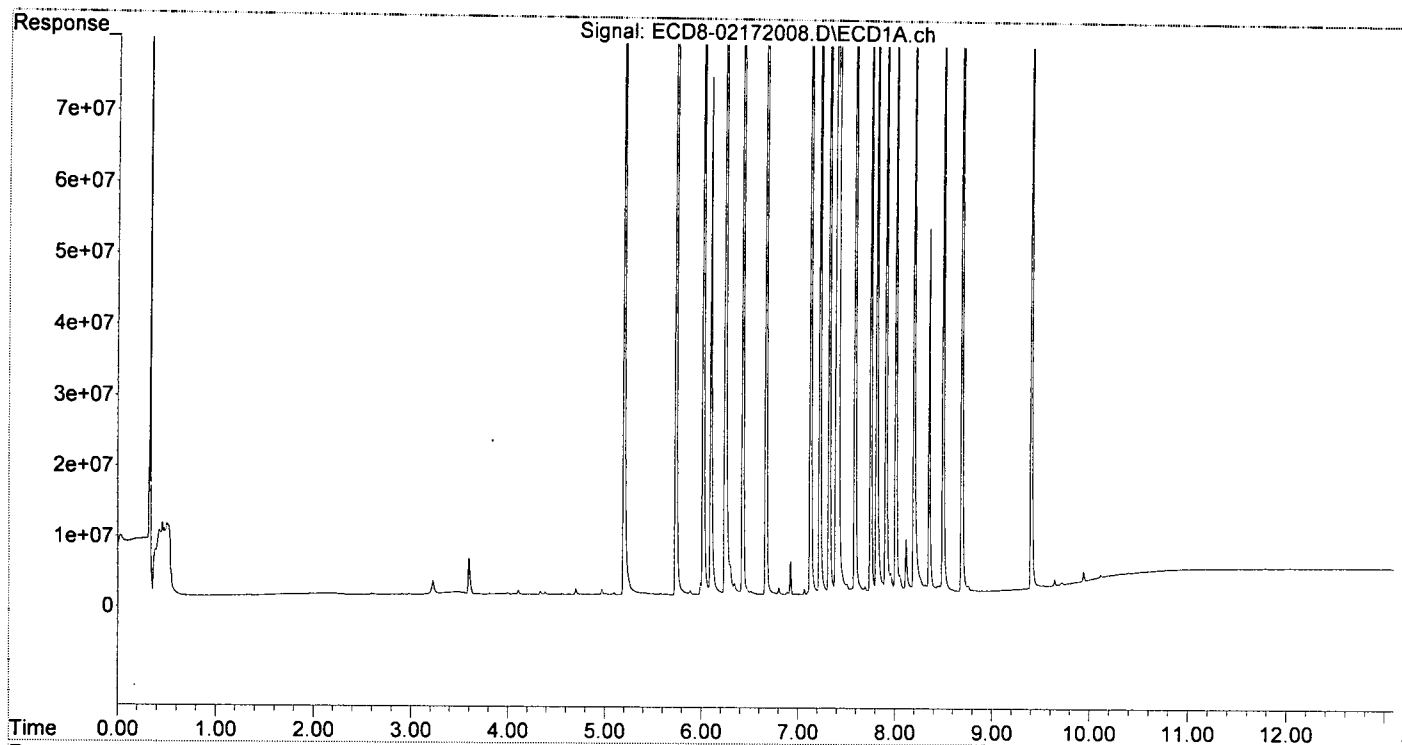
Compound	RT#1	RT#2	Resp#1	Resp#2	ng/mL	ng/mL
System Monitoring Compounds						
1) S TCMX (S)	5.199	5.894	151.4E6	169.7E6	43.315	49.196
22) S DCBP (S)	9.404	10.432	129.6E6	112.2E6	49.269	52.201
Target Compounds						
2) a-BHC	5.736	6.497	228.0E6	246.0E6	48.259	52.410
3) g-BHC	6.018	6.815	196.4E6	206.3E6	47.178	49.111
4) b-BHC	6.096	6.880	73496696	80180939	42.200	46.186
5) Heptachlor	6.427	7.186	183.2E6	188.8E6	44.572	44.826
6) d-BHC	6.244	7.134	149.8E6	184.6E6	41.362	47.993
7) Aldrin	6.667	7.451	190.9E6	196.3E6	47.241	48.920
8) Heptachlo...	7.128	7.889	167.8E6	174.2E6	45.434	48.535
9) trans-Chl...	7.224	8.029	171.6E6	176.4E6	45.635	47.452
10) cis-Chlor...	7.322	8.136	173.1E6	167.8E6	47.135	47.635
11) Endosulfa...	7.415	8.186	163.6E6	159.7E6	47.172	48.334
12) 4,4'-DDE	7.394	8.245	157.1E6	164.9E6	47.313	48.352
13) Dieldrin	7.588	8.386	172.4E6	178.3E6	45.208	47.666
14) Endrin	7.750	8.613	140.6E6	143.1E6	43.075	46.330
15) 4,4'-DDD	7.813	8.661	114.5E6	138.6E6	44.981	52.117
16) Endosulfa...	7.908	8.762	128.0E6	138.2E6	42.780	48.179
17) 4,4'-DDT	8.009	8.886	118.1E6	133.4E6	43.929	48.402
18) Endrin Al...	8.197	8.998	112.6E6	125.3E6	42.787	47.391
19) Endosulfa...	8.498	9.190	119.4E6	130.2E6	41.710	47.842
20) Methoxychlor	8.354	9.366	51795010	63686197	42.925	52.689
21) Endrin Ke...	8.690	9.589	152.2E6	151.3E6	44.028	49.030
23) Hexachlor...	2.979	3.599	69204	23353	0.018	0.005 #
24) Hexachlor...	5.579	6.356	258705	33349	0.077	BelowCal #
25) Oxychlordane	7.066	7.816	860837	112631	0.101	0.035 #
26) 2,4'-DDE	7.128f	8.029	167.8E6	176.4E6	72.565	77.625
27) trans-Non...	7.322	8.089	173.1E6	758118	47.213	0.210 #
28) 2,4'-DDD	7.505	8.386	1495745	178.3E6	0.772	93.142 #
29) 2,4'-DDT	7.693	8.613	1072089	143.1E6	0.448	60.259 #
30) cis-Nonac...	7.813f	8.661	114.5E6	138.6E6	28.131	34.784
31) Mirex	8.462	9.589	941423	151.3E6	0.182	70.213 #
32) Chlordane...	7.224	8.029	171.6E6	176.4E6	428.517	406.107
33) Chlordane...	7.322	8.136	173.1E6	167.8E6	355.914	461.557 #
34) Chlordane...	7.875	8.808	1599703	3205819	12.287	26.995 #
35) Chlordane...	0.000	0.000	0	0	N.D.	N.D.
36) Toxaphene...	7.322	8.386	173.1E6	178.3E6	10574.043	6050.400 #
37) Toxaphene...	7.588	0.000	172.4E6	0	5487.618	N.D. #
38) Toxaphene...	7.908	8.762	128.0E6	138.2E6	1850.254	2136.113
39) Toxaphene...	8.116f	8.808	7678970	3205819	111.317	29.091 #
40) Toxaphene...	8.354f	8.998	51795010	125.3E6	955.586	2185.433 #
41) Toxaphene...	8.441	9.366	947707	63686197	12.461	964.156 #
42) Toxaphene...	0.000	0.000	0	0	N.D.	N.D.

(f)=RT Delta > 1/2 Window (#)=Amounts differ by > 25% (m)=manual int.

Quantitation Report (Not Reviewed)

Data Path : C:\msdchem\1\data\2020-02\0B17041\
Data File : ECD8-02172008.D
Signal(s) : Signal #1: ECD1A.ch Signal #2: ECD2B.ch
Acq On : 17 Feb 2020 13:45
Operator : MJB
Sample : 0B17041-CCV1
Misc : A19K133, AB 50 ppb
ALS Vial : 3 Sample Multiplier: 1

Integration File signal 1: PEST1.e
Integration File signal 2: PEST2.e
Quant Time: Feb 18 11:11:56 2020
Quant Method : C:\msdchem\1\methods\ECD8_QUANTPEST_200201RT4.M
Quant Title : Instrument: DualECD8
QLast Update : Mon Feb 03 15:36:51 2020
Response via : Initial Calibration
Integrator: ChemStation



Quantitation Report (Not Reviewed)

Data Path : C:\msdchem\1\data\2020-02\0B17041\
 Data File : ECD8-02172009.D
 Signal(s) : Signal #1: ECD1A.ch Signal #2: ECD2B.ch
 Acq On : 17 Feb 2020 14:02
 Operator : MJB
 Sample : 0B17041-CCV2
 Misc : A19J408, 9-42 50 ppb
 ALS Vial : 4 Sample Multiplier: 1

MJB
 2/18/20

Integration File signal 1: PEST1.e
 Integration File signal 2: PEST2.e
 Quant Time: Feb 18 11:15:31 2020
 Quant Method : C:\msdchem\1\methods\ECD8_QUANTPEST_200201RT4.M
 Quant Title : Instrument: DualECD8
 QLast Update : Mon Feb 03 15:36:51 2020
 Response via : Initial Calibration
 Integrator: ChemStation

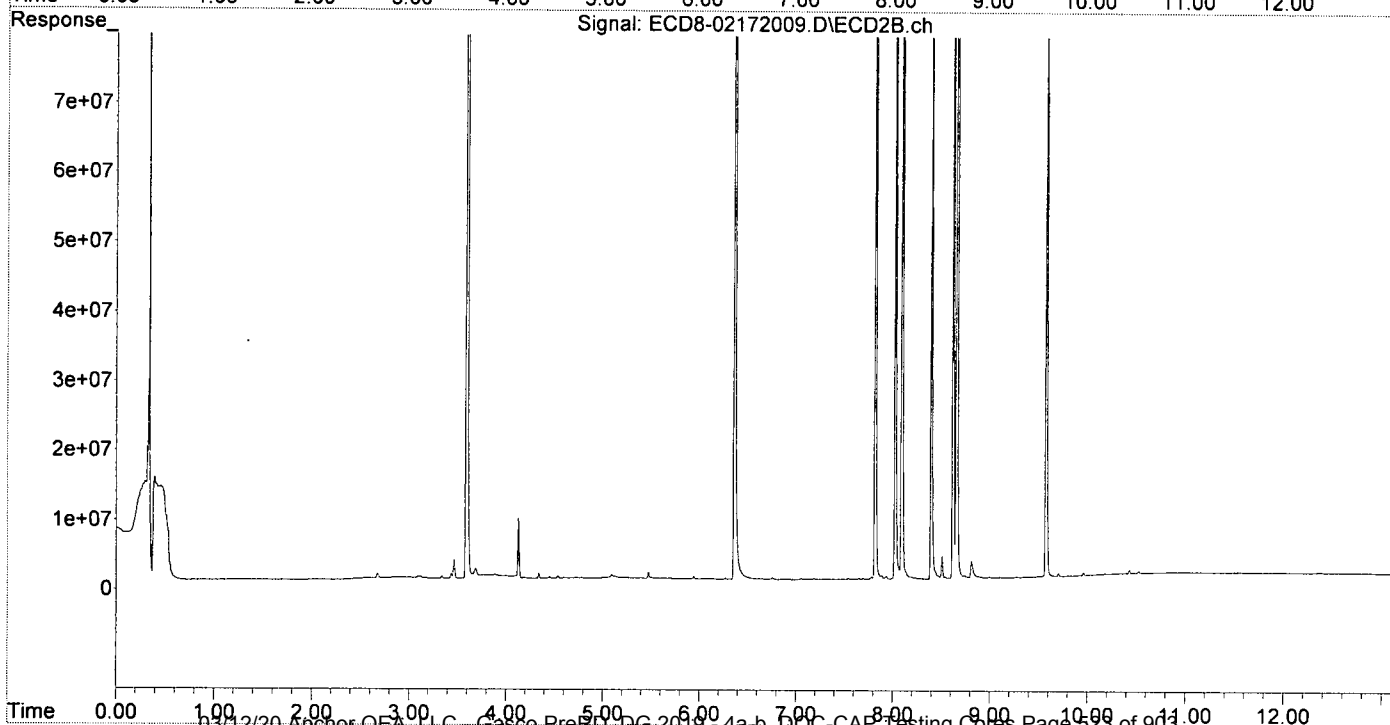
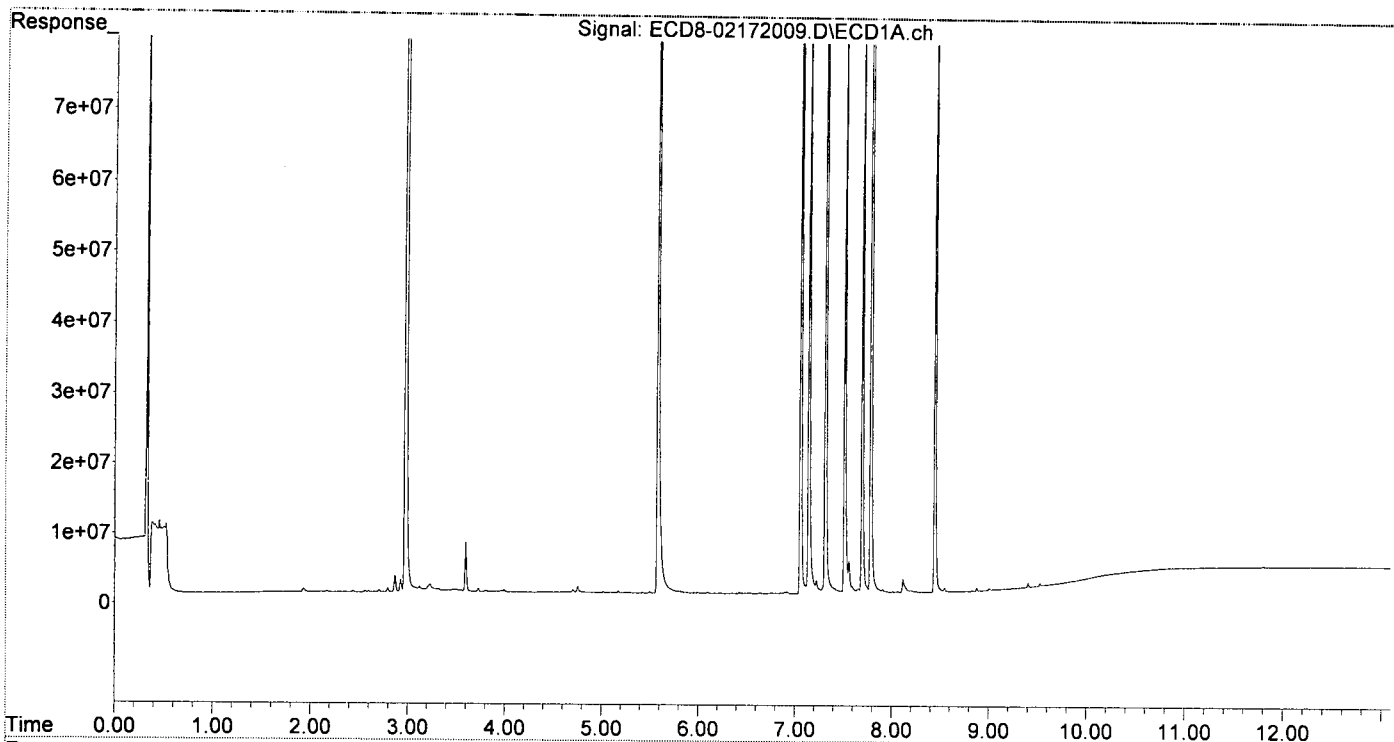
Compound	RT#1	RT#2	Resp#1	Resp#2	ng/mL	ng/mL
System Monitoring Compounds						
1) S TCMX (S)	5.175f	5.904	340385	70172	0.097	0.020 #
22) S DCBP (S)	9.404	10.432	765958	557286	BelowCal	BelowCal
Target Compounds						
2) a-BHC	0.000	0.000	0	0	N.D.	N.D.
3) g-BHC	5.996f	6.846f	129487	35356	0.031	0.051 #
4) b-BHC	6.098	6.885	166028	61912	0.095	0.036 #
5) Heptachlor	6.429	7.186	214517	197112	0.052	0.047
6) d-BHC	6.253	7.139	36335	93535	0.117	0.124
7) Aldrin	6.665	7.444	29228	24404	0.007	0.019 #
8) Heptachlo...	7.143	7.888	105.6E6	578008	28.609	0.161 #
9) trans-Chl...	7.224	8.024	1914175	111.2E6	0.509	29.911 #
10) cis-Chlor...	7.315	0.000	173.7E6	0	47.311	N.D. #
11) Endosulfa...	0.000	8.184	0	311302	N.D.	0.094 #
12) 4,4'-DDE	0.000	8.225	0	212767	N.D.	0.157 #
13) Dieldrin	7.593	8.396	932290	96028178	0.244	26.450 #
14) Endrin	7.784f	8.620	193.3E6	117.5E6	59.217	38.500 #
15) 4,4'-DDD	7.784f	8.657	193.3E6	202.0E6	75.939	72.438
16) Endosulfa...	7.909	8.743	502994	358189	0.168	0.105 #
17) 4,4'-DDT	8.013	8.885	131753	187127	0.049	0.051
18) Endrin Al...	8.210	9.000	280496	99869	0.107	0.038 #
19) Endosulfa...	0.000	9.190	0	44109	N.D.	BelowCal
20) Methoxychlor	8.353	9.366	22376	21985	0.019	BelowCal #
21) Endrin Ke...	8.691	9.578	63543	112.4E6	0.018	37.118 #
23) Hexachlor...	2.978	3.593	180.4E6	235.3E6	46.271	48.586
24) Hexachlor...	5.581	6.362	152.3E6	158.2E6	45.292	50.500
25) Oxychlorane	7.058	7.818	157.0E6	160.6E6	50.565	50.205
26) 2,4'-DDE	7.143	8.024	105.6E6	111.2E6	45.694	48.930
27) trans-Non...	7.315	8.093	173.7E6	176.6E6	47.389	48.926
28) 2,4'-DDD	7.513	8.396	8786579	96028178	45.366	50.164
29) 2,4'-DDT	7.695	8.620	107.8E6	117.5E6	45.065	50.329
30) cis-Nonac...	7.784	8.657	193.3E6	202.0E6	47.491	50.685
31) Mirex	8.446	9.578	121.3E6	112.4E6	50.186	52.575
32) Chlordane...	7.224	8.024	1914175	111.2E6	4.780	255.985 #
33) Chlordane...	7.315	0.000	173.7E6	0	357.245	N.D. #
34) Chlordane...	7.909f	8.811	502994	2438784	3.863	20.536 #
35) Chlordane...	0.000	0.000	0	0	N.D.	N.D.
36) Toxaphene...	7.315	8.396f	173.7E6	96028178	10613.580	3258.621 #
37) Toxaphene...	7.593	8.743f	932290	358189	29.676	8.913 #
38) Toxaphene...	7.909	8.743	502994	358189	3.986	5.536 #
39) Toxaphene...	8.119f	8.811	1946767	2438784	23.066	21.144
40) Toxaphene...	8.353f	9.000	22376	99869	0.413	1.742 #
41) Toxaphene...	8.446	9.376	121.3E6	18862	1594.972	0.286 #
42) Toxaphene...	0.000	0.000	0	0	N.D.	N.D.

(f)=RT Delta > 1/2 Window (#)=Amounts differ by > 25% (m)=manual int.

Quantitation Report (Not Reviewed)

Data Path : C:\msdchem\1\data\2020-02\0B17041\
Data File : ECD8-02172009.D
Signal(s) : Signal #1: ECD1A.ch Signal #2: ECD2B.ch
Acq On : 17 Feb 2020 14:02
Operator : MJB
Sample : 0B17041-CCV2
Misc : A19J408, 9-42 50 ppb
ALS Vial : 4 Sample Multiplier: 1

Integration File signal 1: PEST1.e
Integration File signal 2: PEST2.e
Quant Time: Feb 18 11:15:31 2020
Quant Method : C:\msdchem\1\methods\ECD8_QUANTPEST_200201RT4.M
Quant Title : Instrument: DualECD8
QLast Update : Mon Feb 03 15:36:51 2020
Response via : Initial Calibration
Integrator: ChemStation



Quantitation Report (Not Reviewed)

Data Path : C:\msdchem\1\data\2020-02\0B17041\
 Data File : ECD8-02172010.D
 Signal(s) : Signal #1: ECD1A.ch Signal #2: ECD2B.ch
 Acq On : 17 Feb 2020 14:18
 Operator : MJB
 Sample : 0B17041-CCB1
 Misc : A20A395
 ALS Vial : 7 Sample Multiplier: 1

Integration File signal 1: PEST1.e
 Integration File signal 2: PEST2.e
 Quant Time: Feb 18 11:16:15 2020
 Quant Method : C:\msdchem\1\methods\ECD8_QUANTPEST_200201RT4.M
 Quant Title : Instrument: DualECD8
 QLast Update : Mon Feb 03 15:36:51 2020
 Response via : Initial Calibration
 Integrator: ChemStation

MJB
 2/18/20
 Clean

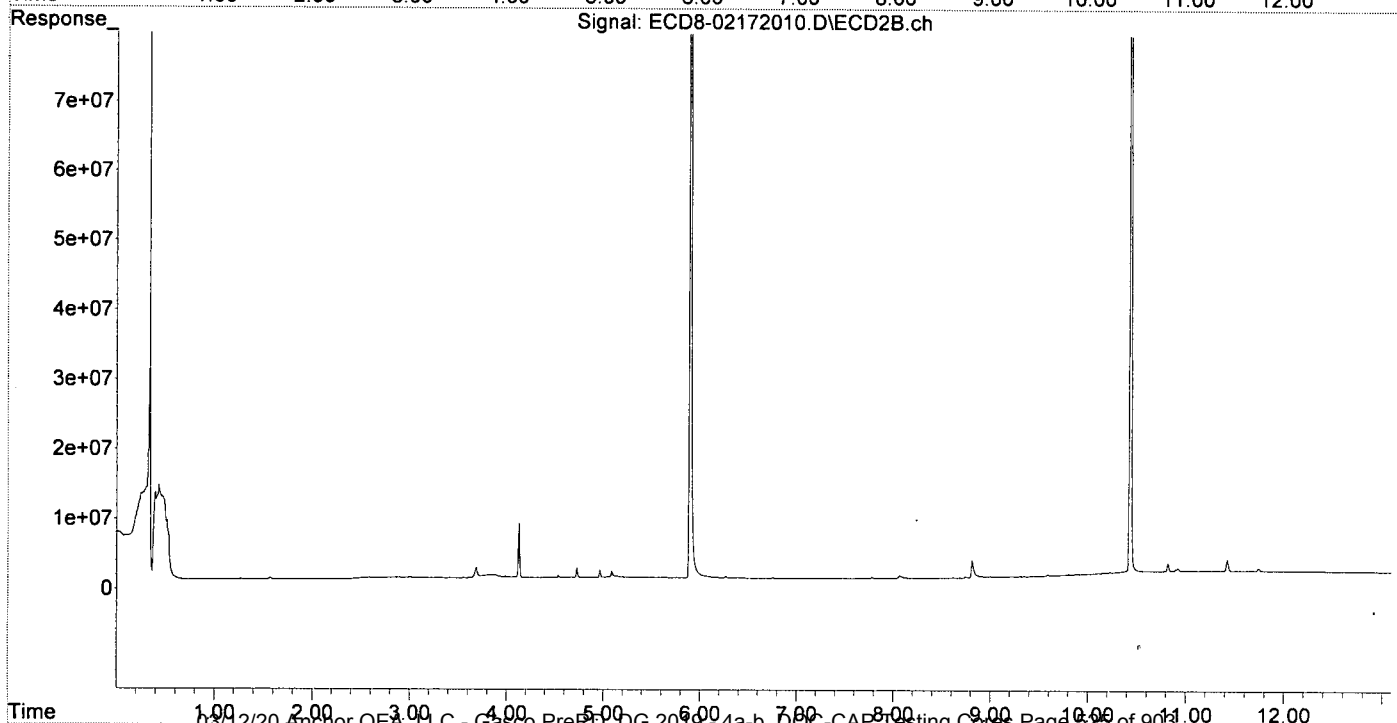
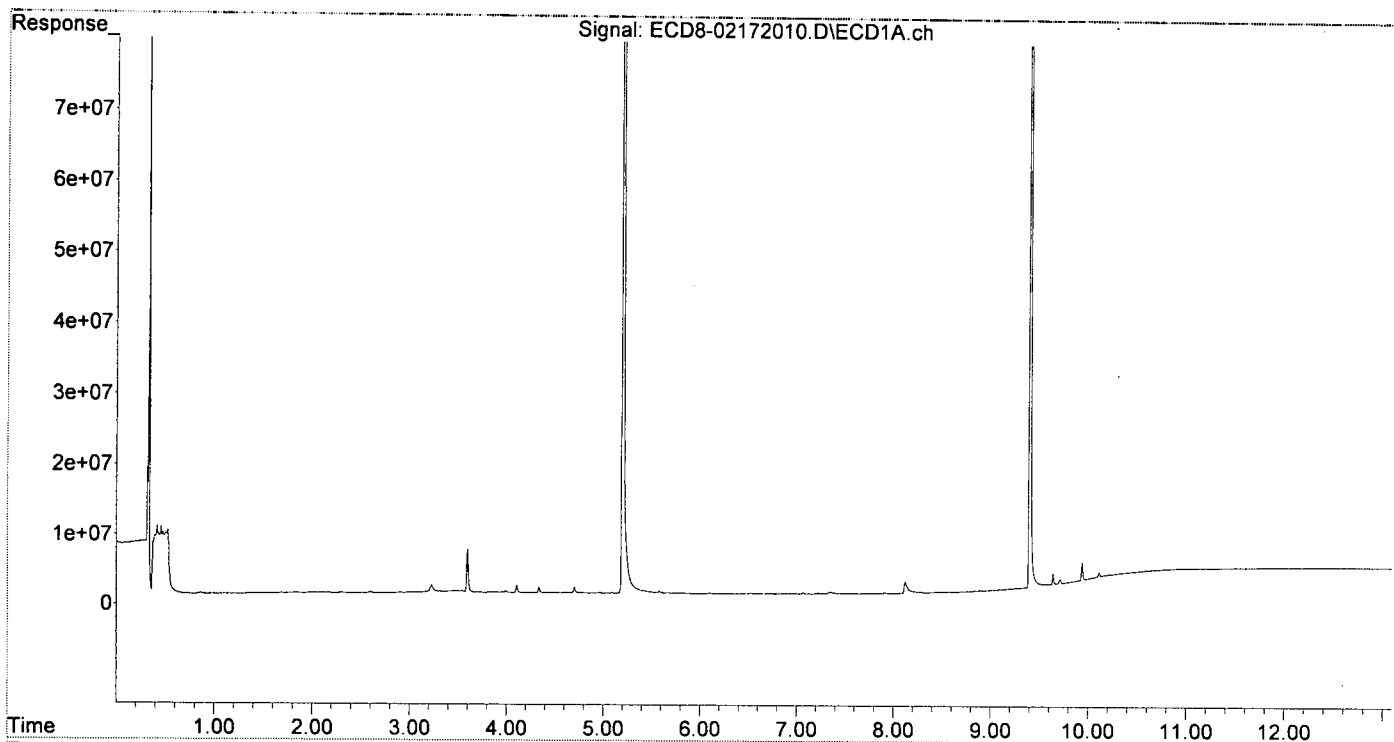
Compound	RT#1	RT#2	Resp#1	Resp#2	ng/mL	ng/mL
System Monitoring Compounds						
1) S TCMX (S)	5.198	5.894	291.6E6	330.0E6	83.397	95.663
22) S DCBP (S)	9.403	10.431	247.3E6	224.8E6	92.528	100.142
Target Compounds						
2) a-BHC	0.000	0.000	0	0	N.D.	N.D.
3) g-BHC	0.000	6.776f	0	34971	N.D.	N.D. #
4) b-BHC	6.099	6.885	104772	20766	0.060	0.012 #
5) Heptachlor	6.426	7.191	21761	18762	0.005	0.004
6) d-BHC	0.000	7.138	0	14778	N.D.	0.102 #
7) Aldrin	6.664	7.476f	10024	95997	0.002	0.038 #
8) Heptachlo...	0.000	7.888	0	15612	N.D.	0.004 #
9) trans-Chl...	7.220	8.034	100213	58913	0.027	0.016 #
10) cis-Chlor...	7.346f	8.160f	239002	20191	0.065	0.006 #
11) Endosulfa...	7.398	8.186	97853	20783	0.028	0.006 #
12) 4,4'-DDE	7.394	0.000	103839	0	0.031	N.D. #
13) Dieldrin	0.000	8.386	0	6122	N.D.	0.034 #
14) Endrin	7.752	8.619	11363	32891	0.003	0.004
15) 4,4'-DDD	7.781f	8.658	8751	12672	0.003	0.048 #
16) Endosulfa...	7.909	8.744	175961	194046	0.059	0.043 #
17) 4,4'-DDT	8.015	0.000	25518	0	0.009	N.D. #
18) Endrin Al...	8.194	8.998	303325	153972	0.115	0.058 #
19) Endosulfa...	8.500	9.192	50623	85432	0.018	BelowCal #
20) Methoxychlor	8.362	9.364	72657	74472	0.060	BelowCal #
21) Endrin Ke...	8.692	9.589	36977	254553	0.011	BelowCal #
23) Hexachlor...	2.982	3.613f	83033	120111	0.021	0.025
24) Hexachlor...	5.581	6.354	354698	59176	0.106	BelowCal #
25) Oxychlordane	7.066	7.816	155081	26986	BelowCal	0.008
26) 2,4'-DDE	0.000	8.034	0	58913	N.D.	0.026 #
27) trans-Non...	7.346f	8.067f	239002	382644	0.065	0.106 #
28) 2,4'-DDD	0.000	8.386	0	6122	N.D.	0.003 #
29) 2,4'-DDT	7.693	8.619	22291	32891	0.009	BelowCal #
30) cis-Nonac...	7.781	8.658	8751	12672	0.002	0.003 #
31) Mirex	8.455	9.589	83600	254553	8199.094	BelowCal #
32) Chlordane...	7.220	8.034	100213	58913	0.250	0.136 #
33) Chlordane...	7.346f	8.160	239002	20191	0.491	0.056 #
34) Chlordane...	7.876	8.812	10278	2470534	0.079	20.804 #
35) Chlordane...	0.000	0.000	0	0	N.D.	N.D.
36) Toxaphene...	7.276f	8.386	15153	6122	0.926	0.208 #
37) Toxaphene...	0.000	8.694f	0	10327	N.D.	0.257 #
38) Toxaphene...	7.909	8.744	175961	194046	96751.437	2.999 #
39) Toxaphene...	8.122f	8.812	1714954	2470534	19.493	21.473
40) Toxaphene...	8.378	8.998	64429	153972	1.189	2.686 #
41) Toxaphene...	8.434	9.364	49353	74472	0.649	1.127 #
42) Toxaphene...	0.000	0.000	0	0	N.D.	N.D.

(f)=RT Delta > 1/2 Window (#)=Amounts differ by > 25% (m)=manual int.

Quantitation Report (Not Reviewed)

Data Path : C:\msdchem\1\data\2020-02\0B17041\
Data File : ECD8-02172010.D
Signal(s) : Signal #1: ECD1A.ch Signal #2: ECD2B.ch
Acq On : 17 Feb 2020 14:18
Operator : MJB
Sample : 0B17041-CCB1
Misc : A20A395
ALS Vial : 7 Sample Multiplier: 1

Integration File signal 1: PEST1.e
Integration File signal 2: PEST2.e
Quant Time: Feb 18 11:16:15 2020
Quant Method : C:\msdchem\1\methods\ECD8_QUANTPEST_200201RT4.M
Quant Title : Instrument: DualECD8
QLast Update : Mon Feb 03 15:36:51 2020
Response via : Initial Calibration
Integrator: ChemStation



Quantitation Report (Not Reviewed)

Data Path : C:\msdchem\1\data\2020-02\0B17041\
 Data File : ECD8-02172011.D
 Signal(s) : Signal #1: ECD1A.ch Signal #2: ECD2B.ch
 Acq On : 17 Feb 2020 14:56
 Operator : MJB
 Sample : 0020205-BLK1
 Misc : 1x, 8081B 2,4+4,4-DDx Only, GPC
 ALS Vial : 8 Sample Multiplier: 1

Integration File signal 1: PEST1.e
 Integration File signal 2: PEST2.e
 Quant Time: Feb 18 11:17:04 2020
 Quant Method : C:\msdchem\1\methods\ECD8_QUANTPEST_200201RT4.M
 Quant Title : Instrument: DualECD8
 QLast Update : Mon Feb 03 15:36:51 2020
 Response via : Initial Calibration
 Integrator: ChemStation

MJB
 2/18/20
 Clean

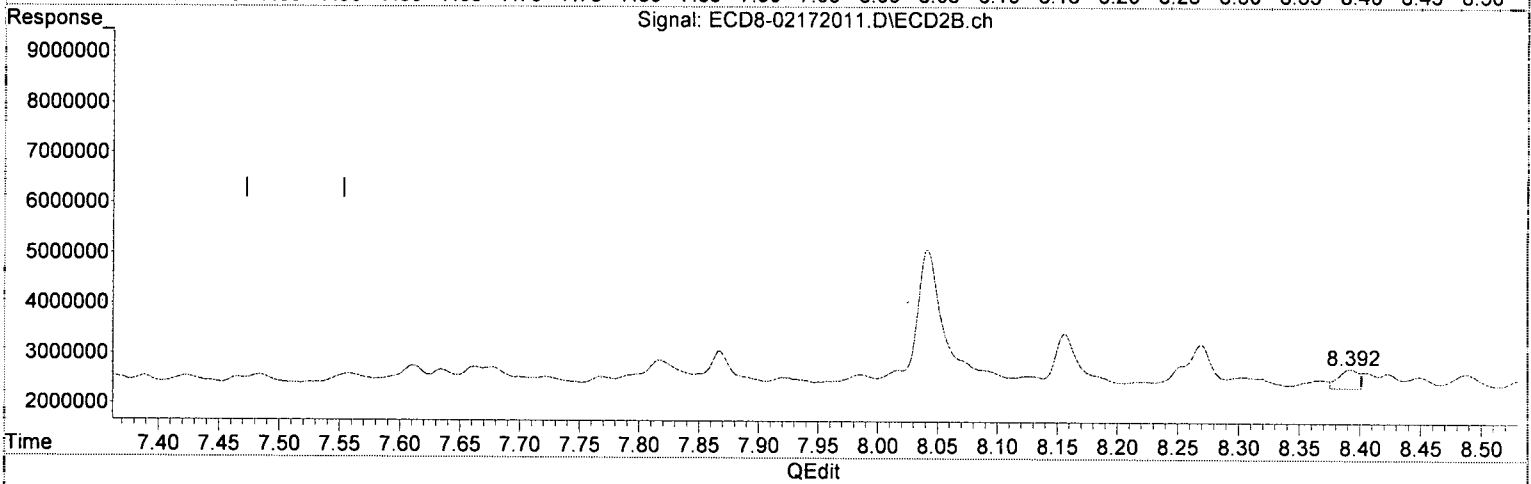
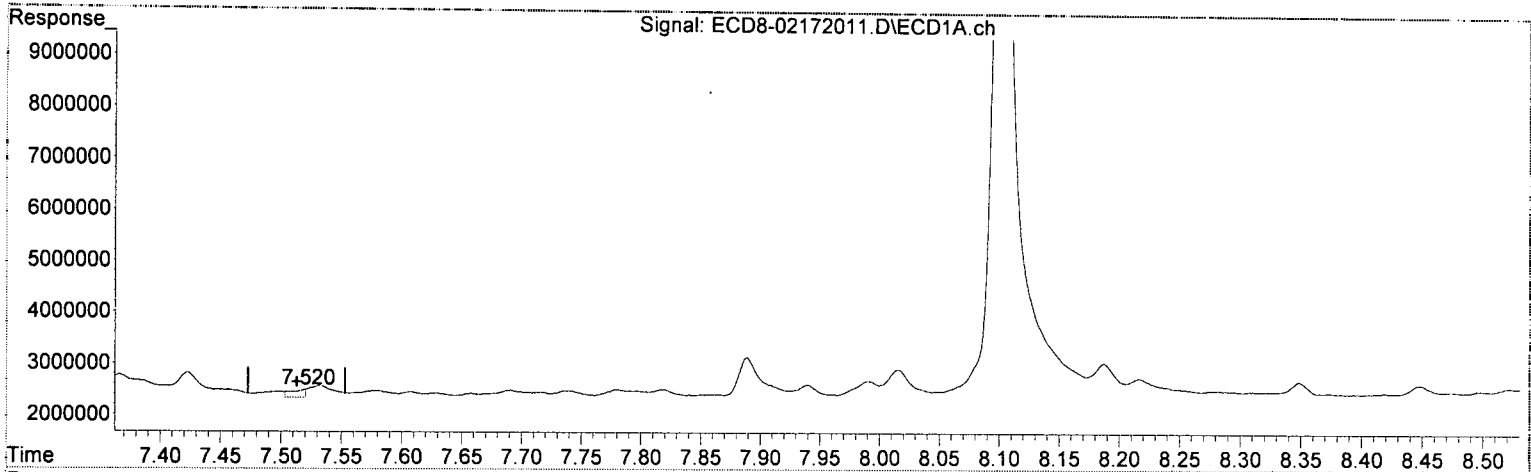
Compound	RT#1	RT#2	Resp#1	Resp#2	ng/mL	ng/mL
System Monitoring Compounds						
1) S TCMX (S)	5.198	5.890	214.1E6	241.5E6	61.243	70.023
2) S DCBP (S)	9.403	10.430	272.4E6	238.9E6	101.524	105.880
Target Compounds						
2) a-BHC	5.740	6.493	759680	223998	0.161	0.128
3) g-BHC	6.023	6.812	189419	282111	0.045	0.114 #
4) b-BHC	6.091	6.862	427461	324350	0.245	0.187
5) Heptachlor	6.416	7.173	331483	285871	0.081	0.068
6) d-BHC	6.250	7.149	178975	383647	0.158	0.207 #
7) Aldrin	6.671	7.467	271702	260141	0.067	0.082
8) Heptachlo...	7.115	7.867f	341062	754231	0.092	0.210 #
9) trans-Chl...	7.227	8.017	300151	363440	0.080	0.098
10) cis-Chlor...	7.307	8.125	2251131	239986	0.613	0.068 #
11) Endosulfa...	7.423	8.156f	497499	1087262	0.143	0.329 #
12) 4,4'-DDE	7.366f	8.270f	463032	869485	0.139	0.367 #
13) Dieldrin	7.577	8.393	129993	372956	0.034	0.139 #
14) Endrin	7.740	8.615	119677	150957	0.037	0.045
15) 4,4'-DDD	7.818	8.654	137619	133076	0.054	0.100 #
16) Endosulfa...	7.889	8.762	766546	159400	0.256	0.030 #
17) 4,4'-DDT	8.016	8.879	521133	368267	0.194	0.125 #
18) Endrin Al...	8.187	9.004	639258	135031	0.243	0.051 #
19) Endosulfa...	8.497	9.195	30941	131168	0.011	BelowCal #
20) Methoxychlor	8.349	9.365	253283	468138	0.210	0.068 #
21) Endrin Ke...	8.688	9.588	11518542	844885	3.332	0.077 #
23) Hexachlor...	2.975	3.559f	517777	37181552	0.133	7.679 #
24) Hexachlor...	5.578	6.372	655995	1282583	0.195	0.392 #
25) Oxychlordane	7.050	7.817	257369	577377	BelowCal	0.181
26) 2,4'-DDE	7.115f	8.017	341062	363440	0.148	0.160
27) trans-Non...	7.307	8.125f	2251131	239986	0.614	0.066 #
28) 2,4'-DDD	7.500 7.520	8.393	115024	372956	0.0590 0.081	0.195 #
29) 2,4'-DDT	7.691	8.615	135181	150957	0.056	0.022 #
30) cis-Nonac...	7.781	8.654	135880	133076	0.033	0.033
31) Mirex	8.448	9.588	165870	844885	8199.060	0.156 #
32) Chlordane...	7.227	8.042	300151	2775317	0.749	6.388 #
33) Chlordane...	7.307	8.156	2251131	1087262	4.629	2.991 #
34) Chlordane...	7.861	8.798	36892	16804630	0.283	141.506 #
35) Chlordane...	0.000	0.000	0	0	N.D.	N.D.
36) Toxaphene...	7.307	8.367	2251131	160479	137.521	5.446 #
37) Toxaphene...	7.608	8.720	105958	259666	3.373	6.461 #
38) Toxaphene...	7.889	8.746	766546	224061	7.730	3.463 #
39) Toxaphene...	8.187f	8.798f	639258	16804630	2.913	168.462 #
40) Toxaphene...	8.349f	9.004	253283	135031	4.673	2.355 #
41) Toxaphene...	8.448	9.365	165870	468138	2.181	7.087 #
42) Toxaphene...	0.000	0.000	0	0	N.D.	N.D.

(f)=RT Delta > 1/2 Window (#)=Amounts differ by > 25% (m)=manual int.

Quantitation Report (Qedit)

Data Path : C:\msdchem\1\data\2020-02\0B17041\
Data File : ECD8-02172011.D
Signal(s) : Signal #1: ECD1A.ch Signal #2: ECD2B.ch
Acq On : 17 Feb 2020 14:56
Operator : MJB
Sample : 0020205-BLK1
Misc : 1x, 8081B 2,4+4,4-DDx Only, GPC
ALS Vial : 8 Sample Multiplier: 1

Integration File signal 1: PEST1.e
Integration File signal 2: PEST2.e
Quant Time: Feb 18 11:17:04 2020
Quant Method : C:\msdchem\1\methods\ECD8_QUANTPEST_200201RT4.M
Quant Title : Instrument: DualeCD8
QLast Update : Mon Feb 03 15:36:51 2020
Response via : Initial Calibration
Integrator: ChemStation



(28) 2,4'-DDD

7.520min 0.081 ng/mL

response 157401

(28) 2,4'-DDD #2

8.393min 0.195 ng/mL

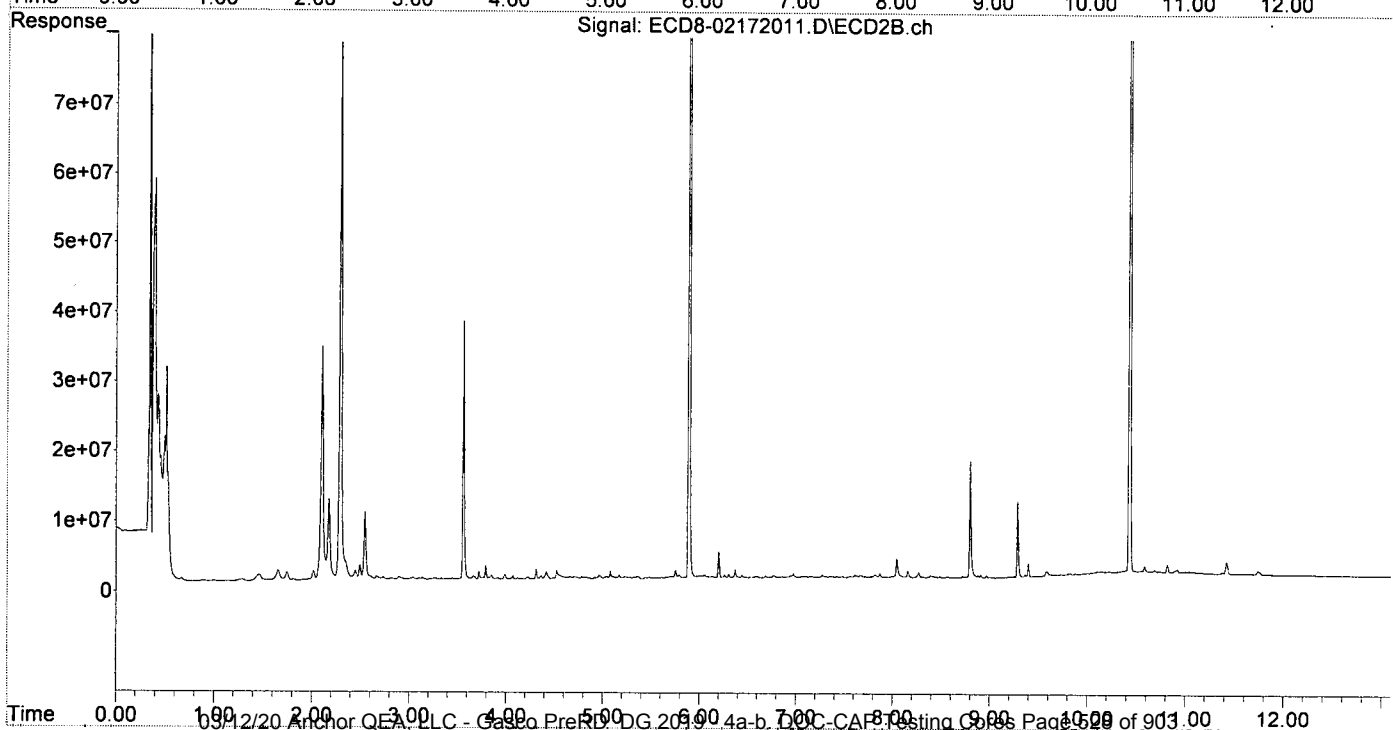
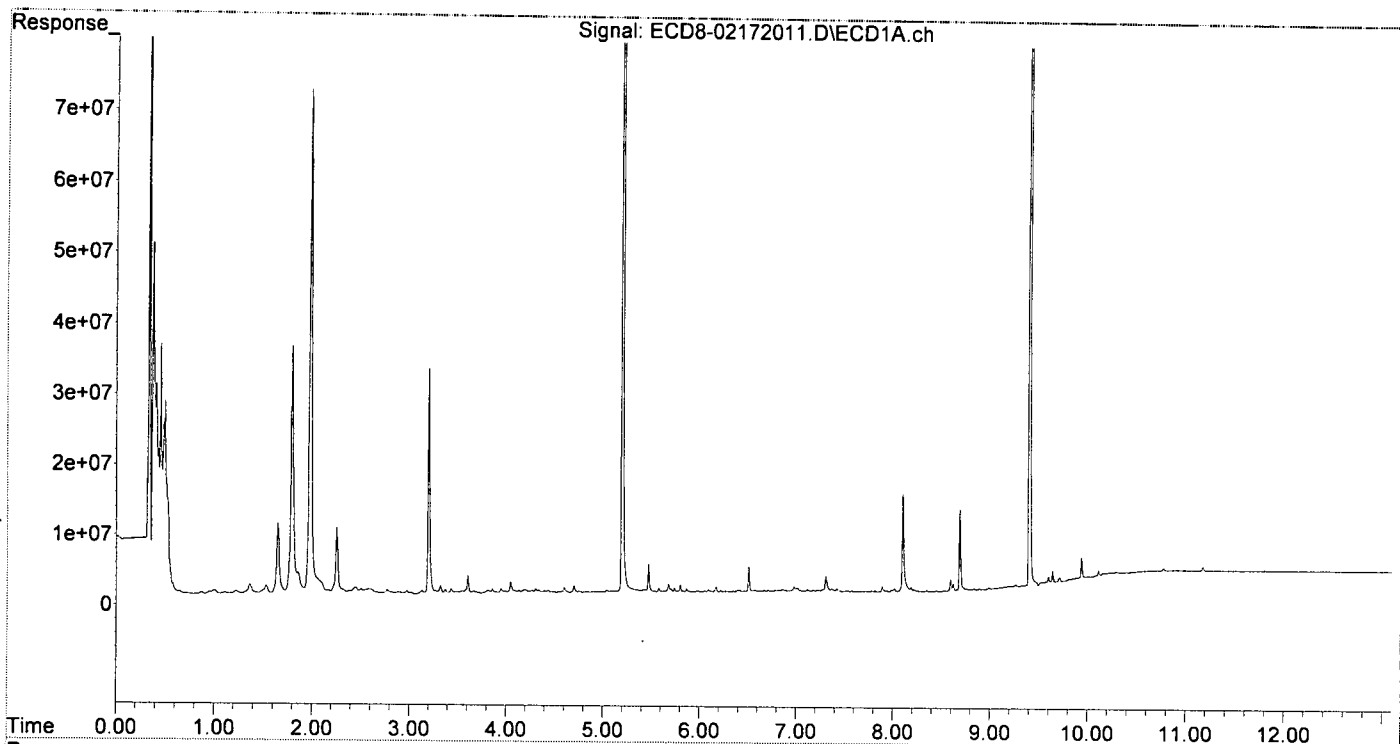
response 372956

Handwritten signature and date: 02/18/20

Quantitation Report (Not Reviewed)

Data Path : C:\msdchem\1\data\2020-02\0B17041\
Data File : ECD8-02172011.D
Signal(s) : Signal #1: ECD1A.ch Signal #2: ECD2B.ch
Acq On : 17 Feb 2020 14:56
Operator : MJB
Sample : 0020205-BLK1
Misc : 1x, 8081B 2,4+4,4-DDx Only, GPC
ALS Vial : 8 Sample Multiplier: 1

Integration File signal 1: PEST1.e
Integration File signal 2: PEST2.e
Quant Time: Feb 18 11:17:04 2020
Quant Method : C:\msdchem\1\methods\ECD8_QUANTPEST_200201RT4.M
Quant Title : Instrument: DualeCD8
QLast Update : Mon Feb 03 15:36:51 2020
Response via : Initial Calibration
Integrator: ChemStation



Data Path : C:\msdchem\1\data\2020-02\0B17041\
 Data File : ECD8-02172012.D
 Signal(s) : Signal #1: ECD1A.ch Signal #2: ECD2B.ch
 Acq On : 17 Feb 2020 15:13
 Operator : MJB
 Sample : 0020205-BS1
 Misc : 1x, 8081B 2,4+4,4-DDx Only, GPC
 ALS Vial : 9 Sample Multiplier: 1

Integration File signal 1: PEST1.e
 Integration File signal 2: PEST2.e
 Quant Time: Feb 18 11:17:09 2020
 Quant Method : C:\msdchem\1\methods\ECD8_QUANTPEST_200201RT4.M
 Quant Title : Instrument: DualECD8
 QLast Update : Mon Feb 03 15:36:51 2020
 Response via : Initial Calibration
 Integrator: ChemStation

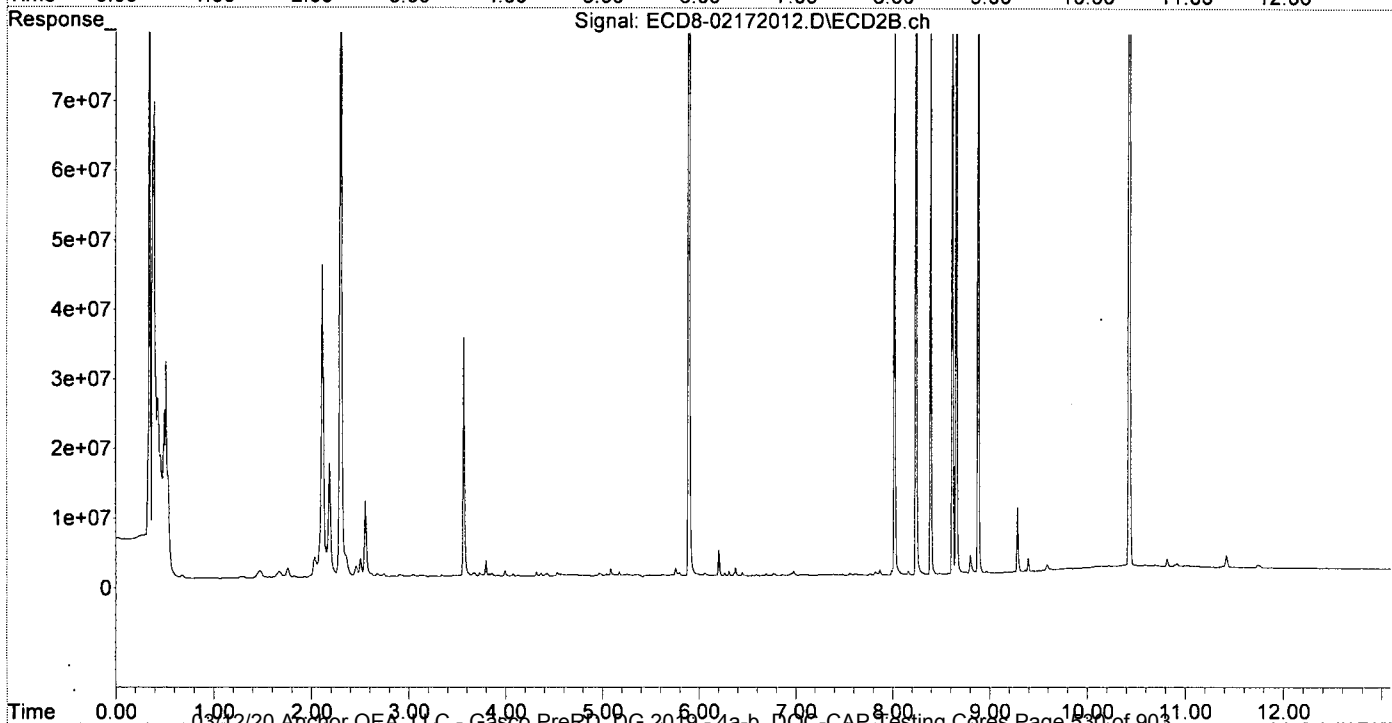
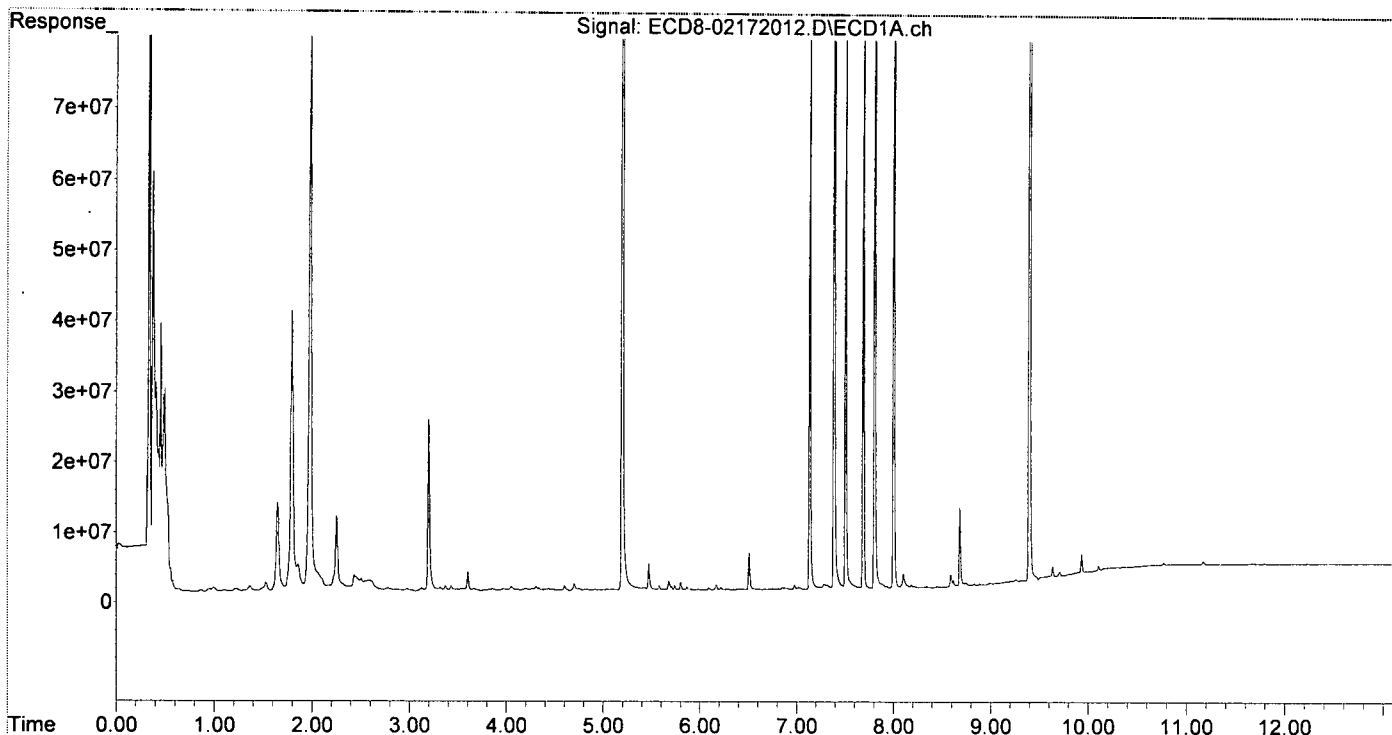
MJB
 2/18/20

Compound	RT#1	RT#2	Resp#1	Resp#2	ng/mL	ng/mL
System Monitoring Compounds						
1) S TCMX (S)	5.197	5.893	212.3E6	238.3E6	60.718	69.067
22) S DCBP (S)	9.399	10.429	265.2E6	225.3E6	98.947	100.342
Target Compounds						
2) a-BHC	5.740	0.000	1737018	0	0.368	N.D. #
3) g-BHC	6.019	6.781f	1173360	273597	0.282	0.112 #
4) b-BHC	6.092	6.884	1435745	68482	0.824	0.039 #
5) Heptachlor	6.437	7.189	1369193	54502	0.333	0.013 #
6) d-BHC	6.253	7.156f	1220959	70439	0.460	0.118 #
7) Aldrin	6.674	7.467	1392919	128650	0.345	0.046 #
8) Heptachlo...	7.137	7.869	91776676	749286	24.853	0.209 #
9) trans-Chl...	7.247f	8.020	1742570	90532669	0.463	24.347 #
10) cis-Chlor...	7.313	8.160f	2049110	531608	0.558	0.151 #
11) Endosulfa...	7.388f	8.160f	142.1E6	531608	40.976	0.161 #
12) 4,4'-DDE	7.388	8.241	142.1E6	149.5E6	42.801	44.200
13) Dieldrin	0.000	8.393	0	85718800	N.D.	23.705 #
14) Endrin	0.000	8.616	0	102.7E6	N.D.	33.879 #
15) 4,4'-DDD	7.806	8.656	119.9E6	126.2E6	47.123	47.910
16) Endosulfa...	7.889	8.763	2299542	287303	0.769	0.079 #
17) 4,4'-DDT	8.004	8.882	126.5E6	132.9E6	47.055	48.228
18) Endrin Al...	8.186	9.004	2216218	206938	0.842	0.078 #
19) Endosulfa...	8.495	9.178	1946934	170873	0.680	BelowCal #
20) Methoxychlor	8.347	9.362	2084269	482071	1.727	0.081 #
21) Endrin Ke...	8.684	9.590	13353952	1192249	3.863	0.200 #
23) Hexachlor...	2.974	3.566f	837859	34461700	0.215	7.117 #
24) Hexachlor...	5.578	6.375	1712275	1226069	0.509	0.373 #
25) Oxychlordan	7.020f	7.824	1674209	445201	0.366	0.139 #
26) 2,4'-DDE	7.137	8.020	91776676	90532669	39.694	39.829
27) trans-Non...	7.313	0.000	2049110	0	0.559	N.D. #
28) 2,4'-DDD	7.507	8.393	84578535	85718800	43.669	44.779
29) 2,4'-DDT	7.690	8.616	98377452	102.7E6	41.108	44.427
30) cis-Nonac...	7.806f	8.656	119.9E6	126.2E6	29.470	31.655
31) Mirex	8.450	9.590	2063647	1192249	0.646	0.324 #
32) Chlordane...	7.247	8.020	1742570	90532669	4.351	208.372 #
33) Chlordane...	7.313	8.160	2049110	531608	4.213	1.462 #
34) Chlordane...	7.889	8.801	2299542	2729666	17.662	22.986 #
35) Chlordane...	0.000	0.000	0	0	N.D.	N.D.
36) Toxaphene...	7.313	8.393f	2049110	85718800	125.179	2908.783 #
37) Toxaphene...	0.000	8.723	0	348992	N.D.	8.684 #
38) Toxaphene...	7.889	8.745	2299542	290287	29.516	4.487 #
39) Toxaphene...	8.186f	8.801	2216218	2729666	27.218	24.159
40) Toxaphene...	8.370	9.004	1876033	206938	34.612	3.610 #
41) Toxaphene...	8.450	9.362	2063647	482071	27.134	7.298 #
42) Toxaphene...	0.000	0.000	0	0	N.D.	N.D.

(f)=RT Delta > 1/2 Window (#)=Amounts differ by > 25% (m)=manual int.

Data Path : C:\msdchem\1\data\2020-02\0B17041\
 Data File : ECD8-02172012.D
 Signal(s) : Signal #1: ECD1A.ch Signal #2: ECD2B.ch
 Acq On : 17 Feb 2020 15:13
 Operator : MJB
 Sample : 0020205-BS1
 Misc : 1x, 8081B 2,4+4,4-DDx Only, GPC
 ALS Vial : 9 Sample Multiplier: 1

Integration File signal 1: PEST1.e
 Integration File signal 2: PEST2.e
 Quant Time: Feb 18 11:17:09 2020
 Quant Method : C:\msdchem\1\methods\ECD8_QUANTPEST_200201RT4.M
 Quant Title : Instrument: DualECD8
 QLast Update : Mon Feb 03 15:36:51 2020
 Response via : Initial Calibration
 Integrator: ChemStation



Data Path : C:\msdchem\1\data\2020-02\0B17041\
 Data File : ECD8-02172021.D
 Signal(s) : Signal #1: ECD1A.ch Signal #2: ECD2B.ch
 Acq On : 17 Feb 2020 17:45
 Operator : MJB
 Sample : 0B17041-CCV3
 Misc : A19K134, AB 100 ppb
 ALS Vial : 5 Sample Multiplier: 1

Integration File signal 1: PEST1.e
 Integration File signal 2: PEST2.e
 Quant Time: Feb 18 11:17:45 2020
 Quant Method : C:\msdchem\1\methods\ECD8_QUANTPEST_200201RT4.M
 Quant Title : Instrument: DualECD8
 QLast Update.: Mon Feb 03 15:36:51 2020
 Response via : Initial Calibration
 Integrator: ChemStation

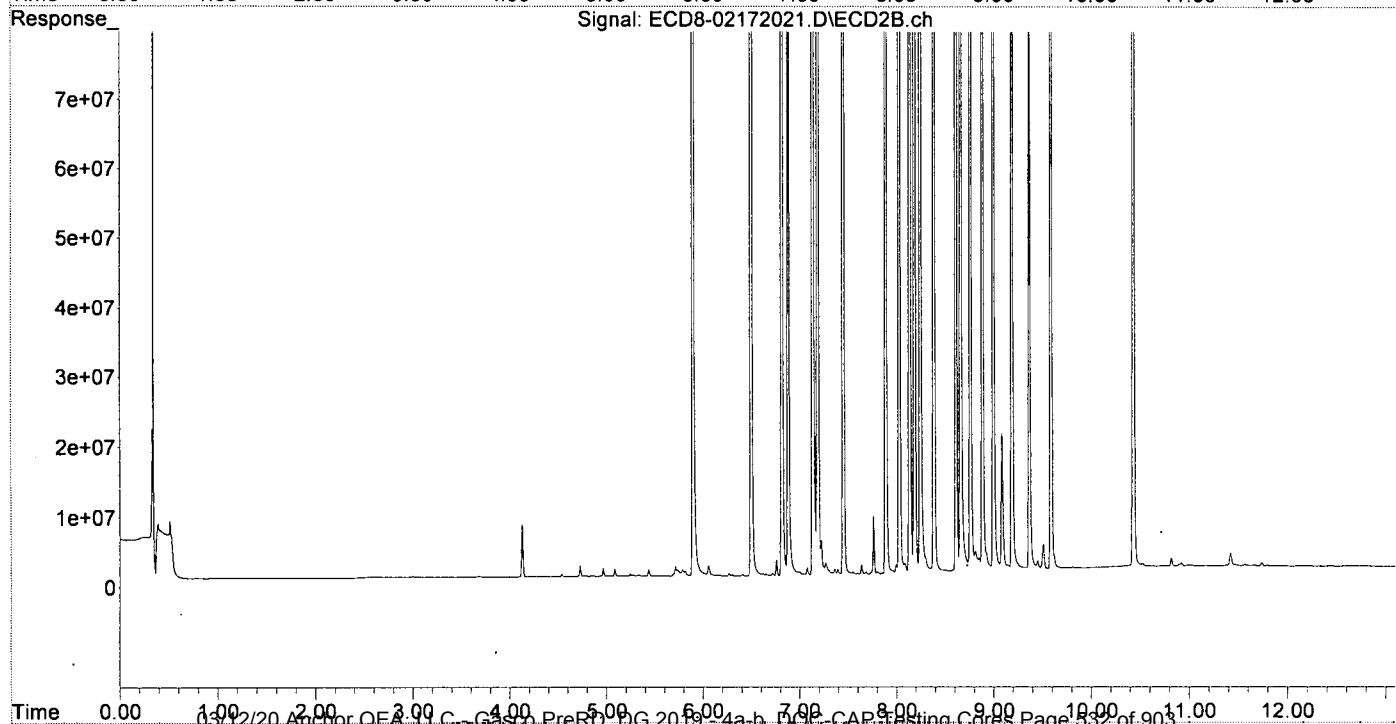
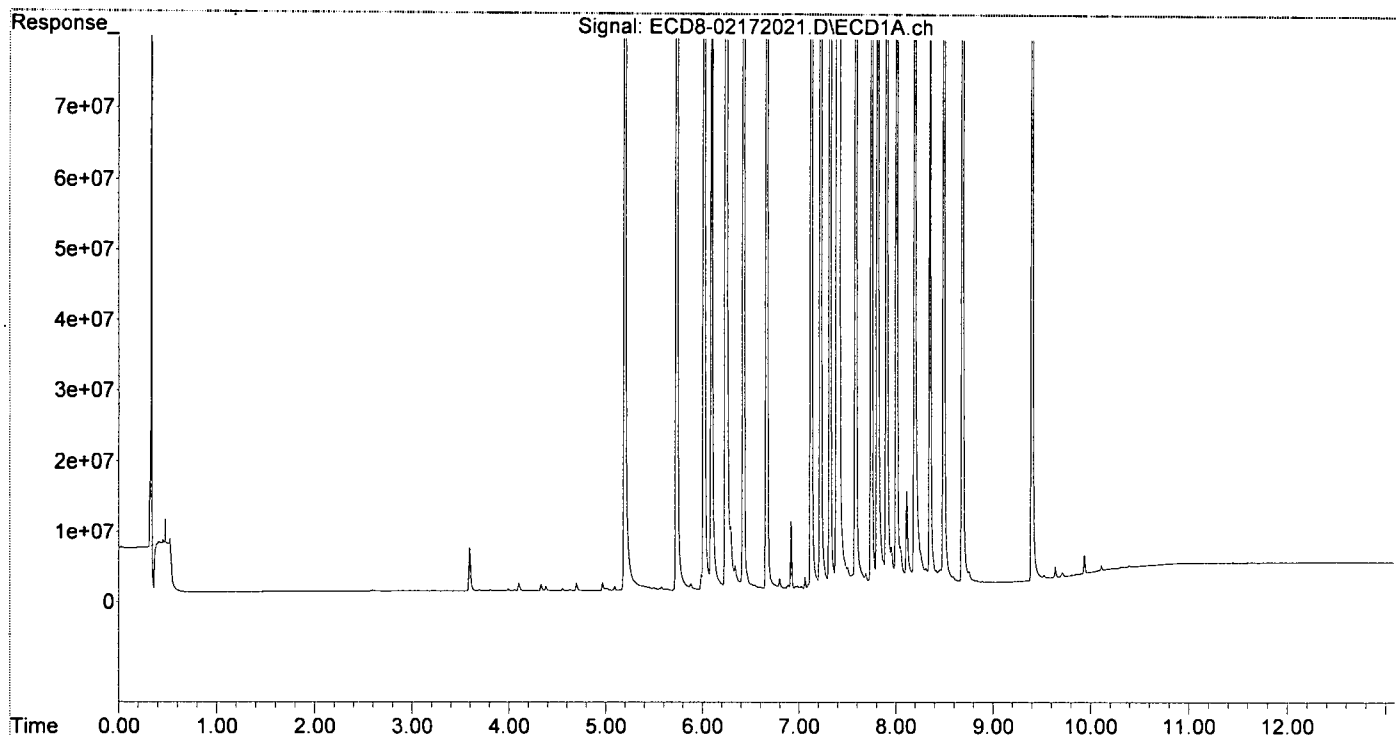
MJB
2/18/20

Compound	RT#1	RT#2	Resp#1	Resp#2	ng/mL	ng/mL
System Monitoring Compounds						
1) S TCMX (S)	5.197	5.893	308.1E6	349.4E6	88.133	101.274
2) S DCBP (S)	9.402	10.430	252.3E6	226.7E6	94.312	100.926
Target Compounds						
2) a-BHC	5.734	6.495	451.4E6	521.4E6	95.550	102.072
3) g-BHC	6.016	6.813	391.4E6	418.7E6	94.013	93.561
4) b-BHC	6.094	6.878	147.9E6	164.3E6	84.916	94.637
5) Heptachlor	6.426	7.184	383.3E6	408.1E6	93.252	96.925
6) d-BHC	6.242	7.132	313.6E6	385.0E6	82.471	92.178
7) Aldrin	6.665	7.449	389.5E6	403.9E6	96.399	94.669
8) Heptachlo...	7.125	7.887	337.9E6	367.8E6	91.506	102.464
9) trans-Chl...	7.222	8.027	352.9E6	372.4E6	93.846	100.153
10) cis-Chlor...	7.319	8.134	347.8E6	362.8E6	94.721	102.996
11) Endosulfa...	7.412	8.184	340.0E6	325.8E6	98.013	98.574
12) 4,4'-DDE	7.391	8.243	314.8E6	361.3E6	94.799	97.096
13) Dieldrin	7.585	8.385	366.4E6	393.9E6	96.091	98.459
14) Endrin	7.748	8.612	300.0E6	304.2E6	91.924	92.105
15) 4,4'-DDD	7.810	8.659	234.8E6	277.6E6	92.254	94.758
16) Endosulfa...	7.905	8.760	262.3E6	287.4E6	87.682	93.199
17) 4,4'-DDT	8.007	8.884	257.5E6	290.0E6	95.777	95.049
18) Endrin Al...	8.195	8.996	221.5E6	259.9E6	84.120	98.293
19) Endosulfa...	8.494	9.188	251.7E6	276.8E6	87.948	94.423
20) Methoxychlor	8.352	9.365	101.2E6	127.5E6	83.884	96.242
21) Endrin Ke...	8.687	9.587	303.0E6	316.6E6	87.676	95.367
23) Hexachlor...	2.978	3.608	46848	11510	0.012	0.002 #
24) Hexachlor...	5.578	6.351	492971	20632	0.147	BelowCal #
25) Oxychlordane	7.063	7.802	1635894	372136	0.353	0.116 #
26) 2,4'-DDE	7.125	8.027	337.9E6	372.4E6	146.150	163.839
27) trans-Non...	7.319	8.085	347.8E6	1488354	94.878	0.412 #
28) 2,4'-DDD	7.502	8.385	2791940	393.9E6	1.442	205.773 #
29) 2,4'-DDT	7.691	8.612	1884178	304.2E6	0.787	116.838 #
30) cis-Nonac...	7.810f	8.659	234.8E6	277.6E6	57.694	69.657
31) Mirex	8.459	9.587	2046226	316.6E6	0.638	141.959 #
32) Chlordane...	7.222	8.027	352.9E6	372.4E6	881.223	857.145
33) Chlordane...	7.319	8.134	347.8E6	362.8E6	715.237	997.980 #
34) Chlordane...	7.905f	8.810	262.3E6	3090456	2014.680	26.024 #
35) Chlordane...	0.000	0.000	0	0	N.D.	N.D.
36) Toxaphene...	7.319	8.385	347.8E6	393.9E6	21249.359	13366.831 #
37) Toxaphene...	7.585	0.000	366.4E6	0	11664.086	N.D. #
38) Toxaphene...	7.905	8.760	262.3E6	287.4E6	3878.540	4442.910
39) Toxaphene...	8.113f	8.810	13510348	3090456	200.929	27.897 #
40) Toxaphene...	8.352f	8.996	101.2E6	259.9E6	1867.410	4532.739 #
41) Toxaphene...	8.459	9.365	2046226	127.5E6	26.905	1929.582 #
42) Toxaphene...	0.000	0.000	0	0	N.D.	N.D.

(f)=RT Delta > 1/2 Window (#)=Amounts differ by > 25% (m)=manual int.

Data Path : C:\msdchem\1\data\2020-02\0B17041\
 Data File : ECD8-02172021.D
 Signal(s) : Signal #1: ECD1A.ch Signal #2: ECD2B.ch
 Acq On : 17 Feb 2020 17:45
 Operator : MJB
 Sample : 0B17041-CCV3
 Misc : A19K134, AB 100 ppb
 ALS Vial : 5 Sample Multiplier: 1

Integration File signal 1: PEST1.e
 Integration File signal 2: PEST2.e
 Quant Time: Feb 18 11:17:45 2020
 Quant Method : C:\msdchem\1\methods\ECD8_QUANTPEST_200201RT4.M
 Quant Title : Instrument: DualECD8
 QLast Update : Mon Feb 03 15:36:51 2020
 Response via : Initial Calibration
 Integrator: ChemStation



Data Path : C:\msdchem\1\data\2020-02\0B17041\
 Data File : ECD8-02172022.D
 Signal(s) : Signal #1: ECD1A.ch Signal #2: ECD2B.ch
 Acq On : 17 Feb 2020 18:02
 Operator : MJB
 Sample : 0B17041-CCV4
 Misc : A19J409, 9-42 100 ppb
 ALS Vial : 6 Sample Multiplier: 1

Integration File signal 1: PEST1.e
 Integration File signal 2: PEST2.e
 Quant Time: Feb 18 11:17:49 2020
 Quant Method : C:\msdchem\1\methods\ECD8_QUANTPEST_200201RT4.M
 Quant Title : Instrument: DualECD8
 QLast Update : Mon Feb 03 15:36:51 2020
 Response via : Initial Calibration
 Integrator: ChemStation

MJB
2/18/20

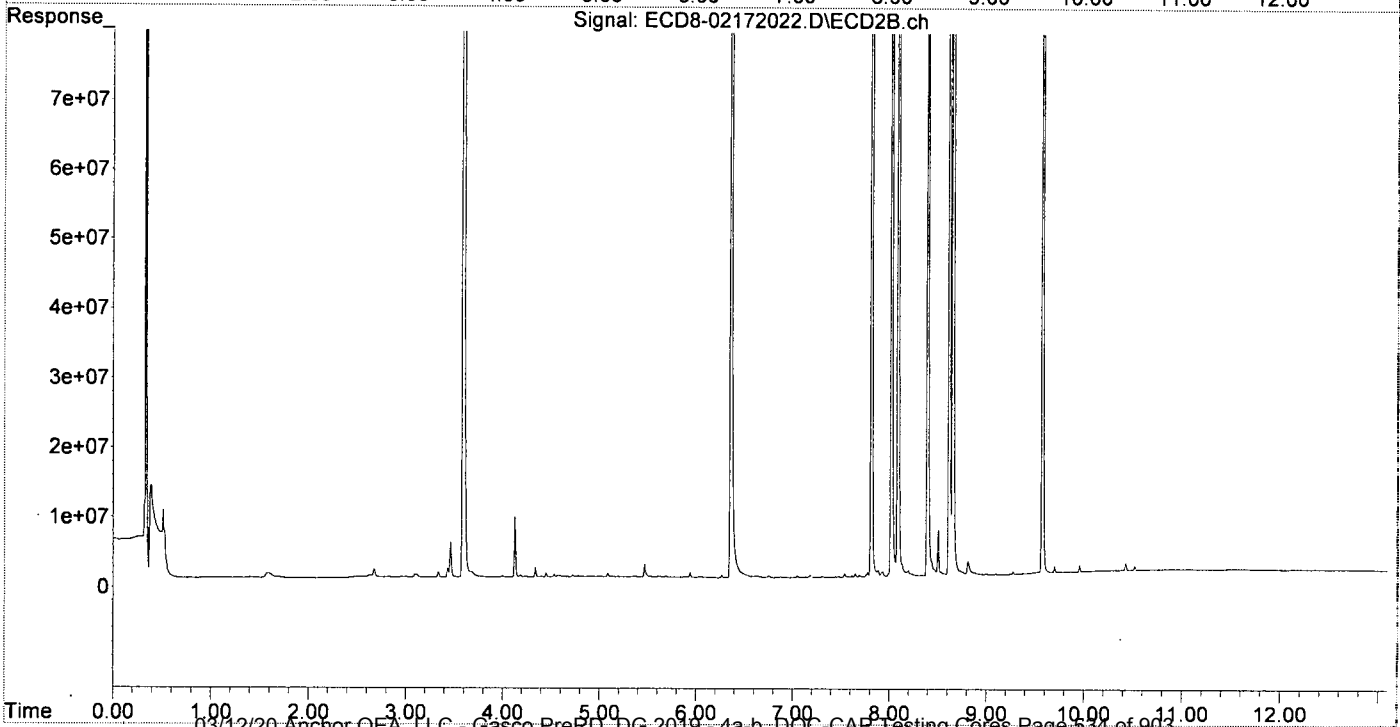
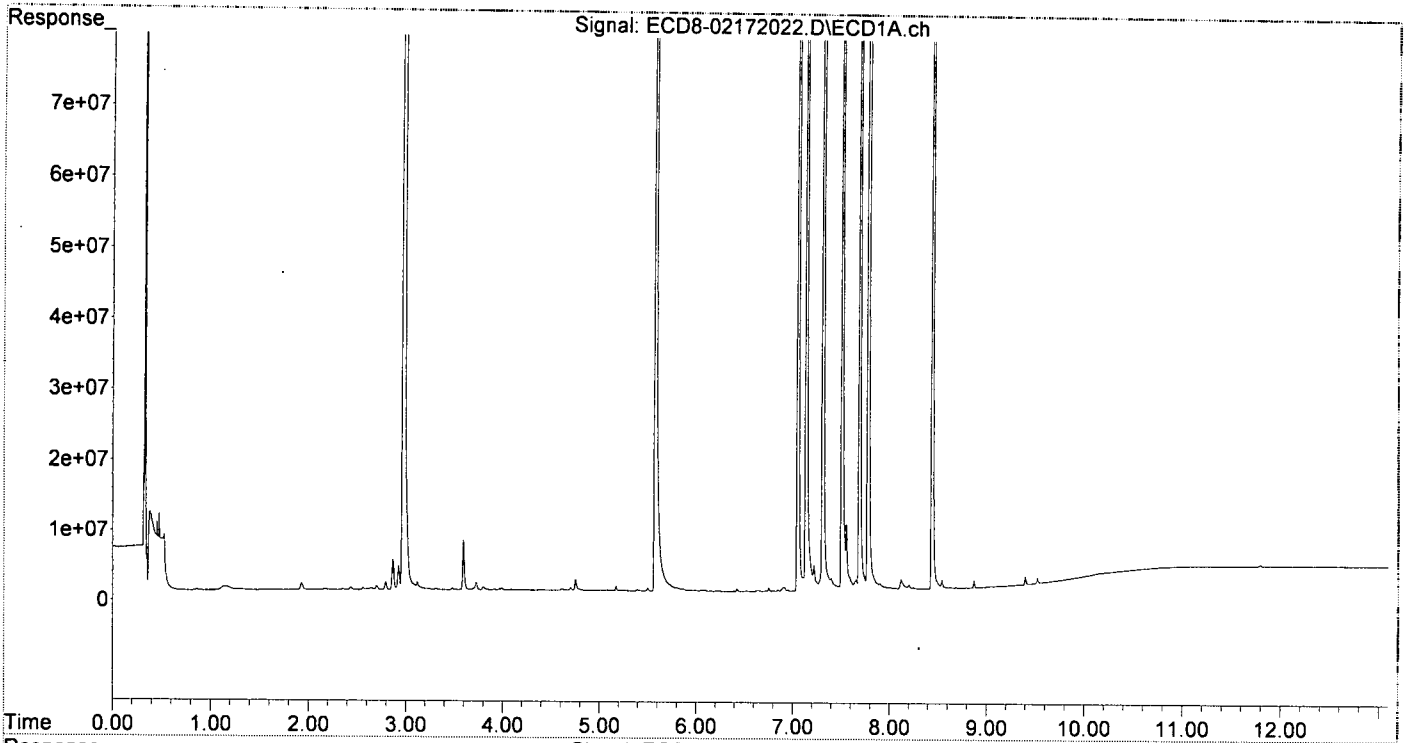
Compound	RT#1	RT#2	Resp#1	Resp#2	ng/mL	ng/mL
System Monitoring Compounds						
1) S TCMX (S)	5.212	5.897	105137	176905	0.030	0.051 #
22) S DCBP (S)	9.400	10.430	1305454	1462105	0.176	0.216
Target Compounds						
2) a-BHC	5.763f	6.466f	647935	830711	0.137	0.270 #
3) g-BHC	6.016	6.820	134100	63973	0.032	0.059 #
4) b-BHC	6.091	6.881	222474	130406	0.128	0.075 #
5) Heptachlor	6.425	7.183	402835	392686	0.098	0.093
6) d-BHC	6.247	7.137	99847	108596	0.135	0.129
7) Aldrin	6.647f	7.445	134255	61410	0.033	0.028
8) Heptachlo...	7.139	7.885	218.8E6	982726	59.251	0.274 #
9) trans-Chl...	7.220	8.021	3621832	232.7E6	0.963	62.570 #
10) cis-Chlor...	7.311	0.000	351.3E6	0	95.650	N.D. #
11) Endosulfa...	7.400	8.197	1748406	874114	0.504	0.264 #
12) 4,4'-DDE	7.400	8.224f	1748406	406843	0.527	0.219 #
13) Dieldrin	7.556f	8.394	9561299	205.7E6	2.507	54.489 #
14) Endrin	7.780f	8.617	406.4E6	254.6E6	124.531	78.605 #
15) 4,4'-DDD	7.780f	8.655	406.4E6	432.3E6	159.696	135.618
16) Endosulfa...	7.904	8.759	903190	550423	0.302	0.178 #
17) 4,4'-DDT	8.007	8.883	348726	419621	0.130	0.146
18) Endrin Al...	8.204	8.997	653617	252154	0.248	0.095 #
19) Endosulfa...	0.000	9.189	0	154915	N.D.	BelowCal
20) Methoxychlor	8.355	9.368	35300	187555	0.029	BelowCal #
21) Endrin Ke...	8.687	9.576	114696	242.5E6	0.033	75.373 #
23) Hexachlor...	2.975	3.592	354.0E6	465.9E6	90.803	96.218
24) Hexachlor...	5.577	6.359	322.3E6	362.6E6	95.871	106.097
25) Oxychlordan	7.053	7.815	313.4E6	337.3E6	100.379	105.454
26) 2,4'-DDE	7.139	8.021	218.8E6	232.7E6	94.634	102.357
27) trans-Non...	7.311	8.089	351.3E6	371.0E6	95.808	102.790
28) 2,4'-DDD	7.510	8.394	187.6E6	205.7E6	96.873	107.472
29) 2,4'-DDT	7.691	8.617	228.9E6	254.6E6	95.658	100.377
30) cis-Nonac...	7.780	8.655	406.4E6	432.3E6	99.872	108.471
31) Mirex	8.442	9.576	247.8E6	242.5E6	103.426	110.424
32) Chlordane...	7.220	8.021	3621832	232.7E6	9.044	535.492 #
33) Chlordane...	7.311	0.000	351.3E6	0	722.251	N.D. #
34) Chlordane...	7.904f	8.813	903190	2054444	6.937	17.300 #
35) Chlordane...	0.000	0.000	0	0	N.D.	N.D.
36) Toxaphene...	7.311	8.394f	351.3E6	205.7E6	21457.736	6981.324 #
37) Toxaphene...	0.000	8.737f	0	690336	N.D.	17.177 #
38) Toxaphene...	7.904	8.759	903190	550423	9.672	8.508
39) Toxaphene...	8.122f	8.813	1381007	2054444	14.347	17.159
40) Toxaphene...	8.355	8.997	35300	252154	0.651	4.398 #
41) Toxaphene...	8.442	9.368	247.8E6	187555	3258.660	2.839 #
42) Toxaphene...	0.000	0.000	0	0	N.D.	N.D.

(f)=RT Delta > 1/2 Window (#)=Amounts differ by > 25% (m)=manual int.

Quantitation Report (Not Reviewed)

Data Path : C:\msdchem\1\data\2020-02\0B17041\
Data File : ECD8-02172022.D
Signal(s) : Signal #1: ECD1A.ch Signal #2: ECD2B.ch
Acq On : 17 Feb 2020 18:02
Operator : MJB
Sample : 0B17041-CCV4
Misc : A19J409, 9-42 100 ppb
ALS Vial : 6 Sample Multiplier: 1

Integration File signal 1: PEST1.e
Integration File signal 2: PEST2.e
Quant Time: Feb 18 11:17:49 2020
Quant Method : C:\msdchem\1\methods\ECD8_QUANTPEST_200201RT4.M
Quant Title : Instrument: DualECD8
QLast Update : Mon Feb 03 15:36:51 2020
Response via : Initial Calibration
Integrator: ChemStation



Data Path : C:\msdchem\1\data\2020-02\0B17041\
 Data File : ECD8-02172023.D
 Signal(s) : Signal #1: ECD1A.ch Signal #2: ECD2B.ch
 Acq On : 17 Feb 2020 18:18
 Operator : MJB
 Sample : 0B17041-CCB2
 Misc : A20A395
 ALS Vial : 7 Sample Multiplier: 1

Integration File signal 1: PEST1.e
 Integration File signal 2: PEST2.e
 Quant Time: Feb 18 11:17:53 2020
 Quant Method : C:\msdchem\1\methods\ECD8_QUANTPEST_200201RT4.M
 Quant Title : Instrument: DualECD8
 QLast Update : Mon Feb 03 15:36:51 2020
 Response via : Initial Calibration
 Integrator: ChemStation

MJB
 2/18/20
 Clean

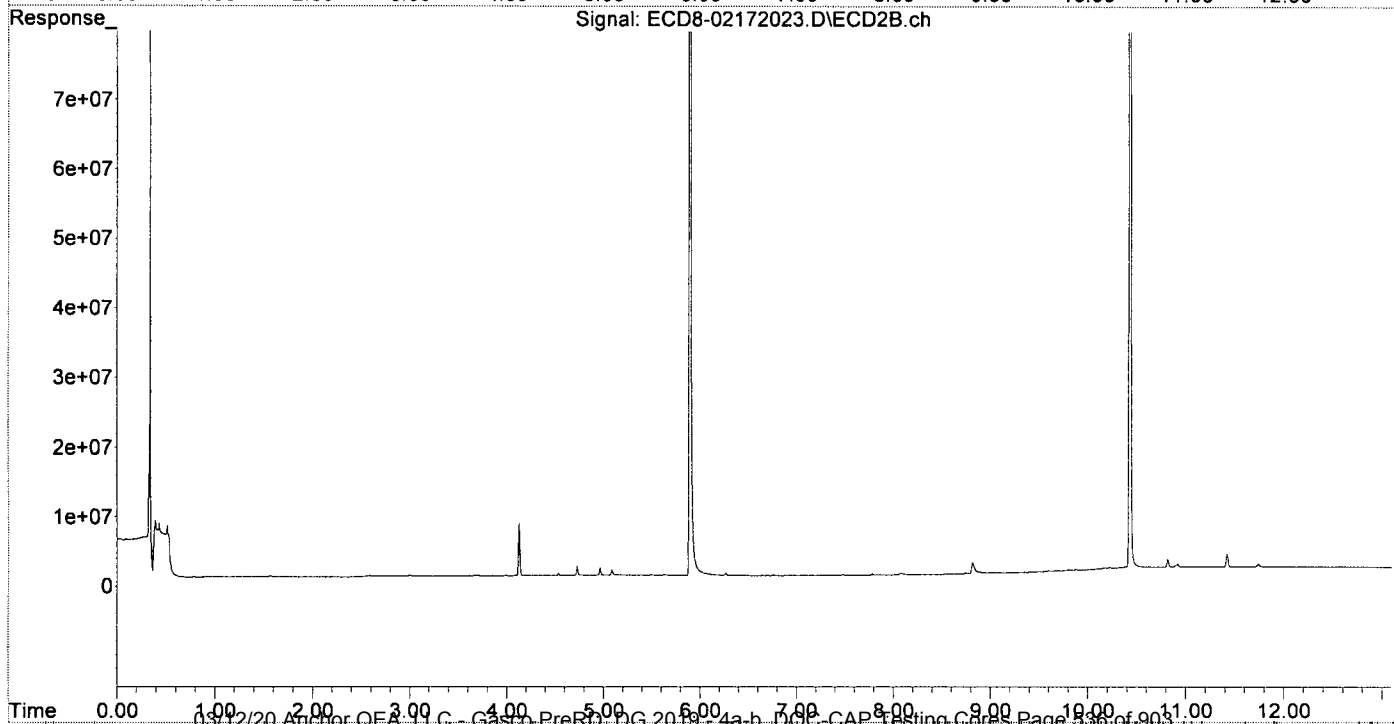
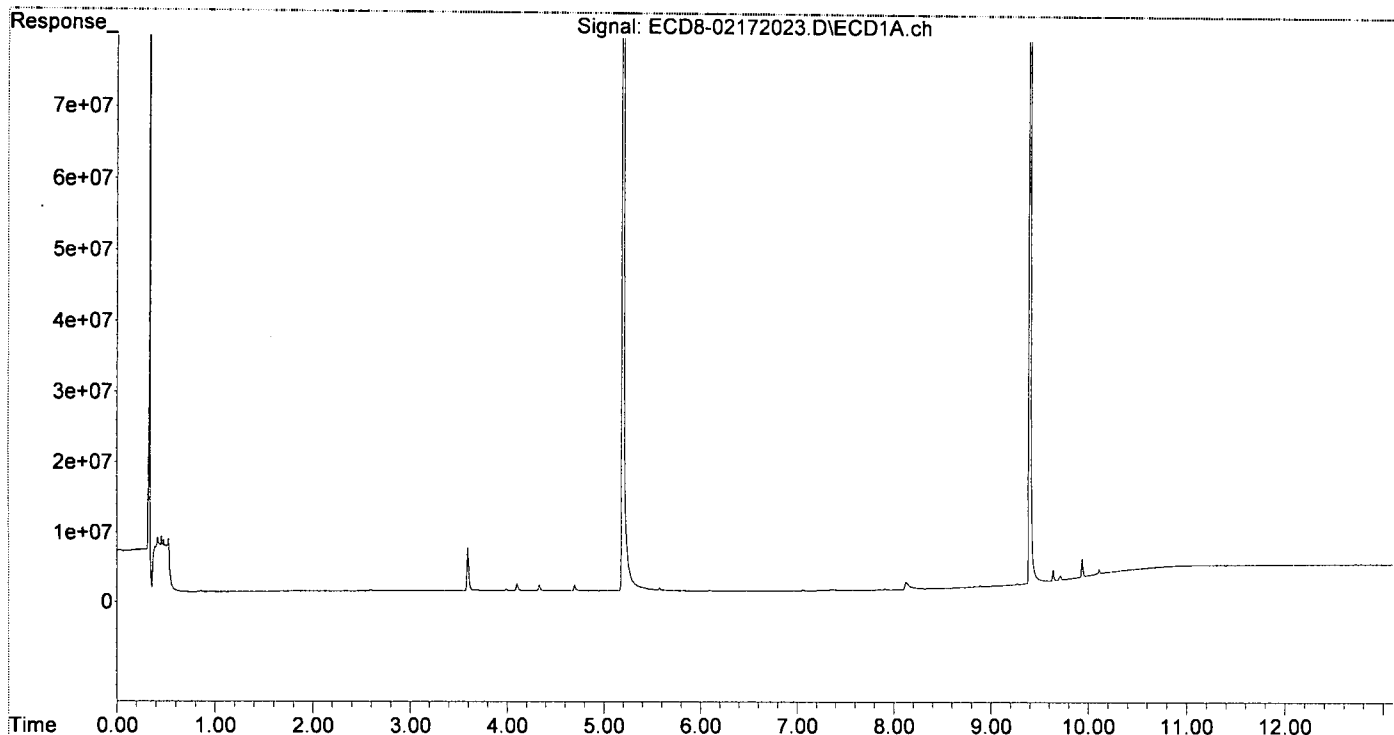
Compound	RT#1	RT#2	Resp#1	Resp#2	ng/mL	ng/mL
System Monitoring Compounds						
1) S TCMX (S)	5.196	5.893	288.9E6	337.1E6	82.639	97.731
22) S DCBP (S)	9.400	10.428	248.2E6	226.1E6	92.852	100.659
Target Compounds						
2) a-BHC	0.000	6.464f	0	18638	N.D.	0.080 #
3) g-BHC	0.000	0.000	0	0	N.D.	N.D.
4) b-BHC	6.097	6.888	108691	20173	0.062	0.012 #
5) Heptachlor	0.000	7.180	0	25074	N.D.	0.006 #
6) d-BHC	0.000	7.140	0	29919	N.D.	0.106 #
7) Aldrin	6.665	7.476f	25953	96160	0.006	0.038 #
8) Heptachlo...	7.126	7.884	12850	14939	0.003	0.004
9) trans-Chl...	7.223	8.032	100120	60933	0.027	0.016 #
10) cis-Chlor...	7.320	8.144	58563	40250	0.016	0.011 #
11) Endosulfa...	7.451f	8.190	37550	24717	0.011	0.007 #
12) 4,4'-DDE	7.368f	8.244	132014	8471	0.040	0.091 #
13) Dieldrin	7.581	8.389	13452	9806	0.004	0.035 #
14) Endrin	7.748	8.620	11436	29170	0.004	0.003 #
15) 4,4'-DDD	7.806	8.657	6889	26438	0.003	0.054 #
16) Endosulfa...	7.909	8.765	186015	65192	0.062	BelowCal #
17) 4,4'-DDT	7.988f	8.896	8878	192633	0.003	0.053 #
18) Endrin Al...	0.000	8.997	0	133150	N.D.	0.050 #
19) Endosulfa...	8.499	9.190	51312	66335	0.018	BelowCal #
20) Methoxychlor	8.350	9.365	76901	73257	0.064	BelowCal #
21) Endrin Ke...	8.689	9.589	38820	206988	0.011	BelowCal #
23) Hexachlor...	2.977	3.611	47963	61465	0.012	0.013
24) Hexachlor...	5.578	6.352	431021	39904	0.128	BelowCal #
25) Oxychlordane	7.065	7.815	164342	26525	BelowCal	0.008
26) 2,4'-DDE	7.132	8.032	11176	60933	0.005	0.027 #
27) trans-Non...	7.320	8.075	58563	227989	0.016	0.063 #
28) 2,4'-DDD	7.477f	8.394	33863	9541	0.017	0.005 #
29) 2,4'-DDT	7.701	8.620	19786	29170	0.008	BelowCal #
30) cis-Nonac...	7.783	8.657	15644	26438	0.004	0.007 #
31) Mirex	8.453	9.589	68635	206988	8199.101	BelowCal #
32) Chlordane...	7.223	8.032	100120	60933	0.250	0.140 #
33) Chlordane...	7.320	8.144	58563	40250	0.120	0.111
34) Chlordane...	7.877	8.814	9271	1606029	0.071	13.524 #
35) Chlordane...	0.000	0.000	0	0	N.D.	N.D.
36) Toxaphene...	7.320	8.367	58563	8187	3.578	0.278 #
37) Toxaphene...	7.597	8.691f	12802	12099	0.408	0.301 #
38) Toxaphene...	7.909	8.744	186015	199520	96751.294	3.084 #
39) Toxaphene...	8.127f	8.814	1141732	1606029	10.659	12.506
40) Toxaphene...	8.380	8.997	53213	133150	0.982	2.323 #
41) Toxaphene...	8.453	9.365	68635	73257	0.902	1.109
42) Toxaphene...	0.000	0.000	0	0	N.D.	N.D.

(f)=RT Delta > 1/2 Window (#)=Amounts differ by > 25% (m)=manual int.

Quantitation Report (Not Reviewed)

Data Path : C:\msdchem\1\data\2020-02\0B17041\
 Data File : ECD8-02172023.D
 Signal(s) : Signal #1: ECD1A.ch Signal #2: ECD2B.ch
 Acq On : 17 Feb 2020 18:18
 Operator : MJB
 Sample : 0B17041-CCB2
 Misc : A20A395
 ALS Vial : 7 Sample Multiplier: 1

Integration File signal 1: PEST1.e
 Integration File signal 2: PEST2.e
 Quant Time: Feb 18 11:17:53 2020
 Quant Method : C:\msdchem\1\methods\ECD8_QUANTPEST_200201RT4.M
 Quant Title : Instrument: DualECD8
 QLast Update : Mon Feb 03 15:36:51 2020
 Response via : Initial Calibration
 Integrator: ChemStation



Data Path: C:\msdchem\1\data\2020-02\0B17041\
 Data File: ECD8-02172039.D
 Signal(s): Signal #1: ECD1A.ch Signal #2: ECD2B.ch
 Acq On: 17 Feb 2020 23:14
 Operator: MJB
 Sample: 0B17041-CCV5
 Misc: A19K133, AB 50 ppb
 ALS Vial: 3 Sample Multiplier: 1

Integration File signal 1: PEST1.e
 Integration File signal 2: PEST2.e
 Quant Time: Feb 19 10:47:54 2020
 Quant Method: C:\msdchem\1\methods\ECD8_QUANTPEST_200201RT4.M
 Quant Title: Instrument: DualECD8
 QLast Update: Mon Feb 03 15:36:51 2020
 Response via: Initial Calibration
 Integrator: ChemStation

017 2/19/20

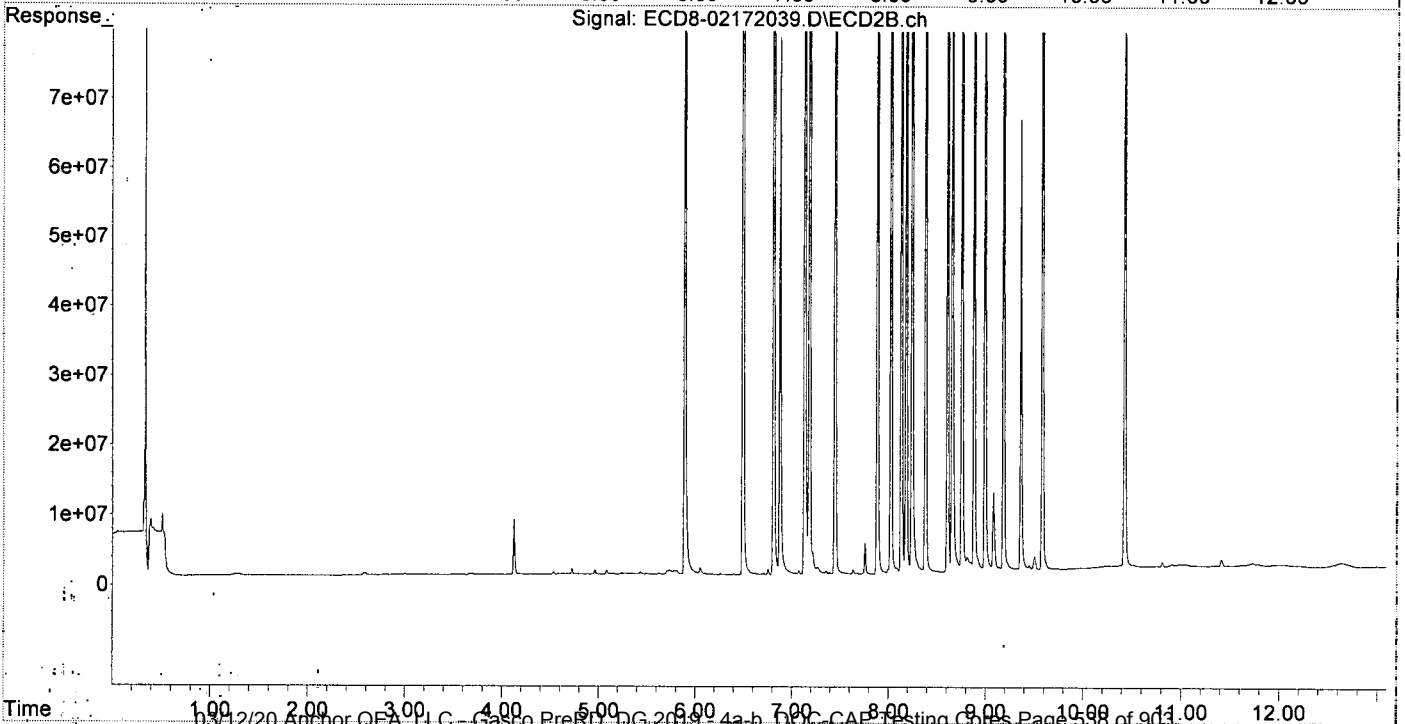
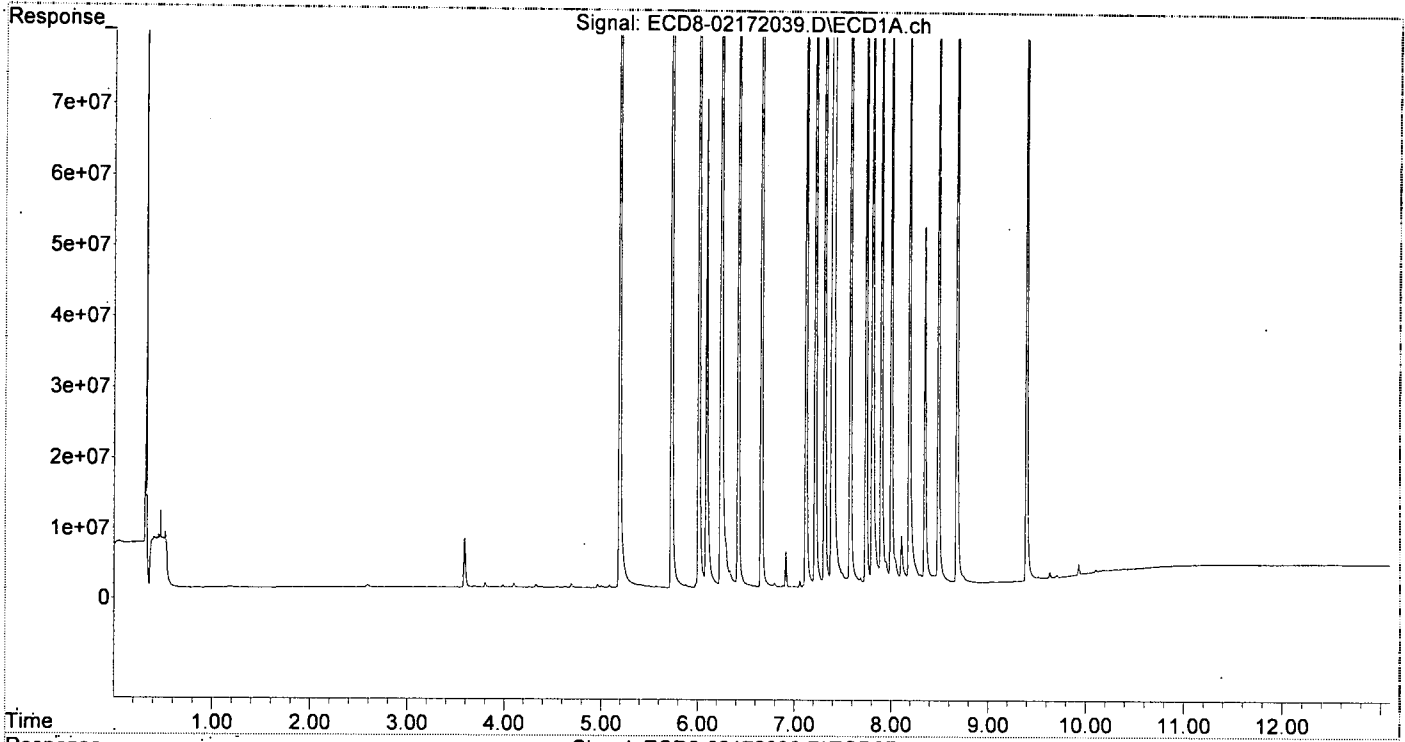
Compound	RT#1	RT#2	Resp#1	Resp#2	ng/mL	ng/mL
System Monitoring Compounds						
1) S TCMX (S)	5.192	5.890	154.5E6	169.2E6	44.187	49.041
22) S DCBP (S)	9.394	10.424	131.3E6	118.5E6	49.936	54.972
Target Compounds						
2) a-BHC	5.728	6.492	237.6E6	255.7E6	50.283	54.287
3) g-BHC	6.011	6.810	205.4E6	216.9E6	49.328	51.455
4) b-BHC	6.090	6.876	69443640	77303807	39.872	44.529
5) Heptachlor	6.421	7.181	207.0E6	211.8E6	50.365	50.296
6) d-BHC	6.239	7.131	139.4E6	179.8E6	38.618	46.831
7) Aldrin	6.660	7.446	201.0E6	197.3E6	49.747	49.169
8) Heptachlo...	7.120	7.883	180.3E6	184.6E6	48.814	51.419
9) trans-Chl...	7.217	8.023	178.2E6	189.1E6	47.383	50.858
10) cis-Chlor...	7.314	8.130	182.0E6	176.4E6	49.555	50.077
11) Endosulfa...	7.407	8.180	185.3E6	174.3E6	53.425	52.750
12) 4,4'-DDE	7.387	8.240	148.3E6	166.3E6	44.664	48.738
13) Dieldrin	7.579	8.381	189.1E6	190.2E6	49.595	50.638
14) Endrin	7.741	8.607	159.5E6	146.5E6	48.862	47.352
15) 4,4'-DDD	7.806	8.655	114.7E6	134.3E6	45.087	50.665
16) Endosulfa...	7.899	8.755	137.3E6	146.4E6	45.912	50.827
17) 4,4'-DDT	8.002	8.881	132.9E6	142.3E6	49.446	51.284
18) Endrin Al...	8.188	8.992	114.5E6	130.4E6	43.482	49.323
19) Endosulfa...	8.487	9.183	132.1E6	141.1E6	46.150	51.551
20) Methoxychlor	8.348	9.361	50895082	65067936	42.179	53.714 #
21) Endrin Ke...	8.679	9.582	161.3E6	160.5E6	46.667	51.800
23) Hexachlor...	2.969	3.587	81214	39455	0.021	0.008 #
24) Hexachlor...	5.572	6.350	267902	35843	0.080	BelowCal #
25) Oxychlorthane	7.058	7.817	991196	70666	0.143	0.022 #
26) 2,4'-DDE	7.120f	8.023	180.3E6	189.1E6	77.964	83.199
27) trans-Non...	7.314	8.085	182.0E6	908141	49.637	0.252 #
28) 2,4'-DDD	7.545f	8.381	1181421	190.2E6	0.610	99.353 #
29) 2,4'-DDT	7.686	8.607	1132691	146.5E6	0.473	61.549 #
30) cis-Nonac...	7.806f	8.655	114.7E6	134.3E6	28.197	33.698
31) Mirex	8.448	9.582	1192920	160.5E6	0.286	74.365 #
32) Chlordane...	7.217	8.023	178.2E6	189.1E6	444.932	435.263
33) Chlordane...	7.314	8.130	182.0E6	176.4E6	374.191	485.218 #
34) Chlordane...	7.899f	8.812	137.3E6	2227694	1054.916	18.759 #
35) Chlordane...	0.000	0.000	0	0	N.D.	N.D.
36) Toxaphene...	7.314	8.381	182.0E6	190.2E6	11117.050	6453.921 #
37) Toxaphene...	7.579	8.755f	189.1E6	146.4E6	6020.080	3643.684 #
38) Toxaphene...	7.899	8.755	137.3E6	146.4E6	1988.824	2263.430
39) Toxaphene...	8.188f	8.812	114.5E6	2227694	1726.827	18.956 #
40) Toxaphene...	8.348f	8.992	50895082	130.4E6	938.983	2274.507 #
41) Toxaphene...	8.448	9.361	1192920	65067936	15.685	985.074 #
42) Toxaphene...	0.000	0.000	0	0	N.D.	N.D.

(f)=RT Delta > 1/2 Window (#)=Amounts differ by > 25% (m)=manual int.

Quantitation Report (Not Reviewed)

Data Path : C:\msdchem\1\data\2020-02\0B17041\
Data File : ECD8-02172039.D
Signal(s) : Signal #1: ECD1A.ch Signal #2: ECD2B.ch
Acq On : 17 Feb 2020 23:14
Operator : MJB
Sample : 0B17041-CCV5
Misc : A19K133, AB 50 ppb
ALS Vial : 3 Sample Multiplier: 1

Integration File signal 1: PEST1.e
Integration File signal 2: PEST2.e
Quant Time: Feb 19 10:47:54 2020
Quant Method : C:\msdchem\1\methods\ECD8_QUANTPEST_200201RT4.M
Quant Title : Instrument: DualECD8
QLast Update : Mon Feb 03 15:36:51 2020
Response via : Initial Calibration
Integrator: ChemStation



Data Path: C:\msdchem\1\data\2020-02\0B17041\
 Data File: ECD8-02172040.D
 Signal(s): Signal #1: ECD1A.ch Signal #2: ECD2B.ch
 Acq On: Feb 17 2020 23:31
 Operator: MJB
 Sample: 0B17041-CCV6
 Misc: A19J408, 9-42 50 ppb
 ALS Vial: 4 Sample Multiplier: 1

Integration File signal 1: PEST1.e
 Integration File signal 2: PEST2.e
 Quant Time: Feb 19 10:47:58 2020
 Quant Method: C:\msdchem\1\methods\ECD8_QUANTPEST_200201RT4.M
 Quant Title: Instrument: DualECD8
 QLast Update: Mon Feb 03 15:36:51 2020
 Response via: Initial Calibration
 Integrator: ChemStation

DNX 2/19/20

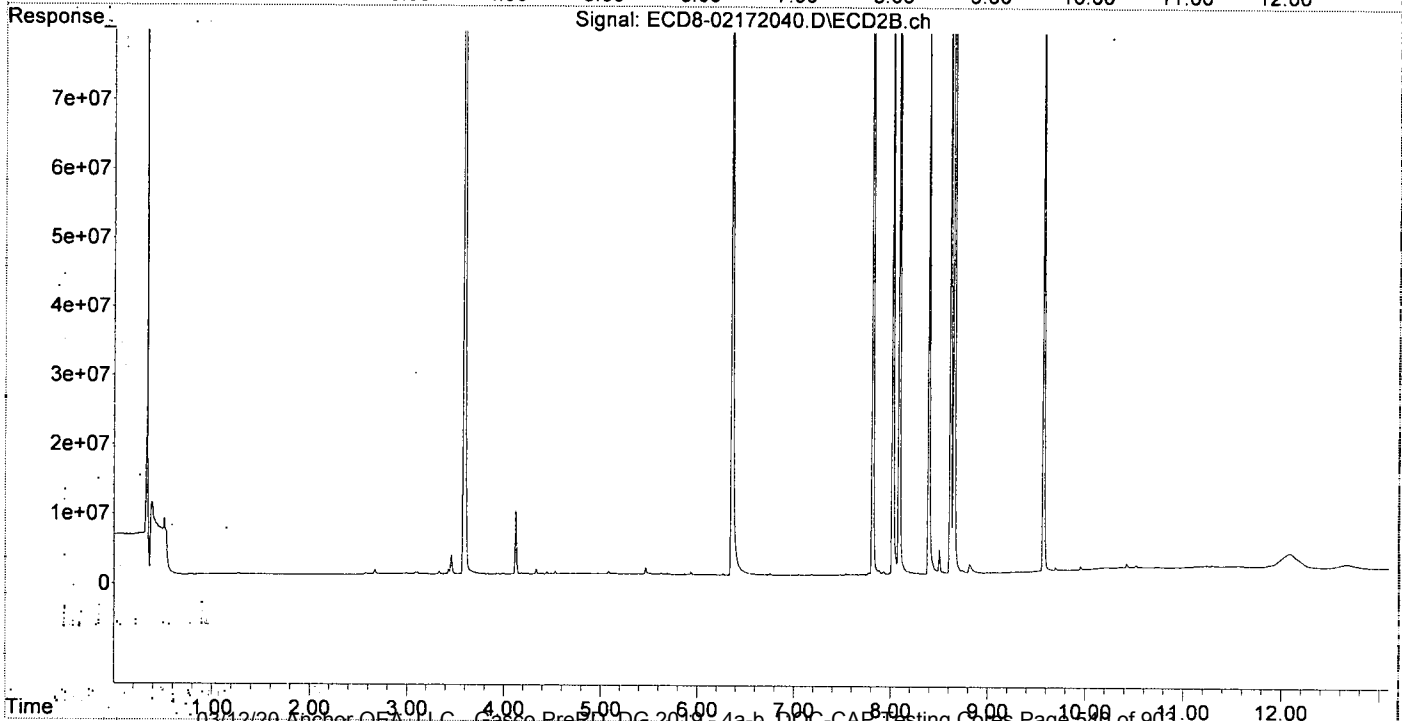
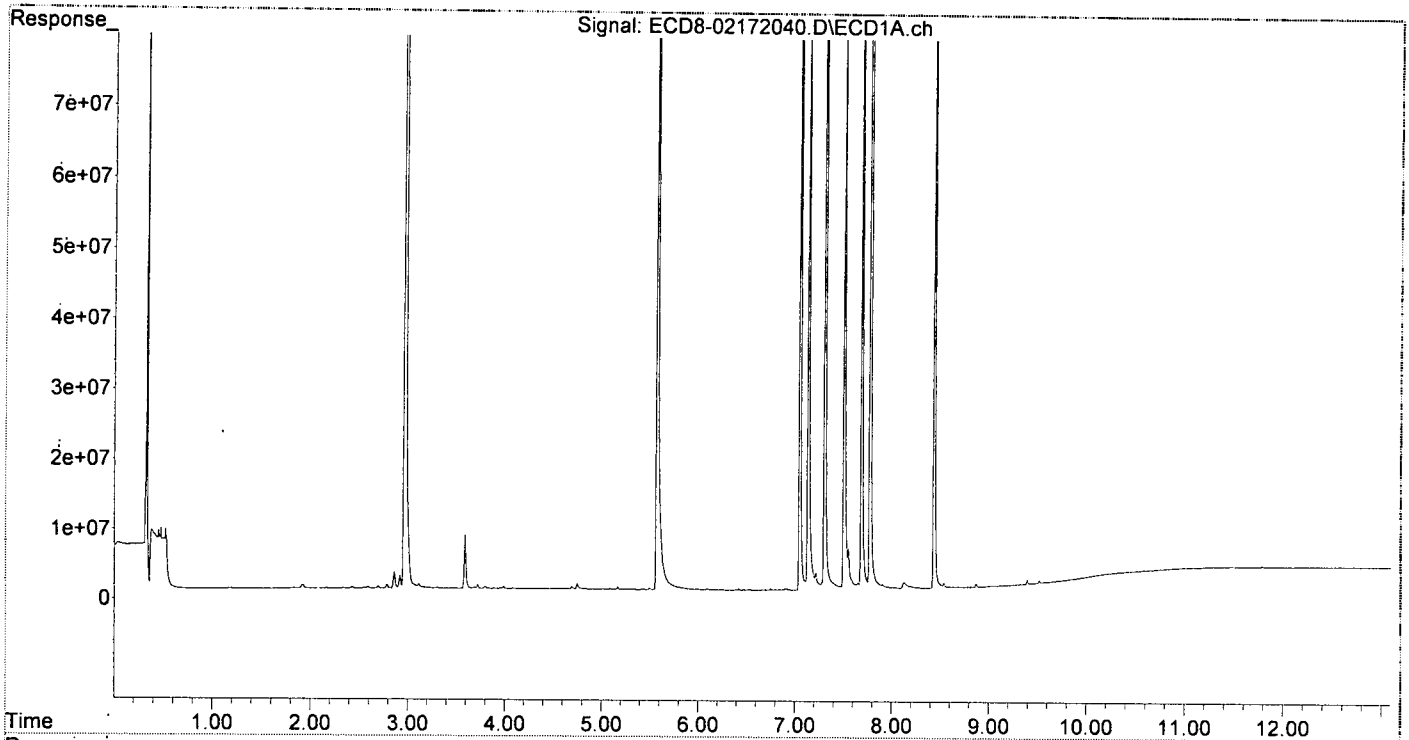
Compound	RT#1	RT#2	Resp#1	Resp#2	ng/mL	ng/mL
System Monitoring Compounds						
1) S TCMX (S)	5.168f	5.910	361239	67162	0.103	0.019 #
22) S DCBP (S)	9.397	10.426	724035	1144190	BelowCal	0.059
Target Compounds						
2) a-BHC	0.000	0.000	0	0	N.D.	N.D.
3) g-BHC	0.000	6.815	0	19893	N.D.	0.047 #
4) b-BHC	6.094	6.882	196561	55359	0.113	0.032 #
5) Heptachlor	6.421	7.182	179974	175282	0.044	0.042
6) d-BHC	6.252	7.134	35153	55414	0.117	0.113
7) Aldrin	6.667	7.444	27511	21478	0.007	0.018 #
8) Heptachlo...	7.137	7.881	105.4E6	664432	28.541	0.185 #
9) trans-Chl...	7.218	8.019	2457600	114.5E6	0.654	30.794 #
10) cis-Chlor...	7.308	0.000	184.9E6	0	50.350	N.D. #
11) Endosulfa...	0.000	8.179	0	404707	N.D.	0.122 #
12) 4,4'-DDE	0.000	8.225	0	230365	N.D.	0.162 #
13) Dieldrin	7.553f	8.392	5894926	99284893	1.546	27.313 #
14) Endrin	7.777f	8.614	203.0E6	121.3E6	62.195	39.680 #
15) 4,4'-DDD	7.777f	8.651	203.0E6	208.9E6	79.758	74.557
16) Endosulfa...	7.905	8.738f	664519	469878	0.222	0.148 #
17) 4,4'-DDT	8.003	8.909f	200144	62919	0.074	BelowCal #
18) Endrin Al...	8.192	8.996	326013	67730	0.124	0.026 #
19) Endosulfa...	0.000	9.184	0	59299	N.D.	BelowCal
20) Methoxychlor	8.363	9.365	22429	91572	0.019	BelowCal #
21) Endrin Ke...	8.684	9.571	70059	121.8E6	0.020	40.060 #
23) Hexachlor...	2.970	3.587	179.1E6	230.3E6	45.948	47.567
24) Hexachlor...	5.573	6.355	147.9E6	154.8E6	43.984	49.505
25) Oxychlordane	7.050	7.812	160.7E6	159.0E6	51.760	49.727
26) 2,4'-DDE	7.137	8.019	105.4E6	114.5E6	45.585	50.376
27) trans-Non...	7.308	8.086	184.9E6	185.1E6	50.434	51.267
28) 2,4'-DDD	7.508	8.392	85132260	99284893	43.955	51.865
29) 2,4'-DDT	7.688	8.614	115.7E6	121.3E6	48.363	51.832
30) cis-Nonac...	7.777	8.651	203.0E6	208.9E6	49.879	52.419
31) Mirex	8.437	9.571	127.8E6	121.8E6	52.907	56.898
32) Chlordane...	7.218	8.019	2457600	114.5E6	6.137	263.547 #
33) Chlordane...	7.308	8.179f	184.9E6	404707	380.195	1.113 #
34) Chlordane...	7.905f	8.815	664519	1298958	5.104	10.938 #
35) Chlordane...	0.000	0.000	0	0	N.D.	N.D.
36) Toxaphene...	7.308	8.392f	184.9E6	99284893	11295.430	3369.135 #
37) Toxaphene...	0.000	8.738f	0	469878	N.D.	11.692 #
38) Toxaphene...	7.905	8.738	664519	469878	6.281	7.263
39) Toxaphene...	8.131	8.815	888056	1298958	6.748	9.317 #
40) Toxaphene...	8.363	8.996	22429	67730	0.414	1.181 #
41) Toxaphene...	8.437	9.383	127.8E6	86162	1680.544	1.304 #
42) Toxaphene...	0.000	0.000	0	0	N.D.	N.D.

(f)=RT Delta > 1/2 Window (#)=Amounts differ by > 25% (m)=manual int.

Quantitation Report (Not Reviewed)

Data Path : C:\msdchem\1\data\2020-02\0B17041\
 Data File : ECD8-02172040.D
 Signal(s) : Signal #1: ECD1A.ch Signal #2: ECD2B.ch
 Acq On : 17 Feb 2020 23:31
 Operator : MJB
 Sample : 0B17041-CCV6
 Misc : A19J408, 9-42 50 ppb
 ALS Vial : 4 Sample Multiplier: 1

Integration File signal 1: PEST1.e
 Integration File signal 2: PEST2.e
 Quant Time: Feb 19 10:47:58 2020
 Quant Method : C:\msdchem\1\methods\ECD8_QUANTPEST_200201RT4.M
 Quant Title : Instrument: DualeCD8
 QLast Update : Mon Feb 03 15:36:51 2020
 Response via : Initial Calibration
 Integrator: ChemStation



Data Path: C:\msdchem\1\data\2020-02\0B17041\
 Data File: ECD8-02172041.D
 Signal(s): Signal #1: ECD1A.ch Signal #2: ECD2B.ch
 Acq On: 17 Feb 2020 23:48
 Operator: MJB
 Sample: 0B17041-CCB2 / SAM 2/19/20
 Misc: A20A395
 ALS Vial: 7 Sample Multiplier: 1

Integration File signal 1: PEST1.e
 Integration File signal 2: PEST2.e
 Quant Time: Feb 19 10:48:02 2020
 Quant Method: C:\msdchem\1\methods\ECD8_QUANTPEST_200201RT4.M
 Quant Title: Instrument: DualECD8
 QLast Update: Mon Feb 03 15:36:51 2020
 Response via: Initial Calibration
 Integrator: ChemStation

OK 2/19/20

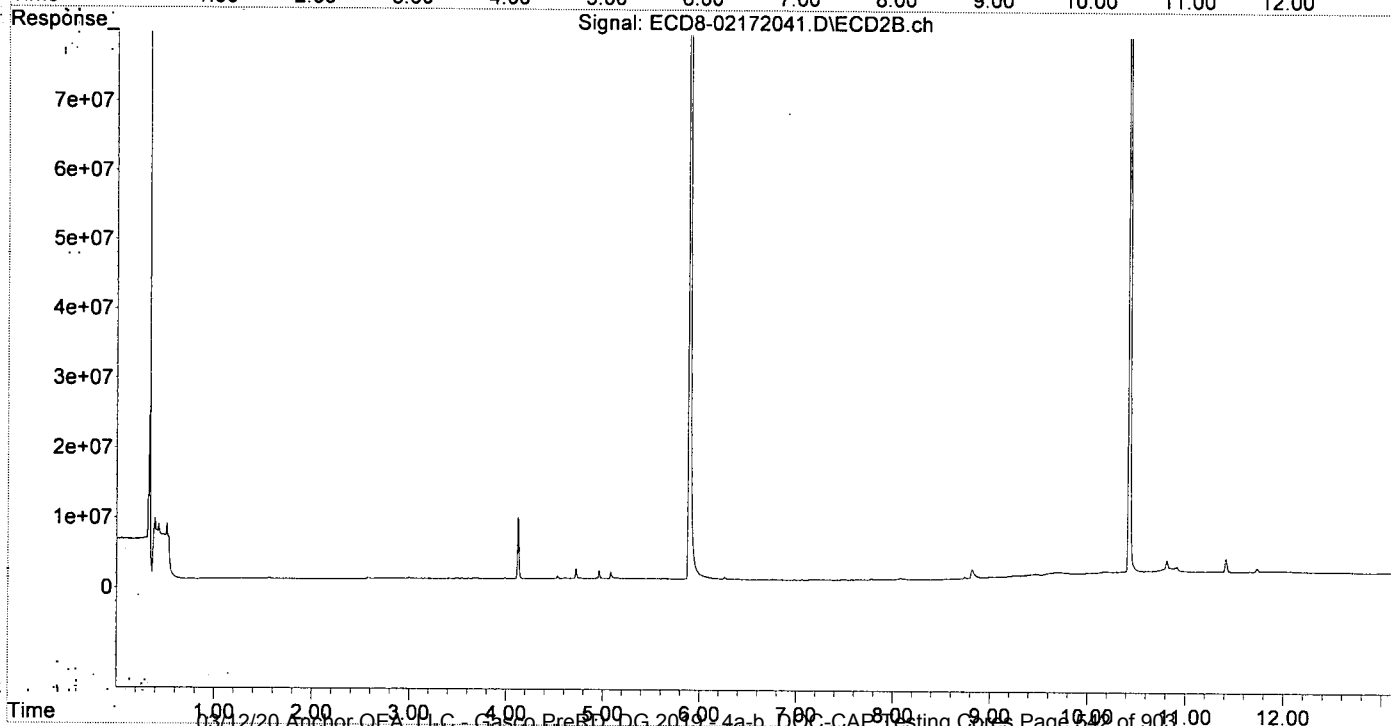
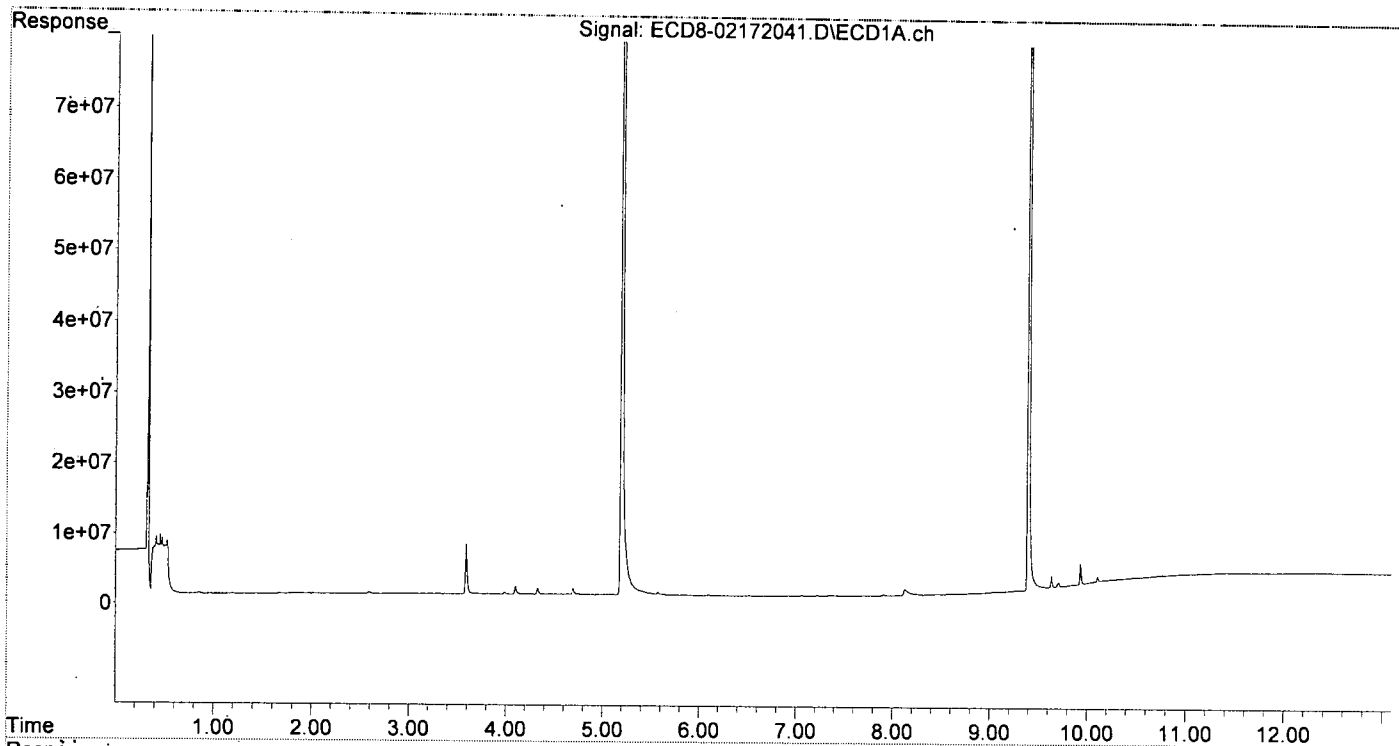
Compound	RT#1	RT#2	Resp#1	Resp#2	ng/mL	ng/mL
System Monitoring Compounds						
1) S TCMX (S)	5.192	5.889	304.7E6	344.5E6	87.152	99.859
22) S DCBP (S)	9.396	10.425	261.6E6	242.7E6	97.661	107.412
Target Compounds						
2) a-BHC	0.000	6.464f	0	19638	N.D.	0.080 #
3) g-BHC	0.000	0.000	0	0	N.D.	N.D.
4) b-BHC	6.097	6.878	114049	13773	0.065	0.008 #
5) Heptachlor	0.000	7.185	0	31349	N.D.	0.007 #
6) d-BHC	0.000	7.139	0	31346	N.D.	0.106 #
7) Aldrin	6.668	7.474f	20488	109836	0.005	0.041 #
8) Heptachlo...	7.103f	7.881	14156	13428	0.004	0.004
9) trans-Chl...	7.220	8.030	108795	67754	0.029	0.018 #
10) cis-Chlor...	7.325	8.159f	45572	25753	0.012	0.007 #
11) Endosulfa...	7.392f	8.185	80418	21843	0.023	0.007 #
12) 4,4'-DDE	7.392	8.214f	80418	12332	0.024	0.092 #
13) Dieldrin	7.577	8.376	20449	4751	0.005	0.034 #
14) Endrin	7.776f	8.618	14506	18482	0.004	BelowCal #
15) 4,4'-DDD	7.818	8.658	8546	15896	0.003	0.050 #
16) Endosulfa...	7.907	8.776	208549	92539	0.070	0.005 #
17) 4,4'-DDT	8.005	0.000	8136	0	0.003	N.D. #
18) Endrin Al...	0.000	8.996	0	151759	N.D.	0.057 #
19) Endosulfa...	8.494	9.165f	47494	112091	0.017	BelowCal #
20) Methoxychlor	8.353	9.362	68680	251500	0.057	BelowCal #
21) Endrin Ke...	8.686	9.585	40458	408025	0.012	BelowCal #
23) Hexachlor...	2.972	3.607	72417	68811	0.019	0.014
24) Hexachlor...	5.574	6.348	337799	49311	0.100	BelowCal #
25) Oxychlorane	7.063	7.815	188976	26359	BelowCal	0.008
26) 2,4'-DDE	7.103f	8.030	14156	67754	0.006	0.030 #
27) trans-Non...	7.315	8.074	55248	183683	0.015	0.051 #
28) 2,4'-DDD	0.000	8.376	0	4751	N.D.	0.002 #
29) 2,4'-DDT	7.692	8.618	17125	18482	0.007	BelowCal #
30) cis-Nonac...	7.776	8.658	14506	15896	0.004	0.004
31) Mirex	8.452	9.585	54549	408025	8199.106	BelowCal #
32) Chlordane...	7.244	8.030	35686	67754	0.089	0.156 #
33) Chlordane...	7.325	8.159	45572	25753	0.094	0.071
34) Chlordane...	7.875	8.815	7062	1338098	0.054	11.268 #
35) Chlordane...	0.000	0.000	0	0	N.D.	N.D.
36) Toxaphene...	7.315	8.376	55248	4751	3.375	0.161 #
37) Toxaphene...	7.577f	8.741f	20449	254782	0.651	6.340 #
38) Toxaphene...	7.907	8.741	208549	254782	96750.974	3.938 #
39) Toxaphene...	8.131	8.815	846200	1338098	6.103	9.724 #
40) Toxaphene...	8.373	8.996	65458	151759	1.208	2.647 #
41) Toxaphene...	8.437	9.362	51569	251500	0.678	3.808 #
42) Toxaphene...	0.000	0.000	0	0	N.D.	N.D.

(f)=RT. Delta > 1/2 Window (#)=Amounts differ by > 25% (m)=manual int.

Quantitation Report (Not Reviewed)

Data Path : C:\msdchem\1\data\2020-02\0B17041\
Data File : ECD8-02172041.D
Signal(s) : Signal #1: ECD1A.ch Signal #2: ECD2B.ch
Acq On : 17 Feb 2020 23:48
Operator : MJB
Sample : 0B17041-CCB2 *Agropo*
Misc : A20A395
ALS Vial : 7 Sample Multiplier: 1

Integration File signal 1: PEST1.e
Integration File signal 2: PEST2.e
Quant Time: Feb 19 10:48:02 2020
Quant Method : C:\msdchem\1\methods\ECD8_QUANTPEST_200201RT4.M
Quant Title : Instrument: DualECD8
QLast Update : Mon Feb 03 15:36:51 2020
Response via : Initial Calibration
Integrator: ChemStation



**Organochloride Pesticides by EPA 8081B
Calibration Data**

Sequence 0B01012 (Cal ID A0B0404) DualECD8



ELEMENT SEQUENCE LOG

Apex Laboratories

Sequence: **0B01012**
Date: **02/01/20 13:45**

Instrument: **DUALECD8**
Calibration: **A0B0404**

#	Lab Number	Matrix	Analysis	Client	Due	Batch	ISTD ID	STD ID
1	0B01012-BKD1	Water	QC	QC				
2	0B01012-ICB1	Water	QC	QC				A20A019
3	0B01012-CAL1	Water	QC	QC				A20A395
4	0B01012-CAL2	Water	QC	QC				A20B001
5	0B01012-CAL3	Water	QC	QC				A20B002
6	0B01012-CAL4	Water	QC	QC				A19K128
7	0B01012-CAL5	Water	QC	QC				A19K130
8	0B01012-CAL6	Water	QC	QC				A19K131
9	0B01012-CAL7	Water	QC	QC				A19K132
10	0B01012-CAL8	Water	QC	QC				A19K133
11	0B01012-CAL9	Water	QC	QC				A19K134
12	0B01012-IBL1	Water	QC	QC				A19K126
13	0B01012-ICV1	Water	QC	QC				
14	0B01012-CALA	Water	QC	QC				A19I209
15	0B01012-CALB	Water	QC	QC				A20B003
16	0B01012-CALC	Water	QC	QC				A19K263
17	0B01012-CALD	Water	QC	QC				A19K264
18	0B01012-CALE	Water	QC	QC				A19K265
19	0B01012-CALF	Water	QC	QC				A19K266
20	0B01012-CALG	Water	QC	QC				A19J407
21	0B01012-CALH	Water	QC	QC				A19J408
22	0B01012-CALI	Water	QC	QC				A19J409
23	0B01012-IBL2	Water	QC	QC				A19K262
24	0B01012-ICV2	Water	QC	QC				
25	0B01012-CALJ	Water	QC	QC				A19J410
26	0B01012-CALK	Water	QC	QC				A20B004
27	0B01012-CALL	Water	QC	QC				A19K307
28	0B01012-CALM	Water	QC	QC				A19K308
29	0B01012-CALN	Water	QC	QC				A19K309
30	0B01012-CALO	Water	QC	QC				A19K310
31	0B01012-CALP	Water	QC	QC				A19K311
32	0B01012-IBL3	Water	QC	QC				A19K306
33	0B01012-ICV3	Water	QC	QC				
34	0B01012-CALQ	Water	QC	QC				A19K312
35	0B01012-CALR	Water	QC	QC				A20B005
36	0B01012-CALS	Water	QC	QC				A19J417
37	0B01012-CALT	Water	QC	QC				A19J418
38	0B01012-CALU	Water	QC	QC				A19J419
39	0B01012-CALV	Water	QC	QC				A19J420
40	0B01012-CALW	Water	QC	QC				A19J421
41	0B01012-IBL4	Water	QC	QC				A19J416
42	0B01012-ICV4	Water	QC	QC				A19J422

Data Entered By: MB 2/4/20

Comments: ± CAL

Data Reviewed By: MLF 2/5/20

Calibration Status Report DUALECD8

Method Path : C:\msdchem\1\methods\
 Method File : ECD8_QUANTPEST_200201.M
 Title : Instrument: DualECD8
 Last Update : Mon Feb 03 15:36:51 2020
 Response Via : Initial Calibration

A030404

#	ID	Conc	ISTD Conc	Path\File
1	1	10	0	C:\msdchem\1\data\2020-02\0B01012\ECD8-02012036.D
2	2	50	0	C:\msdchem\1\data\2020-02\0B01012\ECD8-02012037.D
3	3	100	0	C:\msdchem\1\data\2020-02\0B01012\ECD8-02012038.D
4	4	200	0	C:\msdchem\1\data\2020-02\0B01012\ECD8-02012039.D
5	5	500	0	C:\msdchem\1\data\2020-02\0B01012\ECD8-02012040.D
6	6	1000	0	C:\msdchem\1\data\2020-02\0B01012\ECD8-02012041.D
7	7	2000	0	C:\msdchem\1\data\2020-02\0B01012\ECD8-02012042.D
8	8	-1	0	C:\msdchem\1\data\2020-02\0B01012\ECD8-02012023.D
9	9	-1	0	C:\msdchem\1\data\2020-02\0B01012\ECD8-02012024.D

*MJB
2/3/20*

#	ID	Update Time	Quant Time	Acquisition Time
1	1	Feb 03 15:36 2020	Feb 03 15:28 2020	2 Feb 2020 00:08
2	2	Feb 03 15:36 2020	Feb 03 15:29 2020	2 Feb 2020 00:24
3	3	Feb 03 15:36 2020	Feb 03 15:29 2020	2 Feb 2020 00:41
4	4	Feb 03 15:36 2020	Feb 03 15:30 2020	2 Feb 2020 00:58
5	5	Feb 03 15:36 2020	Feb 03 15:27 2020	2 Feb 2020 1:15
6	6	Feb 03 15:36 2020	Feb 03 15:31 2020	2 Feb 2020 1:32
7	7	Feb 03 15:36 2020	Feb 03 15:31 2020	2 Feb 2020 1:48
8	8	Feb 03 15:34 2020	Feb 03 15:20 2020	1 Feb 2020 20:29
9	9	Feb 03 15:34 2020	Feb 03 15:20 2020	1 Feb 2020 20:46

ECD8_QUANTPEST_200201.M Mon Feb 03 17:24:20 2020

Calibration Report DUALECD8

Method Path : C:\msdchem\1\methods\
 Method File : ECD8_QUANTPEST_200201.M
 Title : Instrument: DualECD8
 Last Update : Mon Feb 03 15:36:51 2020
 Response Via : Initial Calibration

Calibration Files

1 =ECD8-02012036 2 =ECD8-02012037 3 =ECD8-02012038 4 =ECD8-02012039 5 =ECD8-02012040
 6 =ECD8-02012041 7 =ECD8-02012042 8 =ECD8-02012023 9 =ECD8-02012024

	Compound	Fit	Constant	Linear	Quad	RSD/Cf
1) S	TCMX (S)	Avg	-----	3.4961 e6	-----	0.0749
2)	a-BHC	Avg	-----	4.7246 e6	-----	0.0457
3)	g-BHC	Avg	-----	4.1634 e6	-----	0.0350
4)	b-BHC	Avg	-----	1.7416 e6	-----	0.0471
5)	Heptachlor	Avg	-----	4.1100 e6	-----	0.0402
6)	d-BHC	Quad	-3.6787 e5	3.4533 e6	4.2814 e3	0.9964
7)	Aldrin	Avg	-----	4.0406 e6	-----	0.0283
8)	Heptachlor Expoxide	Avg	-----	3.6928 e6	-----	0.0542
9)	trans-Chlordane	Avg	-----	3.7605 e6	-----	0.0398
10)	cis-Chlordane	Avg	-----	3.6723 e6	-----	0.0621
11)	Endosulfan I	Avg	-----	3.4687 e6	-----	0.0507
12)	4,4'-DDE	Avg	-----	3.3208 e6	-----	0.0744
13)	Dieldrin	Avg	-----	3.8134 e6	-----	0.0343
14)	Endrin	Avg	-----	3.2636 e6	-----	0.0315
15)	4,4'-DDD	Avg	-----	2.5450 e6	-----	0.0979
16)	Endosulfan II	Avg	-----	2.9916 e6	-----	0.0649
17)	4,4'-DDT	Avg	-----	2.6882 e6	-----	0.0889
18)	Endrin Aldehyde	Avg	-----	2.6327 e6	-----	0.0812
19)	Endosulfan Sulfate	Avg	-----	2.8622 e6	-----	0.0519
20)	Methoxychlor	Avg	-----	1.2066 e6	-----	0.0820
21)	Endrin Ketone	Avg	-----	3.4564 e6	-----	0.0521
22) S	DCBP (S)	Quad	8.5493 e5	2.5533 e6	1.1956 e3	0.9987
23)	Hexachlorobutadiene	Avg	-----	3.8982 e6	-----	0.0867
24)	Hexachlorobenzene	Avg	-----	3.3616 e6	-----	0.0588
25)	Oxychlorthane	Quad	5.5211 e5	3.0698 e6	4.6404 e2	0.9988
26)	2,4'-DDE	Avg	-----	2.3121 e6	-----	0.0585
27)	trans-Nonachlor	Avg	-----	3.6662 e6	-----	0.0810
28)	2,4'-DDD	Avg	-----	1.9368 e6	-----	0.0779
29)	2,4'-DDT	Avg	-----	2.3931 e6	-----	0.0804
30)	cis-Nonachlor	Avg	-----	4.0695 e6	-----	0.0640
31)	Mirex	Quad	5.0001 e5	2.4220 e6	-2.9540 e2	0.9974
32)	Chlordane (1)	Avg	-----	4.0048 e5	-----	0.0330
33)	Chlordane (2)	Avg	-----	4.8633 e5	-----	0.0407
34)	Chlordane (3)	Avg	-----	1.3020 e5	-----	0.0619
35)	Chlordane - AVE	Avg	-----	-----	-----	0.0000
36)	Toxaphene (1)	Avg	-----	1.6369 e4	-----	0.0553
37)	Toxaphene (2)	Avg	-----	3.1415 e4	-----	0.0831
38)	Toxaphene (3)	Quad	2.2243 e5	7.0395 e4	-0.7276	0.9981
39)	Toxaphene (4)	Quad	4.5032 e5	6.4862 e4	0.6759	0.9982
40)	Toxaphene (5)	Avg	-----	5.4202 e4	-----	0.0528
41)	Toxaphene (6)	Avg	-----	7.6054 e4	-----	0.0615
42)	Toxaphene - AVE	Avg	-----	-----	-----	0.0000

MJB
2/3/20

Signal #2

	Compound	Fit	Constant	Linear	Quad	RSD/Cf
1) S	TCMX (S)	Avg	-----	3.4496 e6	-----	0.0965
2)	a-BHC	Quad	-3.2343 e5	4.2664 e6	8.2745 e3	0.9960
3)	g-BHC	Quad	-1.6434 e5	3.9019 e6	6.1477 e3	0.9964
4)	b-BHC	Avg	-----	1.7361 e6	-----	0.0812
5)	Heptachlor	Avg	-----	4.2108 e6	-----	0.0897
6)	d-BHC	Quad	-3.4135 e5	3.4999 e6	7.3816 e3	0.9930
7)	Aldrin	Quad	4.5141 e4	3.7409 e6	5.5614 e3	0.9964

8)	Heptachlor Epoxide	Avg	-----	3.5897 e6	-----	0.0770
9)	trans-Chlordane	Avg	-----	3.7184 e6	-----	0.0875
10)	cis-Chlordane	Avg	-----	3.5227 e6	-----	0.0870
11)	Endosulfan I	Avg	-----	3.3050 e6	-----	0.0966
12)	4,4'-DDE	Quad	-2.7421 e5	3.1100 e6	6.3174 e3	0.9963
13)	Dieldrin	Quad	-1.1278 e5	3.5000 e6	5.0969 e3	0.9973
14)	Endrin	Quad	2.1691 e4	2.8712 e6	4.6829 e3	0.9979
15)	4,4'-DDD	Quad	-1.0007 e5	2.3331 e6	6.3054 e3	0.9950
16)	Endosulfan II	Quad	8.0342 e4	2.6351 e6	4.8093 e3	0.9962
17)	4,4'-DDT	Quad	6.2935 e4	2.4488 e6	6.3238 e3	0.9944
18)	Endrin Aldehyde	Avg	-----	2.6437 e6	-----	0.1032
19)	Endosulfan Sulfate	Quad	2.2237 e5	2.4980 e6	4.5656 e3	0.9966
20)	Methoxychlor	Quad	3.9664 e5	1.0572 e6	2.7326 e3	0.9885
21)	Endrin Ketone	Quad	6.2899 e5	2.8167 e6	5.2103 e3	0.9947
22) S	DCBP (S)	Quad	1.0261 e6	2.0175 e6	2.1659 e3	0.9907
23)	Hexachlorobutadiene	Avg	-----	4.8419 e6	-----	0.0604
24)	Hexachlorobenzene	Quad	1.5728 e5	2.8673 e6	5.1735 e3	0.9980
25)	Oxychlorane	Avg	-----	3.1981 e6	-----	0.0855
26)	2,4'-DDE	Avg	-----	2.2730 e6	-----	0.0865
27)	trans-Nonachlor	Avg	-----	3.6095 e6	-----	0.0771
28)	2,4'-DDD	Avg	-----	1.9143 e6	-----	0.0953
29)	2,4'-DDT	Quad	1.0467 e5	2.1282 e6	4.0612 e3	0.9981
30)	cis-Nonachlor	Avg	-----	3.9852 e6	-----	0.0818
31)	Mirex	Quad	5.2228 e5	2.0685 e6	1.1146 e3	0.9931
32)	Chlordane (1)	Avg	-----	4.3448 e5	-----	0.0655
33)	Chlordane (2)	Avg	-----	3.6356 e5	-----	0.0725
34)	Chlordane (3)	Avg	-----	1.1876 e5	-----	0.0531
35)	Chlordane - AVE	Avg	-----	-----	-----	0.0000
36)	Toxaphene (1)	Avg	-----	2.9469 e4	-----	0.0522
37)	Toxaphene (2)	Avg	-----	4.0189 e4	-----	0.0698
38)	Toxaphene (3)	Avg	-----	6.4696 e4	-----	0.0605
39)	Toxaphene (4)	Quad	4.0242 e5	9.6156 e4	7.1704	0.9972
40)	Toxaphene (5)	Avg	-----	5.7329 e4	-----	0.0545
41)	Toxaphene (6)	Avg	-----	6.6054 e4	-----	0.0754
42)	Toxaphene - AVE	Avg	-----	-----	-----	0.0000

ECD8_QUANTPEST_200201.M Mon Feb 03 17:24:39 2020

Element Calibration Review Sheet

Calibration ID: **A0B0404**

Instrument: **DUALECD8**

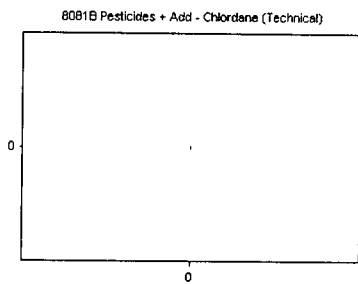
Calibration Date: **02/04/2020**

Analysis: **8081B Pesticides + Add**

Instrument Cal ID: **ECD8_QUANTPEST_20020**

Chlordane (Technical)

Curve Fit: **AVERAGE RF**

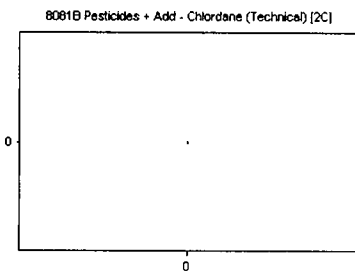


Standard	Concentration	Response	Response Factor	RT
0B01012-CALJ	10	0	0.000	0.00
0B01012-CALK	50	0	0.000	0.00
0B01012-CALL	100	0	0.000	0.00
0B01012-CALM	200	0	0.000	0.00
0B01012-CALN	500	0	0.000	0.00
0B01012-CALO	1000	0	0.000	0.00
0B01012-CALP	2000	0	0.000	0.00

AVE RF 0.000 RF RSD 0.00 AVE RT 0.00

Chlordane (Technical) [2C]

Curve Fit: **AVERAGE RF**

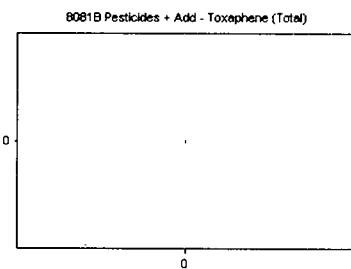


Standard	Concentration	Response	Response Factor	RT
0B01012-CALJ	10	0	0.000	0.00
0B01012-CALK	50	0	0.000	0.00
0B01012-CALL	100	0	0.000	0.00
0B01012-CALM	200	0	0.000	0.00
0B01012-CALN	500	0	0.000	0.00
0B01012-CALO	1000	0	0.000	0.00
0B01012-CALP	2000	0	0.000	0.00

AVE RF 0.000 RF RSD 0.00 AVE RT 0.00

Toxaphene (Total)

Curve Fit: **AVERAGE RF**

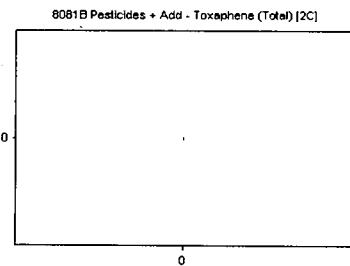


Standard	Concentration	Response	Response Factor	RT
0B01012-CALQ	10	0	0.000	0.00
0B01012-CALR	50	0	0.000	0.00
0B01012-CALS	100	0	0.000	0.00
0B01012-CALT	200	0	0.000	0.00
0B01012-CALU	500	0	0.000	0.00
0B01012-CALV	1000	0	0.000	0.00
0B01012-CALW	2000	0	0.000	0.00

AVE RF 0.000 RF RSD 0.00 AVE RT 0.00

Toxaphene (Total) [2C]

Curve Fit: **AVERAGE RF**



Standard	Concentration	Response	Response Factor	RT
0B01012-CALQ	10	0	0.000	0.00
0B01012-CALR	50	0	0.000	0.00
0B01012-CALS	100	0	0.000	0.00
0B01012-CALT	200	0	0.000	0.00
0B01012-CALU	500	0	0.000	0.00
0B01012-CALV	1000	0	0.000	0.00
0B01012-CALW	2000	0	0.000	0.00

AVE RF 0.000 RF RSD 0.00 AVE RT 0.00

Element Calibration Review Sheet

Calibration ID: **A0B0404**

Instrument: **DUALECD8**

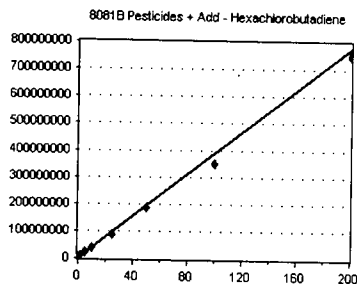
Calibration Date: **02/04/2020**

Analysis: **8081B Pesticides + Add**

Instrument Cal ID: **ECD8_QUANTPEST_20020**

Hexachlorobutadiene

Curve Fit: **AVERAGE RF**

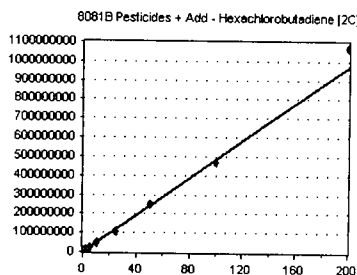


Standard	Concentration	Response	Response Factor	RT
OB01012-CALA	0.5	2278541	4557082.000	3.08
OB01012-CALB	1	4206156	4206156.000	3.08
OB01012-CALC	2	7973044	3986522.000	3.08
OB01012-CALD	5	2.000834E+07	4001668.000	3.08
OB01012-CALE	10	3.837758E+07	3837758.000	3.08
OB01012-CALF	25	8.728258E+07	3491303.000	3.08
OB01012-CALG	50	1.865705E+08	3731410.000	3.08
OB01012-CALH	100	3.510147E+08	3510147.000	3.08
OB01012-CALI	200	7.522633E+08	3761317.000	3.08

AVE RF 3898151.000 **RF RSD** 8.67 **AVE RT** 3.08

Hexachlorobutadiene [2C]

Curve Fit: **AVERAGE RF**

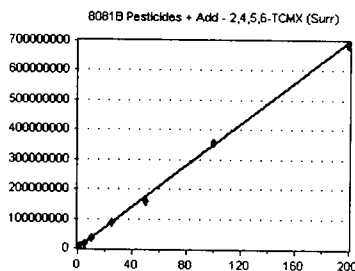


Standard	Concentration	Response	Response Factor	RT
OB01012-CALA	0.5	2594123	5188246.000	3.68
OB01012-CALB	1	4878910	4878910.000	3.68
OB01012-CALC	2	9306742	4653371.000	3.68
OB01012-CALD	5	2.374866E+07	4749732.000	3.68
OB01012-CALE	10	4.708842E+07	4708842.000	3.68
OB01012-CALF	25	1.09599E+08	4383960.000	3.68
OB01012-CALG	50	2.49172E+08	4983440.000	3.68
OB01012-CALH	100	4.690606E+08	4690606.000	3.68
OB01012-CALI	200	1.06808E+09	5340400.000	3.68

AVE RF 4841945.000 **RF RSD** 6.04 **AVE RT** 3.68

2,4,5,6-TCMX (Surr)

Curve Fit: **AVERAGE RF**

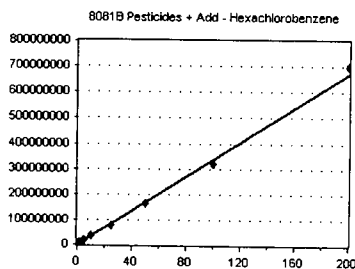


Standard	Concentration	Response	Response Factor	RT
OB01012-CAL1	0.5	2010387	4020774.000	5.30
OB01012-CAL2	1	3713760	3713760.000	5.30
OB01012-CAL3	2	7209311	3604656.000	5.30
OB01012-CAL4	5	1.60812E+07	3216240.000	5.30
OB01012-CAL5	10	3.30315E+07	3303150.000	5.30
OB01012-CAL6	25	8.582981E+07	3433192.000	5.30
OB01012-CAL7	50	1.601967E+08	3203934.000	5.30
OB01012-CAL8	100	3.554214E+08	3554214.000	5.30
OB01012-CAL9	200	6.830236E+08	3415118.000	5.30

AVE RF 3496115.000 **RF RSD** 7.49 **AVE RT** 5.30

Hexachlorobenzene

Curve Fit: **AVERAGE RF**



Standard	Concentration	Response	Response Factor	RT
OB01012-CALA	0.5	1894604	3789208.000	5.68
OB01012-CALB	1	3451879	3451879.000	5.68
OB01012-CALC	2	6640927	3320464.000	5.68
OB01012-CALD	5	1.644726E+07	3289452.000	5.68
OB01012-CALE	10	3.26479E+07	3264790.000	5.68
OB01012-CALF	25	7.79427E+07	3117708.000	5.68
OB01012-CALG	50	1.657174E+08	3314348.000	5.68
OB01012-CALH	100	3.205595E+08	3205595.000	5.68
OB01012-CALI	200	7.002122E+08	3501061.000	5.68

AVE RF 3361612.000 **RF RSD** 5.88 **AVE RT** 5.68

Element Calibration Review Sheet

Calibration ID: **A0B0404**

Instrument: **DUALECD8**

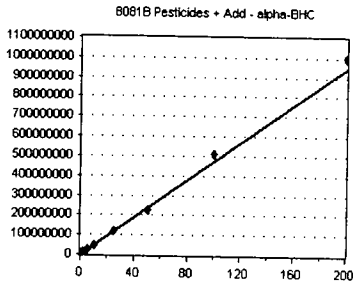
Calibration Date: **02/04/2020**

Analysis: **8081B Pesticides + Add**

Instrument Cal ID: **ECD8_QUANTPEST_20020**

alpha-BHC

Curve Fit: **AVERAGE RF**

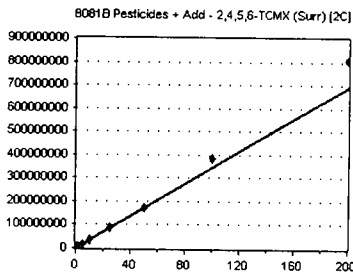


Standard	Concentration	Response	Response Factor	RT
OB01012-CAL1	0.5	2323532	4647064.000	5.84
OB01012-CAL2	1	4491787	4491787.000	5.84
OB01012-CAL3	2	9150524	4575262.000	5.84
OB01012-CAL4	5	2.346608E+07	4693216.000	5.84
OB01012-CAL5	10	4.655607E+07	4655607.000	5.84
OB01012-CAL6	25	1.216262E+08	4865048.000	5.84
OB01012-CAL7	50	2.248693E+08	4497386.000	5.84
OB01012-CAL8	100	5.093932E+08	5093932.000	5.84
OB01012-CAL9	200	1.00038E+09	5001900.000	5.84

AVE RF 4724578.000 RF RSD 4.57 AVE RT 5.84

2,4,5,6-TCMX (Surr) [2C]

Curve Fit: **AVERAGE RF**

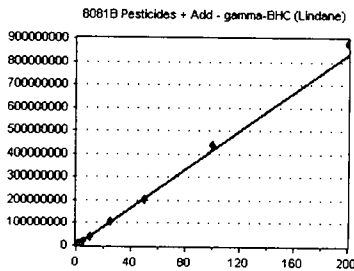


Standard	Concentration	Response	Response Factor	RT
OB01012-CAL1	0.5	1807457	3614914.000	5.98
OB01012-CAL2	1	3325610	3325610.000	5.98
OB01012-CAL3	2	6464924	3232462.000	5.98
OB01012-CAL4	5	1.503127E+07	3006254.000	5.98
OB01012-CAL5	10	3.1881E+07	3188100.000	5.98
OB01012-CAL6	25	8.514933E+07	3405973.000	5.98
OB01012-CAL7	50	1.682853E+08	3365706.000	5.98
OB01012-CAL8	100	3.864483E+08	3864483.000	5.98
OB01012-CAL9	200	8.08498E+08	4042490.000	5.98

AVE RF 3449555.000 RF RSD 9.65 AVE RT 5.98

gamma-BHC (Lindane)

Curve Fit: **AVERAGE RF**

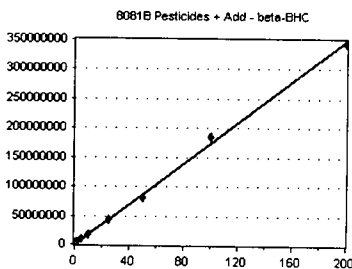


Standard	Concentration	Response	Response Factor	RT
OB01012-CAL1	0.5	2098226	4196452.000	6.12
OB01012-CAL2	1	3995270	3995270.000	6.12
OB01012-CAL3	2	8103069	4051535.000	6.12
OB01012-CAL4	5	2.061784E+07	4123568.000	6.12
OB01012-CAL5	10	4.042996E+07	4042996.000	6.12
OB01012-CAL6	25	1.057196E+08	4228784.000	6.12
OB01012-CAL7	50	2.032709E+08	4065418.000	6.12
OB01012-CAL8	100	4.359327E+08	4359327.000	6.12
OB01012-CAL9	200	8.814611E+08	4407306.000	6.12

AVE RF 4163406.000 RF RSD 3.50 AVE RT 6.12

beta-BHC

Curve Fit: **AVERAGE RF**



Standard	Concentration	Response	Response Factor	RT
OB01012-CAL1	0.5	943381	1886762.000	6.20
OB01012-CAL2	1	1736591	1736591.000	6.20
OB01012-CAL3	2	3435299	1717650.000	6.20
OB01012-CAL4	5	8638547	1727709.000	6.20
OB01012-CAL5	10	1.657155E+07	1657155.000	6.20
OB01012-CAL6	25	4.326881E+07	1730752.000	6.20
OB01012-CAL7	50	8.18664E+07	1637328.000	6.20
OB01012-CAL8	100	1.858015E+08	1858015.000	6.20
OB01012-CAL9	200	3.445661E+08	1722831.000	6.20

AVE RF 1741644.000 RF RSD 4.71 AVE RT 6.20

Element Calibration Review Sheet

Calibration ID: **A0B0404**

Instrument: **DUALECD8**

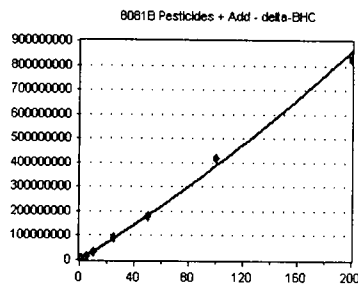
Calibration Date: **02/04/2020**

Analysis: **8081B Pesticides + Add**

Instrument Cal ID: **ECD8_QUANTPEST_20020**

delta-BHC

Curve Fit: **QUADRATIC: Weighting: (1/a^2), Origin: Ignore**

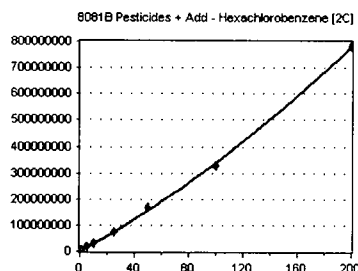


Standard	Concentration	Response	Response Factor	RT
OB01012-CAL1	0.5	1446613	2893226.000	6.35
OB01012-CAL2	1	2800163	2800163.000	6.35
OB01012-CAL3	2	6356662	3178331.000	6.35
OB01012-CAL4	5	1.671825E+07	3343650.000	6.35
OB01012-CAL5	10	3.397214E+07	3397214.000	6.35
OB01012-CAL6	25	9.370087E+07	3748035.000	6.35
OB01012-CAL7	50	1.824065E+08	3648130.000	6.35
OB01012-CAL8	100	4.199344E+08	4199344.000	6.35
OB01012-CAL9	200	8.262515E+08	4131258.000	6.34

AVE RF 3482150.000 RF RSD 14.23 AVE RT 6.35

Hexachlorobenzene [2C]

Curve Fit: **QUADRATIC: Weighting: (1/a^2), Origin: Ignore**

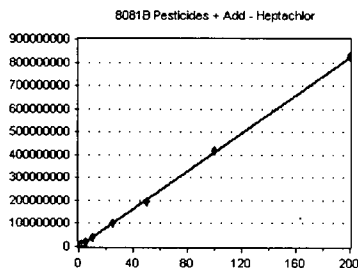


Standard	Concentration	Response	Response Factor	RT
OB01012-CALA	0.5	1616133	3232266.000	6.45
OB01012-CALB	1	2946247	2946247.000	6.45
OB01012-CALC	2	5773353	2886677.000	6.45
OB01012-CALD	5	1.541107E+07	3082214.000	6.45
OB01012-CALE	10	2.852539E+07	2852539.000	6.45
OB01012-CALF	25	7.228214E+07	2891286.000	6.45
OB01012-CALG	50	1.685388E+08	3370776.000	6.45
OB01012-CALH	100	3.276458E+08	3276458.000	6.45
OB01012-CALI	200	7.824725E+08	3912363.000	6.45

AVE RF 3161203.000 RF RSD 10.74 AVE RT 6.45

Heptachlor

Curve Fit: **AVERAGE RF**

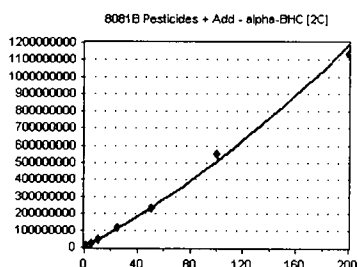


Standard	Concentration	Response	Response Factor	RT
OB01012-CAL1	0.5	2213636	4427272.000	6.53
OB01012-CAL2	1	4223019	4223019.000	6.53
OB01012-CAL3	2	8104217	4052109.000	6.53
OB01012-CAL4	5	2.000274E+07	4000548.000	6.53
OB01012-CAL5	10	3.990009E+07	3990009.000	6.53
OB01012-CAL6	25	1.037632E+08	4150528.000	6.53
OB01012-CAL7	50	1.922788E+08	3845576.000	6.53
OB01012-CAL8	100	4.162827E+08	4162827.000	6.53
OB01012-CAL9	200	8.275412E+08	4137706.000	6.53

AVE RF 4109955.000 RF RSD 4.02 AVE RT 6.53

alpha-BHC [2C]

Curve Fit: **QUADRATIC: Weighting: (1/a^2), Origin: Ignore**



Standard	Concentration	Response	Response Factor	RT
OB01012-CAL1	0.5	1906806	3813612.000	6.59
OB01012-CAL2	1	3754344	3754344.000	6.59
OB01012-CAL3	2	7591226	3795613.000	6.59
OB01012-CAL4	5	2.025052E+07	4050104.000	6.59
OB01012-CAL5	10	4.3487E+07	4348700.000	6.59
OB01012-CAL6	25	1.19197E+08	4767880.000	6.58
OB01012-CAL7	50	2.3331E+08	4666200.000	6.59
OB01012-CAL8	100	5.537284E+08	5537284.000	6.59
OB01012-CAL9	200	1.133362E+09	5666810.000	6.59

AVE RF 4488950.000 RF RSD 16.30 AVE RT 6.58

Element Calibration Review Sheet

Calibration ID: **A0B0404**

Instrument: **DUALECD8**

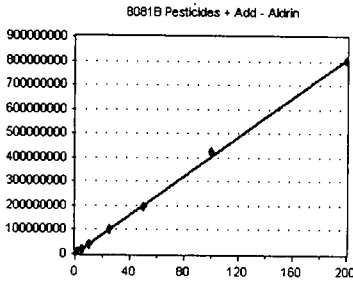
Calibration Date: **02/04/2020**

Analysis: **8081B Pesticides + Add**

Instrument Cal ID: **ECD8_QUANTPEST_20020**

Aldrin

Curve Fit: **AVERAGE RF**

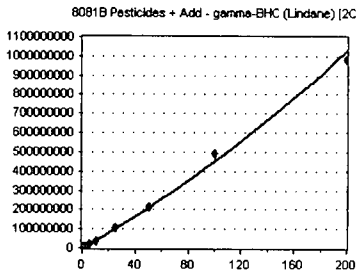


Standard	Concentration	Response	Response Factor	RT
OB01012-CAL1	0.5	2117773	4235546.000	6.77
OB01012-CAL2	1	4023063	4023063.000	6.77
OB01012-CAL3	2	7878680	3939340.000	6.77
OB01012-CAL4	5	2.002148E+07	4004296.000	6.77
OB01012-CAL5	10	3.955333E+07	3955333.000	6.77
OB01012-CAL6	25	1.019187E+08	4076748.000	6.77
OB01012-CAL7	50	1.954616E+08	3909232.000	6.77
OB01012-CAL8	100	4.209087E+08	4209087.000	6.77
OB01012-CAL9	200	8.024639E+08	4012319.000	6.77

AVE RF 4040552.000 RF RSD 2.83 AVE RT 6.77

gamma-BHC (Lindane) [2C]

Curve Fit: **QUADRATIC: Weighting: (1/a^2), Origin: Ignore**

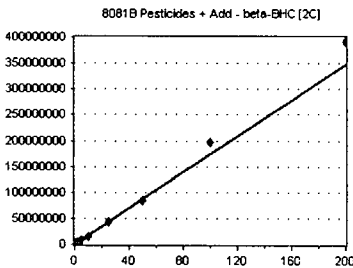


Standard	Concentration	Response	Response Factor	RT
OB01012-CAL1	0.5	1857818	3715636.000	6.90
OB01012-CAL2	1	3614287	3614287.000	6.90
OB01012-CAL3	2	7144289	3572145.000	6.90
OB01012-CAL4	5	1.890369E+07	3780738.000	6.90
OB01012-CAL5	10	3.851699E+07	3851699.000	6.90
OB01012-CAL6	25	1.078528E+08	4314112.000	6.90
OB01012-CAL7	50	2.118249E+08	4236498.000	6.90
OB01012-CAL8	100	4.912682E+08	4912682.000	6.90
OB01012-CAL9	200	9.803349E+08	4901675.000	6.90

AVE RF 4099941.000 RF RSD 12.77 AVE RT 6.90

beta-BHC [2C]

Curve Fit: **AVERAGE RF**

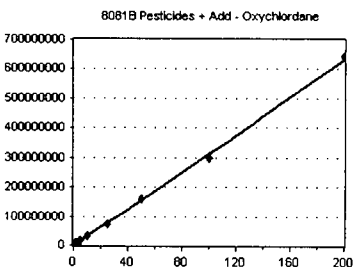


Standard	Concentration	Response	Response Factor	RT
OB01012-CAL1	0.5	871353	1742706.000	6.97
OB01012-CAL2	1	1672509	1672509.000	6.97
OB01012-CAL3	2	3394908	1697454.000	6.97
OB01012-CAL4	5	7798279	1559656.000	6.97
OB01012-CAL5	10	1.605662E+07	1605662.000	6.97
OB01012-CAL6	25	4.282634E+07	1713054.000	6.97
OB01012-CAL7	50	8.529623E+07	1705925.000	6.97
OB01012-CAL8	100	1.968101E+08	1968101.000	6.97
OB01012-CAL9	200	3.918805E+08	1959403.000	6.97

AVE RF 1736052.000 RF RSD 8.12 AVE RT 6.97

Oxychlorodane

Curve Fit: **QUADRATIC: Weighting: (1/a^2), Origin: Ignore**



Standard	Concentration	Response	Response Factor	RT
OB01012-CALA	0.5	2078442	4156884.000	7.16
OB01012-CALB	1	3626338	3626338.000	7.16
OB01012-CALC	2	6769962	3384981.000	7.16
OB01012-CALD	5	1.61843E+07	3236860.000	7.16
OB01012-CALE	10	3.1984E+07	3198400.000	7.16
OB01012-CALF	25	7.299099E+07	2919640.000	7.16
OB01012-CALG	50	1.605089E+08	3210178.000	7.16
OB01012-CALH	100	2.998338E+08	2998338.000	7.16
OB01012-CALI	200	6.436567E+08	3218284.000	7.16

AVE RF 3327767.000 RF RSD 11.17 AVE RT 7.16

Element Calibration Review Sheet

Calibration ID: **A0B0404**

Instrument: **DUALECD8**

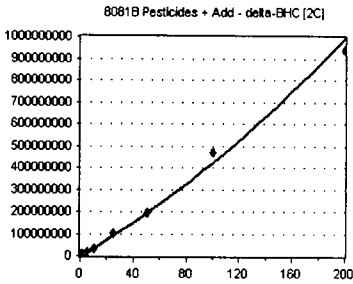
Calibration Date: **02/04/2020**

Analysis: **8081B Pesticides + Add**

Instrument Cal ID: **ECD8_QUANTPEST_20020**

delta-BHC [2C]

Curve Fit: **QUADRATIC: Weighting: (1/a^2), Origin: Ignore**

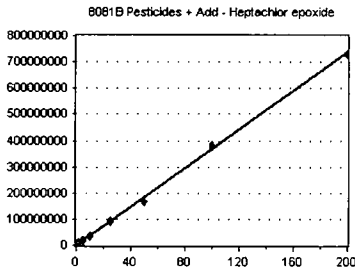


Standard	Concentration	Response	Response Factor	RT
0B01012-CAL1	0.5	1525163	3050326.000	7.22
0B01012-CAL2	1	2821743	2821743.000	7.22
0B01012-CAL3	2	6360084	3180042.000	7.22
0B01012-CAL4	5	1.628615E+07	3257230.000	7.22
0B01012-CAL5	10	3.455671E+07	3455671.000	7.22
0B01012-CAL6	25	1.009439E+08	4037756.000	7.22
0B01012-CAL7	50	1.92918E+08	3858360.000	7.22
0B01012-CAL8	100	4.722036E+08	4722036.000	7.22
0B01012-CAL9	200	9.396505E+08	4698253.000	7.22

AVE RF 3675713.000 RF RSD 18.98 AVE RT 7.22

Heptachlor epoxide

Curve Fit: **AVERAGE RF**

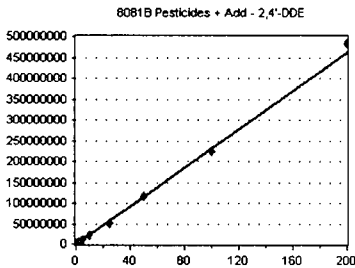


Standard	Concentration	Response	Response Factor	RT
0B01012-CAL1	0.5	2037408	4074816.000	7.23
0B01012-CAL2	1	3849968	3849968.000	7.23
0B01012-CAL3	2	7310938	3655469.000	7.23
0B01012-CAL4	5	1.821124E+07	3642248.000	7.23
0B01012-CAL5	10	3.556183E+07	3556183.000	7.23
0B01012-CAL6	25	9.060382E+07	3624153.000	7.23
0B01012-CAL7	50	1.681536E+08	3363072.000	7.23
0B01012-CAL8	100	3.806447E+08	3806447.000	7.23
0B01012-CAL9	200	7.32596E+08	3662980.000	7.23

AVE RF 3692815.000 RF RSD 5.42 AVE RT 7.23

2,4'-DDE

Curve Fit: **AVERAGE RF**

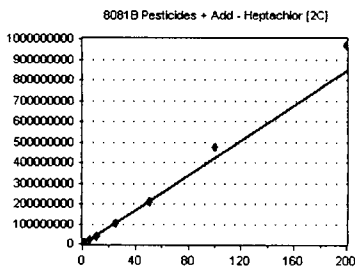


Standard	Concentration	Response	Response Factor	RT
0B01012-CALA	0.5	1290069	2580138.000	7.24
0B01012-CALB	1	2295081	2295081.000	7.24
0B01012-CALC	2	4488919	2244460.000	7.24
0B01012-CALD	5	1.174373E+07	2348746.000	7.24
0B01012-CALE	10	2.280436E+07	2280436.000	7.24
0B01012-CALF	25	5.220238E+07	2088095.000	7.24
0B01012-CALG	50	1.163594E+08	2327188.000	7.24
0B01012-CALH	100	2.230456E+08	2230456.000	7.24
0B01012-CALI	200	4.828511E+08	2414256.000	7.24

AVE RF 2312095.000 RF RSD 5.85 AVE RT 7.24

Heptachlor [2C]

Curve Fit: **AVERAGE RF**



Standard	Concentration	Response	Response Factor	RT
0B01012-CAL1	0.5	2166906	4333812.000	7.28
0B01012-CAL2	1	4011938	4011938.000	7.28
0B01012-CAL3	2	7612959	3806480.000	7.28
0B01012-CAL4	5	1.937156E+07	3874312.000	7.28
0B01012-CAL5	10	3.874349E+07	3874349.000	7.28
0B01012-CAL6	25	1.044734E+08	4178936.000	7.27
0B01012-CAL7	50	2.108814E+08	4217628.000	7.28
0B01012-CAL8	100	4.769755E+08	4769755.000	7.28
0B01012-CAL9	200	9.660228E+08	4830114.000	7.28

AVE RF 4210814.000 RF RSD 8.97 AVE RT 7.28

Element Calibration Review Sheet

Calibration ID: **A0B0404**

Instrument: **DUALECD8**

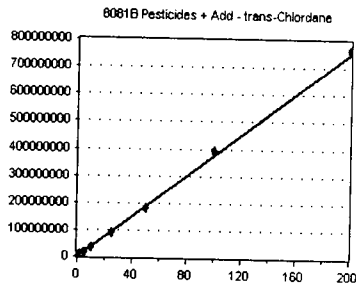
Calibration Date: **02/04/2020**

Analysis: **8081B Pesticides + Add**

Instrument Cal ID: **ECD8_QUANTPEST_20020**

trans-Chlordane

Curve Fit: **AVERAGE RF**

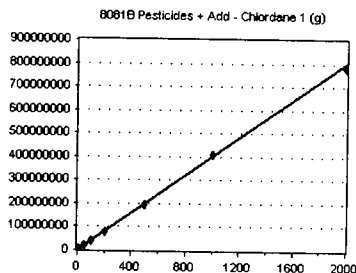


Standard	Concentration	Response	Response Factor	RT
OB01012-CAL1	0.5	2006872	4013744.000	7.33
OB01012-CAL2	1	3865919	3865919.000	7.33
OB01012-CAL3	2	7233767	3616884.000	7.33
OB01012-CAL4	5	1.816404E+07	3632808.000	7.33
OB01012-CAL5	10	3.64511E+07	3645110.000	7.33
OB01012-CAL6	25	9.234463E+07	3693785.000	7.33
OB01012-CAL7	50	1.813409E+08	3626818.000	7.33
OB01012-CAL8	100	3.927507E+08	3927507.000	7.33
OB01012-CAL9	200	7.644719E+08	3822359.000	7.33

AVE RF 3760548.000 RF RSD 3.98 AVE RT 7.33

Chlordane 1 (g)

Curve Fit: **AVERAGE RF**

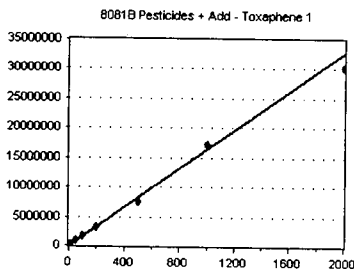


Standard	Concentration	Response	Response Factor	RT
OB01012-CALJ	10	4222162	422216.200	7.33
OB01012-CALK	50	1.933186E+07	386637.200	7.33
OB01012-CALL	100	4.098202E+07	409820.200	7.33
OB01012-CALM	200	7.983398E+07	399169.900	7.33
OB01012-CALN	500	1.942334E+08	388466.800	7.33
OB01012-CALO	1000	4.070686E+08	407068.600	7.33
OB01012-CALP	2000	7.799603E+08	389980.200	7.33

AVE RF 400479.900 RF RSD 3.30 AVE RT 7.33

Toxaphene 1

Curve Fit: **AVERAGE RF**

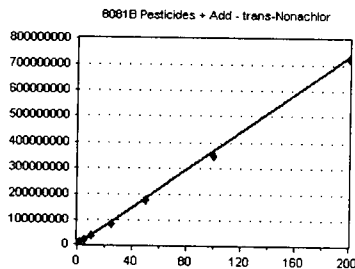


Standard	Concentration	Response	Response Factor	RT
OB01012-CALQ	10	169507	16950.700	7.40
OB01012-CALR	50	862137	17242.740	7.40
OB01012-CALS	100	1687426	16874.260	7.40
OB01012-CALT	200	3210991	16054.960	7.40
OB01012-CALU	500	7624274	15248.550	7.40
OB01012-CALV	1000	1.712611E+07	17126.110	7.40
OB01012-CALW	2000	3.017711E+07	15088.550	7.40

AVE RF 16369.410 RF RSD 5.53 AVE RT 7.40

trans-Nonachlor

Curve Fit: **AVERAGE RF**



Standard	Concentration	Response	Response Factor	RT
OB01012-CALA	0.5	2168811	4337622.000	7.42
OB01012-CALB	1	3768972	3768972.000	7.42
OB01012-CALC	2	7569675	3784838.000	7.42
OB01012-CALD	5	1.811565E+07	3623130.000	7.42
OB01012-CALE	10	3.588315E+07	3588315.000	7.42
OB01012-CALF	25	8.181254E+07	3272502.000	7.42
OB01012-CALG	50	1.770198E+08	3540396.000	7.42
OB01012-CALH	100	3.439997E+08	3439997.000	7.42
OB01012-CALI	200	7.279732E+08	3639866.000	7.42

AVE RF 3666182.000 RF RSD 8.10 AVE RT 7.42

Element Calibration Review Sheet

Calibration ID: **A0B0404**

Instrument: **DUALECD8**

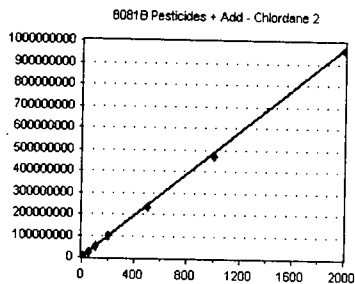
Calibration Date: **02/04/2020**

Analysis: **8081B Pesticides + Add**

Instrument Cal ID: **ECD8_QUANTPEST_20020**

Chlordane 2

Curve Fit: **AVERAGE RF**

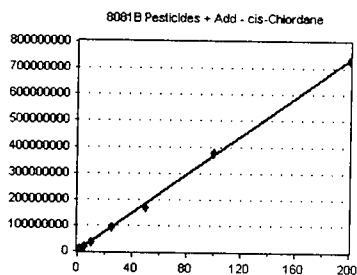


Standard	Concentration	Response	Response Factor	RT
OB01012-CALJ	10	5231315	523131.500	7.42
OB01012-CALK	50	2.384606E+07	476921.200	7.42
OB01012-CALL	100	5.006864E+07	500686.400	7.42
OB01012-CALM	200	9.74708E+07	487354.000	7.42
OB01012-CALN	500	2.341804E+08	468360.800	7.42
OB01012-CALO	1000	4.679568E+08	467956.800	7.42
OB01012-CALP	2000	9.597665E+08	479883.300	7.42

AVE RF 486327.700 RF RSD 4.07 AVE RT 7.42

cis-Chlordane

Curve Fit: **AVERAGE RF**

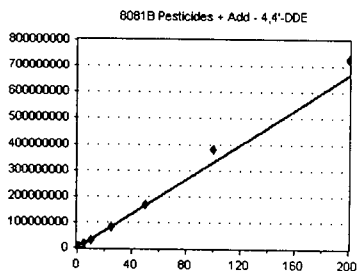


Standard	Concentration	Response	Response Factor	RT
OB01012-CAL1	0.5	2072536	4145072.000	7.42
OB01012-CAL2	1	3812238	3812238.000	7.42
OB01012-CAL3	2	7290278	3645139.000	7.42
OB01012-CAL4	5	1.789437E+07	3578874.000	7.42
OB01012-CAL5	10	3.456932E+07	3456932.000	7.42
OB01012-CAL6	25	9.101382E+07	3640553.000	7.42
OB01012-CAL7	50	1.6742E+08	3348400.000	7.42
OB01012-CAL8	100	3.774805E+08	3774805.000	7.42
OB01012-CAL9	200	7.29671E+08	3648355.000	7.42

AVE RF 3672263.000 RF RSD 6.21 AVE RT 7.42

4,4'-DDE

Curve Fit: **AVERAGE RF**

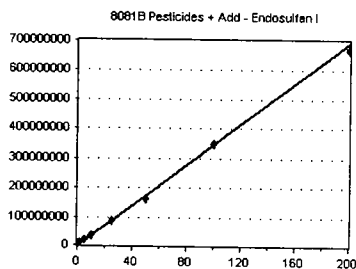


Standard	Concentration	Response	Response Factor	RT
OB01012-CAL1	0.5	1628951	3257902.000	7.49
OB01012-CAL2	1	2976091	2976091.000	7.49
OB01012-CAL3	2	6364080	3182040.000	7.49
OB01012-CAL4	5	1.590245E+07	3180490.000	7.49
OB01012-CAL5	10	3.207276E+07	3207276.000	7.49
OB01012-CAL6	25	8.267964E+07	3307186.000	7.49
OB01012-CAL7	50	1.680016E+08	3360032.000	7.49
OB01012-CAL8	100	3.787441E+08	3787441.000	7.49
OB01012-CAL9	200	7.257395E+08	3628698.000	7.49

AVE RF 3320795.000 RF RSD 7.44 AVE RT 7.49

Endosulfan I

Curve Fit: **AVERAGE RF**



Standard	Concentration	Response	Response Factor	RT
OB01012-CAL1	0.5	1932337	3864674.000	7.52
OB01012-CAL2	1	3593891	3593891.000	7.52
OB01012-CAL3	2	6684329	3342165.000	7.52
OB01012-CAL4	5	1.70331E+07	3406620.000	7.52
OB01012-CAL5	10	3.474804E+07	3474804.000	7.52
OB01012-CAL6	25	8.544442E+07	3417777.000	7.52
OB01012-CAL7	50	1.639408E+08	3278816.000	7.52
OB01012-CAL8	100	3.494908E+08	3494908.000	7.52
OB01012-CAL9	200	6.689564E+08	3344782.000	7.52

AVE RF 3468715.000 RF RSD 5.07 AVE RT 7.52

Element Calibration Review Sheet

Calibration ID: **A0B0404**

Instrument: **DUALECD8**

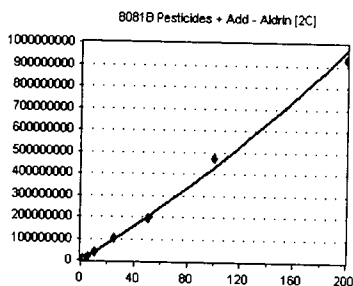
Calibration Date: **02/04/2020**

Analysis: **8081B Pesticides + Add**

Instrument Cal ID: **ECD8_QUANTPEST_20020**

Aldrin [2C]

Curve Fit: **QUADRATIC: Weighting: (1/a^2), Origin: Ignore**

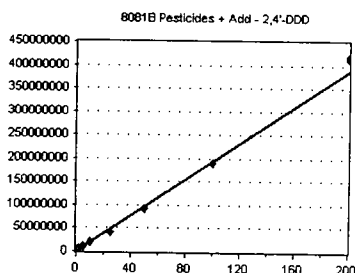


Standard	Concentration	Response	Response Factor	RT
0B01012-CAL1	0.5	1887335	3774670.000	7.54
0B01012-CAL2	1	3540234	3540234.000	7.54
0B01012-CAL3	2	7212786	3606393.000	7.54
0B01012-CAL4	5	1.826029E+07	3652058.000	7.54
0B01012-CAL5	10	3.695242E+07	3695242.000	7.54
0B01012-CAL6	25	1.033046E+08	4132184.000	7.54
0B01012-CAL7	50	1.958379E+08	3916758.000	7.54
0B01012-CAL8	100	4.720136E+08	4720136.000	7.54
0B01012-CAL9	200	9.288088E+08	4644044.000	7.54

AVE RF 3964635.000 RF RSD 11.20 AVE RT 7.54

2,4'-DDD

Curve Fit: **AVERAGE RF**

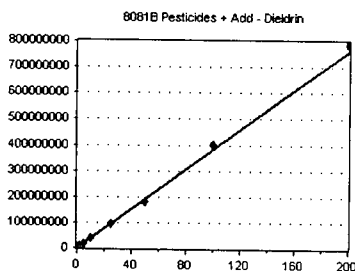


Standard	Concentration	Response	Response Factor	RT
0B01012-CALA	0.5	1111537	2223074.000	7.62
0B01012-CALB	1	1934222	1934222.000	7.61
0B01012-CALC	2	3838920	1919460.000	7.61
0B01012-CALD	5	9882639	1976528.000	7.61
0B01012-CALE	10	1.853462E+07	1853462.000	7.61
0B01012-CALF	25	4.220343E+07	1688137.000	7.61
0B01012-CALG	50	9.313354E+07	1862671.000	7.61
0B01012-CALH	100	1.888996E+08	1888996.000	7.61
0B01012-CALI	200	4.169259E+08	2084630.000	7.61

AVE RF 1936798.000 RF RSD 7.79 AVE RT 7.61

Dieldrin

Curve Fit: **AVERAGE RF**

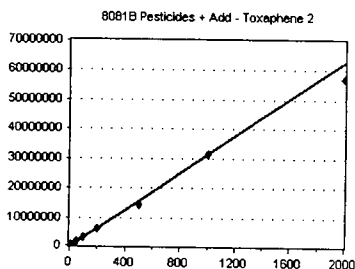


Standard	Concentration	Response	Response Factor	RT
0B01012-CAL1	0.5	1958633	3917266.000	7.69
0B01012-CAL2	1	3771816	3771816.000	7.69
0B01012-CAL3	2	7527776	3763888.000	7.69
0B01012-CAL4	5	1.875276E+07	3750552.000	7.69
0B01012-CAL5	10	3.72983E+07	3729830.000	7.69
0B01012-CAL6	25	9.58688E+07	3834752.000	7.69
0B01012-CAL7	50	1.79484E+08	3589680.000	7.69
0B01012-CAL8	100	4.028113E+08	4028113.000	7.69
0B01012-CAL9	200	7.869162E+08	3934581.000	7.69

AVE RF 3813386.000 RF RSD 3.43 AVE RT 7.69

Toxaphene 2

Curve Fit: **AVERAGE RF**



Standard	Concentration	Response	Response Factor	RT
0B01012-CALQ	10	357259	35725.900	7.69
0B01012-CALR	50	1682151	33643.020	7.69
0B01012-CALS	100	3171817	31718.170	7.69
0B01012-CALT	200	6077785	30388.930	7.69
0B01012-CALU	500	1.428352E+07	28567.040	7.69
0B01012-CALV	1000	3.129069E+07	31290.690	7.69
0B01012-CALW	2000	5.714863E+07	28574.320	7.69

AVE RF 31415.440 RF RSD 8.31 AVE RT 7.69

Element Calibration Review Sheet

Calibration ID: **A0B0404**

Instrument: **DUALECD8**

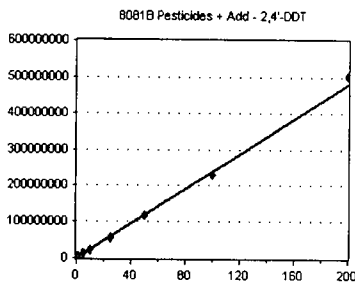
Calibration Date: **02/04/2020**

Analysis: **8081B Pesticides + Add**

Instrument Cal ID: **ECD8_QUANTPEST_20020**

2,4'-DDT

Curve Fit: **AVERAGE RF**

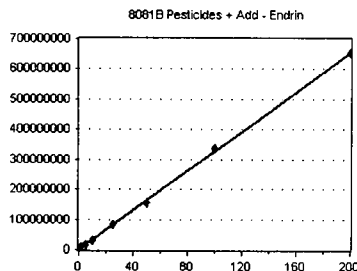


Standard	Concentration	Response	Response Factor	RT
OB01012-CALA	0.5	1418724	2837448.000	7.80
OB01012-CALB	1	2374152	2374152.000	7.80
OB01012-CALC	2	4727347	2363674.000	7.80
OB01012-CALD	5	1.187289E+07	2374578.000	7.80
OB01012-CALE	10	2.292821E+07	2292821.000	7.80
OB01012-CALF	25	5.360788E+07	2144315.000	7.79
OB01012-CALG	50	1.171116E+08	2342232.000	7.79
OB01012-CALH	100	2.298646E+08	2298646.000	7.79
OB01012-CALI	200	5.020763E+08	2510382.000	7.79

AVE RF 2393139.000 **RF RSD** 8.04 **AVE RT** 7.79

Endrin

Curve Fit: **AVERAGE RF**

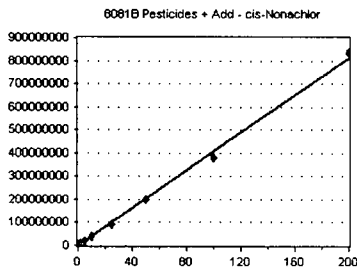


Standard	Concentration	Response	Response Factor	RT
OB01012-CAL1	0.5	1701747	3403494.000	7.85
OB01012-CAL2	1	3307872	3307872.000	7.85
OB01012-CAL3	2	6440400	3220200.000	7.85
OB01012-CAL4	5	1.615376E+07	3230752.000	7.85
OB01012-CAL5	10	3.134902E+07	3134902.000	7.85
OB01012-CAL6	25	8.285862E+07	3314345.000	7.85
OB01012-CAL7	50	1.550496E+08	3100992.000	7.85
OB01012-CAL8	100	3.384351E+08	3384351.000	7.85
OB01012-CAL9	200	6.5517E+08	3275850.000	7.85

AVE RF 3263640.000 **RF RSD** 3.15 **AVE RT** 7.85

cis-Nonachlor

Curve Fit: **AVERAGE RF**

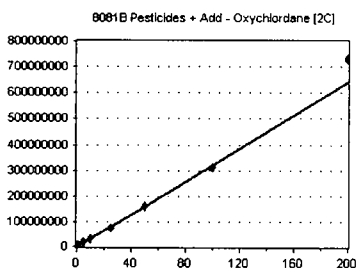


Standard	Concentration	Response	Response Factor	RT
OB01012-CALA	0.5	2296885	4593770.000	7.89
OB01012-CALB	1	4089263	4089263.000	7.89
OB01012-CALC	2	8283514	4141757.000	7.89
OB01012-CALD	5	2.060596E+07	4121192.000	7.89
OB01012-CALE	10	4.043669E+07	4043669.000	7.89
OB01012-CALF	25	9.155034E+07	3662014.000	7.89
OB01012-CALG	50	2.000893E+08	4001786.000	7.89
OB01012-CALH	100	3.793441E+08	3793441.000	7.89
OB01012-CALI	200	8.356395E+08	4178198.000	7.88

AVE RF 4069454.000 **RF RSD** 6.40 **AVE RT** 7.89

Oxychlorthane [2C]

Curve Fit: **AVERAGE RF**



Standard	Concentration	Response	Response Factor	RT
OB01012-CALA	0.5	1817597	3635194.000	7.91
OB01012-CALB	1	3174792	3174792.000	7.91
OB01012-CALC	2	6050162	3025081.000	7.91
OB01012-CALD	5	1.550996E+07	3101992.000	7.91
OB01012-CALE	10	2.989029E+07	2989029.000	7.91
OB01012-CALF	25	7.158479E+07	2863392.000	7.91
OB01012-CALG	50	1.607071E+08	3214142.000	7.91
OB01012-CALH	100	3.127713E+08	3127713.000	7.91
OB01012-CALI	200	7.303451E+08	3651726.000	7.91

AVE RF 3198118.000 **RF RSD** 8.55 **AVE RT** 7.91

Element Calibration Review Sheet

Calibration ID: **A0B0404**

Instrument: **DUALECD8**

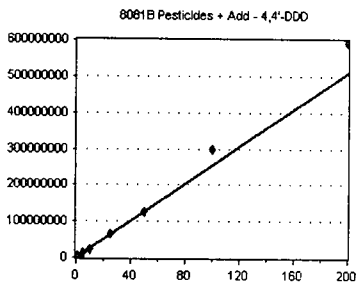
Calibration Date: **02/04/2020**

Analysis: **8081B Pesticides + Add**

Instrument Cal ID: **ECD8_QUANTPEST_20020**

4,4'-DDD

Curve Fit: **AVERAGE RF**

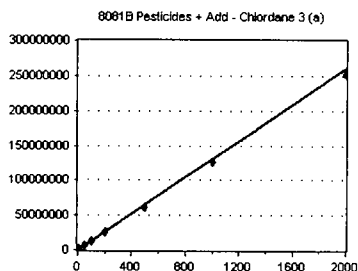


Standard	Concentration	Response	Response Factor	RT
OB01012-CAL1	0.5	1218671	2437342.000	7.92
OB01012-CAL2	1	2373048	2373048.000	7.91
OB01012-CAL3	2	4683505	2341753.000	7.91
OB01012-CAL4	5	1.173723E+07	2347446.000	7.91
OB01012-CAL5	10	2.42592E+07	2425920.000	7.91
OB01012-CAL6	25	6.337781E+07	2535112.000	7.91
OB01012-CAL7	50	1.253068E+08	2506136.000	7.91
OB01012-CAL8	100	2.97655E+08	2976550.000	7.91
OB01012-CAL9	200	5.92314E+08	2961570.000	7.91

AVE RF 2544986.000 **RF RSD** 9.79 **AVE RT** 7.91

Chlordane 3 (a)

Curve Fit: **AVERAGE RF**

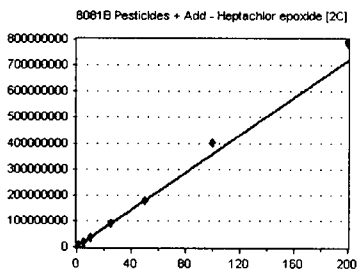


Standard	Concentration	Response	Response Factor	RT
OB01012-CALJ	10	1477991	147799.100	7.97
OB01012-CALK	50	6361865	127237.300	7.97
OB01012-CALL	100	1.303182E+07	130318.200	7.97
OB01012-CALM	200	2.587346E+07	129367.300	7.97
OB01012-CALN	500	6.1785E+07	123570.000	7.97
OB01012-CALO	1000	1.265223E+08	126522.300	7.97
OB01012-CALP	2000	2.531359E+08	126568.000	7.97

AVE RF 130197.500 **RF RSD** 6.19 **AVE RT** 7.97

Heptachlor epoxide [2C]

Curve Fit: **AVERAGE RF**

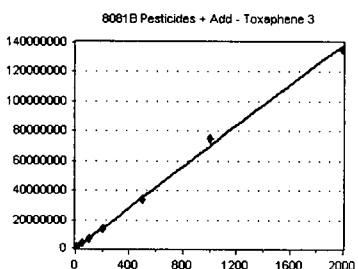


Standard	Concentration	Response	Response Factor	RT
OB01012-CAL1	0.5	1829309	3658618.000	7.98
OB01012-CAL2	1	3563306	3563306.000	7.98
OB01012-CAL3	2	6383239	3191620.000	7.98
OB01012-CAL4	5	1.666379E+07	332758.000	7.98
OB01012-CAL5	10	3.36899E+07	3368990.000	7.98
OB01012-CAL6	25	9.069309E+07	3627724.000	7.98
OB01012-CAL7	50	1.789132E+08	3578264.000	7.98
OB01012-CAL8	100	4.042626E+08	4042626.000	7.98
OB01012-CAL9	200	7.887333E+08	3943667.000	7.98

AVE RF 3589730.000 **RF RSD** 7.70 **AVE RT** 7.98

Toxaphene 3

Curve Fit: **QUADRATIC: Weighting: (1/a^2), Origin: Ignore**



Standard	Concentration	Response	Response Factor	RT
OB01012-CALQ	10	923034	92303.400	8.01
OB01012-CALR	50	3882297	77645.940	8.00
OB01012-CALS	100	7108085	71080.850	8.00
OB01012-CALT	200	1.395566E+07	69778.300	8.00
OB01012-CALU	500	3.382787E+07	67655.740	8.00
OB01012-CALV	1000	7.486939E+07	74869.390	8.00
OB01012-CALW	2000	1.348564E+08	67428.200	8.00

AVE RF 74394.550 **RF RSD** 11.74 **AVE RT** 8.00

Element Calibration Review Sheet

Calibration ID: **A0B0404**

Instrument: **DUALECD8**

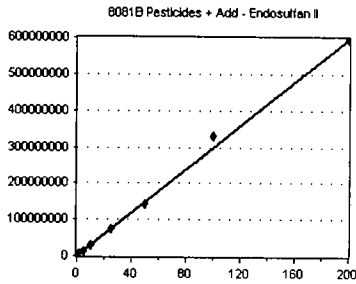
Calibration Date: **02/04/2020**

Analysis: **8081B Pesticides + Add**

Instrument Cal ID: **ECD8_QUANTPEST_20020**

Endosulfan II

Curve Fit: **AVERAGE RF**

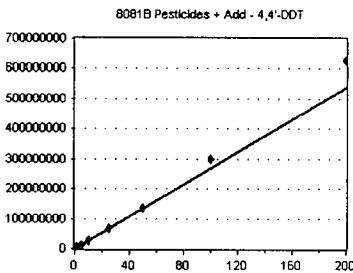


Standard	Concentration	Response	Response Factor	RT
OB01012-CAL1	0.5	1650694	3301388.000	8.01
OB01012-CAL2	1	3004856	3004856.000	8.01
OB01012-CAL3	2	5851117	2925559.000	8.01
OB01012-CAL4	5	1.400165E+07	2800330.000	8.01
OB01012-CAL5	10	2.818935E+07	2818935.000	8.01
OB01012-CAL6	25	7.334226E+07	2933690.000	8.01
OB01012-CAL7	50	1.418549E+08	2837098.000	8.01
OB01012-CAL8	100	3.318899E+08	3318899.000	8.01
OB01012-CAL9	200	5.966484E+08	2983242.000	8.01

AVE RF 2991555.000 RF RSD 6.49 AVE RT 8.01

4,4'-DDT

Curve Fit: **AVERAGE RF**

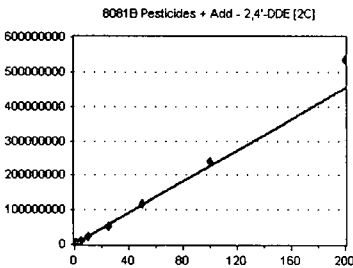


Standard	Concentration	Response	Response Factor	RT
OB01012-CAL1	0.5	1351757	2703514.000	8.11
OB01012-CAL2	1	2497592	2497592.000	8.11
OB01012-CAL3	2	4907038	2453519.000	8.11
OB01012-CAL4	5	1.263265E+07	2526530.000	8.11
OB01012-CAL5	10	2.469228E+07	2469228.000	8.11
OB01012-CAL6	25	6.809745E+07	2723898.000	8.11
OB01012-CAL7	50	1.347993E+08	2695986.000	8.11
OB01012-CAL8	100	2.988081E+08	2988081.000	8.11
OB01012-CAL9	200	6.271791E+08	3135895.000	8.11

AVE RF 2688249.000 RF RSD 8.89 AVE RT 8.11

2,4'-DDE [2C]

Curve Fit: **AVERAGE RF**

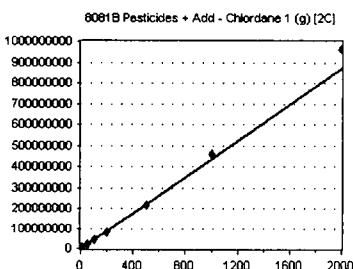


Standard	Concentration	Response	Response Factor	RT
OB01012-CALA	0.5	1200073	2400146.000	8.11
OB01012-CALB	1	2104301	2104301.000	8.11
OB01012-CALC	2	4260806	2130403.000	8.11
OB01012-CALD	5	1.090641E+07	2181282.000	8.11
OB01012-CALE	10	2.19581E+07	2195810.000	8.11
OB01012-CALF	25	5.111336E+07	2044534.000	8.11
OB01012-CALG	50	1.17141E+08	2342820.000	8.11
OB01012-CALH	100	2.384413E+08	2384413.000	8.11
OB01012-CALI	200	5.346824E+08	2673412.000	8.11

AVE RF 2273013.000 RF RSD 8.65 AVE RT 8.11

Chlordane 1 (g) [2C]

Curve Fit: **AVERAGE RF**



Standard	Concentration	Response	Response Factor	RT
OB01012-CALJ	10	4084683	408468.300	8.12
OB01012-CALK	50	2.01342E+07	402684.000	8.12
OB01012-CALL	100	4.333219E+07	433321.900	8.12
OB01012-CALM	200	8.36751E+07	418375.500	8.12
OB01012-CALN	500	2.179744E+08	435948.800	8.12
OB01012-CALO	1000	4.61118E+08	461118.000	8.12
OB01012-CALP	2000	9.628295E+08	481414.800	8.12

AVE RF 434475.900 RF RSD 6.55 AVE RT 8.12

Element Calibration Review Sheet

Calibration ID: **A0B0404**

Instrument: **DUALECD8**

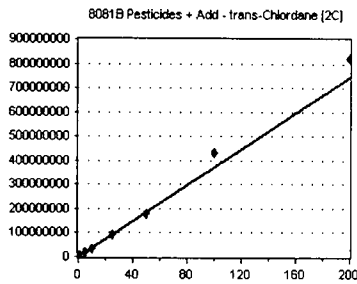
Calibration Date: **02/04/2020**

Analysis: **8081B Pesticides + Add**

Instrument Cal ID: **ECD8_QUANTPEST_20020**

trans-Chlordane [2C]

Curve Fit: **AVERAGE RF**

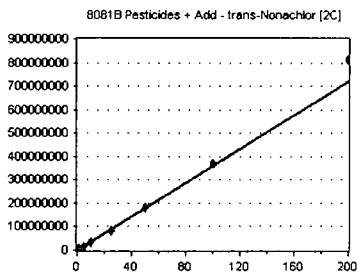


Standard	Concentration	Response	Response Factor	RT
0B01012-CAL1	0.5	1923989	3847978.000	8.12
0B01012-CAL2	1	3473086	3473086.000	8.12
0B01012-CAL3	2	6824804	3412402.000	8.12
0B01012-CAL4	5	1.70644E+07	3412880.000	8.12
0B01012-CAL5	10	3.494534E+07	3494534.000	8.12
0B01012-CAL6	25	9.410738E+07	3764295.000	8.12
0B01012-CAL7	50	1.812278E+08	3624556.000	8.12
0B01012-CAL8	100	4.326647E+08	4326647.000	8.12
0B01012-CAL9	200	8.218424E+08	4109212.000	8.12

AVE RF 3718399.000 RF RSD 8.75 AVE RT 8.12

trans-Nonachlor [2C]

Curve Fit: **AVERAGE RF**

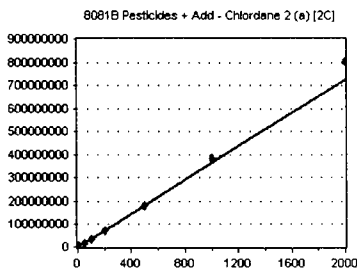


Standard	Concentration	Response	Response Factor	RT
0B01012-CALA	0.5	2004659	4009318.000	8.18
0B01012-CALB	1	3680280	3680280.000	8.18
0B01012-CALC	2	6830472	3415236.000	8.18
0B01012-CALD	5	1.698707E+07	3397414.000	8.18
0B01012-CALE	10	3.440216E+07	3440216.000	8.18
0B01012-CALF	25	8.078905E+07	3231562.000	8.18
0B01012-CALG	50	1.792028E+08	3584056.000	8.18
0B01012-CALH	100	3.675612E+08	3675612.000	8.18
0B01012-CALI	200	8.103848E+08	4051924.000	8.18

AVE RF 3609513.000 RF RSD 7.71 AVE RT 8.18

Chlordane 2 (a) [2C]

Curve Fit: **AVERAGE RF**

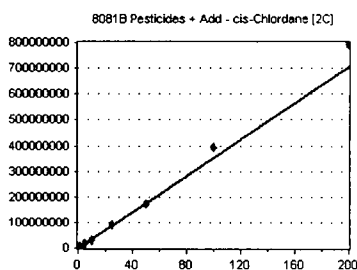


Standard	Concentration	Response	Response Factor	RT
0B01012-CALJ	10	3718290	371829.000	8.23
0B01012-CALK	50	1.591002E+07	318200.400	8.23
0B01012-CALL	100	3.522198E+07	352219.800	8.23
0B01012-CALM	200	7.06827E+07	353413.500	8.23
0B01012-CALN	500	1.819715E+08	363943.000	8.23
0B01012-CALO	1000	3.848055E+08	384805.500	8.23
0B01012-CALP	2000	8.009549E+08	400477.400	8.23

AVE RF 363555.500 RF RSD 7.25 AVE RT 8.23

cis-Chlordane [2C]

Curve Fit: **AVERAGE RF**



Standard	Concentration	Response	Response Factor	RT
0B01012-CAL1	0.5	1851957	3703914.000	8.23
0B01012-CAL2	1	3361292	3361292.000	8.23
0B01012-CAL3	2	6414031	3207016.000	8.23
0B01012-CAL4	5	1.606124E+07	3212248.000	8.23
0B01012-CAL5	10	3.204669E+07	3204669.000	8.23
0B01012-CAL6	25	9.099102E+07	3639641.000	8.23
0B01012-CAL7	50	1.730353E+08	3460706.000	8.23
0B01012-CAL8	100	3.950725E+08	3950725.000	8.23
0B01012-CAL9	200	7.927768E+08	3963884.000	8.23

AVE RF 3522677.000 RF RSD 8.70 AVE RT 8.23

Element Calibration Review Sheet

Calibration ID: **A0B0404**

Instrument: **DUALECD8**

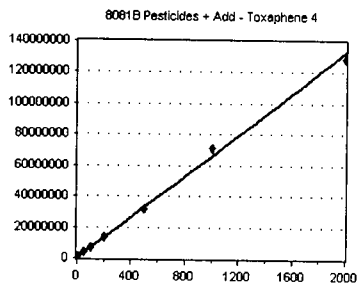
Calibration Date: **02/04/2020**

Analysis: **8081B Pesticides + Add**

Instrument Cal ID: **ECD8_QUANTPEST_20020**

Toxaphene 4

Curve Fit: **QUADRATIC: Weighting: (1/a^2), Origin: Ignore**

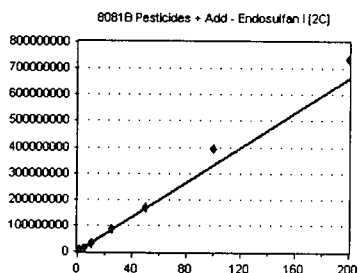


Standard	Concentration	Response	Response Factor	RT
OB01012-CALQ	10	1100625	110062.500	8.25
OB01012-CALR	50	3672237	73444.740	8.25
OB01012-CALS	100	6856793	68567.930	8.25
OB01012-CALT	200	1.355915E+07	67795.750	8.25
OB01012-CALU	500	3.170131E+07	63402.620	8.25
OB01012-CALV	1000	7.126714E+07	71267.130	8.25
OB01012-CALW	2000	1.289479E+08	64473.950	8.24

AVE RF 74144.950 **RF RSD** 21.88 **AVE RT** 8.25

Endosulfan I [2C]

Curve Fit: **AVERAGE RF**

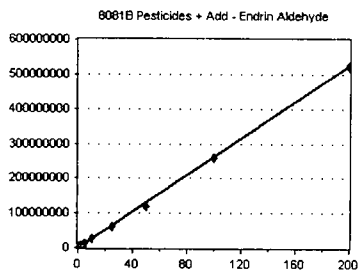


Standard	Concentration	Response	Response Factor	RT
OB01012-CAL1	0.5	1589681	3179362.000	8.28
OB01012-CAL2	1	3092501	3092501.000	8.28
OB01012-CAL3	2	6087483	3043742.000	8.28
OB01012-CAL4	5	1.497872E+07	2995744.000	8.28
OB01012-CAL5	10	3.064788E+07	3064788.000	8.28
OB01012-CAL6	25	8.565336E+07	3426135.000	8.28
OB01012-CAL7	50	1.67437E+08	3348740.000	8.28
OB01012-CAL8	100	3.925215E+08	3925215.000	8.28
OB01012-CAL9	200	7.337262E+08	3668631.000	8.28

AVE RF 3304984.000 **RF RSD** 9.66 **AVE RT** 8.28

Endrin Aldehyde

Curve Fit: **AVERAGE RF**

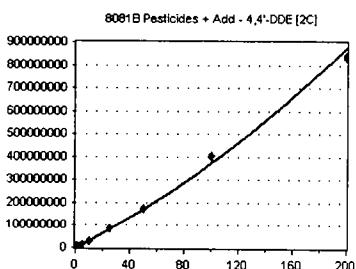


Standard	Concentration	Response	Response Factor	RT
OB01012-CAL1	0.5	1534740	3069480.000	8.30
OB01012-CAL2	1	2830842	2830842.000	8.30
OB01012-CAL3	2	5465292	2732646.000	8.30
OB01012-CAL4	5	1.259007E+07	2518014.000	8.30
OB01012-CAL5	10	2.511112E+07	2511112.000	8.30
OB01012-CAL6	25	6.177681E+07	2471072.000	8.30
OB01012-CAL7	50	1.185638E+08	2371276.000	8.30
OB01012-CAL8	100	2.586035E+08	2586035.000	8.30
OB01012-CAL9	200	5.206805E+08	2603403.000	8.30

AVE RF 2632653.000 **RF RSD** 8.12 **AVE RT** 8.30

4,4'-DDE [2C]

Curve Fit: **QUADRATIC: Weighting: (1/a^2), Origin: Ignore**



Standard	Concentration	Response	Response Factor	RT
OB01012-CAL1	0.5	1346237	2692474.000	8.33
OB01012-CAL2	1	2684993	2684993.000	8.33
OB01012-CAL3	2	5670683	2835342.000	8.33
OB01012-CAL4	5	1.485957E+07	2971914.000	8.33
OB01012-CAL5	10	3.019524E+07	3019524.000	8.33
OB01012-CAL6	25	8.676414E+07	3470566.000	8.33
OB01012-CAL7	50	1.751903E+08	3503806.000	8.33
OB01012-CAL8	100	4.059366E+08	4059366.000	8.33
OB01012-CAL9	200	8.351139E+08	4175570.000	8.33

AVE RF 3268173.000 **RF RSD** 17.29 **AVE RT** 8.33

Element Calibration Review Sheet

Calibration ID: **A0B0404**

Instrument: **DUALECD8**

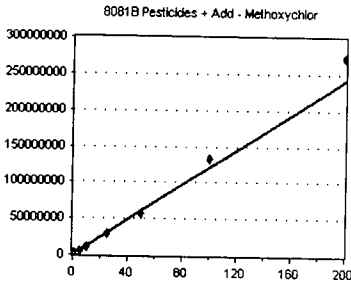
Calibration Date: **02/04/2020**

Analysis: **8081B Pesticides + Add**

Instrument Cal ID: **ECD8_QUANTPEST_20020**

Methoxychlor

Curve Fit: **AVERAGE RF**

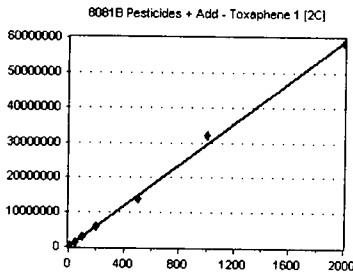


Standard	Concentration	Response	Response Factor	RT
OB01012-CAL1	0.5	650344	1300688.000	8.45
OB01012-CAL2	1	1197106	1197106.000	8.45
OB01012-CAL3	2	2268598	1134299.000	8.45
OB01012-CAL4	5	5565381	1113076.000	8.45
OB01012-CAL5	10	1.123088E+07	1123088.000	8.45
OB01012-CAL6	25	2.898057E+07	1159223.000	8.45
OB01012-CAL7	50	5.674386E+07	1134877.000	8.45
OB01012-CAL8	100	1.331207E+08	1331207.000	8.45
OB01012-CAL9	200	2.7324E+08	1366200.000	8.45

AVE RF 1206640.000 **RF RSD** 8.20 **AVE RT** 8.45

Toxaphene 1 [2C]

Curve Fit: **AVERAGE RF**

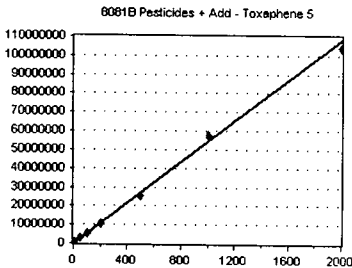


Standard	Concentration	Response	Response Factor	RT
OB01012-CALQ	10	273928	27392.800	8.46
OB01012-CALR	50	1457893	29157.860	8.46
OB01012-CALS	100	3039636	30396.360	8.46
OB01012-CALT	200	5983532	29917.660	8.45
OB01012-CALU	500	1.399106E+07	27982.120	8.45
OB01012-CALV	1000	3.202091E+07	32020.910	8.45
OB01012-CALW	2000	5.883012E+07	29415.060	8.45

AVE RF 29468.970 **RF RSD** 5.22 **AVE RT** 8.45

Toxaphene 5

Curve Fit: **AVERAGE RF**

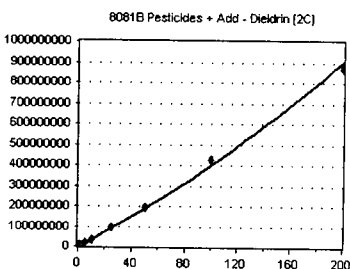


Standard	Concentration	Response	Response Factor	RT
OB01012-CALQ	10	585949	58594.900	8.47
OB01012-CALR	50	2698036	53960.720	8.47
OB01012-CALS	100	5268375	52683.750	8.47
OB01012-CALT	200	1.072372E+07	53618.600	8.47
OB01012-CALU	500	2.545497E+07	50909.940	8.47
OB01012-CALV	1000	5.760498E+07	57604.980	8.47
OB01012-CALW	2000	1.040872E+08	52043.600	8.47

AVE RF 54202.360 **RF RSD** 5.28 **AVE RT** 8.47

Dieldrin [2C]

Curve Fit: **QUADRATIC: Weighting: (1/a^2), Origin: Ignore**



Standard	Concentration	Response	Response Factor	RT
OB01012-CAL1	0.5	1711724	3423448.000	8.48
OB01012-CAL2	1	3204188	3204188.000	8.48
OB01012-CAL3	2	6556953	3278477.000	8.48
OB01012-CAL4	5	1.689616E+07	3379232.000	8.48
OB01012-CAL5	10	3.498248E+07	3498248.000	8.48
OB01012-CAL6	25	9.588393E+07	3835357.000	8.48
OB01012-CAL7	50	1.92135E+08	3842700.000	8.48
OB01012-CAL8	100	4.251472E+08	4251472.000	8.48
OB01012-CAL9	200	8.711686E+08	4355843.000	8.48

AVE RF 3674329.000 **RF RSD** 11.43 **AVE RT** 8.48

Element Calibration Review Sheet

Calibration ID: **A0B0404**

Instrument: **DUALECD8**

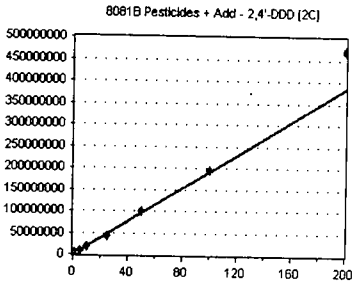
Calibration Date: **02/04/2020**

Analysis: **8081B Pesticides + Add**

Instrument Cal ID: **ECD8_QUANTPEST_20020**

2,4'-DDD [2C]

Curve Fit: **AVERAGE RF**

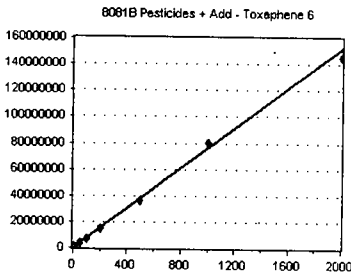


Standard	Concentration	Response	Response Factor	RT
OB01012-CALA	0.5	960869	1921738.000	8.49
OB01012-CALB	1	1795089	1795089.000	8.49
OB01012-CALC	2	3680145	1840073.000	8.49
OB01012-CALD	5	9298557	1859711.000	8.49
OB01012-CALE	10	1.806277E+07	1806277.000	8.48
OB01012-CALF	25	4.296202E+07	1718481.000	8.49
OB01012-CALG	50	9.924723E+07	1984945.000	8.48
OB01012-CALH	100	1.955472E+08	1955472.000	8.48
OB01012-CALI	200	4.693478E+08	2346739.000	8.48

AVE RF 1914280.000 **RF RSD** 9.53 **AVE RT** 8.48

Toxaphene 6

Curve Fit: **AVERAGE RF**

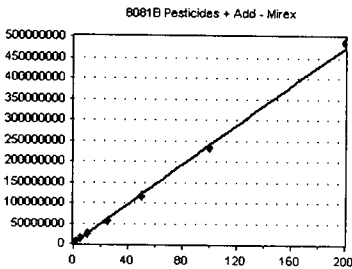


Standard	Concentration	Response	Response Factor	RT
OB01012-CALQ	10	844549	84454.900	8.54
OB01012-CALR	50	3790810	75816.200	8.54
OB01012-CALS	100	7293127	72931.270	8.54
OB01012-CALT	200	1.482303E+07	74115.150	8.54
OB01012-CALU	500	3.599046E+07	71980.920	8.54
OB01012-CALV	1000	8.042554E+07	80425.540	8.54
OB01012-CALW	2000	1.453094E+08	72654.700	8.54

AVE RF 76054.100 **RF RSD** 6.15 **AVE RT** 8.54

Mirex

Curve Fit: **QUADRATIC: Weighting: (1/a^2), Origin: Ignore**

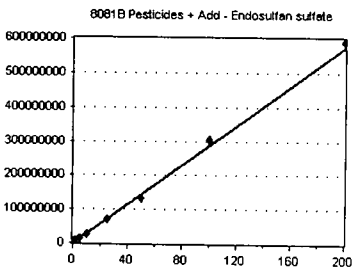


Standard	Concentration	Response	Response Factor	RT
OB01012-CALA	0.5	1693083	3386166.000	8.55
OB01012-CALB	1	2918797	2918797.000	8.55
OB01012-CALC	2	5534484	2767242.000	8.55
OB01012-CALD	5	1.332253E+07	2664506.000	8.55
OB01012-CALE	10	2.54303E+07	2543030.000	8.55
OB01012-CALF	25	5.582939E+07	2233176.000	8.55
OB01012-CALG	50	1.171366E+08	2342732.000	8.55
OB01012-CALH	100	2.327329E+08	2327329.000	8.55
OB01012-CALI	200	4.87218E+08	2436090.000	8.55

AVE RF 2624341.000 **RF RSD** 13.82 **AVE RT** 8.55

Endosulfan sulfate

Curve Fit: **AVERAGE RF**



Standard	Concentration	Response	Response Factor	RT
OB01012-CAL1	0.5	1548557	3097114.000	8.60
OB01012-CAL2	1	2921925	2921925.000	8.60
OB01012-CAL3	2	5585397	2792699.000	8.60
OB01012-CAL4	5	1.384389E+07	2768778.000	8.60
OB01012-CAL5	10	2.704278E+07	2704278.000	8.60
OB01012-CAL6	25	7.001342E+07	2800537.000	8.60
OB01012-CAL7	50	1.33861E+08	2677220.000	8.60
OB01012-CAL8	100	3.044524E+08	3044524.000	8.60
OB01012-CAL9	200	5.905002E+08	2952501.000	8.60

AVE RF 2862175.000 **RF RSD** 5.19 **AVE RT** 8.60

Element Calibration Review Sheet

Calibration ID: **A0B0404**

Instrument: **DUALECD8**

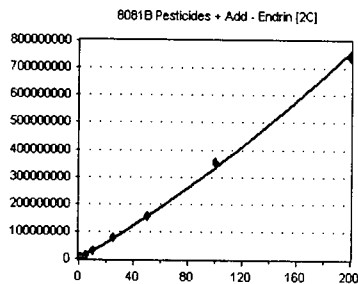
Calibration Date: **02/04/2020**

Analysis: **8081B Pesticides + Add**

Instrument Cal ID: **ECD8_QUANTPEST_20020**

Endrin [2C]

Curve Fit: **QUADRATIC: Weighting: (1/a^2), Origin: Ignore**

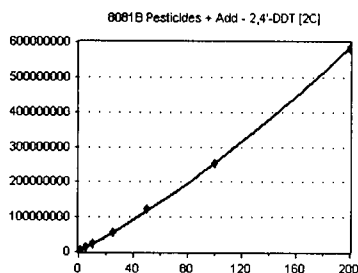


Standard	Concentration	Response	Response Factor	RT
0B01012-CAL1	0.5	1499119	2998238.000	8.71
0B01012-CAL2	1	2810308	2810308.000	8.71
0B01012-CAL3	2	5547721	2773861.000	8.71
0B01012-CAL4	5	1.387609E+07	2775218.000	8.71
0B01012-CAL5	10	2.91605E+07	2916050.000	8.71
0B01012-CAL6	25	7.939983E+07	3175993.000	8.71
0B01012-CAL7	50	1.539787E+08	3079574.000	8.71
0B01012-CAL8	100	3.544835E+08	3544835.000	8.71
0B01012-CAL9	200	7.386292E+08	3693146.000	8.71

AVE RF 3085247.000 RF RSD 10.83 AVE RT 8.71

2,4'-DDT [2C]

Curve Fit: **QUADRATIC: Weighting: (1/a^2), Origin: Ignore**

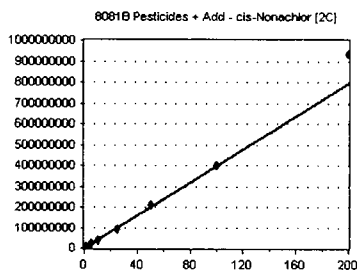


Standard	Concentration	Response	Response Factor	RT
0B01012-CALA	0.5	1210132	2420264.000	8.71
0B01012-CALB	1	2100185	2100185.000	8.71
0B01012-CALC	2	4187285	2093643.000	8.71
0B01012-CALD	5	1.135804E+07	2271608.000	8.71
0B01012-CALE	10	2.213786E+07	2213786.000	8.71
0B01012-CALF	25	5.372345E+07	2148938.000	8.71
0B01012-CALG	50	1.227566E+08	2455132.000	8.71
0B01012-CALH	100	2.535689E+08	2535689.000	8.71
0B01012-CALI	200	5.836223E+08	2918111.000	8.71

AVE RF 2350817.000 RF RSD 11.32 AVE RT 8.71

cis-Nonachlor [2C]

Curve Fit: **AVERAGE RF**

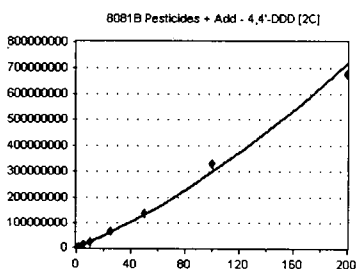


Standard	Concentration	Response	Response Factor	RT
0B01012-CALA	0.5	2084280	4168560.000	8.75
0B01012-CALB	1	3801985	3801985.000	8.75
0B01012-CALC	2	7352547	3676274.000	8.75
0B01012-CALD	5	1.958534E+07	3917068.000	8.75
0B01012-CALE	10	3.83258E+07	3832580.000	8.75
0B01012-CALF	25	9.038487E+07	3615395.000	8.75
0B01012-CALG	50	2.092537E+08	4185074.000	8.75
0B01012-CALH	100	3.989475E+08	3989475.000	8.75
0B01012-CALI	200	9.36115E+08	4680575.000	8.75

AVE RF 3985221.000 RF RSD 8.18 AVE RT 8.75

4,4'-DDD [2C]

Curve Fit: **QUADRATIC: Weighting: (1/a^2), Origin: Ignore**



Standard	Concentration	Response	Response Factor	RT
0B01012-CAL1	0.5	1119384	2238768.000	8.75
0B01012-CAL2	1	2115078	2115078.000	8.75
0B01012-CAL3	2	4350712	2175356.000	8.75
0B01012-CAL4	5	1.125402E+07	2250804.000	8.75
0B01012-CAL5	10	2.275793E+07	2275793.000	8.75
0B01012-CAL6	25	6.517722E+07	2607089.000	8.75
0B01012-CAL7	50	1.364753E+08	2729506.000	8.75
0B01012-CAL8	100	3.300586E+08	3300586.000	8.75
0B01012-CAL9	200	6.796638E+08	3398319.000	8.75

AVE RF 2565700.000 RF RSD 19.03 AVE RT 8.75

Element Calibration Review Sheet

Calibration ID: **A0B0404**

Instrument: **DUALECD8**

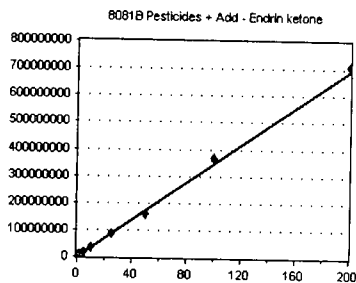
Calibration Date: **02/04/2020**

Analysis: **8081B Pesticides + Add**

Instrument Cal ID: **ECD8_QUANTPEST_20020**

Endrin ketone

Curve Fit: **AVERAGE RF**

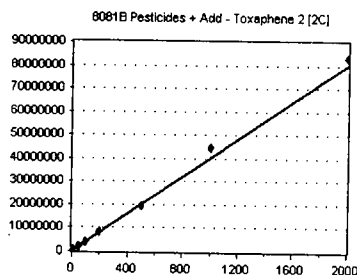


Standard Concentration	Response	Response Factor	RT
OB01012-CAL1 0.5	1865728	3731456.000	8.80
OB01012-CAL2 1	3540934	3540934.000	8.80
OB01012-CAL3 2	6824708	3412354.000	8.80
OB01012-CAL4 5	1.662305E+07	3324610.000	8.80
OB01012-CAL5 10	3.267614E+07	3267614.000	8.80
OB01012-CAL6 25	8.55853E+07	3423412.000	8.80
OB01012-CAL7 50	1.597879E+08	3195758.000	8.80
OB01012-CAL8 100	3.667893E+08	3667893.000	8.80
OB01012-CAL9 200	7.088007E+08	3544004.000	8.80

AVE RF 3456448.000 RF RSD 5.21 AVE RT 8.80

Toxaphene 2 [2C]

Curve Fit: **AVERAGE RF**

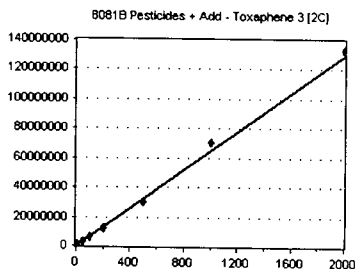


Standard Concentration	Response	Response Factor	RT
OB01012-CALQ 10	364064	36406.400	8.80
OB01012-CALR 50	1899624	37992.480	8.80
OB01012-CALS 100	4024499	40244.990	8.80
OB01012-CALT 200	8295354	41476.770	8.80
OB01012-CALU 500	1.937513E+07	38750.260	8.80
OB01012-CALV 1000	4.495241E+07	44952.410	8.80
OB01012-CALW 2000	8.299866E+07	41499.330	8.80

AVE RF 40188.950 RF RSD 6.98 AVE RT 8.80

Toxaphene 3 [2C]

Curve Fit: **AVERAGE RF**

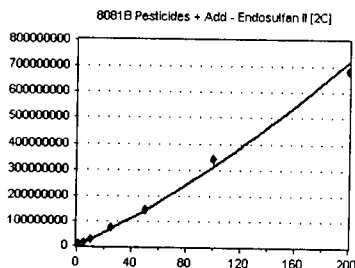


Standard Concentration	Response	Response Factor	RT
OB01012-CALQ 10	694351	69435.100	8.84
OB01012-CALR 50	3122967	62459.340	8.84
OB01012-CALS 100	6231660	62316.600	8.84
OB01012-CALT 200	1.240684E+07	62034.200	8.84
OB01012-CALU 500	3.008388E+07	60167.760	8.84
OB01012-CALV 1000	7.000674E+07	70006.730	8.84
OB01012-CALW 2000	1.329104E+08	66455.200	8.84

AVE RF 64696.420 RF RSD 6.05 AVE RT 8.84

Endosulfan II [2C]

Curve Fit: **QUADRATIC: Weighting: (1/a^2), Origin: Ignore**



Standard Concentration	Response	Response Factor	RT
OB01012-CAL1 0.5	1442453	2884906.000	8.85
OB01012-CAL2 1	2617481	2617481.000	8.86
OB01012-CAL3 2	5197583	2598792.000	8.85
OB01012-CAL4 5	1.268667E+07	2537334.000	8.85
OB01012-CAL5 10	2.593768E+07	2593768.000	8.85
OB01012-CAL6 25	7.303019E+07	2921208.000	8.85
OB01012-CAL7 50	1.461509E+08	2923018.000	8.85
OB01012-CAL8 100	3.418956E+08	3418956.000	8.85
OB01012-CAL9 200	6.847817E+08	3423909.000	8.85

AVE RF 2879930.000 RF RSD 11.88 AVE RT 8.85

Element Calibration Review Sheet

Calibration ID: **A0B0404**

Instrument: **DUALECD8**

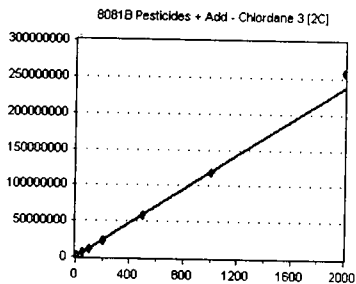
Calibration Date: **02/04/2020**

Analysis: **8081B Pesticides + Add**

Instrument Cal ID: **ECD8_QUANTPEST_20020**

Chlordane 3 [2C]

Curve Fit: **AVERAGE RF**

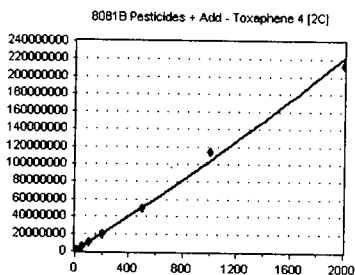


Standard	Concentration	Response	Response Factor	RT
OB01012-CALJ	10	1246903	124690.300	8.89
OB01012-CALK	50	5712561	114251.200	8.89
OB01012-CALL	100	1.164798E+07	116479.800	8.89
OB01012-CALM	200	2.214872E+07	110743.600	8.89
OB01012-CALN	500	5.849682E+07	116993.600	8.89
OB01012-CALO	1000	1.188456E+08	118845.600	8.89
OB01012-CALP	2000	2.585676E+08	129283.800	8.89

AVE RF 118755.400 **RF RSD** 5.31 **AVE RT** 8.89

Toxaphene 4 [2C]

Curve Fit: **QUADRATIC: Weighting: (1/a^2), Origin: Ignore**

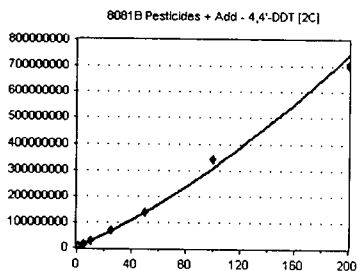


Standard	Concentration	Response	Response Factor	RT
OB01012-CALQ	10	1372328	137232.800	8.91
OB01012-CALR	50	5032751	100655.000	8.91
OB01012-CALS	100	1.007582E+07	100758.200	8.91
OB01012-CALT	200	1.995519E+07	99775.950	8.91
OB01012-CALU	500	4.883292E+07	97665.840	8.91
OB01012-CALV	1000	1.141068E+08	114106.800	8.91
OB01012-CALW	2000	2.126267E+08	106313.400	8.91

AVE RF 108072.600 **RF RSD** 12.95 **AVE RT** 8.91

4,4'-DDT [2C]

Curve Fit: **QUADRATIC: Weighting: (1/a^2), Origin: Ignore**

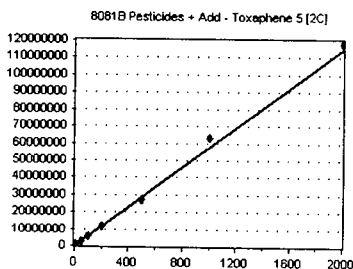


Standard	Concentration	Response	Response Factor	RT
OB01012-CAL1	0.5	1360505	2721010.000	8.98
OB01012-CAL2	1	2317293	2317293.000	8.98
OB01012-CAL3	2	4735251	2367626.000	8.98
OB01012-CAL4	5	1.163505E+07	2327010.000	8.98
OB01012-CAL5	10	2.513261E+07	2513261.000	8.98
OB01012-CAL6	25	7.053326E+07	2821331.000	8.98
OB01012-CAL7	50	1.384132E+08	2768264.000	8.98
OB01012-CAL8	100	3.40345E+08	3403450.000	8.98
OB01012-CAL9	200	7.064813E+08	3532407.000	8.98

AVE RF 2752406.000 **RF RSD** 16.32 **AVE RT** 8.98

Toxaphene 5 [2C]

Curve Fit: **AVERAGE RF**



Standard	Concentration	Response	Response Factor	RT
OB01012-CALQ	10	574323	57432.300	9.08
OB01012-CALR	50	2697421	53948.420	9.08
OB01012-CALS	100	5637073	56370.730	9.08
OB01012-CALT	200	1.148559E+07	57427.950	9.08
OB01012-CALU	500	2.705087E+07	54101.740	9.08
OB01012-CALV	1000	6.308424E+07	63084.240	9.08
OB01012-CALW	2000	1.178774E+08	58938.700	9.08

AVE RF 57329.150 **RF RSD** 5.45 **AVE RT** 9.08

Element Calibration Review Sheet

Calibration ID: **A0B0404**

Instrument: **DUALECD8**

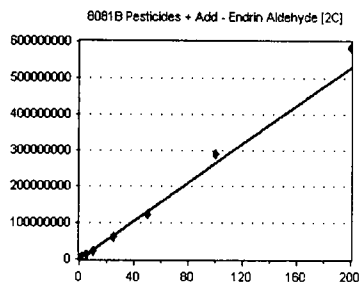
Calibration Date: **02/04/2020**

Analysis: **8081B Pesticides + Add**

Instrument Cal ID: **ECD8_QUANTPEST_20020**

Endrin Aldehyde [2C]

Curve Fit: **AVERAGE RF**

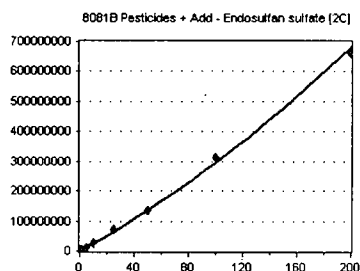


Standard	Concentration	Response	Response Factor	RT
OB01012-CAL1	0.5	1556354	3112708.000	9.09
OB01012-CAL2	1	2604623	2604623.000	9.09
OB01012-CAL3	2	5226313	2613157.000	9.09
OB01012-CAL4	5	1.183867E+07	2367734.000	9.09
OB01012-CAL5	10	2.362231E+07	2362231.000	9.09
OB01012-CAL6	25	6.095996E+07	2438399.000	9.09
OB01012-CAL7	50	1.234771E+08	2469542.000	9.09
OB01012-CAL8	100	2.899748E+08	2899748.000	9.09
OB01012-CAL9	200	5.850689E+08	2925345.000	9.09

AVE RF 2643721.000 **RF RSD** 10.32 **AVE RT** 9.09

Endosulfan sulfate [2C]

Curve Fit: **QUADRATIC: Weighting: (1/a^2), Origin: Ignore**

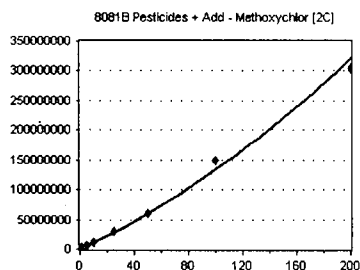


Standard	Concentration	Response	Response Factor	RT
OB01012-CAL1	0.5	1535031	3070062.000	9.28
OB01012-CAL2	1	2490983	2490983.000	9.28
OB01012-CAL3	2	5212773	2606387.000	9.28
OB01012-CAL4	5	1.251823E+07	2503646.000	9.28
OB01012-CAL5	10	2.503622E+07	2503622.000	9.28
OB01012-CAL6	25	7.015802E+07	2806321.000	9.28
OB01012-CAL7	50	1.350653E+08	2701306.000	9.28
OB01012-CAL8	100	3.154474E+08	3154474.000	9.28
OB01012-CAL9	200	6.606305E+08	3303153.000	9.28

AVE RF 2793328.000 **RF RSD** 11.10 **AVE RT** 9.28

Methoxychlor [2C]

Curve Fit: **QUADRATIC: Weighting: (1/a^2), Origin: Ignore**

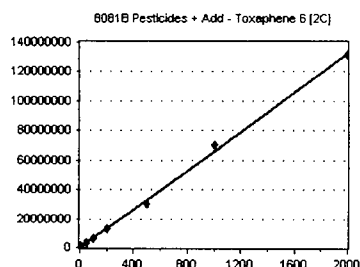


Standard	Concentration	Response	Response Factor	RT
OB01012-CAL1	0.5	981544	1963088.000	9.46
OB01012-CAL2	1	1213779	1213779.000	9.45
OB01012-CAL3	2	2619150	1309575.000	9.46
OB01012-CAL4	5	5652133	1130427.000	9.45
OB01012-CAL5	10	1.086533E+07	1086533.000	9.46
OB01012-CAL6	25	3.016383E+07	1206553.000	9.45
OB01012-CAL7	50	6.027848E+07	1205570.000	9.45
OB01012-CAL8	100	1.490069E+08	1490069.000	9.45
OB01012-CAL9	200	3.043319E+08	1521660.000	9.45

AVE RF 1347473.000 **RF RSD** 20.39 **AVE RT** 9.45

Toxaphene 6 [2C]

Curve Fit: **AVERAGE RF**



Standard	Concentration	Response	Response Factor	RT
OB01012-CALQ	10	749407	74940.700	9.46
OB01012-CALR	50	3159313	63186.260	9.46
OB01012-CALS	100	6347466	63474.660	9.46
OB01012-CALT	200	1.267592E+07	63379.600	9.46
OB01012-CALU	500	3.045114E+07	60902.280	9.46
OB01012-CALV	1000	7.06734E+07	70673.400	9.46
OB01012-CALW	2000	1.316398E+08	65819.900	9.46

AVE RF 66053.830 **RF RSD** 7.54 **AVE RT** 9.46

Element Calibration Review Sheet

Calibration ID: **A0B0404**

Instrument: **DUALECD8**

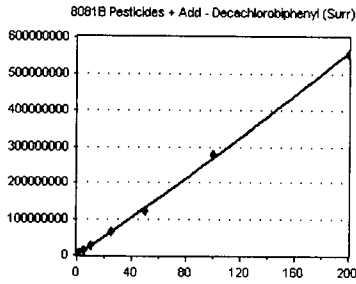
Calibration Date: **02/04/2020**

Analysis: **8081B Pesticides + Add**

Instrument Cal ID: **ECD8_QUANTPEST_2020**

Decachlorobiphenyl (Surr)

Curve Fit: **QUADRATIC: Weighting: (1/a^2), Origin: Ignore**

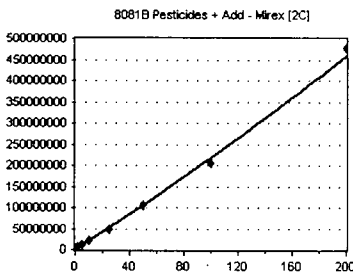


Standard	Concentration	Response	Response Factor	RT
OB01012-CAL1	0.5	2137981	4275962.000	9.51
OB01012-CAL2	1	3342363	3342363.000	9.51
OB01012-CAL3	2	6150705	3075353.000	9.51
OB01012-CAL4	5	1.355021E+07	2710042.000	9.51
OB01012-CAL5	10	2.660587E+07	2660587.000	9.51
OB01012-CAL6	25	6.645264E+07	2658106.000	9.51
OB01012-CAL7	50	1.233724E+08	2467448.000	9.51
OB01012-CAL8	100	2.800902E+08	2800902.000	9.51
OB01012-CAL9	200	5.543695E+08	2771847.000	9.51

AVE RF 2973623.000 RF RSD 18.56 AVE RT 9.51

Mirex [2C]

Curve Fit: **QUADRATIC: Weighting: (1/a^2), Origin: Ignore**

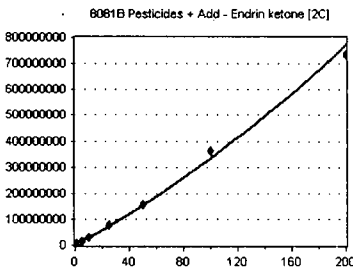


Standard	Concentration	Response	Response Factor	RT
OB01012-CALA	0.5	1475836	2951672.000	9.68
OB01012-CALB	1	2854711	2854711.000	9.67
OB01012-CALC	2	4870687	2435344.000	9.67
OB01012-CALD	5	1.146715E+07	2293430.000	9.67
OB01012-CALE	10	2.096208E+07	2096208.000	9.67
OB01012-CALF	25	4.778422E+07	1911369.000	9.67
OB01012-CALG	50	1.048365E+08	2096730.000	9.67
OB01012-CALH	100	2.041903E+08	2041903.000	9.67
OB01012-CALI	200	4.795865E+08	2397933.000	9.67

AVE RF 2342144.000 RF RSD 15.43 AVE RT 9.67

Endrin ketone [2C]

Curve Fit: **QUADRATIC: Weighting: (1/a^2), Origin: Ignore**

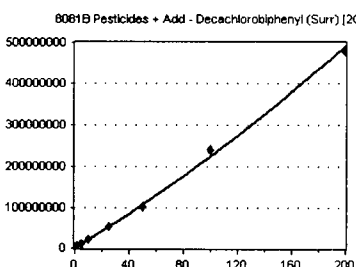


Standard	Concentration	Response	Response Factor	RT
OB01012-CAL1	0.5	2135612	4271224.000	9.68
OB01012-CAL2	1	3121972	3121972.000	9.68
OB01012-CAL3	2	6091766	3045883.000	9.68
OB01012-CAL4	5	1.440246E+07	2880492.000	9.68
OB01012-CAL5	10	2.883066E+07	2883066.000	9.68
OB01012-CAL6	25	7.944938E+07	3177975.000	9.68
OB01012-CAL7	50	1.567381E+08	3134762.000	9.68
OB01012-CAL8	100	3.636936E+08	3636936.000	9.68
OB01012-CAL9	200	7.370275E+08	3685138.000	9.68

AVE RF 3315272.000 RF RSD 13.87 AVE RT 9.68

Decachlorobiphenyl (Surr) [2C]

Curve Fit: **QUADRATIC: Weighting: (1/a^2), Origin: Ignore**



Standard	Concentration	Response	Response Factor	RT
OB01012-CAL1	0.5	2121210	4242420.000	10.54
OB01012-CAL2	1	2619998	2619998.000	10.54
OB01012-CAL3	2	5371510	2685755.000	10.54
OB01012-CAL4	5	1.124264E+07	2248528.000	10.54
OB01012-CAL5	10	2.164163E+07	2164163.000	10.54
OB01012-CAL6	25	5.401791E+07	2160717.000	10.54
OB01012-CAL7	50	1.037977E+08	2075954.000	10.54
OB01012-CAL8	100	2.400362E+08	2400362.000	10.54
OB01012-CAL9	200	4.776297E+08	2388149.000	10.54

AVE RF 2554005.000 RF RSD 26.09 AVE RT 10.54

CALIBRATION SEQUENCE REVIEW SHEET

SEQUENCE: 0B01012

Analysis Included

1311/8081B TCLP Pest Reg List
1311/8081B TCLP Pest Reg List +ADD
1311/8081B TCLP Pesticides (All)
1311/8081B TCLP Pesticides + Add (All)
1312/8081B SPLP Pesticides
608 Additional Only (QC)
608 Pest (Chlordane)
608 Pesticides
608 Pesticides (DDT Only)
608 Pesticides (SW)
608 Pesticides (SW) Full List
608 Pesticides (TTO)
608.3 Pesticides
8081B Pesticides
8081B 2,4+4,4-DDx Only (+Add)
8081B Chlordane
8081B DDT Only
8081B Pesticides + Add
8081B Pesticides + Add (Diss)
8081B RSET FW Sed (+Add) (2016)
8081B RSET Sediment List (+Add)
8081B RSET Sediment Marine (2016) (+Add)
8081B Toxaphene

CALIBRATION SEQUENCE REVIEW SHEET

SEQUENCE: 0B01012

INSTRUMENT SEQUENCE LOG

SampleID	SampleName	Matrix	STDID	ISTD_ID	Analyzed
0B01012-ICB1	Initial Cal Blank	Water	A20A395		2/1/2020 3:09:00PM
0B01012-CAL1	Cal Standard	Water	A20B001	"	2/1/2020 3:26:00PM
0B01012-CAL2	Cal Standard	Water	A20B002	"	2/1/2020 3:43:00PM
0B01012-CAL3	Cal Standard	Water	A19K128	"	2/1/2020 4:00:00PM
0B01012-CAL4	Cal Standard	Water	A19K130	"	2/1/2020 4:16:00PM
0B01012-CAL5	Cal Standard	Water	A19K131	"	2/1/2020 4:33:00PM
0B01012-CAL6	Cal Standard	Water	A19K132	"	2/1/2020 4:50:00PM
0B01012-CAL7	Cal Standard	Water	A19K133	"	2/1/2020 5:07:00PM
0B01012-CAL8	Cal Standard	Water	A19K134	"	2/1/2020 5:24:00PM
0B01012-CAL9	Cal Standard	Water	A19K126	"	2/1/2020 5:41:00PM
0B01012-ICV1	Initial Cal Check	Water	A19I209	"	2/1/2020 6:14:00PM
0B01012-CALA	Cal Standard	Water	A20B003	"	2/1/2020 6:31:00PM
0B01012-CALB	Cal Standard	Water	A19K263	"	2/1/2020 6:48:00PM
0B01012-CALC	Cal Standard	Water	A19K264	"	2/1/2020 7:05:00PM
0B01012-CALD	Cal Standard	Water	A19K265	"	2/1/2020 7:22:00PM
0B01012-CALE	Cal Standard	Water	A19K266	"	2/1/2020 7:38:00PM
0B01012-CALF	Cal Standard	Water	A19J407	"	2/1/2020 7:55:00PM
0B01012-CALG	Cal Standard	Water	A19J408	"	2/1/2020 8:12:00PM
0B01012-CALH	Cal Standard	Water	A19J409	"	2/1/2020 8:29:00PM
0B01012-CALI	Cal Standard	Water	A19K262	"	2/1/2020 8:46:00PM
0B01012-ICV2	Initial Cal Check	Water	A19J410	"	2/1/2020 9:19:00PM
0B01012-CALJ	Cal Standard	Water	A20B004	"	2/1/2020 9:36:00PM
0B01012-CALK	Cal Standard	Water	A19K307	"	2/1/2020 9:53:00PM
0B01012-CALL	Cal Standard	Water	A19K308	"	2/1/2020 10:10:00PM
0B01012-CALM	Cal Standard	Water	A19K309	"	2/1/2020 10:27:00PM
0B01012-CALN	Cal Standard	Water	A19K310	"	2/1/2020 10:43:00PM
0B01012-CALO	Cal Standard	Water	A19K311	"	2/1/2020 11:00:00PM
0B01012-CALP	Cal Standard	Water	A19K306	"	2/1/2020 11:17:00PM
0B01012-ICV3	Initial Cal Check	Water	A19K312	"	2/1/2020 11:51:00PM
0B01012-CALQ	Cal Standard	Water	A20B005	"	2/2/2020 12:08:00AM
0B01012-CALR	Cal Standard	Water	A19J417	"	2/2/2020 12:24:00AM
0B01012-CALS	Cal Standard	Water	A19J418	"	2/2/2020 12:41:00AM
0B01012-CALT	Cal Standard	Water	A19J419	"	2/2/2020 12:58:00AM
0B01012-CALU	Cal Standard	Water	A19J420	"	2/2/2020 1:15:00AM
0B01012-CALV	Cal Standard	Water	A19J421	"	2/2/2020 1:32:00AM
0B01012-CALW	Cal Standard	Water	A19J416	"	2/2/2020 1:48:00AM
0B01012-ICV4	Initial Cal Check	Water	A19J422	"	2/2/2020 2:22:00AM

CALIBRATION STANDARD RECOVERIES

Calibration: **A0B0404**

Instrument: **DUALECD8F**

1311/8081B TCLP Pest Reg I

Sequence: **0B01012**

Matrix: **Water**

SampleID	Inst. MRL	Recalc Res.	Cal Level	%Rec.	Qual
0B01012-CAL1					
0B01012-CAL2					
0B01012-CAL3					

CALIBRATION SEQUENCE REVIEW SHEET

SEQUENCE: 0B01012

0B01012-CAL4	Inst. MRL	Recalc Res.	Cal Level	%Rec.	Qual
0B01012-CAL5	Inst. MRL	Recalc Res.	Cal Level	%Rec.	Qual
0B01012-CAL6	Inst. MRL	Recalc Res.	Cal Level	%Rec.	Qual
0B01012-CAL7	Inst. MRL	Recalc Res.	Cal Level	%Rec.	Qual
0B01012-CAL8	Inst. MRL	Recalc Res.	Cal Level	%Rec.	Qual
0B01012-CAL9	Inst. MRL	Recalc Res.	Cal Level	%Rec.	Qual
0B01012-CALA	Inst. MRL	Recalc Res.	Cal Level	%Rec.	Qual
0B01012-CALB	Inst. MRL	Recalc Res.	Cal Level	%Rec.	Qual
0B01012-CALC	Inst. MRL	Recalc Res.	Cal Level	%Rec.	Qual
0B01012-CALD	Inst. MRL	Recalc Res.	Cal Level	%Rec.	Qual
0B01012-CALE	Inst. MRL	Recalc Res.	Cal Level	%Rec.	Qual
0B01012-CALF	Inst. MRL	Recalc Res.	Cal Level	%Rec.	Qual
0B01012-CALG	Inst. MRL	Recalc Res.	Cal Level	%Rec.	Qual
0B01012-CALH	Inst. MRL	Recalc Res.	Cal Level	%Rec.	Qual
0B01012-CALI	Inst. MRL	Recalc Res.	Cal Level	%Rec.	Qual
0B01012-CALJ	Inst. MRL	Recalc Res.	Cal Level	%Rec.	Qual
0B01012-CALK	Inst. MRL	Recalc Res.	Cal Level	%Rec.	Qual
0B01012-CALL	Inst. MRL	Recalc Res.	Cal Level	%Rec.	Qual
0B01012-CALM	Inst. MRL	Recalc Res.	Cal Level	%Rec.	Qual
0B01012-CALN	Inst. MRL	Recalc Res.	Cal Level	%Rec.	Qual
0B01012-CALO	Inst. MRL	Recalc Res.	Cal Level	%Rec.	Qual
0B01012-CALP	Inst. MRL	Recalc Res.	Cal Level	%Rec.	Qual
0B01012-CALQ	Inst. MRL	Recalc Res.	Cal Level	%Rec.	Qual
0B01012-CALR	Inst. MRL	Recalc Res.	Cal Level	%Rec.	Qual
0B01012-CALS	Inst. MRL	Recalc Res.	Cal Level	%Rec.	Qual
0B01012-CALT	Inst. MRL	Recalc Res.	Cal Level	%Rec.	Qual
0B01012-CALU	Inst. MRL	Recalc Res.	Cal Level	%Rec.	Qual
0B01012-CALV	Inst. MRL	Recalc Res.	Cal Level	%Rec.	Qual
0B01012-CALW	Inst. MRL	Recalc Res.	Cal Level	%Rec.	Qual

Compound List Report DUALECD8

Method Path : C:\msdchem\1\methods\
 Method File : ECD8_QUANTPEST_200201.M
 Title : Instrument: DualECD8
 Last Update : Mon Feb 03 15:36:51 2020
 Response Via : Initial Calibration

Total Cpnds : 85

MJB
2/2/20

PK#	Compound Name	Exp_RT	Rel_RT	Cal	A/H	ID
1	S TCMX (S)	5.297	1.000	A	H	R
2	a-BHC	5.837	1.000	A	H	R
3	g-BHC	6.119	1.000	A	H	R
4	b-BHC	6.197	1.000	A	H	R
5	Heptachlor	6.529	1.000	A	H	R
6	d-BHC	6.345	1.000	A	H	R
7	Aldrin	6.769	1.000	A	H	R
8	Heptachlor Expoxide	7.230	1.000	A	H	R
9	trans-Chlordane	7.326	1.000	A	H	R
10	cis-Chlordane	7.423	1.000	A	H	R
11	Endosulfan I	7.518	1.000	A	H	R
12	4,4'-DDE	7.490	1.000	A	H	R
13	Dieldrin	7.691	1.000	A	H	R
14	Endrin	7.854	1.000	A	H	R
15	4,4'-DDD	7.910	1.000	A	H	R
16	Endosulfan II	8.011	1.000	A	H	R
17	4,4'-DDT	8.109	1.000	A	H	R
18	Endrin Aldehyde	8.302	1.000	A	H	R
19	Endosulfan Sulfate	8.603	1.000	A	H	R
20	Methoxychlor	8.452	1.000	A	H	R
21	Endrin Ketone	8.797	1.000	A	H	R
22	S DCBP (S)	9.507	1.000	A	H	R
23	Hexachlorobutadiene	3.080	1.000	A	H	R
24	Hexachlorobenzene	5.678	1.000	A	H	R
25	Oxychlordane	7.157	1.000	A	H	R
26	2,4'-DDE	7.238	1.000	A	H	R
27	trans-Nonachlor	7.414	1.000	A	H	R
28	2,4'-DDD	7.610	1.000	A	H	R
29	2,4'-DDT	7.793	1.000	A	H	R
30	cis-Nonachlor	7.885	1.000	A	H	R
31	Mirex	8.550	1.000	A	H	R
32	Chlordane (1)	7.326	1.000	A	H	R
33	Chlordane (2)	7.419	1.000	A	H	R
34	Chlordane (3)	7.966	1.000	A	H	R
35	Chlordane - AVE	0.000	1.000	A	H	R
36	Toxaphene (1)	7.399	1.000	A	H	R
37	Toxaphene (2)	7.691	1.000	A	H	R
38	Toxaphene (3)	8.002	1.000	A	H	R
39	Toxaphene (4)	8.244	1.000	A	H	R
40	Toxaphene (5)	8.471	1.000	A	H	R
41	Toxaphene (6)	8.538	1.000	A	H	R
42	Toxaphene - AVE	0.000	1.000	A	H	R
43	Signal #2	3.787	1.000	A	H	R
44	S TCMX (S) #2	5.981	1.000	A	H	R
45	a-BHC #2	6.584	1.000	A	H	R
46	g-BHC #2	6.902	1.000	A	H	R
47	b-BHC #2	6.966	1.000	A	H	R
48	Heptachlor #2	7.276	1.000	A	H	R
49	d-BHC #2	7.220	1.000	A	H	R
50	Aldrin #2	7.542	1.000	A	H	R
51	Heptachlor Expoxide #2	7.979	1.000	A	H	R
52	trans-Chlordane #2	8.119	1.000	A	H	R
53	cis-Chlordane #2	8.226	1.000	A	H	R
54	Endosulfan I #2	8.277	1.000	A	H	R
55	4,4'-DDE #2	8.331	1.000	A	H	R
56	Dieldrin #2	8.477	1.000	A	H	R

57	Endrin #2	8.705	1.000	Q	H	R
58	4,4'-DDD #2	8.748	1.000	Q	H	R
59	Endosulfan II #2	8.853	1.000	Q	H	R
60	4,4'-DDT #2	8.974	1.000	Q	H	R
61	Endrin Aldehyde #2	9.089	1.000	A	H	R
62	Endosulfan Sulfate #2	9.281	1.000	Q	H	R
63	Methoxychlor #2	9.453	1.000	Q	H	R
64	Endrin Ketone #2	9.682	1.000	Q	H	R
65	S DCBP (S) #2	10.537	1.000	Q	H	R
66	Hexachlorobutadiene #2	3.680	1.000	A	H	R
67	Hexachlorobenzene #2	6.447	1.000	Q	H	R
68	Oxychlorane #2	7.907	1.000	A	H	R
69	2,4'-DDE #2	8.110	1.000	A	H	R
70	trans-Nonachlor #2	8.181	1.000	A	H	R
71	2,4'-DDD #2	8.483	1.000	A	H	R
72	2,4'-DDT #2	8.708	1.000	Q	H	R
73	cis-Nonachlor #2	8.748	1.000	A	H	R
74	Mirex #2	9.673	1.000	Q	H	R
75	Chlordane (1) #2	8.117	1.000	A	H	R
76	Chlordane (2) #2	8.225	1.000	A	H	R
77	Chlordane (3) #2	8.889	1.000	A	H	R
78	Chlordane - AVE #2	0.000	1.000	A	H	R
79	Toxaphene (1) #2	8.454	1.000	A	H	R
80	Toxaphene (2) #2	8.801	1.000	A	H	R
81	Toxaphene (3) #2	8.836	1.000	A	H	R
82	Toxaphene (4) #2	8.905	1.000	Q	H	R
83	Toxaphene (5) #2	9.081	1.000	A	H	R
84	Toxaphene (6) #2	9.463	1.000	A	H	R
85	Toxaphene - AVE #2	0.000	1.000	A	H	R

Cal A = Average L = Linear LO = Linear w/origin Q = Quad QO = Quad w/origin

A/H = Area or Height

ID R = R.T. B = R.T. & Q Q = Qvalue L = Largest A = All

ECD8_QUANTPEST_200201.M Mon Feb 03 17:24:31 2020

Response Factor Report DUALECD8

Method Path : C:\msdchem\1\methods\
 Method File : ECD8_QUANTPEST_200201.M
 Title : Instrument: DualECD8
 Last Update : Mon Feb 03 15:36:51 2020
 Response Via : Initial Calibration

Calibration Files

1 =ECD8-02012036.D 2 =ECD8-02012037.D 3 =ECD8-02012038.D 4 =ECD8-02012039.D 5 =ECD8-02012040.D
 6 =ECD8-02012041.D 7 =ECD8-02012042.D 8 =ECD8-02012023.D 9 =ECD8-02012024.D

Compound	1	2	3	4	5	6	7	8	9	Avg	%RSD	
1) S TCMX (S)	4.021	3.714	3.605	3.216	3.303	3.433	3.204	3.554	3.415	3.496	E6	7.49
2) a-BHC	4.647	4.492	4.575	4.693	4.656	4.865	4.497	5.094	5.002	4.725	E6	4.57
3) g-BHC	4.196	3.995	4.052	4.124	4.043	4.229	4.065	4.359	4.407	4.163	E6	3.50
4) b-BHC	1.887	1.737	1.718	1.728	1.657	1.731	1.637	1.858	1.723	1.742	E6	4.71
5) Heptachlor	4.427	4.223	4.052	4.001	3.990	4.151	3.846	4.163	4.138	4.110	E6	4.02
6) d-BHC	2.893	2.800	3.178	3.344	3.397	3.748	3.648	4.199	4.131	3.482	E6	14.23
7) Aldrin	4.236	4.023	3.939	4.004	3.955	4.077	3.909	4.209	4.012	4.041	E6	2.83
8) Heptachlor Exp...	4.075	3.850	3.655	3.642	3.556	3.624	3.363	3.806	3.663	3.693	E6	5.42
9) trans-Chlordane	4.014	3.866	3.617	3.633	3.645	3.694	3.627	3.928	3.822	3.761	E6	3.98
10) cis-Chlordane	4.145	3.812	3.645	3.579	3.457	3.641	3.348	3.775	3.648	3.672	E6	6.21
11) Endosulfan I	3.865	3.594	3.342	3.407	3.475	3.418	3.279	3.495	3.345	3.469	E6	5.07
12) 4,4'-DDE	3.258	2.976	3.182	3.180	3.207	3.307	3.360	3.787	3.629	3.321	E6	7.44
13) Dieldrin	3.917	3.772	3.764	3.751	3.730	3.835	3.590	4.028	3.935	3.813	E6	3.43
14) Endrin	3.403	3.308	3.220	3.231	3.135	3.314	3.101	3.384	3.276	3.264	E6	3.15
15) 4,4'-DDD	2.437	2.373	2.342	2.347	2.426	2.535	2.506	2.977	2.962	2.545	E6	9.79
16) Endosulfan II	3.301	3.005	2.926	2.800	2.819	2.934	2.837	3.319	2.983	2.992	E6	6.49
17) 4,4'-DDT	2.704	2.498	2.454	2.527	2.469	2.724	2.696	2.988	3.136	2.688	E6	8.89
18) Endrin Aldehyde	3.069	2.831	2.733	2.518	2.511	2.471	2.371	2.586	2.603	2.633	E6	8.12
19) Endosulfan Sul...	3.097	2.922	2.793	2.769	2.704	2.801	2.677	3.045	2.953	2.862	E6	5.19
20) Methoxychlor	1.301	1.197	1.134	1.113	1.123	1.159	1.135	1.331	1.366	1.207	E6	8.20
21) Endrin Ketone	3.731	3.541	3.412	3.325	3.268	3.423	3.196	3.668	3.544	3.456	E6	5.21
22) S DCBP (S)	4.276	3.342	3.075	2.710	2.661	2.658	2.467	2.801	2.772	2.974	E6	18.56
23) Hexachlorobuta...	4.557	4.206	3.987	4.002	3.838	3.491	3.731	3.510	3.761	3.898	E6	8.67
24) Hexachlorobenzene	3.789	3.452	3.320	3.289	3.265	3.118	3.314	3.206	3.501	3.362	E6	5.88
25) Oxychlordane	4.157	3.626	3.385	3.237	3.198	2.920	3.210	2.998	3.218	3.328	E6	11.17
26) 2,4'-DDE	2.580	2.295	2.244	2.349	2.280	2.088	2.327	2.230	2.414	2.312	E6	5.85
27) trans-Nonachlor	4.338	3.769	3.785	3.623	3.588	3.273	3.540	3.440	3.640	3.666	E6	8.10
28) 2,4'-DDD	2.223	1.934	1.919	1.977	1.853	1.688	1.863	1.889	2.085	1.937	E6	7.79
29) 2,4'-DDT	2.837	2.374	2.364	2.375	2.293	2.144	2.342	2.299	2.510	2.393	E6	8.04
30) cis-Nonachlor	4.594	4.089	4.142	4.121	4.044	3.662	4.002	3.793	4.178	4.069	E6	6.40
31) Mirex	3.386	2.919	2.767	2.665	2.543	2.233	2.343	2.327	2.436	2.624	E6	13.82
32) Chlordane (1)	4.222	3.866	4.098	3.992	3.885	4.071	3.900			4.005	E5	3.30
33) Chlordane (2)	5.231	4.769	5.007	4.874	4.684	4.680	4.799			4.863	E5	4.07
34) Chlordane (3)	1.478	1.272	1.303	1.294	1.236	1.265	1.266			1.302	E5	6.19
35) Chlordane - AVE										0.000		-1.00
36) Toxaphene (1)	1.695	1.724	1.687	1.605	1.525	1.713	1.509			1.637	E4	5.53
37) Toxaphene (2)	3.573	3.364	3.172	3.039	2.857	3.129	2.857			3.142	E4	8.31
38) Toxaphene (3)	9.230	7.765	7.108	6.978	6.766	7.487	6.743			7.439	E4	11.74
39) Toxaphene (4)	1.101	0.734	0.686	0.678	0.634	0.713	0.645			0.741	E5	21.88
40) Toxaphene (5)	5.859	5.396	5.268	5.362	5.091	5.760	5.204			5.420	E4	5.28
41) Toxaphene (6)	8.445	7.582	7.293	7.412	7.198	8.043	7.265			7.605	E4	6.15
42) Toxaphene - AVE										0.000		-1.00

MJP
2/3/20

Response Factor Report DUALECD8

Method Path : C:\msdchem\1\methods\
 Method File : ECD8_QUANTPEST_200201.M
 Title : Instrument: DualECD8

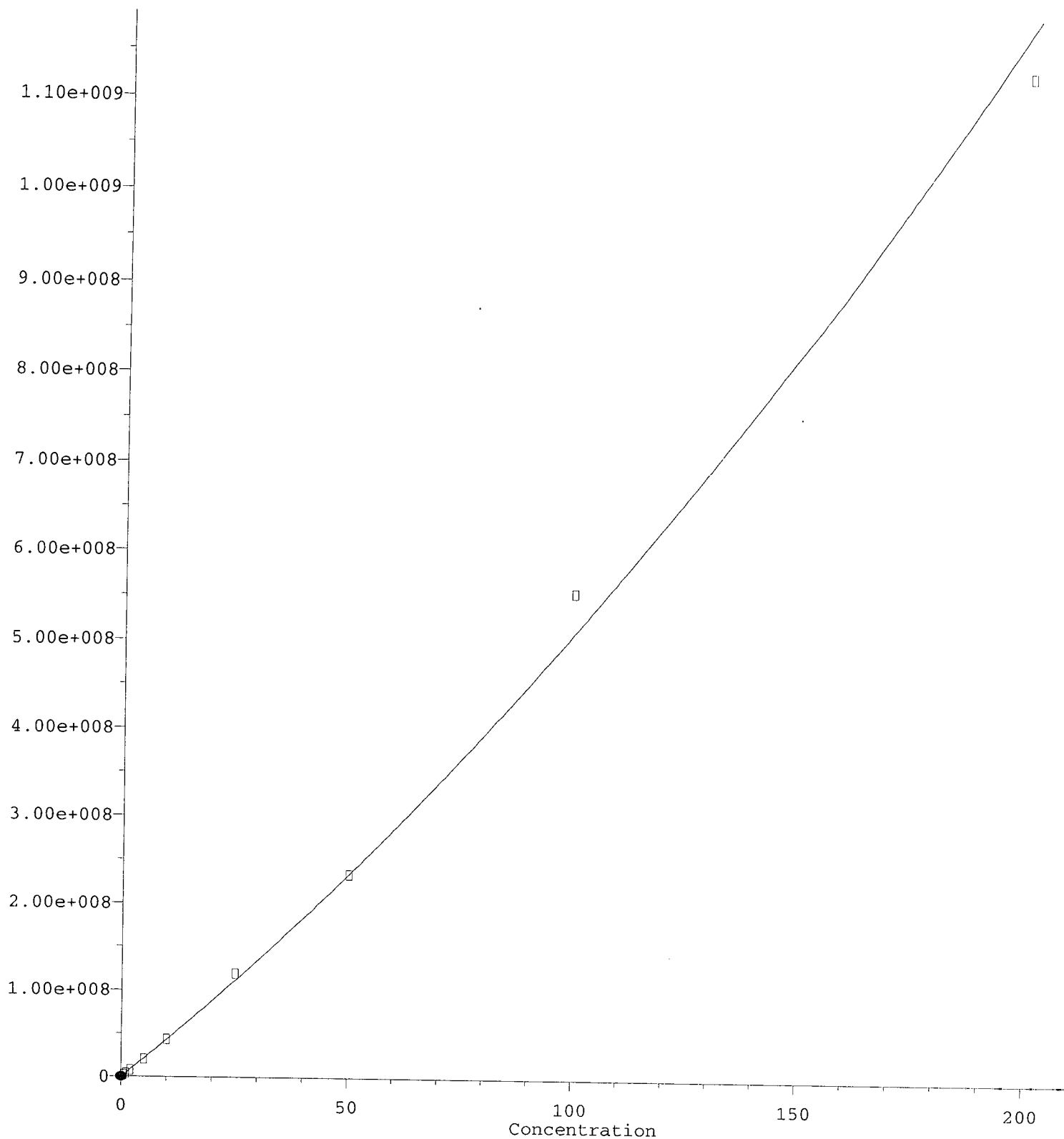
Signal #2 Calibration Files

1 =ECD8-02012036.D 2 =ECD8-02012037.D 3 =ECD8-02012038.D
 4 =ECD8-02012039.D 5 =ECD8-02012040.D 6 =ECD8-02012041.D

Compound	1	2	3	4	5	6	Avg	%RSD				
44) S TCMX (S) #2	3.615	3.326	3.232	3.006	3.188	3.406	3.366	3.864	4.042	3.450	E6	9.65
45) a-BHC #2	3.814	3.754	3.796	4.050	4.349	4.768	4.666	5.537	5.667	4.489	E6	16.30
46) g-BHC #2	3.716	3.614	3.572	3.781	3.852	4.314	4.236	4.913	4.902	4.100	E6	12.77
47) b-BHC #2	1.743	1.673	1.697	1.560	1.606	1.713	1.706	1.968	1.959	1.736	E6	8.12
48) Heptachlor #2	4.334	4.012	3.806	3.874	3.874	4.179	4.218	4.770	4.830	4.211	E6	8.97
49) d-BHC #2	3.050	2.822	3.180	3.257	3.456	4.038	3.858	4.722	4.698	3.676	E6	18.98
50) Aldrin #2	3.775	3.540	3.606	3.652	3.695	4.132	3.917	4.720	4.644	3.965	E6	11.20
51) Heptachlor Exp...	3.659	3.563	3.192	3.333	3.369	3.628	3.578	4.043	3.944	3.590	E6	7.70
52) trans-Chlordan...	3.848	3.473	3.412	3.413	3.495	3.764	3.625	4.327	4.109	3.718	E6	8.75
53) cis-Chlordane #2	3.704	3.361	3.207	3.212	3.205	3.640	3.461	3.951	3.964	3.523	E6	8.70
54) Endosulfan I #2	3.179	3.093	3.044	2.996	3.065	3.426	3.349	3.925	3.669	3.305	E6	9.66
55) 4,4'-DDE #2	2.692	2.685	2.835	2.972	3.020	3.471	3.504	4.059	4.176	3.268	E6	17.29
56) Dieldrin #2	3.423	3.204	3.278	3.379	3.498	3.835	3.843	4.251	4.356	3.674	E6	11.43
57) Endrin #2	2.998	2.810	2.774	2.775	2.916	3.176	3.080	3.545	3.693	3.085	E6	10.83
58) 4,4'-DDD #2	2.239	2.115	2.175	2.251	2.276	2.607	2.730	3.301	3.398	2.566	E6	19.03
59) Endosulfan II #2	2.885	2.617	2.599	2.537	2.594	2.921	2.923	3.419	3.424	2.880	E6	11.88
60) 4,4'-DDT #2	2.721	2.317	2.368	2.327	2.513	2.821	2.768	3.403	3.532	2.752	E6	16.32
61) Endrin Aldehyd...	3.113	2.605	2.613	2.368	2.362	2.438	2.470	2.900	2.925	2.644	E6	10.32
62) Endosulfan Sul...	3.070	2.491	2.606	2.504	2.504	2.806	2.701	3.154	3.303	2.793	E6	11.10
63) Methoxychlor #2	1.963	1.214	1.310	1.130	1.087	1.207	1.206	1.490	1.522	1.347	E6	20.39
64) Endrin Ketone #2	4.271	3.122	3.046	2.880	2.883	3.178	3.135	3.637	3.685	3.315	E6	13.87
65) S DCBP (S) #2	4.242	2.620	2.686	2.249	2.164	2.161	2.076	2.400	2.388	2.554	E6	26.09
66) Hexachlorobuta...	5.188	4.879	4.653	4.750	4.709	4.384	4.983	4.691	5.340	4.842	E6	6.04
67) Hexachlorobenz...	3.232	2.946	2.887	3.082	2.853	2.891	3.371	3.276	3.912	3.161	E6	10.74
68) Oxychlordane #2	3.635	3.175	3.025	3.102	2.989	2.863	3.214	3.128	3.652	3.198	E6	8.55
69) 2,4'-DDE #2	2.400	2.104	2.130	2.181	2.196	2.045	2.343	2.384	2.673	2.273	E6	8.65
70) trans-Nonachlo...	4.009	3.680	3.415	3.397	3.440	3.232	3.584	3.676	4.052	3.610	E6	7.71
71) 2,4'-DDD #2	1.922	1.795	1.840	1.860	1.806	1.718	1.985	1.955	2.347	1.914	E6	9.53
72) 2,4'-DDT #2	2.420	2.100	2.094	2.272	2.214	2.149	2.455	2.536	2.918	2.351	E6	11.32
73) cis-Nonachlor #2	4.169	3.802	3.676	3.917	3.833	3.615	4.185	3.989	4.681	3.985	E6	8.18
74) Mirex #2	2.952	2.855	2.435	2.293	2.096	1.911	2.097	2.042	2.398	2.342	E6	15.43
75) Chlordane (1) #2	4.085	4.027	4.333	4.184	4.359	4.611	4.814			4.345	E5	6.55
76) Chlordane (2) #2	3.718	3.182	3.522	3.534	3.639	3.848	4.005			3.636	E5	7.25
77) Chlordane (3) #2	1.247	1.143	1.165	1.107	1.170	1.188	1.293			1.188	E5	5.31
78) Chlordane - AV...										0.000		-1.00
79) Toxaphene (1) #2	2.739	2.916	3.040	2.992	2.798	3.202	2.942			2.947	E4	5.22
80) Toxaphene (2) #2	3.641	3.799	4.024	4.148	3.875	4.495	4.150			4.019	E4	6.98
81) Toxaphene (3) #2	6.944	6.246	6.232	6.203	6.017	7.001	6.646			6.470	E4	6.05
82) Toxaphene (4) #2	1.372	1.007	1.008	0.998	0.977	1.141	1.063			1.081	E5	12.95
83) Toxaphene (5) #2	5.743	5.395	5.637	5.743	5.410	6.308	5.894			5.733	E4	5.45
84) Toxaphene (6) #2	7.494	6.319	6.347	6.338	6.090	7.067	6.582			6.605	E4	7.54
85) Toxaphene - AV...										0.000		-1.00

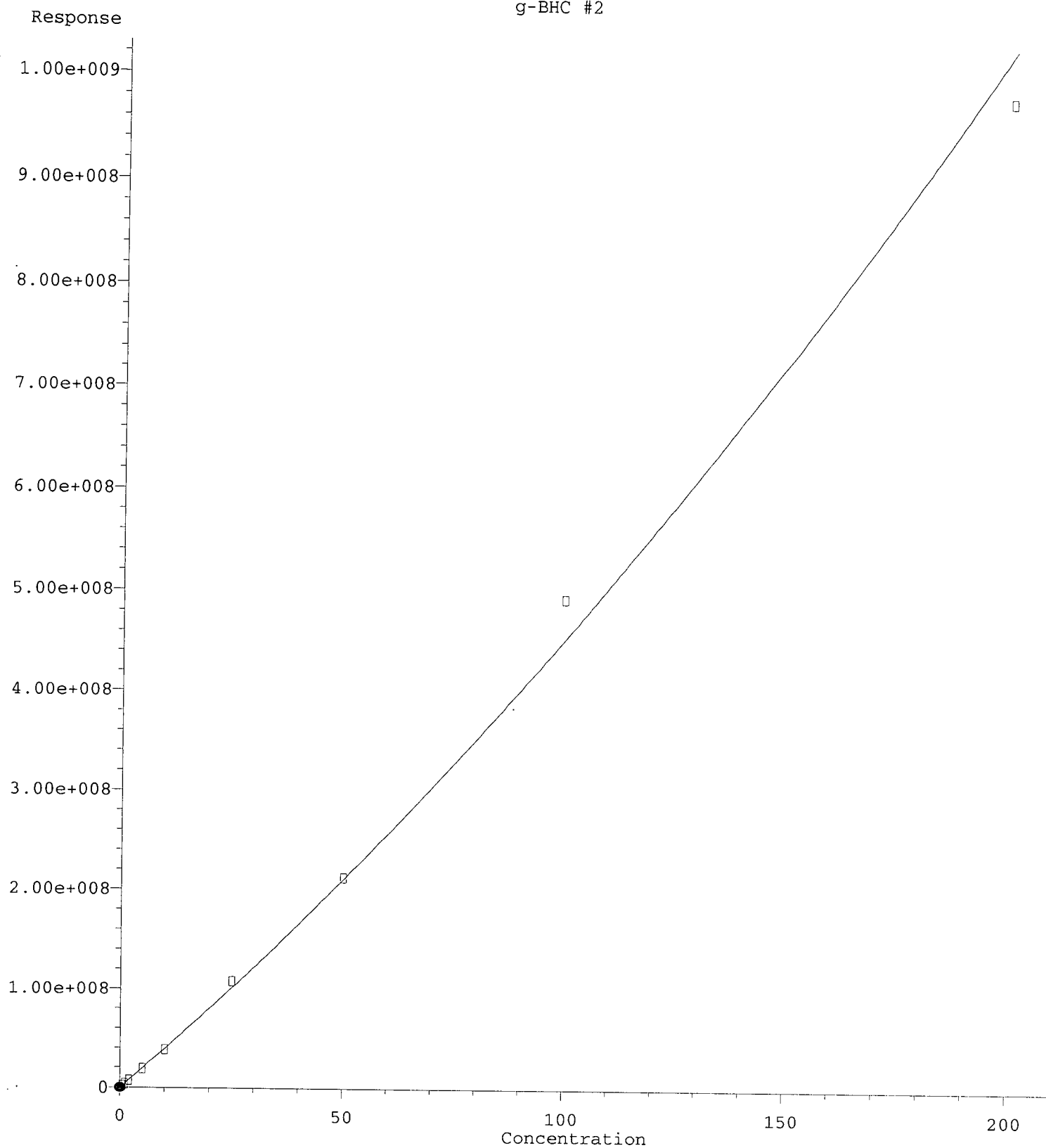
(#) = Out of Range

Response



R = 8.27e+003 A*A + 4.27e+006 A - 3.23e+005
Coef of Det (r^2) = 0.996 Curve Fit: Quadratic w/(1/a^2)
Method Name: C:\msdchem\1\methods\ECD8_QUANTPEST_200108.M
Calibration Table Last Updated: Mon Feb 03 15:44:09 2020

g-BHC #2

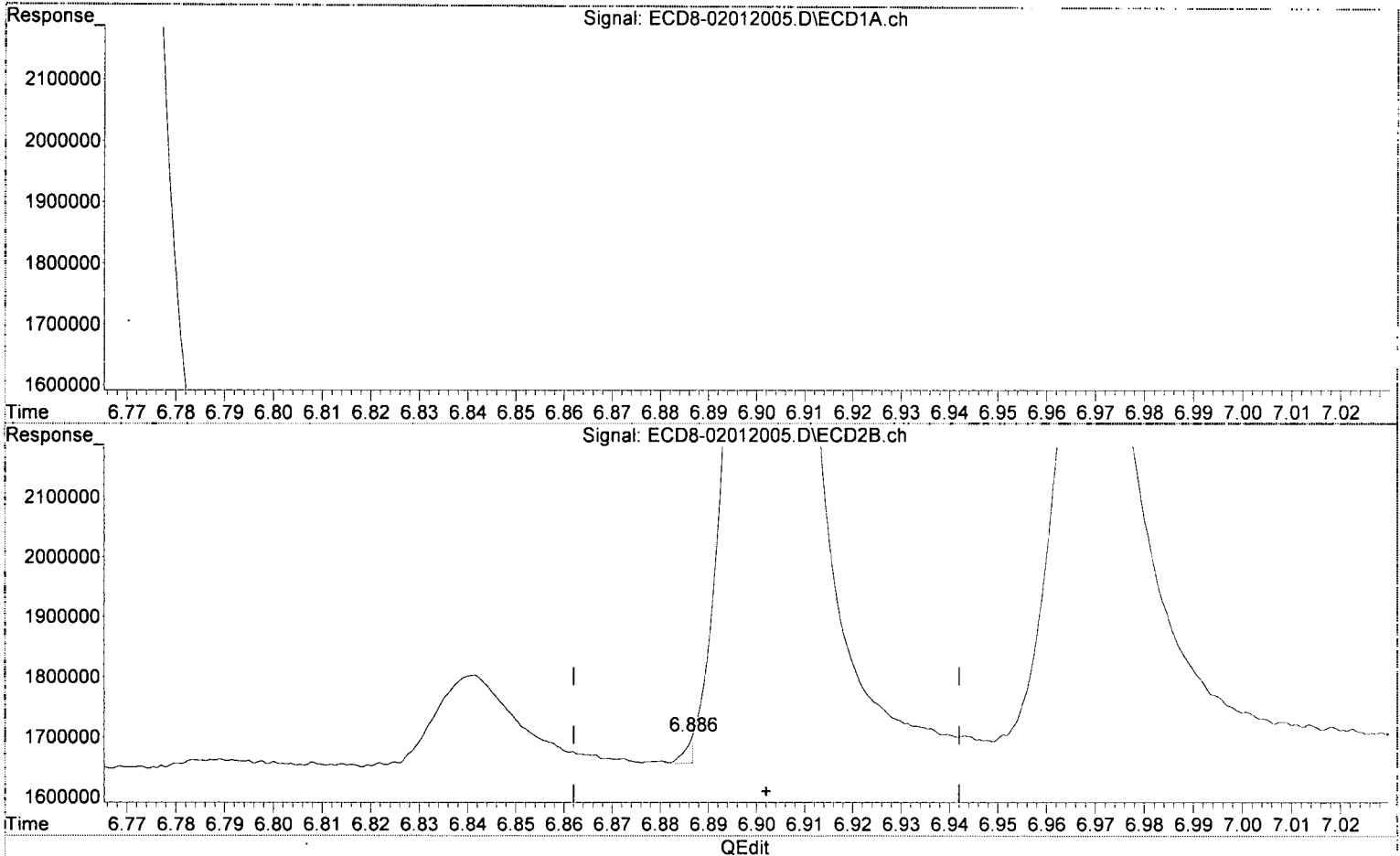


R = 6.15e+003 A*A + 3.90e+006 A - 1.64e+005
Coef of Det (r^2) = 0.996 Curve Fit: Quadratic w/(1/a^2)
Method Name: C:\msdchem\1\methods\ECD8_QUANTPEST_200108.M
03/12/20 Anchor OEA LLC Gasco PIERD DG 2019-4a-b DOC-CAP Testing Cores Page 579 of 903
Calibration Table Last Updated: Mon Feb 03 15:44:09 2020

Quantitation Report (Qedit)

Data Path : C:\msdchem\1\data\2020-02\0B01012\REQUANT\
Data File : ECD8-02012005.D
Signal(s) : Signal #1: ECD1A.ch Signal #2: ECD2B.ch
Acq On : 1 Feb 2020 15:26
Operator : MJB
Sample : 0B01012-CAL1
Misc : A20B001, AB 0.5 ppb
ALS Vial : 4 Sample Multiplier: 1

Integration File signal 1: PEST1.e
Integration File signal 2: PEST2.e
Quant Time: Feb 03 15:45:47 2020
Quant Method : C:\msdchem\1\methods\ECD8_QUANTPEST_200108.M
Quant Title : Instrument: DualECD8
QLast Update : Mon Feb 03 15:36:51 2020
Response via : Initial Calibration
Integrator: ChemStation



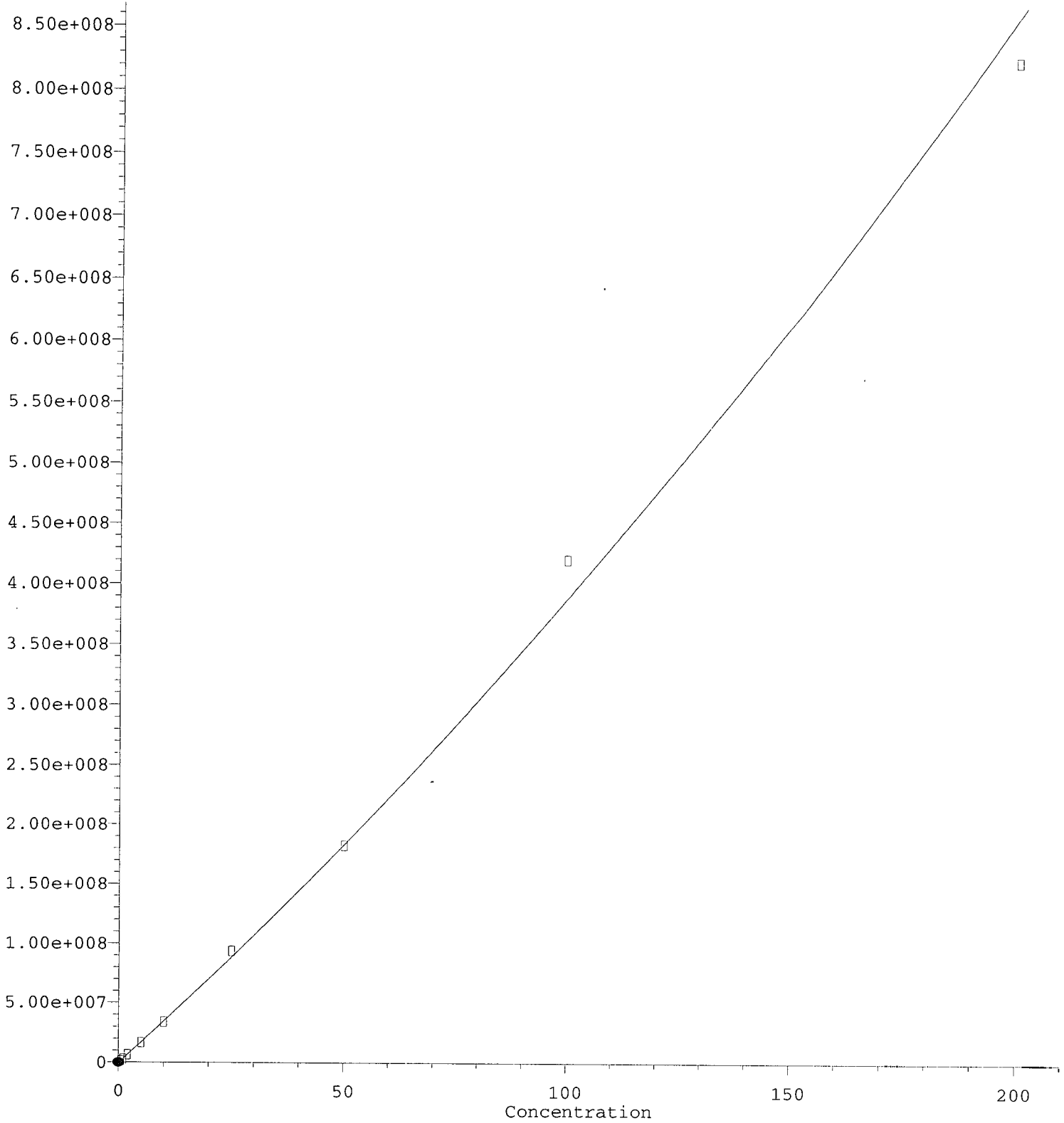
(3) g-BHC
6.120min 0.504 ng/mL
response 2098226

MJB
2/3/20

(3) g-BHC #2
6.886min 0.052 ng/mL (m)
response 37568

d-BHC

Response

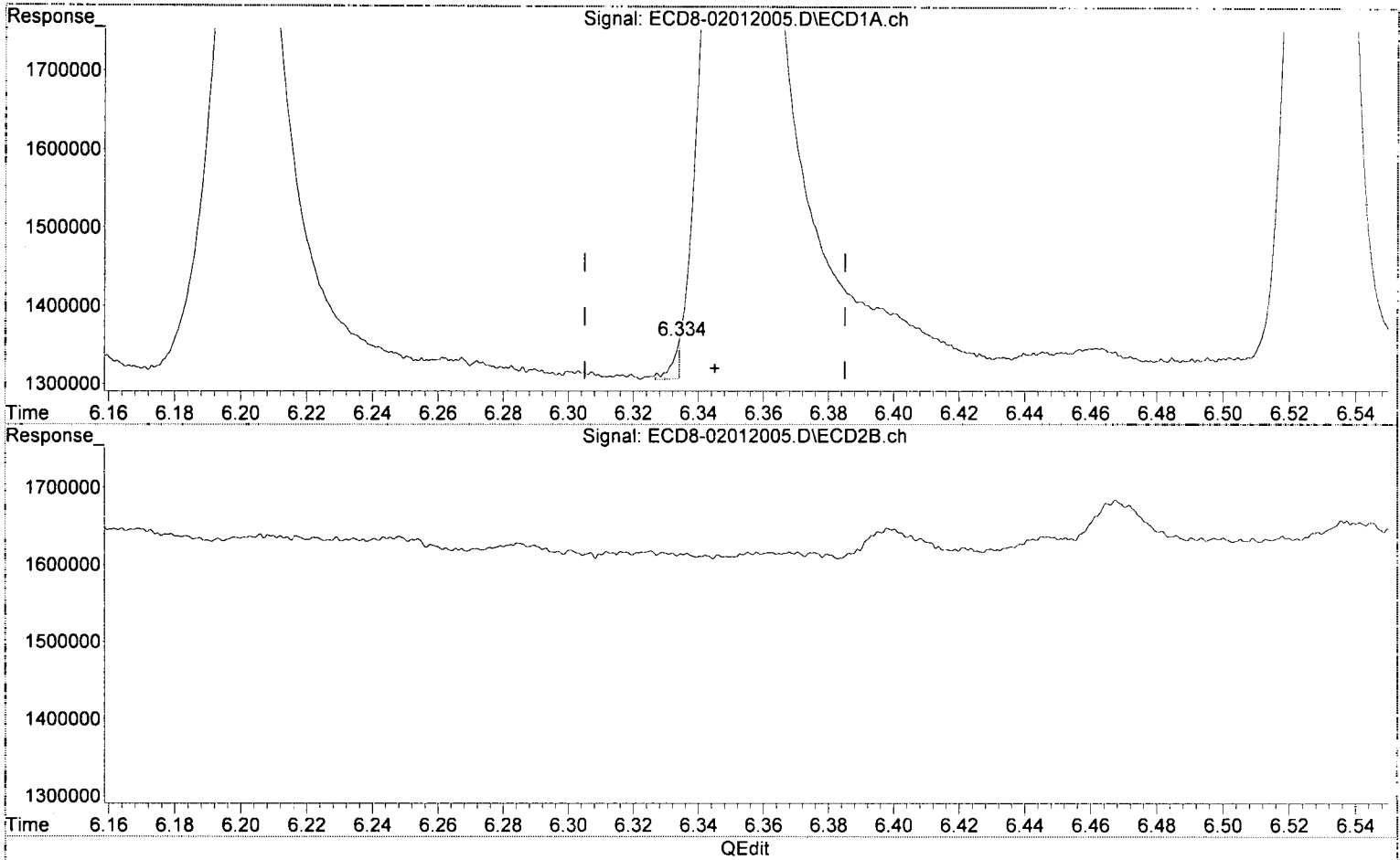


R = 4.28e+003 A*A + 3.45e+006 A - 3.68e+005
Coef of Det (r^2) = 0.996
Curve Fit: Quadratic (1/A^2)
03/12/20 Anchor QEA, LLC - Gasco Performed 2019-4a-BOC-CAP Testing Cores Page 581 of 903
Method Name: C:\msdchem\1\methods\ECD8_QUANTPEST_200108.M
Calibration Table Last Updated: Mon Feb 03 15:44:09 2020

Quantitation Report (Qedit)

Data Path : C:\msdchem\1\data\2020-02\0B01012\REQUANT\
Data File : ECD8-02012005.D
Signal(s) : Signal #1: ECD1A.ch Signal #2: ECD2B.ch
Acq On : 1 Feb 2020 15:26
Operator : MJB
Sample : 0B01012-CAL1
Misc : A20B001, AB 0.5 ppb
ALS Vial : 4 Sample Multiplier: 1

Integration File signal 1: PEST1.e
Integration File signal 2: PEST2.e
Quant Time: Feb 03 15:45:47 2020
Quant Method : C:\msdchem\1\methods\ECD8_QUANTPEST_200108.M
Quant Title : Instrument: DualECD8
QLast Update : Mon Feb 03 15:36:51 2020
Response via : Initial Calibration
Integrator: ChemStation

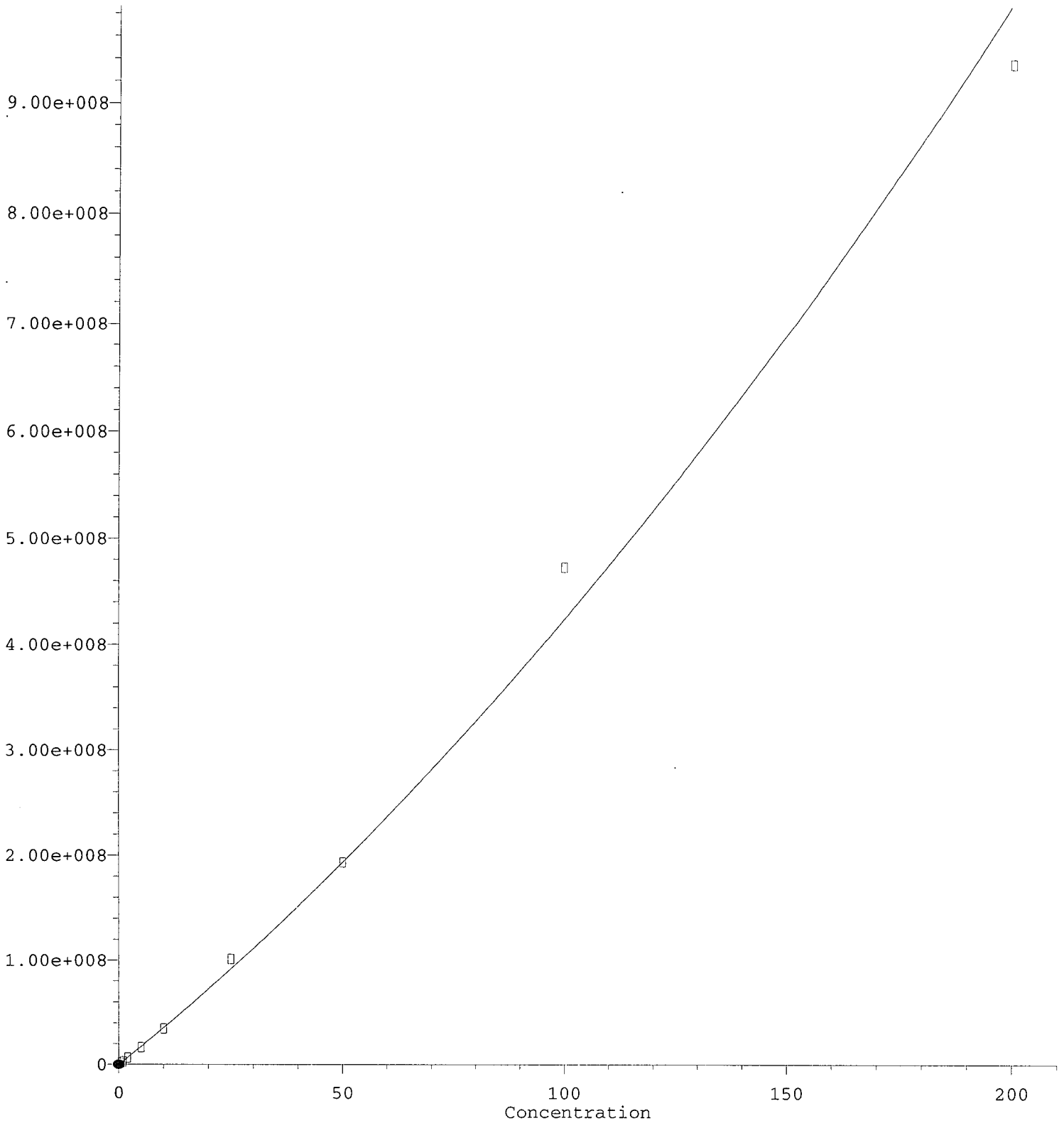


(6) d-BHC
6.334min 0.121 ng/mL
response 50088

MB
2/3/20

(6) d-BHC #2
7.224min 0.533 ng/mL
response 1525163

Response



$R = 7.38e+003 A^*A + 3.50e+006 A - 3.41e+005$

Coef of Det (r^2) = 0.993 CURVE FIT: Quadratic w/(1/a^2)
03/12/20 Anchor QEA, LLC - Gasco PIERD, DG 2019-4a-b DOC-CAP Testing Cores Page 583 of 903

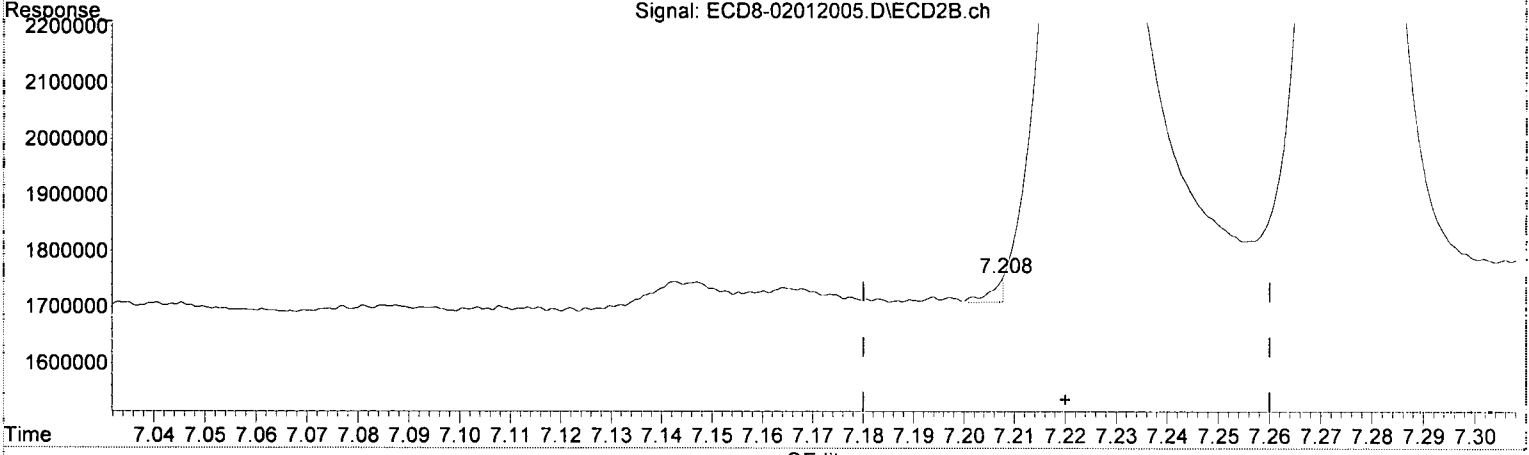
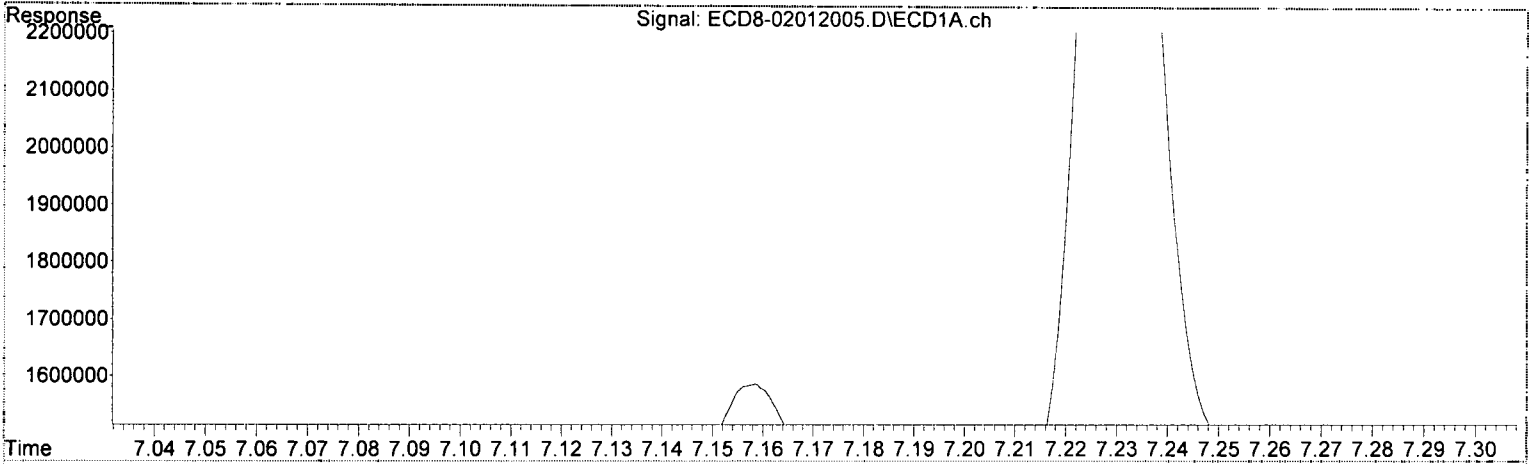
Method Name: C:\msdchem\1\methods\ECD8_QUANTPEST_200108.M

Calibration Table Last Updated: Mon Feb 03 15:44:09 2020

Quantitation Report (Qedit)

Data Path : C:\msdchem\1\data\2020-02\0B01012\REQUANT\
Data File : ECD8-02012005.D
Signal(s) : Signal #1: ECD1A.ch Signal #2: ECD2B.ch
Acq On : 1 Feb 2020 15:26
Operator : MJB
Sample : 0B01012-CAL1
Misc : A20B001, AB 0.5 ppb
ALS Vial : 4 Sample Multiplier: 1

Integration File signal 1: PEST1.e
Integration File signal 2: PEST2.e
Quant Time: Feb 03 15:45:47 2020
Quant Method : C:\msdchem\1\methods\ECD8_QUANTPEST_200108.M
Quant Title : Instrument: DualECD8
QLast Update : Mon Feb 03 15:36:51 2020
Response via : Initial Calibration
Integrator: ChemStation



QEdit

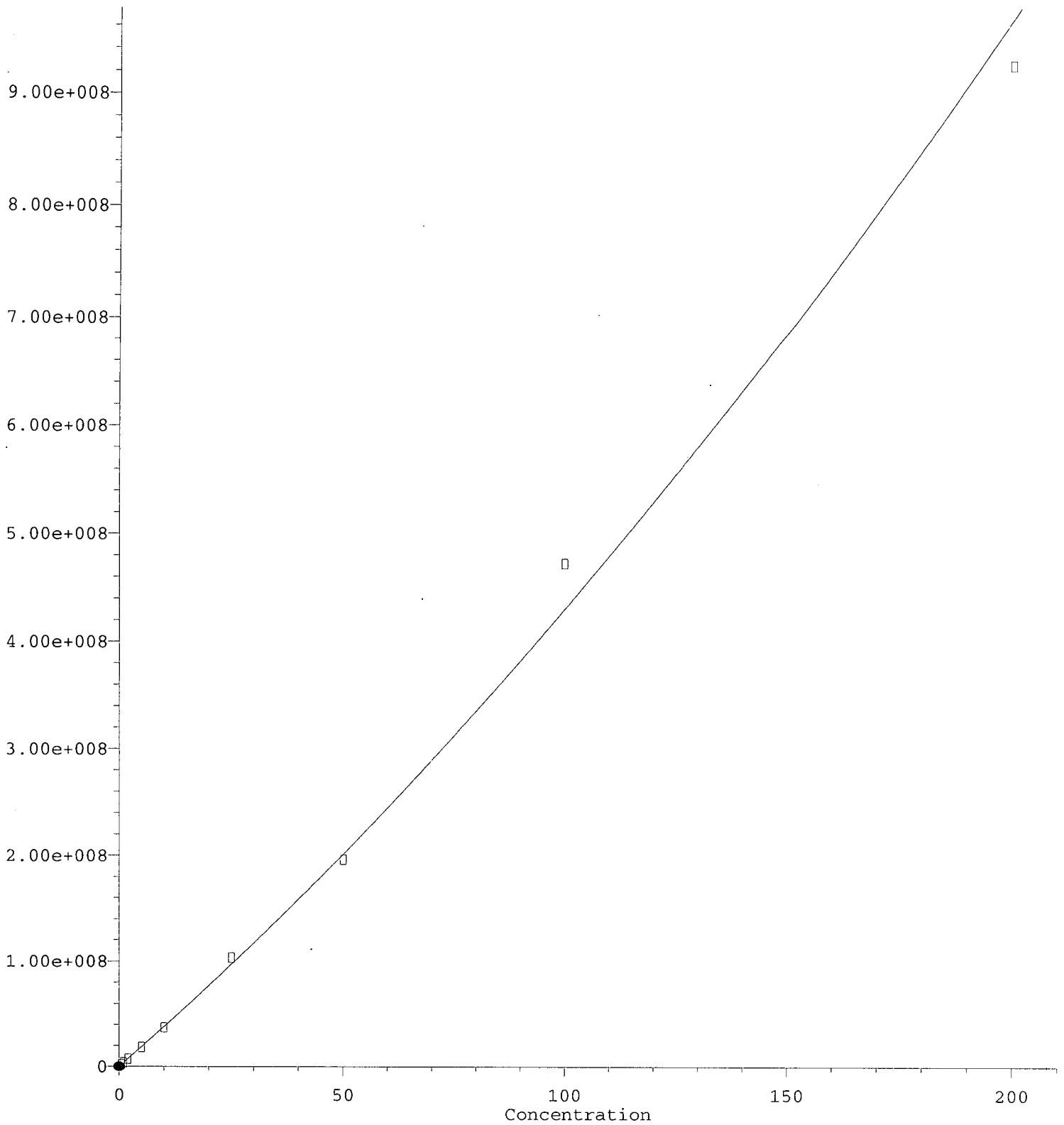
(6) d-BHC
6.334min 0.121 ng/mL m
response 50088

MJB
2/3/20

(6) d-BHC #2
7.208min 0.110 ng/mL (m)
response 42952

Aldrin #2

Response



$R = 5.56e+003 A * A + 3.74e+006 A - 4.51e+004$

Coef of Det (r^2) = 0.996
03/12/20 Anchor QEA, LLC - Gasco Pier 8 2019 4a-b.DOC-CAP Testing Cores Page 585 of 903

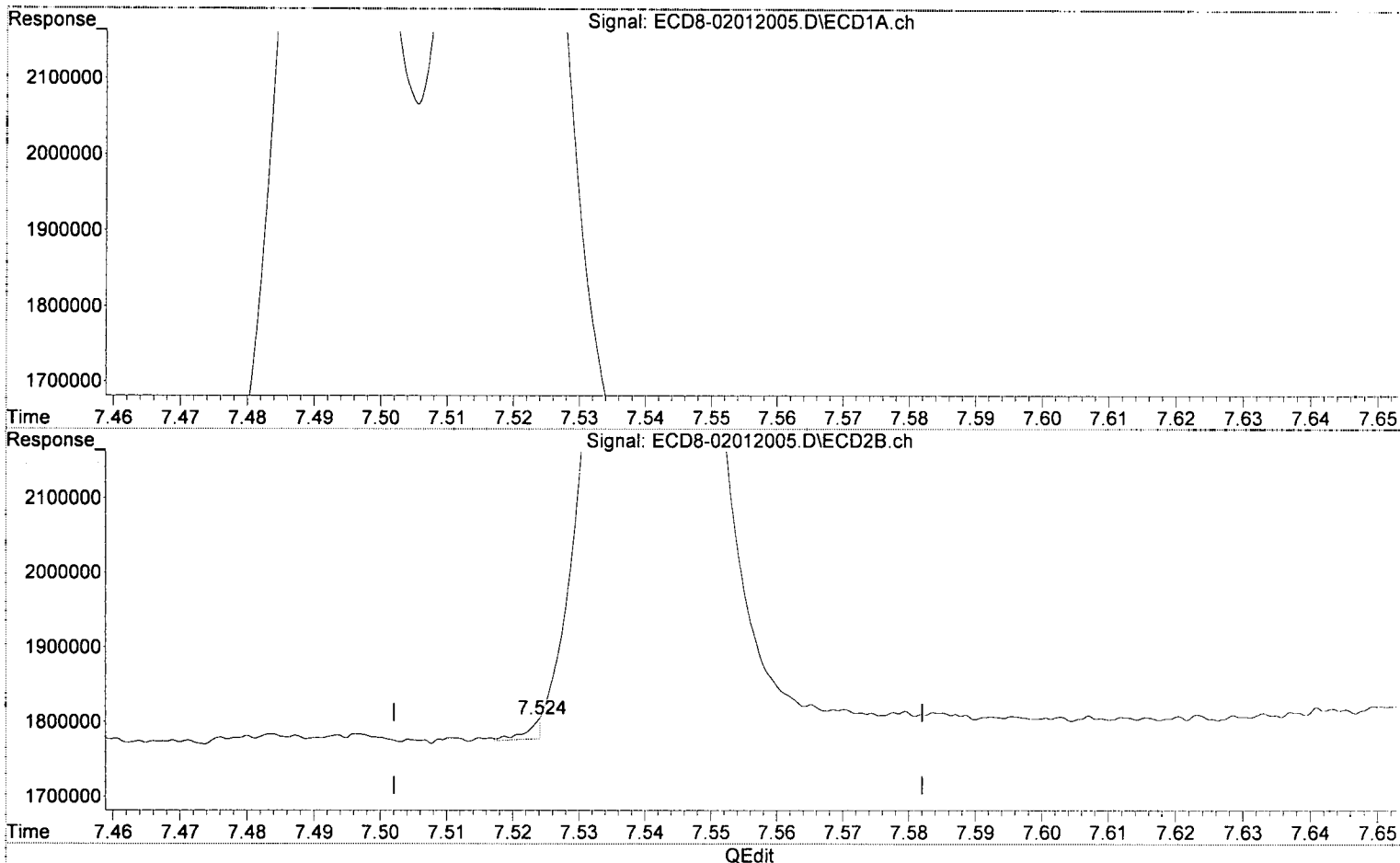
Method Name: C:\msdchem\1\methods\ECD8_QUANTPEST_200108.M

Calibration Table Last Updated: Mon Feb 03 15:44:09 2020

Quantitation Report (Qedit)

Data Path : C:\msdchem\1\data\2020-02\0B01012\REQUANT\
Data File : ECD8-02012005.D
Signal(s) : Signal #1: ECD1A.ch Signal #2: ECD2B.ch
Acq On : 1 Feb 2020 15:26
Operator : MJB
Sample : 0B01012-CAL1
Misc : A20B001, AB 0.5 ppb
ALS Vial : 4 Sample Multiplier: 1

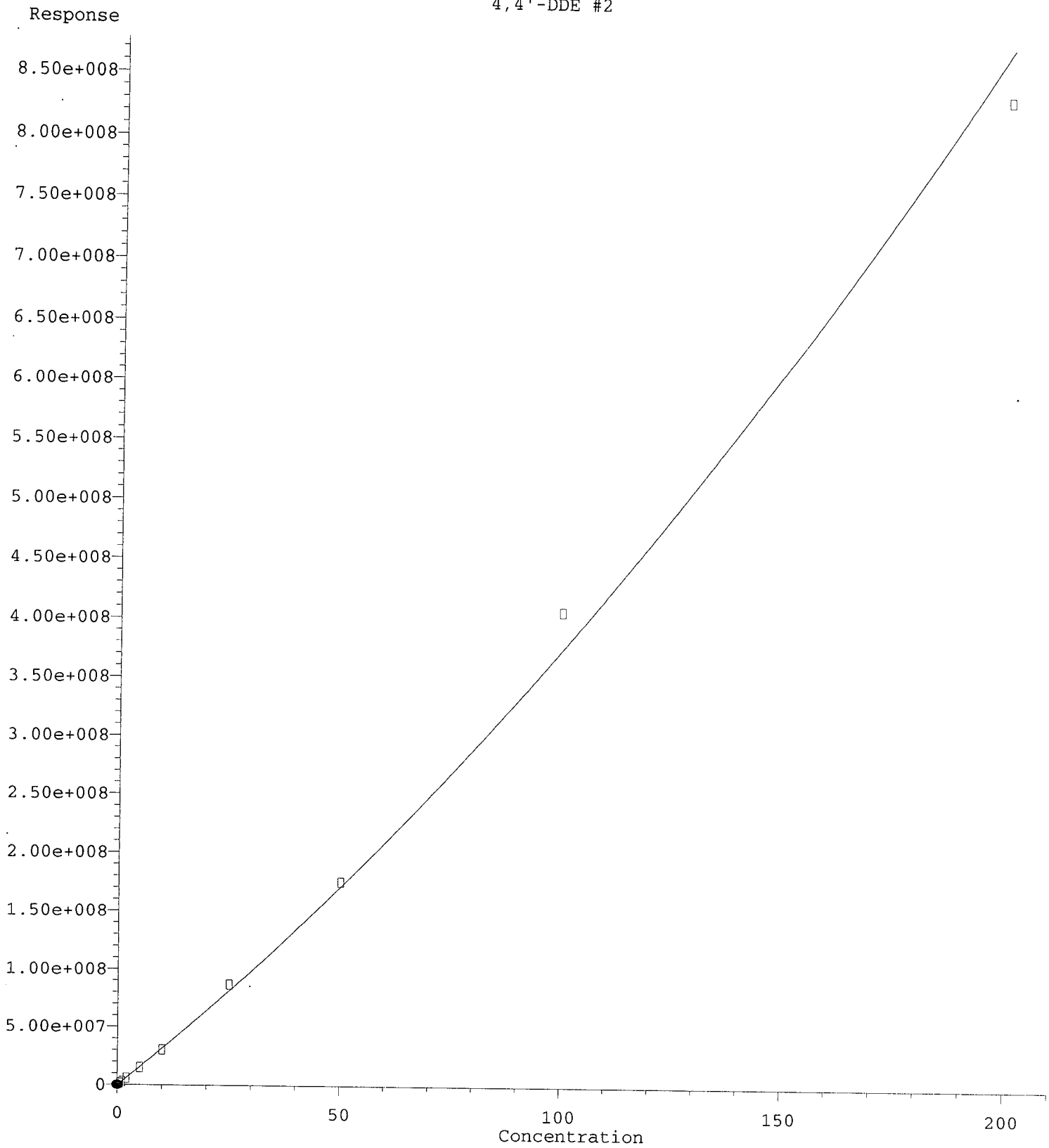
Integration File signal 1: PEST1.e
Integration File signal 2: PEST2.e
Quant Time: Feb 03 15:45:47 2020
Quant Method : C:\msdchem\1\methods\ECD8_QUANTPEST_200108.M
Quant Title : Instrument: DualECD8
QLast Update : Mon Feb 03 15:36:51 2020
Response via : Initial Calibration
Integrator: ChemStation



(7) Aldrin
6.769min 0.524 ng/mL
response 2117773

MJB 2/3/20

(7) Aldrin #2
7.524min 0.019 ng/mL(m)
response 26735

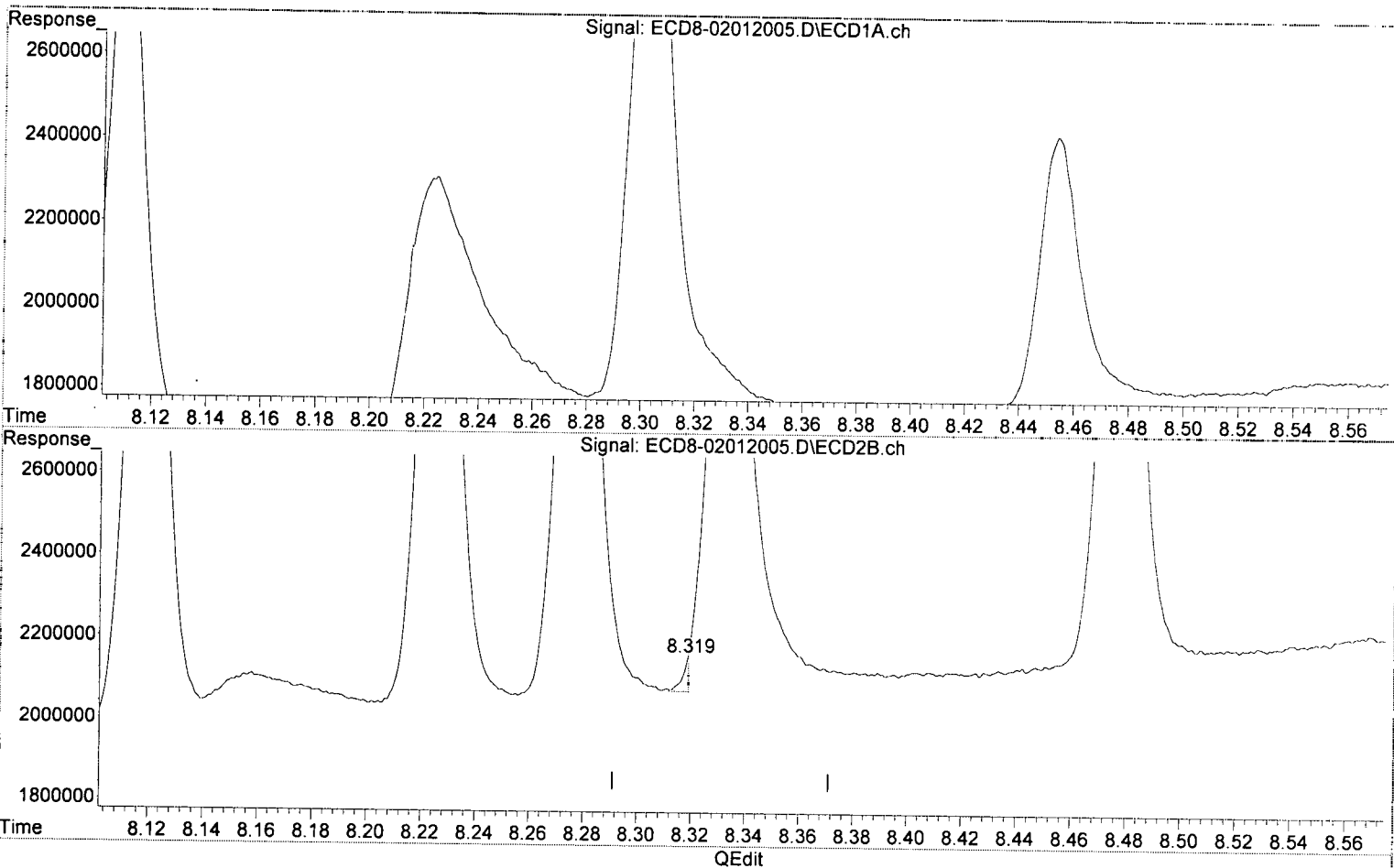


R = 6.32e+003 A*A + 3.11e+006 A - 2.74e+005
Coef of Det (r^2) = 0.996 Curve Fit: Quadratic w/1/a^2
03/12/20 Anchor OEA LLC Gasco PIERD DE 2019-4a-b DOC-CAP Testing Cores Page 587 of 903
Method Name: C:\msdchem\1\methods\ECD8_QUANTPEST_200108.M
Calibration Table Last Updated: Mon Feb 03 15:44:09 2020

Quantitation Report (Qedit)

Data Path : C:\msdchem\1\data\2020-02\0B01012\REQUANT\
Data File : ECD8-02012005.D
Signal(s) : Signal #1: ECD1A.ch Signal #2: ECD2B.ch
Acq On : 1 Feb 2020 15:26
Operator : MJB
Sample : 0B01012-CAL1
Misc : A20B001, AB 0.5 ppb
ALS Vial : 4 Sample Multiplier: 1

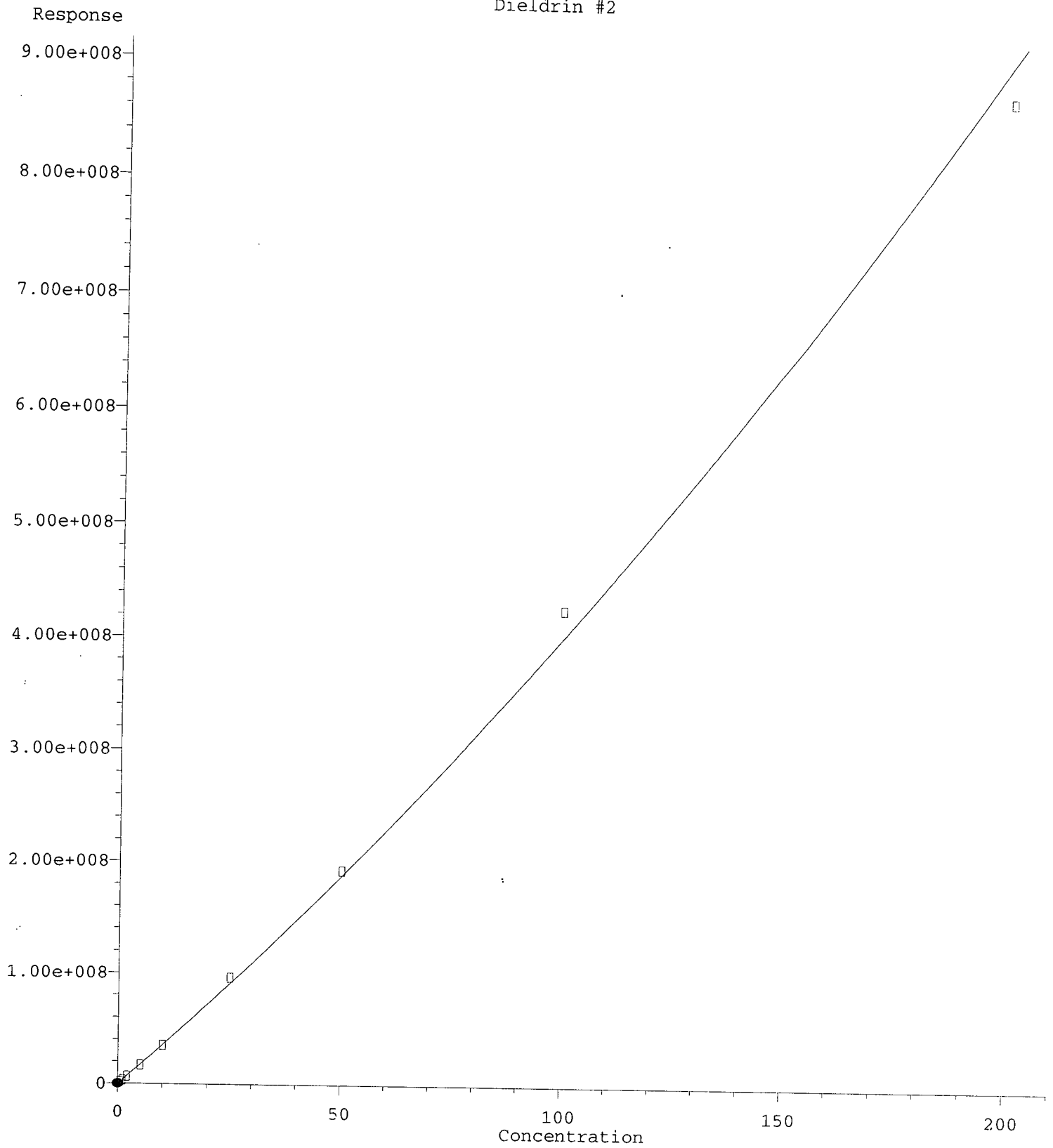
Integration File signal 1: PEST1.e
Integration File signal 2: PEST2.e
Quant Time: Feb 03 15:45:47 2020
Quant Method : C:\msdchem\1\methods\ECD8_QUANTPEST_200108.M
Quant Title : Instrument: DualECD8
QLast Update : Mon Feb 03 15:36:51 2020
Response via : Initial Calibration
Integrator: ChemStation



(12) 4,4'-DDE
7.493min 0.491 ng/mL
response 1628951

(12) 4,4'-DDE #2
8.319min 0.115 ng/mL (m)
response 84324

Dieldrin #2

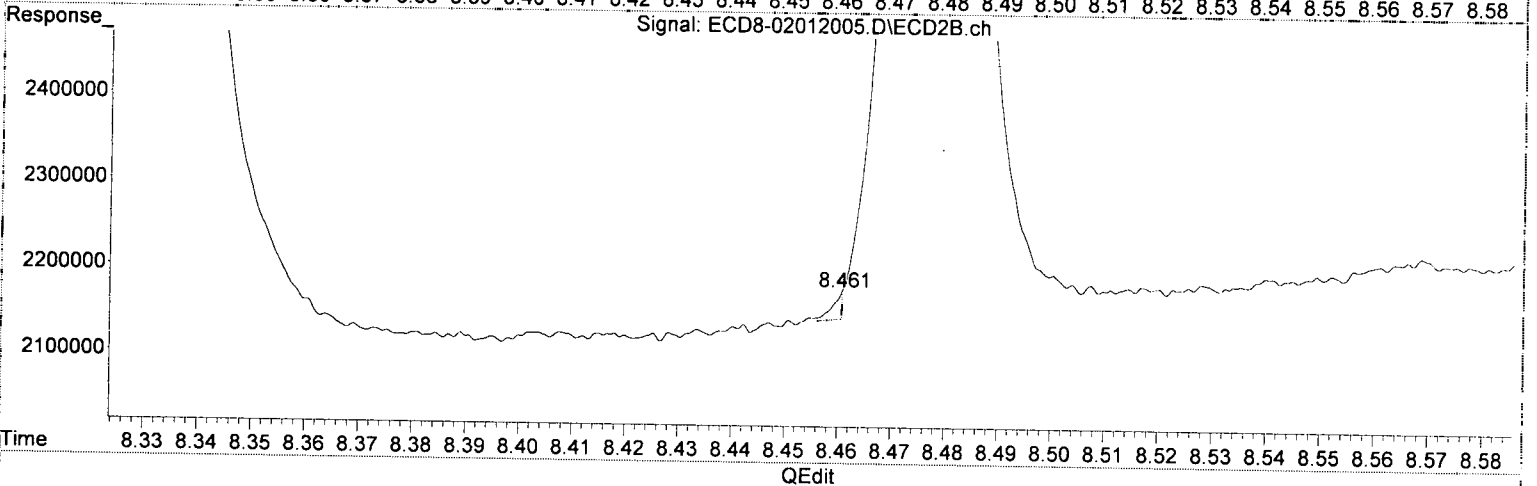
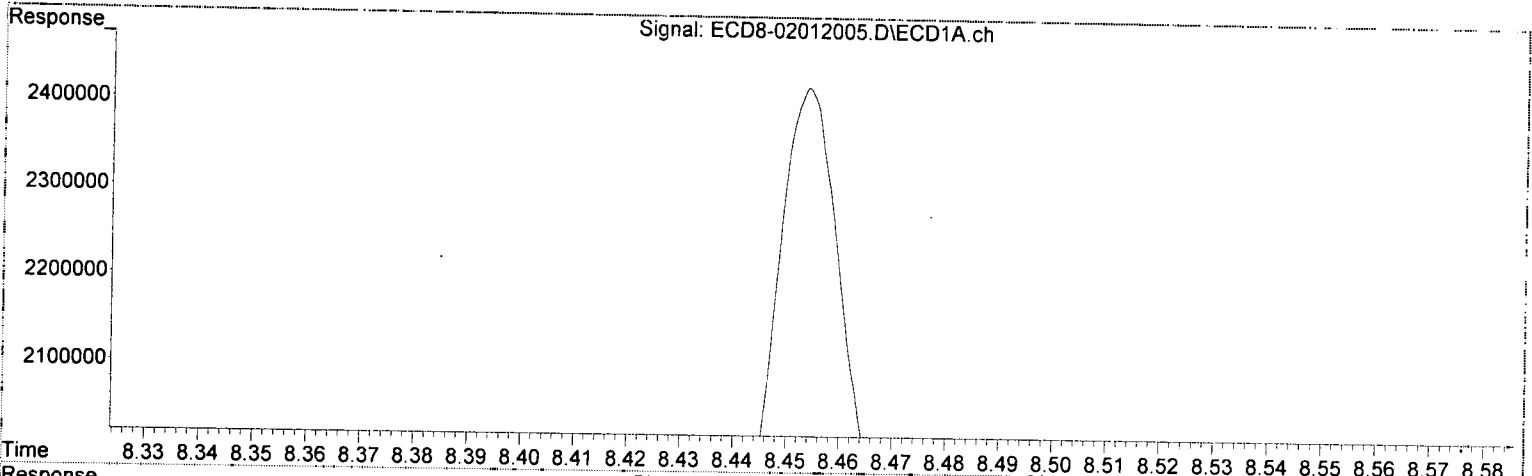


R = 5.10e+003 A*A + 3.50e+006 A - 1.13e+005
Coef of Det (r^2) = 0.997
Curve Fit: Quadratic (w/1/a^2)
03/12/20 Anchor QEA, LLC - Gasco PreRD DG 2019-4a-b-1 DOC-CAP Testing Cores Page 589 of 903
Method Name: C:\msdchem\1\methods\ECD8_QUANTPEST_200108.M
Calibration Table Last Updated: Mon Feb 03 15:44:09 2020

Quantitation Report (Qedit)

Data Path : C:\msdchem\1\data\2020-02\0B01012\REQUANT\
Data File : ECD8-02012005.D
Signal(s) : Signal #1: ECD1A.ch Signal #2: ECD2B.ch
Acq On : 1 Feb 2020 15:26
Operator : MJB
Sample : 0B01012-CAL1
Misc : A20B001, AB 0.5 ppb
ALS Vial : 4 Sample Multiplier: 1

Integration File signal 1: PEST1.e
Integration File signal 2: PEST2.e
Quant Time: Feb 03 15:45:47 2020
Quant Method : C:\msdchem\1\methods\ECD8_QUANTPEST_200108.M
Quant Title : Instrument: DualECD8
QLast Update : Mon Feb 03 15:36:51 2020
Response via : Initial Calibration
Integrator: ChemStation

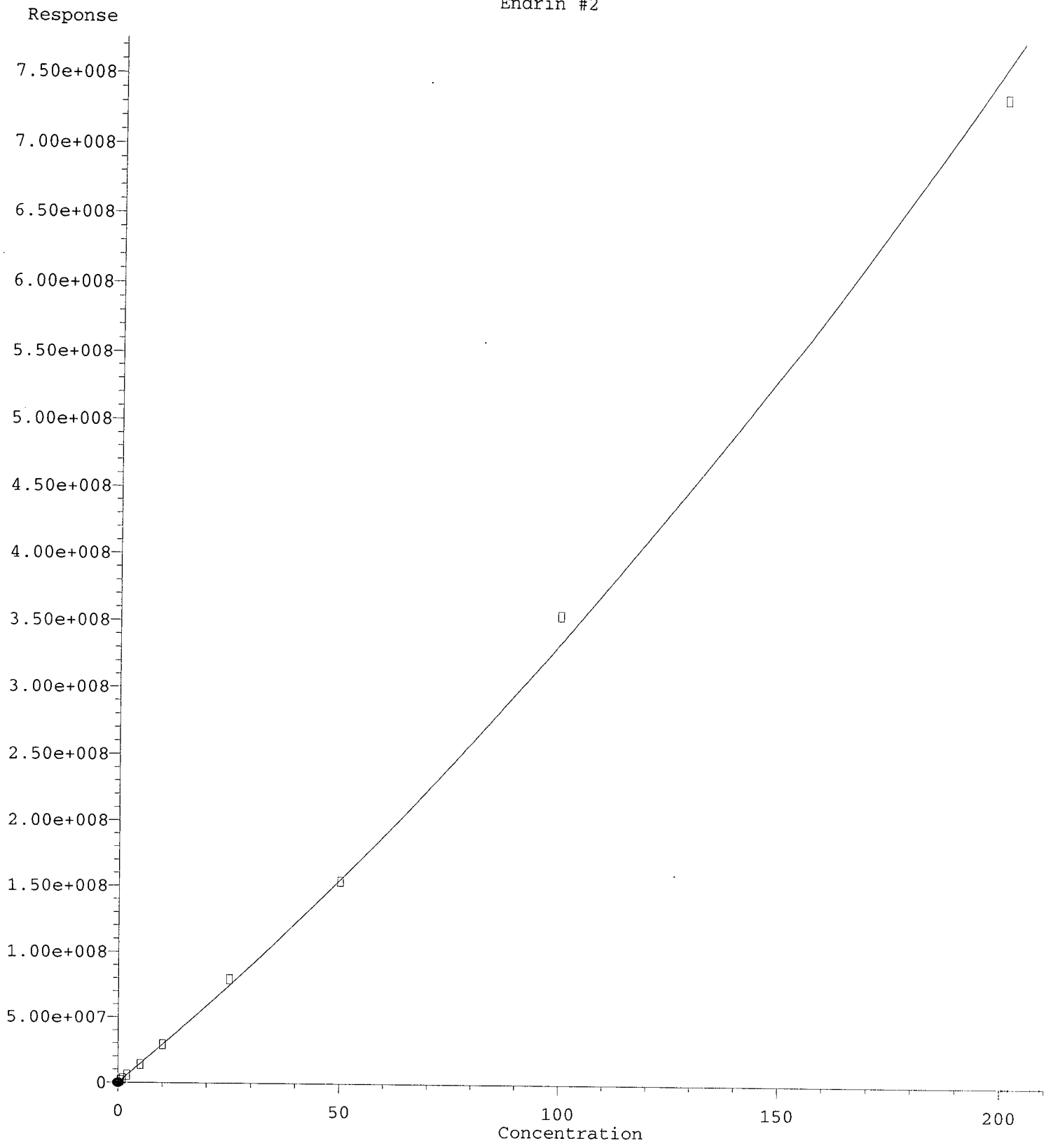


(13) Dieldrin
7.691min 0.514 ng/mL
response 1958633

*MJB
2/3/20*

(13) Dieldrin #2
8.461min 0.041 ng/mL (m)
response 30875

Endrin #2

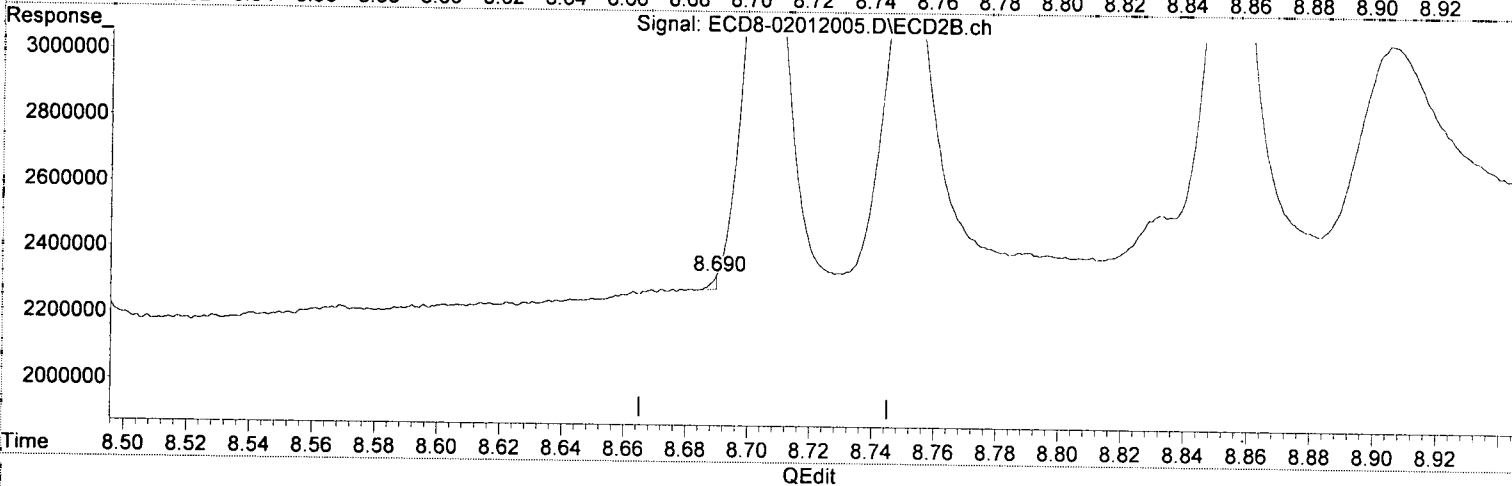
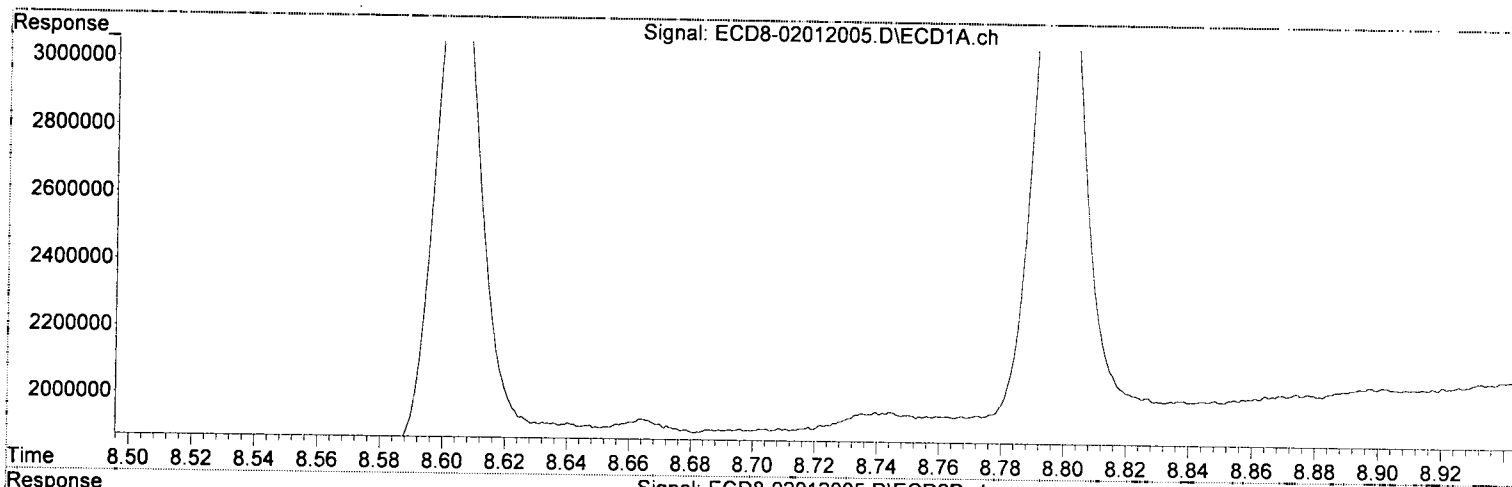


R = 4.68e+003 A*A + 2.87e+006 A + 2.17e+004
Coef of Det (r^2) = 0.998
03/12/20 Anchor DEA, LLC - Gasco PreRD - DG 2019-4a-b, DOC-CAP Testing Cores Page 591 of 903
Method Name: C:\msdchem\1\methods\ECD8_QUANTPEST_200108.M
Calibration Table Last Updated: Mon Feb 03 15:44:09 2020

Quantitation Report (Qedit)

Data Path : C:\msdchem\1\data\2020-02\0B01012\REQUANT\
Data File : ECD8-02012005.D
Signal(s) : Signal #1: ECD1A.ch Signal #2: ECD2B.ch
Acq On : 1 Feb 2020 15:26
Operator : MJB
Sample : 0B01012-CAL1
Misc : A20B001, AB 0.5 ppb
ALS Vial : 4 Sample Multiplier: 1

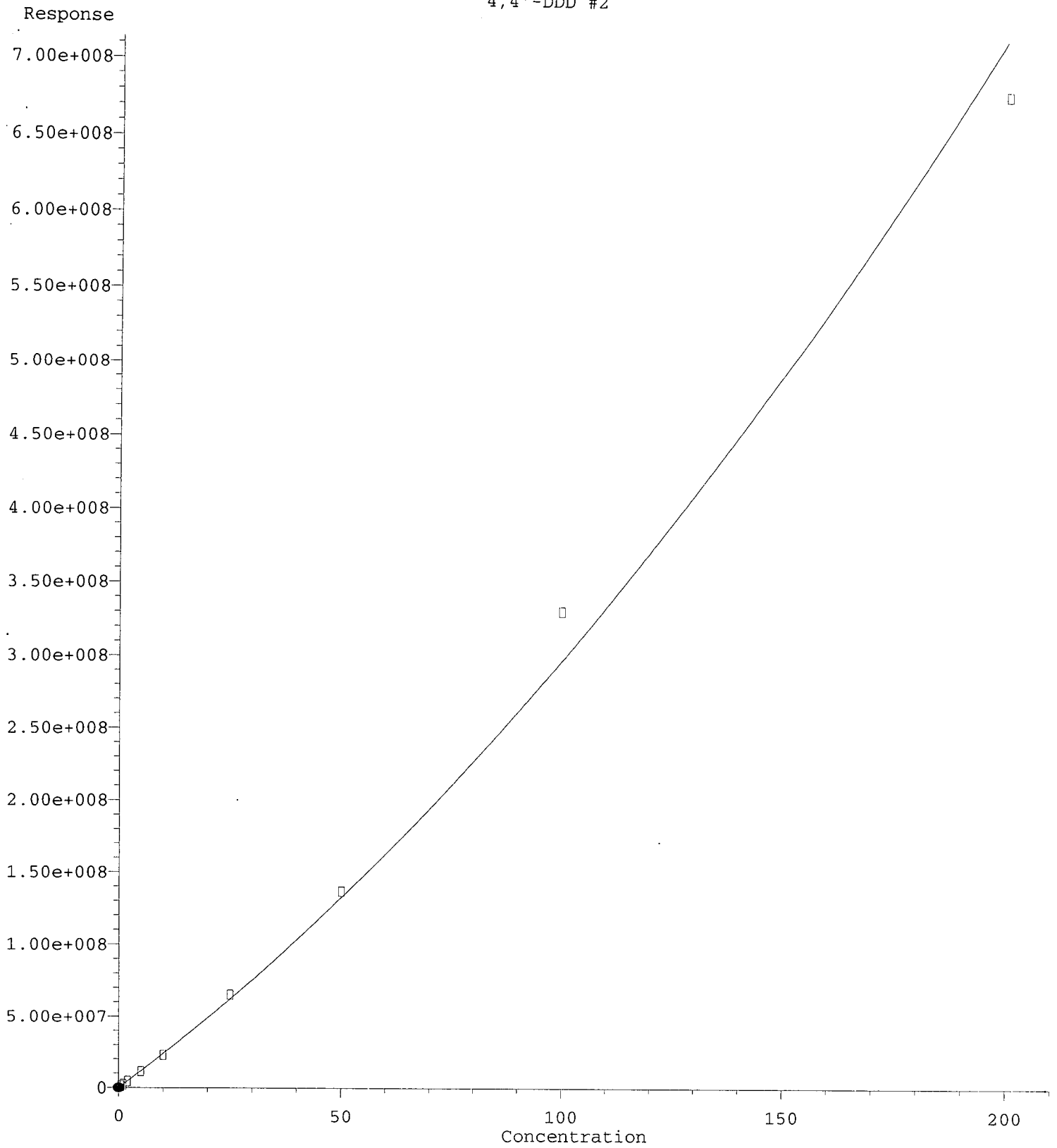
Integration File signal 1: PEST1.e
Integration File signal 2: PEST2.e
Quant Time: Feb 03 15:45:47 2020
Quant Method : C:\msdchem\1\methods\ECD8_QUANTPEST_200108.M
Quant Title : Instrument: DualECD8
QLast Update : Mon Feb 03 15:36:51 2020
Response via : Initial Calibration
Integrator: ChemStation



(14) Endrin
7.854min 0.521 ng/mL
response 1701747

MJB
2/3/20

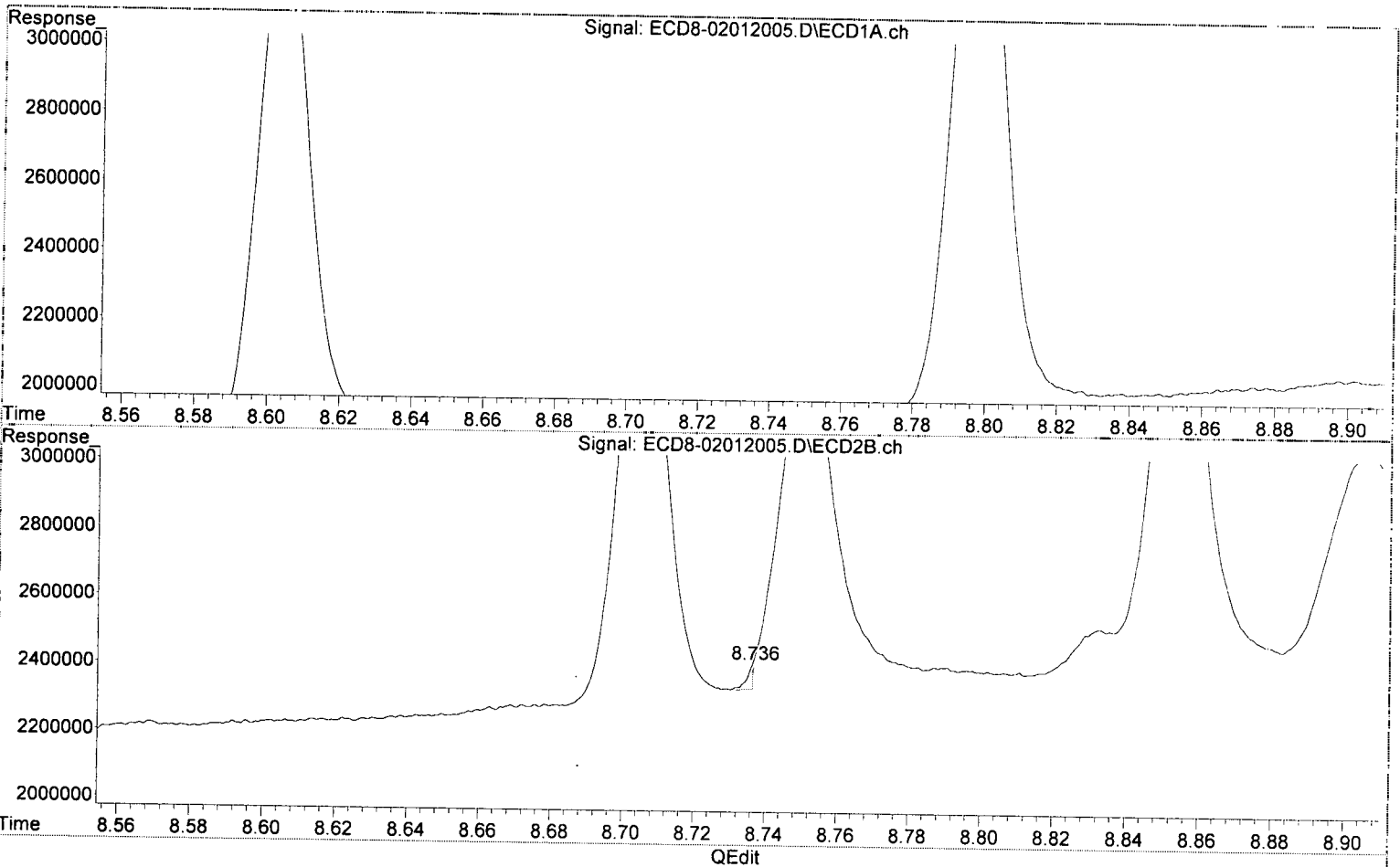
(14) Endrin #2
8.690min 0.007 ng/mL (m)
response 40887



Quantitation Report (Qedit)

Data Path : C:\msdchem\1\data\2020-02\0B01012\REQUANT\
 Data File : ECD8-02012005.D
 Signal(s) : Signal #1: ECD1A.ch Signal #2: ECD2B.ch
 Acq On : 1 Feb 2020 15:26
 Operator : MJB
 Sample : 0B01012-CAL1
 Misc : A20B001, AB 0.5 ppb
 ALS Vial : 4 Sample Multiplier: 1

Integration File signal 1: PEST1.e
 Integration File signal 2: PEST2.e
 Quant Time: Feb 03 15:45:47 2020
 Quant Method : C:\msdchem\1\methods\ECD8_QUANTPEST_200108.M
 Quant Title : Instrument: DualECD8
 QLast Update : Mon Feb 03 15:36:51 2020
 Response via : Initial Calibration
 Integrator: ChemStation

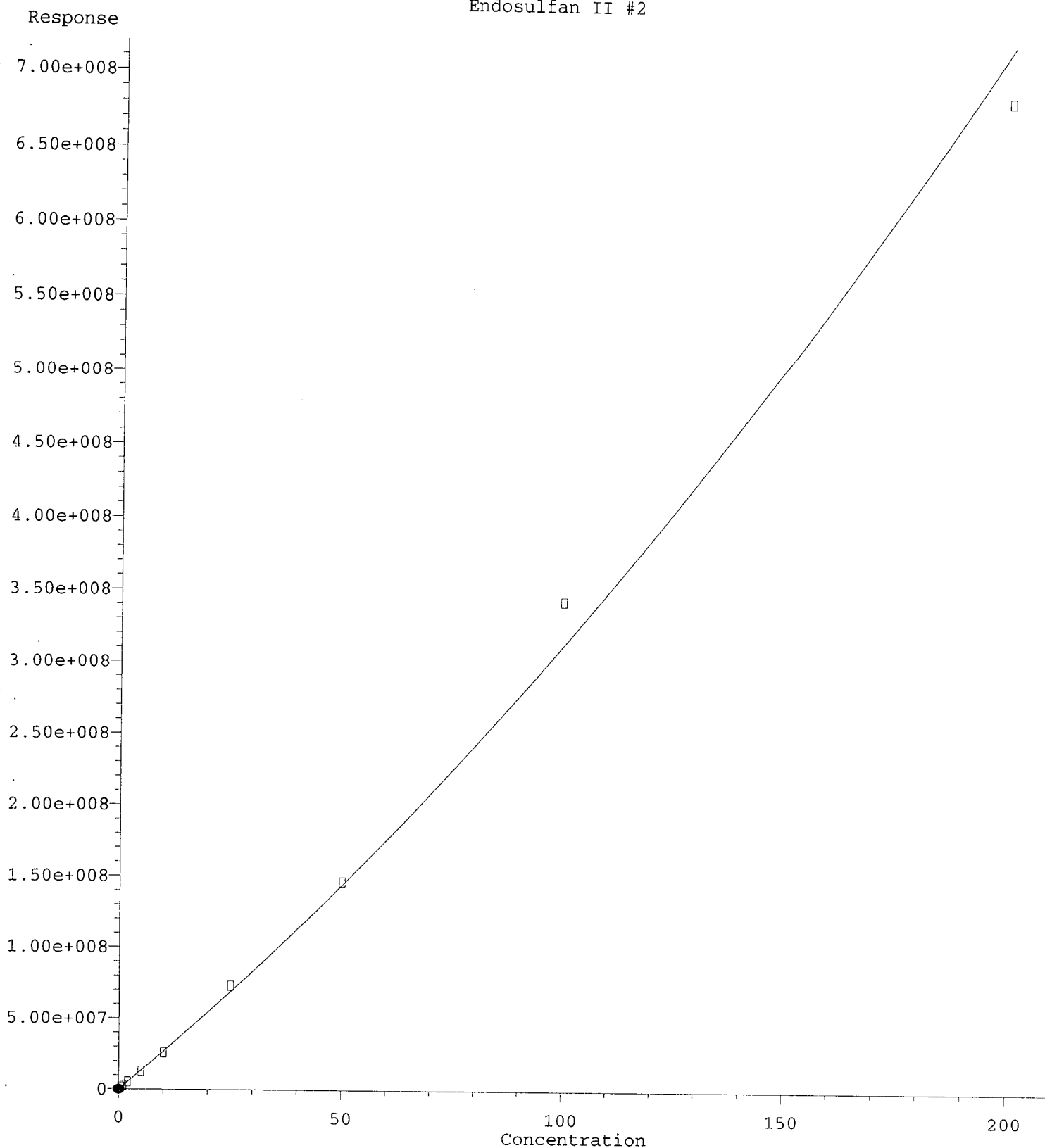


(15) 4,4'-DDD
 7.915min 0.479 ng/mL
 response 1218671

MJB
2/3/20

(15) 4,4'-DDD #2
 8.736min 0.075 ng/mL (m)
 response 74855

Endosulfan II #2

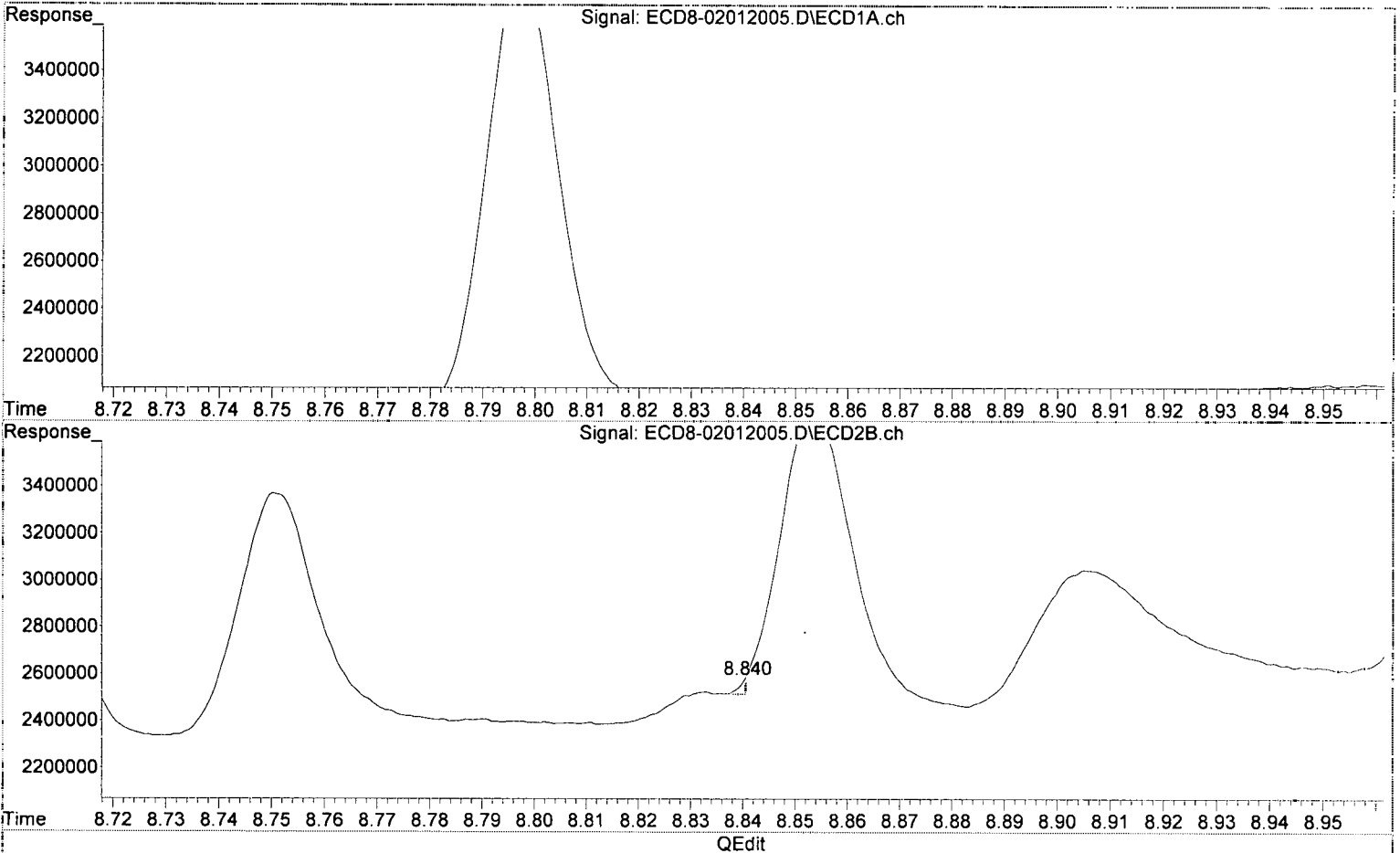


R = 4.81e+003 A*A + 2.64e+006 A + 8.03e+004
Coef of Det (r^2) = 0.996 Curve Fit: Quadratic w/(1/a^2)
03/12/20 Anchor OEA LLC Gasco Field DE 2019-4a-b DOC-CAP Testing Cores Page 595 of 903
Method Name: C:\msdchem\1\methods\ECD8_QUANTPEST_200108.M
Calibration Table Last Updated: Mon Feb 03 15:44:09 2020

Quantitation Report (Qedit)

Data Path : C:\msdchem\1\data\2020-02\0B01012\REQUANT\
Data File : ECD8-02012005.D
Signal(s) : Signal #1: ECD1A.ch Signal #2: ECD2B.ch
Acq On : 1 Feb 2020 15:26
Operator : MJB
Sample : 0B01012-CAL1
Misc : A20B001, AB 0.5 ppb
ALS Vial : 4 Sample Multiplier: 1

Integration File signal 1: PEST1.e
Integration File signal 2: PEST2.e
Quant Time: Feb 03 15:45:47 2020
Quant Method : C:\msdchem\1\methods\ECD8_QUANTPEST_200108.M
Quant Title : Instrument: DualECD8
QLast Update : Mon Feb 03 15:36:51 2020
Response via : Initial Calibration
Integrator: ChemStation

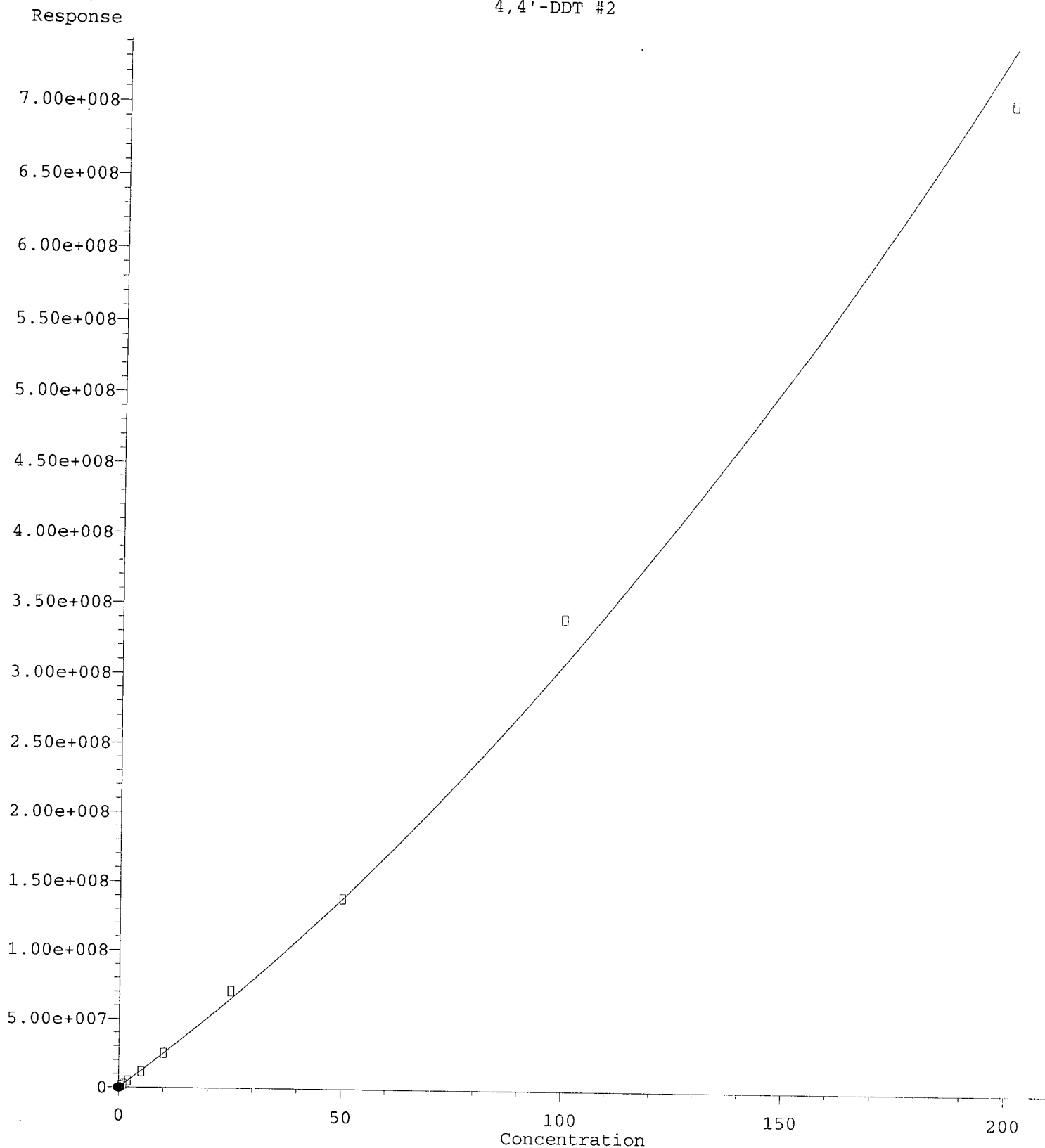


(16) Endosulfan II
8.013min 0.552 ng/mL
response 1650694

MJB
2/3/20

(16) Endosulfan II #2
8.840min -0.006 ng/mL (m)
response 64183

4,4'-DDT #2

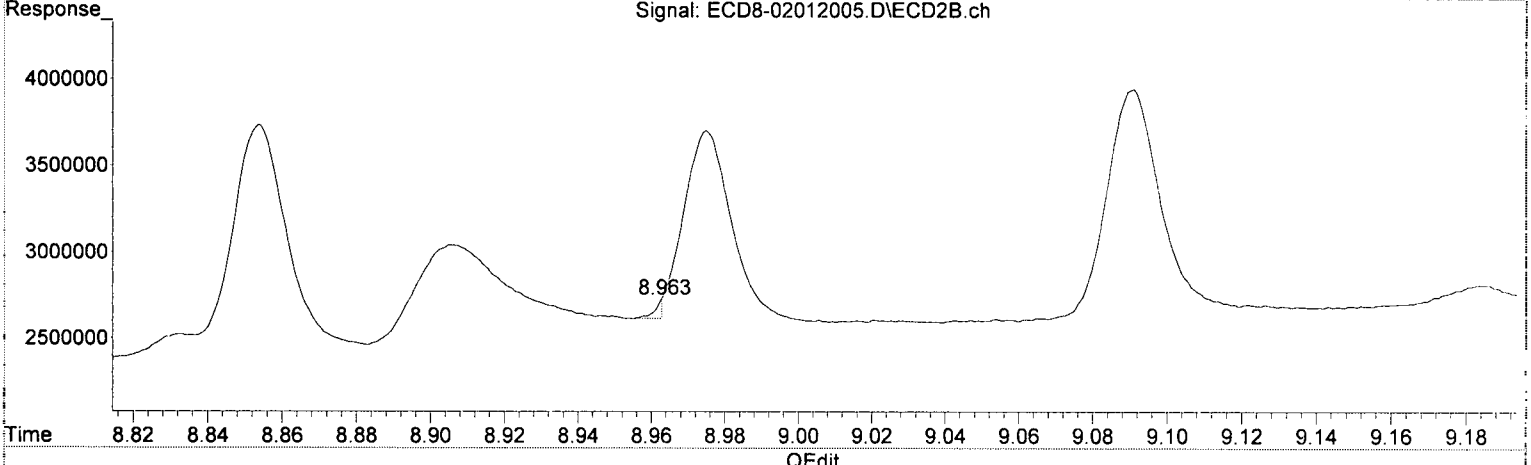
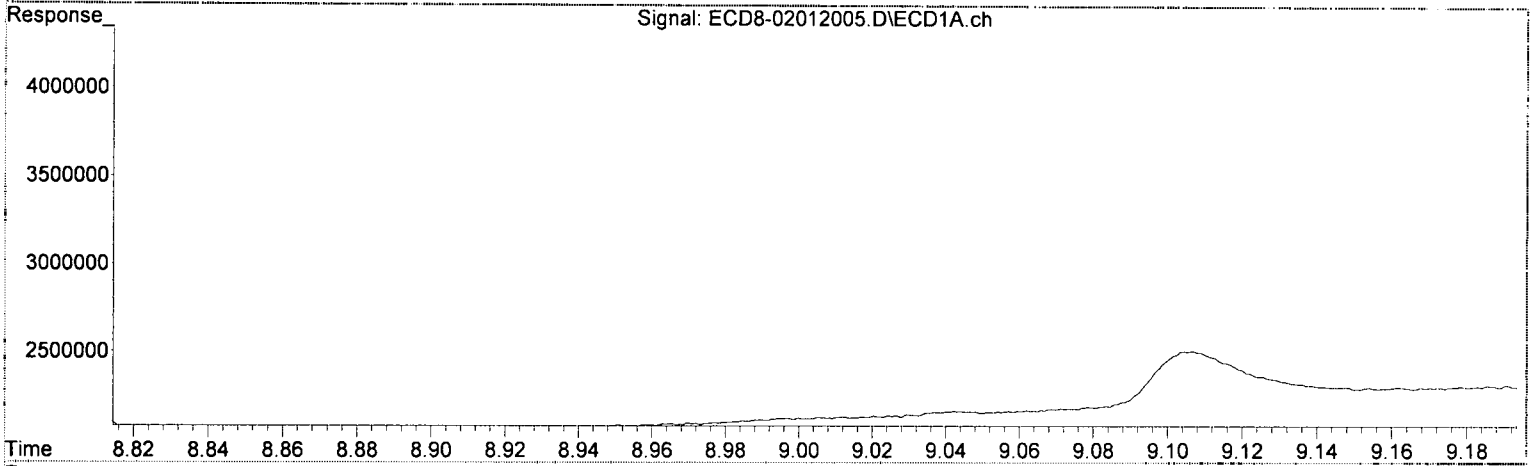


R = 6.32e+003 A*A + 2.45e+006 A + 6.29e+004
Coef of Det (r^2) = 0.994 Curve Fit: Quadratic w(1/a^2)
Method Name: C:\msdchem\1\methods\ECD8_QUANTPEST_200108.M
Calibration Table Last Updated: Mon Feb 03 15:44:09 2020
03/12/20 Anchor OEA LLC Gasco PierD DG 2019-4a-b DOC-CAP Testing Cores Page 597 of 903

Quantitation Report (Qedit)

Data Path : C:\msdchem\1\data\2020-02\0B01012\REQUANT\
Data File : ECD8-02012005.D
Signal(s) : Signal #1: ECD1A.ch Signal #2: ECD2B.ch
Acq On : 1 Feb 2020 15:26
Operator : MJB
Sample : 0B01012-CAL1
Misc : A20B001, AB 0.5 ppb
ALS Vial : 4 Sample Multiplier: 1

Integration File signal 1: PEST1.e
Integration File signal 2: PEST2.e
Quant Time: Feb 03 15:45:47 2020
Quant Method : C:\msdchem\1\methods\ECD8_QUANTPEST_200108.M
Quant Title : Instrument: DualECD8
QLast Update : Mon Feb 03 15:36:51 2020
Response via : Initial Calibration
Integrator: ChemStation



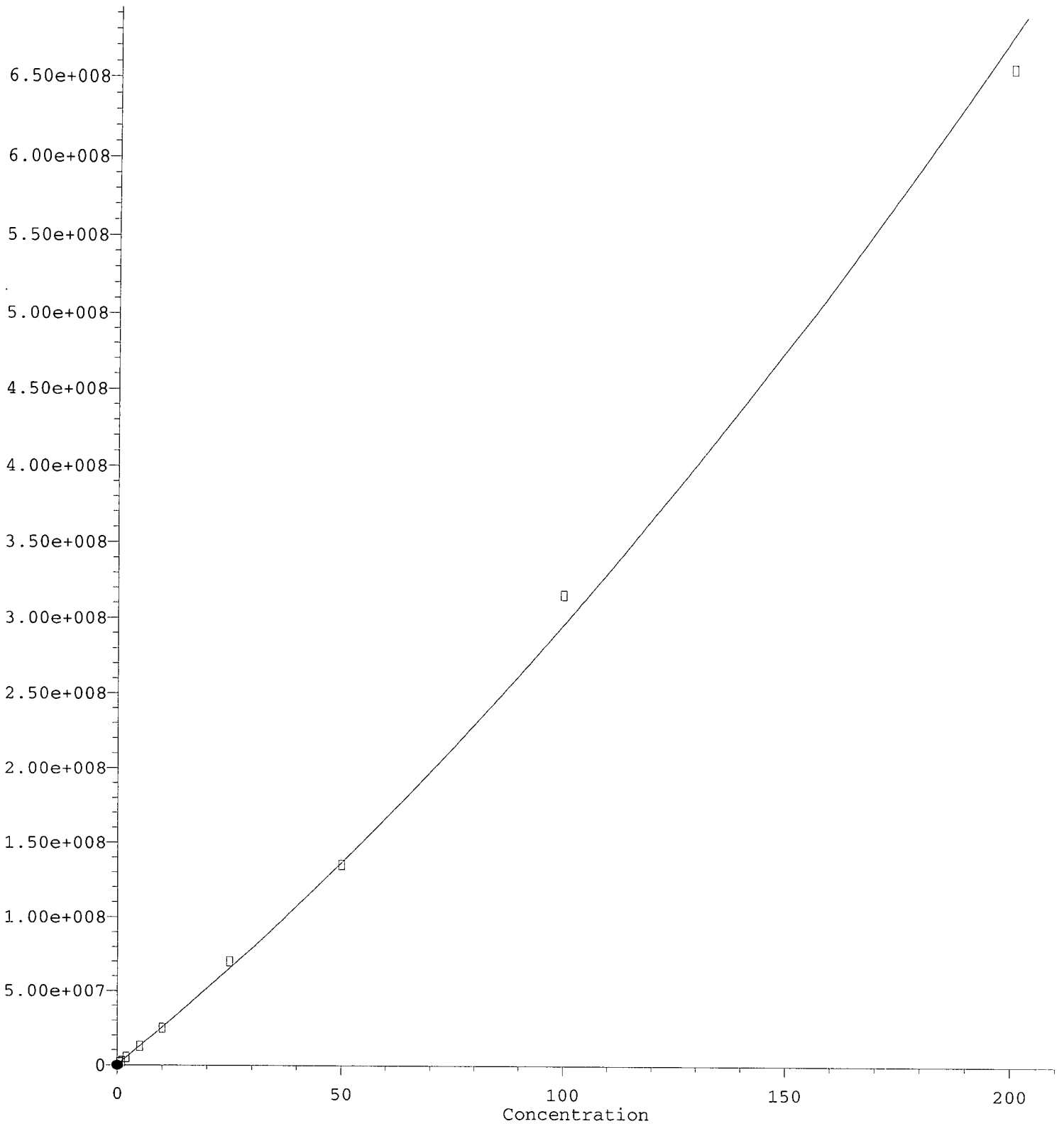
(17) 4,4'-DDT
8.110min 0.503 ng/mL
response 1351757

MJB
2/3/20

(17) 4,4'-DDT #2
8.963min 0.021 ng/mL (m)
response 113728

Endosulfan Sulfate #2

Response



$R = 4.57e+003 A^2 + 2.50e+006 A + 2.22e+005$

Coef of Det (r^2) = 0.997 Curve Fit: Quadratic w/ (1/A^2)

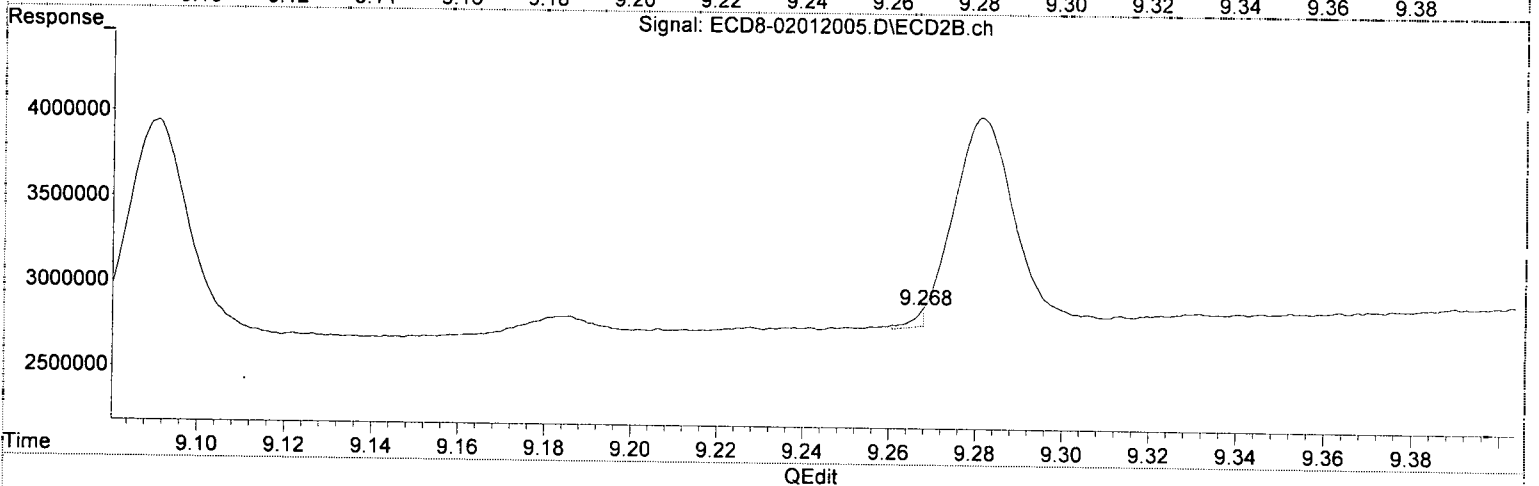
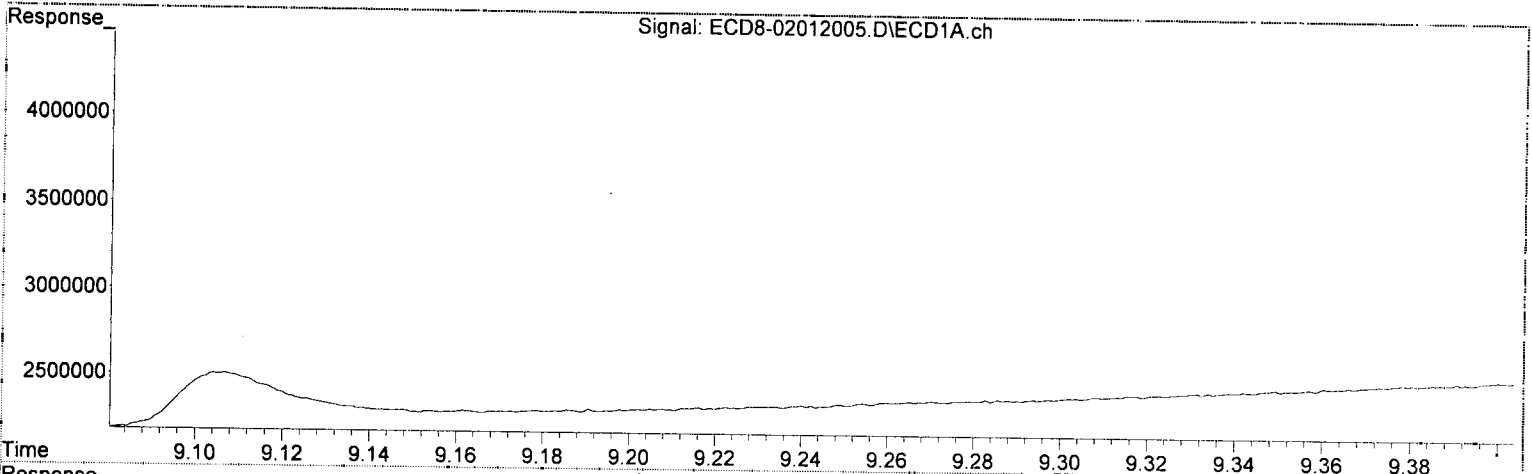
Method Name: C:\msdchem\1\methods\ECD8_QUANTPEST_200108.M

Calibration Table Last Updated: Mon Feb 03 15:44:09 2020

Quantitation Report (Qedit)

Data Path : C:\msdchem\1\data\2020-02\0B01012\REQUANT\
Data File : ECD8-02012005.D
Signal(s) : Signal #1: ECD1A.ch Signal #2: ECD2B.ch
Acq On : 1 Feb 2020 15:26
Operator : MJB
Sample : 0B01012-CAL1
Misc : A20B001, AB 0.5 ppb
ALS Vial : 4 Sample Multiplier: 1

Integration File signal 1: PEST1.e
Integration File signal 2: PEST2.e
Quant Time: Feb 03 15:45:47 2020
Quant Method : C:\msdchem\1\methods\ECD8_QUANTPEST_200108.M
Quant Title : Instrument: DualECD8
QLast Update : Mon Feb 03 15:36:51 2020
Response via : Initial Calibration
Integrator: ChemStation

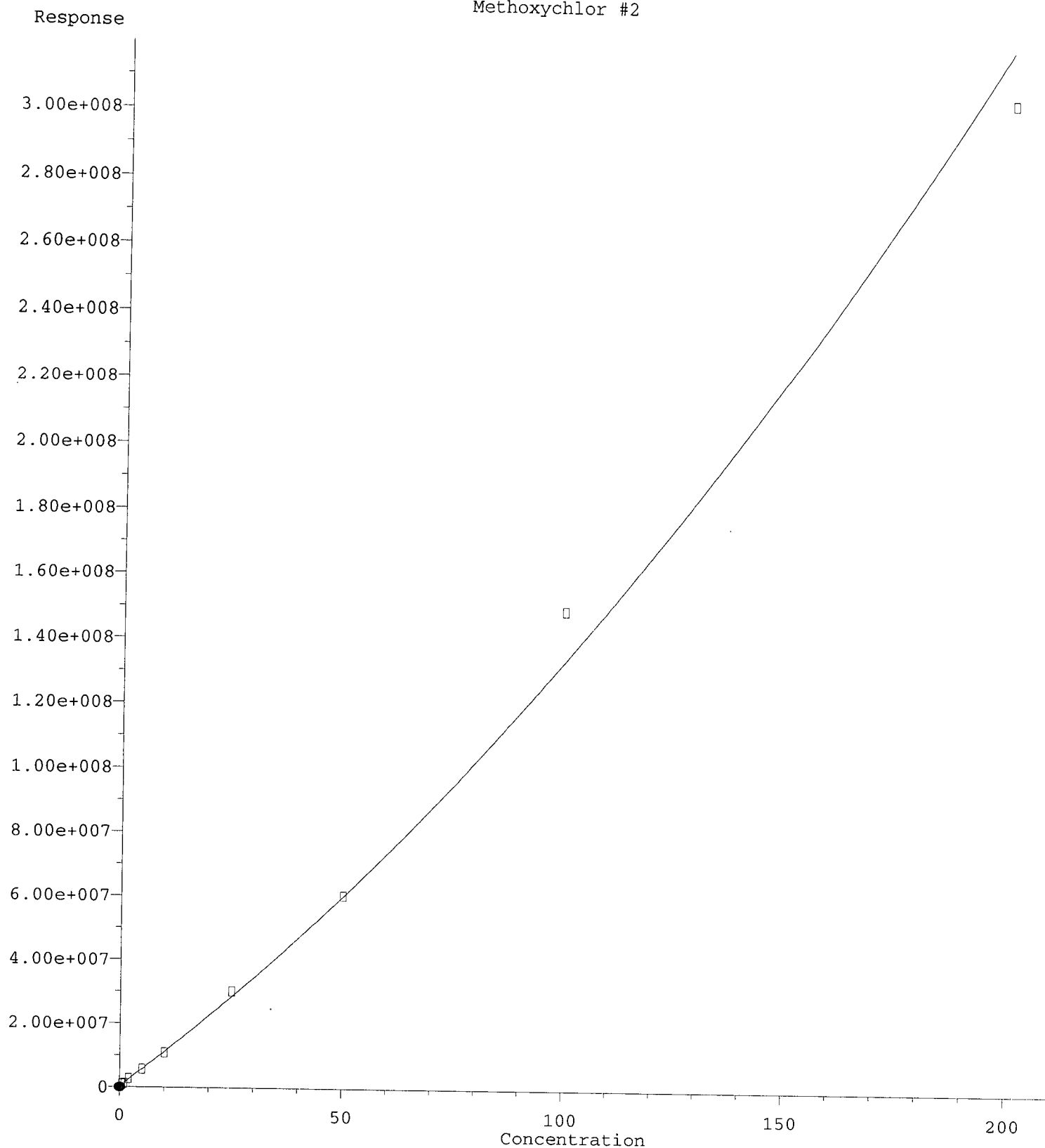


(19) Endosulfan Sulfate
8.604min 0.541 ng/mL
response 1548557

MJB
2/3/20

(19) Endosulfan Sulfate #2
9.268min -0.049 ng/mL (m)
response 99158

Methoxychlor #2

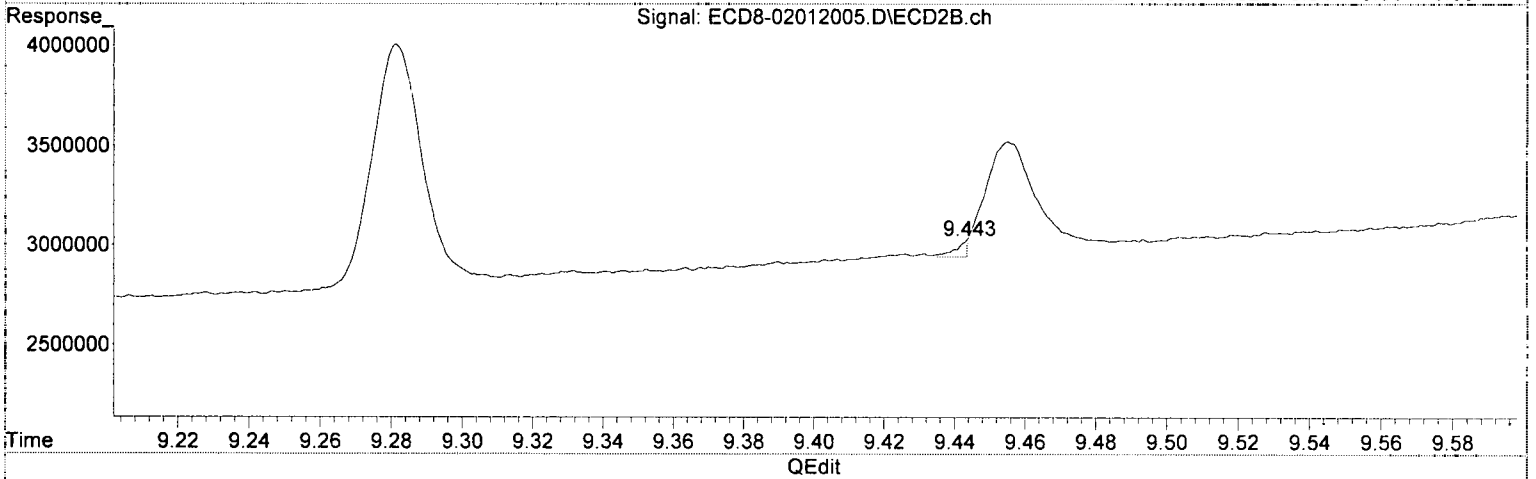
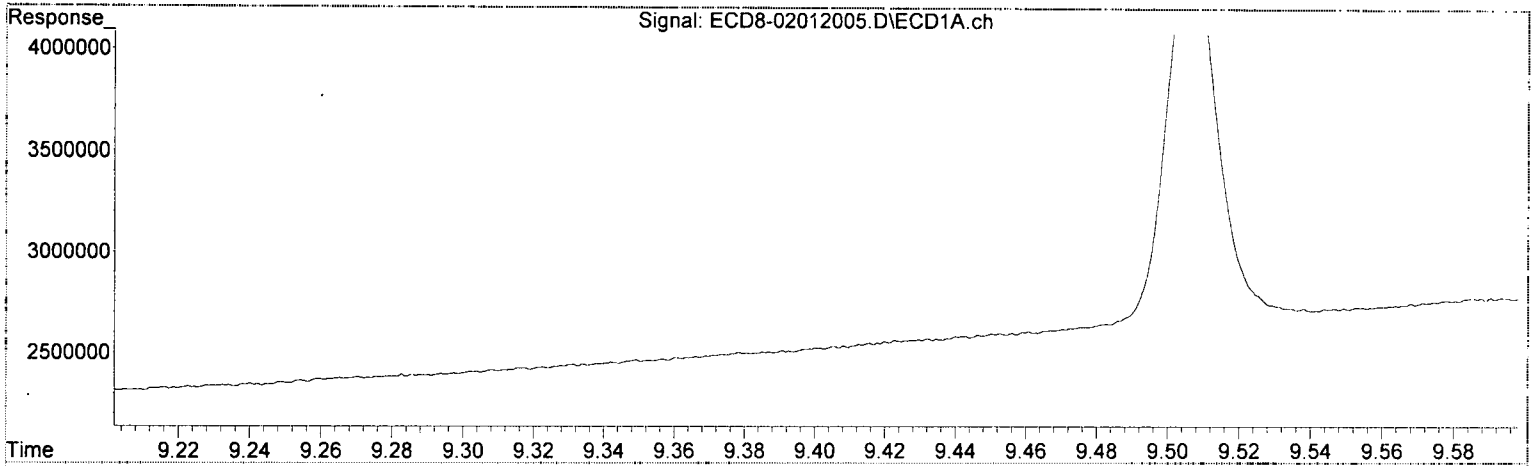


R = 2.73e+003 A*A + 1.06e+006 A + 3.97e+005
Coef of Det (r^2) = 0.988 Curve Fit: Quadratic w(1/a^2)
Method Name: C:\msdchem\1\Methods\ECD8_QUANTPEST_200108.M
Calibration Table Last Updated: Mon Feb 03 15:44:09 2020
03/12/20 Anchor QEA-LIC Gaso PrepD IIG 2019-4a-b DOC-CAP Testing Cores Page 601 of 903

Quantitation Report (Qedit)

Data Path : C:\msdchem\1\data\2020-02\0B01012\REQUANT\
Data File : ECD8-02012005.D
Signal(s) : Signal #1: ECD1A.ch Signal #2: ECD2B.ch
Acq On : 1 Feb 2020 15:26
Operator : MJB
Sample : 0B01012-CAL1
Misc : A20B001, AB 0.5 ppb
ALS Vial : 4 Sample Multiplier: 1

Integration File signal 1: PEST1.e
Integration File signal 2: PEST2.e
Quant Time: Feb 03 15:45:47 2020
Quant Method : C:\msdchem\1\methods\ECD8_QUANTPEST_200108.M
Quant Title : Instrument: DualECD8
QLast Update : Mon Feb 03 15:36:51 2020
Response via : Initial Calibration
Integrator: ChemStation



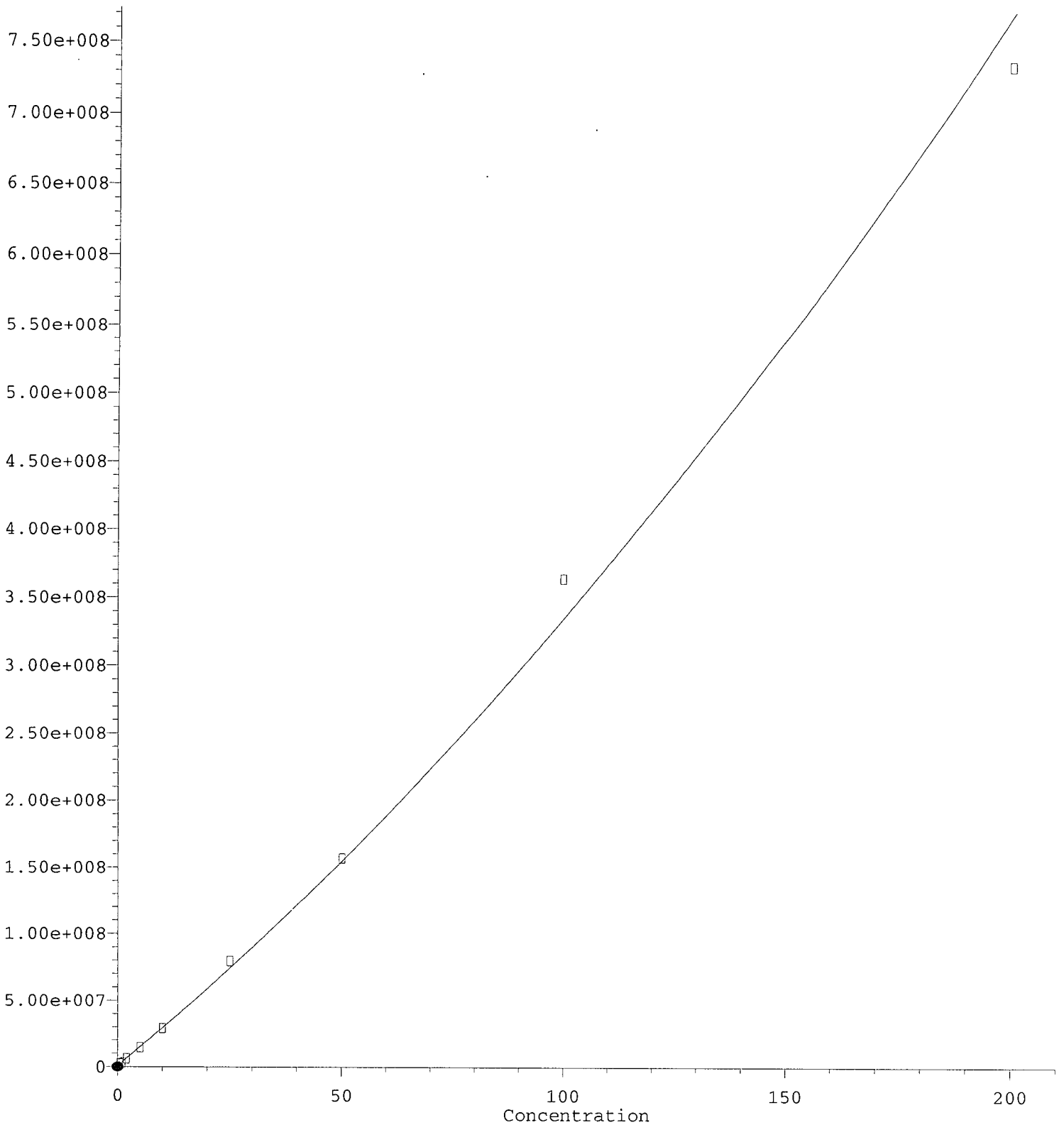
(20) Methoxychlor
8.454min 0.539 ng/mL
response 650344

*MJB
2/3/20*

(20) Methoxychlor #2
9.443min -0.297 ng/mL (m)
response 82761

Endrin Ketone #2

Response



$R = 5.21e+003 A^2 + 2.82e+006 A + 6.29e+005$

Coef of Det (r^2) = 0.995 Curve Fit: Quadratic w(1/A^2)

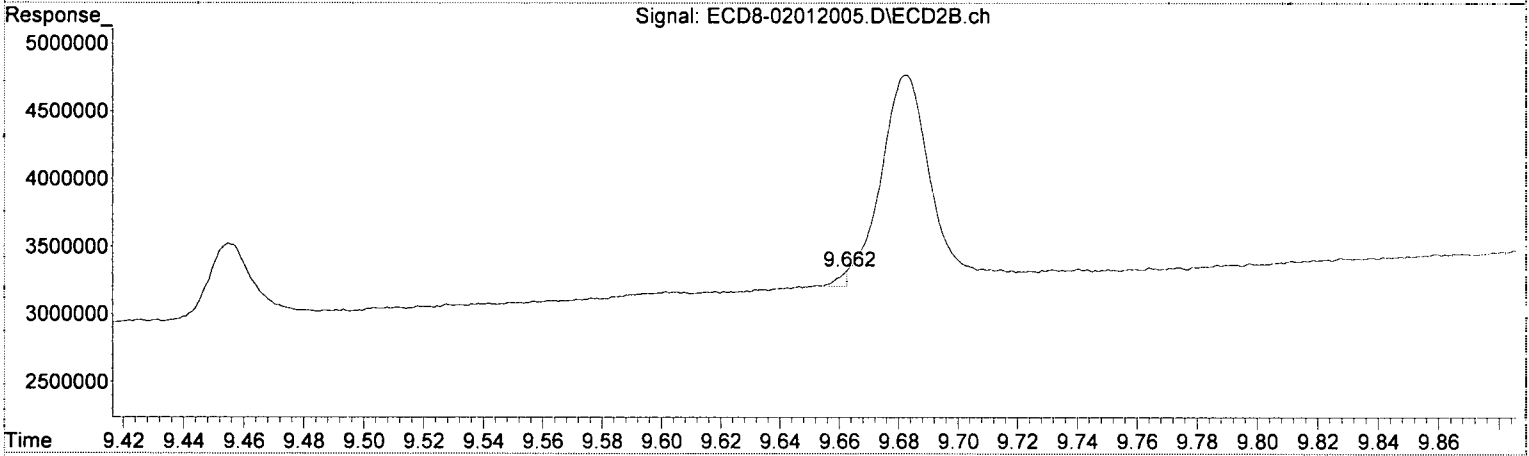
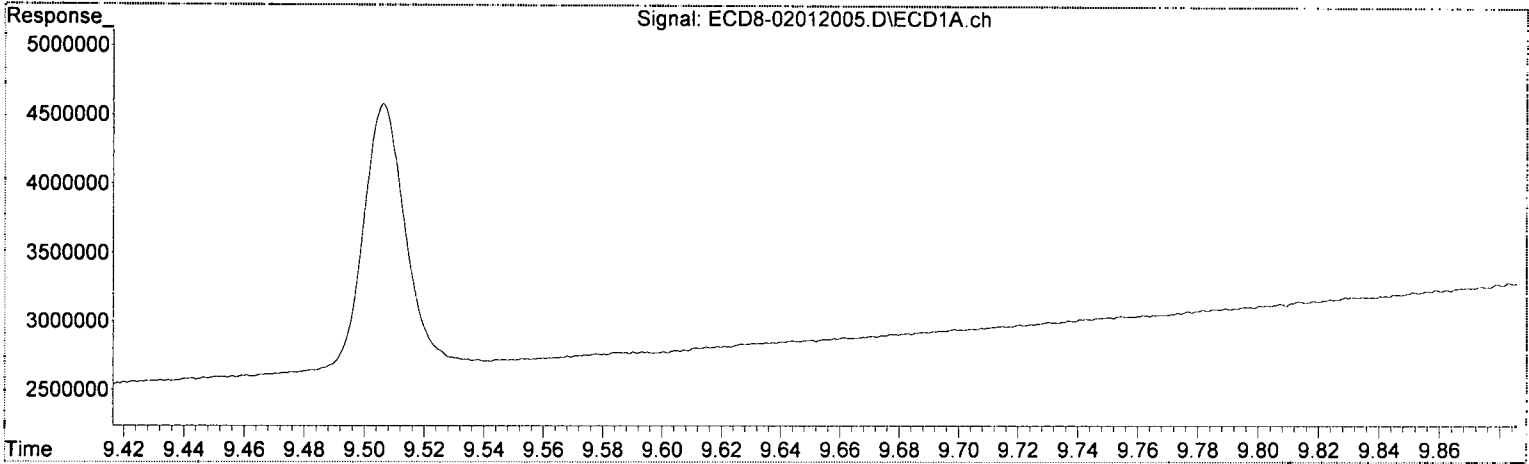
Method Name: C:\msdchem\1\methods\ECD8_QUANTPEST_200108.M

Calibration Table Last Updated: Mon Feb 03 15:44:09 2020

Quantitation Report (Qedit)

Data Path : C:\msdchem\1\data\2020-02\0B01012\REQUANT\
Data File : ECD8-02012005.D
Signal(s) : Signal #1: ECD1A.ch Signal #2: ECD2B.ch
Acq On : 1 Feb 2020 15:26
Operator : MJB
Sample : 0B01012-CAL1
Misc : A20B001, AB 0.5 ppb
ALS Vial : 4 Sample Multiplier: 1

Integration File signal 1: PEST1.e
Integration File signal 2: PEST2.e
Quant Time: Feb 03 15:45:47 2020
Quant Method : C:\msdchem\1\methods\ECD8_QUANTPEST_200108.M
Quant Title : Instrument: DualECD8
QLast Update : Mon Feb 03 15:36:51 2020
Response via : Initial Calibration
Integrator: ChemStation



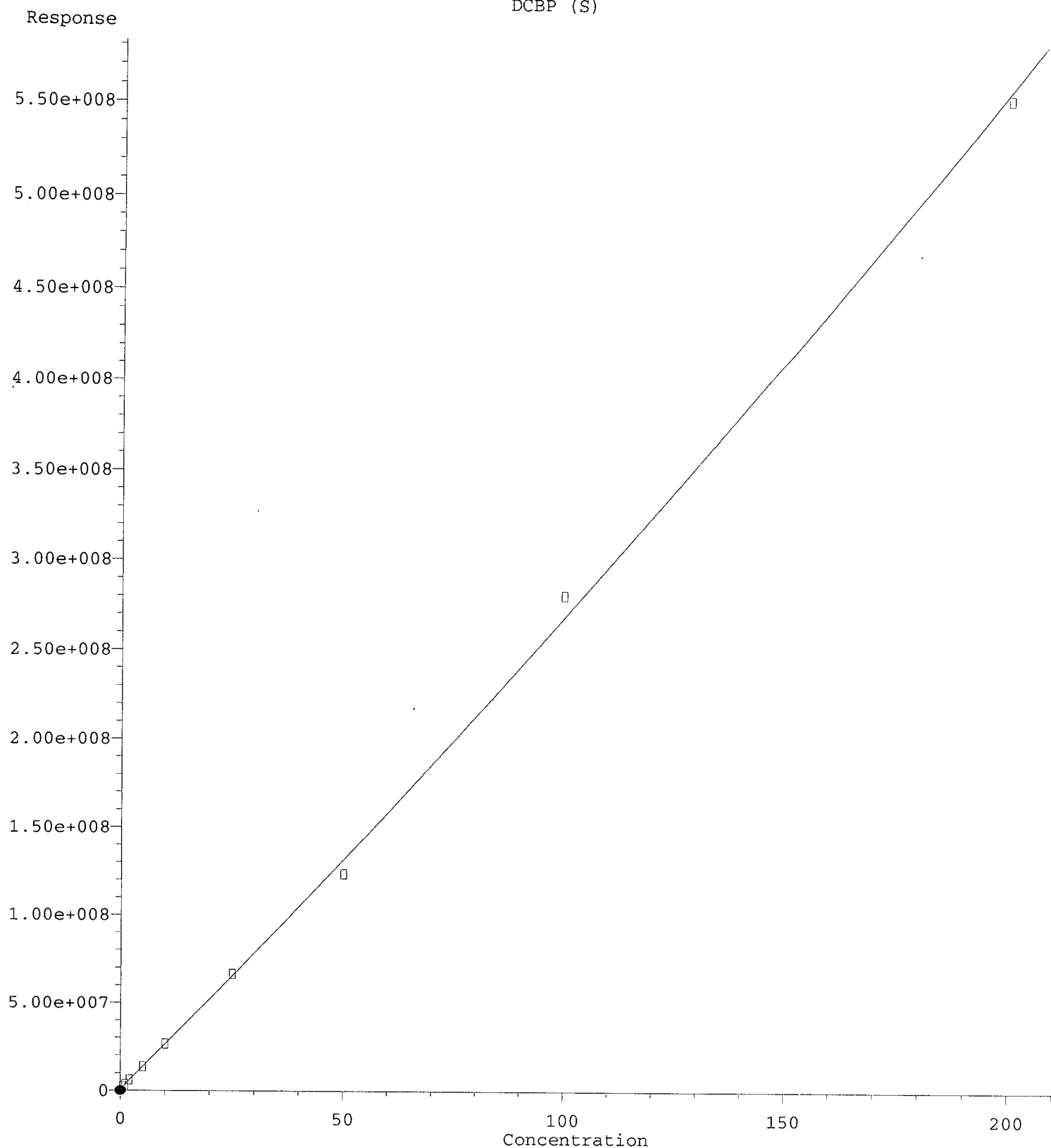
QEdit

(21) Endrin Ketone
8.797min 0.540 ng/mL
response 1865728

NDB
2/3/20

(21) Endrin Ketone #2
9.662min -0.183 ng/mL(m)
response 113206

DCBP (S)

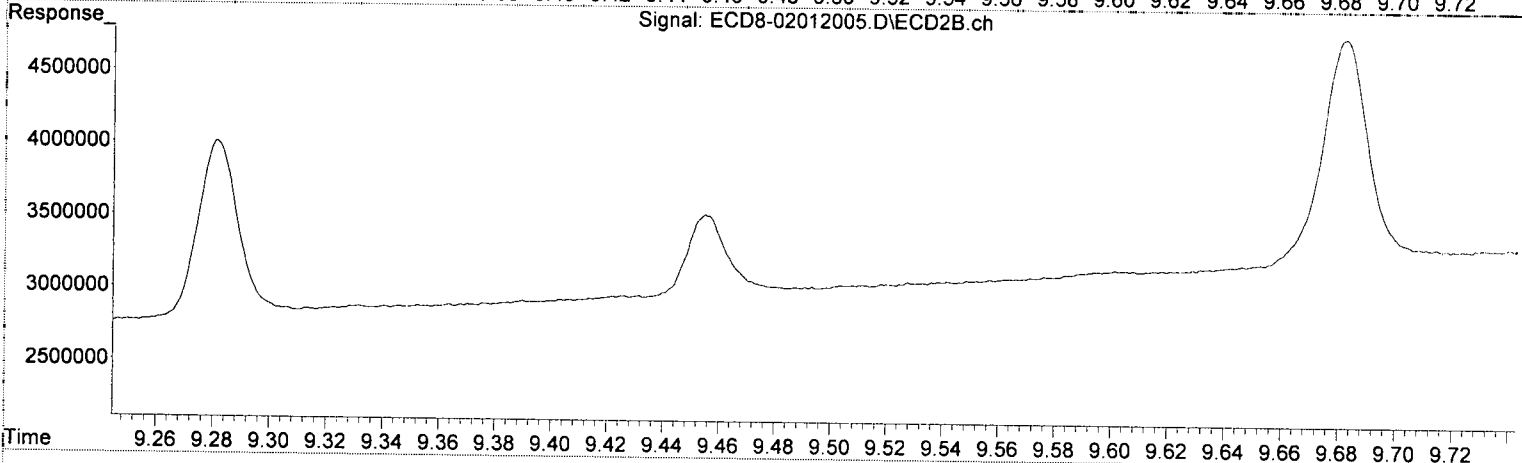
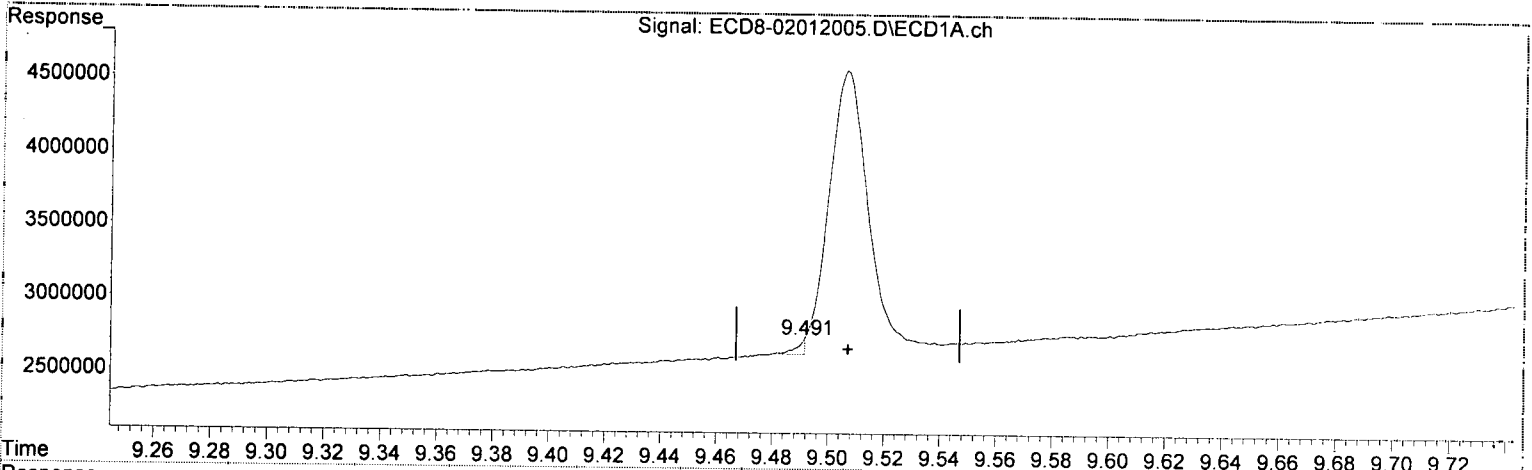


R = 1.20e+003 A*A + 2.55e+006 A + 8.55e+005
Coef of Det (r^2) = 0.999
03/12/20 Anchor QEA, LLC - Gasco Performed 2019-4a-b BOC-CAP Testing Cores Page 605 of 903
Method Name: C:\msdchem\1\methods\ECD8_QUANTPEST_200108.M
Calibration Table Last Updated: Mon Feb 03 15:44:09 2020

Quantitation Report (Qedit)

Data Path : C:\msdchem\1\data\2020-02\0B01012\REQUANT\
Data File : ECD8-02012005.D
Signal(s) : Signal #1: ECD1A.ch Signal #2: ECD2B.ch
Acq On : 1 Feb 2020 15:26
Operator : MJB
Sample : 0B01012-CAL1
Misc : A20B001, AB 0.5 ppb
ALS Vial : 4 Sample Multiplier: 1

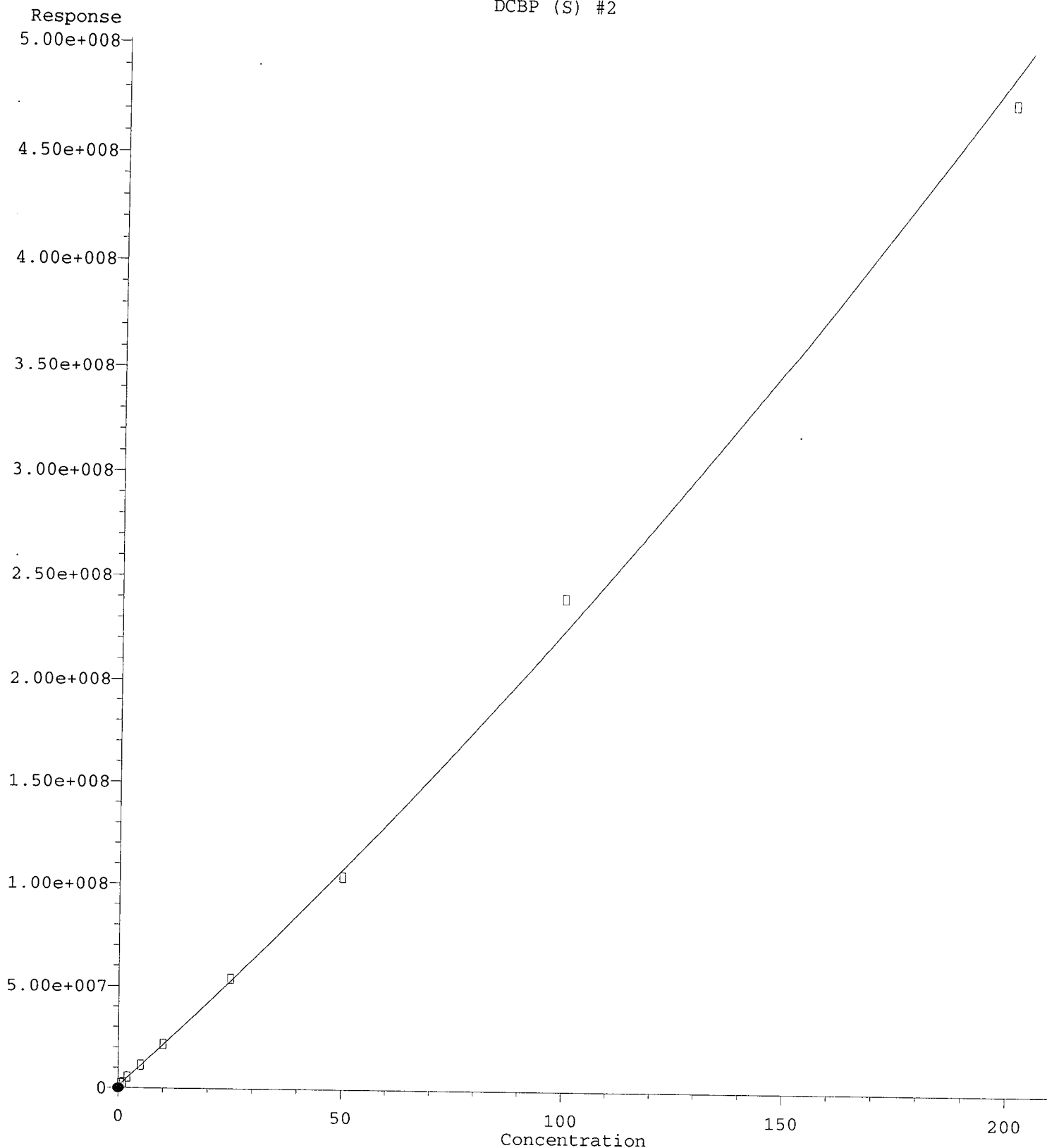
Integration File signal 1: PEST1.e
Integration File signal 2: PEST2.e
Quant Time: Feb 03 15:45:47 2020
Quant Method : C:\msdchem\1\methods\ECD8_QUANTPEST_200108.M
Quant Title : Instrument: DualECD8
QLast Update : Mon Feb 03 15:36:51 2020
Response via : Initial Calibration
Integrator: ChemStation



(22) DCBP (S) (S)
9.491min -0.295 ng/mL (m)
response 101899

MJB
2/3/20

(22) DCBP (S) #2 (S)
10.537min 0.543 ng/mL
response 2121210

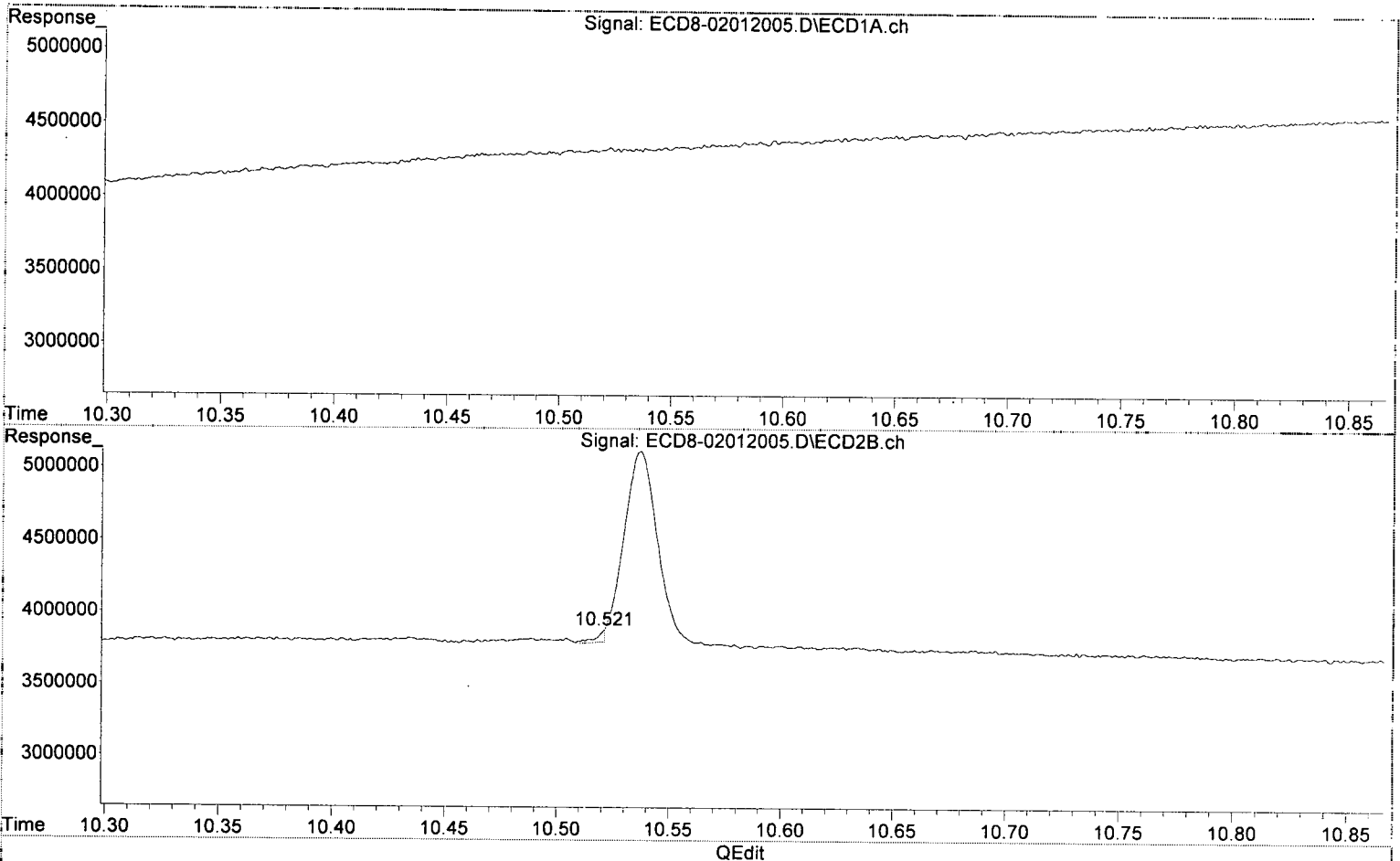


R = 2.17e+003 A*A + 2.02e+006 A + 1.03e+006
Coef of Det (r^2) = 0.991 Curve Fit: Quadratic w(1/a^2)
Method Name: C:\msdchem\1\methods\ECD8_QUANTPEST_200108.M
Calibration Table Last Updated: Mon Feb 03 15:44:09 2020
03/12/20 Anchor OEA LLC Gasco Field DG 2019-4a-b DOC-CAP Testing Cores Page 607 of 903

Quantitation Report (Qedit)

Data Path : C:\msdchem\1\data\2020-02\0B01012\REQUANT\
Data File : ECD8-02012005.D
Signal(s) : Signal #1: ECD1A.ch Signal #2: ECD2B.ch
Acq On : 1 Feb 2020 15:26
Operator : MJB
Sample : 0B01012-CAL1
Misc : A20B001, AB 0.5 ppb
ALS Vial : 4 Sample Multiplier: 1

Integration File signal 1: PEST1.e
Integration File signal 2: PEST2.e
Quant Time: Feb 03 15:45:47 2020
Quant Method : C:\msdchem\1\methods\ECD8_QUANTPEST_200108.M
Quant Title : Instrument: DualECD8
QLast Update : Mon Feb 03 15:36:51 2020
Response via : Initial Calibration
Integrator: ChemStation



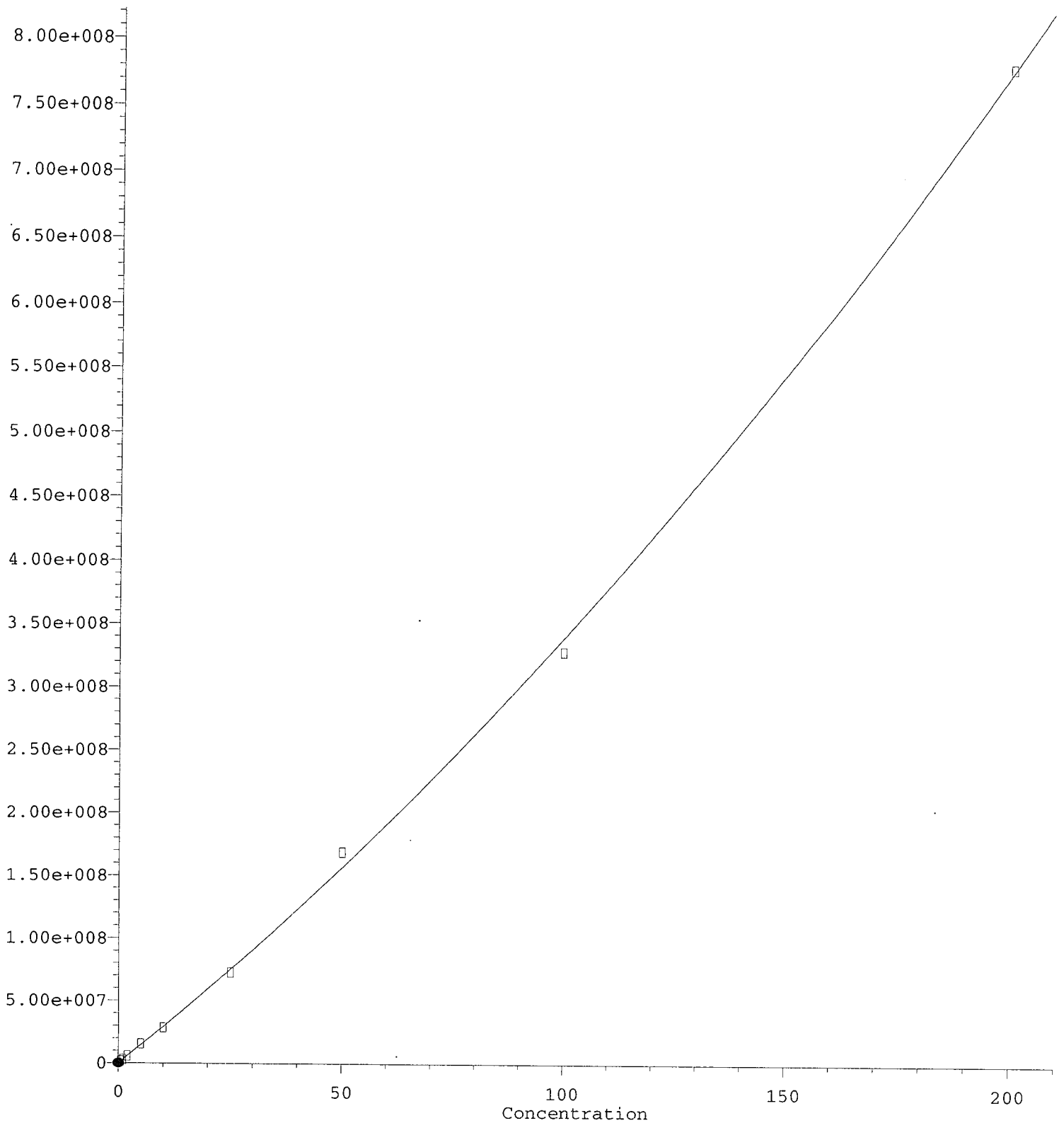
(22) DCBP (S) (S)
9.491min -0.295 ng/mL m
response 101899

MJB
2/3/20

(22) DCBP (S) #2 (S)
10.521min -0.468 ng/mL(m)
response 82061

Hexachlorobenzene #2

Response

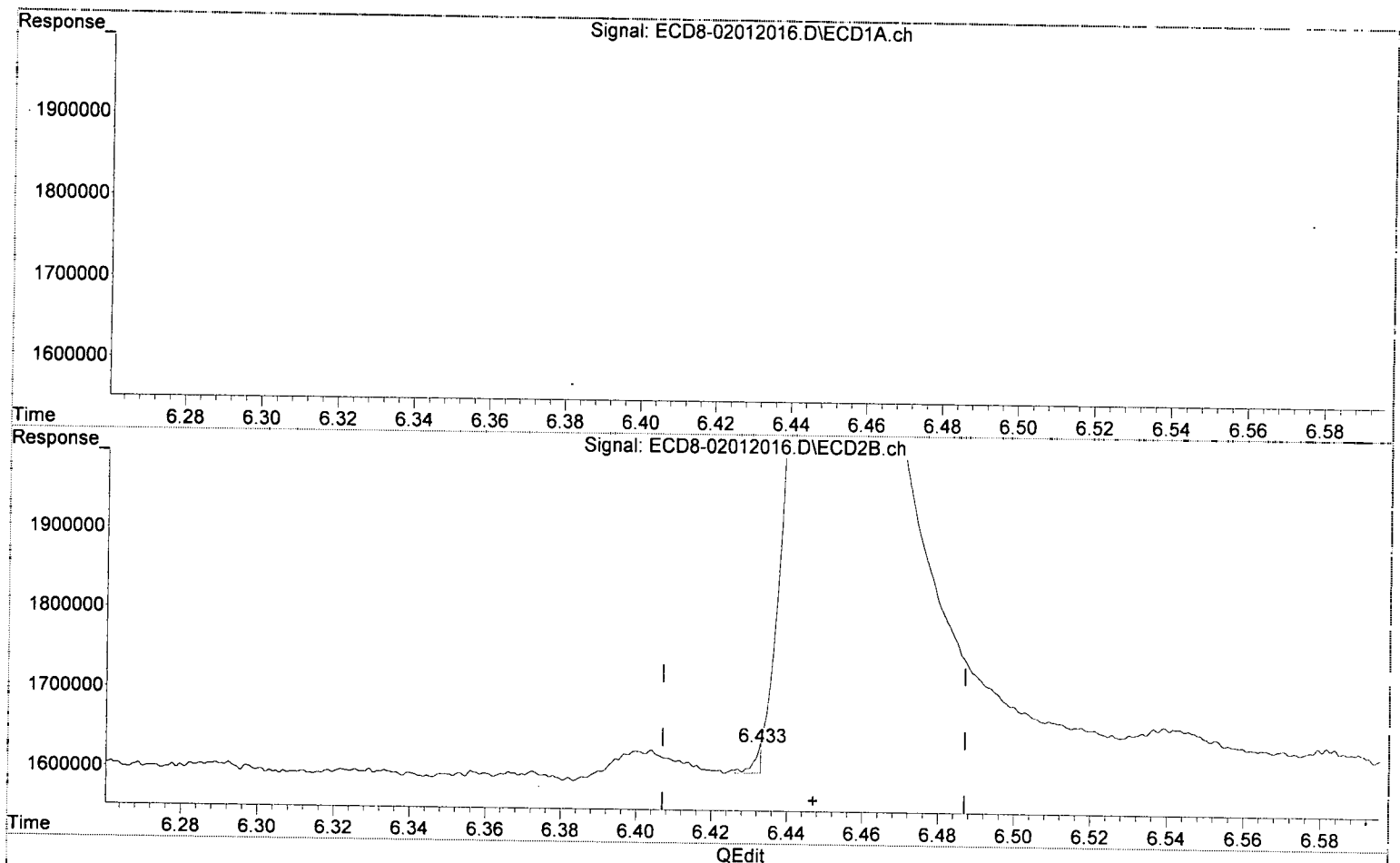


R = 5.17e+003 A*A + 2.87e+006 A + 1.57e+005
Coef of Det (r^2) = 0.998 Curve Fit: Quadratic w/(1/a^2)
03/12/20 Anchor QEA LLC Gasco PerkinElmer 483 POC-CAP Testing Cores Page 609 of 903
Method Name: C:\mschem\1\methods\ECD8_QUANTPEST_200108.M
Calibration Table Last Updated: Mon Feb 03 15:44:09 2020

Quantitation Report (Qedit)

Data Path : C:\msdchem\1\data\2020-02\0B01012\REQUANT\
Data File : ECD8-02012016.D
Signal(s) : Signal #1: ECD1A.ch Signal #2: ECD2B.ch
Acq On : 1 Feb 2020 18:31
Operator : MJB
Sample : 0B01012-CALA
Misc : A20B003, 9-42 0.5 ppb
ALS Vial : 14 Sample Multiplier: 1

Integration File signal 1: PEST1.e
Integration File signal 2: PEST2.e
Quant Time: Feb 03 15:49:29 2020
Quant Method : C:\msdchem\1\methods\ECD8_QUANTPEST_200108.M
Quant Title : Instrument: DualECD8
QLast Update : Mon Feb 03 15:36:51 2020
Response via : Initial Calibration
Integrator: ChemStation



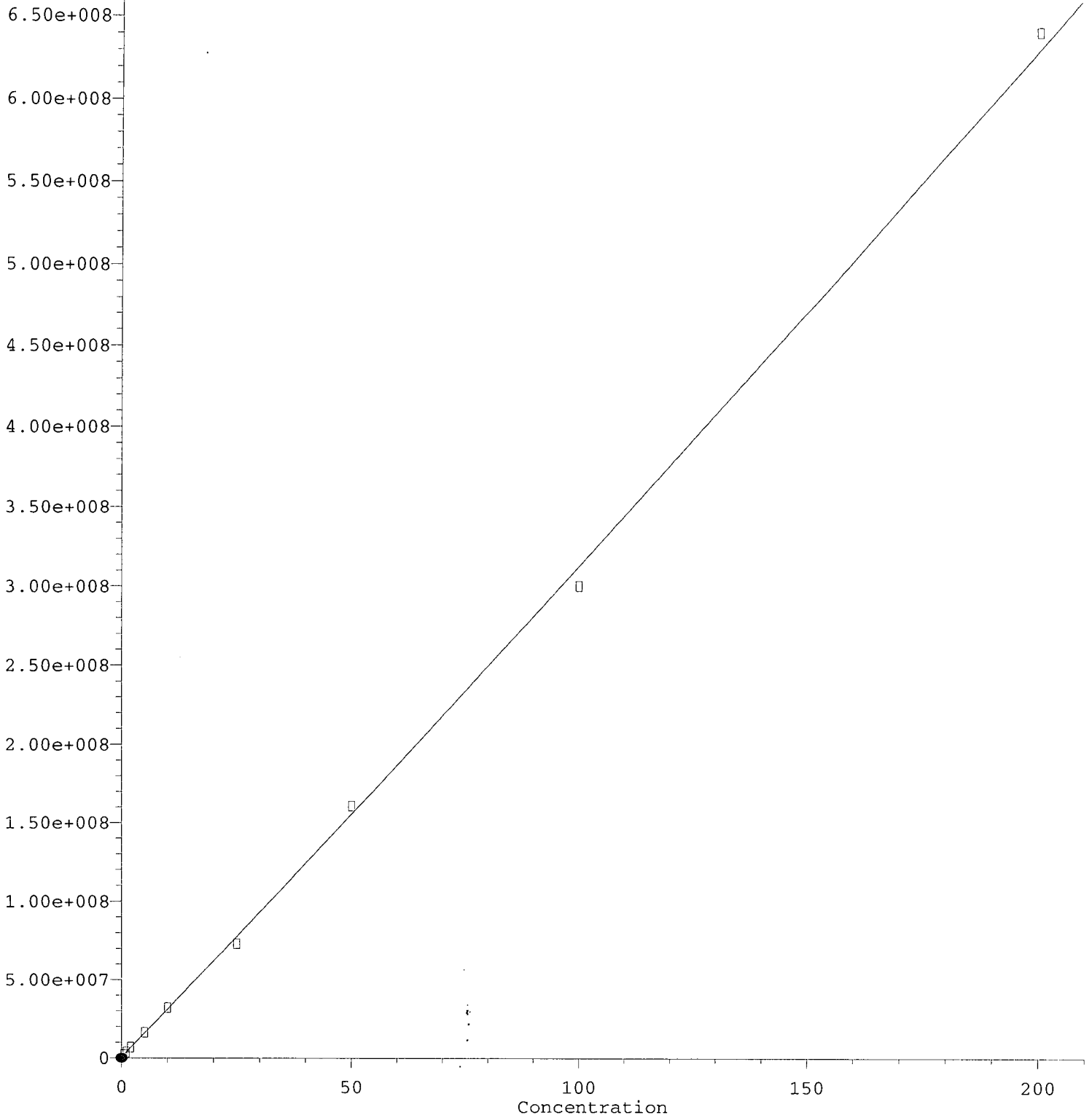
(24) Hexachlorobenzene
5.681min 0.564 ng/mL
response 1894604

MJB
2/3/20

(24) Hexachlorobenzene #2
6.433min -0.043 ng/mL (m)
response 32864

Oxychlorthane

Response



$R = 4.64e+002 A^*A + 3.07e+006 A + 5.52e+005$

Coef of Det (r^2) = 0.999 CURVE FIT: Quadratic w/ (1/a^2)

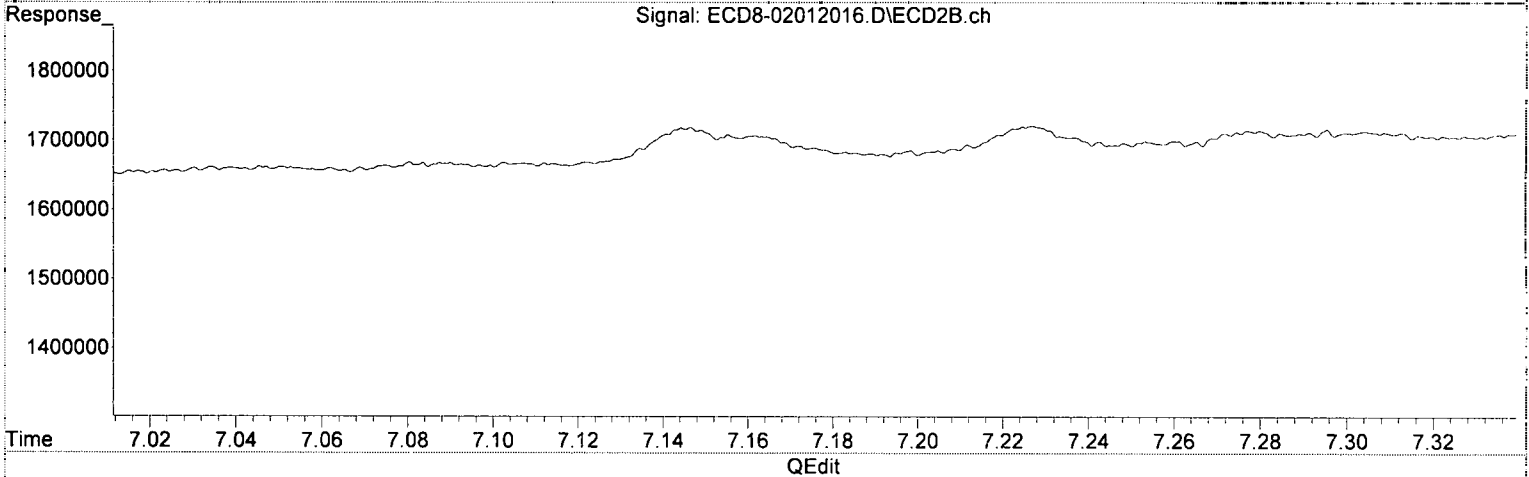
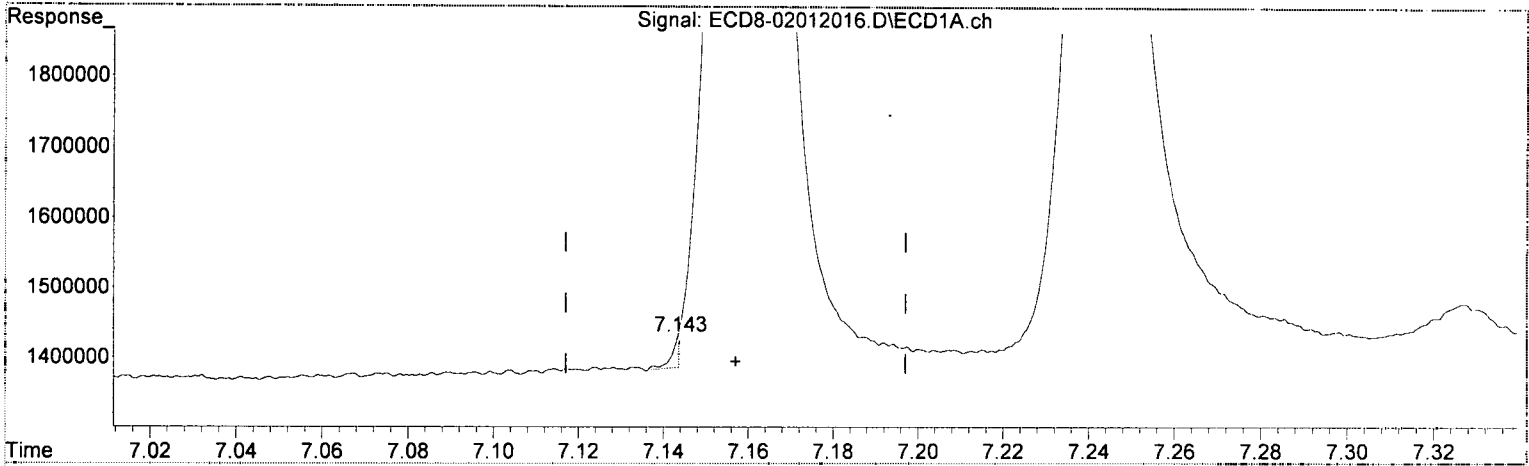
Method Name: C:\msdchem\1\methods\ECD8_QUANTPEST_200108.M

Calibration Table Last Updated: Mon Feb 03 15:44:09 2020

Quantitation Report (Qedit)

Data Path : C:\msdchem\1\data\2020-02\0B01012\REQUANT\
Data File : ECD8-02012016.D
Signal(s) : Signal #1: ECD1A.ch Signal #2: ECD2B.ch
Acq On : 1 Feb 2020 18:31
Operator : MJB
Sample : 0B01012-CALA
Misc : A20B003, 9-42 0.5 ppb
ALS Vial : 14 Sample Multiplier: 1

Integration File signal 1: PEST1.e
Integration File signal 2: PEST2.e
Quant Time: Feb 03 15:49:29 2020
Quant Method : C:\msdchem\1\methods\ECD8_QUANTPEST_200108.M
Quant Title : Instrument: DualECD8
QLast Update : Mon Feb 03 15:36:51 2020
Response via : Initial Calibration
Integrator: ChemStation



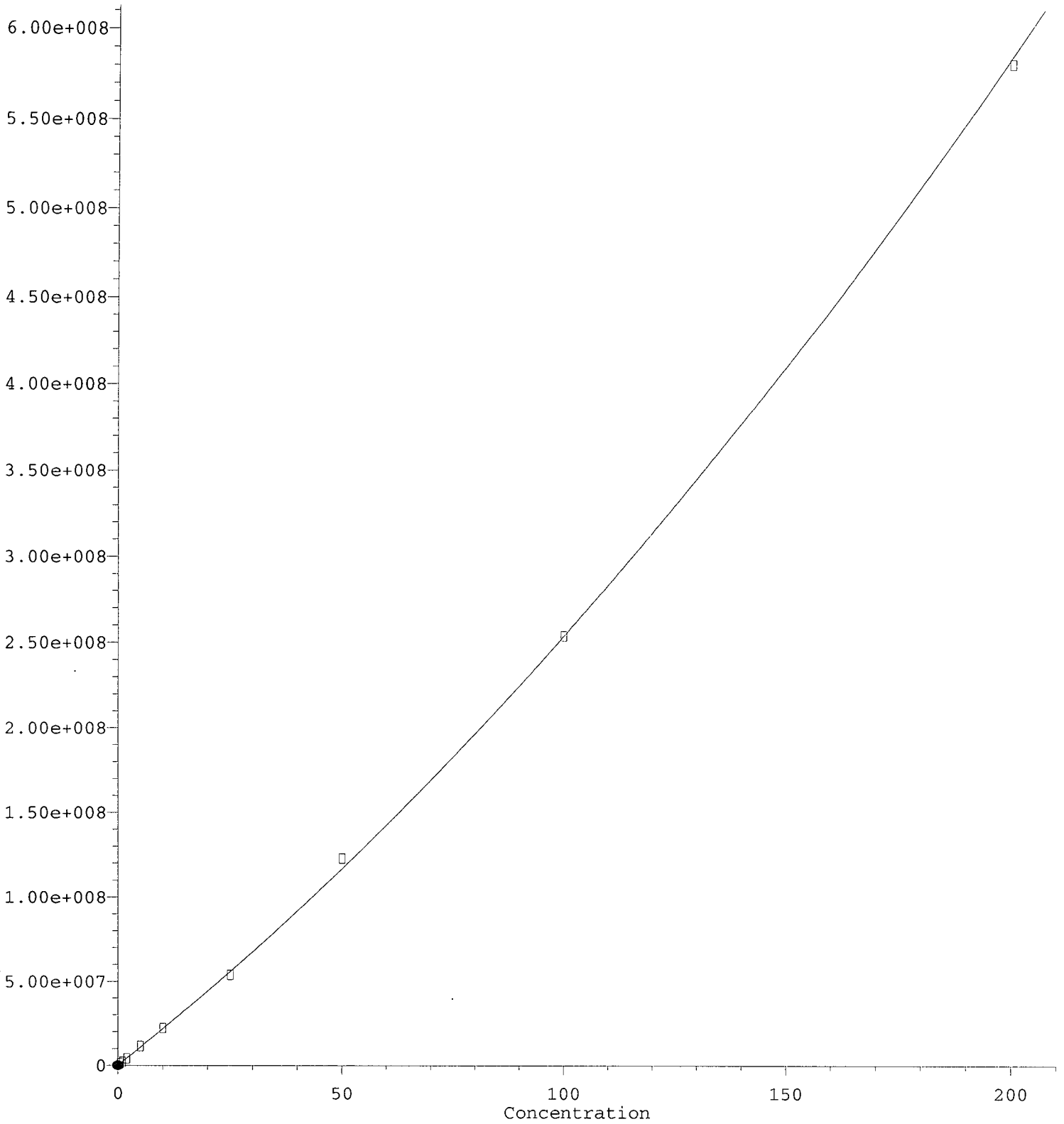
(25) Oxychlordane
7.143min -0.165 ng/mL⁽ⁿ⁾
response 44172

MJB
2/3/20

(25) Oxychlordane #2
7.908min 0.568 ng/mL
response 1817597

2,4'-DDT #2

Response

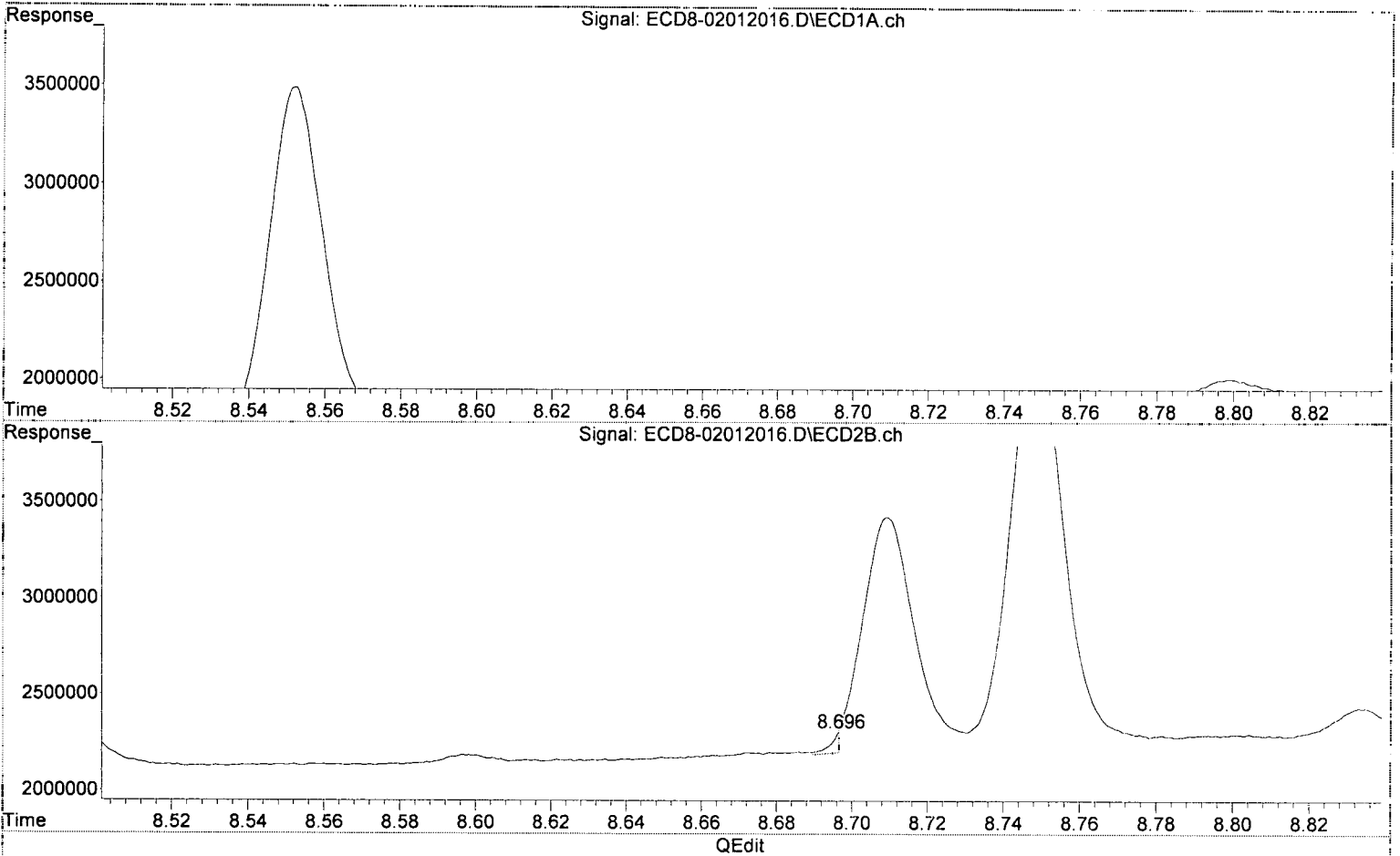


R = 4.06e+003 A*A + 2.13e+006 A + 1.05e+005
Coef of Det (r^2) = 0.998 Curve Fit: Quadratic w(1/a^2)
Method Name: C:\msdchem\1\methods\ECD8_QUANTPEST_200108.M
Calibration Table Last Updated: Mon Feb 03 15:44:09 2020
03/12/20 Anchor QEA, LLC - Gasco PIERD, DG 2019 - 4a-b DOC-CAP Testing Cores Page 613 of 903

Quantitation Report (Qedit)

Data Path : C:\msdchem\1\data\2020-02\0B01012\REQUANT\
Data File : ECD8-02012016.D
Signal(s) : Signal #1: ECD1A.ch Signal #2: ECD2B.ch
Acq On : 1 Feb 2020 18:31
Operator : MJB
Sample : 0B01012-CALA
Misc : A20B003, 9-42 0.5 ppb
ALS Vial : 14 Sample Multiplier: 1

Integration File signal 1: PEST1.e
Integration File signal 2: PEST2.e
Quant Time: Feb 03 15:49:29 2020
Quant Method : C:\msdchem\1\methods\ECD8_QUANTPEST_200108.M
Quant Title : Instrument: DualECD8
QLast Update : Mon Feb 03 15:36:51 2020
Response via : Initial Calibration
Integrator: ChemStation

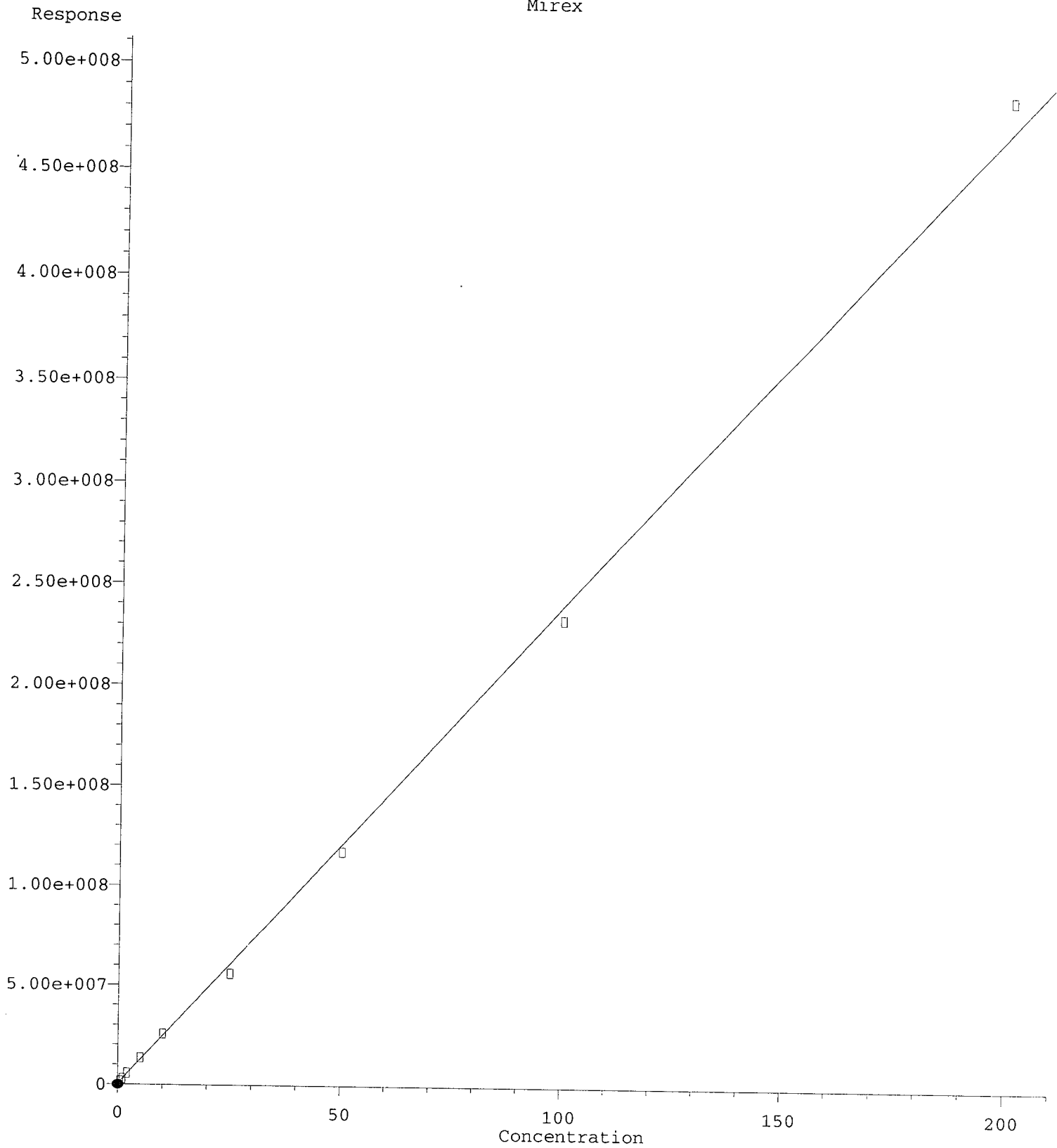


(29) 2,4'-DDT
7.797min 0.593 ng/mL
response 1418724

MJB
2/3/20

(29) 2,4'-DDT #2
8.696min -0.000 ng/mL(n)
response 104421

Mirex

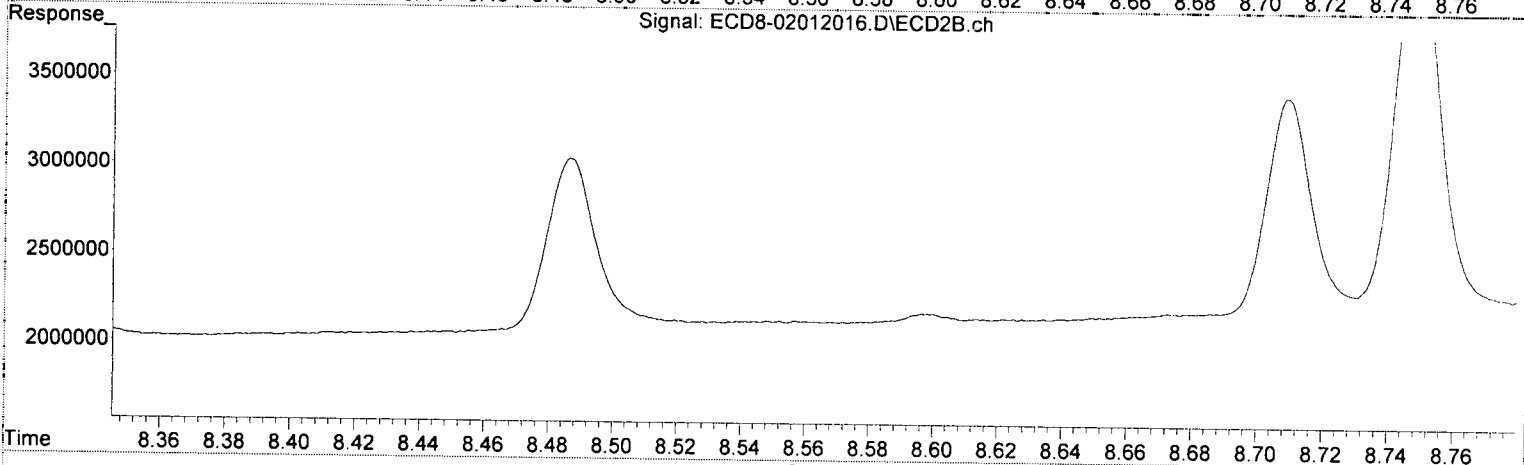
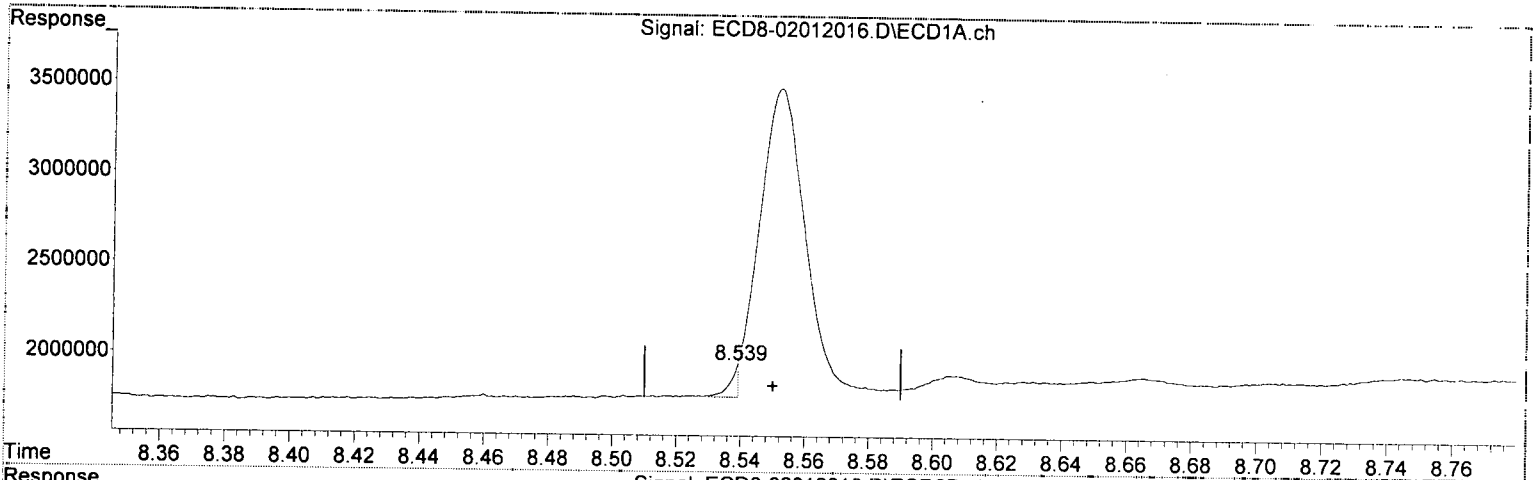


R = -2.95e+002 A*A + 2.42e+006 A + 5.00e+005
Coef of Det (r^2) = 0.997 Curve Fit: Quadratic w/(1/a^2)
03/12/20 Anchor QEA, LLC - Gasco PreRD DG 2019-4a-b-DOC-CAP Testing Cores Page 615 of 903
Method Name: C:\msdchem\1\methods\ECD8_QUANTPEST_200108.M
Calibration Table Last Updated: Mon Feb 03 15:44:09 2020

Quantitation Report (Qedit)

Data Path : C:\msdchem\1\data\2020-02\0B01012\REQUANT\
 Data File : ECD8-02012016.D
 Signal(s) : Signal #1: ECD1A.ch Signal #2: ECD2B.ch
 Acq On : 1 Feb 2020 18:31
 Operator : MJB
 Sample : 0B01012-CALA
 Misc : A20B003, 9-42 0.5 ppb
 ALS Vial : 14 Sample Multiplier: 1

Integration File signal 1: PEST1.e
 Integration File signal 2: PEST2.e
 Quant Time: Feb 03 15:49:29 2020
 Quant Method : C:\msdchem\1\methods\ECD8_QUANTPEST_200108.M
 Quant Title : Instrument: DualECD8
 QLast Update : Mon Feb 03 15:36:51 2020
 Response via : Initial Calibration
 Integrator: ChemStation



(31) Mirex

8.539min 8199.054 ng/mL (m)

response 181602

MJB
2/3/20

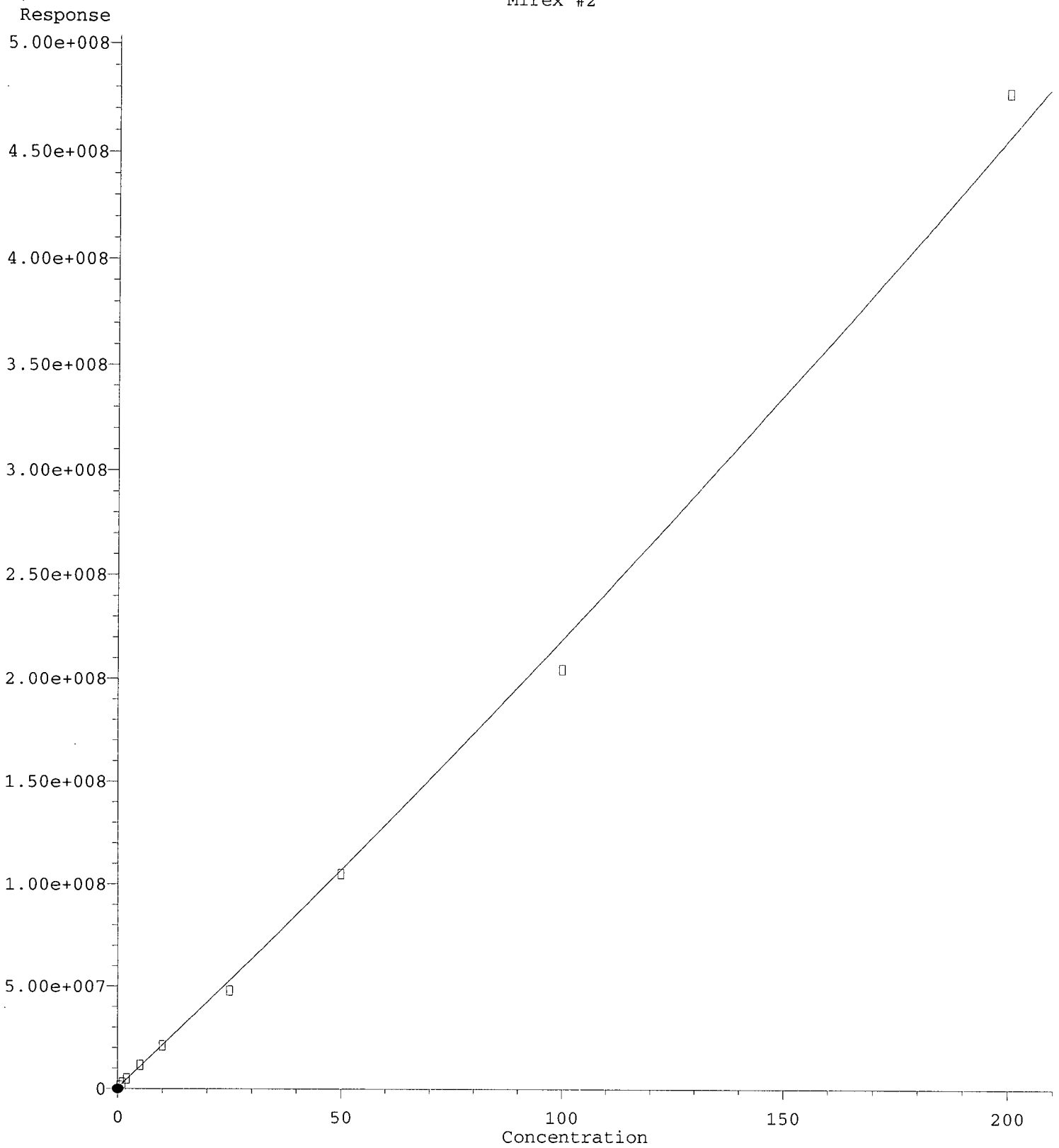
(31) Mirex #2

9.675min 0.461 ng/mL

response 1475836

(+) = Expected Retention Time

Mirex #2



$R = 1.11e+003 A^2 + 2.07e+006 A + 5.22e+005$

Coef of Det (r^2) = 0.993 Curve Fit: Quadratic w(1/a^2)

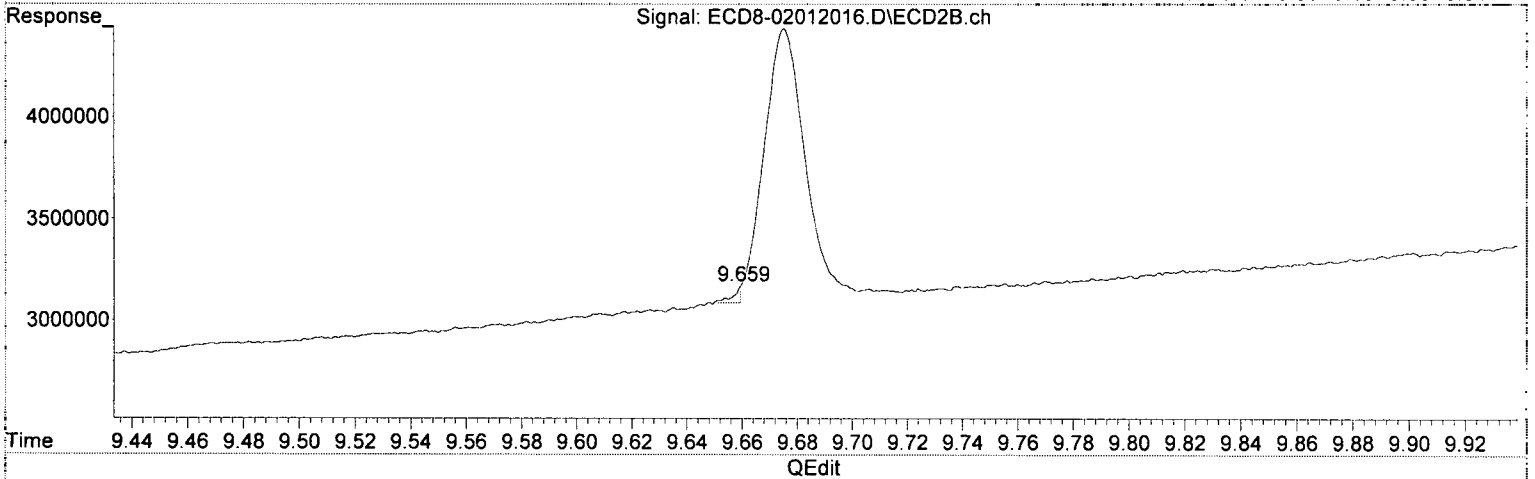
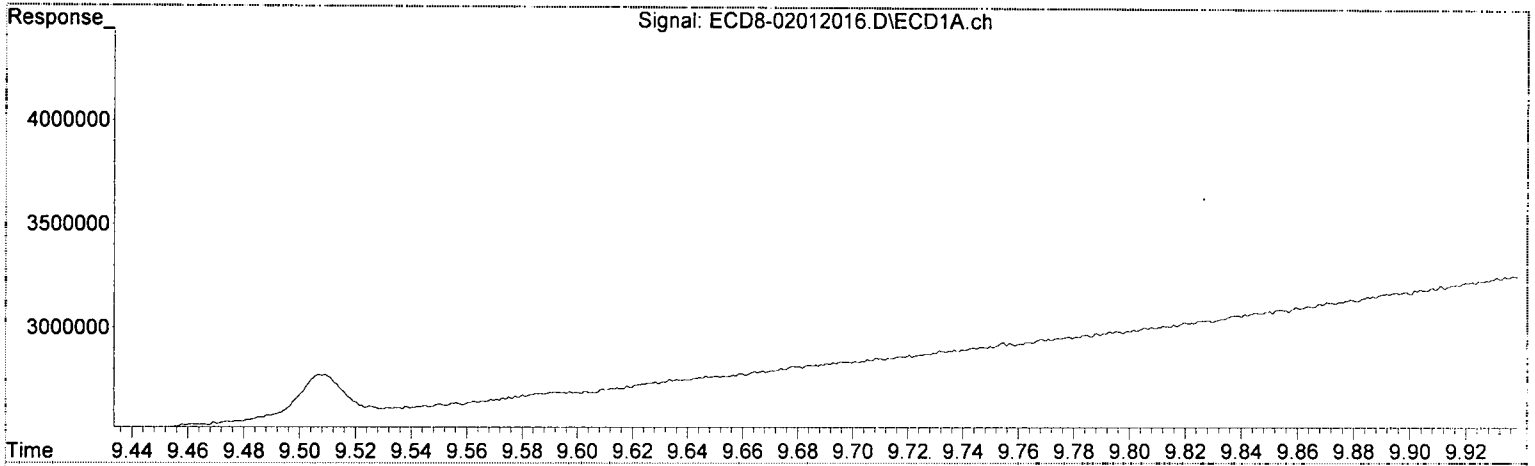
Method Name: C:\msdchem\1\methods\ECB8_QC\ANALYSIS_2019_108.M

Calibration Table Last Updated: Mon Feb 03 15:44:09 2020

Quantitation Report (Qedit)

Data Path : C:\msdchem\1\data\2020-02\0B01012\REQUANT\
Data File : ECD8-02012016.D
Signal(s) : Signal #1: ECD1A.ch Signal #2: ECD2B.ch
Acq On : 1 Feb 2020 18:31
Operator : MJB
Sample : 0B01012-CALA
Misc : A20B003, 9-42 0.5 ppb
ALS Vial : 14 Sample Multiplier: 1

Integration File signal 1: PEST1.e
Integration File signal 2: PEST2.e
Quant Time: Feb 03 15:49:29 2020
Quant Method : C:\msdchem\1\methods\ECD8_QUANTPEST_200108.M
Quant Title : Instrument: DualECD8
QLast Update : Mon Feb 03 15:36:51 2020
Response via : Initial Calibration
Integrator: ChemStation

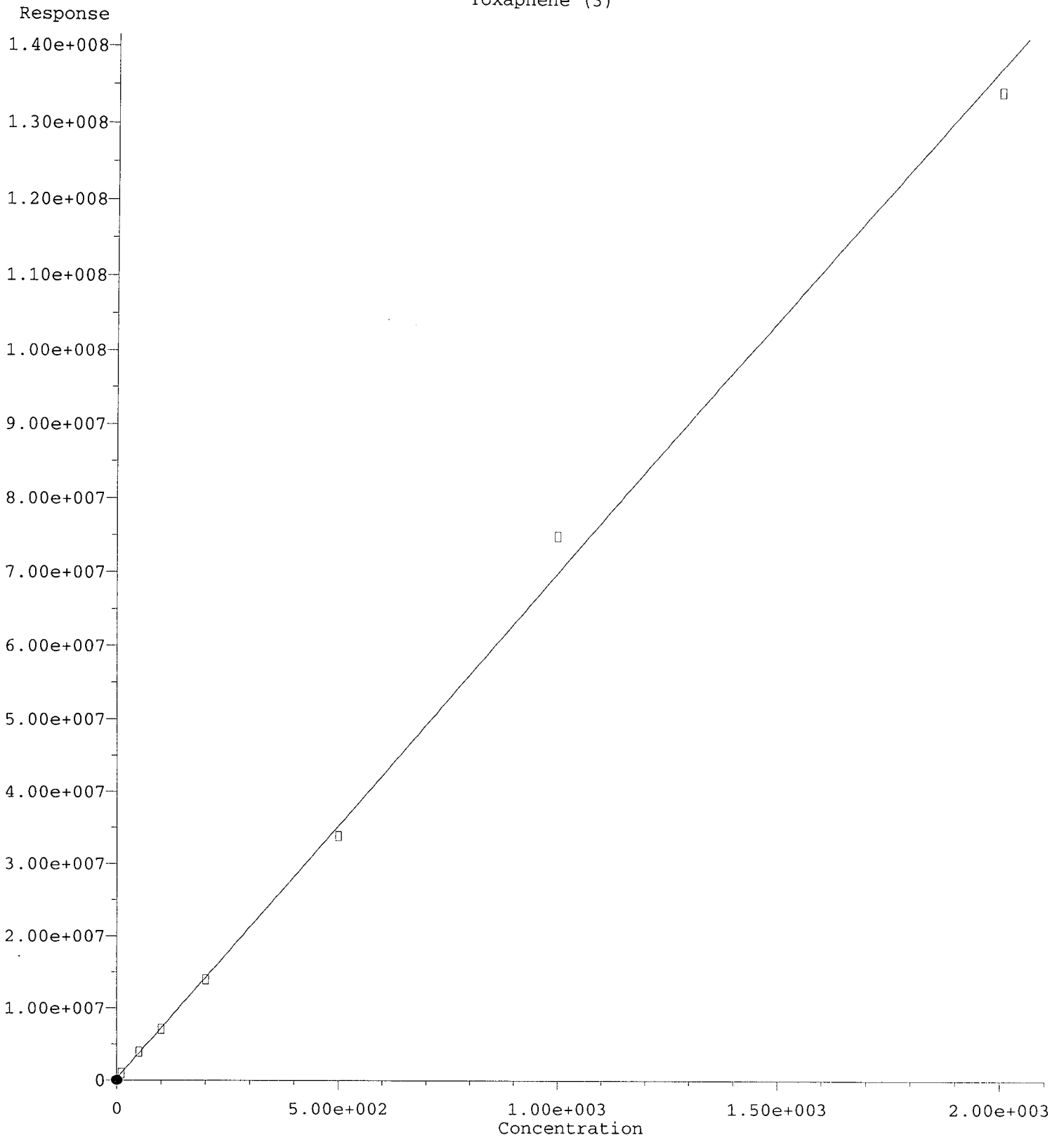


(31) Mirex
8.539min 8199.054 ng/mL m
response 181602

*MJB
2/3/20*

(31) Mirex #2
9.659min -0.212 ng/mL (m)
response 83389

Toxaphene (3)

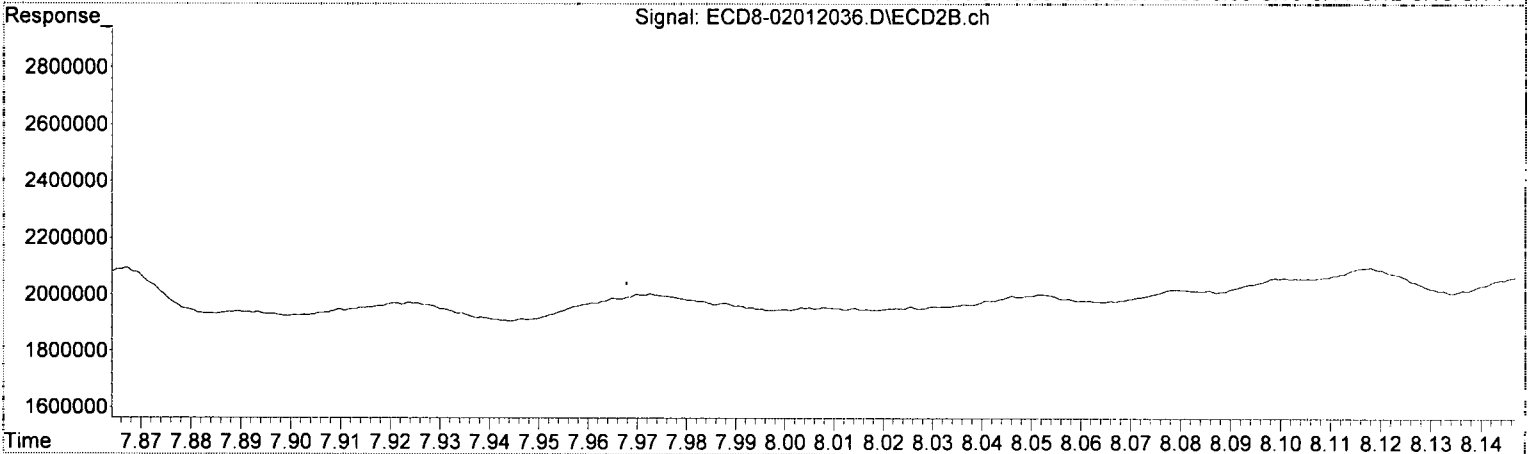
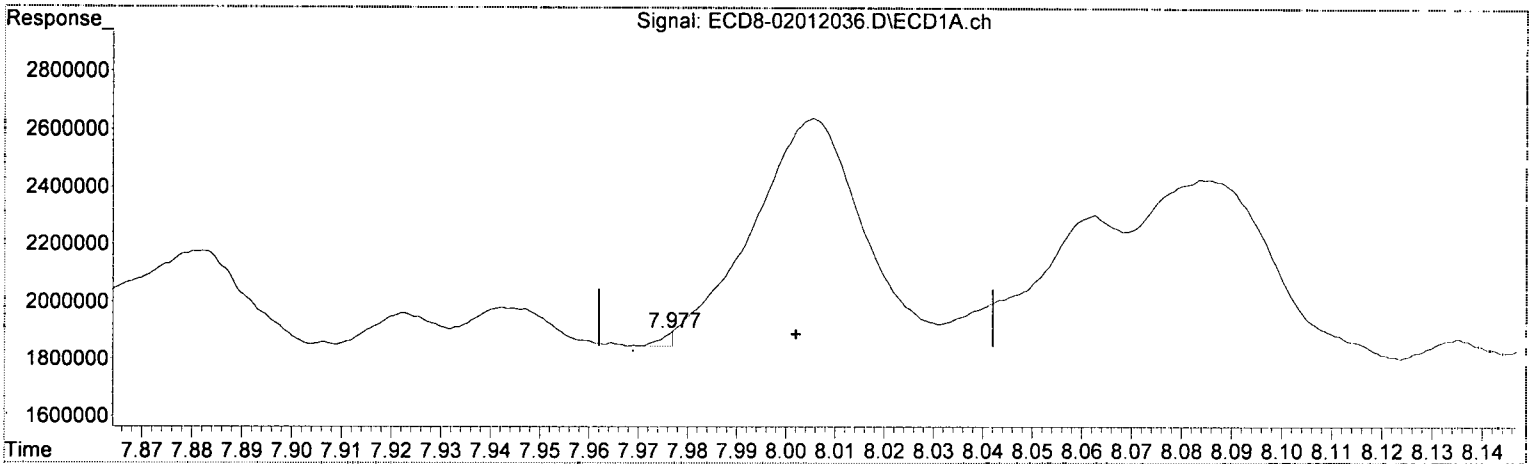


R = -7.28e-001 A*A + 7.04e+004 A + 2.22e+005
Coef of Det (r²) = 0.998 Curve Fit: Quadratic w(1/a²)
03/12/20 Anchor QFA LLC Gasco Prep DG 2019 Lab DOC CAP Testing Cores Page 619 of 903
Method Name: C:\msdchem\1\methods\ECD8_QUANT_PEST_200108.M
Calibration Table Last Updated: Mon Feb 03 15:44:09 2020

Quantitation Report (Qedit)

Data Path : C:\msdchem\1\data\2020-02\0B01012\REQUANT\
Data File : ECD8-02012036.D
Signal(s) : Signal #1: ECD1A.ch Signal #2: ECD2B.ch
Acq On : 2 Feb 2020 00:08
Operator : MJB
Sample : 0B01012-CALQ
Misc : A20B005, TOX 10 ppb
ALS Vial : 32 Sample Multiplier: 1

Integration File signal 1: PEST1.e
Integration File signal 2: PEST2.e
Quant Time: Feb 03 15:53:18 2020
Quant Method : C:\msdchem\1\methods\ECD8_QUANTPEST_200108.M
Quant Title : Instrument: DualECD8
QLast Update : Mon Feb 03 15:36:51 2020
Response via : Initial Calibration
Integrator: ChemStation



QEdit

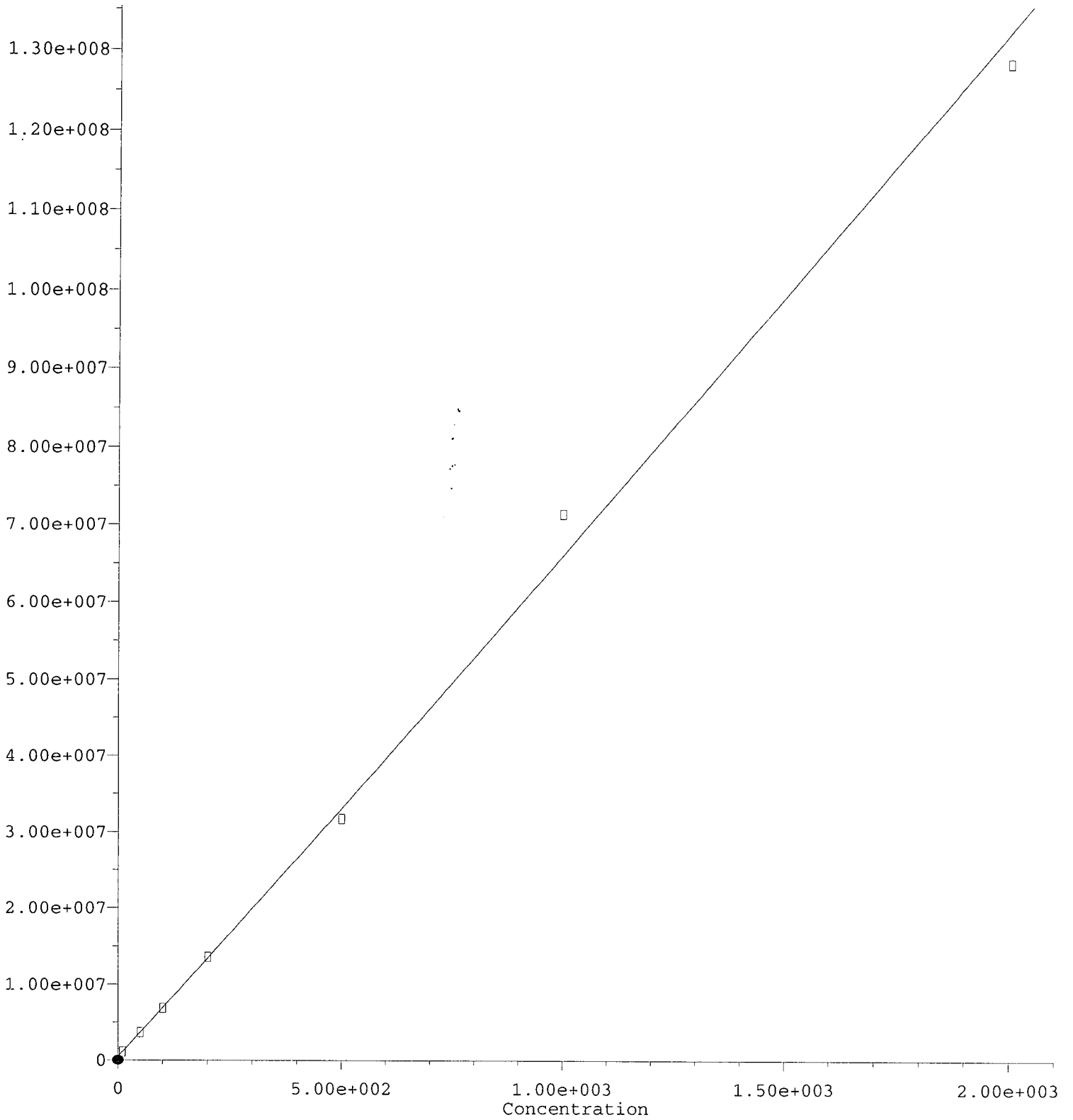
~~(38) Toxaphene (3) *add*~~
~~7.977min 96753.255 ng/mL (m)~~
~~response 47861~~

MJB 2/3/20

(38) Toxaphene (3) #2
8.838min 10.732 ng/mL
response 694351

Toxaphene (4)

Response



$R = 6.76e-001 A^2 + 6.49e+004 A + 4.50e+005$

Coef of Det (r²) = 0.998 Curve Fit: Quadratic w(1/a²)

03/12/20 Anchor QEA LLC Gasco Prep/DG 2019 4a-b.DOC CAP Testing Cores Page 621 of 903

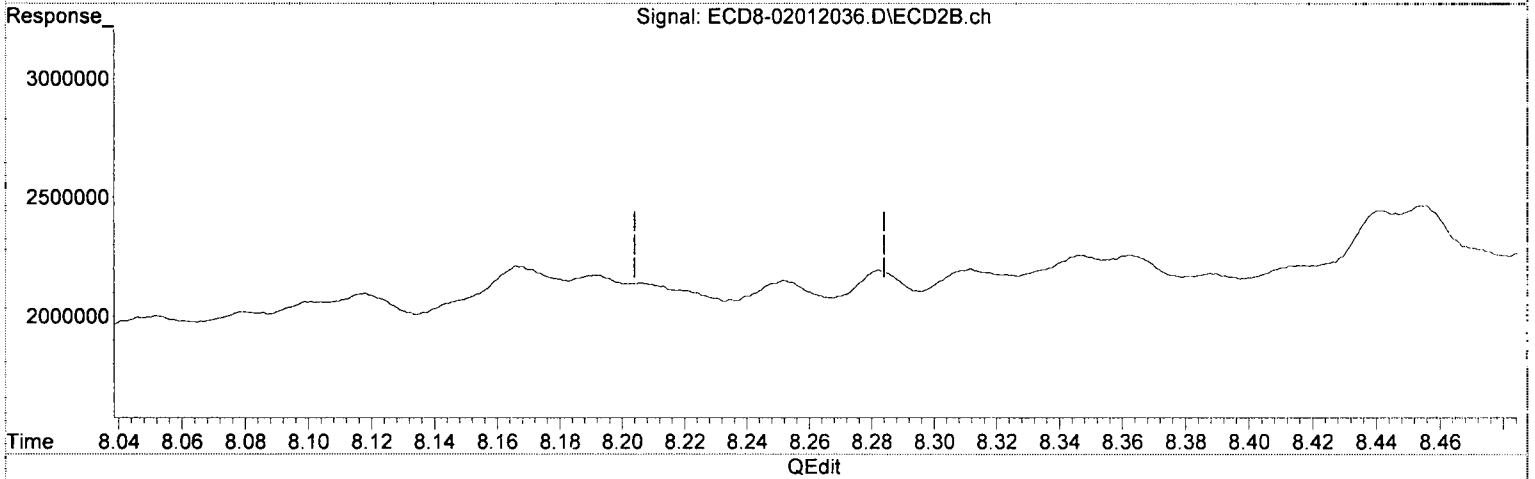
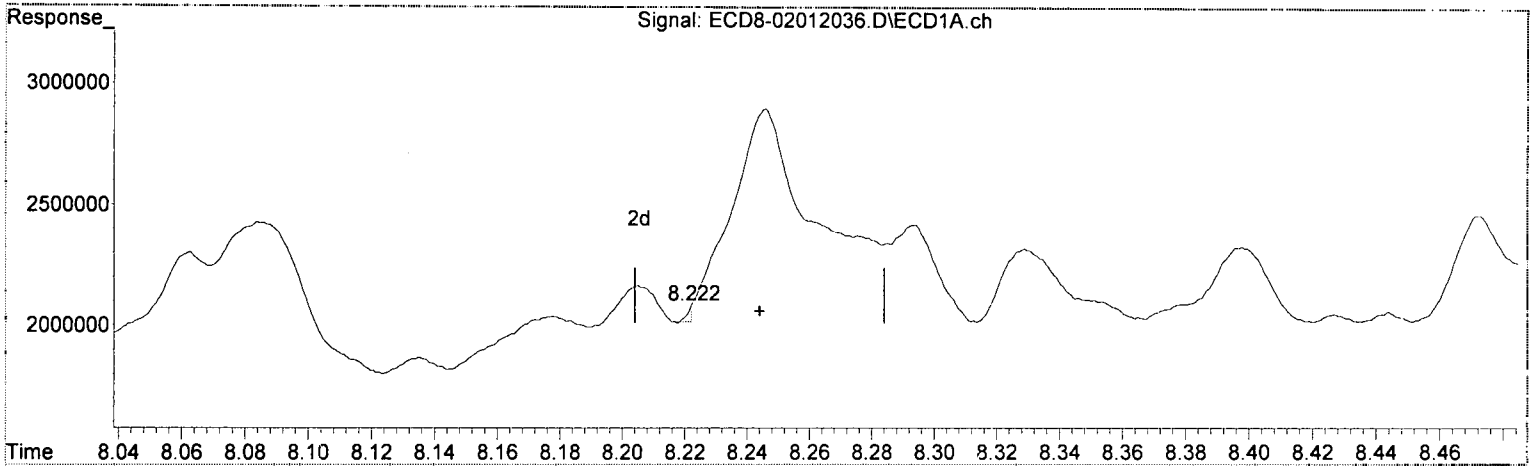
Method Name: C:\msdchem\1\methods\ECD6_QUANTPEST_200108.M

Calibration Table Last Updated: Mon Feb 03 15:44:09 2020

Quantitation Report (Qedit)

Data Path : C:\msdchem\1\data\2020-02\0B01012\REQUANT\
Data File : ECD8-02012036.D
Signal(s) : Signal #1: ECD1A.ch Signal #2: ECD2B.ch
Acq On : 2 Feb 2020 00:08
Operator : MJB
Sample : 0B01012-CALQ
Misc : A20B005, TOX 10 ppb
ALS Vial : 32 Sample Multiplier: 1

Integration File signal 1: PEST1.e
Integration File signal 2: PEST2.e
Quant Time: Feb 03 15:53:18 2020
Quant Method : C:\msdchem\1\methods\ECD8_QUANTPEST_200108.M
Quant Title : Instrument: DualECD8
QLast Update : Mon Feb 03 15:36:51 2020
Response via : Initial Calibration
Integrator: ChemStation



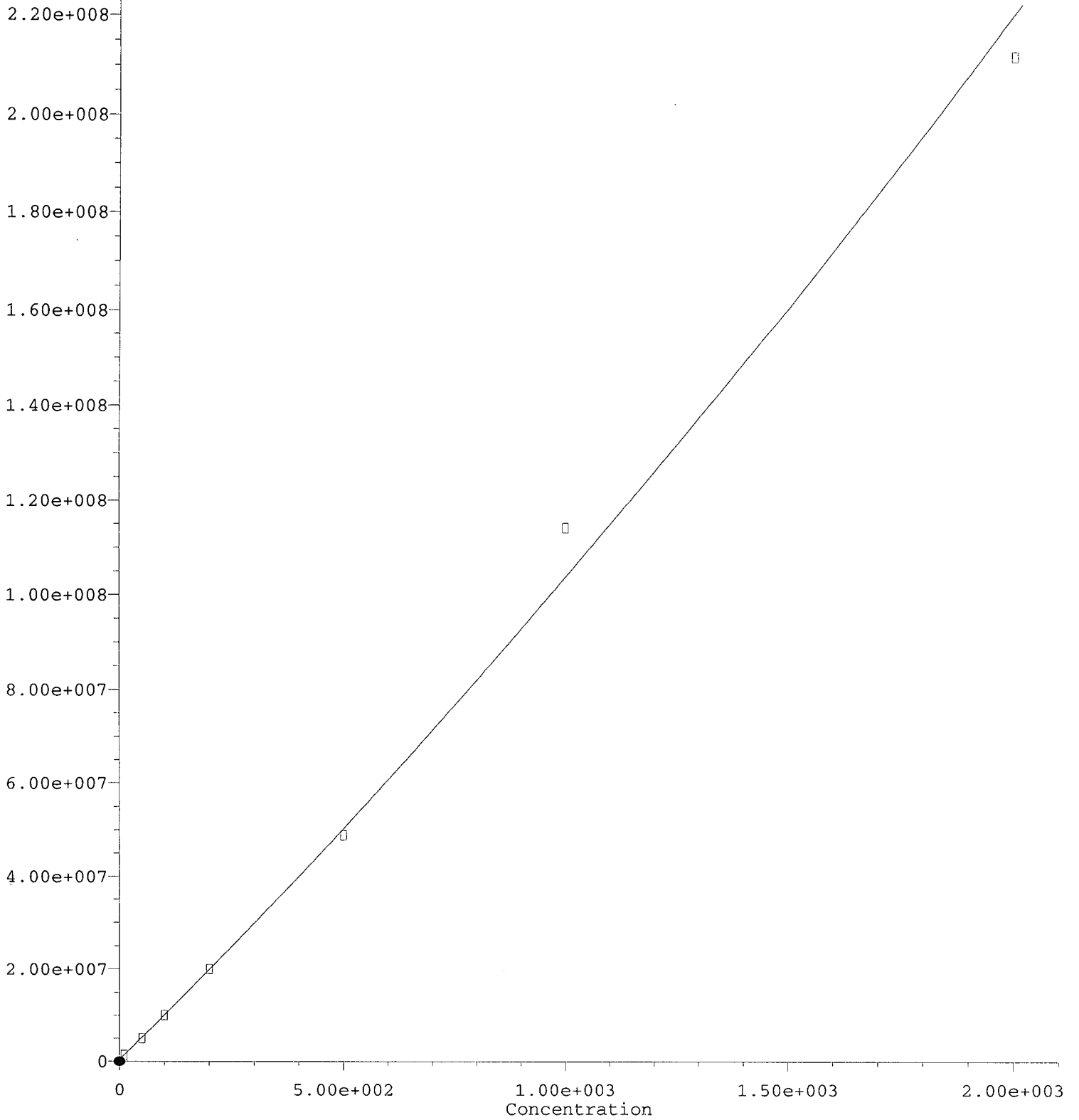
(39) Toxaphene (4)
8.222min -5.887 ng/mL (m)
response 68489

MJB
2/3/20

(39) Toxaphene (4) #2
8.907min 10.079 ng/mL
response 1372328

Toxaphene (4) #2

Response



$R = 7.17e+000 A^2 + 9.62e+004 A + 4.02e+005$

Coef of Det (r^2) = 0.997 Curve Fit: Quadratic w(1/a^2)

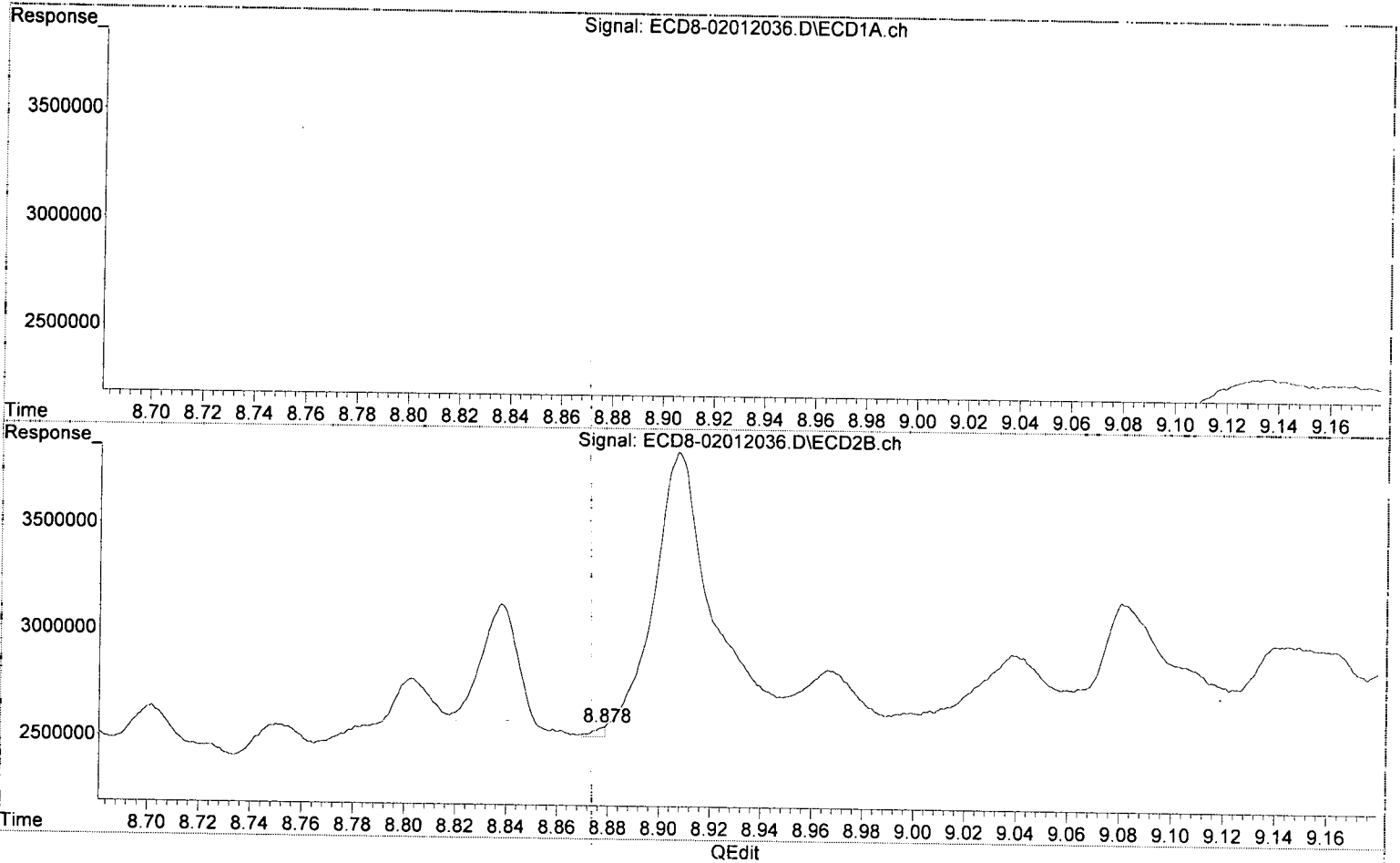
Method Name: C:\msdchem\1\methods\ECD8_QUANTPEST_200108.M

03/12/20 Anchor QEA LLC Gasco Prep DG 2019 4a.d.DOC CAP Testing Cores Page 623 of 903
Calibration Table Last Updated: Mon Feb 03 15:44:09 2020

Quantitation Report (Qedit)

Data Path : C:\msdchem\1\data\2020-02\0B01012\REQUANT\
Data File : ECD8-02012036.D
Signal(s) : Signal #1: ECD1A.ch Signal #2: ECD2B.ch
Acq On : 2 Feb 2020 00:08
Operator : MJB
Sample : 0B01012-CALQ
Misc : A20B005, TOX 10 ppb
ALS Vial : 32 Sample Multiplier: 1

Integration File signal 1: PEST1.e
Integration File signal 2: PEST2.e
Quant Time: Feb 03 15:53:18 2020
Quant Method : C:\msdchem\1\methods\ECD8_QUANTPEST_200108.M
Quant Title : Instrument: DualECD8
QLast Update : Mon Feb 03 15:36:51 2020
Response via : Initial Calibration
Integrator: ChemStation



(39) Toxaphene (4)
8.222min -5.887 ng/mL m
response 68489

MJB
2/3/20

(39) Toxaphene (4) #2
8.878min -3.705 ng/mL m
response 46228

Quantitation Report (Not Reviewed)

Data Path : C:\msdchem\1\data\2020-02\0B01012\
 Data File : ECD8-02012004.D
 Signal(s) : Signal #1: ECD1A.ch Signal #2: ECD2B.ch
 Acq On : 1 Feb 2020 15:09
 Operator : MJB
 Sample : 0B01012-ICB1
 Misc : A20A395
 ALS Vial : 3 Sample Multiplier: 1

Integration File signal 1: PEST1.e
 Integration File signal 2: PEST2.e
 Quant Time: Feb 03 17:28:08 2020
 Quant Method : C:\msdchem\1\methods\ECD8_QUANTPEST_200201.M
 Quant Title : Instrument: DualECD8
 QLast Update : Mon Feb 03 15:36:51 2020
 Response via : Initial Calibration
 Integrator: ChemStation

MJB
2/3/20

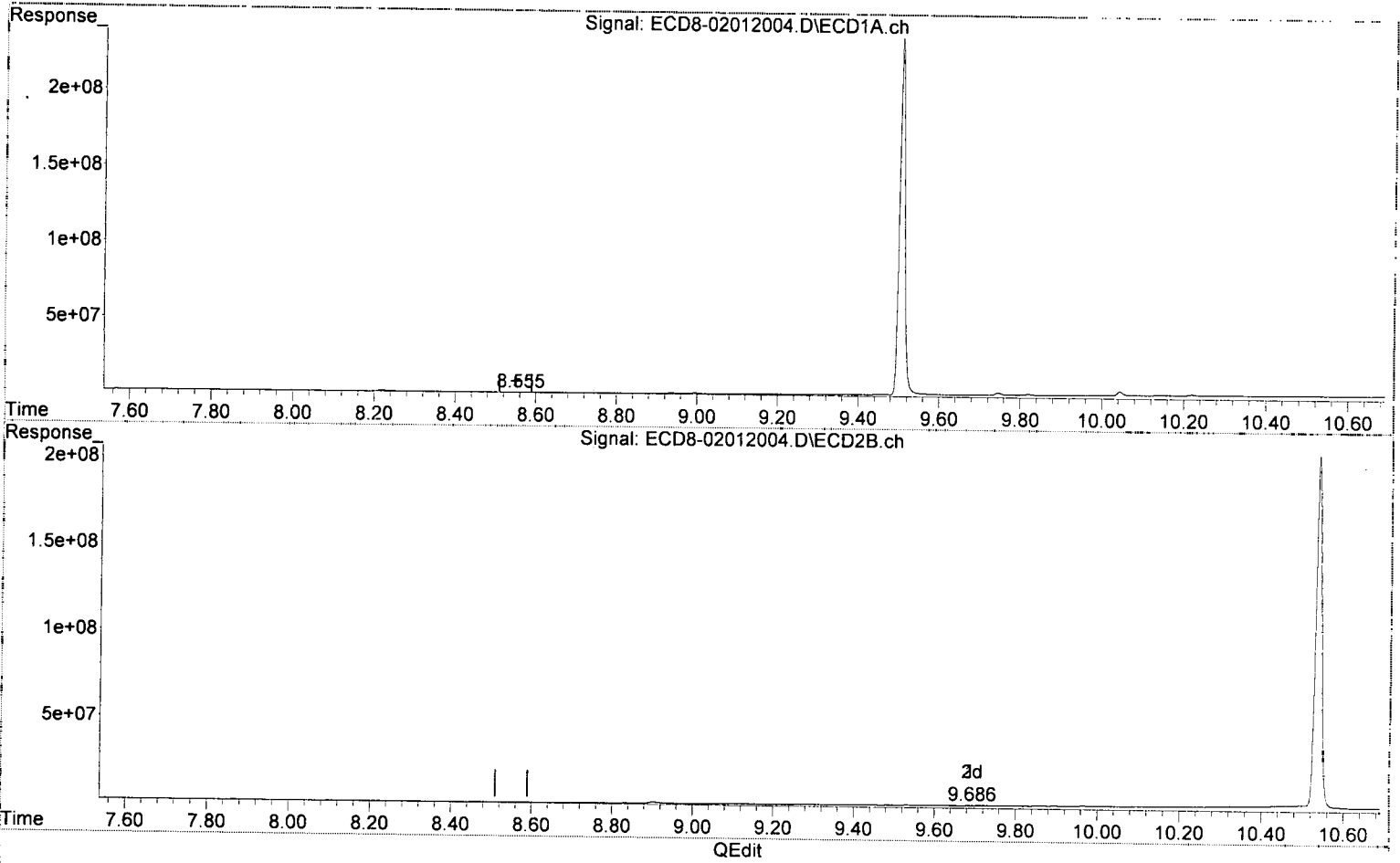
Compound	RT#1	RT#2	Resp#1	Resp#2	ng/mL	ng/mL
System Monitoring Compounds						
1) S TCMX (S)	5.297	5.981	318.0E6	341.4E6	90.964	98.960
22) S DCBP (S)	9.506	10.536	236.5E6	202.4E6	88.597	90.949
Target Compounds						
2) a-BHC	5.840	0.000	33920	0	0.007	N.D. #
3) g-BHC	6.132	6.911	55024	6227	0.013	0.044 #
4) b-BHC	6.189	6.951	134250	10158	0.077	0.006 #
5) Heptachlor	0.000	7.277	0	8767	N.D.	0.002 #
6) d-BHC	0.000	7.220	0	43476	N.D.	0.110 #
7) Aldrin	0.000	7.552	0	217045	N.D.	0.070 #
8) Heptachlo...	7.262f	7.976	39204	10712	0.011	0.003 #
9) trans-Chl...	7.312	8.118	154215	50544	0.041	0.014 #
10) cis-Chlor...	7.413	8.216	92336	29538	0.025	0.008 #
11) Endosulfa...	0.000	8.282	0	22810	N.D.	0.007 #
12) 4,4'-DDE	7.470	8.333	62475	34538	0.019	0.099 #
13) Dieldrin	7.668f	8.482	15162	19454	0.004	0.038 #
14) Endrin	7.852	8.711	12432	86283	0.004	0.022 #
15) 4,4'-DDD	7.911	8.751	18026	44442	0.007	0.062 #
16) Endosulfa...	8.004	8.862	229792	68437	0.077	BelowCal #
17) 4,4'-DDT	8.112	8.977	42048	156623	0.016	0.038 #
18) Endrin Al...	8.300	9.087	154413	151440	0.059	0.057 #
19) Endosulfa...	8.605	9.289	68096	203844	0.024	BelowCal #
20) Methoxychlor	8.464	9.452	99388	262606	0.082	BelowCal #
21) Endrin Ke...	8.786	9.687	50943	449438	0.015	BelowCal #
23) Hexachlor...	3.090	3.697	39616	63814	0.010	0.013 #
24) Hexachlor...	5.679	6.447	458732	23069	0.136	BelowCal #
25) Oxychlordane	7.157	7.905	198607	23209	BelowCal	0.007 #
26) 2,4'-DDE	7.262f	8.118	39204	50544	0.017	0.022 #
27) trans-Non...	7.413	8.154f	92336	122733	0.025	0.034 #
28) 2,4'-DDD	7.602	8.482	9119	19454	0.005	0.010 #
29) 2,4'-DDT	7.794	8.711	20671	86283	0.009	BelowCal #
30) cis-Nonac...	7.899	8.751	14317	44442	0.004	0.011 #
31) Mirex	8.556	9.687	179129	449438	0.004 ^{0.011}	BelowCal #
32) Chlordane...	7.312	8.118	154215	50544	0.385	0.116 #
33) Chlordane...	7.413	8.216	92336	29538	0.190	0.081 #
34) Chlordane...	7.957	8.902	16279	732441	0.125	6.168 #
35) Chlordane...	0.000	0.000	0	0	N.D.	N.D.
36) Toxaphene...	7.413	8.471	92336	17547	5.641	0.595 #
37) Toxaphene...	7.668f	8.807	15162	39634	0.483	0.986 #
38) Toxaphene...	8.004	8.832	229792	160410	0.105	2.479 #
39) Toxaphene...	8.267f	8.902	188436	732441	BelowCal	3.431 #
40) Toxaphene...	8.474	9.087	94749	151440	1.748	2.642 #
41) Toxaphene...	8.536	9.452	72757	262606	0.957	3.976 #
42) Toxaphene...	0.000	0.000	0	0	N.D.	N.D.

(f)=RT Delta > 1/2 Window (#)=Amounts differ by > 25% (m)=manual int.

Quantitation Report (Qedit)

Data Path : C:\msdchem\1\data\2020-02\0B01012\
Data File : ECD8-02012004.D
Signal(s) : Signal #1: ECD1A.ch Signal #2: ECD2B.ch
Acq On : 1 Feb 2020 15:09
Operator : MJB
Sample : 0B01012-ICB1
Misc : A20A395
ALS Vial : 3 Sample Multiplier: 1

Integration File signal 1: PEST1.e
Integration File signal 2: PEST2.e
Quant Time: Feb 03 17:28:08 2020
Quant Method : C:\msdchem\1\methods\ECD8_QUANTPEST_200201.M
Quant Title : Instrument: DualECD8
QLast Update : Mon Feb 03 15:36:51 2020
Response via : Initial Calibration
Integrator: ChemStation



(31) Mirex

8.556min 8199.055 ng/mL

response 179129

Q Det

*MJB
2/3/20*

(31) Mirex #2

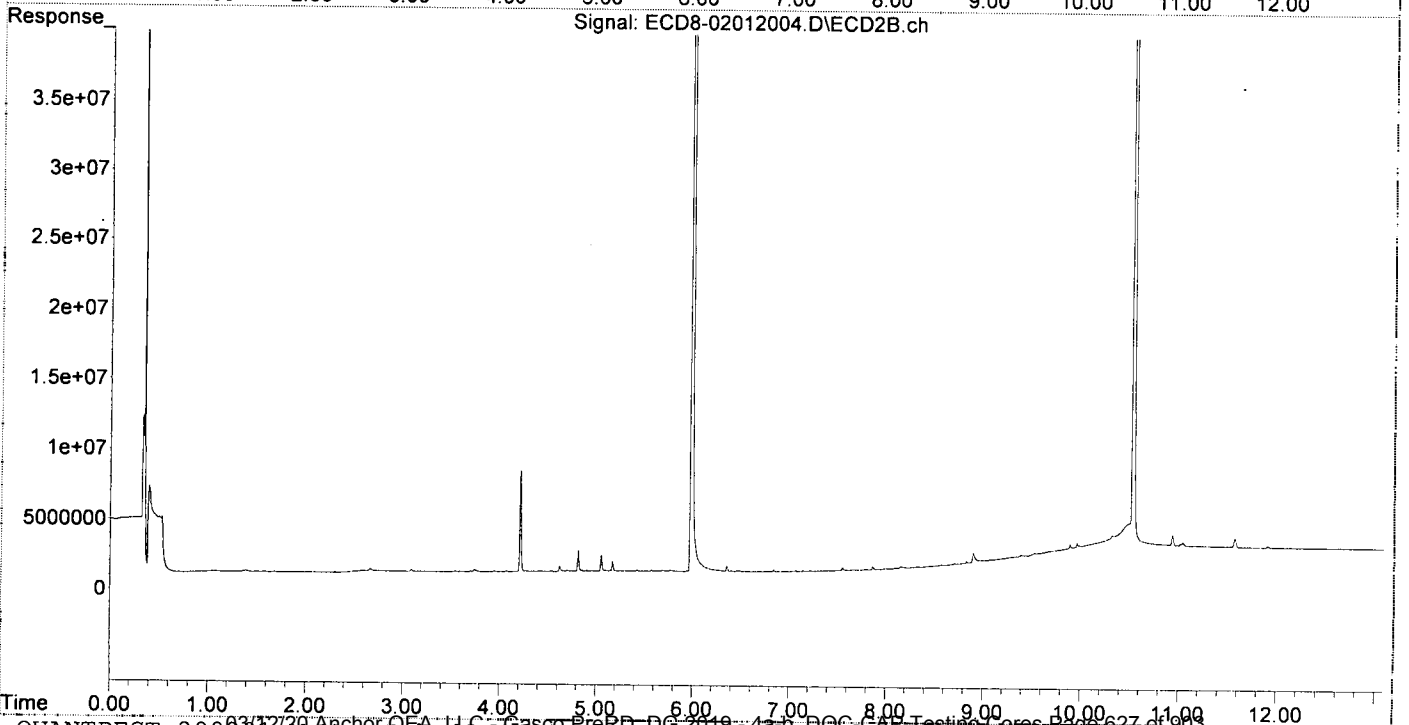
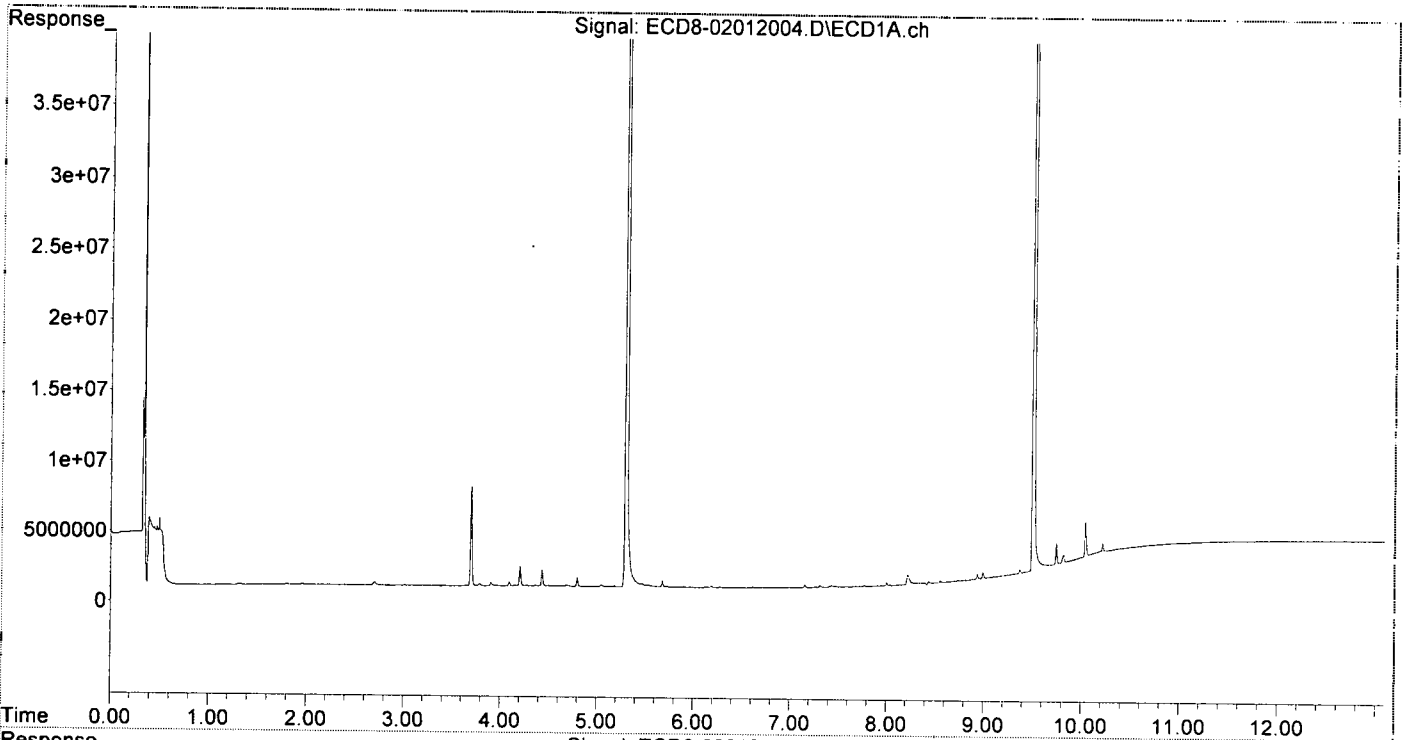
9.687min -0.035 ng/mL

response 449438

Quantitation Report (Not Reviewed)

Data Path : C:\msdchem\1\data\2020-02\0B01012\
Data File : ECD8-02012004.D
Signal(s) : Signal #1: ECD1A.ch Signal #2: ECD2B.ch
Acq On : 1 Feb 2020 15:09
Operator : MJB
Sample : 0B01012-ICB1
Misc : A20A395
ALS Vial : 3 Sample Multiplier: 1

Integration File signal 1: PEST1.e
Integration File signal 2: PEST2.e
Quant Time: Feb 03 17:28:08 2020
Quant Method : C:\msdchem\1\methods\ECD8_QUANTPEST_200201.M
Quant Title : Instrument: DualECD8
QLast Update : Mon Feb 03 15:36:51 2020
Response via : Initial Calibration
Integrator: ChemStation



Quantitation Report (Not Reviewed)

Data Path : C:\msdchem\1\data\2020-02\0B01012\
 Data File : ECD8-02012014.D
 Signal(s) : Signal #1: ECD1A.ch Signal #2: ECD2B.ch
 Acq On : 1 Feb 2020 17:58
 Operator : MJB
 Sample : 0B01012-IBL1
 Misc : Instrument Blank
 ALS Vial : 1 Sample Multiplier: 1

Integration File signal 1: PEST1.e
 Integration File signal 2: PEST2.e
 Quant Time: Feb 03 17:28:12 2020
 Quant Method : C:\msdchem\1\methods\ECD8_QUANTPEST_200201.M
 Quant Title : Instrument: DualECD8
 QLast Update : Mon Feb 03 15:36:51 2020
 Response via : Initial Calibration
 Integrator: ChemStation

Clean

*MJB
7/3/20*

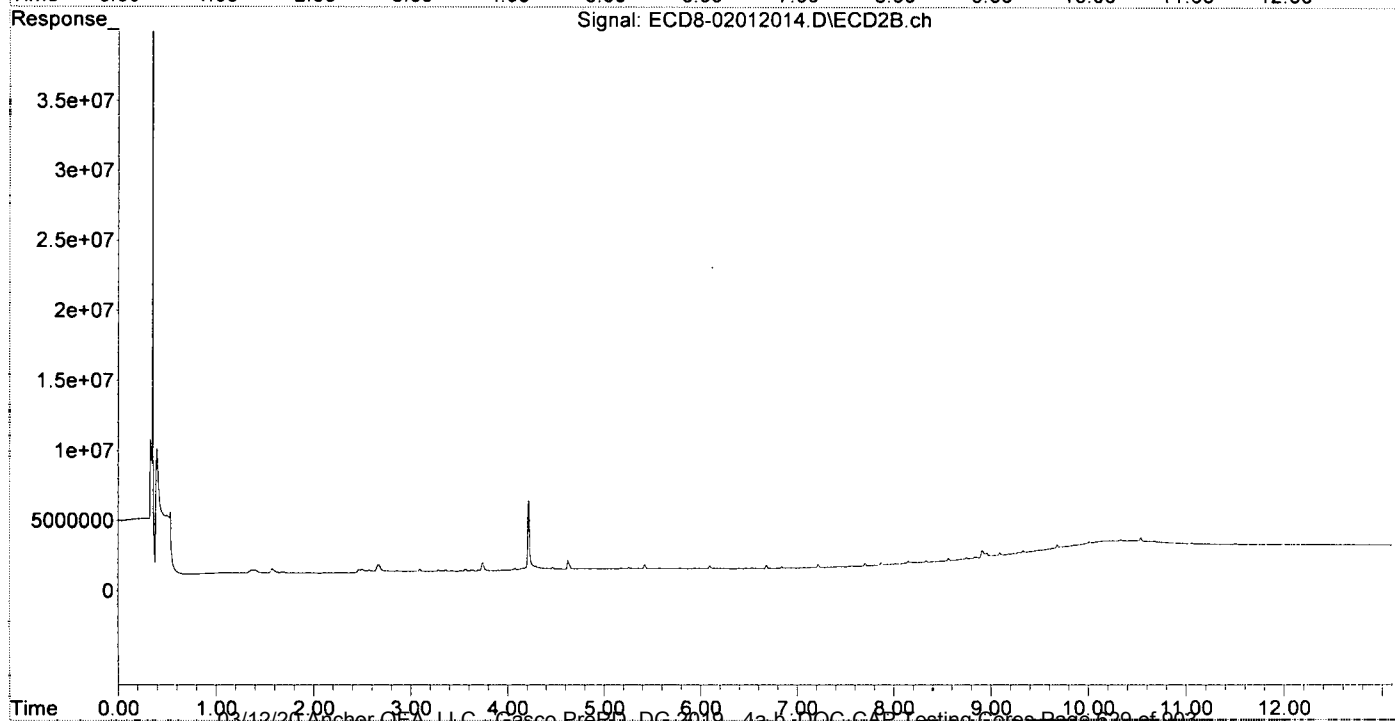
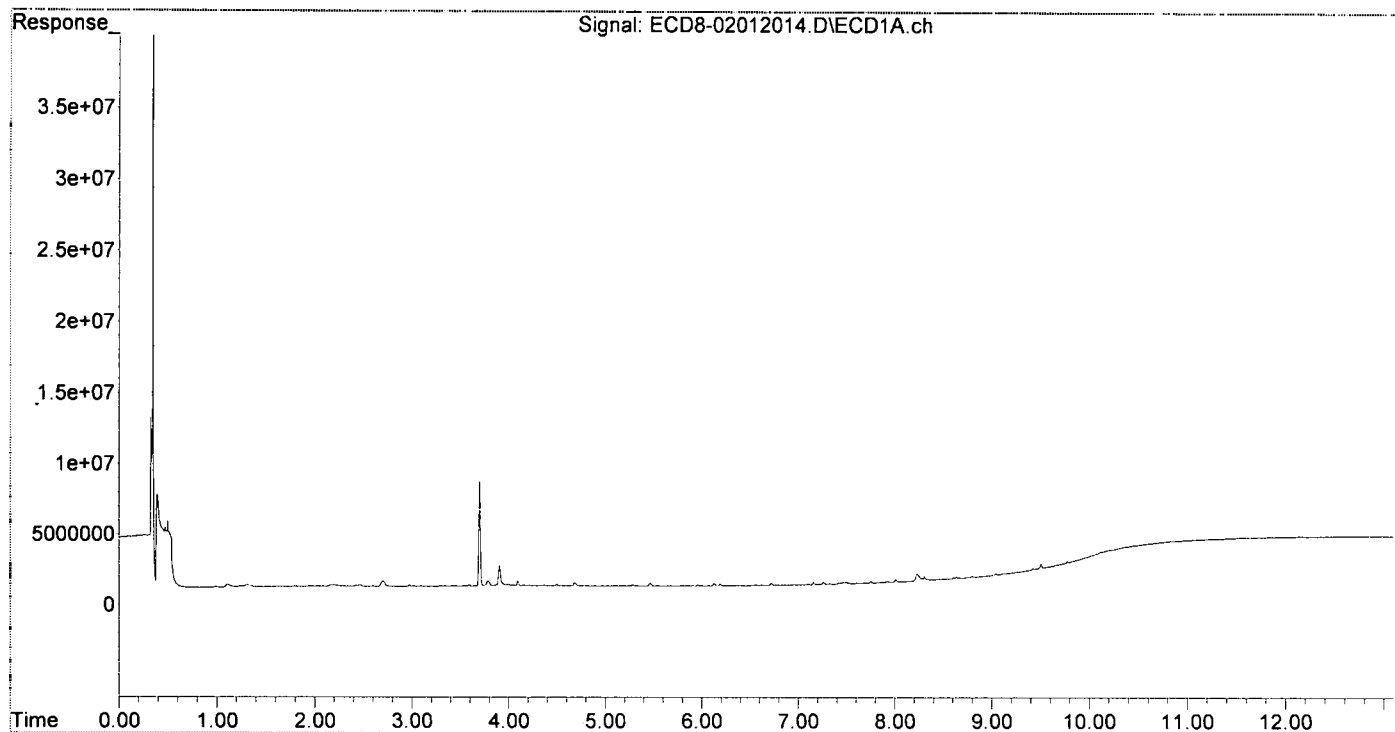
Compound	RT#1	RT#2	Resp#1	Resp#2	ng/mL	ng/mL
System Monitoring Compounds						
1) S TCMX (S)	5.282	5.982	95189	41890	0.027	0.012 #
22) S DCBP (S)	9.507	10.537	492471	638877	BelowCal	BelowCal
Target Compounds						
2) a-BHC	5.841	6.586	40611	26491	0.009	0.082 #
3) g-BHC	6.125	6.905	169328	10004	0.041	0.045 #
4) b-BHC	6.187	6.971	134965	31544	0.077	0.018 #
5) Heptachlor	6.558f	7.276	59400	16903	0.014	0.004 #
6) d-BHC	6.362	7.219	23778	220481	0.113	0.160 #
7) Aldrin	6.771	7.542	15122	21973	0.004	0.018 #
8) Heptachlo...	7.230	7.979	30323	29133	0.008	0.008 #
9) trans-Chl...	7.327	8.120	42161	68307	0.011	0.018 #
10) cis-Chlor...	7.421	8.225	69327	52479	0.019	0.015 #
11) Endosulfa...	7.515	8.279	72783	42494	0.021	0.013 #
12) 4,4'-DDE	7.495	8.335	156047	124848	0.047	0.128 #
13) Dieldrin	7.692	8.481	40938	40016	0.011	0.044 #
14) Endrin	7.855	8.687	23482	32550	0.007	0.004 #
15) 4,4'-DDD	7.917	8.754	110975	131623	0.044	0.099 #
16) Endosulfa...	8.008	8.853	203315	117522	0.068	0.014 #
17) 4,4'-DDT	8.121	8.959	16693	360032	0.006	0.121 #
18) Endrin Al...	8.305	9.093	313791	318073	0.119	0.120 #
19) Endosulfa...	8.606	9.283	95656	238213	0.033	0.006 #
20) Methoxychlor	8.462	9.474f	24356	271741	0.020	BelowCal #
21) Endrin Ke...	8.798	9.683	102576	562674	0.030	BelowCal #
23) Hexachlor...	3.088	3.698	37161	78542	0.010	0.016 #
24) Hexachlor...	5.647f	6.467	15412	65013	0.005	BelowCal #
25) Oxychlordane	7.157	7.900	204406	27429	BelowCal	0.009 #
26) 2,4'-DDE	7.230	8.120	30323	68307	0.013	0.030 #
27) trans-Non...	7.421	8.148f	69327	187721	0.019	0.052 #
28) 2,4'-DDD	7.606	8.481	38787	40016	0.020	0.021 #
29) 2,4'-DDT	7.810	8.687f	10870	32550	0.005	BelowCal #
30) cis-Nonac...	7.890	8.754	27167	131623	0.007	0.033 #
31) Mirex	8.549	9.683	26934	562674	8199.118	0.020 #
32) Chlordane...	7.327	8.120	42161	68307	0.105	0.157 #
33) Chlordane...	7.421	8.225	69327	52479	0.143	0.144 #
34) Chlordane...	7.982	8.913f	31330	566953	0.241	4.774 #
35) Chlordane...	0.000	0.000	0	0	N.D.	N.D.
36) Toxaphene...	7.378f	8.451	8568	24651	0.523	0.836 #
37) Toxaphene...	7.692	8.797	40938	54945	1.303	1.367 #
38) Toxaphene...	8.008	8.834	203315	146142	96751.049	2.259 #
39) Toxaphene...	8.230	8.913	534790	566953	1.302	1.711 #
40) Toxaphene...	8.462	9.093	24356	318073	0.449	5.548 #
41) Toxaphene...	8.549	9.474	26934	271741	0.354	4.114 #
42) Toxaphene...	0.000	0.000	0	0	N.D.	N.D.

(f)=RT Delta > 1/2 Window (#)=Amounts differ by > 25% (m)=manual int.

Quantitation Report (Not Reviewed)

Data Path : C:\msdchem\1\data\2020-02\0B01012\
Data File : ECD8-02012014.D
Signal(s) : Signal #1: ECD1A.ch Signal #2: ECD2B.ch
Acq On : 1 Feb 2020 17:58
Operator : MJB
Sample : 0B01012-IBL1
Misc : Instrument Blank
ALS Vial : 1 Sample Multiplier: 1

Integration File signal 1: PEST1.e
Integration File signal 2: PEST2.e
Quant Time: Feb 03 17:28:12 2020
Quant Method : C:\msdchem\1\methods\ECD8_QUANTPEST_200201.M
Quant Title : Instrument: DualECD8
QLast Update : Mon Feb 03 15:36:51 2020
Response via : Initial Calibration
Integrator: ChemStation



Data Path : C:\msdchem\1\data\2020-02\0B01012\
 Data File : ECD8-02012015.D
 Signal(s) : Signal #1: ECD1A.ch Signal #2: ECD2B.ch
 Acq On : 1 Feb 2020 18:14
 Operator : MJB
 Sample : 0B01012-ICV1
 Misc : A19I209, AB 50 ppb
 ALS Vial : 13 Sample Multiplier: 1

Integration File signal 1: PEST1.e
 Integration File signal 2: PEST2.e
 Quant Time: Feb 03 17:28:16 2020
 Quant Method : C:\msdchem\1\methods\ECD8_QUANTPEST_200201.M
 Quant Title : Instrument: DualECD8
 QLast Update : Mon Feb 03 15:36:51 2020
 Response via : Initial Calibration
 Integrator: ChemStation

*WP
2/3/20*

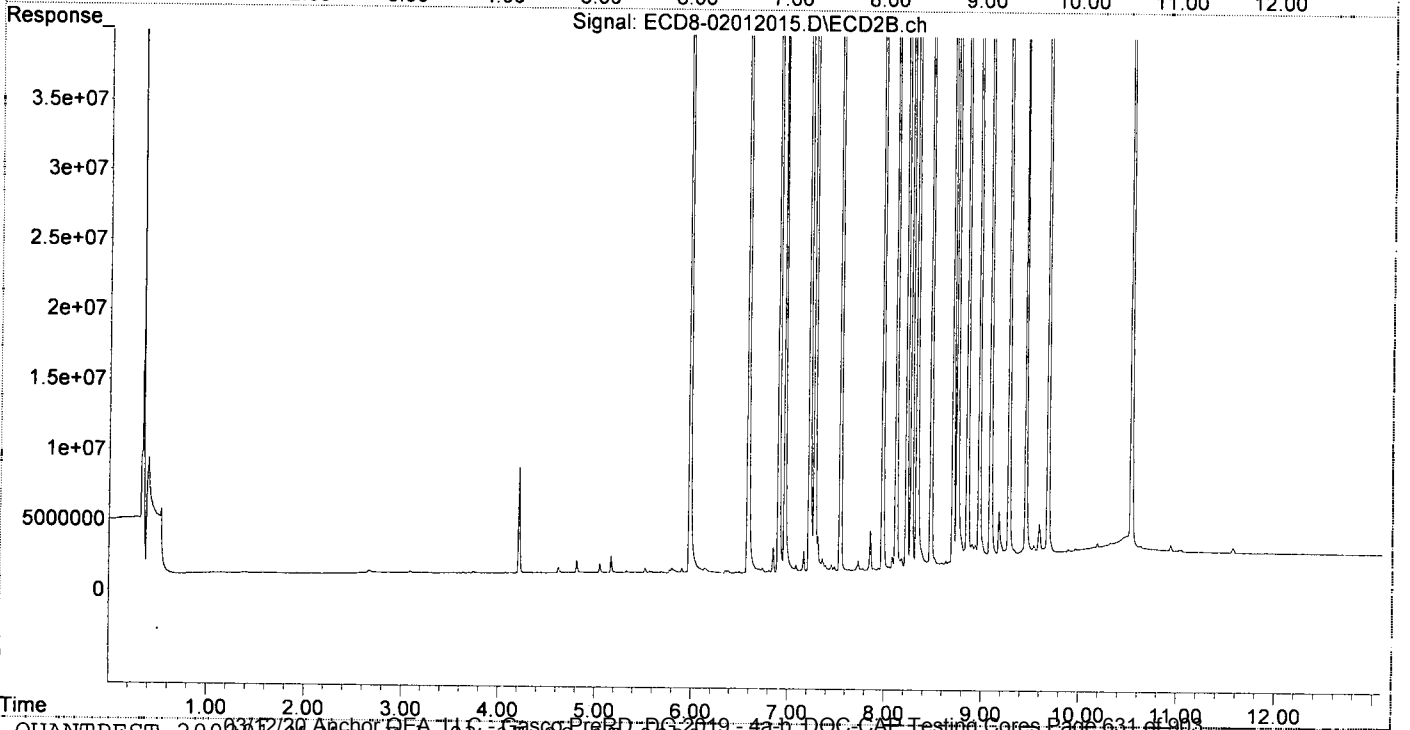
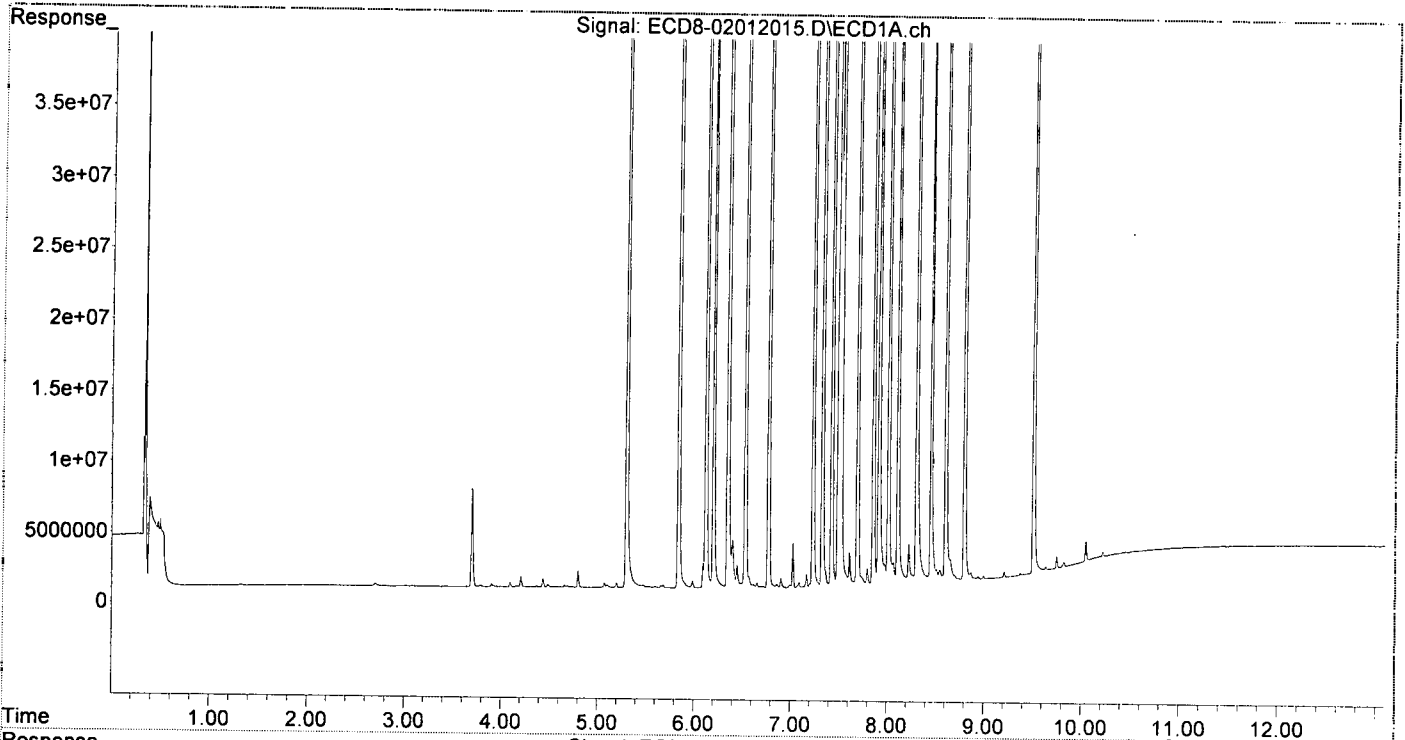
Compound	RT#1	RT#2	Resp#1	Resp#2	ng/mL	ng/mL
System Monitoring Compounds						
1) S TCMX (S)	5.297	5.981	161.5E6	170.2E6	46.195	49.336
22) S DCBP (S)	9.507	10.537	121.2E6	103.5E6	46.127	48.299
Target Compounds						
2) a-BHC	5.836	6.585	229.8E6	234.7E6	48.636	50.205
3) g-BHC	6.119	6.902	206.9E6	218.0E6	49.693	51.692
4) b-BHC	6.197	6.965	84698578	85149025	48.631	49.048
5) Heptachlor	6.528	7.275	189.4E6	205.5E6	46.071	48.814
6) d-BHC	6.345	7.220	183.4E6	202.2E6	50.101	52.145
7) Aldrin	6.768	7.542	191.7E6	197.5E6	47.446	49.215
8) Heptachlo...	7.229	7.978	171.2E6	174.6E6	46.371	48.636
9) trans-Chl...	7.325	8.118	179.3E6	186.6E6	47.670	50.173
10) cis-Chlor...	7.422	8.226	168.4E6	171.6E6	45.853	48.724
11) Endosulfa...	7.518	8.277	162.0E6	161.8E6	46.717	48.957
12) 4,4'-DDE	7.489	8.331	165.0E6	164.8E6	49.676	48.331
13) Dieldrin	7.690	8.477	188.0E6	189.8E6	49.305	50.546
14) Endrin	7.853	8.705	164.0E6	155.5E6	50.237	50.079
15) 4,4'-DDD	7.910	8.748	129.6E6	130.8E6	50.915	49.486
16) Endosulfa...	8.011	8.853	149.5E6	151.0E6	49.958	52.295
17) 4,4'-DDT	8.108	8.975	135.9E6	147.2E6	50.543	52.860
18) Endrin Al...	8.301	9.090	136.2E6	139.5E6	51.748	52.770
19) Endosulfa...	8.602	9.281	144.2E6	144.3E6	50.385	52.603
20) Methoxychlor	8.451	9.454	57032855	59892133	47.266	49.852
21) Endrin Ke...	8.796	9.683	164.0E6	157.7E6	47.452	50.956
23) Hexachlor...	3.087	3.682	42461	16308	0.011	0.003 #
24) Hexachlor...	5.679	6.463	256563	76800	0.076	BelowCal #
25) Oxychlorane	7.166	7.887	908282	117801	0.116	0.037 #
26) 2,4'-DDE	7.229	8.118	171.2E6	186.6E6	74.063	82.078
27) trans-Non...	7.422	8.176	168.4E6	774108	45.929	0.214 #
28) 2,4'-DDD	7.610	8.477	2312332	189.8E6	1.194	99.161 #
29) 2,4'-DDT	7.794	8.705	1125090	155.5E6	0.470	64.983 #
30) cis-Nonac...	7.910f	8.748	129.6E6	130.8E6	31.842	32.820
31) Mirex	8.543	9.683	761345	157.7E6	0.108	73.098 #
32) Chlordane...	7.325	8.118	179.3E6	186.6E6	447.623	429.399
33) Chlordane...	7.422	8.226	168.4E6	171.6E6	346.239	472.112 #
34) Chlordane...	7.972	8.902	1387735	1671965	10.659	14.079 #
35) Chlordane...	0.000	0.000	0	0	N.D.	N.D.
36) Toxaphene...	7.422f	8.477f	168.4E6	189.8E6	10286.590	6441.428 #
37) Toxaphene...	7.690	0.000	188.0E6	0	5984.930	N.D. #
38) Toxaphene...	8.011	8.853	149.5E6	151.0E6	2168.521	2334.476
39) Toxaphene...	8.222f	8.902	2723388	1671965	35.032	13.190 #
40) Toxaphene...	8.451	9.090	57032855	139.5E6	1052.221	2433.482 #
41) Toxaphene...	8.543	9.454	761345	59892133	10.011	906.717 #
42) Toxaphene...	0.000	0.000	0	0	N.D.	N.D.

(f)=RT Delta > 1/2 Window (#)=Amounts differ by > 25% (m)=manual int.

Quantitation Report (Not Reviewed)

Data Path : C:\msdchem\1\data\2020-02\0B01012\
Data File : ECD8-02012015.D
Signal(s) : Signal #1: ECD1A.ch Signal #2: ECD2B.ch
Acq On : 1 Feb 2020 18:14
Operator : MJB
Sample : 0B01012-ICV1
Misc : A19I209, AB 50 ppb
ALS Vial : 13 Sample Multiplier: 1

Integration File signal 1: PEST1.e
Integration File signal 2: PEST2.e
Quant Time: Feb 03 17:28:16 2020
Quant Method : C:\msdchem\1\methods\ECD8_QUANTPEST_200201.M
Quant Title : Instrument: DualECD8
QLast Update : Mon Feb 03 15:36:51 2020
Response via : Initial Calibration
Integrator: ChemStation



Quantitation Report (Not Reviewed)

Data Path : C:\msdchem\1\data\2020-02\0B01012\
 Data File : ECD8-02012025.D
 Signal(s) : Signal #1: ECD1A.ch Signal #2: ECD2B.ch
 Acq On : 1 Feb 2020 21:03
 Operator : MJB
 Sample : 0B01012-IBL2
 Misc : Instrument Blank
 ALS Vial : 1 Sample Multiplier: 1

Integration File signal 1: PEST1.e
 Integration File signal 2: PEST2.e
 Quant Time: Feb 03 17:28:20 2020
 Quant Method : C:\msdchem\1\methods\ECD8_QUANTPEST_200201.M
 Quant Title : Instrument: DualECD8
 QLast Update : Mon Feb 03 15:36:51 2020
 Response via : Initial Calibration
 Integrator: ChemStation

Clean

*MJB
2/3/20*

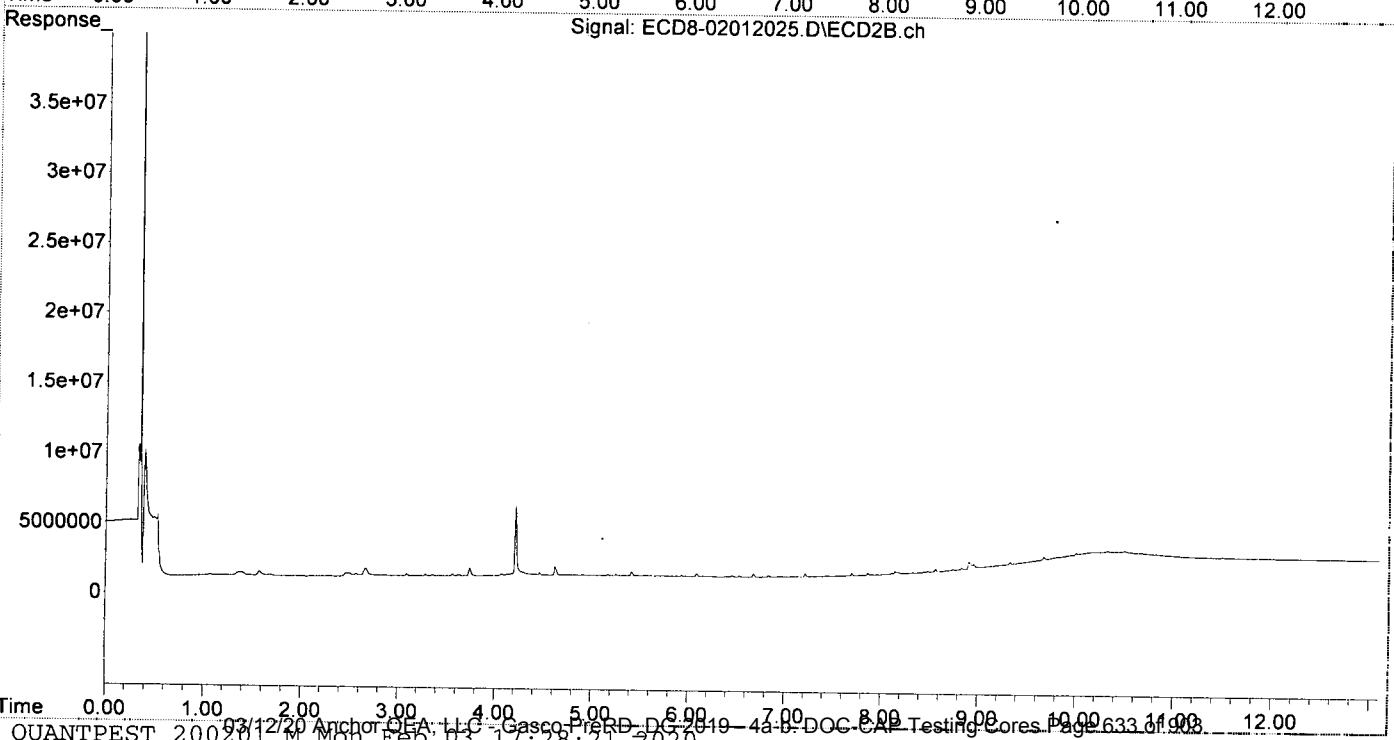
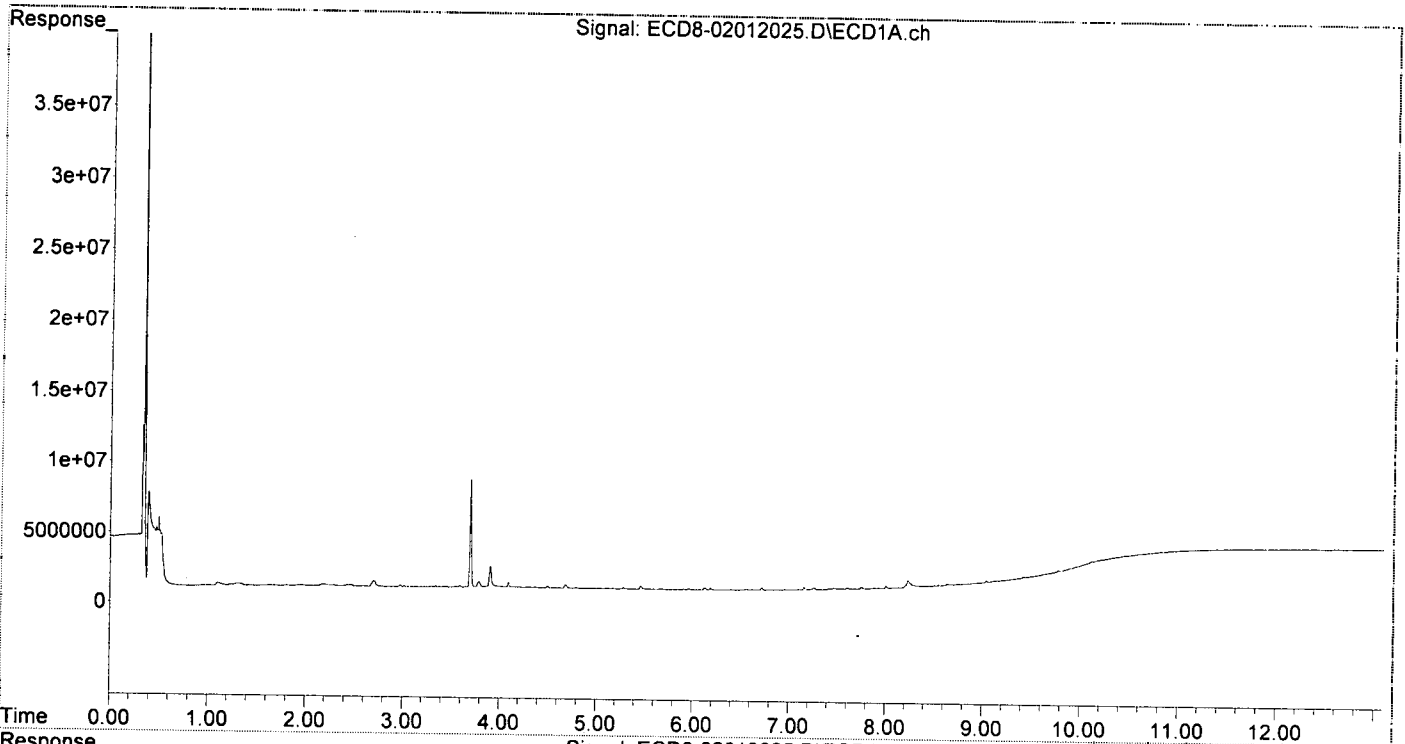
Compound	RT#1	RT#2	Resp#1	Resp#2	ng/mL	ng/mL
System Monitoring Compounds						
1) S TCMX (S)	5.283	5.983	94989	23258	0.027	0.007 #
22) S DCBP (S)	9.514	10.527	177944	664094	BelowCal	BelowCal
Target Compounds						
2) a-BHC	5.844	6.576	30623	16777	0.006	0.080 #
3) g-BHC	6.127	6.894	153765	9160	0.037	0.044 #
4) b-BHC	6.188	6.967	128047	20253	0.074	0.012 #
5) Heptachlor	6.524	7.278	11922	6428	0.003	0.002 #
6) d-BHC	6.367f	7.218	11022	220592	0.110	0.161 #
7) Aldrin	0.000	7.537	0	9312	N.D.	0.015 #
8) Heptachlo...	7.210f	7.984	16052	13063	0.004	0.004 #
9) trans-Chl...	0.000	8.116	0	77139	N.D.	0.021 #
10) cis-Chlor...	7.414	8.224	80061	31717	0.022	0.009 #
11) Endosulfa...	7.553f	8.275	23890	16141	0.007	0.005 #
12) 4,4'-DDE	7.466f	8.332	82438	33244	0.025	0.099 #
13) Dieldrin	7.691	8.486	6060	76038	0.002	0.054 #
14) Endrin	7.853	8.713	11218	48797	0.003	0.009 #
15) 4,4'-DDD	7.885f	8.748	59493	109850	0.023	0.090 #
16) Endosulfa...	8.007	8.870	182279	87567	0.061	0.003 #
17) 4,4'-DDT	8.070f	8.986	31904	192313	0.012	0.053 #
18) Endrin Al...	0.000	9.095	0	186028	N.D.	0.070 #
19) Endosulfa...	8.606	9.282	15476	246717	0.005	0.010 #
20) Methoxychlor	0.000	9.452	0	315059	N.D.	BelowCal
21) Endrin Ke...	8.799	9.679	25364	645286	0.007	0.006 #
23) Hexachlor...	3.092	3.698	39190	80389	0.010	0.017 #
24) Hexachlor...	5.682	6.450	54914	66418	0.016	BelowCal #
25) Oxychlordane	7.157	7.904	214870	44528	BelowCal	0.014 #
26) 2,4'-DDE	7.260f	8.116	160074	77139	0.069	0.034 #
27) trans-Non...	7.414	8.181	80061	109331	0.022	0.030 #
28) 2,4'-DDD	7.611	8.486	83589	76038	0.043	0.040 #
29) 2,4'-DDT	7.802	8.713	12656	48797	0.005	BelowCal #
30) cis-Nonac...	7.885	8.748	59493	109850	0.015	0.028 #
31) Mirex	8.551	9.679	49750	645286	8199.108	0.059 #
32) Chlordane...	0.000	8.116	0	77139	N.D.	0.178 #
33) Chlordane...	7.414	8.224	80061	31717	0.165	0.087 #
34) Chlordane...	7.937f	8.870	16054	87567	0.123	0.737 #
35) Chlordane...	0.000	0.000	0	0	N.D.	N.D.
36) Toxaphene...	7.414	8.448	80061	43789	4.891	1.486 #
37) Toxaphene...	7.691	8.800	6060	67393	0.193	1.677 #
38) Toxaphene...	8.007	8.833	182279	173531	96751.347	2.682 #
39) Toxaphene...	8.233	8.912	497865	586942	0.733	1.919 #
40) Toxaphene...	8.506f	9.095	24411	186028	0.450	3.245 #
41) Toxaphene...	8.551	9.471	49750	332364	0.654	5.032 #
42) Toxaphene...	0.000	0.000	0	0	N.D.	N.D.

(f)=RT Delta > 1/2 Window (#)=Amounts differ by > 25% (m)=manual int.

Quantitation Report (Not Reviewed)

Data Path : C:\msdchem\1\data\2020-02\0B01012\
Data File : ECD8-02012025.D
Signal(s) : Signal #1: ECD1A.ch Signal #2: ECD2B.ch
Acq On : 1 Feb 2020 21:03
Operator : MJB
Sample : 0B01012-IBL2
Misc : Instrument Blank
ALS Vial : 1 Sample Multiplier: 1

Integration File signal 1: PEST1.e
Integration File signal 2: PEST2.e
Quant Time: Feb 03 17:28:20 2020
Quant Method : C:\msdchem\1\methods\ECD8_QUANTPEST_200201.M
Quant Title : Instrument: DualECD8
QLast Update : Mon Feb 03 15:36:51 2020
Response via : Initial Calibration
Integrator: ChemStation



Quantitation Report (Not Reviewed)

Data Path : C:\msdchem\1\data\2020-02\0B01012\
 Data File : ECD8-02012026.D
 Signal(s) : Signal #1: ECD1A.ch Signal #2: ECD2B.ch
 Acq On : 1 Feb 2020 21:19
 Operator : MJB
 Sample : 0B01012-ICV2
 Misc : A19J410, 9-42 50 ppb
 ALS Vial : 23 Sample Multiplier: 1

Integration File signal 1: PEST1.e
 Integration File signal 2: PEST2.e
 Quant Time: Feb 03 17:28:24 2020
 Quant Method : C:\msdchem\1\methods\ECD8_QUANTPEST_200201.M
 Quant Title : Instrument: DualECD8
 QLast Update : Mon Feb 03 15:36:51 2020
 Response via : Initial Calibration
 Integrator: ChemStation

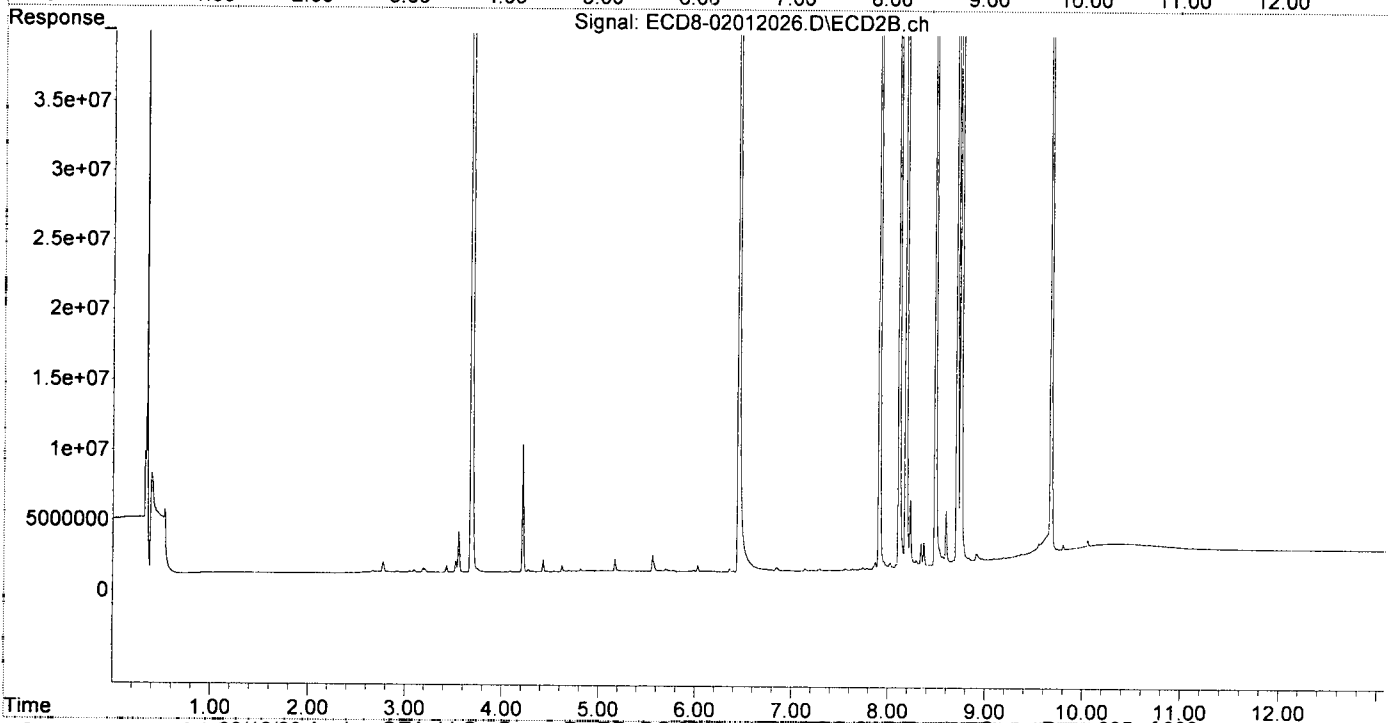
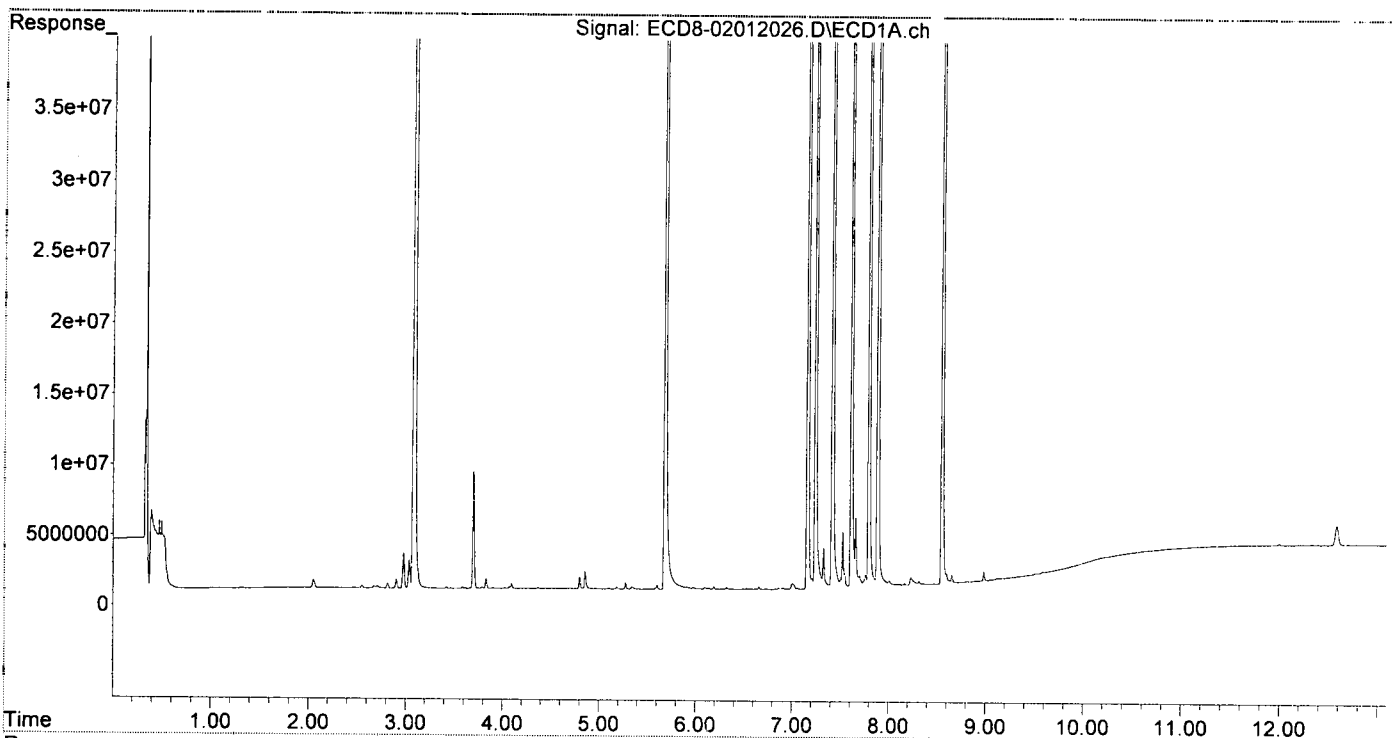
MJB
2/3/20

Compound	RT#1	RT#2	Resp#1	Resp#2	ng/mL	ng/mL
System Monitoring Compounds						
1) S TCMX (S)	5.273f	5.985	462494	95930	0.132	0.028 #
22) S DCBP (S)	0.000	10.541	0	281717	N.D.	BelowCal
Target Compounds						
2) a-BHC	0.000	0.000	0	0	N.D.	N.D.
3) g-BHC	6.093f	6.930f	137773	44680	0.033	0.054 #
4) b-BHC	6.188	6.975	203773	41755	0.117	0.024 #
5) Heptachlor	6.530	7.276	90458	83748	0.022	0.020
6) d-BHC	6.350	7.226	35723	59805	0.117	0.115
7) Aldrin	6.732f	7.556	44684	118735	0.011	0.044 #
8) Heptachlo...	7.239	0.000	117.6E6	0	31.851	N.D. #
9) trans-Chl...	7.325	8.110	2935963	120.8E6	0.781	32.490 #
10) cis-Chlor...	7.415	8.226	187.6E6	4787498	51.073	1.359 #
11) Endosulfa...	7.523	8.289	3930470	430643	1.133	0.130 #
12) 4,4'-DDE	7.523f	8.338	3930470	1591170	1.184	0.599 #
13) Dieldrin	7.696	8.483	785221	103.4E6	0.206	28.389 #
14) Endrin	7.885f	8.708	202.7E6	122.2E6	62.116	39.945 #
15) 4,4'-DDD	7.885f	8.748	202.7E6	209.6E6	79.656	74.760
16) Endosulfa...	8.007	8.831f	381343	324984	0.127	0.093 #
17) 4,4'-DDT	8.111	8.972	100313	174772	0.037	0.046
18) Endrin Al...	8.313	9.096	238470	106888	0.091	0.040 #
19) Endosulfa...	8.594	9.287	696896	132261	0.243	BelowCal #
20) Methoxychlor	8.430f	0.000	7483	0	0.006	N.D. #
21) Endrin Ke...	8.799	9.674	40383	110.0E6	0.012	36.376 #
23) Hexachlor...	3.081	3.681	192.4E6	251.3E6	49.353	51.898 #
24) Hexachlor...	5.679	6.448	169.5E6	170.1E6	50.413	54.016 #
25) Oxychlordane	7.158	7.907	165.5E6	166.6E6	53.310	52.105 #
26) 2,4'-DDE	7.239	8.110	117.6E6	120.8E6	50.871	53.151 #
27) trans-Non...	7.415	8.181	187.6E6	195.5E6	51.157	54.156 #
28) 2,4'-DDD	7.611	8.483	96774391	103.4E6	49.966	53.993 #
29) 2,4'-DDT	7.793	8.708	119.4E6	122.2E6	49.908	52.169 #
30) cis-Nonac...	7.885	8.748	202.7E6	209.6E6	49.816	52.585 #
31) Mirex	8.550	9.674	122.9E6	110.0E6	50.851	51.488 #
32) Chlordane...	7.325	8.110	2935963	120.8E6	7.331	278.063 #
33) Chlordane...	7.415	8.226	187.6E6	4787498	385.650	13.169 #
34) Chlordane...	0.000	8.910f	0	567608	N.D.	4.780 #
35) Chlordane...	0.000	0.000	0	0	N.D.	N.D.
36) Toxaphene...	7.415	8.483f	187.6E6	103.4E6	11457.489	3507.324 #
37) Toxaphene...	7.696	8.831f	785221	324984	24.995	8.086 #
38) Toxaphene...	8.007	8.831	381343	324984	2.257	5.023 #
39) Toxaphene...	8.231	8.910	516481	567608	1.020	1.718 #
40) Toxaphene...	0.000	9.096	0	106888	N.D.	1.864 #
41) Toxaphene...	8.550	0.000	122.9E6	0	1615.893	N.D. #
42) Toxaphene...	0.000	0.000	0	0	N.D.	N.D.

(f)=RT Delta > 1/2 Window (#)=Amounts differ by > 25% (m)=manual int.

Data Path : C:\msdchem\1\data\2020-02\0B01012\
 Data File : ECD8-02012026.D
 Signal(s) : Signal #1: ECD1A.ch Signal #2: ECD2B.ch
 Acq On : 1 Feb 2020 21:19
 Operator : MJB
 Sample : 0B01012-ICV2
 Misc : A19J410, 9-42 50 ppb
 ALS Vial : 23 Sample Multiplier: 1

Integration File signal 1: PEST1.e
 Integration File signal 2: PEST2.e
 Quant Time: Feb 03 17:28:24 2020
 Quant Method : C:\msdchem\1\methods\ECD8_QUANTPEST_200201.M
 Quant Title : Instrument: DualECD8
 QLast Update : Mon Feb 03 15:36:51 2020
 Response via : Initial Calibration
 Integrator: ChemStation



Data Path : C:\msdchem\1\data\2020-02\0B01012\
 Data File : ECD8-02012034.D
 Signal(s) : Signal #1: ECD1A.ch Signal #2: ECD2B.ch
 Acq On : 1 Feb 2020 23:34
 Operator : MJB
 Sample : 0B01012-IBL3
 Misc : Instrument Blank
 ALS Vial : 1 Sample Multiplier: 1

Integration File signal 1: PEST1.e
 Integration File signal 2: PEST2.e
 Quant Time: Feb 03 17:28:28 2020
 Quant Method : C:\msdchem\1\methods\ECD8_QUANTPEST_200201.M
 Quant Title : Instrument: DualECD8
 QLast Update : Mon Feb 03 15:36:51 2020
 Response via : Initial Calibration
 Integrator: ChemStation

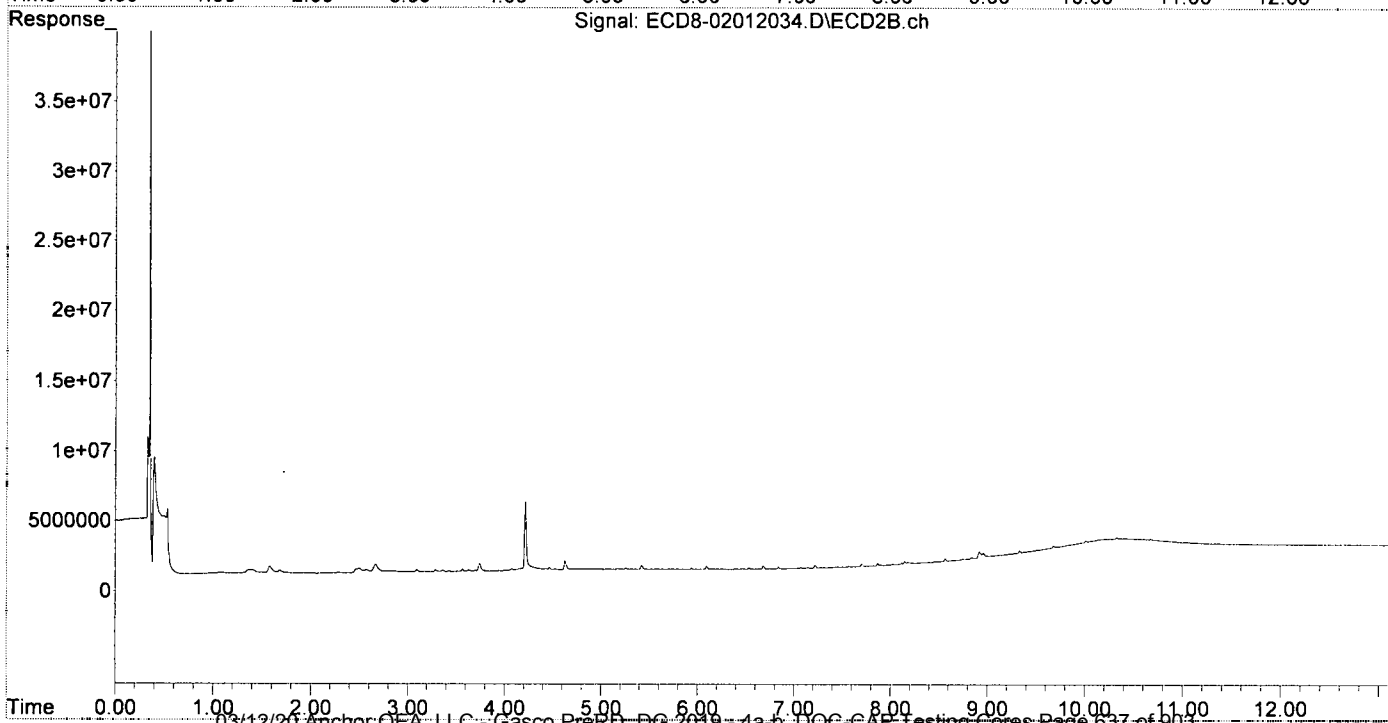
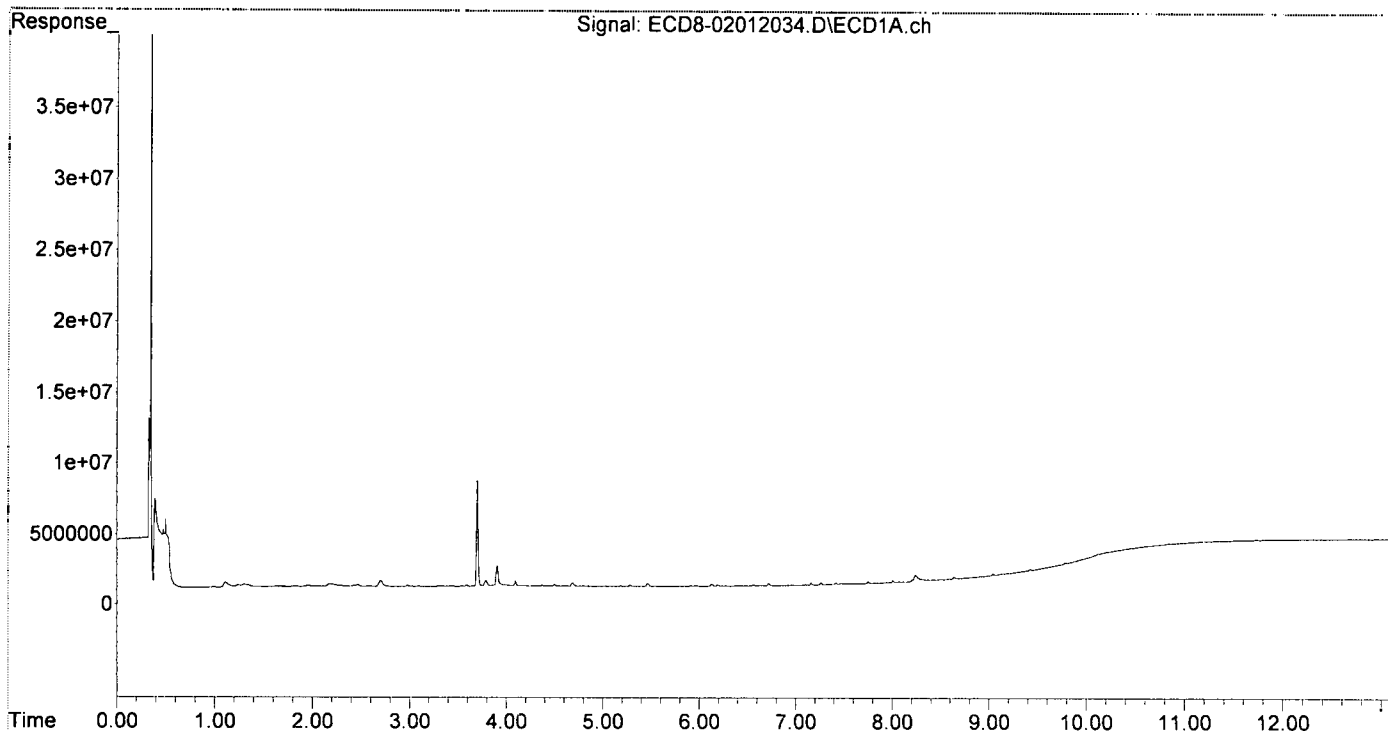
Clean
MJB
4/20

Compound	RT#1	RT#2	Resp#1	Resp#2	ng/mL	ng/mL
System Monitoring Compounds						
1) S TCMX (S)	5.284	5.981	98733	19607	0.028	0.006 #
22) S DCBP (S)	9.501	10.541	43622	892875	BelowCal	BelowCal
Target Compounds						
2) a-BHC	5.843	6.582	32066	15598	0.007	0.079 #
3) g-BHC	6.127	6.895	147613	9454	0.035	0.045 #
4) b-BHC	6.189	6.970	119234	17521	0.068	0.010 #
5) Heptachlor	6.527	7.275	14667	10777	0.004	0.003 #
6) d-BHC	6.367f	7.217	10408	217359	0.110	0.160 #
7) Aldrin	0.000	7.544	0	8142	N.D.	0.014 #
8) Heptachlo...	7.236	7.986	5046	6578	0.001	0.002 #
9) trans-Chl...	7.326	8.119	53333	91075	0.014	0.024 #
10) cis-Chlor...	7.419	8.225	105017	86465	0.029	0.025
11) Endosulfa...	7.525	8.288	26172	22868	0.008	0.007
12) 4,4'-DDE	7.495	8.336	49124	41336	0.015	0.101 #
13) Dieldrin	7.698	8.484	7070	39354	0.002	0.043 #
14) Endrin	7.859	8.703	12270	79900	0.004	0.020 #
15) 4,4'-DDD	7.888f	8.743	18486	115044	0.007	0.092 #
16) Endosulfa...	8.008	8.863	170981	141352	0.057	0.023 #
17) 4,4'-DDT	8.144f	8.958	8826	502369	0.003	0.179 #
18) Endrin Al...	8.324f	9.088	70572	255337	0.027	0.097 #
19) Endosulfa...	8.612	9.258f	11851	310903	0.004	0.035 #
20) Methoxychlor	0.000	9.444	0	419254	N.D.	0.021 #
21) Endrin Ke...	8.801	9.683	24694	755300	0.007	0.045 #
23) Hexachlor...	3.089	3.699	46593	89255	0.012	0.018 #
24) Hexachlor...	5.681	6.447	17569	20176	0.005	BelowCal #
25) Oxychlordane	7.158	7.898	191148	33286	BelowCal	0.010
26) 2,4'-DDE	7.236	8.119	5046	91075	0.002	0.040 #
27) trans-Non...	7.419	8.179	105017	116839	0.029	0.032
28) 2,4'-DDD	7.606	8.484	44103	39354	0.023	0.021
29) 2,4'-DDT	7.797	8.703	7157	79900	0.003	BelowCal #
30) cis-Nonac...	7.888	8.743	18486	115044	0.005	0.029 #
31) Mirex	8.552	9.683	10661	755300	8199.124	0.113 #
32) Chlordane...	7.326	8.119	53333	91075	0.133	0.210 #
33) Chlordane...	7.419	8.225	105017	86465	0.216	0.238
34) Chlordane...	7.968	8.871	17623	139736	0.135	1.177 #
35) Chlordane...	0.000	0.000	0	0	N.D.	N.D.
36) Toxaphene...	7.419	8.449	105017	55813	6.415	1.894 #
37) Toxaphene...	7.698	8.803	7070	116894	0.225	2.909 #
38) Toxaphene...	8.008	8.835	170981	214719	96751.508	3.319 #
39) Toxaphene...	8.238	8.917	436383	588264	BelowCal	1.932
40) Toxaphene...	8.509f	9.088	27476	255337	0.507	4.454 #
41) Toxaphene...	8.552	9.469	10661	443021	0.140	6.707 #
42) Toxaphene...	0.000	0.000	0	0	N.D.	N.D.

(f)=RT Delta > 1/2 Window (#)=Amounts differ by > 25% (m)=manual int.

Data Path : C:\msdchem\1\data\2020-02\0B01012\
Data File : ECD8-02012034.D
Signal(s) : Signal #1: ECD1A.ch Signal #2: ECD2B.ch
Acq On : 1 Feb 2020 23:34
Operator : MJB
Sample : 0B01012-IBL3
Misc : Instrument Blank
ALS Vial : 1 Sample Multiplier: 1

Integration File signal 1: PEST1.e
Integration File signal 2: PEST2.e
Quant Time: Feb 03 17:28:28 2020
Quant Method : C:\msdchem\1\methods\ECD8_QUANTPEST_200201.M
Quant Title : Instrument: DualECD8
QLast Update : Mon Feb 03 15:36:51 2020
Response via : Initial Calibration
Integrator: ChemStation



Quantitation Report (Not Reviewed)

Data Path : C:\msdchem\1\data\2020-02\0B01012\
 Data File : ECD8-02012035.D
 Signal(s) : Signal #1: ECD1A.ch Signal #2: ECD2B.ch
 Acq On : 1 Feb 2020 23:51
 Operator : MJB
 Sample : 0B01012-ICV3
 Misc : A19K312, CHLOR 500 ppb
 ALS Vial : 31 Sample Multiplier: 1

Integration File signal 1: PEST1.e
 Integration File signal 2: PEST2.e
 Quant Time: Feb 03 17:28:32 2020
 Quant Method : C:\msdchem\1\methods\ECD8_QUANTPEST_200201.M
 Quant Title : Instrument: DualECD8
 QLast Update : Mon Feb 03 15:36:51 2020
 Response via : Initial Calibration
 Integrator: ChemStation

MJB
2/3/20

Compound	RT#1	RT#2	Resp#1	Resp#2	ng/mL	ng/mL
System Monitoring Compounds						
1) S TCMX (S)	5.297	5.983	102103	114036	0.029	0.033
22) S DCBP (S)	9.509	10.549	442158	682174	BelowCal	BelowCal
Target Compounds						
2) a-BHC	5.825	6.611f	85836	3734765	0.018	0.949 #
3) g-BHC	6.136	6.910	181902	1927747	0.044	0.536 #
4) b-BHC	6.221f	6.976	2518888	174115	1.446	0.100 #
5) Heptachlor	6.528	7.274	92158802	97916408	22.423	23.254
6) d-BHC	6.339	7.208	718608	505684	0.314	0.242
7) Aldrin	6.770	7.547	1187019	921583	0.294	0.258
8) Heptachlo...	7.238	7.996	14634580	4901611	3.963	1.365 #
9) trans-Chl...	7.325	8.117	201.2E6	226.8E6	53.492	60.988
10) cis-Chlor...	7.419	8.224	236.0E6	186.7E6	64.272	52.989
11) Endosulfa...	7.517	8.297	2057409	3309611	0.593	1.001 #
12) 4,4'-DDE	7.497	8.319	3275087	4515911	0.986	1.535 #
13) Dieldrin	7.704	8.477	6365894	20372847	1.669	5.804 #
14) Endrin	7.843	8.722	3743006	2426447	1.147	0.836 #
15) 4,4'-DDD	7.884f	8.747	34316093	33227371	13.484	13.772
16) Endosulfa...	8.018	8.863	4068702	3863150	1.360	1.432
17) 4,4'-DDT	8.086f	8.984	1132289	1512448	0.421	0.591 #
18) Endrin Al...	8.326f	9.059f	1343763	1268334	0.510	0.480
19) Endosulfa...	8.608	9.284	2627202	373379	0.918	0.060 #
20) Methoxychlor	8.452	9.457	1412232	518826	1.170	0.116 #
21) Endrin Ke...	8.793	9.681	404117	2170568	0.117	0.547 #
23) Hexachlor...	3.089	3.682	49383	24358	0.013	0.005 #
24) Hexachlor...	5.655f	6.463	318404	79911	0.095	BelowCal #
25) Oxychlorane	7.152	7.920	1885219	2613453	0.434	0.817 #
26) 2,4'-DDE	7.238	8.117	14634580	226.8E6	6.330	99.769 #
27) trans-Non...	7.419	8.180	236.0E6	172.1E6	64.379	47.667 #
28) 2,4'-DDD	7.642f	8.477	25008246	20372847	12.912	10.643
29) 2,4'-DDT	7.812	8.722	5408636	2426447	2.260	1.089 #
30) cis-Nonac...	7.884	8.747	34316093	33227371	8.433	8.338
31) Mirex	8.545	9.681	466067	2170568	8198.936	0.796 #
32) Chlordane...	7.325	8.117	201.2E6	226.8E6	502.297	521.954 #
33) Chlordane...	7.419	8.224	236.0E6	186.7E6	485.318	513.436 #
34) Chlordane...	7.966	8.888	63830007	57949683	490.255	487.975 #
35) Chlordane...	0.000	0.000	0	0	N.D.	N.D.
36) Toxaphene...	7.390	8.477f	28796553	20372847	1759.169	691.332 #
37) Toxaphene...	7.704	8.803	6365894	5219875	202.636	129.883 #
38) Toxaphene...	7.997	8.839	2979211	5324116	39.178	82.294 #
39) Toxaphene...	8.245	8.888	2823883	57949683	36.580	573.914 #
40) Toxaphene...	8.452	9.059f	1412232	1268334	26.055	22.124
41) Toxaphene...	8.545	9.457	466067	518826	6.128	7.855 #
42) Toxaphene...	0.000	0.000	0	0	N.D.	N.D.

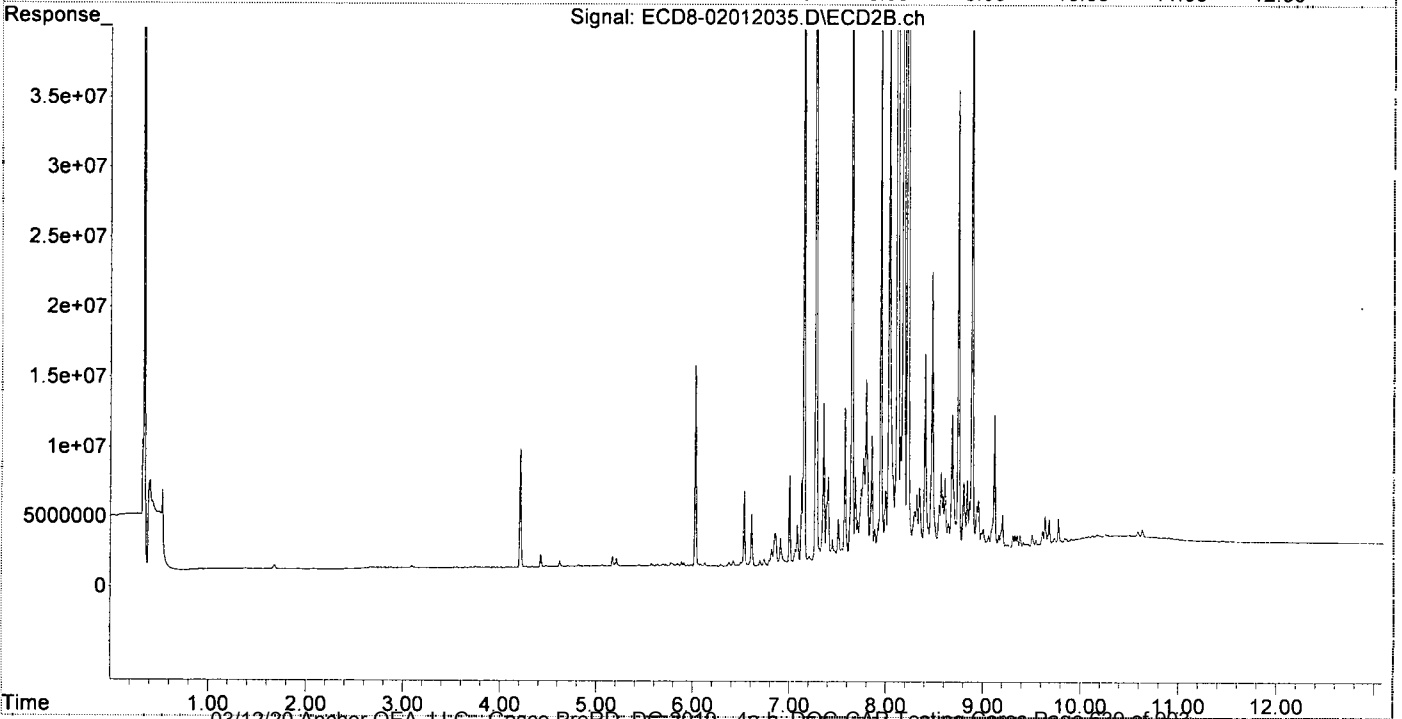
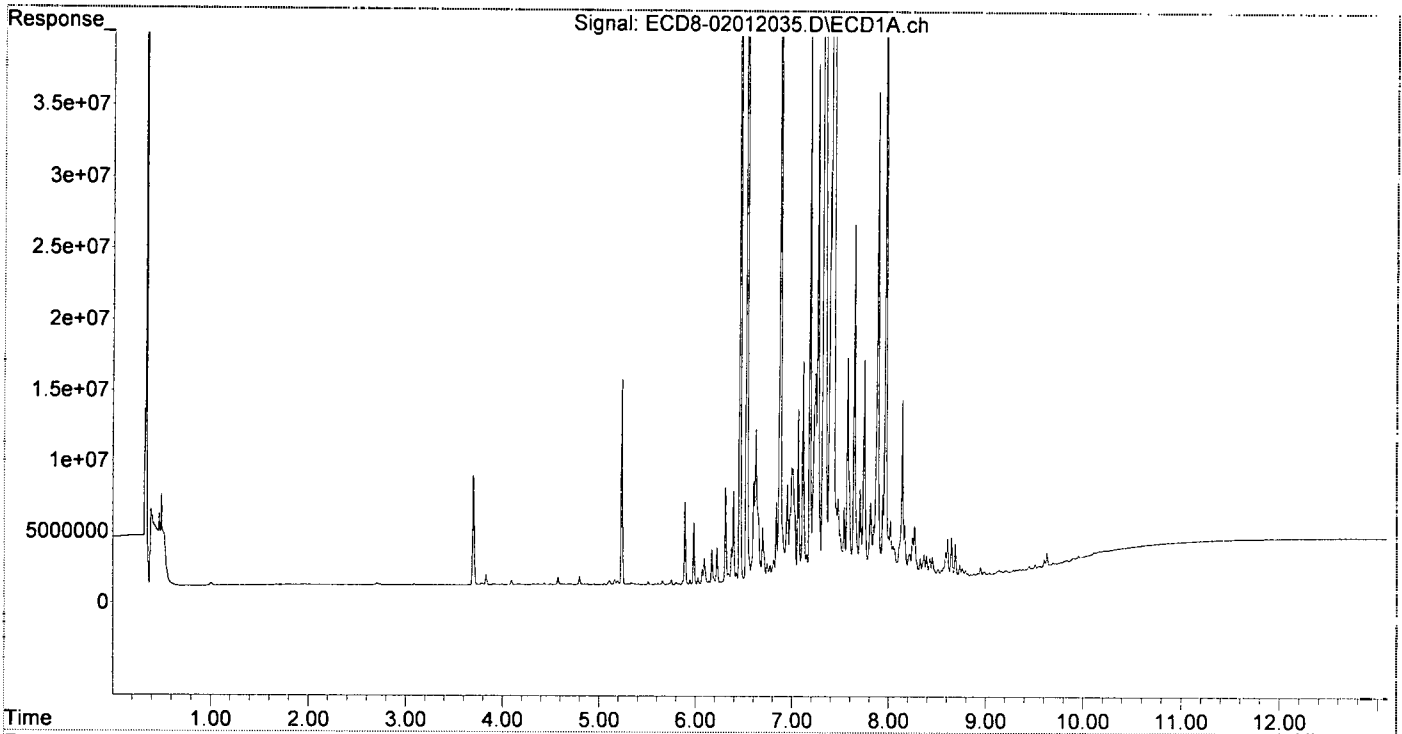
A
B
492.62
507.79

(f)=RT Delta > 1/2 Window (#)=Amounts differ by > 25% (m)=manual int.

Quantitation Report (Not Reviewed)

Data Path : C:\msdchem\1\data\2020-02\0B01012\
Data File : ECD8-02012035.D
Signal(s) : Signal #1: ECD1A.ch Signal #2: ECD2B.ch
Acq On : 1 Feb 2020 23:51
Operator : MJB
Sample : 0B01012-ICV3
Misc : A19K312, CHLOR 500 ppb
ALS Vial : 31 Sample Multiplier: 1

Integration File signal 1: PEST1.e
Integration File signal 2: PEST2.e
Quant Time: Feb 03 17:28:32 2020
Quant Method : C:\msdchem\1\methods\ECD8_QUANTPEST_200201.M
Quant Title : Instrument: DualECD8
QLast Update : Mon Feb 03 15:36:51 2020
Response via : Initial Calibration
Integrator: ChemStation



Quantitation Report (Not Reviewed)

Data Path : C:\msdchem\1\data\2020-02\0B01012\
 Data File : ECD8-02012043.D
 Signal(s) : Signal #1: ECD1A.ch Signal #2: ECD2B.ch
 Acq On : 2 Feb 2020 2:05
 Operator : MJB
 Sample : 0B01012-IBL4
 Misc : Instrument Blank
 ALS Vial : 1 Sample Multiplier: 1

Integration File signal 1: PEST1.e
 Integration File signal 2: PEST2.e
 Quant Time: Feb 03 17:28:36 2020
 Quant Method : C:\msdchem\1\methods\ECD8_QUANTPEST_200201.M
 Quant Title : Instrument: DualECD8
 QLast Update : Mon Feb 03 15:36:51 2020
 Response via : Initial Calibration
 Integrator: ChemStation

Clean
 MJB
 2/3/20

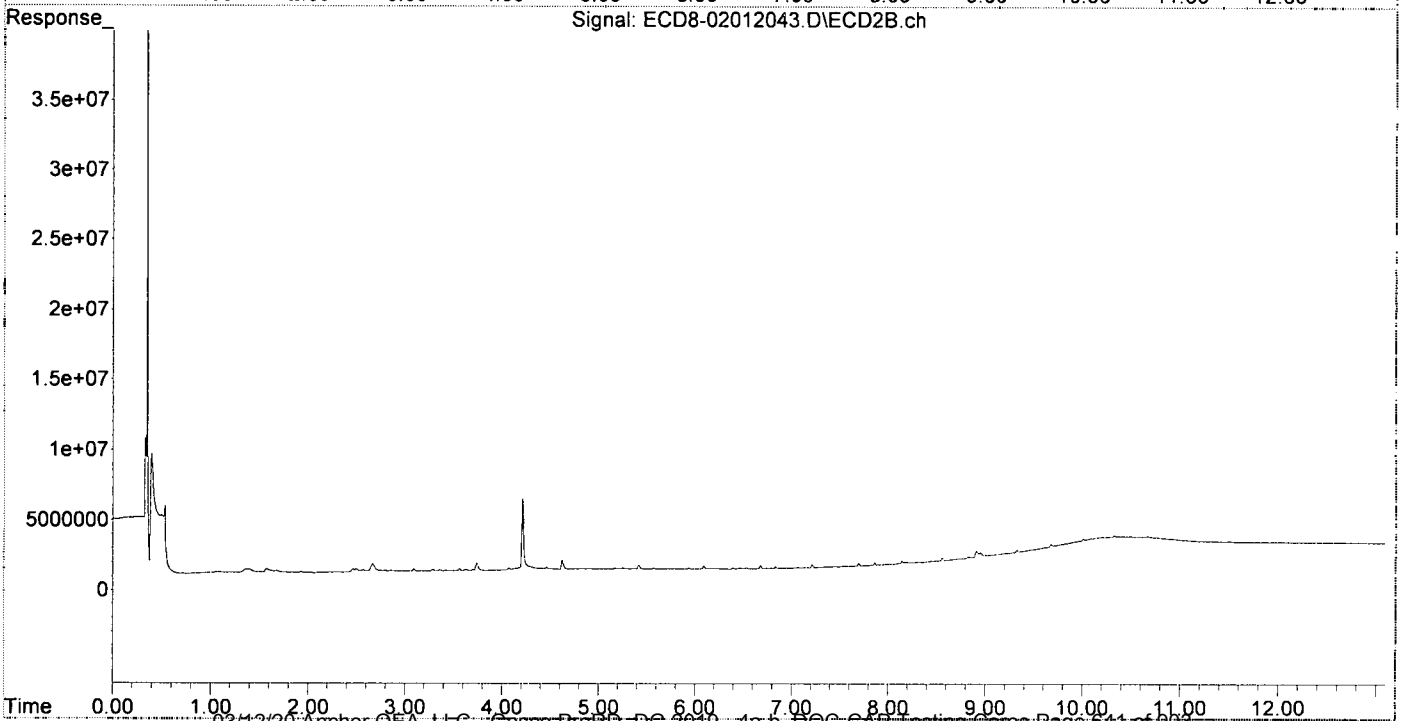
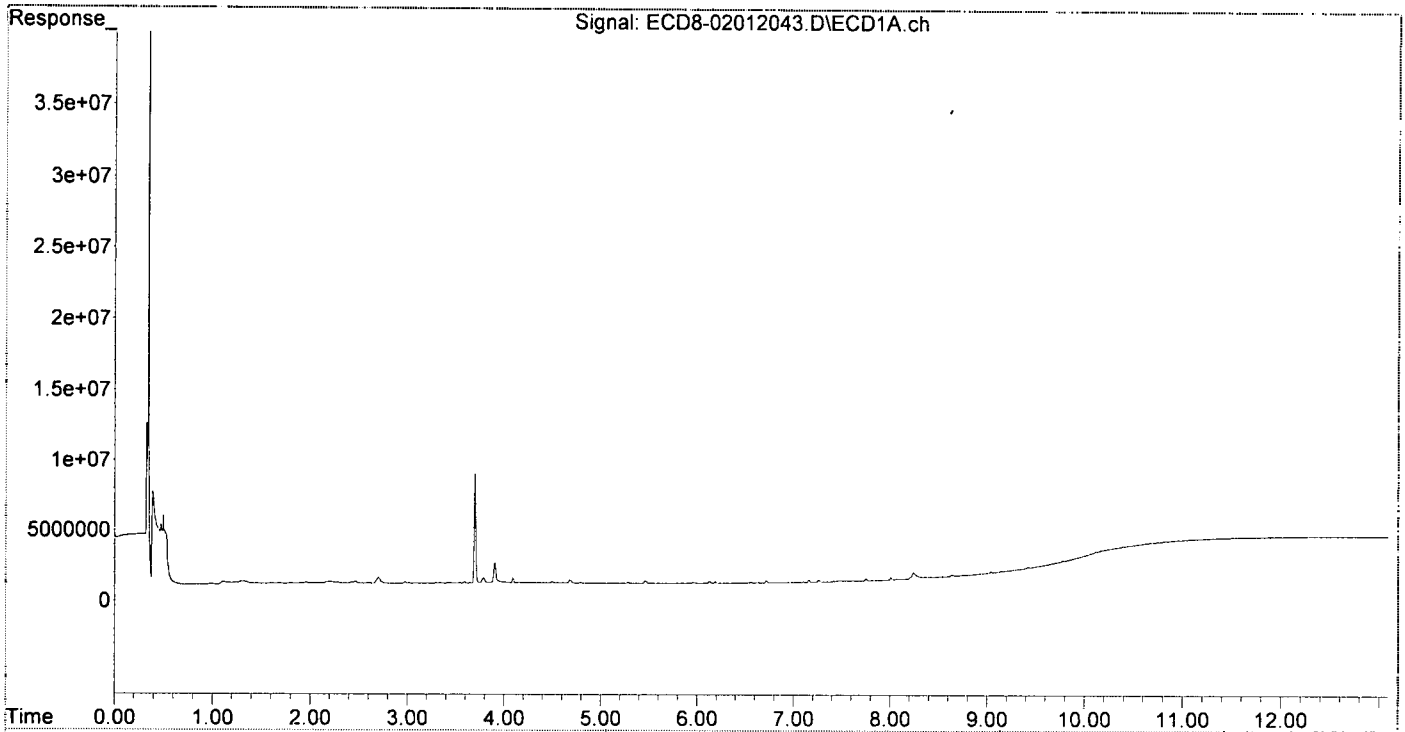
Compound	RT#1	RT#2	Resp#1	Resp#2	ng/mL	ng/mL
System Monitoring Compounds						
1) S TCMX (S)	5.283	5.983	97129	10331	0.028	0.003 #
22) S DCBP (S)	9.505	10.525	158391	742061	BelowCal	BelowCal
Target Compounds						
2) a-BHC	5.841	6.573	31406	23051	0.007	0.081 #
3) g-BHC	6.129	6.892	144324	11670	0.035	0.045 #
4) b-BHC	6.189	6.979	120878	17225	0.069	0.010 #
5) Heptachlor	6.527	7.312f	11185	14708	0.003	0.003 #
6) d-BHC	6.367f	7.217	13198	216044	0.110	0.159 #
7) Aldrin	0.000	7.566f	0	50700	N.D.	0.026 #
8) Heptachlo...	7.226	7.956f	5275	8156	0.001	0.002 #
9) trans-Chl...	7.330	8.119	12534	38481	0.003	0.010 #
10) cis-Chlor...	7.416	8.253f	46476	21068	0.013	0.006 #
11) Endosulfa...	7.527	8.253f	34189	21068	0.010	0.006 #
12) 4,4'-DDE	7.483	8.332	59358	25862	0.018	0.096 #
13) Dieldrin	7.690	8.447f	8788	41379	0.002	0.044 #
14) Endrin	7.864	8.744f	6653	55434	0.002	0.012 #
15) 4,4'-DDD	7.920	8.744	5377	55434	0.002	0.067 #
16) Endosulfa...	8.008	8.832f	183369	166976	0.061	0.033 #
17) 4,4'-DDT	8.103	8.957	3941	417819	0.001	0.145 #
18) Endrin Al...	8.332f	0.000	76012	0	0.029	N.D. #
19) Endosulfa...	8.608	0.000	16050	0	0.006	N.D. #
20) Methoxychlor	8.449	0.000	14721	0	0.012	N.D. #
21) Endrin Ke...	8.799	9.682	24185	637900	0.007	0.003 #
23) Hexachlor...	3.089	3.699	38132	80810	0.010	0.017 #
24) Hexachlor...	5.674	6.467	16598	64540	0.005	BelowCal #
25) Oxychlorane	7.158	7.900	189063	29768	BelowCal	0.009
26) 2,4'-DDE	7.226	8.119	5275	38481	0.002	0.017 #
27) trans-Non...	7.416	8.186	46476	69988	0.013	0.019 #
28) 2,4'-DDD	7.605	8.447f	47788	41379	0.025	0.022
29) 2,4'-DDT	7.796	8.744f	7574	55434	0.003	BelowCal #
30) cis-Nonac...	7.883	8.744	5420	55434	0.001	0.014 #
31) Mirex	8.549	9.682	13158	637900	8199.123	0.056 #
32) Chlordane...	7.330	8.119	12534	38481	0.031	0.089 #
33) Chlordane...	7.416	8.199f	46476	58670	0.096	0.161 #
34) Chlordane...	7.968	8.915f	5752	516817	0.044	4.352 #
35) Chlordane...	0.000	0.000	0	0	N.D.	N.D.
36) Toxaphene...	7.416	8.447	46476	41379	2.839	1.404 #
37) Toxaphene...	7.690	8.832f	8788	166976	0.280	4.155 #
38) Toxaphene...	8.008	8.832	183369	166976	96751.332	2.581 #
39) Toxaphene...	8.240	8.915	443613	516817	BelowCal	1.190
40) Toxaphene...	8.472	0.000	15357	0	0.283	N.D. #
41) Toxaphene...	8.542	0.000	12646	0	0.166	N.D. #
42) Toxaphene...	0.000	0.000	0	0	N.D.	N.D.

(f)=RT Delta > 1/2 Window (#)=Amounts differ by > 25% (m)=manual int.

Quantitation Report (Not Reviewed)

Data Path : C:\msdchem\1\data\2020-02\0B01012\
Data File : ECD8-02012043.D
Signal(s) : Signal #1: ECD1A.ch Signal #2: ECD2B.ch
Acq On : 2 Feb 2020 2:05
Operator : MJB
Sample : 0B01012-IBL4
Misc : Instrument Blank
ALS Vial : 1 Sample Multiplier: 1

Integration File signal 1: PEST1.e
Integration File signal 2: PEST2.e
Quant Time: Feb 03 17:28:36 2020
Quant Method : C:\msdchem\1\methods\ECD8_QUANTPEST_200201.M
Quant Title : Instrument: DualECD8
QLast Update : Mon Feb 03 15:36:51 2020
Response via : Initial Calibration
Integrator: ChemStation



Quantitation Report (Not Reviewed)

Data Path : C:\msdchem\1\data\2020-02\0B01012\
 Data File : ECD8-02012044.D
 Signal(s) : Signal #1: ECD1A.ch Signal #2: ECD2B.ch
 Acq On : 2 Feb 2020 2:22
 Operator : MJB
 Sample : 0B01012-ICV4
 Misc : A19J422, TOX 500 ppb
 ALS Vial : 39 Sample Multiplier: 1

Integration File signal 1: PEST1.e
 Integration File signal 2: PEST2.e
 Quant Time: Feb 03 17:28:40 2020
 Quant Method : C:\msdchem\1\methods\ECD8_QUANTPEST_200201.M
 Quant Title : Instrument: DualECD8
 QLast Update : Mon Feb 03 15:36:51 2020
 Response via : Initial Calibration
 Integrator: ChemStation

*MP
2/3/20*

Compound	RT#1	RT#2	Resp#1	Resp#2	ng/mL	ng/mL
System Monitoring Compounds						
1) S TCMX (S)	5.335f	5.983	110999	99182	0.032	0.029
22) S DCBP (S)	9.497	10.515f	693247	1717771	BelowCal	0.343
Target Compounds						
2) a-BHC	5.835	6.586	99095	77467	0.021	0.094 #
3) g-BHC	6.114	6.893	37764	131681	0.009	0.076 #
4) b-BHC	6.186	6.975	248202	87005	0.143	0.050 #
5) Heptachlor	6.528	7.276	319553	350072	0.078	0.083
6) d-BHC	6.329	7.219	100730	261363	0.136	0.172 #
7) Aldrin	6.766	7.566f	717392	1005500	0.178	0.281 #
8) Heptachlo...	7.231	7.970	2516758	4123931	0.682	1.149 #
9) trans-Chl...	7.312	8.098f	3488495	4637356	0.928	1.247 #
10) cis-Chlor...	7.399f	8.206f	7661138	4552878	2.086	1.292 #
11) Endosulfa...	7.521	8.281	9638582	6414998	2.779	1.941 #
12) 4,4'-DDE	7.496	8.345	5092095	7757940	1.533	2.569 #
13) Dieldrin	7.692	8.492	14272433	8195816	3.743	2.366 #
14) Endrin	7.837	8.700	12909489	16527403	3.956	5.696 #
15) 4,4'-DDD	7.921	8.750	13381873	11127699	5.258	4.751
16) Endosulfa...	8.002	8.859	33473288	8447138	11.189	3.157 #
17) 4,4'-DDT	8.132f	8.966	8361255	12980220	3.110	5.205 #
18) Endrin Al...	8.292	9.081	23426405	27489175	8.898	10.398
19) Endosulfa...	8.608	9.282	14242045	12740392	4.976	4.966
20) Methoxychlor	8.443	9.462	11306361	30731027	9.370	26.832 #
21) Endrin Ke...	8.791	9.705f	9140654	7146433	2.645	2.304
23) Hexachlor...	3.082	3.677	66915	65283	0.017	0.013
24) Hexachlor...	5.686	6.432	20834	35211	0.006	BelowCal #
25) Oxychlordane	7.160	7.923	6174300	3491517	1.831	1.092 #
26) 2,4'-DDE	7.231	8.098	2516758	4637356	1.089	2.040 #
27) trans-Non...	7.399	8.191	7661138	5108856	2.090	1.415 #
28) 2,4'-DDD	7.610	8.492	10401060	8195816	5.370	4.281
29) 2,4'-DDT	7.792	8.700	17863901	16527403	7.465	7.606
30) cis-Nonac...	7.879	8.750	21800253	11127699	5.357	2.792 #
31) Mirex	8.538	9.705f	35082093	7146433	14.303	3.197 #
32) Chlordane...	7.312	8.098	3488495	4637356	8.711	10.673
33) Chlordane...	7.399f	8.206	7661138	4552878	15.753	12.523
34) Chlordane...	7.942f	8.904	15096168	50103773	115.948	421.907 #
35) Chlordane...	0.000	0.000	0	0	N.D.	N.D.
36) Toxaphene...	7.399	8.453	7661138	14031789	468.016	476.155
37) Toxaphene...	7.692	8.802	14272433	19300126	454.313	480.235
38) Toxaphene...	8.002	8.837	33473288	30293001	474.677	468.233
39) Toxaphene...	8.244	8.904	32680583	50103773	494.355	498.360
40) Toxaphene...	8.470	9.081	26380028	27489175	486.695	479.497
41) Toxaphene...	8.538	9.462	35082093	30731027	461.278	465.242
42) Toxaphene...	0.000	0.000	0	0	N.D.	N.D.

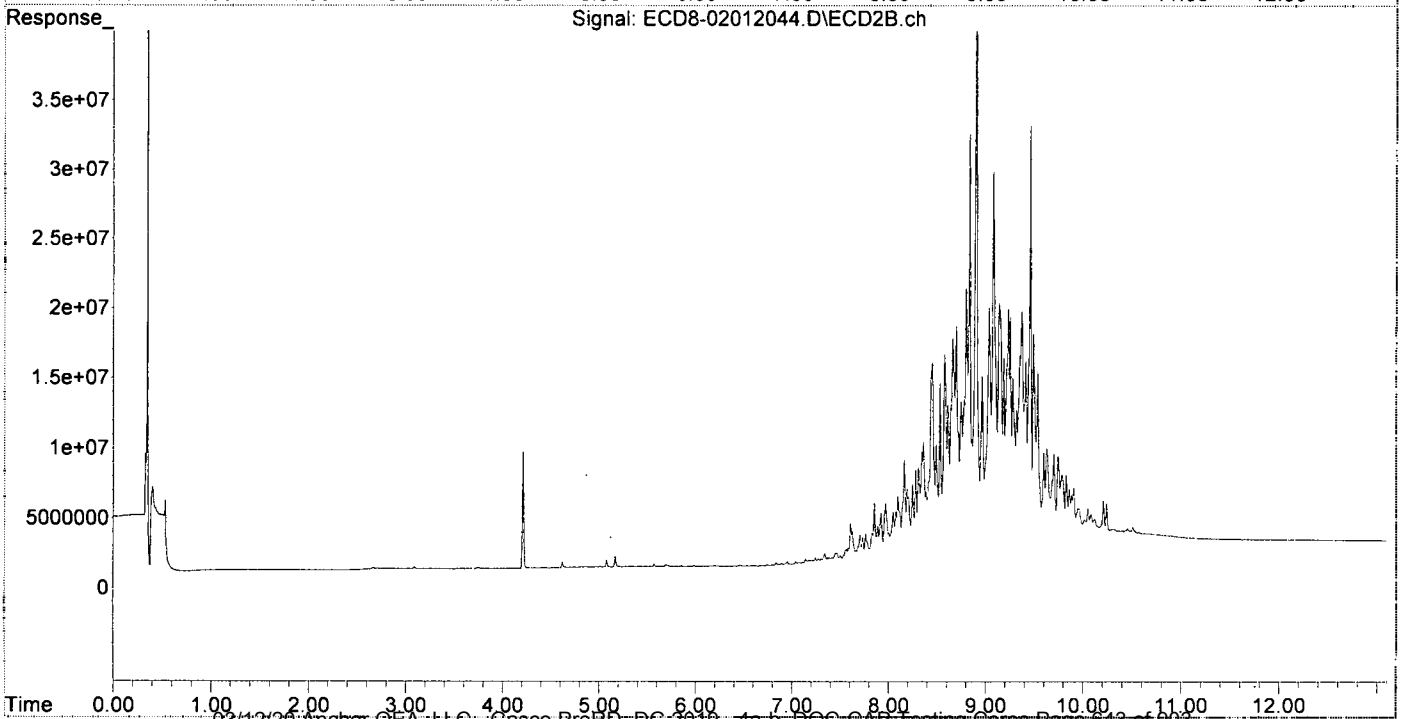
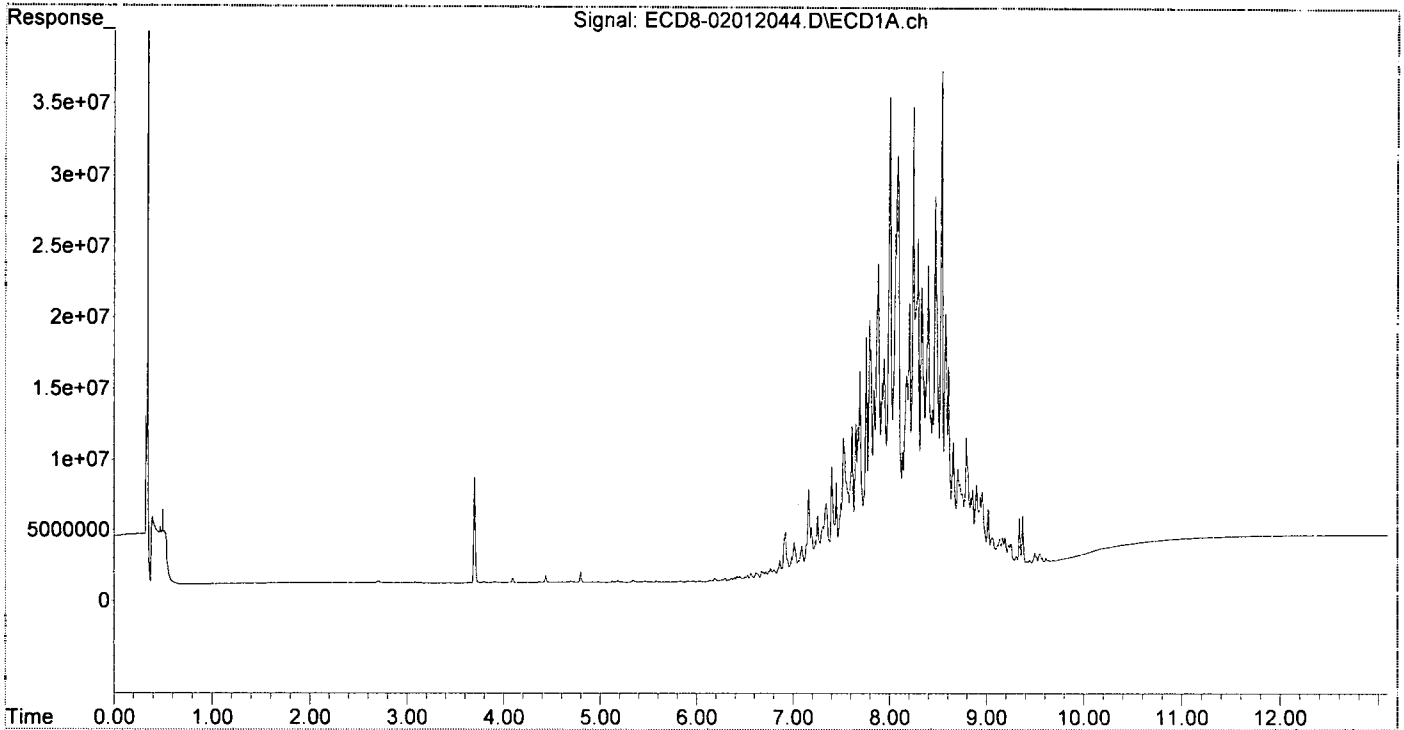
473.22 *477.95*

(f)=RT Delta > 1/2 Window (#)=Amounts differ by > 25% (m)=manual int.

Quantitation Report (Not Reviewed)

Data Path : C:\msdchem\1\data\2020-02\0B01012\
Data File : ECD8-02012044.D
Signal(s) : Signal #1: ECD1A.ch Signal #2: ECD2B.ch
Acq On : 2 Feb 2020 2:22
Operator : MJB
Sample : 0B01012-ICV4
Misc : A19J422, TOX 500 ppb
ALS Vial : 39 Sample Multiplier: 1

Integration File signal 1: PEST1.e
Integration File signal 2: PEST2.e
Quant Time: Feb 03 17:28:40 2020
Quant Method : C:\msdchem\1\methods\ECD8_QUANTPEST_200201.M
Quant Title : Instrument: DualECD8
QLast Update : Mon Feb 03 15:36:51 2020
Response via : Initial Calibration
Integrator: ChemStation



Quantitation Report (Not Reviewed)

Data Path : C:\msdchem\1\data\2020-02\0B01012\REQUANT\
 Data File : ECD8-02012005.D
 Signal(s) : Signal #1: ECD1A.ch Signal #2: ECD2B.ch
 Acq On : 1 Feb 2020 15:26
 Operator : MJB
 Sample : 0B01012-CAL1
 Misc : A20B001, AB 0.5 ppb
 ALS Vial : 4 Sample Multiplier: 1

Integration File signal 1: PEST1.e
 Integration File signal 2: PEST2.e
 Quant Time: Feb 03 15:45:47 2020
 Quant Method : C:\msdchem\1\methods\ECD8_QUANTPEST_200108.M
 Quant Title : Instrument: DualECD8
 QLast Update : Mon Feb 03 15:36:51 2020
 Response via : Initial Calibration
 Integrator: ChemStation

MJB
2/3/20

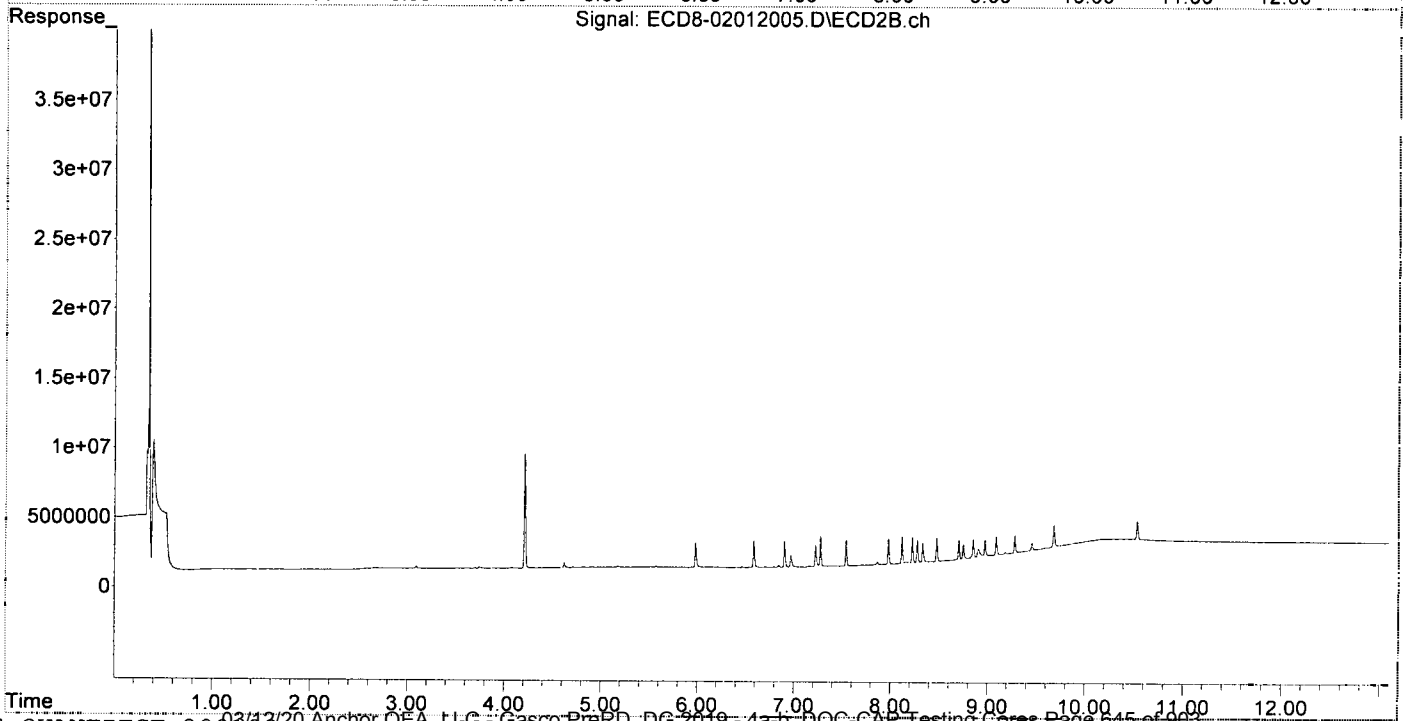
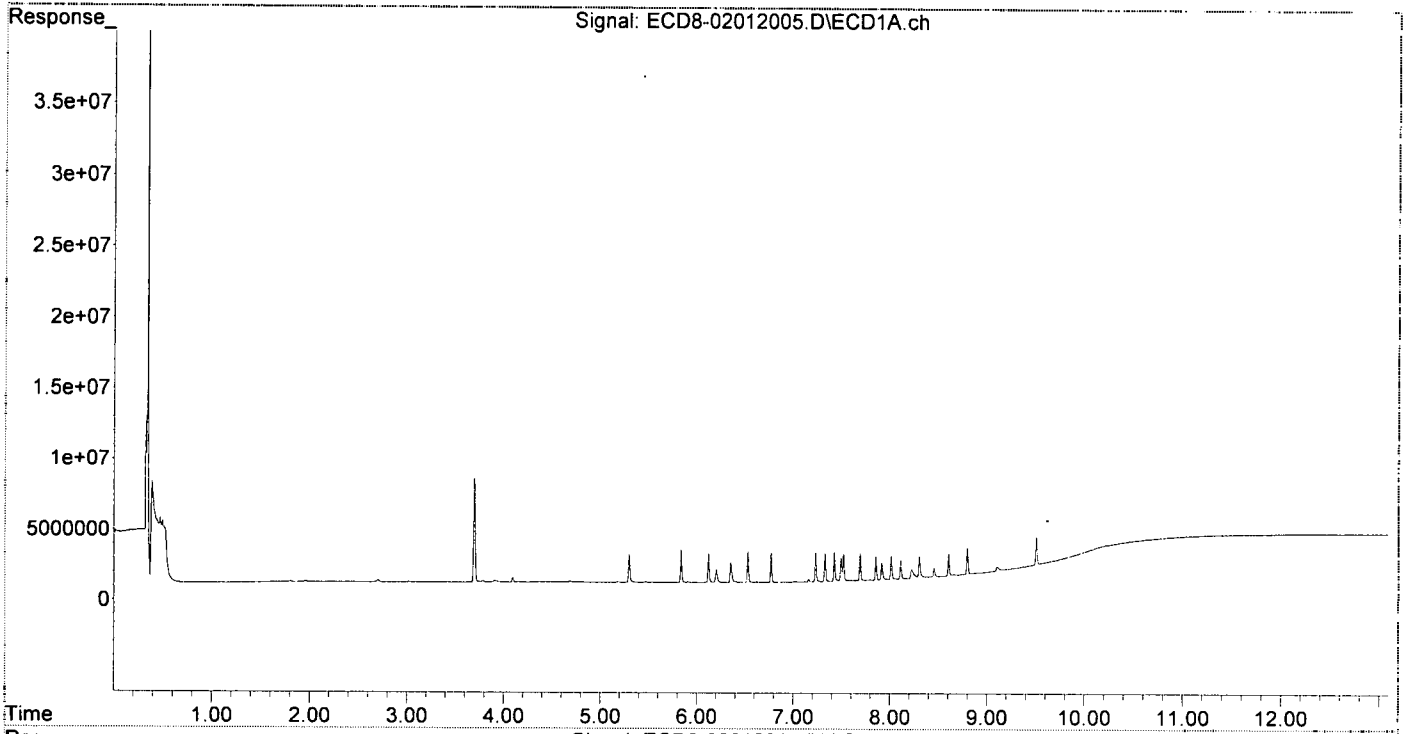
Compound	RT#1	RT#2	Resp#1	Resp#2	ng/mL	ng/mL
System Monitoring Compounds						
1) S TCMX (S)	5.297	5.982	2010387	1807457	0.575	0.524
22) S DCBP (S)	9.507	10.537	2137981	2121210	0.502	0.543
Target Compounds						
2) a-BHC	5.836	6.585	2323532	1906806	0.492	0.522
3) g-BHC	6.120	6.903	2098226	1857818	0.504	0.518
4) b-BHC	6.201	6.970	943381	871353	0.542	0.502
5) Heptachlor	6.529	7.276	2213636	2166906	0.539	0.515
6) d-BHC	6.351	7.224	1446613	1525163	0.525	0.533
7) Aldrin	6.769	7.541	2117773	1887335	0.524	0.516
8) Heptachlo...	7.230	7.979	2037408	1829309	0.552	0.510
9) trans-Chl...	7.327	8.119	2006872	1923989	0.534	0.517
10) cis-Chlor...	7.424	8.226	2072536	1851957	0.564	0.526
11) Endosulfa...	7.519	8.277	1932337	1589681	0.557	0.481
12) 4,4'-DDE	7.493	8.333	1628951	1346237	0.491	0.520
13) Dieldrin	7.691	8.478	1958633	1711724	0.514	0.521
14) Endrin	7.854	8.705	1701747	1499119	0.521	0.514
15) 4,4'-DDD	7.915	8.751	1218671	1119384	0.479	0.522
16) Endosulfa...	8.013	8.854	1650694	1442453	0.552	0.516
17) 4,4'-DDT	8.110	8.975	1351757	1360505	0.503	0.529
18) Endrin Al...	8.303	9.091	1534740	1556354	0.583	0.589
19) Endosulfa...	8.604	9.282	1548557	1535031	0.541	0.525
20) Methoxychlor	8.454	9.456	650344	981544	0.539	0.552
21) Endrin Ke...	8.797	9.683	1865728	2135612	0.540	0.534
23) Hexachlor...	3.076	3.696	17677	66321	0.005	0.014 #
24) Hexachlor...	5.680	6.447	15123	21644	0.004	BelowCal #
25) Oxychlordane	7.158	7.908	207459	12353	BelowCal	0.004
26) 2,4'-DDE	7.230	8.119	2037408	1923989	0.881	0.846
27) trans-Non...	7.424	8.158f	2072536	113688	0.565	0.031 #
28) 2,4'-DDD	7.613	8.478	26854	1711724	0.014	0.894 #
29) 2,4'-DDT	7.794	8.705	41169	1499119	0.017	0.654 #
30) cis-Nonac...	7.915f	8.751	1218671	1119384	0.299	0.281
31) Mirex	8.550	9.683	18576	2135612	8199.121	0.780 #
32) Chlordane...	7.327	8.119	2006872	1923989	5.011	4.428
33) Chlordane...	7.424	8.226	2072536	1851957	4.262	5.094
34) Chlordane...	7.976	8.906	24188	731865	0.186	6.163 #
35) Chlordane...	0.000	0.000	0	0	N.D.	N.D.
36) Toxaphene...	7.424f	8.478f	2072536	1711724	126.610	58.086 #
37) Toxaphene...	7.691	0.000	1958633	0	62.346	N.D. #
38) Toxaphene...	8.013	8.854	1650694	1442453	20.294	22.296
39) Toxaphene...	8.224	8.906	649309	731865	3.068	3.425
40) Toxaphene...	8.454	9.091	650344	1556354	11.998	27.148 #
41) Toxaphene...	8.550	9.456	18576	981544	0.244	14.860 #
42) Toxaphene...	0.000	0.000	0	0	N.D.	N.D.

(f)=RT Delta > 1/2 Window (#)=Amounts differ by > 25% (m)=manual int.

Quantitation Report (Not Reviewed)

Data Path : C:\msdchem\1\data\2020-02\0B01012\REQUANT\
Data File : ECD8-02012005.D
Signal(s) : Signal #1: ECD1A.ch Signal #2: ECD2B.ch
Acq On : 1 Feb 2020 15:26
Operator : MJB
Sample : 0B01012-CAL1
Misc : A20B001, AB 0.5 ppb
ALS Vial : 4 Sample Multiplier: 1

Integration File signal 1: PEST1.e
Integration File signal 2: PEST2.e
Quant Time: Feb 03 15:45:47 2020
Quant Method : C:\msdchem\1\methods\ECD8_QUANTPEST_200108.M
Quant Title : Instrument: DualECD8
QLast Update : Mon Feb 03 15:36:51 2020
Response via : Initial Calibration
Integrator: ChemStation



Quantitation Report (Not Reviewed)

Data Path : C:\msdchem\1\data\2020-02\0B01012\REQUANT\
 Data File : ECD8-02012006.D
 Signal(s) : Signal #1: ECD1A.ch Signal #2: ECD2B.ch
 Acq On : 1 Feb 2020 15:43
 Operator : MJB
 Sample : 0B01012-CAL2
 Misc : A20B002, AB 1 ppb
 ALS Vial : 5 Sample Multiplier: 1

Integration File signal 1: PEST1.e
 Integration File signal 2: PEST2.e
 Quant Time: Feb 03 15:46:01 2020
 Quant Method : C:\msdchem\1\methods\ECD8_QUANTPEST_200108.M
 Quant Title : Instrument: DualECD8
 QLast Update : Mon Feb 03 15:36:51 2020
 Response via : Initial Calibration
 Integrator: ChemStation

MJB
2/3/20

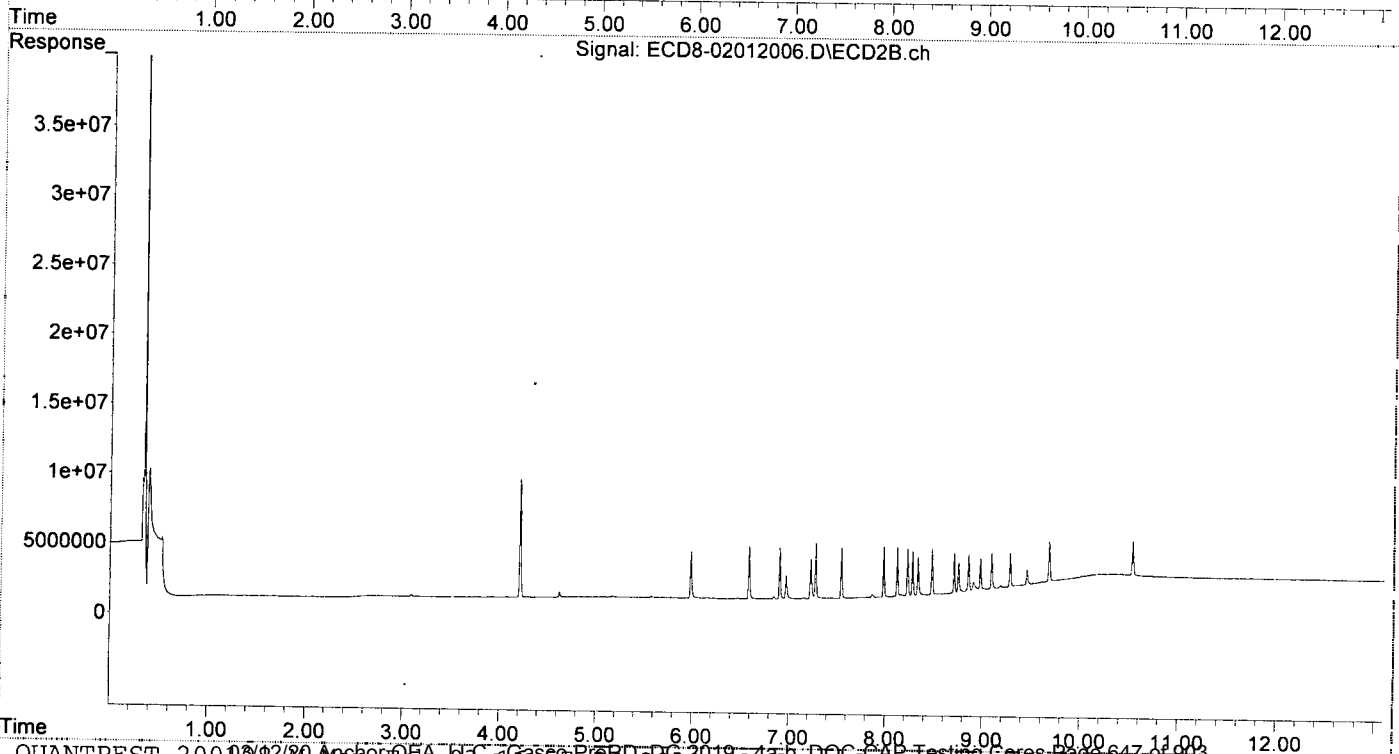
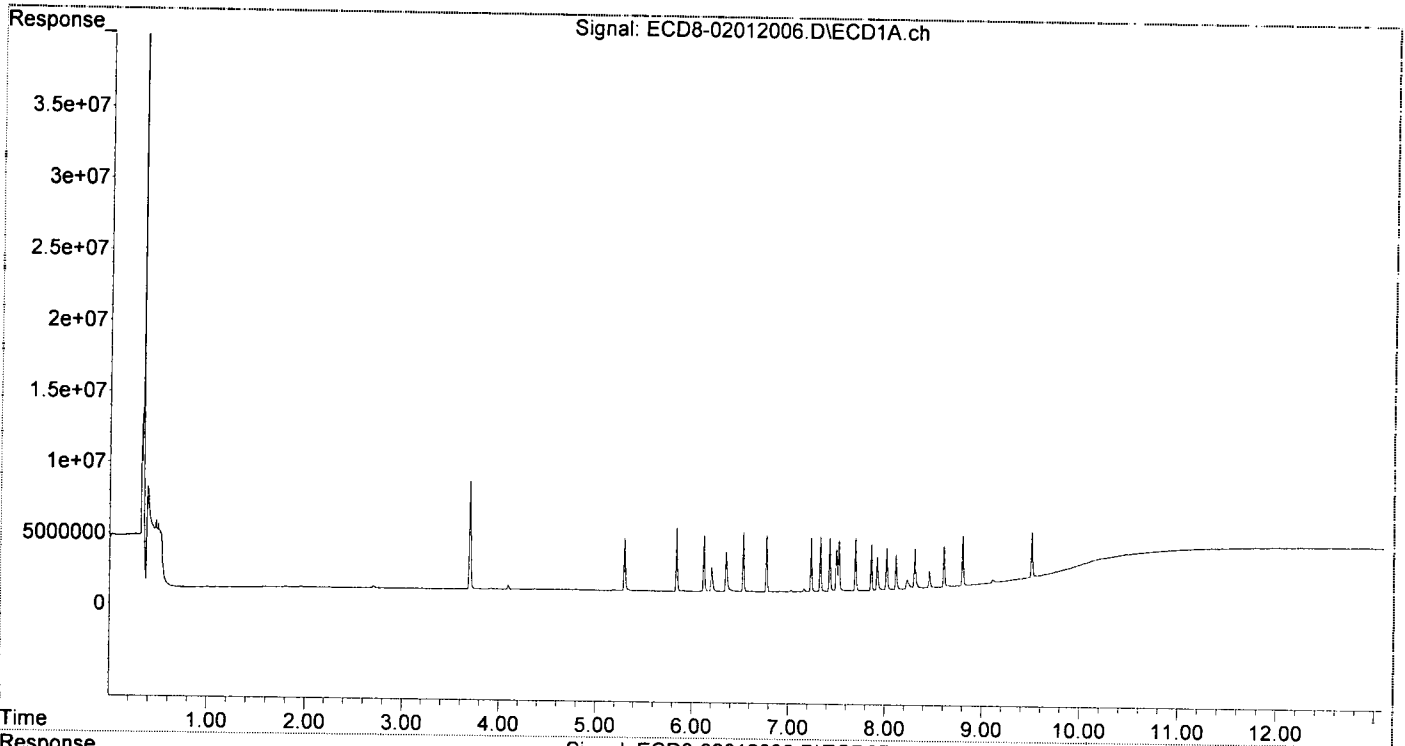
Compound	RT#1	RT#2	Resp#1	Resp#2	ng/mL	ng/mL
System Monitoring Compounds						
1) S TCMX (S)	5.298	5.982	3713760	3325610	1.062	0.964
22) S DCBP (S)	9.507	10.537	3342363	2619998	0.974	0.789
Target Compounds						
2) a-BHC	5.837	6.585	4491787	3754344	0.951	0.954
3) g-BHC	6.120	6.902	3995270	3614287	0.960	0.967
4) b-BHC	6.200	6.968	1736591	1672509	0.997	0.963
5) Heptachlor	6.529	7.275	4223019	4011938	1.028	0.953
6) d-BHC	6.351	7.224	2800163	2821743	0.916	0.902
7) Aldrin	6.769	7.542	4023063	3540234	0.996	0.957
8) Heptachlo...	7.230	7.979	3849968	3563306	1.043	0.993
9) trans-Chl...	7.327	8.119	3865919	3473086	1.028	0.934
10) cis-Chlor...	7.423	8.226	3812238	3361292	1.038	0.954
11) Endosulfa...	7.519	8.277	3593891	3092501	1.036	0.936
12) 4,4'-DDE	7.493	8.333	2976091	2684993	0.896	0.950
13) Dieldrin	7.691	8.478	3771816	3204188	0.989	0.946
14) Endrin	7.854	8.705	3307872	2810308	1.014	0.970
15) 4,4'-DDD	7.914	8.751	2373048	2115078	0.932	0.947
16) Endosulfa...	8.013	8.855	3004856	2617481	1.004	0.961
17) 4,4'-DDT	8.109	8.975	2497592	2317293	0.929	0.918
18) Endrin Al...	8.303	9.091	2830842	2604623	1.075	0.985
19) Endosulfa...	8.604	9.281	2921925	2490983	1.021	0.907
20) Methoxychlor	8.454	9.454	1197106	1213779	0.992	0.771
21) Endrin Ke...	8.797	9.683	3540934	3121972	1.024	0.884
23) Hexachlor...	3.090	3.700f	34197	52265	0.009	0.011
24) Hexachlor...	5.679	6.468f	17136	67766	0.005	BelowCal #
25) Oxychlordane	7.158	7.906	229463	16925	BelowCal	0.005
26) 2,4'-DDE	7.230	8.119	3849968	3473086	1.665	1.528
27) trans-Non...	7.423	8.157f	3812238	110192	1.040	0.031 #
28) 2,4'-DDD	7.611	8.478	37705	3204188	0.019	1.674 #
29) 2,4'-DDT	7.797	8.705	35190	2810308	0.015	1.268 #
30) cis-Nonac...	7.914f	8.751	2373048	2115078	0.583	0.531
31) Mirex	8.548	9.683	21941	3121972	8199.120	1.256 #
32) Chlordane...	7.327	8.119	3865919	3473086	9.653	7.994
33) Chlordane...	7.423	8.226	3812238	3361292	7.839	9.246
34) Chlordane...	7.972	8.905	48030	675601	0.369	5.689 #
35) Chlordane...	0.000	0.000	0	0	N.D.	N.D.
36) Toxaphene...	7.423f	8.478f	3812238	3204188	232.888	108.731 #
37) Toxaphene...	7.691	8.832f	3771816	172881	120.063	4.302 #
38) Toxaphene...	8.013	8.832	3004856	172881	39.542	2.672 #
39) Toxaphene...	8.223f	8.905	667811	675601	3.353	2.840
40) Toxaphene...	8.454	9.091	1197106	2604623	22.086	45.433 #
41) Toxaphene...	8.548	9.454	21941	1213779	0.288	18.376 #
42) Toxaphene...	0.000	0.000	0	0	N.D.	N.D.

(f)=RT Delta > 1/2 Window (#)=Amounts differ by > 25% (m)=manual int.

Quantitation Report (Not Reviewed)

Data Path : C:\msdchem\1\data\2020-02\0B01012\REQUANT\
Data File : ECD8-02012006.D
Signal(s) : Signal #1: ECD1A.ch Signal #2: ECD2B.ch
Acq On : 1 Feb 2020 15:43
Operator : MJB
Sample : 0B01012-CAL2
Misc : A20B002, AB 1 ppb
ALS Vial : 5 Sample Multiplier: 1

Integration File signal 1: PEST1.e
Integration File signal 2: PEST2.e
Quant Time: Feb 03 15:46:01 2020
Quant Method : C:\msdchem\1\methods\ECD8_QUANTPEST_200108.M
Quant Title : Instrument: DualECD8
QLast Update : Mon Feb 03 15:36:51 2020
Response via : Initial Calibration
Integrator: ChemStation



Quantitation Report (Not Reviewed)

Data Path : C:\msdchem\1\data\2020-02\0B01012\REQUANT\
 Data File : ECD8-02012007.D
 Signal(s) : Signal #1: ECD1A.ch Signal #2: ECD2B.ch
 Acq On : 1 Feb 2020 16:00
 Operator : MJB
 Sample : 0B01012-CAL3
 Misc : A19K128, AB 2 ppb
 ALS Vial : 6 Sample Multiplier: 1

Integration File signal 1: PEST1.e
 Integration File signal 2: PEST2.e
 Quant Time: Feb 03 15:47:45 2020
 Quant Method : C:\msdchem\1\methods\ECD8_QUANTPEST_200108.M
 Quant Title : Instrument: DualECD8
 QLast Update : Mon Feb 03 15:36:51 2020
 Response via : Initial Calibration
 Integrator: ChemStation

MJB
2/3/20

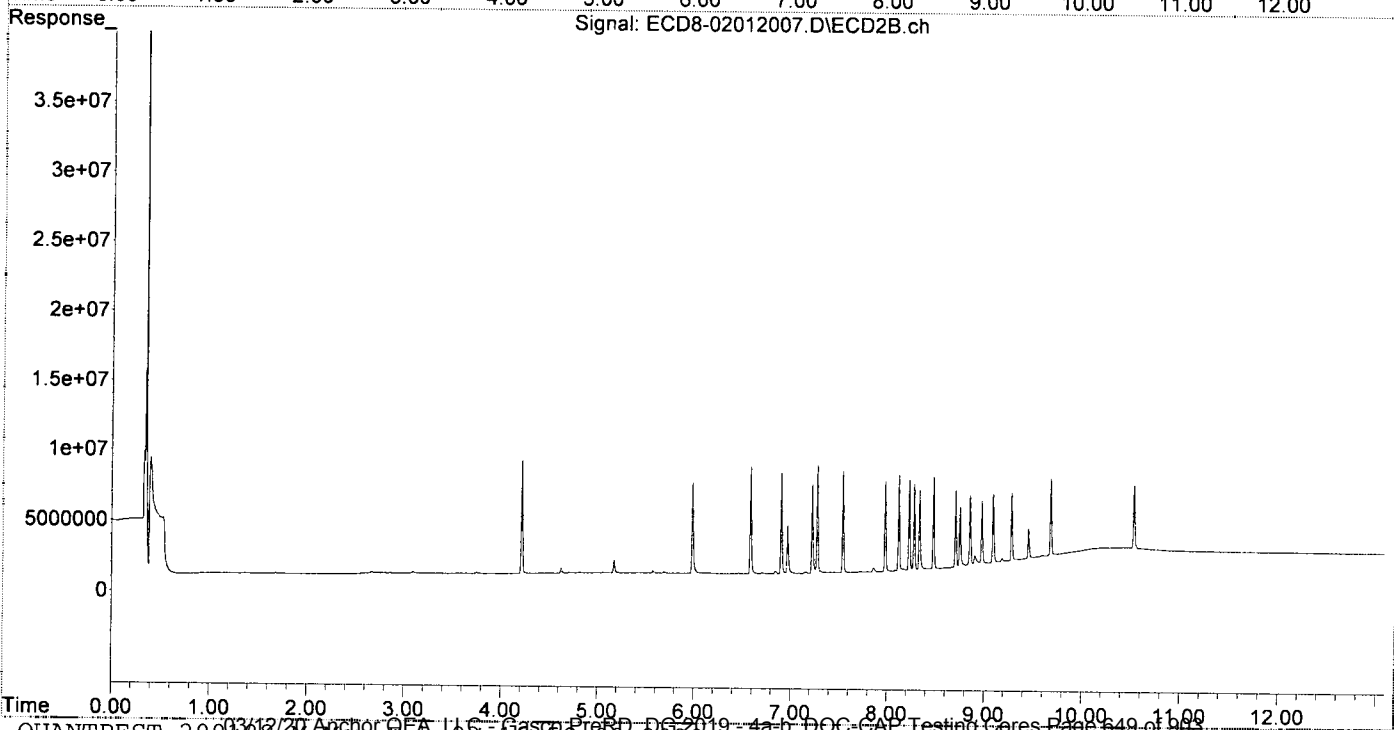
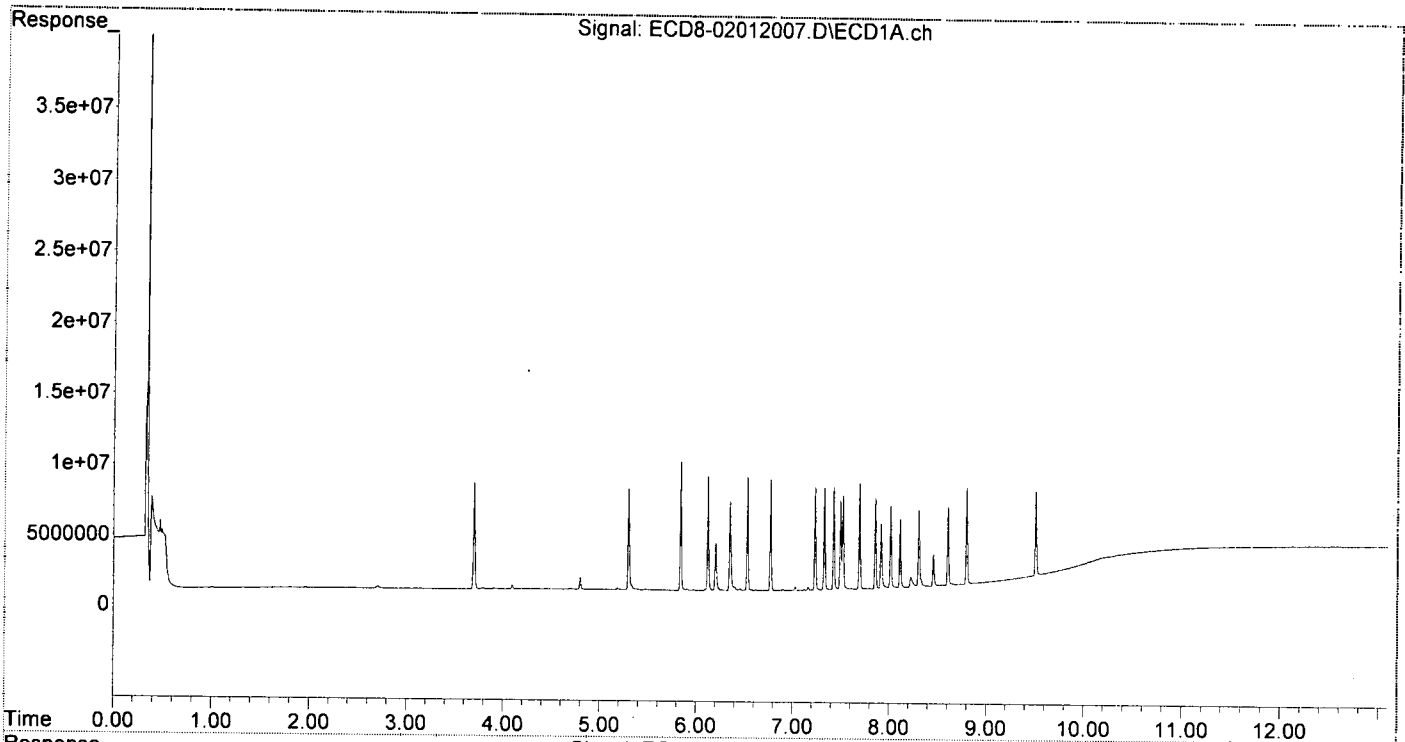
Compound	RT#1	RT#2	Resp#1	Resp#2	ng/mL	ng/mL
System Monitoring Compounds						
1) S TCMX (S)	5.297	5.982	7209311	6464924	2.062	1.874
22) S DCBP (S)	9.506	10.536	6150705	5371510	2.072	2.149
Target Compounds						
2) a-BHC	5.837	6.585	9150524	7591226	1.937	1.848
3) g-BHC	6.119	6.902	8103069	7144289	1.946	1.868
4) b-BHC	6.199	6.967	3435299	3394908	1.972	1.956
5) Heptachlor	6.529	7.275	8104217	7612959	1.972	1.808
6) d-BHC	6.348	7.222	6356662	6360084	1.943	1.907
7) Aldrin	6.768	7.541	7878680	7212786	1.950	1.935
8) Heptachlo...	7.230	7.979	7310938	6383239	1.980	1.778
9) trans-Chl...	7.326	8.118	7233767	6824804	1.924	1.835
10) cis-Chlor...	7.423	8.226	7290278	6414031	1.985	1.821
11) Endosulfa...	7.518	8.277	6684329	6087483	1.927	1.842
12) 4,4'-DDE	7.492	8.332	6364080	5670683	1.916	1.904
13) Dieldrin	7.691	8.477	7527776	6556953	1.974	1.900
14) Endrin	7.854	8.705	6440400	5547721	1.973	1.919
15) 4,4'-DDD	7.912	8.750	4683505	4350712	1.840	1.898
16) Endosulfa...	8.012	8.854	5851117	5197583	1.956	1.935
17) 4,4'-DDT	8.109	8.975	4907038	4735251	1.825	1.899
18) Endrin Al...	8.302	9.091	5465292	5226313	2.076	1.977
19) Endosulfa...	8.604	9.281	5585397	5212773	1.951	1.991
20) Methoxychlor	8.453	9.455	2268598	2619150	1.880	2.091
21) Endrin Ke...	8.797	9.682	6824708	6091766	1.974	1.933
23) Hexachlor...	3.089	3.700f	46078	15667	0.012	0.003 #
24) Hexachlor...	5.679	6.464	28017	76831	0.008	BelowCal #
25) Oxychlordane	7.157	7.909	222150	14464	BelowCal	0.005
26) 2,4'-DDE	7.230	8.118	7310938	6824804	3.162	3.003
27) trans-Non...	7.423	8.173	7290278	115022	1.989	0.032 #
28) 2,4'-DDD	7.612	8.477	46139	6556953	0.024	3.425 #
29) 2,4'-DDT	7.796	8.705	45942	5547721	0.019	2.545 #
30) cis-Nonac...	7.912f	8.750	4683505	4350712	1.151	1.092
31) Mirex	8.543	9.682	39979	6091766	8199.112	2.689 #
32) Chlordane...	7.326	8.118	7233767	6824804	18.063	15.708
33) Chlordane...	7.423	8.226	7290278	6414031	14.990	17.643
34) Chlordane...	0.000	8.904	0	888424	N.D.	7.481 #
35) Chlordane...	0.000	0.000	0	0	N.D.	N.D.
36) Toxaphene...	7.423f	8.477f	7290278	6556953	445.360	222.504 #
37) Toxaphene...	7.691	0.000	7527776	0	239.620	N.D. #
38) Toxaphene...	8.012	8.854	5851117	5197583	80.025	80.338
39) Toxaphene...	8.221f	8.904	753222	888424	4.670	5.052
40) Toxaphene...	8.453	9.091	2268598	5226313	41.854	91.163 #
41) Toxaphene...	8.543	9.455	39979	2619150	0.526	39.652 #
42) Toxaphene...	0.000	0.000	0	0	N.D.	N.D.

(f)=RT Delta > 1/2 Window (#)=Amounts differ by > 25% (m)=manual int.

Quantitation Report (Not Reviewed)

Data Path : C:\msdchem\1\data\2020-02\0B01012\REQUANT\
Data File : ECD8-02012007.D
Signal(s) : Signal #1: ECD1A.ch Signal #2: ECD2B.ch
Acq On : 1 Feb 2020 16:00
Operator : MJB
Sample : 0B01012-CAL3
Misc : A19K128, AB 2 ppb
ALS Vial : 6 Sample Multiplier: 1

Integration File signal 1: PEST1.e
Integration File signal 2: PEST2.e
Quant Time: Feb 03 15:47:45 2020
Quant Method : C:\msdchem\1\methods\ECD8_QUANTPEST_200108.M
Quant Title : Instrument: DualECD8
QLast Update : Mon Feb 03 15:36:51 2020
Response via : Initial Calibration
Integrator: ChemStation



Data Path : C:\msdchem\1\data\2020-02\0B01012\REQUANT\
 Data File : ECD8-02012008.D
 Signal(s) : Signal #1: ECD1A.ch Signal #2: ECD2B.ch
 Acq On : 1 Feb 2020 16:16
 Operator : MJB
 Sample : 0B01012-CAL4
 Misc : A19K130, AB 5 ppb
 ALS Vial : 7 Sample Multiplier: 1

Integration File signal 1: PEST1.e
 Integration File signal 2: PEST2.e
 Quant Time: Feb 03 15:48:00 2020
 Quant Method : C:\msdchem\1\methods\ECD8_QUANTPEST_200108.M
 Quant Title : Instrument: DualECD8
 QLast Update : Mon Feb 03 15:36:51 2020
 Response via : Initial Calibration
 Integrator: ChemStation

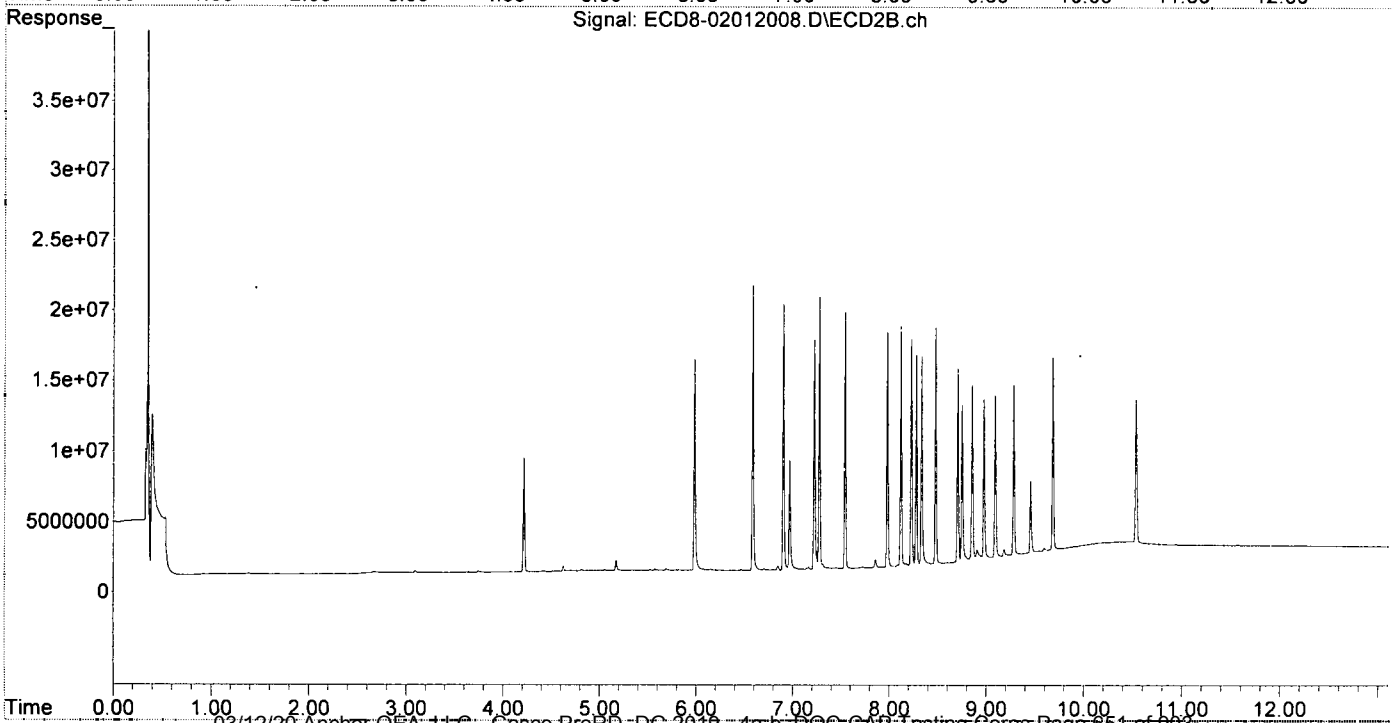
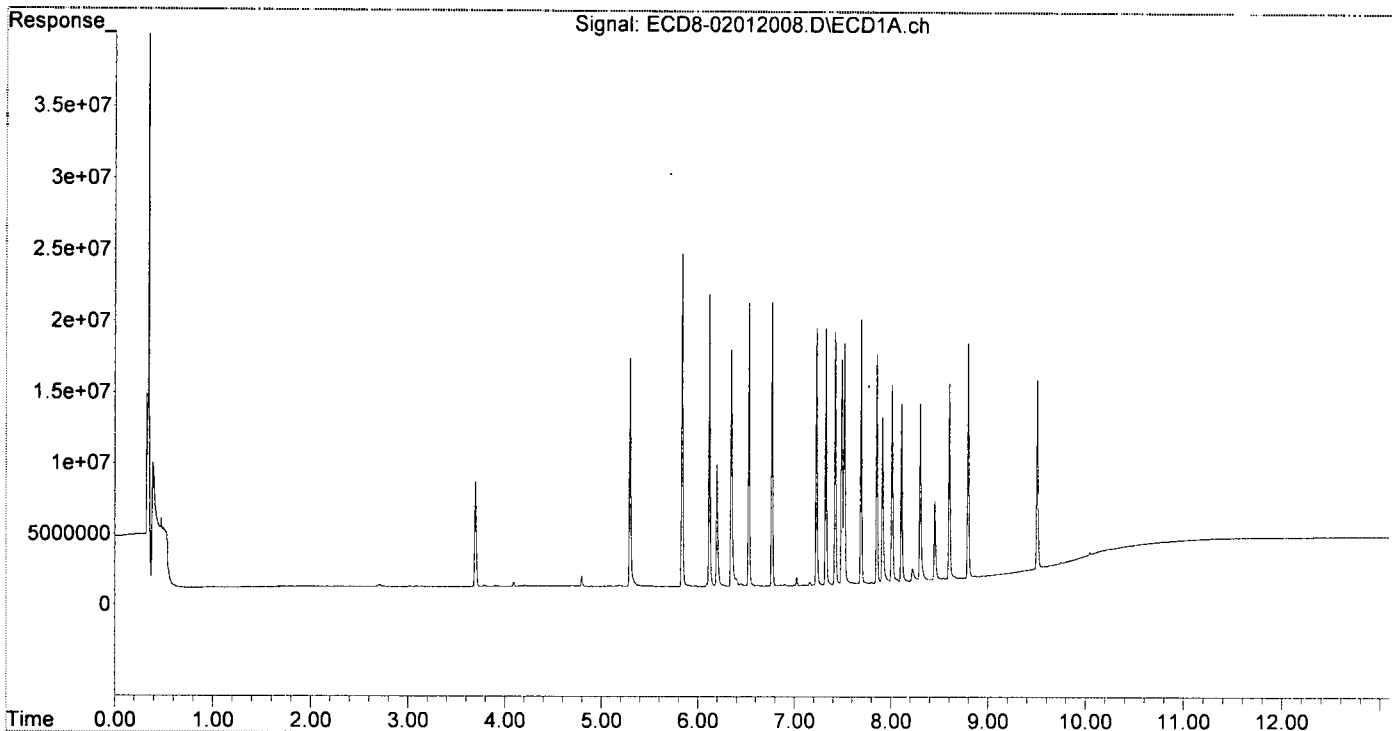
MJB
2/3/20

Compound	RT#1	RT#2	Resp#1	Resp#2	ng/mL	ng/mL
System Monitoring Compounds						
1) S TCMX (S)	5.298	5.981	16081203	15031272	4.600	4.357
22) S DCBP (S)	9.507	10.536	13550213	11242637	4.961	5.037
Target Compounds						
2) a-BHC	5.837	6.585	23466079	20250518	4.967	4.778
3) g-BHC	6.119	6.902	20617843	18903687	4.952	4.850
4) b-BHC	6.198	6.967	8638547	7798279	4.960	4.492
5) Heptachlor	6.529	7.275	20002736	19371564	4.867	4.600
6) d-BHC	6.347	7.222	16718254	16286148	4.918	4.704
7) Aldrin	6.769	7.542	20021477	18260292	4.955	4.858
8) Heptachlo...	7.230	7.979	18211245	16663788	4.932	4.642
9) trans-Chl...	7.327	8.118	18164041	17064405	4.830	4.589
10) cis-Chlor...	7.423	8.226	17894373	16061241	4.873	4.559
11) Endosulfa...	7.519	8.277	17033099	14978724	4.910	4.532
12) 4,4'-DDE	7.491	8.333	15902445	14859572	4.789	4.819
13) Dieldrin	7.691	8.478	18752761	16896160	4.918	4.826
14) Endrin	7.854	8.706	16153756	13876087	4.950	4.788
15) 4,4'-DDD	7.913	8.749	11737231	11254024	4.612	4.804
16) Endosulfa...	8.012	8.854	14001650	12686668	4.680	4.743
17) 4,4'-DDT	8.109	8.975	12632646	11635054	4.699	4.669
18) Endrin Al...	8.303	9.090	12590069	11838674	4.782	4.478
19) Endosulfa...	8.603	9.281	13843885	12518228	4.837	4.879
20) Methoxychlor	8.453	9.454	5565381	5652133	4.612	4.909
21) Endrin Ke...	8.797	9.683	16623046	14402455	4.809	4.847
23) Hexachlor...	3.087	3.682	36876	15974	0.009	0.003 #
24) Hexachlor...	5.682	6.466	37875	80608	0.011	BelowCal #
25) Oxychlorane	7.158	7.910	243167	27947	BelowCal	0.009
26) 2,4'-DDE	7.230	8.118	18211245	17064405	7.877	7.507
27) trans-Non...	7.423	8.178	17894373	182055	4.881	0.050 #
28) 2,4'-DDD	7.611	8.478	87247	16896160	0.045	8.826 #
29) 2,4'-DDT	7.796	8.706	107331	13876087	0.045	6.393 #
30) cis-Nonac...	7.913f	8.749	11737231	11254024	2.884	2.824
31) Mirex	8.545	9.683	90475	14402455	8199.092	6.686 #
32) Chlordane...	7.327	8.118	18164041	17064405	45.356	39.276
33) Chlordane...	7.423	8.226	17894373	16061241	36.795	44.178
34) Chlordane...	0.000	8.904	0	956307	N.D.	8.053 #
35) Chlordane...	0.000	0.000	0	0	N.D.	N.D.
36) Toxaphene...	7.394	8.478f	19911	16896160	1.216	573.354 #
37) Toxaphene...	7.691	0.000	18752761	0	596.928	N.D. #
38) Toxaphene...	8.012	8.854	14001650	12686668	196.140	196.095
39) Toxaphene...	8.224f	8.904	868825	956307	6.452	5.758
40) Toxaphene...	8.453	9.090	5565381	11838674	102.678	206.504 #
41) Toxaphene...	8.545	9.454	90475	5652133	1.190	85.569 #
42) Toxaphene...	0.000	0.000	0	0	N.D.	N.D.

(f)=RT Delta > 1/2 Window (#)=Amounts differ by > 25% (m)=manual int.

Data Path : C:\msdchem\1\data\2020-02\0B01012\REQUANT\
Data File : ECD8-02012008.D
Signal(s) : Signal #1: ECD1A.ch Signal #2: ECD2B.ch
Acq On : 1 Feb 2020 16:16
Operator : MJB
Sample : 0B01012-CAL4
Misc : A19K130, AB 5 ppb
ALS Vial : 7 Sample Multiplier: 1

Integration File signal 1: PEST1.e
Integration File signal 2: PEST2.e
Quant Time: Feb 03 15:48:00 2020
Quant Method : C:\msdchem\1\methods\ECD8_QUANTPEST_200108.M
Quant Title : Instrument: DualECD8
QLast Update : Mon Feb 03 15:36:51 2020
Response via : Initial Calibration
Integrator: ChemStation



Quantitation Report (Not Reviewed)

Data Path : C:\msdchem\1\data\2020-02\0B01012\REQUANT\
 Data File : ECD8-02012009.D
 Signal(s) : Signal #1: ECD1A.ch Signal #2: ECD2B.ch
 Acq On : 1 Feb 2020 16:33
 Operator : MJB
 Sample : 0B01012-CAL5
 Misc : A19K131, AB 10 ppb
 ALS Vial : 8 Sample Multiplier: 1

Integration File signal 1: PEST1.e
 Integration File signal 2: PEST2.e
 Quant Time: Feb 03 15:48:09 2020
 Quant Method : C:\msdchem\1\methods\ECD8_QUANTPEST_200108.M
 Quant Title : Instrument: DualECD8
 QLast Update : Mon Feb 03 15:36:51 2020
 Response via : Initial Calibration
 Integrator: ChemStation

MJB
2/3/20

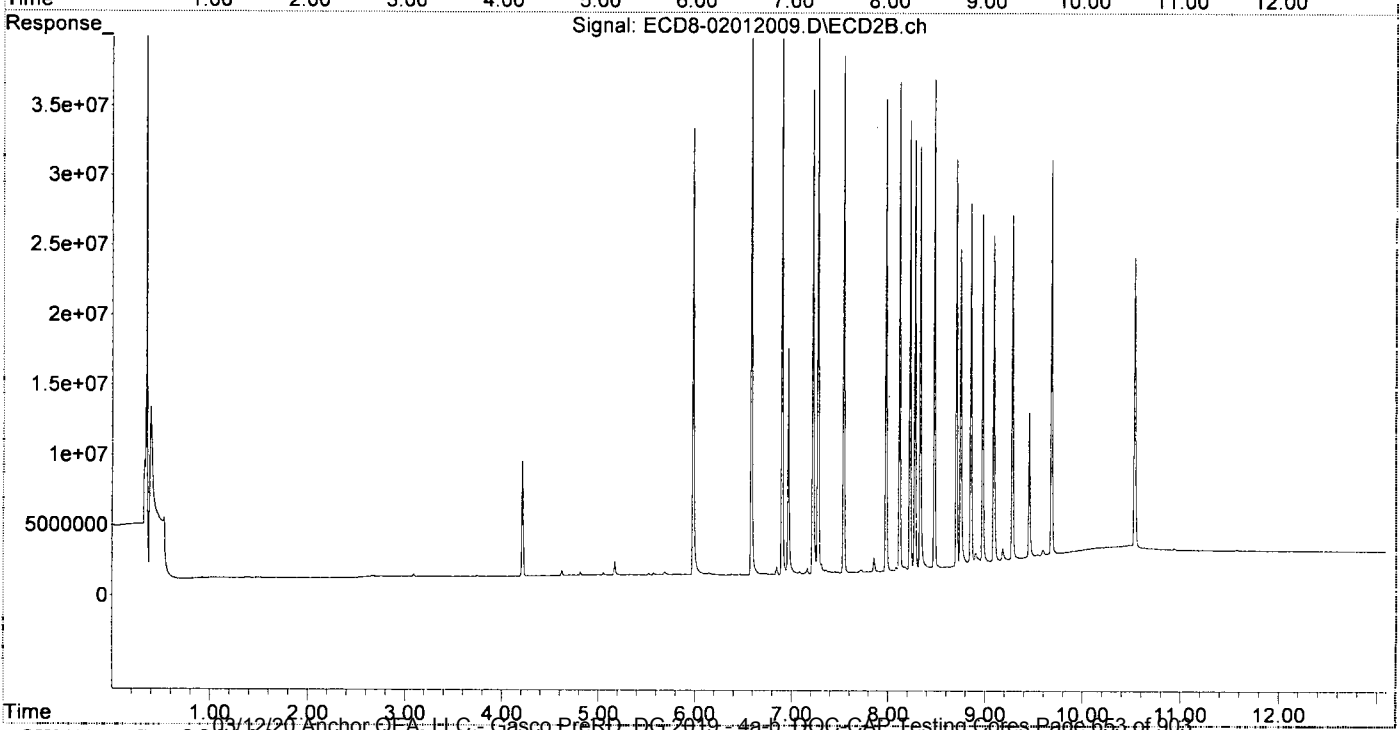
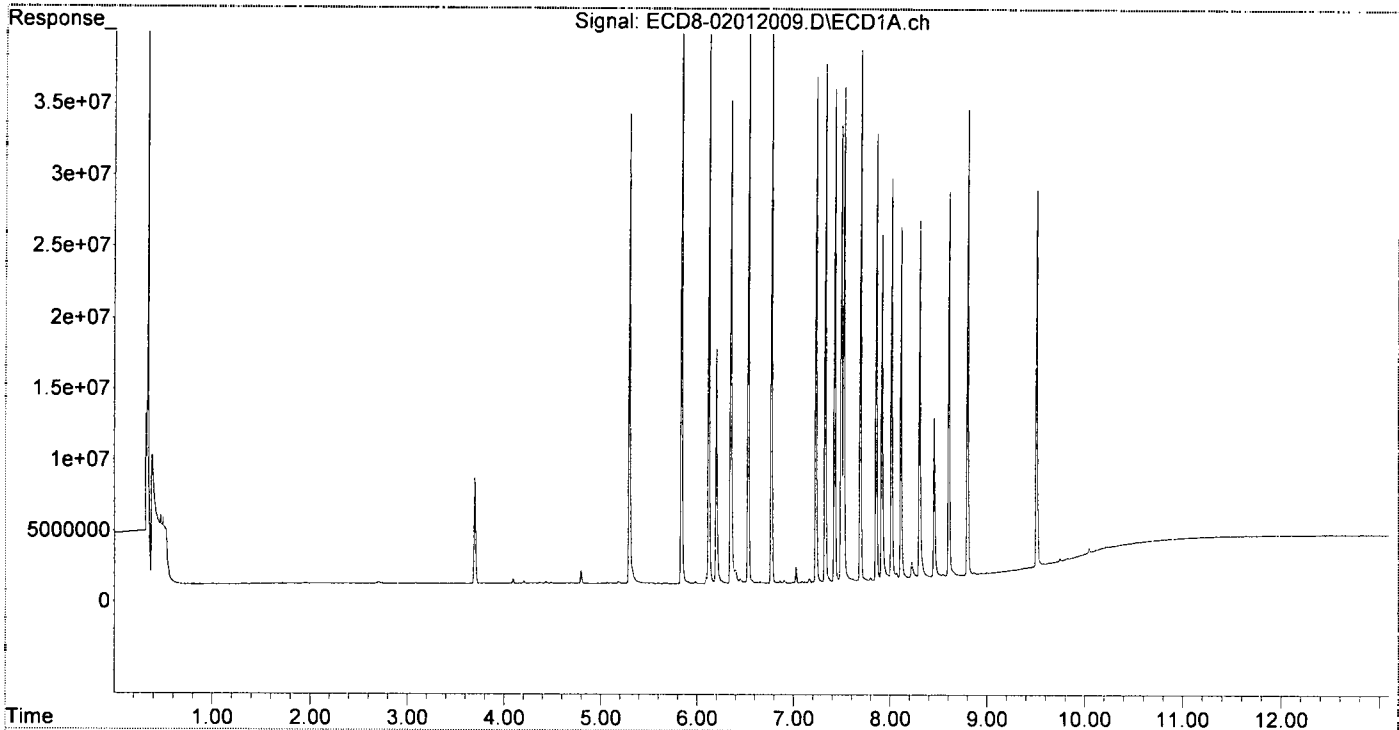
Compound	RT#1	RT#2	Resp#1	Resp#2	ng/mL	ng/mL
System Monitoring Compounds						
1) S TCMX (S)	5.297	5.981	33031495	31880995	9.448	9.242
22) S DCBP (S)	9.507	10.537	26605868	21641632	10.038	10.109
Target Compounds						
2) a-BHC	5.836	6.585	46556069	43486995	9.854	10.072
3) g-BHC	6.119	6.902	40429962	38516992	9.711	9.763
4) b-BHC	6.198	6.967	16571546	16056619	9.515	9.249
5) Heptachlor	6.529	7.275	39900092	38743493	9.708	9.201
6) d-BHC	6.346	7.221	33972136	34556711	9.824	9.770
7) Aldrin	6.769	7.542	39553332	36952424	9.789	9.749
8) Heptachlo...	7.229	7.979	35561831	33689906	9.630	9.385
9) trans-Chl...	7.325	8.119	36451101	34945337	9.693	9.398
10) cis-Chlor...	7.423	8.226	34569322	32046693	9.414	9.097
11) Endosulfa...	7.518	8.277	34748038	30647883	10.018	9.273
12) 4,4'-DDE	7.491	8.332	32072763	30195241	9.658	9.610
13) Dieldrin	7.691	8.478	37298305	34982484	9.781	9.885
14) Endrin	7.854	8.706	31349018	29160503	9.606	9.986
15) 4,4'-DDD	7.912	8.749	24259195	22757929	9.532	9.551
16) Endosulfa...	8.012	8.854	28189352	25937677	9.423	9.643
17) 4,4'-DDT	8.108	8.975	24692282	25132611	9.185	9.980
18) Endrin Al...	8.302	9.090	25111118	23622312	9.538	8.935
19) Endosulfa...	8.604	9.282	27042784	25036220	9.448	9.760
20) Methoxychlor	8.453	9.455	11230884	10865325	9.308	9.661
21) Endrin Ke...	8.797	9.683	32676144	28830661	9.454	9.834
23) Hexachlor...	3.088	3.679	39867	14675	0.010	0.003 #
24) Hexachlor...	5.679	6.464	69319	75162	0.021	BelowCal #
25) Oxychlordane	7.163	7.907	264637	34565	BelowCal	0.011
26) 2,4'-DDE	7.229	8.119	35561831	34945337	15.381	15.374
27) trans-Non...	7.423	8.175	34569322	268385	9.429	0.074 #
28) 2,4'-DDD	7.607	8.478	166784	34982484	0.086	18.274 #
29) 2,4'-DDT	7.795	8.706	198510	29160503	0.083	13.315 #
30) cis-Nonac...	7.912f	8.749	24259195	22757929	5.961	5.711
31) Mirex	8.548	9.683	148113	28830661	8199.068	13.586 #
32) Chlordane...	7.325	8.119	36451101	34945337	91.019	80.431
33) Chlordane...	7.423	8.226	34569322	32046693	71.082	88.148
34) Chlordane...	0.000	8.904	0	1082594	N.D.	9.116 #
35) Chlordane...	0.000	0.000	0	0	N.D.	N.D.
36) Toxaphene...	7.423f	8.478f	34569322	34982484	2111.825	1187.096 #
37) Toxaphene...	7.691	0.000	37298305	0	1187.261	N.D. #
38) Toxaphene...	8.012	8.854	28189352	25937677	398.932	400.914
39) Toxaphene...	8.223f	8.904	1161363	1082594	10.961	7.070 #
40) Toxaphene...	8.453	9.090	11230884	23622312	207.203	412.047 #
41) Toxaphene...	8.548	9.455	148113	10865325	1.947	164.492 #
42) Toxaphene...	0.000	0.000	0	0	N.D.	N.D.

(f)=RT Delta > 1/2 Window (#)=Amounts differ by > 25% (m)=manual int.

Quantitation Report (Not Reviewed)

Data Path : C:\msdchem\1\data\2020-02\0B01012\REQUANT\
Data File : ECD8-02012009.D
Signal(s) : Signal #1: ECD1A.ch Signal #2: ECD2B.ch
Acq On : 1 Feb 2020 16:33
Operator : MJB
Sample : 0B01012-CAL5
Misc : A19K131, AB 10 ppb
ALS Vial : 8 Sample Multiplier: 1

Integration File signal 1: PEST1.e
Integration File signal 2: PEST2.e
Quant Time: Feb 03 15:48:09 2020
Quant Method : C:\msdchem\1\methods\ECD8_QUANTPEST_200108.M
Quant Title : Instrument: DualECD8
QLast Update : Mon Feb 03 15:36:51 2020
Response via : Initial Calibration
Integrator: ChemStation



Quantitation Report (Not Reviewed)

Data Path : C:\msdchem\1\data\2020-02\0B01012\REQUANT\
 Data File : ECD8-02012010.D
 Signal(s) : Signal #1: ECD1A.ch Signal #2: ECD2B.ch
 Acq On : 1 Feb 2020 16:50
 Operator : MJB
 Sample : 0B01012-CAL6
 Misc : A19K132, AB 25 ppb
 ALS Vial : 9 Sample Multiplier: 1

Integration File signal 1: PEST1.e
 Integration File signal 2: PEST2.e
 Quant Time: Feb 03 15:48:20 2020
 Quant Method : C:\msdchem\1\methods\ECD8_QUANTPEST_200108.M
 Quant Title : Instrument: DualECD8
 QLast Update : Mon Feb 03 15:36:51 2020
 Response via : Initial Calibration
 Integrator: ChemStation

MJB
2/3/20

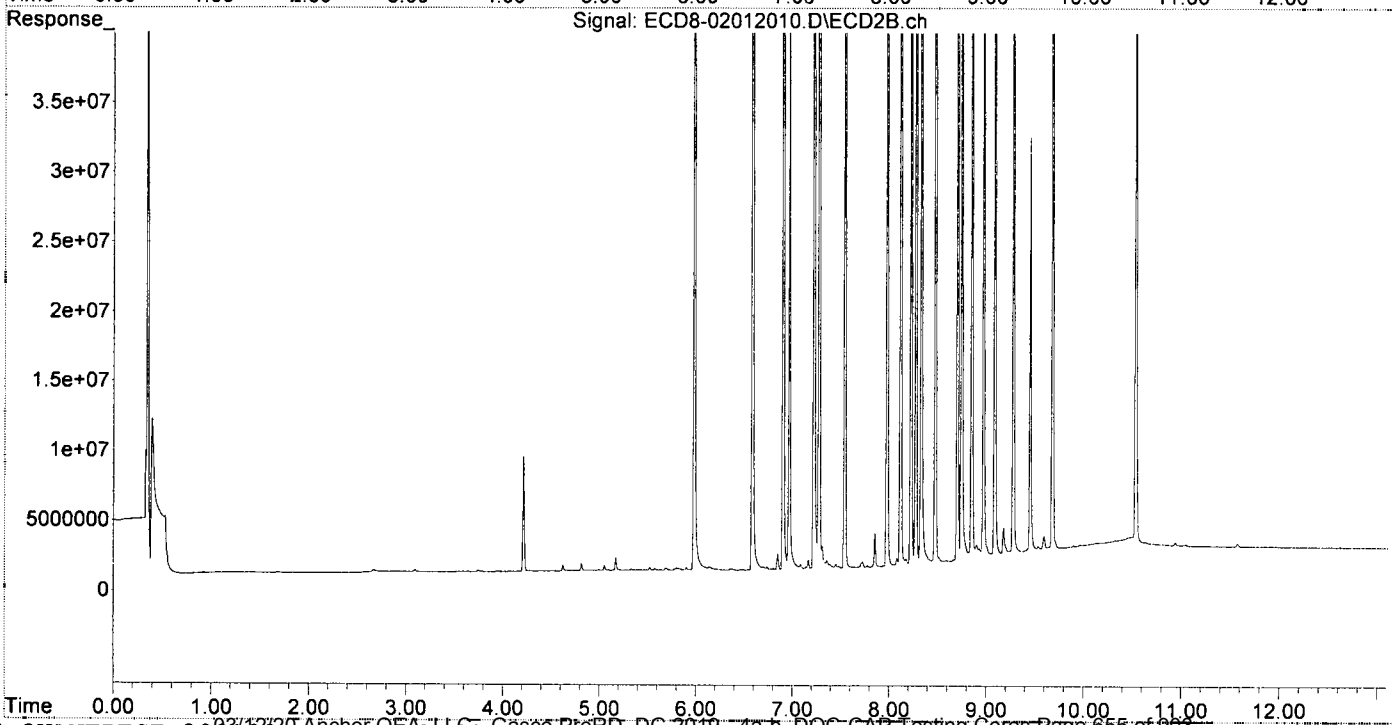
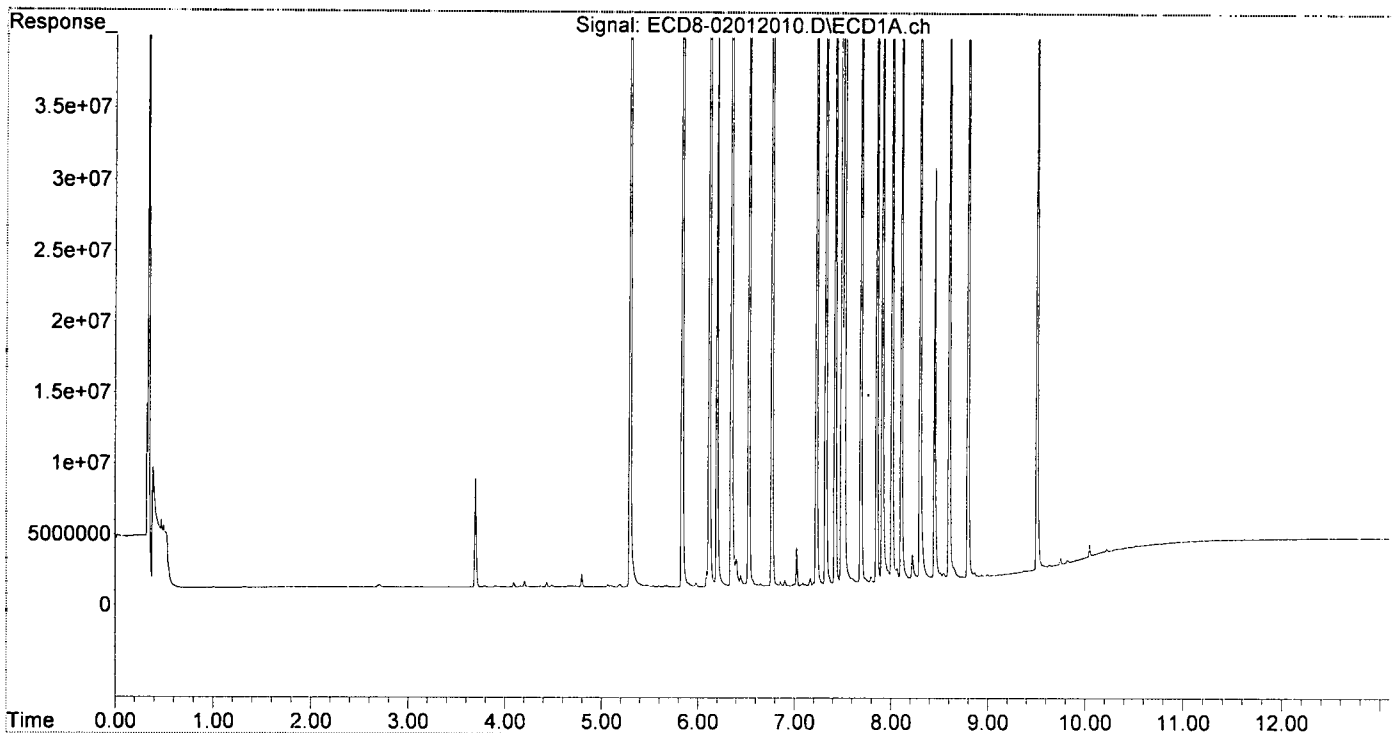
Compound	RT#1	RT#2	Resp#1	Resp#2	ng/mL	ng/mL
System Monitoring Compounds						
1) S TCMX (S)	5.297	5.981	85829808	85149324	24.550	24.684
22) S DCBP (S)	9.507	10.537	66452642	54017910	25.390	25.564
Target Compounds						
2) a-BHC	5.836	6.583	121.6E6	119.2E6	25.743	26.638
3) g-BHC	6.118	6.901	105.7E6	107.9E6	25.393	26.571
4) b-BHC	6.197	6.966	43268809	42826341	24.844	24.669
5) Heptachlor	6.529	7.274	103.8E6	104.5E6	25.247	24.811
6) d-BHC	6.345	7.220	93700875	100.9E6	26.377	27.360
7) Aldrin	6.768	7.541	101.9E6	103.3E6	25.224	26.577
8) Heptachlo...	7.229	7.978	90603826	90693091	24.535	25.265
9) trans-Chl...	7.325	8.118	92344635	94107374	24.556	25.309
10) cis-Chlor...	7.422	8.225	91013817	90991019	24.784	25.830
11) Endosulfa...	7.518	8.277	85444422	85653357	24.633	25.916
12) 4,4'-DDE	7.490	8.331	82679641	86764148	24.898	26.554
13) Dieldrin	7.690	8.477	95868803	95883928	25.140	26.411
14) Endrin	7.854	8.706	82858624	79399830	25.388	26.501
15) 4,4'-DDD	7.911	8.749	63377806	65177226	24.903	26.133
16) Endosulfa...	8.011	8.853	73342261	73030196	24.516	26.411
17) 4,4'-DDT	8.108	8.975	68097447	70533268	25.332	26.908
18) Endrin Al...	8.302	9.089	61776811	60959956	23.466	23.058
19) Endosulfa...	8.603	9.281	70013419	70158024	24.462	26.695
20) Methoxychlor	8.452	9.454	28980569	30163827	24.018	26.360
21) Endrin Ke...	8.797	9.683	85585307	79449385	24.761	26.668
23) Hexachlor...	3.076	3.678	12851	13752	0.003	0.003
24) Hexachlor...	5.680	6.465	126605	71517	0.038	BelowCal #
25) Oxychlordane	7.165	7.903	529717	44577	BelowCal	0.014
26) 2,4'-DDE	7.229	8.118	90603826	94107374	39.187	41.402
27) trans-Non...	7.422	8.176	91013817	455515	24.825	0.126 #
28) 2,4'-DDD	7.607	8.477	330367	95883928	0.171	50.089 #
29) 2,4'-DDT	7.795	8.706	433808	79399830	0.181	34.931 #
30) cis-Nonac...	7.911f	8.749	63377806	65177226	15.574	16.355
31) Mirex	8.546	9.683	370318	79449385	8198.976	37.402 #
32) Chlordane...	7.325	8.118	92344635	94107374	230.585	216.600
33) Chlordane...	7.422	8.225	91013817	90991019	187.145	250.281 #
34) Chlordane...	7.972	8.903	775608	1271614	5.957	10.708 #
35) Chlordane...	0.000	0.000	0	0	N.D.	N.D.
36) Toxaphene...	7.422f	8.477f	91013817	95883928	5559.995	3253.726 #
37) Toxaphene...	7.690	0.000	95868803	0	3051.647	N.D. #
38) Toxaphene...	8.011	8.853	73342261	73030196	1050.109	1128.814
39) Toxaphene...	8.223f	8.903	1815696	1271614	21.046	9.033 #
40) Toxaphene...	8.452	9.089	28980569	60959956	534.674	1063.332 #
41) Toxaphene...	8.546	9.454	370318	30163827	4.869	456.655 #
42) Toxaphene...	0.000	0.000	0	0	N.D.	N.D.

(f)=RT Delta > 1/2 Window (#)=Amounts differ by > 25% (m)=manual int.

Quantitation Report (Not Reviewed)

Data Path : C:\msdchem\1\data\2020-02\0B01012\REQUANT\
Data File : ECD8-02012010.D
Signal(s) : Signal #1: ECD1A.ch Signal #2: ECD2B.ch
Acq On : 1 Feb 2020 16:50
Operator : MJB
Sample : 0B01012-CAL6
Misc : A19K132, AB 25 ppb
ALS Vial : 9 Sample Multiplier: 1

Integration File signal 1: PEST1.e
Integration File signal 2: PEST2.e
Quant Time: Feb 03 15:48:20 2020
Quant Method : C:\msdchem\1\methods\ECD8_QUANTPEST_200108.M
Quant Title : Instrument: DualECD8
QLast Update : Mon Feb 03 15:36:51 2020
Response via : Initial Calibration
Integrator: ChemStation



Data Path : C:\msdchem\1\data\2020-02\0B01012\REQUANT\
 Data File : ECD8-02012011.D
 Signal(s) : Signal #1: ECD1A.ch Signal #2: ECD2B.ch
 Acq On : 1 Feb 2020 17:07
 Operator : MJB
 Sample : 0B01012-CAL7
 Misc : A19K133, AB 50 ppb
 ALS Vial : 10 Sample Multiplier: 1

Integration File signal 1: PEST1.e
 Integration File signal 2: PEST2.e
 Quant Time: Feb 03 15:48:30 2020
 Quant Method : C:\msdchem\1\methods\ECD8_QUANTPEST_200108.M
 Quant Title : Instrument: DualECD8
 QLast Update : Mon Feb 03 15:36:51 2020
 Response via : Initial Calibration
 Integrator: ChemStation

MJB
2/3/20

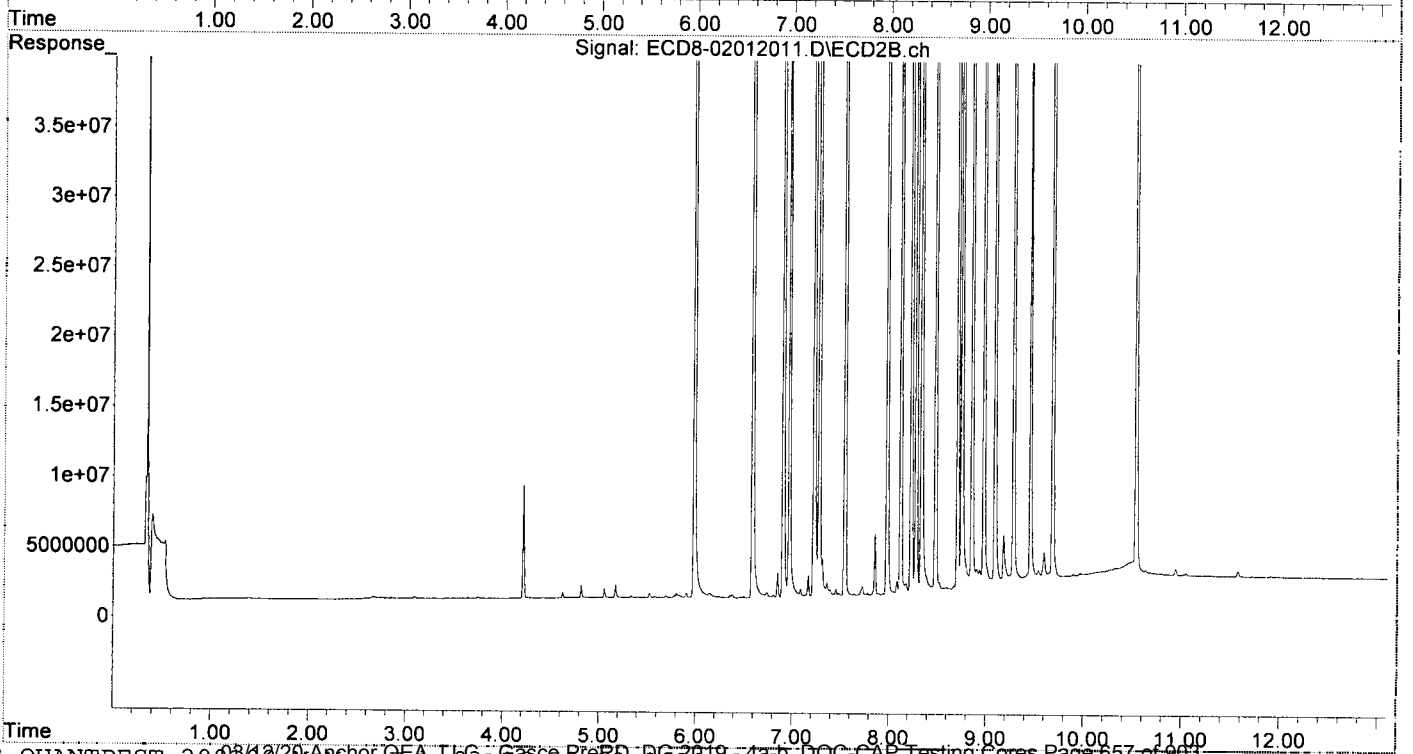
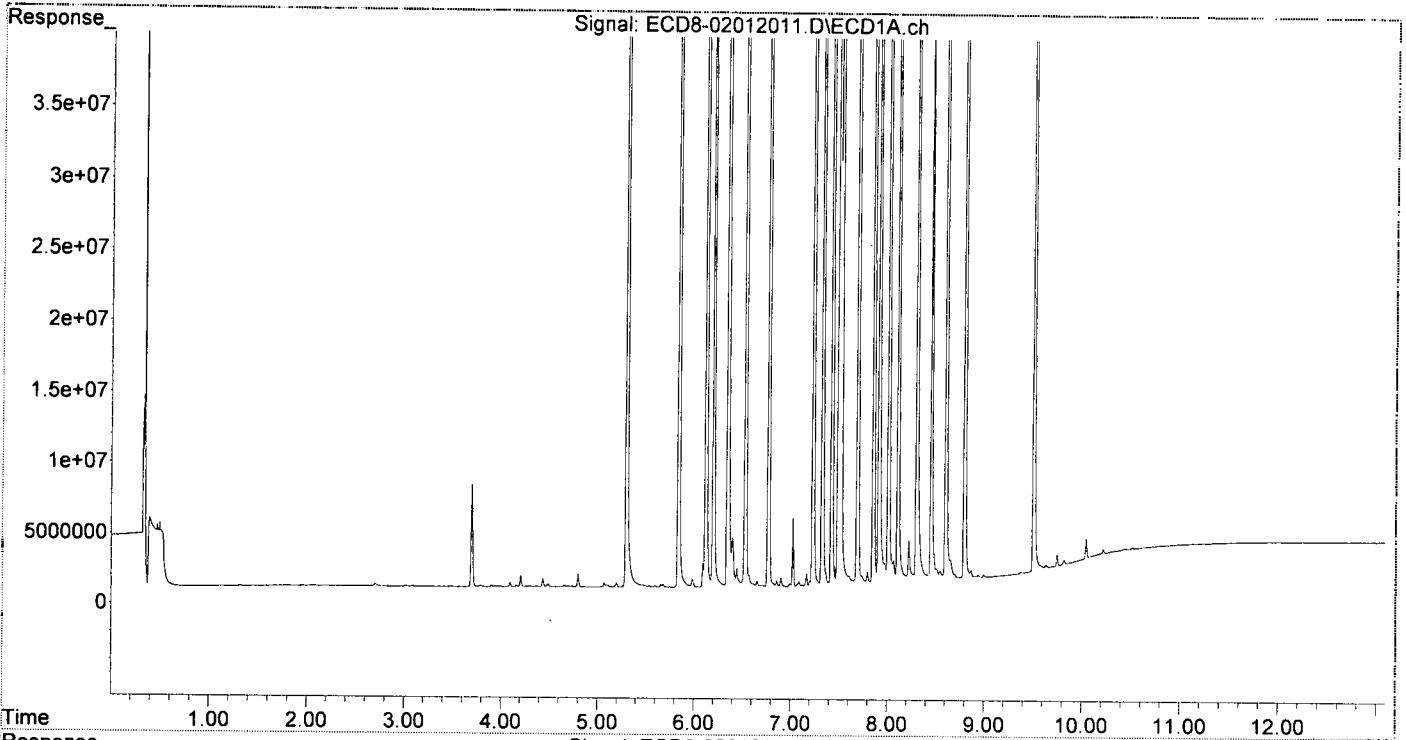
Compound	RT#1	RT#2	Resp#1	Resp#2	ng/mL	ng/mL
System Monitoring Compounds						
1) S TCMX (S)	5.297	5.981	160.2E6	168.3E6	45.821	48.785
22) S DCBP (S)	9.507	10.537	123.4E6	103.8E6	46.953	48.422
Target Compounds						
2) a-BHC	5.837	6.585	224.9E6	233.3E6	47.596	49.927
3) g-BHC	6.119	6.902	203.3E6	211.8E6	48.823	50.337
4) b-BHC	6.197	6.966	81866401	85296235	47.005	49.132
5) Heptachlor	6.529	7.276	192.3E6	210.9E6	46.784	50.081
6) d-BHC	6.346	7.221	182.4E6	192.9E6	49.846	49.955
7) Aldrin	6.769	7.542	195.5E6	195.8E6	48.375	48.819
8) Heptachlo...	7.230	7.979	168.2E6	178.9E6	45.535	49.840
9) trans-Chl...	7.326	8.119	181.3E6	181.2E6	48.222	48.738
10) cis-Chlor...	7.423	8.226	167.4E6	173.0E6	45.590	49.120
11) Endosulfa...	7.518	8.277	163.9E6	167.4E6	47.263	50.662
12) 4,4'-DDE	7.490	8.332	168.0E6	175.2E6	50.591	51.112
13) Dieldrin	7.691	8.478	179.5E6	192.1E6	47.067	51.122
14) Endrin	7.854	8.706	155.0E6	154.0E6	47.508	49.608
15) 4,4'-DDD	7.910	8.748	125.3E6	136.5E6	49.237	51.398
16) Endosulfa...	8.011	8.854	141.9E6	146.2E6	47.418	50.735
17) 4,4'-DDT	8.109	8.975	134.8E6	138.4E6	50.144	50.032
18) Endrin Al...	8.302	9.090	118.6E6	123.5E6	45.036	46.706
19) Endosulfa...	8.603	9.281	133.9E6	135.1E6	46.769	49.502
20) Methoxychlor	8.452	9.453	56743855	60278479	47.026	50.142
21) Endrin Ke...	8.797	9.682	159.8E6	156.7E6	46.229	50.674
23) Hexachlor...	3.088	3.679	34907	16213	0.009	0.003 #
24) Hexachlor...	5.680	6.465	244410	68152	0.073	BelowCal #
25) Oxychlordane	7.167	7.887	881658	95004	0.107	0.030 #
26) 2,4'-DDE	7.230	8.119	168.2E6	181.2E6	72.728	79.730
27) trans-Non...	7.423	8.176	167.4E6	698128	45.666	0.193 #
28) 2,4'-DDD	7.607	8.478	575225	192.1E6	0.297	100.369 #
29) 2,4'-DDT	7.795	8.706	805485	154.0E6	0.337	64.391 #
30) cis-Nonac...	7.910f	8.748	125.3E6	136.5E6	30.792	34.245
31) Mirex	8.544	9.682	582639	156.7E6	0.034	72.674 #
32) Chlordane...	7.326	8.119	181.3E6	181.2E6	452.809	417.118
33) Chlordane...	7.423	8.226	167.4E6	173.0E6	344.253	475.953 #
34) Chlordane...	7.973	8.904	1354346	1354651	10.402	11.407
35) Chlordane...	0.000	0.000	0	0	N.D.	N.D.
36) Toxaphene...	7.423f	8.478f	167.4E6	192.1E6	10227.614	6519.912 #
37) Toxaphene...	7.691	0.000	179.5E6	0	5713.243	N.D. #
38) Toxaphene...	8.011	8.854	141.9E6	146.2E6	2055.651	2259.027
39) Toxaphene...	8.222f	8.904	2868899	1354651	37.273	9.896 #
40) Toxaphene...	8.452	9.090	56743855	123.5E6	1046.889	2153.826 #
41) Toxaphene...	8.544	9.453	582639	60278479	7.661	912.566 #
42) Toxaphene...	0.000	0.000	0	0	N.D.	N.D.

(f)=RT Delta > 1/2 Window (#)=Amounts differ by > 25% (m)=manual int.

Quantitation Report (Not Reviewed)

Data Path : C:\msdchem\1\data\2020-02\0B01012\REQUANT\
Data File : ECD8-02012011.D
Signal(s) : Signal #1: ECD1A.ch Signal #2: ECD2B.ch
Acq On : 1 Feb 2020 17:07
Operator : MJB
Sample : 0B01012-CAL7
Misc : A19K133, AB 50 ppb
ALS Vial : 10 Sample Multiplier: 1

Integration File signal 1: PEST1.e
Integration File signal 2: PEST2.e
Quant Time: Feb 03 15:48:30 2020
Quant Method : C:\msdchem\1\methods\ECD8_QUANTPEST_200108.M
Quant Title : Instrument: DualECD8
QLast Update : Mon Feb 03 15:36:51 2020
Response via : Initial Calibration
Integrator: ChemStation



Quantitation Report (Not Reviewed)

Data Path : C:\msdchem\1\data\2020-02\0B01012\REQUANT\
 Data File : ECD8-02012012.D
 Signal(s) : Signal #1: ECD1A.ch Signal #2: ECD2B.ch
 Acq On : 1 Feb 2020 17:24
 Operator : MJB
 Sample : 0B01012-CAL8
 Misc : A19K134, AB 100 ppb
 ALS Vial : 11 Sample Multiplier: 1

Integration File signal 1: PEST1.e
 Integration File signal 2: PEST2.e
 Quant Time: Feb 03 15:48:39 2020
 Quant Method : C:\msdchem\1\methods\ECD8_QUANTPEST_200108.M
 Quant Title : Instrument: DualECD8
 QLast Update : Mon Feb 03 15:36:51 2020
 Response via : Initial Calibration
 Integrator: ChemStation

MJB
2/3/20

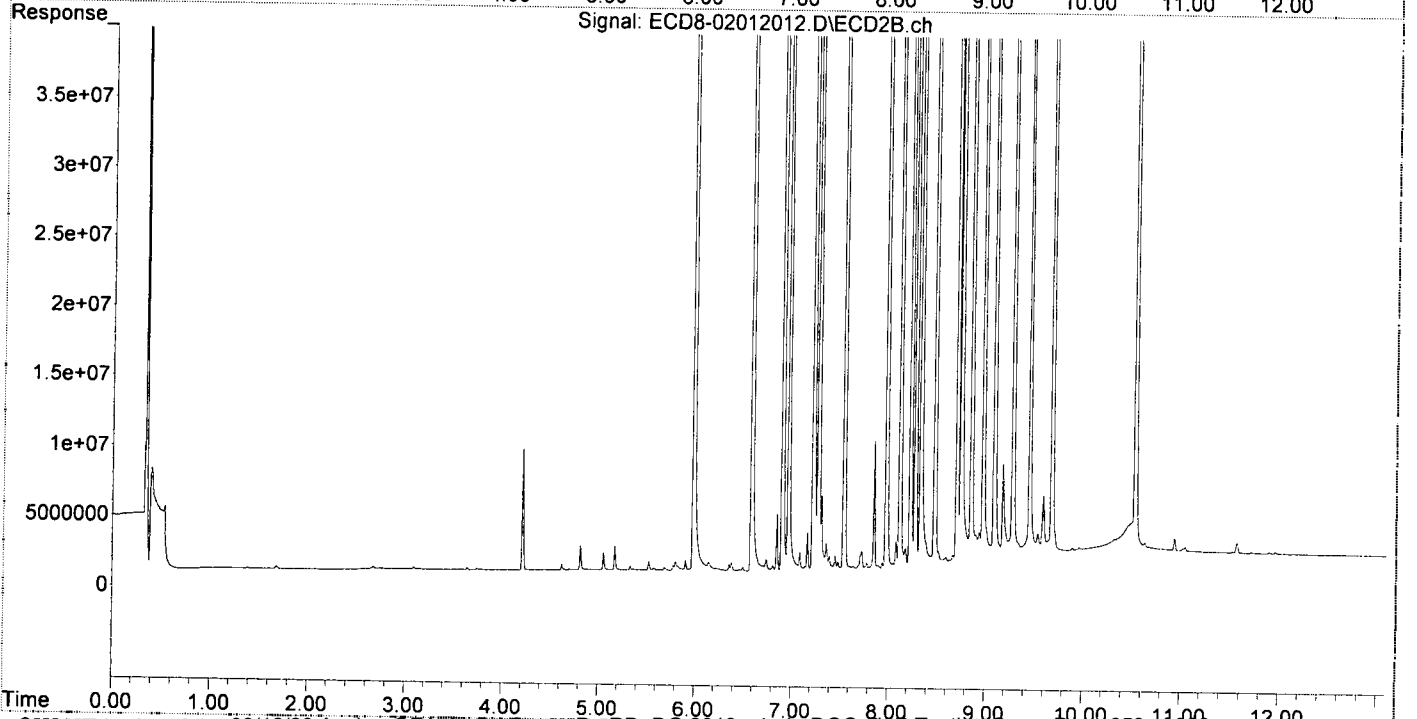
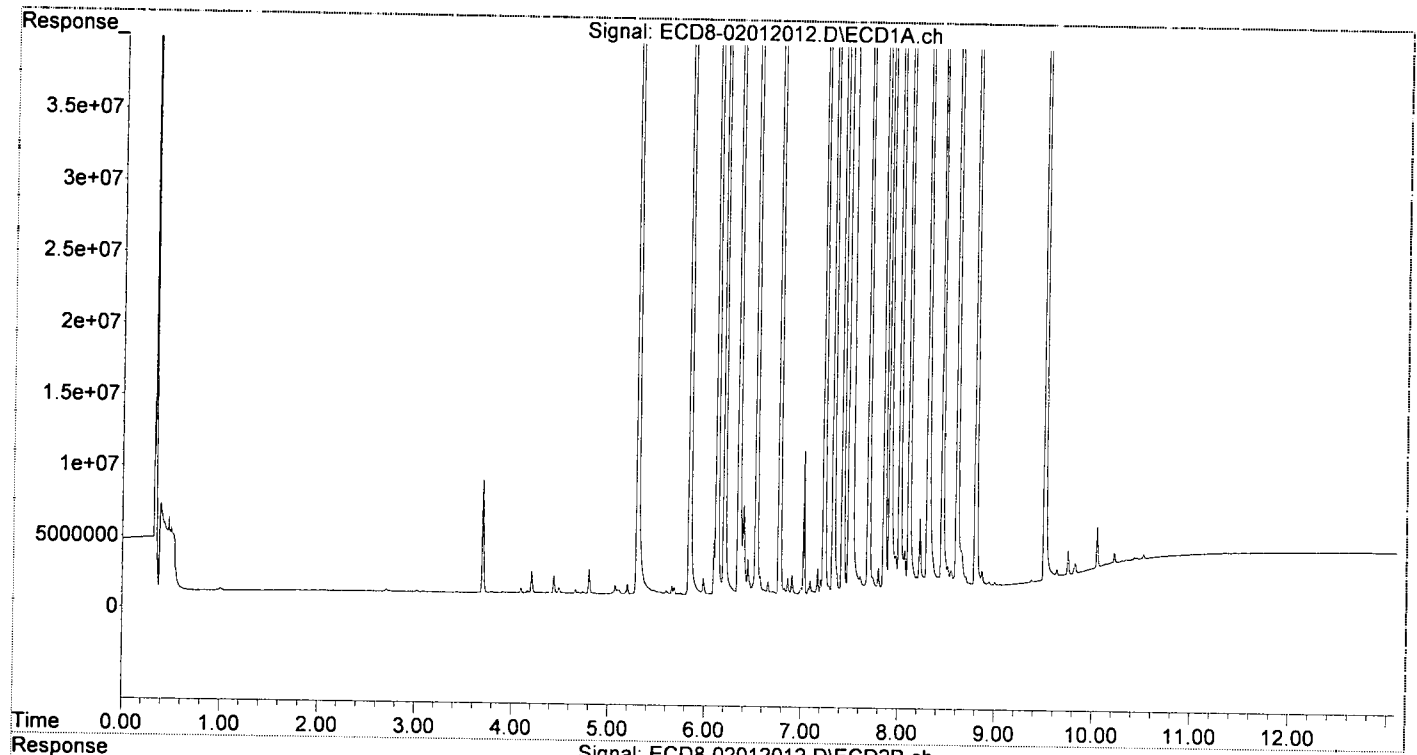
Compound	RT#1	RT#2	Resp#1	Resp#2	ng/mL	ng/mL
System Monitoring Compounds						
1) S TCMX (S)	5.298	5.982	355.4E6	386.4E6	101.662	112.028
22) S DCBP (S)	9.507	10.537	280.1E6	240.0E6	104.273	106.329
Target Compounds						
2) a-BHC	5.837	6.585	509.4E6	553.7E6	107.818	107.465
3) g-BHC	6.120	6.902	435.9E6	491.3E6	104.706	107.679
4) b-BHC	6.197	6.966	185.8E6	196.8E6	106.682	113.366
5) Heptachlor	6.529	7.276	416.3E6	477.0E6	101.286	113.274
6) d-BHC	6.345	7.221	419.9E6	472.2E6	107.406	109.655
7) Aldrin	6.769	7.542	420.9E6	472.0E6	104.171	108.641
8) Heptachlo...	7.229	7.979	380.6E6	404.3E6	103.077	112.616
9) trans-Chl...	7.325	8.119	392.8E6	432.7E6	104.440	116.358
10) cis-Chlor...	7.422	8.226	377.5E6	395.1E6	102.792	112.151
11) Endosulfa...	7.517	8.277	349.5E6	392.5E6	100.755	118.767
12) 4,4'-DDE	7.489	8.331	378.7E6	405.9E6	114.052	107.249
13) Dieldrin	7.690	8.478	402.8E6	425.1E6	105.631	105.342
14) Endrin	7.854	8.706	338.4E6	354.5E6	103.699	105.353
15) 4,4'-DDD	7.909	8.747	297.7E6	330.1E6	116.957	109.252
16) Endosulfa...	8.010	8.853	331.9E6	341.9E6	110.942	108.308
17) 4,4'-DDT	8.108	8.975	298.8E6	340.3E6	111.153	108.537
18) Endrin Al...	8.301	9.090	258.6E6	290.0E6	98.229	109.684
19) Endosulfa...	8.603	9.281	304.5E6	315.4E6	106.371	105.752
20) Methoxychlor	8.450	9.453	133.1E6	149.0E6	110.323	109.548
21) Endrin Ke...	8.797	9.683	366.8E6	363.7E6	106.117	107.516
23) Hexachlor...	3.086	3.680	47052	14977	0.012	0.003 #
24) Hexachlor...	5.679	6.439	515767	48762	0.153	BelowCal #
25) Oxychlordane	7.166	7.903	1730960	151616	0.384	0.047 #
26) 2,4'-DDE	7.229	8.119	380.6E6	432.7E6	164.632	190.349
27) trans-Non...	7.422	8.176	377.5E6	1355571	102.963	0.376 #
28) 2,4'-DDD	7.607	8.478	1050133	425.1E6	0.542	222.092 #
29) 2,4'-DDT	7.793	8.706	1558722	354.5E6	0.651	132.841 #
30) cis-Nonac...	7.909f	8.747	297.7E6	330.1E6	73.144	82.821
31) Mirex	8.543	9.683	1156298	363.7E6	0.271	161.513 #
32) Chlordane...	7.325	8.119	392.8E6	432.7E6	980.700	995.831
33) Chlordane...	7.422	8.226	377.5E6	395.1E6	776.186	1086.691 #
34) Chlordane...	7.972	8.900	2415995	2205038	18.556	18.568
35) Chlordane...	0.000	0.000	0	0	N.D.	N.D.
36) Toxaphene...	7.422f	8.478f	377.5E6	425.1E6	23060.121	14426.951 #
37) Toxaphene...	7.690	0.000	402.8E6	0	12822.085	N.D. #
38) Toxaphene...	8.010	8.853	331.9E6	341.9E6	4966.478	5284.613
39) Toxaphene...	8.221f	8.900	4920371	2205038	68.867	18.721 #
40) Toxaphene...	8.450f	9.090	133.1E6	290.0E6	2455.995	5058.068 #
41) Toxaphene...	8.543	9.453	1156298	149.0E6	15.204	2255.841 #
42) Toxaphene...	0.000	0.000	0	0	N.D.	N.D.

(f)=RT Delta > 1/2 Window (#)=Amounts differ by > 25% (m)=manual int.

Quantitation Report (Not Reviewed)

Data Path : C:\msdchem\1\data\2020-02\0B01012\REQUANT\
Data File : ECD8-02012012.D
Signal(s) : Signal #1: ECD1A.ch Signal #2: ECD2B.ch
Acq On : 1 Feb 2020 17:24
Operator : MJB
Sample : 0B01012-CAL8
Misc : A19K134, AB 100 ppb
ALS Vial : 11 Sample Multiplier: 1

Integration File signal 1: PEST1.e
Integration File signal 2: PEST2.e
Quant Time: Feb 03 15:48:39 2020
Quant Method : C:\msdchem\1\methods\ECD8_QUANTPEST_200108.M
Quant Title : Instrument: DualECD8
QLast Update : Mon Feb 03 15:36:51 2020
Response via : Initial Calibration
Integrator: ChemStation



Quantitation Report (Not Reviewed)

Data Path : C:\msdchem\1\data\2020-02\0B01012\REQUANT\
 Data File : ECD8-02012013.D
 Signal(s) : Signal #1: ECD1A.ch Signal #2: ECD2B.ch
 Acq On : 1 Feb 2020 17:41
 Operator : MJB
 Sample : 0B01012-CAL9
 Misc : A19K126, AB 200 ppb
 ALS Vial : 12 Sample Multiplier: 1

Integration File signal 1: PEST1.e
 Integration File signal 2: PEST2.e
 Quant Time: Feb 03 15:48:52 2020
 Quant Method : C:\msdchem\1\methods\ECD8_QUANTPEST_200108.M
 Quant Title : Instrument: DualECD8
 QLast Update : Mon Feb 03 15:36:51 2020
 Response via : Initial Calibration
 Integrator: ChemStation

MJB
2/3/20

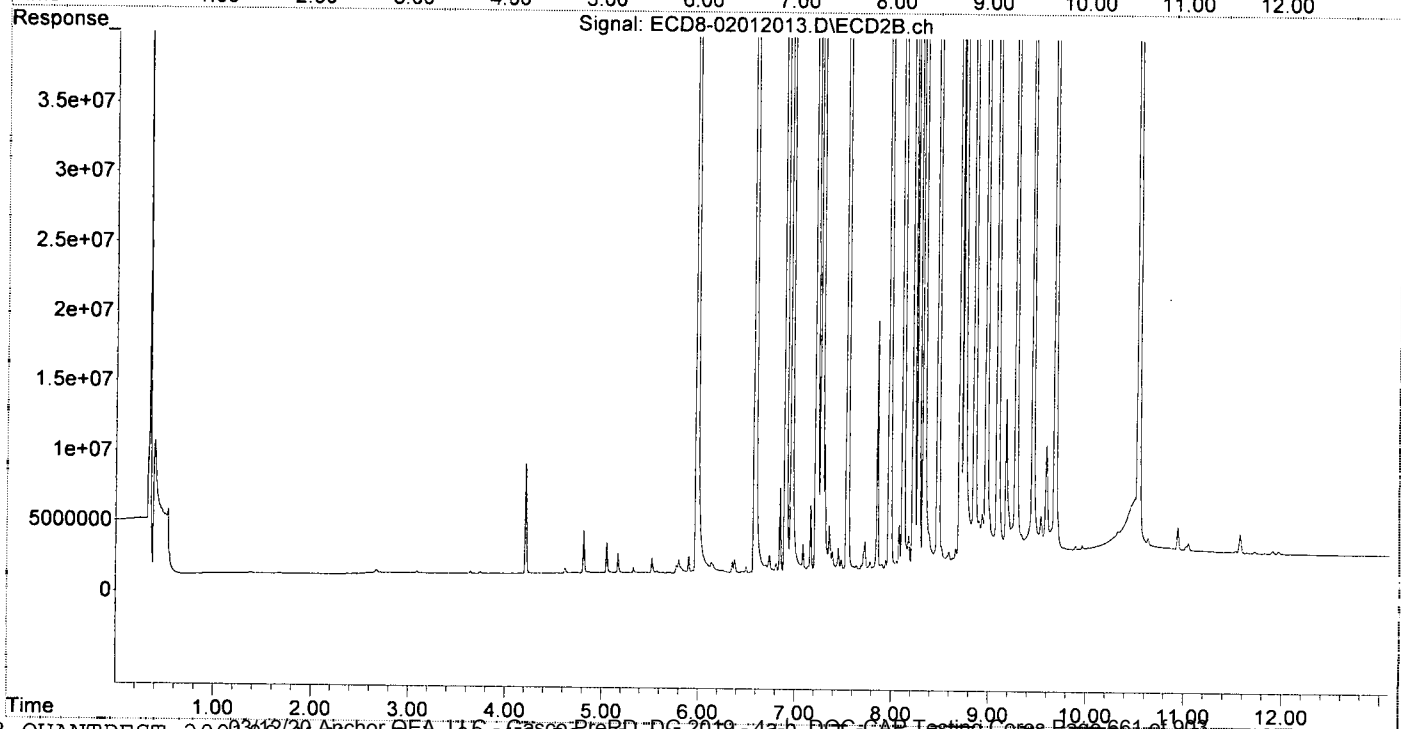
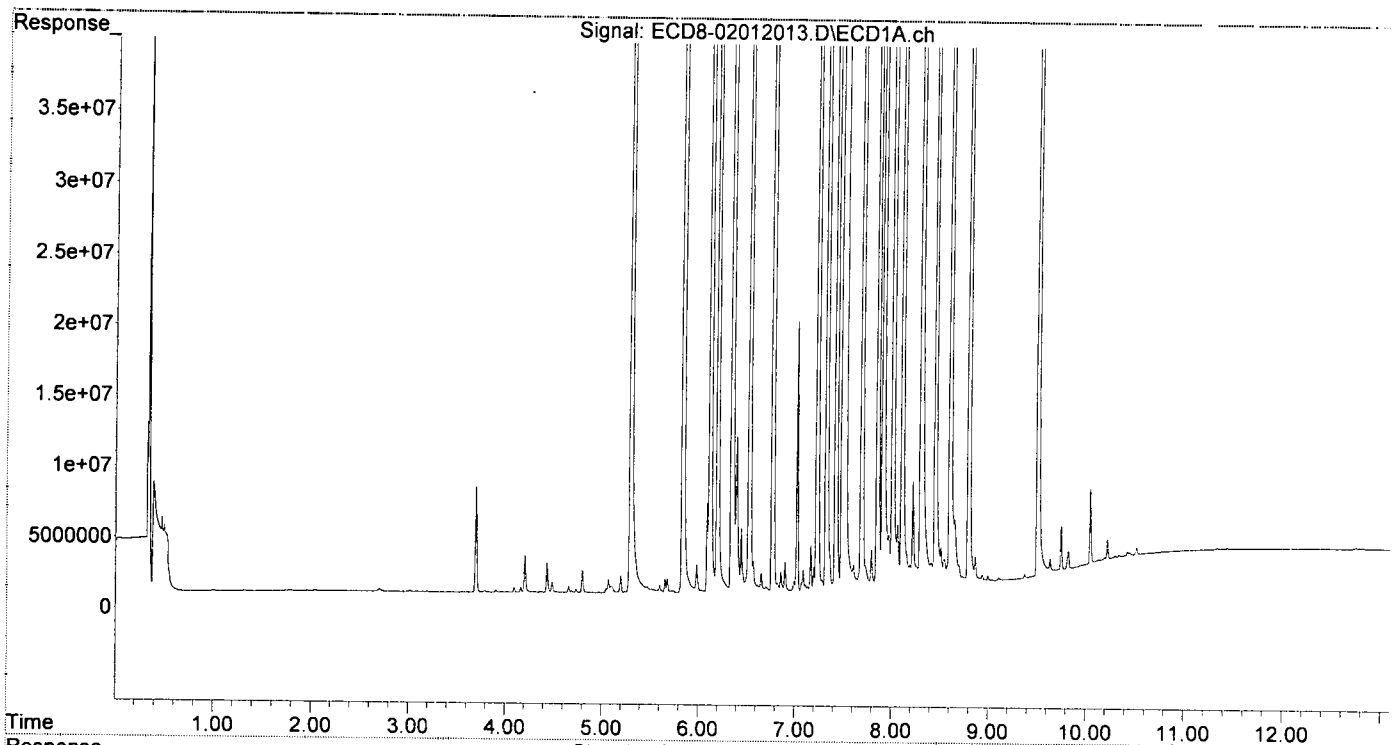
Compound	RT#1	RT#2	Resp#1	Resp#2	ng/mL	ng/mL
System Monitoring Compounds						
1) S TCMX (S)	5.297	5.981	683.0E6	808.5E6	195.366	234.378
22) S DCBP (S)	9.507	10.537	554.4E6	477.6E6	198.363	195.289
Target Compounds						
2) a-BHC	5.837	6.585	1000.4E6	1133.4E6	211.739	193.275
3) g-BHC	6.119	6.902	881.5E6	980.3E6	211.716	192.751
4) b-BHC	6.196	6.965	344.6E6	391.9E6	197.840	225.731
5) Heptachlor	6.529	7.275	827.5E6	966.0E6	201.350	229.415
6) d-BHC	6.344	7.220	826.3E6	939.7E6	193.127	191.350
7) Aldrin	6.768	7.542	802.5E6	928.8E6	198.603	192.949
8) Heptachlo...	7.229	7.979	732.6E6	788.7E6	198.384	219.719
9) trans-Chl...	7.325	8.119	764.5E6	821.8E6	203.287	221.020
10) cis-Chlor...	7.422	8.226	729.7E6	792.8E6	198.698	225.050
11) Endosulfa...	7.517	8.277	669.0E6	733.7E6	192.854	222.006
12) 4,4'-DDE	7.488	8.331	725.7E6	835.1E6	218.544	192.970
13) Dieldrin	7.690	8.478	786.9E6	871.2E6	206.356	194.082
14) Endrin	7.854	8.705	655.2E6	738.6E6	200.748	195.142
15) 4,4'-DDD	7.909	8.749	592.3E6	679.7E6	232.738	191.866
16) Endosulfa...	8.011	8.853	596.6E6	684.8E6	199.444	192.330
17) 4,4'-DDT	8.108	8.975	627.2E6	706.5E6	233.304	192.640
18) Endrin Al...	8.301	9.090	520.7E6	585.1E6	197.778	221.305
19) Endosulfa...	8.603	9.281	590.5E6	660.6E6	206.312	194.929
20) Methoxychlor	8.450	9.453	273.2E6	304.3E6	226.447	192.101
21) Endrin Ke...	8.797	9.683	708.8E6	737.0E6	205.066	192.732
23) Hexachlor...	3.085	3.679	47773	26074	0.012	0.005 #
24) Hexachlor...	5.679	6.457	964328	108256	0.287	BelowCal #
25) Oxychlorane	7.165	7.903	3131171	344130	0.840	0.108 #
26) 2,4'-DDE	7.229	8.119	732.6E6	821.8E6	316.854	361.565
27) trans-Non...	7.422	8.177	729.7E6	2322130	199.027	0.643 #
28) 2,4'-DDD	7.607	8.478	1629132	871.2E6	0.841	455.089 #
29) 2,4'-DDT	7.792	8.705	2633301	738.6E6	1.100	238.485 #
30) cis-Nonac...	7.909f	8.749	592.3E6	679.7E6	145.551	170.546
31) Mirex	8.547	9.683	1677558	737.0E6	0.486	305.698 #
32) Chlordane...	7.325	8.119	764.5E6	821.8E6	1908.890	1891.572
33) Chlordane...	7.422	8.226	729.7E6	792.8E6	1500.369	2180.621 #
34) Chlordane...	7.971	8.900	3592037	3270989	27.589	27.544
35) Chlordane...	0.000	0.000	0	0	N.D.	N.D.
36) Toxaphene...	7.422f	8.478f	729.7E6	871.2E6	44575.283	29562.245 #
37) Toxaphene...	7.690	0.000	786.9E6	0	25048.714	N.D. #
38) Toxaphene...	8.011	8.853	596.6E6	684.8E6	9382.458	10584.537
39) Toxaphene...	8.263	8.900	1249823	3270989	12.325	29.766 #
40) Toxaphene...	8.450f	9.090	273.2E6	585.1E6	5041.110	10205.432 #
41) Toxaphene...	8.547	9.453	1677558	304.3E6	22.057	4607.332 #
42) Toxaphene...	0.000	0.000	0	0	N.D.	N.D.

(f)=RT Delta > 1/2 Window (#)=Amounts differ by > 25% (m)=manual int.

Quantitation Report (Not Reviewed)

Data Path : C:\msdchem\1\data\2020-02\0B01012\REQUANT\
Data File : ECD8-02012013.D
Signal(s) : Signal #1: ECD1A.ch Signal #2: ECD2B.ch
Acq On : 1 Feb 2020 17:41
Operator : MJB
Sample : 0B01012-CAL9
Misc : A19K126, AB 200 ppb
ALS Vial : 12 Sample Multiplier: 1

Integration File signal 1: PEST1.e
Integration File signal 2: PEST2.e
Quant Time: Feb 03 15:48:52 2020
Quant Method : C:\msdchem\1\methods\ECD8_QUANTPEST_200108.M
Quant Title : Instrument: DualECD8
QLast Update : Mon Feb 03 15:36:51 2020
Response via : Initial Calibration
Integrator: ChemStation



Data Path : C:\msdchem\1\data\2020-02\0B01012\REQUANT\
 Data File : ECD8-02012016.D
 Signal(s) : Signal #1: ECD1A.ch Signal #2: ECD2B.ch
 Acq On : 1 Feb 2020 18:31
 Operator : MJB
 Sample : 0B01012-CALA
 Misc : A20B003, 9-42 0.5 ppb
 ALS Vial : 14 Sample Multiplier: 1

Integration File signal 1: PEST1.e
 Integration File signal 2: PEST2.e
 Quant Time: Feb 03 15:49:29 2020
 Quant Method : C:\msdchem\1\methods\ECD8_QUANTPEST_200108.M
 Quant Title : Instrument: DualeCD8
 QLast Update : Mon Feb 03 15:36:51 2020
 Response via : Initial Calibration
 Integrator: ChemStation

MJR
2/3/20

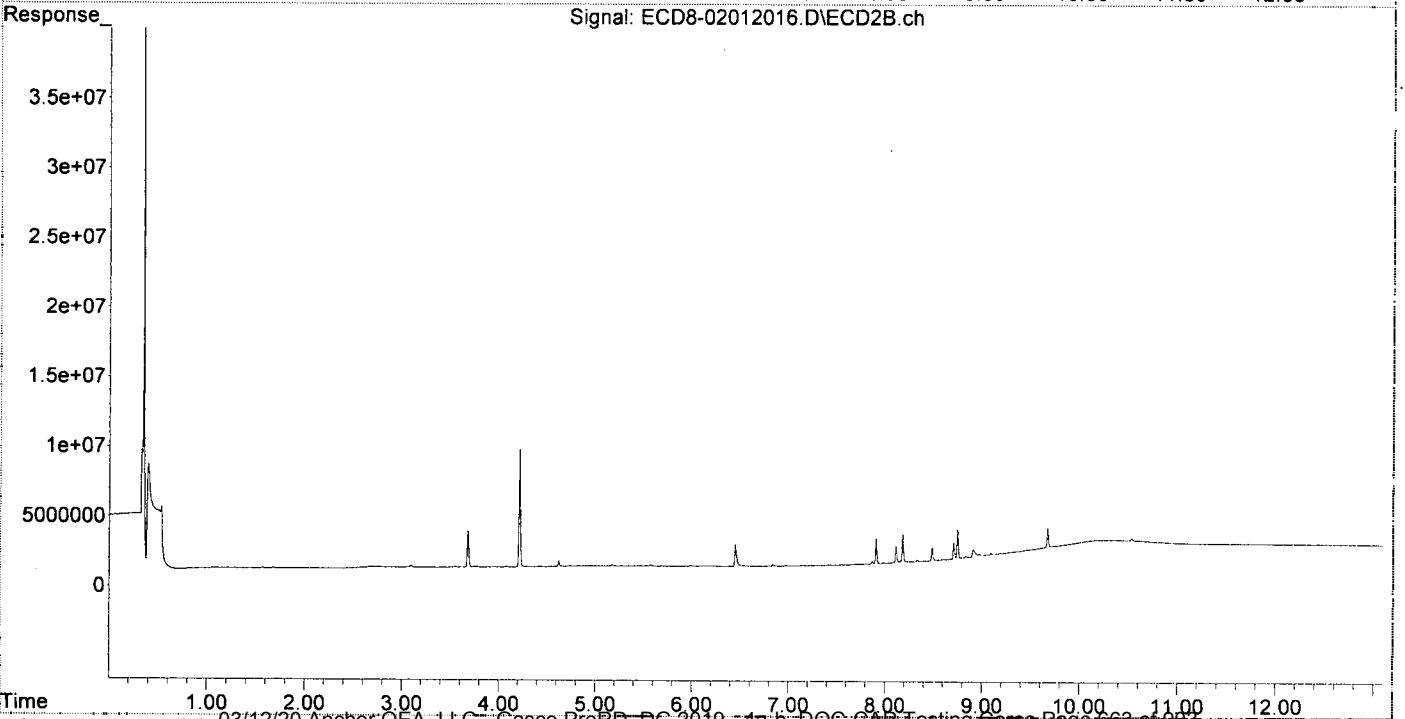
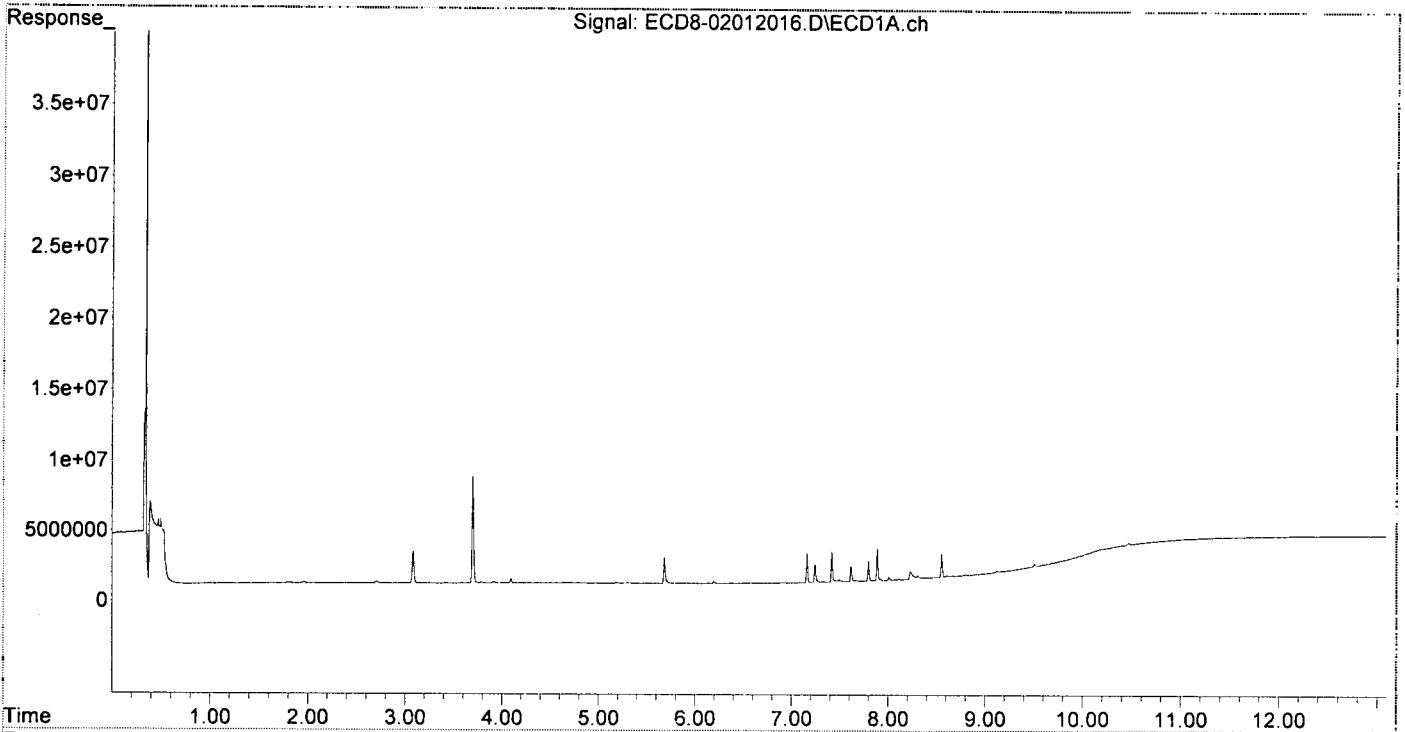
Compound	RT#1	RT#2	Resp#1	Resp#2	ng/mL	ng/mL
System Monitoring Compounds						
1) S TCMX (S)	5.299	5.985	68485	103337	0.020	0.030 #
22) S DCBP (S)	9.508	10.537	377603	163698	BelowCal	BelowCal
Target Compounds						
2) a-BHC	5.846	6.582	35427	35202	0.007	0.084 #
3) g-BHC	6.146f	6.904	28094	12379	0.007	0.045 #
4) b-BHC	6.193	6.975	143092	58075	0.082	0.033 #
5) Heptachlor	6.531	7.280	17250	20742	0.004	0.005
6) d-BHC	6.357	7.227	20258	37306	0.112	0.108
7) Aldrin	6.775	7.548	10239	18189	0.003	0.017 #
8) Heptachlo...	7.243	7.979	1290069	40076	0.349	0.011 #
9) trans-Chl...	7.327	8.113	59794	1200073	0.016	0.323 #
10) cis-Chlor...	7.417	8.227	2168811	70400	0.591	0.020 #
11) Endosulfa...	7.495f	8.280	168196	39614	0.048	0.012 #
12) 4,4'-DDE	7.495	8.335	168196	125822	0.051	0.129 #
13) Dieldrin	7.694	8.487	42766	960869	0.011	0.307 #
14) Endrin	7.854	8.710	28556	1210132	0.009	0.414 #
15) 4,4'-DDD	7.917	8.749	109926	2084280	0.043	0.934 #
16) Endosulfa...	8.008	8.854	228510	57189	0.076	BelowCal #
17) 4,4'-DDT	8.112	8.975	68721	149567	0.026	0.035 #
18) Endrin Al...	8.305	9.092	231531	174162	0.088	0.066 #
19) Endosulfa...	8.607	9.283	82250	99005	0.029	BelowCal #
20) Methoxychlor	8.460	9.444	20527	73043	0.017	BelowCal #
21) Endrin Ke...	8.799	9.675	76798	1475836	0.022	0.300 #
23) Hexachlor...	3.080	3.680	2278541	2594123	0.585	0.536
24) Hexachlor...	5.681	6.450	1894604	1616133	0.564	0.508
25) Oxychlordane	7.160	7.908	2078442	1817597	0.497	0.568
26) 2,4'-DDE	7.243	8.113	1290069	1200073	0.558	0.528
27) trans-Non...	7.417	8.182	2168811	2004659	0.592	0.555
28) 2,4'-DDD	7.615	8.487	1111537	960869	0.574	0.502
29) 2,4'-DDT	7.797	8.710	1418724	1210132	0.593	0.519
30) cis-Nonac...	7.887	8.749	2296885	2084280	0.564	0.523
31) Mirex	8.552	9.675	1693083	1475836	0.493	0.461
32) Chlordane...	7.327	8.113	59794	1200073	0.149	2.762 #
33) Chlordane...	7.417	8.227	2168811	70400	4.460	0.194 #
34) Chlordane...	7.982	8.876	14747	7431	0.113	0.063 #
35) Chlordane...	0.000	0.000	0	0	N.D.	N.D.
36) Toxaphene...	7.417	8.487f	2168811	960869	132.492	32.606 #
37) Toxaphene...	7.694	8.804	42766	22811	1.361	0.568 #
38) Toxaphene...	8.008	8.834	228510	136988	0.086	2.117 #
39) Toxaphene...	8.229	8.911	543902	552632	1.443	1.562
40) Toxaphene...	8.460	9.092	20527	174162	0.379	3.038 #
41) Toxaphene...	8.552	9.478	1693083	93249	22.262	1.412 #
42) Toxaphene...	0.000	0.000	0	0	N.D.	N.D.

(f)=RT Delta > 1/2 Window (#)=Amounts differ by > 25% (m)=manual int.

Quantitation Report (Not Reviewed)

Data Path : C:\msdchem\1\data\2020-02\0B01012\REQUANT\
 Data File : ECD8-02012016.D
 Signal(s) : Signal #1: ECD1A.ch Signal #2: ECD2B.ch
 Acq On : 1 Feb 2020 18:31
 Operator : MJB
 Sample : 0B01012-CALA
 Misc : A20B003, 9-42 0.5 ppb
 ALS Vial : 14 Sample Multiplier: 1

Integration File signal 1: PEST1.e
 Integration File signal 2: PEST2.e
 Quant Time: Feb 03 15:49:29 2020
 Quant Method : C:\msdchem\1\methods\ECD8_QUANTPEST_200108.M
 Quant Title : Instrument: DualeCD8
 QLast Update : Mon Feb 03 15:36:51 2020
 Response via : Initial Calibration
 Integrator: ChemStation



Quantitation Report (Not Reviewed)

Data Path : C:\msdchem\1\data\2020-02\0B01012\REQUANT\
 Data File : ECD8-02012017.D
 Signal(s) : Signal #1: ECD1A.ch Signal #2: ECD2B.ch
 Acq On : 1 Feb 2020 18:48
 Operator : MJB
 Sample : 0B01012-CALB
 Misc : A19K263, 9-42 1 ppb
 ALS Vial : 15 Sample Multiplier: 1

Integration File signal 1: PEST1.e
 Integration File signal 2: PEST2.e
 Quant Time: Feb 03 15:49:45 2020
 Quant Method : C:\msdchem\1\methods\ECD8_QUANTPEST_200108.M
 Quant Title : Instrument: DualeCD8
 QLast Update : Mon Feb 03 15:36:51 2020
 Response via : Initial Calibration
 Integrator: ChemStation

MJD
2/3/20

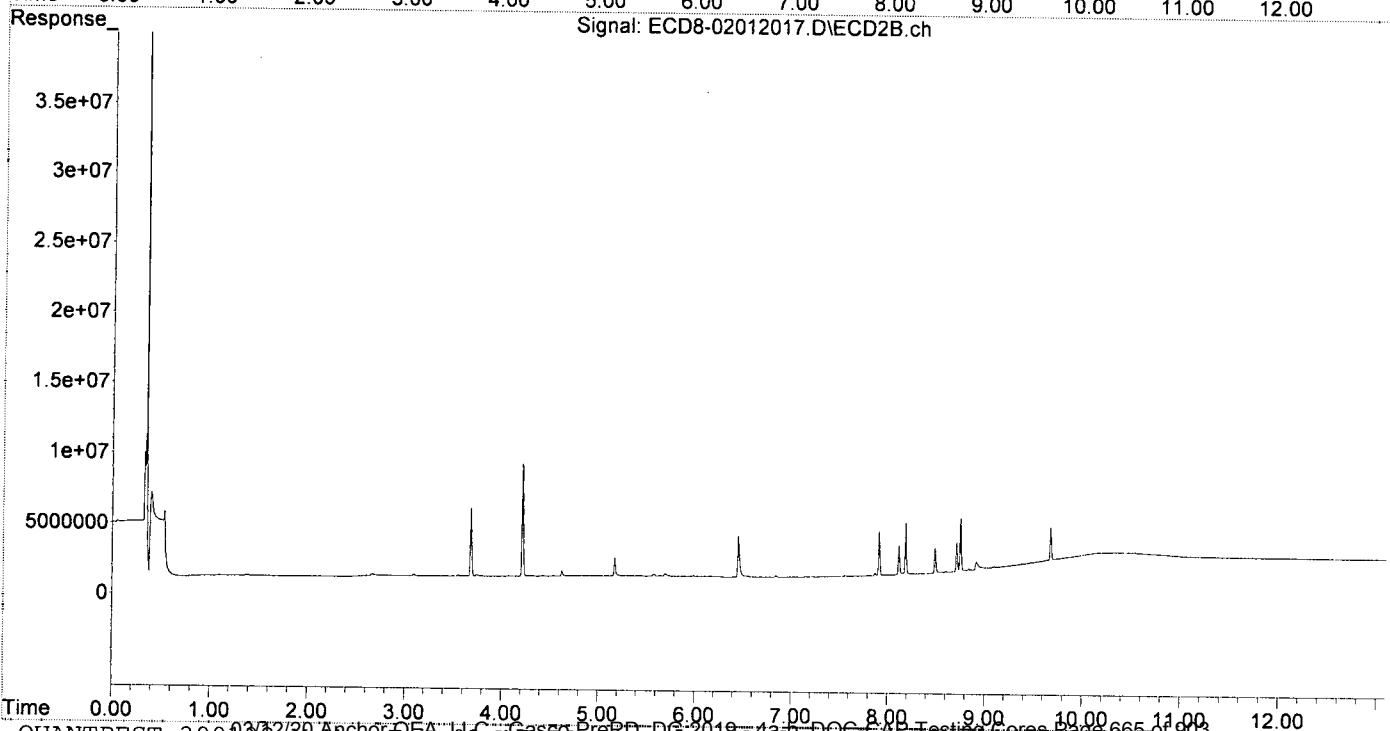
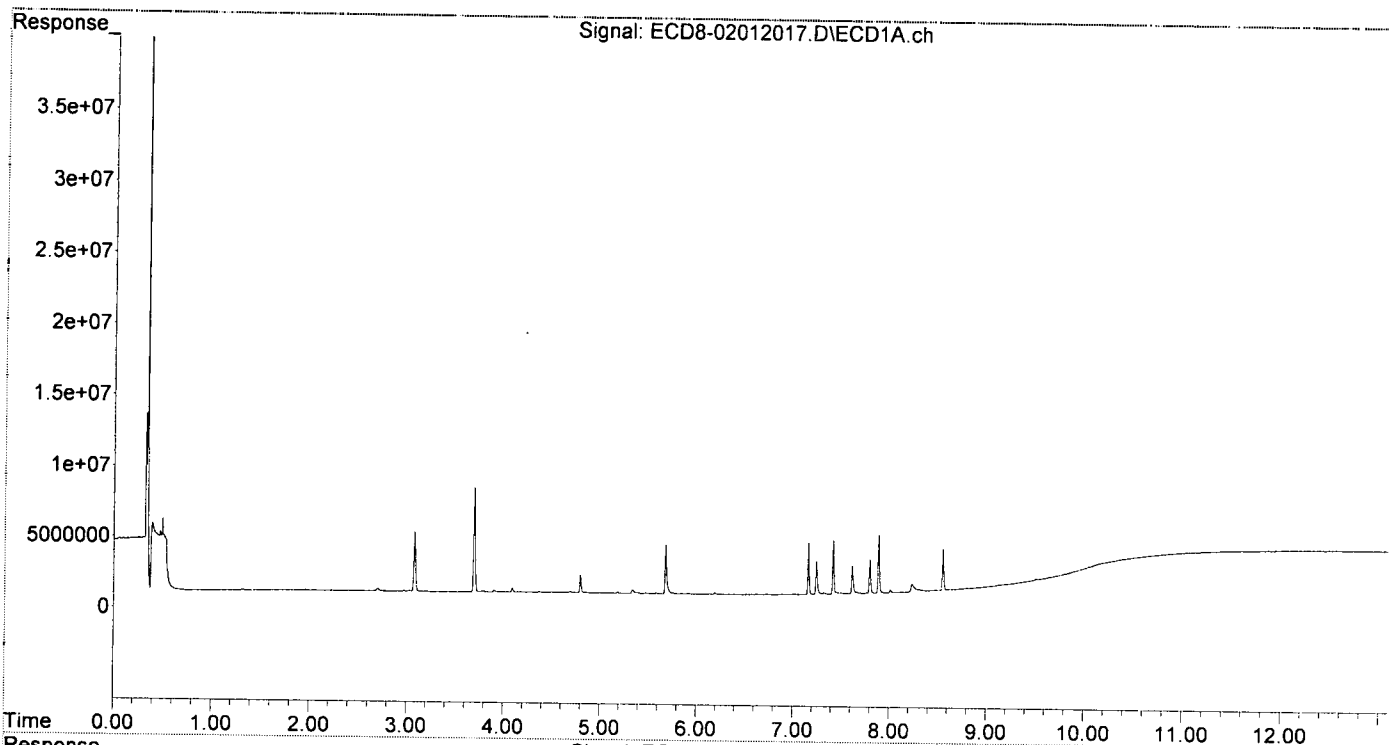
Compound	RT#1	RT#2	Resp#1	Resp#2	ng/mL	ng/mL
System Monitoring Compounds						
1) S TCMX (S)	5.337f	5.984	229364	104783	0.066	0.030 #
22) S DCBP (S)	9.508	10.536	256145	681144	BelowCal	BelowCal
Target Compounds						
2) a-BHC	5.844	6.579	36088	42418	0.008	0.086 #
3) g-BHC	6.136	6.938f	33688	6890	0.008	0.044 #
4) b-BHC	6.192	6.967	137751	14912	0.079	0.009 #
5) Heptachlor	6.526	7.277	7914	16707	0.002	0.004 #
6) d-BHC	0.000	7.226	0	35191	N.D.	0.108 #
7) Aldrin	0.000	7.557	0	84669	N.D.	0.035 #
8) Heptachlo...	7.243	7.981	2295081	34781	0.621	0.010 #
9) trans-Chl...	7.327	8.112	93035	2104301	0.025	0.566 #
10) cis-Chlor...	7.417	0.000	3768972	0	1.026	N.D. #
11) Endosulfa...	7.490f	8.284	80461	28347	0.023	0.009 #
12) 4,4'-DDE	7.490	8.336	80461	36515	0.024	0.100 #
13) Dieldrin	7.688	8.486	25217	1795089	0.007	0.545 #
14) Endrin	7.852	8.709	24371	2100185	0.007	0.723 #
15) 4,4'-DDD	7.886f	8.748	4089263	3801985	1.607	1.665 #
16) Endosulfa...	8.009	8.857	200043	97288	0.067	0.006 #
17) 4,4'-DDT	8.126	0.000	8508	0	0.003	N.D. #
18) Endrin Al...	8.304	9.092	165249	236794	0.063	0.090 #
19) Endosulfa...	8.605	9.283	50108	268280	0.018	0.018 #
20) Methoxychlor	8.444	0.000	9771	0	0.008	N.D. #
21) Endrin Ke...	8.801	9.674	31647	2854711	0.009	0.789 #
23) Hexachlor...	3.080	3.679	4206156	4878910	1.079	1.008 #
24) Hexachlor...	5.680	6.450	3451879	2946247	1.027	0.971 #
25) Oxychlorthane	7.159	7.908	3626338	3174792	1.001	0.993 #
26) 2,4'-DDE	7.243	8.112	2295081	2104301	0.993	0.926 #
27) trans-Non...	7.417	8.182	3768972	3680280	1.028	1.020 #
28) 2,4'-DDD	7.614	8.486	1934222	1795089	0.999	0.938 #
29) 2,4'-DDT	7.796	8.709	2374152	2100185	0.992	0.936 #
30) cis-Nonac...	7.886	8.748	4089263	3801985	1.005	0.954 #
31) Mirex	8.552	9.674	2918797	2854711	0.999	1.127 #
32) Chlordane...	7.327	8.112	93035	2104301	0.232	4.843 #
33) Chlordane...	7.417	0.000	3768972	0	7.750	N.D. #
34) Chlordane...	7.969	8.911f	12864	628571	0.099	5.293 #
35) Chlordane...	0.000	0.000	0	0	N.D.	N.D. #
36) Toxaphene...	7.417	8.486f	3768972	1795089	230.245	60.915 #
37) Toxaphene...	7.688	8.794	25217	83988	0.803	2.090 #
38) Toxaphene...	8.009	8.833	200043	184780	96751.095	2.856 #
39) Toxaphene...	8.231	8.911	549160	628571	1.524	2.352 #
40) Toxaphene...	8.466	9.092	12477	236794	0.230	4.130 #
41) Toxaphene...	8.552	0.000	2918797	0	38.378	N.D. #
42) Toxaphene...	0.000	0.000	0	0	N.D.	N.D. #

(f)=RT Delta > 1/2 Window (#)=Amounts differ by > 25% (m)=manual int.

Quantitation Report (Not Reviewed)

Data Path : C:\msdchem\1\data\2020-02\0B01012\REQUANT\
Data File : ECD8-02012017.D
Signal(s) : Signal #1: ECD1A.ch Signal #2: ECD2B.ch
Acq On : 1 Feb 2020 18:48
Operator : MJB
Sample : 0B01012-CALB
Misc : A19K263, 9-42 1 ppb
ALS Vial : 15 Sample Multiplier: 1

Integration File signal 1: PEST1.e
Integration File signal 2: PEST2.e
Quant Time: Feb 03 15:49:45 2020
Quant Method : C:\msdchem\1\methods\ECD8_QUANTPEST_200108.M
Quant Title : Instrument: DualECD8
QLast Update : Mon Feb 03 15:36:51 2020
Response via : Initial Calibration
Integrator: ChemStation



Data Path : C:\msdchem\1\data\2020-02\0B01012\REQUANT\
 Data File : ECD8-02012018.D
 Signal(s) : Signal #1: ECD1A.ch Signal #2: ECD2B.ch
 Acq On : 1 Feb 2020 19:05
 Operator : MJB
 Sample : 0B01012-CALC
 Misc : A19K264, 9-42 2 ppb
 ALS Vial : 16 Sample Multiplier: 1

Integration File signal 1: PEST1.e
 Integration File signal 2: PEST2.e
 Quant Time: Feb 03 15:49:58 2020
 Quant Method : C:\msdchem\1\methods\ECD8_QUANTPEST_200108.M
 Quant Title : Instrument: DüaleCD8
 QLast Update : Mon Feb 03 15:36:51 2020
 Response via : Initial Calibration
 Integrator: ChemStation

NR
2/3/20

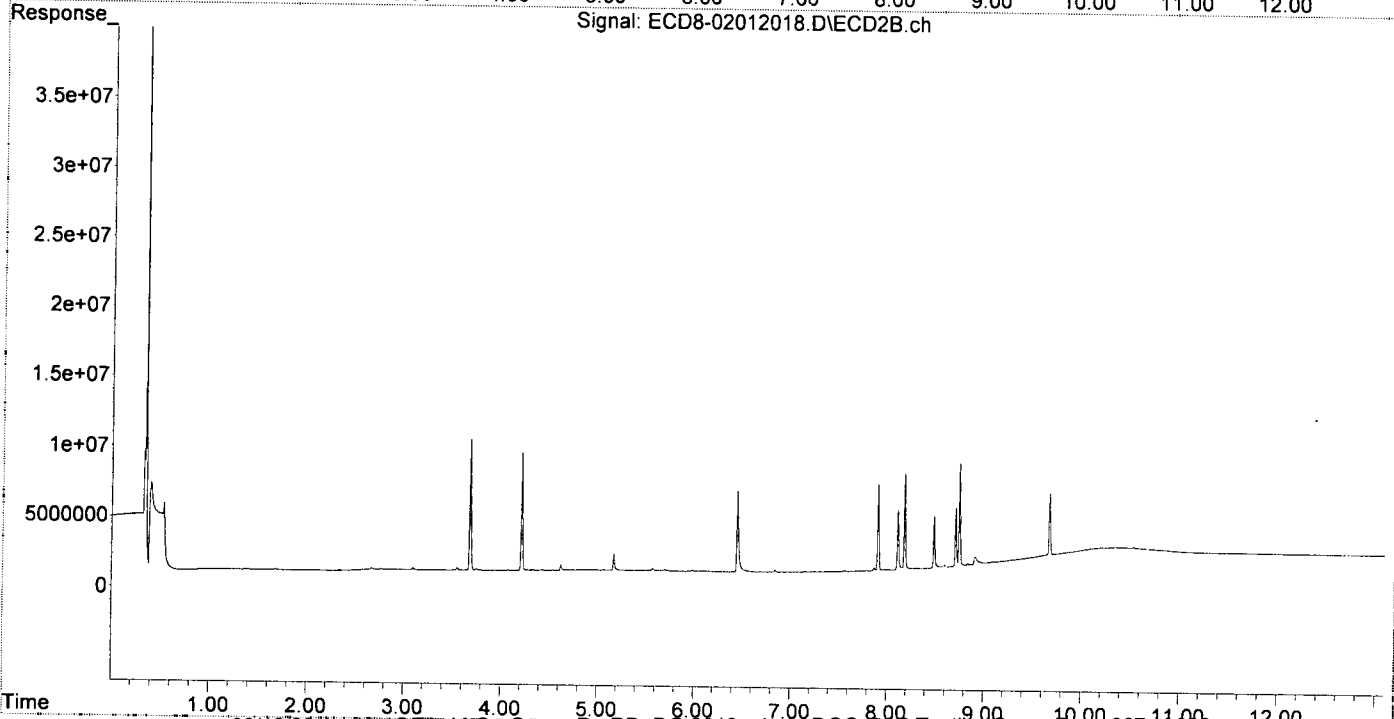
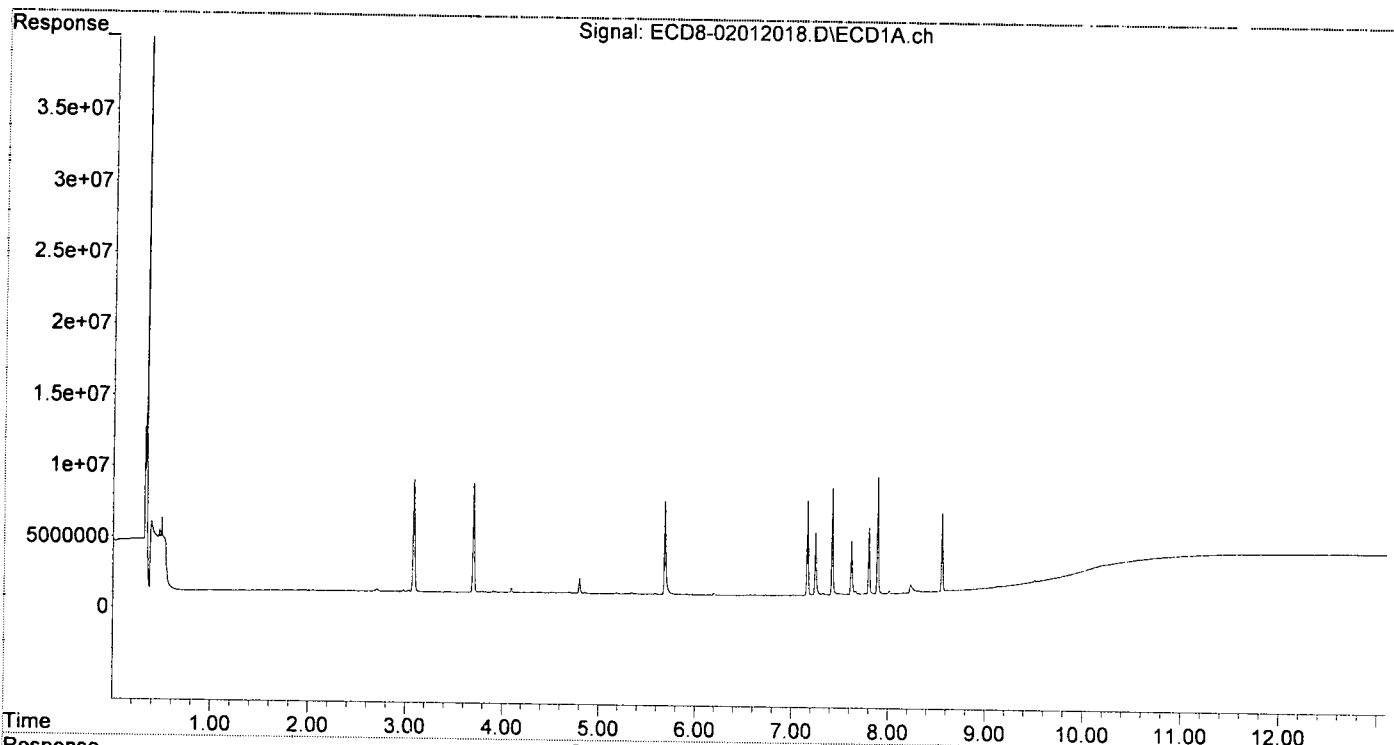
Compound	RT#1	RT#2	Resp#1	Resp#2	ng/mL	ng/mL
System Monitoring Compounds						
1) S TCMX (S)	5.299	5.983	19602	101756	0.006	0.029 #
22) S DCBP (S)	9.506	10.538	109381	596649	BelowCal	BelowCal
Target Compounds						
2) a-BHC	5.841	6.584	55246	56316	0.012	0.089 #
3) g-BHC	6.138	6.904	39150	10198	0.009	0.045 #
4) b-BHC	6.189	6.970	159134	16074	0.091	0.009 #
5) Heptachlor	6.529	7.273	21454	20040	0.005	0.005 #
6) d-BHC	0.000	7.224	0	30748	N.D.	0.106 #
7) Aldrin	0.000	7.557	0	61303	N.D.	0.028 #
8) Heptachlo...	7.241	7.981	4488919	38565	1.216	0.011 #
9) trans-Chl...	7.326	8.112	113780	4260806	0.030	1.146 #
10) cis-Chlor...	7.416	0.000	7569675	0	2.061	N.D. #
11) Endosulfa...	7.492f	8.290	75226	31629	0.022	0.010 #
12) 4,4'-DDE	7.492	8.334	75226	29813	0.023	0.098 #
13) Dieldrin	7.691	8.485	47941	3680145	0.013	1.082 #
14) Endrin	7.848	8.709	44345	4187285	0.014	1.447 #
15) 4,4'-DDD	7.886f	8.748	8283514	7352547	3.255	3.167 #
16) Endosulfa...	8.007	8.833f	224082	186026	0.075	0.040 #
17) 4,4'-DDT	8.110	8.970	12299	196449	0.005	0.055 #
18) Endrin Al...	8.306	9.092	138044	196872	0.052	0.074 #
19) Endosulfa...	8.604	9.284	56452	243989	0.020	0.009 #
20) Methoxychlor	8.462	0.000	13865	0	0.011	N.D. #
21) Endrin Ke...	8.800	9.674	36340	4870687	0.011	1.502 #
23) Hexachlor...	3.080	3.680	7973044	9306742	2.045	1.922 #
24) Hexachlor...	5.680	6.449	6640927	5773353	1.976	1.952 #
25) Oxychlordane	7.158	7.907	6769962	6050162	2.025	1.892 #
26) 2,4'-DDE	7.241	8.112	4488919	4260806	1.941	1.875 #
27) trans-Non...	7.416	8.182	7569675	6830472	2.065	1.892 #
28) 2,4'-DDD	7.614	8.485	3838920	3680145	1.982	1.922 #
29) 2,4'-DDT	7.795	8.709	4727347	4187285	1.975	1.911 #
30) cis-Nonac...	7.886	8.748	8283514	7352547	2.036	1.845 #
31) Mirex	8.551	9.674	5534484	4870687	2.079	2.100 #
32) Chlordane...	7.326	8.112	113780	4260806	0.284	9.807 #
33) Chlordane...	7.416	0.000	7569675	0	15.565	N.D. #
34) Chlordane...	7.969	8.910f	15517	609465	0.119	5.132 #
35) Chlordane...	0.000	0.000	0	0	N.D.	N.D. #
36) Toxaphene...	7.382	8.485f	5267	3680145	0.322	124.882 #
37) Toxaphene...	7.691	8.833f	47941	186026	1.526	4.629 #
38) Toxaphene...	8.007	8.833	224082	186026	0.023	2.875 #
39) Toxaphene...	8.229	8.910	567766	609465	1.811	2.153 #
40) Toxaphene...	8.474	9.092	10619	196872	0.196	3.434 #
41) Toxaphene...	8.551	0.000	5534484	0	72.770	N.D. #
42) Toxaphene...	0.000	0.000	0	0	N.D.	N.D. #

(f)=RT Delta > 1/2 Window (#)=Amounts differ by > 25% (m)=manual int.

Quantitation Report (Not Reviewed)

Data Path : C:\msdchem\1\data\2020-02\0B01012\REQUANT\
Data File : ECD8-02012018.D
Signal(s) : Signal #1: ECD1A.ch Signal #2: ECD2B.ch
Acq On : 1 Feb 2020 19:05
Operator : MJB
Sample : 0B01012-CALC
Misc : A19K264, 9-42 2 ppb
ALS Vial : 16 Sample Multiplier: 1

Integration File signal 1: PEST1.e
Integration File signal 2: PEST2.e
Quant Time: Feb 03 15:49:58 2020
Quant Method : C:\msdchem\1\methods\ECD8_QUANTPEST_200108.M
Quant Title : Instrument: DualECD8
QLast Update : Mon Feb 03 15:36:51 2020
Response via : Initial Calibration
Integrator: ChemStation



Quantitation Report (Not Reviewed)

Data Path : C:\msdchem\1\data\2020-02\0B01012\REQUANT\
 Data File : ECD8-02012019.D
 Signal(s) : Signal #1: ECD1A.ch Signal #2: ECD2B.ch
 Acq On : 1 Feb 2020 19:22
 Operator : MJB
 Sample : 0B01012-CALD
 Misc : A19K265, 9-42 5 ppb
 ALS Vial : 17 Sample Multiplier: 1

Integration File signal 1: PEST1.e
 Integration File signal 2: PEST2.e
 Quant Time: Feb 03 15:50:12 2020
 Quant Method : C:\msdchem\1\methods\ECD8_QUANTPEST_200108.M
 Quant Title : Instrument: DualECD8
 QLast Update : Mon Feb 03 15:36:51 2020
 Response via : Initial Calibration
 Integrator: ChemStation

MJB
2/3/20

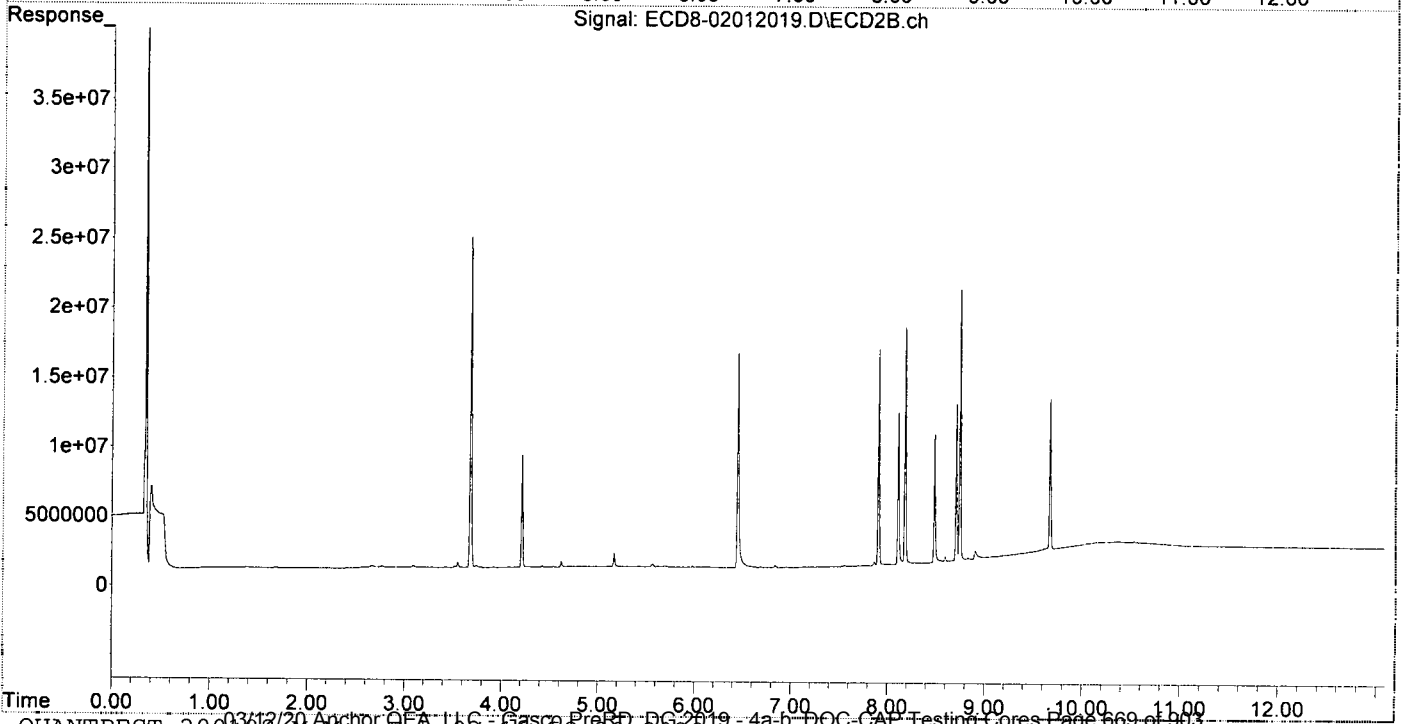
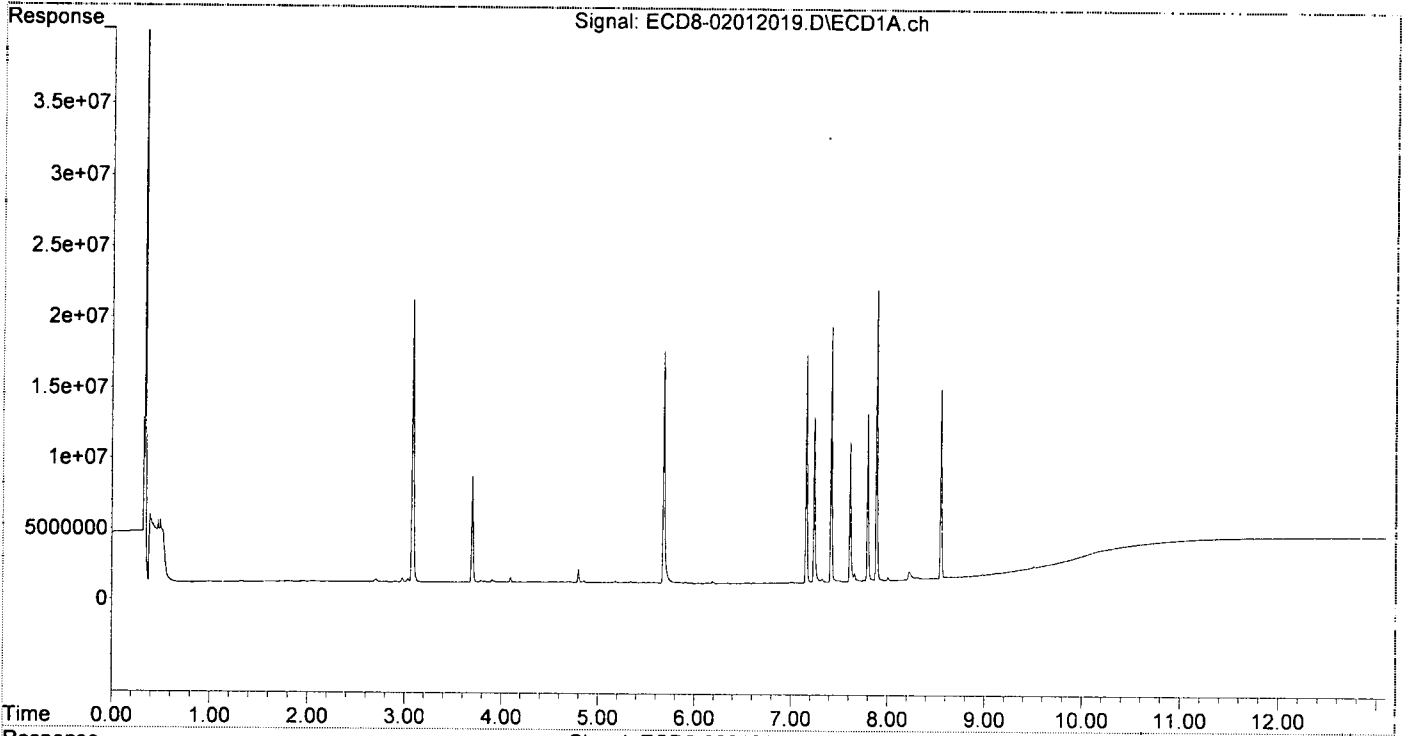
Compound	RT#1	RT#2	Resp#1	Resp#2	ng/mL	ng/mL
System Monitoring Compounds						
1) S TCMX (S)	5.274f	5.983	35388	75103	0.010	0.022 #
22) S DCBP (S)	9.508	10.536	305584	1041976	BelowCal	0.008
Target Compounds						
2) a-BHC	5.838	6.580	105593	130785	0.022	0.106 #
3) g-BHC	6.134	6.903	74335	44969	0.018	0.054 #
4) b-BHC	6.187	6.973	184071	49848	0.106	0.029 #
5) Heptachlor	6.530	7.277	50239	54821	0.012	0.013
6) d-BHC	6.348	7.223	30064	74225	0.115	0.119
7) Aldrin	6.770	7.532	15293	16328	0.004	0.016 #
8) Heptachlo...	7.241	7.979	11743726	97727	3.180	0.027 #
9) trans-Chl...	7.326	8.111	245682	10906405	0.065	2.933 #
10) cis-Chlor...	7.416	0.000	18115649	0	4.933	N.D. #
11) Endosulfa...	7.496f	8.278	95554	92988	0.028	0.028
12) 4,4'-DDE	7.496	8.334	95554	71774	0.029	0.111 #
13) Dieldrin	7.692	8.485	108385	9298557	0.028	2.678 #
14) Endrin	7.886f	8.709	20605958	11358035	6.314	3.923 #
15) 4,4'-DDD	7.886f	8.748	20605958	19585336	8.097	8.253
16) Endosulfa...	8.005	8.857	242760	228631	0.081	0.056 #
17) 4,4'-DDT	8.113	8.961	20866	342806	0.008	0.114 #
18) Endrin Al...	8.305	9.090	152427	376004	0.058	0.142 #
19) Endosulfa...	8.605	9.284	78575	449522	0.027	0.091 #
20) Methoxychlor	0.000	9.449	0	532881	N.D.	0.129 #
21) Endrin Ke...	8.799	9.674	48323	11467148	0.014	3.821 #
23) Hexachlor...	3.081	3.680	20008341	23748664	5.133	4.905
24) Hexachlor...	5.680	6.449	16447257	15411069	4.893	5.270
25) Oxylchlorane	7.159	7.908	16184302	15509955	5.088	4.850
26) 2,4'-DDE	7.241	8.111	11743726	10906405	5.079	4.798
27) trans-Non...	7.416	8.182	18115649	16987074	4.941	4.706
28) 2,4'-DDD	7.613	8.485	9882639	9298557	5.103	4.857
29) 2,4'-DDT	7.795	8.709	11872885	11358035	4.961	5.235
30) cis-Nonac...	7.886	8.748	20605958	19585336	5.064	4.914
31) Mirex	8.551	9.674	13322527	11467148	5.298	5.276
32) Chlordane...	7.326	8.111	245682	10906405	0.613	25.102 #
33) Chlordane...	7.416	0.000	18115649	0	37.250	N.D. #
34) Chlordane...	8.005f	8.870	242760	201713	1.865	1.699
35) Chlordane...	0.000	0.000	0	0	N.D.	N.D.
36) Toxaphene...	7.416	8.436	18115649	51655	1106.677	1.753 #
37) Toxaphene...	7.692	8.831f	108385	327973	3.450	8.161 #
38) Toxaphene...	8.005	8.831	242760	327973	0.289	5.069 #
39) Toxaphene...	8.224	8.908	579745	764477	1.995	3.764 #
40) Toxaphene...	0.000	9.090	0	376004	N.D.	6.559 #
41) Toxaphene...	8.551	9.449	13322527	532881	175.172	8.067 #
42) Toxaphene...	0.000	0.000	0	0	N.D.	N.D.

(f)=RT Delta > 1/2 Window (#)=Amounts differ by > 25% (m)=manual int.

Quantitation Report (Not Reviewed)

Data Path : C:\msdchem\1\data\2020-02\0B01012\REQUANT\
Data File : ECD8-02012019.D
Signal(s) : Signal #1: ECD1A.ch Signal #2: ECD2B.ch
Acq On : 1 Feb 2020 19:22
Operator : MJB
Sample : 0B01012-CALD
Misc : A19K265, 9-42 5 ppb
ALS Vial : 17 Sample Multiplier: 1

Integration File signal 1: PEST1.e
Integration File signal 2: PEST2.e
Quant Time: Feb 03 15:50:12 2020
Quant Method : C:\msdchem\1\methods\ECD8_QUANTPEST_200108.M
Quant Title : Instrument: DualECD8
QLast Update : Mon Feb 03 15:36:51 2020
Response via : Initial Calibration
Integrator: ChemStation



Data Path : C:\msdchem\1\data\2020-02\0B01012\REQUANT\
 Data File : ECD8-02012020.D
 Signal(s) : Signal #1: ECD1A.ch Signal #2: ECD2B.ch
 Acq On : 1 Feb 2020 19:38
 Operator : MJB
 Sample : 0B01012-CALE
 Misc : A19K266, 9-42 10 ppb
 ALS Vial : 18 Sample Multiplier: 1

Integration File signal 1: PEST1.e
 Integration File signal 2: PEST2.e
 Quant Time: Feb 03 15:50:25 2020
 Quant Method : C:\msdchem\1\methods\ECD8_QUANTPEST_200108.M
 Quant Title : Instrument: DualeCD8
 QLast Update : Mon Feb 03 15:36:51 2020
 Response via : Initial Calibration
 Integrator: ChemStation

MJB
2/3/20

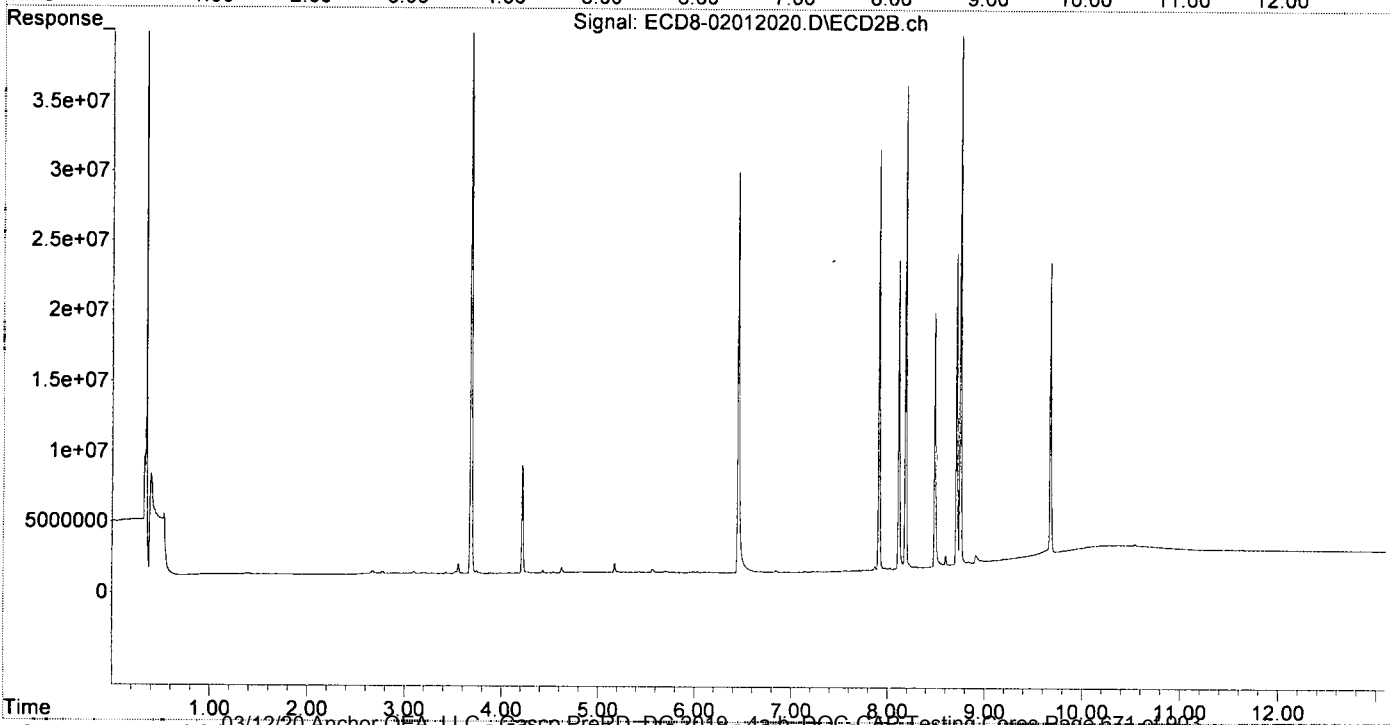
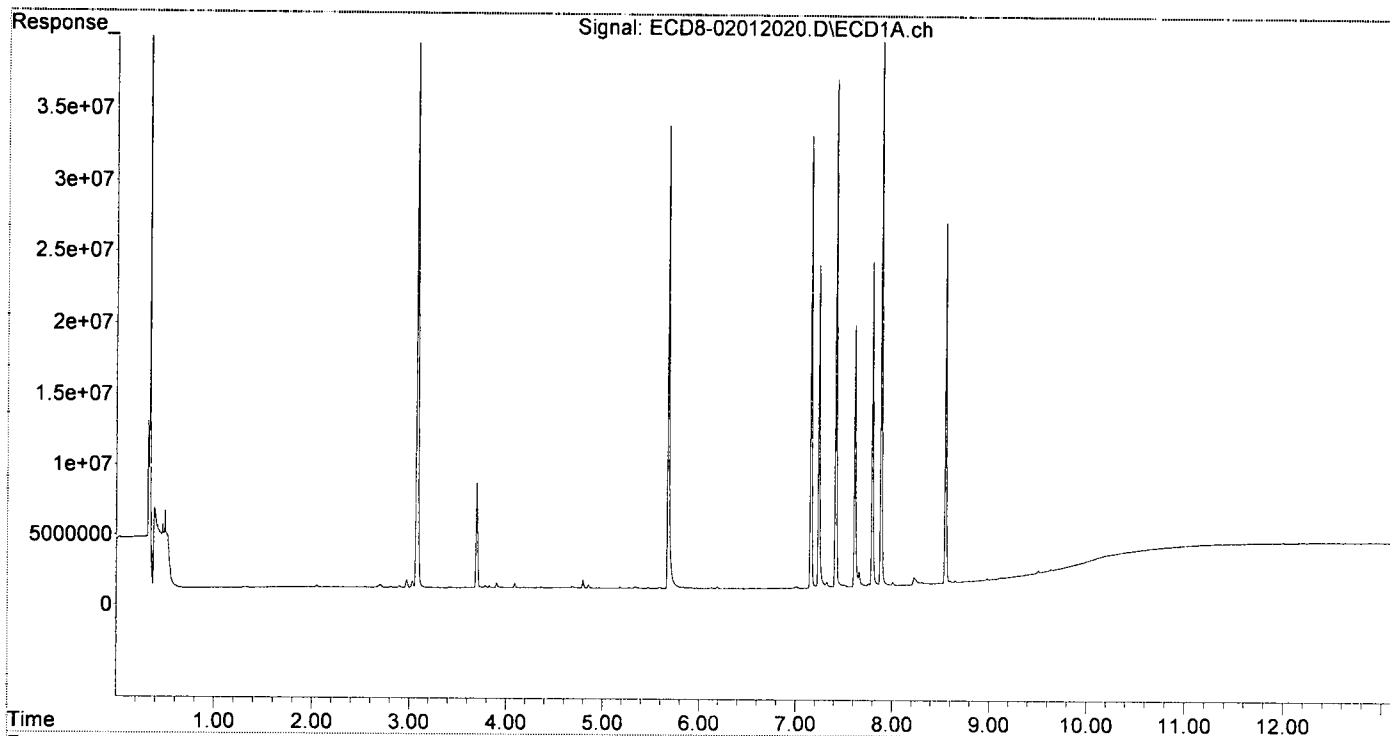
Compound	RT#1	RT#2	Resp#1	Resp#2	ng/mL	ng/mL
System Monitoring Compounds						
1) S TCMX (S)	5.274f	5.986	81445	79788	0.023	0.023
22) S DCBP (S)	9.507	10.538	324289	369785	BelowCal	BelowCal
Target Compounds						
2) a-BHC	5.841	0.000	99883	0	0.021	N.D. #
3) g-BHC	6.109	6.902	26027	16767	0.006	0.046 #
4) b-BHC	6.189	6.972	154156	28647	0.089	0.017 #
5) Heptachlor	6.529	7.275	55254	58281	0.013	0.014 #
6) d-BHC	6.352	7.224	28919	70939	0.115	0.118 #
7) Aldrin	0.000	7.557	0	78398	N.D.	0.033 #
8) Heptachlo...	7.240	7.979	22804364	134761	6.175	0.038 #
9) trans-Chl...	7.326	8.112	424054	21958095	0.113	5.905 #
10) cis-Chlor...	7.416	0.000	35883154	0	9.771	N.D. #
11) Endosulfa...	7.502	8.288	143488	113190	0.041	0.034 #
12) 4,4'-DDE	7.502	8.332	143488	48480	0.043	0.104 #
13) Dieldrin	7.695	8.484	189402	18062773	0.050	5.154 #
14) Endrin	7.886f	8.708	40436692	22137862	12.390	7.608 #
15) 4,4'-DDD	7.886f	8.748	40436692	38325797	15.889	15.796 #
16) Endosulfa...	8.007	8.849	248978	86088	0.083	0.002 #
17) 4,4'-DDT	8.112	8.962	24555	161224	0.009	0.040 #
18) Endrin Al...	8.306	9.092	135738	111834	0.052	0.042 #
19) Endosulfa...	8.602	9.284	111359	140116	0.039	BelowCal #
20) Methoxychlor	8.459	9.469	12577	212566	0.010	BelowCal #
21) Endrin Ke...	8.799	9.673	39505	20962075	0.011	7.125 #
23) Hexachlor...	3.081	3.680	38377580	47088422	9.845	9.725 #
24) Hexachlor...	5.679	6.449	32647902	28525390	9.712	9.723 #
25) Oxychlorane	7.158	7.908	31984005	29890292	10.223	9.346 #
26) 2,4'-DDE	7.240	8.112	22804364	21958095	9.863	9.660 #
27) trans-Non...	7.416	8.182	35883154	34402162	9.788	9.531 #
28) 2,4'-DDD	7.613	8.484	18534620	18062773	9.570	9.436 #
29) 2,4'-DDT	7.795	8.708	22928210	22137862	9.581	10.156 #
30) cis-Nonac...	7.886	8.748	40436692	38325797	9.937	9.617 #
31) Mirex	8.551	9.673	25430296	20962075	10.306	9.829 #
32) Chlordane...	7.326	8.112	424054	21958095	1.059	50.539 #
33) Chlordane...	7.416	0.000	35883154	0	73.784	N.D. #
34) Chlordane...	7.949	8.908	124496	582747	0.956	4.907 #
35) Chlordane...	0.000	0.000	0	0	N.D.	N.D. #
36) Toxaphene...	7.416	8.449	35883154	6615	2192.086	0.224 #
37) Toxaphene...	7.695	8.832f	189402	185152	6.029	4.607 #
38) Toxaphene...	8.007	8.832	248978	185152	0.377	2.862 #
39) Toxaphene...	8.228	8.908	542657	582747	1.424	1.875 #
40) Toxaphene...	8.475	9.092	7218	111834	0.133	1.951 #
41) Toxaphene...	8.551	9.469	25430296	212566	334.371	3.218 #
42) Toxaphene...	0.000	0.000	0	0	N.D.	N.D. #

(f)=RT Delta > 1/2 Window (#)=Amounts differ by > 25% (m)=manual int.

Quantitation Report (Not Reviewed)

Data Path : C:\msdchem\1\data\2020-02\0B01012\REQUANT\
Data File : ECD8-02012020.D
Signal(s) : Signal #1: ECD1A.ch Signal #2: ECD2B.ch
Acq On : 1 Feb 2020 19:38
Operator : MJB
Sample : 0B01012-CALE
Misc : A19K266, 9-42 10 ppb
ALS Vial : 18 Sample Multiplier: 1

Integration File signal 1: PEST1.e
Integration File signal 2: PEST2.e
Quant Time: Feb 03 15:50:25 2020
Quant Method : C:\msdchem\1\methods\ECD8_QUANTPEST_200108.M
Quant Title : Instrument: DualECD8
QLast Update : Mon Feb 03 15:36:51 2020
Response via : Initial Calibration
Integrator: ChemStation



Quantitation Report (Not Reviewed)

Data Path : C:\msdchem\1\data\2020-02\0B01012\REQUANT\
 Data File : ECD8-02012021.D
 Signal(s) : Signal #1: ECD1A.ch Signal #2: ECD2B.ch
 Acq On : 1 Feb 2020 19:55
 Operator : MJB
 Sample : 0B01012-CALF
 Misc : A19J407, 9-42 25 ppb
 ALS Vial : 19 Sample Multiplier: 1

Integration File signal 1: PEST1.e
 Integration File signal 2: PEST2.e
 Quant Time: Feb 03 15:50:38 2020
 Quant Method : C:\msdchem\1\methods\ECD8_QUANTPEST_200108.M
 Quant Title : Instrument: DualECD8
 QLast Update : Mon Feb 03 15:36:51 2020
 Response via : Initial Calibration
 Integrator: ChemStation

MJB
2/3/20

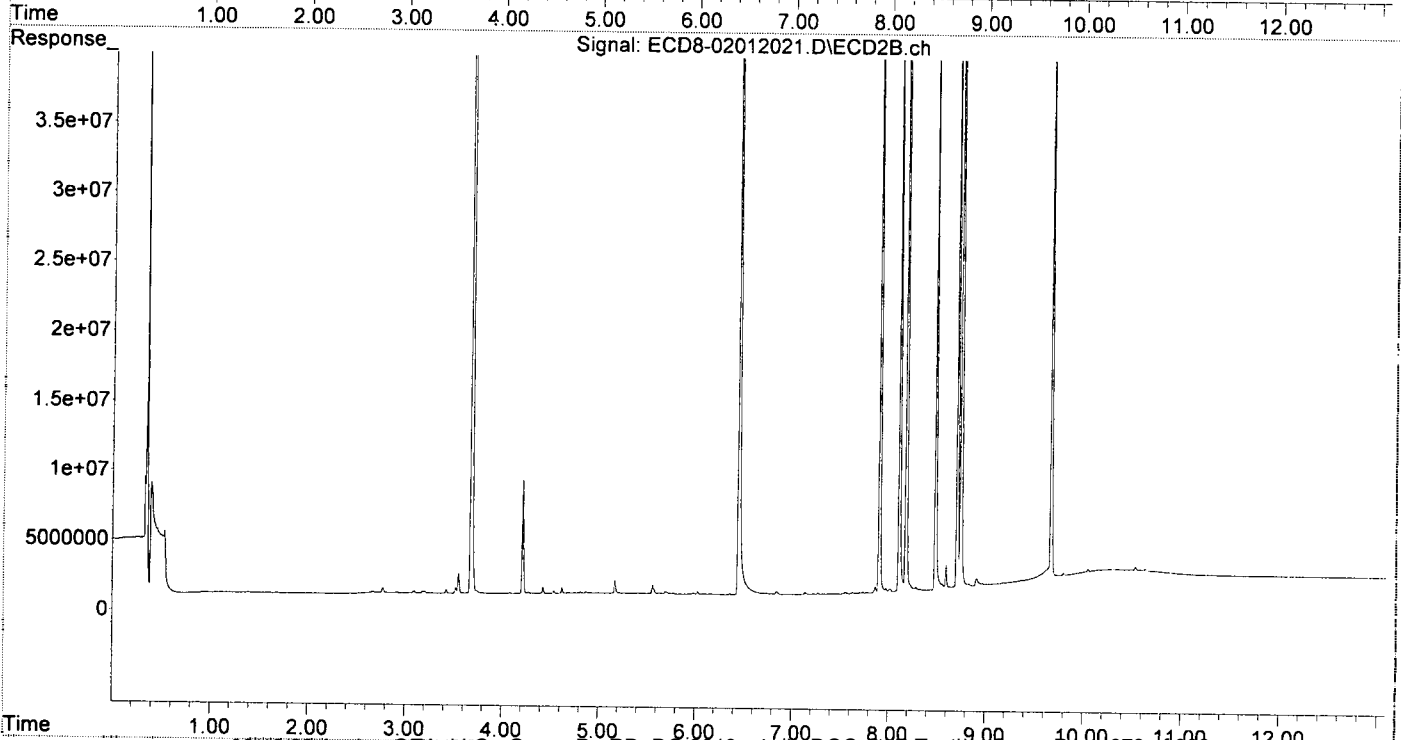
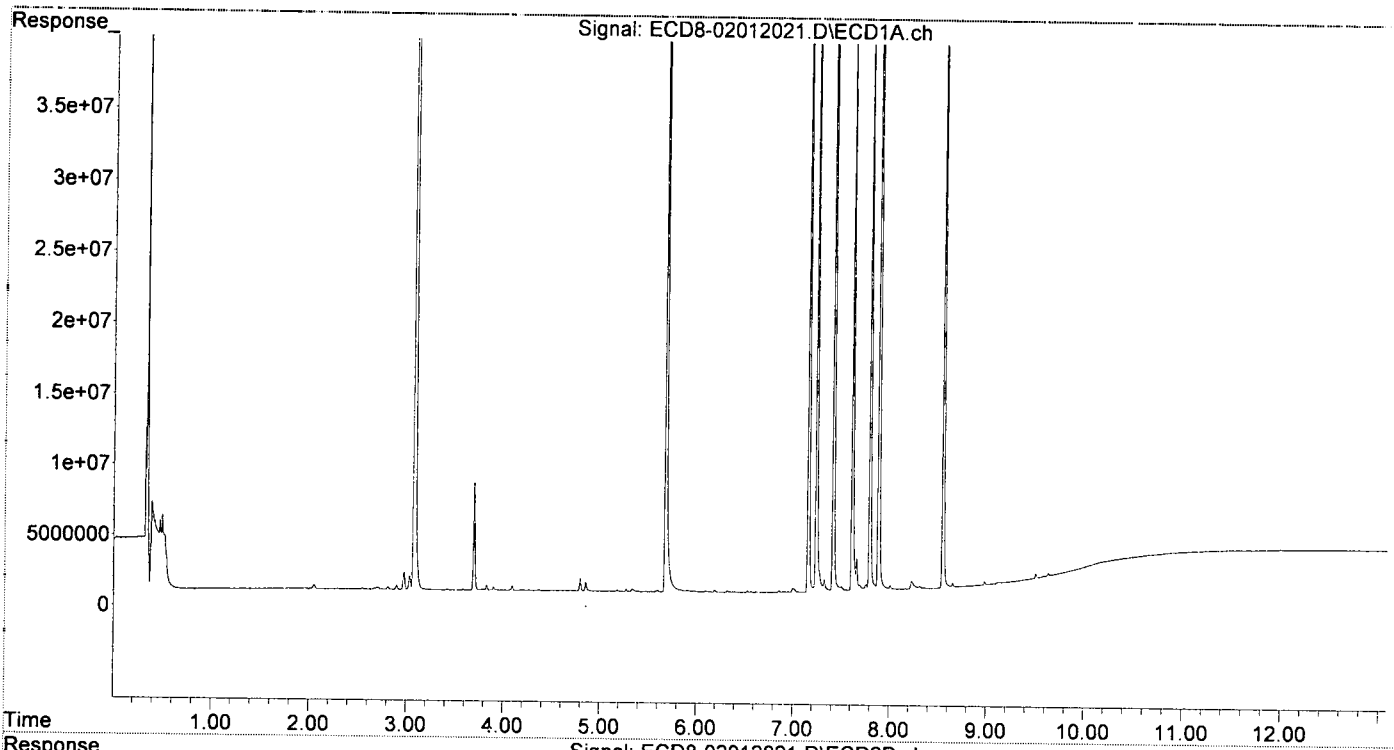
Compound	RT#1	RT#2	Resp#1	Resp#2	ng/mL	ng/mL	
System Monitoring Compounds							
1) S TCMX (S)	5.273f	5.983	172543	81641	0.049	0.024	#
22) S DCBP (S)	9.507	10.536	471771	879618	BelowCal	BelowCal	
Target Compounds							
2) a-BHC	5.839	0.000	166681	0	0.035	N.D.	#
3) g-BHC	6.135	6.933f	51177	19174	0.012	0.047	#
4) b-BHC	6.190	6.974	158842	20783	0.091	0.012	#
5) Heptachlor	6.530	7.275	101574	94681	0.025	0.022	
6) d-BHC	6.364	7.227	19134	49353	0.112	0.112	
7) Aldrin	6.782	7.536	7177	17598	0.002	0.017	#
8) Heptachlo...	7.240	7.978	52202377	268492	14.136	0.075	#
9) trans-Chl...	7.326	8.111	841486	51113359	0.224	13.746	#
10) cis-Chlor...	7.416	0.000	81812536	0	22.279	N.D.	#
11) Endosulfa...	7.504	8.288	332530	253043	0.096	0.077	
12) 4,4'-DDE	7.504	0.000	332530	0	0.100	N.D.	#
13) Dieldrin	7.696	8.485	387193	42962025	0.102	12.094	#
14) Endrin	7.887f	8.708	91550344	53723446	28.052	18.166	#
15) 4,4'-DDD	7.887f	8.748	91550344	90384875	35.973	35.397	
16) Endosulfa...	8.008	8.833	293687	303094	0.098	0.085	
17) 4,4'-DDT	8.112	8.975	49514	242900	0.018	0.073	#
18) Endrin Al...	8.315	9.089	178794	212447	0.068	0.080	
19) Endosulfa...	0.000	9.283	0	293817	N.D.	0.029	#
20) Methoxychlor	8.454	0.000	8593	0	0.007	N.D.	#
21) Endrin Ke...	8.800	9.673	37765	47784220	0.011	16.253	#
23) Hexachlor...	3.081	3.680	87282581	109.6E6	22.391	22.635	#
24) Hexachlor...	5.679	6.449	77942708	72282140	23.186	24.106	
25) Oxychlordane	7.158	7.908	72990996	71584795	23.514	22.383	
26) 2,4'-DDE	7.240	8.111	52202377	51113359	22.578	22.487	
27) trans-Non...	7.416	8.181	81812536	80789047	22.315	22.382	
28) 2,4'-DDD	7.612	8.485	42203429	42962025	21.790	22.443	
29) 2,4'-DDT	7.794	8.708	53607879	53723446	22.401	24.087	
30) cis-Nonac...	7.887	8.748	91550344	90384875	22.497	22.680	
31) Mirex	8.552	9.673	55829392	47784220	22.909	22.573	
32) Chlordane...	7.326	8.111	841486	51113359	2.101	117.644	#
33) Chlordane...	7.416	0.000	81812536	0	168.225	N.D.	#
34) Chlordane...	0.000	8.911f	0	672731	N.D.	5.665	#
35) Chlordane...	0.000	0.000	0	0	N.D.	N.D.	
36) Toxaphene...	7.416	8.450	81812536	4689	4997.892	0.159	#
37) Toxaphene...	7.696	8.833f	387193	303094	12.325	7.542	#
38) Toxaphene...	8.008	8.833	293687	303094	1.012	4.685	#
39) Toxaphene...	8.230	8.911	559144	672731	1.678	2.811	#
40) Toxaphene...	8.460	9.089	8766	212447	0.162	3.706	#
41) Toxaphene...	8.552	0.000	55829392	0	734.075	N.D.	#
42) Toxaphene...	0.000	0.000	0	0	N.D.	N.D.	

(f)=RT Delta > 1/2 Window (#)=Amounts differ by > 25% (m)=manual int.

Quantitation Report (Not Reviewed)

Data Path : C:\msdchem\1\data\2020-02\0B01012\REQUANT\
 Data File : ECD8-02012021.D
 Signal(s) : Signal #1: ECD1A.ch Signal #2: ECD2B.ch
 Acq On : 1 Feb 2020 19:55
 Operator : MJB
 Sample : 0B01012-CALF
 Misc : A19J407, 9-42 25 ppb
 ALS Vial : 19 Sample Multiplier: 1

Integration File signal 1: PEST1.e
 Integration File signal 2: PEST2.e
 Quant Time: Feb 03 15:50:38 2020
 Quant Method : C:\msdchem\1\methods\ECD8_QUANTPEST_200108.M
 Quant Title : Instrument: DualECD8
 QLast Update : Mon Feb 03 15:36:51 2020
 Response via : Initial Calibration
 Integrator: ChemStation



Quantitation Report (Not Reviewed)

Data Path : C:\msdchem\1\data\2020-02\0B01012\REQUANT\
 Data File : ECD8-02012022.D
 Signal(s) : Signal #1: ECD1A.ch Signal #2: ECD2B.ch
 Acq On : 1 Feb 2020 20:12
 Operator : MJB
 Sample : 0B01012-CALG
 Misc : A19J408, 9-42 50 ppb
 ALS Vial : 20 Sample Multiplier: 1

Integration File signal 1: PEST1.e
 Integration File signal 2: PEST2.e
 Quant Time: Feb 03 15:50:49 2020
 Quant Method : C:\msdchem\1\methods\ECD8_QUANTPEST_200108.M
 Quant Title : Instrument: DualECD8
 QLast Update : Mon Feb 03 15:36:51 2020
 Response via : Initial Calibration
 Integrator: ChemStation

MJB
2/3/20

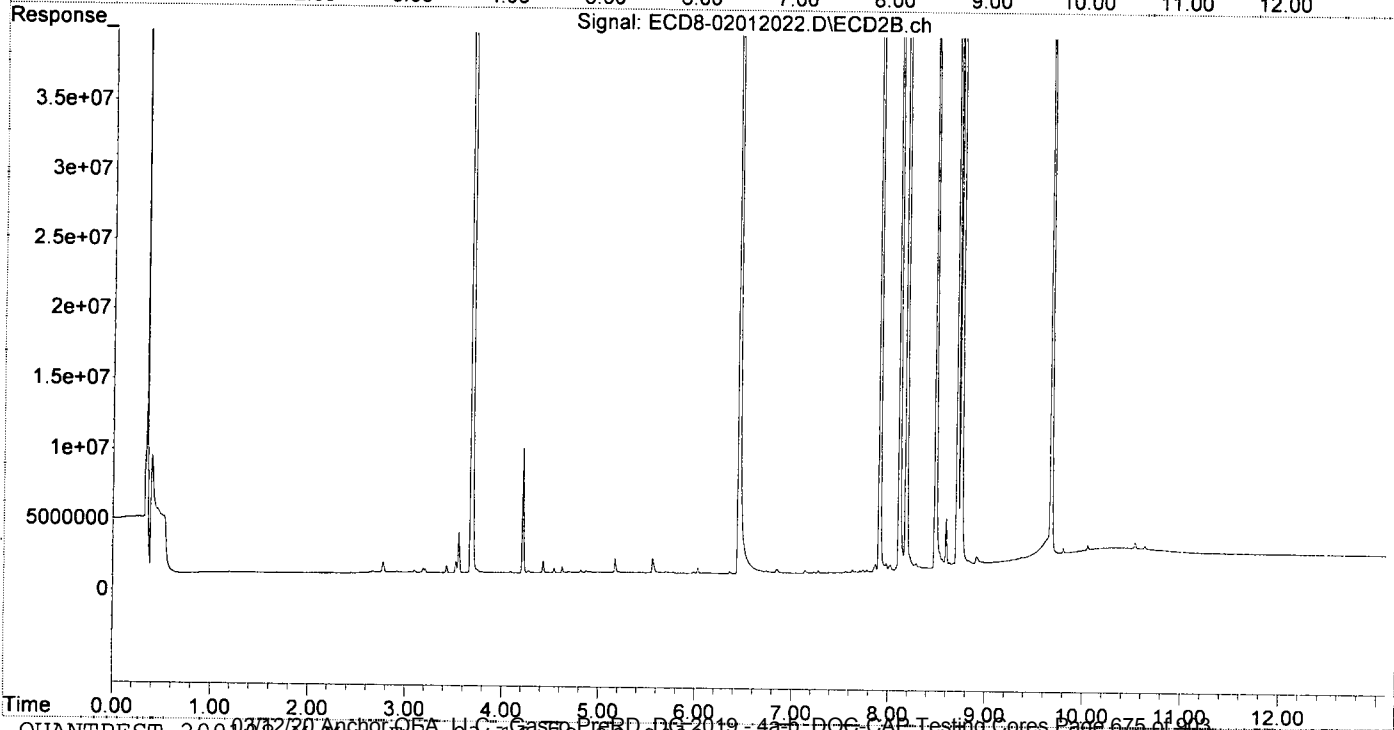
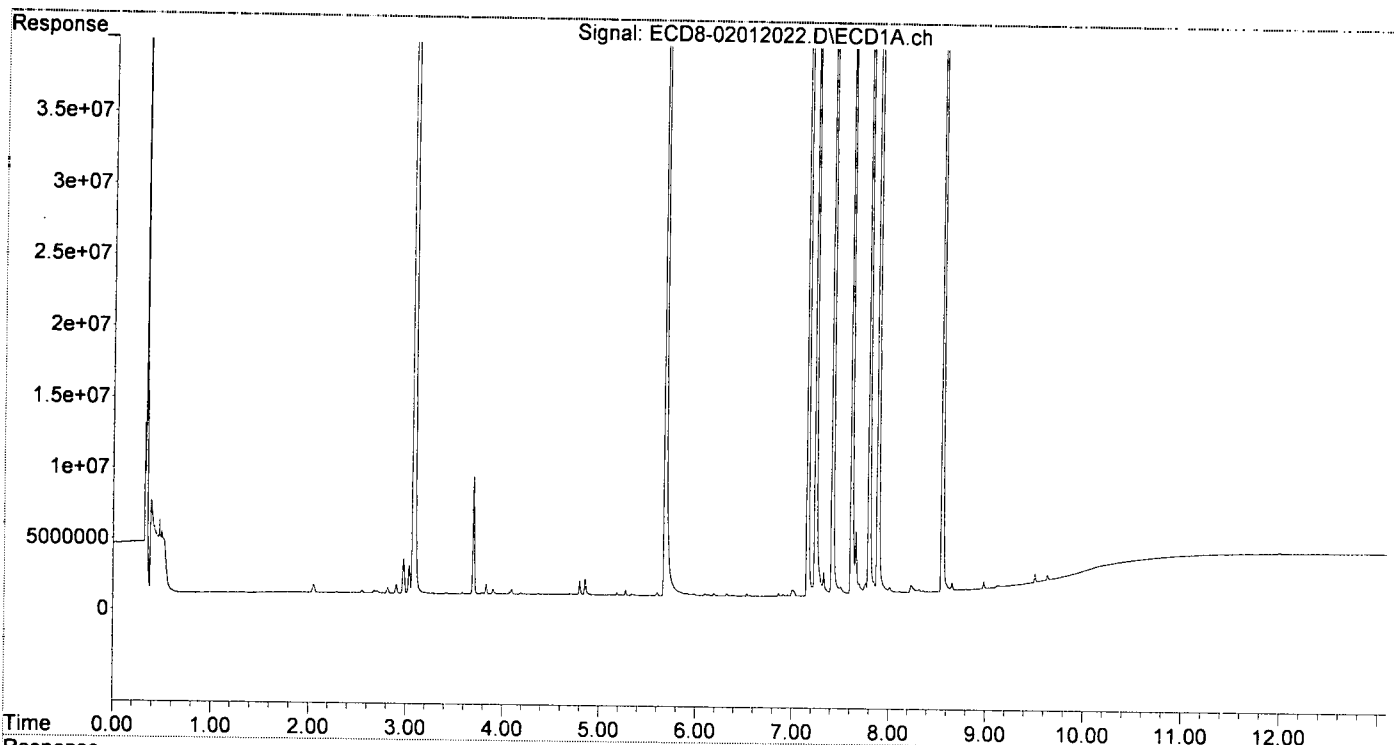
Compound	RT#1	RT#2	Resp#1	Resp#2	ng/mL	ng/mL
System Monitoring Compounds						
1) S TCMX (S)	5.273f	5.983	378443	98341	0.108	0.029 #
22) S DCBP (S)	9.507	10.537	770659	1505892	BelowCal	0.238
Target Compounds						
2) a-BHC	0.000	0.000	0	0	N.D.	N.D.
3) g-BHC	6.131	6.921	42529	49908	0.010	0.055 #
4) b-BHC	6.189	6.974	171138	62085	0.098	0.036 #
5) Heptachlor	6.529	7.276	180574	174281	0.044	0.041
6) d-BHC	6.321f	7.226	158264	70228	0.152	0.118
7) Aldrin	6.771	7.557	14501	78174	0.004	0.033 #
8) Heptachlo...	7.239	7.977	116.4E6	566399	31.510	0.158 #
9) trans-Chl...	7.325	8.110	1613637	117.1E6	0.429	31.503 #
10) cis-Chlor...	7.415	0.000	177.0E6	0	48.205	N.D. #
11) Endosulfa...	7.503	8.288	545619	524397	0.157	0.159
12) 4,4'-DDE	7.503	0.000	545619	0	0.164	N.D. #
13) Dieldrin	7.693	8.484	740452	99247235	0.194	27.303 #
14) Endrin	7.885f	8.708	200.1E6	122.8E6	61.309	40.122 #
15) 4,4'-DDD	7.885f	8.748	200.1E6	209.3E6	78.621	74.665
16) Endosulfa...	8.009	8.832f	417201	627725	0.139	0.208 #
17) 4,4'-DDT	8.109	8.975	105504	496555	0.039	0.177 #
18) Endrin Al...	8.314	9.094	228342	448426	0.087	0.170 #
19) Endosulfa...	0.000	9.285	0	572993	N.D.	0.140 #
20) Methoxychlor	8.452	0.000	11810	0	0.010	N.D. #
21) Endrin Ke...	8.799	9.674	56595	104.8E6	0.016	34.762 #
23) Hexachlor...	3.080	3.680	186.6E6	249.2E6	47.861	51.461
24) Hexachlor...	5.679	6.448	165.7E6	168.5E6	49.297	53.551
25) Oxychlordane	7.158	7.907	160.5E6	160.7E6	51.703	50.251
26) 2,4'-DDE	7.239	8.110	116.4E6	117.1E6	50.326	51.536
27) trans-Non...	7.415	8.182	177.0E6	179.2E6	48.284	49.647
28) 2,4'-DDD	7.611	8.484	93133543	99247235	48.086	51.846
29) 2,4'-DDT	7.793	8.708	117.1E6	122.8E6	48.936	52.394
30) cis-Nonac...	7.885	8.748	200.1E6	209.3E6	49.169	52.507
31) Mirex	8.551	9.674	117.1E6	104.8E6	48.444	49.128
32) Chlordane...	7.325	8.110	1613637	117.1E6	4.029	269.615 #
33) Chlordane...	7.415	0.000	177.0E6	0	363.993	N.D. #
34) Chlordane...	0.000	8.913f	0	865676	N.D.	7.290 #
35) Chlordane...	0.000	0.000	0	0	N.D.	N.D.
36) Toxaphene...	7.415	8.452	177.0E6	154019	10814.060	5.226 #
37) Toxaphene...	7.693	8.832f	740452	627725	23.570	15.619 #
38) Toxaphene...	8.009	8.832	417201	627725	2.767	9.703 #
39) Toxaphene...	8.232	8.913	504733	865676	0.839	4.816 #
40) Toxaphene...	8.469	9.094	6969	448426	0.129	7.822 #
41) Toxaphene...	8.551	0.000	117.1E6	0	1540.175	N.D. #
42) Toxaphene...	0.000	0.000	0	0	N.D.	N.D.

(f)=RT Delta > 1/2 Window (#)=Amounts differ by > 25% (m)=manual int.

Quantitation Report (Not Reviewed)

Data Path : C:\msdchem\1\data\2020-02\0B01012\REQUANT\
Data File : ECD8-02012022.D
Signal(s) : Signal #1: ECD1A.ch Signal #2: ECD2B.ch
Acq On : 1 Feb 2020 20:12
Operator : MJB
Sample : 0B01012-CALG
Misc : A19J408, 9-42 50 ppb
ALS Vial : 20 Sample Multiplier: 1

Integration File signal 1: PEST1.e
Integration File signal 2: PEST2.e
Quant Time: Feb 03 15:50:49 2020
Quant Method : C:\msdchem\1\methods\ECD8_QUANTPEST_200108.M
Quant Title : Instrument: DualECD8
QLast Update : Mon Feb 03 15:36:51 2020
Response via : Initial Calibration
Integrator: ChemStation



Quantitation Report (Not Reviewed)

Data Path : C:\msdchem\1\data\2020-02\0B01012\REQUANT\
 Data File : ECD8-02012023.D
 Signal(s) : Signal #1: ECD1A.ch Signal #2: ECD2B.ch
 Acq On : 1 Feb 2020 20:29
 Operator : MJB
 Sample : 0B01012-CALH
 Misc : A19J409, 9-42 100 ppb
 ALS Vial : 21 Sample Multiplier: 1

Integration File signal 1: PEST1.e
 Integration File signal 2: PEST2.e
 Quant Time: Feb 03 15:50:59 2020
 Quant Method : C:\msdchem\1\methods\ECD8_QUANTPEST_200108.M
 Quant Title : Instrument: DualECD8
 QLast Update : Mon Feb 03 15:36:51 2020
 Response via : Initial Calibration
 Integrator: ChemStation

MJB
2/3/20

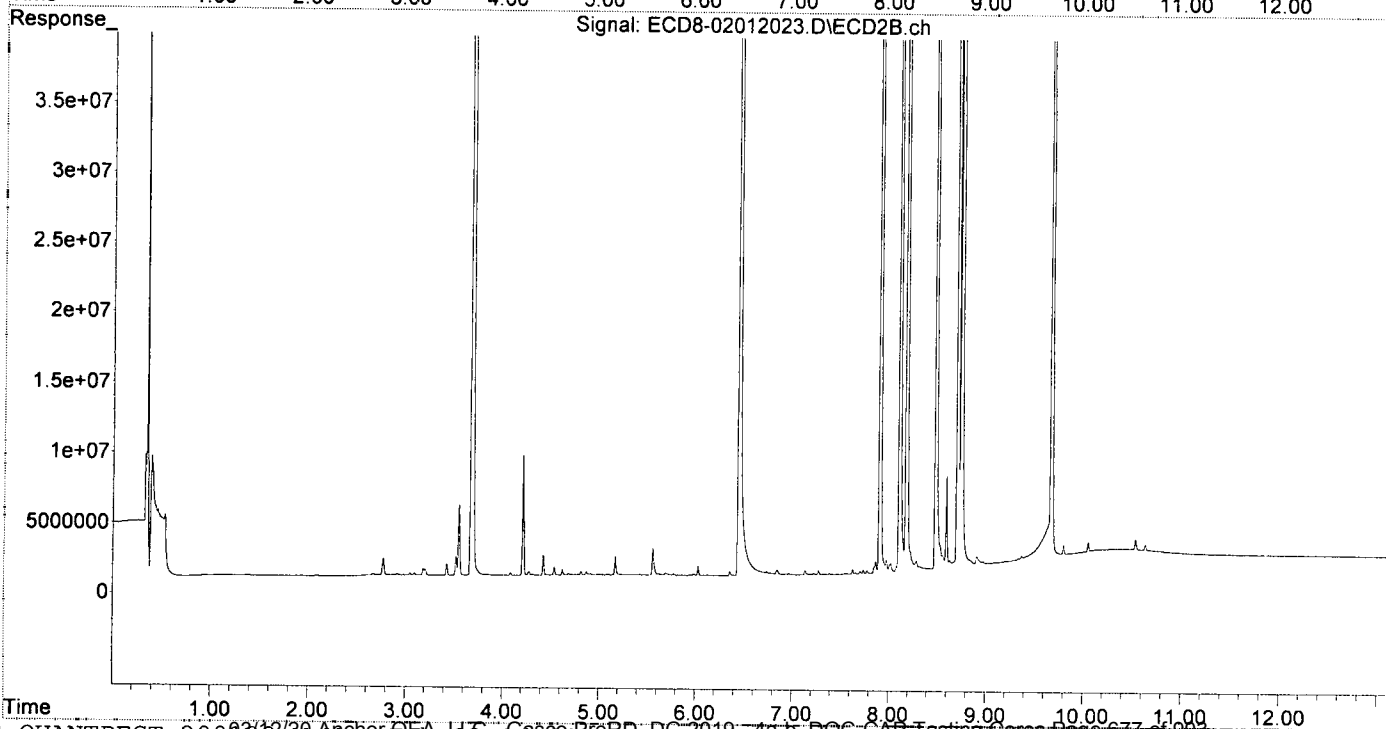
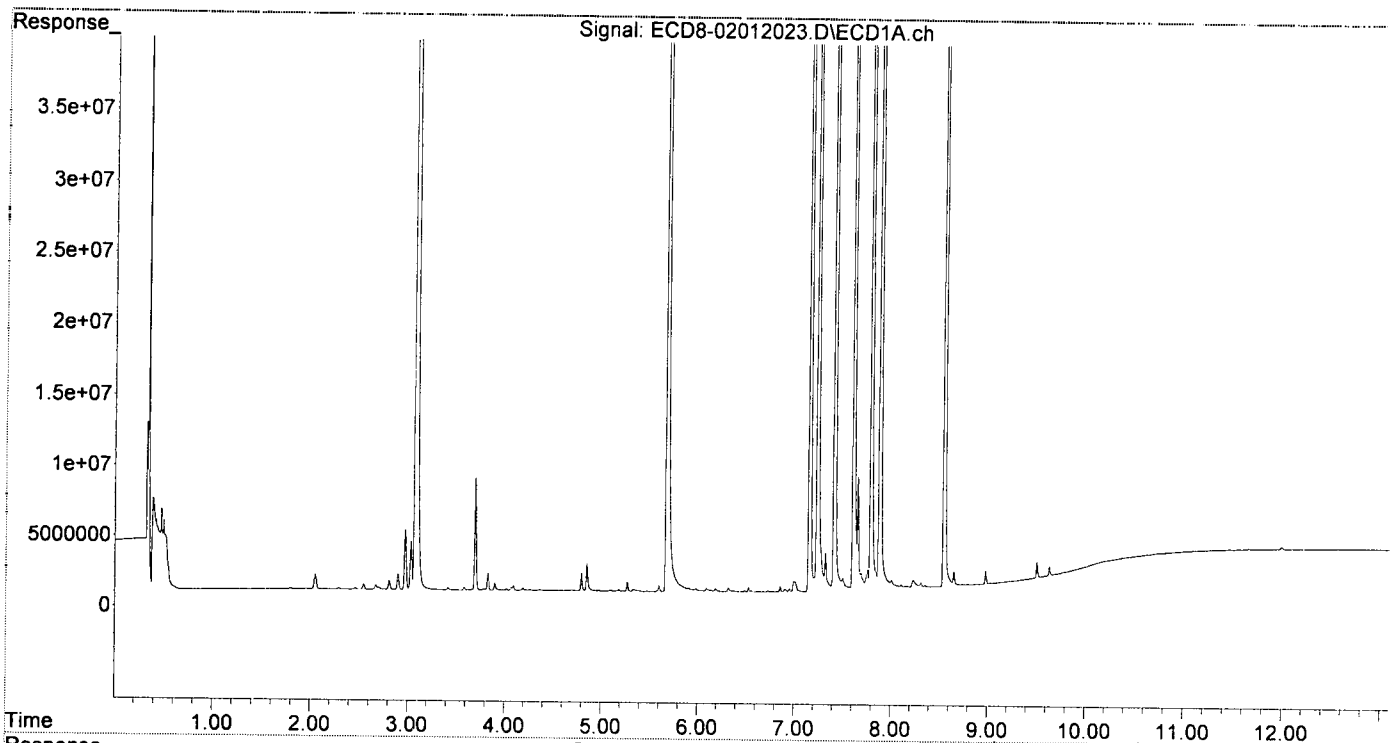
Compound	RT#1	RT#2	Resp#1	Resp#2	ng/mL	ng/mL	
System Monitoring Compounds							
1) S TCMX (S)	5.273f	5.983	681545	104717	0.195	0.030	#
22) S DCBP (S)	9.508	10.537	1256804	1267933	0.157	0.120	
Target Compounds							
2) a-BHC	5.837	0.000	374614	0	0.079	N.D.	#
3) g-BHC	6.138	6.931f	45065	89708	0.011	0.065	#
4) b-BHC	6.186	6.971	172901	114755	0.099	0.066	#
5) Heptachlor	6.529	7.275	322869	310060	0.079	0.074	#
6) d-BHC	6.319f	7.227	263775	105240	0.183	0.128	#
7) Aldrin	6.768	7.558	20849	77251	0.005	0.033	#
8) Heptachlo...	7.239	7.977	223.0E6	906878	60.400	0.253	#
9) trans-Chl...	7.325	8.110	2691889	238.4E6	0.716	64.125	#
10) cis-Chlor...	7.415	0.000	344.0E6	0	93.675	N.D.	#
11) Endosulfa...	7.504	8.287	863087	682627	0.249	0.207	#
12) 4,4'-DDE	7.504	0.000	863087	0	0.260	N.D.	#
13) Dieldrin	7.694	8.484	1164282	195.5E6	0.305	51.969	#
14) Endrin	7.885f	8.708	379.3E6	253.6E6	116.233	78.307	#
15) 4,4'-DDD	7.885f	8.748	379.3E6	398.9E6	149.055	127.265	#
16) Endosulfa...	8.009	8.851	576299	460137	0.193	0.144	#
17) 4,4'-DDT	8.110	8.974	227388	354632	0.085	0.119	#
18) Endrin Al...	8.296	9.091	137967	218650	0.052	0.083	#
19) Endosulfa...	0.000	9.284	0	311998	N.D.	0.036	#
20) Methoxychlor	8.466	0.000	13853	0	0.011	N.D.	#
21) Endrin Ke...	8.798	9.674	67455	204.2E6	0.020	64.560	#
23) Hexachlor...	3.081	3.681	351.0E6	469.1E6	90.046	96.874	#
24) Hexachlor...	5.679	6.448	320.6E6	327.6E6	95.359	97.177	#
25) Oxychlordane	7.158	7.907	299.8E6	312.8E6	96.097	97.799	#
26) 2,4'-DDE	7.239	8.110	223.0E6	238.4E6	96.469	104.901	#
27) trans-Non...	7.415	8.181	344.0E6	367.6E6	93.831	101.831	#
28) 2,4'-DDD	7.611	8.484	188.9E6	195.5E6	97.532	102.152	#
29) 2,4'-DDT	7.794	8.708	229.9E6	253.6E6	96.052	100.011	#
30) cis-Nonac...	7.885	8.748	379.3E6	398.9E6	93.217	100.107	#
31) Mirex	8.551	9.674	232.7E6	204.2E6	97.034	93.726	#
32) Chlordane...	7.325	8.110	2691889	238.4E6	6.722	548.802	#
33) Chlordane...	7.415	0.000	344.0E6	0	707.341	N.D.	#
34) Chlordane...	0.000	8.910f	0	734821	N.D.	6.188	#
35) Chlordane...	0.000	0.000	0	0	N.D.	N.D.	#
36) Toxaphene...	7.415	8.484f	344.0E6	195.5E6	21014.795	6635.699	#
37) Toxaphene...	7.694	0.000	1164282	0	37.061	N.D.	#
38) Toxaphene...	8.009	8.851	576299	460137	5.027	7.112	#
39) Toxaphene...	8.235	8.910	520931	734821	1.089	3.456	#
40) Toxaphene...	8.466	9.091	13853	218650	0.256	3.814	#
41) Toxaphene...	8.551	0.000	232.7E6	0	3060.097	N.D.	#
42) Toxaphene...	0.000	0.000	0	0	N.D.	N.D.	#

(f)=RT Delta > 1/2 Window (#)=Amounts differ by > 25% (m)=manual int.

Quantitation Report (Not Reviewed)

Data Path : C:\msdchem\1\data\2020-02\0B01012\REQUANT\
Data File : ECD8-02012023.D
Signal(s) : Signal #1: ECD1A.ch Signal #2: ECD2B.ch
Acq On : 1 Feb 2020 20:29
Operator : MJB
Sample : 0B01012-CALH
Misc : A19J409, 9-42 100 ppb
ALS Vial : 21 Sample Multiplier: 1

Integration File signal 1: PEST1.e
Integration File signal 2: PEST2.e
Quant Time: Feb 03 15:50:59 2020
Quant Method : C:\msdchem\1\methods\ECD8_QUANTPEST_200108.M
Quant Title : Instrument: DualECD8
QLast Update : Mon Feb 03 15:36:51 2020
Response via : Initial Calibration
Integrator: ChemStation



Quantitation Report (Not Reviewed)

Data Path : C:\msdchem\1\data\2020-02\0B01012\REQUANT\
 Data File : ECD8-02012024.D
 Signal(s) : Signal #1: ECD1A.ch Signal #2: ECD2B.ch
 Acq On : 1 Feb 2020 20:46
 Operator : MJB
 Sample : 0B01012-CALI
 Misc : A19K262, 9-42 200 ppb
 ALS Vial : 22 Sample Multiplier: 1

Integration File signal 1: PEST1.e
 Integration File signal 2: PEST2.e
 Quant Time: Feb 03 15:51:11 2020
 Quant Method : C:\msdchem\1\methods\ECD8_QUANTPEST_200108.M
 Quant Title : Instrument: DualECD8
 QLast Update : Mon Feb 03 15:36:51 2020
 Response via : Initial Calibration
 Integrator: ChemStation

MJB
2/3/20

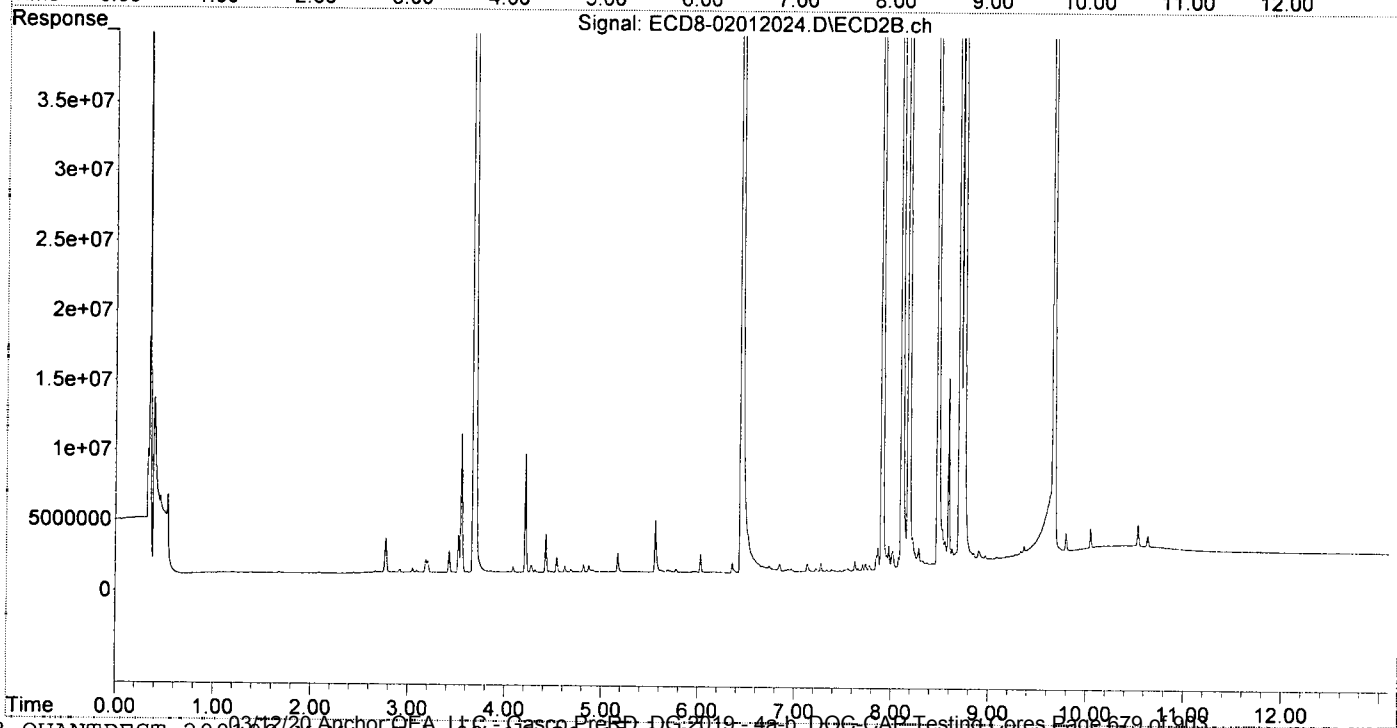
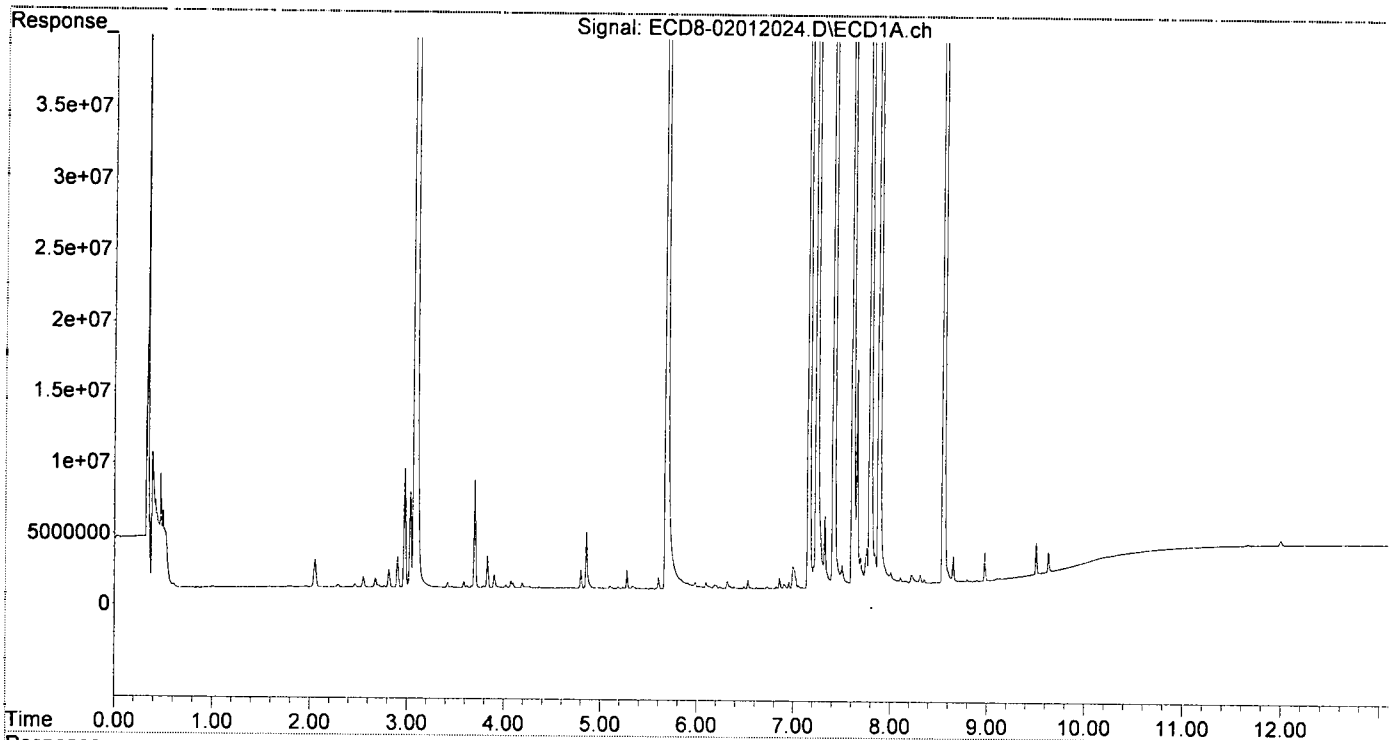
Compound	RT#1	RT#2	Resp#1	Resp#2	ng/mL	ng/mL
System Monitoring Compounds						
1) S TCMX (S)	5.273f	5.979	1304536	82402	0.373	0.024 #
22) S DCBP (S)	9.506	10.535	2233814	2678724	0.540	0.818 #
Target Compounds						
2) a-BHC	5.833	0.000	700515	0	0.148	N.D. #
3) g-BHC	6.117	6.904	203946	144858	0.049	0.079 #
4) b-BHC	6.199	6.967	250195	234291	0.144	0.135 #
5) Heptachlor	6.528	7.274	650259	607091	0.158	0.144 #
6) d-BHC	6.347	7.224	167146	248468	0.155	0.168 #
7) Aldrin	6.768	7.551	62352	176516	0.015	0.059 #
8) Heptachlo...	7.238	7.976	482.9E6	1706342	130.754	0.475 #
9) trans-Chl...	7.324	8.109	5059668	534.7E6	1.345	143.794 #
10) cis-Chlor...	7.415	8.223	728.0E6	2252124	198.236	0.639 #
11) Endosulfa...	7.502	8.286	1539983	1482912	0.444	0.449 #
12) 4,4'-DDE	7.502	8.324	1539983	554799	0.464	0.266 #
13) Dieldrin	7.693	8.483	2009203	469.3E6	0.527	114.904 #
14) Endrin	7.844	8.707	2157901	583.6E6	0.661	160.991 #
15) 4,4'-DDD	7.884f	8.747	835.6E6	936.1E6	328.347	242.433 #
16) Endosulfa...	8.008	8.853	873285	1023893	0.292	0.358 #
17) 4,4'-DDT	8.108	8.973	498317	837452	0.185	0.316 #
18) Endrin Al...	8.312	9.091	664130	693413	0.252	0.262 #
19) Endosulfa...	0.000	9.282	0	830775	N.D.	0.243 #
20) Methoxychlor	8.454	0.000	71534	0	0.059	N.D. #
21) Endrin Ke...	8.797	9.673	169181	479.6E6	0.049	135.887 #
23) Hexachlor...	3.081	3.681	752.3E6	1068.1E6	192.979	220.589 #
24) Hexachlor...	5.679	6.449	700.2E6	782.5E6	208.297	200.388 #
25) Oxychlorane	7.157	7.907	643.7E6	730.3E6	203.252	228.367 #
26) 2,4'-DDE	7.238	8.109	482.9E6	534.7E6	208.837	235.231 #
27) trans-Non...	7.415	8.181	728.0E6	810.4E6	198.564	224.514 #
28) 2,4'-DDD	7.610	8.483	416.9E6	469.3E6	215.266	245.182 #
29) 2,4'-DDT	7.792	8.707	502.1E6	583.6E6	209.798	198.781 #
30) cis-Nonac...	7.884	8.747	835.6E6	936.1E6	205.344	234.897 #
31) Mirex	8.550	9.673	487.2E6	479.6E6	206.142	208.232 #
32) Chlordane...	7.324	8.109	5059668	534.7E6	12.634	1230.638 #
33) Chlordane...	7.415	8.223	728.0E6	2252124	1496.878	6.195 #
34) Chlordane...	0.000	8.906	0	1179129	N.D.	9.929 #
35) Chlordane...	0.000	0.000	0	0	N.D.	N.D. #
36) Toxaphene...	7.415	8.435	728.0E6	319855	44471.567	10.854 #
37) Toxaphene...	7.693	8.829f	2009203	1065509	63.956	26.512 #
38) Toxaphene...	8.008	8.829	873285	1065509	9.247	16.469 #
39) Toxaphene...	8.223f	8.906	651403	1179129	3.100	8.073 #
40) Toxaphene...	8.454	9.091	71534	693413	1.320	12.095 #
41) Toxaphene...	8.550	0.000	487.2E6	0	6406.202	N.D. #
42) Toxaphene...	0.000	0.000	0	0	N.D.	N.D. #

(f)=RT Delta > 1/2 Window (#)=Amounts differ by > 25% (m)=manual int.

Quantitation Report (Not Reviewed)

Data Path : C:\msdchem\1\data\2020-02\0B01012\REQUANT\
Data File : ECD8-02012024.D
Signal(s) : Signal #1: ECD1A.ch Signal #2: ECD2B.ch
Acq On : 1 Feb 2020 20:46
Operator : MJB
Sample : 0B01012-CALI
Misc : A19K262, 9-42 200 ppb
ALS Vial : 22 Sample Multiplier: 1

Integration File signal 1: PEST1.e
Integration File signal 2: PEST2.e
Quant Time: Feb 03 15:51:11 2020
Quant Method : C:\msdchem\1\methods\ECD8_QUANTPEST_200108.M
Quant Title : Instrument: DualECD8
QLast Update : Mon Feb 03 15:36:51 2020
Response via : Initial Calibration
Integrator: ChemStation



Data Path : C:\msdchem\1\data\2020-02\0B01012\REQUANT\
 Data File : ECD8-02012027.D
 Signal(s) : Signal #1: ECD1A.ch Signal #2: ECD2B.ch
 Acq On : 1 Feb 2020 21:36
 Operator : MJB
 Sample : 0B01012-CALJ
 Misc : A20B004, CHLOR 10 ppb
 ALS Vial : 24 Sample Multiplier: 1

Integration File signal 1: PEST1.e
 Integration File signal 2: PEST2.e
 Quant Time: Feb 03 15:51:48 2020
 Quant Method : C:\msdchem\1\methods\ECD8_QUANTPEST_200108.M
 Quant Title : Instrument: DualECD8
 QLast Update : Mon Feb 03 15:36:51 2020
 Response via : Initial Calibration
 Integrator: ChemStation

MJB
2/3/20

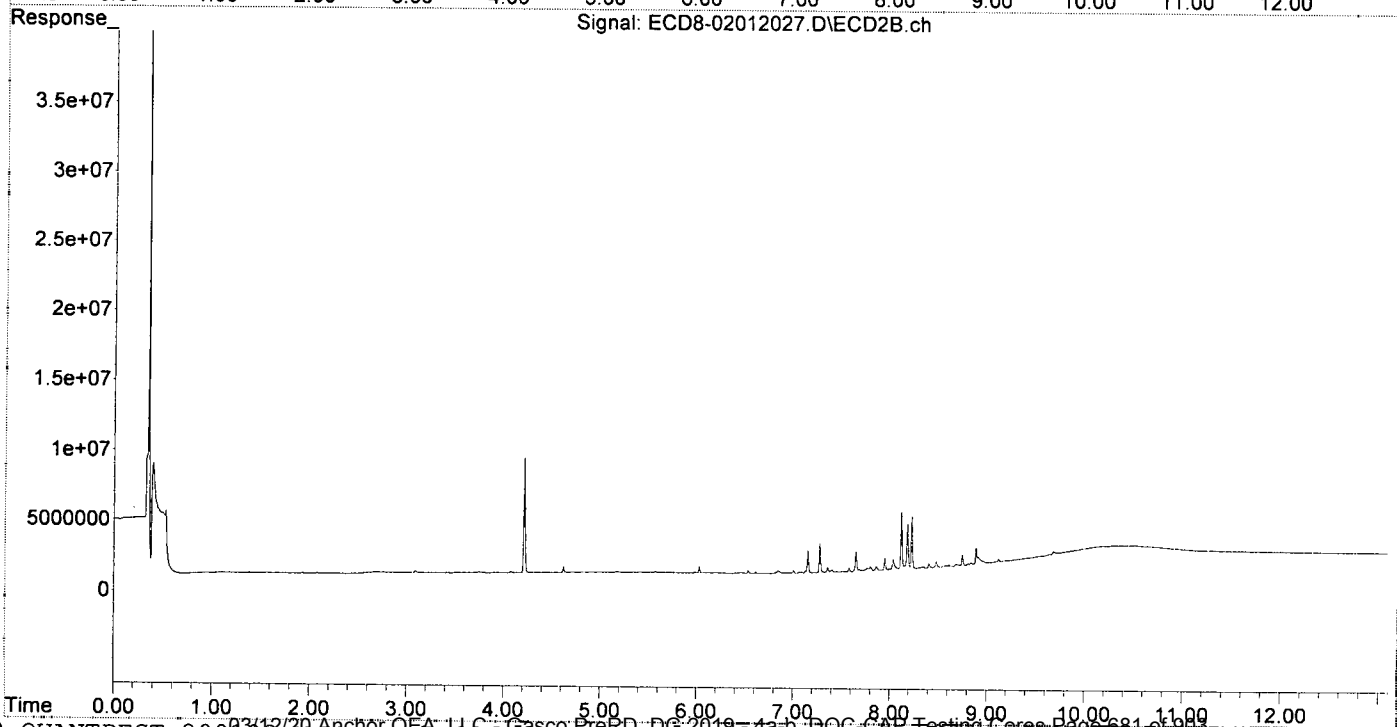
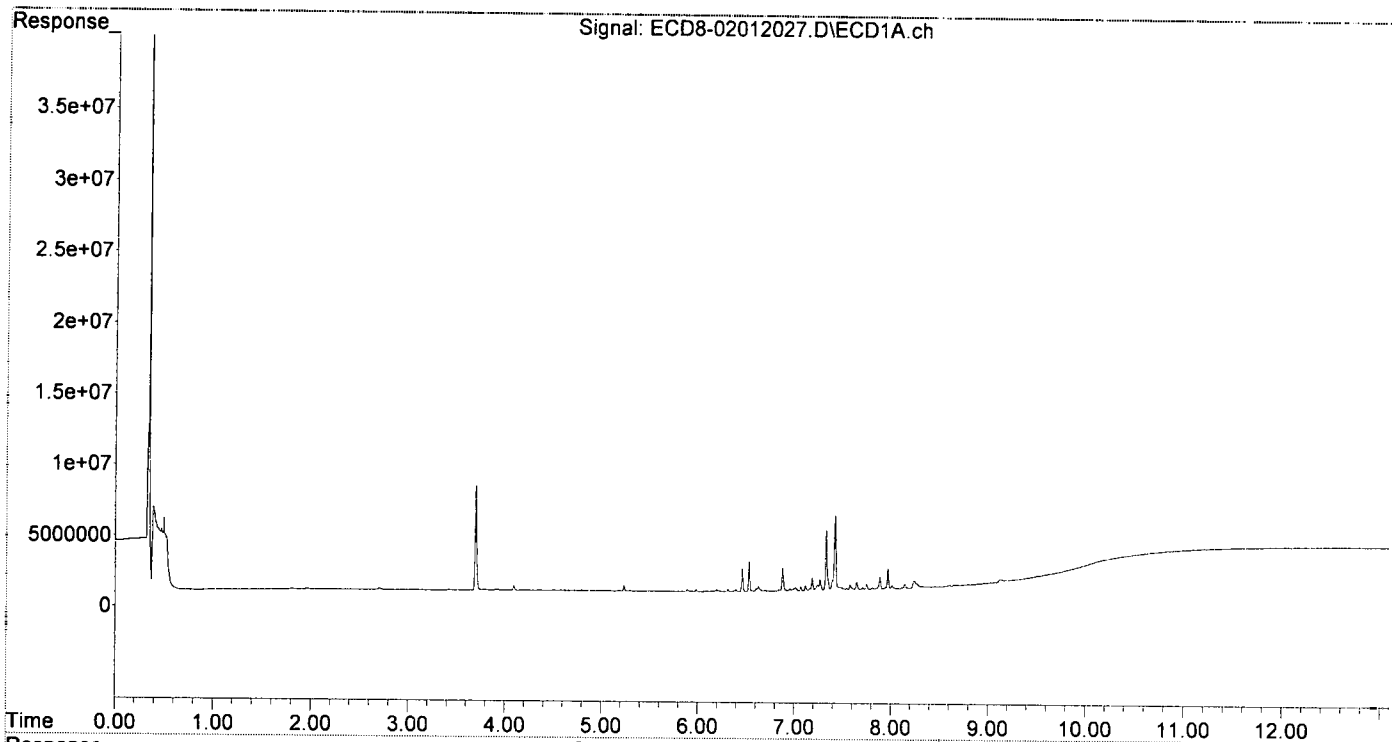
Compound	RT#1	RT#2	Resp#1	Resp#2	ng/mL	ng/mL
System Monitoring Compounds						
1) S TCMX (S)	5.298	5.983	37371	62991	0.011	0.018 #
22) S DCBP (S)	9.509	10.536	201674	561115	BelowCal	BelowCal
Target Compounds						
2) a-BHC	5.846	6.611f	24343	115221	0.005	0.103 #
3) g-BHC	6.091f	6.912	65256	42857	0.016	0.053 #
4) b-BHC	6.192	6.975	131243	9022	0.075	0.005 #
5) Heptachlor	6.530	7.275	2107581	2035440	0.513	0.483
6) d-BHC	6.344	7.226	18860	19583	0.112	0.103
7) Aldrin	6.771	7.544	16577	11449	0.004	0.015 #
8) Heptachlo...	7.242	7.998	419725	96230	0.114	0.027 #
9) trans-Chl...	7.328	8.118	4222162	4084683	1.123	1.099
10) cis-Chlor...	7.421	8.226	5231315	3718290	1.425	1.056 #
11) Endosulfa...	7.496f	8.299f	160618	53549	0.046	0.016 #
12) 4,4'-DDE	7.496	8.324	160618	95889	0.048	0.119 #
13) Dieldrin	7.706	8.480	150581	430611	0.039	0.155 #
14) Endrin	7.847	8.703	61204	105733	0.019	0.029 #
15) 4,4'-DDD	7.919	8.749	40077	799079	0.016	0.385 #
16) Endosulfa...	8.010	8.866	225869	100611	0.076	0.008 #
17) 4,4'-DDT	8.113	9.005f	70129	131307	0.026	0.028
18) Endrin Al...	8.302	9.091	112075	133185	0.043	0.050
19) Endosulfa...	8.609	9.286	82500	173859	0.029	BelowCal #
20) Methoxychlor	8.453	9.468	39001	252366	0.032	BelowCal #
21) Endrin Ke...	8.801	9.683	28305	567675	0.008	BelowCal #
23) Hexachlor...	3.091	3.698	34892	72700	0.009	0.015 #
24) Hexachlor...	5.679	6.452	35544	42391	0.011	BelowCal #
25) Oxychlordane	7.160	7.922	206052	36715	BelowCal	0.011
26) 2,4'-DDE	7.242	8.118	419725	4084683	0.182	1.797 #
27) trans-Non...	7.421	8.182	5231315	3231178	1.427	0.895 #
28) 2,4'-DDD	7.620	8.480	55279	430611	0.029	0.225 #
29) 2,4'-DDT	7.815f	8.703	116578	105733	0.049	0.000 #
30) cis-Nonac...	7.886	8.749	866535	799079	0.213	0.201
31) Mirex	8.553	9.683	31646	567675	8199.116	0.022 #
32) Chlordane...	7.328	8.118	4222162	4084683	10.543	9.401
33) Chlordane...	7.421	8.226	5231315	3718290	10.757	10.228
34) Chlordane...	7.968	8.889	1477991	1246903	11.352	10.500
35) Chlordane...	0.000	0.000	0	0	N.D.	N.D.
36) Toxaphene...	7.393	8.438	748729	25541	45.740	0.867 #
37) Toxaphene...	7.706	8.806	150581	119727	4.793	2.979 #
38) Toxaphene...	8.010	8.836	225869	193404	0.049	2.989 #
39) Toxaphene...	8.240	8.914	513164	548095	0.969	1.515 #
40) Toxaphene...	8.475	9.091	17982	133185	0.332	2.323 #
41) Toxaphene...	8.553	9.468	31646	252366	0.416	3.821 #
42) Toxaphene...	0.000	0.000	0	0	N.D.	N.D.

(f)=RT Delta > 1/2 Window (#)=Amounts differ by > 25% (m)=manual int.

Quantitation Report (Not Reviewed)

Data Path : C:\msdchem\1\data\2020-02\0B01012\REQUANT\
 Data File : ECD8-02012027.D
 Signal(s) : Signal #1: ECD1A.ch Signal #2: ECD2B.ch
 Acq On : 1 Feb 2020 21:36
 Operator : MJB
 Sample : 0B01012-CALJ
 Misc : A20B004, CHLOR 10 ppb
 ALS Vial : 24 Sample Multiplier: 1

Integration File signal 1: PEST1.e
 Integration File signal 2: PEST2.e
 Quant Time: Feb 03 15:51:48 2020
 Quant Method : C:\msdchem\1\methods\ECD8_QUANTPEST_200108.M
 Quant Title : Instrument: DualECD8
 QLast Update : Mon Feb 03 15:36:51 2020
 Response via : Initial Calibration
 Integrator: ChemStation



Data Path : C:\msdchem\1\data\2020-02\0B01012\REQUANT\
 Data File : ECD8-02012028.D
 Signal(s) : Signal #1: ECD1A.ch Signal #2: ECD2B.ch
 Acq On : 1 Feb 2020 21:53
 Operator : MJB
 Sample : 0B01012-CALK
 Misc : A19K307, CHLOR 50 ppb
 ALS Vial : 25 Sample Multiplier: 1

Integration File signal 1: PEST1.e
 Integration File signal 2: PEST2.e
 Quant Time: Feb 03 15:51:59 2020
 Quant Method : C:\msdchem\1\methods\ECD8_QUANTPEST_200108.M
 Quant Title : Instrument: DualeCD8
 QLast Update : Mon Feb 03 15:36:51 2020
 Response via : Initial Calibration
 Integrator: ChemStation

MJB
2/3/20

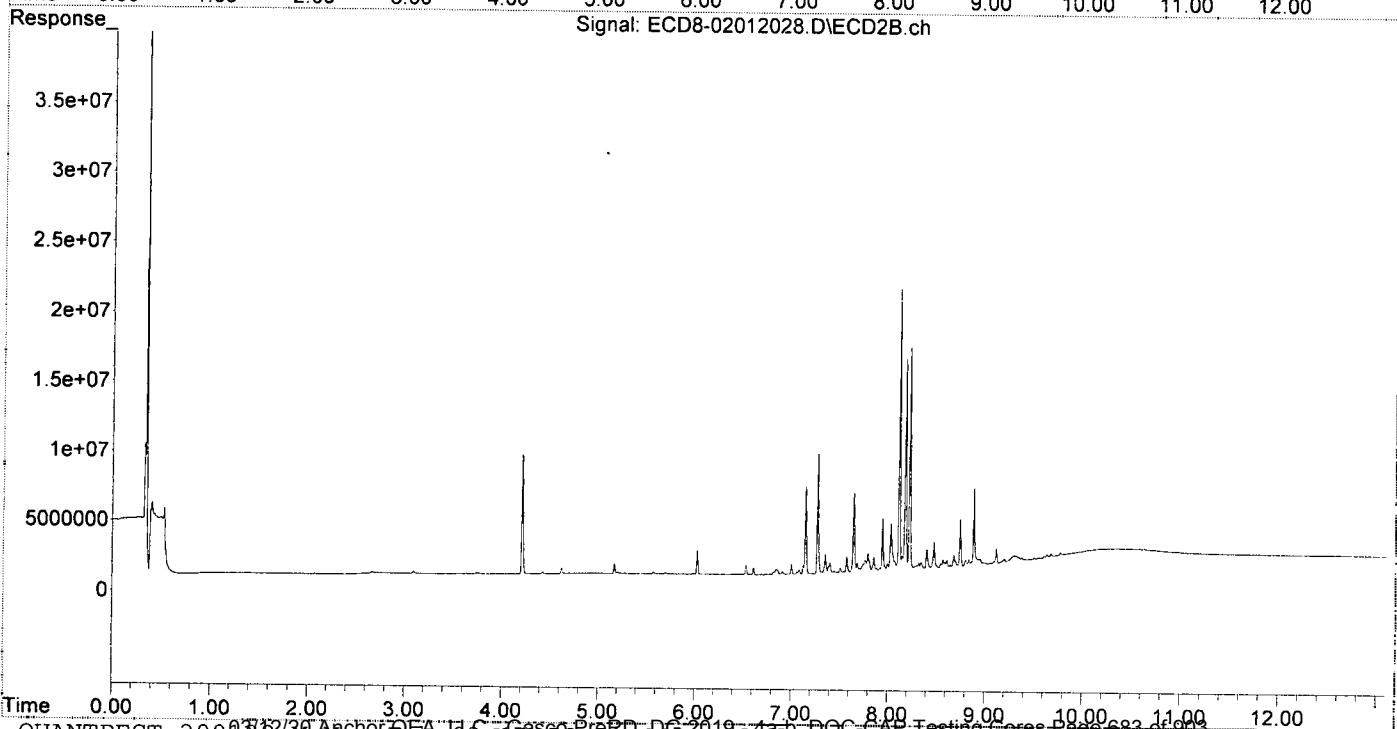
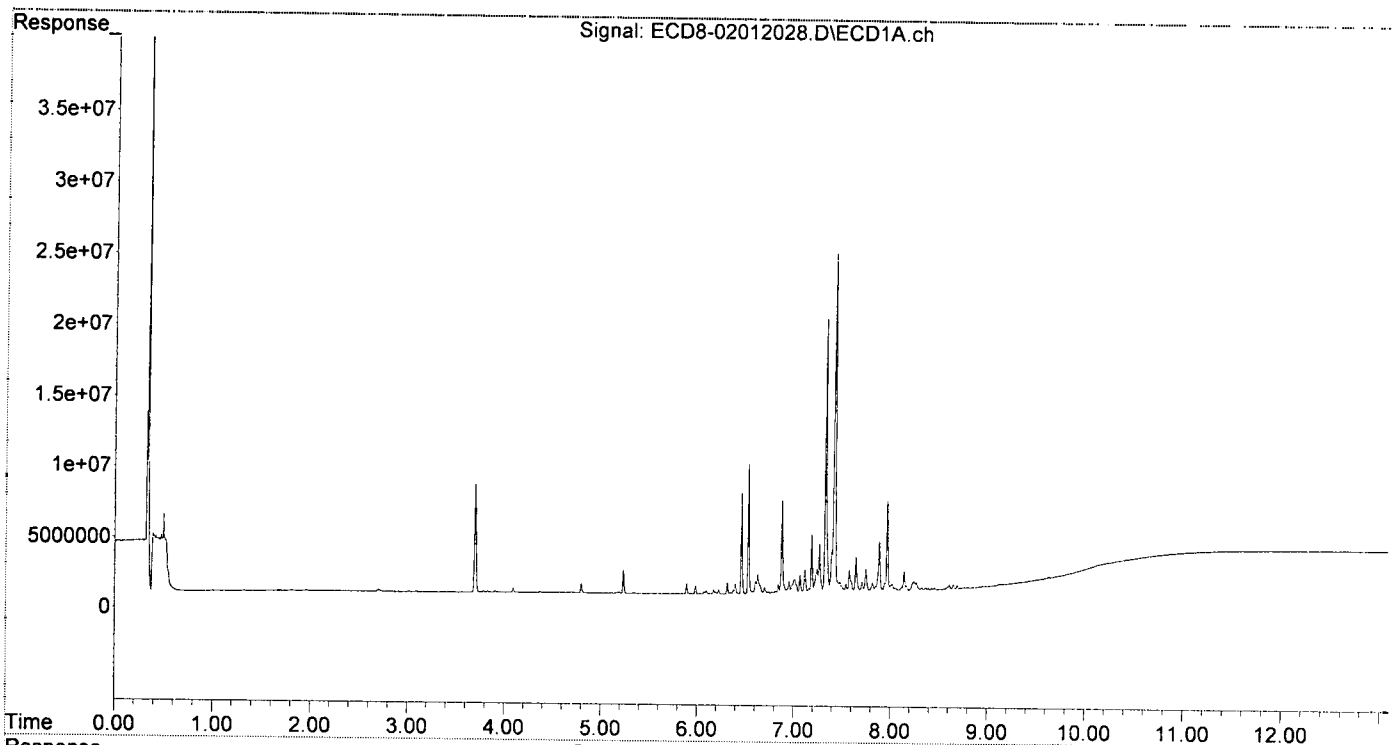
Compound	RT#1	RT#2	Resp#1	Resp#2	ng/mL	ng/mL
System Monitoring Compounds						
1) S TCMX (S)	0.000	5.987	0	80767	N.D.	0.023 #
22) S DCBP (S)	9.510	10.540	186477	988312	BelowCal	BelowCal
Target Compounds						
2) a-BHC	5.843	6.611f	34117	507112	0.007	0.195 #
3) g-BHC	6.138	6.911	45252	221321	0.011	0.099 #
4) b-BHC	6.191	7.004f	172351	727005	0.099	0.419 #
5) Heptachlor	6.530	7.275	9157180	8589063	2.228	2.040
6) d-BHC	6.341	7.223	91148	33385	0.133	0.107
7) Aldrin	6.773	7.510f	77130	341414	0.019	0.103 #
8) Heptachlo...	7.241	7.998	1647301	548429	0.446	0.153 #
9) trans-Chl...	7.327	8.119	19331862	20134199	5.141	5.415
10) cis-Chlor...	7.421	8.226	23846059	15910016	6.494	4.516 #
11) Endosulfa...	7.540f	8.298f	550631	346159	0.159	0.105 #
12) 4,4'-DDE	7.477	8.321	688155	520445	0.207	0.255
13) Dieldrin	7.706	8.478	680405	2005172	0.178	0.605 #
14) Endrin	7.846	8.721	347516	319957	0.106	0.104
15) 4,4'-DDD	7.885f	8.748	3528543	3553430	1.386	1.559
16) Endosulfa...	8.017	8.864	468453	520859	0.157	0.167
17) 4,4'-DDT	8.142f	8.984	1378170	395270	0.513	0.136 #
18) Endrin Al...	8.327f	9.061f	156187	346462	0.059	0.131 #
19) Endosulfa...	8.609	9.310f	322890	828646	0.113	0.243 #
20) Methoxychlor	8.453	9.417f	125281	534442	0.104	0.130 #
21) Endrin Ke...	8.796	9.683	51993	887354	0.015	0.092 #
23) Hexachlor...	3.088	3.701f	40987	32368	0.011	0.007 #
24) Hexachlor...	5.655f	6.446	32910	29391	0.010	BelowCal #
25) Oxychlordane	7.157	7.921	305840	265124	BelowCal	0.083
26) 2,4'-DDE	7.241	8.119	1647301	20134199	0.712	8.858 #
27) trans-Non...	7.421	8.181	23846059	15111519	6.504	4.187 #
28) 2,4'-DDD	7.644f	8.478	2451266	2005172	1.266	1.047
29) 2,4'-DDT	7.815f	8.721	559527	319957	0.234	0.101 #
30) cis-Nonac...	7.885	8.748	3528543	3553430	0.867	0.892
31) Mirex	8.549	9.683	37685	887354	8199.113	0.176 #
32) Chlordane...	7.327	8.119	19331862	20134199	48.272	46.341
33) Chlordane...	7.421	8.226	23846059	15910016	49.033	43.762
34) Chlordane...	7.967	8.889	6361865	5712561	48.863	48.104
35) Chlordane...	0.000	0.000	0	0	N.D.	N.D.
36) Toxaphene...	7.392	8.438	2982328	236518	182.189	8.026 #
37) Toxaphene...	7.706	8.805	680405	635837	21.658	15.821 #
38) Toxaphene...	8.017	8.839	468453	689146	3.495	10.652 #
39) Toxaphene...	8.243	8.889	609400	5712561	2.453	54.998 #
40) Toxaphene...	8.453	9.061	125281	346462	2.311	6.043 #
41) Toxaphene...	8.549	0.000	37685	0	0.496	N.D. #
42) Toxaphene...	0.000	0.000	0	0	N.D.	N.D.

(f)=RT Delta > 1/2 Window (#)=Amounts differ by > 25% (m)=manual int.

Quantitation Report (Not Reviewed)

Data Path : C:\msdchem\1\data\2020-02\0B01012\REQUANT\
Data File : ECD8-02012028.D
Signal(s) : Signal #1: ECD1A.ch Signal #2: ECD2B.ch
Acq On : 1 Feb 2020 21:53
Operator : MJB
Sample : 0B01012-CALK
Misc : A19K307, CHLOR 50 ppb
ALS Vial : 25 Sample Multiplier: 1

Integration File signal 1: PEST1.e
Integration File signal 2: PEST2.e
Quant Time: Feb 03 15:51:59 2020
Quant Method : C:\msdchem\1\methods\ECD8_QUANTPEST_200108.M
Quant Title : Instrument: DualECD8
QLast Update : Mon Feb 03 15:36:51 2020
Response via : Initial Calibration
Integrator: ChemStation



Quantitation Report (Not Reviewed)

Data Path : C:\msdchem\1\data\2020-02\0B01012\REQUANT\
 Data File : ECD8-02012029.D
 Signal(s) : Signal #1: ECD1A.ch Signal #2: ECD2B.ch
 Acq On : 1 Feb 2020 22:10
 Operator : MJB
 Sample : 0B01012-CALL
 Misc : A19K308, CHLOR 100 ppb
 ALS Vial : 26 Sample Multiplier: 1

Integration File signal 1: PEST1.e
 Integration File signal 2: PEST2.e
 Quant Time: Feb 03 15:52:07 2020
 Quant Method : C:\msdchem\1\methods\ECD8_QUANTPEST_200108.M
 Quant Title : Instrument: DualeCD8
 QLast Update : Mon Feb 03 15:36:51 2020
 Response via : Initial Calibration
 Integrator: ChemStation

MJB
2/3/20

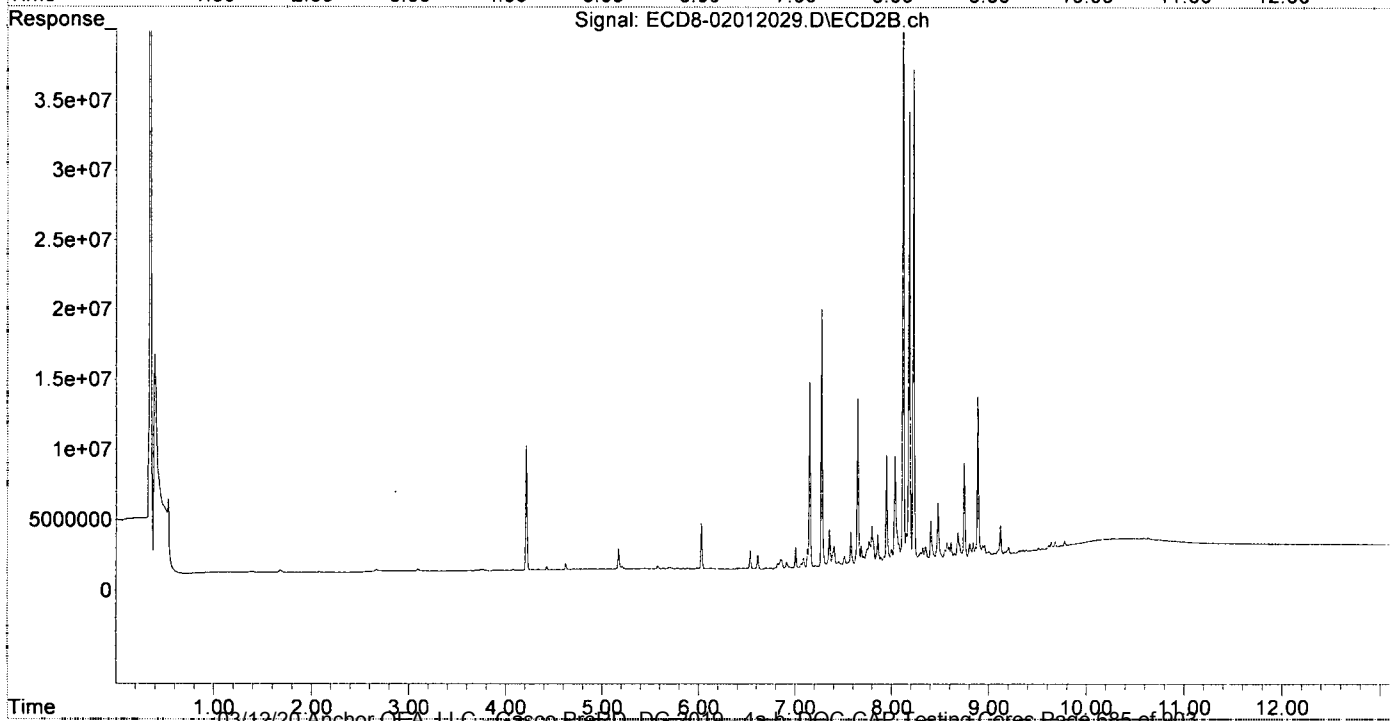
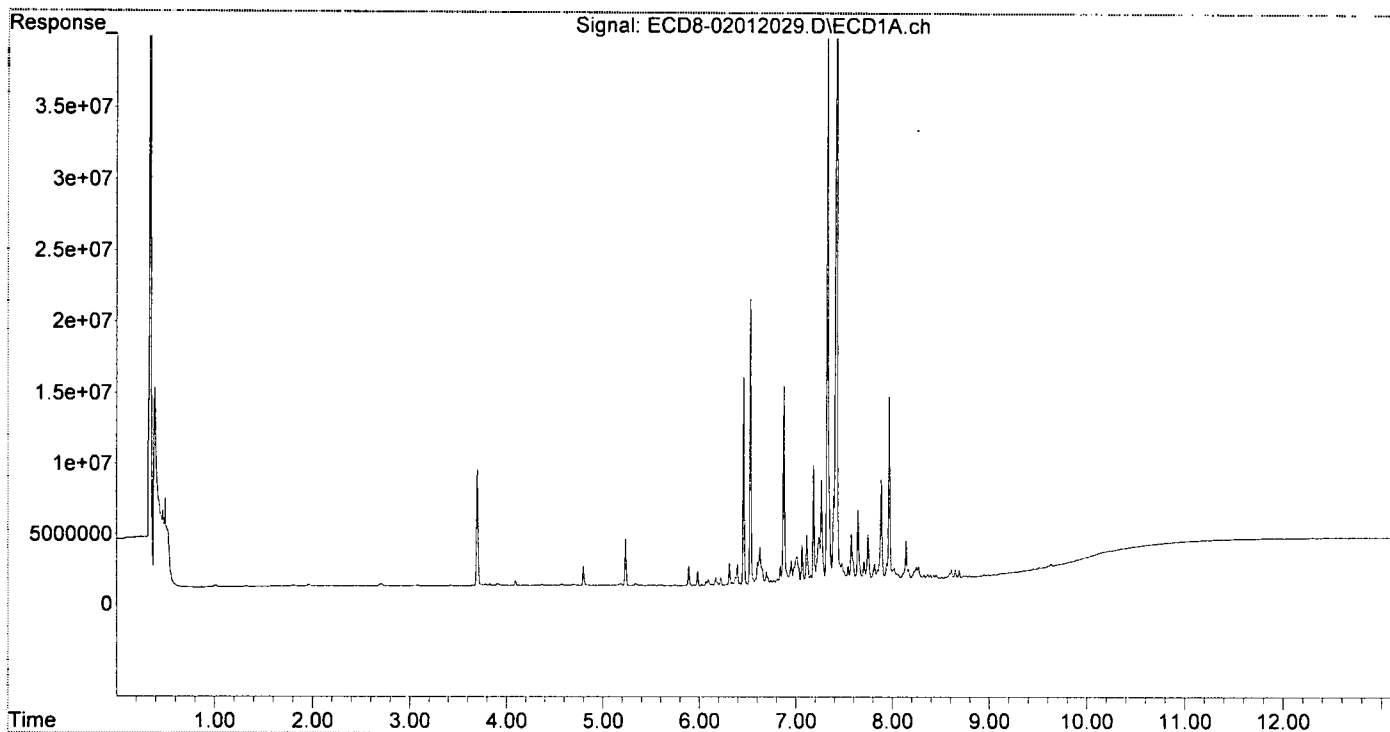
Compound	RT#1	RT#2	Resp#1	Resp#2	ng/mL	ng/mL
System Monitoring Compounds						
1) S TCMX (S)	5.296	5.981	18285	139852	0.005	0.041 #
22) S DCBP (S)	9.511	10.548	233812	955797	BelowCal	BelowCal
Target Compounds						
2) a-BHC	5.836	6.559f	40233	71861	0.009	0.093 #
3) g-BHC	6.137	6.910	63520	453479	0.015	0.158 #
4) b-BHC	6.187	7.003f	199442	1492404	0.115	0.860 #
5) Heptachlor	6.528	7.274	20207396	18318616	4.917	4.350
6) d-BHC	6.339	7.224	174122	50713	0.157	0.112 #
7) Aldrin	6.772	7.553	226592	217485	0.056	0.070 #
8) Heptachlo...	7.241	7.998	3250852	1031319	0.880	0.287 #
9) trans-Chl...	7.326	8.118	40982018	43332192	10.898	11.653
10) cis-Chlor...	7.420	8.225	50068645	35221978	13.634	9.999 #
11) Endosulfa...	7.497f	8.297f	736681	699574	0.212	0.212
12) 4,4'-DDE	7.497	8.321	736681	1037434	0.222	0.421 #
13) Dieldrin	7.705	8.478	1396635	4214502	0.366	1.234 #
14) Endrin	7.845	8.721	786672	558747	0.241	0.187
15) 4,4'-DDD	7.886f	8.748	7145830	6934194	2.808	2.991
16) Endosulfa...	8.018	8.864	864677	919897	0.289	0.318
17) 4,4'-DDT	8.087f	8.985	168344	497955	0.063	0.178 #
18) Endrin Al...	8.327f	9.060f	300248	431257	0.114	0.163 #
19) Endosulfa...	8.610	9.289	620034	357172	0.217	0.054 #
20) Methoxychlor	8.452	9.458	275018	479698	0.228	0.079 #
21) Endrin Ke...	8.795	9.683	93003	1040090	0.027	0.146 #
23) Hexachlor...	3.084	3.681	60843	45754	0.016	0.009 #
24) Hexachlor...	5.675	6.441	20347	54798	0.006	BelowCal #
25) Oxychlorane	7.154	7.920	536974	556603	BelowCal	0.174
26) 2,4'-DDE	7.241	8.118	3250852	43332192	1.406	19.064 #
27) trans-Non...	7.420	8.181	50068645	32197131	13.657	8.920 #
28) 2,4'-DDD	7.644f	8.478	5091456	4214502	2.629	2.202
29) 2,4'-DDT	7.813f	8.721	1174381	558747	0.491	0.213 #
30) cis-Nonac...	7.886	8.748	7145830	6934194	1.756	1.740
31) Mirex	8.547	9.683	65030	1040090	8199.102	0.250 #
32) Chlordane...	7.326	8.118	40982018	43332192	102.332	99.734 ✓
33) Chlordane...	7.420	8.225	50068645	35221978	102.952	96.882 ✓
34) Chlordane...	7.968	8.889	13031823	11647984	100.093	98.084 ✓
35) Chlordane...	0.000	0.000	0	0	N.D.	N.D.
36) Toxaphene...	7.392	8.478f	6131421	4214502	374.566	143.015 #
37) Toxaphene...	7.705	8.804	1396635	1182984	44.457	29.436 #
38) Toxaphene...	8.000	8.840	701406	1251261	6.805	19.341 #
39) Toxaphene...	8.245	8.889	862024	11647984	6.347	115.948 #
40) Toxaphene...	8.452	9.060f	275018	431257	5.074	7.522 #
41) Toxaphene...	8.547	9.458	65030	479698	0.855	7.262 #
42) Toxaphene...	0.000	0.000	0	0	N.D.	N.D.

(f)=RT Delta > 1/2 Window (#)=Amounts differ by > 25% (m)=manual int.

Quantitation Report (Not Reviewed)

Data Path : C:\msdchem\1\data\2020-02\0B01012\REQUANT\
Data File : ECD8-02012029.D
Signal(s) : Signal #1: ECD1A.ch Signal #2: ECD2B.ch
Acq On : 1 Feb 2020 22:10
Operator : MJB
Sample : 0B01012-CALL
Misc : A19K308, CHLOR 100 ppb
ALS Vial : 26 Sample Multiplier: 1

Integration File signal 1: PEST1.e
Integration File signal 2: PEST2.e
Quant Time: Feb 03 15:52:07 2020
Quant Method : C:\msdchem\1\methods\ECD8_QUANTPEST_200108.M
Quant Title : Instrument: DualECD8
QLast Update : Mon Feb 03 15:36:51 2020
Response via : Initial Calibration
Integrator: ChemStation



Data Path : C:\msdchem\1\data\2020-02\0B01012\REQUANT\
 Data File : ECD8-02012030.D
 Signal(s) : Signal #1: ECD1A.ch Signal #2: ECD2B.ch
 Acq On : 1 Feb 2020 22:27
 Operator : MJB
 Sample : 0B01012-CALM
 Misc : A19K309, CHLOR 200 ppb
 ALS Vial : 27 Sample Multiplier: 1

Integration File signal 1: PEST1.e
 Integration File signal 2: PEST2.e
 Quant Time: Feb 03 15:52:17 2020
 Quant Method : C:\msdchem\1\methods\ECD8_QUANTPEST_200108.M
 Quant Title : Instrument: DualECD8
 QLast Update : Mon Feb 03 15:36:51 2020
 Response via : Initial Calibration
 Integrator: ChemStation

WB
2/3/20

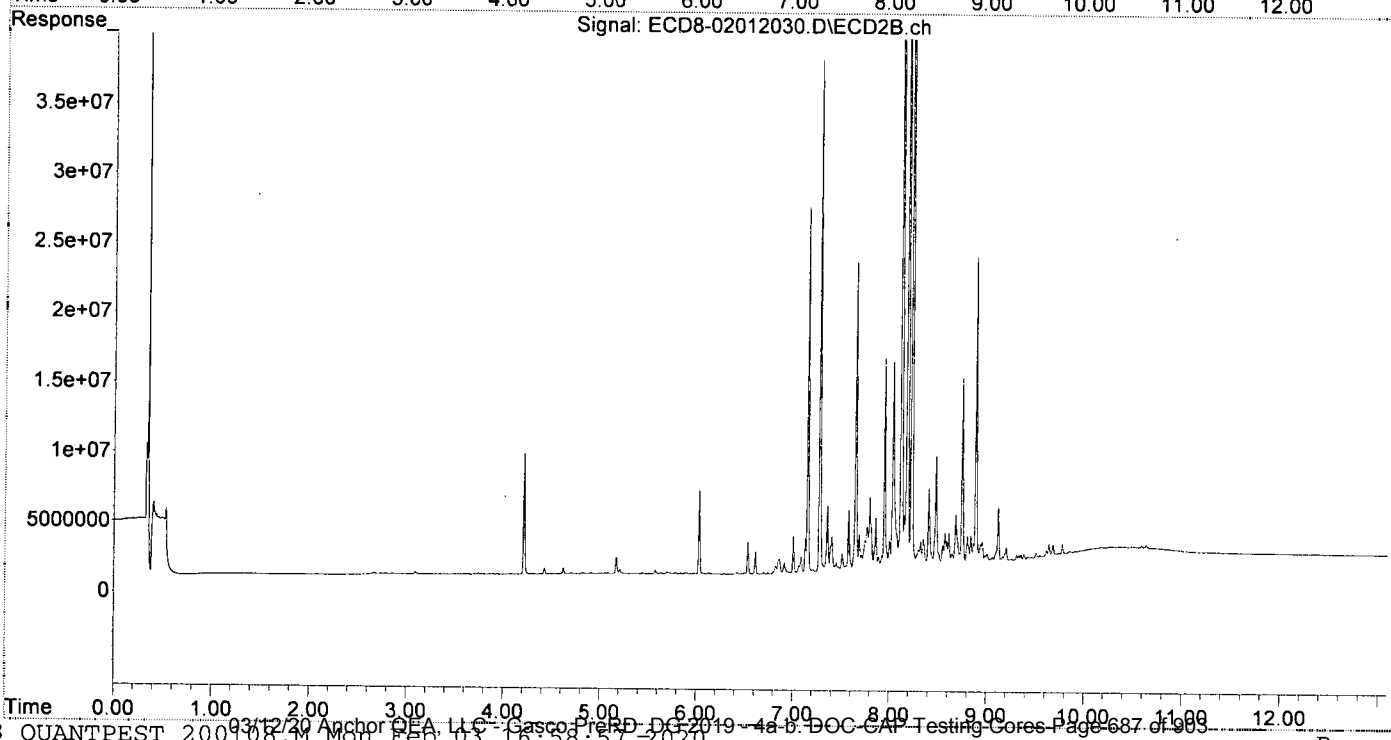
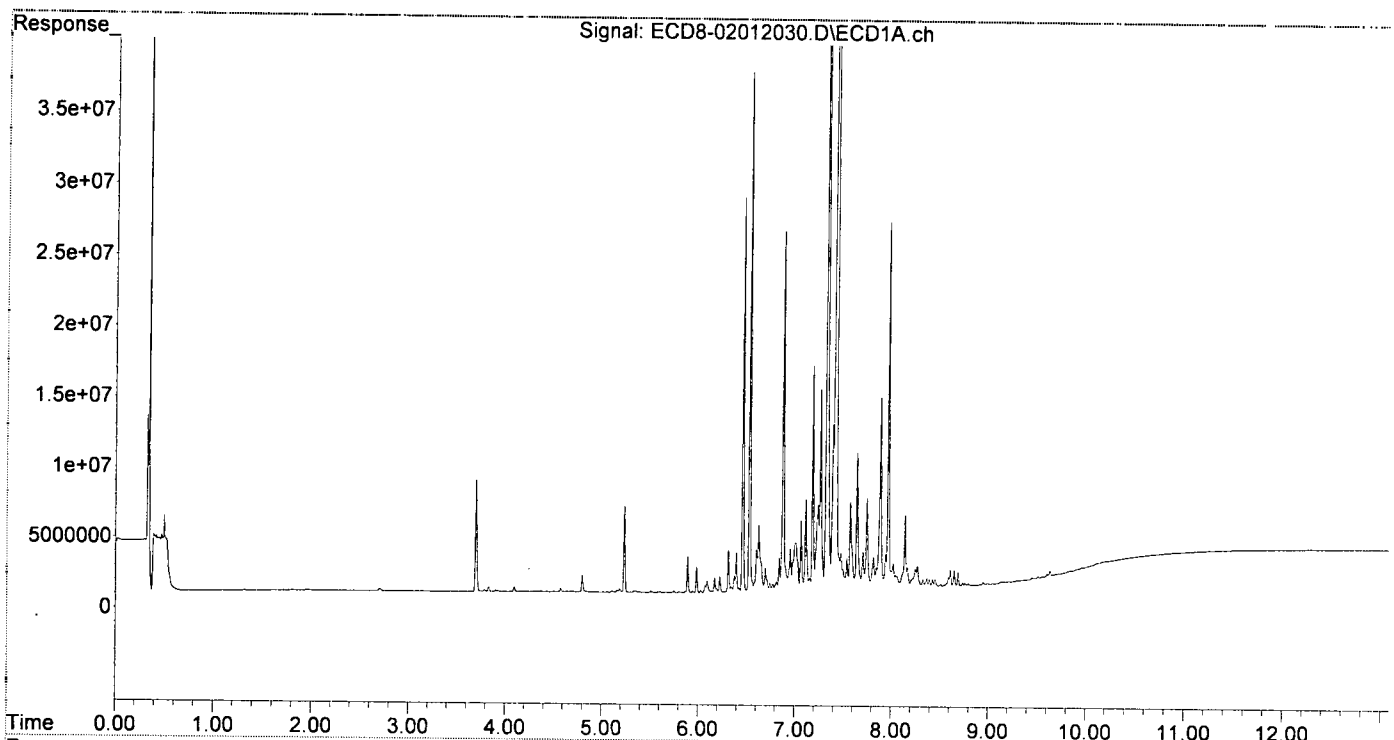
Compound	RT#1	RT#2	Resp#1	Resp#2	ng/mL	ng/mL
System Monitoring Compounds						
1) S TCMX (S)	5.298	5.985	47307	82645	0.014	0.024 #
22) S DCBP (S)	9.511	10.540	261414	1006590	BelowCal	BelowCal
Target Compounds						
2) a-BHC	5.844	6.612f	28614	1618187	0.006	0.455 #
3) g-BHC	6.136	6.911	96732	803515	0.023	0.248 #
4) b-BHC	6.188	7.004f	236177	2646179	0.136	1.524 #
5) Heptachlor	6.529	7.275	36635645	36599791	8.914	8.692
6) d-BHC	6.339	7.208	360238	227832	0.211	0.163
7) Aldrin	6.772	7.551	462178	409648	0.114	0.122
8) Heptachlo...	7.239	7.997	6047845	2063683	1.638	0.575 #
9) trans-Chl...	7.326	8.118	79833983	83675101	21.229	22.503
10) cis-Chlor...	7.420	8.225	97470804	70682705	26.542	20.065
11) Endosulfa...	7.520	8.298f	852473	1384541	0.246	0.419 #
12) 4,4'-DDE	7.497	8.321	1403732	1966053	0.423	0.719 #
13) Dieldrin	7.705	8.478	2595526	8029127	0.681	2.318 #
14) Endrin	7.845	8.722	1495100	1090549	0.458	0.372
15) 4,4'-DDD	7.885f	8.748	13532749	13519868	5.317	5.748
16) Endosulfa...	8.018	8.865	1716081	1735572	0.574	0.627
17) 4,4'-DDT	8.141f	8.985	5103729	801564	1.899	0.301 #
18) Endrin Al...	8.327f	9.060f	540492	666830	0.205	0.252
19) Endosulfa...	8.609	9.262	1134315	470085	0.396	0.099 #
20) Methoxychlor	8.453	9.460	509291	551943	0.422	0.147 #
21) Endrin Ke...	8.795	9.682	165163	1404203	0.048	0.275 #
23) Hexachlor...	3.088	3.680	42365	7312	0.011	0.002 #
24) Hexachlor...	5.670	6.467f	36523	59797	0.011	BelowCal #
25) Oxychlorane	7.154	7.921	828720	1106402	0.090	0.346 #
26) 2,4'-DDE	7.239	8.118	6047845	83675101	2.616	36.812 #
27) trans-Non...	7.420	8.181	97470804	64146004	26.586	17.771 #
28) 2,4'-DDD	7.643f	8.478	9626732	8029127	4.970	4.194
29) 2,4'-DDT	7.813f	8.722	2172447	1090549	0.908	0.463 #
30) cis-Nonac...	7.885	8.748	13532749	13519868	3.325	3.393
31) Mirex	8.547	9.682	127683	1404203	8199.076	0.426 #
32) Chlordane...	7.326	8.118	79833983	83675101	199.346	192.589
33) Chlordane...	7.420	8.225	97470804	70682705	200.422	194.421
34) Chlordane...	7.967	8.889	25873455	22148725	198.725	186.507
35) Chlordane...	0.000	0.000	0	0	N.D.	N.D.
36) Toxaphene...	7.391	8.478f	11738098	8029127	717.075	272.460 #
37) Toxaphene...	7.705	8.804	2595526	2252914	82.619	56.058 #
38) Toxaphene...	7.997	8.840	1230596	2268109	14.324	35.058 #
39) Toxaphene...	8.245	8.889	1314715	22148725	13.325	222.465 #
40) Toxaphene...	8.453	9.060f	509291	666830	9.396	11.632
41) Toxaphene...	8.547	9.460	127683	551943	1.679	8.356 #
42) Toxaphene...	0.000	0.000	0	0	N.D.	N.D.

(f)=RT Delta > 1/2 Window (#)=Amounts differ by > 25% (m)=manual int.

Quantitation Report (Not Reviewed)

Data Path : C:\msdchem\1\data\2020-02\0B01012\REQUANT\
Data File : ECD8-02012030.D
Signal(s) : Signal #1: ECD1A.ch Signal #2: ECD2B.ch
Acq On : 1 Feb 2020 22:27
Operator : MJB
Sample : 0B01012-CALM
Misc : A19K309, CHLOR 200 ppb
ALS Vial : 27 Sample Multiplier: 1

Integration File signal 1: PEST1.e
Integration File signal 2: PEST2.e
Quant Time: Feb 03 15:52:17 2020
Quant Method : C:\msdchem\1\methods\ECD8_QUANTPEST_200108.M
Quant Title : Instrument: DualECD8
QLast Update : Mon Feb 03 15:36:51 2020
Response via : Initial Calibration
Integrator: ChemStation



Quantitation Report (Not Reviewed)

Data Path : C:\msdchem\1\data\2020-02\0B01012\REQUANT\
 Data File : ECD8-02012031.D
 Signal(s) : Signal #1: ECD1A.ch Signal #2: ECD2B.ch
 Acq On : 1 Feb 2020 22:43
 Operator : MJB
 Sample : 0B01012-CALN
 Misc : A19K310, CHLOR 500 ppb
 ALS Vial : 28 Sample Multiplier: 1

Integration File signal 1: PEST1.e
 Integration File signal 2: PEST2.e
 Quant Time: Feb 03 15:52:26 2020
 Quant Method : C:\msdchem\1\methods\ECD8_QUANTPEST_200108.M
 Quant Title : Instrument: DualECD8
 QLast Update : Mon Feb 03 15:36:51 2020
 Response via : Initial Calibration
 Integrator: ChemStation

MJB
2/3/20

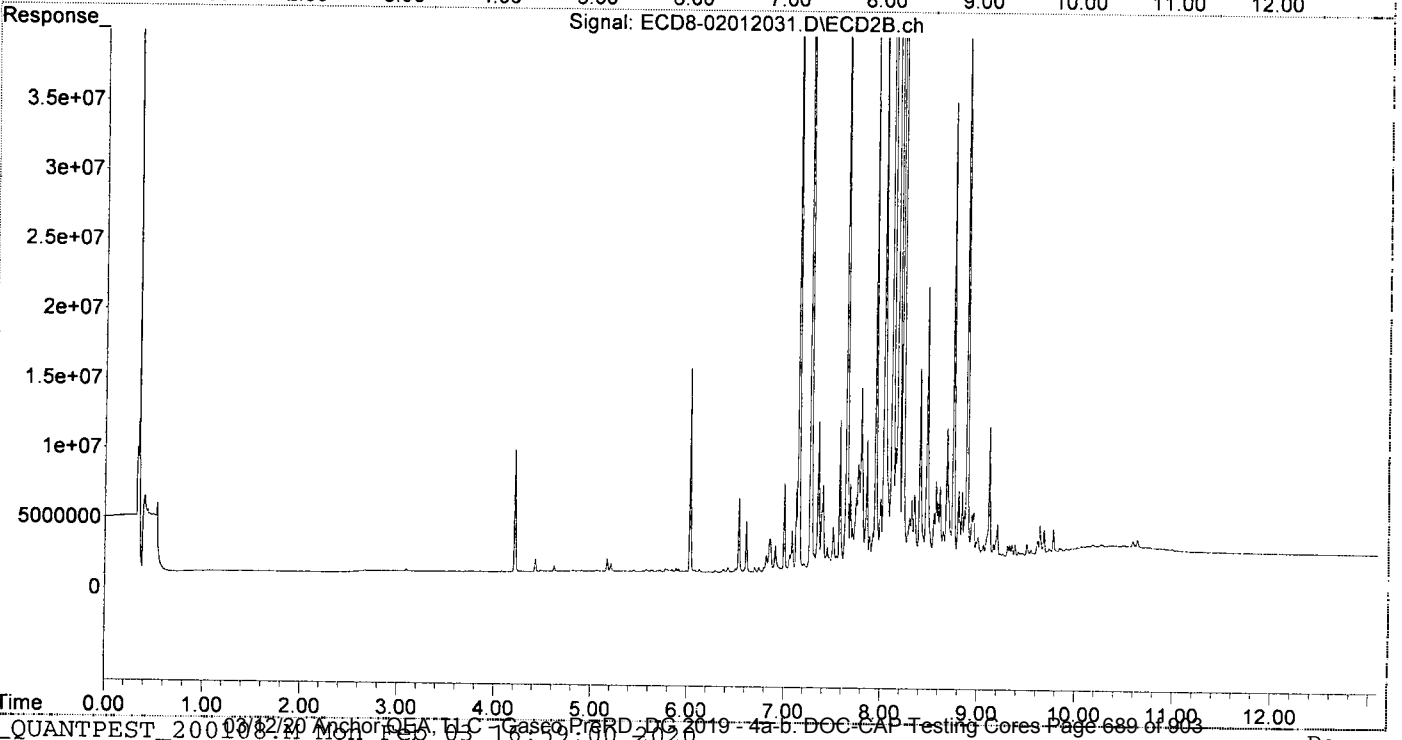
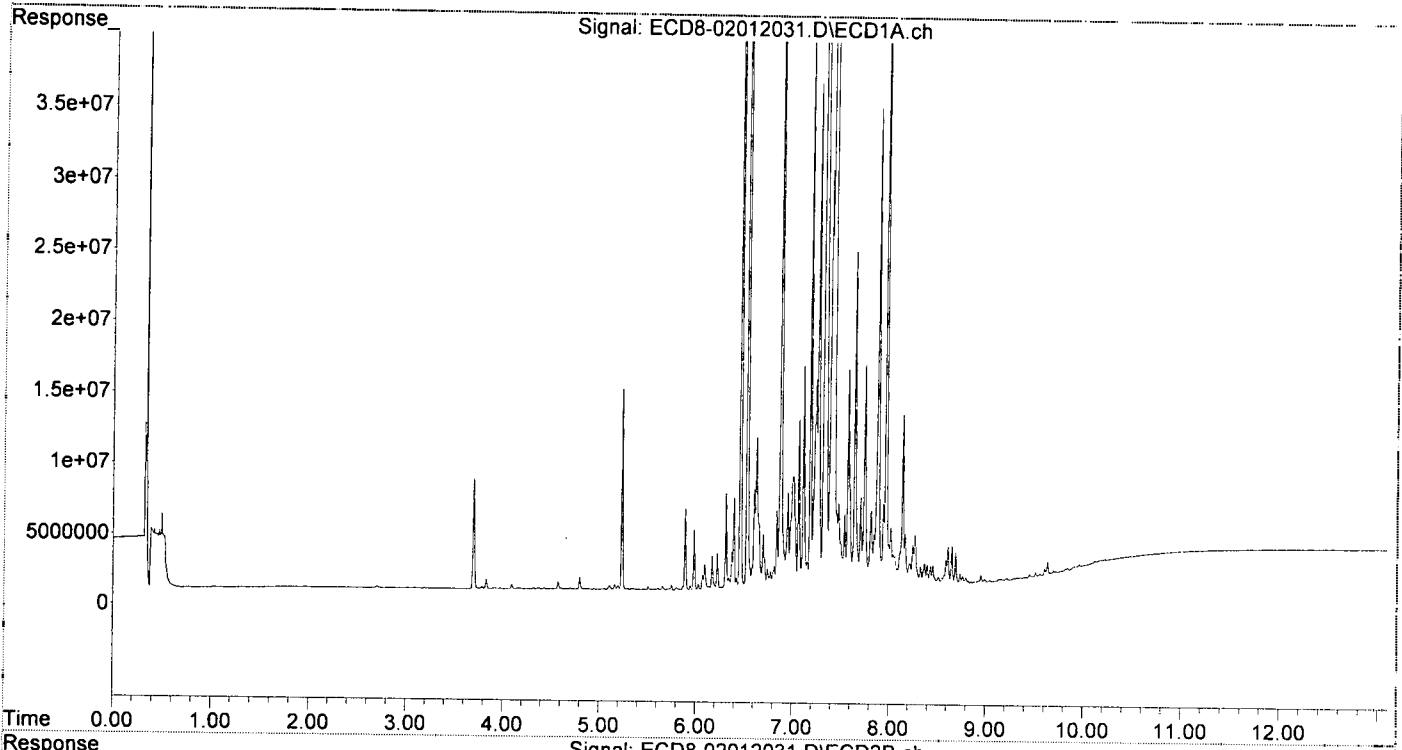
Compound	RT#1	RT#2	Resp#1	Resp#2	ng/mL	ng/mL
System Monitoring Compounds						
1) S TCMX (S)	5.298	5.984	109867	106671	0.031	0.031
22) S DCBP (S)	9.512	10.555	403486	1150905	BelowCal	0.062
Target Compounds						
2) a-BHC	5.842	6.611f	42377	3578554	0.009	0.913 #
3) g-BHC	6.136	6.911	205837	1873297	0.049	0.522 #
4) b-BHC	6.222f	7.003f	2546716	6255390	1.462	3.603 #
5) Heptachlor	6.529	7.275	90317006	93074444	21.975	22.104
6) d-BHC	6.339	7.208	792770	548028	0.336	0.254
7) Aldrin	6.772	7.544	1162442	975925	0.288	0.273
8) Heptachlo...	7.240	7.997	14641114	4963440	3.965	1.383 #
9) trans-Chl...	7.326	8.117	194.2E6	218.0E6	51.650	58.620
10) cis-Chlor...	7.419	8.225	234.2E6	182.0E6	63.770	51.657
11) Endosulfa...	7.518	8.297	2055816	3534365	0.593	1.069 #
12) 4,4'-DDE	7.497	8.320	3139123	4767148	0.945	1.616 #
13) Dieldrin	7.705	8.478	6264702	20031674	1.643	5.708 #
14) Endrin	7.845	8.721	3653470	2598641	1.119	0.896
15) 4,4'-DDD	7.885f	8.748	33602500	33177553	13.203	13.752
16) Endosulfa...	8.018	8.864	4049327	4007404	1.354	1.486
17) 4,4'-DDT	8.086f	8.985	1101022	1752843	0.410	0.689 #
18) Endrin Al...	8.326f	9.061f	1266260	1526727	0.481	0.577
19) Endosulfa...	8.609	9.286	2599391	679252	0.908	0.183 #
20) Methoxychlor	8.452	9.460	1320684	852256	1.095	0.430 #
21) Endrin Ke...	8.795	9.682	396697	2481189	0.115	0.657 #
23) Hexachlor...	3.091	3.701f	44969	25180	0.012	0.005 #
24) Hexachlor...	5.656f	6.467f	280051	54827	0.083	BelowCal #
25) Oxylordane	7.151	7.920	1812015	2689234	0.410	0.841 #
26) 2,4'-DDE	7.240	8.117	14641114	218.0E6	6.332	95.897 #
27) trans-Non...	7.419	8.181	234.2E6	164.1E6	63.876	45.459 #
28) 2,4'-DDD	7.643f	8.478	23582099	20031674	12.176	10.464
29) 2,4'-DDT	7.813	8.721	5289165	2598641	2.210	1.169 #
30) cis-Nonac...	7.885	8.748	33602500	33177553	8.257	8.325
31) Mirex	8.547	9.682	428754	2481189	8198.952	0.947 #
32) Chlordane...	7.326	8.117	194.2E6	218.0E6	485.002	501.695
33) Chlordane...	7.419	8.225	234.2E6	182.0E6	481.528	500.533
34) Chlordane...	7.966	8.889	61785001	58496819	474.548	492.582
35) Chlordane...	0.000	0.000	0	0	N.D.	N.D.
36) Toxaphene...	7.391	8.478f	29361049	20031674	1793.654	679.755 #
37) Toxaphene...	7.705	8.804	6264702	5397700	199.415	134.308 #
38) Toxaphene...	7.996	8.840	2898693	5313123	38.033	82.124 #
39) Toxaphene...	8.245	8.889	2776612	58496819	35.852	579.153 #
40) Toxaphene...	8.452	9.061f	1320684	1526727	24.366	26.631
41) Toxaphene...	8.547	9.460	428754	852256	5.637	12.902 #
42) Toxaphene...	0.000	0.000	0	0	N.D.	N.D.

(f)=RT Delta > 1/2 Window (#)=Amounts differ by > 25% (m)=manual int.

Quantitation Report (Not Reviewed)

Data Path : C:\msdchem\1\data\2020-02\0B01012\REQUANT\
Data File : ECD8-02012031.D
Signal(s) : Signal #1: ECD1A.ch Signal #2: ECD2B.ch
Acq On : 1 Feb 2020 22:43
Operator : MJB
Sample : 0B01012-CALN
Misc : A19K310, CHLOR 500 ppb
ALS Vial : 28 Sample Multiplier: 1

Integration File signal 1: PEST1.e
Integration File signal 2: PEST2.e
Quant Time: Feb 03 15:52:26 2020
Quant Method : C:\msdchem\1\methods\ECD8_QUANTPEST_200108.M
Quant Title : Instrument: DualECD8
QLast Update : Mon Feb 03 15:36:51 2020
Response via : Initial Calibration
Integrator: ChemStation



Quantitation Report (Not Reviewed)

Data Path : C:\msdchem\1\data\2020-02\0B01012\REQUANT\
 Data File : ECD8-02012032.D
 Signal(s) : Signal #1: ECD1A.ch Signal #2: ECD2B.ch
 Acq On : 1 Feb 2020 23:00
 Operator : MJB
 Sample : 0B01012-CALO
 Misc : A19K311, CHLOR 1000 ppb
 ALS Vial : 29 Sample Multiplier: 1

Integration File signal 1: PEST1.e
 Integration File signal 2: PEST2.e
 Quant Time: Feb 03 15:52:34 2020
 Quant Method : C:\msdchem\1\methods\ECD8_QUANTPEST_200108.M
 Quant Title : Instrument: DualeCD8
 QLast Update : Mon Feb 03 15:36:51 2020
 Response via : Initial Calibration
 Integrator: ChemStation

MJB
2/3/20

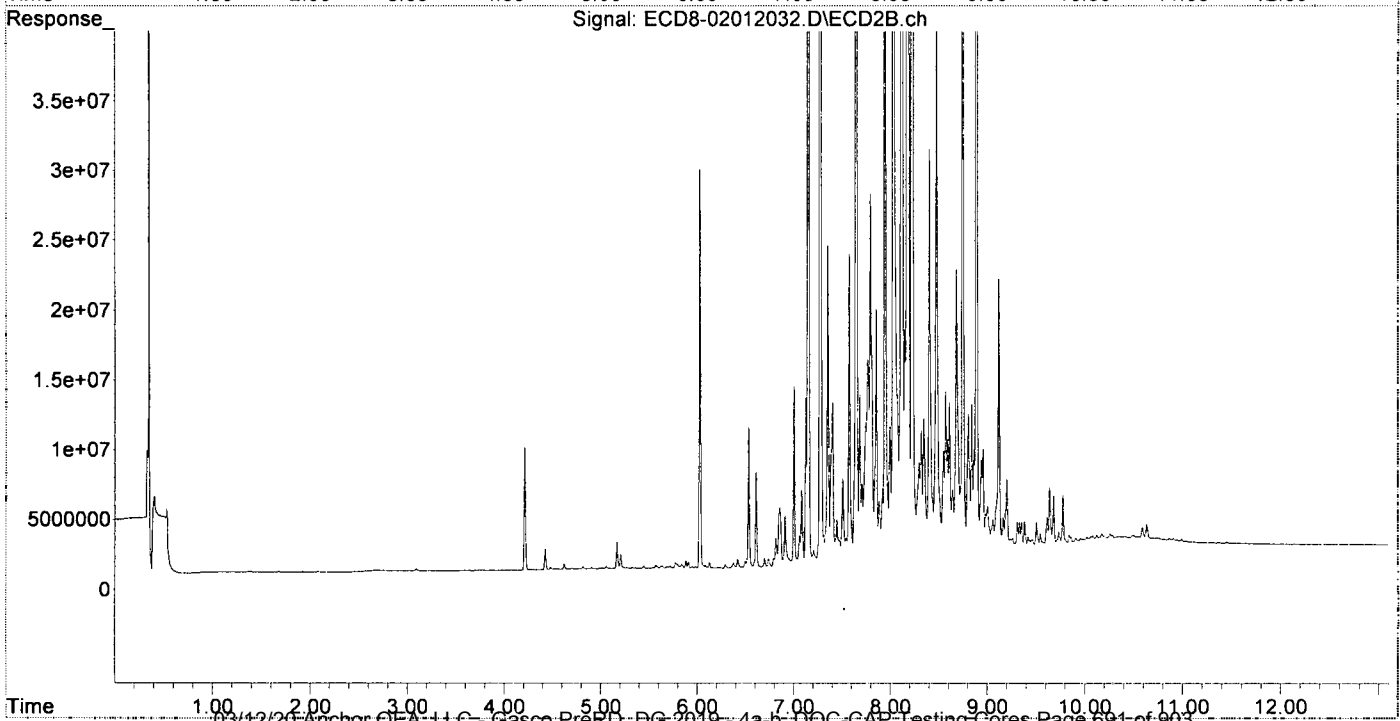
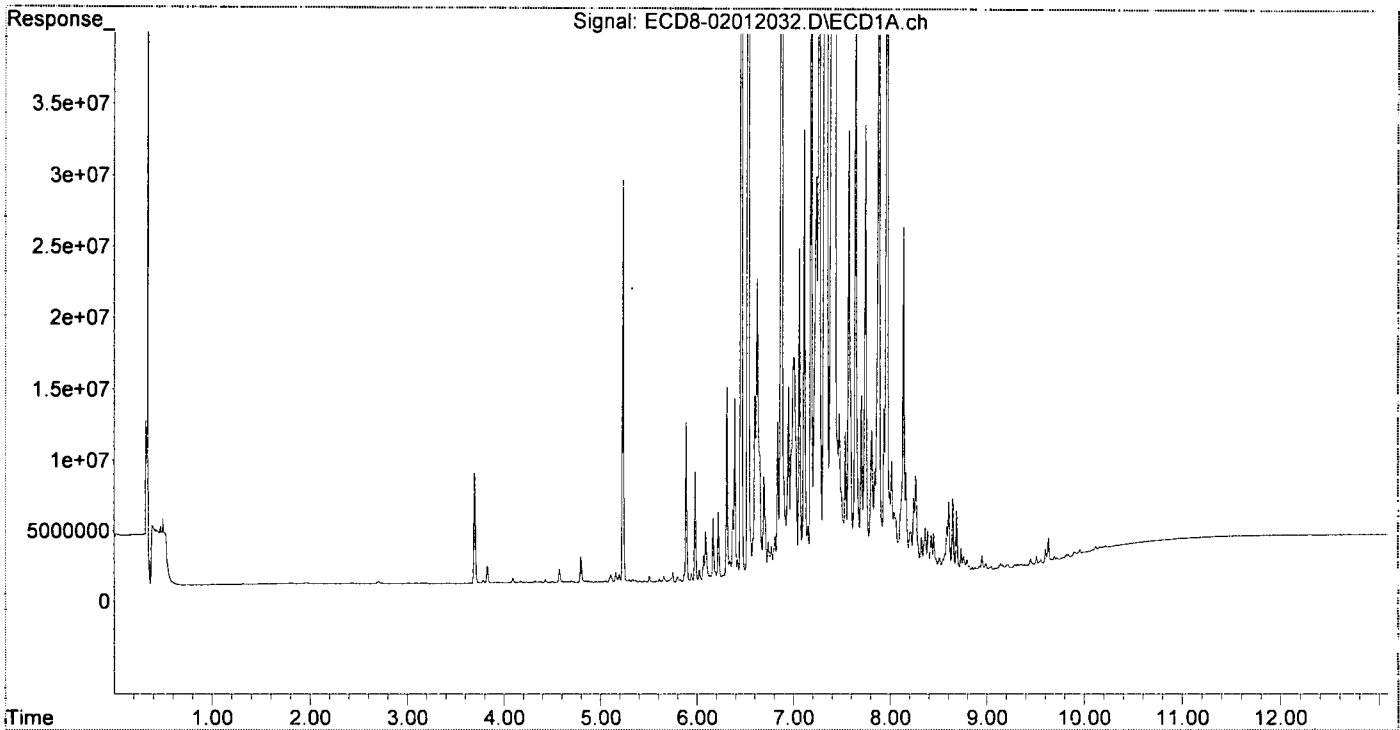
Compound	RT#1	RT#2	Resp#1	Resp#2	ng/mL	ng/mL
System Monitoring Compounds						
1) S TCMX (S)	5.297	5.981	206224	122190	0.059	0.035 #
22) S DCBP (S)	9.510	10.547	660494	961665	BelowCal	BelowCal
Target Compounds						
2) a-BHC	5.824	6.611f	187012	6740232	0.040	1.650 #
3) g-BHC	6.136	6.910	387178	3574704	0.093	0.957 #
4) b-BHC	6.221f	6.979	4874664	395853	2.799	0.228 #
5) Heptachlor	6.529	7.274	183.6E6	195.9E6	44.674	46.522 #
6) d-BHC	6.339	7.226	1376061	611948	0.505	0.272 #
7) Aldrin	6.770	7.546	2275193	1813532	0.563	0.496 #
8) Heptachlo...	7.238	7.997	28209573	9618764	7.639	2.680 #
9) trans-Chl...	7.325	8.118	407.1E6	461.1E6	108.247	124.010 #
10) cis-Chlor...	7.419	8.226	468.0E6	384.8E6	127.430	109.237 #
11) Endosulfa...	7.516	8.298f	3909946	6920995	1.127	2.094 #
12) 4,4'-DDE	7.496	8.321	5965358	9206495	1.796	3.030 #
13) Dieldrin	7.704	8.478	12680776	43861813	3.325	12.342 #
14) Endrin	7.844	8.722	7267481	5105052	2.227	1.765 #
15) 4,4'-DDD	7.885f	8.748	68409568	68082411	26.880	27.221 #
16) Endosulfa...	8.018	8.864	7933861	7721187	2.652	2.884 #
17) 4,4'-DDT	8.140f	8.986	24425440	3056450	9.086	1.219 #
18) Endrin Al...	8.326f	9.060f	2488539	2615287	0.945	0.989 #
19) Endosulfa...	8.609	9.285	4963470	861427	1.734	0.256 #
20) Methoxychlor	8.452	9.466	2726788	1086967	2.260	0.652 #
21) Endrin Ke...	8.794	9.682	781850	4108753	0.226	1.233 #
23) Hexachlor...	3.071	3.699	14573	34979	0.004	0.007 #
24) Hexachlor...	5.655f	6.464	402456	62089	0.120	BelowCal #
25) Oxychlordane	7.151	7.920	3627381	5233846	1.002	1.637 #
26) 2,4'-DDE	7.238	8.118	28209573	461.1E6	12.201	202.866 #
27) trans-Non...	7.419	8.181	468.0E6	340.8E6	127.641	94.407 #
28) 2,4'-DDD	7.642f	8.478	50345506	43861813	25.994	22.913 #
29) 2,4'-DDT	7.812	8.722	10255127	5105052	4.285	2.339 #
30) cis-Nonac...	7.885	8.748	68409568	68082411	16.811	17.084 #
31) Mirex	8.547	9.682	918194	4108753	0.173	1.732 #
32) Chlordane...	7.325	8.118	407.1E6	461.1E6	1016.452	1061.320 #
33) Chlordane...	7.419	8.226	468.0E6	384.8E6	962.225	1058.450 #
34) Chlordane...	7.966	8.890	126.5E6	118.8E6	971.773	1000.759 #
35) Chlordane...	0.000	0.000	0	0	N.D.	N.D. #
36) Toxaphene...	7.390	8.478f	56502268	43861813	3451.699	1488.407 #
37) Toxaphene...	7.704	8.805	12680776	10263488	403.648	255.381 #
38) Toxaphene...	7.995	8.840	5827238	10916602	79.685	168.736 #
39) Toxaphene...	8.245	8.890	5284639	118.8E6	74.474	1135.609 #
40) Toxaphene...	8.452	9.060f	2726788	2615287	50.308	45.619 #
41) Toxaphene...	8.547	9.466	918194	1086967	12.073	16.456 #
42) Toxaphene...	0.000	0.000	0	0	N.D.	N.D. #

(f)=RT Delta > 1/2 Window (#)=Amounts differ by > 25% (m)=manual int.

Quantitation Report (Not Reviewed)

Data Path : C:\msdchem\1\data\2020-02\0B01012\REQUANT\
Data File : ECD8-02012032.D
Signal(s) : Signal #1: ECD1A.ch Signal #2: ECD2B.ch
Acq On : 1 Feb 2020 23:00
Operator : MJB
Sample : 0B01012-CALO
Misc : A19K311, CHLOR 1000 ppb
ALS Vial : 29 Sample Multiplier: 1

Integration File signal 1: PEST1.e
Integration File signal 2: PEST2.e
Quant Time: Feb 03 15:52:34 2020
Quant Method : C:\msdchem\1\methods\ECD8_QUANTPEST_200108.M
Quant Title : Instrument: DualECD8
QLast Update : Mon Feb 03 15:36:51 2020
Response via : Initial Calibration
Integrator: ChemStation



Quantitation Report (Not Reviewed)

Data Path : C:\msdchem\1\data\2020-02\0B01012\REQUANT\
 Data File : ECD8-02012033.D
 Signal(s) : Signal #1: ECD1A.ch Signal #2: ECD2B.ch
 Acq On : 1 Feb 2020 23:17
 Operator : MJB
 Sample : 0B01012-CALP
 Misc : A19K306, CHLOR 2000 ppb
 ALS Vial : 30 Sample Multiplier: 1

Integration File signal 1: PEST1.e
 Integration File signal 2: PEST2.e
 Quant Time: Feb 03 15:52:45 2020
 Quant Method : C:\msdchem\1\methods\ECD8_QUANTPEST_200108.M
 Quant Title : Instrument: DualECD8
 QLast Update : Mon Feb 03 15:36:51 2020
 Response via : Initial Calibration
 Integrator: ChemStation

MJB
2/3/20

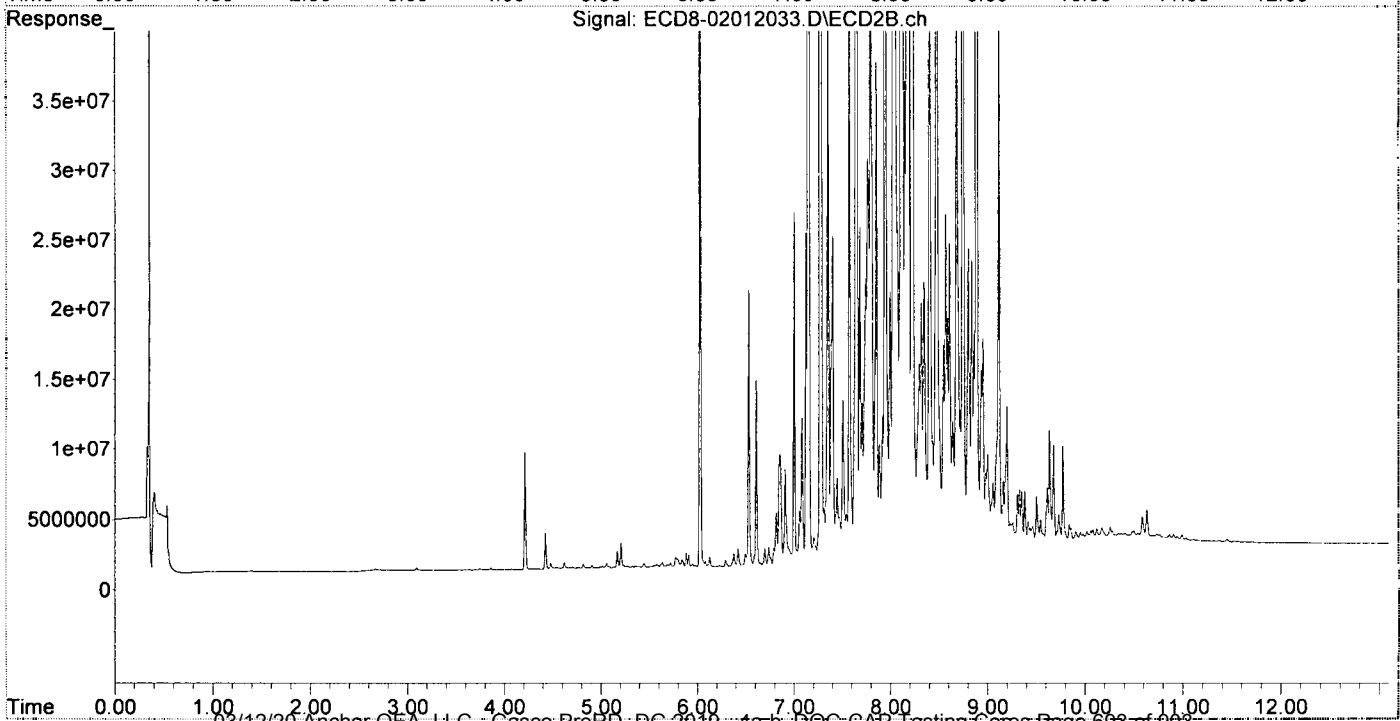
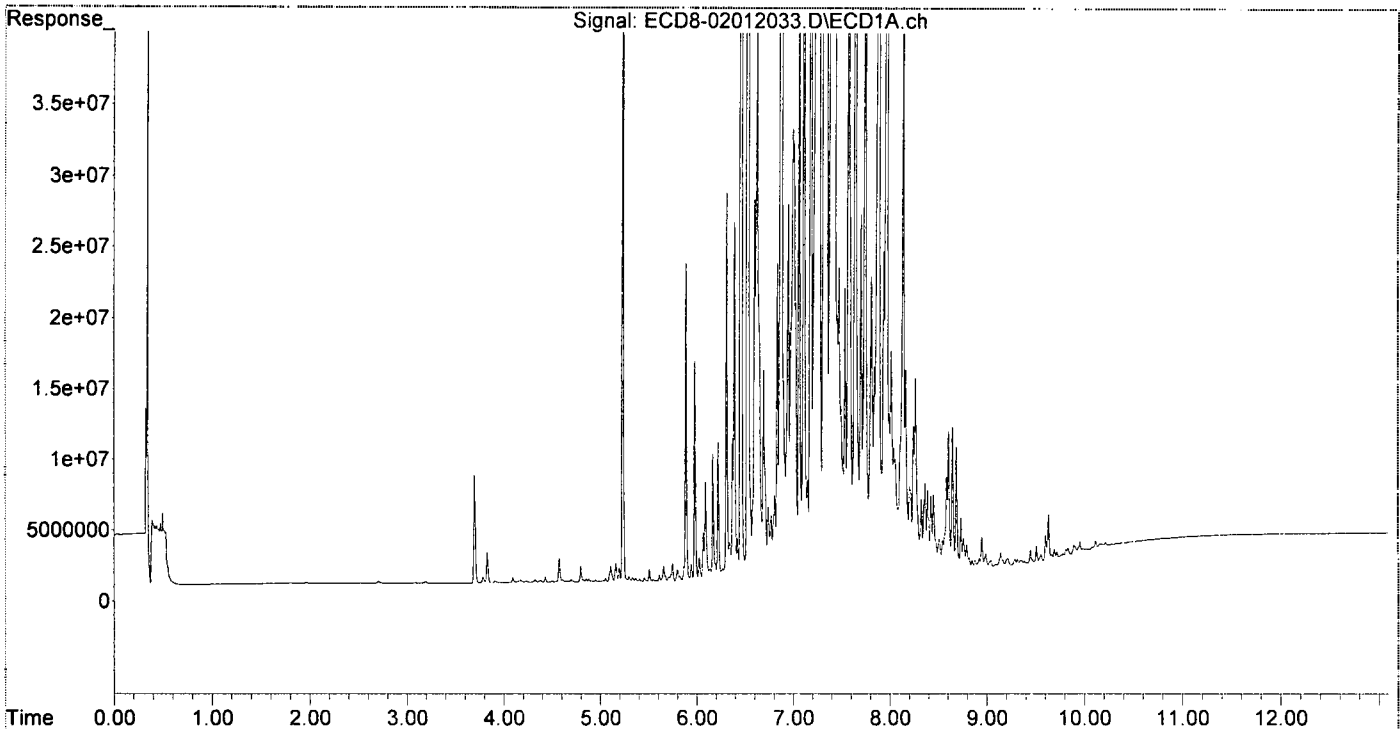
Compound	RT#1	RT#2	Resp#1	Resp#2	ng/mL	ng/mL
System Monitoring Compounds						
1) S TCMX (S)	5.298	5.980	386961	124322	0.111	0.036 #
22) S DCBP (S)	9.511	10.548	1159083	1147394	0.119	0.060 #
Target Compounds						
2) a-BHC	5.824	6.611f	357462	13261627	0.076	3.165 #
3) g-BHC	6.137	6.910	720392	6754311	0.173	1.768 #
4) b-BHC	6.222f	6.978	9624376	781936	5.526	0.450 #
5) Heptachlor	6.529	7.275	360.1E6	396.7E6	87.605	94.215
6) d-BHC	6.339	7.226	2521384	1196993	0.836	0.439 #
7) Aldrin	6.771	7.546	4273588	3424384	1.058	0.926
8) Heptachlo...	7.239	7.996	56691957	19134242	15.352	5.330 #
9) trans-Chl...	7.325	8.118	780.0E6	962.8E6	207.406	258.937
10) cis-Chlor...	7.420	8.225	959.8E6	801.0E6	261.356	227.371
11) Endosulfa...	7.538	8.299f	20165895	13926309	5.814	4.214 #
12) 4,4'-DDE	7.497	8.321	11803551	18201193	3.554	5.871 #
13) Dieldrin	7.704	8.478	25213282	89897819	6.612	24.820 #
14) Endrin	7.844	8.721	14531095	10503711	4.452	3.629
15) 4,4'-DDD	7.885f	8.748	130.7E6	146.5E6	51.352	54.753
16) Endosulfa...	8.018	8.863	15569981	15841682	5.205	5.917
17) 4,4'-DDT	8.086f	8.984	4459244	5944192	1.659	2.387 #
18) Endrin Al...	8.327f	9.059f	4980847	5206868	1.892	1.970
19) Endosulfa...	8.609	9.284	9654587	1569721	3.373	0.539 #
20) Methoxychlor	8.452	9.467	5212320	1964697	4.320	1.478 #
21) Endrin Ke...	8.794	9.682	1616801	7713606	0.468	2.504 #
23) Hexachlor...	3.087	3.680	42512	11195	0.011	0.002 #
24) Hexachlor...	5.656f	6.462	1057378	74636	0.315	BelowCal #
25) Oxychlordane	7.151	7.920	6735744	10344973	2.014	3.235 #
26) 2,4'-DDE	7.239	8.118	56691957	962.8E6	24.520	423.592 #
27) trans-Non...	7.420	8.181	959.8E6	730.0E6	261.789	202.243
28) 2,4'-DDD	7.643f	8.478	99644686	89897819	51.448	46.962
29) 2,4'-DDT	7.812	8.721	20874974	10503711	8.723	4.842 #
30) cis-Nonac...	7.885	8.748	130.7E6	146.5E6	32.115	36.772
31) Mirex	8.547	9.682	1984719	7713606	0.613	3.470 #
32) Chlordane...	7.325	8.118	780.0E6	962.8E6	1947.564	2216.071
33) Chlordane...	7.420	8.225	959.8E6	801.0E6	1973.498	2203.116
34) Chlordane...	7.966	8.889	253.1E6	258.6E6	1944.246	2177.312
35) Chlordane...	0.000	0.000	0	0	N.D.	N.D.
36) Toxaphene...	7.390	8.478f	111.9E6	89897819	6838.359	3050.593 #
37) Toxaphene...	7.704	8.804	25213282	21968333	802.576	546.626 #
38) Toxaphene...	7.996	8.840	11180820	21091744	155.922	326.011 #
39) Toxaphene...	8.245	8.889	10122748	258.6E6	148.891	2292.826 #
40) Toxaphene...	8.452	9.059f	5212320	5206868	96.164	90.824
41) Toxaphene...	8.547	9.467	1984719	1964697	26.096	29.744
42) Toxaphene...	0.000	0.000	0	0	N.D.	N.D.

(f)=RT Delta > 1/2 Window (#)=Amounts differ by > 25% (m)=manual int.

Quantitation Report (Not Reviewed)

Data Path : C:\msdchem\1\data\2020-02\0B01012\REQUANT\
Data File : ECD8-02012033.D
Signal(s) : Signal #1: ECD1A.ch Signal #2: ECD2B.ch
Acq On : 1 Feb 2020 23:17
Operator : MJB
Sample : 0B01012-CALP
Misc : A19K306, CHLOR 2000 ppb
ALS Vial : 30 Sample Multiplier: 1

Integration File signal 1: PEST1.e
Integration File signal 2: PEST2.e
Quant Time: Feb 03 15:52:45 2020
Quant Method : C:\msdchem\1\methods\ECD8_QUANTPEST_200108.M
Quant Title : Instrument: DualECD8
QLast Update : Mon Feb 03 15:36:51 2020
Response via : Initial Calibration
Integrator: ChemStation



Quantitation Report (Not Reviewed)

Data Path : C:\msdchem\1\data\2020-02\0B01012\REQUANT\
 Data File : ECD8-02012036.D
 Signal(s) : Signal #1: ECD1A.ch Signal #2: ECD2B.ch
 Acq On : 2 Feb 2020 00:08
 Operator : MJB
 Sample : 0B01012-CALQ
 Misc : A20B005, TOX 10 ppb
 ALS Vial : 32 Sample Multiplier: 1

Integration File signal 1: PEST1.e
 Integration File signal 2: PEST2.e
 Quant Time: Feb 03 15:53:18 2020
 Quant Method : C:\msdchem\1\methods\ECD8_QUANTPEST_200108.M
 Quant Title : Instrument: DualECD8
 QLast Update : Mon Feb 03 15:36:51 2020
 Response via : Initial Calibration
 Integrator: ChemStation

MJB
2/3/20

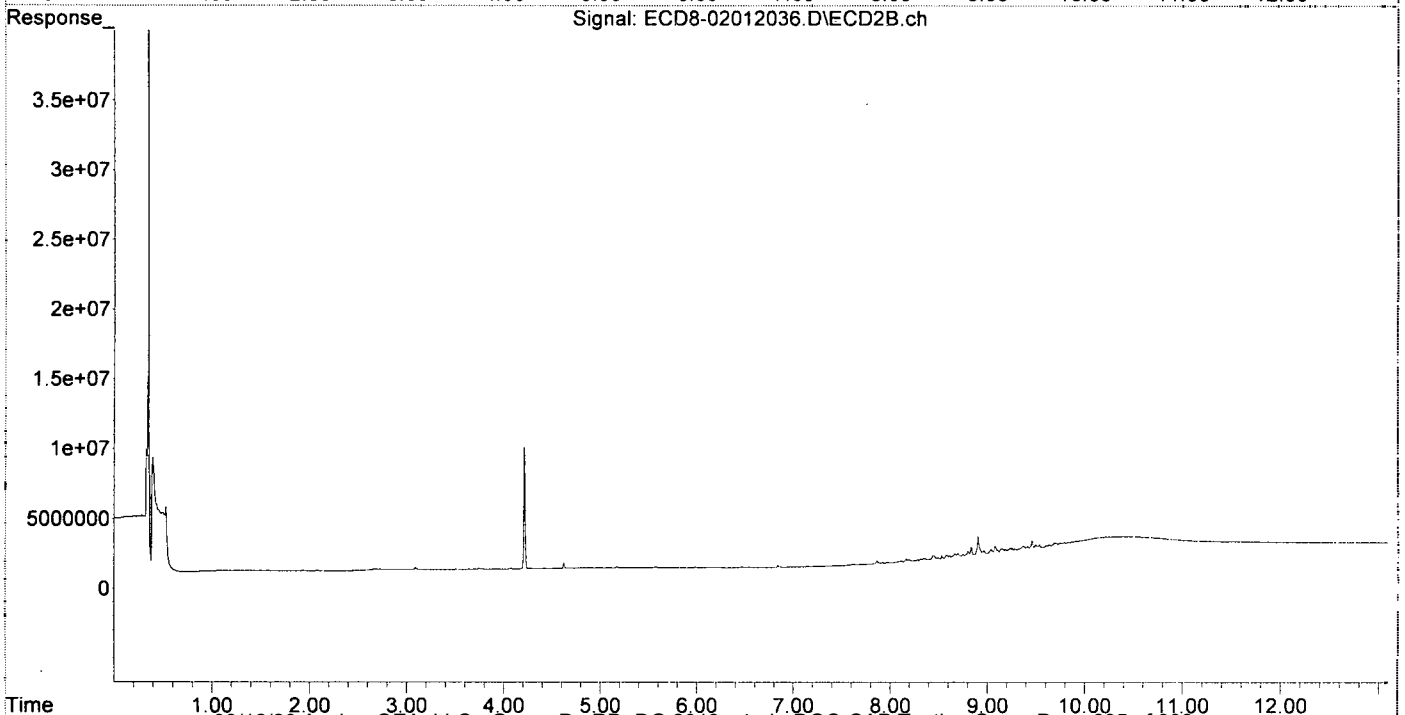
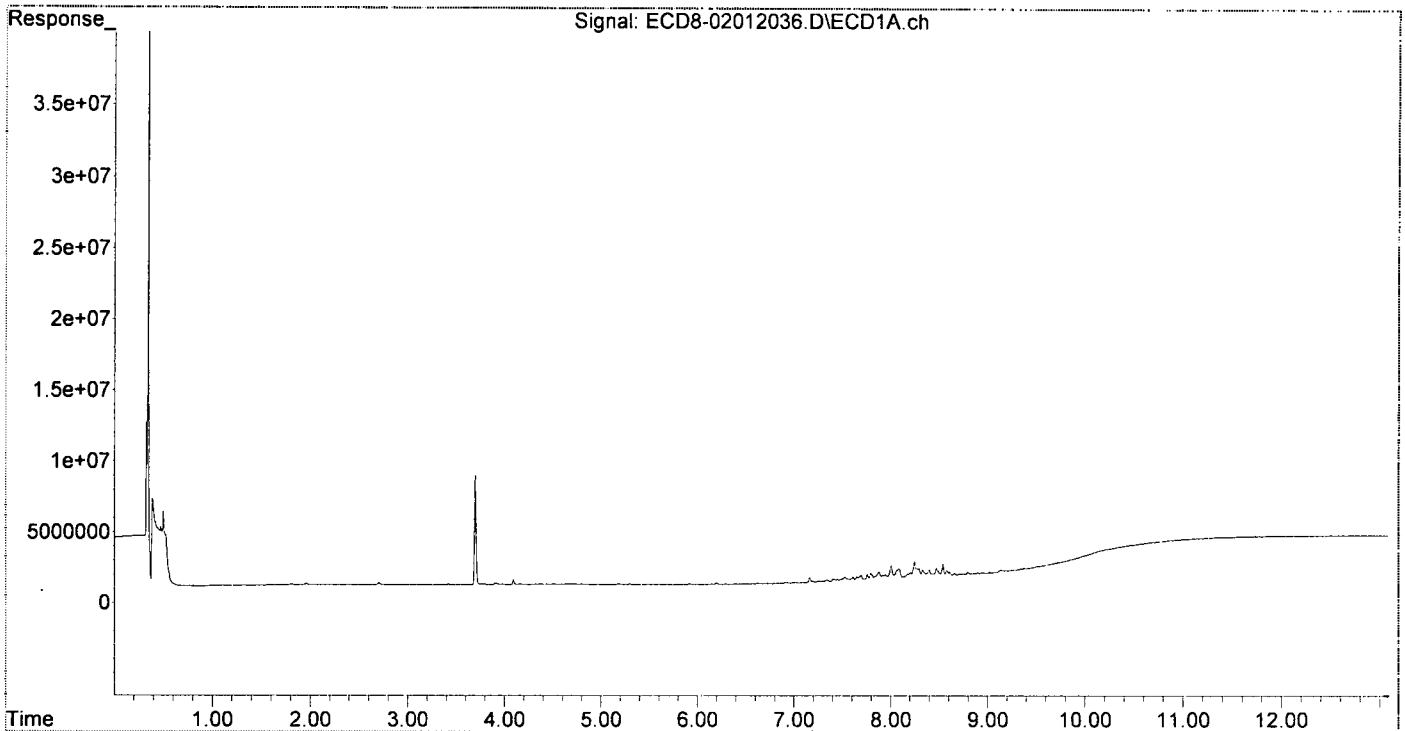
Compound	RT#1	RT#2	Resp#1	Resp#2	ng/mL	ng/mL
System Monitoring Compounds						
1) S TCMX (S)	5.298	5.983	28712	46121	0.008	0.013 #
22) S DCBP (S)	9.508	10.533	128410	317278	BelowCal	BelowCal
Target Compounds						
2) a-BHC	5.850	6.577	30270	18605	0.006	0.080 #
3) g-BHC	6.149f	6.894	24417	14094	0.006	0.046 #
4) b-BHC	6.193	6.958	125309	12830	0.072	0.007 #
5) Heptachlor	6.529	7.275	12310	10539	0.003	0.003
6) d-BHC	0.000	7.223	0	22208	N.D.	0.104 #
7) Aldrin	6.769	7.541	9112	11869	0.002	0.015 #
8) Heptachlo...	7.256f	7.973	95672	80946	0.026	0.023
9) trans-Chl...	7.335	8.118	100371	99692	0.027	0.027
10) cis-Chlor...	7.412	8.206	163780	94248	0.045	0.027 #
11) Endosulfa...	7.524	8.283	260752	107672	0.075	0.033 #
12) 4,4'-DDE	7.498	8.347	146908	129158	0.044	0.130 #
13) Dieldrin	7.694	8.495	357259	113639	0.094	0.065 #
14) Endrin	7.840	8.702	193265	291525	0.066	0.094 #
15) 4,4'-DDD	7.923	8.751	275869	173974	0.108	0.117
16) Endosulfa...	8.006	8.838	923034	694351	0.309	0.233
17) 4,4'-DDT	8.085f	8.967	684810	319385	0.255	0.105 #
18) Endrin Al...	8.294	9.081	605182	574323	0.230	0.217
19) Endosulfa...	8.609	9.283	273945	270709	0.096	0.019 #
20) Methoxychlor	8.444	9.463	193265	749407	0.160	0.333 #
21) Endrin Ke...	8.792	9.688	172825	386660	0.050	BelowCal #
23) Hexachlor...	3.074	3.699	21692	65726	0.006	0.014 #
24) Hexachlor...	5.682	6.448	19881	34257	0.006	BelowCal #
25) Oxychlorane	7.161	7.924	362444	73186	BelowCal	0.023
26) 2,4'-DDE	7.256	8.118	95672	99692	0.041	0.044
27) trans-Non...	7.412	8.192	163780	133847	0.045	0.037
28) 2,4'-DDD	7.611	8.495	233550	113639	0.121	0.059 #
29) 2,4'-DDT	7.793	8.702	443186	291525	0.185	0.088 #
30) cis-Nonac...	7.882	8.751	503875	173974	0.124	0.044 #
31) Mirex	8.541	9.688	844549	386660	0.142	BelowCal #
32) Chlordane...	7.335	8.118	100371	99692	0.251	0.229
33) Chlordane...	7.412	8.206	163780	94248	0.337	0.259
34) Chlordane...	7.943f	8.907	287963	1372328	2.212	11.556 #
35) Chlordane...	0.000	0.000	0	0	N.D.	N.D.
36) Toxaphene...	7.402	8.455	169507	273928	10.355	9.295
37) Toxaphene...	7.694	8.803	357259	364064	11.372	9.059
38) Toxaphene...	8.006	8.838	923034	694351	9.953	10.732
39) Toxaphene...	8.246	8.907	1100625	1372328	10.025	10.079
40) Toxaphene...	8.472	9.081	585949	574323	10.810	10.018
41) Toxaphene...	8.541	9.463	844549	749407	11.105	11.345
42) Toxaphene...	0.000	0.000	0	0	N.D.	N.D.

(f)=RT Delta > 1/2 Window (#)=Amounts differ by > 25% (m)=manual int.

Quantitation Report (Not Reviewed)

Data Path : C:\msdchem\1\data\2020-02\0B01012\REQUANT\
Data File : ECD8-02012036.D
Signal(s) : Signal #1: ECD1A.ch Signal #2: ECD2B.ch
Acq On : 2 Feb 2020 00:08
Operator : MJB
Sample : 0B01012-CALQ
Misc : A20B005, TOX 10 ppb
ALS Vial : 32 Sample Multiplier: 1

Integration File signal 1: PEST1.e
Integration File signal 2: PEST2.e
Quant Time: Feb 03 15:53:18 2020
Quant Method : C:\msdchem\1\methods\ECD8_QUANTPEST_200108.M
Quant Title : Instrument: DualECD8
QLast Update : Mon Feb 03 15:36:51 2020
Response via : Initial Calibration
Integrator: ChemStation



Data Path : C:\msdchem\1\data\2020-02\0B01012\REQUANT\
 Data File : ECD8-02012037.D
 Signal(s) : Signal #1: ECD1A.ch Signal #2: ECD2B.ch
 Acq On : 2 Feb 2020 00:24
 Operator : MJB
 Sample : 0B01012-CALR
 Misc : A19J417, TOX 50 ppb
 ALS Vial : 33 Sample Multiplier: 1

Integration File signal 1: PEST1.e
 Integration File signal 2: PEST2.e
 Quant Time: Feb 03 15:53:30 2020
 Quant Method : C:\msdchem\1\methods\ECD8_QUANTPEST_200108.M
 Quant Title : Instrument: DualeCD8
 QLast Update : Mon Feb 03 15:36:51 2020
 Response via : Initial Calibration
 Integrator: ChemStation

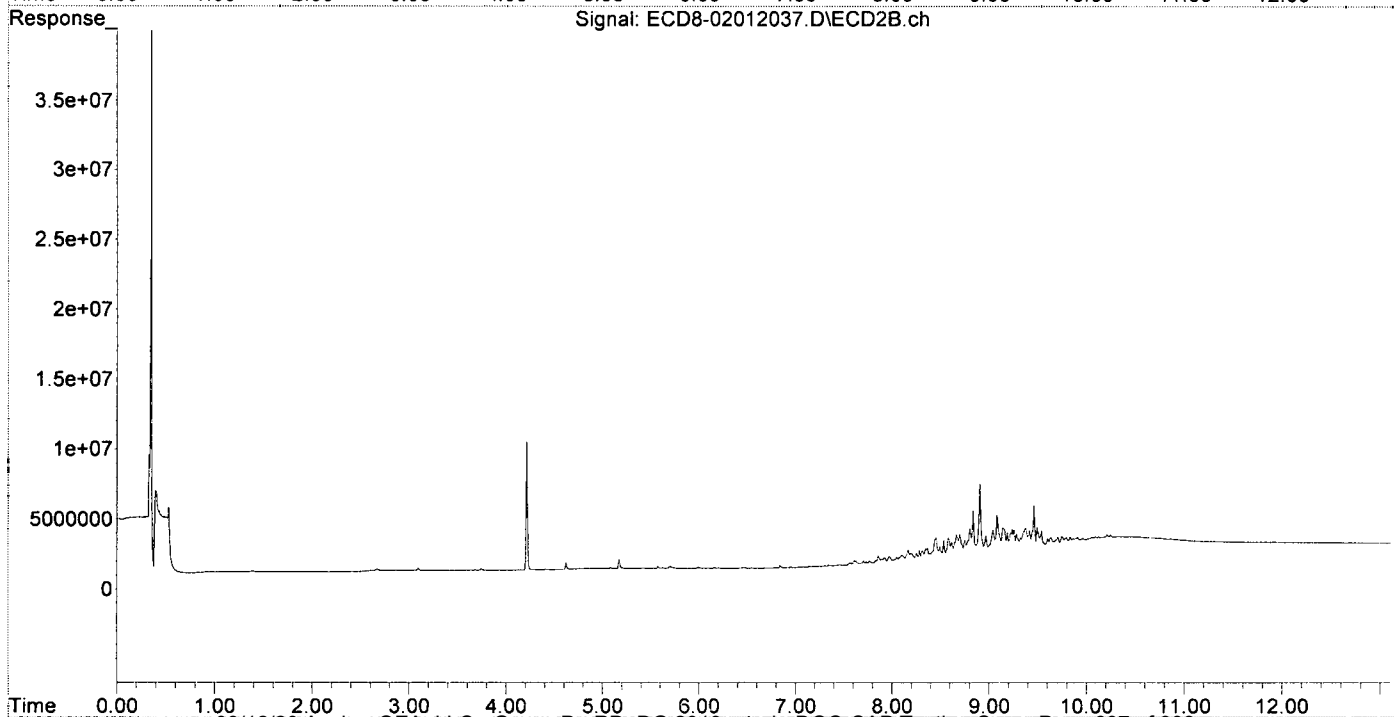
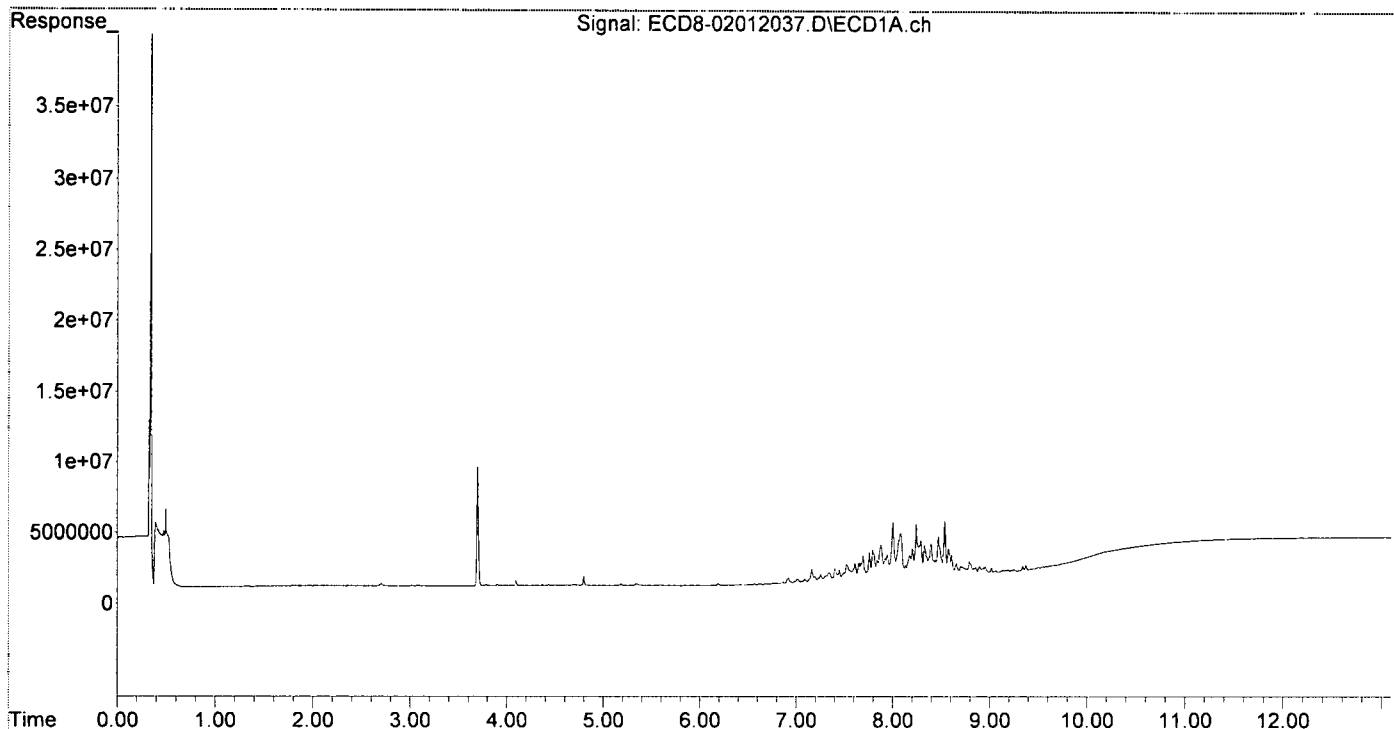
MJB
2/3/20

Compound	RT#1	RT#2	Resp#1	Resp#2	ng/mL	ng/mL
System Monitoring Compounds						
1) S TCMX (S)	0.000	5.986	0	80701	N.D.	0.023 #
22) S DCBP (S)	9.501	10.538	123893	268561	BelowCal	BelowCal
Target Compounds						
2) a-BHC	5.850	6.585	34223	12874	0.007	0.079 #
3) g-BHC	6.144f	6.891	32070	17922	0.008	0.047 #
4) b-BHC	6.191	6.955	153691	30896	0.088	0.018 #
5) Heptachlor	6.528	7.280	30551	22684	0.007	0.005 #
6) d-BHC	6.368f	7.224	15502	35717	0.111	0.108
7) Aldrin	6.768	7.566f	57242	145324	0.014	0.051 #
8) Heptachlo...	7.233	7.973	272107	386153	0.074	0.108 #
9) trans-Chl...	7.312	8.100	380254	414869	0.101	0.112
10) cis-Chlor...	7.400f	8.206	862137	427444	0.235	0.121 #
11) Endosulfa...	7.524	8.283	1126334	609838	0.325	0.185 #
12) 4,4'-DDE	7.482	8.347	442853	712924	0.133	0.317 #
13) Dieldrin	7.693	8.494	1682151	768101	0.441	0.252 #
14) Endrin	7.840	8.701	1294727	1523241	0.397	0.523 #
15) 4,4'-DDD	7.922	8.750	1429529	1057977	0.562	0.496
16) Endosulfa...	8.004	8.839	3882297	3122967	1.298	1.152
17) 4,4'-DDT	8.087f	8.968	3122037	1285216	1.161	0.498 #
18) Endrin Al...	8.293	9.083	2551552	2697421	0.969	1.020
19) Endosulfa...	8.609	9.283	1408400	1217934	0.492	0.398
20) Methoxychlor	8.444	9.464	1103179	3159313	0.914	2.596 #
21) Endrin Ke...	8.793	9.707f	873614	745112	0.253	0.041 #
23) Hexachlor...	3.084	3.679	67660	55651	0.017	0.011 #
24) Hexachlor...	5.682	6.450	56647	61848	0.017	BelowCal #
25) Oxychlorane	7.160	7.922	925553	316825	0.122	0.099
26) 2,4'-DDE	7.233	8.100	272107	414869	0.118	0.183 #
27) trans-Non...	7.400	8.192	862137	491663	0.235	0.136 #
28) 2,4'-DDD	7.610	8.494	1169752	768101	0.604	0.401 #
29) 2,4'-DDT	7.793	8.701	2020564	1523241	0.844	0.666
30) cis-Nonac...	7.882	8.750	2370728	1057977	0.583	0.265 #
31) Mirex	8.539	9.707f	3790810	745112	1.359	0.108 #
32) Chlordane...	7.312	8.100	380254	414869	0.949	0.955
33) Chlordane...	7.400	8.206	862137	427444	1.773	1.176 #
34) Chlordane...	7.943f	8.907	1620848	5032751	12.449	42.379 #
35) Chlordane...	0.000	0.000	0	0	N.D.	N.D.
36) Toxaphene...	7.400	8.455	862137	1457893	52.668	49.472
37) Toxaphene...	7.693	8.804	1682151	1899624	53.545	47.267
38) Toxaphene...	8.004	8.839	3882297	3122967	52.019	48.271
39) Toxaphene...	8.246	8.907	3672237	5032751	49.647	47.982
40) Toxaphene...	8.473	9.083	2698036	2697421	49.777	47.051
41) Toxaphene...	8.539	9.464	3790810	3159313	49.844	47.829
42) Toxaphene...	0.000	0.000	0	0	N.D.	N.D.

(f)=RT Delta > 1/2 Window (#)=Amounts differ by > 25% (m)=manual int.

Data Path : C:\msdchem\1\data\2020-02\0B01012\REQUANT\
 Data File : ECD8-02012037.D
 Signal(s) : Signal #1: ECD1A.ch Signal #2: ECD2B.ch
 Acq On : 2 Feb 2020 00:24
 Operator : MJB
 Sample : 0B01012-CALR
 Misc : A19J417, TOX 50 ppb
 ALS Vial : 33 Sample Multiplier: 1

Integration File signal 1: PEST1.e
 Integration File signal 2: PEST2.e
 Quant Time: Feb 03 15:53:30 2020
 Quant Method : C:\msdchem\1\methods\ECD8_QUANTPEST_200108.M
 Quant Title : Instrument: DualECD8
 QLast Update : Mon Feb 03 15:36:51 2020
 Response via : Initial Calibration
 Integrator: ChemStation



Data Path : C:\msdchem\1\data\2020-02\0B01012\REQUANT\
 Data File : ECD8-02012038.D
 Signal(s) : Signal #1: ECD1A.ch Signal #2: ECD2B.ch
 Acq On : 2 Feb 2020 00:41
 Operator : MJB
 Sample : 0B01012-CALS
 Misc : A19J418, TOX 100 ppb
 ALS Vial : 34 Sample Multiplier: 1

Integration File signal 1: PEST1.e
 Integration File signal 2: PEST2.e
 Quant Time: Feb 03 15:53:42 2020
 Quant Method : C:\msdchem\1\methods\ECD8_QUANTPEST_200108.M
 Quant Title : Instrument: DualECD8
 QLast Update : Mon Feb 03 15:36:51 2020
 Response via : Initial Calibration
 Integrator: ChemStation

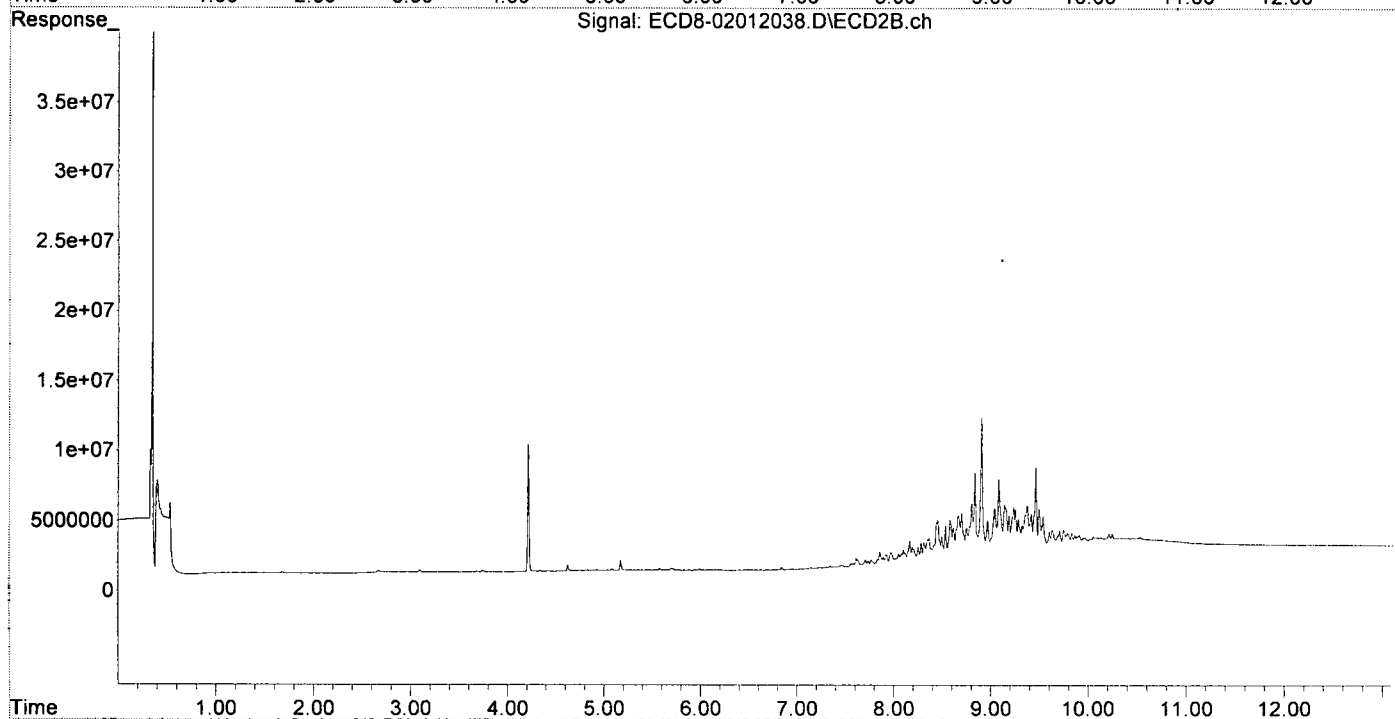
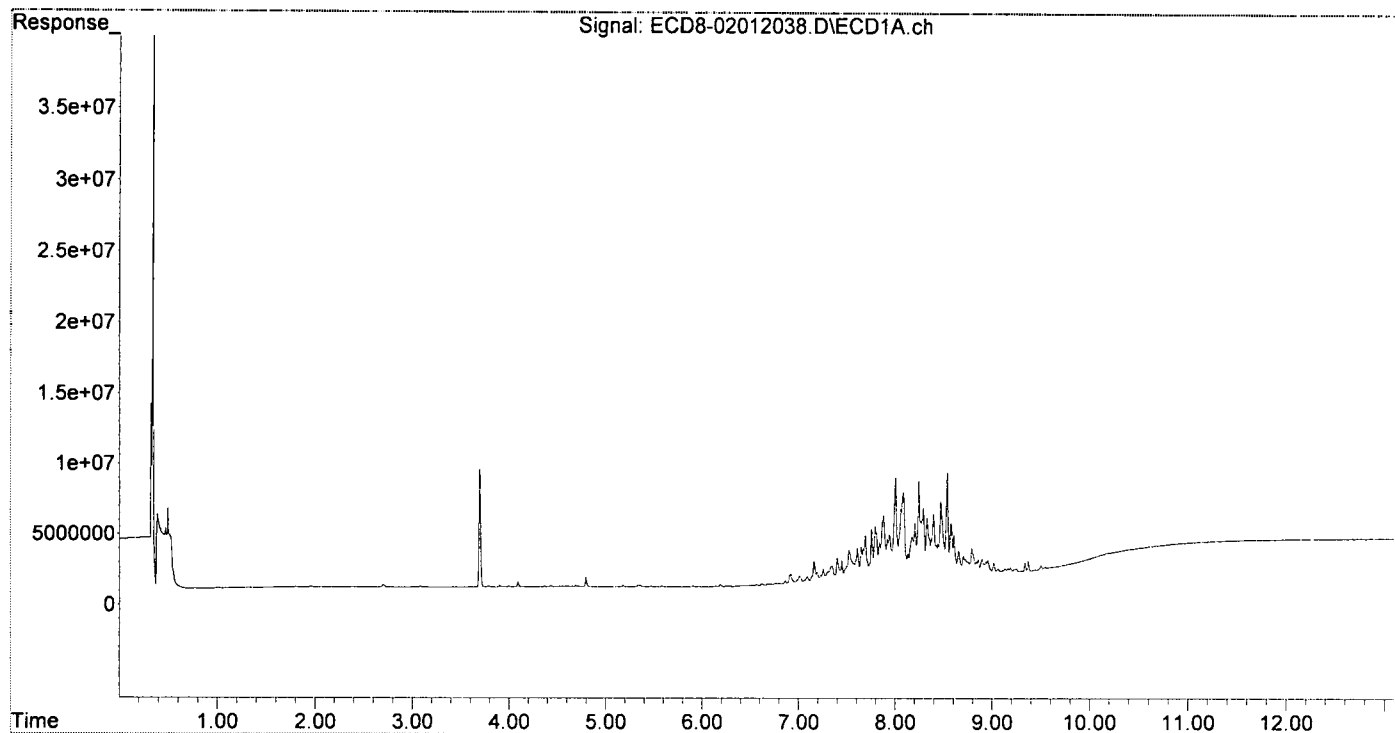
MJB
2/3/20

Compound	RT#1	RT#2	Resp#1	Resp#2	ng/mL	ng/mL
System Monitoring Compounds						
1) S TCMX (S)	5.337f	5.984	125814	111210	0.036	0.032
22) S DCBP (S)	9.506	10.535	295577	948995	BelowCal	BelowCal
Target Compounds						
2) a-BHC	5.838	6.581	57804	42176	0.012	0.086 #
3) g-BHC	6.137	6.907	65176	16875	0.016	0.046 #
4) b-BHC	6.188	6.975	184796	21326	0.106	0.012 #
5) Heptachlor	6.527	7.279	61015	47680	0.015	0.011
6) d-BHC	6.353	7.221	41432	60629	0.119	0.115
7) Aldrin	6.766	7.567f	128145	224119	0.032	0.072 #
8) Heptachlo...	7.232	7.973	547277	868398	0.148	0.242 #
9) trans-Chl...	7.313	8.117	760167	729820	0.202	0.196
10) cis-Chlor...	7.428	8.207	808635	1016295	0.220	0.289 #
11) Endosulfa...	7.523	8.282	2141456	1440157	0.617	0.436 #
12) 4,4'-DDE	7.498	8.347	1076140	1632568	0.324	0.612 #
13) Dieldrin	7.693	8.495	3171817	1816907	0.832	0.551 #
14) Endrin	7.837	8.701	2591666	3356589	0.794	1.159 #
15) 4,4'-DDD	7.921	8.750	2761819	2311026	1.085	1.031
16) Endosulfa...	8.004	8.838	7108085	6231660	2.376	2.325
17) 4,4'-DDT	8.086f	8.967	6054794	2779527	2.252	1.106 #
18) Endrin Al...	8.293	9.083	4910937	5637073	1.865	2.132
19) Endosulfa...	8.608	9.283	2795889	2773397	0.977	1.019
20) Methoxychlor	8.443	9.463	2273398	6347466	1.884	5.549 #
21) Endrin Ke...	8.792	9.705f	1806739	1761161	0.523	0.402
23) Hexachlor...	3.084	3.679	76523	68887	0.020	0.014 #
24) Hexachlor...	5.681	6.445	14947	39804	0.004	BelowCal #
25) Oxychlorane	7.160	7.923	1515082	758340	0.314	0.237
26) 2,4'-DDE	7.232	8.117	547277	729820	0.237	0.321 #
27) trans-Non...	7.400	8.193	1687426	1125647	0.460	0.312 #
28) 2,4'-DDD	7.610	8.495	2248412	1816907	1.161	0.949
29) 2,4'-DDT	7.793	8.701	3773923	3356589	1.577	1.524
30) cis-Nonac...	7.880	8.750	4501580	2311026	1.106	0.580 #
31) Mirex	8.539	9.705f	7293127	1761161	2.806	0.599 #
32) Chlordane...	7.313	8.117	760167	729820	1.898	1.680
33) Chlordane...	7.428	8.207	808635	1016295	1.663	2.795 #
34) Chlordane...	7.943f	8.906	3109836	10075815	23.886	84.845 #
35) Chlordane...	0.000	0.000	0	0	N.D.	N.D.
36) Toxaphene...	7.400	8.455	1687426	3039636	103.084	103.147
37) Toxaphene...	7.693	8.803	3171817	4024499	100.964	100.139
38) Toxaphene...	8.004	8.838	7108085	6231660	97.914	96.322
39) Toxaphene...	8.245	8.906	6856793	10075815	98.669	99.857
40) Toxaphene...	8.472	9.083	5268375	5637073	97.198	98.328
41) Toxaphene...	8.539	9.463	7293127	6347466	95.894	96.095
42) Toxaphene...	0.000	0.000	0	0	N.D.	N.D.

(f)=RT Delta > 1/2 Window (#)=Amounts differ by > 25% (m)=manual int.

Data Path : C:\msdchem\1\data\2020-02\0B01012\REQUANT\
 Data File : ECD8-02012038.D
 Signal(s) : Signal #1: ECD1A.ch Signal #2: ECD2B.ch
 Acq On : 2 Feb 2020 00:41
 Operator : MJB
 Sample : 0B01012-CALS
 Misc : A19J418, TOX 100 ppb
 ALS Vial : 34 Sample Multiplier: 1

Integration File signal 1: PEST1.e
 Integration File signal 2: PEST2.e
 Quant Time: Feb 03 15:53:42 2020
 Quant Method : C:\msdchem\1\methods\ECD8_QUANTPEST_200108.M
 Quant Title : Instrument: DualECD8
 QLast Update : Mon Feb 03 15:36:51 2020
 Response via : Initial Calibration
 Integrator: ChemStation



Quantitation Report (Not Reviewed)

Data Path : C:\msdchem\1\data\2020-02\0B01012\REQUANT\
 Data File : ECD8-02012039.D
 Signal(s) : Signal #1: ECD1A.ch Signal #2: ECD2B.ch
 Acq On : 2 Feb 2020 00:58
 Operator : MJB
 Sample : 0B01012-CALT
 Misc : A19J419, TOX 200 ppb
 ALS Vial : 35 Sample Multiplier: 1

Integration File signal 1: PEST1.e
 Integration File signal 2: PEST2.e
 Quant Time: Feb 03 15:53:52 2020
 Quant Method : C:\msdchem\1\methods\ECD8_QUANTPEST_200108.M
 Quant Title : Instrument: DualECD8
 QLast Update : Mon Feb 03 15:36:51 2020
 Response via : Initial Calibration
 Integrator: ChemStation

MJB
2/3/20

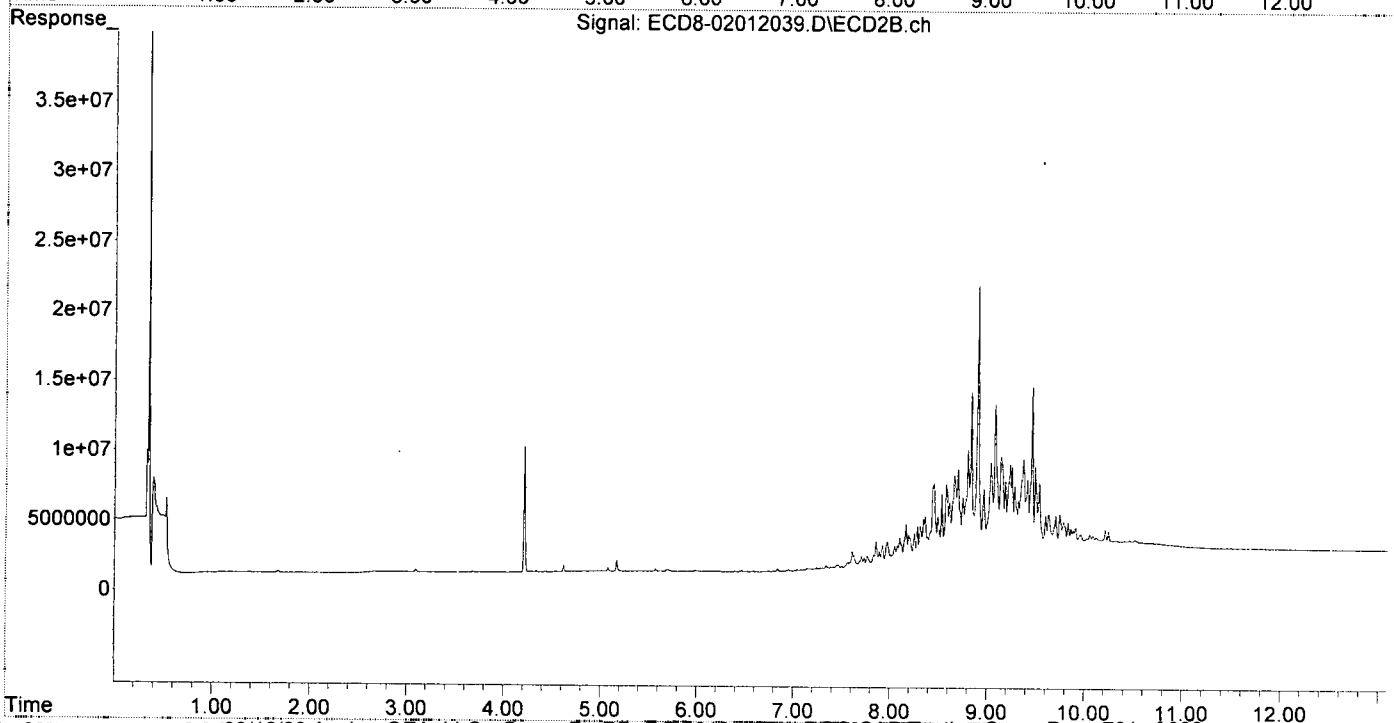
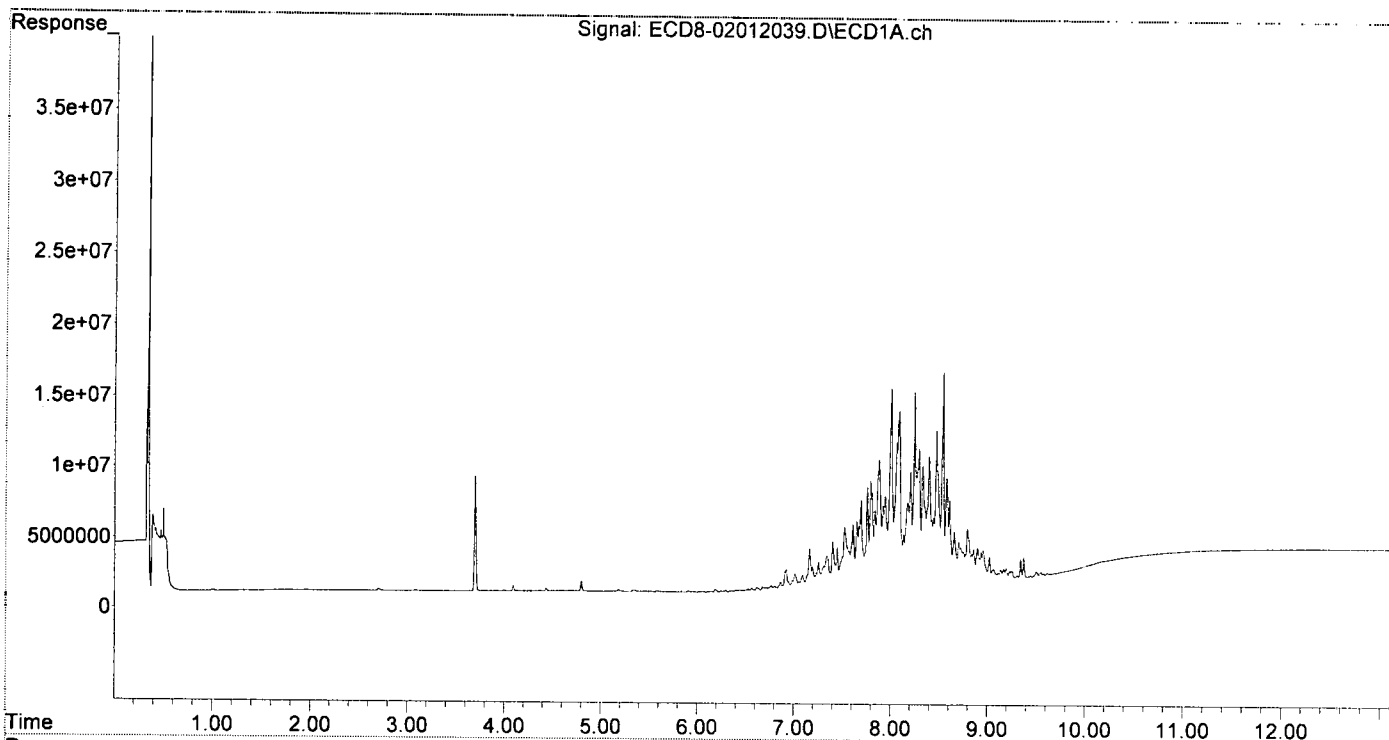
Compound	RT#1	RT#2	Resp#1	Resp#2	ng/mL	ng/mL
System Monitoring Compounds						
1) S TCMX (S)	5.335f	5.983	123217	122865	0.035	0.036
22) S DCBP (S)	9.501	10.534	298320	1363903	BelowCal	0.167
Target Compounds						
2) a-BHC	5.835	6.585	73051	60242	0.015	0.090 #
3) g-BHC	6.109	6.906	43247	28398	0.010	0.049 #
4) b-BHC	6.187	6.974	212263	37354	0.122	0.022 #
5) Heptachlor	6.527	7.277	132508	157291	0.032	0.037
6) d-BHC	6.328	7.220	43616	120052	0.119	0.132
7) Aldrin	6.767	7.566f	295018	508920	0.073	0.148 #
8) Heptachlo...	7.231	7.972	1115354	1855621	0.302	0.517 #
9) trans-Chl...	7.310	8.100	1526316	2157258	0.406	0.580 #
10) cis-Chlor...	7.398f	8.206f	3210991	2125651	0.874	0.603 #
11) Endosulfa...	7.522	8.282	4257071	2971466	1.227	0.899 #
12) 4,4'-DDE	7.495	8.345	2150202	3467118	0.647	1.200 #
13) Dieldrin	7.692	8.493	6077785	3606437	1.594	1.061 #
14) Endrin	7.837	8.700	5309717	6956419	1.627	2.406 #
15) 4,4'-DDD	7.920	8.750	5639872	4908688	2.216	2.135
16) Endosulfa...	8.003	8.860	13955658	3801613	4.665	1.409 #
17) 4,4'-DDT	8.086f	8.966	12260352	5462595	4.561	2.193 #
18) Endrin Al...	8.291	9.082	9528641	11485592	3.619	4.344
19) Endosulfa...	8.608	9.282	5751213	5577948	2.009	2.136
20) Methoxychlor	8.443	9.464	4632463	12675921	3.839	11.286 #
21) Endrin Ke...	8.792	9.705f	3675410	3363935	1.063	0.969
23) Hexachlor...	3.082	3.679	83118	81321	0.021	0.017
24) Hexachlor...	5.683	6.464	15191	103458	0.005	BelowCal #
25) Oxychlordane	7.160	7.923	2838980	1590223	0.745	0.497 #
26) 2,4'-DDE	7.231	8.100	1115354	2157258	0.482	0.949 #
27) trans-Non...	7.398	8.192	3210991	2311635	0.876	0.640 #
28) 2,4'-DDD	7.609	8.493	4374168	3606437	2.258	1.884
29) 2,4'-DDT	7.792	8.700	7396159	6956419	3.091	3.200
30) cis-Nonac...	7.880	8.750	8829364	4908688	2.170	1.232 #
31) Mirex	8.539	9.705f	14823031	3363935	5.918	1.373 #
32) Chlordane...	7.310	8.100	1526316	2157258	3.811	4.965 #
33) Chlordane...	7.398f	8.206	3210991	2125651	6.603	5.847
34) Chlordane...	7.943f	8.905	6267582	19955192	48.139	168.036 #
35) Chlordane...	0.000	0.000	0	0	N.D.	N.D.
36) Toxaphene...	7.398	8.454	3210991	5983532	196.158	203.045
37) Toxaphene...	7.692	8.803	6077785	8295354	193.465	206.409
38) Toxaphene...	8.003	8.838	13955658	12406840	195.484	191.770
39) Toxaphene...	8.245	8.905	13559149	19955192	201.678	200.350
40) Toxaphene...	8.471	9.082	10723722	11485592	197.846	200.345
41) Toxaphene...	8.539	9.464	14823031	12675921	194.901	191.903
42) Toxaphene...	0.000	0.000	0	0	N.D.	N.D.

(f)=RT Delta > 1/2 Window (#)=Amounts differ by > 25% (m)=manual int.

Quantitation Report (Not Reviewed)

Data Path : C:\msdchem\1\data\2020-02\0B01012\REQUANT\
Data File : ECD8-02012039.D
Signal(s) : Signal #1: ECD1A.ch Signal #2: ECD2B.ch
Acq On : 2 Feb 2020 00:58
Operator : MJB
Sample : 0B01012-CALT
Misc : A19J419, TOX 200 ppb
ALS Vial : 35 Sample Multiplier: 1

Integration File signal 1: PEST1.e
Integration File signal 2: PEST2.e
Quant Time: Feb 03 15:53:52 2020
Quant Method : C:\msdchem\1\methods\ECD8_QUANTPEST_200108.M
Quant Title : Instrument: DualECD8
QLast Update : Mon Feb 03 15:36:51 2020
Response via : Initial Calibration
Integrator: ChemStation



Data Path : C:\msdchem\1\data\2020-02\0B01012\REQUANT\
 Data File : ECD8-02012040.D
 Signal(s) : Signal #1: ECD1A.ch Signal #2: ECD2B.ch
 Acq On : 2 Feb 2020 1:15
 Operator : MJB
 Sample : 0B01012-CALU
 Misc : A19J420, TOX 500 ppb
 ALS Vial : 36 Sample Multiplier: 1

Integration File signal 1: PEST1.e
 Integration File signal 2: PEST2.e
 Quant Time: Feb 03 15:54:01 2020
 Quant Method : C:\msdchem\1\methods\ECD8_QUANTPEST_200108.M
 Quant Title : Instrument: DualECD8
 QLast Update : Mon Feb 03 15:36:51 2020
 Response via : Initial Calibration
 Integrator: ChemStation

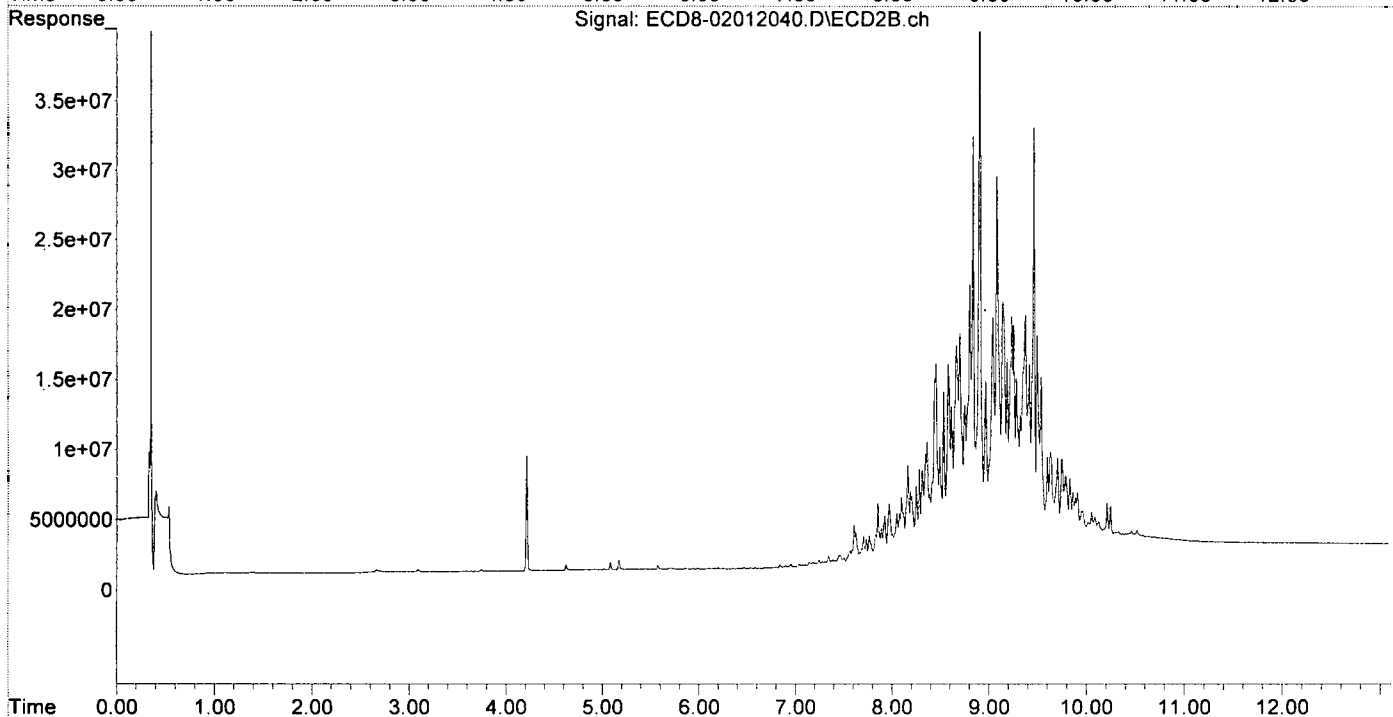
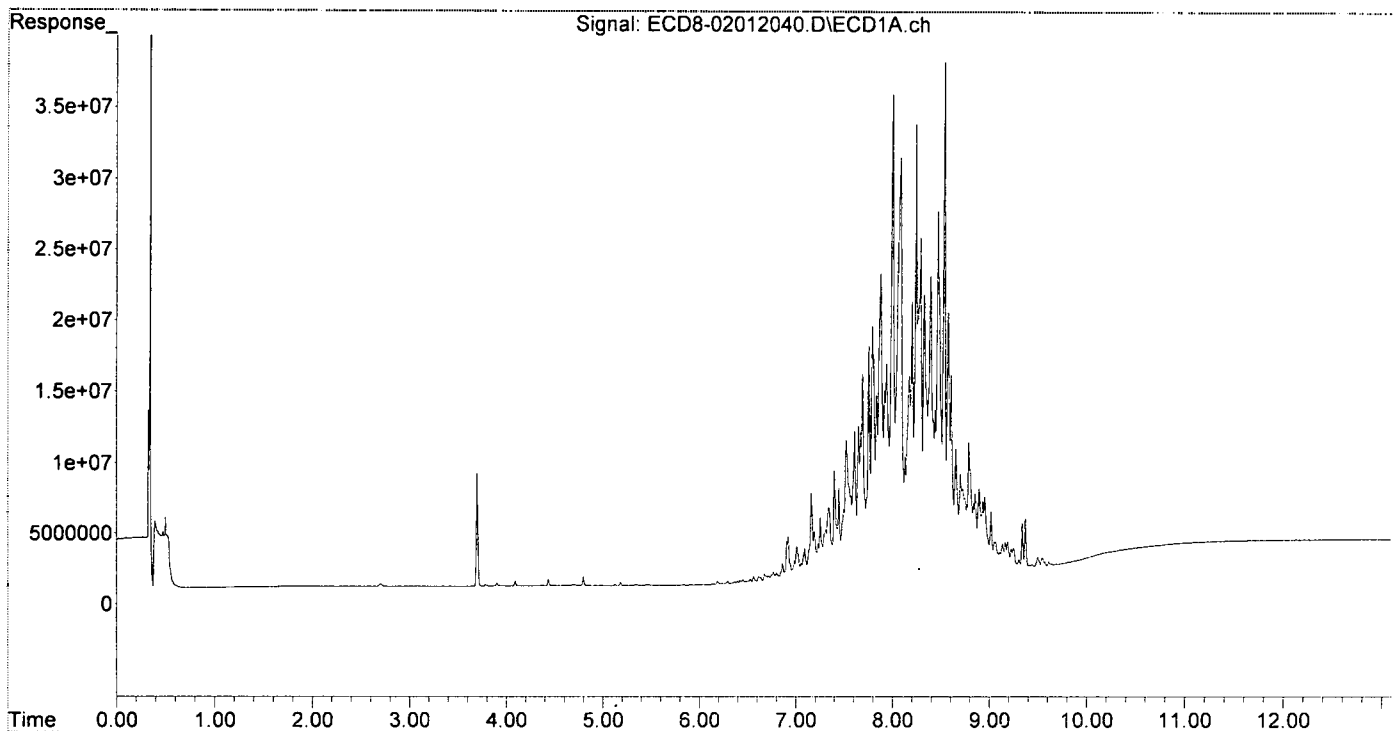
MJB
2/3/20

Compound	RT#1	RT#2	Resp#1	Resp#2	ng/mL	ng/mL
System Monitoring Compounds						
1) S TCMX (S)	0.000	5.984	0	67232	N.D.	0.019 #
22) S DCBP (S)	9.498	10.516f	663992	1308073	BelowCal	0.140
Target Compounds						
2) a-BHC	5.836	6.585	76051	56797	0.016	0.089 #
3) g-BHC	6.107	6.892	24897	108271	0.006	0.070 #
4) b-BHC	6.189	6.973	212064	50794	0.122	0.029 #
5) Heptachlor	6.529	7.277	270194	277882	0.066	0.066
6) d-BHC	6.328	7.221	54685	203406	0.122	0.156 #
7) Aldrin	6.767	7.567f	664250	928101	0.164	0.260 #
8) Heptachlo...	7.231	7.971	2526905	4130605	0.684	1.151 #
9) trans-Chl...	7.311	8.114	3466352	3397407	0.922	0.914
10) cis-Chlor...	7.430	8.206f	3487116	4551586	0.950	1.292 #
11) Endosulfa...	7.522	8.282	9694049	6473882	2.795	1.959 #
12) 4,4'-DDE	7.496	8.346	4872356	7560471	1.467	2.506 #
13) Dieldrin	7.692	8.493	14283516	8007139	3.746	2.312 #
14) Endrin	7.837	8.701	12730407	15998632	3.901	5.515 #
15) 4,4'-DDD	7.921	8.750	13086619	10853860	5.142	4.637
16) Endosulfa...	8.002	8.860	33827874	8270665	11.308	3.091 #
17) 4,4'-DDT	8.086f	8.967	29386681	12522091	10.932	5.023 #
18) Endrin Al...	8.292	9.082	23653936	27050867	8.985	10.232
19) Endosulfa...	8.608	9.282	13882162	12650660	4.850	4.931
20) Methoxychlor	8.442	9.463	11479871	30451142	9.514	26.599 #
21) Endrin Ke...	8.791	9.704f	9014181	6779793	2.608	2.175
23) Hexachlor...	3.083	3.678	53097	37879	0.014	0.008 #
24) Hexachlor...	5.717f	6.467f	25603	83921	0.008	BelowCal #
25) Oxychlorane	7.160	7.922	6059995	3262469	1.794	1.020 #
26) 2,4'-DDE	7.231	8.114	2526905	3397407	1.093	1.495 #
27) trans-Non...	7.399	8.191	7624274	4942774	2.080	1.369 #
28) 2,4'-DDD	7.609	8.493	10357973	8007139	5.348	4.183
29) 2,4'-DDT	7.792	8.701	17601445	15998632	7.355	7.365
30) cis-Nonac...	7.879	8.750	21268594	10853860	5.226	2.724 #
31) Mirex	8.538	9.704f	35990464	6779793	14.680	3.020 #
32) Chlordane...	7.311	8.114	3466352	3397407	8.655	7.820
33) Chlordane...	7.430	8.206	3487116	4551586	7.170	12.520 #
34) Chlordane...	7.941f	8.905	14882734	48832915	114.309	411.206 #
35) Chlordane...	0.000	0.000	0	0	N.D.	N.D.
36) Toxaphene...	7.399	8.454	7624274	13991055	465.764	474.773
37) Toxaphene...	7.692	8.802	14283516	19375133	454.666	482.101
38) Toxaphene...	8.002	8.837	33827874	30083885	479.765	465.001
39) Toxaphene...	8.245	8.905	31701311	48832915	479.409	486.047
40) Toxaphene...	8.471	9.082	25454970	27050867	469.629	471.852
41) Toxaphene...	8.538	9.463	35990464	30451142	473.222	461.005
42) Toxaphene...	0.000	0.000	0	0	N.D.	N.D.

(f)=RT Delta > 1/2 Window (#)=Amounts differ by > 25% (m)=manual int.

Data Path : C:\msdchem\1\data\2020-02\0B01012\REQUANT\
 Data File : ECD8-02012040.D
 Signal(s) : Signal #1: ECD1A.ch Signal #2: ECD2B.ch
 Acq On : 2 Feb 2020 1:15
 Operator : MJB
 Sample : 0B01012-CALU
 Misc : A19J420, TOX 500 ppb
 ALS Vial : 36 Sample Multiplier: 1

Integration File signal 1: PEST1.e
 Integration File signal 2: PEST2.e
 Quant Time: Feb 03 15:54:01 2020
 Quant Method : C:\msdchem\1\methods\ECD8_QUANTPEST_200108.M
 Quant Title : Instrument: DualECD8
 QLast Update : Mon Feb 03 15:36:51 2020
 Response via : Initial Calibration
 Integrator: ChemStation



Data Path : C:\msdchem\1\data\2020-02\0B01012\REQUANT\
 Data File : ECD8-02012041.D
 Signal(s) : Signal #1: ECD1A.ch Signal #2: ECD2B.ch
 Acq On : 2 Feb 2020 1:32
 Operator : MJB
 Sample : 0B01012-CALV
 Misc : A19J421, TOX 1000 ppb
 ALS Vial : 37 Sample Multiplier: 1

Integration File signal 1: PEST1.e
 Integration File signal 2: PEST2.e
 Quant Time: Feb 03 15:54:11 2020
 Quant Method : C:\msdchem\1\methods\ECD8_QUANTPEST_200108.M
 Quant Title : Instrument: DualECD8
 QLast Update : Mon Feb 03 15:36:51 2020
 Response via : Initial Calibration
 Integrator: ChemStation

MJB
2/3/20

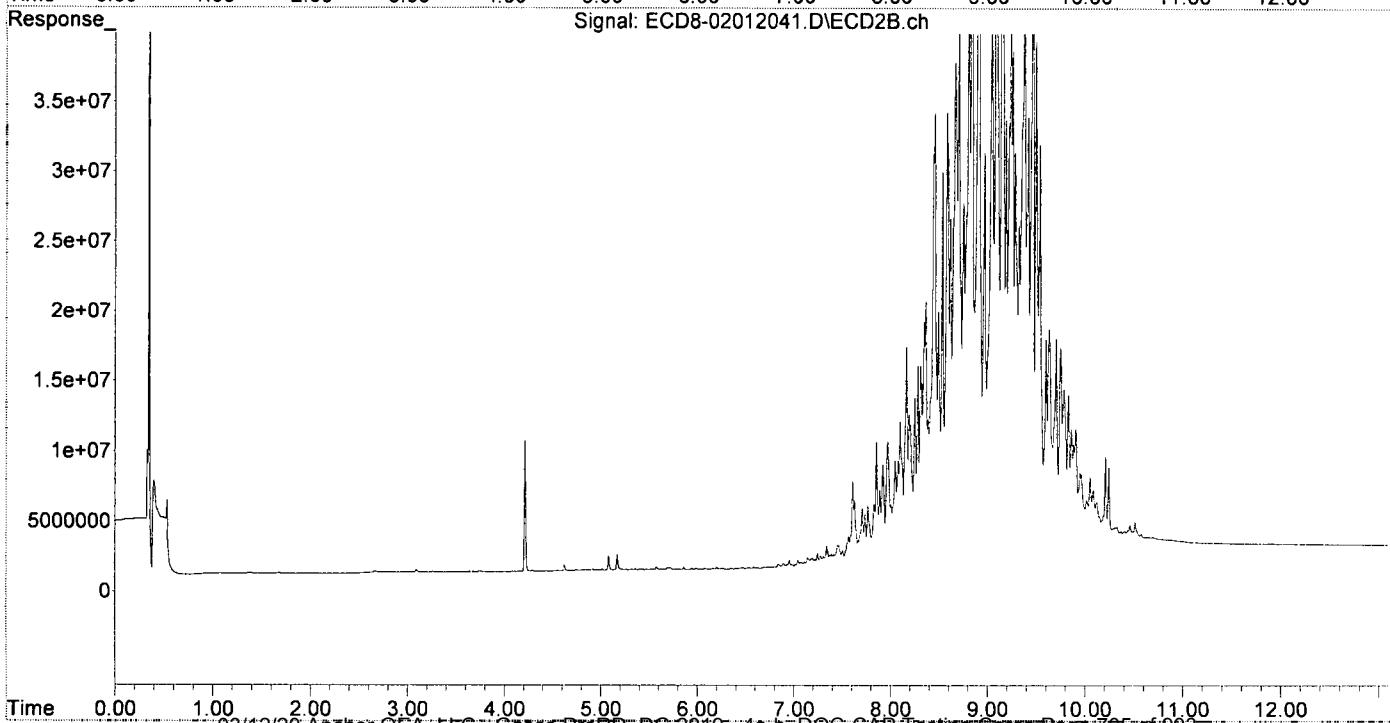
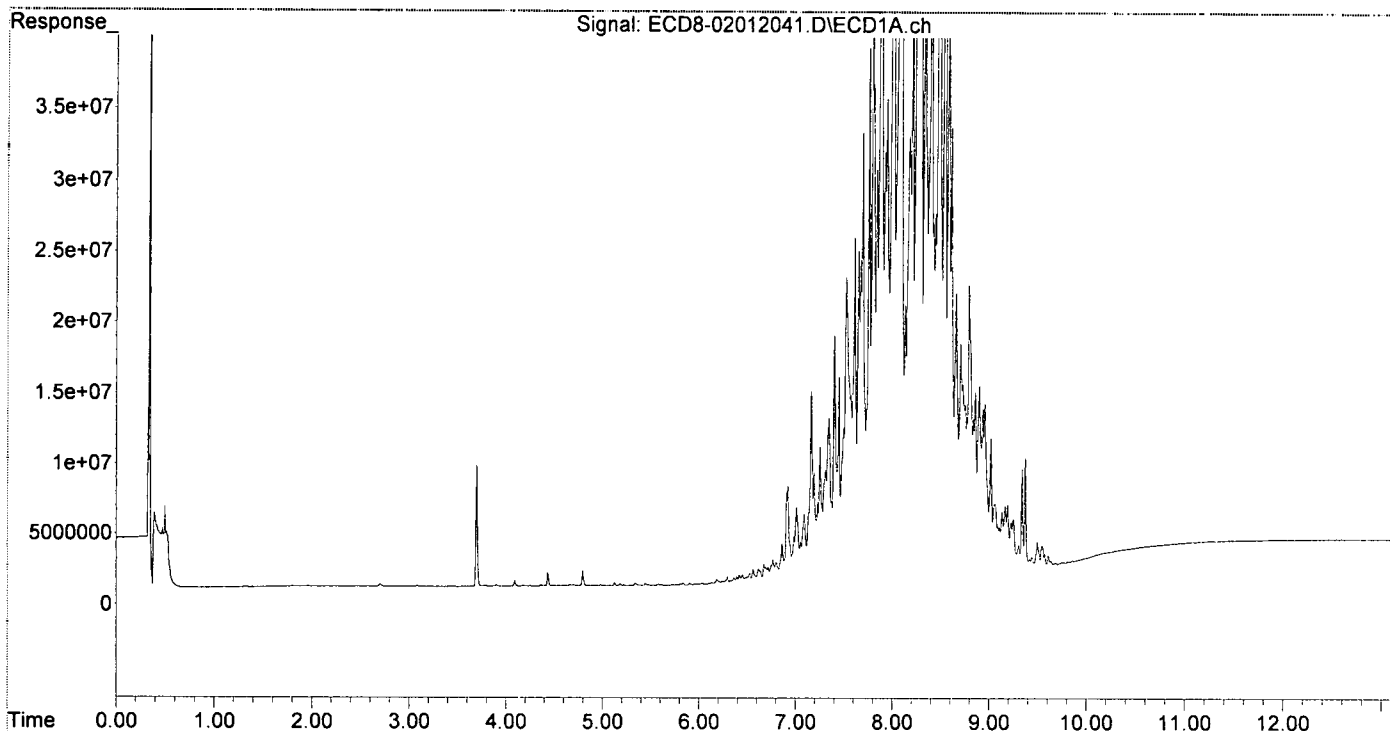
Compound	RT#1	RT#2	Resp#1	Resp#2	ng/mL	ng/mL
System Monitoring Compounds						
1) S TCMX (S)	5.302	5.986	16607	100445	0.005	0.029 #
22) S DCBP (S)	9.499	10.516f	1649629	2332562	0.311	0.647 #
Target Compounds						
2) a-BHC	5.836	6.585	166844	115621	0.035	0.103 #
3) g-BHC	6.106	6.894	61658	294713	0.015	0.118 #
4) b-BHC	6.188	6.975	309269	181982	0.178	0.105 #
5) Heptachlor	6.528	7.276	627923	724657	0.153	0.172
6) d-BHC	6.350	7.217	185088	504638	0.160	0.242 #
7) Aldrin	6.767	7.567f	1497579	2036963	0.371	0.556 #
8) Heptachlo...	7.231	7.971	5365604	8737584	1.453	2.434 #
9) trans-Chl...	7.311	8.099f	7651919	10181490	2.035	2.738 #
10) cis-Chlor...	7.427	8.205f	7608852	9894908	2.072	2.809 #
11) Endosulfa...	7.522	8.281	21178196	14026371	6.105	4.244 #
12) 4,4'-DDE	7.496	8.345	10579053	17160701	3.186	5.544 #
13) Dieldrin	7.691	8.492	31270534	17845581	8.205	5.093 #
14) Endrin	7.836	8.700	28664598	38302390	8.783	13.055 #
15) 4,4'-DDD	7.921	8.750	29841618	25476144	11.726	10.655
16) Endosulfa...	8.002	8.860	74869389	18631269	25.027	6.952 #
17) 4,4'-DDT	8.086f	8.967	65351702	29100556	24.310	11.515 #
18) Endrin Al...	8.290	9.081	52158812	63084241	19.812	23.862
19) Endosulfa...	8.607	9.281	31270534	28984869	10.925	11.282
20) Methoxychlor	8.443	9.463	25312073	70673400	20.977	57.829 #
21) Endrin Ke...	8.791	9.705f	20114389	15575717	5.819	5.255
23) Hexachlor...	3.082	3.678	64091	55233	0.016	0.011 #
24) Hexachlor...	5.679	6.436	24017	45780	0.007	BelowCal #
25) Oxychlorthane	7.160	7.922	13266192	7080465	4.139	2.214 #
26) 2,4'-DDE	7.231	8.099	5365604	10181490	2.321	4.479 #
27) trans-Non...	7.427	8.191	7608852	10587314	2.075	2.933 #
28) 2,4'-DDD	7.609	8.492	23887614	17845581	12.334	9.322
29) 2,4'-DDT	7.792	8.700	39311588	38302390	16.427	17.373
30) cis-Nonac...	7.880	8.750	47923221	25476144	11.776	6.393 #
31) Mirex	8.538	9.705f	80425541	15575717	33.134	7.249 #
32) Chlordane...	7.311	8.099	7651919	10181490	19.107	23.434
33) Chlordane...	7.427	8.205	7608852	9894908	15.646	27.217 #
34) Chlordane...	7.941f	8.905	33595938	114.1E6	258.038	960.856 #
35) Chlordane...	0.000	0.000	0	0	N.D.	N.D.
36) Toxaphene...	7.399	8.453	17126108	32020907	1046.226	1086.598
37) Toxaphene...	7.691	8.802	31290692	44952411	996.029	1118.527
38) Toxaphene...	8.002	8.837	74869389	70006747	1072.289	1082.081
39) Toxaphene...	8.245	8.905	71267141	114.1E6	1079.654	1093.352
40) Toxaphene...	8.471	9.081	57604978	63084241	1062.776	1100.387
41) Toxaphene...	8.538	9.463	80425541	70673400	1057.478	1069.936
42) Toxaphene...	0.000	0.000	0	0	N.D.	N.D.

(f)=RT Delta > 1/2 Window (#)=Amounts differ by > 25% (m)=manual int.

Quantitation Report (Not Reviewed)

Data Path : C:\msdchem\1\data\2020-02\0B01012\REQUANT\
Data File : ECD8-02012041.D
Signal(s) : Signal #1: ECD1A.ch Signal #2: ECD2B.ch
Acq On : 2 Feb 2020 1:32
Operator : MJB
Sample : 0B01012-CALV
Misc : A19J421, TOX 1000 ppb
ALS Vial : 37 Sample Multiplier: 1

Integration File signal 1: PEST1.e
Integration File signal 2: PEST2.e
Quant Time: Feb 03 15:54:11 2020
Quant Method : C:\msdchem\1\methods\ECD8_QUANTPEST_200108.M
Quant Title : Instrument: DualECD8
QLast Update : Mon Feb 03 15:36:51 2020
Response via : Initial Calibration
Integrator: ChemStation



Quantitation Report (Not Reviewed)

Data Path : C:\msdchem\1\data\2020-02\0B01012\REQUANT\
 Data File : ECD8-02012042.D
 Signal(s) : Signal #1: ECD1A.ch Signal #2: ECD2B.ch
 Acq On : 2 Feb 2020 1:48
 Operator : MJB
 Sample : 0B01012-CALW
 Misc : A19J416, TOX 200 ppb
 ALS Vial : 38 Sample Multiplier: 1

Integration File signal 1: PEST1.e
 Integration File signal 2: PEST2.e
 Quant Time: Feb 03 15:54:20 2020
 Quant Method : C:\msdchem\1\methods\ECD8_QUANTPEST_200108.M
 Quant Title : Instrument:DualECD8
 QLast Update : Mon Feb 03 15:36:51 2020
 Response via : Initial Calibration
 Integrator: ChemStation

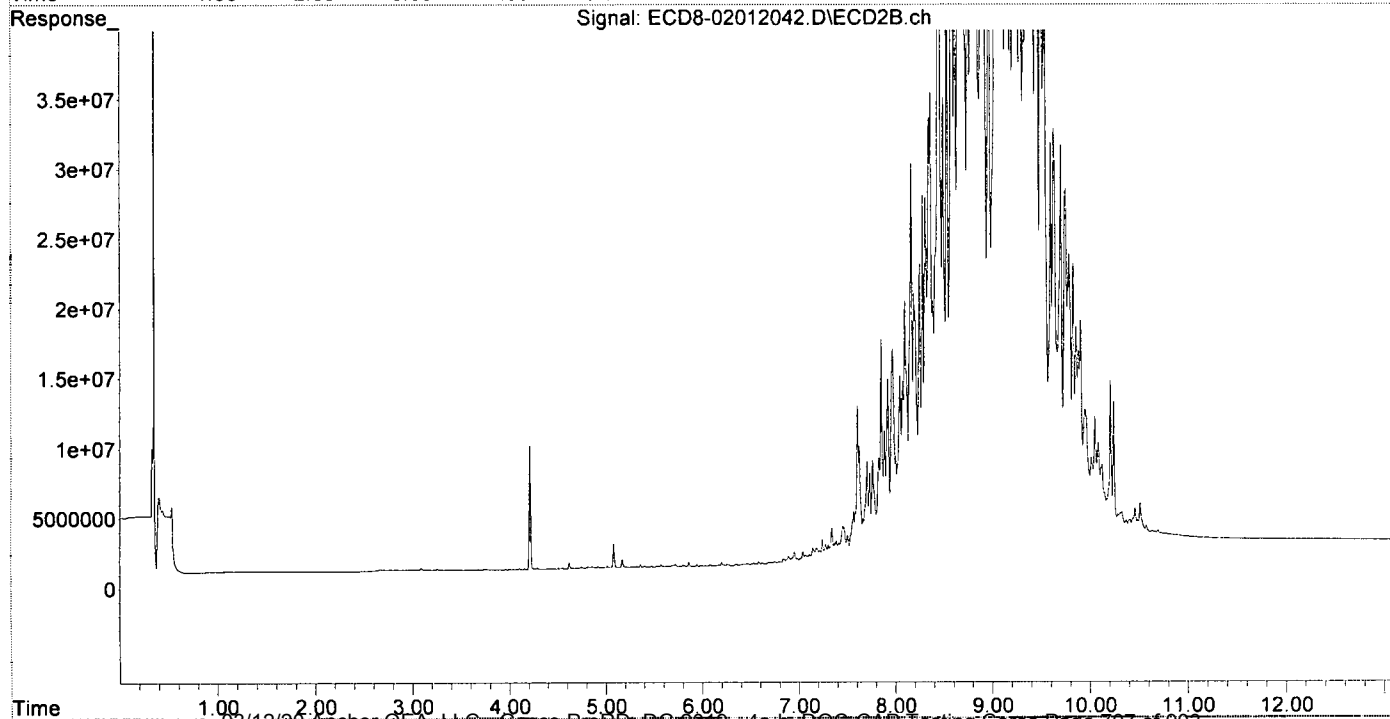
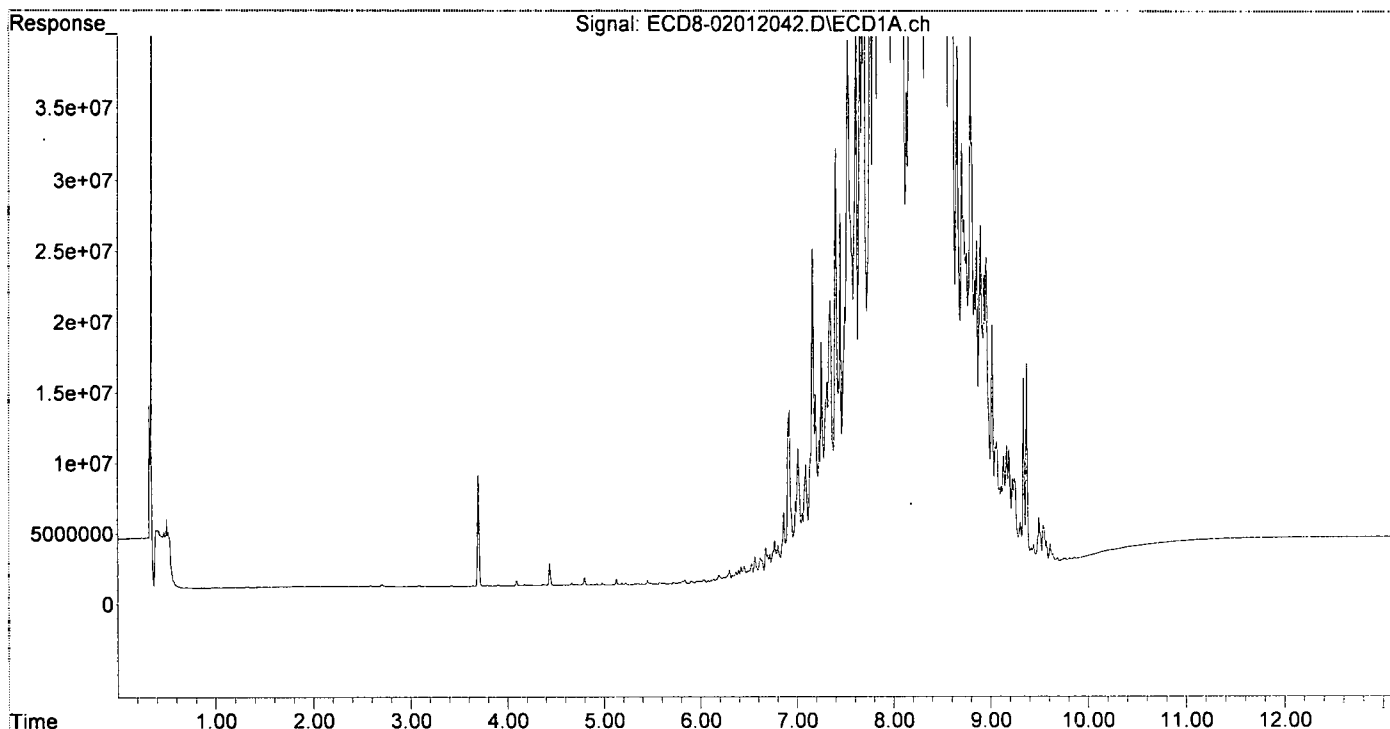
MJB
2/3/20

Compound	RT#1	RT#2	Resp#1	Resp#2	ng/mL	ng/mL
System Monitoring Compounds						
1) S TCMX (S)	5.279	5.985	23392	70189	0.007	0.020 #
22) S DCBP (S)	9.497	10.515f	3160340	2729530	0.903	0.844
Target Compounds						
2) a-BHC	5.835	6.585	278100	197970	0.059	0.122 #
3) g-BHC	6.133	6.893	210680	476559	0.051	0.164 #
4) b-BHC	6.188	6.975	460960	290996	0.265	0.168 #
5) Heptachlor	6.528	7.276	1139038	1138068	0.277	0.270
6) d-BHC	6.328	7.218	411368	746437	0.226	0.311 #
7) Aldrin	6.767	7.535	2652776	1663406	0.657	0.456 #
8) Heptachlo...	7.231	7.970	9598272	14788527	2.599	4.120 #
9) trans-Chl...	7.311	8.098f	13687265	18209884	3.640	4.897 #
10) cis-Chlor...	7.427	8.205f	12990010	17418779	3.537	4.945 #
11) Endosulfa...	7.520	8.282	37628400	25656494	10.848	7.763 #
12) 4,4'-DDE	7.495	8.345	18930646	31159611	5.701	9.908 #
13) Dieldrin	7.691	8.493	57148633	32537162	14.986	9.205 #
14) Endrin	7.836	8.700	52527984	72409723	16.095	24.253 #
15) 4,4'-DDD	7.920	8.750	53971774	47193248	21.207	19.267
16) Endosulfa...	8.003	8.859	134.9E6	34109250	45.079	12.623 #
17) 4,4'-DDT	8.131f	8.966	33820069	53128545	12.581	20.577 #
18) Endrin Al...	8.290	9.082	94278993	117.9E6	35.811	44.588
19) Endosulfa...	8.607	9.282	56874670	53457856	19.871	20.540
20) Methoxychlor	8.442	9.462	46714915	131.6E6	38.715	98.872 #
21) Endrin Ke...	8.790	9.704f	37377099	28668518	10.814	9.778
23) Hexachlor...	3.081	3.679	62396	46375	0.016	0.010 #
24) Hexachlor...	5.677	6.433	36317	78535	0.011	BelowCal #
25) Oxychlorane	7.160	7.922	23154517	12678184	7.355	3.964 #
26) 2,4'-DDE	7.231	8.098	9598272	18209884	4.151	8.011 #
27) trans-Non...	7.427	8.191	12990010	18718915	3.543	5.186 #
28) 2,4'-DDD	7.608	8.493	41463942	32537162	21.409	16.997
29) 2,4'-DDT	7.791	8.700	71100081	72409723	29.710	32.019
30) cis-Nonac...	7.879	8.750	87530613	47193248	21.509	11.842 #
31) Mirex	8.537	9.704f	145.3E6	28668518	60.232	13.508 #
32) Chlordane...	7.311	8.098	13687265	18209884	34.177	41.912
33) Chlordane...	7.427	8.205f	12990010	17418779	26.710	47.912 #
34) Chlordane...	7.941f	8.905	61742354	212.6E6	474.221	1790.459 #
35) Chlordane...	0.000	0.000	0	0	N.D.	N.D.
36) Toxaphene...	7.398	8.453	30177110	58830123	1843.507	1996.342
37) Toxaphene...	7.691	8.802	57148633	82998661	1819.126	2065.211
38) Toxaphene...	8.003	8.837	134.9E6	132.9E6	1951.936	2054.370
39) Toxaphene...	8.243	8.905	128.9E6	212.6E6	1941.789	1929.462
40) Toxaphene...	8.471	9.082	104.1E6	117.9E6	1920.344	2056.150
41) Toxaphene...	8.537	9.462	145.3E6	131.6E6	1910.606	1992.916
42) Toxaphene...	0.000	0.000	0	0	N.D.	N.D.

(f)=RT Delta > 1/2 Window (#)=Amounts differ by > 25% (m)=manual int.

Data Path : C:\msdchem\1\data\2020-02\0B01012\REQUANT\
Data File : ECD8-02012042.D
Signal(s) : Signal #1: ECD1A.ch Signal #2: ECD2B.ch
Acq On : 2 Feb 2020 1:48
Operator : MJB
Sample : 0B01012-CALW
Misc : A19J416, TOX 200 ppb
ALS Vial : 38 Sample Multiplier: 1

Integration File signal 1: PEST1.e
Integration File signal 2: PEST2.e
Quant Time: Feb 03 15:54:20 2020
Quant Method : C:\msdchem\1\methods\ECD8_QUANTPEST_200108.M
Quant Title : Instrument: DualECD8
QLast Update : Mon Feb 03 15:36:51 2020
Response via : Initial Calibration
Integrator: ChemStation



Sequence Name: C:\msdchem\1\sequence\0B01012.s

Comment: Pesticides

Operator: MJB

Data Path: C:\MSDCHEM\1\DATA\2020-02\0B01012\

Instrument Control Pre-Seq Cmd:

Data Analysis Pre-Seq Cmd:

Instrument Control Post-Seq Cmd:

Data Analysis Post-Seq Cmd:

Method Sections To Run Sequence Barcode Options
(X) Full Method (X) On Mismatch, Inject Anyway
() Reprocessing Only () On Mismatch, Don't Inject
 () Barcode Disabled

Line Sample Name/Misc Info
1) Sample 1 Hexane
 Datafile ECD8-02012001
 Method ECD8_AQUPEST_190925
2) Sample 1 Hexane
 Datafile ECD8-02012002
 Method ECD8_AQUPEST_190925
3) Sample 2 0B01012-BKD1
 Datafile ECD8-02012003
 Method ECD8_AQUPEST_190925
4) Sample 3 0B01012-ICB1
 Datafile ECD8-02012004
 Method ECD8_AQUPEST_190925
5) Sample 4 0B01012-CAL1
 Datafile ECD8-02012005
 Method ECD8_AQUPEST_190925
6) Sample 5 0B01012-CAL2
 Datafile ECD8-02012006
 Method ECD8_AQUPEST_190925
7) Sample 6 0B01012-CAL3
 Datafile ECD8-02012007
 Method ECD8_AQUPEST_190925
8) Sample 7 0B01012-CAL4
 Datafile ECD8-02012008
 Method ECD8_AQUPEST_190925
9) Sample 8 0B01012-CAL5
 Datafile ECD8-02012009
 Method ECD8_AQUPEST_190925
10) Sample 9 0B01012-CAL6
 Datafile ECD8-02012010
 Method ECD8_AQUPEST_190925
11) Sample 10 0B01012-CAL7
 Datafile ECD8-02012011
 Method ECD8_AQUPEST_190925
12) Sample 11 0B01012-CAL8
 Datafile ECD8-02012012
 Method ECD8_AQUPEST_190925
13) Sample 12 0B01012-CAL9
 Datafile ECD8-02012013
 Method ECD8_AQUPEST_190925
14) Sample 1 0B01012-IBL1
 Datafile ECD8-02012014
 Method ECD8_AQUPEST_190925
15) Sample 13 0B01012-ICV1
 Datafile ECD8-02012015
 Method ECD8_AQUPEST_190925
16) Sample 14 0B01012-CALA
 Datafile ECD8-02012016
 Method ECD8_AQUPEST_190925
17) Sample 15 0B01012-CALB
 Datafile ECD8-02012017
 Method ECD8_AQUPEST_190925
18) Sample 16 0B01012-CALC
 Datafile ECD8-02012018
 Method ECD8_AQUPEST_190925
19) Sample 17 0B01012-CALD
 Datafile ECD8-02012019
 Method ECD8_AQUPEST_190925
20) Sample 18 0B01012-CALE

MJB
2/3/20

	Datafile		ECD8-02012020
	Method		ECD8_AQUPEST_190925
21)	Sample	19	0B01012-CALF
	Datafile		ECD8-02012021
	Method		ECD8_AQUPEST_190925
22)	Sample	20	0B01012-CALG
	Datafile		ECD8-02012022
	Method		ECD8_AQUPEST_190925
23)	Sample	21	0B01012-CALH
	Datafile		ECD8-02012023
	Method		ECD8_AQUPEST_190925
24)	Sample	22	0B01012-CALI
	Datafile		ECD8-02012024
	Method		ECD8_AQUPEST_190925
25)	Sample	1	0B01012-IBL2
	Datafile		ECD8-02012025
	Method		ECD8_AQUPEST_190925
26)	Sample	23	0B01012-ICV2
	Datafile		ECD8-02012026
	Method		ECD8_AQUPEST_190925
27)	Sample	24	0B01012-CALJ
	Datafile		ECD8-02012027
	Method		ECD8_AQUPEST_190925
28)	Sample	25	0B01012-CALK
	Datafile		ECD8-02012028
	Method		ECD8_AQUPEST_190925
29)	Sample	26	0B01012-CALL
	Datafile		ECD8-02012029
	Method		ECD8_AQUPEST_190925
30)	Sample	27	0B01012-CALM
	Datafile		ECD8-02012030
	Method		ECD8_AQUPEST_190925
31)	Sample	28	0B01012-CALN
	Datafile		ECD8-02012031
	Method		ECD8_AQUPEST_190925
32)	Sample	29	0B01012-CALO
	Datafile		ECD8-02012032
	Method		ECD8_AQUPEST_190925
33)	Sample	30	0B01012-CALP
	Datafile		ECD8-02012033
	Method		ECD8_AQUPEST_190925
34)	Sample	1	0B01012-IBL3
	Datafile		ECD8-02012034
	Method		ECD8_AQUPEST_190925
35)	Sample	31	0B01012-ICV3
	Datafile		ECD8-02012035
	Method		ECD8_AQUPEST_190925
36)	Sample	32	0B01012-CALQ
	Datafile		ECD8-02012036
	Method		ECD8_AQUPEST_190925
37)	Sample	33	0B01012-CALR
	Datafile		ECD8-02012037
	Method		ECD8_AQUPEST_190925
38)	Sample	34	0B01012-CALS
	Datafile		ECD8-02012038
	Method		ECD8_AQUPEST_190925
39)	Sample	35	0B01012-CALT
	Datafile		ECD8-02012039
	Method		ECD8_AQUPEST_190925
40)	Sample	36	0B01012-CALU
	Datafile		ECD8-02012040
	Method		ECD8_AQUPEST_190925
41)	Sample	37	0B01012-CALV
	Datafile		ECD8-02012041
	Method		ECD8_AQUPEST_190925
42)	Sample	38	0B01012-CALW
	Datafile		ECD8-02012042
	Method		ECD8_AQUPEST_190925
43)	Sample	1	0B01012-IBL4
	Datafile		ECD8-02012043
	Method		ECD8_AQUPEST_190925

Sequence Name: C:\msdchem\1\sequence\0B01012.s

Line Type	Vial	DataFile	Method	Sample Name
44) Sample	39	0B01012-ICV4		
Datafile		ECD8-02012044		
Method		ECD8_AQUPEST_190925		

Pesticide BKD

Pesticide Breakdown Check (Validated 8/8/2013)

Sequence: 0B01012 BKD1
Data File: ECD8-02012003.D

First Column Area Counts		Percent Breakdown	
DDE	14726696		
DDD	41771993		
DDT	2413043961	2.29	PASS
Endrin	1457300057	7.93	PASS
Endrin Aldehyde	61356077		
Endrin Ketone	64185001		

Second Column Area Counts		Percent Breakdown	
DDE	16962656		
DDD	42718820		
DDT	2637052504	2.21	PASS
Endrin	1408511020	7.21	PASS
Endrin Aldehyde	40978971		
Endrin Ketone	68527902		

Breakdown must be less than 15% to accept sample data.

*MB
2/5/20*

Quantitation Report (QT Reviewed)

Data Path : C:\msdchem\1\data\2020-02\0B01012\
 Data File : ECD8-02012003.D
 Signal(s) : Signal #1: ECD1A.ch Signal #2: ECD2B.ch
 Acq On : 1 Feb 2020 14:52
 Operator : MJB
 Sample : 0B01012-BKD1
 Misc : A20A019
 ALS Vial : 2 Sample Multiplier: 1

Integration File signal 1: PEST1.e
 Integration File signal 2: PEST2.e
 Quant Time: Feb 03 14:38:46 2020
 Quant Method : C:\msdchem\1\methods\PestBreakdownCHK_200201.M
 Quant Title : Pesticides
 QLast Update : Fri Nov 09 13:28:51 2018
 Response via : Initial Calibration
 Integrator: ChemStation

Compound	R.T.	Response	Conc	Units

Target Compounds				
1) 4,4'-DDE	7.491	14726696	NoCal	ng/mL
2) Endrin	7.854	1457300057	NoCal	ng/mL
3) 4,4'-DDD	7.912	41771993	NoCal	ng/mL
4) 4,4'-DDT	8.108	2413043961	NoCal	ng/mL
5) Endrin Aldehyde	8.302	61356077	NoCal	ng/mL
6) Endrin Ketone	8.798	64185001	NoCal	ng/mL
8) 4,4'-DDE [2C]	8.333	16962656	NoCal	ng/mL
9) Endrin [2C]	8.706	1408511020	NoCal	ng/mL
10) 4,4'-DDD [2C]	8.749	42718820	NoCal	ng/mL
11) Endrin Aldehyde [2C]	9.090	40978971	NoCal	ng/mL
12) 4,4'-DDT [2C]	8.975	2637052504	NoCal	ng/mL
13) Endrin Ketone [2C]	9.683	68527902	NoCal	ng/mL

(f)=RT Delta > 1/2 Window

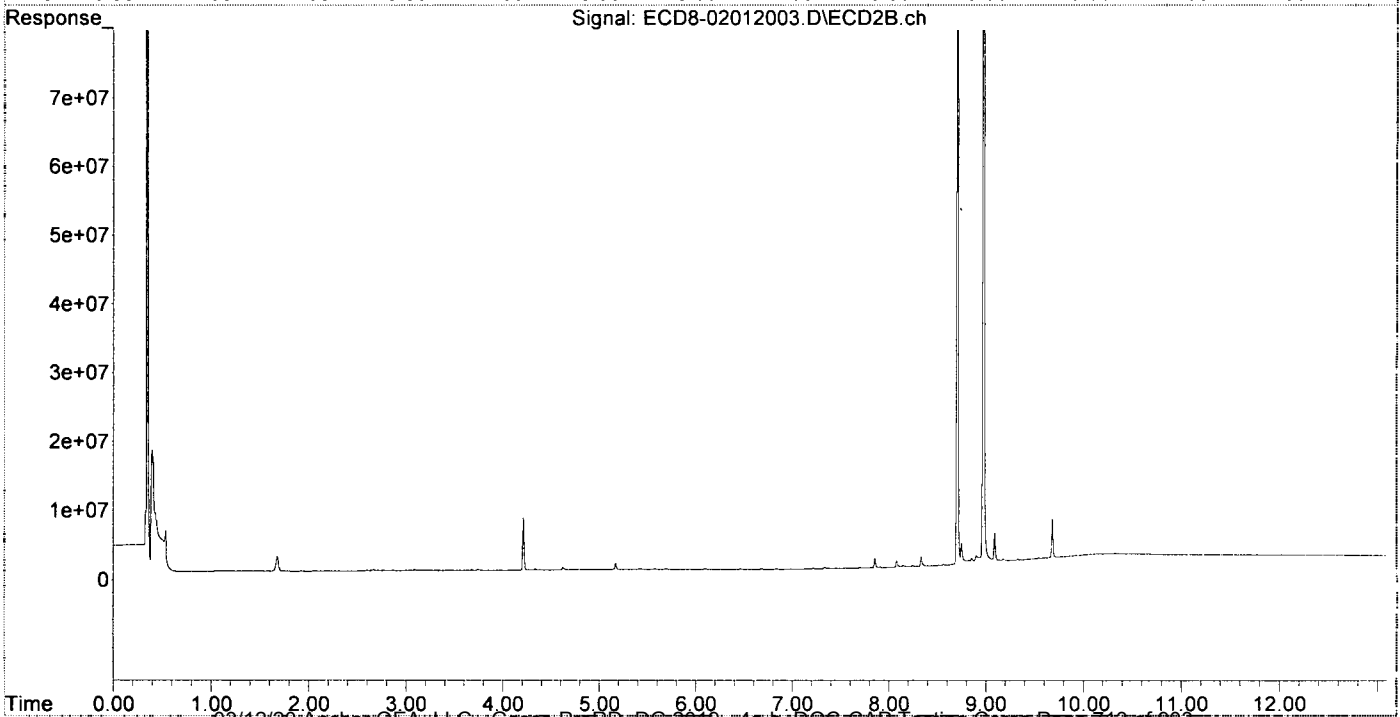
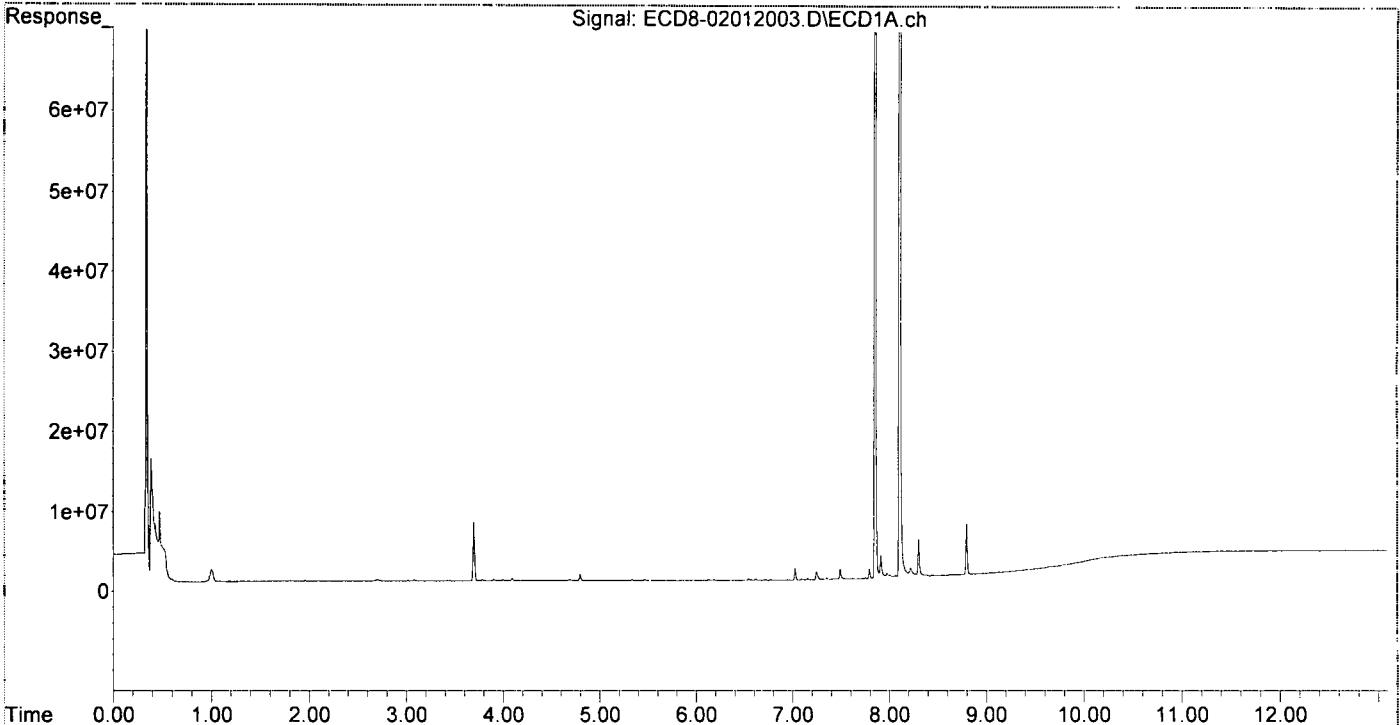
(m)=manual int.

MJB
2/3/20

Quantitation Report (QT Reviewed)

Data Path : C:\msdchem\1\data\2020-02\0B01012\
Data File : ECD8-02012003.D
Signal(s) : Signal #1: ECD1A.ch Signal #2: ECD2B.ch
Acq On : 1 Feb 2020 14:52
Operator : MJB
Sample : 0B01012-BKD1
Misc : A20A019
ALS Vial : 2 Sample Multiplier: 1

Integration File signal 1: PEST1.e
Integration File signal 2: PEST2.e
Quant Time: Feb 03 14:38:46 2020
Quant Method : C:\msdchem\1\methods\PestBreakdownCHK_200201.M
Quant Title : Pesticides
QLast Update : Fri Nov 09 13:28:51 2018
Response via : Initial Calibration
Integrator: ChemStation



Quantitation Report (QT Reviewed)

Data Path : C:\msdchem\1\data\2020-02\0B01012\
 Data File : ECD8-02012005.D
 Signal(s) : Signal #1: ECD1A.ch Signal #2: ECD2B.ch
 Acq On : 1 Feb 2020 15:26
 Operator : MJB
 Sample : 0B01012-CAL1
 Misc : A20B001, AB 0.5 ppb
 ALS Vial : 4 Sample Multiplier: 1

Integration File signal 1: PEST1.e
 Integration File signal 2: PEST2.e
 Quant Time: Feb 03 14:44:02 2020
 Quant Method : C:\msdchem\1\methods\ECD8_QUANTPEST_200108.M
 Quant Title : Instrument: DualECD8
 QLast Update : Mon Feb 03 14:43:43 2020
 Response via : Initial Calibration
 Integrator: ChemStation

MJF
2/3/20

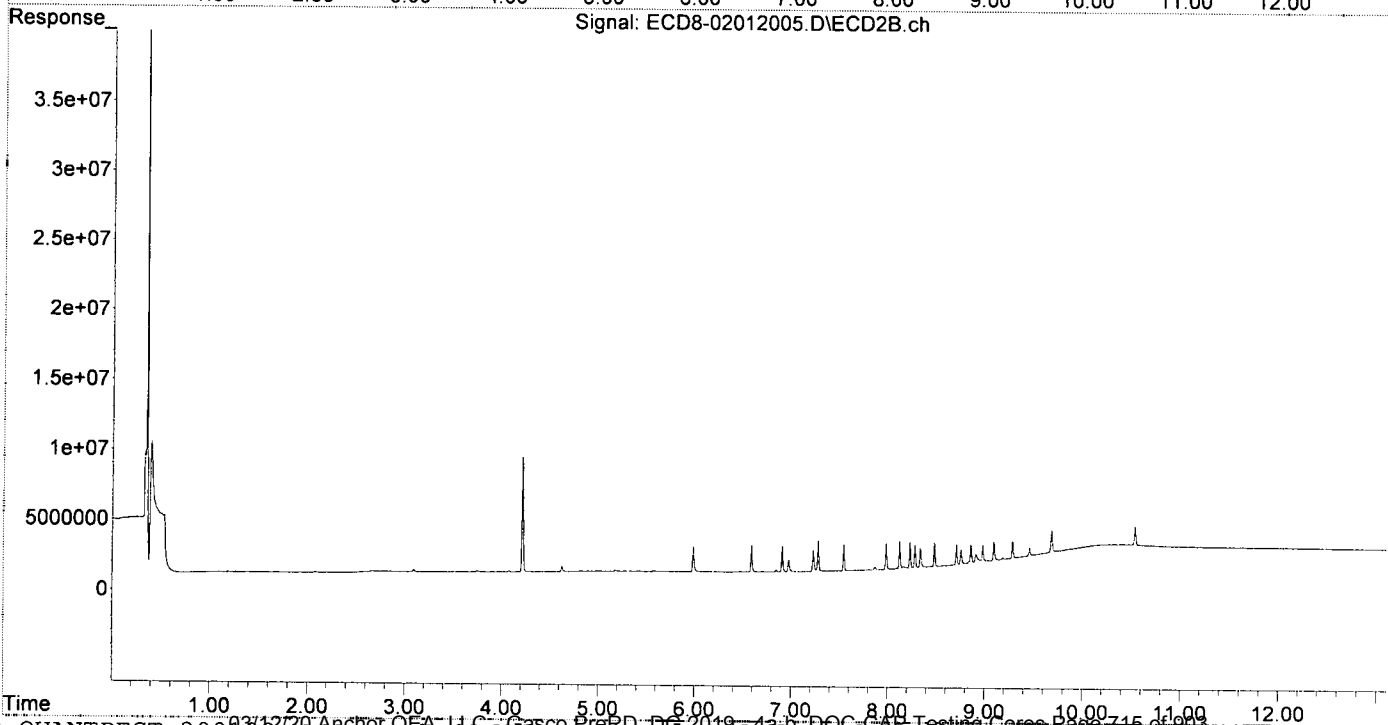
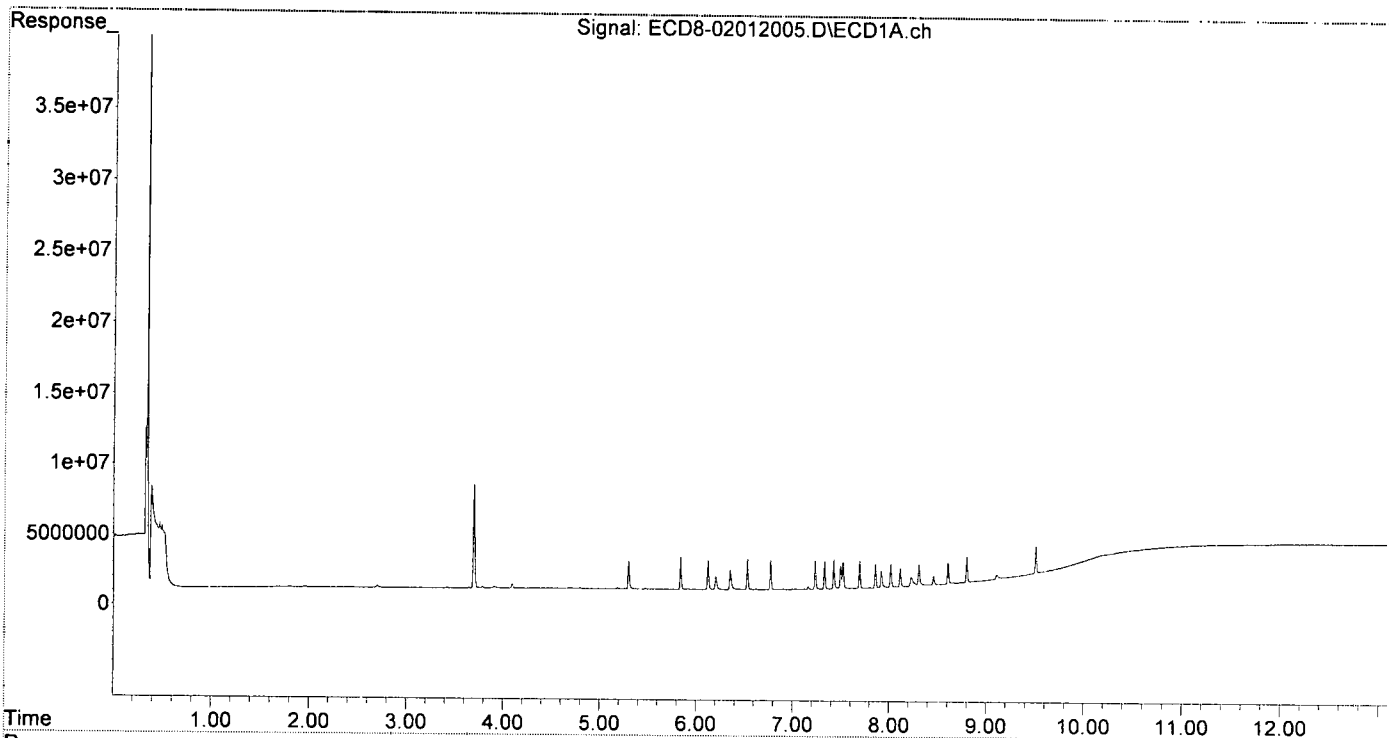
Compound	RT#1	RT#2	Resp#1	Resp#2	ng/mL	ng/mL
System Monitoring Compounds						
1) S TCMX (S)	5.297	5.982	2010387	1807457	0.600	0.498
22) S DCBP (S)	9.507	10.537	2137981	2121210	0.670	0.752
Target Compounds						
2) a-BHC	5.836	6.585	2323532	1906806	0.622	0.645
3) g-BHC	6.120	6.903	2098226	1857818	0.657	0.659
4) b-BHC	6.201	6.970	943381	871353	0.671	0.593
5) Heptachlor	6.529	7.276	2213636	2166906	0.742	0.715
6) d-BHC	6.351	7.224	1446613	1525163	0.641	0.667
7) Aldrin	6.769	7.541	2117773	1887335	0.632	0.601
8) Heptachlo...	7.230	7.979	2037408	1829309	0.666	0.579
9) trans-Chl...	7.327	8.119	2006872	1923989	0.634	0.589
10) cis-Chlor...	7.424	8.226	2072536	1851957	0.661	0.563
11) Endosulfa...	7.519	8.277	1932337	1589681	0.656	0.531
12) 4,4'-DDE	7.493	8.333	1628951	1346237	0.619	0.542
13) Dieldrin	7.691	8.478	1958633	1711724	0.613	0.608
14) Endrin	7.854	8.705	1701747	1499119	0.689	0.755
15) 4,4'-DDD	7.915	8.751	1218671	1119384	0.587	0.615
16) Endosulfa...	8.013	8.854	1650694	1442453	0.661	0.599
17) 4,4'-DDT	8.110	8.975	1351757	1360505	0.609	0.679
18) Endrin Al...	8.303	9.091	1534740	1556354	0.673	0.643
19) Endosulfa...	8.604	9.282	1548557	1535031	0.630	0.627
20) Methoxychlor	8.454	9.456	650344	981544	0.576	0.860 #
21) Endrin Ke...	8.797	9.683	1865728	2135612	0.639	0.729
23) Hexachlor...	0.000	0.000	0	0	N.D. d	N.D. d
24) Hexachlor...	0.000	0.000	0	0	N.D. d	N.D. d
25) Oxychlorane	0.000	0.000	0	0	N.D. d	N.D. d
26) 2,4'-DDE	0.000	0.000	0	0	N.D. d	N.D. d
27) trans-Non...	0.000	0.000	0	0	N.D. d	N.D. d
28) 2,4'-DDD	0.000	0.000	0	0	N.D. d	N.D. d
29) 2,4'-DDT	0.000	0.000	0	0	N.D. d	N.D. d
30) cis-Nonac...	0.000	0.000	0	0	N.D. d	N.D. d
31) Mirex	0.000	0.000	0	0	N.D. d	N.D. d
32) Chlordane...	0.000	0.000	0	0	N.D. d	N.D. d
33) Chlordane...	0.000	0.000	0	0	N.D. d	N.D. d
34) Chlordane...	0.000	0.000	0	0	N.D. d	N.D. d
35) Chlordane...	0.000	0.000	0	0	N.D. d	N.D. d
36) Toxaphene...	0.000	0.000	0	0	N.D. d	N.D. d
37) Toxaphene...	0.000	0.000	0	0	N.D. d	N.D. d
38) Toxaphene...	0.000	0.000	0	0	N.D. d	N.D. d
39) Toxaphene...	0.000	0.000	0	0	N.D. d	N.D. d
40) Toxaphene...	0.000	0.000	0	0	N.D. d	N.D. d
41) Toxaphene...	0.000	0.000	0	0	N.D. d	N.D. d
42) Toxaphene...	0.000	0.000	0	0	N.D. d	N.D. d

(f)=RT Delta > 1/2 Window (#)=Amounts differ by > 25% (m)=manual int.

Quantitation Report (QT Reviewed)

Data Path : C:\msdchem\1\data\2020-02\0B01012\
Data File : ECD8-02012005.D
Signal(s) : Signal #1: ECD1A.ch Signal #2: ECD2B.ch
Acq On : 1 Feb 2020 15:26
Operator : MJB
Sample : 0B01012-CAL1
Misc : A20B001, AB 0.5 ppb
ALS Vial : 4 Sample Multiplier: 1

Integration File signal 1: PEST1.e
Integration File signal 2: PEST2.e
Quant Time: Feb 03 14:44:02 2020
Quant Method : C:\msdchem\1\methods\ECD8_QUANTPEST_200108.M
Quant Title : Instrument: DualECD8
QLast Update : Mon Feb 03 14:43:43 2020
Response via : Initial Calibration
Integrator: ChemStation



Quantitation Report (QT Reviewed)

Data Path : C:\msdchem\1\data\2020-02\0B01012\
 Data File : ECD8-02012006.D
 Signal(s) : Signal #1: ECD1A.ch Signal #2: ECD2B.ch
 Acq On : 1 Feb 2020 15:43
 Operator : MJB
 Sample : 0B01012-CAL2
 Misc : A20B002, AB 1 ppb
 ALS Vial : 5 Sample Multiplier: 1

Integration File signal 1: PEST1.e
 Integration File signal 2: PEST2.e
 Quant Time: Feb 03 14:45:57 2020
 Quant Method : C:\msdchem\1\methods\ECD8_QUANTPEST_200108.M
 Quant Title : Instrument: DualECD8
 QLast Update : Mon Feb 03 14:43:43 2020
 Response via : Initial Calibration
 Integrator: ChemStation

MJB
2/3/20

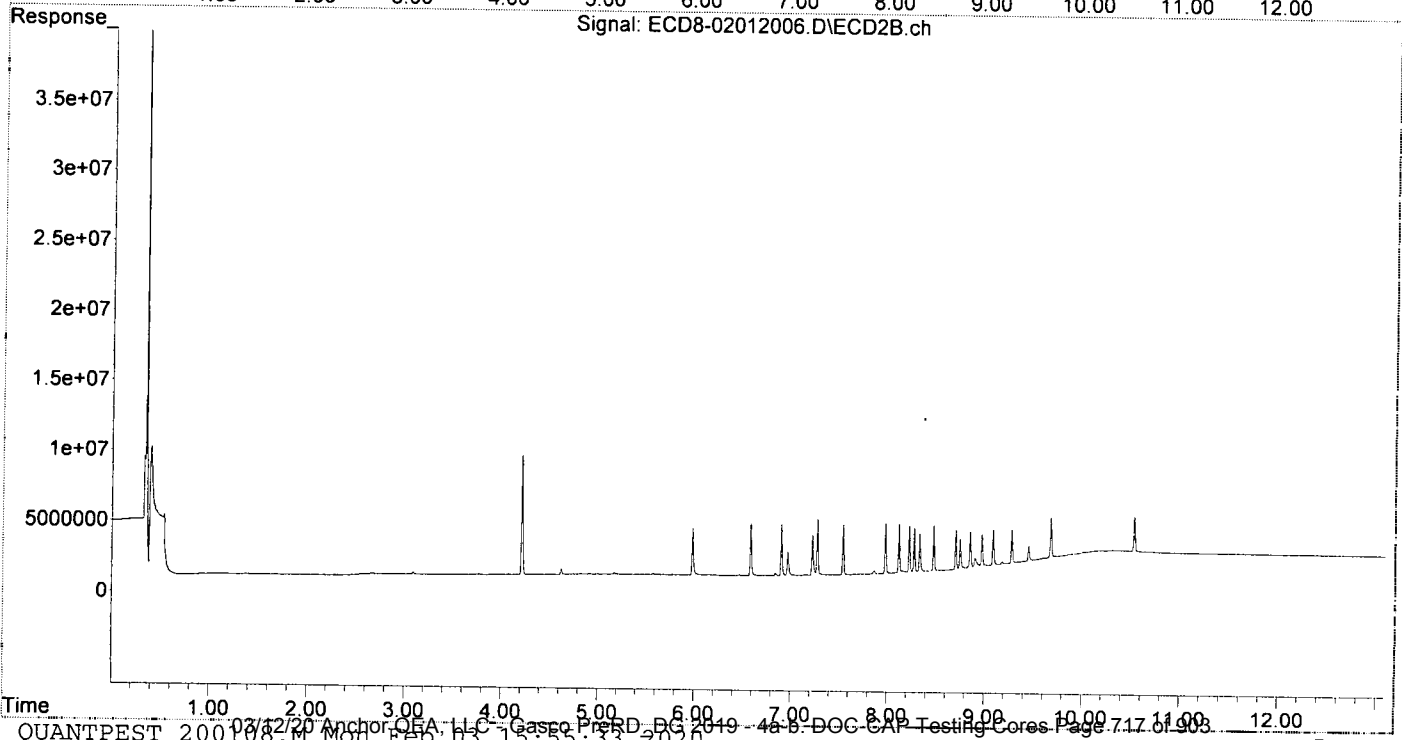
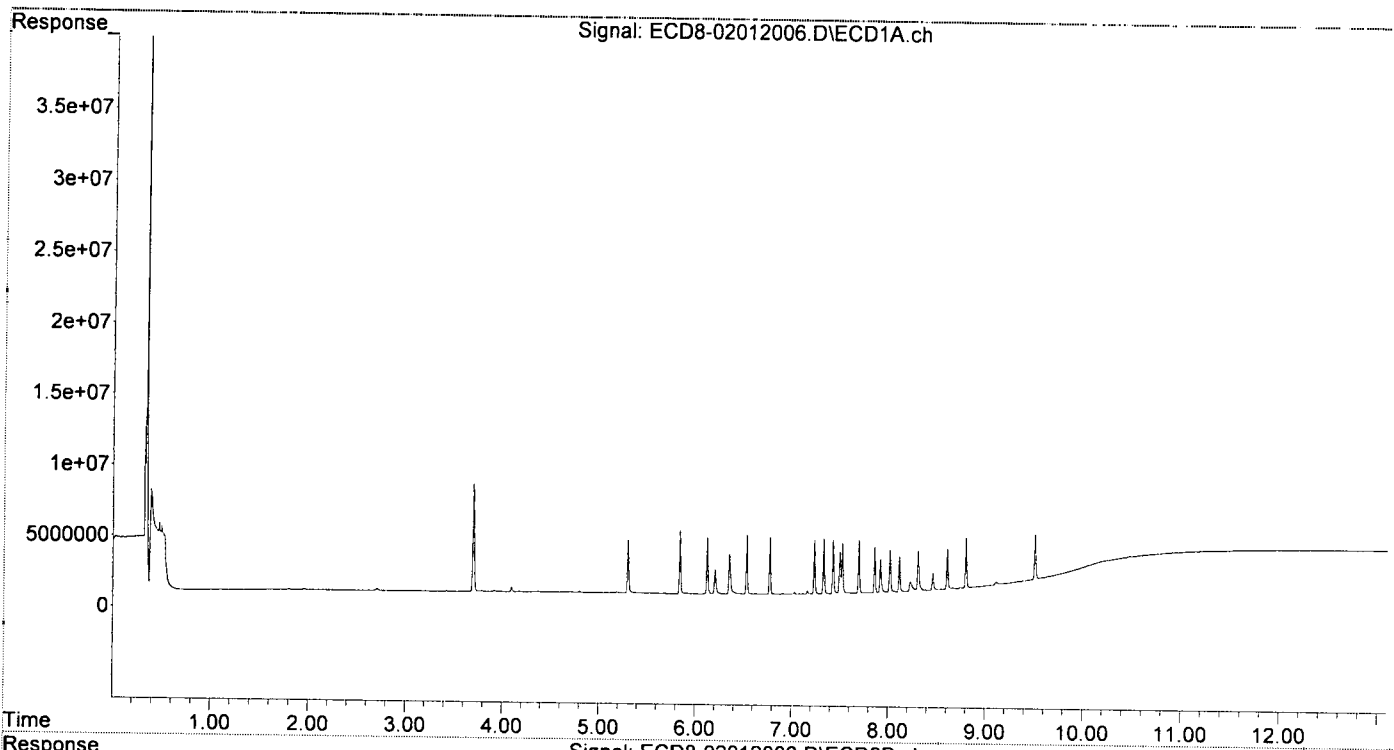
Compound	RT#1	RT#2	Resp#1	Resp#2	ng/mL	ng/mL
System Monitoring Compounds						
1) S TCMX (S)	5.298	5.982	3713760	3325610	1.108	0.916
22) S DCBP (S)	9.507	10.537	3342363	2619998	1.179	0.998
Target Compounds						
2) a-BHC	5.837	6.585	4491787	3754344	1.203	1.159
3) g-BHC	6.120	6.902	3995270	3614287	1.251	1.216
4) b-BHC	6.200	6.968	1736591	1672509	1.235	1.138
5) Heptachlor	6.529	7.275	4223019	4011938	1.415	1.324
6) d-BHC	6.351	7.224	2800163	2821743	1.098	1.098
7) Aldrin	6.769	7.542	4023063	3540234	1.201	1.096
8) Heptachlo...	7.230	7.979	3849968	3563306	1.258	1.129
9) trans-Chl...	7.327	8.119	3865919	3473086	1.220	1.064
10) cis-Chlor...	7.423	8.226	3812238	3361292	1.217	1.021
11) Endosulfa...	7.519	8.277	3593891	3092501	1.220	1.034
12) 4,4'-DDE	7.493	8.333	2976091	2684993	1.065	0.983
13) Dieldrin	7.691	8.478	3771816	3204188	1.180	1.084
14) Endrin	7.854	8.705	3307872	2810308	1.339	1.364
15) 4,4'-DDD	7.914	8.751	2373048	2115078	1.742	1.128
16) Endosulfa...	8.013	8.855	3004856	2617481	1.203	1.110
17) 4,4'-DDT	8.109	8.975	2497592	2317293	1.126	1.148
18) Endrin Al...	8.303	9.091	2830842	2604623	1.241	1.076
19) Endosulfa...	8.604	9.281	2921925	2490983	1.188	1.052
20) Methoxychlor	8.454	9.454	1197106	1213779	1.060	1.103
21) Endrin Ke...	8.797	9.683	3540934	3121972	1.213	1.128
23) Hexachlor...	0.000	0.000	0	0	N.D. d	N.D. d
24) Hexachlor...	0.000	0.000	0	0	N.D. d	N.D. d
25) Oxychlorthane	0.000	0.000	0	0	N.D. d	N.D. d
26) 2,4'-DDE	0.000	0.000	0	0	N.D. d	N.D. d
27) trans-Non...	0.000	0.000	0	0	N.D. d	N.D. d
28) 2,4'-DDD	0.000	0.000	0	0	N.D. d	N.D. d
29) 2,4'-DDT	0.000	0.000	0	0	N.D. d	N.D. d
30) cis-Nonac...	0.000	0.000	0	0	N.D. d	N.D. d
31) Mirex	0.000	0.000	0	0	N.D. d	N.D. d
32) Chlordane...	0.000	0.000	0	0	N.D. d	N.D. d
33) Chlordane...	0.000	0.000	0	0	N.D. d	N.D. d
34) Chlordane...	0.000	0.000	0	0	N.D. d	N.D. d
35) Chlordane...	0.000	0.000	0	0	N.D. d	N.D. d
36) Toxaphene...	0.000	0.000	0	0	N.D. d	N.D. d
37) Toxaphene...	0.000	0.000	0	0	N.D. d	N.D. d
38) Toxaphene...	0.000	0.000	0	0	N.D. d	N.D. d
39) Toxaphene...	0.000	0.000	0	0	N.D. d	N.D. d
40) Toxaphene...	0.000	0.000	0	0	N.D. d	N.D. d
41) Toxaphene...	0.000	0.000	0	0	N.D. d	N.D. d
42) Toxaphene...	0.000	0.000	0	0	N.D. d	N.D. d

(f)=RT Delta > 1/2 Window (#)=Amounts differ by > 25% (m)=manual int.

Quantitation Report (QT Reviewed)

Data Path : C:\msdchem\1\data\2020-02\0B01012\
 Data File : ECD8-02012006.D
 Signal(s) : Signal #1: ECD1A.ch Signal #2: ECD2B.ch
 Acq On : 1 Feb 2020 15:43
 Operator : MJB
 Sample : 0B01012-CAL2
 Misc : A20B002, AB 1 ppb
 ALS Vial : 5 Sample Multiplier: 1

Integration File signal 1: PEST1.e
 Integration File signal 2: PEST2.e
 Quant Time: Feb 03 14:45:57 2020
 Quant Method : C:\msdchem\1\methods\ECD8_QUANTPEST_200108.M
 Quant Title : Instrument: DualeCD8
 QLast Update : Mon Feb 03 14:43:43 2020
 Response via : Initial Calibration
 Integrator: ChemStation



Quantitation Report (QT Reviewed)

Data Path : C:\msdchem\1\data\2020-02\0B01012\
 Data File : ECD8-02012007.D
 Signal(s) : Signal #1: ECD1A.ch Signal #2: ECD2B.ch
 Acq On : 1 Feb 2020 16:00
 Operator : MJB
 Sample : 0B01012-CAL3
 Misc : A19K128, AB 2 ppb
 ALS Vial : 6 Sample Multiplier: 1

Integration File signal 1: PEST1.e
 Integration File signal 2: PEST2.e
 Quant Time: Feb 03 14:46:32 2020
 Quant Method : C:\msdchem\1\methods\ECD8_QUANTPEST_200108.M
 Quant Title : Instrument: DualECD8
 QLast Update : Mon Feb 03 14:43:43 2020
 Response via : Initial Calibration
 Integrator: ChemStation

MJB
2/3/20

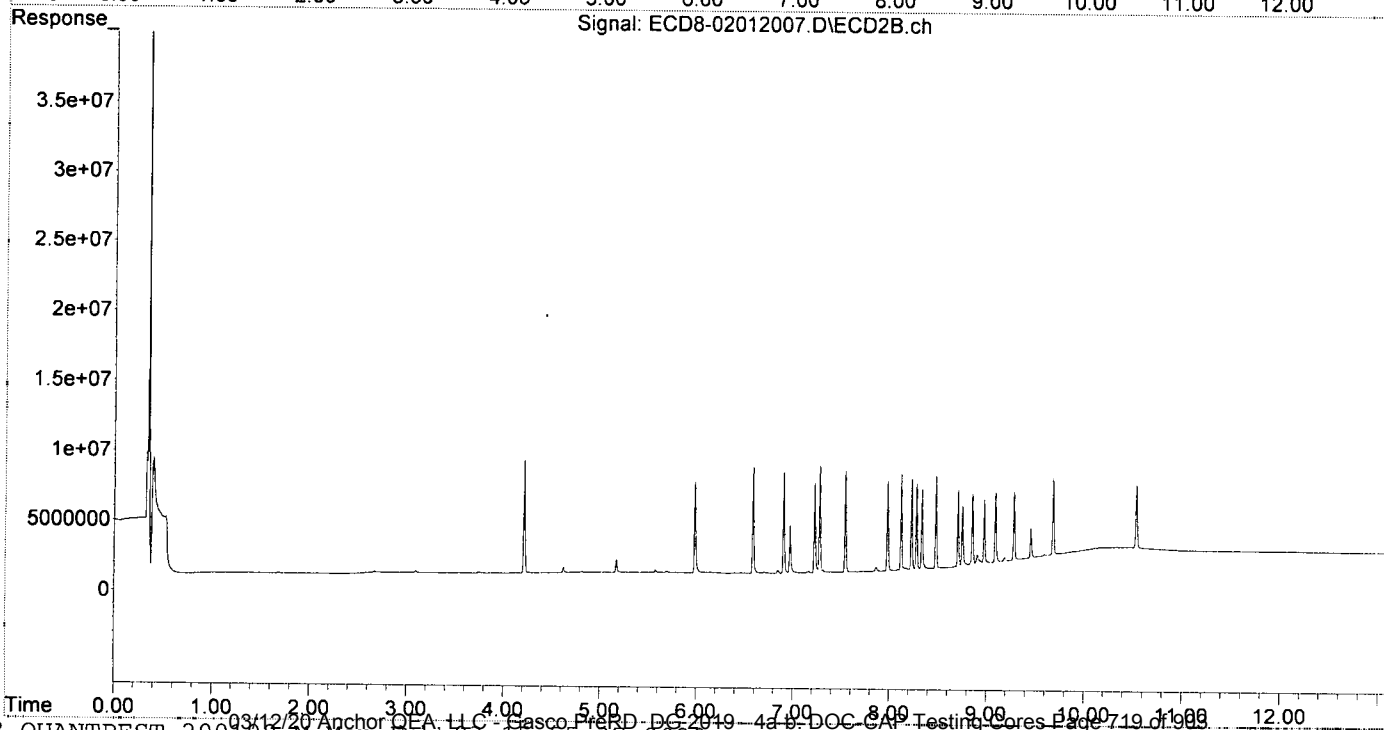
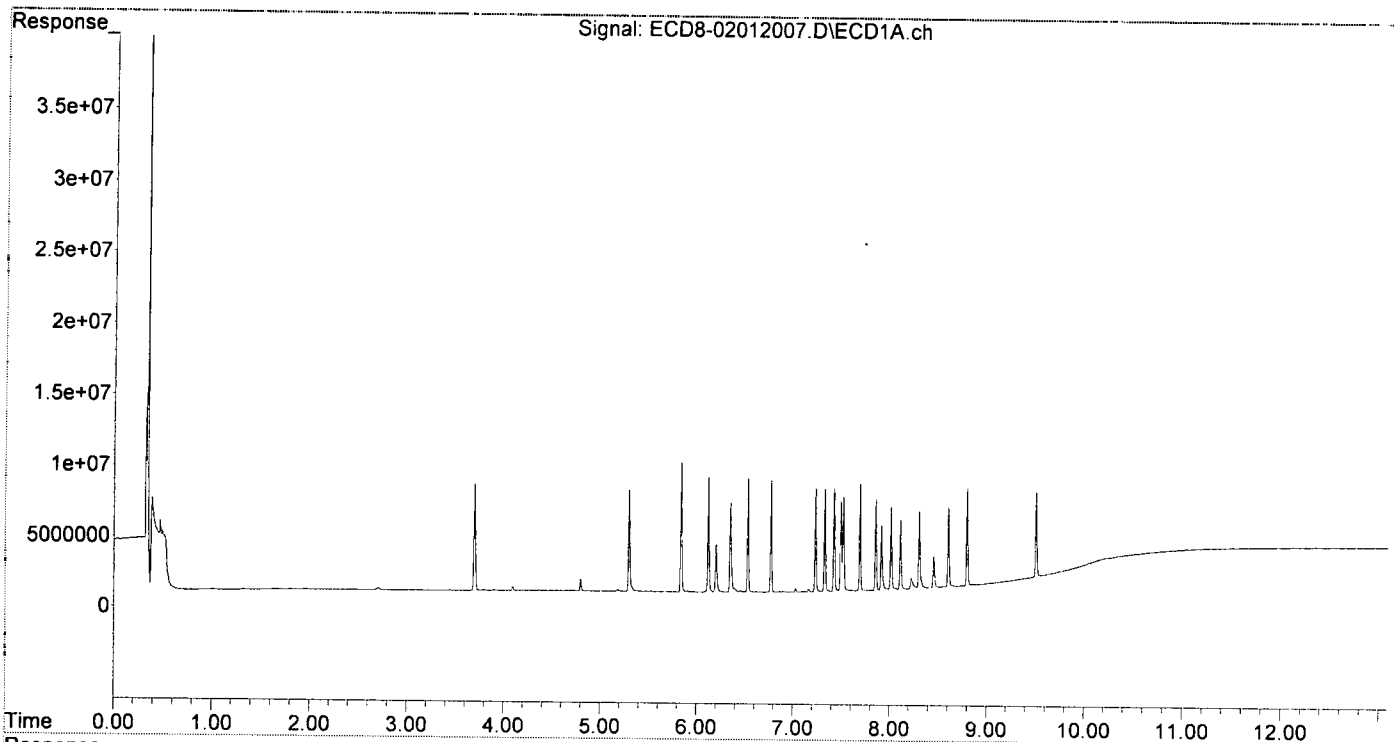
Compound	RT#1	RT#2	Resp#1	Resp#2	ng/mL	ng/mL
System Monitoring Compounds						
1) S TCMX (S)	5.297	5.982	7209311	6464924	2.152	1.780
22) S DCBP (S)	9.506	10.536	6150705	5371510	2.366	2.349
Target Compounds						
2) a-BHC	5.837	6.585	9150524	7591226	2.450	2.224
3) g-BHC	6.119	6.902	8103069	7144289	2.537	2.332
4) b-BHC	6.199	6.967	3435299	3394908	2.443	2.310
5) Heptachlor	6.529	7.275	8104217	7612959	2.716	2.512
6) d-BHC	6.348	7.222	6356662	6360084	2.296	2.270
7) Aldrin	6.768	7.541	7878680	7212786	2.351	2.192
8) Heptachlo...	7.230	7.979	7310938	6383239	2.389	2.022
9) trans-Chl...	7.326	8.118	7233767	6824804	2.284	2.091
10) cis-Chlor...	7.423	8.226	7290278	6414031	2.327	1.949
11) Endosulfa...	7.518	8.277	6684329	6087483	2.269	2.035
12) 4,4'-DDE	7.492	8.332	6364080	5670683	2.190	1.962
13) Dieldrin	7.691	8.477	7527776	6556953	2.355	2.151
14) Endrin	7.854	8.705	6440400	5547721	2.607	2.630
15) 4,4'-DDD	7.912	8.750	4683505	4350712	2.255	2.275
16) Endosulfa...	8.012	8.854	5851117	5197583	2.343	2.230
17) 4,4'-DDT	8.109	8.975	4907038	4735251	2.212	2.330
18) Endrin Al...	8.302	9.091	5465292	5226313	2.397	2.160
19) Endosulfa...	8.604	9.281	5585397	5212773	2.271	2.259
20) Methoxychlor	8.453	9.455	2268598	2619150	2.009	2.567 #
21) Endrin Ke...	8.797	9.682	6824708	6091766	2.338	2.327
23) Hexachlor...	0.000	0.000	0	0	N.D. d	N.D. d
24) Hexachlor...	0.000	0.000	0	0	N.D. d	N.D. d
25) Oxychlordane	0.000	0.000	0	0	N.D. d	N.D. d
26) 2,4'-DDE	0.000	0.000	0	0	N.D. d	N.D. d
27) trans-Non...	0.000	0.000	0	0	N.D. d	N.D. d
28) 2,4'-DDD	0.000	0.000	0	0	N.D. d	N.D. d
29) 2,4'-DDT	0.000	0.000	0	0	N.D. d	N.D. d
30) cis-Nonac...	0.000	0.000	0	0	N.D. d	N.D. d
31) Mirex	0.000	0.000	0	0	N.D. d	N.D. d
32) Chlordane...	0.000	0.000	0	0	N.D. d	N.D. d
33) Chlordane...	0.000	0.000	0	0	N.D. d	N.D. d
34) Chlordane...	0.000	0.000	0	0	N.D. d	N.D. d
35) Chlordane...	0.000	0.000	0	0	N.D. d	N.D. d
36) Toxaphene...	0.000	0.000	0	0	N.D. d	N.D. d
37) Toxaphene...	0.000	0.000	0	0	N.D. d	N.D. d
38) Toxaphene...	0.000	0.000	0	0	N.D. d	N.D. d
39) Toxaphene...	0.000	0.000	0	0	N.D. d	N.D. d
40) Toxaphene...	0.000	0.000	0	0	N.D. d	N.D. d
41) Toxaphene...	0.000	0.000	0	0	N.D. d	N.D. d
42) Toxaphene...	0.000	0.000	0	0	N.D. d	N.D. d

(f)=RT Delta > 1/2 Window (#)=Amounts differ by > 25% (m)=manual int.

Quantitation Report (QT Reviewed)

Data Path : C:\msdchem\1\data\2020-02\0B01012\
Data File : ECD8-02012007.D
Signal(s) : Signal #1: ECD1A.ch Signal #2: ECD2B.ch
Acq On : 1 Feb 2020 16:00
Operator : MJB
Sample : 0B01012-CAL3
Misc : A19K128, AB 2 ppb
ALS Vial : 6 Sample Multiplier: 1

Integration File signal 1: PEST1.e
Integration File signal 2: PEST2.e
Quant Time: Feb 03 14:46:32 2020
Quant Method : C:\msdchem\1\methods\ECD8_QUANTPEST_200108.M
Quant Title : Instrument: DualECD8
QLast Update : Mon Feb 03 14:43:43 2020
Response via : Initial Calibration
Integrator: ChemStation



Quantitation Report (QT Reviewed)

Data Path : C:\msdchem\1\data\2020-02\0B01012\
 Data File : ECD8-02012008.D
 Signal(s) : Signal #1: ECD1A.ch Signal #2: ECD2B.ch
 Acq On : 1 Feb 2020 16:16
 Operator : MJB
 Sample : 0B01012-CAL4
 Misc : A19K130, AB 5 ppb
 ALS Vial : 7 Sample Multiplier: 1

Integration File signal 1: PEST1.e
 Integration File signal 2: PEST2.e
 Quant Time: Feb 03 14:47:43 2020
 Quant Method : C:\msdchem\1\methods\ECD8_QUANTPEST_200108.M
 Quant Title : Instrument: DualECD8
 QLast Update : Mon Feb 03 14:43:43 2020
 Response via : Initial Calibration
 Integrator: ChemStation

MJB
 2/3/20

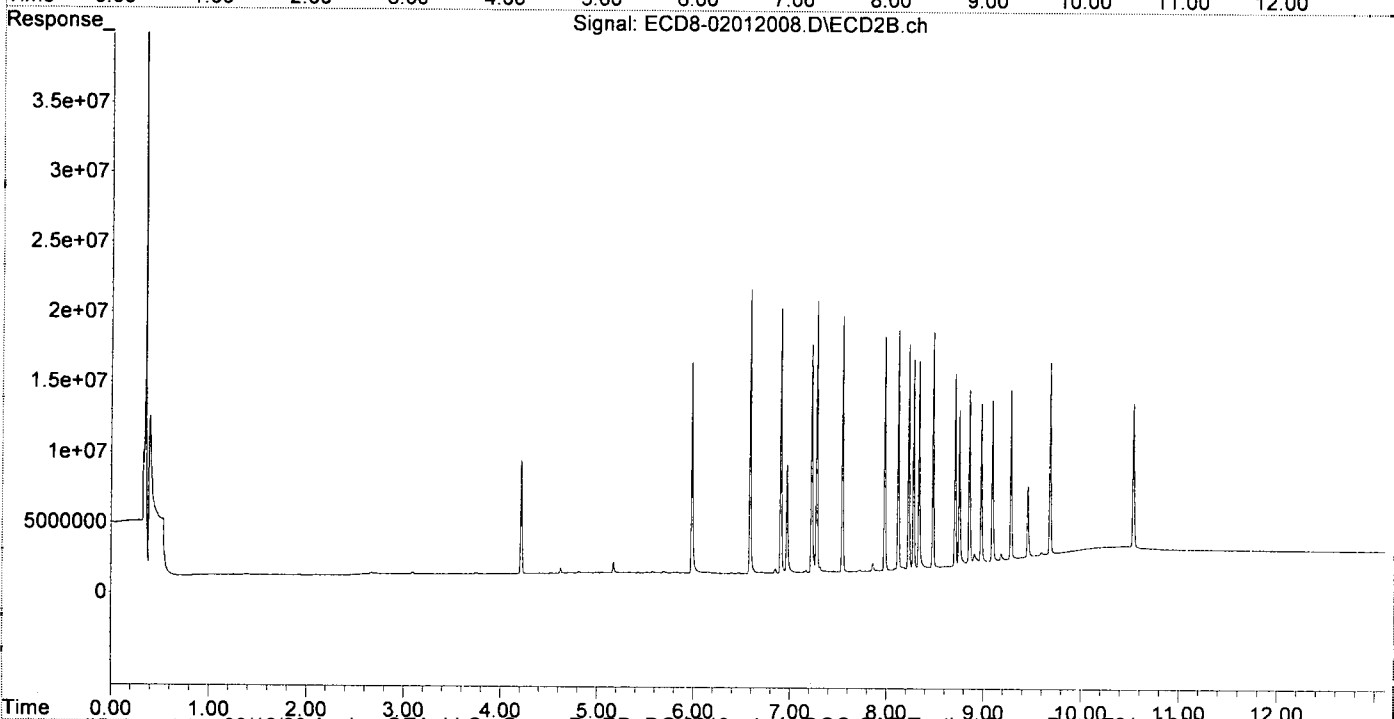
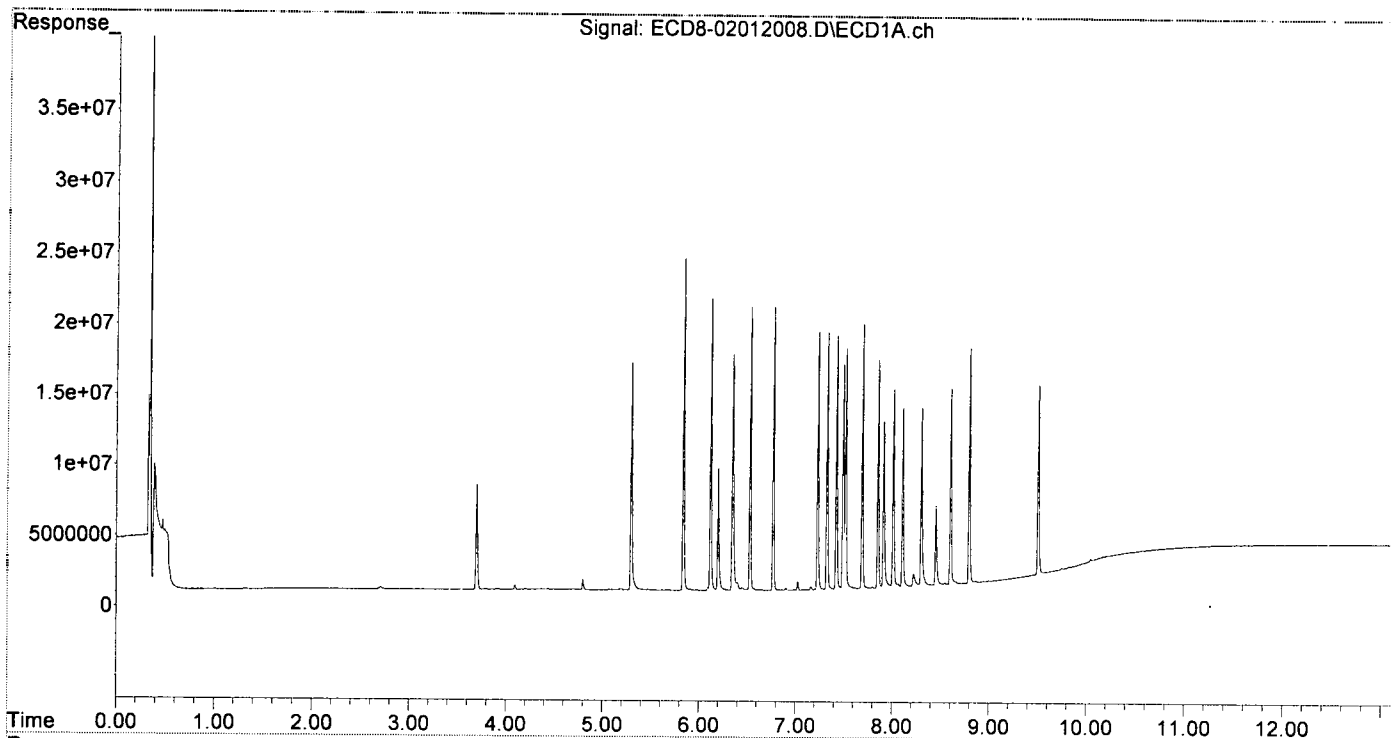
Compound	RT#1	RT#2	Resp#1	Resp#2	ng/mL	ng/mL
System Monitoring Compounds						
1) S TCMX (S)	5.298	5.981	16081203	15031272	4.800	4.139
22) S DCBP (S)	9.507	10.536	13550213	11242637	5.488	5.219
Target Compounds						
2) a-BHC	5.837	6.585	23466079	20250518	6.283	5.703
3) g-BHC	6.119	6.902	20617843	18903687	6.456	6.022
4) b-BHC	6.198	6.967	8638547	7798279	6.142	5.306
5) Heptachlor	6.529	7.275	20002736	19371564	6.704	6.391
6) d-BHC	6.347	7.222	16718254	16286148	5.770	5.526
7) Aldrin	6.769	7.542	20021477	18260292	5.976	5.470
8) Heptachlo...	7.230	7.979	18211245	16663788	5.950	5.279
9) trans-Chl...	7.327	8.118	18164041	17064405	5.734	5.227
10) cis-Chlor...	7.423	8.226	17894373	16061241	5.711	4.881
11) Endosulfa...	7.519	8.277	17033099	14978724	5.782	5.008
12) 4,4'-DDE	7.491	8.333	15902445	14859572	5.344	4.949
13) Dieldrin	7.691	8.478	18752761	16896160	5.867	5.420
14) Endrin	7.854	8.706	16153756	13876087	6.539	6.445
15) 4,4'-DDD	7.913	8.749	11737231	11254024	5.650	5.777
16) Endosulfa...	8.012	8.854	14001650	12686668	5.607	5.453
17) 4,4'-DDT	8.109	8.975	12632646	11635054	5.694	5.665
18) Endrin Al...	8.303	9.090	12590069	11838674	5.521	4.893
19) Endosulfa...	8.603	9.281	13843885	12518228	5.628	5.469
20) Methoxychlor	8.453	9.454	5565381	5652133	4.929	5.697
21) Endrin Ke...	8.797	9.683	16623046	14402455	5.695	5.653
23) Hexachlor...	0.000	0.000	0	0	N.D. d	N.D. d
24) Hexachlor...	0.000	0.000	0	0	N.D. d	N.D. d
25) Oxychlordane	0.000	0.000	0	0	N.D. d	N.D. d
26) 2,4'-DDE	0.000	0.000	0	0	N.D. d	N.D. d
27) trans-Non...	0.000	0.000	0	0	N.D. d	N.D. d
28) 2,4'-DDD	0.000	0.000	0	0	N.D. d	N.D. d
29) 2,4'-DDT	0.000	0.000	0	0	N.D. d	N.D. d
30) cis-Nonac...	0.000	0.000	0	0	N.D. d	N.D. d
31) Mirex	0.000	0.000	0	0	N.D. d	N.D. d
32) Chlordane...	0.000	0.000	0	0	N.D. d	N.D. d
33) Chlordane...	0.000	0.000	0	0	N.D. d	N.D. d
34) Chlordane...	0.000	0.000	0	0	N.D. d	N.D. d
35) Chlordane...	0.000	0.000	0	0	N.D. d	N.D. d
36) Toxaphene...	0.000	0.000	0	0	N.D. d	N.D. d
37) Toxaphene...	0.000	0.000	0	0	N.D. d	N.D. d
38) Toxaphene...	0.000	0.000	0	0	N.D. d	N.D. d
39) Toxaphene...	0.000	0.000	0	0	N.D. d	N.D. d
40) Toxaphene...	0.000	0.000	0	0	N.D. d	N.D. d
41) Toxaphene...	0.000	0.000	0	0	N.D. d	N.D. d
42) Toxaphene...	0.000	0.000	0	0	N.D. d	N.D. d

(f)=RT Delta > 1/2 Window (#)=Amounts differ by > 25% (m)=manual int.

Quantitation Report (QT Reviewed)

Data Path : C:\msdchem\1\data\2020-02\0B01012\
Data File : ECD8-02012008.D
Signal(s) : Signal #1: ECD1A.ch Signal #2: ECD2B.ch
Acq On : 1 Feb 2020 16:16
Operator : MJB
Sample : 0B01012-CAL4
Misc : A19K130, AB 5 ppb
ALS Vial : 7 Sample Multiplier: 1

Integration File signal 1: PEST1.e
Integration File signal 2: PEST2.e
Quant Time: Feb 03 14:47:43 2020
Quant Method : C:\msdchem\1\methods\ECD8_QUANTPEST_200108.M
Quant Title : Instrument: DualECD8
QLast Update : Mon Feb 03 14:43:43 2020
Response via : Initial Calibration
Integrator: ChemStation



Quantitation Report (QT Reviewed)

Data Path : C:\msdchem\1\data\2020-02\0B01012\
 Data File : ECD8-02012009.D
 Signal(s) : Signal #1: ECD1A.ch Signal #2: ECD2B.ch
 Acq On : 1 Feb 2020 16:33
 Operator : MJB
 Sample : 0B01012-CAL5
 Misc : A19K131, AB 10 ppb
 ALS Vial : 8 Sample Multiplier: 1

Integration File signal 1: PEST1.e
 Integration File signal 2: PEST2.e
 Quant Time: Feb 03 14:48:28 2020
 Quant Method : C:\msdchem\1\methods\ECD8_QUANTPEST_200108.M
 Quant Title : Instrument: DualECD8
 QLast Update : Mon Feb 03 14:43:43 2020
 Response via : Initial Calibration
 Integrator: ChemStation

MJB
2/3/20

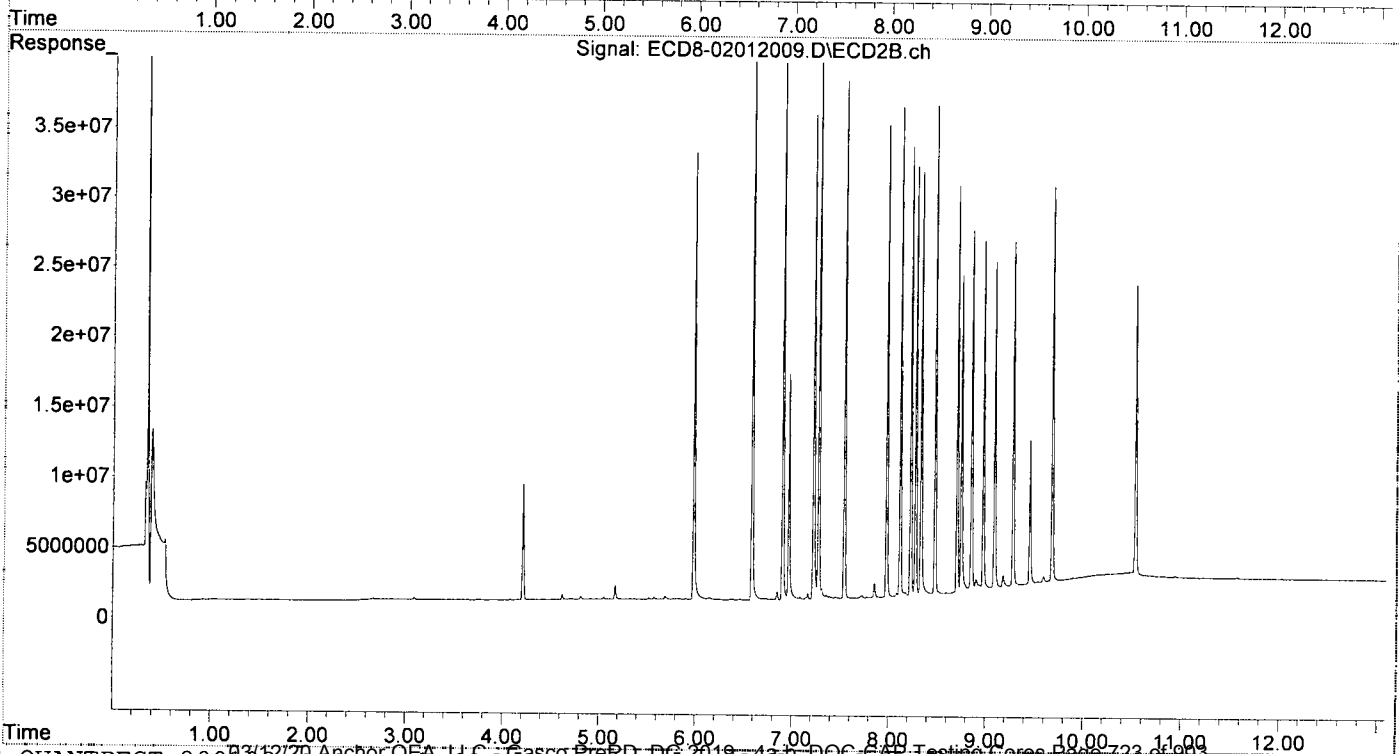
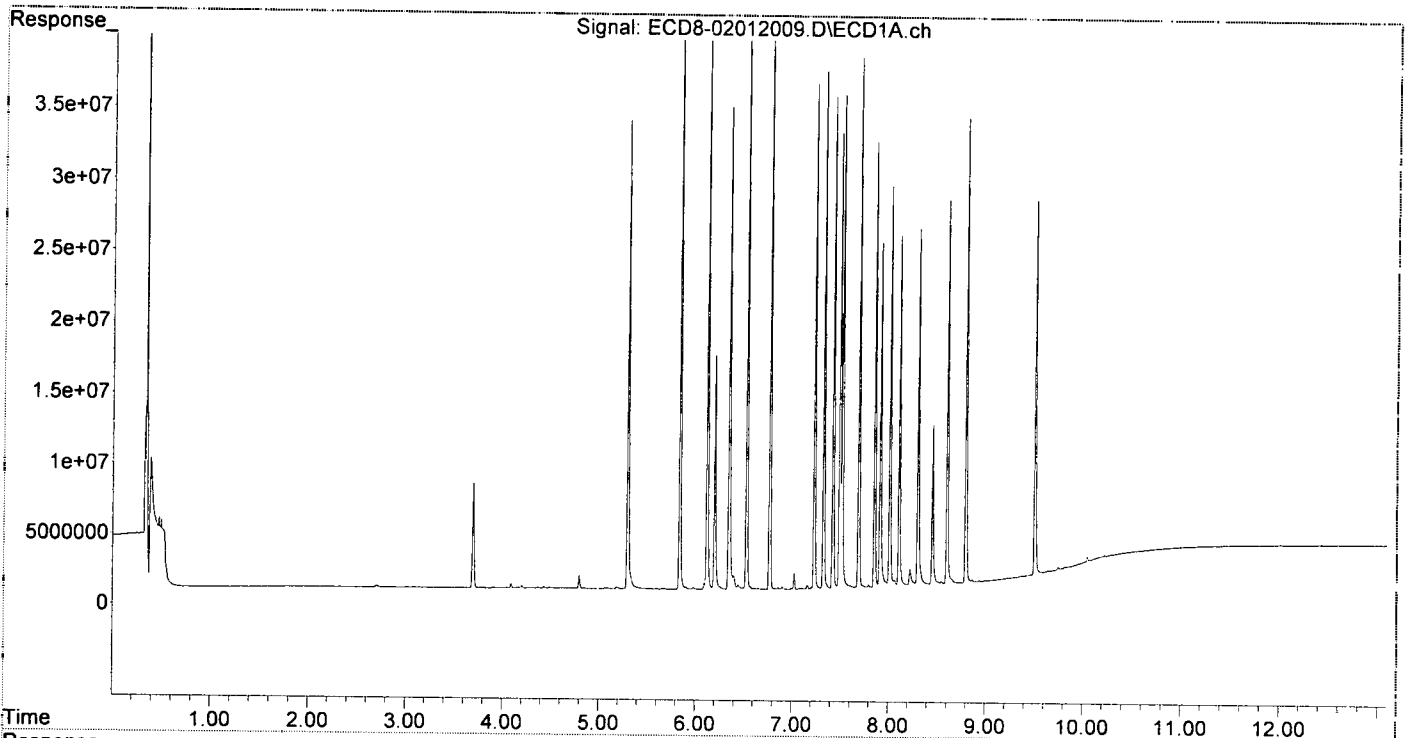
Compound	RT#1	RT#2	Resp#1	Resp#2	ng/mL	ng/mL
System Monitoring Compounds						
1) S TCMX (S)	5.297	5.981	33031495	31880995	9.859	8.779
22) S DCBP (S)	9.507	10.537	26605868	21641632	10.977	10.254
Target Compounds						
2) a-BHC	5.836	6.585	46556069	43486995	12.465	11.969
3) g-BHC	6.119	6.902	40429962	38516992	12.660	12.087
4) b-BHC	6.198	6.967	16571546	16056619	11.782	10.924
5) Heptachlor	6.529	7.275	39900092	38743493	13.373	12.783
6) d-BHC	6.346	7.221	33972136	34556711	11.498	11.406
7) Aldrin	6.769	7.542	39553332	36952424	11.805	10.947
8) Heptachlo...	7.229	7.979	35561831	33689906	11.619	10.672
9) trans-Chl...	7.325	8.119	36451101	34945337	11.507	10.705
10) cis-Chlor...	7.423	8.226	34569322	32046693	11.034	9.739
11) Endosulfa...	7.518	8.277	34748038	30647883	11.795	10.246
12) 4,4'-DDE	7.491	8.332	32072763	30195241	10.656	9.852
13) Dieldrin	7.691	8.478	37298305	34982484	11.669	11.066
14) Endrin	7.854	8.706	31349018	29160503	12.690	13.309
15) 4,4'-DDD	7.912	8.749	24259195	22757929	11.678	11.485
16) Endosulfa...	8.012	8.854	28189352	25937677	11.288	11.067
17) 4,4'-DDT	8.108	8.975	24692282	25132611	11.129	12.043
18) Endrin Al...	8.302	9.090	25111118	23622312	11.012	9.763
19) Endosulfa...	8.604	9.282	27042784	25036220	10.994	10.878
20) Methoxychlor	8.453	9.455	11230884	10865325	9.947	10.983
21) Endrin Ke...	8.797	9.683	32676144	28830661	11.195	11.338
23) Hexachlor...	0.000	0.000	0	0	N.D. d	N.D. d
24) Hexachlor...	0.000	0.000	0	0	N.D. d	N.D. d
25) Oxychlorane	0.000	0.000	0	0	N.D. d	N.D. d
26) 2,4'-DDE	0.000	0.000	0	0	N.D. d	N.D. d
27) trans-Non...	0.000	0.000	0	0	N.D. d	N.D. d
28) 2,4'-DDD	0.000	0.000	0	0	N.D. d	N.D. d
29) 2,4'-DDT	0.000	0.000	0	0	N.D. d	N.D. d
30) cis-Nonac...	0.000	0.000	0	0	N.D. d	N.D. d
31) Mirex	0.000	0.000	0	0	N.D. d	N.D. d
32) Chlordane...	0.000	0.000	0	0	N.D. d	N.D. d
33) Chlordane...	0.000	0.000	0	0	N.D. d	N.D. d
34) Chlordane...	0.000	0.000	0	0	N.D. d	N.D. d
35) Chlordane...	0.000	0.000	0	0	N.D. d	N.D. d
36) Toxaphene...	0.000	0.000	0	0	N.D. d	N.D. d
37) Toxaphene...	0.000	0.000	0	0	N.D. d	N.D. d
38) Toxaphene...	0.000	0.000	0	0	N.D. d	N.D. d
39) Toxaphene...	0.000	0.000	0	0	N.D. d	N.D. d
40) Toxaphene...	0.000	0.000	0	0	N.D. d	N.D. d
41) Toxaphene...	0.000	0.000	0	0	N.D. d	N.D. d
42) Toxaphene...	0.000	0.000	0	0	N.D. d	N.D. d

(f)=RT Delta > 1/2 Window (#)=Amounts differ by > 25% (m)=manual int.

Quantitation Report (QT Reviewed)

Data Path : C:\msdchem\1\data\2020-02\0B01012\
 Data File : ECD8-02012009.D
 Signal(s) : Signal #1: ECD1A.ch Signal #2: ECD2B.ch
 Acq On : 1 Feb 2020 16:33
 Operator : MJB
 Sample : 0B01012-CAL5
 Misc : A19K131, AB 10 ppb
 ALS Vial : 8 Sample Multiplier: 1

Integration File signal 1: PEST1.e
 Integration File signal 2: PEST2.e
 Quant Time: Feb 03 14:48:28 2020
 Quant Method : C:\msdchem\1\methods\ECD8_QUANTPEST_200108.M
 Quant Title : Instrument: DualECD8
 QLast Update : Mon Feb 03 14:43:43 2020
 Response via : Initial Calibration
 Integrator: ChemStation



Quantitation Report (QT Reviewed)

Data Path : C:\msdchem\1\data\2020-02\0B01012\
 Data File : ECD8-02012010.D
 Signal(s) : Signal #1: ECD1A.ch Signal #2: ECD2B.ch
 Acq On : 1 Feb 2020 16:50
 Operator : MJB
 Sample : 0B01012-CAL6
 Misc : A19K132, AB 25 ppb
 ALS Vial : 9 Sample Multiplier: 1

Integration File signal 1: PEST1.e
 Integration File signal 2: PEST2.e
 Quant Time: Feb 03 14:49:00 2020
 Quant Method : C:\msdchem\1\methods\ECD8_QUANTPEST_200108.M
 Quant Title : Instrument: DualECD8
 QLast Update : Mon Feb 03 14:43:43 2020
 Response via : Initial Calibration
 Integrator: ChemStation

MJB
2/3/20

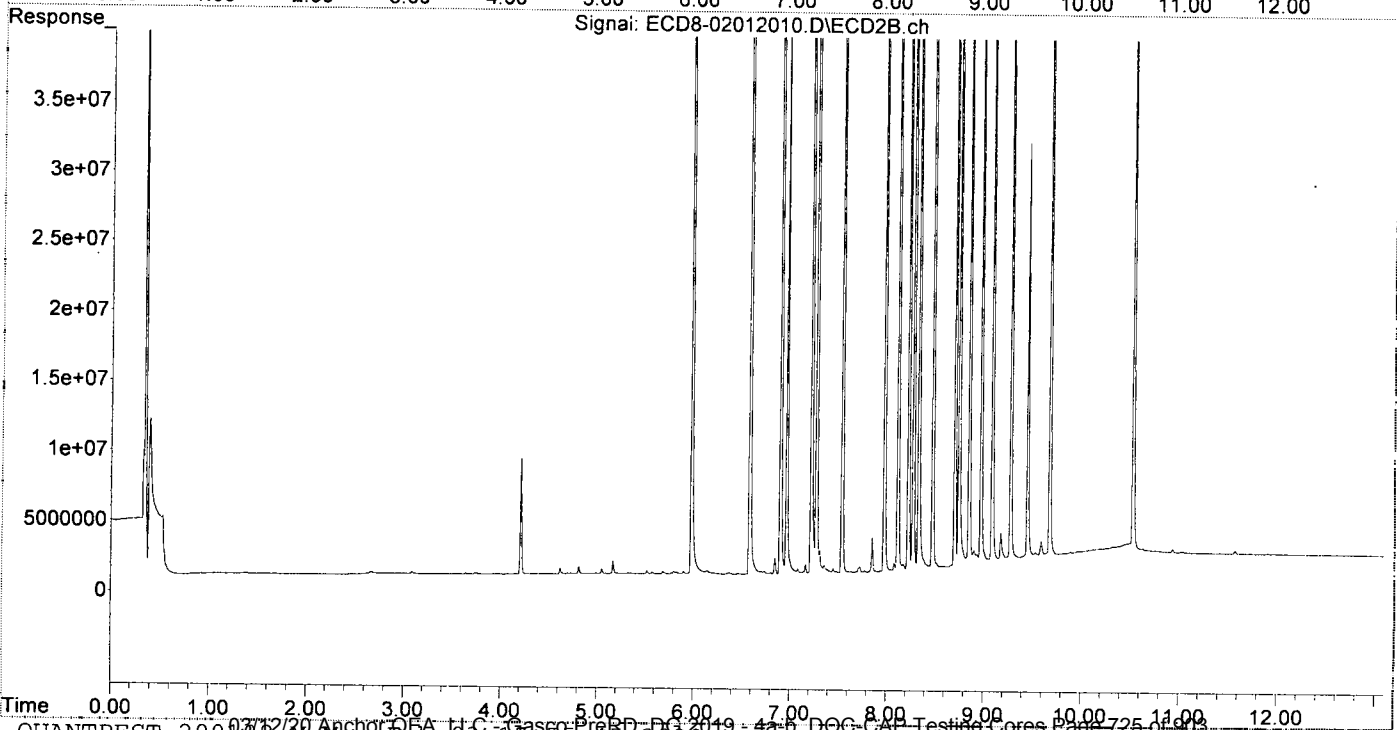
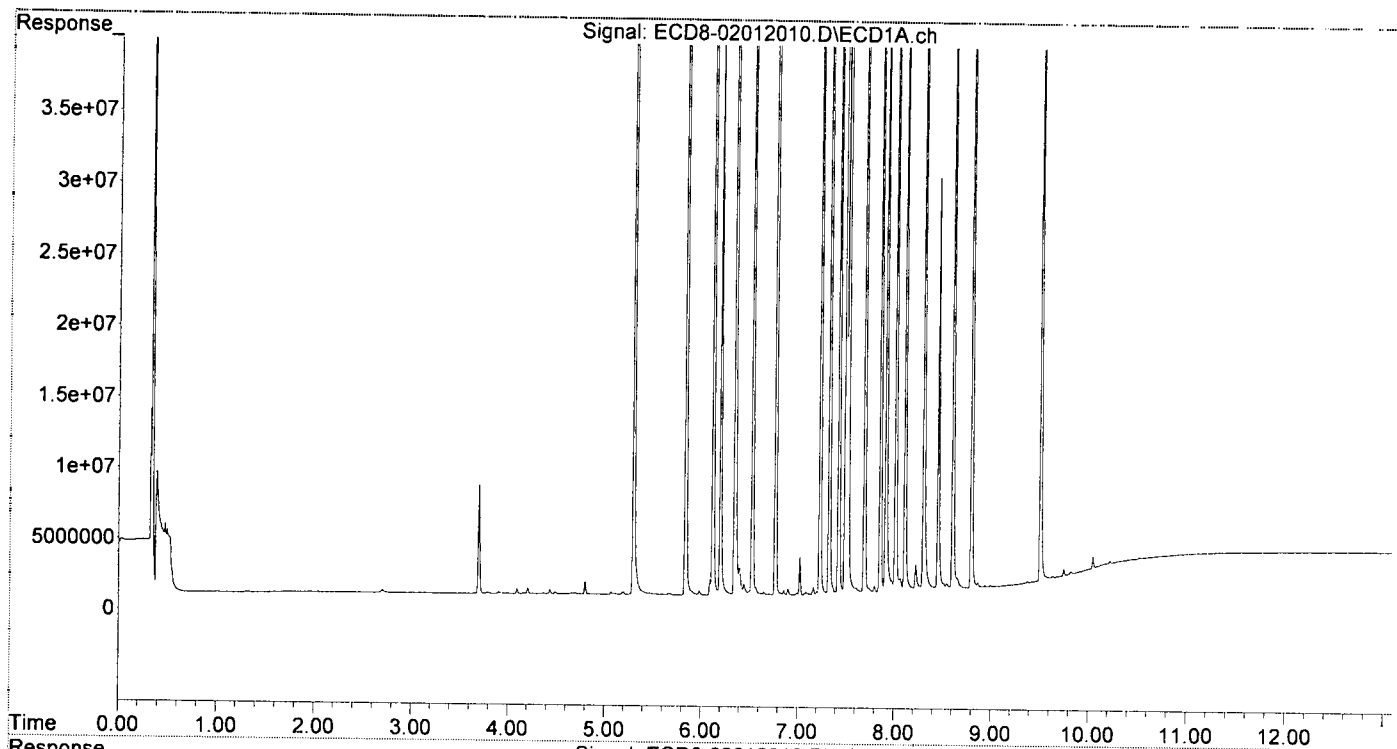
Compound	RT#1	RT#2	Resp#1	Resp#2	ng/mL	ng/mL
System Monitoring Compounds						
1) S TCMX (S)	5.297	5.981	85829808	85149324	25.617	23.448
22) S DCBP (S)	9.507	10.537	66452642	54017910	27.578	25.565
Target Compounds						
2) a-BHC	5.836	6.583	121.6E6	119.2E6	32.565	31.414
3) g-BHC	6.118	6.901	105.7E6	107.9E6	33.104	32.700
4) b-BHC	6.197	6.966	43268809	42826341	30.764	29.138
5) Heptachlor	6.529	7.274	103.8E6	104.5E6	34.777	34.470
6) d-BHC	6.345	7.220	93700875	100.9E6	30.815	31.663
7) Aldrin	6.768	7.541	101.9E6	103.3E6	30.419	29.748
8) Heptachlo...	7.229	7.978	90603826	90693091	29.603	28.728
9) trans-Chl...	7.325	8.118	92344635	94107374	29.151	28.828
10) cis-Chlor...	7.422	8.225	91013817	90991019	29.049	27.652
11) Endosulfa...	7.518	8.277	85444422	85653357	29.003	28.636
12) 4,4'-DDE	7.490	8.331	82679641	86764148	27.009	27.132
13) Dieldrin	7.690	8.477	95868803	95883928	29.993	29.444
14) Endrin	7.854	8.706	82858624	79399830	33.541	34.752
15) 4,4'-DDD	7.911	8.749	63377806	65177226	30.509	31.320
16) Endosulfa...	8.011	8.853	73342261	73030196	29.368	30.180
17) 4,4'-DDT	8.108	8.975	68097447	70533268	30.692	32.246
18) Endrin Al...	8.302	9.089	61776811	60959956	27.091	25.194
19) Endosulfa...	8.603	9.281	70013419	70158024	28.463	29.519
20) Methoxychlor	8.452	9.454	28980569	30163827	25.668	29.626
21) Endrin Ke...	8.797	9.683	85585307	79449385	29.321	30.468
23) Hexachlor...	0.000	0.000	0	0	N.D. d	N.D. d
24) Hexachlor...	0.000	0.000	0	0	N.D. d	N.D. d
25) Oxychlordane	0.000	0.000	0	0	N.D. d	N.D. d
26) 2,4'-DDE	0.000	0.000	0	0	N.D. d	N.D. d
27) trans-Non...	0.000	0.000	0	0	N.D. d	N.D. d
28) 2,4'-DDD	0.000	0.000	0	0	N.D. d	N.D. d
29) 2,4'-DDT	0.000	0.000	0	0	N.D. d	N.D. d
30) cis-Nonac...	0.000	0.000	0	0	N.D. d	N.D. d
31) Mirex	0.000	0.000	0	0	N.D. d	N.D. d
32) Chlordane...	0.000	0.000	0	0	N.D. d	N.D. d
33) Chlordane...	0.000	0.000	0	0	N.D. d	N.D. d
34) Chlordane...	0.000	0.000	0	0	N.D. d	N.D. d
35) Chlordane...	0.000	0.000	0	0	N.D. d	N.D. d
36) Toxaphene...	0.000	0.000	0	0	N.D. d	N.D. d
37) Toxaphene...	0.000	0.000	0	0	N.D. d	N.D. d
38) Toxaphene...	0.000	0.000	0	0	N.D. d	N.D. d
39) Toxaphene...	0.000	0.000	0	0	N.D. d	N.D. d
40) Toxaphene...	0.000	0.000	0	0	N.D. d	N.D. d
41) Toxaphene...	0.000	0.000	0	0	N.D. d	N.D. d
42) Toxaphene...	0.000	0.000	0	0	N.D. d	N.D. d

(f)=RT Delta > 1/2 Window (#)=Amounts differ by > 25% (m)=manual int.

Quantitation Report (QT Reviewed)

Data Path : C:\msdchem\1\data\2020-02\0B01012\
 Data File : ECD8-02012010.D
 Signal(s) : Signal #1: ECD1A.ch Signal #2: ECD2B.ch
 Acq On : 1 Feb 2020 16:50
 Operator : MJB
 Sample : 0B01012-CAL6
 Misc : A19K132, AB 25 ppb
 ALS Vial : 9 Sample Multiplier: 1

Integration File signal 1: PEST1.e
 Integration File signal 2: PEST2.e
 Quant Time: Feb 03 14:49:00 2020
 Quant Method : C:\msdchem\1\methods\ECD8_QUANTPEST_200108.M
 Quant Title : Instrument: DualECD8
 QLast Update : Mon Feb 03 14:43:43 2020
 Response via : Initial Calibration
 Integrator: ChemStation



Quantitation Report (QT Reviewed)

Data Path : C:\msdchem\1\data\2020-02\0B01012\
 Data File : ECD8-02012011.D
 Signal(s) : Signal #1: ECD1A.ch Signal #2: ECD2B.ch
 Acq On : 1 Feb 2020 17:07
 Operator : MJB
 Sample : 0B01012-CAL7
 Misc : A19K133, AB 50 ppb
 ALS Vial : 10 Sample Multiplier: 1

Integration File signal 1: PEST1.e
 Integration File signal 2: PEST2.e
 Quant Time: Feb 03 14:42:57 2020
 Quant Method : C:\msdchem\1\methods\ECD8_QUANTPEST_200108.M
 Quant Title : Instrument: DualECD8
 QLast Update : Thu Jan 09 17:17:47 2020
 Response via : Initial Calibration
 Integrator: ChemStation

MJB
2/3/20

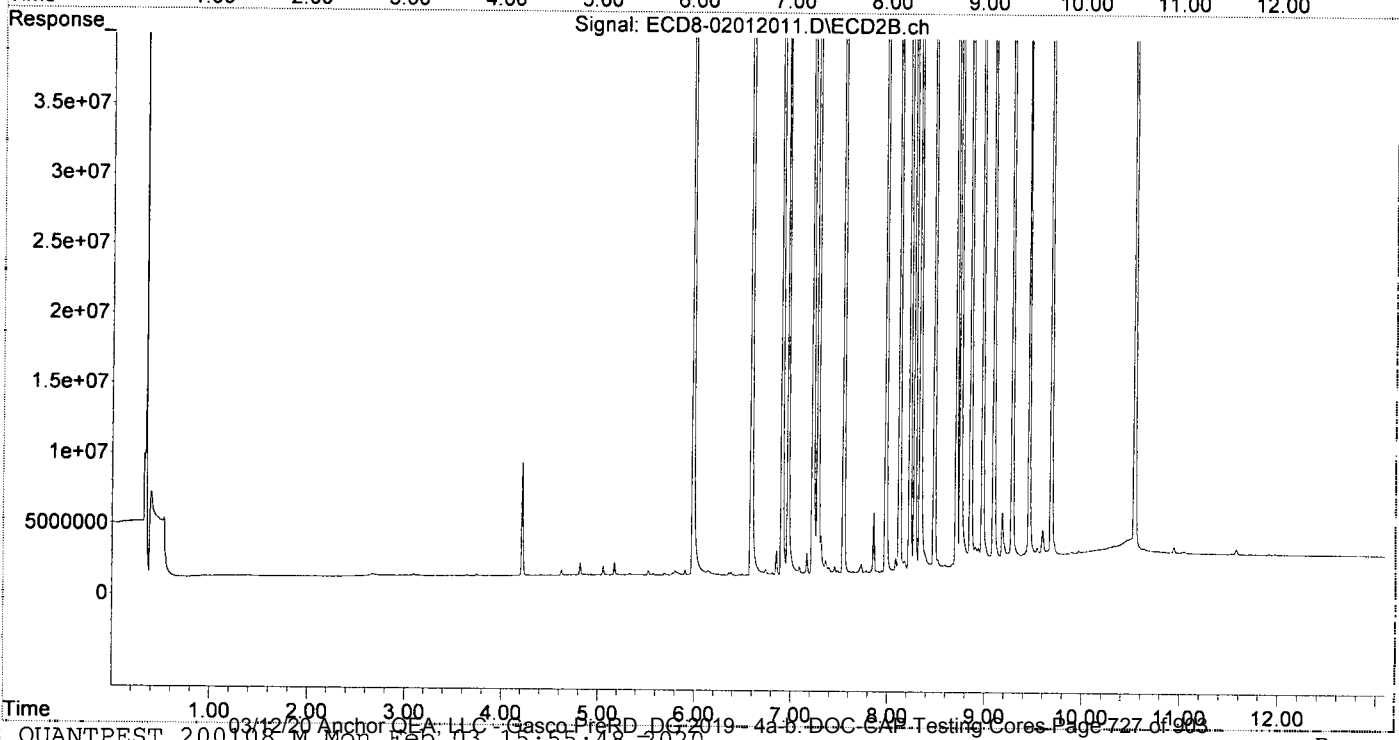
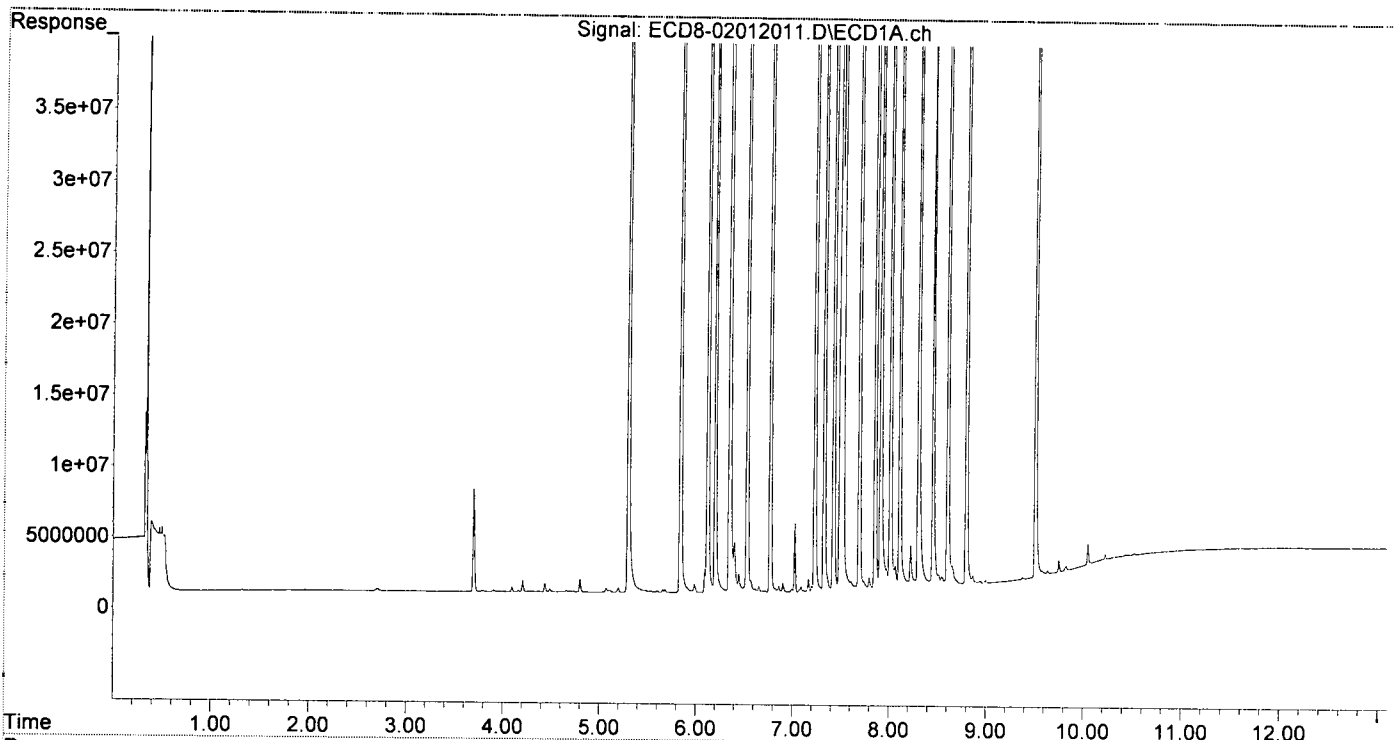
Compound	RT#1	RT#2	Resp#1	Resp#2	ng/mL	ng/mL
System Monitoring Compounds						
1) S TCMX (S)	5.297	5.981	160.2E6	168.3E6	47.813	46.342
22) S DCBP (S)	9.507	10.537	123.4E6	103.8E6	50.912	48.124
Target Compounds						
2) a-BHC	5.837	6.585	224.9E6	233.3E6	60.209	58.407
3) g-BHC	6.119	6.902	203.3E6	211.8E6	63.651	61.548
4) b-BHC	6.197	6.966	81866401	85296235	58.207	58.033
5) Heptachlor	6.529	7.276	192.3E6	210.9E6	64.444	69.577
6) d-BHC	6.346	7.221	182.4E6	192.9E6	58.189	57.382
7) Aldrin	6.769	7.542	195.5E6	195.8E6	58.338	54.502
8) Heptachlo...	7.230	7.979	168.2E6	178.9E6	54.941	56.674
9) trans-Chl...	7.326	8.119	181.3E6	181.2E6	57.246	55.515
10) cis-Chlor...	7.423	8.226	167.4E6	173.0E6	53.486	52.585
11) Endosulfa...	7.518	8.277	163.9E6	167.4E6	55.647	55.978
12) 4,4'-DDE	7.490	8.332	168.0E6	175.2E6	53.709	52.032
13) Dieldrin	7.691	8.478	179.5E6	192.1E6	56.152	56.758
14) Endrin	7.854	8.706	155.0E6	154.0E6	62.763	63.992
15) 4,4'-DDD	7.910	8.748	125.3E6	136.5E6	60.321	61.291
16) Endosulfa...	8.011	8.854	141.9E6	146.2E6	56.802	57.675
17) 4,4'-DDT	8.109	8.975	134.8E6	138.4E6	60.756	59.598
18) Endrin Al...	8.302	9.090	118.6E6	123.5E6	51.995	51.032
19) Endosulfa...	8.603	9.281	133.9E6	135.1E6	54.419	54.356
20) Methoxychlor	8.452	9.453	56743855	60278479	50.258	56.326
21) Endrin Ke...	8.797	9.682	159.8E6	156.7E6	54.742	57.609
23) Hexachlor...	0.000	0.000	0	0	N.D. d	N.D. d
24) Hexachlor...	0.000	0.000	0	0	N.D. d	N.D. d
25) Oxychlordane	0.000	0.000	0	0	N.D. d	N.D. d
26) 2,4'-DDE	0.000	0.000	0	0	N.D. d	N.D. d
27) trans-Non...	0.000	0.000	0	0	N.D. d	N.D. d
28) 2,4'-DDD	0.000	0.000	0	0	N.D. d	N.D. d
29) 2,4'-DDT	0.000	0.000	0	0	N.D. d	N.D. d
30) cis-Nonac...	0.000	0.000	0	0	N.D. d	N.D. d
31) Mirex	0.000	0.000	0	0	N.D. d	N.D. d
32) Chlordane...	0.000	0.000	0	0	N.D. d	N.D. d
33) Chlordane...	0.000	0.000	0	0	N.D. d	N.D. d
34) Chlordane...	0.000	0.000	0	0	N.D. d	N.D. d
35) Chlordane...	0.000	0.000	0	0	N.D. d	N.D. d
36) Toxaphene...	0.000	0.000	0	0	N.D. d	N.D. d
37) Toxaphene...	0.000	0.000	0	0	N.D. d	N.D. d
38) Toxaphene...	0.000	0.000	0	0	N.D. d	N.D. d
39) Toxaphene...	0.000	0.000	0	0	N.D. d	N.D. d
40) Toxaphene...	0.000	0.000	0	0	N.D. d	N.D. d
41) Toxaphene...	0.000	0.000	0	0	N.D. d	N.D. d
42) Toxaphene...	0.000	0.000	0	0	N.D. d	N.D. d

(f)=RT Delta > 1/2 Window (#)=Amounts differ by > 25% (m)=manual int.

Quantitation Report (QT Reviewed)

Data Path : C:\msdchem\1\data\2020-02\0B01012\
 Data File : ECD8-02012011.D
 Signal(s) : Signal #1: ECD1A.ch Signal #2: ECD2B.ch
 Acq On : 1 Feb 2020 17:07
 Operator : MJB
 Sample : 0B01012-CAL7
 Misc : A19K133, AB 50 ppb
 ALS Vial : 10 Sample Multiplier: 1

Integration File signal 1: PEST1.e
 Integration File signal 2: PEST2.e
 Quant Time: Feb 03 14:42:57 2020
 Quant Method : C:\msdchem\1\methods\ECD8_QUANTPEST_200108.M
 Quant Title : Instrument: DualECD8
 QLast Update : Thu Jan 09 17:17:47 2020
 Response via : Initial Calibration
 Integrator: ChemStation



Quantitation Report (QT Reviewed)

Data Path : C:\msdchem\1\data\2020-02\0B01012\
 Data File : ECD8-02012012.D
 Signal(s) : Signal #1: ECD1A.ch Signal #2: ECD2B.ch
 Acq On : 1 Feb 2020 17:24
 Operator : MJB
 Sample : 0B01012-CAL8
 Misc : A19K134, AB 100 ppb
 ALS Vial : 11 Sample Multiplier: 1

Integration File signal 1: PEST1.e
 Integration File signal 2: PEST2.e
 Quant Time: Feb 03 14:49:32 2020
 Quant Method : C:\msdchem\1\methods\ECD8_QUANTPEST_200108.M
 Quant Title : Instrument: DualECD8
 QLast Update : Mon Feb 03 14:43:43 2020
 Response via : Initial Calibration
 Integrator: ChemStation

MJB
2/3/20

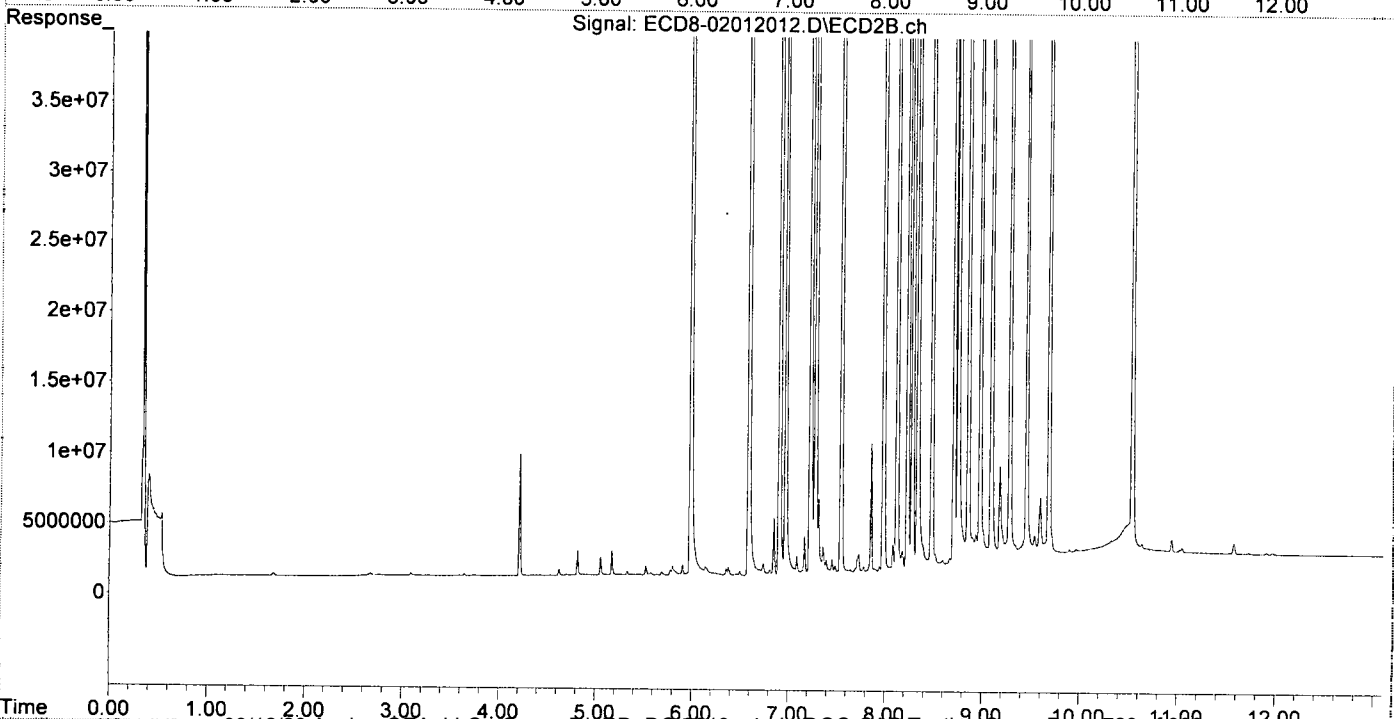
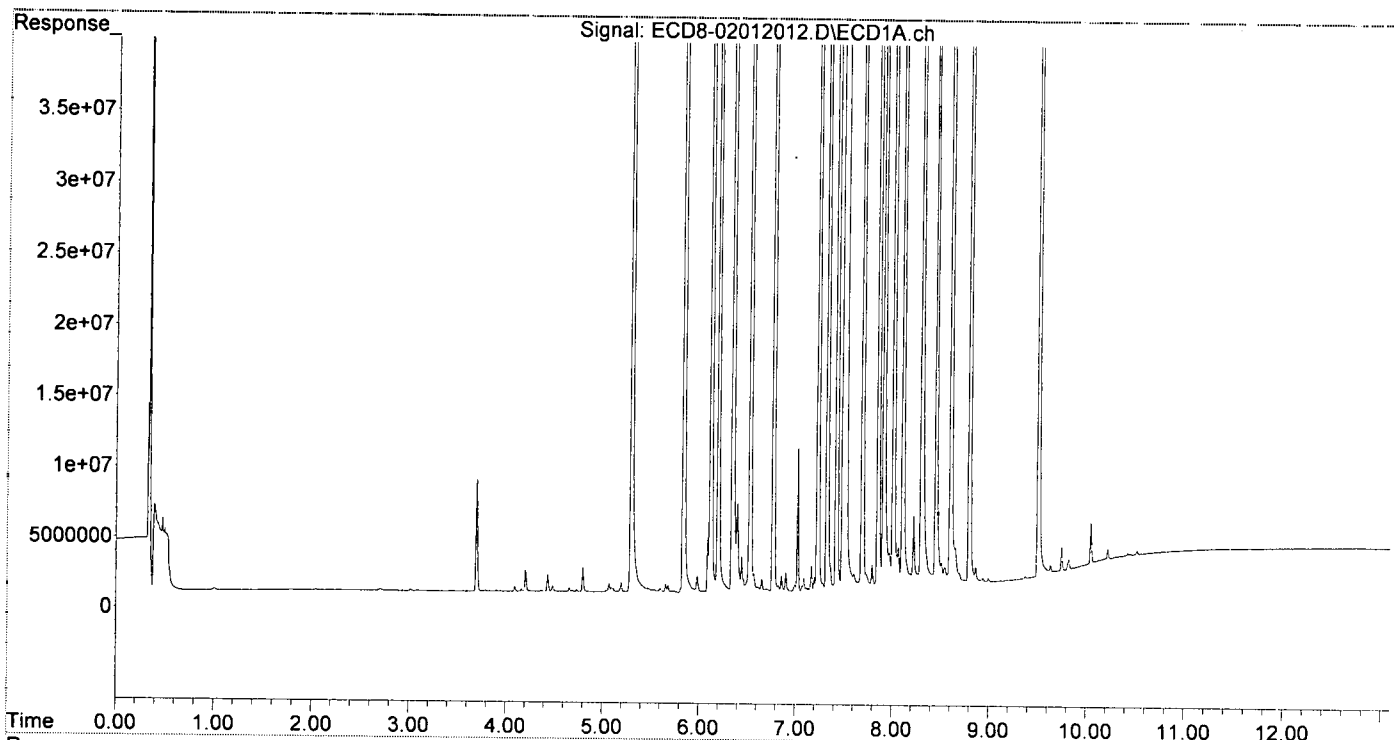
Compound	RT#1	RT#2	Resp#1	Resp#2	ng/mL	ng/mL
System Monitoring Compounds						
1) S TCMX (S)	5.298	5.982	355.4E6	386.4E6	106.080	106.420
22) S DCBP (S)	9.507	10.537	280.1E6	240.0E6	113.028	104.904
Target Compounds						
2) a-BHC	5.837	6.585	509.4E6	553.7E6	136.390	123.895
3) g-BHC	6.120	6.902	435.9E6	491.3E6	136.505	130.080
4) b-BHC	6.197	6.966	185.8E6	196.8E6	132.106	133.903
5) Heptachlor	6.529	7.276	416.3E6	477.0E6	139.520	157.372
6) d-BHC	6.345	7.221	419.9E6	472.2E6	125.268	124.232
7) Aldrin	6.769	7.542	420.9E6	472.0E6	125.625	120.670
8) Heptachlo...	7.229	7.979	380.6E6	404.3E6	124.368	128.057
9) trans-Chl...	7.325	8.119	392.8E6	432.7E6	123.984	132.537
10) cis-Chlor...	7.422	8.226	377.5E6	395.1E6	120.481	120.061
11) Endosulfa...	7.517	8.277	349.5E6	392.5E6	118.629	131.230
12) 4,4'-DDE	7.489	8.331	378.7E6	405.9E6	115.636	108.497
13) Dieldrin	7.690	8.478	402.8E6	425.1E6	126.020	116.163
14) Endrin	7.854	8.706	338.4E6	354.5E6	136.997	131.983
15) 4,4'-DDD	7.909	8.747	297.7E6	330.1E6	143.286	129.196
16) Endosulfa...	8.010	8.853	331.9E6	341.9E6	132.896	121.974
17) 4,4'-DDT	8.108	8.975	298.8E6	340.3E6	134.676	127.973
18) Endrin Al...	8.301	9.090	258.6E6	290.0E6	113.407	119.845
19) Endosulfa...	8.603	9.281	304.5E6	315.4E6	123.771	114.670
20) Methoxychlor	8.450	9.453	133.1E6	149.0E6	117.904	123.547
21) Endrin Ke...	8.797	9.683	366.8E6	363.7E6	125.660	121.406
23) Hexachlor...	0.000	0.000	0	0	N.D. d	N.D. d
24) Hexachlor...	0.000	0.000	0	0	N.D. d	N.D. d
25) Oxychlorane	0.000	0.000	0	0	N.D. d	N.D. d
26) 2,4'-DDE	0.000	0.000	0	0	N.D. d	N.D. d
27) trans-Non...	0.000	0.000	0	0	N.D. d	N.D. d
28) 2,4'-DDD	0.000	0.000	0	0	N.D. d	N.D. d
29) 2,4'-DDT	0.000	0.000	0	0	N.D. d	N.D. d
30) cis-Nonac...	0.000	0.000	0	0	N.D. d	N.D. d
31) Mirex	0.000	0.000	0	0	N.D. d	N.D. d
32) Chlordane...	0.000	0.000	0	0	N.D. d	N.D. d
33) Chlordane...	0.000	0.000	0	0	N.D. d	N.D. d
34) Chlordane...	0.000	0.000	0	0	N.D. d	N.D. d
35) Chlordane...	0.000	0.000	0	0	N.D. d	N.D. d
36) Toxaphene...	0.000	0.000	0	0	N.D. d	N.D. d
37) Toxaphene...	0.000	0.000	0	0	N.D. d	N.D. d
38) Toxaphene...	0.000	0.000	0	0	N.D. d	N.D. d
39) Toxaphene...	0.000	0.000	0	0	N.D. d	N.D. d
40) Toxaphene...	0.000	0.000	0	0	N.D. d	N.D. d
41) Toxaphene...	0.000	0.000	0	0	N.D. d	N.D. d
42) Toxaphene...	0.000	0.000	0	0	N.D. d	N.D. d

(f)=RT Delta > 1/2 Window (#)=Amounts differ by > 25% (m)=manual int.

Quantitation Report (QT Reviewed)

Data Path : C:\msdchem\1\data\2020-02\0B01012\
Data File : ECD8-02012012.D
Signal(s) : Signal #1: ECD1A.ch Signal #2: ECD2B.ch
Acq On : 1 Feb 2020 17:24
Operator : MJB
Sample : 0B01012-CAL8
Misc : A19K134, AB 100 ppb
ALS Vial : 11 Sample Multiplier: 1

Integration File signal 1: PEST1.e
Integration File signal 2: PEST2.e
Quant Time: Feb 03 14:49:32 2020
Quant Method : C:\msdchem\1\methods\ECD8_QUANTPEST_200108.M
Quant Title : Instrument: DualECD8
QLast Update : Mon Feb 03 14:43:43 2020
Response via : Initial Calibration
Integrator: ChemStation



Data Path : C:\msdchem\1\data\2020-02\0B01012\
 Data File : ECD8-02012013.D
 Signal(s) : Signal #1: ECD1A.ch Signal #2: ECD2B.ch
 Acq On : 1 Feb 2020 17:41
 Operator : MJB
 Sample : 0B01012-CAL9
 Misc : A19K126, AB 200 ppb
 ALS Vial : 12 Sample Multiplier: 1

Integration File signal 1: PEST1.e
 Integration File signal 2: PEST2.e
 Quant Time: Feb 03 14:50:01 2020
 Quant Method : C:\msdchem\1\methods\ECD8_QUANTPEST_200108.M
 Quant Title : Instrument: DualeCD8
 QLast Update : Mon Feb 03 14:43:43 2020
 Response via : Initial Calibration
 Integrator: ChemStation

MJB
2/3/20

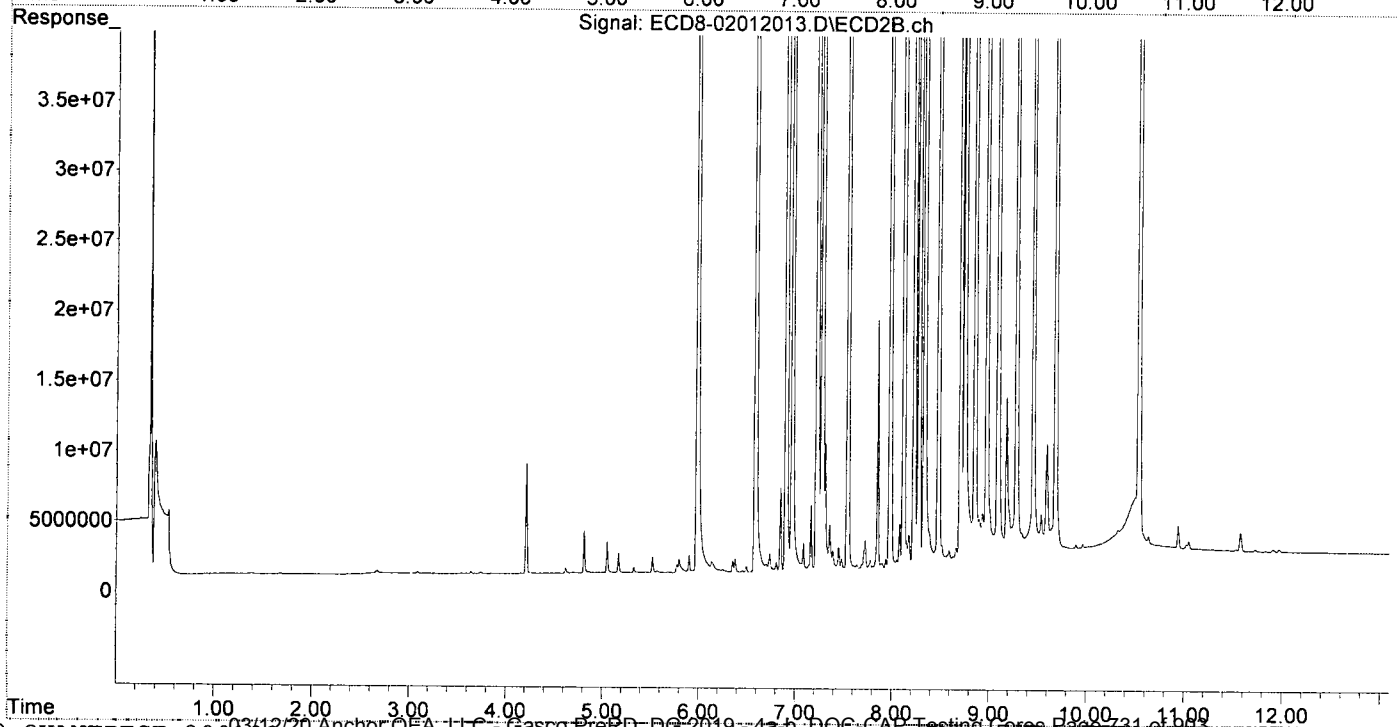
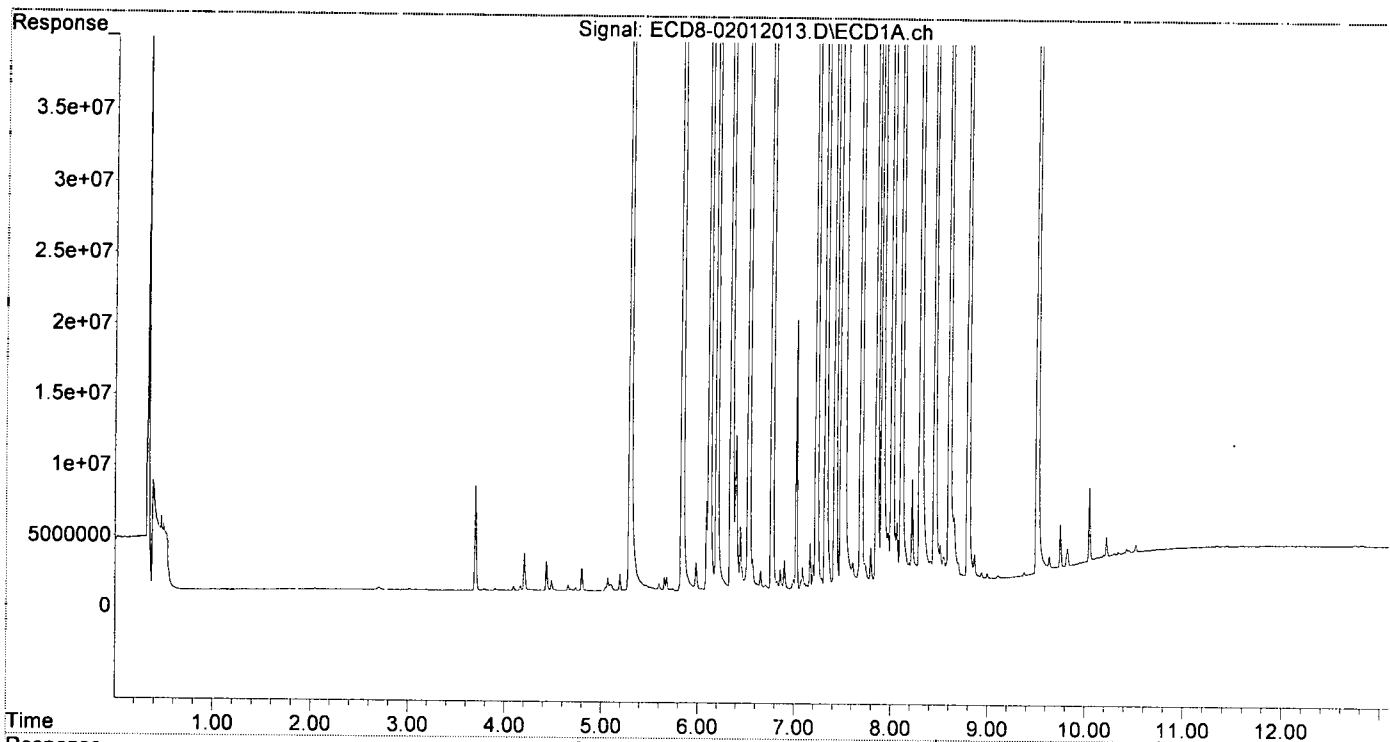
Compound	RT#1	RT#2	Resp#1	Resp#2	ng/mL	ng/mL
System Monitoring Compounds						
1) S TCMX (S)	5.297	5.981	683.0E6	808.5E6	203.858	222.644
22) S DCBP (S)	9.507	10.537	554.4E6	477.6E6	215.222	191.382
Target Compounds						
2) a-BHC	5.837	6.585	1000.4E6	1133.4E6	267.852	219.660
3) g-BHC	6.119	6.902	881.5E6	980.3E6	276.016	229.963
4) b-BHC	6.196	6.965	344.6E6	391.9E6	244.988	266.622
5) Heptachlor	6.529	7.275	827.5E6	966.0E6	277.356	318.726
6) d-BHC	6.344	7.220	826.3E6	939.7E6	225.053	214.181
7) Aldrin	6.768	7.542	802.5E6	928.8E6	239.505	213.235
8) Heptachlo...	7.229	7.979	732.6E6	788.7E6	239.361	249.844
9) trans-Chl...	7.325	8.119	764.5E6	821.8E6	241.328	251.753
10) cis-Chlor...	7.422	8.226	729.7E6	792.8E6	232.891	240.922
11) Endosulfa...	7.517	8.277	669.0E6	733.7E6	227.067	245.303
12) 4,4'-DDE	7.488	8.331	725.7E6	835.1E6	207.825	193.980
13) Dieldrin	7.690	8.478	786.9E6	871.2E6	246.188	212.340
14) Endrin	7.854	8.705	655.2E6	738.6E6	265.209	237.000
15) 4,4'-DDD	7.909	8.749	592.3E6	679.7E6	285.131	225.207
16) Endosulfa...	8.011	8.853	596.6E6	684.8E6	238.912	214.590
17) 4,4'-DDT	8.108	8.975	627.2E6	706.5E6	282.677	225.118
18) Endrin Al...	8.301	9.090	520.7E6	585.1E6	228.338	241.805
19) Endosulfa...	8.603	9.281	590.5E6	660.6E6	240.060	208.614
20) Methoxychlor	8.450	9.453	273.2E6	304.3E6	242.007	217.690
21) Endrin Ke...	8.797	9.683	708.8E6	737.0E6	242.831	216.273
23) Hexachlor...	0.000	0.000	0	0	N.D. d	N.D. d
24) Hexachlor...	0.000	0.000	0	0	N.D. d	N.D. d
25) Oxychlorane	0.000	0.000	0	0	N.D. d	N.D. d
26) 2,4'-DDE	0.000	0.000	0	0	N.D. d	N.D. d
27) trans-Non...	0.000	0.000	0	0	N.D. d	N.D. d
28) 2,4'-DDD	0.000	0.000	0	0	N.D. d	N.D. d
29) 2,4'-DDT	0.000	0.000	0	0	N.D. d	N.D. d
30) cis-Nonac...	0.000	0.000	0	0	N.D. d	N.D. d
31) Mirex	0.000	0.000	0	0	N.D. d	N.D. d
32) Chlordane...	0.000	0.000	0	0	N.D. d	N.D. d
33) Chlordane...	0.000	0.000	0	0	N.D. d	N.D. d
34) Chlordane...	0.000	0.000	0	0	N.D. d	N.D. d
35) Chlordane...	0.000	0.000	0	0	N.D. d	N.D. d
36) Toxaphene...	0.000	0.000	0	0	N.D. d	N.D. d
37) Toxaphene...	0.000	0.000	0	0	N.D. d	N.D. d
38) Toxaphene...	0.000	0.000	0	0	N.D. d	N.D. d
39) Toxaphene...	0.000	0.000	0	0	N.D. d	N.D. d
40) Toxaphene...	0.000	0.000	0	0	N.D. d	N.D. d
41) Toxaphene...	0.000	0.000	0	0	N.D. d	N.D. d
42) Toxaphene...	0.000	0.000	0	0	N.D. d	N.D. d

(f)=RT Delta > 1/2 Window (#)=Amounts differ by > 25% (m)=manual int.

Quantitation Report (QT Reviewed)

Data Path : C:\msdchem\1\data\2020-02\0B01012\
Data File : ECD8-02012013.D
Signal(s) : Signal #1: ECD1A.ch Signal #2: ECD2B.ch
Acq On : 1 Feb 2020 17:41
Operator : MJB
Sample : 0B01012-CAL9
Misc : A19K126, AB 200 ppb
ALS Vial : 12 Sample Multiplier: 1

Integration File signal 1: PEST1.e
Integration File signal 2: PEST2.e
Quant Time: Feb 03 14:50:01 2020
Quant Method : C:\msdchem\1\methods\ECD8_QUANTPEST_200108.M
Quant Title : Instrument: DualECD8
QLast Update : Mon Feb 03 14:43:43 2020
Response via : Initial Calibration
Integrator: ChemStation



Quantitation Report (QT Reviewed)

Data Path : C:\msdchem\1\data\2020-02\0B01012\
 Data File : ECD8-02012016.D
 Signal(s) : Signal #1: ECD1A.ch Signal #2: ECD2B.ch
 Acq On : 1 Feb 2020 18:31
 Operator : MJB
 Sample : 0B01012-CALA
 Misc : A20B003, 9-42 0.5 ppb
 ALS Vial : 14 Sample Multiplier: 1

Integration File signal 1: PEST1.e
 Integration File signal 2: PEST2.e
 Quant Time: Feb 03 14:52:38 2020
 Quant Method : C:\msdchem\1\methods\ECD8_QUANTPEST_200108.M
 Quant Title : Instrument: DualeCD8
 QLast Update : Mon Feb 03 14:52:24 2020
 Response via : Initial Calibration
 Integrator: ChemStation

*MJB
2/3/20*

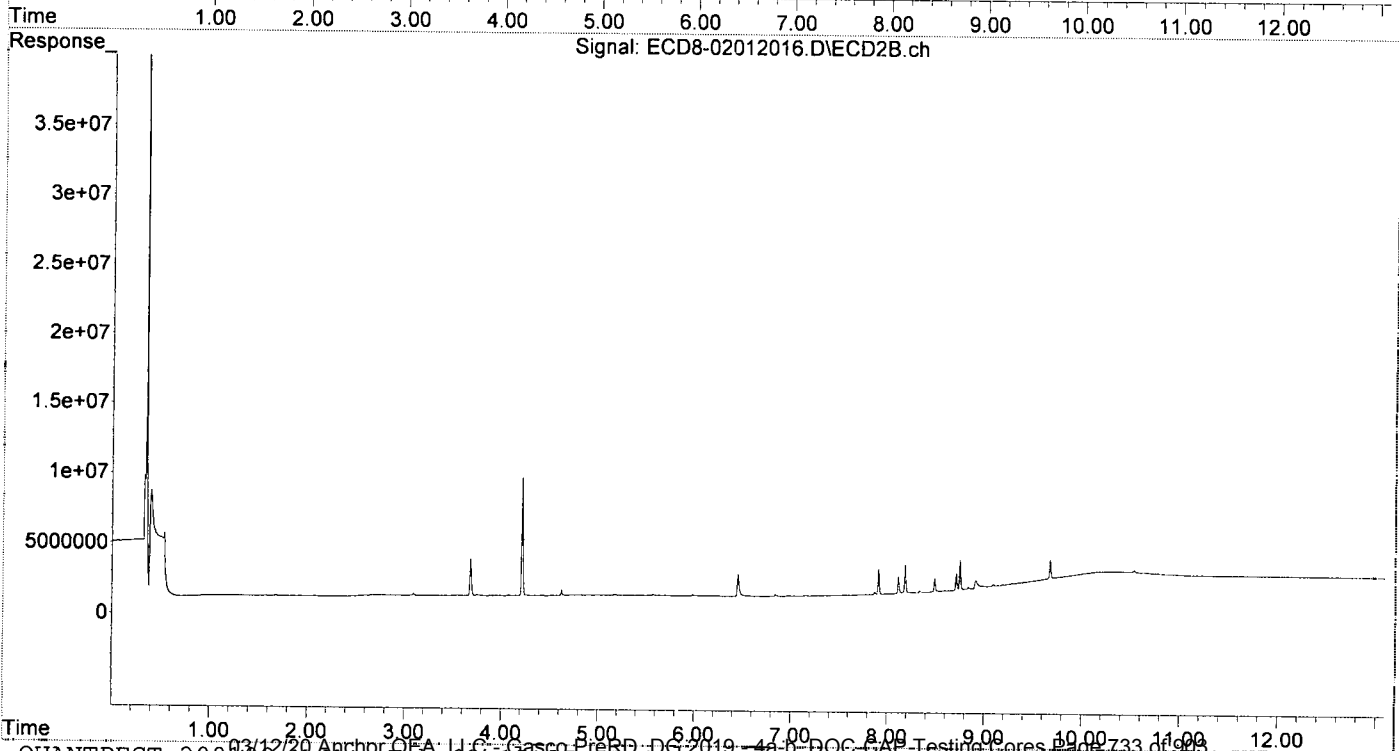
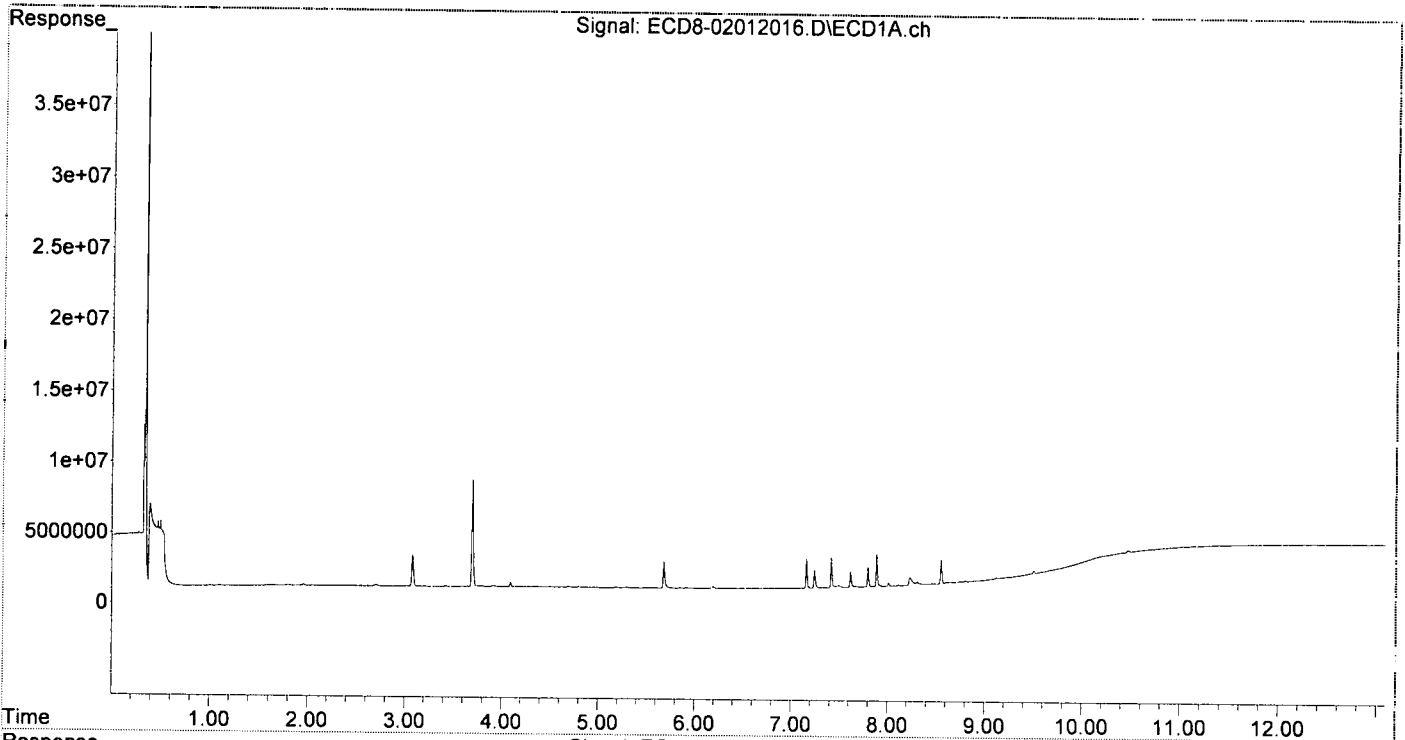
Compound	RT#1	RT#2	Resp#1	Resp#2	ng/mL	ng/mL
System Monitoring Compounds						
1) S TCMX (S)	0.000	0.000	0	0	N.D. d	N.D. d
22) S DCBP (S)	0.000	0.000	0	0	N.D. d	N.D. d
Target Compounds						
2) a-BHC	0.000	0.000	0	0	N.D. d	N.D. d
3) g-BHC	0.000	0.000	0	0	N.D. d	N.D. d
4) b-BHC	0.000	0.000	0	0	N.D. d	N.D. d
5) Heptachlor	0.000	0.000	0	0	N.D. d	N.D. d
6) d-BHC	0.000	0.000	0	0	N.D. d	N.D. d
7) Aldrin	0.000	0.000	0	0	N.D. d	N.D. d
8) Heptachlo...	0.000	0.000	0	0	N.D. d	N.D. d
9) trans-Chl...	0.000	0.000	0	0	N.D. d	N.D. d
10) cis-Chlor...	0.000	0.000	0	0	N.D. d	N.D. d
11) Endosulfa...	0.000	0.000	0	0	N.D. d	N.D. d
12) 4,4'-DDE	0.000	0.000	0	0	N.D. d	N.D. d
13) Dieldrin	0.000	0.000	0	0	N.D. d	N.D. d
14) Endrin	0.000	0.000	0	0	N.D. d	N.D. d
15) 4,4'-DDD	0.000	0.000	0	0	N.D. d	N.D. d
16) Endosulfa...	0.000	0.000	0	0	N.D. d	N.D. d
17) 4,4'-DDT	0.000	0.000	0	0	N.D. d	N.D. d
18) Endrin Al...	0.000	0.000	0	0	N.D. d	N.D. d
19) Endosulfa...	0.000	0.000	0	0	N.D. d	N.D. d
20) Methoxychlor	0.000	0.000	0	0	N.D. d	N.D. d
21) Endrin Ke...	0.000	0.000	0	0	N.D. d	N.D. d
23) Hexachlor...	3.080	3.680	2278541	2594123	0.590	0.586
24) Hexachlor...	5.681	6.450	1894604	1616133	0.448	0.363
25) Oxychlordane	7.160	7.908	2078442	1817597	0.589	0.503
26) 2,4'-DDE	7.243	8.113	1290069	1200073	0.472	0.516
27) trans-Non...	7.417	8.182	2168811	2004659	0.563	0.512
28) 2,4'-DDD	7.615	8.487	1111537	960869	0.540	0.423
29) 2,4'-DDT	7.797	8.710	1418724	1210132	0.588	0.501
30) cis-Nonac...	7.887	8.749	2296885	2084280	0.629	0.570
31) Mirex	8.552	9.675	1693083	1475836	0.543	0.334 #
32) Chlordane...	0.000	0.000	0	0	N.D. d	N.D. d
33) Chlordane...	0.000	0.000	0	0	N.D. d	N.D. d
34) Chlordane...	0.000	0.000	0	0	N.D. d	N.D. d
35) Chlordane...	0.000	0.000	0	0	N.D. d	N.D. d
36) Toxaphene...	0.000	0.000	0	0	N.D. d	N.D. d
37) Toxaphene...	0.000	0.000	0	0	N.D. d	N.D. d
38) Toxaphene...	0.000	0.000	0	0	N.D. d	N.D. d
39) Toxaphene...	0.000	0.000	0	0	N.D. d	N.D. d
40) Toxaphene...	0.000	0.000	0	0	N.D. d	N.D. d
41) Toxaphene...	0.000	0.000	0	0	N.D. d	N.D. d
42) Toxaphene...	0.000	0.000	0	0	N.D. d	N.D. d

(f)=RT Delta > 1/2 Window (#)=Amounts differ by > 25% (m)=manual int.

Quantitation Report (QT Reviewed)

Data Path : C:\msdchem\1\data\2020-02\0B01012\
 Data File : ECD8-02012016.D
 Signal(s) : Signal #1: ECD1A.ch Signal #2: ECD2B.ch
 Acq On : 1 Feb 2020 18:31
 Operator : MJB
 Sample : 0B01012-CALA
 Misc : A20B003, 9-42 0.5 ppb
 ALS Vial : 14 Sample Multiplier: 1

Integration File signal 1: PEST1.e
 Integration File signal 2: PEST2.e
 Quant Time: Feb 03 14:52:38 2020
 Quant Method : C:\msdchem\1\methods\ECD8_QUANTPEST_200108.M
 Quant Title : Instrument: DualeCD8
 QLast Update : Mon Feb 03 14:52:24 2020
 Response via : Initial Calibration
 Integrator: ChemStation



Quantitation Report (QT Reviewed)

Data Path : C:\msdchem\1\data\2020-02\0B01012\
 Data File : ECD8-02012017.D
 Signal(s) : Signal #1: ECD1A.ch Signal #2: ECD2B.ch
 Acq On : 1 Feb 2020 18:48
 Operator : MJB
 Sample : 0B01012-CALB
 Misc : A19K263, 9-42 1 ppb
 ALS Vial : 15 Sample Multiplier: 1

Integration File signal 1: PEST1.e
 Integration File signal 2: PEST2.e
 Quant Time: Feb 03 14:53:21 2020
 Quant Method : C:\msdchem\1\methods\ECD8_QUANTPEST_200108.M
 Quant Title : Instrument: DualECD8
 QLast Update : Mon Feb 03 14:52:24 2020
 Response via : Initial Calibration
 Integrator: ChemStation

MJB
2/3/20

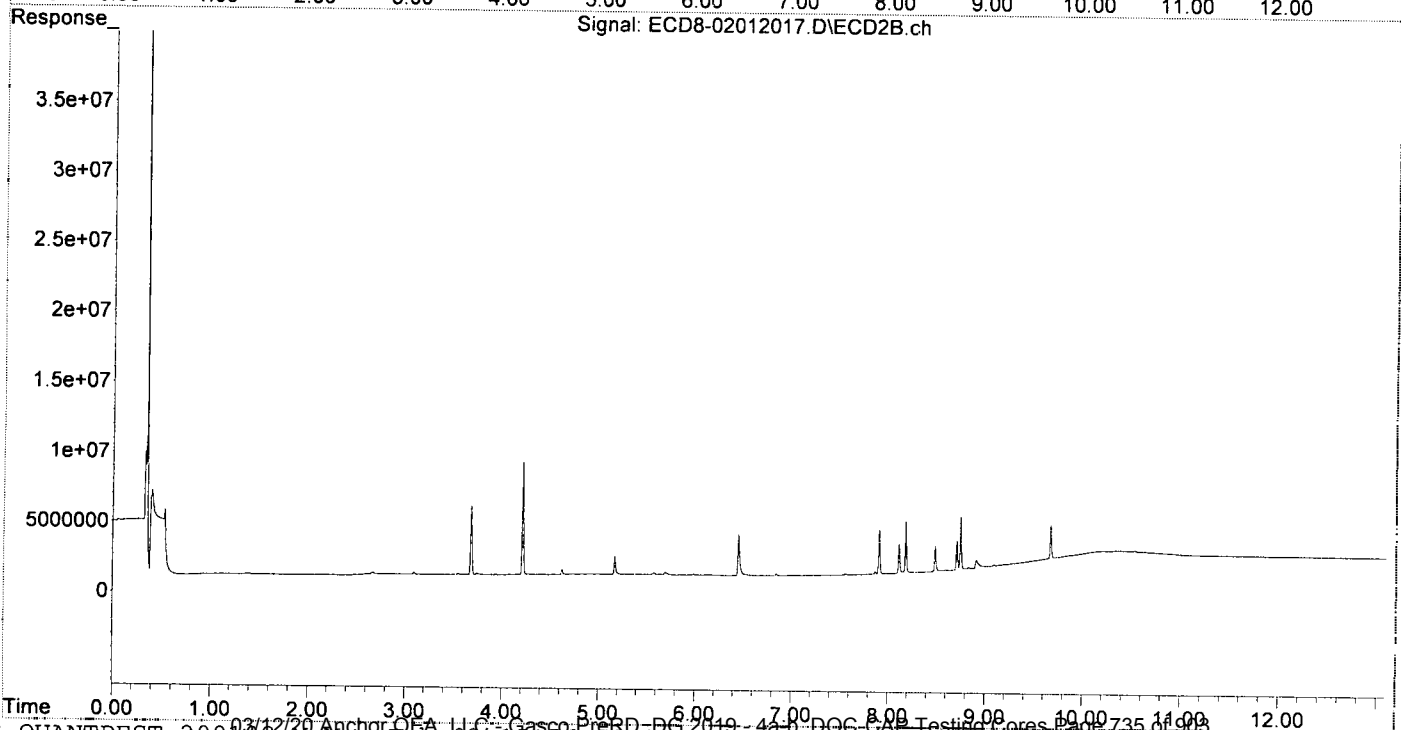
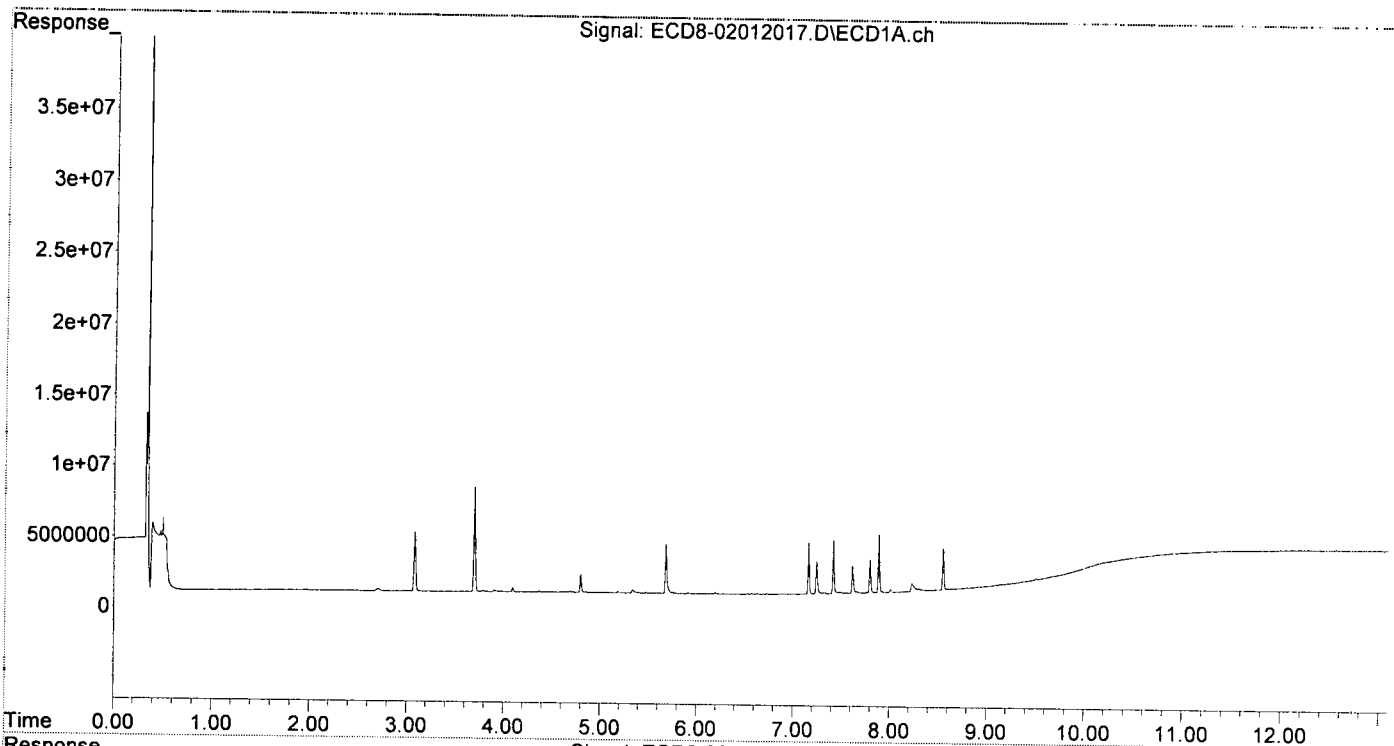
Compound	RT#1	RT#2	Resp#1	Resp#2	ng/mL	ng/mL
System Monitoring Compounds						
1) S TCMX (S)	0.000	0.000	0	0	N.D. d	N.D. d
22) S DCBP (S)	0.000	0.000	0	0	N.D. d	N.D. d
Target Compounds						
2) a-BHC	0.000	0.000	0	0	N.D. d	N.D. d
3) g-BHC	0.000	0.000	0	0	N.D. d	N.D. d
4) b-BHC	0.000	0.000	0	0	N.D. d	N.D. d
5) Heptachlor	0.000	0.000	0	0	N.D. d	N.D. d
6) d-BHC	0.000	0.000	0	0	N.D. d	N.D. d
7) Aldrin	0.000	0.000	0	0	N.D. d	N.D. d
8) Heptachlo...	0.000	0.000	0	0	N.D. d	N.D. d
9) trans-Chl...	0.000	0.000	0	0	N.D. d	N.D. d
10) cis-Chlor...	0.000	0.000	0	0	N.D. d	N.D. d
11) Endosulfa...	0.000	0.000	0	0	N.D. d	N.D. d
12) 4,4'-DDE	0.000	0.000	0	0	N.D. d	N.D. d
13) Dieldrin	0.000	0.000	0	0	N.D. d	N.D. d
14) Endrin	0.000	0.000	0	0	N.D. d	N.D. d
15) 4,4'-DDD	0.000	0.000	0	0	N.D. d	N.D. d
16) Endosulfa...	0.000	0.000	0	0	N.D. d	N.D. d
17) 4,4'-DDT	0.000	0.000	0	0	N.D. d	N.D. d
18) Endrin Al...	0.000	0.000	0	0	N.D. d	N.D. d
19) Endosulfa...	0.000	0.000	0	0	N.D. d	N.D. d
20) Methoxychlor	0.000	0.000	0	0	N.D. d	N.D. d
21) Endrin Ke...	0.000	0.000	0	0	N.D. d	N.D. d
23) Hexachlor...	3.080	3.679	4206156	4878910	1.189	1.102
24) Hexachlor...	5.680	6.450	3451879	2946247	0.938	0.794
25) Oxychlordane	7.159	7.908	3626338	3174792	1.171	1.036
26) 2,4'-DDE	7.243	8.112	2295081	2104301	0.943	0.904
27) trans-Non...	7.417	8.182	3768972	3680280	1.101	1.087
28) 2,4'-DDD	7.614	8.486	1934222	1795089	1.062	0.972
29) 2,4'-DDT	7.796	8.709	2374152	2100185	1.103	1.012
30) cis-Nonac...	7.886	8.748	4089263	3801985	1.137	1.039
31) Mirex	8.552	9.674	2918797	2854711	1.138	1.077
32) Chlordane...	0.000	0.000	0	0	N.D. d	N.D. d
33) Chlordane...	0.000	0.000	0	0	N.D. d	N.D. d
34) Chlordane...	0.000	0.000	0	0	N.D. d	N.D. d
35) Chlordane...	0.000	0.000	0	0	N.D. d	N.D. d
36) Toxaphene...	0.000	0.000	0	0	N.D. d	N.D. d
37) Toxaphene...	0.000	0.000	0	0	N.D. d	N.D. d
38) Toxaphene...	0.000	0.000	0	0	N.D. d	N.D. d
39) Toxaphene...	0.000	0.000	0	0	N.D. d	N.D. d
40) Toxaphene...	0.000	0.000	0	0	N.D. d	N.D. d
41) Toxaphene...	0.000	0.000	0	0	N.D. d	N.D. d
42) Toxaphene...	0.000	0.000	0	0	N.D. d	N.D. d

(f)=RT Delta > 1/2 Window (#)=Amounts differ by > 25% (m)=manual int.

Quantitation Report (QT Reviewed)

Data Path : C:\msdchem\1\data\2020-02\0B01012\
Data File : ECD8-02012017.D
Signal(s) : Signal #1: ECD1A.ch Signal #2: ECD2B.ch
Acq On : 1 Feb 2020 18:48
Operator : MJB
Sample : 0B01012-CALB
Misc : A19K263, 9-42 1 ppb
ALS Vial : 15 Sample Multiplier: 1

Integration File signal 1: PEST1.e
Integration File signal 2: PEST2.e
Quant Time: Feb 03 14:53:21 2020
Quant Method : C:\msdchem\1\methods\ECD8_QUANTPEST_200108.M
Quant Title : Instrument: DualECD8
QLast Update : Mon Feb 03 14:52:24 2020
Response via : Initial Calibration
Integrator: ChemStation



Quantitation Report (QT Reviewed)

Data Path : C:\msdchem\1\data\2020-02\0B01012\
 Data File : ECD8-02012018.D
 Signal(s) : Signal #1: ECD1A.ch Signal #2: ECD2B.ch
 Acq On : 1 Feb 2020 19:05
 Operator : MJB
 Sample : 0B01012-CALC
 Misc : A19K264, 9-42 2 ppb
 ALS Vial : 16 Sample Multiplier: 1

Integration File signal 1: PEST1.e
 Integration File signal 2: PEST2.e
 Quant Time: Feb 03 15:17:29 2020
 Quant Method : C:\msdchem\1\methods\ECD8_QUANTPEST_200108.M
 Quant Title : Instrument: DualECD8
 QLast Update : Mon Feb 03 14:52:24 2020
 Response via : Initial Calibration
 Integrator: ChemStation

MJB
2/3/20

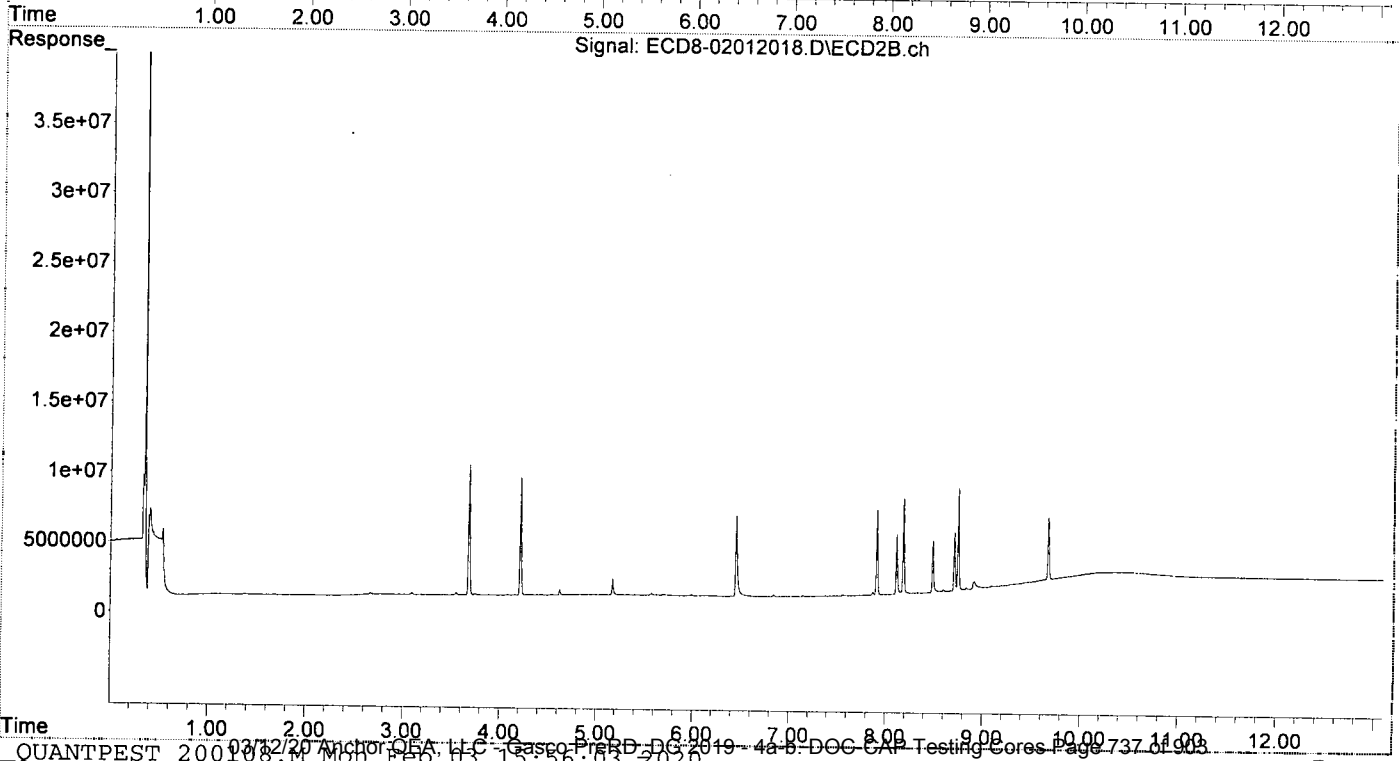
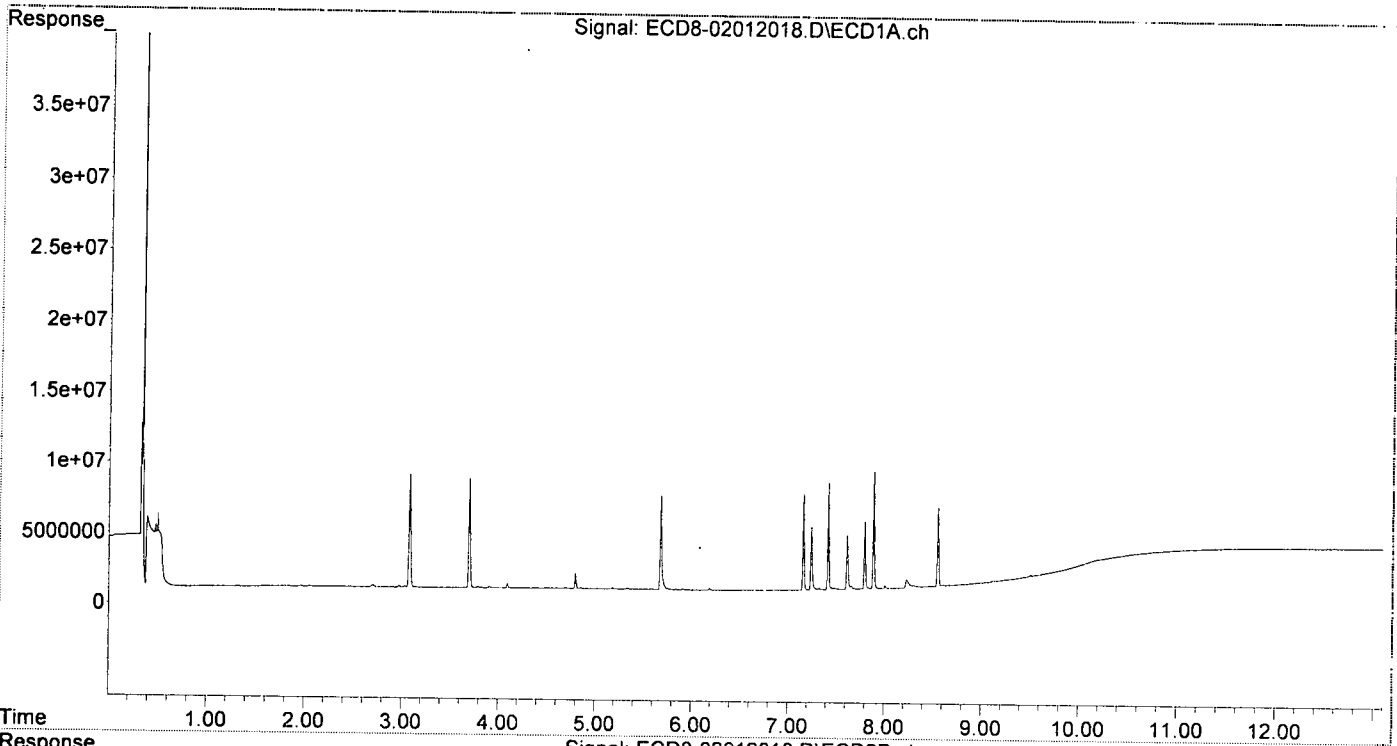
Compound	RT#1	RT#2	Resp#1	Resp#2	ng/mL	ng/mL
System Monitoring Compounds						
1) S TCMX (S)	0.000	0.000	0	0	N.D. d	N.D. d
22) S DCBP (S)	0.000	0.000	0	0	N.D. d	N.D. d
Target Compounds						
2) a-BHC	0.000	0.000	0	0	N.D. d	N.D. d
3) g-BHC	0.000	0.000	0	0	N.D. d	N.D. d
4) b-BHC	0.000	0.000	0	0	N.D. d	N.D. d
5) Heptachlor	0.000	0.000	0	0	N.D. d	N.D. d
6) d-BHC	0.000	0.000	0	0	N.D. d	N.D. d
7) Aldrin	0.000	0.000	0	0	N.D. d	N.D. d
8) Heptachlo...	0.000	0.000	0	0	N.D. d	N.D. d
9) trans-Chl...	0.000	0.000	0	0	N.D. d	N.D. d
10) cis-Chlor...	0.000	0.000	0	0	N.D. d	N.D. d
11) Endosulfa...	0.000	0.000	0	0	N.D. d	N.D. d
12) 4,4'-DDE	0.000	0.000	0	0	N.D. d	N.D. d
13) Dieldrin	0.000	0.000	0	0	N.D. d	N.D. d
14) Endrin	0.000	0.000	0	0	N.D. d	N.D. d
15) 4,4'-DDD	0.000	0.000	0	0	N.D. d	N.D. d
16) Endosulfa...	0.000	0.000	0	0	N.D. d	N.D. d
17) 4,4'-DDT	0.000	0.000	0	0	N.D. d	N.D. d
18) Endrin Al...	0.000	0.000	0	0	N.D. d	N.D. d
19) Endosulfa...	0.000	0.000	0	0	N.D. d	N.D. d
20) Methoxychlor	0.000	0.000	0	0	N.D. d	N.D. d
21) Endrin Ke...	0.000	0.000	0	0	N.D. d	N.D. d
23) Hexachlor...	3.080	3.680	7973044	9306742	2.362	2.102
24) Hexachlor...	5.680	6.449	6640927	5773353	1.943	1.709
25) Oxychlordane	7.158	7.907	6769962	6050162	2.356	2.165
26) 2,4'-DDE	7.241	8.112	4488919	4260806	1.970	1.831
27) trans-Non...	7.416	8.182	7569675	6830472	2.379	2.166
28) 2,4'-DDD	7.614	8.485	3838920	3680145	2.272	2.211
29) 2,4'-DDT	7.795	8.709	4727347	4187285	2.371	2.209
30) cis-Nonac...	7.886	8.748	8283514	7352547	2.303	2.009
31) Mirex	8.551	9.674	5534484	4870687	2.406	2.161
32) Chlordane...	0.000	0.000	0	0	N.D. d	N.D. d
33) Chlordane...	0.000	0.000	0	0	N.D. d	N.D. d
34) Chlordane...	0.000	0.000	0	0	N.D. d	N.D. d
35) Chlordane...	0.000	0.000	0	0	N.D. d	N.D. d
36) Toxaphene...	0.000	0.000	0	0	N.D. d	N.D. d
37) Toxaphene...	0.000	0.000	0	0	N.D. d	N.D. d
38) Toxaphene...	0.000	0.000	0	0	N.D. d	N.D. d
39) Toxaphene...	0.000	0.000	0	0	N.D. d	N.D. d
40) Toxaphene...	0.000	0.000	0	0	N.D. d	N.D. d
41) Toxaphene...	0.000	0.000	0	0	N.D. d	N.D. d
42) Toxaphene...	0.000	0.000	0	0	N.D. d	N.D. d

(f)=RT Delta > 1/2 Window (#)=Amounts differ by > 25% (m)=manual int.

Quantitation Report (QT Reviewed)

Data Path : C:\msdchem\1\data\2020-02\0B01012\
Data File : ECD8-02012018.D
Signal(s) : Signal #1: ECD1A.ch Signal #2: ECD2B.ch
Acq On : 1 Feb 2020 19:05
Operator : MJB
Sample : 0B01012-CALC
Misc : A19K264, 9-42 2 ppb
ALS Vial : 16 Sample Multiplier: 1

Integration File signal 1: PEST1.e
Integration File signal 2: PEST2.e
Quant Time: Feb 03 15:17:29 2020
Quant Method : C:\msdchem\1\methods\ECD8_QUANTPEST_200108.M
Quant Title : Instrument: DualECD8
QLast Update : Mon Feb 03 14:52:24 2020
Response via : Initial Calibration
Integrator: ChemStation



Quantitation Report (QT Reviewed)

Data Path : C:\msdchem\1\data\2020-02\0B01012\
 Data File : ECD8-02012019.D
 Signal(s) : Signal #1: ECD1A.ch Signal #2: ECD2B.ch
 Acq On : 1 Feb 2020 19:22
 Operator : MJB
 Sample : 0B01012-CALD
 Misc : A19K265, 9-42 5 ppb
 ALS Vial : 17 Sample Multiplier: 1

Integration File signal 1: PEST1.e
 Integration File signal 2: PEST2.e
 Quant Time: Feb 03 15:18:09 2020
 Quant Method : C:\msdchem\1\methods\ECD8_QUANTPEST_200108.M
 Quant Title : Instrument: DualECD8
 QLast Update : Mon Feb 03 14:52:24 2020
 Response via : Initial Calibration
 Integrator: ChemStation

MJB
2/3/20

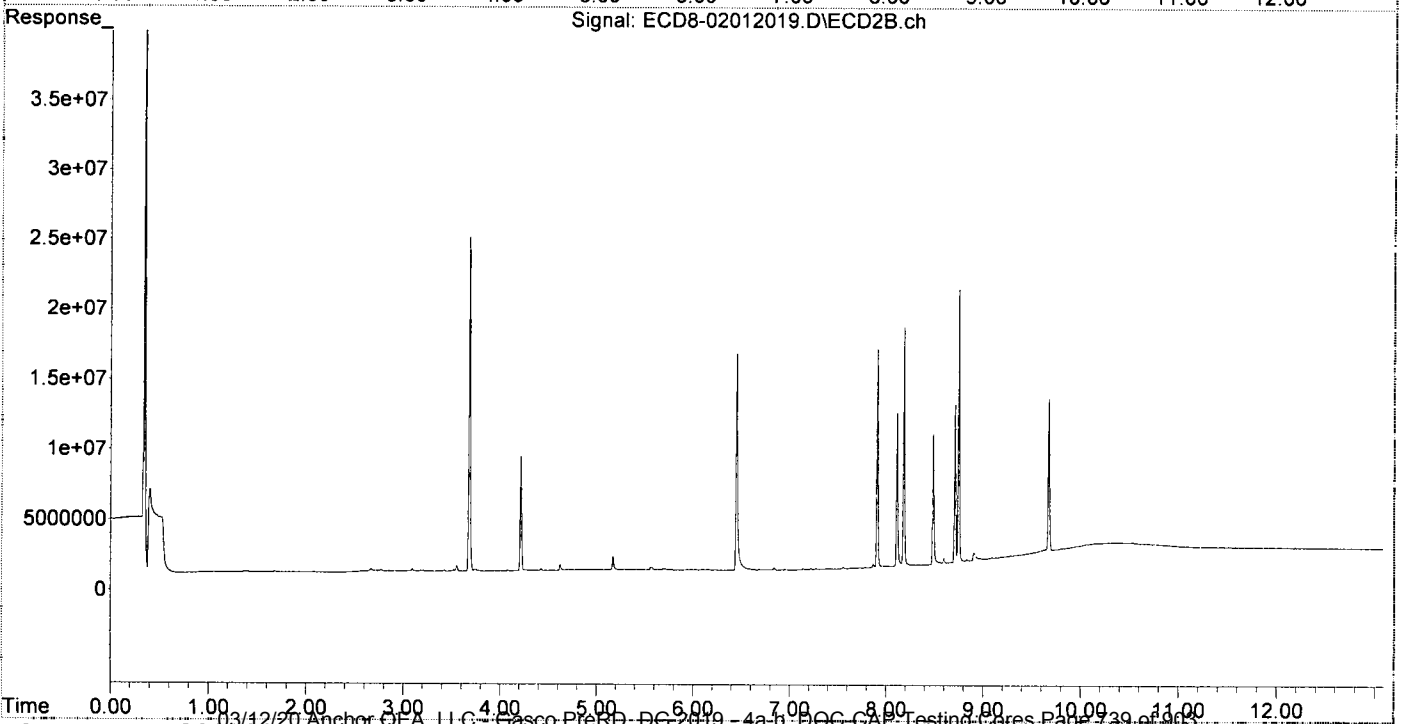
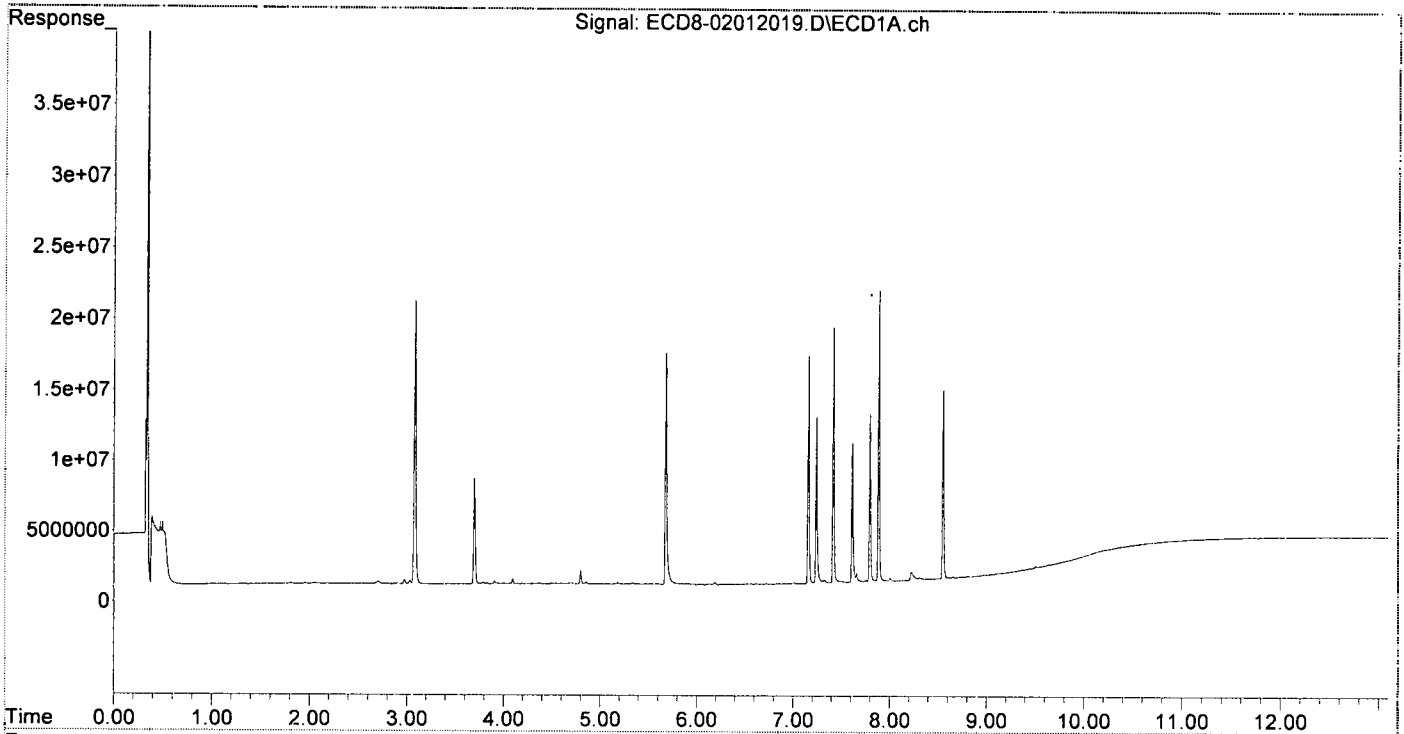
Compound	RT#1	RT#2	Resp#1	Resp#2	ng/mL	ng/mL
System Monitoring Compounds						
1) S TCMX (S)	0.000	0.000	0	0	N.D. d	N.D. d
22) S DCBP (S)	0.000	0.000	0	0	N.D. d	N.D. d
Target Compounds						
2) a-BHC	0.000	0.000	0	0	N.D. d	N.D. d
3) g-BHC	0.000	0.000	0	0	N.D. d	N.D. d
4) b-BHC	0.000	0.000	0	0	N.D. d	N.D. d
5) Heptachlor	0.000	0.000	0	0	N.D. d	N.D. d
6) d-BHC	0.000	0.000	0	0	N.D. d	N.D. d
7) Aldrin	0.000	0.000	0	0	N.D. d	N.D. d
8) Heptachlo...	0.000	0.000	0	0	N.D. d	N.D. d
9) trans-Chl...	0.000	0.000	0	0	N.D. d	N.D. d
10) cis-Chlor...	0.000	0.000	0	0	N.D. d	N.D. d
11) Endosulfa...	0.000	0.000	0	0	N.D. d	N.D. d
12) 4,4'-DDE	0.000	0.000	0	0	N.D. d	N.D. d
13) Dieldrin	0.000	0.000	0	0	N.D. d	N.D. d
14) Endrin	0.000	0.000	0	0	N.D. d	N.D. d
15) 4,4'-DDD	0.000	0.000	0	0	N.D. d	N.D. d
16) Endosulfa...	0.000	0.000	0	0	N.D. d	N.D. d
17) 4,4'-DDT	0.000	0.000	0	0	N.D. d	N.D. d
18) Endrin Al...	0.000	0.000	0	0	N.D. d	N.D. d
19) Endosulfa...	0.000	0.000	0	0	N.D. d	N.D. d
20) Methoxychlor	0.000	0.000	0	0	N.D. d	N.D. d
21) Endrin Ke...	0.000	0.000	0	0	N.D. d	N.D. d
23) Hexachlor...	3.081	3.680	20008341	23748664	6.117	5.363
24) Hexachlor...	5.680	6.449	16447257	15411069	5.038	4.817
25) Oxychlordane	7.159	7.908	16184302	15509955	5.911	5.869
26) 2,4'-DDE	7.241	8.111	11743726	10906405	5.373	4.686
27) trans-Non...	7.416	8.182	18115649	16987074	5.929	5.638
28) 2,4'-DDD	7.613	8.485	9882639	9298557	6.114	5.886
29) 2,4'-DDT	7.795	8.709	11872885	11358035	6.227	6.298
30) cis-Nonac...	7.886	8.748	20605958	19585336	5.730	5.353
31) Mirex	8.551	9.674	13322527	11467148	6.181	5.694
32) Chlordane...	0.000	0.000	0	0	N.D. d	N.D. d
33) Chlordane...	0.000	0.000	0	0	N.D. d	N.D. d
34) Chlordane...	0.000	0.000	0	0	N.D. d	N.D. d
35) Chlordane...	0.000	0.000	0	0	N.D. d	N.D. d
36) Toxaphene...	0.000	0.000	0	0	N.D. d	N.D. d
37) Toxaphene...	0.000	0.000	0	0	N.D. d	N.D. d
38) Toxaphene...	0.000	0.000	0	0	N.D. d	N.D. d
39) Toxaphene...	0.000	0.000	0	0	N.D. d	N.D. d
40) Toxaphene...	0.000	0.000	0	0	N.D. d	N.D. d
41) Toxaphene...	0.000	0.000	0	0	N.D. d	N.D. d
42) Toxaphene...	0.000	0.000	0	0	N.D. d	N.D. d

(f)=RT Delta > 1/2 Window (#)=Amounts differ by > 25% (m)=manual int.

Quantitation Report (QT Reviewed)

Data Path : C:\msdchem\1\data\2020-02\0B01012\
Data File : ECD8-02012019.D
Signal(s) : Signal #1: ECD1A.ch Signal #2: ECD2B.ch
Acq On : 1 Feb 2020 19:22
Operator : MJB
Sample : 0B01012-CALD
Misc : A19K265, 9-42 5 ppb
ALS Vial : 17 Sample Multiplier: 1

Integration File signal 1: PEST1.e
Integration File signal 2: PEST2.e
Quant Time: Feb 03 15:18:09 2020
Quant Method : C:\msdchem\1\methods\ECD8_QUANTPEST_200108.M
Quant Title : Instrument: DualECD8
QLast Update : Mon Feb 03 14:52:24 2020
Response via : Initial Calibration
Integrator: ChemStation



Quantitation Report (QT Reviewed)

Data Path : C:\msdchem\1\data\2020-02\0B01012\
 Data File : ECD8-02012020.D
 Signal(s) : Signal #1: ECD1A.ch Signal #2: ECD2B.ch
 Acq On : 1 Feb 2020 19:38
 Operator : MJB
 Sample : 0B01012-CALE
 Misc : A19K266, 9-42 10 ppb
 ALS Vial : 18 Sample Multiplier: 1

Integration File signal 1: PEST1.e
 Integration File signal 2: PEST2.e
 Quant Time: Feb 03 15:18:44 2020
 Quant Method : C:\msdchem\1\methods\ECD8_QUANTPEST_200108.M
 Quant Title : Instrument: DualECD8
 QLast Update : Mon Feb 03 14:52:24 2020
 Response via : Initial Calibration
 Integrator: ChemStation

MJB
2/3/20

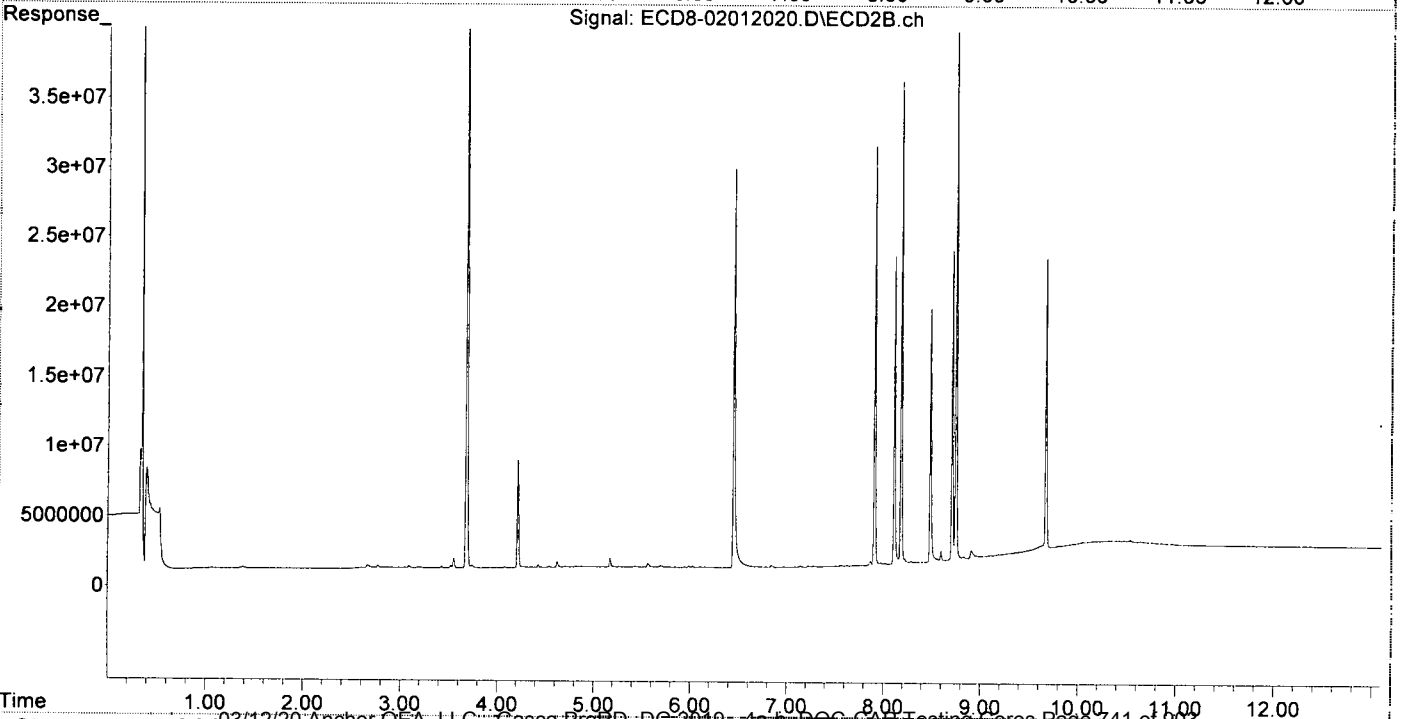
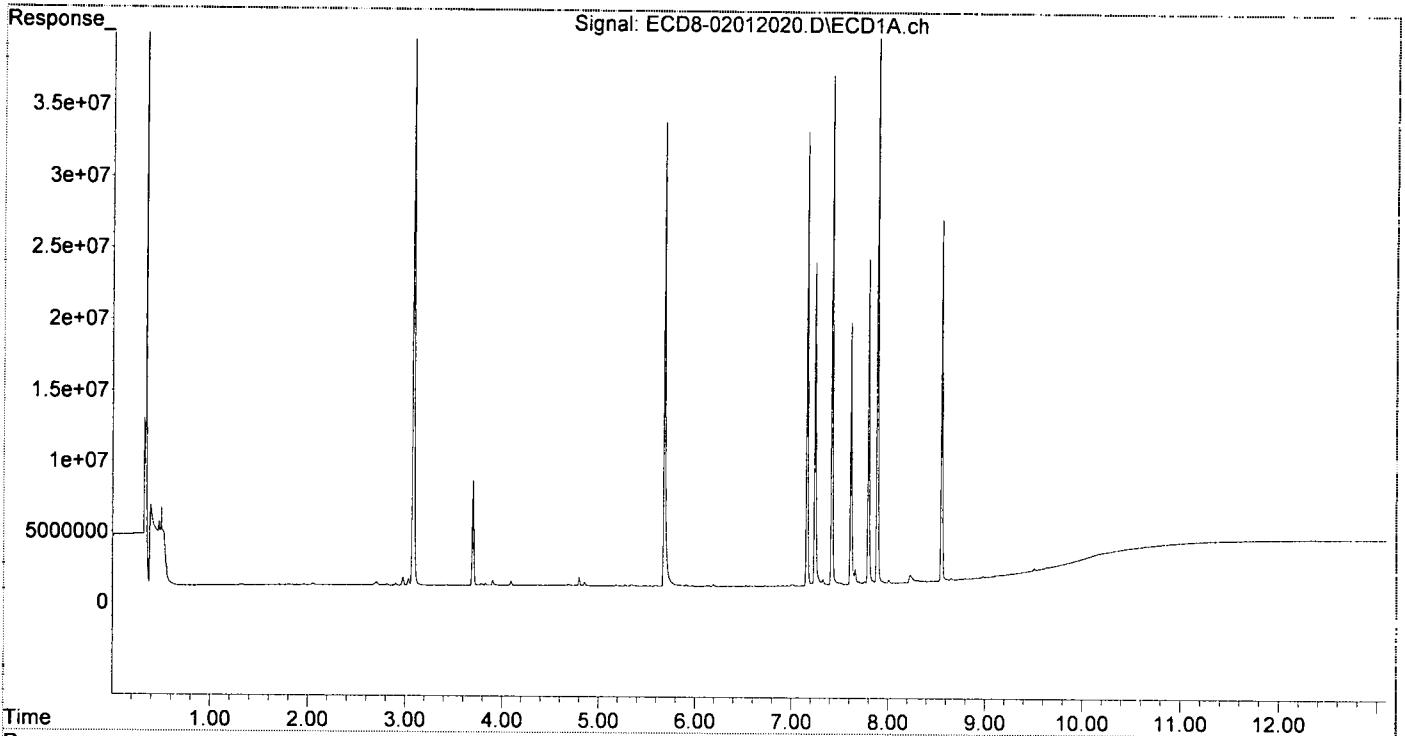
Compound	RT#1	RT#2	Resp#1	Resp#2	ng/mL	ng/mL
System Monitoring Compounds						
1) S TCMX (S)	0.000	0.000	0	0	N.D. d	N.D. d
22) S DCBP (S)	0.000	0.000	0	0	N.D. d	N.D. d
Target Compounds						
2) a-BHC	0.000	0.000	0	0	N.D. d	N.D. d
3) g-BHC	0.000	0.000	0	0	N.D. d	N.D. d
4) b-BHC	0.000	0.000	0	0	N.D. d	N.D. d
5) Heptachlor	0.000	0.000	0	0	N.D. d	N.D. d
6) d-BHC	0.000	0.000	0	0	N.D. d	N.D. d
7) Aldrin	0.000	0.000	0	0	N.D. d	N.D. d
8) Heptachlo...	0.000	0.000	0	0	N.D. d	N.D. d
9) trans-Chl...	0.000	0.000	0	0	N.D. d	N.D. d
10) cis-Chlor...	0.000	0.000	0	0	N.D. d	N.D. d
11) Endosulfa...	0.000	0.000	0	0	N.D. d	N.D. d
12) 4,4'-DDE	0.000	0.000	0	0	N.D. d	N.D. d
13) Dieldrin	0.000	0.000	0	0	N.D. d	N.D. d
14) Endrin	0.000	0.000	0	0	N.D. d	N.D. d
15) 4,4'-DDD	0.000	0.000	0	0	N.D. d	N.D. d
16) Endosulfa...	0.000	0.000	0	0	N.D. d	N.D. d
17) 4,4'-DDT	0.000	0.000	0	0	N.D. d	N.D. d
18) Endrin Al...	0.000	0.000	0	0	N.D. d	N.D. d
19) Endosulfa...	0.000	0.000	0	0	N.D. d	N.D. d
20) Methoxychlor	0.000	0.000	0	0	N.D. d	N.D. d
21) Endrin Ke...	0.000	0.000	0	0	N.D. d	N.D. d
23) Hexachlor...	3.081	3.680	38377580	47088422	11.877	10.633
24) Hexachlor...	5.679	6.449	32647902	28525390	10.167	9.020
25) Oxylordane	7.158	7.908	31984005	29890292	11.910	11.474
26) 2,4'-DDE	7.240	8.112	22804364	21958095	10.576	9.435
27) trans-Non...	7.416	8.182	35883154	34402162	11.922	11.557
28) 2,4'-DDD	7.613	8.484	18534620	18062773	11.622	11.566
29) 2,4'-DDT	7.795	8.708	22928210	22137862	12.206	12.378
30) cis-Nonac...	7.886	8.748	40436692	38325797	11.245	10.474
31) Mirex	8.551	9.673	25430296	20962075	12.052	10.743
32) Chlordane...	0.000	0.000	0	0	N.D. d	N.D. d
33) Chlordane...	0.000	0.000	0	0	N.D. d	N.D. d
34) Chlordane...	0.000	0.000	0	0	N.D. d	N.D. d
35) Chlordane...	0.000	0.000	0	0	N.D. d	N.D. d
36) Toxaphene...	0.000	0.000	0	0	N.D. d	N.D. d
37) Toxaphene...	0.000	0.000	0	0	N.D. d	N.D. d
38) Toxaphene...	0.000	0.000	0	0	N.D. d	N.D. d
39) Toxaphene...	0.000	0.000	0	0	N.D. d	N.D. d
40) Toxaphene...	0.000	0.000	0	0	N.D. d	N.D. d
41) Toxaphene...	0.000	0.000	0	0	N.D. d	N.D. d
42) Toxaphene...	0.000	0.000	0	0	N.D. d	N.D. d

(f)=RT Delta > 1/2 Window (#)=Amounts differ by > 25% (m)=manual int.

Quantitation Report (QT Reviewed)

Data Path : C:\msdchem\1\data\2020-02\0B01012\
Data File : ECD8-02012020.D
Signal(s) : Signal #1: ECD1A.ch Signal #2: ECD2B.ch
Acq On : 1 Feb 2020 19:38
Operator : MJB
Sample : 0B01012-CALE
Misc : A19K266, 9-42 10 ppb
ALS Vial : 18 Sample Multiplier: 1

Integration File signal 1: PEST1.e
Integration File signal 2: PEST2.e
Quant Time: Feb 03 15:18:44 2020
Quant Method : C:\msdchem\1\methods\ECD8_QUANTPEST_200108.M
Quant Title : Instrument: DualECD8
QLast Update : Mon Feb 03 14:52:24 2020
Response via : Initial Calibration
Integrator: ChemStation



Quantitation Report (QT Reviewed)

Data Path : C:\msdchem\1\data\2020-02\0B01012\
 Data File : ECD8-02012021.D
 Signal(s) : Signal #1: ECD1A.ch Signal #2: ECD2B.ch
 Acq On : 1 Feb 2020 19:55
 Operator : MJB
 Sample : 0B01012-CALF
 Misc : A19J407, 9-42 25 ppb
 ALS Vial : 19 Sample Multiplier: 1

Integration File signal 1: PEST1.e
 Integration File signal 2: PEST2.e
 Quant Time: Feb 03 15:19:17 2020
 Quant Method : C:\msdchem\1\methods\ECD8_QUANTPEST_200108.M
 Quant Title : Instrument: DualECD8
 QLast Update : Mon Feb 03 14:52:24 2020
 Response via : Initial Calibration
 Integrator: ChemStation

MJB
2/3/20

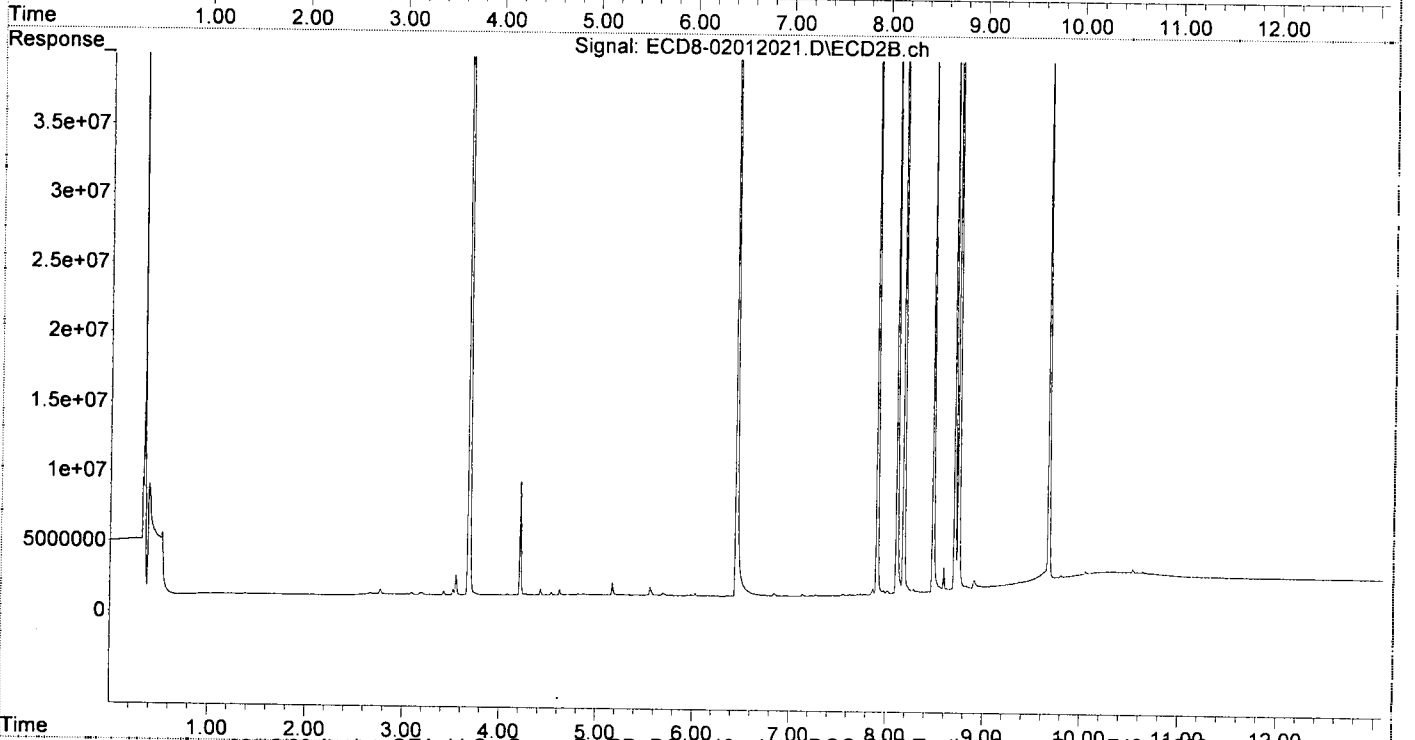
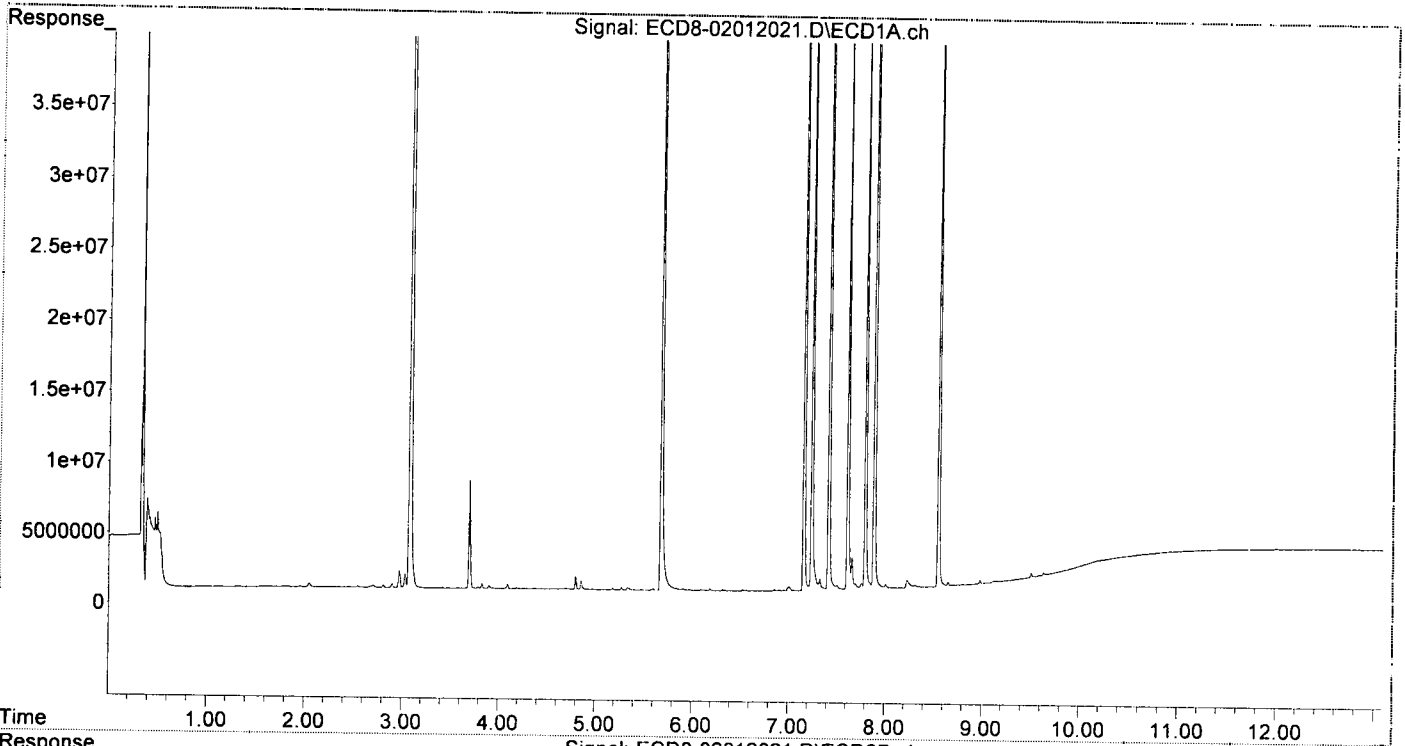
Compound	RT#1	RT#2	Resp#1	Resp#2	ng/mL	ng/mL
System Monitoring Compounds						
1) S TCMX (S)	0.000	0.000	0	0	N.D. d	N.D. d
22) S DCBP (S)	0.000	0.000	0	0	N.D. d	N.D. d
Target Compounds						
2) a-BHC	0.000	0.000	0	0	N.D. d	N.D. d
3) g-BHC	0.000	0.000	0	0	N.D. d	N.D. d
4) b-BHC	0.000	0.000	0	0	N.D. d	N.D. d
5) Heptachlor	0.000	0.000	0	0	N.D. d	N.D. d
6) d-BHC	0.000	0.000	0	0	N.D. d	N.D. d
7) Aldrin	0.000	0.000	0	0	N.D. d	N.D. d
8) Heptachlo...	0.000	0.000	0	0	N.D. d	N.D. d
9) trans-Chl...	0.000	0.000	0	0	N.D. d	N.D. d
10) cis-Chlor...	0.000	0.000	0	0	N.D. d	N.D. d
11) Endosulfa...	0.000	0.000	0	0	N.D. d	N.D. d
12) 4,4'-DDE	0.000	0.000	0	0	N.D. d	N.D. d
13) Dieldrin	0.000	0.000	0	0	N.D. d	N.D. d
14) Endrin	0.000	0.000	0	0	N.D. d	N.D. d
15) 4,4'-DDD	0.000	0.000	0	0	N.D. d	N.D. d
16) Endosulfa...	0.000	0.000	0	0	N.D. d	N.D. d
17) 4,4'-DDT	0.000	0.000	0	0	N.D. d	N.D. d
18) Endrin Al...	0.000	0.000	0	0	N.D. d	N.D. d
19) Endosulfa...	0.000	0.000	0	0	N.D. d	N.D. d
20) Methoxychlor	0.000	0.000	0	0	N.D. d	N.D. d
21) Endrin Ke...	0.000	0.000	0	0	N.D. d	N.D. d
23) Hexachlor...	3.081	3.680	87282581	109.6E6	27.383	24.749
24) Hexachlor...	5.679	6.449	77942708	72282140	24.622	22.836
25) Oxychlordane	7.158	7.908	72990996	71584795	27.667	27.556
26) 2,4'-DDE	7.240	8.111	52202377	51113359	24.496	21.963
27) trans-Non...	7.416	8.181	81812536	80789047	27.484	27.123
28) 2,4'-DDD	7.612	8.485	42203429	42962025	26.742	27.382
29) 2,4'-DDT	7.794	8.708	53607879	53723446	28.889	29.763
30) cis-Nonac...	7.887	8.748	91550344	90384875	25.458	24.702
31) Mirex	8.552	9.673	55829392	47784220	26.793	24.787
32) Chlordane...	0.000	0.000	0	0	N.D. d	N.D. d
33) Chlordane...	0.000	0.000	0	0	N.D. d	N.D. d
34) Chlordane...	0.000	0.000	0	0	N.D. d	N.D. d
35) Chlordane...	0.000	0.000	0	0	N.D. d	N.D. d
36) Toxaphene...	0.000	0.000	0	0	N.D. d	N.D. d
37) Toxaphene...	0.000	0.000	0	0	N.D. d	N.D. d
38) Toxaphene...	0.000	0.000	0	0	N.D. d	N.D. d
39) Toxaphene...	0.000	0.000	0	0	N.D. d	N.D. d
40) Toxaphene...	0.000	0.000	0	0	N.D. d	N.D. d
41) Toxaphene...	0.000	0.000	0	0	N.D. d	N.D. d
42) Toxaphene...	0.000	0.000	0	0	N.D. d	N.D. d

(f)=RT Delta > 1/2 Window (#)=Amounts differ by > 25% (m)=manual int.

Quantitation Report (QT Reviewed)

Data Path : C:\msdchem\1\data\2020-02\0B01012\
Data File : ECD8-02012021.D
Signal(s) : Signal #1: ECD1A.ch Signal #2: ECD2B.ch
Acq On : 1 Feb 2020 19:55
Operator : MJB
Sample : 0B01012-CALF
Misc : A19J407, 9-42 25 ppb
ALS Vial : 19 Sample Multiplier: 1

Integration File signal 1: PEST1.e
Integration File signal 2: PEST2.e
Quant Time: Feb 03 15:19:17 2020
Quant Method : C:\msdchem\1\methods\ECD8_QUANTPEST_200108.M
Quant Title : Instrument: DualECD8
QLast Update : Mon Feb 03 14:52:24 2020
Response via : Initial Calibration
Integrator: ChemStation



Quantitation Report (QT Reviewed)

Data Path : C:\msdchem\1\data\2020-02\0B01012\
 Data File : ECD8-02012022.D
 Signal(s) : Signal #1: ECD1A.ch Signal #2: ECD2B.ch
 Acq On : 1 Feb 2020 20:12
 Operator : MJB
 Sample : 0B01012-CALG
 Misc : A19J408, 9-42 50 ppb
 ALS Vial : 20 Sample Multiplier: 1

Integration File signal 1: PEST1.e
 Integration File signal 2: PEST2.e
 Quant Time: Feb 03 14:51:48 2020
 Quant Method : C:\msdchem\1\methods\ECD8_QUANTPEST_200108.M
 Quant Title : Instrument: DualeCD8
 QLast Update : Mon Feb 03 14:43:43 2020
 Response via : Initial Calibration
 Integrator: ChemStation

*WB
2/3/20*

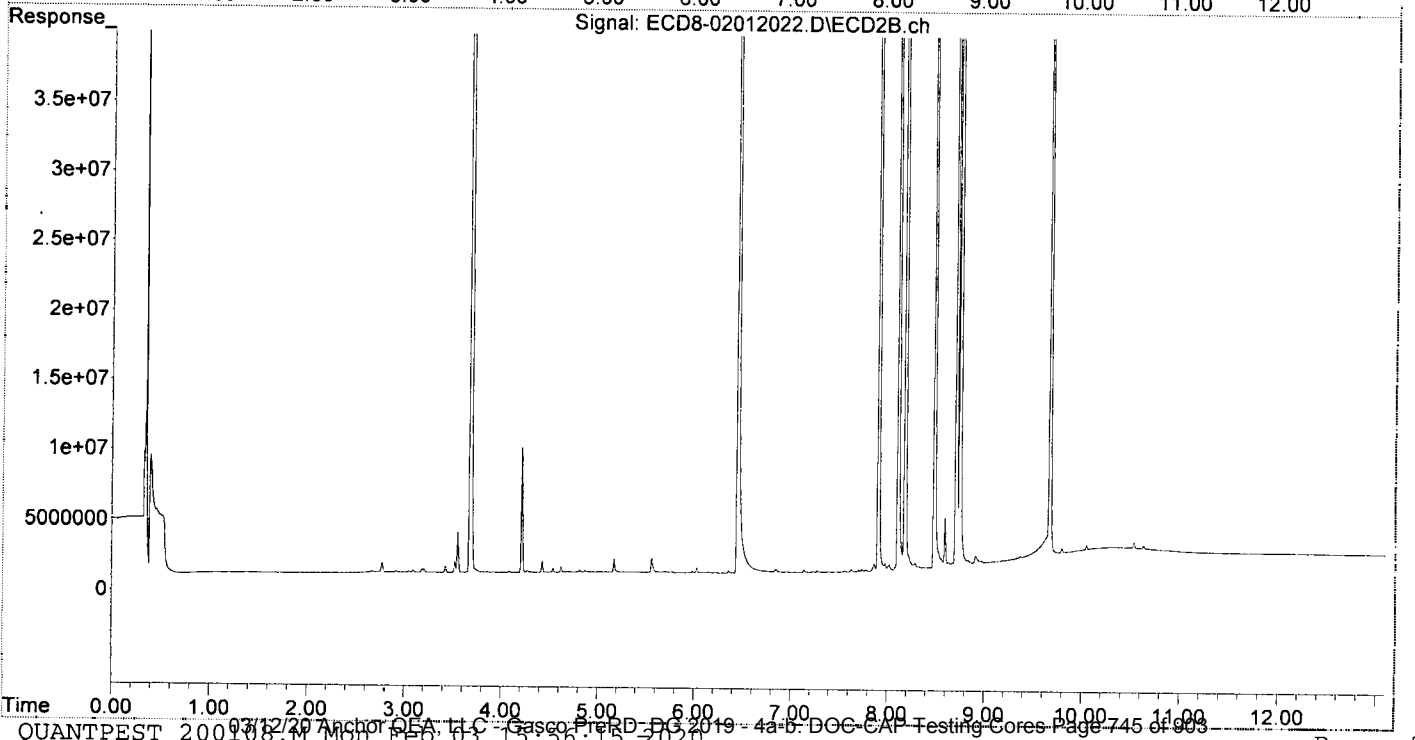
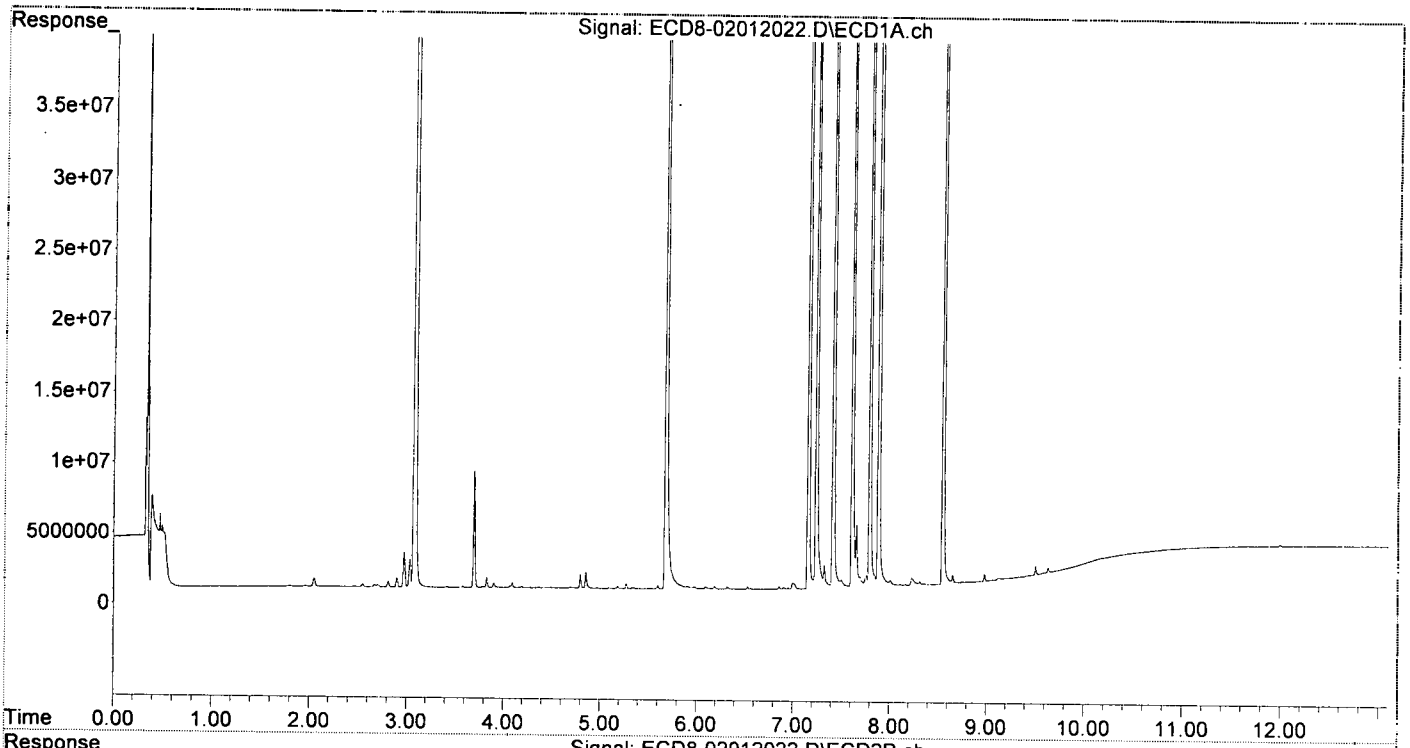
Compound	RT#1	RT#2	Resp#1	Resp#2	ng/mL	ng/mL
System Monitoring Compounds						
1) S TCMX (S)	0.000	0.000	0	0	N.D. d	N.D. d
22) S DCBP (S)	0.000	0.000	0	0	N.D. d	N.D. d
Target Compounds						
2) a-BHC	0.000	0.000	0	0	N.D. d	N.D. d
3) g-BHC	0.000	0.000	0	0	N.D. d	N.D. d
4) b-BHC	0.000	0.000	0	0	N.D. d	N.D. d
5) Heptachlor	0.000	0.000	0	0	N.D. d	N.D. d
6) d-BHC	0.000	0.000	0	0	N.D. d	N.D. d
7) Aldrin	0.000	0.000	0	0	N.D. d	N.D. d
8) Heptachlo...	0.000	0.000	0	0	N.D. d	N.D. d
9) trans-Chl...	0.000	0.000	0	0	N.D. d	N.D. d
10) cis-Chlor...	0.000	0.000	0	0	N.D. d	N.D. d
11) Endosulfa...	0.000	0.000	0	0	N.D. d	N.D. d
12) 4,4'-DDE	0.000	0.000	0	0	N.D. d	N.D. d
13) Dieldrin	0.000	0.000	0	0	N.D. d	N.D. d
14) Endrin	0.000	0.000	0	0	N.D. d	N.D. d
15) 4,4'-DDD	0.000	0.000	0	0	N.D. d	N.D. d
16) Endosulfa...	0.000	0.000	0	0	N.D. d	N.D. d
17) 4,4'-DDT	0.000	0.000	0	0	N.D. d	N.D. d
18) Endrin Al...	0.000	0.000	0	0	N.D. d	N.D. d
19) Endosulfa...	0.000	0.000	0	0	N.D. d	N.D. d
20) Methoxychlor	0.000	0.000	0	0	N.D. d	N.D. d
21) Endrin Ke...	0.000	0.000	0	0	N.D. d	N.D. d
23) Hexachlor...	3.080	3.680	186.6E6	249.2E6	59.677	56.267
24) Hexachlor...	5.679	6.448	165.7E6	168.5E6	53.128	52.182
25) Oxychlordane	7.158	7.907	160.5E6	160.7E6	62.259	61.123
26) 2,4'-DDE	7.239	8.110	116.4E6	117.1E6	55.345	50.334
27) trans-Non...	7.415	8.182	177.0E6	179.2E6	60.066	59.244
28) 2,4'-DDD	7.611	8.484	93133543	99247235	59.533	61.540
29) 2,4'-DDT	7.793	8.708	117.1E6	122.8E6	63.857	65.773
30) cis-Nonac...	7.885	8.748	200.1E6	209.3E6	55.640	57.189
31) Mirex	8.551	9.674	117.1E6	104.8E6	56.532	53.655
32) Chlordane...	0.000	0.000	0	0	N.D. d	N.D. d
33) Chlordane...	0.000	0.000	0	0	N.D. d	N.D. d
34) Chlordane...	0.000	0.000	0	0	N.D. d	N.D. d
35) Chlordane...	0.000	0.000	0	0	N.D. d	N.D. d
36) Toxaphene...	0.000	0.000	0	0	N.D. d	N.D. d
37) Toxaphene...	0.000	0.000	0	0	N.D. d	N.D. d
38) Toxaphene...	0.000	0.000	0	0	N.D. d	N.D. d
39) Toxaphene...	0.000	0.000	0	0	N.D. d	N.D. d
40) Toxaphene...	0.000	0.000	0	0	N.D. d	N.D. d
41) Toxaphene...	0.000	0.000	0	0	N.D. d	N.D. d
42) Toxaphene...	0.000	0.000	0	0	N.D. d	N.D. d

(f)=RT Delta > 1/2 Window (#)=Amounts differ by > 25% (m)=manual int.

Quantitation Report (QT Reviewed)

Data Path : C:\msdchem\1\data\2020-02\0B01012\
Data File : ECD8-02012022.D
Signal(s) : Signal #1: ECD1A.ch Signal #2: ECD2B.ch
Acq On : 1 Feb 2020 20:12
Operator : MJB
Sample : 0B01012-CALG
Misc : A19J408, 9-42 50 ppb
ALS Vial : 20 Sample Multiplier: 1

Integration File signal 1: PEST1.e
Integration File signal 2: PEST2.e
Quant Time: Feb 03 14:51:48 2020
Quant Method : C:\msdchem\1\methods\ECD8_QUANTPEST_200108.M
Quant Title : Instrument: DualECD8
QLast Update : Mon Feb 03 14:43:43 2020
Response via : Initial Calibration
Integrator: ChemStation



Quantitation Report (QT Reviewed)

Data Path : C:\msdchem\1\data\2020-02\0B01012\
 Data File : ECD8-02012023.D
 Signal(s) : Signal #1: ECD1A.ch Signal #2: ECD2B.ch
 Acq On : 1 Feb 2020 20:29
 Operator : MJB
 Sample : 0B01012-CALH
 Misc : A19J409, 9-42 100 ppb
 ALS Vial : 21 Sample Multiplier: 1

Integration File signal 1: PEST1.e
 Integration File signal 2: PEST2.e
 Quant Time: Feb 03 15:19:50 2020
 Quant Method : C:\msdchem\1\methods\ECD8_QUANTPEST_200108.M
 Quant Title : Instrument: DualECD8
 QLast Update : Mon Feb 03 14:52:24 2020
 Response via : Initial Calibration
 Integrator: ChemStation

MJB
2/3/20

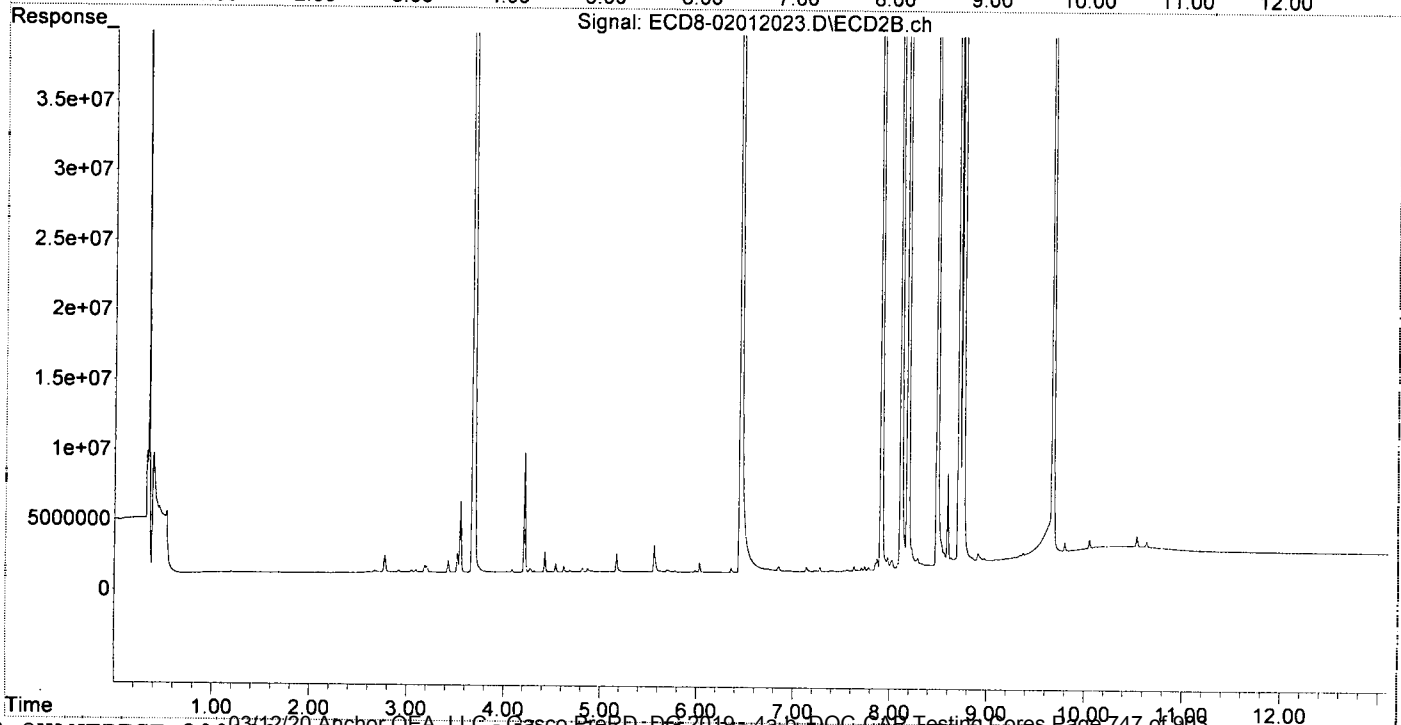
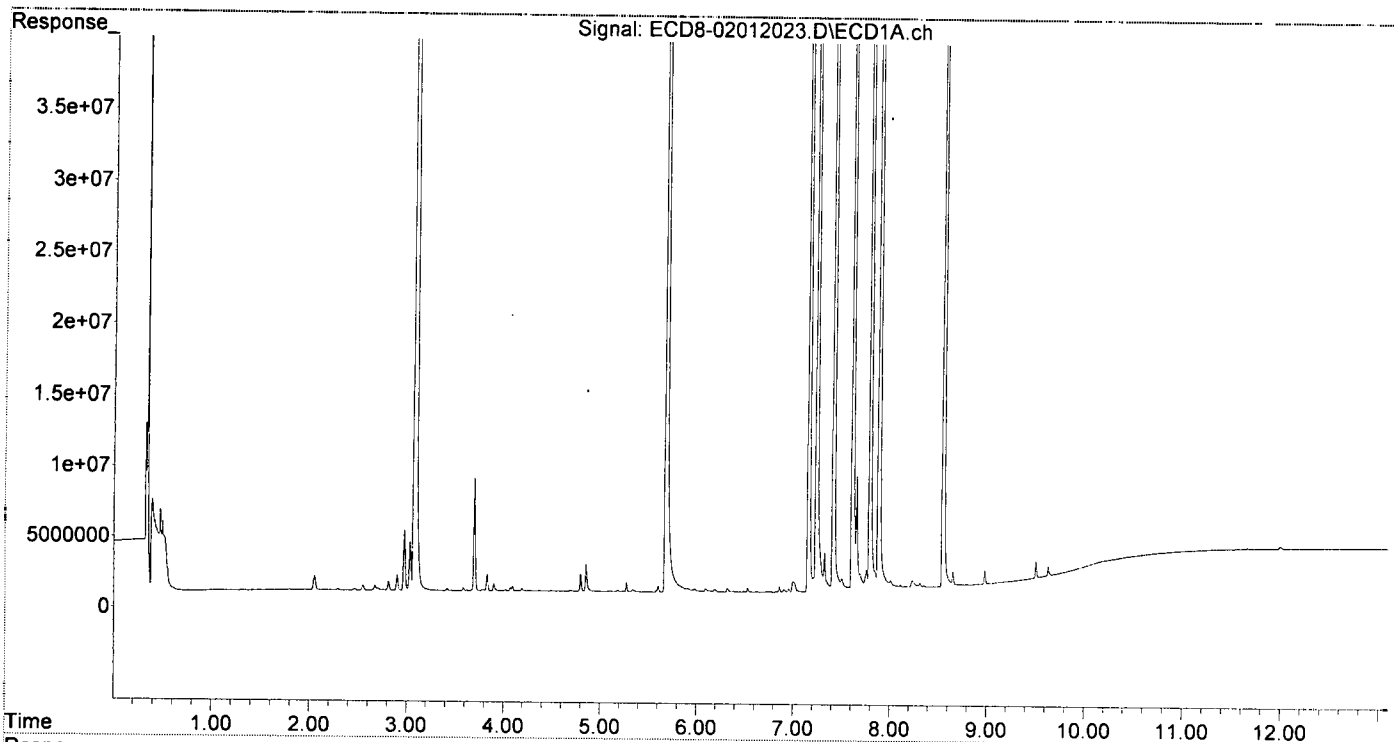
Compound	RT#1	RT#2	Resp#1	Resp#2	ng/mL	ng/mL
System Monitoring Compounds						
1) S TCMX (S)	0.000	0.000	0	0	N.D. d	N.D. d
22) S DCBP (S)	0.000	0.000	0	0	N.D. d	N.D. d
Target Compounds						
2) a-BHC	0.000	0.000	0	0	N.D. d	N.D. d
3) g-BHC	0.000	0.000	0	0	N.D. d	N.D. d
4) b-BHC	0.000	0.000	0	0	N.D. d	N.D. d
5) Heptachlor	0.000	0.000	0	0	N.D. d	N.D. d
6) d-BHC	0.000	0.000	0	0	N.D. d	N.D. d
7) Aldrin	0.000	0.000	0	0	N.D. d	N.D. d
8) Heptachlo...	0.000	0.000	0	0	N.D. d	N.D. d
9) trans-Chl...	0.000	0.000	0	0	N.D. d	N.D. d
10) cis-Chlor...	0.000	0.000	0	0	N.D. d	N.D. d
11) Endosulfa...	0.000	0.000	0	0	N.D. d	N.D. d
12) 4,4'-DDE	0.000	0.000	0	0	N.D. d	N.D. d
13) Dieldrin	0.000	0.000	0	0	N.D. d	N.D. d
14) Endrin	0.000	0.000	0	0	N.D. d	N.D. d
15) 4,4'-DDD	0.000	0.000	0	0	N.D. d	N.D. d
16) Endosulfa...	0.000	0.000	0	0	N.D. d	N.D. d
17) 4,4'-DDT	0.000	0.000	0	0	N.D. d	N.D. d
18) Endrin Al...	0.000	0.000	0	0	N.D. d	N.D. d
19) Endosulfa...	0.000	0.000	0	0	N.D. d	N.D. d
20) Methoxychlor	0.000	0.000	0	0	N.D. d	N.D. d
21) Endrin Ke...	0.000	0.000	0	0	N.D. d	N.D. d
23) Hexachlor...	3.081	3.681	351.0E6	469.1E6	115.847	105.921
24) Hexachlor...	5.679	6.448	320.6E6	327.6E6	105.137	97.947
25) Oxychlordane	7.158	7.907	299.8E6	312.8E6	120.398	116.095
26) 2,4'-DDE	7.239	8.110	223.0E6	238.4E6	108.176	102.455
27) trans-Non...	7.415	8.181	344.0E6	367.6E6	118.318	117.687
28) 2,4'-DDD	7.611	8.484	188.9E6	195.5E6	122.173	115.717
29) 2,4'-DDT	7.794	8.708	229.9E6	253.6E6	127.470	128.024
30) cis-Nonac...	7.885	8.748	379.3E6	398.9E6	105.487	109.031
31) Mirex	8.551	9.674	232.7E6	204.2E6	112.646	101.092
32) Chlordane...	0.000	0.000	0	0	N.D. d	N.D. d
33) Chlordane...	0.000	0.000	0	0	N.D. d	N.D. d
34) Chlordane...	0.000	0.000	0	0	N.D. d	N.D. d
35) Chlordane...	0.000	0.000	0	0	N.D. d	N.D. d
36) Toxaphene...	0.000	0.000	0	0	N.D. d	N.D. d
37) Toxaphene...	0.000	0.000	0	0	N.D. d	N.D. d
38) Toxaphene...	0.000	0.000	0	0	N.D. d	N.D. d
39) Toxaphene...	0.000	0.000	0	0	N.D. d	N.D. d
40) Toxaphene...	0.000	0.000	0	0	N.D. d	N.D. d
41) Toxaphene...	0.000	0.000	0	0	N.D. d	N.D. d
42) Toxaphene...	0.000	0.000	0	0	N.D. d	N.D. d

(f)=RT Delta > 1/2 Window (#)=Amounts differ by > 25% (m)=manual int.

Quantitation Report (QT Reviewed)

Data Path : C:\msdchem\1\data\2020-02\0B01012\
Data File : ECD8-02012023.D
Signal(s) : Signal #1: ECD1A.ch Signal #2: ECD2B.ch
Acq On : 1 Feb 2020 20:29
Operator : MJB
Sample : 0B01012-CALH
Misc : A19J409, 9-42 100 ppb
ALS Vial : 21 Sample Multiplier: 1

Integration File signal 1: PEST1.e
Integration File signal 2: PEST2.e
Quant Time: Feb 03 15:19:50 2020
Quant Method : C:\msdchem\1\methods\ECD8_QUANTPEST_200108.M
Quant Title : Instrument: DualECD8
QLast Update : Mon Feb 03 14:52:24 2020
Response via : Initial Calibration
Integrator: ChemStation



Quantitation Report (QT Reviewed)

Data Path : C:\msdchem\1\data\2020-02\0B01012\
 Data File : ECD8-02012024.D
 Signal(s) : Signal #1: ECD1A.ch Signal #2: ECD2B.ch
 Acq On : 1 Feb 2020 20:46
 Operator : MJB
 Sample : 0B01012-CALI
 Misc : A19K262, 9-42 200 ppb
 ALS Vial : 22 Sample Multiplier: 1

Integration File signal 1: PEST1.e
 Integration File signal 2: PEST2.e
 Quant Time: Feb 03 15:20:23 2020
 Quant Method : C:\msdchem\1\methods\ECD8_QUANTPEST_200108.M
 Quant Title : Instrument: DualECD8
 QLast Update : Mon Feb 03 14:52:24 2020
 Response via : Initial Calibration
 Integrator: ChemStation

MJB
2/3/20

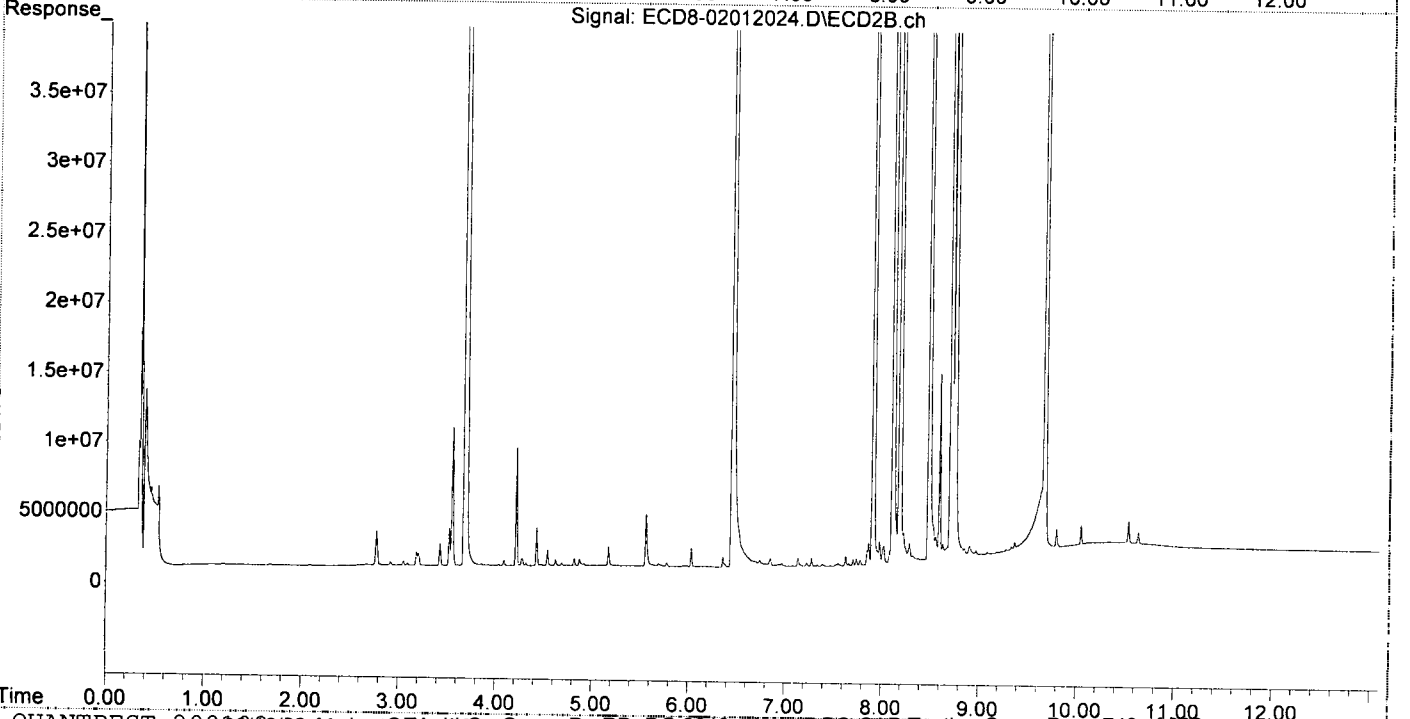
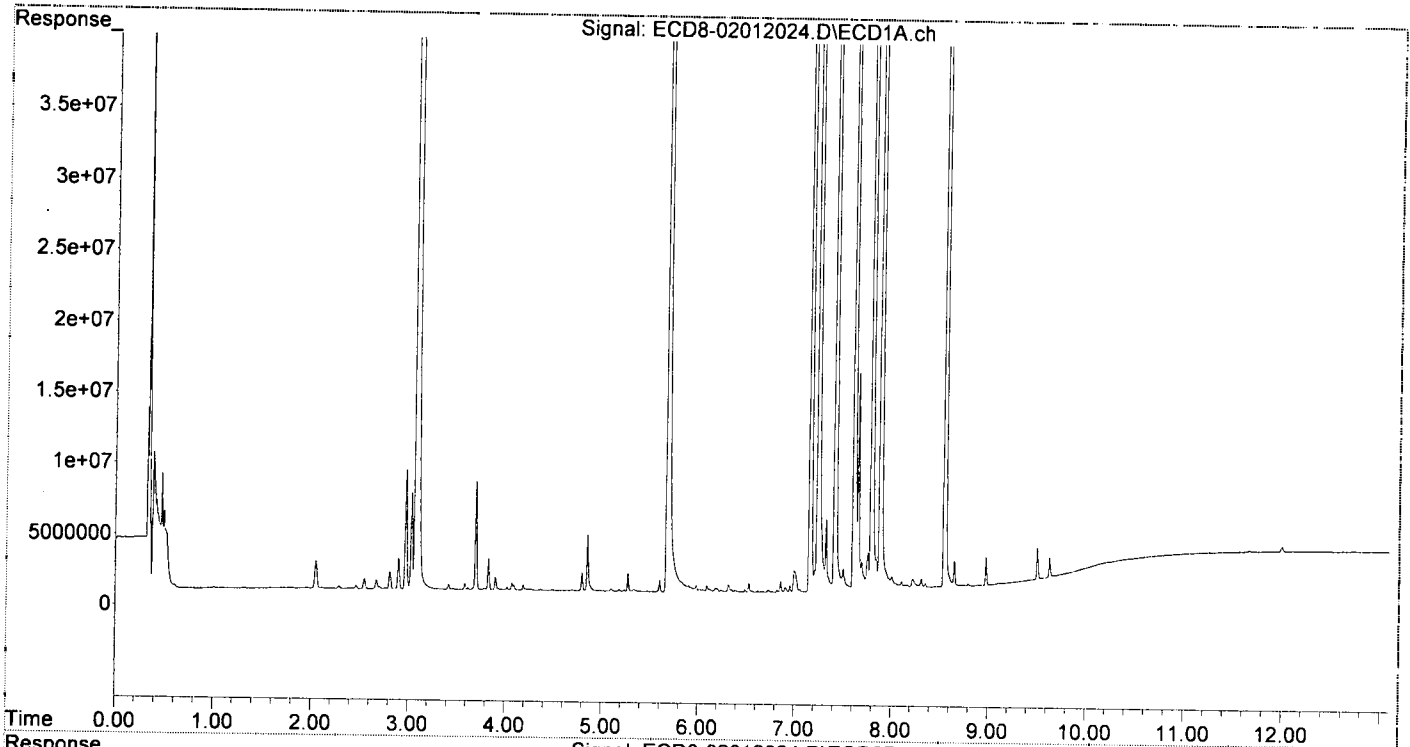
Compound	RT#1	RT#2	Resp#1	Resp#2	ng/mL	ng/mL
System Monitoring Compounds						
1) S TCMX (S)	0.000	0.000	0	0	N.D. d	N.D. d
22) S DCBP (S)	0.000	0.000	0	0	N.D. d	N.D. d
Target Compounds						
2) a-BHC	0.000	0.000	0	0	N.D. d	N.D. d
3) g-BHC	0.000	0.000	0	0	N.D. d	N.D. d
4) b-BHC	0.000	0.000	0	0	N.D. d	N.D. d
5) Heptachlor	0.000	0.000	0	0	N.D. d	N.D. d
6) d-BHC	0.000	0.000	0	0	N.D. d	N.D. d
7) Aldrin	0.000	0.000	0	0	N.D. d	N.D. d
8) Heptachlo...	0.000	0.000	0	0	N.D. d	N.D. d
9) trans-Chl...	0.000	0.000	0	0	N.D. d	N.D. d
10) cis-Chlor...	0.000	0.000	0	0	N.D. d	N.D. d
11) Endosulfa...	0.000	0.000	0	0	N.D. d	N.D. d
12) 4,4'-DDE	0.000	0.000	0	0	N.D. d	N.D. d
13) Dieldrin	0.000	0.000	0	0	N.D. d	N.D. d
14) Endrin	0.000	0.000	0	0	N.D. d	N.D. d
15) 4,4'-DDD	0.000	0.000	0	0	N.D. d	N.D. d
16) Endosulfa...	0.000	0.000	0	0	N.D. d	N.D. d
17) 4,4'-DDT	0.000	0.000	0	0	N.D. d	N.D. d
18) Endrin Al...	0.000	0.000	0	0	N.D. d	N.D. d
19) Endosulfa...	0.000	0.000	0	0	N.D. d	N.D. d
20) Methoxychlor	0.000	0.000	0	0	N.D. d	N.D. d
21) Endrin Ke...	0.000	0.000	0	0	N.D. d	N.D. d
23) Hexachlor...	3.081	3.681	752.3E6	1068.1E6	271.631	241.188
24) Hexachlor...	5.679	6.449	700.2E6	782.5E6	243.921	214.523
25) Oxychlordane	7.157	7.907	643.7E6	730.3E6	286.187	254.848
26) 2,4'-DDE	7.238	8.109	482.9E6	534.7E6	246.236	229.746
27) trans-Non...	7.415	8.181	728.0E6	810.4E6	258.179	242.594
28) 2,4'-DDD	7.610	8.483	416.9E6	469.3E6	276.948	249.082
29) 2,4'-DDT	7.792	8.707	502.1E6	583.6E6	290.241	261.709
30) cis-Nonac...	7.884	8.747	835.6E6	936.1E6	232.372	255.838
31) Mirex	8.550	9.673	487.2E6	479.6E6	236.360	218.311
32) Chlordane...	0.000	0.000	0	0	N.D. d	N.D. d
33) Chlordane...	0.000	0.000	0	0	N.D. d	N.D. d
34) Chlordane...	0.000	0.000	0	0	N.D. d	N.D. d
35) Chlordane...	0.000	0.000	0	0	N.D. d	N.D. d
36) Toxaphene...	0.000	0.000	0	0	N.D. d	N.D. d
37) Toxaphene...	0.000	0.000	0	0	N.D. d	N.D. d
38) Toxaphene...	0.000	0.000	0	0	N.D. d	N.D. d
39) Toxaphene...	0.000	0.000	0	0	N.D. d	N.D. d
40) Toxaphene...	0.000	0.000	0	0	N.D. d	N.D. d
41) Toxaphene...	0.000	0.000	0	0	N.D. d	N.D. d
42) Toxaphene...	0.000	0.000	0	0	N.D. d	N.D. d

(f)=RT Delta > 1/2 Window (#)=Amounts differ by > 25% (m)=manual int.

Quantitation Report (QT Reviewed)

Data Path : C:\msdchem\1\data\2020-02\0B01012\
Data File : ECD8-02012024.D
Signal(s) : Signal #1: ECD1A.ch Signal #2: ECD2B.ch
Acq On : 1 Feb 2020 20:46
Operator : MJB
Sample : 0B01012-CALI
Misc : A19K262, 9-42 200 ppb
ALS Vial : 22 Sample Multiplier: 1

Integration File signal 1: PEST1.e
Integration File signal 2: PEST2.e
Quant Time: Feb 03 15:20:23 2020
Quant Method : C:\msdchem\1\methods\ECD8_QUANTPEST_200108.M
Quant Title : Instrument: DualECD8
QLast Update : Mon Feb 03 14:52:24 2020
Response via : Initial Calibration
Integrator: ChemStation



Quantitation Report (QT Reviewed)

Data Path : C:\msdchem\1\data\2020-02\0B01012\
 Data File : ECD8-02012027.D
 Signal(s) : Signal #1: ECD1A.ch Signal #2: ECD2B.ch
 Acq On : 1 Feb 2020 21:36
 Operator : MJB
 Sample : 0B01012-CALJ
 Misc : A20B004, CHLOR 10 ppb
 ALS Vial : 24 Sample Multiplier: 1

Integration File signal 1: PEST1.e
 Integration File signal 2: PEST2.e
 Quant Time: Feb 03 15:22:42 2020
 Quant Method : C:\msdchem\1\methods\ECD8_QUANTPEST_200108.M
 Quant Title : Instrument: DualECD8
 QLast Update : Mon Feb 03 15:22:32 2020
 Response via : Initial Calibration
 Integrator: ChemStation

MJB
2/3/20

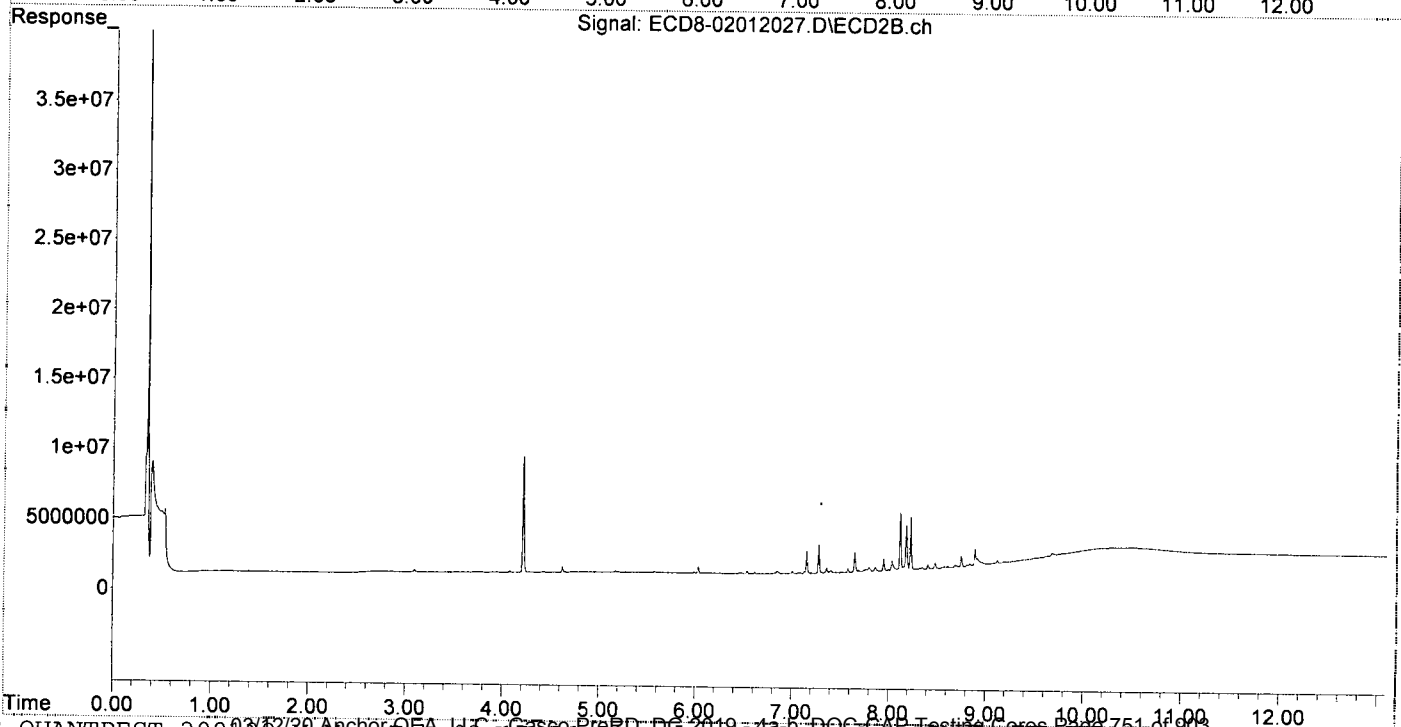
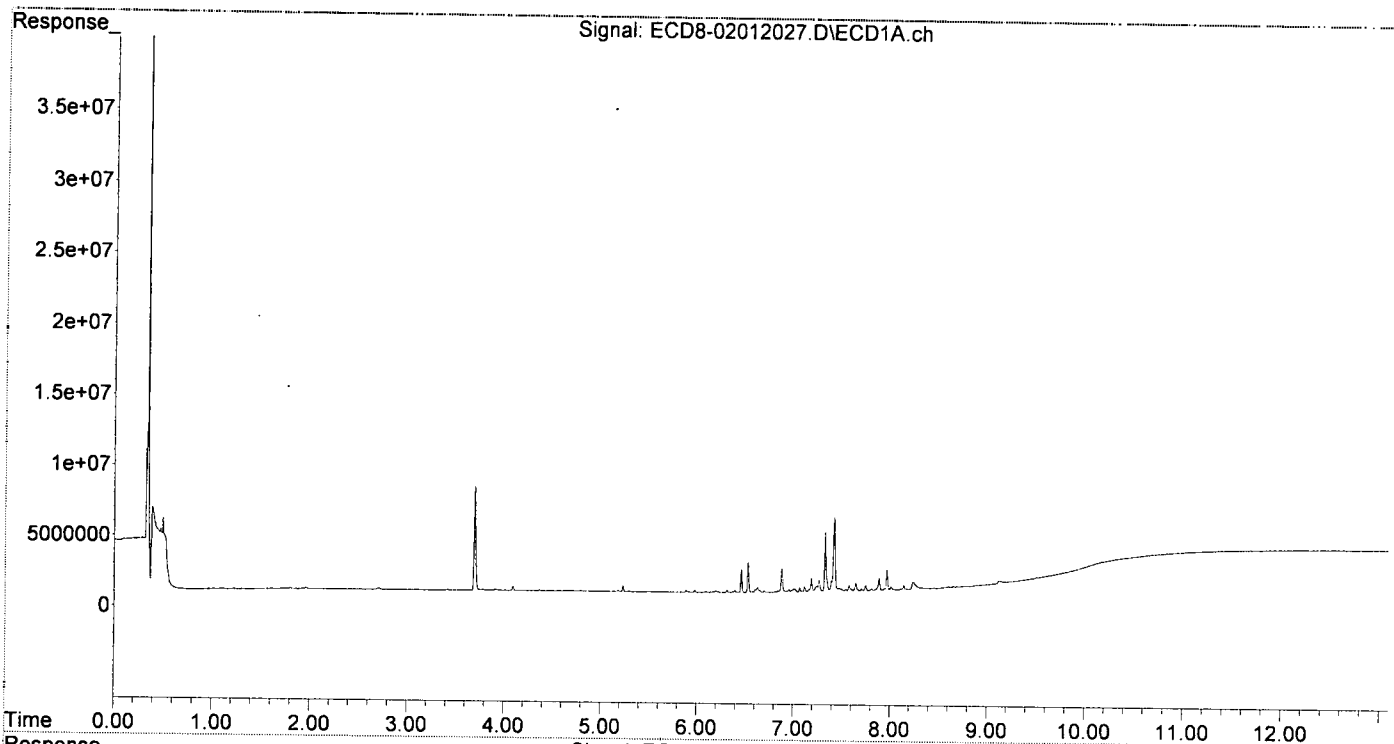
Compound	RT#1	RT#2	Resp#1	Resp#2	ng/mL	ng/mL
System Monitoring Compounds						
1) S TCMX (S)	0.000	0.000	0	0	N.D. d	N.D. d
22) S DCBP (S)	0.000	0.000	0	0	N.D. d	N.D. d
Target Compounds						
2) a-BHC	0.000	0.000	0	0	N.D. d	N.D. d
3) g-BHC	0.000	0.000	0	0	N.D. d	N.D. d
4) b-BHC	0.000	0.000	0	0	N.D. d	N.D. d
5) Heptachlor	0.000	0.000	0	0	N.D. d	N.D. d
6) d-BHC	0.000	0.000	0	0	N.D. d	N.D. d
7) Aldrin	0.000	0.000	0	0	N.D. d	N.D. d
8) Heptachlo...	0.000	0.000	0	0	N.D. d	N.D. d
9) trans-Chl...	0.000	0.000	0	0	N.D. d	N.D. d
10) cis-Chlor...	0.000	0.000	0	0	N.D. d	N.D. d
11) Endosulfa...	0.000	0.000	0	0	N.D. d	N.D. d
12) 4,4'-DDE	0.000	0.000	0	0	N.D. d	N.D. d
13) Dieldrin	0.000	0.000	0	0	N.D. d	N.D. d
14) Endrin	0.000	0.000	0	0	N.D. d	N.D. d
15) 4,4'-DDD	0.000	0.000	0	0	N.D. d	N.D. d
16) Endosulfa...	0.000	0.000	0	0	N.D. d	N.D. d
17) 4,4'-DDT	0.000	0.000	0	0	N.D. d	N.D. d
18) Endrin Al...	0.000	0.000	0	0	N.D. d	N.D. d
19) Endosulfa...	0.000	0.000	0	0	N.D. d	N.D. d
20) Methoxychlor	0.000	0.000	0	0	N.D. d	N.D. d
21) Endrin Ke...	0.000	0.000	0	0	N.D. d	N.D. d
23) Hexachlor...	0.000	0.000	0	0	N.D. d	N.D. d
24) Hexachlor...	0.000	0.000	0	0	N.D. d	N.D. d
25) Oxychlordane	0.000	0.000	0	0	N.D. d	N.D. d
26) 2,4'-DDE	0.000	0.000	0	0	N.D. d	N.D. d
27) trans-Non...	0.000	0.000	0	0	N.D. d	N.D. d
28) 2,4'-DDD	0.000	0.000	0	0	N.D. d	N.D. d
29) 2,4'-DDT	0.000	0.000	0	0	N.D. d	N.D. d
30) cis-Nonac...	0.000	0.000	0	0	N.D. d	N.D. d
31) Mirex	0.000	0.000	0	0	N.D. d	N.D. d
32) Chlordane...	7.328	8.118	4222162	4084683	11.307	9.494
33) Chlordane...	7.421	8.226	5231315	3718290	11.424	10.313
34) Chlordane...	7.968	8.889	1477991	1246903	12.619	11.399
35) Chlordane...	0.000	0.000	0	0	N.D. d	N.D. d
36) Toxaphene...	0.000	0.000	0	0	N.D. d	N.D. d
37) Toxaphene...	0.000	0.000	0	0	N.D. d	N.D. d
38) Toxaphene...	0.000	0.000	0	0	N.D. d	N.D. d
39) Toxaphene...	0.000	0.000	0	0	N.D. d	N.D. d
40) Toxaphene...	0.000	0.000	0	0	N.D. d	N.D. d
41) Toxaphene...	0.000	0.000	0	0	N.D. d	N.D. d
42) Toxaphene...	0.000	0.000	0	0	N.D. d	N.D. d

(f)=RT Delta > 1/2 Window (#)=Amounts differ by > 25% (m)=manual int.

Quantitation Report (QT Reviewed)

Data Path : C:\msdchem\1\data\2020-02\0B01012\
 Data File : ECD8-02012027.D
 Signal(s) : Signal #1: ECD1A.ch Signal #2: ECD2B.ch
 Acq On : 1 Feb 2020 21:36
 Operator : MJB
 Sample : 0B01012-CALJ
 Misc : A20B004, CHLOR 10 ppb
 ALS Vial : 24 Sample Multiplier: 1

Integration File signal 1: PEST1.e
 Integration File signal 2: PEST2.e
 Quant Time: Feb 03 15:22:42 2020
 Quant Method : C:\msdchem\1\methods\ECD8_QUANTPEST_200108.M
 Quant Title : Instrument: DualECD8
 QLast Update : Mon Feb 03 15:22:32 2020
 Response via : Initial Calibration
 Integrator: ChemStation



Quantitation Report (QT Reviewed)

Data Path : C:\msdchem\1\data\2020-02\0B01012\
 Data File : ECD8-02012028.D
 Signal(s) : Signal #1: ECD1A.ch Signal #2: ECD2B.ch
 Acq On : 1 Feb 2020 21:53
 Operator : MJB
 Sample : 0B01012-CALK
 Misc : A19K307, CHLOR 50 ppb
 ALS Vial : 25 Sample Multiplier: 1

Integration File signal 1: PEST1.e
 Integration File signal 2: PEST2.e
 Quant Time: Feb 03 15:23:18 2020
 Quant Method : C:\msdchem\1\methods\ECD8_QUANTPEST_200108.M
 Quant Title : Instrument: DualECD8
 QLast Update : Mon Feb 03 15:22:31 2020
 Response via : Initial Calibration
 Integrator: ChemStation

MJB
2/3/20

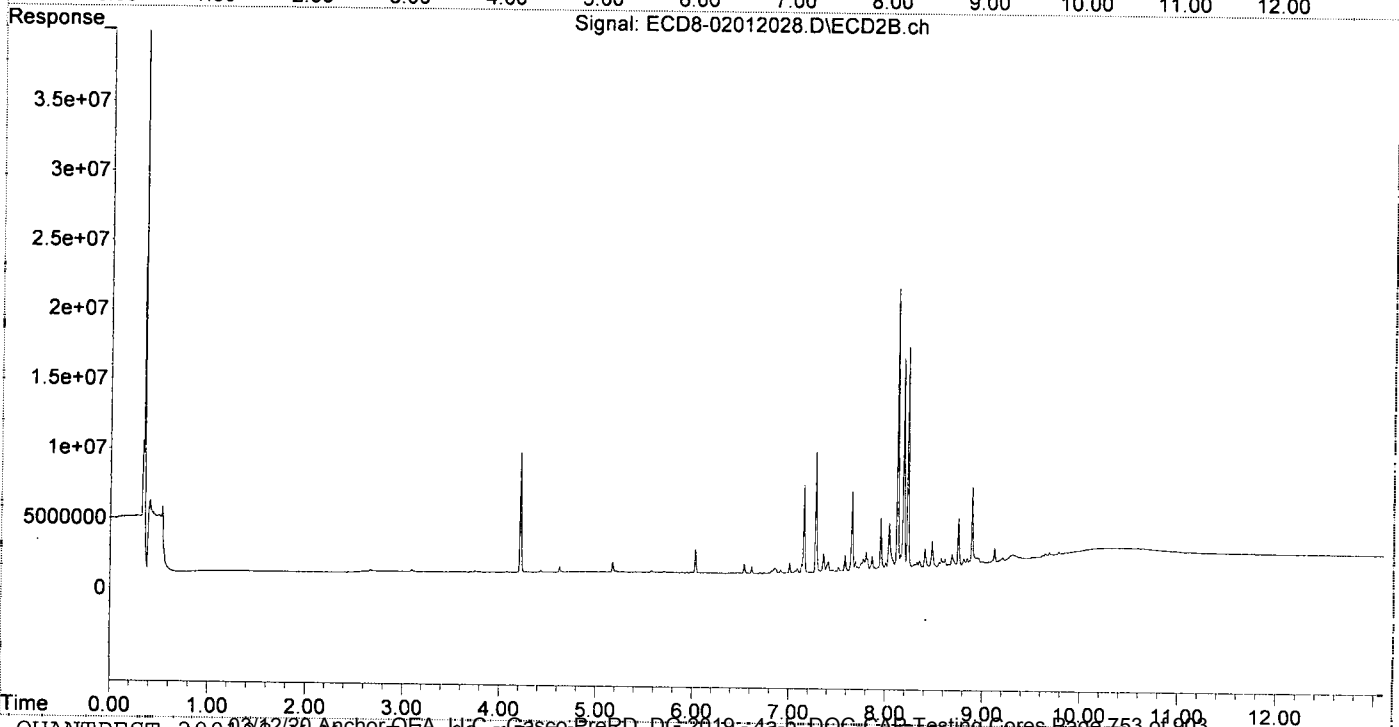
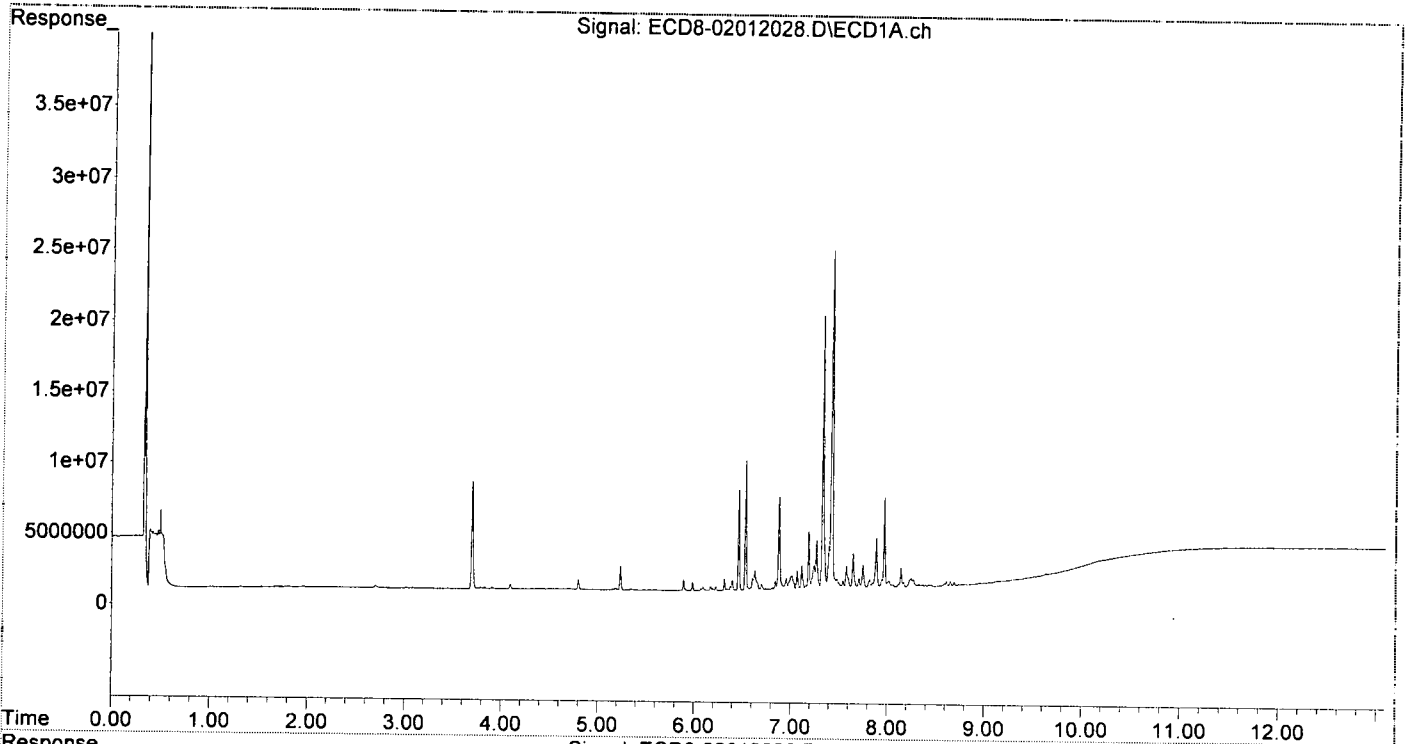
Compound	RT#1	RT#2	Resp#1	Resp#2	ng/mL	ng/mL
System Monitoring Compounds						
1) S TCMX (S)	0.000	0.000	0	0	N.D. d	N.D. d
22) S DCBP (S)	0.000	0.000	0	0	N.D. d	N.D. d
Target Compounds						
2) a-BHC	0.000	0.000	0	0	N.D. d	N.D. d
3) g-BHC	0.000	0.000	0	0	N.D. d	N.D. d
4) b-BHC	0.000	0.000	0	0	N.D. d	N.D. d
5) Heptachlor	0.000	0.000	0	0	N.D. d	N.D. d
6) d-BHC	0.000	0.000	0	0	N.D. d	N.D. d
7) Aldrin	0.000	0.000	0	0	N.D. d	N.D. d
8) Heptachlo...	0.000	0.000	0	0	N.D. d	N.D. d
9) trans-Chl...	0.000	0.000	0	0	N.D. d	N.D. d
10) cis-Chlor...	0.000	0.000	0	0	N.D. d	N.D. d
11) Endosulfa...	0.000	0.000	0	0	N.D. d	N.D. d
12) 4,4'-DDE	0.000	0.000	0	0	N.D. d	N.D. d
13) Dieldrin	0.000	0.000	0	0	N.D. d	N.D. d
14) Endrin	0.000	0.000	0	0	N.D. d	N.D. d
15) 4,4'-DDD	0.000	0.000	0	0	N.D. d	N.D. d
16) Endosulfa...	0.000	0.000	0	0	N.D. d	N.D. d
17) 4,4'-DDT	0.000	0.000	0	0	N.D. d	N.D. d
18) Endrin Al...	0.000	0.000	0	0	N.D. d	N.D. d
19) Endosulfa...	0.000	0.000	0	0	N.D. d	N.D. d
20) Methoxychlor	0.000	0.000	0	0	N.D. d	N.D. d
21) Endrin Ke...	0.000	0.000	0	0	N.D. d	N.D. d
23) Hexachlor...	0.000	0.000	0	0	N.D. d	N.D. d
24) Hexachlor...	0.000	0.000	0	0	N.D. d	N.D. d
25) Oxychlordane	0.000	0.000	0	0	N.D. d	N.D. d
26) 2,4'-DDE	0.000	0.000	0	0	N.D. d	N.D. d
27) trans-Non...	0.000	0.000	0	0	N.D. d	N.D. d
28) 2,4'-DDD	0.000	0.000	0	0	N.D. d	N.D. d
29) 2,4'-DDT	0.000	0.000	0	0	N.D. d	N.D. d
30) cis-Nonac...	0.000	0.000	0	0	N.D. d	N.D. d
31) Mirex	0.000	0.000	0	0	N.D. d	N.D. d
32) Chlordane...	7.327	8.119	19331862	20134199	51.772	46.798
33) Chlordane...	7.421	8.226	23846059	15910016	52.075	44.127
34) Chlordane...	7.967	8.889	6361865	5712561	54.318	52.226
35) Chlordane...	0.000	0.000	0	0	N.D. d	N.D. d
36) Toxaphene...	0.000	0.000	0	0	N.D. d	N.D. d
37) Toxaphene...	0.000	0.000	0	0	N.D. d	N.D. d
38) Toxaphene...	0.000	0.000	0	0	N.D. d	N.D. d
39) Toxaphene...	0.000	0.000	0	0	N.D. d	N.D. d
40) Toxaphene...	0.000	0.000	0	0	N.D. d	N.D. d
41) Toxaphene...	0.000	0.000	0	0	N.D. d	N.D. d
42) Toxaphene...	0.000	0.000	0	0	N.D. d	N.D. d

(f)=RT Delta > 1/2 Window (#)=Amounts differ by > 25% (m)=manual int.

Quantitation Report (QT Reviewed)

Data Path : C:\msdchem\1\data\2020-02\0B01012\
 Data File : ECD8-02012028.D
 Signal(s) : Signal #1: ECD1A.ch Signal #2: ECD2B.ch
 Acq On : 1 Feb 2020 21:53
 Operator : MJB
 Sample : 0B01012-CALK
 Misc : A19K307, CHLOR 50 ppb
 ALS Vial : 25 Sample Multiplier: 1

Integration File signal 1: PEST1.e
 Integration File signal 2: PEST2.e
 Quant Time: Feb 03 15:23:18 2020
 Quant Method : C:\msdchem\1\methods\ECD8_QUANTPEST_200108.M
 Quant Title : Instrument: DualECD8
 QLast Update : Mon Feb 03 15:22:31 2020
 Response via : Initial Calibration
 Integrator: ChemStation



Quantitation Report (QT Reviewed)

Data Path : C:\msdchem\1\data\2020-02\0B01012\
 Data File : ECD8-02012029.D
 Signal(s) : Signal #1: ECD1A.ch Signal #2: ECD2B.ch
 Acq On : 1 Feb 2020 22:10
 Operator : MJB
 Sample : 0B01012-CALL
 Misc : A19K308, CHLOR 100 ppb
 ALS Vial : 26 Sample Multiplier: 1

Integration File signal 1: PEST1.e
 Integration File signal 2: PEST2.e
 Quant Time: Feb 03 15:23:48 2020
 Quant Method : C:\msdchem\1\methods\ECD8_QUANTPEST_200108.M
 Quant Title : Instrument: DualeCD8
 QLast Update : Mon Feb 03 15:22:31 2020
 Response via : Initial Calibration
 Integrator: ChemStation

*MJB
2/3/20*

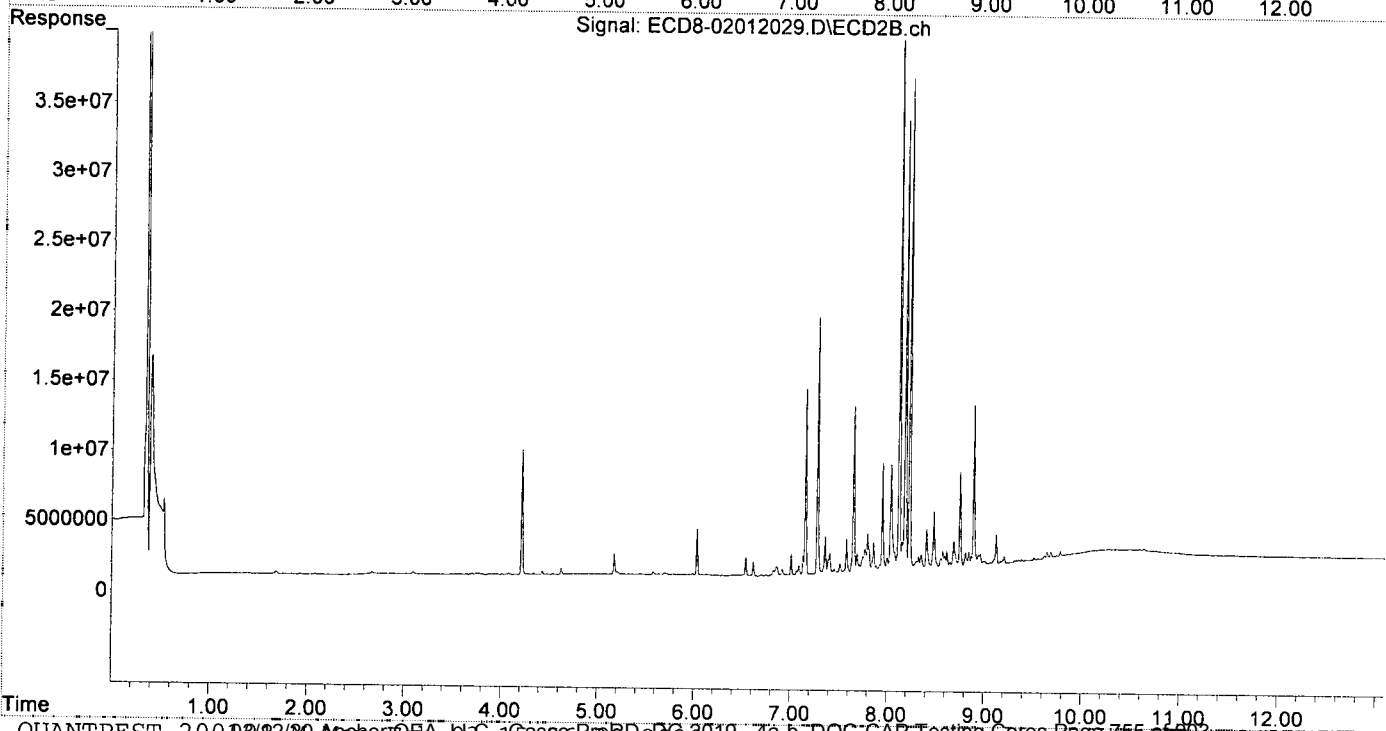
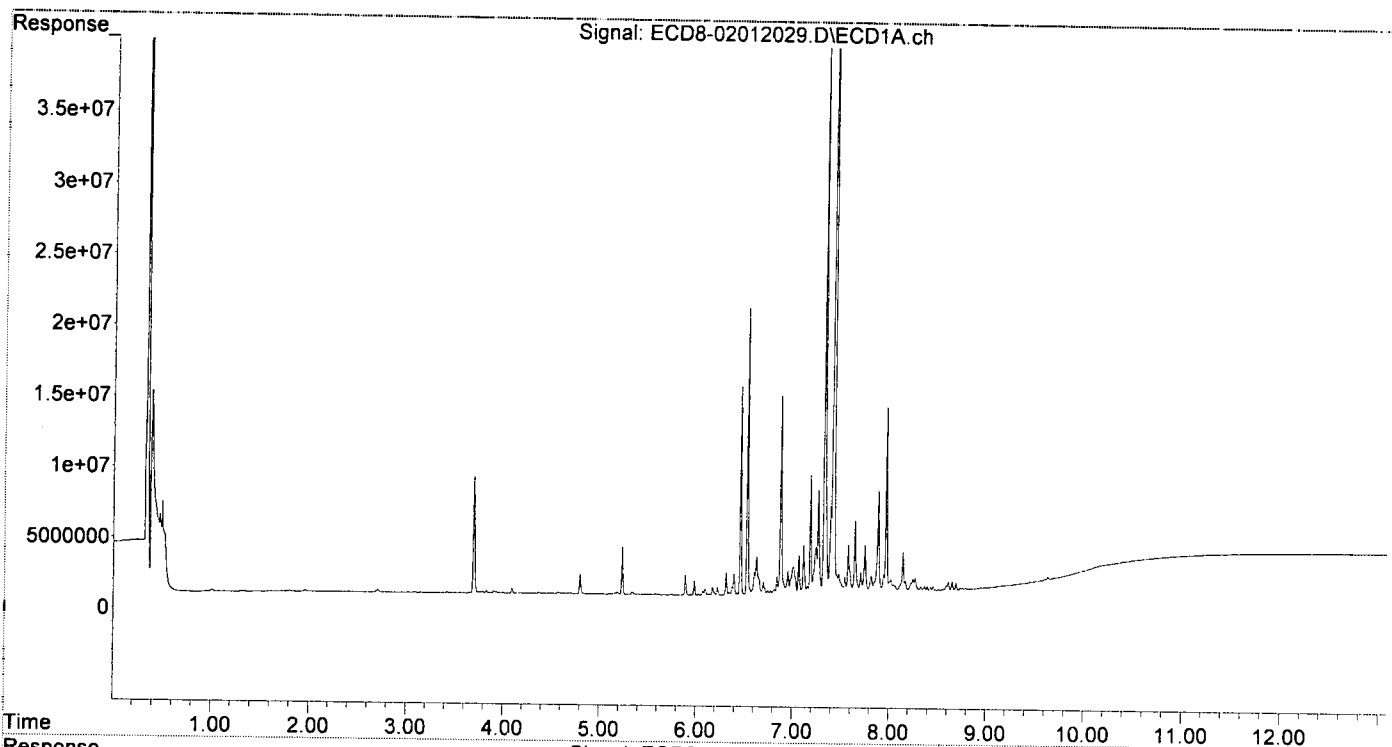
Compound	RT#1	RT#2	Resp#1	Resp#2	ng/mL	ng/mL
System Monitoring Compounds						
1) S TCMX (S)	0.000	0.000	0	0	N.D. d	N.D. d
22) S DCBP (S)	0.000	0.000	0	0	N.D. d	N.D. d
Target Compounds						
2) a-BHC	0.000	0.000	0	0	N.D. d	N.D. d
3) g-BHC	0.000	0.000	0	0	N.D. d	N.D. d
4) b-BHC	0.000	0.000	0	0	N.D. d	N.D. d
5) Heptachlor	0.000	0.000	0	0	N.D. d	N.D. d
6) d-BHC	0.000	0.000	0	0	N.D. d	N.D. d
7) Aldrin	0.000	0.000	0	0	N.D. d	N.D. d
8) Heptachlo...	0.000	0.000	0	0	N.D. d	N.D. d
9) trans-Chl...	0.000	0.000	0	0	N.D. d	N.D. d
10) cis-Chlor...	0.000	0.000	0	0	N.D. d	N.D. d
11) Endosulfa...	0.000	0.000	0	0	N.D. d	N.D. d
12) 4,4'-DDE	0.000	0.000	0	0	N.D. d	N.D. d
13) Dieldrin	0.000	0.000	0	0	N.D. d	N.D. d
14) Endrin	0.000	0.000	0	0	N.D. d	N.D. d
15) 4,4'-DDD	0.000	0.000	0	0	N.D. d	N.D. d
16) Endosulfa...	0.000	0.000	0	0	N.D. d	N.D. d
17) 4,4'-DDT	0.000	0.000	0	0	N.D. d	N.D. d
18) Endrin Al...	0.000	0.000	0	0	N.D. d	N.D. d
19) Endosulfa...	0.000	0.000	0	0	N.D. d	N.D. d
20) Methoxychlor	0.000	0.000	0	0	N.D. d	N.D. d
21) Endrin Ke...	0.000	0.000	0	0	N.D. d	N.D. d
23) Hexachlor...	0.000	0.000	0	0	N.D. d	N.D. d
24) Hexachlor...	0.000	0.000	0	0	N.D. d	N.D. d
25) Oxychlordane	0.000	0.000	0	0	N.D. d	N.D. d
26) 2,4'-DDE	0.000	0.000	0	0	N.D. d	N.D. d
27) trans-Non...	0.000	0.000	0	0	N.D. d	N.D. d
28) 2,4'-DDD	0.000	0.000	0	0	N.D. d	N.D. d
29) 2,4'-DDT	0.000	0.000	0	0	N.D. d	N.D. d
30) cis-Nonac...	0.000	0.000	0	0	N.D. d	N.D. d
31) Mirex	0.000	0.000	0	0	N.D. d	N.D. d
32) Chlordane...	7.326	8.118	40982018	43332192	109.752	100.718
33) Chlordane...	7.420	8.225	50068645	35221978	109.340	97.689
34) Chlordane...	7.968	8.889	13031823	11647984	111.267	106.489
35) Chlordane...	0.000	0.000	0	0	N.D. d	N.D. d
36) Toxaphene...	0.000	0.000	0	0	N.D. d	N.D. d
37) Toxaphene...	0.000	0.000	0	0	N.D. d	N.D. d
38) Toxaphene...	0.000	0.000	0	0	N.D. d	N.D. d
39) Toxaphene...	0.000	0.000	0	0	N.D. d	N.D. d
40) Toxaphene...	0.000	0.000	0	0	N.D. d	N.D. d
41) Toxaphene...	0.000	0.000	0	0	N.D. d	N.D. d
42) Toxaphene...	0.000	0.000	0	0	N.D. d	N.D. d

(f)=RT Delta > 1/2 Window (#)=Amounts differ by > 25% (m)=manual int.

Quantitation Report (QT Reviewed)

Data Path : C:\msdchem\1\data\2020-02\0B01012\
Data File : ECD8-02012029.D
Signal(s) : Signal #1: ECD1A.ch Signal #2: ECD2B.ch
Acq On : 1 Feb 2020 22:10
Operator : MJB
Sample : 0B01012-CALL
Misc : A19K308, CHLOR 100 ppb
ALS Vial : 26 Sample Multiplier: 1

Integration File signal 1: PEST1.e
Integration File signal 2: PEST2.e
Quant Time: Feb 03 15:23:48 2020
Quant Method : C:\msdchem\1\methods\ECD8_QUANTPEST_200108.M
Quant Title : Instrument: DualECD8
QLast Update : Mon Feb 03 15:22:31 2020
Response via : Initial Calibration
Integrator: ChemStation



Quantitation Report (QT Reviewed)

Data Path : C:\msdchem\1\data\2020-02\0B01012\
 Data File : ECD8-02012030.D
 Signal(s) : Signal #1: ECD1A.ch Signal #2: ECD2B.ch
 Acq On : 1 Feb 2020 22:27
 Operator : MJB
 Sample : 0B01012-CALM
 Misc : A19K309, CHLOR 200 ppb
 ALS Vial : 27 Sample Multiplier: 1

Integration File signal 1: PEST1.e
 Integration File signal 2: PEST2.e
 Quant Time: Feb 03 15:24:19 2020
 Quant Method : C:\msdchem\1\methods\ECD8_QUANTPEST_200108.M
 Quant Title : Instrument: DualECD8
 QLast Update : Mon Feb 03 15:22:31 2020
 Response via : Initial Calibration
 Integrator: ChemStation

MJB
2/3/20

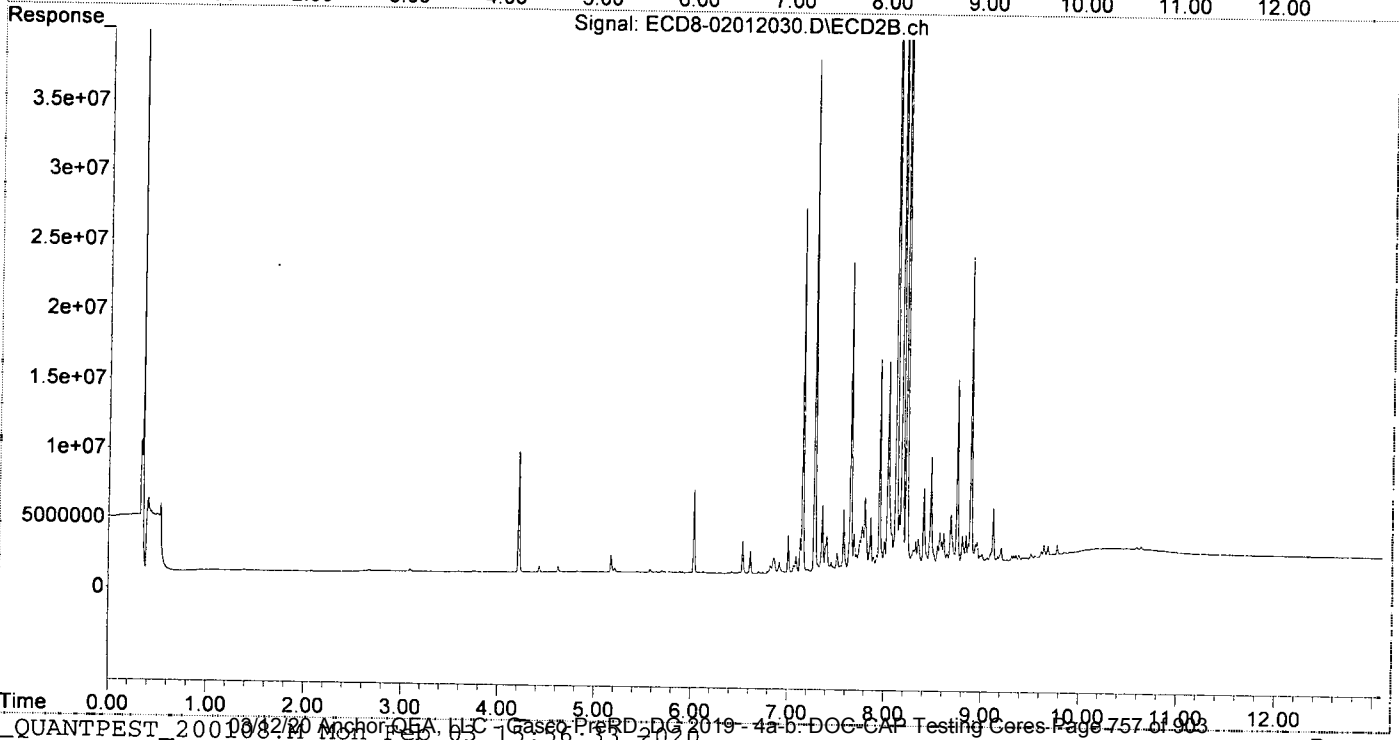
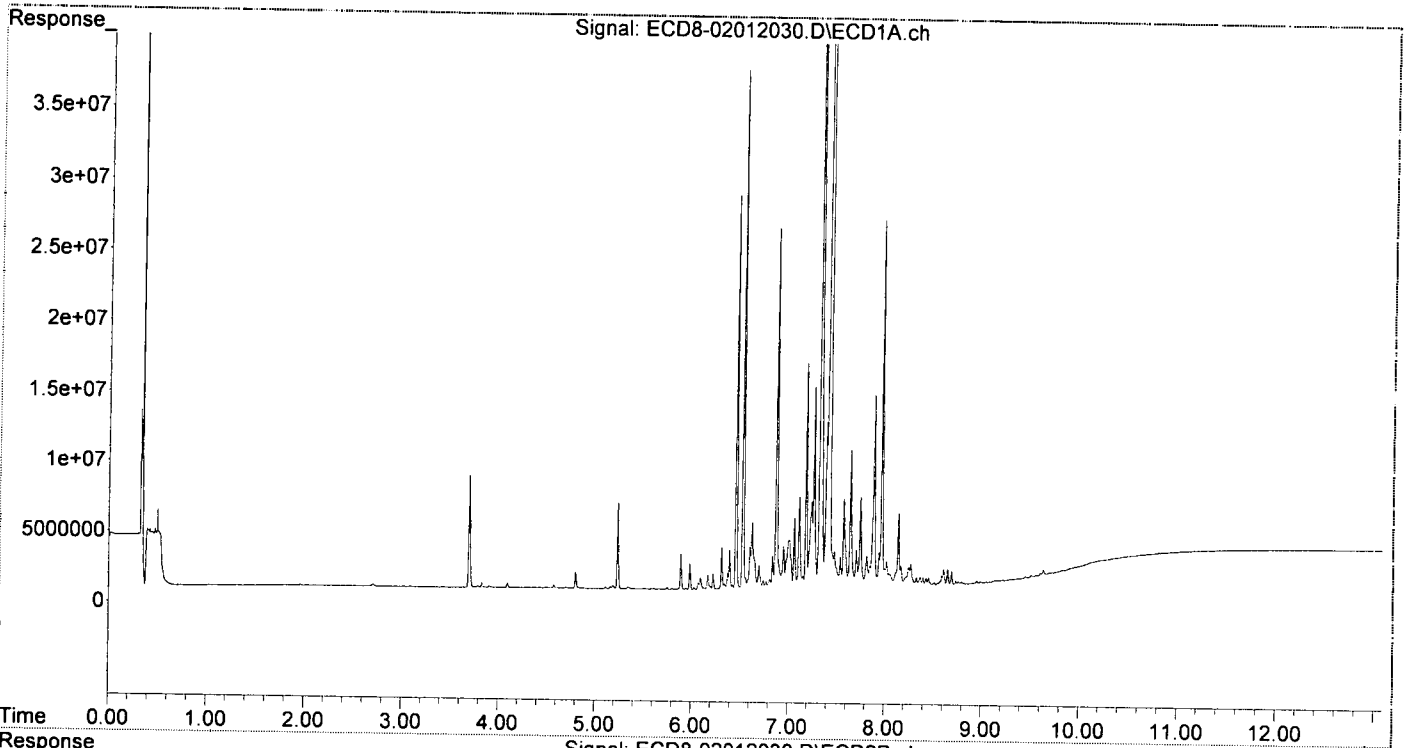
Compound	RT#1	RT#2	Resp#1	Resp#2	ng/mL	ng/mL
System Monitoring Compounds						
1) S TCMX (S)	0.000	0.000	0	0	N.D. d	N.D. d
22) S DCBP (S)	0.000	0.000	0	0	N.D. d	N.D. d
Target Compounds						
2) a-BHC	0.000	0.000	0	0	N.D. d	N.D. d
3) g-BHC	0.000	0.000	0	0	N.D. d	N.D. d
4) b-BHC	0.000	0.000	0	0	N.D. d	N.D. d
5) Heptachlor	0.000	0.000	0	0	N.D. d	N.D. d
6) d-BHC	0.000	0.000	0	0	N.D. d	N.D. d
7) Aldrin	0.000	0.000	0	0	N.D. d	N.D. d
8) Heptachlo...	0.000	0.000	0	0	N.D. d	N.D. d
9) trans-Chl...	0.000	0.000	0	0	N.D. d	N.D. d
10) cis-Chlor...	0.000	0.000	0	0	N.D. d	N.D. d
11) Endosulfa...	0.000	0.000	0	0	N.D. d	N.D. d
12) 4,4'-DDE	0.000	0.000	0	0	N.D. d	N.D. d
13) Dieldrin	0.000	0.000	0	0	N.D. d	N.D. d
14) Endrin	0.000	0.000	0	0	N.D. d	N.D. d
15) 4,4'-DDD	0.000	0.000	0	0	N.D. d	N.D. d
16) Endosulfa...	0.000	0.000	0	0	N.D. d	N.D. d
17) 4,4'-DDT	0.000	0.000	0	0	N.D. d	N.D. d
18) Endrin Al...	0.000	0.000	0	0	N.D. d	N.D. d
19) Endosulfa...	0.000	0.000	0	0	N.D. d	N.D. d
20) Methoxychlor	0.000	0.000	0	0	N.D. d	N.D. d
21) Endrin Ke...	0.000	0.000	0	0	N.D. d	N.D. d
23) Hexachlor...	0.000	0.000	0	0	N.D. d	N.D. d
24) Hexachlor...	0.000	0.000	0	0	N.D. d	N.D. d
25) Oxychlorane	0.000	0.000	0	0	N.D. d	N.D. d
26) 2,4'-DDE	0.000	0.000	0	0	N.D. d	N.D. d
27) trans-Non...	0.000	0.000	0	0	N.D. d	N.D. d
28) 2,4'-DDD	0.000	0.000	0	0	N.D. d	N.D. d
29) 2,4'-DDT	0.000	0.000	0	0	N.D. d	N.D. d
30) cis-Nonac...	0.000	0.000	0	0	N.D. d	N.D. d
31) Mirex	0.000	0.000	0	0	N.D. d	N.D. d
32) Chlordane...	7.326	8.118	79833983	83675101	213.799	194.488
33) Chlordane...	7.420	8.225	97470804	70682705	212.857	196.040
34) Chlordane...	7.967	8.889	25873455	22148725	220.911	202.489
35) Chlordane...	0.000	0.000	0	0	N.D. d	N.D. d
36) Toxaphene...	0.000	0.000	0	0	N.D. d	N.D. d
37) Toxaphene...	0.000	0.000	0	0	N.D. d	N.D. d
38) Toxaphene...	0.000	0.000	0	0	N.D. d	N.D. d
39) Toxaphene...	0.000	0.000	0	0	N.D. d	N.D. d
40) Toxaphene...	0.000	0.000	0	0	N.D. d	N.D. d
41) Toxaphene...	0.000	0.000	0	0	N.D. d	N.D. d
42) Toxaphene...	0.000	0.000	0	0	N.D. d	N.D. d

(f)=RT Delta > 1/2 Window (#)=Amounts differ by > 25% (m)=manual int.

Quantitation Report (QT Reviewed)

Data Path : C:\msdchem\1\data\2020-02\0B01012\
Data File : ECD8-02012030.D
Signal(s) : Signal #1: ECD1A.ch Signal #2: ECD2B.ch
Acq On : 1 Feb 2020 22:27
Operator : MJB
Sample : 0B01012-CALM
Misc : A19K309, CHLOR 200 ppb
ALS Vial : 27 Sample Multiplier: 1

Integration File signal 1: PEST1.e
Integration File signal 2: PEST2.e
Quant Time: Feb 03 15:24:19 2020
Quant Method : C:\msdchem\1\methods\ECD8_QUANTPEST_200108.M
Quant Title : Instrument: DualECD8
QLast Update : Mon Feb 03 15:22:31 2020
Response via : Initial Calibration
Integrator: ChemStation



Quantitation Report (QT Reviewed)

Data Path : C:\msdchem\1\data\2020-02\0B01012\
 Data File : ECD8-02012031.D
 Signal(s) : Signal #1: ECD1A.ch Signal #2: ECD2B.ch
 Acq On : 1 Feb 2020 22:43
 Operator : MJB
 Sample : 0B01012-CALN
 Misc : A19K310, CHLOR 500 ppb
 ALS Vial : 28 Sample Multiplier: 1

Integration File signal 1: PEST1.e
 Integration File signal 2: PEST2.e
 Quant Time: Feb 03 15:21:54 2020
 Quant Method : C:\msdchem\1\methods\ECD8_QUANTPEST_200108.M
 Quant Title : Instrument: DualECD8
 QLast Update : Mon Feb 03 14:52:24 2020
 Response via : Initial Calibration
 Integrator: ChemStation

MJB
2/3/20

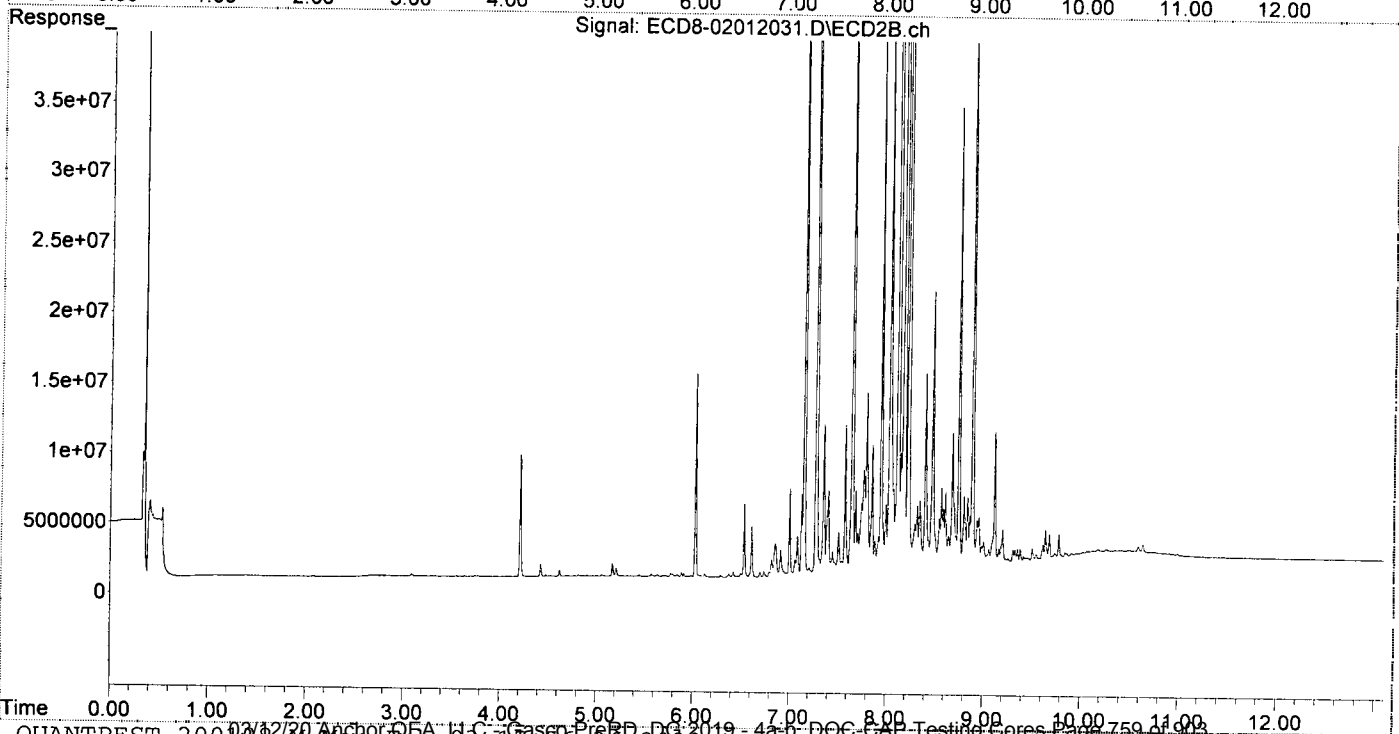
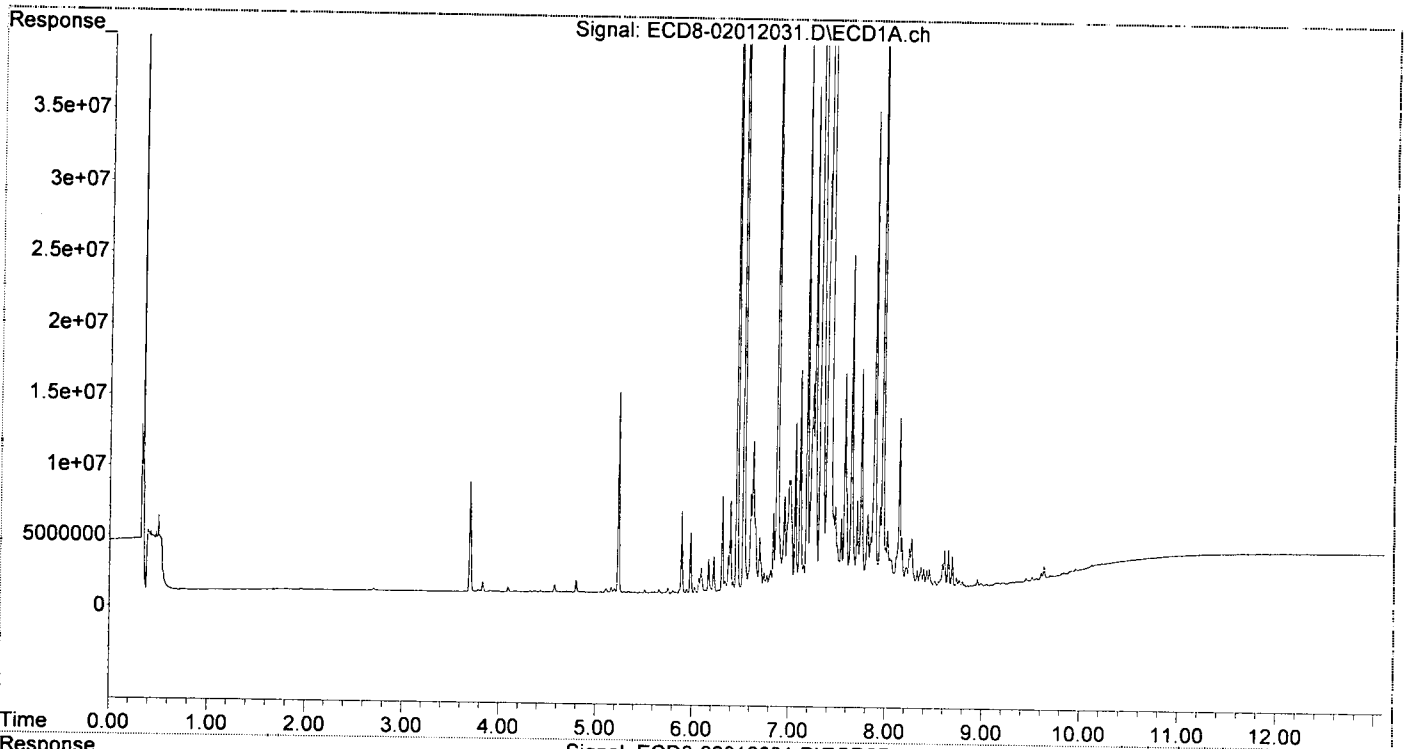
Compound	RT#1	RT#2	Resp#1	Resp#2	ng/mL	ng/mL
System Monitoring Compounds						
1) S TCMX (S)	0.000	0.000	0	0	N.D. d	N.D. d
22) S DCBP (S)	0.000	0.000	0	0	N.D. d	N.D. d
Target Compounds						
2) a-BHC	0.000	0.000	0	0	N.D. d	N.D. d
3) g-BHC	0.000	0.000	0	0	N.D. d	N.D. d
4) b-BHC	0.000	0.000	0	0	N.D. d	N.D. d
5) Heptachlor	0.000	0.000	0	0	N.D. d	N.D. d
6) d-BHC	0.000	0.000	0	0	N.D. d	N.D. d
7) Aldrin	0.000	0.000	0	0	N.D. d	N.D. d
8) Heptachlo...	0.000	0.000	0	0	N.D. d	N.D. d
9) trans-Chl...	0.000	0.000	0	0	N.D. d	N.D. d
10) cis-Chlor...	0.000	0.000	0	0	N.D. d	N.D. d
11) Endosulfa...	0.000	0.000	0	0	N.D. d	N.D. d
12) 4,4'-DDE	0.000	0.000	0	0	N.D. d	N.D. d
13) Dieldrin	0.000	0.000	0	0	N.D. d	N.D. d
14) Endrin	0.000	0.000	0	0	N.D. d	N.D. d
15) 4,4'-DDD	0.000	0.000	0	0	N.D. d	N.D. d
16) Endosulfa...	0.000	0.000	0	0	N.D. d	N.D. d
17) 4,4'-DDT	0.000	0.000	0	0	N.D. d	N.D. d
18) Endrin Al...	0.000	0.000	0	0	N.D. d	N.D. d
19) Endosulfa...	0.000	0.000	0	0	N.D. d	N.D. d
20) Methoxychlor	0.000	0.000	0	0	N.D. d	N.D. d
21) Endrin Ke...	0.000	0.000	0	0	N.D. d	N.D. d
23) Hexachlor...	0.000	0.000	0	0	N.D. d	N.D. d
24) Hexachlor...	0.000	0.000	0	0	N.D. d	N.D. d
25) Oxychlorthane	0.000	0.000	0	0	N.D. d	N.D. d
26) 2,4'-DDE	0.000	0.000	0	0	N.D. d	N.D. d
27) trans-Non...	0.000	0.000	0	0	N.D. d	N.D. d
28) 2,4'-DDD	0.000	0.000	0	0	N.D. d	N.D. d
29) 2,4'-DDT	0.000	0.000	0	0	N.D. d	N.D. d
30) cis-Nonac...	0.000	0.000	0	0	N.D. d	N.D. d
31) Mirex	0.000	0.000	0	0	N.D. d	N.D. d
32) Chlordane...	7.326	8.117	194.2E6	218.0E6	520.166	506.642
33) Chlordane...	7.419	8.225	234.2E6	182.0E6	511.405	504.702
34) Chlordane...	7.966	8.889	61785001	58496819	527.529	534.792
35) Chlordane...	0.000	0.000	0	0	N.D. d	N.D. d
36) Toxaphene...	0.000	0.000	0	0	N.D. d	N.D. d
37) Toxaphene...	0.000	0.000	0	0	N.D. d	N.D. d
38) Toxaphene...	0.000	0.000	0	0	N.D. d	N.D. d
39) Toxaphene...	0.000	0.000	0	0	N.D. d	N.D. d
40) Toxaphene...	0.000	0.000	0	0	N.D. d	N.D. d
41) Toxaphene...	0.000	0.000	0	0	N.D. d	N.D. d
42) Toxaphene...	0.000	0.000	0	0	N.D. d	N.D. d

(f)=RT Delta > 1/2 Window (#)=Amounts differ by > 25% (m)=manual int.

Quantitation Report (QT Reviewed)

Data Path : C:\msdchem\1\data\2020-02\0B01012\
Data File : ECD8-02012031.D
Signal(s) : Signal #1: ECD1A.ch Signal #2: ECD2B.ch
Acq On : 1 Feb 2020 22:43
Operator : MJB
Sample : 0B01012-CALN
Misc : A19K310, CHLOR 500 ppb
ALS Vial : 28 Sample Multiplier: 1

Integration File signal 1: PEST1.e
Integration File signal 2: PEST2.e
Quant Time: Feb 03 15:21:54 2020
Quant Method : C:\msdchem\1\methods\ECD8_QUANTPEST_200108.M
Quant Title : Instrument: DualECD8
QLast Update : Mon Feb 03 14:52:24 2020
Response via : Initial Calibration
Integrator: ChemStation



Quantitation Report (QT Reviewed)

Data Path : C:\msdchem\1\data\2020-02\0B01012\
 Data File : ECD8-02012032.D
 Signal(s) : Signal #1: ECD1A.ch Signal #2: ECD2B.ch
 Acq On : 1 Feb 2020 23:00
 Operator : MJB
 Sample : 0B01012-CALO
 Misc : A19K311, CHLOR 1000 ppb
 ALS Vial : 29 Sample Multiplier: 1

Integration File signal 1: PEST1.e
 Integration File signal 2: PEST2.e
 Quant Time: Feb 03 15:24:53 2020
 Quant Method : C:\msdchem\1\methods\ECD8_QUANTPEST_200108.M
 Quant Title : Instrument: DualECD8
 QLast Update : Mon Feb 03 15:22:31 2020
 Response via : Initial Calibration
 Integrator: ChemStation

MJB
2/3/20

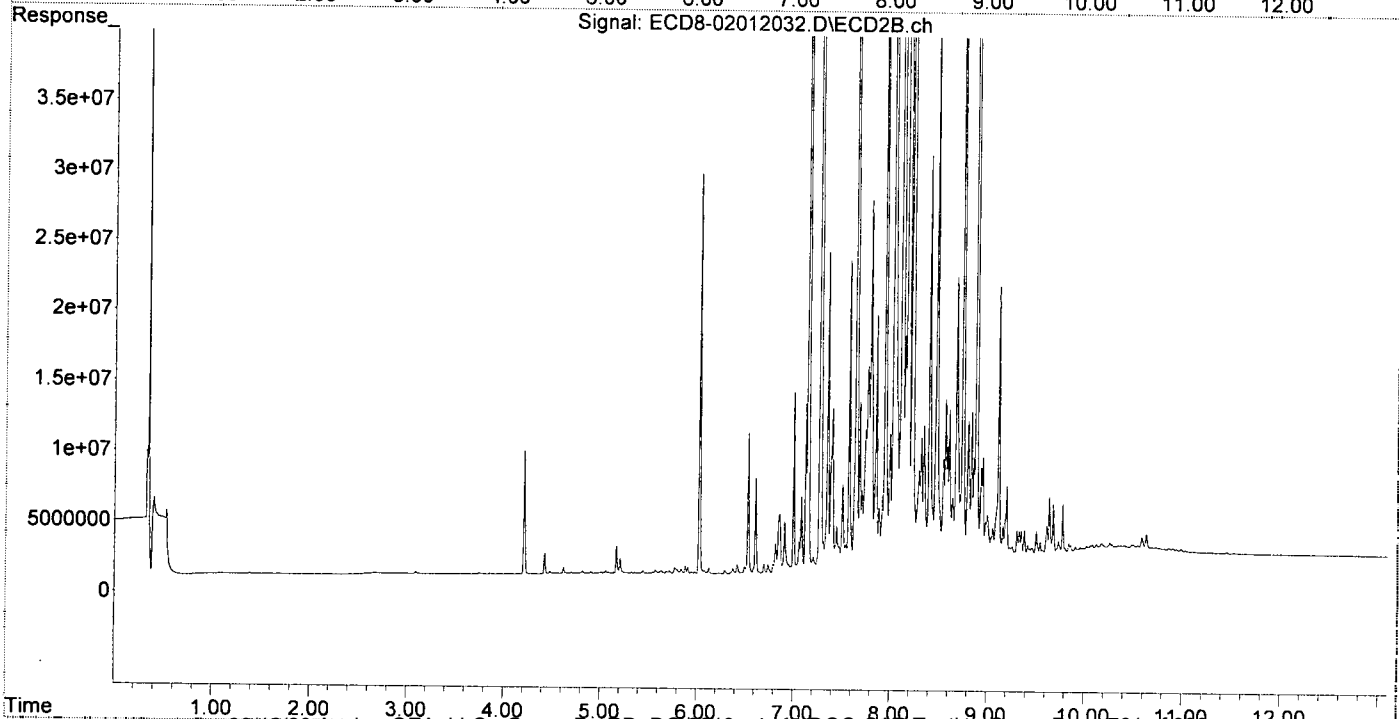
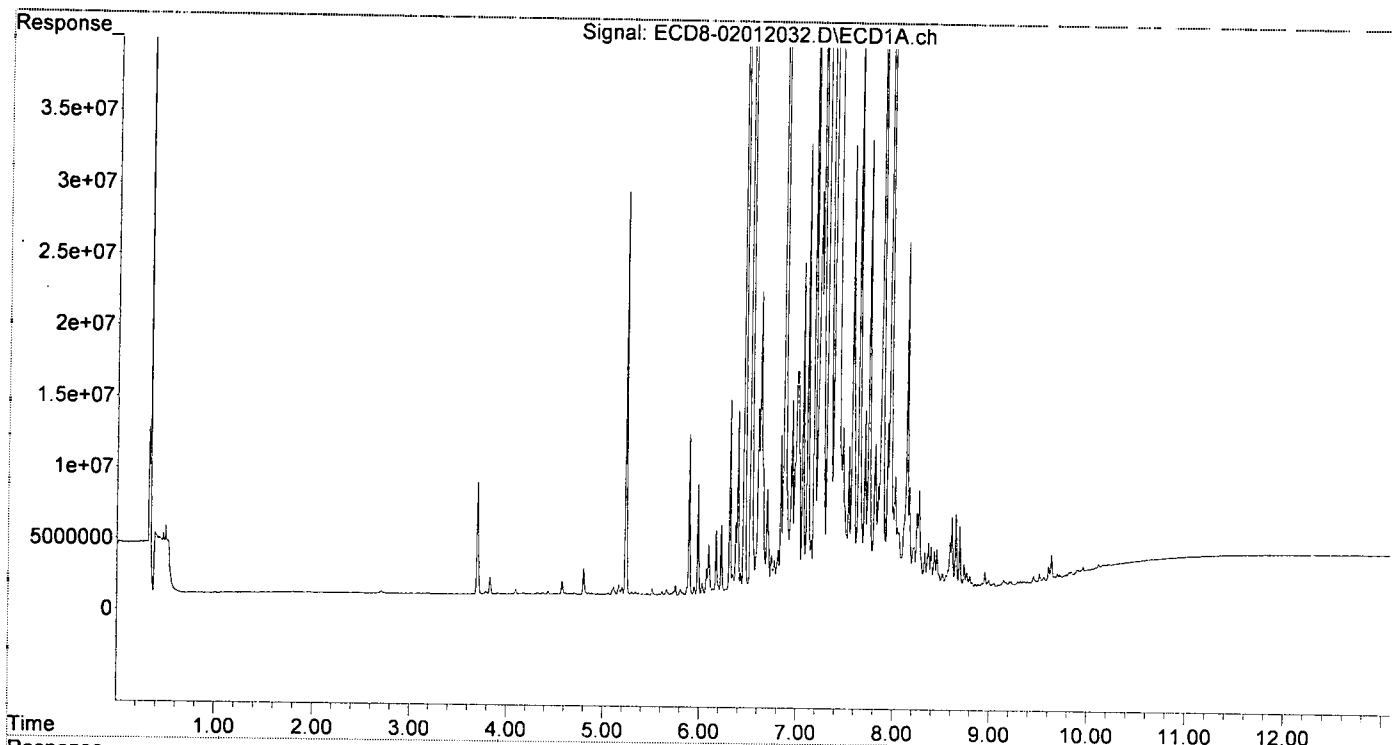
Compound	RT#1	RT#2	Resp#1	Resp#2	ng/mL	ng/mL
System Monitoring Compounds						
1) S TCMX (S)	0.000	0.000	0	0	N.D. d	N.D. d
22) S DCBP (S)	0.000	0.000	0	0	N.D. d	N.D. d
Target Compounds						
2) a-BHC	0.000	0.000	0	0	N.D. d	N.D. d
3) g-BHC	0.000	0.000	0	0	N.D. d	N.D. d
4) b-BHC	0.000	0.000	0	0	N.D. d	N.D. d
5) Heptachlor	0.000	0.000	0	0	N.D. d	N.D. d
6) d-BHC	0.000	0.000	0	0	N.D. d	N.D. d
7) Aldrin	0.000	0.000	0	0	N.D. d	N.D. d
8) Heptachlo...	0.000	0.000	0	0	N.D. d	N.D. d
9) trans-Chl...	0.000	0.000	0	0	N.D. d	N.D. d
10) cis-Chlor...	0.000	0.000	0	0	N.D. d	N.D. d
11) Endosulfa...	0.000	0.000	0	0	N.D. d	N.D. d
12) 4,4'-DDE	0.000	0.000	0	0	N.D. d	N.D. d
13) Dieldrin	0.000	0.000	0	0	N.D. d	N.D. d
14) Endrin	0.000	0.000	0	0	N.D. d	N.D. d
15) 4,4'-DDD	0.000	0.000	0	0	N.D. d	N.D. d
16) Endosulfa...	0.000	0.000	0	0	N.D. d	N.D. d
17) 4,4'-DDT	0.000	0.000	0	0	N.D. d	N.D. d
18) Endrin Al...	0.000	0.000	0	0	N.D. d	N.D. d
19) Endosulfa...	0.000	0.000	0	0	N.D. d	N.D. d
20) Methoxychlor	0.000	0.000	0	0	N.D. d	N.D. d
21) Endrin Ke...	0.000	0.000	0	0	N.D. d	N.D. d
23) Hexachlor...	0.000	0.000	0	0	N.D. d	N.D. d
24) Hexachlor...	0.000	0.000	0	0	N.D. d	N.D. d
25) Oxychlordane	0.000	0.000	0	0	N.D. d	N.D. d
26) 2,4'-DDE	0.000	0.000	0	0	N.D. d	N.D. d
27) trans-Non...	0.000	0.000	0	0	N.D. d	N.D. d
28) 2,4'-DDD	0.000	0.000	0	0	N.D. d	N.D. d
29) 2,4'-DDT	0.000	0.000	0	0	N.D. d	N.D. d
30) cis-Nonac...	0.000	0.000	0	0	N.D. d	N.D. d
31) Mirex	0.000	0.000	0	0	N.D. d	N.D. d
32) Chlordane...	7.325	8.118	407.1E6	461.1E6	1090.148	1071.785
33) Chlordane...	7.419	8.226	468.0E6	384.8E6	1021.927	1067.266
34) Chlordane...	7.966	8.890	126.5E6	118.8E6	1080.265	1086.515
35) Chlordane...	0.000	0.000	0	0	N.D. d	N.D. d
36) Toxaphene...	0.000	0.000	0	0	N.D. d	N.D. d
37) Toxaphene...	0.000	0.000	0	0	N.D. d	N.D. d
38) Toxaphene...	0.000	0.000	0	0	N.D. d	N.D. d
39) Toxaphene...	0.000	0.000	0	0	N.D. d	N.D. d
40) Toxaphene...	0.000	0.000	0	0	N.D. d	N.D. d
41) Toxaphene...	0.000	0.000	0	0	N.D. d	N.D. d
42) Toxaphene...	0.000	0.000	0	0	N.D. d	N.D. d

(f)=RT Delta > 1/2 Window (#)=Amounts differ by > 25% (m)=manual int.

Quantitation Report (QT Reviewed)

Data Path : C:\msdchem\1\data\2020-02\0B01012\
Data File : ECD8-02012032.D
Signal(s) : Signal #1: ECD1A.ch Signal #2: ECD2B.ch
Acq On : 1 Feb 2020 23:00
Operator : MJB
Sample : 0B01012-CALO
Misc : A19K311, CHLOR 1000 ppb
ALS Vial : 29 Sample Multiplier: 1

Integration File signal 1: PEST1.e
Integration File signal 2: PEST2.e
Quant Time: Feb 03 15:24:53 2020
Quant Method : C:\msdchem\1\methods\ECD8_QUANTPEST_200108.M
Quant Title : Instrument: DualECD8
QLast Update : Mon Feb 03 15:22:31 2020
Response via : Initial Calibration
Integrator: ChemStation



Quantitation Report (QT Reviewed)

Data Path : C:\msdchem\1\data\2020-02\0B01012\
 Data File : ECD8-02012033.D
 Signal(s) : Signal #1: ECD1A.ch Signal #2: ECD2B.ch
 Acq On : 1 Feb 2020 23:17
 Operator : MJB
 Sample : 0B01012-CALP
 Misc : A19K306, CHLOR 2000 ppb
 ALS Vial : 30 Sample Multiplier: 1

Integration File signal 1: PEST1.e
 Integration File signal 2: PEST2.e
 Quant Time: Feb 03 15:25:23 2020
 Quant Method : C:\msdchem\1\methods\ECD8_QUANTPEST_200108.M
 Quant Title : Instrument: DualECD8
 QLast Update : Mon Feb 03 15:22:31 2020
 Response via : Initial Calibration
 Integrator: ChemStation

MJB
2/3/20

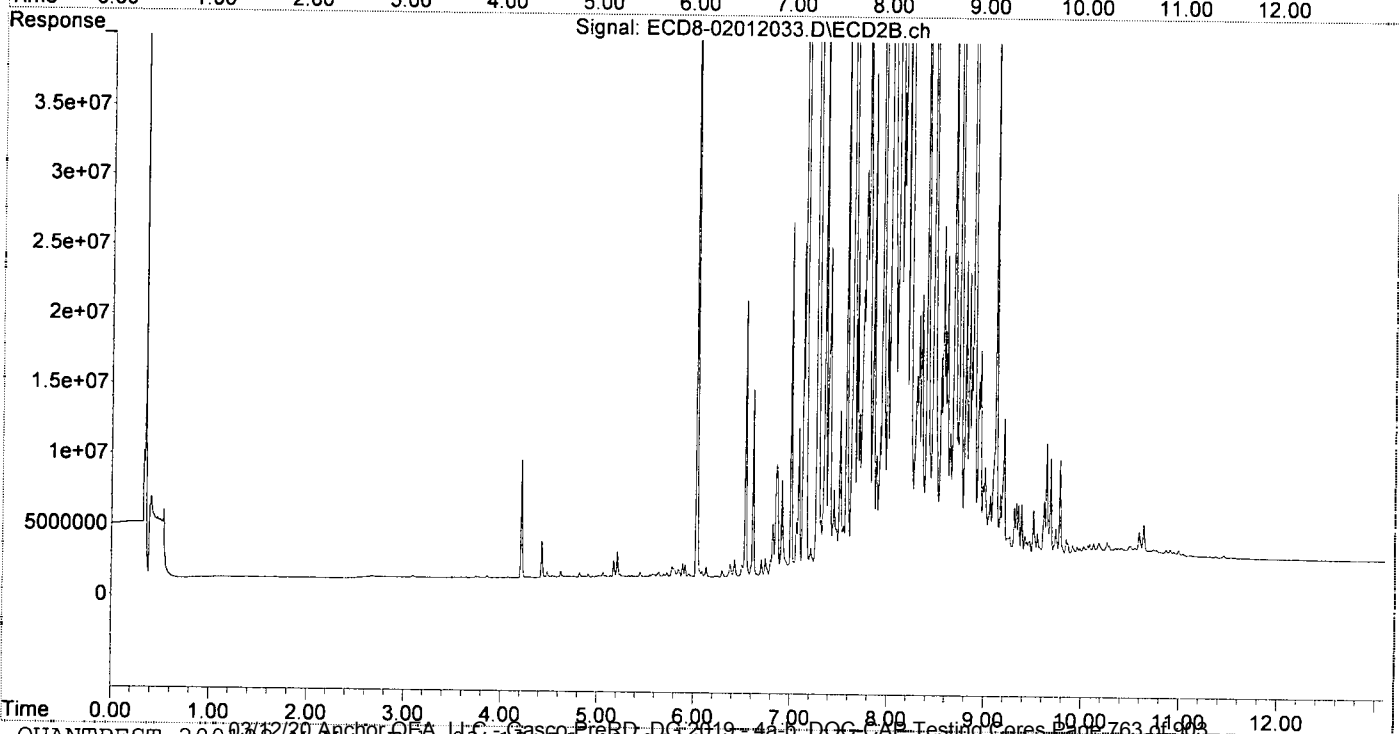
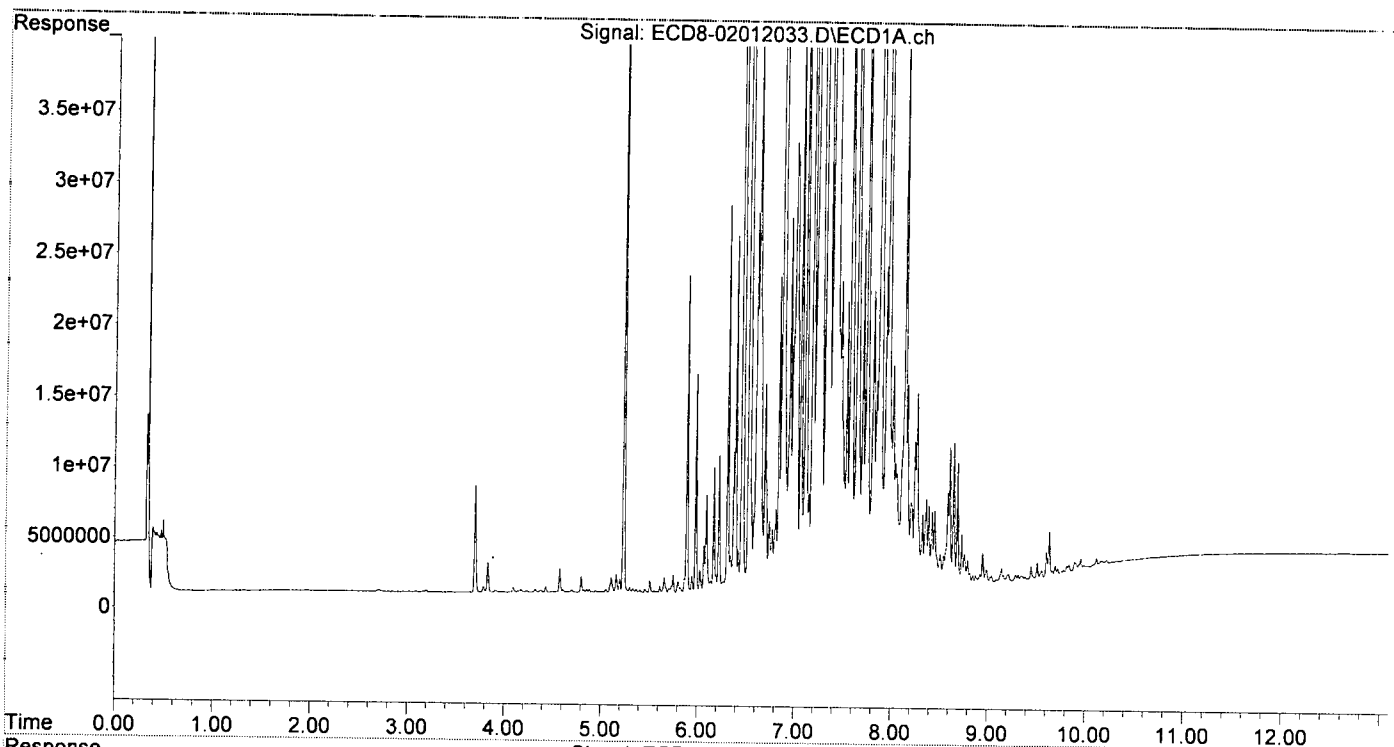
Compound	RT#1	RT#2	Resp#1	Resp#2	ng/mL	ng/mL
System Monitoring Compounds						
1) S TCMX (S)	0.000	0.000	0	0	N.D. d	N.D. d
22) S DCBP (S)	0.000	0.000	0	0	N.D. d	N.D. d
Target Compounds						
2) a-BHC	0.000	0.000	0	0	N.D. d	N.D. d
3) g-BHC	0.000	0.000	0	0	N.D. d	N.D. d
4) b-BHC	0.000	0.000	0	0	N.D. d	N.D. d
5) Heptachlor	0.000	0.000	0	0	N.D. d	N.D. d
6) d-BHC	0.000	0.000	0	0	N.D. d	N.D. d
7) Aldrin	0.000	0.000	0	0	N.D. d	N.D. d
8) Heptachlo...	0.000	0.000	0	0	N.D. d	N.D. d
9) trans-Chl...	0.000	0.000	0	0	N.D. d	N.D. d
10) cis-Chlor...	0.000	0.000	0	0	N.D. d	N.D. d
11) Endosulfa...	0.000	0.000	0	0	N.D. d	N.D. d
12) 4,4'-DDE	0.000	0.000	0	0	N.D. d	N.D. d
13) Dieldrin	0.000	0.000	0	0	N.D. d	N.D. d
14) Endrin	0.000	0.000	0	0	N.D. d	N.D. d
15) 4,4'-DDD	0.000	0.000	0	0	N.D. d	N.D. d
16) Endosulfa...	0.000	0.000	0	0	N.D. d	N.D. d
17) 4,4'-DDT	0.000	0.000	0	0	N.D. d	N.D. d
18) Endrin Al...	0.000	0.000	0	0	N.D. d	N.D. d
19) Endosulfa...	0.000	0.000	0	0	N.D. d	N.D. d
20) Methoxychlor	0.000	0.000	0	0	N.D. d	N.D. d
21) Endrin Ke...	0.000	0.000	0	0	N.D. d	N.D. d
23) Hexachlor...	0.000	0.000	0	0	N.D. d	N.D. d
24) Hexachlor...	0.000	0.000	0	0	N.D. d	N.D. d
25) Oxychlordan	0.000	0.000	0	0	N.D. d	N.D. d
26) 2,4'-DDE	0.000	0.000	0	0	N.D. d	N.D. d
27) trans-Non...	0.000	0.000	0	0	N.D. d	N.D. d
28) 2,4'-DDD	0.000	0.000	0	0	N.D. d	N.D. d
29) 2,4'-DDT	0.000	0.000	0	0	N.D. d	N.D. d
30) cis-Nonac...	0.000	0.000	0	0	N.D. d	N.D. d
31) Mirex	0.000	0.000	0	0	N.D. d	N.D. d
32) Chlordane...	7.325	8.118	780.0E6	962.8E6	2088.768	2237.923
33) Chlordane...	7.420	8.225	959.8E6	801.0E6	2095.944	2221.464
34) Chlordane...	7.966	8.889	253.1E6	258.6E6	2161.308	2363.887
35) Chlordane...	0.000	0.000	0	0	N.D. d	N.D. d
36) Toxaphene...	0.000	0.000	0	0	N.D. d	N.D. d
37) Toxaphene...	0.000	0.000	0	0	N.D. d	N.D. d
38) Toxaphene...	0.000	0.000	0	0	N.D. d	N.D. d
39) Toxaphene...	0.000	0.000	0	0	N.D. d	N.D. d
40) Toxaphene...	0.000	0.000	0	0	N.D. d	N.D. d
41) Toxaphene...	0.000	0.000	0	0	N.D. d	N.D. d
42) Toxaphene...	0.000	0.000	0	0	N.D. d	N.D. d

(f)=RT Delta > 1/2 Window (#)=Amounts differ by > 25% (m)=manual int.

Quantitation Report (QT Reviewed)

Data Path : C:\msdchem\1\data\2020-02\0B01012\
Data File : ECD8-02012033.D
Signal(s) : Signal #1: ECD1A.ch Signal #2: ECD2B.ch
Acq On : 1 Feb 2020 23:17
Operator : MJB
Sample : 0B01012-CALP
Misc : A19K306, CHLOR 2000 ppb
ALS Vial : 30 Sample Multiplier: 1

Integration File signal 1: PEST1.e
Integration File signal 2: PEST2.e
Quant Time: Feb 03 15:25:23 2020
Quant Method : C:\msdchem\1\methods\ECD8_QUANTPEST_200108.M
Quant Title : Instrument: DualECD8
QLast Update : Mon Feb 03 15:22:31 2020
Response via : Initial Calibration
Integrator: ChemStation



Quantitation Report (QT Reviewed)

Data Path : C:\msdchem\1\data\2020-02\0B01012\
 Data File : ECD8-02012036.D
 Signal(s) : Signal #1: ECD1A.ch Signal #2: ECD2B.ch
 Acq On : 2 Feb 2020 00:08
 Operator : MJB
 Sample : 0B01012-CALQ
 Misc : A20B005, TOX 10 ppb
 ALS Vial : 32 Sample Multiplier: 1

Integration File signal 1: PEST1.e
 Integration File signal 2: PEST2.e
 Quant Time: Feb 03 15:27:58 2020
 Quant Method : C:\msdchem\1\methods\ECD8_QUANTPEST_200108.M
 Quant Title : Instrument: DualECD8
 QLast Update : Mon Feb 03 15:27:40 2020
 Response via : Initial Calibration
 Integrator: ChemStation

MJB
2/3/20

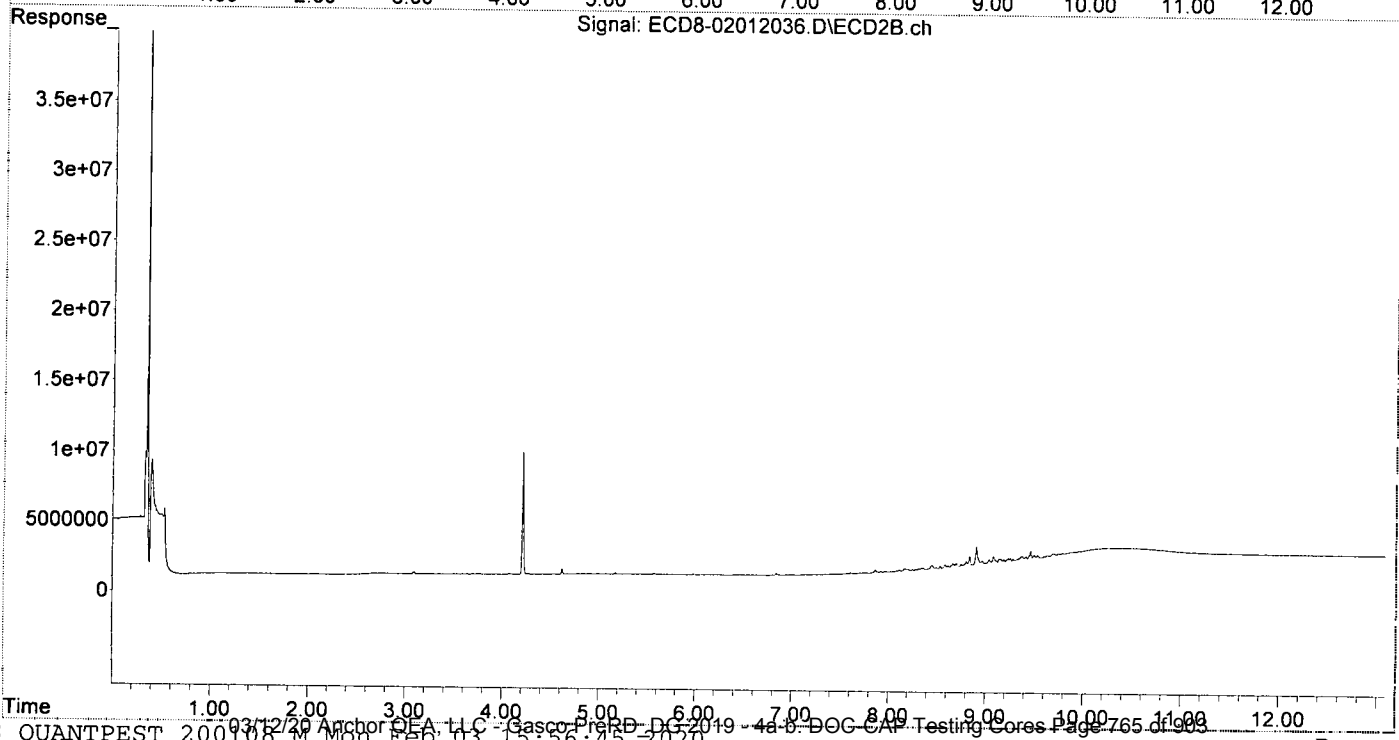
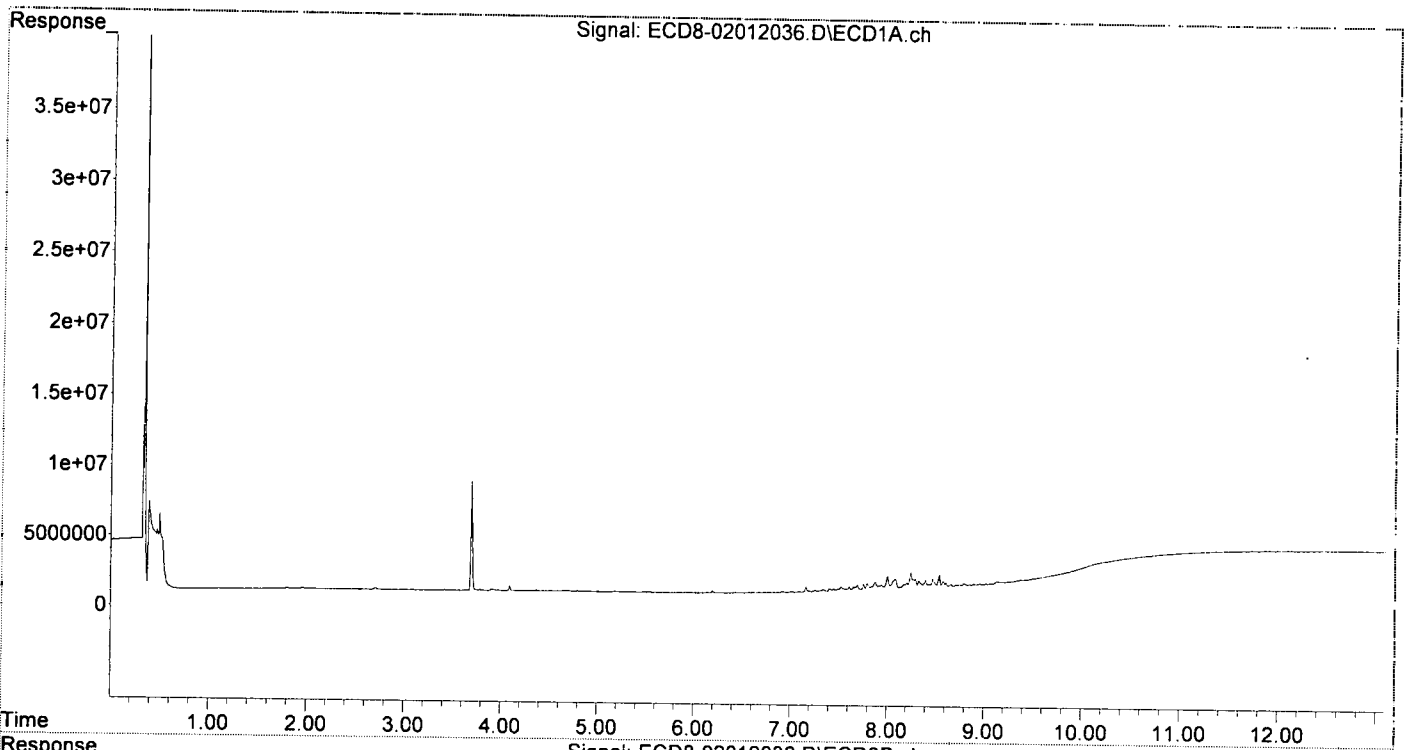
Compound	RT#1	RT#2	Resp#1	Resp#2	ng/mL	ng/mL
System Monitoring Compounds						
1) S TCMX (S)	0.000	0.000	0	0	N.D. d	N.D. d
22) S DCBP (S)	0.000	0.000	0	0	N.D. d	N.D. d
Target Compounds						
2) a-BHC	0.000	0.000	0	0	N.D. d	N.D. d
3) g-BHC	0.000	0.000	0	0	N.D. d	N.D. d
4) b-BHC	0.000	0.000	0	0	N.D. d	N.D. d
5) Heptachlor	0.000	0.000	0	0	N.D. d	N.D. d
6) d-BHC	0.000	0.000	0	0	N.D. d	N.D. d
7) Aldrin	0.000	0.000	0	0	N.D. d	N.D. d
8) Heptachlo...	0.000	0.000	0	0	N.D. d	N.D. d
9) trans-Chl...	0.000	0.000	0	0	N.D. d	N.D. d
10) cis-Chlor...	0.000	0.000	0	0	N.D. d	N.D. d
11) Endosulfa...	0.000	0.000	0	0	N.D. d	N.D. d
12) 4,4'-DDE	0.000	0.000	0	0	N.D. d	N.D. d
13) Dieldrin	0.000	0.000	0	0	N.D. d	N.D. d
14) Endrin	0.000	0.000	0	0	N.D. d	N.D. d
15) 4,4'-DDD	0.000	0.000	0	0	N.D. d	N.D. d
16) Endosulfa...	0.000	0.000	0	0	N.D. d	N.D. d
17) 4,4'-DDT	0.000	0.000	0	0	N.D. d	N.D. d
18) Endrin Al...	0.000	0.000	0	0	N.D. d	N.D. d
19) Endosulfa...	0.000	0.000	0	0	N.D. d	N.D. d
20) Methoxychlor	0.000	0.000	0	0	N.D. d	N.D. d
21) Endrin Ke...	0.000	0.000	0	0	N.D. d	N.D. d
23) Hexachlor...	0.000	0.000	0	0	N.D. d	N.D. d
24) Hexachlor...	0.000	0.000	0	0	N.D. d	N.D. d
25) Oxychlorane	0.000	0.000	0	0	N.D. d	N.D. d
26) 2,4'-DDE	0.000	0.000	0	0	N.D. d	N.D. d
27) trans-Non...	0.000	0.000	0	0	N.D. d	N.D. d
28) 2,4'-DDD	0.000	0.000	0	0	N.D. d	N.D. d
29) 2,4'-DDT	0.000	0.000	0	0	N.D. d	N.D. d
30) cis-Nonac...	0.000	0.000	0	0	N.D. d	N.D. d
31) Mirex	0.000	0.000	0	0	N.D. d	N.D. d
32) Chlordane...	0.000	0.000	0	0	N.D. d	N.D. d
33) Chlordane...	0.000	0.000	0	0	N.D. d	N.D. d
34) Chlordane...	0.000	0.000	0	0	N.D. d	N.D. d
35) Chlordane...	0.000	0.000	0	0	N.D. d	N.D. d
36) Toxaphene...	7.402	8.455	169507	273928	11.912	7.110 #
37) Toxaphene...	7.694	8.803	357259	364064	10.115	7.494 #
38) Toxaphene...	8.006	8.838	923034	694351	9.582	8.052
39) Toxaphene...	8.246	8.907	1100625	1372328	18.534	13.315 #
40) Toxaphene...	8.472	9.081	585949	574323	12.388	8.643 #
41) Toxaphene...	8.541	9.463	844549	749407	12.729	12.944
42) Toxaphene...	0.000	0.000	0	0	N.D. d	N.D. d

(f)=RT Delta > 1/2 Window (#)=Amounts differ by > 25% (m)=manual int.

Quantitation Report (QT Reviewed)

Data Path : C:\msdchem\1\data\2020-02\0B01012\
Data File : ECD8-02012036.D
Signal(s) : Signal #1: ECD1A.ch Signal #2: ECD2B.ch
Acq On : 2 Feb 2020 00:08
Operator : MJB
Sample : 0B01012-CALQ
Misc : A20B005, TOX 10 ppb
ALS Vial : 32 Sample Multiplier: 1

Integration File signal 1: PEST1.e
Integration File signal 2: PEST2.e
Quant Time: Feb 03 15:27:58 2020
Quant Method : C:\msdchem\1\methods\ECD8_QUANTPEST_200108.M
Quant Title : Instrument: DualECD8
QLast Update : Mon Feb 03 15:27:40 2020
Response via : Initial Calibration
Integrator: ChemStation



Quantitation Report (QT Reviewed)

Data Path : C:\msdchem\1\data\2020-02\0B01012\
 Data File : ECD8-02012037.D
 Signal(s) : Signal #1: ECD1A.ch Signal #2: ECD2B.ch
 Acq On : 2 Feb 2020 00:24
 Operator : MJB
 Sample : 0B01012-CALR
 Misc : A19J417, TOX 50 ppb
 ALS Vial : 33 Sample Multiplier: 1

Integration File signal 1: PEST1.e
 Integration File signal 2: PEST2.e
 Quant Time: Feb 03 15:28:39 2020
 Quant Method : C:\msdchem\1\methods\ECD8_QUANTPEST_200108.M
 Quant Title : Instrument: DualECD8
 QLast Update : Mon Feb 03 15:27:40 2020
 Response via : Initial Calibration
 Integrator: ChemStation

MJB
2/3/20

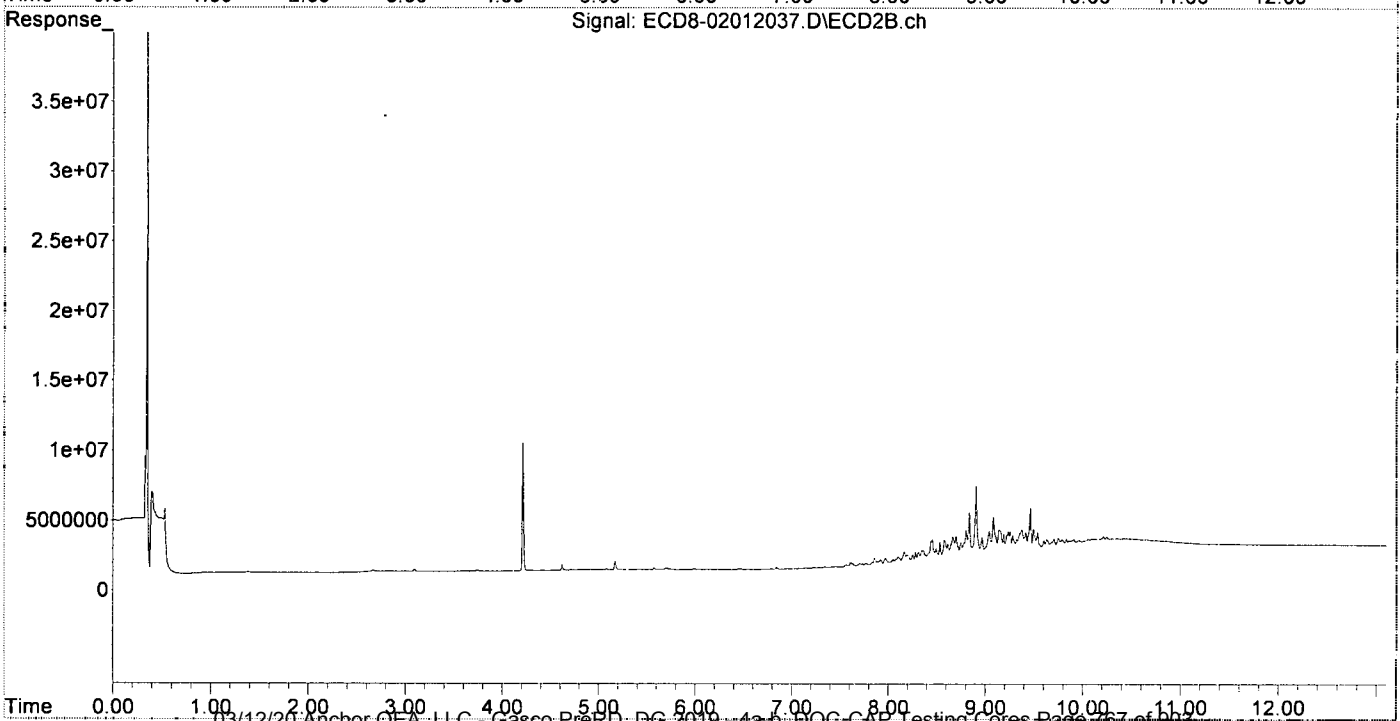
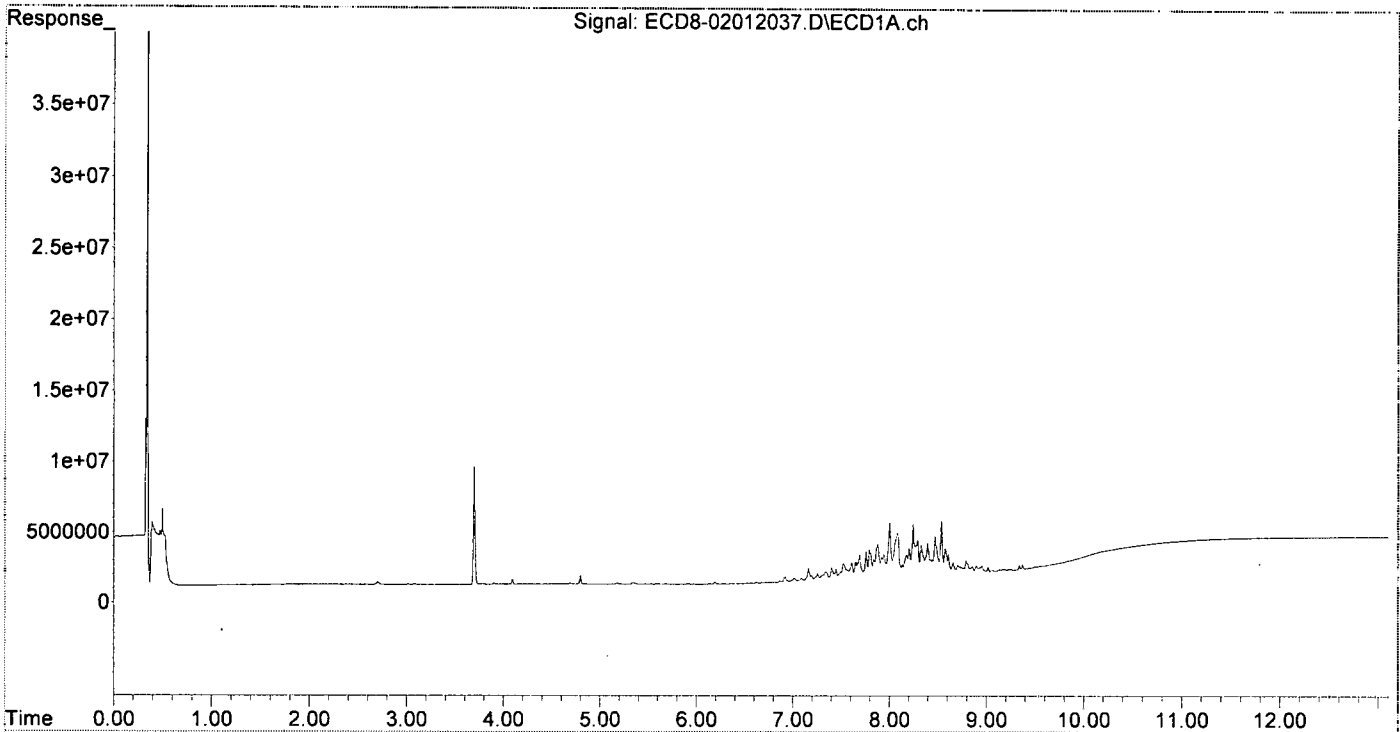
Compound	RT#1	RT#2	Resp#1	Resp#2	ng/mL	ng/mL
System Monitoring Compounds						
1) S TCMX (S)	0.000	0.000	0	0	N.D. d	N.D. d
22) S DCBP (S)	0.000	0.000	0	0	N.D. d	N.D. d
Target Compounds						
2) a-BHC	0.000	0.000	0	0	N.D. d	N.D. d
3) g-BHC	0.000	0.000	0	0	N.D. d	N.D. d
4) b-BHC	0.000	0.000	0	0	N.D. d	N.D. d
5) Heptachlor	0.000	0.000	0	0	N.D. d	N.D. d
6) d-BHC	0.000	0.000	0	0	N.D. d	N.D. d
7) Aldrin	0.000	0.000	0	0	N.D. d	N.D. d
8) Heptachlo...	0.000	0.000	0	0	N.D. d	N.D. d
9) trans-Chl...	0.000	0.000	0	0	N.D. d	N.D. d
10) cis-Chlor...	0.000	0.000	0	0	N.D. d	N.D. d
11) Endosulfa...	0.000	0.000	0	0	N.D. d	N.D. d
12) 4,4'-DDE	0.000	0.000	0	0	N.D. d	N.D. d
13) Dieldrin	0.000	0.000	0	0	N.D. d	N.D. d
14) Endrin	0.000	0.000	0	0	N.D. d	N.D. d
15) 4,4'-DDD	0.000	0.000	0	0	N.D. d	N.D. d
16) Endosulfa...	0.000	0.000	0	0	N.D. d	N.D. d
17) 4,4'-DDT	0.000	0.000	0	0	N.D. d	N.D. d
18) Endrin Al...	0.000	0.000	0	0	N.D. d	N.D. d
19) Endosulfa...	0.000	0.000	0	0	N.D. d	N.D. d
20) Methoxychlor	0.000	0.000	0	0	N.D. d	N.D. d
21) Endrin Ke...	0.000	0.000	0	0	N.D. d	N.D. d
23) Hexachlor...	0.000	0.000	0	0	N.D. d	N.D. d
24) Hexachlor...	0.000	0.000	0	0	N.D. d	N.D. d
25) Oxychlorane	0.000	0.000	0	0	N.D. d	N.D. d
26) 2,4'-DDE	0.000	0.000	0	0	N.D. d	N.D. d
27) trans-Non...	0.000	0.000	0	0	N.D. d	N.D. d
28) 2,4'-DDD	0.000	0.000	0	0	N.D. d	N.D. d
29) 2,4'-DDT	0.000	0.000	0	0	N.D. d	N.D. d
30) cis-Nonac...	0.000	0.000	0	0	N.D. d	N.D. d
31) Mirex	0.000	0.000	0	0	N.D. d	N.D. d
32) Chlordane...	0.000	0.000	0	0	N.D. d	N.D. d
33) Chlordane...	0.000	0.000	0	0	N.D. d	N.D. d
34) Chlordane...	0.000	0.000	0	0	N.D. d	N.D. d
35) Chlordane...	0.000	0.000	0	0	N.D. d	N.D. d
36) Toxaphene...	7.400	8.455	862137	1457893	60.587	50.306
37) Toxaphene...	7.693	8.804	1682151	1899624	55.373	50.936
38) Toxaphene...	8.004	8.839	3882297	3122967	59.396	53.665
39) Toxaphene...	8.246	8.907	3672237	5032751	61.839	57.160
40) Toxaphene...	8.473	9.083	2698036	2697421	57.043	51.780
41) Toxaphene...	8.539	9.464	3790810	3159313	57.136	54.567
42) Toxaphene...	0.000	0.000	0	0	N.D. d	N.D. d

(f)=RT Delta > 1/2 Window (#)=Amounts differ by > 25% (m)=manual int.

Quantitation Report (QT Reviewed)

Data Path : C:\msdchem\1\data\2020-02\0B01012\
Data File : ECD8-02012037.D
Signal(s) : Signal #1: ECD1A.ch Signal #2: ECD2B.ch
Acq On : 2 Feb 2020 00:24
Operator : MJB
Sample : 0B01012-CALR
Misc : A19J417, TOX 50 ppb
ALS Vial : 33 Sample Multiplier: 1

Integration File signal 1: PEST1.e
Integration File signal 2: PEST2.e
Quant Time: Feb 03 15:28:39 2020
Quant Method : C:\msdchem\1\methods\ECD8_QUANTPEST_200108.M
Quant Title : Instrument: DualECD8
QLast Update : Mon Feb 03 15:27:40 2020
Response via : Initial Calibration
Integrator: ChemStation



Quantitation Report (QT Reviewed)

Data Path : C:\msdchem\1\data\2020-02\0B01012\
 Data File : ECD8-02012038.D
 Signal(s) : Signal #1: ECD1A.ch Signal #2: ECD2B.ch
 Acq On : 2 Feb 2020 00:41
 Operator : MJB
 Sample : 0B01012-CALS
 Misc : A19J418, TOX 100 ppb
 ALS Vial : 34 Sample Multiplier: 1

Integration File signal 1: PEST1.e
 Integration File signal 2: PEST2.e
 Quant Time: Feb 03 15:29:16 2020
 Quant Method : C:\msdchem\1\methods\ECD8_QUANTPEST_200108.M
 Quant Title : Instrument: DualECD8
 QLast Update : Mon Feb 03 15:27:40 2020
 Response via : Initial Calibration
 Integrator: ChemStation

*MJB
2/3/20*

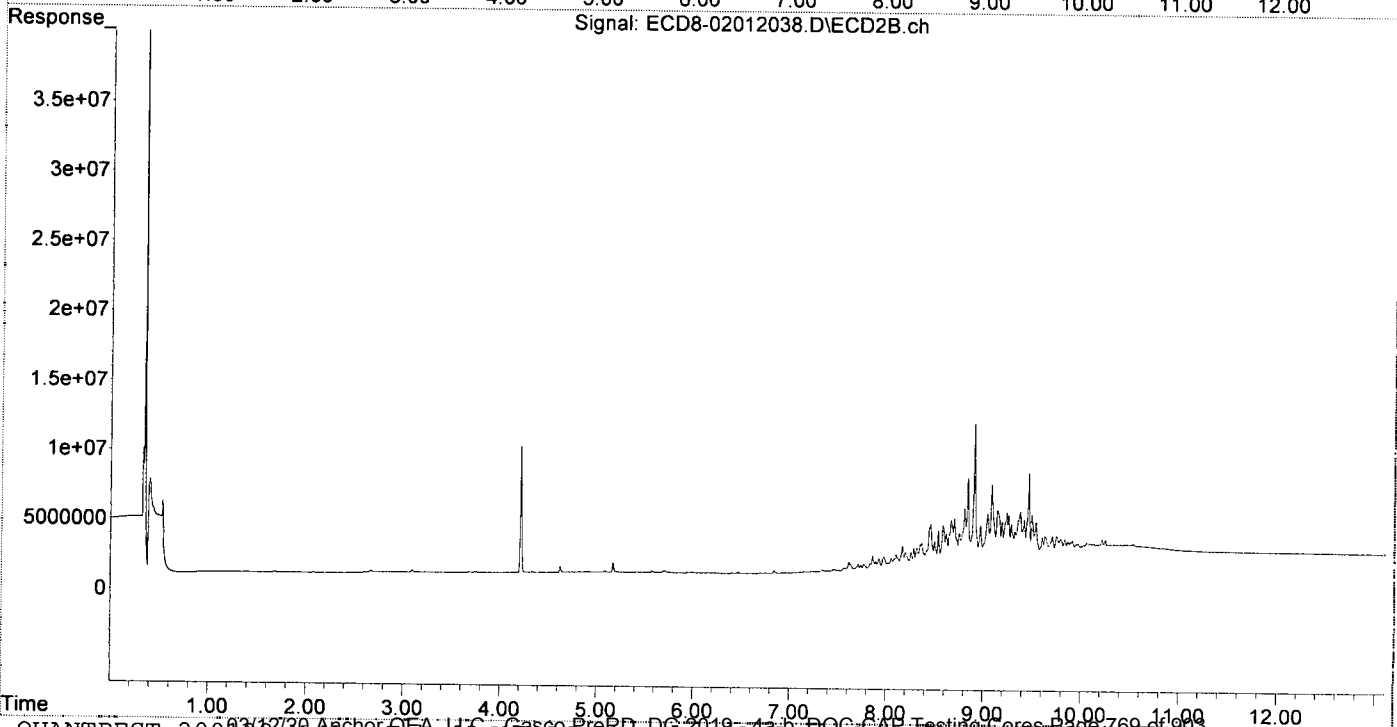
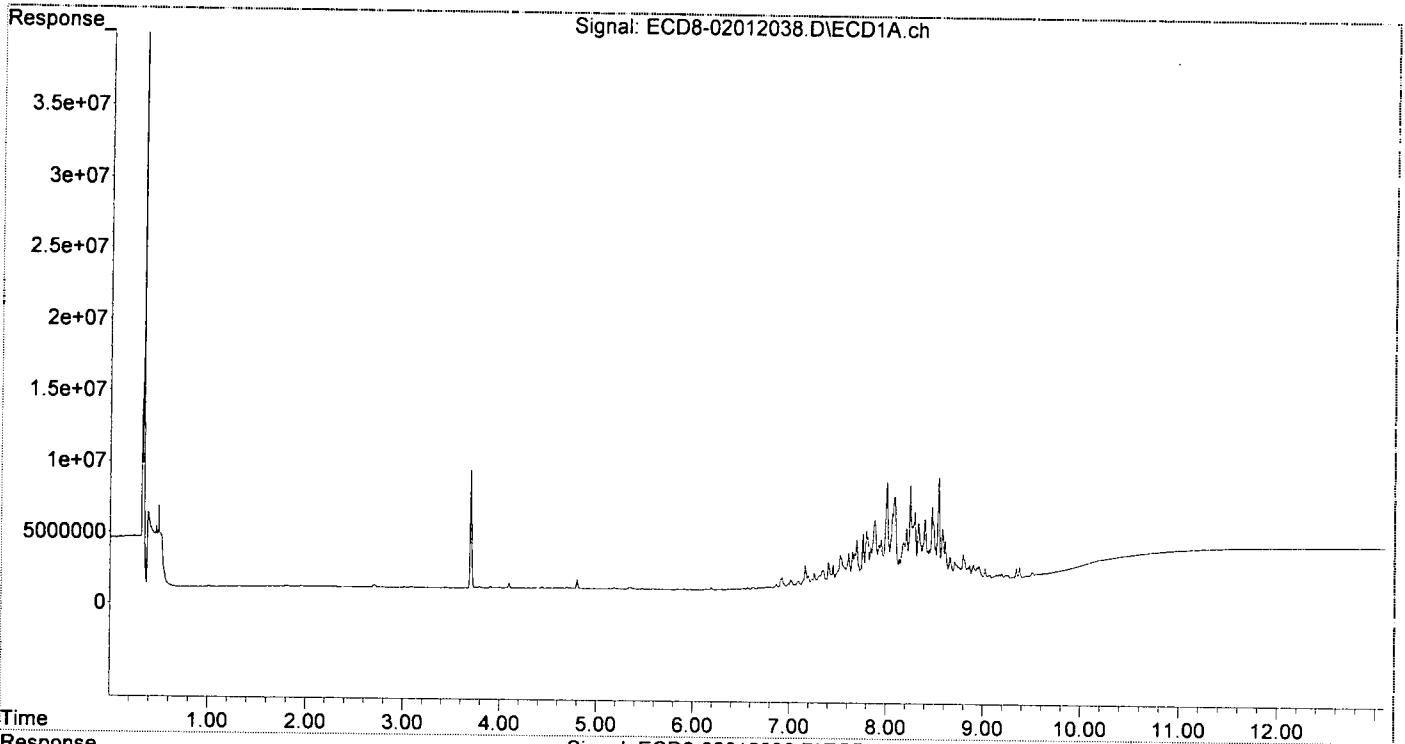
Compound	RT#1	RT#2	Resp#1	Resp#2	ng/mL	ng/mL
System Monitoring Compounds						
1) S TCMX (S)	0.000	0.000	0	0	N.D. d	N.D. d
22) S DCBP (S)	0.000	0.000	0	0	N.D. d	N.D. d
Target Compounds						
2) a-BHC	0.000	0.000	0	0	N.D. d	N.D. d
3) g-BHC	0.000	0.000	0	0	N.D. d	N.D. d
4) b-BHC	0.000	0.000	0	0	N.D. d	N.D. d
5) Heptachlor	0.000	0.000	0	0	N.D. d	N.D. d
6) d-BHC	0.000	0.000	0	0	N.D. d	N.D. d
7) Aldrin	0.000	0.000	0	0	N.D. d	N.D. d
8) Heptachlo...	0.000	0.000	0	0	N.D. d	N.D. d
9) trans-Chl...	0.000	0.000	0	0	N.D. d	N.D. d
10) cis-Chlor...	0.000	0.000	0	0	N.D. d	N.D. d
11) Endosulfa...	0.000	0.000	0	0	N.D. d	N.D. d
12) 4,4'-DDE	0.000	0.000	0	0	N.D. d	N.D. d
13) Dieldrin	0.000	0.000	0	0	N.D. d	N.D. d
14) Endrin	0.000	0.000	0	0	N.D. d	N.D. d
15) 4,4'-DDD	0.000	0.000	0	0	N.D. d	N.D. d
16) Endosulfa...	0.000	0.000	0	0	N.D. d	N.D. d
17) 4,4'-DDT	0.000	0.000	0	0	N.D. d	N.D. d
18) Endrin Al...	0.000	0.000	0	0	N.D. d	N.D. d
19) Endosulfa...	0.000	0.000	0	0	N.D. d	N.D. d
20) Methoxychlor	0.000	0.000	0	0	N.D. d	N.D. d
21) Endrin Ke...	0.000	0.000	0	0	N.D. d	N.D. d
23) Hexachlor...	0.000	0.000	0	0	N.D. d	N.D. d
24) Hexachlor...	0.000	0.000	0	0	N.D. d	N.D. d
25) Oxychlorane	0.000	0.000	0	0	N.D. d	N.D. d
26) 2,4'-DDE	0.000	0.000	0	0	N.D. d	N.D. d
27) trans-Non...	0.000	0.000	0	0	N.D. d	N.D. d
28) 2,4'-DDD	0.000	0.000	0	0	N.D. d	N.D. d
29) 2,4'-DDT	0.000	0.000	0	0	N.D. d	N.D. d
30) cis-Nonac...	0.000	0.000	0	0	N.D. d	N.D. d
31) Mirex	0.000	0.000	0	0	N.D. d	N.D. d
32) Chlordane...	0.000	0.000	0	0	N.D. d	N.D. d
33) Chlordane...	0.000	0.000	0	0	N.D. d	N.D. d
34) Chlordane...	0.000	0.000	0	0	N.D. d	N.D. d
35) Chlordane...	0.000	0.000	0	0	N.D. d	N.D. d
36) Toxaphene...	7.400	8.455	1687426	3039636	118.585	108.365
37) Toxaphene...	7.693	8.803	3171817	4024499	106.680	111.161
38) Toxaphene...	8.004	8.838	7108085	6231660	113.854	111.998
39) Toxaphene...	8.245	8.906	6856793	10075815	115.465	117.279
40) Toxaphene...	8.472	9.083	5268375	5637073	111.387	111.355
41) Toxaphene...	8.539	9.463	7293127	6347466	108.923	109.632
42) Toxaphene...	0.000	0.000	0	0	N.D. d	N.D. d

(f)=RT Delta > 1/2 Window (#)=Amounts differ by > 25% (m)=manual int.

Quantitation Report (QT Reviewed)

Data Path : C:\msdchem\1\data\2020-02\0B01012\
Data File : ECD8-02012038.D
Signal(s) : Signal #1: ECD1A.ch Signal #2: ECD2B.ch
Acq On : 2 Feb 2020 00:41
Operator : MJB
Sample : 0B01012-CALS
Misc : A19J418, TOX 100 ppb
ALS Vial : 34 Sample Multiplier: 1

Integration File signal 1: PEST1.e
Integration File signal 2: PEST2.e
Quant Time: Feb 03 15:29:16 2020
Quant Method : C:\msdchem\1\methods\ECD8_QUANTPEST_200108.M
Quant Title : Instrument: DualECD8
QLast Update : Mon Feb 03 15:27:40 2020
Response via : Initial Calibration
Integrator: ChemStation



Quantitation Report (QT Reviewed)

Data Path : C:\msdchem\1\data\2020-02\0B01012\
 Data File : ECD8-02012039.D
 Signal(s) : Signal #1: ECD1A.ch Signal #2: ECD2B.ch
 Acq On : 2 Feb 2020 00:58
 Operator : MJB
 Sample : 0B01012-CALT
 Misc : A19J419, TOX 200 ppb
 ALS Vial : 35 Sample Multiplier: 1

Integration File signal 1: PEST1.e
 Integration File signal 2: PEST2.e
 Quant Time: Feb 03 15:29:52 2020
 Quant Method : C:\msdchem\1\methods\ECD8_QUANTPEST_200108.M
 Quant Title : Instrument: DualECD8
 QLast Update : Mon Feb 03 15:27:40 2020
 Response via : Initial Calibration
 Integrator: ChemStation

MJB
2/3/20

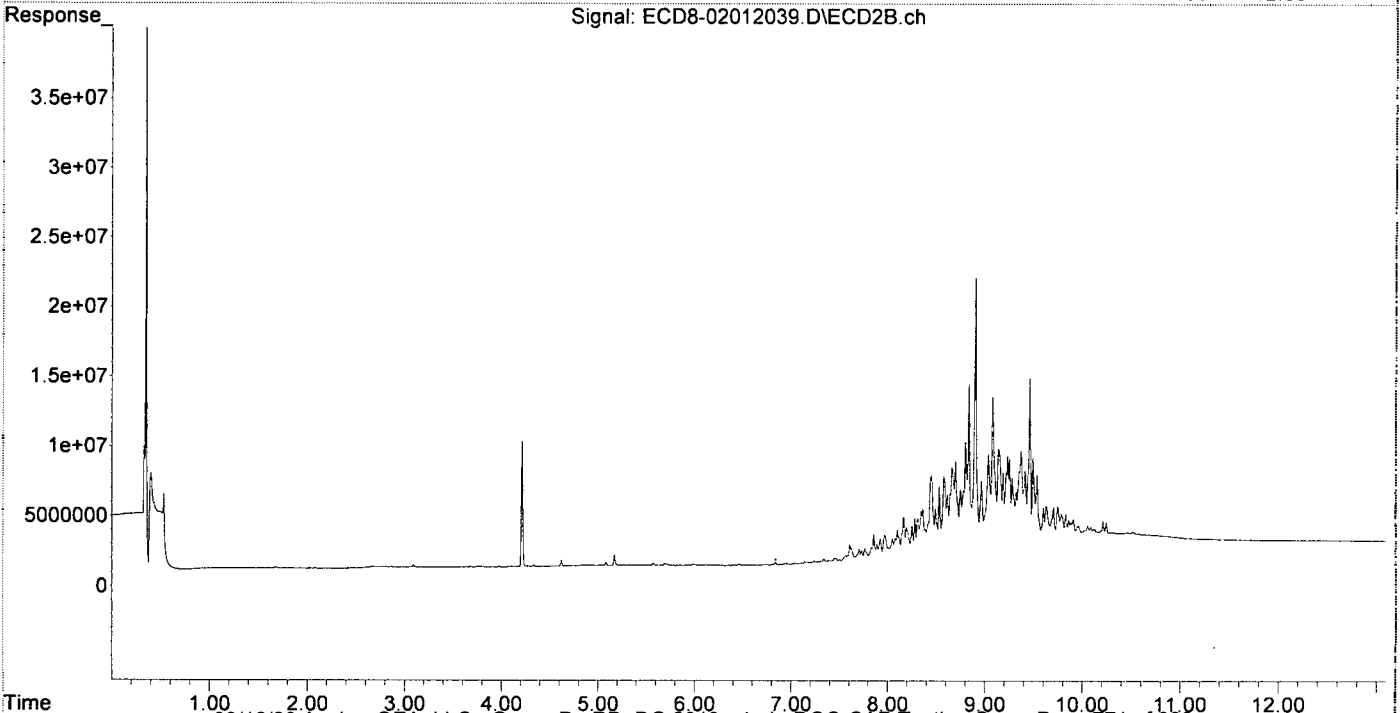
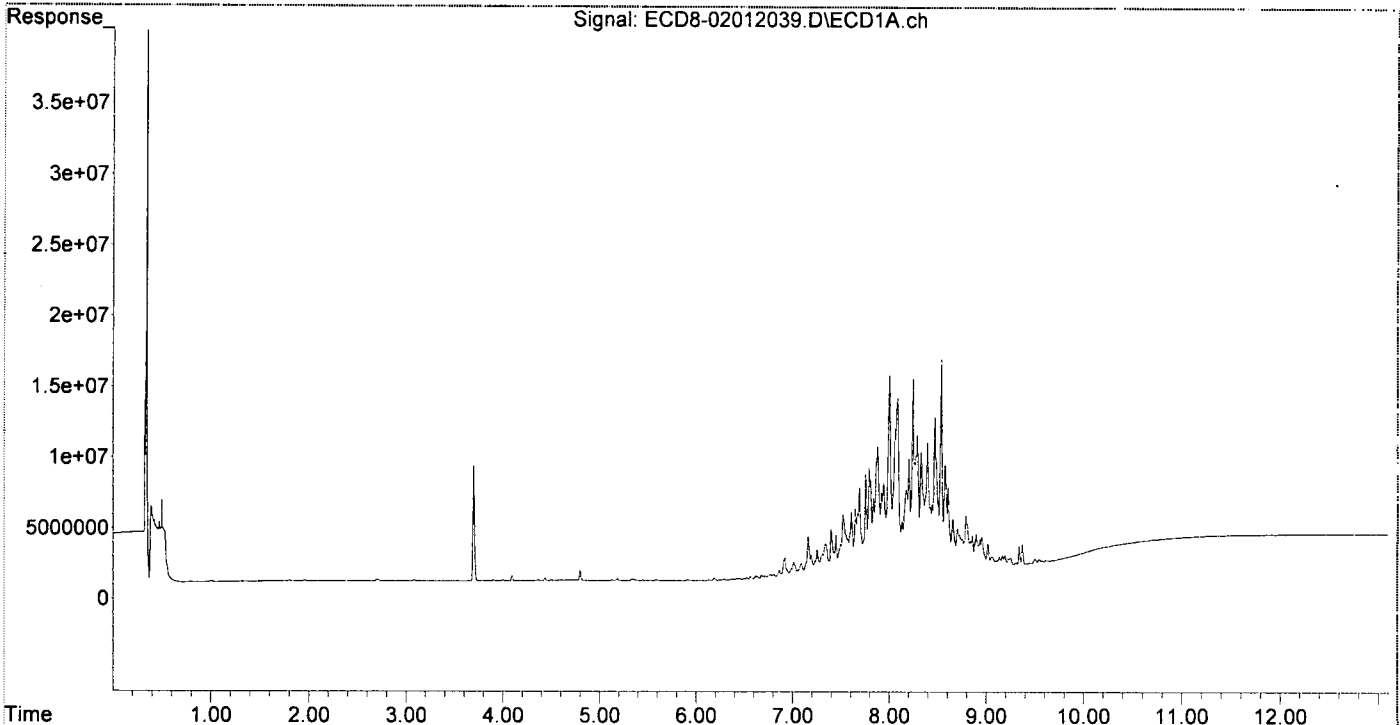
Compound	RT#1	RT#2	Resp#1	Resp#2	ng/mL	ng/mL
System Monitoring Compounds						
1) S TCMX (S)	0.000	0.000	0	0	N.D. d	N.D. d
22) S DCBP (S)	0.000	0.000	0	0	N.D. d	N.D. d
Target Compounds						
2) a-BHC	0.000	0.000	0	0	N.D. d	N.D. d
3) g-BHC	0.000	0.000	0	0	N.D. d	N.D. d
4) b-BHC	0.000	0.000	0	0	N.D. d	N.D. d
5) Heptachlor	0.000	0.000	0	0	N.D. d	N.D. d
6) d-BHC	0.000	0.000	0	0	N.D. d	N.D. d
7) Aldrin	0.000	0.000	0	0	N.D. d	N.D. d
8) Heptachlo...	0.000	0.000	0	0	N.D. d	N.D. d
9) trans-Chl...	0.000	0.000	0	0	N.D. d	N.D. d
10) cis-Chlor...	0.000	0.000	0	0	N.D. d	N.D. d
11) Endosulfa...	0.000	0.000	0	0	N.D. d	N.D. d
12) 4,4'-DDE	0.000	0.000	0	0	N.D. d	N.D. d
13) Dieldrin	0.000	0.000	0	0	N.D. d	N.D. d
14) Endrin	0.000	0.000	0	0	N.D. d	N.D. d
15) 4,4'-DDD	0.000	0.000	0	0	N.D. d	N.D. d
16) Endosulfa...	0.000	0.000	0	0	N.D. d	N.D. d
17) 4,4'-DDT	0.000	0.000	0	0	N.D. d	N.D. d
18) Endrin Al...	0.000	0.000	0	0	N.D. d	N.D. d
19) Endosulfa...	0.000	0.000	0	0	N.D. d	N.D. d
20) Methoxychlor	0.000	0.000	0	0	N.D. d	N.D. d
21) Endrin Ke...	0.000	0.000	0	0	N.D. d	N.D. d
23) Hexachlor...	0.000	0.000	0	0	N.D. d	N.D. d
24) Hexachlor...	0.000	0.000	0	0	N.D. d	N.D. d
25) Oxychlorane	0.000	0.000	0	0	N.D. d	N.D. d
26) 2,4'-DDE	0.000	0.000	0	0	N.D. d	N.D. d
27) trans-Non...	0.000	0.000	0	0	N.D. d	N.D. d
28) 2,4'-DDD	0.000	0.000	0	0	N.D. d	N.D. d
29) 2,4'-DDT	0.000	0.000	0	0	N.D. d	N.D. d
30) cis-Nonac...	0.000	0.000	0	0	N.D. d	N.D. d
31) Mirex	0.000	0.000	0	0	N.D. d	N.D. d
32) Chlordane...	0.000	0.000	0	0	N.D. d	N.D. d
33) Chlordane...	0.000	0.000	0	0	N.D. d	N.D. d
34) Chlordane...	0.000	0.000	0	0	N.D. d	N.D. d
35) Chlordane...	0.000	0.000	0	0	N.D. d	N.D. d
36) Toxaphene...	7.398	8.454	3210991	5983532	225.654	217.519
37) Toxaphene...	7.692	8.803	6077785	8295354	208.090	232.604
38) Toxaphene...	8.003	8.838	13955658	12406840	230.011	227.700
39) Toxaphene...	8.245	8.905	13559149	19955192	228.329	234.111
40) Toxaphene...	8.471	9.082	10723722	11485592	226.727	229.366
41) Toxaphene...	8.539	9.464	14823031	12675921	228.416	218.935
42) Toxaphene...	0.000	0.000	0	0	N.D. d	N.D. d

(f)=RT Delta > 1/2 Window (#)=Amounts differ by > 25% (m)=manual int.

Quantitation Report (QT Reviewed)

Data Path : C:\msdchem\1\data\2020-02\0B01012\
Data File : ECD8-02012039.D
Signal(s) : Signal #1: ECD1A.ch Signal #2: ECD2B.ch
Acq On : 2 Feb 2020 00:58
Operator : MJB
Sample : 0B01012-CALT
Misc : A19J419, TOX 200 ppb
ALS Vial : 35 Sample Multiplier: 1

Integration File signal 1: PEST1.e
Integration File signal 2: PEST2.e
Quant Time: Feb 03 15:29:52 2020
Quant Method : C:\msdchem\1\methods\ECD8_QUANTPEST_200108.M
Quant Title : Instrument: DualECD8
QLast Update : Mon Feb 03 15:27:40 2020
Response via : Initial Calibration
Integrator: ChemStation



Data Path : C:\msdchem\1\data\2020-02\0B01012\
 Data File : ECD8-02012040.D
 Signal(s) : Signal #1: ECD1A.ch Signal #2: ECD2B.ch
 Acq On : 2 Feb 2020 1:15
 Operator : MJB
 Sample : 0B01012-CALU
 Misc : A19J420, TOX 500 ppb
 ALS Vial : 36 Sample Multiplier: 1

Integration File signal 1: PEST1.e
 Integration File signal 2: PEST2.e
 Quant. Time: Feb 03 15:27:06 2020
 Quant Method : C:\msdchem\1\methods\ECD8_QUANTPEST_200108.M
 Quant Title : Instrument: DualECD8
 QLast Update : Mon Feb 03 15:22:31 2020
 Response via : Initial Calibration
 Integrator: ChemStation

MJB
2/3/20

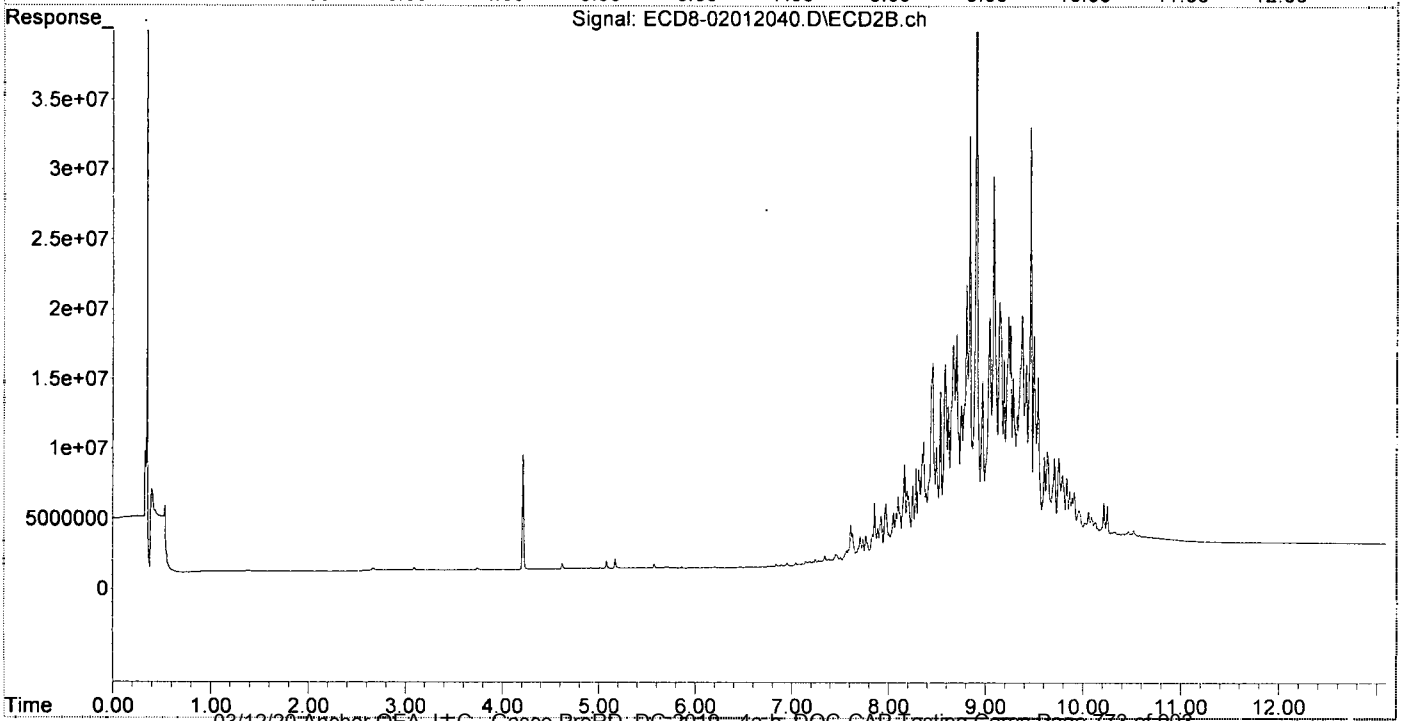
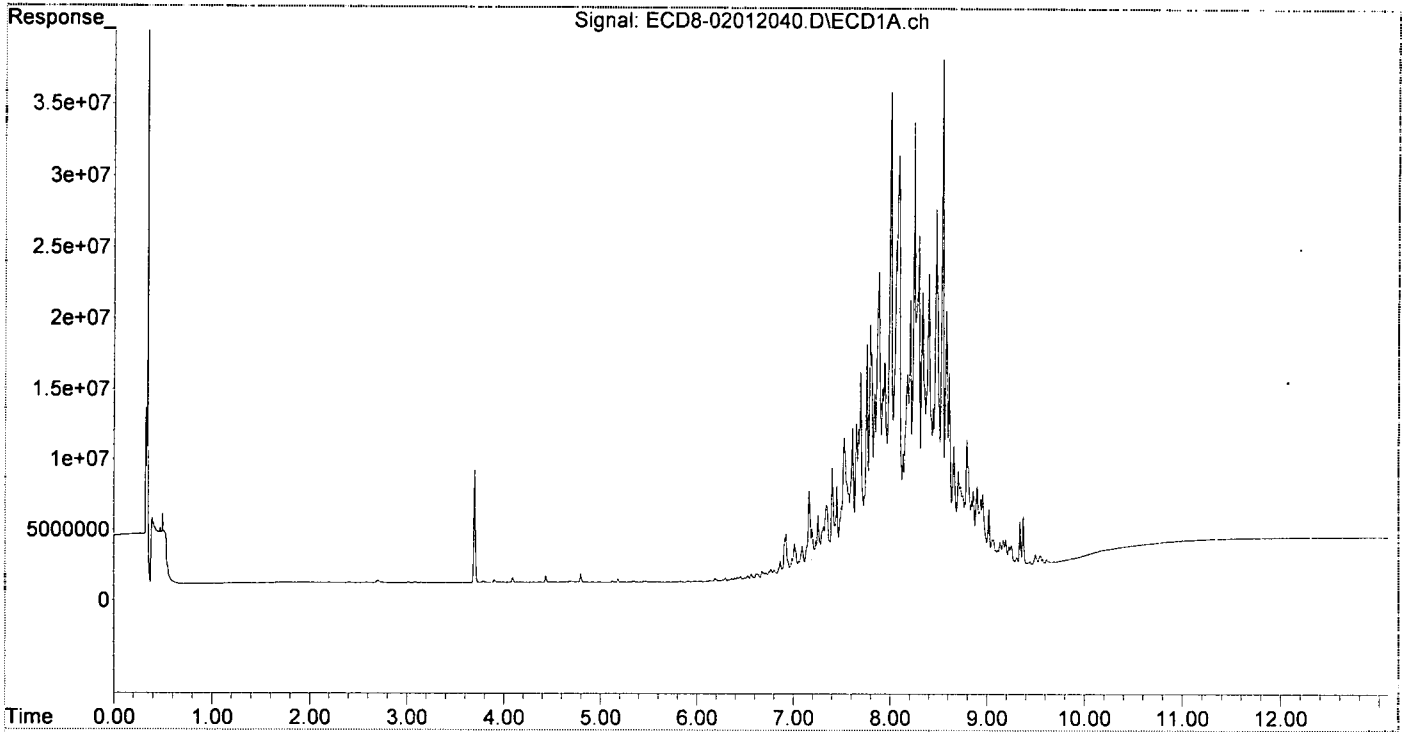
Compound	RT#1	RT#2	Resp#1	Resp#2	ng/mL	ng/mL
System Monitoring Compounds						
1) S TCMX (S)	0.000	0.000	0	0	N.D. d	N.D. d
22) S DCBP (S)	0.000	0.000	0	0	N.D. d	N.D. d
Target Compounds						
2) a-BHC	0.000	0.000	0	0	N.D. d	N.D. d
3) g-BHC	0.000	0.000	0	0	N.D. d	N.D. d
4) b-BHC	0.000	0.000	0	0	N.D. d	N.D. d
5) Heptachlor	0.000	0.000	0	0	N.D. d	N.D. d
6) d-BHC	0.000	0.000	0	0	N.D. d	N.D. d
7) Aldrin	0.000	0.000	0	0	N.D. d	N.D. d
8) Heptachlo...	0.000	0.000	0	0	N.D. d	N.D. d
9) trans-Chl...	0.000	0.000	0	0	N.D. d	N.D. d
10) cis-Chlor...	0.000	0.000	0	0	N.D. d	N.D. d
11) Endosulfa...	0.000	0.000	0	0	N.D. d	N.D. d
12) 4,4'-DDE	0.000	0.000	0	0	N.D. d	N.D. d
13) Dieldrin	0.000	0.000	0	0	N.D. d	N.D. d
14) Endrin	0.000	0.000	0	0	N.D. d	N.D. d
15) 4,4'-DDD	0.000	0.000	0	0	N.D. d	N.D. d
16) Endosulfa...	0.000	0.000	0	0	N.D. d	N.D. d
17) 4,4'-DDT	0.000	0.000	0	0	N.D. d	N.D. d
18) Endrin Al...	0.000	0.000	0	0	N.D. d	N.D. d
19) Endosulfa...	0.000	0.000	0	0	N.D. d	N.D. d
20) Methoxychlor	0.000	0.000	0	0	N.D. d	N.D. d
21) Endrin Ke...	0.000	0.000	0	0	N.D. d	N.D. d
23) Hexachlor...	0.000	0.000	0	0	N.D. d	N.D. d
24) Hexachlor...	0.000	0.000	0	0	N.D. d	N.D. d
25) Oxychlorane	0.000	0.000	0	0	N.D. d	N.D. d
26) 2,4'-DDE	0.000	0.000	0	0	N.D. d	N.D. d
27) trans-Non...	0.000	0.000	0	0	N.D. d	N.D. d
28) 2,4'-DDD	0.000	0.000	0	0	N.D. d	N.D. d
29) 2,4'-DDT	0.000	0.000	0	0	N.D. d	N.D. d
30) cis-Nonac...	0.000	0.000	0	0	N.D. d	N.D. d
31) Mirex	0.000	0.000	0	0	N.D. d	N.D. d
32) Chlordane...	0.000	0.000	0	0	N.D. d	N.D. d
33) Chlordane...	0.000	0.000	0	0	N.D. d	N.D. d
34) Chlordane...	0.000	0.000	0	0	N.D. d	N.D. d
35) Chlordane...	0.000	0.000	0	0	N.D. d	N.D. d
36) Toxaphene...	7.399	8.454	7624274	13991055	535.799	522.065
37) Toxaphene...	7.692	8.802	14283516	19375133	504.670	550.161
38) Toxaphene...	8.002	8.837	33827874	30083885	571.498	557.645
39) Toxaphene...	8.245	8.905	31701311	48832915	533.834	568.777
40) Toxaphene...	8.471	9.082	25454970	27050867	538.183	540.168
41) Toxaphene...	8.538	9.463	35990464	30451142	542.455	525.944
42) Toxaphene...	0.000	0.000	0	0	N.D. d	N.D. d

(f)=RT Delta > 1/2 Window (#)=Amounts differ by > 25% (m)=manual int.

Quantitation Report (QT Reviewed)

Data Path : C:\msdchem\1\data\2020-02\0B01012\
Data File : ECD8-02012040.D
Signal(s) : Signal #1: ECD1A.ch Signal #2: ECD2B.ch
Acq On : 2 Feb 2020 1:15
Operator : MJB
Sample : 0B01012-CALU
Misc : A19J420, TOX 500 ppb
ALS Vial : 36 Sample Multiplier: 1

Integration File signal 1: PEST1.e
Integration File signal 2: PEST2.e
Quant Time: Feb 03 15:27:06 2020
Quant Method : C:\msdchem\1\methods\ECD8_QUANTPEST_200108.M
Quant Title : Instrument: DualECD8
QLast Update : Mon Feb 03 15:22:31 2020
Response via : Initial Calibration
Integrator: ChemStation



Quantitation Report (QT Reviewed)

Data Path : C:\msdchem\1\data\2020-02\0B01012\
 Data File : ECD8-02012041.D
 Signal(s) : Signal #1: ECD1A.ch Signal #2: ECD2B.ch
 Acq On : 2 Feb 2020 1:32
 Operator : MJB
 Sample : 0B01012-CALV
 Misc : A19J421, TOX 1000 ppb
 ALS Vial : 37 Sample Multiplier: 1

Integration File signal 1: PEST1.e
 Integration File signal 2: PEST2.e
 Quant Time: Feb 03 15:30:29 2020
 Quant Method : C:\msdchem\1\methods\ECD8_QUANTPEST_200108.M
 Quant Title : Instrument: DualECD8
 QLast Update : Mon Feb 03 15:27:40 2020
 Response via : Initial Calibration
 Integrator: ChemStation

MJB
2/3/20

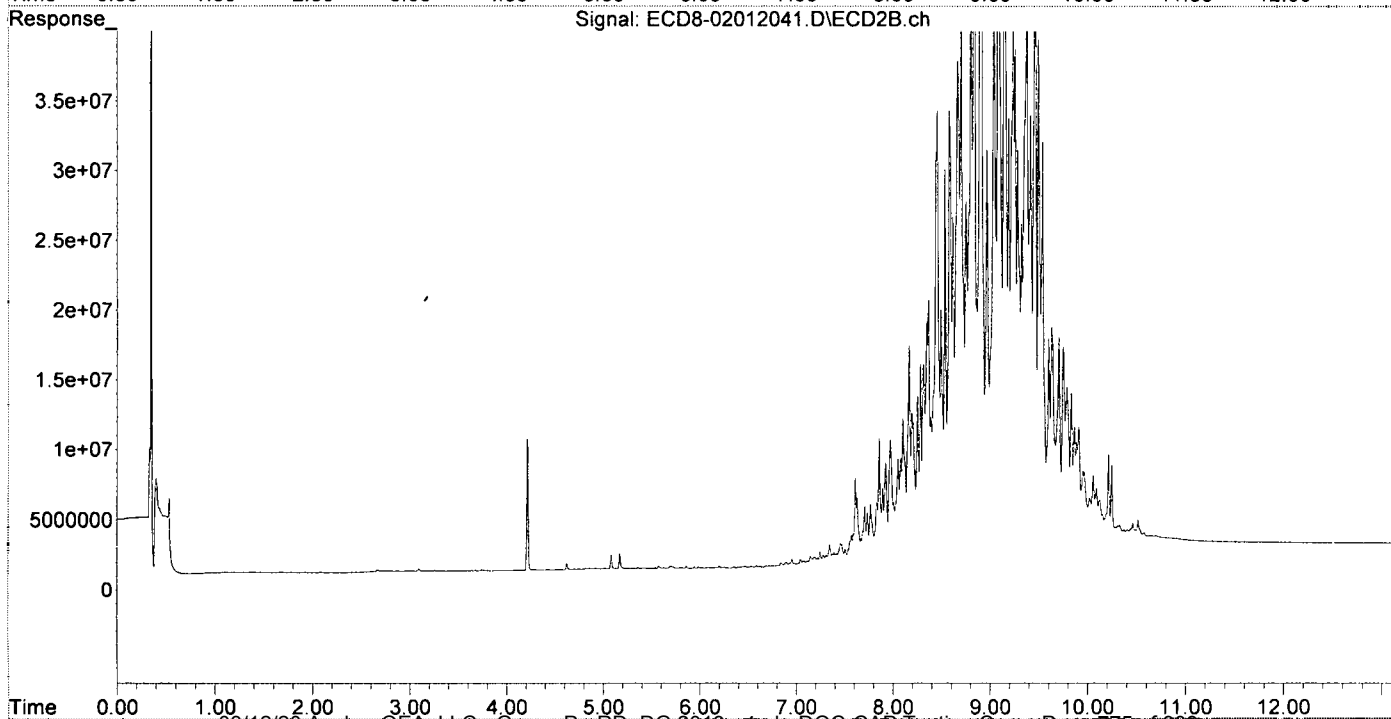
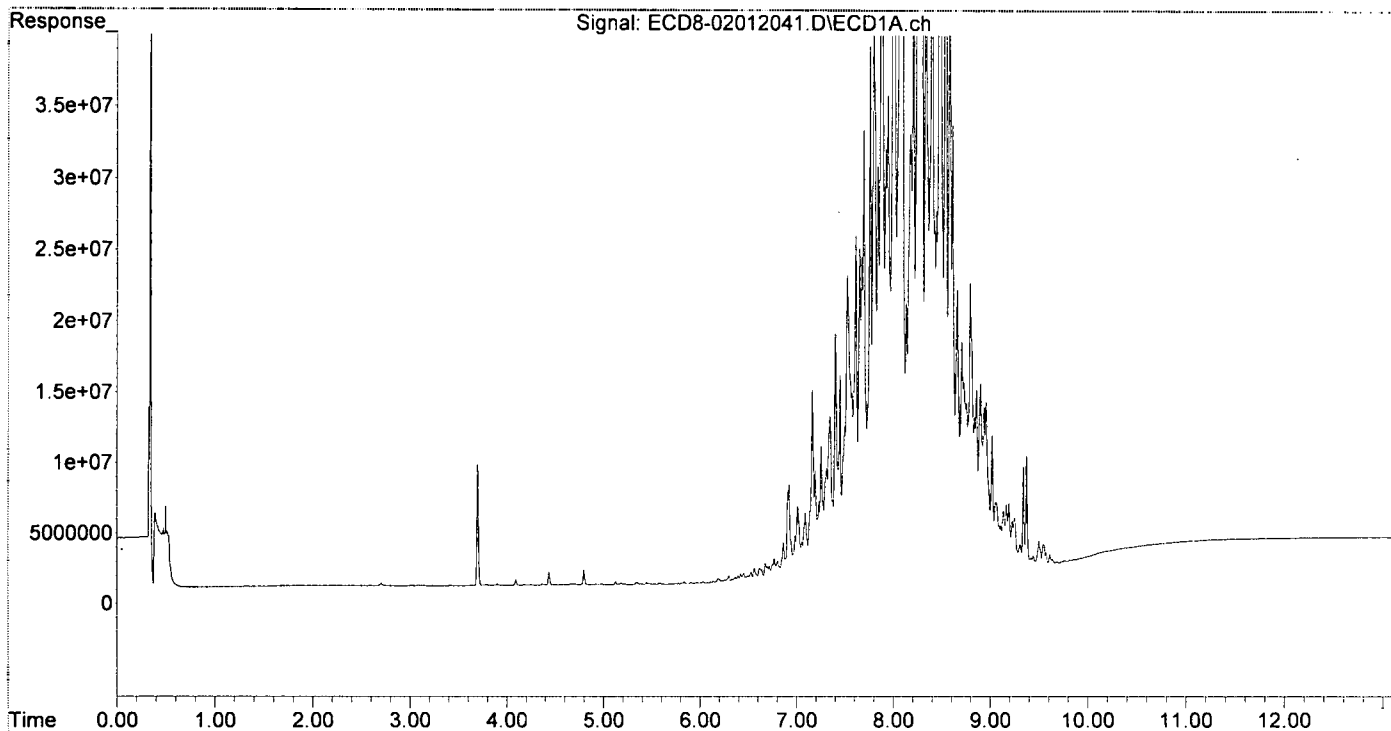
Compound	RT#1	RT#2	Resp#1	Resp#2	ng/mL	ng/mL
System Monitoring Compounds						
1) S TCMX (S)	0.000	0.000	0	0	N.D. d	N.D. d
22) S DCBP (S)	0.000	0.000	0	0	N.D. d	N.D. d
Target Compounds						
2) a-BHC	0.000	0.000	0	0	N.D. d	N.D. d
3) g-BHC	0.000	0.000	0	0	N.D. d	N.D. d
4) b-BHC	0.000	0.000	0	0	N.D. d	N.D. d
5) Heptachlor	0.000	0.000	0	0	N.D. d	N.D. d
6) d-BHC	0.000	0.000	0	0	N.D. d	N.D. d
7) Aldrin	0.000	0.000	0	0	N.D. d	N.D. d
8) Heptachlo...	0.000	0.000	0	0	N.D. d	N.D. d
9) trans-Chl...	0.000	0.000	0	0	N.D. d	N.D. d
10) cis-Chlor...	0.000	0.000	0	0	N.D. d	N.D. d
11) Endosulfa...	0.000	0.000	0	0	N.D. d	N.D. d
12) 4,4'-DDE	0.000	0.000	0	0	N.D. d	N.D. d
13) Dieldrin	0.000	0.000	0	0	N.D. d	N.D. d
14) Endrin	0.000	0.000	0	0	N.D. d	N.D. d
15) 4,4'-DDD	0.000	0.000	0	0	N.D. d	N.D. d
16) Endosulfa...	0.000	0.000	0	0	N.D. d	N.D. d
17) 4,4'-DDT	0.000	0.000	0	0	N.D. d	N.D. d
18) Endrin Al...	0.000	0.000	0	0	N.D. d	N.D. d
19) Endosulfa...	0.000	0.000	0	0	N.D. d	N.D. d
20) Methoxychlor	0.000	0.000	0	0	N.D. d	N.D. d
21) Endrin Ke...	0.000	0.000	0	0	N.D. d	N.D. d
23) Hexachlor...	0.000	0.000	0	0	N.D. d	N.D. d
24) Hexachlor...	0.000	0.000	0	0	N.D. d	N.D. d
25) Oxychlorane	0.000	0.000	0	0	N.D. d	N.D. d
26) 2,4'-DDE	0.000	0.000	0	0	N.D. d	N.D. d
27) trans-Non...	0.000	0.000	0	0	N.D. d	N.D. d
28) 2,4'-DDD	0.000	0.000	0	0	N.D. d	N.D. d
29) 2,4'-DDT	0.000	0.000	0	0	N.D. d	N.D. d
30) cis-Nonac...	0.000	0.000	0	0	N.D. d	N.D. d
31) Mirex	0.000	0.000	0	0	N.D. d	N.D. d
32) Chlordane...	0.000	0.000	0	0	N.D. d	N.D. d
33) Chlordane...	0.000	0.000	0	0	N.D. d	N.D. d
34) Chlordane...	0.000	0.000	0	0	N.D. d	N.D. d
35) Chlordane...	0.000	0.000	0	0	N.D. d	N.D. d
36) Toxaphene...	7.399	8.453	17126108	32020907	1203.545	1255.115
37) Toxaphene...	7.691	8.802	31290692	44952411	1177.930	1297.613
38) Toxaphene...	8.002	8.837	74869389	70006747	1298.898	1296.068
39) Toxaphene...	8.245	8.905	71267141	114.1E6	1200.102	1291.377
40) Toxaphene...	8.471	9.081	57604978	63084241	1217.916	1242.380
41) Toxaphene...	8.538	9.463	80425541	70673400	1212.189	1220.652
42) Toxaphene...	0.000	0.000	0	0	N.D. d	N.D. d

(f)=RT Delta > 1/2 Window (#)=Amounts differ by > 25% (m)=manual int.

Quantitation Report (QT Reviewed)

Data Path : C:\msdchem\1\data\2020-02\0B01012\
Data File : ECD8-02012041.D
Signal(s) : Signal #1: ECD1A.ch Signal #2: ECD2B.ch
Acq On : 2 Feb 2020 1:32
Operator : MJB
Sample : 0B01012-CALV
Misc : A19J421, TOX 1000 ppb
ALS Vial : 37 Sample Multiplier: 1

Integration File signal 1: PEST1.e
Integration File signal 2: PEST2.e
Quant Time: Feb 03 15:30:29 2020
Quant Method : C:\msdchem\1\methods\ECD8_QUANTPEST_200108.M
Quant Title : Instrument: DualECD8
QLast Update : Mon Feb 03 15:27:40 2020
Response via : Initial Calibration
Integrator: ChemStation



Data Path : C:\msdchem\1\data\2020-02\0B01012\
 Data File : ECD8-02012042.D
 Signal(s) : Signal #1: ECD1A.ch Signal #2: ECD2B.ch
 Acq On : 2 Feb 2020 1:48
 Operator : MJB
 Sample : 0B01012-CALW
 Misc : A19J416, TOX 200 ppb
 ALS Vial : 38 Sample Multiplier: 1

Integration File signal 1: PEST1.e
 Integration File signal 2: PEST2.e
 Quant Time: Feb 03 15:31:07 2020
 Quant Method : C:\msdchem\1\methods\ECD8_QUANTPEST_200108.M
 Quant Title : Instrument: DualECD8
 QLast Update : Mon Feb 03 15:27:40 2020
 Response via : Initial Calibration
 Integrator: ChemStation

*MJB
2/3/20*

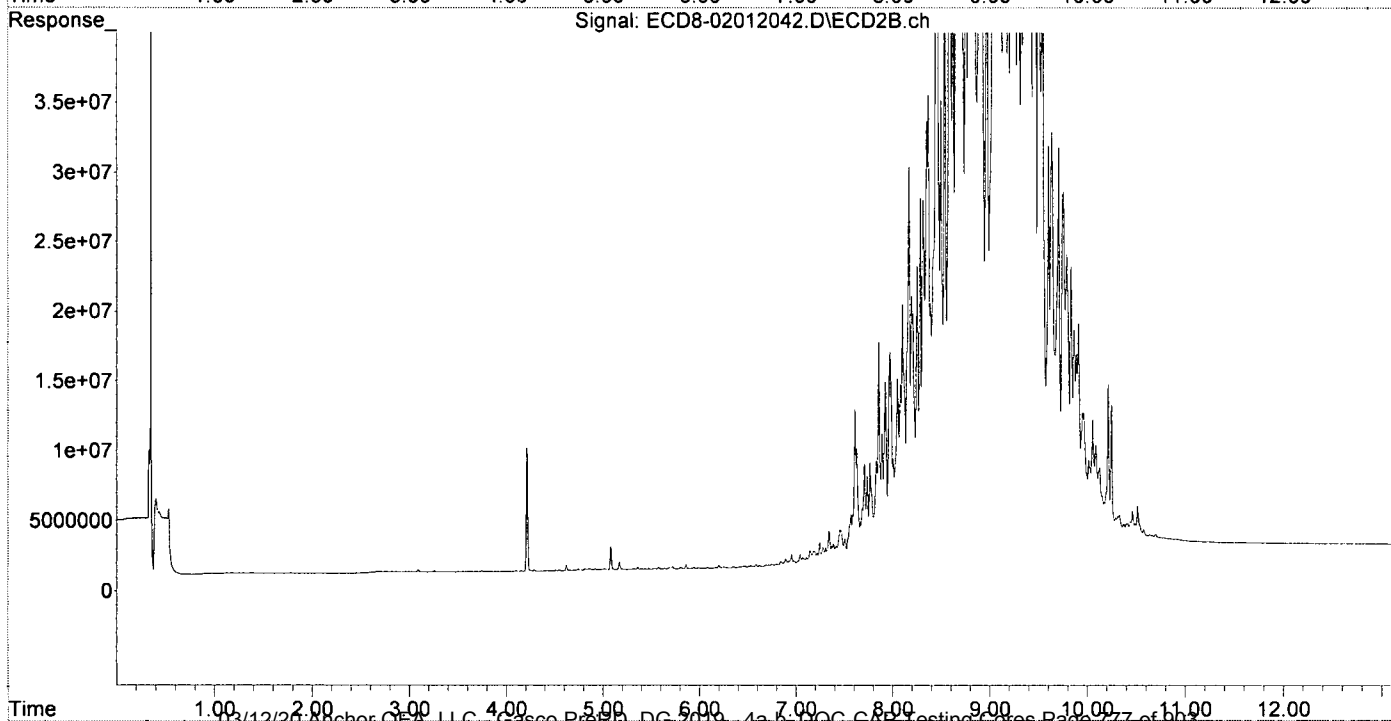
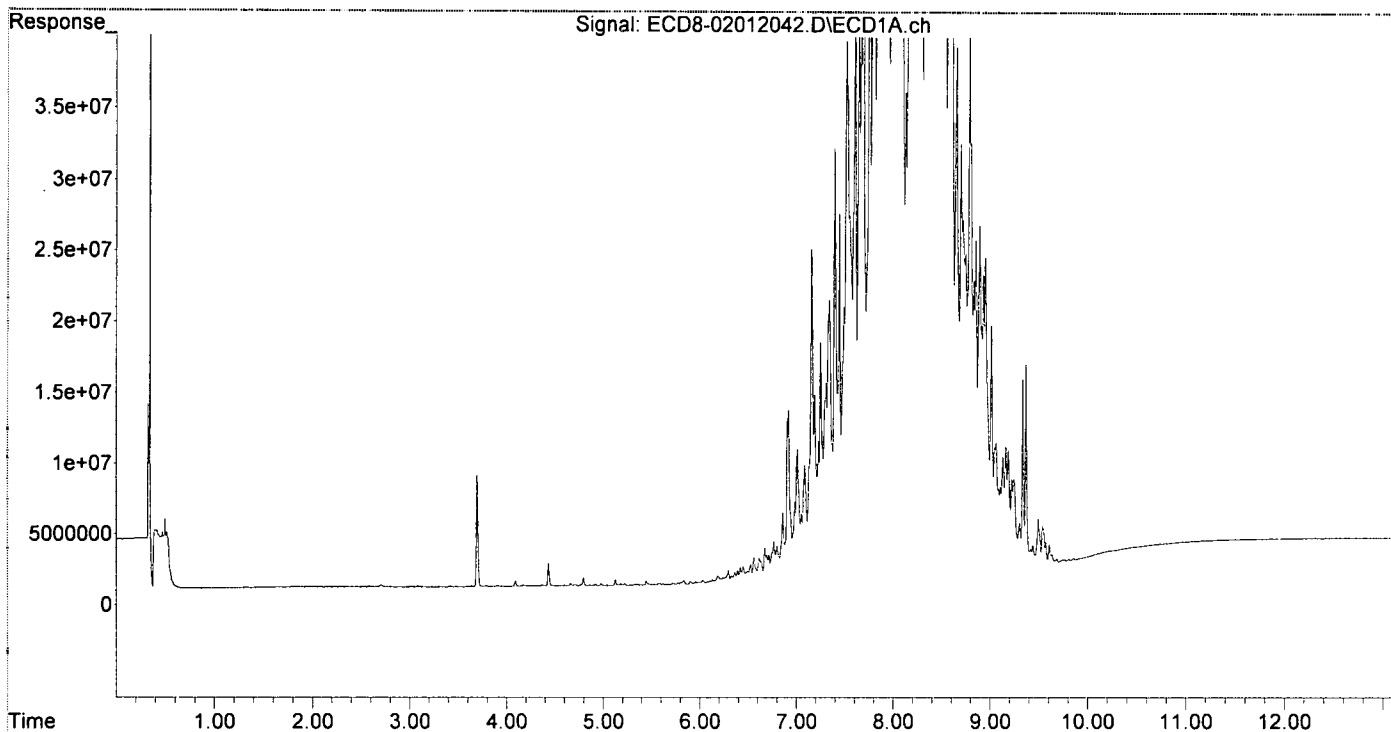
Compound	RT#1	RT#2	Resp#1	Resp#2	ng/mL	ng/mL
System Monitoring Compounds						
1) S TCMX (S)	0.000	0.000	0	0	N.D. d	N.D. d
22) S DCBP (S)	0.000	0.000	0	0	N.D. d	N.D. d
Target Compounds						
2) a-BHC	0.000	0.000	0	0	N.D. d	N.D. d
3) g-BHC	0.000	0.000	0	0	N.D. d	N.D. d
4) b-BHC	0.000	0.000	0	0	N.D. d	N.D. d
5) Heptachlor	0.000	0.000	0	0	N.D. d	N.D. d
6) d-BHC	0.000	0.000	0	0	N.D. d	N.D. d
7) Aldrin	0.000	0.000	0	0	N.D. d	N.D. d
8) Heptachlo...	0.000	0.000	0	0	N.D. d	N.D. d
9) trans-Chl...	0.000	0.000	0	0	N.D. d	N.D. d
10) cis-Chlor...	0.000	0.000	0	0	N.D. d	N.D. d
11) Endosulfa...	0.000	0.000	0	0	N.D. d	N.D. d
12) 4,4'-DDE	0.000	0.000	0	0	N.D. d	N.D. d
13) Dieldrin	0.000	0.000	0	0	N.D. d	N.D. d
14) Endrin	0.000	0.000	0	0	N.D. d	N.D. d
15) 4,4'-DDD	0.000	0.000	0	0	N.D. d	N.D. d
16) Endosulfa...	0.000	0.000	0	0	N.D. d	N.D. d
17) 4,4'-DDT	0.000	0.000	0	0	N.D. d	N.D. d
18) Endrin Al...	0.000	0.000	0	0	N.D. d	N.D. d
19) Endosulfa...	0.000	0.000	0	0	N.D. d	N.D. d
20) Methoxychlor	0.000	0.000	0	0	N.D. d	N.D. d
21) Endrin Ke...	0.000	0.000	0	0	N.D. d	N.D. d
23) Hexachlor...	0.000	0.000	0	0	N.D. d	N.D. d
24) Hexachlor...	0.000	0.000	0	0	N.D. d	N.D. d
25) Oxychlorane	0.000	0.000	0	0	N.D. d	N.D. d
26) 2,4'-DDE	0.000	0.000	0	0	N.D. d	N.D. d
27) trans-Non...	0.000	0.000	0	0	N.D. d	N.D. d
28) 2,4'-DDD	0.000	0.000	0	0	N.D. d	N.D. d
29) 2,4'-DDT	0.000	0.000	0	0	N.D. d	N.D. d
30) cis-Nonac...	0.000	0.000	0	0	N.D. d	N.D. d
31) Mirex	0.000	0.000	0	0	N.D. d	N.D. d
32) Chlordane...	0.000	0.000	0	0	N.D. d	N.D. d
33) Chlordane...	0.000	0.000	0	0	N.D. d	N.D. d
34) Chlordane...	0.000	0.000	0	0	N.D. d	N.D. d
35) Chlordane...	0.000	0.000	0	0	N.D. d	N.D. d
36) Toxaphene...	7.398	8.453	30177110	58830123	2120.709	2511.348
37) Toxaphene...	7.691	8.802	57148633	82998661	2442.230	2449.774
38) Toxaphene...	8.003	8.837	134.9E6	132.9E6	2423.208	2441.276
39) Toxaphene...	8.243	8.905	128.9E6	212.6E6	2171.417	2307.234
40) Toxaphene...	8.471	9.082	104.1E6	117.9E6	2200.668	2268.137
41) Toxaphene...	8.537	9.462	145.3E6	131.6E6	2190.132	2273.646
42) Toxaphene...	0.000	0.000	0	0	N.D. d	N.D. d

(f)=RT Delta > 1/2 Window (#)=Amounts differ by > 25% (m)=manual int.

Quantitation Report (QT Reviewed)

Data Path : C:\msdchem\1\data\2020-02\0B01012\
Data File : ECD8-02012042.D
Signal(s) : Signal #1: ECD1A.ch Signal #2: ECD2B.ch
Acq On : 2 Feb 2020 1:48
Operator : MJB
Sample : 0B01012-CALW
Misc : A19J416, TOX 200 ppb
ALS Vial : 38 Sample Multiplier: 1

Integration File signal 1: PEST1.e
Integration File signal 2: PEST2.e
Quant Time: Feb 03 15:31:07 2020
Quant Method : C:\msdchem\1\methods\ECD8_QUANTPEST_200108.M
Quant Title : Instrument: DualECD8
QLast Update : Mon Feb 03 15:27:40 2020
Response via : Initial Calibration
Integrator: ChemStation



**Semivolatile Organic Compounds (PAHs) by EPA 8270D
Benchsheet & Analysis Sequence Data**

Batch 0010978
Sequence 0A31025 (A0A0994-01,02)



Apex Laboratories
PREPARATION BENCH SHEET

BATCH #: 0010978 (Sediment)

Prep Method: EPA 3546

#	Lab Number	Analysis	Prepared	Initial (g)	Final (mL)	Spike ID	Source ID	ul Spike	ul Surr.	Sample ID	Extraction Comments	pH		
												<2	2-8	>11
	0010978-BLK1	QC	01/31/20 07:07	11	5				100					
	0010978-BS1	QC	01/31/20 07:07	10	5	A19H078		100	100					
	A0A0991-01	A 8270D LL PAH Only (Scan)	01/31/20 07:07	10.04	5				100	PDI-035SC-A-01-02-191010				
	A0A0991-02	A 8270D LL PAH Only (Scan)	01/31/20 07:07	10.12	5				100	PDI-035SC-A-02-03-191010				
	A0A0991-02RE1	A 8270D LL PAH Only (Scan)	01/31/20 07:07	10.12	5				100	PDI-035SC-A-02-03-191010	Added 2/3/2020 By ams			
	A0A0991-03	A 8270D LL PAH Only (Scan)	01/31/20 07:07	10.28	5				100	PDI-041SC-A-03-04-191010				
	0010978-DUP1	QC	01/31/20 09:54	10.22	5		A0A0991-03		100					
	A0A0991-04	A 8270D LL PAH Only (Scan)	01/31/20 07:07	10.55	5				100	PDI-045SC-A-04-05-191010				
	A0A0991-05	A 8270D LL PAH Only (Scan)	01/31/20 07:07	10.31	5				100	PDI-045SC-A-05-06-191010				
	A0A0991-06	A 8270D LL PAH Only (Scan)	01/31/20 07:07	10.4	5				100	PDI-067SC-A-06-07-191010	MS/MSD			
	0010978-MS1	QC	01/31/20 07:07	10.31	5	A19H078	A0A0991-06	100	100					
	0010978-MSD1	QC	01/31/20 07:07	10.27	5	A19H078	A0A0991-06	100	100					
	A0A0994-01	A 8270D LL PAH Only (Scan)	01/31/20 07:07	10.34	5				100	PDI-066SC-A-07-08-191011				
	A0A0994-02	A 8270D LL PAH Only (Scan)	01/31/20 07:07	10.2	5				100	PDI-066SC-A-08-09-191011				
	A0A0996-01	A 8270D LL PAH Only (Scan)	01/31/20 07:07	10.63	5				100	PDI-015SC-A-09-10-191012				
	A0A0996-01RE1	A 8270D LL PAH Only (Scan)	01/31/20 07:07	10.63	5				100	PDI-015SC-A-09-10-191012	Added 2/3/2020 By ams			
	A0A0996-02	A 8270D LL PAH Only (Scan)	01/31/20 07:07	10.66	5				100	PDI-037SC-A-04-05-191012				
	A0A0996-03	A 8270D LL PAH Only (Scan)	01/31/20 07:07	10.4	5				100	PDI-037SC-A-05-06-191012				
	A0A0996-04	A 8270D LL PAH Only (Scan)	01/31/20 07:07	10.58	5				100	PDI-037SC-A-06-07-191012				
	A0A0996-04RE1	A 8270D LL PAH Only (Scan)	01/31/20 07:07	10.58	5				100	PDI-037SC-A-06-07-191012	Added 2/3/2020 By ams			

AMS 2/4/20
 Prepared By: _____ Date _____
 Reviewed By: _____ Date _____

Apex Laboratories
PREPARATION BENCH SHEET

BATCH #: 0010978 (Sediment)

Prep Method: EPA 3546

#	Lab Number	Analysis	Prepared	Initial (g)	Final (mL)	Spike ID	Source ID	ul Spike	ul Surr.	Sample ID	Extraction Comments	pH		
												<2	2-8	>11
	A0A0996-05	A 8270D LL PAH Only (Scan)	01/31/20 07:07	10.05	5				100	PDI-074SC-A-06-07-191012				
	A0A0996-06	A 8270D LL PAH Only (Scan)	01/31/20 07:07	10.28	5				100	PDI-074SC-A-07-08-191012				
	A0A1002-01	A 8270D LL PAH Only (Scan)	01/31/20 07:07	10.21	5				100	PDI-076SC-A-08-09-191013				
	A0A1002-02	A 8270D LL PAH Only (Scan)	01/31/20 07:07	10.43	5				100	PDI-076SC-A-09-10-191013				
	A0A1010-01	A 8270D LL PAH Only (Scan)	01/31/20 07:07	10.05	5				100	PDI-026SC-A-06-07-191014				
	A0A1010-01RE1	A 8270D LL PAH Only (Scan)	01/31/20 07:07	10.05	5				100	PDI-026SC-A-06-07-191014	Added 2/3/2020 By ams			
	A0A1011-01	A 8270D LL PAH Only (Scan)	01/31/20 07:07	10.16	5				100	PDI-057SC-A-06-07-191023				
	A0A1011-02	A 8270D LL PAH Only (Scan)	01/31/20 07:07	10.33	5				100	PDI-057SC-A-07-08-191023				
	A0A1011-03	A 8270D LL PAH Only (Scan)	01/31/20 07:07	10.73	5				100	PDI-057SC-A-08-09-191023				

Standards/Reagents

Reagent(s)			Analyte Spike(s)			Surrogate(s)		
Std ID	Exp. Date	Description	Std ID	Exp. Date	Description	Std ID	Exp. Date	Description
A13L219	11/30/23	Extractions Balance	A19H078	02/02/20	LVI PAH Spike @2000ng/ml	A19L265	06/07/20	8270D LL PAH Only Surr. (5ppm)
A18K311	12/31/20	Glass Wool						
A19I263	03/18/20	DCM CHEM PROD. 194934						
A20A281	07/19/21	Sodium Sulfate Lot # 196883						

Method 3546 digestion time and temperture achieved.
Initial: _____

Witness: _____

Prepared By: _____ Date: _____

Reviewed By: _____ Date: _____



Apex Laboratories
PREPARATION BENCH SHEET

BATCH #: 0010978 (Sediment)

Prep Method: EPA 3546

#	Lab Number	Analysis	Prepared	Initial (g)	Final (mL)	Spike ID	Source ID	ul Spike	ul Surr.	Sample ID	Extraction Comments	pH		
												<2	5-9	>11
	0010978-BLK1	QC	01/31/20 07:07	11	5				100					
	0010978-BS1	QC	01/31/20 07:07	10	5	A19H078		100	100					
	A0A0991-01	A 8270D LL PAH Only (Scan)	01/31/20 07:07	10.04	5				100	PDI-035SC-A-01-02-191010				
	A0A0991-02	A 8270D LL PAH Only (Scan)	01/31/20 07:07	10.12	5				100	PDI-035SC-A-02-03-191010				
	A0A0991-03	A 8270D LL PAH Only (Scan)	01/31/20 07:07	10.28	5				100	PDI-041SC-A-03-04-191010				
	0010978-DUP1	QC	01/31/20 09:54	10.22	5		A0A0991-03		100					
	A0A0991-04	A 8270D LL PAH Only (Scan)	01/31/20 07:07	10.55	5				100	PDI-045SC-A-04-05-191010				
	A0A0991-05	A 8270D LL PAH Only (Scan)	01/31/20 07:07	10.31	5				100	PDI-045SC-A-05-06-191010				
	A0A0991-06	A 8270D LL PAH Only (Scan)	01/31/20 07:07	10.4	5				100	PDI-067SC-A-06-07-191010	MS/MSD			
	0010978-MS1	QC	01/31/20 07:07	10.31	5	A19H078	A0A0991-06	100	100					
	0010978-MSD1	QC	01/31/20 07:07	10.27	5	A19H078	A0A0991-06	100	100					
	A0A0994-01	A 8270D LL PAH Only (Scan)	01/31/20 07:07	10.34	5				100	PDI-066SC-A-07-08-191011				
	A0A0994-02	A 8270D LL PAH Only (Scan)	01/31/20 07:07	10.2	5				100	PDI-066SC-A-08-09-191011				
	A0A0996-01	A 8270D LL PAH Only (Scan)	01/31/20 07:07	10.63	5				100	PDI-015SC-A-09-10-191012				
	A0A0996-02	A 8270D LL PAH Only (Scan)	01/31/20 07:07	10.66	5				100	PDI-037SC-A-04-05-191012				
	A0A0996-03	A 8270D LL PAH Only (Scan)	01/31/20 07:07	10.4	5				100	PDI-037SC-A-05-06-191012				
	A0A0996-04	A 8270D LL PAH Only (Scan)	01/31/20 07:07	10.58	5				100	PDI-037SC-A-06-07-191012				
	A0A0996-05	A 8270D LL PAH Only (Scan)	01/31/20 07:07	10.05	5				100	PDI-074SC-A-06-07-191012				
	A0A0996-06	A 8270D LL PAH Only (Scan)	01/31/20 07:07	10.28	5				100	PDI-074SC-A-07-08-191012				
	A0A1002-01	A 8270D LL PAH Only (Scan)	01/31/20 07:07	10.21	5				100	PDI-076SC-A-08-09-191013				

Prepared By: AM Date: 01/31/20
AGG 1/31/20

Reviewed By: cas Date: 01/31/2020

Apex Laboratories
PREPARATION BENCH SHEET
BATCH #: 0010978 (Sediment)

Prep Method: EPA 3546

#	Lab Number	Analysis	Prepared	Initial (g)	Final (mL)	Spike ID	Source ID	ul Spike	ul Surr.	Sample ID	Extraction Comments	pH		
												<2	5/8	>11
	A0A1002-02	A 8270D LL PAH Only (Scan)	01/31/20 07:07	10.43	5				100	PDI-076SC-A-09-10-191013				
	A0A1010-01	A 8270D LL PAH Only (Scan)	01/31/20 07:07	10.05	5				100	PDI-026SC-A-06-07-191014				
	A0A1011-01	A 8270D LL PAH Only (Scan)	01/31/20 07:07	10.16	5				100	PDI-057SC-A-06-07-191023				
	A0A1011-02	A 8270D LL PAH Only (Scan)	01/31/20 07:07	10.33	5				100	PDI-057SC-A-07-08-191023				
	A0A1011-03	A 8270D LL PAH Only (Scan)	01/31/20 07:07	10.73	5				100	PDI-057SC-A-08-09-191023				

Standards/Reagents

Reagent(s)			Analyte Spike(s)			Surrogate(s)		
Std ID	Exp. Date	Description	Std ID	Exp. Date	Description	Std ID	Exp. Date	Description
A13L219	11/30/23	Extractions Balance	A19H078	02/02/20	LVI PAH Spike @2000ng/ml	A19L263	06/07/20	8270D LL PAH Only Surr. (5ppm)
A18K311	12/31/20	Glass Wool						
A19I263	03/18/20	DCM CHEM PROD. 194934						
A20A281	07/19/21	Sodium Sulfate Lot # 196883						

Method 3546 digestion time and temperature achieved.

Initial: *chy*

Witness: _____

Prepared By: _____ Date _____

Reviewed By: _____ Date _____



Apex Laboratories
PREPARATION BENCH SHEET

BATCH #: 0010978 (Sediment)

Prep Method: EPA 3546

#	Lab Number	Analysis	Prepared	Initial (g)	Final (mL)	Spike ID	Source ID	ul Spike	ul Surr.	Sample ID	Extraction Comments	pH		
												<2	5-9	>11
1	0010978-BLK1	QC	01/31/20 07:07	10.00	5				100					
2	0010978-BS1	QC	01/31/20 07:07	10	5	A19H078		100	100					
3	A0A0991-01	A 8270D LL PAH Only (Scan)	01/31/20 07:07	10.04	5				100	PDI-035SC-A-01-02-191010	Sand, odor	S		
4	A0A0991-02	A 8270D LL PAH Only (Scan)	01/31/20 07:07	10.12	5				100	PDI-035SC-A-02-03-191010	Sand	S		
5	A0A0991-03	A 8270D LL PAH Only (Scan)	01/31/20 07:07	10.28	5				100	PDI-041SC-A-03-04-191010	Sediment			
6	A0A0991-04	A 8270D LL PAH Only (Scan)	01/31/20 07:07	10.55	5				100	PDI-045SC-A-04-05-191010	Sediment			
7	A0A0991-05	A 8270D LL PAH Only (Scan)	01/31/20 07:07	10.31	5				100	PDI-045SC-A-05-06-191010	Sediment			
8	A0A0991-06	A 8270D LL PAH Only (Scan)	01/31/20 07:07	10.40	5				100	PDI-067SC-A-06-07-191010	MS/MSD Sediment			
9	0010978-MS1	QC	01/31/20 07:07	10.31	5	A19H078	A0A0991-06	100	100					
10	0010978-MSD1	QC	01/31/20 07:07	10.27	5	A19H078	A0A0991-06	100	100					
11	A0A0994-01	A 8270D LL PAH Only (Scan)	01/31/20 07:07	10.34	5				100	PDI-066SC-A-07-08-191011	mud	S		
12	A0A0994-02	A 8270D LL PAH Only (Scan)	01/31/20 07:07	10.20	5				100	PDI-066SC-A-08-09-191011	mud	S		
13	A0A0996-01	A 8270D LL PAH Only (Scan)	01/31/20 07:07	10.63	5				100	PDI-015SC-A-09-10-191012	mud			
14	A0A0996-02	A 8270D LL PAH Only (Scan)	01/31/20 07:07	10.60	5				100	PDI-037SC-A-04-05-191012	Sand, odor			
15	A0A0996-03	A 8270D LL PAH Only (Scan)	01/31/20 07:07	10.40	5				100	PDI-037SC-A-05-06-191012	Sand			
16	A0A0996-04	A 8270D LL PAH Only (Scan)	01/31/20 07:07	10.58	5				100	PDI-037SC-A-06-07-191012	Sand			
17	A0A0996-05	A 8270D LL PAH Only (Scan)	01/31/20 07:07	10.05	5				100	PDI-074SC-A-06-07-191012	mud			
18	A0A0996-06	A 8270D LL PAH Only (Scan)	01/31/20 07:07	10.28	5				100	PDI-074SC-A-07-08-191012	mud			
19	A0A1002-01	A 8270D LL PAH Only (Scan)	01/31/20 07:07	10.21	5				100	PDI-076SC-A-08-09-191013	mud			
20	A0A1002-02	A 8270D LL PAH Only (Scan)	01/31/20 07:07	10.43	5				100	PDI-076SC-A-09-10-191013	mud			

Prepared By: ATJ
Date: 1-31-20
CAH

Reviewed By: cas
Date: 01/31/2020

Apex Laboratories
PREPARATION BENCH SHEET
BATCH #: 0010978 (Sediment)

Prep Method: EPA 3546

#	Lab Number	Analysis	Prepared	Initial (g)	Final (mL)	Spike ID	Source ID	ul Spike	ul Surr.	Sample ID	Extraction Comments	pH		
												<2	8	>11
21	A0A1010-01	A 8270D LL PAH Only (Scan)	01/31/20 07:07	10.05	5				100	PDI-026SC-A-06-07-191014	sand			
22	A0A1011-01	A 8270D LL PAH Only (Scan)	01/31/20 07:07	10.14	5				100	PDI-057SC-A-06-07-191023	mud			
23	A0A1011-02	A 8270D LL PAH Only (Scan)	01/31/20 07:07	10.33	5				100	PDI-057SC-A-07-08-191023	mud			
24	A0A1011-03	A 8270D LL PAH Only (Scan)	01/31/20 07:07	10.73	5				100	PDI-057SC-A-08-09-191023	mud			

Standards/Reagents

Reagent(s)			Analyte Spike(s)			Surrogate(s)		
Std ID	Exp. Date	Description	Std ID	Exp. Date	Description	Std ID	Exp. Date	Description
A13L219	11/30/23	Extractions Balance	A19H078	02/02/20	LVI PAH Spike @2000ng/ml	A19L265	06/07/20	8270D LL PAH Only Surr. (5ppm)
A18K311	12/31/20	Glass Wool						
A19I263	03/18/20	DCM CHEM PROD. 194934						
A20A281	07/19/21	Sodium Sulfate Lot # 196883						

Method 3546 digestion time and temperature achieved. *yes*
 Initial: *AS*

Witness: *CAM 01/31/20*

** = concentrated apart from QC & batch to avoid contamination.*
AS 1/31/20

B = staining on turbidsp tube. AS 1/31/20

Prepared By: *AS* Date: *1-31-20*

Reviewed By: _____ Date: _____



ELEMENT SEQUENCE LOG

Apex Laboratories

Sequence: **0A31025**

Instrument: **SV-GCMS14**

Date: **01/31/20 10:11**

Calibration: **A9I1001**

#	Lab Number	Matrix	Analysis	Client	Due	Batch	ISTD ID	STD ID
1	0A31025-TUN1	Sediment	QC	QC			A19K048	A20A236
2	0A31025-CCV1	Sediment	QC	QC			A19K048	A19K012
3	0A31025-CCB1	Sediment	QC	QC			A19K048	
4	0010978-BLK1	Sediment	QC	QC		0010978	A19K048	
5	0010978-BS1	Sediment	QC	QC		0010978	A19K048	
6	A0A0991-05	Sediment	8270D LL PAH Only (Scan)	Anchor QEA, LLC	02/13/20	0010978	A19K048	
7	A0A1010-01	Sediment	8270D LL PAH Only (Scan)	Anchor QEA, LLC	02/13/20	0010978	A19K048	
8	A0A0996-01	Sediment	8270D LL PAH Only (Scan)	Anchor QEA, LLC	02/13/20	0010978	A19K048	
9	A0A0996-06	Sediment	8270D LL PAH Only (Scan)	Anchor QEA, LLC	02/13/20	0010978	A19K048	
10	A0A0991-03	Sediment	8270D LL PAH Only (Scan)	Anchor QEA, LLC	02/13/20	0010978	A19K048	
11	0010978-DUP1	Sediment	QC	QC		0010978	A19K048	
12	A0A0991-06	Sediment	8270D LL PAH Only (Scan)	Anchor QEA, LLC	02/13/20	0010978	A19K048	
13	0010978-MS1	Sediment	QC	QC		0010978	A19K048	
14	0010978-MSD1	Sediment	QC	QC		0010978	A19K048	
15	A0A0991-01	Sediment	8270D LL PAH Only (Scan)	Anchor QEA, LLC	02/13/20	0010978	A19K048	
16	A0A0991-02	Sediment	8270D LL PAH Only (Scan)	Anchor QEA, LLC	02/13/20	0010978	A19K048	
17	A0A0991-04	Sediment	8270D LL PAH Only (Scan)	Anchor QEA, LLC	02/13/20	0010978	A19K048	
18	A0A0994-01	Sediment	8270D LL PAH Only (Scan)	Anchor QEA, LLC	02/13/20	0010978	A19K048	
19	A0A0994-02	Sediment	8270D LL PAH Only (Scan)	Anchor QEA, LLC	02/13/20	0010978	A19K048	
20	A0A0996-02	Sediment	8270D LL PAH Only (Scan)	Anchor QEA, LLC	02/13/20	0010978	A19K048	
21	A0A0996-03	Sediment	8270D LL PAH Only (Scan)	Anchor QEA, LLC	02/13/20	0010978	A19K048	
22	A0A0996-04	Sediment	8270D LL PAH Only (Scan)	Anchor QEA, LLC	02/13/20	0010978	A19K048	
23	A0A0996-05	Sediment	8270D LL PAH Only (Scan)	Anchor QEA, LLC	02/13/20	0010978	A19K048	
24	A0A1002-01	Sediment	8270D LL PAH Only (Scan)	Anchor QEA, LLC	02/13/20	0010978	A19K048	
25	0A31025-IBL1	Sediment	QC	QC			A19K048	

Data Entered By: AMS 2/3/20

Data Reviewed By: [Signature] 2/3/20

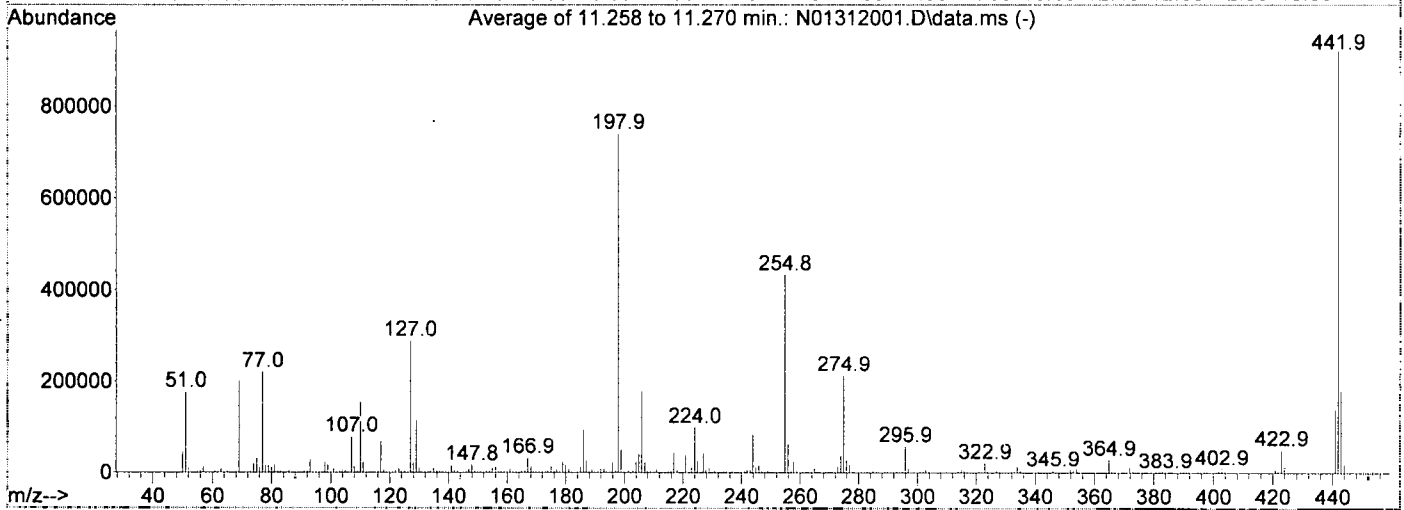
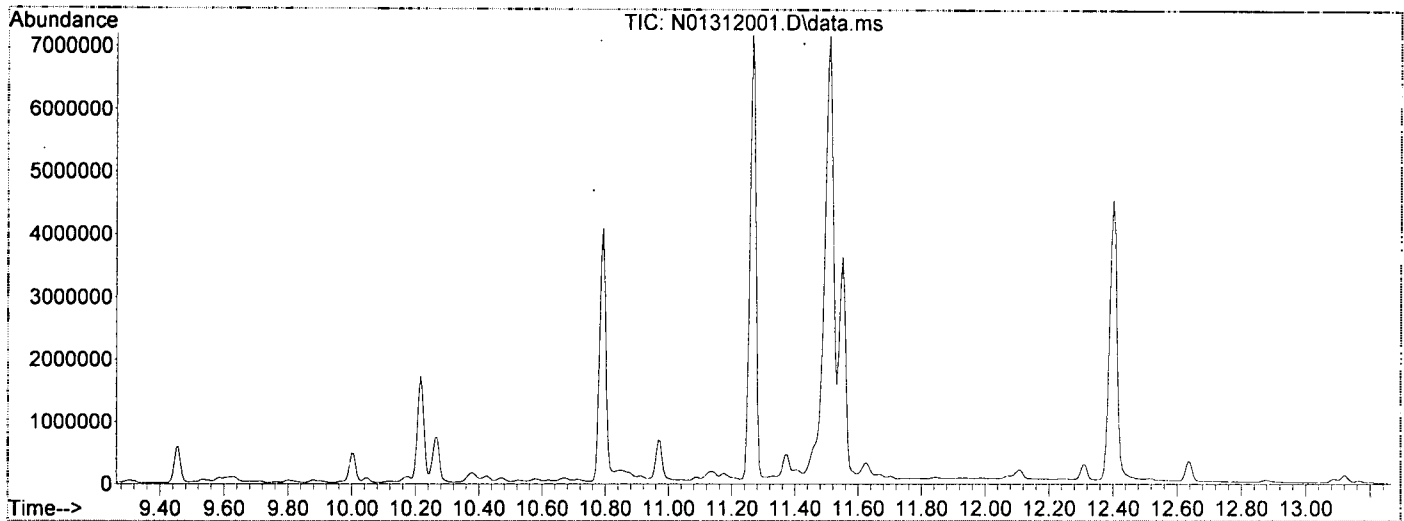
Comments:

Data Path : U:\data\2020-01\0A31025\
 Data File : N01312001.D
 Acq On : 31 Jan 2020 10:17
 Operator : JK/ AMS/ DTH
 Sample : 0A31025-TUN1
 Misc : 1x, A20A236 DFTPP
 ALS Vial : 1 Sample Multiplier: 1

AMS
2/3/22

Integration File: rteint.p

Method : U:\methods\DFTPP.M
 Title : 8270 DFTPP Tune Method
 Last Update : Wed Nov 06 13:10:03 2019



AutoFind: Scans 1195, 1196, 1197; Background Corrected with Scan 1189

Target Mass	Rel. to Mass	Lower Limit%	Upper Limit%	Rel. Abn%	Raw Abn	Result Pass/Fail
68	69	0.00	2	1.6	3177	PASS
69	69	100	100	100.0	202034	PASS
70	69	0.00	2	0.5	1074	PASS
197	198	0.00	2	0.5	4038	PASS
198	198	100	100	100.0	740215	PASS
199	198	5	9	6.8	50004	PASS
365	198	1	100	3.9	28800	PASS
441	443	0.01	150	77.1	138317	PASS
442	198	0.10	200	124.4	920896	PASS
443	442	15	24	19.5	179312	PASS



Data Path : U:\data\2020-01\0A31025\
 Data File : N01312001.D
 Acq On : 31 Jan 2020 10:17
 Operator : JK/ AMS/ DTH
 Sample : 0A31025-TUN1
 Misc : 1x, A20A236 DFTPP
 ALS Vial : 1 Sample Multiplier: 1
 DataAcq Meth:DFTPP.M

Quant Time: Feb 03 08:42:02 2020
 Quant Method : U:\methods\DFTPP.M
 Quant Title : 8270 DFTPP Tune Method
 QLast Update : Wed Nov 06 13:10:03 2019
 Response via : Initial Calibration
 InstName : SV-GCMS14

Compound	R.T.	QIon	Response	Conc	Units	Dev(Min)	

Internal Standards							
1) 1,4-Dichlorobenzene-d4	6.490	150	123475.	2.00	ug/mL	-0.03	
2) Naphthalene-d8	7.691	136	338252	2.00	ug/mL	-0.04	
3) Acenaphthene-d10	9.457	162	179518	2.00	ug/mL	-0.04	
5) Phenanthrene-d10	10.966	188	344224	2.00	ug/mL	-0.04	
11) Chrysene-d12	14.574	240	290856	2.00	ug/mL	-0.06	
12) Perylene-d12	16.632	264	38	2.00	ug/mL	#-0.09	
13) Dibenz(a,h)anthracene-...	17.868	292	238070	2.00	ug/mL	#-0.05	

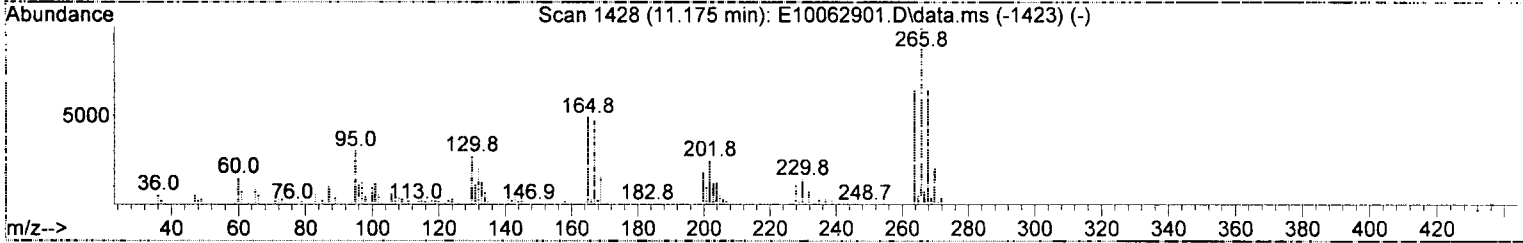
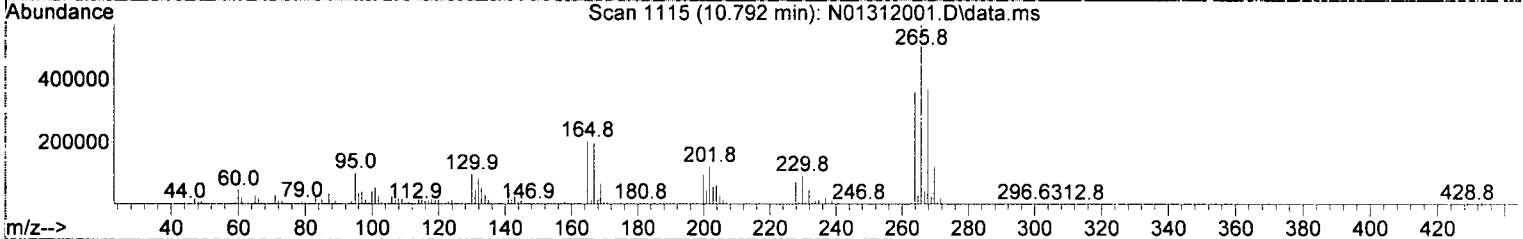
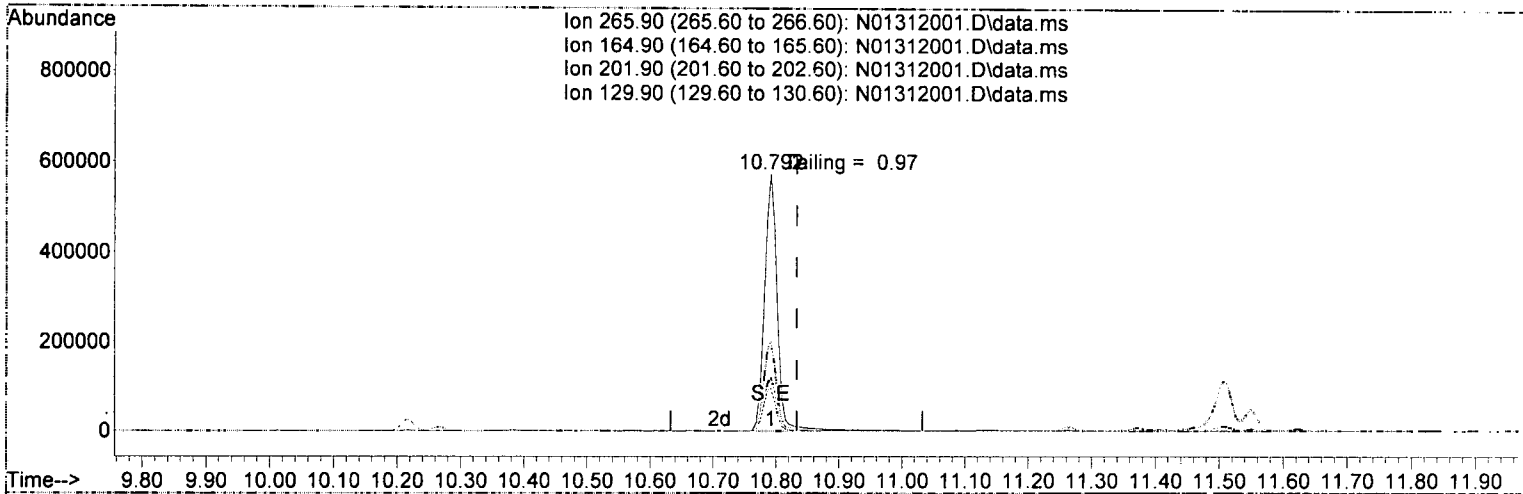
Target Compounds							Qvalue
4) Pentachlorophenol	10.792	266	807995	47.66	ug/mL		82
6) DFTPP	11.270	442	1458008	52.47	ug/mL		71
7) Benzidine	12.400	184	3199078	26.12	ug/mL		97
8) 4,4-DDE	12.633	TIC	479928	No Calib			
9) 4,4-DDD	13.123	TIC	187670	No Calib			
10) 4,4-DDT	13.642	TIC	11871274	33.63	ug/mL		95

(#) = qualifier out of range (m) = manual integration (+) = signals summed

Quantitation Report (Qedit)

Data Path : U:\data\2020-01\0A31025\
 Data File : N01312001.D
 Acq On : 31 Jan 2020 10:17
 Operator : JK/ AMS/ DTH
 Sample : 0A31025-TUN1
 Misc : 1x, A20A236 DFTPP
 ALS Vial : 1 Sample Multiplier: 1
 DataAcq Meth:DFTPP.M

Quant Time: Feb 03 08:42:02 2020
 Quant Method : U:\methods\DFTPP.M
 Quant Title : 8270 DFTPP Tune Method
 QLast Update : Wed Nov 06 13:10:03 2019
 Response via : Initial Calibration
 InstName : SV-GCMS14



TIC: N01312001.D\data.ms

(4) Pentachlorophenol

10.792min (-0.041) 47.66 ug/mL

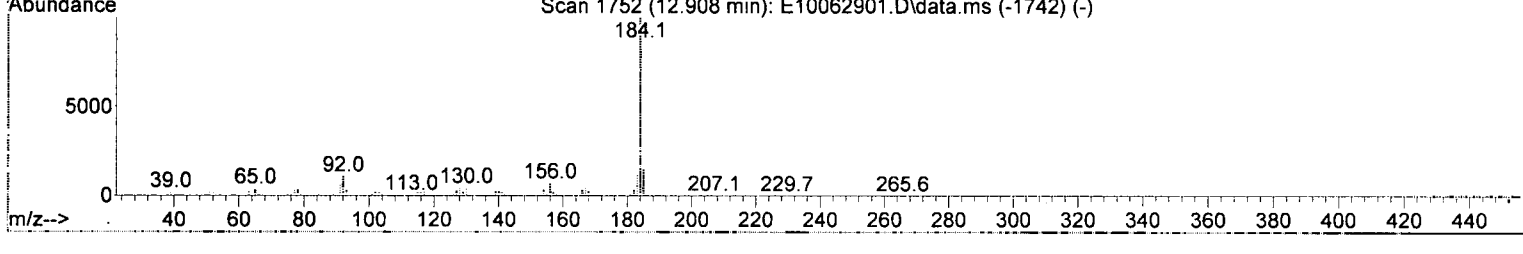
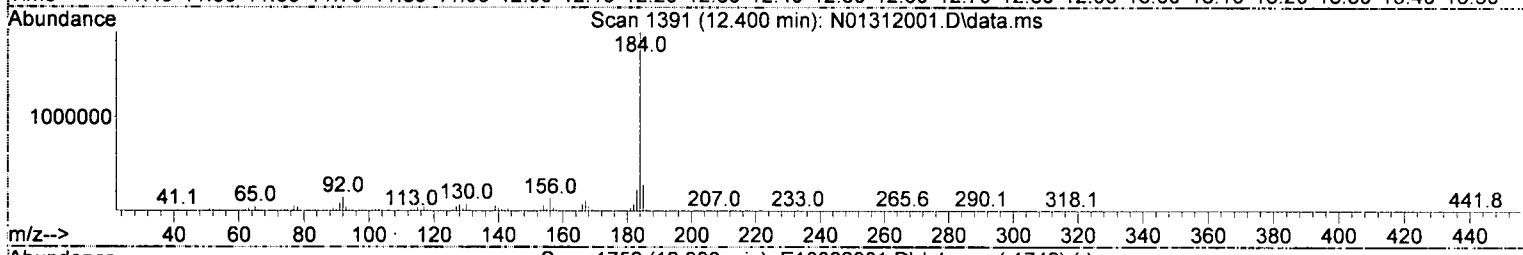
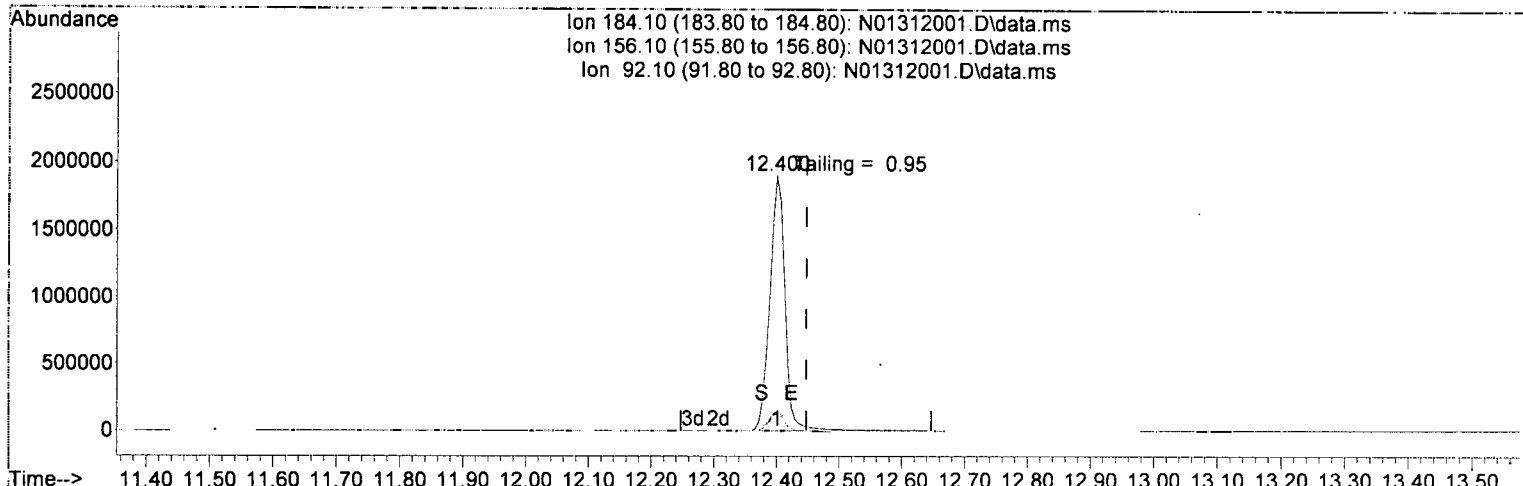
response 807995

Ion	Exp%	Act%
265.90	100.00	100.00
164.90	50.60	35.27
201.90	25.80	21.17
129.90	27.30	16.77

Quantitation Report (Qedit)

Data Path : U:\data\2020-01\0A31025\
 Data File : N01312001.D
 Acq On : 31 Jan 2020 10:17
 Operator : JK/ AMS/ DTH
 Sample : 0A31025-TUN1
 Misc : 1x, A20A236 DFTPP
 ALS Vial : 1 Sample Multiplier: 1
 DataAcq Meth:DFTPP.M

Quant Time: Feb 03 08:42:02 2020
 Quant Method : U:\methods\DFTPP.M
 Quant Title : 8270 DFTPP Tune Method
 QLast Update : Wed Nov 06 13:10:03 2019
 Response via : Initial Calibration
 InstName : SV-GCMS14



TIC: N01312001.D\data.ms

(7) Benzidine

12.400min (-0.047) 26.12 ug/mL

response 3199078

Ion	Exp%	Act%
184.10	100.00	100.00
156.10	8.50	7.02
92.10	8.20	7.81
0.00	0.00	0.00

DDT Breakdown Check (Validated 5/1/2013)

From:

0A31025-TUN1

SV-GCMS14

First Column Area Counts	Percent Breakdown
--------------------------	-------------------

DDE	479928
-----	--------

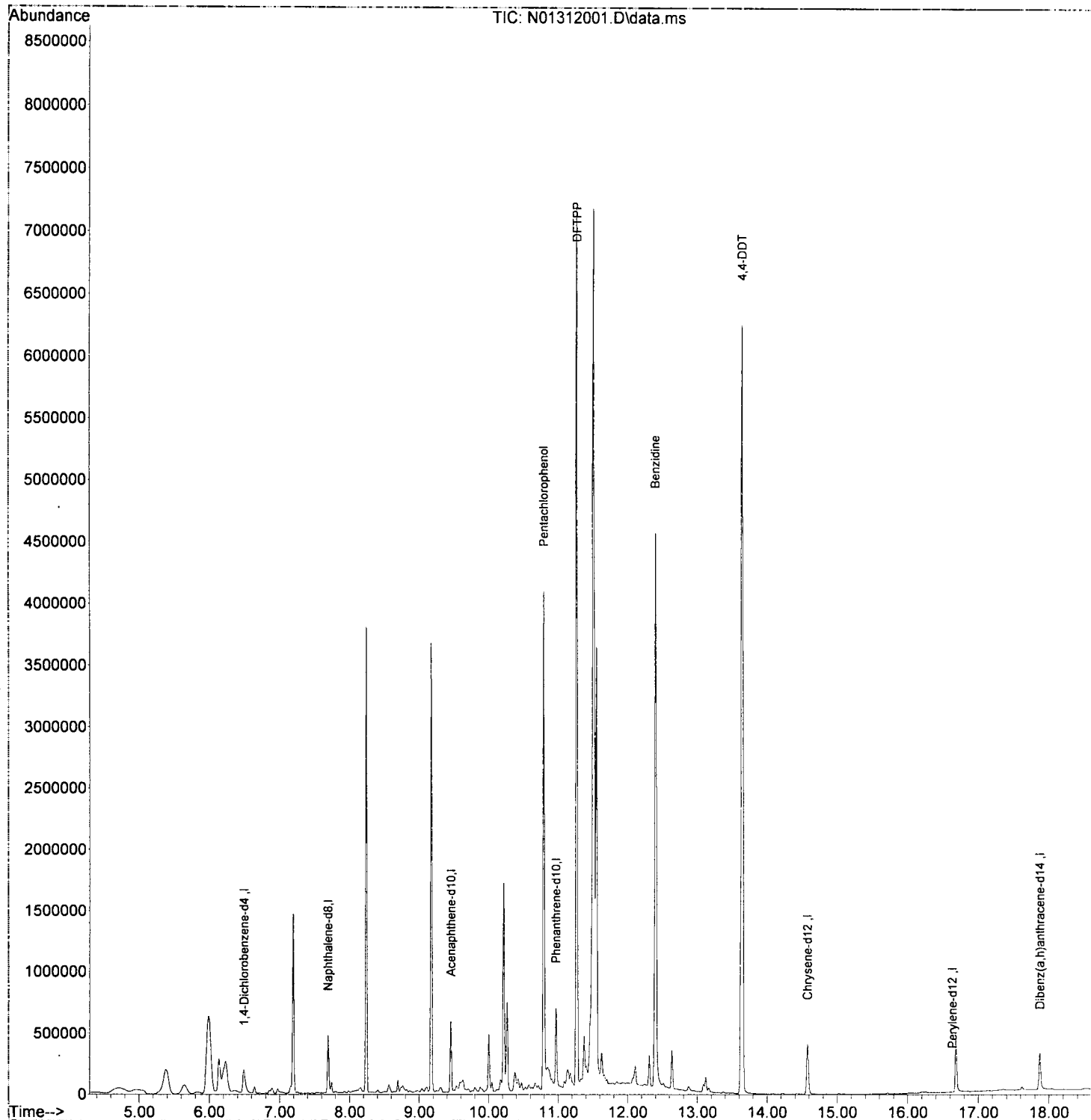
DDD	187670
-----	--------

DDT	11871274	5.32	PASS
-----	----------	------	------

Breakdown must be less than 20% to accept sample data.

Data Path : U:\data\2020-01\0A31025\
Data File : N01312001.D
Acq On : 31 Jan 2020 10:17
Operator : JK/ AMS/ DTH
Sample : 0A31025-TUN1
Misc : 1x, A20A236 DFTPP
ALS Vial : 1 Sample Multiplier: 1
DataAcq Meth:DFTPP.M

Quant Time: Feb 03 08:42:02 2020
Quant Method : U:\methods\DFTPP.M
Quant Title : 8270 DFTPP Tune Method
QLast Update : Wed Nov 06 13:10:03 2019
Response via : Initial Calibration
InstName : SV-GCMS14



Evaluate Continuing Calibration Report

Data Path : U:\data\2020-01\0A31025\
 Data File : N01312002.D
 Acq On : 31 Jan 2020 10:45
 Operator : JK/ AMS/ DTH
 Sample : 0A31025-CCV1
 Misc : 1x, A19K012@50
 ALS Vial : 2 Sample Multiplier: 1
 DataAcq Meth:LVI14_BNA_ACQ.M

AMS
2/3/22

Quant Time: Feb 03 08:43:14 2020
 Quant Method : U:\methods\SV14_090619_PAHR7.M
 Quant Title : EPA 8270D: Semivolatile Organics
 QLast Update : Fri Dec 20 12:46:03 2019
 Response via : Initial Calibration
 InstName : SV-GCMS14

Min. RRF : 0.000 Min. Rel. Area : 50% Max. R.T. Dev 0.50min
 Max. RRF Dev : 20% Max. Rel. Area : 200%

	Compound	Amount	Calc.	%Dev	Area%	Dev(min)
1 I	Naphthalene-d8 (ISTD)	100.000	100.000	0.0	117	0.00
2 S	Nitrobenzene-d5 (Surr)	50.000	48.915	2.2	118	0.00
3 T	Decalin	50.000	26.294	47.4#	61	0.00
4 T	Naphthalene	50.000	49.164	1.7	117	0.00
5 T	2-Methylnaphthalene	50.000	42.472	15.1	99	0.00
6 T	1-Methylnaphthalene	50.000	42.410	15.2	96	0.00
7 T	1,1'-Biphenyl	50.000	41.696	16.6	98	0.00
8 T	2,6-Dimethylnaphthalene	50.000	40.470	19.1	92	0.00
9 I	Acenaphthene-d10 (ISTD)	100.000	100.000	0.0	94	0.00
10 S	2-Fluorobiphenyl (Surr)	50.000	54.203	-8.4	102	0.00
11 S	Acenaphthylene d-8 (Surr)	50.000	1.538	96.9#	6	0.00
12 T	Acenaphthylene	50.000	46.140	7.7	87	0.00
13 T	Acenaphthene	50.000	47.745	4.5	92	0.00
14 T	Dibenzofuran	50.000	51.326	-2.7	97	0.00
15 T	1,6,7-Trimethylnaphthalene	50.000	49.868	0.3	96	0.00
16 T	Fluorene	50.000	49.011	2.0	93	0.00
17 I	Phenanthrene-d10 (ISTD)	100.000	100.000	0.0	99	0.00
18 T	Dibenzothiopene	50.000	48.329	3.3	97	0.00
19 T	Phenanthrene	50.000	48.375	3.3	97	0.00
20 T	Anthracene	50.000	47.618	4.8	95	0.00
21 T	Carbazole	50.000	45.607	8.8	91	0.00
22 T	1-Methylphenanthrene	50.000	49.921	0.2	100	0.00
23 T	Fluoranthene	50.000	50.254	-0.5	100	0.00
24 I	Chrysene-d12 (ISTD)	100.000	100.000	0.0	117	-0.02
25 T	Pyrene	50.000	43.258	13.5	100	-0.01
26 S	Terphenyl-d14 (Surr)	50.000	46.232	7.5	109	-0.01
27 T	Benz(a)anthracene	50.000	44.618	10.8	110	-0.01
28 T	Chrysene	50.000	46.713	6.6	111	-0.02
29 I	Perylene-d12 (ISTD)	100.000	100.000	0.0	135	-0.01
30 T	Benzo(b)fluoranthene	50.000	45.824	8.4	122	-0.01
31 T	Benzo(k)fluoranthene	50.000	46.391	7.2	127	-0.01
32 T	Benzo(b+k)fluoranthene	100.000	93.489	6.5	126	-0.01
33 S	Benzo(a)pyrene d-12 (Surr)	50.000	0.000	100.0#	0	-17.96#
34 T	Benzo(e)pyrene	50.000	44.781	10.4	122	-0.02
35 T	Benzo(a)pyrene	50.000	47.487	5.0	126	-0.01
36 T	Perylene	50.000	48.171	3.7	130	-0.01
37 I	Dibenz(a,h)Anthracene-d14 (IS	100.000	100.000	0.0	165	-0.02
38 T	Indeno(1,2,3-cd)Pyrene	50.000	45.096	9.8	150	-0.02
39 T	Dibenz(a,h)anthracene	50.000	46.635	6.7	156	-0.02
40 T	Benzo(g,h,i)perylene	50.000	45.498	9.0	148	-0.01

(#) = Out of Range

SPCC's out = 0 CCC's out = 0

Data Path : U:\data\2020-01\0A31025\
 Data File : N01312002.D
 Acq On : 31 Jan 2020 10:45
 Operator : JK/ AMS/ DTH
 Sample : 0A31025-CCV1
 Misc : 1x, A19K012@50
 ALS Vial : 2 Sample Multiplier: 1
 DataAcq Meth:LVI14_BNA_ACQ.M

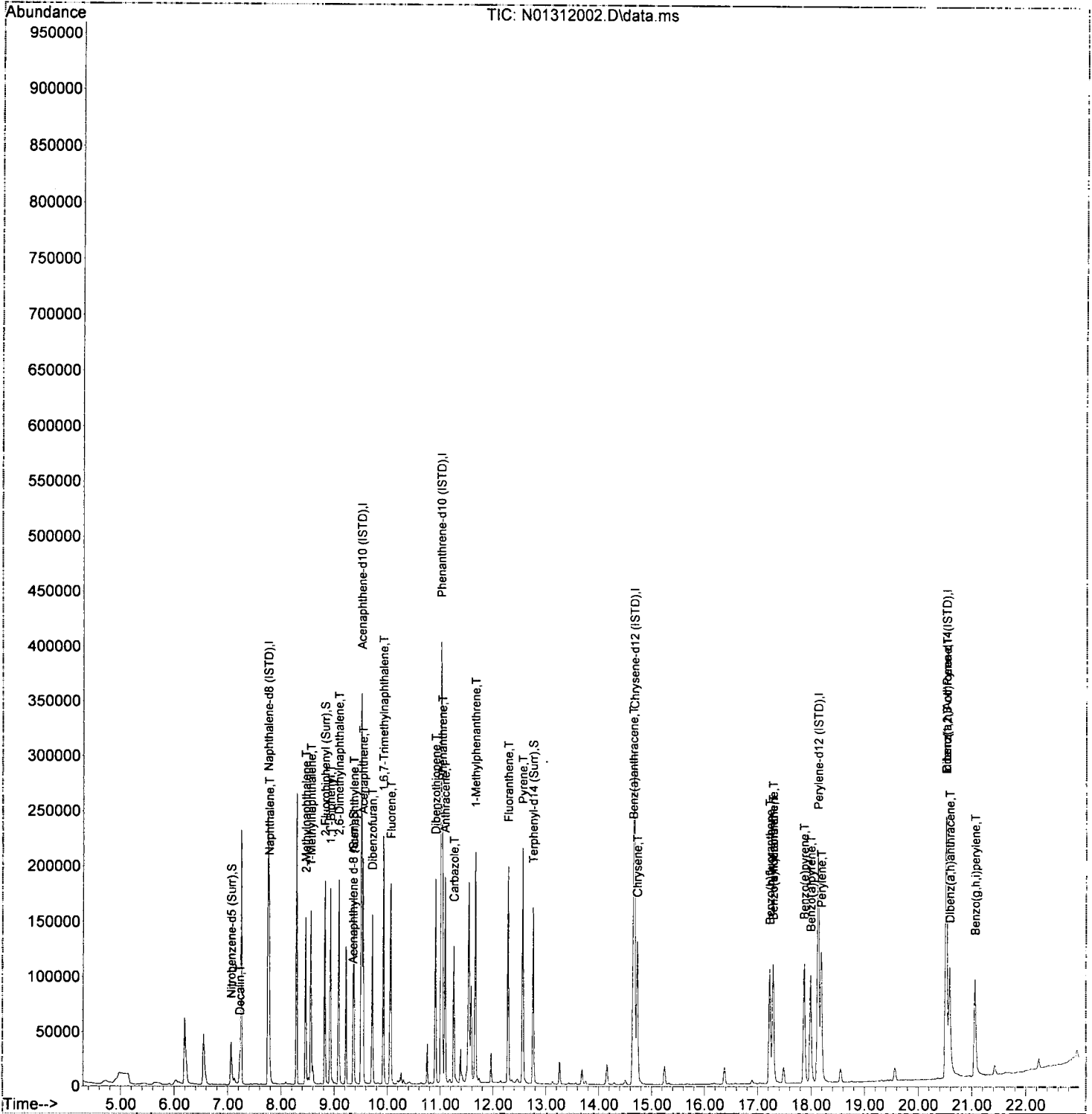
Quant Time: Feb 03 08:43:14 2020
 Quant Method : U:\methods\SV14_090619_PAHR7.M
 Quant Title : EPA 8270D: Semivolatile Organics
 QLast Update : Fri Dec 20 12:46:03 2019
 Response via : Initial Calibration
 InstName : SV-GCMS14

Compound	R.T.	Q Ion	Response	Conc	Units	Dev(Min)	
Internal Standards							
1) Naphthalene-d8 (ISTD)	7.755	136	173778	100.00	ng/ml	0.00	
9) Acenaphthene-d10 (ISTD)	9.509	162	110800	100.00	ng/ml	0.00	
17) Phenanthrene-d10 (ISTD)	11.013	188	217646	100.00	ng/ml	0.00	
24) Chrysene-d12 (ISTD)	14.668	240	198181	100.00	ng/ml	-0.02	
29) Perylene-d12 (ISTD)	18.130	264	191827	100.00	ng/ml	-0.01	
37) Dibenz(a,h)Anthracene-d...	20.514	292	153811	100.00	ng/ml	-0.02	
System Monitoring Compounds							
2) Nitrobenzene-d5 (Surr)	7.061	82	28246	48.91	ng/ml	0.00	
10) 2-Fluorobiphenyl (Surr)	8.822	172	89595	54.20	ng/ml	0.00	
11) Acenaphthylene d-8 (Surr)	9.352	160	6634	1.54	ng/ml	0.00	
26) Terphenyl-d14 (Surr)	12.756	244	96363	46.23	ng/ml	-0.01	
33) Benzo(a)pyrene d-12 (S...	0.000	264	0	0.00	ng/ml		
Target Compounds							
							Qvalue
3) Decalin	7.225	138	3402	26.29	ng/ml		92
4) Naphthalene	7.773	128	94229	49.16	ng/ml		100
5) 2-Methylnaphthalene	8.460	142	68982	42.47	ng/ml		96
6) 1-Methylnaphthalene	8.559	142	68868	42.41	ng/ml		98
7) 1,1'-Biphenyl	8.921	154	91081	41.70	ng/ml		96
8) 2,6-Dimethylnaphthalene	9.084	156	64561	40.47	ng/ml		99
12) Acenaphthylene	9.364	152	110988	46.14	ng/ml		99
13) Acenaphthene	9.539	153	75224	47.75	ng/ml		99
14) Dibenzofuran	9.713	168	101287	51.33	ng/ml		97
15) 1,6,7-Trimethylnaphtha...	9.923	170	65892	49.87	ng/ml		98
16) Fluorene	10.063	166	79017	49.01	ng/ml		99
18) Dibenzothiopene	10.908	184	110011	48.33	ng/ml		96
19) Phenanthrene	11.037	178	123204	48.38	ng/ml		100
20) Anthracene	11.089	178	112804	47.62	ng/ml		99
21) Carbazole	11.258	167	87424	45.61	ng/ml		99
22) 1-Methylphenanthrene	11.666	192	88321	49.92	ng/ml		97
23) Fluoranthene	12.284	202	128952	50.25	ng/ml		96
25) Pyrene	12.558	202	133937	43.26	ng/ml		99
27) Benz(a)anthracene	14.650	228	102663	44.62	ng/ml		100
28) Chrysene	14.726	228	101715	46.71	ng/ml		99
30) Benzo(b)fluoranthene	17.221	252	101430	45.82	ng/ml		92
31) Benzo(k)fluoranthene	17.285	252	101102	46.39	ng/ml		92
32) Benzo(b+k)fluoranthene	17.285	252	211665	93.49	ng/ml		92
34) Benzo(e)pyrene	17.868	252	100229	44.78	ng/ml		97
35) Benzo(a)pyrene	17.990	252	89967	47.49	ng/ml		96
36) Perylene	18.188	252	112405	48.17	ng/ml		99
38) Indeno(1,2,3-cd)Pyrene	20.520	276	85546	45.10	ng/ml		78
39) Dibenz(a,h)anthracene	20.584	278	83124	46.63	ng/ml		83
40) Benzo(g,h,i)perylene	21.056	276	91557	45.50	ng/ml		99

(#) = qualifier out of range (m) = manual integration (+) = signals summed

Data Path : U:\data\2020-01\0A31025\
Data File : N01312002.D
Acq On : 31 Jan 2020 10:45
Operator : JK/ AMS/ DTH
Sample : 0A31025-CCV1
Misc : 1x, A19K012@50
ALS Vial : 2 Sample Multiplier: 1
DataAcq Meth:LVI14_BNA_ACQ.M

Quant Time: Feb 03 08:43:14 2020
Quant Method : U:\methods\SV14_090619_PAHR7.M
Quant Title : EPA 8270D: Semivolatile Organics
QLast Update : Fri Dec 20 12:46:03 2019
Response via : Initial Calibration
InstName : SV-GCMS14



Data Path : U:\data\2020-01\0A31025\
 Data File : N01312003.D
 Acq On : 31 Jan 2020 11:18
 Operator : JK/ AMS/ DTH
 Sample : 0A31025-CCB1
 Misc : 1x, DCM + ISTD
 ALS Vial : 3 Sample Multiplier: 1
 DataAcq Meth:LVI14_BNA_ACQ.M

AMS
 2/3/20

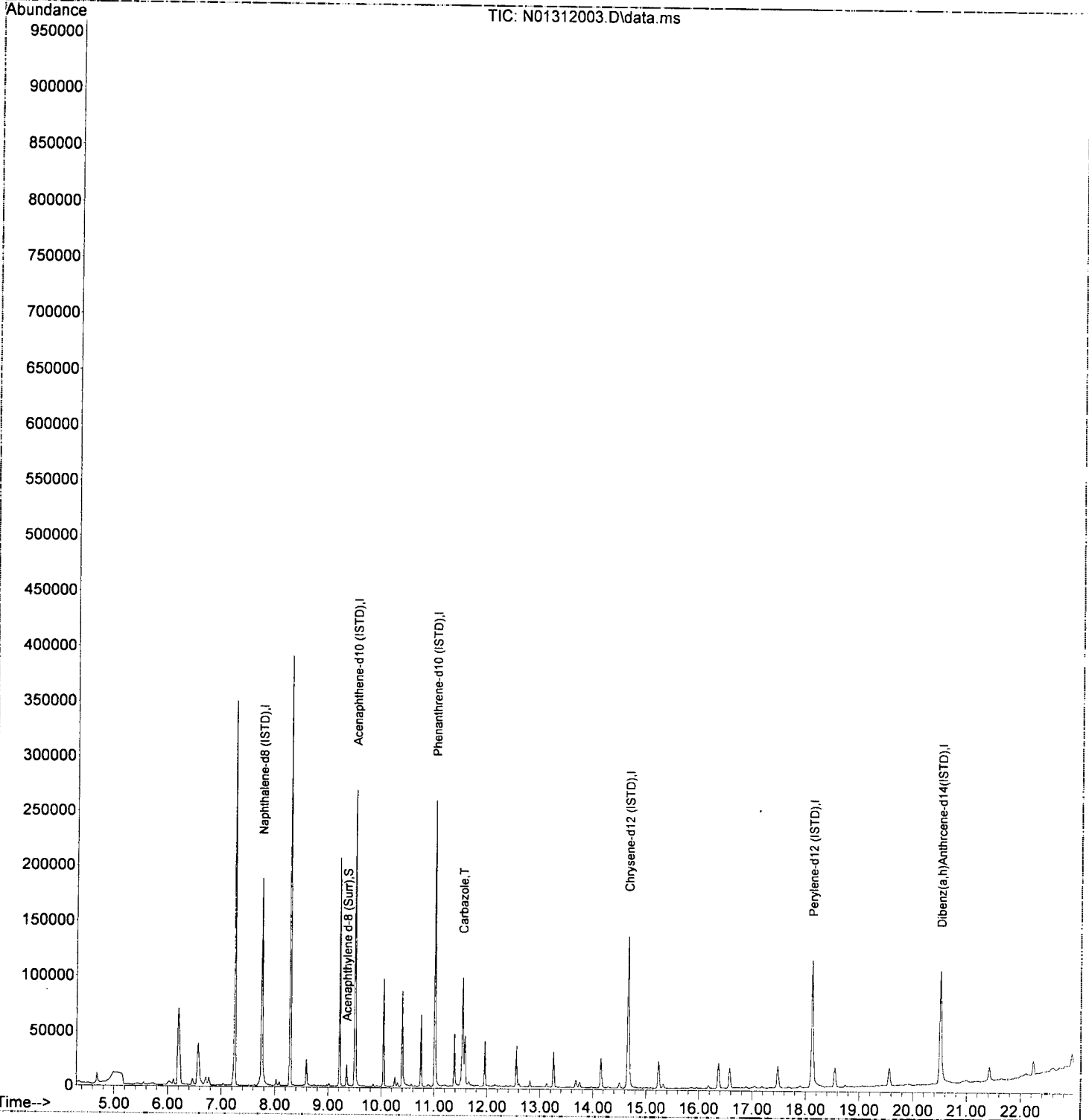
Quant Time: Feb 03 08:43:34 2020
 Quant Method : U:\methods\SV14_090619_PAHR7.M
 Quant Title : EPA 8270D: Semivolatile Organics
 QLast Update : Fri Dec 20 12:46:03 2019
 Response via : Initial Calibration
 InstName : SV-GCMS14

Compound	R.T.	QIon	Response	Conc	Units	Dev(Min)	
Internal Standards							
1) Naphthalene-d8 (ISTD)	7.755	136	162261	100.00	ng/ml	0.00	
9) Acenaphthene-d10 (ISTD)	9.509	162	89441	100.00	ng/ml	0.00	
17) Phenanthrene-d10 (ISTD)	11.013	188	154546	100.00	ng/ml	0.00	
24) Chrysene-d12 (ISTD)	14.668	240	119810	100.00	ng/ml	-0.02	
29) Perylene-d12 (ISTD)	18.124	264	114107	100.00	ng/ml	-0.02	
37) Dibenz(a,h)Anthracene-d...	20.514	292	98923	100.00	ng/ml	-0.02	
System Monitoring Compounds							
2) Nitrobenzene-d5 (Surr)	0.000	82	0	0.00	ng/ml		
10) 2-Fluorobiphenyl (Surr)	0.000	172	0	0.00	ng/ml		
11) Acenaphthylene d-8 (Surr)	9.352	160	12845	5.73	ng/ml	0.00	
26) Terphenyl-d14 (Surr)	0.000	244	0	0.00	ng/ml		
33) Benzo(a)pyrene d-12 (S...	0.000	264	0	0.00	ng/ml		
Target Compounds							
3) Decalin	0.000		0		N.D.		Qvalue
4) Naphthalene	7.778	128	152		N.D.		
5) 2-Methylnaphthalene	0.000		0		N.D.		
6) 1-Methylnaphthalene	0.000		0		N.D.		
7) 1,1'-Biphenyl	0.000		0		N.D.		
8) 2,6-Dimethylnaphthalene	0.000		0		N.D.		
12) Acenaphthylene	9.364	152	78		N.D.		
13) Acenaphthene	0.000		0		N.D.		
14) Dibenzofuran	0.000		0		N.D.		
15) 1,6,7-Trimethylnaphtha...	0.000		0		N.D.		
16) Fluorene	0.000		0		N.D.		
18) Dibenzothiopene	0.000		0		N.D.		
19) Phenanthrene	11.037	178	242		N.D.		
20) Anthracene	11.095	178	106		N.D.		
21) Carbazole	11.538	167	628	0.46	ng/ml	86	
22) 1-Methylphenanthrene	0.000		0		N.D.		
23) Fluoranthene	12.290	202	292		N.D.		
25) Pyrene	12.564	202	244		N.D.		
27) Benz(a)anthracene	14.674	228	341		N.D.		
28) Chrysene	14.726	228	122		N.D.		
30) Benzo(b)fluoranthene	0.000		0		N.D.		
31) Benzo(k)fluoranthene	0.000		0		N.D.		
32) Benzo(b+k)fluoranthene	0.000		0		N.D.		
34) Benzo(e)pyrene	18.130	252	318		N.D.		
35) Benzo(a)pyrene	0.000		0		N.D.		
36) Perylene	18.130	252	350		N.D.		
38) Indeno(1,2,3-cd)Pyrene	20.514	276	58		N.D.		
39) Dibenz(a,h)anthracene	0.000		0		N.D.		
40) Benzo(g,h,i)perylene	0.000		0		N.D.		

(#) = qualifier out of range (m) = manual integration (+) = signals summed

Data Path : U:\data\2020-01\0A31025\
Data File : N01312003.D
Acq On : 31 Jan 2020 11:18
Operator : JK/ AMS/ DTH
Sample : 0A31025-CCB1
Misc : 1x, DCM + ISTD
ALS Vial : 3 Sample Multiplier: 1
DataAcq Meth:LVI14_BNA_ACQ.M

Quant Time: Feb 03 08:43:34 2020
Quant Method : U:\methods\SV14_090619_PAHR7.M
Quant Title : EPA 8270D: Semivolatile Organics
QLast Update : Fri Dec 20 12:46:03 2019
Response via : Initial Calibration
InstName : SV-GCMS14



Data Path : U:\data\2020-01\0A31025\
 Data File : N01312004.D
 Acq On : 31 Jan 2020 11:51
 Operator : JK/ AMS/ DTH
 Sample : 0010978-BLK1
 Misc : 1x, 8270D LL PAH ONLY
 ALS Vial : 4 Sample Multiplier: 1
 DataAcq Meth:LVI14_BNA_ACQ.M

B02

*AMS
2/3/20*

Quant Time: Feb 03 08:43:37 2020
 Quant Method : U:\methods\SV14_090619_PAHR7.M
 Quant Title : EPA 8270D: Semivolatile Organics
 QLast Update : Fri Dec 20 12:46:03 2019
 Response via : Initial Calibration
 InstName : SV-GCMS14

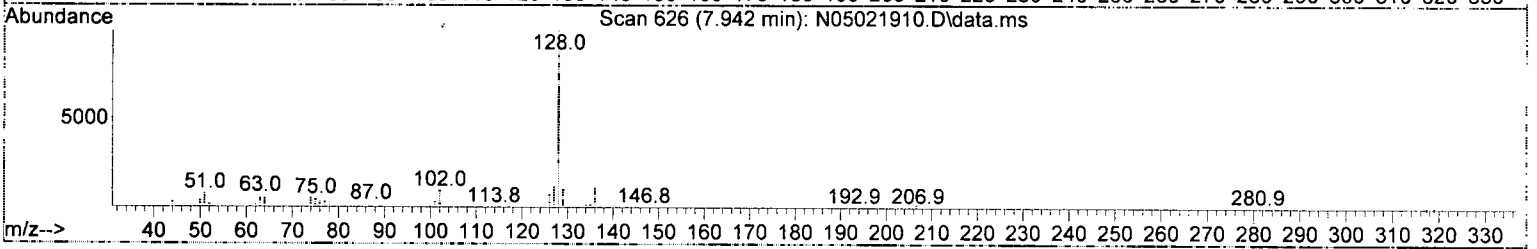
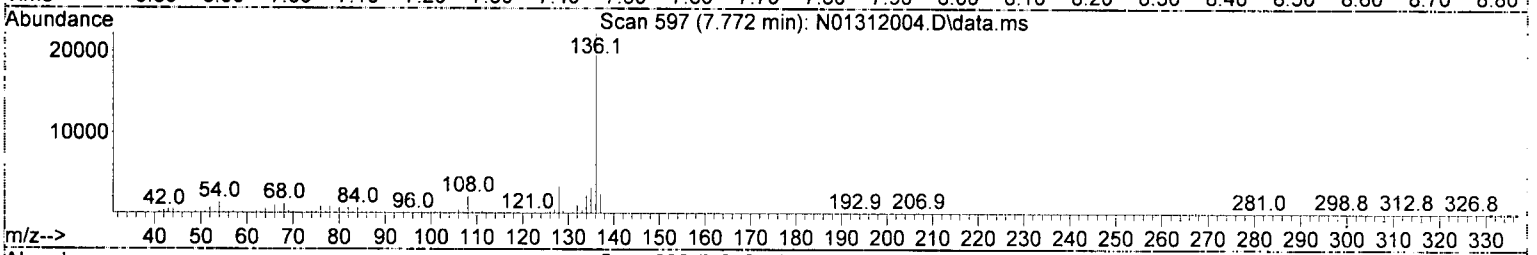
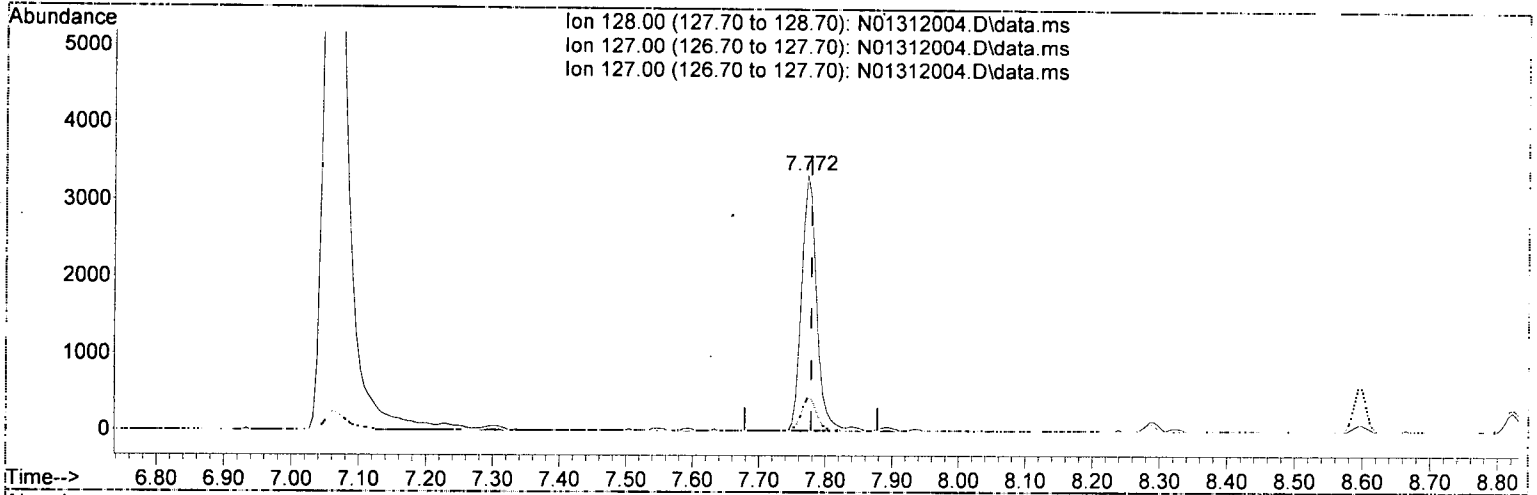
Compound	R.T.	QIon	Response	Conc	Units	Dev(Min)	
Internal Standards							
1) Naphthalene-d8 (ISTD)	7.755	136	183426	100.00	ng/ml	0.00	
9) Acenaphthene-d10 (ISTD)	9.509	162	110333	100.00	ng/ml	0.00	
17) Phenanthrene-d10 (ISTD)	11.013	188	184944	100.00	ng/ml	0.00	
24) Chrysene-d12 (ISTD)	14.668	240	154614	100.00	ng/ml	-0.02	
29) Perylene-d12 (ISTD)	18.124	264	144320	100.00	ng/ml	-0.02	
37) Dibenz(a,h)Anthracene-d...	20.514	292	115816	100.00	ng/ml	-0.02	
System Monitoring Compounds							
2) Nitrobenzene-d5 (Surr)	7.061	82	45272	74.28	ng/ml	0.00	
10) 2-Fluorobiphenyl (Surr)	8.821	172	134860	81.93	ng/ml	0.00	
11) Acenaphthylene d-8 (Surr)	9.352	160	3413	0.09	ng/ml	0.00	
26) Terphenyl-d14 (Surr)	12.756	244	129984	79.94	ng/ml	-0.01	
33) Benzo(a)pyrene d-12 (S...	0.000	264	0	0.00	ng/ml		
Target Compounds							
3) Decalin	0.000		0				Qvalue
4) Naphthalene	7.772	128	5224	(2.58)	ng/ml		99 <i>B02</i>
5) 2-Methylnaphthalene	8.466	142	589	N.D.			
6) 1-Methylnaphthalene	8.559	142	346	N.D.			
7) 1,1'-Biphenyl	8.926	154	524	N.D.			
8) 2,6-Dimethylnaphthalene	9.090	156	168	N.D.			
12) Acenaphthylene	9.364	152	101	N.D.			
13) Acenaphthene	9.538	153	305	N.D.			
14) Dibenzofuran	9.719	168	68	N.D.			
15) 1,6,7-Trimethylnaphtha...	9.946	170	97	N.D.			
16) Fluorene	10.063	166	158	N.D.			
18) Dibenzothiopene	10.908	184	54	N.D.			
19) Phenanthrene	11.036	178	656	N.D.			
20) Anthracene	11.089	178	127	N.D.			
21) Carbazole	11.194	167	77	N.D.			
22) 1-Methylphenanthrene	11.643	192	92	N.D.			
23) Fluoranthene	12.290	202	336	N.D.			
25) Pyrene	12.563	202	369	N.D.			
27) Benz(a)anthracene	14.662	228	521	N.D.			
28) Chrysene	14.726	228	240	N.D.			
30) Benzo(b)fluoranthene	0.000		0	N.D.			
31) Benzo(k)fluoranthene	0.000		0	N.D.			
32) Benzo(b+k)fluoranthene	0.000		0	N.D.			
34) Benzo(e)pyrene	18.130	252	387	N.D.			
35) Benzo(a)pyrene	0.000		0	N.D.			
36) Perylene	18.130	252	485	N.D.			
38) Indeno(1,2,3-cd)Pyrene	20.525	276	108	N.D.			
39) Dibenz(a,h)anthracene	20.578	278	106	N.D.			
40) Benzo(g,h,i)perylene	21.062	276	103	N.D.			

(#) = qualifier out of range (m) = manual integration (+) = signals summed

Quantitation Report (Qedit)

Data Path : U:\data\2020-01\0A31025\
 Data File : N01312004.D
 Acq On : 31 Jan 2020 11:51
 Operator : JK/ AMS/ DTH
 Sample : 0010978-BLK1
 Misc : 1x, 8270D LL PAH ONLY
 ALS Vial : 4 Sample Multiplier: 1
 DataAcq Meth:LVI14_BNA_ACQ.M

Quant Time: Feb 03 08:43:37 2020
 Quant Method : U:\methods\SV14_090619_PAHR7.M
 Quant Title : EPA 8270D: Semivolatile Organics
 QLast Update : Fri Dec 20 12:46:03 2019
 Response via : Initial Calibration
 InstName : SV-GCMS14



TIC: N01312004.D\data.ms

(4) Naphthalene (T)

7.772min (-0.006) 2.58 ng/ml

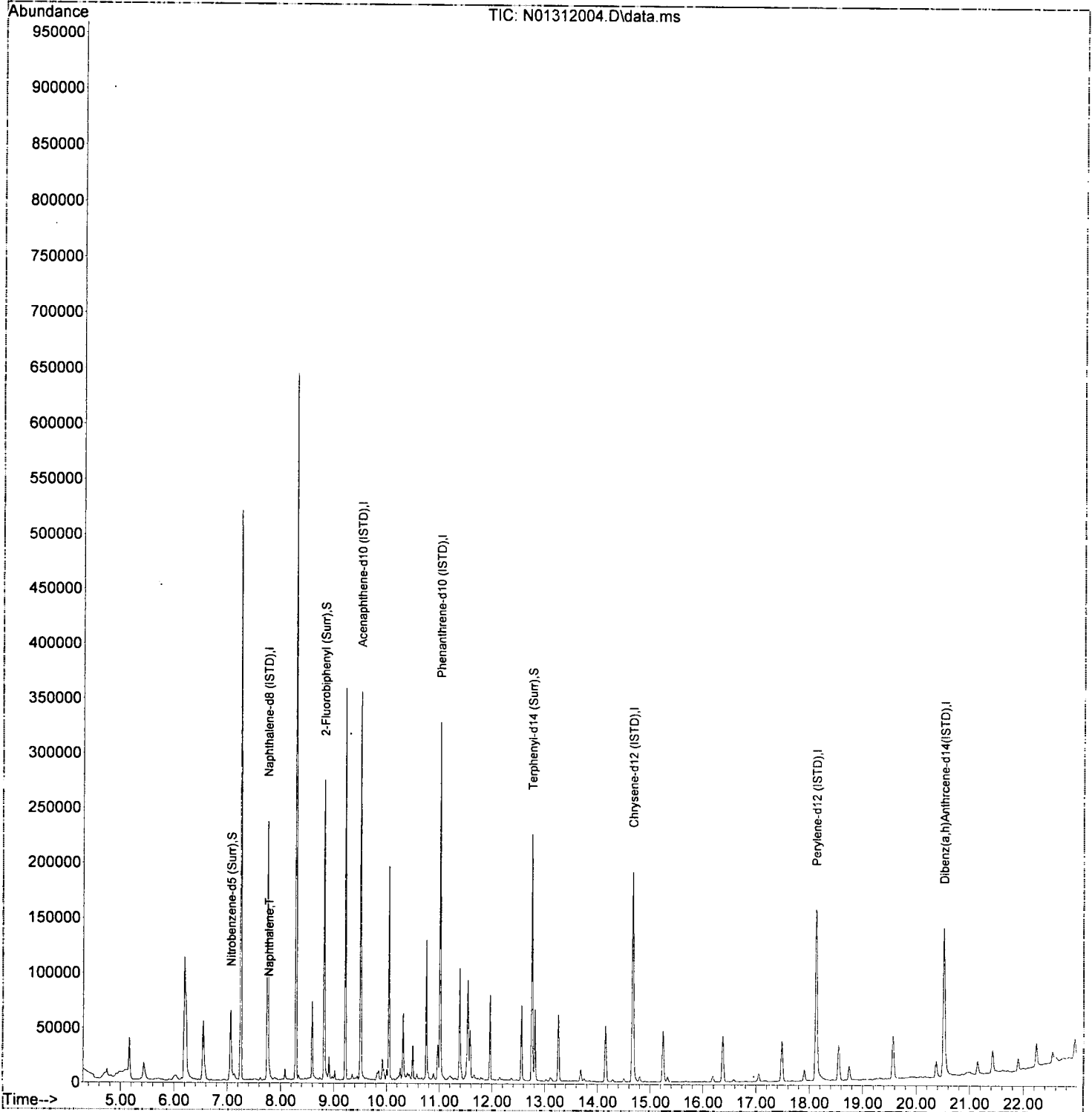
response 5224

BOZ

Ion	Exp%	Act%
128.00	100.00	100.00
127.00	12.60	12.84
127.00	12.60	12.84
0.00	0.00	0.00

Data Path : U:\data\2020-01\0A31025\
Data File : N01312004.D
Acq On : 31 Jan 2020 11:51
Operator : JK/ AMS/ DTH
Sample : 0010978-BLK1
Misc : 1x, 8270D LL PAH ONLY
ALS Vial : 4 Sample Multiplier: 1
DataAcq Meth:LVI14_BNA_ACQ.M

Quant Time: Feb 03 08:43:37 2020
Quant Method : U:\methods\SV14_090619_PAHR7.M
Quant Title : EPA 8270D: Semivolatile Organics
QLast Update : Fri Dec 20 12:46:03 2019
Response via : Initial Calibration
InstName : SV-GCMS14



Data Path : U:\data\2020-01\0A31025\
 Data File : N01312005.D
 Acq On : 31 Jan 2020 12:23
 Operator : JK/ AMS/ DTH
 Sample : 0010978-BS1
 Misc : 1x, 8270D LL PAH ONLY
 ALS Vial : 5 Sample Multiplier: 1
 DataAcq Meth:LVI14_BNA_ACQ.M

AMS
2/3/20

Quant Time: Feb 03 08:43:40 2020
 Quant Method : U:\methods\SV14_090619_PAHR7.M
 Quant Title : EPA 8270D: Semivolatile Organics
 QLast Update : Fri Dec 20 12:46:03 2019
 Response via : Initial Calibration
 InstName : SV-GCMS14

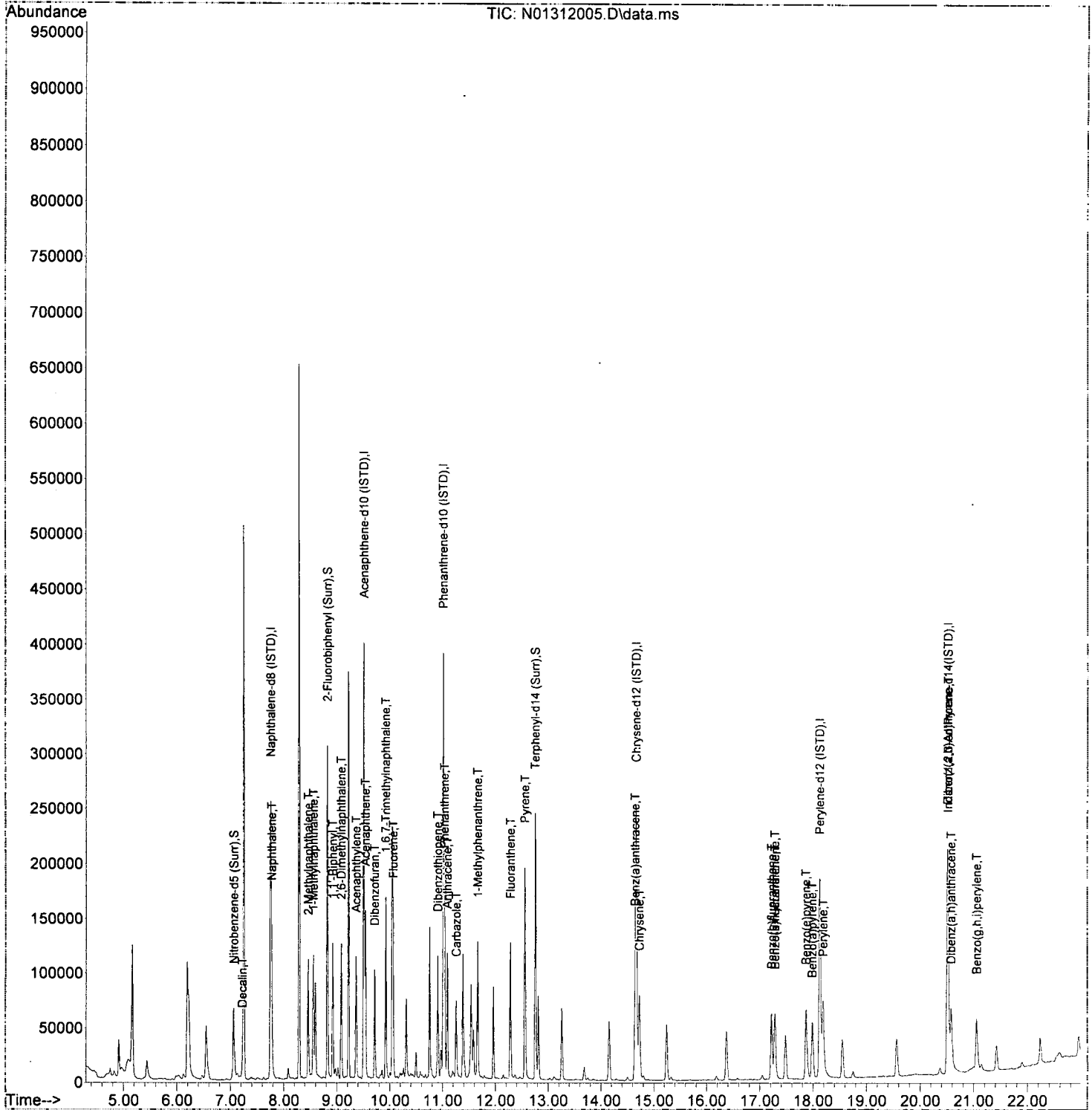
Compound	R.T.	QIon	Response	Conc	Units	Dev(Min)

Internal Standards						
1) Naphthalene-d8 (ISTD)	7.755	136	187524	100.00	ng/ml	0.00
9) Acenaphthene-d10 (ISTD)	9.509	162	121301	100.00	ng/ml	0.00
17) Phenanthrene-d10 (ISTD)	11.013	188	209717	100.00	ng/ml	0.00
24) Chrysene-d12 (ISTD)	14.668	240	180691	100.00	ng/ml	-0.02
29) Perylene-d12 (ISTD)	18.124	264	170376	100.00	ng/ml	-0.02
37) Dibenz(a,h)Anthracene-d...	20.514	292	136996	100.00	ng/ml	-0.02
System Monitoring Compounds						
2) Nitrobenzene-d5 (Surr)	7.061	82	45723	73.38	ng/ml	0.00
10) 2-Fluorobiphenyl (Surr)	8.821	172	144809	80.02	ng/ml	0.00
11) Acenaphthylene d-8 (Surr)	9.352	160	3588	0.02	ng/ml	0.00
26) Terphenyl-d14 (Surr)	12.756	244	140682	74.03	ng/ml	-0.01
33) Benzo(a)pyrene d-12 (S...	0.000	264	0	0.00	ng/ml	
Target Compounds						
						Qvalue
3) Decalin	7.224	138	2120	15.18	ng/ml	93
4) Naphthalene	7.772	128	77742	37.59	ng/ml	100
5) 2-Methylnaphthalene	8.460	142	49360	28.16	ng/ml	97
6) 1-Methylnaphthalene	8.559	142	48207	27.51	ng/ml	98
7) 1,1'-Biphenyl	8.921	154	60939	25.85	ng/ml	97
8) 2,6-Dimethylnaphthalene	9.084	156	43796	25.44	ng/ml	98
12) Acenaphthylene	9.364	152	73848	28.04	ng/ml	99
13) Acenaphthene	9.538	153	55076	31.93	ng/ml	100
14) Dibenzofuran	9.713	168	66438	30.75	ng/ml	97
15) 1,6,7-Trimethylnaphtha...	9.923	170	43864	30.32	ng/ml	95
16) Fluorene	10.063	166	53600	30.37	ng/ml	99
18) Dibenzothiopene	10.908	184	66903	30.50	ng/ml	97
19) Phenanthrene	11.036	178	86813	35.38	ng/ml	99
20) Anthracene	11.089	178	68841	30.16	ng/ml	99
21) Carbazole	11.258	167	50143	27.15	ng/ml	99
22) 1-Methylphenanthrene	11.666	192	53126	31.16	ng/ml	98
23) Fluoranthene	12.284	202	82250	33.27	ng/ml	96
25) Pyrene	12.558	202	83303	29.51	ng/ml	99
27) Benz(a)anthracene	14.644	228	58704	27.98	ng/ml	99
28) Chrysene	14.726	228	61865	31.16	ng/ml	99
30) Benzo(b)fluoranthene	17.221	252	56489	28.73	ng/ml	91
31) Benzo(k)fluoranthene	17.285	252	57547	29.73	ng/ml	92
32) Benzo(b+k)fluoranthene	17.285	252	120122	59.74	ng/ml	92
34) Benzo(e)pyrene	17.867	252	57819	29.09	ng/ml	98
35) Benzo(a)pyrene	17.984	252	48568	28.86	ng/ml	96
36) Perylene	18.188	252	62960	30.38	ng/ml	100
38) Indeno(1,2,3-cd)Pyrene	20.520	276	50227	29.73	ng/ml	80
39) Dibenz(a,h)anthracene	20.578	278	46683	29.41	ng/ml	84
40) Benzo(g,h,i)perylene	21.056	276	52766	29.44	ng/ml	99

(#) = qualifier out of range (m) = manual integration (+) = signals summed

Data Path : U:\data\2020-01\0A31025\
 Data File : N01312005.D
 Acq On : 31 Jan 2020 12:23
 Operator : JK/ AMS/ DTH
 Sample : 0010978-BS1
 Misc : 1x, 8270D LL PAH ONLY
 ALS Vial : 5 Sample Multiplier: 1
 DataAcq Meth:LVI14_BNA_ACQ.M

Quant Time: Feb 03 08:43:40 2020
 Quant Method : U:\methods\SV14_090619_PAHR7.M
 Quant Title : EPA 8270D: Semivolatile Organics
 QLast Update : Fri Dec 20 12:46:03 2019
 Response via : Initial Calibration
 InstName : SV-GCMS14



Data Path : U:\data\2020-01\0A31025\
 Data File : N01312014.D
 Acq On : 31 Jan 2020 17:18
 Operator : JK/ AMS/ DTH
 Sample : 0010978-MSD1@100
 Misc : 100x, 8270D LL PAH ONLY
 ALS Vial : 14 Sample Multiplier: 1
 DataAcq Meth:LVI14_BNA_ACQ.M

Quant Time: Feb 03 08:44:08 2020
 Quant Method : U:\methods\SV14_090619_PAHR7.M
 Quant Title : EPA 8270D: Semivolatile Organics
 QLast Update : Fri Dec 20 12:46:03 2019
 Response via : Initial Calibration
 InstName : SV-GCMS14

AMS
2/3/20

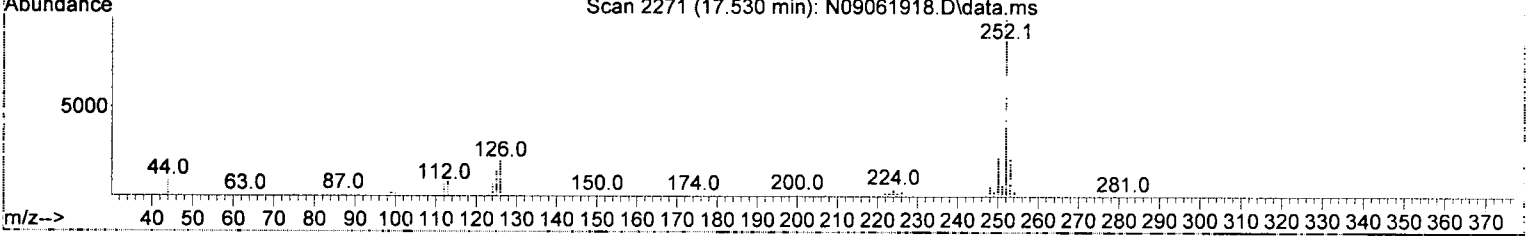
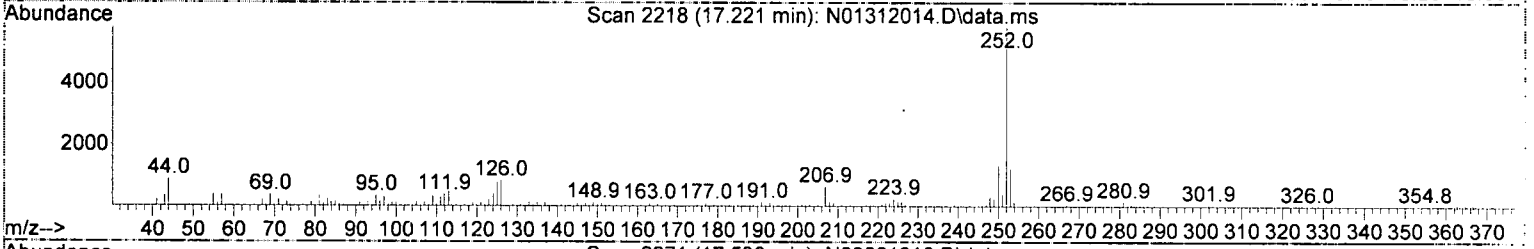
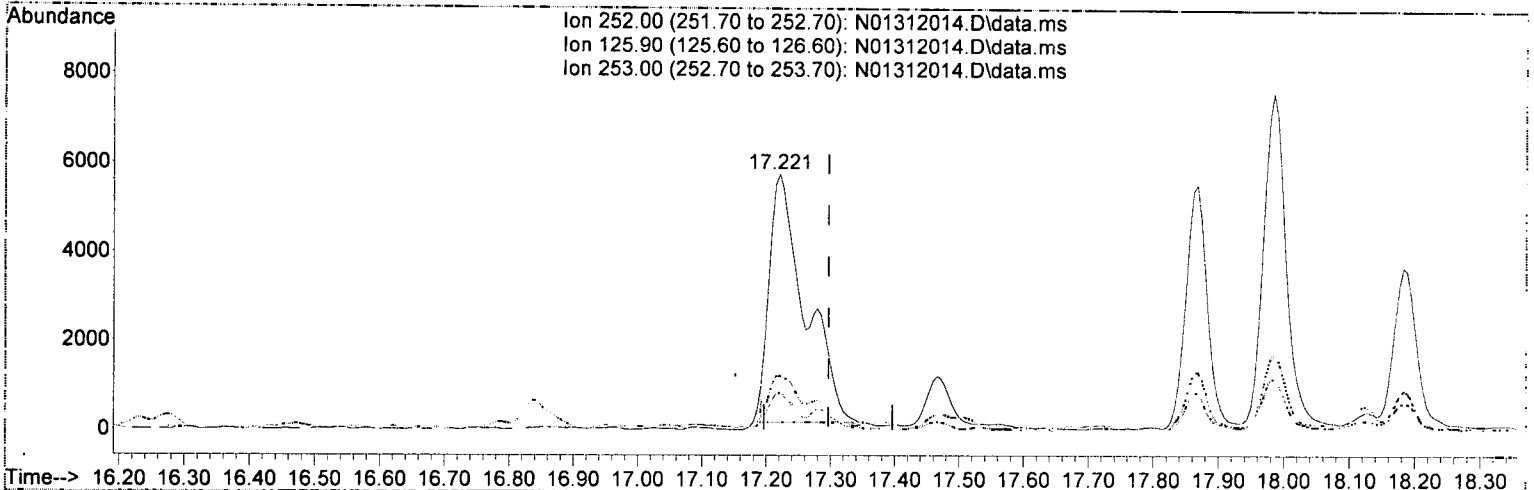
Compound	R.T.	QIon	Response	Conc	Units	Dev(Min)
Internal Standards						
1) Naphthalene-d8 (ISTD)	7.755	136	162859	100.00	ng/ml	0.00
9) Acenaphthene-d10 (ISTD)	9.503	162	115112	100.00	ng/ml	-0.01
17) Phenanthrene-d10 (ISTD)	11.013	188	209807	100.00	ng/ml	0.00
24) Chrysene-d12 (ISTD)	14.668	240	184390	100.00	ng/ml	-0.02
29) Perylene-d12 (ISTD)	18.124	264	186430	100.00	ng/ml	-0.02
37) Dibenz(a,h)Anthracene-d...	20.508	292	145959	100.00	ng/ml	-0.02
System Monitoring Compounds						
2) Nitrobenzene-d5 (Surr)	7.079	82	314	0.58	ng/ml	0.01
10) 2-Fluorobiphenyl (Surr)	8.822	172	1197	0.70	ng/ml	0.00
11) Acenaphthylene d-8 (Surr)	9.352	160	5465	0.92	ng/ml	0.00
26) Terphenyl-d14 (Surr)	12.756	244	1212	0.62	ng/ml	-0.01
33) Benzo(a)pyrene d-12 (S...	0.000	264	0	0.00	ng/ml	
Target Compounds						
3) Decalin	0.000		0	N.D.		Qvalue
4) Naphthalene	7.772	128	7945	4.42	ng/ml	99
5) 2-Methylnaphthalene	8.460	142	2342	1.54	ng/ml	95
6) 1-Methylnaphthalene	8.559	142	2066	1.36	ng/ml	89
7) 1,1'-Biphenyl	8.926	154	1628	0.80	ng/ml	95
8) 2,6-Dimethylnaphthalene	9.090	156	1187	0.79	ng/ml	96
12) Acenaphthylene	9.364	152	4603	1.84	ng/ml	97
13) Acenaphthene	9.538	153	7565	4.62	ng/ml	100
14) Dibenzofuran	9.719	168	1371	0.67	ng/ml	85
15) 1,6,7-Trimethylnaphtha...	9.929	170	779	0.57	ng/ml	90
16) Fluorene	10.063	166	3754	2.24	ng/ml	95
18) Dibenzothiopene	10.908	184	4780	2.18	ng/ml	94
19) Phenanthrene	11.036	178	47646	19.41	ng/ml	99
20) Anthracene	11.089	178	8793	3.85	ng/ml	99
21) Carbazole	11.258	167	732	N.D.		
22) 1-Methylphenanthrene	11.660	192	2459	1.44	ng/ml	82
23) Fluoranthene	12.284	202	55555	22.46	ng/ml	96
25) Pyrene	12.558	202	79253	27.51	ng/ml	100
27) Benz(a)anthracene	14.644	228	12694	5.93	ng/ml#	32
28) Chrysene	14.720	228	15361	7.58	ng/ml	96
30) Benzo(b)fluoranthene	17.221	252	17216	8.00	ng/ml	94
31) Benzo(k)fluoranthene	17.221	252	21486	10.14	ng/ml	91
32) Benzo(b+k)fluoranthene	17.221	252	24777	11.26	ng/ml	91
34) Benzo(e)pyrene	17.868	252	12612	5.80	ng/ml	98
35) Benzo(a)pyrene	17.984	252	17499	9.50	ng/ml	97
36) Perylene	18.182	252	9527	4.20	ng/ml	98
38) Indeno(1,2,3-cd)Pyrene	20.514	276	14470	8.04	ng/ml	82
39) Dibenz(a,h)anthracene	20.578	278	1476	0.87	ng/ml	92
40) Benzo(g,h,i)perylene	21.050	276	20178	10.57	ng/ml	96

(#) = qualifier out of range (m) = manual integration (+) = signals summed

Quantitation Report (Qedit)

Data Path : U:\data\2020-01\0A31025\
 Data File : N01312014.D
 Acq On : 31 Jan 2020 17:18
 Operator : JK/ AMS/ DTH
 Sample : 0010978-MSD1@100
 Misc : 100x, 8270D LL PAH ONLY
 ALS Vial : 14 Sample Multiplier: 1
 DataAcq Meth:LVI14_BNA_ACQ.M

Quant Time: Feb 03 08:44:08 2020
 Quant Method : U:\methods\SV14_090619_PAHR7.M
 Quant Title : EPA 8270D: Semivolatile Organics
 QLast Update : Fri Dec 20 12:46:03 2019
 Response via : Initial Calibration
 InstName : SV-GCMS14



TIC: N01312014.D\data.ms

(31) Benzo(k)fluoranthene (T)


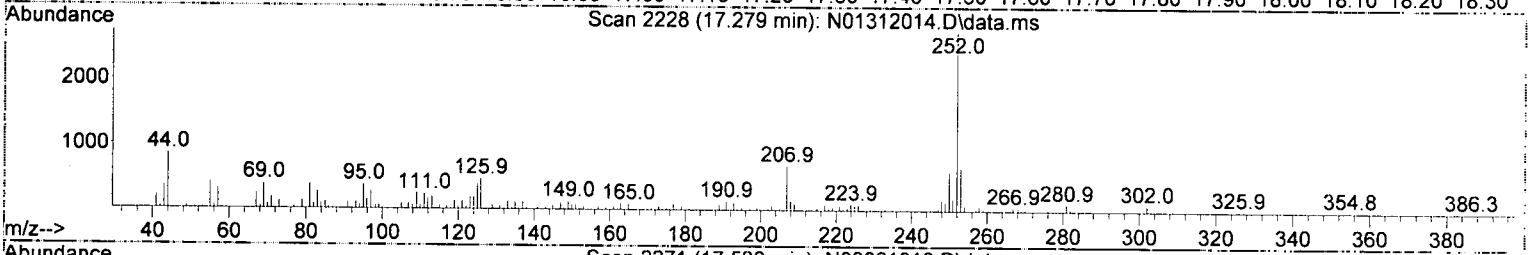
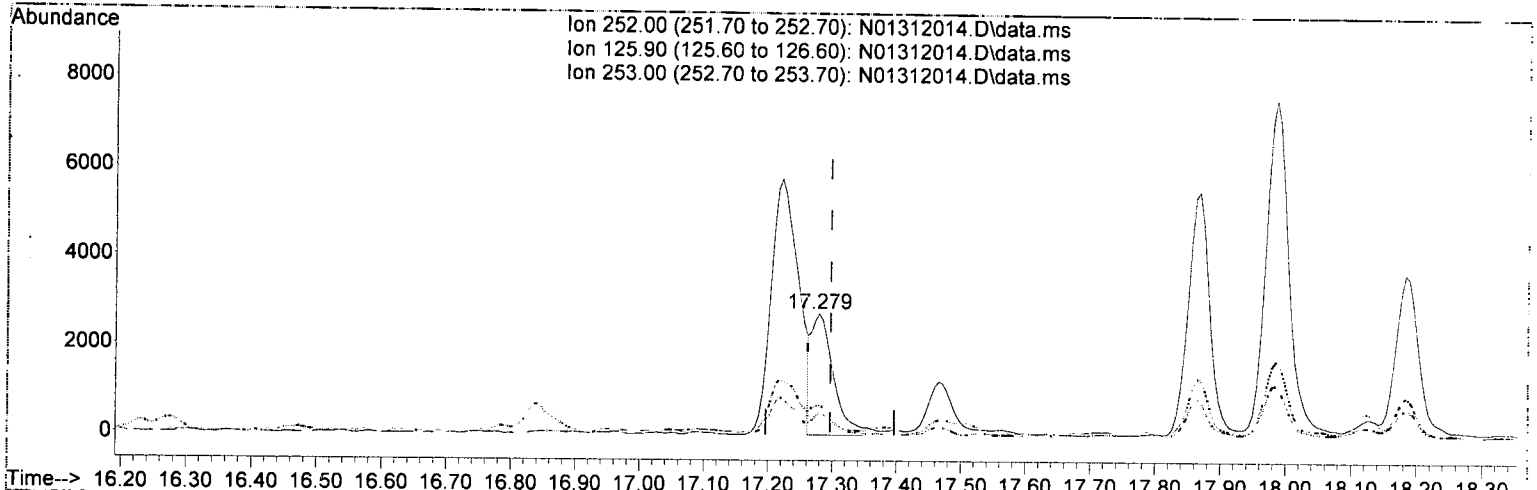
17.221min (-0.076)	10.14 ng/ml
response	21486
Ion	Exp% Act%
252.00	100.00 100.00
125.90	22.10 14.47
253.00	21.50 21.11
0.00	0.00 0.00

AMS
2/3/20

Quantitation Report (Qedit)

Data Path : U:\data\2020-01\0A31025\
 Data File : N01312014.D
 Acq On : 31 Jan 2020 17:18
 Operator : JK/ AMS/ DTH
 Sample : 0010978-MSD1@100
 Misc : 100x, 8270D LL PAH ONLY
 ALS Vial : 14 Sample Multiplier: 1
 DataAcq Meth:LVI14_BNA_ACQ.M

Quant Time: Feb 03 08:44:08 2020
 Quant Method : U:\methods\SV14_090619_PAHR7.M
 Quant Title : EPA 8270D: Semivolatile Organics
 QLast Update : Fri Dec 20 12:46:03 2019
 Response via : Initial Calibration
 InstName : SV-GCMS14



TIC: N01312014.D\data.ms

(31) Benzo(k)fluoranthene (T)

17.279min (-0.018) 3.08 ng/ml m

response 6516

Ion	Exp%	Act%
252.00	100.00	100.00
125.90	22.10	17.44
253.00	21.50	24.24
0.00	0.00	0.00

AMS
2/3/20

Data Path : U:\data\2020-01\0A31025\
 Data File : N01312018.D
 Acq On : 31 Jan 2020 19:29
 Operator : JK/ AMS/ DTH
 Sample : A0A0994-01@1000
 Misc : 1000x, 8270D LL PAH ONLY
 ALS Vial : 18 Sample Multiplier: 1
 DataAcq Meth:LVI14_BNA_ACQ.M

AMS
 2/3/20
 MOS

Quant Time: Feb 03 08:44:21 2020
 Quant Method : U:\methods\SV14_090619_PAHR7.M
 Quant Title : EPA 8270D: Semivolatile Organics
 QLast Update : Fri Dec 20 12:46:03 2019
 Response via : Initial Calibration
 InstName : SV-GCMS14

Compound	R.T.	QIon	Response	Conc	Units	Dev (Min)	Qvalue
Internal Standards							
1) Naphthalene-d8 (ISTD)	7.749	136	177925	100.00	ng/ml	-0.01	
9) Acenaphthene-d10 (ISTD)	9.504	162	120652	100.00	ng/ml	-0.01	
17) Phenanthrene-d10 (ISTD)	11.013	188	210929	100.00	ng/ml	0.00	
24) Chrysene-d12 (ISTD)	14.668	240	180456	100.00	ng/ml	-0.02	
29) Perylene-d12 (ISTD)	18.124	264	175517	100.00	ng/ml	-0.02	
37) Dibenz(a,h)Anthracene-d...	20.514	292	144002	100.00	ng/ml	-0.02	
System Monitoring Compounds							
2) Nitrobenzene-d5 (Surr)	7.055	82	70	0.12	ng/ml	-0.01	
10) 2-Fluorobiphenyl (Surr)	8.822	172	87	0.05	ng/ml	0.00	
11) Acenaphthylene d-8 (Surr)	9.352	160	3743	0.09	ng/ml	0.00	
26) Terphenyl-d14 (Surr)	12.756	244	174	0.09	ng/ml	-0.01	
33) Benzo(a)pyrene d-12 (S...	0.000	264	0	0.00	ng/ml		
Target Compounds							
3) Decalin	0.000		0	N.D.			
4) Naphthalene	7.772	128	46254	23.57	ng/ml		99
5) 2-Methylnaphthalene	8.460	142	10568	6.36	ng/ml		97
6) 1-Methylnaphthalene	8.559	142	13881	8.35	ng/ml		98
7) 1,1'-Biphenyl	8.926	154	2832	1.27	ng/ml		94
8) 2,6-Dimethylnaphthalene	9.090	156	5334	3.27	ng/ml		98
12) Acenaphthylene	9.364	152	6472	2.47	ng/ml		95
13) Acenaphthene	9.538	153	48979	28.55	ng/ml		99
14) Dibenzofuran	9.713	168	4322	2.01	ng/ml		94
15) 1,6,7-Trimethylnaphtha...	9.923	170	1252	0.87	ng/ml		85
16) Fluorene	10.063	166	27508	15.67	ng/ml		97
18) Dibenzothiophene	10.908	184	30919	14.02	ng/ml		96
19) Phenanthrene	11.036	178	300734	121.84	ng/ml		100
20) Anthracene	11.089	178	59147	25.76	ng/ml		99
21) Carbazole	11.258	167	6284	3.38	ng/ml		99
22) 1-Methylphenanthrene	11.660	192	7598	4.43	ng/ml		89
23) Fluoranthene	12.284	202	229143	92.14	ng/ml		96
25) Pyrene	12.558	202	278556	98.80	ng/ml		99
27) Benz(a)anthracene	14.644	228	47512	22.68	ng/ml#		57
28) Chrysene	14.726	228	58185	29.35	ng/ml		98
30) Benzo(b)fluoranthene	17.226	252	53945	26.64	ng/ml		92
31) Benzo(k)fluoranthene	17.226	252	69372	34.79	ng/ml		90
32) Benzo(b+k)fluoranthene	17.226	252	76724	37.04	ng/ml		90
34) Benzo(e)pyrene	17.868	252	34838	17.01	ng/ml		99
35) Benzo(a)pyrene	17.984	252	53696	30.98	ng/ml		97
36) Perylene	18.182	252	16394	7.68	ng/ml		99
38) Indeno(1,2,3-cd)Pyrene	20.520	276	37349	21.03	ng/ml		78
39) Dibenz(a,h)anthracene	20.572	278	4431	2.66	ng/ml		86
40) Benzo(g,h,i)perylene	21.050	276	44172	23.45	ng/ml		98


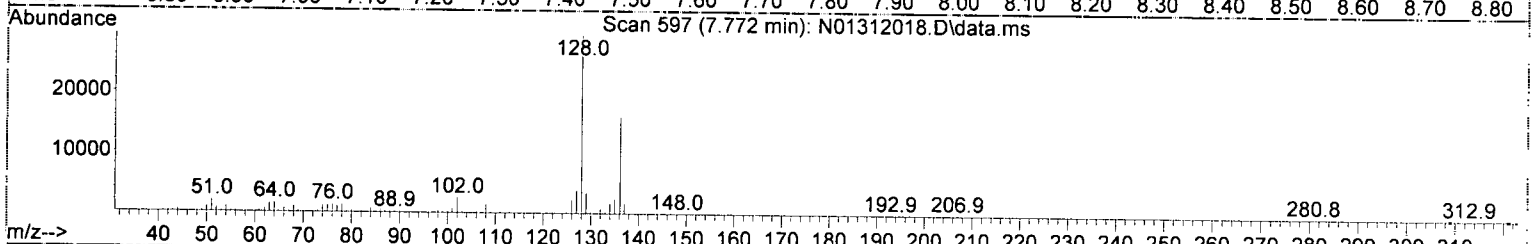
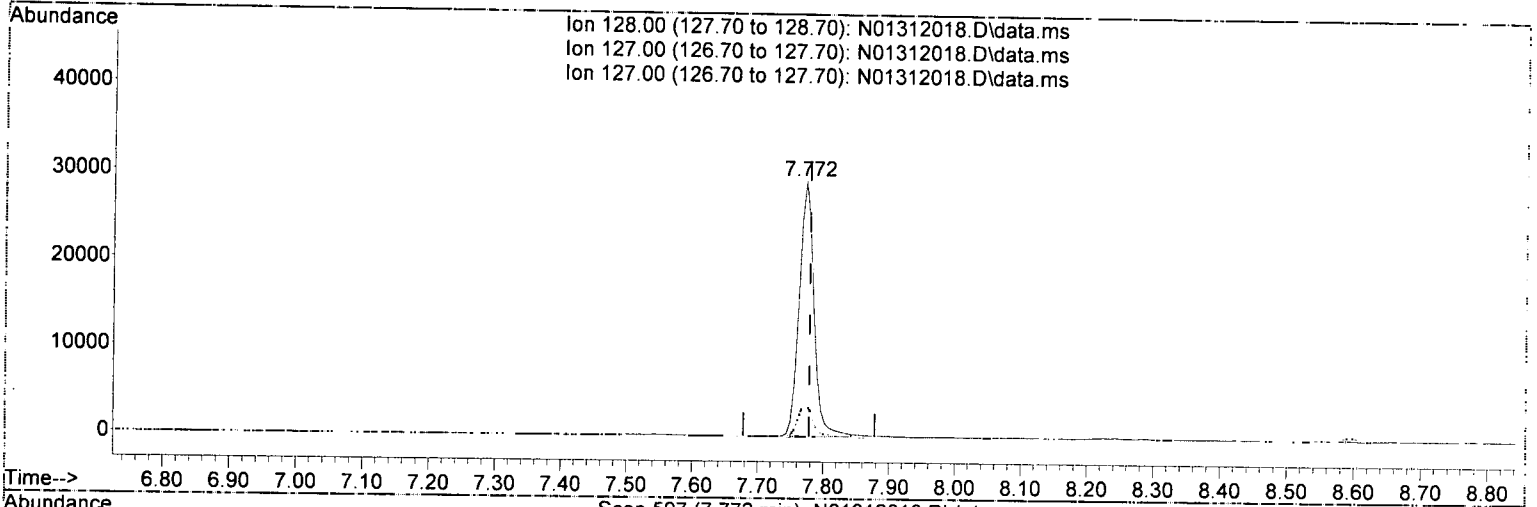
(#) = qualifier out of range (m) = manual integration (+) = signals summed

MS - MOS

Quantitation Report (Qedit)

Data Path : U:\data\2020-01\0A31025\
 Data File : N01312018.D
 Acq On : 31 Jan 2020 19:29
 Operator : JK/ AMS/ DTH
 Sample : A0A0994-01@1000
 Misc : 1000x, 8270D LL PAH ONLY
 ALS Vial : 18 Sample Multiplier: 1
 DataAcq Meth:LVI14_BNA_ACQ.M

Quant Time: Feb 03 08:44:21 2020
 Quant Method : U:\methods\SV14_090619_PAHR7.M
 Quant Title : EPA 8270D: Semivolatile Organics
 QLast Update : Fri Dec 20 12:46:03 2019
 Response via : Initial Calibration
 InstName : SV-GCMS14



TIC: N01312018.D\data.ms

(4) Naphthalene (T)

7.772min (-0.006) 23.57 ng/ml

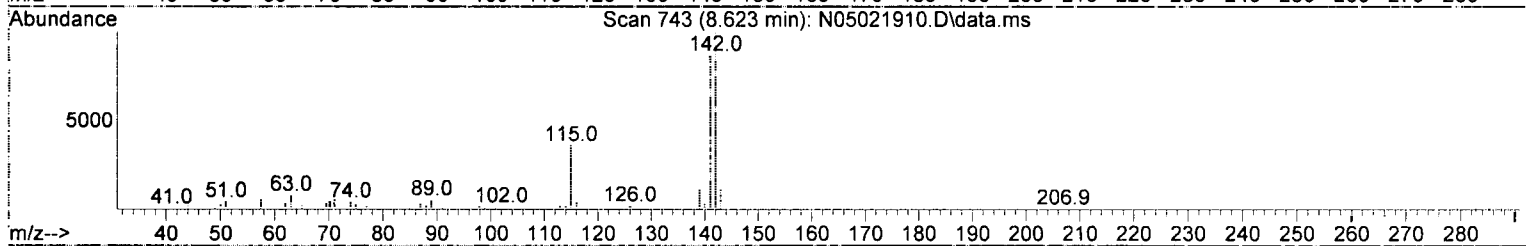
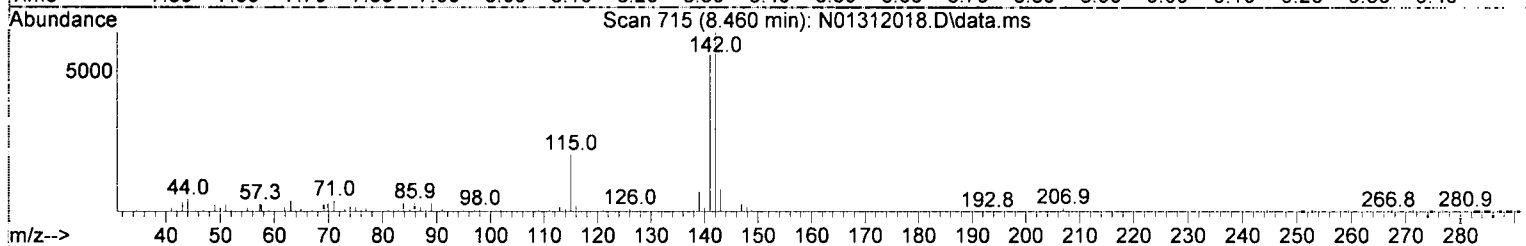
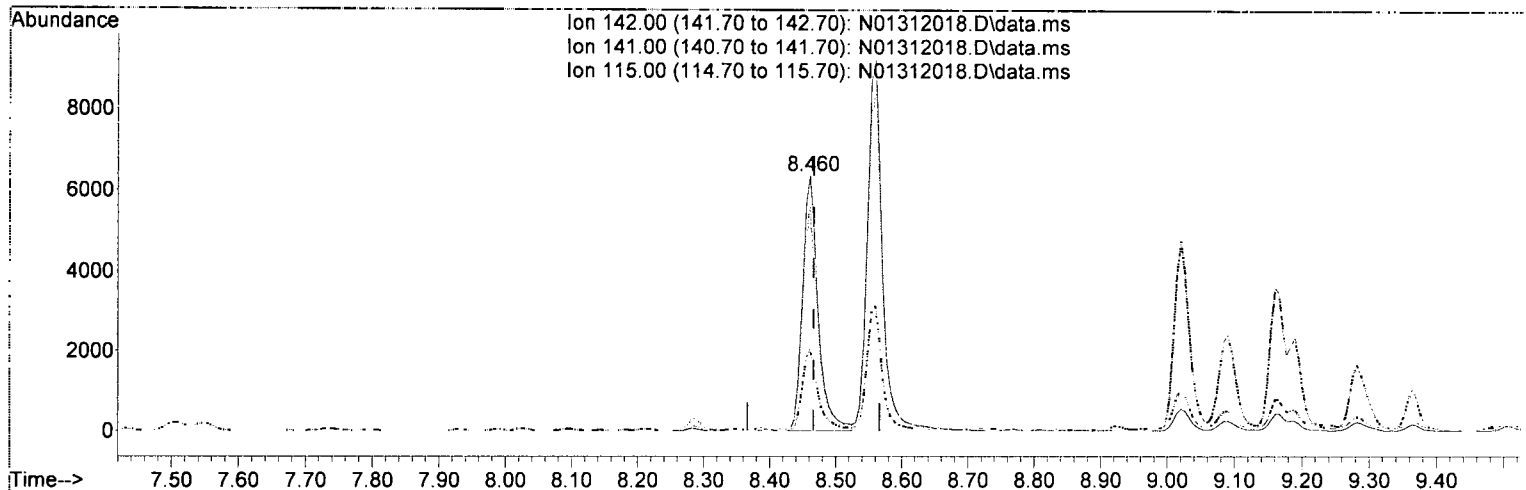
response 46254

Ion	Exp%	Act%
128.00	100.00	100.00
127.00	12.60	12.91
127.00	12.60	12.91
0.00	0.00	0.00

Quantitation Report (Qedit)

Data Path : U:\data\2020-01\0A31025\
 Data File : N01312018.D
 Acq On : 31 Jan 2020 19:29
 Operator : JK/ AMS/ DTH
 Sample : A0A0994-01@1000
 Misc : 1000x, 8270D LL PAH ONLY
 ALS Vial : 18 Sample Multiplier: 1
 DataAcq Meth:LVI14_BNA_ACQ.M

Quant Time: Feb 03 08:44:21 2020
 Quant Method : U:\methods\SV14_090619_PAHR7.M
 Quant Title : EPA 8270D: Semivolatile Organics
 QLast Update : Fri Dec 20 12:46:03 2019
 Response via : Initial Calibration
 InstName : SV-GCMS14



TIC: N01312018.D\data.ms

(5) 2-Methylnaphthalene (T)

8.460min (-0.006) 6.36 ng/ml


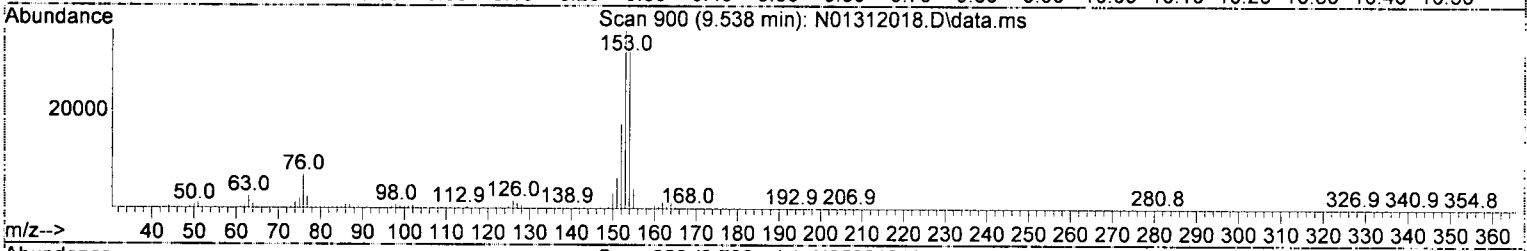
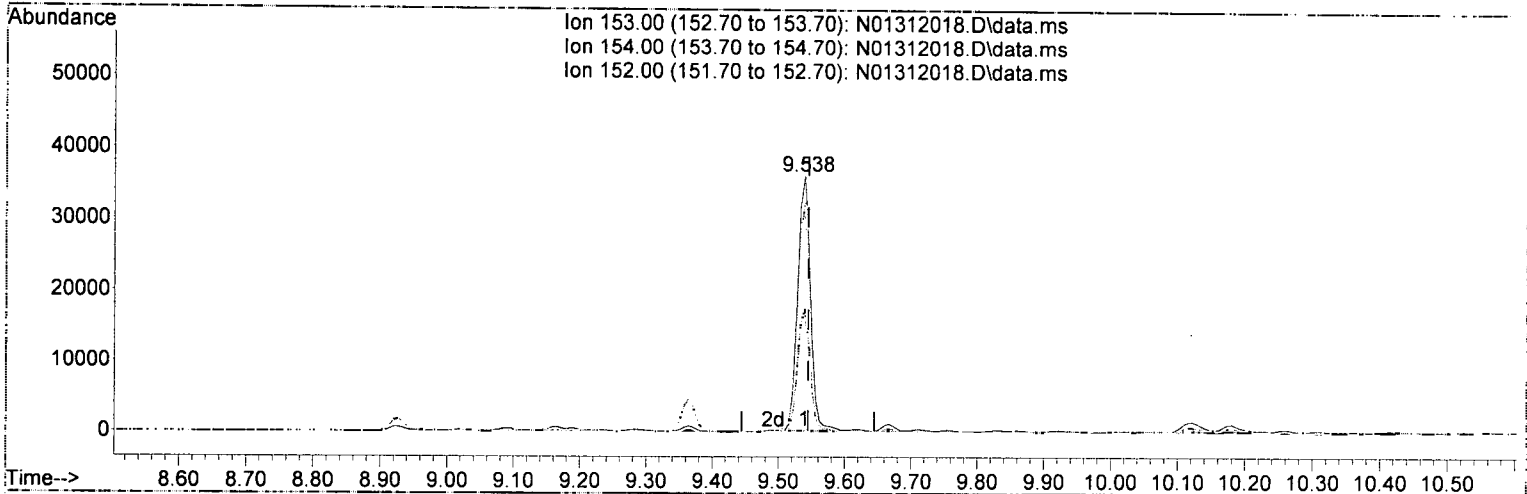
response 10568

Ion	Exp%	Act%
142.00	100.00	100.00
141.00	86.60	87.72
115.00	35.70	31.97
0.00	0.00	0.00

Quantitation Report (Qedit)

Data Path : U:\data\2020-01\0A31025\
 Data File : N01312018.D
 Acq On : 31 Jan 2020 19:29
 Operator : JK/ AMS/ DTH
 Sample : A0A0994-01@1000
 Misc : 1000x, 8270D LL PAH ONLY
 ALS Vial : 18 Sample Multiplier: 1
 DataAcq Meth:LVI14_BNA_ACQ.M

Quant Time: Feb 03 08:44:21 2020
 Quant Method : U:\methods\SV14_090619_PAHR7.M
 Quant Title : EPA 8270D: Semivolatile Organics
 QLast Update : Fri Dec 20 12:46:03 2019
 Response via : Initial Calibration
 InstName : SV-GCMS14



TIC: N01312018.D\data.ms

(13) Acenaphthene (T)

9.538min (-0.006) 28.55 ng/ml

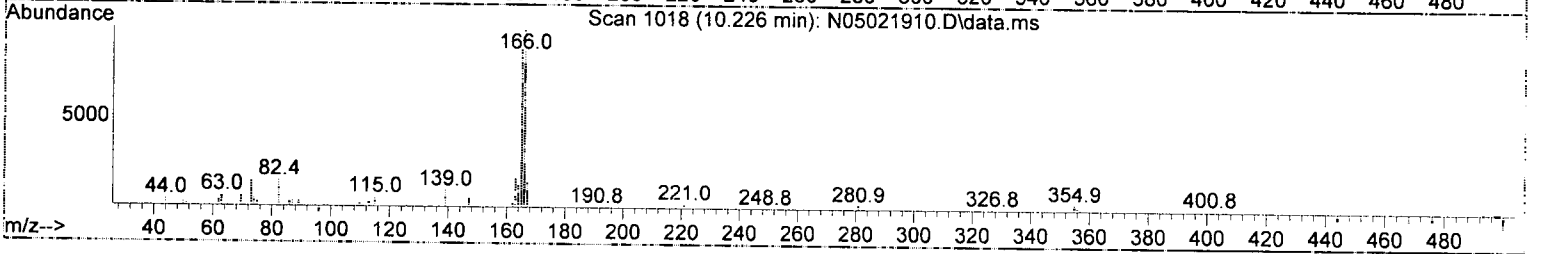

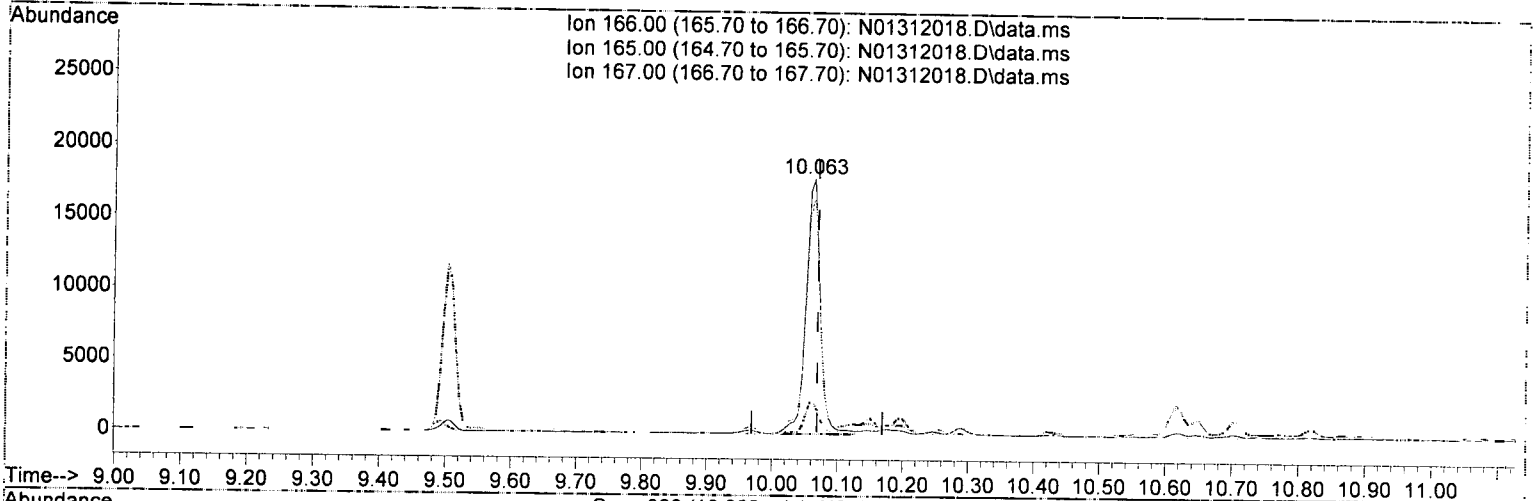
response 48979

Ion	Exp%	Act%
153.00	100.00	100.00
154.00	90.70	89.80
152.00	46.80	47.89
0.00	0.00	0.00

Quantitation Report (Qedit)

Data Path : U:\data\2020-01\0A31025\
 Data File : N01312018.D
 Acq On : 31 Jan 2020 19:29
 Operator : JK/ AMS/ DTH
 Sample : A0A0994-01@1000
 Misc : 1000x, 8270D LL PAH ONLY
 ALS Vial : 18 Sample Multiplier: 1
 DataAcq Meth:LVI14_BNA_ACQ.M

Quant Time: Feb 03 08:44:21 2020
 Quant Method : U:\methods\SV14_090619_PAHR7.M
 Quant Title : EPA 8270D: Semivolatile Organics
 QLast Update : Fri Dec 20 12:46:03 2019
 Response via : Initial Calibration
 InstName : SV-GCMS14



TIC: N01312018.D\data.ms

(16) Fluorene (T)

10.063min (-0.006) 15.67 ng/ml

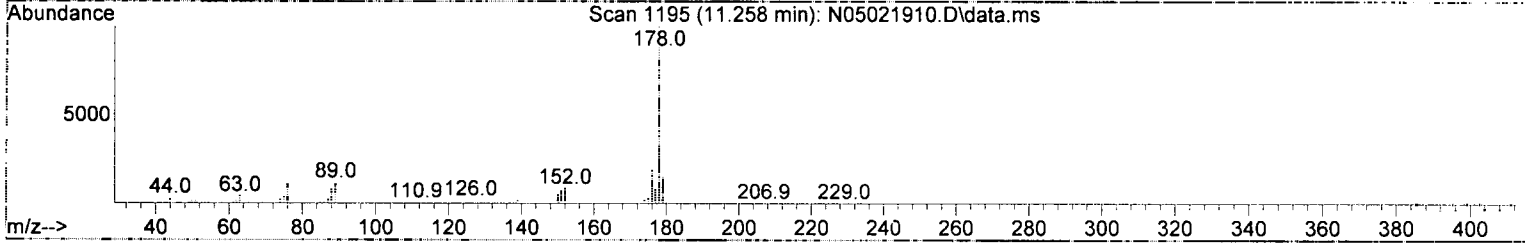
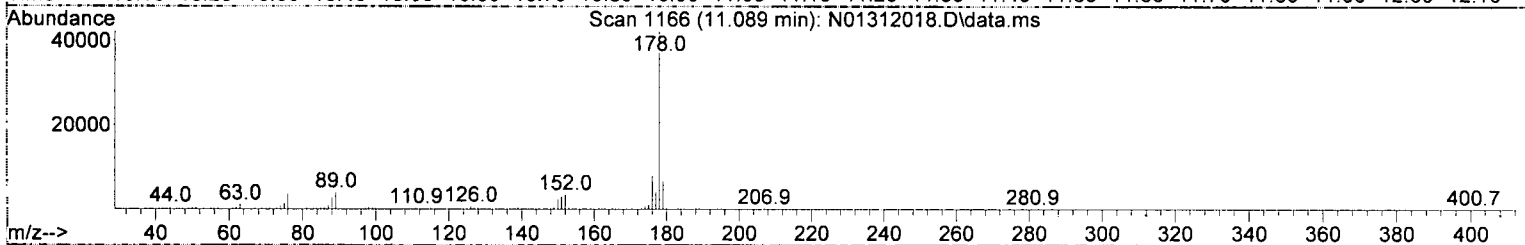
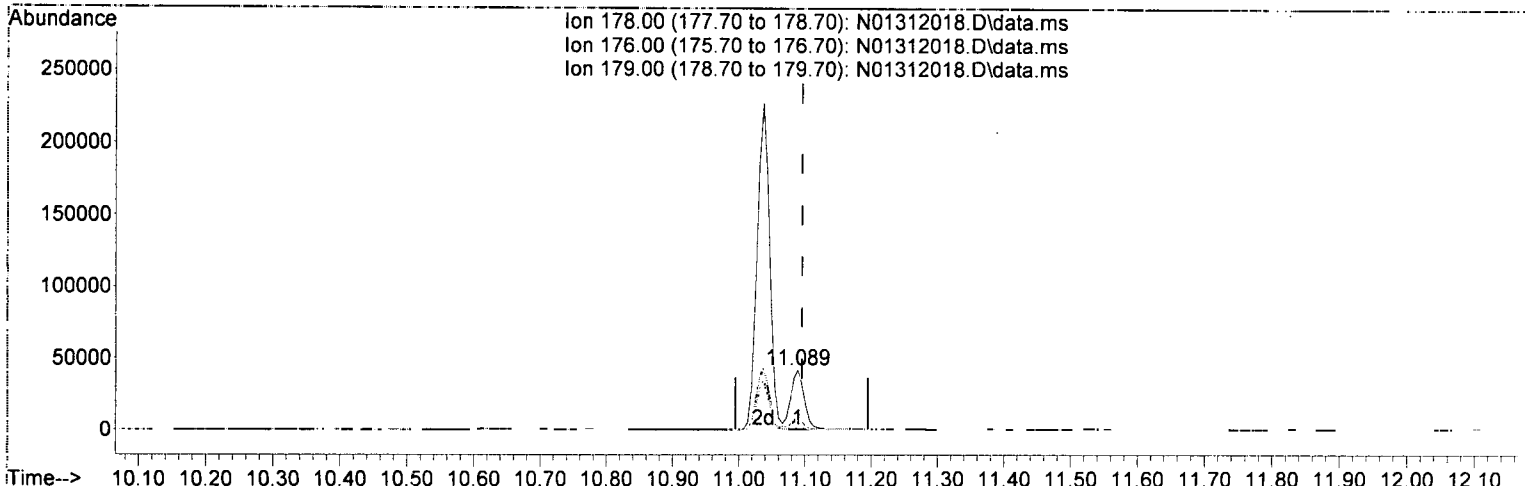
response 27508

Ion	Exp%	Act%
166.00	100.00	100.00
165.00	95.70	92.32
167.00	13.60	12.83
0.00	0.00	0.00

Quantitation Report (Qedit)

Data Path : U:\data\2020-01\0A31025\
 Data File : N01312018.D
 Acq On : 31 Jan 2020 19:29
 Operator : JK/ AMS/ DTH
 Sample : A0A0994-01@1000
 Misc : 1000x, 8270D LL PAH ONLY
 ALS Vial : 18 Sample Multiplier: 1
 DataAcq Meth:LVI14_BNA_ACQ.M

Quant Time: Feb 03 08:44:21 2020
 Quant Method : U:\methods\SV14_090619_PAHR7.M
 Quant Title : EPA 8270D: Semivolatile Organics
 QLast Update : Fri Dec 20 12:46:03 2019
 Response via : Initial Calibration
 InstName : SV-GCMS14



TIC: N01312018.D\data.ms

(20) Anthracene (T)

11.089min (-0.006) 25.76 ng/ml

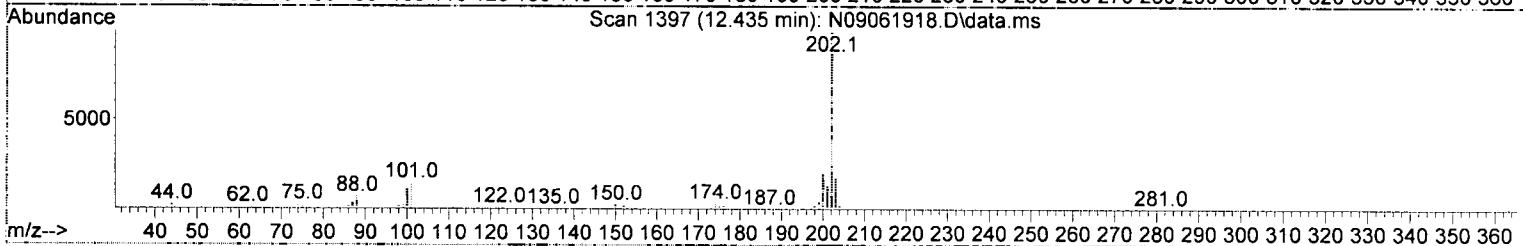
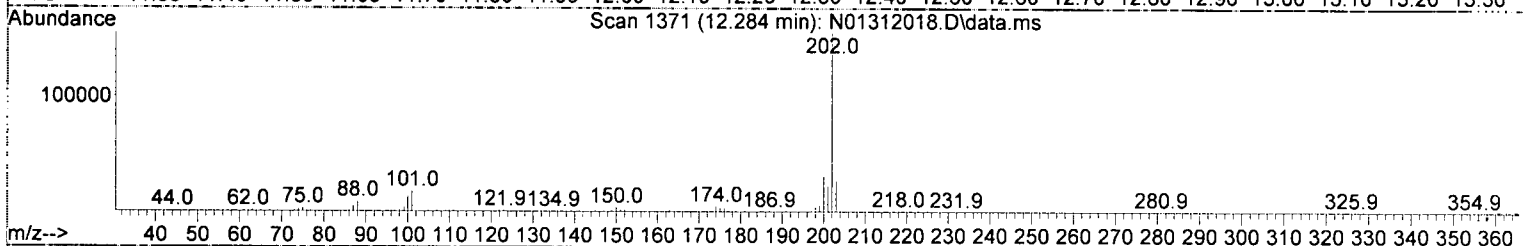
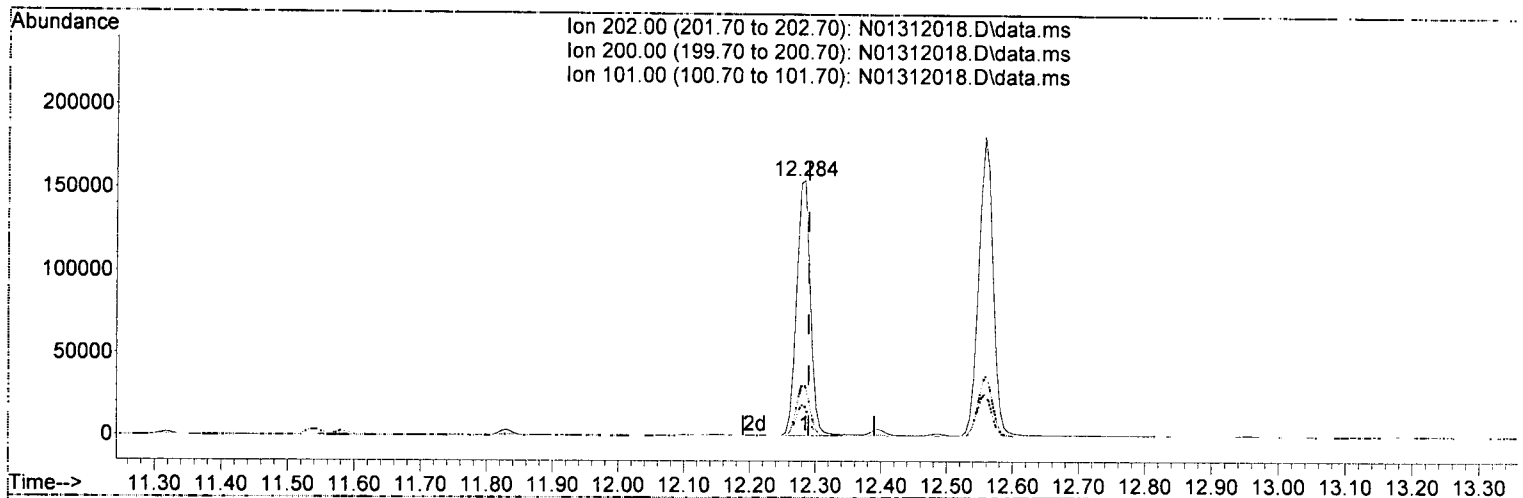
response 59147

Ion	Exp%	Act%
178.00	100.00	100.00
176.00	18.90	18.76
179.00	15.30	15.73
0.00	0.00	0.00

Quantitation Report (Qedit)

Data Path : U:\data\2020-01\0A31025\
 Data File : N01312018.D
 Acq On : 31 Jan 2020 19:29
 Operator : JK/ AMS/ DTH
 Sample : A0A0994-01@1000
 Misc : 1000x, 8270D LL PAH ONLY
 ALS Vial : 18 Sample Multiplier: 1
 DataAcq Meth:LVI14_BNA_ACQ.M

Quant Time: Feb 03 08:44:21 2020
 Quant Method : U:\methods\SV14_090619_PAHR7.M
 Quant Title : EPA 8270D: Semivolatile Organics
 QLast Update : Fri Dec 20 12:46:03 2019
 Response via : Initial Calibration
 InstName : SV-GCMS14



TIC: N01312018.D\data.ms

(23) Fluoranthene (T)

12.284min (-0.006) 92.14 ng/ml

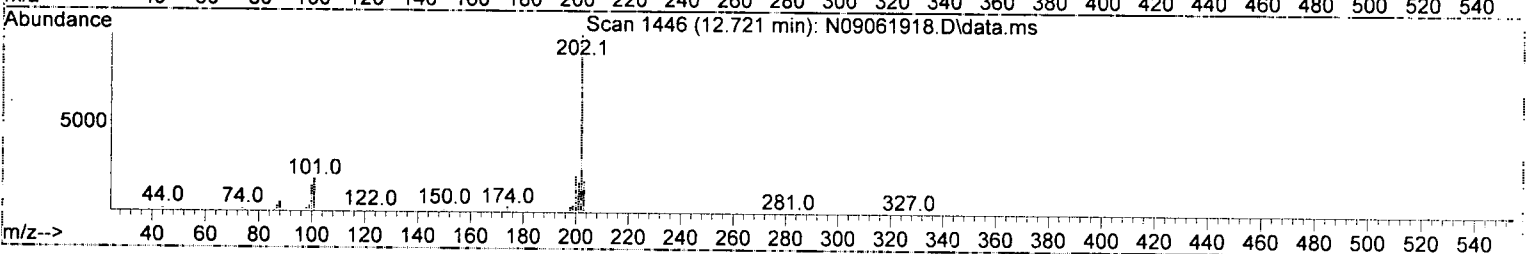
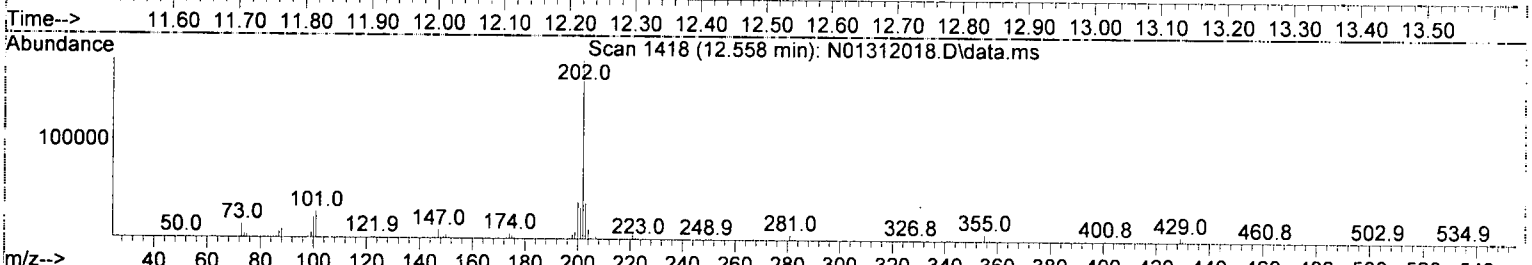
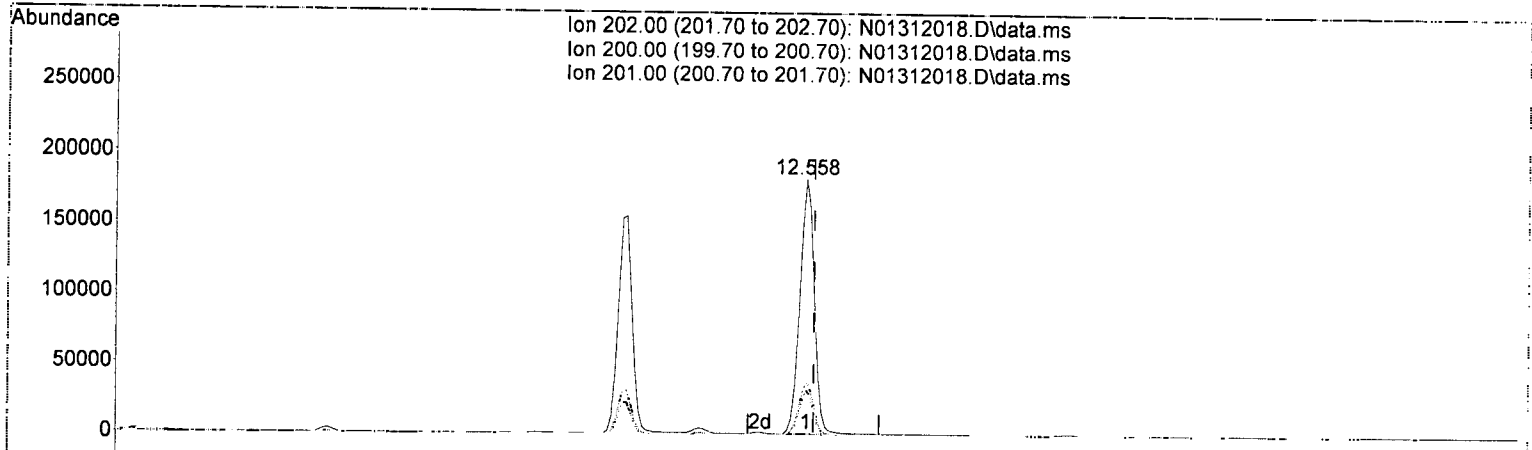
response 229143

Ion	Exp%	Act%
202.00	100.00	100.00
200.00	19.70	19.91
101.00	15.30	11.44
0.00	0.00	0.00

Quantitation Report (Qedit)

Data Path : U:\data\2020-01\0A31025\
 Data File : N01312018.D
 Acq On : 31 Jan 2020 19:29
 Operator : JK/ AMS/ DTH
 Sample : A0A0994-01@1000
 Misc : 1000x, 8270D LL PAH ONLY
 ALS Vial : 18 Sample Multiplier: 1
 DataAcq Meth:LVI14_BNA_ACQ.M

Quant Time: Feb 03 08:44:21 2020
 Quant Method : U:\methods\SV14_090619_PAHR7.M
 Quant Title : EPA 8270D: Semivolatile Organics
 QLast Update : Fri Dec 20 12:46:03 2019
 Response via : Initial Calibration
 InstName : SV-GCMS14



TIC: N01312018.D\data.ms

(25) Pyrene (T)

12.558min (-0.012) 98.80 ng/ml

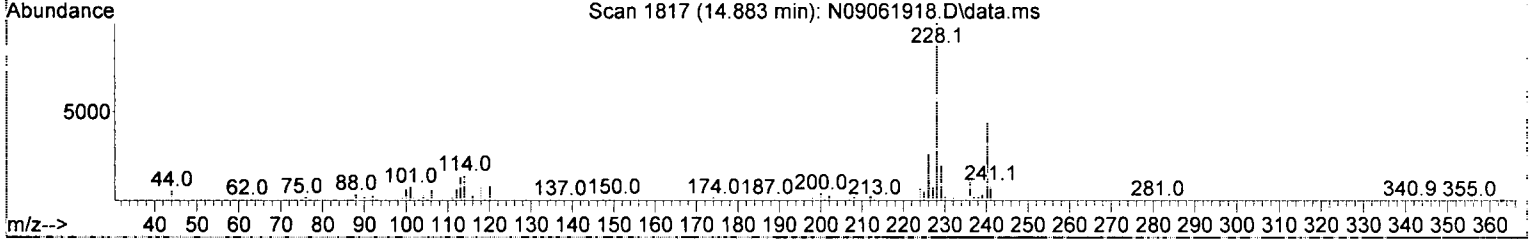
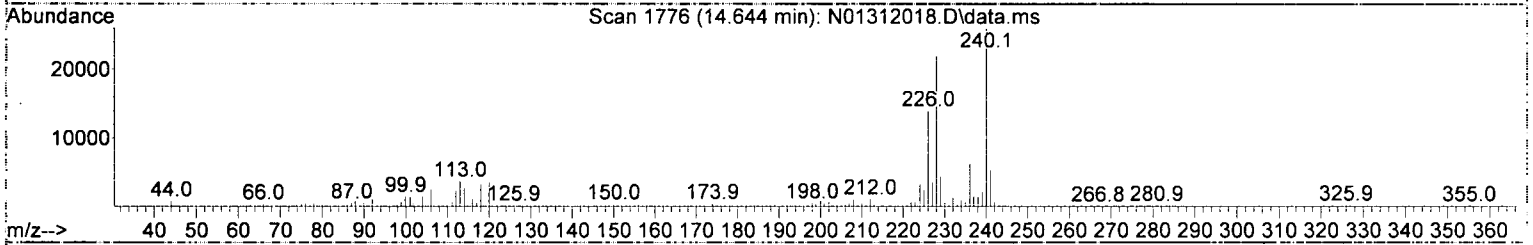
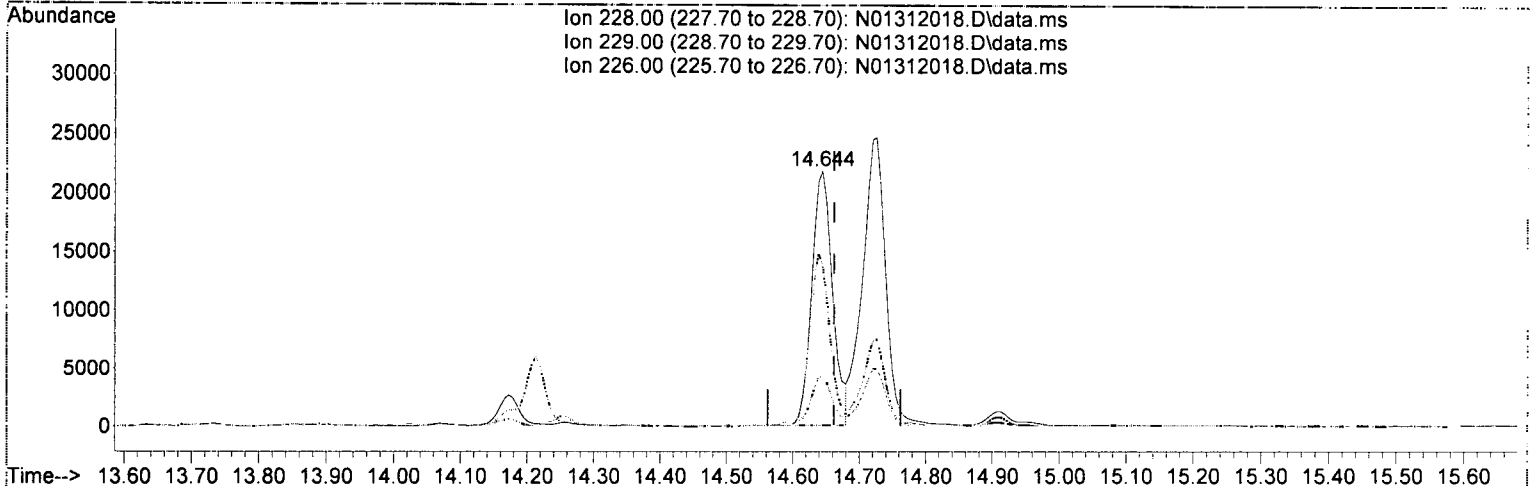
response 278556

Ion	Exp%	Act%
202.00	100.00	100.00
200.00	20.70	20.43
201.00	16.80	17.22
0.00	0.00	0.00

Quantitation Report (Qedit)

Data Path : U:\data\2020-01\0A31025\
 Data File : N01312018.D
 Acq On : 31 Jan 2020 19:29
 Operator : JK/ AMS/ DTH
 Sample : A0A0994-01@1000
 Misc : 1000x, 8270D LL PAH ONLY
 ALS Vial : 18 Sample Multiplier: 1
 DataAcq Meth:LVI14_BNA_ACQ.M

Quant Time: Feb 03 08:44:21 2020
 Quant Method : U:\methods\SV14_090619_PAHR7.M
 Quant Title : EPA 8270D: Semivolatile Organics
 QLast Update : Fri Dec 20 12:46:03 2019
 Response via : Initial Calibration
 InstName : SV-GCMS14



TIC: N01312018.D\data.ms

(27) Benz(a)anthracene (T)

14.644min (-0.018) 22.68 ng/ml


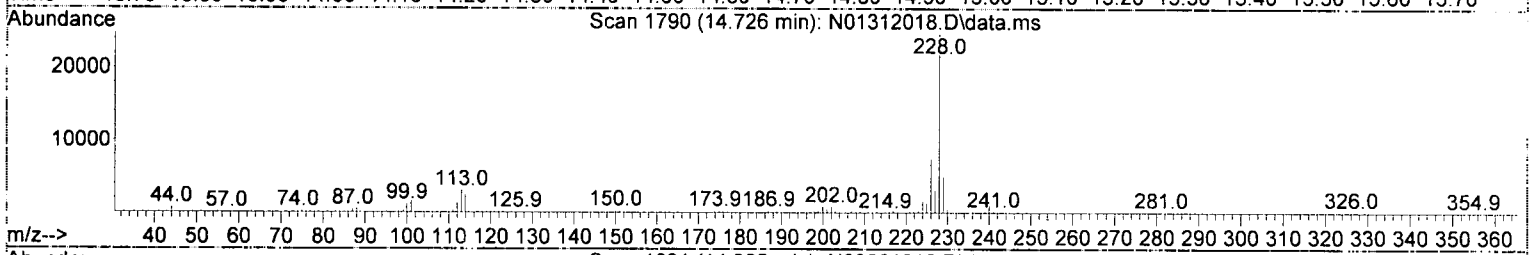
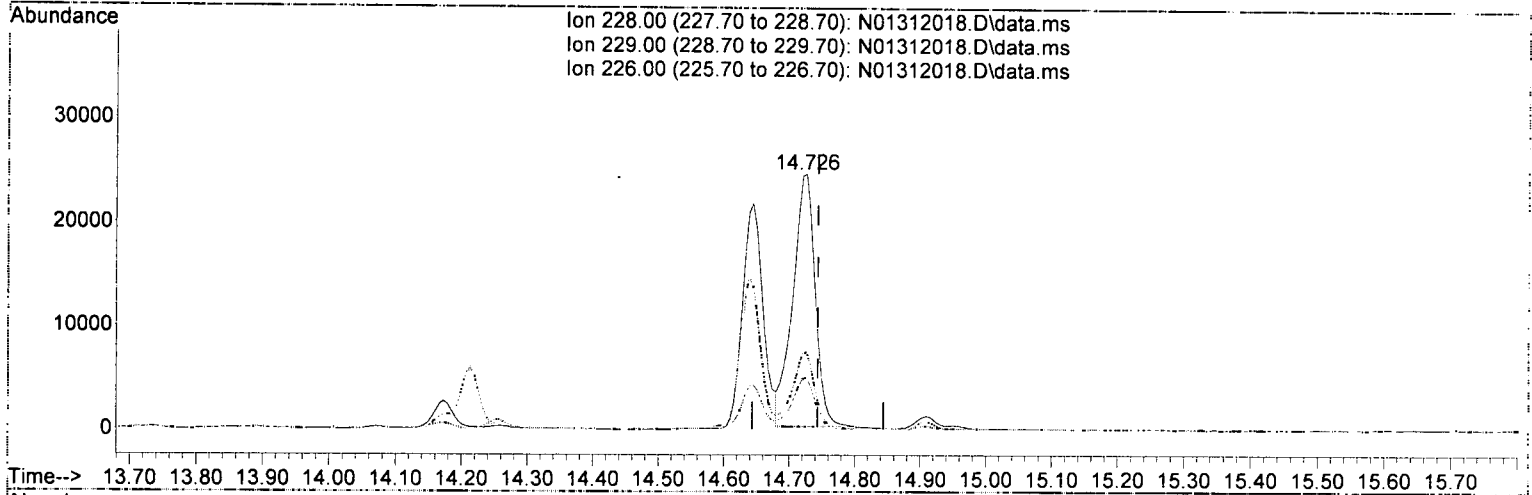
response 47512

Ion	Exp%	Act%
228.00	100.00	100.00
229.00	19.40	19.93
226.00	26.20	63.73#
0.00	0.00	0.00

Quantitation Report (Qedit)

Data Path : U:\data\2020-01\0A31025\
 Data File : N01312018.D
 Acq On : 31 Jan 2020 19:29
 Operator : JK/ AMS/ DTH
 Sample : A0A0994-01@1000
 Misc : 1000x, 8270D LL PAH ONLY
 ALS Vial : 18 Sample Multiplier: 1
 DataAcq Meth:LVI14_BNA_ACQ.M

Quant Time: Feb 03 08:44:21 2020
 Quant Method : U:\methods\SV14_090619_PAHR7.M
 Quant Title : EPA 8270D: Semivolatile Organics
 QLast Update : Fri Dec 20 12:46:03 2019
 Response via : Initial Calibration
 InstName : SV-GCMS14



TIC: N01312018.D\data.ms

(28) Chrysene (T)

14.726min (-0.018) 29.35 ng/ml



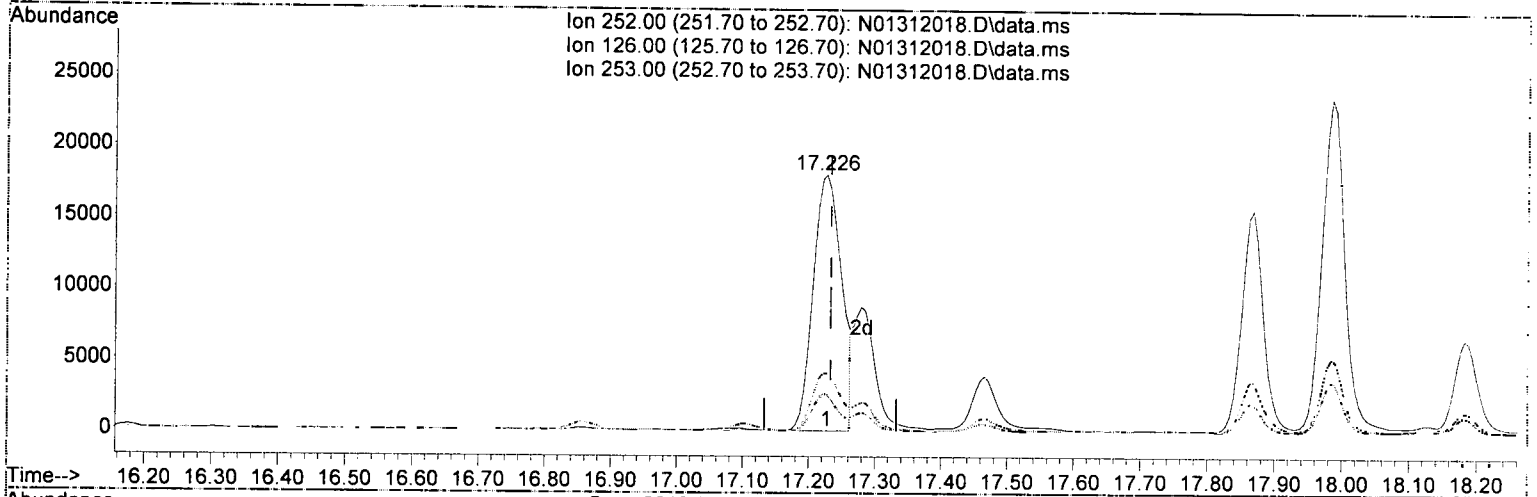
response 58185

Ion	Exp%	Act%
228.00	100.00	100.00
229.00	19.60	20.21
226.00	28.60	30.25
0.00	0.00	0.00

Quantitation Report (Qedit)

Data Path : U:\data\2020-01\0A31025\
 Data File : N01312018.D
 Acq On : 31 Jan 2020 19:29
 Operator : JK/ AMS/ DTH
 Sample : A0A0994-01@1000
 Misc : 1000x, 8270D LL PAH ONLY
 ALS Vial : 18 Sample Multiplier: 1
 DataAcq Meth:LVI14_BNA_ACQ.M

Quant Time: Feb 03 08:44:21 2020
 Quant Method : U:\methods\SV14_090619_PAHR7.M
 Quant Title : EPA 8270D: Semivolatile Organics
 QLast Update : Fri Dec 20 12:46:03 2019
 Response via : Initial Calibration
 InstName : SV-GCMS14




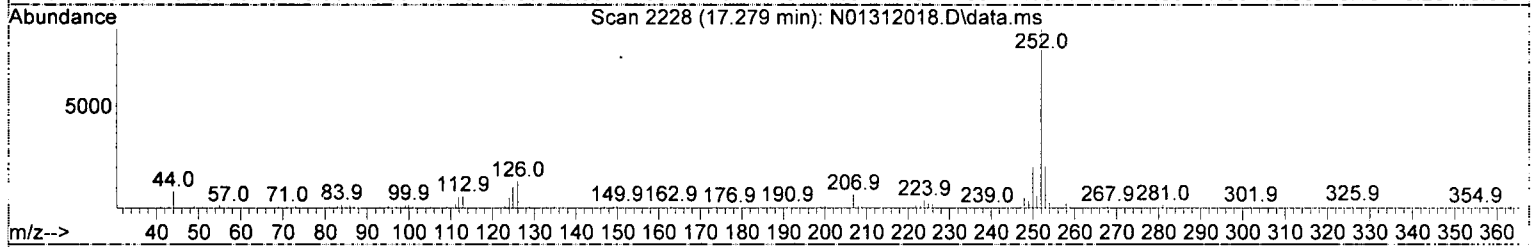
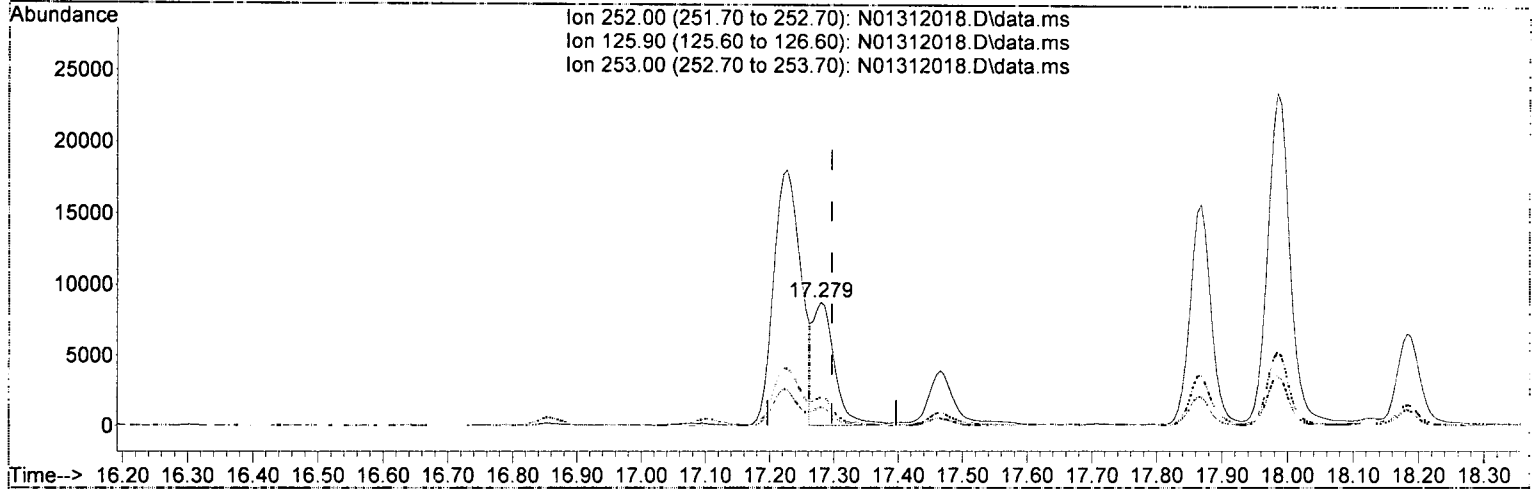
TIC: N01312018.D\data.ms

(30) Benzo(b)fluoranthene (T)		
17.226min (-0.006)	26.64 ng/ml	
response	53945	
Ion	Exp%	Act%
252.00	100.00	100.00
126.00	20.00	14.22
253.00	21.10	22.61
0.00	0.00	0.00

Quantitation Report (Qedit)

Data Path : U:\data\2020-01\0A31025\
 Data File : N01312018.D
 Acq On : 31 Jan 2020 19:29
 Operator : JK/ AMS/ DTH
 Sample : A0A0994-01@1000
 Misc : 1000x, 8270D LL PAH ONLY
 ALS Vial : 18 Sample Multiplier: 1
 DataAcq Meth:LVI14_BNA_ACQ.M

Quant Time: Feb 03 08:44:21 2020
 Quant Method : U:\methods\SV14_090619_PAHR7.M
 Quant Title : EPA 8270D: Semivolatile Organics
 QLast Update : Fri Dec 20 12:46:03 2019
 Response via : Initial Calibration
 InstName : SV-GCMS14



TIC: N01312018.D\data.ms

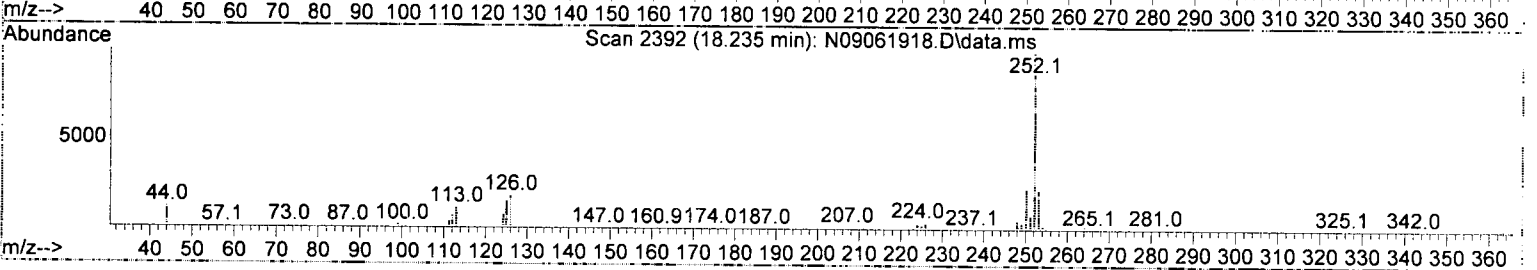
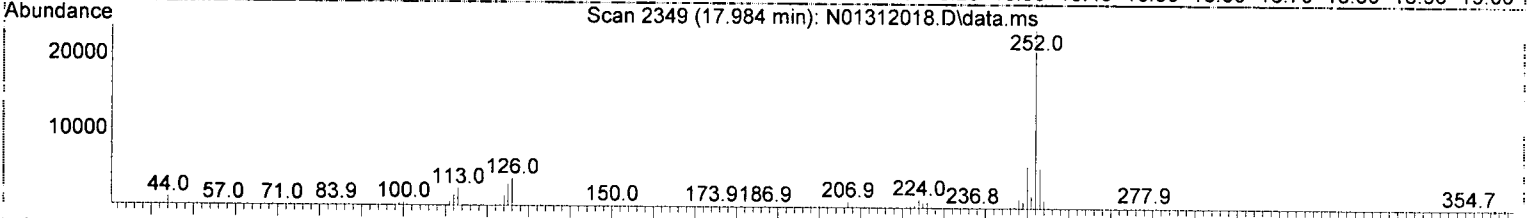
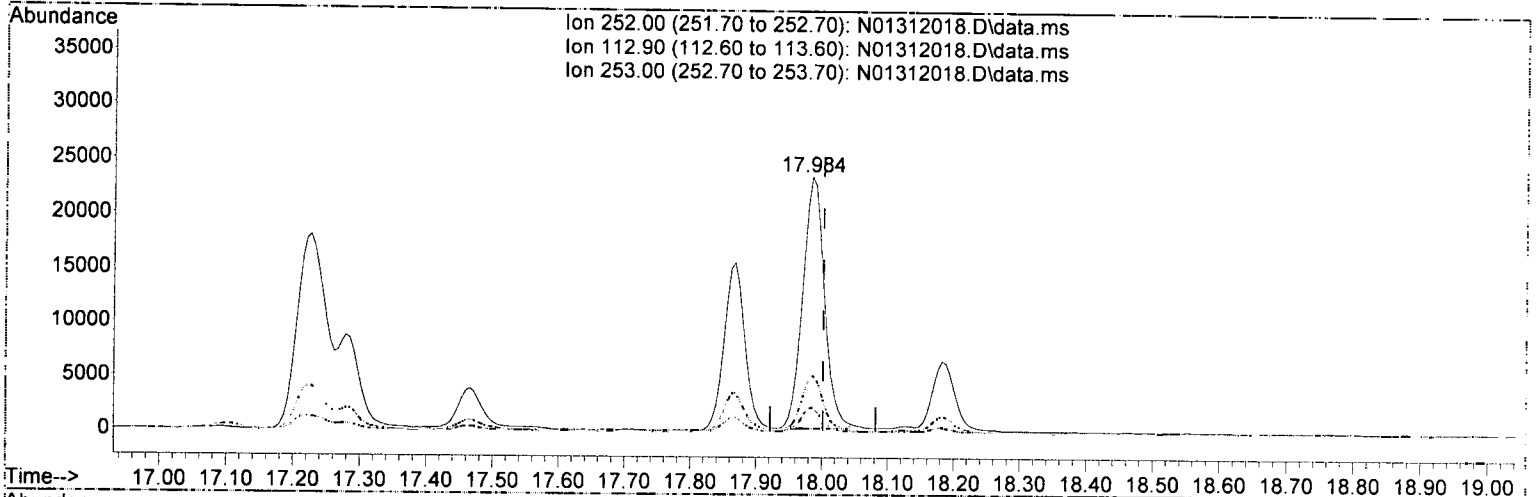
(31) Benzo(k)fluoranthene (T)		
17.279min (-0.018)	9.96 ng/ml m	
response	19854	
Ion	Exp%	Act%
252.00	100.00	100.00
125.90	22.10	14.95
253.00	21.50	23.20
0.00	0.00	0.00

AMS
2/3/20
MOS

Quantitation Report (Qedit)

Data Path : U:\data\2020-01\0A31025\
 Data File : N01312018.D
 Acq On : 31 Jan 2020 19:29
 Operator : JK/ AMS/ DTH
 Sample : A0A0994-01@1000
 Misc : 1000x, 8270D LL PAH ONLY
 ALS Vial : 18 Sample Multiplier: 1
 DataAcq Meth:LVI14_BNA_ACQ.M

Quant Time: Feb 03 08:44:21 2020
 Quant Method : U:\methods\SV14_090619_PAHR7.M
 Quant Title : EPA 8270D: Semivolatile Organics
 QLast Update : Fri Dec 20 12:46:03 2019
 Response via : Initial Calibration
 InstName : SV-GCMS14



TIC: N01312018.D\data.ms

(35) Benzo(a)pyrene (T)

17.984min (-0.018) 30.98 ng/ml

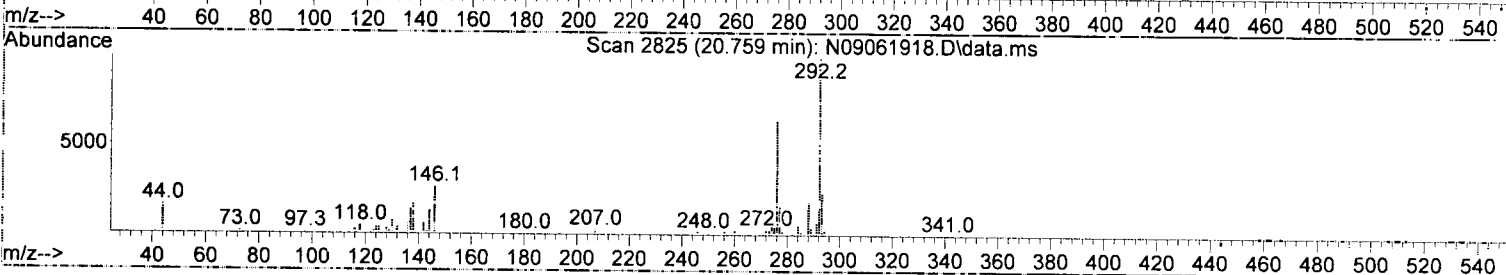
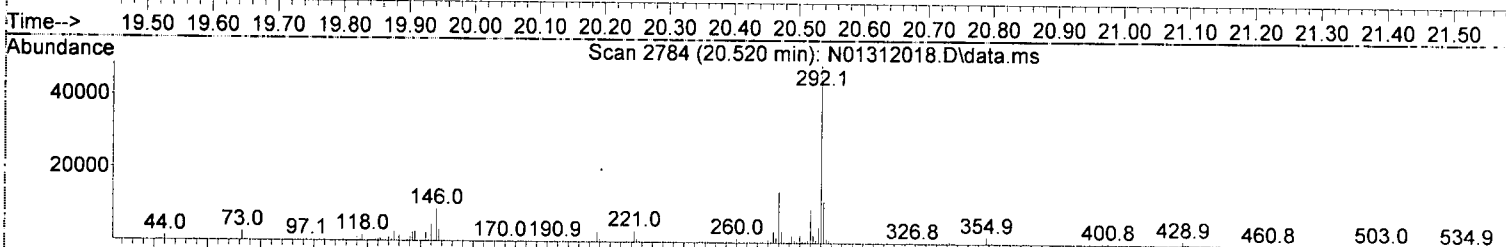
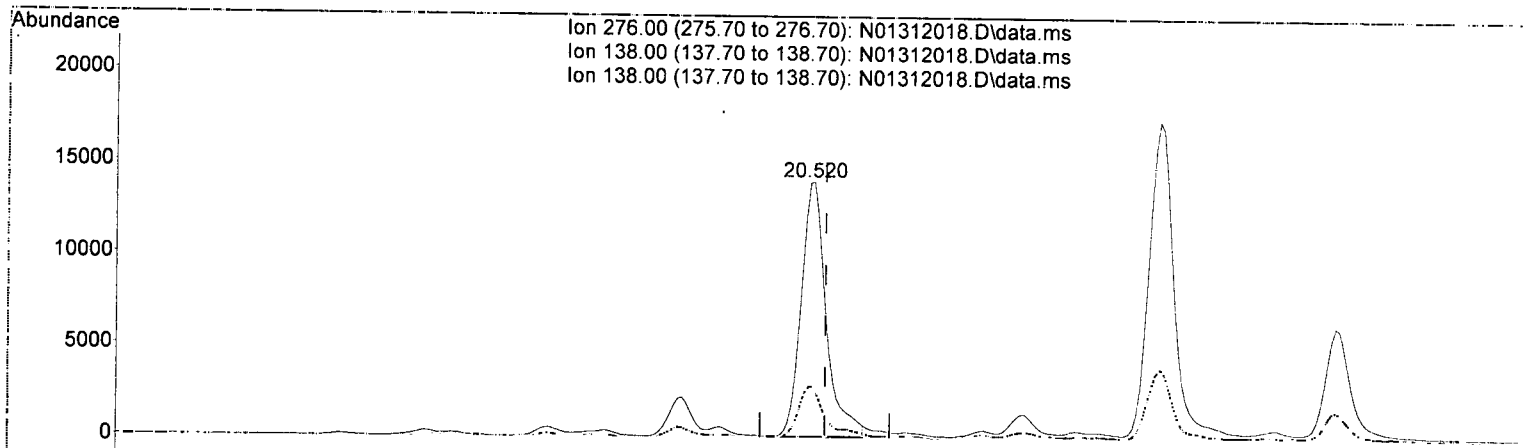
response 53696

Ion	Exp%	Act%
252.00	100.00	100.00
112.90	12.70	9.50
253.00	21.90	22.24
0.00	0.00	0.00

Quantitation Report (Qedit)

Data Path : U:\data\2020-01\0A31025\
 Data File : N01312018.D
 Acq On : 31 Jan 2020 19:29
 Operator : JK/ AMS/ DTH
 Sample : A0A0994-01@1000
 Misc : 1000x, 8270D LL PAH ONLY
 ALS Vial : 18 Sample Multiplier: 1
 DataAcq Meth:LVI14_BNA_ACQ.M

Quant Time: Feb 03 08:44:21 2020
 Quant Method : U:\methods\SV14_090619_PAHR7.M
 Quant Title : EPA 8270D: Semivolatile Organics
 QLast Update : Fri Dec 20 12:46:03 2019
 Response via : Initial Calibration
 InstName : SV-GCMS14



TIC: N01312018.D\data.ms

(38) Indeno(1,2,3-cd)Pyrene (T)

20.520min (-0.018) 21.03 ng/ml

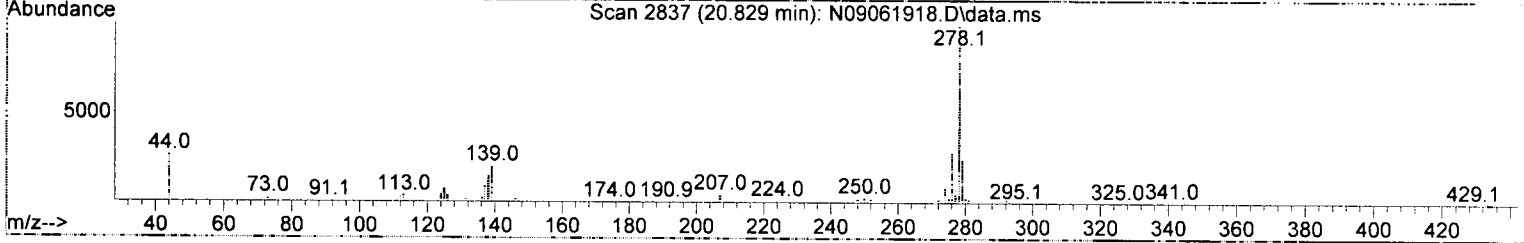
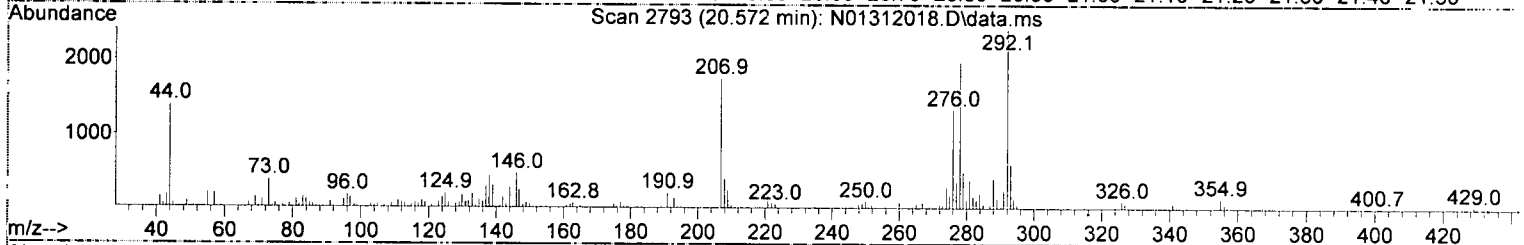
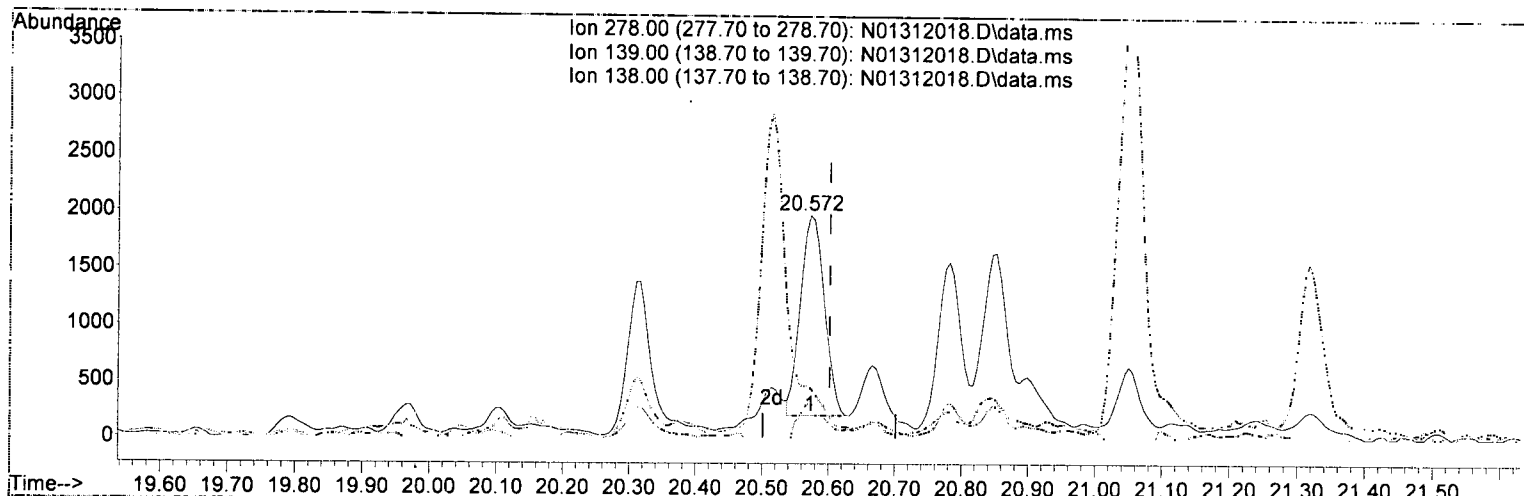
response 37349

Ion	Exp%	Act%
276.00	100.00	100.00
138.00	31.60	19.15
138.00	31.60	19.15
0.00	0.00	0.00

Quantitation Report (Qedit)

Data Path : U:\data\2020-01\0A31025\
 Data File : N01312018.D
 Acq On : 31 Jan 2020 19:29
 Operator : JK/ AMS/ DTH
 Sample : A0A0994-01@1000
 Misc : 1000x, 8270D LL PAH ONLY
 ALS Vial : 18 Sample Multiplier: 1
 DataAcq Meth:LVI14_BNA_ACQ.M

Quant Time: Feb 03 08:44:21 2020
 Quant Method : U:\methods\SV14_090619_PAHR7.M
 Quant Title : EPA 8270D: Semivolatile Organics
 QLast Update : Fri Dec 20 12:46:03 2019
 Response via : Initial Calibration
 InstName : SV-GCMS14



TIC: N01312018.D\data.ms

(39) Dibenz(a,h)anthracene (T)

20.572min (-0.029) 2.66 ng/ml

response 4431

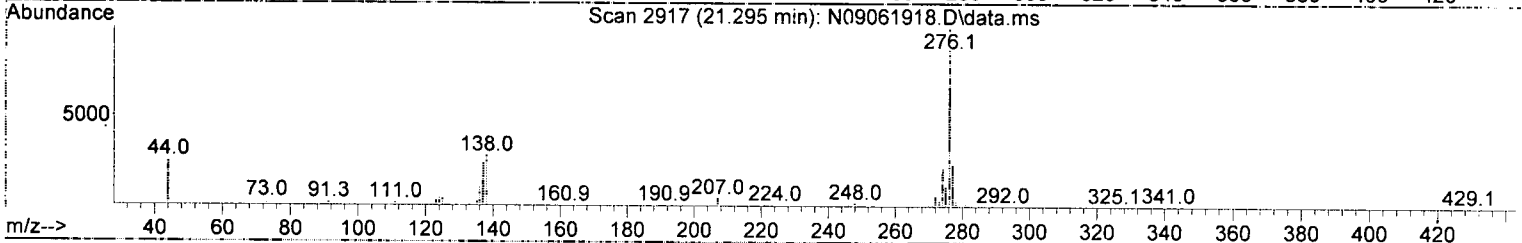

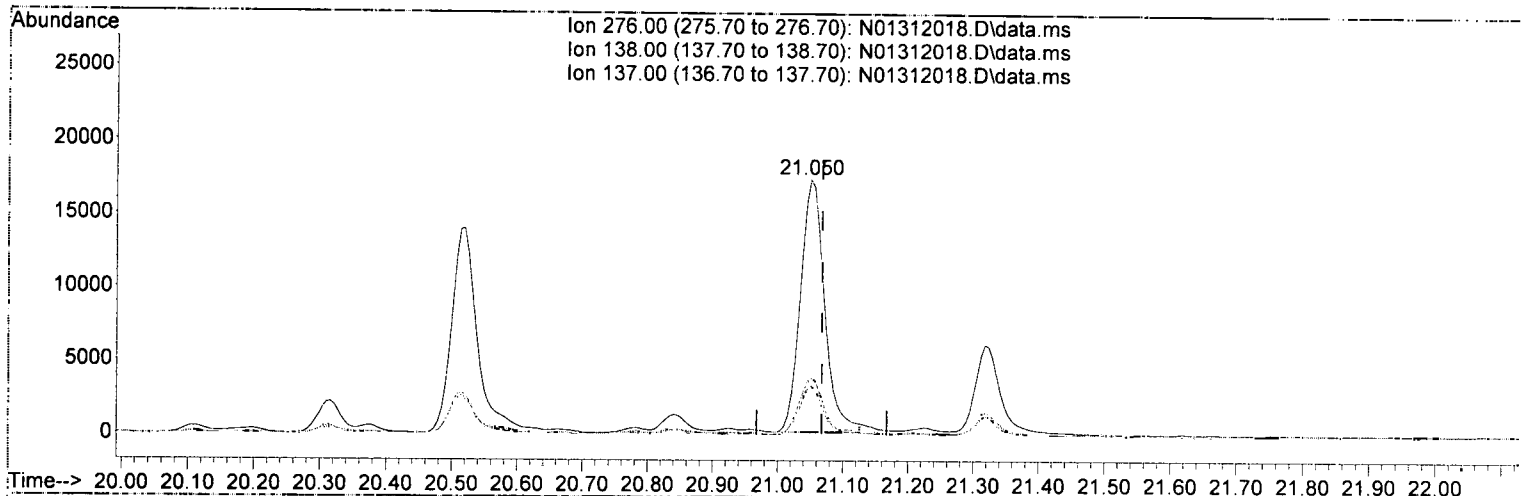
Ion	Exp%	Act%
278.00	100.00	100.00
139.00	26.00	15.96
138.00	19.90	22.53
0.00	0.00	0.00

Handwritten signature

Quantitation Report (Qedit)

Data Path : U:\data\2020-01\0A31025\
 Data File : N01312018.D
 Acq On : 31 Jan 2020 19:29
 Operator : JK/ AMS/ DTH
 Sample : A0A0994-01@1000
 Misc : 1000x, 8270D LL PAH ONLY
 ALS Vial : 18 Sample Multiplier: 1
 DataAcq Meth:LVI14_BNA_ACQ.M

Quant Time: Feb 03 08:44:21 2020
 Quant Method : U:\methods\SV14_090619_PAHR7.M
 Quant Title : EPA 8270D: Semivolatile Organics
 QLast Update : Fri Dec 20 12:46:03 2019
 Response via : Initial Calibration
 InstName : SV-GCMS14



TIC: N01312018.D\data.ms

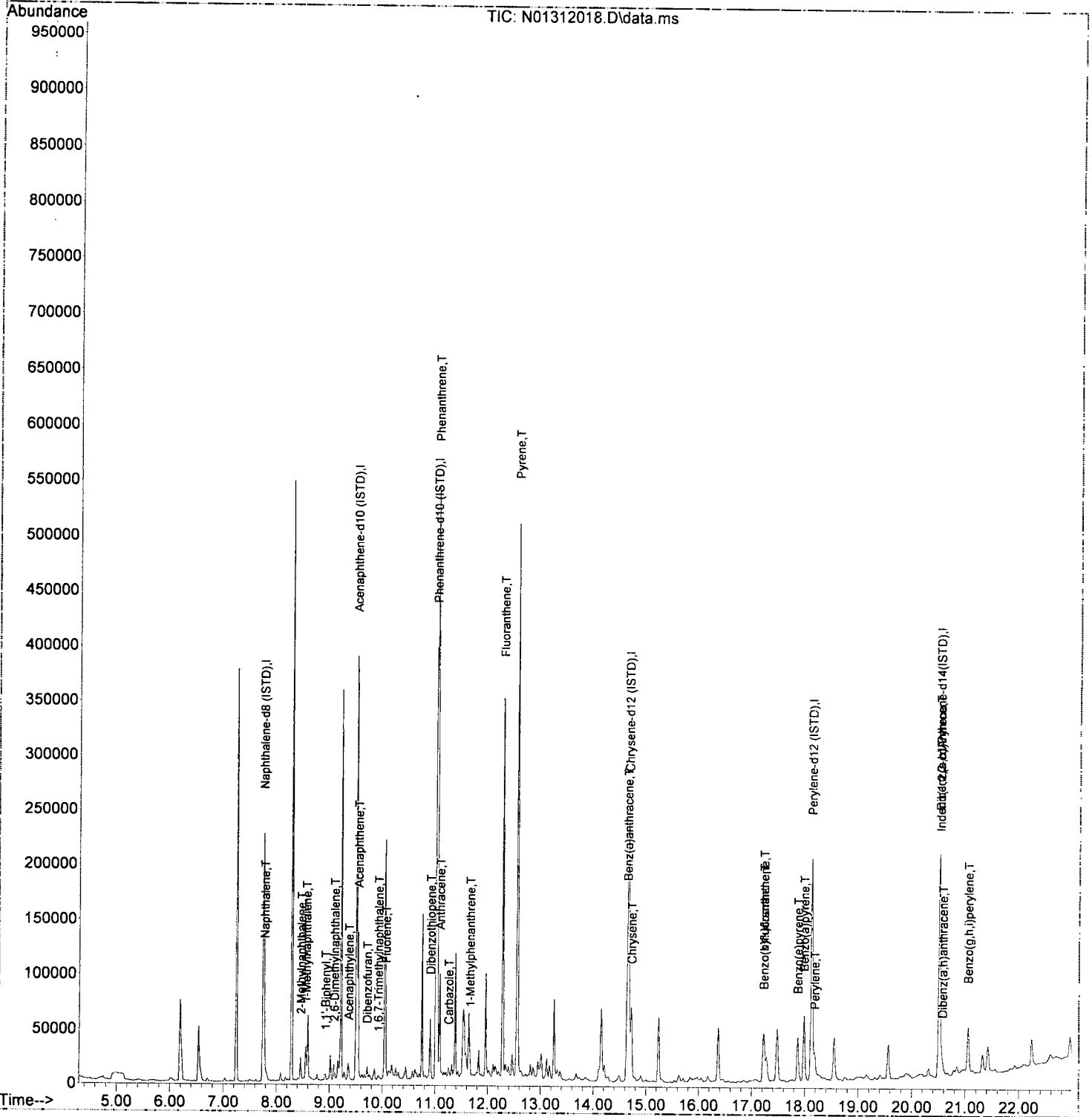
(40) Benzo(g,h,i)perylene (T)

21.050min (-0.018) 23.45 ng/ml

response	44172
Ion	Exp% Act%
276.00	100.00 100.00
138.00	21.00 22.37
137.00	18.60 19.03
0.00	0.00 0.00

Data Path : U:\data\2020-01\0A31025\
Data File : N01312018.D
Acq On : 31 Jan 2020 19:29
Operator : JK/ AMS/ DTH
Sample : A0A0994-01@1000
Misc : 1000x, 8270D LL PAH ONLY
ALS Vial : 18 Sample Multiplier: 1
DataAcq Meth:LVI14_BNA_ACQ.M

Quant Time: Feb 03 08:44:21 2020
Quant Method : U:\methods\SV14_090619_PAHR7.M
Quant Title : EPA 8270D: Semivolatile Organics
QLast Update : Fri Dec 20 12:46:03 2019
Response via : Initial Calibration
InstName : SV-GCMS14



Data Path : U:\data\2020-01\0A31025\
 Data File : N01312019.D
 Acq On : 31 Jan 2020 20:02
 Operator : JK/ AMS/ DTH
 Sample : A0A0994-02@1000
 Misc : 1000x, 8270D LL PAH ONLY
 ALS Vial : 19 Sample Multiplier: 1
 DataAcq Meth:LVI14_BNA_ACQ.M

AMS
2/3/20

Quant Time: Feb 03 08:44:24 2020
 Quant Method : U:\methods\SV14_090619_PAHR7.M
 Quant Title : EPA 8270D: Semivolatile Organics
 QLast Update : Fri Dec 20 12:46:03 2019
 Response via : Initial Calibration
 InstName : SV-GCMS14

Compound	R.T.	QIon	Response	Conc	Units	Dev (Min)	Qvalue
Internal Standards							
1) Naphthalene-d8 (ISTD)	7.755	136	166851	100.00	ng/ml	0.00	
9) Acenaphthene-d10 (ISTD)	9.504	162	119091	100.00	ng/ml	-0.01	
17) Phenanthrene-d10 (ISTD)	11.013	188	220609	100.00	ng/ml	0.00	
24) Chrysene-d12 (ISTD)	14.668	240	202441	100.00	ng/ml	-0.02	
29) Perylene-d12 (ISTD)	18.124	264	202666	100.00	ng/ml	-0.02	
37) Dibenz(a,h)Anthracene-d...	20.508	292	164025	100.00	ng/ml	-0.02	
System Monitoring Compounds							
2) Nitrobenzene-d5 (Surr)	7.120	82	54	0.10	ng/ml	0.05	
10) 2-Fluorobiphenyl (Surr)	8.822	172	101	0.06	ng/ml	0.00	
11) Acenaphthylene d-8 (Surr)	9.352	160	4571	0.46	ng/ml	0.00	
26) Terphenyl-d14 (Surr)	12.756	244	98	0.05	ng/ml	-0.01	
33) Benzo(a)pyrene d-12 (S...	0.000	264	0	0.00	ng/ml		
Target Compounds							
3) Decalin	0.000		0	N.D.			
4) Naphthalene	7.772	128	7431	(4.04)	ng/ml	99	
5) 2-Methylnaphthalene	8.460	142	902	0.58	ng/ml	99	
6) 1-Methylnaphthalene	8.559	142	1146	0.74	ng/ml	98	
7) 1,1'-Biphenyl	8.927	154	734	N.D.			
8) 2,6-Dimethylnaphthalene	9.096	156	587	N.D.			
12) Acenaphthylene	9.364	152	2135	0.83	ng/ml	95	
13) Acenaphthene	9.539	153	5369	(3.17)	ng/ml	98	
14) Dibenzofuran	9.719	168	494	N.D.			
15) 1,6,7-Trimethylnaphtha...	9.929	170	195	N.D.			
16) Fluorene	10.063	166	2892	1.67	ng/ml	93	
18) Dibenzothiopene	10.908	184	6430	2.79	ng/ml	97	
19) Phenanthrene	11.037	178	58445	22.64	ng/ml	100	
20) Anthracene	11.089	178	10730	(4.47)	ng/ml	99	
21) Carbazole	11.264	167	227	N.D.			
22) 1-Methylphenanthrene	11.643	192	3007	1.68	ng/ml#	52	
23) Fluoranthene	12.284	202	58289	22.41	ng/ml	95	
25) Pyrene	12.558	202	75701	23.93	ng/ml	99	
27) Benz(a)anthracene	14.644	228	11107	4.73	ng/ml#	52	
28) Chrysene	14.720	228	15297	6.88	ng/ml	96	
30) Benzo(b)fluoranthene	17.221	252	14487	6.19	ng/ml	90	
31) Benzo(k)fluoranthene	17.221	252	18247	7.92	ng/ml	88	
32) Benzo(b+k)fluoranthene	17.221	252	20431	8.54	ng/ml	88	
34) Benzo(e)pyrene	17.868	252	11062	4.68	ng/ml	98	
35) Benzo(a)pyrene	17.984	252	15735	7.86	ng/ml	96	
36) Perylene	18.182	252	5429	2.20	ng/ml	98	
38) Indeno(1,2,3-cd)Pyrene	20.514	276	12868	6.36	ng/ml	85	
39) Dibenz(a,h)anthracene	20.578	278	1290	0.68	ng/ml	86	
40) Benzo(g,h,i)perylene	21.050	276	16219	7.56	ng/ml	99	

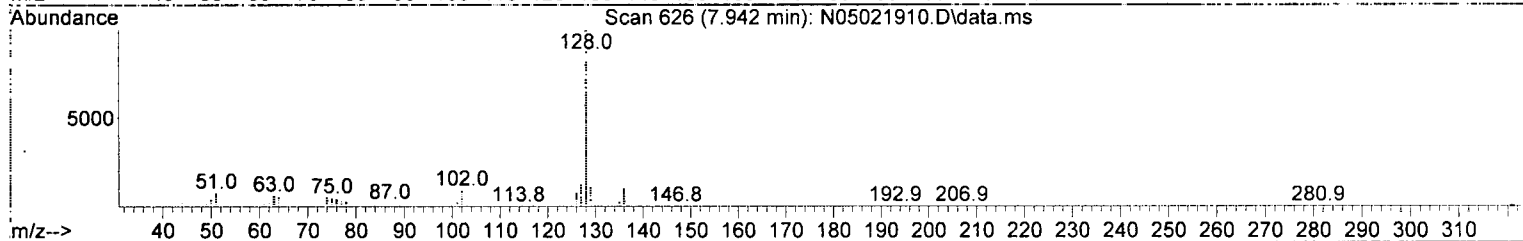
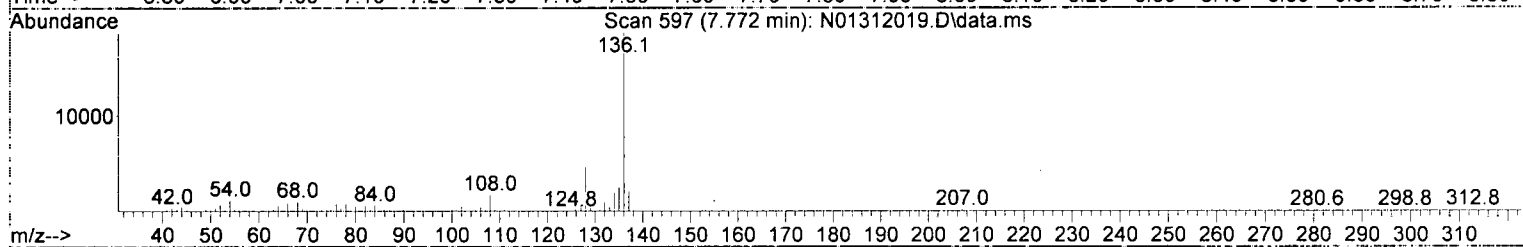
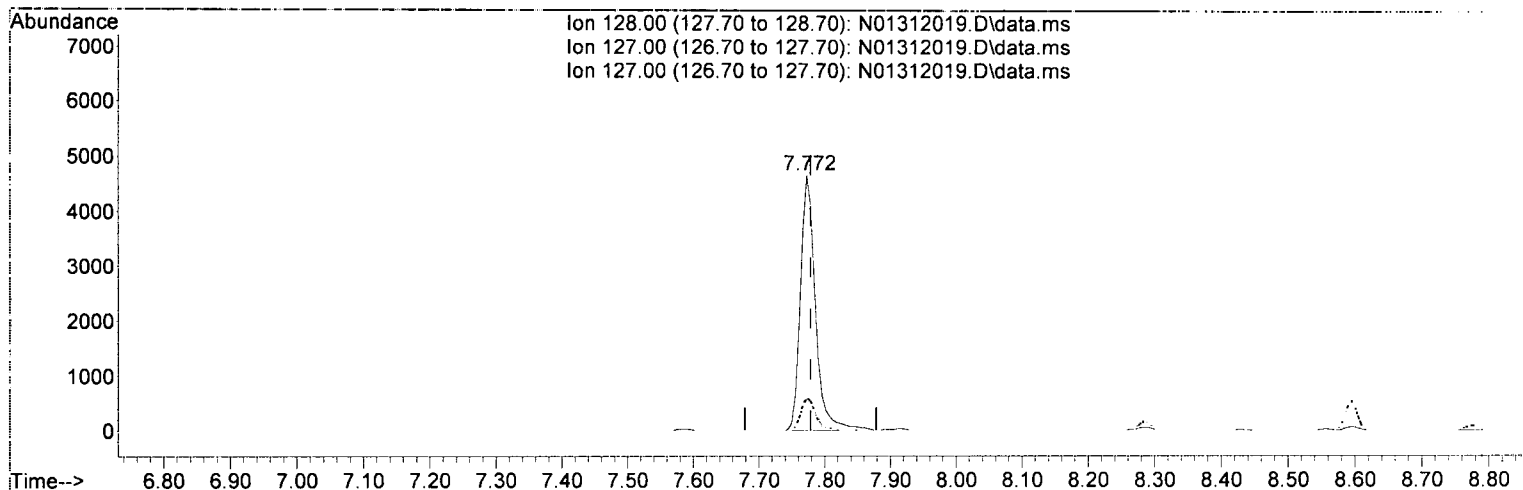
MI - M

(#) = qualifier out of range (m) = manual integration (+) = signals summed

Quantitation Report (Qedit)

Data Path : U:\data\2020-01\0A31025\
 Data File : N01312019.D
 Acq On : 31 Jan 2020 20:02
 Operator : JK/ AMS/ DTH
 Sample : A0A0994-02@1000
 Misc : 1000x, 8270D LL PAH ONLY
 ALS Vial : 19 Sample Multiplier: 1
 DataAcq Meth:LVI14_BNA_ACQ.M

Quant Time: Feb 03 08:44:24 2020
 Quant Method : U:\methods\SV14_090619_PAHR7.M
 Quant Title : EPA 8270D: Semivolatile Organics
 QLast Update : Fri Dec 20 12:46:03 2019
 Response via : Initial Calibration
 InstName : SV-GCMS14



TIC: N01312019.D\data.ms

(4) Naphthalene (T)

7.772min (-0.006) 4.04 ng/ml

response 7431

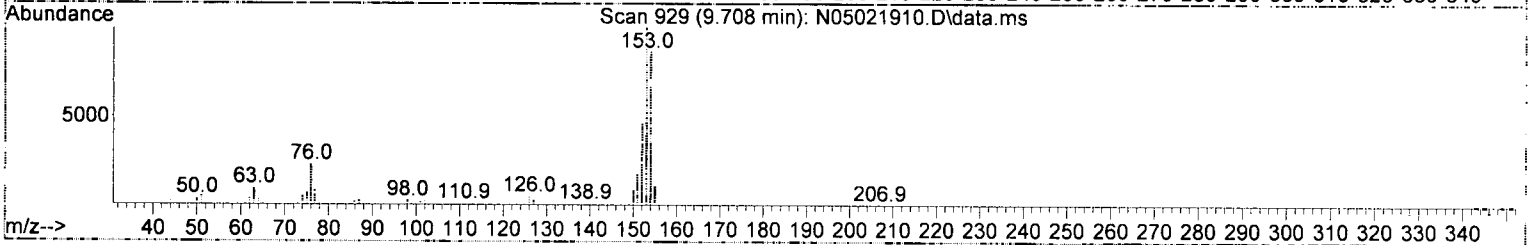
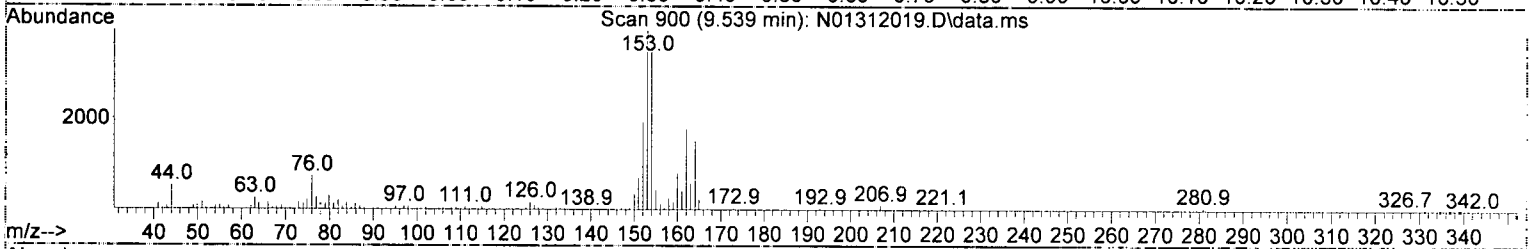
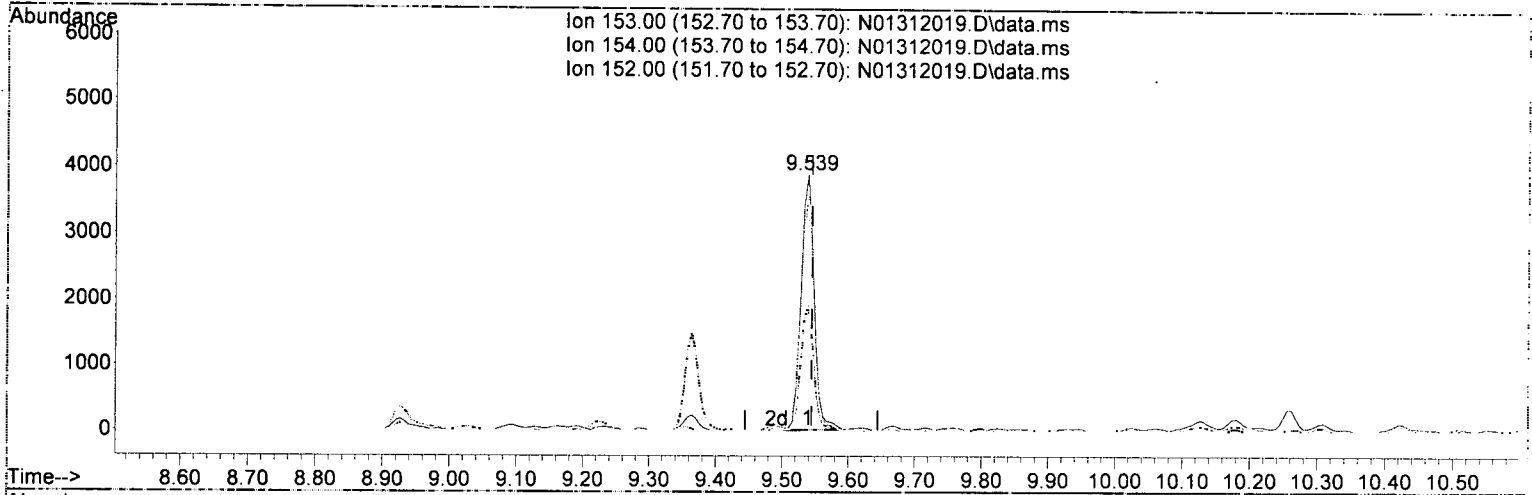
Ion	Exp%	Act%
128.00	100.00	100.00
127.00	12.60	13.03
127.00	12.60	13.03
0.00	0.00	0.00

J

Quantitation Report (Qedit)

Data Path : U:\data\2020-01\0A31025\
 Data File : N01312019.D
 Acq On : 31 Jan 2020 20:02
 Operator : JK/ AMS/ DTH
 Sample : A0A0994-02@1000
 Misc : 1000x, 8270D LL PAH ONLY
 ALS Vial : 19 Sample Multiplier: 1
 DataAcq Meth:LVI14_BNA_ACQ.M

Quant Time: Feb 03 08:44:24 2020
 Quant Method : U:\methods\SV14_090619_PAHR7.M
 Quant Title : EPA 8270D: Semivolatile Organics
 QLast Update : Fri Dec 20 12:46:03 2019
 Response via : Initial Calibration
 InstName : SV-GCMS14



TIC: N01312019.D\data.ms

(13) Acenaphthene (T)

9.539min (-0.006) 3.17 ng/ml

response 5369

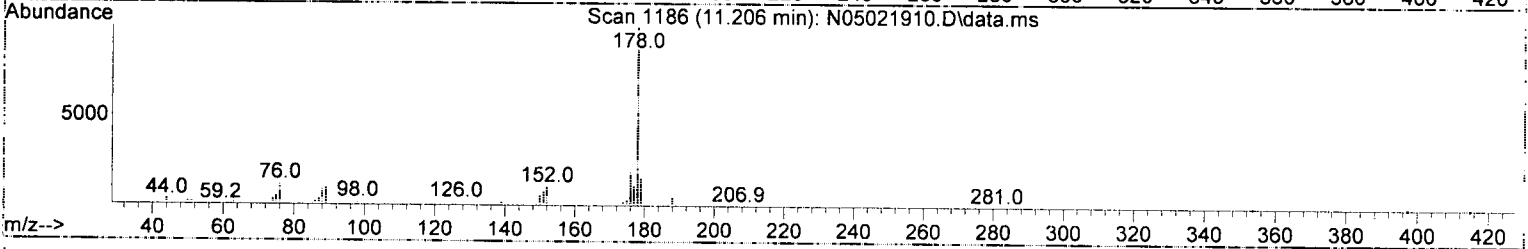
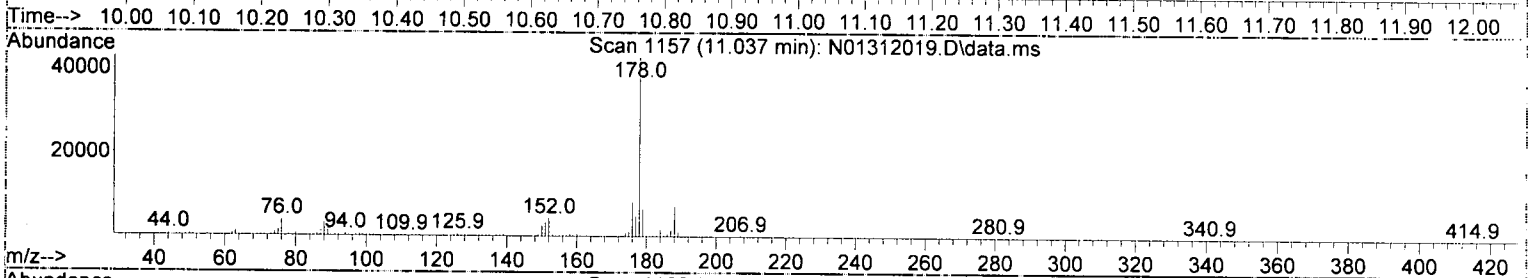
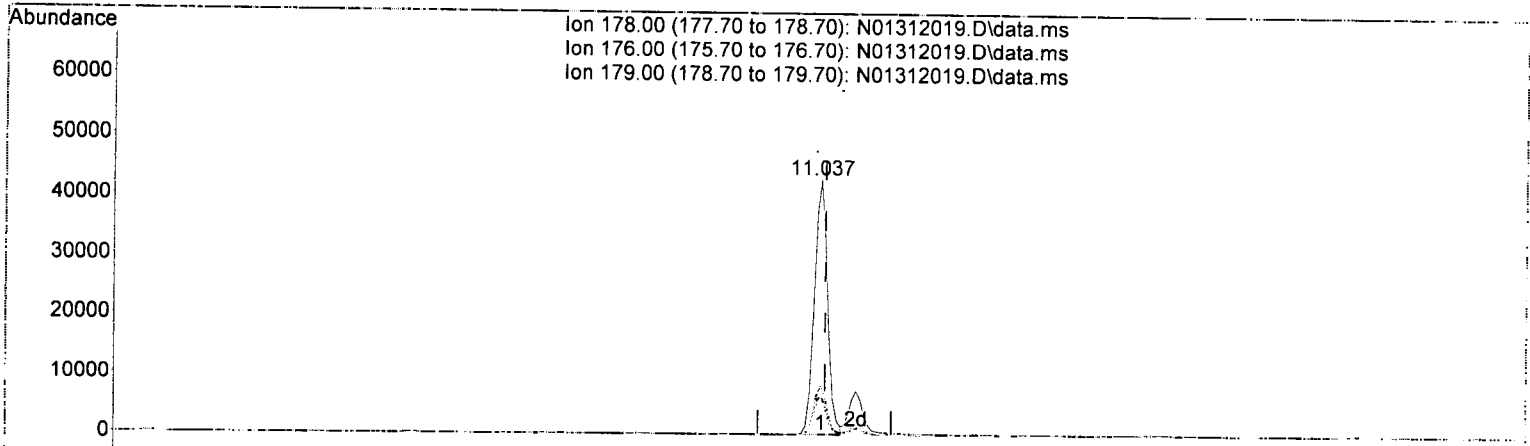
Ion	Exp%	Act%
153.00	100.00	100.00
154.00	90.70	91.66
152.00	46.80	49.22
0.00	0.00	0.00

(Handwritten signature)

Quantitation Report (Qedit)

Data Path : U:\data\2020-01\0A31025\
 Data File : N01312019.D
 Acq On : 31 Jan 2020 20:02
 Operator : JK/ AMS/ DTH
 Sample : A0A0994-02@1000
 Misc : 1000x, 8270D LL PAH ONLY
 ALS Vial : 19 Sample Multiplier: 1
 DataAcq Meth:LVI14_BNA_ACQ.M

Quant Time: Feb 03 08:44:24 2020
 Quant Method : U:\methods\SV14_090619_PAHR7.M
 Quant Title : EPA 8270D: Semivolatile Organics
 QLast Update : Fri Dec 20 12:46:03 2019
 Response via : Initial Calibration
 InstName : SV-GCMS14



TIC: N01312019.D\data.ms

(19) Phenanthrene (T)

11.037min (-0.006) 22.64 ng/ml

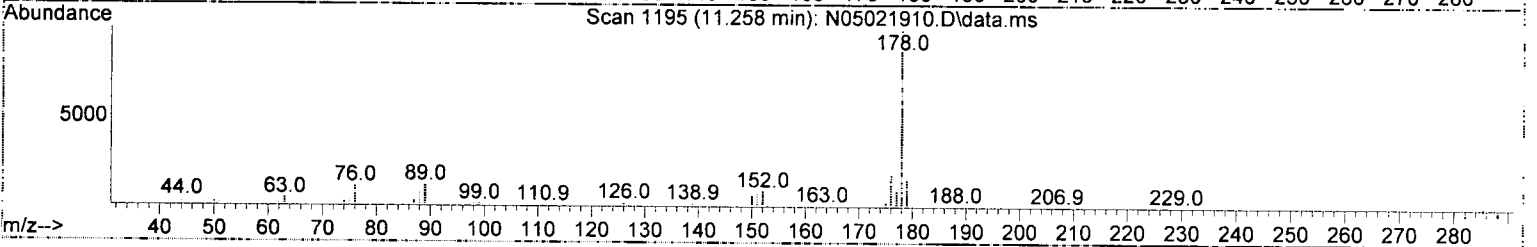
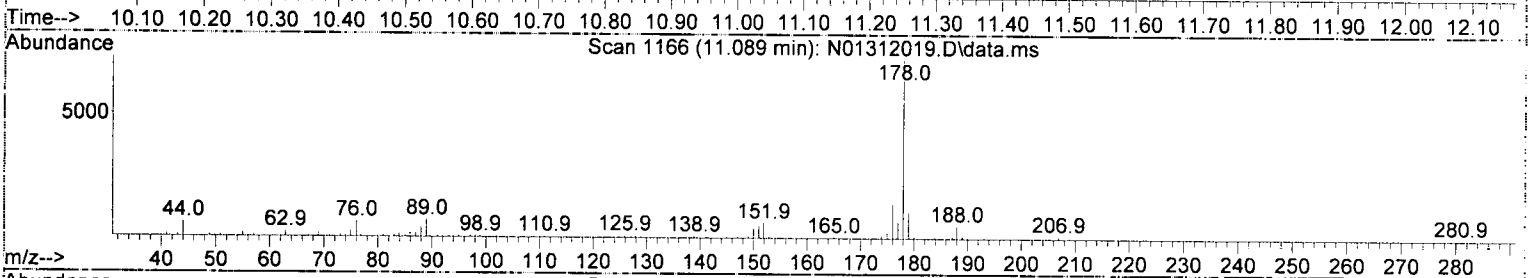
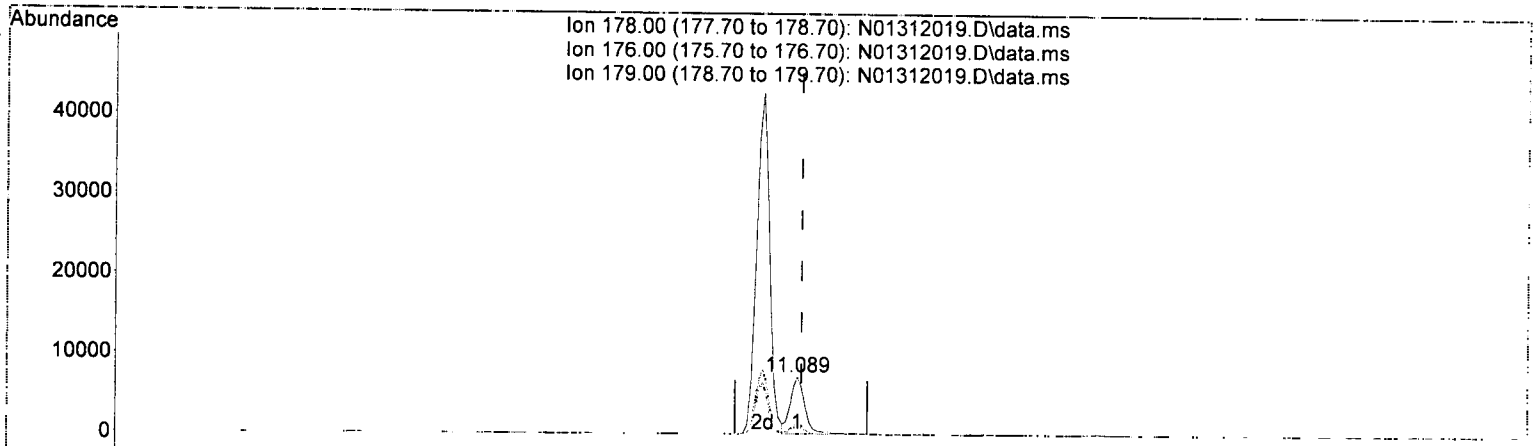
response 58445

Ion	Exp%	Act%
178.00	100.00	100.00
176.00	19.00	19.10
179.00	15.10	15.31
0.00	0.00	0.00

Quantitation Report (Qedit)

Data Path : U:\data\2020-01\0A31025\
 Data File : N01312019.D
 Acq On : 31 Jan 2020 20:02
 Operator : JK/ AMS/ DTH
 Sample : A0A0994-02@1000
 Misc : 1000x, 8270D LL PAH ONLY
 ALS Vial : 19 Sample Multiplier: 1
 DataAcq Meth:LVI14_BNA_ACQ.M

Quant Time: Feb 03 08:44:24 2020
 Quant Method : U:\methods\SV14_090619_PAHR7.M
 Quant Title : EPA 8270D: Semivolatile Organics
 QLast Update : Fri Dec 20 12:46:03 2019
 Response via : Initial Calibration
 InstName : SV-GCMS14



TIC: N01312019.D\data.ms

(20) Anthracene (T)

11.089min (-0.006) 4.47 ng/ml

response 10730

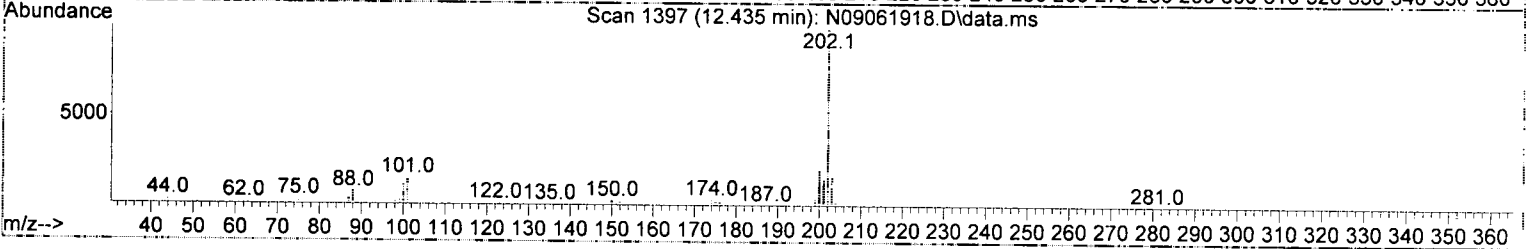
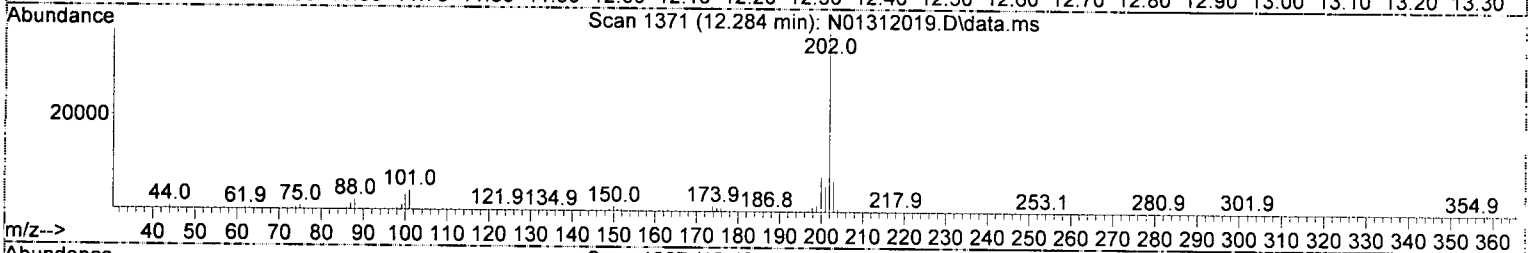
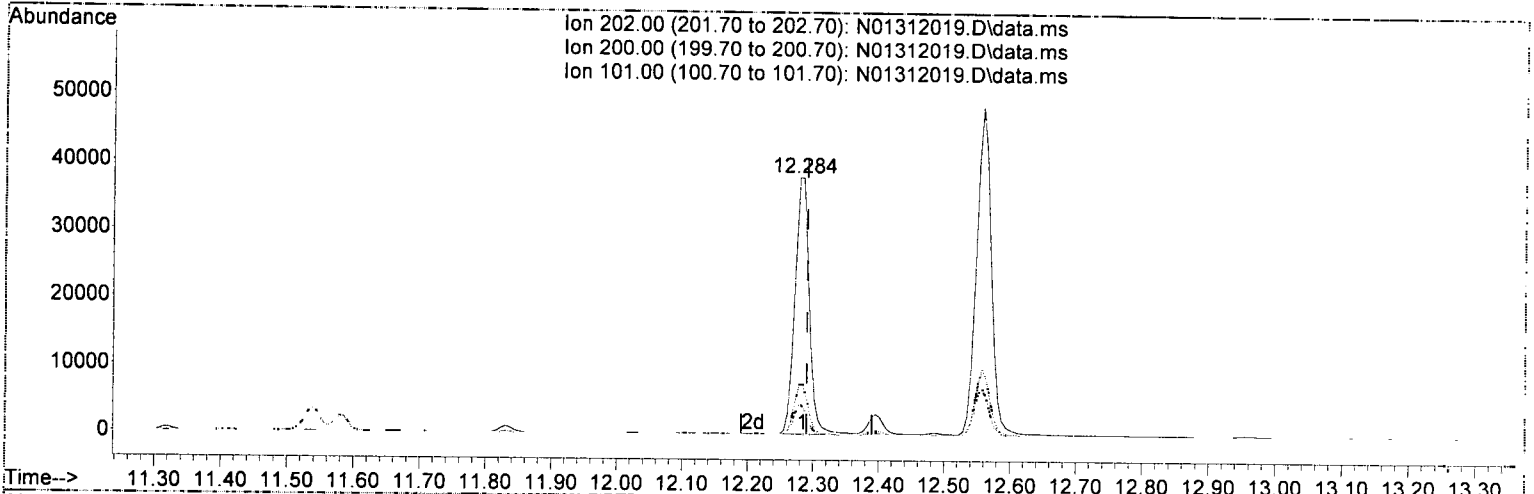
Ion	Exp%	Act%
178.00	100.00	100.00
176.00	18.90	19.23
179.00	15.30	14.69
0.00	0.00	0.00

J

Quantitation Report (Qedit)

Data Path : U:\data\2020-01\0A31025\
 Data File : N01312019.D
 Acq On : 31 Jan 2020 20:02
 Operator : JK/ AMS/ DTH
 Sample : A0A0994-02@1000
 Misc : 1000x, 8270D LL PAH ONLY
 ALS Vial : 19 Sample Multiplier: 1
 DataAcq Meth:LVI14_BNA_ACQ.M

Quant Time: Feb 03 08:44:24 2020
 Quant Method : U:\methods\SV14_090619_PAHR7.M
 Quant Title : EPA 8270D: Semivolatile Organics
 QLast Update : Fri Dec 20 12:46:03 2019
 Response via : Initial Calibration
 InstName : SV-GCMS14



TIC: N01312019.D\data.ms

(23) Fluoranthene (T)

12.284min (-0.006) 22.41 ng/ml

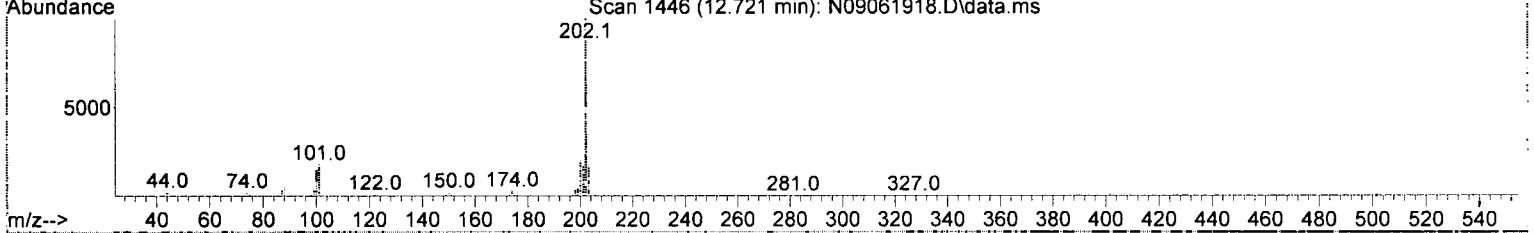
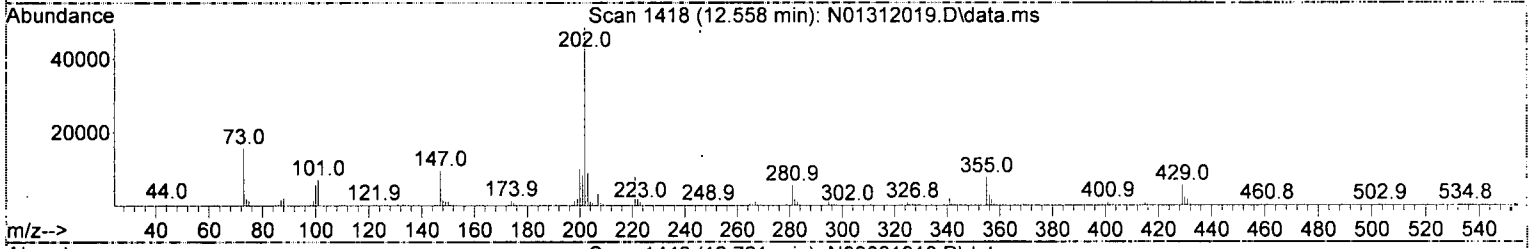
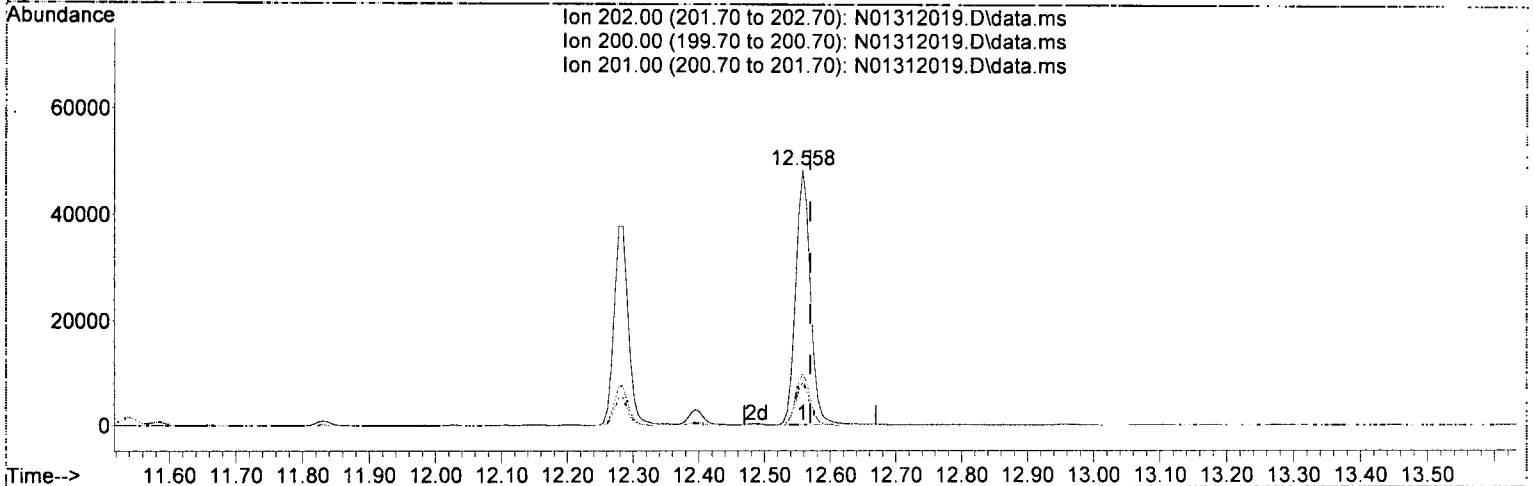
response 58289

Ion	Exp%	Act%
202.00	100.00	100.00
200.00	19.70	19.60
101.00	15.30	10.94
0.00	0.00	0.00

Quantitation Report (Qedit)

Data Path : U:\data\2020-01\0A31025\
 Data File : N01312019.D
 Acq On : 31 Jan 2020 20:02
 Operator : JK/ AMS/ DTH
 Sample : A0A0994-02@1000
 Misc : 1000x, 8270D LL PAH ONLY
 ALS Vial : 19 Sample Multiplier: 1
 DataAcq Meth:LVI14_BNA_ACQ.M

Quant Time: Feb 03 08:44:24 2020
 Quant Method : U:\methods\SV14_090619_PAHR7.M
 Quant Title : EPA 8270D: Semivolatile Organics
 QLast Update : Fri Dec 20 12:46:03 2019
 Response via : Initial Calibration
 InstName : SV-GCMS14





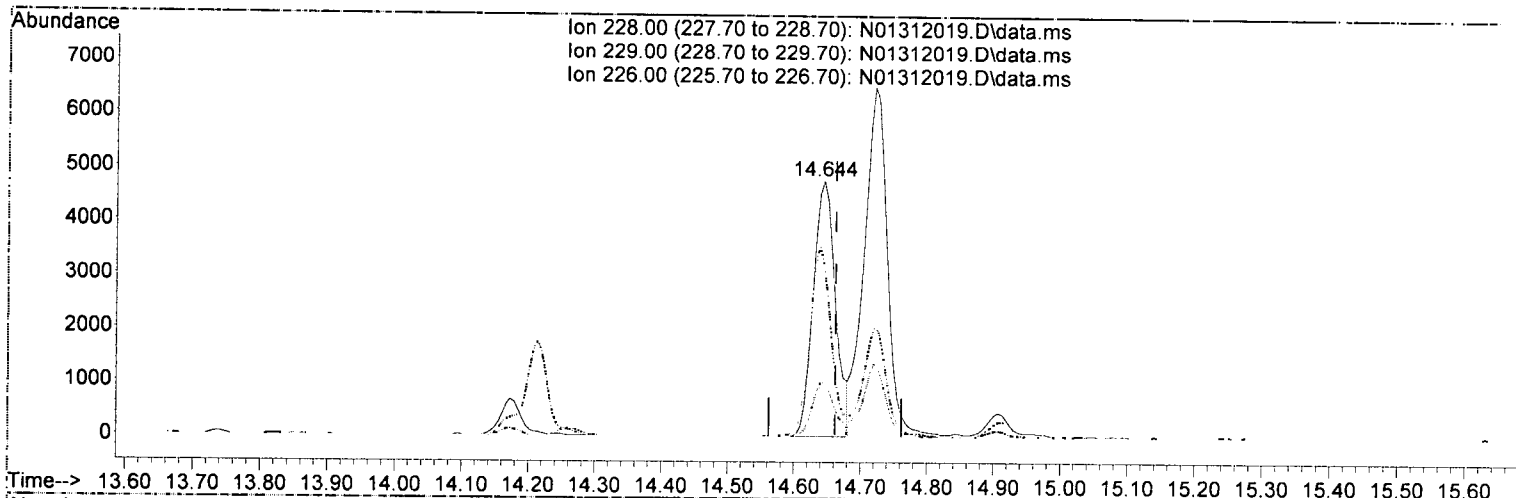
TIC: N01312019.D\data.ms

(25) Pyrene (T)		
12.558min (-0.012)	23.93 ng/ml	
response	75701	
Ion	Exp%	Act%
202.00	100.00	100.00
200.00	20.70	20.18
201.00	16.80	16.72
0.00	0.00	0.00

Quantitation Report (Qedit)

Data Path : U:\data\2020-01\0A31025\
 Data File : N01312019.D
 Acq On : 31 Jan 2020 20:02
 Operator : JK/ AMS/ DTH
 Sample : A0A0994-02@1000
 Misc : 1000x, 8270D LL PAH ONLY
 ALS Vial : 19 Sample Multiplier: 1
 DataAcq Meth:LVI14_BNA_ACQ.M

Quant Time: Feb 03 08:44:24 2020
 Quant Method : U:\methods\SV14_090619_PAHR7.M
 Quant Title : EPA 8270D: Semivolatile Organics
 QLast Update : Fri Dec 20 12:46:03 2019
 Response via : Initial Calibration
 InstName : SV-GCMS14



TIC: N01312019.D\data.ms

(27) Benz(a)anthracene (T)

14.644min (-0.018) 4.73 ng/ml

response 11107

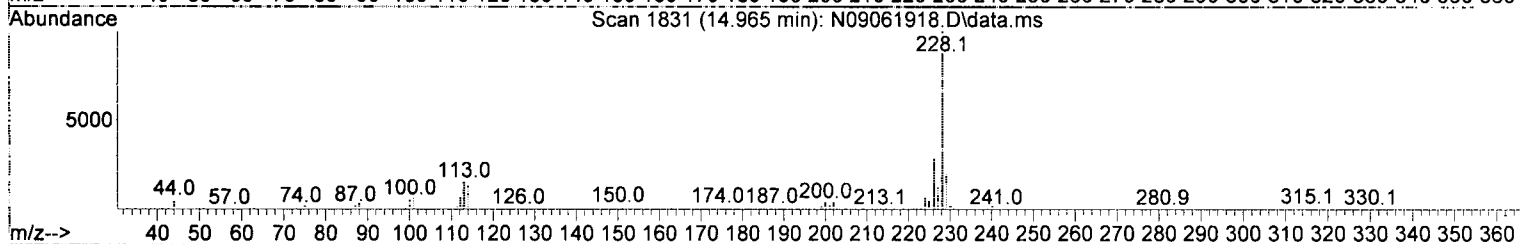
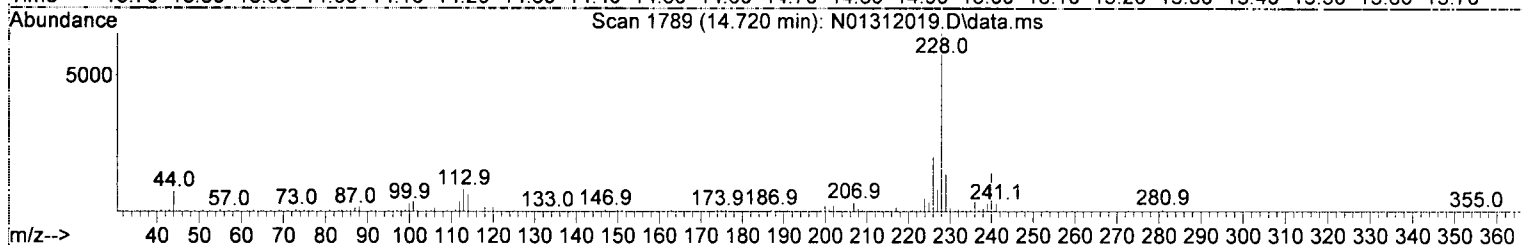
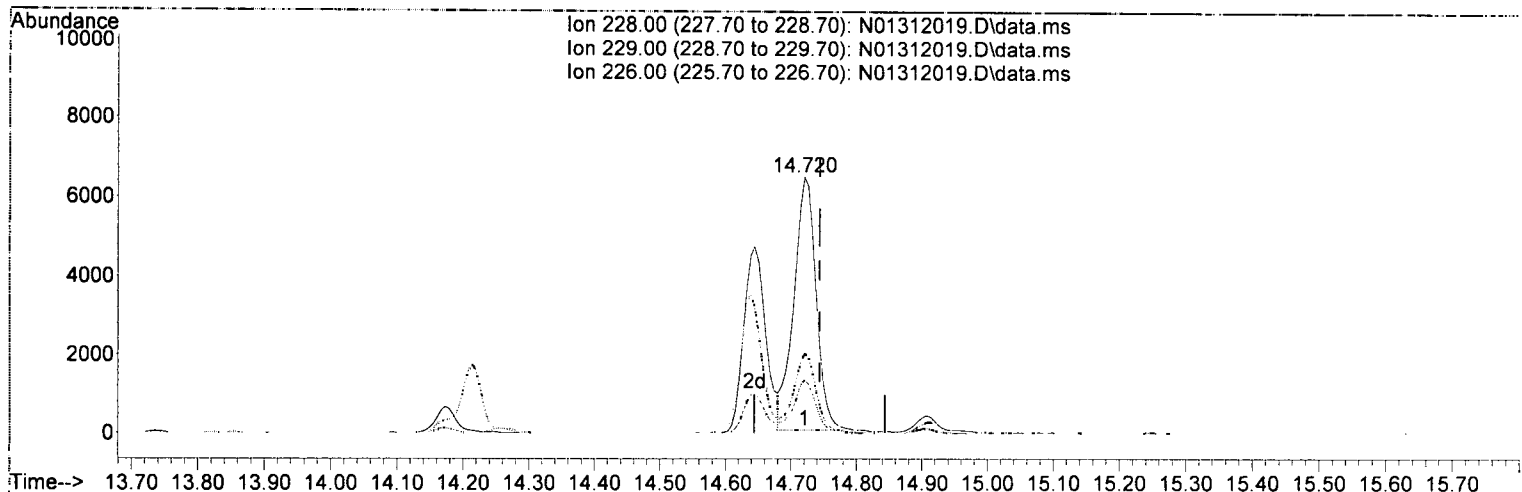
Ion	Exp%	Act%
228.00	100.00	100.00
229.00	19.40	21.16
226.00	26.20	67.56#
0.00	0.00	0.00

J

Quantitation Report (Qedit)

Data Path : U:\data\2020-01\0A31025\
 Data File : N01312019.D
 Acq On : 31 Jan 2020 20:02
 Operator : JK/ AMS/ DTH
 Sample : AOA0994-02@1000
 Misc : 1000x, 8270D LL PAH ONLY
 ALS Vial : 19 Sample Multiplier: 1
 DataAcq Meth:LVI14_BNA_ACQ.M

Quant Time: Feb 03 08:44:24 2020
 Quant Method : U:\methods\SV14_090619_PAHR7.M
 Quant Title : EPA 8270D: Semivolatile Organics
 QLast Update : Fri Dec 20 12:46:03 2019
 Response via : Initial Calibration
 InstName : SV-GCMS14



TIC: N01312019.D\data.ms

(28) Chrysene (T)

14.720min (-0.023) 6.88 ng/ml

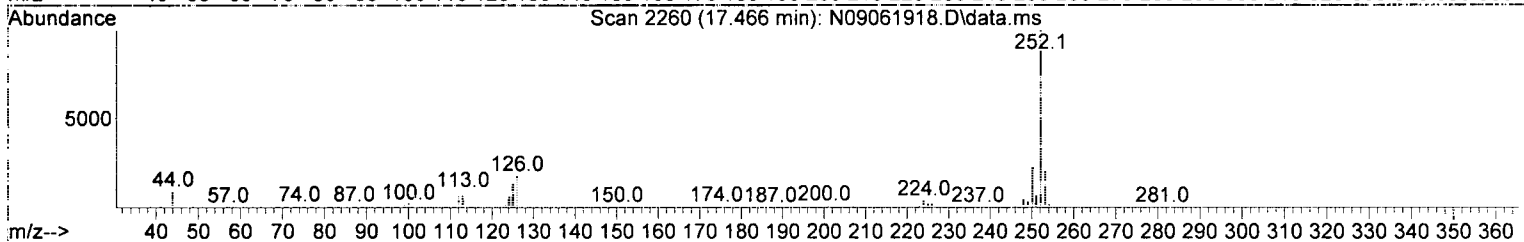
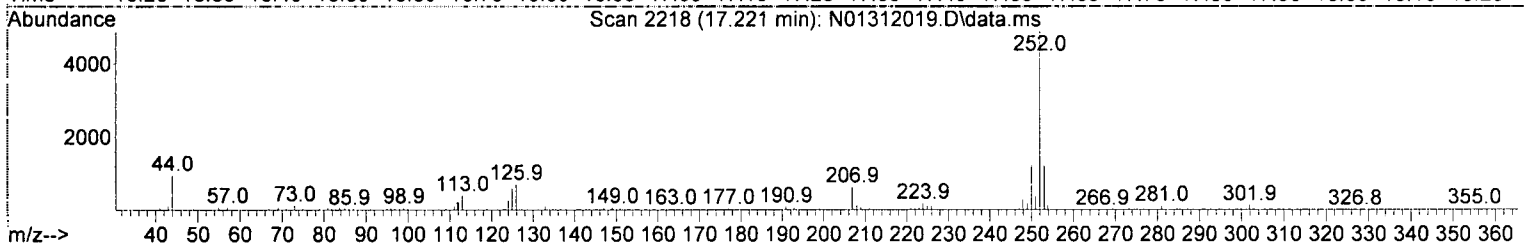
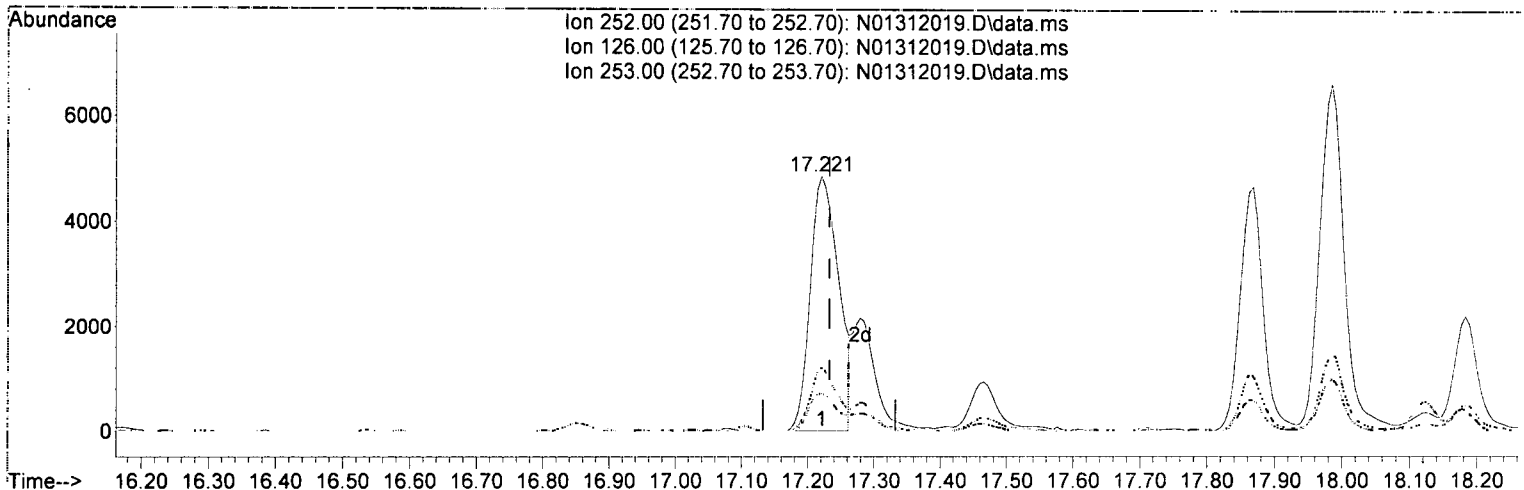
response 15297

Ion	Exp%	Act%
228.00	100.00	100.00
229.00	19.60	20.98
226.00	28.60	31.30
0.00	0.00	0.00

Quantitation Report (Qedit)

Data Path : U:\data\2020-01\0A31025\
 Data File : N01312019.D
 Acq On : 31 Jan 2020 20:02
 Operator : JK/ AMS/ DTH
 Sample : A0A0994-02@1000
 Misc : 1000x, 8270D LL PAH ONLY
 ALS Vial : 19 Sample Multiplier: 1
 DataAcq Meth:LVI14_BNA_ACQ.M

Quant Time: Feb 03 08:44:24 2020
 Quant Method : U:\methods\SV14_090619_PAHR7.M
 Quant Title : EPA 8270D: Semivolatile Organics
 QLast Update : Fri Dec 20 12:46:03 2019
 Response via : Initial Calibration
 InstName : SV-GCMS14



TIC: N01312019.D\data.ms

(30) Benzo(b)fluoranthene (T)

17.221min (-0.012) 6.19 ng/ml


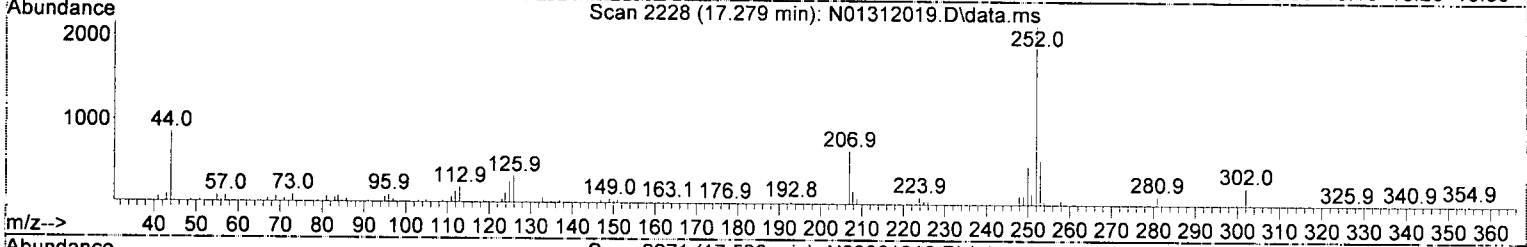
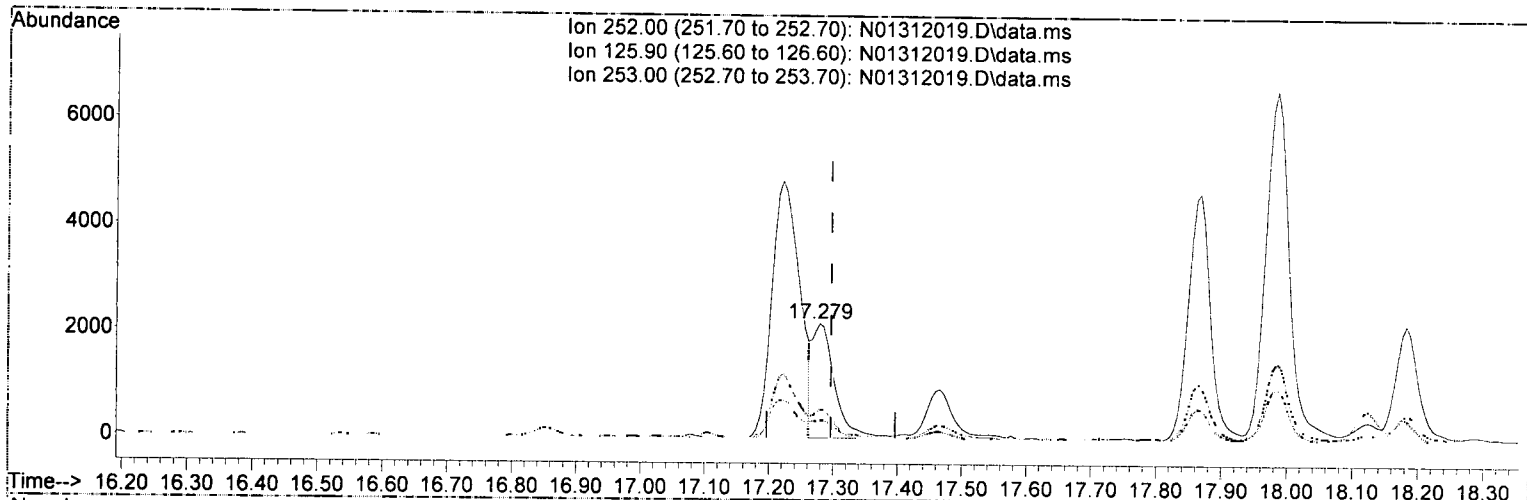
response 14487

Ion	Exp%	Act%
252.00	100.00	100.00
126.00	20.00	14.55
253.00	21.10	24.93
0.00	0.00	0.00

Quantitation Report (Qedit)

Data Path : U:\data\2020-01\0A31025\
 Data File : N01312019.D
 Acq On : 31 Jan 2020 20:02
 Operator : JK/ AMS/ DTH
 Sample : A0A0994-02@1000
 Misc : 1000x, 8270D LL PAH ONLY
 ALS Vial : 19 Sample Multiplier: 1
 DataAcq Meth:LVI14_BNA_ACQ.M

Quant Time: Feb 03 08:44:24 2020
 Quant Method : U:\methods\SV14_090619_PAHR7.M
 Quant Title : EPA 8270D: Semivolatile Organics
 QLast Update : Fri Dec 20 12:46:03 2019
 Response via : Initial Calibration
 InstName : SV-GCMS14



TIC: N01312019.D\data.ms

(31) Benzo(k)fluoranthene (T)

17.279min (-0.018) 2.25 ng/m³ m

response 5177

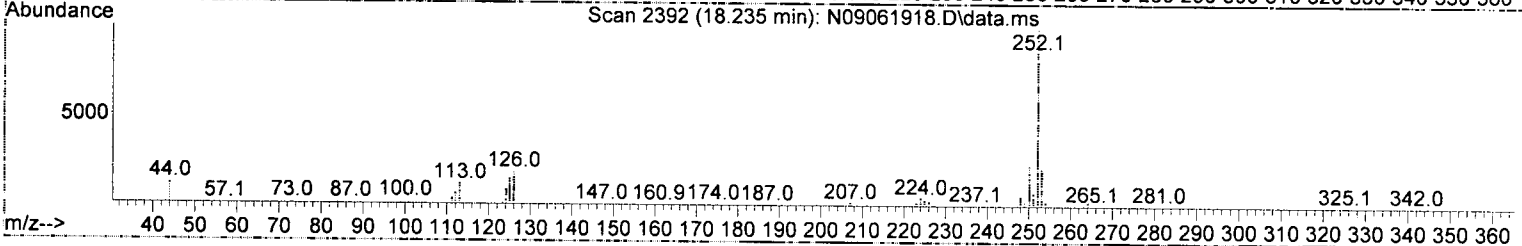

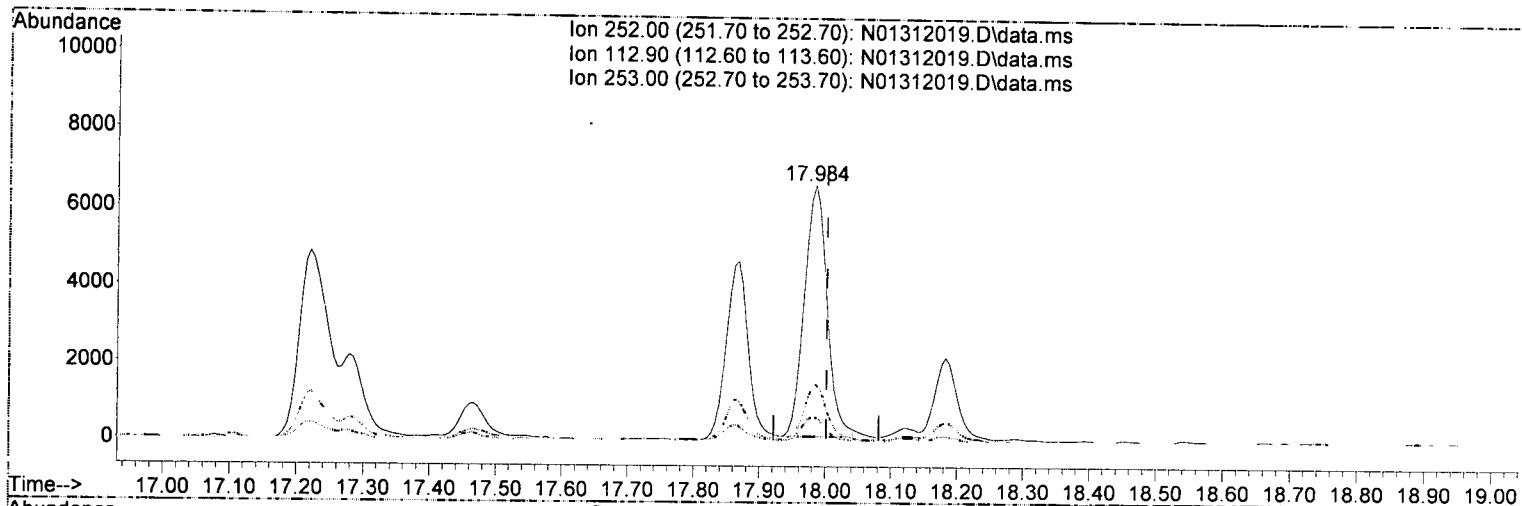
Ion	Exp%	Act%
252.00	100.00	100.00
125.90	22.10	15.20
253.00	21.50	25.17
0.00	0.00	0.00

AMS
2/3/20

Quantitation Report (Qedit)

Data Path : U:\data\2020-01\0A31025\
 Data File : N01312019.D
 Acq On : 31 Jan 2020 20:02
 Operator : JK/ AMS/ DTH
 Sample : A0A0994-02@1000
 Misc : 1000x, 8270D LL PAH ONLY
 ALS Vial : 19 Sample Multiplier: 1
 DataAcq Meth:LVI14_BNA_ACQ.M

Quant Time: Feb 03 08:44:24 2020
 Quant Method : U:\methods\SV14_090619_PAHR7.M
 Quant Title : EPA 8270D: Semivolatile Organics
 QLast Update : Fri Dec 20 12:46:03 2019
 Response via : Initial Calibration
 InstName : SV-GCMS14



TIC: N01312019.D\data.ms

(35) Benzo(a)pyrene (T)

17.984min (-0.018) 7.86 ng/ml

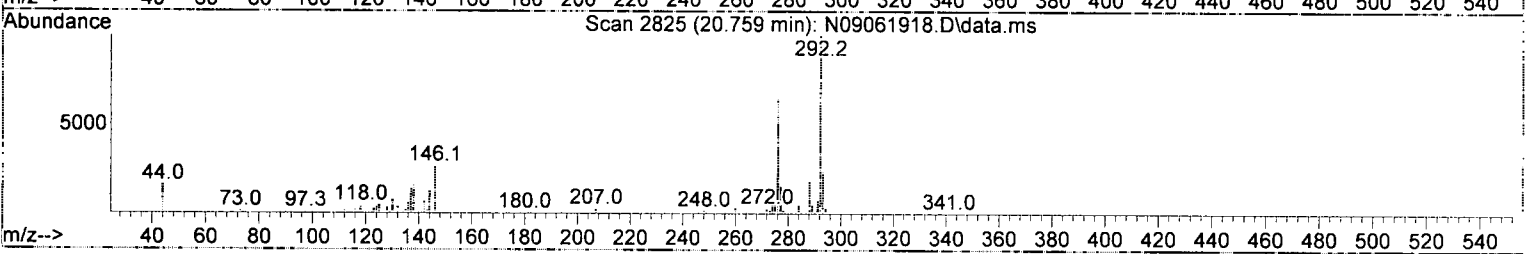
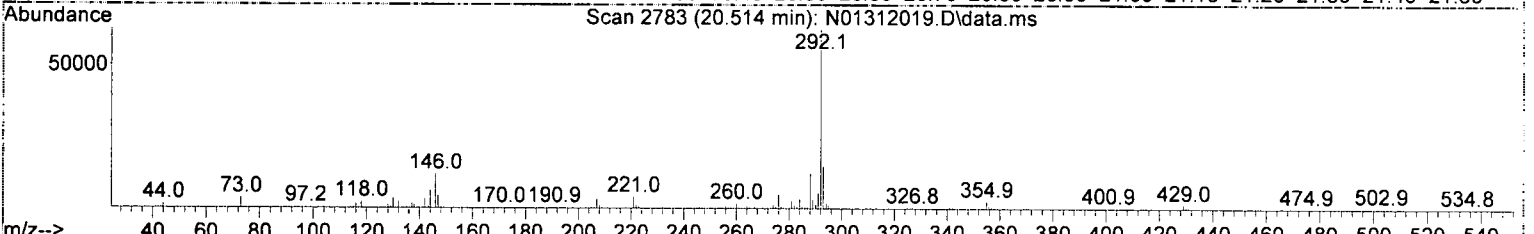
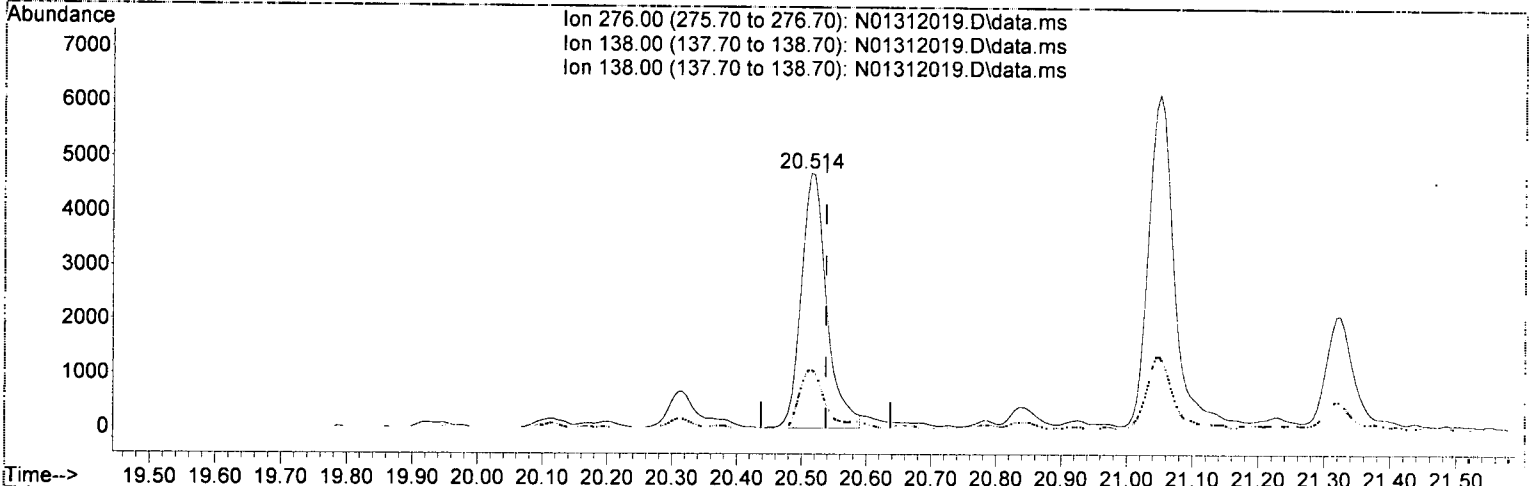
response 15735

Ion	Exp%	Act%
252.00	100.00	100.00
112.90	12.70	9.23
253.00	21.90	22.16
0.00	0.00	0.00

Quantitation Report (Qedit)

Data Path : U:\data\2020-01\0A31025\
 Data File : N01312019.D
 Acq On : 31 Jan 2020 20:02
 Operator : JK/ AMS/ DTH
 Sample : A0A0994-02@1000
 Misc : 1000x, 8270D LL PAH ONLY
 ALS Vial : 19 Sample Multiplier: 1
 DataAcq Meth:LVI14_BNA_ACQ.M

Quant Time: Feb 03 08:44:24 2020
 Quant Method : U:\methods\SV14_090619_PAHR7.M
 Quant Title : EPA 8270D: Semivolatile Organics
 QLast Update : Fri Dec 20 12:46:03 2019
 Response via : Initial Calibration
 InstName : SV-GCMS14



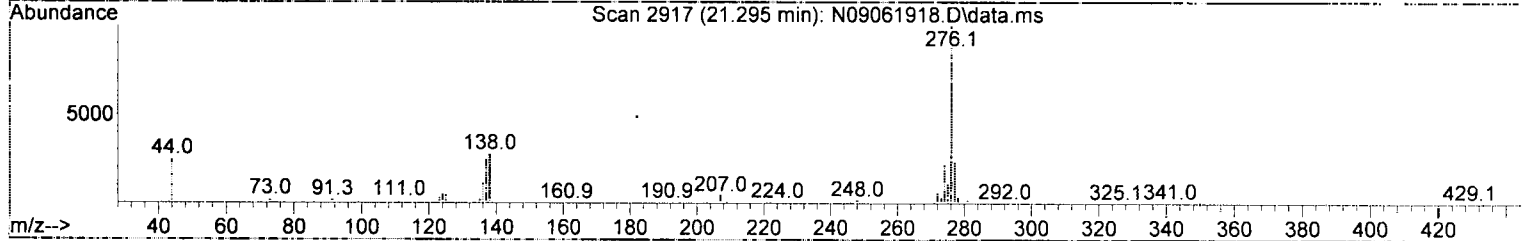
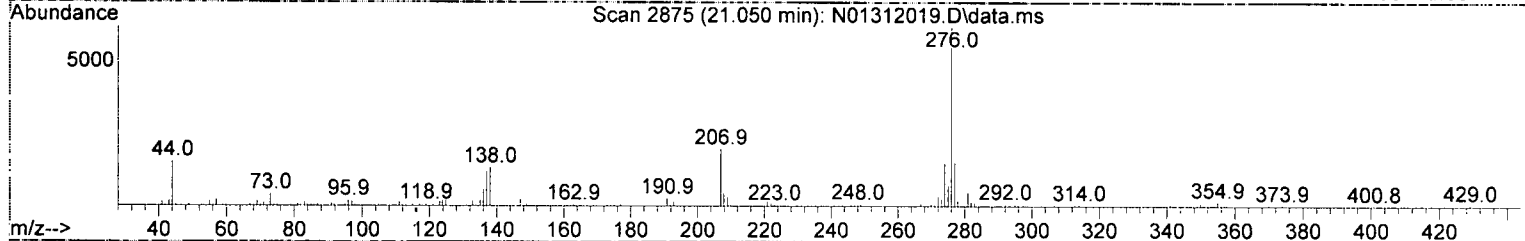
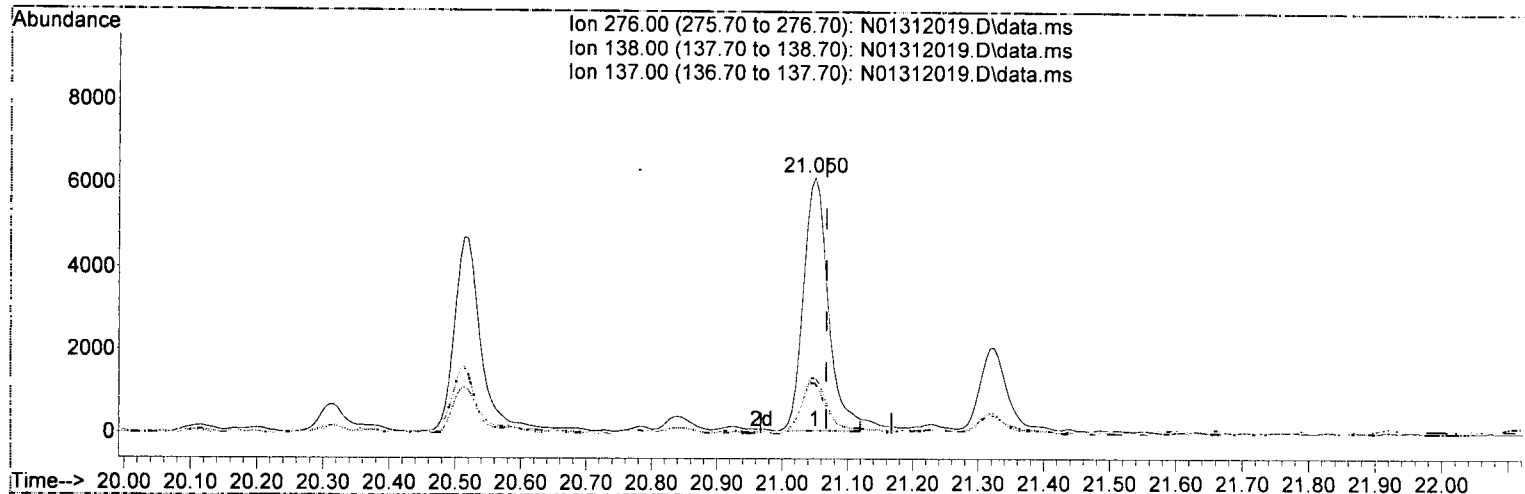
TIC: N01312019.D\data.ms

(38) Indeno(1,2,3-cd)Pyrene (T)		
20.514min (-0.023)	6.36 ng/ml	
response	12868	
Ion	Exp%	Act%
276.00	100.00	100.00
138.00	31.60	23.08
138.00	31.60	23.08
0.00	0.00	0.00

Quantitation Report (Qedit)

Data Path : U:\data\2020-01\0A31025\
 Data File : N01312019.D
 Acq On : 31 Jan 2020 20:02
 Operator : JK/ AMS/ DTH
 Sample : A0A0994-02@1000
 Misc : 1000x, 8270D LL PAH ONLY
 ALS Vial : 19 Sample Multiplier: 1
 DataAcq Meth:LVI14_BNA_ACQ.M

Quant Time: Feb 03 08:44:24 2020
 Quant Method : U:\methods\SV14_090619_PAHR7.M
 Quant Title : EPA 8270D: Semivolatile Organics
 QLast Update : Fri Dec 20 12:46:03 2019
 Response via : Initial Calibration
 InstName : SV-GCMS14



TIC: N01312019.D\data.ms

(40) Benzo(g,h,i)perylene (T)

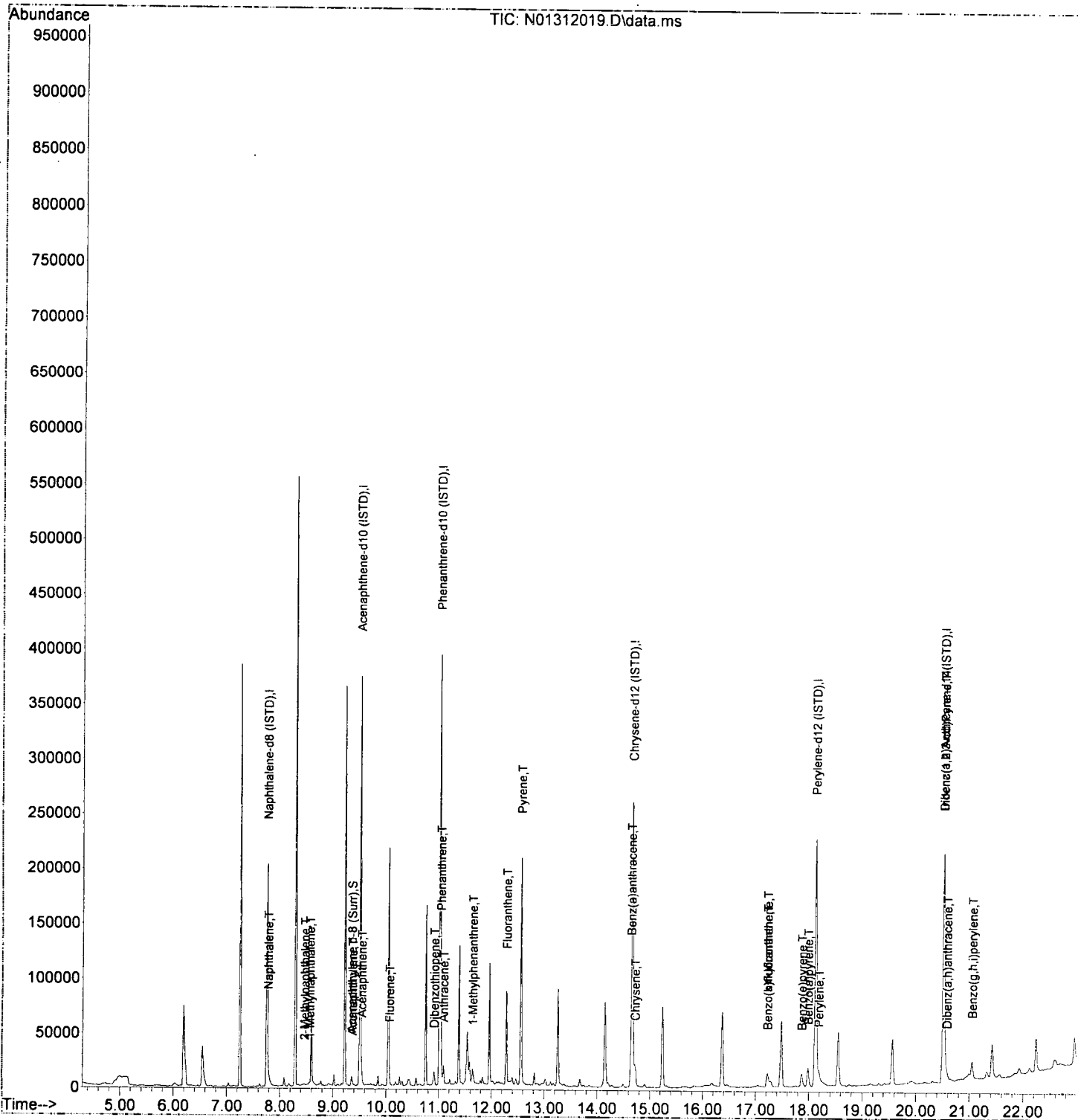
21.050min (-0.018) 7.56 ng/ml

response 16219

Ion	Exp%	Act%
276.00	100.00	100.00
138.00	21.00	21.49
137.00	18.60	19.47
0.00	0.00	0.00

Data Path : U:\data\2020-01\0A31025\
Data File : N01312019.D
Acq On : 31 Jan 2020 20:02
Operator : JK/ AMS/ DTH
Sample : A0A0994-02@1000
Misc : 1000x, 8270D LL PAH ONLY
ALS Vial : 19 Sample Multiplier: 1
DataAcq Meth:LVI14_BNA_ACQ.M

Quant Time: Feb 03 08:44:24 2020
Quant Method : U:\methods\SV14_090619_PAHR7.M
Quant Title : EPA 8270D: Semivolatile Organics
QLast Update : Fri Dec 20 12:46:03 2019
Response via : Initial Calibration
InstName : SV-GCMS14



**Semivolatile Organic Compounds (PAHs) by EPA 8270D
Calibration Data**

Sequence 9106028 (Cal ID A9I1001) SV-GCMS14



ELEMENT SEQUENCE LOG

Apex Laboratories

Sequence: **9I06028**

Instrument: **SV-GCMS14**

Date: **09/06/19 15:37**

Calibration: **A9I1001**

#	<u>Lab Number</u>	<u>Matrix</u>	<u>Analysis</u>	<u>Client</u>	<u>Due</u>	<u>Batch</u>	<u>ISTD ID</u>	<u>STD ID</u>
1	9I06028-TUN1	Sediment	QC	QC			A19I102	A19H414
2	9I06028-ICB1	Sediment	QC	QC			A19I102	
3	9I06028-CAL1	Sediment	QC	QC			A19I102	A19I015
4	9I06028-CAL2	Sediment	QC	QC			A19I102	A19I016
5	9I06028-CAL3	Sediment	QC	QC			A19I102	A19I017
6	9I06028-CAL4	Sediment	QC	QC			A19I102	A19I018
7	9I06028-CAL5	Sediment	QC	QC			A19I102	A19I019
8	9I06028-CAL6	Sediment	QC	QC			A19I102	A19I020
9	9I06028-CAL7	Sediment	QC	QC			A19I102	A19I021
10	9I06028-CAL8	Sediment	QC	QC			A19I102	A19I022
11	9I06028-CAL9	Sediment	QC	QC			A19I102	A19I023
12	9I06028-CALA	Sediment	QC	QC			A19I102	A19I024
13	9I06028-IBL1	Sediment	QC	QC			A19I102	
14	9I06028-ICV1	Sediment	QC	QC			A19I102	A19I025
15	9I06028-IBL2	Sediment	QC	QC			A19I102	

Data Entered By: *JD 9/10/19*

Comments:

Data Reviewed By: *MKT 9/10/19*

Calibration Status Report SV-GCMS14

Method Path : N:\methods\
 Method File : SV14_090619_PAH.M
 Title : EPA 8270D: Semivolatile Organics
 Last Update : Mon Sep 09 14:58:53 2019
 Response Via : Initial Calibration

A 9 ± 1001
PH 9/9/19

#	ID	Conc	ISTD Conc	Path\File
1	1.0	1	100	N:\data\2019-09\9I06028\N09061913.D
2	2.5	3	100	N:\data\2019-09\9I06028\N09061914.D
3	5.0	5	100	N:\data\2019-09\9I06028\N09061915.D
4	10.0	10	100	N:\data\2019-09\9I06028\N09061916.D
5	25.0	25	100	N:\data\2019-09\9I06028\N09061917.D
6	50.0	50	100	N:\data\2019-09\9I06028\N09061918.D
7	100	100	100	N:\data\2019-09\9I06028\N09061919.D
8	200	200	100	N:\data\2019-09\9I06028\N09061920.D
9	300	300	100	N:\data\2019-09\9I06028\N09061921.D
10	400	400	100	N:\data\2019-09\9I06028\N09061922.D

#	ID	Update Time	Quant Time	Acquisition Time
1	1.0	Sep 09 14:58 2019	Sep 09 14:46 2019	06 Sep 2019 04:51 pm
2	2.5	Sep 09 14:58 2019	Sep 09 14:46 2019	06 Sep 2019 05:23 pm
3	5.0	Sep 09 14:58 2019	Sep 09 14:47 2019	06 Sep 2019 05:55 pm
4	10.0	Sep 09 14:58 2019	Sep 09 14:47 2019	06 Sep 2019 06:27 pm
5	25.0	Sep 09 14:58 2019	Sep 09 14:47 2019	06 Sep 2019 07:00 pm
6	50.0	Sep 09 14:58 2019	Sep 09 14:47 2019	06 Sep 2019 07:32 pm
7	100	Sep 09 14:58 2019	Sep 09 14:47 2019	06 Sep 2019 08:04 pm
8	200	Sep 09 14:58 2019	Sep 09 14:47 2019	06 Sep 2019 08:37 pm
9	300	Sep 09 14:58 2019	Sep 09 14:47 2019	06 Sep 2019 09:09 pm
10	400	Sep 09 14:58 2019	Sep 09 14:47 2019	06 Sep 2019 09:41 pm

SV14_090619_PAH.M Mon Sep 09 15:05:37 2019

Compound List Report SV-GCMS14

Method Path : N:\methods\
 Method File : SV14_090619_PAH.M
 Title : EPA 8270D: Semivolatile Organics
 Last Update : Mon Sep 09 14:58:53 2019
 Response Via : Initial Calibration

JM 9/9/19

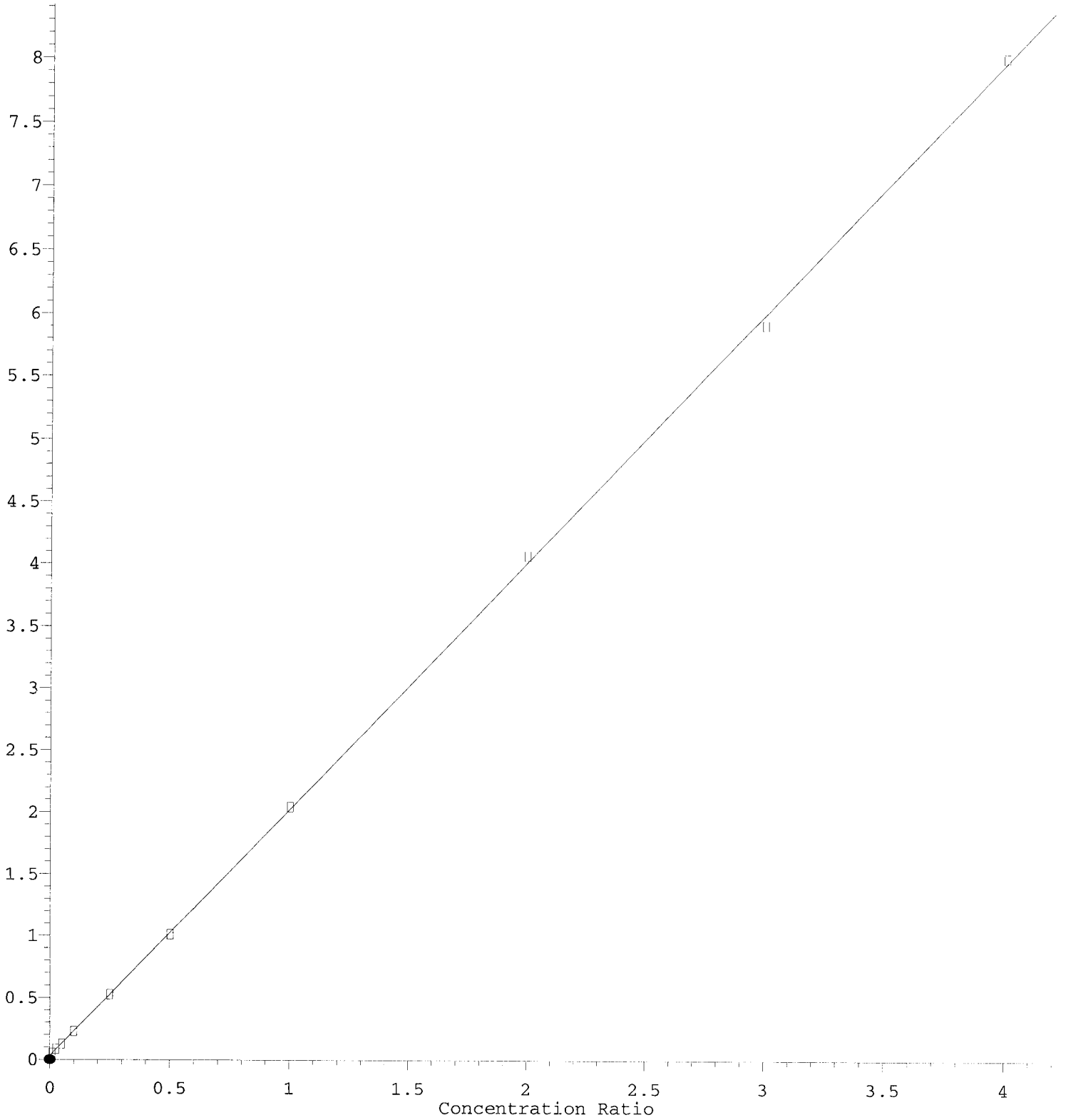
Total Cpnds : 40

PK#		Compound Name	QIon	Exp_RT	Rel_RT	Cal	#Qual	A/H	ID
1	I	Naphthalene-d8 (ISTD)	136	7.883	1.000	A	2	A	B
2	S	Nitrobenzene-d5 (Surr)	82	7.184	0.911	A	1	A	R
3	T	Decalin	138	7.364	0.934	A	2	A	B
4	T	Naphthalene	128	7.907	1.003	A	2	A	R
5	T	2-Methylnaphthalene	142	8.589	1.089	A	2	A	R
6	T	1-Methylnaphthalene	142	8.688	1.102	A	2	A	R
7	T	1,1'-Biphenyl	154	9.055	1.149	A	2	A	B
8	T	2,6-Dimethylnaphthalene	156	9.212	1.169	A	2	A	R
9	I	Acenaphthene-d10 (ISTD)	162	9.638	1.000	A	2	A	R
10	S	2-Fluorobiphenyl (Surr)	172	8.950	0.929	A	2	A	R
11	S	Acenaphthylene d-8 (Surr)	160	9.480	0.984	Q	2	A	R
12	T	Acenaphthylene	152	9.498	0.985	A	2	A	R
13	T	Acenaphthene	153	9.673	1.004	A	2	A	R
14	T	Dibenzofuran	168	9.848	1.022	A	2	A	R
15	T	1,6,7-Trimethylnaphthalene	170	10.057	1.044	A	2	A	R
16	T	Fluorene	166	10.191	1.057	A	2	A	R
17	I	Phenanthrene-d10 (ISTD)	188	11.147	1.000	A	2	A	R
18	T	Dibenzothiopene	184	11.042	0.991	A	3	A	R
19	T	Phenanthrene	178	11.171	1.002	A	2	A	R
20	T	Anthracene	178	11.223	1.007	A	2	A	R
21	T	Carbazole	167	11.390	1.022	A	2	A	R
22	T	1-Methylphenanthrene	192	11.794	1.058	A	2	A	R
23	T	Fluoranthene	202	12.435	1.116	A	2	A	R
24	I	Chrysene-d12 (ISTD)	240	14.906	1.000	A	2	A	R
25	T	Pyrene	202	12.721	0.853	A	2	A	R
26	S	Terphenyl-d14 (Surr)	244	12.930	0.867	A	2	A	R
27	T	Benz(a)anthracene	228	14.883	0.998	A	2	A	R
28	T	Chrysene	228	14.965	1.004	A	2	A	R
29	I	Perylene-d12 (ISTD)	264	18.374	1.000	A	2	A	R
30	T	Benzo(b)fluoranthene	252	17.465	0.951	A	2	A	R
31	T	Benzo(k)fluoranthene	252	17.529	0.954	A	2	A	R
32	T	Benzo(b+k)fluoranthene	252	17.529	0.954	A	2	A	R
33	S	Benzo(a)pyrene d-12 (Surr)	264	18.176	0.989	A	2	A	B
34	T	Benzo(e)pyrene	252	18.118	0.986	A	2	A	R
35	T	Benzo(a)pyrene	252	18.234	0.992	A	2	A	R
36	T	Perylene	252	18.433	1.003	A	2	A	R
37	I	Dibenz(a,h)Anthracene-d14 (ISTD)	292	20.764	1.000	A	2	A	R
38	T	Indeno(1,2,3-cd)Pyrene	276	20.758	1.000	A	2	A	R
39	T	Dibenz(a,h)anthracene	278	20.828	1.003	A	2	A	R
40	T	Benzo(g,h,i)perylene	276	21.294	1.026	A	2	A	R

Cal A = Average L = Linear LO = Linear w/origin Q = Quad QO = Quad w/origin
 #Qual = number of qualifiers
 A/H = Area or Height
 ID R = R.T. B = R.T. & Q Q = Qvalue L = Largest A = All

Acenaphthylene d-8 (Surr)

Response Ratio



$R = -2.27e-003 A^2 + 2.00e+000 A + 2.92e-002$

Coef of Det (r^2) = 0.999 Curve Fit: Quadratic w(1/a²)

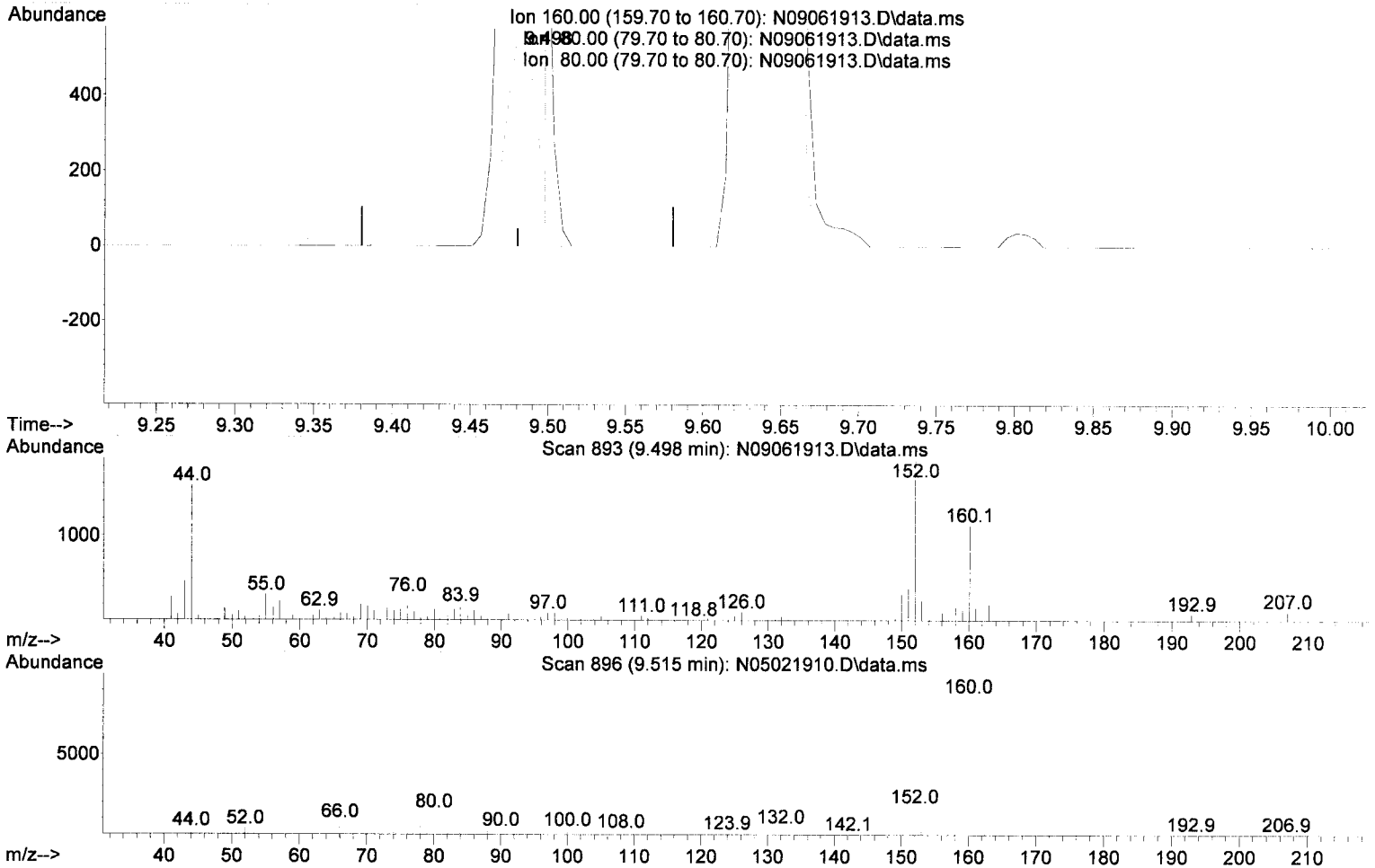
Method Name: N:\methods\SV14_09619_PAN.m 03/12/2019 Anchor QEA LLC Gas Prep DG 2019 - 4a-b. DOC-CAP Testing Cores Page 843 of 903

Calibration Table Last Updated: Mon Sep 09 15:00:15 2019

Quantitation Report (Qedit)

Data Path : N:\data\2019-09\9I06028\REQUANT\
 Data File : N09061913.D
 Acq On : 06 Sep 2019 04:51 pm
 Operator :
 Sample : 9I06028-CAL1
 Misc : 1x, A19I015@1
 ALS Vial : 3 Sample Multiplier: 1
 DataAcq Meth:LVI14_BNA_ACQ.M

Quant Time: Sep 09 15:06:04 2019
 Quant Method : N:\methods\SV14_090619_PAH.M
 Quant Title : EPA 8270D: Semivolatile Organics
 QLast Update : Mon Sep 09 14:58:53 2019
 Response via : Initial Calibration
 InstName : SV-GCMS14



TIC: N09061913.D\data.ms

(11) Acenaphthylene d-8 (Surr) (S)

9.498min (+ 0.017) -1.00 ng/ml m

response 111

Ion	Exp%	Act%
160.00	100.00	100.00
80.00	14.40	12.44
80.00	14.40	12.44
0.00	0.00	0.00

Method Path : N:\methods\
 Method File : SV14_090619_PAH.M
 Title : EPA 8270D: Semivolatile Organics
 Last Update : Mon Sep 09 14:58:53 2019
 Response Via : Initial Calibration

9/9/19

Calibration Files

1.0 =N09061913.D 2.5 =N09061914.D 5.0 =N09061915.D 10.0=N09061916.D 25.0=N09061917.D 50.0=N09061918.D 100 =N09061919.D
 200 =N09061920.D 300 =N09061921.D 400 =N09061922.D

Compound	1.0	2.5	5.0	10.0	25.0	50.0	100	200	300	400	Avg	%RSD
1) I Naphthalene-d8 (ISTD) -----ISTD-----												6.92
2) S Nitrobenzene-d...	0.391	0.340	0.316	0.315	0.306	0.324	0.323	0.334	0.338	0.337	0.332	7.09 Not used
3) T Decalin		0.076	0.070	0.069	0.070	0.075	0.077	0.077	0.075	0.081	0.074	5.47 Not used
4) T Naphthalene	1.158	1.135	1.098	1.123	1.090	1.083	1.082	1.092	1.078	1.090	1.103	2.42 ✓
5) T 2-Methylnaphth...	0.893	0.907	0.881	0.886	0.895	0.941	0.965	1.001	1.001	0.975	0.935	5.16 ✓
6) T 1-Methylnaphth...	0.821	0.875	0.837	0.916	0.923	0.964	0.986	1.025	1.016	0.981	0.934	7.70 ✓
7) T 1,1'-Biphenyl	1.222	1.201	1.123	1.186	1.195	1.259	1.326	1.389	1.390	1.279	1.257	7.10 Not used
8) T 2,6-Dimethylna...	0.823	0.850	0.815	0.851	0.892	0.943	0.994	1.034	1.033	0.946	0.918	9.12 Not used
9) I Acenaphthene-d10 (... -----ISTD-----												2.97
10) S 2-Fluorobiphen...	1.424	1.562	1.481	1.499	1.500	1.482	1.499	1.496	1.477	1.498	1.492	2.26 Not used (Surrogate)
11) S Acenaphthylene...	4.877	3.301	2.497	2.282	2.108	2.021	2.043	2.031	1.970	2.004	2.513	36.74 Not used (Surrogate)
12) T Acenaphthylene	2.050	2.174	2.139	2.171	2.195	2.172	2.248	2.243	2.161	2.158	2.171	2.55 ✓
13) T Acenaphthene	1.439	1.487	1.404	1.417	1.419	1.394	1.443	1.431	1.388	1.396	1.422	2.10 ✓
14) T Dibenzofuran	1.760	1.773	1.736	1.780	1.790	1.777	1.831	1.827	1.771	1.765	1.781	1.63 ✓
15) T 1,6,7-Trimethy...	1.249	1.207	1.173	1.178	1.169	1.168	1.213	1.212	1.178	1.178	1.193	2.23 Not used
16) T Fluorene	1.369	1.405	1.409	1.422	1.461	1.447	1.526	1.545	1.493	1.476	1.455	3.85 ✓
17) I Phenanthrene-d10 (... -----ISTD-----												5.33
18) T Dibenzothiopene	1.030	1.080	1.056	1.038	1.030	1.033	1.050	1.056	1.042	1.043	1.046	1.46 Not used
19) T Phenanthrene	1.287	1.194	1.137	1.165	1.154	1.152	1.158	1.178	1.134	1.143	1.170	3.85 ✓
20) T Anthracene	1.097	1.089	1.049	1.062	1.069	1.076	1.110	1.115	1.102	1.115	1.088	2.16 ✓
21) T Carbazole	0.872	0.830	0.810	0.818	0.866	0.871	0.905	0.945	0.940	0.950	0.881	5.99 ✓
22) T 1-Methylphenan...	0.803	0.804	0.781	0.794	0.802	0.805	0.824	0.842	0.826	0.847	0.813	2.60 Not used
23) T Fluoranthene	1.194	1.127	1.104	1.124	1.162	1.171	1.202	1.227	1.218	1.261	1.179	4.30 ✓
24) I Chrysene-d12 (ISTD) -----ISTD-----												15.52
25) T Pyrene	1.634	1.742	1.585	1.636	1.580	1.571	1.560	1.478	1.416	1.421	1.562	6.48 ✓
26) S Terphenyl-d14 ...	1.150	1.092	1.037	1.058	1.060	1.046	1.049	1.021	0.993	1.012	1.052	4.22 ✓
27) T Benz(a)anthracene	1.394	1.221	1.088	1.093	1.114	1.098	1.142	1.149	1.139	1.173	1.161	7.87 ✓
28) T Chrysene	1.134	1.107	1.087	1.087	1.098	1.082	1.095	1.103	1.080	1.114	1.099	1.52 ✓
29) I Perylene-d12 (ISTD) -----ISTD-----												18.95
30) T Benzo(b)fluora...	1.117	1.085	1.065	1.092	1.128	1.164	1.194	1.231	1.217	1.246	1.154	5.68 ✓
31) T Benzo(k)fluora...	1.067	1.082	1.086	1.036	1.128	1.118	1.196	1.221	1.198	1.228	1.136	6.13 ✓
32) T Benzo(b+k)fluo...	2.224	2.236	2.233	2.230	2.344	2.357	2.457	2.518	2.473	2.532	2.361	5.36 Not used (Surrogate)
33) S Benzo(a)pyrene...	0.639	0.751	0.745	0.759	0.782	0.808	0.845	0.885	0.880	0.902	0.800	10.15 Not used
34) T Benzo(e)pyrene	1.244	1.173	1.075	1.091	1.139	1.151	1.184	1.213	1.188	1.210	1.167	4.61 Not used
35) T Benzo(a)pyrene	0.983	0.860	0.859	0.902	0.977	1.004	1.043	1.085	1.068	1.095	0.988	9.00 ✓
36) T Perylene	1.038	1.226	1.199	1.189	1.232	1.218	1.248	1.282	1.254	1.278	1.216	5.74 Not used

Method Path : N:\methods\
 Method File : SV14_090619_PAH.M
 Title : EPA 8270D: Semivolatile Organics

37)	I	Dibenz(a,h)Anthrce...												
38)	T	Indeno(1,2,3-c...	1.208	1.280	1.185	1.191	1.192	1.223	1.260	1.262	1.249	1.283	1.233	3.08'
39)	T	Dibenz(a,h)ant...	1.173	1.144	1.121	1.116	1.120	1.144	1.178	1.194	1.182	1.217	1.159	3.01'
40)	T	Benzo(g,h,i)pe...	1.245	1.185	1.241	1.251	1.289	1.328	1.388	1.395	1.368	1.394	1.308	5.85'

21.60 21.60 9/10/19

(#) = Out of Range

CALIBRATION SEQUENCE REVIEW SHEET

SEQUENCE: 9I06028

Analysis Included
8270D LL PAH Only (Scan)

INSTRUMENT SEQUENCE LOG

<u>SampleID</u>	<u>SampleName</u>	<u>Matrix</u>	<u>STDID</u>	<u>ISTD_ID</u>	<u>Analyzed</u>
9I06028-TUN1	MS Tune	Sediment	A19H414	A19I102	9/6/2019 3:51:00PM
9I06028-ICB1	Initial Cal Blank	Sediment		A19I102	9/6/2019 4:18:00PM
9I06028-CAL1	Cal Standard	Sediment	A19I015	"	9/6/2019 4:51:00PM
9I06028-CAL2	Cal Standard	Sediment	A19I016	"	9/6/2019 5:23:00PM
9I06028-CAL3	Cal Standard	Sediment	A19I017	"	9/6/2019 5:55:00PM
9I06028-CAL4	Cal Standard	Sediment	A19I018	"	9/6/2019 6:27:00PM
9I06028-CAL5	Cal Standard	Sediment	A19I019	"	9/6/2019 7:00:00PM
9I06028-CAL6	Cal Standard	Sediment	A19I020	"	9/6/2019 7:32:00PM
9I06028-CAL7	Cal Standard	Sediment	A19I021	"	9/6/2019 8:04:00PM
9I06028-CAL8	Cal Standard	Sediment	A19I022	"	9/6/2019 8:37:00PM
9I06028-CAL9	Cal Standard	Sediment	A19I023	"	9/6/2019 9:09:00PM
9I06028-CALA	Cal Standard	Sediment	A19I024	"	9/6/2019 9:41:00PM
9I06028-ICV1	Initial Cal Check	Sediment	A19I025	"	9/6/2019 10:45:00PM

CALIBRATION STANDARD RECOVERIES

Calibration: **A9I1001**

Instrument: **SV-GCMS14**

8270D LL PAH Only (Scan)

Sequence: **9I06028**

Matrix: **Sediment**

	<u>Inst. MRL</u>	<u>Recalc Res.</u>	<u>Cal Level</u>	<u>%Rec.</u>	<u>Qual</u>
9I06028-CAL1					
9I06028-CAL2					
9I06028-CAL3					
9I06028-CAL4					
9I06028-CAL5					
9I06028-CAL6					
9I06028-CAL7					
9I06028-CAL8					
9I06028-CAL9					
9I06028-CALA					

Compounds listed above have recalculated recoveries outside 70-130% of the true values, and the calibration levels are above the reporting level. If no compounds are listed, all are OK. Please see the next section for quadratic fit compounds.

CALIBRATION SEQUENCE REVIEW SHEET

SEQUENCE: 9I06028

Analytes With Quadratic Curve Fits

<u>Qualifier</u>	<u>iMDL</u>	<u>iMRL</u>	<u>Spike Amt</u>	<u>%Difference</u>	<u>OK?</u>	<u>Raise MRL to ?</u>
				_____	□	□ _____

Analytes listed above have quadratic curve fits. If they are using a weighting option, they must be checked against the requested curve points to determine if the recalculated results are within limits (70-130 or as specified).

ICV RECOVERIES

Calibration: **A9I1001**

Instrument: **SV-GCMS14**

8270D LL PAH Only (Scan)

Sequence: **9I06028**

Matrix: **Sediment**

9I06028-ICV1

Inst. MRL

ICV Level

Result

%Rec.

Qual

Compounds listed above have Initial Calibration Verification standard recoveries outside 70-130% of the true values. If no compounds are listed, all have passing recoveries.

Evaluate Continuing Calibration Report

Data Path : N:\data\2019-09\9I06028\
 Data File : N09061924.D
 Acq On : 06 Sep 2019 10:45 pm
 Operator :
 Sample : 9I06028-ICV1
 Misc : 1x, A19I025@50
 ALS Vial : 13 Sample Multiplier: 1
 DataAcq Meth:LVI14_BNA_ACQ.M

Quant Time: Sep 10 10:28:40 2019
 Quant Method : N:\methods\SV14_090619_PAH.M
 Quant Title : EPA 8270D: Semivolatile Organics
 QLast Update : Mon Sep 09 14:58:53 2019
 Response via : Initial Calibration
 InstName : SV-GCMS14

JK 9/10/19

Min. RRF : 0.000 Min. Rel. Area : 50% Max. R.T. Dev 0.50min
 Max. RRF Dev : 30% Max. Rel. Area : 200%

	Compound	Amount	Calc.	%Dev	Area%	Dev(min)
1 I	Naphthalene-d8 (ISTD)	100.000	100.000	0.0	123	0.00
2 S	Nitrobenzene-d5 (Surr)	50.000	46.212	7.6	116	0.00
3 T	Decalin	50.000	48.753	2.5	118	0.00
4 T	Naphthalene	50.000	49.942	0.1	125	0.00
5 T	2-Methylnaphthalene	50.000	46.827	6.3	114	0.00
6 T	1-Methylnaphthalene	50.000	47.766	4.5	113	0.00
7 T	1,1'-Biphenyl	50.000	46.341	7.3	113	0.00
8 T	2,6-Dimethylnaphthalene	50.000	45.797	8.4	109	0.00
9 I	Acenaphthene-d10 (ISTD)	100.000	100.000	0.0	106	0.00
10 S	2-Fluorobiphenyl (Surr)	50.000	49.669	0.7	106	0.00
11 S	Acenaphthylene d-8 (Surr)	50.000	49.308	1.4	106	0.00
12 T	Acenaphthylene	50.000	51.950	-3.9	110	0.00
13 T	Acenaphthene	50.000	50.335	-0.7	109	0.00
14 T	Dibenzofuran	50.000	50.914	-1.8	108	0.00
15 T	1,6,7-Trimethylnaphthalene	50.000	50.151	-0.3	109	0.00
16 T	Fluorene	50.000	50.867	-1.7	109	0.00
17 I	Phenanthrene-d10 (ISTD)	100.000	100.000	0.0	107	0.00
18 T	Dibenzothiopene	50.000	49.794	0.4	108	0.00
19 T	Phenanthrene	50.000	50.398	-0.8	110	0.00
20 T	Anthracene	50.000	51.792	-3.6	112	0.00
21 T	Carbazole	50.000	50.683	-1.4	110	-0.02
22 T	1-Methylphenanthrene	50.000	51.441	-2.9	111	0.00
23 T	Fluoranthene	50.000	50.556	-1.1	109	0.00
24 I	Chrysene-d12 (ISTD)	100.000	100.000	0.0	111	0.00
25 T	Pyrene	50.000	49.139	1.7	109	0.00
26 S	Terphenyl-d14 (Surr)	50.000	48.699	2.6	109	0.00
27 T	Benzo(a)anthracene	50.000	48.477	3.0	114	0.00
28 T	Chrysene	50.000	52.375	-4.8	118	0.00
29 I	Perylene-d12 (ISTD)	100.000	100.000	0.0	114	0.00
30 T	Benzo(b)fluoranthene	50.000	50.587	-1.2	115	0.00
31 T	Benzo(k)fluoranthene	50.000	49.972	0.1	116	0.00
32 T	Benzo(b+k)fluoranthene	100.000	100.734	-0.7	115	0.00
33 S	Benzo(a)pyrene d-12 (Surr)	50.000	53.210	-6.4	120	0.00
34 T	Benzo(e)pyrene	50.000	50.277	-0.6	117	0.00
35 T	Benzo(a)pyrene	50.000	51.177	-2.4	115	0.00
36 T	Perylene	50.000	50.891	-1.8	116	0.00
37 I	Dibenz(a,h)Anthracene-d14 (IS	100.000	100.000	0.0	117	0.00
38 T	Indeno(1,2,3-cd)Pyrene	50.000	49.977	0.0	118	0.00
39 T	Dibenz(a,h)anthracene	50.000	49.339	1.3	117	0.00
40 T	Benzo(g,h,i)perylene	50.000	53.580	-7.2	123	0.00

(#) = Out of Range

SPCC's out = 0 CCC's out = 0

Data Path : N:\data\2019-09\9I06028\
 Data File : N09061911.D
 Acq On : 06 Sep 2019 03:51 pm
 Operator :
 Sample : 9I06028-TUN1
 Misc : 1x, A19H414 DFTPP@45
 ALS Vial : 1 Sample Multiplier: 1
 DataAcq Meth:DFTPP.M

Quant Time: Sep 06 17:15:52 2019
 Quant Method : N:\methods\DFTPP.M
 Quant Title : 8270 DFTPP Tune Method
 QLast Update : Thu Sep 05 08:50:46 2019
 Response via : Initial Calibration
 InstName : SV-GCMS14

Qtd 9/9/19

Compound	R.T.	QIon	Response	Conc	Units	Dev(Min)	
Internal Standards							
1) 1,4-Dichlorobenzene-d4	6.613	150	163761	2.00	ug/mL	#	0.00
2) Naphthalene-d8	7.825	136	486548	2.00	ug/mL		0.00
3) Acenaphthene-d10	9.585	162	255378	2.00	ug/mL		0.00
5) Phenanthrene-d10	11.101	188	470705	2.00	ug/mL		0.00
11) Chrysene-d12	14.779	240	413133	2.00	ug/mL	#	0.00
12) Perylene-d12	16.830	264	372325	2.00	ug/mL	#	0.00
13) Dibenz(a,h)anthracene-...	18.060	292	295670	2.00	ug/mL		0.00
Target Compounds							
4) Pentachlorophenol	10.920	266	1134816	47.06	ug/mL		93
6) DFTPP	11.404	442	1326743	34.91	ug/mL		90
7) Benzidine	12.558	184	4304187	25.70	ug/mL		97
8) 4,4-DDE	12.808	TIC	375170	No Calib			
9) 4,4-DDD	13.310	TIC	188617	No Calib			
10) 4,4-DDT	13.869	TIC	15944082	33.03	ug/mL		98

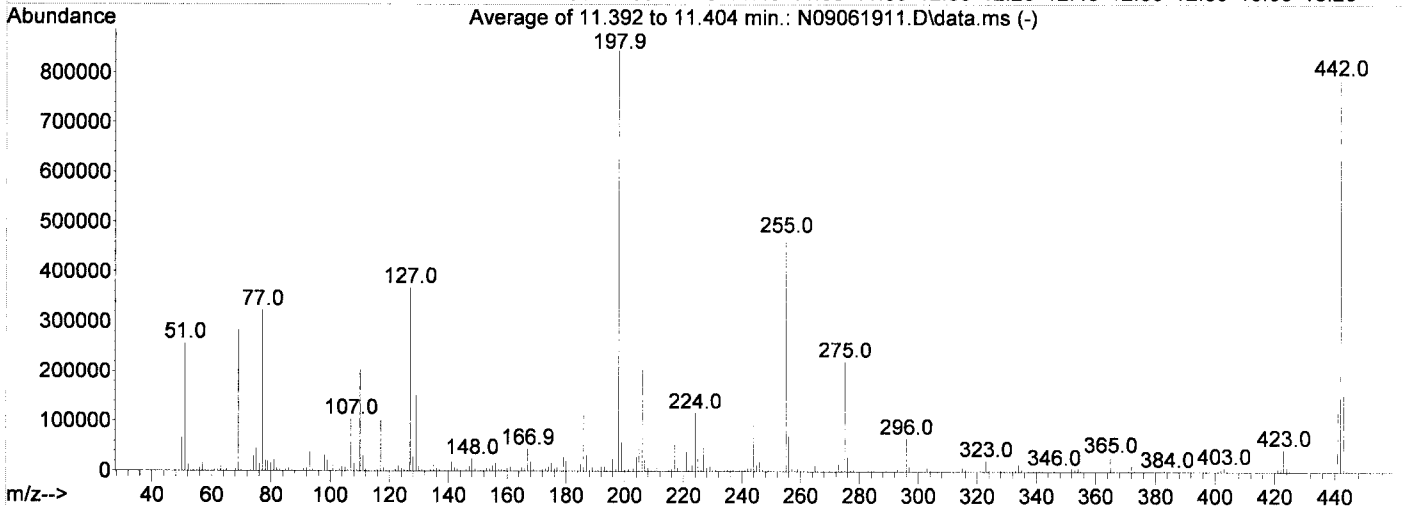
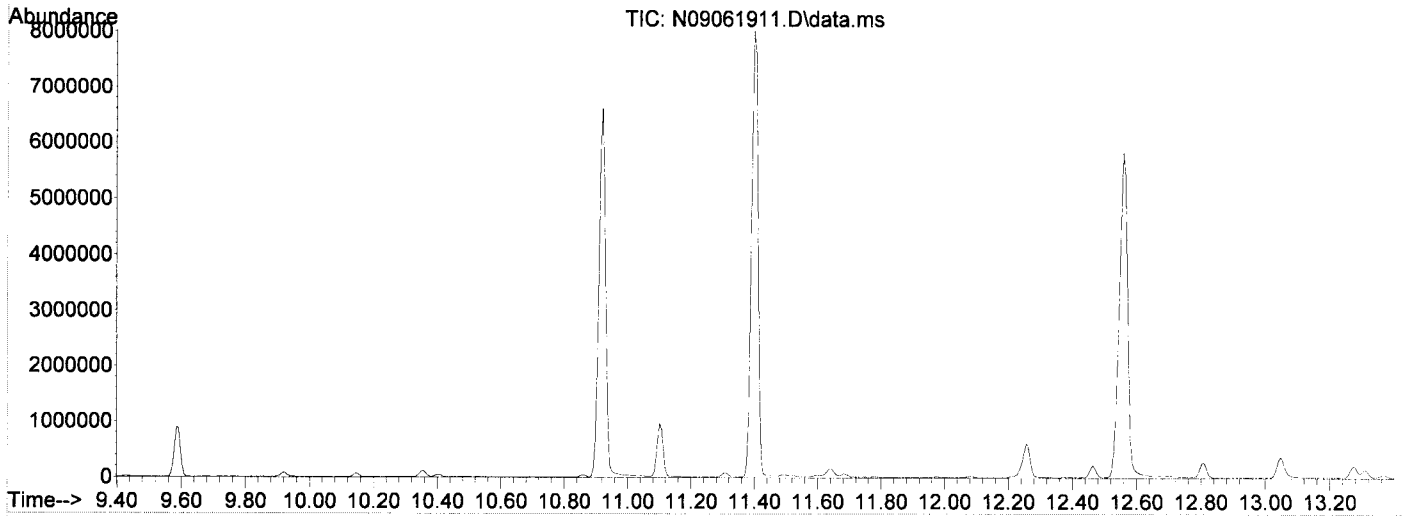
(#) = qualifier out of range (m) = manual integration (+) = signals summed

Data Path : N:\data\2019-09\9I06028\
 Data File : N09061911.D
 Acq On : 06 Sep 2019 03:51 pm
 Operator :
 Sample : 9I06028-TUN1
 Misc : 1x, A19H414 DFTPP@45
 ALS Vial : 1 Sample Multiplier: 1

Integration File: rteint.p

Method : N:\methods\DFTPP.M
 Title : 8270 DFTPP Tune Method
 Last Update : Thu Sep 05 08:50:46 2019

9/9/19




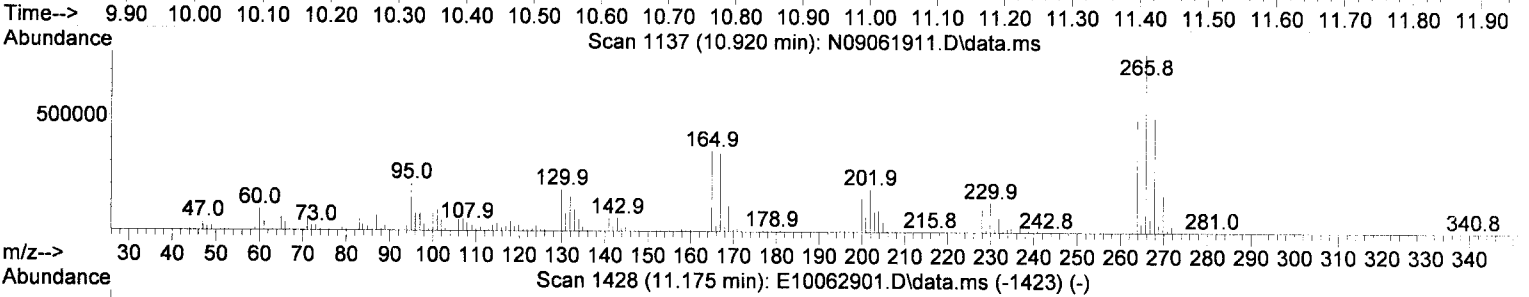
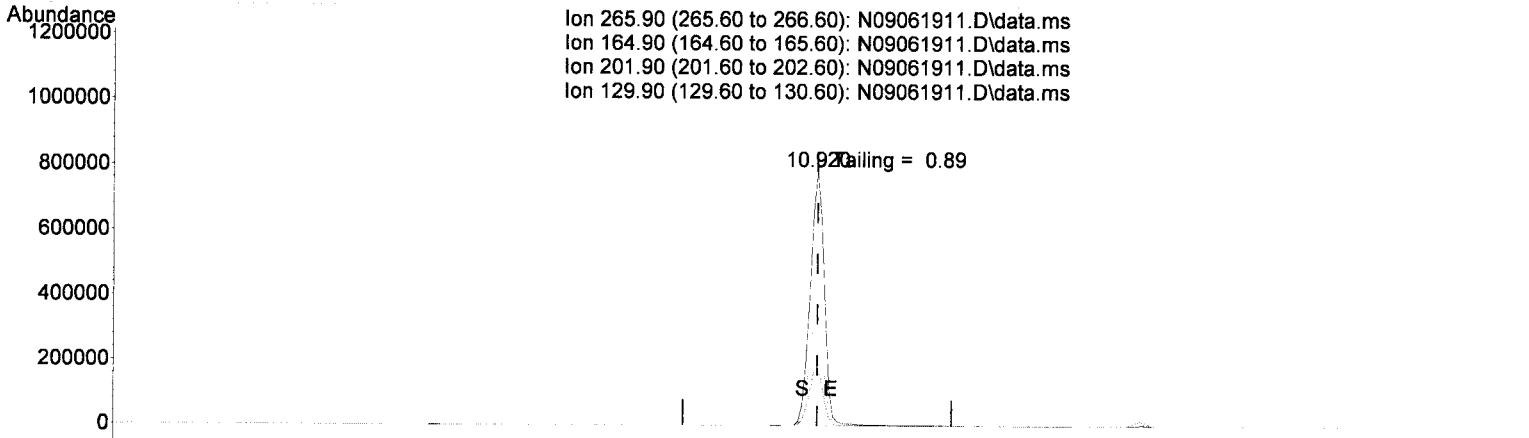
AutoFind: Scans 1218, 1219, 1220; Background Corrected with Scan 1212

Target Mass	Rel. to Mass	Lower Limit%	Upper Limit%	Rel. Abn%	Raw Abn	Result Pass/Fail
68	69	0.00	2	1.5	4348	PASS
69	69	100	100	100.0	283608	PASS
70	69	0.00	2	0.5	1319	PASS
197	198	0.00	2	0.5	4054	PASS
198	198	100	100	100.0	845182	PASS
199	198	5	9	6.9	57976	PASS
365	198	1	100	3.6	30576	PASS
441	443	0.01	150	78.0	120320	PASS
442	198	0.10	200	93.1	787179	PASS
443	442	15	24	19.6	154213	PASS

Quantitation Report (Qedit)

Data Path : N:\data\2019-09\9I06028\
 Data File : N09061911.D
 Acq On : 06 Sep 2019 03:51 pm
 Operator :
 Sample : 9I06028-TUN1
 Misc : 1x, A19H414 DFTPP@45
 ALS Vial : 1 Sample Multiplier: 1
 DataAcq Meth:DFTPP.M

Quant Time: Sep 06 17:15:52 2019
 Quant Method : N:\methods\DFTPP.M
 Quant Title : 8270 DFTPP Tune Method
 QLast Update : Thu Sep 05 08:50:46 2019
 Response via : Initial Calibration
 InstName : SV-GCMS14



TIC: N09061911.D\data.ms

(4) Pentachlorophenol

10.920min (+ 0.000) 47.06 ug/mL

response 1134816

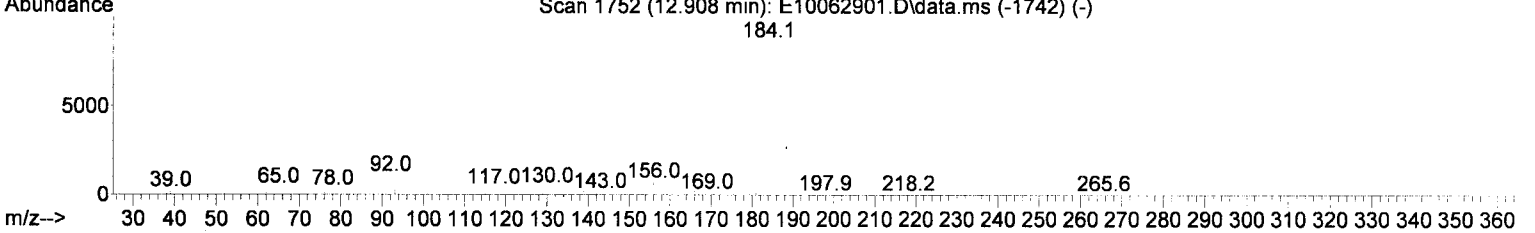
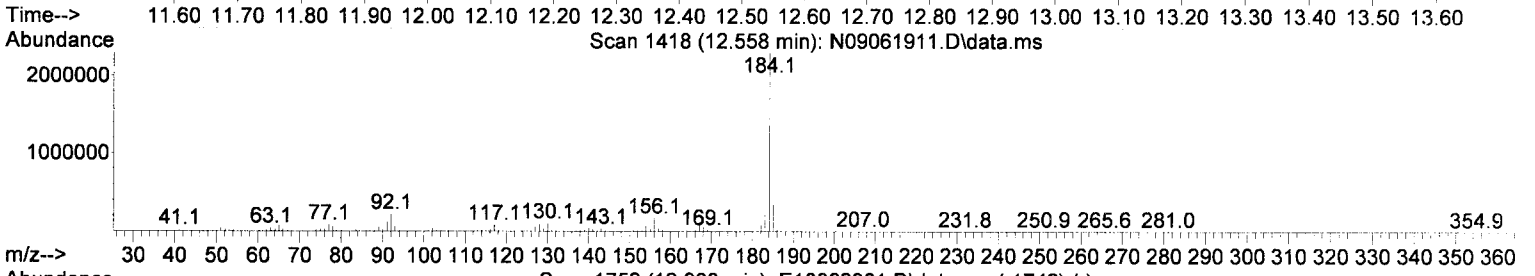
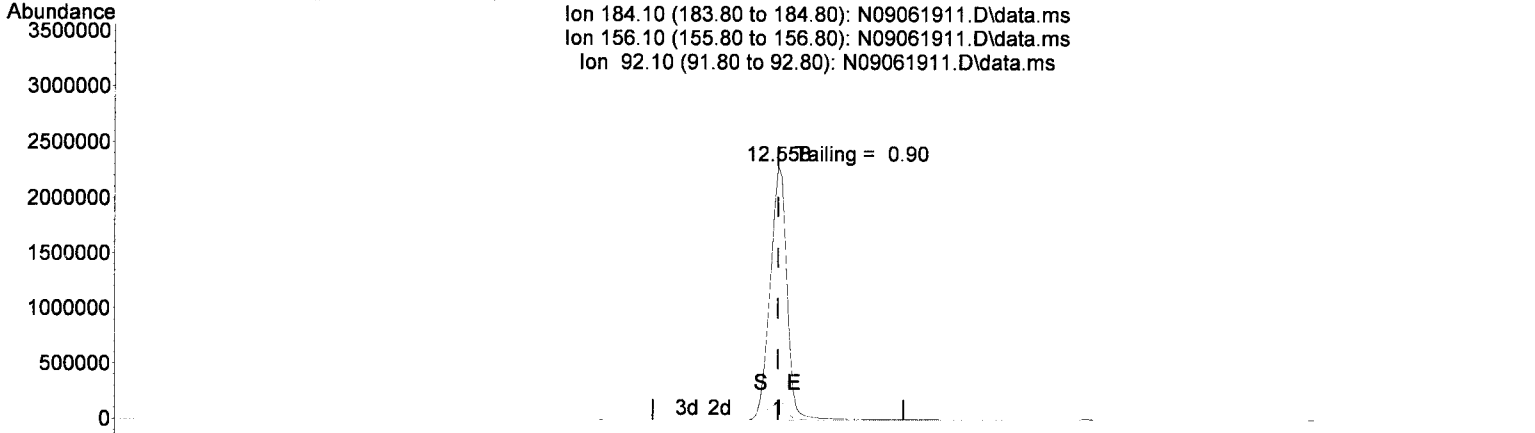
Ion	Exp%	Act%
265.90	100.00	100.00
164.90	50.60	44.95
201.90	25.80	23.85
129.90	27.30	23.19

Handwritten signature and date: 9/9/19

Quantitation Report (Qedit)

Data Path : N:\data\2019-09\9I06028\
Data File : N09061911.D
Acq On : 06 Sep 2019 03:51 pm
Operator :
Sample : 9I06028-TUN1
Misc : 1x, A19H414 DFTPP@45
ALS Vial : 1 Sample Multiplier: 1
DataAcq Meth:DFTPP.M

Quant Time: Sep 06 17:15:52 2019
Quant Method : N:\methods\DFTPP.M
Quant Title : 8270 DFTPP Tune Method
QLast Update : Thu Sep 05 08:50:46 2019
Response via : Initial Calibration
InstName : SV-GCMS14



TIC: N09061911.D\data.ms

(7) Benzidine

12.558min (+ 0.000) 25.70 ug/mL

response 4304187

Ion	Exp%	Act%
184.10	100.00	100.00
156.10	8.50	7.39
92.10	8.20	9.56
0.00	0.00	0.00

Handwritten signature and date: 9/9/19

DDT Breakdown Check (Validated 5/1/2013)

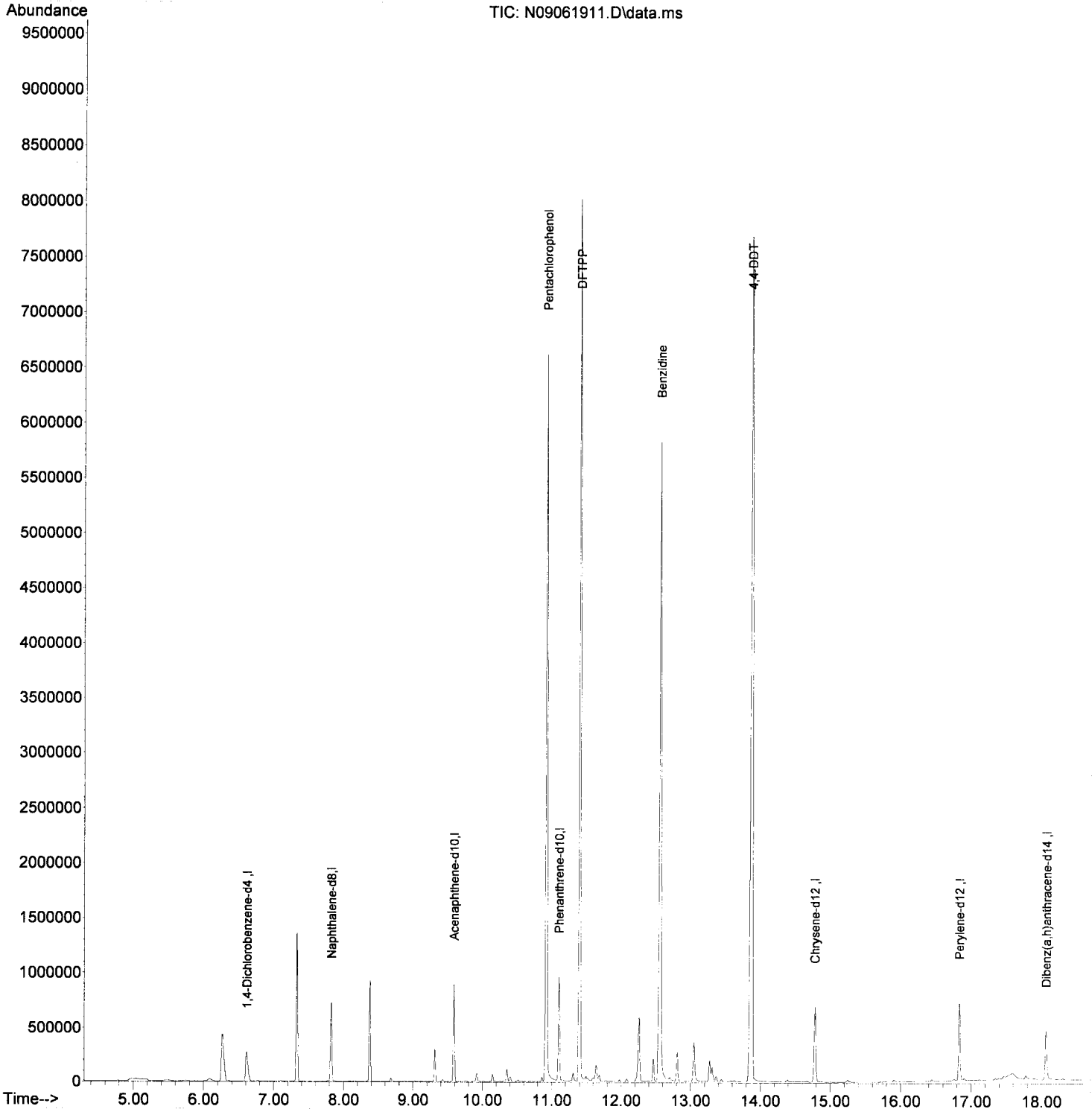
From:
9I06028-TUN1
SV-GCMS14

First Column Area Counts	Percent Breakdown	
DDE 375170		✓
DDD 188617		
DDT 15944082	3.42	PASS

Breakdown must be less than 20% to accept sample data.

Data Path : N:\data\2019-09\9I06028\
Data File : N09061911.D
Acq On : 06 Sep 2019 03:51 pm
Operator :
Sample : 9I06028-TUN1
Misc : 1x, A19H414 DFTPP@45
ALS Vial : 1 Sample Multiplier: 1
DataAcq Meth:DFTPP.M

Quant Time: Sep 06 17:15:52 2019
Quant Method : N:\methods\DFTPP.M
Quant Title : 8270 DFTPP Tune Method
QLast Update : Thu Sep 05 08:50:46 2019
Response via : Initial Calibration
InstName : SV-GCMS14



Data Path : N:\data\2019-09\9I06028\
 Data File : N09061912.D
 Acq On : 06 Sep 2019 04:18 pm
 Operator :
 Sample : 9I06028-ICB1
 Misc : 1x, DCM + ISTD
 ALS Vial : 2 Sample Multiplier: 1
 DataAcq Meth:LVI14_BNA_ACQ.M

Quant Time: Sep 09 14:46:43 2019
 Quant Method : N:\methods\SV14_090619_PAH.M
 Quant Title : EPA 8270D: Semivolatile Organics
 QLast Update : Mon Sep 09 10:14:28 2019
 Response via : Initial Calibration
 InstName : SV-GCMS14

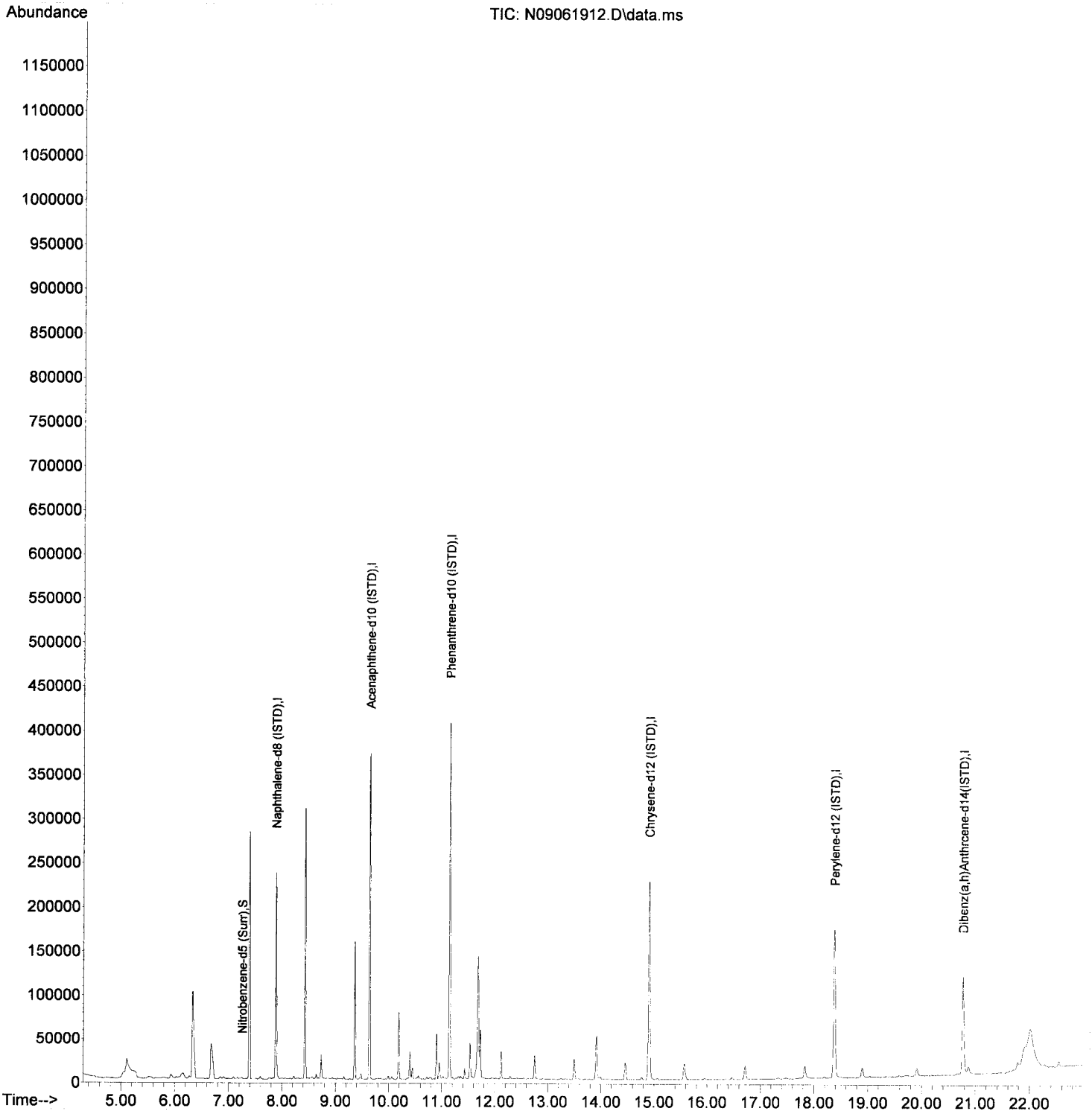
Handwritten signature and date: 9/9/19

Compound	R.T.	QIon	Response	Conc	Units	Dev(Min)	
Internal Standards							
1) Naphthalene-d8 (ISTD)	7.883	136	153621	100.00	ng/ml	0.00	
9) Acenaphthene-d10 (ISTD)	9.643	162	109411	100.00	ng/ml	0.00	
17) Phenanthrene-d10 (ISTD)	11.147	188	203705	100.00	ng/ml	0.00	
24) Chrysene-d12 (ISTD)	14.907	240	156122	100.00	ng/ml	0.00	
29) Perylene-d12 (ISTD)	18.381	264	131660	100.00	ng/ml	0.00	
37) Dibenz(a,h)Anthrcene-d...	20.765	292	95634	100.00	ng/ml	0.00	
System Monitoring Compounds							
2) Nitrobenzene-d5 (Surr)	7.254	82	241	0.47	ng/ml	0.07	
10) 2-Fluorobiphenyl (Surr)	0.000	172	0	0.00	ng/ml		
11) Acenaphthylene d-8 (Surr)	9.486	160	3573	0.17	ng/ml	0.00	
26) Terphenyl-d14 (Surr)	12.931	244	228	0.14	ng/ml	0.00	
33) Benzo(a)pyrene d-12 (S...	0.000	264	0	0.00	ng/ml		
Target Compounds							
3) Decalin	0.000		0	N.D.			Qvalue
4) Naphthalene	7.907	128	157	N.D.			
5) 2-Methylnaphthalene	0.000		0	N.D.			
6) 1-Methylnaphthalene	0.000		0	N.D.			
7) 1,1'-Biphenyl	0.000		0	N.D.			
8) 2,6-Dimethylnaphthalene	0.000		0	N.D.			
12) Acenaphthylene	9.498	152	86	N.D.			
13) Acenaphthene	0.000		0	N.D.			
14) Dibenzofuran	0.000		0	N.D.			
15) 1,6,7-Trimethylnaphtha...	0.000		0	N.D.			
16) Fluorene	0.000		0	N.D.			
18) Dibenzothiopene	11.042	184	87	N.D.			
19) Phenanthrene	11.171	178	288	N.D.			
20) Anthracene	11.223	178	75	N.D.			
21) Carbazole	11.380	167	333	No Calib			
22) 1-Methylphenanthrene	11.800	192	131	N.D.			
23) Fluoranthene	12.435	202	251	N.D.			
25) Pyrene	12.727	202	195	N.D.			
27) Benz(a)anthracene	14.901	228	646	N.D.			
28) Chrysene	14.965	228	290	N.D.			
30) Benzo(b)fluoranthene	17.466	252	208	N.D.			
31) Benzo(k)fluoranthene	17.524	252	168	N.D.			
32) Benzo(e+k)fluoranthene	17.524	252	168	N.D.			
34) Benzo(e)pyrene	18.113	252	178	N.D.			
35) Benzo(a)pyrene	0.000		0	N.D.			
36) Perylene	18.439	252	178	N.D.			
38) Indeno(1,2,3-cd)Pyrene	20.770	276	158	N.D.			
39) Dibenz(a,h)anthracene	20.834	278	121	N.D.			
40) Benzo(g,h,i)perylene	21.301	276	89	N.D.			

(#) = qualifier out of range (m) = manual integration (+) = signals summed

Data Path : N:\data\2019-09\9I06028\
 Data File : N09061912.D
 Acq On : 06 Sep 2019 04:18 pm
 Operator :
 Sample : 9I06028-ICB1
 Misc : 1x, DCM + ISTD
 ALS Vial : 2 Sample Multiplier: 1
 DataAcq Meth:LVI14_BNA_ACQ.M

Quant Time: Sep 09 14:46:43 2019
 Quant Method : N:\methods\SV14_090619_PAH.M
 Quant Title : EPA 8270D: Semivolatile Organics
 QLast Update : Mon Sep 09 10:14:28 2019
 Response via : Initial Calibration
 InstName : SV-GCMS14



Data Path : N:\data\2019-09\9I06028\
 Data File : N09061912.D
 Acq On : 06 Sep 2019 04:18 pm
 Operator :
 Sample : 9I06028-ICB1
 Misc : 1x, DCM + ISTD
 ALS Vial : 2 Sample Multiplier: 1
 DataAcq Meth:LVI14_BNA_ACQ.M

Final Request

Quant Time: Sep 10 10:28:34 2019
 Quant Method : N:\methods\SV14_090619_PAH.M
 Quant Title : EPA 8270D: Semivolatile Organics
 QLast Update : Mon Sep 09 14:58:53 2019
 Response via : Initial Calibration
 InstName : SV-GCMS14

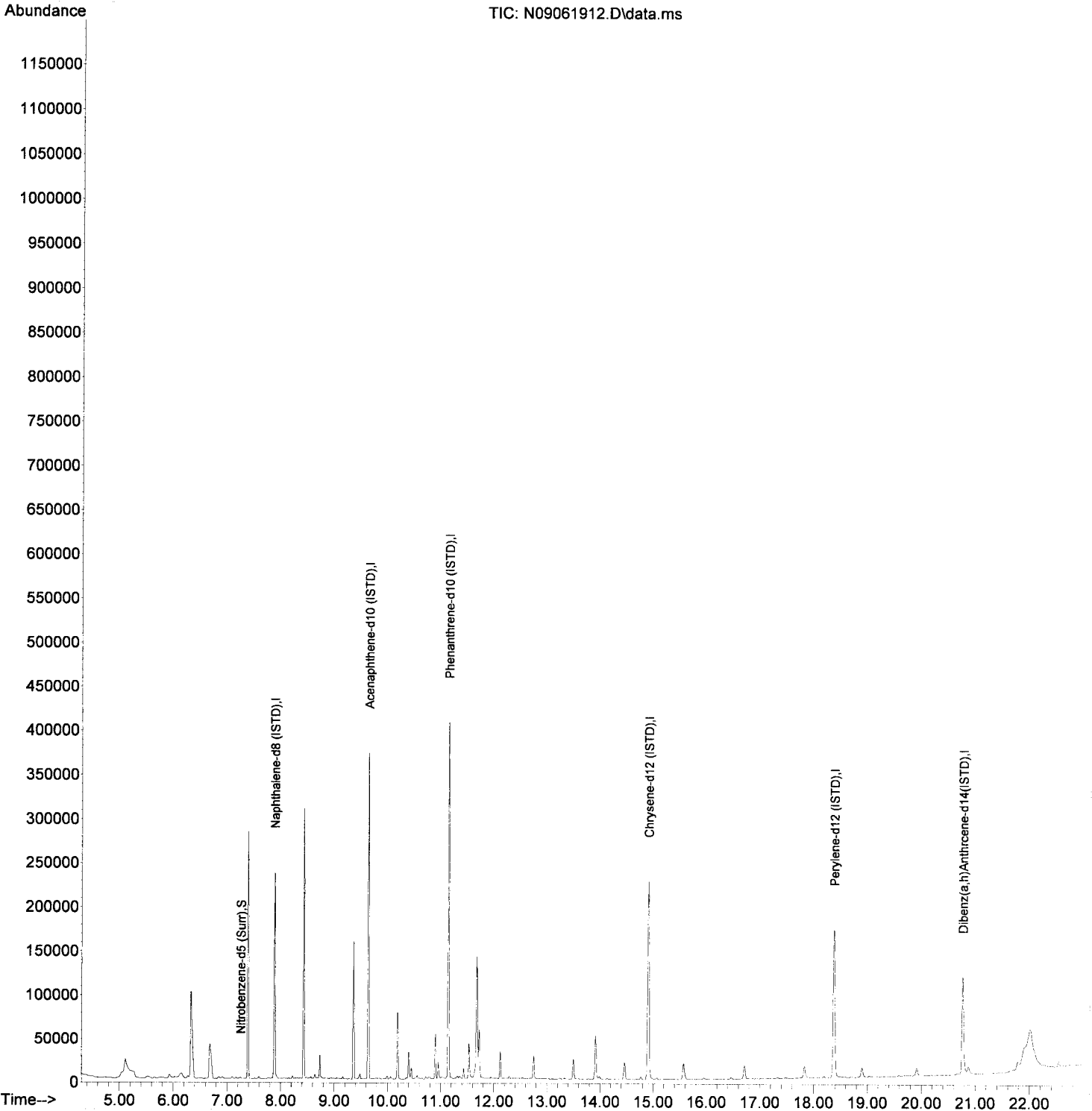
9/10/19

Compound	R.T.	QIon	Response	Conc	Units	Dev (Min)	
Internal Standards							
1) Naphthalene-d8 (ISTD)	7.883	136	153621	100.00	ng/ml	0.00	
9) Acenaphthene-d10 (ISTD)	9.643	162	109411	100.00	ng/ml	0.00	
17) Phenanthrene-d10 (ISTD)	11.147	188	203705	100.00	ng/ml	0.00	
24) Chrysene-d12 (ISTD)	14.907	240	156122	100.00	ng/ml	0.00	
29) Perylene-d12 (ISTD)	18.381	264	131660	100.00	ng/ml	0.00	
37) Dibenz(a,h)Anthracene-d...	20.765	292	95634	100.00	ng/ml	0.00	
System Monitoring Compounds							
2) Nitrobenzene-d5 (Surr)	7.254	82	241	0.47	ng/ml	0.07	
10) 2-Fluorobiphenyl (Surr)	0.000	172	0	0.00	ng/ml		
11) Acenaphthylene d-8 (Surr)	9.486	160	3573	0.17	ng/ml	0.00	
26) Terphenyl-d14 (Surr)	12.931	244	228	0.14	ng/ml	0.00	
33) Benzo(a)pyrene d-12 (S...	0.000	264	0	0.00	ng/ml		
Target Compounds							
3) Decalin	0.000		0	N.D.			Qvalue
4) Naphthalene	7.907	128	157	N.D.			
5) 2-Methylnaphthalene	0.000		0	N.D.			
6) 1-Methylnaphthalene	0.000		0	N.D.			
7) 1,1'-Biphenyl	0.000		0	N.D.			
8) 2,6-Dimethylnaphthalene	0.000		0	N.D.			
12) Acenaphthylene	9.498	152	86	N.D.			
13) Acenaphthene	0.000		0	N.D.			
14) Dibenzofuran	0.000		0	N.D.			
15) 1,6,7-Trimethylnaphtha...	0.000		0	N.D.			
16) Fluorene	0.000		0	N.D.			
18) Dibenzothiopene	11.042	184	87	N.D.			
19) Phenanthrene	11.171	178	288	N.D.			
20) Anthracene	11.223	178	75	N.D.			
21) Carbazole	11.380	167	333	N.D.			
22) 1-Methylphenanthrene	11.800	192	131	N.D.			
23) Fluoranthene	12.435	202	251	N.D.			
25) Pyrene	12.727	202	195	N.D.			
27) Benz(a)anthracene	14.901	228	646	N.D.			
28) Chrysene	14.965	228	290	N.D.			
30) Benzo(b)fluoranthene	17.466	252	208	N.D.			
31) Benzo(k)fluoranthene	17.524	252	168	N.D.			
32) Benzo(b+k)fluoranthene	17.524	252	168	N.D.			
34) Benzo(e)pyrene	18.113	252	178	N.D.			
35) Benzo(a)pyrene	0.000		0	N.D.			
36) Perylene	18.439	252	178	N.D.			
38) Indeno(1,2,3-cd)Pyrene	20.770	276	158	N.D.			
39) Dibenz(a,h)anthracene	20.834	278	121	N.D.			
40) Benzo(g,h,i)perylene	21.301	276	89	N.D.			

(#) = qualifier out of range (m) = manual integration (+) = signals summed

Data Path : N:\data\2019-09\9I06028\
Data File : N09061912.D
Acq On : 06 Sep 2019 04:18 pm
Operator :
Sample : 9I06028-ICB1
Misc : 1x, DCM + ISTD
ALS Vial : 2 Sample Multiplier: 1
DataAcq Meth:LVI14_BNA_ACQ.M

Quant Time: Sep 10 10:28:34 2019
Quant Method : N:\methods\SV14_090619_PAH.M
Quant Title : EPA 8270D: Semivolatile Organics
QLast Update : Mon Sep 09 14:58:53 2019
Response via : Initial Calibration
InstName : SV-GCMS14



Data Path : N:\data\2019-09\9I06028\
 Data File : N09061913.D
 Acq On : 06 Sep 2019 04:51 pm
 Operator :
 Sample : 9I06028-CAL1
 Misc : 1x, A19I015@1
 ALS Vial : 3 Sample Multiplier: 1
 DataAcq Meth:LVI14_BNA_ACQ.M

Quant Time: Sep 09 14:46:51 2019
 Quant Method : N:\methods\SV14_090619_PAH.M
 Quant Title : EPA 8270D: Semivolatile Organics
 QLast Update : Mon Sep 09 10:14:28 2019
 Response via : Initial Calibration
 InstName : SV-GCMS14

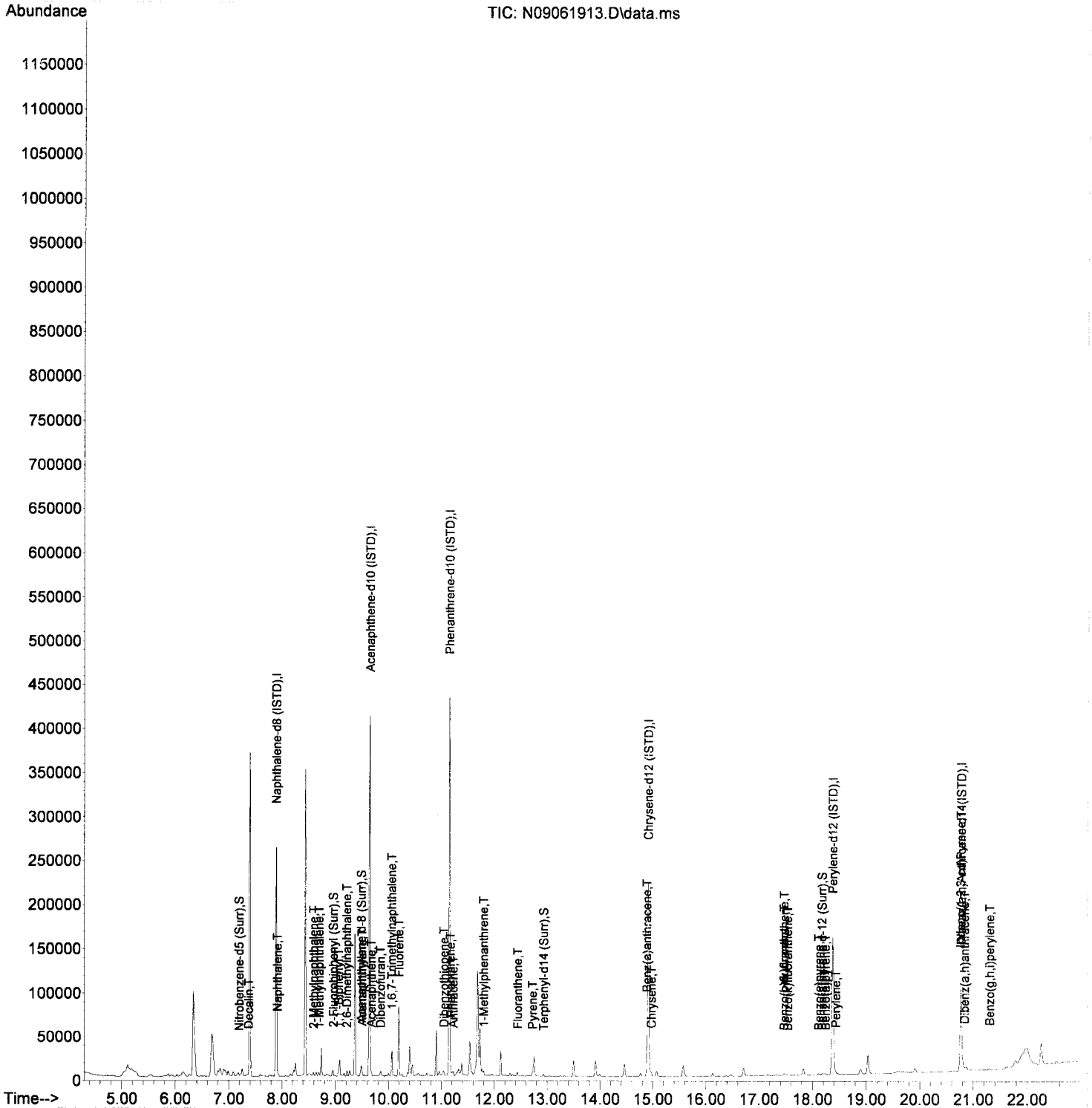
GK 9/9/19

Compound	R.T.	QIon	Response	Conc	Units	Dev (Min)	
Internal Standards							
1) Naphthalene-d8 (ISTD)	7.883	136	173610	100.00	ng/ml	0.00	
9) Acenaphthene-d10 (ISTD)	9.643	162	119749	100.00	ng/ml	0.00	
17) Phenanthrene-d10 (ISTD)	11.147	188	214815	100.00	ng/ml	0.00	
24) Chrysene-d12 (ISTD)	14.907	240	149008	100.00	ng/ml	0.00	
29) Perylene-d12 (ISTD)	18.375	264	120943	100.00	ng/ml	0.00	
37) Dibenz(a,h)Anthracene-d...	20.764	292	80323	100.00	ng/ml	0.00	
System Monitoring Compounds							
2) Nitrobenzene-d5 (Surr)	7.189	82	679	1.18	ng/ml	0.00	
10) 2-Fluorobiphenyl (Surr)	8.956	172	1705	0.95	ng/ml	0.00	
11) Acenaphthylene d-8 (Surr)	9.486	160	5840	0.98	ng/ml	0.00	
26) Terphenyl-d14 (Surr)	12.931	244	1714	1.09	ng/ml	0.00	
33) Benzo(a)pyrene d-12 (S...	18.176	264	773	0.80	ng/ml	0.00	
Target Compounds							
							Qvalue
3) Decalin	7.364	138	87	0.67	ng/ml#		38
4) Naphthalene	7.906	128	2011	1.05	ng/ml		99
5) 2-Methylnaphthalene	8.588	142	1551	0.96	ng/ml		94
6) 1-Methylnaphthalene	8.687	142	1426	0.88	ng/ml		100
7) 1,1'-Biphenyl	9.055	154	2122	0.97	ng/ml		93
8) 2,6-Dimethylnaphthalene	9.212	156	1429	0.90	ng/ml		93
12) Acenaphthylene	9.498	152	2455	0.94	ng/ml		98
13) Acenaphthene	9.672	153	1723	1.01	ng/ml		97
14) Dibenzofuran	9.847	168	2108	0.99	ng/ml		91
15) 1,6,7-Trimethylnaphtha...	10.057	170	1496	1.05	ng/ml		75
16) Fluorene	10.197	166	1639	0.94	ng/ml		98
18) Dibenzothiopene	11.042	184	2213	0.99	ng/ml		95
19) Phenanthrene	11.170	178	2765	1.10	ng/ml		99
20) Anthracene	11.223	178	2357	1.01	ng/ml		97
21) Carbazole	11.380	167	1874	No Calib			
22) 1-Methylphenanthrene	11.794	192	1725	0.99	ng/ml		92
23) Fluoranthene	12.435	202	2565	1.01	ng/ml		98
25) Pyrene	12.721	202	2435	1.05	ng/ml		96
27) Benz(a)anthracene	14.883	228	2077	1.20	ng/ml		98
28) Chrysene	14.965	228	1690	1.03	ng/ml		96
30) Benzo(b)fluoranthene	17.465	252	1351	0.97	ng/ml		95
31) Benzo(k)fluoranthene	17.529	252	1291	0.94	ng/ml		96
32) Benzo(b+k)fluoranthene	17.465	252	2690	0.94	ng/ml		97
34) Benzo(e)pyrene	18.112	252	1505	1.07	ng/ml		94
35) Benzo(a)pyrene	18.235	252	1189	1.00	ng/ml		99
36) Perylene	18.433	252	1255	0.85	ng/ml		99
38) Indeno(1,2,3-cd)Pyrene	20.759	276	970	0.98	ng/ml		74
39) Dibenz(a,h)anthracene	20.828	278	942	1.01	ng/ml		86
40) Benzo(g,h,i)perylene	21.295	276	1000	0.95	ng/ml		93

(#) = qualifier out of range (m) = manual integration (+) = signals summed

Data Path : N:\data\2019-09\9I06028\
 Data File : N09061913.D
 Acq On : 06 Sep 2019 04:51 pm
 Operator :
 Sample : 9I06028-CAL1
 Misc : 1x, A19I015@1
 ALS Vial : 3 Sample Multiplier: 1
 DataAcq Meth:LVI14_BNA_ACQ.M

Quant Time: Sep 09 14:46:51 2019
 Quant Method : N:\methods\SV14_090619_PAH.M
 Quant Title : EPA 8270D: Semivolatile Organics
 QLast Update : Mon Sep 09 10:14:28 2019
 Response via : Initial Calibration
 InstName : SV-GCMS14



Data Path : N:\data\2019-09\9I06028\
 Data File : N09061914.D
 Acq On : 06 Sep 2019 05:23 pm
 Operator :
 Sample : 9I06028-CAL2
 Misc : 1x, A19I016@2.5
 ALS Vial : 4 Sample Multiplier: 1
 DataAcq Meth:LVI14_BNA_ACQ.M

Quant Time: Sep 09 14:46:55 2019
 Quant Method : N:\methods\SV14_090619_PAH.M
 Quant Title : EPA 8270D: Semivolatile Organics
 QLast Update : Mon Sep 09 10:14:28 2019
 Response via : Initial Calibration
 InstName : SV-GCMS14

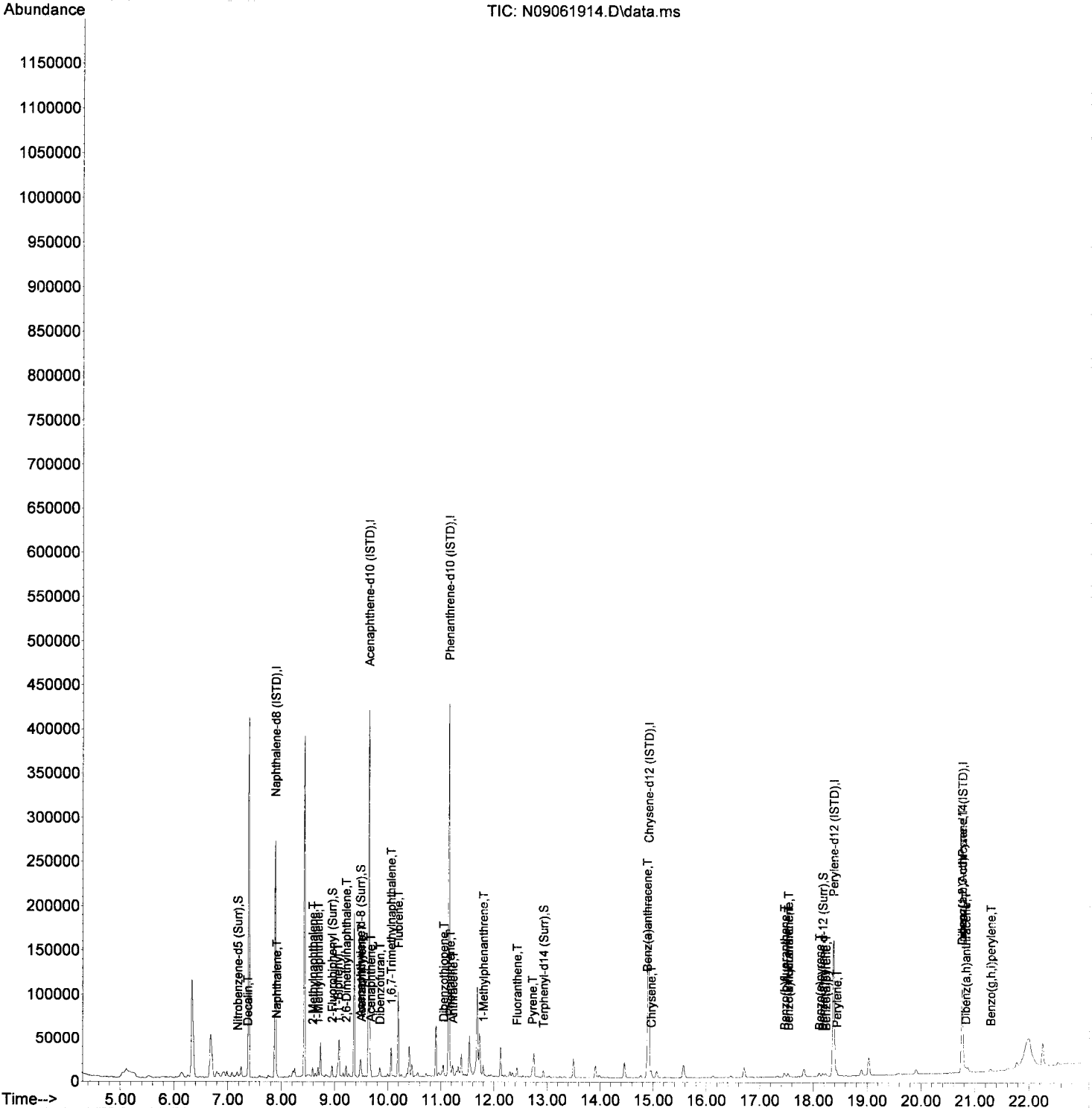
GR 9/9/19

Compound	R.T.	QIon	Response	Conc	Units	Dev (Min)	
Internal Standards							
1) Naphthalene-d8 (ISTD)	7.883	136	170471	100.00	ng/ml	0.00	
9) Acenaphthene-d10 (ISTD)	9.638	162	119278	100.00	ng/ml	0.00	
17) Phenanthrene-d10 (ISTD)	11.147	188	215482	100.00	ng/ml	0.00	
24) Chrysene-d12 (ISTD)	14.907	240	151986	100.00	ng/ml	0.00	
29) Perylene-d12 (ISTD)	18.375	264	123595	100.00	ng/ml	0.00	
37) Dibenz(a,h)Anthracene-d...	20.759	292	82584	100.00	ng/ml	0.00	
System Monitoring Compounds							
2) Nitrobenzene-d5 (Surr)	7.184	82	1447	2.55	ng/ml	0.00	
10) 2-Fluorobiphenyl (Surr)	8.950	172	4658	2.62	ng/ml	0.00	
11) Acenaphthylene d-8 (Surr)	9.480	160	9843	2.67	ng/ml	0.00	
26) Terphenyl-d14 (Surr)	12.931	244	4151	2.60	ng/ml	0.00	
33) Benzo(a)pyrene d-12 (S...	18.171	264	2322	2.35	ng/ml	0.00	
Target Compounds							
							Qvalue
3) Decalin	7.364	138	323	2.54	ng/ml		87
4) Naphthalene	7.906	128	4837	2.57	ng/ml		98
5) 2-Methylnaphthalene	8.588	142	3865	2.43	ng/ml		96
6) 1-Methylnaphthalene	8.688	142	3730	2.34	ng/ml		97
7) 1,1'-Biphenyl	9.055	154	5118	2.39	ng/ml		97
8) 2,6-Dimethylnaphthalene	9.212	156	3622	2.31	ng/ml		97
12) Acenaphthylene	9.498	152	6483	2.50	ng/ml		98
13) Acenaphthene	9.673	153	4435	2.61	ng/ml		96
14) Dibenzofuran	9.847	168	5286	2.49	ng/ml		95
15) 1,6,7-Trimethylnaphtha...	10.057	170	3598	2.53	ng/ml		87
16) Fluorene	10.191	166	4189	2.41	ng/ml		94
18) Dibenzothiopene	11.042	184	5817	2.58	ng/ml		97
19) Phenanthrene	11.171	178	6430	2.55	ng/ml		99
20) Anthracene	11.223	178	5868	2.50	ng/ml		98
21) Carbazole	11.380	167	4473	No Calib			
22) 1-Methylphenanthrene	11.794	192	4331	2.47	ng/ml		98
23) Fluoranthene	12.429	202	6070	2.39	ng/ml		95
25) Pyrene	12.721	202	6620	2.79	ng/ml		98
27) Benz(a)anthracene	14.883	228	4639	2.63	ng/ml		97
28) Chrysene	14.959	228	4207	2.52	ng/ml		99
30) Benzo(b)fluoranthene	17.460	252	3353	2.35	ng/ml		96
31) Benzo(k)fluoranthene	17.530	252	3343	2.38	ng/ml		93
32) Benzo(b+k)fluoranthene	17.530	252	6909	2.37	ng/ml		93
34) Benzo(e)pyrene	18.112	252	3623	2.51	ng/ml		97
35) Benzo(a)pyrene	18.229	252	2658	2.18	ng/ml		100
36) Perylene	18.433	252	3787	2.52	ng/ml		99
38) Indeno(1,2,3-cd)Pyrene	20.759	276	2642	2.59	ng/ml		100
39) Dibenz(a,h)anthracene	20.823	278	2361	2.47	ng/ml		87
40) Benzo(g,h,i)perylene	21.289	276	2446	2.26	ng/ml		97

(#) = qualifier out of range (m) = manual integration (+) = signals summed

Data Path : N:\data\2019-09\9I06028\
 Data File : N09061914.D
 Acq On : 06 Sep 2019 05:23 pm
 Operator :
 Sample : 9I06028-CAL2
 Misc : 1x, A19I016@2.5
 ALS Vial : 4 Sample Multiplier: 1
 DataAcq Meth:LVI14_BNA_ACQ.M

Quant Time: Sep 09 14:46:55 2019
 Quant Method : N:\methods\SV14_090619_PAH.M
 Quant Title : EPA 8270D: Semivolatile Organics
 QLast Update : Mon Sep 09 10:14:28 2019
 Response via : Initial Calibration
 InstName : SV-GCMS14



Data Path : N:\data\2019-09\9I06028\
 Data File : N09061915.D
 Acq On : 06 Sep 2019 05:55 pm
 Operator :
 Sample : 9I06028-CAL3
 Misc : 1x, A19I017@5
 ALS Vial : 5 Sample Multiplier: 1
 DataAcq Meth:LVI14_BNA_ACQ.M

Quant Time: Sep 09 14:47:00 2019
 Quant Method : N:\methods\SV14_090619_PAH.M
 Quant Title : EPA 8270D: Semivolatile Organics
 QLast Update : Mon Sep 09 10:14:28 2019
 Response via : Initial Calibration
 InstName : SV-GCMS14

Handwritten signature and date: 9/9/19

Compound	R.T.	QIon	Response	Conc	Units	Dev (Min)	
Internal Standards							
1) Naphthalene-d8 (ISTD)	7.883	136	165670	100.00	ng/ml	0.00	
9) Acenaphthene-d10 (ISTD)	9.638	162	115422	100.00	ng/ml	0.00	
17) Phenanthrene-d10 (ISTD)	11.147	188	210311	100.00	ng/ml	0.00	
24) Chrysene-d12 (ISTD)	14.907	240	150233	100.00	ng/ml	0.00	
29) Perylene-d12 (ISTD)	18.375	264	124460	100.00	ng/ml	0.00	
37) Dibenz(a,h)Anthracene-d...	20.759	292	83358	100.00	ng/ml	0.00	
System Monitoring Compounds							
2) Nitrobenzene-d5 (Surr)	7.184	82	2621	4.76	ng/ml	0.00	
10) 2-Fluorobiphenyl (Surr)	8.950	172	8548	4.96	ng/ml	0.00	
11) Acenaphthylene d-8 (Surr)	9.480	160	14409	4.79	ng/ml	0.00	
26) Terphenyl-d14 (Surr)	12.931	244	7787	4.93	ng/ml	0.00	
33) Benzo(a)pyrene d-12 (S...	18.177	264	4638	4.66	ng/ml	0.00	
Target Compounds							
							Qvalue
3) Decalin	7.364	138	582	4.72	ng/ml		91
4) Naphthalene	7.906	128	9092	4.93	ng/ml		99
5) 2-Methylnaphthalene	8.588	142	7294	4.71	ng/ml		97
6) 1-Methylnaphthalene	8.688	142	6937	4.48	ng/ml		96
7) 1,1'-Biphenyl	9.055	154	9300	4.47	ng/ml		96
8) 2,6-Dimethylnaphthalene	9.212	156	6755	4.44	ng/ml		99
12) Acenaphthylene	9.498	152	12342	4.93	ng/ml		99
13) Acenaphthene	9.673	153	8103	4.94	ng/ml		98
14) Dibenzofuran	9.847	168	10021	4.87	ng/ml		99
15) 1,6,7-Trimethylnaphtha...	10.057	170	6769	4.92	ng/ml		98
16) Fluorene	10.191	166	8130	4.84	ng/ml		99
18) Dibenzothiopene	11.042	184	11105	5.05	ng/ml		97
19) Phenanthrene	11.171	178	11957	4.86	ng/ml		98
20) Anthracene	11.223	178	11026	4.82	ng/ml		99
21) Carbazole	11.380	167	8513	No Calib			
22) 1-Methylphenanthrene	11.794	192	8212	4.80	ng/ml		99
23) Fluoranthene	12.435	202	11610	4.68	ng/ml		98
25) Pyrene	12.721	202	11908	5.07	ng/ml		100
27) Benz(a)anthracene	14.883	228	8173	4.69	ng/ml		96
28) Chrysene	14.959	228	8164	4.95	ng/ml		96
30) Benzo(b)fluoranthene	17.460	252	6625	4.61	ng/ml		95
31) Benzo(k)fluoranthene	17.530	252	6760	4.78	ng/ml		96
32) Benzo(b+k)fluoranthene	17.460	252	13896	4.73	ng/ml		93
34) Benzo(e)pyrene	18.112	252	6692	4.61	ng/ml		98
35) Benzo(a)pyrene	18.229	252	5344	4.35	ng/ml		99
36) Perylene	18.433	252	7462	4.93	ng/ml		97
38) Indeno(1,2,3-cd)Pyrene	20.759	276	4940	4.80	ng/ml		95
39) Dibenz(a,h)anthracene	20.829	278	4673	4.84	ng/ml		98
40) Benzo(g,h,i)perylene	21.295	276	5171	4.74	ng/ml		92

(#) = qualifier out of range (m) = manual integration (+) = signals summed

Data Path : N:\data\2019-09\9I06028\
 Data File : N09061916.D
 Acq On : 06 Sep 2019 06:27 pm
 Operator :
 Sample : 9I06028-CAL4
 Misc : 1x, A19I018@10
 ALS Vial : 6 Sample Multiplier: 1
 DataAcq Meth: LVI14_BNA_ACQ.M

Quant Time: Sep 09 14:47:05 2019
 Quant Method : N:\methods\SV14_090619_PAH.M
 Quant Title : EPA 8270D: Semivolatile Organics
 QLast Update : Mon Sep 09 10:14:28 2019
 Response via : Initial Calibration
 InstName : SV-GCMS14

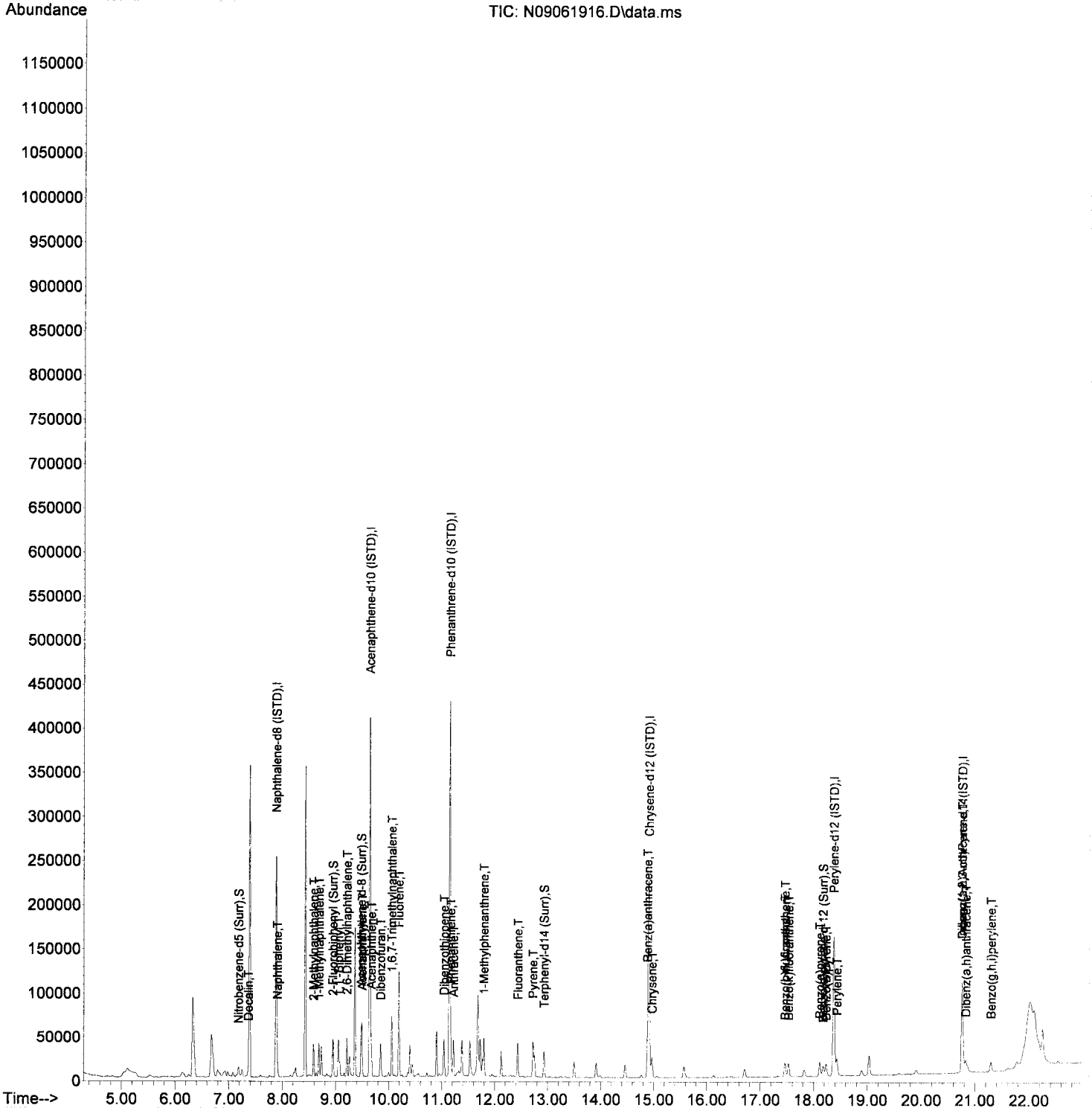
Handwritten signature and date: 9/9/19

Compound	R.T.	QIon	Response	Conc	Units	Dev (Min)	
Internal Standards							
1) Naphthalene-d8 (ISTD)	7.883	136	160906	100.00	ng/ml	0.00	
9) Acenaphthene-d10 (ISTD)	9.638	162	118305	100.00	ng/ml	0.00	
17) Phenanthrene-d10 (ISTD)	11.147	188	216396	100.00	ng/ml	0.00	
24) Chrysene-d12 (ISTD)	14.907	240	153303	100.00	ng/ml	0.00	
29) Perylene-d12 (ISTD)	18.375	264	125859	100.00	ng/ml	0.00	
37) Dibenz(a,h)Anthracene-d...	20.759	292	82058	100.00	ng/ml	0.00	
System Monitoring Compounds							
2) Nitrobenzene-d5 (Surr)	7.184	82	5073	9.49	ng/ml	0.00	
10) 2-Fluorobiphenyl (Surr)	8.950	172	17737	10.05	ng/ml	0.00	
11) Acenaphthylene d-8 (Surr)	9.480	160	27001	9.97	ng/ml	0.00	
26) Terphenyl-d14 (Surr)	12.931	244	16215	10.06	ng/ml	0.00	
33) Benzo(a)pyrene d-12 (S...	18.177	264	9551	9.49	ng/ml	0.00	
Target Compounds							
3) Decalin	7.365	138	1106	9.23	ng/ml	96	Qvalue
4) Naphthalene	7.907	128	18065	10.18	ng/ml	98	
5) 2-Methylnaphthalene	8.589	142	14250	9.48	ng/ml	98	
6) 1-Methylnaphthalene	8.688	142	14747	9.81	ng/ml	97	
7) 1,1'-Biphenyl	9.055	154	19088	9.44	ng/ml	99	
8) 2,6-Dimethylnaphthalene	9.212	156	13690	9.27	ng/ml	97	
12) Acenaphthylene	9.498	152	25683	10.00	ng/ml	98	
13) Acenaphthene	9.673	153	16768	9.97	ng/ml	99	
14) Dibenzofuran	9.848	168	21062	10.00	ng/ml	97	
15) 1,6,7-Trimethylnaphtha...	10.057	170	13937	9.88	ng/ml	99	
16) Fluorene	10.191	166	16819	9.77	ng/ml	100	
18) Dibenzothiopene	11.042	184	22465	9.93	ng/ml	98	
19) Phenanthrene	11.171	178	25204	9.95	ng/ml	100	
20) Anthracene	11.223	178	22988	9.76	ng/ml	100	
21) Carbazole	11.380	167	17697	No Calib			
22) 1-Methylphenanthrene	11.794	192	17190	9.77	ng/ml	100	
23) Fluoranthene	12.435	202	24321	9.53	ng/ml	98	
25) Pyrene	12.721	202	25073	10.47	ng/ml	99	
27) Benz(a)anthracene	14.883	228	16760	9.42	ng/ml	97	
28) Chrysene	14.965	228	16658	9.89	ng/ml	99	
30) Benzo(b)fluoranthene	17.466	252	13743	9.46	ng/ml	97	
31) Benzo(k)fluoranthene	17.530	252	13038	9.12	ng/ml	95	
32) Benzo(b+k)fluoranthene	17.466	252	28065	9.45	ng/ml	95	
34) Benzo(e)pyrene	18.113	252	13726	9.35	ng/ml	98	
35) Benzo(a)pyrene	18.229	252	11353	9.13	ng/ml	99	
36) Perylene	18.433	252	14964	9.77	ng/ml	97	
38) Indeno(1,2,3-cd)Pyrene	20.759	276	9774	9.66	ng/ml	91	
39) Dibenz(a,h)anthracene	20.829	278	9159	9.63	ng/ml	90	
40) Benzo(g,h,i)perylene	21.295	276	10267	9.56	ng/ml	92	

(#) = qualifier out of range (m) = manual integration (+) = signals summed

Data Path : N:\data\2019-09\9I06028\
 Data File : N09061916.D
 Acq On : 06 Sep 2019 06:27 pm
 Operator :
 Sample : 9I06028-CAL4
 Misc : 1x, A19I018@10
 ALS Vial : 6 Sample Multiplier: 1
 DataAcq Meth:LVI14_BNA_ACQ.M

Quant Time: Sep 09 14:47:05 2019
 Quant Method : N:\methods\SV14_090619_PAH.M
 Quant Title : EPA 8270D: Semivolatile Organics
 QLast Update : Mon Sep 09 10:14:28 2019
 Response via : Initial Calibration
 InstName : SV-GCMS14



Data Path : N:\data\2019-09\9I06028\
 Data File : N09061917.D
 Acq On : 06 Sep 2019 07:00 pm
 Operator :
 Sample : 9I06028-CAL5
 Misc : 1x, A19I019@25
 ALS Vial : 7 Sample Multiplier: 1
 DataAcq Meth:LV114_BNA_ACQ.M

Quant Time: Sep 09 14:47:10 2019
 Quant Method : N:\methods\SV14_090619_PAH.M
 Quant Title : EPA 8270D: Semivolatile Organics
 QLast Update : Mon Sep 09 10:14:28 2019
 Response via : Initial Calibration
 InstName : SV-GCMS14

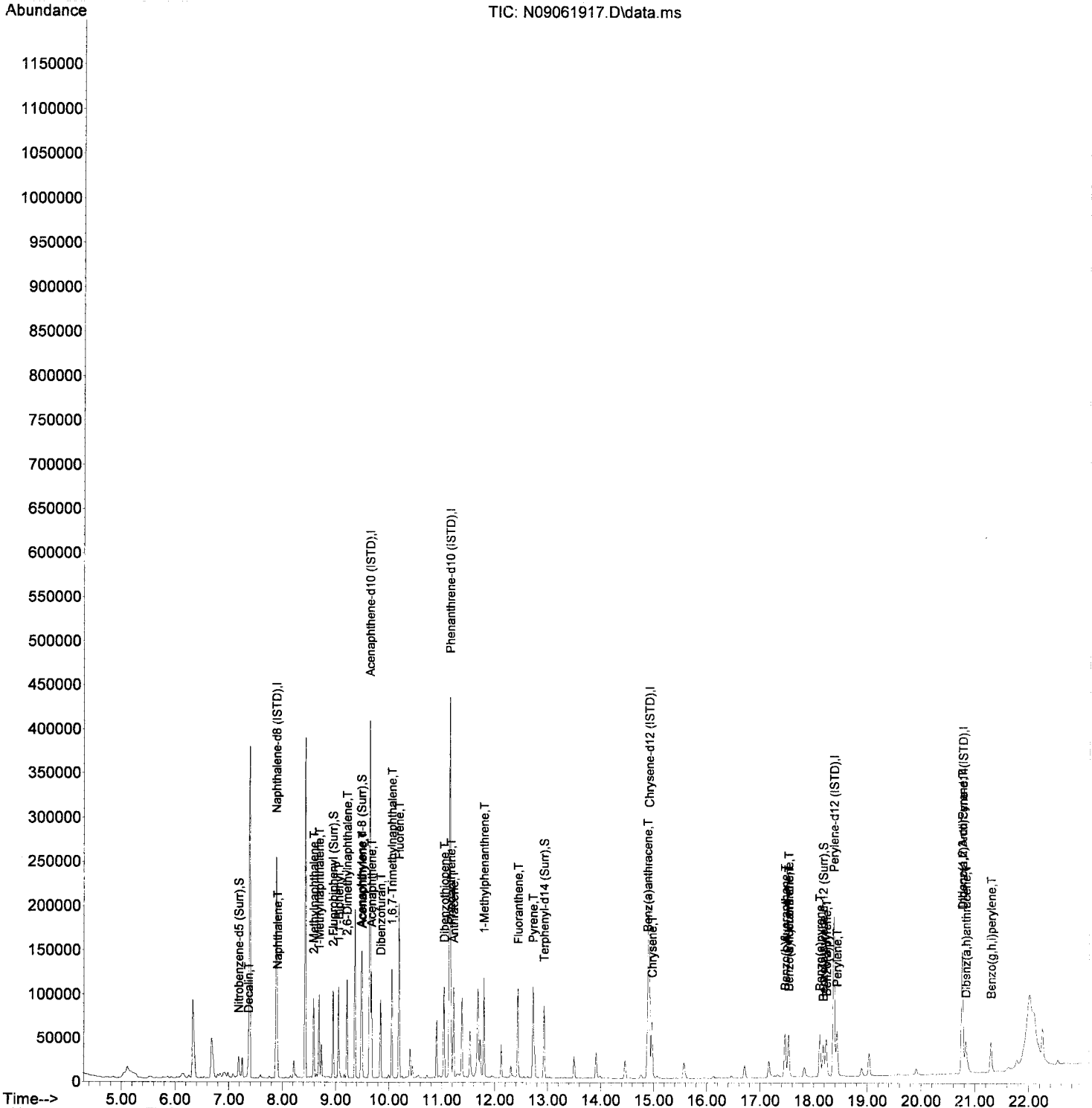
Handwritten: Jd 9/9/19

Compound	R.T.	QIon	Response	Conc	Units	Dev(Min)	
Internal Standards							
1) Naphthalene-d8 (ISTD)	7.883	136	158689	100.00	ng/ml	0.00	
9) Acenaphthene-d10 (ISTD)	9.638	162	118239	100.00	ng/ml	0.00	
17) Phenanthrene-d10 (ISTD)	11.147	188	219818	100.00	ng/ml	0.00	
24) Chrysene-d12 (ISTD)	14.907	240	167298	100.00	ng/ml	0.00	
29) Perylene-d12 (ISTD)	18.375	264	142122	100.00	ng/ml	0.00	
37) Dibenz(a,h)Anthracene-d...	20.765	292	96960	100.00	ng/ml	0.00	
System Monitoring Compounds							
2) Nitrobenzene-d5 (Surr)	7.184	82	12124	22.99	ng/ml	0.00	
10) 2-Fluorobiphenyl (Surr)	8.950	172	44333	25.13	ng/ml	0.00	
11) Acenaphthylene d-8 (Surr)	9.480	160	62320	24.95	ng/ml	0.00	
26) Terphenyl-d14 (Surr)	12.931	244	44339	25.20	ng/ml	0.00	
33) Benzo(a)pyrene d-12 (S...	18.177	264	27791	24.45	ng/ml	0.00	
Target Compounds							
							Qvalue
3) Decalin	7.365	138	2777	23.50	ng/ml		94
4) Naphthalene	7.907	128	43246	24.71	ng/ml		99
5) 2-Methylnaphthalene	8.589	142	35507	23.94	ng/ml		98
6) 1-Methylnaphthalene	8.688	142	36615	24.69	ng/ml		98
7) 1,1'-Biphenyl	9.055	154	47414	23.77	ng/ml		98
8) 2,6-Dimethylnaphthalene	9.212	156	35377	24.28	ng/ml		98
12) Acenaphthylene	9.498	152	64887	25.28	ng/ml		98
13) Acenaphthene	9.673	153	41951	24.95	ng/ml	100	
14) Dibenzofuran	9.848	168	52926	25.13	ng/ml		98
15) 1,6,7-Trimethylnaphtha...	10.057	170	34543	24.50	ng/ml		99
16) Fluorene	10.191	166	43186	25.10	ng/ml		99
18) Dibenzothiopene	11.042	184	56622	24.63	ng/ml		98
19) Phenanthrene	11.171	178	63419	24.66	ng/ml	100	
20) Anthracene	11.223	178	58731	24.55	ng/ml		99
21) Carbazole	11.380	167	47604	No Calib			
22) 1-Methylphenanthrene	11.794	192	44094	24.68	ng/ml		99
23) Fluoranthene	12.435	202	63845	24.64	ng/ml		99
25) Pyrene	12.721	202	66093	25.29	ng/ml		99
27) Benz(a)anthracene	14.883	228	46578	23.98	ng/ml		99
28) Chrysene	14.965	228	45910	24.98	ng/ml		99
30) Benzo(b)fluoranthene	17.466	252	40093	24.45	ng/ml		97
31) Benzo(k)fluoranthene	17.530	252	40088	24.83	ng/ml		98
32) Benzo(b+k)fluoranthene	17.530	252	83294	24.83	ng/ml		98
34) Benzo(e)pyrene	18.113	252	40463	24.40	ng/ml		98
35) Benzo(a)pyrene	18.235	252	34709	24.73	ng/ml		99
36) Perylene	18.433	252	43783	25.33	ng/ml	100	
38) Indeno(1,2,3-cd)Pyrene	20.759	276	28895	24.16	ng/ml		94
39) Dibenz(a,h)anthracene	20.829	278	27156	24.16	ng/ml		92
40) Benzo(g,h,i)perylene	21.295	276	31234	24.62	ng/ml		92

(#) = qualifier out of range (m) = manual integration (+) = signals summed

Data Path : N:\data\2019-09\9I06028\
 Data File : N09061917.D
 Acq On : 06 Sep 2019 07:00 pm
 Operator :
 Sample : 9I06028-CAL5
 Misc : 1x, A19I019@25
 ALS Vial : 7 Sample Multiplier: 1
 DataAcq Meth:LVI14_BNA_ACQ.M

Quant Time: Sep 09 14:47:10 2019
 Quant Method : N:\methods\SV14_090619_PAH.M
 Quant Title : EPA 8270D: Semivolatile Organics
 QLast Update : Mon Sep 09 10:14:28 2019
 Response via : Initial Calibration
 InstName : SV-GCMS14



Data Path : N:\data\2019-09\9I06028\
 Data File : N09061918.D
 Acq On : 06 Sep 2019 07:32 pm
 Operator :
 Sample : 9I06028-CAL6
 Misc : 1x, A19I020@50
 ALS Vial : 8 Sample Multiplier: 1
 DataAcq Meth:LVI14_BNA_ACQ.M

Quant Time: Sep 09 14:47:15 2019
 Quant Method : N:\methods\SV14_090619_PAH.M
 Quant Title : EPA 8270D: Semivolatile Organics
 QLast Update : Mon Sep 09 10:14:28 2019
 Response via : Initial Calibration
 InstName : SV-GCMS14

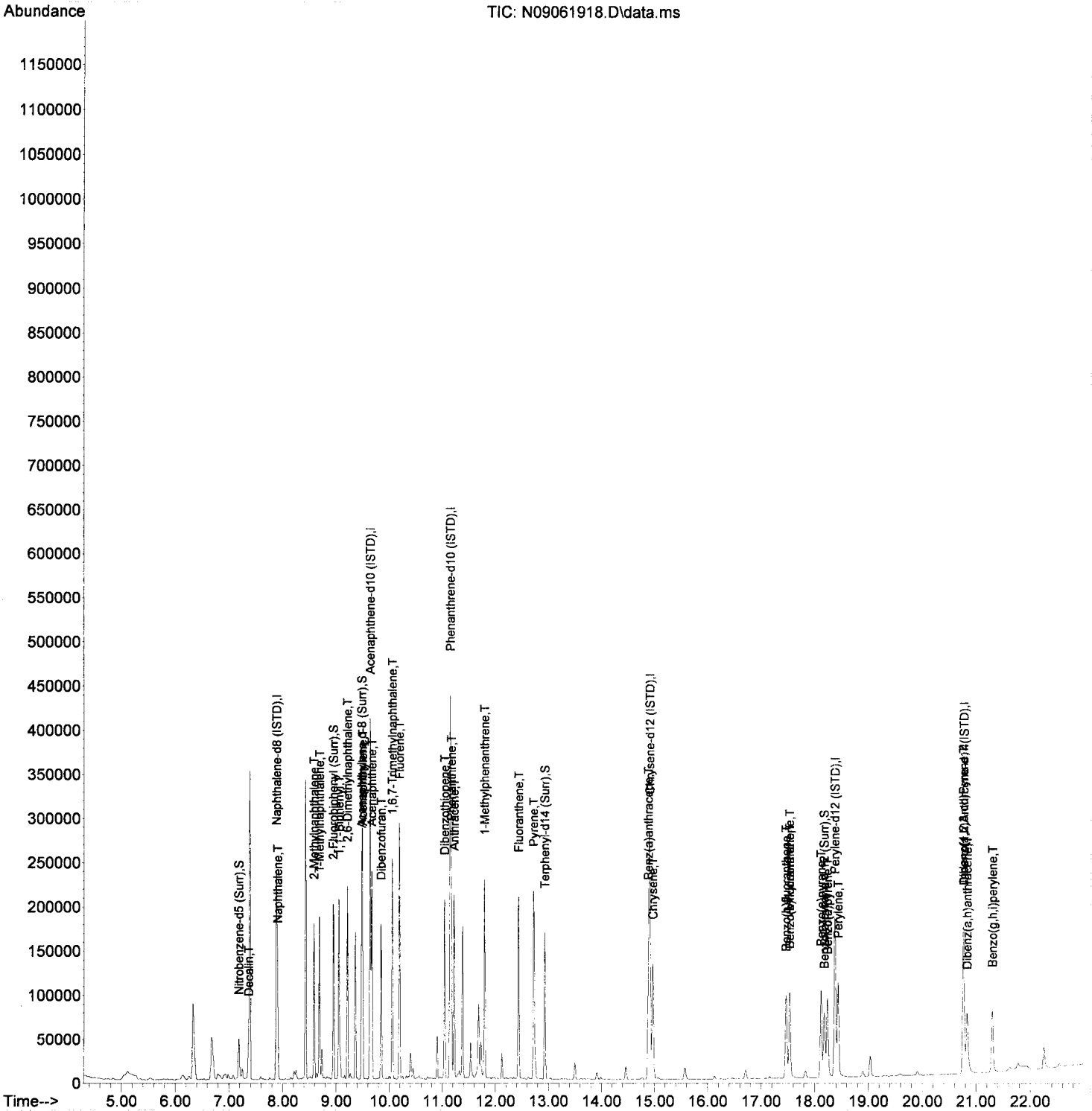
JD 9/9/19

Compound	R.T.	QIon	Response	Conc	Units	Dev(Min)	
Internal Standards							
1) Naphthalene-d8 (ISTD)	7.883	136	148351	100.00	ng/ml	0.00	
9) Acenaphthene-d10 (ISTD)	9.638	162	117951	100.00	ng/ml	0.00	
17) Phenanthrene-d10 (ISTD)	11.147	188	219661	100.00	ng/ml	0.00	
24) Chrysene-d12 (ISTD)	14.907	240	169841	100.00	ng/ml	0.00	
29) Perylene-d12 (ISTD)	18.375	264	142416	100.00	ng/ml	0.00	
37) Dibenz(a,h)Anthrcene-d...	20.765	292	93265	100.00	ng/ml	0.00	
System Monitoring Compounds							
2) Nitrobenzene-d5 (Surr)	7.184	82	23996	48.68	ng/ml	0.00	
10) 2-Fluorobiphenyl (Surr)	8.950	172	87417	49.68	ng/ml	0.00	
11) Acenaphthylene d-8 (Surr)	9.480	160	119179	49.18	ng/ml	0.00	
26) Terphenyl-d14 (Surr)	12.931	244	88785	49.70	ng/ml	0.00	
33) Benzo(a)pyrene d-12 (S...	18.177	264	57544	50.53	ng/ml	0.00	
Target Compounds							
							Qvalue
3) Decalin	7.364	138	5568	50.41	ng/ml		97
4) Naphthalene	7.907	128	80326	49.09	ng/ml		99
5) 2-Methylnaphthalene	8.589	142	69811	50.35	ng/ml		98
6) 1-Methylnaphthalene	8.688	142	71477	51.56	ng/ml		97
7) 1,1'-Biphenyl	9.055	154	93359	50.06	ng/ml		98
8) 2,6-Dimethylnaphthalene	9.212	156	69912	51.34	ng/ml		97
12) Acenaphthylene	9.498	152	128075	50.02	ng/ml		99
13) Acenaphthene	9.673	153	82212	49.02	ng/ml		100
14) Dibenzofuran	9.848	168	104783	49.88	ng/ml		98
15) 1,6,7-Trimethylnaphtha...	10.057	170	68907	48.99	ng/ml		99
16) Fluorene	10.191	166	85319	49.71	ng/ml		100
18) Dibenzothiopene	11.042	184	113451	49.38	ng/ml		98
19) Phenanthrene	11.171	178	126501	49.21	ng/ml		100
20) Anthracene	11.223	178	118187	49.43	ng/ml		99
21) Carbazole	11.380	167	95634	No Calib			
22) 1-Methylphenanthrene	11.794	192	88417	49.52	ng/ml		99
23) Fluoranthene	12.435	202	128587	49.65	ng/ml		99
25) Pyrene	12.721	202	133393	50.27	ng/ml		100
27) Benz(a)anthracene	14.883	228	93207	47.27	ng/ml		100
28) Chrysene	14.965	228	91866	49.23	ng/ml		99
30) Benzo(b)fluoranthene	17.466	252	82867	50.43	ng/ml		98
31) Benzo(k)fluoranthene	17.530	252	79638	49.22	ng/ml		97
32) Benzo(b+k)fluoranthene	17.530	252	167848	49.93	ng/ml		97
34) Benzo(e)pyrene	18.118	252	81957	49.32	ng/ml		99
35) Benzo(a)pyrene	18.235	252	71520	50.85	ng/ml		98
36) Perylene	18.433	252	86757	50.08	ng/ml		100
38) Indeno(1,2,3-cd)Pyrene	20.759	276	57046	49.59	ng/ml		90
39) Dibenz(a,h)anthracene	20.829	278	53335	49.34	ng/ml		90
40) Benzo(g,h,i)perylene	21.295	276	61905	50.73	ng/ml		90

(#) = qualifier out of range (m) = manual integration (+) = signals summed

Data Path : N:\data\2019-09\9I06028\
 Data File : N09061918.D
 Acq On : 06 Sep 2019 07:32 pm
 Operator :
 Sample : 9I06028-CAL6
 Misc : 1x, A19I020@50
 ALS Vial : 8 Sample Multiplier: 1
 DataAcq Meth:LVI14_BNA_ACQ.M

Quant Time: Sep 09 14:47:15 2019
 Quant Method : N:\methods\SV14_090619_PAH.M
 Quant Title : EPA 8270D: Semivolatile Organics
 QLast Update : Mon Sep 09 10:14:28 2019
 Response via : Initial Calibration
 InstName : SV-GCMS14



Data Path : N:\data\2019-09\9I06028\
 Data File : N09061919.D
 Acq On : 06 Sep 2019 08:04 pm
 Operator :
 Sample : 9I06028-CAL7
 Misc : 1x, A19I021@100
 ALS Vial : 9 Sample Multiplier: 1
 DataAcq Meth:LVI14_BNA_ACQ.M

Quant Time: Sep 09 14:47:19 2019
 Quant Method : N:\methods\SV14_090619_PAH.M
 Quant Title : EPA 8270D: Semivolatile Organics
 QLast Update : Mon Sep 09 10:14:28 2019
 Response via : Initial Calibration
 InstName : SV-GCMS14

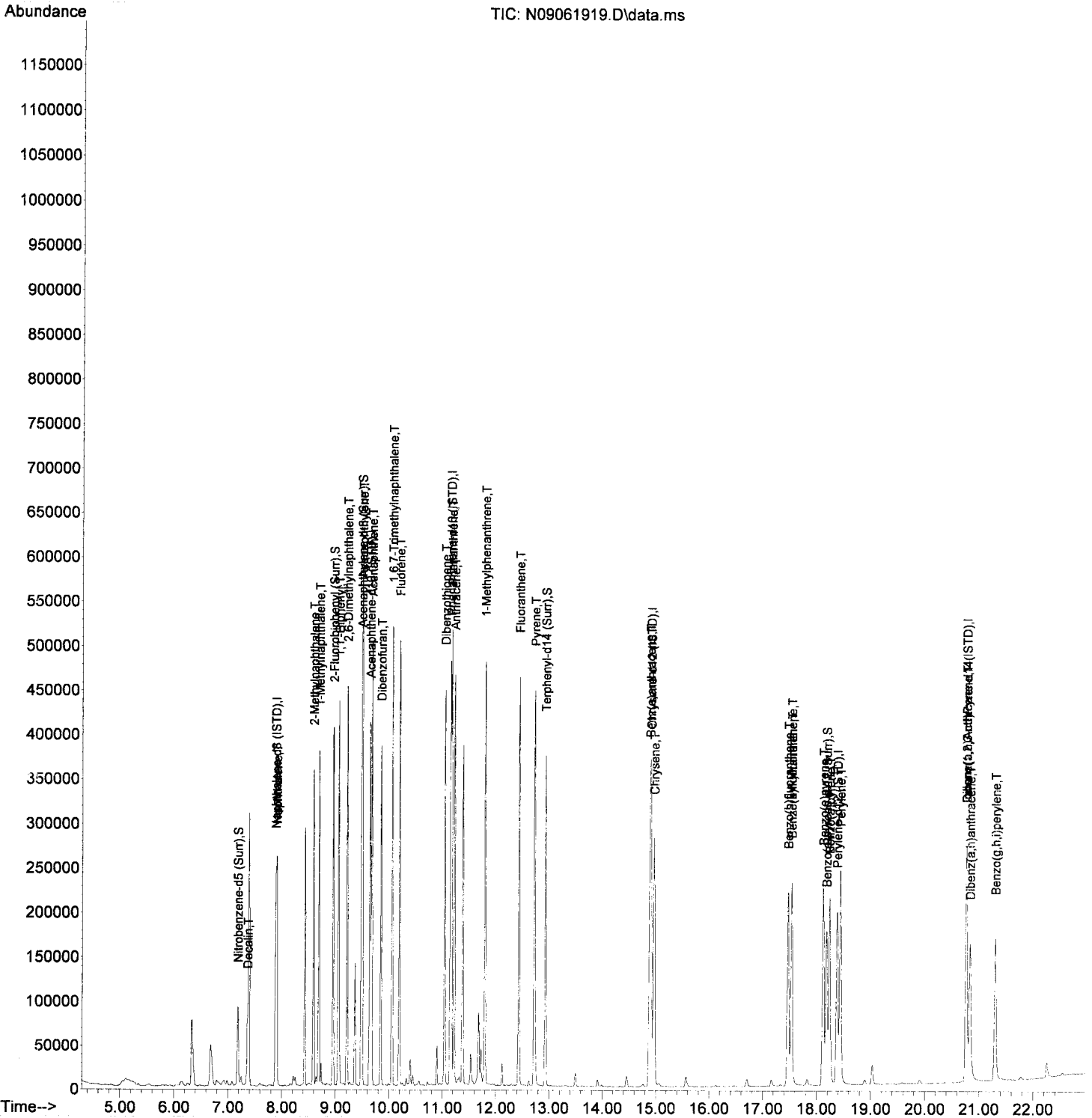
JD 9/9/19

Compound	R.T.	QIon	Response	Conc	Units	Dev(Min)	
Internal Standards							
1) Naphthalene-d8 (ISTD)	7.883	136	148917	100.00	ng/ml	0.00	
9) Acenaphthene-d10 (ISTD)	9.638	162	121411	100.00	ng/ml	0.00	
17) Phenanthrene-d10 (ISTD)	11.147	188	233582	100.00	ng/ml	0.00	
24) Chrysene-d12 (ISTD)	14.907	240	187274	100.00	ng/ml	0.00	
29) Perylene-d12 (ISTD)	18.381	264	159070	100.00	ng/ml	0.00	
37) Dibenz(a,h)Anthracene-d...	20.764	292	103600	100.00	ng/ml	0.00	
System Monitoring Compounds							
2) Nitrobenzene-d5 (Surr)	7.184	82	48056	97.11	ng/ml	0.00	
10) 2-Fluorobiphenyl (Surr)	8.956	172	182001	100.48	ng/ml	0.00	
11) Acenaphthylene d-8 (Surr)	9.480	160	248072	101.01	ng/ml	0.00	
26) Terphenyl-d14 (Surr)	12.931	244	196418	99.72	ng/ml	0.00	
33) Benzo(a)pyrene d-12 (S...	18.182	264	134446	105.69	ng/ml	0.00	
Target Compounds							
							Qvalue
3) Decalin	7.364	138	11430	103.09	ng/ml		94
4) Naphthalene	7.906	128	161201	98.15	ng/ml		100
5) 2-Methylnaphthalene	8.588	142	143766	103.29	ng/ml		99
6) 1-Methylnaphthalene	8.687	142	146804	105.50	ng/ml		98
7) 1,1'-Biphenyl	9.055	154	197491	105.50	ng/ml		99
8) 2,6-Dimethylnaphthalene	9.212	156	148070	108.31	ng/ml		97
12) Acenaphthylene	9.498	152	272913	103.54	ng/ml		99
13) Acenaphthene	9.672	153	175245	101.51	ng/ml		100
14) Dibenzofuran	9.847	168	222327	102.81	ng/ml		98
15) 1,6,7-Trimethylnaphtha...	10.057	170	147218	101.68	ng/ml		100
16) Fluorene	10.191	166	185216	104.84	ng/ml		99
18) Dibenzothiopene	11.042	184	245278	100.40	ng/ml		98
19) Phenanthrene	11.170	178	270427	98.94	ng/ml		100
20) Anthracene	11.223	178	259236	101.96	ng/ml		99
21) Carbazole	11.380	167	211369	No Calib			
22) 1-Methylphenanthrene	11.794	192	192550	101.41	ng/ml		98
23) Fluoranthene	12.435	202	280652	101.91	ng/ml		99
25) Pyrene	12.727	202	292089	99.83	ng/ml		99
27) Benz(a)anthracene	14.889	228	213884	98.37	ng/ml		99
28) Chrysene	14.971	228	205074	99.67	ng/ml		99
30) Benzo(b)fluoranthene	17.471	252	189979	103.50	ng/ml		97
31) Benzo(k)fluoranthene	17.535	252	190175	105.23	ng/ml		97
32) Benzo(b+k)fluoranthene	17.535	252	390913	104.11	ng/ml		97
34) Benzo(e)pyrene	18.124	252	188367	101.49	ng/ml		98
35) Benzo(a)pyrene	18.241	252	165951	105.68	ng/ml		99
36) Perylene	18.439	252	198533	102.60	ng/ml		100
38) Indeno(1,2,3-cd)Pyrene	20.764	276	130568	102.18	ng/ml		90
39) Dibenz(a,h)anthracene	20.834	278	122057	101.65	ng/ml		90
40) Benzo(g,h,i)perylene	21.301	276	143780	106.06	ng/ml		91

(#) = qualifier out of range (m) = manual integration (+) = signals summed

Data Path : N:\data\2019-09\9I06028\
 Data File : N09061919.D
 Acq On : 06 Sep 2019 08:04 pm
 Operator :
 Sample : 9I06028-CAL7
 Misc : 1x, A19I021@100
 ALS Vial : 9 Sample Multiplier: 1
 DataAcq Meth:LVI14_BNA_ACQ.M

Quant Time: Sep 09 14:47:19 2019
 Quant Method : N:\methods\SV14_090619_PAH.M
 Quant Title : EPA 8270D: Semivolatile Organics
 QLast Update : Mon Sep 09 10:14:28 2019
 Response via : Initial Calibration
 InstName : SV-GCMS14



Data Path : N:\data\2019-09\9I06028\
 Data File : N09061920.D
 Acq On : 06 Sep 2019 08:37 pm
 Operator :
 Sample : 9I06028-CAL8
 Misc : 1x, A19I022@200
 ALS Vial : 10 Sample Multiplier: 1
 DataAcq Meth:LVI14_BNA_ACQ.M

Quant Time: Sep 09 14:47:30 2019
 Quant Method : N:\methods\SV14_090619_PAH.M
 Quant Title : EPA 8270D: Semivolatile Organics
 QLast Update : Mon Sep 09 10:14:28 2019
 Response via : Initial Calibration
 InstName : SV-GCMS14

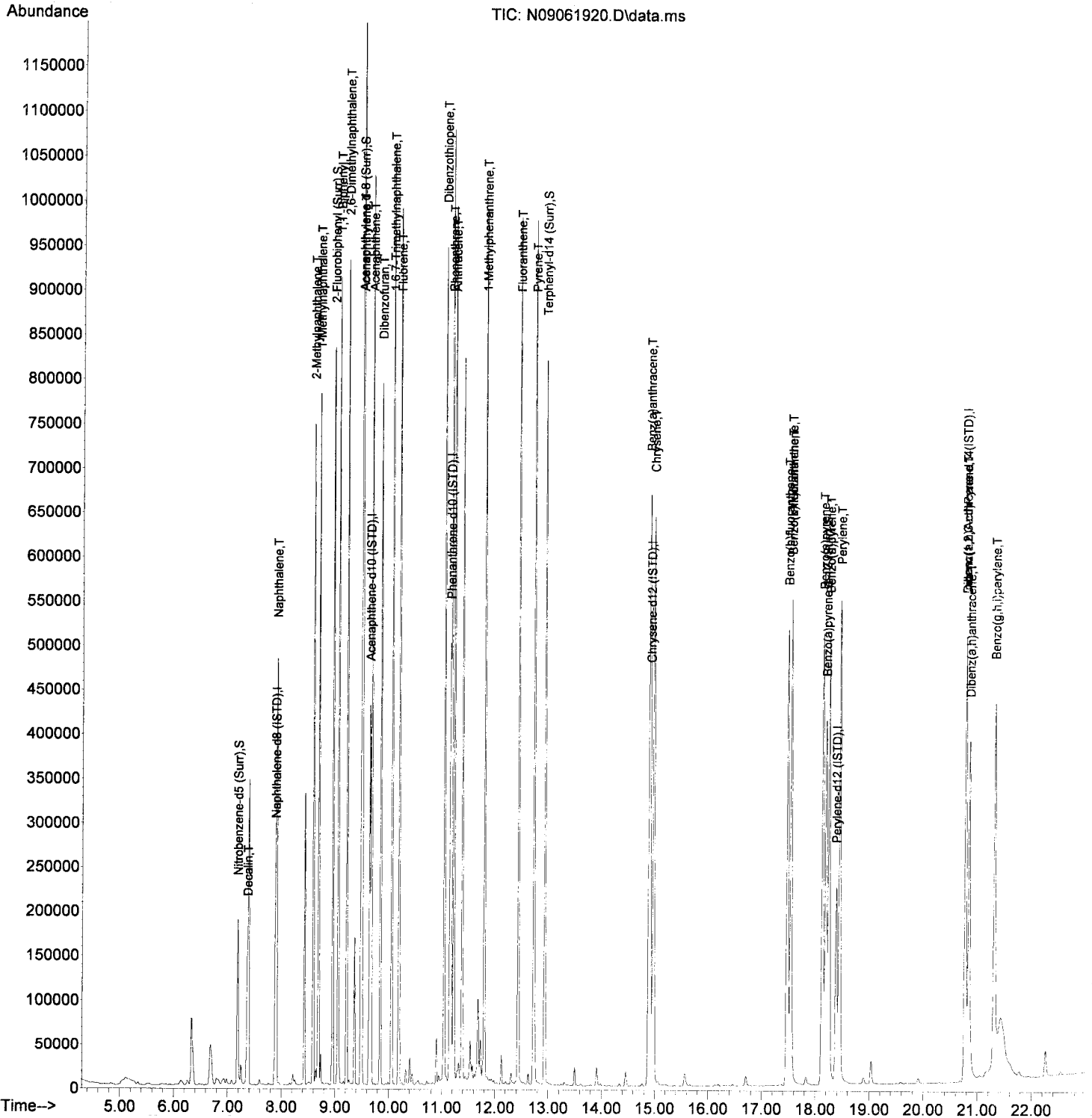
JK 9/9/19

Compound	R.T.	QIon	Response	Conc	Units	Dev (Min)	
Internal Standards							
1) Naphthalene-d8 (ISTD)	7.883	136	148783	100.00	ng/ml	0.00	
9) Acenaphthene-d10 (ISTD)	9.638	162	126650	100.00	ng/ml	0.00	
17) Phenanthrene-d10 (ISTD)	11.147	188	244292	100.00	ng/ml	0.00	
24) Chrysene-d12 (ISTD)	14.913	240	211033	100.00	ng/ml	0.00	
29) Perylene-d12 (ISTD)	18.381	264	182214	100.00	ng/ml	0.00	
37) Dibenz(a,h)Anthracene-d...	20.770	292	126578	100.00	ng/ml	0.00	
System Monitoring Compounds							
2) Nitrobenzene-d5 (Surr)	7.184	82	99288	200.83	ng/ml	0.00	
10) 2-Fluorobiphenyl (Surr)	8.956	172	378966	200.57	ng/ml	0.00	
11) Acenaphthylene d-8 (Surr)	9.486	160	514554	202.58	ng/ml	0.00	
26) Terphenyl-d14 (Surr)	12.931	244	430770	194.09	ng/ml	0.00	
33) Benzo(a)pyrene d-12 (S...	18.188	264	322602	221.39	ng/ml	0.01	
Target Compounds							
							Qvalue
3) Decalin	7.364	138	22829	206.09	ng/ml		95
4) Naphthalene	7.907	128	324908	198.00	ng/ml		100
5) 2-Methylnaphthalene	8.588	142	297992	214.30	ng/ml		98
6) 1-Methylnaphthalene	8.688	142	304942	219.34	ng/ml		98
7) 1,1'-Biphenyl	9.055	154	413306	220.99	ng/ml		98
8) 2,6-Dimethylnaphthalene	9.212	156	307564	225.18	ng/ml		99
12) Acenaphthylene	9.498	152	568160	206.64	ng/ml		99
13) Acenaphthene	9.673	153	362489	201.28	ng/ml		100
14) Dibenzofuran	9.848	168	462691	205.12	ng/ml		99
15) 1,6,7-Trimethylnaphtha...	10.057	170	307091	203.33	ng/ml		98
16) Fluorene	10.197	166	391380	212.38	ng/ml		99
18) Dibenzothiopene	11.042	184	515882	201.91	ng/ml		98
19) Phenanthrene	11.171	178	575793	201.42	ng/ml		100
20) Anthracene	11.223	178	544931	204.94	ng/ml		99
21) Carbazole	11.380	167	461912	No Calib			
22) 1-Methylphenanthrene	11.800	192	411489	207.21	ng/ml		99
23) Fluoranthene	12.435	202	599723	208.23	ng/ml		99
25) Pyrene	12.727	202	623857	189.22	ng/ml		100
27) Benz(a)anthracene	14.889	228	484834	197.88	ng/ml		99
28) Chrysene	14.971	228	465584	200.80	ng/ml		99
30) Benzo(b)fluoranthene	17.477	252	448476	213.30	ng/ml		96
31) Benzo(k)fluoranthene	17.541	252	445148	215.03	ng/ml		97
32) Benzo(b+k)fluoranthene	17.541	252	917698	213.36	ng/ml		97
34) Benzo(e)pyrene	18.130	252	441980	207.89	ng/ml		99
35) Benzo(a)pyrene	18.247	252	395245	219.68	ng/ml		98
36) Perylene	18.451	252	467343	210.85	ng/ml		99
38) Indeno(1,2,3-cd)Pyrene	20.770	276	319524	204.65	ng/ml		89
39) Dibenz(a,h)anthracene	20.840	278	302142	205.95	ng/ml		89
40) Benzo(g,h,i)perylene	21.307	276	353209	213.26	ng/ml		90

(#) = qualifier out of range (m) = manual integration (+) = signals summed

Data Path : N:\data\2019-09\9I06028\
 Data File : N09061920.D
 Acq On : 06 Sep 2019 08:37 pm
 Operator :
 Sample : 9I06028-CAL8
 Misc : 1x, A19I022@200
 ALS Vial : 10 Sample Multiplier: 1
 DataAcq Meth:LVI14_BNA_ACQ.M

Quant Time: Sep 09 14:47:30 2019
 Quant Method : N:\methods\SV14_090619_PAH.M
 Quant Title : EPA 8270D: Semivolatile Organics
 QLast Update : Mon Sep 09 10:14:28 2019
 Response via : Initial Calibration
 InstName : SV-GCMS14



Data Path : N:\data\2019-09\9I06028\
 Data File : N09061921.D
 Acq On : 06 Sep 2019 09:09 pm
 Operator :
 Sample : 9I06028-CAL9
 Misc : 1x, A19I023@300
 ALS Vial : 11 Sample Multiplier: 1
 DataAcq Meth:LVI14_BNA_ACQ.M

Quant Time: Sep 09 14:47:34 2019
 Quant Method : N:\methods\SV14_090619_PAH.M
 Quant Title : EPA 8270D: Semivolatile Organics
 QLast Update : Mon Sep 09 10:14:28 2019
 Response via : Initial Calibration
 InstName : SV-GCMS14


9/9/19

Compound	R.T.	QIon	Response	Conc	Units	Dev (Min)	
Internal Standards							
1) Naphthalene-d8 (ISTD)	7.883	136	144322	100.00	ng/ml	0.00	
9) Acenaphthene-d10 (ISTD)	9.643	162	126204	100.00	ng/ml	0.00	
17) Phenanthrene-d10 (ISTD)	11.147	188	242216	100.00	ng/ml	0.00	
24) Chrysene-d12 (ISTD)	14.918	240	215566	100.00	ng/ml	0.01	
29) Perylene-d12 (ISTD)	18.386	264	189767	100.00	ng/ml	0.01	
37) Dibenz(a,h)Anthracene-d...	20.776	292	133133	100.00	ng/ml	0.01	
System Monitoring Compounds							
2) Nitrobenzene-d5 (Surr)	7.184	82	146381	305.23	ng/ml	0.00	
10) 2-Fluorobiphenyl (Surr)	8.955	172	559316	297.07	ng/ml	0.00	
11) Acenaphthylene d-8 (Surr)	9.486	160	745779	295.55	ng/ml	0.00	
26) Terphenyl-d14 (Surr)	12.936	244	642064	283.20	ng/ml	0.00	
33) Benzo(a)pyrene d-12 (S...	18.194	264	500951	330.10	ng/ml	0.02	
Target Compounds							
							Qvalue
3) Decalin	7.364	138	32583	303.24	ng/ml		97
4) Naphthalene	7.906	128	466678	293.18	ng/ml		100
5) 2-Methylnaphthalene	8.588	142	433604	321.46	ng/ml		99
6) 1-Methylnaphthalene	8.693	142	439781	326.10	ng/ml		99
7) 1,1'-Biphenyl	9.055	154	601929	331.80	ng/ml		98
8) 2,6-Dimethylnaphthalene	9.218	156	447080	337.45	ng/ml		99
12) Acenaphthylene	9.498	152	818063	298.58	ng/ml		99
13) Acenaphthene	9.672	153	525474	292.81	ng/ml		99
14) Dibenzofuran	9.847	168	670519	298.30	ng/ml		100
15) 1,6,7-Trimethylnaphtha...	10.057	170	446194	296.47	ng/ml		97
16) Fluorene	10.197	166	565155	307.76	ng/ml		99
18) Dibenzothiopene	11.042	184	757296	298.94	ng/ml		98
19) Phenanthrene	11.170	178	823752	290.63	ng/ml		99
20) Anthracene	11.223	178	800967	303.81	ng/ml		100
21) Carbazole	11.380	167	683176	No Calib			
22) 1-Methylphenanthrene	11.800	192	600130	304.80	ng/ml		99
23) Fluoranthene	12.441	202	885026	309.92	ng/ml		98
25) Pyrene	12.727	202	915663	271.88	ng/ml		100
27) Benz(a)anthracene	14.895	228	736689	294.35	ng/ml		100
28) Chrysene	14.976	228	698605	294.96	ng/ml		99
30) Benzo(b)fluoranthene	17.483	252	692733	316.36	ng/ml		96
31) Benzo(k)fluoranthene	17.547	252	681890	316.29	ng/ml		97
32) Benzo(b+k)fluoranthene	17.547	252	1407871	314.29	ng/ml		97
34) Benzo(e)pyrene	18.136	252	676479	305.53	ng/ml		99
35) Benzo(a)pyrene	18.258	252	607972	324.39	ng/ml		98
36) Perylene	18.456	252	713926	309.27	ng/ml		99
38) Indeno(1,2,3-cd)Pyrene	20.782	276	498760	303.72	ng/ml		88
39) Dibenz(a,h)anthracene	20.846	278	471957	305.86	ng/ml		90
40) Benzo(g,h,i)perylene	21.318	276	546350	313.63	ng/ml		89

(#) = qualifier out of range (m) = manual integration (+) = signals summed

Data Path : N:\data\2019-09\9I06028\
 Data File : N09061921.D
 Acq On : 06 Sep 2019 09:09 pm
 Operator :
 Sample : 9I06028-CAL9
 Misc : 1x, A19I023@300
 ALS Vial : 11 Sample Multiplier: 1
 DataAcq Meth:LVI14_BNA_ACQ.M

Quant Time: Sep 09 14:47:34 2019
 Quant Method : N:\methods\SV14_090619_PAH.M
 Quant Title : EPA 8270D: Semivolatile Organics
 QLast Update : Mon Sep 09 10:14:28 2019
 Response via : Initial Calibration
 InstName : SV-GCMS14



Data Path : N:\data\2019-09\9I06028\
 Data File : N09061922.D
 Acq On : 06 Sep 2019 09:41 pm
 Operator :
 Sample : 9I06028-CALA
 Misc : 1x, A19I024@400
 ALS Vial : 12 Sample Multiplier: 1
 DataAcq Meth:LVI14_BNA_ACQ.M

Quant Time: Sep 09 14:47:40 2019
 Quant Method : N:\methods\SV14_090619_PAH.M
 Quant Title : EPA 8270D: Semivolatile Organics
 QLast Update : Mon Sep 09 10:14:28 2019
 Response via : Initial Calibration
 InstName : SV-GCMS14


Handwritten signature and date: 9/9/19

Compound	R.T.	QIon	Response	Conc	Units	Dev(Min)	
Internal Standards							
1) Naphthalene-d8 (ISTD)	7.877	136	151798	100.00	ng/ml	0.00	
9) Acenaphthene-d10 (ISTD)	9.638	162	120378	100.00	ng/ml	0.00	
17) Phenanthrene-d10 (ISTD)	11.147	188	227701	100.00	ng/ml	0.00	
24) Chrysene-d12 (ISTD)	14.913	240	211373	100.00	ng/ml	0.00	
29) Perylene-d12 (ISTD)	18.387	264	191099	100.00	ng/ml	0.01	
37) Dibenz(a,h)Anthracene-d...	20.776	292	134738	100.00	ng/ml	0.01	
System Monitoring Compounds							
2) Nitrobenzene-d5 (Surr)	7.178	82	204654	405.72	ng/ml	0.00	
10) 2-Fluorobiphenyl (Surr)	8.950	172	721151	401.56	ng/ml	0.00	
11) Acenaphthylene d-8 (Surr)	9.480	160	964800	401.86	ng/ml	0.00	
26) Terphenyl-d14 (Surr)	12.931	244	855839	384.98	ng/ml	0.00	
33) Benzo(a)pyrene d-12 (S...	18.200	264	689197	450.98	ng/ml	0.02	
Target Compounds							
							Qvalue
3) Decalin	7.359	138	49479	437.80	ng/ml		96
4) Naphthalene	7.901	128	662079	395.46	ng/ml		100
5) 2-Methylnaphthalene	8.589	142	592165	417.39	ng/ml		99
6) 1-Methylnaphthalene	8.688	142	595669	419.94	ng/ml		98
7) 1,1'-Biphenyl	9.055	154	776505	406.95	ng/ml		98
8) 2,6-Dimethylnaphthalene	9.212	156	574431	412.22	ng/ml		99
12) Acenaphthylene	9.498	152	1039006	397.57	ng/ml		99
13) Acenaphthene	9.673	153	672408	392.83	ng/ml		99
14) Dibenzofuran	9.848	168	849810	396.36	ng/ml		99
15) 1,6,7-Trimethylnaphtha...	10.057	170	567245	395.14	ng/ml		98
16) Fluorene	10.191	166	710688	405.74	ng/ml		99
18) Dibenzothiopene	11.042	184	950081	398.95	ng/ml		98
19) Phenanthrene	11.171	178	1041489	390.88	ng/ml		99
20) Anthracene	11.223	178	1015402	409.70	ng/ml		100
21) Carbazole	11.380	167	865078	No Calib			
22) 1-Methylphenanthrene	11.794	192	771189	416.65	ng/ml		99
23) Fluoranthene	12.435	202	1148955	427.99	ng/ml		98
25) Pyrene	12.727	202	1201811	363.93	ng/ml		100
27) Benz(a)anthracene	14.889	228	991720	404.11	ng/ml		99
28) Chrysene	14.977	228	942172	405.69	ng/ml		99
30) Benzo(b)fluoranthene	17.483	252	952609	432.01	ng/ml		96
31) Benzo(k)fluoranthene	17.553	252	938589	432.32	ng/ml		96
32) Benzo(b+k)fluoranthene	17.553	252	1935514	429.07	ng/ml		96
34) Benzo(e)pyrene	18.136	252	924774	414.75	ng/ml		99
35) Benzo(a)pyrene	18.258	252	837229	443.59	ng/ml		98
36) Perylene	18.456	252	976822	420.21	ng/ml		99
38) Indeno(1,2,3-cd)Pyrene	20.782	276	691371	416.00	ng/ml		88
39) Dibenz(a,h)anthracene	20.846	278	656172	420.18	ng/ml		89
40) Benzo(g,h,i)perylene	21.318	276	751545	426.28	ng/ml		89

(#) = qualifier out of range (m) = manual integration (+) = signals summed

Data Path : N:\data\2019-09\9I06028\
 Data File : N09061922.D
 Acq On : 06 Sep 2019 09:41 pm
 Operator :
 Sample : 9I06028-CALA
 Misc : 1x, A19I024@400
 ALS Vial : 12 Sample Multiplier: 1
 DataAcq Meth:LVI14_BNA_ACQ.M

Quant Time: Sep 09 14:47:40 2019
 Quant Method : N:\methods\SV14_090619_PAH.M
 Quant Title : EPA 8270D: Semivolatile Organics
 QLast Update : Mon Sep 09 10:14:28 2019
 Response via : Initial Calibration
 InstName : SV-GCMS14



Data Path : N:\data\2019-09\9I06028\
 Data File : N09061924.D
 Acq On : 06 Sep 2019 10:45 pm
 Operator :
 Sample : 9I06028-ICV1
 Misc : 1x, A19I025@50
 ALS Vial : 13 Sample Multiplier: 1
 DataAcq Meth:LVI14_BNA_ACQ.M

Quant Time: Sep 09 14:47:49 2019
 Quant Method : N:\methods\SV14_090619_PAH.M
 Quant Title : EPA 8270D: Semivolatile Organics
 QLast Update : Mon Sep 09 10:14:28 2019
 Response via : Initial Calibration
 InstName : SV-GCMS14

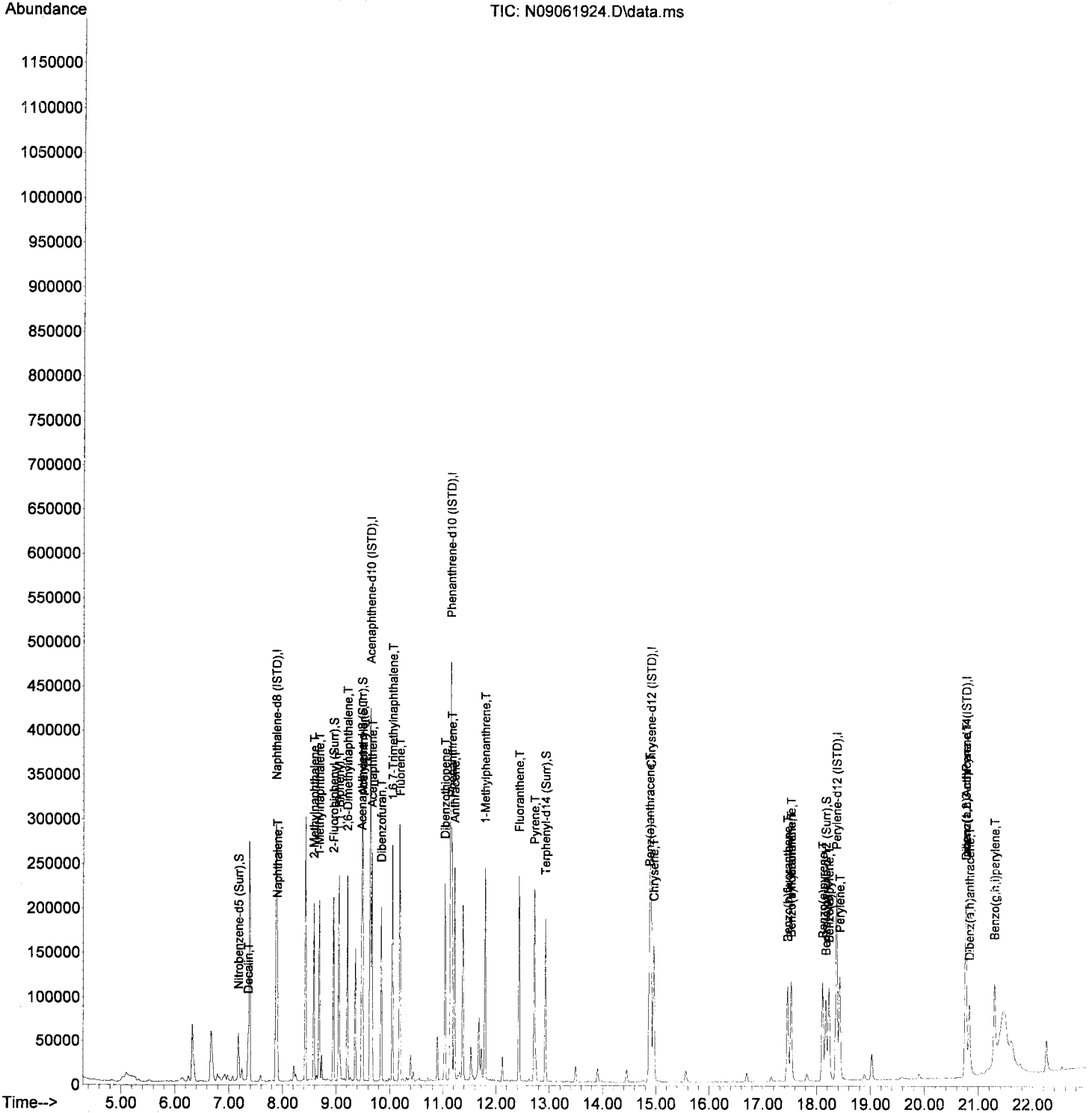
Handwritten signature/initials
 9/9/19

Compound	R.T.	QIon	Response	Conc	Units	Dev(Min)	
Internal Standards							
1) Naphthalene-d8 (ISTD)	7.877	136	181748	100.00	ng/ml	0.00	
9) Acenaphthene-d10 (ISTD)	9.638	162	125177	100.00	ng/ml	0.00	
17) Phenanthrene-d10 (ISTD)	11.141	188	235054	100.00	ng/ml	0.00	
24) Chrysene-d12 (ISTD)	14.901	240	188693	100.00	ng/ml	0.00	
29) Perylene-d12 (ISTD)	18.369	264	162940	100.00	ng/ml	0.00	
37) Dibenz(a,h)Anthrcene-d...	20.759	292	108931	100.00	ng/ml	0.00	
System Monitoring Compounds							
2) Nitrobenzene-d5 (Surr)	7.178	82	27909	46.21	ng/ml	0.00	
10) 2-Fluorobiphenyl (Surr)	8.950	172	92755	49.67	ng/ml	0.00	
11) Acenaphthylene d-8 (Surr)	9.474	160	126796	49.31	ng/ml	0.00	
26) Terphenyl-d14 (Surr)	12.925	244	96645	48.70	ng/ml	0.00	
33) Benzo(a)pyrene d-12 (S...	18.171	264	69335	53.21	ng/ml	0.00	
Target Compounds							
3) Decalin	7.359	138	6597	48.75	ng/ml		Qvalue 96
4) Naphthalene	7.901	128	100112	49.94	ng/ml		99
5) 2-Methylnaphthalene	8.583	142	79542	46.83	ng/ml		99
6) 1-Methylnaphthalene	8.682	142	81122	47.77	ng/ml		98
7) 1,1'-Biphenyl	9.049	154	105870	46.34	ng/ml		98
8) 2,6-Dimethylnaphthalene	9.206	156	76410	45.80	ng/ml		98
12) Acenaphthylene	9.492	152	141177	51.95	ng/ml		99
13) Acenaphthene	9.667	153	89594	50.33	ng/ml		100
14) Dibenzofuran	9.842	168	113513	50.91	ng/ml		98
15) 1,6,7-Trimethylnaphtha...	10.052	170	74864	50.15	ng/ml		99
16) Fluorene	10.191	166	92650	50.87	ng/ml		98
18) Dibenzothiopene	11.037	184	122412	49.79	ng/ml		98
19) Phenanthrene	11.165	178	138621	50.40	ng/ml		100
20) Anthracene	11.217	178	132505	51.79	ng/ml		99
21) Carbazole	11.375	167	104923	No Calib			
22) 1-Methylphenanthrene	11.788	192	98289	51.44	ng/ml		100
23) Fluoranthene	12.430	202	140103	50.56	ng/ml		99
25) Pyrene	12.721	202	144864	49.14	ng/ml		99
27) Benz(a)anthracene	14.878	228	106201	48.48	ng/ml		99
28) Chrysene	14.959	228	108583	52.38	ng/ml		99
30) Benzo(b)fluoranthene	17.460	252	95110	50.59	ng/ml		97
31) Benzo(k)fluoranthene	17.524	252	92505	49.97	ng/ml		97
32) Benzo(b+k)fluoranthene	17.524	252	193724	50.37	ng/ml		97
34) Benzo(e)pyrene	18.113	252	95583	50.28	ng/ml		98
35) Benzo(a)pyrene	18.229	252	82357	51.18	ng/ml		99
36) Perylene	18.427	252	100869	50.89	ng/ml		100
38) Indeno(1,2,3-cd)Pyrene	20.759	276	67142	49.97	ng/ml		89
39) Dibenz(a,h)anthracene	20.823	278	62283	49.33	ng/ml		90
40) Benzo(g,h,i)perylene	21.289	276	76359	53.57	ng/ml		91

(#) = qualifier out of range (m) = manual integration (+) = signals summed

Data Path : N:\data\2019-09\9I06028\
Data File : N09061924.D
Acq On : 06 Sep 2019 10:45 pm
Operator :
Sample : 9I06028-ICV1
Misc : 1x, A19I025@50
ALS Vial : 13 Sample Multiplier: 1
DataAcq Meth:LVI14_BNA_ACQ.M

Quant Time: Sep 09 14:47:49 2019
Quant Method : N:\methods\SV14_090619_PAH.M
Quant Title : EPA 8270D: Semivolatile Organics
QLast Update : Mon Sep 09 10:14:28 2019
Response via : Initial Calibration
InstName : SV-GCMS14



Data Path : N:\data\2019-09\9I06028\
 Data File : N09061924.D
 Acq On : 06 Sep 2019 10:45 pm
 Operator :
 Sample : 9I06028-ICV1
 Misc : 1x, A19I025@50
 ALS Vial : 13 Sample Multiplier: 1
 DataAcq Meth:LVI14_BNA_ACQ.M

Final Request

Quant Time: Sep 10 10:28:40 2019
 Quant Method : N:\methods\SV14_090619_PAH.M
 Quant Title : EPA 8270D: Semivolatile Organics
 QLast Update : Mon Sep 09 14:58:53 2019
 Response via : Initial Calibration
 InstName : SV-GCMS14

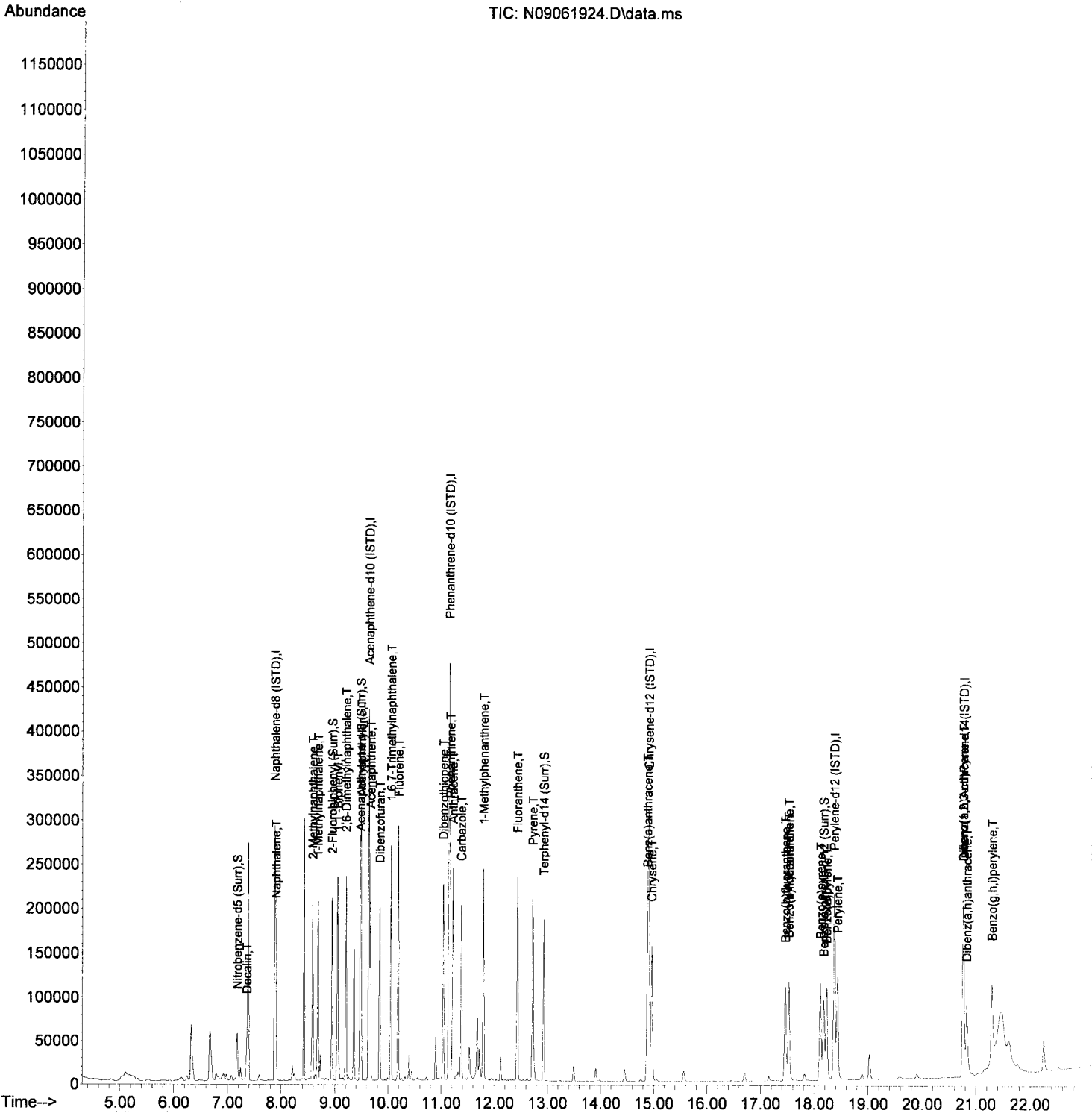
JD 9/10/19

Compound	R.T.	QIon	Response	Conc	Units	Dev (Min)	
Internal Standards							
1) Naphthalene-d8 (ISTD)	7.877	136	181748	100.00	ng/ml	0.00	
9) Acenaphthene-d10 (ISTD)	9.638	162	125177	100.00	ng/ml	0.00	
17) Phenanthrene-d10 (ISTD)	11.141	188	235054	100.00	ng/ml	0.00	
24) Chrysene-d12 (ISTD)	14.901	240	188693	100.00	ng/ml	0.00	
29) Perylene-d12 (ISTD)	18.369	264	162940	100.00	ng/ml	0.00	
37) Dibenz(a,h)Anthracene-d...	20.759	292	108931	100.00	ng/ml	0.00	
System Monitoring Compounds							
2) Nitrobenzene-d5 (Surr)	7.178	82	27909	46.21	ng/ml	0.00	
10) 2-Fluorobiphenyl (Surr)	8.950	172	92755	49.67	ng/ml	0.00	
11) Acenaphthylene d-8 (Surr)	9.474	160	126796	49.31	ng/ml	0.00	
26) Terphenyl-d14 (Surr)	12.925	244	96645	48.70	ng/ml	0.00	
33) Benzo(a)pyrene d-12 (S...	18.171	264	69335	53.21	ng/ml	0.00	
Target Compounds							
							Qvalue
3) Decalin	7.359	138	6597	48.75	ng/ml		96
4) Naphthalene	7.901	128	100112	49.94	ng/ml		99
5) 2-Methylnaphthalene	8.583	142	79542	46.83	ng/ml		99
6) 1-Methylnaphthalene	8.682	142	81122	47.77	ng/ml		98
7) 1,1'-Biphenyl	9.049	154	105870	46.34	ng/ml		98
8) 2,6-Dimethylnaphthalene	9.206	156	76410	45.80	ng/ml		98
12) Acenaphthylene	9.492	152	141177	51.95	ng/ml		99
13) Acenaphthene	9.667	153	89594	50.33	ng/ml		100
14) Dibenzofuran	9.842	168	113513	50.91	ng/ml		98
15) 1,6,7-Trimethylnaphtha...	10.052	170	74864	50.15	ng/ml		99
16) Fluorene	10.191	166	92650	50.87	ng/ml		98
18) Dibenzothiopene	11.037	184	122412	49.79	ng/ml		98
19) Phenanthrene	11.165	178	138621	50.40	ng/ml		100
20) Anthracene	11.217	178	132505	51.79	ng/ml		99
21) Carbazole	11.375	167	104923	50.68	ng/ml		99
22) 1-Methylphenanthrene	11.788	192	98289	51.44	ng/ml		100
23) Fluoranthene	12.430	202	140103	50.56	ng/ml		99
25) Pyrene	12.721	202	144864	49.14	ng/ml		99
27) Benz(a)anthracene	14.878	228	106201	48.48	ng/ml		99
28) Chrysene	14.959	228	108583	52.38	ng/ml		99
30) Benzo(b)fluoranthene	17.460	252	95110	50.59	ng/ml		97
31) Benzo(k)fluoranthene	17.524	252	92505	49.97	ng/ml		97
32) Benzo(b+k)fluoranthene	17.524	252	193724	100.73	ng/ml		97
34) Benzo(e)pyrene	18.113	252	95583	50.28	ng/ml		98
35) Benzo(a)pyrene	18.229	252	82357	51.18	ng/ml		99
36) Perylene	18.427	252	100869	50.89	ng/ml		100
38) Indeno(1,2,3-cd)Pyrene	20.759	276	67142	49.98	ng/ml		89
39) Dibenz(a,h)anthracene	20.823	278	62283	49.34	ng/ml		90
40) Benzo(g,h,i)perylene	21.289	276	76359	53.58	ng/ml		91

(#) = qualifier out of range (m) = manual integration (+) = signals summed

Data Path : N:\data\2019-09\9I06028\
 Data File : N09061924.D
 Acq On : 06 Sep 2019 10:45 pm
 Operator :
 Sample : 9I06028-ICV1
 Misc : 1x, A19I025@50
 ALS Vial : 13 Sample Multiplier: 1
 DataAcq Meth:LVI14_BNA_ACQ.M

Quant Time: Sep 10 10:28:40 2019
 Quant Method : N:\methods\SV14_090619_PAH.M
 Quant Title : EPA 8270D: Semivolatile Organics
 QLast Update : Mon Sep 09 14:58:53 2019
 Response via : Initial Calibration
 InstName : SV-GCMS14



**Conventional Chemistry Parameters
Benchsheet & Analysis Sequence Data**

Total Organic Carbon- Soil (5310 B)

Batch 0020126
Sequence 0B10055 (A0A0994-01,02)



Apex Laboratories
PREPARATION BENCH SHEET

BATCH #: 0020126 (Sediment)

FEB 12 2020

Prep Method: PSEP-5310B TOC

#	Lab Number	Analysis	Prepared	Initial (N/A)	Final (N/A)	Spike ID	Source ID	ul Spike	ul Surr.	Sample ID	Extraction Comments	pH			
												<2	Other	>11	
	0020126-BLK1	QC	02/05/20 09:23	5	5										
	0020126-BS1	QC	02/05/20 09:23	5	5	A19K246		1							
	A0A0991-01	A Total Organic Carbon - Soil (5310 B)	02/05/20 09:23	5	5					PDI-035SC-A-01-02-191010					
	A0A0991-02	A Total Organic Carbon - Soil (5310 B)	02/05/20 09:23	5	5					PDI-035SC-A-02-03-191010					
	A0A0991-03	A Total Organic Carbon - Soil (5310 B)	02/05/20 09:23	5	5					PDI-041SC-A-03-04-191010					
	A0A0991-04	A Total Organic Carbon - Soil (5310 B)	02/05/20 09:23	5	5					PDI-045SC-A-04-05-191010					
	A0A0991-05	A Total Organic Carbon - Soil (5310 B)	02/05/20 09:23	5	5					PDI-045SC-A-05-06-191010					
	A0A0991-06	A Total Organic Carbon - Soil (5310 B)	02/05/20 09:23	5	5					PDI-067SC-A-06-07-191010					
	0020126-DUP1	QC	02/05/20 09:23	5	5		A0A0991-06								
	0020126-DUP2	QC	02/05/20 09:23	5	5		A0A0991-06								
	A0A0994-01	A Total Organic Carbon - Soil (5310 B)	02/05/20 09:23	5	5					PDI-066SC-A-07-08-191011					
	0020126-DUP3	QC	02/05/20 09:23	5	5		A0A0994-01								
	A0A0994-02	A Total Organic Carbon - Soil (5310 B)	02/05/20 09:23	5	5					PDI-066SC-A-08-09-191011					
	A0A0996-01	A Total Organic Carbon - Soil (5310 B)	02/05/20 09:23	5	5					PDI-015SC-A-09-10-191012					
	0020126-DUP4	QC	02/05/20 09:23	5	5		A0A0996-01								
	A0A0996-02	A Total Organic Carbon - Soil (5310 B)	02/05/20 09:23	5	5					PDI-037SC-A-04-05-191012					
	A0A0996-03	A Total Organic Carbon - Soil (5310 B)	02/05/20 09:23	5	5					PDI-037SC-A-05-06-191012					
	A0A0996-04	A Total Organic Carbon - Soil (5310 B)	02/05/20 09:23	5	5					PDI-037SC-A-06-07-191012					
	A0A0996-05	A Total Organic Carbon - Soil (5310 B)	02/05/20 09:23	5	5					PDI-074SC-A-06-07-191012					
	A0A0996-06	A Total Organic Carbon - Soil (5310 B)	02/05/20 09:23	5	5					PDI-074SC-A-07-08-191012					

Triplicate on 2/5/2020

AMZ 2/11/2020
Prepared By: _____ Date

AMZ 2/12/20
Reviewed By: _____ Date

Apex Laboratories

PREPARATION BENCH SHEET

BATCH #: 0020126 (Sediment)

Prep Method: PSEP-5310B TOC

#	Lab Number	Analysis	Prepared	Initial (N/A)	Final (N/A)	Spike ID	Source ID	ul Spike	ul Surr.	Sample ID	Extraction Comments	pH		
												<2	8	>11

Standards/Reagents

Reagent(s)			Analyte Spike(s)			Surrogate(s)		
Std ID	Exp. Date	Description	Std ID	Exp. Date	Description	Std ID	Exp. Date	Description
A19F020	06/03/29	TOC Soil Drying Oven @70oC	A19K246	05/12/20	TOC 10k ppm secondary			
A19J023	11/30/23	Wet Chem Balance 4						
A19J145	05/30/22	TOC Soil Blank Matrix						
A19L107	06/06/20	10% Phosphoric Acid						

Prepared By: _____ Date _____

Reviewed By: _____ Date _____

2/15/2020 1574

Date/Time:	2/16/2020 1108	2/16/2020 1729	2/17/2020 1012	2/17/2020 1242	Effervesces?	Comments
T(°C) IN / OUT:	70.8, 68.5	69.8, 68.0	69.7, 68.4	70.1, 70.2		70.2 / 70.0
Sample ID	Wt 1(g)	Wt 2(g)	Wt 3(g)	Wt 4(g)	(yes/no)	
A0A0991-01	5.6794 ✓	5.6929	5.6774 ✓		No	
A0A0991-02	5.7454 ✓	5.7681	5.7464 ✓		↓	
A0A0991-03	5.2915 ✓	5.3164	5.2915 ✓			
A0A0991-04	6.0230 ✓	6.0389	6.0200 ✓			
A0A0991-05	5.3408 ✓	5.3590	5.3400 ✓			
A0A0991-06	4.9099 ✓	4.9320	4.9106 ✓			
0020126-DUP1	4.5413 ✓	4.5589	4.5409 ✓			
A0A0994-01	5.0067 ✓	5.0204	5.0065 ✓			
0020126-DUP3	6.1903 ✓	6.2057	6.1900 ✓			
A0A0994-02	4.3057 ✓	4.3182	4.3049 ✓			
A0A0996-01	4.7360 ✓	4.7479	4.7343 ✓			
A0020126-DUP4	5.4427 ✓	5.4561	5.4413 ✓			
A0A0996-02	7.4478 ✓	7.4631	7.4433 ✓			
A0A0996-03	5.4089 ✓	5.4268	5.4000	5.3911		5.4040 ✓
A0A0996-04	6.0737 ✓	6.0927	6.0760 6.0684	6.0565		6.0697 ✓
A0A0996-05	5.3218 ✓	5.3334	5.3210 ✓			
A0A0996-06	8.7686 ✓	8.7851	8.7700 ✓			

In oven @ 70.8°C 2/15/2020 @ 0744.
 CAP 2/15/2020



ELEMENT SEQUENCE LOG

Apex Laboratories

FEB 12 2020

Sequence: OB10055
Date: 02/10/20 18:04

Instrument: TOC6
Calibration: A0A0805

Table with columns: #, Lab Number, Matrix, Analysis, Client, Due, Batch, ISTD ID, STD ID. Contains 51 rows of data including sample IDs like 0B10055-CCV1 and 0020126-BLK1, and analysis types like Sediment and Soil.

Handwritten note: 2/11/20

Sequence: 0B10055

Instrument: TOC6

Date: 02/10/20 18:04

Calibration: A0A0805

#	Lab Number	Matrix	Analysis	Client	Due	Batch	ISTD ID	STD ID
52	A0A1011-01	Sediment	Total Organic Carbon - Soil (5310 B)	Anchor QEA, LLC	02/13/20	0020270		
53	0020270-DUP3	Sediment	QC	QC		0020270		
54	A0A1011-02	Sediment	Total Organic Carbon - Soil (5310 B)	Anchor QEA, LLC	02/13/20	0020270		
55	A0A1011-03	Sediment	Total Organic Carbon - Soil (5310 B)	Anchor QEA, LLC	02/13/20	0020270		
56	0B10055-CCV6	Sediment	QC	QC				A20B041
57	0B10055-CCB6	Sediment	QC	QC				

Data Entered By: MAS 2-11-20

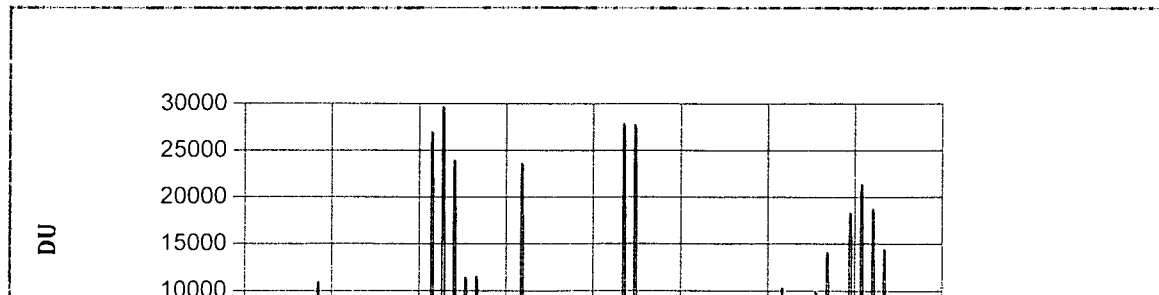
Comments:

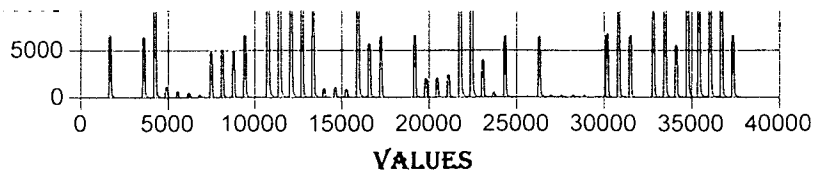
Data Reviewed By: *[Signature]* 2/12/20

Method: TCDirect Run Start Time: 2/10/2020 7:25:38 P
 Method Type: TC_DIRECT Run End Time: 2/11/2020 6:09:47 A
 Table: 0B10055 ✓ Device ID: TOC6 ✓
 Analyst: Administrator Run Name: SN10020200210A1

Cup Position	Sample ID	Weight (mg)	Final Result (mg/kg)	Result mg C abs	Peak Area	Analysed Date and time
A99	prime	200	49.612	0.01	4321.08	2/10/2020 7:25:51 PM
A2	blank	200	43.262	0.009	3652.875	2/10/2020 7:36:52 PM
A1	0B10055-CCV1	200	9738.622	1.948	1023791.86	2/10/2020 7:47:45 PM
A2	0B10055-CCB1	200	48.855	0.01	4241.37	2/10/2020 7:58:32 PM
A3	0020126-BLK1	213.3	63.773	0.014	6257.28	2/10/2020 8:09:19 PM
A4	0020126-BS1	200	9728.229	1.946	1022698.24	2/10/2020 8:20:06 PM
A5	AOA0991-01	27	117058.402	3.161	1661869.2	2/10/2020 8:30:53 PM
A6	AOA0991-02	202.4	1708.199	0.346	180993.17	2/10/2020 8:41:40 PM
A7	AOA0991-03	202.8	924.6	0.188	97748.62	2/10/2020 8:52:27 PM
A8	AOA0991-04	200.7	743.673	0.149	77623.545	2/10/2020 9:03:14 PM
A9	AOA0991-05	204.9	417.584	0.086	44115.27	2/10/2020 9:14:01 PM
A10	AOA0991-06	202	7011.721	1.416	744246.88	2/10/2020 9:24:47 PM
A11	0020126-DUP1	204.4	7428.396	1.518	797906.895	2/10/2020 9:35:34 PM
A12	0020126-DUP2	206.1	7036.469	1.45	762054.585	2/10/2020 9:46:21 PM
A13	0B10055-CCV2	200	9896.545	1.979	1040408.32	2/10/2020 9:57:08 PM
A2	0B10055-CCB2	200	54.764	0.011	4863.165	2/10/2020 10:07:55 PM
A14	AOA0994-01	200.9	39592.428	7.954	4183734.675	2/10/2020 10:18:48 PM
A15	0020126-DUP3	203.4	42999.802	8.746	4600424.59	2/10/2020 10:29:42 PM
A16	AOA0994-02	203.6	34720.999	7.069	3718179.55	2/10/2020 10:40:29 PM
A17	AOA0996-01	200.8	16824.015	3.378	1776392.75	2/10/2020 10:51:16 PM
A18	0020126-DUP4	202.6	16934.386	3.431	1804088.75	2/10/2020 11:02:02 PM
A19	AOA0996-02	202.9	1377.674	0.28	146160.645	2/10/2020 11:12:49 PM
A20	AOA0996-03	201.4	1595.967	0.321	168202.88	2/10/2020 11:23:35 PM
A21	AOA0996-04	203	1305.051	0.265	138477.18	2/10/2020 11:34:22 PM
A22	AOA0996-05	200.8	34623.778	6.952	3656762.66	2/10/2020 11:45:09 PM
A23	AOA0996-06	201.4	8394.297	1.691	888525.55	2/10/2020 11:55:56 PM
A24	0B10055-CCV3	200	9645.327	1.929	1013975.34	2/11/2020 12:06:43 AM
A2	0B10055-CCB3	200	67.29	0.013	6181.12	2/11/2020 12:17:29 AM
A25	0020128-BLK1	213.4	61.872	0.013	6047.16	2/11/2020 12:28:23 AM
A26	0020128-BS1	200	9906.647	1.981	1041471.27	2/11/2020 12:39:17 AM
A27	AOA1010-01	202	2969.391	0.6	314662.5	2/11/2020 12:50:04 AM
A28	0020128-DUP1	204.8	3004.99	0.615	322872.225	2/11/2020 1:00:50 AM
A29	0020128-DUP2	203.6	3517.284	0.716	375848.58	2/11/2020 1:11:38 AM

A30	A0A1011-04	203.5	40181.961	8.177	4301006.95	2/11/2020 1:22:24 AM
A31	0020128-DUP3	203	40178.289	8.156	4290045.07	2/11/2020 1:33:11 AM
A32	A0A1011-05	201.7	5859.183	1.182	620840.265	2/11/2020 1:43:58 AM
A33	A0A1011-06	202.1	757.959	0.153	79690.19	2/11/2020 1:54:45 AM
A34	0B10055-CCV4	200	9790.049	1.958	1029202.88	2/11/2020 2:05:32 AM
A2	0B10055-CCB4	200	62.865	0.013	5715.53	2/11/2020 2:16:19 AM
A35	0020144-BLK1	215.6	78.59	0.017	8015.04	2/11/2020 2:27:13 AM
A36	0020144-BS1	200	9791.729	1.958	1029379.7	2/11/2020 2:38:06 AM
A37	A0A1061-01	203.3	322.246	0.066	33566.885	2/11/2020 2:48:53 AM
A38	0020144-DUP1	201.6	271.726	0.055	27920.44	2/11/2020 2:59:40 AM
A39	0020144-DUP2	205.1	243.876	0.05	25415.72	2/11/2020 3:10:26 AM
A40	A0A1061-02	206.2	279.929	0.058	29467.95	2/11/2020 3:21:13 AM
A41	0020270-BLK1	215.5	75.604	0.016	7672.38	2/11/2020 3:32:00 AM
A42	0020270-BS1	200	9944.308	1.989	1045433.9	2/11/2020 3:43:01 AM
A43	A0A1002-01	203.6	14989.841	3.052	1604711.35	2/11/2020 3:53:55 AM
A44	0B10055-CCV5	200	9756.516	1.951	1025674.61	2/11/2020 4:04:48 AM
A2	0B10055-CCB5	200	62.267	0.012	5652.565	2/11/2020 4:15:43 AM
A45	0020270-DUP1	201.1	14441.23	2.904	1526954.17	2/11/2020 4:26:30 AM
A46	0020270-DUP2	202.8	20587.492	4.175	2195629.03	2/11/2020 4:37:23 AM
A47	A0A1002-02	202.7	8211.921	1.665	874818.14	2/11/2020 4:48:17 AM
A48	A0A1011-01	200.7	27018.146	5.423	2851880.97	2/11/2020 4:59:11 AM
A49	0020270-DUP3	201.8	31423.127	6.341	3335176.94	2/11/2020 5:10:05 AM
A50	A0A1011-02	204.3	27115.366	5.54	2913501.35	2/11/2020 5:20:58 AM
A51	A0A1011-03	202.8	21094.69	4.278	2249743.23	2/11/2020 5:31:52 AM
A52	0B10055-CCV6	200	9910.452	1.982	1041871.655	2/11/2020 5:42:46 AM
A2	0B10055-CCB6	200	76.733	0.015	7174.735	2/11/2020 5:53:40 AM





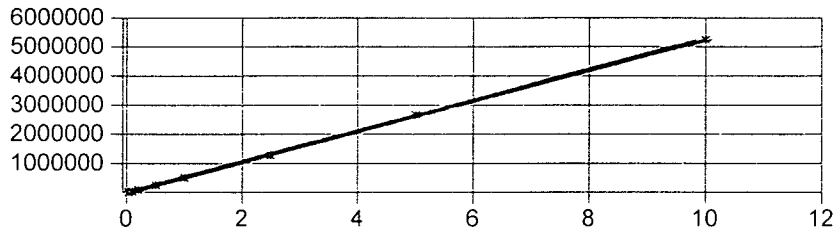
SNACCESS

RUN NAME : SN10020200108A1 METHOD NAME : TCDIRECT CALIBRATION TYPE : ISO

FIRST ORDER / GROUP : 1

A = -899.10605459823300 B = 526096.46424181900000 R = 0.99994117364848 R-

SQUARED = 0.99988235075750



**Conventional Chemistry Parameters
Calibration Data**

Sequence 0A08052 (Cal ID A0A0805) TOC6



ELEMENT SEQUENCE LOG

Apex Laboratories

JAN 13 2020

Sequence: 0A08052

Instrument: TOC6

Date: 01/08/20 16:29

Calibration: A0A0805

#	Lab Number	Matrix	Analysis	Client	Due	Batch	ISTD ID	STD ID
1	0A08052-CAL1	Sediment	QC	QC				
2	0A08052-CAL2	Sediment	QC	QC				A20A053
3	0A08052-CAL3	Sediment	QC	QC				A20A054
4	0A08052-CAL4	Sediment	QC	QC				A20A056
5	0A08052-CAL5	Sediment	QC	QC				A20A057
6	0A08052-CAL6	Sediment	QC	QC				A20A058
7	0A08052-CAL7	Sediment	QC	QC				A20A059
8	0A08052-CAL8	Sediment	QC	QC				A20A060
9	0A08052-CAL9	Sediment	QC	QC				A20A061
10	0A08052-ICV1	Sediment	QC	QC				A19K246
11	0A08052-ICB1	Sediment	QC	QC				

Data Entered By: *CLM* 1/9/2020


Comments: *SKalar ID SAN10020200108A1*
aw
1/9/2020

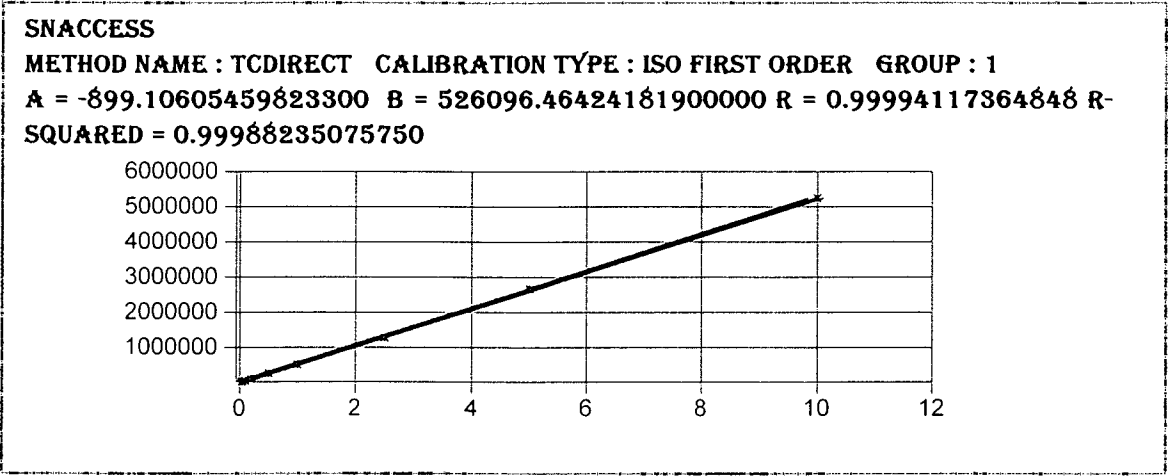
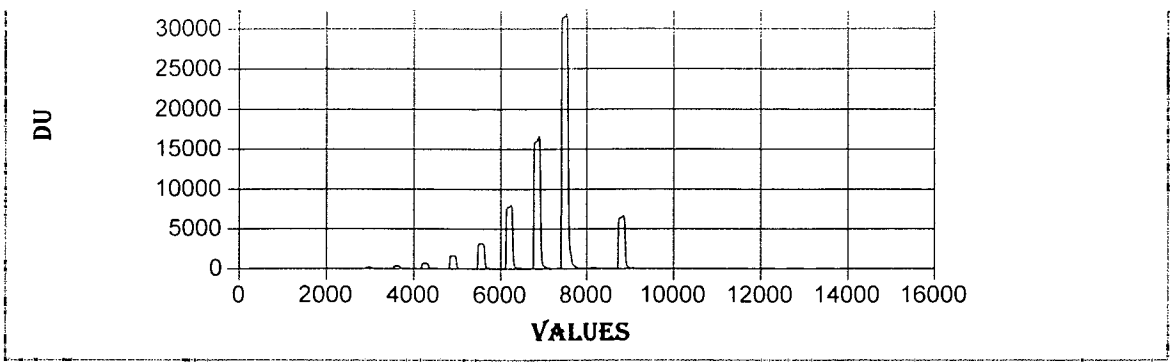
Data Reviewed By: *DMF* 1/10/20

Method: TCDirect Run Start Time: 1/8/2020 6:15:14 PM
 Method Type: TC_DIRECT Run End Time: 1/8/2020 10:40:22 P
 Table: OA08052 Device ID: TOC6
 Analyst: Administrator Run Name: SN10020200108A1

Cup Position	Sample ID	Weight (mg)	Final Result (mg/kg)	Result mg C abs	Peak Area	Analysed Date and time
A98	prime	200	32.359	0.006	2505.73	1/8/2020 6:15:28 PM
A1	blank	200	8.545	0.002	0	1/8/2020 6:26:29 PM
A11	blank	200	8.545	0.002	0	1/8/2020 6:37:23 PM
A1	OA08052-CAL1	200	8.545	0.002	0	1/8/2020 6:48:17 PM
A2	OA08052-CAL2	40	1132.086	0.045/0.0002 = 225	22924.35	1/8/2020 6:59:11 PM
A3	OA08052-CAL3	100	1063.227	0.106 = 590	55036.88	1/8/2020 7:09:58 PM
A4	OA08052-CAL4	200	1039.388	0.208 = 1040	108464.545	1/8/2020 7:20:45 PM
A5	OA08052-CAL5	50	10075.077	0.504 = 2520	264124.015	1/8/2020 7:31:32 PM
A6	OA08052-CAL6	100	9827.481	0.983 = 4915	516121.2	1/8/2020 7:42:18 PM
A7	OA08052-CAL7	250	9761.05	2.44 = 12200	1282914.36	1/8/2020 7:53:05 PM
A8	OA08052-CAL8	500	10150.088	5.075 = 25375	2669063.5	1/8/2020 8:03:52 PM
A9	OA08052-CAL9	1000	9978.708	9.979 = 49895	5248863.92	1/8/2020 8:14:39 PM
A97	OA08052-IBL1	200	175.463	0.035	17562.96	1/8/2020 8:25:25 PM
A10	OA08052-ICV1	200	10013.587✓	2.003✓	1052723.4	1/8/2020 8:36:26 PM
A11	OA08052-ICB1	200	64.139✓	0.013✓	5849.56	1/8/2020 8:47:20 PM
A2	clean2	200	8.545	0.002	0	1/8/2020 8:58:06 PM
A3	clean3	200	8.545	0.002	0	1/8/2020 9:09:00 PM
A4	clean4	200	8.545	0.002	0	1/8/2020 9:19:46 PM
A5	clean5	200	8.545	0.002	0	1/8/2020 9:30:33 PM
A6	clean6	200	8.545	0.002	0	1/8/2020 9:41:20 PM
A7	clean7	200	8.545	0.002	0	1/8/2020 9:52:06 PM
A8	clean8	200	8.545	0.002	0	1/8/2020 10:02:53 PM
A9	clean9	200	49.259	0.01	4283.87	1/8/2020 10:13:40 PM
A10	clean10	200	8.545	0.002	0	1/8/2020 10:24:26 PM

Handwritten notes in the table:
 = 225
 = 590
 = 1040
 = 2520
 = 4915
 = 12200
 = 25375
 = 49895
 1/9/2020





**Total Solids by SM2540G
Benchsheet Data**

Batch 0020053 (A0A0994-01,02)



Apex Laboratories
PREPARATION BENCH SHEET

Percent Solids + Dry Weight Worksheet

BATCH #: 0020053 (Matrix: Sediment)

Lab Number	Analysis	QC Source ID	Prepared (Time In)	Weighed (Time Out)	Tare Wt. (g)	Wet Weight (+Tare) (g)	Dry Weight (+Tare) (g)	% Solids (Calc)	LogComments
0A0994-01	Dry Weight		02/03/20 16:27		1.27	26.925	16.11	57.8	Use Results from TS.. Make NR once completed.
0A0994-01	Solids, Total (SM 254		02/03/20 16:27		1.27	26.925	16.11	57.8	Use Results for Dry Weight (Not for Waters)
020053-DUPI	QC	A0A0994-01	02/03/20 16:27		1.28	27.89	16.5	57.2	
0A0994-02	Dry Weight		02/03/20 16:27		1.27	26.69	16.28	59.0	Use Results from TS.. Make NR once completed.
0A0994-02	Solids, Total (SM 254		02/03/20 16:27		1.27	26.69	16.28	59.0	Use Results for Dry Weight (Not for Waters)

Prepared By: NR-P Date: 2/7/20

Reviewed By: James S. Johnson Date: 02/07/20

Balance Checksheets

Extractions January 2020
Extractions February 2020
Wet Chem February 2020

Balance Challenge Log

Extractions
AND FX-2000
ID# 5210177

Weight ID	weight (g)	acceptance range (g)	
	=/ < 1g	± 0.02g	
	> 1g	± 2%	
10077	0.5g	0.48	0.52
1000143395	300g	294.00	306.00

If other than as listed above, the weight and tracking ID of the mass used to challenge the balance must be recorded.

Alternate Weight/ID used:

Date Range:

Month: January
Year: 2020

Day/Time	Initials
1 07:15	AJT
2 07:25	AJT
3	
4	
5	
6 07:35	JAG
7 06:45	JAG
8 10:20	JAG
9 10:45	AWT
10 10:50	AWT
11	
12	
13 09:25	JAG
14 10:35	AWT
15 10:55	AWT
16 11:25	AWT
17 07:15	AJT
18	
19	
20 07:17	AJT
21 07:25	JAG
22 07:29	AJT
23 08:00	JAG
24 07:15	JAG
25 07:35	
26	
27	
28 07:35	AJT
29 08:20	JAG
30 07:25	CAH
31 07:11	AJT

Weight One	Observed
	0.51
	0.49
	0.50
	0.50
	0.50
	0.49
	0.49
	0.48
	0.51
	0.49
0.50g	0.50
	0.49
	0.49
	0.49
	0.49
	0.49
	0.49
	0.51
	0.49
	0.50
	0.50

Weight Two	Observed
	300.01
	299.99
	299.99
	300.00
	300.00
	300.01
	300.01
	300.00
	300.02
	300.00
	300.00
300.00g	300.01
	300.00
	299.95
	299.96
	299.96
	299.96
	299.98
	299.99
	299.99
	299.97
	300.00
	300.00

